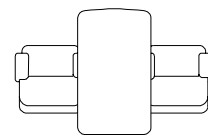
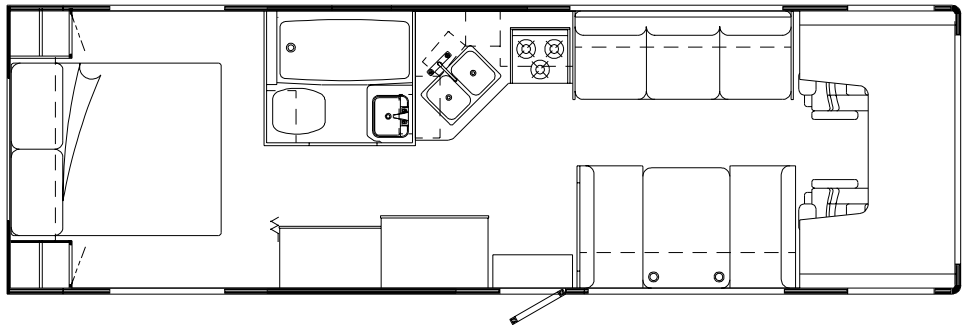
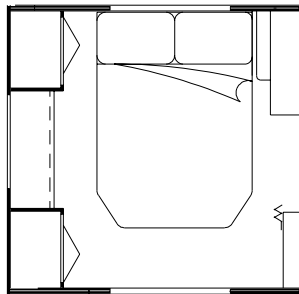
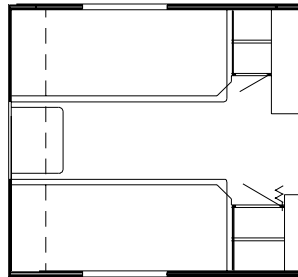
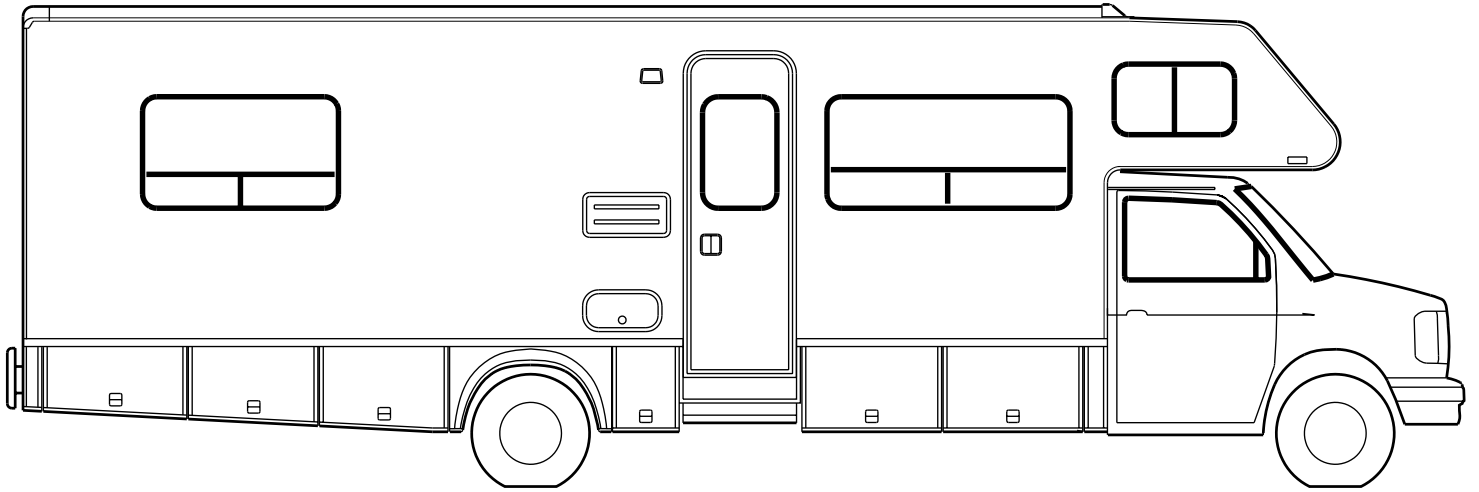


2000 IF431A



FLOOR PLAN

2000
IF431A

SUNDANCER
400 SERIES

WASHED MAPLE
L09 BARBADOS (PLUM)
L11 CALYPSO (NEUTRAL)

WATERFORD OAK
L10 BARBADOS (PLUM)
L12 CALYPSO (NEUTRAL)

CONTENTS

FLOOR PLAN	1
ACCESSORIES GROUP	5
OPERATORS MANUAL	5
APPLIANCE GROUP	6
APPLIANCES	6
AUDIO VIDEO GROUP	7
RADIO SYSTEM	7
TV & VCR	7
EXTERIOR ENTERTAINMENT	7
BATH GROUP	8
CABINETS	8
SHOWER	9
BEDROOM GROUP	10
TWIN CABINETS	10
DOUBLE CABINETS	12
QUEEN CABINETS	13
TV & RADIO CABINETS	14
CHASSIS GROUP	15
FRAME	15
DRIVETRAIN	15
EXHAUST	16
HITCH	17
REAR BUMPER	17
FUEL FILL	18
SPARE TIRE INSTALLATION	19
WHEEL, TIRE, COVERS & LINERS	19
CURTAIN & CUSHION GROUP	20
NOTICE	20
CUSHION LAYOUT	21
BUCKET SEATS	23
LOUNGE CHAIR	24
WINDOW TREATMENT	25
HARDWARE	27
ACCESSORIES	29
FABRICS	30
DINETTE GROUP	31
CABINETS	31
TABLE	34
DRIVERS COMPARTMENT GROUP	36
INSTRUMENT PANEL	36
FRONT INTERIOR	37
CABINETS	38
ELECTRICAL GROUP	39
LIGHTS	39
CIRCUIT BREAKERS & FUSES	43
CONVERTER, INVERTER, & LOAD CENTERS	43
RECEPTACLES	44
SWITCHES	47
WIRE ASSEMBLIES	50
BOXES & CORDS	50
CONNECTORS & CONDUIT	50
BOOTS, SOLENOIDS, RELAYS & MISCELLANEOUS	51

CONTENTS (CONTINUED)

EXTERIOR BODY GROUP	52
GRAPHICS & PAINT	52
PANELS	54
LADDER	56
RUNNING BOARDS	56
MIRRORS	56
BODY PANEL COMPONENTS	56
AWNINGS	56
EXTERIOR DOORS & COMPARTMENTS GROUP	57
DOOR & COMPARTMENT LAYOUT	57
COMPARTMENT DOOR COMPONENTS	58
ENTRY DOOR	62
SCREEN DOOR	64
LATCH - ENTRY DOOR	65
GALLEY GROUP	66
CABINETS	66
GENERATOR GROUP	68
GAS	68
HEATING & A/C GROUP	69
FURNACE	69
REAR HEATER	69
ROOF	69
INTERIOR FINISH GROUP	70
MOLDINGS & TRIMS	70
PANELING, LAMINATES, BATT & EDGEBANDING	76
ACCESSORIES	77
FLOOR COVERINGS	77
HARDWARE	78
LABELS GROUP	84
LP GROUP	102
LP SYSTEM	102
LOUNGE GROUP	103
CABINETS	103
TABLE	104
SEALANTS & FASTENERS GROUP	107
SEALANTS & ADHESIVES	107
BOLTS, NUTS AND WASHERS	108
SCREWS	110
CLAMPS, CLIPS, GROMMETS, RIVETS & PLUGS	114
MISCELLANEOUS FASTENERS	115
WATER & SEWAGE GROUP	116
DRAINAGE SYSTEM	116
WATER SYSTEM	118
WINDOW & VENTS GROUP	123
WINDOW & VENT LAYOUT	123

ACCESSORIES GROUP
OPERATORS MANUAL

KEY	PART NUMBER	U/M	DESCRIPTION
	132000-13-000	EA	MANUAL/OWNER - SUNDANCER - 2000
	129079-01-01A	EA	CASE - VINYL/BLACK-EXPANDABLE ACCORDION SIDES-7"WX9"HX14"L

APPLIANCE GROUP

APPLIANCES

KEY	PART NUMBER	U/M	DESCRIPTION
*	100258-16-04A	EA	HOOD - RANGE - W/O MONITOR PANEL-W/O HOUR METER/SWITCH-US
*	100258-17-04A	EA	HOOD - RANGE - W/O MONITOR PANEL-W/O HOUR METER/SWITCH-CSA
*	100258-18-03A	EA	HOOD - RANGE - W/O MONITOR PANEL-W/HOUR METER/SWITCH - US
*	100258-22-03A	EA	HOOD - RANGE - 22" - W/MONITOR PANEL
*	100258-23-03A	EA	HOOD - RANGE - 22" - W/MONITOR PANEL
*	100258-10-01A	EA	GAUGE - HOUR METER W/SWITCH - SCREW ON STYLE
*	102765-04-01A	EA	PANEL - MONITOR - 2 TANK/WATER HEATER - ADJUSTABLE
	128527-07-000	EA	OVEN - MICROWAVE - 1.3 CUBIC FOOT - NON CONVECTION
	128642-04-000	EA	TRIM KIT W/VENT - MICROWAVE 1.2 CU. FT. - SAMSUNG
	098916-22-02B	EA	BRACE - MICROWAVE CABINET - LEFT HAND
	098916-23-02B	EA	BRACE - MICROWAVE CABINET - RIGHT HAND
	094750-10-000	EA	BRACKET - MICROWAVE - 89 DEGREE
*	112881-02-01A	EA	RANGE - 16" - 3 BURNER - FRONT 9100/REAR 6500 BTU-BLK TOP
	105458-03-000	EA	BRACKET - STOVE TIEDOWN - RIGHT HAND
	105458-04-000	EA	BRACKET - STOVE TIEDOWN - LEFT HAND
*	121568-03-01A	EA	REFRIGERATOR - SMALL DBL DOOR/BLK-52.8"HX23.5"WX24"D-2-WAY
	103251-07-01A	EA	INSERT/REFRIGERATOR DOOR - BLACK ACRYLIC - 21.6" X 14.5"
	103251-08-01A	EA	INSERT/REFRIGERATOR DOOR-BLACK ACRYLIC - 21.6" X 31.6"
	090329-01-000	FT	SEAL/T - REFRIGERATOR CABINET
	065225-04-000	EA	PLATE - TIEDOWN/REFRIGERATOR
	090195-11-000	EA	ANGLE-FORMED
	093646-01-000	EA	BRACKET - TIEDOWN/REFRIGERATOR - RIGHT HAND
	093646-02-000	EA	BRACKET - TIEDOWN/REFRIGERATOR - LEFT HAND
	054450-01-000	EA	LEVEL - REFRIGERATOR
	116751-02-01A	EA	TRAY - REFRIGERATOR - BLACK
			FROM: 00-00-00 THRU: 01-30-00
	116751-05-01A	EA	TRAY - REFRIGERATOR - BLACK
			FROM: 01-31-00 THRU: 99-99-99
*	126019-01-01A	EA	COFFEEMAKER - OPTIMA - W/BRACKETS - BLACK & DECKER

*COMPONENT PARTS FOUND IN SERVICE PARTS LIBRARY

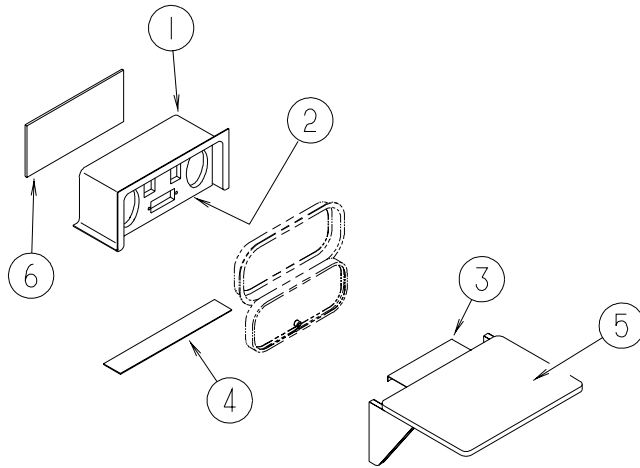
AUDIO VIDEO GROUP RADIO SYSTEM

KEY	PART NUMBER	U/M	DESCRIPTION
	090944-01-000	EA	ANTENNA - RADIO - 16" RUBBER
	108847-01-000	EA	BRACKET - ANTENNA GROUND
	109889-02-000	EA	EXTENDER - ANTENNA SHAFT - 2.1"
	108137-01-000	EA	PLUG - ANTENNA
	110465-01-000	EA	SPEAKER KIT - 5" X 7" SPEAKERS - FORD F2UF-18814-CD
	111177-01-01A	EA	GRILLE - SPEAKER - 6.6" X 8.9" - HOUSING 5" X 7" SPEAKER
	110469-01-000	EA	SPEAKER - 4" X 6" OVAL - COAXIAL
	110470-01-01A	EA	GRILLE - 4" X 6" OVAL - BLACK

TV & VCR

KEY	PART NUMBER	U/M	DESCRIPTION
*	126696-03-000	EA	TV - 19" COLOR W/1/8" JACK - UL/CSA
*	086231-10-000	EA	TV - 13" COLOR - AUDIOVOX AVT-1498/DC
*	094487-05-000	EA	VIDEO CASSETTE PLAYER - VERTIC - AVP-7000VF
*	126697-05-000	EA	VCR-VHS - CABLE READY - REMOTE
	086757-04-000	EA	CONTROL CENTER - SWITCH - VCR/TV - 5 INPUTS
	086777-06-000	EA	WALLPLATE - TV CABLE - ANTENNA BOOSTER/1 OUTPUT - BROWN
	086777-02-000	EA	WALLPLATE - TV CABLE - W/ANTENNA SWITCH - BROWN
	086756-01-000	EA	SPLITTER - TV - 2 WAY
	082136-01-000	EA	NUT - HEX JAM - 3/8-32
	082134-01-000	EA	ADAPTER - TV - CABLE TO CABLE
*	076319-23-000	EA	ANTENNA - TV ROOF MOUNT - 44.5" MAST
	076319-26-000	EA	ANTENNA - TV - ROOF WEDGE
*	076319-25-000	EA	KIT - HARDWARE INTERIOR
*	120233-04-000	EA	ANTENNA - SATELLITE - W/DIGITAL SENSOR/READ OUT DISPLAY
	076319-12-000	EA	CONNECTOR - COAXIAL - ONE PIECE
	076319-03-000	FT	CABLE - COAXIAL - 75 OHM
	076319-08-000	EA	WALLPLATE - CABLE RECEPTACLE - TV - SINGLE - IVORY

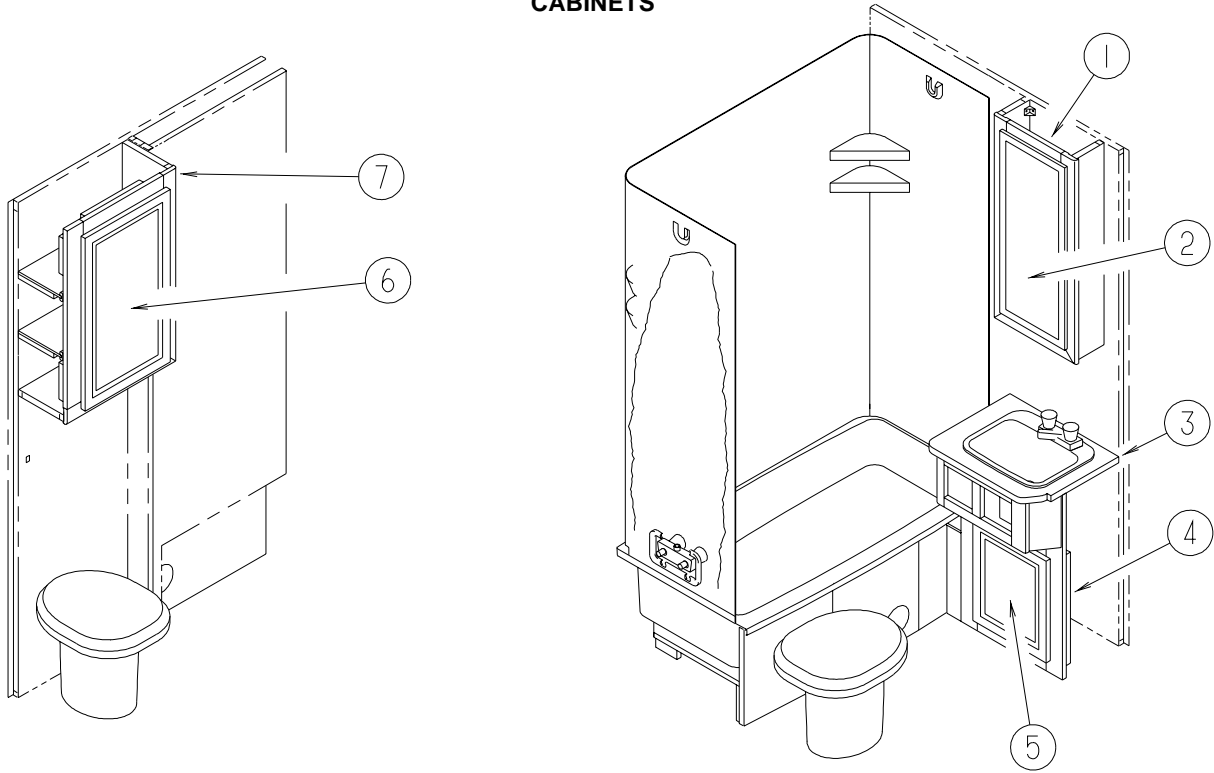
*COMPONENT PARTS FOUND IN SERVICE PARTS LIBRARY



EXTERIOR ENTERTAINMENT

KEY	PART NUMBER	U/M	DESCRIPTION
1	104897-02-02A	EA	BOX - EXTERIOR ENTERTAINMENT CENTER
2	125322-02-000	EA	RADIO - AM/FM STEREO - CASSETTE - AUDIOVOX - MS-306
2	127409-01-L07	EA	PLATE - RADIO MOUNTING
3	105377-01-04A	EA	BRACKET - TABLE HANGER - BRIGHT WHITE
4	104898-01-02A	EA	PLATE - PLASTIC BOTTOM - BRIGHT WHITE
5	105230-01-J01	EA	SHELF - EXTERIOR ENTERTAINMENT CENTER - W/BRKT/HINGE/SUPT
6	N/A		NOT USED ON THIS UNIT

BATH GROUP CABINETS

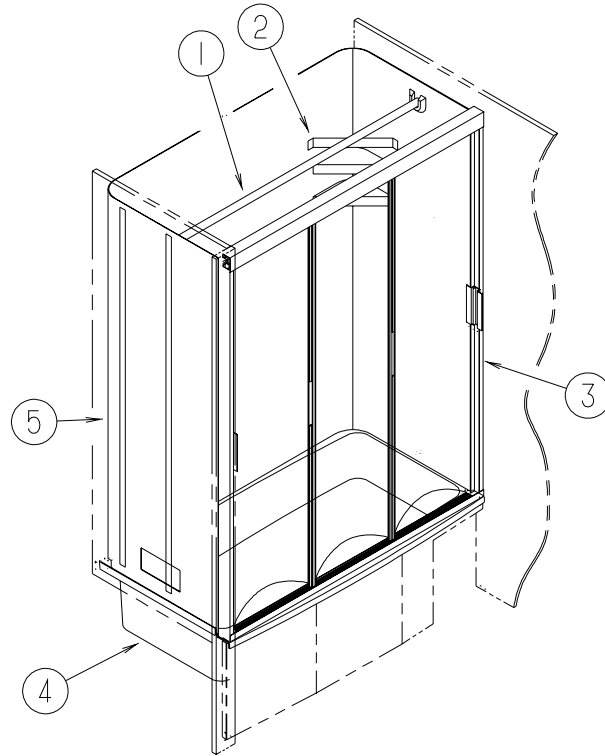


KEY	PART NUMBER	U/M	DESCRIPTION
1	127632-01-J40	EA	CABINET - MEDICINE - W/O DOORS/HARDWARE - WASHED MAPLE
	127632-11-J40	EA	SHELF - W/PLASTIC EDGE MOLDING - WASHED MAPLE
1	127632-01-J05	EA	CABINET - MEDICINE - W/O DOORS/HARDWARE - WATERFORD OAK
	127632-11-J05	EA	SHELF - W/PLASTIC EDGE MOLDING - WATERFORD OAK
2	132006-10-L09	EA	DOOR - MIRROR/MITERED RAIL - 15.5" X 29.5" - W/O HARDWARE - WASHED MAPLE
2	132006-10-L10	EA	DOOR - MIRROR/MITERED RAIL - 15.5" X 29.5" - W/O HARDWARE - WATERFORD OAK
3	132630-12-L09	EA	COUNTERTOP - LAVATORY CABINET - WASHED MAPLE
3	132630-12-L07	EA	COUNTERTOP - LAVATORY CABINET - WATERFORD OAK
4	132630-01-L09	EA	CABINET - LAVATORY - W/O COUNTERTOP - W/O DOORS/DRAWERS/HDW - WASHED MAPLE
4	132630-01-L07	EA	CABINET - LAVATORY - W/O COUNTERTOP - W/O DOORS/DRAWERS/HDW - WATERFORD OAK
5	131995-R4-L09	EA	DOOR - RAIL/SOLID PANEL - 14.4" X 17.9" - W/O HARDWARE - WASHED MAPLE
5	131995-R4-L10	EA	DOOR - RAIL/SOLID PANEL - 14.4" X 17.9" - W/O HARDWARE - WATERFORD OAK
6	131995-F2-L09	EA	DOOR - RAIL/SOLID PANEL - 15.9" X 21.8" - W/O HARDWARE - WASHED MAPLE
6	132141-50-L10	EA	DOOR - RAIL/VENEER - 15.9" X 21.8" - W/O HARDWARE - WATERFORD OAK
7	121325-01-J40	EA	CABINET - LINEN - W/O DOORS/HARDWARE - WASHED MAPLE
	121325-11-J40	EA	SHELF - W/EDGE MOLDING - WASHED MAPLE
7	121325-01-G04	EA	CABINET - LINEN - W/O DOORS/HARDWARE - WATERFORD OAK
	121325-11-G04	EA	SHELF - W/EDGE MOLDING - WATERFORD OAK
	085278-01-000	EA	HOLDER - TOILET PAPER - RECESSED - BRASS

DOORS

KEY	PART NUMBER	U/M	DESCRIPTION
	131933-07-L09	EA	DOOR - BATH - W/O HARDWARE - WASHED MAPLE
	131933-07-L07	EA	DOOR - BATH - W/O HARDWARE - WATERFORD OAK
	102089-13-J70	EA	RAIL END - RIGHT HAND/TOWEL RACK - 26" - WASHED MAPLE
			FROM: 00-00-00 THRU: 08-19-99
	102089-13-G09	EA	RAIL END - RIGHT HAND/TOWEL RACK - 26" - WATERFORD OAK
			FROM: 00-00-00 THRU: 08-19-99
	102089-14-J70	EA	RAIL END - LEFT HAND/TOWEL RACK - 26" - WASHED MAPLE
			FROM: 00-00-00 THRU: 08-19-99
	102089-14-G09	EA	RAIL END - LEFT HAND/TOWEL RACK - 26" - WATERFORD OAK
			FROM: 00-00-00 THRU: 08-19-99
	134509-01-13A	EA	RAIL END - RH/LH - TOWEL RACK - 26" - WASHED MAPLE
			FROM: 08-20-99 THRU: 99-99-99
	134509-01-11A	EA	RAIL END - RH/LH - TOWEL RACK - 26" - WATERFORD OAK
			FROM: 08-20-99 THRU: 99-99-99
	100357-01-000	EA	ROD - F/TOWEL BAR - BRASS

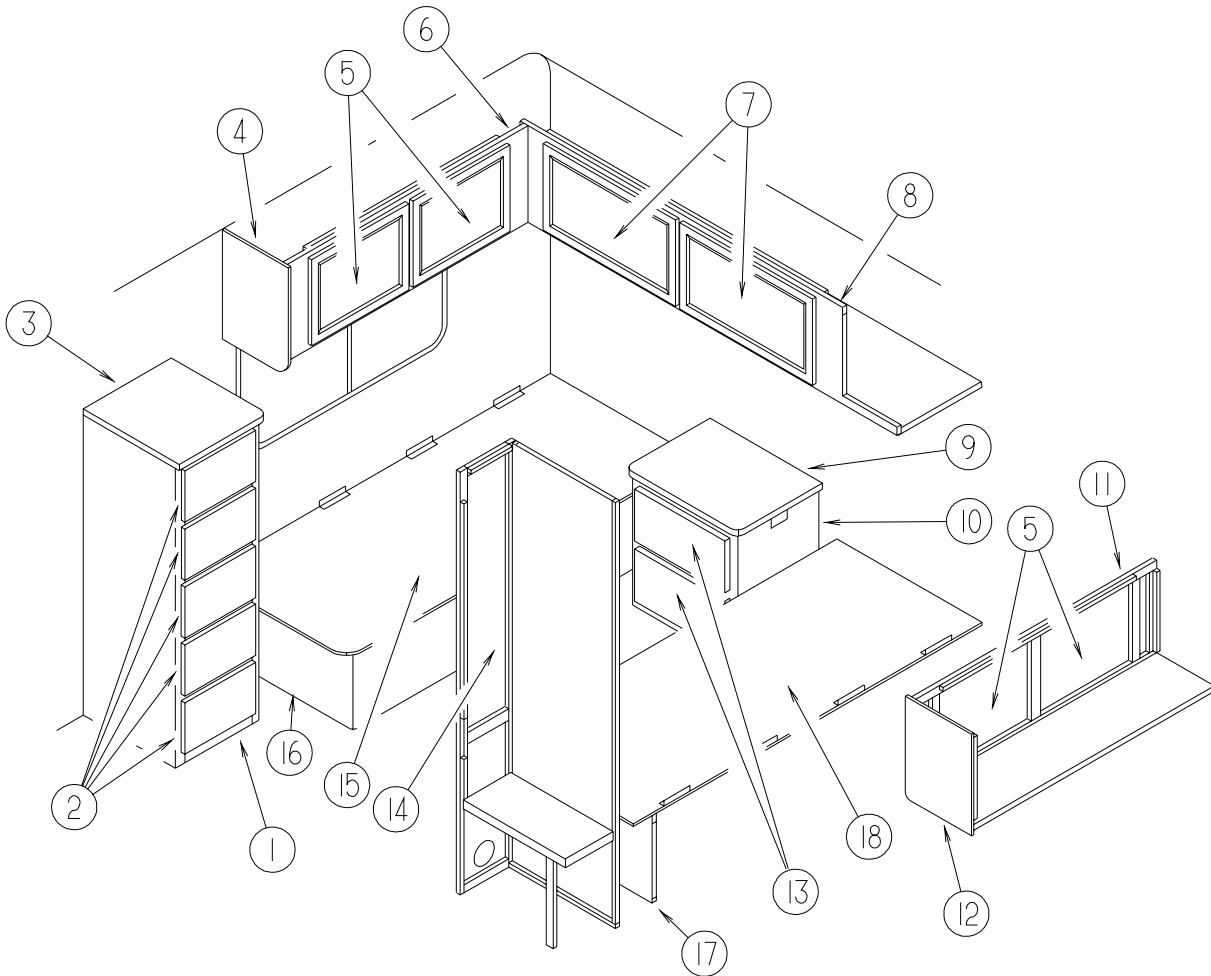
BATH GROUP (CONTINUED)
SHOWER



KEY	PART NUMBER	U/M	DESCRIPTION
1	102075-10-02A	EA	ROD - SHOWER CURTAIN - 1" OD X 46.3" - SOFT WHITE
2	113714-02-02A	EA	RETAINER - SHELF/SHOWER - SOFT WHITE
3*	132340-02-01A	EA	DOOR - SHOWER FOLDING - 46.6" X 57"
4	M02630-32-L07	EA	TUB/SHOWER - W/STRAINER (US)
4	M02630-32-G04	EA	TUB/SHOWER - W/STRAINER (CSA)
5	110541-03-02A	EA	SURROUND - SHOWER/TUB - W/MOLDED ROD POCKETS - SOFT WHITE
6	076322-05-000	FT	TAPE - DOUBLE COATED/ADHESIVE BACK - .045"THK X .75"W X 9'

***COMPONENT PARTS FOUND IN SERVICE PARTS LIBRARY**

BEDROOM GROUP TWIN CABINETS



KEY	PART NUMBER	U/M	DESCRIPTION
1	132659-01-L09	EA	CABINET/DRESSER - RIGHT HAND TWIN - W/O DRAWERS/HARDWARE - WASHED MAPLE
1	132659-01-L07	EA	CABINET/DRESSER - RIGHT HAND TWIN - W/O DRAWERS/HARDWARE - WATERFORD OAK
2	M09316-94-L09	EA	DRAWER - OGEE EDGE - 11.5"W X 15.7"D - W/O SLIDES/HARDWARE - WASHED MAPLE
2	M09316-94-L07	EA	DRAWER - OGEE EDGE - 11.5"W X 15.7"D - W/O SLIDES/HARDWARE - WATERFORD OAK
3	132659-11-L09	EA	COUNTERTOP - DRESSER - WASHED MAPLE
3	132659-11-L07	EA	COUNTERTOP - DRESSER - WATERFORD OAK
4	109908-09-J40	EA	END CAP - OVERHEAD CABINET - WASHED MAPLE
4	109908-80-K09	EA	END CAP - OVERHEAD CABINET - WASHED MAPLE FROM: 00-00-00 THRU: 08-31-99
4	109908-09-G04	EA	END CAP - OVERHEAD CABINET - WATERFORD OAK FROM: 09-01-99 THRU: 99-99-99
4	109908-80-K04	EA	END CAP - OVERHEAD CABINET - WATERFORD OAK FROM: 00-00-00 THRU: 08-31-99
4	109908-80-K04	EA	END CAP - OVERHEAD CABINET - WATERFORD OAK FROM: 09-01-99 THRU: 99-99-99
5	131995-D1-L09	EA	DOOR - RAIL/SOLID PANEL - 15.7" X 20.4" - W/O HARDWARE - WASHED MAPLE
5	132141-08-L10	EA	DOOR - RAIL/VENEER - 15.7" X 20.4" - W/O HARDWARE - WATERFORD OAK
6	131087-01-K09	EA	CABINET - OVERHEAD/REAR - W/O DOORS/HARDWARE - (L09)
6	131087-01-L11	EA	CABINET - OVERHEAD/REAR - W/O DOORS/HARDWARE - (L11)
6	131087-01-K19	EA	CABINET - OVERHEAD/REAR - W/O DOORS/HARDWARE - (L10)
6	131087-01-L07	EA	CABINET - OVERHEAD/REAR - W/O DOORS/HARDWARE - (L12)
7	131995-D4-L09	EA	DOOR - RAIL/SOLID PANEL - 15.7" X 27.9" - W/O HARDWARE - WASHED MAPLE
7	132141-14-L10	EA	DOOR - RAIL/VENEER - 15.7" X 27.9" - W/O HARDWARE - WATERFORD OAK
8	132761-01-L09	EA	CABINET - OVERHEAD/REAR/TWIN BED - W/O DOORS/HARDWARE - WASHED MAPLE
8	132761-01-L07	EA	CABINET - OVERHEAD/REAR/TWIN BED - W/O DOORS/HARDWARE - WATERFORD OAK

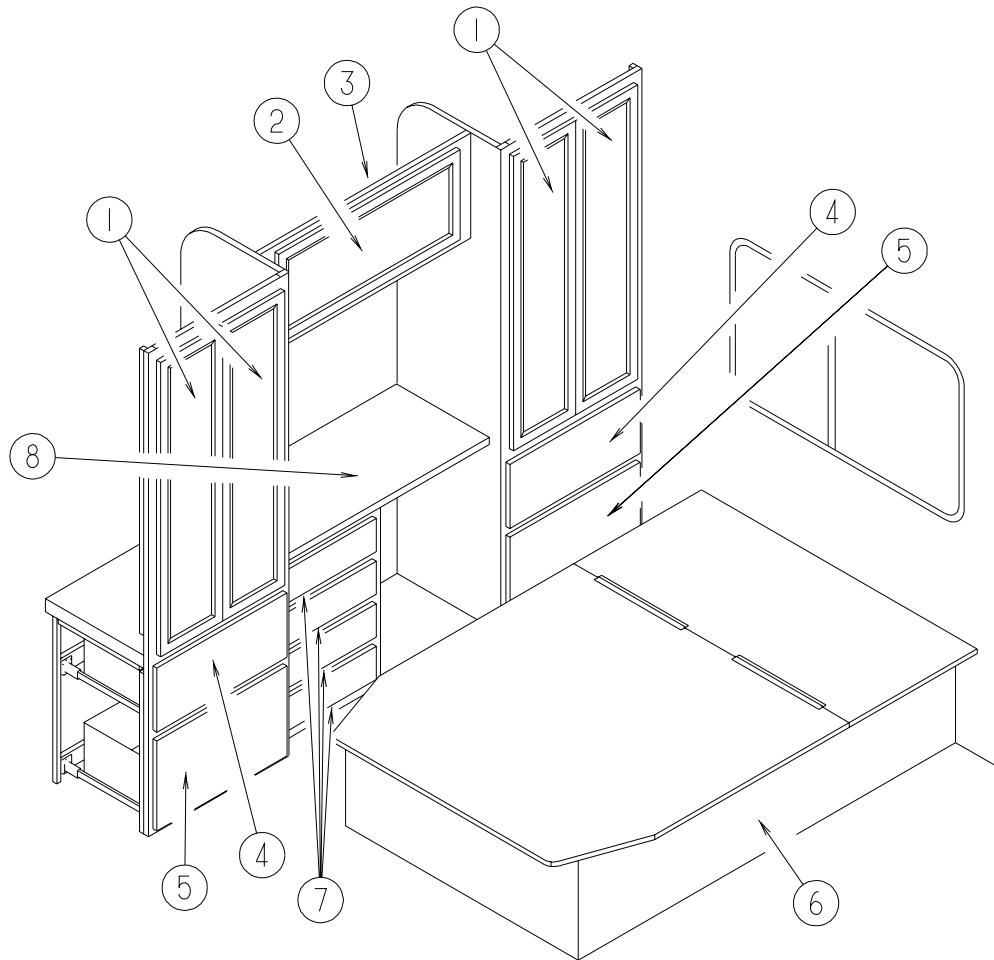
BEDROOM GROUP (CONTINUED)

TWIN CABINETS (CONTINUED)

KEY	PART NUMBER	U/M	DESCRIPTION
9	131148-12-L09	EA	COUNTERTOP - NIGHTSTAND - WASHED MAPLE
9	131148-12-L15	EA	COUNTERTOP - NIGHTSTAND - WATERFORD OAK
10	131148-05-L09	EA	CABINET - NIGHTSTAND - W/O COUNTERTOP/DOORS/DRAWERS/HDW - WASHED MAPLE
10	131148-05-L07	EA	CABINET - NIGHTSTAND - W/O COUNTERTOP - W/O DRS/DWRS/HDW - WATERFORD OAK
11	131087-02-K09	EA	CABINET - OVERHEAD/REAR - W/O DOORS/HARDWARE - (L09)
11	131087-02-L11	EA	CABINET - OVERHEAD/REAR - W/O DOORS/HARDWARE - (L11)
11	131087-02-K19	EA	CABINET - OVERHEAD/REAR - W/O DOORS/HARDWARE - (L10)
11	131087-02-L07	EA	CABINET - OVERHEAD/REAR - W/O DOORS/HARDWARE - (L12)
12	109908-08-J40	EA	END CAP - OVERHEAD CABINET - WASHED MAPLE FROM: 00-00-00 THRU: 08-31-99
12	109908-79-K09	EA	END CAP - OVERHEAD CABINET - WASHED MAPLE FROM: 09-01-99 THRU: 99-99-99
12	109908-08-G04	EA	END CAP - OVERHEAD CABINET - WATERFORD OAK FROM: 00-00-00 THRU: 08-31-99
12	109908-79-K01	EA	END CAP - OVERHEAD CABINET - WATERFORD OAK FROM: 09-01-99 THRU: 99-99-99
13	M09316-70-L09	EA	DRAWER - OGEE EDGE - 13.5"W X 19.6"D - W/O SLIDES/HARDWARE - WASHED MAPLE
13	M09316-70-L10	EA	DRAWER - OGEE EDGE - 13.5"W X 19.6"D - W/O SLIDES/HARDWARE - WATERFORD OAK
14	132006-13-L09	EA	DOOR - MIRROR/MITERED RAIL - 10" X 48" - W/O HARDWARE - WASHED MAPLE
14	132006-13-L10	EA	DOOR - MIRROR/MITERED RAIL - 10" X 48" - W/O HARDWARE - WATERFORD OAK
15	M06960-08-L01	EA	CABINET/TOP - F/TWIN BED - W/O HARDWARE
16	P31261-01-L09	EA	CABINET/BASE - TWIN BED/RIGHT HAND - W/O DOORS/DRAWERS/HDW - WASHED MAPLE
16	P31261-01-L01	EA	CABINET/BASE - TWIN BED/RIGHT HAND - W/O DOORS/DRAWERS/HDW - WATERFORD OAK
17	P31261-04-L09	EA	CABINET/BASE - TWIN BED/LEFT HAND - W/O DOOR/DRAWER/HDW - WASHED MAPLE
17	P31261-04-L07	EA	CABINET/BASE - TWIN BED/LEFT HAND - W/O DOOR/DRAWER/HDW - WATERFORD OAK
18	M06960-09-L07	EA	CABINET/TOP - TWIN BED/LEFT HAND

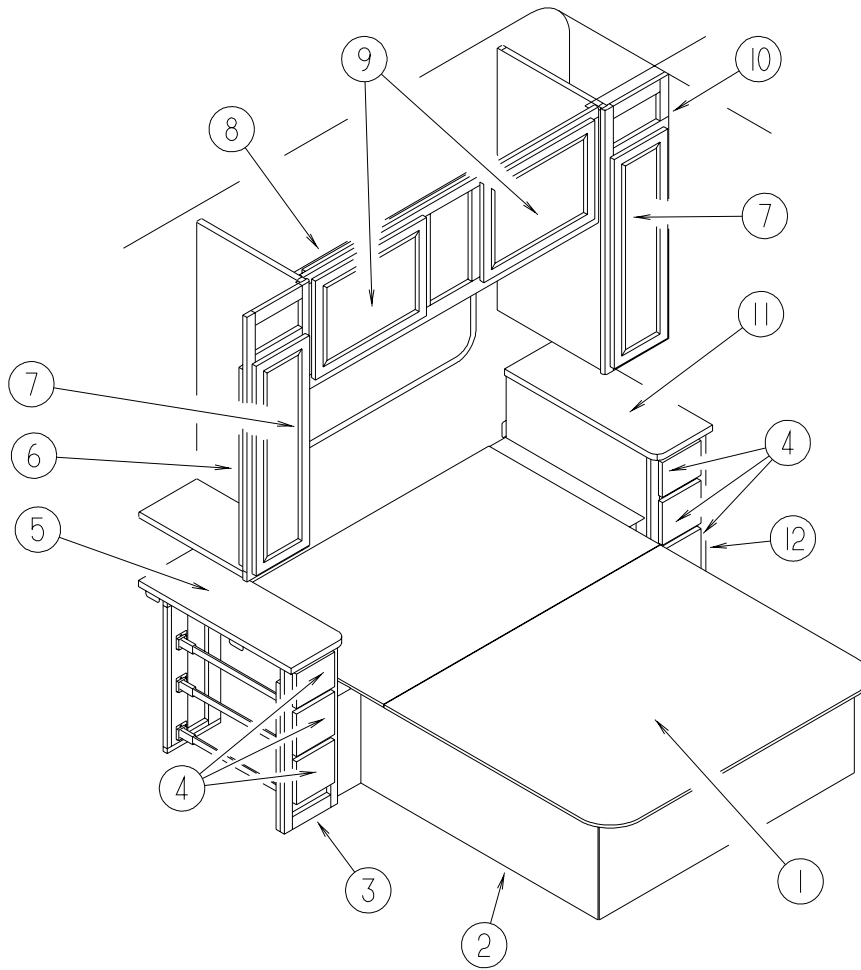
BEDROOM GROUP (CONTINUED)

DOUBLE CABINETS



KEY	PART NUMBER	U/M	DESCRIPTION
1	132258-01-L09	EA	DOOR - WARDROBE/BI-FOLD - W/MIRROR - W/O HARDWARE - WASHED MAPLE
1	132258-01-L07	EA	DOOR - WARDROBE/BI-FOLD - W/MIRROR - W/O HARDWARE - WATERFORD OAK
2	131995-B3-L09	EA	DOOR - RAIL/SOLID PANEL - 14.3" X 33.4" - W/O HARDWARE - WASHED MAPLE
2	132141-80-L10	EA	DOOR - RAIL/VENEER - 14.3" X 33.4" - W/O HARDWARE - WATERFORD OAK
3	132547-02-L09	EA	CABINET - OVERHEAD/REAR - W/O DOORS/HARDWARE (L09)
3	132547-02-L11	EA	CABINET - OVERHEAD/REAR - W/O DOORS/HARDWARE (L11)
3	132547-02-L10	EA	CABINET - OVERHEAD/REAR - W/O DOORS/HARDWARE (L10)
3	132547-02-L07	EA	CABINET - OVERHEAD/REAR - W/O DOORS/HARDWARE (L12)
	132547-11-L09	EA	PANEL - FABRIC COVERED (L09, L10)
	132547-11-L08	EA	PANEL - FABRIC COVERED (L11, L12)
4	M09316-91-L09	EA	DRAWER - OGEE EDGE - 21.7"W X 13.7"D - W/O SLIDES/HARDWARE - WASHED MAPLE
4	M09316-91-L10	EA	DRAWER - OGEE EDGE - 21.7"W X 13.7"D - W/O SLIDES/HARDWARE - WATERFORD OAK
5	M09316-92-L09	EA	DRAWER - OGEE EDGE - 21.7"W X 13.7"D - W/O SLIDES/HARDWARE - WASHED MAPLE
5	M09316-92-L10	EA	DRAWER - OGEE EDGE - 21.7"W X 13.7"D - W/O SLIDES/HARDWARE - WATERFORD OAK
6	P19644-02-J40	EA	CABINET - BASE - DOUBLE BED - W/O DOORS/DRAWERS/HARDWARE - WASHED MAPLE
6	P19644-02-G04	EA	CABINET - BASE - DOUBLE BED - W/O DOORS/DRAWERS/HARDWARE - WATERFORD OAK
7	M09316-93-L09	EA	DRAWER - OGEE EDGE - 15.4"W X 13.7"D - W/O SLIDES/HARDWARE - WASHED MAPLE
7	M09316-93-L10	EA	DRAWER - OGEE EDGE - 15.4"W X 13.7"D - W/O SLIDES/HARDWARE - WATERFORD OAK
8	132633-11-L09	EA	COUNTERTOP - VANITY - WASHED MAPLE
8	132633-11-L07	EA	COUNTERTOP - VANITY - WATERFORD OAK
8	132633-01-L09	EA	CABINET - VANITY - W/O COUNTERTOP - W/O DOORS/DRAWERS/HDW - WASHED MAPLE
8	132633-01-L07	EA	CABINET - VANITY - W/O COUNTERTOP - W/O DOORS/DRAWERS/HDW - WATERFORD OAK

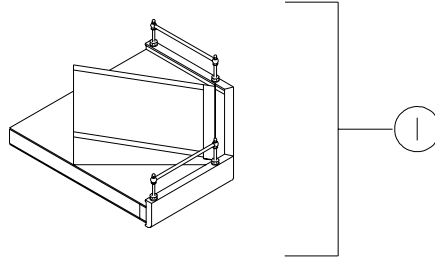
BEDROOM GROUP (CONTINUED)
QUEEN CABINETS



KEY	PART NUMBER	U/M	DESCRIPTION
1	M08110-10-J01	EA	TOP - QUEEN BED - W/O HARDWARE
2	P27646-01-L09	EA	CABINET - BASE/QUEEN BED - W/O DOORS/DRAWERS/HARDWARE - WASHED MAPLE
2	P27646-01-J01	EA	CABINET - BASE/QUEEN BED - W/O DOORS/DRAWERS/HARDWARE - WATERFORD OAK
3	129251-63-L09	EA	CABINET - NIGHTSTAND/RH - W/O COUNTERTOP/DOORS/DRAWERS/HDW - WASHED MAPLE
3	129251-63-L07	EA	CABINET - NIGHTSTAND/RH - W/O COUNTERTOP/DOORS/DRAWERS/HDW - WATERFORD OAK
4	M09316-14-L09	EA	DRAWER - OGEE EDGE - 10.7"W X 19.7"D - W/O SLIDES/HARDWARE - WASHED MAPLE
4	M09316-14-L10	EA	DRAWER - OGEE EDGE - 10.7"W X 19.7"D - W/O SLIDES/HARDWARE - WATERFORD OAK
5	129251-31-L09	EA	COUNTERTOP - NIGHTSTAND - WASHED MAPLE
5	129251-31-L07	EA	COUNTERTOP - NIGHTSTAND - WATERFORD OAK
6	132546-01-L09	EA	CABINET - OVERHEAD/SHIRT CLOSET/RH - W/O DOORS/HARDWARE - WASHED MAPLE
6	132546-01-L07	EA	CABINET - OVERHEAD/SHIRT CLOSET/RH - W/O DOORS/HARDWARE - WATERFORD OAK
7	132006-02-L09	EA	DOOR - MIRROR/MITERED RAIL - 14.3" X 36.4" - W/O HARDWARE - WASHED MAPLE
7	132006-02-L10	EA	DOOR - MIRROR/MITERED RAIL - 14.3" X 36.4" - W/O HARDWARE - WATERFORD OAK
8	120419-02-L09	EA	CABINET - OVERHEAD/REAR - W/O DOORS/HARDWARE - WASHED MAPLE
8	120419-02-K01	EA	CABINET - OVERHEAD/REAR - W/O DOORS/HARDWARE - WATERFORD OAK
9	131995-D4-L09	EA	DOOR - RAIL/SOLID PANEL - 15.7" X 27.9" - W/O HARDWARE - WASHED MAPLE
9	132141-14-L10	EA	DOOR - RAIL/VENEER - 15.7" X 27.9" - W/O HARDWARE - WATERFORD OAK
10	132545-01-L09	EA	CABINET - OVERHEAD/SHIRT CLOSET/LH - W/O DOORS/HARDWARE - WASHED MAPLE
10	132545-01-L07	EA	CABINET - OVERHEAD/SHIRT CLOSET/LH - W/O DOORS/HARDWARE - WATERFORD OAK
11	129251-32-L09	EA	COUNTERTOP - NIGHTSTAND - WASHED MAPLE
11	129251-32-L07	EA	COUNTERTOP - NIGHTSTAND - WATERFORD OAK
12	129251-64-L09	EA	CABINET - NIGHTSTAND/LH - W/O COUNTERTOP/DOORS/DRAWERS/HDW - WASHED MAPLE
12	129251-64-L07	EA	CABINET - NIGHTSTAND/LH - W/O COUNTERTOP/DOORS/DRAWERS/HDW - WATERFORD OAK
*	131595-01-01A	EA	DOOR - FOLDING - 37" X 75" - W/4 CEILING MOUNTED BRACKETS

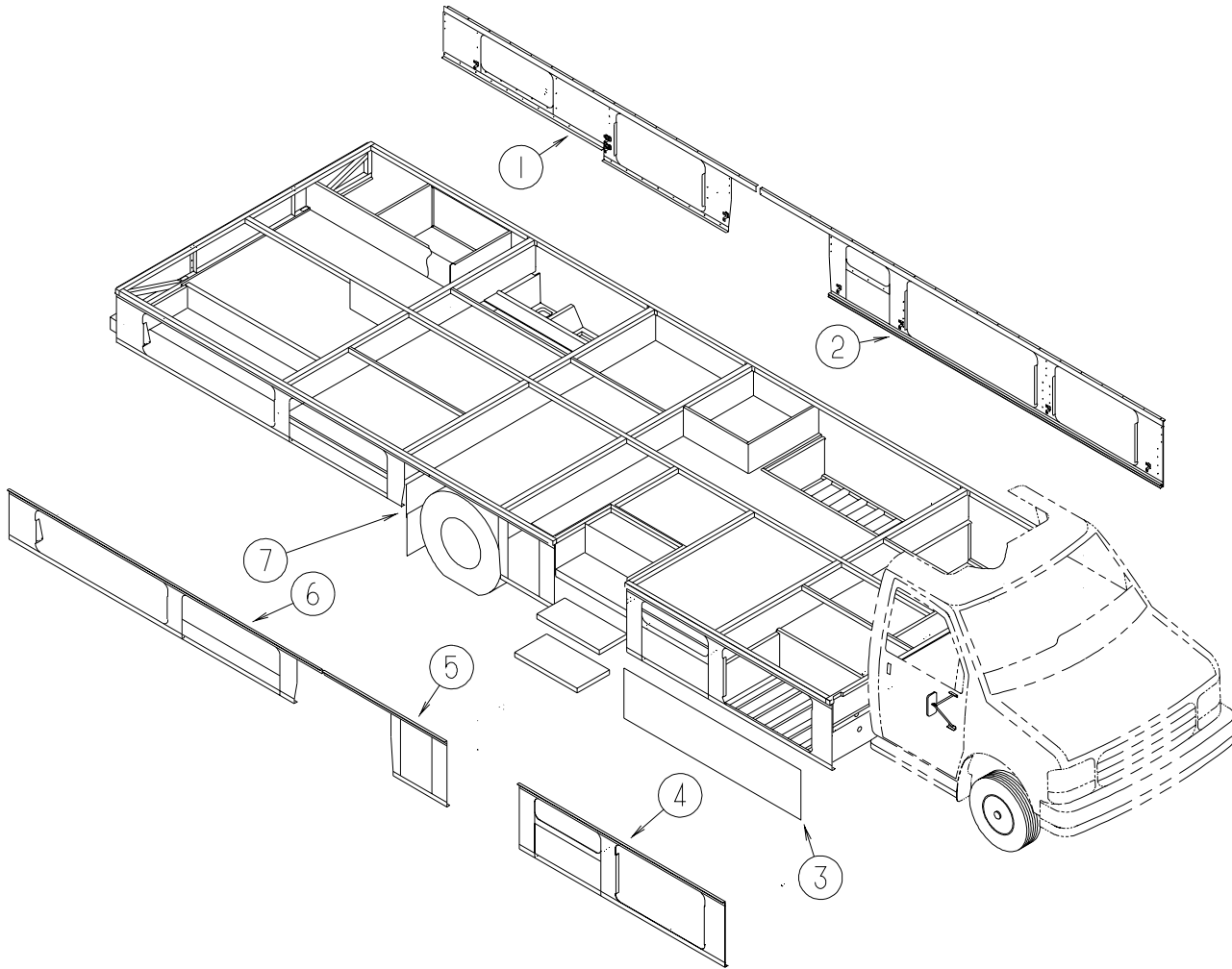
***COMPONENT PARTS FOUND IN SERVICE PARTS LIBRARY**

BEDROOM GROUP (CONTINUED)
TV & RADIO CABINETS



KEY	PART NUMBER	U/M	DESCRIPTION
1	116553-01-L09	EA	CABINET - TV SHELF - W/BRASS ROD/POST ENDS - WASHED MAPLE
1	116553-01-L07	EA	CABINET - TV SHELF - W/BRASS ROD/POST ENDS - WATERFORD OAK

CHASSIS GROUP FRAME

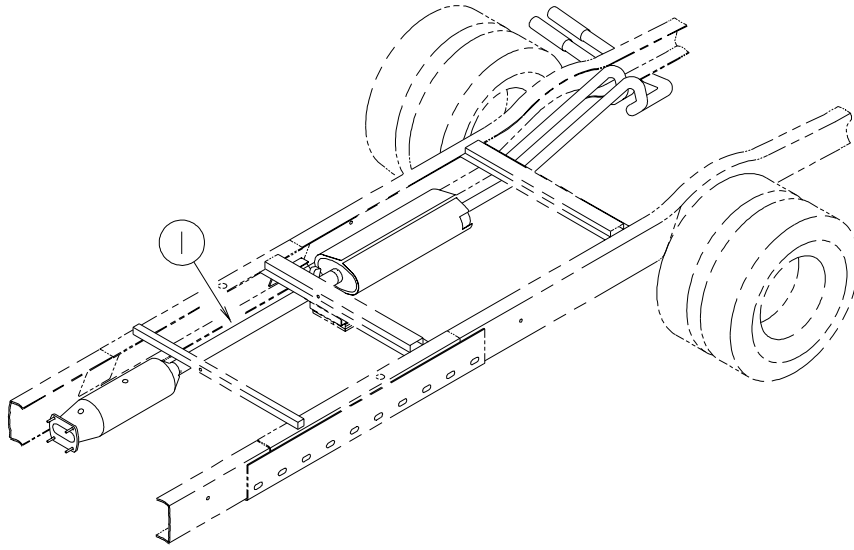


KEY	PART NUMBER	U/M	DESCRIPTION
1	123224-17-01A	EA	SEAL PLANE W/GENERATOR - BLACK
1	123224-18-01A	EA	SEAL PLANE W/O GENERATOR - BLACK
2	123224-16-01A	EA	SEAL PLANE - BLACK
3	091182-08-000	EA	SHIELD - HEAT
4	123224-13-01A	EA	SEAL PLANE - BLACK
5	123224-14-01A	EA	SEAL PLANE - BLACK
6	123224-15-01A	EA	SEAL PLANE - BLACK
7	045731-07-000	EA	GUARD - ROCK
	119845-01-01A	EA	PLUG/PLASTIC - 1 1/2" SQUARE - BLACK

DRIVETRAIN

KEY	PART NUMBER	U/M	DESCRIPTION
	074833-01-000	EA	SPACER - BEARING - DRIVESHAFT - 2" X 8" X .5" THICK
	085771-03-000	EA	NUT - HEX - FLARE TORQUE - GRADE G - DRIVESHAFT
	088498-01-000	EA	UNION - INVERTED FLARE - BRASS - 3/16 - BRAKE LINE
	103653-23-000	EA	BOLT - U-JOINT - 5/16-24 X .75
	103653-24-000	EA	STRAP - U-JOINT
	131695-01-000	EA	DRIVESHAFT - BALANCED - 99 E450 - 205"WB
	131230-01-000	EA	DRIVESHAFT-YOKE/BRG/SPLN - E40 205"WB STR

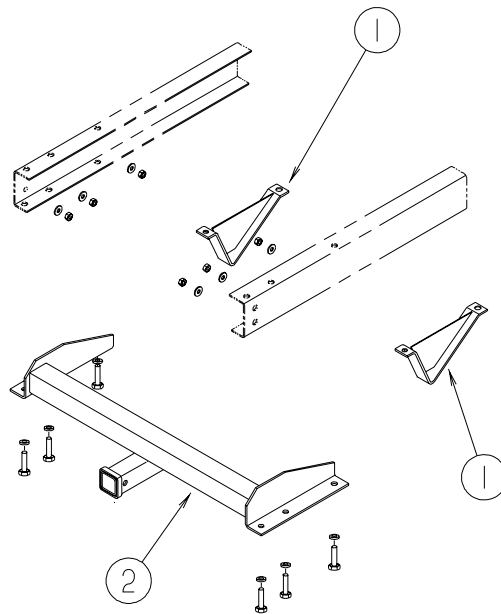
CHASSIS GROUP (CONTINUED)
EXHAUST



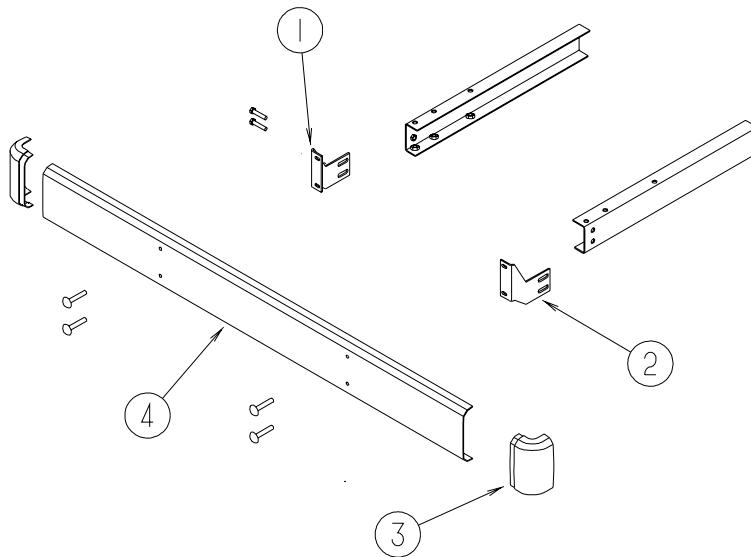
KEY	PART NUMBER	U/M	DESCRIPTION
1	111478-03-000	EA	PIPE - EXHAUST - DOUBLE WALL STAINLESS STEEL - 49" - OUTER WALL IS 42.7"
	094918-06-000	EA	CLAMP - EXHAUST - 3" - HEAVY DUTY

CHASSIS GROUP (CONTINUED)

HITCH



KEY	PART NUMBER	U/M	DESCRIPTION
1	083376-01-000	EA	PLATE/SKID - 13.2" X 6" X 2" STEEL
2	130339-04-000	EA	HITCH RECEIVER - BOLT ON CLASS II
	034512-01-000	EA	PIN - LOCKING - DRAWBAR
	034513-01-000	EA	PIN - HITCH - 3/16" WIRE
	113589-01-000	EA	CONNECTOR - PLUG - TRAILER
	113589-02-000	EA	CONNECTOR - SOCKET - TRAILER

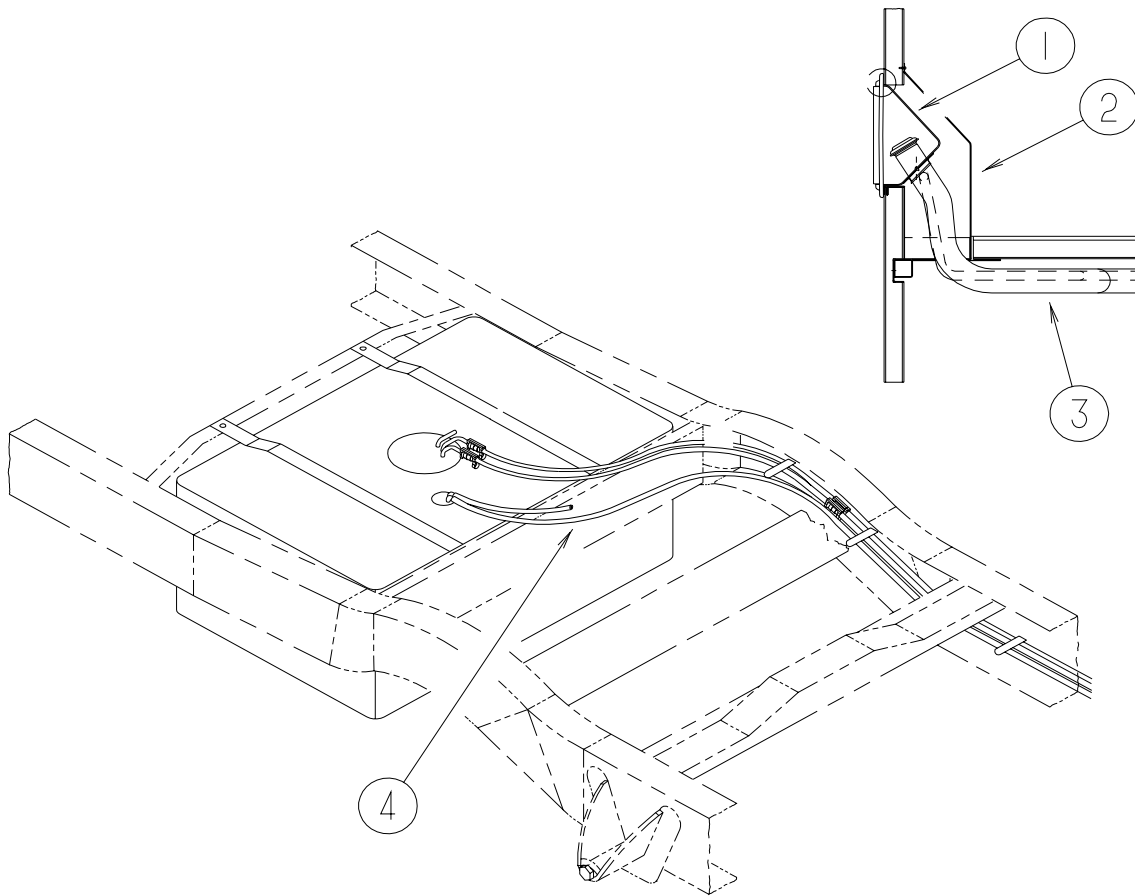


REAR BUMPER

KEY	PART NUMBER	U/M	DESCRIPTION
1	105933-02-000	EA	BRACKET - BUMPER - REAR/LEFT HAND
2	105933-01-000	EA	BRACKET - BUMPER - REAR/RIGHT HAND
3	106147-01-02A	EA	END CAP - BUMPER - BLACK
4	103099-05-02A	EA	BUMPER - REAR - 91.7" - BRIGHT WHITE

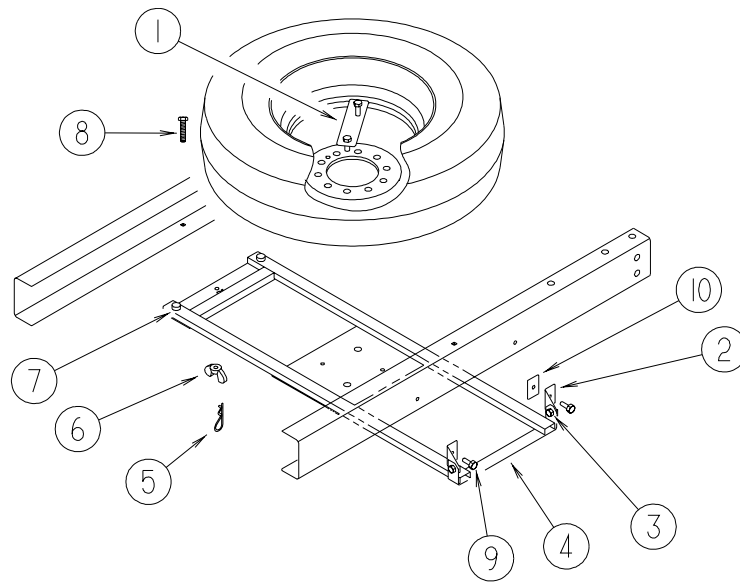
CHASSIS GROUP (CONTINUED)

FUEL FILL



KEY	PART NUMBER	U/M	DESCRIPTION
1	095854-01-04A	EA	SHROUD - FUEL FILL - RADIUS - BRIGHT WHITE FROM: 00-00-00 THRU: 01-12-00
1	127291-02-01A	EA	SHROUD - FUEL FILL - BRIGHT WHITE FROM: 01-13-00 THRU: 99-99-99
2	078040-06-000	EA	SHROUD - FUEL FILL - UPPER
3	124994-02-000	EA	NECK - FILLER - FUEL FILL
	078200-01-000	EA	GASKET - FUEL FILL - 3.5"OD X 2"ID
4	128139-03-000	FT	HOSE - FUEL - LOW PERMEABILITY - 1/4" DIAMETER
	125187-01-000	FT	HOSE - FUEL - LOW PERMEABILITY - 11.1 ID - FORD
	125187-02-000	FT	HOSE - FUEL - LOW PERMEABILITY - 12.71 ID - FORD
	084884-01-000	EA	PLUG - BRASS - 3/8"
	099069-01-000	FT	SEAL - RUBBER - CLOSED SPONGE - .5" WIDE X .12" THICK -BLK

CHASSIS GROUP (CONTINUED) SPARE TIRE INSTALLATION



KEY	PART NUMBER	U/M	DESCRIPTION
1	116338-02-02B	EA	BRACKET/CLAMP - SPARE TIRE - E-COATED
2	116349-01-02B	EA	BRACKET/HINGE - SPARE TIRE - E-COATED
3		EA	BOLT - HEX - SERRATED FLANGE - 3/8-16 X 3/4 - ZINC - SEE SEALANT & FASTNERS GROUP
		EA	NUT - HEX -LOCKING - 3/8-16 GRADE C ZINC - SEE SEALANT & FASTNERS GROUP
		EA	WASHER - FLAT - 3/8" AR - ZINC - SEE SEALANT & FASTENERS GROUP
4	116348-01-02B	EA	CRADLE - SPARE TIRE - E-COATED
5	034513-01-000	EA	PIN - HITCH - 3/16" WIRE
6	064081-03-000	EA	NUT - WING 3/8-16 - W/WELD NUT
7	069726-02-000	EA	BUMPER - .88 DIAMETER - 40 - BLACK
8		EA	BOLT - ELEVATOR - 3/8-16 X 3 1/2 - GRADE 5 - SEE SEALANT & FASTENERS GROUP
9		EA	BOLT - HEX - SERRATED FLANGE - 3/8-16 X 3/4 - ZINC - SEE SEALANT & FASTENERS GROUP
		EA	NUT - HEX - LOCKING W/SERRATED FLANGE - 3/8-18 - ZINC - SEE SEALANT & FASTENERS GROUP
10	070579-08-000	EA	PLATE - ANCHOR

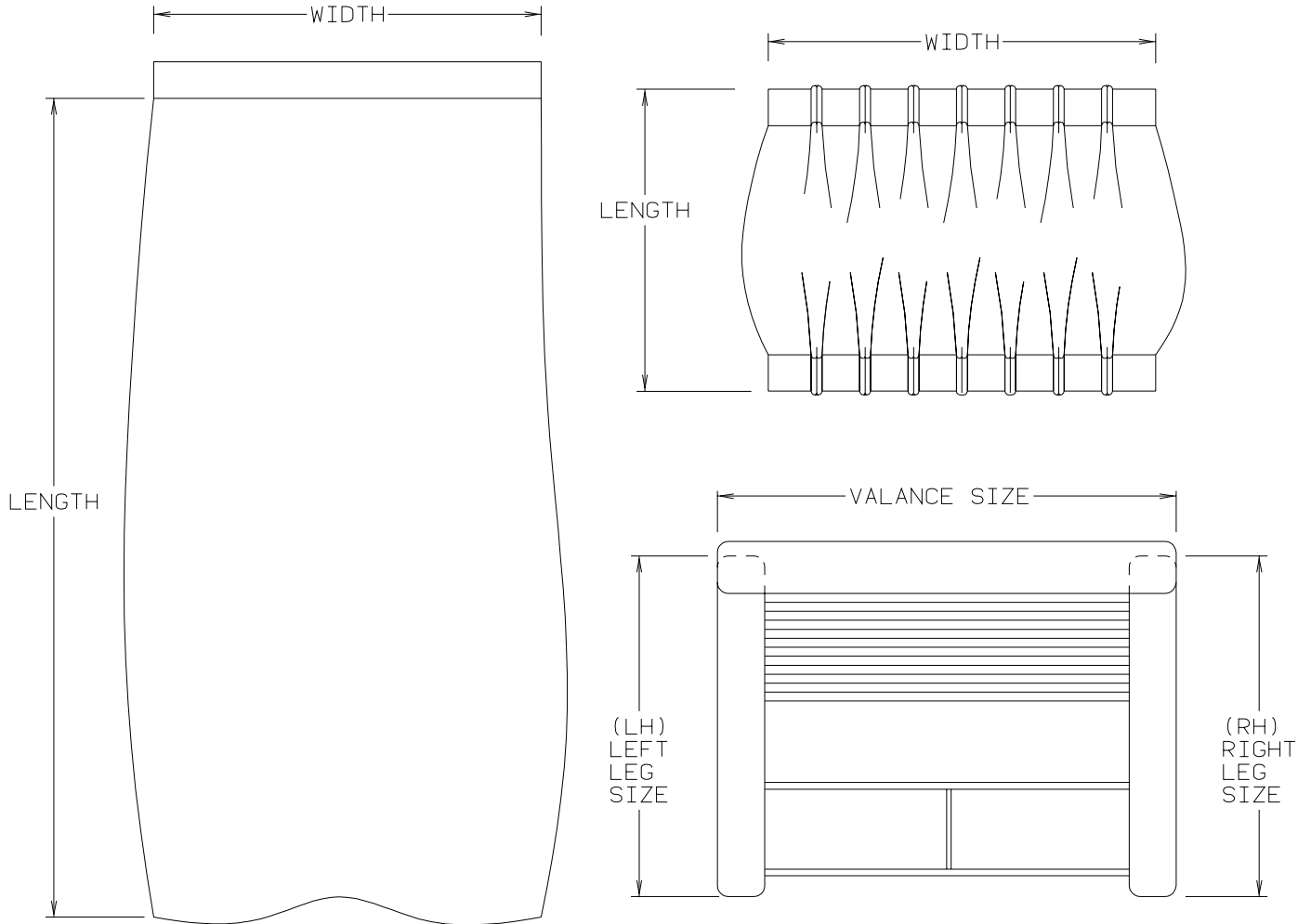
WHEEL, TIRE, COVERS & LINERS

KEY	PART NUMBER	U/M	DESCRIPTION
	070917-06-000	EA	TIRE - LT225/75R16E - R4S M/S - FIRESTONE
	083617-04-000	EA	WHEEL - STEEL - 6" X 16" - '99 E350/E450
	051377-04-000	EA	VALVE STEM - .5" X 2"
	112358-01-000	EA	WRENCH - LUG - 7/8" - L-SHAPE
*	109443-05-000	EA	WHEEL COVER - 4/SET - 16" STAINLESS STEEL
*	110435-13-000	EA	LINER - WHEEL - SET OF 4 - 16"
	095012-05-000	EA	EXTENSION - VALVE STEM - LIVE - 5"
	095012-06-000	EA	STABILIZER - VALVE EXTENSION - LIVE - 2"

*COMPONENT PARTS FOUND IN SERVICE PARTS LIBRARY

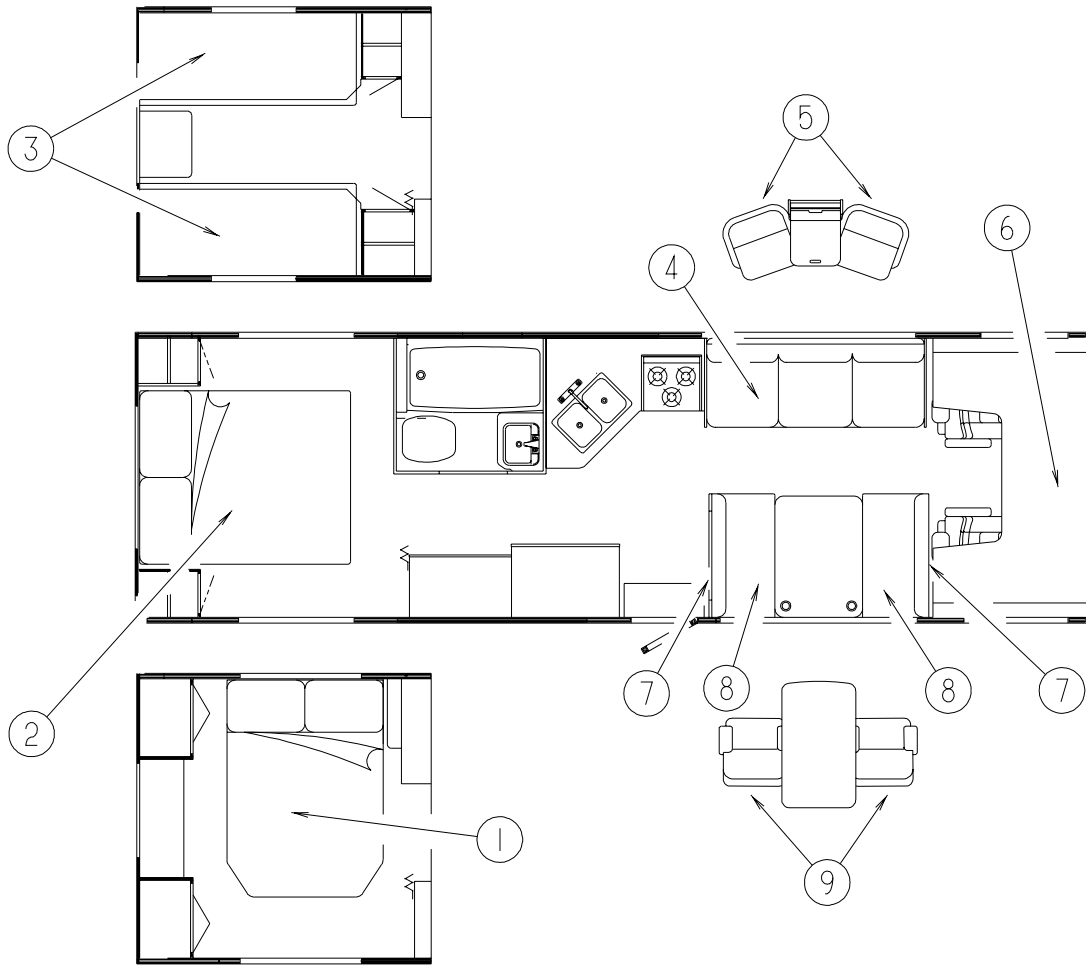
CURTAIN & CUSHION GROUP NOTICE

IN ORDER TO ASSIST OUR PARTS SALES DEPT. IN PROVIDING INTERIOR SOFTWARE ITEMS, PLEASE INCLUDE THE SERIAL NUMBER AND THE COLOR CODE NUMBER FROM THE VEHICLE CERTIFICATION LABEL WHEN ORDERING. THIS LABEL IS LOCATED ON THE LEFT SIDEWALL AT THE END OF THE DASH (A-BODY), OR ON THE DRIVER'S DOOR LATCH PLATE (C-BODY). AN EXAMPLE OF A COLOR CODE NUMBER IS B07, WHICH DESIGNATES AN OVERALL COLOR SCHEME OF A PARTICULAR UNIT. THE COLOR LISTED AFTER THE ITEM DESCRIPTION ON THE MICROFICHE, INDICATES THE OVERALL UNIT COLOR. ORDER THE ITEM YOU DESIRE ACCORDING TO UNIT COLOR CODE. IF ALL COLORS USE THE SAME ITEM NO COLOR CODE WILL BE NOTED.



NOTE: USE THIS ILLUSTRATION WHEN DETERMINING LENGTH AND WIDTH MEASUREMENTS FOR CURTAINS. YOU WILL NOTE THE WIDTH MEASUREMENT IS TAKEN ON THE TOP OF THE CURTAIN WITH THE CURTAIN FULLY EXTENDED. THE LENGTH MEASUREMENT IS TAKEN FROM TOP TO BOTTOM. LEFT AND RIGHT WINDOW LEGS ARE DETERMINED WHEN FACING THE WINDOW.

CURTAIN & CUSHION GROUP (CONTINUED)
CUSHION LAYOUT

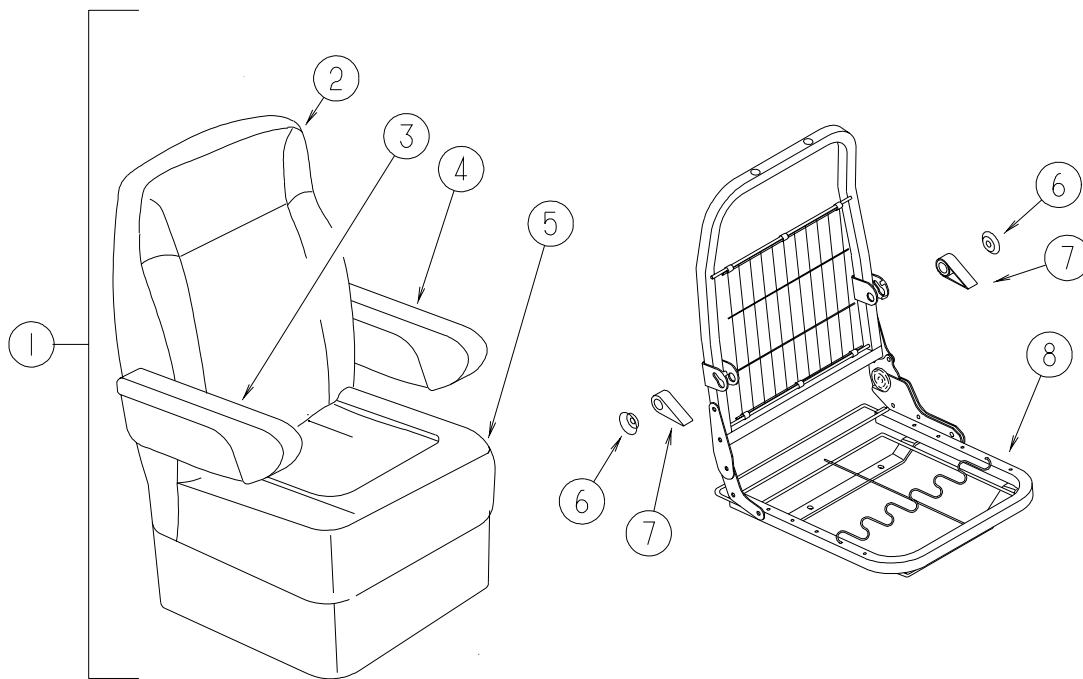


KEY	PART NUMBER	U/M DESCRIPTION
1	123471-10-L09	EA BEDSPREAD/THROW - 54" X 75" (L09, L10)
1	123471-10-L11	EA BEDSPREAD/THROW - 54" X 75" (L11, L12)
	104176-04-L09	EA PILLOW SHAM - 30" (L09, L10)
	104176-04-L11	EA PILLOW SHAM - 30" (L11, L12)
	101123-32-000	EA MATTRESS - FOAM - 54" X 75"
	132319-08-L09	EA PILLOW - 17" - HALF MOON OVERLAY (L09, L10)
	132319-08-L11	EA PILLOW - 17" - HALF MOON OVERLAY (L11, L12)
2	123471-11-L09	EA BEDSPREAD/THROW - 60" X 75" (L09, L10)
2	123471-11-L11	EA BEDSPREAD/THROW - 60" X 75" (L11, L12)
	104176-04-L09	EA PILLOW SHAM - 30" (L09, L10)
	104176-04-L11	EA PILLOW SHAM - 30" (L11, L12)
	123015-06-000	EA MATTRESS - INNERSPRING - 60" X 74.5"
	132319-08-L09	EA PILLOW - 17" - HALF MOON OVERLAY (L09, L10)
	132319-08-L11	EA PILLOW - 17" - HALF MOON OVERLAY (L11, L12)
3	123471-17-L09	EA BEDSPREAD/THROW - 36" X 75" (L09, L10)
3	123471-17-L11	EA BEDSPREAD/THROW - 36" X 75" (L11, L12)
	104176-08-L09	EA PILLOW SHAM - 33" (L09, L10)
	104176-08-L11	EA PILLOW SHAM - 33" (L11, L12)
	101123-29-000	EA MATTRESS - FOAM - 35" X 74"
	132319-08-L09	EA PILLOW - 17" - HALF MOON OVERLAY (L09, L10)
	132319-08-L11	EA PILLOW - 17" - HALF MOON OVERLAY (L11, L12)

CURTAIN & CUSHION GROUP (CONTINUED)
CUSHION LAYOUT (CONTINUED)

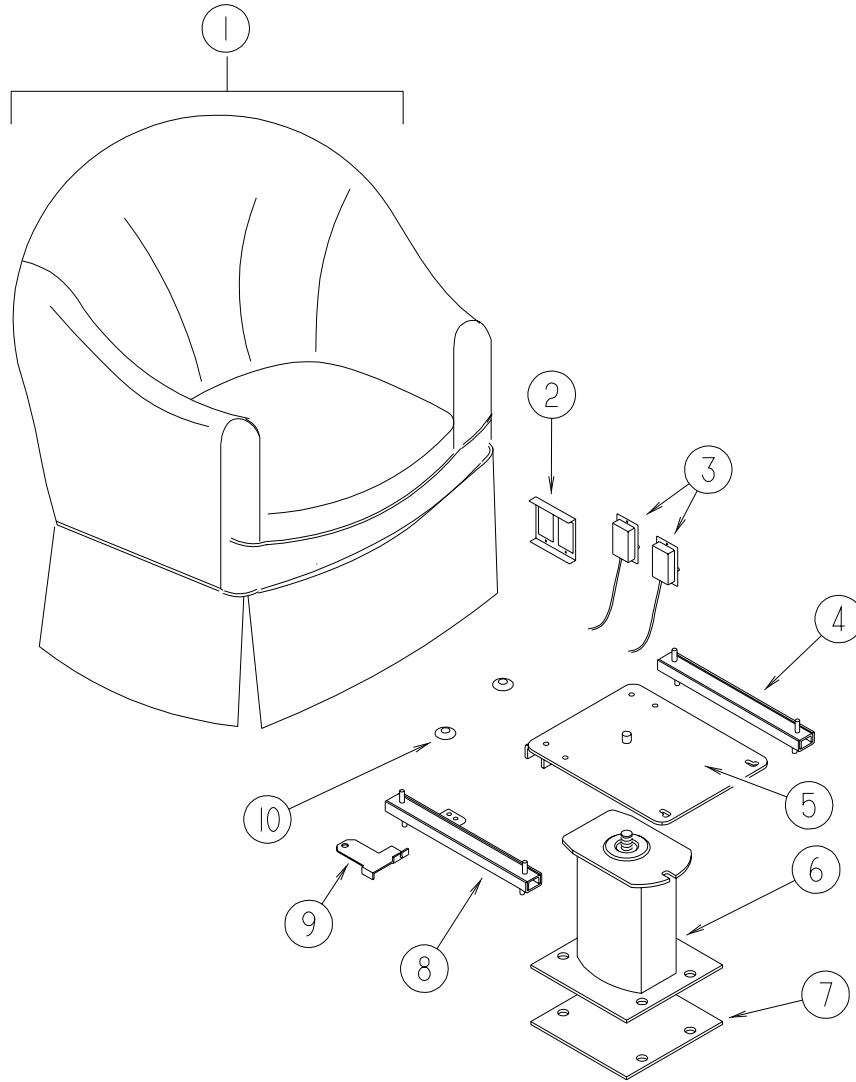
KEY	PART NUMBER	U/M	DESCRIPTION
4	129688-05-L09	EA	SOFA - BACK ONLY - 74" (L09, L10)
	P29688-05-L09	EA	COVER - BACK - 74" (L09, L10)
4	129688-05-L11	EA	SOFA - BACK ONLY - 74" (L11, L12)
	P29688-05-L11	EA	COVER - BACK - 74" (L11, L12)
	129688-06-L09	EA	SOFA - SEAT ONLY - 74" (L09, L10)
	P29688-06-L09	EA	COVER - SEAT - 74" (L09, L10)
	129688-06-L11	EA	SOFA - SEAT ONLY - 74" (L11, L12)
	P29688-06-L11	EA	COVER - SEAT - 74" (L11, L12)
	130718-01-L09	EA	ARMREST - RIGHT HAND/REMOVABLE (L09, L10)
	P30718-01-L09	EA	COVER - ARMREST - REMOVABLE/RIGHT HAND (L09, L10)
	130718-01-L11	EA	ARMREST - RIGHT HAND/REMOVABLE (L11, L12)
	P30718-01-L11	EA	COVER - ARMREST - REMOVABLE/RIGHT HAND (L11, L12)
	130718-02-L09	EA	ARMREST - REMOVABLE/LEFT HAND (L09, L10)
	P30718-02-L09	EA	COVER - ARMREST - LEFT HAND (L09, L10)
	130718-02-L11	EA	ARMREST - REMOVABLE/LEFT HAND (L11, L12)
	P30718-02-L11	EA	COVER - ARMREST - LEFT HAND (L11, L12)
	127335-08-000	EA	BRACKET - REMOVABLE ARM/SOFA
	127335-09-000	EA	BRACKET - REMOVABLE ARM/CUSHION
	127335-12-000	EA	FRAME-10" LEG
	116104-03-02B	EA	BRACKET - ZEE W/HOLES - 5.9"
	116104-04-02B	EA	BRACKET - ZEE W/HOLES - 3.2"
	121906-01-02B	EA	BRACKET - KICKBOARD - E-COATED
	127335-10-000	EA	BRACKET - CANADIAN LATCH
	132319-14-L09	EA	PILLOW - 17" - HALF MOON OVERLAY (L09, L10)
	132319-14-L11	EA	PILLOW - 17" - HALF MOON OVERLAY (L11, L12)
5	115470-01-K08	EA	CHAIR - SWIVEL
6	105573-09-K08	EA	CUSHION - OVERHEAD BUNK/FRONT - 32.5" X 80" X 5"
	P05573-09-K08	EA	COVER - CUSHION/OVERHEAD BUNK/FRONT - 32.5" X 80" X 5"
6	105573-10-L09	EA	CUSHION - OVERHEAD BUNK/REAR - 27" X 23" X 80" X 5"
	P05573-10-L09	EA	COVER - CUSHION/OVERHEAD BUNK/REAR - 27" X 23" X 80" X 5"
	094658-02-J40	EA	OAK HANDLE - WASHED MAPLE
	094658-02-G04	EA	OAK HANDLE - WATERFORD OAK
	079145-08-000	EA	CUSHION - BUNK - 25" X 74" X 3.5"
	M79145-08-000	EA	COVER - CUSHION/BUNK - 25" X 74" X 3.5"
7	111897-05-L09	EA	CUSHION - BACK - 13.5" X 42" X 5" (L09, L10)
	P11897-05-L09	EA	COVER - BACK - 13.5" X 42" X 5" (L09, L10)
7	111897-05-L11	EA	CUSHION - BACK - 13.5" X 42" X 5" (L11, L12)
	P11897-05-L11	EA	COVER - BACK - 13.5" X 42" X 5" (L11, L12)
8	105603-15-L09	EA	CUSHION - SEAT - 23" X 42" X 5" (L09, L10)
	P05603-15-L09	EA	COVER - SEAT - 23" X 42" X 5" (L09, L10)
8	105603-15-L11	EA	CUSHION - SEAT - 23" X 42" X 5" (L11, L12)
	P05603-15-L11	EA	COVER - SEAT - 23" X 42" X 5" (L11, L12)
9	134017-06-000	EA	CHAIR - DINETTE - WASHED MAPLE
9	134017-05-000	EA	CHAIR - DINETTE - WATERFORD OAK
	129529-02-000	EA	STRAP - CHAIR RETAINING - 81.9"
	127960-01-01A	EA	RETAINER - 3/8" PROP ROD - STAINLESS STEEL
	129491-01-000	EA	CATCH - SNAP HOOK - 1"
	101604-01-04A	EA	CHAIR - FOLDING/DINETTE - LINEN FABRIC - SOLAR MAPLE
	101604-01-03A	EA	CHAIR - FOLDING/DINETTE - LINEN FABRIC - WATERFORD OAK
	099717-04-000	EA	STRAP - W/21.2" FEMALE STRAP AND 27.1" MALE STRAP

CURTAIN & CUSHION GROUP (CONTINUED)
BUCKET SEATS



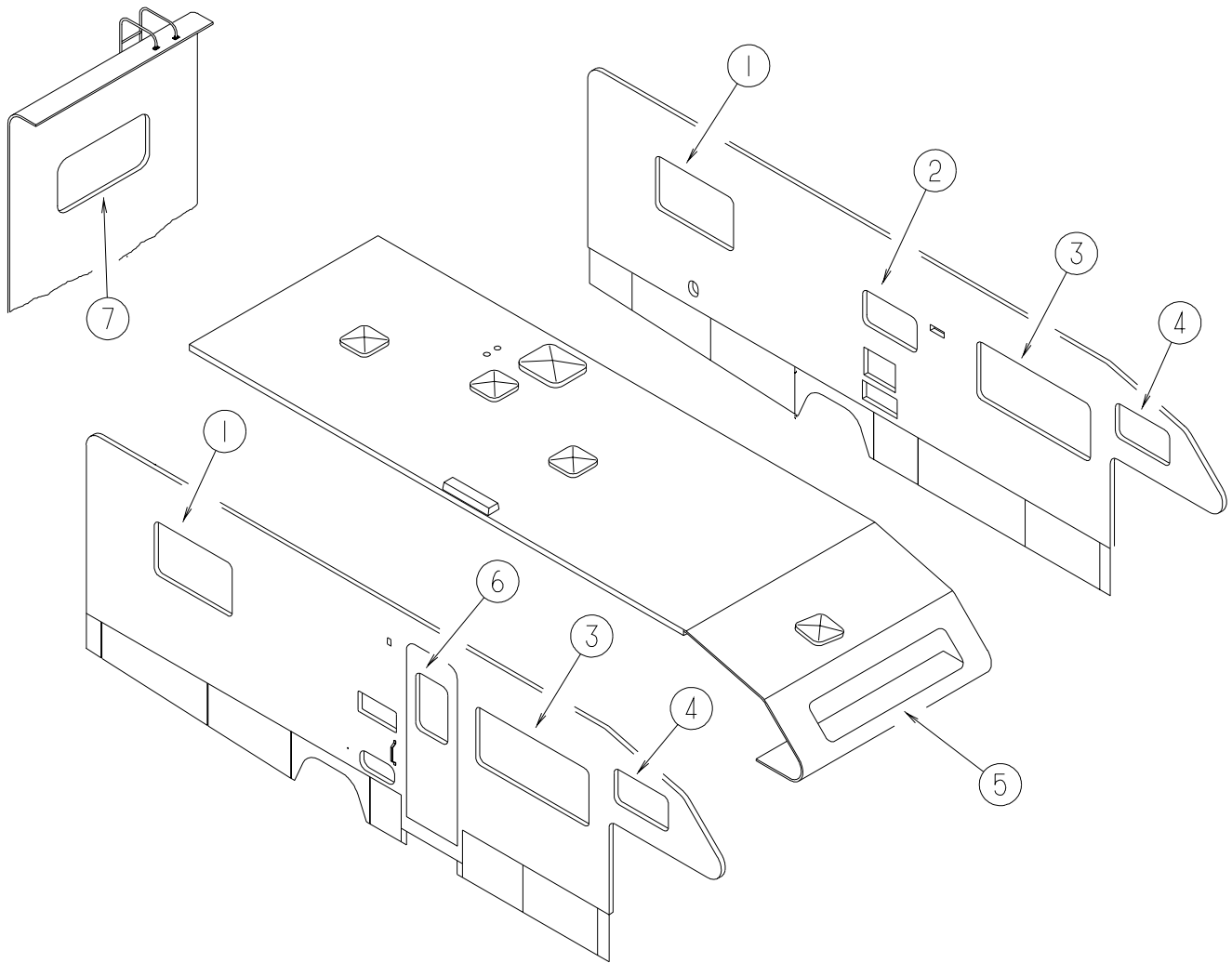
KEY	PART NUMBER	U/M	DESCRIPTION
1	132263-06-L09	EA	SEAT - BUCKET - PASSENGER (L09, L10)
1	132263-05-L09	EA	SEAT - BUCKET - DRIVER (L09, L10)
1	132263-09-L11	EA	SEAT - BUCKET - PASSENGER (L11, L12)
1	132263-08-L11	EA	SEAT - BUCKET - DRIVER (L11, L12)
	122611-02-000	EA	LUMBAR - W/LEVER
2	M05962-95-L09	EA	COVER - BACK (L09, L10)
2	M05962-A5-L11	EA	COVER - BACK - DRIVER (L11, L12)
3	129666-07-L03	EA	ARMREST - RIGHT HAND (L09, L10)
3	129666-09-L11	EA	ARMREST - RIGHT HAND (L11, L12)
	P29666-07-L03	EA	COVER - ARMREST/RIGHT HAND (L09, L10)
	P29666-09-L11	EA	COVER - ARMREST/RIGHT HAND (L11, L12)
	130698-01-000	EA	ARMREST-99 RT, MOLDED - CARPENTER
4	129666-08-L03	EA	ARMREST - LEFT HAND (L09, L10)
4	129666-08-L11	EA	ARMREST - LEFT HAND (L11, L12)
	P29666-08-L03	EA	COVER - ARMREST/LEFT HAND (L09, L10)
	P29666-08-L11	EA	COVER - ARMREST/LEFT HAND (L11, L12)
	130698-02-000	EA	ARMREST-99 LT, MOLDED - CARPENTER
5	M05962-96-L09	EA	COVER - SEAT (L09, L10)
5	M05962-A6-L11	EA	COVER - SEAT - DRIVER (L11, L12)
6	130802-03-000	EA	SCREW F/LEVER
7	130802-02-000	EA	LEVER - RIGHT HAND
7	130802-01-000	EA	LEVER - LEFT HAND
8	132875-01-000	EA	FRAME - RIGHT HAND CHAIR/TALL BACK
8	132875-02-000	EA	FRAME - LEFT HAND CHAIR/TALL BACK
	007221-01-000	EA	SPACER - SEAT/ADJUSTER
	116104-04-02B	EA	BRACKET - ZEE W/HOLES - 3.2"

CURTAIN & CUSHION GROUP (CONTINUED)
LOUNGE CHAIR



KEY	PART NUMBER	U/M	DESCRIPTION
1	115470-01-K08	EA	CHAIR - SWIVEL
	P15470-01-K08	EA	COVER - CHAIR
2	127159-02-02B	EA	BRACKET - SEAT RELEASE - DUAL REMOTE
3	108049-04-000	EA	CABLE - W/SWITCHES - W/26" MINI LEVER ACTION
	108049-02-000	EA	CLIP - CABLE/PEDESTAL
4	119952-01-000	EA	SLIDE/SEAT - HEAVY DUTY NON LOCKING
5	107921-08-000	EA	PLATE - TOP PEDESTAL - W/O SEAT BELT BAR
	107921-06-000	EA	BEARING KIT - PEDESTAL
6	107921-01-000	EA	PEDESTAL/FLOOR MOUNTED - W/9.75" EXTENSION
7	108445-02-000	EA	PLATE/FLOOR MOUNTED - PEDESTAL SEAT
8	119952-03-000	EA	SLIDE/SEAT - HEAVY DUTY LOCKING - 2 STUDS
9	117125-01-02B	EA	BRACKET - CABLE MOUNT - ADJUSTER W/LOCK
10	007221-01-000	EA	SPACER - SEAT/ADJUSTER - 4 USED PER SWIVEL CHAIR

CURTAIN & CUSHION GROUP (CONTINUED)
WINDOW TREATMENT



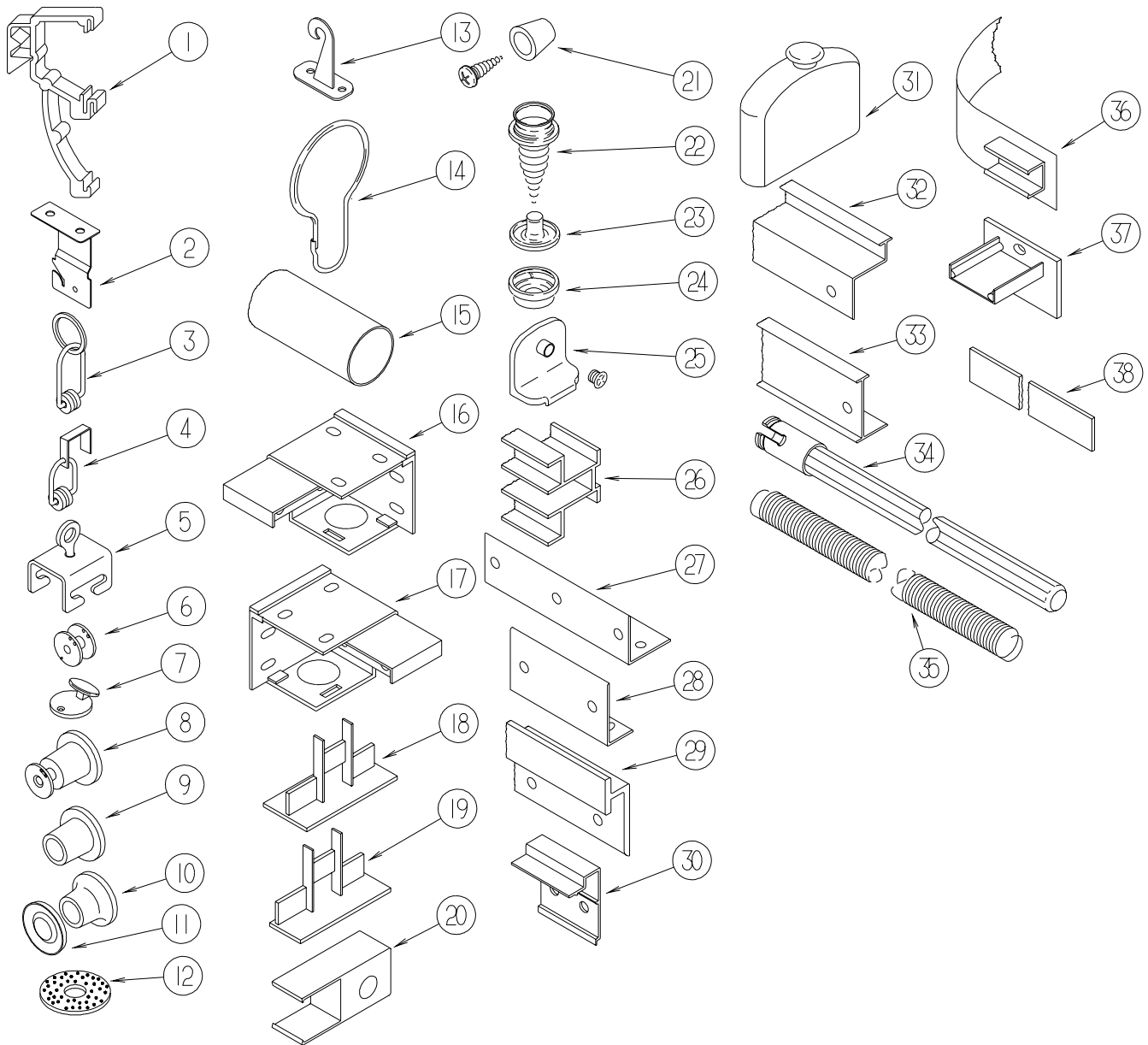
KEY	PART NUMBER	U/M	DESCRIPTION
1	133050-03-L09	EA	VALANCE - CORONADO - 45" - QUEEN BED (L09, L10)
1	133050-03-L11	EA	VALANCE - CORONADO - 45" - QUEEN BED (L11, L12)
1	133050-02-L09	EA	VALANCE - CORONADO - 53" - TWIN/DOUBLE BED (L09, L10)
1	133050-02-L11	EA	VALANCE - CORONADO - 53" - TWIN/DOUBLE BED (L11, L12)
1	111910-53-L09	EA	BLIND - DAY/NIGHTER - 42" X 28.5" (L09, L10)
1	111910-53-L11	EA	BLIND - DAY/NIGHTER - 42" X 28.5" (L11, L12)
1	127017-15-J40	EA	LEG - RIGHT - 27" (L09, L10)
1	127017-16-J40	EA	LEG - LEFT - 27" (L09, L10)
1	127017-15-L07	EA	LEG - RIGHT - 27" (L11, L12)
1	127017-16-L07	EA	LEG - LEFT - 27" (L11, L12)
2	109041-43-03A	EA	BLIND - MINI - 27" X 20" - ALABASTER PEARL
3	133050-01-L09	EA	VALANCE - CORONADO - 64.5" (L09, L10)
3	133050-01-L11	EA	VALANCE - CORONADO - 64.5" (L11, L12)
3	111910-57-L09	EA	BLIND - DAY/NIGHTER - 61" X 28.5" (L09, L10)
3	111910-57-L11	EA	BLIND - DAY/NIGHTER - 61" X 28.5" (L11, L12)
3	127017-11-K38	EA	LEG - RIGHT - 25"
3	127017-12-K38	EA	LEG - LEFT - 25"
4	101034-59-L09	EA	CURTAIN - RIGHT HAND - 19.5" X 31" (L09, L10)
4	101034-60-L09	EA	CURTAIN - LEFT HAND - 19.5" X 31" (L09, L10)
4	101034-59-L11	EA	CURTAIN - RIGHT HAND - 19.5" X 31" (L11, L12)
4	101034-60-L11	EA	CURTAIN - LEFT HAND - 19.5" X 31" (L11, L12)

CURTAIN & CUSHION GROUP (CONTINUED)
WINDOW TREATMENT (CONTINUED)

KEY	PART NUMBER	U/M	DESCRIPTION
5	101034-57-L09	EA	CURTAIN - RIGHT HAND - 21" X 56" (L09, L10)
5	101034-58-L09	EA	CURTAIN - LEFT HAND - 21" X 56" (L09, L10)
5	101034-57-L11	EA	CURTAIN - RIGHT HAND - 21" X 56" (L11, L12)
5	101034-58-L11	EA	CURTAIN - LEFT HAND - 21" X 56" (L11, L12)
6	119262-34-L09	EA	VALANCE - MONOCO - 31.75" (L09, L10)
6	119262-34-L11	EA	VALANCE - MONOCO - 31.75" (L11, L12)
6	084755-57-E07	EA	SHADE - PULL - 27.25"
7	133050-02-L09	EA	VALANCE - CORONADO - 53" - QUEEN/TWIN BED (L09, L10)
7	133050-02-L11	EA	VALANCE - CORONADO - 53" - QUEEN/TWIN BED (L11, L12)
7	133050-04-L09	EA	VALANCE - CORONADO - 31" - DOUBLE BED (L09, L10)
7	133050-04-L11	EA	VALANCE - CORONADO - 31" - DOUBLE BED (L11, L12)
7	111910-62-L09	EA	BLIND - DAY/NIGHTER - 49" X 27" (L09, L10)
7	111910-62-L11	EA	BLIND - DAY/NIGHTER - 49" X 27" (L11, L12)
7	127017-15-J40	EA	LEG - RIGHT - 27" (L09, L10)
7	127017-16-J40	EA	LEG - LEFT - 27" (L09, L10)
7	127017-15-L07	EA	LEG - RIGHT - 27" (L11, L12)
7	127017-16-L07	EA	LEG - LEFT - 27" (L11, L12)
	093487-10-01A	EA	CURTAIN - BUNK/PRIVACY/PLEATED - 31" X 100"
	076892-23-G07	EA	CURTAIN - CAB PRIVACY - 44" X 80"

CURTAIN & CUSHION GROUP (CONTINUED)

HARDWARE



**BLIND PARTS ARE COLOR COORDINATED TO MATCH THE COLOR OF THE BLINDS
HAMPTON TAN COLORS ARE USED BY THE ULTIMATE FREEDOM & ADVANTAGE
TITANIUM IS USED BY ALL ITASCAS
ANTELOPE IS USED BY ALL WINNEBAGOS**

KEY	PART NUMBER	U/M	DESCRIPTION
1	109353-04-000	EA	CLIP - VALANCE SLAT MOUNTING - CLEAR PLASTIC
2	084434-01-000	EA	BRACKET - MOUNTING - ROLLER SHADE - 1 3/8"
	096843-01-000	EA	SPRING - REWIND/ROLLER SHADE
	086276-01-000	EA	TAPE - DOUBLE SIDED - 1/2"
3	009701-01-000	EA	CARRIER - CURTAIN - L ROD
4	093487-91-000	EA	ROLLER/CLIP
5	009702-01-000	EA	END STOP - CURTAIN CARRIER - L ROD
6	097592-01-000	EA	SPOOL - CORD - ELEVATED BLIND HOLDUP - SMALL - CLEAR
7	102555-03-000	EA	CLEAT - BLIND CORD - MILKY WHITE PLASTIC
8	097592-02-000	EA	SPOOL - CORD - ELEVATED BLIND HOLDUP - LARGE - CLEAR
9	094896-02-000	EA	GROMMET - CORD/PLEATED BLIND - NYLON - GRAY
10	046867-03-000	EA	GROMMET - HANDY BUTTON #3
11	046867-02-000	EA	WASHER - HANDY BUTTON #3
12	103242-01-000	EA	VELCRO HOOK - BEIGE 7/8" ROUND W/CENTER HOLE
12	103242-02-000	EA	VELCRO HOOK - BLACK 7/8" ROUND W/CENTER HOLE
13	109441-03-000	EA	HOLD DOWN - BLIND (CLOUDY)
	109441-02-000	EA	HOLD DOWN - SPACER

CURTAIN & CUSHION GROUP (CONTINUED)
HARDWARE (CONTINUED)

KEY	PART NUMBER	U/M	DESCRIPTION
14	009136-02-000	EA	HANGER - RING - PIN TYPE - CURTAIN - BRASS
15	102075-01-02A	EA	ROD - SHOWER CURTAIN - 1" OD X 30.9" - SOFT WHITE
15	102075-06-02A	EA	ROD - SHOWER CURTAIN - 1" OD X 33.5" - SOFT WHITE
15	102075-09-01A	EA	ROD - SHOWER CURTAIN - 1" OD X 29.5" - OFF WHITE
15	102075-09-02A	EA	ROD - SHOWER CURTAIN - 1" OD X 46.3" - SOFT WHITE
15	102075-10-02A	EA	ROD - SHOWER CURTAIN - 1" OD X 46.3" - SOFT WHITE
15	102075-16-02A	EA	ROD - SHOWER CURTAIN - 1" OD X 34.2" - SOFT WHITE
15	102075-17-02A	EA	ROD - SHOWER CURTAIN - 1" OD X 39.3" - SOFT WHITE
15	102075-18-02A	EA	ROD - SHOWER CURTAIN - 1" OD X 38.9" - SOFT WHITE
15	102075-19-02A	EA	ROD - SHOWER CURTAIN - 1" OD X 39.3" - SOFT WHITE
16	083170-01-000	EA	BRACKET - BLIND - LEFT SIDE WHEN FACING WINDOW
17	083170-02-000	EA	BRACKET - BLIND - RIGHT SIDE WHEN FACING WINDOW
18	094907-04-000	EA	END CAP - BOTTOM/PLEATED BLIND (RH & LH)
19	094907-02-000	EA	END CAP - TOP/PLEATED BLIND - PLASTIC - GRAY
20	101033-02-000	EA	END CAP - TRACK/CLEAR
21	097564-03-000	EA	HANDLE - KNOB - E-Z LIFT SHADE - TAN
21	097564-04-000	EA	HANDLE - KNOB - E-Z LIFT SHADE - NAVY
21	097564-05-000	EA	HANDLE - KNOB - E-Z LIFT SHADE - TEAL
21	097564-06-000	EA	HANDLE - KNOB - E-Z LIFT SHADE - ALABASTER
21	097564-07-000	EA	HANDLE - KNOB - E-Z LIFT SHADE - SILVER
21	000G68-06-12J	EA	SCREW 6-18X.75 POH BRASS
22	029130-01-000	EA	SCREW - SNAP SOCKET - #8 PH X 5/8"
22	029130-03-000	EA	SCREW - SNAP SOCKET - #8 PH X 1"
23	029155-01-000	EA	CAP - SNAP - 5/32" OUTSIDE DIAMETER OF PIN
24	029156-01-000	EA	SOCKET - SNAP - 9/16" O.D.
24	029156-02-000	EA	SOCKET - SNAP - 27/64" O.D.
25	106544-01-000	EA	PULL - SHADE/BRASS
	106544-01-001	EA	SCREW - SHADE/BRASS
26	101033-08-000	EA	TRACK - WALL - 75"
26	101033-09-000	EA	TRACK - WALL - 32"
27	105648-01-02A	EA	BRACE - VALANCE - OFF/WHITE - 14"
27	075943-10-000	EA	BRACE - VALANCE - 20"
28	083125-07-000	EA	BRACE - WINDOW MOUNT - 2.5" - OFF WHITE
28	083125-08-000	EA	BRACE - WINDOW MOUNT - 3/4 - OFF WHITE
29	127254-03-02A	EA	TRACK - CURTAIN/RIGHT HAND - ANTELOPE - F & G SERIES
29	127254-03-03A	EA	TRACK - CURTAIN/RIGHT HAND - TITANIUM - F & G SERIES
29	133236-01-02A	EA	TRACK - CURTAIN/RIGHT HAND - TITANIUM - P SERIES
29	133236-01-01A	EA	TRACK - CURTAIN/RIGHT HAND - ANTELOPE - P SERIES
29	127254-04-02A	EA	TRACK - CURTAIN/LEFT HAND - ANTELOPE - F & G SERIES
29	127254-04-03A	EA	TRACK - CURTAIN/LEFT HAND - TITANIUM - F & G SERIES
29	133235-01-02A	EA	TRACK - CURTAIN/LEFT HAND - ANTELOPE - P SERIES
29	133235-01-01A	EA	TRACK - CURTAIN/LEFT HAND - ANTELOPE - P SERIES
30	076827-02-000	EA	BRACKET - LEG - 2.9" X 1.8" - TRIANGLE
31	093475-01-701	EA	CAP-END, WITH INVERTED STUD
32	105450-14-01A	EA	TRACK - CURTAIN - 90" - OFF WHITE
33	009700-04-002	EA	TRACK - CURTAIN - L SHAPED - 15.5' - OFF WHITE
33	118896-05-02A	EA	TRACK - CURTAIN - RIGHT HAND - HAMPTON TAN - Q-SERIES
33	118897-04-02A	EA	TRACK - CURTAIN - RIGHT HAND - HAMPTON TAN - Q-SERIES
33	126456-01-03A	EA	TRACK - CURTAIN - RIGHT HAND - TITANIUM - L-SERIES
33	126456-02-03A	EA	TRACK - CURTAIN - LEFT HAND - TITANIUM - L-SERIES
33	126456-03-02A	EA	TRACK - CURTAIN - RIGHT HAND - ANTELOPE - L-SERIES
33	126456-04-02A	EA	TRACK - CURTAIN - LEFT HAND - ANTELOPE - L-SERIES
34	093487-90-000	EA	WAND - 30" - FRONT WRAP AROUND
35	097591-01-000	EA	SPRING - EXTENSION/PLEATED BLIND
36	101031-01-000	YD	TAPE - GLIDE/CURTAIN - 4.25" SPACING
37	094907-06-000	EA	HARDWARE - END CAP - E-Z LIFT - TOP
38	089275-01-000	FT	STRIP - 3/4" X 96" - CLEAR POLYETHYLENE
	094908-03-000	FT	HARDWARE - SEMI-RIDGED PVC - EZ LIFT
	094908-04-000	FT	STRAP - FLAT POLY VINYL
	095567-01-000	EA	TACK - STRIP - .5" X 625' ROLL
	097593-02-000	FT	CORD - BLIND - PLEATED - GRAY
	097593-06-000	FT	CORD - BLIND - PLEATED - PEWTER
	097593-07-000	FT	CORD - BLIND - PLEATED - PALE JADE
	097593-10-000	FT	CORD - BLIND - PLEATED - VANILLA

CURTAIN & CUSHION GROUP (CONTINUED)
ACCESSORIES

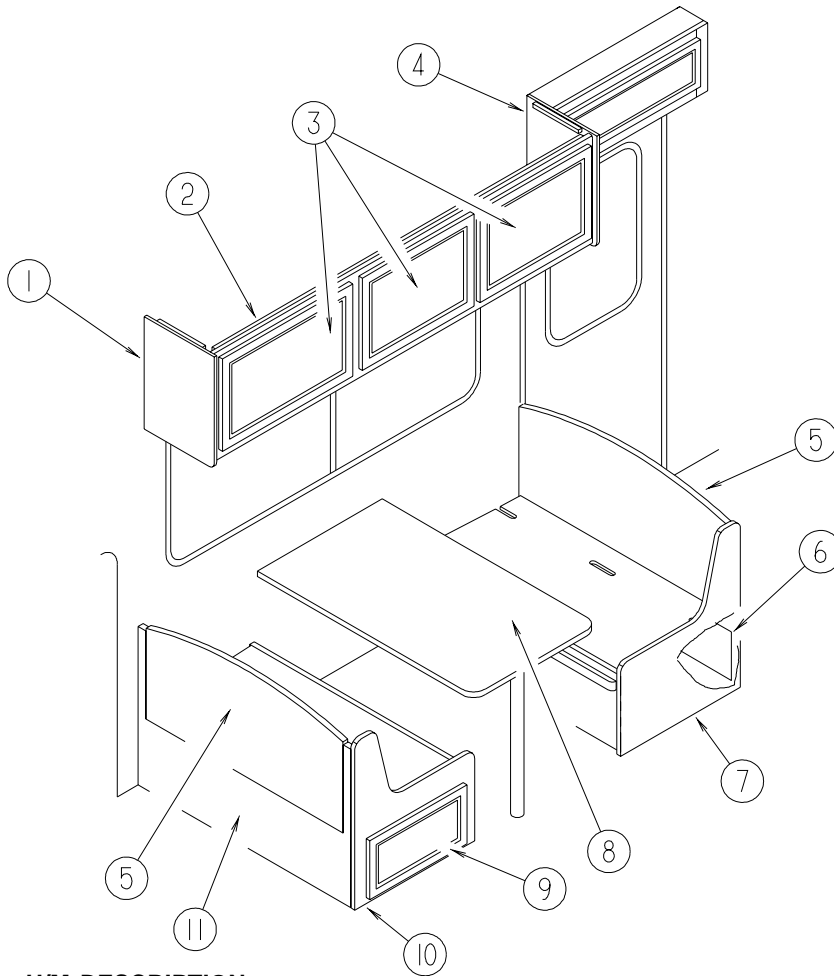
KEY	PART NUMBER	U/M	DESCRIPTION
	057759-01-000	EA	WASHER - FLAT F/SEAT BELT - 4" DIAMETER
	007021-01-000	EA	SEAT BELT - 2" X 90" - BLACK
	069178-02-000	EA	BRACKET - MOUNTING/ASSIST HANDLE - GRAY
	000C16-07-16B	EA	BOLT - CARRIAGE - ASSIST HANDLE - 7/16-14 X 1
	000D20-07-00B	EA	NUT - ACORN - ASSIST HANDLE - 7/16 - 14
	053552-02-K01	EA	HANDLE - ASSIST - INTERIOR/ENTRY DOOR - VINYL/OFF WHITE
	109353-04-000	EA	CLIP - VALANCE SLAT MOUNTING - CLEAR PLASTIC
	134249-01-06A	EA	HANDLE - ASSIST - WASHED MAPLE
	134249-01-04A	EA	HANDLE - ASSIST - WATERFORD OAK

CURTAIN & CUSHION GROUP (CONTINUED)
FABRICS

Family - 400's	L09/L10 Barbados (Plum)	L11/L12 Calypso (Neutral)
Bucket Seats	108446-S6-000	108446-S6-000
Dinette Cushions	126883-35-000	126883-41-000
Dinette Pads	108446-S6-000	108446-S6-000
Kitchen Chairs	126883-18-000	126883-18-000
Stackmore Chairs	126883-18-000	126883-18-000
Sofa	126883-35-000	126883-41-000
Swivel Chair	126883-18-000	126883-18-000
Lounge Windows	126883-35-000 126883-18-000	126883-41-000 126883-18-000
Lounge Pillow	126883-35-000	126883-41-000
Fringe Trim	126883-18-000 084415-B0-000	126883-18-000 084415-B3-000
Overhead Bunk	108446-S6-000	108446-S6-000
Bedroom Window	105745-L7-000 105745-E7-000	105745-L8-000 105745-L4-000
Bedroom Leg	105745-E7-000	105745-L4-000
Bedroom Pillow	105745-L7-000	105745-L8-000
Fringe Trim	105745-E7-000 084415-B0-000	105745-L4-000 084415-B3-000
Bedsread	105745-L7-000	105745-L8-000
Pillow Shams	105745-L7-000	105745-M7-000
Cord Trim	105745-L4-000 084415-B4-000	105745-64-000 084415-B5-000
Frt Wrap Curtain	072333-85-000	072333-85-000
Overhead Curtain	105745-L7-000	105745-L8-000
Drapery Lining	087272-03-000	087272-03-000
Ceiling Vinyl	113979-09-01A	113979-09-01A

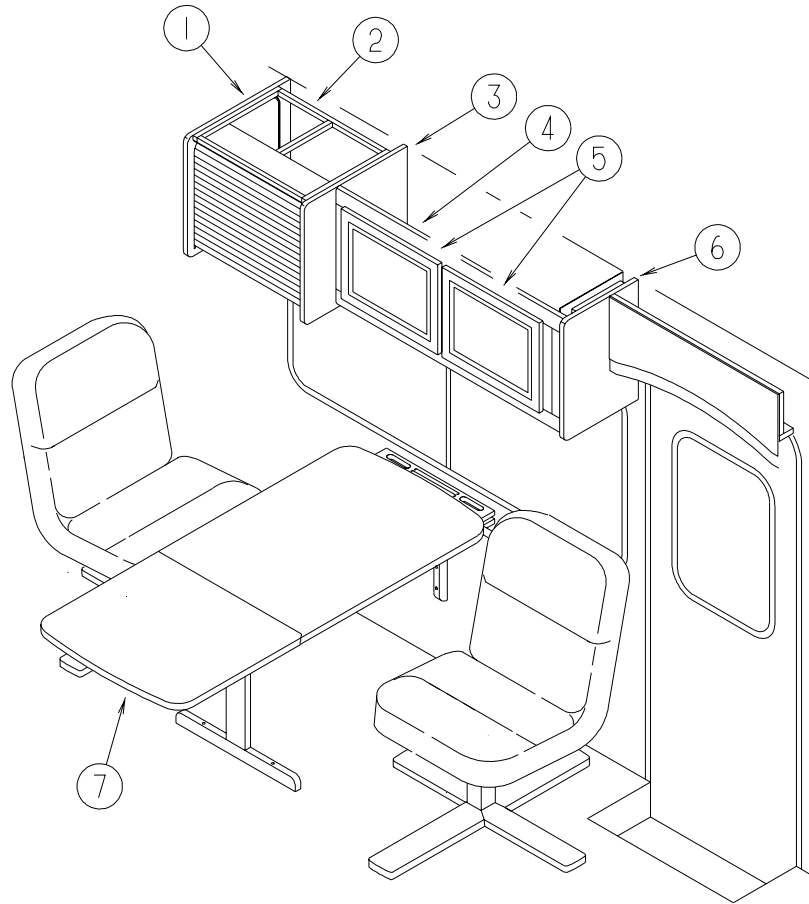
NOTE: THE FABRIC LISTED FIRST IN A BLOCK, IS THE LARGEST QUANTITY OF FABRIC USED.

DINETTE GROUP CABINETS



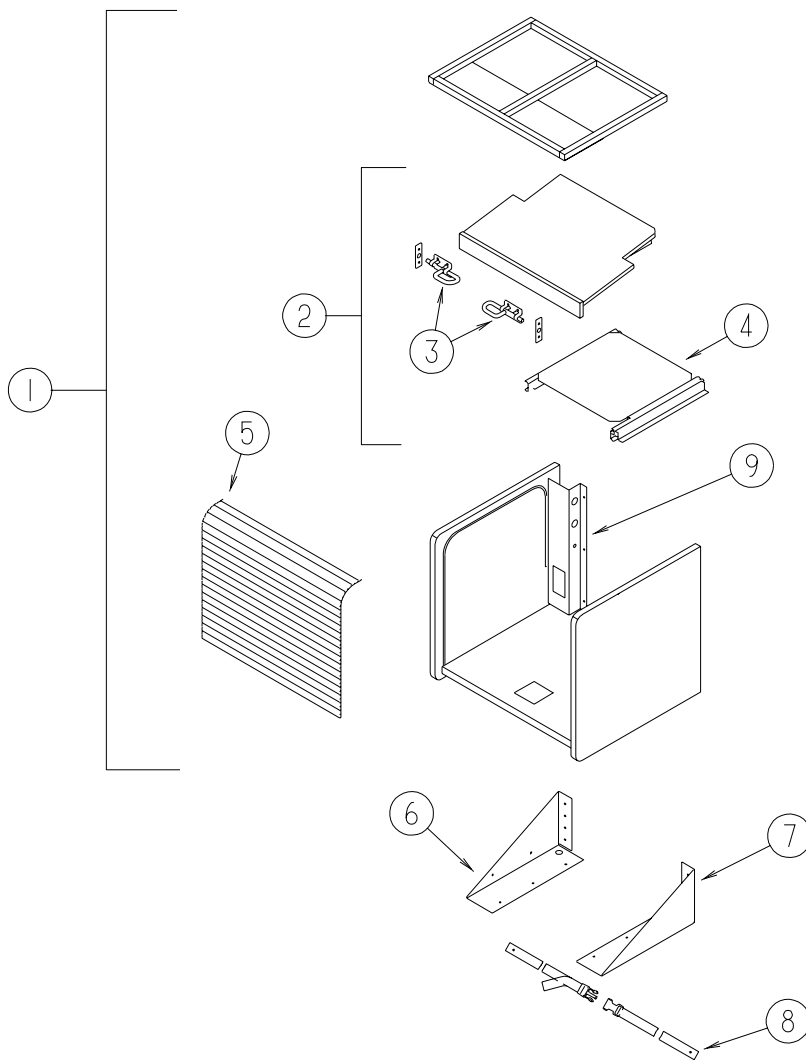
KEY	PART NUMBER	U/M	DESCRIPTION
1	109908-79-K09	EA	END CAP - OVERHEAD CABINET - WASHED MAPLE
1	109908-79-K01	EA	END CAP - OVERHEAD CABINET - WATERFORD OAK
2	124526-02-K09	EA	CABINET - OVERHEAD/FRONT - W/O DOORS/HARDWARE - WASHED MAPLE
2	124526-02-K19	EA	CABINET - OVERHEAD/FRONT - W/O DOORS/HARDWARE - WATERFORD OAK
3	131995-D1-L09	EA	DOOR - RAIL/SOLID PANEL - 15.7" X 20.4" - W/O HARDWARE - WASHED MAPLE
3	132141-08-L10	EA	DOOR - RAIL/VENEER - 15.7" X 20.4" - W/O HARDWARE - WATERFORD OAK
4	109908-80-K09	EA	END CAP - OVERHEAD CABINET - WASHED MAPLE
4	109908-80-K04	EA	END CAP - OVERHEAD CABINET - WATERFORD OAK
5	111338-06-K48	EA	PAD - DINETTE SEATBACK (L09, L10)
5	111338-06-L11	EA	PAD - DINETTE SEATBACK (L11, L12)
5	M08123-03-J40	EA	CABINET - SEATBACK - RIGHT HAND - WASHED MAPLE
5	M08123-03-G04	EA	CABINET - SEATBACK - RIGHT HAND - WATERFORD OAK
6	131995-G7-L09	EA	DOOR - RAIL/SOLID PANEL - 10" X 29.5" - W/O HARDWARE - WASHED MAPLE
6	131995-G7-L07	EA	DOOR - RAIL/SOLID PANEL - 10" X 29.5" - W/O HARDWARE - WATERFORD OAK
7	M08122-03-J40	EA	CABINET - SEATBASE - RIGHT HAND - W/O DOOR/DRAWER/HDW - WASHED MAPLE
7	M08122-03-G04	EA	CABINET - SEATBASE - RIGHT HAND - W/O DOOR/DRAWER/HDW - WATERFORD OAK
	081295-01-H37	EA	SUPPORT - BED/DINETTE - 28" LONG - WASHED MAPLE
	081295-01-G01	EA	SUPPORT - BED/DINETTE - 28" LONG - WATERFORD OAK
8	132034-04-L09	EA	TABLE TOP ONLY - 41.6" X 29.7" - WASHED MAPLE
8	132034-04-L15	EA	TABLE TOP ONLY - 41.6" X 29.7" - WATERFORD OAK
9	131995-G4-L09	EA	DOOR - RAIL/SOLID PANEL - 10" X 19.1" - W/O HARDWARE - WASHED MAPLE
9	131995-G4-L01	EA	DOOR - RAIL/SOLID PANEL - 10" X 19.1" - W/O HARDWARE - WATERFORD OAK
10	M08122-04-K09	EA	CABINET - SEATBASE - LEFT HAND - W/O DOOR/DRAWER/HDW - WASHED MAPLE
10	M08122-04-G04	EA	CABINET - SEATBASE - LEFT HAND - W/O DOOR/DRAWER/HDW - WATERFORD OAK
	081295-01-H37	EA	SUPPORT - BED/DINETTE - 28" LONG - WASHED MAPLE
	081295-01-G01	EA	SUPPORT - BED/DINETTE - 28" LONG - WATERFORD OAK
11	M08123-04-J40	EA	CABINET - SEATBACK - RIGHT HAND - WASHED MAPLE
11	M08123-04-G04	EA	CABINET - SEATBACK - RIGHT HAND - WATERFORD OAK
	122021-02-02A	EA	ANGLE - W/HOLES - 13.7" LONG - OFF WHITE

DINETTE GROUP (CONTINUED)
CABINETS (CONTINUED)



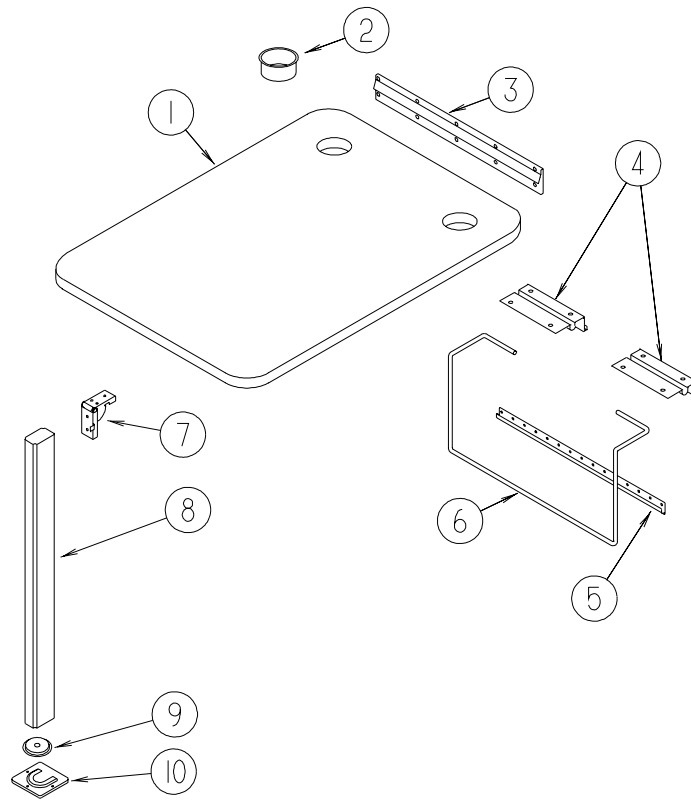
KEY	PART NUMBER	U/M	DESCRIPTION
1	109908-98-J40	EA	END CAP - OVERHEAD CABINET - WASHED MAPLE
1	109908-98-J01	EA	END CAP - OVERHEAD CABINET - WATERFORD OAK
2	M08163-05-L09	EA	CABINET - TV/VCP - W/O SHELF/SLIDES/SWIVEL- W/TAMBOUR DOOR - WASHED MAPLE FROM: 00-00-00 THRU: 11-03-99
2	M08163-09-K09	EA	CABINET - TV/VCP - W/O SHELF/SLIDES/SWIVEL- W/TAMBOUR DOOR - WASHED MAPLE FROM: 11-04-99 THRU: 99-99-99
2	M08163-05-L07	EA	CABINET - TV/VCP - W/O SHELF/SLIDES/SWIVEL- W/TAMBOUR DOOR - WATERFORD OAK FROM: 00-00-00 THRU: 11-03-99
2	M08163-09-K01	EA	CABINET - TV/VCP - W/O SHELF/SLIDES/SWIVEL- W/TAMBOUR DOOR - WATERFORD OAK FROM: 11-04-99 THRU: 99-99-99
2	M08163-06-J40	EA	CABINET - TV/VCP - W/SHELF/SLIDES/SWIVEL/TAMBOUR DOOR - WASHED MAPLE FROM: 00-00-00 THRU: 11-03-99
2	M08163-10-K09	EA	CABINET - TV/VCP - W/SHELF/SLIDES/SWIVEL/TAMBOUR DOOR - WASHED MAPLE FROM: 11-04-99 THRU: 99-99-99
2	M08163-06-L07	EA	CABINET - TV/VCP - W/SHELF/SLIDES/SWIVEL/TAMBOUR DOOR - WATERFORD OAK FROM: 00-00-00 THRU: 11-03-99
2	M08163-10-K01	EA	CABINET - TV/VCP - W/SHELF/SLIDES/SWIVEL/TAMBOUR DOOR - WATERFORD OAK FROM: 11-04-99 THRU: 99-99-99
3	109908-98-J40	EA	END CAP - OVERHEAD CABINET - WASHED MAPLE
3	109908-98-J01	EA	END CAP - OVERHEAD CABINET - WATERFORD OAK
4	124527-02-L09	EA	CABINET - OVERHEAD FRONT - W/O DOORS/HARDWARE - WASHED MAPLE
4	124527-02-K08	EA	CABINET - OVERHEAD FRONT - W/O DOORS/HARDWARE - WATERFORD OAK
5	131995-A4-L09	EA	DOOR - RAIL/SOLID PANEL - 14.3" X 17.9" - W/O HARDWARE - WASHED MAPLE
5	132141-59-L10	EA	DOOR - RAIL/VENEER - 14.3" X 17.9" - W/O HARDWARE - WATERFORD OAK
6	109908-80-K09	EA	END CAP - OVERHEAD CABINET - WASHED MAPLE
6	109908-80-K04	EA	END CAP - OVERHEAD CABINET - WATERFORD OAK
7	120898-02-L09	EA	TABLE - DROPLEAF - W/O LEG - WALL MOUNT - WASHED MAPLE
7	120898-02-L07	EA	TABLE - DROPLEAF - W/O LEG - WALL MOUNT - WATERFORD OAK

DINETTE GROUP (CONTINUED)
CABINETS (CONTINUED)



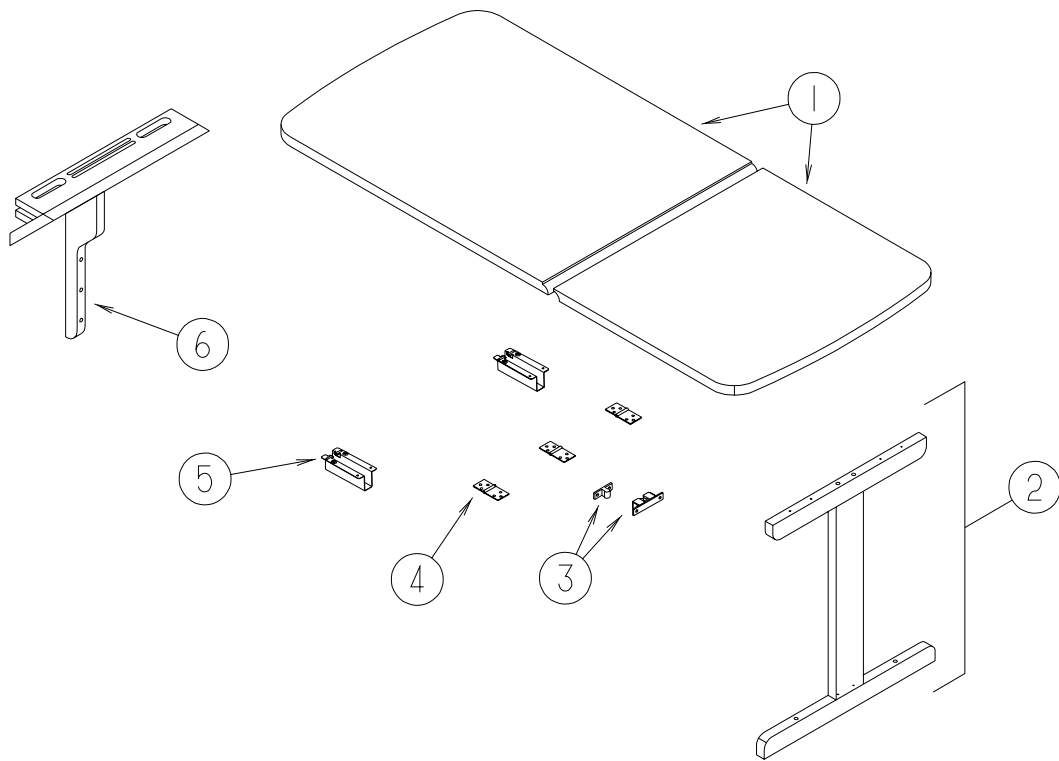
KEY	PART NUMBER	U/M	DESCRIPTION
1	M08163-05-L09	EA	CABINET - TV/VCP - W/O SHELF/SLIDES/SWIVEL- W/TAMBOUR DOOR - WASHED MAPLE FROM: 00-00-00 THRU: 11-03-99
1	M08163-09-K09	EA	CABINET - TV/VCP - W/O SHELF/SLIDES/SWIVEL- W/TAMBOUR DOOR - WASHED MAPLE FROM: 11-04-99 THRU: 99-99-99
1	M08163-05-L07	EA	CABINET - TV/VCP - W/O SHELF/SLIDES/SWIVEL- W/TAMBOUR DOOR - WATERFORD OAK FROM: 00-00-00 THRU: 11-03-99
1	M08163-09-K01	EA	CABINET - TV/VCP - W/O SHELF/SLIDES/SWIVEL- W/TAMBOUR DOOR - WATERFORD OAK FROM: 11-04-99 THRU: 99-99-99
1	M08163-06-J40	EA	CABINET - TV/VCP - W/SHELF/SLIDES/SWIVEL/TAMBOUR DOOR - WASHED MAPLE FROM: 00-00-00 THRU: 11-03-99
1	M08163-10-K09	EA	CABINET - TV/VCP - W/SHELF/SLIDES/SWIVEL/TAMBOUR DOOR - WASHED MAPLE FROM: 11-04-99 THRU: 99-99-99
1	M08163-06-L07	EA	CABINET - TV/VCP - W/SHELF/SLIDES/SWIVEL/TAMBOUR DOOR - WATERFORD OAK FROM: 00-00-00 THRU: 11-03-99
1	M08163-10-K01	EA	CABINET - TV/VCP - W/SHELF/SLIDES/SWIVEL/TAMBOUR DOOR - WATERFORD OAK FROM: 11-04-99 THRU: 99-99-99
2	125722-13-J01	EA	SHELF - W/SLIDE & SWIVEL
3	103256-01-000	EA	LATCH - SLIDE
4	116773-02-000	EA	SWIVEL/SLIDES - F/TV SHELF
5	057882-04-700	EA	TAMBOUR - 48" X 48" SHEET - UNFINISHED
6	122298-03-02B	EA	BRACKET - TV/VCR W/ANGLE - LEFT HAND - E-COATED
7	122298-02-02B	EA	BRACKET - TV/VCR W/ANGLE - RIGHT HAND - E-COATED
8	099717-04-000	EA	STRAP - TIE DOWN W/21.3" FEMALE STRAP & 27.2" MALE STRAP
9	122469-02-02B	EA	BRACKET - ZEE - W/CUTOUT - E-COATED
9	122469-01-02B	EA	BRACKET - ZEE

DINETTE GROUP (CONTINUED) TABLE



KEY	PART NUMBER	U/M	DESCRIPTION
1	132034-04-L09	EA	TABLE TOP ONLY - 41.6" X 29.7" - WASHED MAPLE
1	132034-04-L15	EA	TABLE TOP ONLY - 41.6" X 29.7" - WATERFORD OAK
2	064781-06-000	EA	HOLDER/CUP - TWO STEP - OFF WHITE
3	053200-13-000	EA	SUPPORT - TABLE - 18.5"
4	088410-02-000	EA	BRACKET - LIFT - TABLE MOUNTED
5	024281-15-000	EA	BRACKET/TABLE - LIFT ROD/LOWER WALL MOUNTED - 17.12"
6	024275-13-000	EA	ROD - TABLE LIFT - OFF/WHITE
7	093550-01-000	EA	BRACKET - HINGE - MOUNTS TO LEG & TABLE TOP - 1.7" X 2.6"
8	092707-04-08A	EA	LEG - TABLE - W/O HARDWARE - 27" - WASHED MAPLE
8	092707-04-05A	EA	LEG - TABLE - W/O HARDWARE - 27" - WATERFORD OAK
9	092593-01-05A	EA	CATCH - TABLE LEG - OFF/WHITE
10	049493-12-000	EA	CATCH - TABLE LEG/FLOOR MOUNTED - OFF WHITE

DINETTE GROUP (CONTINUED)
TABLE (CONTINUED)



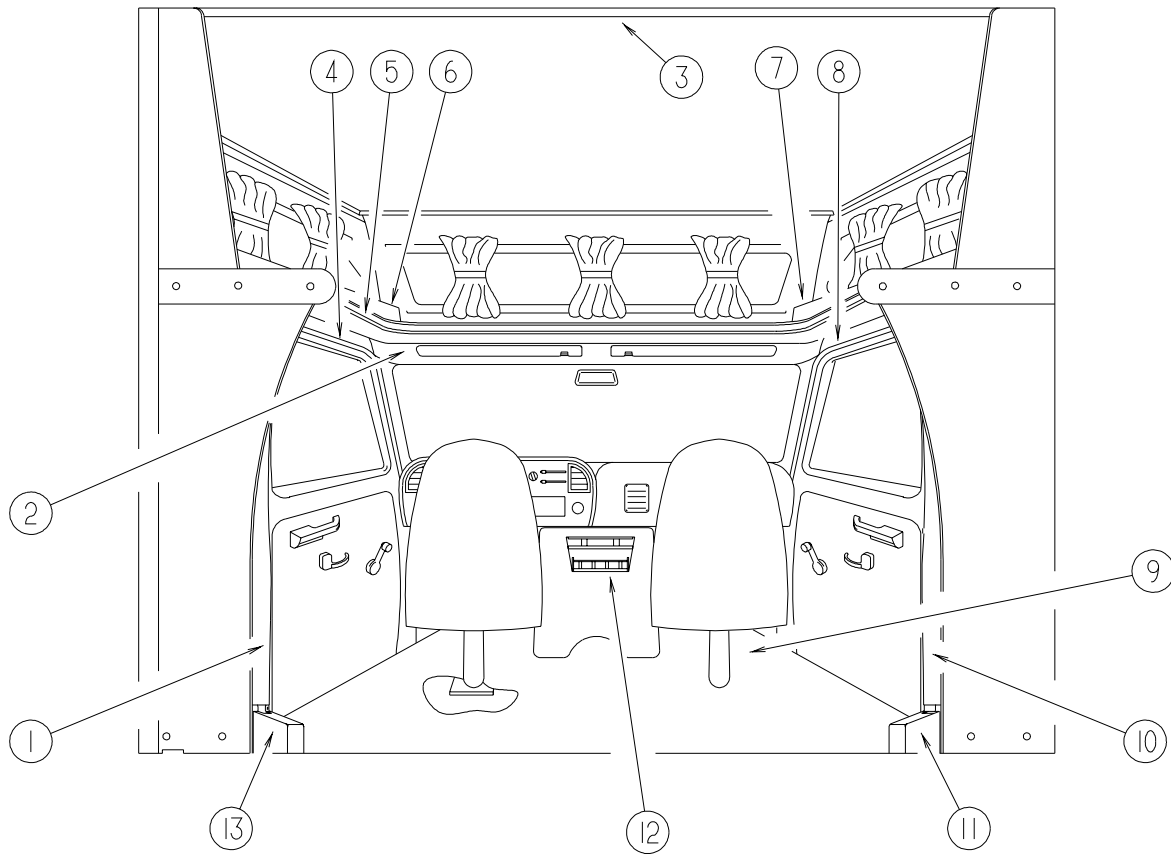
KEY	PART NUMBER	U/M	DESCRIPTION
1	120898-21-L09	EA	TABLE TOP - DROP LEAF - W/O LEG/WALL MOUNT - WASHED MAPLE
1	120898-21-L07	EA	TTABLE TOP - DROP LEAF - W/O LEG/WALL MOUNT - WATERFORD OAK
2	120898-26-K09	EA	LEG - W/O HARDWARE - WASHED MAPLE
2	120898-26-G04	EA	LEG - W/O HARDWARE - WATERFORD OAK
3	084451-01-000	EA	CATCH - BRASS
4	120972-01-01A	EA	HINGE - TABLE/DROP LEAF
5	120973-01-000	EA	SUPPORT - TABLE/DROP LEAF - PAIR
6	120898-25K29	EA	MOUNT - WALL - DROP LEAF TABLE - WASHED MAPLE
6	120898-25-H07	EA	MOUNT - WALL - DROP LEAF TABLE - WATERFORD OAK
	065740-01-000	EA	BRACE - CABINET/CORNER - PLASTIC
	093586-03-000	EA	CATCH - SPRING ROLLER
	093586-04-000	EA	STRIKE - SPRING STEEL

DRIVERS COMPARTMENT GROUP
INSTRUMENT PANEL

KEY	PART NUMBER	U/M	DESCRIPTION
	094795-09-000	EA	CLUSTER - INSTRUMENT PANEL - KILOMETERS - GAS/DIESEL-FORD
	100138-01-000	EA	MODULE - DAYTIME/RUNNING LIGHT
*	087202-01-000	EA	SWITCH - 4 POSITION - W/KNOB/BEZEL - 5 TERMINAL - REAR AUTO HEATER
	108357-09-000	EA	SWITCH - ROCKER SPDT - ON/NONE/MOM - 3 TERMINAL- "AUXILIARY START"
	108356-07-01A	EA	COVER/ACTUATOR SWITCH - 2 ROWS DIMPLES - AUX START - BLACK
	081994-07-000	EA	PLATE - SWITCH - "AUXILIARY START"
	108355-01-000	EA	HOUSING - SWITCH

***COMPONENT PARTS FOUND IN SERVICE PARTS LIBRARY**

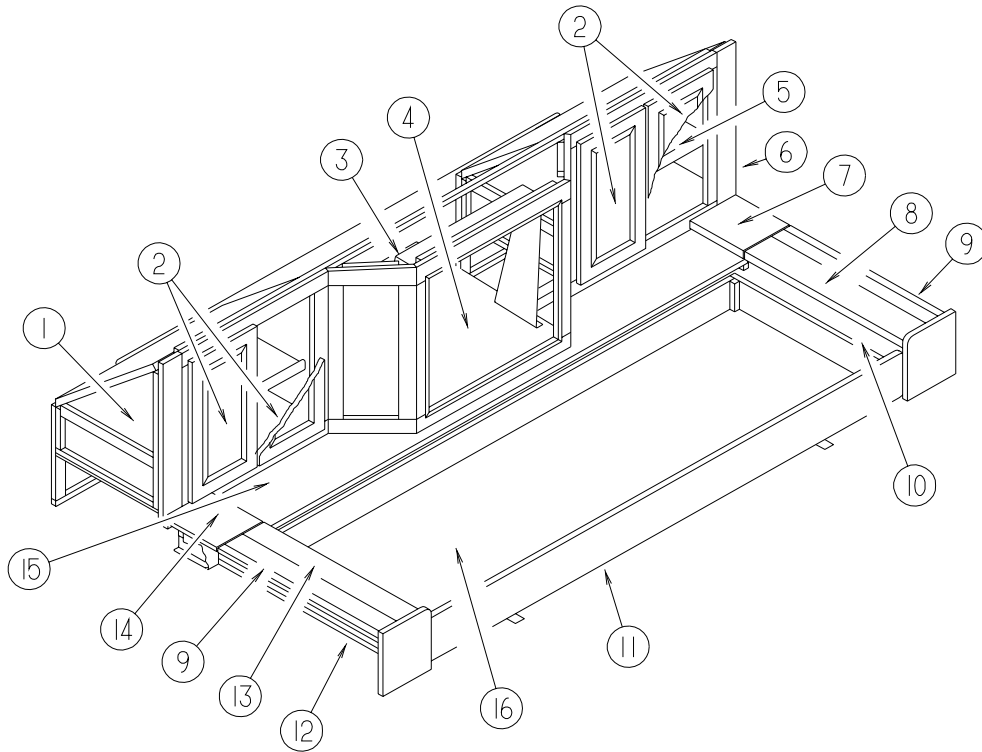
DRIVERS COMPARTMENT GROUP (CONTINUED)
FRONT INTERIOR



KEY	PART NUMBER	U/M	DESCRIPTION
1	125031-02-H04	EA	TRIM - CAB - B-PILLAR - DRIVER SIDE
2	106448-01-H04	EA	HEADLINER - W/VINYL
3	131666-01-01A	EA	TRIM - FRONT ROOF SECTION
3	082111-02-000	EA	COVER - ROOF BREAK - OFF WHITE
4	106447-04-H04	EA	TRIM - CAB DOOR - UPPER/LEFT HAND
5	119520-01-01A	FT	MOLDING-T - 1" - W/EDGE LIPS (OFF/WHITE-CREAM)
6	109894-01-J41	EA	CABINET - HAMPER - DRIVER/Front - WASHED MAPLE
6	109894-01-L03	EA	CABINET - HAMPER - DRIVER/Front - WATERFORD OAK
7	109894-03-K08	EA	CABINET - HAMPER - PASSENGER/Front - W/O HARDWARE - WASHED MAPLE
7	109894-03-L03	EA	CABINET - HAMPER - PASSENGER/Front - WATERFORD OAK
8	106447-03-H04	EA	TRIM - CAB DOOR - UPPER/RIGHT HAND
9	125780-03-000	EA	MAT - FLOOR - FRONT PASSENGER - "1" - FORD
9	125780-04-000	EA	MAT - FLOOR - FRONT DRIVER - "1" - FORD
10	125031-01-H04	EA	TRIM - CAB - B-PILLAR - PASSENGER SIDE
11	106431-01-02A	EA	COVER - SEATBELT RECOIL - PASSENGER SIDE - VW GRAY
12	125291-01-01A	EA	TRAY - BEVERAGE - F/DELUXE MOTOR COVER (1999 CHASSIS)
12	134093-01-01A	EA	CONSOLE-FORD,MODIFIED
	133834-01-01A	EA	TRAY - BEVERAGE - 2 HOLE/INSERT MOTOR COVER (2000 CHASSIS)
	133831-01-01A	EA	HOLDER - CUP W/THREE CENTERLINE RUBBER FINGERS
13	106431-02-02A	EA	COVER - SEATBELT RECOIL - DRIVER SIDE - VW GRAY
*	106025-03-01A	EA	LADDER - BUNK - BLACK - 47.3"
	091952-01-000	EA	CLIP-GRIPPER - 1"

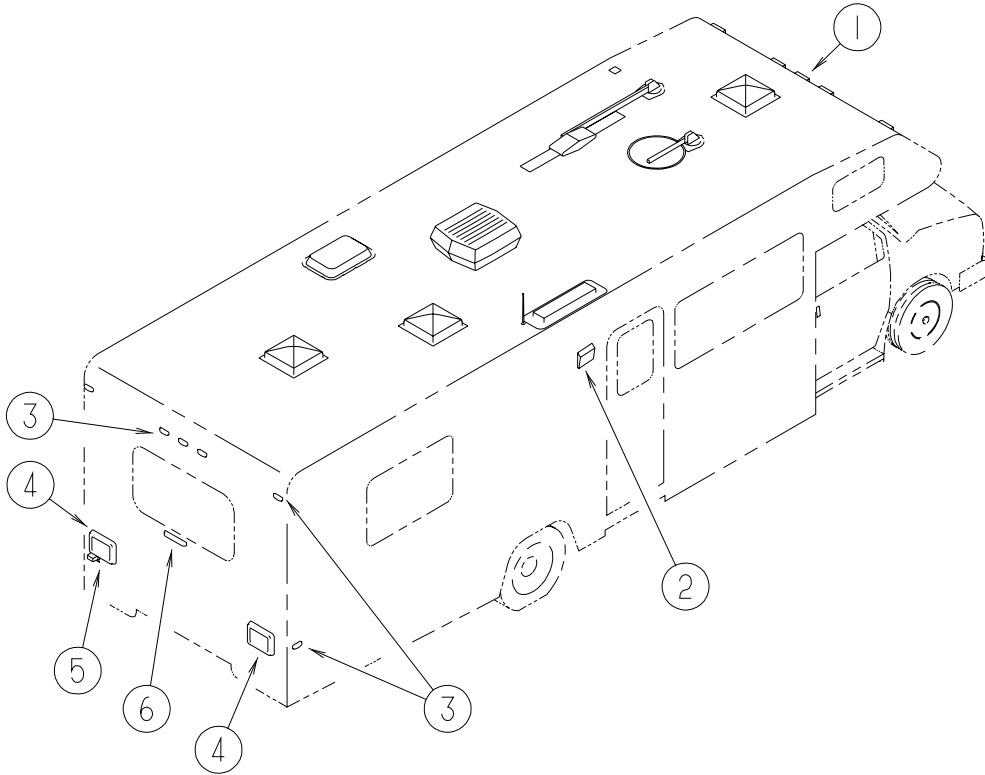
***COMPONENT PARTS FOUND IN SERVICE PARTS LIBRARY**

DRIVERS COMPARTMENT GROUP (CONTINUED)
CABINETS



KEY	PART NUMBER	U/M	DESCRIPTION
1	133221-02-L09	EA	CABINET - ENTERTAINMENT CENTER/SHELF - W/O HARDWARE - WASHED MAPLE
	133221-11-L09	EA	SHELF - W/EDGE MOLDING - WASHED MAPLE
1	133221-02-L07	EA	CABINET - ENTERTAINMENT CENTER/SHELF - W/O HARDWARE - WATERFORD OAK
	113156-11-G04	EA	SHELF - W/MOLDING - WATERFORD OAK
2	131995-35-L09	EA	DOOR - RAIL/SOLID PANEL - 10.6" X 19.8" - W/O HARDWARE - WASHED MAPLE
2	132141-92-L10	EA	DOOR - RAIL/VENEER - 10.6" X 19.8" - W/O HARDWARE - WATERFORD OAK
3	110790-03-000	EA	BRACKET - TIEDOWN/TV
4	111356-02-J40	EA	SHELF - TV - W/TIEDOWN BRACKET - WASHED MAPLE
4	111356-02-J01	EA	SHELF - TV - W/TIEDOWN BRACKET - WATERFORD OAK
5	133221-01-L09	EA	CABINET - ENTERTAINMENT CENTER/SHELF - W/O HARDWARE - WASHED MAPLE
	133221-11-L09	EA	SHELF - W/EDGE MOLDING - WASHED MAPLE
5	133221-01-L07	EA	CABINET - ENTERTAINMENT CENTER/SHELF - W/O HARDWARE - WATERFORD OAK
	133221-11-L07	EA	SHELF - W/MOLDING - WATERFORD OAK
6	133234-01-L09	EA	CABINET - ENTERTAINMENT CENTER FACE - W/O HARDWARE - WASHED MAPLE
6	133234-01-L07	EA	CABINET - ENTERTAINMENT CENTER FACE - W/O HARDWARE - WATERFORD OAK
7	113155-19-L01	EA	COUNTERTOP - ENTERTAINMENT CENTER STORAGE
8	113155-12-L01	EA	COUNTERTOP - ENTERTAINMENT CENTER STORAGE
9	113155-21-K08	EA	COUNTERTOP - ENTERTAINMENT CENTER STORAGE
10	113155-03-L09	EA	CABINET/STORAGE - RIGHT END - W/FLIP UP COUNTERTOP - WASHED MAPLE
10	113155-03-L07	EA	CABINET/STORAGE - RIGHT END - W/FLIP UP COUNTERTOP - WATERFORD OAK
11	100847-11-J40	EA	FACE - DRAWER VINYL COVERED - 5.5" X 76.7" - WASHED MAPLE
11	100847-11-J02	EA	FACE - DRAWER VINYL COVERED - 5.5" X 76.7" - WATERFORD OAK
12	113155-04-L09	EA	CABINET/STORAGE - LEFT END - W/FLIP UP COUNTERTOP - WASHED MAPLE
12	113155-04-L07	EA	CABINET/STORAGE - LEFT END - W/FLIP UP COUNTERTOP - WATERFORD OAK
	113155-18-L01	EA	COUNTERTOP - ENTERTAINMENT CENTER STORAGE
	113155-11-L01	EA	COUNTERTOP - ENTERTAINMENT CENTER STORAGE
15	133234-12-L09	EA	SHELF - W/EDGE MOLDING - WASHED MAPLE
15	133234-12-L07	EA	SHELF - W/MOLDING - WATERFORD OAK
16	100847-01-L09	EA	DRAWER - ENTERTAINMENT CENTER - W/O HARDWARE - WASHED MAPLE
16	100847-01-L07	EA	DRAWER - ENTERTAINMENT CENTER - W/O HARDWARE - WATERFORD OAK

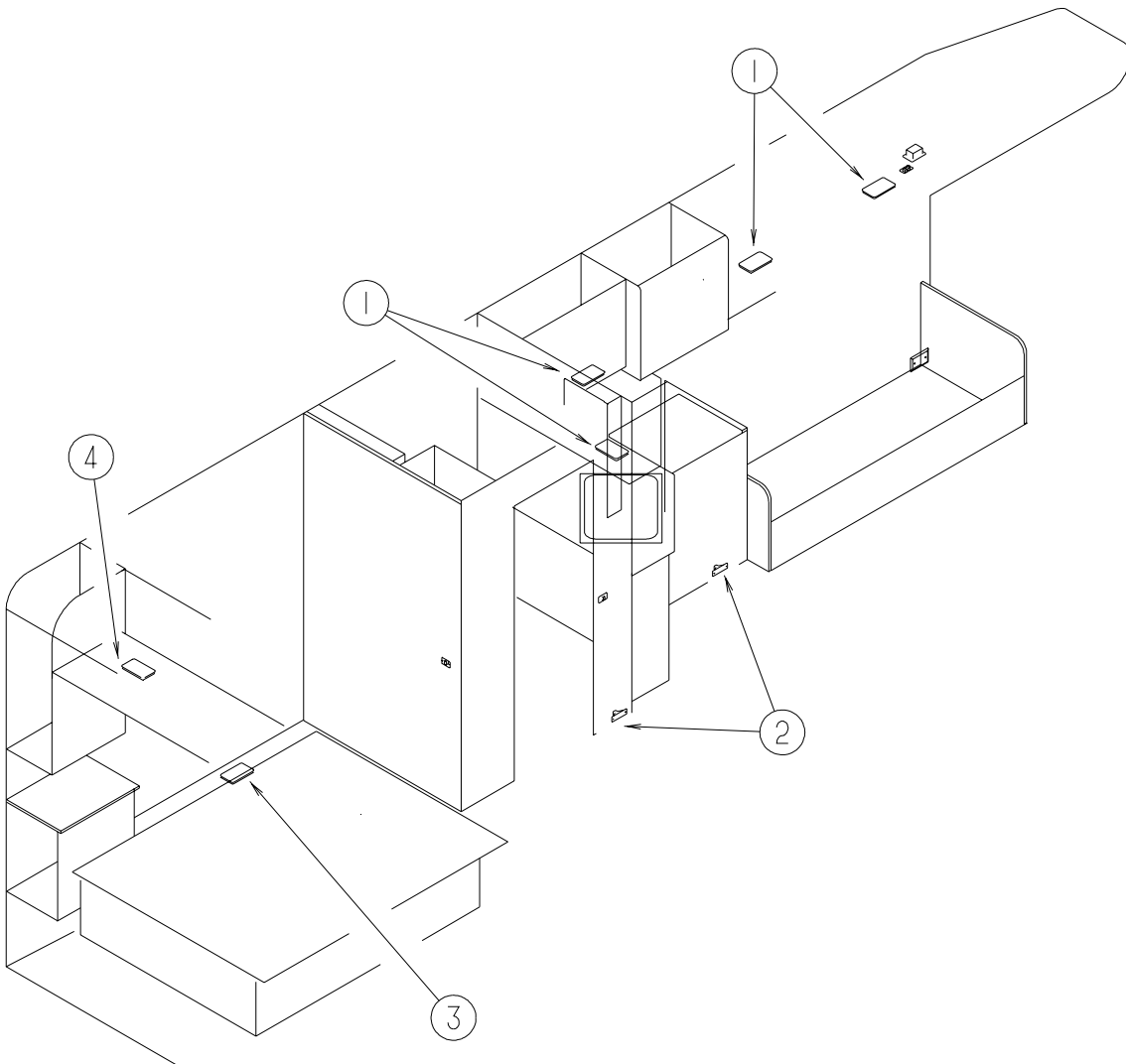
ELECTRICAL GROUP LIGHTS



KEY	PART NUMBER	U/M	DESCRIPTION
1	111102-01-000	EA	BASE - LAMP MARKER
1	111102-02-000	EA	LENS - AMBER - MARKER LAMP
	036196-01-000	EA	BULB - 12 VOLT - #194 - .27 AMP - BAYONETTE
2*	097917-01-06A	EA	LIGHT - PORCH - BRIGHT WHITE
	008215-01-000	EA	BULB - 12 VOLT - #1003 - .94 AMP
2*	008089-02-000	EA	LIGHT - PORCH - RECESSED - CANADIAN
	091981-01-000	EA	GASKET - PORCH LIGHT
	008214-01-000	EA	BULB - 12 VOLT - #67 - .59 AMP
3	111102-01-000	EA	BASE - LAMP MARKER
3	111102-03-000	EA	LENS - RED - MARKER LAMP
	036196-01-000	EA	BULB - 12 VOLT - #194 - .27 AMP - BAYONETTE
4*	081638-01-000	EA	TAILLIGHT/DOUBLE W/BLACK TRIM - DRIVER/PASSENGER SIDE
4	103355-02-01A	EA	POD - TAIL LIGHT - BRIGHT WHITE
4	037934-01-000	EA	BULB - 12V - #1156 - 2.1 AMP CLEAR GLASS (BACK UP & TURN SIGNAL)
4	037935-01-000	EA	BULB - 12V - #1157 OR #2057 - 2.1 AMP - CLEAR GLASS (BRAKE LIGHT)
5	066432-02-000	EA	LIGHT - LICENSE - BLACK
	066432-03-000	EA	BRACKET - LICENSE PLATE
6	121950-01-000	EA	LIGHT - BRAKE - CENTER MOUNT

***COMPONENT PARTS FOUND IN SERVICE PARTS LIBRARY**

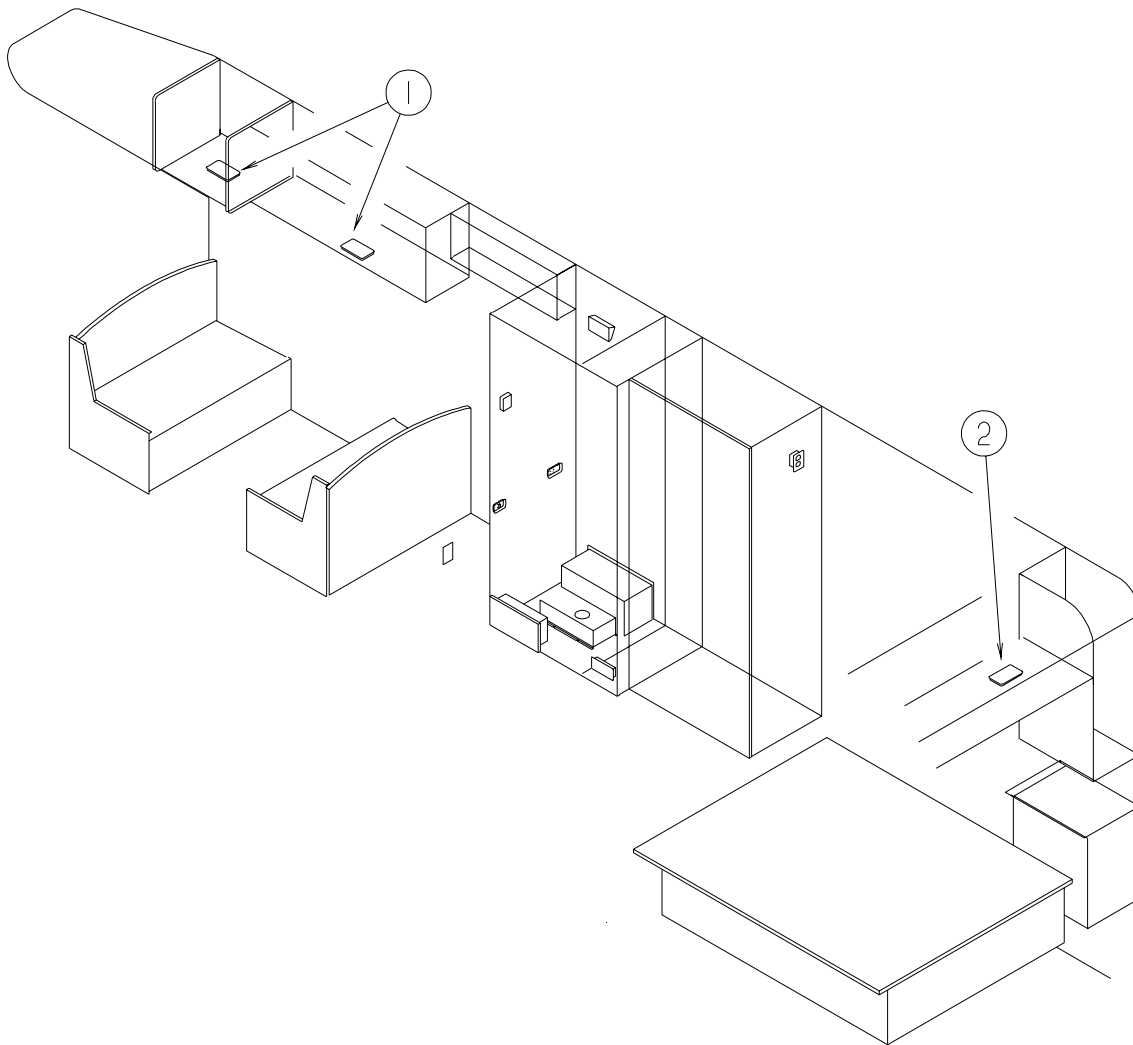
ELECTRICAL GROUP (CONTINUED)
LIGHTS (CONTINUED)



KEY	PART NUMBER	U/M	DESCRIPTION
1*	098024-05-02A	EA	LIGHT - DOME - 1 BULB - SKYLITE/OPTI CLEAR
	008218-01-000	EA	BULB - 12 VOLT - #1141 - 1.44 AMP
2	061424-01-000	EA	LIGHT - AISLE - 12 VOLT - RECTANGULAR
3*	098024-01-03A	EA	LIGHT - DOME - 1 BULB - WHITE
	008218-01-000	EA	BULB - 12 VOLT - #1141 - 1.44 AMP
4*	098024-05-02A	EA	LIGHT - DOME - 1 BULB - SKYLITE/OPTI CLEAR
	008218-01-000	EA	BULB - 12 VOLT - #1141 - 1.44 AMP
4	104173-01-01A	EA	LIGHT - DESIGNER - BRASS - UL
	008218-01-000	EA	BULB - 12 VOLT - #1141 - 1.44 AMP
4	104172-01-01A	EA	LIGHT - BULLET - BULB #93 12V - CANADIAN
	117806-01-000	EA	BULB - 12 VOLT #912 - 1.0 AMPS

***COMPONENT PARTS FOUND IN SERVICE PARTS LIBRARY**

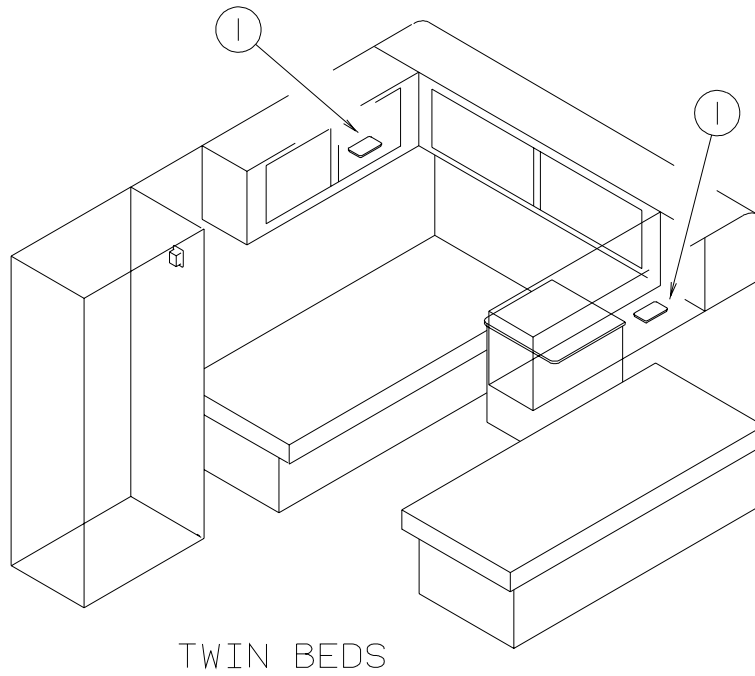
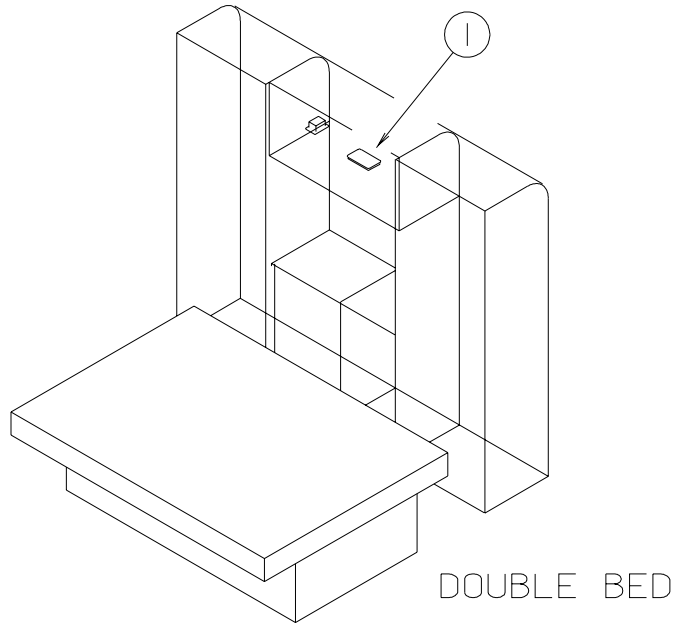
ELECTRICAL GROUP (CONTINUED)
LIGHTS (CONTINUED)



KEY	PART NUMBER	U/M	DESCRIPTION
1*	098024-05-02A	EA	LIGHT - DOME - 1 BULB - SKYLITE/OPTI CLEAR
	008218-01-000	EA	BULB - 12 VOLT - #1141 - 1.44 AMP
2*	098024-05-02A	EA	LIGHT - DOME - 1 BULB - SKYLITE/OPTI CLEAR
	008218-01-000	EA	BULB - 12 VOLT - #1141 - 1.44 AMP
2	104173-01-01A	EA	LIGHT - DESIGNER - BRASS - UL
	008218-01-000	EA	BULB - 12 VOLT - #1141 - 1.44 AMP
2	104172-01-01A	EA	LIGHT - BULLET - UL/CSA
	117806-01-000	EA	BULB - 12 VOLT #912 - 1.0 AMPS

***COMPONENT PARTS FOUND IN SERVICE PARTS LIBRARY**

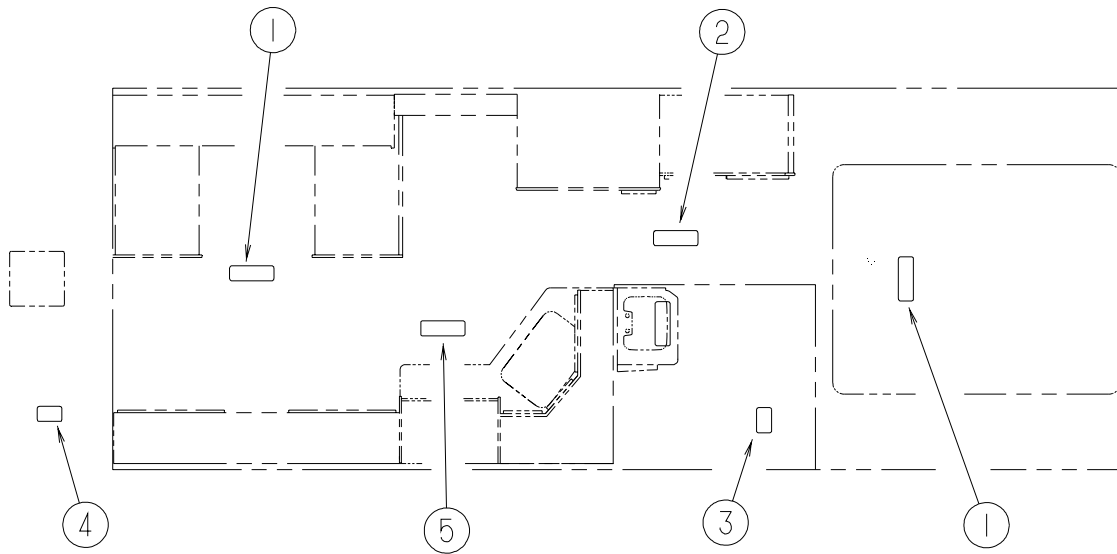
ELECTRICAL GROUP (CONTINUED)
LIGHTS (CONTINUED)



KEY	PART NUMBER	U/M	DESCRIPTION
1*	098024-05-02A	EA	LIGHT - DOME - 1 BULB - SKYLITE/OPTI CLEAR
	008218-01-000	EA	BULB - 12 VOLT - #1141 - 1.44 AMP
1	104173-01-01A	EA	LIGHT - DESIGNER - BRASS - UL
	008218-01-000	EA	BULB - 12 VOLT - #1141 - 1.44 AMP
1	104172-01-01A	EA	LIGHT - BULLET - UL/CSA
	117806-01-000	EA	BULB - 12 VOLT #912 - 1.0 AMPS

***COMPONENT PARTS FOUND IN SERVICE PARTS LIBRARY**

ELECTRICAL GROUP (CONTINUED)
LIGHTS (CONTINUED)



KEY	PART NUMBER	U/M	DESCRIPTION
1	098024-08-02A	EA	LIGHT - DOME W/O SWITCH - 2 BULB FROM: 00-00-00 THRU: 03-05-00
1	098024-09-02A	EA	LIGHT - DOME - 1 LENS/2 BULB FIXTURE - NO SWITCH FROM: 03-06-00 THRU: 99-99-99
2*	098024-03-02A	EA	LIGHT - DOME - 2 BULB - WHITE
	008218-01-000	EA	BULB - 12 VOLT - #1141 - 1.44 AMP
3*	121935-01-01A	EA	LIGHT - DOME - SHOWER
4*	098024-05-02A	EA	LIGHT - DOME - 1 BULB - SKYLITE/OPTI CLEAR
	008218-01-000	EA	BULB - 12 VOLT - #1141 - 1.44 AMP
4	104173-01-01A	EA	LIGHT - DESIGNER - BRASS - UL
	008218-01-000	EA	BULB - 12 VOLT - #1141 - 1.44 AMP
4	104172-01-01A	EA	LIGHT - BULLET - UL/CSA
	117806-01-000	EA	BULB - 12 VOLT #912 - 1.0 AMPS
5	098024-08-02A	EA	LIGHT - DOME W/O SWITCH - 2 BULB FROM: 00-00-00 THRU: 03-05-00
5	098024-09-02A	EA	LIGHT - DOME - 1 LENS/2 BULB FIXTURE - NO SWITCH FROM: 03-06-00 THRU: 99-99-99
5	130338-01-01A	EA	LIGHT - FLUORESCENT 18" - THIN LITE
	091937-03-000	EA	BULB - FLUORESCENT LIGHT - 12 VOLT

CIRCUIT BREAKERS & FUSES

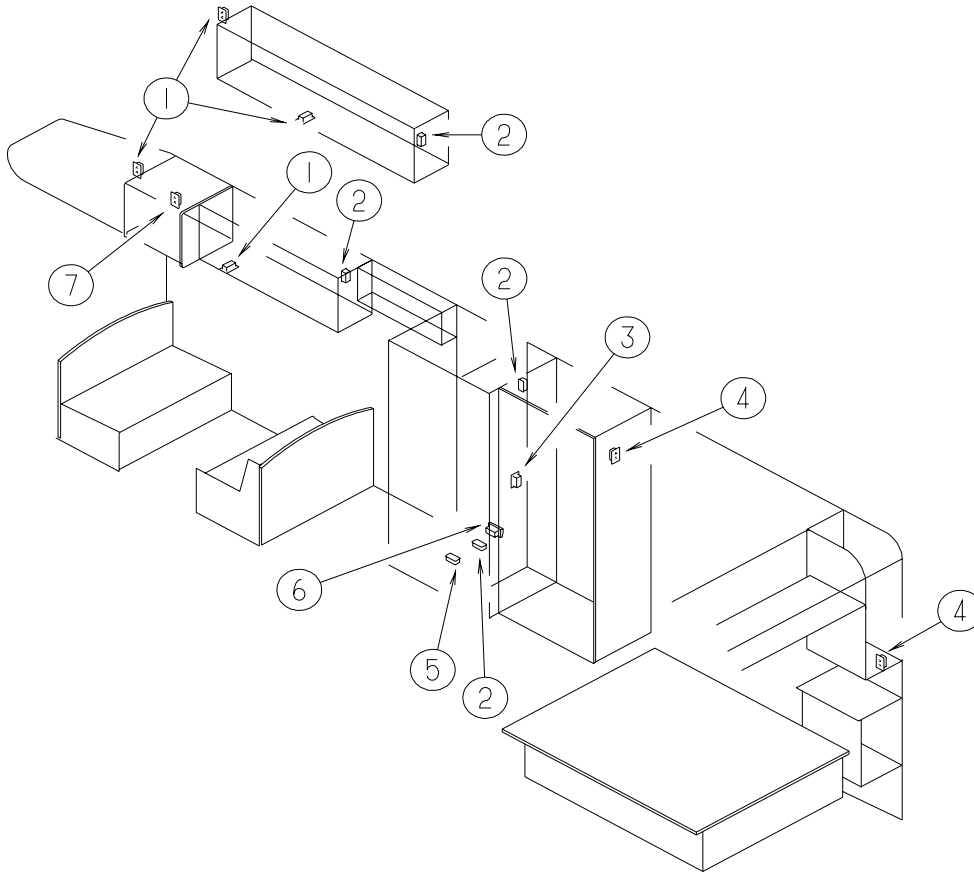
KEY	PART NUMBER	U/M	DESCRIPTION
	008235-01-000	EA	FUSE - 15 AMP/12VOLT - AUTOMOTIVE
	062901-02-000	EA	FUSE - 5 AMP - AUTOMOTIVE
	062901-05-000	EA	FUSE - 15 AMP - AUTOMOTIVE
	083209-02-000	EA	CIRCUIT BREAKER - 15/15 AMP - 120 VOLT
	083209-03-000	EA	CIRCUIT BREAKER - 15/20 AMP - 120 VOLT
	083209-06-000	EA	CIRCUIT BREAKER - 30/15 AMP - 120 VOLT
	093654-01-000	EA	CIRCUIT BREAKER - 6 AMP - 12 VOLT
	093654-03-000	EA	CIRCUIT BREAKER - 20 AMP - 12 VOLT
	093655-01-000	EA	CIRCUIT BREAKER - 25 AMP - 12 VOLT
	093655-02-000	EA	CIRCUIT BREAKER - 30 AMP - 12 VOLT
	100341-01-000	EA	FUSE HOLDER - IN LINE TYPE
	108669-01-000	EA	HOUSING - AUTO FUSE HOLDER

CONVERTER, INVERTER, & LOAD CENTERS

KEY	PART NUMBER	U/M	DESCRIPTION
	099048-03-000	EA	INVERTER - 130 WATT
	113132-01-000	EA	LOAD CENTER - 120/240 VOLT - 60 AMP
	123058-02-000	EA	CONVERTER - 45 AMP - ELECTRONIC - 4 1/8"H X 7"W X 12 3/8"L

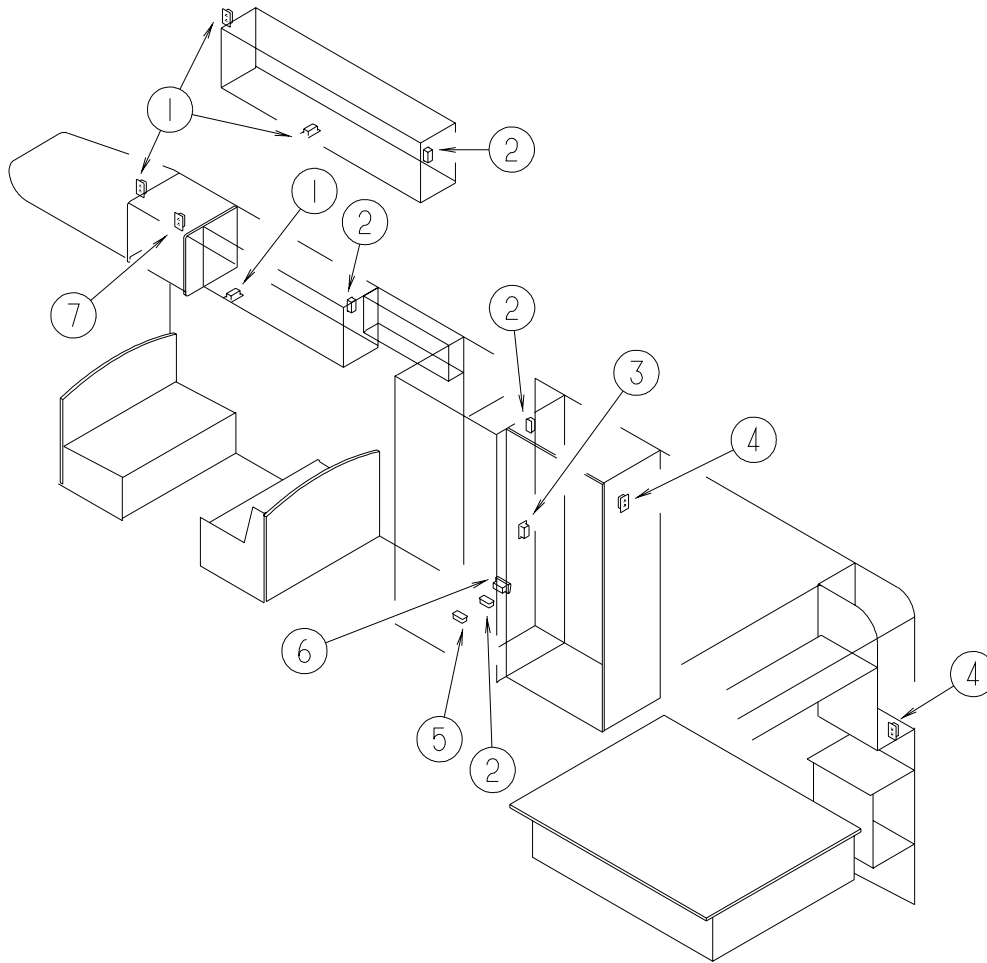
ELECTRICAL GROUP (CONTINUED)

RECEPTACLES



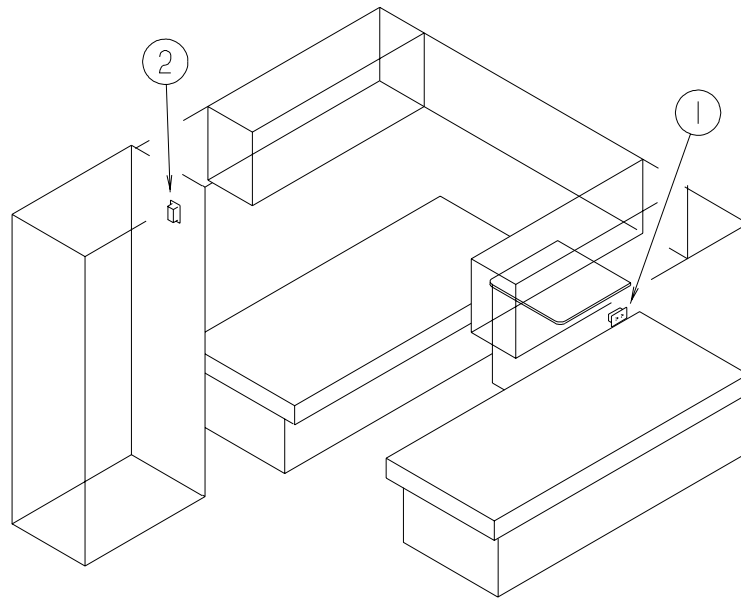
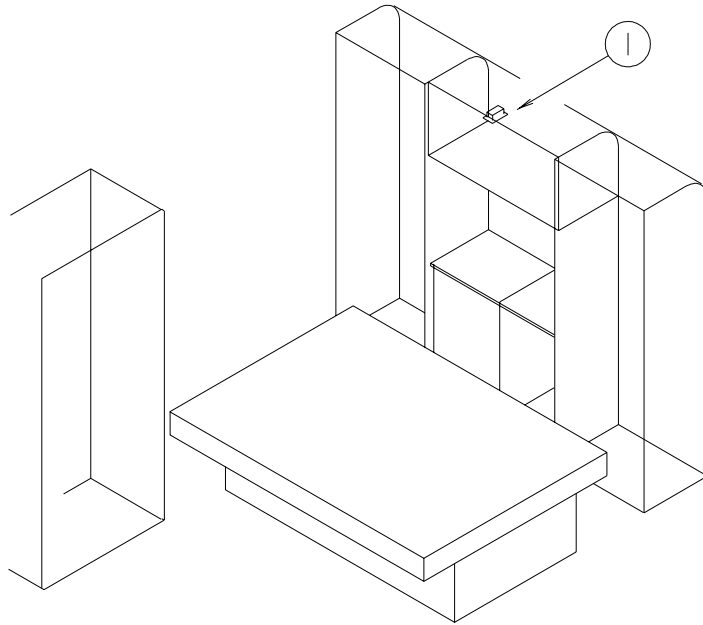
KEY	PART NUMBER	U/M	DESCRIPTION
1	058708-02-000	EA	RECEPTACLE - ELECTRIC - DOUBLE - IVORY
1	133713-01-02A	EA	SPACER - RECEPTACLE - WASHED MAPLE
1	133713-01-01A	EA	SPACER - RECEPTACLE - WATERFORD OAK
2	058707-02-000	EA	RECEPTACLE - BLANK - JUNCTION BOX
3	058708-01-000	EA	RECEPTACLE - ELECTRIC - DOUBLE - BROWN
4	058708-05-000	EA	RECEPTACLE - ELECTRIC - SINGLE - BROWN
5	084076-01-000	EA	RECEPTACLE - GFI - 15 AMP/125 VOLT - IVORY - W/COVER
6	024924-02-000	EA	RECEPTACLE - POWER CORD - W/PARTIAL PLATE

ELECTRICAL GROUP (CONTINUED)
RECEPTACLES (CONTINUED)



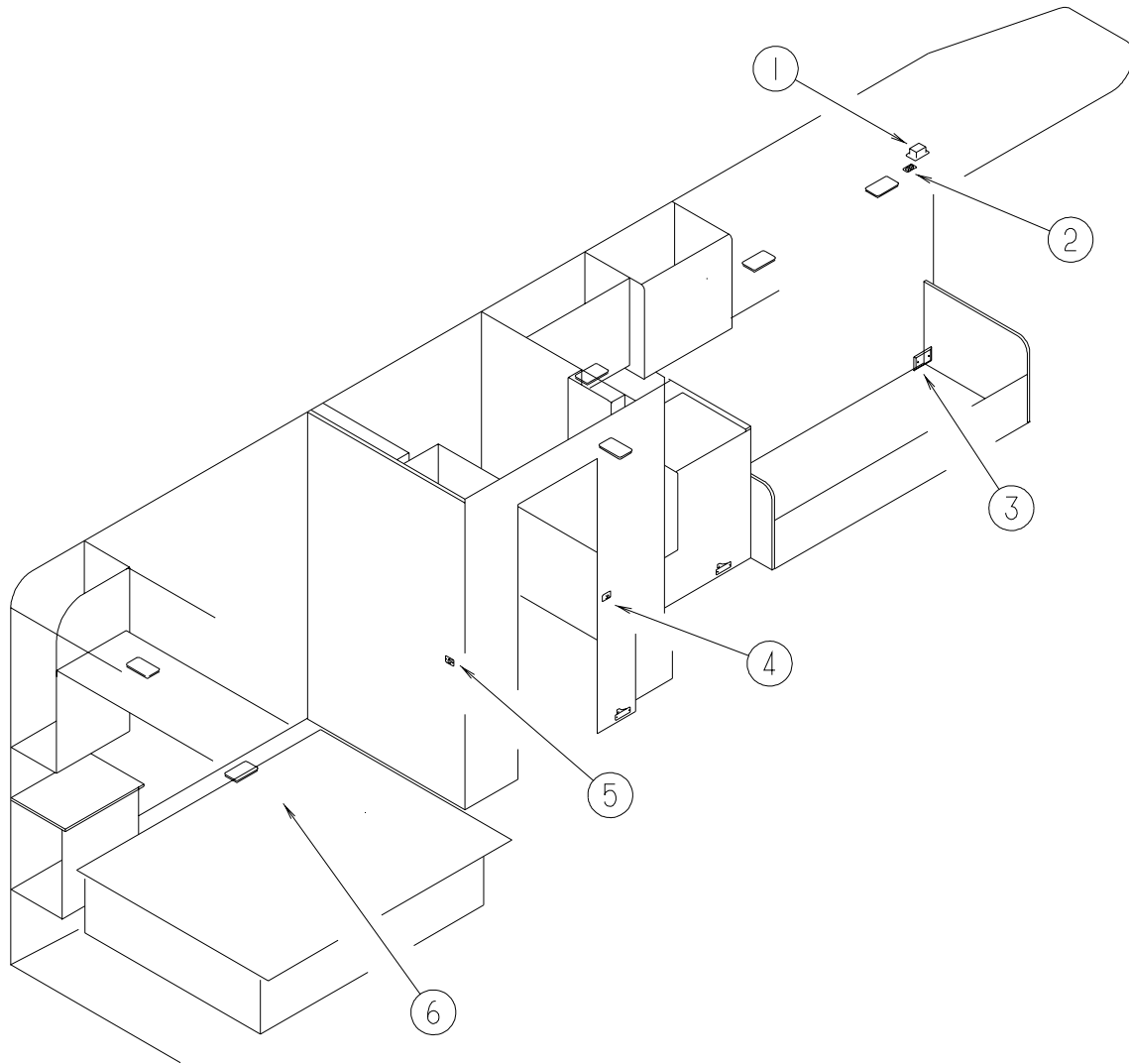
KEY	PART NUMBER	U/M	DESCRIPTION
1	058708-01-000	EA	RECEPTACLE - ELECTRIC - DOUBLE - BROWN
1	133713-01-02A	EA	SPACER - RECEPTACLE - WASHED MAPLE
1	133713-01-01A	EA	SPACER - RECEPTACLE - WATERFORD OAK
2	058707-02-000	EA	RECEPTACLE - BLANK - JUNCTION BOX
3	058707-01-000	EA	RECEPTACLE - ELECTRIC - SINGLE - BROWN
4	058708-02-000	EA	RECEPTACLE - ELECTRIC - DOUBLE - IVORY
4	133713-01-02A	EA	SPACER - RECEPTACLE - WASHED MAPLE
4	133713-01-01A	EA	SPACER - RECEPTACLE - WATERFORD OAK
5	058707-01-000	EA	RECEPTACLE - ELECTRIC - SINGLE - BROWN
6	131826-01-01A	EA	RECEPTACLE - EXTERIOR - W/COVER/GASKET - WHITE
7	058708-01-000	EA	RECEPTACLE - ELECTRIC - DOUBLE - BROWN

ELECTRICAL GROUP (CONTINUED)
RECEPTACLES (CONTINUED)



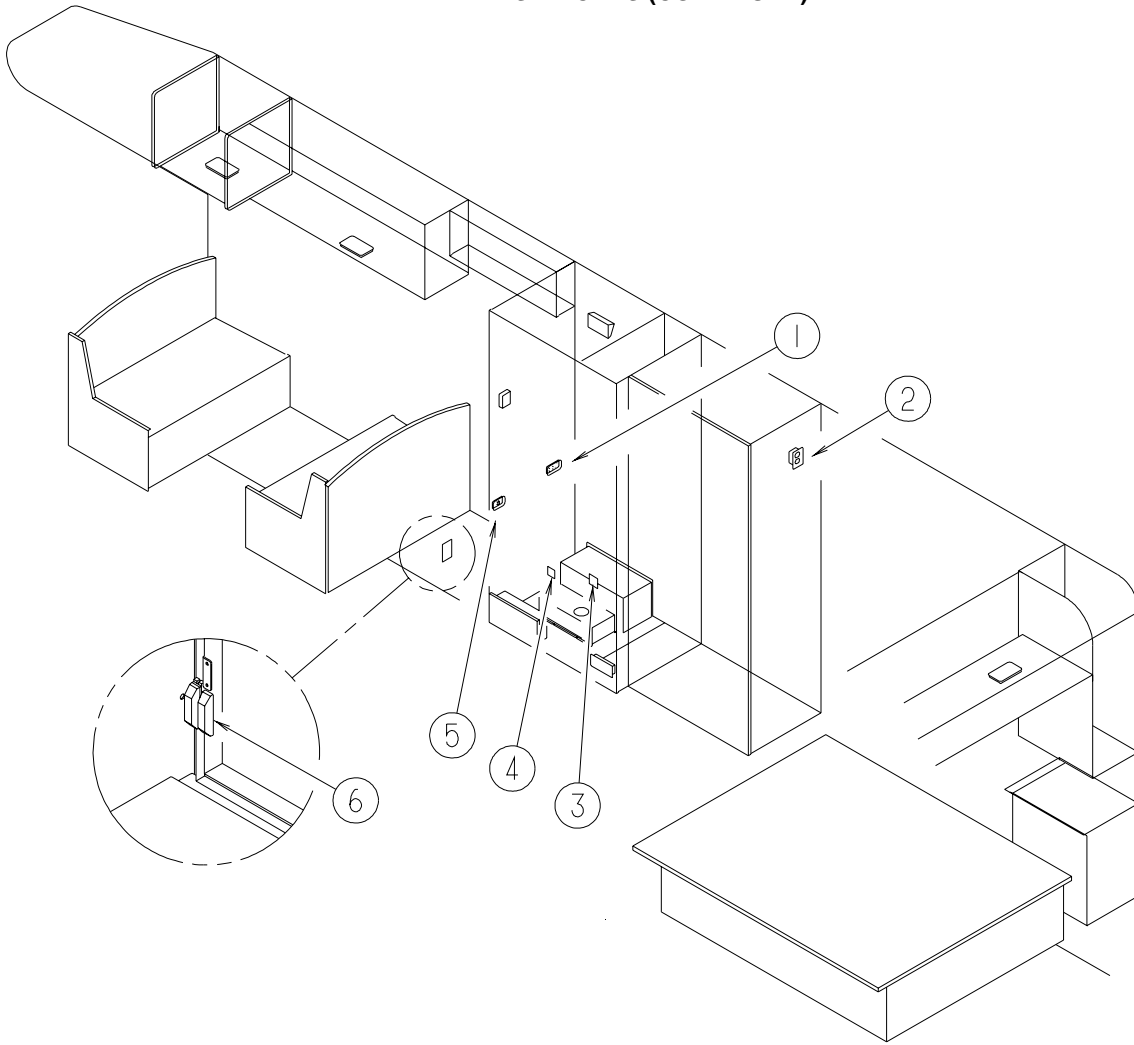
KEY	PART NUMBER	U/M	DESCRIPTION
1	058708-01-000	EA	RECEPTACLE - ELECTRIC - DOUBLE - BROWN
2	058708-02-000	EA	RECEPTACLE - ELECTRIC - DOUBLE - IVORY

ELECTRICAL GROUP (CONTINUED) SWITCHES



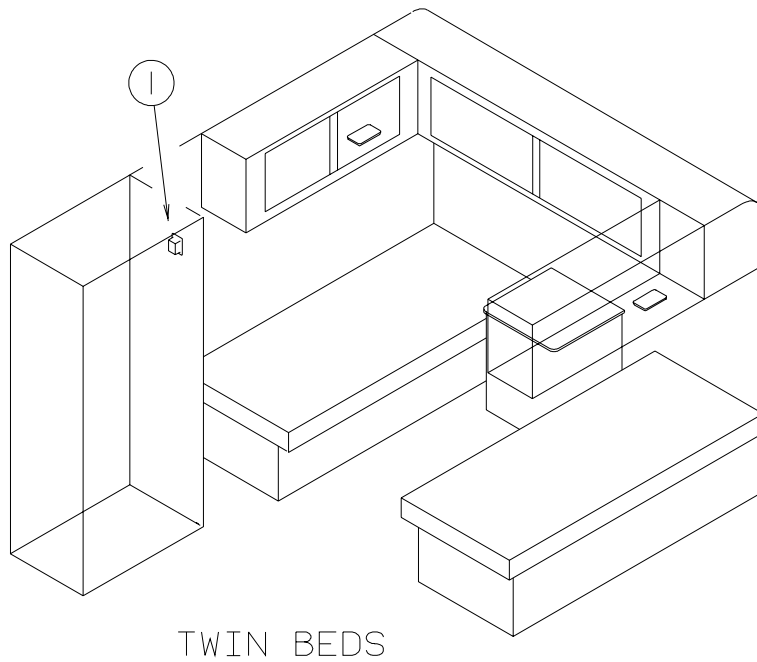
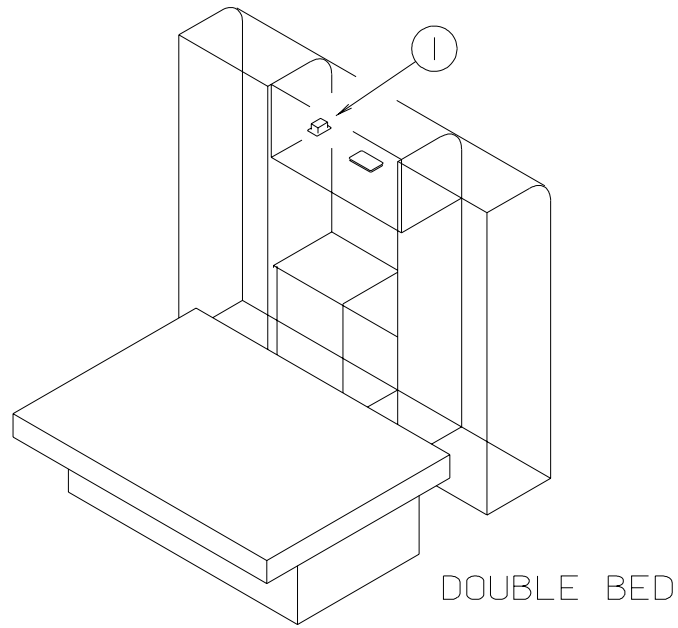
KEY	PART NUMBER	U/M	DESCRIPTION
1	086777-02-000	EA	WALLPLATE - TV CABLE - W/ANTENNA SWITCH - BROWN
2	098351-01-01A	EA	PLATE/SWITCH - 1 GANG - POLISHED BRASS - W/O LABEL
2	132180-02-01A	EA	SWITCH - PADDLE - SPDT - ON/ON - BLACK
2	098351-15-01A	EA	PLATE/SWITCH - 2 GANG - POLISHED BRASS - COURTESY LAMP/TV
2	132180-02-01A	EA	SWITCH - PADDLE - SPDT - ON/ON - BLACK
2	132180-01-01A	EA	SWITCH - PADDLE - SPST - ON/OFF - BLACK
3	084077-03-000	EA	COVER/BLANK - ROOF A/C 5.2" X 3.5" - IVORY
4	098351-03-01A	EA	PLATE/SWITCH - 3 GANG - POLISHED BRASS - W/O LABEL
4	095188-02-01A	EA	SPACER - SWITCH - 2.3" X 4.1" - PLASTIC - DARK BROWN
4	132180-02-01A	EA	SWITCH - PADDLE - SPDT - ON/ON - BLACK
4	132180-01-01A	EA	SWITCH - PADDLE - SPST - ON/OFF - BLACK
5	098351-02-01A	EA	PLATE/SWITCH - 2 GANG - POLISHED BRASS - W/O LABEL
5	095188-01-01A	EA	SPACER - SWITCH - 2.3" X 3.4" - PLASTIC - DARK BROWN
5	132180-02-01A	EA	SWITCH - PADDLE - SPDT - ON/ON - BLACK
5	132180-01-01A	EA	SWITCH - PADDLE - SPST - ON/OFF - BLACK
6	108357-08-000	EA	SWITCH - ROCKER DPDT - ON/NONE/ON - 6 TERMINAL
6	108356-02-01A	EA	COVER/ACTUATOR SWITCH - 2 ROWS DIMPLES- CONTURA II - BLACK

ELECTRICAL GROUP (CONTINUED)
SWITCHES (CONTINUED)



KEY	PART NUMBER	U/M	DESCRIPTION
1	098351-05-01A	EA	PLATE/SWITCH - 3 GANG - POLISHED BRASS-PORCH/CEILING/STEP
1	132180-01-01A	EA	SWITCH - PADDLE - SPST - ON/OFF - BLACK
1	095188-02-01A	EA	SPACER - SWITCH - 2.3" X 4.1" - PLASTIC - DARK BROWN
2	076319-08-000	EA	WALLPLATE - CABLE RECEPTACLE - TV - SINGLE - IVORY
2	076319-09-000	EA	WALLPLATE - CABLE RECEPTACLE - TV - SINGLE - BROWN
3	076319-09-000	EA	WALLPLATE - CABLE RECEPTACLE - TV - SINGLE - BROWN
4	098351-07-01A	EA	PLATE/SWITCH - 1 GANG - POLISHED BRASS - GENERATOR
4	108357-06-000	EA	SWITCH - ROCKER DPDT - MOM/OFF/MOM - 6 TERMINAL
4	108356-11-01A	EA	COVER/ACTUATOR SWITCH - 3 GROOVES - AUX BATT - BLACK
5	098351-01-01A	EA	PLATE/SWITCH - 1 GANG - POLISHED BRASS - W/O LABEL
5	132180-01-01A	EA	SWITCH - PADDLE - SPST - ON/OFF - BLACK
5	095188-01-01A	EA	SPACER - SWITCH - 2.3" X 3.4" - PLASTIC - DARK BROWN
6	116995-02-000	EA	SWITCH/MAGNET - ELECTRIC STEP - BLACK/WHITE-CLOSED CIRCUIT

ELECTRICAL GROUP (CONTINUED)
SWITCHES (CONTINUED)



KEY	PART NUMBER	U/M	DESCRIPTION
1	076319-08-000	EA	WALLPLATE - CABLE RECEPTACLE - TV - SINGLE - IVORY
1	076319-09-000	EA	WALLPLATE - CABLE RECEPTACLE - TV - SINGLE - BROWN

ELECTRICAL GROUP (CONTINUED)

WIRE ASSEMBLIES

KEY	PART NUMBER	U/M	DESCRIPTION
	073328-B4-000	EA	CABLE ASSEMBLY - BATTERY - W/TERMINALS
	090986-01-000	EA	WIRE ASSEMBLY - ELECTRIC STEP
			FROM: 00-00-00 THRU: 02-07-99
	090986-02-000	EA	WIRE ASSEMBLY - ELECTRIC STEP
			FROM: 02-08-99 THRU: 99-99-99
	096449-01-000	EA	WIRE ASSEMBLY - WATER TANK TO MONITOR PANEL
	106851-01-000	EA	WIRE ASSEMBLY - RUNNING LIGHTS - FUSE
	116894-01-000	EA	WIRE ASSEMBLY - SPEED SENSOR EXTENDED
	120233-05-000	EA	WIRE ASSEMBLY - 30" CONNECTS TO WALLPLATE DISPLAY
	125853-01-000	EA	WIRE ASSEMBLY - ENTERTAINMENT CENTER

BOXES & CORDS

KEY	PART NUMBER	U/M	DESCRIPTION
	008054-01-000	EA	CORD - POWER - 10/3 WIRE - 30 AMP - 25'
	008289-01-000	EA	BOX - ELECTRIC/STEEL - 1/2" & 3/4" KNOCKOUTS - 4" X 4"
	069238-01-000	EA	COVER - ELECTRICAL BOX - W/HOLE - 4" X 4" - GRAY- USED WITH 30 AMP RECEPTACLE
	091910-01-000	EA	BOX - ELECTRIC - 3.8" X 3.5" X 1.8" - PLASTIC
*	091910-02-000	EA	BOX - ELECTRIC - 2.2" X 3.5" X 1.8" - PLASTIC
*	093257-02-000	EA	CONTROL CENTER - W/O CIRCUIT BREAKERS/FUSES
	107165-01-01A	EA	BOX - CIRCUIT BREAKER - 14.6" X 4" - PLASTIC
	107165-03-01A	EA	BOX - CIRCUIT BREAKER - 7.1" X 4"

*COMPONENT PARTS FOUND IN SERVICE PARTS LIBRARY

CONNECTORS & CONDUIT

KEY	PART NUMBER	U/M	DESCRIPTION
	007956-05-000	EA	INSULATOR - SHRINK - .25 ID X 1.50
	008313-01-000	EA	CONNECTOR - WIRE NUT - INSULATED - YELLOW
	008314-01-000	EA	CONNECTOR - WIRE NUT - INSULATED - GRAY
	008326-01-000	EA	TERMINAL - RING - 16/14 WIRE - 3/8" STUD
	008328-01-000	EA	TERMINAL - RING - 12/10 WIRE - #10 STUD FIT
	008331-01-000	EA	TERMINAL - RING - TONGUE - #4 WIRE - 3/8" STUD - COPPER
	008348-01-000	EA	TERMINAL - RING - 3/8" STUD 2 GA. WIRE
	008355-01-000	EA	CONNECTOR - CABLE CLAMPING - 3/4"
	008356-01-000	EA	CONNECTOR - PLASTIC - 3/8" AVG
	008356-02-000	EA	CONNECTOR - PLASTIC - 21/32
	035416-04-000	EA	TERMINAL - RING - #10 STUD FIT - INSULATED BARREL #16/14
	041953-01-000	FT	CONDUIT - CONVOLUTE SLIT - .5" ID - POLYETHYLENE
	041953-03-000	FT	CONDUIT - CONVOLUTE SLIT - 1" ID (CLOTHES ROD COVER)
	041953-05-000	FT	CONDUIT - CONVOLUTE SOLID - .62" ID - POLYETHYLENE
	041953-06-000	FT	CONDUIT - CONVOLUTE SLIT - .375" ID - POLYETHYLENE
	041953-07-000	FT	CONDUIT - CONVOLUTE SLIT - .25" ID - POLYETHYLENE
	041953-08-000	FT	CONDUIT - CONVOLUTE SLIT - 1.50" ID - POLYETHYLENE
	041953-09-000	FT	CONDUIT - CONVOLUTE SLIT - .50" ID - NYLON
	041953-10-000	FT	CONDUIT - CONVOLUTE SLIT - .75" ID - NYLON
	041953-11-000	FT	CONDUIT - CONVOLUTE SLIT - 1.06" ID - NYLON
	041953-12-000	FT	CONDUIT - CONVOLUTE SOLID - 1.1" ID - NYLON
	041953-13-000	FT	CONDUIT - CONVOLUTE SLIT - 1.25
	047443-01-000	EA	TERMINAL - .250 RECEPTACLE FIT - INSULATED - 16/14 AWG
	058028-01-000	EA	CONNECTOR - ELECTRICAL PIGTAIL - NYLON - CLEAR
	077479-01-000	EA	BOOT - BATTERY TERMINAL - DOUBLE CABLE
	077479-02-000	EA	BOOT - BATTERY TERMINAL - SINGLE CABLE
	080015-02-000	EA	RECEPTACLE - FLAG - .185 - 16/14 GAUGE
	080015-03-000	EA	RECEPTACLE - FLAG - .250 - 14/16 GAUGE
	087949-01-000	EA	BUSS BAR - 2 POSITION - .6" X 1.5"
	088473-01-000	EA	HOUSING - PIN - 12 CAVITY (3 ROWS OF 4)
	088473-03-000	EA	HOUSING - PIN - 9 CAVITY (3 ROWS OF 3)
	088473-06-000	EA	HOUSING - PIN - 6 CAVITY (2 ROWS OF 3)
	088473-08-000	EA	HOUSING - PIN - 4 CAVITY - IN-LINE
	088473-09-000	EA	HOUSING - PIN - 3 CAVITY - IN-LINE
	088473-10-000	EA	HOUSING - PIN - 2 CAVITY - IN LINE

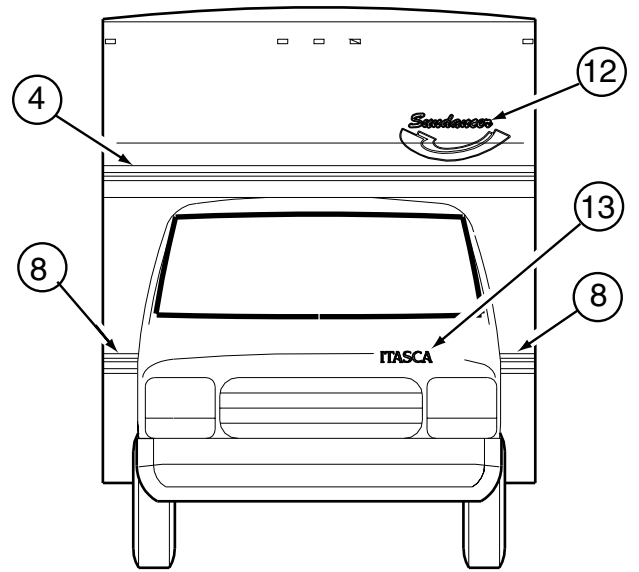
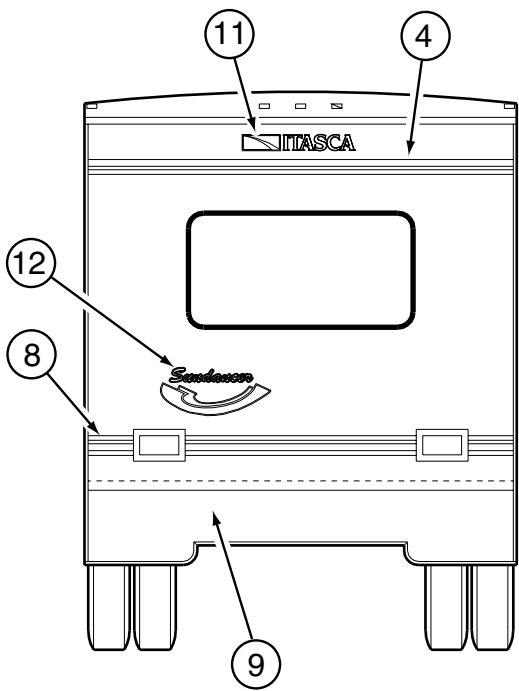
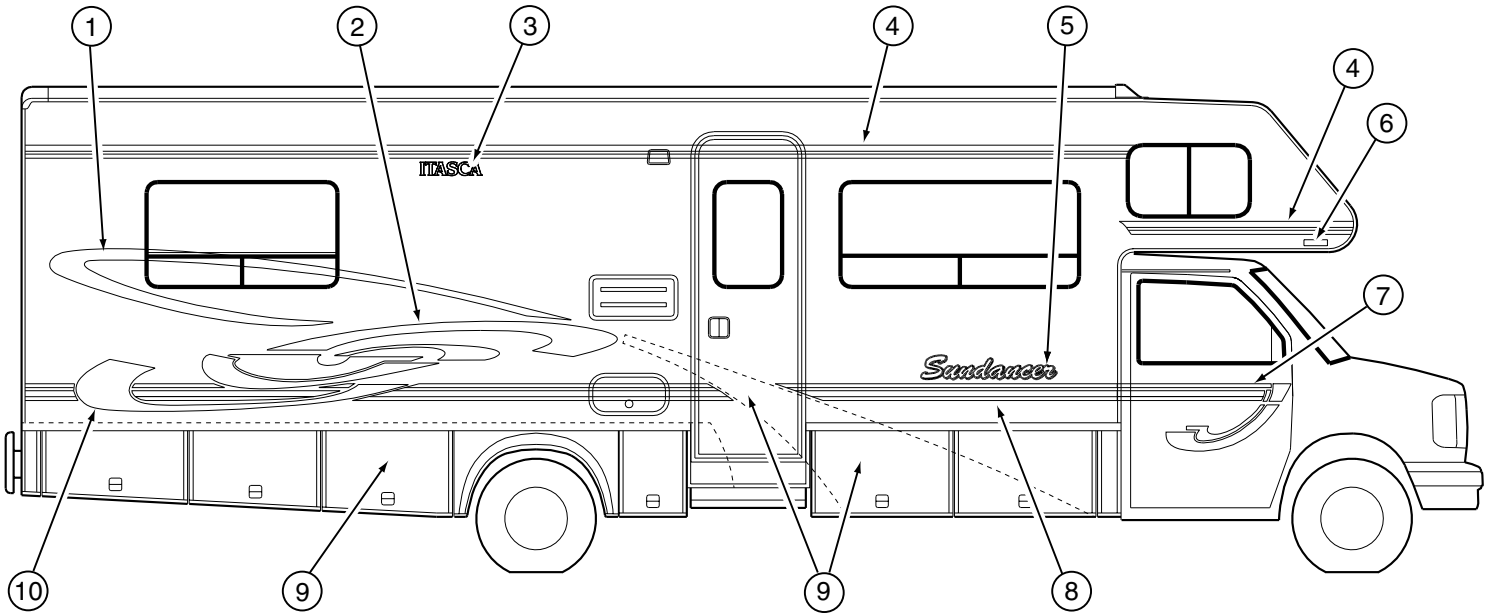
ELECTRICAL GROUP (CONTINUED)
CONNECTORS & CONDUIT (CONTINUED)

KEY	PART NUMBER	U/M	DESCRIPTION
	088474-01-000	EA	HOUSING - SOCKET - 12 CAVITY
	088474-06-000	EA	HOUSING - SOCKET - 6 CAVITY
	088474-07-000	EA	HOUSING - SOCKET - 5 CAVITY
	088474-08-000	EA	HOUSING - SOCKET - 4 CAVITY
	088474-09-000	EA	HOUSING - SOCKET - 3 CAVITY
	088474-10-000	EA	HOUSING - SOCKET - 2 CAVITY
	088475-01-000	EA	PIN - CONNECTOR - 14-20 AWG
	088475-02-000	EA	PIN - CONNECTOR - 10-12 AWG
	088476-01-000	EA	TERMINAL - ELECTRICAL
	088476-02-000	EA	SOCKET - CONNECTOR - 12-10 GA - PRE-TIN
	098261-02-000	EA	SOCKET - CONNECTOR - WEATHERPACK - 14-18 AWG
	098262-01-000	EA	SEAL - CONNECTOR - WEATHERPACK
	098265-02-000	EA	PIN - CONNECTOR - WEATHERPACK
	101751-02-000	EA	HOUSING - 1 PIN - WEATHERPACK
	102777-02-000	EA	TERMINAL - RING - #6 STUD - 10 AWG
	106655-01-000	EA	TERMINAL - FUSE BLOCK - 14-16 AWG
	106655-02-000	EA	TERMINAL - FUSE BLOCK - 10-12 AWG
	112823-01-000	EA	SPLICE - REDUCER - 16-14 TO 18-22
	119223-01-000	EA	HOUSING - 6 POSITION - MALE - WEATHERPACK
	125323-02-000	EA	HOUSING - 8 POSITION - MALE
	125324-01-000	EA	TERMINAL - MALE - METRI-PACK - 150
	125325-01-000	EA	SEAL - CAVITY

BOOTS, SOLENOIDS, RELAYS & MISCELLANEOUS

KEY	PART NUMBER	U/M	DESCRIPTION
	008188-01-000	EA	SOLENOID - 3 POST - BATTERY CHANGE OVER
	063910-01-000	EA	HOUSING - RELAY
	065450-05-000	EA	TIEDOWN - BATTERY - 8.4" TUBE
	086273-01-000	EA	RELAY - BATTERY DISCONNECT

EXTERIOR BODY GROUP
GRAPHICS & PAINT

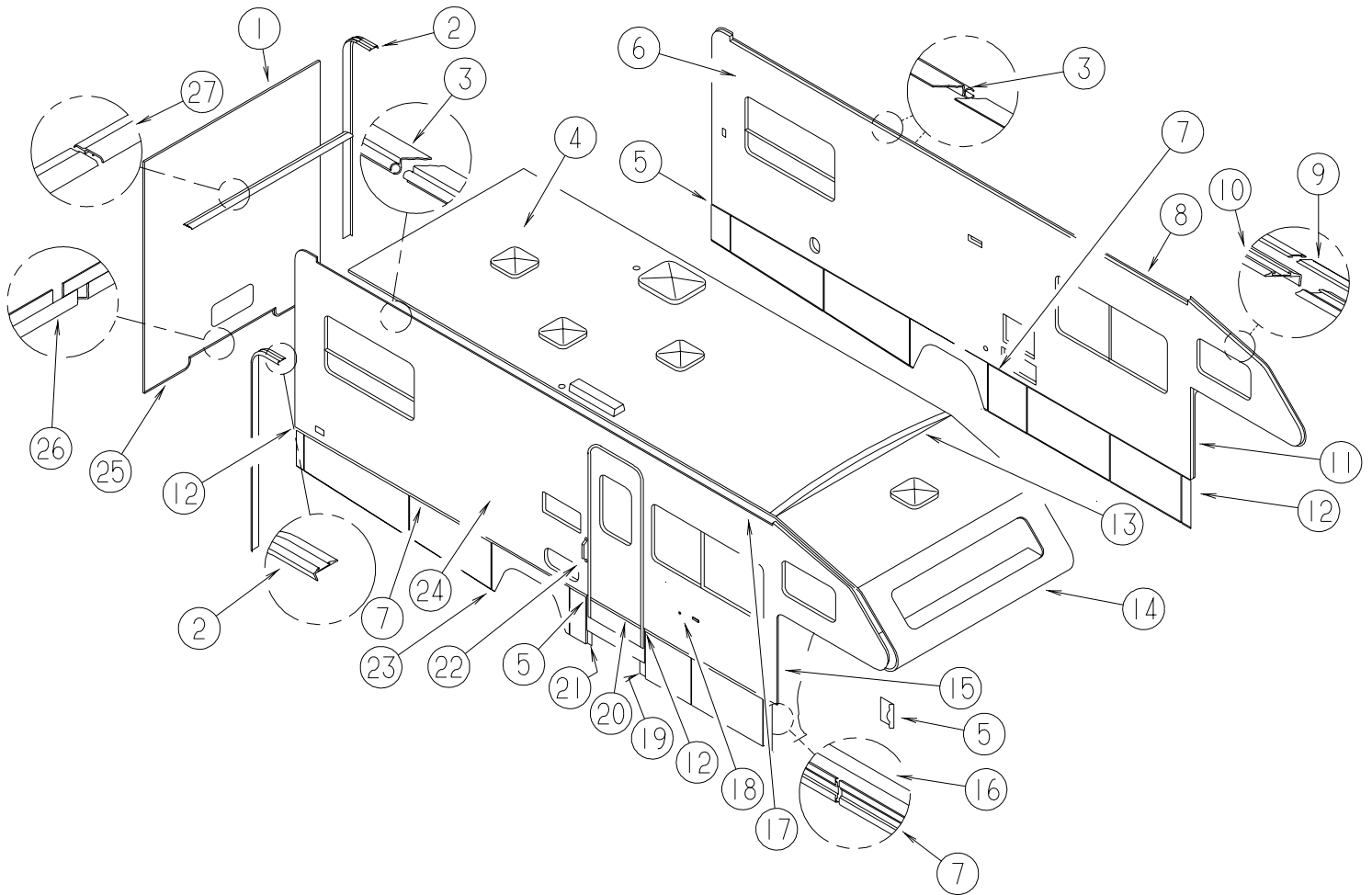


EXTERIOR BODY GROUP (CONTINUED)
GRAPHICS & PAINT (CONTINUED)

KEY	PART NUMBER	U/M	DESCRIPTION
1	133057-01-01A	EA	DECAL - SWIRL/UPPER/PASSENGER - LT EMERALD GRN/STEEL GREY
1	133057-02-01A	EA	DECAL - SWIRL/UPPER/DRIVER - LT EMERALD GRN/STEEL GREY
2	133058-01-01A	EA	DECAL - SWIRL/MIDDLE/PASSENGER - IVY/STEEL GREY/DENIM BLUE
2	133058-02-01A	EA	DECAL - SWIRL/MIDDLE/DRIVER-IVY GRN/STEEL GREY/DENIM BLUE
3	124811-01-02A	EA	DECAL - LOGO - ITASCA
4	105781-53-02A	FT	FILM - MULTISTRIPE - 3.2" - IVY GREEN/LIGHT EMERALD
5	125103-01-03A	EA	DECAL - LOGO - SUNDANCER
6	132664-01-01A	EA	DECAL - LOGO/DOMED - WINNEBAGO - GOLD/BLACK - PLASTIC
7	133061-01-01A	EA	DECAL - CAB HOOK/PASSENGER - DNMB/IVY/LEGW/STL
7	133061-02-01A	EA	DECAL - CAB/HOOK/DRIVER-DENIM BLUE/IVY GRN/LT EMERALD/STL
8	094443-66-01A	FT	FILM - MULTISTRIPE - 4.2"-LIGHT EMERALD/IVY GRN/STEEL GRY
9	N/A	EA	PAINT - STEEL GRAY METALLIC
9	N/A	EA	PAINT - FOREST GREEN METALLIC
10	133059-01-01A	EA	DECAL - SWIRL/PASSENGER - DENIM BLUE/EMERALD GRN/IVY/STEEL
10	133059-02-01A	EA	DECAL - SWIRL/DRIVER - DENIM BLUE/EMERALD GRN/IVY/STEEL
11	124806-01-11A	EA	DECAL - LOGO - ITASCA W/ICON
12	133056-01-01A	EA	DECAL - SUNDANCER - W/HOOK-BRT/WHT/STL GRY/DNM/EMD/IVY GRN
13	124811-02-02A	EA	DECAL - LOGO - ITASCA SMALL/HOOD
	116424-01-000	EA	PROTECTOR - LATCH - WATER HEATER
	041561-03-000	EA	PAINT - 16 OUNCE SPRAY - OFF WHITE

DENIM BLUE METALLIC	BM102
LIGHT IVY METALLIC	YM556
LIGHT EMERALD GREEN METALLIC	GM223
STEEL GRAY METALLIC	M2235
BRIGHT WHITE	B8951U

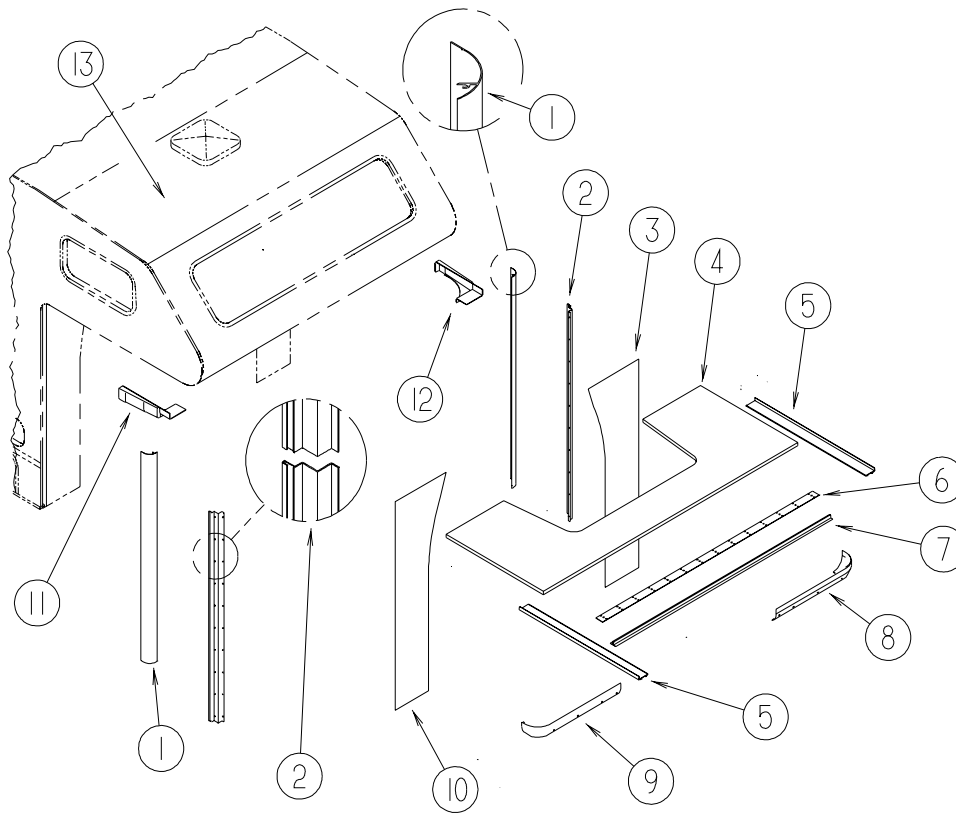
EXTERIOR BODY GROUP (CONTINUED) PANELS



KEY	PART NUMBER	U/M	DESCRIPTION
1	P32525-01-L09	EA	BACKWALL - W/O WINDOW/TRIM - QUEEN BED - WASHED MAPLE
1	P32525-01-L07	EA	BACKWALL - W/O WINDOW/TRIM - QUEEN BED - WATERFORD OAK
1	P32525-02-L09	EA	BACKWALL - W/O WINDOW/TRIM - TWIN BED - WASHED MAPLE
1	P32525-02-L07	EA	BACKWALL - W/O WINDOW/TRIM - TWIN BED - WATERFORD OAK
1	P32525-03-L09	EA	BACKWALL - W/O WINDOW/TRIM - DOUBLE BED - WASHED MAPLE
1	P32525-03-L07	EA	BACKWALL - W/O WINDOW/TRIM - DOUBLE BED - WATERFORD OAK
2	096854-10-01A	EA	TRIM - CONTOUR - 98" - BRIGHT WHITE
2	105312-01-07A	FT	INSERT - VINYL FEATURE STRIP - BRIGHT WHITE
3	131979-04-01A	EA	RAIL - AWNING - 144" - BRIGHT WHITE
4	132526-01-L07	EA	ROOF - REAR - W/O LIGHTS/VENTS - W/WIRING
5	124132-01-01A	EA	CAP - SIDEWALL TRIM - RIGHT HAND - 1.4" - BRIGHT WHITE
6	P32583-03-L09	EA	SIDEWALL - DRIVER - W/O WINDOWS/TRIMS (L09, L10)
6	P32583-03-L11	EA	SIDEWALL - DRIVER - W/O WINDOWS/TRIMS (L11, L12)
7	124176-01-01A	EA	TRIM - SIDEWALL - BRIGHT WHITE - 16'
	124299-51-001	EA	EXTRUDED - RETAINER - TRIM - 144"
8	131979-06-01A	EA	RAIL - AWNING - 144" W/NOTCHED END - BRIGHT WHITE
9	096854-07-02A	EA	TRIM - CONTOUR - 144" - BRIGHT WHITE
10	105312-01-07A	FT	INSERT - VINYL FEATURE STRIP - BRIGHT WHITE
11	104479-06-02A	EA	TRIM - FRONT CONTOUR - BRIGHT WHITE - LEFT HAND
12	124132-02-01A	EA	CAP - SIDEWALL TRIM - LEFT HAND - 1.4" - BRIGHT WHITE
13	132075-02-L01	EA	CAP - TRANSITION/FRONT
	132076-01-02B	EA	BRACKET - TRANSITION/FRONT - E-COATED
14	P32527-01-L07	EA	ROOF - FRONT - W/O LIGHTS/VENTS - W/WIRING
15	104479-05-02A	EA	TRIM - FRONT CONTOUR - BRIGHT WHITE - RIGHT HAND
16	124299-51-001	EA	EXTRUDED - RETAINER - TRIM - 144"
17	131979-05-01A	EA	RAIL - AWNING - 144" W/NOTCHED END - BRIGHT WHITE
18	102768-01-000	EA	HOLDER - COMPARTMENT/ENTRY DOOR - METAL - MILL FINISH

EXTERIOR BODY GROUP (CONTINUED)
PANELS (CONTINUED)

KEY	PART NUMBER	U/M	DESCRIPTION
19	125089-01-H07	EA	TRIM - ENTRANCE STEP
20	108688-01-03A	EA	STRIP - FEATURE - 15'
	108651-01-01A	EA	END CAP - FEATURE STRIP
21	125089-02-H07	EA	TRIM - ENTRANCE STEP
22	132442-01-01A	EA	HANDLE - ASSIST
23	017516-01-000	EA	MUD FLAP - 14" X 18" - W/O MOUNTING HOLES - BLACK
24	P32528-03-L09	EA	SIDEWALL - PASSENGER - W/O WINDOWS/TRIMS (L09, L10)
24	P32528-03-L11	EA	SIDEWALL - PASSENGER - W/O WINDOWS/TRIMS (L11, L12)
25	103334-03-02A	EA	TRIM - BACKWALL/LOWER - RT/LT SIDES - BRIGHT WHITE - 25.6"
26	103335-02-02A	EA	TRIM - BACKWALL/LOWER - 46.2"
27	134167-01-01A	EA	CAP - ROOF - REAR - BRIGHT WHITE
	118383-01-04A	EA	RETAINER - SCREW - .22" SCREW RECESS - BRIGHT WHITE
	118383-04-04A	EA	CAP - RETAINER/SCREW



KEY	PART NUMBER	U/M	DESCRIPTION
1	108037-02-02A	EA	COVER - WINGWALL OUTER-CURVED BRIGHT WHITE ALUMINUM
2	105015-02-02A	EA	TRIM - WINGWALL/SIDEWALL INNER SUPPORT BRACKET
3	125128-02-J10	EA	WINGWALL - DRIVER
4	P25129-01-J01	EA	SLEEPERBOARD
5	096854-05-02A	EA	TRIM - CONTOUR - BRIGHT WHITE - 114"
5	105312-01-07A	FT	INSERT - VINYL FEATURE STRIP - BRIGHT WHITE
6	100086-04-01A	EA	TRIM - SLEEPERBOARD/ROOF - 2" X 96.6"
7	100085-05-01A	EA	TRIM - STRAP - SLEEPERBOARD
8	122910-02-G07	EA	COVER - WINGWALL - DRIVER
9	122910-01-G07	EA	COVER - WINGWALL - PASSENGER
10	125128-01-J10	EA	WINGWALL - PASSENGER
11	104444-01-02A	EA	COVER - WINGWALL TRIM - UPPER PASSENGER - BRIGHT WHITE
12	104444-02-02A	EA	COVER - WINGWALL TRIM - UPPER DRIVER - BRIGHT WHITE
14	P32527-01-L07	EA	ROOF - FRONT - W/O LIGHTS/VENTS - W/WIRING

EXTERIOR BODY GROUP (CONTINUED)

LADDER

KEY	PART NUMBER	U/M	DESCRIPTION
	129639-06-01A	EA	LADDER - ALUMINUM BRUSHED

RUNNING BOARDS

KEY	PART NUMBER	U/M	DESCRIPTION
*	072884-27-000	EA	RUNNING BOARD SET - 39" - FORD - ALUMINUM
	106461-06-01A	EA	RUNNING BOARD - FIBERGLASS - PASSENGER - FORD - BRT WHITE FROM: 00-00-00 THRU: 11-28-99
	106461-08-01A	EA	RUNNING BOARD - FORD/PASSENGER - BRIGHT WHITE FROM: 11-29-99 THRU: 99-99-99
	106461-07-01A	EA	RUNNING BOARD - FIBERGLASS - DRIVER - FORD - BRT WHITE FROM: 00-00-00 THRU: 11-28-99
	106461-09-01A	EA	RUNNING BOARD - FORD/DRIVER - BRIGHT WHITE FROM: 11-29-99 THRU: 99-99-99
	106461-03-000	EA	HARDWARE KIT - RUNNING BOARD
	106461-04-000	EA	TRIM - RUNNING BOARD/FORD FROM: 00-00-00 THRU: 12-05-99
	106461-05-000	EA	NON SKID STRIP - RUNNING BOARD - DOUBLE RUBBER STRIP FROM: 00-00-00 THRU: 12-05-99

*COMPONENT PARTS FOUND IN SERVICE PARTS LIBRARY

MIRRORS

KEY	PART NUMBER	U/M	DESCRIPTION
	133908-01-01A	EA	MIRROR/PASSENGER - 102" W/B FORD - BLACK
	133908-02-01A	EA	MIRROR/DRIVER - 102" W/B FORD - BLACK
	120269-07-01A	EA	PANEL - DRIVERS DOOR MIRROR CONTROL W/SWITCH & PIGTAIL
*	133908-03-01A	EA	MIRROR/PASSENGER - 102" W/B FORD - HEATED/REMOTE - BRT WHT
*	133908-04-01A	EA	MIRROR/DRIVER - 102" W/B FORD - HEATED/REMOTE - BRT WHITE
	120269-08-000	EA	HARNES - ELECTRIC MIRROR\

*COMPONENT PARTS FOUND IN SERVICE PARTS LIBRARY

BODY PANEL COMPONENTS

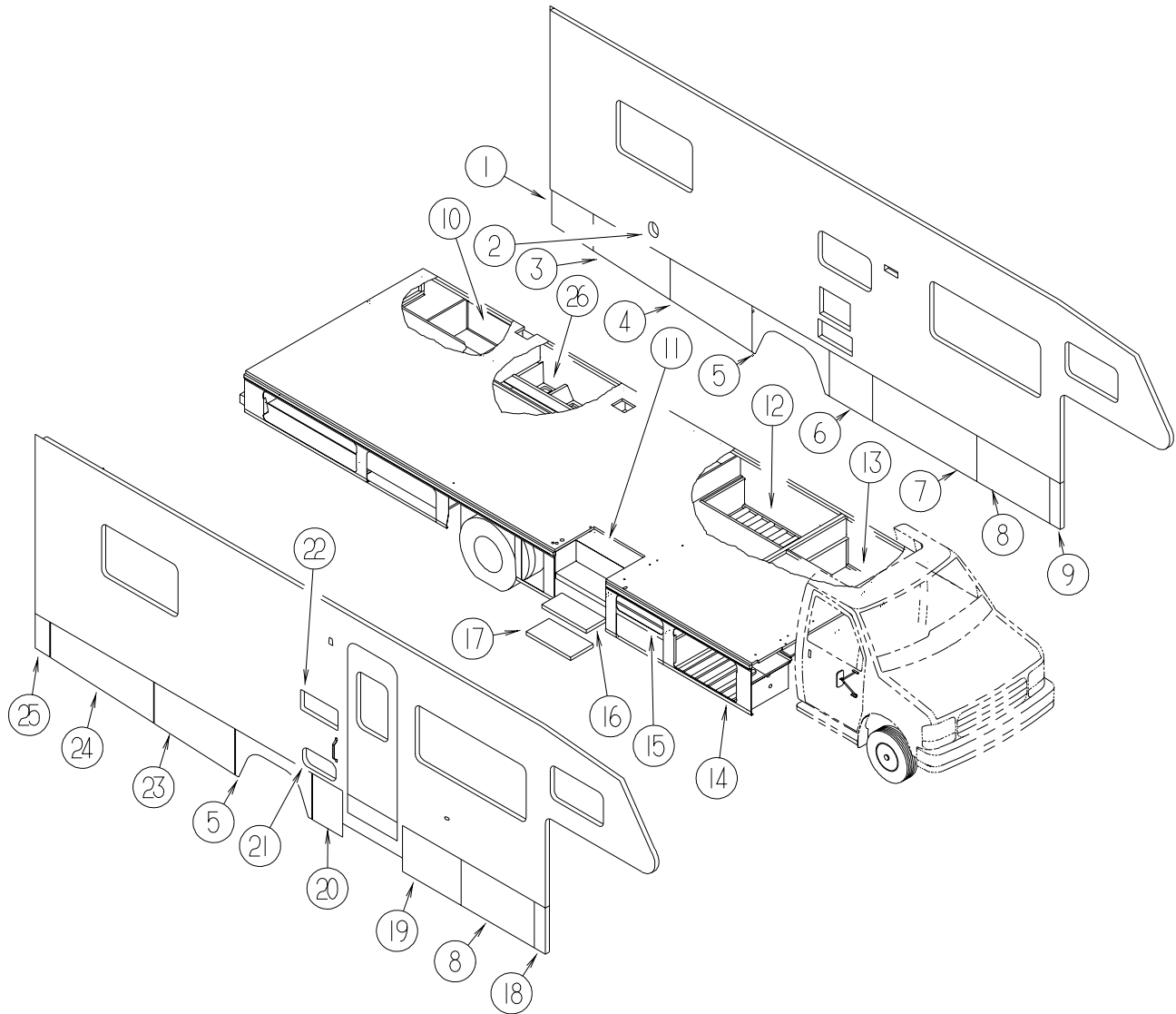
KEY	PART NUMBER	U/M	DESCRIPTION
	000870-08-000	SF	STYROFOAM - 3/4" X 48" X 96" PLANED EXPANDED BEAD BOARD
	002726-01-001	EA	GARNISH - U-CHANNEL - 1.38" X 19' - SERRATED
	002754-01-001	EA	ANGLE - EXTRUDED - .75" X .75" X 16' - MILL ALUMINUM
	076054-AC-000	EA	FIBERGLASS SHEET - 20" X 99.8" - OFF WHITE
	076054-P9-000	EA	FIBERGLASS SHEET - 37.4" X 99.3" - BRIGHT WHITE
	076054-U8-000	EA	FIBERGLASS SHEET - 100" X 105" - BRIGHT WHITE
	076054-W2-000	EA	FIBERGLASS SHEET - 85" X 339" - BRIGHT WHITE
	077517-62-000	EA	FIBERGLASS SHEET/SIDEWALL - 48" X 96" - BRIGHT WHITE
	089297-01-000	SF	PLYWOOD - LUAN - OVERLAY GRADE - 48" X 96"
	089297-02-000	SF	PLYWOOD - LUAN - OVERLAY GRADE - 48" X 108"
	100619-01-000	BF	FOAM - EXPANDED POLYSTYRENE - 1.34" X 48" X 96"
	100619-02-000	BF	FOAM - EXPANDED POLYSTYRENE - 1.5" X 48" X 96"
	100619-04-000	BF	FOAM - EXPANDED POLYSTYRENE - .5" X 48" X 96"
	100619-11-000	BF	FOAM - EXPANDED POLYSTYRENE - 2" X 48" X 96"
	100619-16-000	BF	FOAM - EXPANDED POLYSTYRENE - .75" X 48" X 96"-2.0 DENSITY
	100619-22-000	BF	FOAM - EXPANDED POLYSTYRENE - 48" X 120" X 1.34"
	117754-03-01A	EA	FIBERGLASS SHEET - 10.5" X 96" - BRIGHT WHITE

AWNINGS

KEY	PART NUMBER	U/M	DESCRIPTION
	113874-05-02A	EA	AWNING - 14' NAVY TEAL VINYL - BRT/WHT VINYL WRAP
*	113874-01-02A	EA	HARDWARE KIT - AWNING - W/O STANDOFF BRACKET-BRIGHT WHITE
	113874-11-01A	EA	SCREW/LAG - AWNING - 1/4" X 1" STAINLESS STEEL
	130320-01-02A	EA	BRACKET - AWNING - F/A&E INSTALLATION - BRIGHT WHITE

*COMPONENT PARTS FOUND IN SERVICE PARTS LIBRARY

EXTERIOR DOORS & COMPARTMENTS GROUP
DOOR & COMPARTMENT LAYOUT

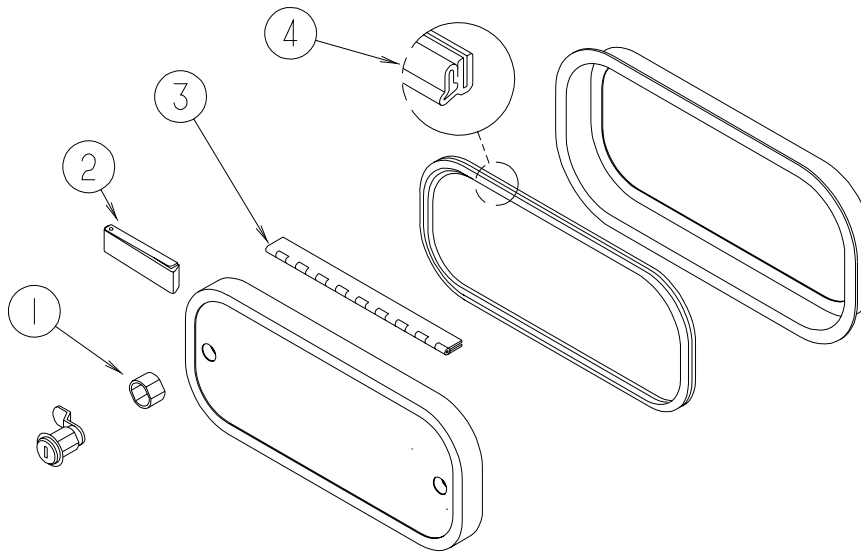


KEY	PART NUMBER	U/M	DESCRIPTION
1	122732-07-JA1	EA	VALANCE/PANEL - REAR DRIVER - W/O HARDWARE - 12.6"
2	081240-20-000	EA	DOOR - WATER FILL - W/O LOCK - BRIGHT WHITE
3	122391-38-JA1	EA	VALANCE/DOOR-DRIVER W/O PADDLE LATCH 19.3" X 49.5" X 16.8"
4	122391-10-JA1	EA	VALANCE/DOOR-DRIVER W/O PADDLE LATCH 21.5" X 45.6" X 19.5"
5	121304-02-02A	EA	PANEL - WHEEL LIP - REAR
6	122776-11-H07	EA	VALANCE/PANEL - W/O HARDWARE - 23.7"W X 21.7"H
7	122239-24-H07	EA	VALANCE/DOOR - W/O PADDLE LATCH/HINGE - 21.5" X 56"
8	122239-17-H07	EA	VALANCE/DOOR - W/O PADDLE LATCH/HINGE - 21.5" X 38"
9	122776-07-H07	EA	VALANCE/PANEL - W/O HARDWARE - 4.8"W X 21.7"H
10	118248-01-02B	EA	BRACKET - GENERATOR - W/O NOTCH - E-COATED
10	118248-02-02B	EA	BRACKET - GENERATOR - W/ NOTCH - E-COATED
11	P14437-02-000	EA	CABINET - LID ENTRANCE DOOR - W/O CARPET
	101222-01-02A	EA	BRACKET - CATCH - LID - OFF WHITE
	065450-05-000	EA	TIEDOWN - BATTERY - 8.4" TUBE
12	117928-05-01A	EA	COMPARTMENT - STORAGE - 23.4" X 53.6" - GRAY
	119636-01-01A	EA	TUBE - SUPPORT - 52"
13	117928-06-01A	EA	COMPARTMENT - STORAGE - 23.4" X 42.4"
14	117928-07-01A	EA	COMPARTMENT - STORAGE
15	123478-01-G04	EA	DOOR - COMPARTMENT - W/O LATCH/HINGE

EXTERIOR DOORS & COMPARTMENTS GROUP (CONTINUED)
DOOR & COMPARTMENT LAYOUT (CONTINUED)

KEY	PART NUMBER	U/M	DESCRIPTION
16	133114-03-01A	EA	TREAD - RUBBER STEP - 27.1" - TAUPE
17*	094707-03-01A	EA	STEP - ELECTRIC DOUBLE - W/BLACK CONTROL BOX - KWIKEE
	091176-01-000	EA	SUPPORT - BASE - ENTRANCE STEP
	107865-01-000	EA	ROD - SUPPORT - VALANCE PANEL - 14.3"
18	122776-06-H07	EA	VALANCE/PANEL - W/O HARDWARE - 4.8"W X 21.7"H
19	122239-23-H07	EA	VALANCE/DOOR - W/O PADDLE LATCH/HINGE - 21.5" X 31.9"
20	122776-08-JA1	EA	VALANCE/PANEL - W/O HARDWARE - 16.3"W X 21.7"H
21	126945-01-J22	EA	DOOR/STORAGE - W/O HARDWARE - 18" X 8.3"
22 *	084103-08-000	EA	DOOR - VENT/REFRIGERATOR - W/O JAMB - BRIGHT WHITE
22	084104-08-000	EA	JAMB - VENT DOOR/REFRIGERATOR - BRIGHT WHITE
23	122391-37-JA1	EA	VALANCE/DOOR-PASS W/O PADDLE LATCH 21.5" X 43.7" X 19.6"
24	122391-11-JA1	EA	VALANCE/DOOR-PASS W/O PADDLE LATCH 19.4" X 55.8" X 16.6"
25	122732-06-JA1	EA	VALANCE/PANEL - REAR PASSENGER - W/O HARDWARE - 7.2"
26	117186-02-G04	EA	COMPARTMENT - SEWER/POWER CORD - PLASTIC
26	116926-02-01A	EA	COMPARTMENT - SEWER - PLASTIC
26	M06991-02-FQ0	EA	HATCH - W/FOAM INSULATION - F/SEWER COMPT - 8.3"W X 3.9"H
26	M06991-04-FB1	EA	HATCH - W/FOAM INSULATION - F/SEWER COMPT - 7.2"W X 15.4"H
26	121175-01-01A	EA	LATCH - SWELL - BLACK

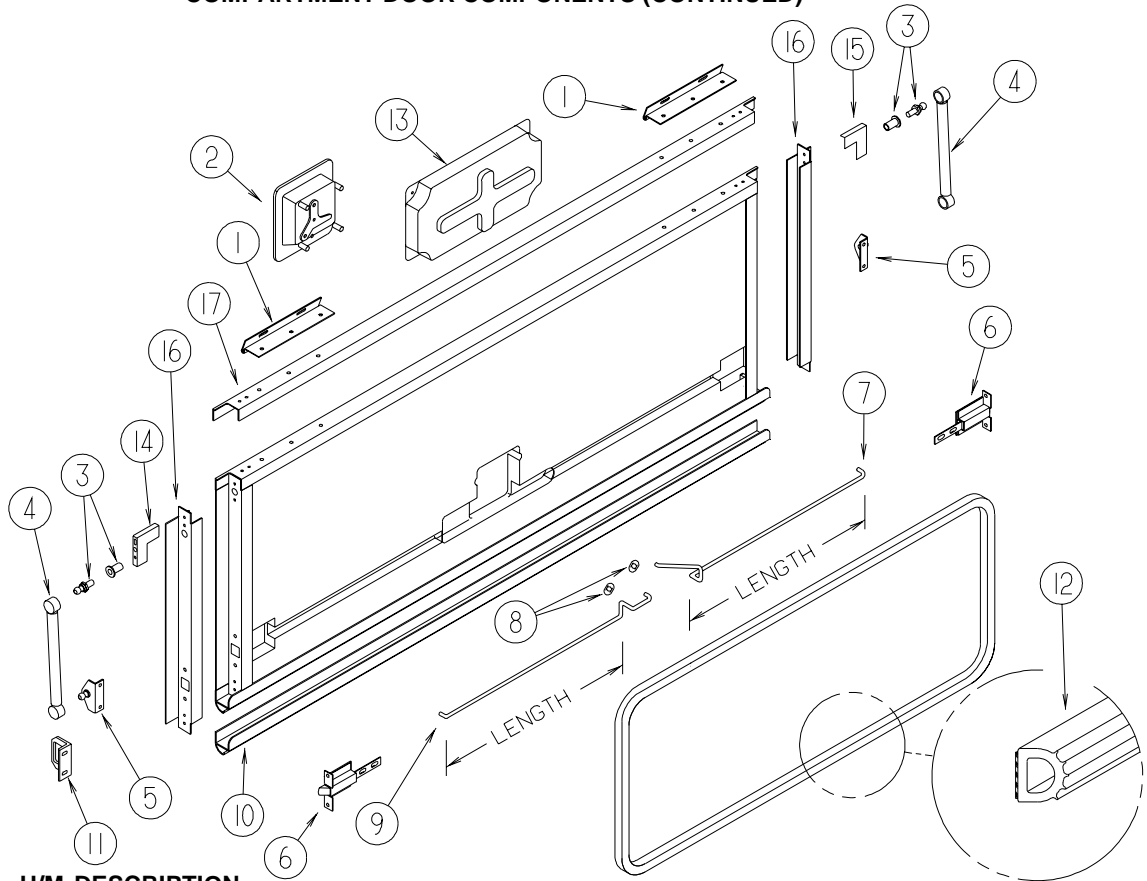
***COMPONENT PARTS FOUND IN SERVICE PARTS LIBRARY**



COMPARTMENT DOOR COMPONENTS

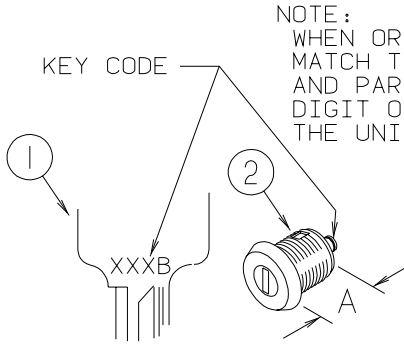
KEY	PART NUMBER	U/M	DESCRIPTION
1	107997-51-001	EA	SPACER - DOOR LOCK - .6" DEEP
	107997-51-002	EA	EXTRUDED - SPACER - 16'
2	102768-01-000	EA	HOLDER - COMPARTMENT/ENTRY DOOR - METAL - MILL FINISH
3	081801-V3-000	EA	HINGE - ALUMINUM - 2" X 96" - BRIGHT WHITE
3	009065-01-000	EA	HINGE - ALUMINUM - 1 1/2" X 96" - UNPAINTED
4	106850-02-000	FT	SEAL-E - SPONGE RUBBER - .43" X .75"
4	098408-01-000	FT	SEAL - SPONGE RUBBER - CLOSED CELL
	064075-07-000	FT	SEAL - BULB - W/WIRED U CHANNEL - .3" X .5" CHANNEL - BLK
	120863-02-000	EA	BUMPER - RUBBER - 1" DIAMETER X 1.50"

EXTERIOR DOORS & COMPARTMENTS GROUP (CONTINUED)
COMPARTMENT DOOR COMPONENTS (CONTINUED)

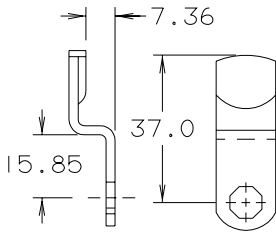


KEY	PART NUMBER	U/M	DESCRIPTION
1	121755-01-04A	EA	HINGE - 6.00 INCH
	122612-55-001	EA	U-CHANNEL/EXTRUSION - 192" - BRIGHT WHITE
	122612-55-007	EA	U-CHANNEL/EXTRUSION - 192" - BLACK
	122614-55-007	EA	H-CHANNEL/EXTRUSION - 192" - BLACK
2	112949-01-03A	EA	LATCH - PADDLE W/LOCK - W/O KEY - BRIGHT WHITE
2	112949-02-04A	EA	LATCH - PADDLE NON-LOCKING - BRIGHT WHITE
2	112949-01-04A	EA	LATCH - PADDLE W/LOCK - W/O KEY - BLACK
	112949-03-000	EA	KEY - TRI-MARK #TM500
3	057460-08-000	EA	BALL STUD - 10MM BALL - 5/16-18 - STAINLESS STEEL
4	107796-18-000	EA	SPRING/GAS - 7" COMPRESSED/10" EXTENDED - 80 LB.
5	126263-02-02B	EA	BRACKET - GAS SPRING
6	121947-01-01A	EA	BOLT - SLIDE W/PLASTIC PLUNGER
7	122269-27-000	EA	ROD - LATCH - 8.22"
7	122269-18-000	EA	ROD - LATCH - 11.28"
7	122269-24-000	EA	ROD - LATCH - 15.09"
7	122269-25-000	EA	ROD - LATCH - 17.04"
7	122269-23-000	EA	ROD - LATCH - 20.19"
7	122269-28-000	EA	ROD - LATCH - 20.29"
8	124304-01-000	EA	CLIP - ROUND PUSH ON
9	122268-27-000	EA	ROD - LATCH - 8.22"
9	122268-18-000	EA	ROD - LATCH - 11.28"
9	122268-24-000	EA	ROD - LATCH - 15.09"
9	122268-25-000	EA	ROD - LATCH - 17.04"
9	122268-23-000	EA	ROD - LATCH - 20.19"
9	122268-28-000	EA	ROD - LATCH - 20.29"
10	122613-55-008	EA	ROCKER PANEL/EXTRUSION - 161.2" - BRIGHT WHITE
11	130053-01-01A	EA	STRIKER - LUGGAGE DOOR - FLUSH - BLACK
12	107721-07-000	FT	SEAL - ACCESS DOOR - 1"
12	107721-08-000	FT	SEAL - ACCESS DOOR - .86"
13	122277-02-01A	EA	COVER - LATCH - BLACK
14	123892-10-02B	EA	CORNER STABILIZER W/BALL STUD - LEFT HAND - E-COATED
15	123892-12-02B	EA	CORNER STABILIZER W/BALL STUD - RIGHT HAND - E-COATED
16	122614-55-009	EA	EXTRUDED - H-CHANNEL - BLACK - 12"
17	122612-55-008	EA	U-CHANNEL/EXTRUSION - 144" - BRIGHT WHITE
	119568-01-01A	EA	STANDOFF - VALANCE PANEL - BLACK

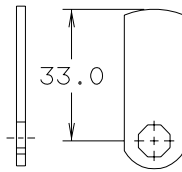
EXTERIOR DOORS & COMPARTMENTS GROUP (CONTINUED)
COMPARTMENT DOOR COMPONENTS (CONTINUED)



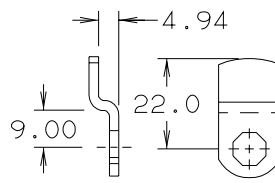
NOTE:
 WHEN ORDERING THE LOCK CASE, THE KEY CODE MUST MATCH THE LAST DIGIT OF THE UNIT'S SERIAL NUMBER AND PART NUMBER; WHEN ORDERING THE KEYS, THE THIRD DIGIT OF THE KEY CODE MUST MATCH THE LAST DIGIT OF THE UNIT'S SERIAL NUMBER AND PART NUMBER.



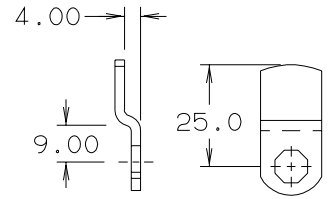
110506-66-000



110506-70-000



110506-71-000



110506-76-000

KEY	PART NUMBER	U/M	DESCRIPTION	
1*	110506-59-000	EA	KEYS - SET OF TWO	596720
2	110506-52-000	EA	CASE/CYLINDER - LOCKING - W/O CAM/KEY - .65"	702370
2	110506-54-000	EA	CASE/CYLINDER - LOCKING - W/O CAM/KEY - 1.25"	703170
1*	110506-59-001	EA	KEYS - SET OF TWO	596721
2	110506-52-001	EA	CASE/CYLINDER - LOCKING - W/O CAM/KEY - .65"	702371
2	110506-54-001	EA	CASE/CYLINDER - LOCKING - W/O CAM/KEY - 1.25"	703171
1*	110506-59-002	EA	KEYS - SET OF TWO	596722
2	110506-52-002	EA	CASE/CYLINDER - LOCKING - W/O CAM/KEY - .65"	702372
2	110506-54-002	EA	CASE/CYLINDER - LOCKING - W/O CAM/KEY - 1.25"	703172
1*	110506-59-003	EA	KEYS - SET OF TWO	596723
2	110506-52-003	EA	CASE/CYLINDER - LOCKING - W/O CAM/KEY - .65"	702373
2	110506-54-003	EA	CASE/CYLINDER - LOCKING - W/O CAM/KEY - 1.25"	703172
1*	110506-59-004	EA	KEYS - SET OF TWO	596724
2	110506-52-004	EA	CASE/CYLINDER - LOCKING - W/O CAM/KEY - .65"	702374
2	110506-54-004	EA	CASE/CYLINDER - LOCKING - W/O CAM/KEY - 1.25"	703174
1*	110506-59-005	EA	KEYS - SET OF TWO	596725
2	110506-52-005	EA	CASE/CYLINDER - LOCKING - W/O CAM/KEY - .65"	702375
2	110506-54-005	EA	CASE/CYLINDER - LOCKING - W/O CAM/KEY - 1.25"	703175
1*	110506-59-006	EA	KEYS - SET OF TWO	596726
2	110506-52-006	EA	CASE/CYLINDER - LOCKING - W/O CAM/KEY - .65"	702376
2	110506-54-006	EA	CASE/CYLINDER - LOCKING - W/O CAM/KEY - 1.25"	703176

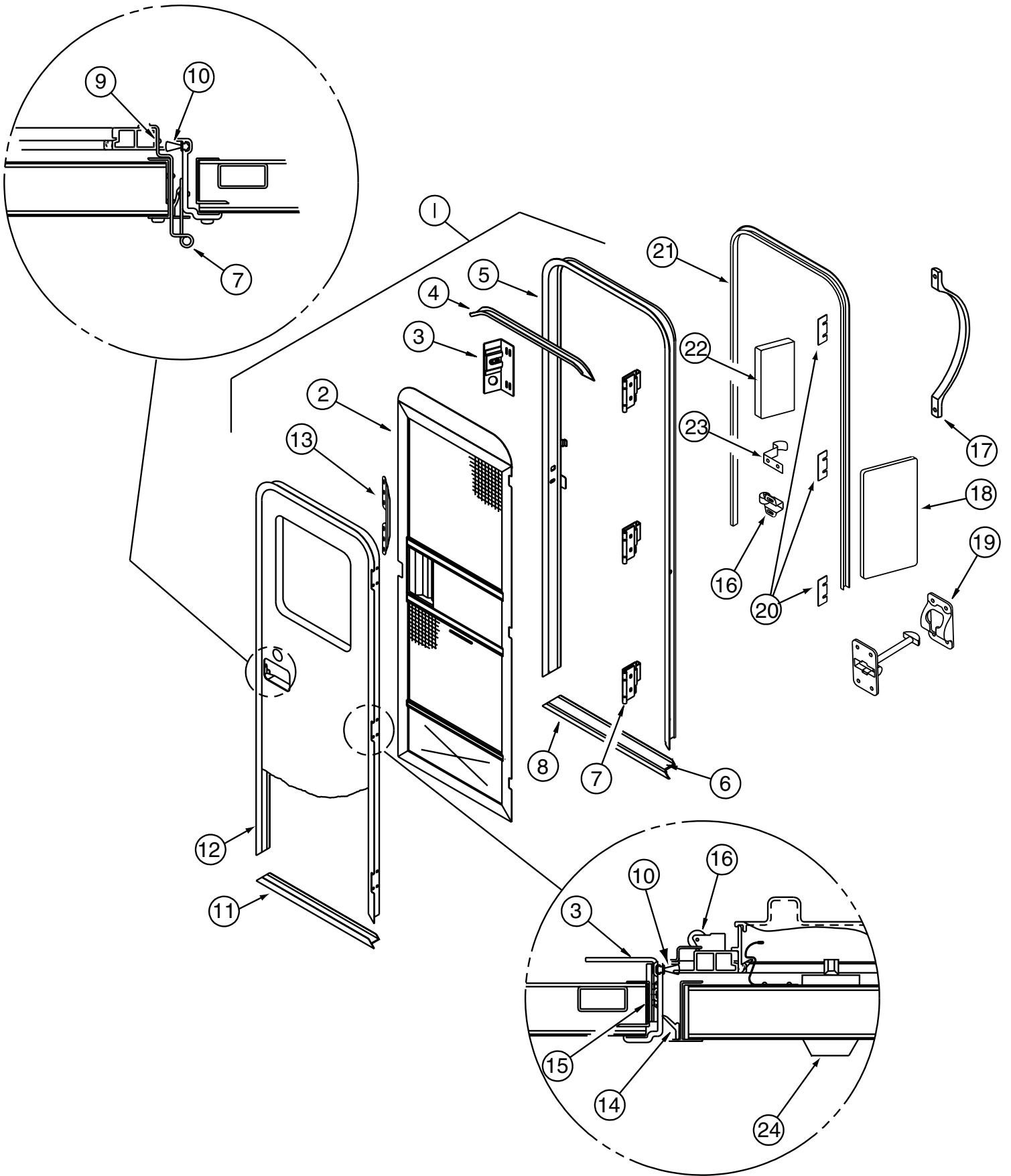
***COMPONENT PARTS FOUND IN SERVICE PARTS LIBRARY**

EXTERIOR DOORS & COMPARTMENTS GROUP (CONTINUED)
COMPARTMENT DOOR COMPONENTS (CONTINUED)

KEY	PART NUMBER	U/M	DESCRIPTION	
1*	110506-59-007	EA	KEYS - SET OF TWO	596727
2	110506-52-007	EA	CASE/CYLINDER - LOCKING - W/O CAM/KEY - .65"	702377
2	110506-54-007	EA	CASE/CYLINDER - LOCKING - W/O CAM/KEY - 1.25"	703177
1*	110506-59-008	EA	KEYS - SET OF TWO	596728
2	110506-52-008	EA	CASE/CYLINDER - LOCKING - W/O CAM/KEY - .65"	702378
2	110506-54-008	EA	CASE/CYLINDER - LOCKING - W/O CAM/KEY - 1.25"	703178
1*	110506-59-009	EA	KEYS - SET OF TWO	596729
2	110506-52-009	EA	CASE/CYLINDER - LOCKING - W/O CAM/KEY - .65"	702379
2	110506-54-009	EA	CASE/CYLINDER - LOCKING - W/O CAM/KEY - 1.25"	703179
	110506-66-000	EA	CAM - LATCHING - DOG LEGGED 1.5" LONG	
	110506-70-000	EA	CAM - LATCHING - STRAIGHT 1.3" LONG	
	110506-76-000	EA	CAM - LOCK	

***COMPONENT PARTS FOUND IN SERVICE PARTS LIBRARY**

EXTERIOR DOORS & COMPARTMENTS GROUP (CONTINUED)
ENTRY DOOR



EXTERIOR DOORS & COMPARTMENTS GROUP (CONTINUED)

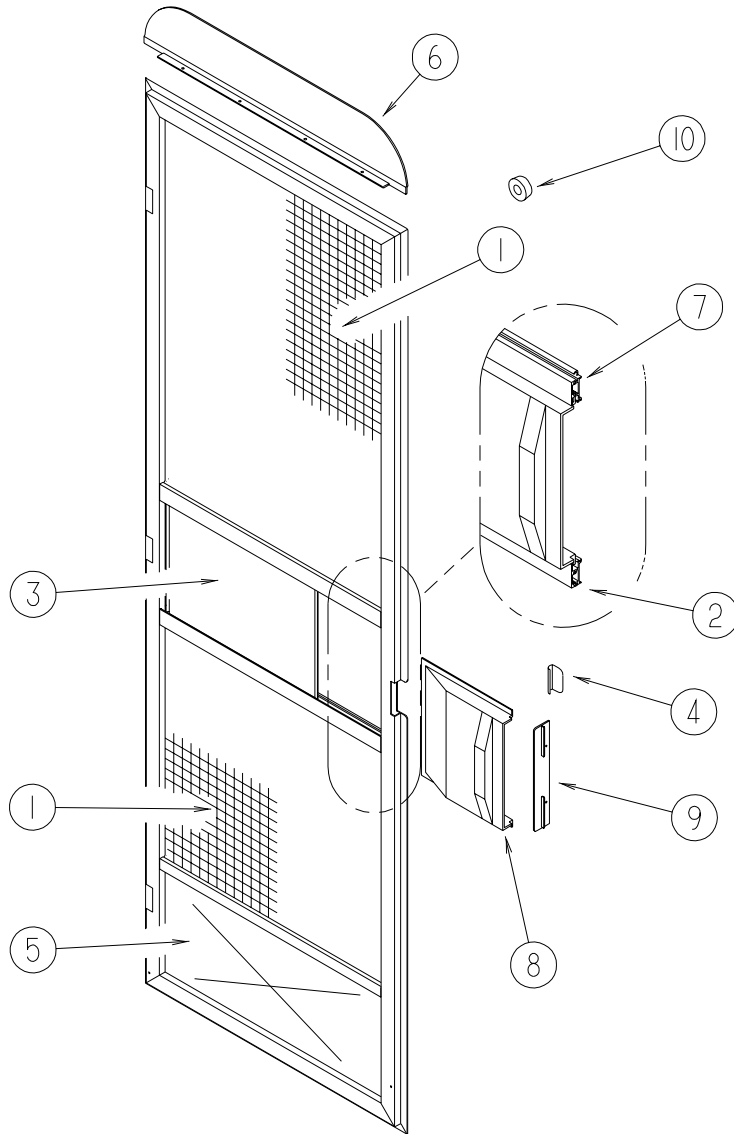
ENTRY DOOR (CONTINUED)

KEY	PART NUMBER	U/M	DESCRIPTION
1	115108-02-J41	EA	DOOR - ENTRY - W/SCREEN DOOR - W/O WINDOW (L09, L10)
1	115108-02-L17	EA	DOOR - ENTRY - W/SCREEN DOOR - W/O WINDOW (L11, L12)
2	121899-01-G04	EA	DOOR - SCREEN - W/O HARDWARE - BRIGHT WHITE
3	041546-07-000	EA	BRACKET - DOOR ANGLE - OFF WHITE
4	044582-44-000	EA	CAP - DRIP - JAMB - BRIGHT WHITE
5	121898-01-01A	EA	JAMB - ENTRY DOOR
6	038327-01-000	EA	TAPE - ANTI SLIP - 2" X 60'
	075673-05-000	FT	SEAL - PILE - ADHESIVE BACK - BLACK
7	106719-01-05A	EA	HINGE - ENTRY DOOR - BRIGHT WHITE
7	106719-01-01A	EA	HINGE - ENTRY DOOR - MILL
	116111-02-01A	EA	SCREW - TAPTITE - 1/4-20 X 3/8 PPH - ZINC
8	051049-01-000	EA	JAMB - BOTTOM - ENTRY DOOR - 25.9" - UNPAINTED
9	100128-02-000	FT	SEAL - FOAM - ADHESIVE BACK - .37" WIDE X .37" THICK
10	118929-01-01A	FT	SEAL - PILE - PUSH ON
11	121893-01-01A	EA	FRAME - ENTRY DOOR/BOTTOM - BRIGHT WHITE
12	121894-03-01A	EA	FRAME - ENTRY DOOR
13	098173-01-04A	EA	STIFFENER - ENTRY DOOR - SUPPORTS LATCH/STRIKE/UNPAINTED
14	075671-04-000	FT	SEAL - SPONGE - LAZY T - W/ADHESIVE STRIP - .5" WIDE
15	104692-01-000	FT	SEAL - FOAM/ADHESIVE BACK - .75"THICK X .75"WIDE X 25'
16	109403-01-000	EA	CATCH - SINGLE ROLLER - SCREEN DOOR
17	009126-03-000	EA	HANDLE - ASSIST - BLACK TEXTURED
18	076725-02-000	EA	COVER - HINGE - ENTRY DOOR - 6" X 3.2" - OFF WHITE
19	104099-01-04A	EA	CATCH - DOOR HOLDER - STRIKE - BRIGHT WHITE
19	104099-02-04A	EA	CATCH - DOOR HOLDER - RETAINER - BRIGHT WHITE
20	102248-01-000	EA	SHIM - DOOR
21	115222-05-01A	EA	GARNISH - RADIUS - ENTRY DOOR
22	077461-05-000	EA	COVER/BRACKET - STRIKE
23	100412-01-000	EA	CATCH - SCREEN DOOR
24*	101145-01-06A	EA	DEADBOLT - ENTRY DOOR W/O SECURITY BOLT W/2 KEYS - BLACK
24	101147-01-000	EA	BOLT - SECURITY - 4.12"

*COMPONENT PARTS FOUND IN SERVICE PARTS LIBRARY

EXTERIOR DOORS & COMPARTMENTS GROUP (CONTINUED)

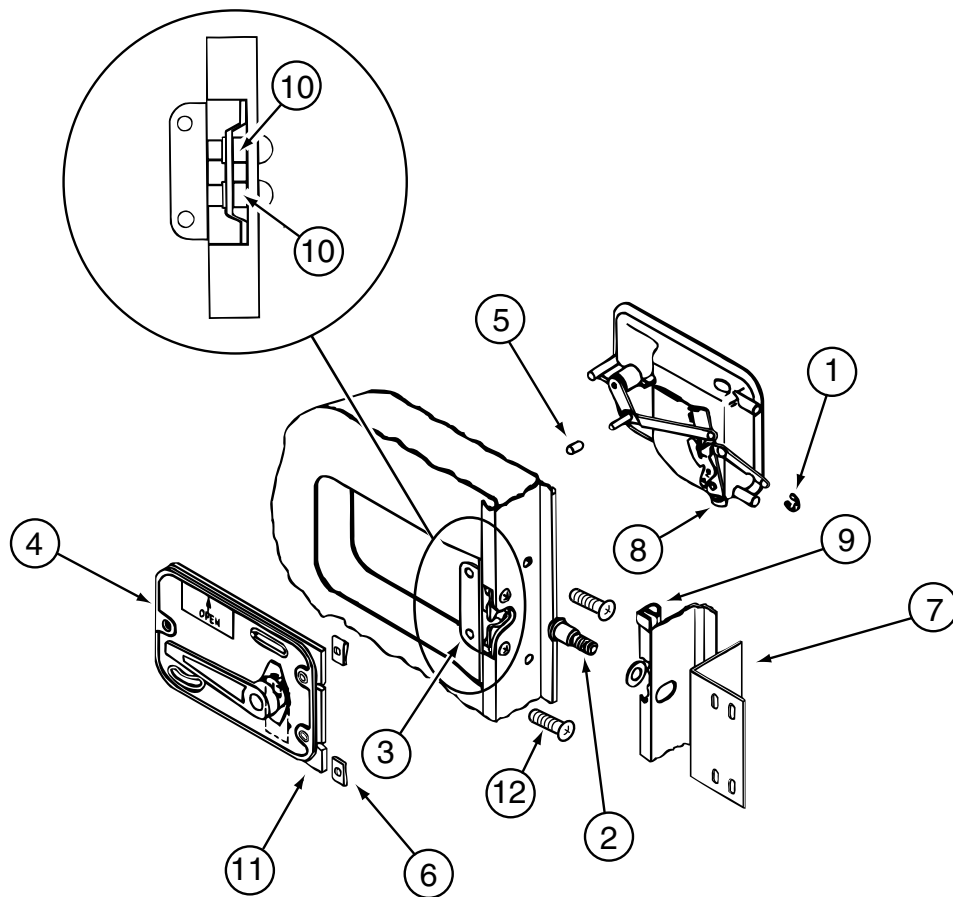
SCREEN DOOR



KEY	PART NUMBER	U/M	DESCRIPTION
	121899-01-G04	EA	DOOR - SCREEN - W/O HARDWARE - BRIGHT WHITE
1	002293-02-000	SF	SCREEN - 26" - CHARCOAL
2	002294-01-000	FT	SPLINE - SCREENING - .135" X .138"
3	016454-01-000	EA	INSERT - CENTER - LEATHER GRAIN ALUMINUM - UNPAINTED
	001014-01-013	EA	INSERT - CENTER - 10.25" X 16.31" - UNPAINTED
4	050712-06-000	EA	HANDLE - SCREEN DOOR - BRIGHT WHITE
5	078552-03-000	EA	KICK PANEL - SCREEN DOOR - LOWER INSERT - UNPAINTED
6	078595-01-000	EA	TOP PLATE - SCREEN DOOR - CURVED TOP - 4.7" X 25.35"
7	078777-08-000	FT	CHANNEL - SLIDER
8	079086-03-000	EA	SLIDER - SCREEN DOOR - BRIGHT WHITE
9	079087-03-000	EA	STRIKE - SLIDER - SCREEN DOOR - BRIGHT WHITE
10	120863-02-000	EA	BUMPER - RUBBER - 1" DIAMETER X 1.50"

EXTERIOR DOORS & COMPARTMENTS GROUP (CONTINUED)

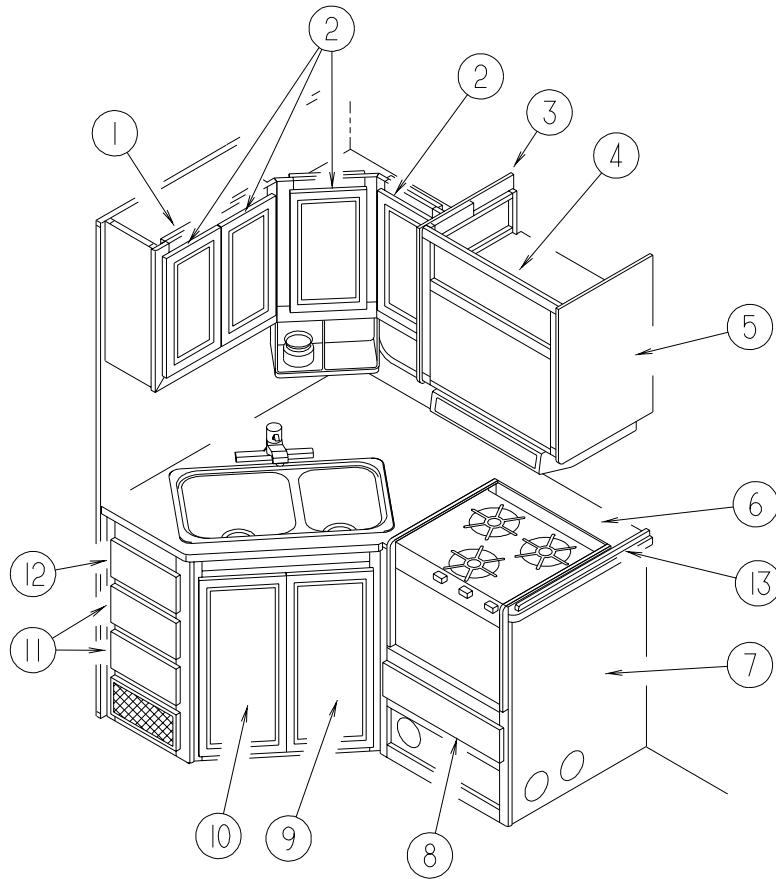
LATCH - ENTRY DOOR



KEY	PART NUMBER	U/M	DESCRIPTION
1	036618-02-000	EA	E-RING - EXTERNAL - 3/16" SHAFT DIAMETER - LYNOR DOOR LOCK
2	039539-01-000	EA	STRIKE - LOCK - ENTRY DOOR - ROUND W/THREADED WASHER
	039715-01-000	EA	NUT-SERT - 1/4" DIAMETER - 20 THREADS - FOR ENTRANCE DOOR HINGE
3	039540-01-000	EA	LATCH MECHANISM - HOOK - ENTRY DOOR - INTERIOR
4	039979-06-000	EA	COVER - LATCH PLATE - RIGHT HAND - BLACK TEXTURED
5	039984-01-000	EA	CAP - ROUND - VINYL - .28" ID X .62" - BLACK
6	040921-01-000	EA	NUT-SPEED-U TYPE 10-24 BLACK
7	041546-07-000	EA	BRACKET - DOOR ANGLE - OFF WHITE
8*	045017-13-000	EA	LATCH - ENTRY DOOR - BLACK TEXTURED
9	064075-07-000	FT	SEAL - BULB - W/WIRED U CHANNEL - .3" X .5" CHANNEL - BLK
10	086285-05-000	EA	SPACER - NYLON - .7" X .56"
11	096810-01-01A	EA	PLATE - LATCH - ENTRY DOOR - BLACK
12	000G54-04-20B	EA	SCREW - 1/4-20 X 1 1/4 PTH TYP 23
	130444-01-01A	EA	CAP - KEY IDENTIFIER - GRAY

*COMPONENT PARTS FOUND IN SERVICE PARTS LIBRARY

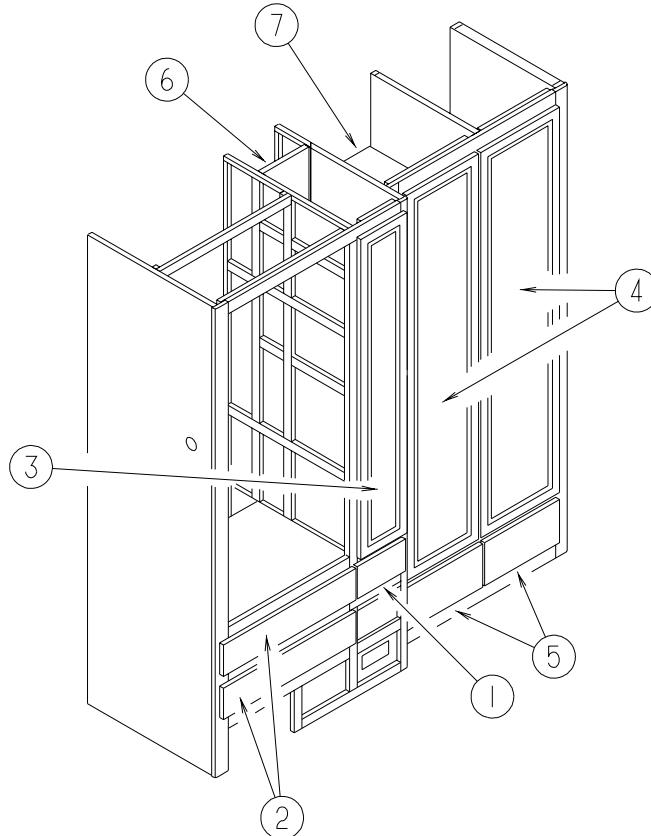
GALLEY GROUP CABINETS



KEY	PART NUMBER	U/M	DESCRIPTION
1	121393-01-J40	EA	CABINET - OVERHEAD GALLEY - W/O DOORS/HARDWARE - WASHED MAPLE
	121393-11-J40	EA	SHELF - W/PLASTIC EDGE TRIM - WASHED MAPLE
	121393-13-J40	EA	SHELF - W/EDGE MOLDING - WASHED MAPLE
1	121393-01-G04	EA	CABINET - OVERHEAD GALLEY - W/O DOORS/HARDWARE - WATERFORD OAK
	121393-11-G04	EA	SHELF - W/PLASTIC EDGE TRIM - WATERFORD OAK
	121393-13-H07	EA	SHELF - W/EDGE MOLDING - WATERFORD OAK
2	131995-23-L09	EA	DOOR - RAIL/SOLID PANEL - 10" X 19.1" - W/O HARDWARE - WASHED MAPLE
2	132141-74-L10	EA	DOOR - RAIL/VENEER - 10" X 19.1" - W/O HARDWARE - WATERFORD OAK
3	109908-69-J40	EA	END CAP - OVERHEAD CABINET - WASHED MAPLE
			FROM: 00-00-00 THRU: 08-31-99
3	109908-B1-L09	EA	END CAP - OVERHEAD CABINET - WASHED MAPLE
			FROM: 09-01-99 THRU: 99-99-99
3	109908-69-J05	EA	END CAP - OVERHEAD CABINET - WATERFORD OAK
			FROM: 00-00-00 THRU: 08-31-99
3	109908-B1-L07	EA	END CAP - OVERHEAD CABINET - WATERFORD OAK
			FROM: 09-01-99 THRU: 99-99-99
4	128619-01-J40	EA	CABINET - MICROWAVE - W/O DOORS/HARDWARE - WASHED MAPLE
4	128619-01-J05	EA	CABINET - MICROWAVE - W/O DOORS/HARDWARE - WATERFORD OAK
5	109908-68-J40	EA	END CAP - OVERHEAD CABINET - WASHED MAPLE
			FROM: 00-00-00 THRU: 08-31-99
5	109908-B4-L09	EA	END CAP - OVERHEAD CABINET - WASHED MAPLE
			FROM: 09-01-99 THRU: 99-99-99
5	109908-68-J05	EA	END CAP - OVERHEAD CABINET - WATERFORD OAK
			FROM: 00-00-00 THRU: 08-31-99
5	109908-B4-L07	EA	END CAP - OVERHEAD CABINET - WATERFORD OAK
			FROM: 09-01-99 THRU: 99-99-99
6	132629-13-L09	EA	COUNTERTOP - GALLEY CABINET - WASHED MAPLE
6	132629-13-L07	EA	COUNTERTOP - GALLEY CABINET - WATERFORD OAK
7	132629-01-L09	EA	CABINET - GALLEY - W/O COUNTERTOP - W/O DOORS/DRAWERS/HDW - WASHED MAPLE
7	132629-01-L07	EA	CABINET - GALLEY - W/O COUNTERTOP - W/O DOORS/DRAWERS/HDW - WATERFORD OAK

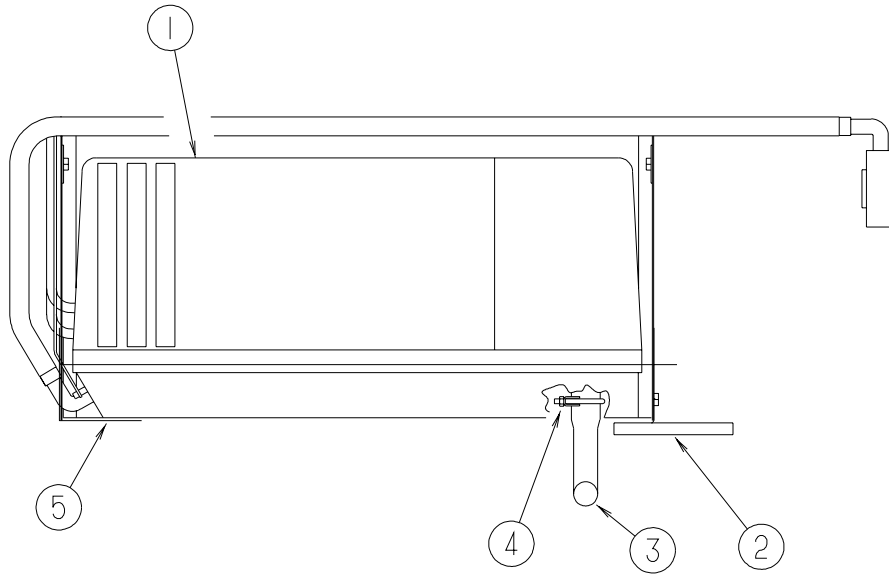
GALLEY GROUP (CONTINUED)
CABINETS (CONTINUED)

KEY	PART NUMBER	U/M	DESCRIPTION
8	M09316-97-L09	EA	DRAWER - OGEE EDGE - 19.8"W X 21.6"D - W/O SLIDES/HARDWARE - WASHED MAPLE
8	M09316-97-L10	EA	DRAWER - OGEE EDGE - 19.8"W X 21.6"D - W/O SLIDES/HARDWARE - WATERFORD OAK
9	131995-U9-L09	EA	DOOR - RAIL/SOLID PANEL - 10" X 29.5" - W/O HARDWARE - WASHED MAPLE
9	131995-U9-L10	EA	DOOR - RAIL/SOLID PANEL - 10" X 29.5" - W/O HARDWARE - WATERFORD OAK
10	131995-U8-L09	EA	DOOR - RAIL/SOLID PANEL - 10" X 29.5" - W/O HARDWARE - WASHED MAPLE
10	131995-U8-L10	EA	DOOR - RAIL/SOLID PANEL - 10" X 29.5" - W/O HARDWARE - WATERFORD OAK
11	M09316-95-L09	EA	DRAWER - OGEE EDGE - 10.3"W X 11.8"D - W/O SLIDES/HARDWARE - WASHED MAPLE
11	M09316-95-L10	EA	DRAWER - OGEE EDGE - 10.3"W X 11.8"D - W/O SLIDES/HARDWARE - WATERFORD OAK
12	M09316-96-L09	EA	DRAWER - OGEE EDGE - 10.3"W X 21.6"D - W/O SLIDES/HARDWARE - WASHED MAPLE
12	M09316-96-L10	EA	DRAWER - OGEE EDGE - 10.3"W X 21.6"D - W/O SLIDES/HARDWARE - WATERFORD OAK
13	098335-07-J23	EA	RAIL-GALLEY,565
	103610-03-L01	EA	COVER - SINK - 15.2" X 11" - LAMINATED BOTH SIDES



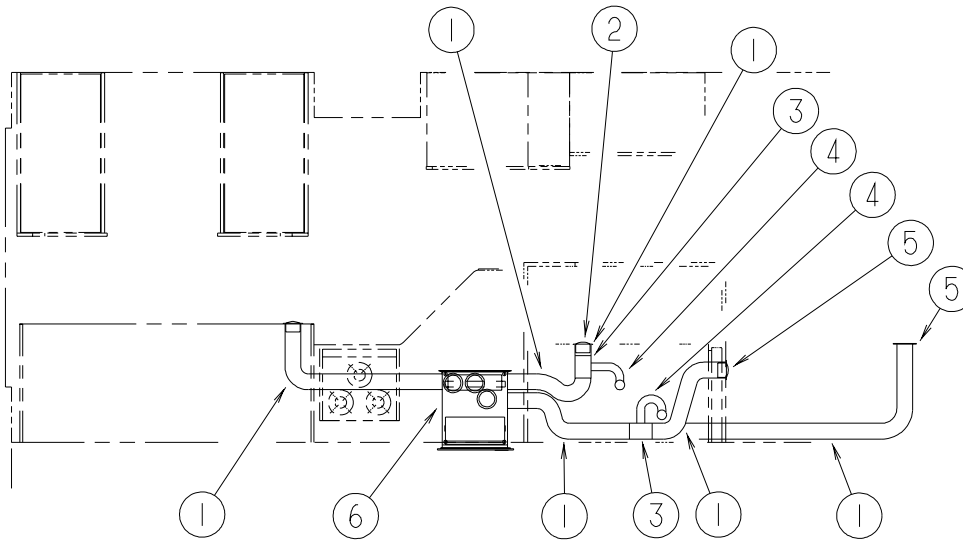
KEY	PART NUMBER	U/M	DESCRIPTION
1	M09316-A0-L09	EA	DRAWER - OGEE EDGE - 6.4"W X 17.7"D - W/O SLIDES/HARDWARE - WASHED MAPLE
1	M09316-A0-L10	EA	DRAWER - OGEE EDGE - 6.4"W X 17.7"D - W/O SLIDES/HARDWARE - WATERFORD OAK
2	M09316-99-L09	EA	DRAWER - OGEE EDGE - 22.5"W X 19.6"D - W/O SLIDES/HARDWARE - WASHED MAPLE
2	M09316-99-L10	EA	DRAWER - OGEE EDGE - 22.5"W X 19.6"D - W/O SLIDES/HARDWARE - WATERFORD OAK
3	131995-J3-L58	EA	DOOR - RAIL/SOLID PANEL - 8" X 60.7" - W/O HARDWARE - WASHED MAPLE
3	131995-J3-L42	EA	DOOR - RAIL/SOLID PANEL - 8" X 60.7" - W/O HARDWARE - WATERFORD OAK
4	132006-13-L09	EA	DOOR - MIRROR/MITERED RAIL - 10" X 48" - W/O HARDWARE - WASHED MAPLE
4	132006-13-L07	EA	DOOR - MIRROR/MITERED RAIL - 10" X 48" - W/O HARDWARE - WATERFORD OAK
5	M09316-98-L09	EA	DRAWER - OGEE EDGE - 13.5"W X 15.7"D - W/O SLIDES/HARDWARE - WASHED MAPLE
5	M09316-98-L10	EA	DRAWER - OGEE EDGE - 13.5"W X 15.7"D - W/O SLIDES/HARDWARE - WATERFORD OAK
6	122325-01-J60	EA	CABINET - PANTRY/RIGHT HAND SLIDING - W/O SLIDES/HARDWARE - WASHED MAPLE
6	122325-01-H17	EA	CABINET - PANTRY/RIGHT HAND SLIDING - W/O SLIDES/HARDWARE - WATERFORD OAK
	122325-11-J70	EA	SHELF - W/EDGE MOLDING - WASHED MAPLE
	122325-11-H17	EA	SHELF - W/EDGE MOLDING - WATERFORD OAK
	122360-02-000	EA	SLIDE - PANTRY - W/O LOCK - RIGHT/LEFT HAND
	122360-03-000	EA	SLIDE - PANTRY - W/LOCK - RIGHT HAND (FACING PANEL)
	123673-01-01A	EA	KNOB - PANTRY SLIDE
7	132750-14-L09	EA	SHELF - W/PLASTIC EDGE TRIM - WASHED MAPLE
7	132750-14-L07	EA	SHELF - W/PLASTIC EDGE TRIM - WATERFORD OAK

GENERATOR GROUP GAS



KEY	PART NUMBER	U/M	DESCRIPTION
1	109982-03-000	EA	GENERATOR - 4.0 MICROLITE
2	118248-01-02B	EA	BRACKET - GENERATOR - W/O NOTCH - E-COATED
3	105958-09-000	EA	PIPE - GENERATOR EXHAUST - 1.3" OD X 5.9" X 22"
4	007125-04-000	EA	CLAMP - MUFFLER - 1.12" DIAMETER
5	118248-02-02B	EA	BRACKET - GENERATOR - W/NOTCH - E-COATED
	007067-01-000	SF	INSULATION - FIBERGLASS - 1" THICK X 4'-INCREMENTS 4 SF

HEATING & A/C GROUP FURNACE



KEY	PART NUMBER	U/M	DESCRIPTION
1	009198-01-000	FT	DUCT - HEAT - FLEXIBLE - 4" ID X 25'
2	056464-11-000	EA	REGISTER W/DAMPER - 4" DIAMETER - PLASTIC - OFF WHITE
3	089367-02-000	EA	TEE - 4" X 2" X 4"
4	009198-02-000	FT	DUCT - FLEXIBLE - 2" ID X 25'
5	056464-10-000	EA	REGISTER W/O DAMPER - 4" DIAMETER - PLASTIC - BEIGE
6*	098668-20-000	EA	FURNACE - 30,000 BTU
	098668-23-000	EA	DOOR - ACCESS - FURNACE - BRIGHT WHITE
	009200-01-000	EA	TAPE - FURNACE - 1 1/2"

***COMPONENT PARTS FOUND IN SERVICE PARTS LIBRARY**

REAR HEATER

KEY	PART NUMBER	U/M	DESCRIPTION
*	084405-01-000	EA	HEATER - REAR/DUCTED - W/MOTOR AID
	069636-02-000	EA	CONNECTOR - DUCT - 4" ID
	009198-01-000	FT	DUCT - HEAT - FLEXIBLE - 4" ID X 25'
	069636-02-000	EA	CONNECTOR - DUCT - 4" ID
	079059-01-000	EA	HOSE - 90 DEGREE - 5/8"ID X 4" X 36"
	094600-05-01A	EA	REGISTER W/O DAMPER-3.6" X 11.3" FACE/2.1" X 9.9" RO-BEIGE
	007108-01-000	FT	HOSE - HEATER - 5/8" ID - HI-TEMP
	076776-01-000	EA	TEE - BEADED - 5/8" X 5/8" X 5/8"

***COMPONENT PARTS FOUND IN SERVICE PARTS LIBRARY**

ROOF

KEY	PART NUMBER	U/M	DESCRIPTION
*	131185-02-01A	EA	A/C ROOF - 13,500 BTU - 220 VOLT - WHITE
*	131184-01-01A	EA	CEILING ASSEMBLY - A/C DUCTED - WHITE
	131184-02-01A	EA	BOARD - DIVIDER - SILVER
*	131188-01-01A	EA	A/C - ROOF - 14,800 MACH 15 - WHITE
	131184-03-01A	EA	CEILING ASSEMBLY - A/C DUCTED - C-BODY - WHITE
	117238-01-01A	EA	THERMOSTAT - A/C - FURNACE
	084077-03-000	EA	COVER/BLANK - ROOF A/C 5.2" X 3.5" - IVORY
	120134-01-02A	EA	REGISTER - W/DAMPER - 4" PIPE/7" O.D. FACE - WHITE


***COMPONENT PARTS FOUND IN SERVICE PARTS LIBRARY**

INTERIOR FINISH GROUP

MOLDINGS & TRIMS

WASHED MAPLE

WATERFORD OAK



INTERIOR FINISH GROUP (CONTINUED)**MOLDINGS & TRIMS (CONTINUED)****WASHED MAPLE****WATERFORD OAK**


KEY	PART NUMBER	U/M	DESCRIPTION
1	009767-12-000	FT	WELTING - SIDEWALL/CEILING/CABINET - OFF/WHT
1	009767-14-000	FT	WELTING - CHERRY
1	009767-15-000	FT	WELTING - WATERFORD OAK
1	009767-16-000	FT	WELTING - REBER BIRCH
1	009778-16-000	FT	U-CHANNEL - 1" - PICKLED ASH
2	009778-18-000	FT	U-CHANNEL - 1" - CHERRY-CHERRY
2	009778-21-000	FT	U-CHANNEL - 1" - WATERFORD OAK
2	009778-25-000	FT	U-CHANNEL - 1" - BEIGE ILLUSION
2	009778-27-000	FT	U-CHANNEL - 1" - WASHED MAPLE
2	009778-31-000	FT	U-CHANNEL - 1" - GRADY BROWN
2	070504-03-000	FT	U-CHANNEL - PLASTIC - .9" X 96" - GRADY BROWN
2	070504-18-000	FT	U-CHANNEL - PLASTIC - .13" X 84" - IVORY
2	070504-30-000	FT	U-CHANNEL - PLASTIC - .13" X 84" - CHERRY
2	070504-31-000	FT	U-CHANNEL - PLASTIC - .9" X 84" - CHERRY
2	070504-36-000	FT	U-CHANNEL - PLASTIC - .13" X 72" - WATERFORD OAK
2	070504-37-000	FT	U-CHANNEL - PLASTIC - .9" X 84" - WATERFORD OAK
2	070504-38-000	FT	U-CHANNEL - PLASTIC - .9" X 65" - WATERFORD OAK
2	070504-42-000	FT	U-CHANNEL - PLASTIC - .13" X 84" - BEIGE ILLUSION
2	070504-50-000	FT	U-CHANNEL - PLASTIC - .13" X 84" - WASHED MAPLE
2	070504-51-000	FT	U-CHANNEL - PLASTIC - .9" X 84" - WASHED MAPLE
2	070504-54-000	FT	U-CHANNEL - PLASTIC - .9" X 84" - VILLAGE OAK
3	009809-27-000	EA	MOLDING - CORNER - OUTSIDE - 1" X 84" - WATERFORD OAK
3	009809-28-000	EA	MOLDING - CORNER - OUTSIDE - 1" X 84" - CHERRY
3	009809-30-000	EA	MOLDING - CORNER - OUTSIDE - 1" X 84" - BEIGE ILLUSION
3	009809-31-000	EA	MOLDING - CORNER - OUTSIDE - 1" X 84" - WASHED MAPLE
3	009809-32-000	EA	MOLDING - CORNER - OUTSIDE - 1" X 84" - PORTSMOUTH OAK
4	009812-24-000	EA	MOLDING - CORNER - 1/2" W/1/4" CHAN X 84" - IVORY
4	009812-26-000	EA	MOLDING - CORNER - 1/2" W/1/4" CHAN X 84" - CHERRY
4	009812-27-000	EA	MOLDING - CORNER - 1/2" W/1/4" CHAN X 84" - PICKLED ASH
4	009812-29-000	EA	MOLDING - CORNER - 1/2" W/1/4" CHAN X 84" - WATERFORD OAK
4	009812-31-000	EA	MOLDING - CORNER - 1/2" W/1/4" CHAN X 84" - BEIGE ILLUSION
4	009812-33-000	EA	MOLDING - CORNER - 1/2" W/1/4" CHAN X 84" - WASHED MAPLE
4	009812-34-000	EA	MOLDING - CORNER - 1/2" W/1/4" CHAN X 84" - VW LIGHT GRAY
4	009812-35-000	EA	MOLDING - CORNER - 1/2" W/1/4" CHAN X 84" - PORTSMOUTH OAK
5	009815-09-000	FT	MOLDING-T - .75" IVORY
5	105709-01-000	FT	MOLDING-T - 1" - MODERN IVORY
5	105709-02-000	FT	T-MOLDING - 1" - BEIGE ILLUSION
6	022992-11-000	FT	MOLDING - REVERSE COVE - T-SHAPED VINYL - IVORY
6	022992-14-000	FT	MOLDING - REVERSE COVE
6	022992-15-000	FT	MOLDING - REVERSE COVE - VW GRAY
7	042357-18-000	EA	MOLDING - CORNER - RADIUS/PLASTIC - PICKLED ASH
7	042357-19-000	EA	MOLDING - CORNER - RADIUS/PLASTIC - CHERRY
7	042357-20-000	EA	MOLDING - CORNER - RADIUS/PLASTIC - WATERFORD OAK
7	042357-25-000	EA	MOLDING - CORNER - RADIUS/PLASTIC - WASHED MAPLE
7	042357-26-000	EA	MOLDING - CORNER - RADIUS/PLASTIC - PORTSMOUTH OAK
8	077840-01-E41	EA	MOLDING - WALL CAP - 8' - SALEM CHERRY
8	077840-01-G01	EA	MOLDING - WALL CAP - 8' - WATERFORD OAK
8	077840-01-J70	EA	MOLDING - WALL CAP - 8' - WASHED MAPLE
9	078323-06-G15	EA	MOLDING - CAP/WALL - 79.6" - WATERFORD OAK
10	080176-08-000	EA	CAP - CORNER - RADIUS MOLDING - PLASTIC - WASHED MAPLE
11	081521-02-007	EA	MOUNT - METAL MOLDING - F/RADIUS CORNER MOLDING - 151.5"
12	083620-09-000	FT	T-MOLDING - W/EDGE LIP - 7/8" FACE - MODERN IVORY
12	083620-11-000	FT	T-MOLDING - W/EDGE LIP - 7/8" FACE - CHERRY
12	083620-12-000	FT	T-MOLDING - W/EDGE LIP - 7/8" FACE - WATERFORD OAK
12	083620-15-000	FT	T-MOLDING - W/EDGE LIP - 7/8" FACE - BEIGE ILLUSION
12	083620-19-000	FT	T-MOLDING - W/EDGE LIP - 7/8" FACE - WASHED MAPLE

INTERIOR FINISH GROUP (CONTINUED)

MOLDINGS & TRIMS (CONTINUED)

WASHED MAPLE

WATERFORD OAK



INTERIOR FINISH GROUP (CONTINUED)**MOLDINGS & TRIMS (CONTINUED)****WASHED MAPLE****WATERFORD OAK**


KEY	PART NUMBER	U/M	DESCRIPTION
13	085746-04-000	FT	TRIM-J - CARPET 1.2" X .5" ANGLE - 12' LONG - OFF WHITE
14	086229-12-000	EA	BATTEN - 1.5" OFFSET X 97.01" IVORY
15	086229-11-000	EA	RETAINER - OFFSET - 97.01"
16	086229-13-000	EA	RETAINER - 1" X 96" - IVORY
16	086229-15-000	EA	BATTEN - 1" X 96" - MODERN IVORY
16	086229-19-000	EA	BATTEN - 1" X 98.43" - OFF WHITE
16	086229-20-000	EA	BATTEN - 1" X 96" - BEIGE
17	086229-01-000	EA	RETAINER - BATTEN - .75" X 92.3" - ANY COLOR
17	086229-14-000	EA	RETAINER - .75" X 98.43" - ANY COLOR
18	093873-01-01A	EA	TRIM - CARPET - L-ANGLE 1.1" X 1.3" X 12' - GRAY VINYL
19	126204-D2-134	EA	MOLDING - VINYL WRAPPED - .7" X 1.6" X 84" - WASHED MAPLE
19	126204-F2-134	EA	MOLDING - VINYL WRAPPED - .7" X 2.5" X 84" - WASHED MAPLE
19	126204-F2-438	EA	MOLDING - VINYL WRAPPED - .7" X 2.6" X 84" - WASHED MAPLE
20	111136-D2-134	EA	MOLDING - VINYL WRAPPED - .7" X 1.6" X 7' - CHERRY
20	111136-D2-438	EA	MOLDING - VINYL WRAPPED - .7" X 1.6" X 8' - CHERRY
20	111136-F2-134	EA	MOLDING - VINYL WRAPPED - .7" X 2.6" X 84" - CHERRY
20	111136-F2-438	EA	MOLDING - VINYL WRAPPED - .7" X 2.5" X 8' - CHERRY
21	100182-01-G15	EA	TRIM - RAIL
22	100659-27-G15	EA	MOLDING - TRIM
22	100659-01-E74	EA	MOLDING - TRIM - CHERRY
22	100659-01-G09	EA	MOLDING - TRIM - WATERFORD OAK
22	100659-01-J40	EA	MOLDING - TRIM - WASHED MAPLE
23	100818-01-03A	EA	MOLDING - VINYL WRAPPED - 1.6" X .4" X 84" - PICKLED ASH
23	100818-01-04A	EA	MOLDING - VINYL WRAPPED - 1.6" X .4" X 84" - WATERFORD OAK
23	100818-01-05A	EA	MOLDING - VINYL WRAPPED - 1.6" X .4" X 84" - CHERRY
23	100818-01-08A	EA	MOLDING - VINYL WRAPPED - 1.6" X .4" X 84" - WASHED MAPLE
23	100818-01-09A	EA	MOLDING - VINYL WRAPPED - 1.6" X .4" X 84" - PORTSMOUTH OAK
24	100819-01-03A	EA	MOLDING - VINYL WRAPPED - L-SHAPED - 1.5"X1.5"X84" - PICKLED ASH
24	100819-01-04A	EA	MOLDING - VINYL WRAPPED - L-SHAPED - 1.5"X1.5"X84" - CHERRY
24	100819-01-05A	EA	MOLDING - VINYL WRAPPED - L-SHAPED - 1.5"X1.5"X84" - OAK
24	100819-01-08A	EA	MOLDING - VINYL WRAPPED - L-SHAPED - 1.5"X1.5"X84" - WASHED MAPLE
24	100819-01-09A	EA	MOLDING - VINYL WRAPPED - L-SHAPED - 1.5"X1.5"X84" - PORTSMOUTH OAK
25	103186-01-04A	FT	MOLDING - PLASTIC 3/8" U-CHANNEL W/3/4" FACE - CHERRY
25	103186-01-03A	FT	MOLDING - PLASTIC 3/8" U-CHANNEL W/3/4" FACE - PICKLED ASH
25	103186-01-05A	FT	MOLDING - PLASTIC 3/8" U-CHANNEL W/3/4" FACE - WATERFORD OAK
25	103186-01-07A	FT	MOLDING - PLASTIC 3/8" U-CHANNEL W/3/4" FACE - BEIGE ILLUSION
25	103186-01-09A	FT	MOLDING - PLASTIC 3/8" U-CHANNEL W/3/4" FACE - PORTSMOUTH OAK
25	103186-01-08A	FT	MOLDING - PLASTIC 3/8" U-CHANNEL W/3/4" FACE - WASHED MAPLE
25	103186-02-03A	FT	MOLDING - PLASTIC - 1" U-CHANNEL 1 3/8" FACE - PICKLED ASH
25	103186-02-04A	FT	MOLDING - PLASTIC - 1" U-CHANNEL 1 3/8" FACE - CHERRY
25	103186-02-05A	FT	MOLDING - PLASTIC - 1" U-CHANNEL 1 3/8" FACE - WATERFORD OAK
25	103186-02-07A	FT	MOLDING - PLASTIC - 1" U-CHANNEL 1 3/8" FACE - BEIGE ILLUSION
25	103186-02-08A	FT	MOLDING - PLASTIC - 1" U-CHANNEL 1 3/8" FACE - WASHED MAPLE
25	103186-02-09A	FT	MOLDING - PLASTIC - 1" U-CHANNEL 1 3/8" FACE - PORTSMOUTH OAK
26	105004-01-03A	EA	MOLDING - VINYL WRAPPED - 1" X 96" - PICKLED ASH
26	105004-01-04A	EA	MOLDING - VINYL WRAPPED - 1" X 96" - CHERRY
26	105004-01-05A	EA	MOLDING - VINYL WRAPPED - 1" X 96" - WATERFORD OAK
26	105004-01-08A	EA	MOLDING - VINYL WRAPPED - 1" X 96" - WASHED MAPLE
26	105004-01-09A	EA	MOLDING - VINYL WRAPPED - 1" X 96" - PORTSMOUTH OAK
27	109332-02-03A	FT	TRIM-J - W/O ADHESIVE - SALEM CHERRY
27	109332-02-05A	FT	TRIM-J - W/O ADHESIVE - WASHED MAPLE
28	109736-02-01A	FT	T-MOLDING - 1" - NATURAL OAK/BRASS
29	117268-D2-134	EA	MOLDING - VINYL WRAPPED - .7" X 1.6" X 84" - WATERFORD OAK
29	117268-F2-134	EA	MOLDING - VINYL WRAPPED - .7" X 2.7" X 84" - WATERFORD OAK
30	113794-01-03A	FT	MOLDING - CROWN - 3.45" - MAPLE

INTERIOR FINISH GROUP (CONTINUED)

MOLDINGS & TRIMS (CONTINUED)

WASHED MAPLE

WATERFORD OAK



INTERIOR FINISH GROUP (CONTINUED)

MOLDINGS & TRIMS (CONTINUED)

WASHED MAPLE

WATERFORD OAK

KEY	PART NUMBER	U/M	DESCRIPTION
30	113794-02-03A	FT	MOLDING - CROWN - 1.8" - MAPLE
31	116280-02-GV0	EA	MOLDING - CAP - PICKLED ASH
31	116280-02-GV1	EA	MOLDING - CAP - SALEM CHERRY
31	116280-02-J70	EA	MOLDING - CAP - WASHED MAPLE
31	116280-02-L95	EA	MOLDING - CAP - WATERFORD OAK
32	111134-D2-438	EA	LUMBER - VINYL WRAPPED - .7" X 1.5" X 96" - CHERRY
32	111134-E2-438	EA	LUMBER - VINYL WRAPPED - .7" X 2" X 96" - CHERRY
32	111134-F2-438	EA	LUMBER - VINYL WRAPPED - .7" X 2.5" X 96" - CHERRY
32	111134-G2-438	EA	LUMBER - VINYL WRAPPED - .7" X 3" X 96" - CHERRY
32	111134-J2-438	EA	LUMBER - VINYL WRAPPED - .7" X 5.5" X 96" - CHERRY
32	117267-D2-438	EA	LUMBER - VINYL WRAPPED - .7" X 1.5" X 96" - WATERFORD OAK
32	117267-E2-438	EA	LUMBER - VINYL WRAPPED - .7" X 2" X 96" - WATERFORD OAK
32	117267-F2-438	EA	LUMBER - VINYL WRAPPED - .7" X 2.5" X 96" - WATERFORD OAK
32	117267-J2-438	EA	LUMBER - VINYL WRAPPED - .7" X 5.5" X 96" - WATERFORD OAK
32	117267-R2-438	EA	LUMBER - VINYL WRAPPED - .7" X 3" X 96" - WATERFORD OAK
32	126205-D2-438	EA	LUMBER - VINYL WRAPPED - .7" X 1.5" X 96" - WASHED MAPLE
32	126205-E2-438	EA	LUMBER - VINYL WRAPPED - .7" X 2" X 96" - WASHED MAPLE
32	126205-F2-438	EA	LUMBER - VINYL WRAPPED - .7" X 2.5" X 96" - WASHED MAPLE
32	126205-J2-438	EA	LUMBER - VINYL WRAPPED - .7" X 5.5" X 96" - WASHED MAPLE
32	126205-R2-438	EA	LUMBER - VINYL WRAPPED - .7" X 3" X 96" - WASHED MAPLE
33	119520-01-01A	FT	MOLDING-T - 1" - W/EDGE LIPS (OFF/WHITE-CREAM)
34	130247-01-01A	FT	T-MOLDING - 1.3" - WATERFORD OAK
34	130247-01-02A	FT	T-MOLDING - 1.3" - WASHED MAPLE
34	130247-01-03A	FT	T-MOLDING - 1.3" - SALEM CHERRY
34	130247-01-04A	FT	T-MOLDING - 1.3" - PORTSMOUTH OAK
35	130262-01-000	EA	PROTECTOR - CORNER SAVER - .7" X .7"
36	131923-01-01A	FT	MOLDING - CROWN - ASH
36	131923-01-02A	FT	MOLDING - CROWN - CHERRY
36	131923-01-03A	FT	MOLDING - CROWN - HARD WHITE MAPLE
37	131923-02-01A	FT	MOLDING - PICTURE - CHERRY
37	131923-02-02A	FT	MOLDING - PICTURE - ASH
37	131923-02-03A	FT	MOLDING - PICTURE - HARD WHITE MAPLE
38	131923-03-01A	FT	MOLDING - CROWN - DIVIDER - ASH
38	131923-03-02A	FT	MOLDING - CROWN - DIVIDER - CHERRY
38	131923-03-03A	FT	MOLDING - CROWN - DIVIDER - HARD WHITE MAPLE
	104676-02-02A	FT	MOLDING-T - 1/2" - PICKLED ASH
	104676-02-03A	FT	MOLDING-T - 1/2" - CHERRY
	104676-02-04A	FT	MOLDING-T - 1/2" - WATERFORD OAK
	104676-02-06A	FT	MOLDING-T - 1/2" - WASHED MAPLE
	104676-02-08A	FT	MOLDING-T - 1/2" - PORTSMOUTH OAK

INTERIOR FINISH GROUP (CONTINUED)
PANELING, LAMINATES, BATT & EDGE BANDING

KEY	PART NUMBER	U/M	DESCRIPTION
	088272-H3-000	SF	PANELING - BARCELONA - 4' X 7' - WHEAT (L09, L10)
	088263-F3-000	EA	BATT STRIP - DECORATIVE - BARCELONA LINEN - 8' (L09, L10)
	085284-E8-000	FT	BATT TAPE - ADHESIVE BACKED - DECORATIVE - BARCELONA LINEN (L09, L10)
	088272-J3-000	SF	PANELING - PHOENIX/NEUTRAL - 4' X 7' (L11, L12)
	088263-G3-000	EA	BATT STRIP - DECORATIVE - PHOENIX/NEUTRAL - 8' (L11, L12)
	085284-G2-000	FT	BATT TAPE - ADHESIVE BACKED - DECORATIVE - PHOENIX/NEUTRAL (L11, L12)
	074497-39-000	SF	PANELING - WASHED MAPLE - 4' X 8'
	069733-86-000	EA	BATT STRIP - WOODGRAINED/WASHED MAPLE - 8'
	085284-F5-000	FT	BATT TAPE - ADHESIVE BACKED - WASHED MAPLE
	074497-28-000	SF	PANELING - WATERFORD OAK - 4' X 8'
	069733-86-000	EA	BATT STRIP - WOODGRAINED/WATERFORD OAK - 8'
	085284-B5-000	FT	BATT TAPE - ADHESIVE BACKED - WOODGRAINED-WATERFORD OAK
	074497-41-000	SF	PANELING - CEILING/IMPACT PEARL - 4' X 9'
	088263-F9-000	EA	BATT STRIP - CEILING - IMPACT PEARL - 9'
	085284-F6-000	FT	BATT TAPE - ADHESIVE BACKED-IMPACT PEARL-W/FLEECE EMBOSSED
	088272-H9-000	SF	PANELING - PEBBLE EMBOSSED - WHITE
	085284-D6-000	FT	BATT TAPE - ADHESIVE BACKED - DECORATIVE-EMBOSSED ANTIQUE
	074498-82-000	SF	LAMINATE - PLASTIC - WASHED MAPLE - 4' X 8'
	074498-77-000	SF	LAMINATE - PLASTIC - ART CABIN (WATERFORD OAK) - 4' X 8'
	074498-81-000	SF	LAMINATE - PLASTIC - ALMOND JAGUARD - 5' X 8'
	074498-71-000	SF	LAMINATE - PLASTIC - NEUTRAL SANTOS - 5' X 8'
	074498-40-000	SF	LAMINATE - PLASTIC - OFF WHITE - 5' X 8'
	000885-88-000	SF	PARTICLE BOARD - 3/8" X 4' X 8' - WASHED MAPLE - 1-SIDED
	000885-89-000	SF	PARTICLE BOARD - 3/8" X 4' X 8' - WASHED MAPLE - 2-SIDED
	000885-90-000	SF	PARTICLE BOARD - 1/2" X 4' X 8' - WASHED MAPLE - 2-SIDED
	000885-91-000	SF	PARTICLE BOARD - 3/4" X 4' X 8' - WASHED MAPLE - 2-SIDED
	000885-76-000	SF	PARTICLE BOARD-3/8" X 48" X 96"-WATERFORD OAK-VINYL 1 SIDE
	000885-77-000	SF	PARTICLE BOARD-3/8" X 48" X 96"-WATERFORD OAK-VINYL 2 SIDE
	000885-78-000	SF	PARTICLE BOARD-1/2" X 48" X 96"-WATERFORD OAK-VINYL 2 SIDE
	000885-79-000	SF	PARTICLE BOARD-3/4" X 48" X 96"-WATERFORD OAK-VINYL 2 SIDE
	083618-07-000	SF	PLYWOOD - MAPLE - 1 SIDE 3/16" X 4' X 8'
	000846-01-000	SF	PLYWOOD - 5/16" X 48" X 96" - CD GRADE
	000846-02-000	SF	PLYWOOD/UNDERLAYMENT - 5/16" X 48" X 96"
	126339-01-000	SF	BOARD - WHEAT - 60" X 72"
	076325-74-000	FT	MOLDING - EDGE BAND - 1 5/16" X .038" - WASHED MAPLE
	076325-75-000	FT	MOLDING - EDGE BAND - .93" X .024" - WASHED MAPLE
	076325-67-000	FT	MOLDING - EDGE BAND - .93" X .024" - WATERFORD OAK
	076325-68-000	FT	MOLDING - EDGE BAND - 1 5/16" X .038" - WATERFORD OAK
	076325-39-000	FT	MOLDING - EDGE BAND - 1 5/16" X .030" - ALMOND
	076325-40-000	FT	MOLDING - EDGE BAND - .93" X .024" - ALMOND
	076325-73-000	FT	MOLDING - EDGE BAND - .93" X .024" - OFF WHITE
	122481-16-000	FT	WALLPAPER - 6.8" BORDER (L09, L10)
	132610-05-01A	FT	BORDER - WALLPAPER - 7" - CALYPSO (L11, L12)

INTERIOR FINISH GROUP (CONTINUED)
ACCESSORIES

KEY	PART NUMBER	U/M	DESCRIPTION
	072852-01-000	EA	DETECTOR - SMOKE - W/9 VOLT BATTERY - US
	072852-02-000	EA	DETECTOR - SMOKE - W/9 VOLT BATTERY - CANADIAN
	094499-03-000	EA	EXTINGUISHER/FIRE - DRY - 10BC - W/GAUGE - W/O BRACKET
*	094499-02-000	EA	EXTINGUISHER/FIRE - DRY - 1A10BC - CANADIAN
	094499-04-000	EA	BRACKET - FIRE EXTINGUISHER
	125136-02-000	EA	CO DETECTOR - GAS MODEL - 9 VOLT
	131493-02-02A	EA	PICTURE - LILY - 13" X 15"
	118081-02-01A	EA	CLOCK - WALL - ROUND 8" - BRASS
	091261-01-000	FT	SLIPNOT - ANTISLIP - 1'WIDE X 12' - BLACK
	096764-02-000	FT	SLIPNOT - ANTISLIP - 1'WIDE (180' ROLLS) - WHITE

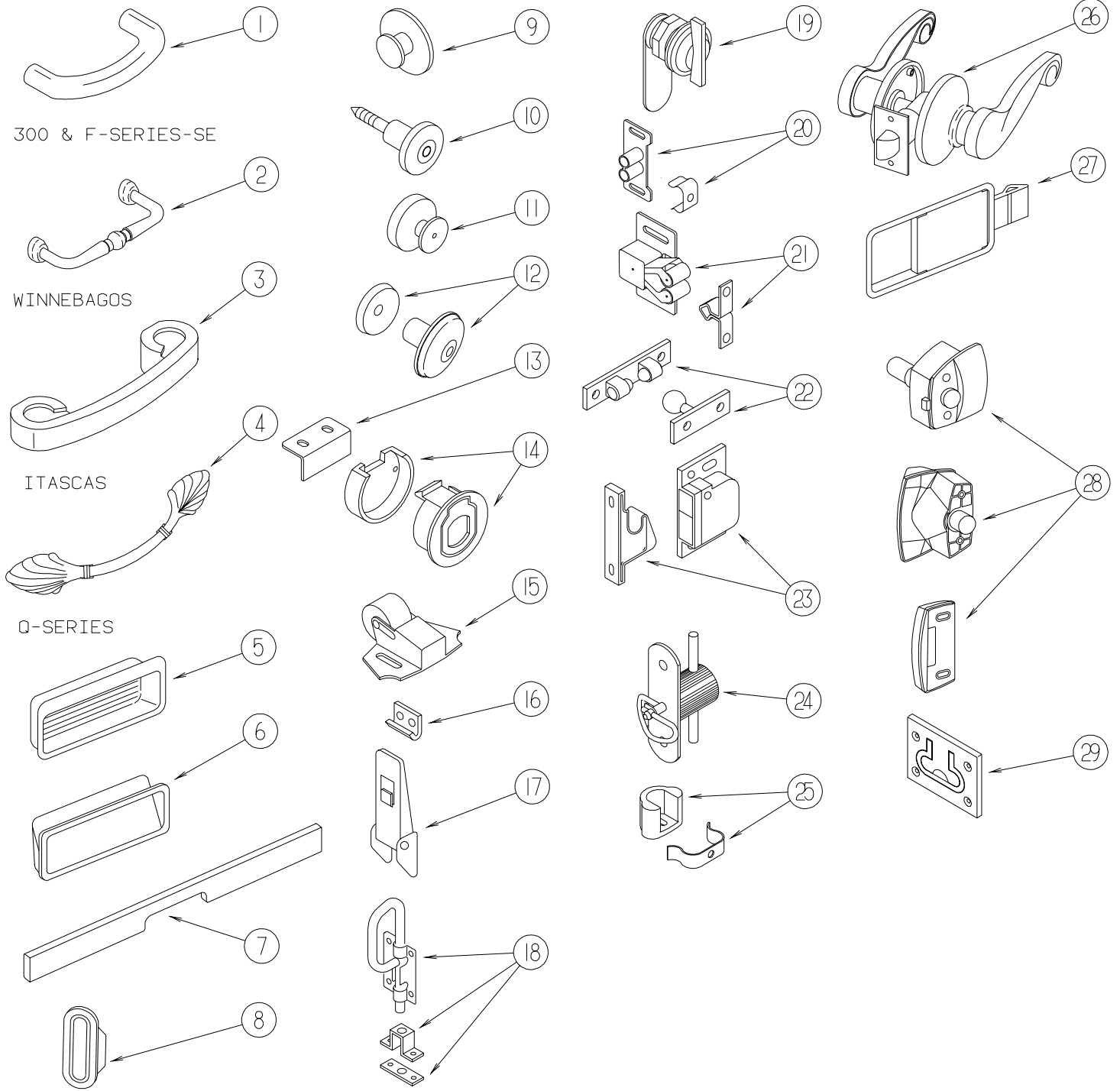
***COMPONENT PARTS FOUND IN SERVICE PARTS LIBRARY**

FLOOR COVERINGS

KEY	PART NUMBER	U/M	DESCRIPTION
	042720-24-000	SY	VINYL - FLOOR COVERING - 12' WIDE - TRADITIONS SOLARIAN
	096060-E3-000	SY	CARPET - COMMANDER - BARELY PLUM (L09, L10)
	096060-E4-000	SY	CARPET - COMMANDER - LT BAROQUE (L11, L12) FROM: 00-00-00 THRU: 10-24-99
	096060-G8-000	SY	CARPET - CAMEL - INCREMENTS OF 4 SY YDS (L11, L12) FROM: 10-25-99 THRU: 99-99-99
	093486-01-000	SY	CARPET - COMPARTMENT - 72" WIDE - DARK GRAY

INTERIOR FINISH GROUP (CONTINUED)

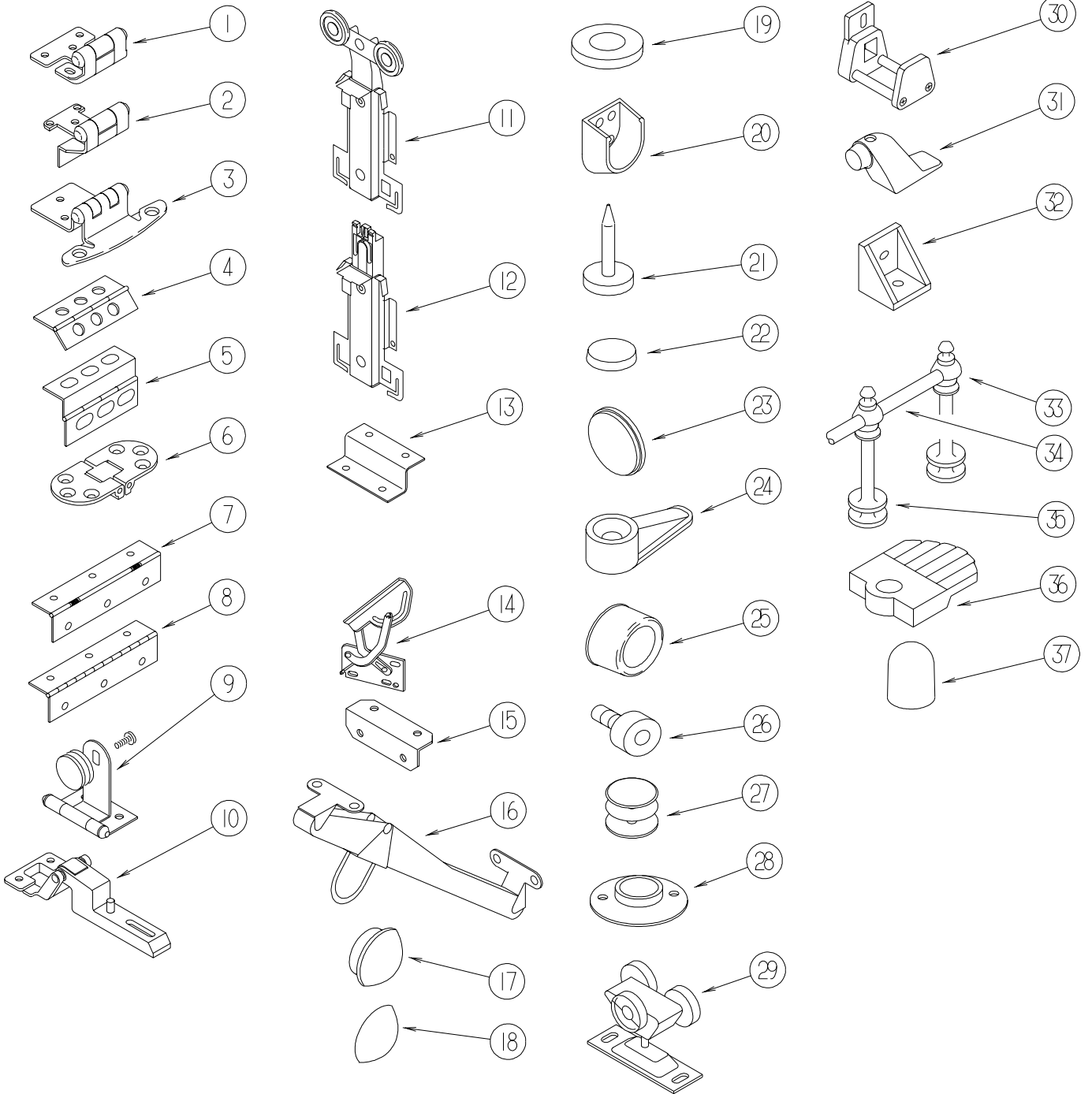
HARDWARE



INTERIOR FINISH GROUP (CONTINUED)
HARDWARE (CONTINUED)

KEY	PART NUMBER	U/M	DESCRIPTION
1	131964-01-01A	EA	PULL - CABINET - POLISHED BRASS
2	131963-01-01A	EA	PULL - CABINET - POLISHED BRASS
3	131962-01-01A	EA	PULL - CABINET - POLISHED BRASS
4	117923-01-01A	EA	PULL - CABINET - BURNISHED BRASS - 5.5"
4	131965-01-01A	EA	PULL - CABINET - BURNISHED BRASS - 6.3"
5	124311-01-01A	EA	HANDLE - RECESSED - BRASS
6	115994-01-01A	EA	HANDLE - POCKET
7	126866-01-L81	EA	HANDLE - TAMBOUR DOOR - 18.6" - PORTSMOUTH OAK
7	126866-04-KQ0	EA	HANDLE - TAMBOUR DOOR - 14.7" - WASHED MAPLE
7	126866-04-KQ1	EA	HANDLE - TAMBOUR DOOR - 14.7" - CHERRY
7	126866-04-L95	EA	HANDLE - TAMBOUR DOOR - 14.7" - WATERFORD OAK
7	126866-05-K07	EA	HANDLE - TAMBOUR DOOR - 11.5" - WATERFORD OAK
7	126866-05-K09	EA	HANDLE - TAMBOUR DOOR - 11.5" - WASHED MAPLE
8	098410-01-01A	EA	PULL - FINGER - OVAL - BRASS
9	125221-01-01A	EA	PULL - MIRROR - W/ROUND HANDLE
10	113800-01-000	EA	KNOB - CABINET - BRASS
11	133313-01-01A	EA	PULL - DRAWER KNOB - BURNISHED BRASS
11	133313-01-02A	EA	PULL - DRAWER KNOB - BRIGHT BRASS
12	117978-01-01A	EA	KNOB - DOOR - BRIGHT BRASS
13	113375-02-01A	EA	STRIKE - DOOR - CHROME
14	113375-05-01A	EA	LATCH - SLAM - BACK - .8" THICK
14	113375-06-01A	EA	LATCH - SLAM - FACE - .7" THICK
15	109403-01-000	EA	CATCH - SINGLE ROLLER - SCREEN DOOR
16	116975-02-01A	EA	KEEPER/STRIKE - BLACK - NEW STYLE
17	116975-01-01A	EA	LATCH - W/O STRIKE - BLACK - NEW STYLE
18	103256-01-000	EA	LATCH - SLIDE
19	100710-01-01A	EA	LOCK - GLASS DOOR/TWIST TYPE - BRASS
20	009021-01-000	EA	CATCH - GRILLE - NYLON
20	009021-02-000	EA	STRIKE - SPRING STEEL
21	093586-04-000	EA	STRIKE - SPRING STEEL - 1.14"
21	093586-05-000	EA	STRIKE - SPRING STEEL - .943"
21	093586-03-000	EA	CATCH - SPRING ROLLER - .377"
21	093586-06-000	EA	CATCH - SPRING - ROLLER - .236"
22	084451-01-000	EA	CATCH - BRASS
23	117095-01-01A	EA	LATCH - DOOR - GRABBER W/KEEPER - PLASTIC - BLK - 5LB PULL
23	117095-02-01A	EA	LATCH - DOOR - GRABBER W/KEEPER - PLASTIC - BLK-10LB PULL
24	098196-01-000	EA	LATCH - 1/4 TURN - T-BAR
25	129703-01-01A	EA	LATCH ASSEMBLY
26	111155-03-01A	EA	LOCK - PRIVACY/LOCKING - POLISHED BRASS/PLAIN HANDLE
26	111155-05-01A	EA	LOCK - PRIVACY/LOCKING - POLISHED BRASS - S SHAPED
27	127349-01-01A	EA	LATCH - PADDLE
28	058335-03-000	EA	LATCH W/O LOCK - BATHROOM DOOR BLACK
29	072871-01-000	EA	PULL - FLUSH - CHROME

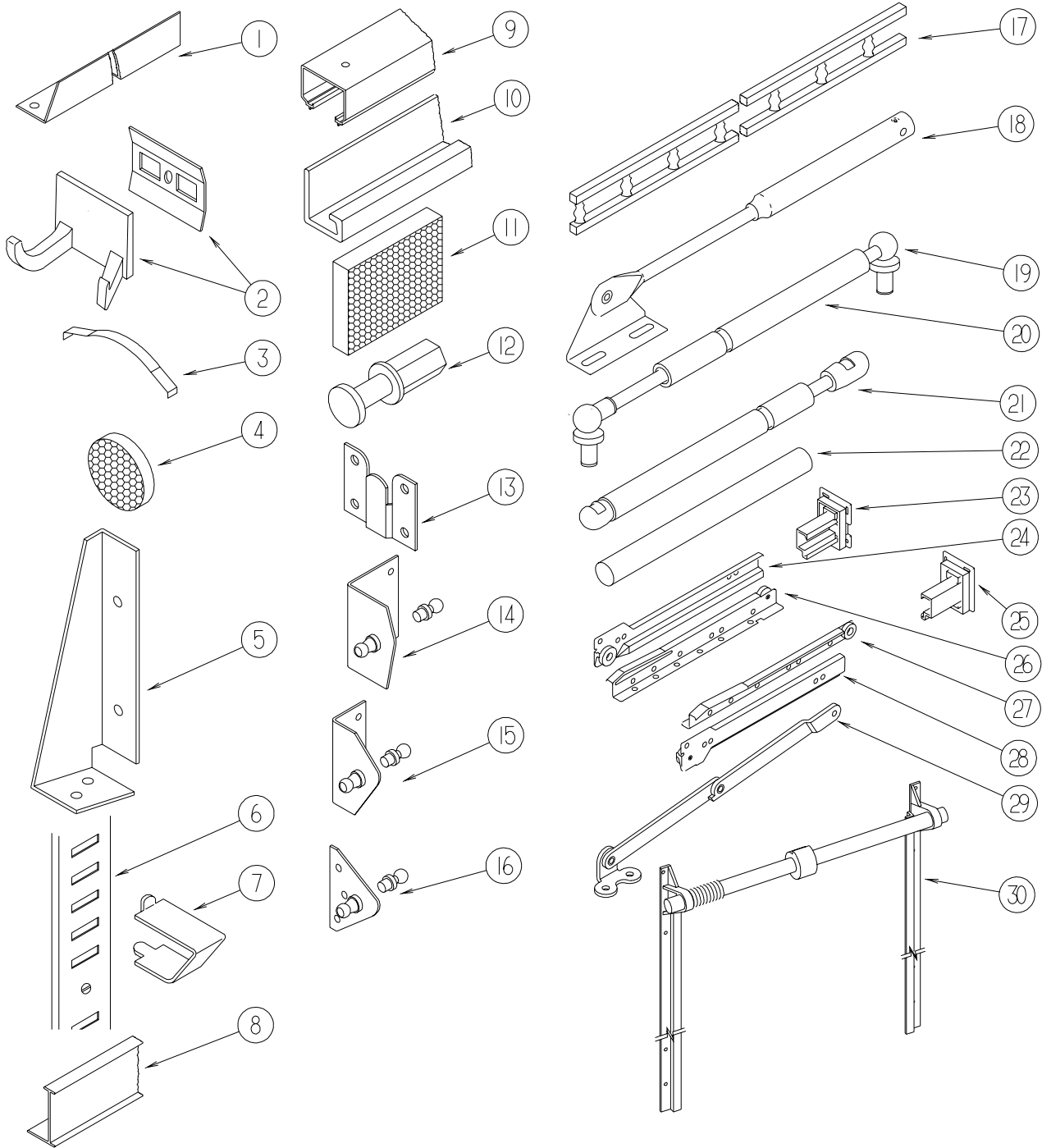
INTERIOR FINISH GROUP (CONTINUED)
HARDWARE (CONTINUED)



INTERIOR FINISH GROUP (CONTINUED)
HARDWARE (CONTINUED)

KEY	PART NUMBER	U/M	DESCRIPTION
1	113676-01-01A	EA	HINGE - OVERLAY - VARIABLE
2	113677-01-01A	EA	HINGE - SELF CLOSING
3	108138-03-000	EA	HINGE - BRIGHT BRASS
	000G13-06-08G	EA	SCREW - 6-20 X .50 PFH - ANTIQUE BRASS
4	009059-01-000	EA	HINGE - DOOR - 2" X 1.4" - BRASS
4	009059-02-000	EA	HINGE - DOOR - 2" X 2.7" - BRASS
4	041389-18-000	EA	HINGE - PIANO - 1 1/2" X 19" - OFF WHITE
4	041389-35-000	EA	HINGE - PIANO - OFF WHITE - 31"
5	118802-01-02A	EA	HINGE - DOOR - CABINET - HAMPTON TAN
6	111535-01-000	EA	HINGE - TABLE/FOLDING
7	102920-01-01A	EA	HINGE/SPRING LOADED - BRASS
8	084413-01-000	EA	HINGE/CONTINUOUS - ALUMINUM 1" X 72" - W/HOLES
8	110496-01-01A	EA	HINGE - BRASS
9	100711-01-01A	EA	HINGE - GLASS DOOR
10	114443-01-01A	EA	HINGE - CABINET DOOR
11	107390-02-000	EA	CORNER HANGER (DOUBLE ROLLER W/BACKET) (SOLD AS 1 EACH)
12	107391-01-000	EA	GUIDE - BOTTOM - BY-PASS (4 USED PER DOOR)
13	101926-01-02A	EA	BRACKET - ZEE - BLACK
14	108126-01-000	EA	TRAY HINGE SET (QTY. 2 PER SET)
15	016604-01-000	EA	BRACE - CABINET - ANGLE - 2.5" - UNPAINTED METAL
15	016604-05-000	EA	BRACE - CABINET - ANGLE - 2.5" - OFF WHITE METAL
16	104181-01-01A	EA	SUPPORT - LEAF 5.3" EXTENDS TO 7.5" - SAFETY RING - METAL
17	074045-01-000	EA	PLUG - OAK - 1/2" DIAMETER - COLONIAL WOOD
17	074045-08-000	EA	PLUG - OAK - 1/2" DIAMETER - SALEM CHERRY
17	042356-01-000	EA	PLUG - BUTTON - MAHOGANY - 3/8" DIAMETER - WOOD
18	057671-01-000	EA	COVER - SCREW - OFF WHITE - #8
18	057671-11-000	EA	COVER - SCREW - HAMPTON TAN - #8
18	057671-13-000	EA	COVER - SCREW - DARK GRAY - #8
18	057671-15-000	EA	COVER - SCREW - BRIGHT WHITE
18	057671-16-000	EA	COVER - SCREW - SOFT WHITE
19	100707-01-000	EA	SPACER - GLASS DOOR - .8" DIA - .3" HOLE - PLASTIC
20	113236-01-01A	EA	BRACKET - CLOTHES - ROD
21	102194-01-000	EA	GUIDE - PLASTIC
22	004354-01-000	EA	BUMPER - RUBBER - .5" DIA - BROWN
23	120760-01-000	EA	BUMPER - RUBBER - CLEAR
24	083204-03-000	EA	BUTTON - RETAINING MIRROR 5/16" TIP
25	069726-02-000	EA	BUMPER - .88" OD X .40" THICK - BLACK
26	079921-01-000	EA	ROLLER - NYLON - W/STEEL SHAFT - BARBED
27	081114-02-000	EA	CAP - INSERT - ROUND 1" DIAMETER - WHITE
28	009112-01-000	EA	FLANGE - PLASTIC - 1" CLOTHES ROD - OFF WHITE
29	103874-01-000	EA	HANGER - SLIDING DOOR
30	064467-01-000	EA	GUIDE - POCKET - SLIDING DOOR - WALL MOUNTED
31	103257-01-000	EA	STOP - DOOR
32	065740-01-000	EA	BRACE - CABINET/CORNER - PLASTIC
33	084070-03-000	EA	POST - END - 2.4" - BRASS
34	084071-05-000	EA	ROD - BRASS - 15"
34	084071-08-000	EA	ROD - BRASS - 9.3"
34	084071-12-000	EA	ROD - BRASS - 4.1"
34	084071-19-000	EA	ROD - BRASS - 7.1"
34	084071-20-000	EA	ROD - BRASS - 9.8"
34	084071-22-000	EA	ROD - BRASS - 15.3"
34	084071-23-000	EA	ROD - BRASS - 13.12"
34	084071-24-000	EA	ROD - BRASS - 3.8"
34	084071-27-000	EA	ROD - BRASS - 2.7"
34	084071-28-000	EA	ROD - BRASS - 6"
34	084071-30-000	EA	ROD - BRASS - 11.6"
34	084071-31-000	EA	ROD - BRASS - 14.08"
34	084071-32-000	EA	ROD - BRASS - 13.6"
35	084070-01-000	EA	POST - CENTER - 2.4" - BRASS
36	009089-01-000	EA	CLIP - MIRROR
37	039984-01-000	EA	CAP - ROUND - VINYL - .28" ID X .62" - BLACK

INTERIOR FINISH GROUP (CONTINUED)
HARDWARE (CONTINUED)

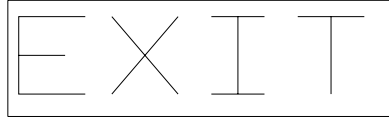


KEY	PART NUMBER	U/M	DESCRIPTION
1	114693-01-01A	EA	SUPPORT - BLACK - RIGHT HAND
1	114693-02-01A	EA	SUPPORT - BLACK - LEFT HAND
2	104174-01-000	EA	HOOK - ROBE - DOUBLE
3	115541-01-000	EA	SPRING - DOOR - SLIDING
4	122717-01-01A	EA	PAD - NON SKID - 4" DIAMETER ROUND
4	122717-04-01A	EA	PAD - NON SKID - 3" DIA. ROUND
5	076827-02-000	EA	BRACKET - 2.9" X 1.8" - TRIANGLE
6	098980-01-000	EA	PILASTER - ADJUSTABLE SHELF - 18"
6	098980-02-000	EA	PILASTER - ADJUSTABLE SHELF - 12"
6	098980-03-000	EA	PILASTER - ADJUSTABLE SHELF - 9"
6	098980-04-000	EA	PILASTER - ADJUSTABLE SHELF - 48"
6	098980-05-000	EA	PILASTER - ADJUSTABLE SHELF - 15"
6	098980-06-000	EA	PILASTER - ADJUSTABLE SHELF - 24"

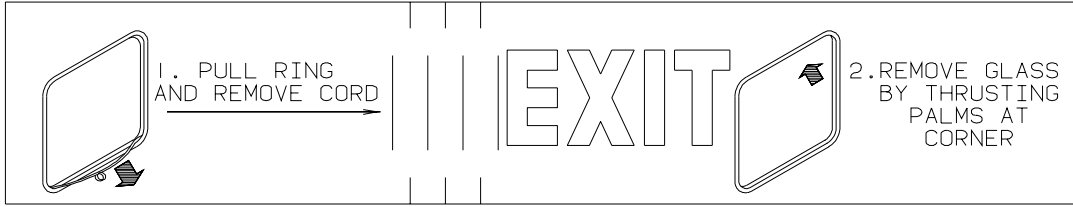
INTERIOR FINISH GROUP (CONTINUED)
HARDWARE (CONTINUED)

KEY	PART NUMBER	U/M	DESCRIPTION
7	098979-01-000	EA	CLIP - ADJUSTABLE SHELF
8	094856-10-01A	EA	TRACK - FOLDING DOOR - OFF WHITE
9	103868-09-01A	EA	TRACK - SLIDING DOOR - 64.3" - OFF WHITE
9	103868-15-01A	EA	TRACK - SLIDING DOOR - 76" - OFF WHITE
10	118933-01-01A	EA	SUPPORT - HINGE LOCK
11	122717-06-01A	FT	PAD - NON-SKID - PSA - 5"W
	122717-08-01A	EA	PAD - NON-SKID - PSA - 7.2"W
12	092652-01-000	EA	GUIDE WHEEL/DOOR - TOP MOUNT
13	130120-01-01A	EA	BRACKET - MOUNTING/MIRROR
14	126263-05-02B	EA	BRACKET - GAS SPRING W/BALL STUD - E-COATED
14	126263-06-02B	EA	BRACKET - GAS SPRING W/INSIDE BALL STUD - E-COATED
15	126263-10-02B	EA	BRACKET - GAS SPRING - 90 DEGREE SMALL
15	126263-13-02B	EA	BRACKET - GAS SPRING W/BALL STUD - E-COATED
16	126263-08-02B	EA	BRACKET - GAS SPRING W/CENTERED BALL STUD - E-COATED
17	075249-01-000	EA	RAILING - OAK - 72" UNFINISHED
17	111775-01-03A	EA	RAIL - DECORATIVE/PLASTIC SPINDLES - 71.9" - SALEM CHERRY
17	111775-01-04A	EA	RAIL - DECORATIVE/PLASTIC SPINDLES - 71.9" - WATERFORD OAK
17	111775-01-06A	EA	RAIL - DECORATIVE/PLASTIC SPINDLES - 71.9" - WASHED MAPLE
17	111775-01-07A	EA	RAIL - DECORATIVE/PLASTIC SPINDLES - 71.9" - PORTSMOUTH OAK
18	074493-02-000	EA	SUPPORT - PISTON SPRING - CABINET DOOR - 26 LBS
19	057460-02-000	EA	STUD BALL - GAS SPRING - .39" - 5/16"-18
20	057460-04-000	EA	SPRING - GAS - BALL STUD STYLE - 120 PI - "SPD6209"
21	107796-06-000	EA	SPRING/GAS - 12" COMPRESSED/20" EXTENDED - 120LB.
21	107796-08-000	EA	SPRING/GAS - 11" COMPRESSED/17" EXTENDED - 60 LB
21	107796-15-000	EA	SPRING/GAS - 24" COMPRESSED/40" EXTENDED - 15 LB.
21	107796-16-000	EA	SPRING/GAS - 6.4" COMPRESSED/9.6" EXTENDED - 65 LB.
21	107796-26-000	EA	SPRING/GAS - 12" COMPRESSED/20" EXTENDED - 90 LB.
22	042438-02-000	EA	DOWEL - WOOD - 2" X 2"
22	042438-01-000	EA	DOWEL - WOOD - CLOTHES ROD - 1" DIAMETER X 4'
23	128811-01-01A	EA	BACKSOCKET - ADJUSTABLE - LEFT
24	128810-01-01A	EA	SLIDE - DRAWER - 12" - LEFT CABINET
24	128810-05-01A	EA	SLIDE - DRAWER - 14" - LEFT CABINET
24	128810-09-01A	EA	SLIDE - DRAWER - 16" - LEFT CABINET
24	128810-13-01A	EA	SLIDE - DRAWER - 18" - LEFT CABINET
24	128810-17-01A	EA	SLIDE - DRAWER - 20" - LEFT CABINET
24	128810-21-01A	EA	SLIDE - DRAWER - 22" - LEFT CABINET
24	128810-25-01A	EA	SLIDE - DRAWER - 24" - LEFT CABINET
25	128811-02-01A	EA	BACKSOCKET - ADJUSTABLE RIGHT
26	128810-03-01A	EA	SLIDE - DRAWER - 12" - LEFT DRAWER
26	128810-07-01A	EA	SLIDE - DRAWER - 14" - LEFT DRAWER
26	128810-11-01A	EA	SLIDE - DRAWER - 16" - LEFT DRAWER
26	128810-15-01A	EA	SLIDE - DRAWER - 18" - LEFT DRAWER
26	128810-19-01A	EA	SLIDE - DRAWER - 20" - LEFT DRAWER
26	128810-23-01A	EA	SLIDE - DRAWER - 22" - LEFT DRAWER
26	128810-27-01A	EA	SLIDE - DRAWER - 24" - LEFT DRAWER
27	128810-04-01A	EA	SLIDE - DRAWER - 12" - RIGHT DRAWER
27	128810-08-01A	EA	SLIDE - DRAWER - 14" - RIGHT DRAWER
27	128810-12-01A	EA	SLIDE - DRAWER - 16" - RIGHT DRAWER
27	128810-16-01A	EA	SLIDE - DRAWER - 18" - RIGHT DRAWER
27	128810-20-01A	EA	SLIDE - DRAWER - 20" - RIGHT DRAWER
27	128810-24-01A	EA	SLIDE - DRAWER - 22" - RIGHT DRAWER
27	128810-28-01A	EA	SLIDE - DRAWER - 24" - RIGHT DRAWER
28	128810-02-01A	EA	SLIDE - DRAWER - 12" - RIGHT CABINET
28	128810-06-01A	EA	SLIDE - DRAWER - 14" - RIGHT CABINET
28	128810-10-01A	EA	SLIDE - DRAWER - 16" - RIGHT CABINET
28	128810-14-01A	EA	SLIDE - DRAWER - 18" - RIGHT CABINET
28	128810-18-01A	EA	SLIDE - DRAWER - 20" - RIGHT CABINET
28	128810-22-01A	EA	SLIDE - DRAWER - 22" - RIGHT CABINET
28	128810-26-01A	EA	SLIDE - DRAWER - 24" - RIGHT CABINET
29	084412-01-000	EA	SUPPORT/HINGE KIT (LEFT & RIGHT HINGES)
30	130787-01-000	EA	TRACK - TAMBOUR DOOR/SPRING - 15.9"
30	130787-02-000	EA	TRACK - TAMBOUR DOOR/SPRING - 24"
30	130787-03-000	EA	TRACK - TAMBOUR DOOR/SPRING - 30"

LABELS GROUP



KEY PART NUMBER U/M DESCRIPTION
039290-01-000 EA LABEL - WARNING - EXIT



KEY PART NUMBER U/M DESCRIPTION
107571-01-000 EA LABEL - EXIT/ESCAPE WINDOW

FOR AWNING INSTALLATION
CONTACT YOUR MOTORHOME
DEALERSHIP

KEY PART NUMBER U/M DESCRIPTION
099509-01-000 EA LABEL - AWNING INSTALLATION



KEY PART NUMBER U/M DESCRIPTION
040944-01-000 EA LABEL - ENTRANCE DOOR - "OPEN"

WARNING
MUST BE STOWED
IN LATCHED POSITION
WHILE VEHICLE IS IN MOTION

KEY PART NUMBER U/M DESCRIPTION
079966-01-000 EA LABEL - WARNING - STOWED - MOTION

WARNING DISCONNECT BATTERIES BEFORE
CONNECTING EXTERNAL CHARGING EQUIPMENT.

KEY PART NUMBER U/M DESCRIPTION
065748-01-000 EA LABEL - CAUTION - BATTERY CHARGING

AVERTISSEMENT : DEBRANCHER LES BATTERIES AVANT
DE BRANCHER TOUT EQUIPEMENT DE CHARGE EXTERIEUR.

KEY PART NUMBER U/M DESCRIPTION
065748-02-000 EA LABEL - WARNING - BATTERY/FRENCH - CANADIAN

LABELS GROUP (CONTINUED)

WASTE WATER

KEY PART NUMBER U/M DESCRIPTION
006188-01-000 EA LABEL - WASTE WATER

SEWAGE

KEY PART NUMBER U/M DESCRIPTION
006187-01-000 EA LABEL - SEWAGE

IF YOU SMELL GAS

1. EXTINGUISH ANY OPEN FLAME, PILOT LIGHTS AND ALL SMOKING MATERIALS.
2. DO NOT TOUCH ELECTRICAL SWITCHES.
3. SHUT OFF THE GAS SUPPLY AT THE TANK VALVE(S) OR GAS SUPPLY CONNECTION.
4. OPEN DOORS AND OTHER VENTILATING OPENINGS.
5. LEAVE THE AREA UNTIL ODOR CLEARS.
6. HAVE THE GAS SYSTEM CHECKED AND LEAKAGE SOURCE CORRECTED BEFORE USING AGAIN.

KEY PART NUMBER U/M DESCRIPTION
073998-01-000 EA LABEL - LPG ODOR WARNING

WARNING: TEST SMOKE DETECTOR OPERATION AFTER VEHICLE HAS BEEN IN STORAGE, BEFORE EACH TRIP AND AT LEAST ONCE PER WEEK DURING USE.

KEY PART NUMBER U/M DESCRIPTION
077956-01-000 EA LABEL - WARNING - SMOKE DETECTOR

CAUTION	TO HELP AVOID PERSONAL INJURY DURING REMOVAL OF FUEL FILLER CAP, SLOWLY LOOSEN CAP 1/2 TURN TO ALLOW ANY FUEL PRESSURE TO BE RELIEVED BEFORE TURNING CAP FURTHER.
FUEL SPRAY MAY CAUSE PERSONAL INJURY	STOP ADDING FUEL AFTER FIRST SHUTOFF BY AUTOMATIC NOZZLE WHEN TANK IS NEARLY FULL. DO NOT OVERFILL FUEL TANK. SEE OWNERS MANUAL FOR ADDITIONAL INFORMATION. PRINTED IN U.S.A. WLC PT NO 15611763

KEY PART NUMBER U/M DESCRIPTION
087207-05-000 EA LABEL - FUEL CAP REMOVAL

UNLEADED FUEL ONLY

KEY PART NUMBER U/M DESCRIPTION
062043-01-000 EA LABEL - FUEL - UNLEADED

UNLEADED
FUEL ONLY

KEY PART NUMBER U/M DESCRIPTION
098641-01-000 EA LABEL-FUEL - UNLEADED - DASH

LABELS GROUP (CONTINUED)

LP-GAS SYSTEM
THIS GAS PIPING SYSTEM IS
DESIGNED FOR USE OF
LIQUIFIED PETROLEUM GAS
ONLY. DO NOT CONNECT
NATURAL GAS TO THIS
SYSTEM.
SECURE CAP INLET(S) WHEN NOT
CONNECTED FOR USE. AFTER TURNING
ON GAS, EXCEPT AFTER NORMAL
CONTAINER REPLACEMENT, TEST GAS
PIPING AND CONNECTIONS TO
APPLIANCES FOR LEAKAGE WITH SOAPY
WATER OR BUBBLE SOLUTION. DO NOT
USE PRODUCTS THAT CONTAIN AMMONIA
OR CLORINE.

124520

KEY	PART NUMBER	U/M	DESCRIPTION
	124520-01-01A	EA	LABEL - LP GAS ONLY - BLACK ON CLEAR
	124520-01-02A	EA	LABEL - LP GAS ONLY - WHITE ON CLEAR

WARNING

THIS SYSTEM IS DESIGNED FOR USE WITH PROPANE ONLY
DO NOT CONNECT NATURAL GAS TO THIS SYSTEM

BEFORE TURNING ON PROPANE:

- (A) BE CERTAIN APPLIANCES ARE CERTIFIED FOR PROPANE AND ARE EQUIPPED WITH CORRECT BURNING ORIFICES.
- (B) MAKE CERTAIN ALL PROPANE CONNECTIONS ARE TIGHT BY TESTING WITH SOAPY WATER. ALL APPLIANCE VALVES ARE TURNED OFF, AND ANY UNCONNECTED OUTLETS ARE CAPPED.

AFTER TURNING ON PROPANE:

- (A) LIGHT ALL PILOT LIGHTS
- (B) (B) ALL CONNECTIONS, INCLUDING THOSE AT THE APPLIANCES, REGULATORS AND CYLINDERS SHOULD BE LEAK-TESTED PERIODICALLY WITH SOAPY WATER BY THE OCCUPANT. NEVER USE A LIGHTED MATCH OR OTHER FLAME WHEN CHECKING FOR LEAKS.
- (C) DO NOT LEAVE SYSTEM TURNED ON OF CONTAINERS CONNECTED UNTIL THE SYSTEM HAS BEEN PROVEN TO BE FREE OF LEAKS.
- (D) COOKING APPLIANCES SHOULD NOT BE USED FOR SPACE HEATING.
- (E) WHEN THE CONTAINERS ARE DISCONNECTED THE PROPANE SUPPLY LINE SHOULD BE CAPPED OR PLUGGED.

AVERTISSEMENT

CETTE INSTALLATION EST CONCUE POUR LE PROPANE SEULEMENT
NE PAS L'ALIMENTER EN GAZ NATUREL

AVANT LA MISE EN SERVICE:

- (A) S'ASSURER QUE LES APPAREILS SONT CERTIFIES POUR LE PROPANE ET MUNIS D'ORIFICES DE BRULEUR APPROPRIES.
- (B) VERIFIER L'ETANCHEITE DE TOUS LES RACCORDEMENTS AU PROPANE. LA PERMETURE DE TOUS LES ROBINETS D'APPAREILS ET L'OBTUTATION DE TOUTES LES SORTIES NON RACCORDEES.

APHES LA MISE EN SERVICE:

- (A) ALLUMER TOUTES LES VEILLEUSES.
- (B) L'OCCUPANT DOIT EPROUVER PERIODIQUEMENT L'ETANCHEITE DE TOUS LES RACCORDEMENTS Y COMPRIS CEUX AUX APPAREILS, AUX DETENDEURS ET AUX BOUTEILLES, EN Y APPLIQUANT DE L'EAU SAVONNEUSE NE JAMA'S SE SERVIR D'UNE ALLUMETTE OU AUTRE POUR LA DETECTION DES FUITES.
- (C) NE PAS LAISSER L'ALIMENTATION OUVERTE NI LES RECIPIENTS RACCORDES AVANT D'AVDIRCOMPLETE L'EPREUVE D'ETANCHEITE AU PROPANE DE L'INSTALLATION.
- (D) LES APPAREILS DE CUISSON NE DOIVENT PAS ETRE UTILISES POUR LE CHAUFFAGE DES LOCAUX.
- (E) LORSQUE LES RECIPIENTS SONT DECONNECTES, L'ALIMENTATION DE PROPANE DOIT ETRE OBTUREE OU SCELLEE.

KEY	PART NUMBER	U/M	DESCRIPTION
	023769-01-000	EA	LABEL - WARNING - LPG - CANADIAN

THIS CONNECTION IS FOR
(B) VOLT AC,60 HZ(CYCLES)
(A) AMPERE SUPPLY

DO NOT CONNECT TO
HIGHER VOLTAGE

THIS CONNECTION IS FOR
(B) VOLT AC,3-POLE,4 WIRE
60 HZ(CYCLES),(A) AMPERE SUPPLY

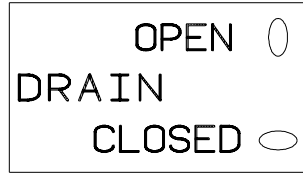
DO NOT CONNECT TO
HIGHER VOLTAGE

THIS CONNECTION IS FOR
(B) VOLT AC,50 HZ(CYCLES)
(A) AMPERE SUPPLY

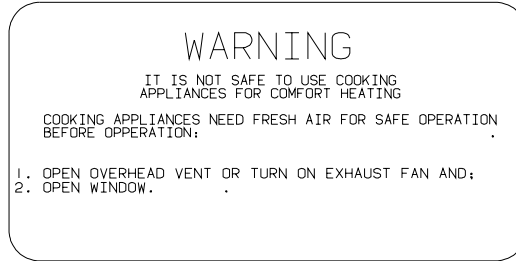
DO NOT CONNECT TO
HIGHER VOLTAGE

KEY	PART NUMBER	U/M	DESCRIPTION
	125306-01-01A	EA	LABEL - ELECTRICAL ENTRANCE - 110VOLT 30AMP
	125306-03-01A	EA	LABEL - ELECTRICAL ENTRANCE - 100 VOLT 30 AMP
	125306-04-01A	EA	LABEL - ELECTRICAL ENTRANCE - 120/240 VOLT - 50 AMP
	125306-05-01A	EA	LABEL - ELECTRICAL ENTRANCE - 220 VOLT 25 AMP

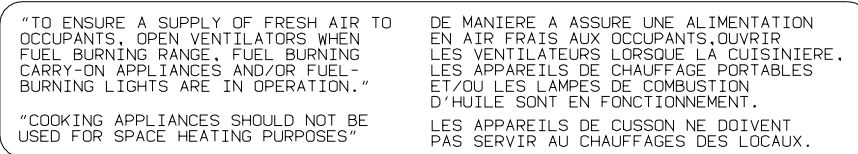
LABELS GROUP (CONTINUED)



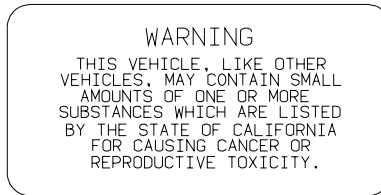
KEY PART NUMBER U/M DESCRIPTION
133423-01-01A EA LABEL - DRAIN



KEY PART NUMBER U/M DESCRIPTION
050225-01-000 EA LABEL - WARNING - STOVE VENT - US



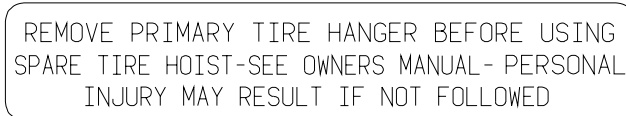
KEY PART NUMBER U/M DESCRIPTION
050222-01-000 EA LABEL - STOVE VENT - CANADIAN



KEY PART NUMBER U/M DESCRIPTION
099689-01-000 EA LABEL - WARNING - CANCER/TOXICITY



KEY PART NUMBER U/M DESCRIPTION
133424-01-01A EA LABEL - BYPASS - WATER HEATER



KEY PART NUMBER U/M DESCRIPTION
126024-01-01A EA LABEL - TIRE HANGER REMOVAL



KEY PART NUMBER U/M DESCRIPTION
111104-01-000 EA LABEL - HITCH - READ MANUAL - WHITE
111104-02-000 EA LABEL - HITCH - READ MANUAL - BLACK

LABELS GROUP (CONTINUED)

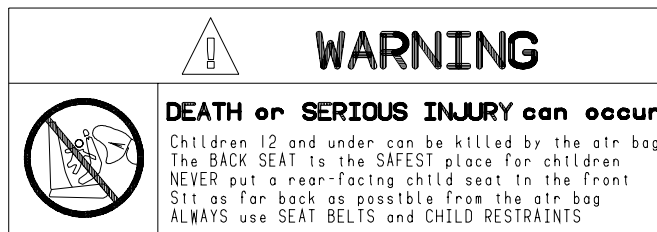
CAUTION

THIS MOTOR HOME HAS BEEN DESIGNED, MANUFACTURED AND TESTED WITH CONCERN FOR THE PROTECTION OF IT'S OCCUPANTS. WE RECOMMEND YOU PERFORM THE FOLLOWING INSPECTIONS FOR YOUR SAFETY AND THE SAFETY OF YOUR PASSENGERS BEFORE STARTING YOUR VEHICLE.


1. LP GAS SYSTEM- TURN OFF AT TANK FOR TRAVELING. TEST FOR LEAKS UPON ARRIVAL AT DESTINATION. BEFORE LIGHTING PILOTS.
2. WHEELS- INSPECT FOR DAMAGE AND CHECK LUG NUTS FOR TIGHTNESS.
3. TIRES- INSPECT FOR WEAR AND DAMAGE AND CHECK FOR RECOMMENDED AIR PRESSURE.
4. LIGHTING- TEST FOR PROPER OPERATION OF ALL INTERIOR AND EXTERIOR LIGHTS INCLUDING DASH LIGHTS, HEADLIGHTS, TAIL LIGHTS, BRAKE LIGHTS, CLEARANCE LIGHTS AND TURN SIGNALS.
5. EXITS- INSPECT RELEASE MECHANISM ON EMERGENCY EXIT WINDOW. TEST BOTH LOCKS ON MAIN ENTRANCE DOOR FOR EASE OF OPERATION AND INSTRUCT PASSENGERS HOW TO USE BOTH MEANS OF EXIT.
6. SEAT BELTS- DIRECT PASSENGERS TO DESIGNATED SEATS AND REQUIRE USE OF SEAT BELTS.
7. APPLIANCES- TURN OFF AND LATCH OR LOCK DOORS WHERE PROVIDED.
8. LOOSE PARCELS- STORE SECURELY.
9. UTILITY SUPPLY LINES- DISCONNECT ALL ELECTRIC, SEWER AND WATER LINES AND SECURE PROPERLY.
10. ENTRANCE DOOR STEP- PLACE IN RETRACTED POSITION FOR TRAVELING.

READ YOUR MOTOR HOME AND CHASSIS OWNER'S
MANUAL FOR FURTHER PRECAUTIONS

KEY PART NUMBER **U/M DESCRIPTION**
056259-01-000 EA LABEL - SAFETY CHECK LIST



KEY PART NUMBER **U/M DESCRIPTION**
126611-01-000 EA LABEL - AIR BAG - VISOR



KEY PART NUMBER **U/M DESCRIPTION**
126612-01-000 EA LABEL - HANG TAG - AIR BAG - DASH

AIR CONDITIONING CIRCUIT.
THIS CONNECTION IS FOR
AIR CONDITIONERS RATED 110-
125 VOLT AC, 60 HZ, 16
AMPERES MAXIMUM. DO NOT
EXCEED CIRCUIT RATING.

KEY PART NUMBER **U/M DESCRIPTION**
091243-01-000 EA LABEL - A/C COVER "AIR CONDITIONING CIRCUIT ETC."

WARNING: CONTAINS "CFC" A SUBSTANCE WHICH HARMS
PUBLIC HEALTH AND ENVIRONMENT BY DESTROYING
OZONE IN THE UPPER ATMOSPHERE.

KEY PART NUMBER **U/M DESCRIPTION**
111802-01-000 EA LABEL - CFC WARNING

LABELS GROUP (CONTINUED)

WARNING

WHEN ADDING A GENERATOR SET:

HIGH VOLTAGE-USE EXTREME CAUTION WHEN WORKING ON ELECTRICAL COMPONENTS.
HAVE ALL ELECTRICAL INSTALLATION PERFORMED BY A QUALIFIED LICENSED ELECTRICIAN-FOLLOW ALL STATE AND LOCAL CODES.
ONLY INSTALL GENERATOR SET APPROVED FOR R.V. APPLICATION. HAVE INSTALLED BY QUALIFIED TECHNICIAN.
TO AVOID HEAT BUILD-UP AND TO GUARANTEE AN ADEQUATE AIR SUPPLY TO THE GENERATOR CARBURETOR, FOLLOW INSTALLATION INSTRUCTIONS.
GENERATOR ENGINE EXHAUST GASES ARE TOXIC AND MUST NOT TERMINATE UNDER THE VEHICLE-DISCHARGE EXHAUST AWAY FROM VEHICLE.

KEY PART NUMBER U/M DESCRIPTION
077510-01-000 EA LABEL - GENERATOR PREP

CAUTION

DO NOT LATCH DOOR IN OPEN POSITION IF WATER HEATER CONTROL IS IN THE ON POSITION. WATER HEATER EXHAUST MAY DAMAGE OUTER SURFACE OF DOOR.

KEY PART NUMBER U/M DESCRIPTION
113402-01-000 EA LABEL - CAUTION - WATER HEATER EXHAUST
113402-02-000 EA LABEL - CAUTION - FURNACE EXHAUST

WARNING!

UNDERSTAND OPERATOR'S MANUAL BEFORE USING. KEEP PEOPLE AND OBSTRUCTIONS CLEAR OF SLIDEOUT ROOM WHEN OPERATING TO AVOID INJURY AND/OR PROPERTY DAMAGE.

KEY PART NUMBER U/M DESCRIPTION
1 116549-01-000 EA LABEL - WARNING - SLIDEOUT

WARNING

MUST BE STOWED IN LATCHED POSITION WHILE VEHICLE IS IN MOTION

KEY PART NUMBER U/M DESCRIPTION
079966-01-000 EA LABEL - WARNING - STOWED - MOTION

MISE EN GARDE

POUR VOTRE SECURITE PERSONNELLE RANGEZ, TOUT OBJET DE FAÇON SECURITAIRE LORSQUE LE VEHICULE EST EN MOUVEMENT.

CAUTION

FOR YOUR PERSONAL SAFETY, SECURELY STOW OBJECTS AWAY WHILE VEHICLE IS IN MOTION

KEY PART NUMBER U/M DESCRIPTION
131341-01-000 EA LABEL - STOW OBJECTS - US

DIESEL FUEL ONLY

KEY PART NUMBER U/M DESCRIPTION
068383-01-000 EA LABEL - DIESEL FUEL

LABELS GROUP (CONTINUED)

WARNING

ALL PILOT LIGHTS, APPLIANCES AND THIER
IGNITORS (SEE OPERATING INSTRUCTIONS) SHALL
BE TURNED OFF DURING REFUELING OF MOTOR
FUEL TANKS AND/OR LP GAS CONTAINERS

KEY	PART NUMBER	U/M DESCRIPTION
	124519-01-01A	EA LABEL - WARNING/REFUELING - BLACK ON CLEAR
	124519-01-02A	EA LABEL - WARNING/REFUELING - WHITE ON CLEAR

WARNING:

ALL PILOT LIGHTS AND APPLIANCES SHALL BE TURNED
OFF DURING REFUELING OF MOTOR FUEL TANKS AND/
OR PROPANE CONTAINERS.

AVERTISSEMENT:

FERMER TOUTES LES VEILLEUSES AINSI QUE TOUS LES
APPAREILS LORSQU'ON FAIT LE PLEIN DES RESERVOIRS
À CARBURANT OU À PROPANE.

124519-02

KEY	PART NUMBER	U/M DESCRIPTION
	124519-02-01A	EA LABEL - WARNING/REFUELING - BLACK ON CLEAR - CSA
	124519-02-02A	EA LABEL - WARNING/REFUELING - WHITE ON CLEAR - CSA

ENTRANCE DOOR PROP ROD

THIS ROD IS DESIGNED TO PROP THE
ENTRANCE DOOR OPEN WHEN THE PATIO
AWNING ARM IS ATTACHED TO THE
SIDEWALL AND THE AWNING IS EX-
TENDED.
HOOK ONE END OF ROD INTO LOOP ON
DOOR AND OTHER END INTO LOOP ON THE
SIDEWALL AS SHOWN.

(THIS LABEL TO BE REMOVED BY RETAIL OWNER ONLY)

KEY	PART NUMBER	U/M DESCRIPTION
	128658-01-000	EA LABEL - PROP ROD - ENTRY DOOR

INPUT

KEY	PART NUMBER	U/M DESCRIPTION
	087236-01-000	EA LABEL - CABLE - INPUT

OUTLET

KEY	PART NUMBER	U/M DESCRIPTION
	087236-02-000	EA LABEL - TV OUTLET

DTS' ISI CE SIEGE N'EST PAS
DESTINE A ETRE OCCUPE LORSQUE
LE VEHICULE EST EN MOUVEMENT

THIS SEAT IS NOT INTENDED
FOR OCCUPANCY WHILE
VEHICLE IS IN MOTION

KEY	PART NUMBER	U/M DESCRIPTION
	006064-01-000	EA LABEL - SEAT W/O SEATBELT
	006064-02-000	EA LABEL-SEAT W/O SEATBELT, CANADIAN

LABELS GROUP (CONTINUED)

CAUTION:
OPEN A WINDOW OR VENT WHILE
OPERATING DRYER. IT IS DANGEROUS
TO CREATE A NEGATIVE AIR PRESSURE
INSIDE A VEHICLE CONTAINING
FUEL-BURNING APPLIANCES

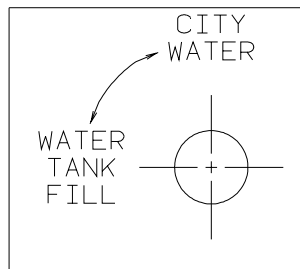
KEY PART NUMBER U/M DESCRIPTION
130670-01-01A EA LABEL - CAUTION DRYER VENTING - BLACK ON CLEAR



KEY PART NUMBER U/M DESCRIPTION
061417-01-000 EA LABEL - FUEL - ON FUEL FILL DOOR

INSERT RETAINER PINS IN
SLIDE MECHANISM AFTER
RETURNING GENERATOR TO
STORED POSITION.
IF RETAINER PINS ARE NOT
INSERTED, THE GENERATOR
WILL EXTEND WHICH MAY
CAUSE PERSONAL INJURY.

KEY PART NUMBER U/M DESCRIPTION
116273-01-000 EA LABEL - WARNING - GENERATOR



KEY PART NUMBER U/M DESCRIPTION
117629-02-000 EA LABEL - WATER PUMP/FILL-WHITE LETTER/CLEAR BACKGROUND-.24"
117629-03-000 EA LABEL - WATER PUMP/FILL-BLK LETTERS/CLEAR BACKGROUND-.31"

KEEP THE SERVICE INLET ACCESS
IN THE CLOSED POSITION WHEN
UTILITY CONNECTIONS ARE NOT IN USE

KEY PART NUMBER U/M DESCRIPTION
123562-01-000 EA LABEL - SERVICE/UTILITY ACCESS

CITY WATER FILL

KEY PART NUMBER U/M DESCRIPTION
126249-01-000 EA LABEL - CITY WATER FILL - WHITE LETTERS/CLEAR BACKGROUND
126249-02-000 EA LABEL - CITY WATER FILL-BLK LETTER/CLEAR BACKGROUND-.24"H
126249-03-000 EA LABEL - CITY WATER FILL-BLK LETTER/CLEAR BACKGROUND-.31"H

LABELS GROUP (CONTINUED)

WARNING

ROOF SURFACE MAY BE SLIPPERY
ESPECIALLY WHERE MOISTURE IS PRESENT.
SLIPPING MAY RESULT IN PERSONAL INJURY.

128218-01

KEY	PART NUMBER	U/M DESCRIPTION
	128218-01-01A	EA LABEL - WARNING - SLIPPERY ROOF

WASTE TANK FLUSH

KEY	PART NUMBER	U/M DESCRIPTION
	130168-01-000	EA LABEL - WASTE TANK FLUSH

LIGHTS WATER
PUMP

KEY	PART NUMBER	U/M DESCRIPTION
	130170-02-000	EA LABEL - SWITCH PANEL - BLK/CLEAR BACKGROUND-1.4H X 3.9"L
	117628-02-000	EA LABEL - SWITCH - WATER PUMP/LIGHTS-WHITE/CLEAR BACKGROUND

MONITOR WATER
PANEL PUMP
LIGHT

KEY	PART NUMBER	U/M DESCRIPTION
	130170-01-000	EA LABEL - SWITCH PANEL - BLK/CLEAR BACKGROUND-1.8"H X 5.9"L

PUSH TO
RELEASE
GENERATOR
SLIDE ASM

KEY	PART NUMBER	U/M DESCRIPTION
	131779-01-01A	EA LABEL - GENERATOR

WARNING

ALL LP GAS IS CONTAINED UNDER PRES-
SURE. DUE TO THE DANGEROUS POTENTIAL
OF ANY COMPRESSED GAS, IT IS MANDA-
TORY THAT THE FOLLOWING REQUIREMENTS
FOR THE USE OF THIS TANK BE FOLLOWED:
TANKS ARE TO BE INSTALLED, FUELED AND
MAINTAINED IN ACCORDANCE WITH STATE
AND LOCAL CODE, RULES, REGULATIONS OR
LAWS AND IN ACCORDANCE WITH NFPA
PAMPHLET 58, DIVISION IV.

KEY	PART NUMBER	U/M DESCRIPTION
	116112-01-000	EA LABEL - WARNING - LP

LABELS GROUP (CONTINUED)

TOW VEHICLE RATING MAY BE LESS THAN HITCH RATING.
MAXIMUM VERTICAL HITCH LOAD: 350 LBS
DO NOT EXCEED REAR AXLE RATING.
SEE OWNER'S MANUAL FOR ADDITIONAL INFORMATION.

KEY	PART NUMBER	U/M	DESCRIPTION
	129669-01-01A	EA	LABEL - HITCH/VEHICLE RATE - 350 - WHITE ON CLEAR
	129669-01-02A	EA	LABEL - HITCH/VEHICLE RATE - 350 - BLACK ON CLEAR
	129669-02-01A	EA	LABEL - HITCH/VEHICLE RATE - 500 - WHITE ON CLEAR
	129669-02-02A	EA	LABEL - HITCH/VEHICLE RATE - 500 - BLACK ON CLEAR

THIS CHAIR IS NOT INTENDED
FOR OCCUPANCY WHEN VEHICLE
IS IN MOTION AND MUST BE
RETURNED TO STOWED POSITION

KEY	PART NUMBER	U/M	DESCRIPTION
	102267-01-000	EA	LABEL - NO OCCUPANCY - US

DTS ISICE SIEGE N/EST PAS
DESTINE A ETRE OCCUPE LORSQUE
LE VEHICULE EST EN MOUVEMENT
ET IL FAUT QUE LE RANGER

THIS CHAIR IS NOT INTENDED
FOR OCCUPANCY WHEN VEHICLE
IS IN MOTION AND MUST BE
RETURNED TO STOWED POSITION

KEY	PART NUMBER	U/M	DESCRIPTION
	102267-02-000	EA	LABEL - NO OCCUPANCY - CSA

EXTERIOR SHOWER

KEY	PART NUMBER	U/M	DESCRIPTION
	126248-03-000	EA	LABEL - EXTERIOR SHOWER

W
A
T
E
R
H
E
A
T
E
R
ON
OFF

KEY	PART NUMBER	U/M	DESCRIPTION
	083588-01-000	EA	LABEL - ON/OFF - WATER HEATER

E
N
G
I
N
E
H
E
A
T
E
R
ON
OFF

KEY	PART NUMBER	U/M	DESCRIPTION
	083588-02-000	EA	LABEL - ON/OFF - ENGINE HEATER

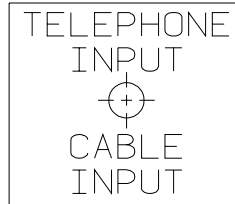
LABELS GROUP (CONTINUED)

NOTE: TUNE ANTENNA
PER MANUFACTURER'S
DIRECTIONS. FAILURE TO
COMPLY COULD RESULT IN
DAMAGE TO CB.

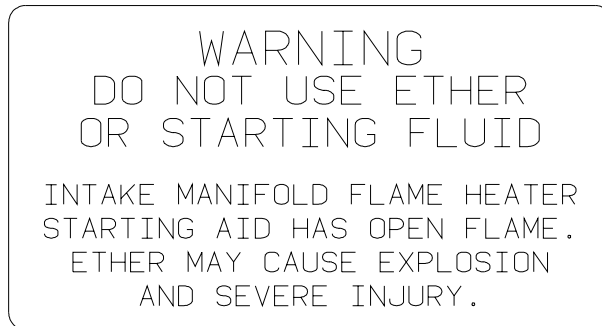
CB POWER PROVISION

RED +12 V
BLACK GROUND
COAX ANTENNA
(SEE REVERSE ALSO)

KEY	PART NUMBER	U/M DESCRIPTION
	104678-01-000	EA LABEL - CB PREP



KEY	PART NUMBER	U/M DESCRIPTION
	114886-02-000	EA LABEL - PHONE & CABLE INPUT - WHITE/CLEAR BACKGROUND
	114866-03-000	EA LABEL - PHONE & CABLE INPUT - BLACK/CLEAR BACKGROUND



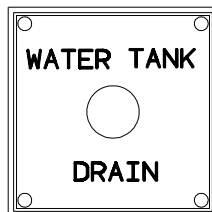
KEY	PART NUMBER	U/M DESCRIPTION
	116756-01-000	EA LABEL - WARNING - ETHER/STARTING



KEY	PART NUMBER	U/M DESCRIPTION
	126247-01-000	EA LABEL - GRAY HOLDING TANK-WHITE LETTERS/CLEAR BACKGROUND
	126247-05-000	EA LABEL - GRAY HOLDING TANK-BLACK LETTERS/CLEAR BACKGROUND



KEY	PART NUMBER	U/M DESCRIPTION
	126247-02-000	EA LABEL - BLACK HOLDING TANK-WHITE LETTERS/BLACK BACKGROUND
	126247-06-000	EA LABEL - BLACK HOLDING TANK-BLACK LETTERS/CLEAR BACKGROUND




KEY	PART NUMBER	U/M DESCRIPTION
	127170-01-000	EA LABEL - WATER TANK DRAIN

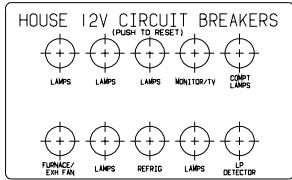
LABELS GROUP (CONTINUED)

WARNING
 POTABLE WATER ONLY
 SANITIZE, FLUSH, AND
 DRAIN BEFORE USING.
 SEE INSTRUCTION MANUAL

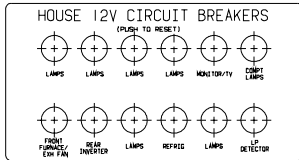
KEY PART NUMBER U/M DESCRIPTION
 128725-01-000 EA LABEL - POTABLE WATER ONLY



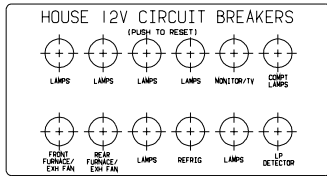
KEY PART NUMBER U/M DESCRIPTION
 129033-01-000 EA LABEL - HANG TAG - TRAVEL LATCH - 1.5" X3"



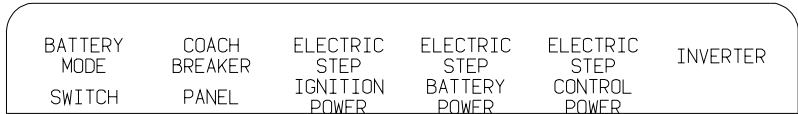
KEY PART NUMBER U/M DESCRIPTION
 092547-06-000 EA LABEL - CIRCUIT BREAKER



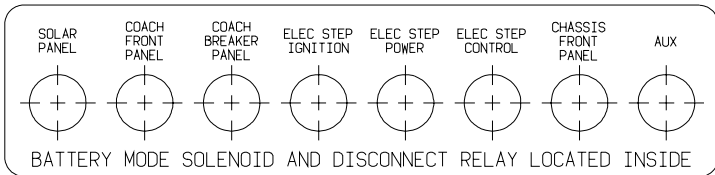
KEY PART NUMBER U/M DESCRIPTION
 092547-09-000 EA LABEL - CIRCUIT BREAKER



KEY PART NUMBER U/M DESCRIPTION
 092547-07-000 EA LABEL - CIRCUIT BREAKER



KEY PART NUMBER U/M DESCRIPTION
 093236-08-000 EA LABEL - CIRCUIT BREAKER

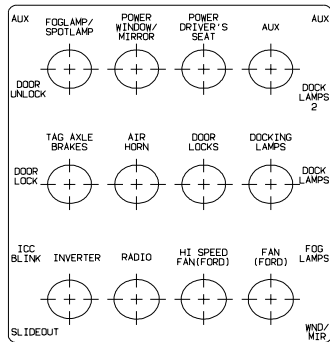


KEY PART NUMBER U/M DESCRIPTION
 093236-13-000 EA LABEL - CIRCUIT BREAKER

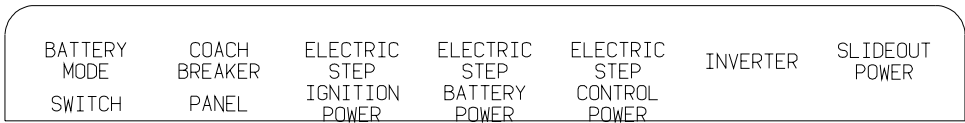
LABELS GROUP (CONTINUED)



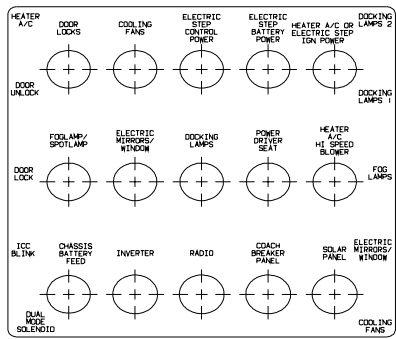
KEY PART NUMBER U/M DESCRIPTION
 093236-15-000 EA LABEL - CIRCUIT BREAKER



KEY PART NUMBER U/M DESCRIPTION
 093236-16-000 EA LABEL - CIRCUIT BREAKER



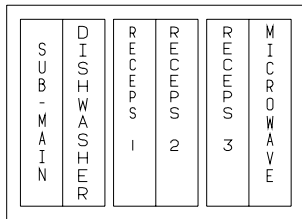
KEY PART NUMBER U/M DESCRIPTION
 093236-18-000 EA LABEL - CIRCUIT BREAKER



KEY PART NUMBER U/M DESCRIPTION
 093236-19-000 EA LABEL - CIRCUIT BREAKER



KEY PART NUMBER U/M DESCRIPTION
 093237-10-000 EA LABEL - CIRCUIT BREAKER - FRONT - COOLING FANS



KEY PART NUMBER U/M DESCRIPTION
 095721-20-000 EA LABEL - CONTROL CENTER W/INVERTER

LABELS GROUP (CONTINUED)

SUB - MAIN	APPLIANCE 1	APPLIANCE 2	RECEPS 1	RECEPS 2	MICROWAVE
------------	-------------	-------------	----------	----------	-----------

KEY PART NUMBER U/M DESCRIPTION
 095721-21-000 EA LABEL - CONTROL CENTER W/INVERTER

A/C CIRCUIT 1	MAIN	MAIN	A/C CIRCUIT 2	INVERTER/CHARGER	REFRIG/VACUUM	WASHER/DRYER	WATER HEATER	
---------------	------	------	---------------	------------------	---------------	--------------	--------------	--

KEY PART NUMBER U/M DESCRIPTION
 095721-22-000 EA LABEL - CONTROL CENTER - 50 AMP

A/C CIRCUIT 1	MAIN		REFRIG/CONV	MICROWAVE		RECEPS 1	RECEPS 2	
---------------	------	--	-------------	-----------	--	----------	----------	--

KEY PART NUMBER U/M DESCRIPTION
 095721-25-000 EA LABEL - CONTROL CENTER - 30 AMP

A/C CIRCUIT 1	MAIN	REFRIG/CONV	MICROWAVE	RECEPS 1	RECEPS 2	APPLIANCE		
---------------	------	-------------	-----------	----------	----------	-----------	--	--

KEY PART NUMBER U/M DESCRIPTION
 095721-26-000 EA LABEL - CONTROL CENTER - 30 AMP - CANADIAN

A/C CIRCUIT 1	MAIN	A/C CIRCUIT 2	REFRIG/CONV	MICROWAVE	RECEPS 1	RECEPS 2	RECEPS 3		
---------------	------	---------------	-------------	-----------	----------	----------	----------	--	--

KEY PART NUMBER U/M DESCRIPTION
 095721-27-000 EA LABEL - CONTROL CENTER - 30 AMP

A/C CIRCUIT 1	MAIN	A/C CIRCUIT 2	REFRIG/CONV	MICROWAVE	RECEPS 1	RECEPS 2	APPLIANCE		
---------------	------	---------------	-------------	-----------	----------	----------	-----------	--	--

KEY PART NUMBER U/M DESCRIPTION
 095721-28-000 EA LABEL - CONTROL CENTER - 30 AMP - CANADIAN

LABELS GROUP (CONTINUED)

A / C C I R C U I T 1	M A I N	M A I N	A / C C I R C U I T 2	R E F F R I G / C O N V	M I C R O W A V E	R E C P S 1	R E C P S 2	R E C P S 3	W A S H E R / D R Y E R	
-----------------------------	---------	---------	-----------------------------	-------------------------	-------------------	----------------	----------------	----------------	-------------------------	--

KEY PART NUMBER **U/M DESCRIPTION**
 095721-29-000 EA LABEL - CONTROL CENTER - 50 AMP

A / C C I R C U I T 1	M A I N	M A I N	A / C C I R C U I T 2	R E F F R I G / C O N V	M I C R O W A V E	R E C P S 1	R E C P S 2	R E C P S 3	A P P L I A N C E 1	A P P L I A N C E 2	W A S H E R / D R Y E R
-----------------------------	---------	---------	-----------------------------	-------------------------	-------------------	----------------	----------------	----------------	------------------------	------------------------	-------------------------

KEY PART NUMBER **U/M DESCRIPTION**
 095721-30-000 EA LABEL - CONTROL CENTER - 50 AMP - CANADIAN

A / C C I R C U I T 1	M A I N	A / C C I R C U I T 2	R E F F R I G / C O N V	M I C R O W A V E	R E C P S 1	R E C P S 2	R E C P S 3	W A S H E R / D R Y E R	W A T E R H E A T E R	
-----------------------------	---------	-----------------------------	-------------------------	-------------------	----------------	----------------	----------------	-------------------------	--------------------------	--

KEY PART NUMBER **U/M DESCRIPTION**
 095721-31-000 EA LABEL - CONTROL CENTER - 30 AMP - US

A / C C I R C U I T 1	M A I N	M A I N	A / C C I R C U I T 2	R E F F R I G / C O N V	M I C R O W A V E	R E C P S 1	R E C P S 2	R E C P S 3	W A S H E R / D R Y E R	W A T E R H E A T E R
-----------------------------	---------	---------	-----------------------------	-------------------------	-------------------	----------------	----------------	----------------	-------------------------	--------------------------

KEY PART NUMBER **U/M DESCRIPTION**
 095721-33-000 EA LABEL - CONTROL CENTER - 50 AMP - US

A / C C I R C U I T 1	M A I N	M A I N	A / C C I R C U I T 2	I N V E R T E R /	C H A R G E E R	R E F F R I G E R A T O R	W A S H E R / D R Y E R	W A T E R H E A T E R	
-----------------------------	---------	---------	-----------------------------	-------------------	-----------------	---------------------------	-------------------------	--------------------------	--

KEY PART NUMBER **U/M DESCRIPTION**
 095721-34-000 EA LABEL - CONTROL CENTER - 50 AMP

AUTOMOTIVE AND COACH
CIRCUIT BREAKERS

KEY PART NUMBER **U/M DESCRIPTION**
 098379-01-000 EA LABEL - FRONT BOX - CIRCUIT BREAKER

LABELS GROUP (CONTINUED)

A / C C I R C U I T 1	M A I N	A / C C I R C U I T 2	R E F F R I G / C O N V	M I C R O W A V E	R E C P S 1	R E C P S 2	R E C P S 3	A P P L I A N C E	W A S H E R D R Y E R	W A T E R H E A T E R
-----------------------------	---------	-----------------------------	-------------------------	-------------------	----------------	----------------	----------------	-------------------	--------------------------	--------------------------

KEY PART NUMBER 095721-35-000 **U/M DESCRIPTION** EA LABEL - CONTROL CENTER - 30 AMP - CSA

A / C C I R C U I T 1	M A I N	M A I N	A / C C I R C U I T 2	R E F F R I G / C O N V	M I C R O W A V E	R E C P S 1	R E C P S 2	A P P L I A N C E 1	A P P L I A N C E 2	W A S H E R / D R Y E R	W A T E R H E A T E R
-----------------------------	---------	---------	-----------------------------	-------------------------	-------------------	----------------	----------------	------------------------	------------------------	-------------------------	--------------------------

KEY PART NUMBER 095721-36-000 **U/M DESCRIPTION** EA LABEL - CONTROL CENTER - 50 AMP - CSA

M A I N	M I C R O W A V E	G F I / R E C E P S	R E F E R / C O N V	W A T E R H T R	A / C
---------	-------------------	---------------------	---------------------	--------------------	-------

KEY PART NUMBER 095721-38-000 **U/M DESCRIPTION** EA LABEL - CONTROL CENTER - 30 AMP - US

M A I N	A P P L I A N C E	G F I / R E C E P S	R E F E R / M I C R O	W A T E R H T R	A / C
---------	-------------------	---------------------	-----------------------	--------------------	-------

KEY PART NUMBER 095721-39-000 **U/M DESCRIPTION** EA LABEL - CONTROL CENTER - 30 AMP - CANADIAN

BATTERY MODE SOLENOID AND RELAYS
--

KEY PART NUMBER 098379-04-000 **U/M DESCRIPTION** EA LABEL - ELECTRICAL BOX - SIDE

FRONT TIRE PRESSURE AT UNLOADED VEHICLE WEIGHT: 75 PSI
REAR TIRE PRESSURE AT UNLOADED VEHICLE WEIGHT: 75 PSI
FOR LOADED VEHICLE, WEIGH UNIT AND REFER TO TABLE:

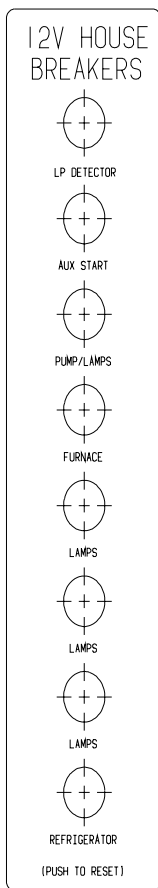
TIRE PRESSURE	75	80	85	90	95	100		
FRONT LOAD-LBS	7185	7630	8070	8555	9085	9350*		
REAR LOAD-LBS	13580	14375	15255	15500*				

TIRE: MICHELIN XRV 235/80R22.5, LOAD RANGE F
*GAWR = 9350
**GAWR = 15500

FOR BEST PERFORMANCE, MATCH TIRE PRESSURE TO YOUR AXLE LOAD

KEY PART NUMBER 131775-03-01A **U/M DESCRIPTION** EA LABEL - TIRE PRESSURE - BROWN/BLACK

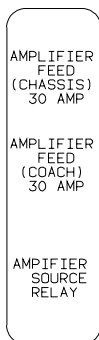
LABELS GROUP (CONTINUED)



KEY PART NUMBER U/M DESCRIPTION
092547-08-000 EA LABEL - CIRCUIT BREAKER

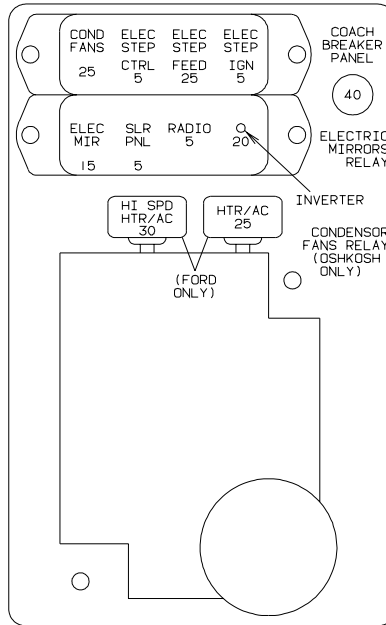
DO NOT FILL
LP-GAS CONTAINER(S)
TO MORE THAN 80%
OF CAPACITY.

KEY PART NUMBER U/M DESCRIPTION
079965-01-000 EA LABEL - LPG - 80% CAPACITY

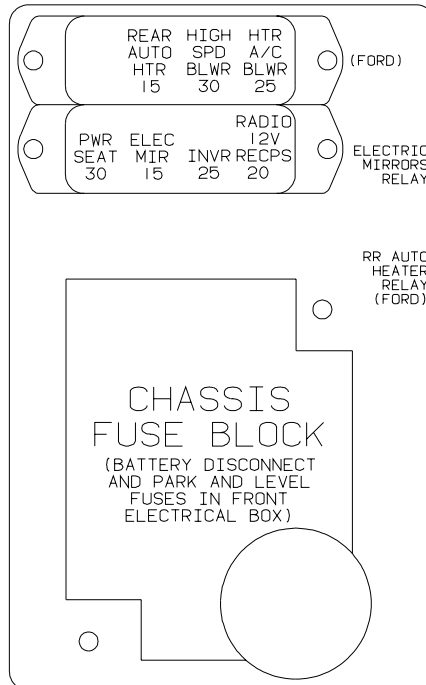


KEY PART NUMBER U/M DESCRIPTION
111537-06-000 EA LABEL - AMPLIFIER POWER

LABELS GROUP (CONTINUED)



KEY	PART NUMBER	U/M DESCRIPTION
	111537-07-000	EA LABEL - FUSES



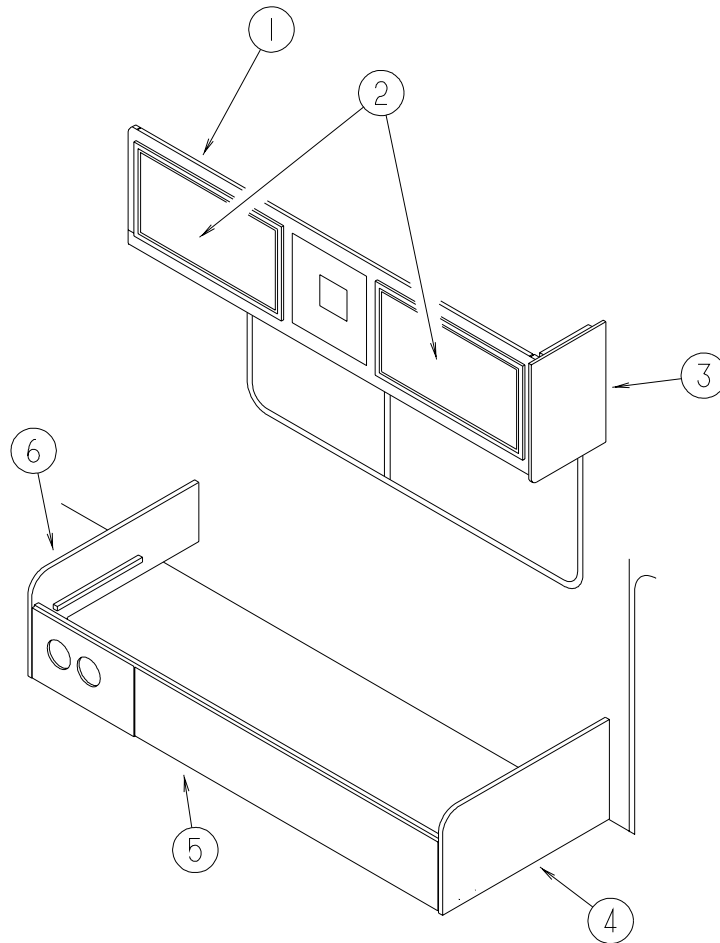
KEY	PART NUMBER	U/M DESCRIPTION
	111537-08-000	EA LABEL - FUSES

LP GROUP
LP SYSTEM

KEY	PART NUMBER	U/M	DESCRIPTION
	010323-01-000	EA	ADAPTER - BRASS - 3/8"F X 1/2"MPT
	010326-01-000	EA	ADAPTER - FLARE - W/CONE GASKET - 3/8"F X 1/2"F
	105658-01-000	EA	COMPARTMENT - LP REGULATOR
	103613-03-000	EA	DETECTOR - LP GAS - W/O SHUT-OFF VALVE
	065318-02-000	EA	ELBOW - 90 DEGREE - 3/8" MPT TO 3/8" FPT
	010252-01-000	EA	ELBOW - BRASS - 90 DEGREE - 3/8"F X 1/2"MPT
	045703-05-000	EA	HOSE - LP - 3/8"ID X 28" - 3/8"MPT X 1/2"F SWIVEL - U.S.
	045703-06-000	EA	HOSE - LP - 3/8"ID X 28" - 3/8"MPT X 1/2"F SWIVEL - CANADA
	010377-02-000	EA	NUT - BRASS - 3/8" FLARE - FORGED
	010380-02-000	EA	NUT - BRASS - 1/2" FLARE - FORGED
	106150-01-000	EA	REGULATOR - TWO STAGE -W/90 DEGREE ELBOW & 3/8" FPT OUTLET
*	097821-01-000	EA	TANK - LP - 60 LB BRUNNER - 14" X 30"
	040440-02-000	EA	TRANSMITTER - DIAL/BOLT ON - 0-90 OHM 2 TERM(POWER/GROUND)
	040440-03-000	EA	TRANSMITTER - DIAL/SNAP ON - 0-90 OHM 2 TERM(GROUND/POWER)

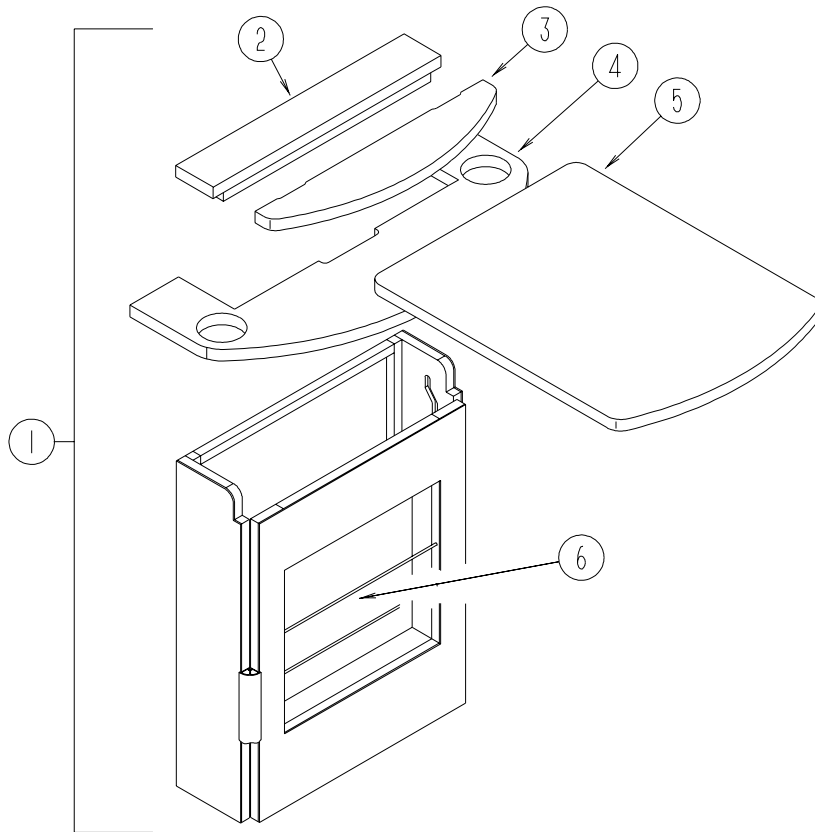
***COMPONENT PARTS FOUND IN SERVICE PARTS LIBRARY**

LOUNGE GROUP CABINETS



KEY	PART NUMBER	U/M	DESCRIPTION
1	122926-04-L09	EA	CABINET - OVERHEAD/DINETTE - W/O DOORS/HARDWARE - W/O FRONT TV - WASHED MAPLE
1	122926-04-K08	EA	CABINET - OVERHEAD/DINETTE - W/O DOORS/HARDWARE - W/O FRONT TV - WATERFORD OAK
1	122926-03-L09	EA	CABINET - OVERHEAD/DINETTE - W/O DOORS/HARDWARE - W/FRONT TV - WASHED MAPLE
1	122926-03-K08	EA	CABINET - OVERHEAD/DINETTE - W/O DOORS/HARDWARE - W/FRONT TV - WATERFORD OAK
2	131995-62-L09	EA	DOOR - RAIL/SOLID PANEL - 11.4" X 28.1" - W/O HARDWARE - W/O FRONT TV - WASHED MAPLE
2	132141-86-L10	EA	DOOR - RAIL/VENEER - 11.4" X 28.1" - W/O HARDWARE - W/O FRONT TV - WATERFORD OAK
2	131995-B0-L09	EA	DOOR - RAIL/SOLID PANEL - 14.3" X 26.7" - W/O HARDWARE - W/FRONT TV - WASHED MAPLE
2	132141-56-L10	EA	DOOR - RAIL/VENEER - 14.3" X 26.7" - W/O HARDWARE - W/FRONT TV - WATERFORD OAK
3	109908-80-K09	EA	END CAP - OVERHEAD CABINET - WASHED MAPLE
3	109908-80-K04	EA	END CAP - OVERHEAD CABINET - WATERFORD OAK
4	134282-02-L09	EA	PANEL - LEFT END/SHORT - SOFA/BED - FABRIC COVERED (L09, L10)
4	134282-02-L11	EA	PANEL - LEFT END/SHORT - SOFA/BED - FABRIC COVERED (L11, L12)
5	120992-08-L09	EA	PANEL - FRONT KICK W/VENT - SOFA/BED - FABRIC COVERED (L09, L10)
5	120992-08-L11	EA	PANEL - FRONT KICK W/VENT - SOFA/BED - FABRIC COVERED (L11, L12)
5	120992-12-L09	EA	PANEL - FRONT KICK W/VENT - SOFA/BED - FABRIC COVERED (W/REAR HEATER) (L09, L10)
5	120992-12-L11	EA	PANEL - FRONT KICK W/VENT - SOFA/BED - FABRIC COVERED (W/REAR HEATER) (L11, L12)
6	134282-03-L09	EA	PANEL - RIGHT END/SHORT W/CUTOUT - SOFA/BED - FABRIC CVRD (L09, L10)
6	134282-03-L11	EA	PANEL - RIGHT END/SHORT W/CUTOUT - SOFA/BED - FABRIC CVRD (L11, L12)
	083125-07-000	EA	BRACE-COUCH - OFF WHITE

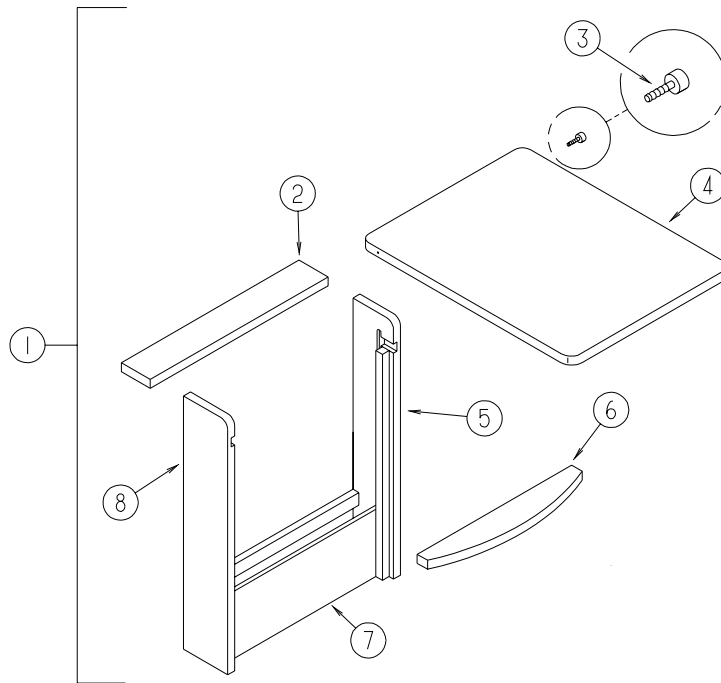
LOUNGE GROUP (CONTINUED)
TABLE



FROM: 00-00-00 THRU: 10-03-99

KEY	PART NUMBER	U/M	DESCRIPTION
1	096928-04-J40	EA	CABINET - W/PULLOUT TABLE - W/O CUP HOLDER/MAGAZINE RACK - WASHED MAPLE
1	096928-04-L07	EA	CABINET - W/PULLOUT TABLE - W/O CUP HOLDER/MAGAZINE RACK - WATERFORD OAK
2	096928-23-J40	EA	COVER - TOP/BACK PULLOUT TABLE - WASHED MAPLE
2	096928-23-L07	EA	COVER - TOP/BACK PULLOUT TABLE - WATERFORD OAK
3	096928-13-J40	EA	SHELF - SUPPORT OVER PULLOUT TABLE - WASHED MAPLE
3	096928-13-L07	EA	SHELF - SUPPORT OVER PULLOUT TABLE - WATERFORD OAK
4	096928-24-J40	EA	TOP - PULLOUT TABLE W/CUP HOLES - WASHED MAPLE
4	096928-24-L07	EA	TOP - PULLOUT TABLE W/CUP HOLES - WATERFORD OAK
5	096928-11-J40	EA	TOP - PULLOUT TABLE - WASHED MAPLE
5	096928-11-L07	EA	TOP - PULLOUT TABLE - WATERFORD OAK
6	097208-01-J40	EA	MAGAZINE RACK - WASHED MAPLE
6	097208-01-H07	EA	MAGAZINE RACK - WATERFORD OAK
	079789-02-000	EA	SUPPORT - TABLE - PULLOUT
	079749-51-001	EA	SUPPORT - TABLE - EXTRUSION - 192"

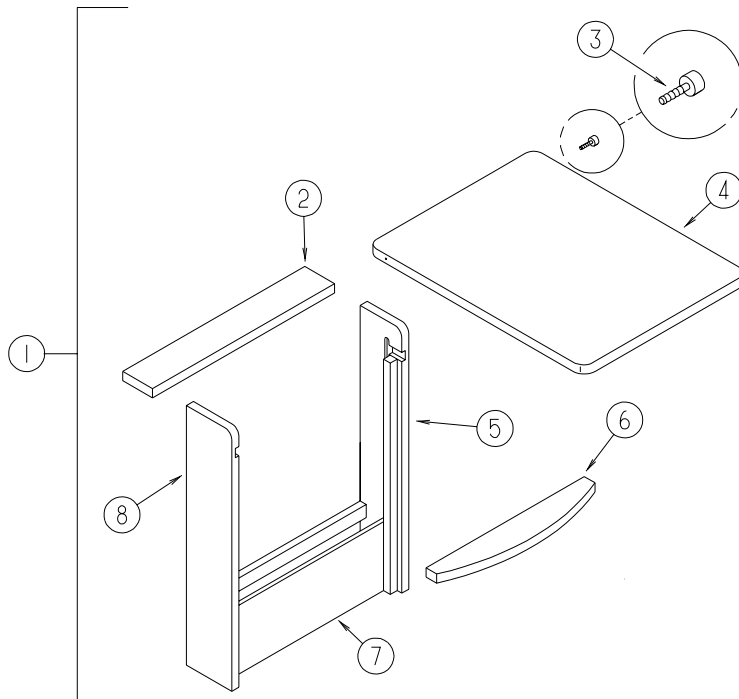
LOUNGE GROUP (CONTINUED)
TABLE (CONTINUED)



FROM: 10-04-99 THRU: 02-29-00

KEY	PART NUMBER	U/M	DESCRIPTION
1	M96873-01-J40	EA	CABINET - F/PULLOUT TABLE - W/O TOP - WASHED MAPLE
1	M96873-01-G01	EA	CABINET - F/PULLOUT TABLE - W/O TOP - WATERFORD OAK
2	096873-15-J40	EA	SHELF - OVER PULLOUT TABLE TOP - WASHED MAPLE
2	096873-15-G01	EA	SHELF - OVER PULLOUT TABLE TOP - WATERFORD OAK
3	079921-01-000	EA	ROLLER - NYLON - W/STEEL SHAFT - BARBED
4	096873-11-J40	EA	TABLE TOP ONLY - PULLOUT - WASHED MAPLE
4	096873-11-G01	EA	TABLE TOP ONLY - PULLOUT - WATERFORD OAK
	080736-01-000	EA	PULL - RECESSED - 1.25" X 4" - OAK
5	096873-13-J40	EA	CABINET/RIGHT SIDE - PULLOUT TABLE - 5.7" X 28.7" - WASHED MAPLE
5	096873-13-G01	EA	CABINET/RIGHT SIDE - F/PULLOUT TABLE - 5.7" X 28.7" - WATERFORD OAK
6	096873-12-J40	EA	SHELF/SUPPORT - UNDER TABLE TOP - W/LAMINATE - WASHED MAPLE
6	096873-12-G01	EA	SHELF/SUPPORT - UNDER TABLE TOP - W/LAMINATE - WATERFORD OAK
7	096873-16-J40	EA	TABLE - FRONT BOTTOM - 18.1" X 6.7" - WASHED MAPLE
7	096873-16-G01	EA	TABLE - FRONT BOTTOM - 18.1" X 6.7" - WATERFORD OAK
8	096873-14-J40	EA	CABINET/LEFT SIDE - F/PULLOUT TABLE - 5.7" X 28.7" - WASHED MAPLE
8	096873-14-G01	EA	CABINET/LEFT SIDE - F/PULLOUT TABLE - 5.7" X 28.7" - WATERFORD OAK

LOUNGE GROUP (CONTINUED)
TABLE (CONTINUED)



FROM: 03-01-00 THRU: 99-99-99

KEY	PART NUMBER	U/M	DESCRIPTION
1	P19559-03-L09	EA	CABINET - W/PULLOUT TABLE - W/O HARDWARE - WASHED MAPLE
1	P19559-03-J26	EA	CABINET - W/PULLOUT TABLE - W/O HARDWARE - WATERFORD OAK
2	119559-22-L09	EA	TOP - F/CABINET/PULLOUT TABLE - WASHED MAPLE
2	119559-22-J22	EA	TOP - F/CABINET/PULLOUT TABLE - WATERFORD OAK
3	079921-01-000	EA	ROLLER - NYLON - W/STEEL SHAFT - BARBED
4	119559-25-L09	EA	TABLE TOP - PULLOUT - WASHED MAPLE
4	119559-25-J26	EA	TABLE TOP - PULLOUT - WATERFORD OAK
	080736-01-000	EA	PULL - RECESSED - 1.25" X 4" - OAK
5	119559-11-L09	EA	CABINET/RIGHT SIDE - F/PULLOUT TABLE - 5.7" X 28.7" - WASHED MAPLE
5	119559-11-G35	EA	CABINET/RIGHT SIDE - F/PULLOUT TABLE - 5.7" X 28.7" - WATERFORD OAK
6	119559-23-L09	EA	SHELF - SUPPORT - F/PULLOUT TABLE - WASHED MAPLE
6	119559-23-J22	EA	SHELF - SUPPORT - F/PULLOUT TABLE - WATERFORD OAK
7	119559-24-L09	EA	PANEL - LOWER/FRONT - WASHED MAPLE
7	119559-24-J22	EA	PANEL - LOWER/FRONT - WATERFORD OAK
8	119559-12-L09	EA	CABINET/LEFT SIDE - F/PULLOUT TABLE - 5.7" X 28.7" - WASHED MAPLE
8	119559-12-G35	EA	CABINET/LEFT SIDE - F/PULLOUT TABLE - 5.7" X 28.7" - WATERFORD OAK

SEALANTS & FASTENERS GROUP

SEALANTS & ADHESIVES

KEY	PART NUMBER	U/M	DESCRIPTION
	069640-01-000	FT	SEALER - RIBBON - 1/4" DIAMETER X 30' - BLACK
	069640-02-000	FT	SEALER - TAPE - .13"THICK X .5"WIDE X 60' - GRAY
	069640-03-000	FT	SEALER - TAPE - .13"THICK X .75"WIDE X 60' - BLACK
	069640-07-000	FT	SEALER - TAPE - .09" THICK X 2" WIDE X 45' - GRAY
	069640-09-000	FT	SEALER - TAPE - .03" THICK X 2.50"WIDE X 80' - GRAY
	069640-10-000	FT	SEALER - TAPE - .03" THICK X 1.50" WIDE X 90' - GRAY
	069640-11-000	FT	SEALER - TAPE - .19" THICK X .38" WIDE X 40' - BLACK
	069640-13-000	FT	SEALER - TAPE - .03"THICK X 2"WIDE X 45' - BLACK
	069640-14-000	FT	SEALER - TAPE - .06" THICK X 1" WIDE X 100' - GRAY
	069640-15-000	FT	SEALER - TAPE - .06"THICK X .38"WIDE X 100' - GRAY
	069640-17-000	FT	SEALER - TAPE - .03" THICK X 1" WIDE X 90' - GRAY
	069640-18-000	FT	SEALER - TAPE - .50" THICK X .13" WIDE X 60' - BRT WHITE
	069640-19-000	FT	SEALER - TAPE - .75" THICK X .13" WIDE X 60' - BRT WHITE
	069640-20-000	FT	SEALER - TAPE - .50" THICK X 1/8" WIDE X 60' - BLACK
	069640-21-000	FT	SEALER - TAPE - .50" THICK X 1/16" WIDE X 100'-BRIGHT WHT
	069640-22-000	FT	SEALER - TAPE - .25" THICK X 1/32" WIDE X 100'- BRIGHT WHT
	069640-23-000	FT	SEALER - TAPE - 1/16" THICK X 3/4" WIDE X 100'-BRIGHT WHT
	069640-25-000	FT	SEALER - TAPE - .06" THICK X 3.5" WIDE X 50' - GRAY
	072889-01-000	EA	SEALANT - URETHANE - BLACK - TUBE
	072889-10-000	EA	SEALANT - URETHANE - BRIGHT WHITE - TUBE
	072889-11-000	EA	SEALANT - URETHANE - GRAY - TUBE
	072889-13-000	EA	SEALANT - URETHANE - VW WHITE - TUBE
	072889-14-000	EA	SEALANT - URETHANE - SABLE - TUBE
	116767-01-01A	EA	SEALANT - WATERBASE - CLEAR
	053766-02-000	EA	BEDDING COMPOUND - TUBE - WHITE
	053766-06-000	EA	BEDDING COMPOUND - TUBE - CLEAR
	034552-15-000	EA	SILICONE - TUBE - W/O NOZZLE - BRIGHT WHITE
	131264-01-01A	EA	SILICONE - W/O NOZZLE - BLACK
	131264-01-02A	EA	SILICONE - W/O NOZZLE - CLEAR
	131264-01-08A	EA	SILICONE - W/O NOZZLE - BUFF
	131264-02-01A	EA	SILICONE - W/O NOZZLE - VW GRAY - BATH ONLY
	131264-03-01A	EA	SILICONE - W/O NOZZLE - SELF LEVELING - BRIGHT WHITE
	108716-01-000	EA	SILICONE - W/O NOZZLE - OFF WHITE - SELF LEVELING
	108716-02-000	EA	SILICONE - W/O NOZZLE - BUFF - SELF LEVELING
	102352-01-000	EA	SEALER - PUMPABLE - TUBE - BLACK
	102352-02-000	EA	SEALER - PUMPABLE - TUBE - CLEAR
	094401-01-000	EA	SEALER - BODY SEAM - FLEXICLEAR
	094401-03-000	EA	SEALER - BODY SEAM - BLACK
	094401-04-000	EA	SEALER - BODY SEAM - CLEAR
	067788-01-000	EA	ADHESIVE - SPRAY - 3M - 19.5 OZ AEROSOL CAN
	900390-01-000	EA	NOZZLE - SILICONE TUBE - 2.5" LONG
	900390-03-000	EA	NOZZLE - SILICONE TUBE - 4.3" LONG
	112902-01-000	EA	NOZZLE - ELEMENT - 3/8 X 24
	112902-02-000	EA	NOZZLE-BELL 3/8X24
	112902-03-000	EA	MIXER NOZZLE - F/GUN #00400102000 - SCOTCH-WELD & PLEXUS
	076322-01-000	FT	TAPE-DOUBLE COATED/ADHESIVE BK-.03"THK X .8"W X 216'- WHT
	076322-02-000	FT	TAPE-DOUBLE COATED/ADHESIVE BK-.05"THK X 1"W X 108' - WHT
	076322-03-000	FT	TAPE-DOUBLE COATED/ADHESIVE BK-.05"THK X .5"W X 108' - WHT
	076322-05-000	FT	TAPE-DOUBLE COATED/ADHESIVE BK-.05"THK X .8"W X 108' - WHT
	076322-06-000	FT	TAPE - DOUBLE COATED/ADHESIVE BK-.05"THK X 1"W - BLK
	076322-07-000	FT	TAPE-DOUBLE COATED/ADHESIVE BK-.05"THK X .5"W X 200' - BLK
	076322-11-000	FT	TAPE-DOUBLE COATED/ADHESIVE BK-.02"THK X 1"W X 216' - CLR
	076322-12-000	FT	TAPE-DOUBLE COATED/ADHESIVE BK-.05"THK X .8"W X 108' - CLR
	123816-01-000	FT	TAPE - DOUBLE SIDED - 1" X 100'
	123816-02-000	FT	TAPE - DOUBLE SIDED - 1/2" X 1 1/3" X 100'
	123816-03-000	FT	TAPE - DOUBLE SIDED - 1/2" X 3/4" X 100'
	123816-04-000	FT	TAPE - DOUBLE SIDED - 6" X 750'
	120534-01-01A	EA	TAPE - SCOTCH - 3M - 1/2" FINE LINE

SEALANTS & FASTENERS GROUP (CONTINUED)

SEALANTS & ADHESIVES (CONTINUED)

KEY	PART NUMBER	U/M	DESCRIPTION
	063642-01-000	FT	TAPE - ADHESIVE - .4" X 1.5" X 180'
	123244-01-000	FT	TAPE - DOUBLE SIDED/FOAM - 5/64" THICK X 3/4" WIDE
	123244-02-000	FT	TAPE - DOUBLE SIDED/FOAM - 5/64" THICK X 1/2" WIDE X 108'
	088479-01-000	EA	TAPE - ALUMINUM - 3"
	103202-02-000	FT	TAPE - FOAM/ADHESIVE ONE SIDE - 1/16" X 200'
	110274-01-000	FT	TAPE - DOUBLE SIDED/FOAM - .45" X 1" X 216' - BLACK
	115933-01-000	FT	TAPE - 1/64" X 3/8" X 100'
	123816-04-000	FT	TAPE - DOUBLE SIDED - 6" X 750'
	002707-02-000	FT	TAPE - SEALER - 5/16" X 1/2" - INCREMENTS OF 50 FT
	091255-02-000	FT	SEAL - ADHESIVE BACKED/FOAM - 3/64" THICK X 3/16"W X 1000'
	091255-03-000	FT	SEAL - ADHESIVE BACKED/FOAM - 1/4" THICK X 1/4"W X 1000'
	099069-01-000	FT	SEAL - RUBBER - CLOSED SPONGE - .5" WIDE X .12" THICK -BLK
	104692-01-000	FT	SEAL - ADHESIVE BACKED FOAM - 3/4" THICK X 3/4" WIDE X 25'
	104692-03-000	FT	SEAL - ADHESIVE BACKED FOAM - 1" THICK X 1 3/4" WIDE X 15'
	108353-03-000	FT	SEAL - FOAM - .19" X .25"
	112864-01-000	FT	SEAL - FOAM/BUTYL COVERED - 3/8" X 35'
	106206-01-000	EA	SEALER - PUMPABLE - TUBE - BLACK - MANUS
	120074-02-01A	EA	SILICONE - W/O NOZZLE - LOW ODOR - OFF WHITE
	120074-02-02A	EA	SEALANT - W/O NOZZLE - SOFT WHITE
	107828-01-000	EA	SEALANT - SB - 190 EVERSEAL
	112864-02-000	FT	FOAM - BUTYL COVERED 5/16" X 44'
	087211-01-000	GL	PROMOTER - ADHESIVE - GALLON
	004006-05-700	EA	ADHESIVE - 5 GALLON - NATIONAL STARCH
	004020-01-000	QT	ADHESIVE - ABS CEMENT - QUART
	112901-02-000	EA	ADHESIVE - PLEXUS - MA330 - 50ML - GRAY
	131384-01-000	EA	ADHESIVE - JETWELD
	113366-01-000	EA	ADHESIVE - INSTANT - 1 OZ
	062917-03-000	EA	ADHESIVE - LOCTITE 242
	004001-02-000	EA	GUN - PLEXUS ADHESIVE - W/O NOZZLE
	004001-03-000	EA	MIXER NOZZLE (EPX)
	004001-03-001	EA	EPOXY MIXER NOZZLE 12"
	004001-03-002	EA	TUBE/MIXER - GRACO EPOXY
	004001-04-000	EA	PLUNGER ACCESSORY (EPX)
	004001-05-000	EA	ADHESIVE - SCOTCH-WELD - 3M DP100 - CLEAR - 50ML
	099952-01-000	FT	CORE - SEAL - BULB SUPPORT

BOLTS, NUTS AND WASHERS

KEY	PART NUMBER	U/M	DESCRIPTION
	000C12-04-12A	EA	BOLT - HEX - 1/4-20 X .75 - PLAIN 5
	000C12-05-16B	EA	BOLT - HEX - 5/16-18 X 1 - GRADE #5 - ZINC
	000C12-05-12B	EA	BOLT - HEX - 5/16-18 X 3/4 - ZINC 5
	000C12-06-16B	EA	BOLT - HEX - 3/8-16 X 1 - GRADE #5 - ZINC
	000C12-06-20B	EA	BOLT - HEX - 3/8 - 16 X 1 1/4 - ZINC #5
	000C12-06-44B	EA	BOLT - HEX - 3/8-16 X 2 3/4 - ZINC 5
	000C12-07-20B	EA	BOLT - HEX - 7/16-14 X 1 1/4 - ZINC 5
	000C12-08-24B	EA	BOLT - HEX - 1/2-13 X 1.5 - GRADE #3 - ZINC
	000C12-08-28B	EA	BOLT - HEX - 1/2-13 X 1.8" - GRADE #5 - ZIN
	000C12-08-16B	EA	BOLT - HEX - 1/2-13 X 1" - GRADE #5 - ZINC
	0MC04K-06-016	EA	BOLT - HEX - M06 X 1 X 016
	0MC05K-08-055	EA	BOLT - HEX - M.3 X 1.25 X 2.2
	0MC13K-14-070	EA	BOLT - HEX - M14 X 2.00 X 2.75
	0MC31K-08-020	EA	BOLT - HEX - SERRATED FLANGE - M8 X 020
	0MC32K-10-030	EA	BOLT - HEX - SERRATED FLANGE - M10 X 1.50
	0MC53K-12-050	EA	BOLT - HEX - M12 X 1.75 X 050

SEALANTS & FASTENERS GROUP (CONTINUED)**BOLTS, NUTS AND WASHERS (CONTINUED)**

KEY	PART NUMBER	U/M	DESCRIPTION
	000C12-04-40B	EA	BOLT - HEX - 1/4-20 X 2 1/2 - GRADE 5 ZINC
	000C12-05-64B	EA	BOLT - HEX - 5/16-18 X 4
	000C12-06-24B	EA	BOLT - HEX - 38-16 X 1 1/2 - ZINC #5
	000C12-10-24B	EA	BOLT - HEX - 5/8-11 X 1.5" - GRADE #5 - ZINC
	000C13-07-40B	EA	BOLT - HEX - 7/16-20 X 2.5" - GRADE #5 - ZINC
	000C13-07-48B	EA	BOLT - HEX - 7/16-20 X 3" - GRADE #5 - ZINC
	000C13-08-40B	EA	BOLT - HEX - 1/2-20 X 2 1/2 - GRADE #5 - ZINC
	000C13-08-28B	EA	BOLT - HEX - 1/2-20 X 1 3/4 - GRADE #5 - ZINC
	000C14-07-28B	EA	BOLT - HEX - 7/16-14 X 1.75 - GRADE 8 ZINC
	000C14-07-20B	EA	BOLT - HEX - 7/16-14 X 1.25 - GRADE 8 ZINC
	000C14-10-24K	EA	BOLT - HEX 0 5/8-11 X 1.50 - GRADE #8 - ZINC
	000C14-10-32K	EA	BOLT - HEX - 5/8"-11 X 2 - GRADE #8 - ZINC
	000C18-05-40A	EA	BOLT - ELEVATOR - 5/16-18 X 2.50 - PL
	000C18-06-48B	EA	BOLT - ELEVATOR - 3/8-16 X 3 - GRADE 5 - ZINC
	000C18-06-56A	EA	BOLT - ELEVATOR - 3/8-16 X 3 1/2 - GRADE 5
	000C26-04-18B	EA	BOLT - HEX - SERRATED FLANGE - 1/4-20 X 1 1/8 - ZINC
	000C26-04-14B	EA	BOLT - HEX - SERRATED FLANGE - 1/4-20 X 7/8 - ZINC
	000C26-04-10B	EA	BOLT - HEX - SERRATED FLANGE - 1/4-20 X 5/8 - ZINC
	000C26-05-20B	EA	BOLT - HEX - SERRATED FLANGE - 5/16-18 X 1 1/4 - ZINC
	000C26-05-12B	EA	BOLT - HEX - SERRATED FLANGE - 5/16-18 X 3/4 - ZINC
	000C26-05-16B	EA	BOLT - HEX - SERRATED FLANGE - 5/16-18 X 1 - ZINC
	000C26-05-129	EA	BOLT - HEX - SERRATED FLANGE - 5/16-18 X 3/4
	000C26-05-249	EA	BOLT - HEX - SERRATED FLANGE 5/16-18 X 1.5"
	000C26-06-16B	EA	BOLT - HEX - SERRATED FLANGE - 3/8-16 X 1 - ZINC
	000C26-06-28B	EA	BOLT - HEX - SERRATED FLANGE - 3/8-16 X 1 3/4 - ZINC
	000C26-06-40B	EA	BOLT - HEX - SERRATED FLANGE - 3/8-16 X 1 3/4 - ZINC
	000C26-06-12B	EA	BOLT - HEX - SERRATED FLANGE - 3/8-16 X 3/4 - ZINC
	000C26-06-20B	EA	BOLT - HEX, SER FLG 3/8 - 16 X 1 1/4 - ZN
	000C26-08-24B	EA	BOLT - HEX - SERRATED FLANGE - 1/2-13 X 1 1/2 - ZINC
	000C27-04-40B	EA	BOLT - CARRIAGE 1/4-20 X 2.50 - ZINC
	000C27-08-64B	EA	BOLT - CARRIAGE - 1/2-13 X 4. - GRS
	106166-01-000	EA	BOLT/COLLARED HANGER - 8-32 X 1"
	000G45-04-24B	EA	BOLT - LAG - 1/4-9 X 1 1/2 - ZINC
	000G45-04-24F	EA	BOLT - LAG - 1/4" #9 X 1 1/2SS
	000G45-05-16B	EA	BOLT - LAG - 5/16-9 X 1 - ZINC
	106956-03-000	EA	BOLT - HEX TAP - 1/2-12NC X 3 - GRADE 5 - FULL THREAD/ZINC
	051387-06-000	EA	BOLT - CARRIAGE W/O HOLE - 5/16-18 X 9.5 - ZINC
	091274-03-000	EA	BOLT-J - 3/8-16 X 12.0
	106956-08-000	EA	BOLT - HEX TAP - 1/2-13NC X 4 - GRADE 5 - FULL THREAD/ZINC
	087718-01-000	EA	MONOBOLT - STEEL - 3/16 DIAMETER
	102333-02-01A	EA	BOLT - CARRIAGE - 1/4-20
	103020-02-000	EA	BOLT-U - #8-32 - GRADE 5 ZINC
	107393-02-000	EA	BOLT - SHOULDER - 3/8" SOCKETHEAD
	113985-02-000	EA	BOLT - FLANGE - M10-1.5 X 30CL10.9
	114259-05-000	EA	BOLT-7/16-20X1.25 W/WASHER
	0MD16K-10-000	EA	NUT - HEX PREV TORQUE M10 X 1.50 CLASS 8
	0MD39K-12-000	EA	NUT - HEX W/NYLON LOCK - M12 X 1.75
	000D24-10-00B	EA	NUT - HEX - SELF LOCKING - 10-32 ZINC
	000D29-05-00B	EA	NUT - HEX - LOCKING W/SERRATED FLANGE-NYLON WASHER INSERT
	000D29-09-00B	EA	NUT - HEX - SELF LOCKING - 9/16-12 - ZINC
	000D29-06-00B	EA	NUT - HEX - W/NYLON LOCK - 3/8-16 - ZINC
	000D30-07-00B	EA	NUT - HEX LOCK,NYLON 7/16X20
	000D34-04-00B	EA	NUT - HEX - LOCKING - 1/4-20 ZINC
	000D34-06-00B	EA	NUT - HEX - LOCKING - 3/8-16 GRADE C - ZINC
	000D39-04-00B	EA	NUT - HEX - LOCKING W/SERRATED FLANGE - 1/4-20 - ZINC
	000D39-05-00B	EA	NUT - HEX - LOCKING W/SERRATED FLANGE - 5/16-18 - ZINC
	000D39-06-00B	EA	NUT - HEX - LOCKING W/SERRATED FLANGE - 3/8-18 - ZINC
	000D39-07-00B	EA	NUT - HEX - LOCKING W/SERRATED FLANGE - 7/16-14 - ZINC
	000D39-08-00B	EA	NUT - HEX - LOCKING W/SERRATED FLANGE - 1/2-13 - ZINC
	000D44-04-00B	EA	NUT - HEX - LOCKING W/SERRATED FLANGE - 1/4-28 - ZINC
	000D44-07-00B	EA	NUT - HEX - LOCKING W/SERRATED FLANGE - 7/16-20 - ZINC
	000D44-08-00B	EA	NUT - HEX - SERRATED FLANGE - 1/2-20 - GRADE #5 - ZINC
	000D46-04-00A	EA	NUT - HEX - WELD - 1/4-20 - PLAIN
	000D58-06-00A	EA	NUT - HEX - WELD 3/8-16 - PLAIN

SEALANTS & FASTENERS GROUP (CONTINUED)

BOLTS, NUTS AND WASHERS (CONTINUED)

KEY	PART NUMBER	U/M	DESCRIPTION
	000D65-08-00B	EA	NUT - HEX - LOCKING W/SERRATED FLANGE - 8-32 - ZINC
	000D67-10-00B	EA	NUT - HEX - LOCK - 5/8-11 - ZINC
	000D73-07-00C	EA	NUT - HEX - FLANGE - 7/16-14 - GRADE 6
	000D73-08-00C	EA	NUT - HEX - FLANGE - 1/2-13
	000D76-06-00B	EA	NUT - HEX - FLANGE - 3/8-16
	044364-02-000	EA	NUT - SPEED - FLAT - ROUND
	063253-07-000	EA	NUT - J - #8A - .120 - .130 PNL THK
	087234-01-000	EA	NUT - JACK - 1/4 X 20 THD - MOLLY
	040921-01-000	EA	NUT - SPEED - U TYPE - #10-24 - BLACK
	104369-01-000	EA	NUT - HEX - HEAVY - 5/8-11 UNC
	000D29-04-00B	EA	NUT - HEX - SELF LOCKING - 1/4 X 20 - ZINC
	005081-01-000	EA	NUT - SPEED - C-TYPE - #8 SCREW
	040921-04-000	EA	NUT - SPEED - U TYPE - #8-.59" LENGTH X .44" WIDTH
	040921-09-000	EA	NUT - SPEED - U TYPE - #8
	044364-01-000	EA	NUT - SPEED - FLAT - RECTANGULAR - SELF LOCKING/ONE PIECE
	083163-06-000	EA	PUSHNUT - FLAT TYPE 3/8 STUD - FORD ONLY
	0ME06K-14-280	EA	WASHER - FLAT - 14 ID X 28.00 OD
	000E11-07-00B	EA	WASHER - LOCKING - 7/16 MED SPLIT - ZINC
	000E11-08-00B	EA	WASHER - LOCKING - 1/2 MED SPLIT - ZINC
	000E13-14-00B	EA	WASHER - FLAT - 1/4 WIDE - ZINC
	000E13-17-00B	EA	WASHER - FLAT - 3/8 AR - ZINC
	000E13-18-00B	EA	WASHER - FLAT - 3/8 WIDE - ZINC
	000E13-20-00B	EA	WASHER - FLAT - 7/16 WIDE - ZINC
	000E13-21-00B	EA	WASHER - FLAT - 1/2 NARROW - ZINC
	000E13-22-00B	EA	WASHER - FLAT - 1/2 WIDE - ZINC
	000E13-26-00B	EA	WASHER - FLAT - 5/8 WIDE - ZINC
	000E14-10-00B	EA	WASHER - LOCKING - #10 EXTERNAL TOOTH - ZINC
	000E16-10-00B	EA	WASHER - HARDENED - 5/8 - FLAT - ZINC
	058716-02-000	EA	WASHER - FLAT NYLON
	077071-01-000	EA	WASHER - FENDER - 3/16"ID X 1" OD
	107397-01-000	EA	WASHER - FENDER - .25" ID X 1" OD
	041322-01-000	EA	WASHER - FLANGE - 15/32 ID X 2 3/8 OD - F/SEAT BELT MTG
	044533-01-000	EA	WASHER - PLASTIC - 1 3/8" OD - FOR BUTTONS
	046867-05-000	EA	WASHER - #0
	058716-03-000	EA	WASHER - FLAT/NYLON - .500 X 1.25 X .060
	128444-01-000	EA	WASHER - SPRING - CONICAL
	088787-12-000	EA	STUD - WELD - 1/4 - 20 X 1.0 LG - MN
	108067-03-000	EA	STUD - WELD - 1/4 - 20 X 1/2 CD
	102540-02-000	EA	SEAL - SCREW
	106648-01-000	EA	CAP - STUD - .120 TO .130 DIAMETER

SCREWS

KEY	PART NUMBER	U/M	DESCRIPTION
	0G1108-12-170	EA	SCREW - 8-18 X .75 PPH - BRIGHT WHITE
	0G1106-08-240	EA	SCREW - 6-20 X 1/2 PPH - VW LIGHT GRAY
	0G1108-12-140	EA	SCREW - 8-18 X .75 PPH
	0G1108-12-240	EA	SCREW - 8-18 X .75 PPH - VW LIGHT GRAY
	0G1208-12-170	EA	SCREW - 8-18 X .75 POH - BRIGHT WHITE
	0G3908-08-160	EA	SCREW - SF/DR-8-18X1/2 PPH
	0G3908-08-170	EA	SCREW - SF/DR - 8-18 X .50 PPH - BRIGHT WHITE
	0G3908-08-240	EA	SCREW - SF/DR - 8-18 X 1/2 PPH - VW LIGHT GRAY
	0G3908-12-250	EA	SCREW - SF/DR - 8-18 X .75 PPH - DARK GRAY
	0G3908-16-170	EA	SCREW - SF/DR - 8-18 X 1.00 PPH - BRIGHT WHITE
	0G3908-20-170	EA	SCREW - SF/DR - 8-18 X 1.25 PPH - BRIGHT WHITE
	0G3908-24-170	EA	SCREW - SF/DR - 8-18 X 1.50 PPH - BRIGHT WHITE
	0G3910-10-160	EA	SCREW - SF/DR - 10-16 X .62 PPH
	0G3910-10-240	EA	SCREW - SF/DR - 10-16 X .62 PPH - VW LIGHT GRAY
	0G5508-12-110	EA	SCREW - SF/DR-8-18 X .75 PWH
	0G3910-12-260	EA	SCREW - SF/DR - 10-16 X .75 PPH - ALLANTE ANTELOPE
	0G3910-12-170	EA	SCREW - SF/DR - 10-16 X .75 PPH - BRIGHT WHITE
	0G5508-12-170	EA	SCREW - SF/DR - 8-18 X .75 PWH - BRIGHT WHITE
	0G5508-12-270	EA	SCREW - SF/DR - 8-18 X .75 PWH - TITANIUM

SEALANTS & FASTENERS GROUP (CONTINUED)**SCREWS (CONTINUED)**

KEY	PART NUMBER	U/M	DESCRIPTION
	0G5508-12-260	EA	SCREW - SF/DR - 8-18 X .75 PWH - ALLANTE ANTELOPE
	0G5508-16-250	EA	SCREW - SF/DR - 8-18 X 1.00 PWH - VW DARK GRAY
	0G6008-16-170	EA	SCREW - SF/DR - 8-18 X 1.00 POH - BRIGHT WHITE
	0G5508-16-260	EA	SCREW - SF/DR - 8-18 X 1.00 PWH ZINC - INTERIOR ANTELOPE
	0G5508-16-270	EA	SCREW - SF/DR - 8-18 X 1.00 PWH ZINC - INTERIOR TITANIUM
	0G6710-08-130	EA	SCREW - 10-12 X .50 PPH TAUPE
	0G6710-08-170	EA	SCREW - 10-12 X 1/2 PPH - BRIGHT WHITE
	0G6710-08-240	EA	SCREW - 10-12 X .50 PPH TAUPE - VW LIGHT GRAY
	0G6710-12-170	EA	SCREW - 10-12 X .75 PPH - BRIGHT WHITE
	0G6710-16-230	EA	SCREW - 10-12 X 1 PPH - BEIGE
	000G11-05-08B	EA	SCREW - 5-20 X .50 PPH - ZINC
	000G11-06-06B	EA	SCREW - 6-20 X 3/8 PPH - ZINC
	000G11-06-10B	EA	SCREW - 6-20 X 5/8 PPH - ZINC
	000G11-06-12B	EA	SCREW - 6-20 X 3/4" PPH - ZINC
	000G11-06-10J	EA	SCREW - 6-20 X 5/8 PPH - BRASS
	000G11-06-A4B	EA	SCREW - 6-20 X 1.5 PPH ZINC
	000G11-06-08B	EA	SCREW - 6-20 X 1/2 PPH - ZINC
	000G11-07-08B	EA	SCREW - 7-19 X 1/2 PPH - ZINC
	000G11-07-08T	EA	SCREW - 7-19 X 1/2 PPH - BLACK
	000G11-08-06B	EA	SCREW - 8-18 X 3/8 PPH - ZINC
	000G11-08-06J	EA	SCREW - 8-18 X 3/8 PPH BRASS
	000G11-08-12B	EA	SCREW - 8-18 X 3/4 PPH - ZINC
	000G11-08-12S	EA	SCREW - 8-18 X 3/4 PPH - OFF WHITE
	000G11-08-08T	EA	SCREW - 8-18 X 1/2 PPH - FLUOROCARBON COATING
	000G11-08-08B	EA	SCREW - 8-18 X 1/2 PPH - ZINC
	000G11-08-20B	EA	SCREW - 8-18 X 1 1/4 PPH - ZINC
	000G11-08-16S	EA	SCREW - 8-18 X 1 PPH - OFF WHITE
	000G11-08-16B	EA	SCREW - 8-18 X 1 PPH - ZINC
	000G11-08-12P	EA	SCREW - 8-18 X 3/4 PPH - DARK BROWN
	000G11-08-12D	EA	SCREW - 8-18 X 3/4 PPH - BLACK
	000G11-08-12T	EA	SCREW - 8-18 X 3/4 PPH - BLACK
	000G11-10-12S	EA	SCREW - 10-16 X 3/4 PPH - OFF WHITE
	000G11-10-12D	EA	SCREW - 10-16 X 3/4 PPH - BLACK
	000G11-10-16B	EA	SCREW - 10-16 X 1 PPH - ZINC
	000G11-10-40B	EA	SCREW - 10-16 X 2 1/2 PPH CAD - 34927-01-000
	000G12-06-08T	EA	SCREW - 6-20 X 1/2 POH - BLACK
	000G12-08-12S	EA	SCREW - 8-18 X 3/4 POH - OFF WHITE
	000G13-05-10B	EA	SCREW - 5-12 X 5/8 PFH - ZINC
	000G13-06-16S	EA	SCREW - 6-20 X 1.00 PFH - OFF WHITE
	000G13-06-10G	EA	SCREW - 6-20 X 5/8 PFH - ANTIQUE BRASS
	000G13-06-08B	EA	SCREW - 6-20 X 1/2 PFH - ZINC
	000G13-06-08G	EA	SCREW - 6-20 X .50 PFH - ANTIQUE BRASS
	000G13-06-24J	EA	SCREW - 6-20 X 1 1/2 PFH - BRASS
	000G13-06-10J	EA	SCREW - 6-20 X .62 PFH - BRASS
	000G13-06-16E	EA	SCREW - 6-20 X 1.00 PFH - CHROME
	000G13-06-16J	EA	SCREW - 6-20 X 1 PFH - BRASS
	000G13-06-06I	EA	SCREW - 6-20 X 3/8 PFH BLACK ZINC
	000G13-06-06B	EA	SCREW - 6-20 X 3/8 PFH ZINC
	000G13-07-12B	EA	SCREW - 7-19 X 3/4 PFH - ZINC
	000G13-07-10H	EA	SCREW - 7-19 X 5/8 PFH - BLACK
	000G13-07-089	EA	SCREW - 7-19 X 1.2 PPH - SILVER
	000G13-08-10B	EA	SCREW - 8-18 X 5/8 PFH - ZINC
	000G13-08-16B	EA	SCREW - 8-18 X 1 PFH - ZINC
	000G13-08-109	EA	SCREW - 8-18 X 5/8 PFH
	000G16-04-24B	EA	SCREW - MACHINE - 1/4-20 X 1 1/2 PPH
	000G18-08-22B	EA	SCREW - MACHINE - 8-32 X 1 3/8 PPH - ZINC
	000G18-08-20B	EA	SCREW - MACHINE - 8-32 X 1 1/4 PPH - ZINC
	000G18-08-24B	EA	SCREW - MACH-8-32X1 1/2PPH ZN
	000G13-08-24B	EA	SCREW - #8, 18X1 1/2 PFH ZN
	000G19-10-10B	EA	SCREW - MACHINE - 10-32 X 5/8 - PPH - ZINC
	000G19-10-20B	EA	SCREW - MACHINE - 10-32 X 1 1/2 PPH - ZINC
	000G19-10-12F	EA	SCREW - MACHINE - 10-32 X 3/4 PPH - STAINLESS STEEL
	000G19-10-08B	EA	SCREW - MACHINE - 10-32 X 1/2 PPH - ZINC
	000G32-10-06B	EA	SCREW - 10-32 X 3/8 PPH - ZINC

SEALANTS & FASTENERS GROUP (CONTINUED)**SCREWS (CONTINUED)**

KEY	PART NUMBER	U/M	DESCRIPTION
	000G13-10-16I	EA	SCREW - 10-16X1.00 PFH,BLK
	000G34-05-12B	EA	SCREW - HEX HEAD TAPPING - 5/16 X 3/4 LONG
	000G37-08-12B	EA	SCREW - 8-18 X 3/4 PPH
	000G37-08-089	EA	SCREW - 8 X 18 X 1/2 PPH - FLUOROCARBON SILVER
	000G36-10-12T	EA	SCREW - 10-24X 3/4 PFH TYPE 23 - BLACK
	000G38-04-16D	EA	SCREW - MACHINE - 1/4-20 X 1 PFN - BLACK
	000G39-06-10T	EA	SCREW - SF/DR - 6-20 X 5/8 PPH - BLACK
	000G39-06-16T	EA	SCREW - SF/DR - 6-20 X 1 PPH - BLACK
	000G39-06-08B	EA	SCREW - SF/DR - 6-18 X 1/2 - ZINC
	000G39-08-16S	EA	SCREW - SF/DR - 8-18 X 1 PPH - OFF WHITE
	000G39-08-32B	EA	SCREW - SF/DR - 8-18 X 2 PPH - ZINC
	000G39-08-24B	EA	SCREW - SF/DR - 8-18 X 1 1/2 PPH - ZINC
	000G39-08-24S	EA	SCREW - SF/DR - 8-18 X 1 1/2 - OFF WHITE
	000G39-08-24T	EA	SCREW - SF/DR - 8-18 X 1.50 PPH - BLACK
	000G39-08-16T	EA	SCREW - SF/DR - 6-20 X 1 PPH - BLACK
	000G39-08-16B	EA	SCREW - SF/DR - 8-18 X 1 PPH - ZINC
	000G39-08-12B	EA	SCREW - SF/DR - 8-18 X 3/4 PPH - ZINC
	000G39-08-12T	EA	SCREW - SF/DR - 8-18 X 3/4 PPH - BLACK
	000G39-08-08T	EA	SCREW - SF/DR - 8-18 X 1/2 PPH - BLACK
	000G39-08-08S	EA	SCREW - SF/DR - 8-18 X 1/2 PPH - OFF WHITE
	000G39-08-08B	EA	SCREW - SF/DR - 8-18 X 1/2 PPH - ZINC
	000G39-08-06B	EA	SCREW - SF/DR - 8-18 X 3/8 PPH - ZINC
	000G39-10-10B	EA	SCREW - SF/DR - 10-16 X 5/8 - ZINC
	000G39-10-12P	EA	SCREW - SF/DR - 10-16 X .75 PPH - DARK BROWN
	000G39-10-088	EA	SCREW - SF/DR - 10-16 X 1/2 PPH - FLEX FLUOROCARBON
	000G39-10-08B	EA	SCREW - SF/DR - 10-16 X 1/2 PPH - ZINC
	000G39-10-40D	EA	SCREW - SF/DR - 10-16 X 2 1/2 PPH - BLACK
	000G39-10-32B	EA	SCREW - SF/DR - 10-16 X 2 - PPH - ZINC
	000G39-10-209	EA	SCREW - SF/DR - 10-16 X 1 1/4 PPH - FLUOROCARBON SILVER
	000G39-10-20T	EA	SCREW - SF/DR - 10-16 X 1.25 PPH
	000G39-10-20B	EA	SCREW - SF/DR - 10-16 X 1 1/4 PPH - ZINC
	000G39-10-12T	EA	SCREW - SELF TAPPING 10-16 X 3/4"
	000G39-10-12D	EA	SCREW - SF/DR - 10-16 X 3/4 PPH - BLACK
	000G39-10-12B	EA	SCREW - SF/DR - 10-16 X 3/4 PPH - ZINC
	000G39-10-10T	EA	SCREW - SF/DR - 10-16 X .625 - BLACK
	000G39-10-129	EA	SCREW - SF/DR - 10-16 X 3/4 PPH - FLUOROCARBON SILVER
	000G39-10-48B	EA	SCREW - SF/DR - 10-16 X 3 - PPH - ZINC
	000G39-10-48T	EA	SCREW - SF/DR - 10-16 X 3.00 PPH - BLACK
	000G39-10-24B	EA	SCREW - SF/DR - 10-16 X 1.50 PPH - ZINC
	000G39-10-32I	EA	SCREW - SELF TAPPING - 10-16 X 2" PPH - BLACK
	000G39-12-12E	EA	SCREW - SF/DR - 12-14 X 3/4 PPH - CHROME
	000G42-04-16B	EA	SCREW - SF/DR - 1/4-14 X 1 HWH - ZINC
	000G42-04-12B	EA	SCREW - SF/DR - 1/4-14 X 3/4 HWH - ZINC
	000G42-04-24B	EA	SCREW - SF/DR - 1/4-14X1 1/2 ZN
	000G46-08-24T	EA	SCREW - MACHINE - 8-32 X 1 1/2 PFH - BLACK
	000G46-08-28T	EA	SCREW - MACHINE - 8-32 X 1 3/4 PHILLIPS FLAT HEAD - BLACK
	000G50-04-12B	EA	SCREW - MACHINE - 1/4-20 X 3/4 PPH - ZINC
	000G50-04-06B	EA	SCREW - MACHINE - 1/4-20 X 38 PTH - ZINC
	000G50-04-08B	EA	SCREW - MACHINE - 1/4-20 X 1/2 PTH - ZIN
	000G51-08-08B	EA	SCREW - 8-18 X 1/2 PTH - ZINC
	000G51-06-12B	EA	SCREW - 6-20 X 3/4 PTH - ZINC
	000G52-08-18B	EA	SCREW - MACHINE - 8-32 X 1 1/8 PTH - ZINC
	000G54-04-20B	EA	SCREW - 1/4-20 X 1.25 PTH - TYPE 23 - ZINC PLATED
	000G55-08-125	EA	SCREW - SF/DR - 8-18 X 3/4 PWH - WILLOW
	000G55-08-12S	EA	SCREW - SF/DR - 8-18 X 3/4 PWH - OFF WHITE
	000G55-08-124	EA	SCREW - SF/DR-8-18X.75 PWH - ASH GRAY
	000G55-08-165	EA	SCREW - SF/DR-8-18X1.00 PWH - WILLOW
	000G56-12-48B	EA	SCREW - WOOD - 12-11 X 3 POH - SPECIAL HARDENED
	000G57-05-16J	EA	SCREW - 5-20 X 1 PFH - BRASS
	000G57-14-64B	EA	SCREW - 14-10 X 4 PFH ZINC
	000G57-14-72B	EA	SCREW - 14-10-X4-1/2 PFH ZN
	000G60-08-22B	EA	SCREW - SF/DR, 8 - 18 X 1.38 POH - ZN

SEALANTS & FASTENERS GROUP (CONTINUED)**SCREWS (CONTINUED)**

KEY	PART NUMBER	U/M	DESCRIPTION
	000G60-10-20I	EA	SCREW - SF/DR - 10-16 X 1.25 POH - BLACK
	000G60-10-20B	EA	SCREW - SF/DR - 10-16 X 1 1/4 POH - ZINC
	000G60-10-209	EA	SCREW - SF/DR - 10-16 X 1.25 POH - SILVER STALGAARD
	000G62-10-24I	EA	SCREW - SF/DR - 10-16 X 1/5 PFH - BLACK ZINC
	000G67-08-32B	EA	SCREW - 8-15 X 2 PPH - ZINC
	000G67-10-08S	EA	SCREW - 10-12 X 1/2 PPH - OFF WHITE
	000G67-10-08R	EA	SCREW - 10-12 X 1/2 PPH - BEIGE - TYPE A
	000G67-10-08B	EA	SCREW - 10-12 X 1/2 PPH - ZINC
	000G67-10-16B	EA	SCREW - 10-12 X 1 PPH - ZINC
	000G67-10-120	EA	SCREW - 10-12 X 3/4 PPH - TAN
	000G67-10-12B	EA	SCREW - 10-12 X 3/4 PPH - ZINC
	000G67-10-12R	EA	SCREW - 10-12 X .75 PPH - BEIGE
	000G67-10-12P	EA	SCREW - 10-12 X 3/4 PPH - DARK BROWN
	000G67-10-10S	EA	SCREW - 10-12 X 5/8 PPH - OFF WHITE
	000G67-10-10P	EA	SCREW - 10-12X.62 PPH - DARK BROWN
	000G67-10-10D	EA	SCREW - 10-12 X 5/8 PPH - BLACK - TYPE A
	000G67-10-10T	EA	SCREW - 10-12 X 5/8 PPH BLACK
	000G67-10-10B	EA	SCREW - 10-12 X 5/8 PPH - ZINC - TYPE A
	000G67-10-20D	EA	SCREW - 10-12 X 1.25 PPH - BLACK
	000G67-10-36T	EA	SCREW - 10-12 X 2 1/4 - PPH - BLACK
	000G67-10-32B	EA	SCREW - 10-12 X 2 1/4 - PPH - BLACK
	000G67-10-24B	EA	SCREW - 10-12 X 1.50 PPH - ZINC
	000G67-10-24S	EA	SCREW - 10-12X1.5PPH OFF WHITE
	000G67-10-125	EA	SCREW - 10-12 X .75 PPH WILLOW
	000G67-10-28B	EA	SCREW - 10-12 X 1.75 PPH - ZINC
	000G67-10-48B	EA	SCREW - 10-12 X 3 PPH - ZINC
	000G68-06-12B	EA	SCREW - 6-18 X .75 POH - ZINC & CLEAR
	000G68-06-12J	EA	SCREW - 6-18X.75 POH BRASS
	000G68-06-10G	EA	SCREW - 6-18 X 5/8 POH - ANTIQUE BRASS
	000G68-10-20I	EA	SCREW - 10-12 X 1 1/4 POH - BLACK
	000G68-10-36T	EA	SCREW - 10-12 X 2.25 POH BLACK
	049465-01-000	EA	SCREW - 10-16 PTH W/WASHER - DARK BROWN
	049465-13-000	EA	SCREW - 10-16X1 PTH W/WASHER - ASH GRAY
	049465-17-000	EA	SCREW - 10-16 X 1 POH W/WASHER - BRIGHT WHITE
	049465-22-000	EA	SCREW - 10-16 X 1 1/2 POH W/WASHER - SABLE
	054434-02-000	EA	SCREW - SF/DR - 10-16 X 2 - ZINC
	054434-03-000	EA	SCREW - SF/DR - 10-16 X 2 - PWH - ZINC - W/O WINGS
	057671-01-000	EA	COVER - SCREW - OFF WHITE - #8
	057671-11-000	EA	COVER - SCREW - HAMPTON TAN - #8
	057671-15-000	EA	COVER - SCREW - BRIGHT WHITE
	057671-16-000	EA	COVER - SCREW - SOFT WHITE
	057671-17-000	EA	COVER - SCREW - VW LT GRAY #8
	075908-01-000	EA	SCREW - MACHINE - 10-32 X .56 PTH - EXTERNAL TOOTH - ZINC
	076790-01-000	EA	SCREW - 6-20 X 1 1/4 PPH - BLACK
	076790-03-000	EA	SCREW - 6-20 X 1 PPH - BLACK
	076790-05-000	EA	SCREW - 6-20 X 1/2 PPH BLACK - THREADCUTTING - WOOD
	083554-01-000	EA	SCREW - DRYWALL - 8 X 1.25
	083554-04-000	EA	SCREW - DRYWALL - 8 X 2.50
	086256-01-000	EA	SCREW - SF/DR - 8 X 3/4 HWH
	087721-01-000	EA	SCREW - FLAT HEAD - TAPPING - 1/4" X 1 1/4" LONG - ZINC
	097974-01-000	EA	SCREW - PARTICLE BOARD - 7-9 X 3/4 PPH
	090033-02-000	EA	SCREW - 1/4-20 X 5/8 - ROUND WASHER HEAD - OFF/WHITE
	101618-01-000	EA	SCREW - 1/4-20 X 3/4 HEX - TAPPING - STALGARD TYPE F
	101289-01-01A	EA	SCREW - MACHINE - 8-32 X 3.75 POH - BRASS -F/EXTENDED KNOB
	105126-01-000	EA	SCREW - MACHINE - 8-32 X 1 PPH TAPTIT
	110460-05-02A	EA	SCREW - MACHINE - 10-24 X 2.5 PFH - WHITE
	112782-08-01A	EA	SCREW - MOUNTING/PLATE - ZINC
	113563-01-01A	EA	SCREW - 8 X .62 LONG SHOULDER/WASHER HEAD
	117478-01-04A	EA	SCREW - 8-18 X .75 PPH W/WASHER - VW LIGHT GRAY
	126458-01-01A	EA	SCREW - 8-18 X .50 PRWH BLACK
	134126-01-01A	EA	SCREW/NAIL - HEX HEAD - 3/4"
	000G60-10-28T	EA	SCREW - SF/DR - 10-16 X 1 3/4 - BLACK

SEALANTS & FASTENERS GROUP (CONTINUED)

CLAMPS, CLIPS, GROMMETS, RIVETS & PLUGS

KEY	PART NUMBER	U/M	DESCRIPTION
	010495-01-000	EA	CLAMP - CABLE - 9/16"
	010495-02-000	EA	CLAMP - CABLE - 3/8
	010495-04-000	EA	CLAMP - CABLE - 11/16" - WHITE
	010495-05-000	EA	CLAMP - CABLE - 1/2
	010497-01-000	EA	CLAMP - CLOSED - 5/8" ID
	010497-03-000	EA	CLAMP - CLOSED - 1" ID - CUSHIONED
	010497-04-000	EA	CLAMP - CLOSED - 1.62" ID
	010497-05-000	EA	CLAMP - CLOSED - 1/2 ID
	010497-06-000	EA	CLAMP - CLOSED - 11/16" ID
	010497-07-000	EA	CLAMP - CLOSED - 3/8" ID
	010497-08-000	EA	CLAMP - CLOSED - .125" ID
	062401-01-000	EA	CLAMP - HOSE - WORMGEAR - .25" - 1"
	062401-02-000	EA	CLAMP - HOSE - WORMGEAR - 1.56" - 2.5"
	062401-03-000	EA	CLAMP - HOSE - WORMGEAR - .22" - 1"
	062401-04-000	EA	CLAMP - HOSE - WORMGEAR - .69" - 1.25"
	062401-05-000	EA	CLAMP - HOSE - WORMGEAR - 2" TO 3" ID
	062401-06-000	EA	CLAMP - HOSE - WORMGEAR - .22" - .62" ID
	062401-07-000	EA	CLAMP - HOSE - WORMGEAR - 5"-7"
	062401-08-000	EA	CLAMP - HOSE - WORMGEAR 4.06" - 5.0"
	062401-09-000	EA	CLAMP - HOSE - WORMGEAR - 2.8" - 3.75"
	062401-11-000	EA	CLAMP - HOSE - WORMGEAR - 3.50" - 4.50"
	062401-12-000	EA	CLAMP - HOSE - WORMGEAR - .79" X 1.26"
	083610-01-000	EA	CLAMP - WIRE - DUAL - UNEQUAL DIAMETERS - 3/4" & 1 1/4"
	083610-02-000	EA	CLAMP - WIRE - DUAL - UNEQUAL DIAMETERS - 3/4" & 2"
	083610-03-000	EA	CLAMP - DUAL WIRE
	083609-01-000	EA	CLAMP - WIRE - DUAL - EQUAL DIAMETERS - 5/8"
	007161-01-000	EA	CLAMP - HOSE - SPRING TYPE - 1/2"
	010499-01-000	EA	CLAMP - CLOSED - 3/8" ID
	075148-02-000	EA	CLAMP - GROUNDING - BRONZE SCREWS
	008386-01-000	EA	GROMMET - SNAP - 3/8"
	023942-01-000	EA	GROMMET - RUBBER - 2" OD
	071015-07-000	EA	GROMMET - RUBBER - 1"ID X 2.25" OD W/.06" GROOVE - BLACK
	071015-11-000	EA	GROMMET - 1.00 ID - FITS .12 MATERIAL
	071015-13-000	EA	GROMMET - RUBBER - .62" ID X 1" OD W/.09" GROOVE - BLACK
	071015-19-000	EA	GROMMET - .38 ID - FITS .06 MATERIAL
	071015-21-000	EA	GROMMET - RUBBER - 1/2 ID X 1.06 OD - W/.19 GROOVE - BLACK
	071015-22-000	EA	GROMMET - RUBBER - .62"ID X 1.12"OD W/.19" GROOVE - BLACK
	071015-26-000	EA	GROMMET - RUBBER - 1.5" ID X 2.1" OD W/.06" GROOVE-BLACK
	071015-29-000	EA	GROMMET - RUBBER - .3" ID X 1.3"OD W/.12" GROOVE - BLACK
	071015-30-000	EA	GROMMET - RUBBER - .31" ID X .81" OD W/.12" GROOVE - BLK
	071015-32-000	EA	GROMMET - RUBBER - .75" ID X 1.375" OD W/.187" GROOVE-BLK
	071015-33-000	EA	GROMMET - RUBBER - .875" ID X 1.625" OD W/.187" GROOVE - BLK
	071015-35-000	EA	GROMMET - 1.25 ID,FITS .187MAT
	071015-37-000	EA	GROMMET - .81 ID FITS .56 MTL
	071015-39-000	EA	GROMMET - .75 ID FITS .06 MTL
	088756-01-000	EA	GROMMET - WEB - 1 1/8 " I.D.
	114208-01-000	EA	GROMMET - EDGE LINER - FITS 1 3/4"
	114208-02-000	EA	GROMMET - EDGE LINER - FITS .625
	114208-03-000	EA	GROMMET - EDGE LINER - FITS 2.50"
	114208-04-000	EA	GROMMET - EDGE LINER - FITS 1.00"
	114208-05-000	EA	GROMMET - EDGE LINER - FITS 2"
	016188-03-000	EA	GROMMET - L/P LINE - 3/8" HOLE X 2 1/2" LONG - RUBBER
	016188-04-000	EA	GROMMET - GAS LINE - 1/2" HOLE X 2 1/2" LONG - RUBBER
	016188-05-000	EA	GROMMET - L/P LINE - 3/8" HOLE X 1 1/4" LONG - RUBBER
	008380-01-000	EA	GROMMET - RUBBER - 5/8" HOLE X 1 1/2" DIAMETER - BLACK
	008384-01-000	EA	GROMMET - SNAP - 3/4 DIAMETER - NYLON
	077953-01-000	EA	GROMMET - EDGE LINER - FITS 1"
	099637-01-000	EA	GROMMET - RUBBER - .37" X .94" DIAMETER - BLACK
	046867-05-000	EA	GROMMET - #0
	000F10-04-16B	EA	PIN - COTTER - 1/8" X 1" - ZINC
	000F10-06-32B	EA	PIN - COTTER - 3/16" X 2" - ZINC
	000H14-04-08R	EA	RIVET - MANDREL BLIND - 4/32 ALUMINUM

SEALANTS & FASTENERS GROUP (CONTINUED)

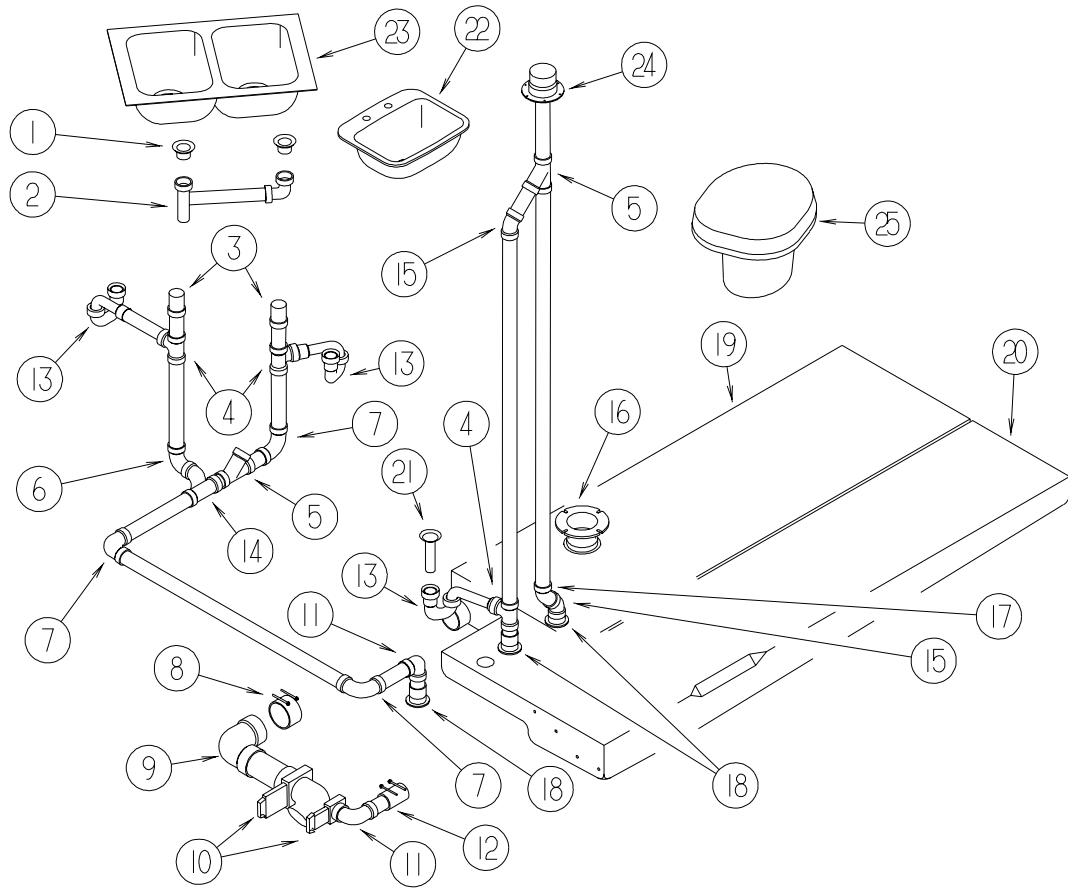
CLAMPS, CLIPS, GROMMETS, RIVETS & PLUGS (CONTINUED)

KEY	PART NUMBER	U/M	DESCRIPTION
	000H14-06-03R	EA	RIVET - MANDREL BLIND - 3/16 - CHERRY
	000H15-06-02R	EA	RIVET - POP - STEEL - 3/16 X .063-.125
	000H16-06-10R	EA	RIVET - POP ALUMINUM - 3/16 X .501-.625
	000H14-04-04A	EA	RIVET - MANDREL BLIND - 1/8 X .400
	000H16-04-06R	EA	RIVET - POP ALUMINUM - 1/8 X .313 - .375
	000H14-06-14R	EA	RIVET - MANDREL BLIND - 3/16 - CHERRY
	118626-01-01A	EA	RIVET - POP - ALUMINUM 3/16 X .08-.375
	118626-02-01A	EA	RIVET - POP - ALUMINUM - 3/16 X .500-.750
	069529-02-000	EA	RIVET - T - POP - 1/4 X .093 - .156
	120560-01-01A	EA	RIVET - PLASTIC - 3/16 DIAMETER
	061420-01-000	EA	PLUG/PLASTIC - 1.75" DIAMETER - BROWN
	061420-03-000	EA	PLUG/PLASTIC - 3.00" DIAMETER
	061420-04-000	EA	PLUG/PLASTIC - 1.25" DIAMETER
	061420-05-000	EA	PLUG/PLASTIC - 1.8" DIAMETER
	061420-07-000	EA	PLUG/PLASTIC - 1.8" DIAMETER
	061420-08-000	EA	PLUG/PLASTIC - 2.5" DIAMETER
	061420-09-000	EA	PLUG/PLASTIC - 1.00" - DIAMETER
	061420-10-000	EA	PLUG/PLASTIC - 1.50" DIAMETER - BLACK
	061420-11-000	EA	PLUG/PLASTIC - .50" DIAMETER
	061420-12-000	EA	PLUG/PLASTIC - 1.50" DIAMETER - RED
	061420-14-000	EA	PLUG/PLASTIC - .034" DIAMETER
	061420-15-000	EA	PLUG/PLASTIC - 2" DIAMETER - BLACK
	061420-16-000	EA	PLUG/PLASTIC - 2 1/8" DIAMETER
	081211-03-000	EA	PLUG/PLASTIC - .50 DIAMETER - BLACK
	081211-04-000	EA	PLUG/PLASTIC - .46 DIAMETER - BLACK
	081211-05-000	EA	PLUG/PLASTIC - .188 DIAMETER - NATURAL
	034141-02-000	EA	PLUG/HOLE - 3/8" NYLON/BLACK
	115361-01-01A	EA	PLUG/PLASTIC - 1/2" DIAMETER
	075312-02-000	EA	CLIP-U - .75 LONG X .50 WIDE- F/1/8"-3/16" THICK MATERIAL
	077955-01-000	EA	CLIP-J - VINYL COATED - 3/8"
	080211-03-000	EA	CLIP - X-MAS TREE W/PANEL RETAINING HEAD - 3/4" SHANK
	094362-02-000	EA	CLIP - XMAS TREE - BINDER HEAD - .9" LONG
	119392-01-000	EA	CLIP - U TYPE - OFFSET LEG
	129962-01-01A	EA	CLIP - U-TYPE - BLACK
	091952-01-000	EA	CLIP - GRIPPER - 1"
	091952-02-000	EA	CLIP - GRIPPER - 3/4"
	080734-02-000	EA	CLIP - WIRE NYLON
	056134-01-000	EA	HOLDER - RING - 3.6" DIAMETER - METAL
	056134-02-000	EA	HOLDER - RING - 1.8" DIAMETER - METAL

MISCELLANEOUS FASTENERS

KEY	PART NUMBER	U/M	DESCRIPTION
	008343-01-000	EA	TIE - WIRE - 6"
	008343-02-000	EA	TIE - WIRE - 14"
	008343-03-000	EA	TIE - WIRE - 7 1/2" - BLACK
	029096-03-000	YD	VELCRO TAPE - HOOK - 1" WIDE - BLACK
	029096-04-000	YD	TAPE - HOOK - VELCRO - 1" WIDE - BLACK
	029094-04-000	YD	VELCRO TAPE - LOOP - 1" WIDE - BLACK
	029094-06-000	YD	VELCRO TAPE - LOOP - 2" WIDE - BLACK
	048394-02-000	YD	VELCRO TAPE - HOOK - ADHESIVE BACK - .75" WIDE - BEIGE
	085774-01-000	FT	FASTENER - DUAL LOCK - 1" WIDE - ADHESIVE BACK - BLACK
	085774-02-000	FT	FASTENER - DUAL HOOK - 1" WIDE - ADHESIVE BACK - BLACK
	085774-03-000	FT	FASTENER - DUAL HOOK - 1/2" WIDE - ADHESIVE BACK - BLACK
	085774-04-000	FT	FASTENER - DUAL HOOK - 1/2" WIDE - ADHESIVE BACK - BLACK
	088792-02-000	YD	VELCRO TAPE - LOOP - 3/4" - ADHESIVE BACKED - BEIGE
	088792-04-000	YD	VELCRO TAPE - LOOP - 5/8" - NON-ADHESIVE BACK - WHITE
	088792-05-000	YD	VELCRO TAPE - LOOP - 5/8" - NON-ADHESIVE BACKED - WHITE
	088792-06-000	YD	VELCRO TAPE - LOOP - 3/4" - NON-ADHESIVE BACKED - BUFF
	108046-01-000	EA	CABLE TIE - SCREW MOUNT 8"
	108046-02-000	EA	CABLE TIE - SCREW MOUNT 15"
	110943-01-000	FT	FELTSTRIP - 3/8" - ADHESIVE BACK
	099856-11-000	EA	STRAP - TIEDOWN - 78.6"
	086285-01-000	EA	SPACER - NYLON - .5" OD X .257" ID

WATER & SEWAGE GROUP DRAINAGE SYSTEM

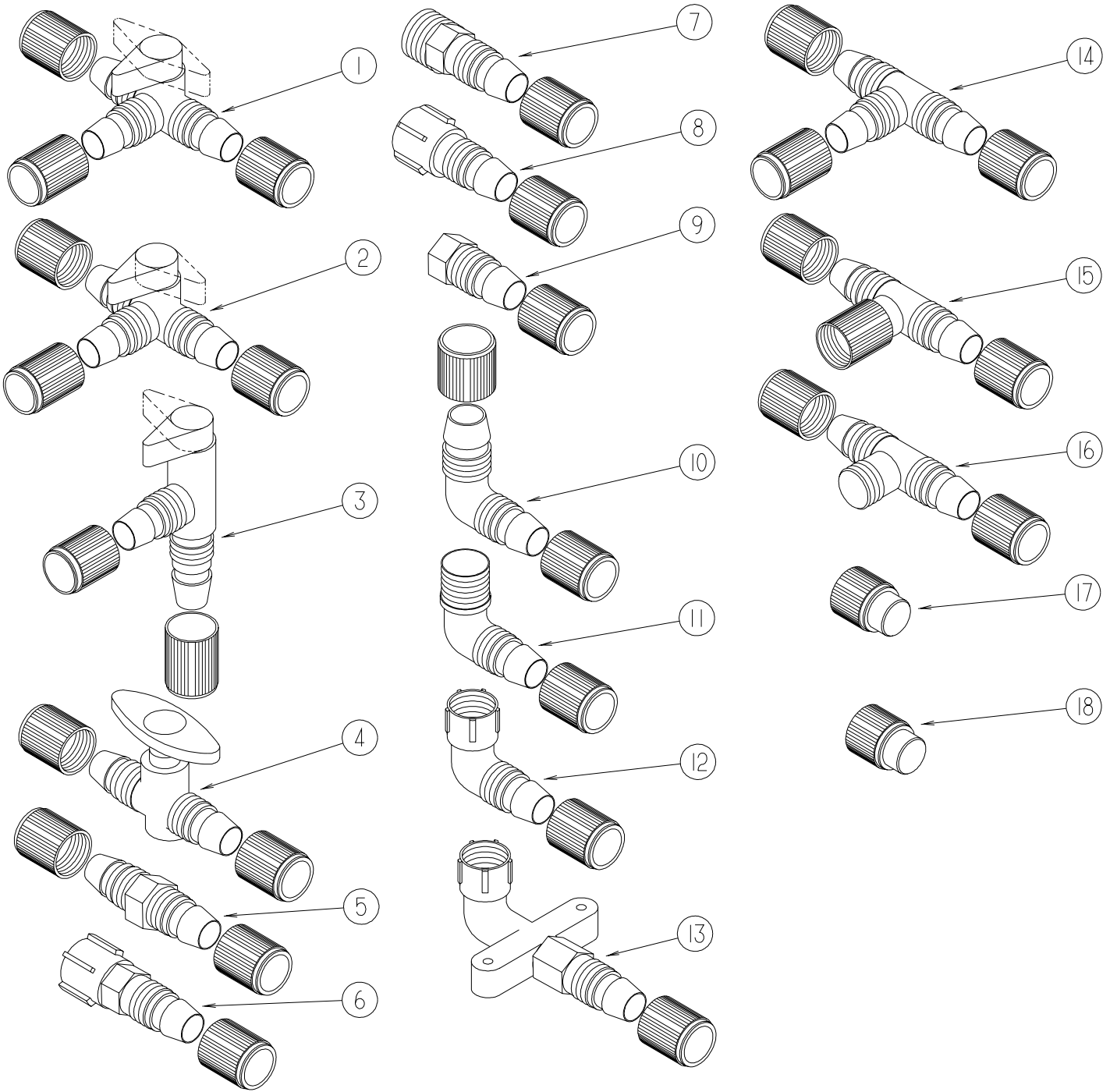


WATER & SEWAGE GROUP (CONTINUED)
DRAINAGE SYSTEM (CONTINUED)

KEY	PART NUMBER	U/M	DESCRIPTION
1	092303-01-000	EA	STRAINER - SINK
2	011091-02-000	EA	WASTE - CONTINUOUS - DOUBLE SINK
3	079968-01-000	EA	VENT - MECHANICAL/TRAP ARM - ANTI-SIPHON-2" X 7.3" PLASTIC
4	010071-01-000	EA	TEE - SANITARY - 1 1/2" HUB X HUB X HUB - PLASTIC
5	010073-01-000	EA	WYE - 45 DEGREE - 1 1/2" HUB X HUB X HUB - PLASTIC
	010166-01-000	EA	PLUG - THREADED - 1 1/4" DIAMETER - PLASTIC - BLACK
6	033761-01-000	EA	ELBOW - TURN - 90 DEGREE 1 1/2" HUB X 1 1/2" SPIGOT
7	010008-01-000	EA	ELBOW - 90 DEGREE - 1 1/2" HUB X HUB - PLASTIC
8	078406-01-000	EA	COUPLER - RUBBER - W/CLAMPS - 3" X 3"
9	031126-01-000	EA	ELBOW - 1/4 BEND - 3" X 90" XLT - BLACK PLASTIC
10*	070916-01-000	EA	VALVE - DUAL DUMP - W/CAP - 3" X 1 1/2"
	010201-01-000	EA	HOSE - SEWER - 3" ID X 8'
	062416-01-000	EA	ADAPTER - SEWER HOSE TO 3" PIPE
11	034250-01-000	EA	ELBOW - 90 DEGREE - LONG TURN - 1 1/2" HUB X HUB - ABS
12	089355-01-000	EA	COUPLER - RUBBER - 1 1/2" X 1 1/2"
13	107538-01-000	EA	P TRAP - PLASTIC - 1 1/4" W/EXTENSION ARM
13	011071-01-000	EA	P-TRAP - PLASTIC - 1 1/2" - CSA
	109571-01-000	EA	ADAPTER - P TRAP - 1 1/2" P X 1 1/4" MPT
14	031365-02-000	EA	TEE - PLASTIC - 1 1/2" EXTRA LONG TURN
15	010006-01-000	EA	ELBOW - 45 DEGREE - 1 1/2" HUB X HUB - PLASTIC
16	116644-01-000	EA	FLANGE/CLOSET - 4 BOLT X 3" FEMALE
	061607-02-000	EA	GROMMET - HOLDING TANK - 3" NPS
17	010051-01-000	EA	ELBOW - 45 DEGREE - 1 1/2" SPIGOT & HUB - PLASTIC
18	061607-01-000	EA	GROMMET - HOLDING TANK - 1 1/2" NPS
	010115-01-000	EA	COUPLING - 1 1/2" HUB X HUB - PLASTIC
19	117573-01-000	EA	TANK - HOLDING - 33 GALLON - W/O FITTINGS
	094756-02-01A	EA	BRACKET - L - 6.1" LONG X 3.9" WIDE - STEEL
20	117580-01-000	EA	TANK - HOLDING - 33 GALLON - W/O FITTINGS
21	011069-06-000	EA	TAILPIECE - 1 1/2" X 1 1/4" X 2.5" - BRASS
	127440-02-01A	EA	WASHER - RUBBER - 1.8" X .1"
	066440-01-000	EA	STRAINER - SHOWER DRAIN - W/RUBBER WASHER
	130403-01-000	EA	NUT - SLIP - W/WINGS 1 1/2"
22	096927-01-02A	EA	SINK - LAVATORY - RECTANGLE - SOFT WHITE
23	104113-01-000	EA	SINK - DOUBLE - STAINLESS STEEL
24	083558-06-000	EA	VENT - ROOF PLUMBING PIPE - COVERED
25*	131932-01-02A	EA	TOILET - AQUA MAGIC 4 - HIGH - HAND FLUSH - SOFT WHITE
	131786-02-01A	EA	SPACER - TOILET - SOFT WHITE

***COMPONENT PARTS FOUND IN SERVICE PARTS LIBRARY**

WATER & SEWAGE GROUP (CONTINUED)
WATER SYSTEM



FITTINGS

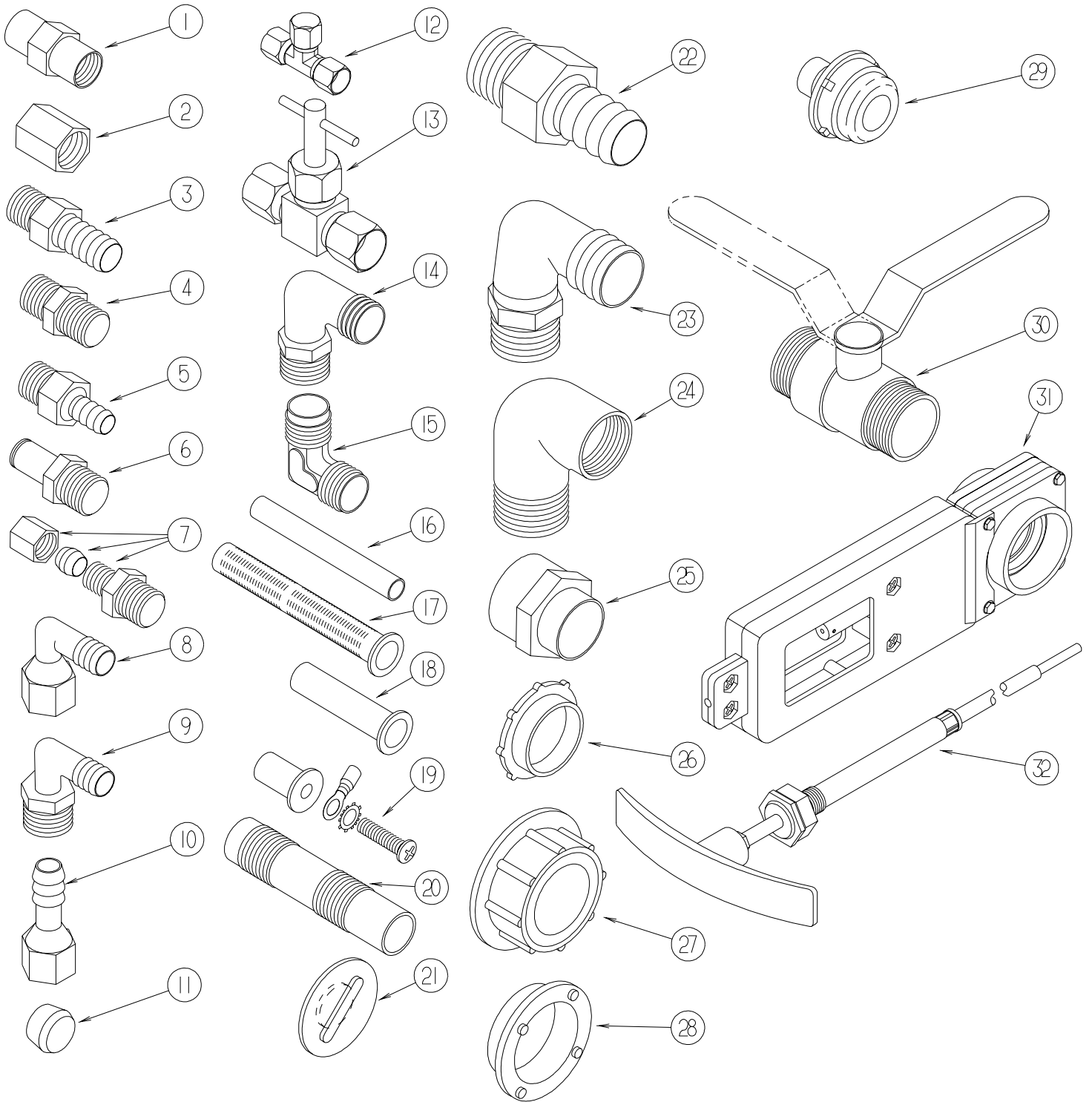
WATER & SEWAGE GROUP (CONTINUED)

WATER SYSTEM (CONTINUED)

FITTINGS (CONTINUED)

KEY	PART NUMBER	U/M	DESCRIPTION
1	114431-01-000	EA	VALVE - 180 DEGREE/CENTER DRAIN - 1/2"P - THREE WAY
2	114431-02-000	EA	VALVE - WATER BYPASS - 1/2"P - THREE WAY (WATER HEATER)
3	114431-03-000	EA	VALVE - 90 DEGREE DRAIN - 1/2"P
4	114431-04-000	EA	VALVE - "INLINE SHUT-OFF" - 1/2"P
5	114430-01-000	EA	ADAPTER - 1/2"P X 1/2"P
6	114430-02-000	EA	ADAPTER - SWIVEL - 1/2"P X 1/2"FPT
7	114430-03-000	EA	ADAPTER - 1/2"P X 1/2"MPT
8	114427-02-000	EA	PLUG - W/COMP NUT - 1/2" PLASTIC PIPE/1/2" FLAIR-IT
9	114430-06-000	EA	ADAPTER - 1/2"P X 3/8"FPT
10	114429-01-000	EA	ELBOW - 1/2"P X 1/2"P
11	114429-02-000	EA	ELBOW - 1/2"P X 1/2"MPT
11	114429-04-000	EA	ELBOW - 1/2"P X 3/8"MPT
11	114429-05-000	EA	ELBOW - 1/2"P X 3/4"MPT
12	114429-03-000	EA	ELBOW - SWIVEL - 1/2"P X 1/2"FPT
12	114429-06-000	EA	ELBOW - SWIVEL - 1/2"P X 3/4"FPT
12	114429-08-000	EA	ELBOW - SWIVEL - 1/2"MPT X 1/2"FPT SWIVEL
13	114429-07-000	EA	ELBOW - 1/2"P X 1/2"FPT
14	114428-01-000	EA	TEE - 1/2"P X 1/2"P X 1/2"P
15	114428-02-000	EA	TEE - SWIVEL - 1/2"P X 1/2"P X 1/2"FPT
16	114428-03-000	EA	TEE - 1/2"P X 1/2"P X 1/2"MPT
17	113697-01-000	EA	CAP - 3/8 FTG
18	114427-01-000	EA	CAP - 1/2" - FOR CAPPING FLAIR-IT MALE FITTINGS

WATER & SEWAGE GROUP (CONTINUED)
WATER SYSTEM (CONTINUED)



FITTINGS (CONTINUED)

WATER & SEWAGE GROUP (CONTINUED)

WATER SYSTEM (CONTINUED)

FITTINGS (CONTINUED)

KEY	PART NUMBER	U/M	DESCRIPTION
1	132148-01-000	EA	CONNECTOR - 1/2" X 1/2" MPT - BRASS
2	101814-01-000	EA	COUPLING - FEMALE - 1/2" X 1/2" FPT - GRAY
3	118809-02-000	EA	ADAPTER - 1/2" MPT X 1/2" BARB - PLASTIC
4	110438-02-000	EA	VALVE - CHECK - BRASS - 1/2 MPT X 1/2 MPT
5	010224-01-000	EA	ADAPTER - HOSE TO PIPE - 3/8 MPT X 3/8 BARB - PLASTIC
6	090338-03-000	EA	FITTING - HOSE - .75"ID - 2" LENGTH - BRASS
7	103798-01-000	EA	CONNECTOR - 1/4 OD X 3/8 MPT
8	123150-01-000	EA	ELBOW - 1/2 FPT X 1/2 BARB - SWIVEL
9	035539-01-000	EA	ELBOW - PLASTIC - 3/8 MPT X 3/8 BARB
10	123152-01-000	EA	ADAPTER - 1/2 FPT X 1/2 BARB - SWIVEL
11	111888-01-000	EA	FERRULE - PLASTIC - .250 ID X .375 OD
12	118423-01-000	EA	FITTING - BRASS-TEE - 1/4C X 1/4C X 1/4C
13	120868-01-000	EA	VALVE - NEEDLE - 1/4" COMPRESSION X 1/4" COMPRESSION
14	111223-02-000	EA	ELBOW - PLASTIC - 1/2MPT X 3/8 BARB
14	111223-03-000	EA	ELBOW - 3/4" MPT X 1/2" BARB - PLASTIC
14	111223-04-000	EA	ELBOW - 1/2" MPT X 1/2" BARB - PLASTIC
15	039808-03-000	EA	ELBOW - 1/2" MPT X 1/2" MPT - PLASTIC
16	124188-01-000	FT	TUBING - PEX - 1/2" ID X 20' - BLUE(COLD)
16	124188-02-000	FT	TUBING - PEX - 1/2" ID X 20' - RED(HOT)
16	112176-01-000	FT	TUBING - VINYL - REINFORCED - 1/2" ID
16	074462-02-000	FT	TUBING - VINYL - 3/8 ID X 20' - CLEAR
16	039800-04-000	FT	TUBING - POLYBUTYL - 1/4"OD
17	077954-02-000	EA	FILTER - WATER TANK - W/SCREEN IN TANK
18	111888-02-000	EA	INSERT - BRASS - 1/4 COMP
19	039861-01-000	EA	SENDING UNIT - W/SCREW - WASHER - WELL NUT/TERMINAL RING
20	079381-01-000	FT	TUBING - RIBBED FLEXIBLE - WATER FILL - 1.4" I.D.
21	049032-01-000	EA	PATCH - SPINWELD - 3/8" - PLASTIC
22	044927-01-000	EA	ADAPTER - HOSE TO PIPE-1 1/4 MPTX1 1/4 BARB-BLACK PLASTIC
23	010219-01-000	EA	ELBOW - 1 1/4 MPT X 1 1/4 BARB - WATER FILL - PLASTIC
24	132484-01-000	EA	ELBOW - PLASTIC - 90 DEGREE - 1MPT X 1FPT
25	133835-01-000	EA	ADAPTER - REDUCING - 1 1/2" X 1 1/4"
26	120069-01-000	EA	PLUG - 3" - POLYETHYLENE MPT
27	042989-03-000	EA	FITTING - SPINWELD - 1 1/4"NPT - PLASTIC
27	042989-04-000	EA	FITTING - SPINWELD - 3/8"FPT - PLASTIC
27	042989-05-000	EA	FITTING - SPINWELD - 1/2"FPT - PLASTIC
27	042989-07-000	EA	FITTING - SPINWELD - 1 1/2"FPT - PLASTIC
27	042989-08-000	EA	FITTING - SPINWELD - 1"FPT - PLASTIC
28	120070-01-000	EA	FITTING - SPINWELD - PLASTIC 3" FPT
29	114966-01-000	EA	FILTER - IN LINE - TWIST ON - 1/2"
30	132483-01-000	EA	VALVE - BALL - 1" - THREADED ENDS
31	062421-03-000	EA	VALVE - DUMP - 1 1/2" HUB X 1 1/2" HUB - REMOTE
32	062421-04-000	EA	CABLE - DUMP VALVE W/HANDLE - 36"
32	062421-05-000	EA	CABLE - DUMP VALVE W/HANDLE - 48"
32	062421-06-000	EA	CABLE - DUMP VALVE W/HANDLE - 144"

WATER & SEWAGE GROUP (CONTINUED)
WATER SYSTEM (CONTINUED)

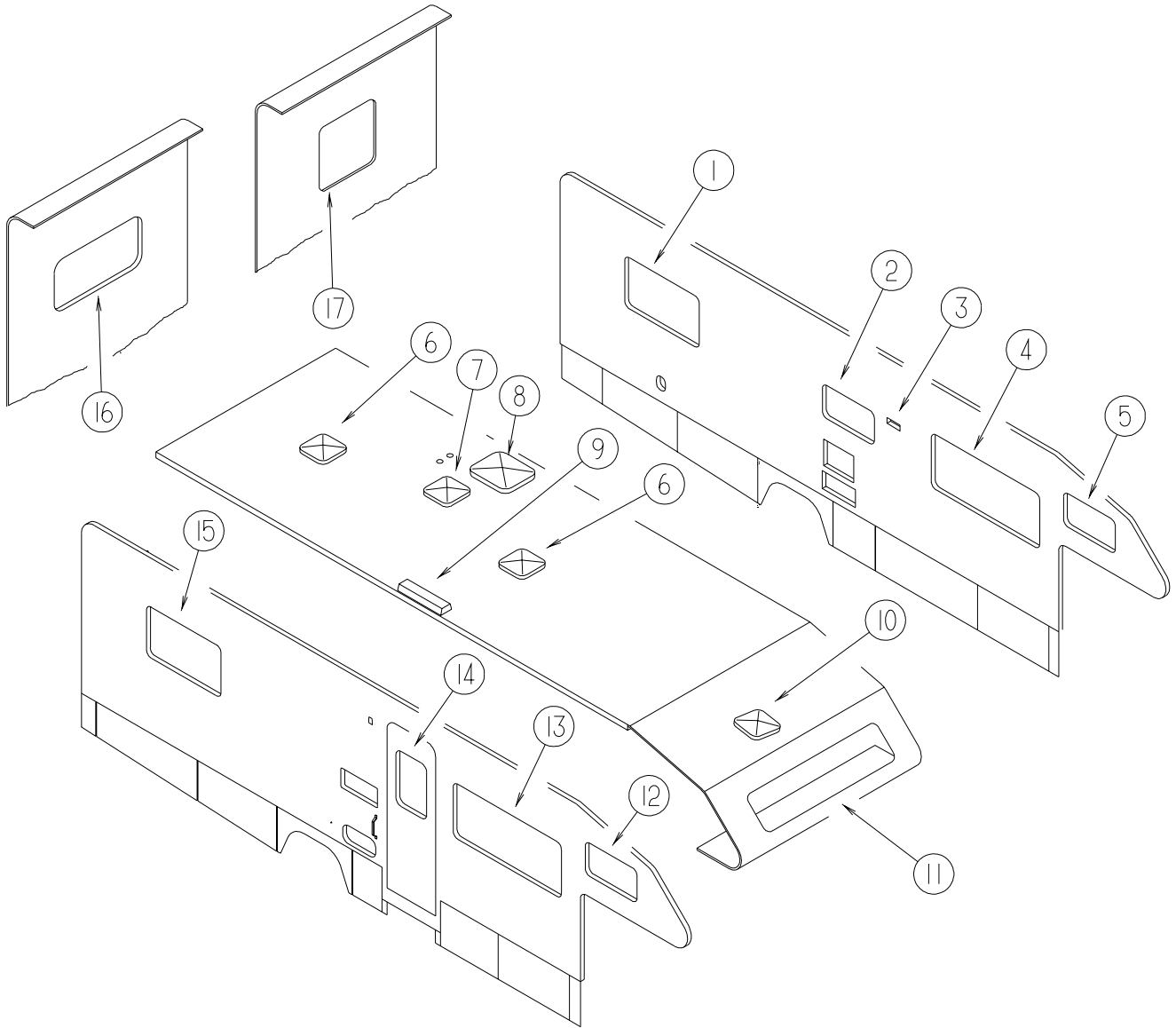
KEY	PART NUMBER	U/M	DESCRIPTION
	119109-01-000	EA	TANK - WATER - 40 GALLON - W/O FITTINGS
	119109-09-000	EA	TANK - WATER - 40 GALLON - W/ FITTINGS
*	051391-03-000	EA	WATER HEATER G6A-8E - ELECTRONIC IGNITION
*	051391-01-000	EA	WATER HEATER G6A-7 GAS IGNITION
*	098607-01-000	EA	PUMP - WATER - W/.5" MPT FITTING - FLOW 2.8 GPM
	075606-03-000	EA	PANEL - FAUCET SHOWER - SOFT WHITE
	131383-01-02A	EA	SHOWER HEAD - W/60" HOSE & BRACKET - WHITE
	052009-06-000	EA	DOOR - WATER HEATER - BRIGHT WHITE - 18" X 14.6"
	116424-01-000	EA	PROTECTOR - LATCH - WATER HEATER
	131383-02-02A	EA	SHOWER HEAD - W/60" HOSE & BRACKET - WHITE - CSA
	010230-06-000	EA	FILL - CITY WATER - W/CHECK VALVE - MPT
	075240-05-000	EA	FAUCET - LAVATORY - BRASS
	104114-02-01A	EA	FAUCET - GALLEY - SINGLE CONTROL
	091253-01-000	EA	GASKET - FAUCET - LAVATORY/GALLEY
	075242-03-000	EA	FAUCET - TUB/SHOWER - BRASS

***COMPONENT PARTS FOUND IN SERVICE PARTS LIBRARY**

EXTERIOR WASH STATION

KEY	PART NUMBER	U/M	DESCRIPTION
	075241-06-000	EA	FAUCET/SHOWER - BRIGHT WHITE - 1/2"MPT X 1.9" INLET PIPES
	114429-01-000	EA	ELBOW - 1/2"P X 1/2"P
	114429-08-000	EA	ELBOW - SWIVEL - 1/2"MPT X 1/2"FPT SWIVEL
	118928-01-02B	EA	BRACKET - FAUCET SUPPORT- E/COATED
	131383-01-02A	EA	SHOWER HEAD - W/60" HOSE & BRACKET - WHITE
	131383-02-02A	EA	SHOWER HEAD - W/60" HOSE & BRACKET - WHITE - CSA
	131383-03-02A	EA	BRACKET - SHOWER HEAD - WHITE
	131732-01-12B	EA	BRACKET - SQUEEGEE - BRIGHT WHITE
	114966-01-000	EA	FILTER - IN LINE - TWIST ON - 1/2"
	091952-02-000	EA	CLIP - GRIPPER - 3/4"

WINDOW & VENTS GROUP
WINDOW & VENT LAYOUT



WINDOW & VENTS GROUP (CONTINUED)

WINDOW & VENT LAYOUT (CONTINUED)

KEY	PART NUMBER	U/M	DESCRIPTION
1*	113500-01-02A	EA	WINDOW - DOUBLE TIPOUT - TINTED - 24.5" X 41.3" (QUEEN)
1*	129929-06-02A	EA	WINDOW - TORQUE - THERMO - 24.4" X 41.2" (QUEEN)
1*	104691-13-02A	EA	WINDOW - SINGLE TIPOUT - 48" X 26.4" (TWIN,DOUBLE)
1*	112795-25-02A	EA	WINDOW - DRIVER HORIZONTAL SLIDER - THERMO - 26.4" X 48" (TWIN, DOUBLE)
2*	098647-07-03A	EA	WINDOW - DRIVER HORIZ SLIDER W/TRIM - TINTED - 15" X 23.7"
2*	112795-56-02A	EA	WINDOW - DRIVER HORIZONTAL SLIDER - THERMO - 15.2" X 24"
3	084878-09-000	EA	VENT - EXHAUST/RANGE HOOD - OFF WHITE
3	084616-07-000	EA	SHROUD - EXHAUST VENT/RANGE HOOD - BRIGHT WHITE
4*	098647-22-02A	EA	WINDOW - DRIVER HORIZ SLIDER W/TRIM-TINTED- 26.1" X 59.7"
4*	112795-15-02A	EA	WINDOW - DRIVER HORIZONTAL SLIDER - THERMO - 26.4 X 60"
5*	098647-34-02A	EA	WINDOW - HORIZ SLIDER W/TRIM - TINTED - 14.7" X 28.5"
5*	112795-20-02A	EA	WINDOW - DRIVER HORIZONTAL SLIDER - THERMO - 15" X 28.7"
6*	122882-01-01A	EA	VENT - ROOF - NONPOWERED - W/O INSIDE GARNISH
6	122882-07-01A	EA	GARNISH - ROOF VENT - 2.5" TO 4"
7*	122882-02-01A	EA	VENT - ROOF - W/FAN - W/O INSIDE GARNISH - UL
7*	122882-03-01A	EA	VENT - ROOF - W/FAN - W/O INSIDE GARNISH - CSA
7	122882-07-01A	EA	GARNISH - ROOF VENT - 2.5" TO 4"
8	114496-01-02A	EA	PANEL - SKYLIGHT - OUTER - 22" X 37"
8	122191-01-02A	EA	PANEL - SKYLIGHT - INNER W/LIGHT CUTOUT - 20.7" X 35.4"
9	084073-04-000	EA	BASE - ROOF VENT/REFRIGERATOR - BLACK - NORCOLD
9	084073-07-000	EA	VENT - ROOF/REFRIGERATOR - BRIGHT WHITE - NORCOLD
10*	122882-01-01A	EA	VENT - ROOF - NONPOWERED - W/O INSIDE GARNISH
10	122882-06-01A	EA	GARNISH - ROOF VENT - 1" TO 2.5"
10*	123780-01-01A	EA	VENT - ROOF - 1" - W/FAN/POWER LIFT - W/O THERMOSTAT
11	103313-03-F15	EA	WINDOW - PICTURE - 16.3" X 71.1" (INSIDE FRAME #117054)
	002181-29-000	EA	GLASS - PICTURE WINDOW - 71"W X 16.2"H - TINTED
	099154-01-000	FT	CHANNEL - GLAZING - STATIONARY GLASS - .62" X .45" - BLK
	117054-01-02A	EA	RETAINER - TRIM - BLACK
11*	115630-01-02A	EA	WINDOW - STATIONARY/THERMOPANE - 17.2" X 72"
12*	098647-33-02A	EA	WINDOW - PASS HORIZ SLIDER W/TRIM - CLEAR - 15.7" X 28.5"
12*	112795-19-02A	EA	WINDOW - PASSENGER HORIZ SLIDER - THERMO - 15.7" X 28.5"
13*	098647-23-02A	EA	WINDOW - PASS HORIZ SLIDER W/TRIM - TINTED- 26.1" X 59.7"
13*	112795-16-02A	EA	WINDOW - PASSENGER HORIZ SLIDER - THERMO - 26.1" X 59.8"
14	117053-02-F36	EA	WINDOW - PICTURE - 60% TINTING - 26.4" X 17"
	002181-25-000	EA	GLASS - PICTURE WINDOW - 25.8"W X 16.4"H
	087561-01-000	FT	SEAL - GLASS - EXTERIOR - .5" WIDE - VINYL BLACK
	117054-02-02A	EA	RETAINER - TRIM - BRIGHT WHITE
14*	113733-01-01A	EA	WINDOW - STATIONARY THERMOPANE - 17"W X 26.4"H
15*	113500-01-02A	EA	WINDOW - DOUBLE TIPOUT - TINTED - 24.5" X 41.3" (QUEEN)
15*	129929-06-02A	EA	WINDOW - TORQUE - THERMO - 24.4" X 41.2" (QUEEN)
15*	104691-13-02A	EA	WINDOW - SINGLE TIPOUT - 48" X 26.4" (TWIN,DOUBLE)
15*	112795-22-02A	EA	WINDOW - PASSENGER HORIZ SLIDER - THERMO - 26.1" X 47.8" (TWIN,DOUBLE)
16	078528-06-E10	EA	WINDOW - ESCAPE - W/O RETAINER/TRIM - 48.5" X 24.5"
	002282-09-000	EA	WEATHERSTRIP - WINDOW - .125" X 130.5" - BLACK
	002285-01-000	FT	FILLER - WEATHERSTRIP - RUBBER - BLACK
	076337-12-000	EA	GLASS - EGRESS - 45.5" X 21.5"
	074816-16-000	EA	FRAME - WINDOW - INSIDE ESCAPE - BLACK
16	113502-01-02A	EA	WINDOW - REAR/CENTER ESCAPE - THERMO - 24.8" X 48.7" (TWIN,QUEEN)
17	116976-02-02A	EA	WINDOW - PICTURE/TINTED/ESCAPE - 26.4" X 25.3" (DOUBLE)
17	113502-04-02A	EA	WINDOW - REAR ESCAPE - THERMO - 26.4" X 26.3" (DOUBLE)

*COMPONENT PARTS FOUND IN SERVICE PARTS LIBRARY