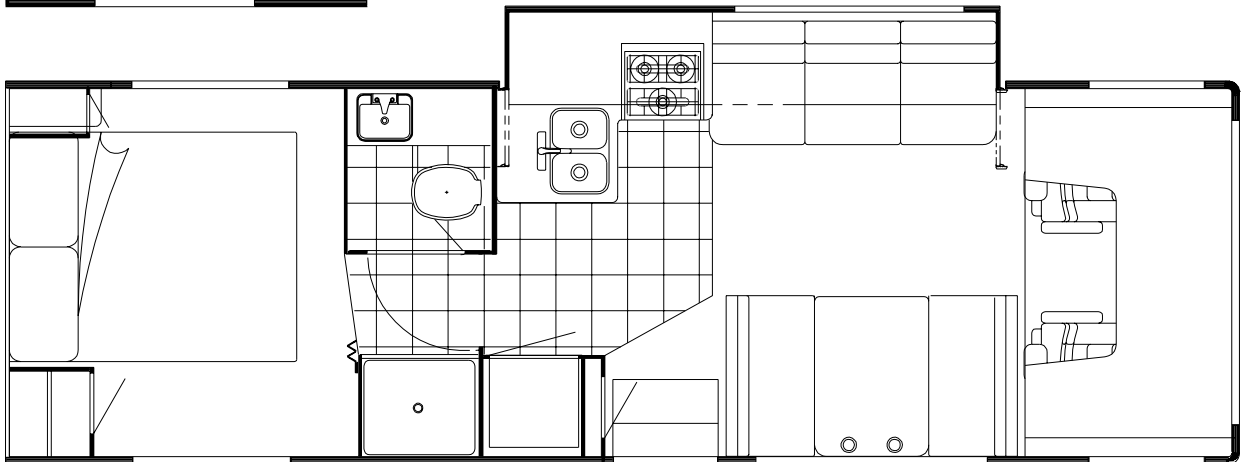
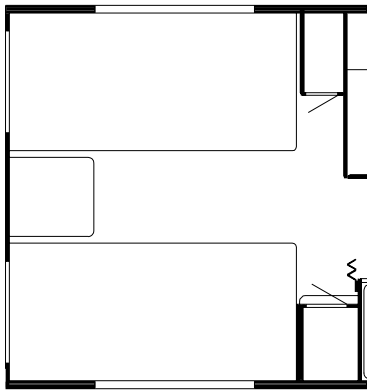



# 2000 IF430V



FLOORPLAN

**2000**  
**IF430V**  
**SUNDANCER**

**400 SERIES**  
**WASHED MAPLE**

**L09 BARBADOS (PLUM)**  
**L11 CALYPSO (NEUTRAL)**  
**WATERFORD OAK**

**L10 BARBADOS (PLUM)**  
**L12 CALYPSO (NEUTRAL)**

# CONTENTS

<b>FLOORPLAN</b> .....	<b>2</b>
<b>ACCESSORIES GROUP</b> .....	<b>6</b>
OPERATORS MANUAL .....	6
<b>APPLIANCE GROUP</b> .....	<b>7</b>
APPLIANCES .....	7
<b>AUDIO VIDEO GROUP</b> .....	<b>8</b>
RADIO SYSTEM .....	8
TV & VCR .....	8
EXTERIOR ENTERTAINMENT .....	8
<b>BATH GROUP</b> .....	<b>9</b>
CABINETS .....	9
SHOWER .....	11
<b>BEDROOM GROUP</b> .....	<b>12</b>
TWIN CABINETS .....	12
QUEEN CABINETS .....	14
RADIO & TV CABINETS .....	15
<b>CHASSIS GROUP</b> .....	<b>16</b>
FRAME .....	16
DRIVETRAIN .....	16
EXHAUST .....	17
HITCH .....	18
REAR BUMPER .....	18
FUEL FILL .....	19
SPARE TIRE INSTALLATION .....	20
WHEEL, TIRE, COVERS & LINERS .....	20
<b>CURTAIN &amp; CUSHION GROUP</b> .....	<b>21</b>
NOTICE .....	21
CUSHION LAYOUT .....	22
BUCKET SEATS .....	24
WINDOW TREATMENT .....	25
HARDWARE .....	27
ACCESSORIES .....	29
FABRICS .....	30
<b>DINETTE GROUP</b> .....	<b>31</b>
CABINETS .....	31
TABLE .....	34
<b>DRIVERS COMPARTMENT GROUP</b> .....	<b>35</b>
INSTRUMENT PANEL .....	35
FRONT INTERIOR .....	36
CABINETS .....	37
<b>ELECTRICAL GROUP</b> .....	<b>38</b>
LIGHTS .....	38
CIRCUIT BREAKERS & FUSES .....	41
CONVERTER, INVERTER, LOAD CENTERS .....	41
RECEPTACLES .....	42
SWITCHES .....	44
BOXES & CORDS .....	46
WIRE ASSEMBLIES .....	46
CONNECTORS & CONDUIT .....	46
BOOTS, SOLENOIDS, RELAYS & MISCELLANEOUS .....	47

# CONTENTS (CONTINUED)

<b>EXTERIOR BODY GROUP</b> .....	<b>48</b>
GRAPHICS & PAINT .....	48
PANELS .....	50
LADDER .....	52
RUNNING BOARDS .....	52
MIRRORS .....	52
BODY PANEL COMPONENTS .....	52
AWNINGS .....	52
<b>EXTERIOR DOORS &amp; COMPARTMENTS GROUP</b> .....	<b>53</b>
DOOR & COMPARTMENT LAYOUT .....	53
COMPARTMENT DOOR COMPONENTS .....	55
ENTRY DOOR .....	59
SCREEN DOOR .....	61
LATCH - ENTRY DOOR .....	62
<b>EXTERIOR SLIDEOUT GROUP</b> .....	<b>63</b>
FRONT LEFT .....	63
<b>GALLEY GROUP</b> .....	<b>67</b>
CABINETS .....	67
<b>GENERATOR GROUP</b> .....	<b>69</b>
GAS .....	69
<b>HEATING &amp; A/C GROUP</b> .....	<b>70</b>
FURNACE .....	70
REAR HEATER .....	71
ROOF .....	72
<b>INTERIOR FINISH GROUP</b> .....	<b>73</b>
MOLDINGS & TRIMS .....	73
PANELING, LAMINATES, BATT & EDGE BANDING .....	77
ACCESSORIES .....	78
FLOOR COVERINGS .....	78
HARDWARE .....	79
<b>LABELS GROUP</b> .....	<b>86</b>
<b>LP GROUP</b> .....	<b>107</b>
LP SYSTEM .....	107
<b>LOUNGE GROUP</b> .....	<b>108</b>
CABINETS .....	108
<b>SEALANTS &amp; FASTENERS GROUP</b> .....	<b>109</b>
SEALANTS & ADHESIVES .....	109
BOLTS, NUTS AND WASHERS .....	110
SCREWS .....	112
CLAMPS, CLIPS, GROMMETS, RIVETS & PLUGS .....	116
MISCELLANEOUS FASTENERS .....	118
<b>WATER &amp; SEWAGE GROUP</b> .....	<b>119</b>
DRAINAGE SYSTEM .....	119
WATER SYSTEM .....	121
<b>WINDOW &amp; VENTS GROUP</b> .....	<b>126</b>
WINDOW & VENT LAYOUT .....	126

**ACCESSORIES GROUP**  
**OPERATORS MANUAL**

<b>KEY</b>	<b>PART NUMBER</b>	<b>U/M</b>	<b>DESCRIPTION</b>
	132000-13-000	EA	MANUAL/OWNER - SUNDANCER - 2000
	129079-01-01A	EA	CASE - VINYL/BLACK-EXPANDABLE ACCORDION SIDES-7"WX9"HX14"L

## APPLIANCE GROUP

### APPLIANCES

KEY	PART NUMBER	U/M	DESCRIPTION
	128527-07-000	EA	OVEN-MICROWAVE-1.3 CUBIC FT/NON CONVECTION-SAMSUNG MR7491G
	094750-13-000	EA	BRACKET - MICROWAVE - 89 DEGREE
	128642-04-000	EA	TRIM KIT W/VENT - MICROWAVE 1.2 CU. FT. - SAMSUNG #MR61
*	102765-04-01A	EA	PANEL - MONITOR - 2 TANK/WATER HEATER - ADJUSTABLE
*	112881-02-03A	EA	RANGE - 16" - 3 BURNER - FRONT HI-OUTPUT BRNR - BLK TOP/DR
*	112881-03-01A	EA	RANGE - 16" - 3 BURNER - BLACK DOOR/BLACK GLASS - CSA
	105458-03-000	EA	BRACKET - STOVE TIEDOWN - RIGHT HAND
	105458-04-000	EA	BRACKET - STOVE TIEDOWN - LEFT HAND
*	121568-03-01A	EA	REFRIGERATOR - SMALL DBL DOOR/BLK-52.8"HX23.5"WX24"D-2-WAY
	103251-07-01A	EA	INSERT/REFRIGERATOR DOOR - BLACK ACRYLIC - 21.6" X 14.5"
	103251-08-01A	EA	INSERT/REFRIGERATOR DOOR-BLACK ACRYLIC - 21.6" X 31.6"
	065225-04-000	EA	PLATE - TIEDOWN/REFRIGERATOR
	093646-01-000	EA	BRACKET - TIEDOWN/REFRIGERATOR - RIGHT HAND
	093646-02-000	EA	BRACKET - TIEDOWN/REFRIGERATOR - LEFT HAND
	054450-01-000	EA	LEVEL - REFRIGERATOR
	116751-05-01A	EA	TRAY - REFRIGERATOR - BLACK
	090329-01-000	FT	SEAL/T - REFRIGERATOR CABINET
	124649-02-01A	EA	COFFEEMAKER - BLACK/10 CUP/DEEP BREW - UL
	124649-03-01A	EA	COFFEEMAKER - BLACK/10 CUP/24 HOUR PROGRAM/DEEP BREW - CSA
*	100258-16-04A	EA	HOOD - RANGE - W/O MONITOR PANEL-W/O HOUR METER/SWITCH-US
*	100258-17-04A	EA	HOOD - RANGE - W/O MONITOR PANEL-W/O HOUR METER/SWITCH-CSA
*	100258-10-01A	EA	GAUGE - HOUR METER W/SWITCH - MECHANICAL - SCREW ON STYLE
*	100258-18-02A	EA	HOOD - RANGE - W/O MONITOR PANEL - W/HOUR METER & SWITCH
*	100258-10-01A	EA	GAUGE - HOUR METER W/SWITCH - MECHANICAL - SCREW ON STYLE

\*COMPONENT PARTS FOUND IN SERVICE PARTS LIBRARY

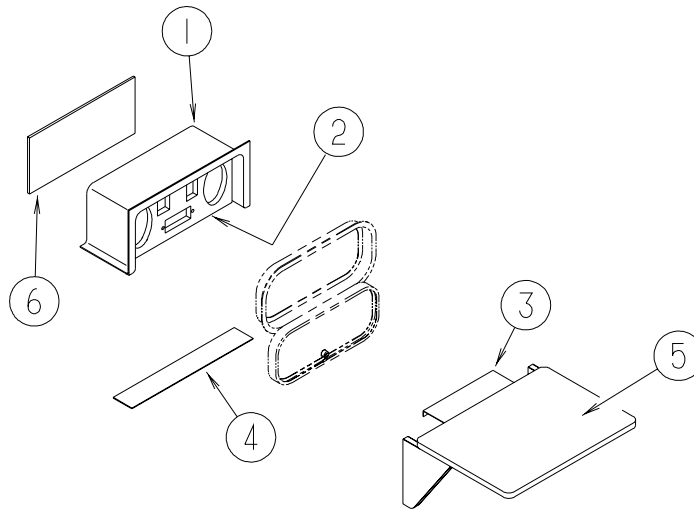
## AUDIO VIDEO GROUP RADIO SYSTEM

KEY	PART NUMBER	U/M	DESCRIPTION
	110465-01-000	EA	SPEAKER KIT,4 5X7 SPEAKERS - FORD F2UF-18814-CD
	111177-01-01A	EA	GRILLE - SPEAKER - 6.6" X 8.9" - HOUSING 5" X 7" SPEAKER
	110469-01-000	EA	SPEAKER - 4" X 6" OVAL - COAXIAL
	110470-01-01A	EA	GRILLE - 4" X 6" OVAL - BLACK
	125322-02-000	EA	RADIO - AM/FM STEREO - CASSETTE - AUDIOVOX - MS-306
	090944-01-000	EA	ANTENNA - RADIO - 16" RUBBER
	108847-01-000	EA	BRACKET - ANTENNA GROUND
	109889-02-000	EA	EXTENDER - ANTENNA SHAFT - 2.1"
	108137-01-000	EA	PLUG - ANTENNA

### TV & VCR

KEY	PART NUMBER	U/M	DESCRIPTION
	086757-04-000	EA	CONTROL CENTER - SWITCH - VCR/TV - 5 INPUTS
*	126696-03-000	EA	TV - 19" COLOR W/1/8" JACK - UL/CSA
*	126697-05-000	EA	VCR/VHS - CABLE READY - REMOTE - GE VG4052
*	086231-10-000	EA	TV - 13" COLOR - AUDIOVOX AVT-1498/DC
*	094487-05-000	EA	VIDEO CASSETTE PLAYER - VERTIC - AVP-7000VF
*	076319-23-000	EA	ANTENNA - TV ROOF MOUNT - 44.5" MAST
*	076319-25-000	EA	KIT - HARDWARE INTERIOR
*	120233-04-000	EA	ANTENNA - SATELLITE - W/DIGITAL SENSOR/READ OUT DISPLAY
	086777-02-000	EA	WALLPLATE - TV CABLE - W/ANTENNA SWITCH - BROWN
	086777-06-000	EA	WALLPLATE - TV CABLE - ANTENNA BOOSTER/1 OUTPUT - BROWN
	082134-01-000	EA	ADAPTER - TV - CABLE TO CABLE
	082136-01-000	EA	NUT - HEX JAM - 3/8-32
	086756-01-000	EA	SPLITTER - TV - 2 WAY

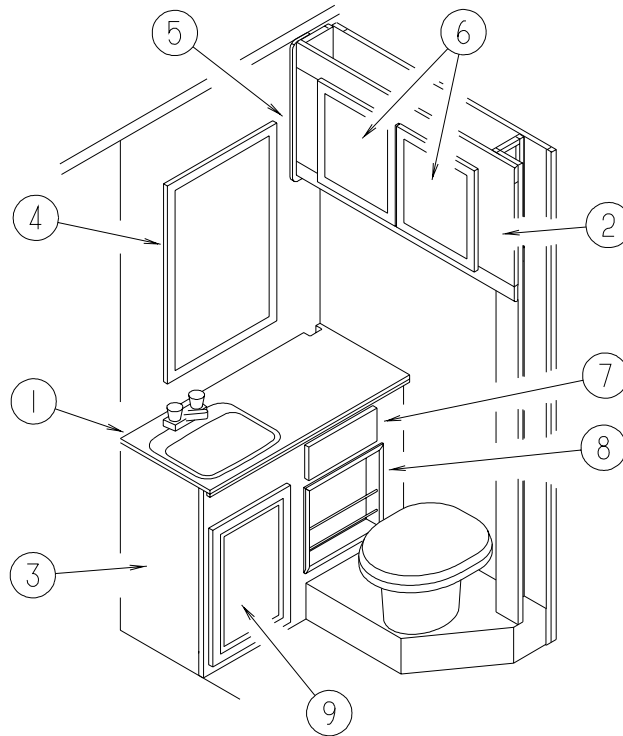
\*COMPONENT PARTS FOUND IN SERVICE PARTS LIBRARY



### EXTERIOR ENTERTAINMENT

KEY	PART NUMBER	U/M	DESCRIPTION
1	124696-01-01A	EA	BOX - ENTERTAINMENT CENTER/EXTERIOR
2	125322-02-000	EA	RADIO - AM/FM STEREO - CASSETTE - AUDIOVOX - MS-306
2	127409-02-L15	EA	PLATE - RADIO MOUNTING
3	105377-01-04A	EA	BRACKET - TABLE HANGER - BRIGHT WHITE
4	104898-01-02A	EA	PLATE - PLASTIC BOTTOM - BRIGHT WHITE
5	105230-01-J01	EA	SHELF - EXTERIOR ENTERTAINMENT CENTER - W/BRKT/HINGE/SUPT
6	104898-02-02A	EA	PLATE - PLASTIC BACK - BRIGHT WHITE

## BATH GROUP CABINETS



KEY	PART NUMBER	U/M	DESCRIPTION
1	133132-29-L09	EA	COUNTERTOP - LAVATORY CABINET - WASHED MAPLE
1	133132-29-L07	EA	COUNTERTOP - LAVATORY CABINET - WATERFORD OAK
2	130662-02-K09	EA	CABINET - MEDICINE - W/O DOORS/HARDWARE - WASHED MAPLE
	130662-11-K09	EA	SHELF - W/PLASTIC EDGE MOLDING - WASHED MAPLE
2	130662-02-K19	EA	CABINET - MEDICINE - W/O DOORS/HARDWARE - WATERFORD OAK
	130662-11-K07	EA	SHELF - W/PLASTIC EDGE MOLDING - WATERFORD OAK
3	133405-02-L09	EA	CABINET - LAVATORY - W/O COUNTERTOP - W/O DOORS/DRAWERS/HDW - WASHED MAPLE
3	133405-02-L07	EA	CABINET - LAVATORY - W/O COUNTERTOP - W/O DOORS/DRWRS/HDW - WATERFORD OAK
4	058331-85-000	EA	MIRROR - SAFETY GLASS - 20.8" X 35.4"
5	109908-A3-K09	EA	END CAP - OVERHEAD CABINET - WASHED MAPLE
5	109908-A3-K19	EA	END CAP - OVERHEAD CABINET - WATERFORD OAK
6	131995-E9-L09	EA	DOOR - RAIL/SOLID PANEL - 14.3" X 16.1" - W/O HARDWARE - WASHED MAPLE
6	132141-95-L07	EA	DOOR - RAIL/VENEER - 14.3" X 16.1" - W/O HARDWARE - WATERFORD OAK
7	M09316-59-L09	EA	DRAWER - OGEE EDGE - 10.7"W X 13.7"D - W/O SLIDES/HARDWARE - WASHED MAPLE
7	M09316-59-L07	EA	DRAWER - OGEE EDGE - 10.7"W X 13.7"D - W/O SLIDES/HARDWARE - WATERFORD OAK
8	131096-01-K09	EA	WALL POCKET - MAGAZINE RACK - WASHED MAPLE
8	131096-01-K07	EA	WALL POCKET - MAGAZINE RACK - WATERFORD OAK
9	131995-P0-L09	EA	DOOR - RAIL/SOLID PANEL - 14.3" X 21.8" - W/O HARDWARE - WASHED MAPLE
9	131995-P0-L07	EA	DOOR - RAIL/SOLID PANEL - 14.3" X 21.8" - W/O HARDWARE - WATERFORD OAK
	075452-02-000	EA	HOLDER - TOILET TISSUE - BRASS
	075454-02-000	EA	RING - TOWEL - W/MOUNTING HARDWARE - BRASS



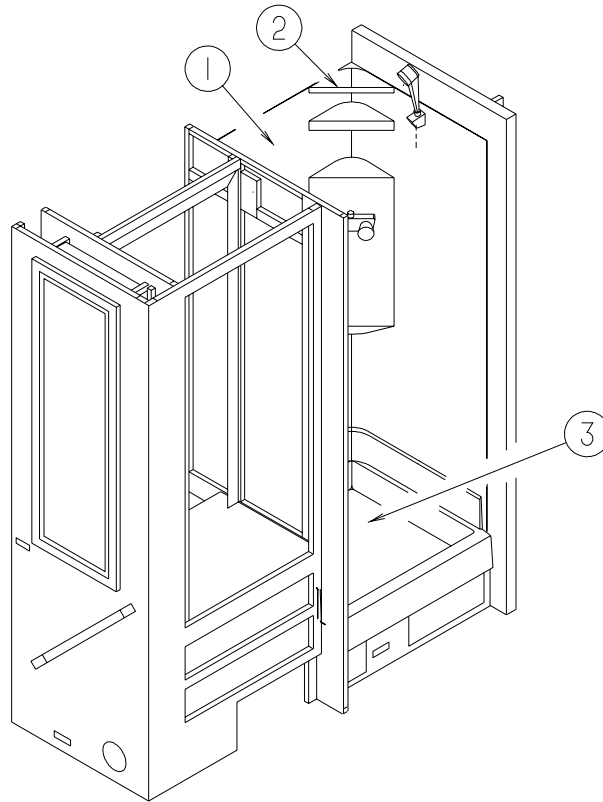
## BATH GROUP (CONTINUED)

### DOORS

KEY	PART NUMBER	U/M	DESCRIPTION
	131933-07-L09	EA	DOOR - BATH - W/O HARDWARE - WASHED MAPLE
	131933-07-L07	EA	DOOR - BATH - W/O HARDWARE - WATERFORD OAK
	100357-01-000	EA	ROD - F/TOWEL BAR - BRASS
	102089-13-J70	EA	RAIL END - RIGHT HAND/TOWEL RACK - 26" - WASHED MAPLE FROM: 00-00-00 THRU: 08-19-99
	102089-14-J70	EA	RAIL END - LEFT HAND/TOWEL RACK - 26" - WASHED MAPLE FROM: 00-00-00 THRU: 08-18-99
	134509-01-13A	EA	RAIL END - RH/LH - TOWEL RACK - 26" - WASHED MAPLE FROM: 08-20-99 THRU: 99-99-99
	102089-13-G09	EA	RAIL END - RIGHT HAND/TOWEL RACK - 26" - WATERFORD OAK FROM: 00-00-00 THRU: 08-19-99
	102089-14-G09	EA	RAIL END - LEFT HAND/TOWEL RACK - 26" - WATERFORD OAK FROM: 00-00-00 THRU: 08-19-99
	134509-01-11A	EA	RAIL END - RH/LH - TOWEL RACK - 26" - WATERFORD OAK FROM: 08-20-99 THRU: 99-99-99
*	131595-01-01A	EA	DOOR - FOLDING - 37" X 75" - W/4 CEILING MOUNTED BRACKETS
*	089318-01-000	EA	DOOR - SHOWER - HINGED W/GOLD FRAME - WINN#1 GOLD

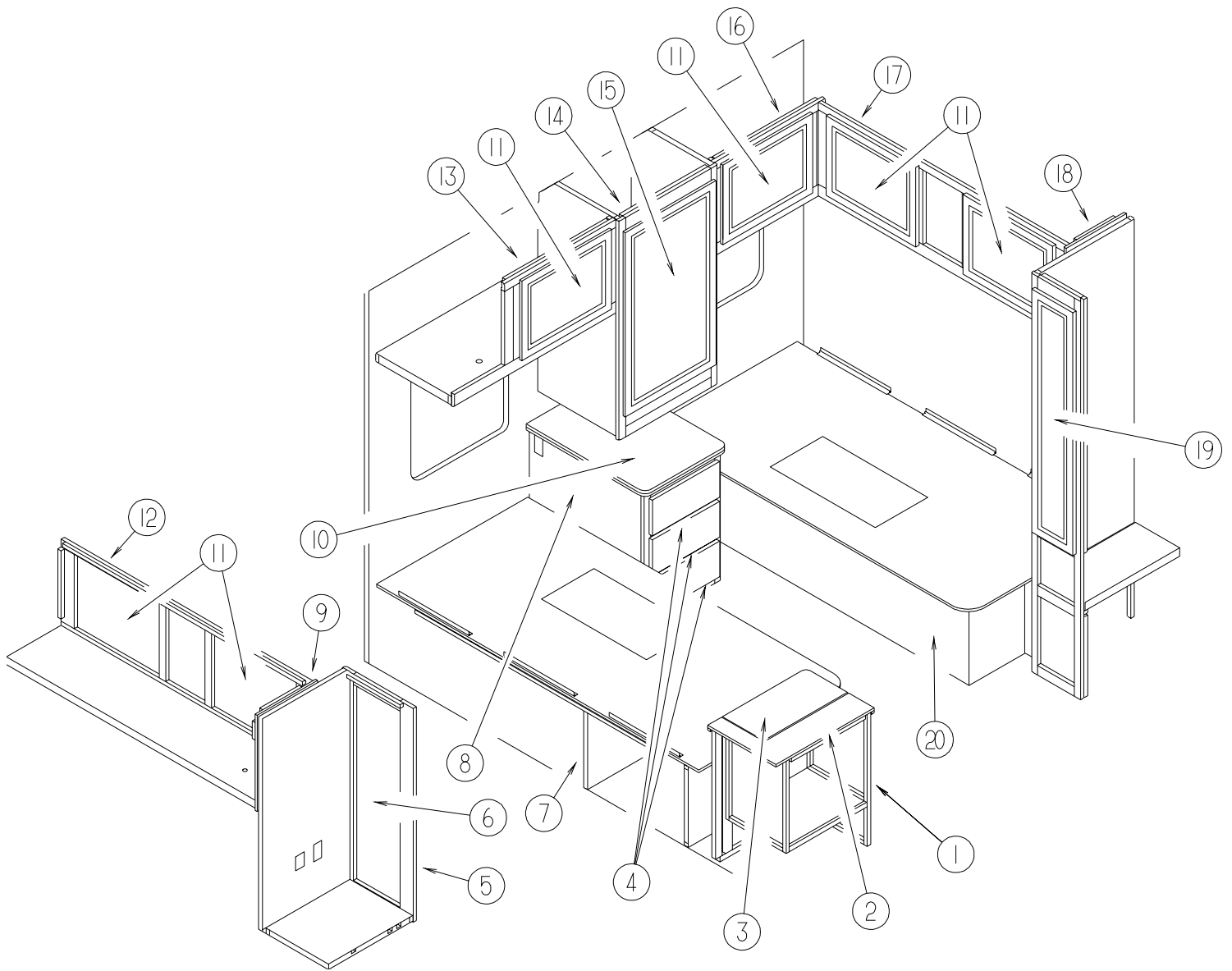
**\*COMPONENT PARTS FOUND IN SERVICE PARTS LIBRARY**

## BATH GROUP (CONTINUED) SHOWER



KEY	PART NUMBER	U/M	DESCRIPTION	
1	105629-01-02A	EA	SURROUND - SHOWER - SOFT WHITE	
2	113714-02-01A	EA	RETAINER - SHELF/SHOWER - 10.6" - OFF WHITE	
3	M02673-10-L07	EA	SHOWER PAN - W/STRAINER	FROM: 00-00-00 THRU: 09-19-99
3	M02673-11-L01	EA	SHOWER PAN - W/STRAINER	FROM: 09-20-99 THRU: 99-99-99

## BEDROOM GROUP TWIN CABINETS



KEY	PART NUMBER	U/M	DESCRIPTION
1	131364-02-L09	EA	CABINET - HAMPER - W/O DOORS/HARDWARE - WASHED MAPLE
1	131364-02-L07	EA	CABINET - HAMPER - W/O DOORS/HARDWARE - WATERFORD OAK
2	133131-53-L09	EA	COUNTERTOP - LAMINATED - WASHED MAPLE
2	133131-53-L07	EA	COUNTERTOP - LAMINATED - WATERFORD OAK
3	133131-51-L09	EA	COUNTERTOP - LAMINATED - WASHED MAPLE
3	133131-51-L07	EA	COUNTERTOP - LAMINATED - WATERFORD OAK
4	M09316-70-L09	EA	DRAWER - OGEE EDGE - 13.5"W X 19.6"D - W/O SLIDES/HARDWARE - WASHED MAPLE
4	M09316-70-L07	EA	DRAWER - OGEE EDGE - 13.5"W X 19.6"D - W/O SLIDES/HARDWARE - WATERFORD OAK
5	112831-01-J40	EA	CABINET - SHIRT CLOSET/RIGHT HAND - W/O DOORS/HARDWARE - WASHED MAPLE
5	112831-01-G04	EA	CABINET - SHIRT CLOSET/RIGHT HAND - W/O DOORS/HARDWARE - WATERFORD OAK
6	131995-74-L09	EA	DOOR - RAIL/SOLID PANEL - 12" X 39.9" - W/O HARDWARE - WASHED MAPLE
6	132141-23-L07	EA	DOOR - RAIL/VENEER - 12" X 39.9" - W/O HARDWARE - WATERFORD OAK
7	P31261-07-L09	EA	CABINET/BASE - TWIN BED/RIGHT HAND - W/O DOOR/DRAWER/HDW - WASHED MAPLE
7	P31261-07-L07	EA	CABINET/BASE - TWIN BED/RIGHT HAND - W/O DOOR/DRAWER/HDW - WATERFORD OAK
8	131148-05-L09	EA	CABINET - NIGHTSTAND - W/O COUNTERTOP/DOORS/DRAWERS/HDW - WASHED MAPLE
8	131148-05-L07	EA	CABINET - NIGHTSTAND - W/O COUNTERTOP/DOORS/DRAWERS/HDW - WATERFORD OAK
9	109908-08-J40	EA	END CAP - OVERHEAD CABINET - WASHED MAPLE
9	109908-80-K04	EA	END CAP - OVERHEAD CABINET - WATERFORD OAK
10	133131-19-L09	EA	COUNTERTOP - LAMINATED - WASHED MAPLE
10	133131-19-L07	EA	COUNTERTOP - LAMINATED - WATERFORD OAK

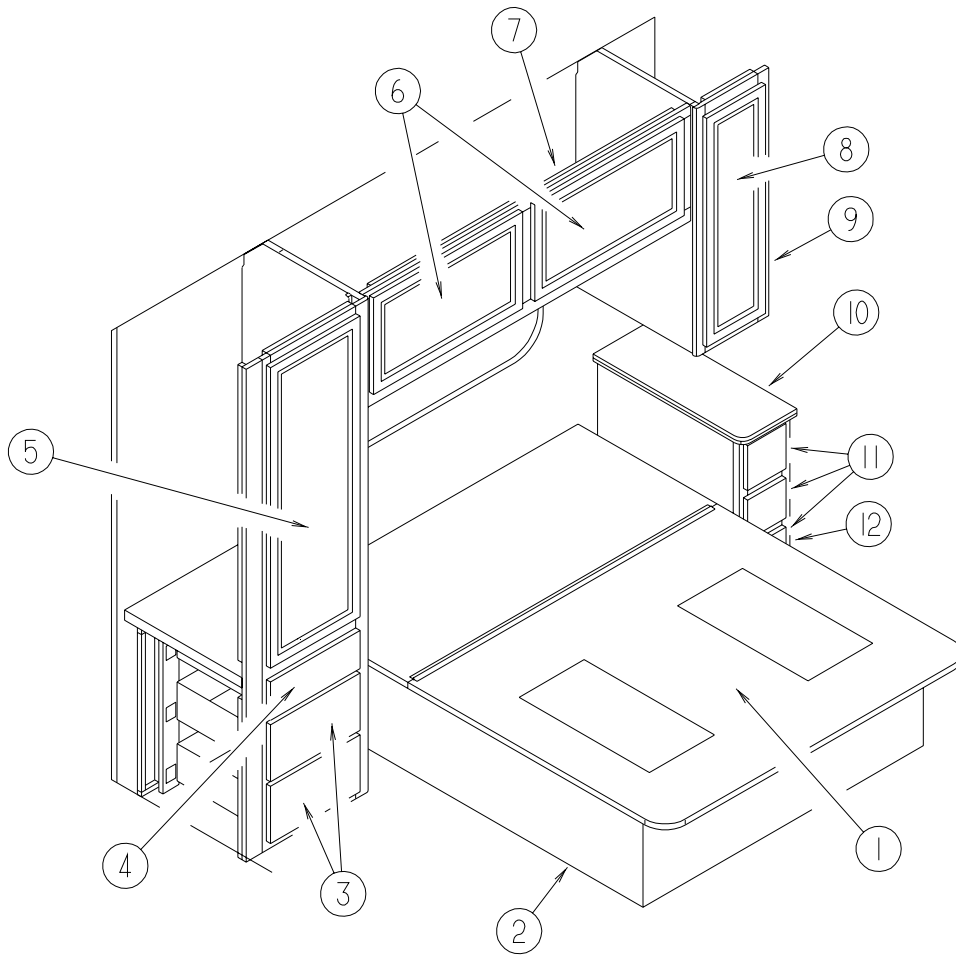
## BEDROOM GROUP (CONTINUED)

### TWIN CABINETS (CONTINUED)

KEY	PART NUMBER	U/M	DESCRIPTION
11	131995-D1-L09	EA	DOOR - RAIL/SOLID PANEL - 15.7" X 20.4" - W/O HARDWARE - WASHED MAPLE
11	132141-08-L07	EA	DOOR - RAIL/VENEER - 15.7" X 20.4" - W/O HARDWARE - WATERFORD OAK
12	131087-01-K09	EA	CABINET - OVERHEAD/REAR - W/O DOORS/HARDWARE (L09)
12	131087-01-K19	EA	CABINET - OVERHEAD/REAR - W/O DOORS/HARDWARE (L10)
12	131087-01-L11	EA	CABINET - OVERHEAD/REAR - W/O DOORS/HARDWARE (L11)
12	131087-01-L07	EA	CABINET - OVERHEAD/REAR - W/O DOORS/HARDWARE (L12)
13	110004-05-K09	EA	CABINET - OVERHEAD/REAR/RIGHT HAND - W/O DOORS/HARDWARE - WASHED MAPLE
13	110004-05-K19	EA	CABINET - OVERHEAD/REAR/RIGHT HAND - W/O DOORS/HARDWARE - WATERFORD OAK
14	133402-01-L09	EA	CABINET - SHIRT CLOSET/REAR - W/O DOORS/HARDWARE - WASHED MAPLE
14	133402-01-L07	EA	CABINET - SHIRT CLOSET/REAR - W/O DOORS/HARDWARE - WATERFORD OAK
15	132006-12-L09	EA	DOOR - MIRROR/MITERED RAIL - 20.6" X 30.4" - W/O HARDWARE - WASHED MAPLE
15	132006-12-L07	EA	DOOR - MIRROR/MITERED RAIL - 20.6" X 30.4" - W/O HARDWARE - WATERFORD OAK
16	110004-06-K09	EA	CABINET - OVERHEAD/REAR/LEFT HAND - W/O DOORS/HARDWARE - WASHED MAPLE
16	110004-06-K19	EA	CABINET - OVERHEAD/REAR/LEFT HAND - W/O DOORS/HARDWARE - WATERFORD OAK
17	131087-02-K09	EA	CABINET - OVERHEAD/REAR - W/O DOORS/HARDWARE (L09)
17	131087-02-K19	EA	CABINET - OVERHEAD/REAR - W/O DOORS/HARDWARE (L10)
17	131087-02-L11	EA	CABINET - OVERHEAD/REAR - W/O DOORS/HARDWARE (L11)
17	131087-02-L07	EA	CABINET - OVERHEAD/REAR - W/O DOORS/HARDWARE (L12)
18	109908-79-K09	EA	END CAP - OVERHEAD CABINET - WASHED MAPLE
18	109908-79-K01	EA	END CAP - OVERHEAD CABINET - WATERFORD OAK
19	132006-13-L09	EA	DOOR - MIRROR/MITERED RAIL - 10" X 48" - W/O HARDWARE - WASHED MAPLE
19	132006-13-L07	EA	DOOR - MIRROR/MITERED RAIL - 10" X 48" - W/O HARDWARE - WATERFORD OAK
20	P31261-02-L09	EA	CABINET/BASE - TWIN BED/RIGHT HAND - W/O DOOR/DRAWER/HDW - WASHED MAPLE
20	P31261-02-L07	EA	CABINET/BASE - TWIN BED/RIGHT HAND - W/O DOORS/DRAWERS/HDW - WATERFORD OAK

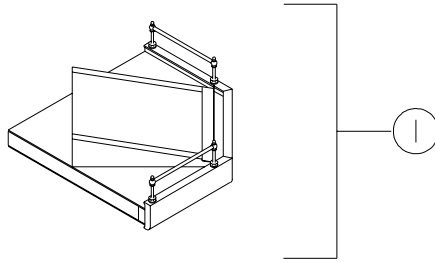
## BEDROOM GROUP (CONTINUED)

### QUEEN CABINETS

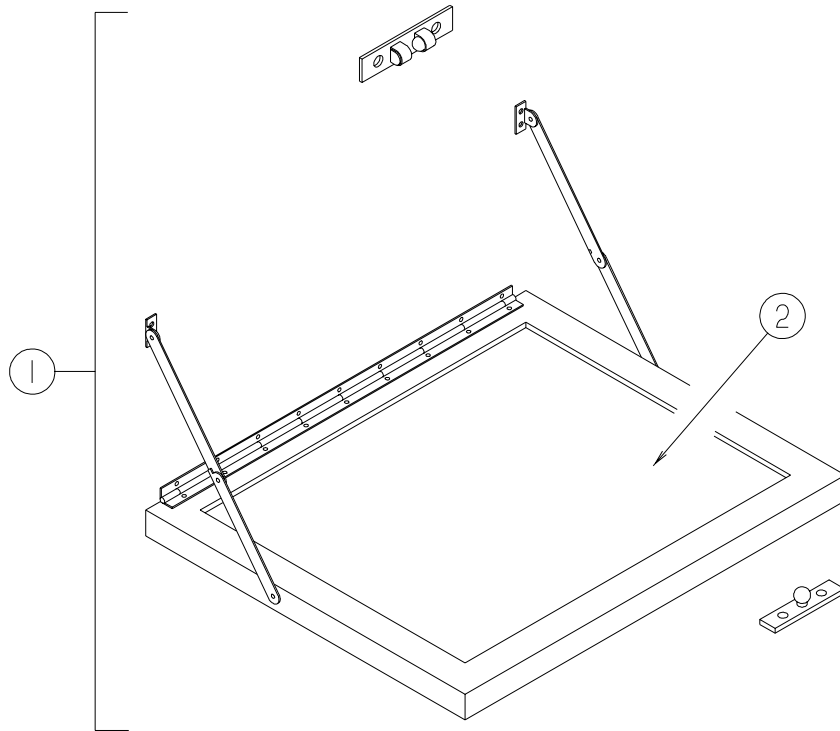


KEY	PART NUMBER	U/M	DESCRIPTION
1	M08789-02-000	EA	TOP - QUEEN BED - W/O HARDWARE
2	P30243-01-K09	EA	CABINET/BASE - QUEEN BED - W/O HARDWARE - WASHED MAPLE
2	P30243-01-K07	EA	CABINET/BASE - QUEEN BED - W/O HARDWARE - WATERFORD OAK
3	M09316-37-L09	EA	DRAWER - OGEE EDGE - 14.7"W X 17.7"D - W/O SLIDES/HARDWARE - WASHED MAPLE
3	M09316-37-L07	EA	DRAWER - OGEE EDGE - 14.7"W X 17.7"D - W/O SLIDES/HARDWARE - WATERFORD OAK
4	M09316-36-L09	EA	DRAWER - OGEE EDGE - 14.7"W X 17.7"D - W/O SLIDES/HARDWARE - WASHED MAPLE
4	M09316-36-L07	EA	DRAWER - OGEE EDGE - 14.7"W X 17.7"D - W/O SLIDES/HARDWARE - WATERFORD OAK
5	132006-05-L09	EA	DOOR - MIRROR/MITERED RAIL - 16.7" X 47.9" - W/O HARDWARE - WASHED MAPLE
5	132006-05-L32	EA	DOOR - MIRROR/MITERED RAIL - 16.7" X 47.9" - W/O HARDWARE - WATERFORD OAK
6	131995-D4-L09	EA	DOOR - RAIL/SOLID PANEL - 15.7" X 27.9" - W/O HARDWARE - WASHED MAPLE
6	132141-14-L07	EA	DOOR - RAIL/VENEER - 15.7" X 27.9" - W/O HARDWARE - WATERFORD OAK
7	133854-01-L09	EA	CABINET - OVERHEAD/REAR - W/O DOORS/HARDWARE - WASHED MAPLE
7	133854-01-L07	EA	CABINET - OVERHEAD/REAR - W/O DOORS/HARDWARE - WATERFORD OAK
8	131995-50-L09	EA	DOOR - RAIL/SOLID PANEL - 11.2" X 36.4" - W/O HARDWARE - WASHED MAPLE
8	132141-77-L07	EA	DOOR - RAIL/VENEER - 11.2" X 36.4" - W/O HARDWARE - WATERFORD OAK
9	133401-01-L09	EA	CABINET - SHIRT CLOSET - W/O DOORS/HARDWARE - WASHED MAPLE
9	133401-01-L07	EA	CABINET - SHIRT CLOSET - W/O DOORS/HARDWARE - WATERFORD OAK
10	133131-34-L09	EA	COUNTERTOP - LAMINATED - WASHED MAPLE
10	133131-34-L07	EA	COUNTERTOP - LAMINATED - WATERFORD OAK
11	M09316-58-L09	EA	DRAWER - OGEE EDGE - 10.7"W X 19.6"D - W/O SLIDES/HARDWARE - WASHED MAPLE
11	M09316-58-L01	EA	DRAWER - OGEE EDGE - 10.7"W X 19.6"D - W/O SLIDES/HARDWARE - WATERFORD OAK
12	129251-62-L09	EA	CABINET - NIGHTSTAND/RH - W/O COUNTERTOP/DOORS/DRAWERS/HDW - WASHED MAPLE
12	129251-62-L07	EA	CABINET - NIGHTSTAND/RH - W/O COUNTERTOP/DOORS/DRAWERS/HDW - WATERFORD OAK

**BEDROOM GROUP (CONTINUED)**  
**RADIO & TV CABINETS**

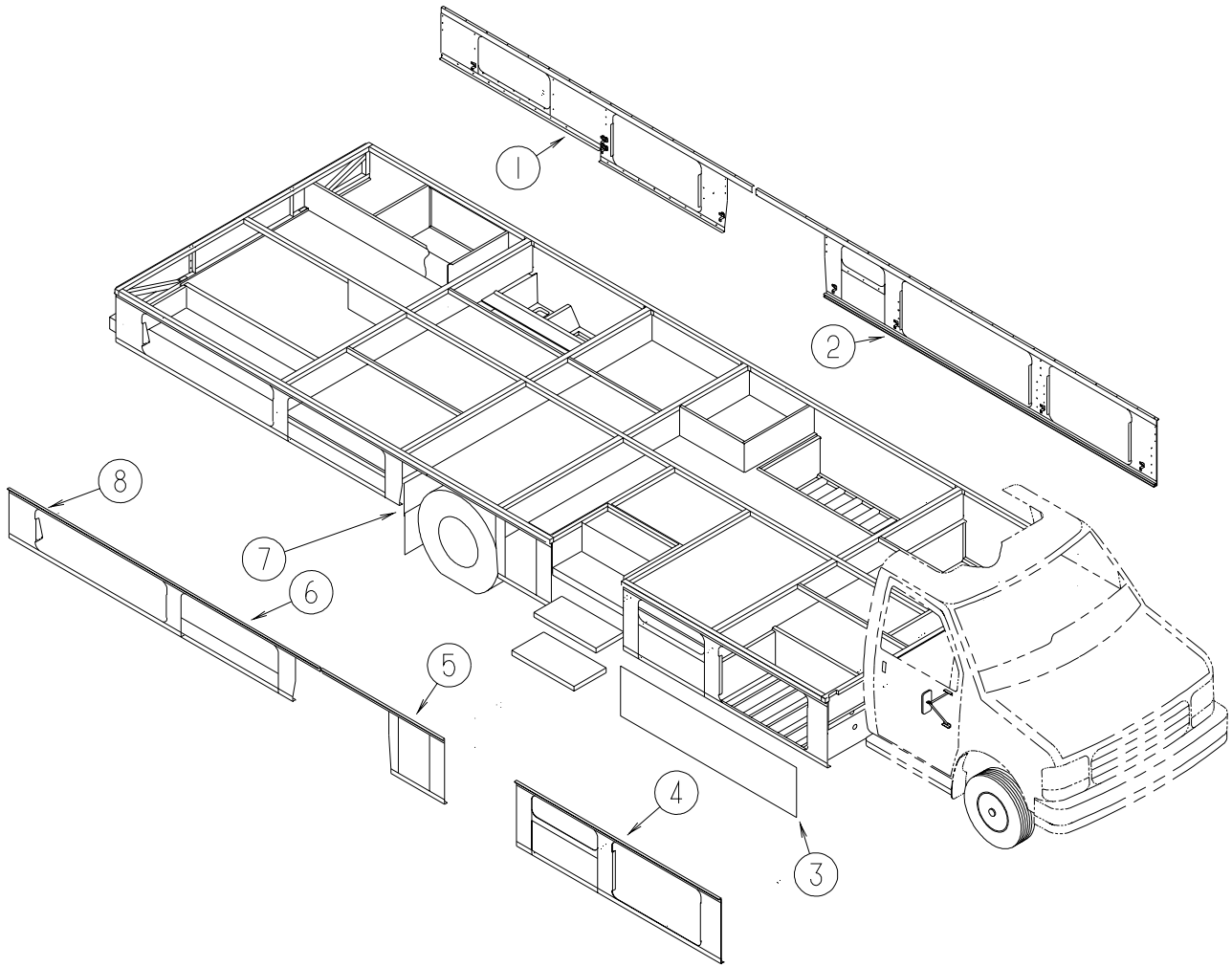


KEY	PART NUMBER	U/M	DESCRIPTION
1	116553-01-L09	EA	CABINET - TV SHELF - W/BRASS ROD/POST ENDS - WASHED MAPLE
1	116553-01-L07	EA	CABINET - TV SHELF - W/BRASS ROD/POST ENDS - WATERFORD OAK
	116773-02-000	EA	SWIVEL/SLIDES - F/TV SHELF



KEY	PART NUMBER	U/M	DESCRIPTION
1	084357-02-J40	EA	TV STAND - FOLD DOWN W/MIRROR
2	084356-08-000	EA	INSERT - TV STAND - W/SUPPORT HINGES - OFF WHITE

## CHASSIS GROUP FRAME

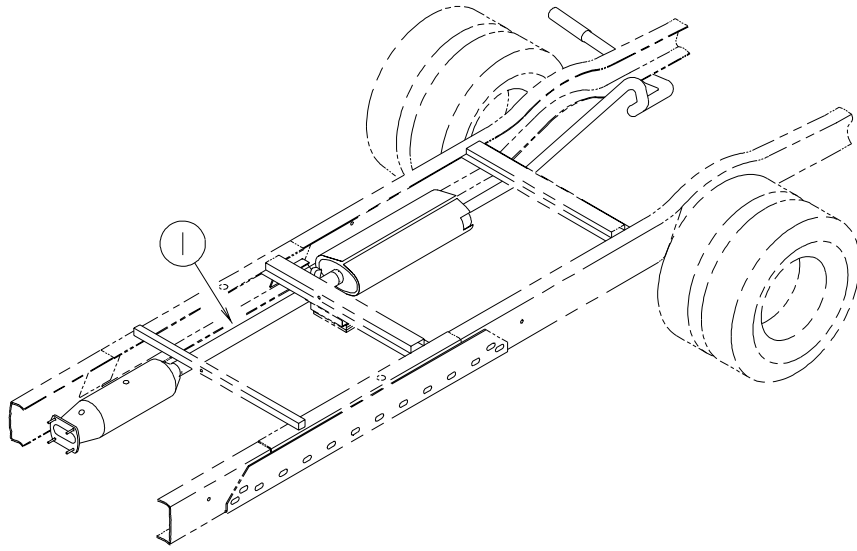


KEY	PART NUMBER	U/M	DESCRIPTION
1	133103-17-01A	EA	SEAL PLANE
2	133103-16-01A	EA	SEAL PLANE
3	091182-14-000	EA	SHIELD - HEAT
4	133103-13-01A	EA	SEAL PLANE
5	133103-14-01A	EA	SEAL PLANE
6	133103-15-01A	EA	SEAL PLANE
7	045731-07-000	EA	GUARD - ROCK
8	133103-18-01A	EA	SEAL PLANE
	119845-01-01A	EA	PLUG/PLASTIC - 1 1/2" SQUARE - BLACK

## DRIVETRAIN

KEY	PART NUMBER	U/M	DESCRIPTION
	131695-01-000	EA	DRIVESHAFT - BALANCED - 99 E450 - 205"WB
	074833-01-000	EA	SPACER - BEARING - DRIVESHAFT - 2" X 8" X .5" THICK
	085771-03-000	EA	NUT - HEX - FLARE TORQUE - GRADE G - DRIVESHAFT
	088498-01-000	EA	UNION - INVERTED FLARE - BRASS - 3/16
	103653-23-000	EA	BOLT - U-JOINT - 5/16-24 X .75
	103653-24-000	EA	STRAP - U-JOINT

**CHASSIS GROUP (CONTINUED)**  
**EXHAUST**

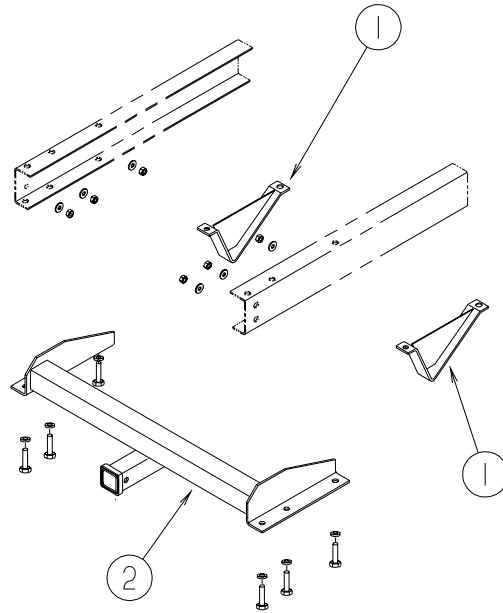


<b>KEY</b>	<b>PART NUMBER</b>	<b>U/M DESCRIPTION</b>
1	111478-03-000	EA PIPE - EXHAUST - DOUBLE WALL STAINLESS STEEL - 49"
	094918-06-000	EA CLAMP - EXHAUST - 3" - HEAVY DUTY

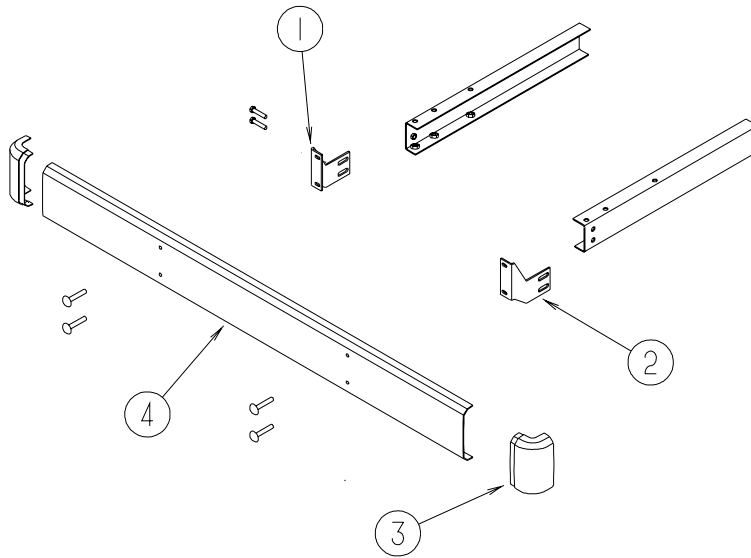


## CHASSIS GROUP (CONTINUED)

### HITCH



KEY	PART NUMBER	U/M DESCRIPTION
1	083376-01-000	EA PLATE/SKID - 13.2" X 6" X 2" STEEL
2	130339-04-000	EA HITCH RECEIVER - BOLT ON CLASS II
	034512-01-000	EA PIN - LOCKING - DRAWBAR
	034513-01-000	EA PIN - HITCH - 3/16" WIRE
	113589-01-000	EA CONNECTOR - PLUG - TRAILER
	113589-02-000	EA CONNECTOR - SOCKET - TRAILER

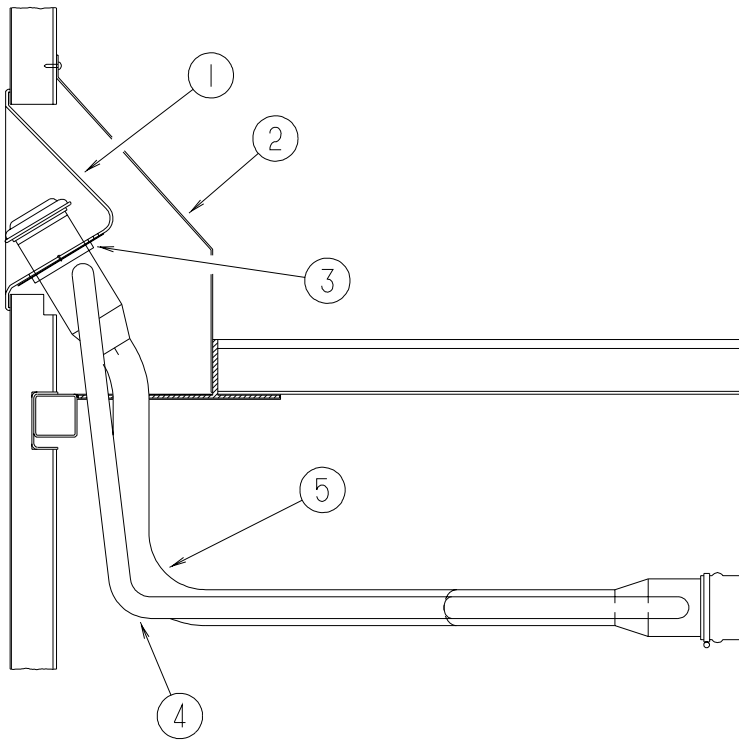


### REAR BUMPER

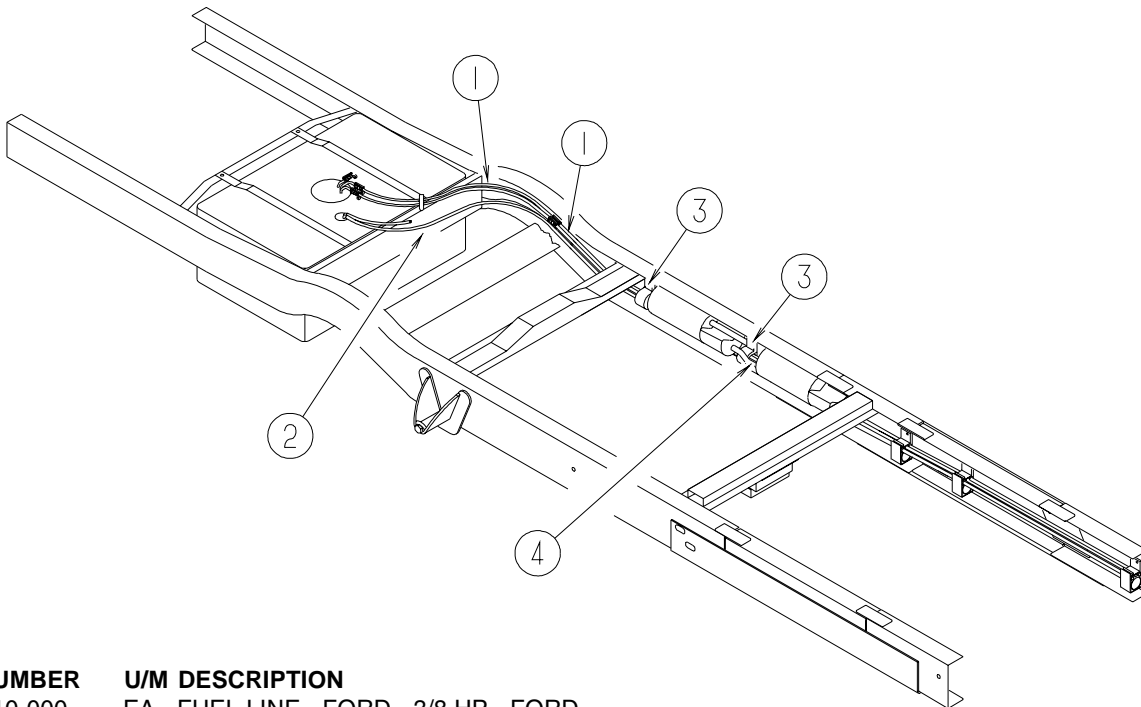
KEY	PART NUMBER	U/M DESCRIPTION
1	105933-02-000	EA BRACKET - BUMPER - REAR/LEFT HAND
2	105933-01-000	EA BRACKET - BUMPER - REAR/RIGHT HAND
3	106147-01-02A	EA END CAP - BUMPER - BLACK
4	103099-05-02A	EA BUMPER - REAR - 91.7" - BRIGHT WHITE

## CHASSIS GROUP (CONTINUED)

### FUEL FILL

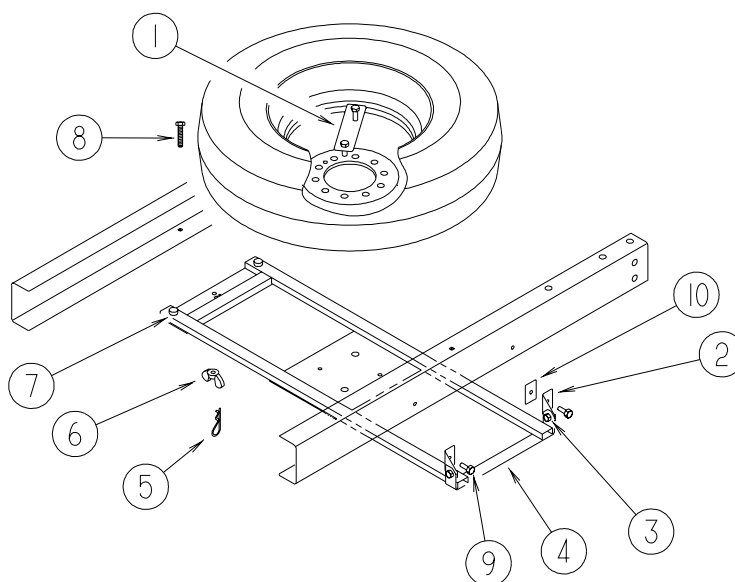


KEY	PART NUMBER	U/M	DESCRIPTION
1	127291-02-01A	EA	SHROUD - FUEL FILL - BRIGHT WHITE
2	078040-09-000	EA	SHROUD - FUEL FILL - UPPER - RECTANGULAR
3	078200-01-000	EA	GASKET - FUEL FILL - 3.5"OD X 2"ID
4	129505-02-000	EA	TUBE - STEEL - 5/8" X 13.5"
5	080322-02-000	EA	HOSE - FILLER - AUXILIARY FUEL - FORMED



KEY	PART NUMBER	U/M	DESCRIPTION
1	106389-10-000	EA	FUEL LINE - FORD - 3/8 HP - FORD
2	125187-01-000	FT	HOSE - FUEL - LOW PERMEABILITY - 11.1 ID - FORD
3	010497-04-000	EA	CLAMP - CLOSED - 1.62" ID
4	125187-02-000	FT	HOSE - FUEL - LOW PERMEABILITY - 12.71 ID - FORD
	084884-01-000	EA	PLUG - BRASS - 3/8"

## CHASSIS GROUP (CONTINUED) SPARE TIRE INSTALLATION



KEY	PART NUMBER	U/M	DESCRIPTION
1	116338-02-02B	EA	BRACKET/CLAMP - SPARE TIRE - E-COATED
		EA	NUT - HEX - SELF LOCKING - 9/16-12 - ZINC - SEE SEALANTS & FASTENERS GROUP
2	116349-01-02B	EA	BRACKET/HINGE - SPARE TIRE - E-COATED
3		EA	BOLT - HEX - SERRATED FLANGE - 3/8-16 X 3/4 - ZINC - SEE SEALANTS & FASTENERS GROUP
		EA	NUT - HEX - LOCKING - 3/8-16 GRADE C ZINC - SEE SEALANTS & FASTENERS GROUP
		EA	WASHER - FLAT - 3/8" AR - ZINC - SEE SEALANTS & FASTENERS GROUP
4	116348-01-02B	EA	CRADLE - SPARE TIRE - E-COATED
5	034513-01-000	EA	PIN - HITCH - 3/16" WIRE
6	064081-03-000	EA	NUT - WING 3/8-16 - W/WELD NUT
7	069726-02-000	EA	BUMPER - .88 DIAMETER - 40 - BLACK
8		EA	BOLT - ELEVATOR - 3/8-16 X 3 1/2 - GRADE 5 - SEE SEALANTS & FASTENERS GROUP
9		EA	BOLT - HEX - SERRATED FLANGE - 3/8-16 X 3/4 - ZINC - SEE SEALANTS & FASTENERS GROUP
		EA	NUT - HEX - LOCKING W/SERRATED FLANGE - 3/8-18 - ZINC - SEE SEALANTS & FASTENERS GROUP
10	070579-08-000	EA	PLATE ASM-ANCHOR

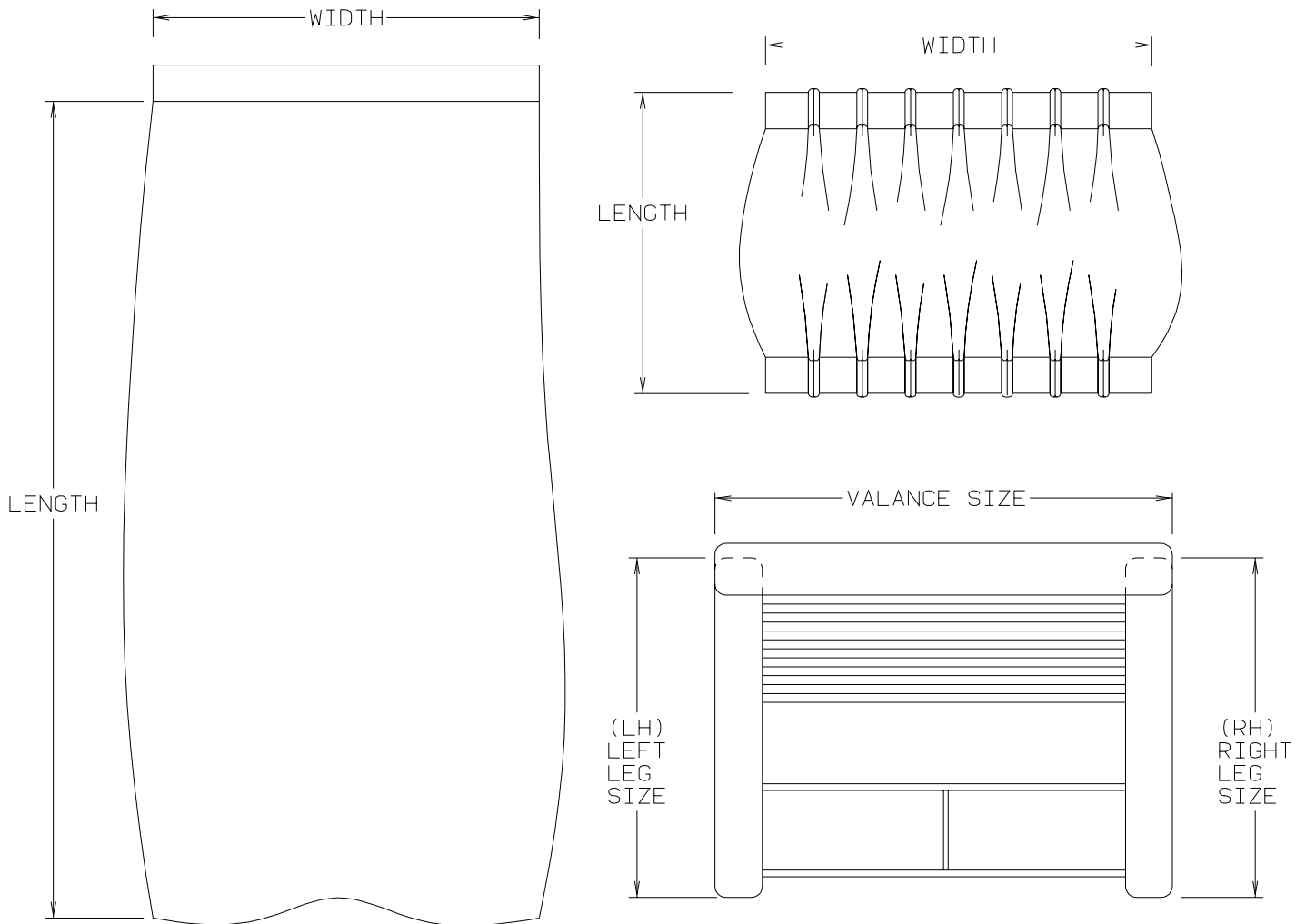
### WHEEL, TIRE, COVERS & LINERS

KEY	PART NUMBER	U/M	DESCRIPTION
*	109443-05-000	EA	WHEEL COVER - 4/SET - 16" STAINLESS STEEL
	112358-01-000	EA	WRENCH - LUG - 7/8" - L-SHAPE
	095012-05-000	EA	EXTENSION - VALVE STEM - LIVE - 5"
	095012-06-000	EA	STABILIZER - VALVE EXTENSION - LIVE - 2"
*	110435-13-000	EA	LINER - WHEEL - SET OF 4 - 16" (8 HOLE)
	051377-04-000	EA	VALVE STEM - .5" X 2"
	070917-06-000	EA	TIRE - LT225/75R16E - R4S M/S - FIRESTONE
	083617-04-000	EA	WHEEL - STEEL - 6" X 16" - FORD

**\*COMPONENT PARTS FOUND IN SERVICE PARTS LIBRARY**

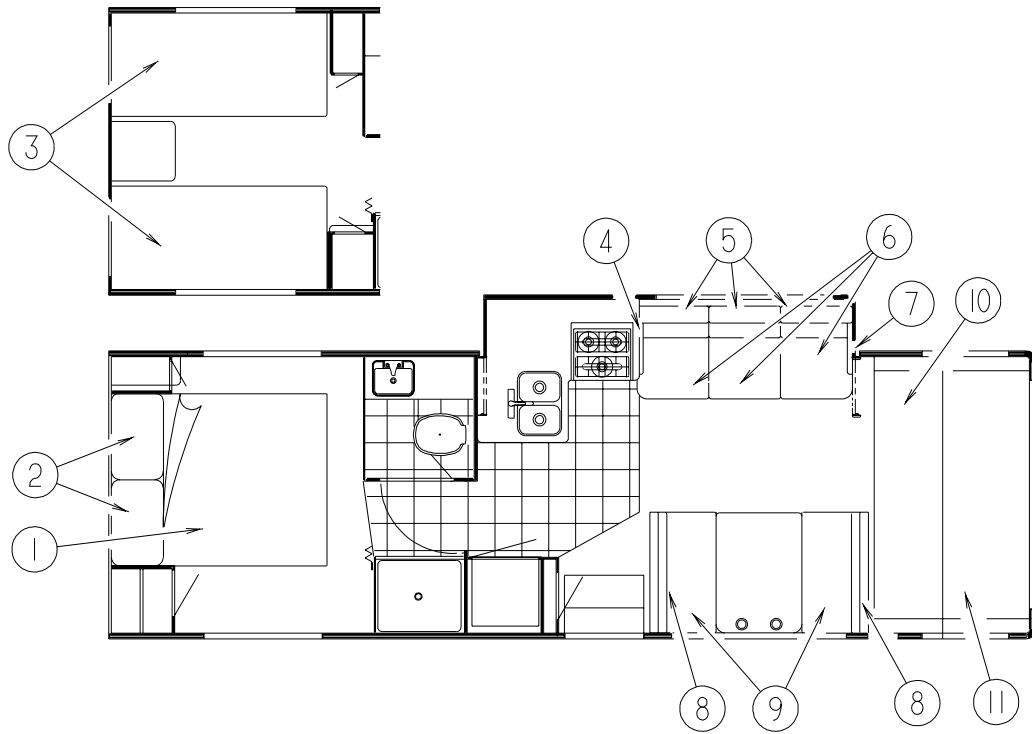
## CURTAIN & CUSHION GROUP NOTICE

IN ORDER TO ASSIST OUR PARTS SALES DEPT. IN PROVIDING INTERIOR SOFTWARE ITEMS, PLEASE INCLUDE THE SERIAL NUMBER AND THE COLOR CODE NUMBER FROM THE VEHICLE CERTIFICATION LABEL WHEN ORDERING. THIS LABEL IS LOCATED ON THE LEFT SIDEWALL AT THE END OF THE DASH (A-BODY), OR ON THE DRIVER'S DOOR LATCH PLATE (C-BODY). AN EXAMPLE OF A COLOR CODE NUMBER IS B07, WHICH DESIGNATES AN OVERALL COLOR SCHEME OF A PARTICULAR UNIT. THE COLOR LISTED AFTER THE ITEM DESCRIPTION ON THE MICROFICHE, INDICATES THE OVERALL UNIT COLOR. ORDER THE ITEM YOU DESIRE ACCORDING TO UNIT COLOR CODE. IF ALL COLORS USE THE SAME ITEM NO COLOR CODE WILL BE NOTED.



**NOTE:** USE THIS ILLUSTRATION WHEN DETERMINING LENGTH AND WIDTH MEASUREMENTS FOR CURTAINS. YOU WILL NOTE THE WIDTH MEASUREMENT IS TAKEN ON THE TOP OF THE CURTAIN WITH THE CURTAIN FULLY EXTENDED. THE LENGTH MEASUREMENT IS TAKEN FROM TOP TO BOTTOM. LEFT AND RIGHT WINDOW LEGS ARE DETERMINED WHEN FACING THE WINDOW.

**CURTAIN & CUSHION GROUP (CONTINUED)**  
**CUSHION LAYOUT**

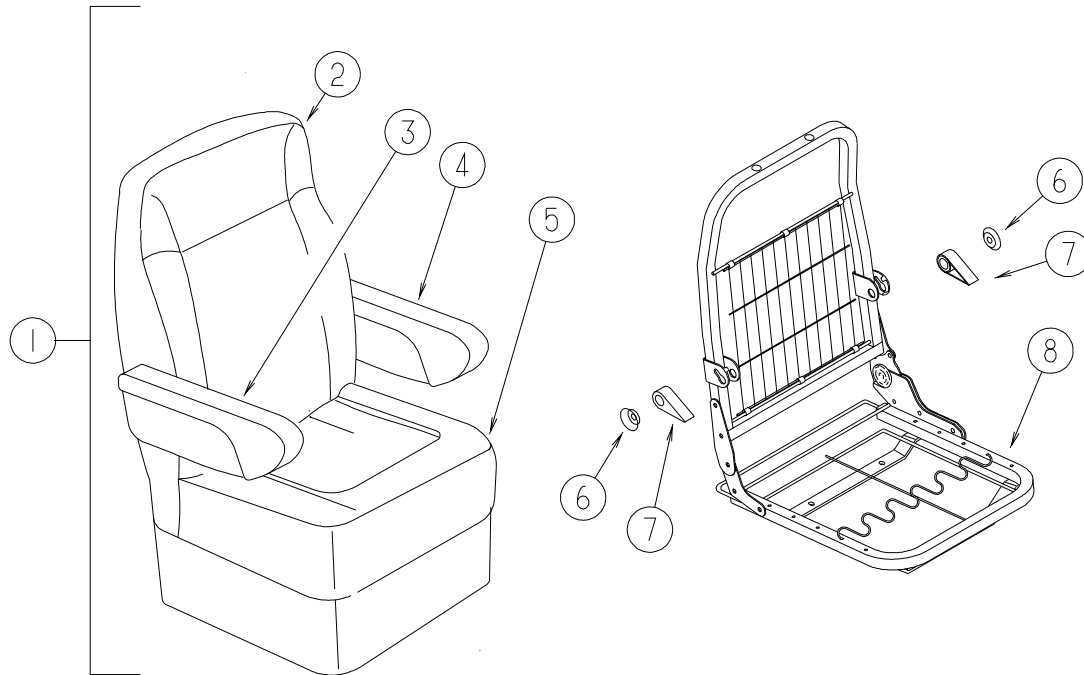


KEY	PART NUMBER	U/M	DESCRIPTION
1	123471-11-L09	EA	BEDSPREAD/THROW - 60" X 75" (L09, L10)
1	123471-11-L11	EA	BEDSPREAD/THROW - 60" X 75" (L11, L12)
	123015-06-000	EA	MATTRESS - INNERSPRING - 60" X 74.5"
2	104176-04-L09	EA	PILLOW SHAM - 30" (L09, L10)
2	104176-04-L11	EA	PILLOW SHAM - 30" (L11, L12)
3	123471-17-L09	EA	BEDSPREAD/THROW - 36" X 75" (L09, L10)
3	123471-17-L11	EA	BEDSPREAD/THROW - 36" X 75" (L11, L12)
	101123-29-000	EA	MATTRESS - FOAM - 35" X 74"
3	104176-08-L09	EA	PILLOW SHAM - 33" (L09, L10)
3	104176-08-L11	EA	PILLOW SHAM - 33" (L11, L12)
	132319-08-L09	EA	PILLOW - 17" - W/HALF MOON OVERLAY (L09, L10)
	132319-08-L11	EA	PILLOW - 17" - W/HALF MOON OVERLAY (L11, L12)
4	123381-05-L09	EA	ARMREST - RIGHT HAND (L09, L10)
4	123381-05-L11	EA	ARMREST - RIGHT HAND (L11, L12)
	P23381-05-L09	EA	COVER - ARMREST/RIGHT HAND (L09, L10)
	P23381-05-L11	EA	COVER - ARMREST/RIGHT HAND (L11, L12)
	123499-04-000	EA	SOFA - ARM - WOOD - RIGHT HAND
5	129688-07-L09	EA	BACK ONLY - SOFA/BED - 67.5" (L09, L10)
5	129688-07-L11	EA	BACK ONLY - SOFA/BED - 67.5" (L11, L12)
	P29688-07-L09	EA	COVER - BACK - SOFA/BED - 67.5" (L09, L10)
	P29688-07-L11	EA	COVER - BACK - SOFA/BED - 67.5" (L11, L12)
6	129688-08-L09	EA	SEAT ONLY - SOFA/BED - 67.5" (L09, L10)
6	129688-08-L11	EA	SEAT ONLY - SOFA/BED - 67.5" (L11, L12)
	P29688-08-L09	EA	COVER - SEAT - SOFA/BED - 67.5" (L09, L10)
	P29688-08-L11	EA	COVER - SEAT - SOFA/BED - 67.5" (L11, L12)
	132319-14-L09	EA	PILLOW - 17" - HALF MOON OVERLAY (L09, L10)
	132319-14-L11	EA	PILLOW - 17" - HALF MOON OVERLAY (L11, L12)

**CURTAIN & CUSHION GROUP (CONTINUED)**  
**CUSHION LAYOUT (CONTINUED)**

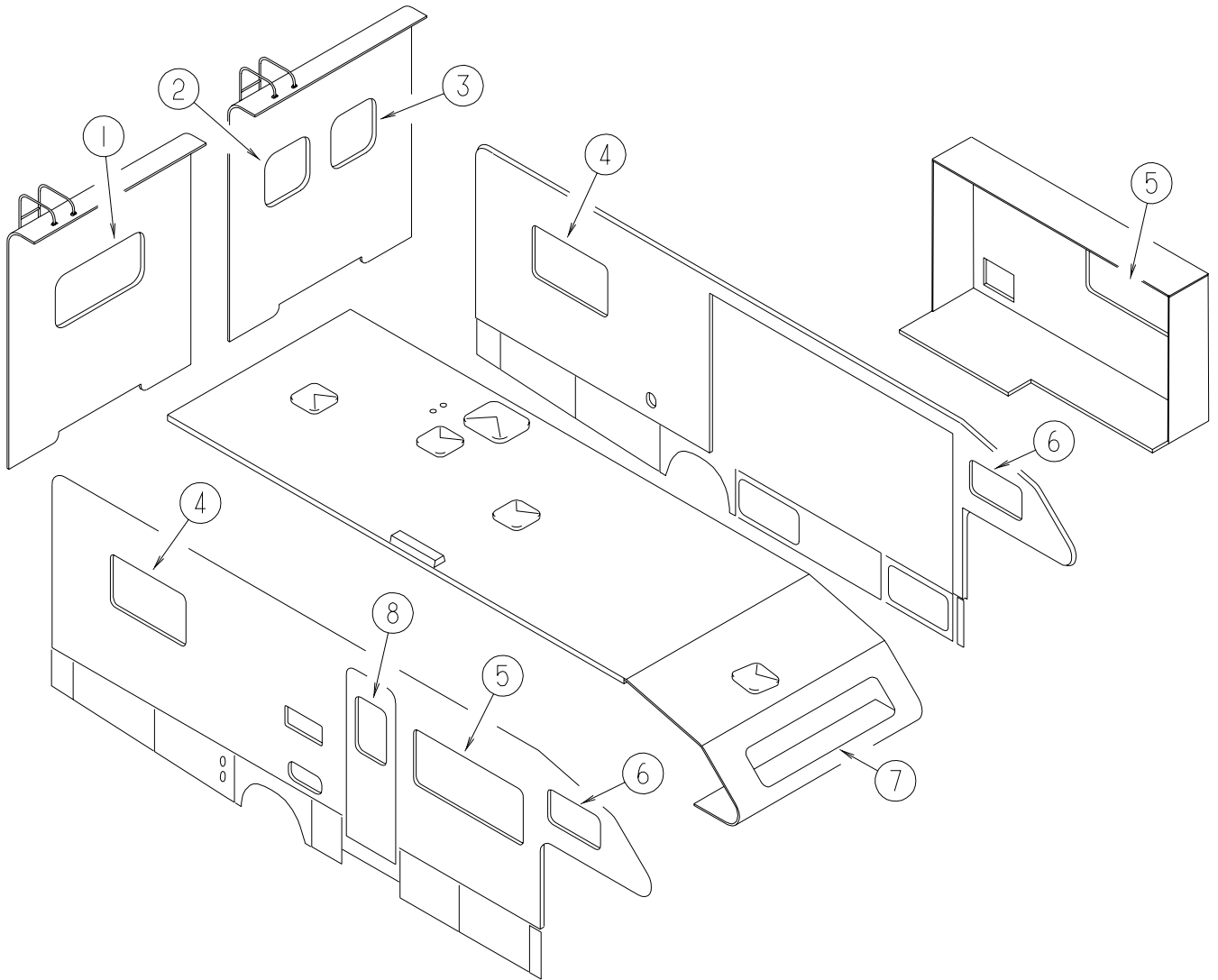
<b>KEY</b>	<b>PART NUMBER</b>	<b>U/M</b>	<b>DESCRIPTION</b>
7	123381-06-L09	EA	ARMREST - LEFT HAND (L09, L10)
7	123381-06-L11	EA	ARMREST - LEFT HAND (L11, L12)
	P23381-06-L09	EA	COVER - ARMREST/LEFT HAND (L09, L10)
	P23381-06-L11	EA	COVER - ARMREST/LEFT HAND (L11, L12)
	123499-05-000	EA	SOFA - ARM - WOOD - LEFT HAND
	116104-03-02B	EA	BRACKET - ZEE W/HOLES - 5.9"
	116104-04-02B	EA	BRACKET - ZEE W/HOLES - 3.2"
	127335-10-000	EA	BRACKET - CANADIAN LATCH
8	111897-05-L09	EA	CUSHION - BACK - 13.5" X 42" X 5" (L09, L10)
8	111897-05-L11	EA	CUSHION - BACK - 13.5" X 42" X 5" (L11, L12)
	P11897-05-L09	EA	COVER - BACK - 13.5" X 42" X 5" (L09, L10)
	P11897-05-L11	EA	COVER - BACK - 13.5" X 42" X 5" (L11, L12)
9	105603-15-L09	EA	CUSHION - SEAT - 23" X 42" X 5" (L09, L10)
9	105603-15-L11	EA	CUSHION - SEAT - 23" X 42" X 5" (L11, L12)
	P05603-15-L09	EA	COVER - SEAT - 23" X 42" X 5" (L09, L10)
	P05603-15-L11	EA	COVER - SEAT - 23" X 42" X 5" (L11, L12)
10	105573-10-L09	EA	CUSHION - OVERHEAD BUNK/REAR - 27" X 23" X 80" X 5"
	P05573-10-L09	EA	COVER - CUSHION/OVERHEAD BUNK/REAR - 27" X 23" X 80" X 5"
11	105573-09-K08	EA	CUSHION - OVERHEAD BUNK/FRONT - 32.5" X 80" X 5"
	P05573-09-K08	EA	COVER - CUSHION/OVERHEAD BUNK/FRONT - 32.5" X 80" X 5"
	M79145-08-000	EA	COVER - CUSHION/BUNK - 25" X 74" X 3.5"
	079145-08-000	EA	CUSHION - BUNK - 25" X 74" X 3.5"
	094658-02-J40	EA	OAK HANDLE - WASHED MAPLE
	094658-02-G04	EA	OAK HANDLE - WATERFORD OAK

**CURTAIN & CUSHION GROUP (CONTINUED)**  
**BUCKET SEATS**



KEY	PART NUMBER	U/M	DESCRIPTION
1	132263-06-L09	EA	SEAT - BUCKET - PASSENGER (L09, L10)
1	132263-05-L09	EA	SEAT - BUCKET - DRIVER (L09, L10)
1	132263-09-L11	EA	SEAT - BUCKET - PASSENGER (L11, L12)
1	132263-08-L11	EA	SEAT - BUCKET - DRIVER (L11, L12)
	122611-02-000	EA	LUMBAR - W/LEVER
2	M05962-95-L09	EA	COVER - BACK (L09, L10)
2	M05962-A5-L11	EA	COVER - BACK (L11, L12)
3	129666-07-L03	EA	ARMREST - RIGHT HAND (L09, L10)
3	129666-09-L11	EA	ARMREST - RIGHT HAND (L11, L12)
	P29666-07-L03	EA	COVER - ARMREST/RIGHT HAND (L09, L10)
	P29666-09-L11	EA	COVER - ARMREST/RIGHT HAND (L11, L12)
	130698-01-000	EA	ARMREST-99 RT, MOLDED - CARPENTER
4	129666-08-L03	EA	ARMREST - LEFT HAND (L09, L10)
4	129666-08-L11	EA	ARMREST - LEFT HAND (L11, L12)
	P29666-08-L03	EA	COVER - ARMREST/LEFT HAND (L09, L10)
	P29666-08-L11	EA	COVER - ARMREST/LEFT HAND (L11, L12)
	130698-02-000	EA	ARMREST-99 LT, MOLDED - CARPENTER
5	M05962-96-L09	EA	COVER - SEAT (L09, L10)
5	M05962-A6-L11	EA	COVER - SEAT (L11, L12)
6	130802-03-000	EA	SCREW F/LEVER
7	130802-02-000	EA	LEVER - RIGHT HAND
7	130802-01-000	EA	LEVER - LEFT HAND
8	132875-01-000	EA	FRAME - RIGHT HAND CHAIR/TALL BACK
8	132875-02-000	EA	FRAME - LEFT HAND CHAIR/TALL BACK
	007221-01-000	EA	SPACER - SEAT/ADJUSTER
	116104-04-02B	EA	BRACKET - ZEE W/HOLES - 3.2"

**CURTAIN & CUSHION GROUP (CONTINUED)**  
**WINDOW TREATMENT**

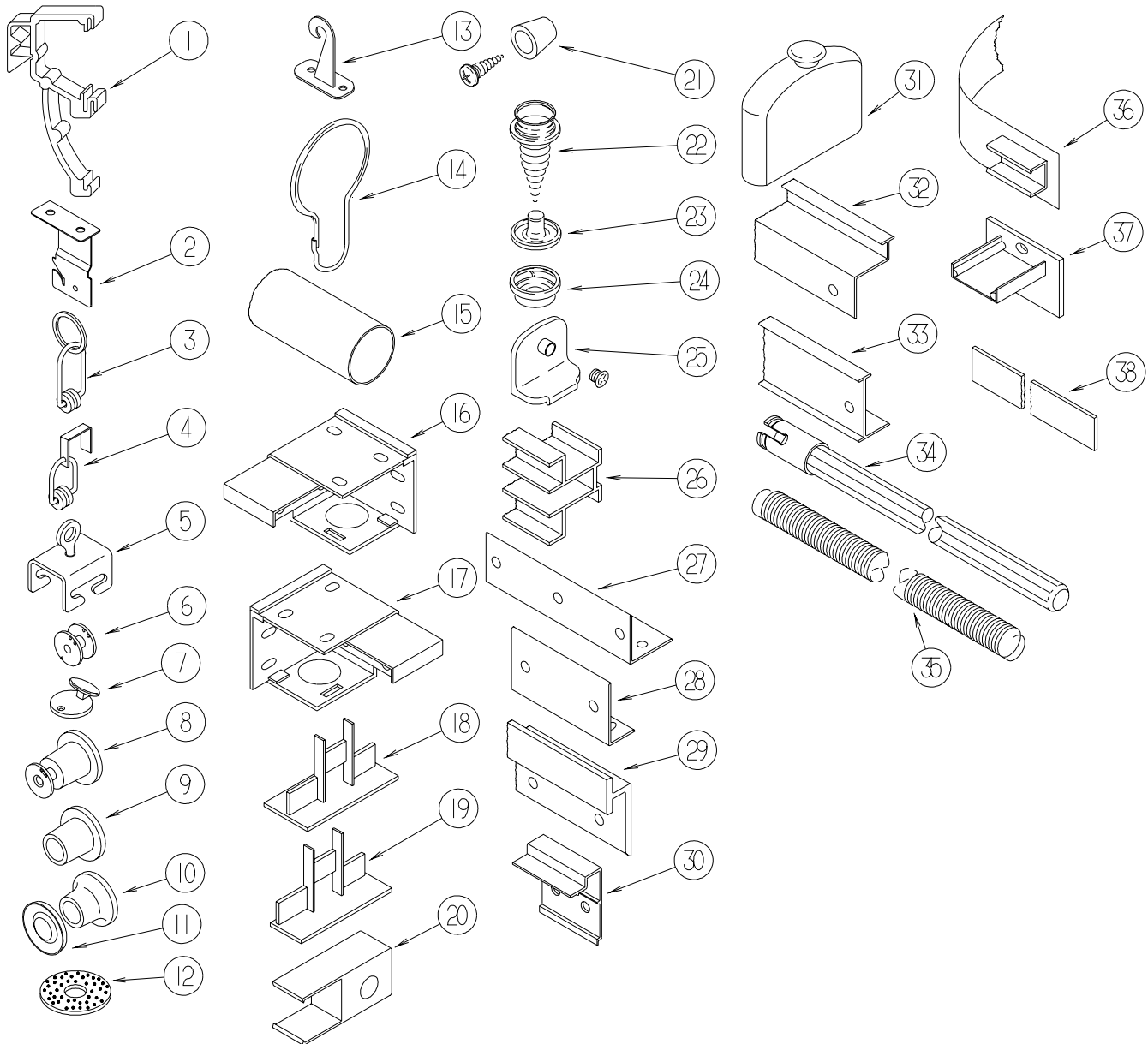




**CURTAIN & CUSHION GROUP (CONTINUED)**  
**WINDOW TREATMENT (CONTINUED)**

<b>KEY</b>	<b>PART NUMBER</b>	<b>U/M</b>	<b>DESCRIPTION</b>
1	133050-02-L09	EA	VALANCE - CORONADO - 53" (L09, L10)
1	133050-02-L11	EA	VALANCE - CORONADO - 53" (L11, L12)
1	111910-62-L09	EA	BLIND - DAY/NIGHTER - 49" X 27" (L09, L10)
1	111910-62-L11	EA	BLIND - DAY/NIGHTER - 49" X 27" (L11, L12)
1	127017-23-L09	EA	LEG - RIGHT - 25" (L09, L10)
1	127017-23-L11	EA	LEG - RIGHT - 25" (L11, L12)
1	127017-24-L09	EA	LEG - LEFT - 25" (L09, L10)
1	127017-24-L11	EA	LEG - LEFT - 25" (L11, L12)
2	133050-13-L09	EA	VALANCE - CORONADO - 31" (L09, L10)
2	133050-13-L09	EA	VALANCE - CORONADO - 31" (L11, L12)
2	111910-20-L09	EA	BLIND - DAY/NIGHTER - 28" X 28" (L09, L10)
2	111910-20-L11	EA	BLIND - DAY/NIGHTER - 28" X 28" (L11, L12)
2	127017-23-L09	EA	LEG - RIGHT - 25" (L09, L10)
2	127017-23-L11	EA	LEG - RIGHT - 25" (L11, L12)
2	127017-24-L09	EA	LEG - LEFT - 25" (L09, L10)
2	127017-24-L11	EA	LEG - LEFT - 25" (L11, L12)
3	133050-04-L09	EA	VALANCE - CORONADO - 31" (L09, L10)
3	133050-04-L11	EA	VALANCE - CORONADO - 31" (L11, L12)
3	111910-20-L09	EA	BLIND - DAY/NIGHTER - 28" X 28" (L09, L10)
3	111910-20-L11	EA	BLIND - DAY/NIGHTER - 28" X 28" (L11, L12)
3	123910-77-L09	EA	LEG - RIGHT - 25" (L09, L10)
3	123910-77-L11	EA	LEG - RIGHT - 25" (L11, L12)
3	123910-78-L09	EA	LEG - LEFT - 25" (L09, L10)
3	123910-78-L11	EA	LEG - LEFT - 25" (L11, L12)
4	133050-03-L09	EA	VALANCE - CORONADO - 45" - QUEEN (L09, L10)
4	133050-03-L11	EA	VALANCE - CORONADO - 45" - QUEEN (L11, L12)
4	133050-02-L09	EA	VALANCE - CORONADO - 53" - TWIN (L09, L10)
4	133050-02-L11	EA	VALANCE - CORONADO - 53" - TWIN (L11, L12)
4	111910-62-L09	EA	BLIND - DAY/NIGHTER - 49" X 27" (L09, L10)
4	111910-62-L11	EA	BLIND - DAY/NIGHTER - 49" X 27" (L11, L12)
4	127017-23-L09	EA	LEG - RIGHT - 25" (L09, L10)
4	127017-23-L11	EA	LEG - RIGHT - 25" (L11, L12)
4	127017-24-L09	EA	LEG - LEFT - 25" (L09, L10)
4	127017-24-L11	EA	LEG - LEFT - 25" (L11, L12)
5	133050-01-L09	EA	VALANCE - CORONADO - 64.5" (L09, L10)
5	133050-01-L11	EA	VALANCE - CORONADO - 64.5" (L11, L12)
5	111910-57-L09	EA	BLIND - DAY/NIGHTER - 61" X 28.5" (L09, L10)
5	111910-57-L11	EA	BLIND - DAY/NIGHTER - 61" X 28.5" (L11, L12)
5	127017-11-K38	EA	LEG - RIGHT - 25"
5	127017-12-K38	EA	LEG - LEFT - 25"
6	101034-60-L09	EA	CURTAIN - LEFT HAND - 19.5" X 31" (L09, L10)
6	101034-60-L11	EA	CURTAIN - LEFT HAND - 19.5" X 31" (L11, L12)
6	101034-59-L09	EA	CURTAIN - RIGHT HAND - 19.5" X 31" (L09, L10)
6	101034-59-L11	EA	CURTAIN - RIGHT HAND - 19.5" X 31" (L11, L12)
7	101034-57-L09	EA	CURTAIN - RIGHT HAND - 21" X 56" (L09, L10)
7	101034-57-L11	EA	CURTAIN - RIGHT HAND - 21" X 56" (L11, L12)
7	101034-58-L09	EA	CURTAIN - LEFT HAND - 21" X 56" (L09, L10)
7	101034-58-L11	EA	CURTAIN - LEFT HAND - 21" X 56" (L11, L12)
8	120820-60-L09	EA	VALANCE - 12" X 31.75" - W/CLOCK (L09, L10)
8	120820-60-L11	EA	VALANCE - 12" X 31.75" - W/CLOCK (L11, L12)
8	084755-57-E07	EA	SHADE - PULL - 27.25"
	076892-23-G07	EA	CURTAIN - CAB PRIVACY - 44" X 80"
	093487-10-01A	EA	CURTAIN - BUNK/PRIVACY/PLEATED - 31" X 100"

**CURTAIN & CUSHION GROUP (CONTINUED)**  
**HARDWARE**



**BLIND PARTS ARE COLOR COORDINATED TO MATCH THE COLOR OF THE BLINDS**  
**HAMPTON TAN COLOR IS USED BY THE ULTIMATE FREEDOM & ADVANTAGE**  
**TITANIUM IS USED BY ALL ITASCAS**  
**ANTELOPE IS USED BY ALL WINNEBAGOS**

KEY	PART NUMBER	U/M	DESCRIPTION
1	109353-04-000	EA	CLIP - VALANCE SLAT MOUNTING - CLEAR PLASTIC
2	084434-01-000	EA	BRACKET - MOUNTING - ROLLER SHADE - 1 3/8"
	096843-01-000	EA	SPRING - REWIND/ROLLER SHADE
	086276-01-000	EA	TAPE - DOUBLE SIDED - 1/2"
3	009701-01-000	EA	CARRIER - CURTAIN - L ROD
4	093487-91-000	EA	ROLLER/CLIP
5	009702-01-000	EA	END STOP - CURTAIN CARRIER - L ROD
6	097592-01-000	EA	SPOOL - CORD - ELEVATED BLIND HOLDUP - SMALL - CLEAR
7	102555-03-000	EA	CLEAT - BLIND CORD - MILKY WHITE PLASTIC
8	097592-02-000	EA	SPOOL - CORD - ELEVATED BLIND HOLDUP - LARGE - CLEAR
9	094896-02-000	EA	GROMMET - CORD/PLEATED BLIND - NYLON - GRAY
10	046867-03-000	EA	GROMMET - HANDY BUTTON #3
11	046867-02-000	EA	WASHER - HANDY BUTTON #3
12	103242-01-000	EA	VELCRO HOOK - BEIGE 7/8" ROUND W/CENTER HOLE
13	109441-03-000	EA	HOLD DOWN - BLIND (CLOUDY)

**CURTAIN & CUSHION GROUP (CONTINUED)**  
**HARDWARE (CONTINUED)**

KEY	PART NUMBER	U/M	DESCRIPTION
	109441-02-000	EA	HOLD DOWN - SPACER
14	009136-02-000	EA	HANGER - RING - PIN TYPE - CURTAIN - BRASS
15	102075-01-02A	EA	ROD - SHOWER CURTAIN - 1" OD X 30.9" - SOFT WHITE
15	102075-06-02A	EA	ROD - SHOWER CURTAIN - 1" OD X 33.5" - SOFT WHITE
15	102075-09-01A	EA	ROD - SHOWER CURTAIN - 1" OD X 29.5" - OFF WHITE
15	102075-09-02A	EA	ROD - SHOWER CURTAIN - 1" OD X 46.3" - SOFT WHITE
15	102075-10-02A	EA	ROD - SHOWER CURTAIN - 1" OD X 46.3" - SOFT WHITE
15	102075-16-02A	EA	ROD - SHOWER CURTAIN - 1" OD X 34.2" - SOFT WHITE
15	102075-17-02A	EA	ROD - SHOWER CURTAIN - 1" OD X 39.3" - SOFT WHITE
15	102075-18-02A	EA	ROD - SHOWER CURTAIN - 1" OD X 38.9" - SOFT WHITE
15	102075-19-02A	EA	ROD - SHOWER CURTAIN - 1" OD X 39.3" - SOFT WHITE
16	083170-01-000	EA	BRACKET - BLIND - LEFT SIDE WHEN FACING WINDOW
17	083170-02-000	EA	BRACKET - BLIND - RIGHT SIDE WHEN FACING WINDOW
18	094907-04-000	EA	END CAP - BOTTOM/PLEATED BLIND (RH & LH)
19	094907-02-000	EA	END CAP - TOP/PLEATED BLIND - PLASTIC - GRAY
20	101033-02-000	EA	END CAP - TRACK/CLEAR
21	097564-03-000	EA	HANDLE - KNOB - E-Z LIFT SHADE - TAN
21	097564-05-000	EA	HANDLE - KNOB - E-Z LIFT SHADE - TEAL
21	097564-06-000	EA	HANDLE - KNOB - E-Z LIFT SHADE - ALABASTER
21	097564-07-000	EA	HANDLE - KNOB - E-Z LIFT SHADE - SILVER
21	000G68-06-12J	EA	SCREW 6-18X.75 POH BRASS
22	029130-01-000	EA	SCREW - SNAP SOCKET - #8 PH X 5/8"
22	029130-03-000	EA	SCREW - SNAP SOCKET - #8 PH X 1"
23	029155-01-000	EA	CAP - SNAP - 5/32" OUTSIDE DIAMETER OF PIN
24	029156-01-000	EA	SOCKET - SNAP - 9/16" O.D.
24	029156-02-000	EA	SOCKET - SNAP - 27/64" O.D.
25	106544-01-000	EA	PULL - SHADE/BRASS
	106544-01-001	EA	SCREW - SHADE/BRASS
26	101033-08-000	EA	TRACK - WALL - 75"
26	101033-09-000	EA	TRACK - WALL - 32"
27	105648-01-02A	EA	BRACE - VALANCE - OFF/WHITE - 14"
27	075943-10-000	EA	BRACE - VALANCE - 20"
28	083125-07-000	EA	BRACE - WINDOW MOUNT - 2.5" - OFF WHITE
28	083125-08-000	EA	BRACE - WINDOW MOUNT - 3/4 - OFF WHITE
29	127254-03-02A	EA	TRACK - CURTAIN/RIGHT HAND - ANTELOPE - F & G SERIES
29	127254-03-03A	EA	TRACK - CURTAIN/RIGHT HAND - TITANIUM - F & G SERIES
29	133236-01-02A	EA	TRACK - CURTAIN/RIGHT HAND - TITANIUM - P SERIES
29	133236-01-01A	EA	TRACK - CURTAIN/RIGHT HAND - ANTELOPE - P SERIES
29	127254-04-02A	EA	TRACK - CURTAIN/LEFT HAND - ANTELOPE - F & G SERIES
29	127254-04-03A	EA	TRACK - CURTAIN/LEFT HAND - TITANIUM - F & G SERIES
29	133235-01-02A	EA	TRACK - CURTAIN/LEFT HAND - ANTELOPE - P SERIES
29	133235-01-01A	EA	TRACK - CURTAIN/LEFT HAND - ANTELOPE - P SERIES
30	076827-02-000	EA	BRACKET - LEG - 2.9" X 1.8" - TRIANGLE
31	093475-01-701	EA	CAP-END, WITH INVERTED STUD
32	105450-14-01A	EA	TRACK - CURTAIN - 90" - OFF WHITE
33	009700-04-002	EA	TRACK - CURTAIN - L SHAPED - 15.5' - OFF WHITE
33	118896-05-02A	EA	TRACK - CURTAIN - RIGHT HAND - HAMPTON TAN - Q-SERIES
33	118897-04-02A	EA	TRACK - CURTAIN - RIGHT HAND - HAMPTON TAN - Q-SERIES
33	126456-01-03A	EA	TRACK - CURTAIN - RIGHT HAND - TITANIUM - L-SERIES
33	126456-02-03A	EA	TRACK - CURTAIN - LEFT HAND - TITANIUM - L-SERIES
33	126456-03-02A	EA	TRACK - CURTAIN - RIGHT HAND - ANTELOPE - L-SERIES
33	126456-04-02A	EA	TRACK - CURTAIN - LEFT HAND - ANTELOPE - L-SERIES
34	093487-90-000	EA	WAND - 30" - FRONT WRAP AROUND
35	097591-01-000	EA	SPRING - EXTENSION/PLEATED BLIND
36	101031-01-000	YD	TAPE - GLIDE/CURTAIN - 4.25" SPACING
37	094907-06-000	EA	HARDWARE - END CAP - E-Z LIFT - TOP
38	089275-01-000	FT	STRIP - 3/4" X 96" - CLEAR POLYETHYLENE
	094908-03-000	FT	HARDWARE - SEMI-RIDGED PVC - EZ LIFT
	094908-04-000	FT	STRAP - FLAT POLY VINYL
	095567-01-000	EA	TACK - STRIP - .5" X 625' ROLL
	097593-02-000	FT	CORD - BLIND - PLEATED - GRAY
	097593-06-000	FT	CORD - BLIND - PLEATED - PEWTER
	097593-07-000	FT	CORD - BLIND - PLEATED - PALE JADE
	097593-10-000	FT	CORD - BLIND - PLEATED - VANILLA

**CURTAIN & CUSHION GROUP (CONTINUED)**  
**ACCESSORIES**

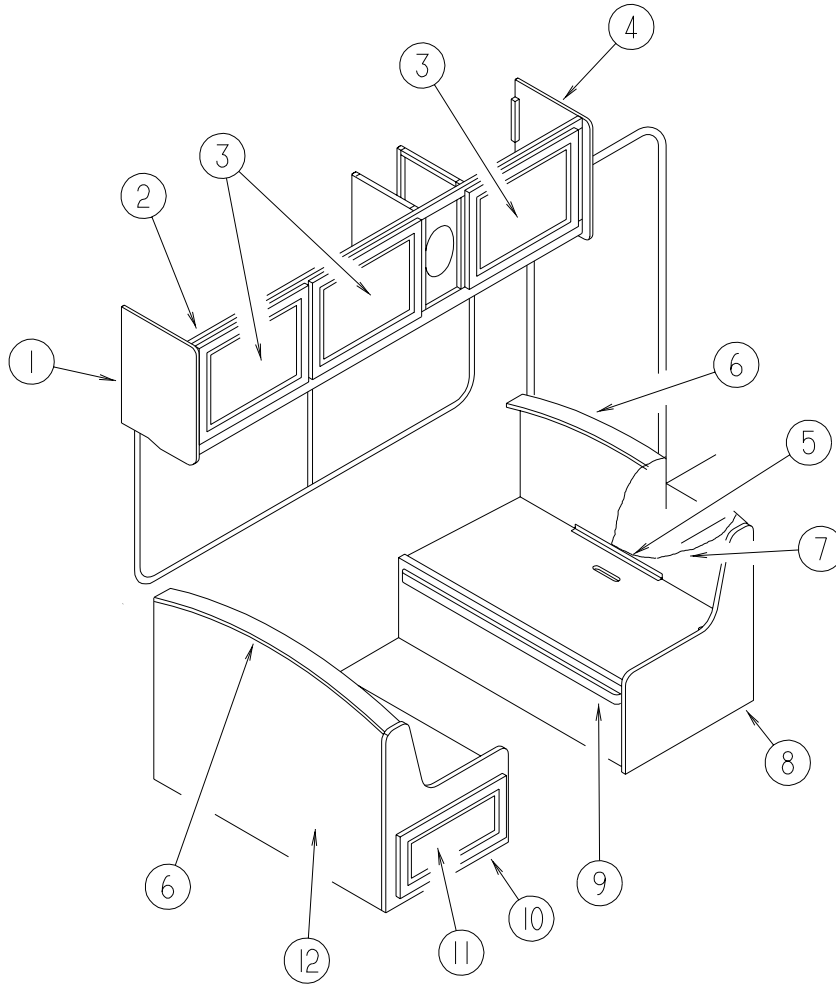
<b>KEY</b>	<b>PART NUMBER</b>	<b>U/M</b>	<b>DESCRIPTION</b>
	007021-01-000	EA	SEAT BELT - 2" X 90" - BLACK
	057759-01-000	EA	WASHER - FLAT F/SEAT BELT - 4" DIAMETER
	000C16-07-16B	EA	BOLT - CARRIAGE - ASSIST HANDLE - 7/16-14 X 1
	000D20-07-00B	EA	NUT - ACORN - ASSIST HANDLE - 7/16 - 14
	053552-02-K01	EA	HANDLE - ASSIST - INTERIOR/ENTRY DOOR - VINYL/OFF WHITE
	069178-03-000	EA	BRACKET - MOUNTING/ASSIST HANDLE - ANY COLOR

**CURTAIN & CUSHION GROUP (CONTINUED)**  
FABRICS

<b>Family - 400's</b>	<b>L09/L10 Barbados (Plum)</b>	<b>L11/L12 Calypso (Neutral)</b>
<b>Bucket Seats</b>	108446-S6-000	108446-S6-000
<b>Dinette Cushions</b>	126883-35-000	126883-41-000
<b>Dinette Pads</b>	108446-S6-000	108446-S6-000
<b>Kitchen Chairs</b>	126883-18-000	126883-18-000
<b>Stackmore Chairs</b>	126883-18-000	126883-18-000
<b>Sofa</b>	126883-35-000	126883-41-000
<b>Swivel Chair</b>	126883-18-000	126883-18-000
<b>Lounge Windows</b>	126883-35-000 126883-18-000	126883-41-000 126883-18-000
<b>Lounge Pillow</b>	126883-35-000	126883-41-000
<b>Fringe Trim</b>	126883-18-000 084415-B0-000	126883-18-000 084415-B3-000
<b>Overhead Bunk</b>	108446-S6-000	108446-S6-000
<b>Bedroom Window</b>	105745-L7-000 105745-E7-000	105745-L8-000 105745-L4-000
<b>Bedroom Leg</b>	105745-E7-000	105745-L4-000
<b>Bedroom Pillow</b>	105745-L7-000	105745-L8-000
<b>Fringe Trim</b>	105745-E7-000 084415-B0-000	105745-L4-000 084415-B3-000
<b>Bedsread</b>	105745-L7-000	105745-L8-000
<b>Pillow Shams</b>	105745-L7-000	105745-M7-000
<b>Cord Trim</b>	105745-L4-000 084415-B4-000	105745-64-000 084415-B5-000
<b>Frt Wrap Curtain</b>	072333-85-000	072333-85-000
<b>Overhead Curtain</b>	105745-L7-000	105745-L8-000
<b>Drapery Lining</b>	087272-03-000	087272-03-000
<b>Ceiling Vinyl</b>	113979-09-01A	113979-09-01A

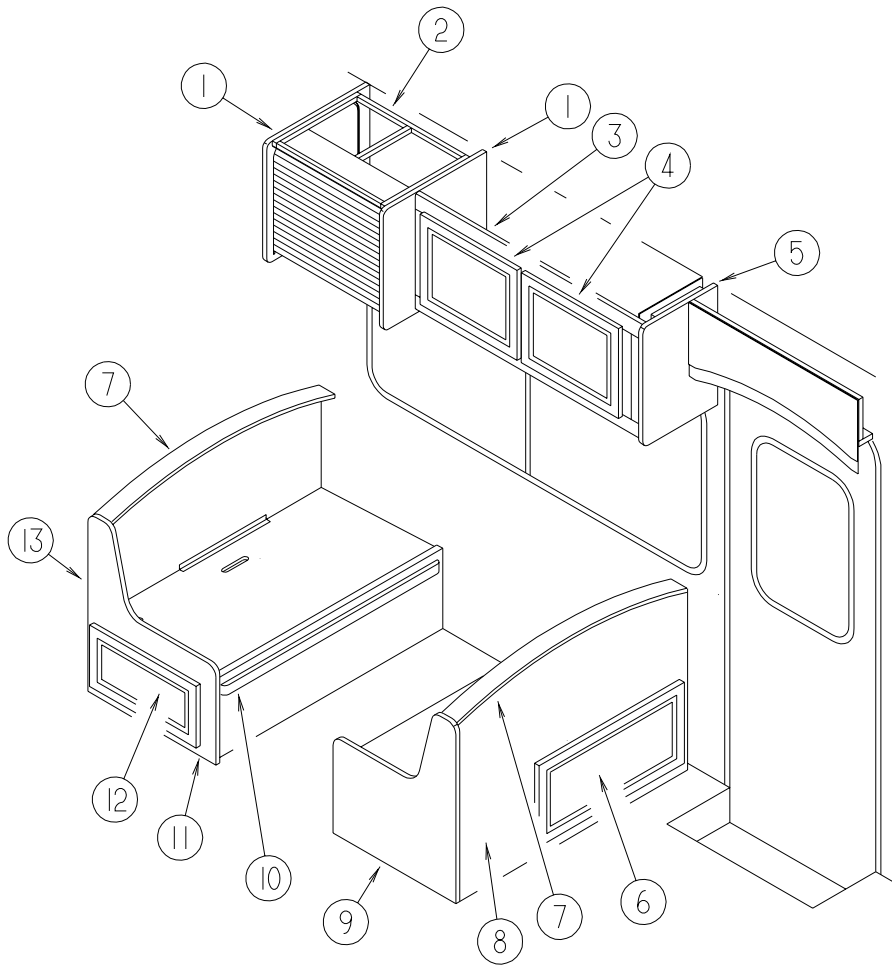
NOTE: FABRIC LISTED FIRST IN A BLOCK, IS THE LARGEST QUANTITY USED

## DINETTE GROUP CABINETS



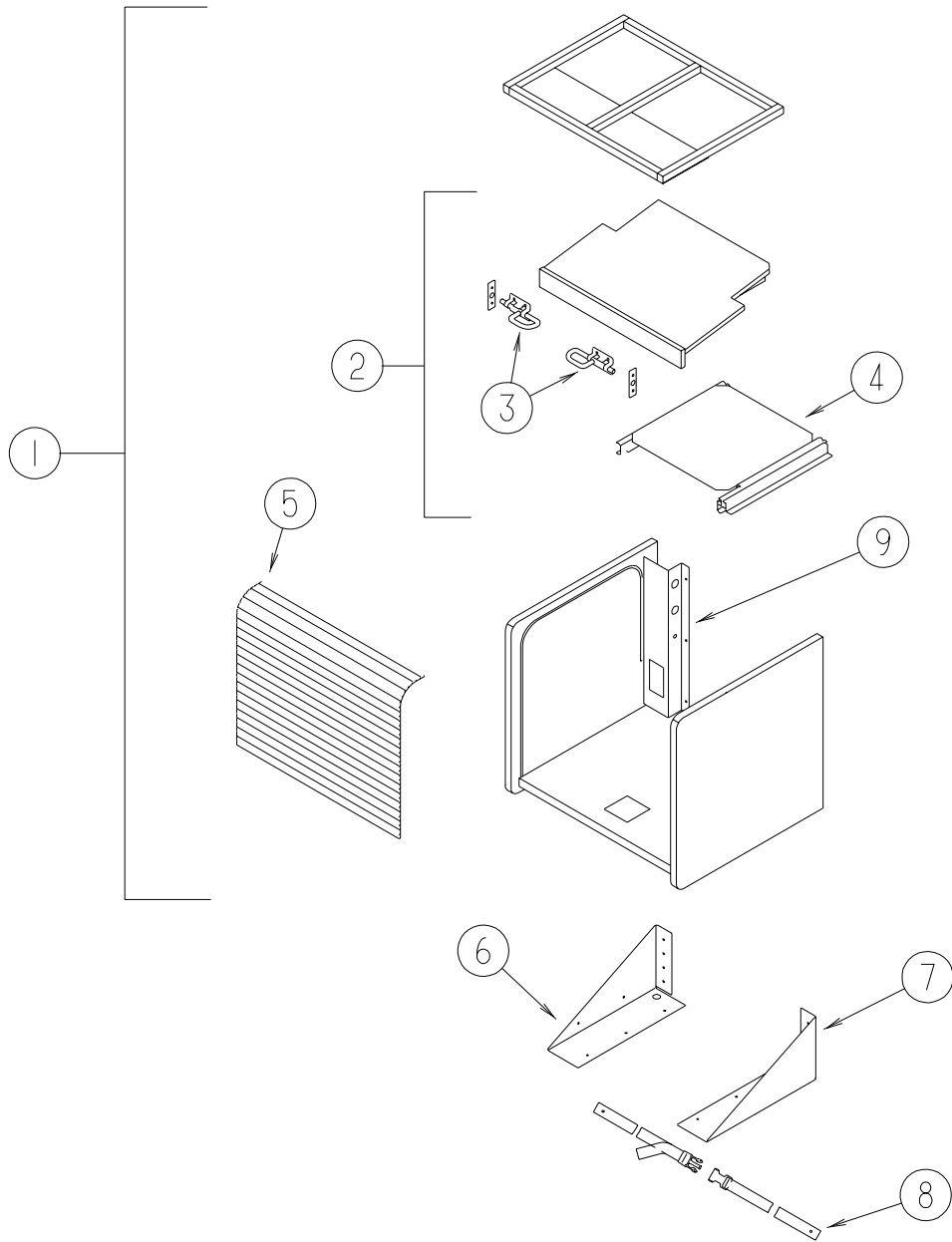
KEY	PART NUMBER	U/M	DESCRIPTION
1	109908-73-K09	EA	END CAP - OVERHEAD CABINET - WASHED MAPLE
1	109908-73-K07	EA	END CAP - OVERHEAD CABINET - WATERFORD OAK
2	131027-01-L09	EA	CABINET - OVERHEAD/FRONT - W/O DOORS/HARDWARE (L09, L11)
2	131027-01-K08	EA	CABINET - OVERHEAD/FRONT - W/O DOORS/HARDWARE (L10, L12)
3	131995-D1-L09	EA	DOOR - RAIL/SOLID PANEL - 15.7" X 20.4" - W/O HARDWARE - WASHED MAPLE
3	132141-08-L07	EA	DOOR - RAIL/VENEER - 15.7" X 20.4" - W/O HARDWARE - WATERFORD OAK
4	109908-74-K09	EA	END CAP - OVERHEAD CABINET - WASHED MAPLE
4	109908-74-K07	EA	END CAP - OVERHEAD CABINET - WATERFORD OAK
5	131995-G7-L09	EA	DOOR - RAIL/SOLID PANEL - 10" X 29.5" - W/O HARDWARE - WASHED MAPLE
5	131995-G7-L07	EA	DOOR - RAIL/SOLID PANEL - 10" X 29.5" - W/O HARDWARE - WATERFORD OAK
6	111338-06-K48	EA	PAD - DINETTE SEATBACK (L09, L10)
6	111338-06-L11	EA	PAD - DINETTE SEATBACK (L11, L12)
7	M08123-04-J40	EA	CABINET - SEATBACK - RIGHT HAND - WASHED MAPLE
7	M08123-04-G04	EA	CABINET - SEATBACK - RIGHT HAND - WATERFORD OAK
8	M08122-27-K09	EA	CABINET - SEATBASE - RIGHT HAND - W/O DOOR/DRAWER/HDW - WASHED MAPLE
8	M08122-27-K07	EA	CABINET - SEATBASE - RIGHT HAND - W/O DOOR/DRAWER/HDW - WATERFORD OAK
9	081295-01-H37	EA	SUPPORT - BED/DINETTE - 28" LONG - WASHED MAPLE
9	081295-01-G01	EA	SUPPORT - BED/DINETTE - 28" LONG - WATERFORD OAK
10	M08122-04-K09	EA	CABINET - SEATBASE - LEFT HAND - W/O DOOR/DRAWER/HDW - WASHED MAPLE
10	M08122-04-G04	EA	CABINET - SEATBASE - LEFT HAND - W/O DOOR/DRAWER/HDW - WATERFORD OAK
11	131995-G4-L09	EA	DOOR - RAIL/SOLID PANEL - 10" X 19.1" - W/O HARDWARE - WASHED MAPLE
11	131995-G4-L01	EA	DOOR - RAIL/SOLID PANEL - 10" X 19.1" - W/O HARDWARE - WATERFORD OAK
12	M08123-03-J40	EA	CABINET - SEATBACK - RIGHT HAND - WASHED MAPLE
12	M08123-03-G04	EA	CABINET - SEATBACK - RIGHT HAND - WATERFORD OAK

**DINETTE GROUP (CONTINUED)**  
**CABINETS (CONTINUED)**



KEY	PART NUMBER	U/M	DESCRIPTION
1	109908-98-J40	EA	END CAP - OVERHEAD CABINET - WASHED MAPLE
1	109908-98-J01	EA	END CAP - OVERHEAD CABINET - WATERFORD OAK
2	M08163-09-K09	EA	CABINET - TV/VCP - W/O SHELF/SLIDES/SWIVEL- W/TAMBOUR DOOR - WASHED MAPLE
2	M08163-09-K01	EA	CABINET - TV/VCP - W/O SHELF/SLIDES/SWIVEL- W/TAMBOUR DOOR - WATERFORD OAK
2	M08163-10-K09	EA	CABINET - TV/VCP - W/SHELF/SLIDES/SWIVEL/TAMBOUR DOOR - WASHED MAPLE
2	M08163-10-K01	EA	CABINET - TV/VCP - W/SHELF/SLIDES/SWIVEL/TAMBOUR DOOR - WATERFORD OAK
3	131028-01-L09	EA	CABINET - OVERHEAD/FRONT - W/O DOORS/HARDWARE - WASHED MAPLE
3	131028-01-L07	EA	CABINET - OVERHEAD/FRONT - W/O DOORS/HARDWARE - WATERFORD OAK
4	131995-A4-L09	EA	DOOR - RAIL/SOLID PANEL - 14.3" X 17.9" - W/O HARDWARE - WASHED MAPLE
4	132141-59-L07	EA	DOOR - RAIL/VENEER - 14.3" X 17.9" - W/O HARDWARE - WATERFORD OAK
5	109908-74-K09	EA	END CAP - OVERHEAD CABINET - WASHED MAPLE
5	109908-74-K07	EA	END CAP - OVERHEAD CABINET - WATERFORD OAK
6	131995-G7-L09	EA	DOOR - RAIL/SOLID PANEL - 10" X 29.5" - W/O HARDWARE - WASHED MAPLE
6	131995-G7-L07	EA	DOOR - RAIL/SOLID PANEL - 10" X 29.5" - W/O HARDWARE - WATERFORD OAK
7	111338-06-K48	EA	PAD - DINETTE SEATBACK (L09, L10)
7	111338-06-L11	EA	PAD - DINETTE SEATBACK (L11, L12)
8	M08123-04-J40	EA	CABINET - SEATBACK - RIGHT HAND - WASHED MAPLE
8	M08123-04-G04	EA	CABINET - SEATBACK - RIGHT HAND - WATERFORD OAK
9	M08122-27-K09	EA	CABINET - SEATBASE - RIGHT HAND - W/O DOOR/DRAWER/HDW - WASHED MAPLE
9	M08122-27-K07	EA	CABINET - SEATBASE - RIGHT HAND - W/O DOOR/DRAWER/HDW - WATERFORD OAK
10	081295-01-H37	EA	SUPPORT - BED/DINETTE - 28" LONG - WASHED MAPLE
10	081295-01-G01	EA	SUPPORT - BED/DINETTE - 28" LONG - WATERFORD OAK
11	M08122-04-K09	EA	CABINET - SEATBASE - LEFT HAND - W/O DOOR/DRAWER/HDW - WASHED MAPLE
11	M08122-04-G04	EA	CABINET - SEATBASE - LEFT HAND - W/O DOOR/DRAWER/HDW - WATERFORD OAK
12	131995-G4-L09	EA	DOOR - RAIL/SOLID PANEL - 10" X 19.1" - W/O HARDWARE - WASHED MAPLE
12	131995-G4-L01	EA	DOOR - RAIL/SOLID PANEL - 10" X 19.1" - W/O HARDWARE - WATERFORD OAK
13	M08123-03-J40	EA	CABINET - SEATBACK - RIGHT HAND - WASHED MAPLE
13	M08123-03-G04	EA	CABINET - SEATBACK - RIGHT HAND - WATERFORD OAK

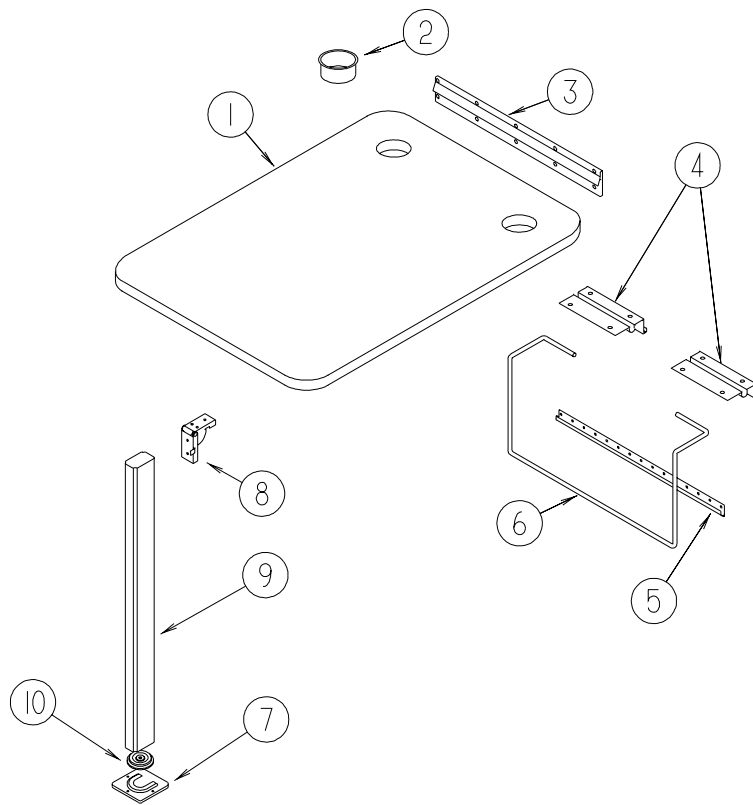
**DINETTE GROUP (CONTINUED)**  
**CABINETS (CONTINUED)**



KEY	PART NUMBER	U/M	DESCRIPTION
1	M08163-09-K09	EA	CABINET - TV/VCP - W/O SHELF/SLIDES/SWIVEL- W/TAMBOUR DOOR - WASHED MAPLE
1	M08163-09-K01	EA	CABINET - TV/VCP - W/O SHELF/SLIDES/SWIVEL- W/TAMBOUR DOOR - WATERFORD OAK
1	M08163-10-K09	EA	CABINET - TV/VCP - W/SHELF/SLIDES/SWIVEL/TAMBOUR DOOR - WASHED MAPLE
1	M08163-10-K01	EA	CABINET - TV/VCP - W/SHELF/SLIDES/SWIVEL/TAMBOUR DOOR - WATERFORD OAK
2	125722-13-J01	EA	SHELF - W/SLIDE & SWIVEL
3	103256-01-000	EA	LATCH - SLIDE
4	116773-02-000	EA	SWIVEL/SLIDES - F/TV SHELF
5	057882-04-700	EA	TAMBOUR - 48" X 48" SHEET - UNFINISHED
6	122298-03-02B	EA	BRACKET - TV/VCR W/ANGLE - LEFT HAND - E-COATED
7	122298-02-02B	EA	BRACKET - TV/VCR W/ANGLE - RIGHT HAND - E-COATED
8	099717-04-000	EA	STRAP - TIE DOWN W/21.3" FEMALE STRAP & 27.2" MALE STRAP
9	122469-02-02B	EA	BRACKET - ZEE - W/CUTOUT - E-COATED
9	122469-01-02B	EA	BRACKET - ZEE



**DINETTE GROUP (CONTINUED)**  
**TABLE**



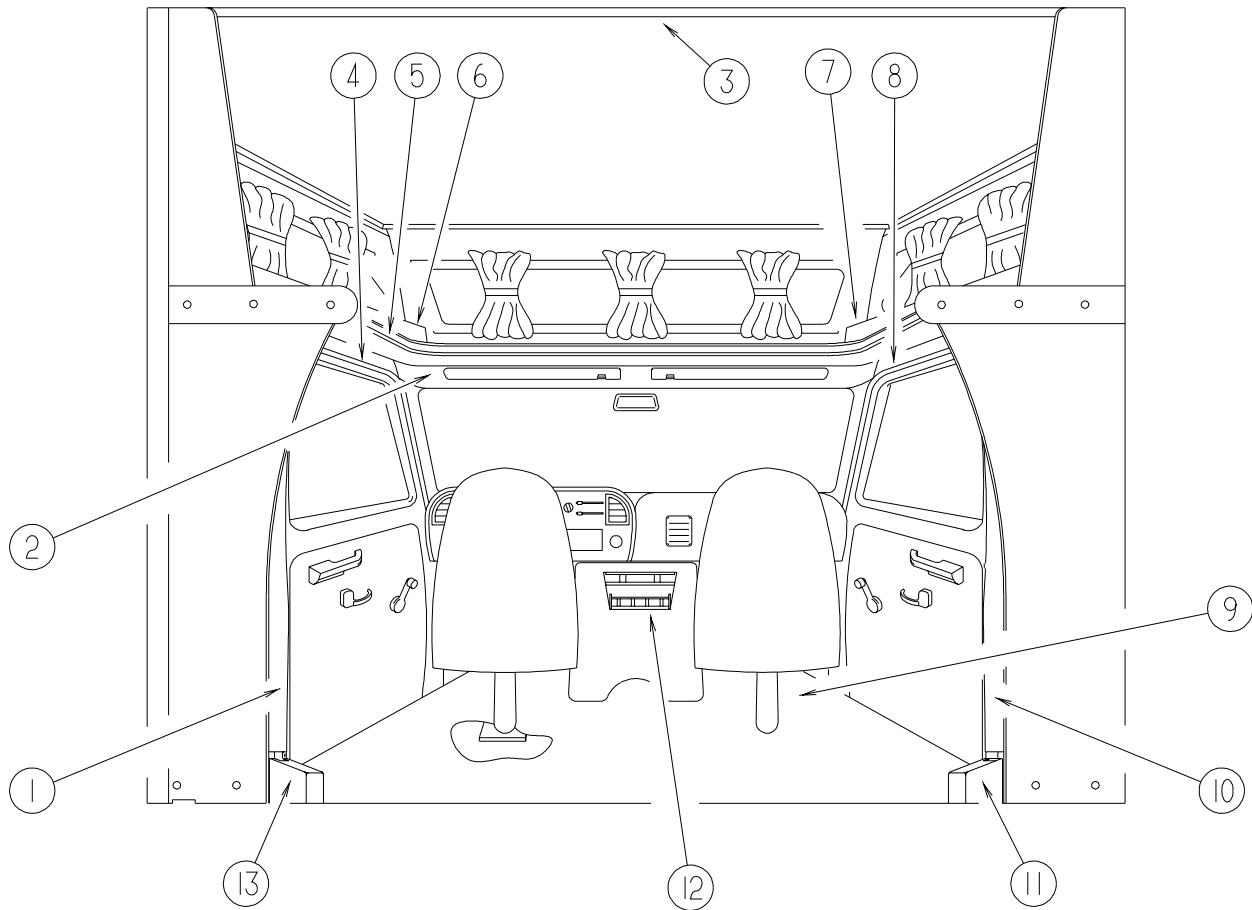
KEY	PART NUMBER	U/M	DESCRIPTION
1	132034-09-L09	EA	TABLE TOP ONLY - WASHED MAPLE
1	132034-09-L07	EA	TABLE TOP ONLY - WATERFORD OAK
2	064781-06-000	EA	HOLDER/CUP - TWO STEP - OFF WHITE
3	053200-13-000	EA	SUPPORT - TABLE - 18.5"
4	088410-02-000	EA	BRACKET - LIFT - TABLE MOUNTED
5	024281-15-000	EA	BRACKET/TABLE - LIFT ROD/LOWER WALL MOUNTED - 17.1"
6	024275-13-000	EA	ROD - TABLE LIFT - OFF/WHITE
7	093550-01-000	EA	BRACKET - HINGE - MOUNTS TO LEG & TABLE TOP - 1.7" X 2.6"
8	092707-04-08A	EA	LEG - TABLE - W/O HARDWARE - 27" - WASHED MAPLE
8	092707-04-05A	EA	LEG - TABLE - W/O HARDWARE - 27" - WATERFORD OAK
9	092593-01-05A	EA	CATCH - TABLE LEG - OFF/WHITE
10	049493-12-000	EA	CATCH - TABLE LEG/FLOOR MOUNTED - OFF WHITE

**DRIVERS COMPARTMENT GROUP**  
**INSTRUMENT PANEL**

<b>KEY</b>	<b>PART NUMBER</b>	<b>U/M</b>	<b>DESCRIPTION</b>
	094795-09-000	EA	CLUSTER - INSTRUMENT PANEL - KILOMETERS - GAS/DIESEL-FORD
	100138-01-000	EA	MODULE - DAYTIME/RUNNING LIGHT - HAMSAR DRL #H8005B
	116220-01-000	EA	APPLIQUE - SWITCH/SLIDEOUT
*	087202-01-000	EA	SWITCH - 4 POSITION - W/KNOB/BEZEL - 5 TERMINAL - REAR AUTO HEATER
	108357-09-000	EA	SWITCH - ROCKER SPDT - ON/NONE/MOM - 3 TERMINAL- "AUXILIARY START"
	108356-07-01A	EA	COVER/ACTUATOR SWITCH - 2 ROWS DIMPLES - AUX START - BLACK
	081994-07-000	EA	PLATE - SWITCH - "AUXILIARY START"
	108355-01-000	EA	HOUSING - SWITCH

**\*COMPONENT PARTS FOUND IN SERVICE PARTS LIBRARY**

**DRIVERS COMPARTMENT GROUP (CONTINUED)**  
**FRONT INTERIOR**

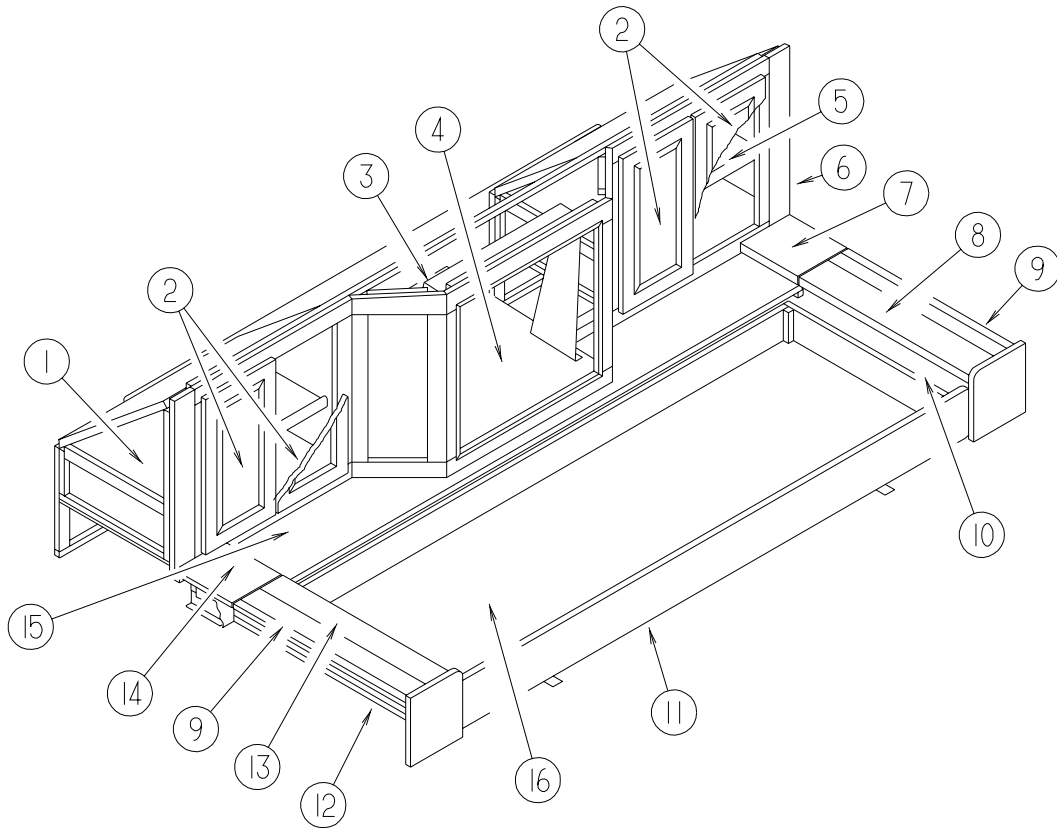


KEY	PART NUMBER	U/M	DESCRIPTION
1	125031-02-H04	EA	TRIM - CAB - B-PILLAR - DRIVER SIDE
2	106448-01-H04	EA	HEADLINER - W/VINYL
3	131666-01-01A	EA	TRIM - FRONT ROOF SECTION
3	082111-02-000	EA	COVER - ROOF BREAK - OFF WHITE
4	106447-04-H04	EA	TRIM - CAB DOOR - UPPER/LEFT HAND
5	119520-01-01A	FT	MOLDING-T - 1" - W/EDGE LIPS (OFF/WHITE-CREAM)
6	109894-01-J41	EA	CABINET - HAMPER - DRIVER/FRONT - WASHED MAPLE
6	109894-01-L03	EA	CABINET - HAMPER - DRIVER/FRONT - WATERFORD OAK
7	109894-03-K08	EA	CABINET - HAMPER - PASSENGER/FRONT - WASHED MAPLE
7	109894-03-L03	EA	CABINET - HAMPER - PASSENGER/FRONT - WATERFORD OAK
8	106447-03-H04	EA	TRIM - CAB DOOR - UPPER/RIGHT HAND
9	125780-01-000	EA	MAT - FLOOR - FRONT/PASSENGER - "W" - FORD
9	125780-02-000	EA	MAT - FLOOR - FRONT/DRIVER - "W" - FORD
10	125031-01-H04	EA	TRIM - CAB - B-PILLAR - PASSENGER SIDE
11	106431-01-02A	EA	COVER - SEATBELT RECOIL - PASSENGER SIDE - VW GRAY
12	125291-01-01A	EA	TRAY - BEVERAGE - F/DELUXE MOTOR COVER (1999 CHASSIS)
13	106431-02-02A	EA	COVER - SEATBELT RECOIL - DRIVER SIDE - VW GRAY
*	106025-03-01A	EA	LADDER - BUNK - BLACK - 47.3"
	091952-01-000	EA	CLIP-GRIPPER - 1"

**\*COMPONENT PARTS FOUND IN SERVICE PARTS LIBRARY**

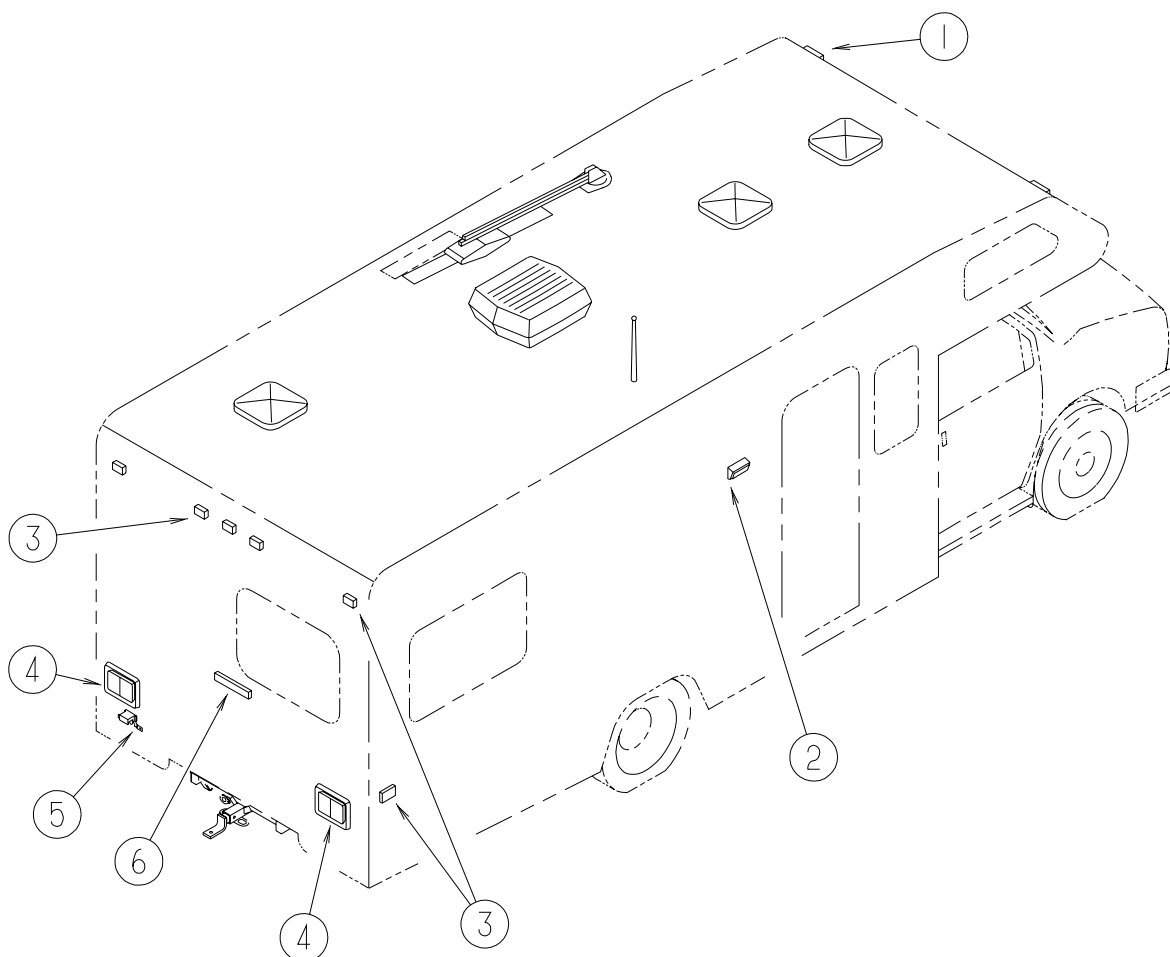
## DRIVERS COMPARTMENT GROUP (CONTINUED)

### CABINETS



KEY	PART NUMBER	U/M	DESCRIPTION
1	133221-02-L09	EA	CABINET - ENTERTAINMENT CENTER/SHELF - W/O HARDWARE - WASHED MAPLE
	133221-11-L09	EA	SHELF - W/EDGE MOLDING - WASHED MAPLE
1	133221-02-L07	EA	CABINET - ENTERTAINMENT CENTER/SHELF - W/O HARDWARE - WATERFORD OAK
	113156-11-G04	EA	SHELF - W/MOLDING - WATERFORD OAK
2	131995-35-L09	EA	DOOR - RAIL/SOLID PANEL - 10.6" X 19.8" - W/O HARDWARE - WASHED MAPLE
2	132141-92-L10	EA	DOOR - RAIL/VENEER - 10.6" X 19.8" - W/O HARDWARE - WATERFORD OAK
3	110790-03-000	EA	BRACKET - TIEDOWN/TV
4	111356-02-J40	EA	SHELF - TV - W/TIEDOWN BRACKET - WASHED MAPLE
4	111356-02-J01	EA	SHELF - TV - W/TIEDOWN BRACKET - WATERFORD OAK
5	133221-01-L09	EA	CABINET - ENTERTAINMENT CENTER/SHELF - W/O HARDWARE - WASHED MAPLE
	133221-11-L09	EA	SHELF - W/EDGE MOLDING - WASHED MAPLE
5	133221-01-L07	EA	CABINET - ENTERTAINMENT CENTER/SHELF - W/O HARDWARE - WATERFORD OAK
	133221-11-L07	EA	SHELF - W/MOLDING - WATERFORD OAK
6	133234-01-L09	EA	CABINET - ENTERTAINMENT CENTER FACE - W/O HARDWARE - WASHED MAPLE
6	133234-01-L07	EA	CABINET - ENTERTAINMENT CENTER FACE - W/O HARDWARE - WATERFORD OAK
7	113155-19-L01	EA	COUNTERTOP - ENTERTAINMENT CENTER STORAGE
8	113155-12-L01	EA	COUNTERTOP - ENTERTAINMENT CENTER STORAGE
9	113155-21-K08	EA	COUNTERTOP - ENTERTAINMENT CENTER STORAGE
10	113155-03-L09	EA	CABINET/STORAGE - RIGHT END - W/FLIP UP COUNTERTOP - WASHED MAPLE
10	113155-03-L07	EA	CABINET/STORAGE - RIGHT END - W/FLIP UP COUNTERTOP - WATERFORD OAK
11	100847-11-J40	EA	FACE - DRAWER VINYL COVERED - 5.5" X 76.7" - WASHED MAPLE
11	100847-11-J02	EA	FACE - DRAWER VINYL COVERED - 5.5" X 76.7" - WATERFORD OAK
12	113155-04-L09	EA	CABINET/STORAGE - LEFT END - W/FLIP UP COUNTERTOP - WASHED MAPLE
12	113155-04-L07	EA	CABINET/STORAGE - LEFT END - W/FLIP UP COUNTERTOP - WATERFORD OAK
13	113155-18-L01	EA	COUNTERTOP - ENTERTAINMENT CENTER STORAGE
14	113155-11-L01	EA	COUNTERTOP - ENTERTAINMENT CENTER STORAGE
15	133234-12-L09	EA	SHELF - W/EDGE MOLDING - WASHED MAPLE
15	133234-12-L14	EA	SHELF - W/MOLDING - WATERFORD OAK
16	100847-01-L09	EA	DRAWER - ENTERTAINMENT CENTER - W/O HARDWARE - WASHED MAPLE
16	100847-01-L07	EA	DRAWER - ENTERTAINMENT CENTER - W/O HARDWARE - WATERFORD OAK

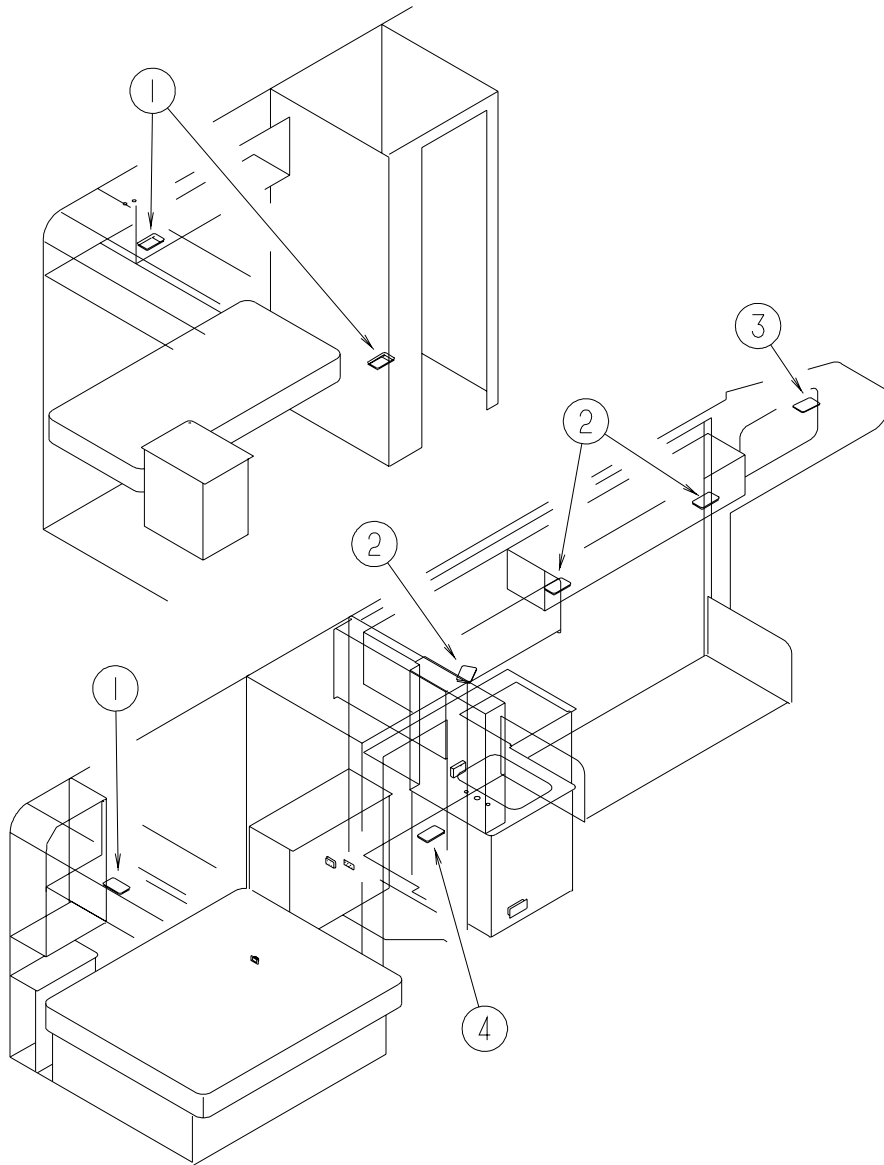
## ELECTRICAL GROUP LIGHTS



KEY	PART NUMBER	U/M	DESCRIPTION
1	111102-02-000	EA	LENS - AMBER - MARKER LAMP
	111102-01-000	EA	BASE - MARKER LAMP
	036196-01-000	EA	BULB - 12V - #194 - .27 AMP - BAYONETTE
2*	097917-01-06A	EA	LIGHT - PORCH - BRIGHT WHITE
	008215-01-000	EA	BULB - 12 VOLT - #1003 - .94 AMP
2*	008089-02-000	EA	LIGHT - PORCH - RECESSED - CANADIAN
	008214-01-000	EA	BULB - 12 VOLT - #67 - .59 AMP
	111102-03-000	EA	LENS - RED - MARKER LAMP
3	111102-01-000	EA	BASE - MARKER LAMP
	036196-01-000	EA	BULB - 12V - #194 - .27 AMP - BAYONETTE
	103355-02-01A	EA	POD - TAIL LIGHT - BRIGHT WHITE
*	081638-01-000	EA	TAILLIGHT/DOUBLE W/BLACK TRIM - DRIVER/PASSENGER SIDE
5	066432-02-000	EA	LIGHT - LICENSE - BLACK
	066432-03-000	EA	BRACKET - LICENSE PLATE
6	121950-01-000	EA	LIGHT - BRAKE - CENTER MOUNT

**\*COMPONENT PARTS FOUND IN SERVICE PARTS LIBRARY**

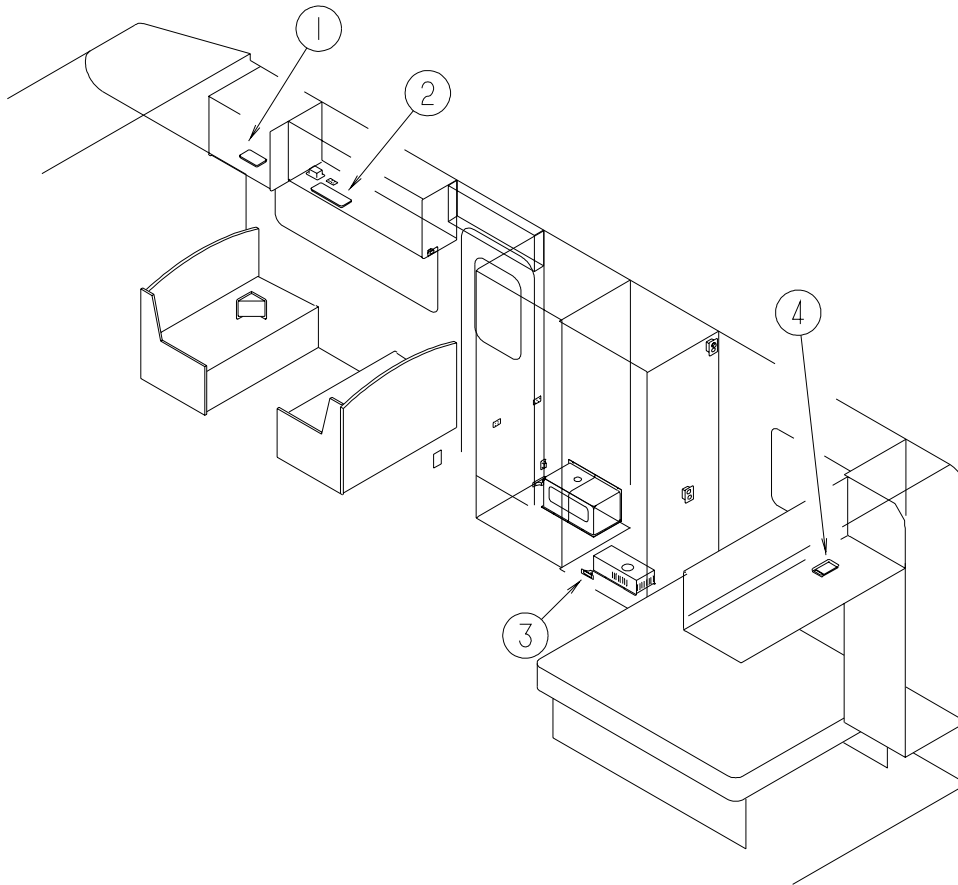
**ELECTRICAL GROUP (CONTINUED)**  
**LIGHTS (CONTINUED)**



KEY	PART NUMBER	U/M	DESCRIPTION
1	104173-01-01A	EA	LIGHT - DESIGNER - BRASS - UL
	008218-01-000	EA	BULB - 12 VOLT - #1141 - 1.44 AMP
1	104172-01-01A	EA	LIGHT - BULLET - BULB #93 12V - CANADIAN
	117806-01-000	EA	BULB - 12 VOLT #912 - 1.0 AMPS
1*	098024-05-02A	EA	LIGHT - DOME - 1 BULB - SKYLITE/OPTI CLEAR
	008218-01-000	EA	BULB - 12 VOLT - #1141 - 1.44 AMP
2*	098024-05-02A	EA	LIGHT - DOME - 1 BULB - SKYLITE/OPTI CLEAR
	008218-01-000	EA	BULB - 12 VOLT - #1141 - 1.44 AMP
3*	098024-06-02A	EA	LIGHT - DOME - 2 BULB - SKYLITE/OPTI CLEAR
	008218-01-000	EA	BULB - 12 VOLT - #1141 - 1.44 AMP
4*	098024-01-03A	EA	LIGHT - DOME - 1 BULB - WHITE
	008218-01-000	EA	BULB - 12 VOLT - #1141 - 1.44 AMP

**\*COMPONENT PARTS FOUND IN SERVICE PARTS LIBRARY**

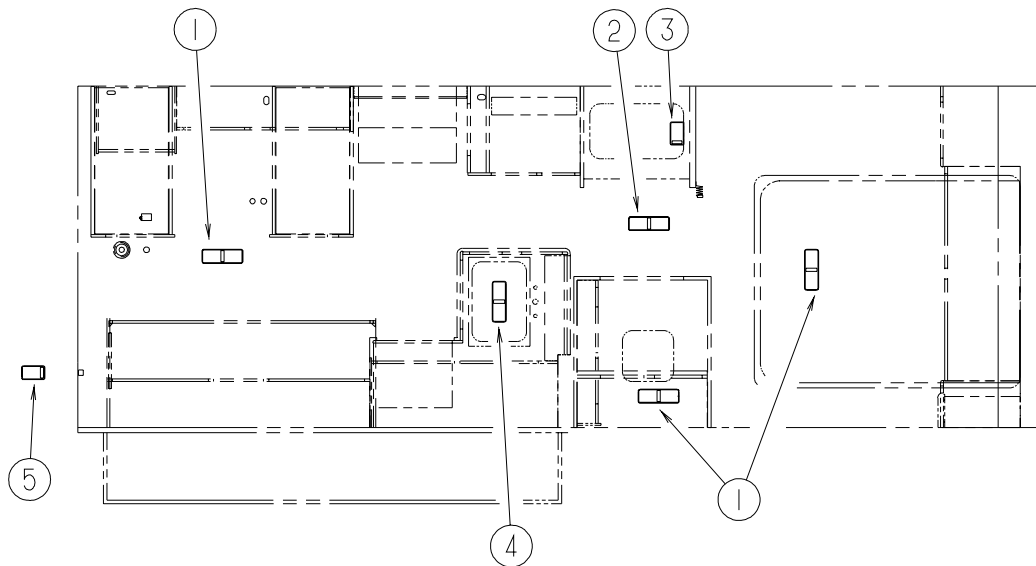
**ELECTRICAL GROUP (CONTINUED)**  
**LIGHTS (CONTINUED)**



KEY	PART NUMBER	U/M	DESCRIPTION
1*	098024-05-02A	EA	LIGHT - DOME - 1 BULB - SKYLITE/OPTI CLEAR
	008218-01-000	EA	BULB - 12 VOLT - #1141 - 1.44 AMP
2*	098024-06-02A	EA	LIGHT - DOME - 2 BULB - SKYLITE/OPTI CLEAR
	008218-01-000	EA	BULB - 12 VOLT - #1141 - 1.44 AMP
3	061424-01-000	EA	LIGHT - AISLE - 12 VOLT - RECTANGULAR
	008218-01-000	EA	BULB - 12 VOLT - #1141 - 1.44 AMP
4	104173-01-01A	EA	LIGHT - DESIGNER - BRASS - UL
	008218-01-000	EA	BULB - 12 VOLT - #1141 - 1.44 AMP
4	104172-01-01A	EA	LIGHT - BULLET - BULB #93 12V - CANADIAN
	117806-01-000	EA	BULB - 12 VOLT #912 - 1.0 AMPS
4*	098024-05-02A	EA	LIGHT - DOME - 1 BULB - SKYLITE/OPTI CLEAR
	008218-01-000	EA	BULB - 12 VOLT - #1141 - 1.44 AMP

**\*COMPONENT PARTS FOUND IN SERVICE PARTS LIBRARY**

**ELECTRICAL GROUP (CONTINUED)**  
**LIGHTS (CONTINUED)**



KEY	PART NUMBER	U/M	DESCRIPTION
1	098024-08-02A	EA	LIGHT - DOME - 2 BULB - W/O SWITCH FROM: 00-00-00 THRU: 03-05-00
1	098024-09-02A	EA	LIGHT - DOME - 1 LENS/2 BULB FIXTURE - W/O SWITCH FROM: 03-06-00 THRU: 99-99-99
2*	098024-03-02A	EA	LIGHT - DOME - 2 BULB - WHITE
	008218-01-000	EA	BULB - 12 VOLT - #1141 - 1.44 AMP
3*	121935-01-01A	EA	LIGHT - DOME - SHOWER
4	098024-08-02A	EA	LIGHT - DOME - 2 BULB - W/O SWITCH FROM: 00-00-00 THRU: 03-05-00
4	098024-09-02A	EA	LIGHT - DOME - 1 LENS/2 BULB FIXTURE - W/O SWITCH FROM: 03-06-00 THRU: 99-99-99
4	130338-01-01A	EA	LIGHT - FLUORESCENT 18" - THIN LITE
	091937-03-000	EA	BULB - FLOURESCENT LIGHT - 12 VOLT
5	104173-01-01A	EA	LIGHT - DESIGNER - BRASS - UL
	008218-01-000	EA	BULB - 12 VOLT - #1141 - 1.44 AMP
5	104172-01-01A	EA	LIGHT - BULLETT - BULB #93 12V - CANADIAN
	117806-01-000	EA	BULB - 12 VOLT #912 - 1.0 AMPS
5*	098024-05-02A	EA	LIGHT - DOME - 1 BULB - SKYLITE/OPTI CLEAR
	008218-01-000	EA	BULB - 12 VOLT - #1141 - 1.44 AMP

**\*COMPONENT PARTS FOUND IN SERVICE PARTS LIBRARY**

**CIRCUIT BREAKERS & FUSES**

KEY	PART NUMBER	U/M	DESCRIPTION
	008235-01-000	EA	FUSE - 15 AMP/12VOLT - AUTOMOTIVE
	062901-02-000	EA	FUSE - 5 AMP - AUTOMOTIVE
	062901-05-000	EA	FUSE - 15 AMP - AUTOMOTIVE
	083209-02-000	EA	CIRCUIT BREAKER - 15/15 AMP - 120 VOLT
	083209-03-000	EA	CIRCUIT BREAKER - 15/20 AMP - 120 VOLT
	083209-04-000	EA	CIRCUIT BREAKER - 30 AMP - 120 VOLT
	083209-06-000	EA	CIRCUIT BREAKER - 30/15 AMP - 120 VOLT
	093654-01-000	EA	CIRCUIT BREAKER - 6 AMP - 12 VOLT
	093654-03-000	EA	CIRCUIT BREAKER - 20 AMP - 12 VOLT
	093655-01-000	EA	CIRCUIT BREAKER - 25 AMP - 12 VOLT
	093655-02-000	EA	CIRCUIT BREAKER - 30 AMP - 12 VOLT
	100341-01-000	EA	FUSE HOLDER - IN LINE TYPE
	108669-01-000	EA	HOUSING - AUTO FUSE HOLDER

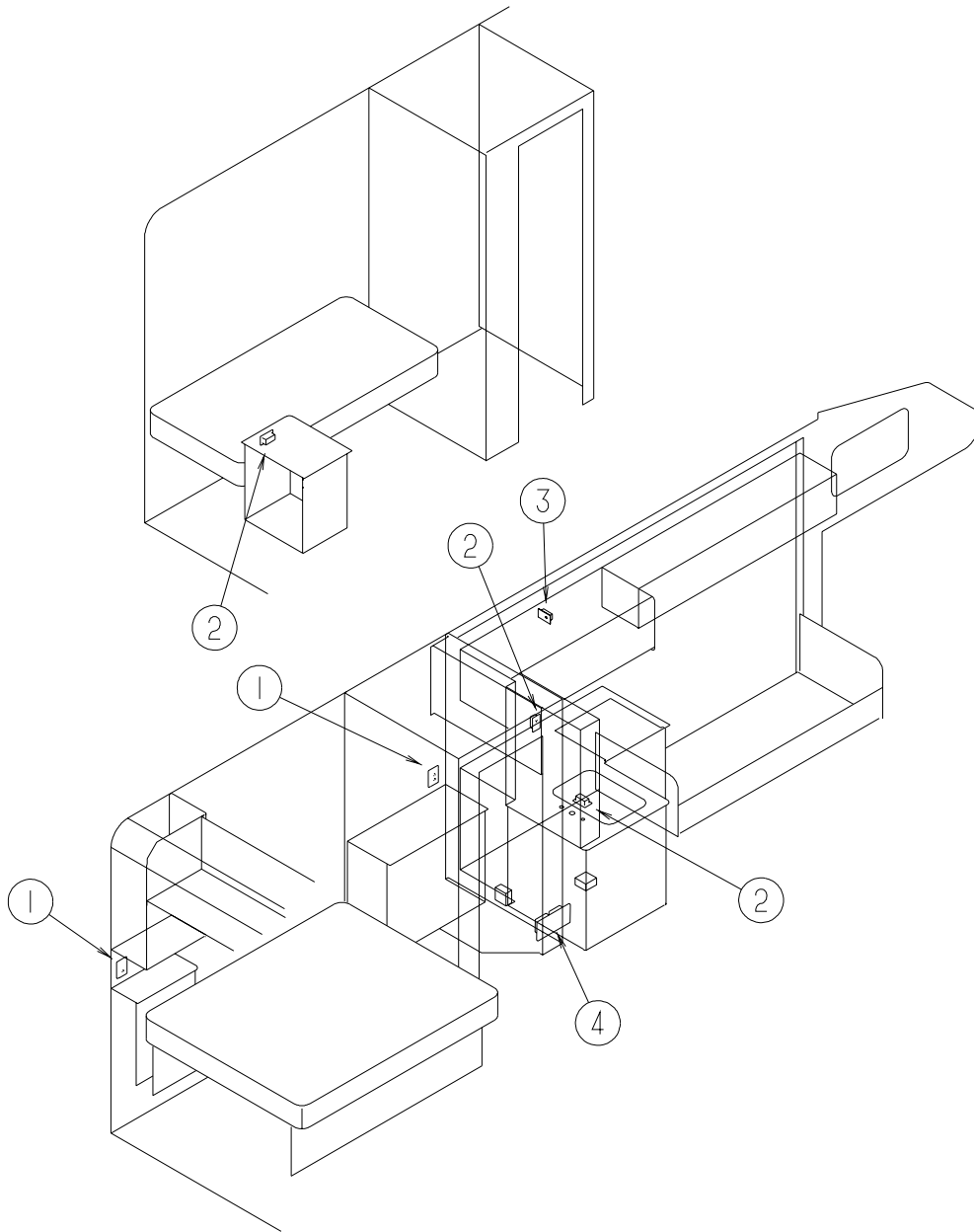
**CONVERTER, INVERTER, LOAD CENTERS**

KEY	PART NUMBER	U/M	DESCRIPTION
*	093257-02-000	EA	CONTROL CENTER - W/O CIRCUIT BREAKERS/FUSES
	099048-03-000	EA	INVERTER - 130 WATT
	113132-01-000	EA	LOAD CENTER - 120/240 VOLT - 60 AMP
	123058-02-000	EA	CONVERTER - 45 AMP - ELECTRONIC - 4 1/8"H X 7"W X 12 3/8"L

**\*COMPONENT PARTS FOUND IN SERVICE PARTS LIBRARY**

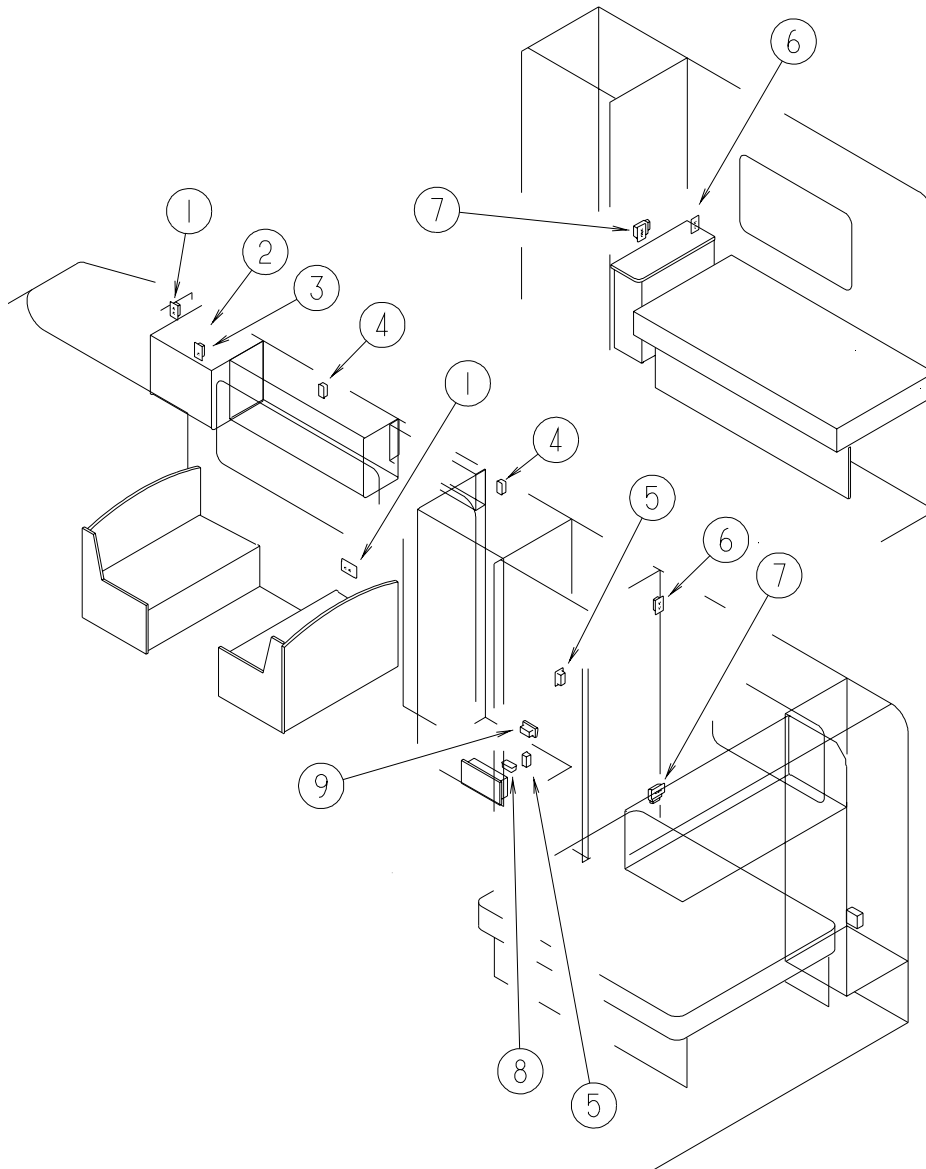


**ELECTRICAL GROUP (CONTINUED)**  
**RECEPTACLES**



KEY	PART NUMBER	U/M	DESCRIPTION
1	058708-02-000	EA	RECEPTACLE - ELECTRIC - DOUBLE - IVORY
1	133713-01-02A	EA	SPACER - RECEPTACLE - WASHED MAPLE
1	133713-01-01A	EA	SPACER - RECEPTACLE - WATERFORD OAK
2	058708-01-000	EA	RECEPTACLE - ELECTRIC - DOUBLE - BROWN
3	058708-05-000	EA	RECEPTACLE - ELECTRIC - SINGLE - BROWN
4	024924-02-000	EA	RECEPTACLE - POWER CORD - W/PARTIAL PLATE

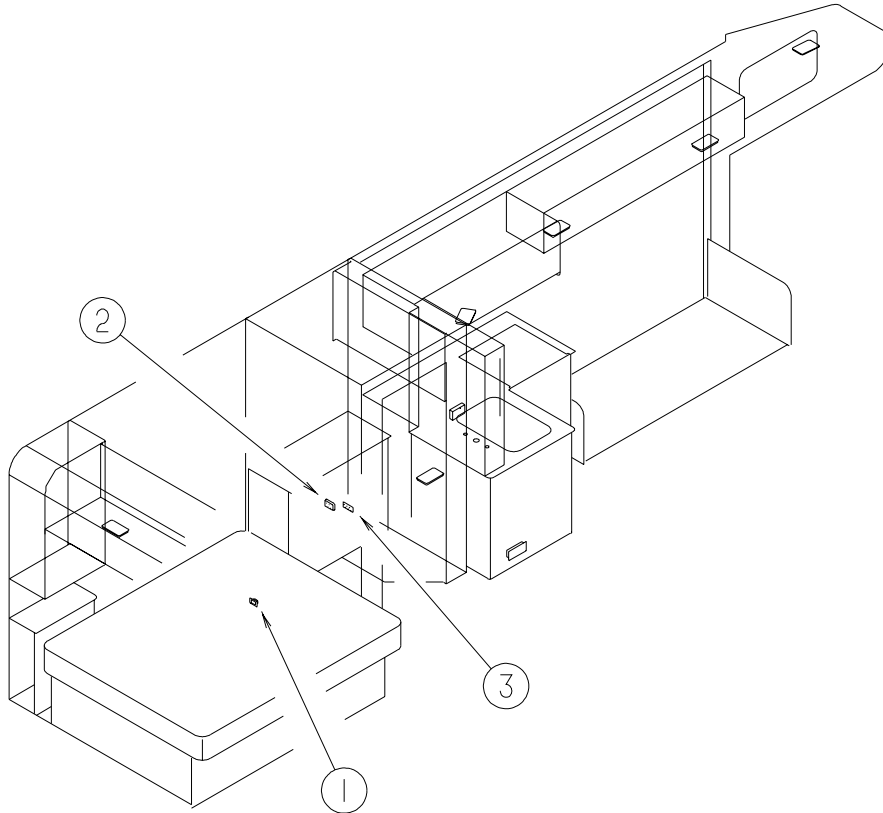
**ELECTRICAL GROUP (CONTINUED)**  
**RECEPTACLES (CONTINUED)**



KEY	PART NUMBER	U/M DESCRIPTION
1	058708-02-000	EA RECEPTACLE - ELECTRIC - DOUBLE - IVORY
1	133713-01-02A	EA SPACER - RECEPTACLE - WASHED MAPLE
1	133713-01-01A	EA SPACER - RECEPTACLE - WATERFORD OAK
2	111414-01-000	EA RECEPTACLE/SOCKET - 12 VOLT
3	058708-01-000	EA RECEPTACLE - ELECTRIC - DOUBLE - BROWN
4	058707-02-000	EA RECEPTACLE - BLANK - JUNCTION BOX
5	058707-01-000	EA RECEPTACLE - ELECTRIC - SINGLE - BROWN
6	058708-01-000	EA RECEPTACLE - ELECTRIC - DOUBLE - BROWN
7	084076-01-000	EA RECEPTACLE - GFI - 15 AMP/125 VOLT - IVORY - W/COVER
8	058707-02-000	EA RECEPTACLE - BLANK - JUNCTION BOX
9	131826-01-01A	EA RECEPTACLE - EXTERIOR - W/COVER/GASKET - WHITE

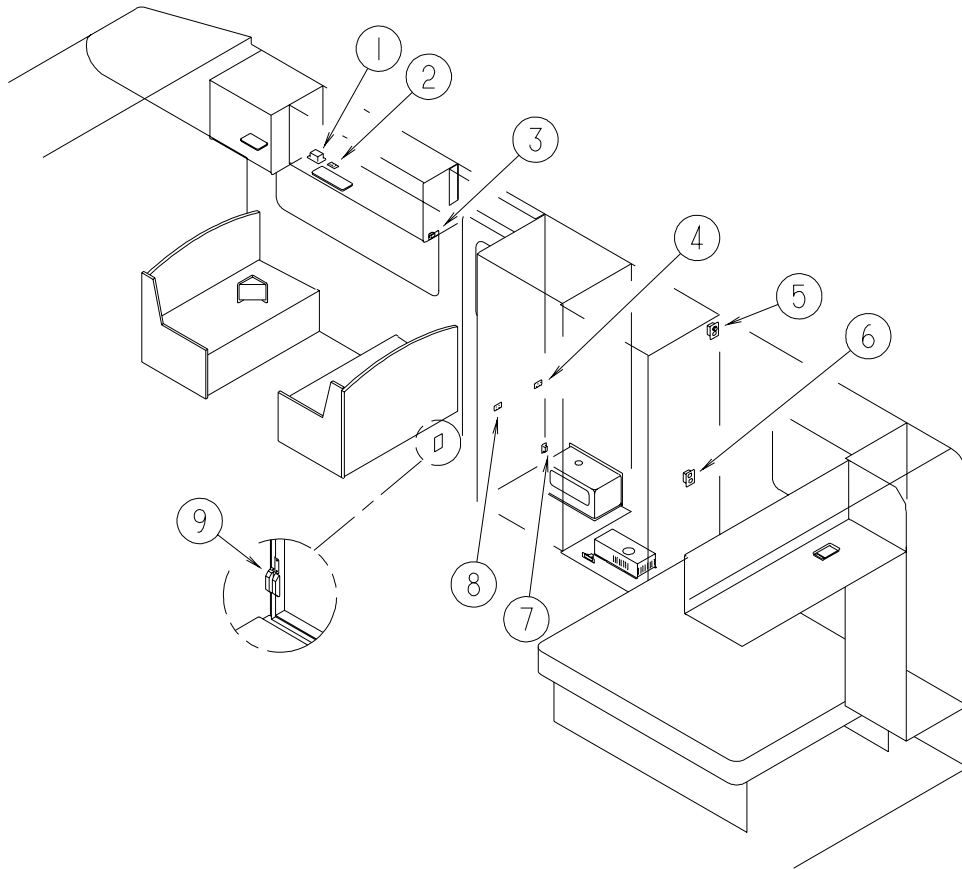
## ELECTRICAL GROUP (CONTINUED)

### SWITCHES



KEY	PART NUMBER	U/M	DESCRIPTION
1	108357-08-000	EA	SWITCH - ROCKER DPDT - ON/NONE/ON - 6 TERMINAL
1	108356-02-01A	EA	COVER/ACTUATOR SWITCH - 2 ROWS DIMPLES- CONTURA II - BLACK
2	132180-01-01A	EA	SWITCH - PADDLE - SPST - ON/OFF - BLACK
2	132180-02-01A	EA	SWITCH - PADDLE - SPDT - ON/ON - BLACK
2	098351-02-01A	EA	PLATE/SWITCH - 2 GANG - POLISHED BRASS - W/O LABEL
2	095188-01-01A	EA	SPACER - SWITCH - 2.3" X 3.4" - PLASTIC - DARK BROWN
3	132180-01-01A	EA	SWITCH - PADDLE - SPST - ON/OFF - BLACK
3	132180-02-01A	EA	SWITCH - PADDLE - SPDT - ON/ON - BLACK
3	098351-03-01A	EA	PLATE/SWITCH - 3 GANG - POLISHED BRASS - W/O LABEL
3	095188-02-01A	EA	SPACER - SWITCH - 2.3" X 4.1" - PLASTIC - DARK BROWN

**ELECTRICAL GROUP (CONTINUED)**  
**SWITCHES (CONTINUED)**



KEY	PART NUMBER	U/M	DESCRIPTION
1	086777-02-000	EA	WALLPLATE - TV CABLE - W/ANTENNA SWITCH - BROWN
2	132180-01-01A	EA	SWITCH - PADDLE - SPST - ON/OFF - BLACK - COURTESY/TV
2	132180-02-01A	EA	SWITCH - PADDLE - SPDT - ON/ON - BLACK - COURTESY/TV
2	098351-01-01A	EA	PLATE/SWITCH - 1 GANG - POLISHED BRASS - W/O LABEL
2	132180-02-01A	EA	SWITCH - PADDLE - SPDT - ON/ON - BLACK - COURTESY
2	098351-01-01A	EA	PLATE/SWITCH - 1 GANG - POLISHED BRASS - W/O LABEL
3	108357-06-000	EA	SWITCH - ROCKER DPDT - MOM/OFF/MOM - 6 TERMINAL
3	108356-02-01A	EA	COVER/ACTUATOR SWITCH - 2 ROWS DIMPLES- CONTURA II - BLACK
3	081994-10-000	EA	PLATE/SWITCH - SLIDEOUT
4	132180-01-01A	EA	SWITCH - PADDLE - SPST - ON/OFF - BLACK
4	098351-05-01A	EA	PLATE/SWITCH - 3 GANG - POLISHED BRASS-PORCH/CEILING/STEP
5	076319-08-000	EA	WALLPLATE - CABLE RECEPTACLE - TV - SINGLE - IVORY
5	076319-09-000	EA	WALLPLATE - CABLE RECEPTACLE - TV - SINGLE - BROWN
6	076319-09-000	EA	WALLPLATE - CABLE RECEPTACLE - TV - SINGLE - BROWN
7	108357-06-000	EA	SWITCH - ROCKER DPDT - MOM/OFF/MOM - 6 TERMINAL
7	098351-07-01A	EA	PLATE/SWITCH - 1 GANG - POLISHED BRASS - GENERATOR
8	132180-01-01A	EA	SWITCH - PADDLE - SPST - ON/OFF - BLACK
8	098351-02-01A	EA	PLATE/SWITCH - 2 GANG - POLISHED BRASS - W/O LABEL
9	116995-02-000	EA	SWITCH/MAGNET - ELECTRIC STEP - BLACK/WHITE-CLOSED CIRCUIT

## ELECTRICAL GROUP (CONTINUED)

### BOXES & CORDS

KEY	PART NUMBER	U/M	DESCRIPTION
	008054-01-000	EA	CORD - POWER - 10/3 WIRE - 30 AMP - 25'
	008289-01-000	EA	BOX - ELECTRIC/STEEL - 1/2" & 3/4" KNOCKOUTS - 4" X 4"
	008289-02-000	EA	BOX - ELECTRIC/STEEL - 1/2" & 3/4" KNOCKOUTS - 4" X 4"-CAN
	008294-01-000	EA	COVER - ELECTRICAL BOX - BLANK/STEEL - 4" X 4" - GRAY
	008294-02-000	EA	COVER - ELECTRICAL BOX - BLANK STEEL - 4" X 4" - CANADIAN
	069238-01-000	EA	COVER - ELECTRICAL BOX - W/HOLE - 4" X 4" - GRAY
	091910-01-000	EA	BOX - ELECTRIC - 3.8" X 3.5" X 1.8" - PLASTIC
	091910-02-000	EA	BOX - ELECTRIC - 2.2" X 3.5" X 1.8" - PLASTIC
	107165-01-01A	EA	BOX - CIRCUIT BREAKER - 14.6" X 4" - PLASTIC
	107165-04-01A	EA	BOX - CIRCUIT BREAKER MOUNT

### WIRE ASSEMBLIES

KEY	PART NUMBER	U/M	DESCRIPTION
	073328-B4-000	EA	CABLE ASSEMBLY - BATTERY - W/TERMINALS
	090986-02-000	EA	WIRE ASSEMBLY - ELECTRIC STEP
	096449-01-000	EA	WIRE ASSEMBLY - WATER TANK TO MONITOR PANEL
	106851-01-000	EA	WIRE ASSEMBLY - RUNNING LIGHTS - FUSE
	116894-01-000	EA	WIRE ASSEMBLY - SPEED SENSOR EXTENDED
	120233-05-000	EA	WIRE ASSEMBLY - 30" CONNECTS TO WALLPLATE DISPLAY
	125853-01-000	EA	WIRE ASSEMBLY - ENTERTAINMENT CENTER
	130232-01-000	EA	WIRE ASSEMBLY - EXTENSION/SLIDEOUT
	130233-01-000	EA	WIRE ASSEMBLY - SLIDEOUT ROOM

### CONNECTORS & CONDUIT

KEY	PART NUMBER	U/M	DESCRIPTION
	007956-05-000	EA	INSULATOR - SHRINK - .25 ID X 1.50
	008313-01-000	EA	CONNECTOR - WIRE NUT - INSULATED - YELLOW
	008314-01-000	EA	CONNECTOR - WIRE NUT - INSULATED - GRAY
	008326-01-000	EA	TERMINAL - RING - 16/14 WIRE - 3/8" STUD
	008328-01-000	EA	TERMINAL - RING - 12/10 WIRE - #10 STUD FIT
	008331-01-000	EA	TERMINAL - RING - TONGUE - #4 WIRE - 3/8" STUD - COPPER
	008348-01-000	EA	TERMINAL - RING - 3/8" STUD 2 GA. WIRE
	008355-01-000	EA	CONNECTOR - CABLE CLAMPING - 3/4"
	008356-01-000	EA	CONNECTOR - PLASTIC - 3/8" AVG
	008356-02-000	EA	CONNECTOR - PLASTIC - 21/32
	035416-04-000	EA	TERMINAL - RING - #10 STUD FIT - INSULATED BARREL #16/14
	041953-01-000	FT	CONDUIT - CONVOLUTE SLIT - .5" ID - POLYETHYLENE
	041953-03-000	FT	CONDUIT - CONVOLUTE SLIT - 1" ID (CLOTHES ROD COVER)
	041953-05-000	FT	CONDUIT - CONVOLUTE SOLID - .62" ID - POLYETHYLENE
	041953-06-000	FT	CONDUIT - CONVOLUTE SLIT - .375" ID - POLYETHYLENE
	041953-07-000	FT	CONDUIT - CONVOLUTE SLIT - .25" ID - POLYETHYLENE
	041953-08-000	FT	CONDUIT - CONVOLUTE SLIT - 1.50" ID - POLYETHYLENE
	041953-09-000	FT	CONDUIT - CONVOLUTE SLIT - .50" ID - NYLON
	041953-10-000	FT	CONDUIT - CONVOLUTE SLIT - .75" ID - NYLON
	041953-12-000	FT	CONDUIT - CONVOLUTE SOLID - 1.1" ID - NYLON
	041953-13-000	FT	CONDUIT - CONVOLUTE SLIT - 1.25
	047443-01-000	EA	TERMINAL - .250 RECEPTACLE FIT - INSULATED - 16/14 AWG
	047443-02-000	EA	TERMINAL - .250 RECEPTACLE FIT - INSULATED - 12/10 AWG
	058028-01-000	EA	CONNECTOR - ELECTRICAL PIGTAIL - NYLON - CLEAR
	077479-01-000	EA	BOOT - BATTERY TERMINAL - DOUBLE CABLE
	077479-02-000	EA	BOOT - BATTERY TERMINAL - SINGLE CABLE
	080015-02-000	EA	RECEPTACLE - FLAG - .185 - 16/14 GAUGE
	080015-03-000	EA	RECEPTACLE - FLAG - .250 - 14/16 GAUGE
	087949-01-000	EA	BUSS BAR - 2 POSITION - .6" X 1.5"
	088473-01-000	EA	HOUSING - PIN - 12 CAVITY (3 ROWS OF 4)
	088473-02-000	EA	HOUSING - PIN - 15 CAVITY (3 ROWS OF 5)
	088473-03-000	EA	HOUSING - PIN - 9 CAVITY (3 ROWS OF 3)
	088473-04-000	EA	HOUSING - PIN - 8 CAVITY IN-LINE

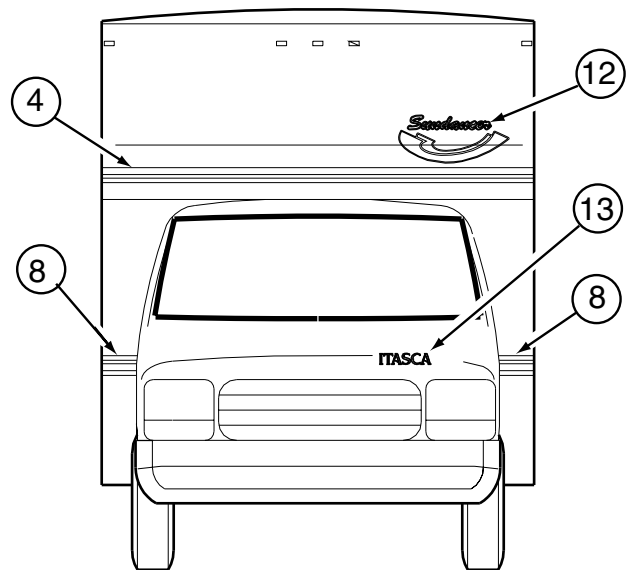
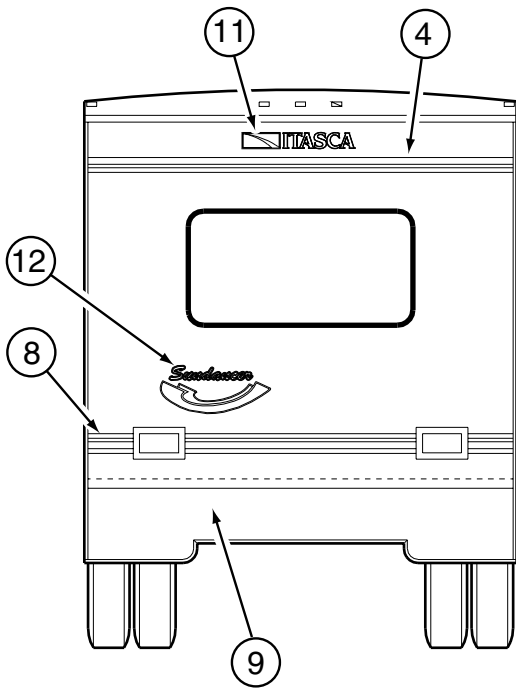
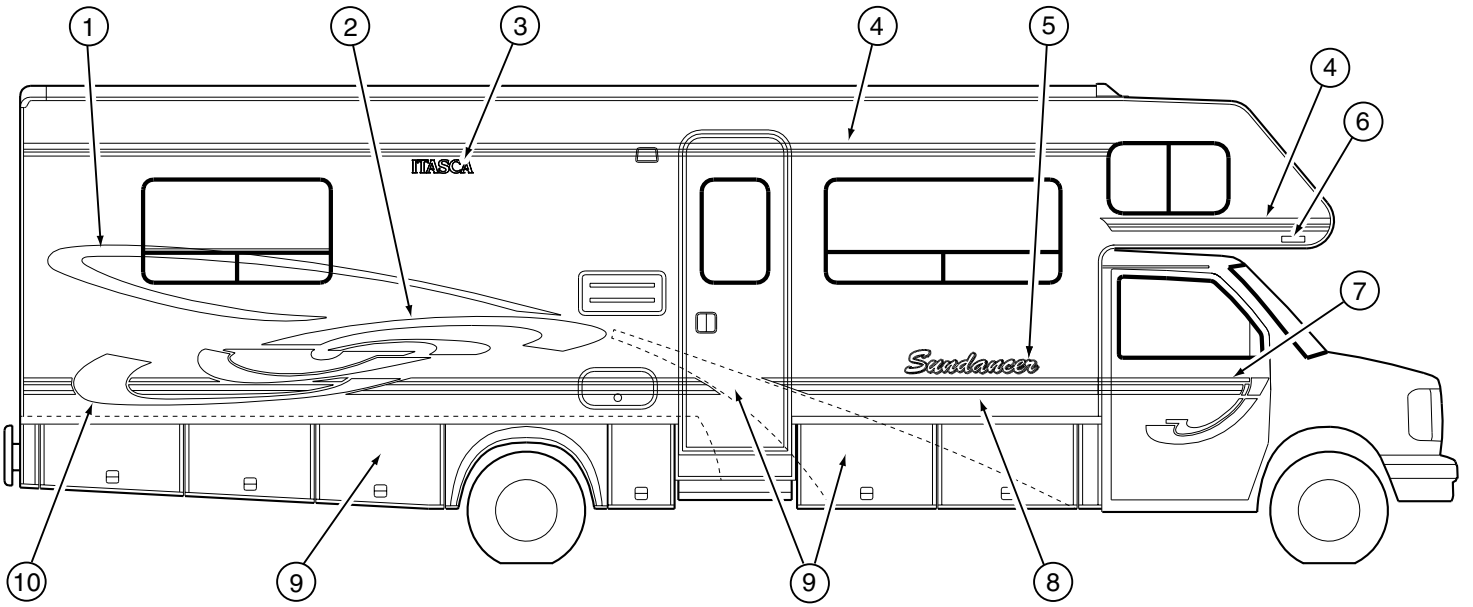
**ELECTRICAL GROUP (CONTINUED)**  
**CONNECTORS & CONDUIT (CONTINUED)**

<b>KEY</b>	<b>PART NUMBER</b>	<b>U/M</b>	<b>DESCRIPTION</b>
	088473-06-000	EA	HOUSING - PIN - 6 CAVITY (2 ROWS OF 3)
	088473-08-000	EA	HOUSING - PIN - 4 CAVITY - IN-LINE
	088473-09-000	EA	HOUSING - PIN - 3 CAVITY - IN-LINE
	088473-10-000	EA	HOUSING - PIN - 2 CAVITY - IN LINE
	088474-01-000	EA	HOUSING - SOCKET - 12 CAVITY
	088474-02-000	EA	HOUSING - SOCKET - 15 CAVITY
	088474-03-000	EA	HOUSING - SOCKET - 9 CAVITY
	088474-06-000	EA	HOUSING - SOCKET - 6 CAVITY
	088474-07-000	EA	HOUSING - SOCKET - 5 CAVITY
	088474-08-000	EA	HOUSING - SOCKET - 4 CAVITY
	088474-09-000	EA	HOUSING - SOCKET - 3 CAVITY
	088474-10-000	EA	HOUSING - SOCKET - 2 CAVITY
	088475-01-000	EA	PIN - CONNECTOR - 14-20 AWG
	088475-02-000	EA	PIN - CONNECTOR - 10-12 AWG
	088476-01-000	EA	TERMINAL - ELECTRICAL
	088476-02-000	EA	SOCKET - CONNECTOR - 12-10 GA - PRE-TIN
	098261-02-000	EA	SOCKET - CONNECTOR - WEATHERPACK - 14-18 AWG
	098262-01-000	EA	SEAL - CONNECTOR - WEATHERPACK
	098265-02-000	EA	PIN - CONNECTOR - WEATHERPACK
	101751-02-000	EA	HOUSING - 1 PIN - WEATHERPACK
	102777-02-000	EA	TERMINAL - RING - #6 STUD - 10 AWG
	106655-02-000	EA	TERMINAL - FUSE BLOCK - 10-12 AWG
	112823-01-000	EA	SPLICE - REDUCER - 16-14 TO 18-22
	116811-01-000	EA	TERMINAL - .110 RECEPTACLE - 16-14 AWG
	119223-01-000	EA	HOUSING - 6 POSITION - MALE - WEATHERPACK
	125323-02-000	EA	HOUSING - 8 POSITION - MALE
	125323-03-000	EA	LOCK - SECONDARY 8 POSITION
	125324-01-000	EA	TERMINAL - MALE - METRI-PACK - 150
	125325-01-000	EA	SEAL - CAVITY

**BOOTS, SOLENOIDS, RELAYS & MISCELLANEOUS**

<b>KEY</b>	<b>PART NUMBER</b>	<b>U/M</b>	<b>DESCRIPTION</b>
	008188-01-000	EA	SOLENOID - 3 POST - BATTERY CHANGE OVER
	063910-01-000	EA	HOUSING - RELAY
	063912-02-000	EA	RELAY - CANISTER - SPDT
	065450-05-000	EA	TIEDOWN - BATTERY - 8.4" TUBE
	086273-01-000	EA	RELAY - BATTERY DISCONNECT

EXTERIOR BODY GROUP  
GRAPHICS & PAINT

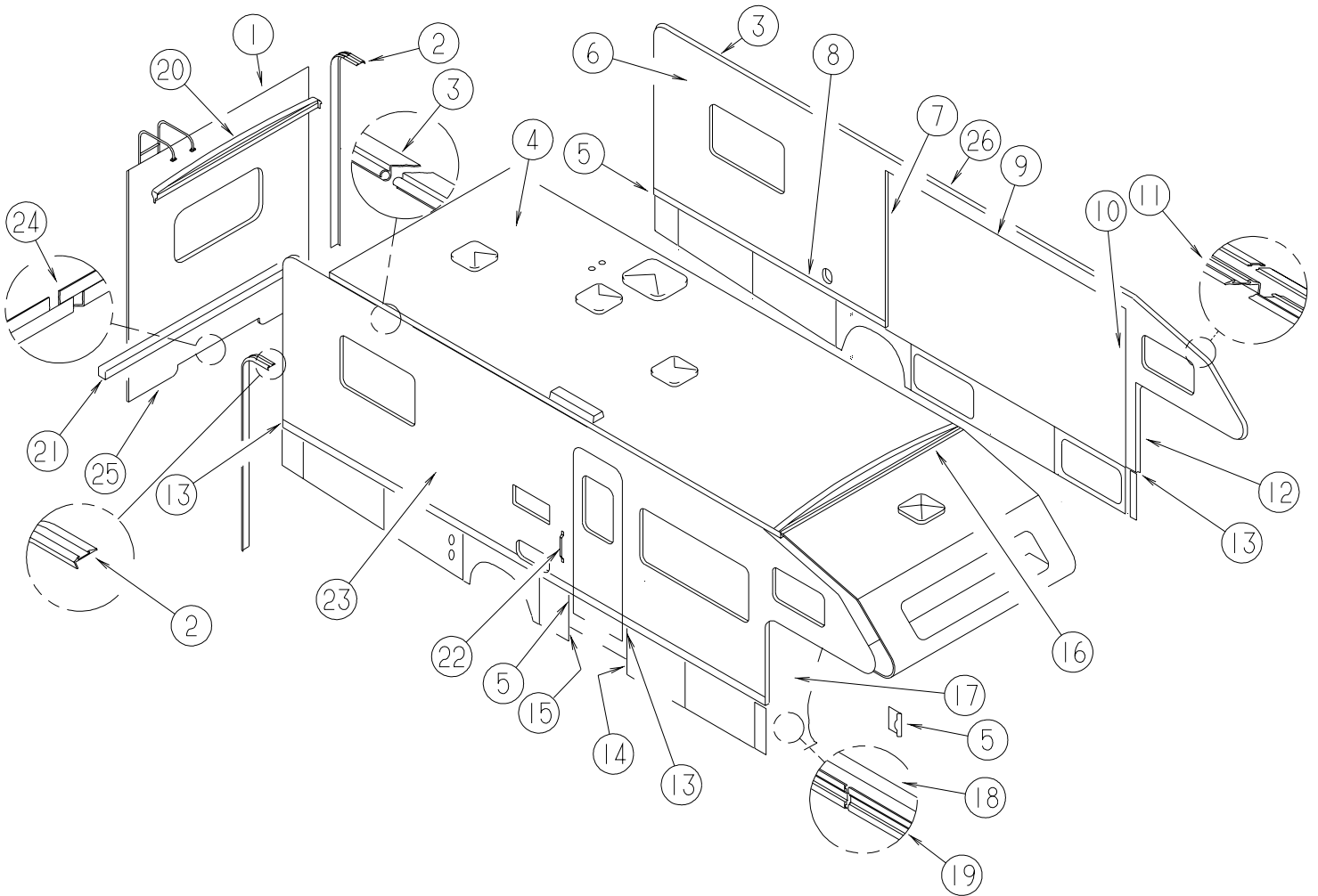


**EXTERIOR BODY GROUP (CONTINUED)**  
**GRAPHICS & PAINT (CONTINUED)**

KEY	PART NUMBER	U/M	DESCRIPTION	
1	133057-01-01A	EA	DECAL - SWIRL/UPPER/PASSENGER - LT EMERALD GRN/STEEL GREY	
1	133057-02-01A	EA	DECAL - SWIRL/UPPER/DRIVER - LT EMERALD GRN/STEEL GREY	
2	133058-01-01A	EA	DECAL - SWIRL/MIDDLE/PASSENGER - IVY/STEEL GREY/DENIM BLUE	
2	133058-02-01A	EA	DECAL - SWIRL/MIDDLE/DRIVER-IVY GRN/STEEL GREY/DENIM BLUE	
3	124811-01-02A	EA	DECAL - LOGO - ITASCA	
4	105781-53-02A	FT	FILM - MULTISTRIPE - 3.2" - IVY GREEN/LIGHT EMERALD	
5	125103-01-03A	EA	DECAL - LOGO - SUNDANCER	
6	132664-01-01A	EA	DECAL - LOGO/DOMED - WINNEBAGO - GOLD/BLACK - PLASTIC	
7	133061-01-01A	EA	DECAL - CAB HOOK/PASSENGER - DNMB/IVY/LEGW/STL	
7	133061-02-01A	EA	DECAL - CAB/HOOK/DRIVER-DENIM BLUE/IVY GRN/LT EMERALD/STL	
8	094443-66-01A	FT	FILM - MULTISTRIPE - 4.2"-LIGHT EMERALD/IVY GRN/STEEL GRY	
9	N/A	EA	PAINT - STEEL GRAY METALLIC	
9	N/A	EA	PAINT - FOREST GREEN METALLIC	
10	133059-01-01A	EA	DECAL - SWIRL/PASSENGER - DENIM BLUE/EMERALD GRN/IVY/STEEL	
10	133059-02-01A	EA	DECAL - SWIRL/DRIVER - DENIM BLUE/EMERALD GRN/IVY/STEEL	
11	124806-01-11A	EA	DECAL - LOGO - ITASCA W/ICON	
12	133056-01-01A	EA	DECAL - SUNDANCER - W/HOOK-BRT/WHT/STL GRY/DNM/EMD/IVY GRN	
13	124811-02-02A	EA	DECAL - LOGO - ITASCA SMALL/HOOD	
	116424-01-000	EA	PROTECTOR - LATCH - WATER HEATER	
	041561-03-000	EA	PAINT - 16 OUNCE SPRAY - OFF WHITE	
	DENIM BLUE METALLIC			BM102
	LIGHT IVY METALLIC			YM556
	LIGHT EMERALD GREEN METALLIC			GM223
	STEEL GRAY METALLIC			M2235
	BRIGHT WHITE			B8951U



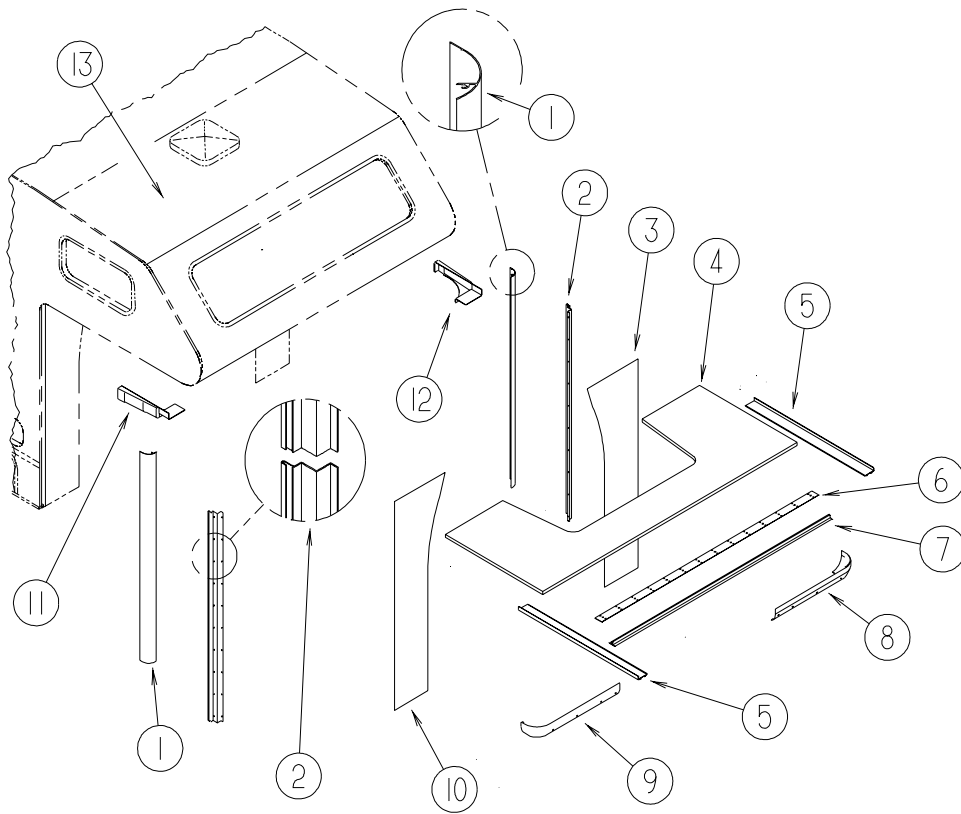
## EXTERIOR BODY GROUP (CONTINUED) PANELS



KEY	PART NUMBER	U/M	DESCRIPTION
1	133242-01-L09	EA	BACKWALL - W/O WINDOW/TRIM - WASHED MAPLE - QUEEN
1	133242-01-L07	EA	BACKWALL - W/O WINDOW/TRIM - WATERFORD OAK - QUEEN
1	133242-02-L09	EA	BACKWALL - W/O WINDOW/TRIM - WASHED MAPLE - TWIN
1	133242-02-L07	EA	BACKWALL - W/O WINDOW/TRIM - WATERFORD OAK - TWIN
2	096854-07-02A	EA	TRIM - CONTOUR - 144" - BRIGHT WHITE
	105312-01-07A	FT	INSERT - VINYL FEATURE STRIP - BRIGHT WHITE
3	131979-04-01A	EA	RAIL - AWNING - 144" - BRIGHT WHITE
4	133239-01-L07	EA	ROOF - REAR - W/O LIGHTS/VENTS - W/WIRING
5	124132-01-01A	EA	CAP - SIDEWALL TRIM - RIGHT HAND - 1.4" - BRIGHT WHITE
6	P33241-03-L09	EA	SIDEWALL - DRIVER - W/O WINDOWS/TRIMS - WASHED MAPLE
6	P33241-03-L11	EA	SIDEWALL - DRIVER - W/O WINDOWS/TRIMS - WATERFORD OAK
7	115863-26-01A	EA	TRIM - SIDEWALL/SLIDEOUT - RIGHT HAND - 76.8" - BRT WHT
	115886-09-01A	EA	RETAINER - SIDEWALL - BRIGHT WHITE
8	124176-01-01A	EA	TRIM - SIDEWALL - BRIGHT WHITE - 16'
	002365-03-006	EA	U-CHANNEL - EXTRUDED - 1" X 192" - BRIGHT WHITE
	124299-51-001	EA	EXTRUDED - RETAINER - TRIM - 144"
9	115863-24-01A	EA	TRIM - SIDEWALL/SLIDEOUT - TOP - 133.7" - BRIGHT WHITE
	115886-09-01A	EA	RETAINER - SIDEWALL - BRIGHT WHITE
10	115863-25-01A	EA	TRIM - SIDEWALL/SLIDEOUT - LEFT HAND - 76.8" - BRT WHT
	115886-09-01A	EA	RETAINER - SIDEWALL - BRIGHT WHITE
11	096854-07-02A	EA	TRIM - CONTOUR - 144" - BRIGHT WHITE
	105312-01-07A	FT	INSERT - VINYL FEATURE STRIP - BRIGHT WHITE
12	104479-06-02A	EA	TRIM - CONTOUR/FRONT - BRIGHT WHITE - LEFT HAND
13	124132-02-01A	EA	CAP - SIDEWALL TRIM - LEFT HAND - 1.4" - BRIGHT WHITE

**EXTERIOR BODY GROUP (CONTINUED)**  
**PANELS (CONTINUED)**

KEY	PART NUMBER	U/M	DESCRIPTION
14	125089-02-H07	EA	TRIM - ENTRANCE STEP
15	125089-01-H07	EA	TRIM - ENTRANCE STEP
16	132075-02-L01	EA	CAP - TRANSITION/FRONT
	132076-01-02B	EA	BRACKET - TRANSITION/FRONT - E-COATED
17	104479-05-02A	EA	TRIM - CONTOUR/FRONT - BRIGHT WHITE - RIGHT HAND
18	124299-51-001	EA	EXTRUDED - RETAINER - TRIM - 144"
19	124176-01-01A	EA	TRIM - SIDEWALL - BRIGHT WHITE - 16'
20	134167-01-01A	EA	CAP - ROOF - REAR - 1 PIECE - BRIGHT WHITE
	118383-01-04A	EA	RETAINER/RECESSED - F/.22" SCREW - BRIGHT WHITE
	118383-04-04A	EA	CAP - F/RECESSED RETAINER - BRIGHT WHITE
21	108688-01-03A	EA	STRIP - FEATURE - W/O INSERT/END CAPS - 15'
	105312-01-07A	FT	INSERT - VINYL FEATURE STRIP - BRIGHT WHITE
	108651-01-01A	EA	END CAP - FEATURE STRIP
22	132442-01-01A	EA	HANDLE - ASSIST
23	P33240-03-L09	EA	SIDEWALL - PASSENGER - W/O WINDOWS/TRIMS - WASHED MAPLE
23	P33240-03-L07	EA	SIDEWALL - PASSENGER - W/O WINDOWS/TRIMS - WATERFORD OAK
24	103335-02-02A	EA	TRIM - BACKWALL - LOWER/CENTER - 46.3" - BRIGHT WHITE
25	103334-03-02A	EA	TRIM - LOWER BACKWALL - DRIVER/PASS - 25.6" - BRT/WHITE
26	131979-06-01A	EA	RAIL - AWNING - 144" W/NOTCHED END - BRIGHT WHITE



KEY	PART NUMBER	U/M	DESCRIPTION
1	108037-02-02A	EA	COVER - WINGWALL OUTER-CURVED BRIGHT WHITE ALUMINUM
2	105015-02-02A	EA	TRIM - WINGWALL/SIDEWALL INNER SUPPORT BRACKET
3	125128-02-J10	EA	WINGWALL - DRIVER
4	P25129-01-J01	EA	SLEEPERBOARD
5	096854-05-02A	EA	TRIM - CONTOUR - BRIGHT WHITE - 114"
5	105312-01-07A	FT	INSERT - VINYL FEATURE STRIP - BRIGHT WHITE
6	100086-04-01A	EA	TRIM - SLEEPERBOARD/ROOF - 2" X 96.6"
7	100085-05-01A	EA	TRIM - STRAP - SLEEPERBOARD
8	122910-02-G07	EA	COVER - WINGWALL - DRIVER
9	122910-01-G07	EA	COVER - WINGWALL - PASSENGER
10	125128-01-J10	EA	WINGWALL - PASSENGER
11	104444-01-02A	EA	COVER - WINGWALL TRIM - UPPER PASSENGER - BRIGHT WHITE
12	104444-02-02A	EA	COVER - WINGWALL TRIM - UPPER DRIVER - BRIGHT WHITE
13	P32527-01-L07	EA	ROOF - FRONT - W/O LIGHTS/VENTS - W/WIRING

## EXTERIOR BODY GROUP (CONTINUED)

### LADDER

KEY	PART NUMBER	U/M	DESCRIPTION
	129639-06-01A	EA	LADDER - ALUMINUM BRUSHED

### RUNNING BOARDS

KEY	PART NUMBER	U/M	DESCRIPTION
*	072884-27-000	EA	RUNNING BOARD SET - 39" - FORD - ALUMINUM
	106461-06-01A	EA	RUNNING BOARD - FIBERGLASS - PASSENGER - FORD - BRT WHITE FROM: 00-00-00 THRU: 11-28-99
	106461-08-01A	EA	RUNNING BOARD - FORD/PASSENGER - BRIGHT WHITE FROM: 11-29-99 THRU: 99-99-99
	106461-07-01A	EA	RUNNING BOARD - FIBERGLASS - DRIVER - FORD - BRT WHITE FROM: 00-00-00 THRU: 11-28-99
	106461-09-01A	EA	RUNNING BOARD - FORD/DRIVER - BRIGHT WHITE FROM: 11-29-99 THRU: 99-99-99
	106461-03-000	EA	HARDWARE KIT - RUNNING BOARD
	106461-04-000	EA	TRIM - RUNNING BOARD/FORD
	106461-05-000	EA	NON SKID STRIP - RUNNING BOARD - DOUBLE RUBBER STRIP

\*COMPONENT PARTS FOUND IN SERVICE PARTS LIBRARY

### MIRRORS

KEY	PART NUMBER	U/M	DESCRIPTION
*	133908-03-01A	EA	MIRROR/PASSENGER - 102" W/B FORD - HEATED/REMOTE - BRT WHT
*	133908-04-01A	EA	MIRROR/DRIVER - 102" W/B FORD - HEATED/REMOTE - BRT WHITE
	120269-07-01A	EA	PANEL - DRIVERS DOOR MIRROR CONTROL W/SWITCH & PIGTAIL
	120269-08-000	EA	HARNES - ELECTRIC MIRROR

\*COMPONENT PARTS FOUND IN SERVICE PARTS LIBRARY

### BODY PANEL COMPONENTS

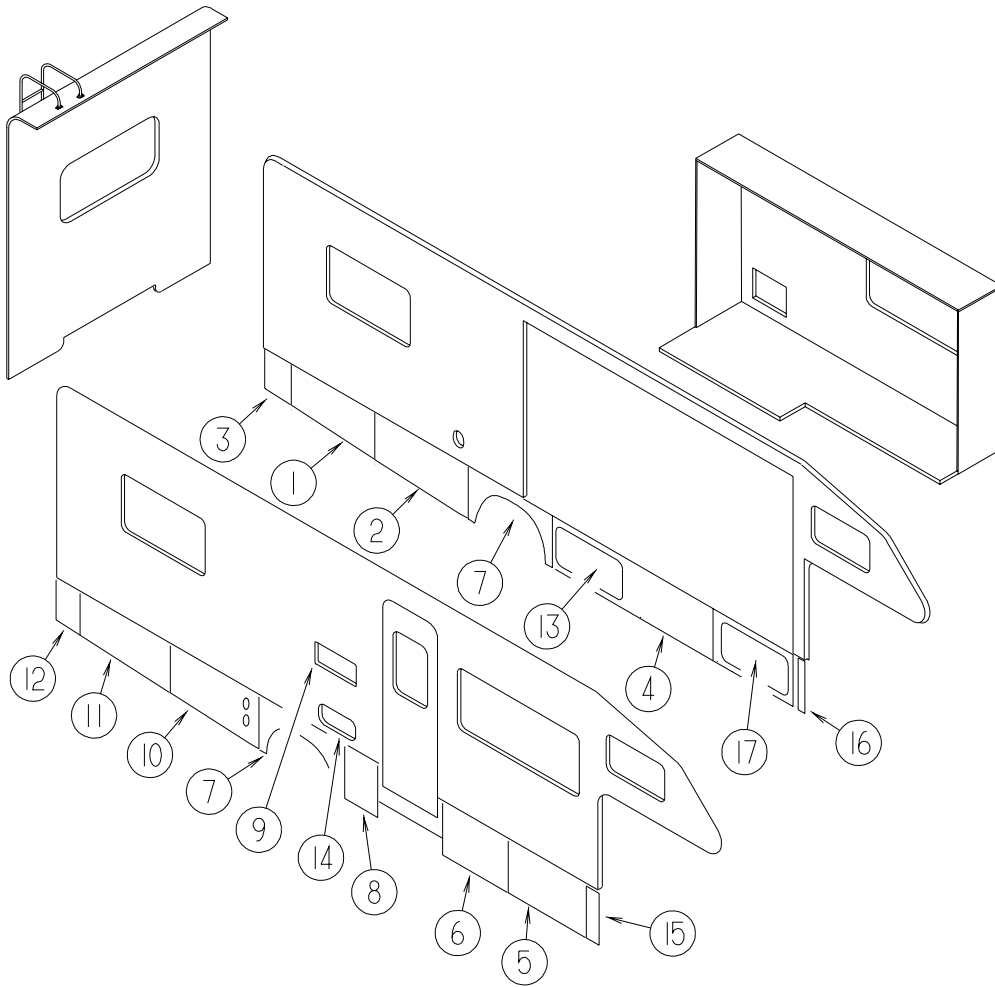
KEY	PART NUMBER	U/M	DESCRIPTION
	000870-08-000	SF	STYROFOAM - 3/4" X 48" X 96" PLANED EXPANDED BEAD BOARD
	002726-01-001	EA	GARNISH - U-CHANNEL - 1.38" X 19' - SERRATED
	076054-AC-000	EA	FIBERGLASS SHEET - 20" X 99.8" - OFF WHITE
	076054-P9-000	EA	FIBERGLASS SHEET - 37.4" X 99.3" - BRIGHT WHITE
	076054-U8-000	EA	FIBERGLASS SHEET - 100" X 105" - BRIGHT WHITE
	076054-W2-000	EA	FIBERGLASS SHEET - 85" X 339" - BRIGHT WHITE
	076054-X9-000	EA	FIBERGLASS SHEET - 22.1" X 70.6" - BRIGHT WHITE
	077517-62-000	EA	FIBERGLASS SHEET - 48" X 96" - BRIGHT WHITE
	089297-01-000	SF	PLYWOOD - LUAN - OVERLAY GRADE - 4' X 8'
	089297-02-000	SF	PLYWOOD - LUAN - OVERLAY GRADE - 4' X 9'
	100619-01-000	BF	FOAM - EXPANDED POLYSTYRENE - 1.34" X 48" X 96"
	100619-02-000	BF	FOAM - EXPANDED POLYSTYRENE - 1.5" X 48" X 96"
	100619-04-000	BF	FOAM - EXPANDED POLYSTYRENE - .5" X 48" X 96"
	100619-05-000	BF	FOAM - EXPANDED POLYSTYRENE - .75" X 48" X 96"-1.5 DENSITY
	100619-11-000	BF	FOAM - EXPANDED POLYSTYRENE - 2" X 48" X 96"
	100619-16-000	BF	FOAM - EXPANDED POLYSTYRENE - .75" X 48" X 96"-2.0 DENSITY
	100619-25-000	BF	FOAM-EXPANDED POLYSTYRENE - 48"X100"X.75"
	117754-03-01A	EA	FIBERGLASS SHEET - 10.5" X 96" - BRIGHT WHITE

### AWNINGS

KEY	PART NUMBER	U/M	DESCRIPTION
	113874-05-02A	EA	AWNING - 14' NAVY TEAL VINYL - BRT/WHT VINYL WRAP
*	113874-01-02A	EA	HARDWARE KIT - AWNING - W/O STANDOFF BRACKET-BRIGHT WHITE
	113874-11-01A	EA	SCREW/LAG - AWNING - 1/4" X 1" STAINLESS STEEL
	130320-01-02A	EA	BRACKET - AWNING - F/A&E INSTALLATION - BRIGHT WHITE

\*COMPONENT PARTS FOUND IN SERVICE PARTS LIBRARY

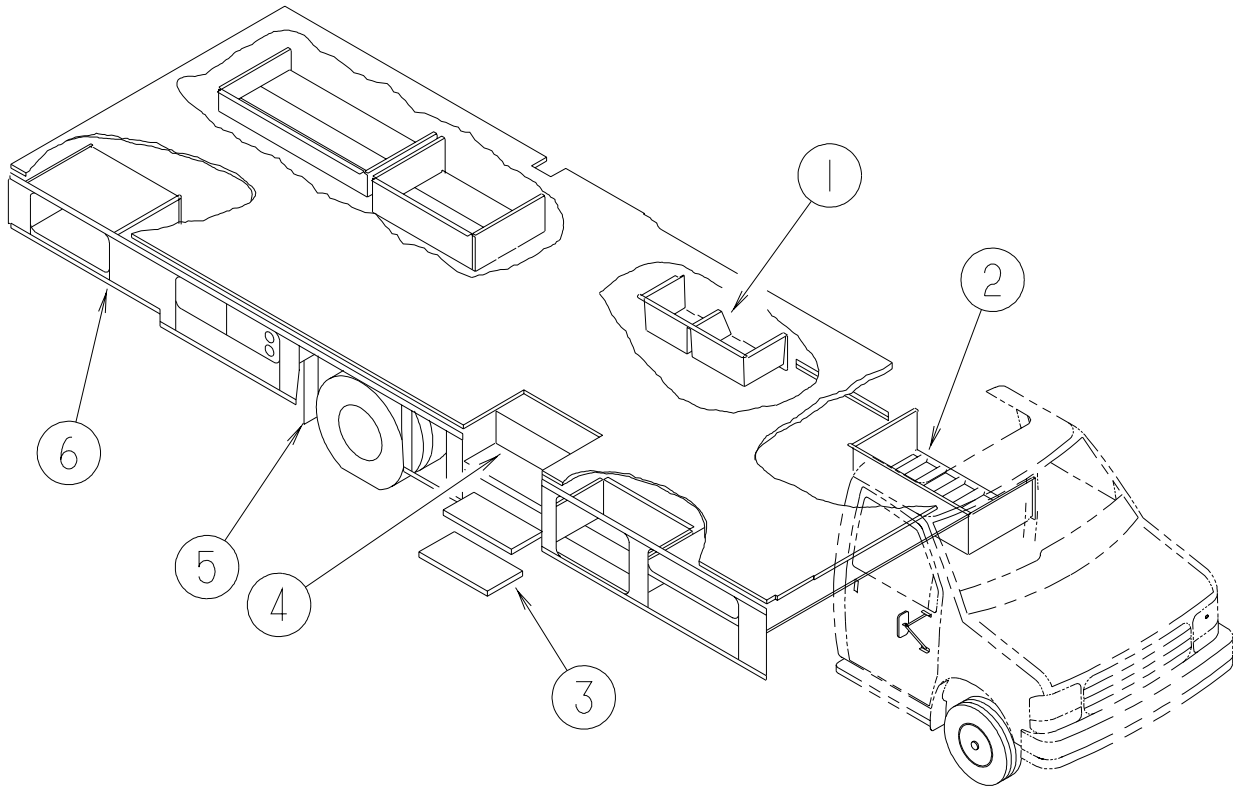
**EXTERIOR DOORS & COMPARTMENTS GROUP**  
**DOOR & COMPARTMENT LAYOUT**



KEY	PART NUMBER	U/M	DESCRIPTION
1	122391-78-K13	EA	VALANCE/DOOR-DRIVER W/O PADDLE LATCH 18.5" X 40.6" X 16.5"
2	122391-79-K13	EA	VALANCE/DOOR-DRIVER W/O PADDLE LATCH 20.7" X 45.6" X 18.7"
3	122732-34-K13	EA	VALANCE/PANEL - REAR DRIVER - W/O HARDWARE - 12.5"
4	122776-44-K07	EA	VALANCE/PANEL - W/O HARDWARE - 5.5"W
5	122239-B7-K07	EA	VALANCE/DOOR - W/O PADDLE LATCH/HINGE - 38"W X 21.5"H
6	122239-B8-K07	EA	VALANCE/DOOR - W/O PADDLE LATCH/HINGE - 31.9"W X 21.5"H
	123478-01-G04	EA	DOOR - COMPARTMENT - W/O LATCH/HINGE
7	121304-02-02A	EA	PANEL - WHEEL LIP - REAR
8	122776-08-JA1	EA	VALANCE/PANEL - W/O HARDWARE - 16.3"W X 21.7"H
	107865-02-000	EA	ROD - SUPPORT - VALANCE PANEL - 13.2"
9*	084103-08-000	EA	DOOR - VENT - REFRIGERATOR - W/O JAMB - BRIGHT WHITE
	084104-08-000	EA	JAMB - VENT DOOR/REFRIGERATOR - BRIGHT WHITE
10	122391-77-K13	EA	VALANCE/DOOR-PASS W/O PADDLE LATCH 21.5" X 43.7" X 19.6"
11	122391-80-K13	EA	VALANCE/DOOR-PASS W/O PADDLE LATCH 18.9" X 50.5" X 16.1"
12	122732-33-K13	EA	VALANCE/PANEL - REAR PASSENGER - W/O HARDWARE - 4.6"
13	122239-E0-K07	EA	VALANCE/DOOR - W/O PADDLE LATCH/HINGE - 43.9"W X 17.6"H
14	126945-01-J22	EA	DOOR/STORAGE - W/O HARDWARE - 18" X 8.3"
15	122776-01-H07	EA	VALANCE/PANEL - W/O HARDWARE - 7.1"W X 21.7"H
16	122776-40-K07	EA	VALANCE/PANEL - W/O HARDWARE - 7.4"W X 21.7"H
	123512-01-02B	EA	BRACKET - VALANCE DOOR - E-COATED
17	122239-D9-K07	EA	VALANCE/DOOR - W/O PADDLE LATCH/HINGE - 37.7"W X 17.6"H
	119568-01-01A	EA	STANDOFF - VALANCE PANEL - BLACK

**\*COMPONENT PARTS FOUND IN SERVICE PARTS LIBRARY**

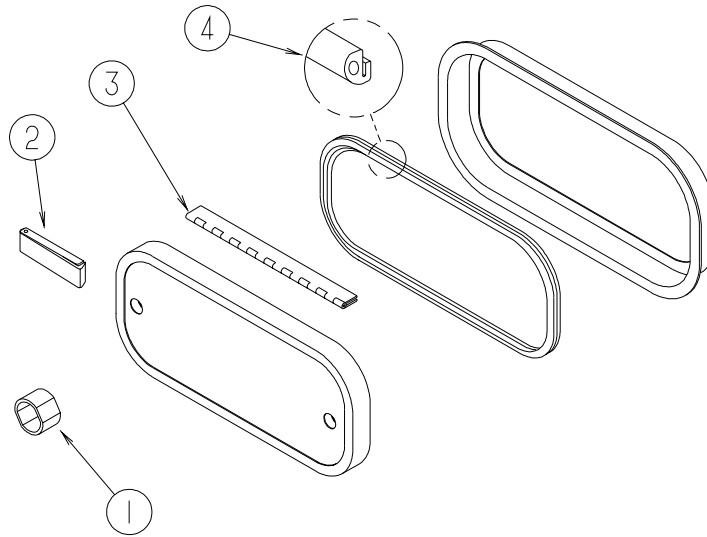
**EXTERIOR DOORS & COMPARTMENTS GROUP (CONTINUED)**  
**DOOR & COMPARTMENT LAYOUT (CONTINUED)**



KEY	PART NUMBER	U/M	DESCRIPTION
1	117186-03-J05	EA	COMPARTMENT - SEWER/POWER CORD - COMPLETE
1	116926-03-01A	EA	COMPARTMENT - SEWER - PLASTIC
	121175-01-01A	EA	LATCH - SWELL - BLACK
1	M06991-02-FQ0	EA	HATCH - W/FOAM INSULATION - F/SEWER COMPT - 8.3"W X 3.9"H
1	M06991-04-FB1	EA	HATCH - W/FOAM INSULATION - F/SEWER COMPT - 7.2"W X 15.4"H
2	117928-06-01A	EA	COMPARTMENT - STORAGE - 23.4" X 42.4" - PLASTIC
3*	094707-03-01A	EA	STEP - ELECTRIC DOUBLE - W/BLACK CONTROL BOX - KWIKEE
4	133114-03-01A	EA	TREAD - RUBBER STEP - 27.1" - TAUPE
4	P14437-02-000	EA	CABINET - LID ENTRANCE DOOR - W/O CARPET
	101222-01-02A	EA	BRACKET - CATCH - LID - OFF WHITE
5	017516-01-000	EA	MUD FLAP - 14" X 18" - W/O MOUNTING HOLES - BLACK
6	118248-01-02B	EA	BRACKET - GENERATOR - W/O NOTCH - E-COATED
6	118248-02-02B	EA	BRACKET - GENERATOR - W/NOTCH - E-COATED
	107865-02-000	EA	ROD - SUPPORT - VALANCE PANEL - 13.2"
	107865-06-000	EA	ROD - SUPPORT - VALANCE PANEL - 15"

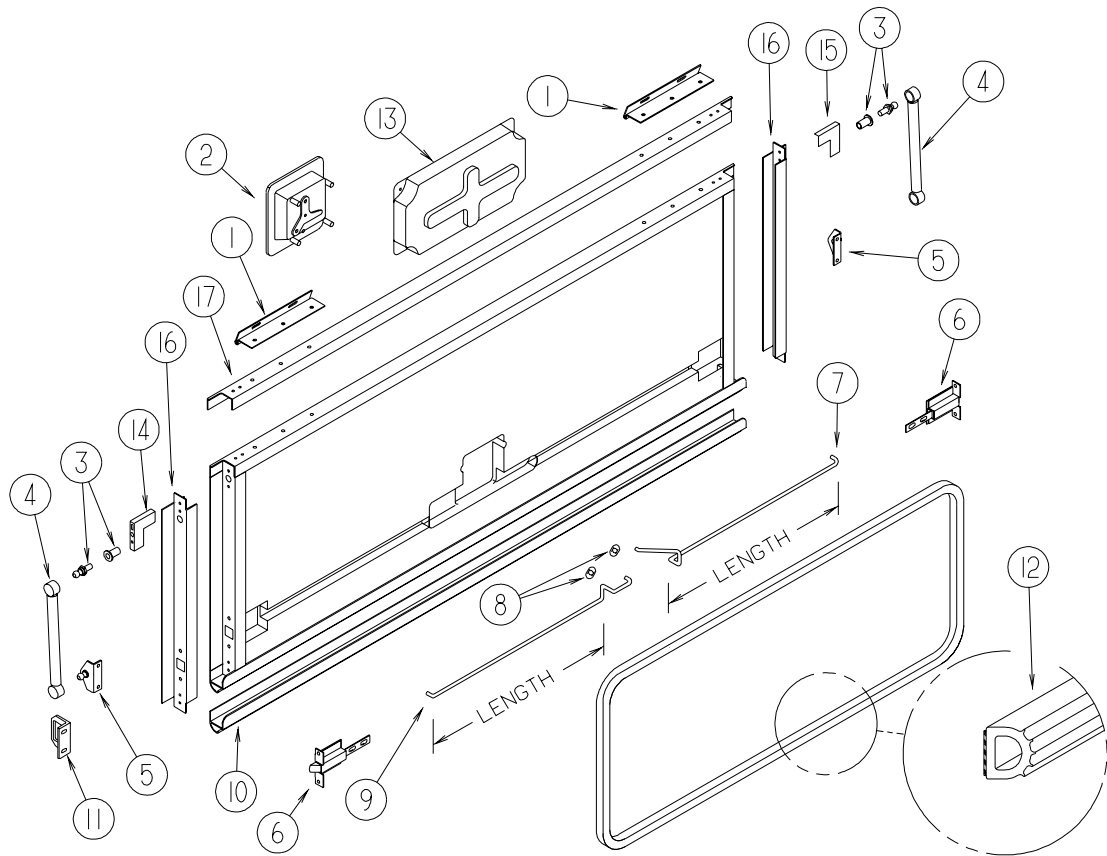
**\*COMPONENT PARTS FOUND IN SERVICE PARTS LIBRARY**

**EXTERIOR DOORS & COMPARTMENTS GROUP (CONTINUED)**  
**COMPARTMENT DOOR COMPONENTS**



KEY	PART NUMBER	U/M	DESCRIPTION
1	107997-51-003	EA	SPACER - DOOR LOCK .79" DEEP
1	107997-51-001	EA	SPACER - DOOR LOCK - .6" DEEP
	107997-51-002	EA	EXTRUDED - SPACER - 16'
2	102768-01-000	EA	HOLDER - COMPARTMENT/ENTRY DOOR - METAL - MILL FINISH
3	081801-V3-000	EA	HINGE - ALUMINUM - 2" X 96" - BRIGHT WHITE
	119143-02-02A	EA	SPACER/CENTER HINGE - COMPARTMENT DOOR - BRIGHT WHITE - 2"
	064075-07-000	FT	SEAL - BULB - W/WIRED U CHANNEL - .3" X .5" CHANNEL-BLACK
4	106850-02-000	FT	SEAL-E - SPONGE RUBBER - .43" X .75"
	104692-01-000	FT	SEAL - ADHESIVE BACKED FOAM-.75"THICK X .75"WIDE X 25'

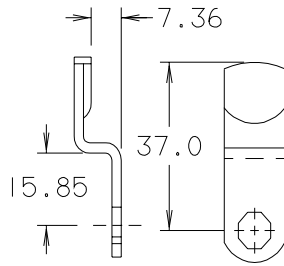
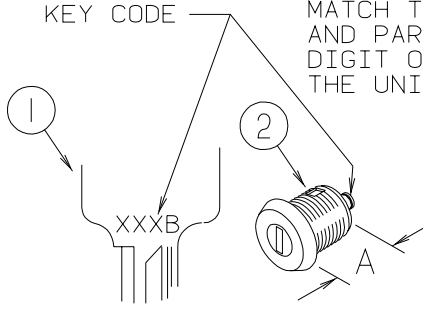
**EXTERIOR DOORS & COMPARTMENTS GROUP (CONTINUED)**  
**COMPARTMENT DOOR COMPONENTS (CONTINUED)**



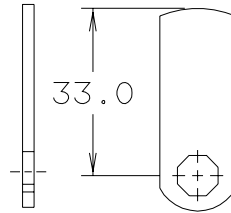
KEY	PART NUMBER	U/M	DESCRIPTION
1	121755-01-04A	EA	HINGE - 6.00 INCH
	122612-55-001	EA	U-CHANNEL/EXTRUSION - 192" - BRIGHT WHITE
	122612-55-007	EA	U-CHANNEL/EXTRUSION - 192" - BLACK
	122614-55-007	EA	H-CHANNEL/EXTRUSION - 192" - BLACK
2	112949-01-03A	EA	LATCH - PADDLE W/LOCK - W/O KEY - BRIGHT WHITE
2	112949-02-04A	EA	LATCH - PADDLE NON-LOCKING - BRIGHT WHITE
2	112949-01-04A	EA	LATCH - PADDLE W/LOCK - W/O KEY - BLACK
	112949-03-000	EA	KEY - TRI-MARK #TM500
3	057460-08-000	EA	BALL STUD - 10MM BALL - 5/16-18 - STAINLESS STEEL
4	107796-18-000	EA	SPRING/GAS - 7" COMPRESSED/10" EXTENDED - 80 LB.
5	126263-02-02B	EA	BRACKET - GAS SPRING
6	121947-01-01A	EA	BOLT - SLIDE W/PLASTIC PLUNGER
7	122269-27-000	EA	ROD - LATCH - 8.22"
7	122269-18-000	EA	ROD - LATCH - 11.28"
7	122269-24-000	EA	ROD - LATCH - 15.09"
7	122269-25-000	EA	ROD - LATCH - 17.04"
7	122269-23-000	EA	ROD - LATCH - 20.19"
7	122269-28-000	EA	ROD - LATCH - 20.29"
8	124304-01-000	EA	CLIP - ROUND PUSH ON
9	122268-27-000	EA	ROD - LATCH - 8.22"
9	122268-18-000	EA	ROD - LATCH - 11.28"
9	122268-24-000	EA	ROD - LATCH - 15.09"
9	122268-25-000	EA	ROD - LATCH - 17.04"
9	122268-23-000	EA	ROD - LATCH - 20.19"
9	122268-28-000	EA	ROD - LATCH - 20.29"
10	122613-55-008	EA	ROCKER PANEL/EXTRUSION - 161.2" - BRIGHT WHITE
11	130053-01-01A	EA	STRIKER - LUGGAGE DOOR - FLUSH - BLACK
12	107721-07-000	FT	SEAL - ACCESS DOOR - 1"
12	107721-08-000	FT	SEAL - ACCESS DOOR - .86"
13	122277-02-01A	EA	COVER - LATCH - BLACK
14	123892-10-02B	EA	CORNER STABILIZER W/BALL STUD - LEFT HAND - E-COATED
15	123892-12-02B	EA	CORNER STABILIZER W/BALL STUD - RIGHT HAND - E-COATED
16	122614-55-009	EA	EXTRUDED - H-CHANNEL - BLACK - 12'
17	122612-55-008	EA	U-CHANNEL/EXTRUSION - 144" - BRIGHT WHITE
	119568-01-01A	EA	STANDOFF - VALANCE PANEL - BLACK

**EXTERIOR DOORS & COMPARTMENTS GROUP (CONTINUED)**  
**COMPARTMENT DOOR COMPONENTS (CONTINUED)**

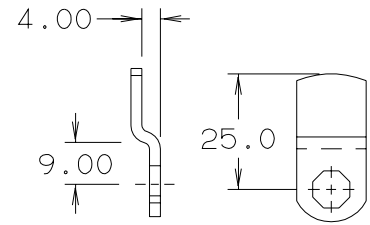
NOTE:  
 WHEN ORDERING THE LOCK CASE, THE KEY CODE MUST MATCH THE LAST DIGIT OF THE UNIT'S SERIAL NUMBER AND PART NUMBER; WHEN ORDERING THE KEYS, THE THIRD DIGIT OF THE KEY CODE MUST MATCH THE LAST DIGIT OF THE UNIT'S SERIAL NUMBER AND PART NUMBER.



110506-66-000



110506-70-000



110506-76-000

KEY	PART NUMBER	U/M	DESCRIPTION	
1*	110506-59-000	EA	KEYS - SET OF TWO	596720
2	110506-52-000	EA	CASE/CYLINDER - LOCKING - W/O CAM/KEY - .65"	702370
2	110506-54-000	EA	CASE/CYLINDER - LOCKING - W/O CAM/KEY - 1.25"	703170
1*	110506-59-001	EA	KEYS - SET OF TWO	596721
2	110506-52-001	EA	CASE/CYLINDER - LOCKING - W/O CAM/KEY - .65"	702371
2	110506-54-001	EA	CASE/CYLINDER - LOCKING - W/O CAM/KEY - 1.25"	703171
1*	110506-59-002	EA	KEYS - SET OF TWO	596722
2	110506-52-002	EA	CASE/CYLINDER - LOCKING - W/O CAM/KEY - .65"	702372
2	110506-54-002	EA	CASE/CYLINDER - LOCKING - W/O CAM/KEY - 1.25"	703172
1*	110506-59-003	EA	KEYS - SET OF TWO	596723
2	110506-52-003	EA	CASE/CYLINDER - LOCKING - W/O CAM/KEY - .65"	702373
2	110506-54-003	EA	CASE/CYLINDER - LOCKING - W/O CAM/KEY - 1.25"	703172
1*	110506-59-004	EA	KEYS - SET OF TWO	596724
2	110506-52-004	EA	CASE/CYLINDER - LOCKING - W/O CAM/KEY - .65"	702374
2	110506-54-004	EA	CASE/CYLINDER - LOCKING - W/O CAM/KEY - 1.25"	703174
1*	110506-59-005	EA	KEYS - SET OF TWO	596725
2	110506-52-005	EA	CASE/CYLINDER - LOCKING - W/O CAM/KEY - .65"	702375
2	110506-54-005	EA	CASE/CYLINDER - LOCKING - W/O CAM/KEY - 1.25"	703175
1*	110506-59-006	EA	KEYS - SET OF TWO	597936
2	110506-52-006	EA	CASE/CYLINDER - LOCKING - W/O CAM/KEY - .65"	702376
2	110506-54-006	EA	CASE/CYLINDER - LOCKING - W/O CAM/KEY - 1.25"	703176
1*	110506-59-007	EA	KEYS - SET OF TWO	597937
2	110506-52-007	EA	CASE/CYLINDER - LOCKING - W/O CAM/KEY - .65"	702377
2	110506-54-007	EA	CASE/CYLINDER - LOCKING - W/O CAM/KEY - 1.25"	703177

**\*COMPONENT PARTS FOUND IN SERVICE PARTS LIBRARY**

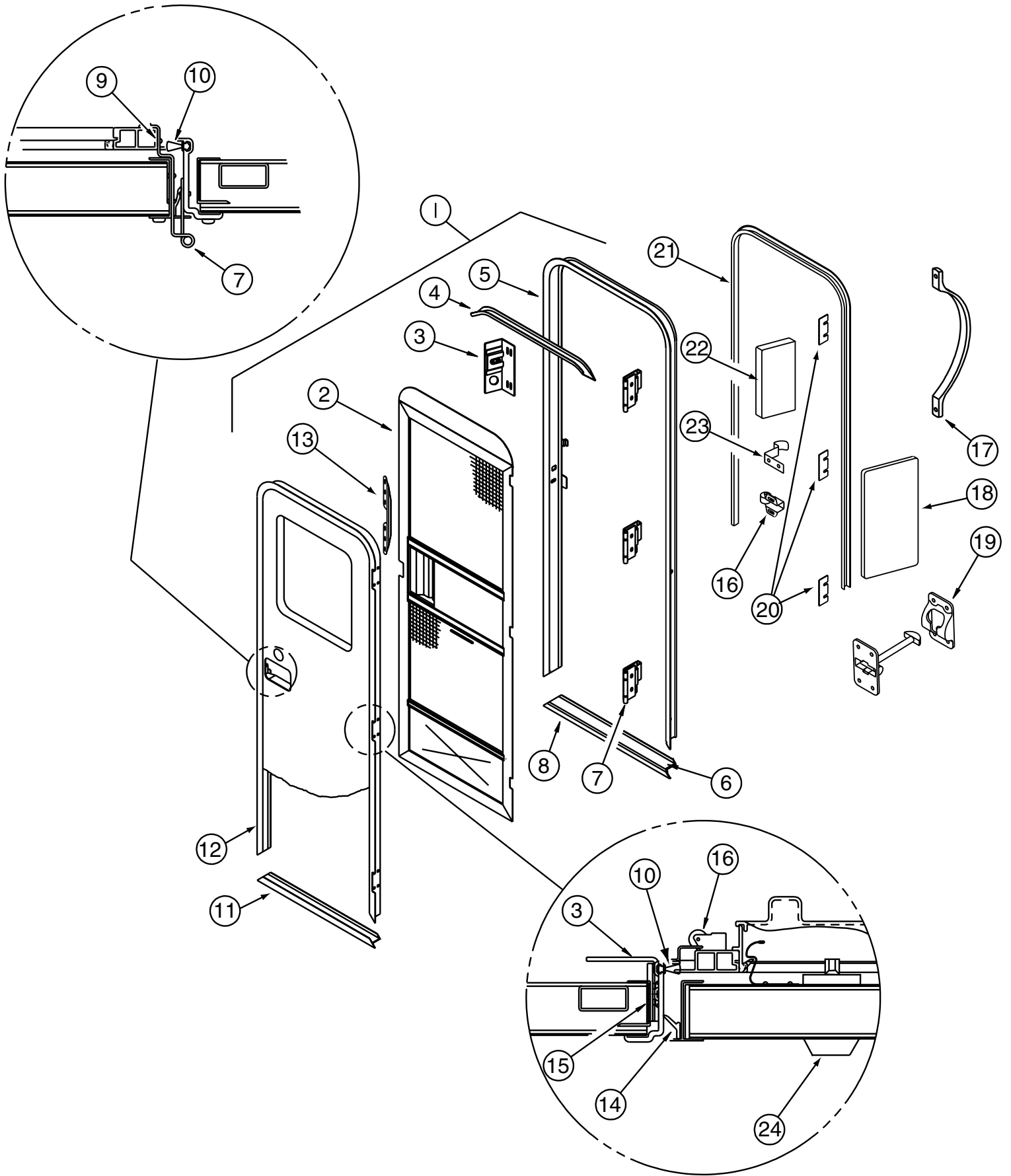


**EXTERIOR DOORS & COMPARTMENTS GROUP (CONTINUED)**  
**COMPARTMENT DOOR COMPONENTS (CONTINUED)**

<b>KEY</b>	<b>PART NUMBER</b>	<b>U/M</b>	<b>DESCRIPTION</b>	
1*	110506-59-008	EA	KEYS - SET OF TWO	596728
2	110506-52-008	EA	CASE/CYLINDER - LOCKING - W/O CAM/KEY - .65"	702378
2	110506-54-008	EA	CASE/CYLINDER - LOCKING - W/O CAM/KEY - 1.25"	703178
1*	110506-59-009	EA	KEYS - SET OF TWO	596729
2	110506-52-009	EA	CASE/CYLINDER - LOCKING - W/O CAM/KEY - .65"	702379
2	110506-54-009	EA	CASE/CYLINDER - LOCKING - W/O CAM/KEY - 1.25"	703179
	110506-66-000	EA	CAM - LATCHING - DOG LEGGED 1.5" LONG	
	110506-70-000	EA	CAM - LATCHING - STRAIGHT 1.3" LONG	
	110506-76-000	EA	CAM - LOCK	

**\*COMPONENT PARTS FOUND IN SERVICE PARTS LIBRARY**

EXTERIOR DOORS & COMPARTMENTS GROUP (CONTINUED)  
ENTRY DOOR



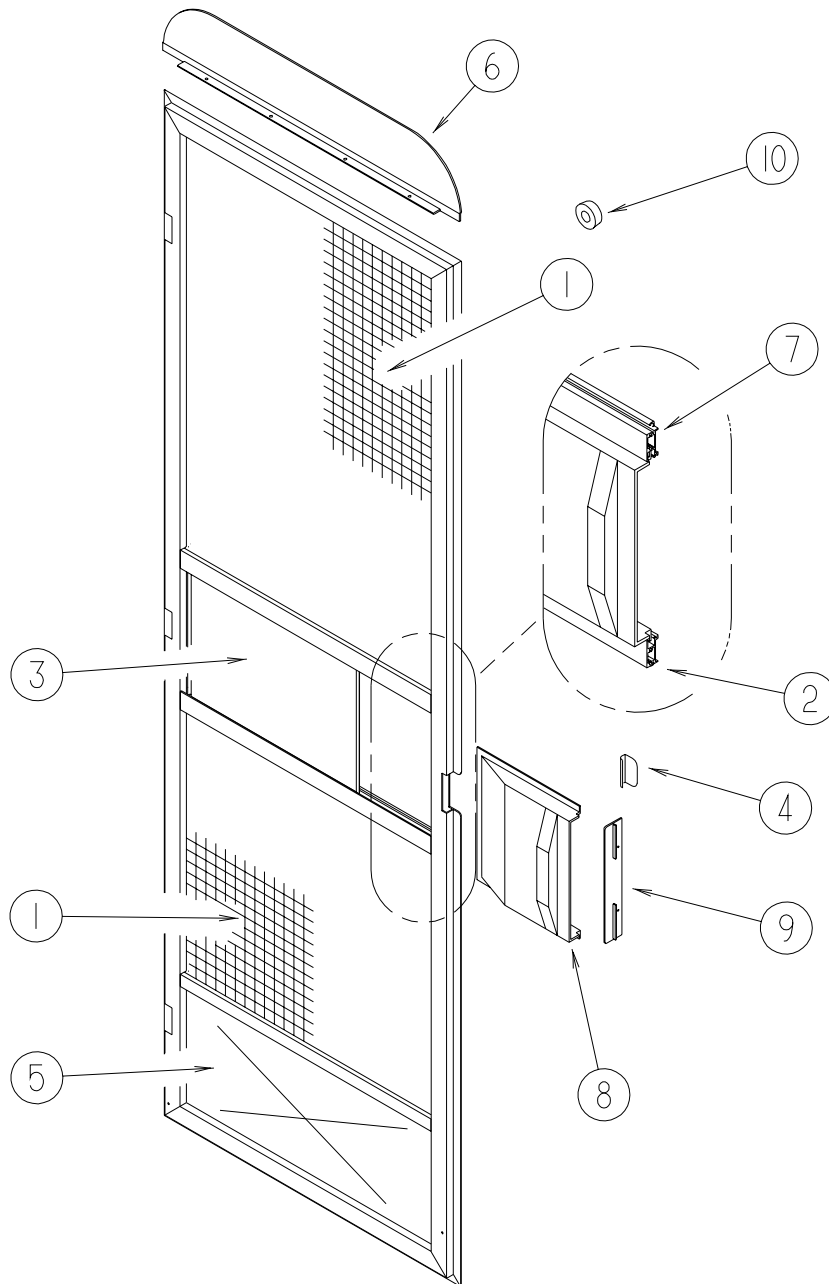
## EXTERIOR DOORS & COMPARTMENTS GROUP (CONTINUED)

### ENTRY DOOR (CONTINUED)

KEY	PART NUMBER	U/M	DESCRIPTION
1	115108-02-J41	EA	DOOR - ENTRY - W/SCREEN DOOR - W/O WINDOW
2	121899-01-G04	EA	DOOR - SCREEN - W/O HARDWARE - BRIGHT WHITE
3	041546-07-000	EA	BRACKET - DOOR ANGLE - OFF WHITE
4	044582-44-000	EA	CAP - DRIP - JAMB - BRIGHT WHITE
5	121898-01-01A	EA	JAMB - ENTRY DOOR
6	038327-01-000	EA	TAPE - ANTI SLIP - 2" X 60'
	075673-05-000	EA	SEAL - PILE - ADHESIVE BACK - BLACK
7	106719-01-05A	EA	HINGE - ENTRY DOOR - BRIGHT WHITE
	106719-01-01A	EA	HINGE - ENTRY DOOR - MILL
	116111-02-01A	EA	SCREW - TAPTITE - 1/4-20 X 3/8 PPH - ZINC
8	051049-01-000	EA	JAMB - BOTTOM - ENTRY DOOR - 25.9" - UNPAINTED
9	100128-02-000	EA	SEAL - FOAM - ADHESIVE BACK - .37" WIDE X .37" THICK
10	118929-01-01A	FT	SEAL - PILE - PUSH ON
11	121893-01-01A	EA	FRAME - ENTRY DOOR/BOTTOM - BRIGHT WHITE
12	121894-03-01A	EA	FRAME - ENTRY DOOR
13	098173-01-04A	EA	STIFFENER - ENTRY DOOR - SUPPORTS LATCH/STRIKE/UNPAINTED
14	075671-04-000	FT	SEAL - SPONGE - LAZY T - W/ADHESIVE STRIP - .5" WIDE
15	104692-01-000	FT	SEAL - FOAM/ADHESIVE BACK - .75"THICK X .75"WIDE X 25'
16	109403-01-000	EA	CATCH - SINGLE ROLLER - SCREEN DOOR
17	009126-03-000	EA	HANDLE - ASSIST - BLACK TEXTURED
18	076725-02-000	EA	COVER - HINGE - ENTRY DOOR - 6" X 3.2" - OFF WHITE
19	104099-01-04A	EA	CATCH - DOOR HOLDER - STRIKE - BRIGHT WHITE
19	104099-02-04A	EA	CATCH - DOOR HOLDER - RETAINER - BRIGHT WHITE
20	102248-01-000	EA	SHIM - DOOR
21	115222-05-01A	EA	GARNISH - RADIUS - ENTRY DOOR
22	077461-05-000	EA	COVER/BRACKET - STRIKE
23	100412-01-000	EA	CATCH - SCREEN DOOR
24*	101145-01-06A	EA	DEADBOLT - ENTRY DOOR W/O SECURITY BOLT W/2 KEYS - BLACK
	101147-01-000	EA	BOLT - SECURITY - 4.12"

\*COMPONENT PARTS FOUND IN SERVICE PARTS LIBRARY

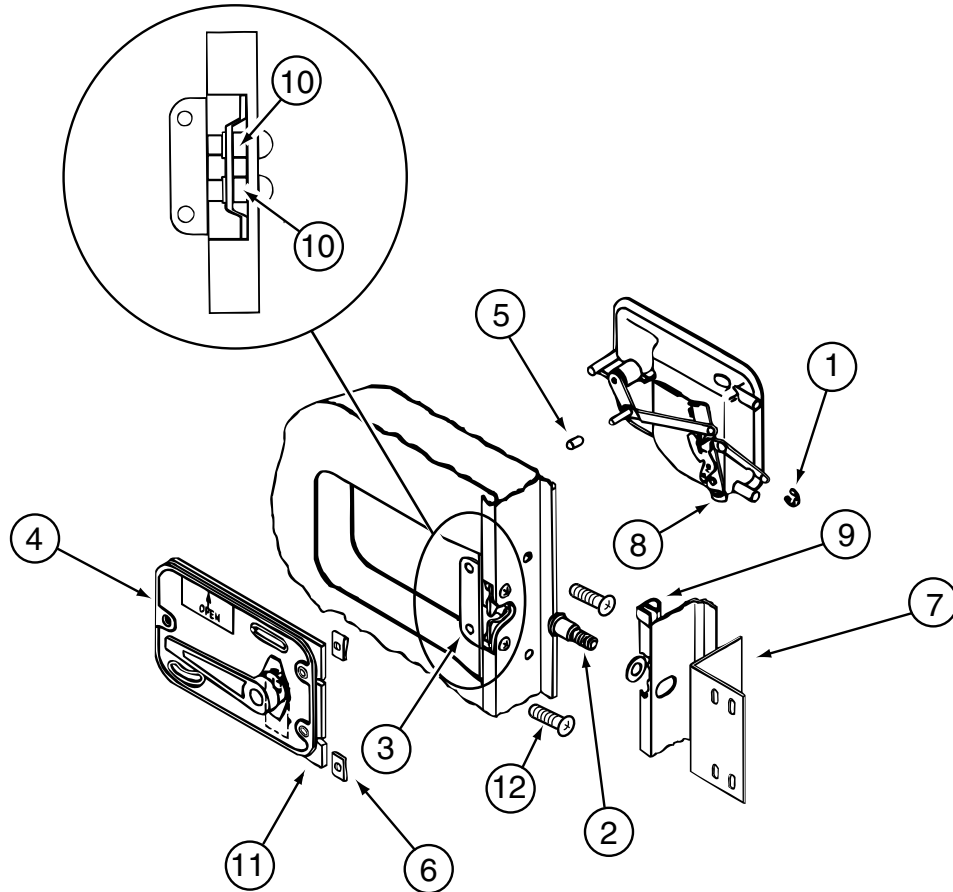
**EXTERIOR DOORS & COMPARTMENTS GROUP (CONTINUED)**  
**SCREEN DOOR**



KEY	PART NUMBER	U/M	DESCRIPTION
	121899-01-G04	EA	DOOR - SCREEN - W/O HARDWARE - BRIGHT WHITE
1	002293-02-000	SF	SCREEN - 26" - CHARCOAL
2	002294-01-000	FT	SPLINE - SCREENING - .135" X .138"
3	016454-01-000	EA	INSERT - CENTER - LEATHER GRAIN ALUMINUM - UNPAINTED
	001014-01-013	EA	INSERT - CENTER - 10.25" X 16.31" - UNPAINTED
4	050712-06-000	EA	HANDLE - SCREEN DOOR - BRIGHT WHITE
5	078552-03-000	EA	KICK PANEL - SCREEN DOOR - LOWER INSERT - UNPAINTED
6	078595-01-000	EA	TOP PLATE - SCREEN DOOR - CURVED TOP - 4.7" X 25.35"
7	078777-08-000	FT	CHANNEL - SLIDER
8	079086-03-000	EA	SLIDER - SCREEN DOOR - BRIGHT WHITE
9	079087-03-000	EA	STRIKE - SLIDER - SCREEN DOOR - BRIGHT WHITE
10	120863-02-000	EA	BUMPER - RUBBER - 1" DIAMETER X 1.50"

# EXTERIOR DOORS & COMPARTMENTS GROUP (CONTINUED)

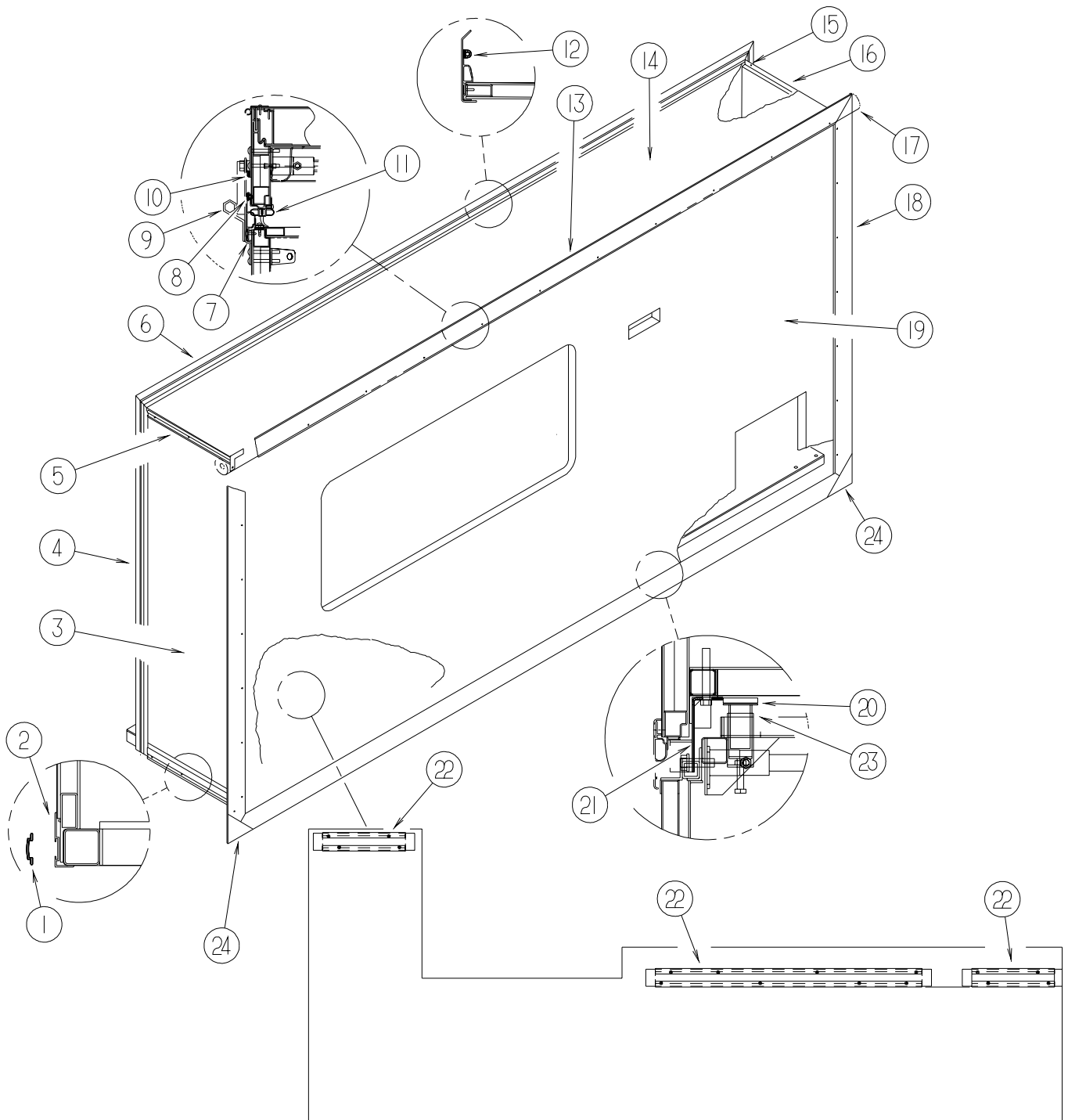
## LATCH - ENTRY DOOR



KEY	PART NUMBER	U/M	DESCRIPTION
1	036618-02-000	EA	E-RING - EXTERNAL - 3/16" SHAFT DIAMETER - LYNOR DOOR LOCK
2	039539-01-000	EA	STRIKE - LOCK - ENTRY DOOR - ROUND W/THREADED WASHER
	039715-01-000	EA	NUT-SERT - 1/4" DIAMETER - 20 THREADS
3	039540-01-000	EA	LATCH MECHANISM - HOOK - ENTRY DOOR - INTERIOR
4	039979-06-000	EA	COVER - LATCH PLATE - RIGHT HAND - BLACK TEXTURED
5	039984-01-000	EA	CAP - ROUND - VINYL - .28" ID X .62" - BLACK
6	040921-01-000	EA	NUT-SPEED-U TYPE 10-24 BLACK
7	041546-07-000	EA	BRACKET - DOOR ANGLE - OFF WHITE
8*	045017-13-000	EA	LATCH - ENTRY DOOR - BLACK TEXTURED
9	064075-07-000	FT	SEAL - BULB - W/WIRED U CHANNEL - .3" X .5" CHANNEL-BLACK
10	086285-05-000	EA	SPACER - NYLON - .7" X .56"
11	096810-01-01A	EA	PLATE - LATCH - ENTRY DOOR - BLACK
12	000G54-04-20B	EA	SCREW - 1/4-20 X 1 1/4 PTH TYP 23
	130444-01-01A	EA	CAP - KEY IDENTIFIER - GRAY

\*COMPONENT PARTS FOUND IN SERVICE PARTS LIBRARY

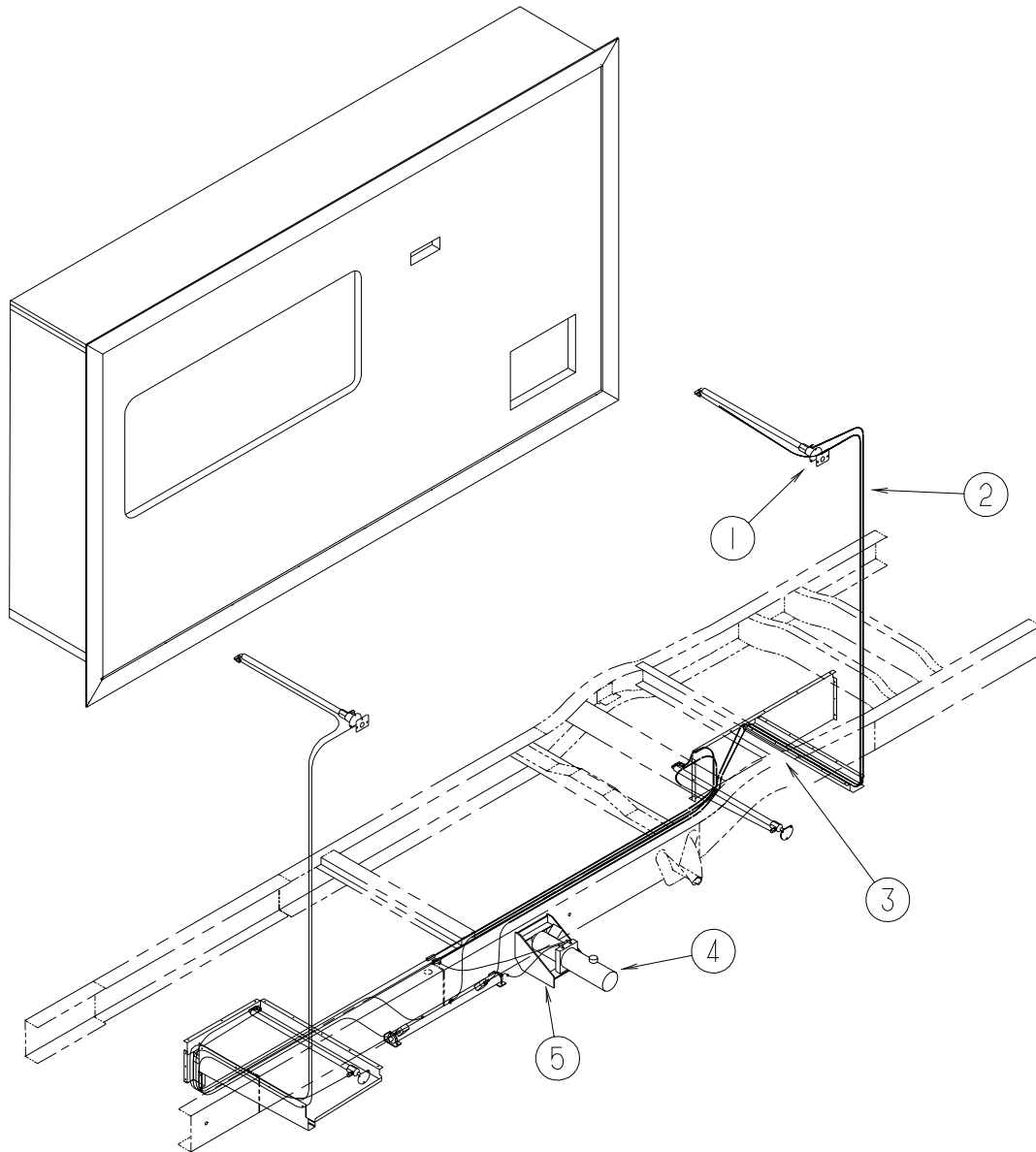
**EXTERIOR SLIDEOUT GROUP**  
**FRONT LEFT**



**EXTERIOR SLIDEOUT GROUP (CONTINUED)**  
**FRONT LEFT (CONTINUED)**

KEY	PART NUMBER	U/M	DESCRIPTION
1	105312-01-07A	FT	INSERT - VINYL FEATURE STRIP - BRIGHT WHITE
2	125051-01-01A	EA	STRIP - FEATURE - LOWER - BRIGHT WHITE
3	121401-01-J60	EA	PANEL - SLIDEOUT/FRONT - WASHED MAPLE
3	121401-01-L03	EA	PANEL - SLIDEOUT/FRONT - WATERFORD OAK
4	117004-01-03A	EA	TRIM - SEAL/INNER RT HAND-W/MITERED END-73.5" BRT WHT
5	136117-01-01A	EA	TRIM - ANGLE - SLIDEOUT - BRIGHT WHITE
6	125466-06-02A	EA	SUPPORT - ROOF/INTERIOR - BRIGHT WHITE
6	117004-10-01A	EA	TRIM - SEAL/INNER UPPER-W/MITERED ENDS-132.7" OFF WHITE
7	131007-01-12B	EA	BRACKET - SLIDEOUT/RIGHT HAND - BRIGHT WHITE
7	131007-02-12B	EA	BRACKET - SLIDEOUT/LEFT HAND - BRIGHT WHITE
8		FT	SEAL - D-SECTION/ADHESIVE BACK - .44" X .44" - RUBBER - SEE SEALANT & FASTENERS GROUP
9		EA	SCREW - 10-16 X 1 1/2 POH W/WASHER - SABLE - SEE SEALANT & FASTENERS GROUP
10		EA	BUMPER - .88" OD X .40" THICK - BLACK - SEE SEALANT & FASTENERS GROUP
11	115076-01-000	FT	SEAL - SLIDEOUT
			FROM: 00-00-00 THRU: 10-31-99
11	115076-03-000	FT	SEAL - SLIDEOUT
			FROM: 11-01-99 THRU: 99-99-99
12	112091-01-000	FT	D-SEAL - NEOPRENE - TRUNK - HEAT ACTIVE ADHESIVE
13	119992-16-01A	EA	TRIM - SEAL - W/MITERED ENDS - BRIGHT WHITE
			FROM: 00-00-00 THRU: 08-29-99
13	133955-16-01A	EA	TRIM - SEAL - W/MITERED ENDS - 134.6" - BRIGHT WHITE
			FROM: 08-30-99 THRU: 99-99-99
	105312-01-07A	FT	INSERT - VINYL FEATURE STRIP - BRIGHT WHITE
13	116933-15-01A	EA	TRIM/SEAL - FLOOR EDGE - 166.7" - BRIGHT WHITE
14	130786-01-L07	EA	ROOF - F/SLIDEOUT - W/O VENTS/TRIMS
15	117004-02-03A	EA	TRIM - SEAL/INNER LT HAND-W/MITERED END-73.5" BRT WHITE
16	121402-05-K13	EA	PANEL - SLIDEOUT/REAR - WASHED MAPLE
16	121402-05-L07	EA	PANEL - SLIDEOUT/REAR - WATERFORD OAK
17	122977-08-01A	EA	AWNING/SLIDEOUT W/COVER - 134.4" - BRIGHT WHITE
18	119992-18-01A	EA	TRIM - SEAL - W/MITERED ENDS - BRIGHT WHITE
			FROM: 00-00-00 THRU: 08-29-99
18	133955-18-01A	EA	TRIM - SEAL - W/MITERED ENDS - 79.4" - BRIGHT WHITE
			FROM: 08-30-99 THRU: 99-99-99
	105312-01-07A	FT	INSERT - VINYL FEATURE STRIP - BRIGHT WHITE
18	116933-15-01A	EA	TRIM/SEAL - FLOOR EDGE - 166.7" - BRIGHT WHITE
19	125665-02-K13	EA	PANEL - SLIDEOUT/OUTER - WASHED MAPLE
19	125665-02-L07	EA	PANEL - SLIDEOUT/OUTER - WATERFORD OAK
20	128599-03-000	EA	PAD - SLIDEOUT - HYDRAULIC
21	130792-01-02B	EA	BRACKET - MOUNT - SLIDEOUT/RIGHT HAND - E-COATED
21	130792-02-02B	EA	BRACKET - MOUNT - SLIDEOUT/LEFT HAND - E-COATED
22	115325-10-01A	EA	RAIL - FLOOR/SLIDEOUT ROOM - BLACK
	115661-01-000	FT	POLYETHYLENE - HIGH DENSITY - 1/16" X 3"
23	126313-02-02B	EA	SUPPORT - SLIDE - E-COATED
24	135275-01-01A	EA	PROTECTOR - CORNER - SLIDEOUT - WHITE

**EXTERIOR SLIDEOUT GROUP (CONTINUED)**  
**FRONT LEFT (CONTINUED)**

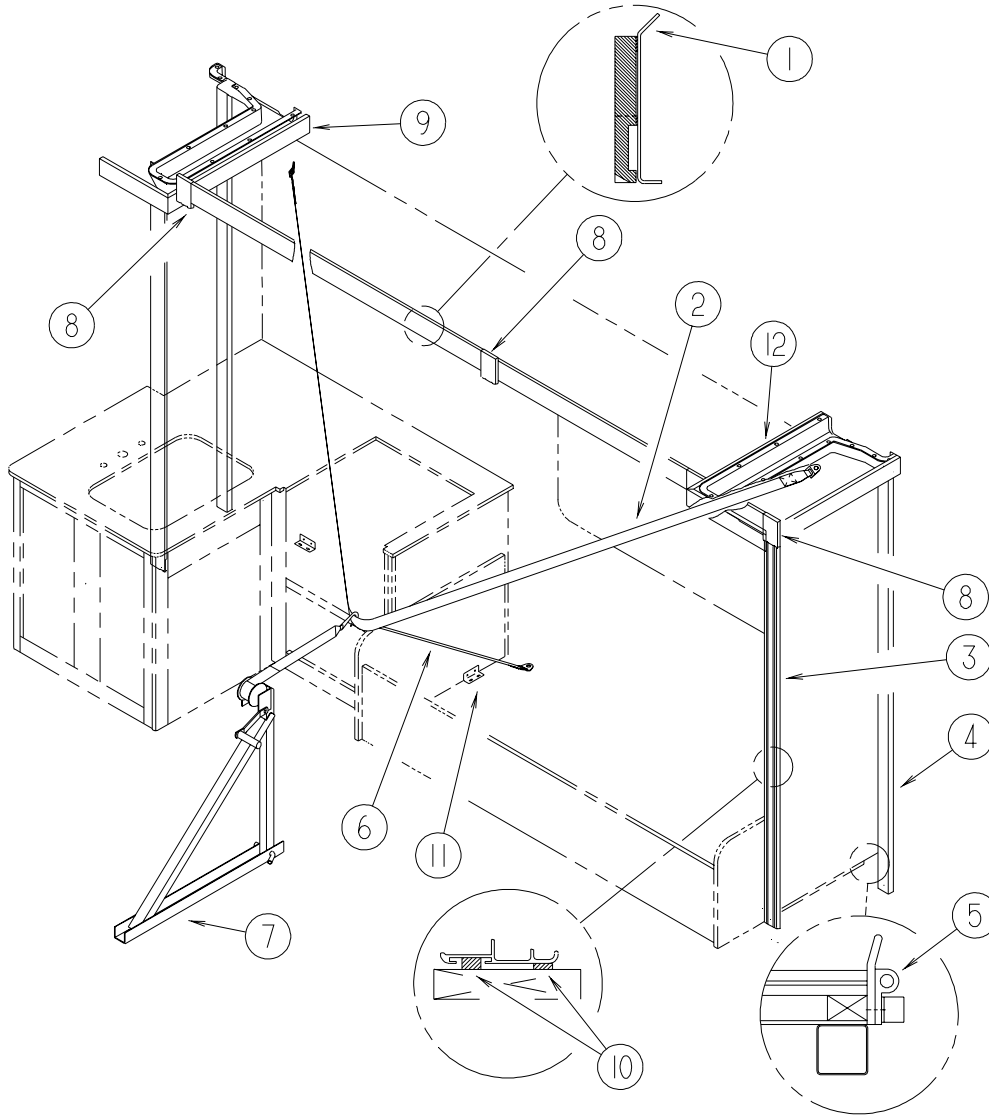


KEY	PART NUMBER	U/M	DESCRIPTION
1	131014-01-01A	EA	BEZEL - SLIDEOUT - UPPER - BRIGHT WHITE
2*	130606-02-000	EA	HOSE KIT - HYDRAULIC
3		EA	GROMMET - SEE SEALANT & FASTENERS GROUP
4*	130606-01-000	EA	SLIDEOUT - HYDRAULIC
	115075-02-000	EA	SEAL - WIPE - .25" X 2.9"
	089275-02-000	FT	STRIP - 3/4" X 84" BLACK POLYETHYLENE
5	107938-08-000	EA	BRACKET - PUMP

**\*COMPONENT PARTS FOUND IN SERVICE PARTS LIBRARY**

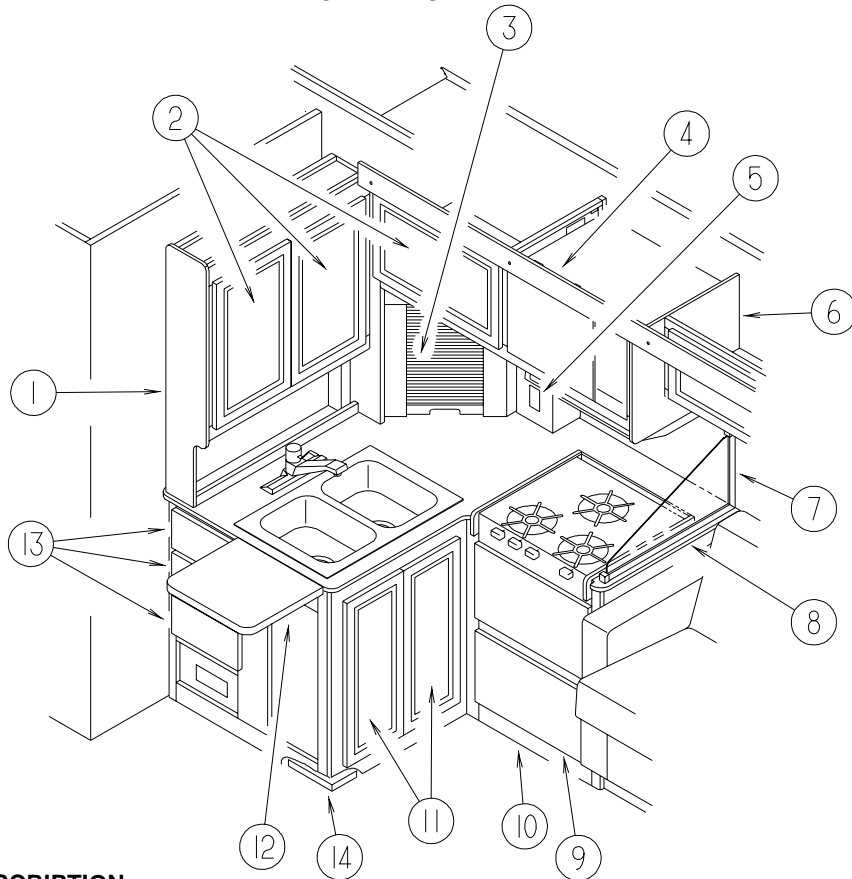


**EXTERIOR SLIDEOUT GROUP (CONTINUED)**  
**FRONT LEFT (CONTINUED)**



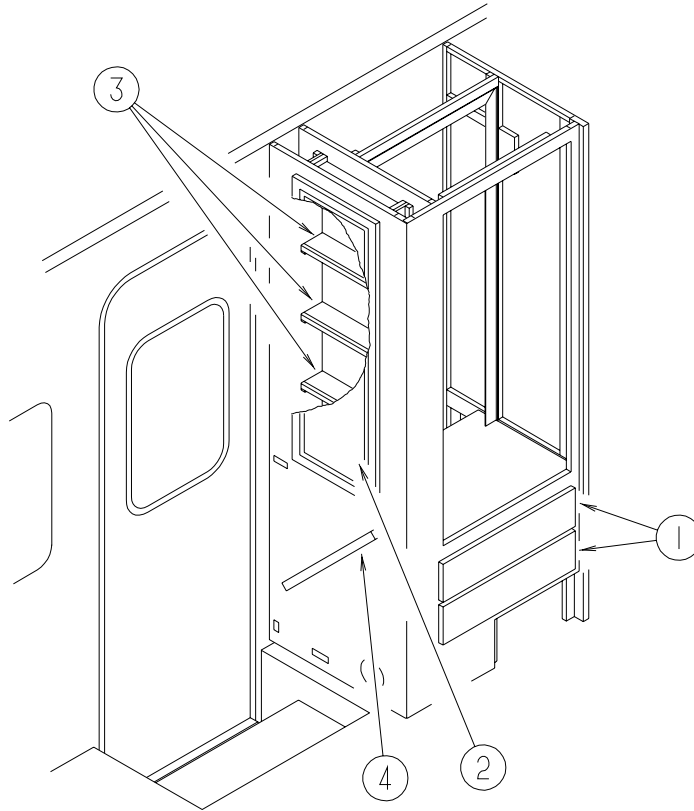
KEY	PART NUMBER	U/M DESCRIPTION
1	132663-08-03A	EA MOLDING - VINYL WRAPPED - .6" X 3.4" X 57.9" - WASHED MAPLE
1	132663-08-01A	EA MOLDING - VINYL WRAPPED-.6" X 3.4" X 57.9" - WATERFORD OAK
2	116101-05-K19	EA STRAP - WINCH - 151.1" CENTER/CENTER BRACKET
3	132663-04-03A	EA MOLDING - VINYL WRAPPED - .6" X 3" X 70.4" - WASHED MAPLE
3	132663-04-01A	EA MOLDING - VINYL WRAPPED - .6" X 3" X 70.4"- WATERFORD OAK
4	024700-68-000	EA COVER - SIDEWALL ROLL BAR - SOFT WHITE
5	121283-01-000	FT SEAL - P SHAPED
6	116101-06-K19	EA STRAP - WINCH - 53" CENTER BRACKET/STRAP END
7	131720-01-K19	EA WINCH - F/SLIDEOUT COMPLETE
	115767-02-000	EA WINCH - SLIDEOUT W/10' STRAP
	136511-02-02B	EA CHANNEL - WINCH/WINCH - E-COATED
	034512-01-000	EA PIN - LOCKING - DRAWBAR
	034513-01-000	EA PIN - HITCH - 3/16" WIRE
8	132844-02-03A	EA BLOCK - CORNER - 3.5" X 3.5" - WASHED MAPLE
8	132844-02-01A	EA BLOCK - CORNER - 3.5" X 3.5" - WATERFORD OAK
9	131110-01-K09	EA COVER - RAM - REAR - WASHED MAPLE
9	131110-01-K07	EA COVER - RAM - REAR - WATERFORD OAK
10	100128-02-000	FT SEAL - FOAM/ADHESIVE BACK - .37" WIDE X .37" THICK
11	128252-01-02B	EA BRACKET-ANGLE,E-COAT
12	131111-01-K09	EA COVER - RAM - FRONT - WASHED MAPLE
12	131111-01-L07	EA COVER - RAM - FRONT - WATERFORD OAK

## GALLEY GROUP CABINETS



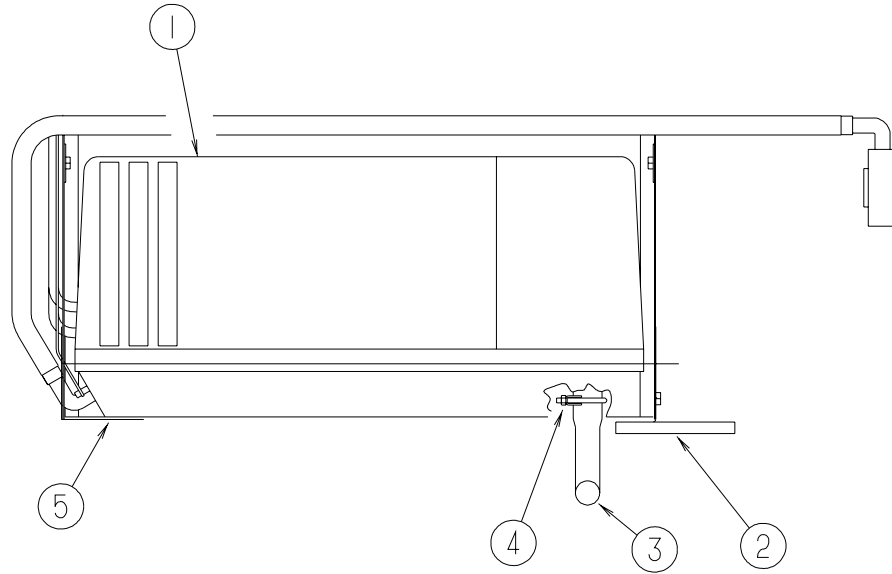
KEY	PART NUMBER	U/M	DESCRIPTION
1	131060-01-K09	EA	CABINET - HUTCH - W/O DOORS/DRAWERS/HARDWARE - WASHED MAPLE
	131060-12-K09	EA	SHELF - W/PLASTIC EDGE MOLDING - WASHED MAPLE
1	131060-01-K07	EA	CABINET - HUTCH - W/O DOORS/DRAWERS/HARDWARE - WATERFORD OAK
	131060-12-K07	EA	SHELF - W/PLASTIC EDGE MOLDING - WATERFORD OAK
2	131995-98-L09	EA	DOOR - RAIL/SOLID PANEL - 13.7" X 23.2" - W/O HARDWARE - WASHED MAPLE
2	132141-98-L07	EA	DOOR - RAIL/VENEER - 13.8" X 23.2" - W/O HARDWARE - WATERFORD OAK
3	130454-01-K09	EA	CABINET - OVERHEAD/Front/LEFT HAND - W/O DOORS/HARDWARE - WASHED MAPLE
3	130454-01-K07	EA	CABINET - OVERHEAD/Front/LEFT HAND - W/O DOORS/HARDWARE - WATERFORD OAK
4	130580-02-K09	EA	CABINET - OVERHEAD/MICROWAVE - W/O DOOR/HARDWARE - WASHED MAPLE
4	130580-02-K19	EA	CABINET - OVERHEAD/MICROWAVE - W/O DOOR/HARDWARE - WATERFORD OAK
5	131059-01-K09	EA	CABINET - MONITOR PANEL - W/O DOORS/HARDWARE - WASHED MAPLE
5	131059-01-K07	EA	CABINET - MONITOR PANEL - W/O DOORS/HARDWARE - WATERFORD OAK
6	109908-A4-K09	EA	END CAP - OVERHEAD CABINET - WASHED MAPLE
6	109908-A4-K19	EA	END CAP - OVERHEAD CABINET - WATERFORD OAK
7	126875-02-K09	EA	SPLASHGUARD - L-SHAPED W/GLASS - WASHED MAPLE
7	126875-02-K07	EA	SPLASHGUARD - L-SHAPED W/GLASS - WATERFORD OAK
7	127117-02-01A	EA	GLASS - STATIONARY - SPLASHGUARD
8	132601-65-L09	EA	COUNTERTOP - GALLEY CABINET - LAMINATED - WASHED MAPLE
8	132601-65-L07	EA	COUNTERTOP - GALLEY CABINET - LAMINATED - WATERFORD OAK
9	M09316-27-L09	EA	DRAWER - OGEE EDGE - 19.8"W X 15.7"D - W/O SLIDES/HARDWARE - WASHED MAPLE
9	M09316-27-L07	EA	DRAWER - OGEE EDGE - 19.8"W X 15.7"D - W/O SLIDES/HARDWARE - WATERFORD OAK
10	133404-01-L09	EA	CABINET - GALLEY - W/O COUNTERTOP - W/O DOORS/DRAWERS/HDW - WASHED MAPLE
10	133404-01-L07	EA	CABINET - GALLEY - W/O COUNTERTOP - W/O DOORS/DRAWERS/HDW - WATERFORD OAK
	103610-03-L01	EA	COVER - SINK - 15.2" X 11" - LAMINATED BOTH SIDES
11	131995-N7-L09	EA	DOOR - RAIL/SOLID PANEL - 10" X 25.1" - W/O HARDWARE - WASHED MAPLE
11	131995-N7-L07	EA	DOOR - RAIL/SOLID PANEL - 10" X 25.1" - W/O HARDWARE - WATERFORD OAK
11	131995-N6-L09	EA	DOOR - RAIL/SOLID PANEL - 10" X 25.1" - W/O HARDWARE - WASHED MAPLE
11	131995-N6-L07	EA	DOOR - RAIL/SOLID PANEL - 10" X 25.1" - W/O HARDWARE - WATERFORD OAK
12	133404-01-L09	EA	CABINET - GALLEY - W/O COUNTERTOP - W/O DOORS/DRAWERS/HDW - WASHED MAPLE
12	133404-01-L07	EA	CABINET - GALLEY - W/O COUNTERTOP - W/O DOORS/DRAWERS/HDW - WATERFORD OAK
	129503-04-L09	EA	EXTENSION - GALLEY COUNTERTOP - W/O HARDWARE - WASHED MAPLE
	129503-04-L07	EA	EXTENSION - GALLEY COUNTERTOP - W/O HARDWARE - WATERFORD OAK
13	M09316-60-L09	EA	DRAWER - OGEE EDGE - 10.3"W X 19.6"D - W/O SLIDES/HARDWARE - WASHED MAPLE
13	M09316-60-L07	EA	DRAWER - OGEE EDGE - 10.3"W X 19.6"D - W/O SLIDES/HARDWARE - WATERFORD OAK
14	127842-01-01A	FT	SEAL - SIGHT SHIELD - 2" BLACK

**GALLEY GROUP (CONTINUED)**  
**CABINETS (CONTINUED)**



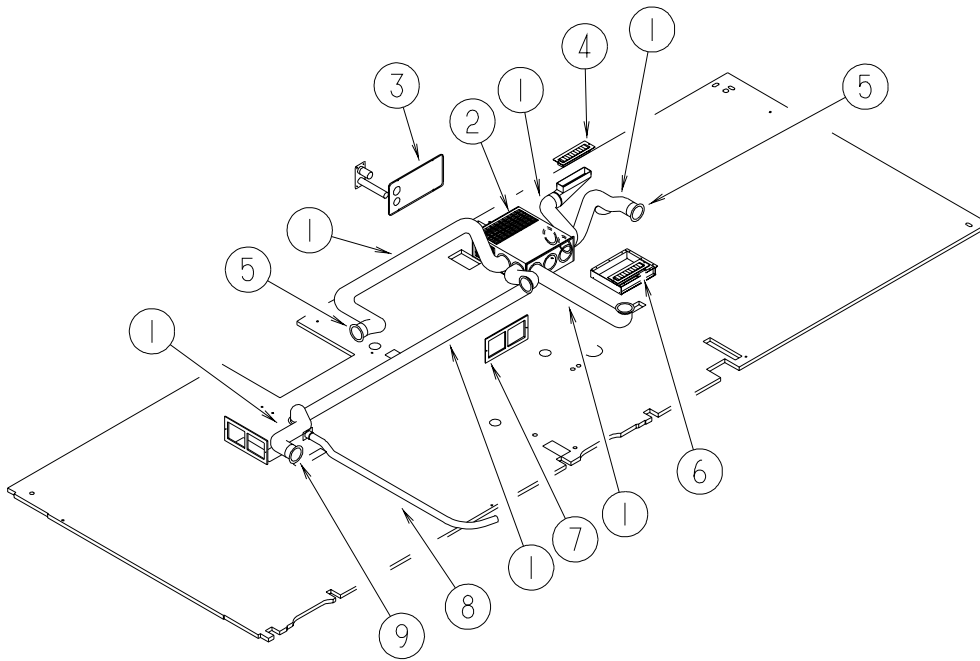
KEY	PART NUMBER	U/M	DESCRIPTION
1	M09316-57-L09	EA	DRAWER - OGEE EDGE - 22.5"W X 13.7"D - W/O SLIDES/HARDWARE - WASHED MAPLE
1	M09316-57-L07	EA	DRAWER - OGEE EDGE - 22.5"W X 13.7"D - W/O SLIDES/HARDWARE - WATERFORD OAK
2	131995-C8-L09	EA	DOOR - RAIL/SOLID PANEL - 10.6" X 19.8" - W/O HARDWARE - WASHED MAPLE
2	132141-35-L07	EA	DOOR - RAIL/VENEER - 15.5" X 45.4" - W/O HARDWARE - WATERFORD OAK
3	130158-13-K09	EA	SHELF - W/PLASTIC EDGE MOLDING - WASHED MAPLE
3	130158-13-K07	EA	SHELF - W/PLASTIC EDGE MOLDING
4		EA	HANDLE - ASSIST - SEE CURTAIN CUSHION GROUP

# GENERATOR GROUP GAS



KEY	PART NUMBER	U/M	DESCRIPTION
1	109982-03-000	EA	GENERATOR - 4.0 MICROLITE
2	114071-02-02B	EA	SUPPORT - GENERATOR - RIGHT
3	105958-09-000	EA	PIPE - GENERATOR EXHAUST - 1.3" OD X 5.9" X 22"
4	007125-03-000	EA	CLAMP - MUFFLER - 1.5" DIAMETER
5	114070-02-02B	EA	SUPPORT - GENERATOR - LEFT
	007067-01-000	SF	INSULATION - FIBERGLASS - 1" THICK X 4'-INCREMENTS 4 SF

## HEATING & A/C GROUP FURNACE

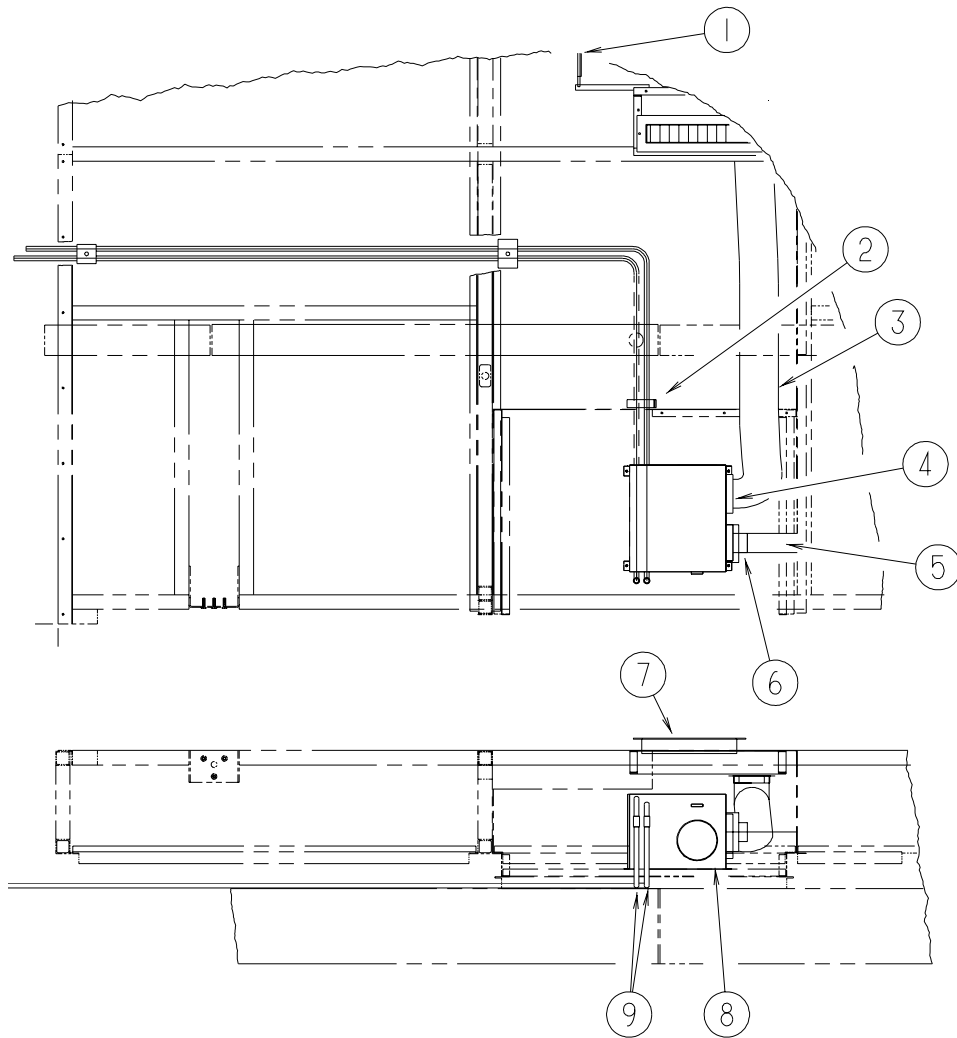


KEY	PART NUMBER	U/M	DESCRIPTION
1	009198-01-000	FT	DUCT - HEAT - FLEXIBLE - 4" ID X 25'
	092777-01-000	EA	ADAPTER - DUCT - 4"
2*	098668-20-000	EA	FURNACE - 30,000 BTU
3	098668-23-000	EA	DOOR - ACCESS - FURNACE - BRIGHT WHITE
4	093741-01-000	EA	BOX - BOOT - FLOOR REGISTER
5	056464-10-000	EA	REGISTER W/O DAMPER - 4" DIAMETER - PLASTIC - BEIGE
6	094600-06-01A	EA	REGISTER W/DAMPER-3.6" X 11.3" FACE/2.1" X 9.9" RO-BEIGE
7	093614-01-02A	EA	GRILLE - RETURN AIR - 15.6" X 7.6" - BEIGE
8	009198-02-000	FT	DUCT - FLEXIBLE - 2" ID X 25'
	092776-01-000	EA	ADAPTER - DUCT - 2"
9	056464-10-000	EA	REGISTER W/O DAMPER - 4" DIAMETER - PLASTIC - BEIGE
	009200-01-000	EA	TAPE - FURNACE - 1 1/2"

**\*COMPONENT PARTS FOUND IN SERVICE PARTS LIBRARY**

# HEATING & A/C GROUP (CONTINUED)

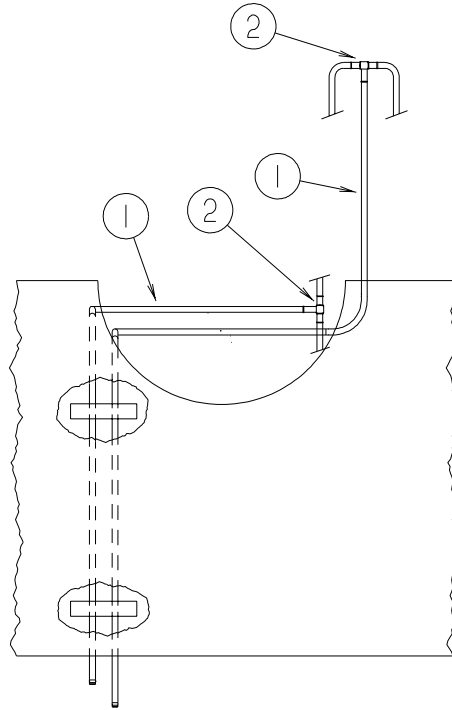
## REAR HEATER



KEY	PART NUMBER	U/M	DESCRIPTION
1	093614-01-02A	EA	GRILLE - RETURN AIR - 15.6" X 7.6" - BEIGE
2	083609-01-000	EA	CLAMP - WIRE - DUAL - EQUAL DIAMETERS - 5/8"
3	009198-01-000	FT	DUCT - HEAT - FLEXIBLE - 4" ID X 25'
4	069636-02-000	EA	CONNECTOR - DUCT - 4" ID
5	009198-02-000	FT	DUCT - HEAT - FLEXIBLE - 2" ID X 25'
6	118761-01-000	EA	REDUCER - 4"-2" - GALVANIZED
	062401-02-000	EA	CLAMP - HOSE - WORMGEAR - 1.56" - 2.5"
7	094600-05-01A	EA	REGISTER W/O DAMPER-3.6" X 11.3" FACE/2.1" X 9.9" RO-BEIGE
8*	084405-01-000	EA	HEATER - REAR/DUCTED - W/MOTOR AID
9	079059-01-000	EA	HOSE - 90 DEGREE - 5/8"ID X 4" X 36"

\*COMPONENT PARTS FOUND IN SERVICE PARTS LIBRARY

**HEATING & A/C GROUP (CONTINUED)**  
**REAR HEATER (CONTINUED)**



KEY	PART NUMBER	U/M	DESCRIPTION
1	007108-01-000	FT	HOSE - HEATER - 5/8" ID - HI-TEMP
2	076776-01-000	EA	TEE - BEADED - 5/8" X 5/8" X 5/8"

**ROOF**

KEY	PART NUMBER	U/M	DESCRIPTION
*	131185-02-01A	EA	A/C ROOF - 13,500 BTU - 220 VOLT - WHITE
	131184-01-01A	EA	CEILING ASSEMBLY - A/C DUCTED - WHITE
*	131188-01-01A	EA	A/C - ROOF - 14,800 MACH 15 - WHITE
	131184-03-01A	EA	CEILING ASSEMBLY - A/C DUCTED - C-BODY - WHITE
	117238-01-01A	EA	THERMOSTAT - A/C - FURNACE
	120134-01-02A	EA	REGISTER - W/DAMPER - 4" PIPE/7" O.D. FACE - WHITE
	131184-02-01A	EA	BOARD - DIVIDER - SILVER


**\*COMPONENT PARTS FOUND IN SERVICE PARTS LIBRARY**

# INTERIOR FINISH GROUP

## MOLDINGS & TRIMS

WASHED MAPLE

WATERFORD OAK



KEY	PART NUMBER	U/M	DESCRIPTION
1	009767-12-000	FT	WELTING - SIDEWALL/CEILING/CABINET - OFF/WHT
1	009767-14-000	FT	WELTING - CHERRY
1	009767-15-000	FT	WELTING - WATERFORD OAK
1	009767-16-000	FT	WELTING - REBER BIRCH
1	009778-16-000	FT	U-CHANNEL - 1" - PICKLED ASH
2	009778-18-000	FT	U-CHANNEL - 1" - CHERRY-CHERRY
2	009778-21-000	FT	U-CHANNEL - 1" - WATERFORD OAK
2	009778-25-000	FT	U-CHANNEL - 1" - BEIGE ILLUSION
2	009778-27-000	FT	U-CHANNEL - 1" - WASHED MAPLE
2	009778-31-000	FT	U-CHANNEL - 1" - GRADY BROWN
2	070504-03-000	FT	U-CHANNEL - PLASTIC - .9" X 96" - GRADY BROWN
2	070504-18-000	FT	U-CHANNEL - PLASTIC - .13" X 84" - IVORY
2	070504-30-000	FT	U-CHANNEL - PLASTIC - .13" X 84" - CHERRY
2	070504-31-000	FT	U-CHANNEL - PLASTIC - .9" X 84" - CHERRY
2	070504-36-000	FT	U-CHANNEL - PLASTIC - .13" X 72" - WATERFORD OAK
2	070504-37-000	FT	U-CHANNEL - PLASTIC - .9" X 84" - WATERFORD OAK
2	070504-38-000	FT	U-CHANNEL - PLASTIC - .9" X 65" - WATERFORD OAK



## INTERIOR FINISH GROUP (CONTINUED)

### MOLDINGS & TRIMS (CONTINUED)


#### WASHED MAPLE WATERFORD OAK

KEY	PART NUMBER	U/M	DESCRIPTION
2	070504-42-000	FT	U-CHANNEL - PLASTIC - .13" X 84" - BEIGE ILLUSION
2	070504-50-000	FT	U-CHANNEL - PLASTIC - .13" X 84" - WASHED MAPLE
2	070504-51-000	FT	U-CHANNEL - PLASTIC - .9" X 84" - WASHED MAPLE
2	070504-54-000	FT	U-CHANNEL - PLASTIC - .9" X 84" - VILLAGE OAK
3	009809-27-000	EA	MOLDING - CORNER - OUTSIDE - 1" X 84" - WATERFORD OAK
3	009809-28-000	EA	MOLDING - CORNER - OUTSIDE - 1" X 84" - CHERRY
3	009809-30-000	EA	MOLDING - CORNER - OUTSIDE - 1" X 84" - BEIGE ILLUSION
3	009809-31-000	EA	MOLDING - CORNER - OUTSIDE - 1" X 84" - WASHED MAPLE
3	009809-32-000	EA	MOLDING - CORNER - OUTSIDE - 1" X 84" - PORTSMOUTH OAK
4	009812-24-000	EA	MOLDING - CORNER - 1/2" W/1/4" CHAN X 84" - IVORY
4	009812-26-000	EA	MOLDING - CORNER - 1/2" W/1/4" CHAN X 84" - CHERRY
4	009812-27-000	EA	MOLDING - CORNER - 1/2" W/1/4" CHAN X 84" - PICKLED ASH
4	009812-29-000	EA	MOLDING - CORNER - 1/2" W/1/4" CHAN X 84" - WATERFORD OAK
4	009812-31-000	EA	MOLDING - CORNER - 1/2" W/1/4" CHAN X 84" - BEIGE ILLUSION
4	009812-33-000	EA	MOLDING - CORNER - 1/2" W/1/4" CHAN X 84" - WASHED MAPLE
4	009812-34-000	EA	MOLDING - CORNER - 1/2" W/1/4" CHAN X 84" - VW LIGHT GRAY
4	009812-35-000	EA	MOLDING - CORNER - 1/2" W/1/4" CHAN X 84" - PORTSMOUTH OAK
5	009815-09-000	FT	MOLDING-T - .75" IVORY
5	105709-01-000	FT	MOLDING-T - 1" - MODERN IVORY
6	022992-11-000	FT	MOLDING - REVERSE COVE - T-SHAPED VINYL - IVORY
6	022992-14-000	FT	MOLDING - REVERSE COVE - BRIGHT WHITE
6	022992-15-000	FT	MOLDING - REVERSE COVE - VW GRAY
7	042357-18-000	EA	MOLDING - CORNER - RADIUS/PLASTIC - PICKLED ASH
7	042357-19-000	EA	MOLDING - CORNER - RADIUS/PLASTIC - CHERRY
7	042357-20-000	EA	MOLDING - CORNER - RADIUS/PLASTIC - WATERFORD OAK
7	042357-25-000	EA	MOLDING - CORNER - RADIUS/PLASTIC - WASHED MAPLE
7	042357-26-000	EA	MOLDING - CORNER - RADIUS/PLASTIC - PORTSMOUTH OAK
8	077840-01-G01	EA	MOLDING - WALL CAP - 8' - WATERFORD OAK
8	077840-01-E41	EA	MOLDING - WALL CAP - 8' - SALEM CHERRY
8	077840-01-G01	EA	MOLDING - WALL CAP - 8' - WATERFORD OAK
8	077840-01-J70	EA	MOLDING - WALL CAP - 8' - WASHED MAPLE
8	077840-01-G01	EA	MOLDING - WALL CAP - 8' - WATERFORD OAK
9	078323-06-G15	EA	MOLDING - CAP/WALL - 79.6" - WATERFORD OAK
10	080176-08-000	EA	CAP - CORNER - RADIUS MOLDING - PLASTIC - WASHED MAPLE
11	081521-02-007	EA	MOUNT - METAL MOLDING - F/RADIUS CORNER MOLDING - 151.5"
12	083620-09-000	FT	T-MOLDING - W/EDGE LIP - 7/8" FACE - MODERN IVORY
12	083620-11-000	FT	T-MOLDING - W/EDGE LIP - 7/8" FACE - CHERRY
12	083620-12-000	FT	T-MOLDING - W/EDGE LIP - 7/8" FACE - WATERFORD OAK
12	083620-15-000	FT	T-MOLDING - W/EDGE LIP - 7/8" FACE - BEIGE ILLUSION
12	083620-11-000	FT	T-MOLDING - W/EDGE LIP - 7/8" FACE - CHERRY
12	083620-12-000	FT	T-MOLDING - W/EDGE LIP - 7/8" FACE - WATERFORD OAK
12	083620-15-000	FT	T-MOLDING - W/EDGE LIP - 7/8" FACE - BEIGE ILLUSION
12	083620-19-000	FT	T-MOLDING - W/EDGE LIP - 7/8" FACE - WASHED MAPLE
13	085746-04-000	FT	TRIM-J - CARPET 1.2" X .5" ANGLE - 12' LONG - OFF WHITE
14	086229-12-000	EA	BATTEN - 1.5" OFFSET X 97.01" IVORY
15	086229-11-000	EA	RETAINER - OFFSET - 97.01"
16	086229-13-000	EA	RETAINER - 1" X 96" - IVORY
16	086229-15-000	EA	BATTEN - 1" X 96" - MODERN IVORY
16	086229-19-000	EA	BATTEN - 1" X 98.43" - OFF WHITE
16	086229-20-000	EA	BATTEN - 1" X 96" - BEIGE
17	086229-01-000	EA	RETAINER - BATTEN - .75" X 92.3" - ANY COLOR
17	086229-14-000	EA	RETAINER - .75" X 98.43" - ANY COLOR
18	093873-01-01A	EA	TRIM - CARPET - L-ANGLE 1.1" X 1.3" X 12' - GRAY VINYL
19	126204-D2-134	EA	MOLDING - VINYL WRAPPED - .7" X 1.6" X 84" - WASHED MAPLE
19	126204-F2-134	EA	MOLDING - VINYL WRAPPED - .7" X 2.5" X 84" - WASHED MAPLE
19	126204-F2-438	EA	MOLDING - VINYL WRAPPED - .7" X 2.6" X 84" - WASHED MAPLE
20	111136-D2-134	EA	MOLDING - VINYL WRAPPED - .7" X 1.6" X 7' - CHERRY
21	100182-01-G15	EA	TRIM - RAIL - WATERFORD OAK
22	100659-27-G15	EA	MOLDING - TRIM - WATERFORD OAK

# INTERIOR FINISH GROUP (CONTINUED)

## MOLDINGS & TRIMS (CONTINUED)

WASHED MAPLE  
WATERFORD OAK



KEY	PART NUMBER	U/M	DESCRIPTION
23	100818-01-08A	EA	MOLDING - VINYL WRAPPED - 1.6" X .4" X 84" - WASHED MAPLE
23	100818-01-09A	EA	MOLDING - VINYL WRAPPED - 1.6" X .4" X 84" - PORTSMOUTH OAK
24	100819-01-03A	EA	MOLDING - VINYL WRAPPED - L-SHAPED - 1.5"X1.5"X84" - PICKLED ASH
24	100819-01-04A	EA	MOLDING - VINYL WRAPPED - L-SHAPED - 1.5"X1.5"X84" - CHERRY
24	100819-01-05A	EA	MOLDING - VINYL WRAPPED - L-SHAPED - 1.5"X1.5"X84" - OAK
24	100819-01-08A	EA	MOLDING - VINYL WRAPPED - L-SHAPED - 1.5"X1.5"X84" - WASHED MAPLE
24	100819-01-09A	EA	MOLDING - VINYL WRAPPED - L-SHAPED - 1.5"X1.5"X84" - PORTSMOUTH OAK
25	103186-01-04A	FT	MOLDING - PLASTIC 3/8" U-CHANNEL W/3/4" FACE - CHERRY
25	103186-01-03A	FT	MOLDING - PLASTIC 3/8" U-CHANNEL W/3/4" FACE - PICKLED ASH
25	103186-01-05A	FT	MOLDING - PLASTIC 3/8" U-CHANNEL W/3/4" FACE - WATERFORD OAK
25	103186-01-07A	FT	MOLDING - PLASTIC 3/8" U-CHANNEL W/3/4" FACE - BEIGE ILLUSION
25	103186-01-09A	FT	MOLDING - PLASTIC 3/8" U-CHANNEL W/3/4" FACE - PORTSMOUTH OAK
25	103186-01-08A	FT	MOLDING - PLASTIC 3/8" U-CHANNEL W/3/4" FACE - WASHED MAPLE
25	103186-02-03A	FT	MOLDING - PLASTIC - 1" U-CHANNEL 1 3/8" FACE - PICKLED ASH
25	103186-02-04A	FT	MOLDING - PLASTIC - 1" U-CHANNEL 1 3/8" FACE - CHERRY
25	103186-02-05A	FT	MOLDING - PLASTIC - 1" U-CHANNEL 1 3/8" FACE - WATERFORD OAK
25	103186-02-07A	FT	MOLDING - PLASTIC - 1" U-CHANNEL 1 3/8" FACE - BEIGE ILLUSION
25	103186-02-08A	FT	MOLDING - PLASTIC - 1" U-CHANNEL 1 3/8" FACE - WASHED MAPLE
25	103186-02-09A	FT	MOLDING - PLASTIC - 1" U-CHANNEL 1 3/8" FACE - PORTSMOUTH OAK
26	105004-01-03A	EA	MOLDING - VINYL WRAPPED - 1" X 96" - PICKLED ASH
26	105004-01-04A	EA	MOLDING - VINYL WRAPPED - 1" X 96" - CHERRY

## INTERIOR FINISH GROUP (CONTINUED)

### MOLDINGS & TRIMS (CONTINUED)

#### WASHED MAPLE

#### WATERFORD OAK

KEY	PART NUMBER	U/M	DESCRIPTION
26	105004-01-05A	EA	MOLDING - VINYL WRAPPED - 1" X 96" - WATERFORD OAK
26	105004-01-08A	EA	MOLDING - VINYL WRAPPED - 1" X 96" - WASHED MAPLE
26	105004-01-09A	EA	MOLDING - VINYL WRAPPED - 1" X 96" - PORTSMOUTH OAK
27	109332-02-03A	FT	TRIM-J - W/O ADHESIVE - SALEM CHERRY
27	109332-02-05A	FT	TRIM-J - W/O ADHESIVE - WASHED MAPLE
28	109736-02-01A	FT	T-MOLDING - 1" - NATURAL OAK/BRASS
29	117268-D2-134	EA	MOLDING - VINYL WRAPPED - .7" X 1.6" X 84" - WATERFORD OAK
29	117268-F2-134	EA	MOLDING - VINYL WRAPPED - .7" X 2.7" X 84" - WATERFORD OAK
30	113794-01-03A	FT	MOLDING - CROWN - 3.45" - MAPLE
30	113794-02-03A	FT	MOLDING - CROWN - 1.76" - MAPLE
31	116280-02-GV0	EA	MOLDING - CAP - PICKLED ASH
31	116280-02-GV1	EA	MOLDING - CAP - SALEM CHERRY
31	116280-02-J70	EA	MOLDING - CAP - WASHED MAPLE
31	116280-02-L95	EA	MOLDING - CAP - WATERFORD OAK
32	111134-D2-438	EA	LUMBER - VINYL WRAPPED - .7" X 1.5" X 96" - CHERRY
32	111134-E2-438	EA	LUMBER - VINYL WRAPPED - .7" X 2" X 96" - CHERRY
32	111134-F2-438	EA	LUMBER - VINYL WRAPPED - .7" X 2.5" X 96" - CHERRY
32	111134-G2-438	EA	LUMBER - VINYL WRAPPED - .7" X 3" X 96" - CHERRY
32	111134-J2-438	EA	LUMBER - VINYL WRAPPED - .7" X 5.5" X 96" - CHERRY
32	117267-D2-438	EA	LUMBER - VINYL WRAPPED - .7" X 1.5" X 96" - WATERFORD OAK
32	117267-E2-438	EA	LUMBER - VINYL WRAPPED - .7" X 2" X 96" - WATERFORD OAK
32	117267-F2-438	EA	LUMBER - VINYL WRAPPED - .7" X 2.5" X 96" - WATERFORD OAK
32	117267-J2-438	EA	LUMBER - VINYL WRAPPED - .7" X 5.5" X 96" - WATERFORD OAK
32	117267-R2-438	EA	LUMBER - VINYL WRAPPED - .7" X 3" X 96" - WATERFORD OAK
32	126205-D2-438	EA	LUMBER - VINYL WRAPPED - .7" X 1.5" X 96" - WASHED MAPLE
32	126205-E2-438	EA	LUMBER - VINYL WRAPPED - .7" X 2" X 96" - WASHED MAPLE
32	126205-F2-438	EA	LUMBER - VINYL WRAPPED - .7" X 2.5" X 96" - WASHED MAPLE
32	126205-G2-438	EA	LUMBER - VINYL WRAPPED - .7" X 3" X 96" - WASHED MAPLE
32	126205-J2-438	EA	LUMBER - VINYL WRAPPED - .7" X 5.5" X 96" - WASHED MAPLE
32	126205-R2-438	EA	LUMBER - VINYL WRAPPED - .7" X 3" X 96" - WASHED MAPLE
33	119520-01-01A	FT	MOLDING-T - 1" - W/EDGE LIPS (OFF/WHITE-CREAM)
34	130247-01-01A	FT	T-MOLDING - 1.3" - WATERFORD OAK
34	130247-01-02A	FT	T-MOLDING - 1.3" - WASHED MAPLE
34	130247-01-03A	FT	T-MOLDING - 1.3" - SALEM CHERRY
34	130247-01-04A	FT	T-MOLDING - 1.3" - PORTSMOUTH OAK
35	130262-01-000	EA	PROTECTOR - CORNER SAVER - .7" X .7"
36	131923-01-01A	FT	MOLDING - CROWN - ASH
36	131923-01-02A	FT	MOLDING - CROWN - CHERRY
36	131923-01-03A	FT	MOLDING - CROWN - HARD WHITE MAPLE
37	131923-02-01A	FT	MOLDING - PICTURE - CHERRY
37	131923-02-02A	FT	MOLDING - PICTURE - ASH
37	131923-02-03A	FT	MOLDING - PICTURE - HARD WHITE MAPLE
38	131923-03-01A	FT	MOLDING - CROWN - DIVIDER - ASH
38	131923-03-02A	FT	MOLDING - CROWN - DIVIDER - CHERRY
38	131923-03-03A	FT	MOLDING - CROWN - DIVIDER - HARD WHITE MAPLE
	104676-02-02A	FT	MOLDING-T - 1/2" - PICKLED ASH
	104676-02-03A	FT	MOLDING-T - 1/2" - CHERRY
	104676-02-04A	FT	MOLDING-T - 1/2" - WATERFORD OAK
	104676-02-06A	FT	MOLDING-T - 1/2" - WASHED MAPLE
	104676-02-08A	FT	MOLDING-T - 1/2" - PORTSMOUTH OAK

## INTERIOR FINISH GROUP (CONTINUED)

### PANELING, LAMINATES, BATT & EDGE BANDING

KEY	PART NUMBER	U/M	DESCRIPTION
	088272-H3-000	SF	PANELING - BARCELONA - 4' X 7' - WHEAT (L09, L10)
	088263-F3-000	EA	BATT STRIP - DECORATIVE - BARCELONA LINEN - 8' (L09, L10)
	085284-E8-000	FT	BATT TAPE - ADHESIVE BACKED - DECORATIVE - BARCELONA LINEN (L09, L10)
	088272-J3-000	SF	PANELING - PHOENIX/NEUTRAL - 4' X 7' (L11, L12)
	088263-G3-000	EA	BATT STRIP - DECORATIVE - PHOENIX/NEUTRAL - 8' (L11, L12)
	085284-G2-000	FT	BATT TAPE - ADHESIVE BACKED - DECORATIVE - PHOENIX/NEUTRAL (L11, L12)
	074497-39-000	SF	PANELING - WASHED MAPLE - 4' X 8'
	069733-86-000	EA	BATT STRIP - WOODGRAINED/WASHED MAPLE - 8'
	085284-F5-000	FT	BATT TAPE - ADHESIVE BACKED - WASHED MAPLE
	074497-28-000	SF	PANELING - WATERFORD OAK - 4' X 8'
	069733-86-000	EA	BATT STRIP - WOODGRAINED/WATERFORD OAK - 8'
	085284-B5-000	FT	BATT TAPE - ADHESIVE BACKED - WOODGRAINED-WATERFORD OAK
	074497-41-000	SF	PANELING - CEILING/IMPACT PEARL - 4' X 9'
	088263-F9-000	EA	BATT STRIP - CEILING - IMPACT PEARL - 9'
	085284-F6-000	FT	BATT TAPE - ADHESIVE BACKED-IMPACT PEARL-W/FLEECE EMBOSSED
	088272-H9-000	SF	PANELING - PEBBLE EMBOSSED - WHITE
	085284-D6-000	FT	BATT TAPE - ADHESIVE BACKED - DECORATIVE-EMBOSSED ANTIQUE
	074498-82-000	SF	LAMINATE - PLASTIC - WASHED MAPLE - 4' X 8'
	074498-77-000	SF	LAMINATE - PLASTIC - ART CABIN (WATERFORD OAK) - 4' X 8'
	074498-81-000	SF	LAMINATE - PLASTIC - ALMOND JAGUARD - 5' X 8'
	074498-71-000	SF	LAMINATE - PLASTIC - NEUTRAL SANTOS - 5' X 8'
	074498-40-000	SF	LAMINATE - PLASTIC - OFF WHITE - 5' X 8'
	000885-88-000	SF	PARTICLE BOARD - 3/8" X 4' X 8' - WASHED MAPLE - 1-SIDED
	000885-89-000	SF	PARTICLE BOARD - 3/8" X 4' X 8' - WASHED MAPLE - 2-SIDED
	000885-90-000	SF	PARTICLE BOARD - 1/2" X 4' X 8' - WASHED MAPLE - 2-SIDED
	000885-91-000	SF	PARTICLE BOARD - 3/4" X 4' X 8' - WASHED MAPLE - 2-SIDED
	000885-76-000	SF	PARTICLE BOARD-3/8" X 48" X 96"-WATERFORD OAK-VINYL 1 SIDE
	000885-77-000	SF	PARTICLE BOARD-3/8" X 48" X 96"-WATERFORD OAK-VINYL 2 SIDE
	000885-78-000	SF	PARTICLE BOARD-1/2" X 48" X 96"-WATERFORD OAK-VINYL 2 SIDE
	000885-79-000	SF	PARTICLE BOARD-3/4" X 48" X 96"-WATERFORD OAK-VINYL 2 SIDE
	083618-07-000	SF	PLYWOOD - MAPLE - 1 SIDE 3/16" X 4' X 8'
	000846-01-000	SF	PLYWOOD - 5/16" X 48" X 96" - CD GRADE
	000846-02-000	SF	PLYWOOD/UNDERLAYMENT - 5/16" X 48" X 96"
	126339-01-000	SF	BOARD - WHEAT - 60" X 72"
	076325-74-000	FT	MOLDING - EDGE BAND - 1 5/16" X .038" - WASHED MAPLE
	076325-75-000	FT	MOLDING - EDGE BAND - .93" X .024" - WASHED MAPLE
	076325-67-000	FT	MOLDING - EDGE BAND - .93" X .024" - WATERFORD OAK
	076325-68-000	FT	MOLDING - EDGE BAND - 1 5/16" X .038" - WATERFORD OAK
	076325-39-000	FT	MOLDING - EDGE BAND - 1 5/16" X .030" - ALMOND
	076325-40-000	FT	MOLDING - EDGE BAND - .93" X .024" - ALMOND
	076325-73-000	FT	MOLDING - EDGE BAND - .93" X .024" - OFF WHITE
	122481-16-000	FT	WALLPAPER - 6.8" BORDER (L09, L10)
	132610-05-01A	FT	BORDER - WALLPAPER - 7" - CALYPSO (L11, L12)

**INTERIOR FINISH GROUP (CONTINUED)**  
**ACCESSORIES**

KEY	PART NUMBER	U/M	DESCRIPTION
	072852-01-000	EA	DETECTOR - SMOKE - W/9 VOLT BATTERY - US
	094499-03-000	EA	EXTINGUISHER/FIRE - DRY - 10BC - W/GAUGE - W/O BRACKET
	094499-04-000	EA	BRACKET - FIRE EXTINGUISHER
	091261-01-000	FT	SLIPNOT - ANTISLIP - 1'WIDE X 12' - BLACK
	072852-02-000	EA	DETECTOR - SMOKE - W/9 VOLT BATTERY - CANADIAN
*	094499-02-000	EA	EXTINGUISHER/FIRE - DRY - 1A10BC - CANADIAN
	094499-04-000	EA	BRACKET - FIRE EXTINGUISHER
	096764-02-000	FT	SLIPNOT - ANTISLIP - 1'WIDE (180' ROLLS) - WHITE
	131493-02-02A	EA	PICTURE - LILY - 13" X 15"
	096764-02-000	FT	SLIPNOT - ANTISLIP - 1'WIDE (180' ROLLS) - WHITE
	118081-02-01A	EA	CLOCK - WALL - ROUND 8" - BRASS
	125136-02-000	EA	CO DETECTOR - GAS MODEL - 9 VOLT
	125136-02-000	EA	CO DETECTOR - GAS MODEL - 9 VOLT

FROM: 00-00-00 THRU: 11-21-99

FROM: 11-22-99 THRU: 99-99-99

**\*COMPONENT PARTS FOUND IN SERVICE PARTS LIBRARY**

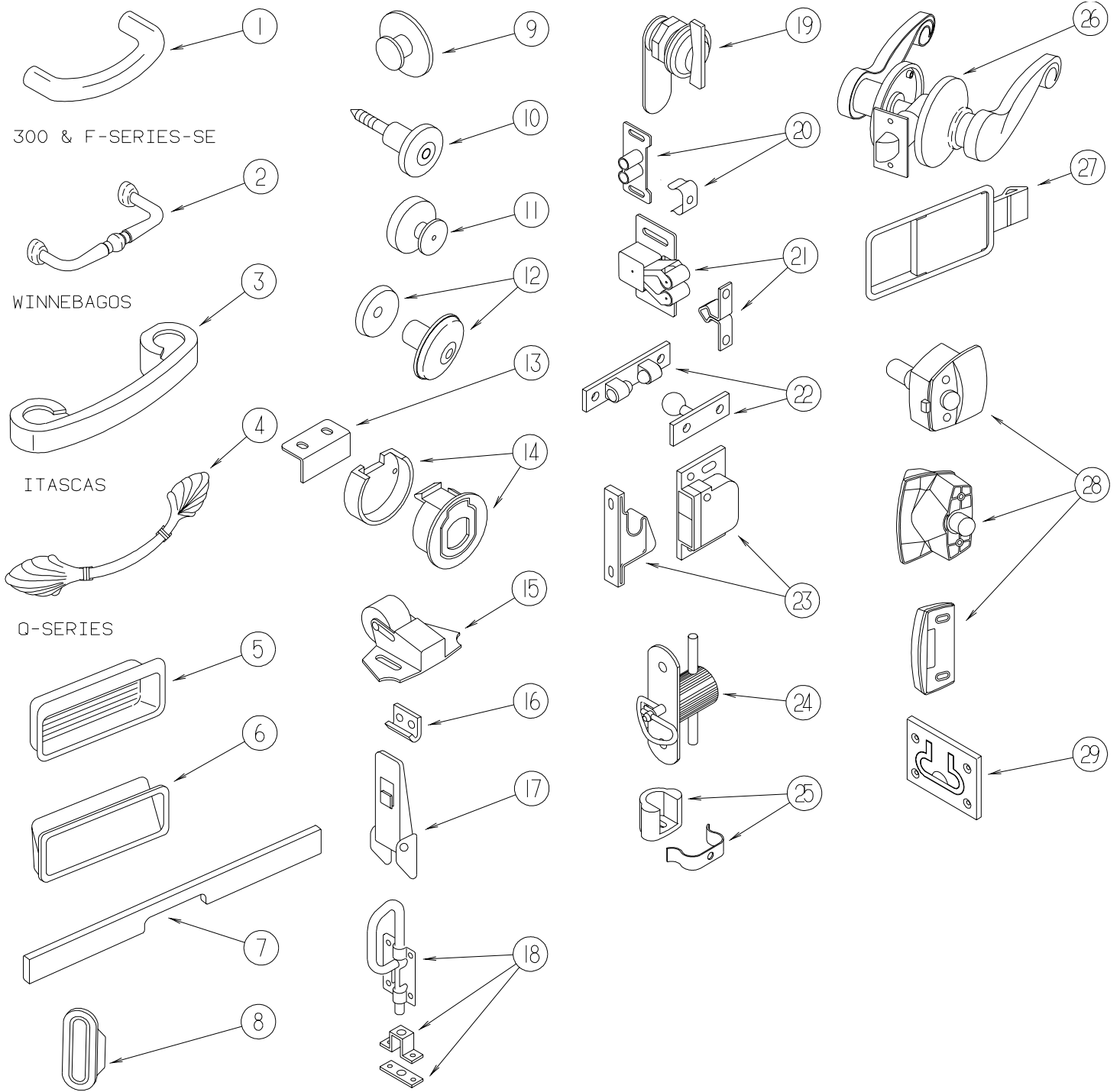
**FLOOR COVERINGS**

KEY	PART NUMBER	U/M	DESCRIPTION
	042720-24-000	SY	VINYL - FLOOR COVERING - 12' WIDE - TRADITIONS SOLARIAN
	096060-E3-000	SY	CARPET - COMMANDER - BARELY PLUM (L09, L10)
	096060-E4-000	SY	CARPET - COMMANDER - LT BAROQUE (L11, L12)
	096060-G8-000	SY	CARPET - CAMEL - INCREMENTS OF 4 SY YDS (L11, L12)
	093486-01-000	SY	CARPET - COMPARTMENT - 72" WIDE - DARK GRAY

FROM: 00-00-00 THRU: 10-24-99

FROM: 10-25-99 THRU: 99-99-99

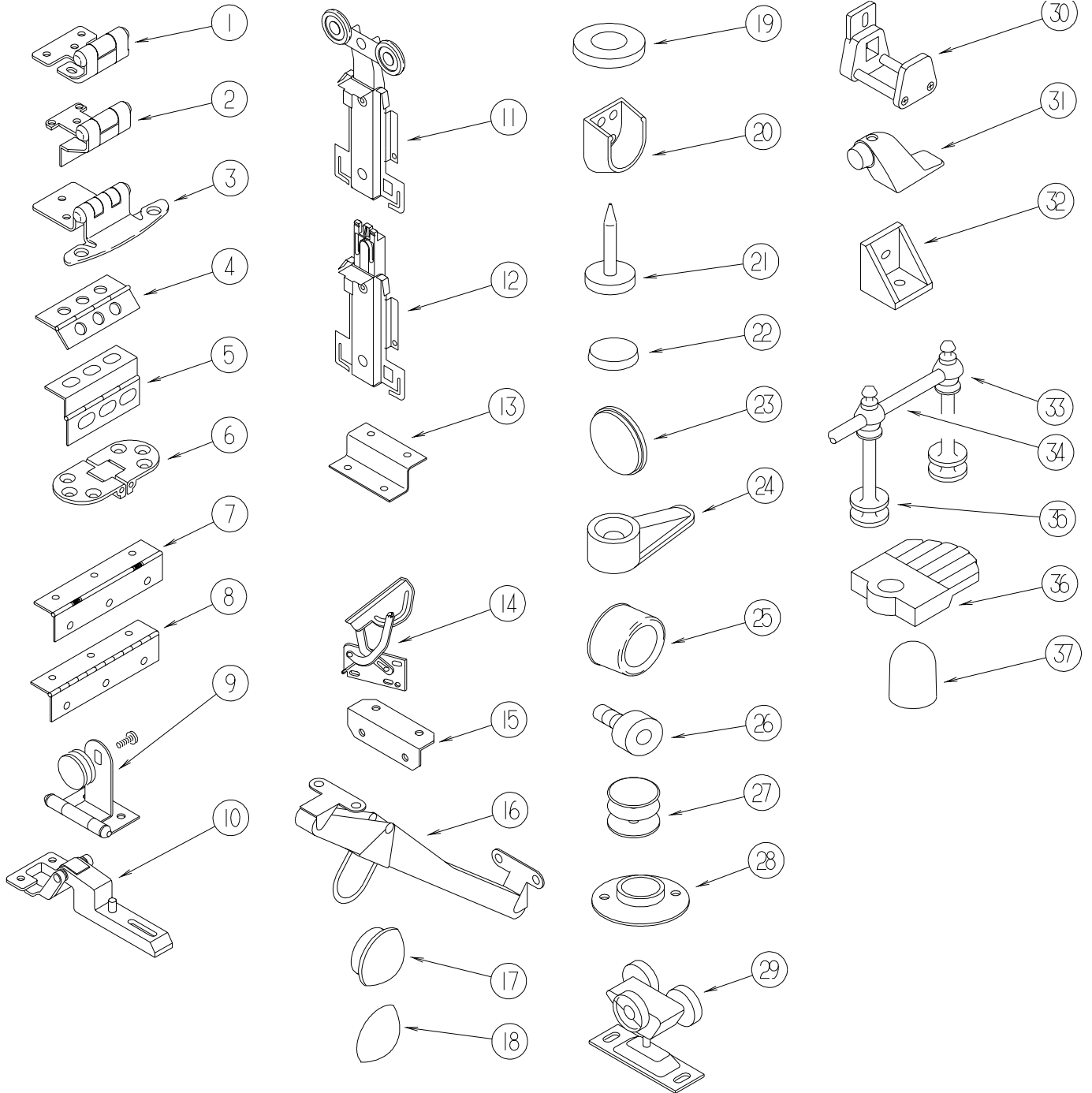
INTERIOR FINISH GROUP (CONTINUED)  
HARDWARE



**INTERIOR FINISH GROUP (CONTINUED)**  
**HARDWARE (CONTINUED)**

<b>KEY</b>	<b>PART NUMBER</b>	<b>U/M</b>	<b>DESCRIPTION</b>
1	131964-01-01A	EA	PULL - CABINET - POLISHED BRASS
2	131963-01-01A	EA	PULL - CABINET - POLISHED BRASS
3	131962-01-01A	EA	PULL - CABINET - POLISHED BRASS
4	117923-01-01A	EA	PULL - CABINET - BURNISHED BRASS - 5.5"
4	131965-01-01A	EA	PULL - CABINET - BURNISHED BRASS - 6.3"
5	124311-01-01A	EA	HANDLE - RECESSED - BRASS
6	115994-01-01A	EA	HANDLE - POCKET
7	126866-01-L81	EA	HANDLE - TAMBOUR DOOR - 18.6" - PORTSMOUTH OAK
7	126866-04-KQ0	EA	HANDLE - TAMBOUR DOOR - 14.7" - WASHED MAPLE
7	126866-04-KQ1	EA	HANDLE - TAMBOUR DOOR - 14.7" - CHERRY
7	126866-04-L95	EA	HANDLE - TAMBOUR DOOR - 14.7" - WATERFORD OAK
7	126866-05-K07	EA	HANDLE - TAMBOUR DOOR - 11.5" - WATERFORD OAK
7	126866-05-K09	EA	HANDLE - TAMBOUR DOOR - 11.5" - WASHED MAPLE
8	098410-01-01A	EA	PULL - FINGER - OVAL - BRASS
9	125221-01-01A	EA	PULL - MIRROR - W/ROUND HANDLE
10	113800-01-000	EA	KNOB - CABINET - BRASS
11	133313-01-01A	EA	PULL - DRAWER KNOB - BURNISHED BRASS
11	133313-01-02A	EA	PULL - DRAWER KNOB - BRIGHT BRASS
12	117978-01-01A	EA	KNOB - DOOR - BRIGHT BRASS
13	113375-02-01A	EA	STRIKE - DOOR - CHROME
14	113375-05-01A	EA	LATCH - SLAM - BACK - .8" THICK
14	113375-06-01A	EA	LATCH - SLAM - FACE - .7" THICK
15	109403-01-000	EA	CATCH - SINGLE ROLLER - SCREEN DOOR
16	116975-02-01A	EA	KEEPER/STRIKE - BLACK - NEW STYLE
17	116975-01-01A	EA	LATCH - W/O STRIKE - BLACK - NEW STYLE
18	103256-01-000	EA	LATCH - SLIDE
19	100710-01-01A	EA	LOCK - GLASS DOOR/TWIST TYPE - BRASS
20	009021-01-000	EA	CATCH - GRILLE - NYLON
20	009021-02-000	EA	STRIKE - SPRING STEEL
21	093586-04-000	EA	STRIKE - SPRING STEEL - 1.14"
21	093586-05-000	EA	STRIKE - SPRING STEEL - .943"
21	093586-03-000	EA	CATCH - SPRING ROLLER - .377"
21	093586-06-000	EA	CATCH - SPRING - ROLLER - .236"
22	084451-01-000	EA	CATCH - BRASS
23	117095-01-01A	EA	LATCH - DOOR - GRABBER W/KEEPER - PLASTIC - BLK - 5LB PULL
23	117095-02-01A	EA	LATCH - DOOR - GRABBER W/KEEPER - PLASTIC - BLK-10LB PULL
24	098196-01-000	EA	LATCH - 1/4 TURN - T-BAR
25	129703-01-01A	EA	CATCH ASSEMBLY
26	111155-03-01A	EA	LOCK - PRIVACY/LOCKING - POLISHED BRASS/PLAIN HANDLE
26	111155-05-01A	EA	LOCK - PRIVACY/LOCKING - S SHAPED - POLISHED BRASS
27	127349-01-01A	EA	LATCH - PADDLE
28	058335-03-000	EA	LATCH W/O LOCK - BATHROOM DOOR BLACK
29	072871-01-000	EA	PULL - FLUSH - CHROME

**INTERIOR FINISH GROUP (CONTINUED)**  
**HARDWARE (CONTINUED)**



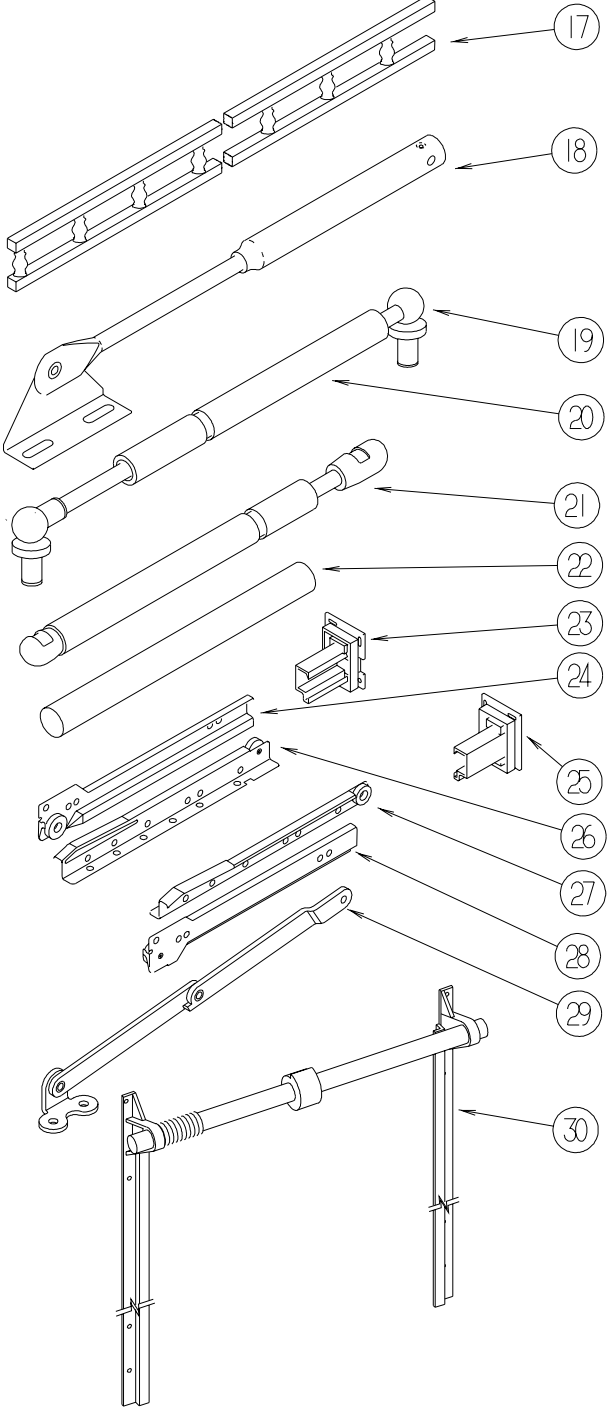
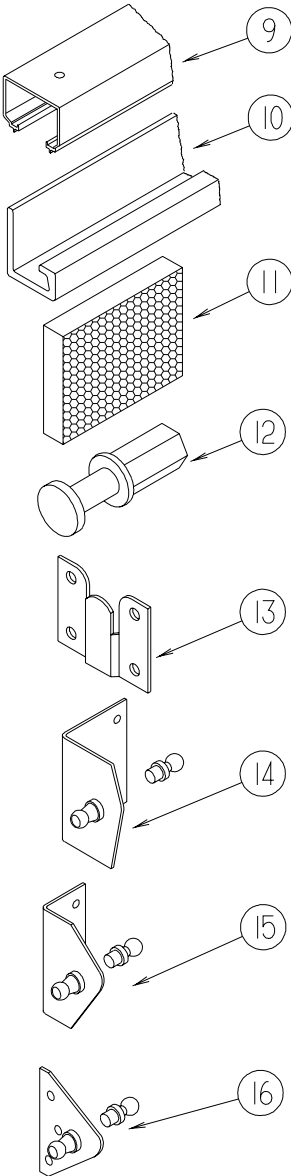
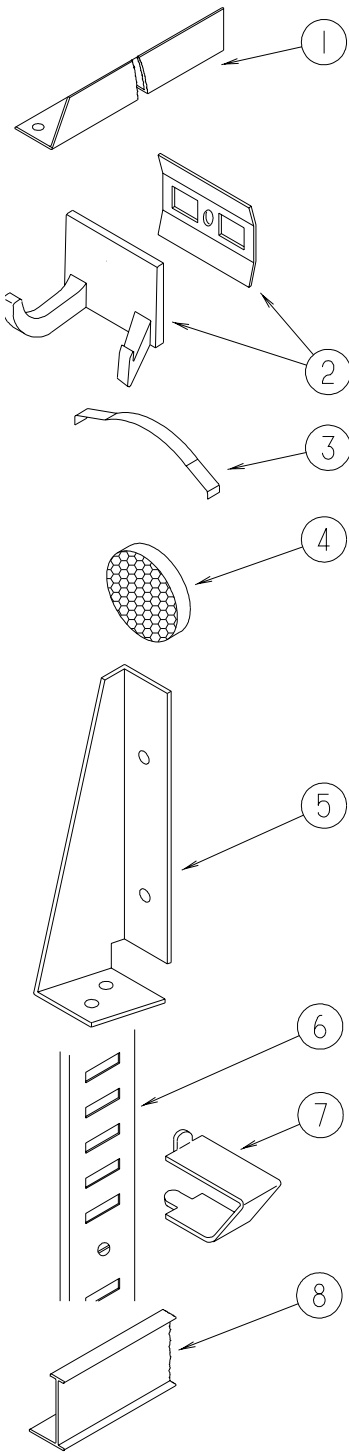


**INTERIOR FINISH GROUP (CONTINUED)****HARDWARE (CONTINUED)**

<b>KEY</b>	<b>PART NUMBER</b>	<b>U/M</b>	<b>DESCRIPTION</b>
1	113676-01-01A	EA	HINGE - OVERLAY - VARIABLE
2	113677-01-01A	EA	HINGE - SELF CLOSING
3	108138-03-000	EA	HINGE - BRIGHT BRASS
	000G13-06-08G	EA	SCREW - 6-20 X .50 PFH - ANTIQUE BRASS
4	009059-01-000	EA	HINGE - DOOR - 2" X 1.4" - BRASS
4	009059-02-000	EA	HINGE - DOOR - 2" X 2.7" - BRASS
4	041389-18-000	EA	HINGE - PIANO - 1 1/2" X 19" - OFF WHITE
4	041389-35-000	EA	HINGE - PIANO - OFF WHITE - 31"
5	118802-01-02A	EA	HINGE - DOOR - CABINET - HAMPTON TAN
6	111535-01-000	EA	HINGE - TABLE/FOLDING
7	102920-01-01A	EA	HINGE/SPRING LOADED - BRASS
8	084413-01-000	EA	HINGE/CONTINUOUS - ALUMINUM 1" X 72" - W/HOLES
8	110496-01-01A	EA	HINGE - BRASS
9	100711-01-01A	EA	HINGE - GLASS DOOR
10	114443-01-01A	EA	HINGE - CABINET DOOR
11	107390-02-000	EA	CORNER HANGER (DOUBLE ROLLER W/BRACKET) (SOLD AS 1 EACH)
12	107391-01-000	EA	TGUIDE - BOTTOM - BY-PASS (4 USED PER DOOR)
13	101926-01-02A	EA	BRACKET - ZEE - BLACK
14	108126-01-000	EA	TRAY HINGE SET (QTY. 2 PER SET)
15	016604-01-000	EA	BRACE - CABINET - ANGLE - 2.5" - UNPAINTED METAL
15	016604-05-000	EA	BRACE - CABINET - ANGLE - 2.5" - OFF WHITE METAL
16	104181-01-01A	EA	SUPPORT - LEAF 5.3" EXTENDS TO 7.5" - SAFETY RING - METAL
17	074045-01-000	EA	PLUG - OAK - 1/2" DIAMETER - COLONIAL WOOD
17	074045-08-000	EA	PLUG - OAK - 1/2" DIAMETER - SALEM CHERRY
17	042356-01-000	EA	PLUG - BUTTON - MAHOGANY - 3/8" DIAMETER - WOOD
18	057671-01-000	EA	COVER - SCREW - OFF WHITE - #8
18	057671-11-000	EA	COVER - SCREW - HAMPTON TAN - #8
18	057671-13-000	EA	COVER - SCREW - DARK GRAY - #8
18	057671-15-000	EA	COVER - SCREW - BRIGHT WHITE
18	057671-16-000	EA	COVER - SCREW - SOFT WHITE
19	100707-01-000	EA	SPACER - GLASS DOOR - .8" DIA - .3" HOLE - PLASTIC
20	113236-01-01A	EA	BRACKET - CLOTHES - ROD
21	102194-01-000	EA	GUIDE - PLASTIC
22	004354-01-000	EA	BUMPER - RUBBER - .5" DIA - BROWN
23	120760-01-000	EA	BUMPER - RUBBER - CLEAR
24	083204-03-000	EA	BUTTON - RETAINING MIRROR 5/16" TIP
25	069726-02-000	EA	BUMPER - .88" OD X .40" THICK - BLACK
26	079921-01-000	EA	ROLLER - NYLON - W/STEEL SHAFT - BARBED
27	081114-02-000	EA	CAP - INSERT - ROUND 1" DIAMETER - WHITE
28	009112-01-000	EA	FLANGE - PLASTIC - 1" CLOTHES ROD - OFF WHITE
29	103874-01-000	EA	HANGER - SLIDING DOOR
30	064467-01-000	EA	GUIDE - POCKET - SLIDING DOOR - WALL MOUNTED
31	103257-01-000	EA	STOP - DOOR
32	065740-01-000	EA	BRACE - CABINET/CORNER - PLASTIC
33	084070-03-000	EA	POST - END - 2.4" - BRASS
34	084071-05-000	EA	ROD - BRASS - 15"
34	084071-08-000	EA	ROD - BRASS - 9.3"
34	084071-12-000	EA	ROD - BRASS - 4.1"
34	084071-19-000	EA	ROD - BRASS - 7.1"
34	084071-20-000	EA	ROD - BRASS - 9.8"
34	084071-22-000	EA	ROD - BRASS - 15.3"
34	084071-23-000	EA	ROD - BRASS - 13.12"
34	084071-24-000	EA	ROD - BRASS - 3.8"
34	084071-27-000	EA	ROD - BRASS - 2.7"
34	084071-28-000	EA	ROD - BRASS - 6"
34	084071-30-000	EA	ROD - BRASS - 11.6"
34	084071-31-000	EA	ROD - BRASS - 14.08"
34	084071-32-000	EA	ROD - BRASS - 13.6"
35	084070-01-000	EA	POST - CENTER - 2.4" - BRASS
36	009089-01-000	EA	CLIP - MIRROR
37	039984-01-000	EA	CAP - ROUND - VINYL - .28" ID X .62" - BLACK

**INTERIOR FINISH GROUP (CONTINUED)**

**HARDWARE (CONTINUED)**

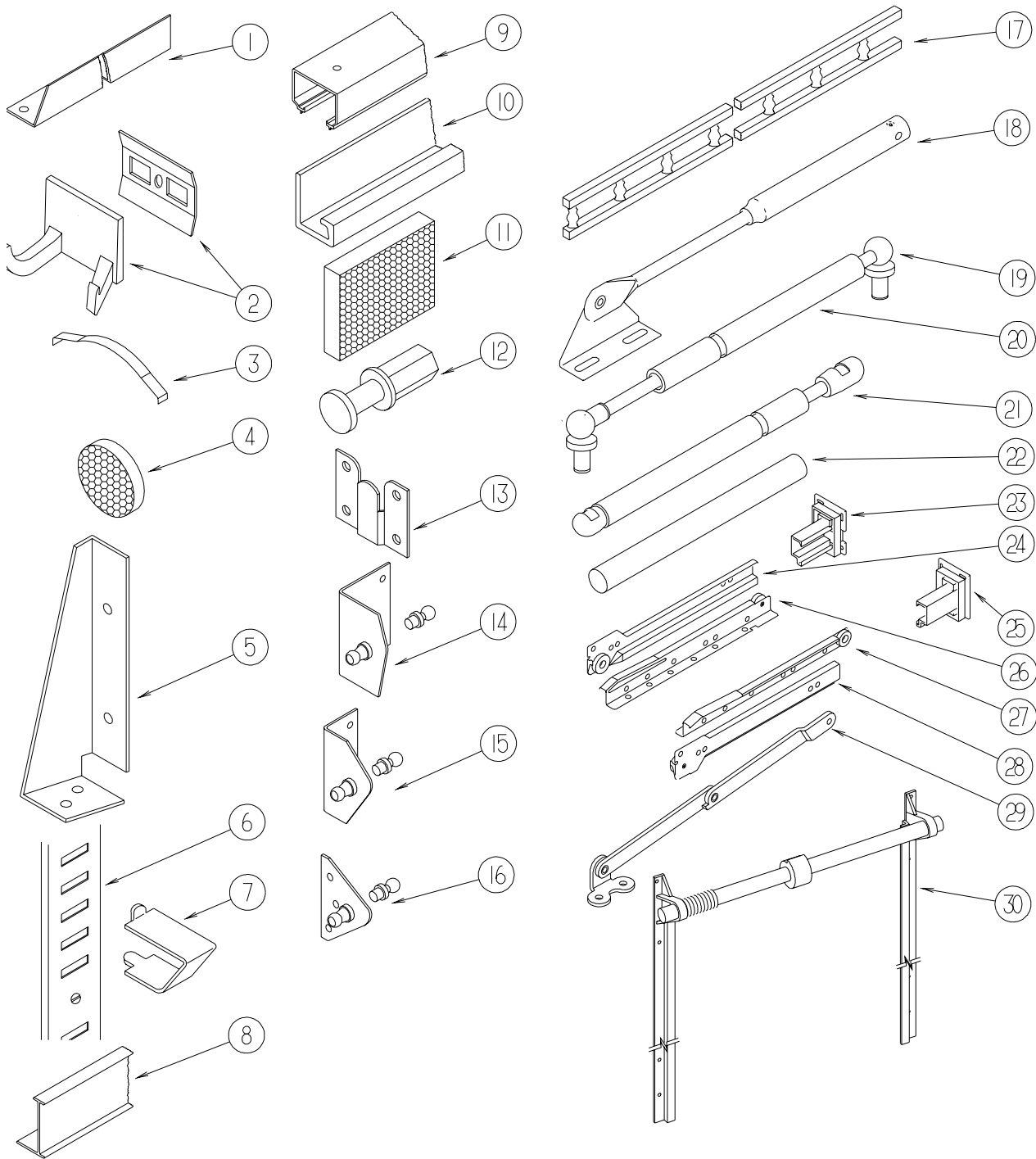


## INTERIOR FINISH GROUP (CONTINUED)

### HARDWARE (CONTINUED)

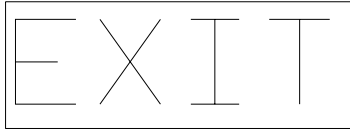
KEY	PART NUMBER	U/M	DESCRIPTION
1	114693-01-01A	EA	SUPPORT - BLACK - RIGHT HAND
1	114693-02-01A	EA	SUPPORT - BLACK - LEFT HAND
2	104174-01-000	EA	HOOK - ROBE - DOUBLE
3	115541-01-000	EA	SPRING - DOOR - SLIDING
4	122717-01-01A	EA	PAD - NON SKID - 4" DIAMETER ROUND
4	122717-04-01A	EA	PAD - NON SKID - 3" DIA. ROUND
5	076827-02-000	EA	BRACKET - 2.9" X 1.8" - TRIANGLE
6	098980-01-000	EA	PILASTER - ADJUSTABLE SHELF - 18"
6	098980-02-000	EA	PILASTER - ADJUSTABLE SHELF - 12"
6	098980-03-000	EA	PILASTER - ADJUSTABLE SHELF - 9"
6	098980-04-000	EA	PILASTER - ADJUSTABLE SHELF - 48"
6	098980-05-000	EA	PILASTER - ADJUSTABLE SHELF - 15"
6	098980-06-000	EA	PILASTER - ADJUSTABLE SHELF - 24"
7	098979-01-000	EA	CLIP - ADJUSTABLE SHELF
8	094856-10-01A	EA	TRACK - FOLDING DOOR - OFF WHITE
9	103868-09-01A	EA	TRACK - SLIDING DOOR - 64.3" - OFF WHITE
9	103868-15-01A	EA	TRACK - SLIDING DOOR - 76" - OFF WHITE
10	118933-01-01A	EA	SUPPORT - HINGE LOCK
11	122717-06-01A	FT	PAD - NON-SKID - PSA - 5"W
	122717-08-01A	EA	PAD - NON-SKID - PSA - 7.2"W
12	092652-01-000	EA	GUIDE WHEEL/DOOR - TOP MOUNT
13	130120-01-01A	EA	BRACKET - MOUNTING/MIRROR
14	126263-05-02B	EA	BRACKET - GAS SPRING W/BALL STUD - E-COATED
14	126263-06-02B	EA	BRACKET - GAS SPRING W/BALL STUD - E-COATED
15	126263-10-02B	EA	BRACKET - GAS SPRING - 90 DEGREE SMALL
15	126263-13-02B	EA	BRACKET - GAS SPRING W/BALL STUD - E-COATED
16	126263-08-02B	EA	BRACKET - GAS SPRING W/BALL STUD - E-COATED
17	075249-01-000	EA	RAILING - OAK - 72" UNFINISHED
17	111775-01-03A	EA	RAIL - DECORATIVE/PLASTIC SPINDLES - 71.9" - SALEM CHERRY
17	111775-01-04A	EA	RAIL - DECORATIVE/PLASTIC SPINDLES - 71.9" - WATERFORD OAK
17	111775-01-06A	EA	RAIL - DECORATIVE/PLASTIC SPINDLES - 71.9" - WASHED MAPLE
17	111775-01-07A	EA	RAIL - DECORATIVE/PLASTIC SPINDLES - 71.9" - PORTSMOUTH OAK
18	074493-02-000	EA	SUPPORT - PISTON SPRING - CABINET DOOR - 26 LBS
19	057460-02-000	EA	STUD BALL - GAS SPRING - .39" - 5/16"-18
20	057460-04-000	EA	SPRING - GAS - BALL STUD STYLE - 120 PI - "SPD6209"
21	107796-06-000	EA	SPRING/GAS - 12" COMPRESSED/20" EXTENDED - 120LB.
21	107796-08-000	EA	SPRING/GAS - 11" COMPRESSED/17" EXTENDED - 60 LB
21	107796-15-000	EA	SPRING/GAS - 24" COMPRESSED/40" EXTENDED - 15 LB.
21	107796-16-000	EA	SPRING/GAS - 6.4" COMPRESSED/9.6" EXTENDED - 65 LB.
21	107796-26-000	EA	SPRING/GAS - 12" COMPRESSED/20" EXTENDED - 90 LB.
22	042438-02-000	EA	DOWEL - WOOD - 2" X 2"
22	042438-01-000	EA	DOWEL - WOOD - CLOTHES ROD - 1" DIAMETER X 4'
23	128811-01-01A	EA	BACKSOCKET - ADJUSTABLE - LEFT
24	128810-01-01A	EA	SLIDE - DRAWER - 12" - LEFT CABINET
24	128810-05-01A	EA	SLIDE - DRAWER - 14" - LEFT CABINET
24	128810-09-01A	EA	SLIDE - DRAWER - 16" - LEFT CABINET
24	128810-13-01A	EA	SLIDE - DRAWER - 18" - LEFT CABINET
24	128810-17-01A	EA	SLIDE - DRAWER - 20" - LEFT CABINET
24	128810-21-01A	EA	SLIDE - DRAWER - 22" - LEFT CABINET
24	128810-25-01A	EA	SLIDE - DRAWER - 24" - LEFT CABINET
25	128811-02-01A	EA	BACKSOCKET - ADJUSTABLE RIGHT
26	128810-03-01A	EA	SLIDE - DRAWER - 12" - LEFT DRAWER
26	128810-07-01A	EA	SLIDE - DRAWER - 14" - LEFT DRAWER
26	128810-11-01A	EA	SLIDE - DRAWER - 16" - LEFT DRAWER
26	128810-15-01A	EA	SLIDE - DRAWER - 18" - LEFT DRAWER
26	128810-19-01A	EA	SLIDE - DRAWER - 20" - LEFT DRAWER
26	128810-23-01A	EA	SLIDE - DRAWER - 22" - LEFT DRAWER
26	128810-27-01A	EA	SLIDE - DRAWER - 24" - LEFT DRAWER
27	128810-04-01A	EA	SLIDE - DRAWER - 12" - RIGHT DRAWER
27	128810-08-01A	EA	SLIDE - DRAWER - 14" - RIGHT DRAWER
27	128810-12-01A	EA	SLIDE - DRAWER - 16" - RIGHT DRAWER
27	128810-16-01A	EA	SLIDE - DRAWER - 18" - RIGHT DRAWER
27	128810-20-01A	EA	SLIDE - DRAWER - 20" - RIGHT DRAWER

**INTERIOR FINISH GROUP (CONTINUED)**  
**HARDWARE (CONTINUED)**

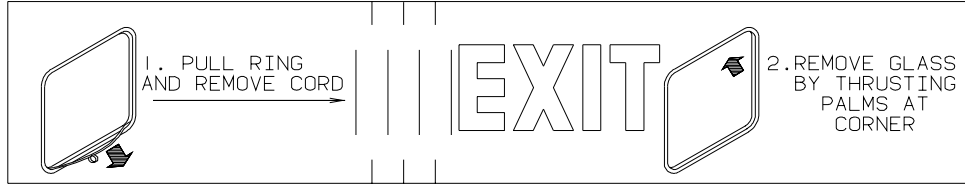


KEY	PART NUMBER	U/M	DESCRIPTION
27	128810-24-01A	EA	SLIDE - DRAWER - 22" - RIGHT DRAWER
27	128810-28-01A	EA	SLIDE - DRAWER - 24" - RIGHT DRAWER
28	128810-02-01A	EA	SLIDE - DRAWER - 12" - RIGHT CABINET
28	128810-06-01A	EA	SLIDE - DRAWER - 14" - RIGHT CABINET
28	128810-10-01A	EA	SLIDE - DRAWER - 16" - RIGHT CABINET
28	128810-14-01A	EA	SLIDE - DRAWER - 18" - RIGHT CABINET
28	128810-18-01A	EA	SLIDE - DRAWER - 20" - RIGHT CABINET
28	128810-22-01A	EA	SLIDE - DRAWER - 22" - RIGHT CABINET
28	128810-26-01A	EA	SLIDE - DRAWER - 24" - RIGHT CABINET
29	084412-01-000	EA	SUPPORT/HINGE KIT (LEFT & RIGHT HINGES)
30	130787-01-000	EA	TRACK - TAMBOUR DOOR/SPRING - 15.9"
30	130787-02-000	EA	TRACK - TAMBOUR DOOR/SPRING - 24"
30	130787-03-000	EA	TRACK - TAMBOUR DOOR/SPRING - 30"

## LABELS GROUP



**KEY PART NUMBER U/M DESCRIPTION**  
039290-01-000 EA LABEL - WARNING - EXIT



**KEY PART NUMBER U/M DESCRIPTION**  
107571-01-000 EA LABEL - EXIT/ESCAPE WINDOW

FOR AWNING INSTALLATION  
CONTACT YOUR MOTORHOME  
DEALERSHIP

**KEY PART NUMBER U/M DESCRIPTION**  
099509-01-000 EA LABEL - AWNING INSTALLATION



**KEY PART NUMBER U/M DESCRIPTION**  
040944-01-000 EA LABEL - ENTRANCE DOOR - "OPEN"

WARNING  
MUST BE STOWED  
IN LATCHED POSITION  
WHILE VEHICLE IS IN MOTION

**KEY PART NUMBER U/M DESCRIPTION**  
079966-01-000 EA LABEL - WARNING - STOWED - MOTION

**WARNING** DISCONNECT BATTERIES BEFORE  
CONNECTING EXTERNAL CHARGING EQUIPMENT.

**KEY PART NUMBER U/M DESCRIPTION**  
065748-01-000 EA LABEL - CAUTION - BATTERY CHARGING

AVERTISSEMENT : DEBRANCHER LES BATTERIES AVANT  
DE BRANCHER TOUT EQUIPEMENT DE CHARGE EXTERIEUR.

**KEY PART NUMBER U/M DESCRIPTION**  
065748-02-000 EA LABEL - WARNING - BATTERY/FRENCH - CANADIAN

## LABELS GROUP (CONTINUED)

WASTE WATER

**KEY PART NUMBER U/M DESCRIPTION**  
006188-01-000 EA LABEL - WASTE WATER

SEWAGE

**KEY PART NUMBER U/M DESCRIPTION**  
006187-01-000 EA LABEL - SEWAGE

### IF YOU SMELL GAS

1. EXTINGUISH ANY OPEN FLAME, PILOT LIGHTS AND ALL SMOKING MATERIALS.
2. DO NOT TOUCH ELECTRICAL SWITCHES.
3. SHUT OFF THE GAS SUPPLY AT THE TANK VALVE(S) OR GAS SUPPLY CONNECTION.
4. OPEN DOORS AND OTHER VENTILATING OPENINGS.
5. LEAVE THE AREA UNTIL ODOR CLEARS.
6. HAVE THE GAS SYSTEM CHECKED AND LEAKAGE SOURCE CORRECTED BEFORE USING AGAIN.

**KEY PART NUMBER U/M DESCRIPTION**  
073998-01-000 EA LABEL - LPG ODOR WARNING

WARNING: TEST SMOKE DETECTOR OPERATION AFTER VEHICLE HAS BEEN IN STORAGE, BEFORE EACH TRIP AND AT LEAST ONCE PER WEEK DURING USE.

**KEY PART NUMBER U/M DESCRIPTION**  
077956-01-000 EA LABEL - WARNING - SMOKE DETECTOR

CAUTION	TO HELP AVOID PERSONAL INJURY DURING REMOVAL OF FUEL FILLER CAP, SLOWLY LOOSEN CAP 1/2 TURN TO ALLOW ANY FUEL PRESSURE TO BE RELIEVED BEFORE TURNING CAP FURTHER.
FUEL SPRAY MAY CAUSE PERSONAL INJURY	STOP ADDING FUEL AFTER FIRST SHUTOFF BY AUTOMATIC NOZZLE WHEN TANK IS NEARLY FULL. DO NOT OVERFILL FUEL TANK. SEE OWNERS MANUAL FOR ADDITIONAL INFORMATION. PRINTED IN U.S.A. <span style="float: right;">WLC PT NO 15611763</span>

**KEY PART NUMBER U/M DESCRIPTION**  
087207-05-000 EA LABEL - FUEL CAP REMOVAL

UNLEADED FUEL ONLY

**KEY PART NUMBER U/M DESCRIPTION**  
062043-01-000 EA LABEL - FUEL - UNLEADED

UNLEADED  
FUEL ONLY

**KEY PART NUMBER U/M DESCRIPTION**  
098641-01-000 EA LABEL-FUEL - UNLEADED - DASH

## LABELS GROUP (CONTINUED)

LP-GAS SYSTEM  
THIS GAS PIPING SYSTEM IS  
DESIGNED FOR USE OF  
LIQUIFIED PETROLEUM GAS  
ONLY. DO NOT CONNECT  
NATURAL GAS TO THIS  
SYSTEM.  
SECURE CAP INLET(S) WHEN NOT  
CONNECTED FOR USE. AFTER TURNING  
ON GAS, EXCEPT AFTER NORMAL  
CONTAINER REPLACEMENT, TEST GAS  
PIPING AND CONNECTIONS TO  
APPLIANCES FOR LEAKAGE WITH SOAPY  
WATER OR BUBBLE SOLUTION. DO NOT  
USE PRODUCTS THAT CONTAIN AMMONIA  
OR CLORINE. 124520

KEY	PART NUMBER	U/M DESCRIPTION
	124520-01-01A	EA LABEL - LP GAS ONLY - BLACK ON CLEAR
	124520-01-02A	EA LABEL - LP GAS ONLY - WHITE ON CLEAR

WARNING

THIS SYSTEM IS DESIGNED FOR USE WITH PROPANE ONLY  
DO NOT CONNECT NATURAL GAS TO THIS SYSTEM

BEFORE TURNING ON PROPANE:

(A) BE CERTAIN APPLIANCES ARE CERTIFIED FOR PROPANE AND ARE EQUIPPED WITH CORRECT BURNING ORIFICES.

(B) MAKE CERTAIN ALL PROPANE CONNECTIONS ARE TIGHT BY TESTING WITH SOAPY WATER. ALL PROPANE VALVES ARE TURNED OFF, AND ANY UNCONNECTED OUTLETS ARE CAPPED.

AFTER TURNING ON PROPANE:

(A) LIGHT ALL PILOT LIGHTS

(B) (B) ALL CONNECTIONS, INCLUDING THOSE AT THE APPLIANCES, REGULATORS AND CYLINDERS SHOULD BE LEAK-TESTED PERIODICALLY WITH SOAPY WATER BY THE OCCUPANT. NEVER USE A LIGHTED MATCH OR OTHER FLAME WHEN CHECKING FOR LEAKS.

(C) DO NOT LEAVE SYSTEM TURNED ON IF CONTAINERS CONNECTED UNTIL THE SYSTEM HAS BEEN PROVEN TO BE FREE OF LEAKS.

(D) COOKING APPLIANCES SHOULD NOT BE USED FOR SPACE HEATING.

(E) WHEN THE CONTAINERS ARE DISCONNECTED THE PROPANE SUPPLY LINE SHOULD BE CAPPED OR PLUGGED.

AVERTISSEMENT

CETTE INSTALLATION EST CONÇUE POUR LE PROPANE SEULEMENT  
NE PAS L'ALIMENTER EN GAZ NATUREL

AVANT LA MISE EN SERVICE:

(A) S'ASSURER QUE LES APPAREILS SONT CERTIFIÉS POUR LE PROPANE ET MUNIS D'ORIFICES DE BRÛLEUR APPROPRIÉS.

(B) VÉRIFIER L'ÉTANCHÉITÉ DE TOUTS LES RACCORDEMENTS AU PROPANE, LA FERMETURE DE TOUTS LES ROBINETS D'APPAREILS ET L'OBSTRUCTION DE TOUTES LES SORTIES NON RACCORDEES.

APRES LA MISE EN SERVICE:

(A) ALLUMER TOUTES LES VEILLEUSES.

(B) L'OCCUPANT DOIT ÉPROUVER PÉRIODIQUEMENT L'ÉTANCHÉITÉ DE TOUTS LES RACCORDEMENTS Y COMPRIS CEUX AUX APPAREILS, AUX DÉTENEURS ET AUX ROUETTES, EN Y APPLIQUANT DE L'EAU SAVONNEUSE NE JAMAIS SE SERVIR D'UNE ALLUMETTE OU AUTRE POUR LA DÉTECTION DES FUITES.

(C) NE PAS LAISSER L'ALIMENTATION OUVERTE NI LES RÉCIPIENTS RACCORDES AVANT D'AVOIR COMPLÈTE L'ÉPREUVE D'ÉTANCHÉITÉ AU PROPANE DE L'INSTALLATION.

(D) LES APPAREILS DE CUISSON NE DOIVENT PAS ÊTRE UTILISÉS POUR LE CHAUFFAGE DES LOCAUX.

(E) LORSQUE LES RÉCIPIENTS SONT DÉCONNECTÉS, L'ALIMENTATION DE PROPANE DOIT ÊTRE OBTURÉE OU SCÉLÉE.

KEY	PART NUMBER	U/M DESCRIPTION
	023769-01-000	EA LABEL - WARNING - LPG - CANADIAN

THIS CONNECTION IS FOR  
110-125 VOLT AC, 60HZ(CYCLES)  
30 AMP. MAX SERVICE.

DO NOT CONNECT TO  
HIGHER VOLTAGE

KEY	PART NUMBER	U/M DESCRIPTION
	125306-01-01A	EA LABEL - ELECTRICAL ENTRANCE - 110VOLT 30 AMP
	125306-03-01A	EA LABEL - ELECTRICAL ENTRANCE - 100 VOLT 30 AMP

THIS CONNECTION IS FOR  
(B) VOLT AC, 3-POLE, 4 WIRE  
60 HZ(CYCLES), (A) AMPERE SUPPLY

DO NOT CONNECT TO  
HIGHER VOLTAGE

KEY	PART NUMBER	U/M DESCRIPTION
	125306-04-01A	EA LABEL - ELECTRICAL ENTRANCE - 120 VOLT - 240 AMP

## LABELS GROUP (CONTINUED)

THIS CONNECTION IS FOR  
(B) VOLT AC,50 HZ(CYCLES)  
(A) AMPERE SUPPLY  
  
DO NOT CONNECT TO  
HIGHER VOLTAGE

**KEY PART NUMBER U/M DESCRIPTION**  
125306-05-01A EA LABEL - ELECTRICAL ENTRANCE - 220 VOLT 25 AMP

**WARNING**  
IT IS NOT SAFE TO USE COOKING  
APPLIANCES FOR COMFORT HEATING  
COOKING APPLIANCES NEED FRESH AIR FOR SAFE OPERATION  
BEFORE OPERATION:  
1. OPEN OVERHEAD VENT OR TURN ON EXHAUST FAN AND;  
2. OPEN WINDOW.

**KEY PART NUMBER U/M DESCRIPTION**  
050225-01-000 EA LABEL - WARNING - STOVE VENT - US

"TO ENSURE A SUPPLY OF FRESH AIR TO OCCUPANTS, OPEN VENTILATORS WHEN FUEL BURNING RANGE, FUEL BURNING CARRY-ON APPLIANCES AND/OR FUEL-BURNING LIGHTS ARE IN OPERATION."  
"COOKING APPLIANCES SHOULD NOT BE USED FOR SPACE HEATING PURPOSES"

DE MANIERE A ASSURE UNE ALIMENTATION EN AIR FRAIS AUX OCCUPANTS,OUVRIR LES VENTILATEURS LORSQUE LA CUISINIERE, LES APPAREILS DE CHAUFFAGE PORTABLES ET/OU LES LAMPES DE COMBUSTION D'HUILE SONT EN FONCTIONNEMENT.  
LES APPAREILS DE CUSSON NE DOIVENT PAS SERVIR AU CHAUFFAGES DES LOCAUX.

**KEY PART NUMBER U/M DESCRIPTION**  
050222-01-000 EA LABEL - STOVE VENT - CANADIAN

**WARNING**  
THIS VEHICLE, LIKE OTHER VEHICLES, MAY CONTAIN SMALL AMOUNTS OF ONE OR MORE SUBSTANCES WHICH ARE LISTED BY THE STATE OF CALIFORNIA FOR CAUSING CANCER OR REPRODUCTIVE TOXICITY.

**KEY PART NUMBER U/M DESCRIPTION**  
099689-01-000 EA LABEL - WARNING - CANCER/TOXICITY

**WATER HEATER BY-PASS      NORMAL OPERATION**

**KEY PART NUMBER U/M DESCRIPTION**  
133424-01-01A EA LABEL - BYPASS - WATER HEATER

REMOVE PRIMARY TIRE HANGER BEFORE USING SPARE TIRE HOIST-SEE OWNERS MANUAL - PERSONAL INJURY MAY RESULT IF NOT FOLLOWED

**KEY PART NUMBER U/M DESCRIPTION**  
126024-01-01A EA LABEL - TIRE HANGER REMOVAL

DO NOT USE HITCH BEFORE READING OWNERS MANUAL REGARDING VEHICLE LOADING AND TOWING

**KEY PART NUMBER U/M DESCRIPTION**  
111104-01-000 EA LABEL - HITCH - READ MANUAL - WHITE  
111104-02-000 EA LABEL - HITCH - READ MANUAL - BLACK



## LABELS GROUP (CONTINUED)

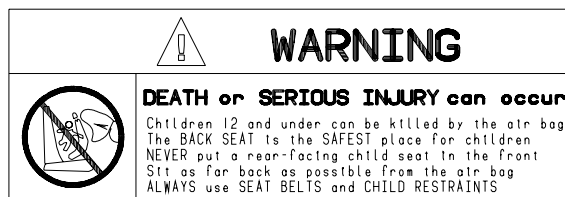
CAUTION

THIS MOTOR HOME HAS BEEN DESIGNED, MANUFACTURED AND TESTED WITH CONCERN FOR THE PROTECTION OF IT'S OCCUPANTS. WE RECOMMEND YOU PERFORM THE FOLLOWING INSPECTIONS FOR YOUR SAFETY AND THE SAFETY OF YOUR PASSENGERS BEFORE STARTING YOUR VEHICLE.


1. LP GAS SYSTEM- TURN OFF AT TANK FOR TRAVELING. TEST FOR LEAKS UPON ARRIVAL AT DESTINATION. BEFORE LIGHTING PILOTS.
2. WHEELS- INSPECT FOR DAMAGE AND CHECK LUG NUTS FOR TIGHTNESS.
3. TIRES- INSPECT FOR WEAR AND DAMAGE AND CHECK FOR RECOMMENDED AIR PRESSURE.
4. LIGHTING- TEST FOR PROPER OPERATION OF ALL INTERIOR AND EXTERIOR LIGHTS INCLUDING DASH LIGHTS, HEADLIGHTS, TAIL LIGHTS, BRAKE LIGHTS, CLEARANCE LIGHTS AND TURN SIGNALS.
5. EXITS- INSPECT RELEASE MECHANISM ON EMERGENCY EXIT WINDOW. TEST BOTH LOCKS ON MAIN ENTRANCE DOOR FOR EASE OF OPERATION AND INSTRUCT PASSENGERS HOW TO USE BOTH MEANS OF EXIT.
6. SEAT BELTS- DIRECT PASSENGERS TO DESIGNATED SEATS AND REQUIRE USE OF SEAT BELTS.
7. APPLIANCES- TURN OFF AND LATCH OR LOCK DOORS WHERE PROVIDED.
8. LOOSE PARCELS- STORE SECURELY.
9. UTILITY SUPPLY LINES- DISCONNECT ALL ELECTRIC, SEWER AND WATER LINES AND SECURE PROPERLY.
10. ENTRANCE DOOR STEP- PLACE IN RETRACTED POSITION FOR TRAVELING.

READ YOUR MOTOR HOME AND CHASSIS OWNER'S  
MANUAL FOR FURTHER PRECAUTIONS

**KEY PART NUMBER**    **U/M DESCRIPTION**  
056259-01-000    EA LABEL - SAFETY CHECK LIST



**KEY PART NUMBER**    **U/M DESCRIPTION**  
126611-01-000    EA LABEL - AIR BAG - VISOR



**KEY PART NUMBER**    **U/M DESCRIPTION**  
126612-01-000    EA LABEL - HANG TAG - AIR BAG - DASH

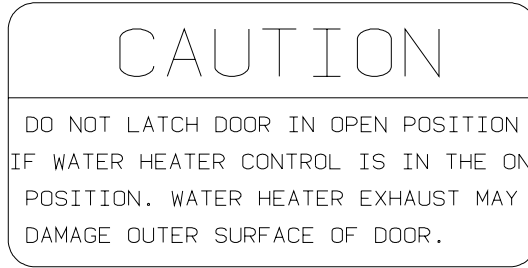
<p>AIR CONDITIONING CIRCUIT. THIS CONNECTION IS FOR AIR CONDITIONERS RATED 110- 125 VOLT AC, 60 HZ, 16 AMPERES MAXIMUM. DO NOT EXCEED CIRCUIT RATING.</p>
---

**KEY PART NUMBER**    **U/M DESCRIPTION**  
091243-01-000    EA LABEL - A/C COVER "AIR CONDITIONING CIRCUIT ETC."

<p>WARNING: CONTAINS "CFC" A SUBSTANCE WHICH HARMS PUBLIC HEALTH AND ENVIRONMENT BY DESTROYING OZONE IN THE UPPER ATMOSPHERE.</p>
---

**KEY PART NUMBER**    **U/M DESCRIPTION**  
111802-01-000    EA LABEL - CFC WARNING

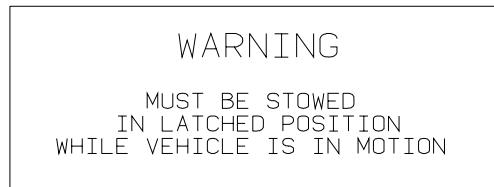
## LABELS GROUP (CONTINUED)



KEY	PART NUMBER	U/M DESCRIPTION
	113402-01-000	EA LABEL - CAUTION - WATER HEATER EXHAUST
	113402-02-000	EA LABEL - CAUTION - FURNACE EXHAUST

**WARNING!** UNDERSTAND OPERATOR'S MANUAL BEFORE USING.  
KEEP PEOPLE AND OBSTRUCTIONS CLEAR OF  
SLIDEOUT ROOM WHEN OPERATING TO AVOID  
INJURY AND/OR PROPERTY DAMAGE.

KEY	PART NUMBER	U/M DESCRIPTION
	116549-01-000	EA LABEL - WARNING - SLIDEOUT



KEY	PART NUMBER	U/M DESCRIPTION
	079966-01-000	EA LABEL - WARNING - STOWED - MOTION
	131341-01-000	EA LABEL - STOW OBJECTS - US



KEY	PART NUMBER	U/M DESCRIPTION
	068383-01-000	EA LABEL - DIESEL FUEL

## LABELS GROUP (CONTINUED)

WARNING

ALL PILOT LIGHTS, APPLIANCES AND THIER  
IGNITORS (SEE OPERATING INSTRUCTIONS) SHALL  
BE TURNED OFF DURING REFUELING OF MOTOR  
FUEL TANKS AND/OR LP GAS CONTAINERS

KEY	PART NUMBER	U/M DESCRIPTION
	124519-01-01A	EA LABEL - WARNING/REFUELING - BLACK ON CLEAR
	124519-01-02A	EA LABEL - WARNING/REFUELING - WHITE ON CLEAR

WARNING:

ALL PILOT LIGHTS AND APPLIANCES SHALL BE TURNED  
OFF DURING REFUELING OF MOTOR FUEL TANKS AND/  
OR PROPANE CONTAINERS.

AVERTISSEMENT :

FERMER TOUTES LES VEILLEUSES AINSI QUE TOUS LES  
APPAREILS LORSQU'ON FAIT LE PLEIN DES RESERVOIRS  
À CARBURANT OU À PROPANE.

124519-02

KEY	PART NUMBER	U/M DESCRIPTION
	124519-02-01A	EA LABEL - WARNING/REFUELING - BLACK ON CLEAR - CSA
	124519-02-02A	EA LABEL - WARNING/REFUELING - WHITE ON CLEAR - CSA

ENTRANCE DOOR PROP ROD

THIS ROD IS DESIGNED TO PROP THE  
ENTRANCE DOOR OPEN WHEN THE PATIO  
AWNING ARM IS ATTACHED TO THE  
SIDEWALL AND THE AWNING IS EX-  
TENDED.  
HOOK ONE END OF ROD INTO LOOP ON  
DOOR AND OTHER END INTO LOOP ON THE  
SIDEWALL AS SHOWN.

(THIS LABEL TO BE REMOVED BY RETAIL OWNER ONLY)


KEY	PART NUMBER	U/M DESCRIPTION
	128658-01-000	EA LABEL - PROP ROD - ENTRY DOOR

CAUTION:

OPEN A WINDOW OR VENT WHILE  
OPERATING DRYER. IT IS DANGEROUS  
TO CREATE A NEGATIVE AIR PRESSURE  
INSIDE A VEHICLE CONTAINING  
FUEL-BURNING APPLIANCES

KEY	PART NUMBER	U/M DESCRIPTION
	130670-01-01A	EA LABEL - CAUTION DRYER VENTING - BLACK ON CLEAR

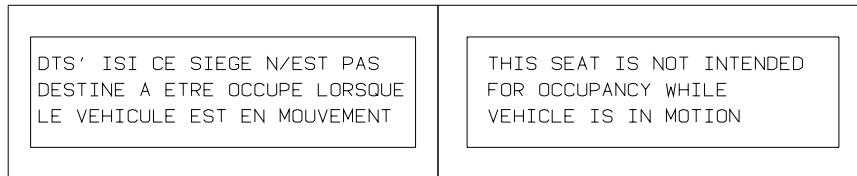
## LABELS GROUP (CONTINUED)



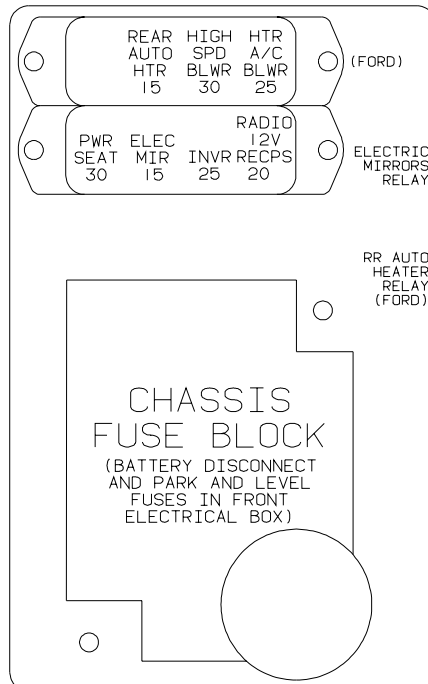
**KEY PART NUMBER U/M DESCRIPTION**  
 087236-01-000 EA LABEL - CABLE - INPUT



**KEY PART NUMBER U/M DESCRIPTION**  
 087236-02-000 EA LABEL - TV OUTLET




**KEY PART NUMBER U/M DESCRIPTION**  
 006064-01-000 EA LABEL - SEAT W/O SEATBELT  
 006064-02-000 EA LABEL - SEAT W/O SEATBELT - CSA

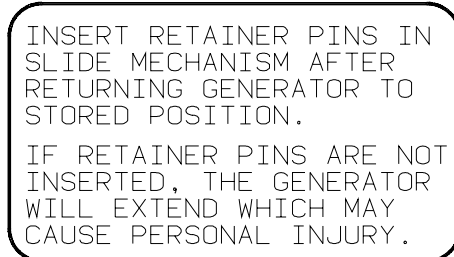


**KEY PART NUMBER U/M DESCRIPTION**  
 111537-08-000 EA LABEL - FUSES

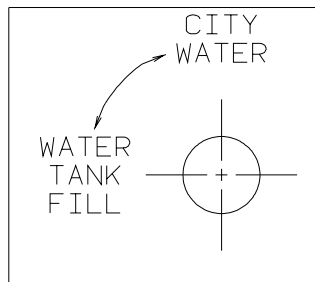
## LABELS GROUP (CONTINUED)



KEY	PART NUMBER	U/M DESCRIPTION
	061417-01-000	EA LABEL - FUEL - ON FUEL FILL DOOR



KEY	PART NUMBER	U/M DESCRIPTION
	116273-01-000	EA LABEL - WARNING - GENERATOR



KEY	PART NUMBER	U/M DESCRIPTION
	117629-02-000	EA LABEL - WATER PUMP/FILL-BLK LETTERS/CLEAR BACKGROUND-.24"
	117629-03-000	EA LABEL - WATER PUMP/FILL-BLK LETTERS/CLEAR BACKGROUND-.31"

KEEP THE SERVICE INLET ACCESS  
IN THE CLOSED POSITION WHEN  
UTILITY CONNECTIONS ARE NOT IN USE

KEY	PART NUMBER	U/M DESCRIPTION
	123562-01-000	EA LABEL - SERVICE/UTILITY ACCESS



KEY	PART NUMBER	U/M DESCRIPTION
	126249-02-000	EA LABEL - CITY WATER FILL-BLK LETTER/CLEAR BACKGROUND-.24"H
	126249-03-000	EA LABEL - CITY WATER FILL-BLK LETTER/CLEAR BACKGROUND-.31"H

**LABELS GROUP (CONTINUED)**

**WARNING**  
ROOF SURFACE MAY BE SLIPPERY  
ESPECIALLY WHERE MOISTURE IS PRESENT  
SLIPPING MAY RESULT IN PERSONAL INJURY.  
128218-01

**KEY PART NUMBER U/M DESCRIPTION**  
128218-01-01A EA LABEL - WARNING - SLIPPERY ROOF

**WASTE TANK FLUSH**

**KEY PART NUMBER U/M DESCRIPTION**  
130168-01-000 EA LABEL - WASTE TANK FLUSH

**LIGHTS WATER  
PUMP**

**KEY PART NUMBER U/M DESCRIPTION**  
130170-01-000 EA LABEL - SWITCH PANEL - BLK/CLEAR BACKGROUND-1.8"H X 5.9"L  
117628-02-000 EA LABEL - SWITCH - WATER PUMP/LIGHTS-WHITE/CLEAR BACKGROUND

**PUSH TO  
RELEASE  
GENERATOR  
SLIDE ASM**

**KEY PART NUMBER U/M DESCRIPTION**  
131779-01-01A EA LABEL - GENERATOR

**MONITOR WATER  
PANEL PANEL PUMP  
LIGHT**

**KEY PART NUMBER U/M DESCRIPTION**  
130170-02-000 EA LABEL - SWITCH PANEL - BLK/CLEAR BACKGROUND-1.4H X 3.9"L

**WARNING**  
ALL LP GAS IS CONTAINED UNDER PRES-  
SURE. DUE TO THE DANGEROUS POTENTIAL  
OF ANY COMPRESSED GAS, IT IS MANDA-  
TORY THAT THE FOLLOWING REQUIREMENTS  
FOR THE USE OF THIS TANK BE FOLLOWED:  
TANKS ARE TO BE INSTALLED, FUELED AND  
MAINTAINED IN ACCORDANCE WITH STATE  
AND LOCAL CODE, RULES, REGULATIONS OR  
LAWS AND IN ACCORDANCE WITH NFPA  
PAMPHLET 58, DIVISION IV.

**KEY PART NUMBER U/M DESCRIPTION**  
116112-01-000 EA LABEL - SWITCH PANEL - BLK/CLEAR BACKGROUND-1.8"H X 5.9"L

## LABELS GROUP (CONTINUED)

TOW VEHICLE RATING MAY BE LESS THAN HITCH RATING.  
 MAXIMUM VERTICAL HITCH LOAD: 350 LBS  
 DO NOT EXCEED REAR AXLE RATING.  
 SEE OWNER'S MANUAL FOR ADDITIONAL INFORMATION.

KEY	PART NUMBER	U/M DESCRIPTION
	129669-01-01A	EA LABEL - HITCH/VEHICLE RATE - 350 - WHITE ON CLEAR
	129669-01-02A	EA LABEL - HITCH/VEHICLE RATE - 350 - BLACK ON CLEAR
	129669-02-01A	EA LABEL - HITCH/VEHICLE RATE - 500 - WHITE ON CLEAR
	129669-02-02A	EA LABEL - HITCH/VEHICLE RATE - 500 - BLACK ON CLEAR

THIS CHAIR IS NOT INTENDED FOR OCCUPANCY WHEN VEHICLE IS IN MOTION AND MUST BE RETURNED TO STOWED POSITION

KEY	PART NUMBER	U/M DESCRIPTION
	102267-01-000	EA LABEL - NO OCCUPANCY - US

DTS ISICE SIEGE N/EST PAS DESTINE A ETRE OCCUPE LORSQUE LE VEHICULE EST EN MOUVEMENT ET IL FAUT QUE LE RANGER

THIS CHAIR IS NOT INTENDED FOR OCCUPANCY WHEN VEHICLE IS IN MOTION AND MUST BE RETURNED TO STOWED POSITION

KEY	PART NUMBER	U/M DESCRIPTION
	102267-02-000	EA LABEL - NO OCCUPANCY - CSA

# EXTERIOR SHOWER

KEY	PART NUMBER	U/M DESCRIPTION
	126249-03-000	EA LABEL - EXTERIOR SHOWER

W  
A  
T  
E  
R

ON

---

H  
E  
A  
T  
E  
R

OFF

KEY	PART NUMBER	U/M DESCRIPTION
	083588-01-000	EA LABEL - ON/OFF - WATER HEATER

E  
N  
G  
I  
N  
E

ON

---

H  
E  
A  
T  
E  
R

OFF

KEY	PART NUMBER	U/M DESCRIPTION
	083588-02-000	EA LABEL - ON/OFF -ENGINE HEATER


## LABELS GROUP (CONTINUED)

NOTE: TUNE ANTENNA  
PER MANUFACTURER'S  
DIRECTIONS. FAILURE TO  
COMPLY COULD RESULT IN  
DAMAGE TO CB.

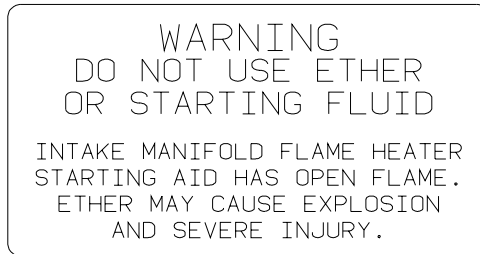
CB POWER PROVISION

RED +12 V  
BLACK GROUND  
COAX ANTENNA  
(SEE REVERSE ALSO)

**KEY PART NUMBER U/M DESCRIPTION**  
104678-01-000 EA LABEL - CB PREP



**KEY PART NUMBER U/M DESCRIPTION**  
114886-02-000 EA LABEL - PHONE & CABLE INPUT - WHITE/CLEAR BACKGROUND  
114886-03-000 EA LABEL - PHONE & CABLE INPUT - BLACK/CLEAR BACKGROUND



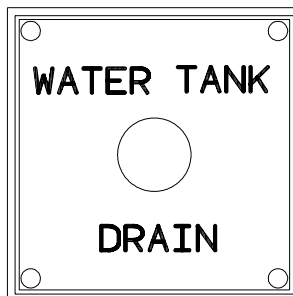
**KEY PART NUMBER U/M DESCRIPTION**  
116756-01-000 EA LABEL - WARNING - ETHER/STARTING



**KEY PART NUMBER U/M DESCRIPTION**  
126247-01-000 EA LABEL - GRAY HOLDING TANK-WHITE LETTERS/CLEAR BACKGROUND  
126247-05-000 EA LABEL - GRAY HOLDING TANK-BLACK LETTERS/CLEAR BACKGROUND



**KEY PART NUMBER U/M DESCRIPTION**  
126247-02-000 EA LABEL - BLACK HOLDING TANK-WHITE LETTERS/BLACK BACKGROUND  
126247-06-000 EA LABEL - BLACK HOLDING TANK-BLACK LETTERS/CLEAR BACKGROUND



**KEY PART NUMBER U/M DESCRIPTION**  
127170-01-000 EA LABEL - WATER TANK DRAIN

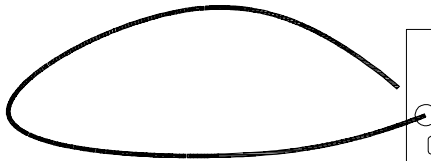


## LABELS GROUP (CONTINUED)

**WARNING**

POTABLE WATER ONLY  
SANITIZE, FLUSH, AND  
DRAIN BEFORE USING.  
SEE INSTRUCTION MANUAL

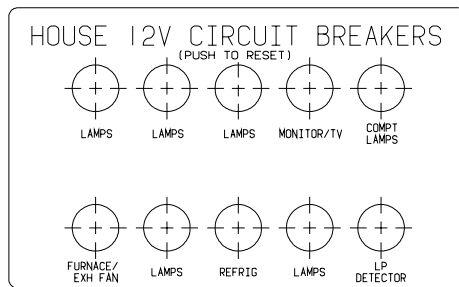
**KEY PART NUMBER U/M DESCRIPTION**  
128725-01-01A EA LABEL - POTABLE WATER ONLY



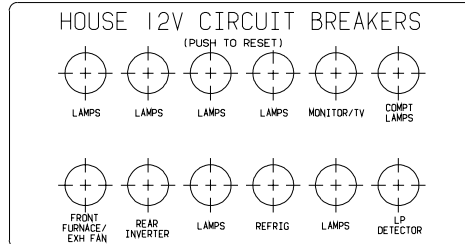
**ATTENTION**

REMEMBER TO DETACH THE OTHER  
TRAVEL LATCH LOCATED IN  
GALLEY CABINET BEFORE EXTENDING  
THIS ROOM.

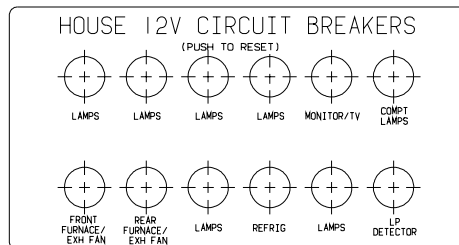
**KEY PART NUMBER U/M DESCRIPTION**  
129033-01-000 EA LABEL - HANG TAG - TRAVEL LATCH - 1.5" X3"



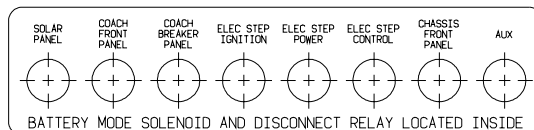
**KEY PART NUMBER U/M DESCRIPTION**  
092547-06-000 EA CIRCUIT BREAKER



**KEY PART NUMBER U/M DESCRIPTION**  
092547-09-000 EA CIRCUIT BREAKER

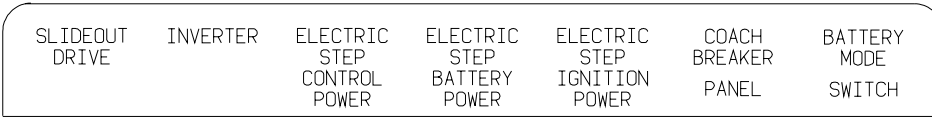


**KEY PART NUMBER U/M DESCRIPTION**  
092547-07-000 EA CIRCUIT BREAKER

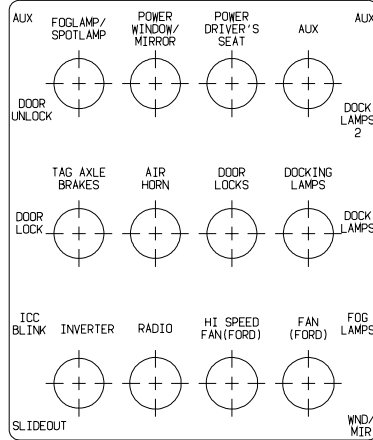


**KEY PART NUMBER U/M DESCRIPTION**  
093236-13-000 EA CIRCUIT BREAKER

## LABELS GROUP (CONTINUED)



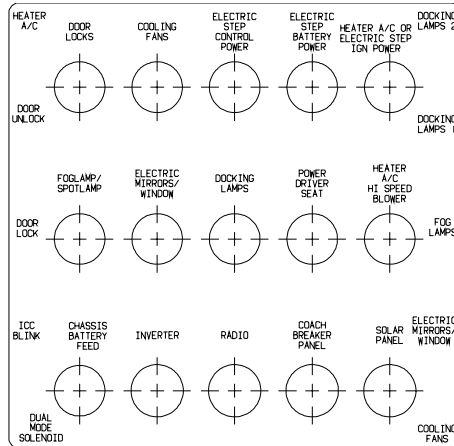
**KEY PART NUMBER U/M DESCRIPTION**  
 093236-15-000 EA LABEL - CIRCUIT BREAKER



**KEY PART NUMBER U/M DESCRIPTION**  
 093236-16-000 EA LABEL - CIRCUIT BREAKER



**KEY PART NUMBER U/M DESCRIPTION**  
 093236-18-000 EA LABEL - CIRCUIT BREAKER



**KEY PART NUMBER U/M DESCRIPTION**  
 093236-19-000 EA LABEL - CIRCUIT BREAKER



**KEY PART NUMBER U/M DESCRIPTION**  
 093237-10-000 EA LABEL - CIRCUIT BREAKER - FRONT COOLING FANS

## LABELS GROUP (CONTINUED)

SUB - MAIN	DISH WASHER	RECEPS 1	RECEPS 2	RECEPS 3	MICROWAVE
------------	-------------	-------------	-------------	-------------	-----------

**KEY PART NUMBER U/M DESCRIPTION**  
 095721-20-000 EA LABEL - CONTROL CENTER W/INVERTER

SUB - MAIN	APPLIANCE 1	APPLIANCE 2	RECEPS 1	RECEPS 2	MICROWAVE
------------	----------------	----------------	-------------	-------------	-----------

**KEY PART NUMBER U/M DESCRIPTION**  
 095721-21-000 EA LABEL - CONTROL CENTER W/INVERTER

A / C CIRCUIT 1	MAIN	MAIN	A / C CIRCUIT 2	INVERTER / CHARGER	REFRIG / VACUUM	WASHER / DRYER	WATER HEATER		
-----------------------	------	------	-----------------------	-----------------------	--------------------	-------------------	-----------------	--	--

**KEY PART NUMBER U/M DESCRIPTION**  
 095721-22-000 EA LABEL - CONTROL CENTER 50 AMP

SUB - MAIN	APPLIANCE 1	APPLIANCE 2	RECEPS 1	RECEPS 1	MICROWAVE
------------	----------------	----------------	-------------	-------------	-----------

**KEY PART NUMBER U/M DESCRIPTION**  
 095721-25-000 EA LABEL - CONTROL CENTER 30 AMP

## LABELS GROUP (CONTINUED)

A / C C I R C U I T 1	M A I N	R E F F R I G / C O N V	M I C R O W A V E	R E C P S 1	R E C P S 2	A P P L I A N C E		
-----------------------------	---------	-------------------------	-------------------	----------------	----------------	-------------------	--	--

**KEY PART NUMBER U/M DESCRIPTION**  
 095721-26-000 EA LABEL - CONTROL CENTER 30 AMP - CANADIAN

A / C C I R C U I T 1	M A I N	A / C C I R C U I T 2	R E F F R I G / C O N V	M I C R O W A V E	R E C P S 1	R E C P S 2	R E C P S 3		
-----------------------------	---------	-----------------------------	-------------------------	-------------------	----------------	----------------	----------------	--	--

**KEY PART NUMBER U/M DESCRIPTION**  
 095721-27-000 EA LABEL - CONTROL CENTER 30 AMP

A / C C I R C U I T 1	M A I N	A / C C I R C U I T 2	R E F F R I G / C O N V	M I C R O W A V E	R E C P S 1	R E C P S 2	A P P L I A N C E		
-----------------------------	---------	-----------------------------	-------------------------	-------------------	----------------	----------------	-------------------	--	--

**KEY PART NUMBER U/M DESCRIPTION**  
 095721-28-000 EA LABEL - CONTROL CENTER 30 AMP - CANADIAN

A / C C I R C U I T 1	M A I N	M A I N	A / C C I R C U I T 2	R E F F R I G / C O N V	M I C R O W A V E	R E C P S 1	R E C P S 2	R E C P S 3	W A S H E R / D R Y E R	
-----------------------------	---------	---------	-----------------------------	-------------------------	-------------------	----------------	----------------	----------------	-------------------------	--

**KEY PART NUMBER U/M DESCRIPTION**  
 095721-29-000 EA LABEL - CONTROL CENTER 50 AMP

## LABELS GROUP (CONTINUED)

A / C C I R C U I T 1	M A I N	M A I N	A / C C I R C U I T 2	R E F F R I G / C O N V	M I C R O W A V E	R E C P S 1	R E C P S 2	R E C P S 3	A P P L I A N C E 1	A P P L I A N C E 2	W A S H E R D R Y E R
-----------------------------	------------	------------	-----------------------------	-------------------------------	----------------------	-------------------	-------------------	-------------------	---------------------------	---------------------------	-----------------------------

**KEY PART NUMBER U/M DESCRIPTION**  
 095721-30-000 EA LABEL - CONTROL CENTER 50 AMP- CANADIAN

A / C C I R C U I T 1	M A I N	A / C C I R C U I T 2	R E F F R I G / C O N V	M I C R O W A V E	R E C P S 1	R E C P S 2	R E C P S 3	W A S H E R / D R Y E R	W A T E R H E A T E R	
-----------------------------	------------	-----------------------------	-------------------------------	----------------------	-------------------	-------------------	-------------------	-------------------------------	-----------------------------	--

**KEY PART NUMBER U/M DESCRIPTION**  
 095721-31-000 EA LABEL - CONTROL CENTER 30 AMP - U.S.

A / C C I R C U I T 1	M A I N	M A I N	A / C C I R C U I T 2	R E F F R I G / C O N V	M I C R O W A V E	R E C P S 1	R E C P S 2	R E C P S 3	W A S H E R / D R Y E R	W A T E R H E A T E R
-----------------------------	------------	------------	-----------------------------	-------------------------------	----------------------	-------------------	-------------------	-------------------	-------------------------------	-----------------------------

**KEY PART NUMBER U/M DESCRIPTION**  
 095721-33-000 EA LABEL - CONTROL CENTER 50 AMP - U.S.

A / C C I R C U I T 1	M A I N	M A I N	A / C C I R C U I T 2	I N V E R T E R /	C H A R G E E R	R E F F R I G E R A T O R	W A S H E R / D R Y E R	W A T E R H E A T E R	
-----------------------------	------------	------------	-----------------------------	----------------------	--------------------	------------------------------	-------------------------------	-----------------------------	--

**KEY PART NUMBER U/M DESCRIPTION**  
 095721-34-000 EA LABEL - CONTROL CENTER 50 AMP

## LABELS GROUP (CONTINUED)

A / C C I R C U I T 1	M A I N	A / C C I R C U I T 2	R E F F R I G / C O N V	M I C R O W A V E	R E C P S 1	R E C P S 2	R E C P S 3	A P P L I A N C E	W A S H E R D R Y E R	W A T E R H E A T E R
-----------------------------	---------	-----------------------------	-------------------------	-------------------	----------------	----------------	----------------	-------------------	--------------------------	--------------------------

**KEY PART NUMBER U/M DESCRIPTION**  
 095721-35-000 EA LABEL - CONTROL CENTER 30 AMP - CSA

A / C C I R C U I T 1	M A I N	M A I N	A / C C I R C U I T 2	R E F F R I G / C O N V	M I C R O W A V E	R E C P S 1	R E C P S 2	A P P L I A N C E 1	A P P L I A N C E 2	W A S H E R / D R Y E R	W A T E R H E A T E R
-----------------------------	---------	---------	-----------------------------	-------------------------	-------------------	----------------	----------------	------------------------	------------------------	-------------------------	--------------------------

**KEY PART NUMBER U/M DESCRIPTION**  
 095721-36-000 EA LABEL - CONTROL CENTER 50 AMP - CSA

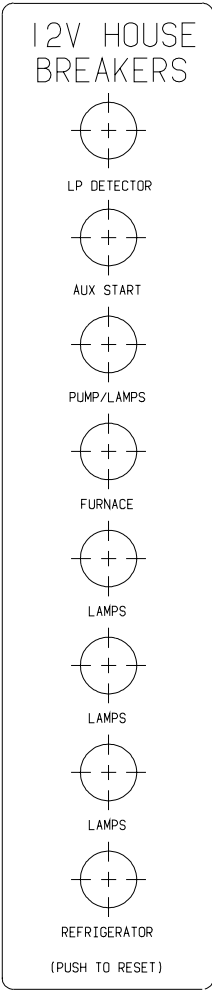
M A I N	M I C R O W A V E	G F I / R E C E P S	R E F E R / C O N V	W A T E R H T R	A / C
---------	-------------------	---------------------	---------------------	--------------------	-------

**KEY PART NUMBER U/M DESCRIPTION**  
 095721-38-000 EA LABEL - CONTROL CENTER 30 AMP - U.S.

**LABELS GROUP (CONTINUED)**



**KEY PART NUMBER U/M DESCRIPTION**  
 095721-39-000 EA LABEL - CONTROL CENTER 30 AMP- CANADIAN



**KEY PART NUMBER U/M DESCRIPTION**  
 092547-08-000 EA CIRCUIT BREAKER

## LABELS GROUP (CONTINUED)

BATTERY MODE SWITCH	COACH BREAKER PANEL	ELECTRIC STEP IGNITION POWER	ELECTRIC STEP BATTERY POWER	ELECTRIC STEP CONTROL POWER	INVERTER
---------------------------	---------------------------	---------------------------------------	--------------------------------------	--------------------------------------	----------

**KEY PART NUMBER U/M DESCRIPTION**  
 093236-08-000 EA LABEL - CIRCUIT BREAKER

FRONT TIRE PRESSURE AT UNLOADED VEHICLE WEIGHT: 75 PSI  
 REAR TIRE PRESSURE AT UNLOADED VEHICLE WEIGHT: 75 PSI  
 FOR LOADED VEHICLE, WEIGH UNIT AND REFER TO TABLE:

TIRE PRESSURE	75	80	85	90	95	100		
FRONT LOAD-LBS	7185	7630	8070	8555	9085	9350*		
REAR LOAD-LBS	13580	14375	15255	15500**				

TIRE: MICHELIN XRV 235/80R22.5, LOAD RANGE F \*GAWR = 9350  
\*\*GAWR = 15500

FOR BEST PERFORMANCE, MATCH TIRE PRESSURE TO YOUR AXLE LOAD

**KEY PART NUMBER U/M DESCRIPTION**  
 131775-03-01A EA LABEL - TIRE PRESSURE - BROWN/BLACK

DO NOT FILL  
 LP-GAS CONTAINER(S)  
 TO MORE THAN 80%  
 OF CAPACITY.

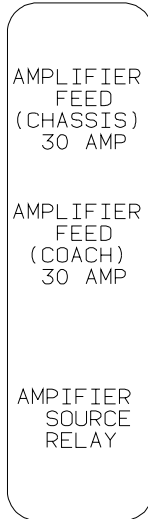
**KEY PART NUMBER U/M DESCRIPTION**  
 079965-01-000 EA LABEL - LPG - 80% CAPACITY

BATTERY MODE  
 SOLENOID AND  
 RELAYS

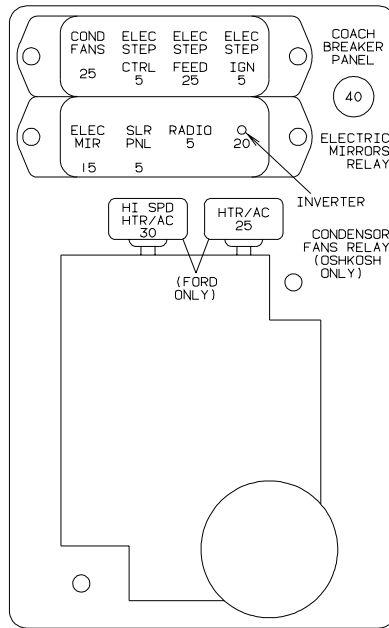
**KEY PART NUMBER U/M DESCRIPTION**  
 098379-04-000 EA LABEL - ELECTRICAL BOX - SIDE



## LABELS GROUP (CONTINUED)



KEY	PART NUMBER	U/M DESCRIPTION
	111537-06-000	EA LABEL - AMPLIFIER POWER



KEY	PART NUMBER	U/M DESCRIPTION
	111537-07-000	EA LABEL - FUSES

<p>MISE EN GARDE</p> <p>POUR VOTRE SECURITE PERSONNELLE RANGEZ, TOUT OBJET DE FAÇON SECURITAIRE LORSQUE LE VEHICULE EST EN MOUVEMENT.</p>	<p>CAUTION</p> <p>FOR YOUR PERSONAL SAFETY, SECURELY STOW OBJECTS AWAY WHILE VEHICLE IS IN MOTION</p>
---	---

KEY	PART NUMBER	U/M DESCRIPTION
	131341-01-000	EA LABEL - STOW OBJECTS - US
	131341-02-000	EA LABEL - STOW OBJECTS - CSA



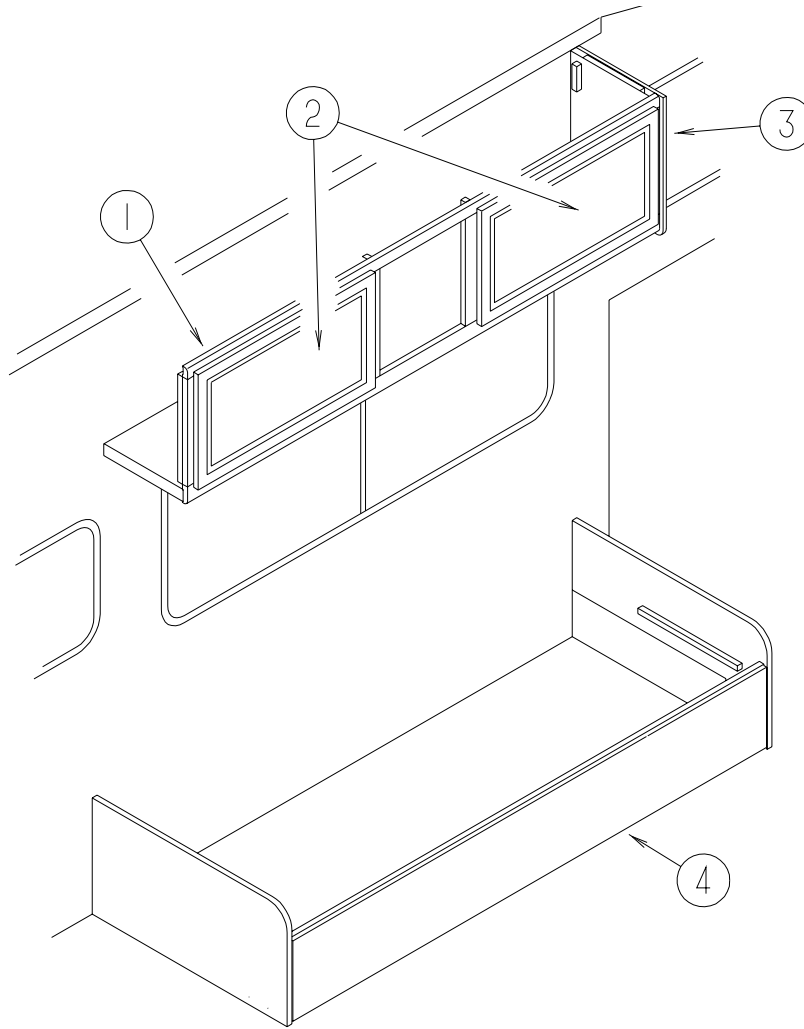
KEY	PART NUMBER	U/M DESCRIPTION
	098379-01-000	EA LABEL - CIRCUIT BREAKER - FRONT BOX

**LP GROUP**  
**LP SYSTEM**

<b>KEY</b>	<b>PART NUMBER</b>	<b>U/M</b>	<b>DESCRIPTION</b>
	045703-05-000	EA	HOSE - LP - 3/8"ID X 28" - 3/8"MPT X 1/2"F SWIVEL - U.S.
	045703-06-000	EA	HOSE - LP - 3/8"ID X 28" - 3/8"MPT X 1/2"F SWIVEL - CANADA
	045703-13-000	EA	HOSE - LP - 3/8"ID X 120" - 3/8"F SWIVEL X 1/2"F SWIVEL US
	045703-15-000	EA	HOSE - LP - 3/8"ID X 142" - 1/2F SWIVEL X 3/8F
	105658-01-000	EA	COMPARTMENT - LP REGULATOR
	106150-01-000	EA	REGULATOR - TWO STAGE -W/90 DEGREE ELBOW & 3/8" FPT OUTLET
	040440-02-000	EA	TRANSMITTER - DIAL/BOLT ON - 0-90 OHM 2 TERM(POWER/GROUND)
	040440-03-000	EA	TRANSMITTER - DIAL/SNAP ON - 0-90 OHM 2 TERM(GROUND/POWER)
*	097821-01-000	EA	TANK - LP - 60 LB BRUNNER - 14" X 30"
	065318-02-000	EA	ELBOW - 90 DEGREE - 3/8" MPT TO 3/8" FPT
	010323-01-000	EA	ADAPTER - BRASS - 3/8"F X 1/2"MPT
	024250-01-000	EA	ADAPTER - BRASS - 3/8"F X 1/2"FPT
	057042-01-000	EA	ADAPTER - CROSS 1/2"PIPE
	010377-02-000	EA	NUT - BRASS - 3/8" FLARE - FORGED
	010380-02-000	EA	NUT - BRASS - 1/2" FLARE - FORGED
	103613-03-000	EA	DETECTOR - LP GAS - W/O SHUT-OFF VALVE

**\*COMPONENT PARTS FOUND IN SERVICE PARTS LIBRARY**

## LOUNGE GROUP CABINETS



KEY	PART NUMBER	U/M	DESCRIPTION
1	130579-01-K09	EA	CABINET - OVERHEAD/FRONT/LEFT HAND - W/O DOORS/HARDWARE - WASHED MAPLE
1	130579-01-K10	EA	CABINET - OVERHEAD/FRONT/LEFT HAND - W/O DOORS/HARDWARE - WATERFORD OAK
2	131995-47-L09	EA	DOOR - RAIL/SOLID PANEL - 10.8" X 27.9" - W/O HARDWARE - WASHED MAPLE
2	132141-20-L07	EA	DOOR - RAIL/VENEER - 10.8" X 27.9" - W/O HARDWARE - WATERFORD OAK
3	109908-A5-K09	EA	END CAP - OVERHEAD CABINET - WASHED MAPLE
3	109908-A5-K19	EA	END CAP - OVERHEAD CABINET - WATERFORD OAK
4	120992-09-L09	EA	PANEL - FRONT KICK - SOFA/BED - FABRIC COVERED (L09, L10)
4	120992-09-L11	EA	PANEL - FRONT KICK - SOFA/BED - FABRIC COVERED (L11, L12)
	121906-01-02B	EA	BRACKET - KICKBOARD - E-COATED

# SEALANTS & FASTENERS GROUP

## SEALANTS & ADHESIVES

KEY	PART NUMBER	U/M	DESCRIPTION
	069640-01-000	FT	SEALER - RIBBON - 1/4" DIAMETER X 30' - BLACK
	069640-02-000	FT	SEALER - TAPE - .13"THICK X .5"WIDE X 60' - GRAY
	069640-03-000	FT	SEALER - TAPE - .13"THICK X .75"WIDE X 60' - BLACK
	069640-07-000	FT	SEALER - TAPE - .09" THICK X 2" WIDE X 45' - GRAY
	069640-09-000	FT	SEALER - TAPE - .03" THICK X 2.50"WIDE X 80' - GRAY
	069640-10-000	FT	SEALER - TAPE - .03" THICK X 1.50" WIDE X 90' - GRAY
	069640-11-000	FT	SEALER - TAPE - .19" THICK X .38" WIDE X 40' - BLACK
	069640-13-000	FT	SEALER - TAPE - .03"THICK X 2"WIDE X 45' - BLACK
	069640-14-000	FT	SEALER - TAPE - .06" THICK X 1" WIDE X 100' - GRAY
	069640-15-000	FT	SEALER - TAPE - .06"THICK X .38"WIDE X 100' - GRAY
	069640-17-000	FT	SEALER - TAPE - .03" THICK X 1" WIDE X 90' - GRAY
	069640-18-000	FT	SEALER - TAPE - .50" THICK X .13" WIDE X 60' - BRT WHITE
	069640-19-000	FT	SEALER - TAPE - .75" THICK X .13" WIDE X 60' - BRT WHITE
	069640-20-000	FT	SEALER - TAPE - .50" THICK X 1/8" WIDE X 60' - BLACK
	069640-21-000	FT	SEALER - TAPE - .50" THICK X 1/16" WIDE X 100'-BRIGHT WHT
	069640-22-000	FT	SEALER - TAPE - .25" THICK X 1/32" WIDE X 100'- BRIGHT WHT
	069640-23-000	FT	SEALER - TAPE - 1/16" THICK X 3/4" WIDE X 100'-BRIGHT WHT
	069640-25-000	FT	SEALER - TAPE - .06" THICK X 3.5" WIDE X 50' - GRAY
	072889-01-000	EA	SEALANT - URETHANE - BLACK - TUBE
	072889-10-000	EA	SEALANT - URETHANE - BRIGHT WHITE - TUBE
	072889-11-000	EA	SEALANT - URETHANE - GRAY - TUBE
	072889-13-000	EA	SEALANT - URETHANE - VW WHITE - TUBE
	072889-14-000	EA	SEALANT - URETHANE - SABLE - TUBE
	116767-01-01A	EA	SEALANT - WATERBASE - CLEAR
	053766-02-000	EA	BEDDING COMPOUND - TUBE - WHITE
	053766-06-000	EA	BEDDING COMPOUND - TUBE - CLEAR
	034552-15-000	EA	SILICONE - TUBE - W/O NOZZLE - BRIGHT WHITE
	131264-01-01A	EA	SILICONE - W/O NOZZLE - BLACK
	131264-01-02A	EA	SILICONE - W/O NOZZLE - CLEAR
	131264-01-08A	EA	SILICONE - W/O NOZZLE - BUFF
	131264-02-01A	EA	SILICONE - W/O NOZZLE - VW GRAY - BATH ONLY
	131264-03-01A	EA	SILICONE - W/O NOZZLE - SELF LEVELING - BRIGHT WHITE
	108716-01-000	EA	SILICONE - W/O NOZZLE - OFF WHITE - SELF LEVELING
	108716-02-000	EA	SILICONE - W/O NOZZLE - BUFF - SELF LEVELING
	102352-01-000	EA	SEALER - PUMPABLE - TUBE - BLACK
	102352-02-000	EA	SEALER - PUMPABLE - TUBE - CLEAR
	094401-01-000	EA	SEALER - BODY SEAM - FLEXICLEAR
	094401-03-000	EA	SEALER - BODY SEAM - BLACK
	094401-04-000	EA	SEALER - BODY SEAM - CLEAR
	067788-01-000	EA	ADHESIVE - SPRAY - 3M - 19.5 OZ AEROSOL CAN
	900390-01-000	EA	NOZZLE - SILICONE TUBE - 2.5" LONG
	900390-03-000	EA	NOZZLE - SILICONE TUBE - 4.3" LONG
	112902-01-000	EA	NOZZLE - ELEMENT - 3/8 X 24
	112902-02-000	EA	NOZZLE-BELL 3/8X24
	112902-03-000	EA	MIXER NOZZLE - F/GUN #00400102000 - SCOTCH-WELD & PLEXUS
	076322-01-000	FT	TAPE-DOUBLE COATED/ADHESIVE BK-.03"THK X .8"W X 216'- WHT
	076322-02-000	FT	TAPE-DOUBLE COATED/ADHESIVE BK-.05"THK X 1"W X 108' - WHT
	076322-03-000	FT	TAPE-DOUBLE COATED/ADHESIVE BK-.05"THK X .5"W X 108' - WHT
	076322-05-000	FT	TAPE-DOUBLE COATED/ADHESIVE BK-.05"THK X .8"W X 108' - WHT
	076322-06-000	FT	TAPE - DOUBLE COATED/ADHESIVE BK-.05"THK X 1"W - BLK
	076322-07-000	FT	TAPE-DOUBLE COATED/ADHESIVE BK-.05"THK X .5"W X 200' - BLK
	076322-11-000	FT	TAPE-DOUBLE COATED/ADHESIVE BK-.02"THK X 1"W X 216' - CLR
	076322-12-000	FT	TAPE-DOUBLE COATED/ADHESIVE BK-.05"THK X .8"W X 108' - CLR
	123816-01-000	FT	TAPE - DOUBLE SIDED - 1" X 100'
	123816-02-000	FT	TAPE - DOUBLE SIDED - 1/2" X 1 1/3" X 100'
	123816-03-000	FT	TAPE - DOUBLE SIDED - 1/2" X 3/4" X 100'
	123816-04-000	FT	TAPE - DOUBLE SIDED - 6" X 750'
	120534-01-01A	EA	TAPE - SCOTCH - 3M - 1/2" FINE LINE

## SEALANTS & FASTENERS GROUP (CONTINUED)

### SEALANTS & ADHESIVES (CONTINUED)

KEY	PART NUMBER	U/M	DESCRIPTION
	063642-01-000	FT	TAPE - ADHESIVE - .4" X 1.5" X 180'
	123244-01-000	FT	TAPE - DOUBLE SIDED/FOAM - 5/64" THICK X 3/4" WIDE
	123244-02-000	FT	TAPE - DOUBLE SIDED/FOAM - 5/64" THICK X 1/2" WIDE X 108'
	088479-01-000	EA	TAPE - ALUMINUM - 3"
	103202-02-000	FT	TAPE - FOAM/ADHESIVE ONE SIDE - 1/16" X 200'
	110274-01-000	FT	TAPE - DOUBLE SIDED/FOAM - .45" X 1" X 216' - BLACK
	115933-01-000	FT	TAPE - 1/64" X 3/8" X 100'
	123816-04-000	FT	TAPE - DOUBLE SIDED - 6" X 750'
	002707-02-000	FT	TAPE - SEALER - 5/16" X 1/2" - INCREMENTS OF 50 FT
	091255-02-000	FT	SEAL - ADHESIVE BACKED/FOAM - 3/64" THICK X 3/16"W X 1000'
	091255-03-000	FT	SEAL - ADHESIVE BACKED/FOAM - 1/4" THICK X 1/4"W X 1000'
	099069-01-000	FT	SEAL - RUBBER - CLOSED SPONGE - .5" WIDE X .12" THICK -BLK
	104692-01-000	FT	SEAL - ADHESIVE BACKED FOAM - 3/4" THICK X 3/4" WIDE X 25'
	104692-03-000	FT	SEAL - ADHESIVE BACKED FOAM - 1" THICK X 1 3/4" WIDE X 15'
	108353-03-000	FT	SEAL - FOAM - .19" X .25"
	112864-01-000	FT	SEAL - FOAM/BUTYL COVERED - 3/8" X 35'
	106206-01-000	EA	SEALER - PUMPABLE - TUBE - BLACK - MANUS
	120074-02-01A	EA	SILICONE - W/O NOZZLE - LOW ODOR - OFF WHITE
	120074-02-02A	EA	SEALANT - W/O NOZZLE - SOFT WHITE
	107828-01-000	EA	SEALANT - SB - 190 EVERSEAL
	112864-02-000	FT	FOAM - BUTYL COVERED 5/16" X 44'
	087211-01-000	GL	PROMOTER - ADHESIVE - GALLON
	004006-05-700	EA	ADHESIVE - 5 GALLON - NATIONAL STARCH
	004020-01-000	QT	ADHESIVE - ABS CEMENT - QUART
	112901-02-000	EA	ADHESIVE - PLEXUS - MA330 - 50ML - GRAY
	131384-01-000	EA	ADHESIVE - JETWELD
	113366-01-000	EA	ADHESIVE - INSTANT - 1 OZ
	062917-03-000	EA	ADHESIVE - LOCTITE 242
	004001-02-000	EA	GUN - PLEXUS ADHESIVE - W/O NOZZLE
	004001-03-000	EA	MIXER NOZZLE (EPX)
	004001-03-001	EA	EPOXY MIXER NOZZLE 12"
	004001-03-002	EA	TUBE/MIXER - GRACO EPOXY
	004001-04-000	EA	PLUNGER ACCESSORY (EPX)
	004001-05-000	EA	ADHESIVE - SCOTCH-WELD - 3M DP100 - CLEAR - 50ML
	099952-01-000	FT	CORE - SEAL - BULB SUPPORT

### BOLTS, NUTS AND WASHERS

KEY	PART NUMBER	U/M	DESCRIPTION
	000C12-04-12A	EA	BOLT - HEX - 1/4-20 X .75 - PLAIN 5
	000C12-05-16B	EA	BOLT - HEX - 5/16-18 X 1 - GRADE #5 - ZINC
	000C12-05-12B	EA	BOLT - HEX - 5/16-18 X 3/4 - ZINC 5
	000C12-06-16B	EA	BOLT - HEX - 3/8-16 X 1 - GRADE #5 - ZINC
	000C12-06-20B	EA	BOLT - HEX - 3/8 - 16 X 1 1/4 - ZINC #5
	000C12-06-44B	EA	BOLT - HEX - 3/8-16 X 2 3/4 - ZINC 5
	000C12-07-20B	EA	BOLT - HEX - 7/16-14 X 1 1/4 - ZINC 5
	000C12-08-24B	EA	BOLT - HEX - 1/2-13 X 1.5 - GRADE #3 - ZINC
	000C12-08-28B	EA	BOLT - HEX - 1/2-13 X 1.8" - GRADE #5 - ZIN
	000C12-08-16B	EA	BOLT - HEX - 1/2-13 X 1" - GRADE #5 - ZINC
	0MC04K-06-016	EA	BOLT - HEX - M06 X 1 X 016
	0MC05K-08-055	EA	BOLT - HEX - M.3 X 1.25 X 2.2
	0MC13K-14-070	EA	BOLT - HEX - M14 X 2.00 X 2.75
	0MC31K-08-020	EA	BOLT - HEX - SERRATED FLANGE - M8 X 020

**SEALANTS & FASTENERS GROUP (CONTINUED)****BOLTS, NUTS AND WASHERS (CONTINUED)**

<b>KEY</b>	<b>PART NUMBER</b>	<b>U/M</b>	<b>DESCRIPTION</b>
	0MC32K-10-030	EA	BOLT - HEX - SERRATED FLANGE - M10 X 1.50
	0MC53K-12-050	EA	BOLT - HEX - M12 X 1.75 X 050
	000C12-04-40B	EA	BOLT - HEX - 1/4-20 X 2 1/2 - GRADE 5 ZINC
	000C12-05-64B	EA	BOLT - HEX - 5/16-18 X 4
	000C12-06-24B	EA	BOLT - HEX - 3/8-16 X 1 1/2 - ZINC #5
	000C12-10-24B	EA	BOLT - HEX - 5/8-11 X 1.5" - GRADE #5 - ZINC
	000C13-07-40B	EA	BOLT - HEX - 7/16-20 X 2.5" - GRADE #5 - ZINC
	000C13-07-48B	EA	BOLT - HEX - 7/16-20 X 3" - GRADE #5 - ZINC
	000C13-08-40B	EA	BOLT - HEX - 1/2-20 X 2 1/2 - GRADE #5 - ZINC
	000C13-08-28B	EA	BOLT - HEX - 1/2-20 X 1 3/4 - GRADE #5 - ZINC
	000C14-07-28B	EA	BOLT - HEX - 7/16-14 X 1.75 - GRADE 8 ZINC
	000C14-07-20B	EA	BOLT - HEX - 7/16-14 X 1.25 - GRADE 8 ZINC
	000C14-10-24K	EA	BOLT - HEX - 5/8-11 X 1.50 - GRADE #8 - ZINC
	000C14-10-32K	EA	BOLT - HEX - 5/8"-11 X 2 - GRADE #8 - ZINC
	000C18-05-40A	EA	BOLT - ELEVATOR - 5/16-18 X 2.50 - PL
	000C18-06-48B	EA	BOLT - ELEVATOR - 3/8-16 X 3 - GRADE 5 - ZINC
	000C18-06-56A	EA	BOLT - ELEVATOR - 3/8-16 X 3 1/2 - GRADE 5
	000C26-04-18B	EA	BOLT - HEX - SERRATED FLANGE - 1/4-20 X 1 1/8 - ZINC
	000C26-04-14B	EA	BOLT - HEX - SERRATED FLANGE - 1/4-20 X 7/8 - ZINC
	000C26-04-10B	EA	BOLT - HEX - SERRATED FLANGE - 1/4-20 X 5/8 - ZINC
	000C26-05-16B	EA	BOLT - HEX - SERRATED FLANGE - 5/16-18 X 1 - ZINC
	000C26-05-20B	EA	BOLT - HEX - SERRATED FLANGE - 5/16-18 X 1 1/4 - ZINC
	000C26-05-129	EA	BOLT - HEX - SERRATED FLANGE - 5/16-18 X 3/4
	000C26-05-249	EA	BOLT - HEX - SERRATED FLANGE - 5/16-18 X 1.5"
	000C26-06-16B	EA	BOLT - HEX - SERRATED FLANGE - 3/8-16 X 1 - ZINC
	000C26-06-28B	EA	BOLT - HEX - SERRATED FLANGE - 3/8-16 X 1 3/4 - ZINC
	000C26-06-40B	EA	BOLT - HEX - SERRATED FLANGE - 3/8-16 X 1 3/4 - ZINC
	000C26-06-20B	EA	BOLT - HEX - SERRATED FLANGE - 3/8-16 X 1 1/4 - ZN
	000C26-08-24B	EA	BOLT - HEX - SERRATED FLANGE - 1/2-13 X 1 1/2 - ZINC
	000C27-04-40B	EA	BOLT - CARRIAGE 1/4-20 X 2.50 - ZINC
	000C27-08-64B	EA	BOLT - CARRIAGE - 1/2-13 X 4. - GRS
	106166-01-000	EA	BOLT - COLLARED HANGER - 8-32 X 1"
	000G45-04-24B	EA	BOLT - LAG - 1/4-9 X 1 1/2 - ZINC
	000G45-04-24F	EA	BOLT - LAG - 1/4" #9 X 1 1/2SS
	000G45-05-16B	EA	BOLT - LAG - 5/16-9 X 1 - ZINC
	106956-03-000	EA	BOLT - HEX TAP - 1/2-12NC X 3 - GRADE 5 - FULL THREAD/ZINC
	051387-06-000	EA	BOLT - CARRIAGE W/O HOLE - 5/16-18 X 9.5 - ZINC
	091274-03-000	EA	BOLT - J - 3/8-16 X 12.0
	106956-08-000	EA	BOLT - HEX TAP - 1/2-13NC X 4 - GRADE 5 - FULL THREAD/ZINC
	087718-01-000	EA	MONOBOLT - STEEL - 3/16 DIAMETER
	102333-02-01A	EA	BOLT - CARRIAGE - 1/4-20
	103020-02-000	EA	BOLT - U - #8-32 - GRADE 5 ZINC
	107393-02-000	EA	BOLT - SHOULDER - 3/8" SOCKETHEAD
	113985-02-000	EA	BOLT - FLANGE - M10-1.5 X 30CL10.9
	114259-05-000	EA	BOLT - 7/16-20 X 1.25 W/WASHER
	0MD16K-10-000	EA	NUT - HEX - PREV TORQUE M10 X 1.50 CLASS 8
	0MD39K-12-000	EA	NUT - HEX - W/NYLON LOCK - M12 X 1.75
	000D24-10-00B	EA	NUT - HEX - SELF LOCKING - 10-32 ZINC
	000D29-05-00B	EA	NUT - HEX - LOCKING W/SERRATED FLANGE-NYLON WASHER INSERT
	000D29-09-00B	EA	NUT - HEX - SELF LOCKING - 9/16-12 - ZINC
	000D29-06-00B	EA	NUT - HEX - W/NYLON LOCK - 3/8-16 - ZINC
	000D30-07-00B	EA	NUT - HEX - LOCKING - NYLON 7/16 X 20
	000D34-04-00B	EA	NUT - HEX - LOCKING - 1/4-20 ZINC
	000D34-06-00B	EA	NUT - HEX - LOCKING - 3/8-16 GRADE C - ZINC
	000D39-04-00B	EA	NUT - HEX - LOCKING W/SERRATED FLANGE - 1/4-20 - ZINC
	000D39-05-00B	EA	NUT - HEX - LOCKING W/SERRATED FLANGE - 5/16-18 - ZINC
	000D39-06-00B	EA	NUT - HEX - LOCKING W/SERRATED FLANGE - 3/8-18 - ZINC
	000D39-07-00B	EA	NUT - HEX - LOCKING W/SERRATED FLANGE - 7/16-14 - ZINC
	000D39-08-00B	EA	NUT - HEX - LOCKING W/SERRATED FLANGE - 1/2-13 - ZINC
	000D44-04-00B	EA	NUT - HEX - LOCKING W/SERRATED FLANGE - 1/4-28 - ZINC
	000D44-07-00B	EA	NUT - HEX - LOCKING W/SERRATED FLANGE - 7/16-20 - ZINC

## SEALANTS & FASTENERS GROUP (CONTINUED)

### BOLTS, NUTS AND WASHERS (CONTINUED)

KEY	PART NUMBER	U/M	DESCRIPTION
	000D44-08-00B	EA	NUT - HEX - SERRATED FLANGE - 1/2-20 - GRADE #5 - ZINC
	000D46-04-00A	EA	NUT - HEX - WELD - 1/4-20 - PLAIN
	000D58-06-00A	EA	NUT - HEX - WELD 3/8-16 - PLAIN
	000D65-08-00B	EA	NUT - HEX - LOCKING W/SERRATED FLANGE - 8-32 - ZINC
	000D67-10-00B	EA	NUT - HEX - LOCK - 5/8-11 - ZINC
	000D73-07-00C	EA	NUT - HEX FLANGE - 7/16-14 - GRADE 6
	000D73-08-00C	EA	NUT - HEX FLANGE - 1/2-13
	000D76-06-00B	EA	NUT - HEX FLANGE - 3/8-16
	044364-02-000	EA	NUT - SPEED - FLAT - ROUND
	063253-07-000	EA	NUT - J - #8A - .120 - .130 PNL THK
	087234-01-000	EA	NUT - JACK - 1/4 X 20 THD - MOLLY
	040921-01-000	EA	NUT - SPEED - U TYPE - #10-24 - BLACK
	104369-01-000	EA	NUT - HEX - HEAVY - 5/8-11 UNC
	000D29-04-00B	EA	NUT - HEX - SELF LOCKING - 1/4 X 20 - ZINC
	005081-01-000	EA	NUT - SPEED - C-TYPE - #8 SCREW
	040921-04-000	EA	NUT - SPEED - U TYPE - #8 - .59" LENGTH X .44" WIDTH
	040921-09-000	EA	NUT - SPEED - U TYPE - #8
	044364-01-000	EA	NUT - SPEED - FLAT - RECTANGULAR - SELF LOCKING/ONE PIECE
	083163-06-000	EA	PUSHNUT - FLAT TYPE 3/8 STUD - FORD ONLY
	0ME06K-14-280	EA	WASHER - FLAT - 14 ID X 28.00 OD
	000E11-07-00B	EA	WASHER - LOCKING - 7/16 MED SPLIT - ZINC
	000E11-08-00B	EA	WASHER - LOCKING - 1/2 MED SPLIT - ZINC
	000E13-14-00B	EA	WASHER - FLAT - 1/4 WIDE - ZINC
	000E13-17-00B	EA	WASHER - FLAT - 3/8 AR - ZINC
	000E13-18-00B	EA	WASHER - FLAT - 3/8 WIDE - ZINC
	000E13-20-00B	EA	WASHER - FLAT - 7/16 WIDE - ZINC
	000E13-21-00B	EA	WASHER - FLAT - 1/2 NARROW - ZINC
	000E13-22-00B	EA	WASHER - FLAT - 1/2 WIDE - ZINC
	000E13-26-00B	EA	WASHER - FLAT - 5/8 WIDE - ZINC
	000E14-10-00B	EA	WASHER - LOCKING - #10 EXTERNAL TOOTH - ZINC
	000E16-10-00B	EA	WASHER - HARDENED - 5/8 - FLAT - ZINC
	058716-02-000	EA	WASHER - FLAT NYLON
	077071-01-000	EA	WASHER - FENDER - 3/16" ID X 1" OD
	107397-01-000	EA	WASHER - FENDER - .25" ID X 1" OD
	041322-01-000	EA	WASHER - FLANGE - 15/32 ID X 2 3/8 OD - F/SEAT BELT MTG
	044533-01-000	EA	WASHER - PLASTIC - 1 3/8" OD - FOR BUTTONS
	046867-05-000	EA	WASHER - #0
	058716-03-000	EA	WASHER - FLAT/NYLON - .500 X 1.25 X .060
	088787-12-000	EA	STUD - WELD - 1/4 - 20 X 1.0 LG - MN
	108067-03-000	EA	STUD - WELD - 1/4 - 20 X 1/2 CD
	102540-02-000	EA	SEAL - SCREW
	106648-01-000	EA	CAP - STUD - .120 TO .130 DIAMETER

### SCREWS

KEY	PART NUMBER	U/M	DESCRIPTION
	0G1108-12-170	EA	SCREW - 8-18 X .75 PPH - BRIGHT WHITE
	0G1106-08-240	EA	SCREW - 6-20 X 1/2 PPH - VW LIGHT GRAY
	0G1108-12-140	EA	SCREW - 8-18 X .75 PPH
	0G1108-12-240	EA	SCREW - 8-18 X .75 PPH - VW LIGHT GRAY
	0G1208-12-170	EA	SCREW - 8-18 X .75 POH - BRIGHT WHITE
	0G3908-08-160	EA	SCREW - SF/DR - 8-18X1/2 PPH
	0G3908-08-170	EA	SCREW - SF/DR - 8-18 X .50 PPH - BRIGHT WHITE
	0G3908-08-240	EA	SCREW - SF/DR - 8-18 X 1/2 PPH - VW LIGHT GRAY
	0G3908-12-250	EA	SCREW - SF/DR - 8-18 X .75 PPH - DARK GRAY
	0G3908-16-170	EA	SCREW - SF/DR - 8-18 X 1.00 PPH - BRIGHT WHITE
	0G3908-20-170	EA	SCREW - SF/DR - 8-18 X 1.25 PPH - BRIGHT WHITE
	0G3908-24-170	EA	SCREW - SF/DR - 8-18 X 1.50 PPH - BRIGHT WHITE
	0G3910-10-160	EA	SCREW - SF/DR - 10-16 X .62 PPH
	0G3910-10-240	EA	SCREW - SF/DR - 10-16 X .62 PPH - VW LIGHT GRAY
	0G5508-12-110	EA	SCREW - SF/DR - 8-18 X .75 PWH
	0G3910-12-260	EA	SCREW - SF/DR - 10-16 X .75 PPH - ALLANTE ANTELOPE

## SEALANTS & FASTENERS GROUP (CONTINUED)

### SCREWS (CONTINUED)

KEY	PART NUMBER	U/M	DESCRIPTION
	0G3910-12-170	EA	SCREW - SF/DR - 10-16 X .75 PPH - BRIGHT WHITE
	0G5508-12-170	EA	SCREW - SF/DR - 8-18 X .75 PWH - BRIGHT WHITE
	0G5508-12-270	EA	SCREW - SF/DR - 8-18 X .75 PWH - TITANIUM
	0G5508-12-260	EA	SCREW - SF/DR - 8-18 X .75 PWH - ALLANTE ANTELOPE
	0G5508-16-250	EA	SCREW - SF/DR - 8-18 X 1.00 PWH - VW DARK GRAY
	0G6008-16-170	EA	SCREW - SF/DR - 8-18 X 1.00 POH - BRIGHT WHITE
	0G5508-16-260	EA	SCREW - SF/DR - 8-18 X 1.00 PWH ZINC - INTERIOR ANTELOPE
	0G5508-16-270	EA	SCREW - SF/DR - 8-18 X 1.00 PWH ZINC - INTERIOR TITANIUM
	0G6710-08-130	EA	SCREW - 10-12 X .50 PPH TAUPE
	0G6710-08-170	EA	SCREW - 10-12 X 1/2 PPH - BRIGHT WHITE
	0G6710-08-240	EA	SCREW - 10-12 X .50 PPH TAUPE - VW LIGHT GRAY
	0G6710-12-170	EA	SCREW - 10-12 X .75 PPH - BRIGHT WHITE
	0G6710-16-230	EA	SCREW - 10-12 X 1 PPH - BEIGE
	000G11-05-08B	EA	SCREW - 5-20 X .50 PPH - ZINC
	000G11-06-06B	EA	SCREW - 6-20 X 3/8 PPH - ZINC
	000G11-06-10B	EA	SCREW - 6-20 X 5/8 PPH - ZINC
	000G11-06-12B	EA	SCREW - 6-20 X 3/4" PPH - ZINC
	000G11-06-10J	EA	SCREW - 6-20 X 5/8 PPH - BRASS
	000G11-06-A4B	EA	SCREW - 6-20 X 1.5 PPH ZINC
	000G11-06-08B	EA	SCREW - 6-20 X 1/2 PPH - ZINC
	000G11-07-08B	EA	SCREW - 7-19 X 1/2 PPH - ZINC
	000G11-07-08T	EA	SCREW - 7-19 X 1/2 PPH - BLACK
	000G11-08-06B	EA	SCREW - 8-18 X 3/8 PPH - ZINC
	000G11-08-06J	EA	SCREW - 8-18 X 3/8 PPH BRASS
	000G11-08-12B	EA	SCREW - 8-18 X 3/4 PPH - ZINC
	000G11-08-12S	EA	SCREW - 8-18 X 3/4 PPH - OFF WHITE
	000G11-08-08T	EA	SCREW - 8-18 X 1/2 PPH - FLUOROCARBON COATING
	000G11-08-08B	EA	SCREW - 8-18 X 1/2 PPH - ZINC
	000G11-08-20B	EA	SCREW - 8-18 X 1 1/4 PPH - ZINC
	000G11-08-16S	EA	SCREW - 8-18 X 1 PPH - OFF WHITE
	000G11-08-16B	EA	SCREW - 8-18 X 1 PPH - ZINC
	000G11-08-12P	EA	SCREW - 8-18 X 3/4 PPH - DARK BROWN
	000G11-08-12D	EA	SCREW - 8-18 X 3/4 PPH - BLACK PHOSPHATE
	000G11-08-12T	EA	SCREW - 8-18 X 3/4 PPH - BLACK MAGNESIUM
	000G11-10-12S	EA	SCREW - 10-16 X 3/4 PPH - OFF WHITE
	000G11-10-12D	EA	SCREW - 10-16 X 3/4 PPH - BLACK
	000G11-10-16B	EA	SCREW - 10-16 X 1 PPH - ZINC
	000G11-10-40B	EA	SCREW - 10-16 X 2 1/2 PPH CAD - 34927-01-000
	000G12-06-08T	EA	SCREW - 6-20 X 1/2 POH - BLACK
	000G12-08-12S	EA	SCREW - 8-18 X 3/4 POH - OFF WHITE
	000G13-05-10B	EA	SCREW - 5-12 X 5/8 PFH - ZINC
	000G13-06-16S	EA	SCREW - 6-20 X 1.00 PFH - OFF WHITE
	000G13-06-10G	EA	SCREW - 6-20 X 5/8 PFH - ANTIQUE BRASS
	000G13-06-08B	EA	SCREW - 6-20 X 1/2 PFH - ZINC
	000G13-06-08G	EA	SCREW - 6-20 X .50 PFH - ANTIQUE BRASS
	000G13-06-24J	EA	SCREW - 6-20 X 1 1/2 PFH - BRASS
	000G13-06-10J	EA	SCREW - 6-20 X .62 PFH - BRASS
	000G13-06-16E	EA	SCREW - 6-20 X 1.00 PFH - CHROME
	000G13-06-16J	EA	SCREW - 6-20 X 1 PFH - BRASS
	000G13-06-06I	EA	SCREW - 6-20 X 3/8 PFH BLACK ZINC
	000G13-06-06B	EA	SCREW - 6-20 X 3/8 PFH ZINC
	000G13-07-12B	EA	SCREW - 7-19 X 3/4 PFH - ZINC
	000G13-07-10H	EA	SCREW - 7-19 X 5/8 PFH - BLACK
	000G13-07-089	EA	SCREW - 7-19 X 1.2 PPH - SILVER
	000G13-08-10B	EA	SCREW - 8-18 X 5/8 PFH - ZINC
	000G13-08-16B	EA	SCREW - 8-18 X 1 PFH - ZINC
	000G13-08-109	EA	SCREW - 8-18 X 5/8 PFH
	000G16-04-24B	EA	SCREW - MACHINE - 1/4-20 X 1 1/2 PPH
	000G18-08-22B	EA	SCREW - MACHINE - 8-32 X 1 3/8 PPH - ZINC
	000G18-08-20B	EA	SCREW - MACHINE - 8-32 X 1 1/4 PPH - ZINC



**SEALANTS & FASTENERS GROUP (CONTINUED)****SCREWS (CONTINUED)**

<b>KEY</b>	<b>PART NUMBER</b>	<b>U/M</b>	<b>DESCRIPTION</b>
	000G18-08-24B	EA	SCREW - MACHINE - 8-32X1 1/2PPH - ZINC
	000G13-08-24B	EA	SCREW - #8 - 18 X 1 1/2 PFH - ZINC
	000G19-10-10B	EA	SCREW - MACHINE - 10-32 X 5/8 - PPH - ZINC
	000G19-10-20B	EA	SCREW - MACHINE - 10-32 X 1 1/2 PPH - ZINC
	000G19-10-12F	EA	SCREW - MACHINE - 10-32 X 3/4 PPH - STAINLESS STEEL
	000G19-10-08B	EA	SCREW - MACHINE - 10-32 X 1/2 PPH - ZINC
	000G32-10-06B	EA	SCREW - 10-32 X 3/8 PPH - ZINC
	000G13-10-16I	EA	SCREW - 10-16 X 1.00 PFH - BLACK
	000G34-05-12B	EA	SCREW - HEX HEAD TAPPING - 5/16 X 3/4 LONG
	000G37-08-12B	EA	SCREW - 8-18 X 3/4 PPH
	000G37-08-089	EA	SCREW - 8 X 18 X 1/2 PPH - FLUROCARBON SILVER
	000G36-10-12T	EA	SCREW - 10-24 X 3/4 PFH TYPE 23 - BLACK
	000G38-04-16D	EA	SCREW - MACHINE - 1/4-20 X 1 PFN - BLACK
	000G39-06-10T	EA	SCREW - SF/DR - 6-20 X 5/8 PPH - BLACK
	000G39-06-16T	EA	SCREW - SF/DR - 6-20 X 1 PPH - BLACK
	000G39-06-08B	EA	SCREW - SF/DR - 6-18 X 1/2 - ZINC
	000G39-08-16S	EA	SCREW - SF/DR - 8-18 X 1 PPH - OFF WHITE
	000G39-08-32B	EA	SCREW - SF/DR - 8-18 X 2 PPH - ZINC
	000G39-08-24B	EA	SCREW - SF/DR - 8-18 X 1 1/2 PPH - ZINC
	000G39-08-24S	EA	SCREW - SF/DR - 8-18 X 1 1/2 - OFF WHITE
	000G39-08-24T	EA	SCREW - SF/DR - 8-18 X 1.50 PPH - BLACK
	000G39-08-16T	EA	SCREW - SF/DR - 6-20 X 1 PPH - BLACK
	000G39-08-16B	EA	SCREW - SF/DR - 8-18 X 1 PPH - ZINC
	000G39-08-12B	EA	SCREW - SF/DR - 8-18 X 3/4 PPH - ZINC
	000G39-08-12T	EA	SCREW - SF/DR - 8-18 X 3/4 PPH - BLACK
	000G39-08-08T	EA	SCREW - SF/DR - 8-18 X 1/2 PPH - BLACK
	000G39-08-08S	EA	SCREW - SF/DR - 8-18 X 1/2 PPH - OFF WHITE
	000G39-08-08B	EA	SCREW - SF/DR - 8-18 X 1/2 PPH - ZINC
	000G39-08-06B	EA	SCREW - SF/DR - 8-18 X 3/8 PPH - ZINC
	000G39-10-10B	EA	SCREW - SF/DR - 10-16 X 5/8 - ZINC
	000G39-10-12P	EA	SCREW - SF/DR - 10-16 X .75 PPH - DARK BROWN
	000G39-10-088	EA	SCREW - SF/DR - 10-16 X 1/2 PPH - FLEX FLUOROCARBON
	000G39-10-08B	EA	SCREW - SF/DR - 10-16 X 1/2 PPH - ZINC
	000G39-10-40D	EA	SCREW - SF/DR - 10-16 X 2 1/2 PPH - BLACK
	000G39-10-32B	EA	SCREW - SF/DR - 10-16 X 2 - PPH - ZINC
	000G39-10-209	EA	SCREW - SF/DR - 10-16 X 1 1/4 PPH - FLUROCARBON SILVER
	000G39-10-20T	EA	SCREW - SF/DR - 10-16 X 1.25 PPH
	000G39-10-20B	EA	SCREW - SF/DR - 10-16 X 1 1/4 PPH - ZINC
	000G39-10-12T	EA	SCREW - SELF TAPPING - 10-16 X 3/4"
	000G39-10-12D	EA	SCREW - SF/DR - 10-16 X 3/4 PPH - BLACK
	000G39-10-12B	EA	SCREW - SF/DR - 10-16 X 3/4 PPH - ZINC
	000G39-10-10T	EA	SCREW - SF/DR - 10-16 X .625 - BLACK
	000G39-10-129	EA	SCREW - SF/DR - 10-16 X 3/4 PPH - FLUROCARBON SILVER
	000G39-10-48B	EA	SCREW - SF/DR - 10-16 X 3 - PPH - ZINC
	000G39-10-48T	EA	SCREW - SF/DR - 10-16 X 3.00 PPH - BLACK
	000G39-10-32I	EA	SCREW - SELF TAPPING - 10-16 X 2" PPH - BLACK
	000G39-12-12E	EA	SCREW - SF/DR - 12-14 X 3/4 PPH - CHROME
	000G42-04-16B	EA	SCREW - SF/DR - 1/4-14 X 1 HWH - ZINC
	000G42-04-12B	EA	SCREW - SF/DR - 1/4-14 X 3/4 HWH - ZINC
	000G42-04-24B	EA	SCREW - SF/DR - 1/4-14 X 1 1/2 - ZINC
	000G46-08-24T	EA	SCREW - MACHINE - 8-32 X 1 1/2 PFH - BLACK
	000G46-08-28T	EA	SCREW - MACHINE - 8-32 X 1 3/4 PHILLIPS FLAT HEAD - BLACK
	000G50-04-12B	EA	SCREW - MACHINE - 1/4-20 X 3/4 PPH - ZINC
	000G50-04-06B	EA	SCREW - MACHINE - 1/4-20 X 38 PTH - ZINC
	000G50-04-08B	EA	SCREW - MACHINE - 1/4-20 X 1/2 PTH - ZINC
	000G51-08-08B	EA	SCREW - 8-18 X 1/2 PTH - ZINC
	000G51-06-12B	EA	SCREW - 6-20 X 3/4 PTH - ZINC
	000G52-08-18B	EA	SCREW - MACHINE - 8-32 X 1 1/8 PTH - ZINC
	000G54-04-20B	EA	SCREW - 1/4-20 X 1.25 PTH - TYPE 23 - ZINC PLATED
	000G55-08-125	EA	SCREW - SF/DR - 8-18 X 3/4 PWH - WILLOW
	000G55-08-12S	EA	SCREW - SF/DR - 8-18 X 3/4 PWH - OFF WHITE
	000G55-08-124	EA	SCREW - SF/DR - 8-18 X .75 PWH - ASH GRAY

**SEALANTS & FASTENERS GROUP (CONTINUED)****SCREWS (CONTINUED)**

<b>KEY</b>	<b>PART NUMBER</b>	<b>U/M</b>	<b>DESCRIPTION</b>
	000G55-08-165	EA	SCREW - SF/DR - 8-18 X 1.00 PWH - WILLOW
	000G56-12-48B	EA	SCREW - WOOD - 12-11 X 3 POH - SPECIAL HARDENED
	000G57-05-16J	EA	SCREW - 5-20 X 1 PFH - BRASS
	000G57-14-64B	EA	SCREW - 14-10 X 4 PFH ZINC
	000G57-14-72B	EA	SCREW - 14-10 X 4-1/2 PFH - ZINC
	000G60-08-22B	EA	SCREW - SF/DR - 8-18 X 1.38 POH - ZINC
	000G60-10-28T	EA	SCREW - SF/DR - 10-16 X 1 3/4 - BLACK
	000G60-10-20I	EA	SCREW - SF/DR - 10-16 X 1.25 POH - BLACK
	000G60-10-20B	EA	SCREW - SF/DR - 10-16 X 1 1/4 POH - ZINC
	000G60-10-209	EA	SCREW - SF/DR - 10-16 X 1.25 POH - SILVER STALGAARD
	000G62-10-24I	EA	SCREW - SF/DR - 10-16 X 1/5 PFH - BLACK ZINC
	000G67-08-32B	EA	SCREW - 8-15 X 2 PPH - ZINC
	000G67-10-08S	EA	SCREW - 10-12 X 1/2 PPH - OFF WHITE
	000G67-10-08R	EA	SCREW - 10-12 X 1/2 PPH - BEIGE - TYPE A
	000G67-10-08B	EA	SCREW - 10-12 X 1/2 PPH - ZINC
	000G67-10-16B	EA	SCREW - 10-12 X 1 PPH - ZINC
	000G67-10-120	EA	SCREW - 10-12 X 3/4 PPH - TAN
	000G67-10-12B	EA	SCREW - 10-12 X 3/4 PPH - ZINC
	000G67-10-12R	EA	SCREW - 10-12 X .75 PPH - BEIGE
	000G67-10-12P	EA	SCREW - 10-12 X 3/4 PPH - DARK BROWN
	000G67-10-10S	EA	SCREW - 10-12 X 5/8 PPH - OFF WHITE
	000G67-10-10P	EA	SCREW - 10-12 X .62 PPH - DARK BROWN
	000G67-10-10D	EA	SCREW - 10-12 X 5/8 PPH - BLACK - TYPE A
	000G39-10-24B	EA	SCREW - SF/DR - 10-16 X 1.50 PPH - ZINC
	000G67-10-10T	EA	SCREW - 10-12 X 5/8 PPH - BLACK
	000G67-10-10B	EA	SCREW - 10-12 X 5/8 PPH - ZINC - TYPE A
	000G67-10-20D	EA	SCREW - 10-12 X 1.25 PPH - BLACK
	000G67-10-36T	EA	SCREW - 10-12 X 2 1/4 - PPH - BLACK
	000G67-10-32B	EA	SCREW - 10-12 X 2 1/4 - PPH - BLACK
	000G67-10-24B	EA	SCREW - 10-12 X 1.50 PPH - ZINC
	000G67-10-24S	EA	SCREW - 10-12 X 1.5PPH - OFF WHITE
	000G67-10-125	EA	SCREW - 10-12 X .75 PPH - WILLOW
	000G67-10-28B	EA	SCREW - 10-12 X 1.75 PPH - ZINC
	000G67-10-48B	EA	SCREW - 10-12 X 3 PPH - ZINC
	000G68-06-12B	EA	SCREW - 6-18 X .75 POH - ZINC & CLEAR
	000G68-06-12J	EA	SCREW - 6-18 X .75 POH - BRASS
	000G68-06-10G	EA	SCREW - 6-18 X 5/8 POH - ANTIQUE BRASS
	000G68-10-20I	EA	SCREW - 10-12 X 1 1/4 POH - BLACK
	000G68-10-36T	EA	SCREW - 10-12 X 2.25 POH BLACK
	049465-01-000	EA	SCREW - 10-16 PTH W/WASHER - DARK BROWN
	049465-13-000	EA	SCREW - 10-16 X 1 PTH W/WASHER - ASH GRAY
	049465-17-000	EA	SCREW - 10-16 X 1 POH W/WASHER - BRIGHT WHITE
	049465-22-000	EA	SCREW - 10-16 X 1 1/2 POH W/WASHER - SABLE
	054434-02-000	EA	SCREW - SF/DR - 10-16 X 2 - ZINC
	054434-03-000	EA	SCREW - SF/DR - 10-16 X 2 - PWH - ZINC - W/O WINGS
	057671-01-000	EA	COVER - SCREW - OFF WHITE - #8
	057671-11-000	EA	COVER - SCREW - HAMPTON TAN - #8
	057671-15-000	EA	COVER - SCREW - BRIGHT WHITE
	057671-16-000	EA	COVER - SCREW - SOFT WHITE
	057671-17-000	EA	COVER - SCREW - VW LT GRAY #8
	075908-01-000	EA	SCREW - MACHINE - 10-32 X .56 PTH - EXTERNAL TOOTH - ZINC
	076790-01-000	EA	SCREW - 6-20 X 1 1/4 PPH - BLACK
	076790-03-000	EA	SCREW - 6-20 X 1 PPH - BLACK
	076790-05-000	EA	SCREW - 6-20 X 1/2 PPH BLACK - THREADCUTTING - WOOD
	083554-01-000	EA	SCREW - DRYWALL - 8 X 1.25
	083554-04-000	EA	SCREW - DRYWALL - 8 X 2.50
	086256-01-000	EA	SCREW - SF/DR - 8 X 3/4 HWH
	087721-01-000	EA	SCREW - FLAT HEAD - TAPPING - 1/4" X 1 1/4" LONG - ZINC
	097974-01-000	EA	SCREW - PARTICLE BOARD - 7-9 X 3/4 PPH
	090033-02-000	EA	SCREW - 1/4-20 X 5/8 - ROUND WASHER HEAD - OFF/WHITE
	101618-01-000	EA	SCREW - 1/4-20 X 3/4 HEX - TAPPING - STALGARD TYPE F
	101289-01-01A	EA	SCREW - MACHINE - 8-32 X 3.75 POH - BRASS - F/EXTENDED KNOB

## SEALANTS & FASTENERS GROUP (CONTINUED)

### SCREWS (CONTINUED)

KEY	PART NUMBER	U/M	DESCRIPTION
	105126-01-000	EA	SCREW - MACHINE - 8-32 X 1 PPH TAPTIT
	110460-05-02A	EA	SCREW - MACHINE - 10-24 X 2.5 PFH - WHITE
	112782-08-01A	EA	SCREW - MOUNTING/PLATE - ZINC
	113563-01-01A	EA	SCREW - 8 X .62 LONG SHOULDER/WASHER HEAD
	117478-01-04A	EA	SCREW - 8-18 X .75 PPH W/WASHER - VW LIGHT GRAY
	126458-01-01A	EA	SCREW - 8-18 X .50 PRWH BLACK
	134126-01-01A	EA	SCREW/NAIL - HEX HEAD - 3/4"

### CLAMPS, CLIPS, GROMMETS, RIVETS & PLUGS

KEY	PART NUMBER	U/M	DESCRIPTION
	010495-01-000	EA	CLAMP - CABLE - 9/16"
	010495-02-000	EA	CLAMP - CABLE - 3/8
	010495-04-000	EA	CLAMP - CABLE - 11/16" - WHITE
	010495-05-000	EA	CLAMP - CABLE - 1/2
	010497-01-000	EA	CLAMP - CLOSED - 5/8" ID
	010497-03-000	EA	CLAMP - CLOSED - 1" ID - CUSHIONED
	010497-04-000	EA	CLAMP - CLOSED - 1.62" ID
	010497-05-000	EA	CLAMP - CLOSED - 1/2 ID
	010497-06-000	EA	CLAMP - CLOSED - 11/16" ID
	010497-07-000	EA	CLAMP - CLOSED - 3/8" ID
	010497-08-000	EA	CLAMP - CLOSED - .125" ID
	062401-01-000	EA	CLAMP - HOSE - WORMGEAR - .25" - 1"
	062401-02-000	EA	CLAMP - HOSE - WORMGEAR - 1.56" - 2.5"
	062401-03-000	EA	CLAMP - HOSE - WORMGEAR - .22" - 1"
	062401-04-000	EA	CLAMP - HOSE - WORMGEAR - .69" - 1.25"
	062401-05-000	EA	CLAMP - HOSE - WORMGEAR - 2" TO 3" ID
	062401-06-000	EA	CLAMP - HOSE - WORMGEAR - .22" - .62" ID
	062401-07-000	EA	CLAMP - HOSE - WORMGEAR - 5"-7"
	062401-08-000	EA	CLAMP - HOSE - WORMGEAR - 4.06" - 5.0"
	062401-09-000	EA	CLAMP - HOSE - WORMGEAR - 2.8" - 3.75"
	062401-11-000	EA	CLAMP - HOSE - WORMGEAR - 3.50" - 4.50"
	062401-12-000	EA	CLAMP - HOSE - WORMGEAR - .79" X 1.26"
	083610-01-000	EA	CLAMP - WIRE - DUAL - UNEQUAL DIAMETERS - 3/4" & 1 1/4"
	083610-02-000	EA	CLAMP - WIRE - DUAL - UNEQUAL DIAMETERS - 3/4" & 2"
	083610-03-000	EA	CLAMP - DUAL WIRE
	083609-01-000	EA	CLAMP - WIRE - DUAL - EQUAL DIAMETERS - 5/8"
	007161-01-000	EA	CLAMP - HOSE - SPRING TYPE - 1/2"
	010499-01-000	EA	CLAMP - CLOSED - 3/8" ID
	075148-02-000	EA	CLAMP - GROUNDING - BRONZE SCREWS
	008386-01-000	EA	GROMMET - SNAP - 3/8"
	023942-01-000	EA	GROMMET - RUBBER - 2" OD
	071015-07-000	EA	GROMMET - RUBBER - 1" ID X 2.25" OD W/.06" GROOVE - BLACK
	071015-11-000	EA	GROMMET - 1.00 ID - FITS .12 MATERIAL
	071015-13-000	EA	GROMMET - RUBBER - .62" ID X 1" OD W/.09" GROOVE - BLACK
	071015-19-000	EA	GROMMET - .38 ID - FITS .06 MATERIAL
	071015-21-000	EA	GROMMET - RUBBER - 1/2 ID X 1.06 OD - W/.19 GROOVE - BLACK
	071015-22-000	EA	GROMMET - RUBBER - .62" ID X 1.12" OD W/.19" GROOVE - BLACK
	071015-26-000	EA	GROMMET - RUBBER - 1.5" ID X 2.1" OD W/.06" GROOVE-BLACK
	071015-29-000	EA	GROMMET - RUBBER - .3" ID X 1.3" OD W/.12" GROOVE - BLACK
	071015-30-000	EA	GROMMET - RUBBER - .31" ID X .81" OD W/.12" GROOVE - BLACK
	071015-32-000	EA	GROMMET - RUBBER - .75" ID X 1.375" OD W/.187" GROOVE - BLACK
	071015-33-000	EA	GROMMET - RUBBER - .875" ID X 1.625" OD W/.187" GROOVE - BLACK
	071015-35-000	EA	GROMMET - 1.25 ID - FITS .187 MATERIAL
	071015-37-000	EA	GROMMET - .81 ID - FITS .56 MATERIAL
	071015-39-000	EA	GROMMET - .75 ID - FITS .06 MATERIAL
	088756-01-000	EA	GROMMET - WEB - 1 1/8" I.D.
	114208-01-000	EA	GROMMET - EDGE LINER - FITS 1 3/4"
	114208-02-000	EA	GROMMET - EDGE LINER - FITS .625
	114208-03-000	EA	GROMMET - EDGE LINER - FITS 2.50"
	114208-04-000	EA	GROMMET - EDGE LINER - FITS 1.00"
	114208-05-000	EA	GROMMET - EDGE LINER - FITS 2"

**SEALANTS & FASTENERS GROUP (CONTINUED)**  
**CLAMPS, CLIPS, GROMMETS, RIVETS & PLUGS (CONTINUED)**

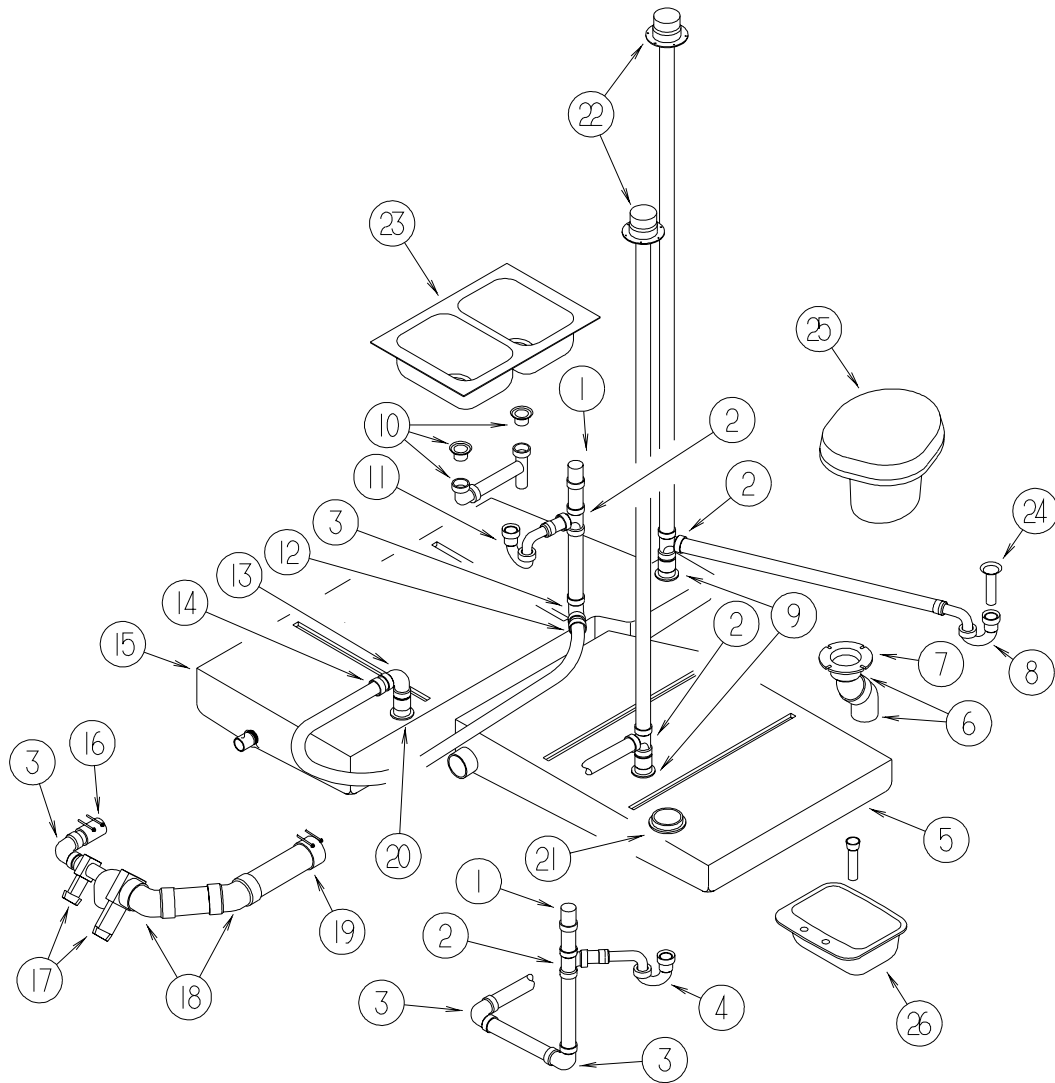
KEY	PART NUMBER	U/M	DESCRIPTION
	016188-03-000	EA	GROMMET - L/P LINE - 3/8" HOLE X 2 1/2" LONG - RUBBER
	016188-04-000	EA	GROMMET - GAS LINE - 1/2" HOLE X 2 1/2" LONG - RUBBER
	016188-05-000	EA	GROMMET - L/P LINE - 3/8" HOLE X 1 1/4" LONG - RUBBER
	008380-01-000	EA	GROMMET - RUBBER - 5/8" HOLE X 1 1/2" DIAMETER - BLACK
	008384-01-000	EA	GROMMET - SNAP - 3/4 DIAMETER - NYLON
	077953-01-000	EA	GROMMET - EDGE LINER - FITS 1"
	099637-01-000	EA	GROMMET - RUBBER - .37" X .94" DIAMETER - BLACK
	046867-05-000	EA	GROMMET - #0
	000F10-04-16B	EA	PIN - COTTER - 1/8" X 1" - ZINC
	000F10-06-32B	EA	PIN - COTTER - 3/16" X 2" - ZINC
	000H14-04-08R	EA	RIVET - MANDREL BLIND - 4/32 - ALUMINUM
	000H14-06-03R	EA	RIVET - MANDREL BLIND - 3/16 - CHERRY
	000H15-06-02R	EA	RIVET - POP - STEEL - 3/16 X .063 - .125
	000H16-06-10R	EA	RIVET - POP - ALUMINUM - 3/16 X .501 - .625
	000H14-04-04A	EA	RIVET - MANDREL BLIND - 1/8 X .400
	000H16-04-06R	EA	RIVET - POP - ALUMINUM - 1/8 X .313 - .375
	000H14-06-14R	EA	RIVET - MANDREL BLIND - 3/16 - CHERRY
	118626-01-01A	EA	RIVET - POP - ALUMINUM 3/16 X .08 - .375
	118626-02-01A	EA	RIVET - POP - ALUMINUM - 3/16 X .500 - .750
	069529-02-000	EA	RIVET-T - POP - 1/4 X .093 - .156
	120560-01-01A	EA	RIVET - PLASTIC - 3/16 DIAMETER
	061420-01-000	EA	PLUG/PLASTIC - 1.75" DIAMETER - BROWN
	061420-03-000	EA	PLUG/PLASTIC - 3.00" DIAMETER
	061420-04-000	EA	PLUG/PLASTIC - 1.25" DIAMETER
	061420-05-000	EA	PLUG/PLASTIC - 1.5" DIAMETER
	061420-07-000	EA	PLUG/PLASTIC - 1.8" DIAMETER
	061420-08-000	EA	PLUG/PLASTIC - 2.5" DIAMETER
	061420-09-000	EA	PLUG/PLASTIC - 1.00" - DIAMETER
	061420-10-000	EA	PLUG/PLASTIC - 1.50" DIAMETER - BLACK
	061420-11-000	EA	PLUG/PLASTIC - .50" DIAMETER
	061420-12-000	EA	PLUG/PLASTIC - 1.50" DIAMETER - RED
	061420-14-000	EA	PLUG/PLASTIC - .034" DIAMETER
	061420-15-000	EA	PLUG/PLASTIC - 2" DIAMETER - BLACK
	061420-16-000	EA	PLUG/PLASTIC - 2 1/8" DIAMETER
	081211-03-000	EA	PLUG/PLASTIC - .50 DIAMETER - BLACK
	081211-04-000	EA	PLUG/PLASTIC - .46 DIAMETER - BLACK
	081211-05-000	EA	PLUG/PLASTIC - .188 DIAMETER - NATURAL
	034141-02-000	EA	PLUG/HOLE - 3/8" NYLON/BLACK
	115361-01-01A	EA	PLUG/PLASTIC - 1/2" DIAMETER
	075312-02-000	EA	CLIP - U - .75 LONG X .50 WIDE - F/1/8" - 3/16" THICK MATERIAL
	077955-01-000	EA	CLIP - J - VINYL COATED - 3/8"
	080211-03-000	EA	CLIP - X-MAS TREE W/PANEL RETAINING HEAD - 3/4" SHANK
	094362-02-000	EA	CLIP - X-MAS TREE - BINDER HEAD - .9" LONG
	119392-01-000	EA	CLIP - U TYPE - OFFSET LEG
	129962-01-01A	EA	CLIP - U-TYPE - BLACK
	091952-01-000	EA	CLIP - GRIPPER - 1"
	091952-02-000	EA	CLIP - GRIPPER - 3/4"
	080734-02-000	EA	CLIP - WIRE NYLON
	056134-01-000	EA	HOLDER - RING - 3.6" DIAMETER - METAL
	056134-02-000	EA	HOLDER - RING - 1.8" DIAMETER - METAL

## SEALANTS & FASTENERS GROUP (CONTINUED)

### MISCELLANEOUS FASTENERS

KEY	PART NUMBER	U/M	DESCRIPTION
	008343-01-000	EA	TIE - WIRE - 6"
	008343-02-000	EA	TIE - WIRE - 14"
	008343-03-000	EA	TIE - WIRE - 7 1/2" - BLACK
	029096-03-000	YD	VELCRO TAPE - HOOK - 1" WIDE - BLACK
	029096-04-000	YD	TAPE - HOOK - VELCRO - 1" WIDE - BLACK
	029094-04-000	YD	VELCRO TAPE - LOOP - 1" WIDE - BLACK
	029094-06-000	YD	VELCRO TAPE - LOOP - 2" WIDE - BLACK
	048394-02-000	YD	VELCRO TAPE - HOOK - ADHESIVE BACK - .75" WIDE - BEIGE
	085774-01-000	FT	FASTENER - DUAL LOCK - 1" WIDE - ADHESIVE BACK - BLACK
	085774-02-000	FT	FASTENER - DUAL HOOK - 1" WIDE - ADHESIVE BACK - BLACK
	085774-03-000	FT	FASTENER - DUAL HOOK - 1/2" WIDE - ADHESIVE BACK - BLACK
	085774-04-000	FT	FASTENER - DUAL HOOK - 1/2" WIDE - ADHESIVE BACK - BLACK
	088792-02-000	YD	VELCRO TAPE - LOOP - 3/4" - ADHESIVE BACKED - BEIGE
	088792-04-000	YD	VELCRO TAPE - LOOP - 5/8" - NON-ADHESIVE BACK - WHITE
	088792-05-000	YD	VELCRO TAPE - LOOP - 5/8" - NON-ADHESIVE BACKED - WHITE
	088792-06-000	YD	VELCRO TAPE - LOOP - 3/4" - NON-ADHESIVE BACKED - BUFF
	108046-01-000	EA	CABLE TIE - SCREW MOUNT 8"
	108046-02-000	EA	CABLE TIE - SCREW MOUNT 15"
	110943-01-000	FT	FELTSTRIP - 3/8" - ADHESIVE BACK
	110943-02-000	FT	FELTSTRIP - 3/8" - ADHESIVE BACK - WHITE
	099856-11-000	EA	STRAP - TIEDOWN - 78.6"
	086285-01-000	EA	SPACER - NYLON - .5" OD X .257" ID

# WATER & SEWAGE GROUP DRAINAGE SYSTEM

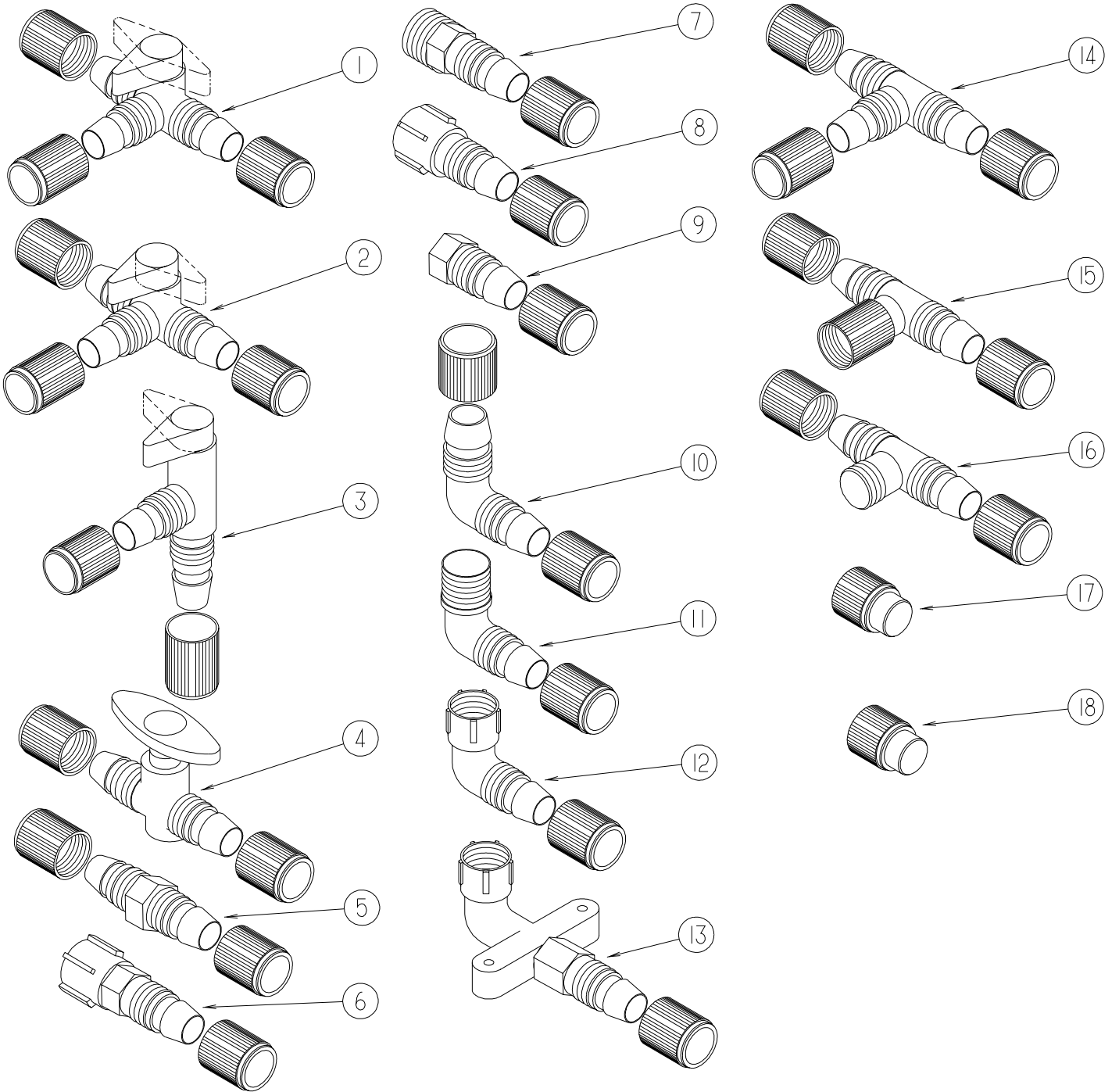


**WATER & SEWAGE GROUP (CONTINUED)**  
**DRAINAGE SYSTEM (CONTINUED)**

KEY	PART NUMBER	U/M	DESCRIPTION
1	079968-01-000	EA	VENT - MECHANICAL/TRAP ARM - ANTI-SIPHON-2" X 7.3" PLASTIC
2	010071-01-000	EA	TEE - SANITARY - 1 1/2" HUB X HUB X HUB - PLASTIC
3	010008-01-000	EA	ELBOW - 90 DEGREE - 1 1/2" HUB X HUB - PLASTIC
4	107538-01-000	EA	P TRAP - PLASTIC - 1 1/4" W/EXTENSION ARM
4	011071-01-000	EA	P-TRAP - PLASTIC - 1 1/2" - CSA
4	109571-01-000	EA	ADAPTER - P TRAP - 1 1/2"P X 1 1/4"MPT
5	129964-01-000	EA	TANK - HOLDING - 38 GALLON - W/O FITTINGS
6	010061-01-000	EA	ELBOW - 45 DEGREE ST - 3" SPIGOT & HUB - PLASTIC
7	063641-01-000	EA	FLANGE - CLOSET - 4" X 3"
8	107538-01-000	EA	P TRAP - PLASTIC - 1 1/4" W/EXTENSION ARM
8	011071-01-000	EA	P-TRAP - PLASTIC - 1 1/2" - CSA
8	109571-01-000	EA	ADAPTER - P TRAP - 1 1/2"P X 1 1/4"MPT
9	061607-01-000	EA	GROMMET - HOLDING TANK - 1 1/2" NPS
10	011091-02-000	EA	WASTE - CONTINUOUS - DOUBLE SINK
10	092303-01-000	EA	STRAINER - SINK
11	107538-01-000	EA	P TRAP - PLASTIC - 1 1/4" W/EXTENSION ARM
11	011071-01-000	EA	P-TRAP - PLASTIC - 1 1/2" - CSA
11	109571-01-000	EA	ADAPTER - P TRAP - 1 1/2"P X 1 1/4"MPT
12	126424-01-000	EA	ADAPTER - 1 1/2" MPT X 1 1/2" HUB
12	126425-02-000	EA	ADAPTER - SWIVEL - 1 1/2 FPT X SPIGOT
13	034250-01-000	EA	ELBOW - 90 DEGREE - LONG TURN - 1 1/2" HUB X HUB - ABS
14	010115-01-000	EA	COUPLING - 1 1/2" HUB X HUB - PLASTIC
	126427-01-000	EA	ADHESIVE - ALL PURPOSE - ABS/PVC
	126427-02-000	EA	PRIMER - CLEANER - FLEX PIPING
15	129966-01-000	EA	TANK - HOLDING - 40 GALLON - W/O FITTINGS
16	089355-01-000	EA	COUPLER - RUBBER - 1 1/2" X 1 1/2"
17*	070916-01-000	EA	VALVE - DUAL DUMP - W/CAP - 3" X 1 1/2"
	109450-01-000	EA	ADAPTER - SEWER HOSE - PLASTIC
	010201-01-000	EA	HOSE - SEWER - 3" ID X 8'
	062416-01-000	EA	ADAPTER - SEWER HOSE TO 3" PIPE
18	010024-01-000	EA	ELBOW - 45 DEGREE - 3" HUB X HUB - PLASTIC
19	078406-01-000	EA	COUPLER - RUBBER - W/CLAMPS - 3" X 3"
20	061607-01-000	EA	GROMMET - HOLDING TANK - 1 1/2" NPS
21	061607-02-000	EA	GROMMET - HOLDING TANK - 3" NPS
22	083558-03-000	EA	VENT - PLUMBING - ROOF PIPE COVERED - OFF WHITE
23	104113-01-000	EA	SINK - DOUBLE - STAINLESS STEEL
24	011069-06-000	EA	TAILPIECE - 1 1/2" X 1 1/4" X 2 1/2"
	066440-01-000	EA	STRAINER - SHOWER DRAIN - W/RUBBER WASHER
	127440-02-01A	EA	WASHER - RUBBER - 1.8" X .1"
	130403-01-000	EA	NUT - SLIP - W/WINGS 1 1/2"
25	067487-03-000	EA	TOILET - LOW - HANDFLUSH - SOFT WHITE
26	096927-01-02A	EA	SINK - LAVATORY - RECTANGLE - SOFT WHITE

\*COMPONENT PARTS FOUND IN SERVICE PARTS LIBRARY

**WATER & SEWAGE GROUP (CONTINUED)**  
**WATER SYSTEM**



**FITTINGS**



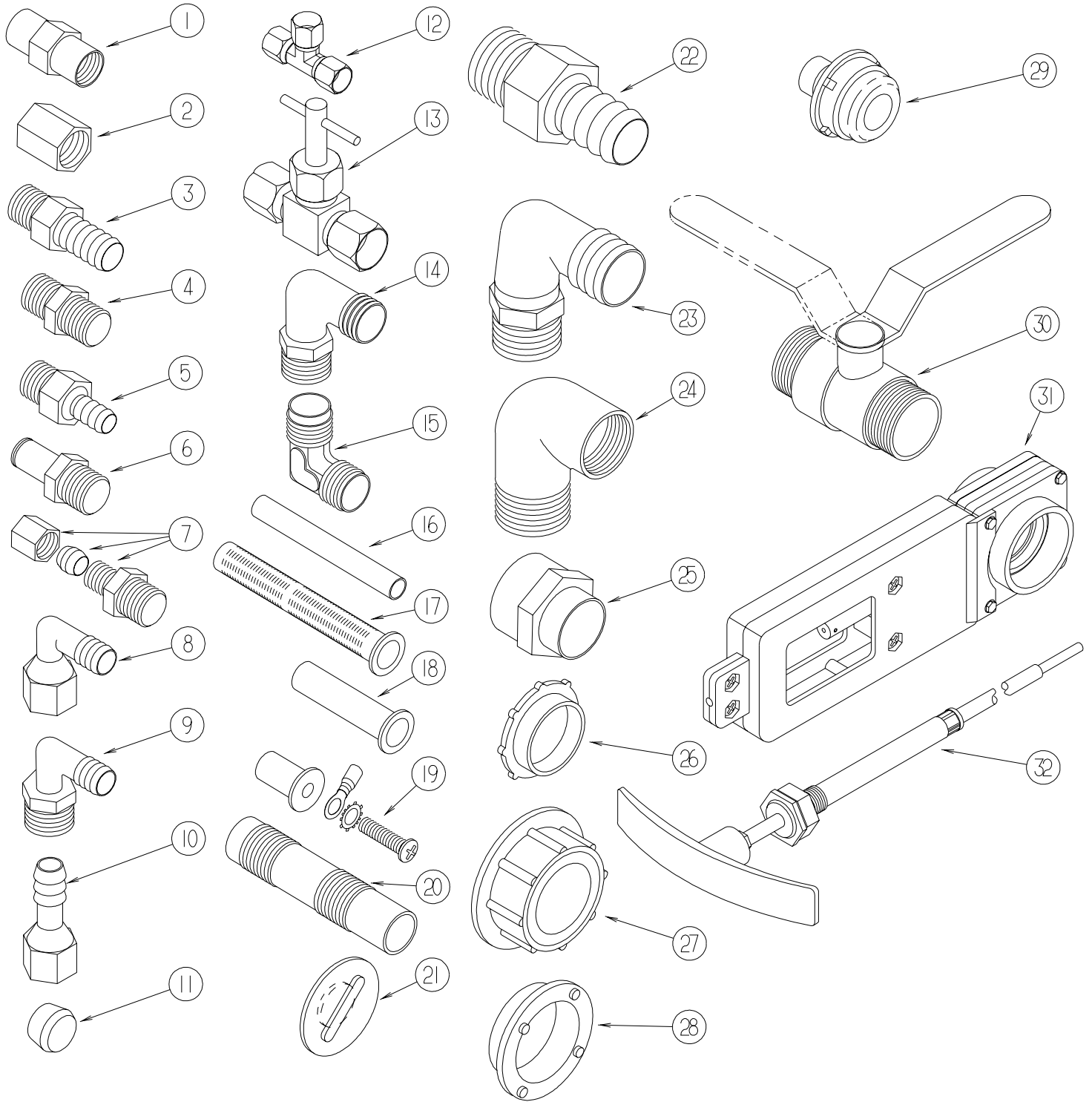
## WATER & SEWAGE GROUP (CONTINUED)

### WATER SYSTEM (CONTINUED)

#### FITTINGS (CONTINUED)

KEY	PART NUMBER	U/M	DESCRIPTION
1	114431-01-000	EA	VALVE - 180 DEGREE/CENTER DRAIN - 1/2"P - THREE WAY
2	114431-02-000	EA	VALVE - WATER BYPASS - 1/2"P - THREE WAY (WATER HEATER)
3	114431-03-000	EA	VALVE - 90 DEGREE DRAIN - 1/2"P
4	114431-04-000	EA	VALVE - "INLINE SHUT-OFF" - 1/2"P
5	114430-01-000	EA	ADAPTER - 1/2"P X 1/2"P
6	114430-02-000	EA	ADAPTER - SWIVEL - 1/2"P X 1/2"FPT
7	114430-03-000	EA	ADAPTER - 1/2"P X 1/2"MPT
8	114427-02-000	EA	PLUG - W/COMP NUT - 1/2" PLASTIC PIPE/1/2" FLAIR-IT
9	114430-06-000	EA	ADAPTER - 1/2"P X 3/8"FPT
10	114429-01-000	EA	ELBOW - 1/2"P X 1/2"P
11	114429-02-000	EA	ELBOW - 1/2"P X 1/2"MPT
11	114429-04-000	EA	ELBOW - 1/2"P X 3/8"MPT
11	114429-05-000	EA	ELBOW - 1/2"P X 3/4"MPT
12	114429-03-000	EA	ELBOW - SWIVEL - 1/2"P X 1/2"FPT
12	114429-06-000	EA	ELBOW - SWIVEL - 1/2"P X 3/4"FPT
12	114429-08-000	EA	ELBOW - SWIVEL - 1/2"MPT X 1/2"FPT SWIVEL
13	114429-07-000	EA	ELBOW - 1/2"P X 1/2"FPT
14	114428-01-000	EA	TEE - 1/2"P X 1/2"P X 1/2"P
15	114428-02-000	EA	TEE - SWIVEL - 1/2"P X 1/2"P X 1/2"FPT
16	114428-03-000	EA	TEE - 1/2"P X 1/2"P X 1/2"MPT
17	113697-01-000	EA	CAP - 3/8 FTG
18	114427-01-000	EA	CAP - 1/2" - FOR CAPPING FLAIR-IT MALE FITTINGS

**WATER & SEWAGE GROUP (CONTINUED)**  
**WATER SYSTEM (CONTINUED)**



**FITTINGS (CONTINUED)**

# WATER & SEWAGE GROUP (CONTINUED)

## WATER SYSTEM (CONTINUED)

### FITTINGS (CONTINUED)

KEY	PART NUMBER	U/M	DESCRIPTION
1	132148-01-000	EA	CONNECTOR - 1/2" X 1/2" MPT - BRASS
2	101814-01-000	EA	COUPLING - FEMALE - 1/2" X 1/2" FPT - GRAY
3	118809-02-000	EA	ADAPTER - 1/2" MPT X 1/2" BARB - PLASTIC
4	110438-02-000	EA	VALVE - CHECK - BRASS - 1/2 MPT X 1/2 MPT
5	010224-01-000	EA	ADAPTER - HOSE TO PIPE - 3/8 MPT X 3/8 BARB - PLASTIC
6	090338-03-000	EA	FITTING - HOSE - .75"ID - 2" LENGTH - BRASS
7	103798-01-000	EA	CONNECTOR - 1/4 OD X 3/8 MPT
8	123150-01-000	EA	ELBOW - 1/2 FPT X 1/2 BARB - SWIVEL
9	035539-01-000	EA	ELBOW - PLASTIC - 3/8 MPT X 3/8 BARB
10	123152-01-000	EA	ADAPTER - 1/2 FPT X 1/2 BARB - SWIVEL
11	111888-01-000	EA	FERRULE - PLASTIC - .250 ID X .375 OD
12	118423-01-000	EA	FITTING - BRASS-TEE - 1/4C X 1/4C X 1/4C
13	120868-01-000	EA	VALVE - NEEDLE - 1/4" COMPRESSION X 1/4" COMPRESSION
14	111223-02-000	EA	ELBOW - PLASTIC - 1/2MPT X 3/8 BARB
14	111223-03-000	EA	ELBOW - 3/4" MPT X 1/2" BARB - PLASTIC
14	111223-04-000	EA	ELBOW - 1/2" MPT X 1/2" BARB - PLASTIC
15	039808-03-000	EA	ELBOW - 1/2" MPT X 1/2" MPT - PLASTIC
16	124188-01-000	FT	TUBING - PEX - 1/2" ID X 20' - BLUE(COLD)
16	124188-02-000	FT	TUBING - PEX - 1/2" ID X 20' - RED(HOT)
16	112176-01-000	FT	TUBING - VINYL - REINFORCED - 1/2" ID
16	074462-02-000	FT	TUBING - VINYL - 3/8 ID X 20' - CLEAR
16	039800-04-000	FT	TUBING - POLYBUTYL - 1/4"OD
17	077954-02-000	EA	FILTER - WATER TANK - W/SCREEN IN TANK
18	111888-02-000	EA	INSERT - BRASS - 1/4 COMP
19	039861-01-000	EA	SENDING UNIT - W/SCREW - WASHER - WELL NUT/TERMINAL RING
20	079381-01-000	FT	TUBING - RIBBED FLEXIBLE - WATER FILL - 1.4" I.D.
21	049032-01-000	EA	PATCH - SPINWELD - 3/8" - PLASTIC
22	044927-01-000	EA	ADAPTER - HOSE TO PIPE-1 1/4 MPTX1 1/4 BARB-BLACK PLASTIC
23	010219-01-000	EA	ELBOW - 1 1/4 MPT X 1 1/4 BARB - WATER FILL - PLASTIC
24	132484-01-000	EA	ELBOW - PLASTIC - 90 DEGREE - 1MPT X 1FPT
25	133835-01-000	EA	ADAPTER - REDUCING - 1 1/2" X 1 1/4"
26	120069-01-000	EA	PLUG - 3" - POLYETHYLENE MPT
27	042989-03-000	EA	FITTING - SPINWELD - 1 1/4"NPT - PLASTIC
27	042989-04-000	EA	FITTING - SPINWELD - 3/8"FPT - PLASTIC
27	042989-05-000	EA	FITTING - SPINWELD - 1/2"FPT - PLASTIC
27	042989-07-000	EA	FITTING - SPINWELD - 1 1/2"FPT - PLASTIC
27	042989-08-000	EA	FITTING - SPINWELD - 1"FPT - PLASTIC
28	120070-01-000	EA	FITTING - SPINWELD - PLASTIC 3" FPT
29	114966-01-000	EA	FILTER - IN LINE - TWIST ON - 1/2"
30	132483-01-000	EA	VALVE - BALL - 1" - THREADED ENDS
31	062421-03-000	EA	VALVE - DUMP - 1 1/2" HUB X 1 1/2" HUB - REMOTE
32	062421-04-000	EA	CABLE - DUMP VALVE W/HANDLE - 36"
32	062421-05-000	EA	CABLE - DUMP VALVE W/HANDLE - 48"
32	062421-06-000	EA	CABLE - DUMP VALVE W/HANDLE - 144"

**WATER & SEWAGE GROUP (CONTINUED)**  
**WATER SYSTEM (CONTINUED)**

<b>KEY</b>	<b>PART NUMBER</b>	<b>U/M</b>	<b>DESCRIPTION</b>
	126086-01-000	EA	TANK - WATER - 35 GALLON - W/O FITTINGS
	126086-04-000	EA	TANK - WATER - 35 GALLON - W/FITTINGS
*	051391-03-000	EA	WATER HEATER G6A-8E ELECTRONIC IGNITION
	097967-01-000	EA	SWITCH - WATER HEATER - REMOTE W/LIGHT
	052009-06-000	EA	DOOR - WATER HEATER - BRIGHT WHITE - 18" X 14.6"
*	098607-01-000	EA	PUMP - WATER - W/.5" MPT FITTING - FLOW 2.8 GPM
	075242-03-000	EA	FAUCET - TUB/SHOWER - BRASS
	075241-06-000	EA	FAUCET/SHOWER - BRIGHT WHITE - 1/2"MPT X 1.9" INLET PIPES
	075606-03-000	EA	PANEL - FAUCET SHOWER - SOFT WHITE
	131383-01-02A	EA	SHOWER HEAD - W/60" HOSE & BRACKET - WHITE
	131383-02-02A	EA	SHOWER HEAD - W/60" HOSE & BRACKET - WHITE - CSA
	131383-03-02A	EA	BRACKET - SHOWER HEAD - WHITE
	114293-01-02A	EA	PAN - DRIP - EXTERIOR - BRIGHT WHITE
	075240-05-000	EA	FAUCET - LAVATORY - BRASS
	091253-01-000	EA	GASKET - FAUCET - LAVATORY/GALLEY
	104114-02-01A	EA	FAUCET - GALLEY - SINGLE CONTROL
	081240-20-000	EA	WATER FILL W/DOOR - W/O LOCK - BRIGHT WHITE

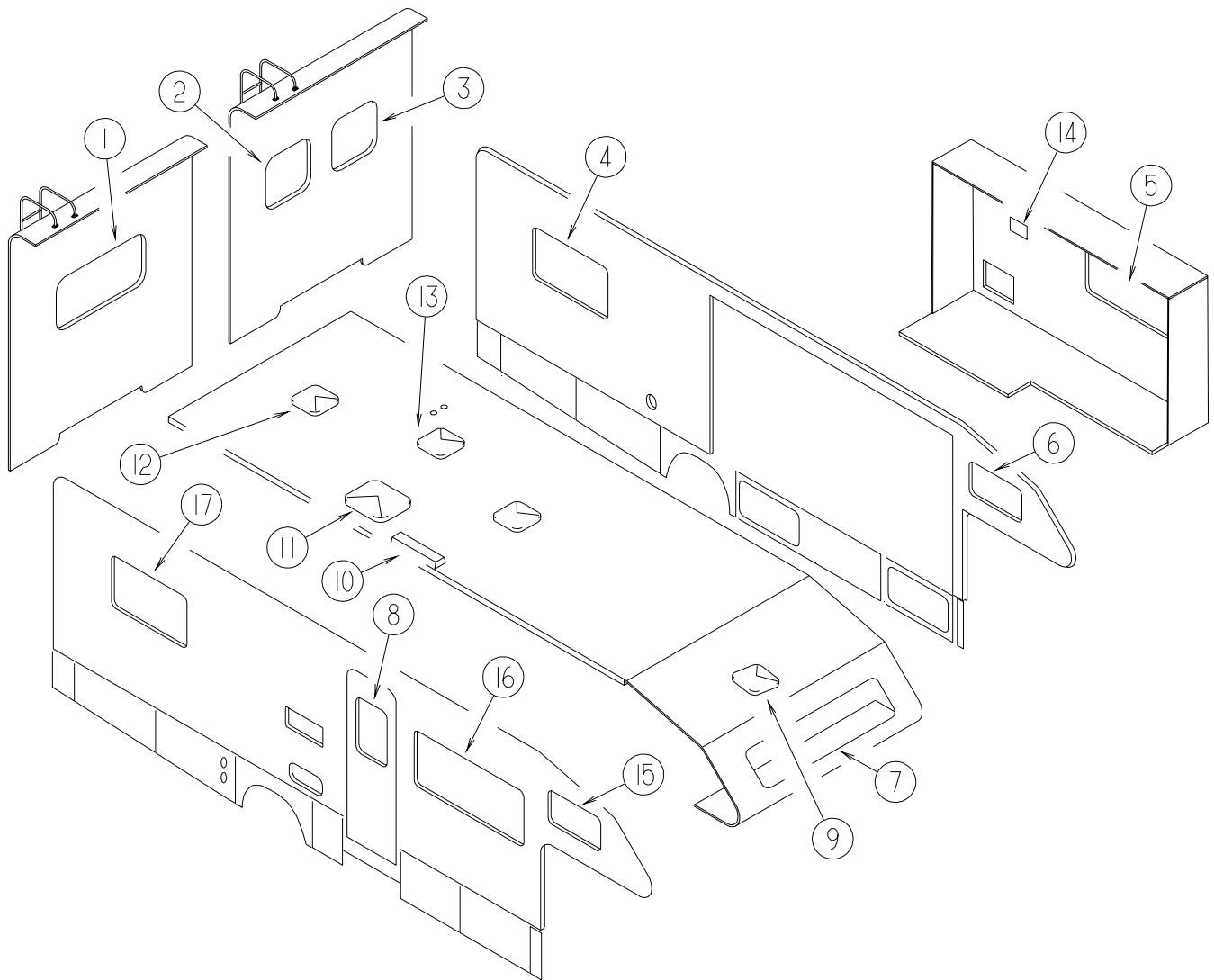
**\*COMPONENT PARTS FOUND IN SERVICE PARTS LIBRARY**

**EXTERIOR WASH STATION**

<b>KEY</b>	<b>PART NUMBER</b>	<b>U/M</b>	<b>DESCRIPTION</b>
	075241-06-000	EA	FAUCET/SHOWER - BRIGHT WHITE - 1/2"MPT X 1.9" INLET PIPES
	131383-01-02A	EA	SHOWER HEAD - W/60" HOSE & BRACKET - WHITE
	131383-02-02A	EA	SHOWER HEAD - W/60" HOSE & BRACKET - WHITE - CSA
	131383-03-02A	EA	BRACKET - SHOWER HEAD - WHITE
	114428-03-000	EA	TEE - 1/2"P X 1/2"P X 1/2"MPT
	114429-01-000	EA	ELBOW - 1/2"P X 1/2"P
	114429-03-000	EA	ELBOW - SWIVEL - 1/2"P X 1/2"FPT
	118928-01-02B	EA	BRACKET - FAUCET SUPPORT- E/COATED
	124188-01-000	FT	TUBING - PEX - 1/2" ID X 20' - BLUE(COLD)
	124188-02-000	FT	TUBING - PEX - 1/2" ID X 20' - RED(HOT)

## WINDOW & VENTS GROUP

### WINDOW & VENT LAYOUT



KEY	PART NUMBER	U/M	DESCRIPTION
1	078528-06-E10	EA	WINDOW - ESCAPE - W/O RETAINER/TRIM - 48.5" X 24.5" - QUEEN BED
	002282-09-000	EA	WEATHERSTRIP - WINDOW - .125" X 130.5" - BLACK
	002285-01-000	FT	FILLER - WEATHERSTRIP - RUBBER - BLACK
	076337-12-000	EA	GLASS - EGRESS - 45.5" X 21.5"
	074816-16-000	EA	FRAME - WINDOW - INSIDE ESCAPE - BLACK
1*	113502-01-02A	EA	WINDOW - REAR/CENTER ESCAPE - THERMO - 24.8" X 48.7" - QUEEN BED
2*	116976-04-02A	EA	WINDOW - PICTURE/TINTED - 25.4" X 25.3" - TWIN BED
2*	113733-02-02A	EA	WINDOW - STATIONARY THERMOPANE - 26.3"W X 26.4"H - TWIN BED
3*	116976-02-02A	EA	WINDOW - PICTURE/TINTED/ESCAPE - 26.4" X 25.3" - TWIN BED
3*	113502-04-02A	EA	WINDOW - REAR ESCAPE - THERMO - 26.4" X 26.3" - TWIN BED
4*	113500-01-02A	EA	WINDOW - DOUBLE TIPOUT - TINTED - 24.5" X 41.3" - QUEEN BED
4*	129929-06-02A	EA	WINDOW - TORQUE - THERMO - 28.4" X 41.3" - QUEEN BED
4*	104691-13-02A	EA	WINDOW - SINGLE TIPOUT - 48" X 26.4" - TWIN BED
4*	112795-25-02A	EA	WINDOW - DRIVER HORIZONTAL SLIDER - THERMO - 26.4" X 48" - TWIN BED
5*	098647-22-02A	EA	WINDOW - DRIVER HORIZ SLIDER W/TRIM-TINTED- 26.1" X 59.7"
5*	112795-15-02A	EA	WINDOW - DRIVER HORIZONTAL SLIDER - THERMO - 26.4 X 60"
6*	098647-34-02A	EA	WINDOW - HORIZ SLIDER W/TRIM - TINTED - 14.7" X 28.5"
6*	112795-20-02A	EA	WINDOW - DRIVER HORIZONTAL SLIDER - THERMO - 15" X 28.7"
7	103313-03-F15	EA	WINDOW - PICTURE - 16.3" X 71.1" (INSIDE FRAME #117054)
	002181-29-000	EA	GLASS - PICTURE WINDOW - 71"W X 16.2"H - TINTED
	099154-01-000	FT	CHANNEL - GLAZING - STATIONARY GLASS - .62" X .45" - BLK
	117054-01-02A	EA	RETAINER - TRIM - BLACK
7*	115630-01-02A	EA	WINDOW - STATIONARY/THERMOPANE- BLACK I/S TRIM-17.2" X 72"

\*COMPONENT PARTS FOUND IN SERVICE PARTS LIBRARY

## WINDOW & VENTS GROUP (CONTINUED)

### WINDOW & VENT LAYOUT (CONTINUED)

KEY	PART NUMBER	U/M	DESCRIPTION
8	117053-02-F36	EA	WINDOW - PICTURE - 60% TINTING - 26.4" X 17"
	002181-25-000	EA	GLASS - PICTURE WINDOW - 25.8"W X 16.4"H
	087561-01-000	FT	SEAL - GLASS - EXTERIOR - .5" WIDE - VINYL BLACK
	117054-02-02A	EA	RETAINER - TRIM - BRIGHT WHITE
8*	113733-01-01A	EA	WINDOW - STATIONARY THERMOPANE - 17"W X 26.4"H
9*	122882-01-01A	EA	VENT - ROOF - NON-POWERED - W/O INSIDE GARNISH
	009440-01-000	EA	GEAR/ARM - LIFT - ROOF VENT COVER
	122882-06-01A	EA	GARNISH - ROOF VENT - 1" TO 2.5"
	122882-07-01A	EA	GARNISH - ROOF VENT - 2.5" TO 4"
9*	123780-01-01A	EA	FANTASTIC VENT - 1" ROOF - W/FAN - UL/CSA
	009440-01-000	EA	GEAR/ARM - LIFT - ROOF VENT COVER
10	084073-07-000	EA	VENT - ROOF/REFRIGERATOR - BRIGHT WHITE - NORCOLD
	084073-04-000	EA	BASE - ROOF VENT/REFRIGERATOR - BLACK - NORCOLD
11	122192-01-02A	EA	PANEL - SKYLITE - OUTER - 16.4" X 27.8"
	122193-01-02A	EA	PANEL - SKYLITE - INNER
12*	122882-01-01A	EA	VENT - ROOF - NON-POWERED - W/O INSIDE GARNISH
	009440-01-000	EA	GEAR/ARM - LIFT - ROOF VENT COVER
	122882-06-01A	EA	GARNISH - ROOF VENT - 1" TO 2.5"
	122882-07-01A	EA	GARNISH - ROOF VENT - 2.5" TO 4"
13*	122882-02-01A	EA	VENT - ROOF - W/FAN - W/O INSIDE GARNISH - UL
	009440-01-000	EA	GEAR/ARM - LIFT - ROOF VENT COVER
	048648-01-000	EA	MOTOR - ROOF VENT - 1/8 SHAFT - 12VOLT
	048649-01-000	EA	FAN BLADE - ROOF VENT - 6 BLADES - 6"
	122882-07-01A	EA	GARNISH - ROOF VENT - 2.5" TO 4"
13*	122882-03-01A	EA	VENT - ROOF - W/FAN - W/O INSIDE GARNISH - CSA
	009440-01-000	EA	GEAR/ARM - LIFT - ROOF VENT COVER
	048648-01-000	EA	MOTOR - ROOF VENT - 1/8 SHAFT - 12VOLT
	048649-01-000	EA	FAN BLADE - ROOF VENT - 6 BLADES - 6"
	122882-07-01A	EA	GARNISH - ROOF VENT - 2.5" TO 4"
14	084878-09-000	EA	VENT - EXHAUST/RANGE HOOD - OFF WHITE
	084616-07-000	EA	SHROUD - EXHAUST VENT/RANGE HOOD - BRIGHT WHITE
15*	098647-33-02A	EA	WINDOW - PASS HORIZ SLIDER W/TRIM - CLEAR - 15.7" X 28.5"
15*	112795-19-02A	EA	WINDOW - PASSENGER HORIZ SLIDER - THERMO - 15.7" X 28.5"
16*	098647-23-02A	EA	WINDOW - PASS HORIZ SLIDER W/TRIM - TINTED- 26.1" X 59.7"
16*	112795-16-02A	EA	WINDOW - PASSENGER HORIZ SLIDER - THERMO - 26.1" X 59.8"
17*	113500-01-02A	EA	WINDOW - DOUBLE TIPOUT - TINTED - 24.5" X 41.3" - QUEEN BED
17*	129929-06-02A	EA	WINDOW - TORQUE - THERMO - 28.4" X 41.3" - QUEEN BED
17*	104691-13-02A	EA	WINDOW - SINGLE TIPOUT - 48" X 26.4" - TWIN BED
17*	112795-22-02A	EA	WINDOW - PASSENGER HORIZ SLIDER - THERMO - 26.1" X 47.8"

\*COMPONENT PARTS FOUND IN SERVICE PARTS LIBRARY