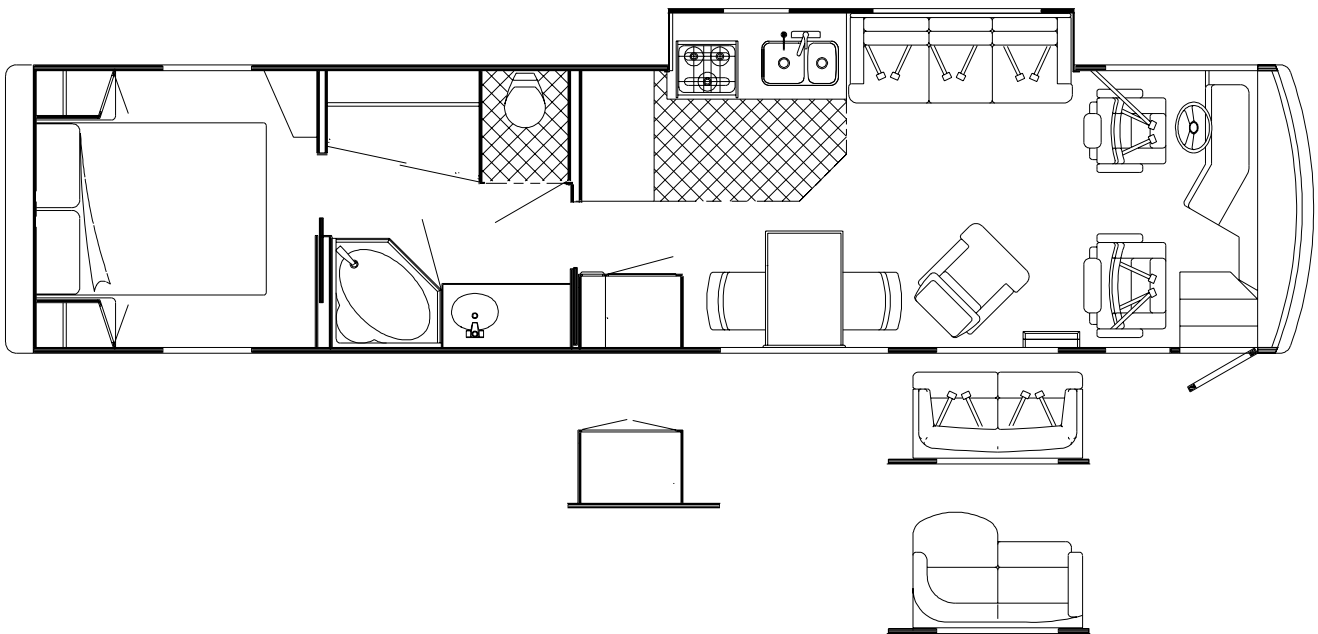
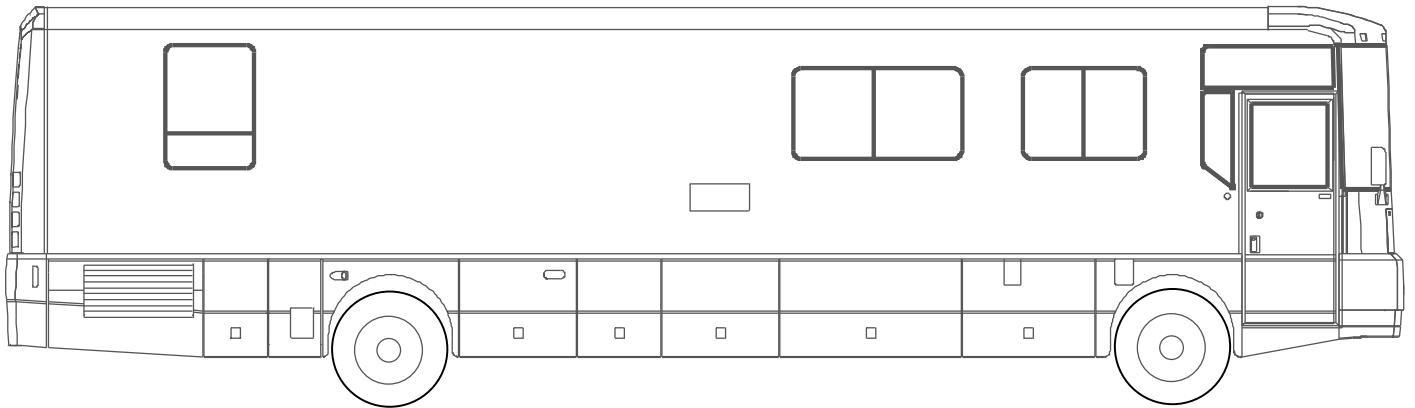


2000 UKQ38K



FLOORPLAN

2000 UKQ38K

ULTIMATE ADVANTAGE Q-SERIES

WASHED MAPLE

- L94 OXFORD BLUE (BLUE)**
- L96 SPRING MEADOW (GREEN)**
- L98 SOUTH BEACH (SAND)**

WATERFORD OAK

- L95 OXFORD BLUE (BLUE)**
- L97 SPRING MEADOW (GREEN)**
- L99 SOUTH BEACH (SAND)**

Contents

FLOORPLAN	2
ACCESSORIES GROUP	8
OPERATORS MANUAL	8
APPLIANCE GROUP	9
APPLIANCES	9
AUDIO VIDEO GROUP	12
RADIO SYSTEM	12
REAR VIEW MONITOR	13
TELEPHONE	13
TV & VCR	14
EXTERIOR ENTERTAINMENT	14
BATH GROUP	15
CABINETS	15
BEDROOM GROUP	19
QUEEN CABINETS	19
CHASSIS GROUP	23
FRAME	23
FRONT END	25
INSULATION	27
STEP WELL COVER	28
EXHAUST	29
HITCH	30
REAR BUMPER	31
FUEL	32
HYDRAULIC LEVELING	33
WHEELS, TIRE, COVERS &/OR LINERS	33

Contents (Continued)

CURTAIN & CUSHION GROUP	34
NOTICE	34
CUSHION LAYOUT	35
BUCKET SEAT	37
LOUNGE CHAIR	38
WINDOW TREATMENT	39
HARDWARE	41
ACCESSORIES	43
FABRICS	44
DINETTE GROUP	45
CABINETS	45
TABLE	46
DRIVERS COMPARTMENT GROUP	47
INSTRUMENT PANEL	47
DASH	48
BEVERAGE TRAY	49
FRONT INTERIOR	50
CABINETS	52
ELECTRICAL GROUP	53
LIGHTS	53
CIRCUIT BREAKERS & FUSES	58
CONVERTER, INVERTER, LOAD CENTERS	58
RECEPTACLES	59
SWITCHES	61
BOXES & CORDS	63
WIRE ASSEMBLIES	63
CONNECTORS & CONDUIT	64
BOOTS, SOLENOIDS, RELAYS & MISCELLANEOUS	65

Contents (Continued)

EXTERIOR BODY GROUP	66
AIR HORN INSTL	66
GRAPHICS & PAINT	67
PANELS	69
FRONT END	71
LADDER	73
MIRRORS	73
BODY PANEL COMPONENTS	73
AWNINGS	74
EXTERIOR DOORS & COMPARTMENTS GROUP	75
DOOR & COMPARTMENT LAYOUT	75
COMPARTMENT DOOR COMPONENTS	77
EXTERIOR SLIDEOUT INSTALLATION GROUP	79
FRONT LEFT	79
GALLEY GROUP	83
CABINETS	83
GENERATOR GROUP	89
LPG	89
DIESEL	90
HEATING & A/C GROUP	91
AUTOMOTIVE	91
FURNACE	93
CENTRAL	94
INTERIOR FINISH GROUP	95
MOLDINGS & TRIMS	95
PANELING, LAMINATES, BATT & EDGEBANDING	99
ACCESSORIES	99
FLOOR COVERINGS	99
HARDWARE	100

Contents (Continued)

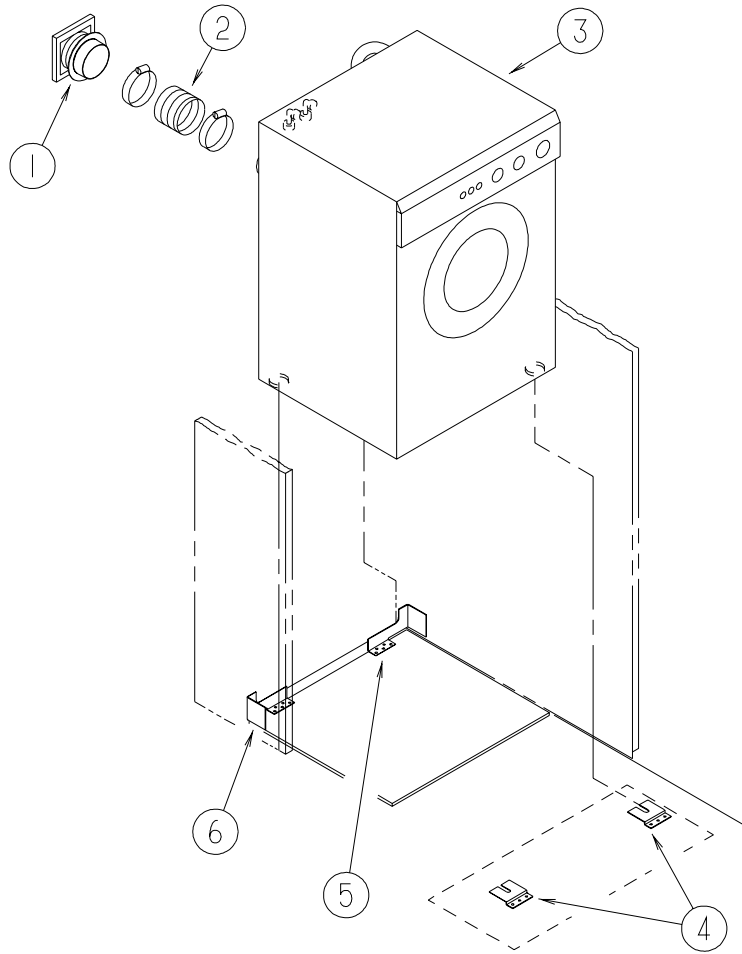
LABELS GROUP	108
LP GROUP	126
LP SYSTEM	126
LOUNGE GROUP	127
CABINETS	127
TABLES	129
SEALANTS & FASTENERS GROUP	130
SEALANTS & ADHESIVES	130
BOLTS, NUTS AND WASHERS	131
SCREWS	133
CLAMPS, CLIPS, GROMMETS, RIVETS & PLUGS	137
MISCELLANEOUS FASTENERS	139
WATER & SEWAGE GROUP	140
DRAINAGE SYSTEM	140
WATER SYSTEM	142
WINDOW & VENTS GROUP	149
WINDOW & VENT LAYOUT	149
WINDSHIELD & WIPER GROUP	151
WINDSHIELD	151
WIPER	152

ACCESSORIES GROUP

OPERATORS MANUAL

KEY	PART NUMBER	U/M	DESCRIPTION
	129079-03-01A	EA	CASE - VINYL - OWNER MANUAL - 11" X 9" X 14"- BLACK
	132000-11-000	EA	OWNER MANUAL - ULTIMATE ADVANTAGE - 2000
	132056-01-000	DW	TOP LEVEL - Q - 2000

**APPLIANCE GROUP
APPLIANCES**



WASHER/DRYER

KEY	PART NUMBER	U/M	DESCRIPTION
1	111947-02-01A	EA	VENT - DRYER - 3"
2	116653-02-000	EA	DUCT - FLEXIBLE
	062401-09-000	EA	CLAMP - HOSE - WORMGEAR - 2.8" - 3.75"
3	107753-03-01A	EA	WASHER - DRYER - VENTED - UL/CSA - WHITE
4	111913-01-01A	EA	BRACKET - WASHER - TIE DOWN
5	113795-03-02B	EA	BRACKET - WASHER - E-COATED
6	113795-04-02B	EA	BRACKET - WASHER - E-COATED

MICROWAVE OVEN

KEY	PART NUMBER	U/M	DESCRIPTION
*	119267-04-01A	EA	OVEN/MICROWAVE/CONVECTION - W/HOOD - US - SHARP#R-1850A
	119267-04-700	EA	FILTER-GREASE BOO2
	119267-05-000	EA	FILTER - HOOD - CHARCOAL
	130036-02-000	EA	FILTER/CHARCOAL - MICROWAVE - GE #C08-4030
	130036-03-01A	EA	OVEN - MICROWAVE - W/HOOD - CANADIAN
	129836-01-02B	EA	ANGLE - W/HOLES - .7" X 1" X 28.3" - E-COATED
	129836-02-02B	EA	ANGLE - W/HOLES - .7" X 1" X 28.3" - E-COATED

***COMPONENT PARTS FOUND IN SERVICE PARTS LIBRARY**

APPLIANCE GROUP (CONTINUED)

APPLIANCES (CONTINUED)

RANGE

KEY	PART NUMBER	U/M	DESCRIPTION
*	128727-01-01A	EA	RANGE - 3 BURNER W/OVEN - 22" - BLACK GLASS DOOR
	107109-31-04B	EA	BRACKET - TIEDOWN - BLACK
	107109-32-04B	EA	BRACKET - TIEDOWN - BLACK
*	126023-02-01A	EA	RANGE - W/OVEN - 22" - 3 BURNER/TEXTURED TOP - BLACK

*COMPONENT PARTS FOUND IN SERVICE PARTS LIBRARY

RANGE TOP

KEY	PART NUMBER	U/M	DESCRIPTION
*	128728-01-01A	EA	RANGE - 3 BURNER/SEALED - W/O OVEN - BLACK - UL
*	128728-02-01A	EA	RANGE - 3 BURNER/SEALED - W/O OVEN - BLACK - CSA FROM: 00-00-00 THRU: 10-17-99
*	114030-03-01A	EA	RANGE - 3 BURNER TOP - W/O OVEN - BLACK - CSA FROM: 10-18-99 THRU: 99-99-99
	M05904-02-GV4	EA	COVER - STOVE - W/SOLID COUNTERTOP
*	126022-01-01A	EA	COVER - RANGE/BI-FOLD - 16" & 22" - BLACK TEXTURED
	M05904-05-K80	EA	COVER - STOVE - W/SOLID COUNTERTOP - CSA

*COMPONENT PARTS FOUND IN SERVICE PARTS LIBRARY

REFRIGERATOR

KEY	PART NUMBER	U/M	DESCRIPTION
*	120075-09-01A	EA	REFRIGERATOR-LG DBL DR RH-2-WAY-W/ICE MKR-BLK-NORCOLD#841R FROM: 00-00-00 THRU: 01-02-00
*	120075-13-01A	EA	REFRIGERATOR-LARGE DBL DOOR- 2-WAY/ICE MKR-BLK-FLUSH HNDL FROM: 01-03-00 THRU: 99-99-99
	P34457-03-L94	EA	PANEL - INSERT RAISED MEMBRANE - 21.5" X 14.5" (WASHED MAPLE)
	P34457-03-L95	EA	PANEL - INSERT RAISED MEMBRANE - 21.5" X 14.5" (WATERFORD OAK)
	P34457-04-L94	EA	PANEL - INSERT RAISED MEMBRANE - 21.5" X 38.5" (WASHED MAPLE)
	P34457-04-L95	EA	PANEL - INSERT RAISED MEMBRANE - 21.5" X 38.5" (WATERFORD OAK)
*	125242-01-01A	EA	REFRIGERATOR-4-DR-W/ICE MKR-W/FLUSH HANDLE-NORCOLD#1200LR FROM: 00-00-00 THRU: 01-02-00
*	125242-02-01A	EA	REFRIGERATOR-4 DR-W/ICE MKR-W/CONTOURED HANDLE-NORCOLD1201 FROM: 01-03-00 THRU: 99-99-99
	P34457-01-L94	EA	PANEL - INSERT RAISED MEMBRANE - 4.3" X 18.3" (WASHED MAPLE)
	P34457-01-L95	EA	PANEL - INSERT RAISED MEMBRANE - 4.3" X 18.3" (WATERFORD OAK)
	P34457-02-L94	EA	PANEL - INSERT RAISED MEMBRANE - 16.1" X 41.1" (WASHED MAPLE)
	P34457-02-L95	EA	PANEL - INSERT RAISED MEMBRANE - 16.1" X 41.1" (WATERFORD OAK)
	065225-02-000	EA	PLATE - TIEDOWN - REFRIGERATOR
	090195-08-000	EA	BAFFLE - REFRIGERATOR - LOWER
	093369-03-000	EA	STRAP - REFRIGERATOR
	093646-01-000	EA	BRACKET - TIEDOWN/REFRIGERATOR - RIGHT HAND
	093646-02-000	EA	BRACKET - TIEDOWN/REFRIGERATOR - LEFT HAND
	090329-01-000	FT	SEAL/T - REFRIGERATOR CABINET
	054450-01-000	EA	LEVEL - REFRIGERATOR
	116751-02-01A	EA	TRAY - REFRIGERATOR - BLACK
	118871-05-01A	EA	TRAY - REFRIGERATOR - SIDE/SIDE - BLACK - 35.5" LONG

*COMPONENT PARTS FOUND IN SERVICE PARTS LIBRARY

COFFEEMAKER

KEY	PART NUMBER	U/M	DESCRIPTION
	124649-02-01A	EA	COFFEEMAKER - BLACK/10 CUP/DEEP BREW - UL
	124649-03-01A	EA	COFFEEMAKER - BLACK/10 CUP/24 HOUR PROGRAM/DEEP BREW - CSA

APPLIANCE GROUP (CONTINUED)

APPLIANCES (CONTINUED)

VACUUM CLEANER

KEY	PART NUMBER	U/M	DESCRIPTION
*	108186-02-000	EA	TOOL SET - VACUUM - W/O POWER BRUSH W/30' HOSE
*	108186-03-000	EA	VACUUM CLEANER - BUILT IN
	108187-01-000	EA	PIPE - 2" X 8' PVC - VACUUM SYSTEM
	108187-02-000	EA	ELBOW - 90 DEGREE STREET PVC - VACUUM SYSTEM

***COMPONENT PARTS FOUND IN SERVICE PARTS LIBRARY**

MONITOR PANELS

KEY	PART NUMBER	U/M	DESCRIPTION
*	133004-02-01A	EA	PANEL - MONITOR - 2 TANK DIGITAL VOLT METER - SOLAR
*	121148-06-01A	EA	PANEL - MONITOR - 2 PANEL/2 TANK
*	121148-05-01A	EA	PANEL - MONITOR - 2 TANK LOW
*	129561-01-01A	EA	PANEL/MONITOR - READ OUT ONLY - HOLDING/WATER TANK

***COMPONENT PARTS FOUND IN SERVICE PARTS LIBRARY**

DISHWASHER

KEY	PART NUMBER	U/M	DESCRIPTION
	107752-03-01A	EA	DISHWASHER 18" BLACK

SOLAR PANELS

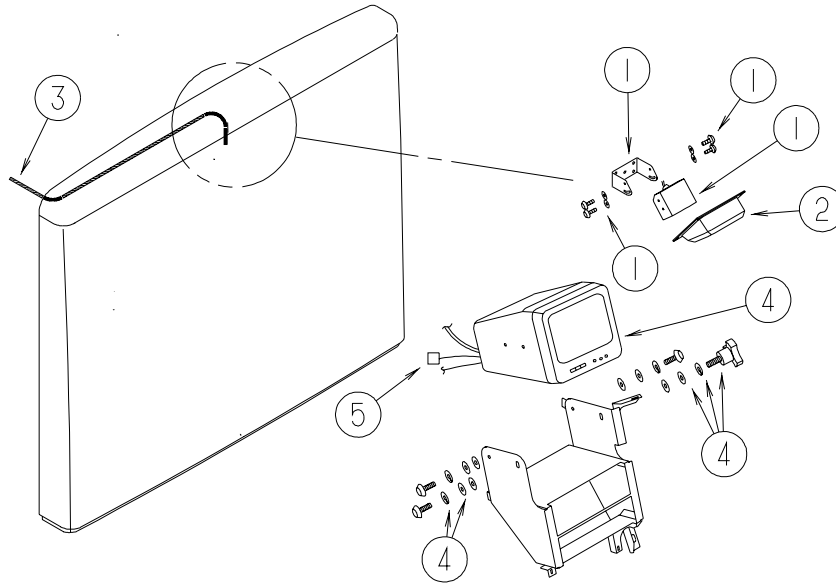
KEY	PART NUMBER	U/M	DESCRIPTION
*	115504-01-000	EA	PANEL - SOLAR 10 WATT - 12.2"W X 26.9"L X 1.2"H

***COMPONENT PARTS FOUND IN SERVICE PARTS LIBRARY**

**AUDIO VIDEO GROUP
RADIO SYSTEM**

KEY	PART NUMBER	U/M	DESCRIPTION
	077069-02-000	EA	CABLE - ANTENNA/EXTENSION - RADIO - 96"
	089340-02-000	EA	GRILLE - SPEAKER - 6.5" SQUARE
	090944-01-000	EA	ANTENNA - RADIO - 16" RUBBER
	094097-01-000	EA	SPEAKER - RADIO/TV - W/O GRILLE - 5.25" DIAMETER
	108847-01-000	EA	BRACKET - ANTENNA GROUND
	109889-03-000	EA	EXTENDER - ANTENNA SHAFT - 4.2"
	124883-02-000	EA	SPEAKER - CUBE - W/BRACKET
	126387-01-000	EA	BRACKET - SPEAKER MOUNTING
	110469-01-000	EA	SPEAKER - 4" X 6" OVAL - COAXIAL
	110470-01-01A	EA	GRILLE - 4" X 6" OVAL - BLACK
	123256-01-000	EA	ANTENNA - CB - W/O CABLE
	123256-02-000	EA	CABLE - CB - COAX
	128074-02-000	EA	FILTER - NOISE - 12 VOLT D.C. W/PLUGS
	124881-01-000	EA	AMPLIFIER - AUDIO
	102080-08-000	EA	CHANGER - COMPACT DISC
	102080-09-000	EA	CHANGER - CONTROL/FM MOD & REM
	127517-03-000	EA	RADIO - AM/FM STEREO - CD PLAYER
	097460-12-000	EA	RADIO - AM/FM STEREO - CASSETTE
	126958-01-000	EA	RADIO - WALL MOUNT - AM/FM CASSETTE - AUDIOVOX
			FROM: 00-00-00 THRU: 01-02-00
	133307-01-000	EA	RADIO - WALL MOUNT - CASSETTE W/ALARM
			FROM: 01-03-00 THRU: 99-99-99
	126958-01-000	EA	RADIO - WALL MOUNT - AM/FM CASSETTE - AUDIOVOX
			FROM: 00-00-00 THRU: 09-19-99
	126958-02-000	EA	CD PLAYER - WALL MOUNT (AUDIOVOX CDA-475)
			FROM: 00-00-00 THRU: 09-19-99
	133307-02-000	EA	RADIO - WALL MOUNT - CD W/ALARM
			FROM: 09-20-99 THRU: 99-99-99

AUDIO VIDEO GROUP (CONTINUED)
REAR VIEW MONITOR



KEY	PART NUMBER	U/M	DESCRIPTION
1	093040-09-000	EA	CAMERA - REAR VIEW - W/BRACKET - SONY
2	123281-01-01A	EA	SHROUD - CAMERA/OUTER - BRIGHT WHITE
	P23280-01-01A	EA	SHROUD - CAMERA - INNER
3	093041-01-000	EA	CABLE - MONITOR/CAMERA - INTERNAL USE - 65.6'
4*	093040-10-000	EA	MONITOR - 7" REAR VIEW - W/BRACKET - SONY
5	093040-06-000	EA	WIRE ASM-MONITOR- F/NON-PREWIRED AFTER MARKET INSTALLATION

***COMPONENT PARTS FOUND IN SERVICE PARTS LIBRARY**

TELEPHONE

KEY	PART NUMBER	U/M	DESCRIPTION
	093253-01-02A	EA	PLATE - WALL - TELEPHONE - BROWN
	130686-01-01A	EA	PLATE - WALL - TELEPHONE/COAX - WHITE

AUDIO VIDEO GROUP (CONTINUED)

TV & VCR

KEY	PART NUMBER	U/M	DESCRIPTION
	130121-04-000	EA	TV - 25" - 1/8 JACK - UL/CSA
	124075-03-000	EA	TV - 19" COLOR W/1/8" JACK - UL/CSA - RCA
			FROM: 00-00-00 THRU: 07-25-99
*	124075-04-000	EA	TV - 19" - 1/8 JACK - UL/CSA
			FROM: 07-26-99 THRU: 99-99-99
*	124073-07-000	EA	VCR - VHS - CABLE READY - REMOTE
	086757-04-000	EA	CONTROL CENTER - SWITCH - VCR/TV - 5 INPUTS
	086756-01-000	EA	SPLITTER - TV - 2 WAY
	093214-01-02A	EA	GRILLE - SPEAKER - 4" BROWN
	098819-01-000	EA	SPEAKER - 4" - 2 WATT - 8 OHM
	114870-01-000	EA	PLUG - .14" AUDIO W/LEADS
	114870-02-000	EA	PLUG - .14" AUDIO W/LEADS
	113906-02-K80	EA	HOLDER - REMOTE (WASHED MAPLE)
	113906-02-L95	EA	HOLDER - REMOTE (WATERFORD OAK)
	082136-01-000	EA	NUT - HEX JAM - 3/8-32
	086777-06-000	EA	WALLPLATE - TV CABLE - ANTENNA BOOSTER/1 OUTPUT - BROWN
	093901-06-000	EA	PLATE - TV COAX - EXTERIOR - 1.8" X 4.1"
	082134-01-000	EA	ADAPTER - TV - CABLE TO CABLE
	076319-09-000	EA	WALLPLATE - CABLE RECEPTACLE - TV - SINGLE - BROWN
	076319-03-000	FT	CABLE - COAXIAL - 75 OHM
	076319-12-000	EA	CONNECTOR - COAXIAL - ONE PIECE
	123324-01-000	EA	FILTER - GROUND LOOP
*	120233-04-000	EA	ANTENNA - SATELLITE - W/DIGITAL SENSOR/READ OUT DISPLAY
	120233-03-000	EA	CERTIFICATE - SATELLITE RECEIVER DISH
*	128138-01-000	EA	ANTENNA/SATELLITE - AUTOMATIC
	128138-02-000	EA	WIRE - F/SATELLITE - AUTOMATIC
			FROM: 00-00-00 THRU: 05-03-99
*	076319-23-000	EA	ANTENNA-TV - ROOF MOUNT - 44.5" MAST
*	076319-25-000	EA	KIT - HARDWARE INTERIOR

***COMPONENT PARTS FOUND IN SERVICE PARTS LIBRARY**

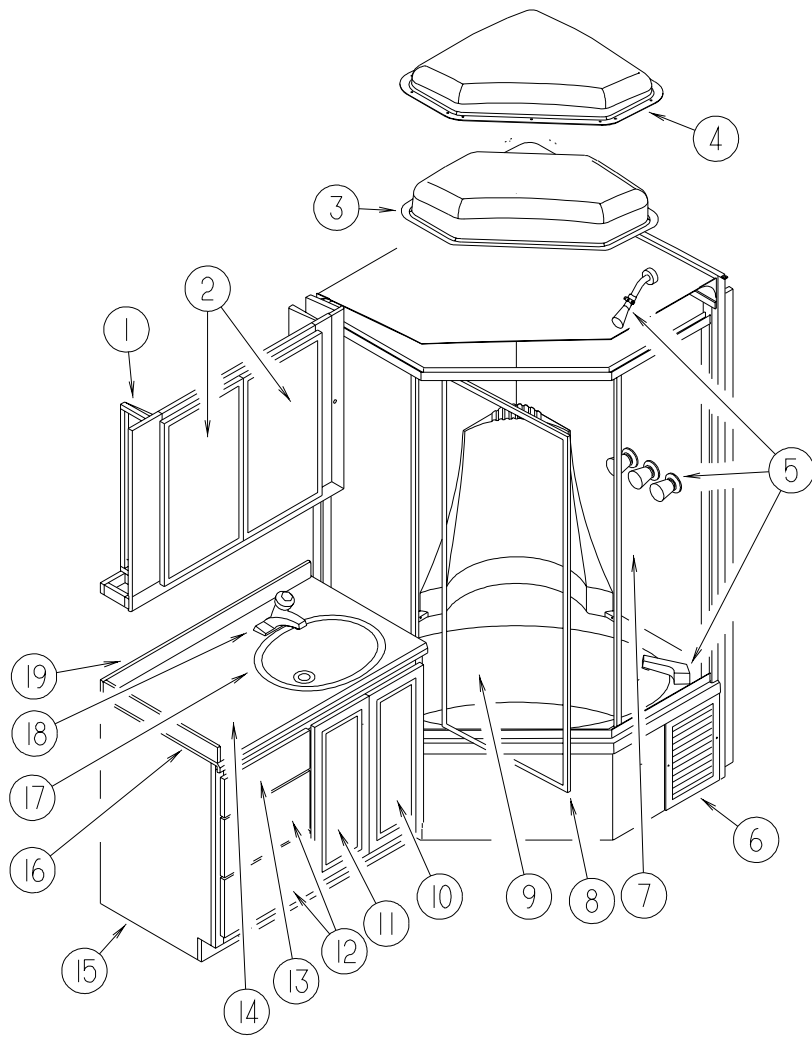
EXTERIOR ENTERTAINMENT

KEY	PART NUMBER	U/M	DESCRIPTION
*	127264-01-000	EA	RADIO - AM/FM STEREO - CASSETTE - PANASONIC - CQ-R111U
*	127516-03-000	EA	RADIO - AM/FM STEREO - CD PLAYER - PANASONIC - CQ-DP930
			FROM: 00-00-00 THRU: 07-31-99
	127516-05-000	EA	RADIO - AM/FM STEREO - CD PLAYER
			FROM: 08-01-99 THRU: 99-99-99
	110469-01-000	EA	SPEAKER - 4" X 6" OVAL - COAXIAL
	110470-01-01A	EA	GRILLE - 4" X 6" OVAL - BLACK
	077069-02-000	EA	CABLE - ANTENNA/EXTENSION - RADIO - 96"
	090944-01-000	EA	ANTENNA - RADIO - 16" RUBBER
	108847-01-000	EA	BRACKET - ANTENNA GROUND
	109889-03-000	EA	EXTENDER - ANTENNA SHAFT - 4.2"
	126123-01-K30	EA	PLATE - RADIO MOUNTING
	126123-01-J60	EA	PLATE - RADIO MOUNTING
			FROM: 00-00-00 THRU: 06-20-99
	126123-01-K30	EA	PLATE - RADIO MOUNTING
			FROM: 06-21-99 THRU: 99-99-99

***COMPONENT PARTS FOUND IN SERVICE PARTS LIBRARY**

BATH GROUP

CABINETS



BATH GROUP (CONTINUED)

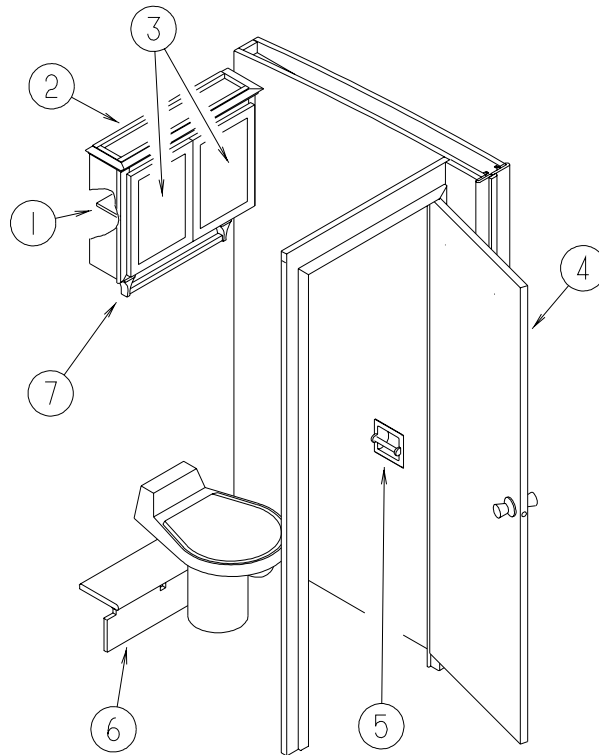
CABINETS (CONTINUED)

KEY	PART NUMBER	U/M	DESCRIPTION
1	129194-01-K80	EA	CABINET - OVERHEAD/MEDICINE - W/O DOOR/HARDWARE (WASHED MAPLE)
1	129194-01-L95	EA	CABINET - OVERHEAD/MEDICINE - W/O DOOR/HARDWARE (WATERFORD OAK)
	129194-15-K80	EA	SHELF - MEDICINE CABINET - W/EDGE TRIM (WASHED MAPLE)
	129194-15-L95	EA	SHELF - MEDICINE CABINET - W/EDGE TRIM (WATERFORD OAK)
2	115237-07-K80	EA	DOOR - MIRRORED/MEDICINE CABINET - W/O HARDWARE (WASHED MAPLE)
2	115237-07-L95	EA	DOOR - MIRRORED/MEDICINE CABINET - W/O HARDWARE (WATERFORD OAK)
	093606-30-000	EA	MIRROR - BEVELED PANEL - 16.5" X 25.9"
3		EA	SKYLIGHT - SEE WINDOW & VENT GROUP
4		EA	SKYLIGHT - SEE WINDOW & VENT GROUP
5		EA	FAUCET - SEE WATER & SEWAGE GROUP
6	127563-02-01A	EA	COVER - ACCESS - SHOWER
7	126604-01-02A	EA	ENCLOSURE - SURROUND - SOFT WHITE
8*	123242-01-03A	EA	DOOR - SHOWER - GOLD/CLEAR-HORIZONTAL ETCHINGS-58.4" TALL
9	M02630-45-K80	EA	TUB/SHOWER - W/SPRING LOADED DRAIN PLUNGER
9	M02630-46-K80	EA	TUB-SHOWER,265 - CANADIAN
10	131995-27-L94	EA	DOOR - RAIL/SOLID PANEL - 10" X 25.1" - W/O HARDWARE (WASHED MAPLE)
10	131995-27-L95	EA	DOOR - RAIL/SOLID PANEL - 10" X 25.1" - W/O HARDWARE (WATERFORD OAK)
11	131995-25-L94	EA	DOOR - RAIL/SOLID PANEL - 10" X 25.1" - W/O HARDWARE (WASHED MAPLE)
11	131995-25-L95	EA	DOOR - RAIL/SOLID PANEL - 10" X 25.1" - W/O HARDWARE (WATERFORD OAK)
12	P28813-15-L94	EA	DRAWER - OGEE EDGE - 13.5"W X 19.7"D - W/O SLIDES/HARDWARE (WASHED MAPLE)
12	P28813-15-L95	EA	DRAWER - OGEE EDGE - 13.5"W X 19.7"D - W/O SLIDES/HARDWARE (WATERFORD OAK)
13	P28813-16-L94	EA	DRAWER - OGEE EDGE - 13.5" X 19.7"D - W/O SLIDES/HARDWARE (WASHED MAPLE)
13	P28813-16-L95	EA	DRAWER - OGEE EDGE - 13.5" X 19.7"D - W/O SLIDES/HARDWARE (WATERFORD OAK)
14	128869-17-K80	EA	COUNTERTOP - LAVATORY
15	128869-01-L94	EA	CABINET - LAVATORY - W/COUNTERTOP - W/O DOORS/DRAWERS/HDW (WASHED MAPLE)
15	128869-01-L95	EA	CABINET - LAVATORY - W/COUNTERTOP - W/O DOORS/DRAWERS/HDW (WATERFORD OAK)
	128869-14-K80	EA	SHELF - W/PLASTIC EDGE TRIM (WASHED MAPLE)
	128869-14-L95	EA	SHELF - W/PLASTIC EDGE TRIM (WATERFORD OAK)
16	088090-67-K80	EA	BACKSPLASH - COUNTERTOP
17		EA	SINK - SEE WATER & SEWAGE GROUP
18		EA	FAUCET - SEE WATER & SEWAGE GROUP
19	088090-66-K80	EA	BACKSPLASH - COUNTERTOP
	130859-01-01A	EA	TOWEL RING - BRASS

*COMPONENT PARTS FOUND IN SERVICE PARTS LIBRARY

BATH GROUP (CONTINUED)

CABINETS (CONTINUED)

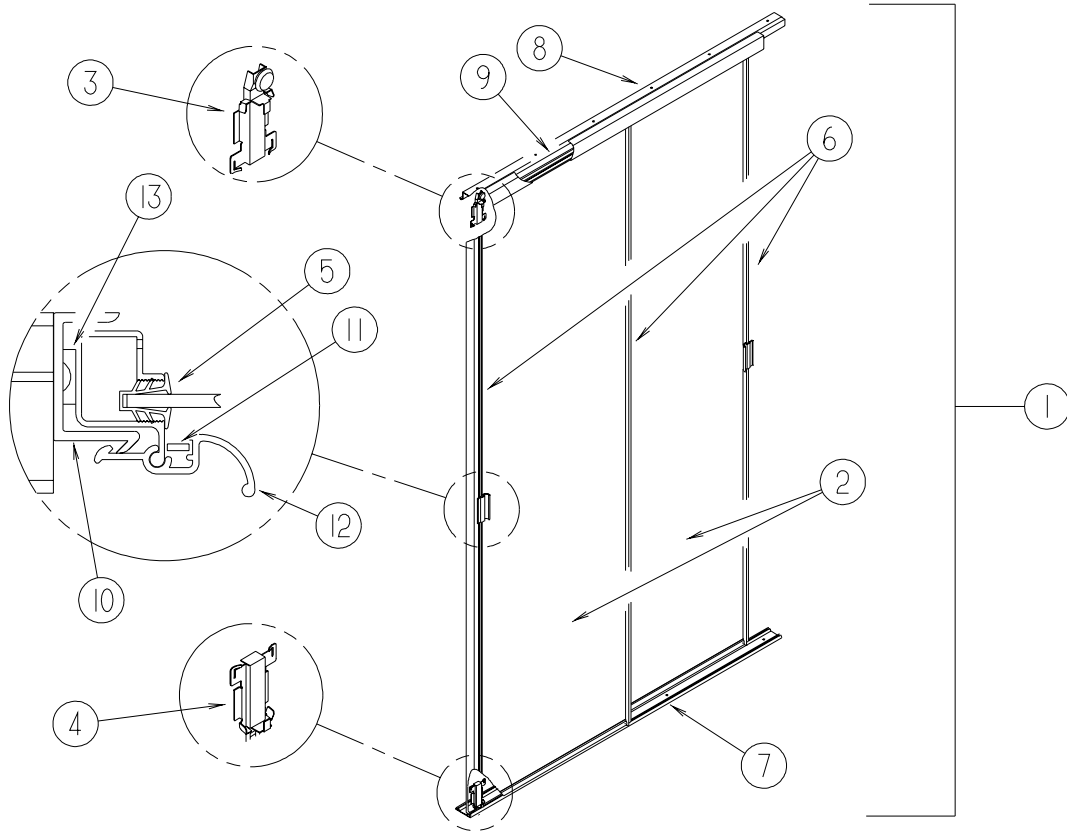


KEY	PART NUMBER	U/M DESCRIPTION
1	128948-12-K80	EA SHELF - CABINET/OVERHEAD BATH (WASHED MAPLE)
1	128948-12-L95	EA SHELF - CABINET/OVERHEAD BATH (WATERFORD OAK)
2	128948-01-K80	EA CABINET - OVERHEAD/BATH - W/O DOORS/HARDWARE (WASHED MAPLE)
2	128948-01-L95	EA CABINET - OVERHEAD/BATH - W/O DOORS/HARDWARE (WATERFORD OAK)
3	132096-15-L94	EA DOOR - RAIL/ARCHED PANEL - 15.1" X 11.4" - W/O HARDWARE (WASHED MAPLE)
3	132096-15-L95	EA DOOR - RAIL/ARCHED PANEL - 15.1" X 11.4" - W/O HARDWARE (WATERFORD OAK)
4	131933-05-L94	EA DOOR - BATH - W/O HARDWARE (WASHED MAPLE)
4	131933-05-L95	EA DOOR - BATH - W/O HARDWARE (WATERFORD OAK)
5	085278-01-000	EA HOLDER - TOILET PAPER - RECESSED - BRASS
6	130187-02-01A	EA CABINET - COVER - SOFT WHITE
7	130860-01-01A	EA TOWEL BAR - 18" - BRASS

SLIDING DOORS

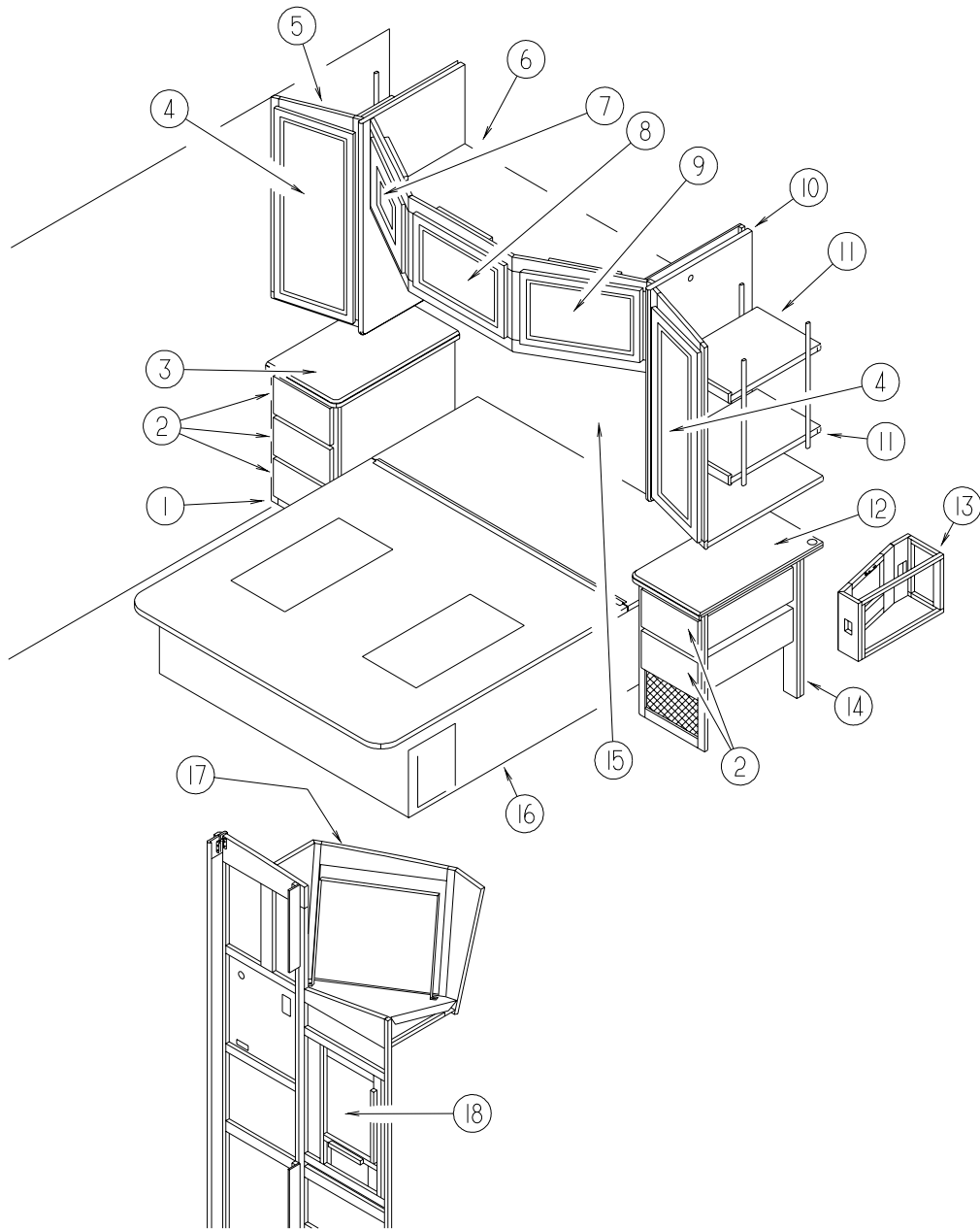
KEY	PART NUMBER	U/M DESCRIPTION
	104013-10-L94	EA DOOR - SLIDING - W/O HARDWARE (BATH/GALLEY) (WASHED MAPLE)
	104013-10-H17	EA DOOR - SLIDING - W/O HARDWARE (BATH/GALLEY) (WATERFORD OAK)
	104013-11-L94	EA DOOR - SLIDING - W/O HARDWARE (BATH/BEDROOM) (WASHED MAPLE)
	104013-11-J60	EA DOOR - SLIDING - W/O HARDWARE (BATH/BEDROOM) (WATERFORD OAK)
	103868-09-01A	EA TRACK - SLIDING DOOR - 64.3" - OFF WHITE
	103874-01-000	EA HANGER - SLIDING DOOR
	098410-01-01A	EA PULL - FINGER - BRASS

BATH GROUP (CONTINUED)
WARDROBE DOOR



KEY	PART NUMBER	U/M	DESCRIPTION
1	114149-16-K80	EA	DOOR - WARDROBE/MIRRORED
2	058331-C3-000	EA	MIRROR - WARDROBE DOOR - 25.6" X 74.6"
3	107390-01-000	EA	CORNER HANGER (SINGLE ROLLER W/BRACKET) (SOLD AS 1 EACH)
4	107391-01-000	EA	GUIDE - BOTTOM - BY-PASS (PAIR)
5	111575-01-01A	FT	CHANNEL - GLAZING - SWING DOOR
6	114104-06-01A	EA	STILE - DOOR - SLIDING
7	114105-08-01A	EA	TRACK - DOOR - SLIDING/LOWER
8	114106-08-01A	EA	TRACK - DOOR - SLIDING/UPPER
9	114107-07-01A	EA	RAIL - SLIDING DOOR
10	115538-03-01A	EA	JAMB - DOOR - WARDROBE/MIRRORED
11	115541-01-000	EA	SPRING - DOOR - SLIDING
12	128587-01-01A	EA	LATCH - DOOR - WARDROBE/MIRRORED
13	114104-06-01A	EA	STILE - DOOR - SLIDING

BEDROOM GROUP QUEEN CABINETS

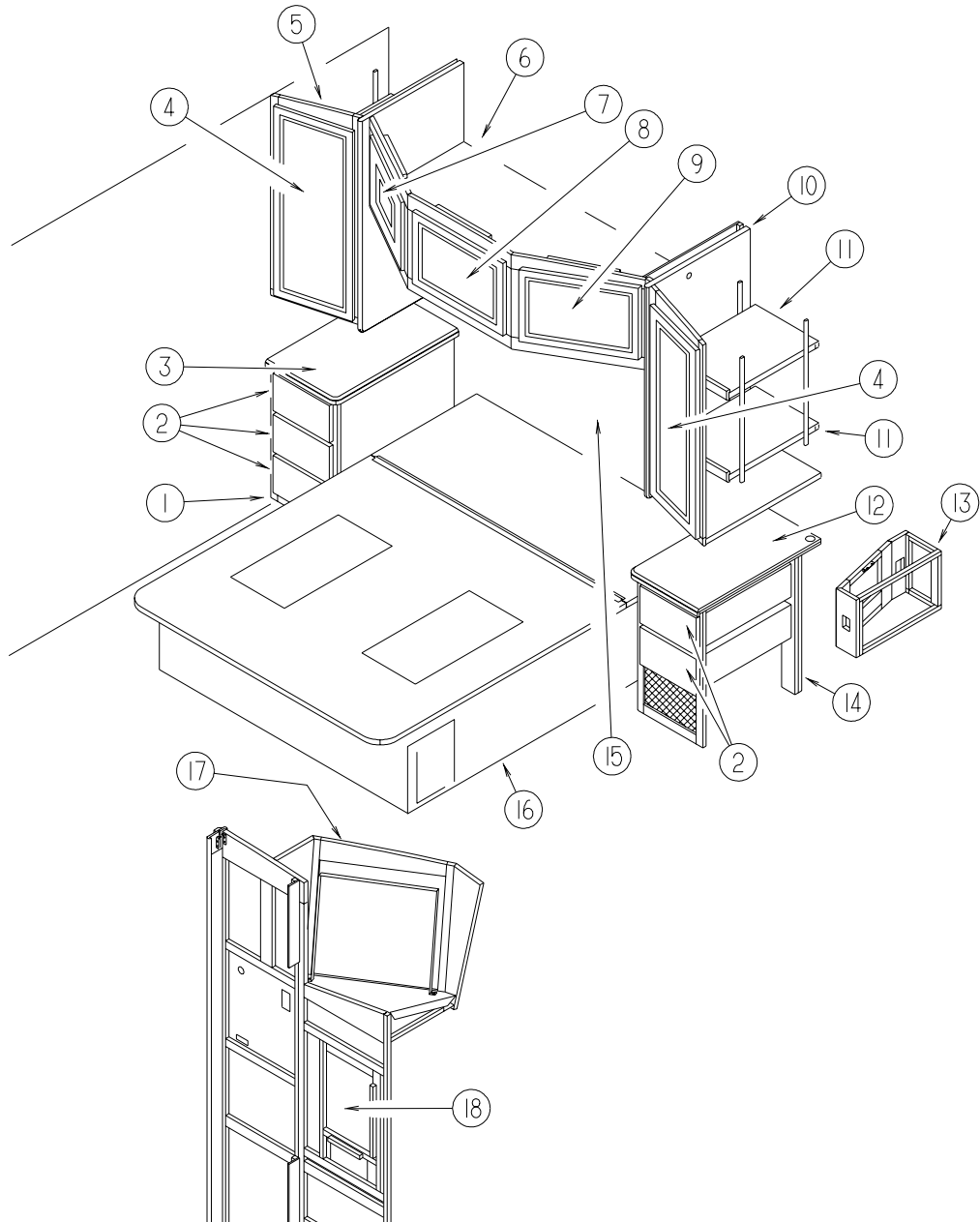


KEY	PART NUMBER	U/M	DESCRIPTION
1	129251-02-L94	EA	CABINET - NIGHTSTAND/RH - W/COUNTERTOP - W/O DRS/DWRS/HDW
1	129251-02-L95	EA	CABINET - NIGHTSTAND/RH - W/COUNTERTOP - W/O DRS/DWRS/HDW
1	129251-02-L96	EA	CABINET - NIGHTSTAND/RH - W/COUNTERTOP - W/O DRS/DWRS/HDW
1	129251-02-L97	EA	CABINET - NIGHTSTAND/RH - W/COUNTERTOP - W/O DRS/DWRS/HDW
1	129251-02-L98	EA	CABINET - NIGHTSTAND/RH - W/COUNTERTOP - W/O DRS/DWRS/HDW
1	129251-02-L99	EA	CABINET - NIGHTSTAND/RH - W/COUNTERTOP - W/O DRS/DWRS/HDW
2	P28813-21-L94	EA	DRAWER - OGEE EDGE - 10.7"W X 19.6"D - W/O SLIDES/HARDWARE (WASHED MAPLE)
2	P28813-21-L95	EA	DRAWER - OGEE EDGE - 10.7"W X 19.6"D - W/O SLIDES/HARDWARE (WATERFORD OAK)

BEDROOM GROUP (CONTINUED)
QUEEN CABINETS (CONTINUED)

KEY	PART NUMBER	U/M	DESCRIPTION
3	129251-14-L94	EA	COUNTERTOP - NIGHTSTAND (K94)
3	129251-14-L95	EA	COUNTERTOP - NIGHTSTAND (K95)
3	129251-14-L96	EA	COUNTERTOP - NIGHTSTAND (K96)
3	129251-14-L97	EA	COUNTERTOP - NIGHTSTAND (K97)
3	129251-14-K94	EA	COUNTERTOP - NIGHTSTAND (K98)
3	129251-14-L99	EA	COUNTERTOP - NIGHTSTAND (K99)
4	132006-01-L94	EA	DOOR - MIRROR/MITERED RAIL - 14.3" X 36.4" - W/O HDW (WASHED MAPLE)
4	132006-01-L95	EA	DOOR - MIRROR/MITERED RAIL - 14.3" X 36.4" - W/O HDW (WATERFORD OAK)
5	P29641-01-L90	EA	CABINET - SHIRT CLOSET/RIGHT HAND - W/O DOORS/HARDWARE (WASHED MAPLE)
5	P29641-01-L95	EA	CABINET - SHIRT CLOSET/RIGHT HAND - W/O DOORS/HARDWARE (WATERFORD OAK)
	129641-11-K90	EA	SHELF - W/PLASTIC EDGE TRIM (WASHED MAPLE)
	129641-11-L95	EA	SHELF - W/PLASTIC EDGE TRIM (WATERFORD OAK)
6	122979-02-L94	EA	CABINET - OVERHEAD/REAR QUEEN - W/O DOORS/HARDWARE (WASHED MAPLE)
6	122979-02-L95	EA	CABINET - OVERHEAD/REAR QUEEN - W/O DOORS/HARDWARE (WATERFORD OAK)
7	120035-10-L94	EA	DOOR - FABRIC WRAPPED - 14.3" X 22" - W/O HARDWARE (L94)
7	120035-10-L95	EA	DOOR - FABRIC WRAPPED - 14.3" X 22" - W/O HARDWARE (L95)
7	120035-10-L96	EA	DOOR - FABRIC WRAPPED - 14.3" X 22" - W/O HARDWARE (L96)
7	120035-10-L97	EA	DOOR - FABRIC WRAPPED - 14.3" X 22" - W/O HARDWARE (L97)
7	120035-10-K94	EA	DOOR - FABRIC WRAPPED - 14.3" X 22" - W/O HARDWARE (L98)
7	120035-10-L99	EA	DOOR - FABRIC WRAPPED - 14.3" X 22" - W/O HARDWARE (L99)
8	120035-08-L94	EA	DOOR - FABRIC WRAPPED - 14.3" X 22.8" - W/O HARDWARE (L94)
8	120035-08-L95	EA	DOOR - FABRIC WRAPPED - 14.3" X 22.8" - W/O HARDWARE (L95)
8	120035-08-L96	EA	DOOR - FABRIC WRAPPED - 14.3" X 22.8" - W/O HARDWARE (L96)
8	120035-08-L97	EA	DOOR - FABRIC WRAPPED - 14.3" X 22.8" - W/O HARDWARE (L97)
8	120035-08-K94	EA	DOOR - FABRIC WRAPPED - 14.3" X 22.8" - W/O HARDWARE (L98)
8	120035-08-L99	EA	DOOR - FABRIC WRAPPED - 14.3" X 22.8" - W/O HARDWARE (L99)
9	120035-09-L94	EA	DOOR - FABRIC WRAPPED - 14.3" X 22" - W/O HARDWARE (L94)
9	120035-09-L95	EA	DOOR - FABRIC WRAPPED - 14.3" X 22" - W/O HARDWARE (L95)
9	120035-09-L96	EA	DOOR - FABRIC WRAPPED - 14.3" X 22" - W/O HARDWARE (L96)
9	120035-09-L97	EA	DOOR - FABRIC WRAPPED - 14.3" X 22" - W/O HARDWARE (L97)
9	120035-09-K94	EA	DOOR - FABRIC WRAPPED - 14.3" X 22" - W/O HARDWARE (L98)
9	120035-09-L99	EA	DOOR - FABRIC WRAPPED - 14.3" X 22" - W/O HARDWARE (L99)
10	122981-01-L94	EA	CABINET - SHIRT CLOSET/LEFT HAND - W/O DOORS/HARDWARE (WASHED MAPLE)
10	122981-01-L95	EA	CABINET - SHIRT CLOSET/LEFT HAND - W/O DOORS/HARDWARE (WATERFORD OAK)
11	122981-11-J70	EA	SHELF - W/PLASTIC EDGE TRIM (WASHED MAPLE)
11	122981-11-L95	EA	SHELF - W/PLASTIC EDGE TRIM (WATERFORD OAK)
12	129251-18-L94	EA	COUNTERTOP - NIGHTSTAND - W/STEREO (L94)
12	129251-18-L95	EA	COUNTERTOP - NIGHTSTAND - W/STEREO (L95)
12	129251-18-L96	EA	COUNTERTOP - NIGHTSTAND - W/STEREO (L96)
12	129251-18-L97	EA	COUNTERTOP - NIGHTSTAND - W/STEREO (L97)
12	129251-18-K94	EA	COUNTERTOP - NIGHTSTAND - W/STEREO (L98)
12	129251-18-K94	EA	COUNTERTOP - NIGHTSTAND - W/STEREO (L99)
12	129251-16-L94	EA	COUNTERTOP - NIGHTSTAND - W/O STEREO (L94)
12	129251-16-L95	EA	COUNTERTOP - NIGHTSTAND - W/O STEREO (L95)
12	129251-16-L96	EA	COUNTERTOP - NIGHTSTAND - W/O STEREO (L96)
12	129251-16-L97	EA	COUNTERTOP - NIGHTSTAND - W/O STEREO (L97)
12	129251-16-K94	EA	COUNTERTOP - NIGHTSTAND - W/O STEREO (L98)
12	129251-16-L99	EA	COUNTERTOP - NIGHTSTAND - W/O STEREO (L99)
13	129530-02-KQ0	EA	CABINET - F/RADIO - W/O DOORS/HARDWARE (WASHED MAPLE) FROM: 00-00-00 THRU: 09-28-99
13	129530-01-KQ0	EA	CABINET - F/RADIO - W/O DOORS/HARDWARE (WASHED MAPLE) FROM: 09-29-99 THRU: 99-99-99
13	129530-02-L95	EA	CABINET - F/RADIO - W/O DOORS/HARDWARE (WATERFORD OAK) FROM: 00-00-00 THRU: 09-28-99
13	129530-01-L95	EA	CABINET - F/RADIO - W/O DOORS/HARDWARE (WATERFORD OAK) FROM: 09-29-99 THRU: 99-99-99

BEDROOM GROUP (CONTINUED)
QUEEN CABINETS (CONTINUED)



NIGHTSTAND LH W/STEREO

KEY	PART NUMBER	U/M	DESCRIPTION
14	129251-06-L94	EA	CABINET - NIGHTSTAND/LH - W/COUNTERTOP - W/O DRS/DWRS/HDW
14	129251-06-L95	EA	CABINET - NIGHTSTAND/LH - W/COUNTERTOP - W/O DRS/DWRS/HDW
14	129251-06-L96	EA	CABINET - NIGHTSTAND/LH - W/COUNTERTOP - W/O DRS/DWRS/HDW
14	129251-06-L97	EA	CABINET - NIGHTSTAND/LH - W/COUNTERTOP - W/O DRS/DWRS/HDW
14	129251-06-L98	EA	CABINET - NIGHTSTAND/LH - W/COUNTERTOP - W/O DRS/DWRS/HDW
14	129251-06-L99	EA	CABINET - NIGHTSTAND/LH - W/COUNTERTOP - W/O DRS/DWRS/HDW

BEDROOM GROUP (CONTINUED)

QUEEN CABINETS (CONTINUED)

NIGHTSTAND LH W/STEREO & 25,000 BTU FURNACE

KEY	PART NUMBER	U/M	DESCRIPTION
14	129251-56-L94	EA	CABINET - NIGHTSTAND/LH - W/COUNTERTOP - W/O DRS/DWRS/HDW
14	129251-56-L95	EA	CABINET - NIGHTSTAND/LH - W/COUNTERTOP - W/O DRS/DWRS/HDW
14	129251-56-L96	EA	CABINET - NIGHTSTAND/LH - W/COUNTERTOP - W/O DRS/DWRS/HDW
14	129251-56-L97	EA	CABINET - NIGHTSTAND/LH - W/COUNTERTOP - W/O DRS/DWRS/HDW
14	129251-56-L98	EA	CABINET - NIGHTSTAND/LH - W/COUNTERTOP - W/O DRS/DWRS/HDW
14	129251-56-L99	EA	CABINET - NIGHTSTAND/LH - W/COUNTERTOP - W/O DRS/DWRS/HDW

NIGHTSTAND LH W/O STEREO

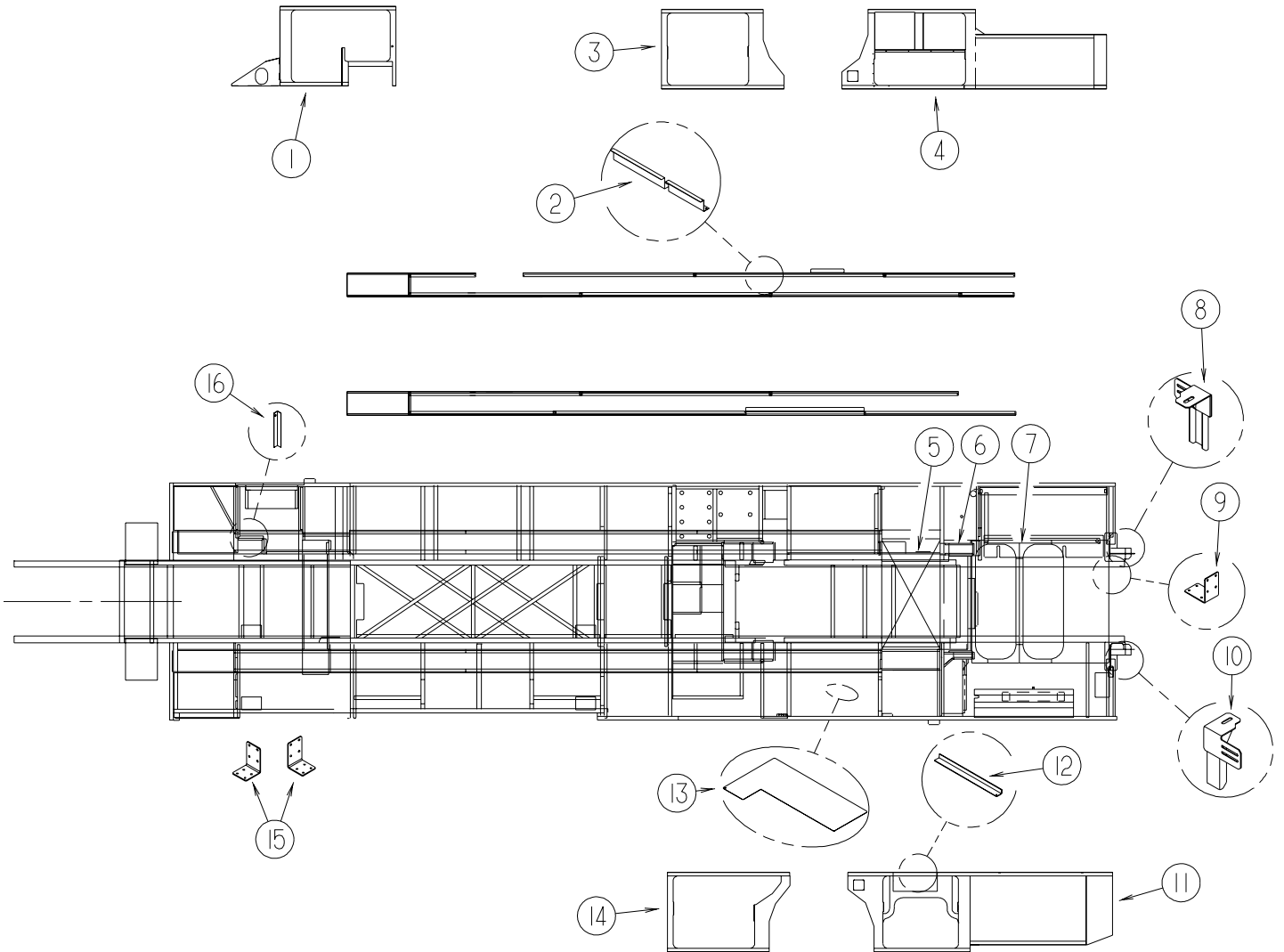
KEY	PART NUMBER	U/M	DESCRIPTION
14	129251-04-L94	EA	CABINET - NIGHTSTAND/LH - W/COUNTERTOP - W/O DRS/DWRS/HDW
14	129251-04-L95	EA	CABINET - NIGHTSTAND/LH - W/COUNTERTOP - W/O DRS/DWRS/HDW
14	129251-04-L96	EA	CABINET - NIGHTSTAND/LH - W/COUNTERTOP - W/O DRS/DWRS/HDW
14	129251-04-L97	EA	CABINET - NIGHTSTAND/LH - W/COUNTERTOP - W/O DRS/DWRS/HDW
14	129251-04-L98	EA	CABINET - NIGHTSTAND/LH - W/COUNTERTOP - W/O DRS/DWRS/HDW
14	129251-04-L99	EA	CABINET - NIGHTSTAND/LH - W/COUNTERTOP - W/O DRS/DWRS/HDW

NIGHTSTAND LH W/O STEREO, W/25,000 BTU FURNACE

KEY	PART NUMBER	U/M	DESCRIPTION
14	129251-54-L94	EA	CABINET - NIGHTSTAND/LH - W/COUNTERTOP - W/O DRS/DWRS/HDW
14	129251-54-L95	EA	CABINET - NIGHTSTAND/LH - W/COUNTERTOP - W/O DRS/DWRS/HDW
14	129251-54-L96	EA	CABINET - NIGHTSTAND/LH - W/COUNTERTOP - W/O DRS/DWRS/HDW
14	129251-54-L97	EA	CABINET - NIGHTSTAND/LH - W/COUNTERTOP - W/O DRS/DWRS/HDW
14	129251-54-L98	EA	CABINET - NIGHTSTAND/LH - W/COUNTERTOP - W/O DRS/DWRS/HDW
14	129251-54-L99	EA	CABINET - NIGHTSTAND/LH - W/COUNTERTOP - W/O DRS/DWRS/HDW
15	117059-07-L94	EA	HEADBOARD/PRINCE - 62.5" (L94,L95)
15	117059-07-L96	EA	HEADBOARD/PRINCE - 62.5" (L96,L97)
15	117059-07-L98	EA	HEADBOARD/PRINCE - 62.5" (L98,L99)
15	114785-01-FQ0	EA	MIRROR - GLASS - DECORATIVE
16	P31472-01-KQ0	EA	CABINET - BASE/QUEEN BED - W/O DOOR/DRAWER/HARDWARE (WASHED MAPLE)
16	P31472-01-L95	EA	CABINET - BASE/QUEEN BED - W/O DOOR/DRAWER/HARDWARE (WATERFORD OAK)
	057460-04-000	EA	SPRING - GAS - BALL STUD STYLE - 120 PI - "SPD6209"
	089025-01-000	EA	SUPPORT - SPRING TO BED - ANGLE 1.5" X 11.8"
17	131379-01-KQ0	EA	TRIM - TV (WASHED MAPLE)
17	131379-01-L95	EA	TRIM - TV (WATERFORD OAK)
	131453-01-02B	EA	BRACKET - TIEDOWN/TV - E-COATED
			FROM: 00-00-00 THRU: 06-27-99
	131453-02-02B	EA	BRACKET - TIEDOWN/TV - E-COATED
			FROM: 06-28-99 THRU: 99-99-99
	123655-01-000	FT	SEAL - CLOSED CELL/FOAM
18	131995-B0-L94	EA	DOOR - RAIL/SOLID PANEL - 14.3" X 26.7" - W/O HARDWARE (WASHED MAPLE)
18	131995-B0-L95	EA	DOOR - RAIL/SOLID PANEL - 14.3" X 26.7" - W/O HARDWARE (WATERFORD OAK)
	112515-02-09A	EA	PICTURE - DECORATIVE - BOWL W/MAGNOLIA - 16" X 20"

CHASSIS GROUP

FRAME



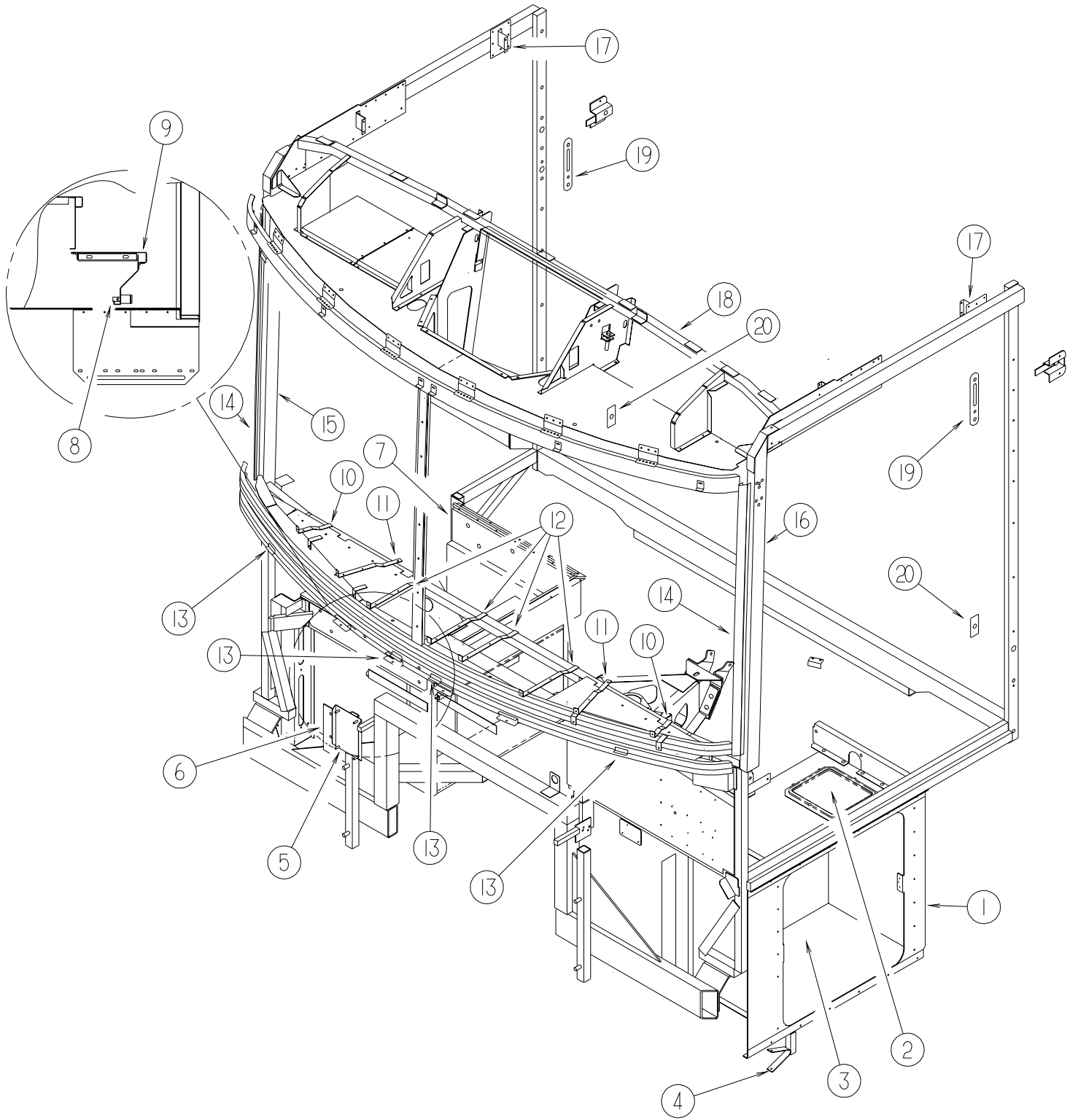
CHASSIS GROUP (CONTINUED)

FRAME (CONTINUED)

KEY	PART NUMBER	U/M	DESCRIPTION
1	129867-01-02B	EA	SEAL PLANE - ENTRY/CENTER/RIGHT HAND - E-COATED
2	134070-01-02B	EA	CHANNEL - HEAT RUN - E-COATED
2	134070-02-02B	EA	CHANNEL - HEAT RUN - E-COATED
2	134070-03-02B	EA	CHANNEL - HEAT RUN - E-COATED
2	134070-04-02B	EA	CHANNEL - HEAT RUN - E-COATED
3	129868-01-02B	EA	SEAL PLANE - BATTERY/RIGHT HAND - E-COATED
4	129869-02-02B	EA	SEAL PLANE - REAR/RIGHT HAND - E-COATED
5	134857-01-02B	EA	PANEL - FILLER - E-COATED
6	132380-01-02B	EA	DUCT - RIGHT HAND/REAR - E-COATED
7	134341-01-02B	EA	COMPARTMENT - ENGINE - E-COATED
8	131328-03-02B	EA	SUPPORT - REAR RISER - E-COATED
9	131347-02-02B	EA	BRACKET - FUEL/WATER SEPARATOR
10	131328-04-02B	EA	SUPPORT - REAR RISER - E-COATED
11	129871-03-02B	EA	SEAL PLANE - LEFT HAND REAR - E-COATED
12	134196-01-02B	EA	ANGLE - FORMED - E-COATED
13	134581-01-02B	EA	PLATE - WHEEL COVER - E-COATED
14	129870-01-02B	EA	SEAL PLANE - DRAIN/LEFT HAND - E-COATED
15	128087-01-02B	EA	BRACKET - MOUNTING - LP TANK
16	127635-07-02B	EA	ANGLE - FORMED - W/HOLES - E-COATED
	130381-03-02B	EA	BRACE - MUDFLAP - E-COATED
	130381-02-02B	EA	BRACE - MUDFLAP - E-COAT
	113574-05-02B	EA	BRACKET - A/C CONDENSER - SIDE - E-COATED
			FROM: 11-18-99 THRU: 99-99-99
	127635-07-02B	EA	ANGLE - FORMED - W/HOLES - E-COATED
			FROM: 10-23-99 THRU: 99-99-99
	128393-17-02B	EA	SEAL PLANE - E-COATED
	128393-18-02B	EA	SEAL PLANE - E-COATED
	134854-01-02B	EA	PANEL - CLOSEOUT- A/C - E-COATED
			FROM: 11-18-99 THRU: 99-99-99
	129502-01-02B	EA	STEP - ENTRY DOOR
			FROM: 00-00-00 THRU: 05-31-99
	131519-02-L94	EA	STEP - FOLD UP/ENTRY DOOR
			FROM: 06-01-99 THRU: 99-99-99
	129753-01-01A	EA	HINGE - SPRING LOADED - 19" X 19" - BLACK
	131539-02-02B	EA	SUPPORT - STEP/FOLD UP - E-COATED
	132987-01-02B	EA	STEP - ENTRY DOOR - E-COATED
			FROM: 06-01-99 THRU: 99-99-99
	076310-06-000	EA	RUBBER SHEET - 6" X 29.5"
	113832-02-01A	EA	SLIDE - BATTERY TRAY - HEAVY DUTY
	113832-03-01A	EA	SLIDE - BATTERY TRAY
	123362-02-000	EA	ELBOW - AIR INTAKE - RUBBER - 90 DEGREE 6" ID
	123362-03-000	EA	ELBOW - RUBBER - 68 DEGREE 6" ID
			FROM: 01-07-99 THRU: 99-99-99
	072877-03-000	EA	INSULATION - SOUND BARRIER - 1" X 36" X 57" - ADH BACK
	134340-01-02B	EA	COVER - ENGINE - E-COATED
			FROM: 09-08-99 THRU: 99-99-99

CHASSIS GROUP (CONTINUED)

FRONT END



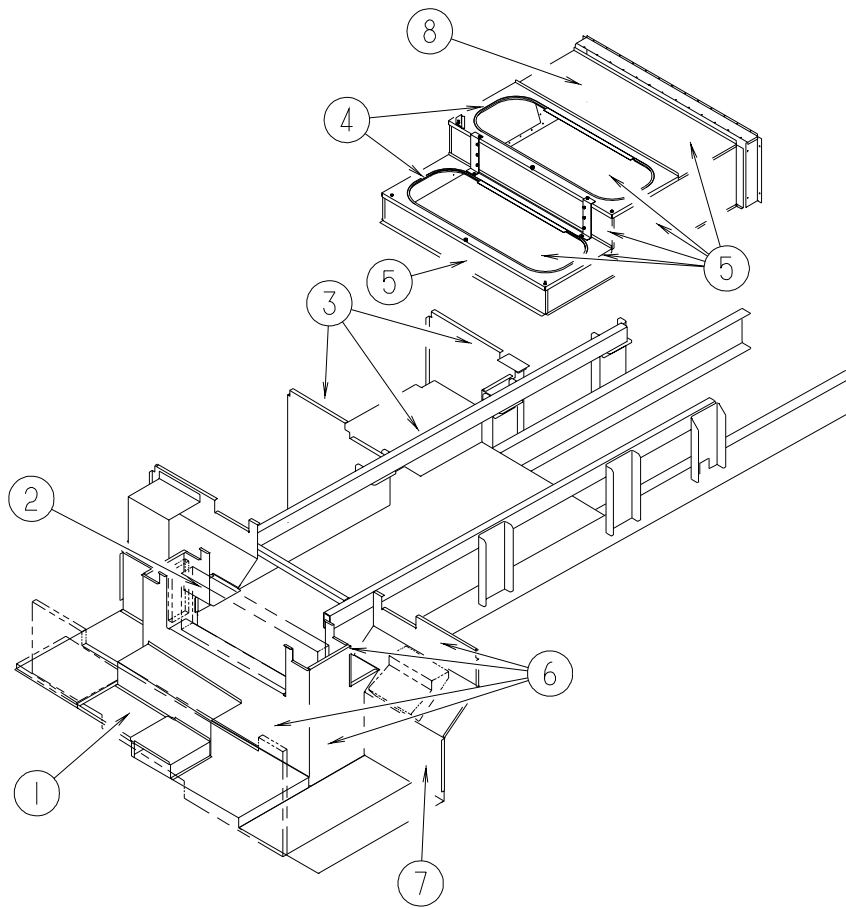
CHASSIS GROUP (CONTINUED)

FRONT END (CONTINUED)

KEY	PART NUMBER	U/M	DESCRIPTION
1	129991-01-02B	EA	SEAL PLANE - FRONT - LH - E-COATED
2	123767-01-02B	EA	CAP/COMPARTMENT - E-COATED
3	123764-02-02B	EA	COMPARTMENT/LUGGAGE - E-COATED
4	115023-01-000	EA	ISOLATOR - RUBBER
5	119656-02-02B	EA	BRACKET ASM-RESERVOIR,WA,ECT
6	115024-01-01B	EA	BRACKET - TANK - AIR HORN
7	132987-01-02B	EA	STEP - ENTRY DOOR - E-COATED
8	120863-08-000	EA	BUMPER - RUBBER - W/INSERT
9	131519-02-L94	EA	STEP - FOLD UP/ENTRY DOOR
10	104797-05-000	EA	BRACKET-DEFROSTER
11	104797-04-000	EA	BRACKET-DEFROSTER
12	104797-03-000	EA	BRACKET-DEFROSTER
13	076364-57-000	EA	ANGLE - FORMED
14	121269-13-01B	EA	FRAME-WINDSHIELD,A PILLAR,ML
15	129420-02-01B	EA	TUBE-MITERED,A PILLAR,MILL
16	129420-01-01B	EA	TUBE-MITERED,A PILLAR,MILL
17	104409-01-000	EA	PLATE-MOUNT,SIDEWALL
18	130043-01-01B	EA	SUPPORT - CABINET/TV - FRONT
19	127461-02-01B	EA	PLATE - ANCHOR - SEAT BELT
20	133576-02-01B	EA	PLATE - ANCHOR - SEATBELT - LOWER - MILL

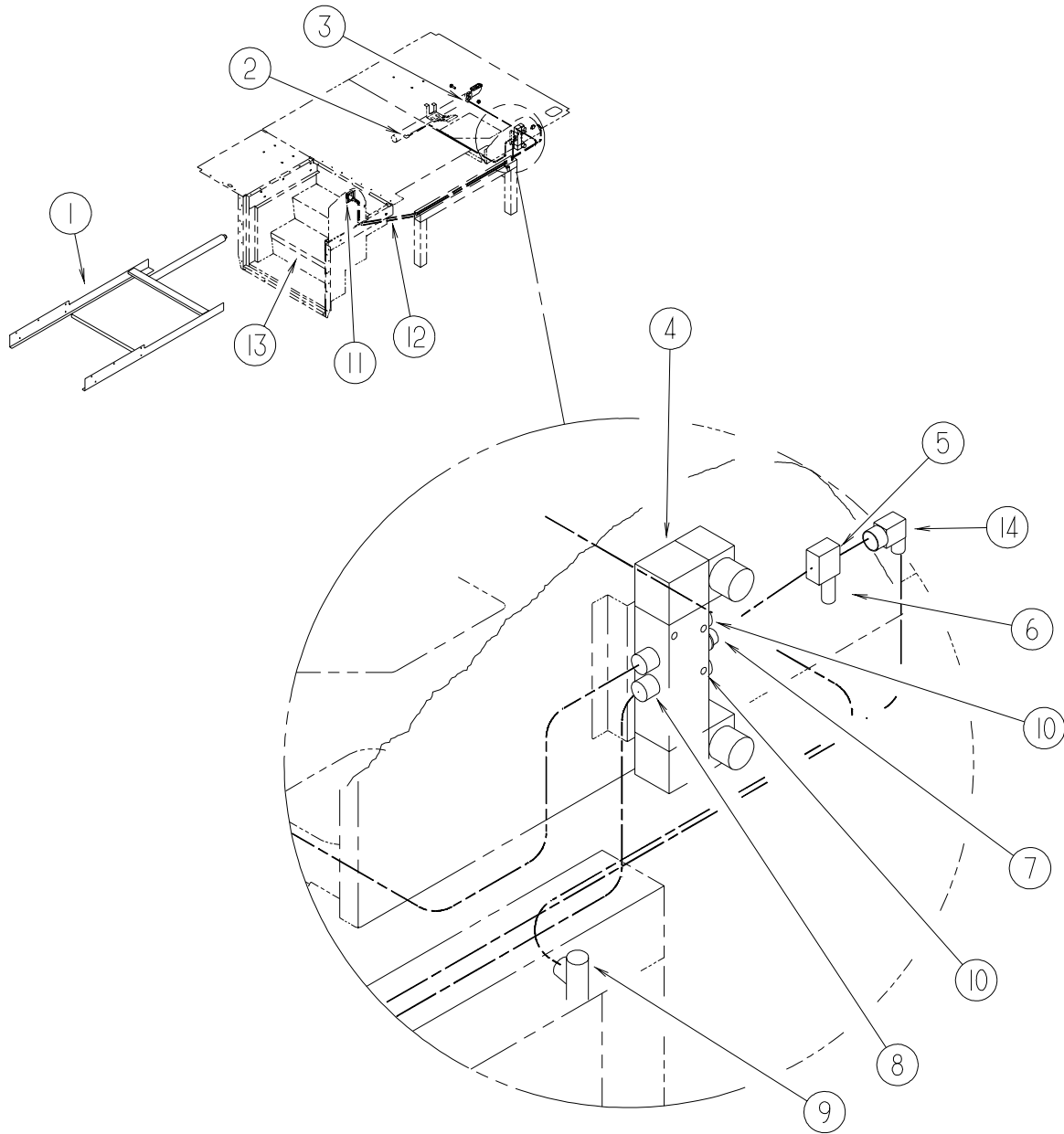
CHASSIS GROUP (CONTINUED)

INSULATION



KEY	PART NUMBER	U/M	DESCRIPTION
1	100619-01-000	BF	FOAM - EXPANDED POLYSTYRENE - 1.34" X 48" X 96"
2	100619-11-000	BF	FOAM - EXPANDED POLYSTYRENE - 2" X 48" X 96"
3	105290-01-000	SF	INSULATION - AIR POCKET W/FOIL
4	039623-01-000	FT	SEAL - MOTOR COVER - RUBBER BULB TYPE
5	072877-03-000	EA	INSULATION - SOUND BARRIER - 1" X 36" X 57" - ADH BACK
6	100619-04-000	BF	FOAM - EXPANDED POLYSTYRENE - .5" X 48" X 96"
7	100619-13-000	BF	FOAM - EXPANDED POLYSTYRENE - .34" X 34.65" X 96"
8	134341-01-02B	EA	COMPARTMENT - ENGINE - E-COATED

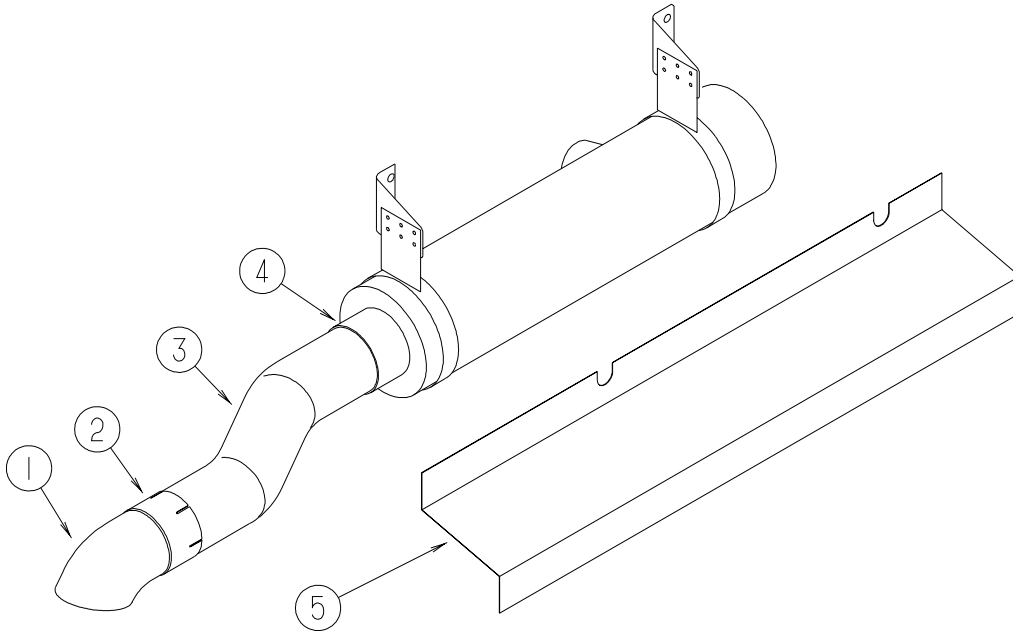
CHASSIS GROUP (CONTINUED)
STEP WELL COVER



KEY	PART NUMBER	U/M	DESCRIPTION
1	131281-01-000	EA	STEP COVER - SLIDING - APPROX 2 1/8" STEP W/AIR CYLINDER
2	071387-07-000	EA	ELBOW - MALE - BRAKE TUBE - 1/4" X 1/8"
3	071386-06-000	EA	CONNECTOR - MALE - 1/4 TUBE X 1/4
4	124625-01-000	EA	VALVE - AIR - DOUBLE SOLENOID
5	124382-01-000	EA	REGULATOR - AIR/MINIATURE
6	086241-02-000	EA	VALVE - AIR - 1/8" MPT - TANK
7	124625-04-000	EA	FITTING - STRAIGHT REDUCER
8	124625-05-000	EA	FITTING - ELBOW REDUCER
9	071386-06-000	EA	CONNECTOR - MALE - 1/4 TUBE X 1/4
10	124625-03-000	EA	SILENCERS - AIR VALVE
11	124628-01-000	EA	VALVE - AIR - OVERRIDE - 3-WAY
11	124628-02-000	EA	KNOB - F/MANUAL OVERRIDE VALVE
11	124039-01-01A	EA	APPLIQUE - MANUAL VALVE
12	071390-04-000	FT	TUBING - AIR BRAKE - 1/4" OD-BLK WEATHERHEAD(BRKS & HORN)
13	132987-01-02B	EA	STEP - ENTRY DOOR - E-COATED
14	071387-05-000	EA	ELBOW - MALE - BRAKE TUBE - 1/4 X 1/4

CHASSIS GROUP (CONTINUED)

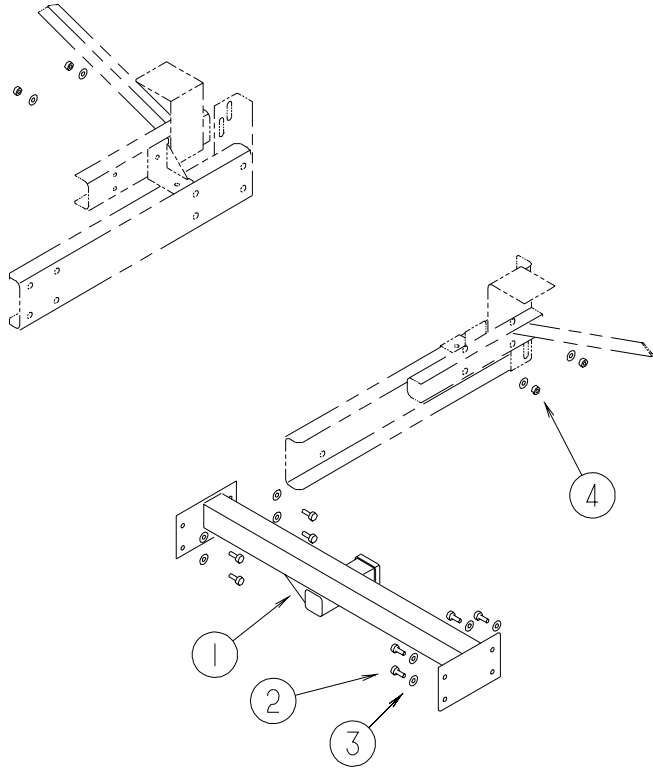
EXHAUST



KEY	PART NUMBER	U/M DESCRIPTION
1	116425-02-000	EA EXTENSION - EXHAUST - CHROMED - 5"
2	094918-08-000	EA CLAMP - EXHAUST - 5"
3	114869-05-000	EA PIPE - EXHAUST - 5"OD X 38"
4	094918-05-000	EA CLAMP - EXHAUST - 4 7/16" - GUILLOTINE STYLE
5	128461-02-02B	EA SHIELD - MUFFLER - E-COATED

CHASSIS GROUP (CONTINUED)

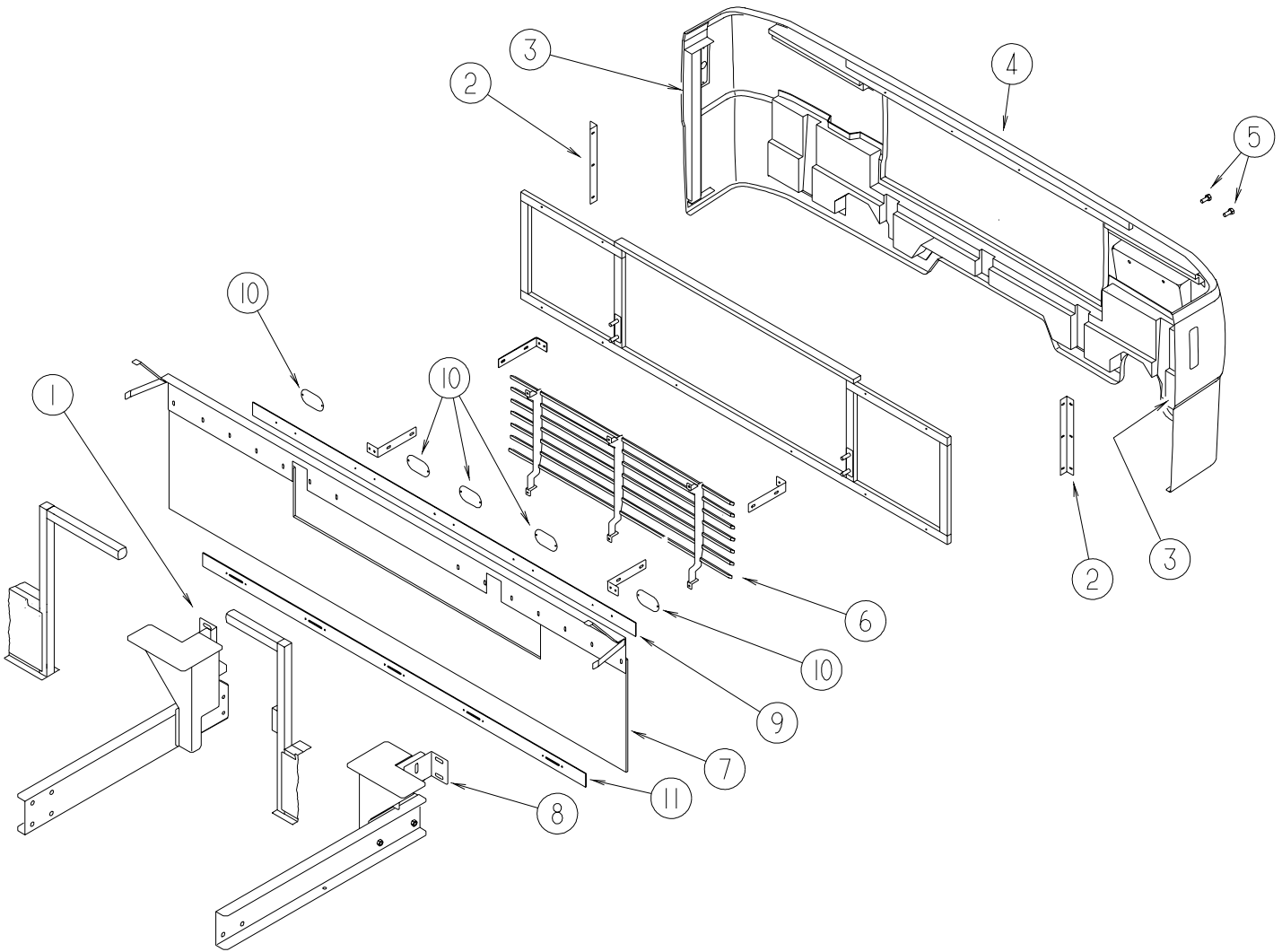
HITCH



KEY	PART NUMBER	U/M	DESCRIPTION
1	130339-03-000	EA	HITCH RECEIVER - BOLT ON CLASS III
2	000C26-08-24B	EA	BOLT - HEX - SERRATED FLANGE - 1/2-13 X 1 1/2 - ZINC
3	000E13-21-00B	EA	WASHER - FLAT - 1/2 NARROW - ZINC
4	000D39-08-00B	EA	NUT - HEX - LOCKING W/SERRATED FLANGE - 1/2-13 - ZINC
	113589-02-000	EA	CONNECTOR - SOCKET - TRAILER
	034512-01-000	EA	PIN - LOCKING - DRAWBAR
	034513-01-000	EA	PIN - HITCH - 3/16" WIRE

CHASSIS GROUP (CONTINUED)

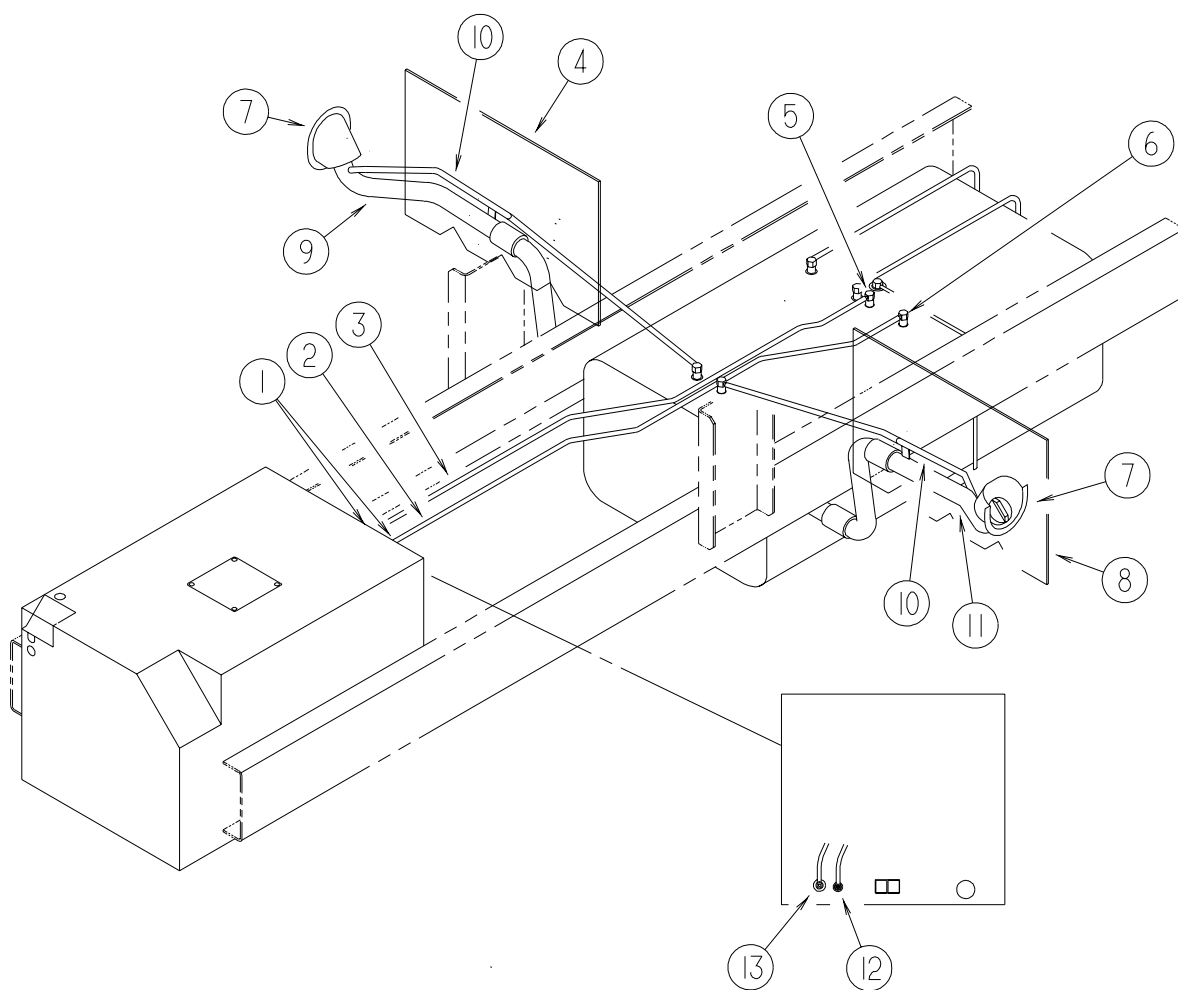
REAR BUMPER



KEY	PART NUMBER	U/M	DESCRIPTION
1	107524-04-000	EA	ANGLE - BUMPER - INNER/RIGHT & LEFT HAND
2	113041-03-02B	EA	ANGLE - BUMPER MOUNT
3	124837-05-01A	EA	SUPPORT - BUMPER - REAR/PASSENGER - BLACK
3	124837-06-01A	EA	SUPPORT - BUMPER - REAR/DRIVER - BLACK
4	P29397-01-K90	EA	PANEL - BUMPER/REAR
5	087234-01-000	EA	NUT - JACK - 1/4 X 20 THD - MOLLY
6	129377-01-KQ0	EA	GRILLE - BUMPER/REAR
7*	130464-02-01A	EA	MUD FLAP - REAR - RADIATOR REAR
8	107524-04-000	EA	ANGLE - BUMPER - INNER/RIGHT & LEFT HAND
9	130464-03-01A	EA	TRIM & FASTENER PKG - REAR MUD FLAP
10	130464-04-01A	EA	REFLECTOR PACKAGE - REAR MUDFLAP - 5 REFLECTORS
11	135067-01-02B	EA	ANGLE - MUDFLAP - E-COATED

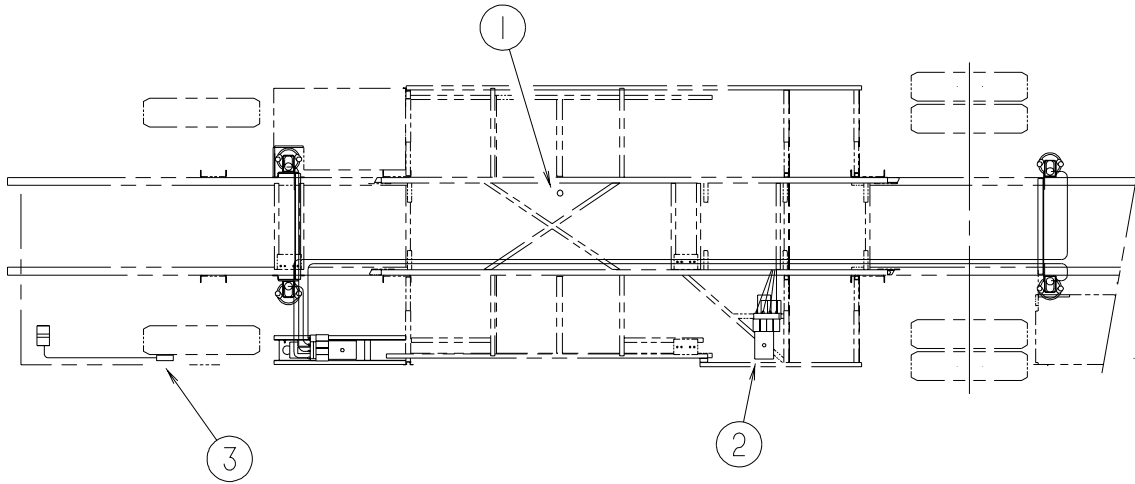
*COMPONENT PARTS FOUND IN SERVICE PARTS LIBRARY

CHASSIS GROUP (CONTINUED) FUEL



KEY	PART NUMBER	U/M	DESCRIPTION
1	010497-03-000	EA	CLAMP - CLOSED - 1" ID - CUSHIONED
2	024138-01-000	FT	HOSE - FUEL - 5/16" ID
2	062401-06-000	EA	CLAMP - HOSE - WORMGEAR - .22" - .62" ID
3	128139-03-000	FT	HOSE - FUEL - LOW PERMEABILITY - 1/4" DIAMETER
3	062401-06-000	EA	CLAMP - HOSE - WORMGEAR - .22" - .62" ID
4	118726-04-000	EA	BAFFLE - FUEL FILL - RIGHT HAND
5	114253-01-000	EA	ELBOW - 1/4 SINGLE BARB X 1/8 MPT
5	068382-06-000	EA	BUSHING - BRASS - 3/8"MPT X 1/8"FPT
6	114253-02-000	EA	ELBOW - 5/16 SINGLE BARB X 1/4 MPT
7	128299-01-01A	EA	SHROUD - FUEL FILL
8	118726-03-000	EA	BAFFLE - FUEL FILL - LEFT HAND
9	132108-02-000	EA	NECK ASSEMBLY - FUEL FILL/PASSENGER
10	066732-01-000	FT	HOSE - FUEL - .62"ID
10	062401-02-000	EA	CLAMP - HOSE - WORMGEAR - 1.56" - 2.5"
11	132108-01-000	EA	NECK ASSEMBLY - FUEL FILL/DRIVER
12	114254-01-000	EA	ADAPTER - 1/4 BARB X 1/8 MPT
12	062401-06-000	EA	CLAMP - HOSE - WORMGEAR - .22" - .62" ID
13	114254-02-000	EA	ADAPTER - 5/16 SINGLE BARB X 1/8 MPT
13	062401-06-000	EA	CLAMP - HOSE - WORMGEAR - .22" - .62" ID

CHASSIS GROUP (CONTINUED)
HYDRAULIC LEVELING



KEY	PART NUMBER	U/M	DESCRIPTION
1	117183-01-02B	EA	COVER - SENSOR - LEVELING
2*	131306-09-000	EA	LEVELING SYSTEM - OPERATES SLIDEOUT ROOM W/O JACKS DOWN
	128509-01-02B	EA	BRACKET - PUMP
3*	107889-03-000	EA	PANEL - CONTROL - TOUCH - AIR DUMP
	071387-05-000	EA	ELBOW - MALE - BRAKE TUBE - 1/4 X 1/4
	071387-04-000	EA	ELBOW - MALE - BRAKE TUBE 3/8 X 1/4
	086241-01-000	EA	VALVE - AIR - 1/4 MPT X TIRE STEM
	100532-09-702	EA	CABLE-MODULAR 5 - RAP1020
	100536-44-000	EA	HOSE KIT - SLIDEOUT
*	100536-39-000	EA	HOSE KIT - LEVELING JACKS
	128411-02-02B	EA	BRACKET - JACK - E-COATED
	100536-45-000	EA	HOSE KIT - LEVELING JACKS

***COMPONENT PARTS FOUND IN SERVICE PARTS LIBRARY**

WHEELS, TIRE, COVERS &/OR LINERS

WHEELS

KEY	PART NUMBER	U/M	DESCRIPTION
	133428-01-000	EA	WHEEL - ALUMINUM - 22.5" X 7.5" - POLISHED OUTSIDE
	133428-02-000	EA	WHEEL - ALUMINUM - 22.5" X 7.5" - POLISHED/INSIDE
	129058-10-000	EA	COVER - NUT - 10 BOLT - 33 HEX (FRONT 2 WHEELS)
	129058-11-000	EA	COVER - NUT - 10 BOLT - 33 HEX (REAR OUTSIDE 2 WHEELS)
	129058-12-000	EA	COVER - AXLE - 10B REAR W/O FLANGE
	129058-13-000	EA	COVER - AXLE - 10B FRONT
	077030-02-000	EA	EXTENSION - VALVE STEM - 1.25"
	077030-07-000	EA	EXTENSION - VALVE STEM - 5.9" LONG

LUG WRENCH & BAR

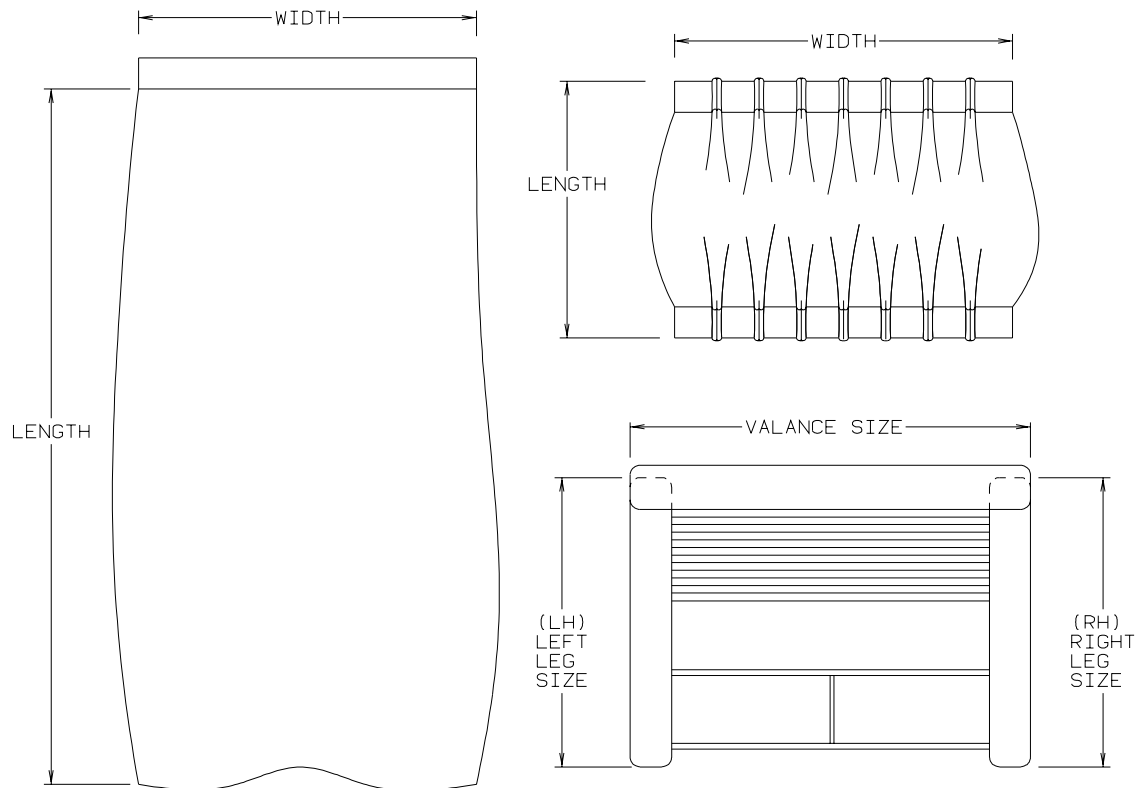
KEY	PART NUMBER	U/M	DESCRIPTION
	080208-04-000	EA	LUG WRENCH - 1 3/16" - OSHKOSH/SPARTAN
	080208-05-000	EA	BAR - LEVERAGE - LUG WRENCH - .75"DIA. - OSHKOSH/SPARTAN

CURTAIN & CUSHION GROUP

NOTICE

IN ORDER TO ASSIST OUR PARTS SALES DEPT. IN PROVIDING INTERIOR SOFTWARE ITEMS, PLEASE INCLUDE THE SERIAL NUMBER AND THE COLOR CODE NUMBER FROM THE VEHICLE CERTIFICATION LABEL WHEN ORDERING. THIS LABEL IS LOCATED ON THE LEFT SIDEWALL AT THE END OF THE DASH (A-BODY), OR ON THE DRIVER'S DOOR LATCH PLATE (C-BODY).

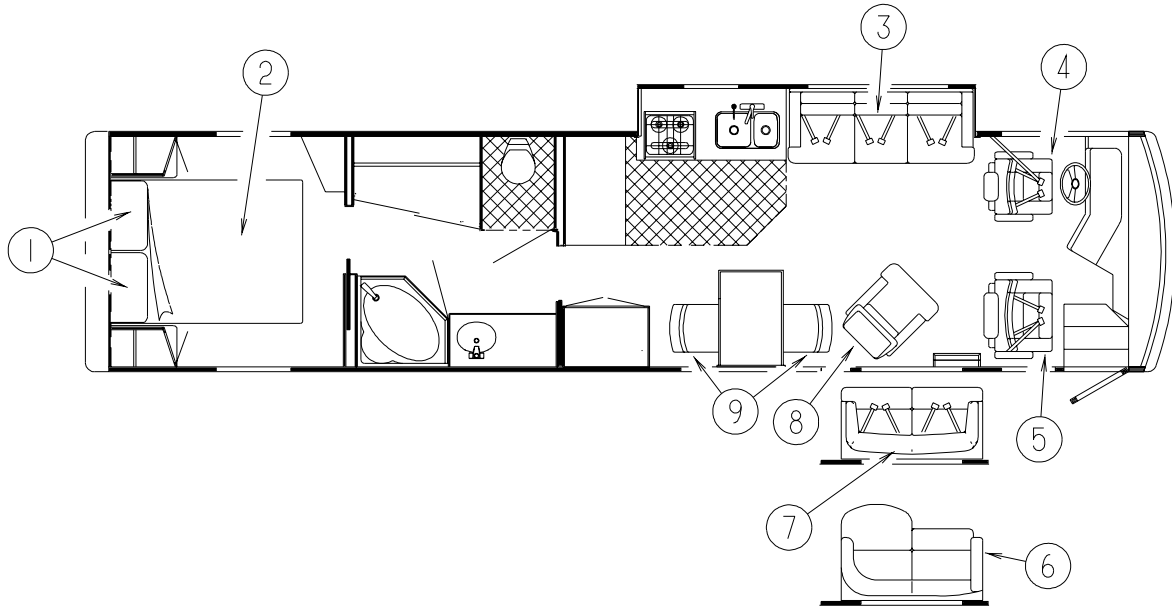
AN EXAMPLE OF A COLOR CODE NUMBER IS B07, WHICH DESIGNATES AN OVERALL COLOR SCHEME OF A PARTICULAR UNIT. THE COLOR LISTED AFTER THE ITEM DESCRIPTION ON THE MICROFICHE, INDICATES THE OVERALL UNIT COLOR. ORDER THE ITEM YOU DESIRE ACCORDING TO UNIT COLOR CODE. IF ALL COLORS USE THE SAME ITEM NO COLOR CODE WILL BE NOTED.



NOTE: USE THIS ILLUSTRATION WHEN DETERMINING LENGTH AND WIDTH MEASUREMENTS FOR CURTAINS. YOU WILL NOTE THE WIDTH MEASUREMENT IS TAKEN ON THE TOP OF THE CURTAIN WITH THE CURTAIN FULLY EXTENDED. THE LENGTH MEASUREMENT IS TAKEN FROM TOP TO BOTTOM. LEFT AND RIGHT WINDOW LEGS ARE DETERMINED WHEN FACING THE WINDOW.

CURTAIN & CUSHION GROUP (CONTINUED)

CUSHION LAYOUT



QUEEN BED

KEY	PART NUMBER	U/M	DESCRIPTION
1	132338-06-L94	EA	PILLOW - 12" X 24" (L94,L95)
1	132338-06-L96	EA	PILLOW - 12" X 24" (L96,L97)
1	132338-06-L98	EA	PILLOW - 12" X 24" (L98,L99)
1	104565-20-L94	EA	PILLOW SHAM - 20" X 33" (L94,L95)
1	104565-20-L96	EA	PILLOW SHAM - 20" X 33" (L96,L97)
1	104565-20-L98	EA	PILLOW SHAM - 20" X 33" (L98,L99)
2	123015-07-000	EA	MATTRESS - INNERSPRING - 60" X 79.5"
2	109149-19-L94	EA	SKIRT/BEDSPREAD - QUEEN - 15.5" X 69.5" (L94,L95)
2	109149-19-L96	EA	SKIRT/BEDSPREAD - QUEEN - 15.5" X 69.5" (L96,L97)
2	109149-19-L98	EA	SKIRT/BEDSPREAD - QUEEN - 15.5" X 69.5" (L98,L99)
2	132336-03-L94	EA	BEDSPREAD/CAP - 60" X 80" (L94,L95)
2	132336-03-L96	EA	BEDSPREAD/CAP - 60" X 80" (L96,L97)
2	132336-03-L98	EA	BEDSPREAD/CAP - 60" X 80" (L98,L99)

DRIVERS SIDE SOFA

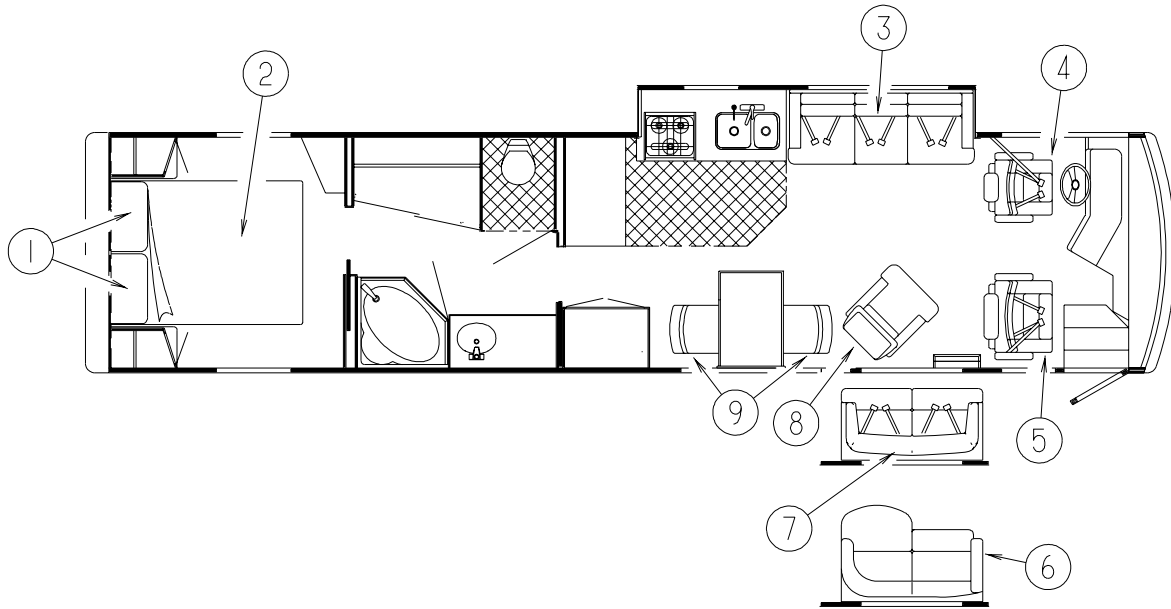
KEY	PART NUMBER	U/M	DESCRIPTION
3	132619-02-000	EA	SOFA - SLEEPER - W/FIXED ARMS (L94,L95)
3	132619-03-000	EA	SOFA - SLEEPER - W/FIXED ARMS (L96,L97)
3	132619-04-000	EA	SOFA - SLEEPER - W/FIXED ARMS (L98,L99)
3	132620-01-000	EA	SOFA - SLEEPER - LEATHER
	132338-05-L94	EA	PILLOW - 12" X 24" (L94,L95)
	132338-05-L96	EA	PILLOW - 12" X 24" (L96,L97)
	132338-05-L98	EA	PILLOW - 12" X 24" (L98,L99)
	116104-04-02B	EA	BRACKET - ZEE W/HOLES - 3.2"

DRIVERS & PASSENGER BUCKET SEAT

KEY	PART NUMBER	U/M	DESCRIPTION
4	132582-03-000	EA	SEAT - BUCKET W/SKIRT - DRIVER - 6 WAY POWER W/LUMBAR (L94,L95)
4	132582-04-000	EA	SEAT - BUCKET W/SKIRT - DRIVER - 6 WAY POWER W/LUMBAR (L96,L97)
4	132582-05-000	EA	SEAT - BUCKET W/SKIRT - DRIVER - 6 WAY POWER W/LUMBAR (L98,L99)
4	132582-01-000	EA	SEAT - BUCKET W/SKIRT - DRIVER - 6 WAY POWER - LEATHER
5	132582-06-000	EA	SEAT - BUCKET W/SKIRT - PASSENGER W/LUMBAR (L94,L95)
5	132582-07-000	EA	SEAT - BUCKET W/SKIRT - PASSENGER (L96,L97)
5	132582-08-000	EA	SEAT - BUCKET W/SKIRT - PASSENGER (L98,L99)
5	132582-02-000	EA	SEAT - BUCKET W/SKIRT - PASSENGER - 6 WAY POWER W/LUMBAR - LEATHER

CURTAIN & CUSHION GROUP (CONTINUED)

CUSHION LAYOUT (CONTINUED)



“J” LOVE SEAT

KEY	PART NUMBER	U/M	DESCRIPTION
6	133600-01-000	EA	SOFA - LOVE SEAT

PASSENGER SIDE SOFA

KEY	PART NUMBER	U/M	DESCRIPTION
7	132642-11-000	EA	SOFA (L94,L95)
7	132642-12-000	EA	SOFA (L96,L97)
7	132642-13-000	EA	SOFA (L98,L99)
7	132642-10-000	EA	SOFA - LEATHER
	132642-99-000	EA	DRAWER/FLOOR MOUNT - 66" SOFA
	132319-12-L94	EA	PILLOW - 17" X 17" (L94,L95)
	132319-12-L96	EA	PILLOW - 17" X 17" (L96,L97)
	132319-12-L98	EA	PILLOW - 17" X 17" (L98,L99)

LOUNGE CHAIR

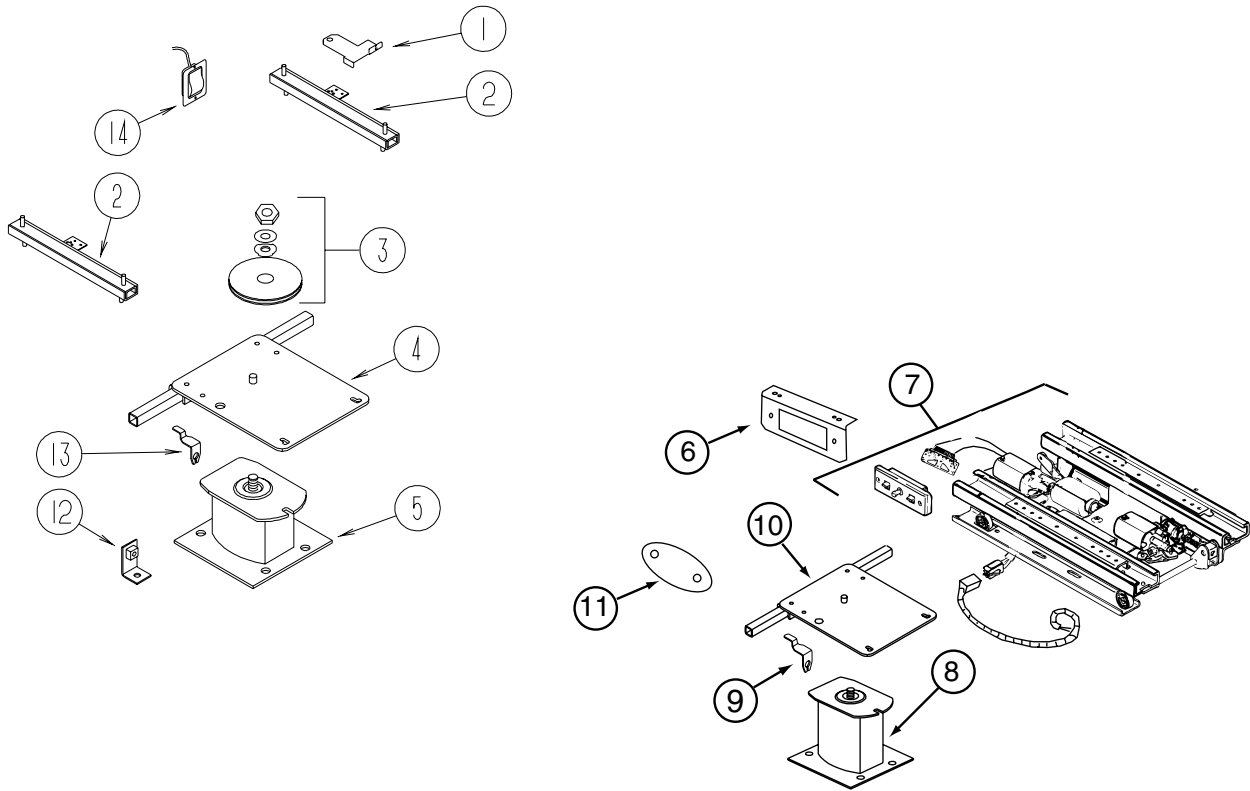
KEY	PART NUMBER	U/M	DESCRIPTION
8	132611-02-000	EA	CHAIR - RECLINER (L94,L95)
8	132611-03-000	EA	CHAIR - RECLINER (L96,L97)
8	132611-04-000	EA	CHAIR - RECLINER (L98,L99)
8	132611-01-000	EA	CHAIR - RECLINER - LEATHER

DINETTE CHAIRS

KEY	PART NUMBER	U/M	DESCRIPTION
9	132573-13-000	EA	CHAIR - DINETTE - WASHED MAPLE (L94)
	132938-01-000	EA	CHAIR - DINETTE/FOLDING - WASHED MAPLE (L94)
9	132573-16-000	EA	CHAIR - DINETTE - WATERFORD OAK (L95)
	132938-04-000	EA	CHAIR - DINETTE/FOLDING - WATERFORD OAK (L95)
9	132573-14-000	EA	CHAIR - DINETTE - WASHED MAPLE (L96)
	132938-02-000	EA	CHAIR - DINETTE/FOLDING - WASHED MAPLE (L96)
9	132573-17-000	EA	CHAIR - DINETTE - WATERFORD OAK (L97)
	132938-05-000	EA	CHAIR - DINETTE/FOLDING - WATERFORD OAK (L97)
9	132573-15-000	EA	CHAIR - DINETTE - WASHED MAPLE (L98)
	132938-03-000	EA	CHAIR - DINETTE/FOLDING - WASHED MAPLE (L98)
9	132573-18-000	EA	CHAIR - DINETTE - WATERFORD OAK (L99)
	132938-06-000	EA	CHAIR - DINETTE/FOLDING - WATERFORD OAK (L99)

CURTAIN & CUSHION GROUP (CONTINUED)

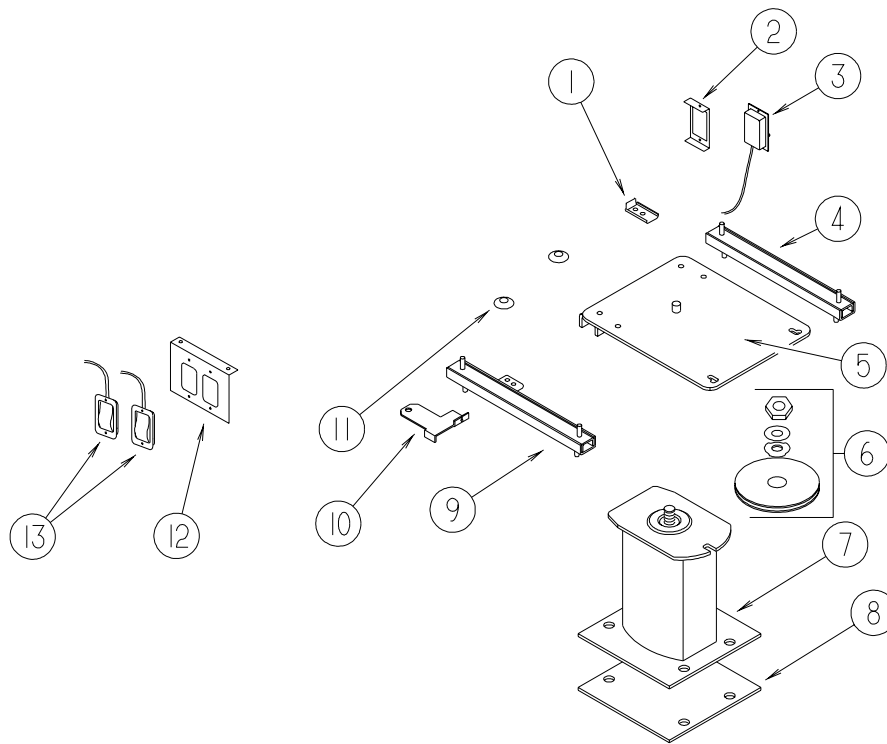
BUCKET SEAT



KEY	PART NUMBER	U/M	DESCRIPTION
	132582-03-000	EA	SEAT - BUCKET W/SKIRT - DRIVER - 6 WAY POWER W/LUMBAR (L94,L95)
	132582-04-000	EA	SEAT - BUCKET W/SKIRT - DRIVER - 6 WAY POWER W/LUMBAR (L96,L97)
	132582-05-000	EA	SEAT - BUCKET W/SKIRT - DRIVER - 6 WAY POWER W/LUMBAR (L98,L99)
	132582-01-000	EA	SEAT - BUCKET W/SKIRT - DRIVER - 6 WAY POWER - LEATHER
	132582-06-000	EA	SEAT - BUCKET W/SKIRT - PASSENGER W/LUMBAR (L94,L95)
	132582-07-000	EA	SEAT - BUCKET W/SKIRT - PASSENGER (L96,L97)
	132582-08-000	EA	SEAT - BUCKET W/SKIRT - PASSENGER (L98,L99)
	132582-02-000	EA	SEAT - BUCKET W/SKIRT - PASSENGER - 6 WAY POWER W/LUMBAR - LEATHER
1	117125-01-02B	EA	BRACKET - CABLE MOUNT - ADJUSTER W/LOCK
2	119952-04-000	EA	SLIDE/SEAT - HEAVY DUTY LOCKING - 4 STUDS
3	107921-06-000	EA	BEARING KIT - PEDESTAL
4	133408-02-000	EA	TOP PLATE - SINGLE SIDE BELT
5	133408-01-000	EA	PEDESTAL ASM-SEAT 9-3/4 IN - FLEXSTEEL 3560 LB
			FROM: 00-00-00 THRU: 05-19-99
5	133408-05-000	EA	PEDESTAL - PASSENGER SEAT - 5.75"
			FROM: 05-20-99 THRU: 99-99-99
6	128699-01-02B	EA	BRACKET - SEAT SWITCH - E-COATED
7*	081373-03-000	EA	SEAT - POWER 6 WAY
8	133408-05-000	EA	PEDESTAL - PASSENGER SEAT - 5.75"
			FROM: 00-00-00 THRU: 04-14-99
8	107921-14-000	EA	PEDESTAL/FLOOR MOUNTED - W/5.75" EXTENSION - MANUAL SEAT
			FROM: 04-15-99 THRU: 99-99-99
9	108049-02-000	EA	CLIP - CABLE/PEDESTAL
10	107921-05-000	EA	PLATE - TOP - W/SEAT BELT BAR
11	133232-01-01A	EA	COVER - SEAT - ADJUSTMENT
12	133408-04-000	EA	BRACKET - ANCHORAGE/FLOOR
13	108049-02-000	EA	CLIP - CABLE/PEDESTAL
14	108049-04-000	EA	CABLE - W/MINI LEVER ACTION SWITCH - 28" SHEATH/30" CABLE
	091990-08-01A	EA	SEAT BELT - 3 POINT - .766" DIAMETER HOLE IN D-LOOP BRKT
	127598-01-01A	EA	ADJUSTER - SEATBELT - D-LOOP - ADJUSTER
	128444-01-000	EA	WASHER - SPRING - CONICAL
	127598-02-000	EA	NUT - HEX FLANGE - M10 X 1.5 - CLASS 10

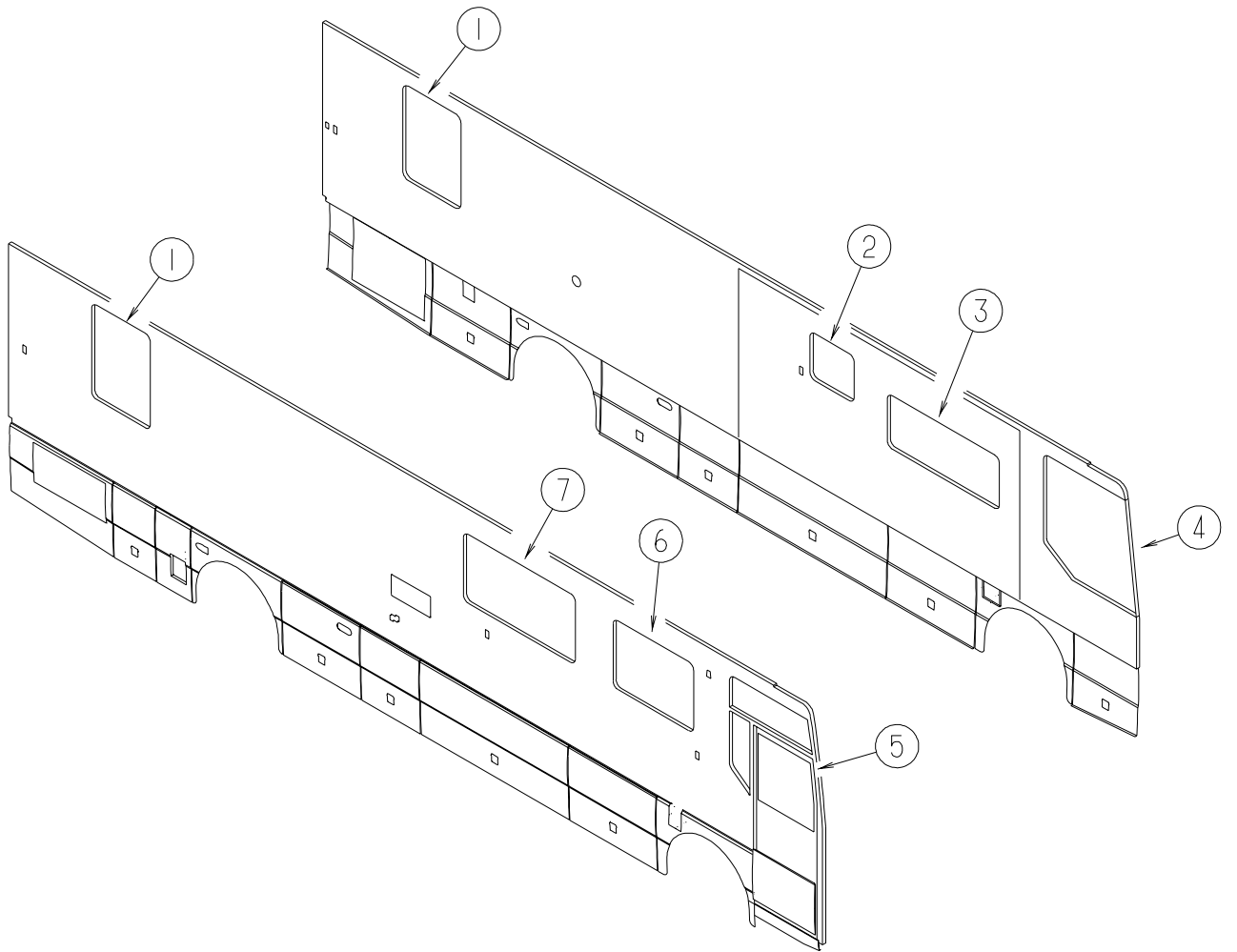
CURTAIN & CUSHION GROUP (CONTINUED)

LOUNGE CHAIR



KEY	PART NUMBER	U/M	DESCRIPTION
	132611-02-000	EA	CHAIR - RECLINER (L94,L95)
	132611-03-000	EA	CHAIR - RECLINER (L96,L97)
	132611-04-000	EA	CHAIR - RECLINER (L98,L99)
	132611-01-000	EA	CHAIR - RECLINER - LEATHER
1	114889-01-000	EA	STOP BAR - UNIVERSAL
2	127159-01-02B	EA	BRACKET - SEAT RELEASE - SINGLE REMOTE
3	108049-04-000	EA	CABLE - W/MINI LEVER ACTION SWITCH - 28" SHEATH/30" CABLE
4	119952-02-000	EA	SLIDE/SEAT - HEAVY DUTY NON LOCKING
5	107921-08-000	EA	PLATE - TOP PEDESTAL - W/O SEAT BELT BAR
6	107921-06-000	EA	BEARING KIT - PEDESTAL
7	107921-07-000	EA	PEDESTAL/FLOOR MOUNTED - 4.5"
8	108445-02-000	EA	PLATE/FLOOR MOUNTED - PEDESTAL SEAT
9	131566-04-000	EA	SLIDE - DOUBLE LOCKING
10	117125-01-02B	EA	BRACKET - CABLE MOUNT - ADJUSTER W/LOCK
11	007221-01-000	EA	SPACER - SEAT/ADJUSTER
12	127159-02-02B	EA	BRACKET - SEAT RELEASE - DUAL REMOTE
13	108049-04-000	EA	CABLE - W/MINI LEVER ACTION SWITCH - 28" SHEATH/30" CABLE
	108049-02-000	EA	CLIP - CABLE/PEDESTAL

CURTAIN & CUSHION GROUP (CONTINUED)
WINDOW TREATMENT



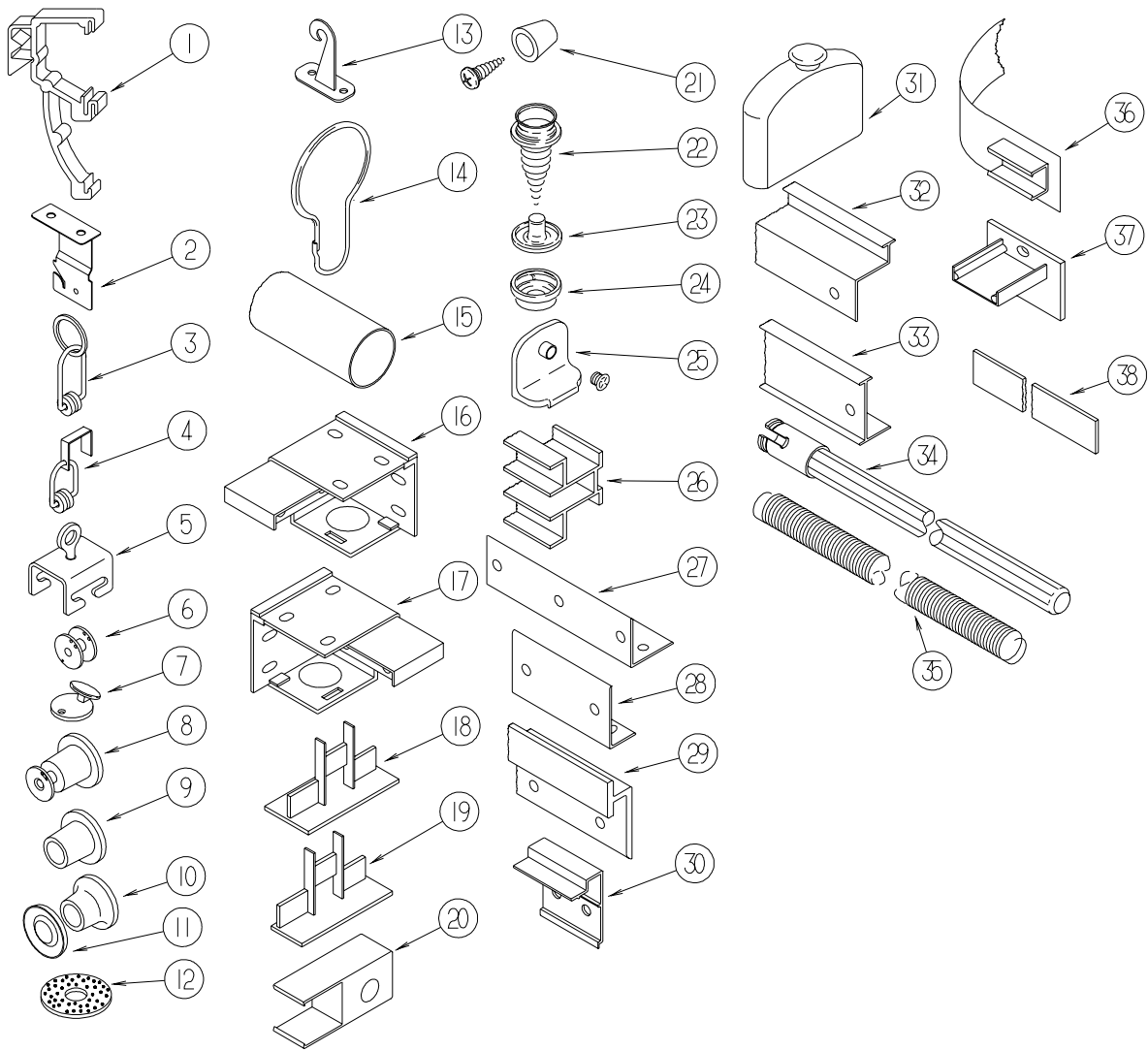
CURTAIN & CUSHION GROUP (CONTINUED)

WINDOW TREATMENT (CONTINUED)

KEY	PART NUMBER	U/M	DESCRIPTION
1	133219-01-L94	EA	LAMBREQUIN - CRESTWOOD - 34" (L94,L95)
1	133219-01-L96	EA	LAMBREQUIN - CRESTWOOD - 34" (L96,L97)
1	133219-01-L98	EA	LAMBREQUIN - CRESTWOOD - 34" (L98,L99)
1	123964-13-L94	EA	BLIND - DAY/NIGHTER - 30"X 46" (L94,L95)
1	123964-13-L96	EA	BLIND - DAY/NIGHTER - 30"X 46" (L96,L97)
1	123964-13-L98	EA	BLIND - DAY/NIGHTER - 30"X 46" (L98,L99)
2	111861-10-01A	EA	BLIND - MICRO MINI - 24.5"
3	133212-05-L94	EA	LAMBREQUIN - RENAISSANCE - 61.5" (L94)
3	133212-05-L95	EA	LAMBREQUIN - RENAISSANCE - 61.5" (L95)
3	133212-01-L96	EA	LAMBREQUIN - RENAISSANCE - 61.5" (L96)
3	133212-01-L97	EA	LAMBREQUIN - RENAISSANCE - 61.5" (L97)
3	133212-01-L98	EA	LAMBREQUIN - RENAISSANCE - 61.5" (L98)
3	133212-01-L99	EA	LAMBREQUIN - RENAISSANCE - 61.5" (L99)
4	126841-07-000	EA	SHADE - PULL - CHARCOAL MESH - 43" X 60"
4	093487-12-01A	EA	CURTAIN - WRAPAROUND/PRIVACY/PLEATED - DRVR - 51" X 108"
5	126841-07-000	EA	SHADE - PULL - CHARCOAL MESH - 43" X 60"
5	093487-15-01A	EA	CURTAIN - WRAPAROUND/PRIVACY/PLEATED - PASS - 51" X 108"
6	133212-07-L94	EA	LAMBREQUIN - RENAISSANCE - 45" (L94)
6	133212-07-L95	EA	LAMBREQUIN - RENAISSANCE - 45" (L95)
6	133212-03-L96	EA	LAMBREQUIN - RENAISSANCE - 45" (L96)
6	133212-03-L97	EA	LAMBREQUIN - RENAISSANCE - 45" (L97)
6	133212-03-L98	EA	LAMBREQUIN - RENAISSANCE - 45" (L98)
6	133212-03-L99	EA	LAMBREQUIN - RENAISSANCE - 45" (L99)
6	123964-07-L94	EA	BLIND - DAY/NIGHTER - 42.5" X 32" (L94,L96,L97)
6	123964-07-L95	EA	BLIND - DAY/NIGHTER - 42.5" X 32" (L95)
6	123964-07-L98	EA	BLIND - DAY/NIGHTER - 42.5" X 32" (L98)
6	123964-07-L99	EA	BLIND - DAY/NIGHTER - 42.5" X 32" (L99)
7	133212-08-L94	EA	LAMBREQUIN - RENAISSANCE - 61.5" (L94)
7	133212-08-L95	EA	LAMBREQUIN - RENAISSANCE - 61.5" (L95)
7	133212-04-L96	EA	LAMBREQUIN - RENAISSANCE - 61.5" (L96)
7	133212-04-L97	EA	LAMBREQUIN - RENAISSANCE - 61.5" (L97)
7	133212-04-L98	EA	LAMBREQUIN - RENAISSANCE - 61.5" (L98)
7	133212-04-L99	EA	LAMBREQUIN - RENAISSANCE - 61.5" (L96)
7	123964-12-L94	EA	BLIND - DAY/NIGHTER - 58" X 33" (L94,L96,L97)
7	123964-12-L95	EA	BLIND - DAY/NIGHTER - 58" X 33" (L95)
7	123964-12-L98	EA	BLIND - DAY/NIGHTER - 58" X 33" (L98)
7	123964-12-L99	EA	BLIND - DAY/NIGHTER - 58" X 33" (L99)

CURTAIN & CUSHION GROUP (CONTINUED)

HARDWARE



**BLIND PARTS ARE COLOR COORDINATED TO MATCH THE COLOR OF THE BLINDS
HAMPTON TAN COLORS ARE USED BY THE ULTIMATE FREEDOM & ADVANTAGE
TITANIUM IS USED BY ALL ITASCAS
ANTELOPE IS USED BY ALL WINNEBAGOS**

KEY	PART NUMBER	U/M	DESCRIPTION
1	109353-04-000	EA	CLIP - VALANCE SLAT MOUNTING - CLEAR PLASTIC
2	084434-01-000	EA	BRACKET - MOUNTING - ROLLER SHADE - 1 3/8"
	096843-01-000	EA	SPRING - REWIND/ROLLER SHADE
	086276-01-000	EA	TAPE - DOUBLE SIDED - 1/2"
3	009701-01-000	EA	CARRIER - CURTAIN - L ROD
4	093487-91-000	EA	ROLLER/CLIP
5	009702-01-000	EA	END STOP - CURTAIN CARRIER - L ROD
6	097592-01-000	EA	SPOOL - CORD - ELEVATED BLIND HOLDUP - SMALL - CLEAR
7	102555-03-000	EA	CLEAT - BLIND CORD - MILKY WHITE PLASTIC
8	097592-02-000	EA	SPOOL - CORD - ELEVATED BLIND HOLDUP - LARGE - CLEAR
9	094896-02-000	EA	GROMMET - CORD/PLEATED BLIND - NYLON - GRAY
10	046867-03-000	EA	GROMMET - HANDY BUTTON #3
11	046867-02-000	EA	WASHER - HANDY BUTTON #3
12	103242-01-000	EA	VELCRO HOOK - BEIGE 7/8" ROUND W/CENTER HOLE
12	103242-02-000	EA	VELCRO HOOK - BLACK 7/8" ROUND W/CENTER HOLE
13	109441-03-000	EA	HOLD DOWN - BLIND (CLOUDY)
	109441-02-000	EA	HOLD DOWN - SPACER
14	009136-02-000	EA	HANGER - RING - PIN TYPE - CURTAIN - BRASS

CURTAIN & CUSHION GROUP (CONTINUED)

KEY	PART NUMBER	U/M	DESCRIPTION	HARDWARE (CONTINUED)
15	102075-01-02A	EA	ROD - SHOWER CURTAIN - 1" OD X 30.9" - SOFT WHITE	
15	102075-06-02A	EA	ROD - SHOWER CURTAIN - 1" OD X 33.5" - SOFT WHITE	
15	102075-09-01A	EA	ROD - SHOWER CURTAIN - 3/4"OD X 29.5" - OFF WHITE	
15	102075-09-02A	EA	ROD - SHOWER CURTAIN - 3/4"OD X 29.5" - SOFT WHITE	
15	102075-10-02A	EA	ROD - SHOWER CURTAIN - 1" OD X 46.3" - SOFT WHITE	
15	102075-16-02A	EA	ROD - SHOWER CURTAIN - 3/4"OD X 34.2" - SOFT WHITE	
15	102075-17-02A	EA	ROD - SHOWER CURTAIN - 1" OD X 39.3" - SOFT WHITE	
15	102075-18-02A	EA	ROD - SHOWER CURTAIN - 1" OD X 38.9" - SOFT WHITE	
15	102075-19-02A	EA	ROD - SHOWER CURTAIN - 3/4"OD X 39.2" - SOFT WHITE	
16	083170-01-000	EA	BRACKET - BLIND - LEFT SIDE WHEN FACING WINDOW	
17	083170-02-000	EA	BRACKET - BLIND - RIGHT SIDE WHEN FACING WINDOW	
18	094907-04-000	EA	END CAP - BOTTOM/PLEATED BLIND (RH & LH)	
19	094907-02-000	EA	END CAP - TOP/PLEATED BLIND - PLASTIC - GRAY	
	094907-05-700	EA	END CAP-RH BOTTOM BLIND	
	094907-05-701	EA	END CAP-LH BOTTOM BLIND	
20	101033-02-000	EA	END CAP - TRACK/CLEAR	
21	097564-03-000	EA	HANDLE - KNOB - E-Z LIFT SHADE - TAN	
21	097564-04-000	EA	HANDLE - KNOB - E-Z LIFT SHADE - NAVY	
21	097564-05-000	EA	HANDLE - KNOB - E-Z LIFT SHADE - TEAL	
21	097564-06-000	EA	HANDLE - KNOB - E-Z LIFT SHADE - ALABASTER	
21	097564-07-000	EA	HANDLE - KNOB - E-Z LIFT SHADE - SILVER	
21	000G68-06-12J	EA	SCREW 6-18X.75 POH BRASS	
22	029130-01-000	EA	SCREW - SNAP SOCKET - #8 PH X 5/8"	
22	029130-03-000	EA	SCREW - SNAP SOCKET - #8 PH X 1"	
23	029155-01-000	EA	CAP - SNAP - 5/32" OUTSIDE DIAMETER OF PIN	
24	029156-01-000	EA	SOCKET - SNAP - 9/16" O.D.	
24	029156-02-000	EA	SOCKET - SNAP - 27/64" O.D.	
25	106544-01-000	EA	PULL - SHADE/BRASS	
25	106544-01-001	EA	SCREW - SHADE/BRASS	
26	101033-08-000	EA	TRACK - WALL - 75"	
26	101033-09-000	EA	TRACK - WALL - 32"	
27	105648-01-02A	EA	BRACE - VALANCE - OFF/WHITE - 14"	
27	075943-10-000	EA	BRACE - VALANCE - 20"	
28	083125-07-000	EA	BRACE - WINDOW MOUNT - 2.5" - OFF WHITE	
28	083125-08-000	EA	BRACE - WINDOW MOUNT - 3/4 - OFF WHITE	
29	127254-03-02A	EA	TRACK - CURTAIN/RIGHT HAND - ANTELOPE - F & G SERIES	
29	127254-03-03A	EA	TRACK - CURTAIN/RIGHT HAND - TITANIUM - F & G SERIES	
29	133236-01-02A	EA	TRACK - CURTAIN/RIGHT HAND - TITANIUM - P SERIES	
29	133236-01-01A	EA	TRACK - CURTAIN/RIGHT HAND - ANTELOPE - P SERIES	
29	127254-04-02A	EA	TRACK - CURTAIN/LEFT HAND - ANTELOPE - F & G SERIES	
29	127254-04-03A	EA	TRACK - CURTAIN/LEFT HAND - TITANIUM - F & G SERIES	
29	133235-01-02A	EA	TRACK - CURTAIN/LEFT HAND - TITANIUM - P SERIES	
29	133235-01-01A	EA	TRACK - CURTAIN/LEFT HAND - ANTELOPE - P SERIES	
30	097565-01-000	EA	BRACKET - MOUNTING/PLEATED BLIND	
31	093475-01-701	EA	CAP-END, WITH INVERTED STUD	
32	105450-14-01A	EA	TRACK - CURTAIN - 90" - OFF WHITE	
33	009700-04-002	EA	TRACK - CURTAIN - L SHAPED - 15.5' - OFF WHITE	
33	118896-05-02A	EA	TRACK - CURTAIN/RIGHT HAND - HAMPTON TAN - Q-SERIES	
33	118897-04-02A	EA	TRACK - CURTAIN/LEFT HAND - HAMPTON TAN - Q-SERIES	
33	126456-01-03A	EA	TRACK - CURTAIN/RIGHT HAND - TITANIUM - L-SERIES	
33	126456-02-03A	EA	TRACK - CURTAIN/LEFT HAND - TITANIUM - L-SERIES	
33	126456-03-02A	EA	TRACK - CURTAIN/RIGHT HAND - ANTELOPE - L-SERIES	
33	126456-04-02A	EA	TRACK - CURTAIN/LEFT HAND - ANTELOPE - L-SERIES	
34	093487-90-000	EA	WAND - 30" - FRONT WRAP AROUND	
35	097591-01-000	EA	SPRING - EXTENSION/PLEATED BLIND	
36	101031-01-000	YD	TAPE - GLIDE/CURTAIN - 4.25" SPACING	
37	094907-06-000	EA	HARDWARE - END CAP - E-Z LIFT - TOP	
38	089275-01-000	FT	STRIP - 3/4" X 96" - CLEAR POLYETHYLENE	
	094908-03-000	FT	HARDWARE - SEMI-RIDGED PVC - EZ LIFT	
	094908-04-000	FT	STRAP - FLAT POLY VINYL	
	095567-01-000	EA	TACK - STRIP - .5" X 625' ROLL	
	097593-02-000	FT	CORD - BLIND - PLEATED - GRAY	
	097593-06-000	FT	CORD - BLIND - PLEATED - PEWTER	
	097593-07-000	FT	CORD - BLIND - PLEATED - PALE JADE	
	097593-10-000	FT	CORD - BLIND - PLEATED - VANILLA	

CURTAIN & CUSHION GROUP (CONTINUED)

ACCESSORIES

KEY	PART NUMBER	U/M	DESCRIPTION
	057759-01-000	EA	WASHER - FLAT F/SEAT BELT - 4" DIAMETER
	007021-01-000	EA	SEAT BELT - 2" X 90" - BLACK
	056271-02-000	EA	SEAT BELT - 2" X 72" - BLACK
*	091990-08-01A	EA	SEAT BELT - 3 POINT - .766" DIAMETER HOLE IN D-LOOP BRKT
	109146-01-000	EA	BOLT - SHOULDER/SEAT BELT
	070578-02-E37	EA	BUTTON - SCREW - STUD - #30 VINYL
	129529-02-000	EA	STRAP - CHAIR RETAINING - 81.9"
	129491-01-000	EA	CATCH - SNAP HOOK - 1"
	084415-A9-000	YD	TRIM - BRAID - IVORY (L94,L95)
	084415-B2-000	YD	TRIM - BRAID - AEGEAN/BOMAR (L94,L95)
	084415-C1-000	YD	TRIM - BRAID - 5" CORD - MULTI (L96,L97)
	084415-C2-000	YD	TRIM - BRAID - 5" FRINGE - MULTI (L96,L97)
	084415-96-000	YD	TRIM - BRAID - WILLOW (L98,L99)

***COMPONENT PARTS FOUND IN SERVICE PARTS LIBRARY**

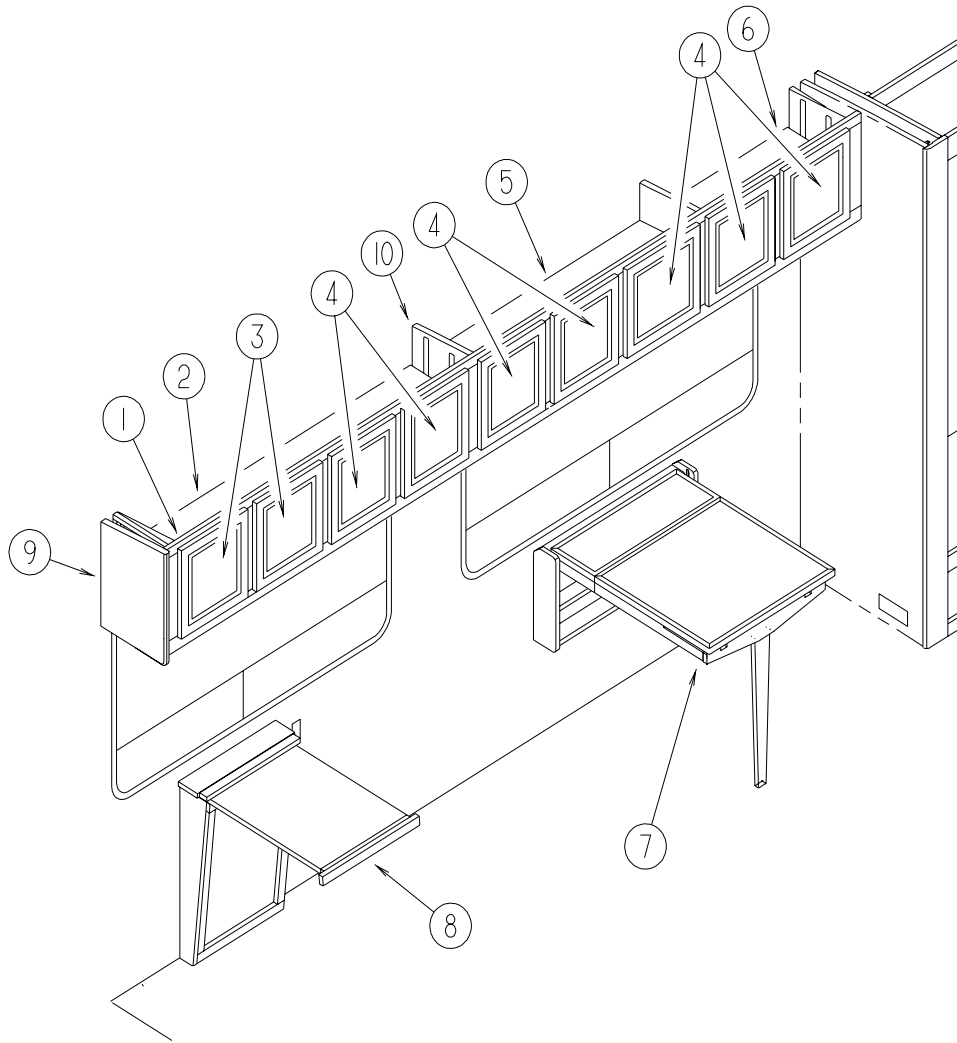
CURTAIN & CUSHION GROUP (CONTINUED)

FABRICS

COLOR CODES	L94,L95 OXFORD BLUE	L96,L97 SPRING MEADOW	L98,L99 SOUTH BEACH
BUCKET SEAT	126883-42-000	126883-71-000	126883-02-000
LOUNGE CHAIR	126883-42-000	126883-71-000	126883-02-000
DINING CHAIRS	126883-42-000	126883-71-000	126883-02-000
SOFA	126883-69-000	126883-70-000	126883-01-000
BANQUETTE SOFA	126883-69-000	126883-70-000	126883-01-000
SOFA PILLOWS	126883-69-000 126883-42-000	126883-70-000 126883-71-000	126883-01-000 126883-02-000
BANQUETTE PILLOWS	126883-42-000	126883-71-000	126883-02-000
BEDROOM PILLOWS	105745-P1-000 105745-P0-000	105745-N8-000 105745-P2-000	105745-B5-000 105745-J6-000
BEDROOM SHAMS	105745-P0-000 105745-P1-000	105745-P2-000 105745-N2-000	105745-J6-000 105745-B5-000
BEDSPREAD	105745-P0-000	105745-P2-000	105746-J6-000
BEDSKIRT	105745-P1-000	105745-N8-000	105745-B5-000
HEADBOARD	105745-P0-000 105745-P1-000	105745-P2-000 105745-N8-000	105745-J6-000 105745-B5-000
LOUNGE WINDOWS	126883-42-000	126883-70-000	126883-01-000
BEDROOM WINDOW	105745-P1-000 105745-P0-000	105745-N8-000 105745-P2-000	105745-B5-000 105745-J6-000
MICRO DAY/NIGHTER	094911-49-000	094911-49-000	094911-44-000
CEILING MATERIAL	113979-09-01A	113979-09-01A	113979-09-01A

NOTE: FABRIC LISTED FIRST IN A BLOCK, IS THE LARGEST QUANTITY OF FABRIC USED

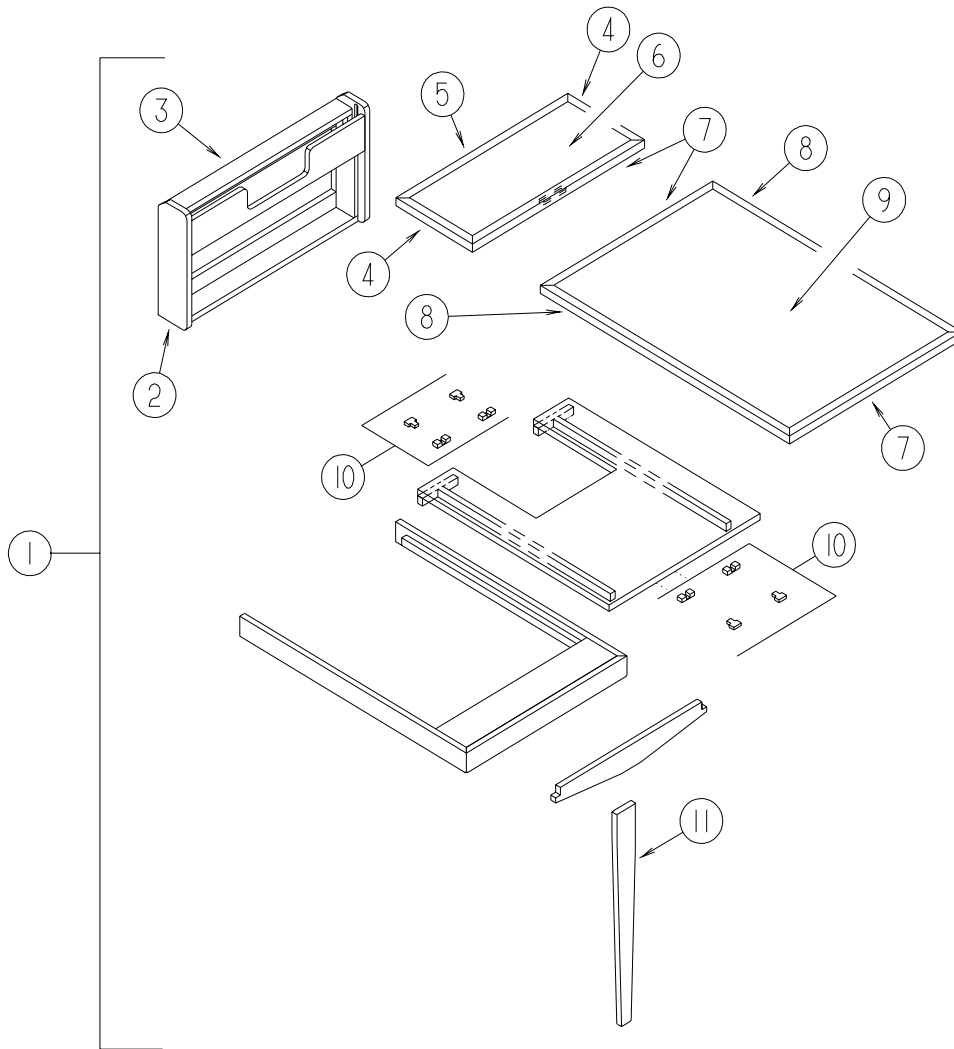
DINETTE GROUP CABINETS



KEY	PART NUMBER	U/M	DESCRIPTION
1	129658-02-L94	EA	CABINET - OVERHEAD/FRONT/RIGHT HAND - W/O DOORS/HARDWARE (WASHED MAPLE)
1	129658-02-L95	EA	CABINET - OVERHEAD/FRONT/RIGHT HAND - W/O DOORS/HARDWARE (WATERFORD OAK)
2	129658-14-K90	EA	SHELF - W/PLASTIC EDGE TRIM (WASHED MAPLE)
2	129658-14-L95	EA	SHELF - W/PLASTIC EDGE TRIM (WATERFORD OAK)
3	132096-14-L94	EA	DOOR - RAIL/ARCHED PANEL - 14.3" X 12.4" - W/O HARDWARE (WASHED MAPLE)
3	132096-14-L95	EA	DOOR - RAIL/ARCHED PANEL - 14.3" X 12.4" - W/O HARDWARE (WATERFORD OAK)
4	132096-33-L94	EA	DOOR - RAIL/ARCHED PANEL - 14.3" X 14.3" - W/O HARDWARE (WASHED MAPLE)
4	132096-33-L95	EA	DOOR - RAIL/ARCHED PANEL - 14.3" X 14.3" - W/O HARDWARE (WATERFORD OAK)
5	129658-15-K90	EA	SHELF - W/PLASTIC EDGE TRIM (WASHED MAPLE)
5	129658-15-L95	EA	SHELF - W/PLASTIC EDGE TRIM (WATERFORD OAK)
6	129658-16-K90	EA	SHELF - W/PLASTIC EDGE TRIM (WASHED MAPLE)
6	129658-16-L95	EA	SHELF - W/PLASTIC EDGE TRIM (WATERFORD OAK)
7	131637-01-K90	EA	TABLE COMPLETE (WASHED MAPLE)
7	131637-01-L95	EA	TABLE COMPLETE (WATERFORD OAK)
8	114134-01-JQ0	EA	TABLE - PULLOUT - W/O HARDWARE (WASHED MAPLE)
8	114134-01-L95	EA	TABLE - PULLOUT - W/O HARDWARE (WATERFORD OAK)
9	107494-36-K80	EA	END CAP - OVERHEAD CABINET - LEFT HAND (WASHED MAPLE)
9	107494-36-L95	EA	END CAP - OVERHEAD CABINET - LEFT HAND (WATERFORD OAK)
10	107494-41-K90	EA	END CAP - OVERHEAD CABINET - RIGHT HAND (WASHED MAPLE)
10	107494-41-L95	EA	END CAP - OVERHEAD CABINET - RIGHT HAND (WATERFORD OAK)

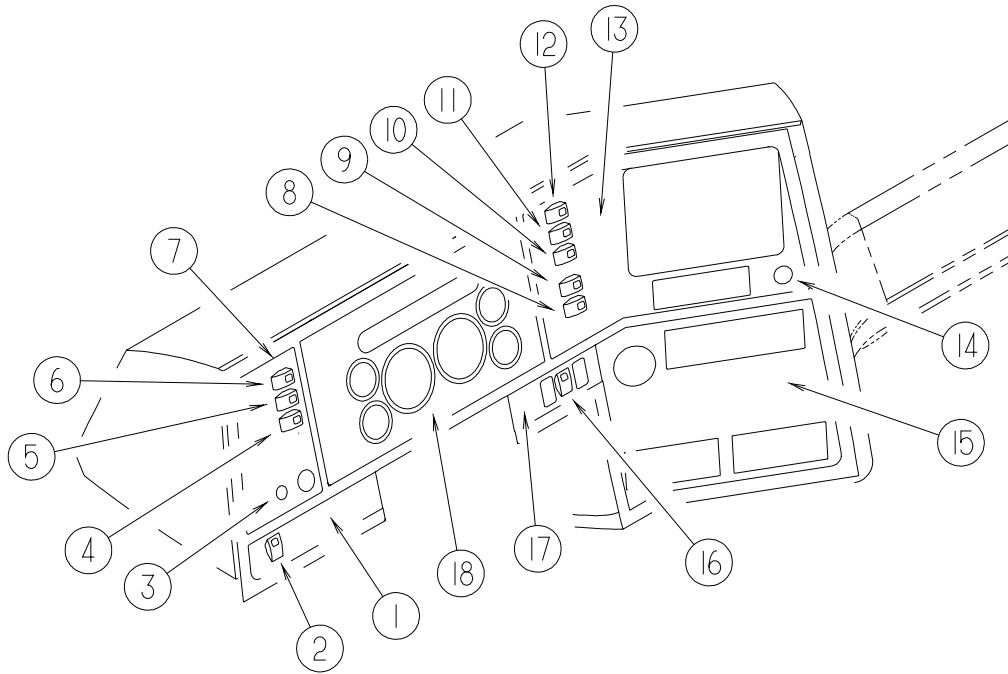
DINETTE GROUP (CONTINUED)

TABLE



KEY	PART NUMBER	U/M	DESCRIPTION
1	131637-01-K90	EA	TABLE - W/O HARDWARE (WASHED MAPLE)
1	131637-01-L95	EA	TABLE - W/O HARDWARE (WATERFORD OAK)
2	131637-31-K90	EA	END - TABLE (WASHED MAPLE)
2	131637-31-L95	EA	END - TABLE (WATERFORD OAK)
3	131637-23-K90	EA	SHELF - REAR OF TABLE TOP (WASHED MAPLE)
3	131637-23-L95	EA	SHELF - REAR OF TABLE TOP (WATERFORD OAK)
4	131637-15-K90	EA	MOLDING - TRIM - TABLE TOP (WASHED MAPLE)
4	131637-15-L95	EA	MOLDING - TRIM - TABLE TOP (WATERFORD OAK)
5	131637-16-K90	EA	MOLDING - TRIM - TABLE TOP (WASHED MAPLE)
5	131637-16-L95	EA	MOLDING - TRIM - TABLE TOP (WATERFORD OAK)
6	131637-12-K90	EA	TABLE TOP ONLY (WASHED MAPLE)
6	131637-12-L95	EA	TABLE TOP ONLY (WATERFORD OAK)
7	131637-14-K90	EA	MOLDING - TRIM - TABLE TOP (WASHED MAPLE)
7	131637-14-L95	EA	MOLDING - TRIM - TABLE TOP (WATERFORD OAK)
8	131637-13-K90	EA	MOLDING - TRIM - TABLE TOP (WASHED MAPLE)
8	131637-13-L95	EA	MOLDING - TRIM - TABLE TOP (WATERFORD OAK)
9	131637-11-K90	EA	TABLE TOP ONLY (WASHED MAPLE)
9	131637-11-L95	EA	TABLE TOP ONLY (WATERFORD OAK)
10	009050-02-000	EA	LEVELER - TABLE TOP - MALE END W/4 SCREWS - PLASTIC
10	009050-03-000	EA	LEVELER - TABLE TOP - FEMALE END W/2 SCREWS - PLASTIC
11	131637-28-K90	EA	LEG - TABLE (WASHED MAPLE)
11	131637-28-L95	EA	LEG - TABLE (WATERFORD OAK)

DRIVERS COMPARTMENT GROUP INSTRUMENT PANEL

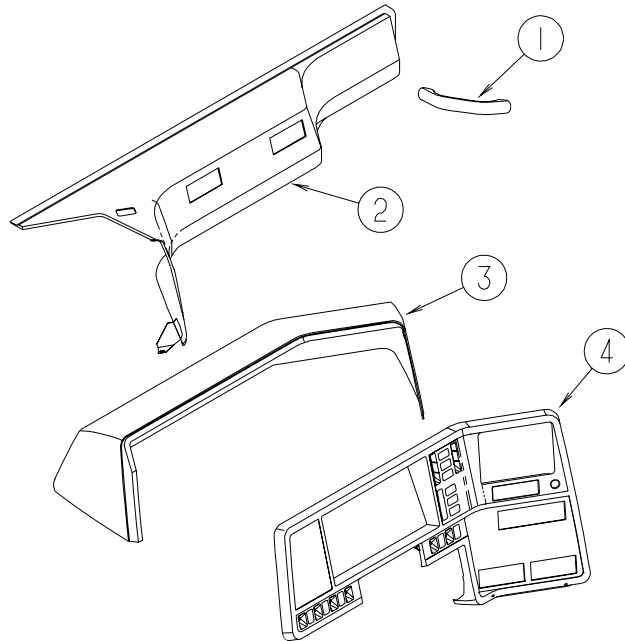


KEY	PART NUMBER	U/M	DESCRIPTION
1	104056-32-02A	EA	APPLIQUE - BEZEL - DRIVER/LOWER - HAMTON TAN
2	108357-08-000	EA	SWITCH - ROCKER DPDT - ON/NONE/ON - 6 TERMINAL
	108356-01-02A	EA	COVER/ACTUATOR SWITCH - 3 GROOVES - CONTURA III - TAN
3*	091206-04-000	EA	MODULE/WIPER CONTROL KIT - DYNAMIC PARK
4	108357-01-000	EA	SWITCH - ROCKER SPST - ON/OFF - 2 TERMINAL
	108356-01-02A	EA	COVER/ACTUATOR SWITCH - 3 GROOVES - CONTURA III - TAN
5	108357-01-000	EA	SWITCH - ROCKER SPST - ON/OFF - 2 TERMINAL
	108356-01-02A	EA	COVER/ACTUATOR SWITCH - 3 GROOVES - CONTURA III - TAN
6	108357-09-000	EA	SWITCH - ROCKER SPDT - ON/NONE/MOM - 3 TERMINAL
	108356-01-02A	EA	COVER/ACTUATOR SWITCH - 3 GROOVES - CONTURA III - TAN
7	104056-41-02A	EA	APPLIQUE - BEZEL - DRIVER - HAMPTON TAN
8	108357-01-000	EA	SWITCH - ROCKER SPST - ON/OFF - 2 TERMINAL
	108356-01-02A	EA	COVER/ACTUATOR SWITCH - 3 GROOVES - CONTURA III - TAN
8	096241-08-000	EA	SWITCH - BLANK - HAMPTON TAN
9	108357-03-000	EA	SWITCH - ROCKER SPDT - ON/OFF/ON - 3 TERMINAL
	108356-01-02A	EA	COVER/ACTUATOR SWITCH - 3 GROOVES - CONTURA III - TAN
10	108357-10-000	EA	SWITCH - ROCKER SPDT - W/LIGHT - MOM/NONE/MOM - 5 TERMINAL
	108356-03-02A	EA	COVER/ACTUATOR SWITCH - 3 GROOVES W/LIGHT - CONTURA III - BLACK
11	108357-06-000	EA	SWITCH - ROCKER DPDT - MOM/OFF/MOM - 6 TERMINAL
	108356-01-02A	EA	COVER/ACTUATOR SWITCH - 3 GROOVES - CONTURA III - TAN
12	108357-08-000	EA	SWITCH - ROCKER DPDT - ON/NONE/ON - 6 TERMINAL
	108356-01-02A	EA	COVER/ACTUATOR SWITCH - 3 GROOVES - CONTURA III - TAN
13	104056-40-02A	EA	APPLIQUE - BEZEL - PASSENGER/UPPER - 6-SWITCH - HAMPTON TAN
14	089294-01-000	EA	LIGHTER - CIGARETTE - W/SOCKET & WIRE
15	104056-31-02A	EA	APPLIQUE - BEZEL - PASSENGER/LOWER RIGHT WING - HAMPTON TAN
16	108357-06-000	EA	SWITCH - ROCKER DPDT - MOM/OFF/MOM - 6 TERMINAL
	108356-01-02A	EA	COVER/ACTUATOR SWITCH - 3 GROOVES - CONTURA III - TAN
17	104056-42-02A	EA	APPLIQUE - BEZEL - PASSENGER/LOWER - SLIDEOUT/JACK
18	121868-17-000	EA	CLUSTER - INSTRUMENT - METRIC
	133196-01-000	EA	SPEEDOMETER-KM,SYS.3.99FTLNR - KYSOR 7520-00000-01
	133197-01-000	EA	GAUGE-AIR,KPA FRONT SYS.3 - KYSOR 7525-09000-01
	133197-03-000	EA	GAUGE-AIR,KPA REAR SYS.3 - KYSOR 7525-10000-01

***COMPONENT PARTS FOUND IN SERVICE PARTS LIBRARY**

DRIVERS COMPARTMENT GROUP (CONTINUED)

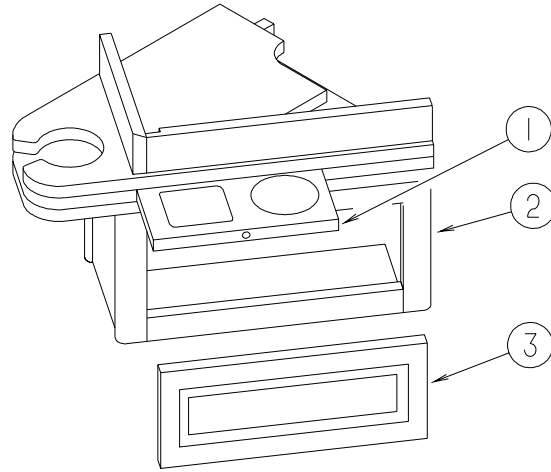
DASH



KEY	PART NUMBER	U/M	DESCRIPTION
1	123246-01-01A	EA	HANDLE - GRAB
2	122853-02-L94	EA	TRIM - DASH PANEL - RIGHT HAND
3	107263-03-KQ0	EA	POD - INSTRUMENT PANEL
4	107031-11-02A	EA	BEZEL - INSTRUMENT PANEL - HAMPTON TAN

DRIVERS COMPARTMENT GROUP (CONTINUED)

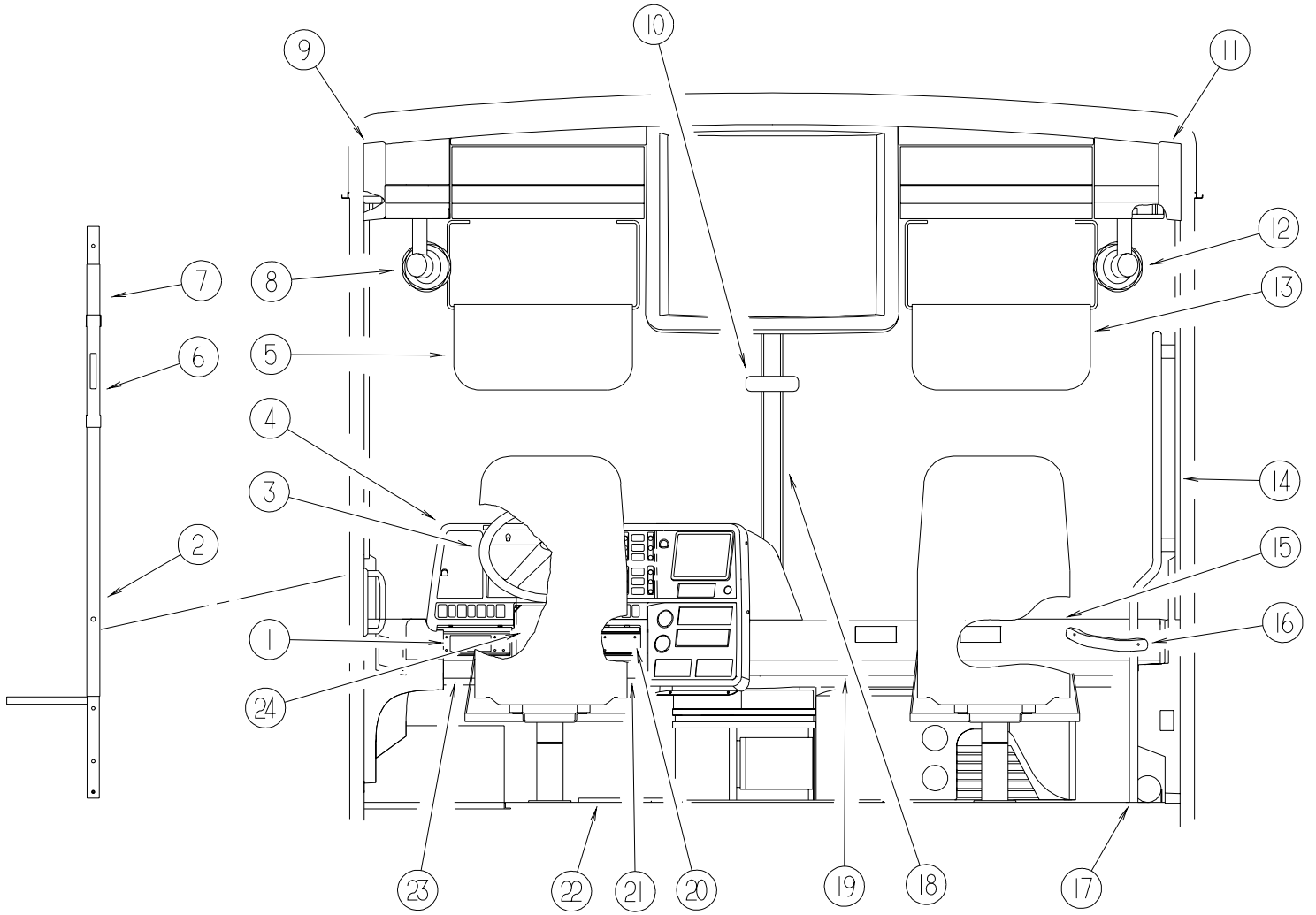
BEVERAGE TRAY



KEY	PART NUMBER	U/M	DESCRIPTION
1	127059-16-JQ0	EA	TRAY - BEVERAGE COMPARTMENT - W/O HARDWARE (WASHED MAPLE)
1	127059-16-L95	EA	TRAY - BEVERAGE COMPARTMENT - W/O HARDWARE (WATERFORD OAK)
2	127059-03-L94	EA	CABINET - BEVERAGE TRAY - W/O DRAWER - W/CD CHANGER (WASHED MAPLE)
2	127059-03-L95	EA	CABINET - BEVERAGE TRAY - W/O DRAWER - W/CD CHANGER (WATERFORD OAK)
3	131995-X5-L94	EA	DOOR - RAIL/SOLID PANEL - 6" X 14.1" - W/O HARDWARE - W/CD CHANGER (WASHED MAPLE)
3	131995-X5-L95	EA	DOOR - RAIL/SOLID PANEL - 6" X 14.1" - W/O HARDWARE - W/CD CHANGER (WATERFORD OAK)

DRIVERS COMPARTMENT GROUP (CONTINUED)

FRONT INTERIOR

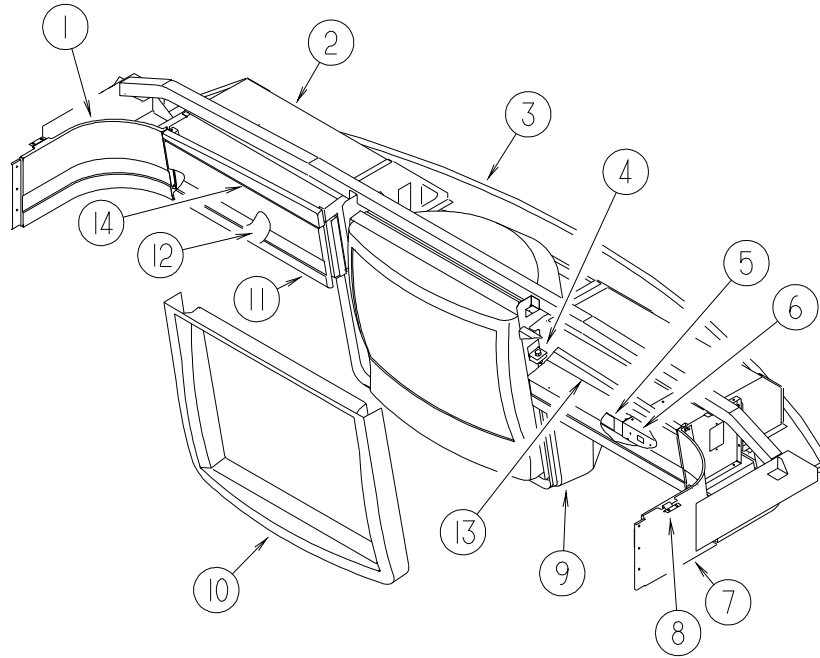


DRIVERS COMPARTMENT GROUP (CONTINUED)

FRONT INTERIOR (CONTINUED)

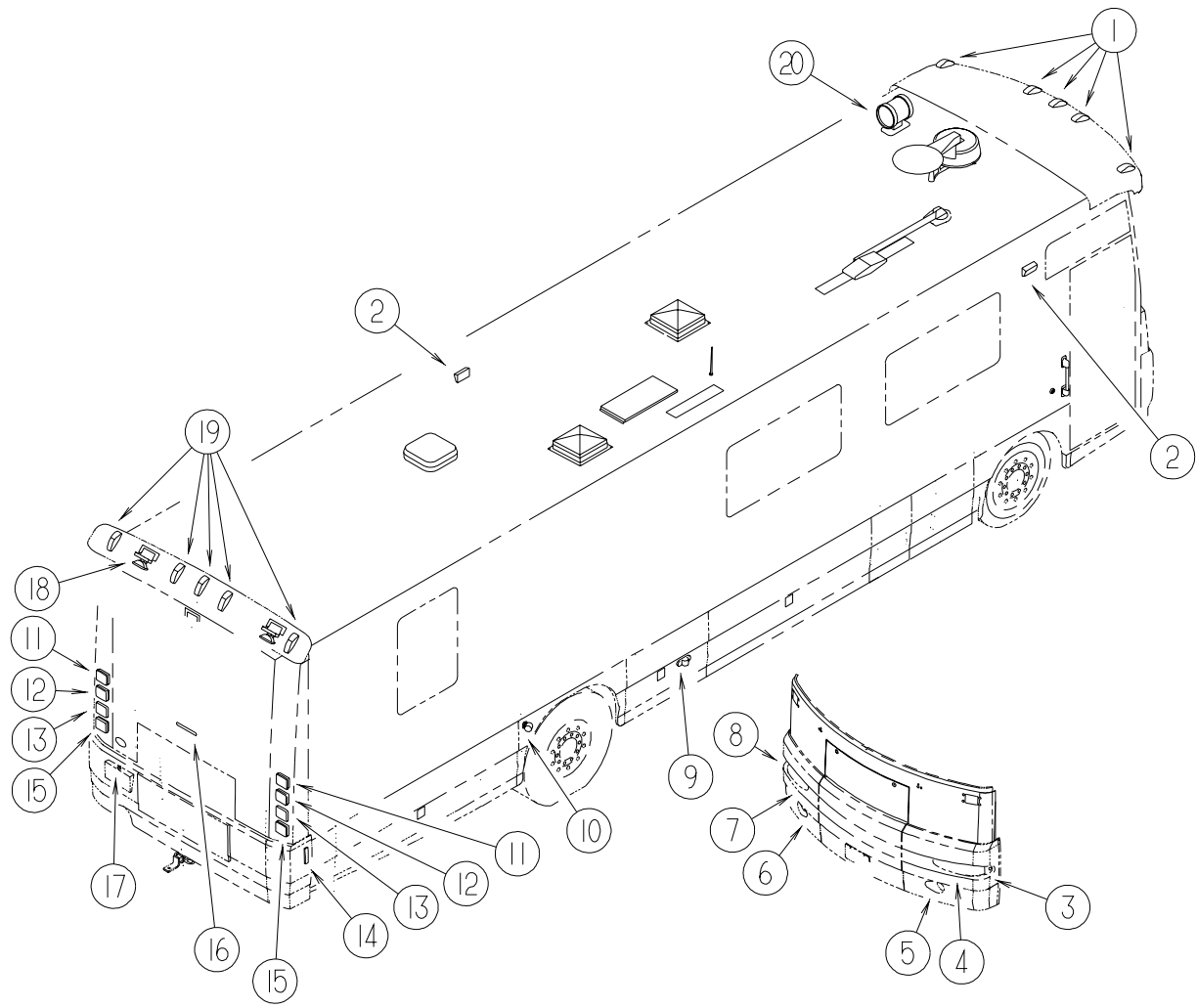
KEY	PART NUMBER	U/M	DESCRIPTION
1	118377-06-05A	EA	APPLIQUE - LOWER DASH - GM/OSH KOSH/SPARTAN
2	024700-51-000	EA	COVER - ROLL BAR - 88" - OFF WHITE
3	114388-07-01A	EA	WHEEL - STEERING - 18" DIAMETER - BLACK
3	114388-08-01A	EA	HORN - BUTTON EMBLEM
3	114388-02-02A	EA	WHEEL - STEERING - 18" LEATHER WRAP - HAMPTON TAN - CUSTOM
3	114388-06-01A	EA	HORN - BUTTON EMBLEM - CUSTOM
4	107263-02-02A	EA	POD - INSTRUMENT PANEL - W/CUTOUT
4	107263-01-02A	EA	POD - INSTRUMENT PANEL
5	123298-03-01A	EA	SUNVISOR - 8.5" X 21.0" - HAMPTON TAN
6	127721-01-01A	EA	COVER - SLIDE - OFF WHITE
6	127798-01-01A	EA	COVER - SLIDE - INNER - BLACK - 1.5" X 11.4"
7	024700-51-000	EA	COVER - ROLL BAR
8	122856-01-01A	EA	FAN - DEFROSTER - 2 SPEED W/SWIVEL BASE/NON-OSCILATING - CHROME
9	P29138-06-KQ0	EA	PANEL/TRIM - FRONT/UPPER - DRIVER
10	040714-01-000	EA	MIRROR - REAR VIEW/ARM MOUNT & SET SCREW
10	067490-01-000	EA	BUTTON - MIRROR/REAR VIEW
11	P29138-05-KQ0	EA	PANEL/TRIM - FRONT/UPPER - PASSENGER
12	122856-01-01A	EA	FAN - DEFROSTER - 2 SPEED W/SWIVEL BASE/NON-OSCILATING - CHROME
13	123298-03-01A	EA	SUNVISOR - 8.5" X 21.0" - HAMPTON TAN
14	129003-01-01A	EA	TRIM - A-PILLAR - INTERIOR PASSENGER
14	129657-01-01A	EA	TRIM - A-PILLAR - INTERIOR/PASSENGER LOWER
15	123246-01-01A	EA	HANDLE - GRAB
16	118452-08-01A	EA	TRIM - WINDSHIELD - CENTER - HAMPTON TAN
17	122853-01-01A	EA	PANEL - TRIM - PASSENGER DASH
18		EA	CABINET - SEE BEVERAGE TRAY
19	118377-05-05A	EA	APPLIQUE - LOWER DASH - DRIVER - (OSH KOSH/SPARTAN)
20	118024-06-01A	EA	TRIM - DASH - DRIVER - LOWER/RIGHT HAND
	117991-06-01A	EA	EXTENSION - DASH - DRIVER - LOWER/RIGHT HAND
21	116993-01-01A	EA	COVER - PEDALS - BLACK
22	118024-05-01A	EA	TRIM - DASH - DRIVER - LOWER/LEFT HAND
	117991-05-01A	EA	EXTENSION - DASH - DRIVER - LOWER/LEFT HAND
23	123577-01-01A	EA	HANDRAIL - ASSIST - ENTRANCE
24	109832-03-03A	EA	COVER - STEERING COLUMN - TITANIUM

DRIVERS COMPARTMENT GROUP (CONTINUED)
CABINETS



KEY	PART NUMBER	U/M	DESCRIPTION
1	P18465-02-GV0	EA	PANEL/TRIM - UPPER/CORNER - LEFT HAND W/INSERT
2	118836-06-KQ0	EA	PANEL - OVERHEAD CABINET - VINYL COVERED
3	130019-01-KQ0	EA	CABINET - OVERHEAD FRONT - W/O DOORS/HARDWARE
4	133790-02-02B	EA	STRAP - TIEDOWN/TV - E-COATED
5	132013-01-KQ0	EA	SHELF - VCR - W/VINYL
6	130028-01-02B	EA	SHELF/VCR - RIGHT HAND - E-COATED
7	P18465-01-GV0	EA	PANEL/TRIM - UPPER/CORNER - RIGHT HAND W/INSERT
8	073050-03-000	EA	MOUNTING CLIP - VALANCE PANEL
9	P30021-01-KQ0	EA	COVER - TV - OVERHEAD - LWR H.TAN
	112160-02-000	FT	SEAL - D SECTION - .2 X .3" - FOAM RUBBER
10	130020-01-01A	EA	FACE/PLASTIC - TV
11	118898-03-KQ0	EA	PANEL - DOOR - OVERHEAD CABINET - W/O HARDWARE - PLASTIC
12	130830-01-KQ0	EA	SHELF - VCR STAND - VINYL EDGED
13	118309-03-01A	EA	PANEL - TRIM - TOP/RIGHT HAND - HAMPTON TAN
14	118309-04-01A	EA	PANEL - TRIM - TOP/LEFT HAND - HAMPTON TAN

**ELECTRICAL GROUP
LIGHTS**



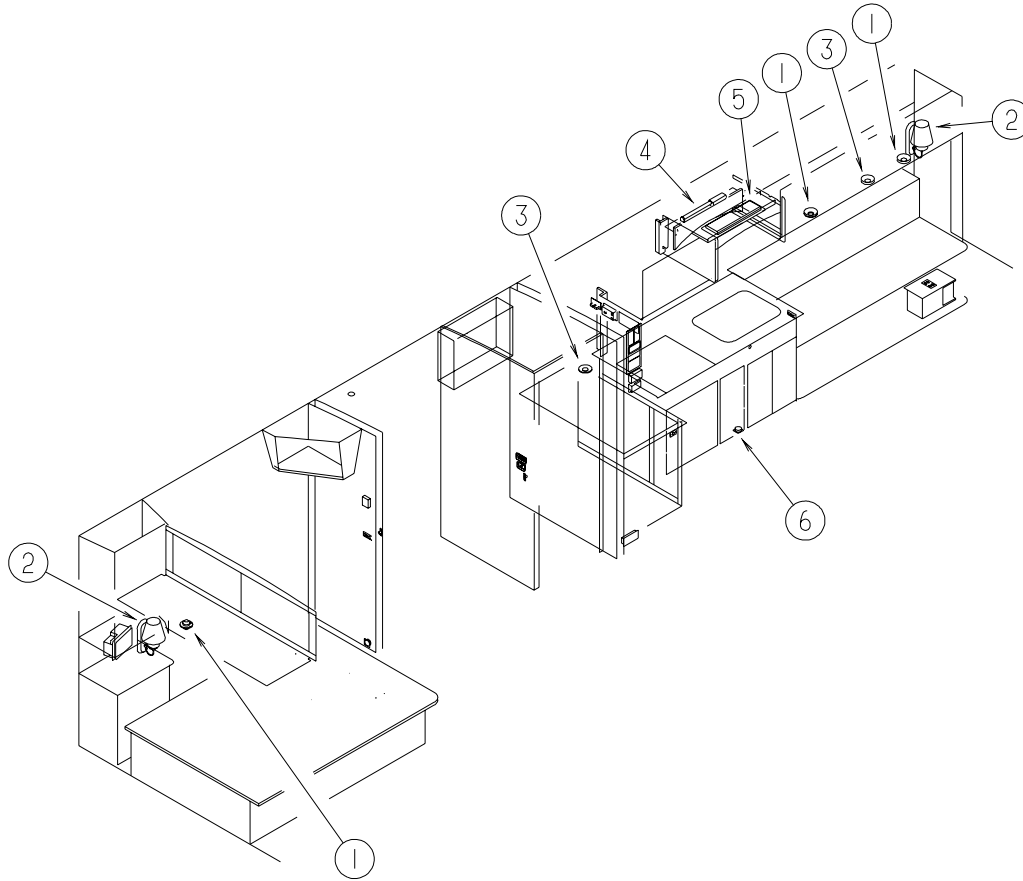
EXTERIOR

ELECTRICAL GROUP (CONTINUED)

LIGHTS (CONTINUED) EXTERIOR (CONTINUED)

KEY	PART NUMBER	U/M	DESCRIPTION	
1	129942-01-000	EA	LAMP - CLEARANCE - AMBER	
2*	097917-01-06A	EA	LIGHT - PORCH - BRIGHT WHITE	
	008215-01-000	EA	BULB - 12 VOLT - #1003 - .94 AMP	
	097917-01-700	EA	LENS - LIGHT - CLEAR	30-78-021
	058028-01-000	EA	CONNECTOR - ELECTRICAL PIGTAIL - NYLON - CLEAR	
2*	008089-02-000	EA	LIGHT - PORCH - RECESSED - CANADIAN	
	008214-01-000	EA	BULB - 12 VOLT - #67 - .59 AMP	
	008089-01-700	EA	LENS - LIGHT - RECESSED - PORCH	DECO
	091981-01-000	EA	GASKET - PORCH LIGHT	
	058028-01-000	EA	CONNECTOR - ELECTRICAL PIGTAIL - NYLON - CLEAR	
3	124161-02-000	EA	LAMP - DRIVER PARK/TURN	
4	129927-02-000	EA	HEADLAMP - W/HALOGEN - LEFT HAND - FORD	
5	130051-02-000	EA	LAMP - FOG W/BRKT - CLEAR/ROUND - DRIVER	
6	130051-01-000	EA	LAMP - FOG W/BRKT - CLEAR/ROUND - PASSENGER	
7	129927-01-000	EA	HEADLAMP - W/HALOGEN - RIGHT HAND - FORD	
8	124161-01-000	EA	LAMP - PASSENGER PARK/TURN	
9	113293-01-000	EA	LAMP - SIDE MARKER/TURN	
	037935-01-000	EA	BULB - 12V - #1157 OR #2057 - 2.1 AMP - CLEAR GLASS	
10	129746-01-000	EA	LAMP - DRIVING	
	037934-01-000	EA	BULB - 12V - #1156 - 2.1 AMP CLEAR GLASS	
11	124186-03-000	EA	LIGHT - STOP/TAIL - RED	
	124234-01-000	EA	BULB - 12 VOLT/1.7-.42AMP #7528	
12	124186-02-000	EA	LIGHT - TURN/AMBER	
	124220-01-000	EA	BULB - 12 VOLT/1.75 AMP/21 WATT - #7506	
13	124186-04-000	EA	REFLECTOR - RED	
14	117826-01-000	EA	SIDE MARKER LAMP ASSEMBLY - RED	
	036196-01-000	EA	BULB - 12V - #194 - .27 AMP - BAYONETTE	
	117826-03-000	EA	GASKET - MARKER LIGHT	
15	124186-01-000	EA	LIGHT - BACKUP (WHITE/CLEAR)	
	124220-01-000	EA	BULB - 12 VOLT/1.75 AMP/21 WATT - #7506	
16	121950-01-000	EA	LIGHT - BRAKE - CENTER MOUNT	
17	087201-01-000	EA	LIGHT - HALF ROUND - 1" X 1.7" - PLASTIC - BLACK	
18	129928-01-000	EA	LAMP - FOG - CLEAR LENS/RECTANGULAR	
19	129942-02-000	EA	LAMP - CLEARANCE - RED	
20	130672-01-01A	EA	SPOTLIGHT - POWER - REMOTE - WHITE	

ELECTRICAL GROUP (CONTINUED)
LIGHTS (CONTINUED)



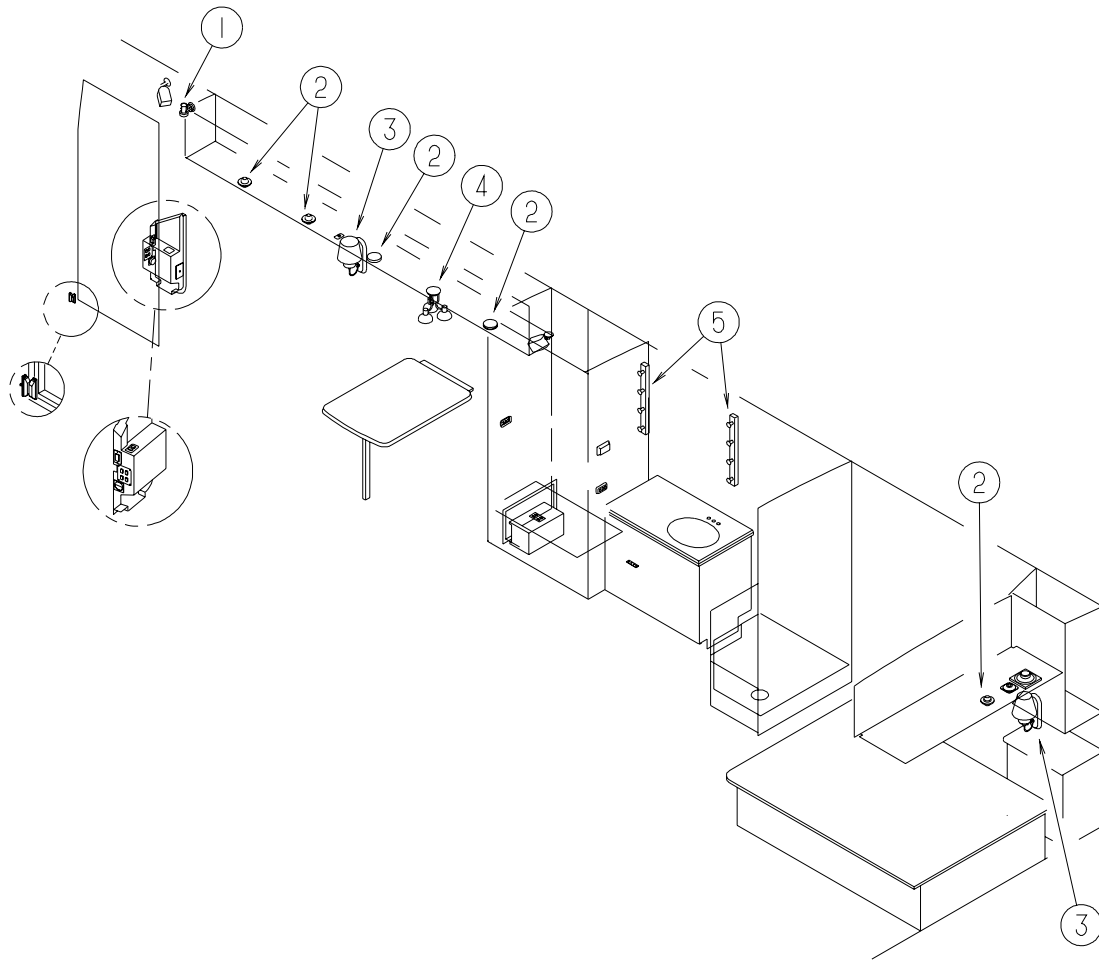
INTERIOR

KEY	PART NUMBER	U/M	DESCRIPTION
1	132427-01-01A	EA	LIGHT - READING - SWIVEL/ROUND - BRASS
2	119258-15-01A	EA	LAMP - WALL - UL/CSA
2	065201-09-000	EA	SHADE - LAMP - FABRIC/PARCHMENT - 4.1"T X 6.1"H X 7.1"B
2	067479-01-000	EA	BULB - 12 VOLT - #1076 - 1.80 AMP
3*	123775-01-01A	EA	LIGHT - HALOGEN - ROUND
	123775-02-01A	EA	COLLAR - F/SURFACE MOUNT
4	113371-01-000	EA	LIGHT - FLOURESCENT 18" STRIP - THIN-LITE - UL/CS
5	091937-06-000	EA	LIGHT - FLOURESCENT-12 VOLT - RECESSED/THIN-LITE
6*	108354-01-01A	EA	LIGHT - COURTESY

***COMPONENT PARTS FOUND IN SERVICE PARTS LIBRARY**

ELECTRICAL GROUP (CONTINUED)

LIGHTS (CONTINUED)



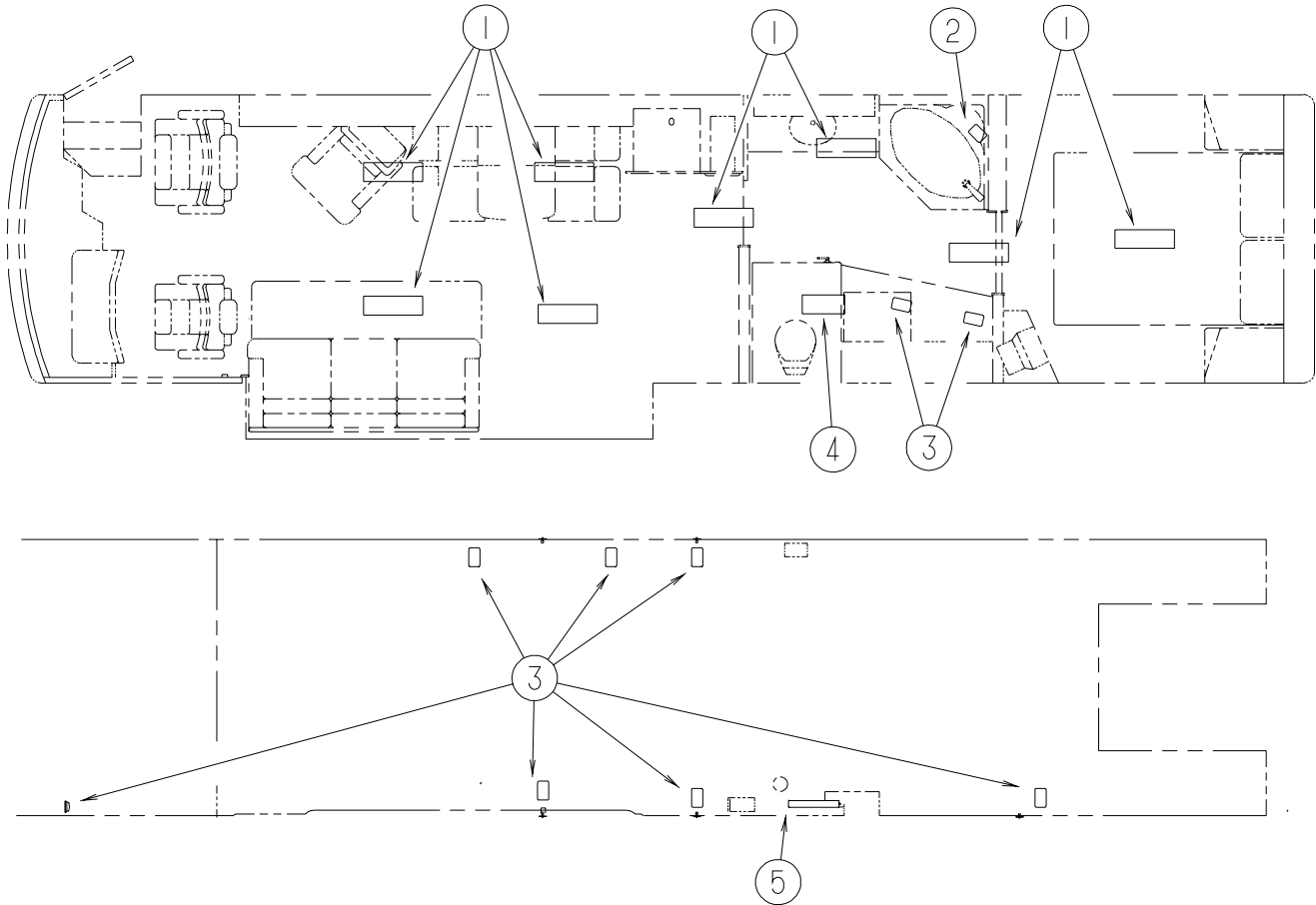
INTERIOR (CONTINUED)

KEY	PART NUMBER	U/M	DESCRIPTION
1	128786-01-01A	EA	LIGHT - READING/SWIVEL
1	123917-01-000	EA	BULB - 12V - HALOGEN SPOT
2	132427-01-01A	EA	LIGHT - READING - SWIVEL/ROUND - BRASS
3	119258-15-01A	EA	LAMP - WALL - UL/CSA
3	065201-09-000	EA	SHADE - LAMP - FABRIC/PARCHMENT - 4.1"T X 6.1"H X 7.1"B
3	067479-01-000	EA	BULB - 12 VOLT - #1076 - 1.80 AMP
4	093575-15-01A	EA	LIGHT - CEILING - DOUBLE - UL/CSA
4	117805-01-000	EA	BULB - 12 VOLT - NUMBER 921F - 1/4 AMPS
5*	123774-01-01A	EA	LIGHT - MAKE UP - 4 BULB

*COMPONENT PARTS FOUND IN SERVICE PARTS LIBRARY

ELECTRICAL GROUP (CONTINUED)

LIGHTS (CONTINUED)



CEILING & COMPARTMENT

KEY	PART NUMBER	U/M	DESCRIPTION
1	091937-06-000	EA	LIGHT - FLOURESCENT-12 VOLT - RECESSED/THIN-LITE
2	121935-01-01A	EA	LIGHT - DOME - SHOWER
3*	098024-01-03A	EA	LIGHT - DOME - 1 BULB - WHITE
3	008218-01-000	EA	BULB - 12 VOLT - #1141 - 1.44 AMP
4	091937-07-000	EA	LIGHT - FLOURESCENT-12 VOLT - RECESSED/THIN-LITE

***COMPONENT PARTS FOUND IN SERVICE PARTS LIBRARY**

ELECTRICAL GROUP (CONTINUED)

CIRCUIT BREAKERS & FUSES

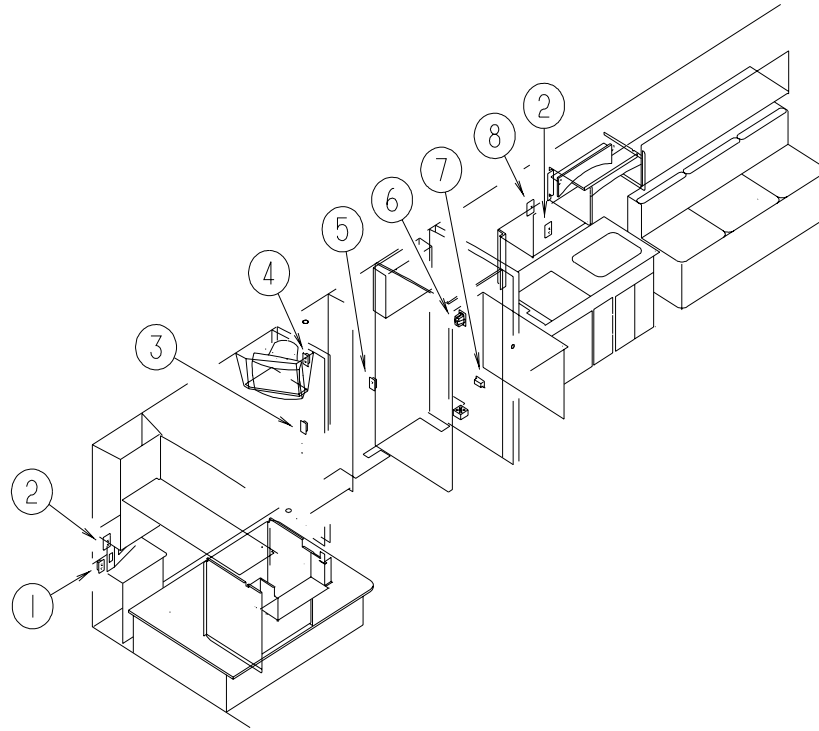
KEY	PART NUMBER	U/M	DESCRIPTION
	062901-02-000	EA	FUSE - 5 AMP - AUTOMOTIVE
	083209-01-000	EA	CIRCUIT BREAKER - 15 AMP - 120 VOLT - CANADIAN
	083209-02-000	EA	CIRCUIT BREAKER - 15/15 AMP - 120 VOLT
	083209-03-000	EA	CIRCUIT BREAKER - 15/20 AMP - 120 VOLT
	083209-04-000	EA	CIRCUIT BREAKER - 30 AMP - 120 VOLT
	083209-05-000	EA	CIRCUIT BREAKER - 20 AMP - 120 VOLT
	083209-06-000	EA	CIRCUIT BREAKER - 30/15 AMP - 120 VOLT
	093654-01-000	EA	CIRCUIT BREAKER - 6 AMP - 12 VOLT
	093654-02-000	EA	CIRCUIT BREAKER - 15 AMP - 12 VOLT
	093655-01-000	EA	CIRCUIT BREAKER - 25 AMP - 12 VOLT
	093655-02-000	EA	CIRCUIT BREAKER - 30 AMP - 12 VOLT
	108916-01-000	EA	CIRCUIT BREAKER - 50 AMP - 12 VOLT - 2 POLE
	113482-01-000	EA	CIRCUIT BREAKER - 55 AMP - MANUAL
	115187-01-000	EA	FUSE - 300 AMP - NON-DELAY
	115187-02-000	EA	FUSE HOLDER - BUSS ANN/ANL BLOCK
	122811-01-000	EA	CIRCUIT BREAKER - 20/50/50/20
	131832-02-000	EA	SOCKET-RELAY - C/H D8PA2
	134127-01-000	EA	CIRCUIT BREAKER - 10 AMP - MINI

CONVERTER, INVERTER, LOAD CENTERS

KEY	PART NUMBER	U/M	DESCRIPTION
	108915-02-000	EA	LOAD CENTER - 120/240 VOLT - 100 AMP FROM: 00-00-00 THRU: 04-04-99
	108915-03-000	EA	LOAD CENTER - 120/240 - 100 AMP FROM: 04-05-99 THRU: 99-99-99
	109677-01-000	EA	LOAD CENTER - 120 VOLT - 40 AMP
	113132-01-000	EA	LOAD CENTER - 120/240 VOLT - 60 AMP
	113685-03-000	EA	REMOTE PANEL - INVERTER/CHARGER
	113685-04-000	EA	INVERTER - CHARGER - 1500W AC
	127002-01-000	EA	MODULE/CIRCUIT BOARD - ENERGY MANAGEMENT SYSTEM CONTROL
	127002-02-000	EA	PANEL/MONITOR - ENERGY MANAGEMENT SYSTEM
	130366-01-000	EA	MODULE - CHARGE CONTROL

ELECTRICAL GROUP (CONTINUED)

RECEPTACLES

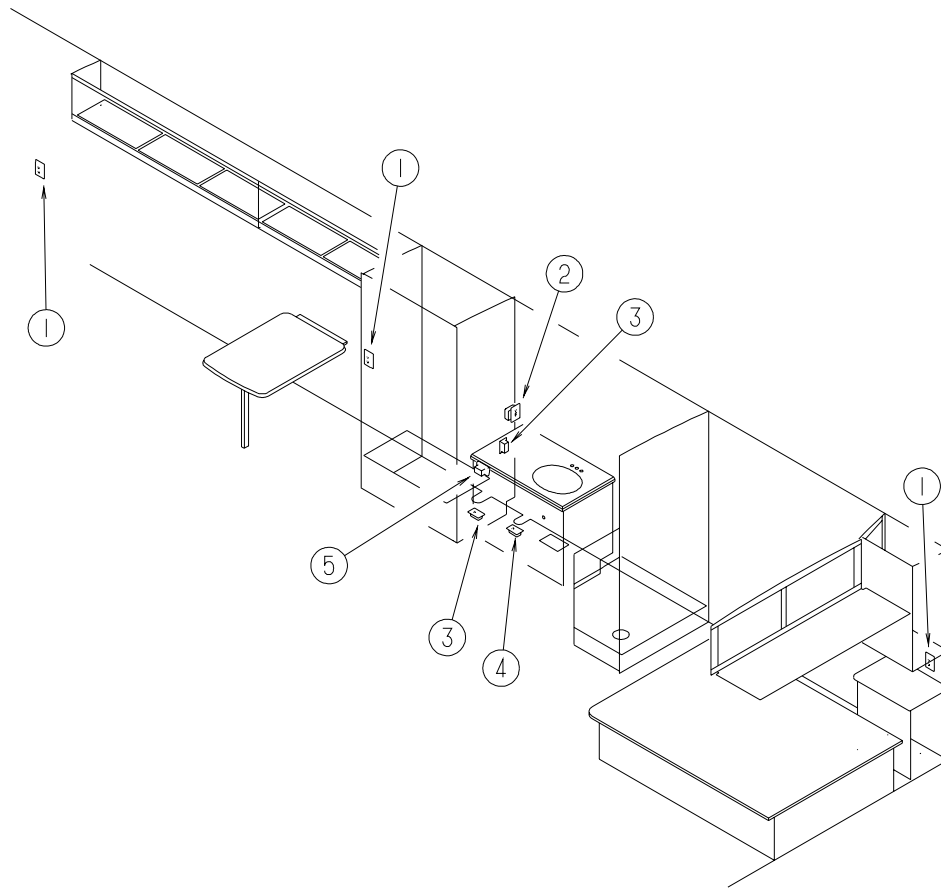


DRIVER

KEY	PART NUMBER	U/M	DESCRIPTION
1	058708-01-000	EA	RECEPTACLE - ELECTRIC - DOUBLE - BROWN
2	058708-02-000	EA	RECEPTACLE - ELECTRIC - DOUBLE - IVORY
2	133713-01-02A	EA	SPACER - RECEPTACLE - WASHED MAPLE
2	133713-01-01A	EA	SPACER - RECEPTACLE - WATERFORD OAK
3	058707-02-000	EA	RECEPTACLE - BLANK - JUNCTION BOX
4	058708-01-000	EA	RECEPTACLE - ELECTRIC - DOUBLE - BROWN (W/TV)
4	058707-02-000	EA	RECEPTACLE - BLANK - JUNCTION BOX (W/O TV)
5	058708-05-000	EA	RECEPTACLE - ELECTRIC - SINGLE - BROWN
6	084076-02-000	EA	RECEPTACLE - GFI - 15 AMP/125 VOLT - BROWN - W/COVER
7	058707-01-000	EA	RECEPTACLE - ELECTRIC - SINGLE - BROWN
8	058707-01-000	EA	RECEPTACLE - ELECTRIC - SINGLE - BROWN
8	133713-01-02A	EA	SPACER - RECEPTACLE - WASHED MAPLE
8	133713-01-01A	EA	SPACER - RECEPTACLE - WATERFORD OAK

ELECTRICAL GROUP (CONTINUED)

RECEPTACLES (CONTINUED)

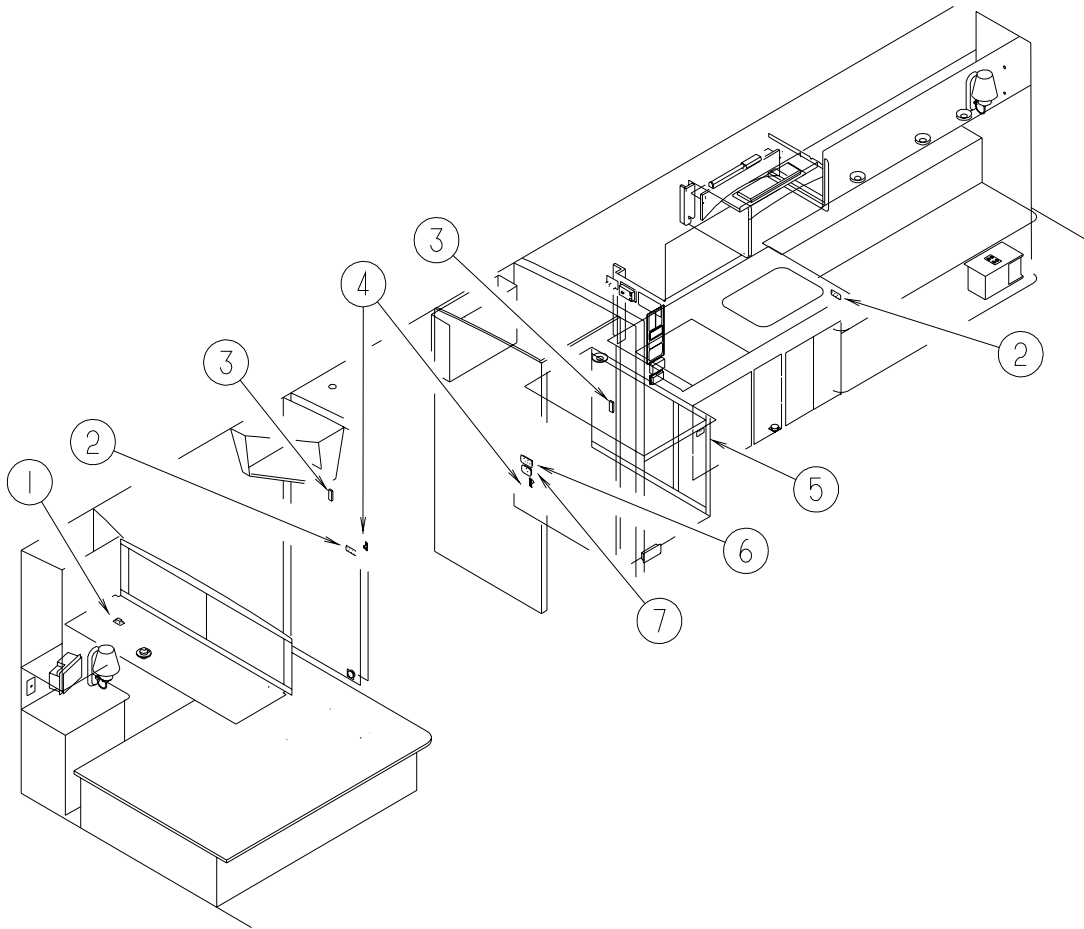


PASSENGER

KEY	PART NUMBER	U/M	DESCRIPTION
1	058708-02-000	EA	RECEPTACLE - ELECTRIC - DOUBLE - IVORY
1	133713-01-02A	EA	SPACER - RECEPTACLE - WASHED MAPLE
1	133713-01-01A	EA	SPACER - RECEPTACLE - WATERFORD OAK
2	084076-02-000	EA	RECEPTACLE - GFI - 15 AMP/125 VOLT - BROWN - W/COVER
3	058707-01-000	EA	RECEPTACLE - ELECTRIC - SINGLE - BROWN
4	058707-02-000	EA	RECEPTACLE - BLANK - JUNCTION BOX
5	131826-01-01A	EA	RECEPTACLE - EXTERIOR - W/COVER/GASKET - WHITE

ELECTRICAL GROUP (CONTINUED)

SWITCHES

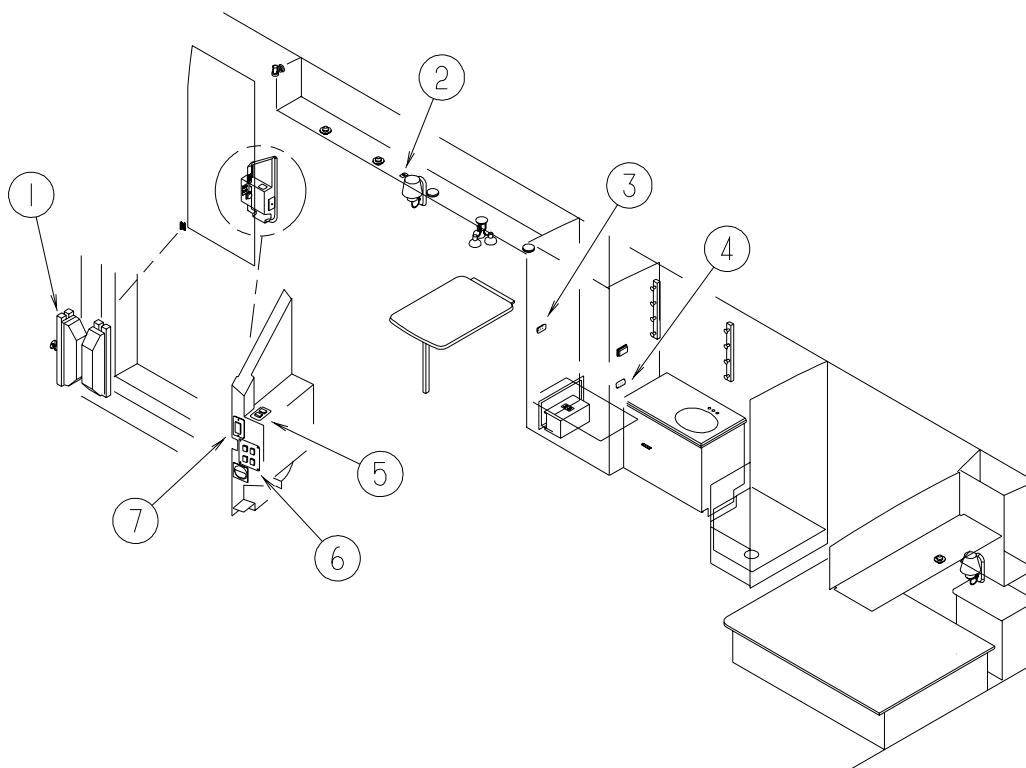


DRIVER

KEY	PART NUMBER	U/M	DESCRIPTION
1	108357-10-000	EA	SWITCH - ROCKER SPDT - W/LIGHT - MOM/NONE/MOM - 5 TERMINAL
1	108356-05-01A	EA	COVER/ACTUATOR SWITCH-3 GROOVES W/LENS-GEN SET-CONTURA III
1	098351-07-01A	EA	PLATE/SWITCH - 1 GANG - POLISHED BRASS - GENERATOR
2	132180-01-01A	EA	SWITCH - PADDLE - SPST - ON/OFF - BLACK
2	132180-02-01A	EA	SWITCH - PADDLE - SPDT - ON/OFF - BLACK
2	098351-03-01A	EA	PLATE/SWITCH - 3 GANG - POLISHED BRASS - W/O LABEL
3	084420-03-000	EA	SWITCH - TOGGLE - 15 AMP - 120 VOLT - IVORY
4	P01713-01-000	EA	SWITCH - PUSH BUTTON - ELECTRIC STEP
5	132180-01-01A	EA	SWITCH - PADDLE - SPST - ON/OFF - BLACK
5	098351-01-01A	EA	PLATE/SWITCH - 1 GANG - POLISHED BRASS - W/O LABEL
6	132180-02-01A	EA	SWITCH - PADDLE - SPDT - ON/OFF - BLACK
6	098351-01-01A	EA	PLATE/SWITCH - 1 GANG - POLISHED BRASS - W/O LABEL
6	109294-01-01A	EA	SWITCH PANEL - W/SWITCHES - VENT FAN
6	095188-02-01A	EA	SPACER - SWITCH - 2.3" X 4.1" - PLASTIC - DARK BROWN
7	132180-02-01A	EA	SWITCH - PADDLE - SPDT - ON/OFF - BLACK
7	098351-01-01A	EA	PLATE/SWITCH - 1 GANG - POLISHED BRASS - W/O LABEL

ELECTRICAL GROUP (CONTINUED)

SWITCHES (CONTINUED)



PASSENGER

KEY	PART NUMBER	U/M	DESCRIPTION
1	116995-02-000	EA	SWITCH/MAGNET - ELECTRIC STEP - BLACK/WHITE-CLOSED CIRCUIT
2	079364-01-000	EA	SWITCH - ON/OFF ROCKER - 2 TERMINAL - BROWN
2	098351-01-01A	EA	PLATE/SWITCH - 1 GANG - POLISHED BRASS - W/O LABEL
3	132180-01-01A	EA	SWITCH - PADDLE - SPST - ON/OFF - BLACK
3	098351-05-01A	EA	PLATE/SWITCH - 3 GANG - POLISHED BRASS-PORCH/CEILING/STEP
3	095188-02-01A	EA	SPACER - SWITCH - 2.3" X 4.1" - PLASTIC - DARK BROWN
4	132180-01-01A	EA	SWITCH - PADDLE - SPST - ON/OFF - BLACK
4	132180-02-01A	EA	SWITCH - PADDLE - SPDT - ON/OFF - BLACK
4	098351-01-01A	EA	PLATE/SWITCH - 1 GANG - POLISHED BRASS - W/O LABEL
5	079364-07-000	EA	SWITCH - MOM/OFF/MOM ROCKER - BLACK
5	079364-01-000	EA	SWITCH - ON/OFF ROCKER - 2 TERMINAL - BROWN
5	098351-12-01A	EA	PLATE/SWITCH - 2 GANG - POLISHED BRASS - STEP COVER/LAMP
6	132180-01-01A	EA	SWITCH - PADDLE - SPST - ON/OFF - BLACK
6	098351-08-01A	EA	PLATE/SWITCH - 4 GANG - POLISHED BRASS-PORCH/CEILING/STEP
7	093132-02-000	EA	SWITCH - ROCKER/POWER DOOR LOCK - 5 TERM - (KEY/ARROW)
7	094086-01-01A	EA	PLATE - SWITCH - SINGLE GANG - 1.8" X 3" - BLACK PLASTIC

ELECTRICAL GROUP (CONTINUED)

BOXES & CORDS

KEY	PART NUMBER	U/M	DESCRIPTION
	008289-01-000	EA	BOX - ELECTRIC/STEEL - 1/2" & 3/4" KNOCKOUTS - 4" X 4"
	008289-02-000	EA	BOX - ELECTRIC/STEEL - 1/2" & 3/4" KNOCKOUTS - 4" X 4"-CAN
	008294-01-000	EA	COVER - ELECTRICAL BOX - BLANK/STEEL - 4" X 4" - GRAY
	008294-02-000	EA	COVER - ELECTRICAL BOX - BLANK STEEL - 4" X 4" - CANADIAN
	091910-01-000	EA	BOX - ELECTRIC - 3.8" X 3.5" X 1.8" - PLASTIC
	091910-02-000	EA	BOX - ELECTRIC - 2.2" X 3.5" X 1.8" - PLASTIC
	092492-14-000	EA	SEAL - ELECTRICAL BOX
	106071-03-700	EA	CIRCUIT BOARD/TIME DELAY SW TD0001
	106071-04-000	EA	SWITCH - AUTOMATIC TRANSFER W/CONNECTION LUGS
	108934-02-000	EA	CORD - POWER - 50 AMP - 4-WIRE - 36'
	109172-01-000	EA	CORD - POWER - 13 AMP - 3-WIRE - 4'
	113029-05-02B	EA	PANEL - ELECTRICAL BOX - FRONT - E-COATED
	121470-01-000	EA	CORD/EXTENSION - 6 FOOT - 16-2 WIRE
	131679-01-000	EA	BOX-ELEC-WATERPROOF SEALED 4" X 4" W/4 3/4"OUTLETS-UL/CSA
	131680-01-000	EA	COVER - W/GASKET FOR WATERPROOF 4" X 4" BOX - UL/CSA

WIRE ASSEMBLIES

KEY	PART NUMBER	U/M	DESCRIPTION
	090986-01-000	EA	WIRE ASSEMBLY - ELECTRIC STEP
	096717-04-000	EA	WIRE ASSEMBLY - REAR MONITOR - UPPER
	097618-01-000	EA	WIRE ASSEMBLY - MONITOR PANEL- W/3 WIRES & ORANGE RESISTOR ORANGE RESISTOR W/3 (ORANGE-GREEN-BLUE) WIRES
	108029-01-000	EA	WIRE ASSEMBLY - POWER DRIVER SEAT
	108029-02-000	EA	WIRE ASSEMBLY - POWER PASSENGER SEAT
	113639-01-000	FT	CABLE - 3/0 AWG STRANDED - RED
	113639-02-000	FT	CABLE - 3/0 AWG STRANDED - BLACK
	120233-05-000	EA	WIRE ASSEMBLY - 30" CONNECTS TO WALLPLATE DISPLAY
	124336-12-000	EA	WIRE - REAR STEREO - 12 PIN
	124864-04-000	EA	WIRE - SPEAKER - DELUXE EXTENSION
	124882-02-000	EA	WIRE ASSEMBLY - AMPLIFIER
	125853-04-000	EA	WIRE ASM-ENTERTAINMENT CTR
	129365-02-000	EA	WIRE ASSEMBLY - CLEARANCE LAMPS - REAR
	129560-01-000	EA	WIRE - 2 MONITOR PANEL
	130065-01-000	EA	WIRE ASSEMBLY - INSTRUMENT PANEL/LEFT
	131386-01-000	EA	WIRE ASSEMBLY - F/SLIDEOUT CONTROL
			FROM: 07-29-98 THRU: 07-01-99
	124864-04-000	EA	WIRE - SPEAKER - DELUXE EXTENSION

ELECTRICAL GROUP (CONTINUED)

CONNECTORS & CONDUIT

KEY	PART NUMBER	U/M	DESCRIPTION
	007954-01-000	EA	RECEPTACLE - HOUSING - 6 POSITION
	007956-05-000	EA	INSULATOR - SHRINK - .25 ID X 1.50
	008311-01-000	EA	CONNECTOR - WIRE NUT - INSULATED - RED
	008312-01-000	EA	CONNECTOR - WIRE NUT - INSULATED - BLUE
	008313-01-000	EA	CONNECTOR - WIRE NUT - INSULATED - YELLOW
	008314-01-000	EA	CONNECTOR - WIRE NUT - INSULATED - GRAY
	008326-01-000	EA	TERMINAL - RING - 16/14 WIRE - 3/8" STUD
	008328-01-000	EA	TERMINAL - RING - 12/10 WIRE - #10 STUD FIT
	008331-01-000	EA	TERMINAL - RING - TONGUE - #4 WIRE - 3/8" STUD - COPPER
	008348-01-000	EA	TERMINAL - RING - 3/8" STUD 2 GA. WIRE
	008355-01-000	EA	CONNECTOR - CABLE CLAMPING - 3/4"
	008356-01-000	EA	CONNECTOR - PLASTIC - 3/8" AVG
	008356-02-000	EA	CONNECTOR - PLASTIC - 21/32
	008394-01-000	FT	CONDUIT - FLEXIBLE - 1/2"
	035416-04-000	EA	TERMINAL - RING - #10 STUD FIT - INSULATED BARREL #16/14
	041480-01-000	EA	CONNECTOR - STRAIGHT - 1/2" FLEX CONDUIT
	041953-01-000	FT	CONDUIT - CONVOLUTE SLIT - .5" ID - POLYETHYLENE
	041953-01-000	FT	CONDUIT - CONVOLUTE SLIT - .5" ID - POLYETHYLENE
	041953-03-000	FT	CONDUIT - CONVOLUTE SLIT - 1" ID (CLOTHES ROD COVER)
	041953-06-000	FT	CONDUIT - CONVOLUTE SLIT - .375" ID - POLYETHYLENE
	041953-07-000	FT	CONDUIT - CONVOLUTE SLIT - .25" ID - POLYETHYLENE
	041953-08-000	FT	CONDUIT - CONVOLUTE SLIT - 1.50" ID - POLYETHYLENE
	041953-09-000	FT	CONDUIT - CONVOLUTE SLIT - .50" ID - NYLON
	041953-10-000	FT	CONDUIT - CONVOLUTE SLIT - .75" ID - NYLON
	041953-11-000	FT	CONDUIT - CONVOLUTE SLIT - 1.06" ID - NYLON
	041953-12-000	FT	CONDUIT - CONVOLUTE SOLID - 1.1" ID - NYLON
	041953-13-000	FT	CONDUIT - CONVOLUTE SLIT - 1.25
	047443-01-000	EA	TERMINAL - .250 RECEPTACLE FIT - INSULATED - 16/14 AWG
	047443-02-000	EA	TERMINAL - .250 RECEPTACLE FIT - INSULATED - 12/10 AWG
	058028-01-000	EA	CONNECTOR - ELECTRICAL PIGTAIL - NYLON - CLEAR
	062036-01-000	EA	TERMINAL - PACK - CON - 12/10 AWG
	080015-02-000	EA	RECEPTACLE - FLAG - .185 - 16/14 GAUGE
	080015-03-000	EA	RECEPTACLE - FLAG - .250 - 14/16 GAUGE
			FROM: 05-20-99 THRU: 99-99-99
	082109-01-000	EA	HOUSING - CONNECTOR - PACKARD
	082741-01-000	EA	CONNECTOR BODY - 2 CONNECTOR MALE
	087225-01-000	FT	SLEEVING - 1/2" - TYPE H
	087949-01-000	EA	BUSS BAR - 2 POSITION - .6" X 1.5"
	088267-01-000	EA	TERMINAL - FEMALE - 1/4
	088473-01-000	EA	HOUSING - PIN - 12 CAVITY (3 ROWS OF 4)
	088473-02-000	EA	HOUSING - PIN - 15 CAVITY (3 ROWS OF 5)
	088473-03-000	EA	HOUSING - PIN - 9 CAVITY (3 ROWS OF 3)
	088473-04-000	EA	HOUSING - PIN - 8 CAVITY IN-LINE
	088473-06-000	EA	HOUSING - PIN - 6 CAVITY (2 ROWS OF 3)
	088473-08-000	EA	HOUSING - PIN - 4 CAVITY - IN-LINE
	088473-09-000	EA	HOUSING - PIN - 3 CAVITY - IN-LINE
	088473-10-000	EA	HOUSING - PIN - 2 CAVITY - IN LINE
	088474-01-000	EA	HOUSING - SOCKET - 12 CAVITY
	088474-02-000	EA	HOUSING - SOCKET - 15 CAVITY
	088474-03-000	EA	HOUSING - SOCKET - 9 CAVITY
	088474-06-000	EA	HOUSING - SOCKET - 6 CAVITY
	088474-08-000	EA	HOUSING - SOCKET - 4 CAVITY
	088474-09-000	EA	HOUSING - SOCKET - 3 CAVITY
	088474-10-000	EA	HOUSING - SOCKET - 2 CAVITY
	088475-01-000	EA	PIN - CONNECTOR - 14-20 AWG
	088475-02-000	EA	PIN - CONNECTOR - 10-12 AWG
	088476-01-000	EA	TERMINAL - ELECTRICAL
	088476-02-000	EA	SOCKET - CONNECTOR - 12-10 GA - PRE-TIN
	098261-02-000	EA	SOCKET - CONNECTOR - WEATHERPACK - 14-18 AWG
	098262-01-000	EA	SEAL - CONNECTOR - WEATHERPACK
	098262-05-000	EA	SEAL - CAVITY
	098264-01-000	EA	HOUSING - 2 PIN - WEATHERPACK - MALE W/FEMALE PINS
	098264-02-000	EA	HOUSING - 2 PIN - WEATHERPACK - FEMALE W/MALE PINS

ELECTRICAL GROUP (CONTINUED)

CONNECTORS & CONDUIT (CONTINUED)

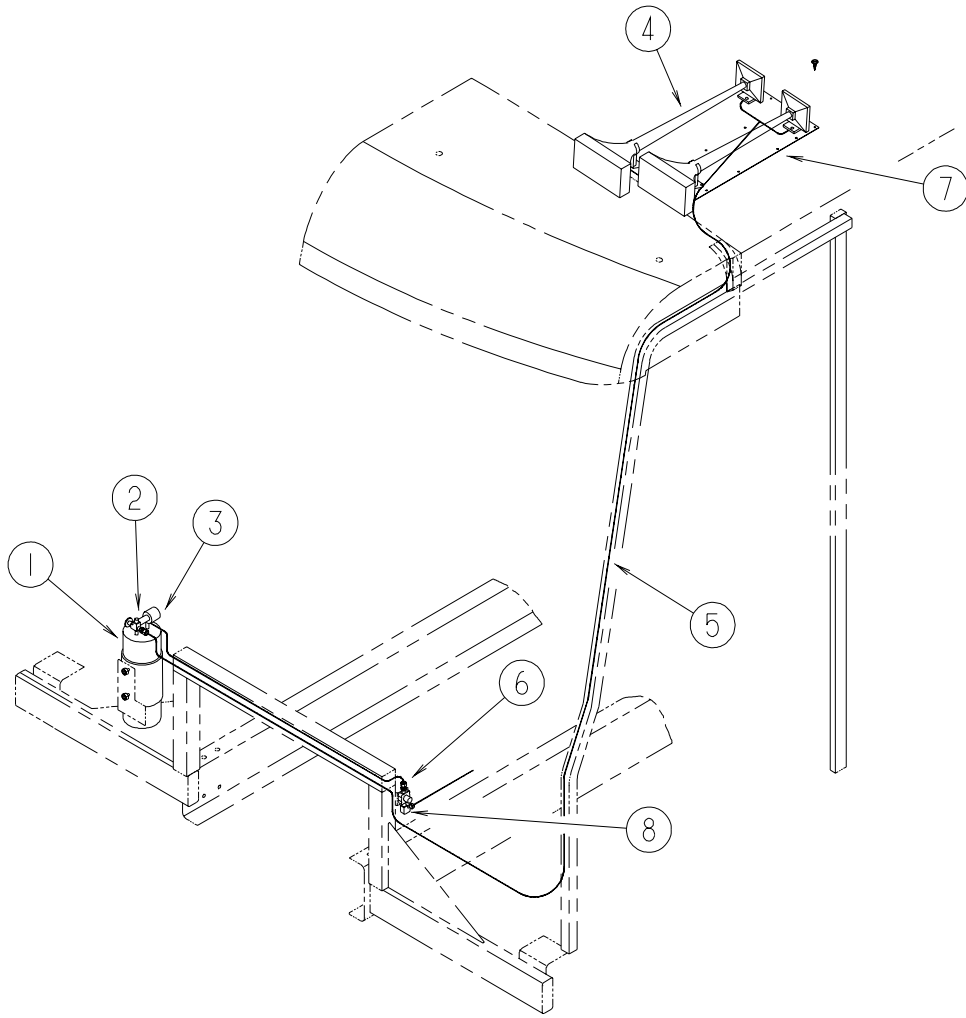
KEY	PART NUMBER	U/M	DESCRIPTION
	098265-02-000	EA	PIN - CONNECTOR - WEATHERPACK
	100690-01-000	EA	HOUSING - 5 POSITON - MALE - WEATHERPACK
	100690-02-000	EA	HOUSING - 5 POSITION - FEMALE - WEATHERPACK
	102777-02-000	EA	TERMINAL - RING - #6 STUD - 10 AWG
	103608-01-000	EA	SOCKET - WEDGE BASE W/LEADS
	104100-01-000	EA	HOUSING - 1 POSITION - 75 AMPS
	104100-03-000	EA	TERMINAL - 75 AMP
	110178-01-000	EA	HOUSING - WIPER MOTOR
	112823-01-000	EA	SPLICE - REDUCER - 16-14 TO 18-22
	113306-01-000	EA	TERMINAL - FEMALE - M/P - 14-16 - F/NON-SEALED TERMINAL
	113308-01-000	EA	TERMINAL - FEMALE - M/P - 14-16 - 280
	113452-01-000	FT	SEAL/TRIM - FRONT - VINYL W/WIRE CARRIER - .020"
	113468-01-000	EA	HOUSING - 2 POSITION - FEMALE
	115931-02-000	EA	COVER - CONNECTOR - 50 AMP W/LOCKING RING
	115932-02-000	EA	CONNECTOR - FEMALE - 50 AMP/240 VOLT
	116811-01-000	EA	TERMINAL - .110 RECEPTACLE - 16-14 AWG
	118571-01-000	EA	CONNECTOR - 3-WAY - MALE/SEALED
	118571-02-000	EA	CONNECTOR - 3-WAY - FEMALE/SEALED
	118571-03-000	EA	BRACKET - MOUNTING
	118571-04-000	EA	GASKET
	118571-05-000	EA	LOCK - SECONDARY - FEMALE
	118571-06-000	EA	LOCK - SECONDARY - MALE
	118597-01-000	EA	TERMINAL - MALE - M/P - 480 - 14-16
	118599-01-000	EA	TERMINAL - MALE - M/P - 280 - 14-16
	119223-01-000	EA	HOUSING - 6 POSITION - MALE - WEATHERPACK
	125323-01-000	EA	HOUSING - 10 POSITION - MALE
	125323-02-000	EA	HOUSING - 8 POSITION - MALE
	125323-03-000	EA	LOCK - SECONDARY 8 POSITION
	125323-04-000	EA	LOCK - SECONDARY 10 POSITION
	125323-05-000	EA	HOUSING - 6 POSITION - MALE
	125323-06-000	EA	LOCK - SECONDARY - 6 POSITION
	125324-01-000	EA	TERMINAL - MALE - METRI-PACK - 150
	125325-01-000	EA	SEAL - CAVITY
	131515-01-000	EA	HOUSING - 2 POSITON JR. POWER TIMER - F/HALOGEN FOG LIGHT
	131515-02-000	EA	TERMINAL - FEMALE JR. POWER TIMER - F/HALOGEN FOG LIGHT
	131515-03-000	EA	SEAL - CAVITY - JR. POWER TIMER

BOOTS, SOLENOIDS, RELAYS & MISCELLANEOUS

KEY	PART NUMBER	U/M	DESCRIPTION
	007093-01-000	EA	SIGNAL FLASHER
	008188-01-000	EA	SOLENOID - 3 POST - BATTERY CHANGE OVER
	008188-02-000	EA	SOLENOID - SEALED - HEAVY DUTY
	063910-01-000	EA	HOUSING - RELAY
	063912-02-000	EA	RELAY - CANISTER - SPDT
	086233-01-000	EA	STUD - ISOLATED - 3/8" X 7/8" LONG
	086273-01-000	EA	RELAY - BATTERY DISCONNECT
	115792-03-01A	EA	COVER-WIRE BLK
	131832-01-000	EA	RELAY - DPST - 25 AMP - 120 VOLT AC

EXTERIOR BODY GROUP

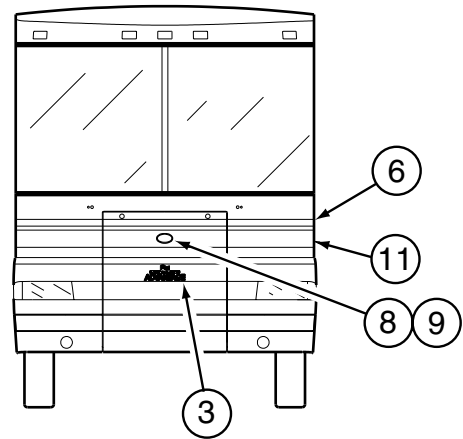
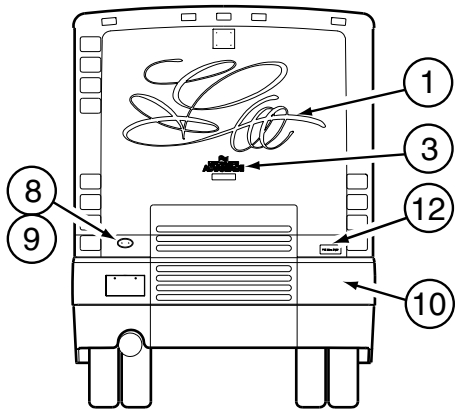
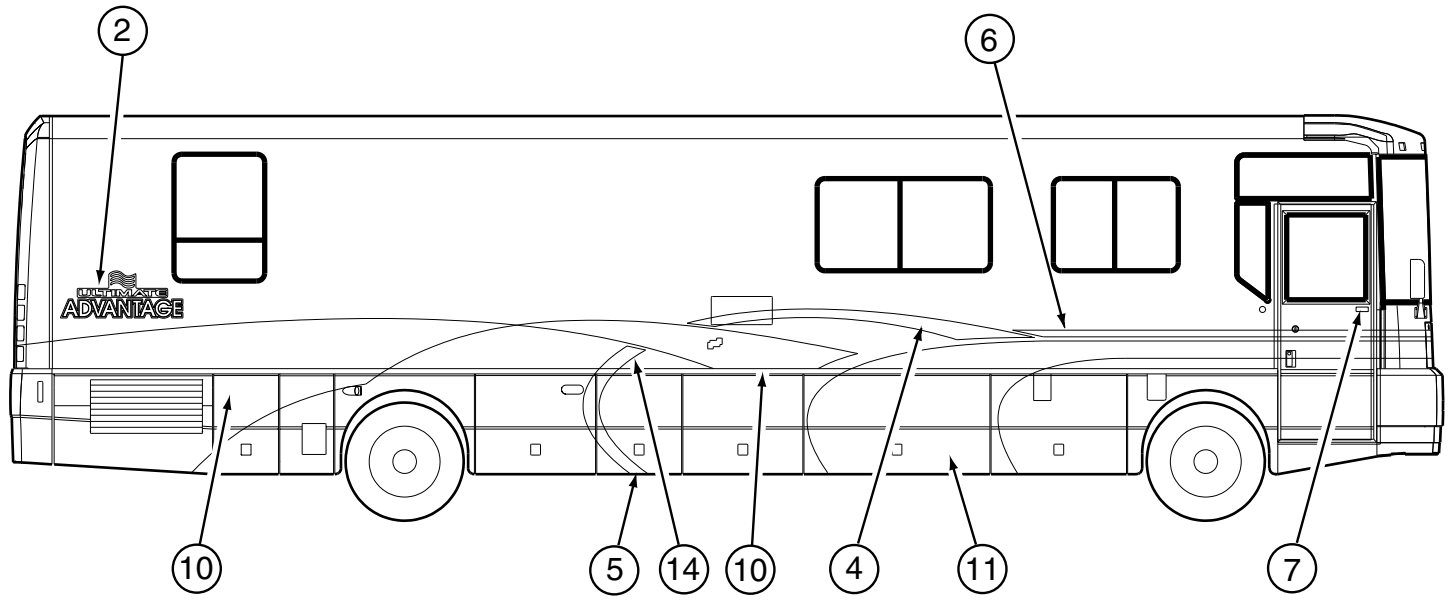
AIR HORN INSTL



KEY	PART NUMBER	U/M	DESCRIPTION
1*	077497-09-000	EA	TANK - AIR - SOLENOID KIT - AUXILIARY HORN
2	071387-07-000	EA	ELBOW - MALE - BRAKE TUBE - 1/4" X 1/8"
3*	077497-03-000	EA	FITTING KIT - HOSE/HOSE FITTING/AIR GAUGE - F/AUX HORN
4*	077497-06-000	EA	HORN - AIR - CHROME - TWIN
5	071390-04-000	FT	TUBING - AIR BRAKE - 1/4" OD-BLK WEATHERHEAD (BRKS & HORN)
6	071386-06-000	EA	CONNECTOR - MALE - 1/4 TUBE X 1/4
	077497-02-000	EA	HOSE - AUXILIARY AIR HORN
7	125123-01-12B	EA	PLATE/MOUNTING - AIR HORN - 25" X 13" - BRIGHT WHITE
8	071387-04-000	EA	ELBOW - MALE - BRAKE TUBE 3/8 X 1/4

*COMPONENT PARTS FOUND IN SERVICE PARTS LIBRARY

EXTERIOR BODY GROUP (CONTINUED)
GRAPHICS & PAINT



EXTERIOR BODY GROUP (CONTINUED)

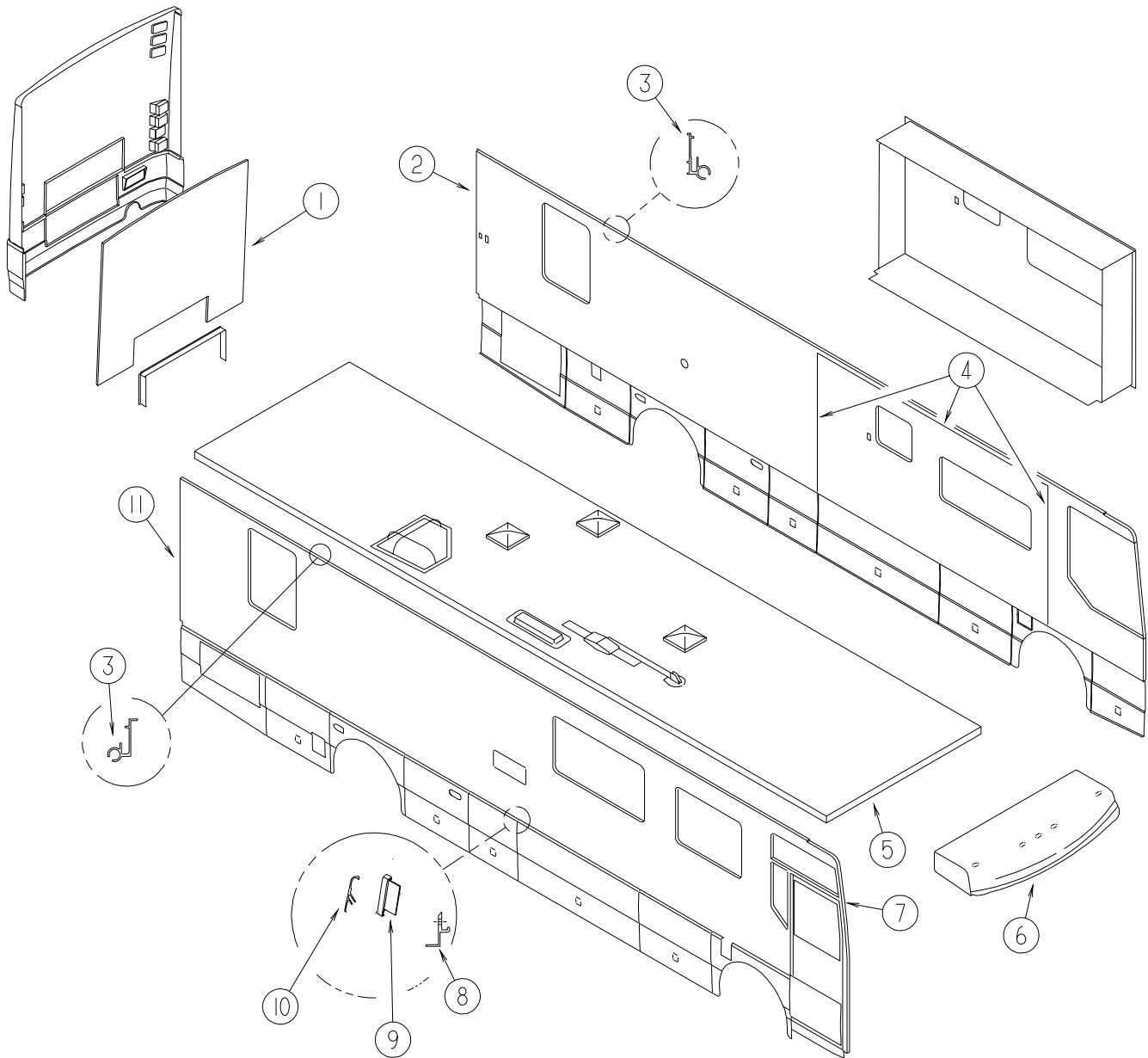
GRAPHICS & PAINT (CONTINUED)

KEY	PART NUMBER	U/M	DESCRIPTION
1	130657-01-04A	EA	DECAL - SWIRLEE (W/EBONY AND SILVER PAINT) - RASPBERRY MET.
1	130657-01-03A	EA	DECAL - SWIRLEE (W/MEDITERRANEAN AND JADESTONE PAINT) - MEDITERRANEAN MET.
2	130396-01-04A	EA	DECAL - LOGO (W/EBONY AND SILVER PAINT) - RED/LT. EBONY/GOLD/MED. SILVER/B.WHITE
2	130396-01-03A	EA	DECAL - LOGO (W/MEDITERRANEAN AND JADESTONE PAINT)-RED/MED.MET./GOLD/SILVER ICE/B.WHITE
3	130396-02-04A	EA	DECAL - LOGO (W/EBONY AND SILVER PAINT) - RED/LT. EBONY/GOLD/MED. SILVER/B.WHITE
3	130396-02-03A	EA	DECAL - LOGO (W/MEDITERRANEAN AND JADESTONE PAINT)-RED/MED.MET./GOLD/SILVER ICE/B.WHITE
4	130639-01-04A	EA	DECAL - HOOK - UPPER/RIGHT HAND (W/EBONY AND SILVER PAINT) - RASPBERRY MET.
4	130639-02-04A	EA	DECAL - HOOK - UPPER/LEFT HAND (W/EBONY AND SILVER PAINT) - RASPBERRY MET.
4	130639-01-03A	EA	DECAL - HOOK - UPPER/RIGHT HAND (W/MEDITERRANEAN AND JADESTONE PAINT) - SILVER ICE MET.
4	130639-02-03A	EA	DECAL - HOOK - UPPER/LEFT HAND (W/MEDITERRANEAN AND JADESTONE PAINT) - SILVER ICE MET.
5	130640-01-04A	EA	DECAL - HOOK - LOWER/RIGHT HAND (W/EBONY AND SILVER PAINT) - RASPBERRY MET.
5	130640-02-04A	EA	DECAL - HOOK - LOWER/LEFT HAND (W/EBONY AND SILVER PAINT) - RASPBERRY MET.
5	130640-01-03A	EA	DECAL - HOOK - LOWER/RIGHT HAND (W/MEDITERRANEAN AND JADESTONE PAINT) - SILVER ICE MET.
5	130640-02-03A	EA	DECAL - HOOK - LOWER/LEFT HAND (W/MEDITERRANEAN AND JADESTONE PAINT) - SILVER ICE MET.
6	093681-37-07A	FT	FILM - 2.2" (W/EBONY AND SILVER PAINT) - WARM SILVER MET.
6	093681-37-06A	FT	FILM - 2.2" (ATLANTIS) - EMERALD GREEN MET.
7	132664-01-01A	EA	DECAL - LOGO/DOMED - WINNEBAGO
8	120875-01-01A	EA	DECAL - "WINNEBAGO INDUSTRIES"-OVAL DOMED-GRILLE-BLK/GOLD
9	120994-01-01A	EA	BEZEL - DOMED GRILLE LOGO
10	N/A	EA	PAINT-CHROMAPRM,MED SILVER M DUPONT LM384
10	N/A	EA	PAINT-CHROMAPRMR,JADESTNE ME DUPONT MM179
11	N/A	EA	PAINT-CHROMAPRMR,LT EBONY ME DUPONT MM289
11	N/A	EA	PAINT-CHROMAPR,MEDITERANENM DUPONT MM175
12	N/A	EA	CHASSIS SUPPLIED
14	131506-01-04A	EA	DECAL - HOOK - MIDDLE/RIGHT HAND (W/EBONY AND SILVER PAINT) - RASPBERRY MET.
14	131506-02-04A	EA	DECAL - HOOK - MIDDLE/LEFT HAND (W/EBONY AND SILVER PAINT) - RASPBERRY MET.
14	131506-01-03A	EA	DECAL - HOOK - MIDDLE/RIGHT HAND (W/MEDITERRANEAN AND JADESTONE PAINT) - SILVER ICE MET.
14	131506-02-03A	EA	DECAL - HOOK - MIDDLE/LEFT HAND (W/MEDITERRANEAN AND JADESTONE PAINT) - SILVER ICE MET.
	093681-61-02A	FT	FILM - 5.7" (W/EBONY AND SILVER PAINT) - CHARCOAL
	093681-61-03A	FT	FILM - 5.7" (W/MEDITERRANEAN AND JADESTONE PAINT) - DK. GREEN
	133433-01-01A	EA	DECAL - SIDE STRIPE (W/EBONY AND SILVER PAINT) - MED. SILVER
	133803-01-02A	EA	DECAL - SIDE STRIPE - 11" (W/EBONY AND SILVER PAINT) - MED. SILVER
	133804-01-02A	EA	DECAL - SIDE STRIPE - 5" (W/EBONY AND SILVER PAINT) - MED. SILVER
	133805-01-02A	EA	DECAL - SIDE STRIPE - 4" (W/EBONY AND SILVER PAINT) - MED. SILVER
	133433-01-02A	EA	DECAL - SIDE STRIPE (W/MEDITERRANEAN AND JADESTONE PAINT) - JADESTONE
	133803-01-01A	EA	DECAL - SIDE STRIPE - 11" - JADESTONE
	133804-01-01A	EA	DECAL - SIDE STRIPE - 5" (W/MEDITERRANEAN AND JADESTONE PAINT) - JADESTONE
	133805-01-01A	EA	DECAL - SIDE STRIPE - 4" (W/MEDITERRANEAN AND JADESTONE PAINT) - JADESTONE
	041561-03-000	EA	PAINT - 16 OUNCE SPRAY - OFF WHITE

DUPONT COLORS

BRIGHT WHITE	DUPONT B8951U
JADESTONE MET	DUPONT M3264U
MEDITERRANEAN	DUPONT M3263U
LT SILVER	DUPONT F2573U
LT EBONY MET	DUPONT M3265U

EXTERIOR BODY GROUP (CONTINUED) PANELS

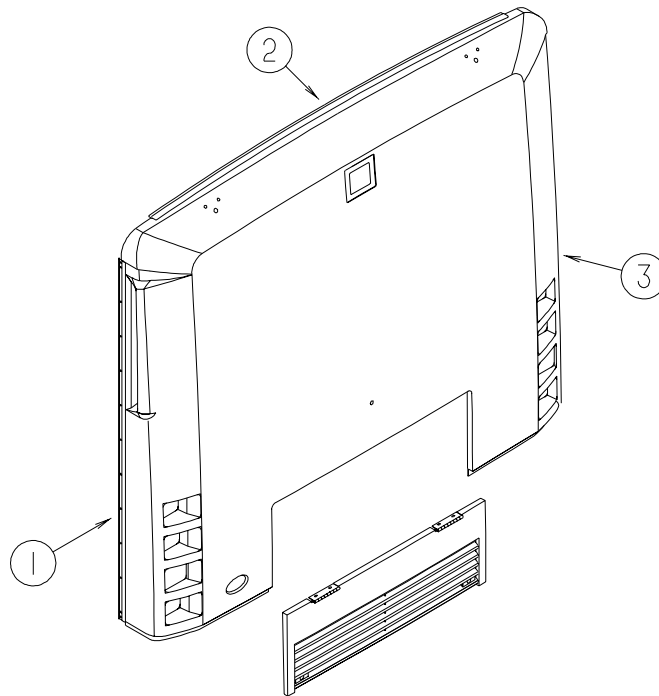


KEY	PART NUMBER	U/M	DESCRIPTION
1	126864-02-L94	EA	BACKWALL - W/O WINDOW/TRIM (L94,L95)
1	126864-02-L96	EA	BACKWALL - W/O WINDOW/TRIM (L96,L97)
1	126864-02-L98	EA	BACKWALL - W/O WINDOW/TRIM (L98,L99)
2	P33245-02-L94	EA	SIDEWALL - DRIVER - W/O WINDOWS/TRIMS
2	P33245-02-L95	EA	SIDEWALL - DRIVER - W/O WINDOWS/TRIMS
2	P33245-02-L96	EA	SIDEWALL - DRIVER - W/O WINDOWS/TRIMS
2	P33245-02-L97	EA	SIDEWALL - DRIVER - W/O WINDOWS/TRIMS
2	P33245-02-L98	EA	SIDEWALL - DRIVER - W/O WINDOWS/TRIMS
2	P33245-02-L99	EA	SIDEWALL - DRIVER - W/O WINDOWS/TRIMS
3	131483-01-01A	EA	RAIL - AWNING - 192" - BRIGHT WHITE
4	115886-09-01A	EA	RETAINER - SIDEWALL - BRIGHT WHITE
5	133182-02-L94	EA	ROOF - W/O LIGHTS/VENTS - W/WIRING
6	128342-02-KQ0	EA	PANEL - ROOF CAP - W/O LIGHTS/WIRING
7	124860-02-01A	EA	RAIL - DRIP - FRONT

EXTERIOR BODY GROUP (CONTINUED)

PANELS (CONTINUED)

KEY	PART NUMBER	U/M	DESCRIPTION
8	123880-01-01A	EA	TRIM - VALANCE/RETAINER - 144" - E-COATED
	125285-51-001	EA	TRIM - VALANCE/RETAINER - 12'
9	124046-02-02B	EA	BRACKET - ANCHOR - E-COATED
10	123993-01-03A	EA	TRIM - COVER
	126775-01-01A	EA	END CAP - VALANCE - RIGHT HAND/LOWER
	126775-02-01A	EA	END CAP - VALANCE - LEFT HAND/LOWER
11	P33079-02-L94	EA	SIDEWALL - PASSENGER - W/O WINDOWS/TRIMS
11	P33079-02-L95	EA	SIDEWALL - PASSENGER - W/O WINDOWS/TRIMS
11	P33079-02-L96	EA	SIDEWALL - PASSENGER - W/O WINDOWS/TRIMS
11	P33079-02-L97	EA	SIDEWALL - PASSENGER - W/O WINDOWS/TRIMS
11	P33079-02-L98	EA	SIDEWALL - PASSENGER - W/O WINDOWS/TRIMS
11	P33079-02-L99	EA	SIDEWALL - PASSENGER - W/O WINDOWS/TRIMS
	132442-04-01A	EA	HANDLE - ASSIST - W/ULTIMATE LOGO/"LIGHTED" - W/CHROME END
	132442-01-700	EA	BULB - ROPE/LIGHT STRIP - F/ASSIST HANDLE

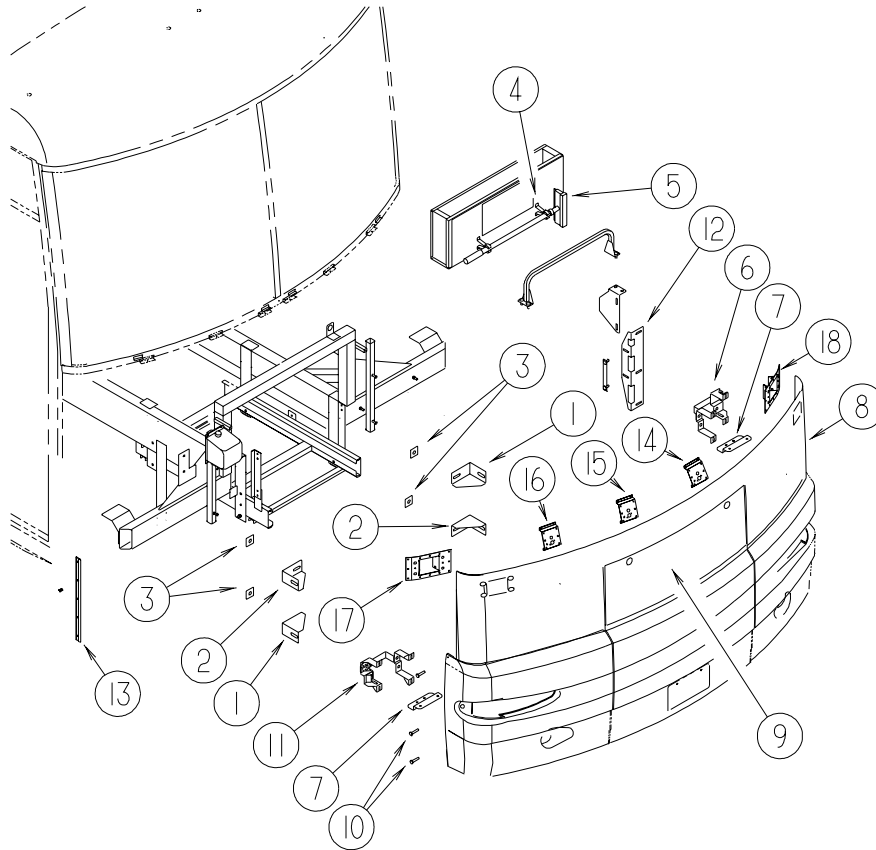


REAR CAP

KEY	PART NUMBER	U/M	DESCRIPTION
1	092041-01-02A	EA	TRIM - BACKWALL/SIDEWALL - 83.1" - OFF WHITE
1	091985-01-07A	EA	MOLDING - TRIM - BRIGHT WHITE
2	083805-23-000	EA	TRIM - ROOF CAP - 92.1" - BRIGHT WHITE
3	128928-04-K90	EA	PANEL - REAR CAP - W/DOOR - W/O HARDWARE

EXTERIOR BODY GROUP (CONTINUED)

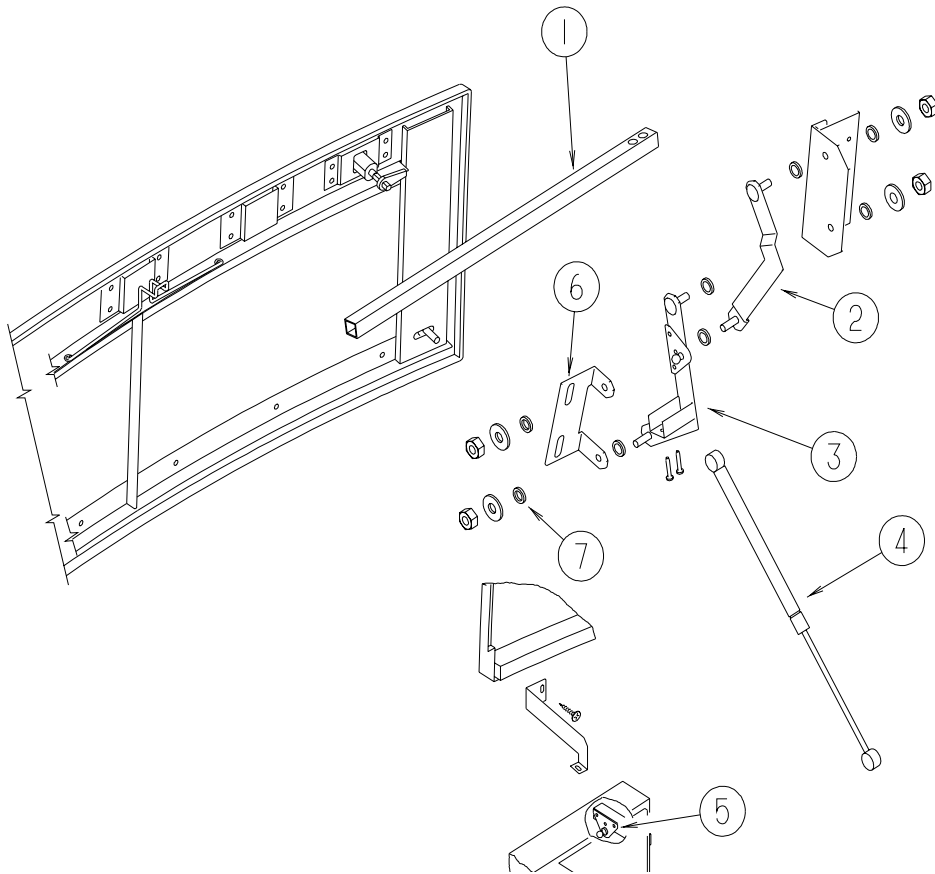
FRONT END



KEY	PART NUMBER	U/M	DESCRIPTION
1	128455-01-02B	EA	BRACKET - BUMPER
2	128455-02-02B	EA	BRACKET - BUMPER
3	116617-02-02B	EA	SPACER - BUMPER
4	110429-03-D18	EA	BRACKET - SQUEEGEE
4	091952-02-000	EA	CLIP - GRIPPER - 3/4"
5	091955-02-000	EA	SQUEEGEE - EXTENDED HANDLE
6	129273-02-02B	EA	FRAME - HEADLAMP/LEFT HAND - E-COATED
7	131497-01-02B	EA	BRACKET - FOGLAMP - MOUNT - E-COATED
8	131293-02-KQ0	EA	PANEL - FRONT/LOWER - W/O HARDWARE
9	129271-01-KQ0	EA	HOOD - FRONT
10	118383-03-03A	EA	RETAINER - SCREW
10	118383-04-03A	EA	CAP - RETAINER SCREW - DARK GRAY
11	129273-01-02B	EA	FRAME - HEADLAMP/RIGHT HAND - E-COATED
12	114396-04-02B	EA	ANGLE - BUMPER MOUNT/DRIVER - E-COATED
12	114396-03-02B	EA	ANGLE - BUMPER MOUNT/PASSENGER - E-COATED
13	125818-04-01A	EA	TRIM - FIBERGLASS PANEL - BRIGHT WHITE
13	091985-01-07A	EA	MOLDING - TRIM - BRIGHT WHITE
14	125847-19-02B	EA	SUPPORT - PIVOT SHAFT - DRIVER - E-COATED
15	125847-20-02B	EA	SUPPORT - PIVOT SHAFT - E-COATED
16	125847-17-02B	EA	SUPPORT - PIVOT SHAFT - PASSENGER - E-COATED
17	120850-04-02B	EA	PLATE - SUPPORT/MIRROR - E-COATED
18	120850-04-02B	EA	PLATE - SUPPORT/MIRROR - E-COATED

EXTERIOR BODY GROUP (CONTINUED)

HOOD



KEY	PART NUMBER	U/M	DESCRIPTION
1	105096-08-000	EA	TUBE - HOOD HINGE TIMING W/WELDNUTS
2	131661-01-02B	EA	LINK - HINGE - UPPER HOOD - E-COATED (PASSENGER)
2	131661-02-02B	EA	LINK - HINGE - UPPER HOOD - E-COATED (DRIVER)
3	131662-01-02B	EA	LINK - HINGE - LOWER HOOD - E-COATED (PASSENGER)
3	131662-02-02B	EA	LINK - HINGE - LOWER HOOD - E-COATED (DRIVER)
4	107796-04-000	EA	SPRING/GAS - 12" COMPRESSED/20" EXTENDED - 20LB.
5	126263-08-02B	EA	BRACKET - GAS SPRING - E-COATED
6	113505-01-02B	EA	ANGLE - HOOD LINK - PASSENGER - E-COATED
6	113505-02-02B	EA	ANGLE - HOOD LINK - DRIVERS - E-COATED
7	058716-02-000	EA	WASHER - FLAT NYLON

EXTERIOR BODY GROUP (CONTINUED)

LADDER

KEY	PART NUMBER	U/M	DESCRIPTION
	130163-01-01A	EA	LADDER - LOWER - BRUSHED ALUMINUM
	130164-01-01A	EA	LADDER - UPPER - BRUSHED ALUMINUM
	131256-01-01A	EA	PLATE - LADDER
	038327-05-000	EA	TAPE - ANTI SLIP - 5/8"X 60' - BLACK

MIRRORS

KEY	PART NUMBER	U/M	DESCRIPTION
*	131431-03-01A	EA	MIRROR - EXTERIOR REMOTE/HEAT - PASSENGER
*	131431-04-01A	EA	MIRROR - EXTERIOR REMOTE/HEAT - DRIVER
	108825-03-000	EA	GASKET - MIRROR
	087695-03-000	EA	CONNECTOR - ASSEMBLY
	120850-04-02B	EA	PLATE - SUPPORT/MIRROR - E-COATED

*COMPONENT PARTS FOUND IN SERVICE PARTS LIBRARY

BODY PANEL COMPONENTS

KEY	PART NUMBER	U/M	DESCRIPTION
	002726-01-001	EA	GARNISH - U-CHANNEL - 1.38" X 19' - SERRATED
	068716-01-001	EA	BRACE - 90 DEGREE - L-ANGLE - 16'
	076054-Y2-000	EA	FIBERGLASS SHEET - 102" X 320.9" - BRIGHT WHITE
	089297-01-000	SF	PLYWOOD - LUAN - OVERLAY GRADE - 48" X 96"
	100619-01-000	BF	FOAM - EXPANDED POLYSTYRENE - 1.34" X 48" X 96"
	100619-02-000	BF	FOAM - EXPANDED POLYSTYRENE - 1.5" X 48" X 96"
	100619-04-000	BF	FOAM - EXPANDED POLYSTYRENE - .5" X 48" X 96"
	100619-05-000	BF	FOAM - EXPANDED POLYSTYRENE - .75" X 48" X 96"-1.5 DENSITY
	100619-11-000	BF	FOAM - EXPANDED POLYSTYRENE - 2" X 48" X 96"
	100619-13-000	BF	FOAM - EXPANDED POLYSTYRENE - .34" X 34.65" X 96"
	100619-16-000	BF	FOAM - EXPANDED POLYSTYRENE - .75" X 48" X 96"-2.0 DENSITY
	100619-22-000	BF	FOAM - EXPANDED POLYSTYRENE - 48" X 120" X 1.34"
	100619-27-000	BF	FOAM-EXPANDED POLYSTYRENE 48"X92.80"X3.0"
	105077-08-000	EA	FOAM - PLUG - ROOF CAP
	108535-05-704	EA	FRP FLAT 48" X 110" BRT WHT
	108535-05-702	EA	FIBERGLASS SHEET - FLAT - 108" X 396" BRIGHT WHITE - ROOF
	113192-06-01A	EA	FIBERGLASS/LUAN LAMINATED SHEET-79"X446" - HIGH GLOSS-B/W
	116942-03-700	EA	ALUM-.019 X 40.5" X 156" PART (ROOF - FLOOR)
	120107-03-000	EA	FOAM - PLUG - SIDEWALL TUBE - 1.2" X 2.1" X 1.8" LONG
	120107-04-000	EA	FOAM - ROOF COVE
			FROM: 00-00-00 THRU: 06-24-99
	120107-05-000	EA	FOAM - PLUG - ROOF TUBE
			FROM: 00-00-00 THRU: 06-24-99
	120107-01-000	EA	FOAM - ROOF COVE - 2.8" X 96" LONG
			FROM: 06-25-99 THRU: 99-99-99
	120107-02-000	EA	FOAM - PLUG - ROOF TUBE - 2.2" X 2.9" X 1.8" LONG
			FROM: 06-25-99 THRU: 99-99-99

EXTERIOR BODY GROUP (CONTINUED)

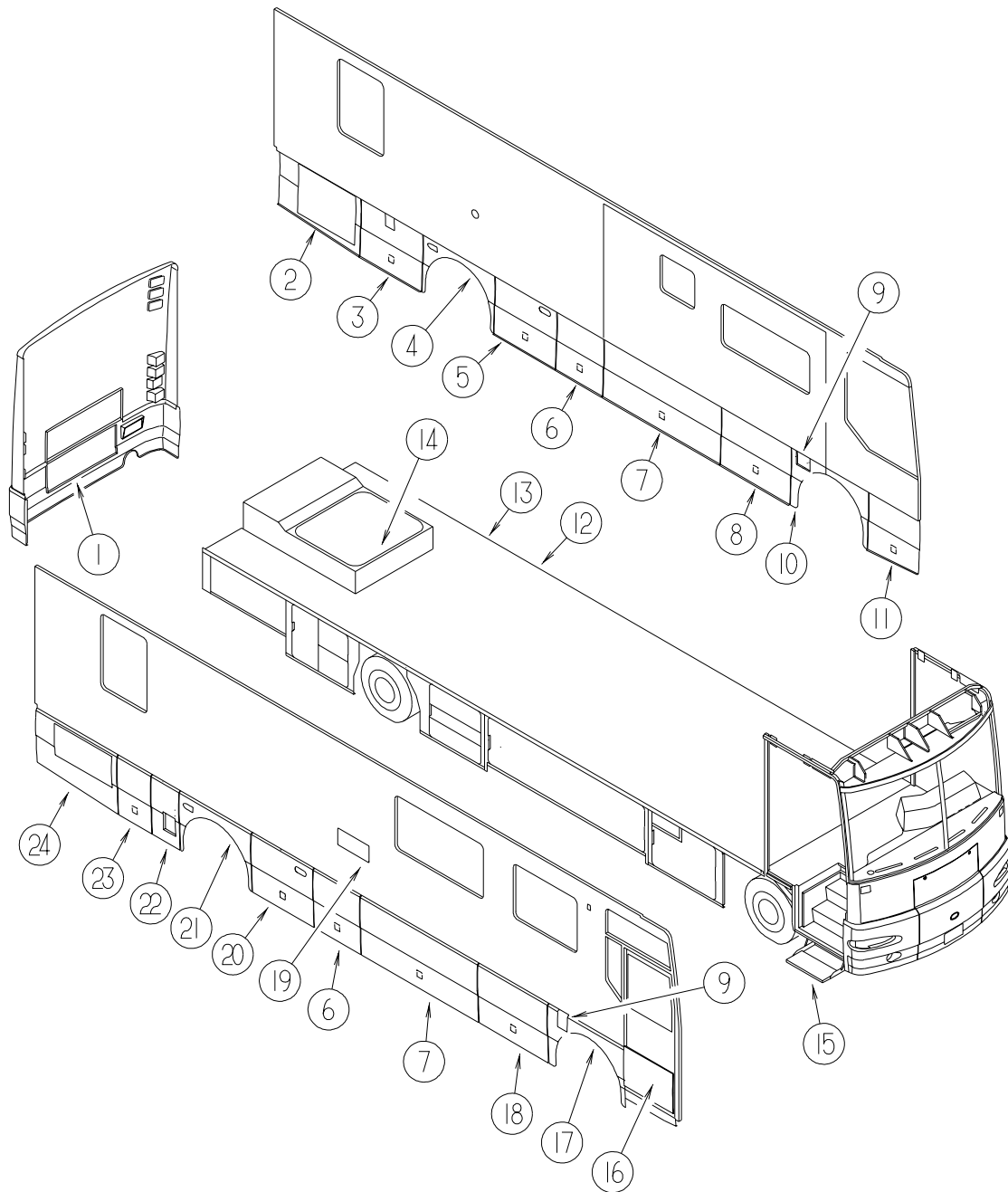
AWNINGS

KEY	PART NUMBER	U/M	DESCRIPTION
	130327-02-33A	EA	AWNING - DOOR W/O HDW - 54" VINYL/METAL WRAP - CHARCOAL
	130340-01-01A	EA	HARDWARE KIT - WINDOW AWNING - BRIGHT WHITE
	130340-02-33A	EA	AWNING - WINDOW W/O HDW - 42" VINYL/METAL WRAP - CHARCOAL
	130340-04-33A	EA	AWNING - WINDOW W/O HDW - 108" VINYL/METAL WRAP - CHARCOAL
	132535-01-04B	EA	BRACKET - AWNING - FRONT ARM - BLACK
	132535-01-01B	EA	BRACKET - AWNING - FRONT ARM
	130327-02-32A	EA	AWNING - DOOR W/O HDW - 54" VINYL/METAL WRAP - SILVER
	130340-01-01A	EA	HARDWARE KIT - WINDOW AWNING - BRIGHT WHITE
	130340-02-32A	EA	AWNING - WINDOW W/O HDW - 42" VINYL/METAL WRAP - SILVER
	130340-04-32A	EA	AWNING - WINDOW W/O HDW - 108" VINYL/METAL WRAP - SILVER
	132535-01-04B	EA	BRACKET - AWNING - FRONT ARM - BLACK
	132535-01-01B	EA	BRACKET - AWNING - FRONT ARM
*	113874-01-02A	EA	HARDWARE KIT - AWNING - W/O STANDOFF BRACKET-BRIGHT WHITE N/A ORDER ALL AWNINGS & REPAIR PARTS FROM DOMETIC
	113874-09-33A	EA	AWNING - W/O HARDWARE - 20' CHARCOAL VINYL W/METAL WRAP
	113874-12-01A	EA	SCREW/LAG - AWNING - 1/4" X 2 3/4" STAINLESS STEEL USED TO MOUNT UPPER ARM BRACKET TO WALL
	133088-01-02A	EA	BRACKET - AWNING - BRIGHT WHITE FROM: 00-00-00 THRU: 08-01-99
	130320-01-02A	EA	BRACKET - AWNING - F/A&E INSTALLATION - BRIGHT WHITE FROM: 08-02-99 THRU: 99-99-99
	113874-09-32A	EA	AWNING - W/O HARDWARE - 20' SILVER VINYL W/METAL WRAP
	113874-12-01A	EA	SCREW/LAG - AWNING - 1/4" X 2 3/4" STAINLESS STEEL USED TO MOUNT UPPER ARM BRACKET TO WALL

*COMPONENT PARTS FOUND IN SERVICE PARTS LIBRARY

EXTERIOR DOORS & COMPARTMENTS GROUP

DOOR & COMPARTMENT LAYOUT



KEY	PART NUMBER	U/M	DESCRIPTION
1	129786-01-K90	EA	DOOR - REAR ENGINE
	102325-02-07A	EA	HINGE - TRUNK DOOR
	113310-03-02B	EA	FRAME - DOOR/REAR ENGINE - E-COATED
	120494-03-02B	EA	SHIM - STRIKER - LUGGAGE DOOR - E-COATED
2	134737-01-L94	EA	VALANCE/PANEL - DEPARTURE/LEFT HAND
			FROM: 11-18-99 THRU: 99-99-99
3	129090-13-L94	EA	VALANCE/PANEL - W/O HARDWARE
			FROM: 11-18-99 THRU: 01-09-00
3	J29090-13-L94	EA	VALANCE/PANEL - W/O HARDWARE - 34.9"W X 33.6"H
			FROM: 01-10-99 THRU: 99-99-99
4	128911-02-KQ0	EA	WHEEL LIP - REAR

EXTERIOR DOORS & COMPARTMENTS GROUP (CONTINUED)

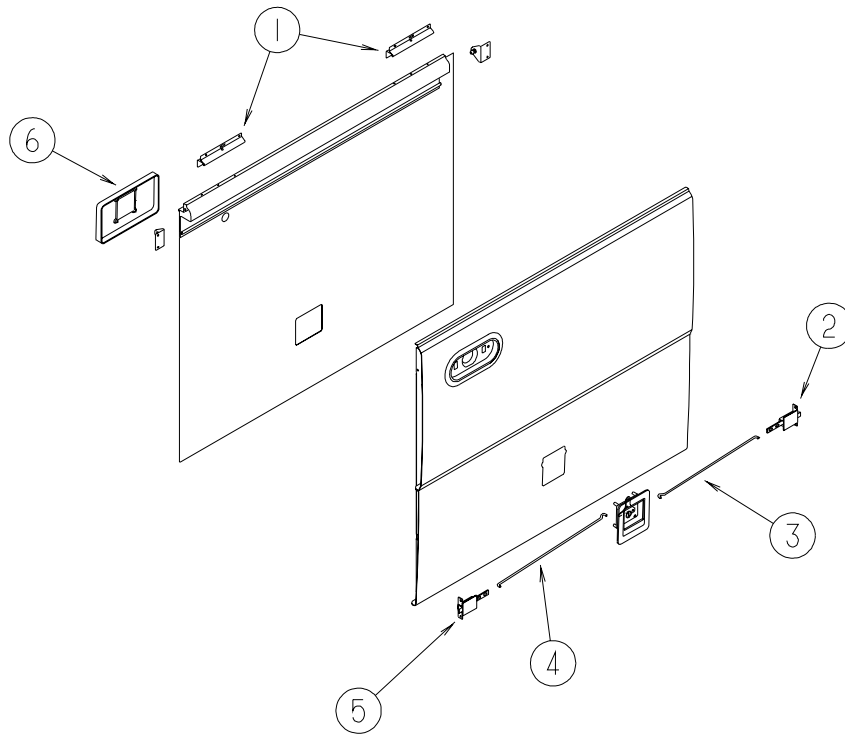
DOOR & COMPARTMENT LAYOUT (CONTINUED)

KEY	PART NUMBER	U/M	DESCRIPTION
5	129090-10-L94	EA	VALANCE/DOOR - W/O HARDWARE W/LIGHT POCKET - 40"W X 33.6"H FROM: 00-00-00 THRU: 01-09-00
5	J29090-10-L94	EA	VALANCE/DOOR-W/O LOCK/HINGE-W/LIGHT POCKET-40"W X 33.6"H FROM: 01-10-99 THRU: 99-99-99
6	129090-05-L94	EA	VALANCE/DOOR - W/O HARDWARE - 28.3"W X 33.6"H FROM: 00-00-00 THRU: 01-09-00
6	J29090-05-L94	EA	VALANCE/DOOR - W/O LOCK/HINGE - 28.3"W X 33.6"H FROM: 01-10-99 THRU: 99-99-99
7	129090-03-L94	EA	VALANCE/DOOR - W/O HARDWARE - 78.3"W X 33.6"H FROM: 00-00-00 THRU: 01-09-00
7	J29090-03-L94	EA	VALANCE/DOOR - W/O LOCK/HINGE - 78.3"W X 33.6"H FROM: 01-10-99 THRU: 99-99-99
8	129090-11-L94	EA	VALANCE/DOOR - W/O HARDWARE - 45.2"W X 33.6"H FROM: 00-00-00 THRU: 01-09-00
8	J29090-11-L94	EA	VALANCE/DOOR - W/O HARDWARE - 45.2"W X 33.6"H FROM: 01-10-99 THRU: 99-99-99
9	128910-02-KQ0	EA	DOOR - FUEL FILL
	121677-01-01A	EA	HINGE - SINGLE PIVOT
	129515-01-01A	EA	DOOR - FUEL FILL
	130005-01-000	EA	LOCK - W/O CYLINDER & KEYS - W/CAM - F/KEY ONE SYSTEM
10	128912-03-K90	EA	WHEEL LIP - FRONT
10	128912-04-K90	EA	WHEEL LIP - FRONT
11	129090-08-L94	EA	VALANCE/DOOR - DRIVER W/O HDW - 33.6"F X 33.2"W X 30.8"R FROM: 00-00-00 THRU: 01-09-00
11	J29090-08-L94	EA	PANEL ASM-VALANCE FROM: 01-10-99 THRU: 99-99-99
12	129015-01-K80	EA	PORT COMPLETE - F/ELECTRICAL/DRAIN
13	061420-10-000	EA	PLUG/PLASTIC - 1.50" DIAMETER - BLACK
14	067165-01-000	EA	BRACKET - MOUNTING - RACK & LADDER
15*	094708-03-01A	EA	STEP - ELECTRIC - SINGLE - BLACK CONTROL BOX - KWIKEE
16*	128913-02-01A	EA	DOOR/ENTRY - FRONT/PASSENGER - W/O DEADBOLT
17	128912-01-KQ0	EA	WHEEL LIP - FRONT
18	J29572-02-L94	EA	VALANCE/DOOR - W/O LATCH/HINGE - 45.2" X 33.6"
19*	084103-08-000	EA	DOOR - VENT/REFRIGERATOR - W/O JAMB - BRIGHT WHITE
	084104-08-000	EA	JAMB - VENT DOOR/REFRIGERATOR - BRIGHT WHITE
20	129090-09-L94	EA	VALANCE/DOOR - W/O HARDWARE W/LIGHT POCKET - 40"W X 33.6"H FROM: 00-00-00 THRU: 01-09-00
20	J29090-09-L94	EA	VALANCE/DOOR - W/O LOCK/HNG-W/LIGHT POCKET - 40"W X 33.6"R FROM: 01-10-99 THRU: 99-99-99
21	128911-01-KQ0	EA	WHEEL LIP - REAR
22	132057-02-K90	EA	VALANCE/PANEL - W/O HARDWARE
23	129090-12-L94	EA	VALANCE/DOOR - W/O HARDWARE - 21.7"W X 33.6"H FROM: 00-00-00 THRU: 01-09-00
23	J29090-12-L94	EA	VALANCE/DOOR - W/O HARDWARE - 21.7"W X 33.6"H FROM: 01-10-99 THRU: 99-99-99
24	129090-01-L94	EA	VALANCE/DOOR - W/O HARDWARE - 40"W X 33.6"H FROM: 00-00-00 THRU: 11-17-99
24	129090-13-L94	EA	VALANCE/PANEL - W/O HARDWARE FROM: 11-18-99 THRU: 01-09-00
24	J29090-13-L94	EA	VALANCE/PANEL - W/O HARDWARE - 34.9"W X 33.6"H FROM: 01-10-99 THRU: 99-99-99

*COMPONENT PARTS FOUND IN SERVICE PARTS LIBRARY

EXTERIOR DOORS & COMPARTMENTS GROUP (CONTINUED)

COMPARTMENT DOOR COMPONENTS



KEY	PART NUMBER	U/M	DESCRIPTION
1	121677-01-01A	EA	HINGE - SINGLE PIVOT
2	121947-01-01A	EA	BOLT - SLIDE W/PLASTIC PLUNGER
3	125517-13-000	EA	ROD - LATCH - 16"
3	125517-21-000	EA	ROD - LATCH - 27"
3	125517-19-000	EA	ROD - LATCH - 12.5"
3	125517-15-000	EA	ROD - LATCH - 18.5"
3	125517-29-000	EA	ROD - LATCH - 6.9"
3	125517-23-000	EA	ROD - LATCH - 10.1"
	124304-01-000	EA	CLIP - ROUND PUSH ON
4	122277-04-02A	EA	COVER - LATCH - WHITE
4	125517-14-000	EA	ROD - LATCH - 14.1"
4	125517-22-000	EA	ROD - LATCH - 25.1"
4	125517-20-000	EA	ROD - LATCH - 10.8"
4	125517-16-000	EA	ROD - LATCH - 16.8"
4	125517-30-000	EA	ROD - LATCH - 5"
4	125517-24-000	EA	ROD - LATCH - 8.4"
	124304-01-000	EA	CLIP - ROUND PUSH ON
5	121947-01-01A	EA	BOLT - SLIDE W/PLASTIC PLUNGER
6	122277-04-02A	EA	COVER - LATCH - WHITE
	107796-23-000	EA	SPRING/GAS - 11.3" COMPRESSED/18.5" EXTENDED - 45 LB.
	107796-24-000	EA	SPRING/GAS - 11.3" COMPRESSED/18.5" EXTENDED - 60 LB.
	107796-25-000	EA	SPRING/GAS - 11.3" COMPRESSED/18.5" EXTENDED - 90 LB.
	126263-05-02B	EA	BRACKET - GAS SPRING - UPPER - E-COATED
	126263-10-02B	EA	BRACKET - GAS SPRING - E-COATED
	107721-08-000	FT	SEAL - ACCESS DOOR
	118931-01-02B	EA	SHIM - STRIKER - DOOR
	107719-01-01A	EA	STRIKE - VALANCE DOOR

EXTERIOR DOORS & COMPARTMENTS GROUP (CONTINUED)

COMPARTMENT DOOR COMPONENTS (CONTINUED)

KEYS, CYLINDERS & DEADBOLT

KEY	PART NUMBER	U/M	DESCRIPTION
*	129676-01-000	EA	KEY - T/M 14472-07-1431
*	129676-02-000	EA	KEY - T/M 14472-07-1432
*	129676-03-000	EA	KEY - T/M 14472-07-1443
*	129676-04-000	EA	KEY - T/M 14472-07-1434
*	129676-05-000	EA	KEY - T/M 14472-07-1435
*	129676-06-000	EA	KEY - T/M 14472-07-1436
*	129676-07-000	EA	KEY - T/M 14472-07-1437
*	129676-08-000	EA	KEY - T/M 14472-07-1438
*	129676-09-000	EA	KEY - T/M 14472-07-1439
*	129676-10-000	EA	KEY - T/M 14472-07-1440
	129685-01-701	EA	KEY - BLANK 144472-07-2001
	P29685-01-700	EA	LATCH W/DEAD BOLT & LOCK CYLINDER - ENTRANCE DOOR/KEY ONE
*	101145-01-06A	EA	DEADBOLT - ENTRY DOOR W/O SECURITY BOLT W/2 KEYS - BLACK
	095229-01-700	EA	KEY-BLANK, DEADBOLT 81205-03
	101145-01-701	EA	CYLINDER-LOCK ASM., W/KEY 81306-03
	101147-01-000	EA	BOLT - SECURITY - 4.12"

*COMPONENT PARTS FOUND IN SERVICE PARTS LIBRARY

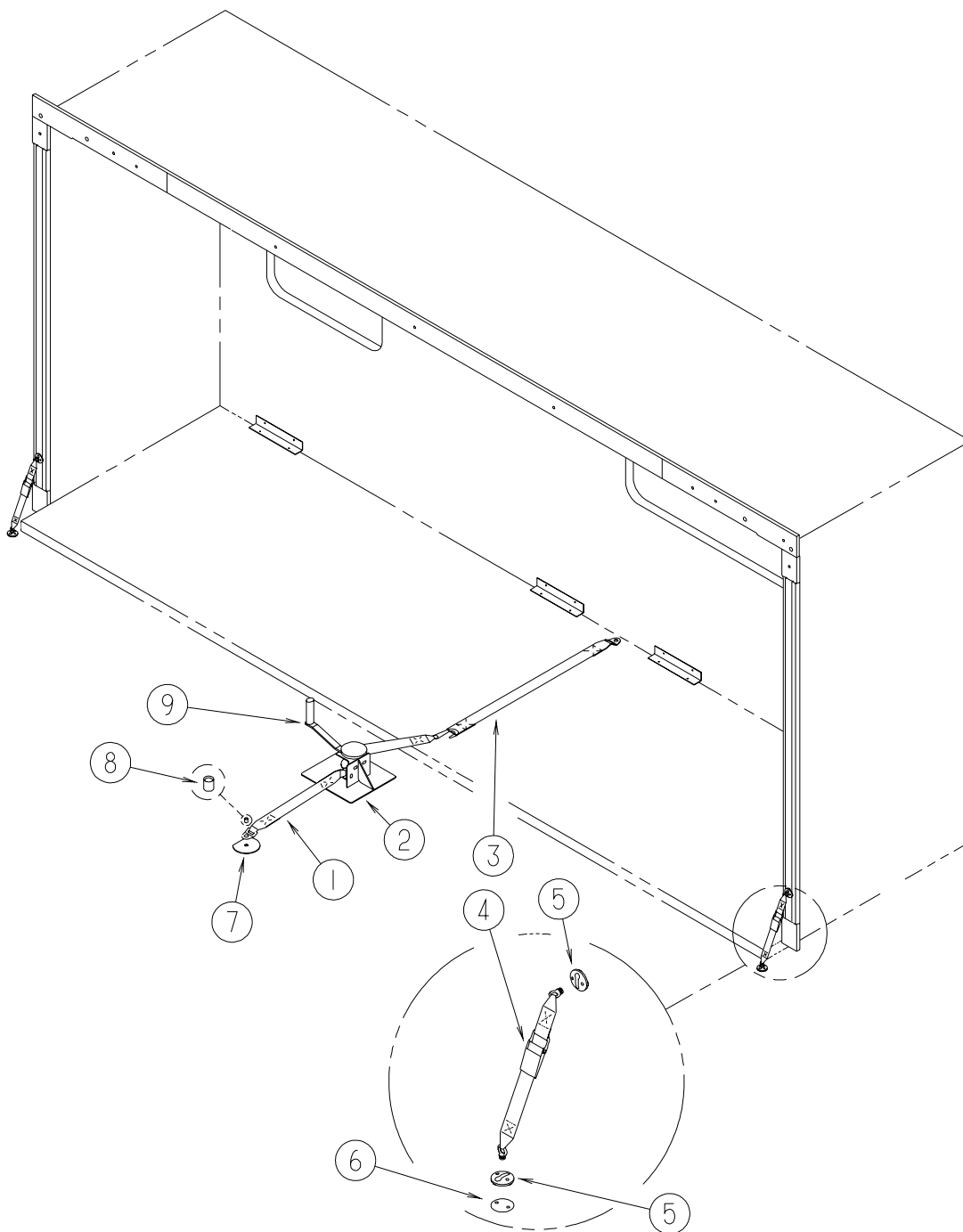
REMOTE KEYLESS ENTRY

KEY	PART NUMBER	U/M	DESCRIPTION
*	102756-02-000	EA	REMOTE KEYLESS ENTRY SYSTEM

*COMPONENT PARTS FOUND IN SERVICE PARTS LIBRARY

EXTERIOR SLIDEOUT INSTALLATION GROUP

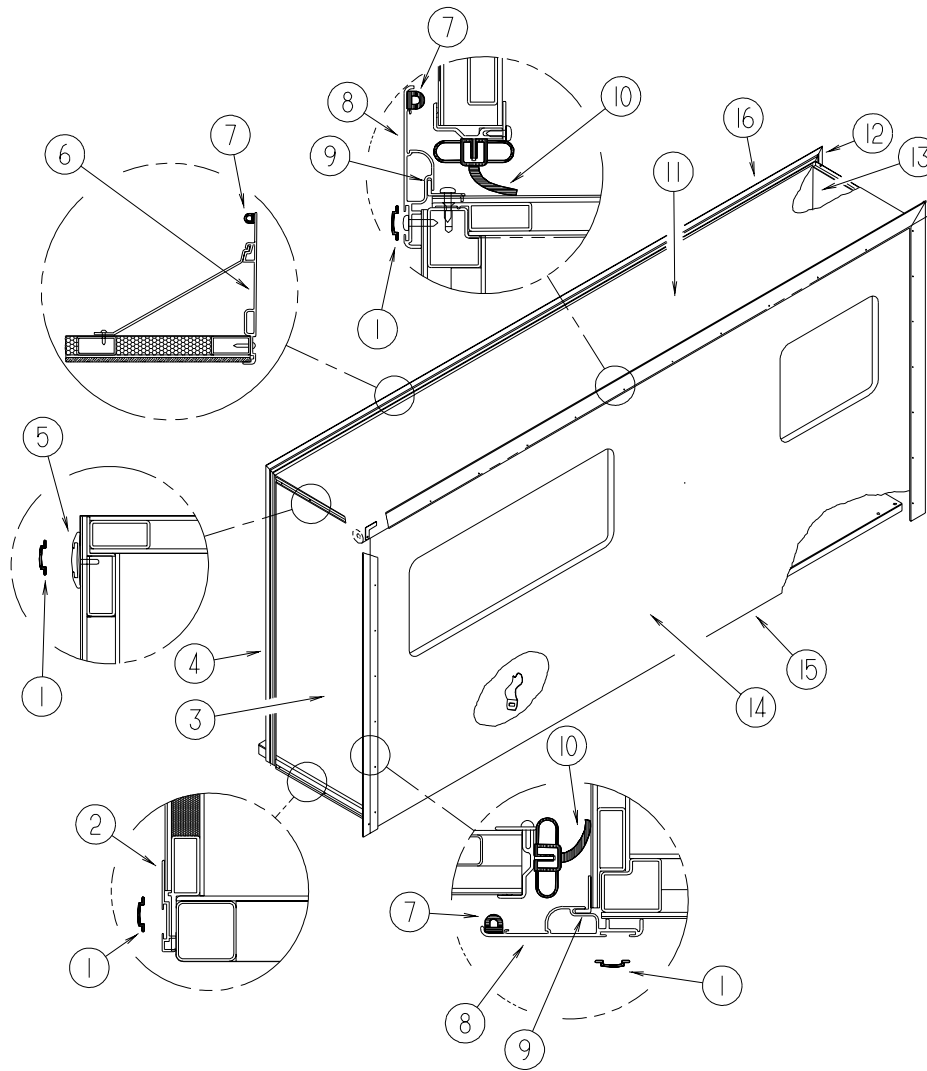
FRONT LEFT



WINCH & TIEDOWNS

KEY	PART NUMBER	U/M	DESCRIPTION
1	116101-01-F31	EA	STRAP - WINCH
2	116082-03-02B	EA	BRACKET - WINCH
3	116101-02-F31	EA	STRAP - WINCH
4	133067-01-01A	EA	STRAP - TIE DOWN - SLIDE
5	133067-02-01A	EA	PLATE - TIE-DOWN - SLIDE
6	133374-01-02B	EA	PLATE - TIEDOWN
7	057759-01-000	EA	WASHER BRACKET - SEAT BELT - 4" DIAMETER
7	064081-03-000	EA	NUT - WING 3/8-16 - W/WELD NUT
8	116743-01-01A	EA	CAP - LUG COVER - THREAD - BLACK
9	115767-02-000	EA	WINCH - SLIDEOUT
	077298-55-003	EA	EXTRUSION - TUBE - .275"

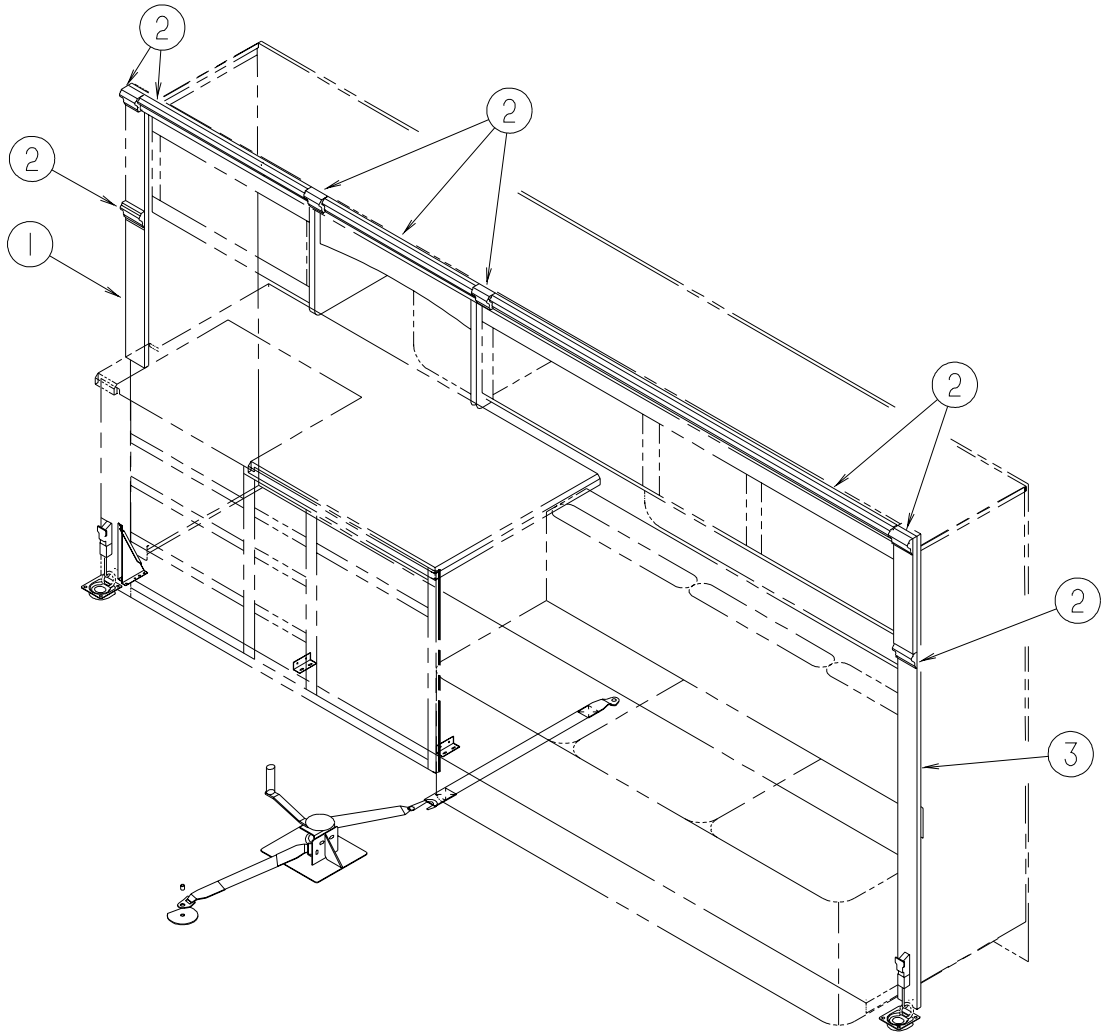
EXTERIOR SLIDEOUT INSTALLATION GROUP (CONTINUED)
FRONT LEFT (CONTINUED)



ROOM

KEY	PART NUMBER	U/M DESCRIPTION
1	105312-01-07A	FT INSERT - VINYL FEATURE STRIP - BRIGHT WHITE
2	125051-03-01A	EA TRIM - FEATURE - LOWER - BRIGHT WHITE
3	121401-03-L94	EA PANEL - SLIDEOUT/FRONT - W/O HARDWARE (L94,L95)
3	121401-03-L96	EA PANEL - SLIDEOUT/FRONT - W/O HARDWARE (L96,L97)
3	121401-03-L98	EA PANEL - SLIDEOUT/FRONT - W/O HARDWARE (L98,L99)
4	117004-01-03A	EA TRIM - SEAL/INNER VERTICAL-W/MITERED ENDS-73.5"- BRT WHT
5	108688-01-03A	EA STRIP - FEATURE - 15'
6	131578-01-01A	EA TRIM - SEAL - SLIDEOUT - BRIGHT WHITE
7	099418-01-000	FT SEAL - D-SECTION/ADHESIVE BACK - .44" X .44"- BLK RUBBER
8	133955-17-01A	EA TRIM-SEAL,W/MITERED ENDS B/W
9	133954-09-01A	EA TRIM-SEAL B/W
10	115076-01-000	FT SEAL - SLIDEOUT
11	126221-01-J22	EA ROOF - SLIDEOUT - W/O LIGHTS/VENTS - W/WIRING
12	117004-02-03A	EA TRIM - SEAL/INNER HORIZONTAL W/MITERED ENDS-73.5 - BRT WHT
13	121402-04-L94	EA PANEL - SLIDEOUT/REAR - W/O HARDWARE (L94,L95)
13	121402-04-L96	EA PANEL - SLIDEOUT/REAR - W/O HARDWARE (L96,L97)
13	121402-04-L98	EA PANEL - SLIDEOUT/REAR - W/O HARDWARE (L98,L99)
14	119783-29-L94	EA PANEL - SLIDEOUT/OUTER (L94,L95)
14	119783-29-L96	EA PANEL - SLIDEOUT/OUTER (L96,L97)
14	119783-29-L98	EA PANEL - SLIDEOUT/OUTER (L98,L99)
15	128621-06-01A	EA ZEE-SLIDEOUT,W/HOLES,MILL
16	112091-01-000	FT D-SEAL - NEOPRENE - TRUNK - HEAT ACTIVE ADHESIVE

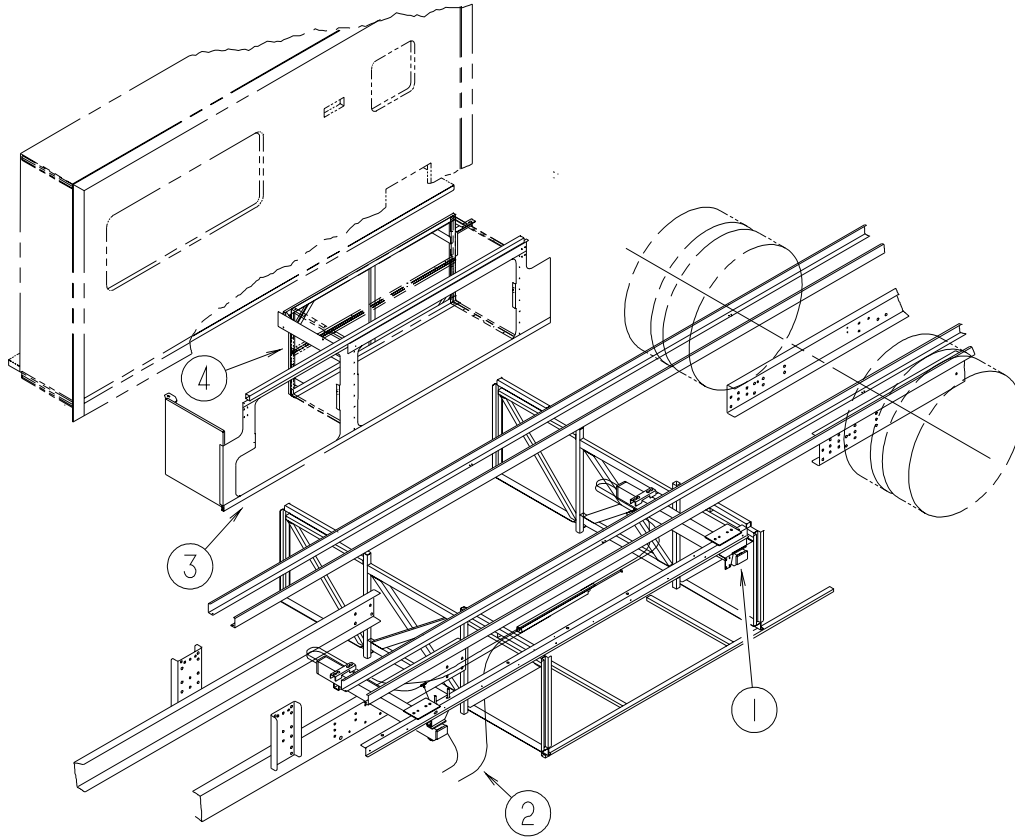
EXTERIOR SLIDEOUT INSTALLATION GROUP (CONTINUED)
FRONT LEFT (CONTINUED)



TRIMS

KEY	PART NUMBER	U/M	DESCRIPTION
1	116951-08-K80	EA	MOLDING - WOOD - 3.5" X 40.6" (WASHED MAPLE)
1	116951-08-L95	EA	MOLDING - WOOD - 3.5" X 40.6" (WATERFORD OAK)
2	131923-01-03A	FT	MOLDING - CROWN - HARD WHITE MAPLE (WASHED MAPLE)
2	131923-01-01A	FT	MOLDING - CROWN - ASH (WATERFORD OAK)
3	116951-11-KQ0	EA	MOLDING - TRIM - 3.5" X 75.9" (WASHED MAPLE)
3	116951-11-L95	EA	MOLDING - TRIM - 3.5" X 75.9" (WATERFORD OAK)

EXTERIOR SLIDEOUT INSTALLATION GROUP (CONTINUED)
FRONT LEFT (CONTINUED)

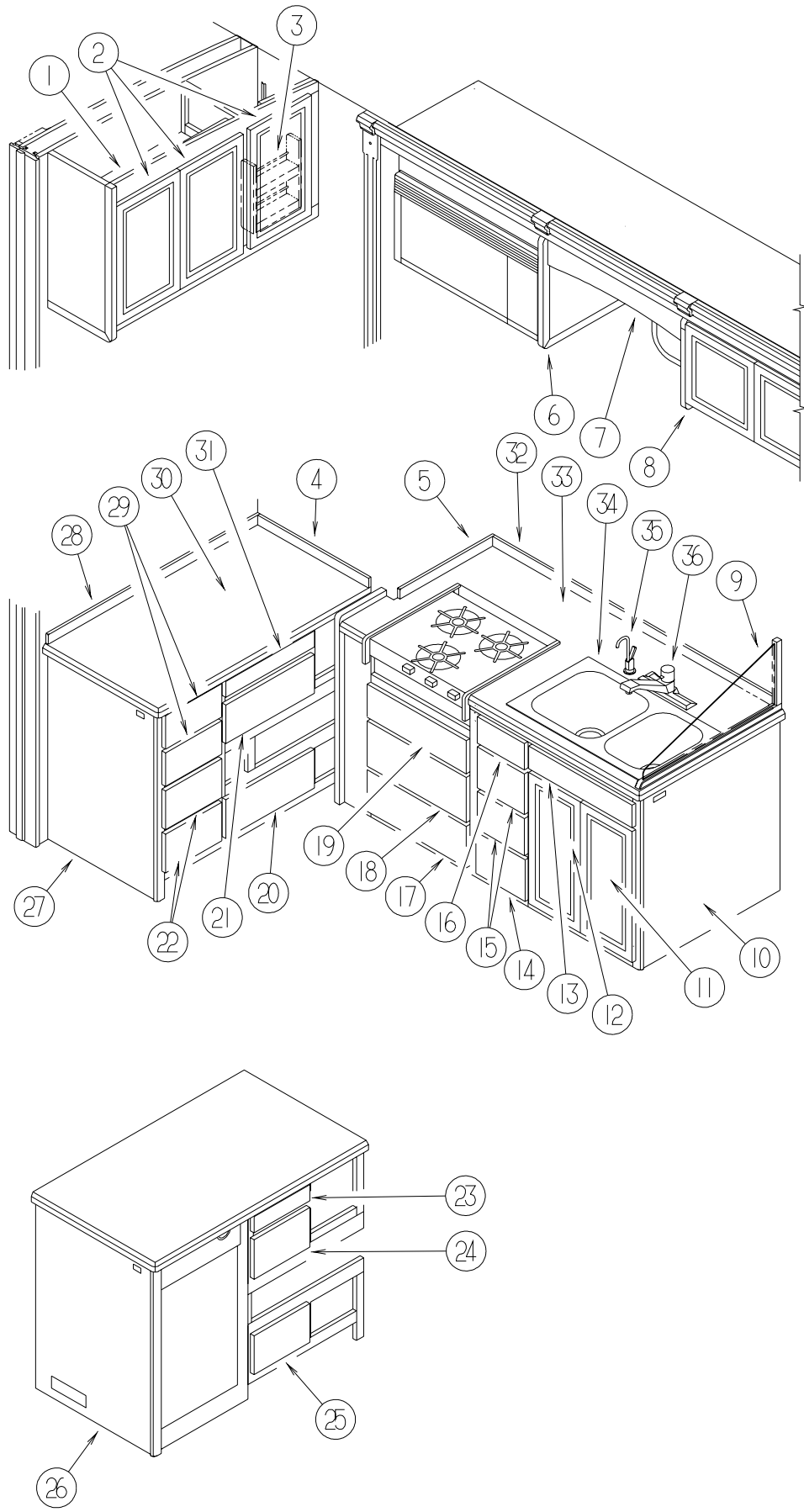


HYDRAULIC & SEAL PANEL

KEY	PART NUMBER	U/M	DESCRIPTION
1*	125687-01-000	EA	SLIDEOUT - HYDRAULIC
2	100536-44-000	EA	HOSE KIT - SLIDEOUT
3	128904-01-02B	EA	PANEL - SEAL - SLIDEOUT
4	126050-10-KQ0	EA	SUPPORT - SLIDEOUT COMPARTMENT
	125888-03-02B	EA	BRACKET - SLIDEOUT COMPARTMENT - E-COATED - RIGHT HAND
	125888-04-02B	EA	BRACKET - SLIDEOUT COMPARTMENT - E-COATED - RIGHT HAND

***COMPONENT PARTS FOUND IN SERVICE PARTS LIBRARY**

GALLEY GROUP CABINETS

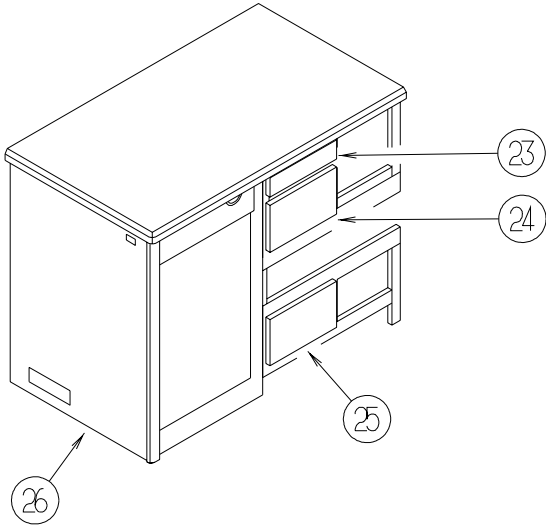
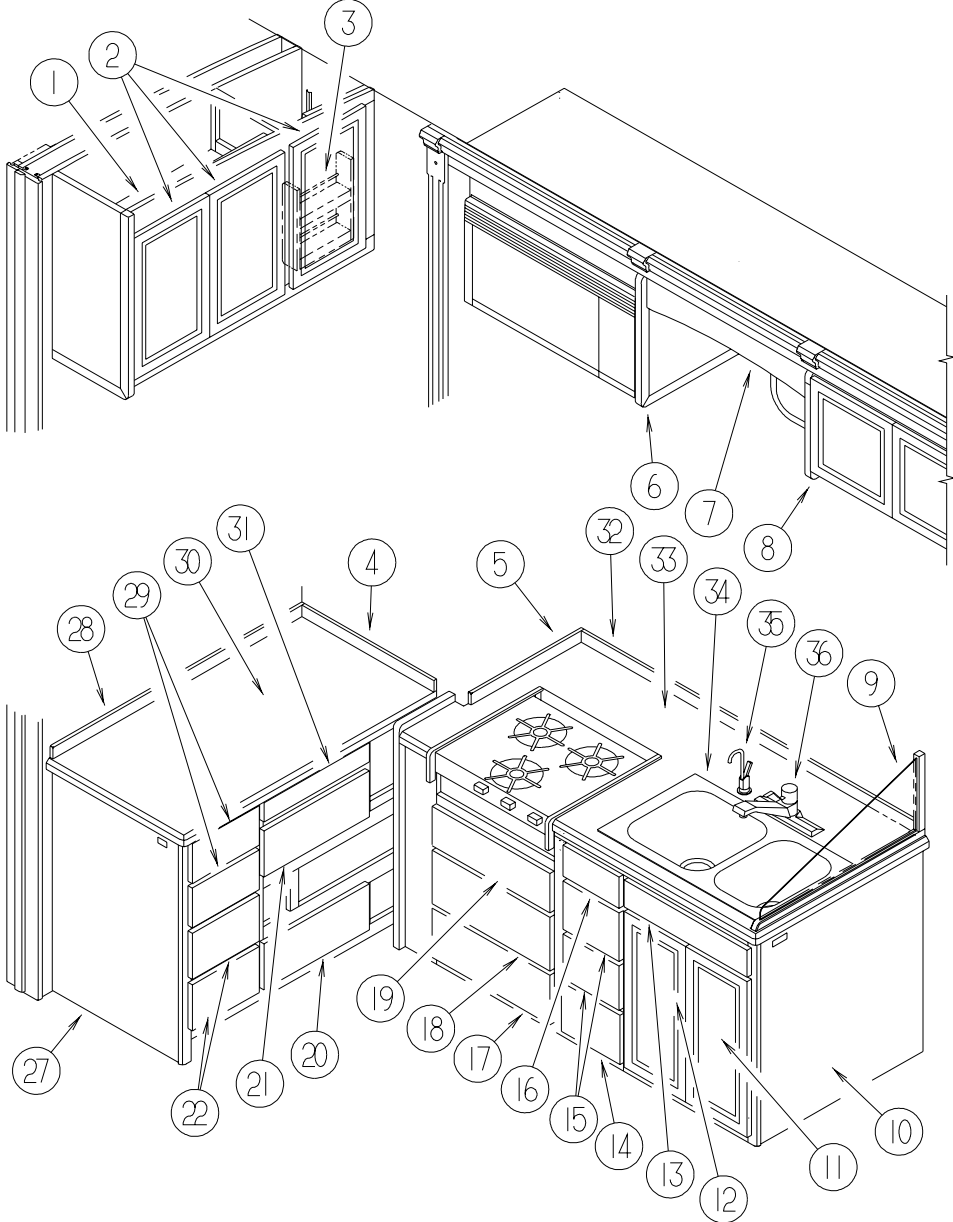


GALLEY GROUP (CONTINUED)

CABINETS (CONTINUED)

KEY	PART NUMBER	U/M	DESCRIPTION
1	133181-01-L94	EA	CABINET - OVERHEAD/GALLEY - W/O DOORS/HARDWARE (WASHED MAPLE)
1	133181-01-L95	EA	CABINET - OVERHEAD/GALLEY - W/O DOORS/HARDWARE (WATERFORD OAK)
2	132096-19-L94	EA	DOOR - RAIL/ARCHED TOP - 21.8" X 12.8" - W/O HARDWARE (WASHED MAPLE)
2	132096-19-L95	EA	DOOR - RAIL/ARCHED TOP - 21.8" X 12.8" - W/O HARDWARE (WATERFORD OAK)
3	128879-01-K80	EA	CABINET - SPICE RACK - W/O DOORS/HARDWARE (WASHED MAPLE)
3	128879-01-L95	EA	CABINET - SPICE RACK - W/O DOORS/HARDWARE (WATERFORD OAK)
4	088090-72-K80	EA	BACKSPLASH - COUNTERTOP
5	088090-63-K80	EA	BACKSPLASH - COUNTERTOP
6	107494-38-K80	EA	END CAP - OVERHEAD CABINET - LEFT HAND (WASHED MAPLE)
6	107494-38-L95	EA	END CAP - OVERHEAD CABINET - LEFT HAND (WATERFORD OAK)
7	129575-03-L94	EA	CABINET - OVERHEAD/GALLEY - W/O DOORS/HARDWARE (WASHED MAPLE)
7	129575-03-L95	EA	CABINET - OVERHEAD/GALLEY - W/O DOORS/HARDWARE (WATERFORD OAK)
8	107494-31-K80	EA	END CAP - OVERHEAD CABINET - RIGHT HAND (WASHED MAPLE)
8	107494-31-L95	EA	END CAP - OVERHEAD CABINET - RIGHT HAND (WATERFORD OAK)
9	127117-01-01A	EA	GLASS - STATIONARY - SPLASHGUARD
10	128774-02-K80	EA	CABINET - GALLEY - W/COUNTERTOP - W/O DOORS/DRAWERS/HDW - W/OVEN (WASHED MAPLE)
10	128774-02-L95	EA	CABINET - GALLEY - W/COUNTERTOP - W/O DOORS/DRAWERS/HDW - W/OVEN (WATERFORD OAK)
10	128774-01-K80	EA	CABINET - GALLEY - W/COUNTERTOP - W/O DOORS/DRAWERS/HDW (WASHED MAPLE)
10	128774-01-L95	EA	CABINET - GALLEY - W/COUNTERTOP - W/O DOORS/DRAWERS/HDW (WATERFORD OAK)
11	131995-45-L94	EA	DOOR - RAIL/SOLID PANEL - 10.8" X 23.8" - W/O HARDWARE (WASHED MAPLE)
11	131995-45-L95	EA	DOOR - RAIL/SOLID PANEL - 10.8" X 23.8" - W/O HARDWARE (WATERFORD OAK)
12	131995-43-L94	EA	DOOR - RAIL/SOLID PANEL - 10.8" X 23.8" - W/O HARDWARE (WASHED MAPLE)
12	131995-43-L95	EA	DOOR - RAIL/SOLID PANEL - 10.8" X 23.8" - W/O HARDWARE (WATERFORD OAK)
	093605-02-01A	EA	RACK - TOWEL/WIRE - ALMOND
	130818-02-01A	EA	TRASH CONTAINER - 20 QUART ALMOND
13	M06810-19-K80	EA	DRAWER - TIPOUT - OGEE EDGE - W/HIDDEN TRAY (WASHED MAPLE)
13	M06810-19-L95	EA	DRAWER - TIPOUT - OGEE EDGE - W/HIDDEN TRAY (WATERFORD OAK)
	108127-01-01A	EA	CAP - TRAY
	108128-01-01A	EA	TRAY - HIDDEN
14	P28813-43-L94	EA	DRAWER - OGEE EDGE - 8.4"W X 23.6"D - W/O SLIDES/HARDWARE (WASHED MAPLE)
14	P28813-43-L95	EA	DRAWER - OGEE EDGE - 8.4"W X 23.6"D - W/O SLIDES/HARDWARE (WATERFORD OAK)
15	P28813-01-L94	EA	DRAWER - OGEE EDGE - 8.4"W X 23.6"D - W/O SLIDES/HARDWARE (WASHED MAPLE)
15	P28813-01-L95	EA	DRAWER - OGEE EDGE - 8.4"W X 23.6"D - W/O SLIDES/HARDWARE (WATERFORD OAK)
16	M06810-20-K80	EA	DRAWER - TIPOUT - OGEE EDGE - W/HIDDEN TRAY (WASHED MAPLE)
16	M06810-20-L95	EA	DRAWER - TIPOUT - OGEE EDGE - W/HIDDEN TRAY (WATERFORD OAK)
	108127-01-01A	EA	CAP - TRAY
	108128-01-01A	EA	TRAY - HIDDEN
	100081-01-01A	EA	TRAY - SILVERWARE - 9" X 13.3" RUBBERMAID ALMOND PLASTIC
17	P28813-41-L94	EA	DRAWER - OGEE EDGE - 19.7"W X 23.6"D - W/O SLIDES/HARDWARE - W/O OVEN (WASHED MAPLE)
17	P28813-41-L95	EA	DRAWER - OGEE EDGE - 19.7"W X 23.6"D - W/O SLIDES/HDW - W/O OVEN (WATERFORD OAK)
17	P28813-02-L94	EA	DRAWER - OGEE EDGE - 19.7"W X 23.6"D - W/O SLIDES/HARDWARE - W/OVEN (WASHED MAPLE)
17	P28813-02-L95	EA	DRAWER - OGEE EDGE - 19.7"W X 23.6"D - W/O SLIDES/HARDWARE - W/OVEN (WATERFORD OAK)
18	P28813-02-L94	EA	DRAWER - OGEE EDGE - 19.7"W X 23.6"D - W/O SLIDES/HARDWARE - W/OVEN (WASHED MAPLE)
18	P28813-02-L95	EA	DRAWER - OGEE EDGE - 19.7"W X 23.6"D - W/O SLIDES/HARDWARE - W/OVEN (WATERFORD OAK)
19	P28813-02-L94	EA	DRAWER - OGEE EDGE - 19.7"W X 23.6"D - W/O SLIDES/HARDWARE - W/OVEN (WASHED MAPLE)
19	P28813-02-L95	EA	DRAWER - OGEE EDGE - 19.7"W X 23.6"D - W/O SLIDES/HARDWARE - W/OVEN (WATERFORD OAK)
20	P28813-20-L94	EA	DRAWER - OGEE EDGE - 16.2"W X 15.7"D - W/O SLIDES/HARDWARE (WASHED MAPLE)
20	P28813-20-L95	EA	DRAWER - OGEE EDGE - 16.2"W X 15.7"D - W/O SLIDES/HARDWARE (WATERFORD OAK)
21	P28813-11-L94	EA	DRAWER - OGEE EDGE - 16.2"W X 15.7"D - W/O SLIDES/HARDWARE (WASHED MAPLE)
21	P28813-11-L95	EA	DRAWER - OGEE EDGE - 16.2"W X 15.7"D - W/O SLIDES/HARDWARE (WATERFORD OAK)

GALLEY GROUP (CONTINUED)
CABINETS (CONTINUED)

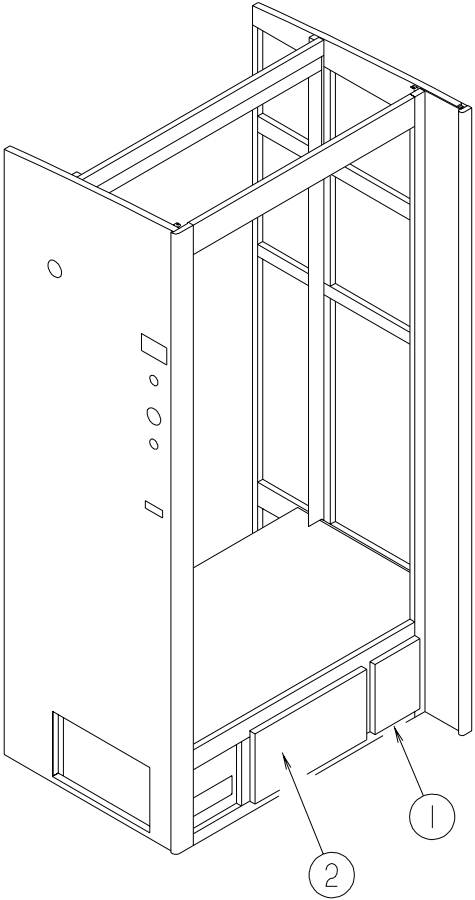


GALLEY GROUP (CONTINUED)

CABINETS (CONTINUED)

KEY	PART NUMBER	U/M	DESCRIPTION
22	P28813-06-L94	EA	DRAWER - OGEE EDGE - 9.5"W X 23.6"D - W/O SLIDES/HARDWARE (WASHED MAPLE)
22	P28813-06-L95	EA	DRAWER - OGEE EDGE - 9.5"W X 23.6"D - W/O SLIDES/HARDWARE (WATERFORD OAK)
23	M05976-11-K80	EA	DRAWER - CUTTING BOARD - OGEE EDGE - W/O SLIDES/HARDWARE (WASHED MAPLE)
23	M05976-11-L95	EA	DRAWER - CUTTING BOARD - OGEE EDGE - W/O SLIDES/HARDWARE (WATERFORD OAK)
24	P28813-18-L94	EA	DRAWER - OGEE EDGE - 9.2"W X 11.8"D - W/O SLIDES/HARDWARE (WASHED MAPLE)
24	P28813-18-L95	EA	DRAWER - OGEE EDGE - 9.2"W X 11.8"D - W/O SLIDES/HARDWARE (WATERFORD OAK)
25	P28813-17-L94	EA	DRAWER - OGEE EDGE - 9.2"W X 11.8"D - W/O SLIDES/HARDWARE (WASHED MAPLE)
25	P28813-17-L95	EA	DRAWER - OGEE EDGE - 9.2"W X 11.8"D - W/O SLIDES/HARDWARE (WATERFORD OAK)
26	128882-02-L94	EA	CABINET - STORAGE/GALLEY - W/CTRTP - W/O DRS/HDW (W/DISHWASHER) (WASHED MAPLE)
26	128882-02-L95	EA	CABINET - STORAGE/GALLEY - W/CTRTP - W/O DRS/HDW (W/DISHWASHER) (WATERFORD OAK)
27	128882-01-L94	EA	CABINET - STORAGE/GALLEY - W/CTRTP - W/O DRS/HDW (W/O DISHWASHER) (WASHED MAPLE)
27	128882-01-L95	EA	CABINET - STORAGE/GALLEY - W/CTRTP - W/O DRS/HDW (W/O DISHWASHER) (WATERFORD OAK)
28	088090-71-K80	EA	BACKSPLASH - COUNTERTOP
29	P28813-05-L94	EA	DRAWER - OGEE EDGE - 9.5"W X 23.6"D - W/O SLIDES/HARDWARE (WASHED MAPLE)
29	P28813-05-L95	EA	DRAWER - OGEE EDGE - 9.5"W X 23.6"D - W/O SLIDES/HARDWARE (WATERFORD OAK)
30	128882-12-K80	EA	COUNTERTOP - STORAGE/GALLEY
31	M05976-10-K80	EA	DRAWER - CUTTING BOARD - OGEE EDGE - W/O SLIDES/HARDWARE (WASHED MAPLE)
31	M05976-10-L95	EA	DRAWER - CUTTING BOARD - OGEE EDGE - W/O SLIDES/HARDWARE (WATERFORD OAK)
32	088090-62-K80	EA	BACKSPLASH - COUNTERTOP
33	128774-19-000	EA	COUNTERTOP - GALLEY
34		EA	SINK - SEE WATER & SEWAGE GROUP
	107044-05-J72	EA	COVER - RECESSED SINK - 14.9" X 11.1"
	107044-06-J72	EA	COVER - RECESSED SINK - 14.9" X 15"
35		EA	FAUCET - SEE WATER & SEWAGE GROUP
36		EA	FAUCET - SEE WATER & SEWAGE GROUP

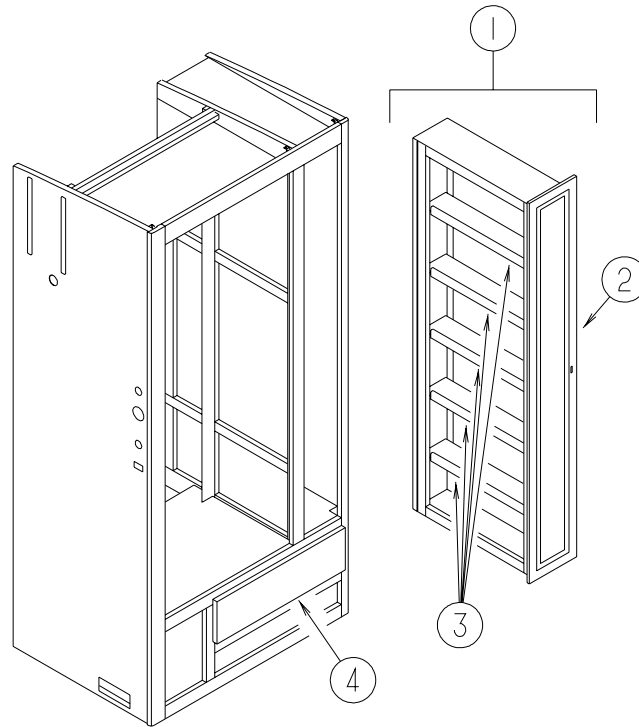
GALLEY GROUP (CONTINUED)
CABINETS (CONTINUED)



4 DOOR REFRIGERATOR CABINET

KEY	PART NUMBER	U/M	DESCRIPTION
1	131995-L3-L94	EA	DOOR - RAIL/SOLID PANEL - 16.7" X 9.2" - W/O HARDWARE (WASHED MAPLE)
1	131995-L3-L95	EA	DOOR - RAIL/SOLID PANEL - 16.7" X 9.2" - W/O HARDWARE (WATERFORD OAK)
2	P28813-25-L94	EA	DRAWER - OGEE EDGE - 19.8"W X 15.7"D - W/O SLIDES/HARDWARE (WASHED MAPLE)
2	P28813-25-L95	EA	DRAWER - OGEE EDGE - 19.8"W X 15.7"D - W/O SLIDES/HARDWARE (WATERFORD OAK)

GALLEY GROUP (CONTINUED)
CABINETS (CONTINUED)

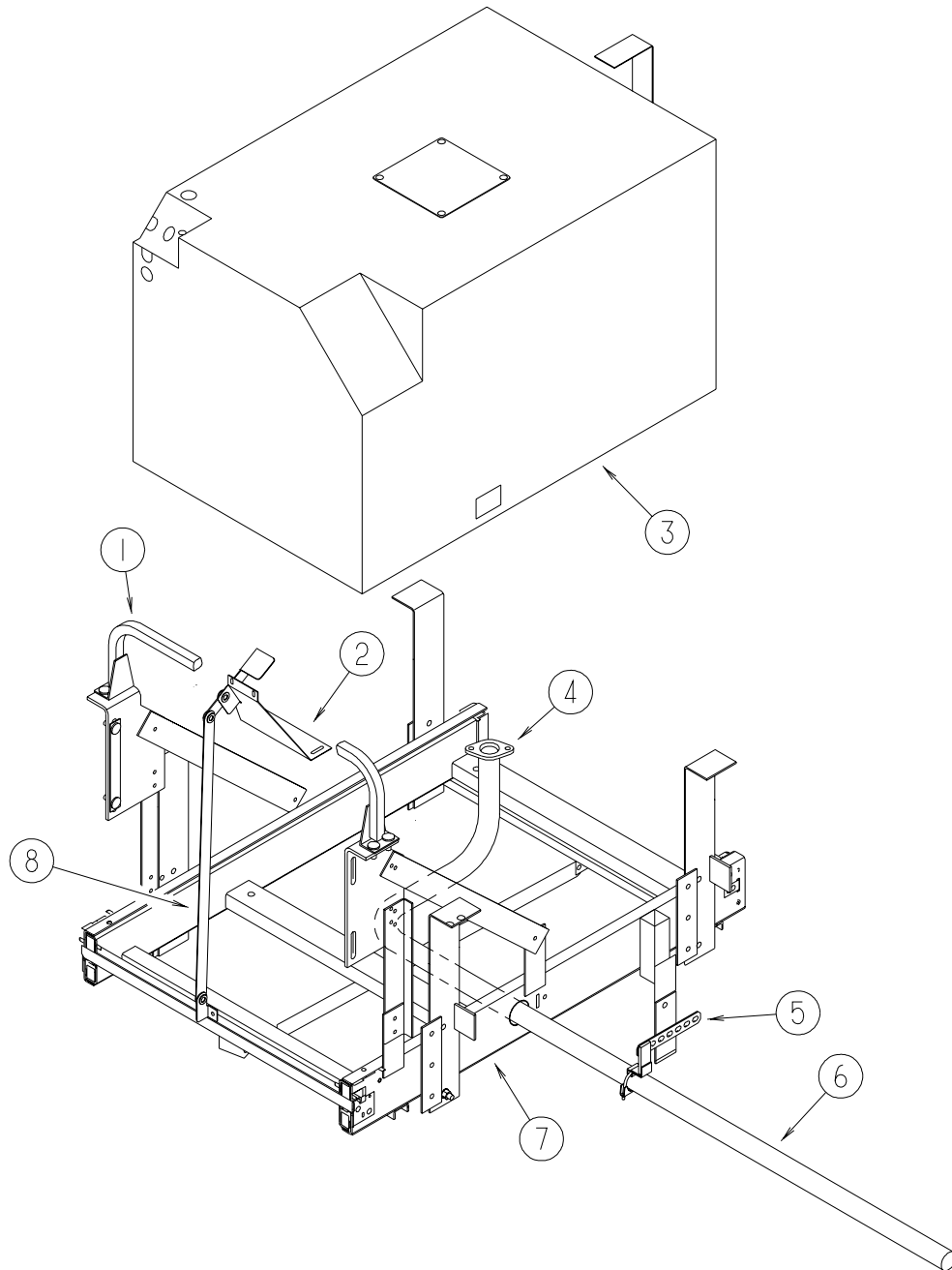


DOUBLE DOOR REFRIGERATOR CABINET

KEY	PART NUMBER	U/M	DESCRIPTION
1	122325-01-J60	EA	CABINET - PANTRY/RIGHT HAND SLIDING - W/O SLIDES/HARDWARE (WASHED MAPLE)
1	122325-01-J94	EA	CABINET - PANTRY/RIGHT HAND SLIDING - W/O SLIDES/HARDWARE (WATERFORD OAK)
	122360-02-000	EA	SLIDE - PANTRY - W/O LOCK - RIGHT/LEFT HAND
	122360-03-000	EA	SLIDE - PANTRY - W/LOCK - RIGHT HAND (FACING PANEL)
2	131995-J3-L94	EA	DOOR - RAIL/SOLID PANEL - 8" X 60.7" - W/O HARDWARE (WASHED MAPLE)
2	131995-J3-L95	EA	DOOR - RAIL/SOLID PANEL - 8" X 60.7" - W/O HARDWARE (WATERFORD OAK)
3	122325-11-J70	EA	SHELF - W/EDGE MOLDING (WASHED MAPLE)
3	122325-11-H17	EA	SHELF - W/EDGE MOLDING (WATERFORD OAK)
4	P28813-19-L94	EA	DRAWER - OGEE EDGE - 22.6"W X 17.7"D - W/O SLIDES/HARDWARE (WASHED MAPLE)
4	P28813-19-L95	EA	DRAWER - OGEE EDGE - 22.6"W X 17.7"D - W/O SLIDES/HARDWARE (WATERFORD OAK)

GENERATOR GROUP

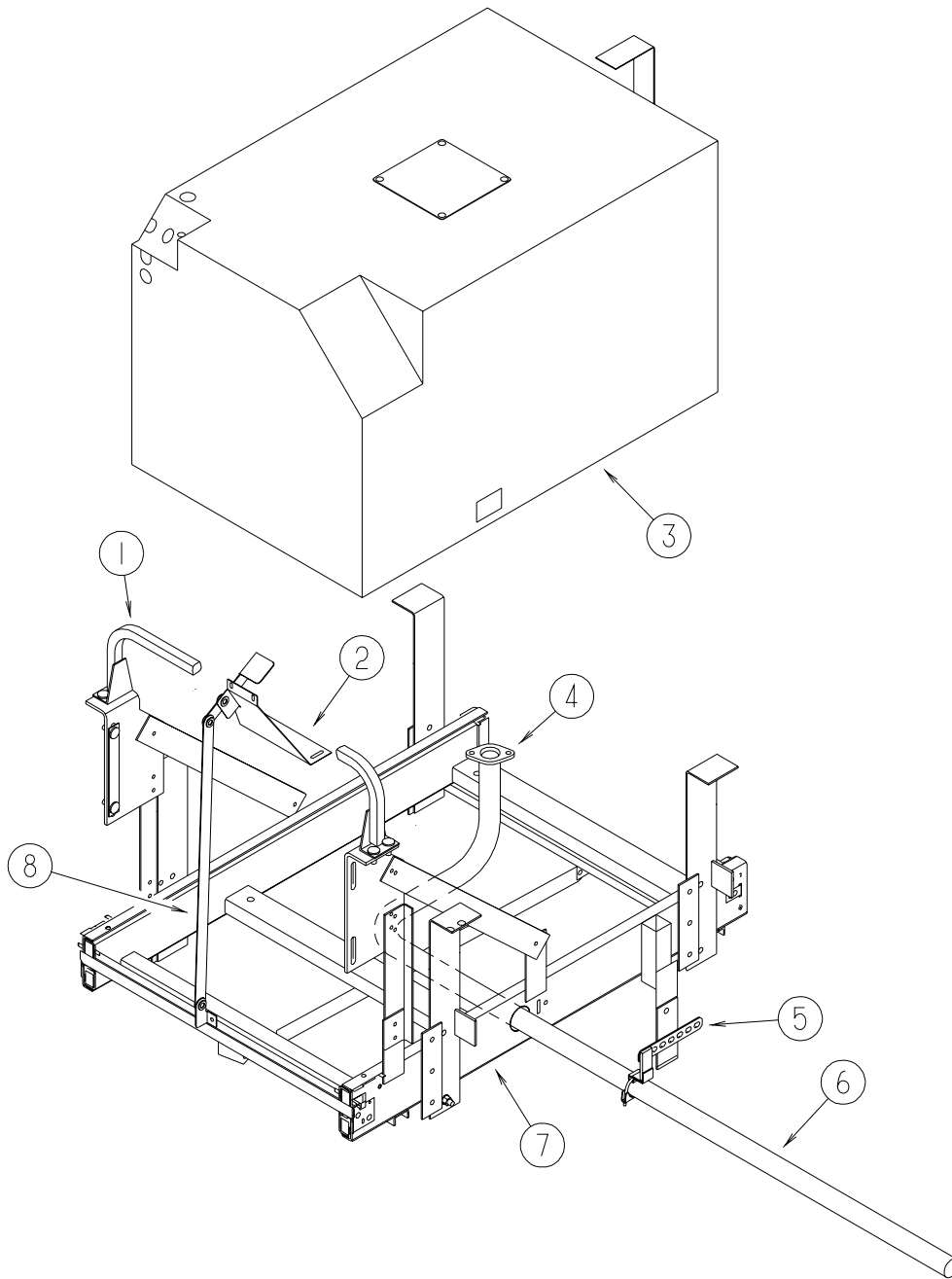
LPG



KEY	PART NUMBER	U/M	DESCRIPTION
1	114169-02-02B	EA	HANDLE - BUMPER MOUNT - E-COATED
2	131887-01-02B	EA	BRACKET - GENERATOR - RELEASE
3	105559-04-000	EA	GENERATOR - 6.5 KW - LP FUEL - 30/30
4	106235-01-000	EA	ADAPTOR - GENERATOR EXHAUST
5	007131-01-000	EA	HANGER - TAILPIPE - 6 SLOTS
6	116381-10-000	EA	PIPE - EXHAUST - GENERATOR
	007125-03-000	EA	CLAMP - MUFFLER - 1.5" DIAMETER
7	130294-03-01A	EA	SLIDE - GENERATOR - MANUAL - LP 6.5 GEN
8	131696-02-02B	EA	BRACKET - GENERATOR - E-COATED
	115023-01-000	EA	ISOLATOR - RUBBER

GENERATOR GROUP (CONTINUED)

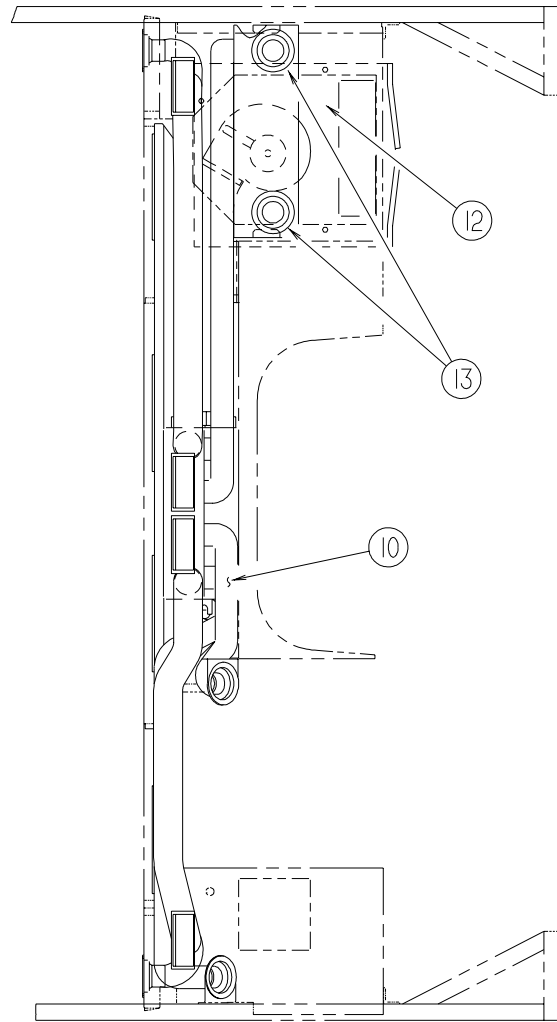
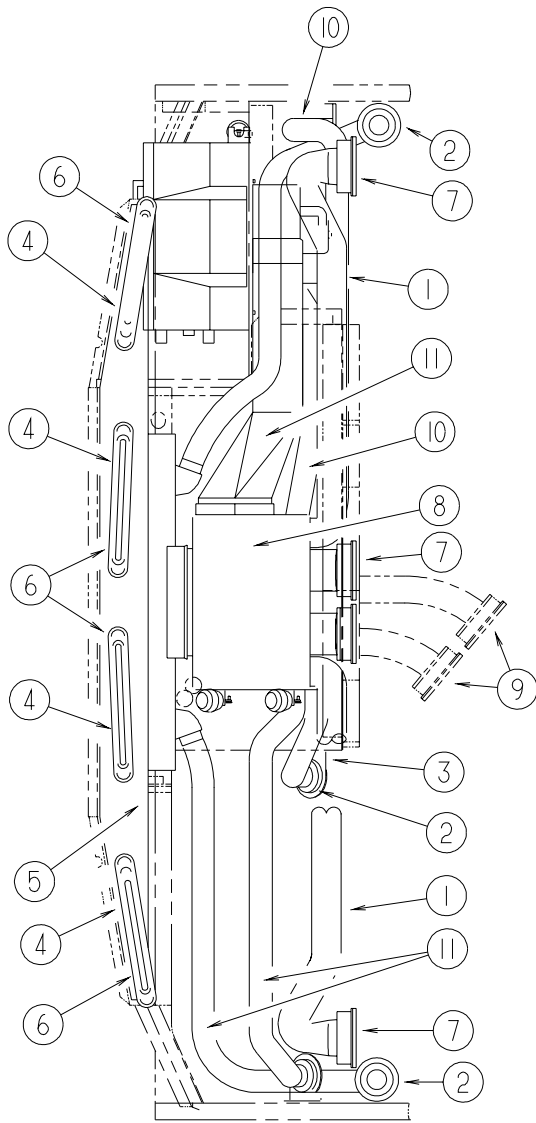
DIESEL



KEY	PART NUMBER	U/M	DESCRIPTION
1	114169-02-02B	EA	HANDLE - BUMPER MOUNT - E-COATED
2	131507-01-02B	EA	BRACKET - GENERATOR - E-COATED
3	122425-01-000	EA	GENERATOR - DIESEL - 7.5
4	106235-01-000	EA	ADAPTOR - GENERATOR EXHAUST
5	007131-01-000	EA	HANGER - TAILPIPE - 6 SLOTS
6	116381-09-000	EA	PIPE - EXHAUST - GENERATOR
	007125-03-000	EA	CLAMP - MUFFLER - 1.5" DIAMETER
7	130294-02-01A	EA	SLIDE - GENERATOR - NON-POWERED
8	131696-02-02B	EA	BRACKET - GENERATOR - E-COATED
	115023-01-000	EA	ISOLATOR - RUBBER

HEATING & A/C GROUP

AUTOMOTIVE

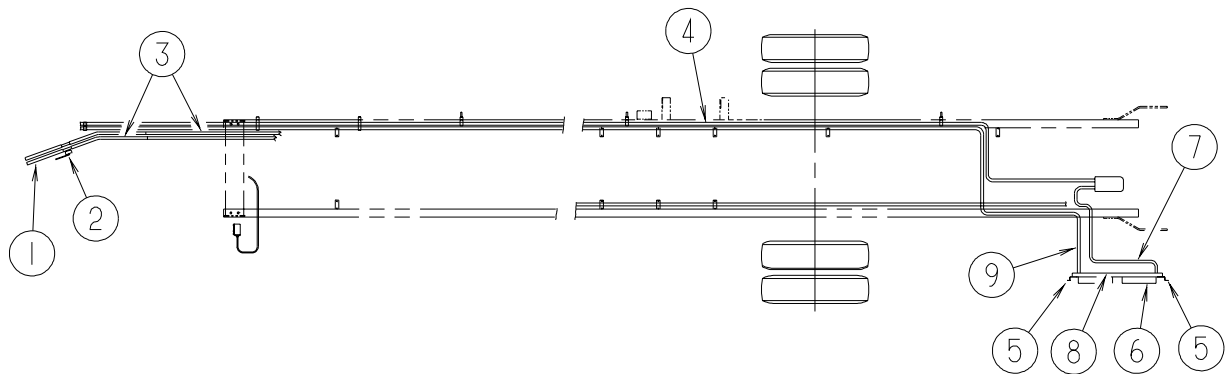


KEY	PART NUMBER	U/M	DESCRIPTION
1	007281-01-000	FT	HOSE - FLEXIBLE PVC - 2.5" ID X 50'
2	024990-09-000	EA	OUTLET - DEFROSTER - W/SWIVEL - ANTELOPE
3	136157-03-02B	EA	BRACKET - HEATER - E-COATED
4	103558-04-03A	EA	VENT - DEFROSTER - 1.4" X 14.4" X 1.1" - ANTELOPE
			FROM: 00-00-00 THRU: 05-07-00
4	135265-01-01A	EA	VENT - DEFROSTER - ANTELOPE
			FROM: 05-08-00 THRU: 99-99-99
5	103017-03-000	EA	PLENUM - DEFROSTER
6	077075-01-000	EA	GASKET - INSTRUMENT PANEL/DEFROSTER PLENUM - .6" X 10.2"
7	103796-01-01A	EA	LOUVER - A/C-ADJUSTABLE - 2.2" X 5.4" F/2.5" HOSE - BLACK
			FROM: 00-00-00 THRU: 03-26-00
7	135803-01-01A	EA	LOUVER - A/C - 2.5"
			FROM: 03-27-00 THRU: 99-99-99
8*	103930-36-000	EA	CONTROL/PLENUM - ROTARY CONTROL HEAD
9	103796-02-01A	EA	LOUVER - A/C-ADJ W/MOUNT HOLES - 2.5" X 5.8" F/2.5"HOSE
			FROM: 00-00-00 THRU: 03-26-00
9	135803-02-01A	EA	LOUVER - A/C - 2.5" - W/HOLES
			FROM: 03-27-00 THRU: 99-99-99
10	007076-01-000	EA	HOSE - FLEXIBLE PVC - 2" ID - INCREMENTS OF 50'
11	122822-01-01A	EA	PLENUM-TRANSITION GRY
12*	103930-43-000	EA	EVAPORATOR/HEATER ASSEMBLY - NON-CHARGED
13	024990-05-000	EA	OUTLET - DEFROSTER - 2" SLEEVE/4" OD - W/SWIVEL DEFLECTORS
	103930-37-000	EA	MANUAL - OWNERS - HEATER/A/C

*COMPONENT PARTS FOUND IN SERVICE PARTS LIBRARY

HEATING & A/C GROUP (CONTINUED)

AUTOMOTIVE (CONTINUED)

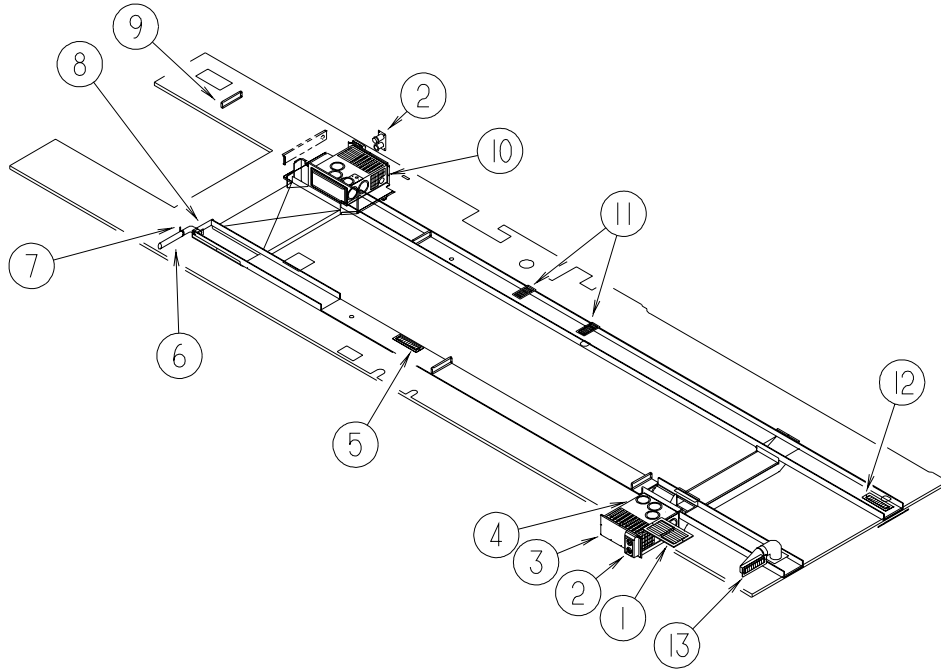


KEY	PART NUMBER	U/M	DESCRIPTION
1	079059-02-000	EA	HOSE - 90 DEGREE - .61" ID X 4" X 6"
2	103930-24-000	EA	VALVE - WATER CONTROL - 4 PORT VACUUM CONTROLLED
3	007108-01-000	FT	HOSE - HEATER - 5/8" ID - HI-TEMP
4*	103930-51-000	EA	HOSE KIT - #12 496" 90 DEGREE BEND
5	113574-05-02B	EA	BRACKET - A/C CONDENSER - SIDE - E-COATED
6*	072342-15-000	EA	CONDENSER - W/FAN SIDE - NO HOSE
7*	072342-17-000	EA	HOSE - #8 - 90 DEGREE END - CONDENSER/COMPRESSOR - 95"
8	113452-02-000	FT	SEAL/TRIM - FRONT - VINYL W/WIRE CARRIER - .027"
9*	072342-18-000	EA	HOSE - #6 - CONDENSER/EVAPORATOR - 514"

*COMPONENT PARTS FOUND IN SERVICE PARTS LIBRARY

HEATING & A/C GROUP (CONTINUED)

FURNACE

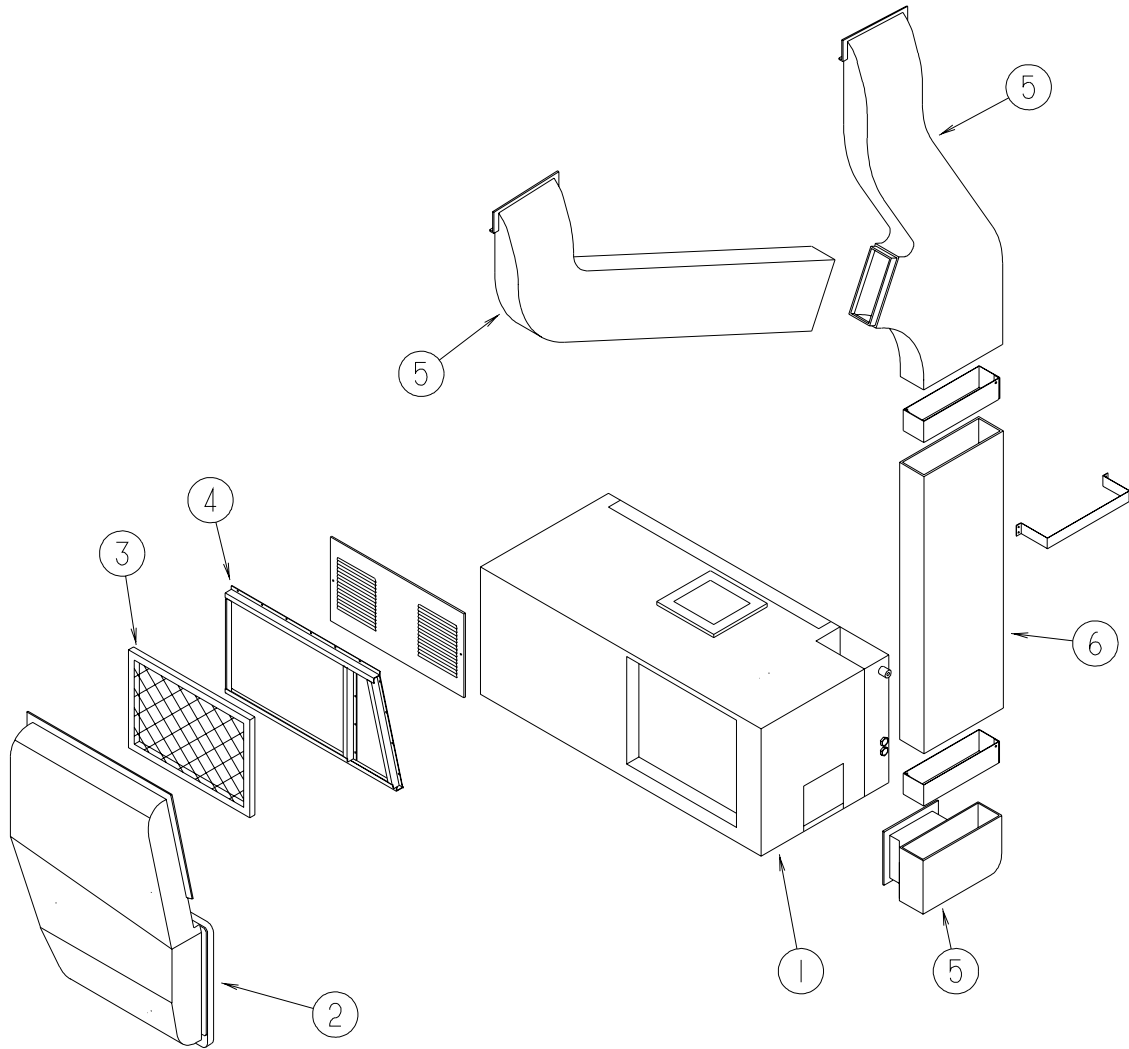


KEY	PART NUMBER	U/M	DESCRIPTION
1	093614-10-01A	EA	GRILLE - RETURN AIR - 6" X 12" - BEIGE FROM: 00-00-00 THRU: 11-05-99
1	093614-04-02A	EA	GRILLE - RETURN AIR - 15.9" X 9.9" FROM: 11-06-99 THRU: 99-99-99
2	124643-01-02A	EA	SHROUD - FURNACE
3	113452-02-000	FT	SEAL/TRIM - FRONT - VINYL W/WIRE CARRIER - .027"
4*	098668-21-000	EA	FURNACE - 35000 BTU
	098668-14-000	EA	GASKET - FIBERGLASS - .5" X 18" X 18"
	098668-15-000	EA	PLATE-FACE
5	094600-06-01A	EA	REGISTER W/DAMPER-3.6" X 11.3" FACE/2.1" X 9.9" RO-BEIGE
6	009198-02-000	FT	DUCT - FLEXIBLE - 2" ID X 25'
	062401-05-000	EA	CLAMP - HOSE - WORMGEAR - 2" - 3" ID
7	108046-02-000	EA	CABLE TIE - SCREW MOUNT 15"
8	094600-09-01A	EA	REGISTER - HEAT W/O DAMPER - 4" X 10"- DURA BEIGE
8	133524-01-02B	EA	PANEL - REGISTER - E-COATED
8	133545-01-02B	EA	BONNET - REGISTER - E-COATED
8	133545-02-02B	EA	BONNET - REGISTER - E-COATED
9	093614-11-01A	EA	GRILLE - RETURN AIR - 6" X 12" - BEIGE
10*	098668-19-000	EA	FURNACE - 25000 BTU
	098668-14-000	EA	GASKET - FIBERGLASS - .5" X 18" X 18"
	098668-15-000	EA	PLATE-FACE
11	130837-02-01A	EA	REGISTER - HEAT - W/DAMPER - DURA BEIGE
12	094600-05-01A	EA	REGISTER W/O DAMPER-3.6" X 11.3" FACE/2.1" X 9.9" RO-BEIGE
13	130837-01-01A	EA	REGISTER - HEAT - W/O DAMPER

*COMPONENT PARTS FOUND IN SERVICE PARTS LIBRARY

HEATING & A/C GROUP (CONTINUED)


CENTRAL



KEY	PART NUMBER	U/M DESCRIPTION
1*	105620-10-000	EA A/C-CENTRAL PKG RH,POWER SAV - COLEMAN 6636-871 FROM: 00-00-00 THRU: 07-11-99
1*	105620-11-000	EA A/C CENTRAL PACKAGE - RIGHT HAND POWER SAVER/LARGE BLOWER FROM: 07-12-99 THRU: 99-99-99
1*	105620-12-000	EA A/C - CONTROL PACK RIGHT HAND/HEAT PUMP - 12,000BTU COMP
2	135036-01-000	EA DUCT - CENTRAL AIR - RETURN
3	109050-02-000	EA FILTER - FIBERGLASS - 1" X 14" X 20"
4	129604-01-KQ0	EA FRAME - A/C FILTER
5	105290-01-000	EA INSULATION - AIR POCKET W/FOIL
6	117870-03-01A	EA PLENUM - A/C
	093614-12-01A	EA GRILLE - RETURN AIR - 10" X 10"
	134993-01-02B	EA HANGER - A/C - COACH/E-COATED
	120134-01-02A	EA REGISTER - W/DAMPER - 4" PIPE/7" O.D. FACE - WHITE
	105620-07-000	EA WIRE ASSEMBLY - THERMOSTAT

***COMPONENT PARTS FOUND IN SERVICE PARTS LIBRARY**

INTERIOR FINISH GROUP
MOLDINGS & TRIMS
WASHED MAPLE
WATERFORD OAK



KEY	PART NUMBER	U/M DESCRIPTION
1	009767-12-000	FT WELTING - SIDEWALL/CEILING/CABINET - OFF/WHT
1	009767-14-000	FT WELTING - CHERRY
1	009767-15-000	FT WELTING - WATERFORD OAK
1	009767-16-000	FT WELTING - REBER BIRCH
1	009778-16-000	FT U-CHANNEL - 1" - PICKLED ASH
2	009778-18-000	FT U-CHANNEL - 1" - CHERRY-CHERRY
2	009778-21-000	FT U-CHANNEL - 1" - WATERFORD OAK
2	009778-25-000	FT U-CHANNEL - 1" - BEIGE ILLUSION
2	009778-27-000	FT U-CHANNEL - 1" - WASHED MAPLE
2	009778-31-000	FT U-CHANNEL - 1" - GRADY BROWN


INTERIOR FINISH GROUP (CONTINUED)

MOLDINGS & TRIMS (CONTINUED)

WASHED MAPLE WATERFORD OAK

KEY	PART NUMBER	U/M	DESCRIPTION
2	070504-03-000	FT	U-CHANNEL - PLASTIC - .9" X 96" - GRADY BROWN
2	070504-18-000	FT	U-CHANNEL - PLASTIC - .13" X 84" - IVORY
2	070504-30-000	FT	U-CHANNEL - PLASTIC - .13" X 84" - CHERRY
2	070504-31-000	FT	U-CHANNEL - PLASTIC - .9" X 84" - CHERRY
2	070504-36-000	FT	U-CHANNEL - PLASTIC - .13" X 72" - WATERFORD OAK
2	070504-37-000	FT	U-CHANNEL - PLASTIC - .9" X 84" - WATERFORD OAK
2	070504-38-000	FT	U-CHANNEL - PLASTIC - .9" X 65" - WATERFORD OAK
2	070504-42-000	FT	U-CHANNEL - PLASTIC - .13" X 84" - BEIGE ILLUSION
2	070504-50-000	FT	U-CHANNEL - PLASTIC - .13" X 84" - WASHED MAPLE
2	070504-51-000	FT	U-CHANNEL - PLASTIC - .9" X 84" - WASHED MAPLE
2	070504-54-000	FT	U-CHANNEL - PLASTIC - .9" X 84" - VILLAGE OAK
3	009809-27-000	EA	MOLDING - CORNER - OUTSIDE - 1" X 84" - CHERRY
3	009809-28-000	EA	MOLDING - CORNER - OUTSIDE - 1" X 84" - WATERFORD OAK
3	009809-30-000	EA	MOLDING - CORNER - OUTSIDE - 1" X 84" - BEIGE ILLUSION
3	009809-31-000	EA	MOLDING - CORNER - OUTSIDE - 1" X 84" - WASHED MAPLE
3	009809-32-000	EA	MOLDING - CORNER - OUTSIDE - 1" X 84" - PORTSMOUTH OAK
4	009812-24-000	EA	MOLDING - CORNER - 1/2" W/1/4" CHAN X 84" - IVORY
4	009812-26-000	EA	MOLDING - CORNER - 1/2" W/1/4" CHAN X 84" - CHERRY
4	009812-27-000	EA	MOLDING - CORNER - 1/2" W/1/4" CHAN X 84" - PICKLED ASH
4	009812-29-000	EA	MOLDING - CORNER - 1/2" W/1/4" CHAN X 84" - WATERFORD OAK
4	009812-31-000	EA	MOLDING - CORNER - 1/2" W/1/4" CHAN X 84" - BEIGE ILLUSION
4	009812-33-000	EA	MOLDING - CORNER - 1/2" W/1/4" CHAN X 84" - WASHED MAPLE
4	009812-34-000	EA	MOLDING - CORNER - 1/2" W/1/4" CHAN X 84" - VW LIGHT GRAY
4	009812-35-000	EA	MOLDING - CORNER - 1/2" W/1/4" CHAN X 84" - PORTSMOUTH OAK
5	009815-09-000	FT	MOLDING-T - .75" IVORY
5	105709-01-000	FT	MOLDING-T - 1" - MODERN IVORY
6	022992-11-000	FT	MOLDING - REVERSE COVE - T-SHAPED VINYL - IVORY
6	022992-14-000	FT	MOLDING - REVERSE COVE
6	022992-15-000	FT	MOLDING - REVERSE COVE - VW GRAY
7	042357-18-000	EA	MOLDING - CORNER - RADIUS/PLASTIC - PICKLED ASH
7	042357-19-000	EA	MOLDING - CORNER - RADIUS/PLASTIC - CHERRY
7	042357-20-000	EA	MOLDING - CORNER - RADIUS/PLASTIC - WATERFORD OAK
7	042357-25-000	EA	MOLDING - CORNER - RADIUS/PLASTIC - WASHED MAPLE
7	042357-26-000	EA	MOLDING - CORNER - RADIUS/PLASTIC - PORTSMOUTH OAK
8	077840-01-E41	EA	MOLDING - WALL CAP - 8' - SALEM CHERRY
8	077840-01-G01	EA	MOLDING - WALL CAP - 8' - WATERFORD OAK
8	077840-01-J70	EA	MOLDING - WALL CAP - 8' - WASHED MAPLE
9	078323-06-G15	EA	MOLDING - CAP/WALL - 79.6" - WATERFORD OAK
10	080176-08-000	EA	CAP - CORNER - RADIUS MOLDING - PLASTIC - WASHED MAPLE
11	081521-02-007	EA	MOUNT - METAL MOLDING - F/RADIUS CORNER MOLDING - 151.5"
12	083620-09-000	FT	T-MOLDING - W/EDGE LIP - 7/8" FACE - MODERN IVORY
12	083620-11-000	FT	T-MOLDING - W/EDGE LIP - 7/8" FACE - CHERRY
12	083620-12-000	FT	T-MOLDING - W/EDGE LIP - 7/8" FACE - WATERFORD OAK
12	083620-15-000	FT	T-MOLDING - W/EDGE LIP - 7/8" FACE - BEIGE ILLUSION
12	083620-11-000	FT	T-MOLDING - W/EDGE LIP - 7/8" FACE - CHERRY
12	083620-12-000	FT	T-MOLDING - W/EDGE LIP - 7/8" FACE - WATERFORD OAK
12	083620-15-000	FT	T-MOLDING - W/EDGE LIP - 7/8" FACE - BEIGE ILLUSION
12	083620-19-000	FT	T-MOLDING - W/EDGE LIP - 7/8" FACE - WASHED MAPLE
12	104676-02-02A	FT	MOLDING-T - 1/2" - PICKLED ASH
12	104676-02-03A	FT	MOLDING-T - 1/2" - CHERRY
12	104676-02-04A	FT	MOLDING-T - 1/2" - WATERFORD OAK
12	104676-02-06A	FT	MOLDING-T - 1/2" - WASHED MAPLE
12	104676-02-08A	FT	MOLDING-T - 1/2" - PORTSMOUTH OAK
13	085746-04-000	FT	TRIM-J - CARPET 1.2" X .5" ANGLE - 12' LONG - OFF WHITE
14	086229-12-000	EA	BATTEN - 1.5" OFFSET X 97.01" IVORY
15	086229-11-000	EA	RETAINER - OFFSET - 97.01"
16	086229-13-000	EA	RETAINER - 1" X 96" - IVORY
16	086229-15-000	EA	BATTEN - 1" X 96" - MODERN IVORY
16	086229-19-000	EA	BATTEN - 1" X 98.43" - OFF WHITE
16	086229-20-000	EA	BATTEN - 1" X 96" - BEIGE

INTERIOR FINISH GROUP (CONTINUED)
MOLDINGS & TRIMS (CONTINUED)
WASHED MAPLE
WATERFORD OAK



KEY	PART NUMBER	U/M	DESCRIPTION
17	086229-01-000	EA	RETAINER - BATTEN - .75" X 92.3" - ANY COLOR
17	086229-14-000	EA	RETAINER - .75" X 98.43" - ANY COLOR
18	093873-01-01A	EA	TRIM - CARPET - L-ANGLE 1.1" X 1.3" X 12' - GRAY VINYL
19	126204-D2-134	EA	MOLDING - VINYL WRAPPED - .7" X 1.6" X 84" - WASHED MAPLE
19	126204-F2-134	EA	MOLDING - VINYL WRAPPED - .7" X 2.5" X 84" - WASHED MAPLE
19	126204-F2-438	EA	MOLDING - VINYL WRAPPED - .7" X 2.6" X 84" - WASHED MAPLE
20	111136-D2-134	EA	MOLDING - VINYL WRAPPED - .7" X 1.6" X 7' - CHERRY
20	111136-D2-438	EA	MOLDING - VINYL WRAPPED - .7" X 1.6" X 8' - CHERRY
20	111136-F2-134	EA	MOLDING - VINYL WRAPPED - .7" X 2.6" X 84" - CHERRY
20	111136-F2-438	EA	MOLDING - VINYL WRAPPED - .7" X 2.5" X 8' - CHERRY
21	100182-01-G15	EA	TRIM - RAIL
22	100659-01-E74	EA	MOLDING - TRIM - SALEM CHERRY
22	100659-01-G09	EA	MOLDING - TRIM - WATERFORD OAK
22	100659-01-J40	EA	MOLDING - TRIM - WASHED MAPLE
22	100659-01-M42	EA	MOLDING - TRIM - PORTSMOUTH OAK
22	100659-27-G15	EA	MOLDING - TRIM
23	100818-01-03A	EA	MOLDING - VINYL WRAPPED - 1.6" X .4" X 84" - PICKLED ASH
23	100818-01-04A	EA	MOLDING - VINYL WRAPPED - 1.6" X .4" X 84" - WATERFORD OAK
23	100818-01-05A	EA	MOLDING - VINYL WRAPPED - 1.6" X .4" X 84" - CHERRY
23	100818-01-08A	EA	MOLDING - VINYL WRAPPED - 1.6" X .4" X 84" - WASHED MAPLE
23	100818-01-09A	EA	MOLDING - VINYL WRAPPED - 1.6" X .4" X 84" - PORTSMOUTH OAK
24	100819-01-03A	EA	MOLDING - VINYL WRAPPED - L-SHAPED - 1.5"X1.5"X84" - PICKLED ASH
24	100819-01-04A	EA	MOLDING - VINYL WRAPPED - L-SHAPED - 1.5"X1.5"X84" - CHERRY
24	100819-01-05A	EA	MOLDING - VINYL WRAPPED - L-SHAPED - 1.5"X1.5"X84" - OAK

INTERIOR FINISH GROUP (CONTINUED)

MOLDINGS & TRIMS (CONTINUED)

KEY	PART NUMBER	U/M	DESCRIPTION	WASHED MAPLE
				WATERFORD OAK
24	100819-01-08A	EA	MOLDING - VINYL WRAPPED - L-SHAPED - 1.5"X1.5"X84" - WASHED MAPLE	
24	100819-01-09A	EA	MOLDING - VINYL WRAPPED - L-SHAPED - 1.5"X1.5"X84" - PORTSMOUTH OAK	
25	103186-01-04A	FT	MOLDING - PLASTIC 3/8" U-CHANNEL W/3/4" FACE - CHERRY	
25	103186-01-03A	FT	MOLDING - PLASTIC 3/8" U-CHANNEL W/3/4" FACE - PICKLED ASH	
25	103186-01-05A	FT	MOLDING - PLASTIC 3/8" U-CHANNEL W/3/4" FACE - WATERFORD OAK	
25	103186-01-07A	FT	MOLDING - PLASTIC 3/8" U-CHANNEL W/3/4" FACE - BEIGE ILLUSION	
25	103186-01-09A	FT	MOLDING - PLASTIC 3/8" U-CHANNEL W/3/4" FACE - PORTSMOUTH OAK	
25	103186-01-08A	FT	MOLDING - PLASTIC 3/8" U-CHANNEL W/3/4" FACE - WASHED MAPLE	
25	103186-02-03A	FT	MOLDING - PLASTIC - 1" U-CHANNEL 1 3/8" FACE - PICKLED ASH	
25	103186-02-04A	FT	MOLDING - PLASTIC - 1" U-CHANNEL 1 3/8" FACE - CHERRY	
25	103186-02-05A	FT	MOLDING - PLASTIC - 1" U-CHANNEL 1 3/8" FACE - WATERFORD OAK	
25	103186-02-07A	FT	MOLDING - PLASTIC - 1" U-CHANNEL 1 3/8" FACE - BEIGE ILLUSION	
25	103186-02-08A	FT	MOLDING - PLASTIC - 1" U-CHANNEL 1 3/8" FACE - WASHED MAPLE	
25	103186-02-09A	FT	MOLDING - PLASTIC - 1" U-CHANNEL 1 3/8" FACE - PORTSMOUTH OAK	
26	105004-01-03A	EA	MOLDING - VINYL WRAPPED - 1" X 96" - PICKLED ASH	
26	105004-01-04A	EA	MOLDING - VINYL WRAPPED - 1" X 96" - CHERRY	
26	105004-01-05A	EA	MOLDING - VINYL WRAPPED - 1" X 96" - WATERFORD OAK	
26	105004-01-08A	EA	MOLDING - VINYL WRAPPED - 1" X 96" - WASHED MAPLE	
26	105004-01-09A	EA	MOLDING - VINYL WRAPPED - 1" X 96" - PORTSMOUTH OAK	
27	109332-02-03A	FT	TRIM-J - W/O ADHESIVE - SALEM CHERRY	
27	109332-02-05A	FT	TRIM-J - W/O ADHESIVE - WASHED MAPLE	
27	109332-02-06A	EA	TRIM-J - W/O ADHESIVE - PORTSMOUTH OAK	
28	109736-02-01A	FT	MOLDING-T/OFFSET - W/EDGE LIP - 1" FACE - NATURAL OAK	
29	117268-D2-134	EA	MOLDING - VINYL WRAPPED - .7" X 1.6" X 84" - WATERFORD OAK	
29	117268-F2-134	EA	MOLDING - VINYL WRAPPED - .7" X 2.7" X 84" - WATERFORD OAK	
29	117268-F2-438	EA	MOLDING - VINYL WRAPPED - .7" X 2.6" X 96" - WATERFORD OAK	
30	113794-01-03A	FT	MOLDING - CROWN - 3.45" - MAPLE	
30	113794-02-03A	FT	MOLDING - CROWN - 3.45" - MAPLE	
31	116280-02-GV0	EA	MOLDING - CAP - PICKLED ASH	
31	116280-02-GV1	EA	MOLDING - CAP - SALEM CHERRY	
31	116280-02-J70	EA	MOLDING - CAP - WASHED MAPLE	
31	116280-02-L95	EA	MOLDING - CAP - WATERFORD OAK	
32	111134-D2-438	EA	LUMBER - VINYL WRAPPED - .7" X 1.5" X 96" - CHERRY	
32	111134-E2-438	EA	LUMBER - VINYL WRAPPED - .7" X 2" X 96" - CHERRY	
32	111134-F2-438	EA	LUMBER - VINYL WRAPPED - .7" X 2.5" X 96" - CHERRY	
32	111134-G2-438	EA	LUMBER - VINYL WRAPPED - .7" X 3" X 96" - CHERRY	
32	111134-J2-438	EA	LUMBER - VINYL WRAPPED - .7" X 5.5" X 96" - CHERRY	
32	117267-D2-438	EA	LUMBER - VINYL WRAPPED - .7" X 1.5" X 96" - WATERFORD OAK	
32	117267-E2-438	EA	LUMBER - VINYL WRAPPED - .7" X 2" X 96" - WATERFORD OAK	
32	117267-F2-438	EA	LUMBER - VINYL WRAPPED - .7" X 2.5" X 96" - WATERFORD OAK	
32	117267-J2-438	EA	LUMBER - VINYL WRAPPED - .7" X 5.5" X 96" - WATERFORD OAK	
32	117267-R2-438	EA	LUMBER - VINYL WRAPPED - .7" X 3" X 96" - WATERFORD OAK	
32	126205-D2-438	EA	LUMBER - VINYL WRAPPED - .7" X 1.5" X 96" - WASHED MAPLE	
32	126205-E2-438	EA	LUMBER - VINYL WRAPPED - .7" X 2" X 96" - WASHED MAPLE	
32	126205-F2-438	EA	LUMBER - VINYL WRAPPED - .7" X 2.5" X 96" - WASHED MAPLE	
32	126205-J2-438	EA	LUMBER - VINYL WRAPPED - .7" X 5.5" X 96" - WASHED MAPLE	
32	126205-R2-438	EA	LUMBER - VINYL WRAPPED - .7" X 3" X 96" - WASHED MAPLE	
33	119520-01-01A	FT	MOLDING-T - 1" - W/EDGE LIPS (OFF/WHITE-CREAM)	
34	130247-01-01A	FT	T-MOLDING - 1.3" - WATERFORD OAK	
34	130247-01-02A	FT	T-MOLDING - 1.3" - WASHED MAPLE	
34	130247-01-03A	FT	T-MOLDING - 1.3" - SALEM CHERRY	
34	130247-01-04A	FT	T-MOLDING - 1.3" - PORTSMOUTH OAK	
35	130262-01-000	EA	PROTECTOR - CORNER SAVER - .7" X .7"	
36	131923-01-01A	FT	MOLDING - CROWN - ASH	
36	131923-01-02A	FT	MOLDING - CROWN - CHERRY	
36	131923-01-03A	FT	MOLDING - CROWN - HARD WHITE MAPLE	
37	131923-02-01A	FT	MOLDING - PICTURE - CHERRY	
37	131923-02-02A	FT	MOLDING - PICTURE - ASH	
37	131923-02-03A	FT	MOLDING - PICTURE - HARD WHITE MAPLE	
38	131923-03-01A	FT	MOLDING - CROWN - DIVIDER - ASH	
38	131923-03-02A	FT	MOLDING - CROWN - DIVIDER - CHERRY	
38	131923-03-03A	FT	MOLDING - CROWN - DIVIDER - HARD WHITE MAPLE	
38	131923-03-02A	FT	MOLDING - CROWN - DIVIDER - CHERRY	
38	132119-01-05A	EA	MOLDING - EXTRUDED PLASTIC/FLAT - 8' - WHITE GRANITE	

INTERIOR FINISH GROUP (CONTINUED)

PANELING, LAMINATES, BATT & EDGEBANDING

KEY	PART NUMBER	U/M	DESCRIPTION
	000846-01-000	SF	PLYWOOD - 5/16" X 48" X 96" - CD GRADE
	000885-89-000	SF	PARTICLE BOARD - 3/8" X 48" X 96" - WASHED MAPLE - 2-SIDED
	000885-91-000	SF	PARTICLE BOARD - 3/4" X 48" X 96" - WASHED MAPLE - 2-SIDED
	000885-76-000	SF	PARTICLE BOARD-3/8" X 48" X 96"-WATERFORD OAK-VINYL 1 SIDE
	000885-77-000	SF	PARTICLE BOARD-3/8" X 48" X 96"-WATERFORD OAK-VINYL 2 SIDE
	000885-79-000	SF	PARTICLE BOARD-3/4" X 48" X 96"-WATERFORD OAK-VINYL 2 SIDE
	074497-39-000	SF	PANELING - WASHED MAPLE - 4' X 8'
	074497-28-000	SF	PANELING - WATERFORD OAK - 4' X 8'
	074498-40-000	SF	LAMINATE - PLASTIC - OFF WHITE - 5' X 8'
	074498-82-000	SF	LAMINATE - PLASTIC - WASHED MAPLE - 4' X 8'
	074498-77-000	SF	LAMINATE - PLASTIC - ART CABIN (WATERFORD OAK) - 4' X 8'
	074498-88-000	SF	LAMINATE - OPAL IMPRINT - PLASTIC
	079666-03-000	SF	PANELING - CLOSET - CEDAR - .12" X 48" X 84"
	083618-07-000	SF	PLYWOOD - MAPLE - 1 SIDE 3/16"
	088272-J7-000	SF	PANELING - COSMOS/SKY - 4' X 7' (L94,L95)
	088272-J6-000	SF	PANELING - CIRRUS - 4' X 7' (L96,L97)
	088272-J8-000	SF	PANELING - DURNHAM/MULTI - 4' X 8' (L98,L99)
	126205-D2-438	EA	LUMBER - VINYL WRAPPED - .7" X 1.5" X 96" - WASHED MAPLE
	126205-E2-438	EA	LUMBER - VINYL WRAPPED - .7" X 2" X 96" - WASHED MAPLE
	126205-F2-438	EA	LUMBER - VINYL WRAPPED - .7" X 2.5" X 96" - WASHED MAPLE
	126205-G2-438	EA	LUMBER - VINYL WRAPPED - .7" X 3" X 96" - WASHED MAPLE
	126205-J2-438	EA	LUMBER - VINYL WRAPPED - .7" X 5.5" X 96" - WASHED MAPLE
	117267-D2-438	EA	LUMBER - VINYL WRAPPED - .7" X 1.5" X 96" - WATERFORD OAK
	117267-E2-438	EA	LUMBER - VINYL WRAPPED - .7" X 2" X 96" - WATERFORD OAK
	117267-F2-438	EA	LUMBER - VINYL WRAPPED - .7" X 2.5" X 96" - WATERFORD OAK
	117267-J2-438	EA	LUMBER - VINYL WRAPPED - .7" X 5.5" X 96" - WATERFORD OAK
	085284-F5-000	FT	BATT TAPE - ADHESIVE BACKED - WASHED MAPLE
	085284-B5-000	FT	BATT TAPE - ADHESIVE BACKED - WOODGRAINED-WATERFORD OAK
	085284-G6-000	FT	BATT TAPE - ADHESIVE BACKED - DECORATIVE - COSMOS/SKY (L94,L95)
	085284-G5-000	FT	BATT TAPE - ADHESIVE BACKED - CIRRUS (L96,L97)
	085284-G7-000	FT	BATT TAPE - ADHESIVE BACKED - DURNHAM MULTI (L98,L99)
	069733-86-000	EA	BATT STRIP - WOODGRAINED/WASHED MAPLE - 8'
	079653-28-000	EA	BATT STRIP - KERFED - WOODGRAINED/WATERFORD OAK - 8'
	088263-G5-000	EA	BATT STRIP - DECORATIVE - STARLIGHT/NEUTRAL - 8' LONG
	088263-G7-000	EA	BATT STRIP - DECORATIVE - COSMOS/SKY - 8' LONG (L94,L95)
	088263-G6-000	EA	BATT STRIP - DECORATIVE - CIRRUS - 8' LONG (L96,L97)
	088263-G8-000	EA	BATT STRIP - DECORATIVE - DURNHAM MULTI - 7' (L98,L99)

ACCESSORIES

KEY	PART NUMBER	U/M	DESCRIPTION	
	072852-01-000	EA	DETECTOR - SMOKE - W/9 VOLT BATTERY - US	
	094499-03-000	EA	EXTINGUISHER/FIRE - DRY - 10BC - W/GAUGE - W/O BRACKET	
	072852-02-000	EA	DETECTOR - SMOKE - W/9 VOLT BATTERY - CANADIAN	
*	094499-02-000	EA	EXTINGUISHER/FIRE - DRY - 1A10BC - CANADIAN	
	094499-01-700	EA	BRACKET MTG. W/PLAS. STRAP	294039
	125136-01-000	EA	CO DETECTOR - GAS - ROUND W/2 SCREWS - 9 VOLT	

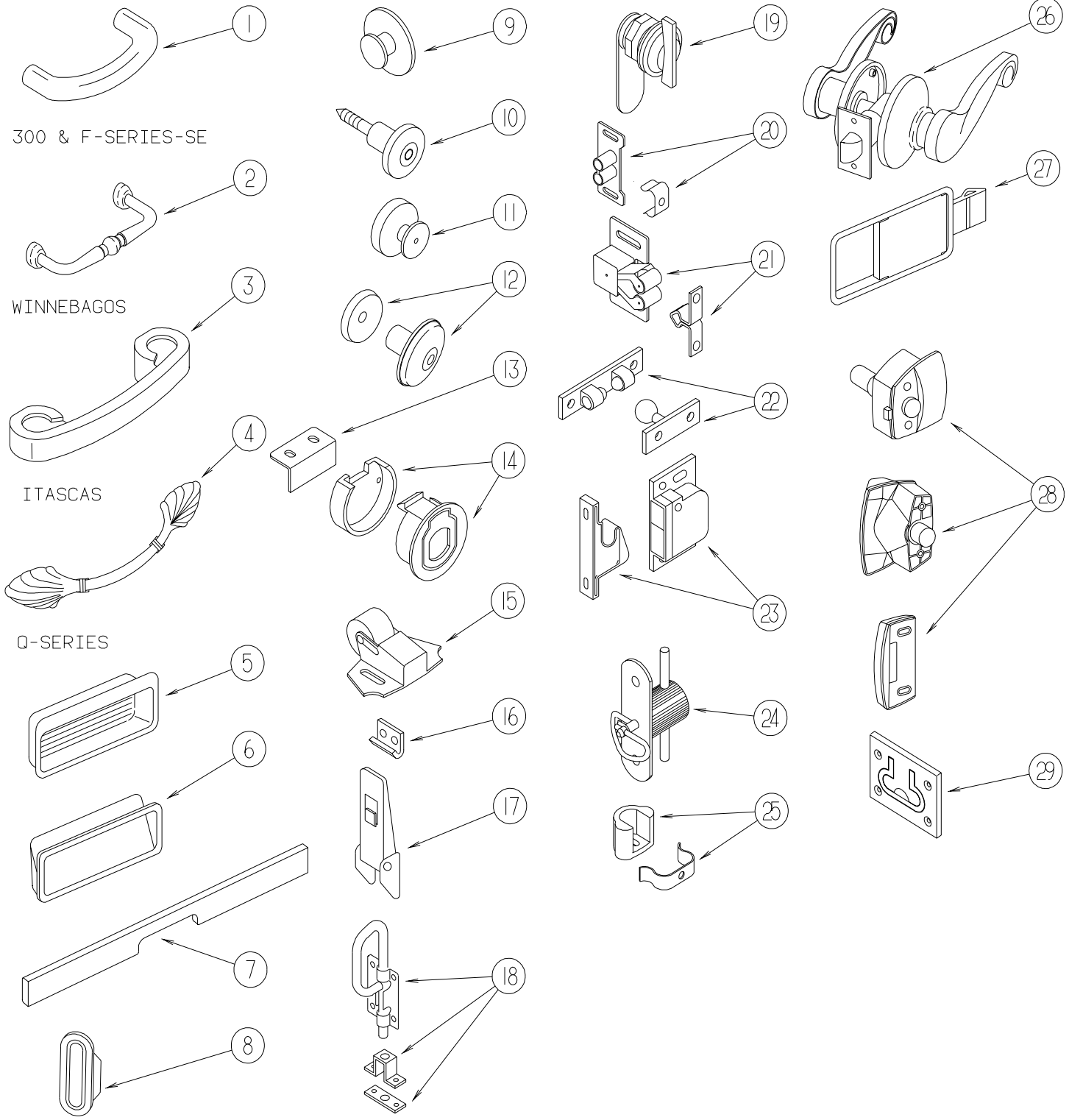
*COMPONENT PARTS FOUND IN SERVICE PARTS LIBRARY

FLOOR COVERINGS

KEY	PART NUMBER	U/M	DESCRIPTION
	093486-01-000	SY	CARPET - COMPARTMENT - 72" WIDE - DARK GRAY
	096060-F3-000	SY	CARPET - CATALINA - BLUE SHADOW (L94,L95)
	096060-F4-000	SY	CARPET - CATALINA - CELADON (L96,L97)
	096060-F8-000	SY	CARPET - CATALINA - MISTY TAUPE (L98,L99)
	096764-02-000	FT	SLIPNOT - ANTISLIP - 1'WIDE (100' ROLLS)
	108152-03-000	EA	MAT - FLOOR - DRIVER
	120231-01-01A	EA	FLOORING - RUBBER - 66.4" X 19.8"
	123994-05-03A	EA	TILE - FLOOR - CERAMIC - 6 1/2" X 6 1/2" - OXFORD BLUE (L94,L95)
	123994-05-02A	EA	TILE - FLOOR - CERAMIC - 6 1/2" X 6 1/2" - SPRING MEADOW (L96,L97)
	123994-05-01A	EA	TILE - FLOOR - CERAMIC - 6 1/2" X 6 1/2" - SOUTH BEACH (L98,L99)

INTERIOR FINISH GROUP (CONTINUED)

HARDWARE



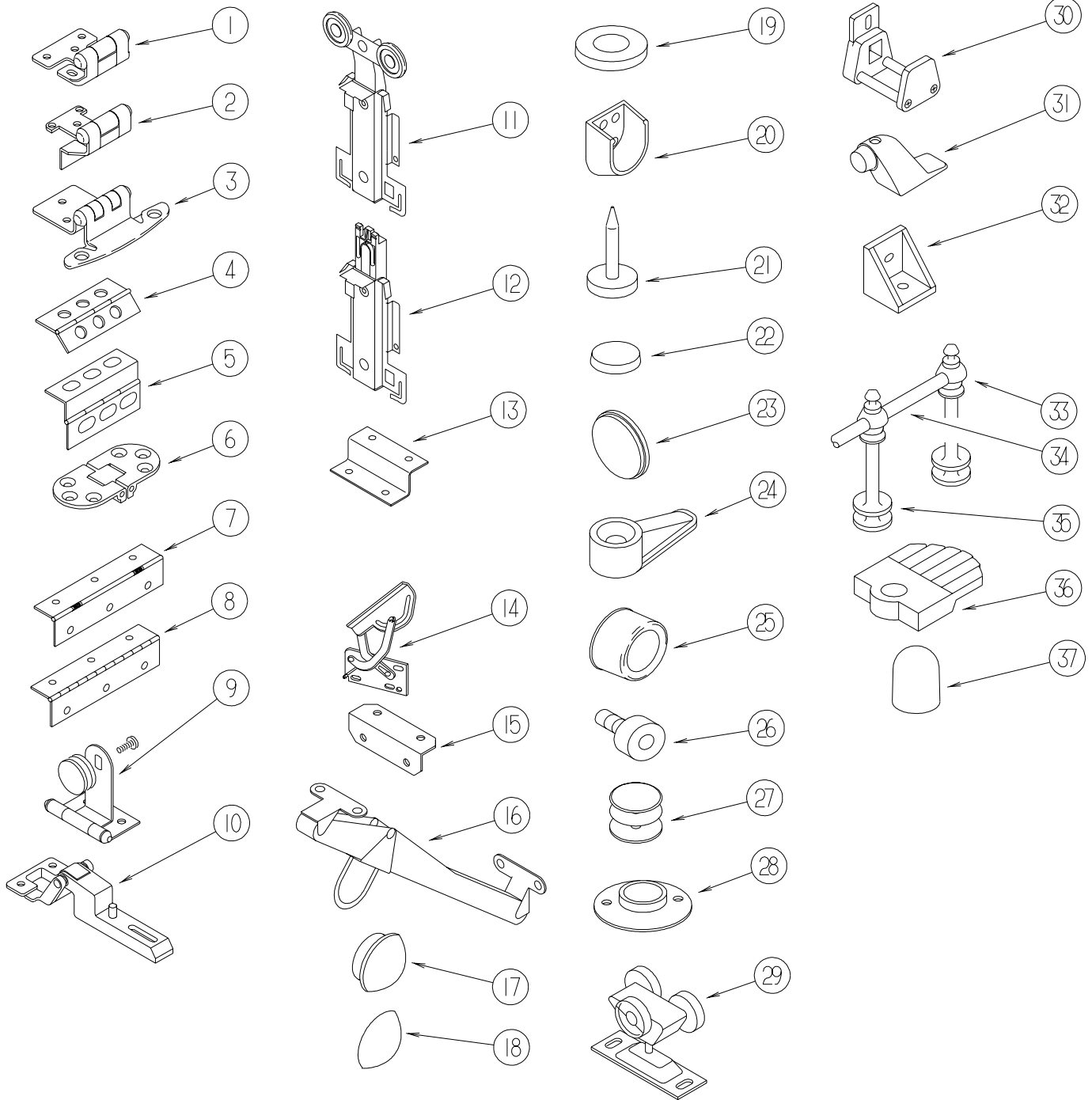
INTERIOR FINISH GROUP (CONTINUED)

HARDWARE (CONTINUED)

KEY	PART NUMBER	U/M	DESCRIPTION
1	131964-01-01A	EA	PULL - CABINET - POLISHED BRASS
2	131963-01-01A	EA	PULL - CABINET - POLISHED BRASS
3	131962-01-01A	EA	PULL - CABINET - POLISHED BRASS
4	117923-01-01A	EA	PULL - CABINET - BURNISHED BRASS - 5.5"
4	131965-01-01A	EA	PULL - CABINET - BURNISHED BRASS - 6.3"
5	124311-01-01A	EA	HANDLE - RECESSED - BRASS
6	115994-01-01A	EA	HANDLE - POCKET
7	126866-01-L81	EA	HANDLE - DOOR - TAMBOUR - 18.6"
7	126866-04-KQ0	EA	HANDLE - TAMBOUR DOOR - 14.7"
7	126866-04-KQ1	EA	HANDLE - TAMBOUR DOOR - 14.7"
7	126866-04-L95	EA	HANDLE - TAMBOUR DOOR - 14.7"
7	126866-05-K07	EA	HANDLE - TAMBOUR DOOR - 11.5"
7	126866-05-K09	EA	HANDLE - TAMBOUR DOOR - 11.5"
8	098410-01-01A	EA	PULL - FINGER - OVAL - BRASS
9	125221-01-01A	EA	PULL - MIRROR - W/ROUND HANDLE
10	113800-01-000	EA	KNOB - CABINET - BRASS
11	133313-01-01A	EA	PULL - DRAWER KNOB - BURNISHED BRASS
11	133313-01-02A	EA	PULL - DRAWER KNOB - BRIGHT BRASS
12	117978-01-01A	EA	KNOB - DOOR - BRIGHT BRASS
13	113375-02-01A	EA	STRIKE - DOOR - CHROME
14	113375-05-01A	EA	LATCH - SLAM - BACK - .8" THICK
14	113375-06-01A	EA	LATCH - SLAM - FACE - .7" THICK
15	109403-01-000	EA	CATCH - SINGLE ROLLER - SCREEN DOOR
16	116975-02-01A	EA	KEEPER/STRIKE - BLACK - NEW STYLE
17	116975-01-01A	EA	LATCH - W/O STRIKE - BLACK - NEW STYLE
18	103256-01-000	EA	LATCH - SLIDE
19	100710-01-01A	EA	LOCK - GLASS DOOR/TWIST TYPE - BRASS
20	009021-01-000	EA	CATCH - GRILLE - NYLON
20	009021-02-000	EA	STRIKE - SPRING STEEL
21	093586-04-000	EA	STRIKE - SPRING STEEL - 1.14"
21	093586-05-000	EA	STRIKE - SPRING STEEL - .943"
21	093586-03-000	EA	CATCH - SPRING ROLLER - .377"
21	093586-06-000	EA	CATCH - SPRING - ROLLER - .236"
22	084451-01-000	EA	CATCH - BRASS
23	117095-01-01A	EA	CATCH - DOOR - GRABBER W/KEEPER - PLASTIC - BLK - 5LB PULL
23	117095-02-01A	EA	LATCH - DOOR - GRABBER W/KEEPER - PLASTIC - BLK-10LB PULL
24	098196-01-000	EA	LATCH - 1/4 TURN - T-BAR
25	129703-01-01A	EA	CATCH ASSEMBLY
26	111155-03-01A	EA	LOCK - PRIVACY/LOCKING - POLISHED BRASS/PLAIN HANDLE
26	111155-05-01A	EA	LOCK - PRIVACY/LOCKING - S SHAPED - POLISHED BRASS
27	127349-01-01A	EA	LATCH - PADDLE
28	058335-03-000	EA	LATCH W/O LOCK - BATHROOM DOOR BLACK
29	072871-01-000	EA	PULL - FLUSH - CHROME

INTERIOR FINISH GROUP (CONTINUED)

HARDWARE (CONTINUED)

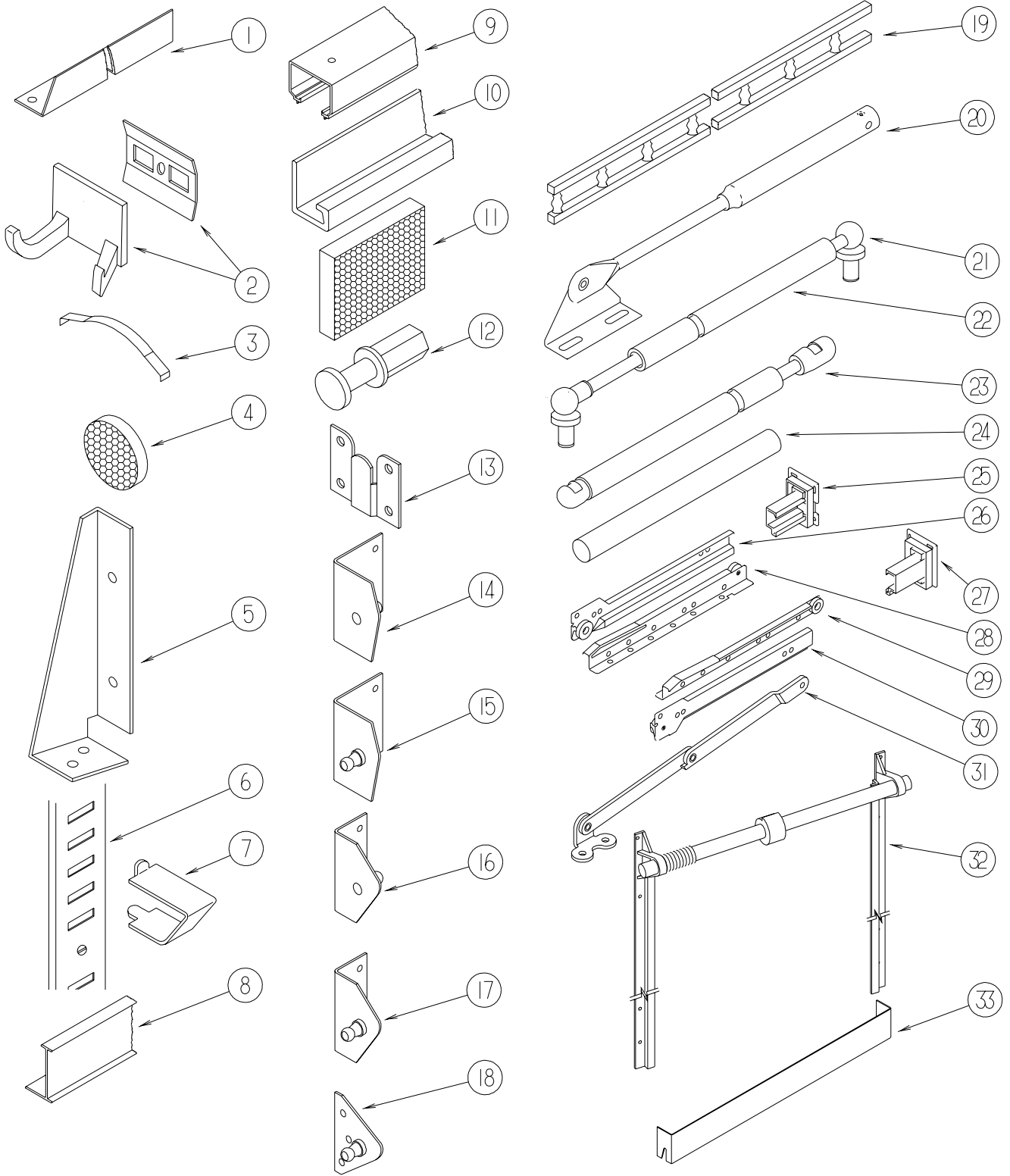


KEY	PART NUMBER	U/M DESCRIPTION
1	113676-01-01A	EA HINGE - OVERLAY - VARIABLE
2	113677-01-01A	EA HINGE - SELF CLOSING
3	108138-03-000	EA HINGE - BRIGHT BRASS
	000G13-06-08G	EA SCREW - 6-20 X .50 PFH - ANTIQUE BRASS
4	009059-01-000	EA HINGE - DOOR - 2" X 1.4" - BRASS
4	009059-02-000	EA HINGE - DOOR - 2" X 2.7" - BRASS
4	041389-18-000	EA HINGE - PIANO - 1 1/2" X 19" - OFF WHITE
4	041389-35-000	EA HINGE - PIANO - OFF WHITE - 31"
5	118802-01-02A	EA HINGE - DOOR - CABINET - HAMPTON TAN
6	111535-01-000	EA HINGE - TABLE/FOLDING

INTERIOR FINISH GROUP (CONTINUED)
HARDWARE (CONTINUED)

KEY	PART NUMBER	U/M	DESCRIPTION
7	102920-01-01A	EA	HINGE/SPRING LOADED - BRASS
8	084413-01-000	EA	HINGE/CONTINUOUS - ALUMINUM 1" X 72" - W/HOLES
8	110496-01-01A	EA	HINGE - BRASS
9	100711-01-01A	EA	HINGE - GLASS DOOR
10	114443-01-01A	EA	HINGE - CABINET DOOR
11	107390-02-000	EA	CORNER HANGER (DOUBLE ROLLER W/BRACKET) (SOLD AS 1 EACH)
12	107391-01-000	EA	TGUIDE - BOTTOM - BY-PASS (4 USED PER DOOR)
13	101926-01-02A	EA	BRACKET - ZEE - BLACK
14	108126-01-000	EA	TRAY HINGE SET (QTY. 2 PER SET)
15	016604-01-000	EA	BRACE - CABINET - ANGLE - 2.5" - UNPAINTED METAL
15	016604-05-000	EA	BRACE - CABINET - ANGLE - 2.5" - OFF WHITE METAL
16	104181-01-01A	EA	SUPPORT - LEAF 5.3" EXTENDS TO 7.5" - SAFETY RING - METAL
17	074045-01-000	EA	PLUG - OAK - 1/2" DIAMETER
17	074045-08-000	EA	PLUG - OAK - 1/2" DIAMETER - SALEM CHERRY
17	042356-01-000	EA	PLUG - BUTTON - MAHOGANY - 3/8" DIAMETER - WOOD
18	057671-01-000	EA	COVER - SCREW - OFF WHITE - #8
18	057671-11-000	EA	COVER - SCREW - HAMPTON TAN - #8
18	057671-13-000	EA	COVER - SCREW - DARK GRAY - #8
18	057671-15-000	EA	COVER - SCREW - BRIGHT WHITE
18	057671-16-000	EA	COVER - SCREW - SOFT WHITE
19	100707-01-000	EA	SPACER - GLASS DOOR - .8" DIA - .3" HOLE - PLASTIC
20	113236-01-01A	EA	BRACKET - CLOTHES - ROD
21	102194-01-000	EA	GUIDE - PLASTIC
22	004354-01-000	EA	BUMPER - RUBBER - .5" DIA - BROWN
23	120760-01-000	EA	BUMPER - RUBBER - CLEAR
24	083204-03-000	EA	BUTTON - RETAINING MIRROR 5/16" TIP
25	069726-02-000	EA	BUMPER - .88" OD X .40" THICK - BLACK
26	079921-01-000	EA	ROLLER - NYLON - W/STEEL SHAFT - BARBED
27	081114-02-000	EA	CAP - INSERT - ROUND 1" DIAMETER - WHITE
28	009112-01-000	EA	FLANGE - PLASTIC - 1" CLOTHES ROD - OFF WHITE
29	103874-01-000	EA	HANGER - SLIDING DOOR
30	064467-01-000	EA	GUIDE - POCKET - SLIDING DOOR - WALL MOUNTED
31	103257-01-000	EA	STOP - DOOR
32	065740-01-000	EA	BRACE - CABINET/CORNER - PLASTIC
33	084070-03-000	EA	POST - END - 2.4" - BRASS
34	084071-05-000	EA	ROD - BRASS - 15"
34	084071-08-000	EA	ROD - BRASS - 9.3" LONG
34	084071-12-000	EA	ROD - BRASS - 4.1" LONG
34	084071-19-000	EA	ROD - BRASS - 7.1"
34	084071-20-000	EA	ROD - BRASS - 9.8" LONG
34	084071-22-000	EA	ROD - BRASS - 15.3"
34	084071-23-000	EA	ROD - BRASS - 13.12"
34	084071-24-000	EA	ROD - BRASS - 3.8"
34	084071-27-000	EA	ROD - BRASS - 2.7"
34	084071-28-000	EA	ROD - BRASS - 6" LONG
34	084071-30-000	EA	ROD - BRASS - 11.6" LONG
34	084071-31-000	EA	ROD - BRASS - 14.08" LONG
34	084071-32-000	EA	ROD - BRASS - 13.6" LONG
35	084070-01-000	EA	POST - CENTER - 2.4" - BRASS
36	009089-01-000	EA	CLIP - MIRROR
37	039984-01-000	EA	CAP - ROUND - VINYL - .28" ID X .62" - BLACK

INTERIOR FINISH GROUP (CONTINUED)
HARDWARE (CONTINUED)



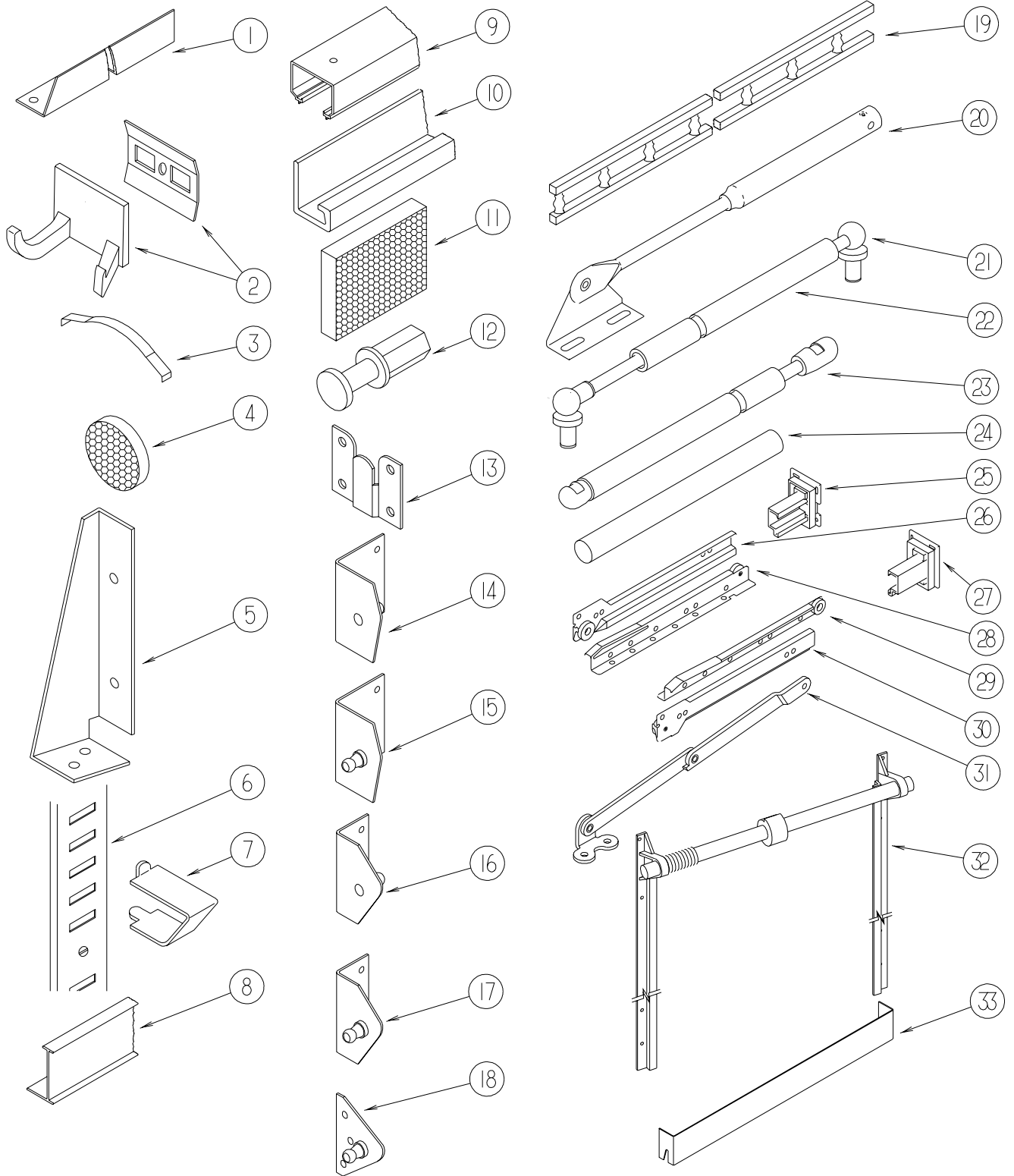
INTERIOR FINISH GROUP (CONTINUED)

HARDWARE (CONTINUED)

KEY	PART NUMBER	U/M	DESCRIPTION
1	114693-01-01A	EA	SUPPORT - BLACK - RIGHT HAND
1	114693-02-01A	EA	SUPPORT - BLACK - LEFT HAND
2	104174-01-000	EA	HOOK - ROBE - DOUBLE
3	115541-01-000	EA	SPRING - DOOR - SLIDING
4	122717-01-01A	EA	PAD - NON SKID - 4" DIAMETER ROUND
4	122717-01-01A	EA	PAD - NON SKID - 3" DIA. ROUND
5	076827-02-000	EA	BRACKET - 2.9" X 1.8" - TRIANGLE
6	098980-01-000	EA	PILASTER - ADJUSTABLE SHELF - 18"
6	098980-02-000	EA	PILASTER - ADJUSTABLE SHELF - 12"
6	098980-03-000	EA	PILASTER - ADJUSTABLE SHELF - 09"
6	098980-04-000	EA	PILASTER - ADJUSTABLE SHELF - 48"
6	098980-05-000	EA	PILASTER - ADJUSTABLE SHELF - 15"
6	098980-06-000	EA	PILASTER - ADJUSTABLE SHELF - 24"
7	098979-01-000	EA	CLIP - ADJUSTABLE SHELF
8	094856-10-01A	EA	TRACK - FOLDING DOOR - OFF WHITE
9	103868-09-01A	EA	TRACK - SLIDING DOOR - 64.3" - OFF WHITE
9	103868-15-01A	EA	TRACK - SLIDING DOOR - 76" - OFF WHITE
10	118933-01-01A	EA	SUPPORT - HINGE LOCK
11	122717-06-01A	FT	PAD - NON-SKID - PSA - 5"W
	122717-08-01A	EA	PAD - NON-SKID - PSA - 7.2"W
12	092652-01-000	EA	GUIDE WHEEL/DOOR - TOP MOUNT
13	130120-01-01A	EA	BRACKET - MOUNTING/MIRROR
14	126263-06-02B	EA	BRACKET - GAS SPRING - E-COATED
15	126263-05-02B	EA	BRACKET - GAS SPRING - UPPER - E-COATED
16	107796-10-000	EA	BRACKET - GAS SPRING - 90 DEGREE SMALL
17	126263-02-02B	EA	BRACKET - GAS SPRING
18	126263-08-02B	EA	BRACKET - GAS SPRING - E-COATED
19	075249-01-000	EA	RAILING - OAK - 72" UNFINISHED
19	111775-01-03A	EA	RAIL - DECORATIVE/PLASTIC SPINDLES - 71.9" - SALEM CHERRY
19	111775-01-04A	EA	RAIL - DECORATIVE - 6' - WATERFORD OAK
19	111775-01-06A	EA	RAIL - DECORATIVE/PLASTIC SPINDLES - 71.9" - WASHED MAPLE
19	111775-01-07A	EA	RAIL - DECORATIVE/PLASTIC SPINDLES - 71.9"-PORTSMOUTH OAK
20	074493-02-000	EA	SUPPORT - PISTON SPRING - CABINET DOOR - 26 LBS
21	057460-02-000	EA	STUD BALL - GAS SPRING - .39" - 5/16"-18
22	057460-04-000	EA	SPRING - GAS - BALL STUD STYLE - 120 PI - "SPD6209"
23	107796-06-000	EA	SPRING/GAS - 12" COMPRESSED/20" EXTENDED - 120 LB.
23	107796-08-000	EA	SPRING/GAS - 11" COMPRESSED/17" EXTENDED - 60 LB
23	107796-15-000	EA	SPRING/GAS - 24" COMPRESSED/40" EXTENDED - 15 LB.
23	107796-16-000	EA	SPRING/GAS - 6.4" COMPRESSED/9.6" EXTENDED - 65 LB.
23	107796-26-000	EA	SPRING/GAS - 12" COMPRESSED/20" EXTENDED - 90 LB.
24	042438-02-000	EA	DOWEL - WOOD - 2" X 2"
24	042438-01-000	EA	DOWEL - WOOD - CLOTHES ROD - 1" DIAMETER X 4'
	133426-01-02B	EA	BRACKET - MIRROR - MOUNTING - E-COATED

INTERIOR FINISH GROUP (CONTINUED)

HARDWARE (CONTINUED)

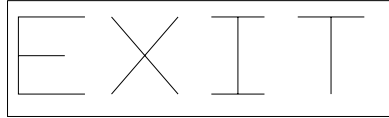


INTERIOR FINISH GROUP (CONTINUED)

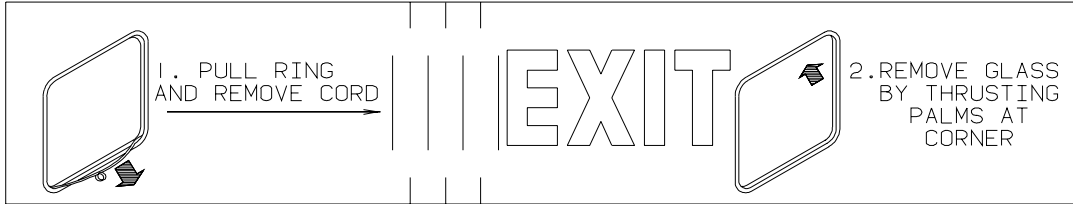
HARDWARE (CONTINUED)

KEY	PART NUMBER	U/M	DESCRIPTION
25	128811-01-01A	EA	BACKSOCKET - ADJUSTABLE - LEFT
26	128810-01-01A	EA	SLIDE - DRAWER - 12" - LEFT CABINET
26	128810-05-01A	EA	SLIDE - DRAWER - 14" - LEFT CABINET
26	128810-09-01A	EA	SLIDE - DRAWER - 16" - LEFT CABINET
26	128810-13-01A	EA	SLIDE - DRAWER - 18" - LEFT CABINET
26	128810-17-01A	EA	SLIDE - DRAWER - 20" - LEFT CABINET
26	128810-21-01A	EA	SLIDE - DRAWER - 22" - LEFT CABINET
26	128810-25-01A	EA	SLIDE - DRAWER - 24" - LEFT CABINET
27	128811-02-01A	EA	BACKSOCKET - ADJUSTABLE RIGHT
28	128810-03-01A	EA	SLIDE - DRAWER - 12" - LEFT DRAWER
28	128810-07-01A	EA	SLIDE - DRAWER - 14" - LEFT DRAWER
28	128810-11-01A	EA	SLIDE - DRAWER - 16" - LEFT DRAWER
28	128810-15-01A	EA	SLIDE - DRAWER - 18" - LEFT DRAWER
28	128810-19-01A	EA	SLIDE - DRAWER - 20" - LEFT DRAWER
28	128810-23-01A	EA	SLIDE - DRAWER - 22" - LEFT DRAWER
28	128810-27-01A	EA	SLIDE - DRAWER - 24" - LEFT DRAWER
29	128810-04-01A	EA	SLIDE - DRAWER - 12" - RIGHT DRAWER
29	128810-08-01A	EA	SLIDE - DRAWER - 14" - RIGHT DRAWER
29	128810-12-01A	EA	SLIDE - DRAWER - 16" - RIGHT DRAWER
29	128810-16-01A	EA	SLIDE - DRAWER - 18" - RIGHT DRAWER
29	128810-20-01A	EA	SLIDE - DRAWER - 20" - RIGHT DRAWER
29	128810-24-01A	EA	SLIDE - DRAWER - 22" - RIGHT DRAWER
29	128810-28-01A	EA	SLIDE - DRAWER - 24" - RIGHT DRAWER
30	128810-02-01A	EA	SLIDE - DRAWER - 12" - RIGHT CABINET
30	128810-06-01A	EA	SLIDE - DRAWER - 14" - RIGHT CABINET
30	128810-10-01A	EA	SLIDE - DRAWER - 16" - RIGHT CABINET
30	128810-14-01A	EA	SLIDE - DRAWER - 18" - RIGHT CABINET
30	128810-18-01A	EA	SLIDE - DRAWER - 20" - RIGHT CABINET
30	128810-22-01A	EA	SLIDE - DRAWER - 22" - RIGHT CABINET
30	128810-26-01A	EA	SLIDE - DRAWER - 24" - RIGHT CABINET
31	084412-01-000	EA	SUPPORT/HINGE KIT (LEFT & RIGHT HINGES)
32	130787-01-000	EA	TRACK - TAMBOUR DOOR/SPRING - 15.9"
32	130787-02-000	EA	TRACK - TAMBOUR DOOR/SPRING - 24"
32	130787-03-000	EA	TRACK - TAMBOUR DOOR/SPRING - 30"
33	133426-01-02B	EA	BRACKET - MIRROR - MOUNTING - E-COATED

LABELS GROUP



KEY PART NUMBER U/M DESCRIPTION
039290-01-000 EA LABEL - WARNING - EXIT



KEY PART NUMBER U/M DESCRIPTION
107571-01-000 EA LABEL - EXIT/ESCAPE WINDOW

FOR AWNING INSTALLATION
CONTACT YOUR MOTORHOME
DEALERSHIP

KEY PART NUMBER U/M DESCRIPTION
099509-01-000 EA LABEL - AWNING INSTALLATION



KEY PART NUMBER U/M DESCRIPTION
040944-01-000 EA LABEL - ENTRANCE DOOR - "OPEN"

WARNING
MUST BE STOWED
IN LATCHED POSITION
WHILE VEHICLE IS IN MOTION

KEY PART NUMBER U/M DESCRIPTION
079966-01-000 EA LABEL - WARNING - STOWED - MOTION

WARNING DISCONNECT BATTERIES BEFORE
CONNECTING EXTERNAL CHARGING EQUIPMENT.

KEY PART NUMBER U/M DESCRIPTION
065748-01-000 EA LABEL - CAUTION - BATTERY CHARGING

AVERTISSEMENT : DEBRANCHER LES BATTERIES AVANT
DE BRANCHER TOUT EQUIPEMENT DE CHARGE EXTERIEUR.

KEY PART NUMBER U/M DESCRIPTION
065748-02-000 EA LABEL - WARNING - BATTERY/FRENCH - CANADIAN

LABELS GROUP (CONTINUED)

WASTE WATER

KEY PART NUMBER U/M DESCRIPTION
006188-01-000 EA LABEL - WASTE WATER

SEWAGE

KEY PART NUMBER U/M DESCRIPTION
006187-01-000 EA LABEL - SEWAGE

IF YOU SMELL GAS

1. EXTINGUISH ANY OPEN FLAME, PILOT LIGHTS AND ALL SMOKING MATERIALS.
2. DO NOT TOUCH ELECTRICAL SWITCHES.
3. SHUT OFF THE GAS SUPPLY AT THE TANK VALVE(S) OR GAS SUPPLY CONNECTION.
4. OPEN DOORS AND OTHER VENTILATING OPENINGS.
5. LEAVE THE AREA UNTIL ODOR CLEARS.
6. HAVE THE GAS SYSTEM CHECKED AND LEAKAGE SOURCE CORRECTED BEFORE USING AGAIN.

KEY PART NUMBER U/M DESCRIPTION
073998-01-000 EA LABEL - LPG ODOR WARNING

WARNING: TEST SMOKE DETECTOR OPERATION AFTER VEHICLE HAS BEEN IN STORAGE, BEFORE EACH TRIP AND AT LEAST ONCE PER WEEK DURING USE.

KEY PART NUMBER U/M DESCRIPTION
077956-01-000 EA LABEL - WARNING - SMOKE DETECTOR

CAUTION	TO HELP AVOID PERSONAL INJURY DURING REMOVAL OF FUEL FILLER CAP, SLOWLY LOOSEN CAP 1/2 TURN TO ALLOW ANY FUEL PRESSURE TO BE RELIEVED BEFORE TURNING CAP FURTHER.
FUEL SPRAY MAY CAUSE PERSONAL INJURY	STOP ADDING FUEL AFTER FIRST SHUTOFF BY AUTOMATIC NOZZLE WHEN TANK IS NEARLY FULL. DO NOT OVERFILL FUEL TANK. SEE OWNERS MANUAL FOR ADDITIONAL INFORMATION. PRINTED IN U.S.A. WLC PT NO 15611763

KEY PART NUMBER U/M DESCRIPTION
087207-05-000 EA LABEL - FUEL CAP REMOVAL

UNLEADED FUEL ONLY

KEY PART NUMBER U/M DESCRIPTION
062043-01-000 EA LABEL - FUEL - UNLEADED

UNLEADED
FUEL ONLY

KEY PART NUMBER U/M DESCRIPTION
098641-01-000 EA LABEL-FUEL - UNLEADED - DASH

LABELS GROUP (CONTINUED)

LP-GAS SYSTEM
THIS GAS PIPING SYSTEM IS
DESIGNED FOR USE OF
LIQUIFIED PETROLEUM GAS
ONLY. DO NOT CONNECT
NATURAL GAS TO THIS
SYSTEM.
SECURE CAP INLET(S) WHEN NOT
CONNECTED FOR USE. AFTER TURNING
ON GAS, EXCEPT AFTER NORMAL
CONTAINER REPLACEMENT, TEST GAS
PIPING AND CONNECTIONS TO
APPLIANCES FOR LEAKAGE WITH SOAPY
WATER OR BUBBLE SOLUTION. DO NOT
USE PRODUCTS THAT CONTAIN AMMONIA
OR CLORINE. 124520

KEY	PART NUMBER	U/M	DESCRIPTION
	124520-01-01A	EA	LABEL - LP GAS ONLY - BLACK ON CLEAR
	124520-01-02A	EA	LABEL - LP GAS ONLY - WHITE ON CLEAR

WARNING

THIS SYSTEM IS DESIGNED FOR USE WITH PROPANE ONLY
DO NOT CONNECT NATURAL GAS TO THIS SYSTEM

BEFORE TURNING ON PROPANE:

- (A) BE CERTAIN APPLIANCES ARE CERTIFIED FOR PROPANE AND ARE EQUIPPED WITH CORRECT BURNING ORIFICES.
- (B) MAKE CERTAIN ALL PROPANE CONNECTIONS ARE TIGHT BY TESTING WITH SOAPY WATER. ALL APPLIANCE VALVES ARE TURNED OFF, AND ANY UNCONNECTED OUTLETS ARE CAPPED.

AFTER TURNING ON PROPANE:

- (A) LIGHT ALL PILOT LIGHTS
- (B) ALL CONNECTIONS, INCLUDING THOSE AT THE APPLIANCES, REGULATORS AND CYLINDERS SHOULD BE LEAK-TESTED PERIODICALLY WITH SOAPY WATER BY THE OCCUPANT. NEVER USE A LIGHTED MATCH OR OTHER FLAME WHEN CHECKING FOR LEAKS.
- (C) DO NOT LEAVE SYSTEM TURNED ON OF CONTAINERS CONNECTED UNTIL THE SYSTEM HAS BEEN PROVEN TO BE FREE OF LEAKS.
- (D) COOKING APPLIANCES SHOULD NOT BE USED FOR SPACE HEATING.
- (E) WHEN THE CONTAINERS ARE DISCONNECTED THE PROPANE SUPPLY LINE SHOULD BE CAPPED OR PLUGGED.

AVERTISSEMENT

CETTE INSTALLATION EST CONCUE POUR LE PROPANE SEULEMENT
NE PAS L'ALIMENTER EN GAZ NATUREL

AVANT LA MISE EN SERVICE:

- (A) S'ASSURER QUE LES APPAREILS SONT CERTIFIES POUR LE PROPANE ET MUNIS D'ORIFICES DE BRULEUR APPROPRIES.
- (B) VERIFIER L'ETANCHEITE DE TOUS LES RACCORDEMENTS AU PROPANE. LA PERMETURE DE TOUS LES ROBINETS D'APPAREILS ET L'OBTUTATION DE TOUTES LES SORTIES NON RACCORDEES.

APRES LA MISE EN SERVICE:

- (A) ALLUMER TOUTES LES VEILLEUSES.
- (B) L'OCCUPANT DOIT EPROUVER PERIODIQUEMENT L'ETANCHEITE DE TOUS LES RACCORDEMENTS Y COMPRIS CEUX AUX APPAREILS, AUX DETENDEURS ET AUX BOUTEELLES. EN Y APPLIQUANT DE L'EAU SAVONNEUSE NE JAMA'S SE SERVIR D'UNE ALLUMETTE OU AUTRE POUR LA DETECTION DES FUITES.
- (C) NE PAS LAISSER L'ALIMENTATION OUVERTE NI LES RECIPIENTS RACCORDES AVANT D'AVOIR COMPLETE L'EPREUVE D'ETANCHEITE AU PROPANE DE L'INSTALLATION.
- (D) LES APPAREILS DE CUISSON NE DOIVENT PAS ETRE UTILISES POUR LE CHAUFFAGE DES LOCAUX.
- (E) LORSQUE LES RECIPIENTS SONT DECONNECTES, L'ALIMENTATION DE PROPANE DOIT ETRE OBTUREE OU SCHELLEE.

KEY	PART NUMBER	U/M	DESCRIPTION
	023769-01-000	EA	LABEL - WARNING - LPG - CANADIAN

THIS CONNECTION IS FOR
(B) VOLT AC,60 HZ(CYCLES)
(A) AMPERE SUPPLY

DO NOT CONNECT TO
HIGHER VOLTAGE

KEY	PART NUMBER	U/M	DESCRIPTION
	125306-01-01A	EA	LABEL - ELECTRICAL ENTRANCE - 110VOLT 30AMP
	125306-03-01A	EA	LABEL - ELECTRICAL ENTRANCE - 100 VOLT 30 AMP

LABELS GROUP (CONTINUED)

THIS CONNECTION IS FOR
(B) VOLT AC,3-POLE,4 WIRE
60 HZ(CYCLES),(A) AMPERE SUPPLY

DO NOT CONNECT TO
HIGHER VOLTAGE

KEY PART NUMBER U/M DESCRIPTION
125306-04-01A EA LABEL - ELECTRICAL ENTRANCE - 120 VOLT - 240 AMP

THIS CONNECTION IS FOR
(B) VOLT AC,50 HZ(CYCLES)
(A) AMPERE SUPPLY

DO NOT CONNECT TO
HIGHER VOLTAGE

KEY PART NUMBER U/M DESCRIPTION
125306-05-01A EA LABEL - ELECTRICAL ENTRANCE - 220 VOLT 25 AMP

"TO ENSURE A SUPPLY OF FRESH AIR TO
OCCUPANTS, OPEN VENTILATORS WHEN
FUEL BURNING RANGE, FUEL BURNING
CARRY-ON APPLIANCES AND/OR FUEL-
BURNING LIGHTS ARE IN OPERATION."

"COOKING APPLIANCES SHOULD NOT BE
USED FOR SPACE HEATING PURPOSES"

DE MANIERE A ASSURE UNE ALIMENTATION
EN AIR FRAIS AUX OCCUPANTS,OUVRIR
LES VENTILATEURS LORSQUE LA CUISINIERE,
LES APPAREILS DE CHAUFFAGE PORTABLES
ET/OU LES LAMPES DE COMBUSTION
D'HUILE SONT EN FONCTIONNEMENT.

LES APPAREILS DE CUSSON NE DOIVENT
PAS SERVIR AU CHAUFFAGES DES LOCAUX.

KEY PART NUMBER U/M DESCRIPTION
050222-01-000 EA LABEL - STOVE VENT - CANADIAN

WARNING

THIS VEHICLE, LIKE OTHER
VEHICLES, MAY CONTAIN SMALL
AMOUNTS OF ONE OR MORE
SUBSTANCES WHICH ARE LISTED
BY THE STATE OF CALIFORNIA
FOR CAUSING CANCER OR
REPRODUCTIVE TOXICITY.

KEY PART NUMBER U/M DESCRIPTION
099689-01-000 EA LABEL - WARNING - CANCER/TOXICITY

WATER HEATER
BY-PASS

NORMAL
OPERATION

KEY PART NUMBER U/M DESCRIPTION
133424-01-01A EA LABEL - BYPASS - WATER HEATER

REMOVE PRIMARY TIRE HANGER BEFORE USING
SPARE TIRE HOIST-SEE OWNERS MANUAL- PERSONAL
INJURY MAY RESULT IF NOT FOLLOWED

KEY PART NUMBER U/M DESCRIPTION
126024-01-01A EA LABEL - TIRE HANGER REMOVAL

DO NOT USE HITCH BEFORE
READING OWNERS MANUAL REGARDING
VEHICLE LOADING AND TOWING

KEY PART NUMBER U/M DESCRIPTION
111104-01-000 EA LABEL - HITCH - READ MANUAL - WHITE
111104-02-000 EA LABEL - HITCH - READ MANUAL - BLACK

LABELS GROUP (CONTINUED)

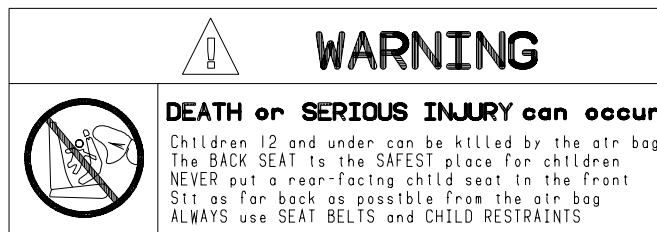
CAUTION

THIS MOTOR HOME HAS BEEN DESIGNED, MANUFACTURED AND TESTED WITH CONCERN FOR THE PROTECTION OF ITS OCCUPANTS. WE RECOMMEND YOU PERFORM THE FOLLOWING INSPECTIONS FOR YOUR SAFETY AND THE SAFETY OF YOUR PASSENGERS BEFORE STARTING YOUR VEHICLE.


1. LP GAS SYSTEM- TURN OFF AT TANK FOR TRAVELING. TEST FOR LEAKS UPON ARRIVAL AT DESTINATION. BEFORE LIGHTING PILOTS.
2. WHEELS- INSPECT FOR DAMAGE AND CHECK LUG NUTS FOR TIGHTNESS.
3. TIRES- INSPECT FOR WEAR AND DAMAGE AND CHECK FOR RECOMMENDED AIR PRESSURE.
4. LIGHTING- TEST FOR PROPER OPERATION OF ALL INTERIOR AND EXTERIOR LIGHTS INCLUDING DASH LIGHTS, HEADLIGHTS, TAIL LIGHTS, BRAKE LIGHTS, CLEARANCE LIGHTS AND TURN SIGNALS.
5. EXITS- INSPECT RELEASE MECHANISM ON EMERGENCY EXIT WINDOW. TEST BOTH LOCKS ON MAIN ENTRANCE DOOR FOR EASE OF OPERATION AND INSTRUCT PASSENGERS HOW TO USE BOTH MEANS OF EXIT.
6. SEAT BELTS- DIRECT PASSENGERS TO DESIGNATED SEATS AND REQUIRE USE OF SEAT BELTS.
7. APPLIANCES- TURN OFF AND LATCH OR LOCK DOORS WHERE PROVIDED.
8. LOOSE PARCELS- STORE SECURELY.
9. UTILITY SUPPLY LINES- DISCONNECT ALL ELECTRIC, SEWER AND WATER LINES AND SECURE PROPERLY.
10. ENTRANCE DOOR STEP- PLACE IN RETRACTED POSITION FOR TRAVELING.

READ YOUR MOTOR HOME AND CHASSIS OWNER'S MANUAL FOR FURTHER PRECAUTIONS

KEY PART NUMBER **U/M DESCRIPTION**
056259-01-000 EA LABEL - SAFETY CHECK LIST



KEY PART NUMBER **U/M DESCRIPTION**
126611-01-000 EA LABEL - AIR BAG - VISOR



KEY PART NUMBER **U/M DESCRIPTION**
126612-01-000 EA LABEL - HANG TAG - AIR BAG - DASH

<p>AIR CONDITIONING CIRCUIT. THIS CONNECTION IS FOR AIR CONDITIONERS RATED 110- 125 VOLT AC, 60 HZ, 16 AMPERES MAXIMUM. DO NOT EXCEED CIRCUIT RATING.</p>

KEY PART NUMBER **U/M DESCRIPTION**
091243-01-000 EA LABEL - A/C COVER "AIR CONDITIONING CIRCUIT ETC."

<p>WARNING: CONTAINS "CFC" A SUBSTANCE WHICH HARMS PUBLIC HEALTH AND ENVIRONMENT BY DESTROYING OZONE IN THE UPPER ATMOSPHERE.</p>

KEY PART NUMBER **U/M DESCRIPTION**
111802-01-000 EA LABEL - CFC WARNING

LABELS GROUP (CONTINUED)

WARNING

WHEN ADDING A GENERATOR SET:

HIGH VOLTAGE-USE EXTREME CAUTION WHEN WORKING ON ELECTRICAL COMPONENTS.
HAVE ALL ELECTRICAL INSTALLATION PERFORMED BY A QUALIFIED LICENSED ELECTRICIAN-FOLLOW ALL STATE AND LOCAL CODES.
ONLY INSTALL GENERATOR SET APPROVED FOR R.V. APPLICATION. HAVE INSTALLED BY QUALIFIED TECHNICIAN.
TO AVOID HEAT BUILD-UP AND TO GUARANTEE AN ADEQUATE AIR SUPPLY TO THE GENERATOR CARBURETOR, FOLLOW INSTALLATION INSTRUCTIONS.
GENERATOR ENGINE EXHAUST GASES ARE TOXIC AND MUST NOT TERMINATE UNDER THE VEHICLE-DISCHARGE EXHAUST AWAY FROM VEHICLE.

KEY PART NUMBER U/M DESCRIPTION
077510-01-000 EA LABEL - GENERATOR PREP

CAUTION

DO NOT LATCH DOOR IN OPEN POSITION
IF WATER HEATER CONTROL IS IN THE ON
POSITION. WATER HEATER EXHAUST MAY
DAMAGE OUTER SURFACE OF DOOR.

KEY PART NUMBER U/M DESCRIPTION
113402-01-000 EA LABEL - CAUTION - WATER HEATER EXHAUST
113402-02-000 EA LABEL - CAUTION - FURNACE EXHAUST

WARNING !

UNDERSTAND OPERATOR'S MANUAL BEFORE USING.
KEEP PEOPLE AND OBSTRUCTIONS CLEAR OF
SLIDEOUT ROOM WHEN OPERATING TO AVOID
INJURY AND/OR PROPERTY DAMAGE.

KEY PART NUMBER U/M DESCRIPTION
116549-01-000 EA LABEL - WARNING - SLIDEOUT

MISE EN GARDE

POUR VOTRE SECURITE PERSONNELLE RANGEZ,
TOUT OBJET DE FAÇON SECURITAIRE LORSQUE
LE VEHICULE EST EN MOUVEMENT.

CAUTION

FOR YOUR PERSONAL SAFETY, SECURELY STOW
OBJECTS AWAY WHILE VEHICLE IS IN MOTION

KEY PART NUMBER U/M DESCRIPTION
131341-01-000 EA LABEL - STOW OBJECTS - US

DIESEL FUEL ONLY

KEY PART NUMBER U/M DESCRIPTION
068383-01-000 EA LABEL - DIESEL FUEL

OPEN ○
DRAIN
CLOSED ○

KEY PART NUMBER U/M DESCRIPTION
133423-01-01A EA LABEL - DRAIN

WARNING

IT IS NOT SAFE TO USE COOKING
APPLIANCES FOR COMFORT HEATING
COOKING APPLIANCES NEED FRESH AIR FOR SAFE OPERATION
BEFORE OPERATION:

1. OPEN OVERHEAD VENT OR TURN ON EXHAUST FAN AND;
2. OPEN WINDOW.

KEY PART NUMBER U/M DESCRIPTION
050225-01-000 EA LABEL - WARNING - STOVE VENT - US

LABELS GROUP (CONTINUED)

WARNING

ALL PILOT LIGHTS, APPLIANCES AND THEIR IGNITORS (SEE OPERATING INSTRUCTIONS) SHALL BE TURNED OFF DURING REFUELING OF MOTOR FUEL TANKS AND/OR LP GAS CONTAINERS

KEY	PART NUMBER	U/M DESCRIPTION
	124519-01-01A	EA LABEL - WARNING/REFUELING - BLACK ON CLEAR
	124519-01-02A	EA LABEL - WARNING/REFUELING - WHITE ON CLEAR

WARNING :

ALL PILOT LIGHTS AND APPLIANCES SHALL BE TURNED OFF DURING REFUELING OF MOTOR FUEL TANKS AND/OR PROPANE CONTAINERS.

AVERTISSEMENT :

FERMER TOUTES LES VEILLEUSES AINSI QUE TOUS LES APPAREILS LORSQU'ON FAIT LE PLEIN DES RESERVOIRS A CARBURANT OU A PROPANE.

124519-02

KEY	PART NUMBER	U/M DESCRIPTION
	124519-02-01A	EA LABEL - WARNING/REFUELING - BLACK ON CLEAR - CSA
	124519-02-02A	EA LABEL - WARNING/REFUELING - WHITE ON CLEAR - CSA

ENTRANCE DOOR PROP ROD

THIS ROD IS DESIGNED TO PROP THE ENTRANCE DOOR OPEN WHEN THE PATIO AWNING ARM IS ATTACHED TO THE SIDEWALL AND THE AWNING IS EXTENDED.
HOOK ONE END OF ROD INTO LOOP ON DOOR AND OTHER END INTO LOOP ON THE SIDEWALL AS SHOWN.

(THIS LABEL TO BE REMOVED BY RETAIL OWNER ONLY)

KEY	PART NUMBER	U/M DESCRIPTION
	128658-01-000	EA LABEL - PROP ROD - ENTRY DOOR

INPUT

KEY	PART NUMBER	U/M DESCRIPTION
	087236-01-000	EA LABEL - CABLE - INPUT

OUTLET

KEY	PART NUMBER	U/M DESCRIPTION
	087236-02-000	EA LABEL - TV OUTLET

DTS' ISI CE SIEGE N'EST PAS DESTINE A ETRE OCCUPE LORSQUE LE VEHICULE EST EN MOUVEMENT

THIS SEAT IS NOT INTENDED FOR OCCUPANCY WHILE VEHICLE IS IN MOTION

KEY	PART NUMBER	U/M DESCRIPTION
	006064-01-000	EA LABEL - SEAT W/O SEATBELT
	006064-02-000	EA LABEL-SEAT W/O SEATBELT, CANADIAN

LABELS GROUP (CONTINUED)

CAUTION:
OPEN A WINDOW OR VENT WHILE
OPERATING DRYER. IT IS DANGEROUS
TO CREATE A NEGATIVE AIR PRESSURE
INSIDE A VEHICLE CONTAINING
FUEL-BURNING APPLIANCES

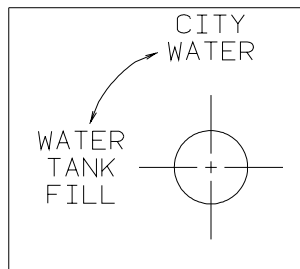
KEY PART NUMBER U/M DESCRIPTION
130670-01-01A EA LABEL - CAUTION DRYER VENTING - BLACK ON CLEAR



KEY PART NUMBER U/M DESCRIPTION
061417-01-000 EA LABEL - FUEL - ON FUEL FILL DOOR

INSERT RETAINER PINS IN
SLIDE MECHANISM AFTER
RETURNING GENERATOR TO
STORED POSITION.
IF RETAINER PINS ARE NOT
INSERTED, THE GENERATOR
WILL EXTEND WHICH MAY
CAUSE PERSONAL INJURY.

KEY PART NUMBER U/M DESCRIPTION
116273-01-000 EA LABEL - WARNING - GENERATOR



KEY PART NUMBER U/M DESCRIPTION
117629-02-000 EA LABEL - WATER PUMP/FILL-WHITE LETTER/CLEAR BACKGROUND-.24"
117629-03-000 EA LABEL - WATER PUMP/FILL-BLK LETTERS/CLEAR BACKGROUND-.31"

KEEP THE SERVICE INLET ACCESS
IN THE CLOSED POSITION WHEN
UTILITY CONNECTIONS ARE NOT IN USE

KEY PART NUMBER U/M DESCRIPTION
123562-01-000 EA LABEL - SERVICE/UTILITY ACCESS

CITY WATER FILL

KEY PART NUMBER U/M DESCRIPTION
126249-01-000 EA LABEL - CITY WATER FILL - WHITE LETTERS/CLEAR BACKGROUND
126249-02-000 EA LABEL - CITY WATER FILL-BLK LETTER/CLEAR BACKGROUND-.24"H
126249-03-000 EA LABEL - CITY WATER FILL-BLK LETTER/CLEAR BACKGROUND-.31"H

LABELS GROUP (CONTINUED)

WARNING

ROOF SURFACE MAY BE SLIPPERY
ESPECIALLY WHERE MOISTURE IS PRESENT
SLIPPING MAY RESULT IN PERSONAL INJURY.

128218-01

KEY	PART NUMBER	U/M DESCRIPTION
	128218-01-01A	EA LABEL - WARNING - SLIPPERY ROOF

WASTE TANK FLUSH

KEY	PART NUMBER	U/M DESCRIPTION
	130168-01-000	EA LABEL - WASTE TANK FLUSH

LIGHTS WATER PUMP

KEY	PART NUMBER	U/M DESCRIPTION
	130170-02-000	EA LABEL - SWITCH PANEL - BLK/CLEAR BACKGROUND-1.4H X 3.9"L
	117628-02-000	EA LABEL - SWITCH - WATER PUMP/LIGHTS-WHITE/CLEAR BACKGROUND

MONITOR PANEL LIGHT WATER PUMP

KEY	PART NUMBER	U/M DESCRIPTION
	130170-01-000	EA LABEL - SWITCH PANEL - BLK/CLEAR BACKGROUND-1.8"H X 5.9"L

PUSH TO
RELEASE
GENERATOR
SLIDE ASM

KEY	PART NUMBER	U/M DESCRIPTION
	131779-01-01A	EA LABEL - GENERATOR

WARNING

ALL LP GAS IS CONTAINED UNDER PRES-
SURE. DUE TO THE DANGEROUS POTENTIAL
OF ANY COMPRESSED GAS, IT IS MANDA-
TORY THAT THE FOLLOWING REQUIREMENTS
FOR THE USE OF THIS TANK BE FOLLOWED:
TANKS ARE TO BE INSTALLED, FUELED AND
MAINTAINED IN ACCORDANCE WITH STATE
AND LOCAL CODE, RULES, REGULATIONS OR
LAWS AND IN ACCORDANCE WITH NFPA
PAMPHLET 58, DIVISION IV.

KEY	PART NUMBER	U/M DESCRIPTION
	116112-01-000	EA LABEL - SWITCH PANEL - BLK/CLEAR BACKGROUND-1.8"H X 5.9"L

LABELS GROUP (CONTINUED)

TOW VEHICLE RATING MAY BE LESS THAN HITCH RATING.
 MAXIMUM VERTICAL HITCH LOAD: 350 LBS
 DO NOT EXCEED REAR AXLE RATING.
 SEE OWNER'S MANUAL FOR ADDITIONAL INFORMATION.

KEY	PART NUMBER	U/M DESCRIPTION
	129669-01-01A	EA LABEL - HITCH/VEHICLE RATE - 350 - WHITE ON CLEAR
	129669-01-02A	EA LABEL - HITCH/VEHICLE RATE - 350 - BLACK ON CLEAR
	129669-02-01A	EA LABEL - HITCH/VEHICLE RATE - 500 - WHITE ON CLEAR
	129669-02-02A	EA LABEL - HITCH/VEHICLE RATE - 500 - BLACK ON CLEAR

THIS CHAIR IS NOT INTENDED FOR OCCUPANCY WHEN VEHICLE IS IN MOTION AND MUST BE RETURNED TO STOWED POSITION

KEY	PART NUMBER	U/M DESCRIPTION
	102267-01-000	EA LABEL - NO OCCUPANCY - US

DTS ISICE SIEGE N'EST PAS DESTINE A ETRE OCCUPE LORSQUE LE VEHICULE EST EN MOUVEMENT ET IL FAUT QUE LE RANGER

THIS CHAIR IS NOT INTENDED FOR OCCUPANCY WHEN VEHICLE IS IN MOTION AND MUST BE RETURNED TO STOWED POSITION

KEY	PART NUMBER	U/M DESCRIPTION
	102267-02-000	EA LABEL - NO OCCUPANCY - CSA

EXTERIOR SHOWER

KEY	PART NUMBER	U/M DESCRIPTION
	126248-03-000	EA LABEL - EXTERIOR SHOWER

W
A
T
E
R

H
E
A
T
E
R

ON
|
OFF

KEY	PART NUMBER	U/M DESCRIPTION
	083588-01-000	EA LABEL - ON/OFF - WATER HEATER

E
N
G
I
N
E

H
E
A
T
E
R

ON
|
OFF

KEY	PART NUMBER	U/M DESCRIPTION
	083588-02-000	EA LABEL - ON/OFF - ENGINE HEATER


LABELS GROUP (CONTINUED)

NOTE: TUNE ANTENNA
PER MANUFACTURER'S
DIRECTIONS. FAILURE TO
COMPLY COULD RESULT IN
DAMAGE TO CB.

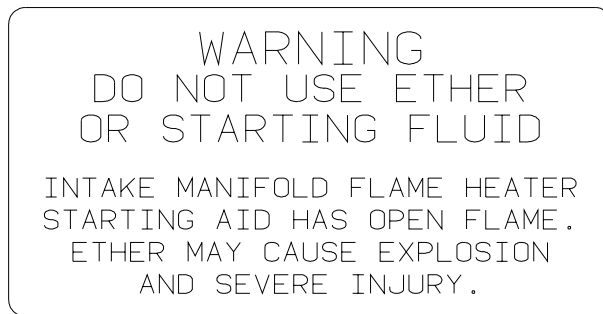
CB POWER PROVISION

RED +12 V
BLACK GROUND
COAX ANTENNA
(SEE REVERSE ALSO)

KEY	PART NUMBER	U/M DESCRIPTION
	104678-01-000	EA LABEL - CB PREP



KEY	PART NUMBER	U/M DESCRIPTION
	114886-02-000	EA LABEL - PHONE & CABLE INPUT - WHITE/CLEAR BACKGROUND
	114866-03-000	EA LABEL - PHONE & CABLE INPUT - BLACK/CLEAR BACKGROUND



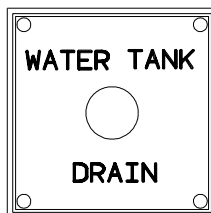
KEY	PART NUMBER	U/M DESCRIPTION
	116756-01-000	EA LABEL - WARNING ER/STARTING



KEY	PART NUMBER	U/M DESCRIPTION
	126247-01-000	EA LABEL - GRAY HOLDING TANK-WHITE LETTERS/CLEAR BACKGROUND
	126247-05-000	EA LABEL - GRAY HOLDING TANK-BLACK LETTERS/CLEAR BACKGROUND



KEY	PART NUMBER	U/M DESCRIPTION
	126247-02-000	EA LABEL - BLACK HOLDING TANK-WHITE LETTERS/BLACK BACKGROUND
	126247-06-000	EA LABEL - BLACK HOLDING TANK-BLACK LETTERS/CLEAR BACKGROUND

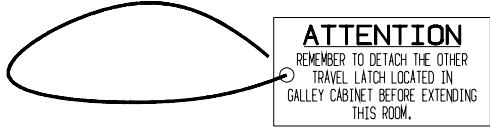


KEY	PART NUMBER	U/M DESCRIPTION
	127170-01-000	EA LABEL - WATER TANK DRAIN

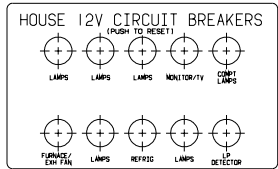
LABELS GROUP (CONTINUED)

WARNING
 POTABLE WATER ONLY
 SANITIZE, FLUSH, AND
 DRAIN BEFORE USING.
 SEE INSTRUCTION MANUAL

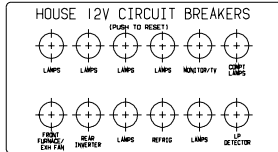
- | | | |
|------------|--------------------|--|
| KEY | PART NUMBER | U/M DESCRIPTION |
| | 128725-01-01A | EA LABEL - POTABLE WATER ONLY - BLACK ON CLEAR |
| | 128725-01-02A | EA LABEL - POTABLE WATER ONLY - WHITE ON CLEAR |



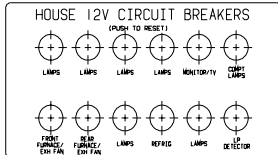
- | | | |
|------------|--------------------|---|
| KEY | PART NUMBER | U/M DESCRIPTION |
| | 129033-01-000 | EA LABEL - HANG TAG - TRAVEL LATCH - 1.5" X3" |



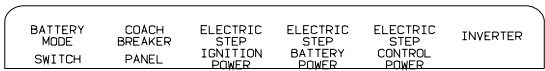
- | | | |
|------------|--------------------|----------------------------|
| KEY | PART NUMBER | U/M DESCRIPTION |
| | 092547-06-000 | EA LABEL - CIRCUIT BREAKER |



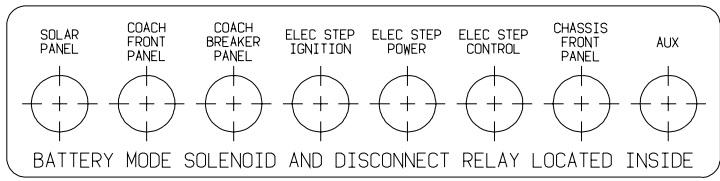
- | | | |
|------------|--------------------|----------------------------|
| KEY | PART NUMBER | U/M DESCRIPTION |
| | 092547-09-000 | EA LABEL - CIRCUIT BREAKER |



- | | | |
|------------|--------------------|----------------------------|
| KEY | PART NUMBER | U/M DESCRIPTION |
| | 092547-07-000 | EA LABEL - CIRCUIT BREAKER |



- | | | |
|------------|--------------------|----------------------------|
| KEY | PART NUMBER | U/M DESCRIPTION |
| | 093236-08-000 | EA LABEL - CIRCUIT BREAKER |

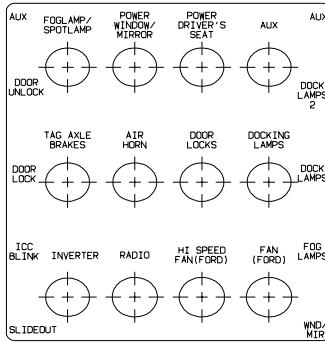


- | | | |
|------------|--------------------|----------------------------|
| KEY | PART NUMBER | U/M DESCRIPTION |
| | 093236-13-000 | EA LABEL - CIRCUIT BREAKER |

LABELS GROUP (CONTINUED)

SLIDEOUT DRIVE	INVERTER	ELECTRIC STEP CONTROL POWER	ELECTRIC STEP BATTERY POWER	ELECTRIC STEP IGNITION POWER	COACH BREAKER PANEL	BATTERY MODE SWITCH
-------------------	----------	--------------------------------------	--------------------------------------	---------------------------------------	---------------------------	---------------------------

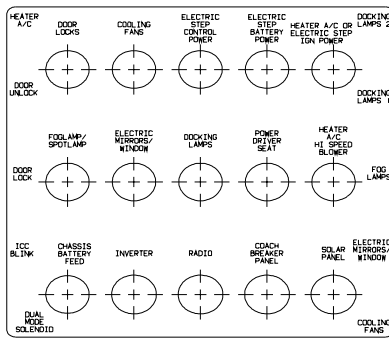
KEY PART NUMBER U/M DESCRIPTION
 093236-15-000 EA LABEL - CIRCUIT BREAKER



KEY PART NUMBER U/M DESCRIPTION
 093236-16-000 EA LABEL - CIRCUIT BREAKER

BATTERY MODE SWITCH	COACH BREAKER PANEL	ELECTRIC STEP IGNITION POWER	ELECTRIC STEP BATTERY POWER	ELECTRIC STEP CONTROL POWER	INVERTER	SLIDEOUT POWER
---------------------------	---------------------------	---------------------------------------	--------------------------------------	--------------------------------------	----------	-------------------

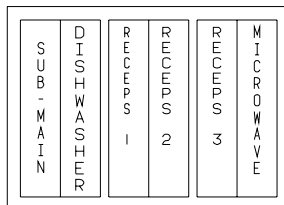
KEY PART NUMBER U/M DESCRIPTION
 093236-18-000 EA LABEL - CIRCUIT BREAKER



KEY PART NUMBER U/M DESCRIPTION
 093236-19-000 EA LABEL - CIRCUIT BREAKER



KEY PART NUMBER U/M DESCRIPTION
 093237-10-000 EA LABEL - CIRCUIT BREAKER - FRONT - COOLING FANS



KEY PART NUMBER U/M DESCRIPTION
 095721-20-000 EA LABEL - CONTROL CENTER W/INVERTER

LABELS GROUP (CONTINUED)

SUB-MAIN	APPLIANCE 1	APPLIANCE 2	RECEPS 1	RECEPS 2	MICROWAVE
----------	-------------	-------------	----------	----------	-----------

KEY PART NUMBER 095721-21-000 **U/M DESCRIPTION**
EA LABEL - CONTROL CENTER W/INVERTER

A/C CIRCUIT 1	MAIN	MAIN	A/C CIRCUIT 2	INVERTER/CHARGER	REFRIG/VA	WASHER/DRYER	WATER HEATER	
---------------	------	------	---------------	------------------	-----------	--------------	--------------	--

KEY PART NUMBER 095721-22-000 **U/M DESCRIPTION**
EA LABEL - CONTROL CENTER - 50AMP

A/C CIRCUIT 1	MAIN		REFRIG/CONV	MICROWAVE		STOVE 1	STOVE 2	
---------------	------	--	-------------	-----------	--	---------	---------	--

KEY PART NUMBER 095721-25-000 **U/M DESCRIPTION**
EA LABEL - CONTROL CENTER - 30 AMP

A/C CIRCUIT 1	MAIN	REFRIG/CONV	MICROWAVE	STOVE 1	STOVE 2	APPLIANCE		
---------------	------	-------------	-----------	---------	---------	-----------	--	--

KEY PART NUMBER 095721-26-000 **U/M DESCRIPTION**
EA LABEL - CONTROL CENTER - 30 AMP - CANADIAN

A/C CIRCUIT 1	MAIN	A/C CIRCUIT 2	REFRIG/CONV	MICROWAVE	STOVE 1	STOVE 2	STOVE 3		
---------------	------	---------------	-------------	-----------	---------	---------	---------	--	--

KEY PART NUMBER 095721-27-000 **U/M DESCRIPTION**
EA LABEL - CONTROL CENTER - 30 AM

A/C CIRCUIT 1	MAIN	A/C CIRCUIT 2	REFRIG/CONV	MICROWAVE	STOVE 1	STOVE 2	APPLIANCE		
---------------	------	---------------	-------------	-----------	---------	---------	-----------	--	--

KEY PART NUMBER 095721-28-000 **U/M DESCRIPTION**
EA LABEL - CONTROL CENTER - 30 AMP - CANADIAN

LABELS GROUP (CONTINUED)

A / C C I R C U I T 1	M A I N	M A I N	A / C C I R C U I T 2	R E F F R I G / C O N V	M I C R O W A V E	R E C P S 1	R E C P S 2	R E C P S 3	W A S H E R / D R Y E R	
-----------------------------	---------	---------	-----------------------------	-------------------------	-------------------	----------------	----------------	----------------	-------------------------	--

KEY PART NUMBER **U/M DESCRIPTION**
 095721-29-000 EA LABEL - CONTROL CENTER - 50 AMP

A / C C I R C U I T 1	M A I N	M A I N	A / C C I R C U I T 2	R E F F R I G / C O N V	M I C R O W A V E	R E C P S 1	R E C P S 2	R E C P S 3	A P P L I A N C E 1	A P P L I A N C E 2	W A S H E R D R Y E R
-----------------------------	---------	---------	-----------------------------	-------------------------	-------------------	----------------	----------------	----------------	------------------------	------------------------	--------------------------

KEY PART NUMBER **U/M DESCRIPTION**
 095721-30-000 EA LABEL - CONTROL CENTER - 50 AMP - CANADIAN

A / C C I R C U I T 1	M A I N	A / C C I R C U I T 2	R E F F R I G / C O N V	M I C R O W A V E	R E C P S 1	R E C P S 2	R E C P S 3	W A S H E R / D R Y E R	W A T E R H E A T E R	
-----------------------------	---------	-----------------------------	-------------------------	-------------------	----------------	----------------	----------------	-------------------------	--------------------------	--

KEY PART NUMBER **U/M DESCRIPTION**
 095721-31-000 EA LABEL - CONTROL CENTER - 30 AMP - US

A / C C I R C U I T 1	M A I N	M A I N	A / C C I R C U I T 2	R E F F R I G / C O N V	M I C R O W A V E	R E C P S 1	R E C P S 2	R E C P S 3	W A S H E R / D R Y E R	W A T E R H E A T E R
-----------------------------	---------	---------	-----------------------------	-------------------------	-------------------	----------------	----------------	----------------	-------------------------	--------------------------

KEY PART NUMBER **U/M DESCRIPTION**
 095721-33-000 EA LABEL - CONTROL CENTER - 50 AMP - US

A / C C I R C U I T 1	M A I N	M A I N	A / C C I R C U I T 2	I N V E R T E R /	C H A R G E R	R E F F R I G E R A T O R	W A S H E R / D R Y E R	W A T E R H E A T E R	
-----------------------------	---------	---------	-----------------------------	-------------------	---------------	---------------------------	-------------------------	--------------------------	--

KEY PART NUMBER **U/M DESCRIPTION**
 095721-34-000 EA LABEL - CONTROL CENTER - 50 AMP

AUTOMOTIVE AND COACH CIRCUIT BREAKERS
--

KEY PART NUMBER **U/M DESCRIPTION**
 098379-01-000 EA LABEL - FRONT BOX - CIRCUIT BREAKER

LABELS GROUP (CONTINUED)

A / C CIRCUIT 1	M A I N	A / C CIRCUIT 2	R E F R I G / C O N V	M I C R O W A V E	R E C E P T S 1	R E C E P T S 2	R E C E P T S 3	A P P L I A N C E	W A S H E R D R Y E R	W A T E R H E A T E R
-----------------------	------------------	-----------------------	---	---	--	--	--	---	---	---

KEY PART NUMBER 095721-35-000 **U/M DESCRIPTION**
EA LABEL - CONTROL CENTER - 30 AMP - CSA

A / C CIRCUIT 1	M A I N	M A I N	A / C CIRCUIT 2	R E F R I G / C O N V	M I C R O W A V E	R E C E P T S 1	R E C E P T S 2	A P P L I A N C E 1	A P P L I A N C E 2	W A S H E R / D R Y E R	W A T E R H E A T E R
-----------------------	------------------	------------------	-----------------------	---	---	--	--	--	--	--	---

KEY PART NUMBER 095721-36-000 **U/M DESCRIPTION**
EA LABEL - CONTROL CENTER - 50 AMP - CSA

M A I N	M I C R O W A V E	G F I / R E C E P T S	R E F E R / C O N V	W A T E R H T R	A / C
------------------	---	---	--	--	-------------

KEY PART NUMBER 095721-38-000 **U/M DESCRIPTION**
EA LABEL - CONTROL CENTER - 30 AMP - US

M A I N	A P P L I A N C E	G F I / R E C E P T S	R E F E R / M I C R O	W A T E R H T R	A / C
------------------	---	---	---	--	-------------

KEY PART NUMBER 095721-39-000 **U/M DESCRIPTION**
EA LABEL - CONTROL CENTER - 30 AMP - CANADIAN

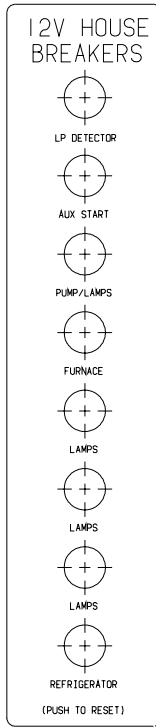
BATTERY MODE SOLENOID AND RELAYS
--

KEY PART NUMBER 098379-04-000 **U/M DESCRIPTION**
EA LABEL - ELECTRICAL BOX - SIDE

FRONT TIRE PRESSURE AT UNLOADED VEHICLE WEIGHT: 75 PSI							
REAR TIRE PRESSURE AT UNLOADED VEHICLE WEIGHT: 75 PSI							
FOR LOADED VEHICLE, WEIGH UNIT AND REFER TO TABLE:							
TIRE PRESSURE	75	80	85	90	95	100	
FRONT LOAD-LBS	7185	7630	8070	8555	9085	9350*	
REAR LOAD-LBS	13580	14375	15255	15500*			
<small>*GAWR = 9350 **GAWR = 15500</small>							
FOR BEST PERFORMANCE, MATCH TIRE PRESSURE TO YOUR AXLE LOAD							

KEY PART NUMBER 131775-03-01A **U/M DESCRIPTION**
EA LABEL - TIRE PRESSURE - BROWN/BLACK

LABELS GROUP (CONTINUED)



KEY PART NUMBER U/M DESCRIPTION
 092547-08-000 EA LABEL - CIRCUIT BREAKER

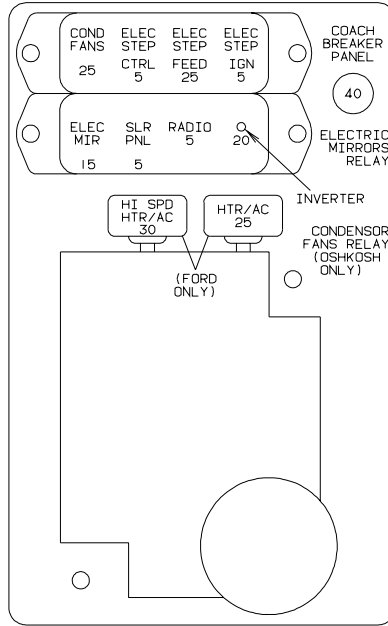
DO NOT FILL
 LP-GAS CONTAINER(S)
 TO MORE THAN 80%
 OF CAPACITY.

KEY PART NUMBER U/M DESCRIPTION
 079965-01-000 EA LABEL - LPG - 80% CAPACITY

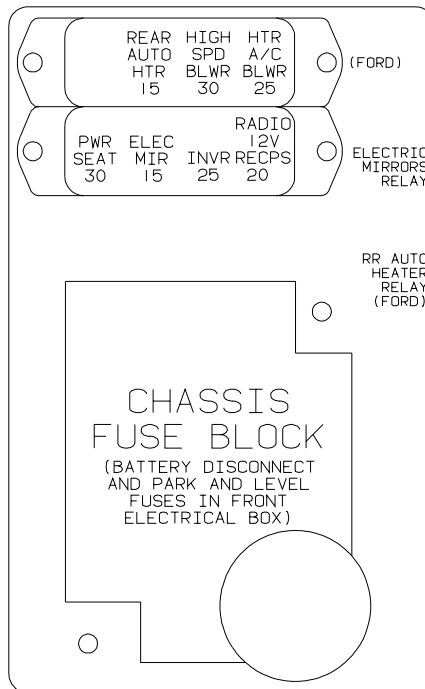


KEY PART NUMBER U/M DESCRIPTION
 111537-06-000 EA LABEL - AMPLIFIER POWER

LABELS GROUP (CONTINUED)



KEY PART NUMBER U/M DESCRIPTION
 111537-07-000 EA LABEL - FUSES



KEY PART NUMBER U/M DESCRIPTION
 111537-08-000 EA LABEL - FUSES

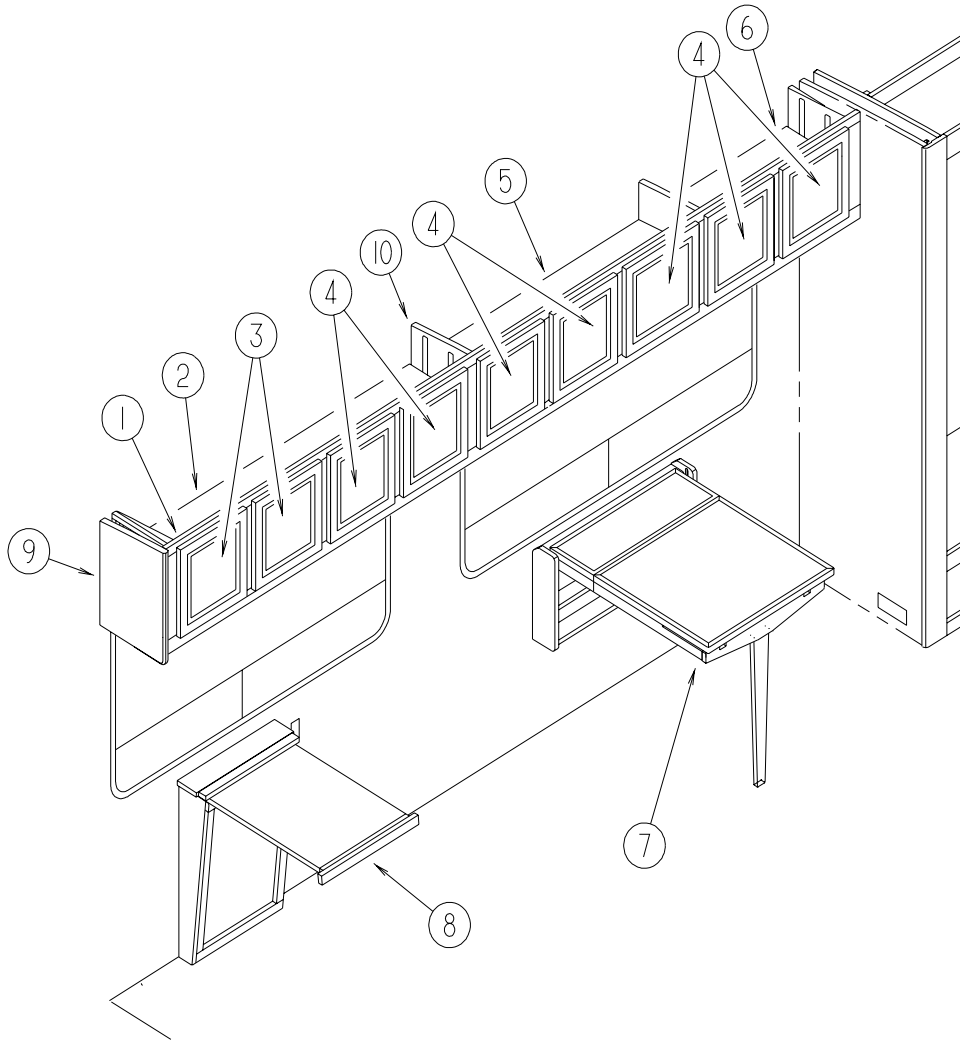
LP GROUP

LP SYSTEM

KEY	PART NUMBER	U/M	DESCRIPTION
	045703-03-000	EA	HOSE - LP - 3/8"ID X 18" - 3/8"MPT X 1/2"F SWIVEL - U.S.
	105658-01-000	EA	COMPARTMENT - LP REGULATOR
	106150-01-000	EA	REGULATOR - TWO STAGE -W/90 DEGREE ELBOW & 3/8" FPT OUTLET
	045703-12-000	EA	HOSE - LP - 3/8"ID X 18" - 3/8"MPT X 1/2"F SWIVEL - CANADA
	128087-01-02B	EA	BRACKET - MOUNTING - LP TANK
	010252-01-000	EA	ELBOW - BRASS - 90 DEGREE - 3/8"F X 1/2"MPT
	010265-01-000	EA	ELBOW - BRASS - 90 DEGREE - 3/8"F X 1/2"FPT
	065318-02-000	EA	ELBOW - 90 DEGREE - 3/8" MPT TO 3/8" FPT
	010251-02-000	EA	ELBOW - BRASS - 90 DEGREE - 3/8 F X 1/4 MMPT
	010515-03-000	EA	ELBOW - BLACK - 1/2 X 90 DEGREE STEEL
			FROM: 12-13-99 THRU: 99-99-99
	010536-02-000	EA	TEE - STEEL BLACK - 1/2"
			FROM: 12-13-99 THRU: 99-99-99
	106846-01-000	EA	VALVE - RELIEF
	106871-01-000	EA	BUSHING - 1/2 X 1/4 - BLACK
*	117432-02-000	EA	TANK - LP - 130 LB - 20" DIAMETER X 35"
*	117432-03-000	EA	TANK - LP - 130 LB - 20" DIAMETER X 35" - VAPOR DRAW ONLY
	010323-01-000	EA	ADAPTER - BRASS - 3/8"F X 1/2"MPT
	010329-01-000	EA	ADAPTER - BRASS - 1/2"F X 1/2"MPT
	040440-02-000	EA	TRANSMITTER - DIAL - 0-90 OHM -2 TERMINAL (POWER & GROUND)
	129741-01-02B	EA	BRACKET - LP
	010377-02-000	EA	NUT - BRASS - 3/8" FLARE - FORGED
	010380-02-000	EA	NUT - BRASS - 1/2" FLARE - FORGED
	010329-01-000	EA	ADAPTER - BRASS - 1/2"F X 1/2"MPT
	045703-14-000	EA	HOSE - LP - 3/8"ID X 157.5" - 1/2"F SWIVEL X 1/2"F SWIVEL
	045703-17-000	EA	HOSE - LP - 3/8"ID X 24" US - 1/2"F SWIVEL X 3/8"F SWIVEL
	065318-02-000	EA	ELBOW - 90 DEGREE - 3/8" MPT TO 3/8" FPT
	125136-02-000	EA	DETECTOR - CO - GAS MODEL
			FROM: 11-22-99 THRU: 99-99-99
	103613-03-000	EA	DETECTOR - LP GAS - W/O SHUT-OFF VALVE

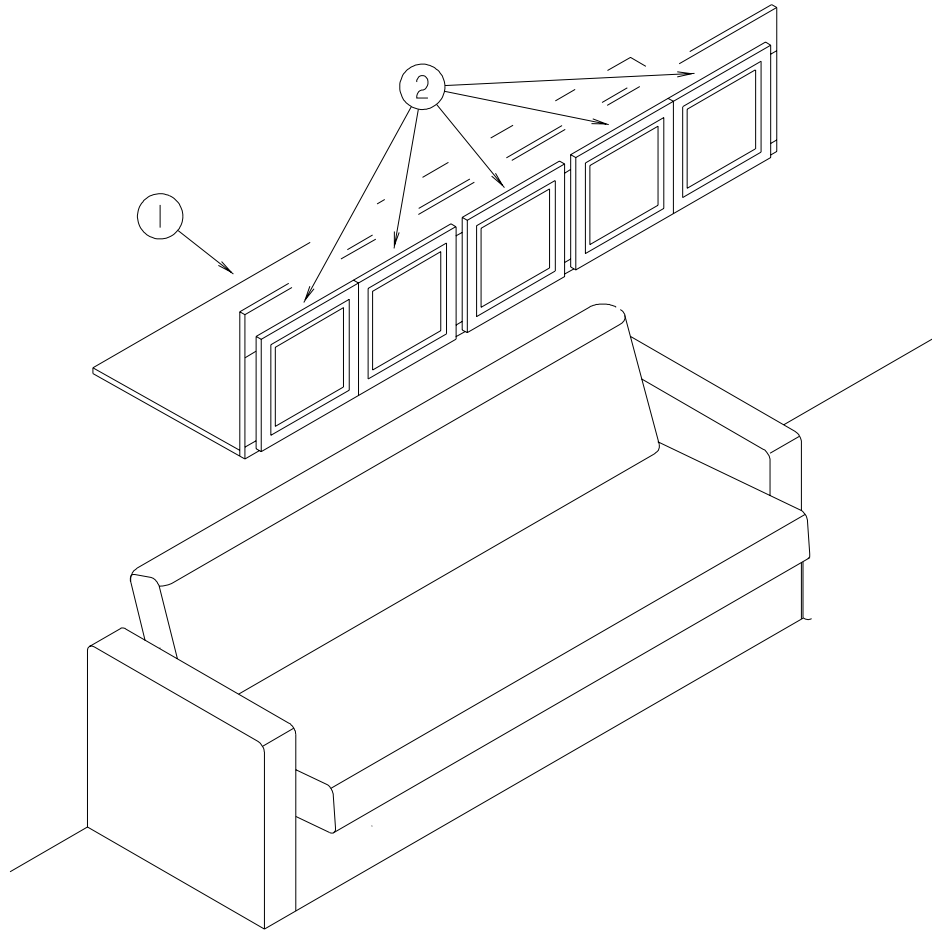
***COMPONENT PARTS FOUND IN SERVICE PARTS LIBRARY**

LOUNGE GROUP CABINETS



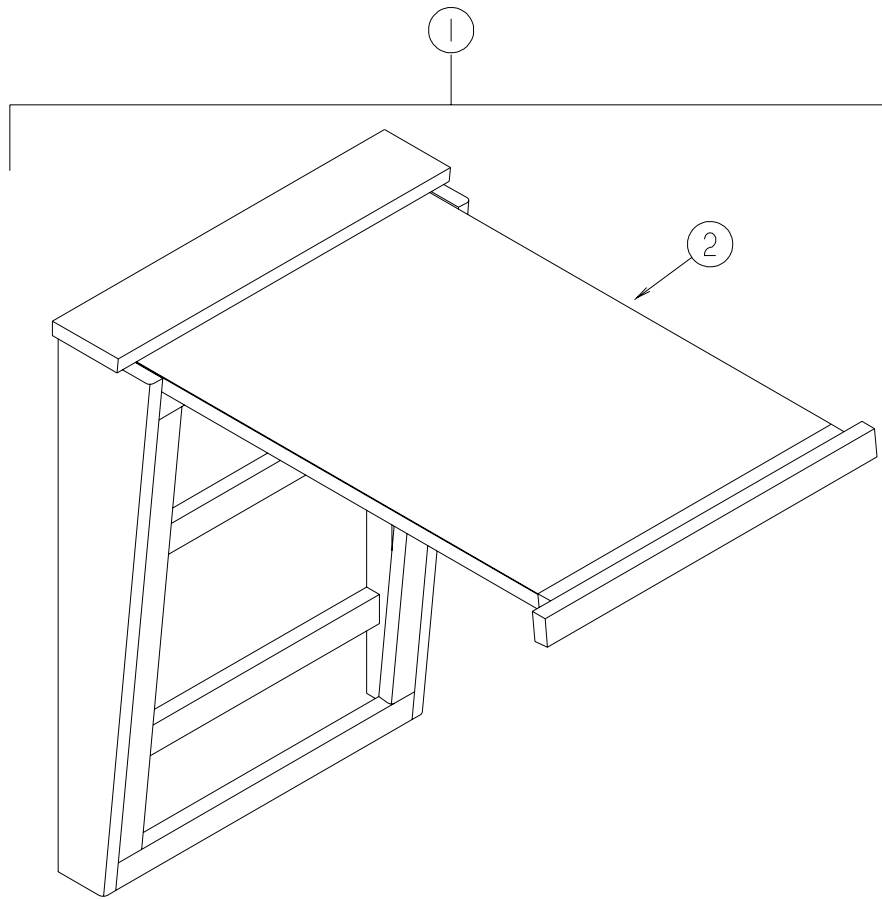
KEY	PART NUMBER	U/M	DESCRIPTION
1	129658-02-L94	EA	CABINET - OVERHEAD/FRONT/RIGHT HAND - W/O DOORS/HARDWARE (WASHED MAPLE)
1	129658-02-L95	EA	CABINET - OVERHEAD/FRONT/RIGHT HAND - W/O DOORS/HARDWARE (WATERFORD OAK)
2	129658-14-K90	EA	SHELF - W/PLASTIC EDGE TRIM (WASHED MAPLE)
2	129658-14-L95	EA	SHELF - W/PLASTIC EDGE TRIM (WATERFORD OAK)
3	132096-14-L94	EA	DOOR - RAIL/ARCHED PANEL - 14.3" X 12.4" - W/O HARDWARE (WASHED MAPLE)
3	132096-14-L95	EA	DOOR - RAIL/ARCHED PANEL - 14.3" X 12.4" - W/O HARDWARE (WATERFORD OAK)
4	132096-33-L94	EA	DOOR - RAIL/ARCHED PANEL - 14.3" X 14.3" - W/O HARDWARE (WASHED MAPLE)
4	132096-33-L95	EA	DOOR - RAIL/ARCHED PANEL - 14.3" X 14.3" - W/O HARDWARE (WATERFORD OAK)
5	129658-15-K90	EA	SHELF - W/PLASTIC EDGE TRIM (WASHED MAPLE)
5	129658-15-L95	EA	SHELF - W/PLASTIC EDGE TRIM (WATERFORD OAK)
6	129658-16-K90	EA	SHELF - W/PLASTIC EDGE TRIM (WASHED MAPLE)
6	129658-16-L95	EA	SHELF - W/PLASTIC EDGE TRIM (WATERFORD OAK)
7	131637-01-K90	EA	TABLE COMPLETE (WASHED MAPLE)
7	131637-01-L95	EA	TABLE COMPLETE (WATERFORD OAK)
8	114134-01-JQ0	EA	TABLE - PULLOUT - W/O HARDWARE (WASHED MAPLE)
8	114134-01-L95	EA	TABLE - PULLOUT - W/O HARDWARE (WATERFORD OAK)
9	107494-36-K80	EA	END CAP - OVERHEAD CABINET - LEFT HAND (WASHED MAPLE)
9	107494-36-L95	EA	END CAP - OVERHEAD CABINET - LEFT HAND (WATERFORD OAK)
10	107494-41-K90	EA	END CAP - OVERHEAD CABINET - RIGHT HAND (WASHED MAPLE)
10	107494-41-L95	EA	END CAP - OVERHEAD CABINET - RIGHT HAND (WATERFORD OAK)

LOUNGE GROUP (CONTINUED)
CABINETS (CONTINUED)



KEY	PART NUMBER	U/M	DESCRIPTION
1	133038-01-L94	EA	CABINET - OVERHEAD/FRONT/LEFT HAND - W/O DOORS/HARDWARE (WASHED MAPLE)
1	133038-01-L95	EA	CABINET - OVERHEAD/FRONT/LEFT HAND - W/O DOORS/HARDWARE (WATERFORD OAK)
2	132096-33-L94	EA	DOOR - RAIL/ARCHED PANEL - 14.3" X 14.3" - W/O HARDWARE (WASHED MAPLE)
2	132096-33-L95	EA	DOOR - RAIL/ARCHED PANEL - 14.3" X 14.3" - W/O HARDWARE (WATERFORD OAK)

LOUNGE GROUP (CONTINUED)
TABLES



KEY	PART NUMBER	U/M	DESCRIPTION
1	114134-01-JQ0	EA	TABLE - PULLOUT - W/O HARDWARE (WASHED MAPLE)
1	114134-01-L95	EA	TABLE - PULLOUT - W/O HARDWARE (WATERFORD OAK)
2	114134-13-JQ0	EA	TABLE TOP - W/O HARDWARE (WASHED MAPLE)
2	114134-13-L95	EA	TABLE TOP - W/O HARDWARE (WATERFORD OAK)

SEALANTS & FASTENERS GROUP

SEALANTS & ADHESIVES

KEY	PART NUMBER	U/M	DESCRIPTION
	069640-01-000	FT	SEALER - RIBBON - 1/4" DIAMETER X 30' - BLACK
	069640-02-000	FT	SEALER - TAPE - .13"THICK X .5"WIDE X 60' - GRAY
	069640-03-000	FT	SEALER - TAPE - .13"THICK X .75"WIDE X 60' - BLACK
	069640-07-000	FT	SEALER - TAPE - .09"THICK X 2"WIDE X 45' - GRAY
	069640-09-000	FT	SEALER - TAPE - .032"THICK X 2.50"WIDE X 80' - GRAY
	069640-10-000	FT	SEALER - TAPE - .03"THICK X 1.50"WIDE X 90' - GRAY
	069640-11-000	FT	SEALER - TAPE - .19"THICK X .38"WIDE X 40' - BLACK
	069640-13-000	FT	SEALER - TAPE - .03"THICK X 2"WIDE X 45' - BLACK
	069640-14-000	FT	SEALER - TAPE - .06"THICK X 1"WIDE X 100' - GRAY
	069640-15-000	FT	SEALER - TAPE - .06"THICK X .38"WIDE X 100' - GRAY
	069640-17-000	FT	SEALER - TAPE - .03"THICK X 1"WIDE X 90' - GRAY
	069640-18-000	FT	SEALER - TAPE - .50"THICK X 1/8"WIDE X 60' - BRIGHT WHITE
	069640-19-000	FT	SEALER - TAPE - .75"THICK X 1/8"WIDE X 60'- BRIGHT WHITE
	069640-20-000	FT	SEALER - TAPE - .50" THICK X 1/8" WIDE X 60'-BRIGHT WHITE
	069640-21-000	FT	SEALER - TAPE - .50" THICK X 1/16" WIDE X 100'-BRIGHT WHT
	069640-22-000	FT	SEALER - TAPE - .25" THICK X 1/32" WIDE X 100'- BRIGHT WHT
	069640-23-000	FT	SEALER - TAPE - 1/16" THICK X .75" WIDE X 100'- BRIGHT WHT
	069640-25-000	FT	SEALER - TAPE - 1/16" X 3 1/2"
	072889-01-000	EA	SEALANT - URETHANE - BLACK - TUBE
	072889-07-000	EA	SEALANT - URETHANE - BLACK - TUBE
	072889-09-000	EA	SEALANT - URETHANE - BLACK - TUBE
	072889-10-000	EA	SEALANT - URETHANE - BRIGHT WHITE - TUBE
	072889-11-000	EA	SEALANT - URETHANE - GRAY - TUBE
	072889-13-000	EA	SEALANT - URETHANE - VW WHITE - TUBE
	072889-14-000	EA	SEALANT - URETHANE - SABLE - TUBE
	072889-16-000	EA	SEALANT - URETHANE - BLACK - TUBE
	072889-17-000	EA	SEALANT - URETHANE - BLACK - TUBE
	116767-01-01A	EA	SEALANT - WATERBASE - CLEAR
	053766-02-000	EA	BEDDING COMPOUND - TUBE - WHITE
	053766-06-000	EA	BEDDING COMPOUND - TUBE - CLEAR
	053766-08-000	EA	BEDDING COMPOUND - TUBE - GRAY
	131264-01-02A	EA	SILICONE - W/O NOZZLE - CLEAR
	131264-01-01A	EA	SILICONE - W/O NOZZLE - BLACK
	131264-01-08A	EA	SILICONE - W/O NOZZLE - BUFF
	131264-02-01A	EA	SILICONE - W/O NOZZLE - VW GRAY - BATH ONLY
	131264-03-01A	EA	SILICONE - SELF LEVELING - W/O NOZZLE - BRIGHT WHITE
	108716-01-000	EA	SILICONE - TUBE - OFF WHITE/SELF LEVELING - W/O NOZZLE
	108716-02-000	EA	SILICONE - TUBE - BUFF/SELF LEVELING - W/O NOZZLE
	102352-01-000	EA	SEALER - PUMPABLE - TUBE - BLACK
	102352-02-000	EA	SEALER - PUMPABLE - TUBE - BLACK
	094401-01-000	EA	SEALER - BODY SEAM
	067788-01-000	EA	ADHESIVE - SPRAY - 3M - 19.5 AEROSOL CAN
	081377-01-700	EA	ADHESIVE-CYANOACRYLATE 10 GM
	099039-01-000	EA	ADHESIVE-WEATHERSTRIP, 8 OZ. - SILAPRENE M6581
	900390-01-000	EA	TIP - 2 1/2" X 1/8" ORIFICE
	900390-03-000	EA	NOZZLE - SILICONE TUBE
	900390-04-000	EA	NOZZLE - SILICONE TUBE
	112902-01-000	EA	NOZZLE - ELEMENT - 3/8 X 24
	112902-02-000	EA	NOZZLE - BELL - 3/8 X 24
	112902-03-000	EA	NOZZLE - ELEMENT - 1/4 X 6
	076322-01-000	FT	TAPE - DOUBLE COATED/ADHESIVE BACK - .025"THK X .75"W X18'
	076322-02-000	FT	TAPE - DOUBLE COATED/ADHESIVE BACK - .045"THK X 1"W X 9'
	076322-03-000	FT	TAPE - DOUBLE COATED/ADHESIVE BACK - .045"THK X .50"W X 9'
	076322-05-000	FT	TAPE - DOUBLE COATED/ADHESIVE BACK - .045"THK X .75"W X 9'
	076322-06-000	FT	TAPE - DOUBLE COATED/ADHESIVE BACK - .045"THK X 1"W X 9'
	076322-07-000	FT	TAPE - DOUBLE COATED/ADHESIVE BACK - .045"THK X .50"W X 9'
	076322-11-000	FT	TAPE - DOUBLE COATED/ADHESIVE BACK - .020"THK X 1"W X 9'
	076322-12-000	FT	TAPE - DOUBLE COATED/ADHESIVE BACK - .045"THK X .75"W X 9'
	123816-01-000	FT	TAPE - DOUBLE SIDED - 1"
	123816-02-000	FT	TAPE - DOUBLE SIDED - 1/2" X 1 1/3" - THICK
	123816-03-000	FT	TAPE - DOUBLE SIDED - 1/2" X 3/4" - THICK
	123816-04-000	FT	TAPE - DOUBLE SIDED - 6"

SEALANTS & FASTENERS GROUP (CONTINUED)

SEALANTS & ADHESIVES (CONTINUED)

KEY	PART NUMBER	U/M	DESCRIPTION
	120534-01-01A	EA	TAPE - SCOTCH - 3M - 1/2" FINE LINE
	063642-01-000	FT	TAPE - ADHESIVE - .4" X 1.5" X 180"
	123244-02-000	FT	TAPE - DOUBLE SIDED FOAM - 5/64" THICK X .50" WIDE
	131137-01-000	YD	TAPE - ADHESIVE - DOUBLE SIDED
	076314-02-000	FT	TAPE - CARPET SEAM - HEAT-BOND - 4" WIDE
	088479-01-000	EA	TAPE - ALUMINUM - 3"
	103202-02-000	FT	TAPE - FOAM/ADHESIVE ONE SIDE - GRAY
	110274-01-000	FT	TAPE - DOUBLE SIDED FOAM - .45" X 1"
	004363-01-000	FT	TAPE - ADHESIVE FOAM/1 SIDE - 3/16" X 1/2" X 50' - GRAY
	115933-01-000	FT	TAPE - 1/64 X 3/8
	123816-04-000	FT	TAPE - DOUBLE SIDED - 6"
	109215-01-000	FT	TAPE - SHIELD 1"
	002707-02-000	FT	TAPE - SEALER - 5/16" X 1/2" - INCREMENTS OF 50 FT
	091255-02-000	FT	SEAL - ADHESIVE BACKED/FOAM - 3/64" THICK X 3/16" WIDE
	091255-03-000	FT	SEAL - ADHESIVE BACKED/FOAM - 1/4" THICK X 1/4" WIDE
	104692-01-000	FT	SEAL - ADHESIVE BACKED FOAM-.75"THICK X .75"WIDE X 25'
	104692-03-000	FT	SEAL - ADHESIVE BACKED/FOAM - 1" THICK X 1.25" WIDE X 15'
	108353-01-000	FT	SEAL - FOAM - 5/16" X 1/2" - ADHESIVE BACKED
	108353-02-000	FT	SEAL - FOAM - 1/4" X 5/8" - ADHESIVE BACKED
	108353-03-000	FT	SEAL - FOAM - .19" X .25"
	112864-01-000	FT	SEAL - FOAM/BUTYL COVERED - 3/8"
	106206-01-000	EA	SEALER - PUMPABLE - TUBE - BLACK - MANUS
	120074-02-01A	EA	SEALANT - W/O NOZZLE - OFF/WHITE
	120074-02-02A	EA	SEALANT - SILICONE - SOFT WHITE
	132947-01-01A	EA	SEALANT - SOLVANT BASE - WHITE
	107828-01-000	EA	SEALANT - SB - 190 EVERSEAL
	112864-02-000	FT	FOAM - BUTYL COVERED 5/16"
	087211-01-000	GL	PROMOTER - ADHESIVE
	004006-05-700	EA	ADHESIVE-NAT. STARCH (5 GAL) 0802
	004020-01-000	QT	ADHESIVE - ABS CEMENT - QUART
	112901-01-000	EA	ADHESIVE - PLEXUS - 400 ML CARTRIDGE
	112901-02-000	EA	ADHESIVE - PLEXUS - 50ML
	131384-01-000	EA	ADHESIVE - JET - WELD
	113366-01-000	EA	ADHESIVE - INSTANT
	062917-03-000	EA	ADHESIVE - LOCTITE 242
	004001-01-000	EA	EPOXY ADHESIVE (GRAY)
	004001-02-000	EA	SCOTCH - WELD EPOXY GUN W/O NOZZLE
	004001-03-000	EA	MIXER NOZZLE (EPX)
	004001-03-001	EA	EPOXY MIXER NOZZLE 12"
	004001-03-002	EA	TUBE/MIXER - GRACO EPOXY
	004001-04-000	EA	PLUNGER ACCESSORY (EPX)
	004001-05-000	EA	EPOXY ADHESIVE (CLEAR)
	111940-02-000	LB	SEALER - PUTTY - THUMBING

BOLTS, NUTS AND WASHERS

KEY	PART NUMBER	U/M	DESCRIPTION
	000C12-04-12A	EA	BOLT - HEX - 1/4-20 X .75 - PLAIN 5
	000C12-05-16B	EA	BOLT - HEX - 5/16-18 X 1 - GRADE #5 - ZINC
	000C12-05-12B	EA	BOLT - HEX - 5/16-18 X 3/4 - ZINC 5
	000C12-06-16B	EA	BOLT - HEX - 3/8-16 X 1 - GRADE #5 - ZINC
	000C12-06-20B	EA	BOLT - HEX - 3/8 - 16 X 1 1/4 - ZINC #5
	000C12-06-44B	EA	BOLT - HEX - 3/8-16 X 2 3/4 - ZINC 5
	000C12-07-20B	EA	BOLT - HEX - 7/16-14 X 1 1/4 - ZINC 5
	000C12-08-24B	EA	BOLT - HEX - 1/2-13 X 1.5 - GRADE #3 - ZINC
	000C12-08-28B	EA	BOLT - HEX - 1/2-13 X 1.8" - GRADE #5 - ZIN
	000C12-08-16B	EA	BOLT - HEX - 1/2-13 X 1" - GRADE #5 - ZINC
	OMC04K-06-016	EA	BOLT - HEX - M06 X 1 X 016
	OMC05K-08-055	EA	BOLT - HEX M.3 X 1.25 X 2.2
	OMC13K-14-070	EA	BOLT - HEX M14 X 2.00 X 2.75
	OMC31K-08-020	EA	BOLT - HEX - SERRATED FLANGE - M8 X 020
	OMC32K-10-030	EA	BOLT - HEX - SERRATED FLANGE - M10 X 1.50

SEALANTS & FASTENERS GROUP (CONTINUED)

BOLTS, NUTS AND WASHERS (CONTINUED)

KEY	PART NUMBER	U/M	DESCRIPTION
	0MC53K-12-050	EA	BOLT - HEX - M12 X 1.75 X 050
	000C12-04-40B	EA	BOLT - HEX - 1/4-20 X 2 1/2 - GRADE 5 ZINC
	000C12-05-64B	EA	BOLT - HEX - 5/16-18 X 4
	000C12-06-24B	EA	BOLT - HEX - 38-16 X 1 1/2 - ZINC #5
	000C12-10-24B	EA	BOLT - HEX - 5/8-11 X 1.5" - GRADE #5 - ZINC
	000C13-07-40B	EA	BOLT - HEX - 7/16-20 X 2.5" - GRADE #5 - ZINC
	000C13-07-48B	EA	BOLT - HEX - 7/16-20 X 3" - GRADE #5 - ZINC
	000C13-08-40B	EA	BOLT - HEX - 1/2-20 X 2 1/2 - GRADE #5 - ZINC
	000C13-08-28B	EA	BOLT - HEX - 1/2-20 X 1 3/4 - GRADE #5 - ZINC
	000C14-07-28B	EA	BOLT - HEX - 7/16-14 X 1.75 - GRADE 8 ZINC
	000C14-07-20B	EA	BOLT - HEX - 7/16-14 X 1.25 - GRADE 8 ZINC
	000C14-10-24K	EA	BOLT - HEX - 5/8-11 X 1.50 - GRADE #8 - ZINC
	000C14-10-32K	EA	BOLT - HEX - 5/8"-11 X 2 - GRADE #8 - ZINC
	000C18-05-40A	EA	BOLT - ELEVATOR - 5/16-18 X 2.50 - PL
	000C18-06-48B	EA	BOLT - ELEVATOR - 3/8-16 X 3 - GRADE 5 - ZINC
	000C18-06-56A	EA	BOLT - ELEVATOR - 3/8-16 X 3 1/2 - GRADE 5
	000C26-04-18B	EA	BOLT - HEX - SERRATED FLANGE - 1/4-20 X 1 1/8 - ZINC
	000C26-04-14B	EA	BOLT - HEX - SERRATED FLANGE - 1/4-20 X 7/8 - ZINC
	000C26-04-10B	EA	BOLT - HEX - SERRATED FLANGE - 1/4-20 X 5/8 - ZINC
	000C26-05-16B	EA	BOLT - HEX - SERRATED FLANGE - 5/16-18 X 1 - ZINC
	000C26-05-20B	EA	BOLT - HEX - SERRATED FLANGE - 5/16-18 X 1 1/4 - ZINC
	000C26-05-12B	EA	BOLT - HEX - SERRATED FLANGE - 5/16-18 X 3/4 - ZINC
	000C26-05-16B	EA	BOLT - HEX - SERRATED FLANGE - 5/16-18 X 1 - ZINC
	000C26-05-129	EA	BOLT - HEX - SERRATED FLANGE - 5/16-18 X 3/4
	000C26-05-249	EA	BOLT - HEX - SERRATED FLANGE 5/16-18 X 1.5"
	000C26-06-16B	EA	BOLT - HEX - SERRATED FLANGE - 3/8-16 X 1 - ZINC
	000C26-06-12B	EA	BOLT - HEX - SERRATED FLANGE - 3/8-16 X 3/4 - ZINC
	000C26-06-28B	EA	BOLT - HEX - SERRATED FLANGE - 3/8-16 X 1 3/4 - ZINC
	000C26-06-40B	EA	BOLT - HEX - SERRATED FLANGE - 3/8-16 X 1 3/4 - ZINC
	000C26-06-12B	EA	BOLT - HEX - SERRATED FLANGE - 3/8-16 X 3/4 - ZINC
	000C26-06-20B	EA	BOLT - HEX, SER FLG 3/8 - 16 X 1 1/4 - ZN
	000C26-08-24B	EA	BOLT - HEX - SERRATED FLANGE - 1/2-13 X 1 1/2 - ZINC
	000C27-04-40B	EA	BOLT - CARRIAGE 1/4-20 X 2.50 - ZINC
	000C27-08-64B	EA	BOLT - CARRIAGE - 1/2-13 X 4. - GRS
	106166-01-000	EA	BOLT/COLLARED HANGER - 8-32 X 1"
	000G45-04-24B	EA	BOLT - LAG - 1/4-9 X 1 1/2 - ZINC
	000G45-04-24F	EA	BOLT - LAG - 1/4" #9 X 1 1/2SS
	000G45-05-16B	EA	BOLT - LAG - 5/16-9 X 1 - ZINC
	106956-03-000	EA	BOLT - HEX TAP - 1/2-12NC X 3 - GRADE 5 - FULL THREAD/ZINC
	051387-06-000	EA	BOLT - CARRIAGE W/O HOLE - 5/16-18 X 9.5 - ZINC
	091274-03-000	EA	BOLT - J - 3/8-16 X 12.0
	106956-08-000	EA	BOLT - HEX TAP - 1/2-13NC X 4 - GRADE 5 - FULL THREAD/ZINC
	087718-01-000	EA	MONOBOLT - STEEL - 3/16 DIAMETER
	102333-02-01A	EA	BOLT - CARRIAGE - 1/4-20
	103020-02-000	EA	BOLT-U - #8-32 - GRADE 5 ZINC
	107393-02-000	EA	BOLT - SHOULDER - 3/8" SOCKETHEAD
	113985-02-000	EA	BOLT - FLANGE - M10-1.5 X 30CL10.9
	114259-05-000	EA	BOLT - 7/16-20X1.25 W/WASHER
	0MD16K-10-000	EA	NUT - HEX PREV TORQUE M10 X 1.50 CLASS 8
	0MD39K-12-000	EA	NUT - HEX W/NYLON LOCK - M12 X 1.75
	000D24-10-00B	EA	NUT - HEX - SELF LOCKING - 10-32 ZINC
	000D29-05-00B	EA	NUT - HEX - LOCKING W/SERRATED FLANGE-NYLON WASHER INSERT
	000D29-09-00B	EA	NUT - HEX - SELF LOCKING - 9/16-12 - ZINC
	000D29-06-00B	EA	NUT - HEX - W/NYLON LOCK - 3/8-16 - ZINC
	000D30-07-00B	EA	NUT - HEX LOCK,NYLON 7/16X20
	000D34-04-00B	EA	NUT - HEX - LOCKING - 1/4-20 ZINC
	000D34-06-00B	EA	NUT - HEX - LOCKING - 3/8-16 GRADE C - ZINC
	000D39-04-00B	EA	NUT - HEX - LOCKING W/SERRATED FLANGE - 1/4-20 - ZINC
	000D39-05-00B	EA	NUT - HEX - LOCKING W/SERRATED FLANGE - 5/16-18 - ZINC
	000D39-06-00B	EA	NUT - HEX - LOCKING W/SERRATED FLANGE - 3/8-18 - ZINC
	000D39-07-00B	EA	NUT - HEX - LOCKING W/SERRATED FLANGE - 7/16-14 - ZINC
	000D39-08-00B	EA	NUT - HEX - LOCKING W/SERRATED FLANGE - 1/2-13 - ZINC

SEALANTS & FASTENERS GROUP (CONTINUED)

BOLTS, NUTS AND WASHERS (CONTINUED)

KEY	PART NUMBER	U/M	DESCRIPTION
	000D44-04-00B	EA	NUT - HEX - LOCKING W/SERRATED FLANGE - 1/4-28 - ZINC
	000D44-07-00B	EA	NUT - HEX - LOCKING W/SERRATED FLANGE - 7/16-20 - ZINC
	000D44-08-00B	EA	NUT - HEX - SERRATED FLANGE - 1/2-20 - GRADE #5 - ZINC
	000D46-04-00A	EA	NUT - HEX - WELD - 1/4-20 - PLAIN
	000D58-06-00A	EA	NUT - HEX - WELD 3/8-16 - PLAIN
	000D65-08-00B	EA	NUT - HEX - LOCKING W/SERRATED FLANGE - 8-32 - ZINC
	000D67-10-00B	EA	NUT - HEX - LOCK - 5/8-11 - ZINC
	000D73-07-00C	EA	NUT - HEX FLANGE - 7/16-14 - GRADE 6
	000D73-08-00C	EA	NUT - HEX FLANGE - 1/2-13
	000D76-06-00B	EA	NUT - HEX FLANGE - 3/8-16
	044364-02-000	EA	NUT - SPEED - FLAT - ROUND
	063253-07-000	EA	NUT - J - #8A - .120 - .130 PNL THK
	087234-01-000	EA	NUT - JACK - 1/4 X 20 THD - MOLLY
	040921-01-000	EA	NUT - SPEED - U TYPE - #10-24 - BLACK
	104369-01-000	EA	NUT - HEX - HEAVY - 5/8-11 UNC
	000D29-04-00B	EA	NUT - HEX - SELF LOCKING - 1/4 X 20 - ZINC
	005081-01-000	EA	NUT - SPEED - C-TYPE - #8 SCREW
	040921-04-000	EA	NUT - SPEED - U TYPE - #8-.59" LENGTH X .44" WIDTH
	040921-09-000	EA	NUT - SPEED - U TYPE - #8
	044364-01-000	EA	NUT - SPEED - FLAT - RECTANGULAR - SELF LOCKING/ONE PIECE
	083163-06-000	EA	PUSHNUT - FLAT TYPE 3/8 STUD - FORD ONLY
	0ME06K-14-280	EA	WASHER - FLAT - 14 ID X 28.00 OD
	000E11-07-00B	EA	WASHER - LOCKING - 7/16 MED SPLIT - ZINC
	000E11-08-00B	EA	WASHER - LOCKING - 1/2 MED SPLIT - ZINC
	000E13-14-00B	EA	WASHER - FLAT - 1/4 WIDE - ZINC
	000E13-17-00B	EA	WASHER - FLAT - 3/8 AR - ZINC
	000E13-18-00B	EA	WASHER - FLAT - 3/8 WIDE - ZINC
	000E13-20-00B	EA	WASHER - FLAT - 7/16 WIDE - ZINC
	000E13-21-00B	EA	WASHER - FLAT - 1/2 NARROW - ZINC
	000E13-22-00B	EA	WASHER - FLAT - 1/2 WIDE - ZINC
	000E13-26-00B	EA	WASHER - FLAT - 5/8 WIDE - ZINC
	000E14-10-00B	EA	WASHER - LOCKING - #10 EXTERNAL TOOTH - ZINC
	000E16-10-00B	EA	WASHER - HARDENED - 5/8 - FLAT - ZINC
	058716-02-000	EA	WASHER - FLAT NYLON
	077071-01-000	EA	WASHER - FENDER - 3/16"ID X 1" OD
	107397-01-000	EA	WASHER - FENDER - .25" ID X 1" OD
	041322-01-000	EA	WASHER - FLANGE - 15/32 ID X 2 3/8 OD - F/SEAT BELT MTG
	044533-01-000	EA	WASHER - PLASTIC - 1 3/8" OD - FOR BUTTONS
	046867-05-000	EA	WASHER - #0
	058716-03-000	EA	WASHER - FLAT/NYLON - .500 X 1.25 X .060
	128444-01-000	EA	WASHER - SPRING - CONICAL
	088787-12-000	EA	STUD - WELD - 1/4 - 20 X 1.0 LG - MN
	108067-03-000	EA	STUD - WELD - 1/4 - 20 X 1/2 CD
	102540-02-000	EA	SEAL - SCREW
	106648-01-000	EA	CAP - STUD - .120 TO .130 DIAMETER

SCREWS

KEY	PART NUMBER	U/M	DESCRIPTION
	0G1108-12-170	EA	SCREW - 8-18 X .75 PPH - BRIGHT WHITE
	0G1106-08-240	EA	SCREW - 6-20 X 1/2 PPH - VW LIGHT GRAY
	0G1108-12-140	EA	SCREW - 8-18 X .75 PPH
	0G1108-12-240	EA	SCREW - 8-18 X .75 PPH - VW LIGHT GRAY
	0G1208-12-170	EA	SCREW - 8-18 X .75 POH - BRIGHT WHITE
	0G3908-08-160	EA	SCREW - SF/DR-8-18X1/2 PPH
	0G3908-08-170	EA	SCREW - SF/DR - 8-18 X .50 PPH - BRIGHT WHITE
	0G3908-08-240	EA	SCREW - SF/DR - 8-18 X 1/2 PPH - VW LIGHT GRAY
	0G3908-12-250	EA	SCREW - SF/DR - 8-18 X .75 PPH - DARK GRAY
	0G3908-16-170	EA	SCREW - SF/DR - 8-18 X 1.00 PPH - BRIGHT WHITE
	0G3908-20-170	EA	SCREW - SF/DR - 8-18 X 1.25 PPH - BRIGHT WHITE
	0G3908-24-170	EA	SCREW - SF/DR - 8-18 X 1.50 PPH - BRIGHT WHITE

SEALANTS & FASTENERS GROUP (CONTINUED)
SCREWS (CONTINUED)

KEY	PART NUMBER	U/M	DESCRIPTION
	0G3910-10-160	EA	SCREW - SF/DR - 10-16 X .62 PPH
	0G3910-10-240	EA	SCREW - SF/DR - 10-16 X .62 PPH - VW LIGHT GRAY
	0G5508-12-110	EA	SCREW - SF/DR-8-18 X .75 PWH
	0G3910-12-260	EA	SCREW - SF/DR - 10-16 X .75 PPH - ALLANTE ANTELOPE
	0G3910-12-170	EA	SCREW - SF/DR - 10-16 X .75 PPH - BRIGHT WHITE
	0G5508-12-170	EA	SCREW - SF/DR - 8-18 X .75 PWH - BRIGHT WHITE
	0G5508-12-270	EA	SCREW - SF/DR - 8-18 X .75 PWH - TITANIUM
	0G5508-12-260	EA	SCREW - SF/DR - 8-18 X .75 PWH - ALLANTE ANTELOPE
	0G5508-16-250	EA	SCREW - SF/DR - 8-18 X 1.00 PWH - VW DARK GRAY
	0G6008-16-170	EA	SCREW - SF/DR - 8-18 X 1.00 POH - BRIGHT WHITE
	0G5508-16-260	EA	SCREW - SF/DR - 8-18 X 1.00 PWH ZINC - INTERIOR ANTELOPE
	0G5508-16-270	EA	SCREW - SF/DR - 8-18 X 1.00 PWH ZINC - INTERIOR TITANIUM
	0G6710-08-130	EA	SCREW - 10-12 X .50 PPH TAUPE
	0G6710-08-170	EA	SCREW - 10-12 X 1/2 PPH - BRIGHT WHITE
	0G6710-08-240	EA	SCREW - 10-12 X .50 PPH TAUPE - VW LIGHT GRAY
	0G6710-12-170	EA	SCREW - 10-12 X .75 PPH - BRIGHT WHITE
	0G6710-16-230	EA	SCREW - 10-12 X 1 PPH - BEIGE
	000G11-05-08B	EA	SCREW - 5-20 X .50 PPH - ZINC
	000G11-06-06B	EA	SCREW - 6-20 X 3/8 PPH - ZINC
	000G11-06-10B	EA	SCREW - 6-20 X 5/8 PPH - ZINC
	000G11-06-12B	EA	SCREW - 6-20 X 3/4" PPH - ZINC
	000G11-06-10J	EA	SCREW - 6-20 X 5/8 PPH - BRASS
	000G11-06-A4B	EA	SCREW - 6-20 X 1.5 PPH ZINC
	000G11-06-08B	EA	SCREW - 6-20 X 1/2 PPH - ZINC
	000G11-07-08B	EA	SCREW - 7-19 X 1/2 PPH - ZINC
	000G11-07-08T	EA	SCREW - 7-19 X 1/2 PPH - BLACK
	000G11-08-06B	EA	SCREW - 8-18 X 3/8 PPH - ZINC
	000G11-08-06J	EA	SCREW - 8-18 X 3/8 PPH BRASS
	000G11-08-12B	EA	SCREW - 8-18 X 3/4 PPH - ZINC
	000G11-08-12S	EA	SCREW - 8-18 X 3/4 PPH - OFF WHITE
	000G11-08-08T	EA	SCREW - 8-18 X 1/2 PPH - FLUOROCARBON COATING
	000G11-08-08B	EA	SCREW - 8-18 X 1/2 PPH - ZINC
	000G11-08-20B	EA	SCREW - 8-18 X 1 1/4 PPH - ZINC
	000G11-08-16S	EA	SCREW - 8-18 X 1 PPH - OFF WHITE
	000G11-08-16B	EA	SCREW - 8-18 X 1 PPH - ZINC
	000G11-08-12P	EA	SCREW - 8-18 X 3/4 PPH - DARK BROWN
	000G11-08-12D	EA	SCREW - 8-18 X 3/4 PPH - BLACK
	000G11-08-12T	EA	SCREW - 8-18 X 3/4 PPH - BLACK
	000G11-10-12S	EA	SCREW - 10-16 X 3/4 PPH - OFF WHITE
	000G11-10-12D	EA	SCREW - 10-16 X 3/4 PPH - BLACK
	000G11-10-16B	EA	SCREW - 10-16 X 1 PPH - ZINC
	000G11-10-40B	EA	SCREW - 10-16 X 2 1/2 PPH CAD - 34927-01-000
	000G12-06-08T	EA	SCREW - 6-20 X 1/2 POH - BLACK
	000G12-08-12S	EA	SCREW - 8-18 X 3/4 POH - OFF WHITE
	000G13-05-10B	EA	SCREW - 5-12 X 5/8 PFH - ZINC
	000G13-06-16S	EA	SCREW - 6-20 X 1.00 PFH - OFF WHITE
	000G13-06-10G	EA	SCREW - 6-20 X 5/8 PFH - ANTIQUE BRASS
	000G13-06-08B	EA	SCREW - 6-20 X 1/2 PFH - ZINC
	000G13-06-08G	EA	SCREW - 6-20 X .50 PFH - ANTIQUE BRASS
	000G13-06-24J	EA	SCREW - 6-20 X 1 1/2 PFH - BRASS
	000G13-06-10J	EA	SCREW - 6-20 X .62 PFH - BRASS
	000G13-06-16E	EA	SCREW - 6-20 X 1.00 PFH - CHROME
	000G13-06-16J	EA	SCREW - 6-20 X 1 PFH - BRASS
	000G13-06-06I	EA	SCREW - 6-20 X 3/8 PFH BLACK ZINC
	000G13-06-06B	EA	SCREW - 6-20 X 3/8 PFH ZINC
	000G13-07-12B	EA	SCREW - 7-19 X 3/4 PFH - ZINC
	000G13-07-10H	EA	SCREW - 7-19 X 5/8 PFH - BLACK
	000G13-07-089	EA	SCREW - 7-19 X 1.2 PPH - SILVER
	000G13-08-10B	EA	SCREW - 8-18 X 5/8 PFH - ZINC
	000G13-08-16B	EA	SCREW - 8-18 X 1 PFH - ZINC
	000G13-08-109	EA	SCREW - 8-18 X 5/8 PFH
	000G16-04-24B	EA	SCREW - MACHINE - 1/4-20 X 1 1/2 PPH

SEALANTS & FASTENERS GROUP (CONTINUED)

SCREWS (CONTINUED)

KEY	PART NUMBER	U/M	DESCRIPTION
	000G18-08-22B	EA	SCREW - MACHINE - 8-32 X 1 3/8 PPH - ZINC
	000G18-08-20B	EA	SCREW - MACHINE - 8-32 X 1 1/4 PPH - ZINC
	000G18-08-24B	EA	SCREW - MACH-8-32X1 1/2PPH ZN
	000G13-08-24B	EA	SCREW - #8, 18X1 1/2 PFH ZN
	000G19-10-10B	EA	SCREW - MACHINE - 10-32 X 5/8 - PPH - ZINC
	000G19-10-20B	EA	SCREW - MACHINE - 10-32 X 1 1/2 PPH - ZINC
	000G19-10-12F	EA	SCREW - MACHINE - 10-32 X 3/4 PPH - STAINLESS STEEL
	000G19-10-08B	EA	SCREW - MACHINE - 10-32 X 1/2 PPH - ZINC
	000G32-10-06B	EA	SCREW - 10-32 X 3/8 PPH - ZINC
	000G13-10-16I	EA	SCREW - 10-16X1.00 PFH,BLK
	000G34-05-12B	EA	SCREW - HEX HEAD TAPPING - 5/16 X 3/4 LONG
	000G37-08-12B	EA	SCREW - 8-18 X 3/4 PPH
	000G37-08-089	EA	SCREW - 8 X 18 X 1/2 PPH - FLUOROCARBON SILVER
	000G36-10-12T	EA	SCREW - 10-24X 3/4 PFH TYPE 23 - BLACK
	000G38-04-16D	EA	SCREW - MACHINE - 1/4-20 X 1 PFN - BLACK
	000G39-06-10T	EA	SCREW - SF/DR - 6-20 X 5/8 PPH - BLACK
	000G39-06-16T	EA	SCREW - SF/DR - 6-20 X 1 PPH - BLACK
	000G39-06-08B	EA	SCREW - SF/DR - 6-18 X 1/2 - ZINC
	000G39-08-16S	EA	SCREW - SF/DR - 8-18 X 1 PPH - OFF WHITE
	000G39-08-32B	EA	SCREW - SF/DR - 8-18 X 2 PPH - ZINC
	000G39-08-24B	EA	SCREW - SF/DR - 8-18 X 1 1/2 PPH - ZINC
	000G39-08-24S	EA	SCREW - SF/DR - 8-18 X 1 1/2 - OFF WHITE
	000G39-08-24T	EA	SCREW - SF/DR - 8-18 X 1.50 PPH - BLACK
	000G39-08-16T	EA	SCREW - SF/DR - 6-20 X 1 PPH - BLACK
	000G39-08-16B	EA	SCREW - SF/DR - 8-18 X 1 PPH - ZINC
	000G39-08-12B	EA	SCREW - SF/DR - 8-18 X 3/4 PPH - ZINC
	000G39-08-12T	EA	SCREW - SF/DR - 8-18 X 3/4 PPH - BLACK
	000G39-08-08T	EA	SCREW - SF/DR - 8-18 X 1/2 PPH - BLACK
	000G39-08-08S	EA	SCREW - SF/DR - 8-18 X 1/2 PPH - OFF WHITE
	000G39-08-08B	EA	SCREW - SF/DR - 8-18 X 1/2 PPH - ZINC
	000G39-08-06B	EA	SCREW - SF/DR - 8-18 X 3/8 PPH - ZINC
	000G39-10-10B	EA	SCREW - SF/DR - 10-16 X 5/8 - ZINC
	000G39-10-12P	EA	SCREW - SF/DR, 10-16 X .75 PPH - DARK BROWN
	000G39-10-088	EA	SCREW - SF/DR - 10-16 X 1/2 PPH - FLEX FLUOROCARBON
	000G39-10-08B	EA	SCREW - SF/DR - 10-16 X 1/2 PPH - ZINC
	000G39-10-40D	EA	SCREW - SF/DR - 10-16 X 2 1/2 PPH - BLACK
	000G39-10-32B	EA	SCREW - SF/DR - 10-16 X 2 - PPH - ZINC
	000G39-10-209	EA	SCREW - SF/DR - 10-16 X 1 1/4 PPH - FLUOROCARBON SILVER
	000G39-10-20T	EA	SCREW - SF/DR - 10-16 X 1.25 PPH
	000G39-10-20B	EA	SCREW - SF/DR - 10-16 X 1 1/4 PPH - ZINC
	000G39-10-12T	EA	SCREW - SELF TAPPING 10-16 X 3/4"
	000G39-10-12D	EA	SCREW - SF/DR - 10-16 X 3/4 PPH - BLACK
	000G39-10-12B	EA	SCREW - SF/DR - 10-16 X 3/4 PPH - ZINC
	000G39-10-10T	EA	SCREW - SF/DR - 10-16 X .625 - BLACK
	000G39-10-129	EA	SCREW - SF/DR - 10-16 X 3/4 PPH - FLUOROCARBON SILVER
	000G39-10-48B	EA	SCREW - SF/DR - 10-16 X 3 - PPH - ZINC
	000G39-10-48T	EA	SCREW - SF/DR - 10-16 X 3.00 PPH - BLACK
	000G39-10-24B	EA	SCREW - SF/DR - 10-16 X 1.50 PPH - ZINC
	000G39-10-32I	EA	SCREW - SELF TAPPING - 10-16 X 2" PPH - BLACK
	000G39-12-12E	EA	SCREW - SF/DR - 12-14 X 3/4 PPH - CHROME
	000G42-04-16B	EA	SCREW - SF/DR - 1/4-14 X 1 HWH - ZINC
	000G42-04-12B	EA	SCREW - SF/DR - 1/4-14 X 3/4 HWH - ZINC
	000G42-04-24B	EA	SCREW - SF/DR 1/4-14X1 1/2 ZN
	000G46-08-24T	EA	SCREW - MACHINE - 8-32 X 1 1/2 PFH - BLACK
	000G46-08-28T	EA	SCREW - MACHINE - 8-32 X 1 3/4 PHILLIPS FLAT HEAD - BLACK
	000G50-04-12B	EA	SCREW - MACHINE - 1/4-20 X 3/4 PPH - ZINC
	000G50-04-06B	EA	SCREW - MACHINE - 1/4-20 X 38 PTH - ZINC
	000G50-04-08B	EA	SCREW - MACHINE - 1/4-20 X 1/2 PTH - ZIN
	000G51-08-08B	EA	SCREW - 8-18 X 1/2 PTH - ZINC
	000G51-06-12B	EA	SCREW - 6-20 X 3/4 PTH - ZINC
	000G52-08-18B	EA	SCREW - MACHINE - 8-32 X 1 1/8 PTH - ZINC
	000G54-04-20B	EA	SCREW - 1/4-20 X 1.25 PTH - TYPE 23 - ZINC PLATED

SEALANTS & FASTENERS GROUP (CONTINUED)**SCREWS (CONTINUED)**

KEY	PART NUMBER	U/M	DESCRIPTION
	000G55-08-125	EA	SCREW - SF/DR - 8-18 X 3/4 PWH - WILLOW
	000G55-08-12S	EA	SCREW - SF/DR - 8-18 X 3/4 PWH - OFF WHITE
	000G55-08-124	EA	SCREW - SF/DR-8-18X.75 PWH - ASH GRAY
	000G55-08-165	EA	SCREW - SF/DR-8-18X1.00 PWH - WILLOW
	000G56-12-48B	EA	SCREW - WOOD - 12-11 X 3 POH - SPECIAL HARDENED
	000G57-05-16J	EA	SCREW - 5-20 X 1 PFH - BRASS
	000G57-14-64B	EA	SCREW - 14-10 X 4 PFH ZINC
	000G57-14-72B	EA	SCREW - 14-10-X4-1/2 PFH ZN
	000G60-08-22B	EA	SCREW - SF/DR, 8 - 18 X 1.38 POH - ZN
	000G60-10-28T	EA	SCREW - SF/DR - 10-16 X 1 3/4 - BLACK
	000G60-10-20I	EA	SCREW - SF/DR - 10-16 X 1.25 POH - BLACK
	000G60-10-20B	EA	SCREW - SF/DR - 10-16 X 1 1/4 POH - ZINC
	000G60-10-209	EA	SCREW - SF/DR - 10-16 X 1.25 POH - SILVER STALGAARD
	000G62-10-24I	EA	SCREW - SF/DR - 10-16 X 1/5 PFH - BLACK ZINC
	000G67-08-32B	EA	SCREW - 8-15 X 2 PPH - ZINC
	000G67-10-08S	EA	SCREW - 10-12 X 1/2 PPH - OFF WHITE
	000G67-10-08R	EA	SCREW - 10-12 X 1/2 PPH - BEIGE - TYPE A
	000G67-10-08B	EA	SCREW - 10-12 X 1/2 PPH - ZINC
	000G67-10-16B	EA	SCREW - 10-12 X 1 PPH - ZINC
	000G67-10-120	EA	SCREW - 10-12 X 3/4 PPH - TAN
	000G67-10-12B	EA	SCREW - 10-12 X 3/4 PPH - ZINC
	000G67-10-12R	EA	SCREW - 10-12 X .75 PPH - BEIGE
	000G67-10-12P	EA	SCREW - 10-12 X 3/4 PPH - DARK BROWN
	000G67-10-10S	EA	SCREW - 10-12 X 5/8 PPH - OFF WHITE
	000G67-10-10P	EA	SCREW - 10-12X.62 PPH - DARK BROWN
	000G67-10-10D	EA	SCREW - 10-12 X 5/8 PPH - BLACK - TYPE A
	000G67-10-10T	EA	SCREW - 10-12 X 5/8 PPH BLACK
	000G67-10-10B	EA	SCREW - 10-12 X 5/8 PPH - ZINC - TYPE A
	000G67-10-20D	EA	SCREW - 10-12 X 1.25 PPH - BLACK
	000G67-10-36T	EA	SCREW - 10-12 X 2 1/4 - PPH - BLACK
	000G67-10-32B	EA	SCREW - 10-12 X 2 1/4 - PPH - BLACK
	000G67-10-24B	EA	SCREW - 10-12 X 1.50 PPH - ZINC
	000G67-10-24S	EA	SCREW - 10-12X1.5PPH OFF WHITE
	000G67-10-125	EA	SCREW - 10-12 X .75 PPH WILLOW
	000G67-10-28B	EA	SCREW - 10-12 X 1.75 PPH - ZINC
	000G67-10-48B	EA	SCREW - 10-12 X 3 PPH - ZINC
	000G68-06-12B	EA	SCREW - 6-18 X .75 POH - ZINC & CLEAR
	000G68-06-12J	EA	SCREW - 6-18X.75 POH BRASS
	000G68-06-10G	EA	SCREW - 6-18 X 5/8 POH - ANTIQUE BRASS
	000G68-10-20I	EA	SCREW - 10-12 X 1 1/4 POH - BLACK
	000G68-10-36T	EA	SCREW - 10-12 X 2.25 POH BLACK
	049465-01-000	EA	SCREW - 10-16 PTH W/WASHER - DARK BROWN
	049465-13-000	EA	SCREW - 10-16X1 PTH W/WASHER - ASH GRAY
	049465-17-000	EA	SCREW - 10-16 X 1 POH W/WASHER - BRIGHT WHITE
	049465-22-000	EA	SCREW - 10-16 X 1 1/2 POH W/WASHER - SABLE
	054434-02-000	EA	SCREW - SF/DR - 10-16 X 2 - ZINC
	054434-03-000	EA	SCREW - SF/DR - 10-16 X 2 - PWH - ZINC - W/O WINGS
	057671-01-000	EA	COVER - SCREW - OFF WHITE - #8
	057671-11-000	EA	COVER - SCREW - HAMPTON TAN - #8
	057671-15-000	EA	COVER - SCREW - BRIGHT WHITE
	057671-16-000	EA	COVER - SCREW - SOFT WHITE
	057671-17-000	EA	COVER - SCREW - VW LT GRAY #8
	075908-01-000	EA	SCREW - MACHINE - 10-32 X .56 PTH - EXTERNAL TOOTH - ZINC
	076790-01-000	EA	SCREW - 6-20 X 1 1/4 PPH - BLACK
	076790-03-000	EA	SCREW - 6-20 X 1 PPH - BLACK
	076790-05-000	EA	SCREW - 6-20 X 1/2 PPH BLACK - THREADCUTTING - WOOD
	083554-01-000	EA	SCREW - DRYWALL - 8 X 1.25
	083554-04-000	EA	SCREW - DRYWALL - 8 X 2.50
	086256-01-000	EA	SCREW - SF/DR - 8 X 3/4 HWH
	087721-01-000	EA	SCREW - FLAT HEAD - TAPPING - 1/4" X 1 1/4" LONG - ZINC
	097974-01-000	EA	SCREW - PARTICLE BOARD - 7-9 X 3/4 PPH
	090033-02-000	EA	SCREW - 1/4-20 X 5/8 - ROUND WASHER HEAD - OFF/WHITE

SEALANTS & FASTENERS GROUP (CONTINUED)

SCREWS (CONTINUED)

KEY	PART NUMBER	U/M	DESCRIPTION
	101618-01-000	EA	SCREW - 1/4-20 X 3/4 HEX - TAPPING - STALGARD TYPE F
	101289-01-01A	EA	SCREW - MACHINE - 8-32 X 3.75 POH - BRASS -F/EXTENDED KNOB
	105126-01-000	EA	SCREW - MACHINE - 8-32 X 1 PPH TAPTIT
	110460-05-02A	EA	SCREW - MACHINE - 10-24 X 2.5 PFH - WHITE
	112782-08-01A	EA	SCREW - MOUNTING/PLATE - ZINC
	113563-01-01A	EA	SCREW - 8 X .62 LONG SHOULDER/WASHER HEAD
	117478-01-04A	EA	SCREW - 8-18 X .75 PPH W/WASHER - VW LIGHT GRAY
	126458-01-01A	EA	SCREW - 8-18 X .50 PRWH BLACK
	134126-01-01A	EA	SCREW/NAIL - HEX HEAD - 3/4"

CLAMPS, CLIPS, GROMMETS, RIVETS & PLUGS

KEY	PART NUMBER	U/M	DESCRIPTION
	010495-01-000	EA	CLAMP - CABLE - 9/16"
	010495-02-000	EA	CLAMP - CABLE - 3/8
	010495-04-000	EA	CLAMP - CABLE - 11/16" - WHITE
	010495-05-000	EA	CLAMP - CABLE - 1/2
	010497-01-000	EA	CLAMP - CLOSED - 5/8" ID
	010497-03-000	EA	CLAMP - CLOSED - 1" ID - CUSHIONED
	010497-04-000	EA	CLAMP - CLOSED - 1.62" ID
	010497-05-000	EA	CLAMP - CLOSED - 1/2 ID
	010497-06-000	EA	CLAMP - CLOSED - 11/16" ID
	010497-07-000	EA	CLAMP - CLOSED - 3/8" ID
	010497-08-000	EA	CLAMP - CLOSED - .125" ID
	062401-01-000	EA	CLAMP - HOSE - WORMGEAR - .25" - 1"
	062401-02-000	EA	CLAMP - HOSE - WORMGEAR - 1.56" - 2.5"
	062401-03-000	EA	CLAMP - HOSE - WORMGEAR - .22" - 1"
	062401-04-000	EA	CLAMP - HOSE - WORMGEAR - .69" - 1.25"
	062401-05-000	EA	CLAMP - HOSE - WORMGEAR - 2" TO 3" ID
	062401-06-000	EA	CLAMP - HOSE - WORMGEAR - .22" - .62" ID
	062401-07-000	EA	CLAMP - HOSE - WORMGEAR - 5"-7"
	062401-08-000	EA	CLAMP - HOSE - WORMGEAR 4.06" - 5.0"
	062401-09-000	EA	CLAMP - HOSE - WORMGEAR - 2.8" - 3.75"
	062401-11-000	EA	CLAMP - HOSE - WORMGEAR - 3.50" - 4.50"
	062401-12-000	EA	CLAMP - HOSE - WORMGEAR - .79" X 1.26"
	083610-01-000	EA	CLAMP - WIRE - DUAL - UNEQUAL DIAMETERS - 3/4" & 1 1/4"
	083610-02-000	EA	CLAMP - WIRE - DUAL - UNEQUAL DIAMETERS - 3/4" & 2"
	083610-03-000	EA	CLAMP - DUAL WIRE
	083609-01-000	EA	CLAMP - WIRE - DUAL - EQUAL DIAMETERS - 5/8"
	007161-01-000	EA	CLAMP - HOSE - SPRING TYPE - 1/2"
	010499-01-000	EA	CLAMP - CLOSED - 3/8" ID
	075148-02-000	EA	CLAMP - GROUNDING - BRONZE SCREWS
	008386-01-000	EA	GROMMET - SNAP - 3/8"
	023942-01-000	EA	GROMMET - RUBBER - 2" OD
	071015-07-000	EA	GROMMET - RUBBER - 1"ID X 2.25" OD W/.06" GROOVE - BLACK
	071015-11-000	EA	GROMMET - 1.00 ID - FITS .12 MATERIAL
	071015-13-000	EA	GROMMET - RUBBER - .62" ID X 1" OD W/.09" GROOVE - BLACK
	071015-19-000	EA	GROMMET - .38 ID - FITS .06 MATERIAL
	071015-21-000	EA	GROMMET - RUBBER - 1/2 ID X 1.06 OD - W/.19 GROOVE - BLACK
	071015-22-000	EA	GROMMET - RUBBER - .62"ID X 1.12"OD W/.19" GROOVE - BLACK
	071015-26-000	EA	GROMMET - RUBBER - 1.5" ID X 2.1" OD W/.06" GROOVE-BLACK
	071015-29-000	EA	GROMMET - RUBBER - .3" ID X 1.3"OD W/.12" GROOVE - BLACK
	071015-30-000	EA	GROMMET - RUBBER - .31" ID X .81" OD W/.12" GROOVE - BLK
	071015-32-000	EA	GROMMET - RUBBER - .75" ID X 1.375" OD W/.187" GROOVE-BLK
	071015-33-000	EA	GROMMET - RUBBER - .875" ID X 1.625" OD W/.187" GROOVE - BLK
	071015-35-000	EA	GROMMET - 1.25 ID,FITS .187MAT
	071015-37-000	EA	GROMMET - .81 ID FITS .56 MTL
	071015-39-000	EA	GROMMET - .75 ID FITS .06 MTL
	088756-01-000	EA	GROMMET - WEB - 1 1/8 " I.D.
	114208-01-000	EA	GROMMET - EDGE LINER - FITS 1 3/4"
	114208-02-000	EA	GROMMET - EDGE LINER - FITS .625
	114208-03-000	EA	GROMMET - EDGE LINER - FITS 2.50"

SEALANTS & FASTENERS GROUP (CONTINUED)
CLAMPS, CLIPS, GROMMETS, RIVETS & PLUGS (CONTINUED)

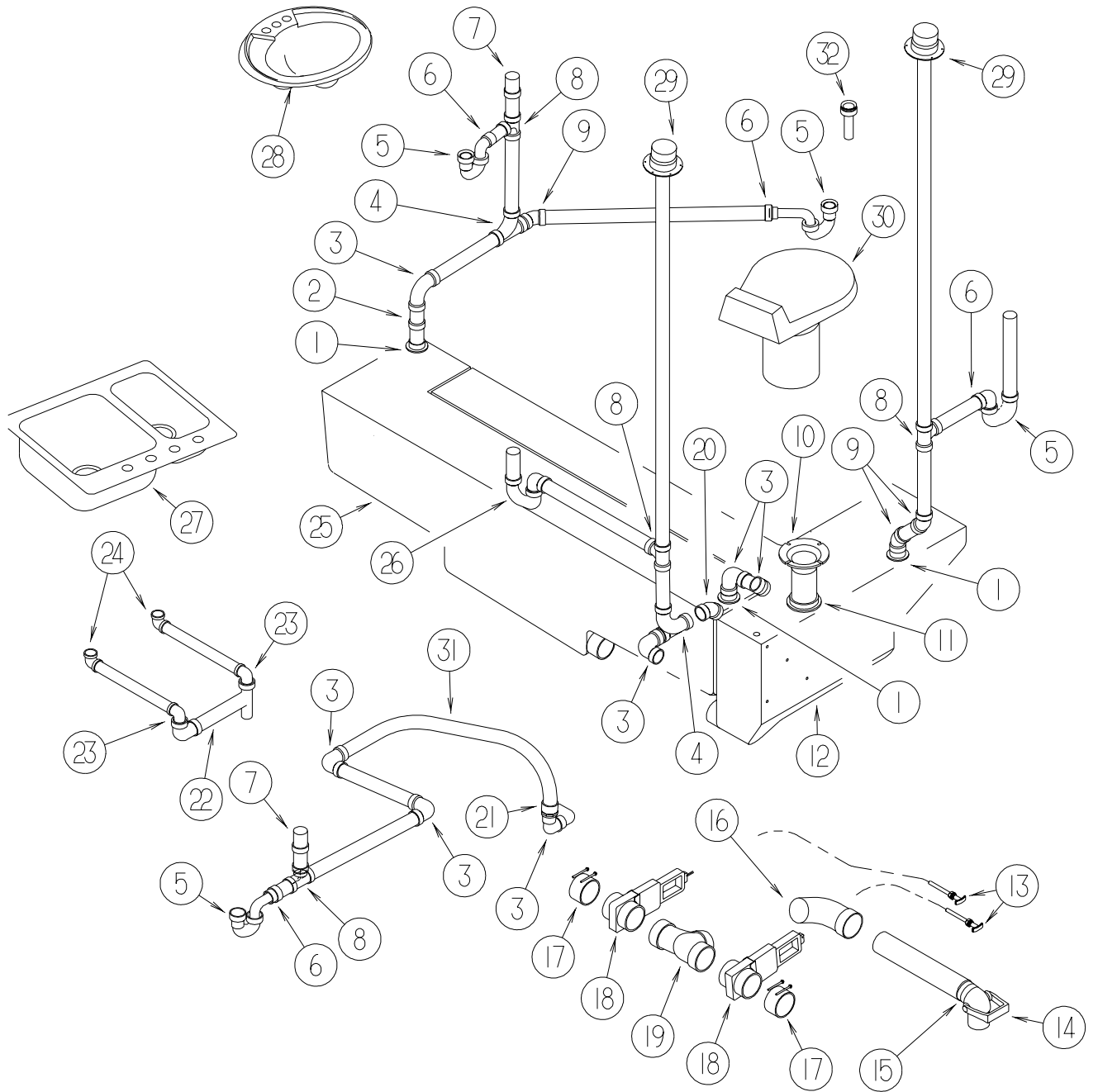
KEY	PART NUMBER	U/M	DESCRIPTION
	114208-04-000	EA	GROMMET - EDGE LINER - FITS 1.00"
	114208-05-000	EA	GROMMET - EDGE LINER - FITS 2"
	016188-03-000	EA	GROMMET - L/P LINE - 3/8" HOLE X 2 1/2" LONG - RUBBER
	016188-04-000	EA	GROMMET - GAS LINE - 1/2" HOLE X 2 1/2" LONG - RUBBER
	016188-05-000	EA	GROMMET - L/P LINE - 3/8" HOLE X 1 1/4" LONG - RUBBER
	008380-01-000	EA	GROMMET - RUBBER - 5/8" HOLE X 1 1/2" DIAMETER - BLACK
	008384-01-000	EA	GROMMET - SNAP - 3/4 DIAMETER - NYLON
	077953-01-000	EA	GROMMET - EDGE LINER - FITS 1"
	099637-01-000	EA	GROMMET - RUBBER - .37" X .94" DIAMETER - BLACK
	046867-05-000	EA	GROMMET - #0
	000F10-04-16B	EA	PIN - COTTER - 1/8" X 1" - ZINC
	000F10-06-32B	EA	PIN - COTTER - 3/16" X 2" - ZINC
	000H14-04-08R	EA	RIVET - MANDREL BLIND - 4/32 ALUMINUM
	000H14-06-03R	EA	RIVET - MANDREL BLIND - 3/16 - CHERRY
	000H15-06-02R	EA	RIVET - POP - STEEL - 3/16 X .063-.125
	000H16-06-10R	EA	RIVET - POP ALUMINUM - 3/16 X .501-.625
	000H14-04-04A	EA	RIVET - MANDREL BLIND - 1/8 X .400
	000H16-04-06R	EA	RIVET - POP ALUMINUM - 1/8 X .313 - .375
	000H14-06-14R	EA	RIVET - MANDREL BLIND - 3/16 - CHERRY
	118626-01-01A	EA	RIVET - POP - ALUMINUM 3/16 X .08-.375
	118626-02-01A	EA	RIVET - POP - ALUMINUM - 3/16 X .500-.750
	069529-02-000	EA	RIVET - T - POP - 1/4 X .093 - .156
	120560-01-01A	EA	RIVET - PLASTIC - 3/16 DIAMETER
	061420-01-000	EA	PLUG/PLASTIC - 1.75" DIAMETER - BROWN
	061420-03-000	EA	PLUG/PLASTIC - 3.00" DIAMETER
	061420-04-000	EA	PLUG/PLASTIC - 1.25" DIAMETER
	061420-05-000	EA	PLUG/PLASTIC - 1.8" DIAMETER
	061420-07-000	EA	PLUG/PLASTIC - 1.8" DIAMETER
	061420-08-000	EA	PLUG/PLASTIC - 2.5" DIAMETER
	061420-09-000	EA	PLUG/PLASTIC - 1.00" - DIAMETER
	061420-10-000	EA	PLUG/PLASTIC - 1.50" DIAMETER - BLACK
	061420-11-000	EA	PLUG/PLASTIC - .50" DIAMETER
	061420-12-000	EA	PLUG/PLASTIC - 1.50" DIAMETER - RED
	061420-14-000	EA	PLUG - PLASTIC - .034" DIAMETER
	061420-15-000	EA	PLUG - PLASTIC - 2" DIAMETER - BLACK
	061420-16-000	EA	PLUG/PLASTIC - 2 1/8" DIAMETER
	081211-03-000	EA	PLUG - PLASTIC - .50 DIAMETER - BLACK
	081211-04-000	EA	PLUG - PLASTIC - .46 DIAMETER - BLACK
	081211-05-000	EA	PLUG - PLASTIC - .188 DIAMETER - NATURAL
	034141-02-000	EA	PLUG - HOLE - 3/8" NYLON/BLACK
	115361-01-01A	EA	PLUG - PLASTIC - 1/2" DIAMETER
	075312-02-000	EA	CLIP -U - .75 LONG X .50 WIDE- F/1/8"-3/16" THICK MATERIAL
	077955-01-000	EA	CLIP -J - VINYL COATED - 3/8"
	080211-03-000	EA	CLIP - X-MAS TREE W/PANEL RETAINING HEAD - 3/4" SHANK
	094362-02-000	EA	CLIP - XMAS TREE - BINDER HEAD - .9" LONG
	119392-01-000	EA	CLIP - U TYPE - OFFSET LEG
	129962-01-01A	EA	CLIP - U-TYPE - BLACK
	091952-01-000	EA	CLIP - GRIPPER - 1"
	091952-02-000	EA	CLIP - GRIPPER - 3/4"
	080734-02-000	EA	CLIP - WIRE NYLON
	056134-01-000	EA	HOLDER - RING - 3.6" DIAMETER - METAL
	056134-02-000	EA	HOLDER - RING - 1.8" DIAMETER - METAL

SEALANTS & FASTENERS GROUP (CONTINUED)

MISCELLANEOUS FASTENERS

KEY	PART NUMBER	U/M	DESCRIPTION
	008343-01-000	EA	TIE - WIRE - 6"
	008343-02-000	EA	TIE - WIRE - 14"
	008343-03-000	EA	TIE - WIRE - 7 1/2" - BLACK
	029096-03-000	YD	VELCRO TAPE - HOOK - 1" WIDE - BLACK
	029096-04-000	YD	TAPE - HOOK - VELCRO - 1" WIDE - BLACK
	029094-04-000	YD	VELCRO TAPE - LOOP - 1" WIDE - BLACK
	029094-06-000	YD	VELCRO TAPE - LOOP - 2" WIDE - BLACK
	048394-02-000	YD	VELCRO TAPE - HOOK - ADHESIVE BACK - .75" WIDE - BEIGE
	085774-01-000	FT	FASTENER - DUAL LOCK - 1" WIDE - ADHESIVE BACK - BLACK
	085774-02-000	FT	FASTENER - DUAL HOOK - 1" WIDE - ADHESIVE BACK - BLACK
	085774-03-000	FT	FASTENER - DUAL HOOK - 1/2" WIDE - ADHESIVE BACK - BLACK
	085774-04-000	FT	FASTENER - DUAL HOOK - 1/2" WIDE - ADHESIVE BACK - BLACK
	088792-02-000	YD	VELCRO TAPE - LOOP - 3/4" - ADHESIVE BACKED - BEIGE
	088792-04-000	YD	VELCRO TAPE - LOOP - 5/8" - NON-ADHESIVE BACK - WHITE
	088792-05-000	YD	VELCRO TAPE - LOOP - 5/8" - NON-ADHESIVE BACKED - WHITE
	088792-06-000	YD	VELCRO TAPE - LOOP - 3/4" - NON-ADHESIVE BACKED - BUFF
	108046-01-000	EA	CABLE TIE - SCREW MOUNT 8"
	108046-02-000	EA	CABLE TIE - SCREW MOUNT 15"
	110943-01-000	FT	FELTSTRIP - 3/8" - ADHESIVE BACK
	110943-02-000	FT	FELTSTRIP - 3/8" - ADHESIVE BACK - WHITE
	099856-11-000	EA	STRAP - TIEDOWN - 78.6"
	086285-01-000	EA	SPACER - NYLON - .5" OD X .257" ID

WATER & SEWAGE GROUP DRAINAGE SYSTEM



WATER & SEWAGE GROUP (CONTINUED)

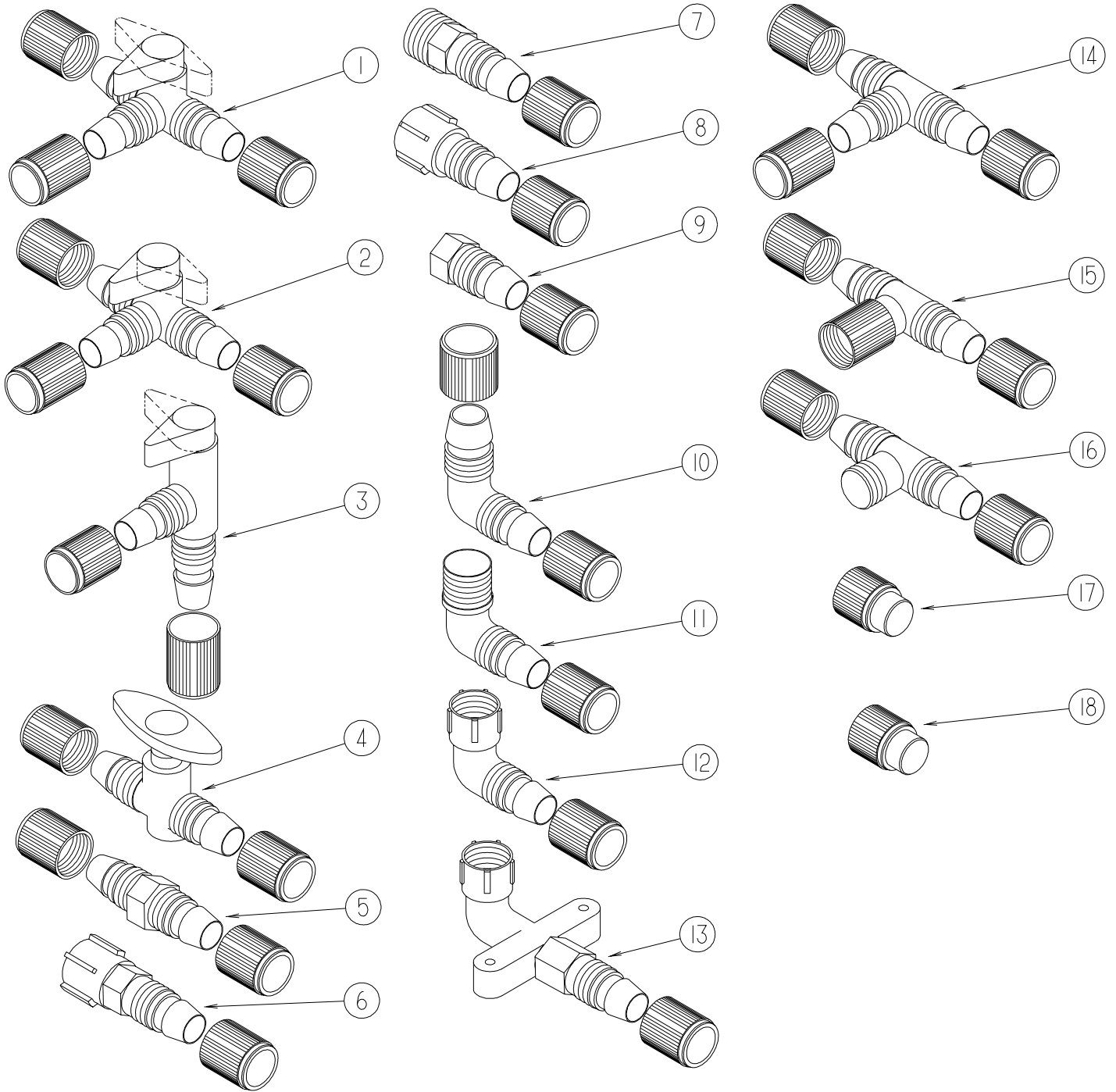
DRAINAGE SYSTEM (CONTINUED)

KEY	PART NUMBER	U/M	DESCRIPTION
1	061607-01-000	EA	GROMMET - HOLDING TANK - 1 1/2" NPS
1	062401-05-000	EA	CLAMP - HOSE - WORMGEAR - 2" - 3" ID
2	010115-01-000	EA	COUPLING - 1 1/2" HUB X HUB - PLASTIC
3	010008-01-000	EA	ELBOW - 90 DEGREE - 1 1/2" HUB X HUB - PLASTIC
4	031365-02-000	EA	TEE - PLASTIC - 1 1/2" EXTENSION LG TURN
5	107538-01-000	EA	P TRAP - PLASTIC - 1 1/4" W/EXTENSION ARM - US
5	011071-01-000	EA	P-TRAP - PLASTIC - 1 1/2" - CSA
6	109571-01-000	EA	ADAPTER - P TRAP - 1 1/2"P X 1 1/4"MPT
7	079968-01-000	EA	VENT - MECHANICAL/TRAP ARM - ANTI-SIPHON - 2" X 7.3" PLASTIC
8	010071-01-000	EA	TEE - SANITARY - 1 1/2" HUB X HUB X HUB - PLASTIC
9	010006-01-000	EA	ELBOW - 45 DEGREE - 1 1/2" HUB X HUB - PLASTIC
10	116644-01-000	EA	FLANGE - CLOSET - 4" X 3"
11	061607-02-000	EA	GROMMET - HOLDING TANK - 3" NPS
12	128993-01-700	EA	TANK - HOLDING - 54 GAL - 3" NIPPLE
13	062421-04-000	EA	CABLE - VALVE - REMOTE W/HANDLE
14*	062415-01-000	EA	CAP - SEWER - 3" DIAMETER
15	062417-01-000	EA	ADAPTER - TERMINATION - 3"
	010201-02-000	EA	HOSE - SEWER - 3" ID X 20 FEET
16	041956-01-000	EA	ELBOW - 3" STREET - 90 DEGREE PLASTIC
17	078406-01-000	EA	COUPLER - RUBBER - W/CLAMPS - 3" X 3"
	010129-03-000	EA	NIPPLE - PLASTIC - 3" X 3" TOE
18	129147-01-000	EA	VALVE - 3.0 HUB X HUB - REMOTE
19	010065-01-000	EA	TEE - PLASTIC - 3" FEMALE
20	010051-01-000	EA	ELBOW - 45 DEGREE - 1 1/2" SPIGOT & HUB - PLASTIC
21	129488-01-000	EA	KIT - SWIVEL ELBOW ASSEMBLY - 1 1/2"
22	011091-02-000	EA	WASTE - CONTINUOUS - DOUBLE SINK
23	125569-01-000	EA	ELBOW - 1 1/2" X 90 DEGREE - DOUBLE SLIP
24	126588-02-000	EA	ARM - WASTE - 1 1/2 X 20 - FEMALE
25	128996-01-000	EA	TANK - HOLDING - 70 GALLON - W/O FITTINGS
26	037763-01-000	EA	P-TRAP - PLASTIC - 1 1/2 HXH W/UNION
27	110654-01-000	EA	SINK - STAINLESS STEEL/DOUBLE BASIN (1 LG-1 SM BASIN)
27	092303-01-000	EA	STRAINER - SINK
28	113539-02-02A	EA	SINK - LAVATORY - GLACIER WHITE
	110760-04-000	EA	TAILPIECE W/POP-UP DRAIN MECHANISM - POLISHED BRASS
28	091255-02-000	FT	SEAL - ADHESIVE BACKED/FOAM - 3/64" THICK X 3/16" WIDE
29	083558-03-000	EA	VENT - PLUMBING - ROOF PIPE COVERED - OFF WHITE
30*	085330-08-000	EA	TOILET - CHINA - STANDARD - GLACIER WHITE
30	131786-01-01A	EA	SPACER - TOILET - SOFT WHITE
31	126426-01-000	FT	PIPE - 1 1/2" FLEXIBLE
31	126427-01-000	EA	ADHESIVE - ALL PURPOSE - ABS/PVC
31	126427-02-000	EA	PRIMER - CLEANER - FLEX PIPING
32	011069-06-000	EA	TAILPIECE - 1 1/2" X 1 1/4" X 2 1/2"
32	120981-01-01A	EA	DRAIN - BATH/SHOWER W/SPRING LOADED PLUNGER - BRASS
32	066729-01-000	EA	STRAINER - TUB/SHOWER W/PLUG - CHROME
32	127440-02-01A	EA	WASHER - RUBBER - 1.8" X .1"

***COMPONENT PARTS FOUND IN SERVICE PARTS LIBRARY**

WATER & SEWAGE GROUP (CONTINUED)

WATER SYSTEM



FITTINGS

WATER & SEWAGE GROUP (CONTINUED)

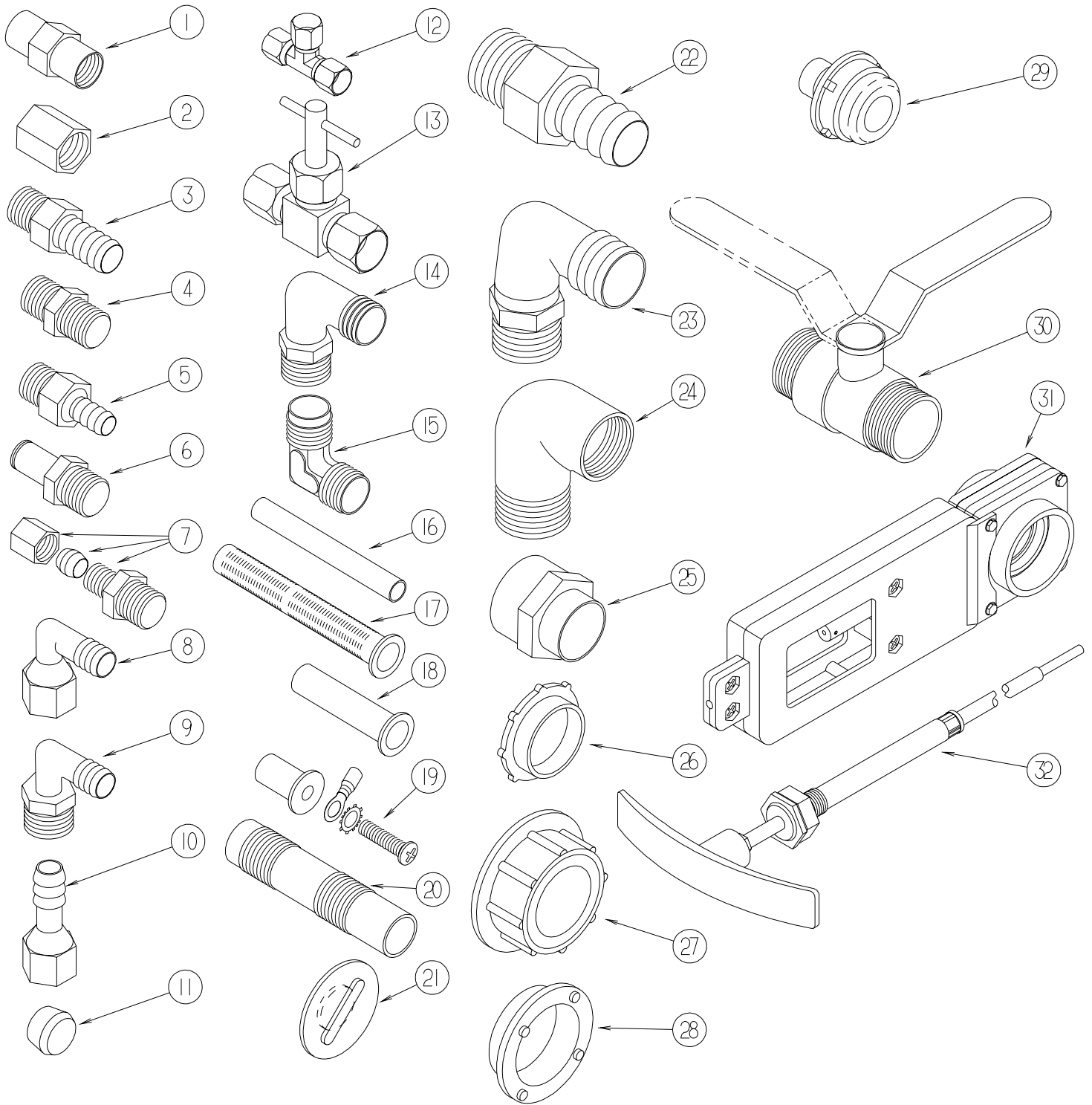
WATER SYSTEM (CONTINUED)

FITTINGS (CONTINUED)

KEY	PART NUMBER	U/M	DESCRIPTION
1	114431-01-000	EA	VALVE - 180 DEGREE/CENTER DRAIN - 1/2"P - THREE WAY
2	114431-02-000	EA	VALVE - WATER BYPASS - 1/2"P - THREE WAY (WATER HEATER)
3	114431-03-000	EA	VALVE - 90 DEGREE DRAIN - 1/2"P
4	114431-04-000	EA	VALVE - "INLINE SHUT-OFF" - 1/2"P
5	114430-01-000	EA	ADAPTER - 1/2"P X 1/2"P
6	114430-02-000	EA	ADAPTER - SWIVEL - 1/2"P X 1/2"FPT
7	114430-03-000	EA	ADAPTER - 1/2"P X 1/2"MPT
8	114427-02-000	EA	PLUG - W/COMP NUT - 1/2" PLASTIC PIPE/1/2" FLAIR-IT
9	114430-06-000	EA	ADAPTER - 1/2"P X 3/8"FPT
10	114429-01-000	EA	ELBOW - 1/2"P X 1/2"P
11	114429-02-000	EA	ELBOW - 1/2"P X 1/2"MPT
11	114429-04-000	EA	ELBOW - 1/2"P X 3/8"MPT
11	114429-05-000	EA	ELBOW - 1/2"P X 3/4"MPT
12	114429-03-000	EA	ELBOW - SWIVEL - 1/2"P X 1/2"FPT
12	114429-06-000	EA	ELBOW - SWIVEL - 1/2"P X 3/4"FPT
12	114429-08-000	EA	ELBOW - SWIVEL - 1/2"MPT X 1/2"FPT SWIVEL
13	114429-07-000	EA	ELBOW - 1/2"P X 1/2"FPT
14	114428-01-000	EA	TEE - 1/2"P X 1/2"P X 1/2"P
15	114428-02-000	EA	TEE - SWIVEL - 1/2"P X 1/2"P X 1/2"FPT
16	114428-03-000	EA	TEE - 1/2"P X 1/2"P X 1/2"MPT
17	113697-01-000	EA	CAP - 3/8 FTG
18	114427-01-000	EA	CAP - 1/2" - FOR CAPPING FLAIR-IT MALE FITTINGS

WATER & SEWAGE GROUP (CONTINUED)

WATER SYSTEM (CONTINUED)



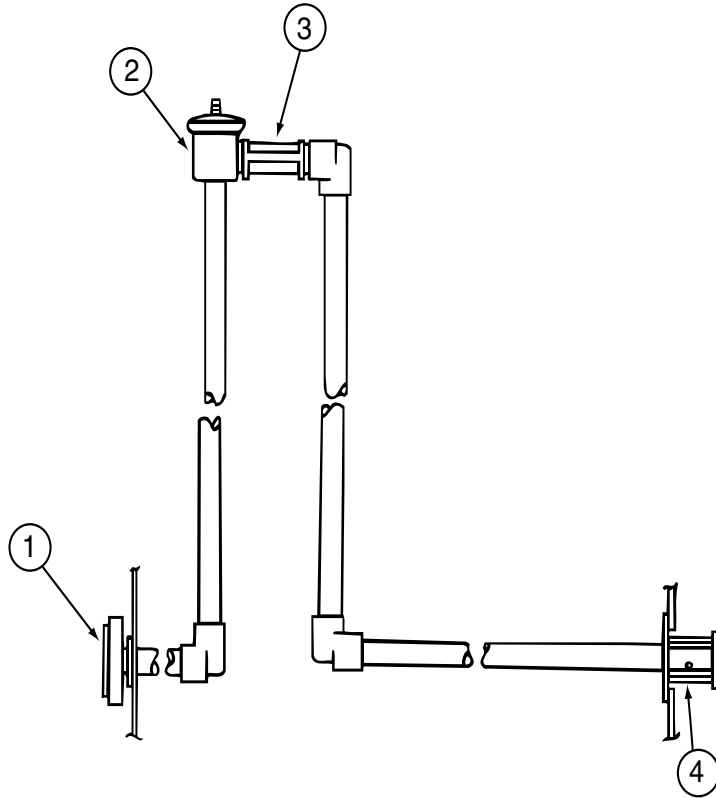
FITTINGS (CONTINUED)

WATER & SEWAGE GROUP (CONTINUED)

WATER SYSTEM (CONTINUED) FITTINGS (CONTINUED)

KEY	PART NUMBER	U/M	DESCRIPTION
1	132148-01-000	EA	CONNECTOR - 1/2" X 1/2" MPT - BRASS
2	101814-01-000	EA	COUPLING - FEMALE - 1/2" X 1/2" FPT - GRAY
3	118809-02-000	EA	ADAPTER - 1/2" MPT X 1/2" BARB - PLASTIC
4	110438-02-000	EA	VALVE - CHECK - BRASS - 1/2 MPT X 1/2 MPT
5	010224-01-000	EA	ADAPTER - HOSE TO PIPE - 3/8 MPT X 3/8 BARB - PLASTIC
6	090338-03-000	EA	FITTING - HOSE - .75"ID - 2" LENGTH - BRASS
7	103798-01-000	EA	CONNECTOR - 1/4 OD X 3/8 MPT
8	123150-01-000	EA	ELBOW - 1/2 FPT X 1/2 BARB - SWIVEL
9	035539-01-000	EA	ELBOW - PLASTIC - 3/8 MPT X 3/8 BARB
10	123152-01-000	EA	ADAPTER - 1/2 FPT X 1/2 BARB - SWIVEL
11	111888-01-000	EA	FERRULE - PLASTIC - .250 ID X .375 OD
12	118423-01-000	EA	FITTING - BRASS-TEE - 1/4C X 1/4C X 1/4C
13	120868-01-000	EA	VALVE - NEEDLE - 1/4" COMPRESSION X 1/4" COMPRESSION
14	111223-02-000	EA	ELBOW - PLASTIC - 1/2MPT X 3/8 BARB
14	111223-03-000	EA	ELBOW - 3/4" MPT X 1/2" BARB - PLASTIC
14	111223-04-000	EA	ELBOW - 1/2" MPT X 1/2" BARB - PLASTIC
15	039808-03-000	EA	ELBOW - 1/2" MPT X 1/2" MPT - PLASTIC
16	124188-01-000	FT	TUBING - PEX - 1/2" ID X 20' - BLUE(COLD)
16	124188-02-000	FT	TUBING - PEX - 1/2" ID X 20' - RED(HOT)
16	112176-01-000	FT	TUBING - VINYL - REINFORCED - 1/2" ID
16	074462-02-000	FT	TUBING - VINYL - 3/8 ID X 20' - CLEAR
16	039800-04-000	FT	TUBING - POLYBUTYL - 1/4"OD
17	077954-02-000	EA	FILTER - WATER TANK - W/SCREEN IN TANK
18	111888-02-000	EA	INSERT - BRASS - 1/4 COMP
19	039861-01-000	EA	SENDING UNIT - W/SCREW - WASHER - WELL NUT/TERMINAL RING
20	079381-01-000	FT	TUBING - RIBBED FLEXIBLE - WATER FILL - 1.4" I.D.
21	049032-01-000	EA	PATCH - SPINWELD - 3/8" - PLASTIC
22	044927-01-000	EA	ADAPTER - HOSE TO PIPE-1 1/4 MPTX1 1/4 BARB-BLACK PLASTIC
23	010219-01-000	EA	ELBOW - 1 1/4 MPT X 1 1/4 BARB - WATER FILL - PLASTIC
24	132484-01-000	EA	ELBOW - PLASTIC - 90 DEGREE - 1MPT X 1FPT
25	133835-01-000	EA	ADAPTER - REDUCING - 1 1/2" X 1 1/4"
26	120069-01-000	EA	PLUG - 3" - POLYETHYLENE MPT
27	042989-03-000	EA	FITTING - SPINWELD - 1 1/4"NPT - PLASTIC
27	042989-04-000	EA	FITTING - SPINWELD - 3/8"FPT - PLASTIC
27	042989-05-000	EA	FITTING - SPINWELD - 1/2"FPT - PLASTIC
27	042989-07-000	EA	FITTING - SPINWELD - 1 1/2"FPT - PLASTIC
27	042989-08-000	EA	FITTING - SPINWELD - 1"FPT - PLASTIC
28	120070-01-000	EA	FITTING - SPINWELD - PLASTIC 3" FPT
29	114966-01-000	EA	FILTER - IN LINE - TWIST ON - 1/2"
30	132483-01-000	EA	VALVE - BALL - 1" - THREADED ENDS
31	062421-03-000	EA	VALVE - DUMP - 1 1/2" HUB X 1 1/2" HUB - REMOTE
32	062421-04-000	EA	CABLE - DUMP VALVE W/HANDLE - 36"
32	062421-05-000	EA	CABLE - DUMP VALVE W/HANDLE - 48"
32	062421-06-000	EA	CABLE - DUMP VALVE W/HANDLE - 144"

WATER & SEWAGE GROUP (CONTINUED)
WATER SYSTEM (CONTINUED)



WELD-A-FLUSH SEWAGE TANK FLUSHING SYSTEM

KEY	PART NUMBER	U/M	DESCRIPTION
1	125697-05-000	EA	INLET - WATER - FLUSHING SYSTEM
2	125697-04-000	EA	BREAKER - VACUUM - FLUSHING SYSTEM
3	125697-03-000	FT	CHECK VALVE - FLUSHING SYSTEM
4	125697-02-000	FT	NOZZLE - WELD-A-FLUSH
	125697-06-000	EA	INSTRUCTIONS - USER - FLUSHING SYSTEM
	125697-07-000	EA	LABEL - CAUTION - FLUSHING SYSTEM

WATER & SEWAGE GROUP (CONTINUED)

WATER SYSTEM (CONTINUED)

TANKS

KEY	PART NUMBER	U/M DESCRIPTION
	128785-01-000	EA TANK - WATER - 21 GALLON - W/O FITTINGS
	128785-02-000	EA TANK - WATER - 21 GALLON - W/FITTINGS
	128785-03-000	EA TANK - WATER - 21 GALLON - W/FITTINGS
	128784-01-000	EA TANK - WATER - 60 GALLON - W/O FITTINGS
	128784-02-000	EA TANK - WATER - 60 GALLON - W/FITTINGS
	123317-01-000	EA TANK - ACCUMULATOR - 2 GALLON

HEATER, PUMP & FAUCETS

KEY	PART NUMBER	U/M DESCRIPTION
*	051391-05-000	EA WATER HEATER/MOTOR AID-GAS/ELECT IGN - GCH10A-3E - 10 GAL
	097967-01-000	EA SWITCH - WATER HEATER - REMOTE W/LIGHT
	125420-01-02A	EA DOOR - WATER HEATER - BRIGHT WHITE
*	121887-01-000	EA PUMP - WATER - FLOW 2.0 W/ 1/2 MPT FROM: 00-00-00 THRU: 07-14-99
*	098607-01-000	EA PUMP - WATER - W/.5" MPT FITTING - FLOW 2.8 GPM FROM: 07-15-99 THRU: 99-99-99
*	103635-01-000	EA FAUCET - SINGLE CONTROL/DRINKING WATER (GALLEY)
	064952-01-000	EA FAUCET - GALLEY/SINGLE CONTROL - 8" (GALLEY) FROM: 00-00-00 THRU: 07-01-99
	123744-02-01A	EA FAUCET - GALLEY/SINGLE CONTROL W/SPRAYER HEAD - CHROME (GALLEY) FROM: 07-02-99 THRU: 99-99-99
	134735-01-01A	EA FAUCET - LAVATORY - SINGLE CONTROL - BRASS (BATH)
	098419-01-000	EA FAUCET - WASHER - 90 DEGREE (WASHER)
	131383-01-01A	EA SHOWER HEAD - W/60" HOSE & BRACKET - IVORY
	131383-02-01A	EA SHOWER HEAD - W/60" HOSE & BRACKET - IVORY - CSA
	119677-01-01A	EA FAUCET/SHOWER - 3 PIECE - HEAD/FAUCET/SPOUT - BRASS
	128974-01-01A	EA VALVE - SHOWER HEAD/WATER SAVER (ON/OFF) - BRIGHT BRASS
	131551-01-02B	EA BRACKET - SHOWER HEAD

*COMPONENT PARTS FOUND IN SERVICE PARTS LIBRARY

WATER PURIFICATION

KEY	PART NUMBER	U/M DESCRIPTION
	701069-01-000	EA WATER PURIFICATION SYSTEM

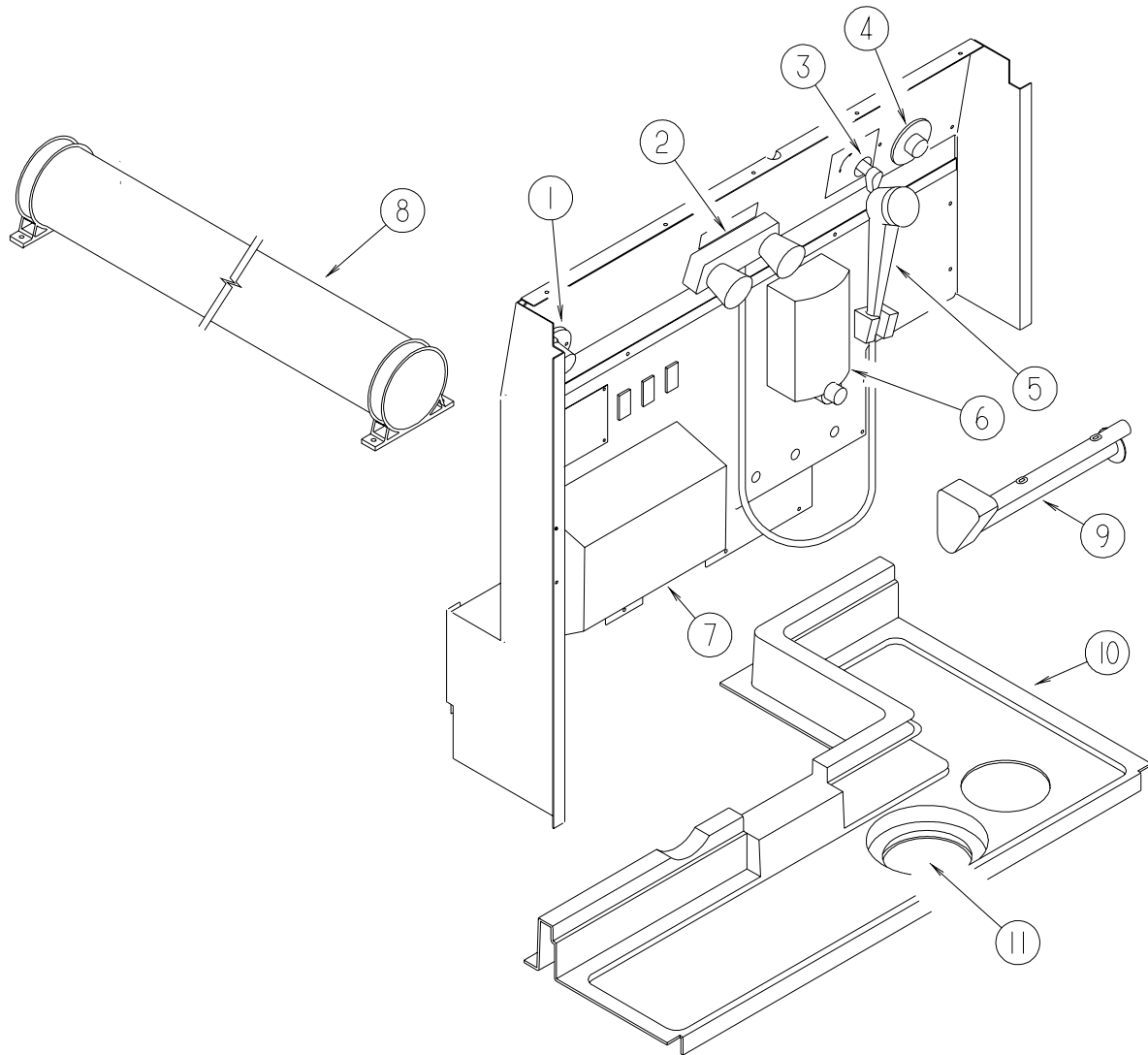
WINTERIZATION SYSTEM

KEY	PART NUMBER	U/M DESCRIPTION
*	118569-01-000	EA WINTERIZATION SYSTEM

*COMPONENT PARTS FOUND IN SERVICE PARTS LIBRARY

WATER & SEWAGE GROUP (CONTINUED)

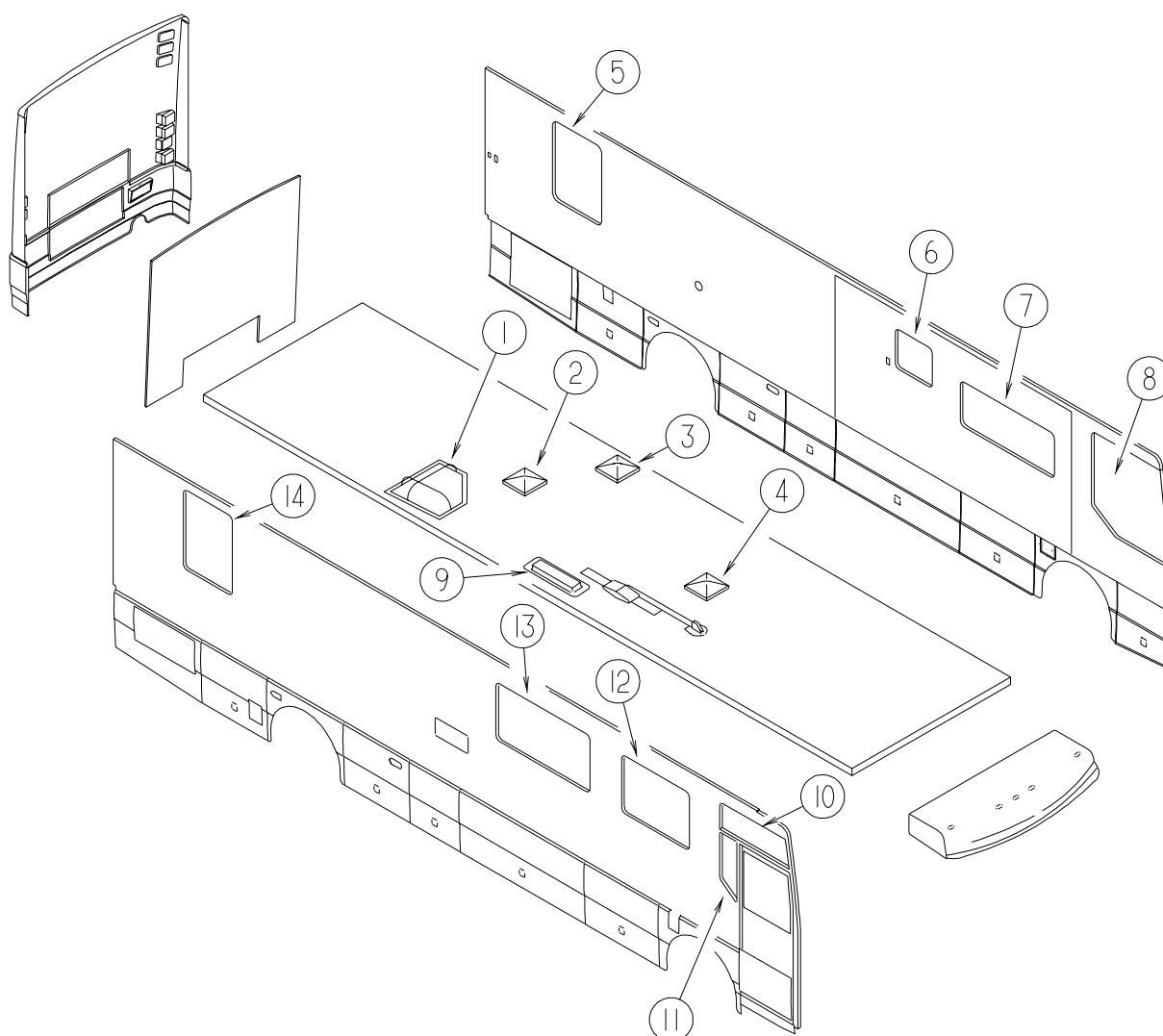
WATER SYSTEM (CONTINUED)



KEY	PART NUMBER	U/M	DESCRIPTION
1	125697-05-000	EA	INLET - WATER - FLUSHING SYSTEM
2	075241-06-000	EA	FAUCET/SHOWER - BRIGHT WHITE - 1/2"MPT X 1.9" INLET PIPES
3	114431-03-000	EA	VALVE - 90 DEGREE DRAIN - 1/2"P
4	010230-06-000	EA	FILL - CITY WATER - W/CHECK VALVE - MPT
5	131383-01-02A	EA	SHOWER HEAD - W/60" HOSE & BRACKET - WHITE
	131383-03-02A	EA	BRACKET - SHOWER HEAD - WHITE
6	114899-01-000	EA	DISPENSER - SOAP - LIQUID
7	115004-01-000	EA	DISPENSER - PAPER TOWEL
8	129850-01-01A	EA	COMPARTMENT - SEWER HOSE
9	115004-01-000	EA	DISPENSER - PAPER TOWEL
10	129882-01-01A	EA	COMPARTMENT-SEWER DRAIN
11	134740-01-01A	EA	PLATE - ACCESS - 4"

WINDOW & VENTS GROUP

WINDOW & VENT LAYOUT

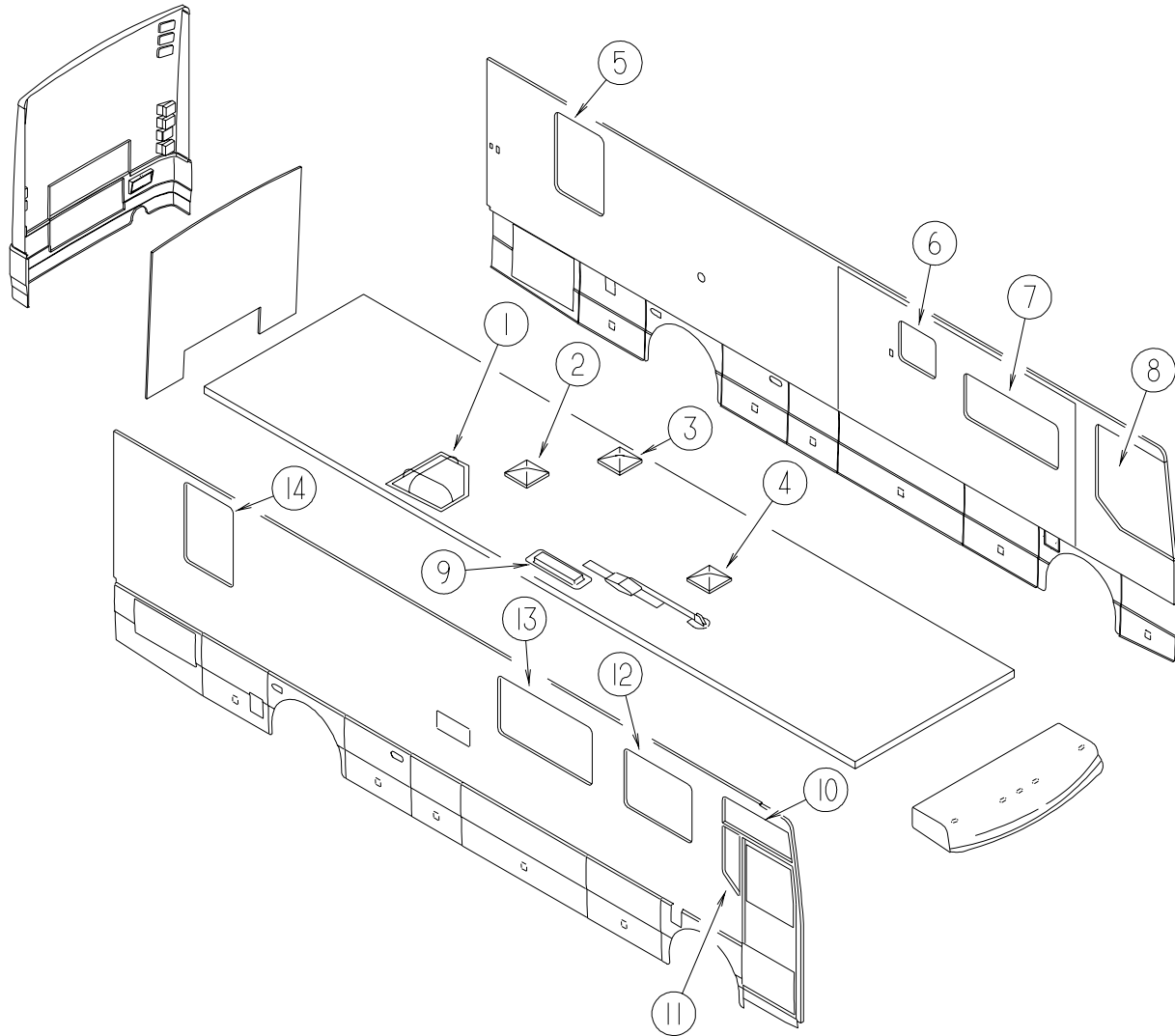


KEY	PART NUMBER	U/M	DESCRIPTION
1	122214-01-02A	EA	PANEL - SKYLITE - INNER
1	122215-01-02A	EA	PANEL - SKYLITE - OUTER
2	123780-03-01A	EA	VENT - ROOF - 3" TO 4" - W/FAN/POWER LIFT - W/O THERMOSTAT
	009440-01-000	EA	GEAR/ARM - LIFT - ROOF VENT COVER
3*	122882-04-01A	EA	VENT - ROOF - W/FAN/POWER LIFT - W/O INSIDE GARNISH - UL
	048648-01-000	EA	MOTOR - ROOF VENT - 1/8 SHAFT - 12VOLT
	048649-01-000	EA	FAN BLADE - ROOF VENT - 6 BLADES - 6"
3*	122882-05-01A	EA	VENT - ROOF - W/FAN/POWER LIFT - W/O INSIDE GARNISH - CSA
	048648-01-000	EA	MOTOR - ROOF VENT - 1/8 SHAFT - 12VOLT
	048649-01-000	EA	FAN BLADE - ROOF VENT - 6 BLADES - 6"
3	122882-07-01A	EA	GARNISH - ROOF VENT - 2.5" TO 4"
4*	123780-05-01A	EA	VENT - ROOF - 3" TO 4" - W/FAN/POWER LIFT/THERMOSTAT
5*	129929-04-02A	EA	WINDOW - TORQUE - THERMO - 42.2" X 30.2"
6*	112898-07-02A	EA	WINDOW - VERTICAL SLIDER - THERMO - 22.8" X 21.1"
7*	112795-54-02A	EA	WINDOW - DRIVER HORIZONTAL SLIDER - THERMO - 23.9" X 57.8"
8*	106466-10-01A	EA	WINDOW - DRIVER CAB - 45.1"TW X 46.7"CW X 50.3"H
9	118369-01-02A	EA	CAP - REFRIGERATOR ROOF VENT - SIDE/SIDE - BRIGHT WHITE
9	118369-02-02A	EA	BASE - REFRIGERATOR ROOF VENT - SIDE/SIDE - BRIGHT WHITE
9	084073-04-000	EA	BASE - ROOF VENT/REFRIGERATOR - BLACK - NORCOLD
9	084073-07-000	EA	VENT - ROOF/REFRIGERATOR - BRIGHT WHITE - NORCOLD

*COMPONENT PARTS FOUND IN SERVICE PARTS LIBRARY

WINDOW & VENTS GROUP (CONTINUED)

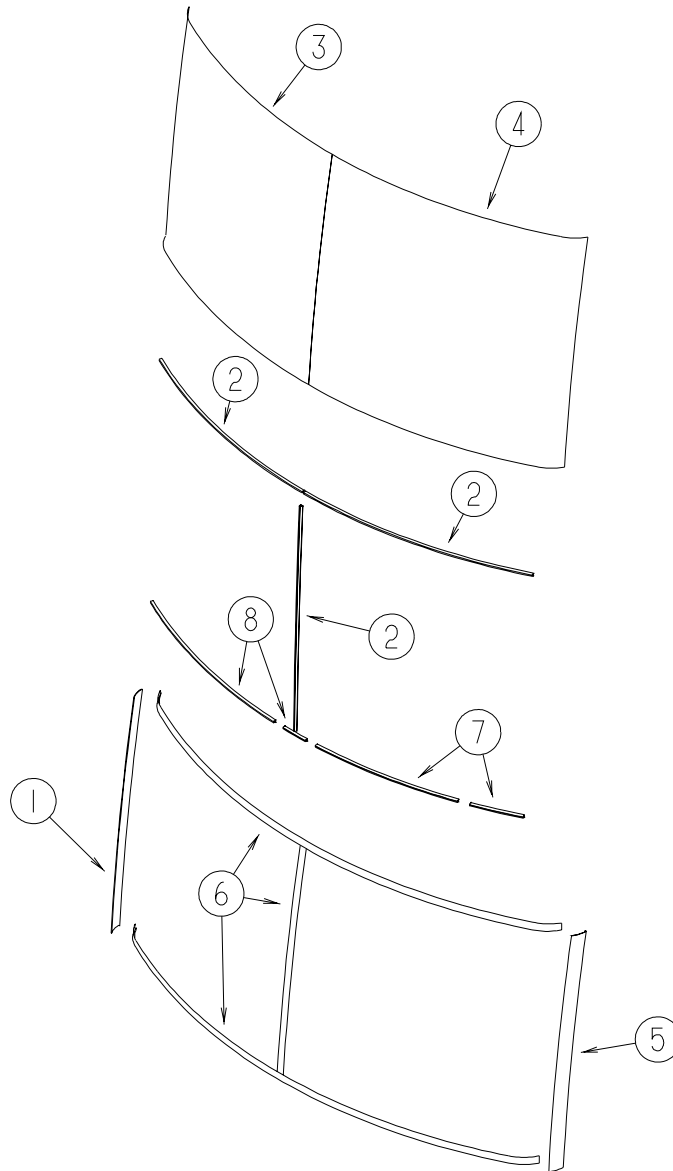
WINDOW & VENT LAYOUT (CONTINUED)



KEY	PART NUMBER	U/M	DESCRIPTION
10*	106467-09-01A	EA	WINDOW - PASSENGER VISTA/THERMO - 45.1"T X 45.7"B X 15.6"H
11*	122757-02-01A	EA	WINDOW - REAR SLANT THERMO - PASSENGER
12*	112795-60-02A	EA	WINDOW - PASSENGER HORIZONTAL SLIDER - 30.5" X 41.2"
13*	112795-33-02A	EA	WINDOW - PASSENGER HORIZ SLIDER - THERMO - 30.7" X 57.8"
14*	129929-03-02A	EA	WINDOW - TORQUE - THERMO - 42.2" X 30.2"

*COMPONENT PARTS FOUND IN SERVICE PARTS LIBRARY

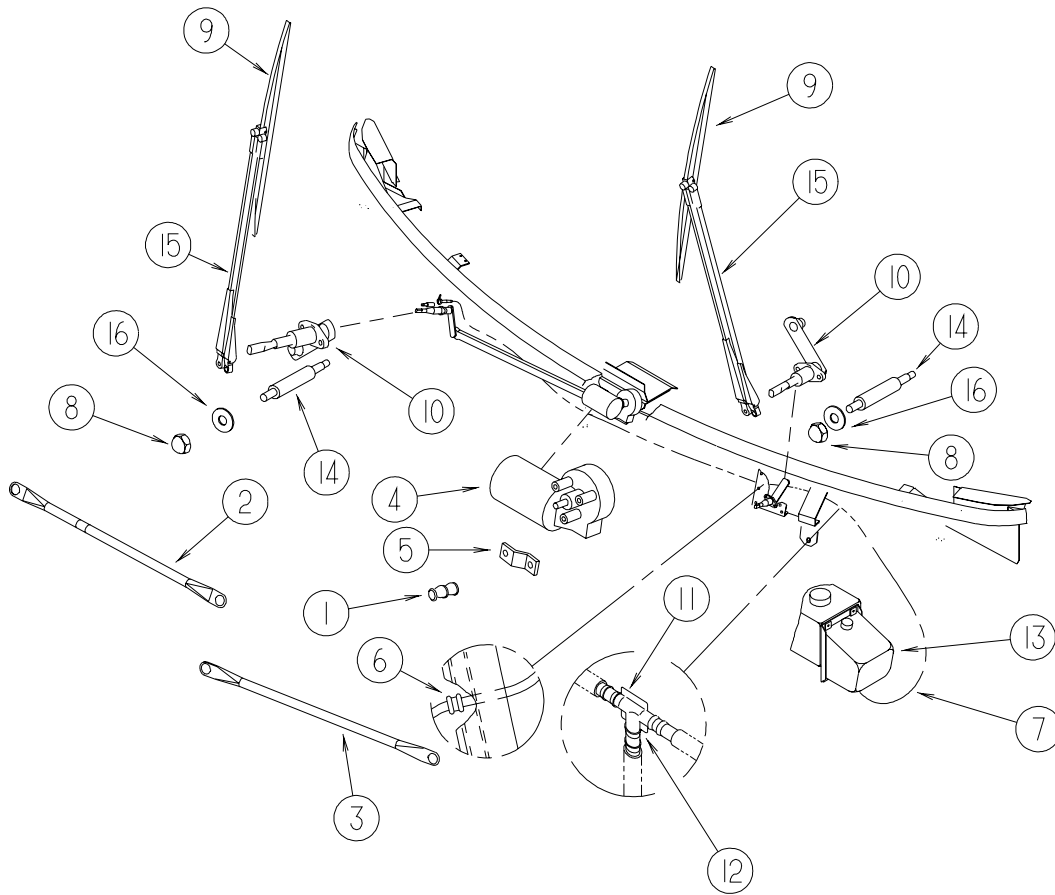
WINDSHIELD & WIPER GROUP
WINDSHIELD



KEY	PART NUMBER	U/M	DESCRIPTION
1	129497-03-02A	EA	TRIM - PASSENGER A-PILLAR - BLACK
1	099418-01-000	FT	SEAL - D-SECTION/ADHESIVE BACK - .44" X .44"- BLK RUBBER
2	127862-01-000	EA	CARRIER - REVEAL - WINDSHIELD - 47.2"
3	124591-01-000	EA	WINDSHIELD - PASSENGER - CURVED - 52.3" X 48.8"
4	124591-02-000	EA	WINDSHIELD - DRIVER - CURVED - 52.3" X 48.8"
5	129497-04-02A	EA	TRIM - DRIVER A-PILLAR - BLACK
5	099418-01-000	FT	SEAL - D-SECTION/ADHESIVE BACK - .44" X .44"- BLK RUBBER
6	120533-01-000	FT	MOLDING - REVEAL - WINDSHIELD
7	117335-01-000	EA	CARRIER/REVEAL - 94.6" W/ADHESIVE BACKING
8	132375-02-000	EA	CARRIER/REVEAL - WINDSHIELD - 10"

WINDSHIELD & WIPER GROUP (CONTINUED)

WIPER



KEY	PART NUMBER	U/M	DESCRIPTION
1	067188-01-000	EA	STUD - CRANK - WIPER MOTOR
	117322-01-000	EA	SCREW - 1/4-28 UNFINISHED - 2A - TORX
2	117770-01-000	EA	LINK - CONNECTING - 24" - CLOSED GROMMET/OPEN GROMMET
3	117770-02-000	EA	LINK - CONNECTING - 24" - CLOSED GROMMET/CLOSED GROMMET
4	104346-05-000	EA	WIPER MOTOR - W/INTERNAL BREAKER - DYNAMIC PARK - FORD
5	104347-04-000	EA	ARM - DRIVE - WIPER MOTOR
6	061603-01-000	EA	GROMMET - SNAP - 3/16"ID - 3/8" HOLE - PLASTIC BLACK
7	045794-01-000	FT	HOSE - WASHER - WINDSHIELD - 5/32" ID - BLACK
8	077049-02-000	EA	NUT - ACORN - 10-32 BLACK/ANODIZED
9*	095964-01-000	EA	BLADE - WINDSHIELD WIPER - 24"
10*	096505-09-000	EA	SHAFT/PIVOT - WINDSHIELD WIPER
11	110605-01-000	EA	TEE - PLASTIC - BARBED - 1/8" X 1/8" X 3/16"
12	117765-03-000	EA	CONNECTOR - 5/32" - WINDSHIELD WASHER
13	117766-02-000	EA	RESERVOIR/PUMP - WINDSHIELD WASHER
14	117768-01-000	EA	SHAFT - ADAPTER - PANTOGRAPH ARM
15*	117769-01-000	EA	ARM - WIPER - PANTOGRAPH - 28"
16	110742-02-000	EA	GASKET - NEOPRENE - WIPER ADAPTER SHAFT - .5" ID X .9" OD

*COMPONENT PARTS FOUND IN SERVICE PARTS LIBRARY