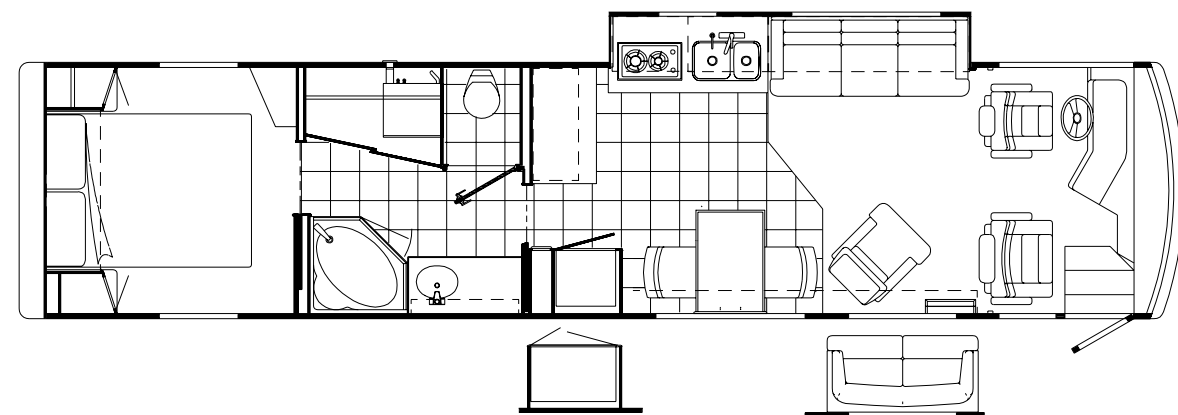
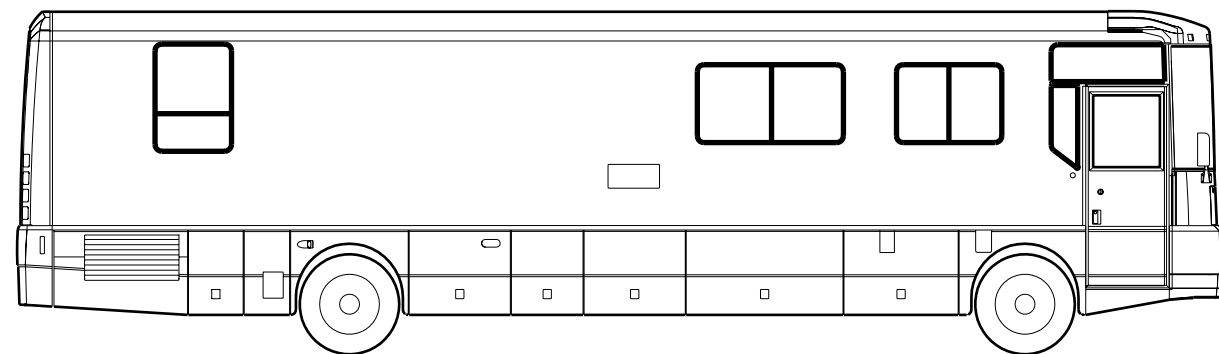


# 1999 UKQ38KD

- KQ0 BUCKINGHAM (BLUE)  
MAPLE
- KQ1 BUCKINGHAM (BLUE)  
CHERRY
- KQ2 SCARBOROUGH (SEA GREEN)  
MAPLE
- KQ3 SCARBOROUGH (SEA GREEN)  
CHERRY
- KQ4 WOODLAWN (TAUPE)  
MAPLE
- KQ5 WOODLAWN (TAUPE)  
CHERRY
- KQ6 BRADHURST (SAND)  
MAPLE
- KQ7 BRADHURST (SAND)  
CHERRY



## ACCESSORIES GROUP

### OPERATORS MANUAL

| KEY | PART NUMBER   | U/M DESCRIPTION   |
|-----|---------------|---|
|     | 054185-K6-000 | EA MANUAL - OPERATOR 99 ULTIMATE FREEDOM                              |
|     | 129079-01-01A | EA CASE - VINYL/BLACK - EXPANDABLE ACCORDION SIDES - 7"W X 9"H X 14"L |
|     | 129593-01-000 | DW TOP LEVEL - Q - 1999   |

### VACUUM CLEANER

| KEY | PART NUMBER   | U/M DESCRIPTION                                   | VENDOR NO. |
|-----|---------------|---|------------|
|     | 108186-03-000 | EA VACUUM CLEANER - BUILT IN                      |            |
|     | 092304-02-700 | EA BRUSH - POWER - VACUUM (RUGRAT)                | 6970       |
|     | 108186-02-000 | EA TOOL SET - VACUUM - W/O POWER BRUSH W/30' HOSE |            |
|     | 092304-02-701 | EA TOOL - DUSTING                                 | 1142       |
|     | 092304-02-702 | EA TOOL - RUG                                     | 4982       |
|     | 092304-02-707 | EA TOOL - UPHOLSTERY                              | 7029       |
|     | 092304-02-708 | EA WAND - PLASTIC                                 | 4978       |
|     | 092304-02-709 | EA HOSE ASM. - 30' COMPLETE                       | 4988-30-G  |
|     | 092304-02-710 | EA SECONDARY FILTER                               | 4929       |
|     | 108186-03-700 | EA PAPER BAG - 3-PKG                              | 7767       |
|     | 108186-03-701 | EA MOTOR F/RV2000                                 | 7756       |
|     | 108186-03-702 | EA REDUCER  | 5531       |
|     | 108187-01-000 | EA VACUUM SYSTEM - 2" PVC LINE                    |            |
|     | 108187-02-000 | EA ELBOW - 90 DEG - 2" SPGXS                      |            |

### LAWN CHAIR

| KEY | PART NUMBER   | U/M DESCRIPTION                             |
|-----|---------------|---|
|     | 114218-03-000 | EA CHAIR - LAWN - SAPPHIRE                  |
|     | 108446-X5-000 | YD FABRIC - SUMBRELLA SAPPHIRE - LAWN CHAIR |
|     | 114218-02-000 | EA CHAIR - LAWN - BURGUNDY                  |
|     | 108446-X4-000 | YD FABRIC - SUMBRELLA BURGUNDY - LAWN CHAIR |
|     | 114375-01-01A | EA FRAME - CHAIR - FOLDING - W/HARDWARE     |

## AUDIO VIDEO GROUP

### EXTERIOR ENTERTAINMENT CENTER

| KEY | PART NUMBER   | U/M DESCRIPTION                                 | VENDOR NO.   |
|-----|---------------|---|--------------|
|     | 127516-03-000 | EA RADIO - AM/FM STEREO - CD PLAYER - PANASONIC |              |
|     | 127264-01-000 | EA RADIO - AM/FM STEREO - CASSETTE - PANASONIC  |              |
|     | 127264-01-700 | EA TRIM RING                                    | YFC054C044ZB |
|     | 127264-01-701 | EA KNOB - VOLUME                                | YFE074C045ZA |
|     | 127264-01-702 | EA KNOB - FADER                                 | YEFE074C026  |
|     | 127264-01-703 | EA FACTORY HARNESS                              | YAJ024C048ZB |
|     | 126123-01-J60 | EA PLATE - RADIO MOUNTING                       |              |
|     | 110470-01-01A | EA GRILLE - 4" X 6" OVAL - BLACK                |              |
|     | 110469-01-000 | EA SPEAKER - 4" X 6" OVAL - COAXIAL             |              |
|     | 086756-01-000 | EA SPLITTER - TV - 2 WAY                        |              |

### DELUXE SOUND SYSTEM

| KEY | PART NUMBER   | U/M DESCRIPTION                                    |
|-----|---------------|--|
|     | 117422-01-000 | EA SPEAKER KIT - (2 CUBE SPKRS, 1 WOOFER & WIRING) |
|     | 126387-01-000 | EA BRACKET - SPEAKER MOUNTING                      |

### REAR STEREO SYSTEM

| KEY | PART NUMBER   | U/M DESCRIPTION                                     |
|-----|---------------|---|
|     | 090944-01-000 | EA ANTENNA - RADIO - 16" RUBBER                     |
|     | 089340-02-000 | EA GRILLE - SPEAKER - 6.5" SQUARE                   |
|     | 094097-01-000 | EA SPEAKER - RADIO/TV - W/O GRILLE - 5.25" DIAMETER |
|     | 108847-01-000 | EA BRACKET - ANTENNA GROUND                         |
|     | 124336-01-000 | EA WIRE - REAR STEREO - 12 PIN                      |
|     | 126958-01-000 | EA RADIO - WALL MOUNT - AM/FM CASSETTE - AUDIOVOX   |

### CAB RADIO

| KEY | PART NUMBER   | U/M DESCRIPTION                                     |
|-----|---------------|---|
|     | 128074-01-000 | EA FILTER - NOISE - 12VOLT D.C.                     |
|     | 123324-01-000 | EA FILTER - GROUND LOOP                             |
|     | 089340-02-000 | EA GRILLE - SPEAKER - 6.5" SQUARE                   |
|     | 094097-01-000 | EA SPEAKER - RADIO/TV - W/O GRILLE - 5.25" DIAMETER |
|     | 117423-01-000 | EA EQUALIZER - STEREO 9 BAND - SONY                 |
|     | 117424-03-000 | EA REMOTE - RADIO                                   |
|     | 117425-03-000 | EA AMPLIFIER - STEREO 4-CHANNEL                     |
|     | 077069-02-000 | EA CABLE - ANTENNA/EXTENSION - RADIO - 96"          |
|     | 097460-11-000 | EA RADIO - AM/FM CASSETTE/CD CONTROLLER/REMOTE      |
|     | 102080-07-000 | EA CHANGER - COMPACT DISK                           |

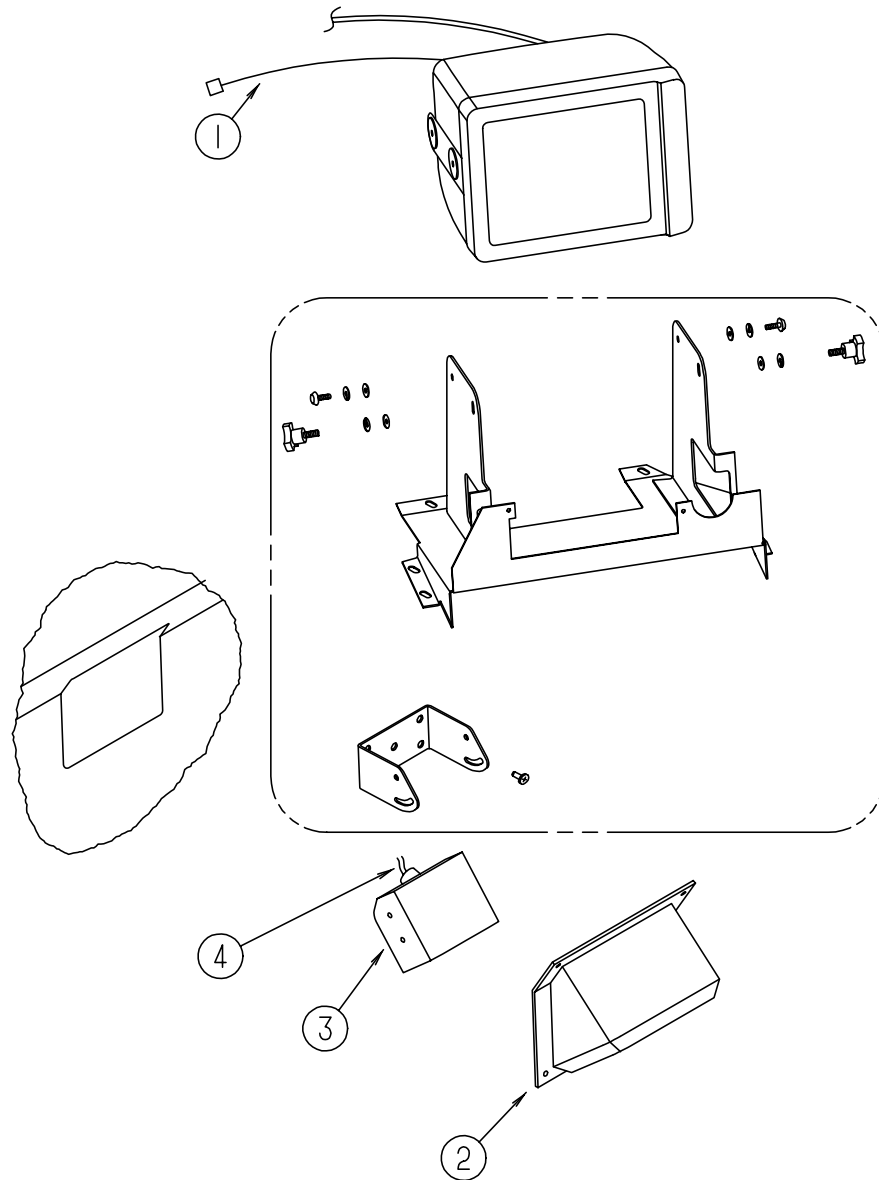
### RADIO & CB ANTENNA

| KEY | PART NUMBER   | U/M DESCRIPTION                            |
|-----|---------------|--|
|     | 123256-01-000 | EA ANTENNA - CB - W/O CABLE                |
|     | 123256-02-000 | EA CABLE - CB COAX                         |
|     | 090944-01-000 | EA ANTENNA - RADIO - 16" RUBBER            |
|     | 108847-01-000 | EA BRACKET - ANTENNA GROUND                |
|     | 109889-03-000 | EA EXTENDER - SHAFT - ANTENNA - 4          |
|     | 077069-02-000 | EA CABLE - ANTENNA/EXTENSION - RADIO - 96" |
|     | 115916-01-01B | EA BRACKET - ANTENNA MOUNT                 |

### TELEPHONE SYSTEM

| KEY | PART NUMBER   | U/M DESCRIPTION                     |
|-----|---------------|-------------------------------------|
|     | 093253-01-01A | EA PLATE - WALL - TELEPHONE - BEIGE |
|     | 093254-01-000 | EA HOUSING - TELEPHONE              |
|     | 130686-01-01A | EA PLATE - WALL - TELEPHONE/COAX    |

**AUDIO VIDEO GROUP (CONTINUED)**



**AUDIO VIDEO GROUP (CONTINUED)**

**TV & VCR SYSTEMS**

| KEY | PART NUMBER   | U/M DESCRIPTION  |
|-----|---------------|--|
|     | 130121-01-000 | EA TV - 25" STEREO W/5 JACKS                               |
|     | 124075-03-000 | EA TV - 19" COLOR W/1/8" JACK - UL/CSA - RCA               |
|     | 124073-05-000 | EA VCR - VHS/HI-FI STEREO - RCA                            |
|     | 086757-03-000 | EA CONTROL CENTER - SWITCH - VCR/TV                        |
|     | 086756-01-000 | EA SPLITTER - TV - 2 WAY                                   |
|     | 093214-01-02A | EA GRILLE - SPEAKER - 4" BROWN                             |
|     | 098819-01-000 | EA SPEAKER - 4" - 2 WATT - 8 OHM                           |
|     | 114870-02-000 | EA PLUG - .14" AUDIO W/LEADS                               |
|     | 113906-02-K80 | EA HOLDER - REMOTE (MAPLE)                                 |
|     | 113906-02-K81 | EA HOLDER - REMOTE (CHERRY)                                |
|     | 082136-01-000 | EA NUT - HEX JAM - 3/8-32                                  |
|     | 086777-06-000 | EA WALLPLATE - TV CABLE - ANTENNA BOOSTER/1 OUTPUT - BROWN |
|     | 093901-06-000 | EA PLATE - TV COAX - EXTERIOR - 1.8" X 4.1"                |
|     | 082134-01-000 | EA ADAPTER - TV - CABLE TO CABLE                           |
|     | 082136-01-000 | EA NUT - HEX JAM - 3/8-32                                  |
|     | 114870-02-000 | EA PLUG - .14" AUDIO W/LEADS                               |
|     | 114870-01-000 | EA PLUG - 3.5MM AUDIO W/LEADS                              |
|     | 076319-09-000 | EA WALLPLATE - CABLE RECEPTACLE - TV - SINGLE - BROWN      |
|     | 076319-03-000 | FT CABLE - COAXIAL - 75 OHM                                |
|     | 076319-12-000 | EA CONNECTOR - COAXIAL - ONE PIECE                         |
|     | 117420-01-000 | EA CABLE - RCA - MALE - MALE - 1 FOOT                      |
|     | 117420-03-000 | EA CABLE - RCA - MALE - MALE - 20 FOOT                     |
|     | 117420-02-000 | EA CABLE - RCA - MALE - MALE - 4 FOOT                      |
|     |               | FROM: 00-00-00 THRU: 07-30-98                              |
|     |               | FROM: 07-31-98 THRU: 99-99-99                              |
|     |               | FROM: 00-00-00 THRU: 08-21-98                              |

**SATELLITE DISH**

| KEY | PART NUMBER   | U/M DESCRIPTION  |
|-----|---------------|--|
| *   | 120233-04-000 | EA ANTENNA - SATELLITE - W/DIGITAL SENSOR/READ OUT DISPLAY |
|     | 120233-03-000 | EA CERTIFICATE - SATELLITE RECEIVER DISH                   |
| *   | 128138-01-000 | EA ANTENNA/SATELLITE - AUTOMATIC                           |
|     | 128138-02-000 | EA WIRE - F/SATELLITE - AUTOMATIC                          |

**\*COMPONENT PARTS FOUND IN SERVICE PARTS LIBRARY**

**TV ANTENNA**

| KEY | PART NUMBER   | U/M DESCRIPTION                         |
|-----|---------------|---|
| *   | 076319-23-000 | EA ANTENNA-TV - ROOF MOUNT - 44.5" MAST |
| *   | 076319-25-000 | EA KIT - HARDWARE INTERIOR              |

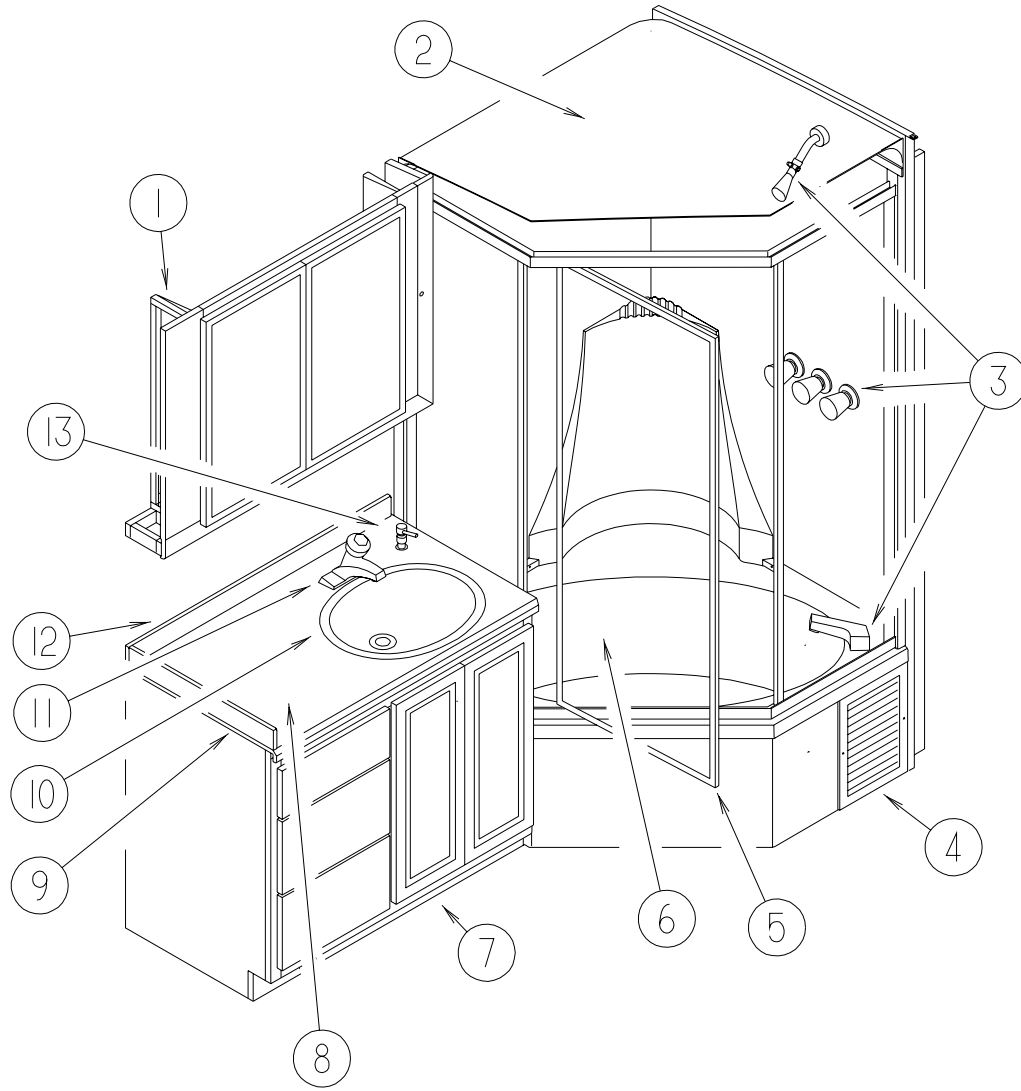
**\*COMPONENT PARTS FOUND IN SERVICE PARTS LIBRARY**

**REAR MONITOR SYSTEM**

| KEY | PART NUMBER   | U/M DESCRIPTION   | VENDOR NO.   |
|-----|---------------|---|--------------|
|     | 093040-10-000 | EA MONITOR - 7" REAR VIEW - W/BRACKET - SONY            |              |
|     | 093040-09-000 | EA CAMERA - REAR VIEW - W/BRACKET - SONY                |              |
|     | 093040-10-700 | EA LENS - MONITOR - REAR VIEW F/7"                      | 3-708-537-01 |
| 1   | 093040-06-000 | EA WIRE - REAR MONITOR - AFTER MARKET INSTALLATION      |              |
|     | 093040-03-000 | EA WIRE - MONITOR - REAR VIEW TELEVISION - SONY SM-HRN1 |              |
| 2   | 123281-01-01A | EA SHROUD - CAMERA/OUTER - BRIGHT WHITE                 |              |
|     | P23280-01-01A | EA SHROUD - CAMERA - INNER                              |              |
| 3   | 093040-09-000 | EA CAMERA - REAR VIEW - W/BRACKET - SONY                |              |
| 4   | 093041-01-000 | EA CABLE - MONITOR/CAMERA - INTERNAL USE - 65.6'        |              |
|     | 093041-02-000 | EA CABLE - MONITOR/CAMERA - EXTERNAL USE - 59.1'        |              |

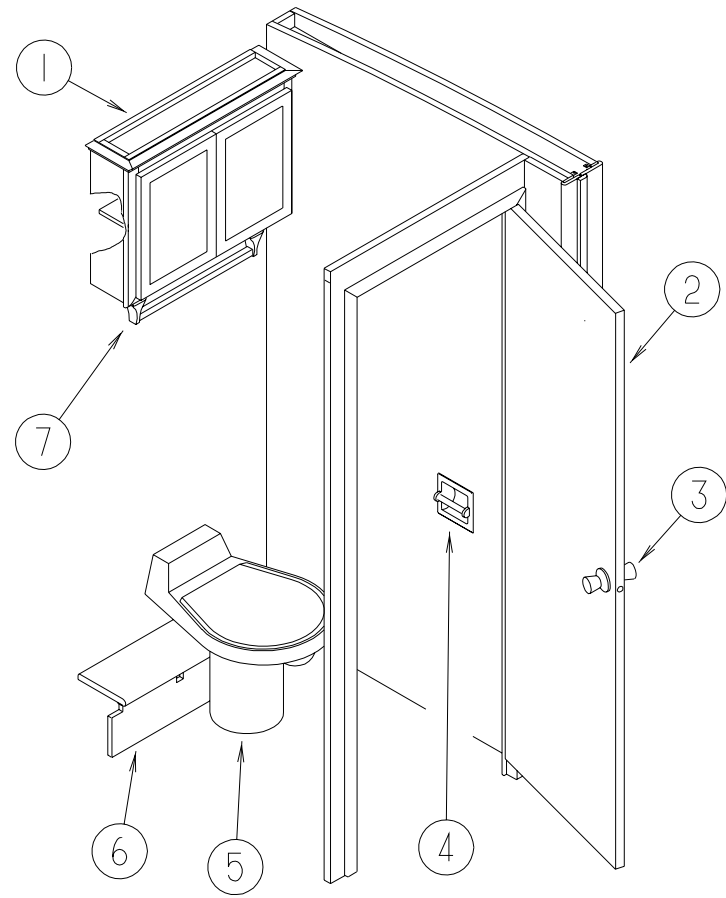
## BATH GROUP

### BATH CABINETS & FIXTURES - PASSENGER SIDE



| KEY | PART NUMBER   | U/M DESCRIPTION  | VENDOR NO. |
|-----|---------------|--|------------|
| 1   | 129761-01-01A | EA CABINET - OVERHEAD MEDICINE W/DOORS/SHELVES - SOFT WHITE      |            |
| 2   | 123151-04-02A | EA CAP - TUB/SHOWER - FIBERGLASS - SOFT WHITE                    |            |
| 3   | 119677-01-01A | EA SHOWER - 3 PIECES - HEAD/FAUCET/SPOUT                         |            |
| 3   | 119677-01-700 | EA HANDLE - SHOWER/BATH CLEAR                                    | 38-9       |
| 3   | 119677-01-701 | EA SHOWERHEAD ONLY 1/2"  | 34PB       |
| 3   | 119677-01-702 | EA SPOUT - BATH  | 39-7PB-0   |
| 3   | 119677-01-703 | EA DIVERTER KIT  | 639-5-0    |
| 3   | 119677-01-704 | EA STEM & BONNET   | 61-5-0     |
| 3   | 119677-01-705 | EA PLATE - STRAINER (SHOWER HEAD)                                | 34-3PL     |
| 3   | 119677-01-706 | EA ARM - SHOWER HEAD   | 61-10-PB   |
| 3   | 119677-01-707 | EA BUTTON  | 38-16A     |
| 3   | 119677-01-708 | EA BUTTON - COLD   | 38-16C     |
| 3   | 119677-01-709 | EA BUTTON - HOT  | 38-16H     |
| 3   | 119677-01-710 | EA FLANGE - SHOWERHEAD   | 60-10-8PB  |
| 3   | 119677-01-711 | EA FLANGE - AROUND TURN HANDLE                                   | 38-8PB     |
| 4   | 127563-01-02A | EA COVER - ACCESS - SHOWER                                       |            |
| 5   | 123242-01-01A | EA DOOR - TUB/SHOWER   |            |
| 6   | 123151-03-02A | EA TUB/SHOWER - FIBERGLASS - SOFT WHITE                          |            |
| 7   | 129762-01-01A | EA CABINET - LAVATORY - W/O COUNTERTOP - W/DRS/DWRS - SOFT WHITE |            |
| 8   | 129762-02-KQ0 | EA COUNTERTOP - LAVATORY CABINET (KQ0,KQ1)                       |            |
| 8   | 129762-02-KQ2 | EA COUNTERTOP - LAVATORY CABINET (KQ2,KQ3,KQ6,KQ7)               |            |
| 8   | 129762-02-KQ4 | EA COUNTERTOP - LAVATORY CABINET (KQ4,KQ5)                       |            |
| 9   | 088090-67-KQ0 | EA BACKSPLASH - COUNTERTOP (KQ0,KQ1)                             |            |
| 9   | 088090-67-K80 | EA BACKSPLASH - COUNTERTOP (KQ2,KQ3,KQ6,KQ7)                     |            |
| 9   | 088090-67-KQ4 | EA BACKSPLASH - COUNTERTOP (KQ4,KQ5)                             |            |
| 10  | 113539-02-02A | EA SINK - LAVATORY - GLACIER WHITE                               |            |
| 11  | 113373-01-01A | EA FAUCET - SINK - W/O HANDLES W/STOP                            |            |
|     | 113373-02-01A | EA HANDLE - FAUCET - COLD  |            |
|     | 113373-03-01A | EA HANDLE - FAUCET - HOT   |            |
| 11  | 103548-01-01A | EA FAUCET - LAVATORY - JAMECO POLISHED BRASS - CAN               |            |
| 12  | 088090-66-KQ0 | EA BACKSPLASH - COUNTERTOP (KQ0,KQ1)                             |            |
| 12  | 088090-66-K80 | EA BACKSPLASH - COUNTERTOP (KQ2,KQ3,KQ6,KQ7)                     |            |
| 12  | 088090-66-KQ4 | EA BACKSPLASH - COUNTERTOP (KQ4,KQ5)                             |            |
| 13  | 124236-01-000 | EA DISPENSER - SOAP/HAND LOTION - POLISHED BRASS                 |            |
|     | 124236-01-700 | EA HEAD - DISPENSER  | PR21905    |
|     | 124236-01-701 | EA PUMP - DISPENSER  | RP21908    |
|     | 124236-01-702 | EA BODY - DISPENSER  | RP21906    |
|     | 124236-01-703 | EA BASE & GASKET - DISPENSER                                     | RP21907    |
|     | 124236-01-704 | EA NUT - DISPENSER   | RP21945    |
|     | 124236-01-705 | EA BOTTLE - DISPENSER  | RP21904    |
|     | 130859-01-01A | EA TOWEL RING - BRASS  |            |

## BATH GROUP (CONTINUED)

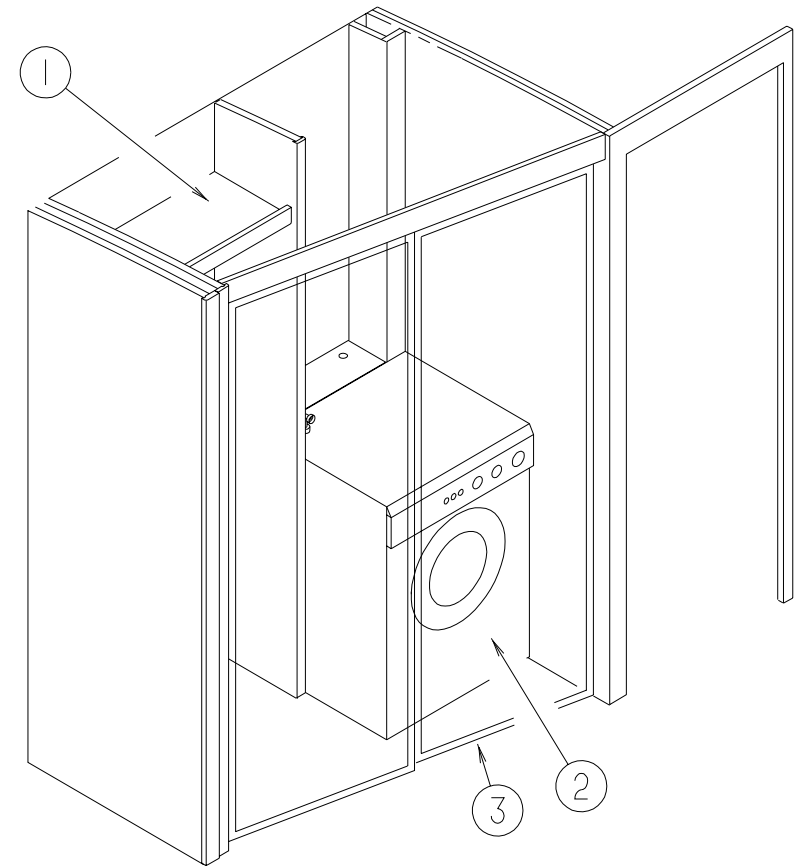


### BATH CABINETS & FIXTURES - DRIVERS SIDE

| KEY | PART NUMBER   | U/M DESCRIPTION  |
|-----|---------------|--|
| 1   | 124698-01-02A | EA CABINET - OVERHEAD/BATH - SOFT WHITE - W/DOORS/HARDWARE |
| 2   | P23769-04-KQ0 | EA DOOR - HINGED - W/O HARDWARE (MAPLE)                    |
| 2   | P23769-04-KQ1 | EA DOOR - HINGED - W/O HARDWARE (CHERRY)                   |
|     | 124685-01-01A | EA HINGE - DOOR  |
| 3   | 111155-01-01A | EA LOCK - PRIVACY - POLISHED BRASS                         |
| 4   | 085278-01-000 | EA HOLDER - TOILET PAPER - RECESSED - BRASS                |
| 5*  | 085330-08-000 | EA TOILET - CHINA - STANDARD - GLACIER WHITE               |
| 6   | 130187-01-01A | EA CABINET - COVER - SOFT WHITE                            |
| 7   | 130860-01-01A | EA TOWEL BAR - 18" - BRASS                                 |

\*COMPONENT PARTS FOUND IN SERVICE PARTS LIBRARY

## BATH GROUP (CONTINUED)



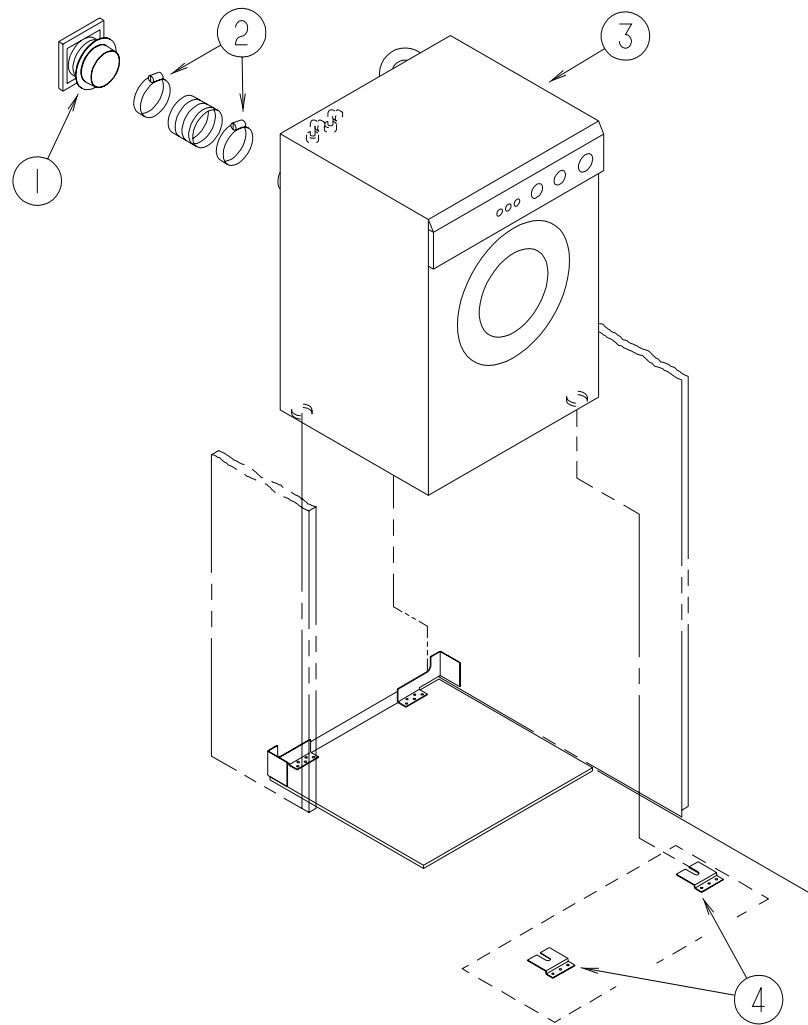
### WARDROBE CABINET

| KEY | PART NUMBER   | U/M DESCRIPTION                            |
|-----|---------------|--|
| 1   | 129383-15-KQ0 | EA SHELF - W/PLASTIC EDGE MOLDING (MAPLE)  |
| 1   | 129383-15-KQ0 | EA SHELF - W/PLASTIC EDGE MOLDING (CHERRY) |
| 2   | 107753-03-01A | EA WASHER - DRYER - WHITE - VENTED - CSA   |
| 3   | 114149-16-K80 | EA DOOR - MIRRORED/WARDROBE                |

### SLIDING DOORS

| KEY | PART NUMBER   | U/M DESCRIPTION  |
|-----|---------------|--|
|     | P20756-03-HQ0 | EA DOOR - SLIDING - W/O HARDWARE (BATH/GALLEY) (MAPLE)   |
|     | P20756-03-HQ1 | EA DOOR - SLIDING - W/O HARDWARE (BATH/GALLEY) (CHERRY)  |
|     | P20756-05-KQ0 | EA DOOR - SLIDING - W/O HARDWARE (BATH/BEDROOM) (MAPLE)  |
|     | P20756-05-KQ1 | EA DOOR - SLIDING - W/O HARDWARE (BATH/BEDROOM) (CHERRY) |
|     | 103868-09-01A | EA TRACK - SLIDING DOOR - 64.3" - OFF WHITE              |
|     | 103874-01-000 | EA HANGER - SLIDING DOOR                                 |
|     | 098410-01-01A | EA PULL - FINGER - BRASS                                 |

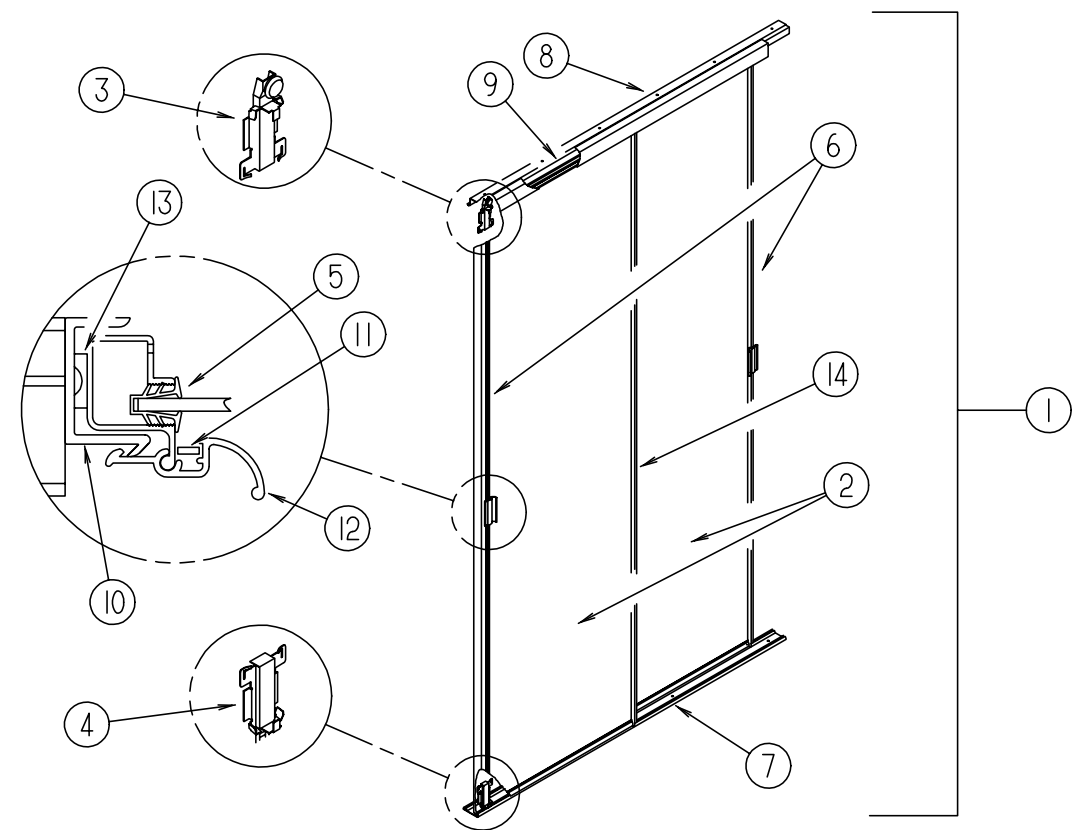
**BATH GROUP (CONTINUED)**



**WASHER/DRYER INSTALLATION**

| KEY | PART NUMBER   | U/M DESCRIPTION                           |
|-----|---------------|---|
| 1   | 111947-02-01A | EA VENT - DRYER - 3"                      |
| 2   | 062401-09-000 | EA CLAMP - HOSE - WORMGEAR - 2.8" - 3.75" |
| 3   | 107753-03-01A | EA WASHER - DRYER - WHITE - VENTED - CSA  |
| 4   | 111913-01-01A | EA BRACKET - WASHER - TIE DOWN            |

**BATH GROUP (CONTINUED)**

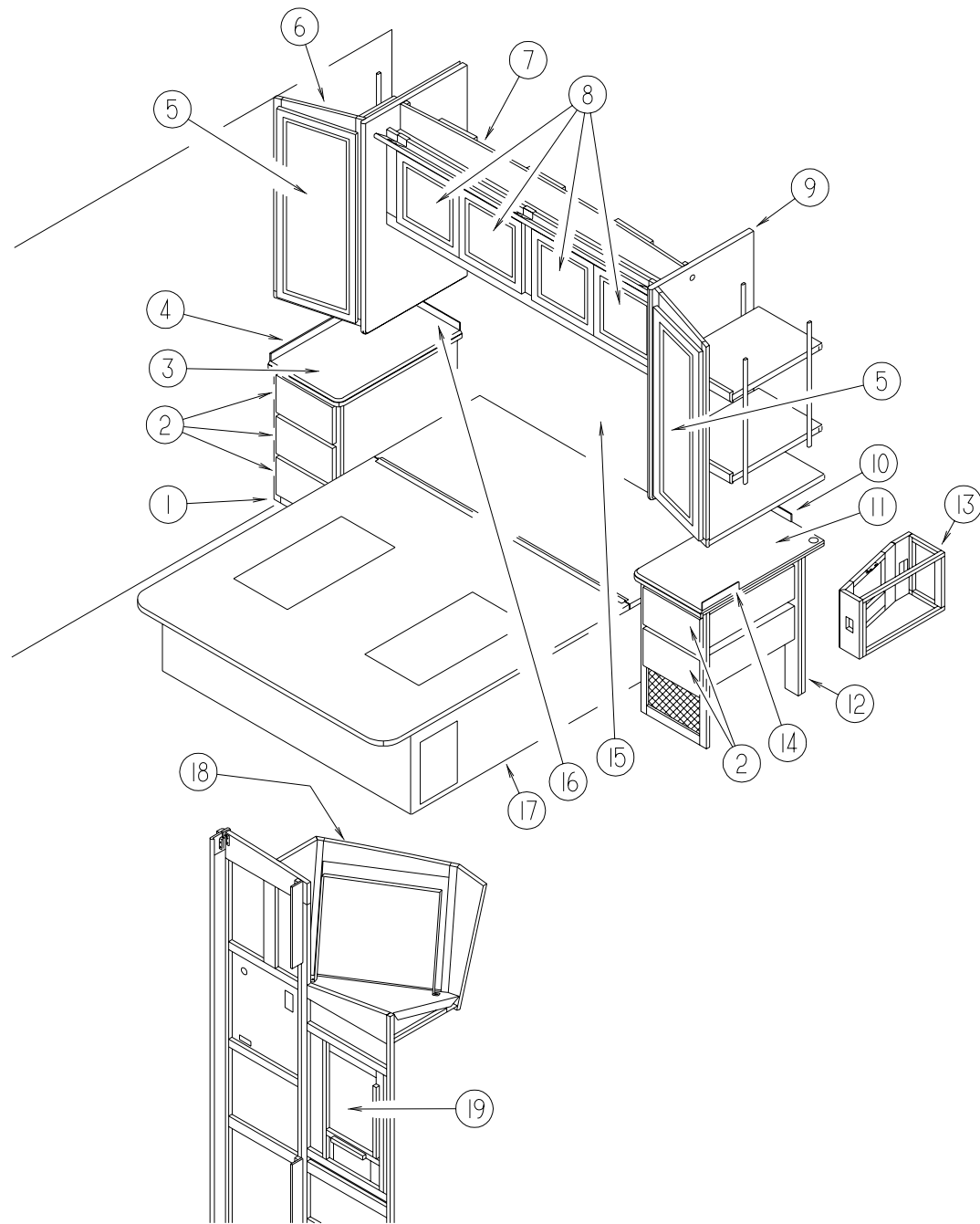


**WARDROBE DOOR**

| KEY | PART NUMBER   | U/M DESCRIPTION   |
|-----|---------------|---|
| 1   | 114149-16-K80 | EA DOOR - WARDROBE/MIRRORED                                 |
| 2   | 058331-C3-000 | EA MIRROR - WARDROBE DOOR - 25.6" X 74.6"                   |
| 3   | 107390-01-000 | EA CORNER HANGER (SINGLE ROLLER W/BRACKET) (SOLD AS 1 EACH) |
| 4   | 107391-01-000 | EA GUIDE - BOTTOM - BY-PASS (PAIR)                          |
| 5   | 111575-01-01A | FT CHANNEL - GLAZING - SWING DOOR                           |
| 6   | 114104-06-01A | EA STILE - DOOR - SLIDING                                   |
| 7   | 114105-08-01A | EA TRACK - DOOR - SLIDING/LOWER                             |
| 8   | 114106-08-01A | EA TRACK - DOOR - SLIDING/UPPER                             |
| 9   | 114107-07-01A | EA RAIL - SLIDING DOOR                                      |
| 10  | 115538-03-01A | EA JAMB - DOOR - WARDROBE/MIRRORED                          |
| 11  | 115541-01-000 | EA SPRING - DOOR - SLIDING                                  |
| 12  | 128587-01-01A | EA LATCH - DOOR - WARDROBE/MIRRORED                         |
| 13  | 114104-06-01A | EA STILE - DOOR - SLIDING                                   |
| 14  | 114104-02-01A | EA STILE - DOOR - SLIDING                                   |

# BEDROOM GROUP

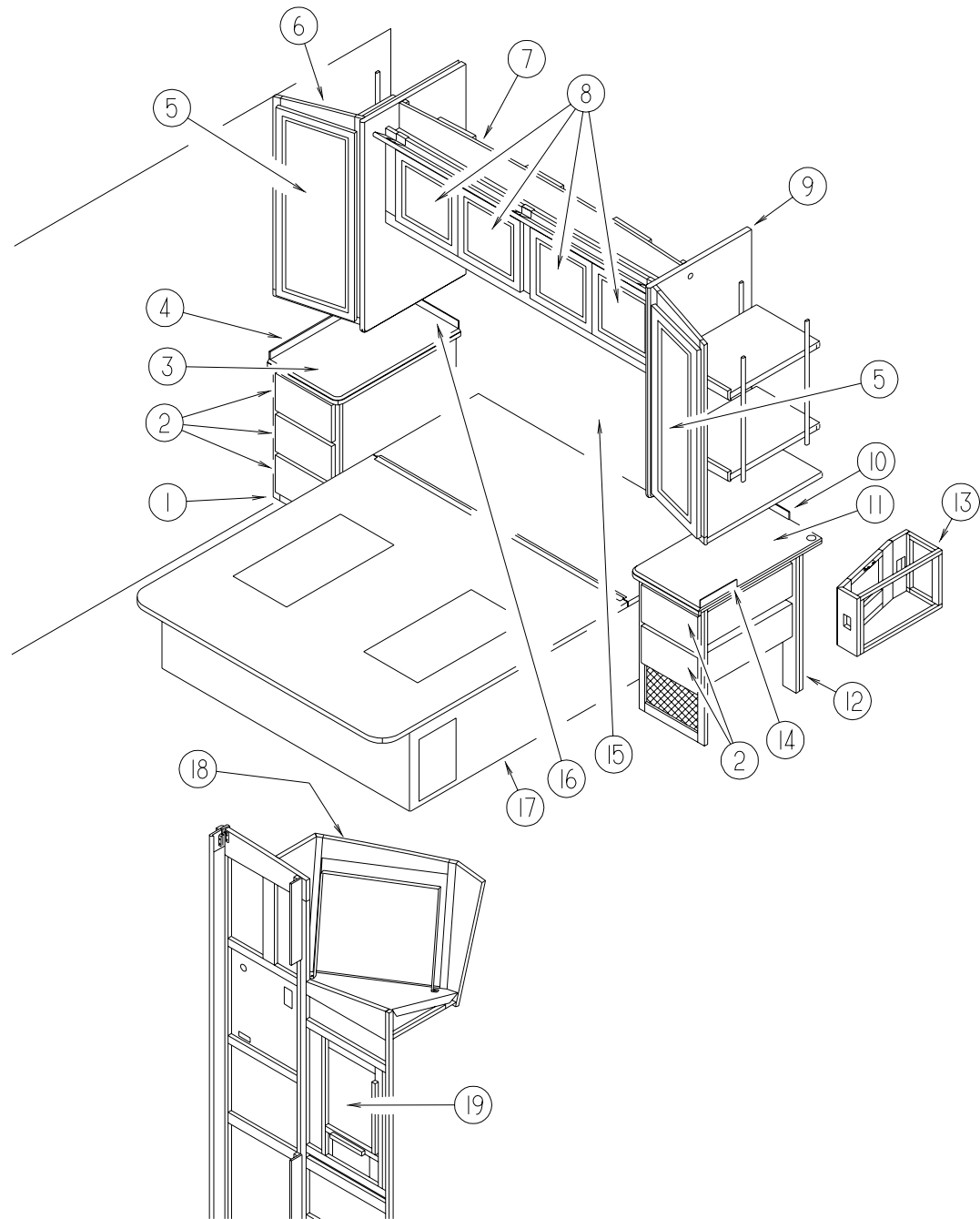
## QUEEN BEDROOM CABINETS



| KEY | PART NUMBER   | U/M | DESCRIPTION   |
|-----|---------------|-----|---|
| 1   | 129251-01-KQ0 | EA  | CABINET - NIGHTSTAND/RH - W/COUNTERTOP - W/O DRS/DWRS/HDW (KQ0)       |
| 1   | 129251-01-KQ1 | EA  | CABINET - NIGHTSTAND/RH - W/COUNTERTOP - W/O DRS/DWRS/HDW (KQ1)       |
| 1   | 129251-01-KQ2 | EA  | CABINET - NIGHTSTAND/RH - W/COUNTERTOP - W/O DRS/DWRS/HDW (KQ2,KQ6)   |
| 1   | 129251-01-KQ3 | EA  | CABINET - NIGHTSTAND/RH - W/COUNTERTOP - W/O DRS/DWRS/HDW (KQ3,KQ7)   |
| 1   | 129251-01-KQ4 | EA  | CABINET - NIGHTSTAND/RH - W/COUNTERTOP - W/O DRS/DWRS/HDW (KQ4)       |
| 1   | 129251-01-KQ5 | EA  | CABINET - NIGHTSTAND/RH - W/COUNTERTOP - W/O DRS/DWRS/HDW (KQ5)       |
| 2   | P28813-21-KQ0 | EA  | DRAWER - OGEE EDGE - 10.7"W X 19.6"D - W/O SLIDES/HARDWARE (MAPLE)    |
| 2   | P28813-21-KQ1 | EA  | DRAWER - OGEE EDGE - 10.7"W X 19.6"D - W/O SLIDES/HARDWARE (CHERRY)   |
| 3   | 129251-12-KQ0 | EA  | COUNTERTOP - NIGHTSTAND (KQ0,KQ1)                                     |
| 3   | 129251-12-KQ2 | EA  | COUNTERTOP - NIGHTSTAND (KQ2,KQ3,KQ6,KQ7)                             |
| 3   | 129251-12-KQ4 | EA  | COUNTERTOP - NIGHTSTAND (KQ4,KQ5)                                     |
| 4   | 088090-40-KQ0 | EA  | BACKSPLASH - COUNTERTOP (KQ0,KQ1)                                     |
| 4   | 088090-40-FQ4 | EA  | BACKSPLASH - COUNTERTOP (KQ2,KQ3,KQ6,KQ7)                             |
| 4   | 088090-40-GQ4 | EA  | BACKSPLASH - COUNTERTOP (KQ4,KQ5)                                     |
| 5   | M08610-03-JQ0 | EA  | DOOR - STRAIGHT CORNER/OGEE EDGE - 14.3" X 36.4" - W/O HDW (MAPLE)    |
| 5   | M08610-03-HQ1 | EA  | DOOR - STRAIGHT CORNER/OGEE EDGE - 14.3" X 36.4" - W/O HDW (CHERRY)   |
| 6   | P23134-01-JQ0 | EA  | CABINET - SHIRT CLOSET/RIGHT HAND - W/O DOORS/DRAWERS/HDW (MAPLE)     |
| 6   | P23134-01-HQ1 | EA  | CABINET - SHIRT CLOSET/RIGHT HAND - W/O DOORS/DRAWERS/HDW (CHERRY)    |
| 7   | 123189-02-KQ0 | EA  | CABINET - OVERHEAD/REAR - W/O DOORS/HARDWARE (MAPLE)                  |
| 7   | 123189-02-KQ1 | EA  | CABINET - OVERHEAD/REAR - W/O DOORS/HARDWARE (CHERRY)                 |
| 8   | M08610-04-JQ0 | EA  | DOOR - STRAIGHT CORNER/OGEE EDGE - 14" X 14" - W/O HDW (MAPLE)        |
| 8   | M08610-04-HQ1 | EA  | DOOR - STRAIGHT CORNER/OGEE EDGE - 14" X 14" - W/O HDW (CHERRY)       |
| 9   | P23135-01-JQ0 | EA  | CABINET - SHIRT CLOSET/LEFT HAND - W/O DOORS/DWRS/HARDWARE (MAPLE)    |
| 9   | P23135-01-HQ1 | EA  | CABINET - SHIRT CLOSET/LEFT HAND - W/O DOORS/DWRS/HARDWARE (CHERRY)   |
| 10  | 088090-69-KQ0 | EA  | BACKSPLASH - COUNTERTOP (KQ0,KQ1)                                     |
| 10  | 088090-69-KQ2 | EA  | BACKSPLASH - COUNTERTOP (KQ2,KQ3,KQ6,KQ7)                             |
| 10  | 088090-69-KQ4 | EA  | BACKSPLASH - COUNTERTOP (KQ4,KQ5)                                     |
| 11  | 129251-17-KQ0 | EA  | COUNTERTOP - NIGHTSTAND (KQ0,KQ1)                                     |
| 11  | 129251-17-KQ2 | EA  | COUNTERTOP - NIGHTSTAND (KQ2,KQ3,KQ6,KQ7)                             |
| 11  | 129251-17-KQ4 | EA  | COUNTERTOP - NIGHTSTAND (KQ4,KQ5)                                     |
| 12  | 129251-05-KQ1 | EA  | CABINET - NIGHTSTAND/LH - W/COUNTERTOP - W/O DOORS/DWRS/HDW (KQ0,KQ1) |
| 12  | 129251-05-KQ2 | EA  | CABINET - NIGHTSTAND/LH - W/COUNTERTOP - W/O DOORS/DWRS/HDW (KQ2,KQ6) |
| 12  | 129251-05-KQ3 | EA  | CABINET - NIGHTSTAND/LH - W/COUNTERTOP - W/O DOORS/DWRS/HDW (KQ3,KQ7) |
| 12  | 129251-05-KQ4 | EA  | CABINET - NIGHTSTAND/LH - W/COUNTERTOP - W/O DOORS/DWRS/HDW (KQ4)     |
| 12  | 129251-05-KQ5 | EA  | CABINET - NIGHTSTAND/LH - W/COUNTERTOP - W/O DOORS/DWRS/HDW (KQ5)     |
| 12  | 129251-55-KQ1 | EA  | CABINET - NIGHTSTAND/LH - W/COUNTERTOP - W/O DOORS/DWRS/HDW (KQ0,KQ1) |
| 12  | 129251-55-KQ2 | EA  | CABINET - NIGHTSTAND/LH - W/COUNTERTOP - W/O DOORS/DWRS/HDW (KQ2,KQ6) |
| 12  | 129251-55-KQ3 | EA  | CABINET - NIGHTSTAND/LH - W/COUNTERTOP - W/O DOORS/DWRS/HDW (KQ3,KQ7) |
| 12  | 129251-55-KQ4 | EA  | CABINET - NIGHTSTAND/LH - W/COUNTERTOP - W/O DOORS/DWRS/HDW (KQ4)     |
| 12  | 129251-55-KQ5 | EA  | CABINET - NIGHTSTAND/LH - W/COUNTERTOP - W/O DOORS/DWRS/HDW (KQ5)     |

## BEDROOM GROUP (CONTINUED)

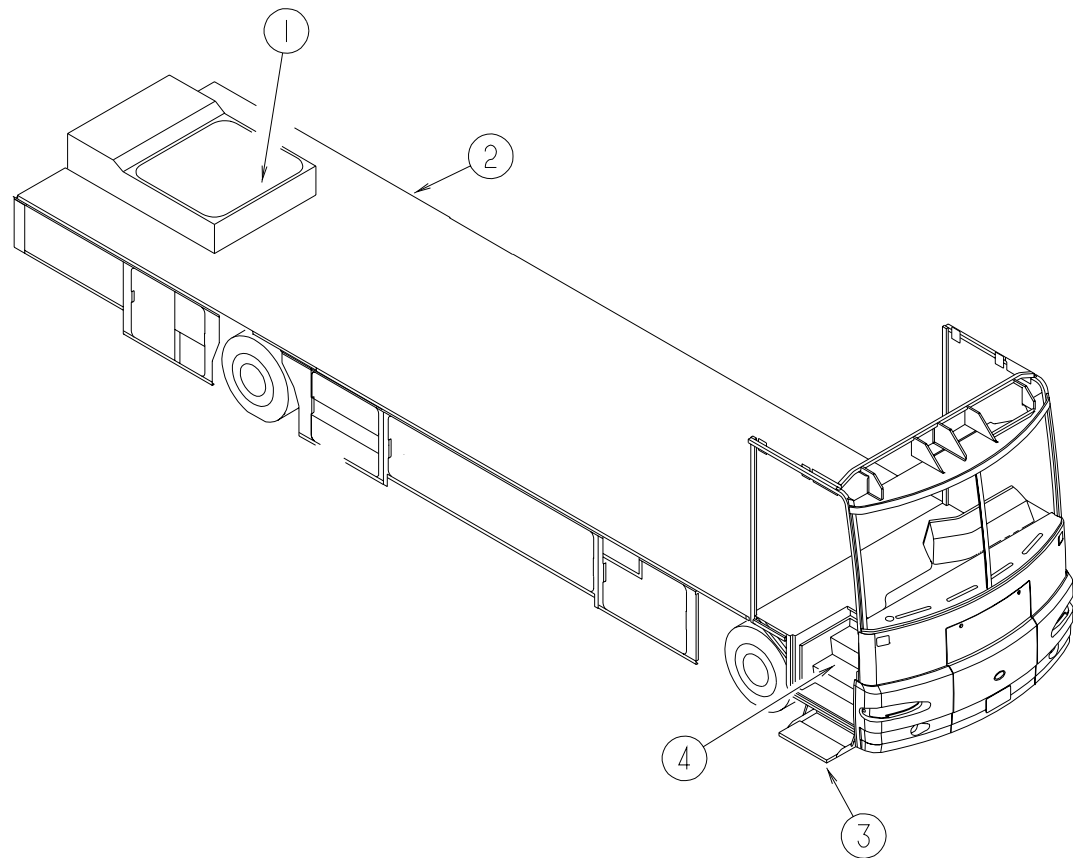
### QUEEN BEDROOM CABINETS (CONTINUED)



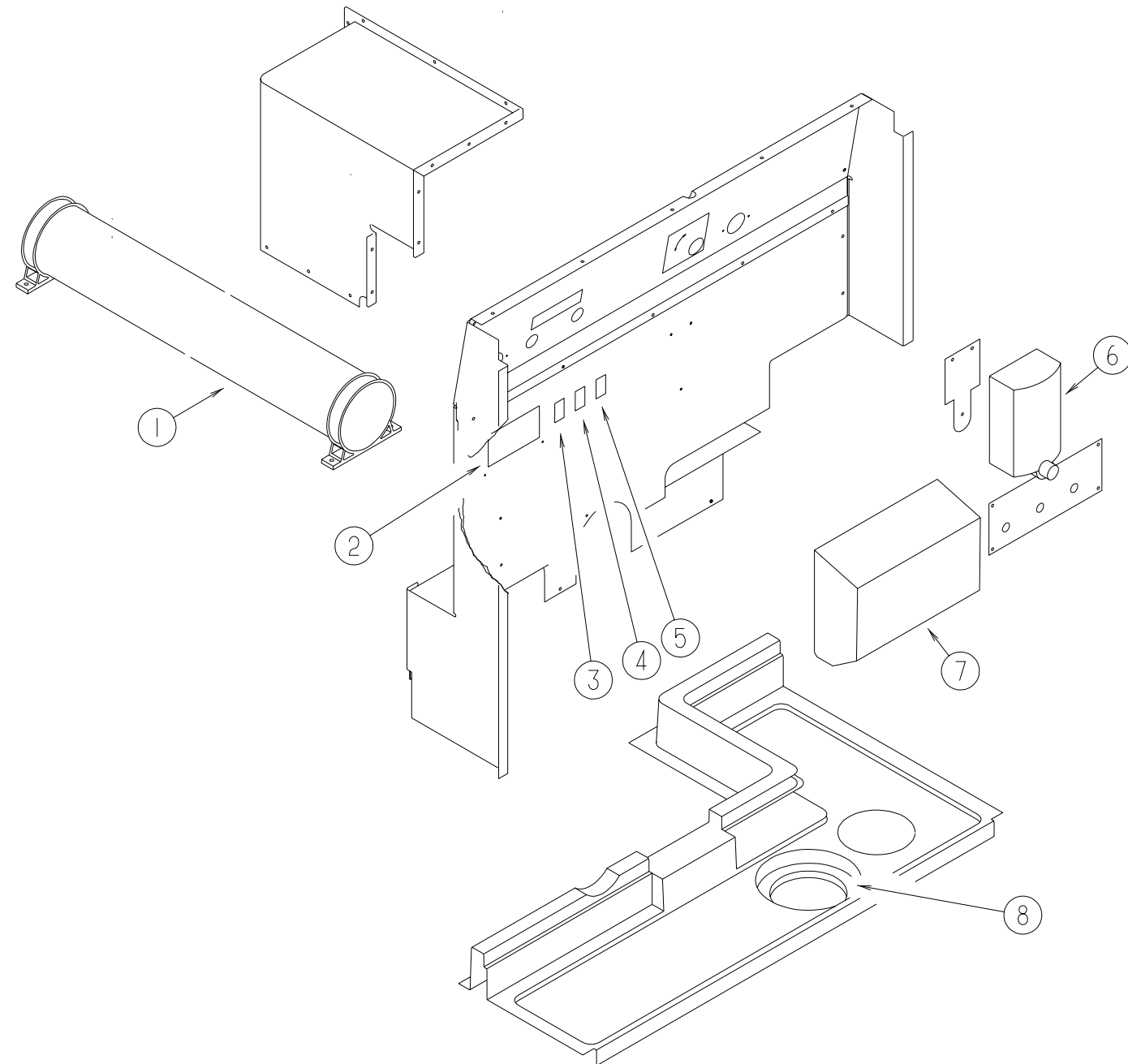
| KEY | PART NUMBER   | U/M DESCRIPTION  |
|-----|---------------|--|
| 13  | 129530-01-KQ0 | EA CABINET - F/RADIO - W/O DOORS/HARDWARE (MAPLE)                      |
| 13  | 129530-01-KQ1 | EA CABINET - F/RADIO - W/O DOORS/HARDWARE (CHERRY)                     |
| 13  | 129530-02-KQ0 | EA CABINET - F/RADIO - W/O DOORS/HARDWARE (W/CD) (MAPLE)               |
| 13  | 129530-02-KQ1 | EA CABINET - F/RADIO - W/O DOORS/HARDWARE (W/CD) (CHERRY)              |
| 14  | 088090-70-KQ0 | EA BACKSPLASH - COUNTERTOP (KQ0,KQ1)                                   |
| 14  | 088090-70-KQ2 | EA BACKSPLASH - COUNTERTOP (KQ2,KQ3,KQ6,KQ7)                           |
| 14  | 088090-70-KQ4 | EA BACKSPLASH - COUNTERTOP (KQ4,KQ5)                                   |
| 15  | 114215-12-KQ0 | EA HEADBOARD - EMPRESS/QUEEN (KQ0)                                     |
| 15  | 114215-12-KQ1 | EA HEADBOARD - EMPRESS/QUEEN (KQ1)                                     |
| 15  | 127571-02-KQ4 | EA HEADBOARD - SLEIGH - QUEEN BED (KQ2,KQ4,KQ5)                        |
| 15  | 127571-02-KQ2 | EA HEADBOARD - SLEIGH - QUEEN BED (KQ3)                                |
| 15  | 127571-01-KQ6 | EA HEADBOARD - SLEIGH - QUEEN BED (KQ6,KQ7)                            |
| 15  | 114215-12-KQ0 | EA HEADBOARD - EMPRESS/QUEEN (W/WOOD BLINDS) (KQ0)                     |
| 15  | 114215-12-KQ1 | EA HEADBOARD - EMPRESS/QUEEN (W/WOOD BLINDS) (KQ1)                     |
| 15  | 127571-04-KQ2 | EA HEADBOARD - SLEIGH - QUEEN BED (W/WOOD BLINDS) (KQ2)                |
| 15  | 127571-04-KQ4 | EA HEADBOARD - SLEIGH - QUEEN BED (W/WOOD BLINDS) (KQ3,KQ4,KQ5)        |
| 15  | 127571-03-KQ6 | EA HEADBOARD - SLEIGH - QUEEN BED (W/WOOD BLINDS) (KQ6,KQ7)            |
| 16  | 088090-68-KQ0 | EA BACKSPLASH - COUNTERTOP (KQ0,KQ1)                                   |
| 16  | 088090-68-KQ2 | EA BACKSPLASH - COUNTERTOP (KQ2,KQ3,KQ6,KQ7)                           |
| 16  | 088090-68-KQ4 | EA BACKSPLASH - COUNTERTOP (KQ4,KQ5)                                   |
| 17  | P29252-02-KQ0 | EA CABINET - BASE - QUEEN BED - W/O DOORS/DRAWERS/HARDWARE (MAPLE)     |
| 17  | P29252-02-KQ1 | EA CABINET - BASE - QUEEN BED - W/O DOORS/DRAWERS/HARDWARE (CHERRY)    |
|     | 057460-04-000 | EA SPRING - GAS - BALL STUD STYLE - 120 PI - "SPD6209"                 |
|     | 089025-01-000 | EA SUPPORT - SPRING TO BED - ANGLE 1.5" X 11.8"                        |
| 18  | 131379-01-KQ0 | EA TRIM - TV (MAPLE)   |
| 18  | 131379-01-KQ1 | EA TRIM - TV (CHERRY)  |
|     | 131453-01-02B | EA BRACKET - TIEDOWN/TV - E-COATED                                     |
|     | 123655-01-000 | FT SEAL - CLOSED CELL/FOAM   |
| 19  | M08610-13-KQ0 | EA DOOR - STRAIGHT CORNER/OGEE EDGE - 19.7" X 29.5" - W/O HDW (MAPLE)  |
| 19  | M08610-13-KQ1 | EA DOOR - STRAIGHT CORNER/OGEE EDGE - 19.7" X 29.5" - W/O HDW (CHERRY) |



## CHASSIS GROUP



## CHASSIS GROUP (CONTINUED)



### COMPARTMENTS & COMPONENTS

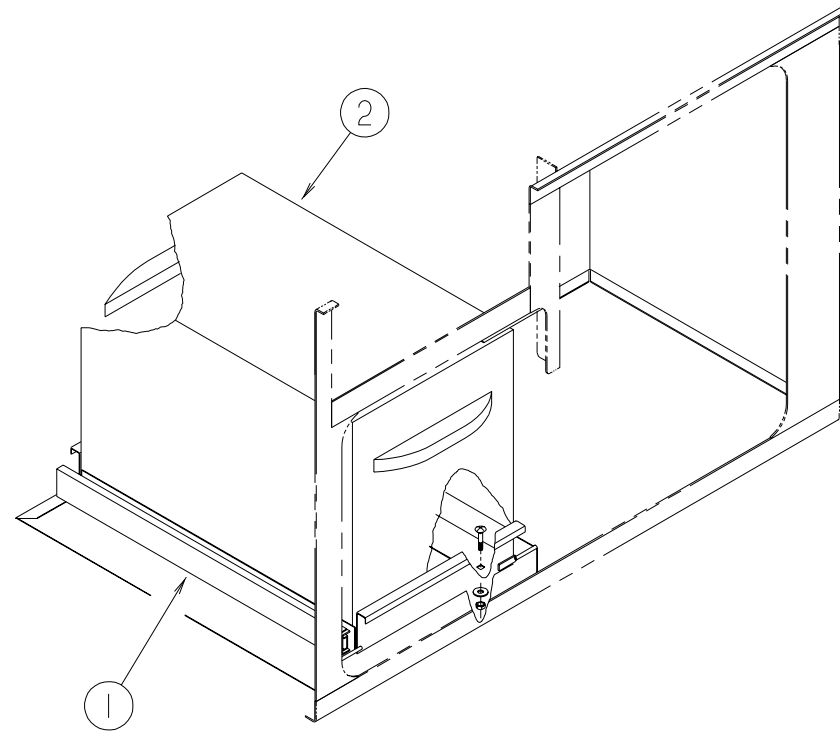
| KEY | PART NUMBER   | U/M DESCRIPTION  |
|-----|---------------|--|
| 1   | 067165-01-000 | EA BRACKET - MOUNTING - RACK & LADDER                      |
| 2   | 129015-01-K80 | EA PORT COMPLETE - F/ELECTRICAL/DRAIN                      |
| 3*  | 094708-01-01A | EA STEP - ENTRY DOOR - ELECTRIC - SINGLE - W/O DOOR SWITCH |
| 4   | 120231-01-01A | EA FLOORING - RUBBER - 66.4" X 19.8"                       |
|     | 123666-03-000 | EA STEP COVER - SLIDING                                    |
|     | 129867-01-02B | EA SEAL PLANE - ENTRY/CENTER/RIGHT HAND - E-COATED         |
|     | 129868-01-02B | EA SEAL PLANE - BATTERY/RIGHT HAND - E-COATED              |
|     | 129869-01-02B | EA SEAL PLANE - REAR/RIGHT HAND - E-COATED                 |
|     | 129870-01-02B | EA SEAL PLANE - DRAIN/LEFT HAND - E-COATED                 |
|     | 129871-01-02B | EA SEAL PLANE - REAR/LEFT HAND - E-COATED                  |

\*COMPONENT PARTS FOUND IN SERVICE PARTS LIBRARY

### STORAGE COMPARTMENT

| KEY | PART NUMBER   | U/M DESCRIPTION  |
|-----|---------------|--|
| 1   | 129850-01-01A | EA COMPARTMENT - SEWER HOSE                                    |
| 2   | 129561-01-01A | EA PANEL/MONITOR - READ OUT ONLY - HOLDING/WATER TANK          |
| 3   | 108357-01-000 | EA SWITCH - ROCKER SPST - ON/OFF - 2 TERMINAL                  |
| 3   | 108356-02-01A | EA COVER/ACTUATOR SWITCH - 2 ROWS DIMPLES - CONTURA II - BLACK |
| 4   | 108357-09-000 | EA SWITCH - ROCKER SPDT - ON/NONE/MOM - 3 TERMINAL             |
| 4   | 108356-02-01A | EA COVER/ACTUATOR SWITCH - 2 ROWS DIMPLES - CONTURA II - BLACK |
| 5   | 108357-08-000 | EA SWITCH - ROCKER DPDT - ON/NONE/ON - 6 TERMINAL              |
| 5   | 108356-02-01A | EA COVER/ACTUATOR SWITCH - 2 ROWS DIMPLES - CONTURA II - BLACK |
| 6   | 114899-01-000 | EA DISPENSER - SOAP - LIQUID                                   |
| 7   | 115004-01-000 | EA DISPENSER - PAPER TOWEL                                     |
|     | 115078-01-700 | EA TOWEL - PAPER 'C' FOLD PCKG                                 |
| 8   | 092887-06-000 | EA HATCH/PLATE - 6.1" FLANGE/4.5" R.O. - WHITE - MODIFIED      |
|     | 131069-01-01A | EA HANDLE - PLASTIC - W/ATTACHING SCREWS                       |

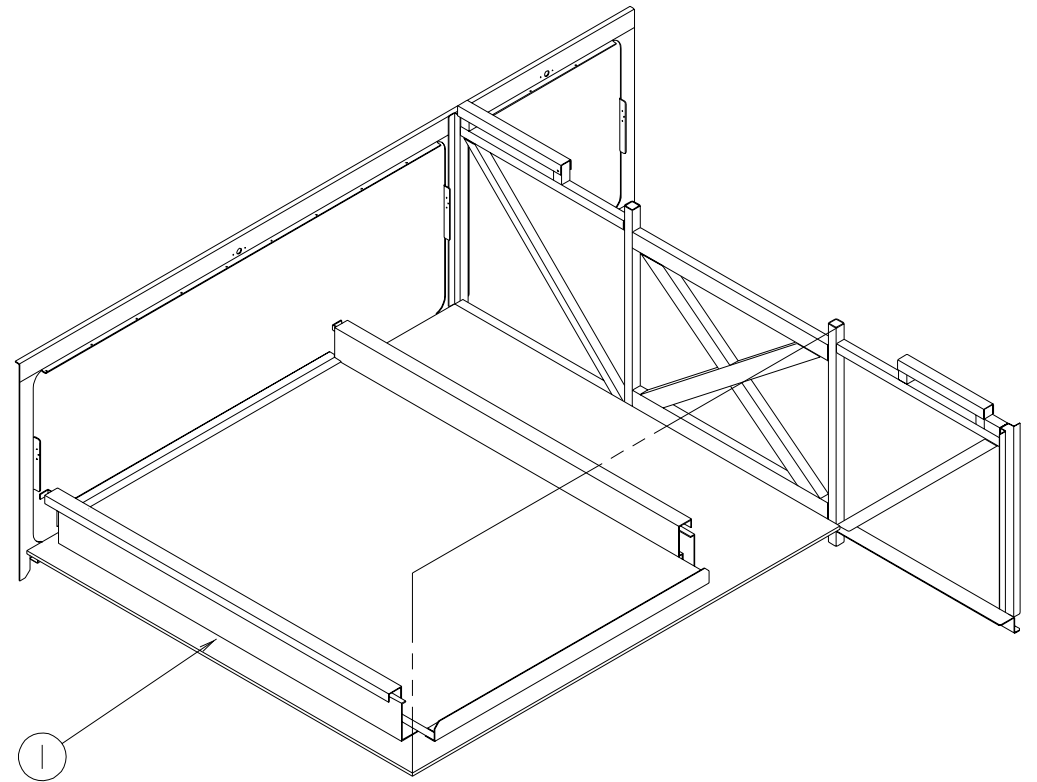
**CHASSIS GROUP (CONTINUED)**



**FREEZER SLIDE**

| KEY | PART NUMBER   | U/M DESCRIPTION                |
|-----|---------------|--------------------------------|
| 1   | 120320-01-000 | EA TRAY - REFRIGERATOR/FREEZER |
| 2   | 119296-01-01A | EA FREEZER - PORTABLE          |

**CHASSIS GROUP (CONTINUED)**



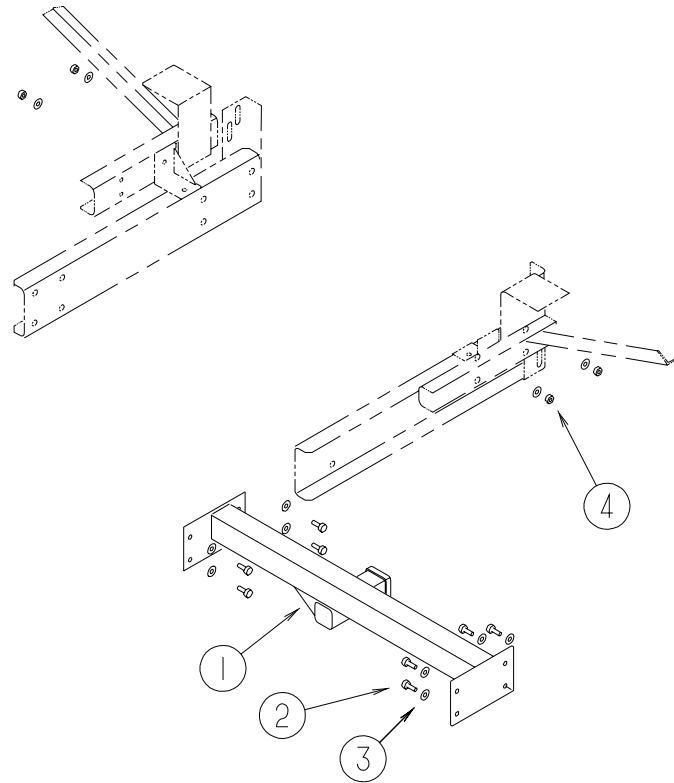
**LUGGAGE COMPARTMENT SLIDE TRAY**

| KEY | PART NUMBER   | U/M DESCRIPTION           |
|-----|---------------|---------------------------|
| 1   | 120380-02-000 | EA SLIDE - TRAY - LUGGAGE |

**BATTERY TRAY SLIDE**

| KEY | PART NUMBER   | U/M DESCRIPTION   |
|-----|---------------|---|
|     | 113832-02-01A | EA SLIDE - BATTERY TRAY - HEAVY DUTY - 13" OF EXTENSION |
|     | 113832-03-01A | EA SLIDE - BATTERY TRAY - 23" OF EXTENSION              |

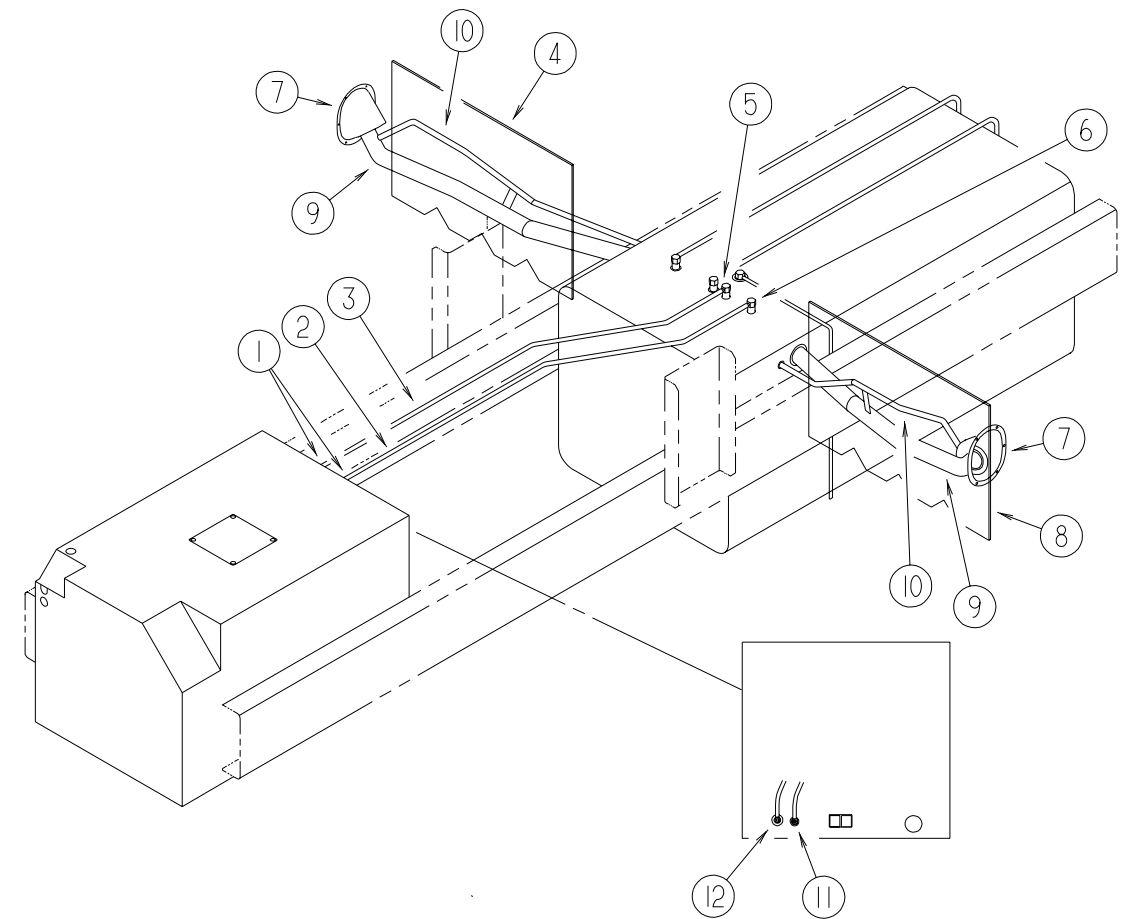
## CHASSIS GROUP (CONTINUED)



**TRAILER HITCH**

| KEY | PART NUMBER                    | U/M DESCRIPTION   |
|-----|--------------------------------|---|
| 1   | 130339-03-000                  | EA HITCH RECEIVER - BOLT ON CLASS III   |
| 2   | 000C26-08-24B                  | EA BOLT - HEX - SERRATED FLANGE - 1/2-13 X 1 1/2 ZINC                                       |
| 3   | 000E13-21-00B                  | EA WASHER - FLAT - 1/2 NARROW - ZINC  |
| 4   | 000D39-08-00B<br>113589-02-000 | EA NUT - HEX - LOCKING W/SERRATED FLANGE - 1/2-13 - ZINC<br>EA CONNECTOR - SOCKET - TRAILER |

## CHASSIS GROUP (CONTINUED)

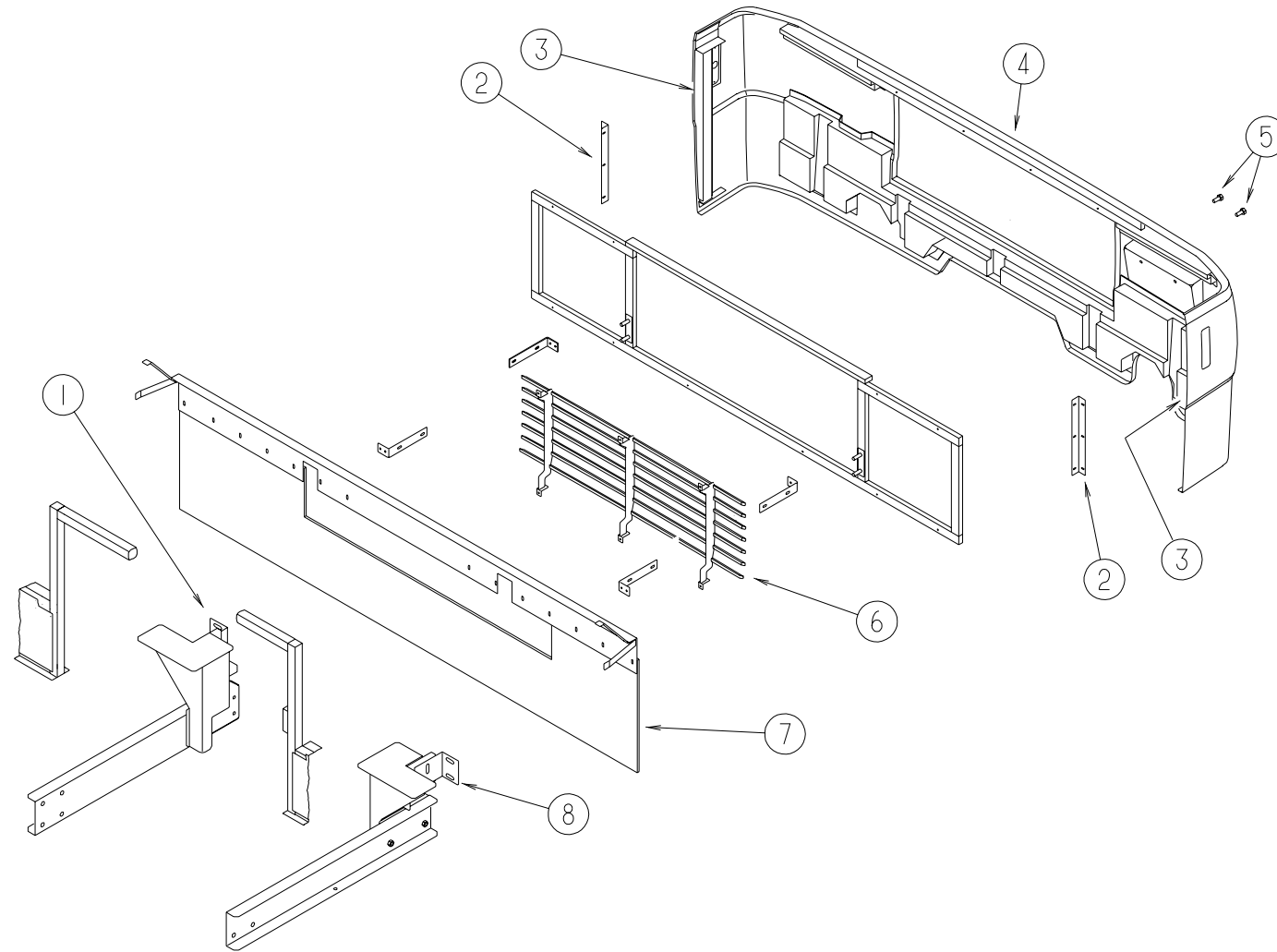


**FUEL SYSTEM**

| KEY | PART NUMBER   | U/M DESCRIPTION                             |
|-----|---------------|---|
| 1   | 010497-03-000 | EA CLAMP - CLOSED - 1" ID - CUSHIONED       |
| 2   | 024138-01-000 | FT HOSE - FUEL - 5/16" ID                   |
| 2   | 062401-06-000 | EA CLAMP - HOSE - WORMGEAR - .22" - .62" ID |
| 3   | 007063-01-000 | FT HOSE - FUEL - 1/4"ID X 1/2"OD            |
| 3   | 062401-06-000 | EA CLAMP - HOSE - WORMGEAR - .22" - .62" ID |
| 4   | 118726-04-000 | EA BAFFLE - FUEL FILL - RIGHT HAND          |
| 5   | 068382-06-000 | EA BUSHING - BRASS - 3/8"MPT X 1/8"FPT      |
| 5   | 114253-01-000 | EA ELBOW - 1/4 SINGLE BARB X 1/8 MPT        |
| 6   | 114253-02-000 | EA ELBOW - 5/16 SINGLE BARB X 1/4 MPT       |
| 7   | 095854-01-04A | EA SHROUD - FUEL FILL - BRIGHT WHITE        |
| 8   | 118726-03-000 | EA BAFFLE - FUEL FILL - LEFT HAND           |
| 9   | 117336-01-000 | EA NECK ASSEMBLY - FUEL FILL                |
| 10  | 066732-01-000 | FT HOSE - FUEL - .62"ID                     |
| 10  | 062401-02-000 | EA CLAMP - HOSE - WORMGEAR - 1.56" - 2.5"   |
| 11  | 114254-01-000 | EA ADAPTER - 1/4 BARB X 1/8 MPT             |
| 11  | 062401-06-000 | EA CLAMP - HOSE - WORMGEAR - .22" - .62" ID |
| 12  | 114254-02-000 | EA ADAPTER - 5/16 SINGLE BARB X 1/8 MPT     |
| 12  | 062401-06-000 | EA CLAMP - HOSE - WORMGEAR - .22" - .62" ID |

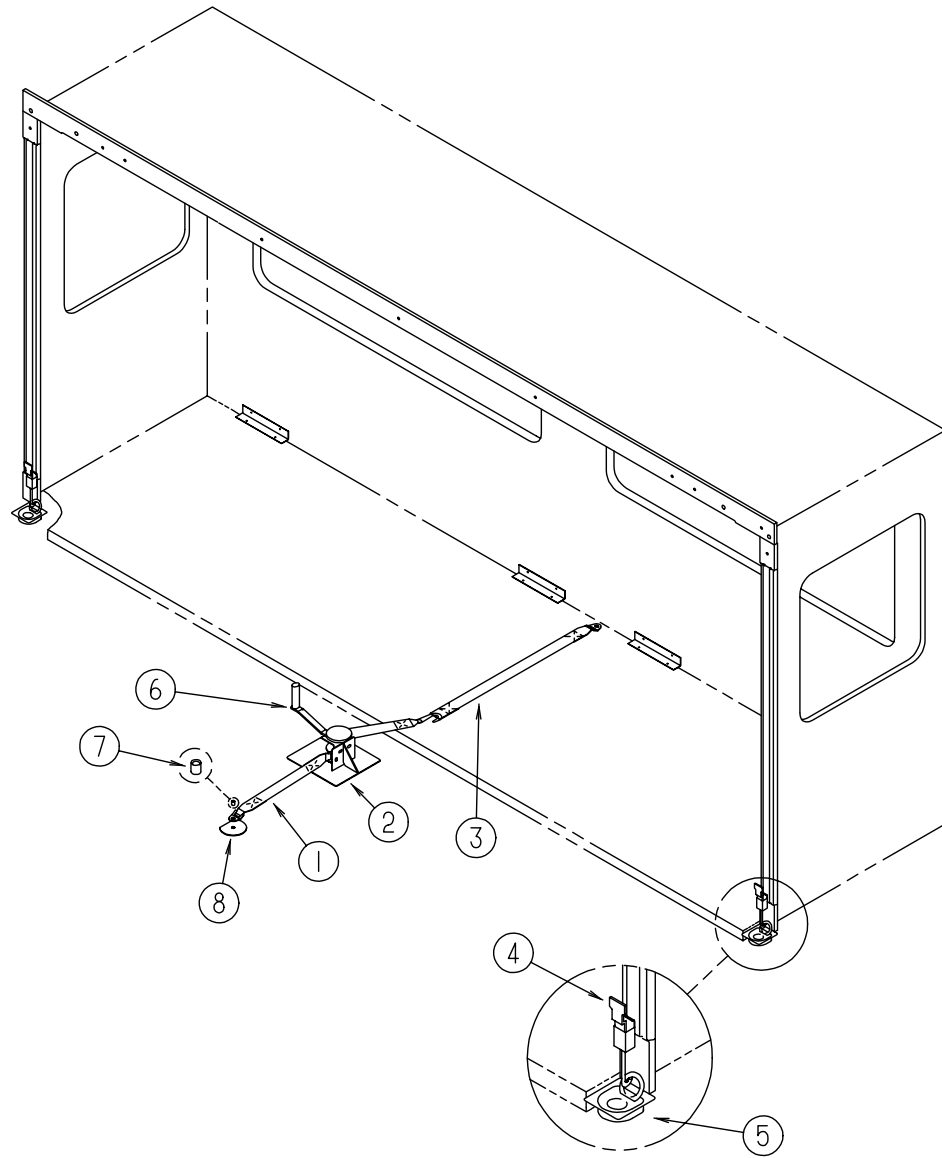
## CHASSIS GROUP (CONTINUED)

### REAR BUMPER



| KEY | PART NUMBER   | U/M DESCRIPTION  |
|-----|---------------|--|
| 1   | 107524-01-000 | EA ANGLE - BUMPER - INNER/RIGHT HAND                       |
| 2   | 113041-07-02B | EA ANGLE - BUMPER MOUNT/REAR - DRIVER/PASSENGER - E-COATED |
| 3   | 124837-05-01A | EA SUPPORT - BUMPER - REAR/PASSENGER - BLACK               |
| 3   | 124837-06-01A | EA SUPPORT - BUMPER - REAR/DRIVER - BLACK                  |
| 4   | 129397-01-K90 | EA PANEL/BUMPER - REAR                                     |
| 5   | 087234-01-000 | EA NUT - JACK - 1/4 X 20 THD - MOLL                        |
| 6   | 129377-01-KQ0 | EA GRILLE - BUMPER/REAR                                    |
| 7   | 130464-01-01A | EA MUD FLAP - REAR - RADIATOR SIDE                         |
| 8   | 107524-02-000 | EA ANGLE - BUMPER - INNER/LEFT HAND                        |

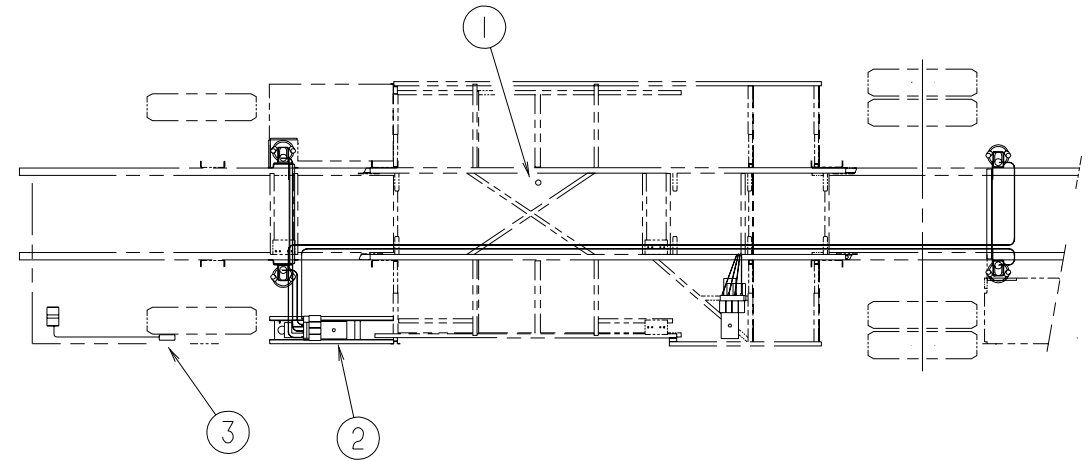
### CHASSIS GROUP (CONTINUED)



**SLIDEOUT HARDWARE**

| KEY | PART NUMBER   | U/M DESCRIPTION                             | VENDOR NO. |
|-----|---------------|---|------------|
| 1   | 116101-01-F31 | EA STRAP - WINCH                            |            |
| 2   | 116082-03-02B | EA BRACKET - WINCH                          |            |
| 3   | 116101-02-F31 | EA STRAP - WINCH                            |            |
| 4   | 116737-01-01A | EA LATCH - DRAW - ADJUSTABLE - ZINC         |            |
| 5   | 116736-01-01A | EA TIEDOWN - DROP/D - ZINC                  |            |
| 6   | 115767-02-000 | EA SLIDEOUT - WINCH                         |            |
| 7   | 116743-01-01A | EA CAP - LUG COVER - THREAD - BLACK         |            |
| 8   | 057759-01-000 | EA WASHER BRACKET - SEAT BELT - 4" DIAMETER |            |
| 8   | 064081-03-000 | EA NUT - WING 3/8-16 - W/WELD NUT           |            |
|     | 077298-55-003 | EA EXTRUSION - TUBE - .275"                 |            |
|     | 125687-01-000 | EA HINGE - DOOR                             |            |
|     | 125687-01-700 | EA CYLINDER (RAM - 2 USED PER SLIDE)        | RAP90512   |
|     | 125687-01-701 | EA HOSE - HYDRAULIC - 120"                  | AP13772    |
|     | 125687-01-702 | EA CYLINDER - SYCRONIZING                   | RAP90471   |
|     | 100536-41-000 | EA HOSE - F/SLIDEOUT                        |            |
|     |               | FROM: 00-00-00 THRU: 08-23-98               |            |
|     | 100536-44-000 | EA HOSE KIT - SLIDEOUT                      |            |
|     |               | FROM: 08-24-98 THRU: 99-99-99               |            |

### CHASSIS GROUP (CONTINUED)



**LEVELING SYSTEM**

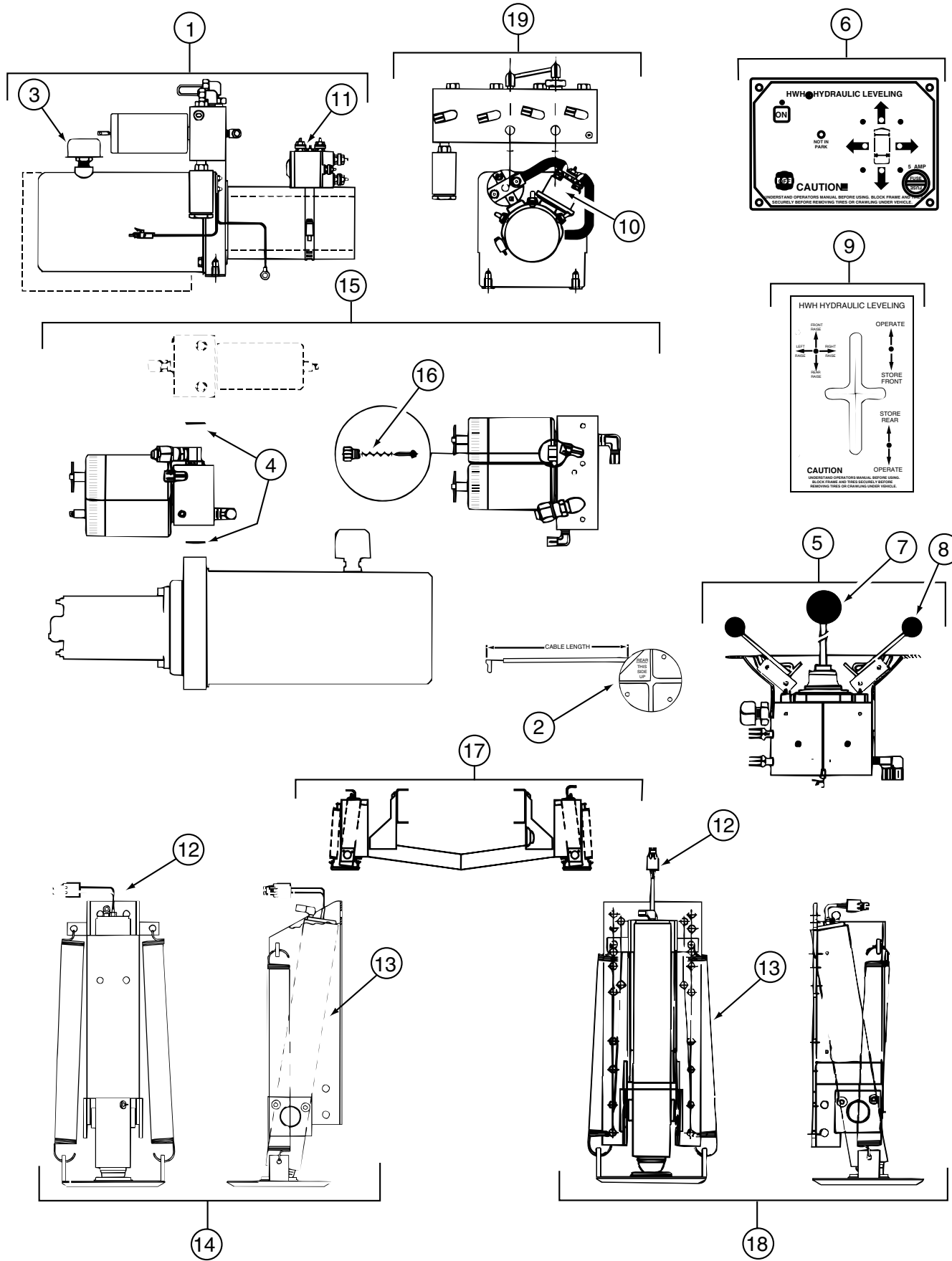
| KEY | PART NUMBER   | U/M DESCRIPTION  | VENDOR NO. |
|-----|---------------|--|------------|
| 1   | 117183-01-02B | EA COVER - SENSOR - LEVELING                               |            |
| 2   | 100532-39-000 | EA LEVELING SYSTEM - HYDRAULIC                             |            |
|     |               | FROM: 00-00-00 THRU: 07-28-98                              |            |
| 2   | 131306-09-000 | EA LEVELING SYSTEM - OPERATES SLIDEOUT ROOM W/O JACKS DOWN |            |
|     |               | FROM: 07-29-98 THRU: 99-99-99                              |            |
| 3   | 107889-03-000 | EA PANEL - CONTROL - TOUCH - AIR DUMP                      |            |
|     | 100532-09-702 | EA CABLE - MODULAR 5'                                      | RAP1020    |
|     | 107889-03-700 | EA PANEL - TOUCH   | RAP1088    |
|     | 100536-39-000 | EA HOSE KIT - LEVELING JACKS                               |            |
|     | 100536-09-701 | EA HOSE - HYDRAULIC - 60"                                  | RAP4073    |
|     | 100536-30-700 | EA HOSE - HYDRAULIC - 72"                                  | RAP4159    |
|     | 100536-37-701 | EA HOSE - HYDRAULIC - 336"                                 | RAP5561    |
|     | 100536-39-700 | EA HOSE - HYDRAULIC - 384"                                 | RAP4164    |

**VALVE STEM EXTENSION**

| KEY | PART NUMBER   | U/M DESCRIPTION                   |
|-----|---------------|-----------------------------------|
|     | 077030-02-000 | EA EXTENSION - VALVE STEM - 1.25" |

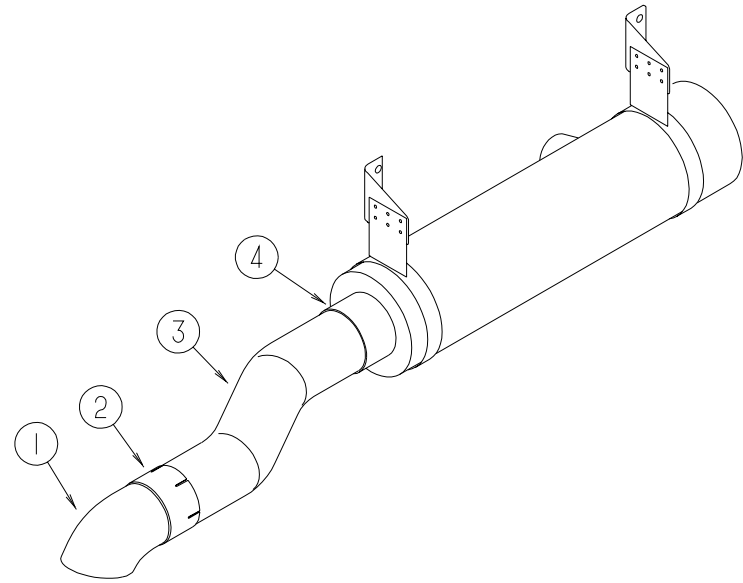
# CHASSIS GROUP (CONTINUED)

## LEVELING SYSTEM



| KEY | PART NUMBER   | U/M DESCRIPTION  | VENDOR NO.                    |
|-----|---------------|--|-------------------------------|
|     | 100532-39-000 | EA LEVELING SYSTEM - HYDRAULIC                             |                               |
|     |               |  | FROM: 00-00-00 THRU: 07-28-98 |
| 1   | 100532-01-713 | EA PUMP - RESERVOIR ASM. - MONARCH                         | RAP90014                      |
| 2   | 100532-03-710 | EA SENSING UNIT 21' MTA                                    | RAP6798                       |
| 3   | 100532-03-715 | EA CAP - BREATHER W/DIPSTICK                               | RAP7876                       |
| 4   | 100532-03-723 | EA O-RING/SEAL KIT   | RAP9171                       |
| 5   | 100532-08-702 | EA VALVE - BI-AXIS   | RAP9589                       |
| 6   | 100532-39-701 | EA PANEL - 200 BI-AXIS W/TRVL                              | RAP15341                      |
| 7   | 100532-08-705 | EA KNOB - 3/4" BLACK, SET OF FOUR                          | RAP1379                       |
| 8   | 100532-08-706 | EA KNOB - 1 3/16" BLACK                                    | RAP9734                       |
| 9   | 100532-08-707 | EA BEZEL W/GASKET - F/SYSTEM 200                           | RAP9592                       |
| 10  | 100532-09-704 | EA VALVE - PRESSURE SOLENOID                               | RAP0642                       |
| 11  | 100532-09-710 | EA SOLENOID - INTERMITTENT DUTY                            | RAP0533                       |
| 12  | 100532-12-706 | EA SWITCH - WARNING/MAGNETIC                               | RAP1008 / RAP90496            |
| 13  | 100532-12-707 | EA SPRING KIT  | R3847                         |
| 14  | 100532-39-700 | EA JACK - 9K - STRAIGHT ACTING                             | RAP9551                       |
| 15  | 100532-16-701 | EA MANIFOLD ASM. F/SLIDE OUT                               | RAP1716                       |
| 16  | 100532-31-701 | EA CHECK VALVE & KIT                                       | RAP10021                      |
| 17  | 100532-16-703 | EA CYLINDER ASSEMBLY, 12K                                  | RAP0040                       |
| 18  | 100532-37-700 | EA JACK - 12K STRAIGHT ACTING                              | RAP11804                      |
| 19  | 100532-37-701 | EA PUMP/RESERVOIR/MANIFOLD ASM                             | RAP13232                      |
|     | 100532-32-703 | EA BUZZER - JACK WARNING                                   | RAP90403                      |
|     | 100536-39-000 | EA HOSE KIT - LEVELING JACKS                               |                               |
|     | 100536-09-701 | EA HOSE - HYDRAULIC - 60"                                  | RAP4073                       |
|     | 100536-30-700 | EA HOSE - HYDRAULIC - 72"                                  | RAP4159                       |
|     | 100536-37-701 | EA HOSE - HYDRAULIC - 336"                                 | RAP5561                       |
|     | 100536-39-700 | EA HOSE - HYDRAULIC - 384"                                 | RAP4164                       |
|     | 100532-09-702 | EA CABLE - MODULAR 5'                                      | RAP1020                       |
|     | 100536-41-000 | EA HOSE - F/SLIDEOUT                                       |                               |
|     |               |  | FROM: 00-00-00 THRU: 08-23-98 |
|     | 100536-44-000 | EA HOSE KIT - SLIDEOUT                                     |                               |
|     |               |  | FROM: 08-24-98 THRU: 99-99-99 |
|     | 123264-01-000 | EA TEE - UNION - 1/4" X 1/4" X 1/4"                        |                               |
|     | 071387-05-000 | EA ELBOW - MALE - BRAKE TUBE - 1/4 X 1/4                   |                               |
|     | 086241-01-000 | EA VALVE - AIR - 1/4 MPT X TIRE STEM                       |                               |
|     | 114748-02-02B | EA CROSSMEMBER - REAR JACK MOUNTING                        |                               |
|     |               |  | FROM: 00-00-00 THRU: 09-16-98 |
|     | 117183-01-02B | EA COVER - SENSOR - LEVELING                               |                               |
|     | 121036-01-000 | EA BUZZER KIT - WARNING - HWH JACK/LEVELING SYSTEM         |                               |
|     | 128509-01-02B | EA BRACKET - PUMP  |                               |
|     | 131306-09-000 | EA LEVELING SYSTEM - OPERATES SLIDEOUT ROOM W/O JACKS DOWN |                               |
|     |               |  | FROM: 07-29-98 THRU: 99-99-99 |

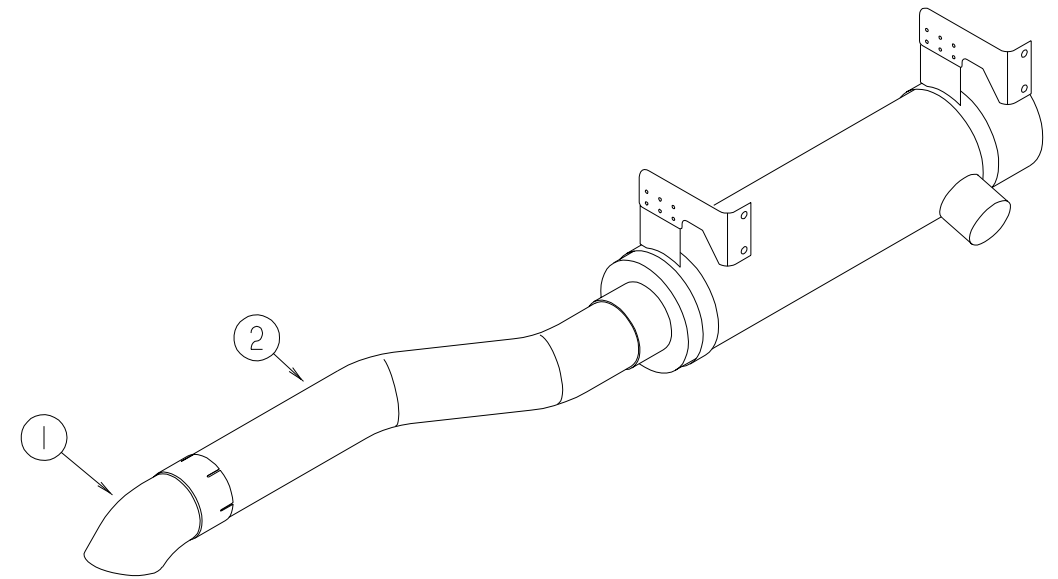
**CHASSIS GROUP (CONTINUED)**



**EXHAUST W/REAR RADIATOR**

| KEY | PART NUMBER   | U/M DESCRIPTION                                 |
|-----|---------------|---|
| 1   | 116425-02-000 | EA EXTENSION - EXHAUST - CHROMED - 5"           |
| 2   | 094918-05-000 | EA CLAMP - EXHAUST - 4 7/16" - GUILLOTINE STYLE |
| 3   | 114869-03-000 | EA PIPE - EXHAUST - 5"OD X 32.9"                |
| 4   | 094918-05-000 | EA CLAMP - EXHAUST - 4 7/16" - GUILLOTINE STYLE |

**CHASSIS GROUP (CONTINUED)**



**EXHAUST W/SIDE RADIATOR**

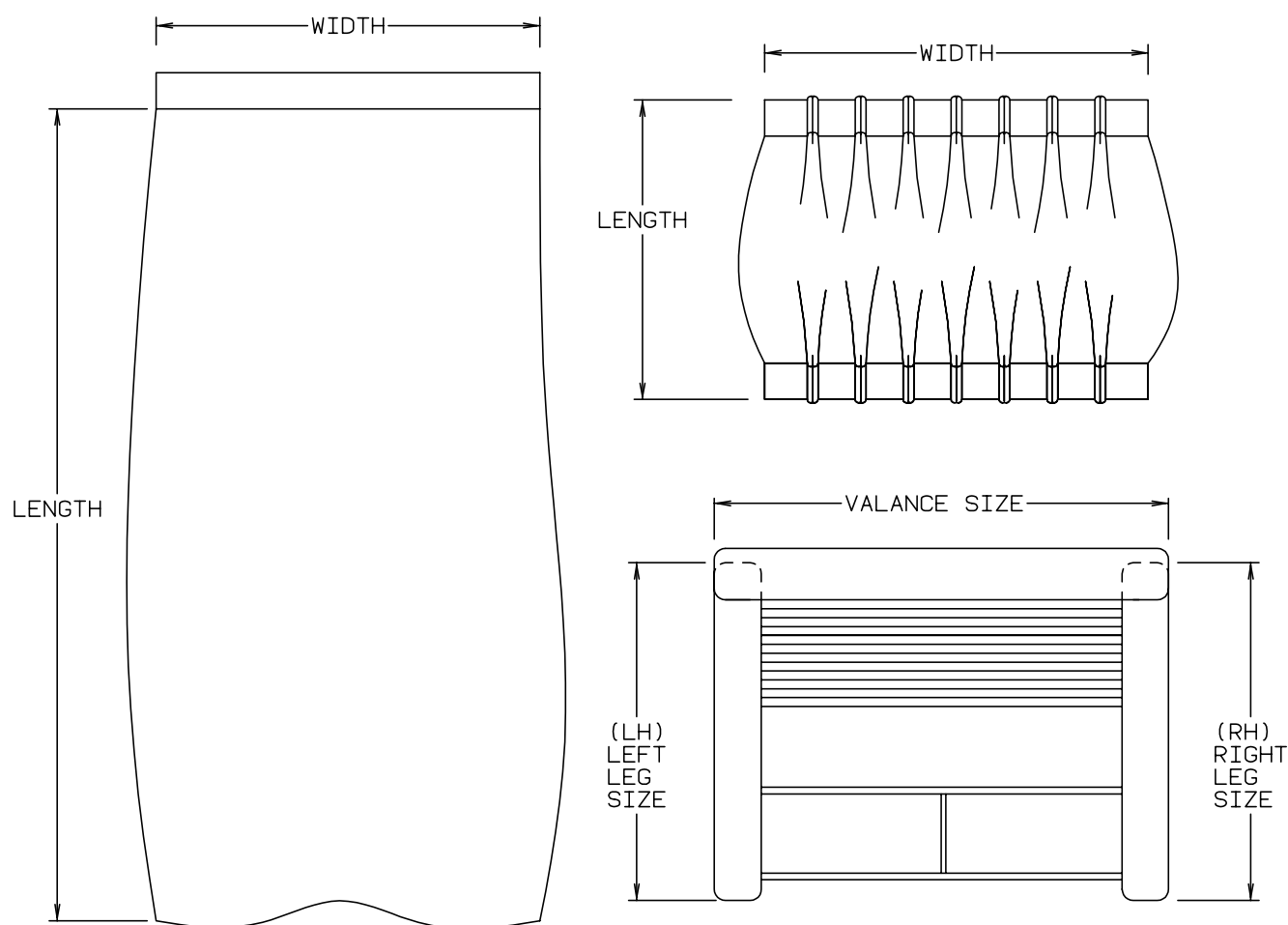
| KEY | PART NUMBER   | U/M DESCRIPTION                       |
|-----|---------------|---------------------------------------|
| 1   | 116425-02-000 | EA EXTENSION - EXHAUST - CHROMED - 5" |
| 2   | 114869-02-000 | EA PIPE - EXHAUST - 5"OD X 27.8"      |

## CURTAIN & CUSHION GROUP

### NOTICE

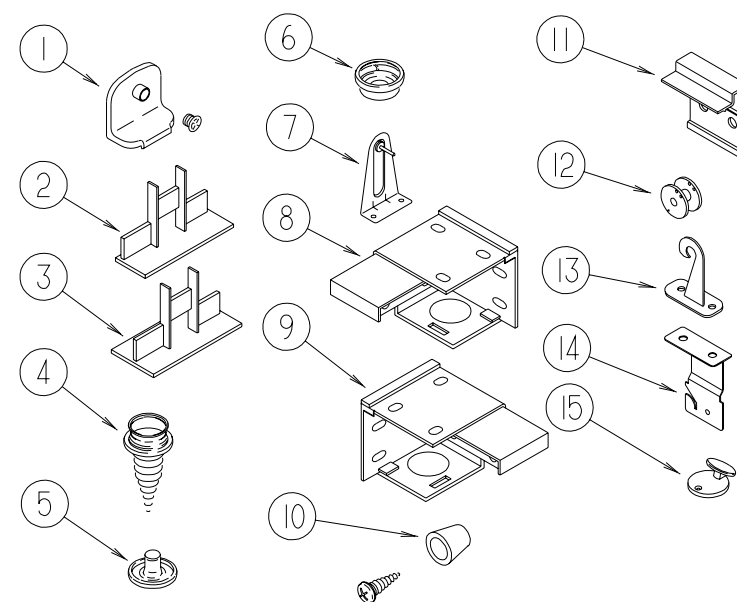
IN ORDER TO ASSIST OUR PARTS SALES DEPT. IN PROVIDING INTERIOR SOFTWARE ITEMS, PLEASE INCLUDE THE SERIAL NUMBER AND THE COLOR CODE NUMBER FROM THE VEHICLE CERTIFICATION LABEL WHEN ORDERING. THIS LABEL IS LOCATED ON THE LEFT SIDEWALL AT THE END OF THE DASH (A-BODY), OR ON THE DRIVER'S DOOR LATCH PLATE (C-BODY).

AN EXAMPLE OF A COLOR CODE NUMBER IS B07, WHICH DESIGNATES AN OVERALL COLOR SCHEME OF A PARTICULAR UNIT. THE COLOR LISTED AFTER THE ITEM DESCRIPTION ON THE MICROFICHE, INDICATES THE OVERALL UNIT COLOR. ORDER THE ITEM YOU DESIRE ACCORDING TO UNIT COLOR CODE. IF ALL COLORS USE THE SAME ITEM NO COLOR CODE WILL BE NOTED.



NOTE: USE THIS ILLUSTRATION WHEN DETERMINING LENGTH AND WIDTH MEASUREMENTS FOR CURTAINS. YOU WILL NOTE THE WIDTH MEASUREMENT IS TAKEN ON THE TOP OF THE CURTAIN WITH THE CURTAIN FULLY EXTENDED. THE LENGTH MEASUREMENT IS TAKEN FROM TOP TO BOTTOM. LEFT AND RIGHT WINDOW LEGS ARE DETERMINED WHEN FACING THE WINDOW.

## CURTAIN & CUSHION GROUP (CONTINUED)

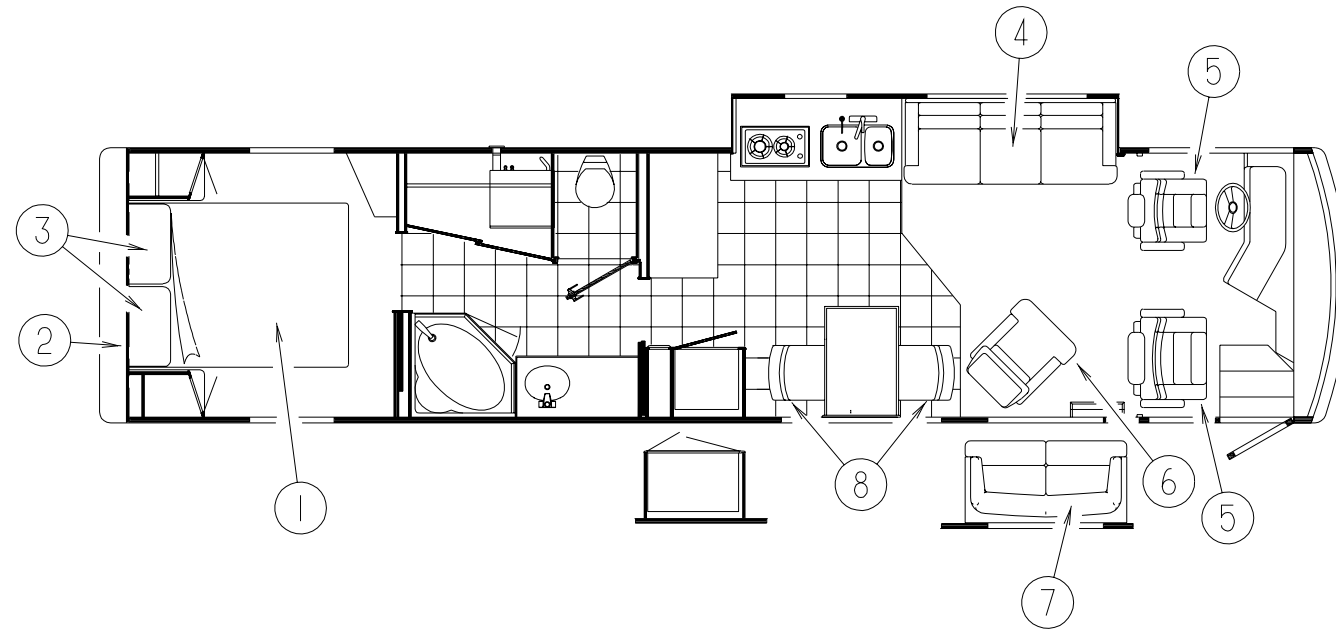


### CURTAIN HARDWARE

| KEY | PART NUMBER   | U/M DESCRIPTION   |
|-----|---------------|---|
| 1   | 106544-01-000 | EA PULL - SHADE/BRASS                                       |
|     | 106544-01-001 | EA SCREW - SHADE/BRASS                                      |
| 2   | 094907-02-000 | EA END CAP - TOP/PLEATED BLIND - PLASTIC - GRAY             |
| 3   | 094907-05-000 | EA HARDWARE - END CAP - BOTTOM - PULL TYPE                  |
|     | 094907-05-700 | EA END CAP - RH - BOTTOM BLIND                              |
|     | 094907-05-701 | EA END CAP - LH - BOTTOM BLIND                              |
|     | 094907-06-000 | EA HARDWARE - END CAP - E-Z LIFT - TOP                      |
|     | 094908-03-000 | FT HARDWARE - SEMI-RIDGED PVC - EZ LIFT                     |
|     | 094908-04-000 | FT STRAP - FLAT POLY VINYL                                  |
|     | 097591-01-000 | EA SPRING - EXTENSION/PLEATED BLIND                         |
|     | 097593-02-000 | FT CORD - BLIND/PLEATED - GRAY                              |
|     | 094896-02-000 | EA GROMMET - CORD/PLEATED BLIND - NYLON - GRAY              |
| 4   | 029130-01-000 | EA SCREW - SNAP SOCKET - #8 PH X 5/8"                       |
| 5   | 029155-01-000 | EA CAP - SNAP - 5/32" OUTSIDE DIAMETER OF PIN               |
| 6   | 029156-01-000 | EA SOCKET - SNAP - 9/16" O.D.                               |
| 7   | 095591-02-000 | EA BRACKET - BLIND - HOLD DOWN W/PIN - METAL                |
| 8   | 083170-01-000 | EA BRACKET - BLIND - LEFT SIDE WHEN FACING WINDOW           |
| 9   | 083170-02-000 | EA BRACKET - BLIND - RIGHT SIDE WHEN FACING WINDOW          |
| 10  | 097564-03-000 | EA HANDLE - KNOB - E-Z LIFT SHADE - TAN                     |
| 11  | 097565-01-000 | EA BRACKET - MOUNTING/PLEATED BLIND                         |
| 12  | 097592-02-000 | EA SPOOL - CORD - ELEVATED BLIND HOLDUP - LARGE - CLEAR     |
| 13  | 109441-03-000 | EA HOLD DOWN - BLIND (CLOUDY)                               |
| 14  | 084434-01-000 | EA BRACKET - MOUNTING - ROLLER SHADE - 1 3/8"               |
| 15  | 102555-01-000 | EA CLEAT - BLIND CORD - CLEAR PLASTIC                       |
|     | 102555-03-000 | EA CLEAT - BLIND CORD - MILKY WHITE PLASTIC                 |
|     | 048394-02-000 | YD VELCRO TAPE - HOOK - ADHESIVE BACK - .75" WIDE - BEIGE   |
|     | 088792-02-000 | YD VELCRO TAPE - LOOP - ADHESIVE BACKED - .75" WIDE - BEIGE |
|     | 086276-01-000 | EA TAPE - DOUBLE SIDED - 1/2"                               |
|     | 096843-01-000 | EA SPRING - REWIND/ROLLER SHADE                             |
|     | 083125-08-000 | EA BRACE - WINDOW MOUNT - 3/4 - OFF WHITE                   |
|     | 118896-05-01A | EA TRACK - CURTAIN - RIGHT HAND                             |
|     | 118897-04-01A | EA TRACK - CURTAIN - LEFT HAND - OFF WHITE                  |



## CURTAIN & CUSHION GROUP (CONTINUED)



### QUEEN BEDSPREAD, PILLOWS & MATTRESSES

| KEY | PART NUMBER   | U/M DESCRIPTION   |
|-----|---------------|---|
| 1   | 124574-07-000 | EA BEDSPREAD - 60" X 80" (KQ0,KQ1)                              |
| 1   | 124574-08-000 | EA BEDSPREAD - 60" X 80" (KQ2,KQ3)                              |
| 1   | 124574-09-000 | EA BEDSPREAD - 60" X 80" (KQ4,KQ5)                              |
| 1   | 124574-10-000 | EA BEDSPREAD - 60" X 80" (KQ6,KQ7)                              |
| 1   | 109149-19-KQ0 | EA SKIRT/BEDSPREAD - QUEEN - 15.5" X 69.5" (KQ0,KQ1)            |
| 1   | 109149-19-KQ2 | EA SKIRT/BEDSPREAD - QUEEN - 15.5" X 69.5" (KQ2,KQ3)            |
| 1   | 109149-19-KQ4 | EA SKIRT/BEDSPREAD - QUEEN - 15.5" X 69.5" (KQ4,KQ5)            |
| 1   | 109149-19-KQ6 | EA SKIRT/BEDSPREAD - QUEEN - 15.5" X 69.5" (KQ6,KQ7)            |
| 1   | 123013-01-000 | EA MATTRESS - SERTA INNER SPRING - 60" X 80"                    |
| 2   | 114215-12-KQ0 | EA HEADBOARD - EMPRESS/QUEEN (KQ0)                              |
| 2   | 114215-12-KQ1 | EA HEADBOARD - EMPRESS/QUEEN (KQ1)                              |
| 2   | 127571-02-KQ4 | EA HEADBOARD - SLEIGH - QUEEN BED (KQ2,KQ4,KQ5)                 |
| 2   | 127571-02-KQ2 | EA HEADBOARD - SLEIGH - QUEEN BED (KQ3)                         |
| 2   | 127571-01-KQ6 | EA HEADBOARD - SLEIGH - QUEEN BED (KQ6,KQ7)                     |
| 2   | 114215-12-KQ0 | EA HEADBOARD - EMPRESS/QUEEN (W/WOOD BLINDS) (KQ0)              |
| 2   | 114215-12-KQ1 | EA HEADBOARD - EMPRESS/QUEEN (W/WOOD BLINDS) (KQ1)              |
| 2   | 127571-04-KQ2 | EA HEADBOARD - SLEIGH - QUEEN BED (W/WOOD BLINDS) (KQ2)         |
| 2   | 127571-04-KQ4 | EA HEADBOARD - SLEIGH - QUEEN BED (W/WOOD BLINDS) (KQ3,KQ4,KQ5) |
| 2   | 127571-03-KQ6 | EA HEADBOARD - SLEIGH - QUEEN BED (W/WOOD BLINDS) (KQ6,KQ7)     |
| 3   | 119249-02-000 | EA PILLOW - 22" X 37" - KING/TWIN                               |
| 3   | 124575-07-000 | EA PILLOW SHAM (KQ0,KQ1)  |
| 3   | 124575-08-000 | EA PILLOW SHAM (KQ2,KQ3)  |
| 3   | 124575-09-000 | EA PILLOW SHAM (KQ4,KQ5)  |
| 3   | 124575-10-000 | EA PILLOW SHAM (KQ6,KQ7)  |

### BEDROOM THROW PILLOWS

| KEY | PART NUMBER   | U/M DESCRIPTION                 |
|-----|---------------|---------------------------------|
|     | 103669-28-KQ0 | EA PILLOW - 17" X 17" (KQ0,KQ1) |
|     | 103669-29-KQ2 | EA PILLOW - 17" X 17" (KQ2,KQ3) |
|     | 103669-29-KQ4 | EA PILLOW - 17" X 17" (KQ4,KQ5) |
|     | 103669-28-KQ6 | EA PILLOW - 17" X 17" (KQ6,KQ7) |
|     | 106728-13-KQ0 | EA PILLOW - 15" X 23" (KQ0,KQ1) |
|     | 106728-14-KQ2 | EA PILLOW - 15" X 23" (KQ2,KQ3) |
|     | 106728-15-KQ4 | EA PILLOW - 15" X 23" (KQ4,KQ5) |
|     | 106728-13-KQ6 | EA PILLOW - 15" X 23" (KQ6,KQ7) |

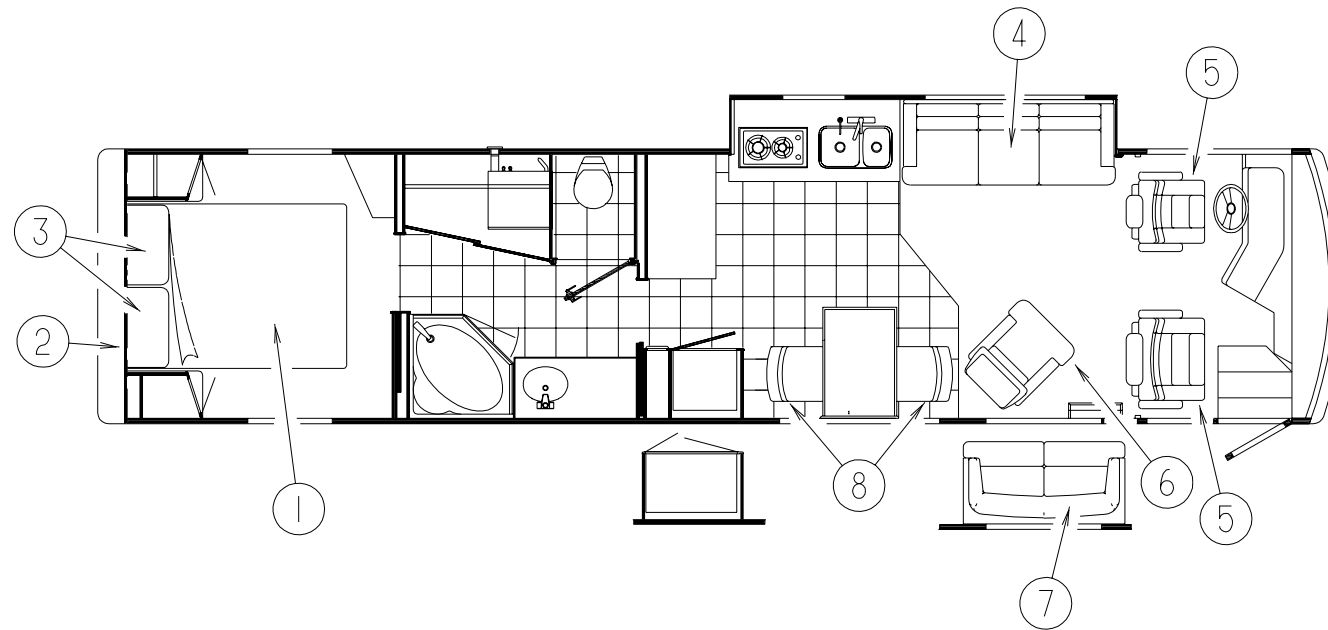
### DRIVER SIDE COUCH

| KEY | PART NUMBER   | U/M DESCRIPTION   |
|-----|---------------|---|
| 4   | 119727-10-000 | EA SOFA - VILLA 79" - W/SLIDE (KQ0,KQ1)                                     |
| 4   | 119727-09-000 | EA SOFA - VILLA 79" - W/SLIDE (KQ2,KQ3)                                     |
| 4   | 119728-17-000 | EA SOFA - VILLA - 80" - W/SLIDE (KQ4,KQ5)                                   |
| 4   | 119728-16-000 | EA SOFA - VILLA - 80" - W/SLIDE (KQ6,KQ7)                                   |
| 4   | 130264-01-000 | EA SOFA - 79" - LEATHER OPTION (KQ0,KQ1)                                    |
| 4   | 121884-10-000 | EA SOFA - VILLA - 80" - ANTELOPE - LEATHER OPTION (KQ2,KQ3,KQ4,KQ5,KQ6,KQ7) |

### DRIVER SIDE COUCH PILLOWS

| KEY | PART NUMBER   | U/M DESCRIPTION                |
|-----|---------------|--------------------------------|
|     | 106728-03-KQ0 | EA PILLOW - 9" X 20" (KQ0,KQ1) |
|     | 106728-03-KQ2 | EA PILLOW - 9" X 20" (KQ2,KQ3) |
|     | 106728-11-KQ4 | EA PILLOW - 9" X 20" (KQ4,KQ5) |
|     | 106728-12-KQ6 | EA PILLOW - 9" X 20" (KQ6,KQ7) |

## CURTAIN & CUSHION GROUP (CONTINUED)



### BUCKET SEATS

| KEY | PART NUMBER   | U/M DESCRIPTION  |
|-----|---------------|--|
| 5   | 130222-01-000 | EA BUCKET - INTERGRATED - DRIVER/8-WAY - ROYAL BLUE (KQ0,KQ1)            |
| 5   | 130222-02-000 | EA BUCKET - INTERGRATED - DRIVER/8-WAY - CREAM (KQ2,KQ3,KQ4,KQ5,KQ6,KQ7) |
| 5   | 130222-04-000 | EA BUCKET - INTERGRATED - QUEEN/8-WAY - ROYAL BLUE (KQ0,KQ1)             |
| 5   | 130222-05-000 | EA BUCKET - INTERGRATED - QUEEN/8-WAY - CREAM (KQ2,KQ3,KQ4,KQ5,KQ6,KQ7)  |
|     | 130222-98-000 | EA PEDESTAL - 8-WAY - DRIVER/PASSENGER                                   |
|     | 130222-99-000 | EA TOP PLATE - DRIVER/PASSENGER  |

### SWIVEL CHAIR

| KEY | PART NUMBER   | U/M DESCRIPTION   |
|-----|---------------|---|
| 6   | 124148-05-000 | EA CHAIR - VILLA - GLIDER/7000 - ROYAL BLUE (KQ0,KQ1)             |
| 6   | 124148-04-000 | EA CHAIR - VILLA - GLIDER/7000 - CHANEL (KQ2,KQ3,KQ4,KQ5,KQ6,KQ7) |
|     | 119730-94-000 | EA PEDESTAL - VILLA   |
|     | 119730-95-000 | EA TOP PLATE - VILLA  |
|     | 107921-06-000 | EA BEARING KIT - PEDESTAL   |

### PASSENGER SIDE COUCH

| KEY | PART NUMBER   | U/M DESCRIPTION   |
|-----|---------------|---|
| 7   | 124150-09-000 | EA SOFA - BANQUETTE - 2 CUSHION (KQ0,KQ1)                 |
| 7   | 124150-08-000 | EA SOFA - BANQUETTE - 2 CUSHION (KQ2,KQ3,KQ4,KQ5,KQ6,KQ7) |

### PASSENGER SIDE COUCH PILLOWS

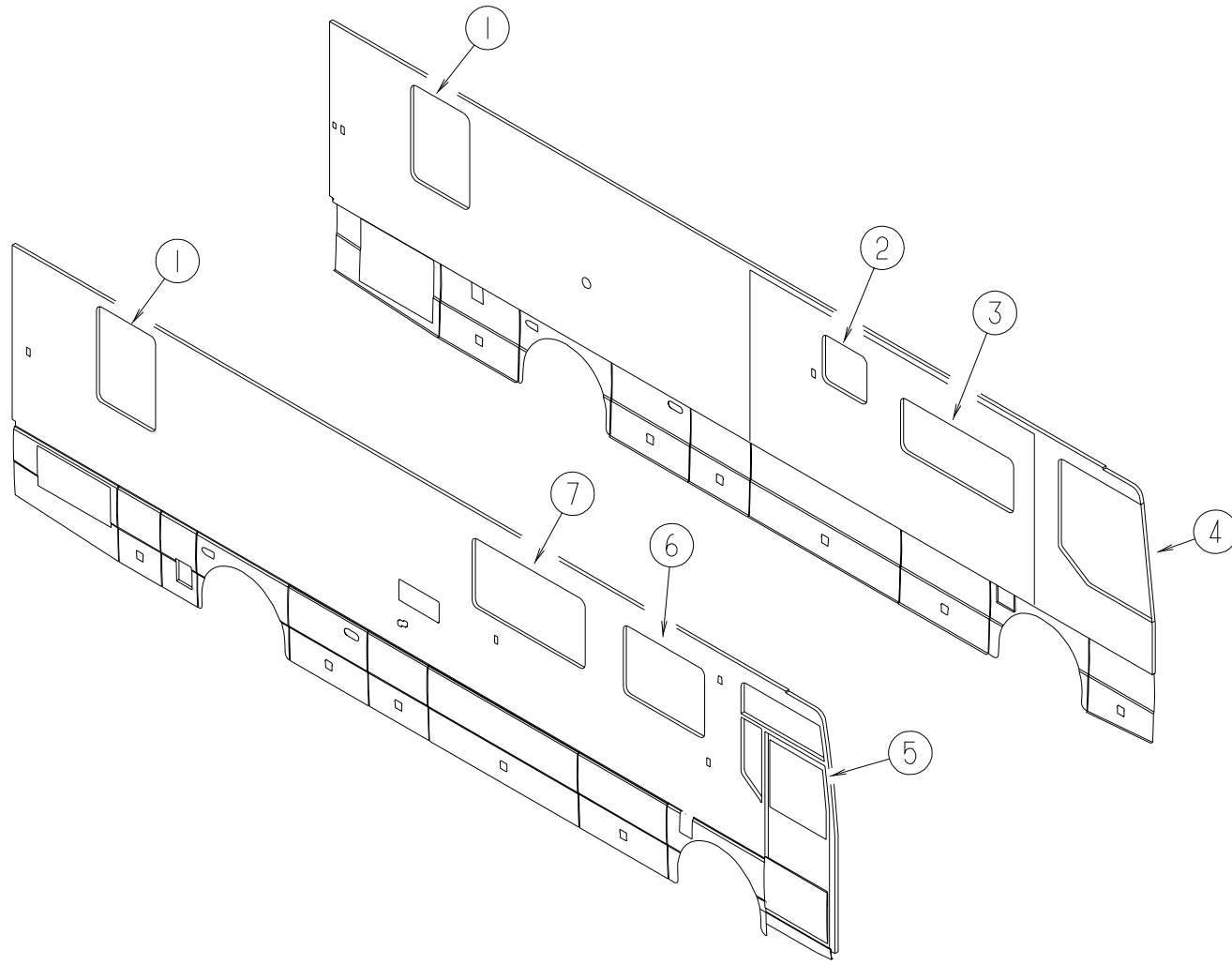
| KEY | PART NUMBER   | U/M DESCRIPTION                 |
|-----|---------------|---------------------------------|
|     | 103669-25-KQ0 | EA PILLOW - 17" X 17" (KQ0,KQ1) |
|     | 103669-26-KQ2 | EA PILLOW - 17" X 17" (KQ2,KQ3) |
|     | 103669-27-KQ4 | EA PILLOW - 17" X 17" (KQ4,KQ5) |
|     | 103669-26-KQ6 | EA PILLOW - 17" X 17" (KQ6,KQ7) |

### DINETTE CHAIRS

| KEY | PART NUMBER   | U/M DESCRIPTION   |
|-----|---------------|---|
| 8   | 129135-01-000 | EA CHAIR - DINETTE - DESILU - ROYAL BLUE/WASHED MAPLE (KQ0)   |
| 8   | 129135-04-000 | EA CHAIR - DINETTE - DESILU - ROYAL BLUE/CHERRY (KQ1)         |
| 8   | 129135-02-000 | EA CHAIR - DINETTE - VILLA - CREAM/WASHED MAPLE (KQ2,KQ4,KQ6) |
| 8   | 129135-05-000 | EA CHAIR - DINETTE - DESILU - CREAM/CHERRY (KQ3,KQ5,KQ7)      |

# CURTAIN & CUSHION GROUP (CONTINUED)

## CURTAINS & WINDOW TREATMENT



| KEY | PART NUMBER   | U/M DESCRIPTION  |
|-----|---------------|--|
| 1   | 124164-14-KQ0 | EA VALANCE - CYPRUS - 34" (KQ0,KQ1)  |
| 1   | 124164-15-KQ2 | EA VALANCE - CYPRUS - 34" (KQ2,KQ3)  |
| 1   | 124164-16-KQ4 | EA VALANCE - CYPRUS - 34" (KQ4,KQ5)  |
| 1   | 124164-17-KQ6 | EA VALANCE - CYPRUS - 34" (KQ6,KQ7)  |
| 1   | 124164-18-KQ0 | EA VALANCE - CYPRUS - 34" (KQ0,KQ1) (WINDOW OPTION)                        |
| 1   | 124164-19-KQ2 | EA VALANCE - CYPRUS - 34" (KQ2,KQ3) (WINDOW OPTION)                        |
| 1   | 124164-20-KQ4 | EA VALANCE - CYPRUS - 34" (KQ4,KQ5) (WINDOW OPTION)                        |
| 1   | 124164-21-KQ6 | EA VALANCE - CYPRUS - 34" (KQ6,KQ7) (WINDOW OPTION)                        |
| 1   | 114217-07-KQ0 | EA VALANCE - SHADOWBOX - 47" X 33" (KQ0,KQ1)                               |
| 1   | 114217-07-KQ2 | EA VALANCE - SHADOWBOX - 47" X 33" (KQ2,KQ3)                               |
| 1   | 114217-07-KQ4 | EA VALANCE - SHADOWBOX - 47" X 33" (KQ4,KQ5)                               |
| 1   | 114217-07-KQ6 | EA VALANCE - SHADOWBOX - 47" X 33" (KQ6,KQ7)                               |
| 1   | 114217-01-JQ6 | EA VALANCE - SHADOWBOX - 47" X 33" (KQ0,KQ1) (WINDOW OPTION)               |
| 1   | 114217-01-KQ2 | EA VALANCE - SHADOWBOX - 47" X 33" (KQ2,KQ3) (WINDOW OPTION)               |
| 1   | 114217-01-KQ4 | EA VALANCE - SHADOWBOX - 47" X 33" (KQ4,KQ5) (WINDOW OPTION)               |
| 1   | 114217-01-KQ6 | EA VALANCE - SHADOWBOX - 47" X 33" (KQ6,KQ7) (WINDOW OPTION)               |
| 1   | 123964-13-KQ0 | EA BLIND - MICRO - DAY/NIGHTER - 30" X 46" (KQ0,KQ1,KQ4,KQ5,KQ6,KQ7)       |
| 1   | 123964-13-KQ2 | EA BLIND - MICRO - DAY/NIGHTER - 30" X 46" (KQ2,KQ3)                       |
| 1   | 114214-05-01A | EA BLIND - WOOD - 2" SLATS - 30" X 46" (KQ0,KQ2,KQ4,KQ6) (WINDOW OPTION)   |
| 1   | 114214-05-02A | EA BLIND - WOOD - 2" SLATS - 30" X 46" (KQ1,KQ3,KQ5,KQ7) (WINDOW OPTION)   |
| 2   | 111861-10-01A | EA BLIND - MICRO MINI - 24.5"  |
| 3   | 131239-01-KQ0 | EA LAMBREQUIN - PIERRE - 62" X 27" (KQ0,KQ1)                               |
| 3   | 131239-01-KQ2 | EA LAMBREQUIN - PIERRE - 62" X 27" (KQ2,KQ3)                               |
| 3   | 131240-01-KQ4 | EA LAMBREQUIN - MONTERREY - 62" X 27" (KQ4,KQ5)                            |
| 3   | 131240-01-KQ6 | EA LAMBREQUIN - MONTERREY - 62" X 27" (KQ6,KQ7)                            |
| 3   | 131239-04-KQ0 | EA LAMBREQUIN - PIERRE - 62" X 27" (KQ0,KQ1) (WINDOW OPTION)               |
| 3   | 131239-04-KQ2 | EA LAMBREQUIN - PIERRE - 62" X 27" (KQ2,KQ3) (WINDOW OPTION)               |
| 3   | 131240-04-KQ4 | EA LAMBREQUIN - MONMTERREY - 62" X 27" (KQ4,KQ5) (WINDOW OPTION)           |
| 3   | 131240-04-KQ6 | EA LAMBREQUIN - MONMTERREY - 62" X 27" (KQ6,KQ7) (WINDOW OPTION)           |
| 3   | 123964-18-K90 | EA BLIND - MICRO - DAY/NIGHTER - 58" X 26.5" (KQ0,KQ1,KQ4,KQ5,KQ6,KQ7)     |
| 3   | 123964-18-KQ2 | EA BLIND - MICRO - DAY/NIGHTER - 58" X 26.5" (KQ2,KQ3)                     |
| 3   | 114214-08-01A | EA BLIND - WOOD - 2" SLATS - 59" X 26.5" (KQ0,KQ2,KQ4,KQ6) (WINDOW OPTION) |
| 3   | 114214-08-02A | EA BLIND - WOOD - 2" SLATS - 59" X 26.5" (KQ1,KQ3,KQ5,KQ7) (WINDOW OPTION) |
| 4   | 093487-12-01A | EA CURTAIN - WRAPAROUND/PRIVACY/PLEATED - DRVR - 51" X 108"                |
| 5   | 093487-15-01A | EA CURTAIN - WRAPAROUND/PRIVACY/PLEATED - PASS - 51" X 108"                |
|     | 126841-07-000 | EA SHADE - PULL - CHARCOAL MESH - 43" X 60"                                |
|     | 084434-01-000 | EA BRACKET - MOUNTING - ROLLER SHADE - 1 3/8"                              |
| 6   | 131239-03-KQ0 | EA LAMBREQUIN - PIERRE - 45.5" X 32" (KQ0,KQ1)                             |
| 6   | 131239-03-KQ2 | EA LAMBREQUIN - PIERRE - 45.5" X 32" (KQ2,KQ3)                             |
| 6   | 131240-03-KQ4 | EA LAMBREQUIN - MONTERREY - 43.5" X 32" (KQ4,KQ5)                          |
| 6   | 131240-03-KQ6 | EA LAMBREQUIN - MONTERREY - 43.5" X 32" (KQ6,KQ7)                          |
| 6   | 131239-06-KQ0 | EA LAMBREQUIN - PIERRE - 45.5" X 32" (KQ0,KQ1) (WINDOW OPTION)             |
| 6   | 131239-06-KQ2 | EA LAMBREQUIN - PIERRE - 45.5" X 32" (KQ2,KQ3) (WINDOW OPTION)             |
| 6   | 131240-06-KQ4 | EA LAMBREQUIN - MONTERREY - 43.5" X 32" (KQ4,KQ5) (WINDOW OPTION)          |
| 6   | 131240-06-KQ6 | EA LAMBREQUIN - MONTERREY - 43.5" X 32" (KQ6,KQ7) (WINDOW OPTION)          |
| 6   | 123964-07-KQ0 | EA BLIND - MICRO - DAY/NIGHTER - 42.5" X 32" (KQ0,KQ1,KQ4,KQ5,KQ6,KQ7)     |
| 6   | 123964-07-KQ2 | EA BLIND - MICRO - DAY/NIGHTER - 42.5" X 32" (KQ2,KQ3)                     |
| 6   | 114214-07-03A | EA BLIND - WOOD - 2" SLATS - 42" X 31.5" (KQ0,KQ2,KQ4,KQ6) (WINDOW OPTION) |
| 6   | 114214-07-01A | EA BLIND - WOOD - 2" SLATS - 42" X 31.5" (KQ1,KQ3,KQ5,KQ7) (WINDOW OPTION) |
| 7   | 131239-02-KQ0 | EA LAMBREQUIN - PIERRE - 61.5" X 30" (KQ0,KQ1)                             |
| 7   | 131239-02-KQ2 | EA LAMBREQUIN - PIERRE - 62" X 32" (KQ2,KQ3)                               |
| 7   | 131240-02-KQ4 | EA LAMBREQUIN - MONMTERREY - 62" X 32" (KQ4,KQ5)                           |
| 7   | 131240-02-KQ6 | EA LAMBREQUIN - MONMTERREY - 62" X 32" (KQ6,KQ7)                           |
| 7   | 131239-05-KQ0 | EA LAMBREQUIN - PIERRE - 62" X 32" (KQ0,KQ1) (WINDOW OPTION)               |
| 7   | 131239-05-KQ2 | EA LAMBREQUIN - PIERRE - 62" X 32" (KQ2,KQ3) (WINDOW OPTION)               |
| 7   | 131240-05-KQ4 | EA LAMBREQUIN - MONTERREY - 62" X 32" (KQ4,KQ5) (WINDOW OPTION)            |
| 7   | 131240-05-KQ6 | EA LAMBREQUIN - MONTERREY - 62" X 32" (KQ6,KQ7) (WINDOW OPTION)            |
| 7   | 123964-12-HQ4 | EA BLIND - MICRO - DAY/NIGHTER - 58" X 33" (KQ0,KQ1,KQ4,KQ5,KQ6,KQ7)       |
| 7   | 123964-12-HQ0 | EA BLIND - MICRO - DAY/NIGHTER - 58" X 33" (KQ2,KQ3)                       |
| 7   | 114214-03-01A | EA BLIND - WOOD - 2" SLATS - 58" X 31.5" (KQ0,KQ2,KQ4,KQ6) (WINDOW OPTION) |
| 7   | 114214-03-02A | EA BLIND - WOOD - 2" SLATS - 58" X 31.5" (KQ1,KQ3,KQ5,KQ7) (WINDOW OPTION) |

**CURTAIN & CUSHION GROUP (CONTINUED)**

**FABRICS**

| COLOR CODES               | KQ0,KQ1                        | KQ2,KQ3                        | KQ4,KQ5                        | KQ6,KQ7                        |
|---------------------------|--------------------------------|--------------------------------|--------------------------------|--------------------------------|
|                           | BUCKINGHAM<br>BLUE             | SCARBOROUGH<br>SEA GREEN       | WOODLAWN<br>TAUPE              | BRADHURST<br>SAND              |
| FABRIC SOFA               | 108446-X0-000                  | 126883-13-000                  | 126883-31-000                  | 126883-23-000                  |
| LOUNGE WINDOW             | 108446-X1-000<br>108446-X0-000 | 126883-08-000<br>126883-13-000 | 126883-31-000<br>126883-32-000 | 126883-23-000<br>126883-24-000 |
| DAY/NITERS                | 094911-44-000                  | 094911-49-000                  | 094911-44-000                  | 094911-44-000                  |
| LOUNGE PILLOWS KIDNEY     | 108446-X0-000<br>084415-A2-000 | 126883-08-000<br>084415-A6-000 | 126883-32-000<br>084415-A5-000 | 126883-23-000<br>084415-A0-000 |
| LOUNGE PILLOWS SQUARE     | 108446-X1-000<br>084415-A3-000 | 126883-13-000<br>084415-A7-000 | 126883-32-000<br>084415-A4-000 | 126883-23-000<br>084415-A0-000 |
| BEDROOM PILLOWS 15 X 23   | 105745-J3-000                  | 105745-J9-000<br>084416-A6-000 | 126883-15-000<br>084415-A4-000 | 105745-K6-000                  |
| BEDROOM PILLOWS 17 X 17   | 108446-X1-000                  | 105745-K2-000<br>084415-A7-000 | 126883-15-000<br>084415-A5-000 | 105745-K8-000                  |
| BEDROOM WINDOWS           | 105745-J3-000<br>108446-X1-000 | 105745-K2-000<br>084415-A6-000 | 126883-15-000<br>084415-A4-000 | 105745-K8-000<br>105745-K6-000 |
| SHADOWBOX                 | 105745-J3-000                  | 105745-J9-000                  | 105745-L0-000                  | 105745-K6-000                  |
| BEDSPREAD                 | 105745-J3-000<br>084415-A2-000 | 105745-J9-000<br>084415-A6-000 | 105745-L0-000<br>084415-A4-000 | 105745-K6-000<br>105745-K8-000 |
| BEDSKIRT                  | 108446-X1-000                  | 105745-K2-000                  | 126883-15-000                  | 105745-K8-000                  |
| HEADBOARD                 | 105745-J3-000<br>108446-X1-000 | 105745-J9-000<br>084415-A6-000 | 105745-L0-000<br>084415-A4-000 | 105745-K6-000<br>105745-K8-000 |
| CEILING MATERIAL          | 113979-08-01A                  | 113979-08-01A                  | 113979-08-01A                  | 113979-08-01A                  |
| OVERHEAD CEILING MATERIAL | 113979-01-01A                  | 113979-01-01A                  | 113979-01-01A                  | 113979-01-01A                  |

**CURTAIN & CUSHION GROUP (CONTINUED)**

**FABRIC TRIMS & BUTTONS**

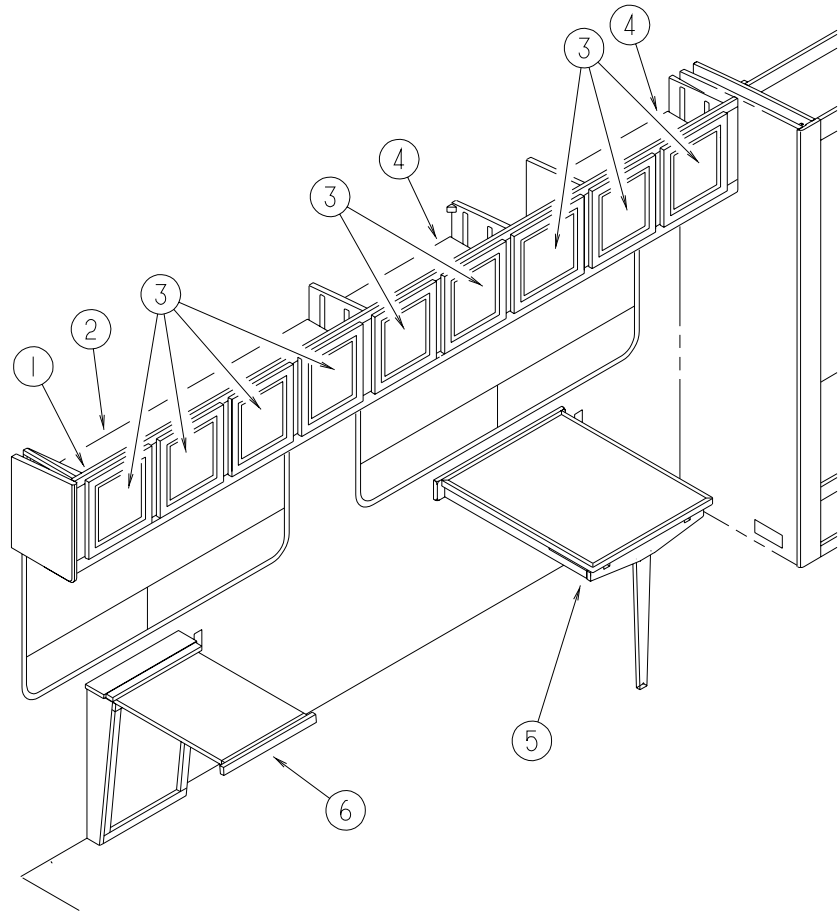
| KEY | PART NUMBER   | U/M DESCRIPTION                                   |
|-----|---------------|---|
|     | 084415-A2-000 | YD TRIM - BRAID - .5" CORD - BUCKINGHAM (KQ0,KQ1) |
|     | 084415-A6-000 | YD TRIM - BRAID - CORD (KQ2,KQ3)                  |
|     | 084415-A7-000 | YD TRIM - BRAID (KQ2,KQ3)                         |
|     | 084415-A4-000 | YD TRIM - BRAID - .5" CORD - WOOD LAWN (KQ4,KQ5)  |
|     | 084415-A5-000 | YD TRIM - BRAID - FRINGE - WOOD LAWN (KQ4,KQ5)    |
|     | 084415-A0-000 | YD TRIM - BRAID - RHAPSODY - IVORY (KQ6,KQ7)      |
|     | 070578-02-E37 | EA BUTTON - #30 - VINYL                           |
|     | 127038-01-01A | EA TIEDOWN STRAP - W/VELCRO ENDS                  |
|     | 057534-08-000 | EA TIEBACK - CLEAR PLASTIC - 16"                  |
|     | 108446-X4-000 | YD FABRIC - SUMBRELLA BURGUNDY - LAWN CHAIR       |
|     | 108446-X5-000 | YD FABRIC - SUMBRELLA SAPPHIRE - LAWN CHAIR       |

**SEATBELTS**

| KEY | PART NUMBER   | U/M DESCRIPTION                            |
|-----|---------------|--|
|     | 007021-01-000 | EA SEAT BELT - 2" X 90" - BLACK            |
|     | 056271-02-000 | EA BELT - SEAT - 2" X 72" - BLACK          |
|     | 057759-01-000 | EA WASHER - FLAT F/SEAT BELT - 4" DIAMETER |

**NOTE: FABRIC LISTED FIRST IN A BLOCK, IS THE LARGEST QUANTITY OF FABRIC USED**

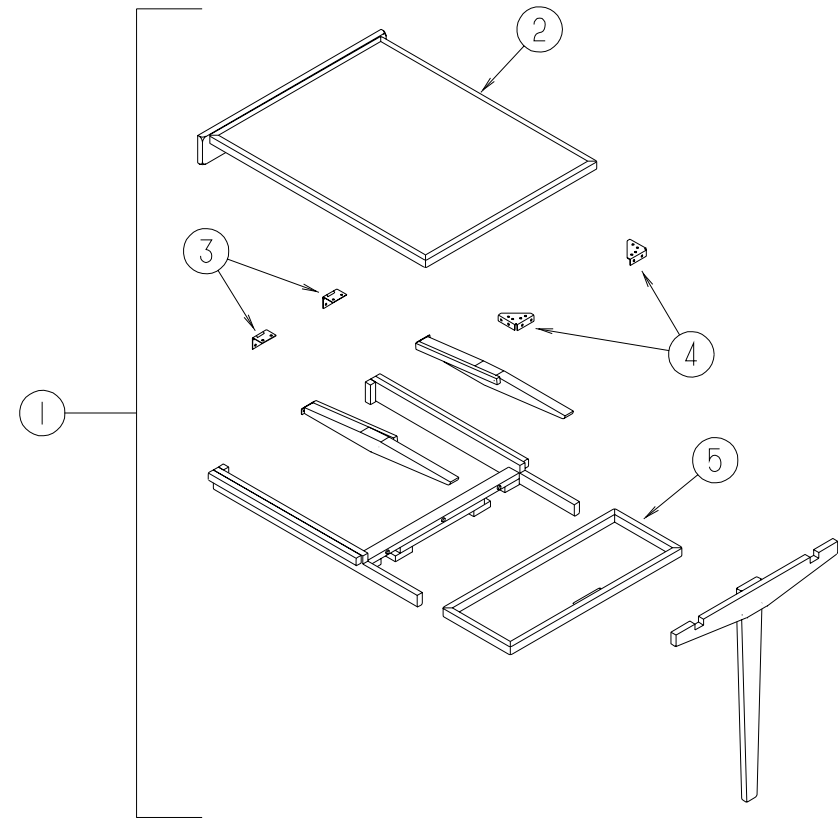
## DINETTE GROUP



### DINETTE CABINETS

| KEY | PART NUMBER   | U/M DESCRIPTION  |
|-----|---------------|--|
| 1   | 129659-01-KQ0 | EA CABINET - OVERHEAD/FRONT/RIGHT HAND - W/O DOORS/HARDWARE (MAPLE)    |
| 1   | 129659-01-KQ1 | EA CABINET - OVERHEAD/FRONT/RIGHT HAND - W/O DOORS/HARDWARE (CHERRY)   |
| 2   | 129659-11-KQ0 | EA SHELF - W/CARPET (MAPLE)  |
| 2   | 129659-11-KQ1 | EA SHELF - W/CARPET (CHERRY)   |
| 3   | M08610-11-KQ0 | EA DOOR - STRAIGHT CORNER/OGEE EDGE - 14.3" X 14.3" - W/O HDW (MAPLE)  |
| 3   | M08610-11-KQ1 | EA DOOR - STRAIGHT CORNER/OGEE EDGE - 14.3" X 14.3" - W/O HDW (CHERRY) |
| 4   | 129659-12-KQ0 | EA SHELF - W/CARPET (MAPLE)  |
| 4   | 129659-12-KQ1 | EA SHELF - W/CARPET (CHERRY)   |
| 5   | 129108-01-KQ0 | EA TABLE - W/PULLOUT SELF STORING LEAF                                 |
| 5   | 129108-01-KQ1 | EA TABLE - W/PULLOUT SELF STORING LEAF                                 |
| 5   | 129108-01-KQ2 | EA TABLE - W/PULLOUT SELF STORING LEAF                                 |
| 5   | 129108-01-KQ3 | EA TABLE - W/PULLOUT SELF STORING LEAF                                 |
| 5   | 129108-01-KQ4 | EA TABLE - W/PULLOUT SELF STORING LEAF                                 |
| 5   | 129108-01-KQ5 | EA TABLE - W/PULLOUT SELF STORING LEAF                                 |
| 5   | 129108-01-KQ6 | EA TABLE - W/PULLOUT SELF STORING LEAF                                 |
| 5   | 129108-01-KQ7 | EA TABLE - W/PULLOUT SELF STORING LEAF                                 |
| 6   | 114134-01-JQ0 | EA TABLE - PULLOUT - W/O HARDWARE (MAPLE)                              |
| 6   | 114134-01-FQ1 | EA TABLE - PULLOUT - W/O HARDWARE (CHERRY)                             |
|     | 123666-03-000 | EA STEP COVER - SLIDING  |
|     | 120231-01-01A | EA FLOORING - RUBBER - 66.4" X 19.8"                                   |

## DINETTE GROUP (CONTINUED)

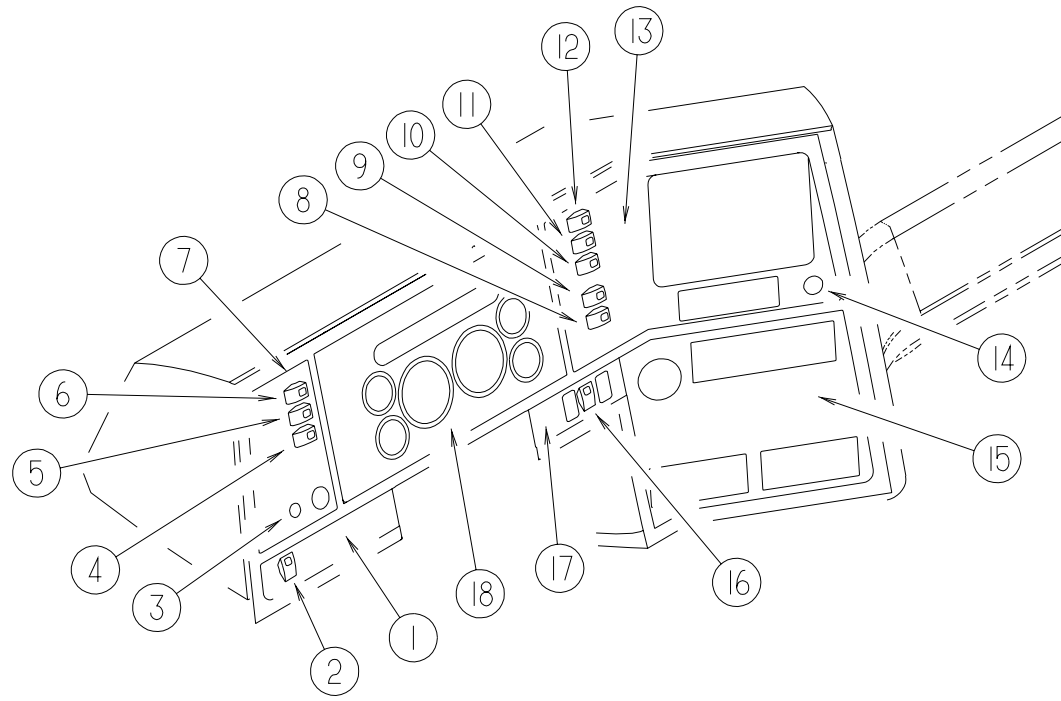


### DINETTE PULLOUT TABLE

| KEY | PART NUMBER   | U/M DESCRIPTION                            |
|-----|---------------|--|
| 1   | 129108-01-KQ0 | EA TABLE - W/PULLOUT SELF STORING LEAF     |
| 1   | 129108-01-KQ1 | EA TABLE - W/PULLOUT SELF STORING LEAF     |
| 1   | 129108-01-KQ2 | EA TABLE - W/PULLOUT SELF STORING LEAF     |
| 1   | 129108-01-KQ3 | EA TABLE - W/PULLOUT SELF STORING LEAF     |
| 1   | 129108-01-KQ4 | EA TABLE - W/PULLOUT SELF STORING LEAF     |
| 1   | 129108-01-KQ5 | EA TABLE - W/PULLOUT SELF STORING LEAF     |
| 1   | 129108-01-KQ6 | EA TABLE - W/PULLOUT SELF STORING LEAF     |
| 1   | 129108-01-KQ7 | EA TABLE - W/PULLOUT SELF STORING LEAF     |
| 2   | 129108-11-KQ0 | EA TABLE TOP ONLY - W/O HARDWARE (KQ0)     |
| 2   | 129108-11-KQ1 | EA TABLE TOP ONLY - W/O HARDWARE (KQ1)     |
| 2   | 129108-11-KQ2 | EA TABLE TOP ONLY - W/O HARDWARE (KQ2,KQ6) |
| 2   | 129108-11-KQ3 | EA TABLE TOP ONLY - W/O HARDWARE (KQ3,KQ7) |
| 2   | 129108-11-KQ4 | EA TABLE TOP ONLY - W/O HARDWARE (KQ4)     |
| 2   | 129108-11-KQ5 | EA TABLE TOP ONLY - W/O HARDWARE (KQ5)     |
| 3   | 114278-01-000 | EA HINGE - CONTINOUS - 3" WIDE             |
| 4   | 102810-01-04A | EA BRACE - TABLE LEG - BLACK               |
| 5   | 129108-12-KQ0 | EA TABLE TOP ONLY - W/O HARDWARE (KQ0)     |
| 5   | 129108-12-KQ1 | EA TABLE TOP ONLY - W/O HARDWARE (KQ1)     |
| 5   | 129108-12-KQ2 | EA TABLE TOP ONLY - W/O HARDWARE (KQ2,KQ6) |
| 5   | 129108-12-KQ3 | EA TABLE TOP ONLY - W/O HARDWARE (KQ3,KQ7) |
| 5   | 129108-12-KQ4 | EA TABLE TOP ONLY - W/O HARDWARE (KQ4)     |
| 5   | 129108-12-KQ5 | EA TABLE TOP ONLY - W/O HARDWARE (KQ5)     |

# DRIVERS COMPARTMENT GROUP

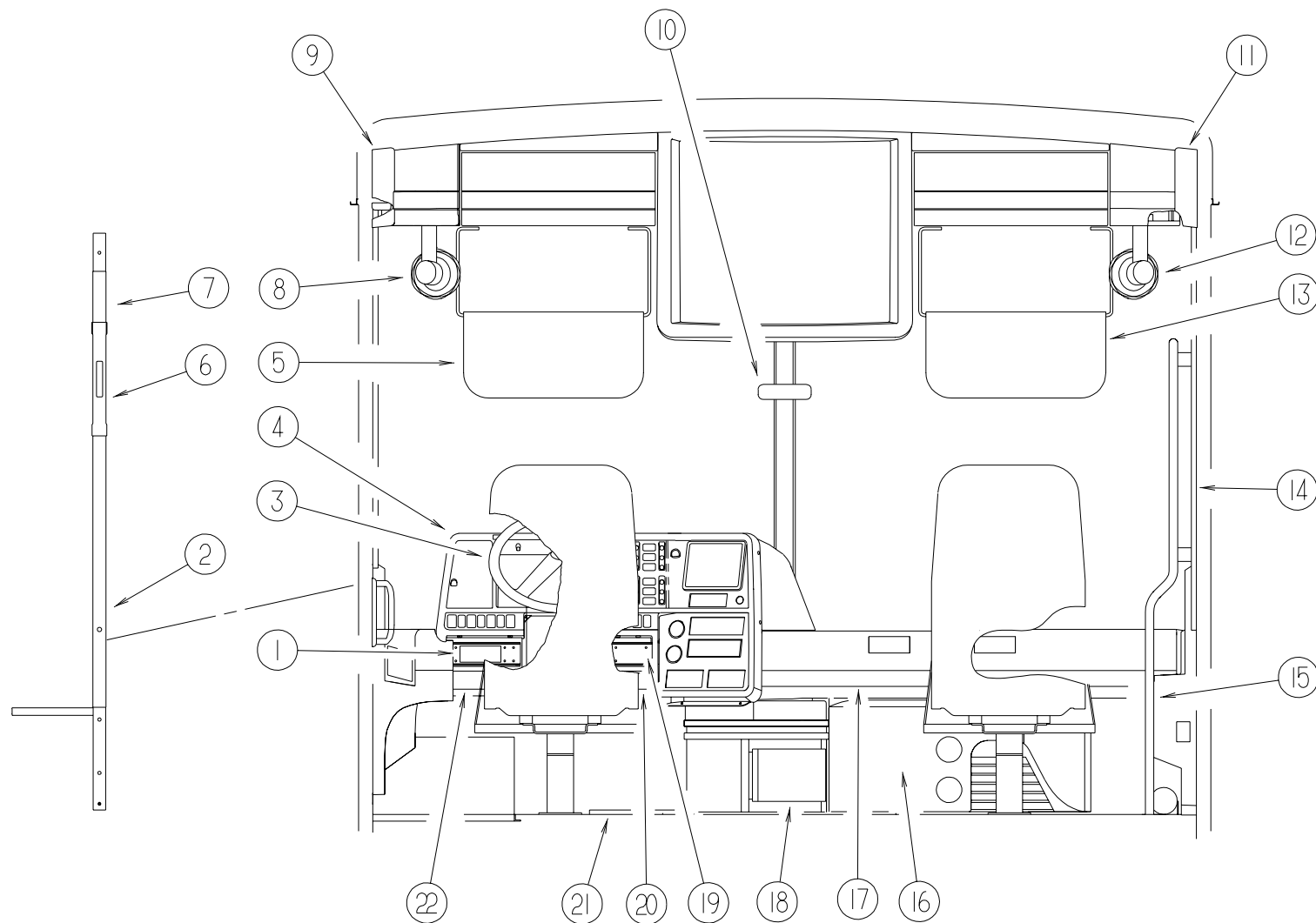
## INSTRUMENT PANEL



| KEY | PART NUMBER   | U/M DESCRIPTION  |
|-----|---------------|--|
| 1   | 104056-32-02A | EA APPLIQUE - BEZEL - DRIVER/LOWER - HAMPTON TAN                   |
| 2   | 108357-08-000 | EA SWITCH - ROCKER DPDT - ON/NONE/ON - 6 TERMINAL                  |
|     | 108356-01-02A | EA COVER/ACTUATOR SWITCH - 3 GROOVES - CONTURA III - TAN           |
| 3   | 091206-04-000 | EA MODULE/WIPER CONTROL KIT - DYNAMIC PARK                         |
| 4   | 108357-01-000 | EA SWITCH - ROCKER SPST - ON/OFF - 2 TERMINAL                      |
|     | 108356-01-02A | EA COVER/ACTUATOR SWITCH - 3 GROOVES - CONTURA III - TAN           |
| 5   | 108357-01-000 | EA SWITCH - ROCKER SPST - ON/OFF - 2 TERMINAL                      |
|     | 108356-01-02A | EA COVER/ACTUATOR SWITCH - 3 GROOVES - CONTURA III - TAN           |
| 6   | 108357-09-000 | EA SWITCH - ROCKER SPDT - ON/NONE/MOM - 3 TERMINAL                 |
|     | 108356-01-02A | EA COVER/ACTUATOR SWITCH - 3 GROOVES - CONTURA III - TAN           |
| 7   | 104056-41-02A | EA APPLIQUE - BEZEL - DRIVER - HAMPTON TAN                         |
| 8   | 108357-01-000 | EA SWITCH - ROCKER SPST - ON/OFF - 2 TERMINAL                      |
|     | 108356-01-02A | EA COVER/ACTUATOR SWITCH - 3 GROOVES - CONTURA III - TAN           |
| 8   | 096241-08-000 | EA SWITCH - BLANK - HAMPTON TAN                                    |
| 9   | 108357-03-000 | EA SWITCH - ROCKER SPDT - ON/OFF/ON - 3 TERMINAL                   |
|     | 108356-01-02A | EA COVER/ACTUATOR SWITCH - 3 GROOVES - CONTURA III - TAN           |
| 10  | 108357-10-000 | EA SWITCH - ROCKER SPDT - W/LIGHT - MOM/NONE/MOM - 5 TERMINAL      |
|     | 108356-03-02A | EA COVER/ACTUATOR SWITCH - 3 GROOVES W/LIGHT - CONTURA III - BLACK |
| 11  | 108357-06-000 | EA SWITCH - ROCKER DPDT - MOM/OFF/MOM - 6 TERMINAL                 |
|     | 108356-01-02A | EA COVER/ACTUATOR SWITCH - 3 GROOVES - CONTURA III - TAN           |
| 12  | 108357-08-000 | EA SWITCH - ROCKER DPDT - ON/NONE/ON - 6 TERMINAL                  |
|     | 108356-01-02A | EA COVER/ACTUATOR SWITCH - 3 GROOVES - CONTURA III - TAN           |
| 13  | 104056-40-02A | EA APPLIQUE - BEZEL - PASSENGER/UPPER - 6-SWITCH - HAMPTON TAN     |
| 14  | 089294-01-000 | EA LIGHTER - CIGARETTE - W/SOCKET & WIRE                           |
| 15  | 104056-31-02A | EA APPLIQUE - BEZEL - PASSENGER/LOWER RIGHT WING - HAMPTON TAN     |
| 16  | 108357-06-000 | EA SWITCH - ROCKER DPDT - MOM/OFF/MOM - 6 TERMINAL                 |
|     | 108356-01-02A | EA COVER/ACTUATOR SWITCH - 3 GROOVES - CONTURA III - TAN           |
| 17  | 104056-42-02A | EA APPLIQUE - BEZEL - PASSENGER/LOWER - SLIDEOUT/JACK              |
| 18  | 121868-17-000 | EA CLUSTER - INSTRUMENT - METRIC (CSA)                             |

## DRIVERS COMPARTMENT GROUP (CONTINUED)

### DRIVERS COMPARTMENT

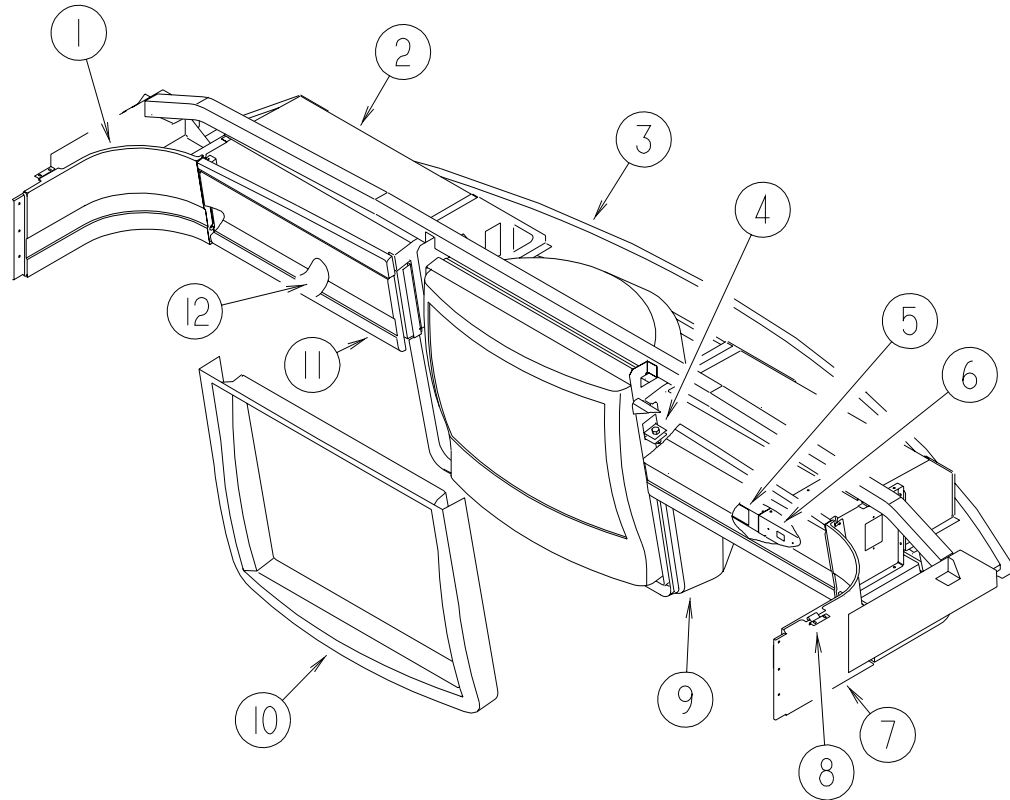


| KEY | PART NUMBER   | U/M DESCRIPTION  |
|-----|---------------|--|
| 1   | 118377-06-05A | EA APPLIQUE - LOWER DASH - GM/OSH KOSH/SPARTAN                     |
| 2   | 024700-51-000 | EA COVER - ROLL BAR  |
| 3   | 114388-02-02A | EA WHEEL - STEERING - 18" LEATHER WRAP - HAMPTON TAN               |
| 3   | 114388-06-01A | EA HORN - BUTTON EMBLEM  |
| 4   | 107263-02-02A | EA POD - INSTRUMENT PANEL - W/CUTOUT                               |
| 4   | 107263-01-02A | EA POD - INSTRUMENT PANEL  |
| 5   | 123298-03-01A | EA SUNVISOR - 8.5" X 21.0" - HAMPTON TAN                           |
| 6   | 127721-01-01A | EA COVER - SLIDE - OFF WHITE                                       |
| 6   | 127798-01-01A | EA COVER - SLIDE - INNER - BLACK - 1.5" X 11.4"                    |
| 7   | 024700-51-000 | EA COVER - ROLL BAR  |
| 8   | 122856-01-01A | EA FAN - DEFROSTER - 2 SPEED W/SWIVEL BASE/NON-OSCILATING - CHROME |
| 9   | P29138-04-KQ0 | EA PANEL - TRIM - SIDE/UPPER/DRIVER                                |
| 10  | 040714-01-000 | EA MIRROR - REAR VIEW/ARM MOUNT & SET SCREW                        |
| 10  | 067490-01-000 | EA BUTTON - MIRROR/REAR VIEW                                       |
| 11  | P29138-03-KQ0 | EA PANEL - TRIM - SIDE/UPPER/PASSENGER                             |
| 12  | 122856-01-01A | EA FAN - DEFROSTER - 2 SPEED W/SWIVEL BASE/NON-OSCILATING - CHROME |
| 13  | 123298-03-01A | EA SUNVISOR - 8.5" X 21.0" - HAMPTON TAN                           |
| 14  | 129003-01-01A | EA TRIM - A-PILLAR - INTERIOR PASSENGER                            |
| 14  | 129657-01-01A | EA TRIM - A-PILLAR - INTERIOR/PASSENGER LOWER                      |
| 15  | 123577-01-01A | EA HANDRAIL - ASSIST - ENTRANCE                                    |
| 16  | 122955-02-01A | EA PANEL - TRIM - HEATER-A/C - RIGHT HAND                          |
| 17  | 122853-01-01A | EA PANEL - TRIM - PASSENGER DASH                                   |

| KEY | PART NUMBER   | U/M DESCRIPTION  |
|-----|---------------|--|
| 18  | 127059-02-KQ0 | EA CABINET - BEVERAGE TRAY - W/O DRAWER (MAPLE)        |
| 18  | 127059-02-JQ1 | EA CABINET - BEVERAGE TRAY - W/O DRAWER (CHERRY)       |
| 18  | 127059-16-JQ0 | EA TRAY - BEVERAGE COMPARTMENT - W/O HARDWARE (MAPLE)  |
| 18  | 127059-16-JQ1 | EA TRAY - BEVERAGE COMPARTMENT - W/O HARDWARE (CHERRY) |
| 18  | 127059-21-JQ0 | EA DRAWER - BEVERAGE/TRAY - W/O HARDWARE (MAPLE)       |
| 18  | 127059-21-JQ1 | EA DRAWER - BEVERAGE/TRAY - W/O HARDWARE (CHERRY)      |
| 19  | 118377-05-05A | EA APPLIQUE - LOWER DASH - DRIVER - (OSH KOSH/SPARTAN) |
| 20  | 118024-06-01A | EA TRIM - DASH - DRIVER - LOWER/RIGHT HAND             |
| 21  | 116993-01-01A | EA COVER - PEDALS - BLACK                              |
| 22  | 118024-05-01A | EA TRIM - DASH - DRIVER - LOWER/LEFT HAND              |

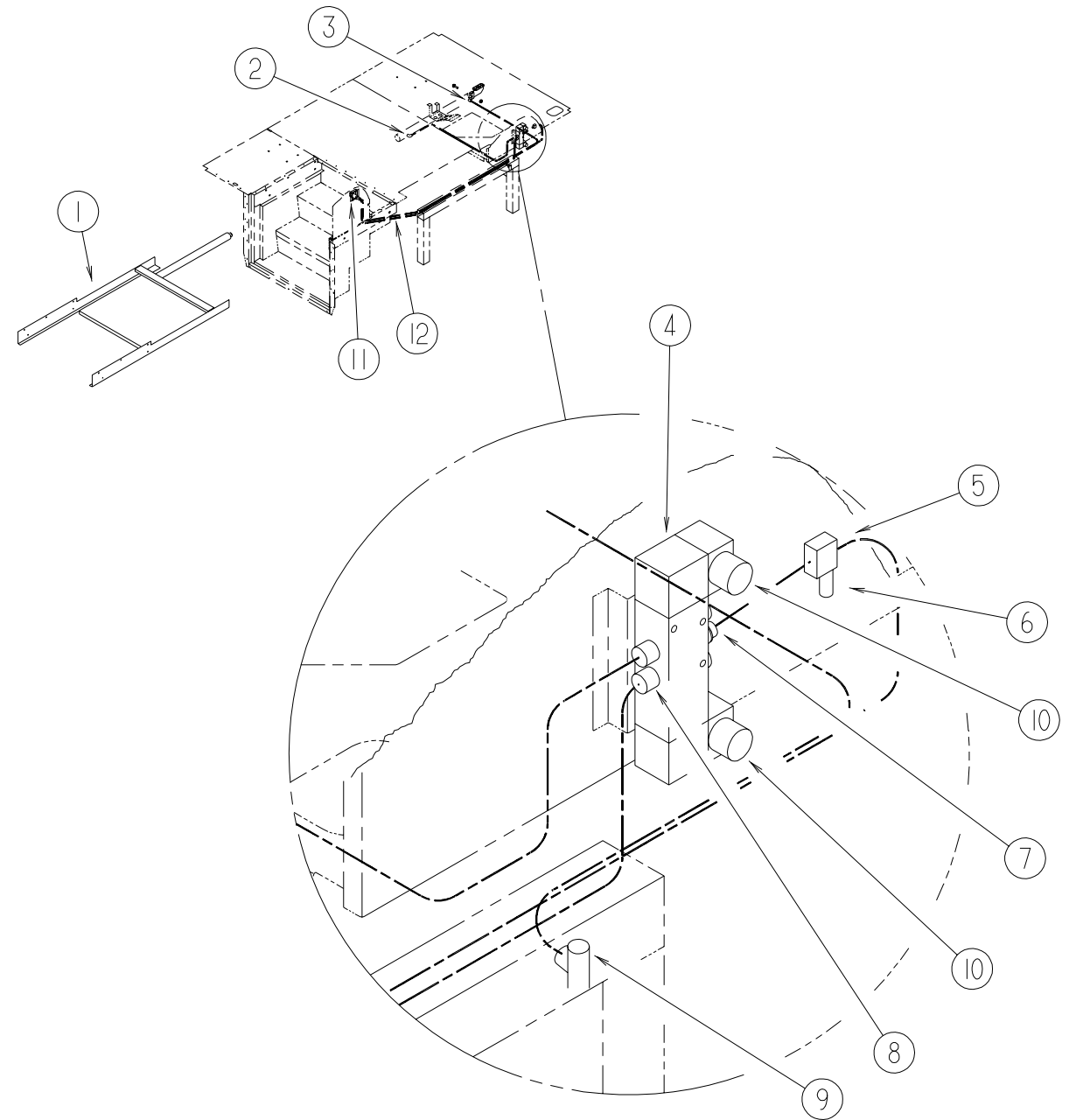
**DRIVERS COMPARTMENT GROUP (CONTINUED)**

**DRIVERS COMPARTMENT GROUP (CONTINUED)**



**OVERHEAD TV & VCR CABINETS**

| KEY | PART NUMBER   | U/M DESCRIPTION   |
|-----|---------------|---|
| 1   | P18465-02-GV0 | EA PANEL - TRIM - UPPER/CORNER - LEFT HAND W/INSERT         |
| 2   | 118836-06-KQ0 | EA PANEL - OVERHEAD CABINET - VINYL COVERED                 |
| 3   | 130019-01-KQ0 | EA CABINET - OVERHEAD FRONT - W/O DOORS/HARDWARE            |
| 4   | 130027-01-02B | EA STRAP/TIEDOWN - TV - E-COATED                            |
| 5   | 130029-01-02B | EA SHELF/VCR - LEFT HAND - E-COATED                         |
| 6   | 130028-01-02B | EA SHELF/VCR - RIGHT HAND - E-COATED                        |
| 7   | P18465-01-GV0 | EA PANEL - TRIM - UPPER/CORNER - RIGHT HAND W/INSERT        |
| 8   | 073050-03-000 | EA MOUNTING CLIP - VALANCE PANEL                            |
| 9   | P30021-01-KQ0 | EA COVER - TV - OVERHEAD - LWR H.TAN                        |
|     | 112160-02-000 | FT SEAL - D SECTION - .2 X .3" - FOAM RUBBER                |
| 10  | 130020-01-01A | EA FACE/PLASTIC - TV  |
| 11  | 118898-03-KQ0 | EA PANEL - DOOR - OVERHEAD CABINET - W/O HARDWARE - PLASTIC |
| 12  | 130830-01-KQ0 | EA SHELF - VCR STAND - VINYL EDGED                          |



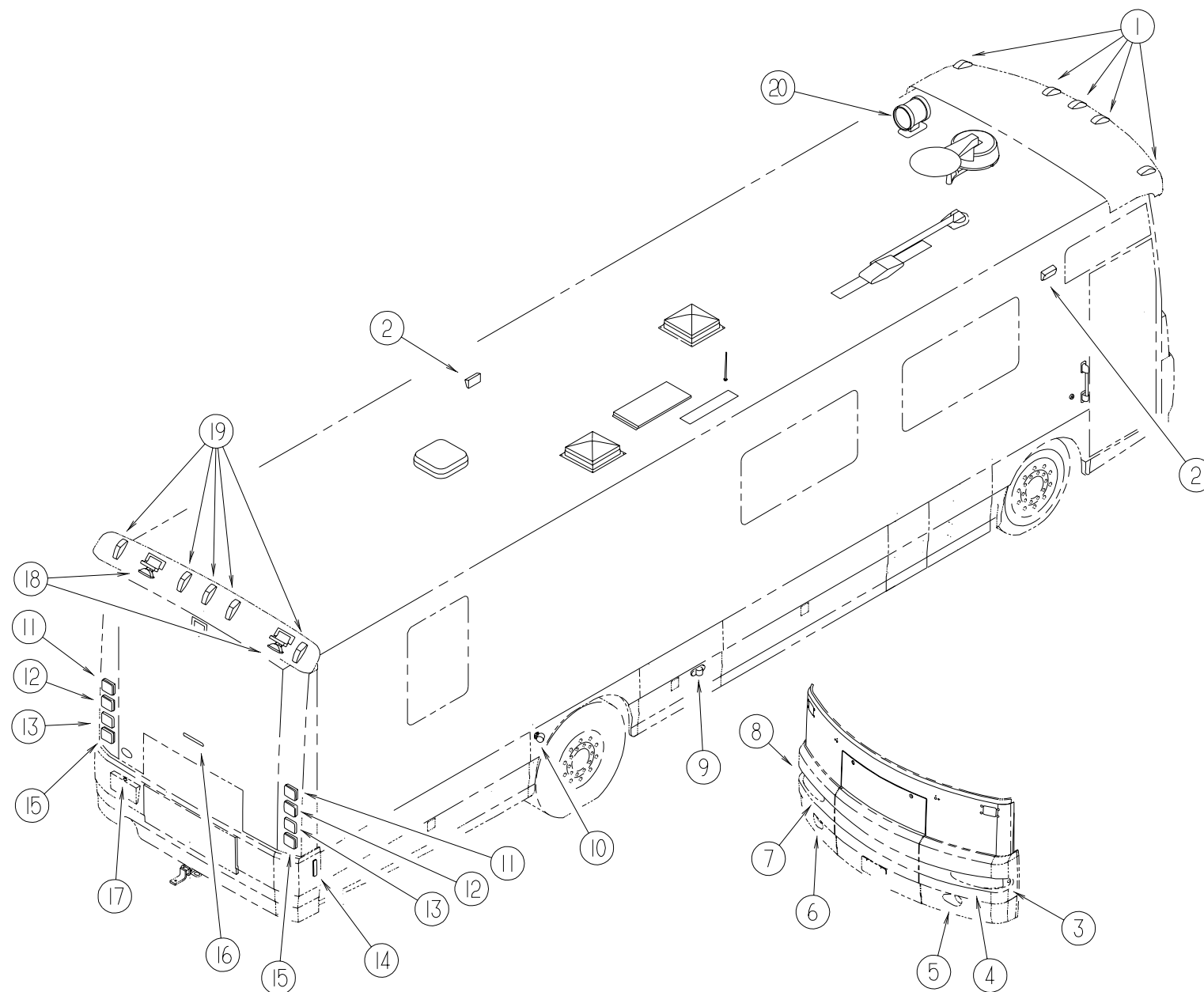
**STEP WELL COVER**

| KEY | PART NUMBER   | U/M DESCRIPTION   |
|-----|---------------|---|
| 1   | 123666-03-000 | EA STEP COVER - SLIDING                                       |
| 2   | 071387-05-000 | EA ELBOW - MALE - BRAKE TUBE - 1/4 X 1/4                      |
| 3   | 071386-06-000 | EA CONNECTOR - MALE - 1/4 TUBE X 1/4                          |
| 4   | 124625-01-000 | EA VALVE - AIR - DOUBLE SOLENOID                              |
| 5   | 124382-01-000 | EA REGULATOR - AIR/MINIATURE                                  |
| 6   | 086241-02-000 | EA VALVE - AIR - 1/8" MPT - TANK                              |
| 7   | 124625-04-000 | EA FITTING - STRAIGHT REDUCER                                 |
| 8   | 124625-05-000 | EA FITTING - ELBOW REDUCER                                    |
| 9   | 085763-02-000 | EA TEE - MALE RUN - BRAKE TUBE - 1/4" X 1/4"                  |
| 10  | 124625-03-000 | EA SILENCERS - AIR VALVE                                      |
| 11  | 124628-01-000 | EA VALVE - AIR - OVERRIDE - 3-WAY                             |
| 11  | 124628-02-000 | EA KNOB - F/MANUAL OVERRIDE VALVE                             |
| 11  | 124039-01-01A | EA APPLIQUE - MANUAL VALVE                                    |
| 12  | 071390-04-000 | FT TUBING - AIR BRAKE - 1/4" OD-BLK WEATHERHEAD (BRKS & HORN) |



# ELECTRICAL GROUP

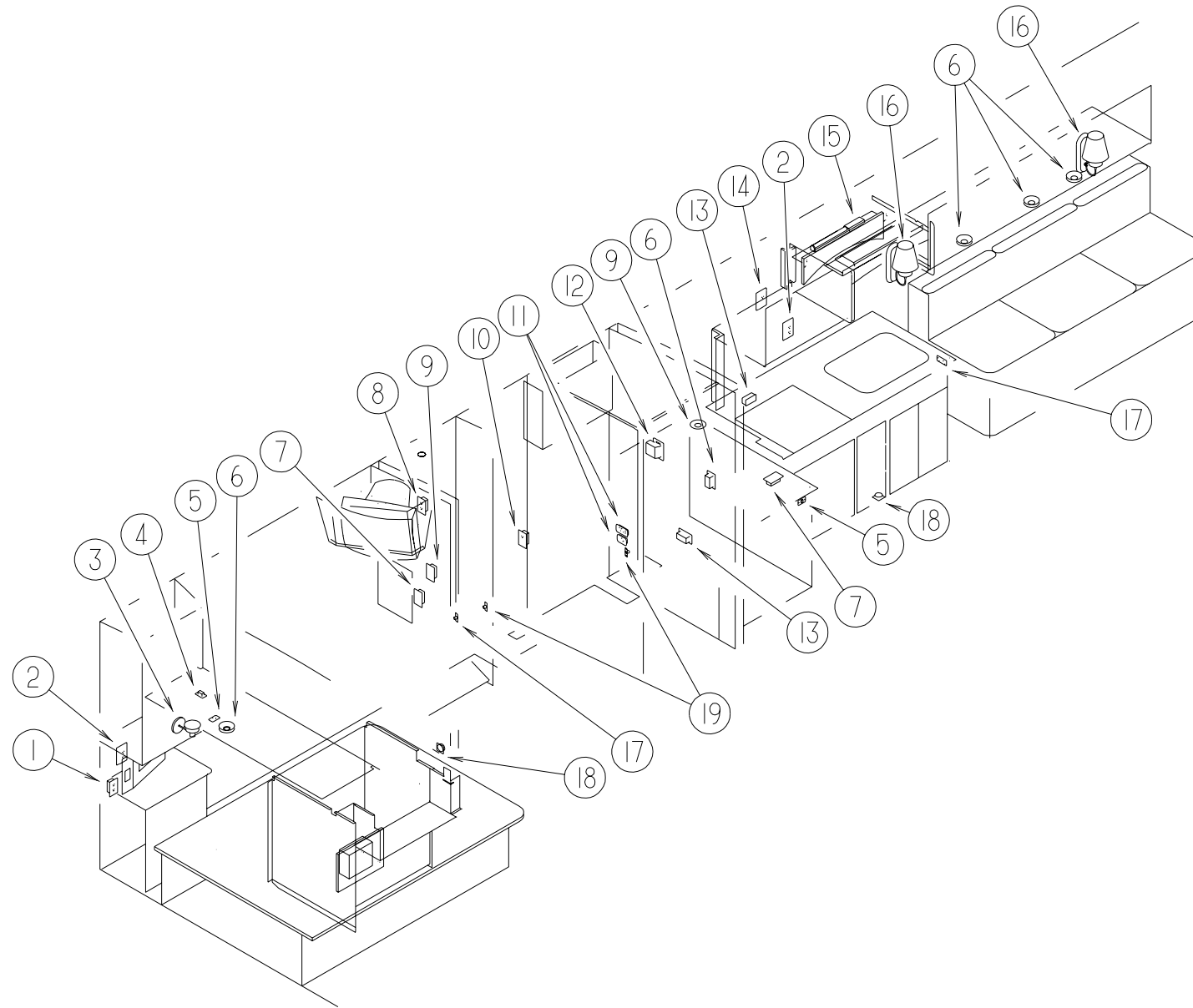
## EXTERIOR LIGHTS



| KEY | PART NUMBER   | U/M DESCRIPTION  | VENDOR NO. | KEY | PART NUMBER   | U/M DESCRIPTION                                     |
|-----|---------------|--|------------|-----|---------------|---|
| 1   | 129942-01-000 | EA LAMP - CLEARANCE - AMBER                            |            | 10  | 129746-01-000 | EA LAMP - DRIVING                                   |
| 2   | 097917-01-06A | EA LIGHT - PORCH - BRIGHT WHITE                        |            | 11  | 037934-01-000 | EA BULB - 12V - #1156 - 2.1 AMP CLEAR GLASS         |
|     | 008215-01-000 | EA BULB - 12 VOLT - #1003 - .94 AMP                    |            | 11  | 124186-03-000 | EA LIGHT - STOP/TAIL - RED                          |
|     | 097917-01-700 | EA LENS - LIGHT - CLEAR                                | 30-78-021  |     | 124234-01-000 | EA BULB - 12 VOLT/1.7-.42AMP #7528                  |
|     | 058028-01-000 | EA CONNECTOR - ELECTRICAL PIGTAIL - NYLON - CLEAR      |            | 12  | 124186-02-000 | EA LIGHT - TURN/AMBER                               |
| 2   | 008089-02-000 | EA LIGHT - PORCH - RECESSED - CANADIAN                 |            |     | 124220-01-000 | EA BULB - 12 VOLT/1.75 AMP/21 WATT - #7506          |
|     | 008214-01-000 | EA BULB - 12 VOLT - #67 - .59 AMP                      |            | 13  | 124186-04-000 | EA REFLECTOR - RED                                  |
|     | 008089-01-700 | EA LENS - LIGHT - RECESSED - PORCH                     | DECO       | 14  | 117826-01-000 | EA SIDE MARKER LAMP ASSEMBLY - RED                  |
|     | 091981-01-000 | EA GASKET - PORCH LIGHT                                |            |     | 036196-01-000 | EA BULB - 12V - #194 - .27 AMP - BAYONETTE          |
|     | 058028-01-000 | EA CONNECTOR - ELECTRICAL PIGTAIL - NYLON - CLEAR      |            |     | 117826-03-000 | EA GASKET - MARKER LIGHT                            |
| 3   | 124161-02-000 | EA LAMP - DRIVER PARK/TURN                             |            | 15  | 124186-01-000 | EA LIGHT - BACKUP (WHITE/CLEAR)                     |
| 4   | 129927-02-000 | EA HEADLAMP - W/HALOGEN - LEFT HAND - FORD             |            |     | 124220-01-000 | EA BULB - 12 VOLT/1.75 AMP/21 WATT - #7506          |
| 5   | 130051-02-000 | EA LAMP - FOG W/BRKT - CLEAR/ROUND - DRIVER            |            | 16  | 121950-01-000 | EA LIGHT - BRAKE - CENTER MOUNT                     |
| 6   | 130051-01-000 | EA LAMP - FOG W/BRKT - CLEAR/ROUND - PASSENGER         |            | 17  | 087201-01-000 | EA LIGHT - HALF ROUND - 1" X 1.7" - PLASTIC - BLACK |
| 7   | 129927-01-000 | EA HEADLAMP - W/HALOGEN - RIGHT HAND - FORD            |            | 18  | 129928-01-000 | EA LAMP - FOG - CLEAR LENS/RECTANGULAR              |
| 8   | 124161-01-000 | EA LAMP - PASSENGER PARK/TURN                          |            | 19  | 129942-02-000 | EA LAMP - CLEARANCE - RED                           |
| 9   | 113293-01-000 | EA LAMP - SIDE MARKER/TURN                             |            | 20  | 130672-01-01A | EA SPOTLIGHT - POWER - REMOTE - WHITE               |
|     | 037935-01-000 | EA BULB - 12V - #1157 OR #2057 - 2.1 AMP - CLEAR GLASS |            |     |               |   |

## ELECTRICAL GROUP (CONTINUED)

### DRIVER SIDE LIGHTS, SWITCHES & RECEPTACLES

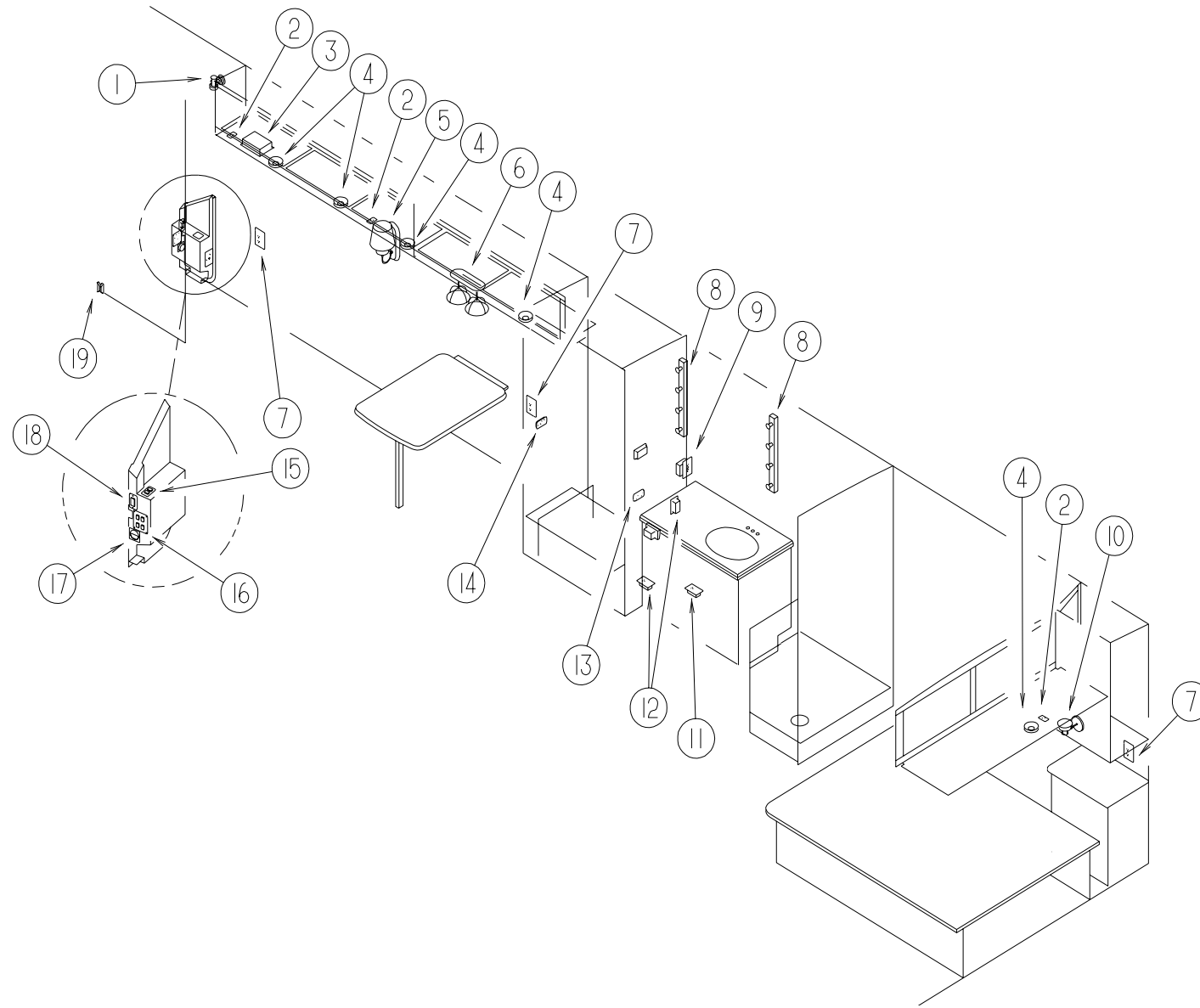


| KEY | PART NUMBER   | U/M DESCRIPTION   | VENDOR NO. |
|-----|---------------|---|------------|
| 1   | 058708-02-000 | EA RECEPTACLE - ELECTRIC - DOUBLE - IVORY                         |            |
| 2   | 058708-02-000 | EA RECEPTACLE - ELECTRIC - DOUBLE - IVORY                         |            |
| 2   | 102568-01-J70 | EA SPACER - RECEPTACLE - SIDEWALL (MAPLE)                         |            |
| 2   | 102568-01-E41 | EA SPACER - RECEPTACLE - SIDEWALL (CHERRY)                        |            |
| 3   | 119258-06-01A | EA LAMP - WALL - BRASS - UL/CSA                                   |            |
| 3   | 117805-01-000 | EA BULB - 12 VOLT - NUMBER 921F - 1/4 AMPS                        |            |
| 4   | 108357-10-000 | EA SWITCH - ROCKER SPDT - W/LIGHT - MOM/NONE/MOM - 5 TERMINAL     |            |
| 4   | 108356-05-01A | EA CVR/ACTUATOR SWITCH - 3 GROOVES W/LENS - GEN SET - CONTURA III |            |
| 4   | 098351-07-01A | EA PLATE - SWITCH - GENERATOR - POLISHED BRASS                    |            |
| 5   | 079364-01-000 | EA SWITCH - ON/OFF ROCKER - 2 TERMINAL - BROWN                    |            |
| 5   | 098351-01-01A | EA PLATE - SWITCH - 1 GANG POLISHED BRASS                         |            |
| 6   | 123775-01-01A | EA LIGHT - HALOGEN - ROUND  |            |
| 6   | 123775-01-700 | EA BULB - 10 WATT - HALOGEN                                       | 71-JC10    |
| 6   | 123775-02-01A | EA COLLAR - BRASS F/LIGHT   |            |
| 7   | 058707-02-000 | EA RECEPTACLE - BLANK - JUNCTION BOX                              |            |
| 8   | 058708-05-000 | EA RECEPTACLE - ELECTRIC - SINGLE - BROWN (W/TV)                  |            |
| 8   | 058707-02-000 | EA RECEPTACLE - BLANK - JUNCTION BOX (W/O TV)                     |            |

| KEY | PART NUMBER   | U/M DESCRIPTION                                       | VENDOR NO. |
|-----|---------------|---|------------|
| 9   | 084420-03-000 | EA SWITCH - TOGGLE - 15 AMP - 120 VOLT - IVORY        |            |
| 10  | 058708-05-000 | EA RECEPTACLE - ELECTRIC - SINGLE - BROWN             |            |
| 11  | 079364-03-000 | EA SWITCH - ON/OFF ROCKER - 3 TERMINAL - BROWN        |            |
| 11  | 098351-01-01A | EA PLATE/SWITCH - 1 GANG - POLISHED BRASS - W/O LABEL |            |
| 12  | 084076-02-000 | EA RECEPTACLE - GFI - 15 AMP/125 VOLT - BROWN         |            |
| 12  | 084077-02-000 | EA PLATE - COVER - RECEPTACLE - GFI - BROWN           |            |
| 13  | 058707-01-000 | EA RECEPTACLE - ELECTRIC - SINGLE - BROWN             |            |
| 14  | 058707-01-000 | EA RECEPTACLE - ELECTRIC - SINGLE - BROWN             |            |
| 14  | 102568-01-J70 | EA SPACER - RECEPTACLE - SIDEWALL (MAPLE)             |            |
| 14  | 102568-01-E41 | EA SPACER - RECEPTACLE - SIDEWALL (CHERRY)            |            |
| 15  | 113371-01-000 | EA LIGHT - FLOURESCENT 18" STRIP - THIN-LITE - UL/CS  |            |
| 16  | 119258-07-01A | EA LAMP - WALL - BRASS - UL/CSA                       |            |
| 16  | 067479-01-000 | EA BULB - 12 VOLT - #1076 - 1.80 AMP                  |            |
| 17  | 079364-01-000 | EA SWITCH - ON/OFF ROCKER - 2 TERMINAL - BROWN        |            |
| 17  | 079364-03-000 | EA SWITCH - ON/OFF ROCKER - 3 TERMINAL - BROWN        |            |
| 17  | 098351-03-01A | EA PLATE/SWITCH - 3 GANG - POLISHED BRASS - W/O LABEL |            |
| 18  | 108354-01-01A | EA LIGHT - COURTESY                                   |            |
| 18  | 108354-01-700 | EA BULB - COURTESY LIGHT                              | 395-B      |
| 19  | 041250-01-000 | EA SWITCH - PUSH BUTTON - ELECTRIC STEP               |            |

## ELECTRICAL GROUP (CONTINUED)

### PASSENGER SIDE LIGHTS, SWITCHES & RECEPTACLES

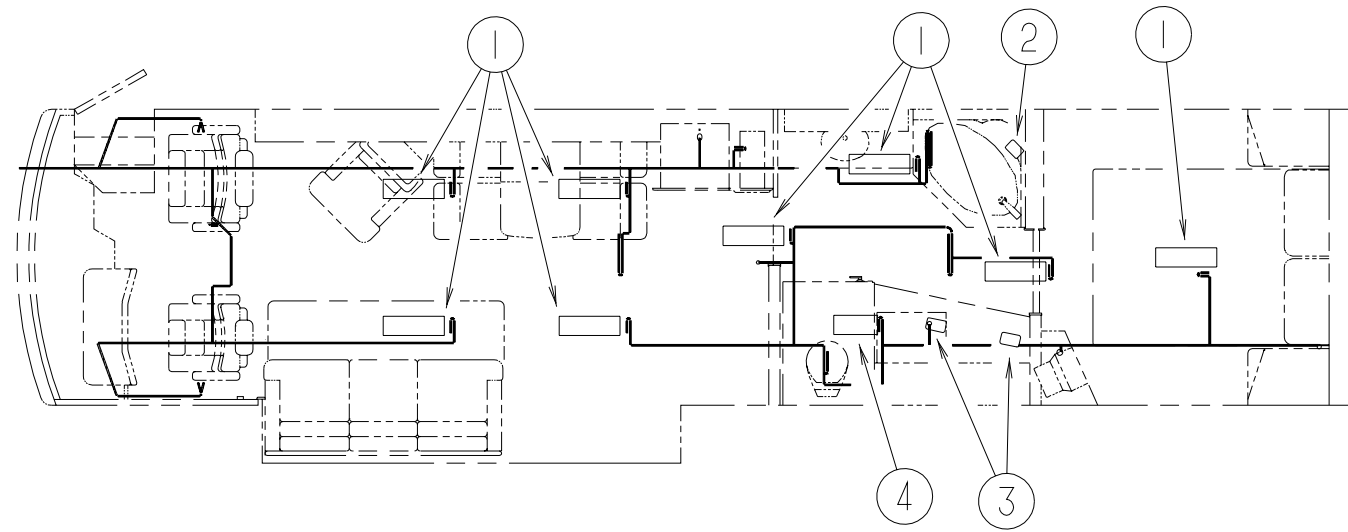


| KEY | PART NUMBER   | U/M DESCRIPTION                                | VENDOR NO. |
|-----|---------------|--|------------|
| 1   | 128786-01-01A | EA LIGHT - READING/SWIVEL                      |            |
| 1   | 123917-01-000 | EA BULB - 12V - HALOGEN SPOT                   |            |
| 2   | 079364-01-000 | EA SWITCH - ON/OFF ROCKER - 2 TERMINAL - BROWN |            |
| 2   | 098351-01-01A | EA PLATE - SWITCH - 1 GANG POLISHED BRASS      |            |
| 3   | 095186-02-000 | EA BELL - DOOR                                 |            |
| 4   | 123775-01-01A | EA LIGHT - HALOGEN - ROUND                     |            |
| 4   | 123775-01-700 | EA BULB - 10 WATT - HALOGEN                    | 71-JC10    |
| 4   | 123775-02-01A | EA COLLAR - BRASS F/LIGHT                      |            |
| 5   | 119258-07-01A | EA LAMP - WALL - BRASS - UL/CSA                |            |
| 5   | 067479-01-000 | EA BULB - 12 VOLT - #1076 - 1.80 AMP           |            |
| 6   | 093575-11-01A | EA LIGHT - CEILING - TRIPLE - BRASS - UL/CSA   |            |
| 7   | 058708-02-000 | EA RECEPTACLE - ELECTRIC - DOUBLE - IVORY      |            |
| 7   | 102568-01-J70 | EA SPACER - RECEPTACLE - SIDEWALL (MAPLE)      |            |
| 7   | 102568-01-E41 | EA SPACER - RECEPTACLE - SIDEWALL (CHERRY)     |            |
| 8   | 123774-01-01A | EA LIGHT - MAKE UP - 4 BULB                    |            |
| 8   | 123918-01-000 | EA BULB - 12V - MAKEUP WHITE                   |            |
| 9   | 084076-01-000 | EA RECEPTACLE - GFI - 15 AMP/125 VOLT - IVORY  |            |

| KEY | PART NUMBER   | U/M DESCRIPTION   | VENDOR NO. |
|-----|---------------|---|------------|
| 10  | 119258-06-01A | EA LAMP - WALL - BRASS - UL/CSA                             |            |
| 10  | 117805-01-000 | EA BULB - 12 VOLT - NUMBER 921F - 1/4 AMPS                  |            |
| 11  | 058707-02-000 | EA RECEPTACLE - BLANK - JUNCTION BOX                        |            |
| 12  | 058707-01-000 | EA RECEPTACLE - ELECTRIC - SINGLE - BROWN                   |            |
| 13  | 079364-03-000 | EA SWITCH - ON/OFF ROCKER - 3 TERMINAL - BROWN              |            |
| 13  | 079364-04-000 | EA SWITCH - ON/OFF ROCKER - 2 TERMINAL - BLACK              |            |
| 13  | 098351-01-01A | EA PLATE - SWITCH - 1 GANG POLISHED BRASS                   |            |
| 14  | 079364-01-000 | EA SWITCH - ON/OFF ROCKER - 2 TERMINAL - BROWN              |            |
| 14  | 098351-05-01A | EA PLATE - SWITCH - 3 GANG POLISHED BRASS                   |            |
| 14  | 095188-02-01A | EA SPACER - SWITCH - 2.3" X 4.1" - PLASTIC - DARK BROWN     |            |
| 15  | 079364-07-000 | EA SWITCH - MOM/OFF/MOM ROCKER - BLACK                      |            |
| 15  | 098351-12-01A | EA PLATE - SWITCH - 2 GANG W/LABEL                          |            |
| 16  | 079364-01-000 | EA SWITCH - ON/OFF ROCKER - 2 TERMINAL - BROWN              |            |
| 16  | 098351-08-01A | EA PLATE - SWITCH - 4 GANG W/LABEL                          |            |
| 17  | 108354-01-01A | EA LIGHT - COURTESY   |            |
| 17  | 108354-01-700 | EA BULB - COURTESY LIGHT                                    | 395-B      |
| 18  | 093132-02-000 | EA SWITCH - ROCKER/POWER DOOR LOCK - 5 TERM - (KEY/ARROW)   |            |
| 18  | 094086-01-01A | EA PLATE - SWITCH - SINGLE GANG - 1.8" X 3" - BLACK PLASTIC |            |
| 19  | 116995-01-000 | EA SWITCH/MAGNET - ELECTRIC STEP                            |            |

# ELECTRICAL GROUP (CONTINUED)

## CEILING LIGHTS



| KEY | PART NUMBER   | U/M DESCRIPTION   | VENDOR NO. |
|-----|---------------|---|------------|
| 1   | 091937-04-000 | EA LIGHT - FLUORESCENT - 12V/30 WATT - 20.8" LONG - THIN LITE |            |
| 2   | 121935-01-01A | EA LIGHT - DOME - SHOWER                                      |            |
| 3   | 098024-01-03A | EA LIGHT - DOME - 1 BULB - WHITE                              |            |
|     | 008218-01-000 | EA BULB - DOME LIGHT - 12 VOLT - NO. 1141                     |            |
|     | 098024-01-700 | EA LENS - LIGHT   | 807877     |
| 4   | 091937-05-000 | EA LIGHT - FLUORESCENT - 12V/16 WATT - 15" LONG - THIN LITE   |            |
|     | 091937-05-701 | EA LENS - LIGHT - FLUORESCENT                                 | D-732      |

**ELECTRICAL GROUP (CONTINUED)****CIRCUIT BREAKERS & FUSES**

| KEY | PART NUMBER   | U/M DESCRIPTION                                   |
|-----|---------------|---|
|     | 062037-01-000 | EA HOUSING - AUTO FUSE - NATURAL                  |
|     | 062037-02-000 | EA HOUSING - AUTO FUSE - GREEN                    |
|     | 062037-03-000 | EA HOUSING - AUTO FUSE - BLACK                    |
|     | 062037-04-000 | EA HOUSING - AUTO FUSE - BLUE                     |
|     | 062037-05-000 | EA HOUSING - AUTO FUSE - GRAY                     |
|     | 062037-06-000 | EA HOUSING - AUTO FUSE - BROWN                    |
|     | 108669-01-000 | EA HOUSING - AUTO FUSE HOLDER                     |
|     | 062901-08-000 | EA FUSE - 30 AMPS - AUTOMOTIVE                    |
|     | 115187-01-000 | EA FUSE - 300 AMP - NON-DELAY                     |
|     | 115187-02-000 | EA FUSE HOLDER - BUSS ANN/ANL BLOCK               |
|     | 083209-01-000 | EA CIRCUIT BREAKER - 15 AMP - 120 VOLT - CANADIAN |
|     | 083209-02-000 | EA CIRCUIT BREAKER - 15/15 AMP - 120 VOLT         |
|     | 083209-03-000 | EA CIRCUIT BREAKER - 15/20 AMP - 120 VOLT         |
|     | 083209-04-000 | EA CIRCUIT BREAKER - 30 AMP - 120 VOLT            |
|     | 083209-05-000 | EA CIRCUIT BREAKER - 20AMP - 120 VOLT             |
|     | 083209-06-000 | EA CIRCUIT BREAKER - 30/15 AMP - 120 VOLT         |
|     | 093654-01-000 | EA CIRCUIT BREAKER - 6 AMP - 12 VOLT              |
|     | 093654-02-000 | EA CIRCUIT BREAKER - 15 AMP - 12 VOLT             |
|     | 093655-01-000 | EA CIRCUIT BREAKER - 25 AMP - 12 VOLT             |
|     | 093655-02-000 | EA CIRCUIT BREAKER - 30 AMP - 12 VOLT             |
|     | 108916-01-000 | EA CIRCUIT BREAKER - 50 AMP - 12 VOLT - 2 POLE    |
|     | 113482-01-000 | EA CIRCUIT BREAKER - 55AMP                        |
|     | 122811-01-000 | EA CIRCUIT BREAKER - 20/50/50/20                  |

**CONVERTER, INVERTER & LOAD CENTERS**

| KEY | PART NUMBER   | U/M DESCRIPTION   |
|-----|---------------|---|
|     | 106071-03-000 | EA SWITCH - AUTOMATIC TRANSFER - 50 AMP - TODD<br>IF MOTORHOME HAS "MAGNETEK" TRANSFER SWITCH ORDER<br>#10607102000 |
|     | 108915-02-000 | EA LOAD CENTER - 120/240 VOLT - 100 AMP   |
|     | 109677-01-000 | EA LOAD CENTER - 120 VOLT - 40 AMP  |
|     | 113132-01-000 | EA LOAD CENTER - 120/240 VOLT - 60 AMP  |
|     | 113685-01-000 | EA INVERTER - CHARGER - 2000W AC  |
|     | 113685-03-000 | EA REMOTE PANEL - INVERTER/CHARGER  |
|     | 127002-01-000 | EA MODULE/CIRCUIT BOARD - ENERGY MANAGEMENT SYSTEM CONTROL  |
|     | 127002-02-000 | EA PANEL/MONITOR - ENERGY MANAGEMENT SYSTEM   |
|     | 130366-01-000 | EA MODULE - CHARGE CONTROL  |

**SOLENOID & RELAYS**

| KEY | PART NUMBER   | U/M DESCRIPTION                            |
|-----|---------------|--|
|     | 008188-01-000 | EA SOLENOID - 3 POST - BATTERY CHANGE OVER |
|     | 063910-01-000 | EA HOUSING - RELAY                         |
|     | 063912-02-000 | EA RELAY - CANISTER - SPDT                 |
|     | 086233-01-000 | EA STUD - ISOLATED - 3/8" X 7/8" LONG      |
|     | 086273-01-000 | EA RELAY - BATTERY DISCONNECT              |

**ELECTRICAL GROUP (CONTINUED)****WIRE ASSEMBLIES**

| KEY | PART NUMBER   | U/M DESCRIPTION   |
|-----|---------------|---|
|     | P27516-04-000 | EA WIRE ASSEMBLY - RADIO AM/FM CD   |
|     | P27264-02-000 | EA WIRE ASSEMBLY - RADIO AM/FM CASSETTE   |
|     | 090986-01-000 | EA WIRE ASSEMBLY - ELECTRIC STEP  |
|     | 096717-03-000 | EA WIRE ASSEMBLY - REAR MONITOR - AFTER MARKET INSTALLATION<br>NOTE: IF INSTALLING ON PRE-1993 MODEL YEAR - ORDER<br>NON-MODIFIED WIRE #09304006000 |
|     | 097618-01-000 | EA WIRE ASSEMBLY - MONITOR PANEL- W/3 WIRES & ORANGE RESISTOR<br>ORANGE RESISTOR W/3 (ORANGE-GREEN-BLUE) WIRES                                      |
|     | 096717-04-000 | EA WIRE ASSEMBLY - REAR MONITOR - UPPER   |
|     | 104271-02-000 | EA WIRE ASSEMBLY - TV SPEAKER   |
|     | 108029-01-000 | EA WIRE ASSEMBLY - POWER DRIVER SEAT  |
|     | 108029-02-000 | EA WIRE ASSEMBLY - POWER PASSENGER SEAT   |
|     | 113639-01-000 | FT CABLE - 3/0 AWG STRANDED - RED   |
|     | 113639-02-000 | FT CABLE - 3/9 AWG STRANDED - BLACK   |
|     | 120233-05-000 | EA WIRE - 30" W/DIGITAL SENSOR CONNECTOR/STRIPED LEAD   |
|     | 124336-01-000 | EA WIRE - REAR STEREO - 12 PIN  |
|     | 127516-04-000 | EA WIRE ASSEMBLY - RADIO AM/FM CD   |
|     | 127002-03-000 | EA WIRE ASSEMBLY - ENERGY MANAGEMENT SYSTEM   |
|     | 129560-01-000 | EA WIRE - 2 MONITOR PANEL   |
|     | 130244-01-000 | EA WIRE ASSEMBLY - COMPARTMENT/SLIDEOUT   |
|     | 131386-01-000 | EA WIRE ASSEMBLY - F/SLIDEOUT CONTROL   |

**ELECTRIC BOXES**

| KEY | PART NUMBER   | U/M DESCRIPTION   |
|-----|---------------|---|
|     | 008289-01-000 | EA BOX - ELECTRIC/STEEL - 1/2" & 3/4" KNOCKOUTS - 4" X 4"     |
|     | 008289-02-000 | EA BOX - ELECTRIC/STEEL - 1/2" & 3/4" KNOCKOUTS - 4" X 4"-CAN |
|     | 008294-01-000 | EA COVER - ELECTRICAL BOX - BLANK/STEEL - 4" X 4" - GRAY      |
|     | 008294-02-000 | EA COVER - ELECTRICAL BOX - BLANK STEEL - 4" X 4" - CANADIAN  |
|     | 091910-01-000 | EA BOX - ELECTRIC - 3.8" X 3.5" X 1.8" - PLASTIC              |
|     | 091910-02-000 | EA BOX - ELECTRIC - 2.2" X 3.5" X 1.8" - PLASTIC              |
|     | 092492-08-000 | EA SEAL - ELECTRIC BOX - 8" X 15" SQ.                         |
|     | 098196-01-000 | EA LATCH - 1/4 TURN - T-BAR                                   |
|     | 109925-03-000 | EA DOOR - ELECTRICAL BOX - OSHKOSH - 13.7"                    |
|     | 110080-04-000 | EA SEAL - ELECTRICAL BOX                                      |

**POWER CORDS**

| KEY | PART NUMBER   | U/M DESCRIPTION                               |
|-----|---------------|---|
|     | 108934-01-000 | EA CORD - POWER - 50 AMP - 4 WIRE - 36'       |
|     | 109172-01-000 | EA CORD - POWER - 13 AMP - 3-WIRE - 4'        |
|     | 113096-01-000 | EA CORD - POWER - 50 AMP - 4 WIRE - 36' - CSA |
|     | 121470-01-000 | EA CORD/EXTENSION - 6 FOOT - 16-2 WIRE        |

**SOLAR PANEL**

| KEY | PART NUMBER   | U/M DESCRIPTION                                    | VENDOR NO. |
|-----|---------------|--|------------|
|     | 115504-01-000 | EA PANEL - SOLAR 10 WATT                           |            |
|     | 115505-01-000 | EA LIGHT - MONITOR/SOLAR PANEL - RED LED INDICATOR |            |
|     | 115504-01-700 | EA PLUG & CABLE - 10 WATT PANEL                    | 600-016    |

**DOOR BELL**

| KEY | PART NUMBER   | U/M DESCRIPTION       |
|-----|---------------|-----------------------|
|     | 095186-02-000 | EA BELL - DOOR        |
|     | 095187-02-000 | EA SWITCH - DOOR BELL |

**ELECTRICAL GROUP (CONTINUED)****CONNECTORS & HOUSINGS**

| KEY | PART NUMBER   | U/M DESCRIPTION   |
|-----|---------------|---|
|     | 007954-01-000 | EA RECEPTACLE - HOUSING - 6 POSITION                        |
|     | 007956-05-000 | EA INSULATOR - SHRINK - .25 ID X 1.50                       |
|     | 008312-01-000 | EA CONNECTOR - WIRE NUT - INSULATED - BLUE                  |
|     | 008313-01-000 | EA CONNECTOR - WIRE NUT - INSULATED - YELLOW                |
|     | 008314-01-000 | EA CONNECTOR - WIRE NUT - INSULATED - GRAY                  |
|     | 008326-01-000 | EA TERMINAL - RING - 16/14 WIRE - 3/8" STUD                 |
|     | 008328-01-000 | EA TERMINAL - RING - 12/10 WIRE - #10 STUD FIT              |
|     | 008331-01-000 | EA TERMINAL - RING - TONGUE - #4 WIRE - 3/8" STUD - COPPER  |
|     | 008348-01-000 | EA TERMINAL - RING - 3/8" STUD 2 GA. WIRE                   |
|     | 008355-01-000 | EA CONNECTOR - CABLE CLAMPING - 3/4"                        |
|     | 008356-01-000 | EA CONNECTOR - PLASTIC - 3/8" AVG                           |
|     | 008356-02-000 | EA CONNECTOR - PLASTIC - 21/32                              |
|     | 035416-04-000 | EA TERMINAL - RING - #10 STUD FIT - INSULATED BARREL #16/14 |
|     | 047443-01-000 | EA TERMINAL - .250 RECEPTACLE FIT - INSULATED - 16/14 AWG   |
|     | 047443-02-000 | EA TERMINAL - .250 RECEPTACLE FIT - INSULATED - 12/10 AWG   |
|     | 058028-01-000 | EA CONNECTOR - ELECTRICAL PIGTAIL - NYLON - CLEAR           |
|     | 062036-01-000 | EA TERMINAL - PACK - CON - 12/10 AWG                        |
|     | 062036-02-000 | EA TERMINAL - PACK - CON - 16/14 AWG                        |
|     | 080015-02-000 | EA RECEPTACLE - FLAG - .185 - 16/14 GAUGE                   |
|     | 082109-01-000 | EA HOUSING - CONNECTOR - PACKARD                            |
|     | 082741-01-000 | EA CONNECTOR BODY - 2 CONNECTOR MALE                        |
|     | 087225-01-000 | FT SLEEVING - 1/2" - TYPE H                                 |
|     |               | FROM: 08-09-98 THRU: 99-99-99                               |
|     | 087949-01-000 | EA BUSS BAR - 2 POSITION - .6" X 1.5"                       |
|     | 087949-03-000 | EA BUSS BAR - 4 POSITION                                    |
|     | 088267-01-000 | EA TERMINAL - FEMALE - 1/4                                  |
|     | 088473-01-000 | EA HOUSING - PIN - 12 CAVITY (3 ROWS OF 4)                  |
|     | 088473-02-000 | EA HOUSING - PIN - 15 CAVITY (3 ROWS OF 5)                  |
|     | 088473-03-000 | EA HOUSING - PIN - 9 CAVITY (3 ROWS OF 3)                   |
|     | 088473-04-000 | EA HOUSING - PIN - 8 CAVITY IN-LINE                         |
|     | 088473-06-000 | EA HOUSING - PIN - 6 CAVITY (2 ROWS OF 3)                   |
|     | 088473-08-000 | EA HOUSING - PIN - 4 CAVITY - IN-LINE                       |
|     | 088473-09-000 | EA HOUSING - PIN - 3 CAVITY IN-LINE                         |
|     | 088473-10-000 | EA HOUSING - PIN - 2 CAVITY - IN LINE                       |
|     | 088474-01-000 | EA HOUSING - SOCKET - 12 CAVITY                             |
|     | 088474-02-000 | EA HOUSING - SOCKET - 15 CAVITY                             |
|     | 088474-03-000 | EA HOUSING - SOCKET - 9 CAVITY                              |
|     | 088474-06-000 | EA HOUSING - SOCKET - 6 CAVITY                              |
|     | 088474-08-000 | EA HOUSING - SOCKET - 4 CAVITY                              |
|     | 088474-09-000 | EA HOUSING - ELECTRICAL - 3 TERMINAL                        |
|     | 088474-10-000 | EA HOUSING - SOCKET - 2 CAVITY                              |
|     | 088475-01-000 | EA PIN - CONNECTOR - 14-20 AWG                              |
|     | 088475-02-000 | EA PIN - CONNECTOR - 10 - 12 AWG                            |
|     | 088476-01-000 | EA TERMINAL - ELECTRICAL                                    |
|     | 088476-02-000 | EA SOCKET - CONNECTOR - 12-10 GA - PRE-TIN                  |
|     | 098261-02-000 | EA SOCKET - CONNECTOR - WEATHERPACK                         |
|     | 098262-01-000 | EA SEAL - CONNECTOR - WEATHERPACK                           |
|     | 098264-01-000 | EA HOUSING - 2 PIN - WEATHERPACK                            |
|     | 098264-02-000 | EA HOUSING - 2 PIN - WEATHERPACK                            |
|     | 098265-02-000 | EA PIN - CONNECTOR - WEATHERPACK                            |
|     | 100690-02-000 | EA HOUSING - 5 POSITION - FEMALE - WEATHERPACK              |
|     | 101571-01-000 | EA HOUSING - 2 POSITION - MALE                              |

**ELECTRICAL GROUP (CONTINUED)****CONNECTORS & HOUSINGS (CONTINUED)**

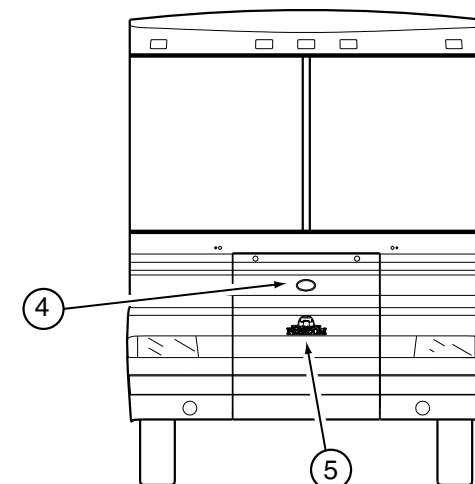
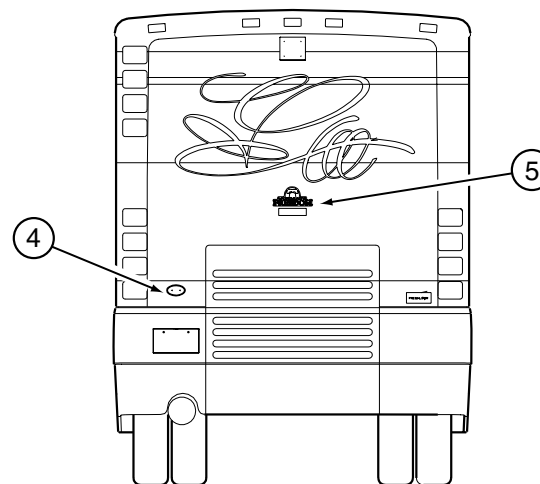
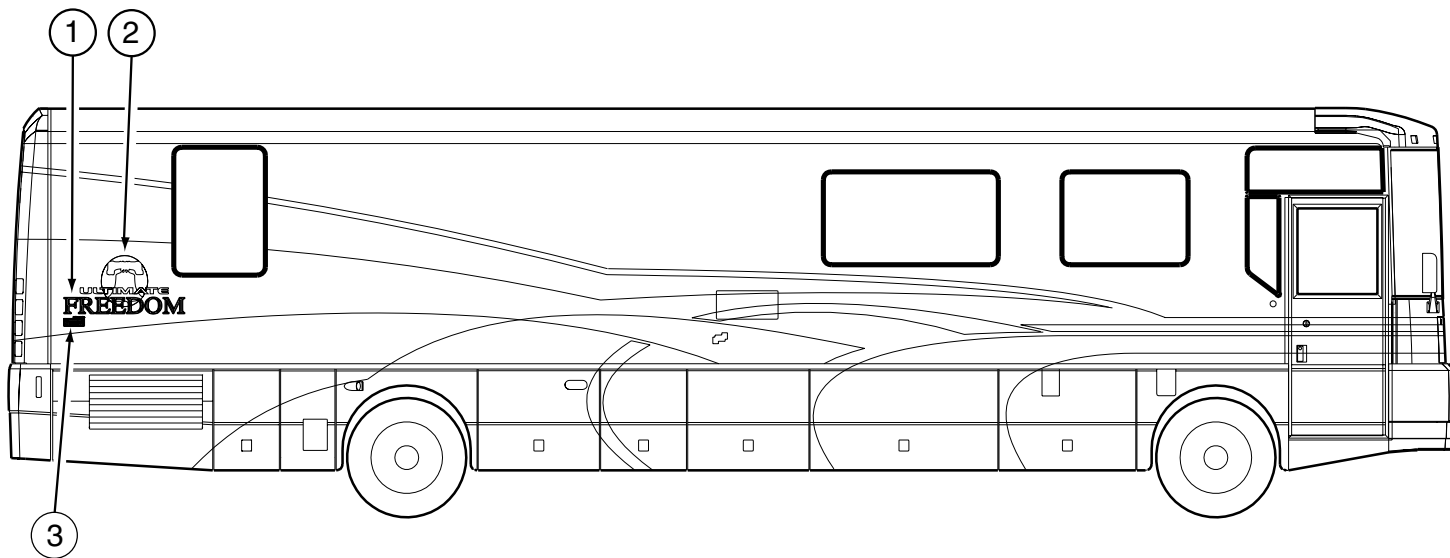
| KEY | PART NUMBER   | U/M DESCRIPTION  |
|-----|---------------|--|
|     | 102777-02-000 | EA TERMINAL - RING - #6 STUD - 10 AWG  |
|     | 103608-01-000 | EA SOCKET - WEDGE BASE W/LEADS   |
|     | 104100-01-000 | EA HOUSING - 1 POSITION - 75 AMPS  |
|     | 104100-03-000 | EA TERMINAL - 75 AMP   |
|     | 106655-01-000 | EA TERMINAL - FUSE BLOCK - 14-16 AWG   |
|     | 106655-02-000 | EA TERMINAL - FUSE BLOCK - 10-12 AWG   |
|     | 110178-01-000 | EA HOUSING - WIPER MOTOR   |
|     | 112823-01-000 | EA SPLICE - REDUCER - 16-14 TO 18-22   |
|     | 113306-01-000 | EA TERMINAL - FEMALE - M/P - 14-16 - F/NON-SEALED TERMINAL                     |
|     | 113308-01-000 | EA TERMINAL - FEMALE - M/P - 14-16 - 280                                       |
|     | 113468-01-000 | EA HOUSING - 2 POSITION - FEMALE<br>USED ON WIPER/WASHER WIRE ASM              |
|     | 115931-02-000 | EA COVER - CONNECTOR - 50 AMP W/LOCKING RING                                   |
|     | 115932-02-000 | EA CONNECTOR - FEMALE - 50 AMP - 240 VOLT                                      |
|     | 116811-01-000 | EA TERMINAL - .110 RECEPTACLE - 16-14 AWG                                      |
|     | 117700-01-000 | EA HOUSING - 2 POSITION - METRI-PACK - FEMALE<br>FROM: 00-00-00 THRU: 08-16-98 |
|     | 118571-01-000 | EA CONNECTOR - 3-WAY - MALE/SEALED   |
|     | 118571-02-000 | EA CONNECTOR - 3-WAY - FEMALE/SEALED   |
|     | 118571-03-000 | EA BRACKET - MOUNTING  |
|     | 118571-04-000 | EA GASKET  |
|     | 118571-05-000 | EA LOCK - SECONDARY - FEMALE   |
|     | 118571-06-000 | EA LOCK - SECONDARY - MALE   |
|     | 118597-01-000 | EA TERMINAL - MALE - M/P - 480 - 14-16   |
|     | 118599-01-000 | EA TERMINAL - MALE - M/P - 280 - 14-16   |
|     | 119223-01-000 | EA HOUSING - 6 POSITION - MALE - WEATHERPACK                                   |
|     | 125323-02-000 | EA HOUSING - 8 POSITION - MALE   |
|     | 125323-03-000 | EA LOCK - SECONDARY 8 POSITION   |
|     | 125324-01-000 | EA TERMINAL - MALE - METRI-PACK - 150  |
|     | 125325-01-000 | EA SEAL - CAVITY   |

**CONDUIT**

| KEY | PART NUMBER   | U/M DESCRIPTION   |
|-----|---------------|---|
|     | 041953-01-000 | FT CONDUIT - CONVOLUTE SLIT - .5" ID - POLYETHELENE     |
|     | 041953-03-000 | FT CONDUIT - CONVOLUTE SLIT - 1" ID (CLOTHES ROD COVER) |
|     | 041953-06-000 | FT CONDUIT - CONVOLUTE SLIT - .375" ID - POLYETHELENE   |
|     | 041953-07-000 | FT CONDUIT - CONVOLUTE SLIT - .25" ID - POLYETHELENE    |
|     | 041953-08-000 | FT CONDUIT - CONVOLUTE SLIT - 1.50" ID - POLYETHELENE   |
|     | 041953-09-000 | FT CONDUIT - CONVOLUTE SLIT - .50" ID - NYLON           |
|     | 041953-10-000 | FT CONDUIT - CONVOLUTE SLIT - .75" ID - NYLON           |
|     | 041953-11-000 | FT CONDUIT - CONVOLUTE SLIT - 1.06" ID - NYLON          |

# EXTERIOR BODY GROUP

## DECALS, STRIPES & PAINTS



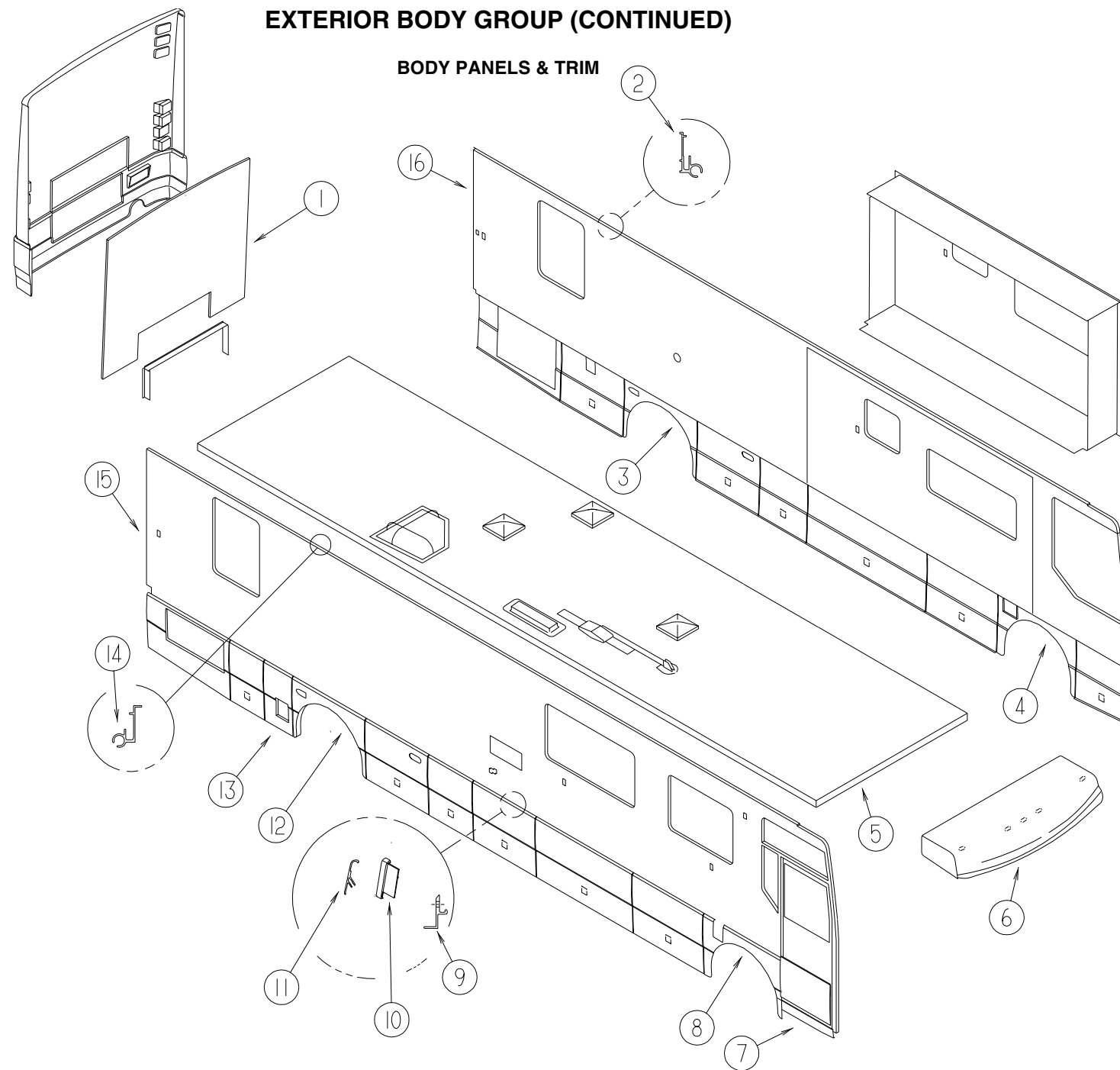
| KEY | PART NUMBER   | U/M | DESCRIPTION   | VENDOR NO.    |
|-----|---------------|-----|---|---------------|
| 1   | 130395-03-01A | EA  | DECAL - LOGO - DOMED/FREEDOM (DK. TEAL/GOLD CHROME/ B. WHITE)                             |               |
| 1   | 130395-03-02A | EA  | DECAL - LOGO - DOMED/FREEDOM (DRIFTWOOD/GOLD CHROME/B. WHITE)                             |               |
| 2   | 130395-01-01A | EA  | DECAL - LOGO - ULTIMATE/FREEDOM (B. AQUA/DK. TEAL/ B. WHITE)                              |               |
| 2   | 130395-01-02A | EA  | DECAL - LOGO - ULTIMATE/FREEDOM (SAND/DRIFTWOOD/ B. WHITE)                                |               |
| 3   | 122770-01-06A | EA  | DECAL - "BUILT PROUDLY BY WINNEBAGO ..." (DK. TEAL/B. WHITE)                              |               |
| 3   | 122770-01-14A | EA  | DECAL - "BUILT PROUDLY BY WINNEBAGO ..." (DRIFTWOOD/B. WHITE)                             |               |
| 4   | 120875-01-01A | EA  | DECAL - LOGO - GRILLE/DOMED   |               |
| 4   | 120994-01-01A | EA  | BEZEL - DOMED GRILLE LOGO   |               |
| 5   | 130395-02-01A | EA  | DECAL - LOGO - DOME - ULTIMATE/FREEDOM - SMALL<br>(B. AQUA/DK. TEAL/GOLD CHROME/B. WHITE) |               |
| 5   | 130395-02-02A | EA  | DECAL - LOGO - DOME - ULTIMATE/FREEDOM - SMALL<br>(SAND/DRIFTWOOD/GOLD CHROME/B. WHITE)   |               |
|     | 041561-03-000 | EA  | PAINT - 16 OUNCE SPRAY - OFF WHITE  |               |
|     | 099399-23-700 | EA  | PAINT - SPRAY - BRT WHITE ENAMEL  | B8951U DUPONT |

### DUPONT PAINT COLOR CODES

|                  |       |
|------------------|-------|
| MISTIC TEAL      | GM190 |
| BRIGHT AQUA MET. | GM176 |
| DARK TEAL MET.   | GM068 |
| SEAFOAM MET.     | GM014 |
| TAUPE MET.       | YM346 |
| SAND MET.        | MM071 |
| DRIFTWOOD MET.   | MM048 |
| BURGUNDY MET.    | RM194 |

## EXTERIOR BODY GROUP (CONTINUED)

### BODY PANELS & TRIM



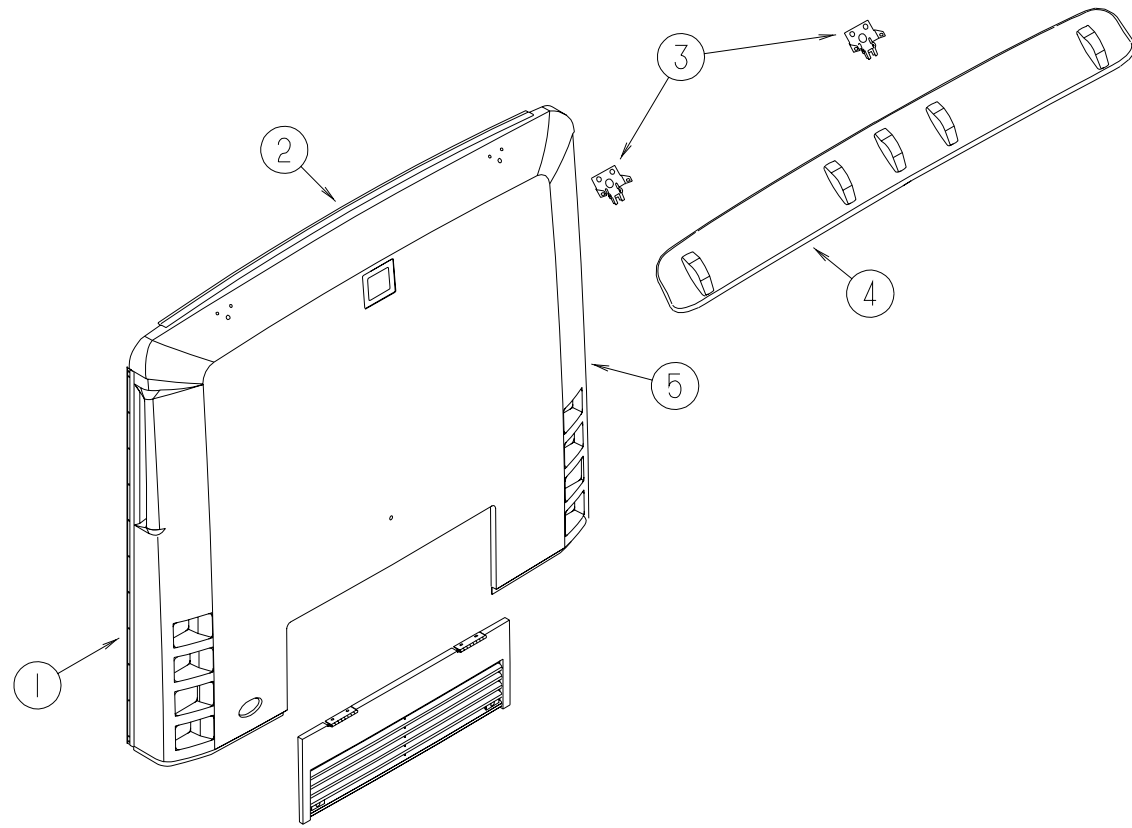
| KEY | PART NUMBER   | U/M DESCRIPTION                              |
|-----|---------------|--|
| 1   | 126864-02-KQ0 | EA BACKWALL - W/O WINDOW/TRIMS (KQ0,KQ1)     |
| 1   | 126864-02-KQ2 | EA BACKWALL - W/O WINDOW/TRIMS (KQ2,KQ3)     |
| 1   | 126864-02-KQ4 | EA BACKWALL - W/O WINDOW/TRIMS (KQ4,KQ5)     |
| 1   | 126864-02-KQ6 | EA BACKWALL - W/O WINDOW/TRIMS (KQ6,KQ7)     |
| 2   | 120092-01-02A | EA RAIL - AWNING - BRIGHT WHITE              |
| 3   | 128911-02-KQ0 | EA WHEEL LIP - REAR                          |
| 3   | 129517-02-01A | EA WHEEL LIP - REAR - BLACK                  |
| 4   | 128912-02-KQ0 | EA WHEEL LIP - FRONT                         |
| 4   | 129516-02-01A | EA WHEEL LIP - FRONT - BLACK                 |
| 5   | P29253-01-000 | EA ROOF - W/O LIGHTS/VENTS - W/WIRING        |
| 6   | 128342-02-KQ0 | EA PANEL - ROOF CAP - W/O LIGHTS/WIRING      |
| 7   | 130044-02-KQ0 | EA PANEL/VALANCE - ENTRY DOOR - W/O HARDWARE |
| 7   | 130044-01-01A | EA PANEL/VALANCE - ENTRY DOOR - W/O HARDWARE |
| 8   | 128912-01-KQ0 | EA WHEEL LIP - FRONT                         |
| 9   | 123880-01-01A | EA TRIM - VALANCE/RETAINER - E-COATED        |
| 10  | 113161-01-01A | EA TRIM - PANEL - VALANCE - RIGHT HAND       |
| 11  | 123993-01-03A | EA TRIM - COVER                              |
| 12  | 128911-01-KQ0 | EA WHEEL LIP - REAR                          |

| KEY | PART NUMBER   | U/M DESCRIPTION   |
|-----|---------------|---|
| 13  | 129573-02-KQ0 | EA PANEL/VALANCE - WATER HEATER - W/O HARDWARE                |
|     | 128994-02-000 | EA DOOR - WATER HEATER W/FRAME - 10 GAL                       |
| 14  | 120092-01-02A | EA RAIL - AWNING - BRIGHT WHITE                               |
| 15  | P29105-01-KQ0 | EA SIDEWALL - PASSENGER - W/O WINDOWS/TRIMS                   |
| 15  | P29105-01-KQ1 | EA SIDEWALL - PASSENGER - W/O WINDOWS/TRIMS                   |
| 15  | P29105-01-KQ2 | EA SIDEWALL - PASSENGER - W/O WINDOWS/TRIMS                   |
| 15  | P29105-01-KQ3 | EA SIDEWALL - PASSENGER - W/O WINDOWS/TRIMS                   |
| 15  | P29105-01-KQ4 | EA SIDEWALL - PASSENGER - W/O WINDOWS/TRIMS                   |
| 15  | P29105-01-KQ5 | EA SIDEWALL - PASSENGER - W/O WINDOWS/TRIMS                   |
| 15  | P29105-01-KQ6 | EA SIDEWALL - PASSENGER - W/O WINDOWS/TRIMS                   |
| 15  | P29105-01-KQ7 | EA SIDEWALL - PASSENGER - W/O WINDOWS/TRIMS                   |
| 16  | P29104-01-KQ0 | EA SIDEWALL - DRIVER - W/O WINDOWS/TRIMS                      |
| 16  | P29104-01-KQ1 | EA SIDEWALL - DRIVER - W/O WINDOWS/TRIMS                      |
| 16  | P29104-01-KQ2 | EA SIDEWALL - DRIVER - W/O WINDOWS/TRIMS                      |
| 16  | P29104-01-KQ3 | EA SIDEWALL - DRIVER - W/O WINDOWS/TRIMS                      |
| 16  | P29104-01-KQ4 | EA SIDEWALL - DRIVER - W/O WINDOWS/TRIMS                      |
| 16  | P29104-01-KQ5 | EA SIDEWALL - DRIVER - W/O WINDOWS/TRIMS                      |
| 16  | P29104-01-KQ6 | EA SIDEWALL - DRIVER - W/O WINDOWS/TRIMS                      |
| 16  | P29104-01-KQ7 | EA SIDEWALL - DRIVER - W/O WINDOWS/TRIMS                      |
|     | 132442-04-01A | EA HANDLE - ASSIST - W/ULTIMATE LOGO/"LIGHTED" - W/CHROME END |
|     | 132442-01-700 | EA BULB - ROPE/LIGHT STRIP - F/ASSIST HANDLE                  |



## EXTERIOR BODY GROUP (CONTINUED)

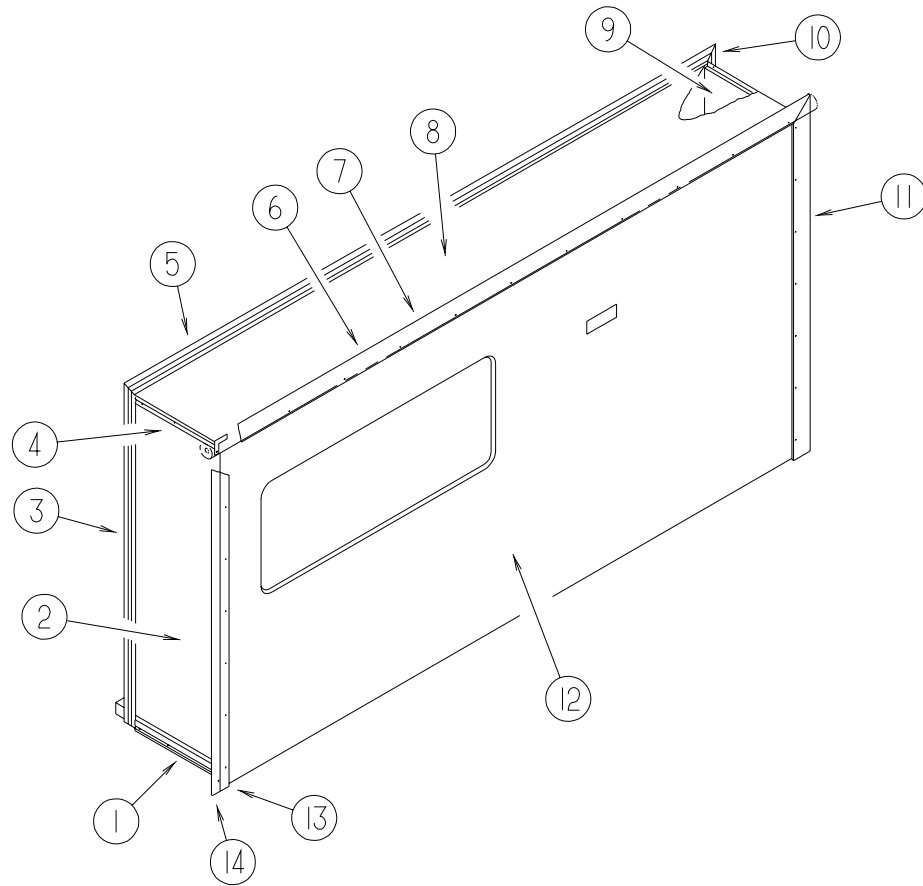
### REAR CAP



| KEY | PART NUMBER   | U/M DESCRIPTION  |
|-----|---------------|--|
| 1   | 092041-02-03A | EA TRIM - REAR - CAP TO SIDEWALL                               |
| 1   | 091985-01-07A | FT MOLDING - TRIM - BRIGHT WHITE                               |
| 2   | 083805-23-000 | EA TRIM - CAP - ROOF - 92"                                     |
| 3   | 129302-02-02B | EA BRACKET - MOUNTING SPOILER - E-COATED                       |
|     | 099069-01-000 | FT SEAL - RUBBER - CLOSED SPONGE - .5" WIDE X .12" THICK - BLK |
| 4   | 129172-01-01A | EA SPOILER - REAR - W/O BRAKE LIGHT                            |
| 5   | 128928-02-KQ0 | EA PANEL - REAR CAP - W/DOOR - W/O HARDWARE                    |

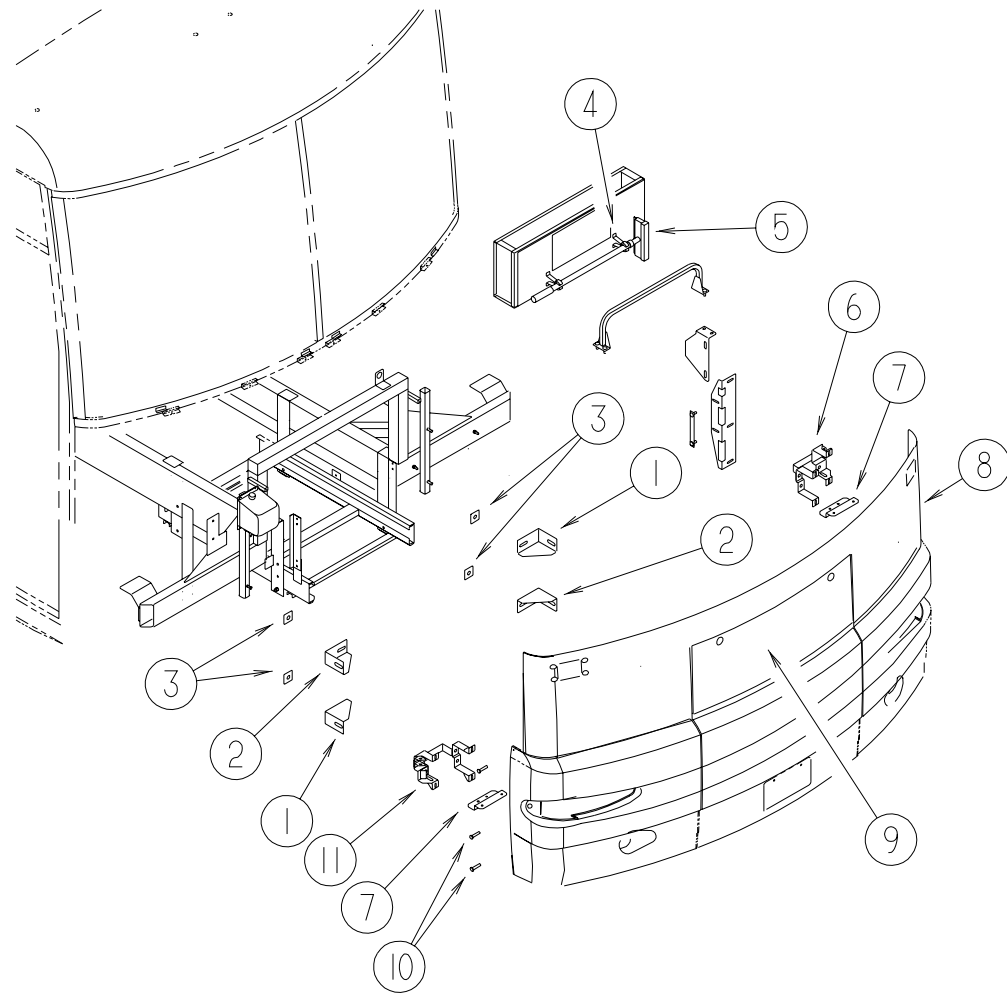
## EXTERIOR BODY GROUP (CONTINUED)

### SLIDEOUT PANELS & TRIMS



| KEY | PART NUMBER   | U/M DESCRIPTION  |
|-----|---------------|--|
| 1   | 125051-01-01A | EA STRIP - FEATURE - LOWER - BRIGHT WHITE                          |
| 1   | 105312-01-07A | FT INSERT - VINYL FEATURE STRIP - BRIGHT WHITE                     |
| 2   | 121401-03-KQ0 | EA PANEL - SLIDEOUT/FRONT (KQ0,KQ1)                                |
| 2   | 121401-03-K82 | EA PANEL - SLIDEOUT/FRONT (KQ2,KQ3)                                |
| 2   | 121401-03-KQ4 | EA PANEL - SLIDEOUT/FRONT (KQ4,KQ5)                                |
| 2   | 121401-03-KQ6 | EA PANEL - SLIDEOUT/FRONT (KQ6,KQ7)                                |
| 3   | 117004-01-03A | EA TRIM - SEAL/INNER VERTICAL - W/MITERED ENDS - 73.5" - BRT WHT   |
| 4   | 108688-01-03A | EA STRIP - FEATURE - 15'   |
| 4   | 105312-01-07A | FT INSERT - VINYL FEATURE STRIP - BRIGHT WHITE                     |
| 5   | 117004-02-03A | EA TRIM - SEAL/INNER HORIZONTAL - W/MITERED ENDS - 73.5" - BRT WHT |
| 6   | 116933-15-01A | EA TRIM - SEAL/FLOOR EDGE - 166.7" - BRIGHT WHITE                  |
| 7   | 117058-01-01A | EA TAPE - LOOP - 3/4" WIDE - ADHESIVE BACKED                       |
| 8   | P26221-01-J22 | EA ROOF ASM - SLIDEOUT   |
| 9   | 121402-03-KQ0 | EA PANEL - SLIDEOUT/REAR (KQ0,KQ1)                                 |
| 9   | 121402-03-J61 | EA PANEL - SLIDEOUT/REAR (KQ2,KQ3)                                 |
| 9   | 121402-03-KQ4 | EA PANEL - SLIDEOUT/REAR (KQ4,KQ5)                                 |
| 9   | 121402-03-J60 | EA PANEL - SLIDEOUT/REAR (KQ6,KQ7)                                 |
| 10  | 117004-02-03A | EA TRIM - SEAL/INNER HORIZONTAL - W/MITERED ENDS - 73.5" - BRT WH  |
| 11  | 119992-10-01A | EA TRIM - SEAL W/MITERED ENDS - 75.7" - BRIGHT WHITE               |
| 11  | 105312-01-07A | FT INSERT - VINYL FEATURE STRIP - BRIGHT WHITE                     |
| 11  | 116933-15-01A | EA TRIM - SEAL/FLOOR EDGE - 166.7" - BRIGHT WHITE                  |
| 12  | 119783-12-KQ0 | EA PANEL - SLIDEOUT/OUTER (KQ0,KQ1)                                |
| 12  | 119783-12-KQ2 | EA PANEL - SLIDEOUT/OUTER (KQ2,KQ3)                                |
| 12  | 119783-12-KQ4 | EA PANEL - SLIDEOUT/OUTER (KQ4,KQ5)                                |
| 12  | 119783-12-KQ6 | EA PANEL - SLIDEOUT/OUTER (KQ6,KQ7)                                |
| 13  | 119992-09-01A | EA TRIM - SEAL W/MITERED ENDS - 75.7" - BRIGHT WHITE               |
| 13  | 105312-01-07A | FT INSERT - VINYL FEATURE STRIP - BRIGHT WHITE                     |
| 13  | 116933-15-01A | EA TRIM - SEAL/FLOOR EDGE - 166.7" - BRIGHT WHITE                  |
| 14  | 126546-01-02A | EA COVER - END/SIDEWALL SLIDEOUT - BRIGHT WHITE                    |

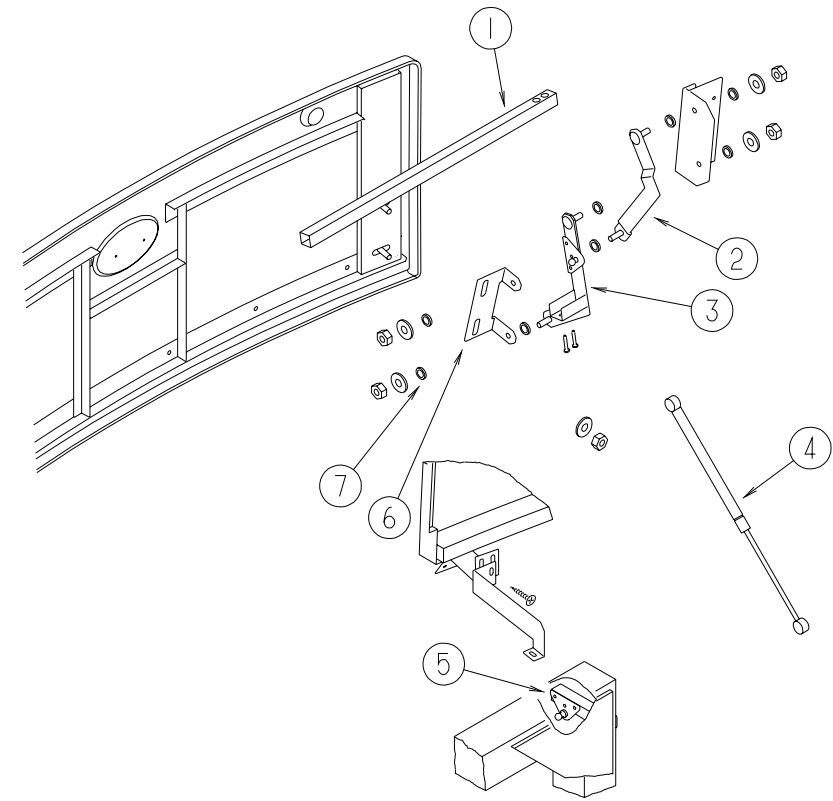
## EXTERIOR BODY GROUP (CONTINUED)



**FRONT END ASSEMBLY**

| KEY | PART NUMBER   | U/M DESCRIPTION                           |
|-----|---------------|---|
| 1   | 128455-01-02B | EA BRACKET - BUMPER                       |
| 2   | 128455-02-02B | EA BRACKET - BUMPER                       |
| 3   | 116617-02-02B | EA SPACER - BUMPER                        |
| 4   | 110429-03-D18 | EA BRACKET - SQUEEGEE                     |
| 4   | 091952-02-000 | EA CLIP - GRIPPER - 3/4"                  |
| 5   | 091955-02-000 | EA SQUEEGEE - EXTENDED HANDLE             |
| 6   | 129273-02-02B | EA FRAME - HEADLAMP/LEFT HAND - E-COATED  |
| 7   | 131498-01-02B | EA BRACKET - FOGLAMP - SUPPORT - E-COATED |
| 8   | P31293-04-KQ0 | EA PANEL - LOWER FRONT W/LIGHTS           |
| 9   | 129271-01-KQ0 | EA HOOD - FRONT                           |
| 10  | 118383-03-03A | EA RETAINER - SCREW                       |
| 10  | 118383-04-03A | EA CAP - RETAINER SCREW - DARK GRAY       |
| 11  | 129273-01-02B | EA FRAME - HEADLAMP/RIGHT HAND - E-COATED |

## EXTERIOR BODY GROUP (CONTINUED)



**HOOD**

| KEY | PART NUMBER   | U/M DESCRIPTION   |
|-----|---------------|---|
| 1   | 105096-08-000 | EA TUBE - HOOD HINGE TIMING W/WELDNUTS                  |
| 2   | 113499-03-02B | EA LINK - HINGE - UPPER PASSENGER - E-COATED            |
| 2   | 113499-04-02B | EA LINK - HINGE - UPPER DRIVERS - E-COATED              |
| 3   | 113556-01-02B | EA LINK - HINGE - HOOD - LOWER/RIGHT HAND               |
| 3   | 113556-02-02B | EA LINK - HINGE - HOOD - LOWER/LEFT HAND                |
| 4   | 114249-01-000 | EA SPRING - GAS   |
| 5   | 107796-05-000 | EA BRACKET - SUPPORT - GAS SPRING TO BED - FLAT (LOWER) |
| 6   | 113505-01-02B | EA ANGLE - HOOD LINK - PASSENGER - E-COATED             |
| 6   | 113505-02-02B | EA ANGLE - HOOD LINK - DRIVERS - E-COATED               |
| 7   | 058716-02-000 | EA WASHER - FLAT NYLON                                  |

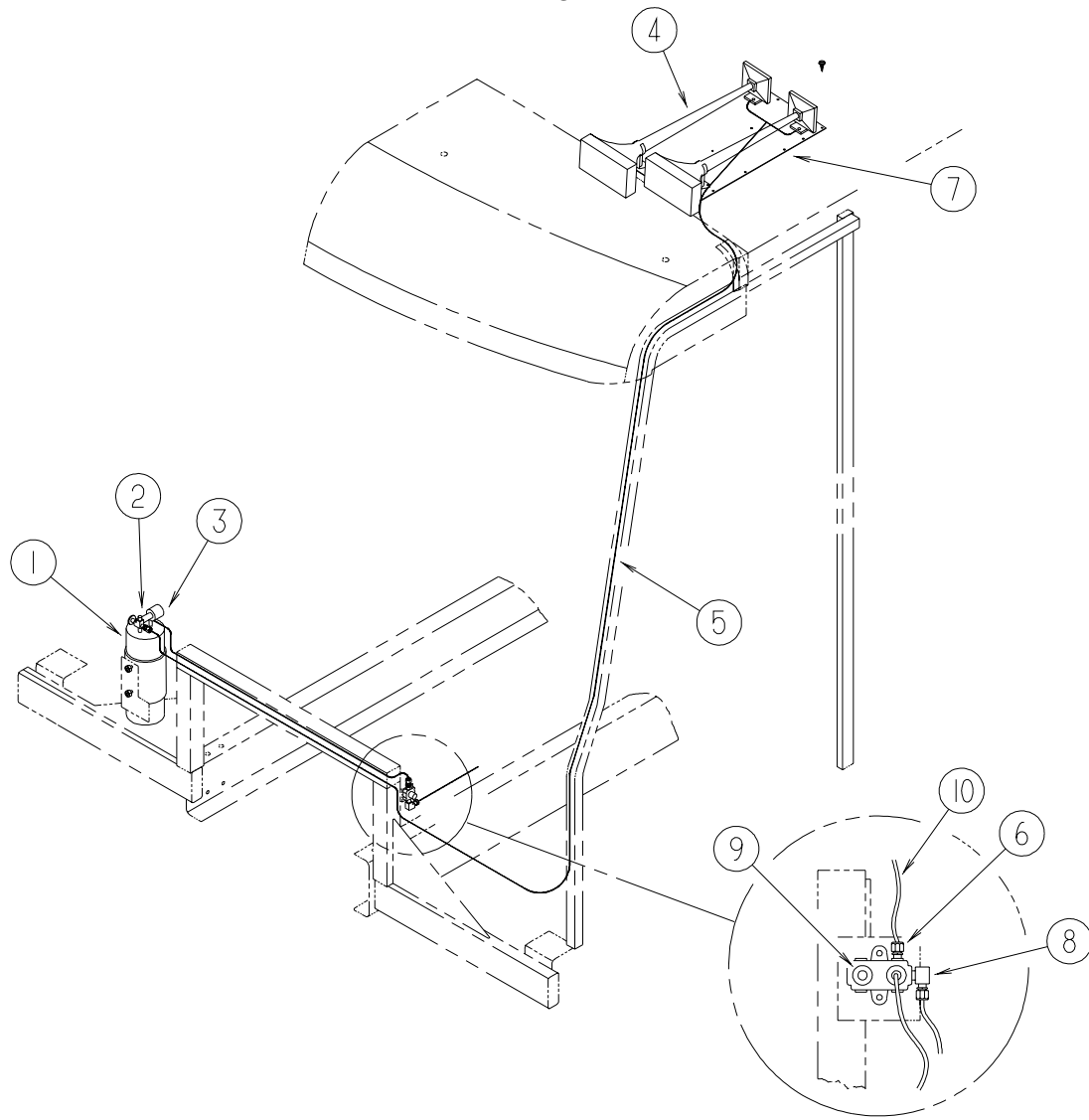
### EXTERIOR MIRRORS

| KEY | PART NUMBER   | U/M DESCRIPTION                              |
|-----|---------------|--|
|     | 087695-02-000 | EA SWITCH - HEATER - EXTERIOR MIRROR         |
|     | 088246-01-000 | EA SWITCH - REMOTE - EXTERIOR - SQUARE PUSH  |
|     | 129656-01-01A | EA MIRROR - EXTERIOR REMOTE/HEAT - PASSENGER |
|     | 129656-02-01A | EA MIRROR - EXTERIOR REMOTE/HEAT - DRIVER    |
|     | 129704-01-000 | EA ALUMINUM BAR - 5/8" X 2"                  |
|     | 129607-03-01A | EA BRACKET - MOUNTING/MIRROR                 |

### SQUEEGEE

| KEY | PART NUMBER   | U/M DESCRIPTION               |
|-----|---------------|-------------------------------|
|     | 091955-02-000 | EA SQUEEGEE - EXTENDED HANDLE |
|     | 110429-03-D18 | EA BRACKET - SQUEEGEE         |

**EXTERIOR BODY GROUP**  
**AIR HORN**



| KEY | PART NUMBER   | U/M DESCRIPTION   |
|-----|---------------|---|
| 1   | 077497-09-000 | EA TANK - AIR - SOLENOID KIT - AUXILIARY HORN                 |
|     | 077497-01-700 | EA SOLENOID-AIR TANK 550B                                     |
|     | 077497-01-703 | EA TANK-AIR 751-N   |
|     | 077497-01-709 | EA PLUNGER & SPRING F/SOLENOID H136215                        |
| 2   | 071387-07-000 | EA ELBOW - MALE - BRAKE TUBE - 1/4" X 1/8"                    |
| 3   | 077497-03-000 | EA FITTING KIT - HOSE/HOSE FITTING/AIR GAUGE - F/AUX HORN     |
|     | 077497-01-710 | EA GAUGE-AIR PRESSURE 14212S                                  |
| 4   | 077497-06-000 | EA HORN - AIR - CHROME - TWIN                                 |
|     | 077497-01-701 | EA SWITCH - COMPRESSOR 13940-S                                |
|     | 077497-01-702 | EA SWITCH - TOGGLE - W/WIRE 12949-S                           |
| 5   | 071390-04-000 | FT TUBING - AIR BRAKE - 1/4" OD-BLK WEATHERHEAD (BRKS & HORN) |
| 6   | 071386-06-000 | EA CONNECTOR - MALE - 1/4 TUBE X 1/4                          |
| 7   | 125123-01-12B | EA PLATE/MOUNTING - AIR HORN - 25" X 13" - BRIGHT WHITE       |
| 8   | 071387-04-000 | EA ELBOW - MALE - BRAKE TUBE 3/8 X 1/4                        |
| 9   | 086241-01-000 | EA VALVE - AIR - 1/4 MPT X TIRE STEM                          |
| 10  | 077497-02-000 | EA HOSE - AUXILIARY AIR HORN                                  |

**EXTERIOR BODY GROUP (CONTINUED)**  
**LADDER**

| KEY | PART NUMBER   | U/M DESCRIPTION                      |
|-----|---------------|--------------------------------------|
|     | 129375-02-000 | EA SEAL - LADDER BRACKET             |
|     | 130163-01-01A | EA LADDER - LOWER - BRUSHED ALUMINUM |
|     | 130164-01-01A | EA LADDER - UPPER - BRUSHED ALUMINUM |

**STRUCTURAL COMPONENTS**

| KEY | PART NUMBER   | U/M DESCRIPTION   |
|-----|---------------|---|
|     | 002726-01-001 | EA GARNISH - U-CHANNEL - 1.38" X 19' - SERRATED               |
|     | 068716-01-001 | EA BRACE - 90 DEGREE - L-ANGLE - 16'                          |
|     | 076054-Y2-000 | EA FIBERGLASS SHEET - 102" X 320.9" - BRIGHT WHITE            |
|     | 089297-01-000 | SF PLYWOOD - LUAN - OVERLAY GRADE - 4' X 8'                   |
|     | 100619-01-000 | BF FOAM - EXPANDED POLYSTYRENE - 1.34" X 48" X 96"            |
|     | 100619-02-000 | BF FOAM - EXPANDED POLYSTYRENE - 1.5" X 48" X 96"             |
|     | 100619-04-000 | BF FOAM - EXPANDED POLYSTYRENE - .5" X 48" X 96"              |
|     | 100619-05-000 | BF FOAM - EXPANDED POLYSTYRENE - .75" X 48" X 96"-1.5 DENSITY |
|     | 100619-11-000 | BF FOAM - EXPANDED POLYSTYRENE - 2" X 48" X 96"               |
|     | 100619-13-000 | BF FOAM - EXPANDED POLYSTYRENE - .34" X 34.65" X 96"          |
|     | 100619-16-000 | BF FOAM - EXPANDED POLYSTYRENE - .75" X 48" X 96"-2.0 DENSITY |
|     | 100619-27-000 | BF FOAM - EXPANDED POLYSTYRENE - 48" X 92.8" X 3"             |
|     | 105077-08-000 | EA FOAM - PLUG - ROOF CAP                                     |
|     |               | FROM: 00-00-00 THRU: 12-08-00                                 |
|     | 108535-05-702 | EA FRP FLAT 108" X 396" BRT WHT                               |
|     | 113192-06-01A | EA FIBERGLASS/LUAN LAMINATED SHEET-79"X446" - HIGH GLOSS-B/W  |
|     | 120107-03-000 | EA FOAM - PLUG - SIDEWALL TUBE - 1.2" X 2.1" X 1.8" LONG      |
|     | 120107-04-000 | EA FOAM - ROOF COVE   |
|     | 120107-05-000 | EA FOAM - PLUG - ROOF TUBE                                    |
|     | 128782-03-01A | EA FIBERGLASS SHEET - 27.4" X 70.8"/HIGH GLOSS/SLIDEOUT - B/W |
|     | 128782-07-01A | EA FIBERGLASS SHEET - 79" X 456" - HIGH GLOSS - BRIGHT WHT    |

**AWNINGS**

| KEY | PART NUMBER   | U/M DESCRIPTION   |
|-----|---------------|---|
|     | 130484-02-01A | EA AWNING-DOOR HDWR, BRT WHT - DOOR AWNING                              |
|     |               | FROM: 04-13-99 THRU: 99-99-99   |
|     | 130484-01-02A | EA AWNING-DOOR, 48", BURGUNDY - DOOR W/TAUPE EXT. PKG                   |
|     |               | FROM: 00-00-00 THRU: 04-12-99   |
|     | 130484-03-05A | EA AWNING-DR RLR,52", TRUE BROWN - DOOR W/TAUPE EXT. PKG                |
|     |               | FROM: 04-13-99 THRU: 99-99-99   |
|     | 130484-01-01A | EA AWNING-DOOR, 48", TURQUOISE - DOOR W/TEAL EXT. PKG                   |
|     |               | FROM: 00-00-00 THRU: 04-12-99   |
|     | 130484-03-01A | EA AWNING-DR RLR,52", TURQUOISE - DOOR W/TEAL EXT. PKG                  |
|     |               | FROM: 04-13-99 THRU: 99-99-99   |
|     | 130485-01-01A | EA AWNING-WDO HDWR, BRT WHT - WINDOW AWNING                             |
|     | 130485-02-02A | EA AWNING-WDO 42", BURGUNDY - WINDOW W/TAUPE EXT. PKG                   |
|     |               | FROM: 00-00-00 THRU: 04-12-99   |
|     | 130485-02-05A | EA AWNING-WDO 42", TRUE BROWN - WINDOW W/TAUPE EXT. PKG                 |
|     |               | FROM: 04-13-99 THRU: 99-99-99   |
|     | 130485-02-01A | EA AWNING-WDO 42", TURQUOISE - WINDOW W/TEAL EXT. PKG                   |
|     | 130485-04-02A | EA AWNING-WDO 108", BURGUNDY - WINDOW W/TAUPE EXT. PKG                  |
|     |               | FROM: 00-00-00 THRU: 04-12-99   |
|     | 130485-04-05A | EA AWNING-WDO 108", TRUE BROWN - WINDOW W/TAUPE EXT. PKG                |
|     |               | FROM: 04-13-99 THRU: 99-99-99   |
|     | 130485-04-01A | EA AWNING-WDO 108", TURQUOISE - WINDOW W/TEAL EXT. PKG                  |
|     | 130320-01-02A | EA BRACKET - AWNING - F/A&E INSTALLATION - BRIGHT WHITE - PATIO AWNING  |
|     | 130483-01-01A | EA AWNING HARDWARE - PATIO - BRIGHT WHITE - PATIO AWNING                |
|     | 113874-11-01A | EA SCREW/LAG - AWNING - 1/4" X 1" STAINLESS STEEL - PATIO               |
|     | 113874-12-01A | EA SCREW/LAG - AWNING - 1/4" X 2 3/4" STAINLESS STEEL - PATIO           |
|     | 130483-02-01A | EA AWNING - POWER PACK - PATIO - BRIGHT WHITE - PATIO                   |
|     | 130483-04-02A | EA AWNING - W/O HDW - 20' - VINYL(BURGUNDY) - PATIO W/TAUPE EXT. PKG.   |
|     |               | FROM: 00-00-00 THRU: 04-12-99   |
|     | 130483-04-05A | EA AWNING - W/O HDW - 20' - VINYL(TRUE BROWN) - PATIO W/TAUPE EXT. PKG. |
|     |               | FROM: 00-00-00 THRU: 04-12-99   |
|     | 130483-04-01A | EA AWNING - W/O HDW - 20' - VINYL(TURQUOISE) - PATIO W/TEAL EXT. PKG.   |

## GALLEY GROUP

### STOVE TOP COVERS

| KEY | PART NUMBER   | U/M DESCRIPTION   |
|-----|---------------|---|
|     | M05904-05-KQ0 | EA COVER - STOVE - W/SOLID COUNTERTOP (KQ0)             |
|     | M05904-02-KQ1 | EA COVER - STOVE - W/SOLID COUNTERTOP (KQ1)             |
|     | M05904-02-GV4 | EA COVER - STOVE - W/SOLID COUNTERTOP (KQ2,KQ3,KQ6,KQ7) |
|     | M05904-02-GV0 | EA COVER - STOVE - W/SOLID COUNTERTOP (KQ4,KQ5)         |
|     | 126022-01-01A | EA COVER - RANGE - BI-FOLD - 16" & 22" - BLACK TEXTURED |

### MICROWAVE OVEN

| KEY | PART NUMBER   | U/M DESCRIPTION                               | VENDOR NO. |
|-----|---------------|---|------------|
|     | 119267-04-01A | EA OVEN - MICROWAVE - W/HOOD                  |            |
|     | 119267-04-700 | EA FILTER - GREASE                            | BOO2       |
|     | 119267-05-000 | EA FILTER - HOOD - CHARCOAL                   |            |
|     | 129552-02-02B | EA BRACKET - MICROWAVE - E-COATED             |            |
|     | 130036-02-000 | EA FILTER/CHARCOAL - MICROWAVE - GE #C08-4030 |            |
|     | 130036-03-01A | EA MICROWAVE OVEN - W/HOOD - CANADIAN         |            |

### COFFEE MAKER - BLACK & DECKER SDC2B

| KEY | PART NUMBER   | U/M DESCRIPTION   |
|-----|---------------|---|
|     | 124649-02-01A | EA COFFEEMAKER - BLACK/10 CUP/DEEP BREW - UL                  |
|     | 124649-03-01A | EA COFFEEMAKER - BLACK/10 CUP/24 HOUR PROGRAM/DEEP BREW - CSA |

### DISHWASHER

| KEY | PART NUMBER   | U/M DESCRIPTION                              |
|-----|---------------|--|
|     | 107752-03-01A | EA DISHWASHER 18" BLACK - WESTINGHO MDR251RE |

### RANGE TOP

| KEY | PART NUMBER   | U/M DESCRIPTION  |
|-----|---------------|--|
|     | 120453-01-01A | EA RANGE TOP - 2 BURNER - 12"W X 21.75"L - BLACK - KITCHEN AID |
| *   | 121757-01-01A | EA RANGE TOP - 3 BURNER/BLACK                                  |

\*COMPONENT PARTS FOUND IN SERVICE PARTS LIBRARY

### REFRIGERATOR

| KEY | PART NUMBER   | U/M DESCRIPTION                                 |
|-----|---------------|---|
| *   | 125242-01-01A | EA REFRIGERATOR - 4 DOOR W/ICE MAKER            |
|     | 118871-05-01A | EA TRAY - REFRIGERATOR - SIDE/SIDE - BLACK      |
|     | 065225-01-000 | EA PLATE - TIEDOWN - REFRIGERATOR               |
|     | 054450-01-000 | EA LEVEL - REFRIGERATOR                         |
|     | 129144-01-02A | EA PANEL - INSERT RAISED MAPLE - 16.1" X 18.3"  |
|     | 129144-01-01A | EA PANEL - INSERT RAISED CHERRY - 16.1" X 18.3" |
|     | 129144-02-02A | EA PANEL - INSERT RAISED MAPLE - 16.1" X 41.1"  |
|     | 129144-02-01A | EA PANEL - INSERT RAISED CHERRY - 16.1" X 41.1" |

\*COMPONENT PARTS FOUND IN SERVICE PARTS LIBRARY

### MONITOR PANEL

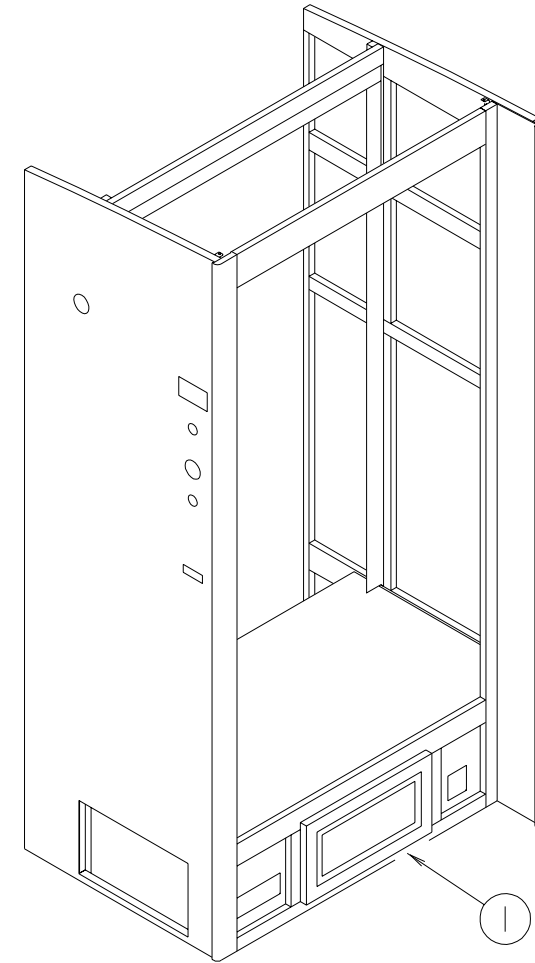
| KEY | PART NUMBER   | U/M DESCRIPTION             |
|-----|---------------|-----------------------------|
| *   | 121148-04-01A | EA PANEL - MONITOR - 2 TANK |

### FREEZER

| KEY | PART NUMBER   | U/M DESCRIPTION       |
|-----|---------------|-----------------------|
| *   | 119296-01-01A | EA FREEZER - PORTABLE |

\*COMPONENT PARTS FOUND IN SERVICE PARTS LIBRARY

## GALLEY GROUP (CONTINUED)

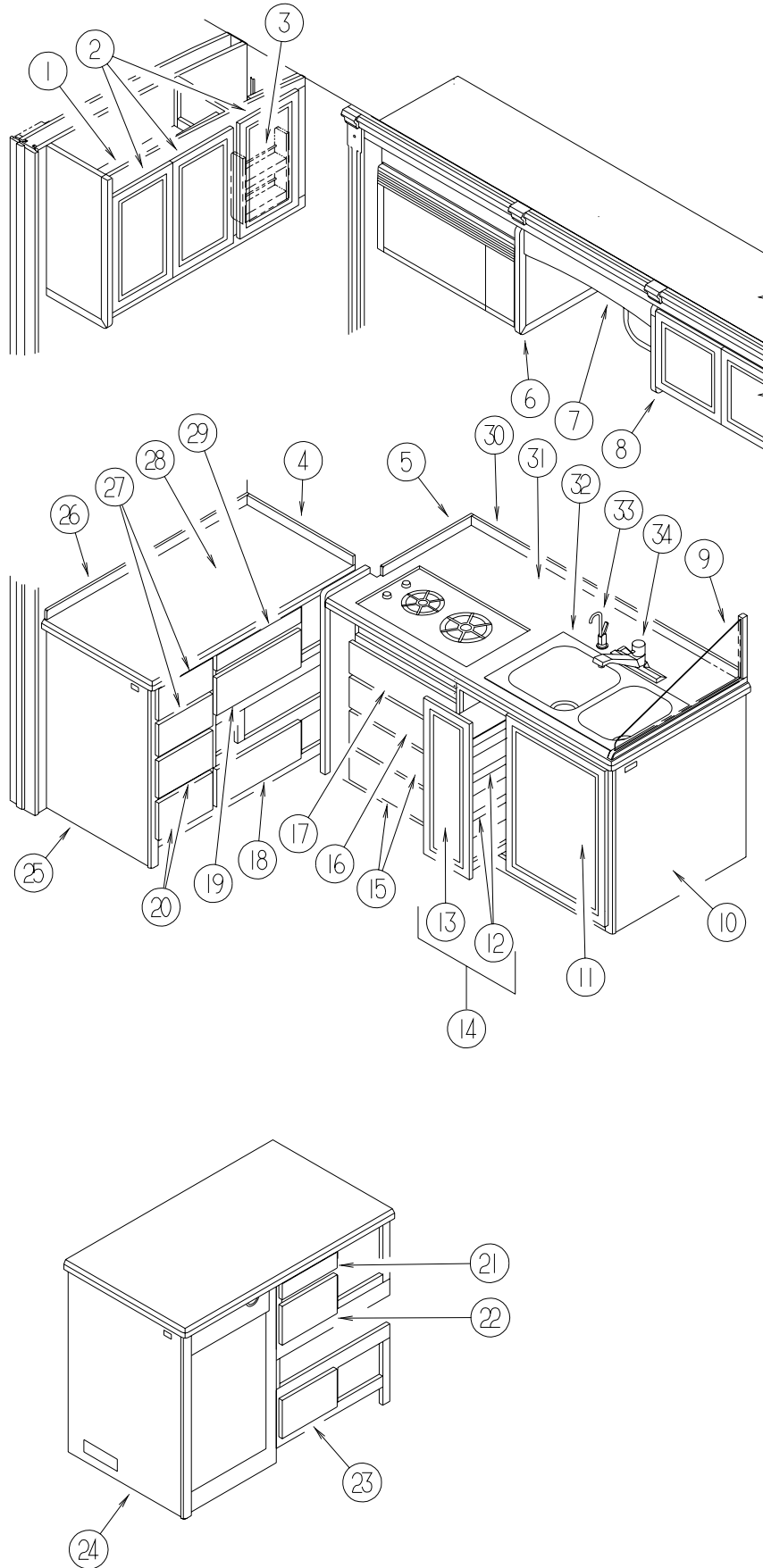


### REFRIGERATOR CABINET

| KEY | PART NUMBER   | U/M DESCRIPTION  |
|-----|---------------|--|
| 1   | M05992-BG-K80 | EA DOOR - STRAIGHT CORNER/OGEE EDGE - 16.7" X 9.2" - W/O HDW (W/VACUUM) (MAPLE)  |
| 1   | M05992-BG-K81 | EA DOOR - STRAIGHT CORNER/OGEE EDGE - 16.7" X 9.2" - W/O HDW (W/VACUUM) (CHERRY) |
| 1   | P28813-24-KQ0 | EA DRAWER COMPL - SLIDE (W/O VACUUM) (MAPLE)                                     |
| 1   | P28813-24-KQ1 | EA DRAWER COMPL - SLIDE (W/O VACUUM) (CHERRY)                                    |

## GALLEY GROUP (CONTINUED)

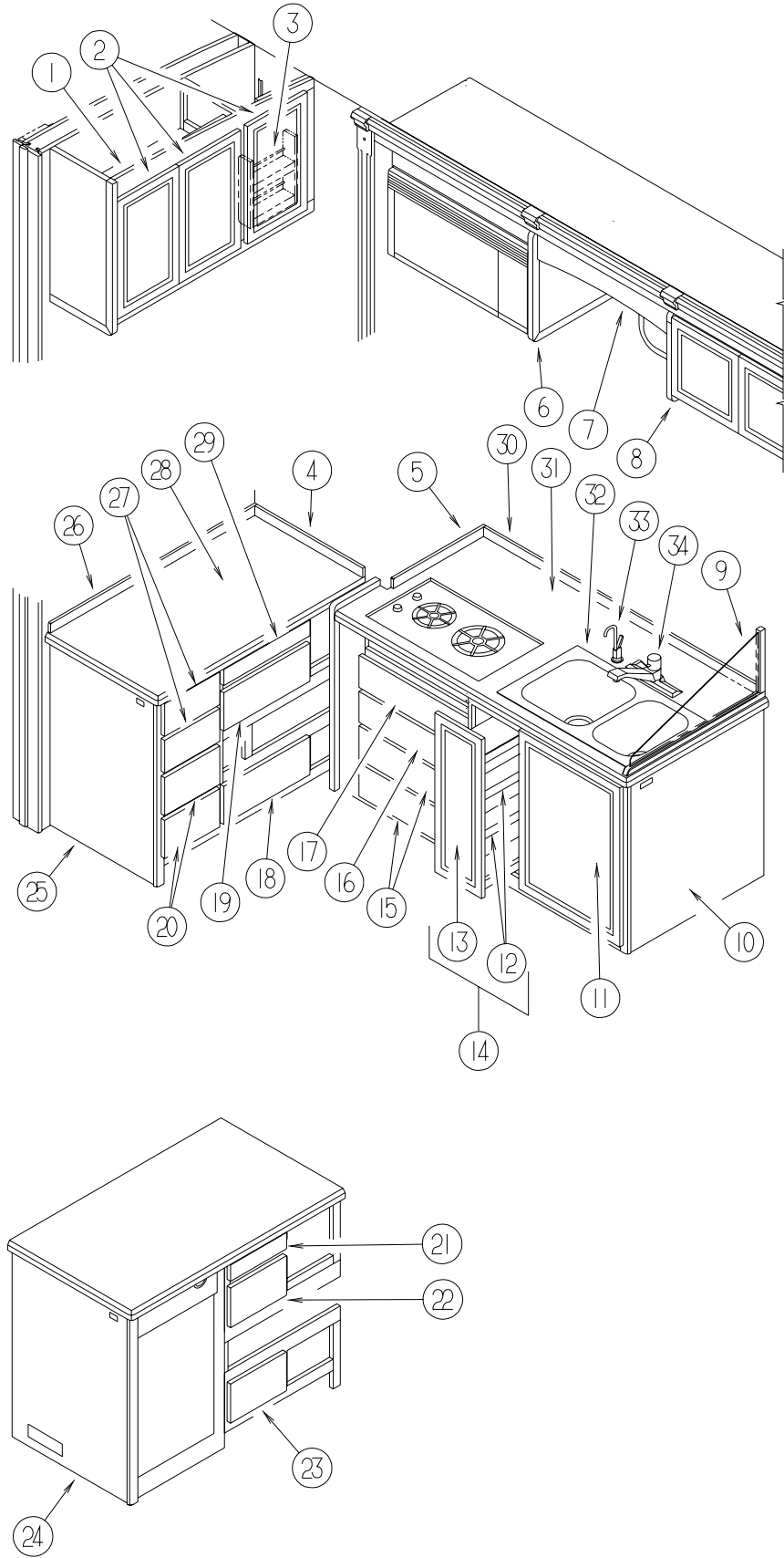
### GALLEY CABINETS



| KEY | PART NUMBER   | U/M DESCRIPTION  |
|-----|---------------|--|
| 1   | 129632-01-KQ0 | EA CABINET - OVERHEAD/GALLEY - W/O DOORS/HARDWARE (MAPLE)                  |
| 1   | 129632-01-KQ1 | EA CABINET - OVERHEAD/GALLEY - W/O DOORS/HARDWARE (CHERRY)                 |
| 2   | M08610-12-KQ0 | EA DOOR - OGEE EDGE - 12.8" X 21.8" - W/O HARDWARE (MAPLE)                 |
| 2   | M08610-12-KQ1 | EA DOOR - OGEE EDGE - 12.8" X 21.8" - W/O HARDWARE (CHERRY)                |
|     | 129632-12-KQ0 | EA SHELF - W/CARPET/HEADLINER (MAPLE)                                      |
|     | 129632-12-KQ1 | EA SHELF - W/CARPET/HEADLINER (CHERRY)                                     |
| 3   | 128879-01-K80 | EA CABINET - SPICE RACK - W/O DOORS/HARDWARE (MAPLE)                       |
| 3   | 128879-01-K81 | EA CABINET - SPICE RACK - W/O DOORS/HARDWARE (CHERRY)                      |
| 4   | 120184-10-KQ0 | EA BACKSPLASH - COUNTERTOP (KQ0,KQ1)                                       |
| 4   | 120184-10-KQ2 | EA BACKSPLASH - COUNTERTOP (KQ2)   |
| 4   | 120184-10-KQ3 | EA BACKSPLASH - COUNTERTOP (KQ3,KQ7)                                       |
| 4   | 120184-10-KQ4 | EA BACKSPLASH - COUNTERTOP (KQ4,KQ5)                                       |
| 4   | 120184-10-KQ6 | EA BACKSPLASH - COUNTERTOP (KQ6)   |
| 5   | 120184-08-KQ0 | EA BACKSPLASH - COUNTERTOP (KQ0,KQ1)                                       |
| 5   | 120184-08-KQ2 | EA BACKSPLASH - COUNTERTOP (KQ2)   |
| 5   | 120184-08-KQ3 | EA BACKSPLASH - COUNTERTOP (KQ3,KQ7)                                       |
| 5   | 120184-08-KQ4 | EA BACKSPLASH - COUNTERTOP (KQ4,KQ5)                                       |
| 5   | 120184-08-KQ6 | EA BACKSPLASH - COUNTERTOP (KQ6)   |
| 6   | 113292-12-KQ0 | EA END CAP - OVERHEAD CABINET (MAPLE)                                      |
| 6   | 113292-12-KQ1 | EA END CAP - OVERHEAD CABINET (CHERRY)                                     |
| 7   | 129575-02-KQ0 | EA CABINET - OVERHEAD/GALLEY - W/O DOORS/HARDWARE (MAPLE)                  |
| 7   | 129575-02-KQ1 | EA CABINET - OVERHEAD/GALLEY - W/O DOORS/HARDWARE (CHERRY)                 |
| 8   | 113292-11-KQ0 | EA END CAP - OVERHEAD CABINET (MAPLE)                                      |
| 8   | 113292-11-KQ1 | EA END CAP - OVERHEAD CABINET (CHERRY)                                     |
| 9   | 127117-01-01A | EA GLASS - STATIONARY - SPLASHGUARD  |
| 10  | P29635-01-KQ0 | EA CABINET - GALLEY - W/O COUNTERTOP/DOORS/DRAWERS/HARDWARE (MAPLE)        |
| 10  | P29635-01-KQ1 | EA CABINET - GALLEY - W/O COUNTERTOP/DOORS/DRAWERS/HARDWARE (CHERRY)       |
| 10  | P29635-02-KQ0 | EA CABINET - GALLEY - W/O COUNTERTOP/DOORS/DRAWERS/HARDWARE - CSA (MAPLE)  |
| 10  | P29635-02-KQ1 | EA CABINET - GALLEY - W/O COUNTERTOP/DOORS/DRAWERS/HARDWARE - CSA (CHERRY) |
| 11  | M08610-13-KQ0 | EA DOOR - OGEE EDGE - 19.7" X 29.5" - W/O HARDWARE (MAPLE)                 |
| 11  | M08610-13-KQ1 | EA DOOR - OGEE EDGE - 19.7" X 29.5" - W/O HARDWARE (CHERRY)                |
|     | 093605-02-01A | EA RACK - TOWEL/WIRE - ALMOND  |
|     | 130818-01-01A | EA TRASH CONTAINER - W/SLIDE-OUT   |
| 12  | 122325-15-KQ0 | EA SHELF - W/EDGE MOLDING (MAPLE)  |
| 12  | 122325-15-KQ1 | EA SHELF - W/EDGE MOLDING (CHERRY)   |
| 13  | M08610-14-KQ0 | EA DOOR - OGEE EDGE - 10" X 29.5" - W/O HARDWARE (MAPLE)                   |
| 13  | M08610-14-KQ1 | EA DOOR - OGEE EDGE - 10" X 29.5" - W/O HARDWARE (CHERRY)                  |
| 14  | 122325-06-KQ0 | EA CABINET - PANTRY - RIGHT HAND - W/O DOORS/HARDWARE (MAPLE)              |
| 14  | 122325-06-KQ1 | EA CABINET - PANTRY - RIGHT HAND - W/O DOORS/HARDWARE (CHERRY)             |
|     | 122360-02-000 | EA SLIDE - PANTRY - W/O LOCK - RIGHT/LEFT HAND                             |
|     | 122360-03-000 | EA SLIDE - PANTRY - W/LOCK - RIGHT HAND                                    |
|     | 123673-01-01A | EA KNOB - PANTRY SLIDE   |
| 15  | P28813-04-KQ0 | EA DRAWER - OGEE EDGE - 19.7"W X 23.6"D - W/O SLIDES/HARDWARE (MAPLE)      |
| 15  | P28813-04-KQ1 | EA DRAWER - OGEE EDGE - 19.7"W X 23.6"D - W/O SLIDES/HARDWARE (CHERRY)     |
| 16  | P28813-02-KQ0 | EA DRAWER - OGEE EDGE - 19.7"W X 23.6"D - W/O SLIDES/HARDWARE (MAPLE)      |
| 16  | P28813-02-KQ1 | EA DRAWER - OGEE EDGE - 19.7"W X 23.6"D - W/O SLIDES/HARDWARE (CHERRY)     |
|     | 100081-01-01A | EA TRAY - SILVERWARE - 9" X 13.3" RUBBERMAID ALMOND PLASTIC                |
| 17  | M06810-21-KQ0 | EA DRAWER - TIPOUT - W/HIDDEN TRAY (MAPLE)                                 |
| 17  | M06810-21-KQ1 | EA DRAWER - TIPOUT - W/HIDDEN TRAY (CHERRY)                                |
|     | 108127-01-01A | EA CAP - TRAY  |
|     | 108128-01-01A | EA TRAY - HIDDEN   |
| 18  | P28813-20-KQ0 | EA DRAWER - OGEE EDGE - 16.2"W X 15.7"D - W/O SLIDES/HARDWARE (MAPLE)      |
| 18  | P28813-20-KQ1 | EA DRAWER - OGEE EDGE - 16.2"W X 15.7"D - W/O SLIDES/HARDWARE (CHERRY)     |
| 19  | P28813-11-KQ0 | EA DRAWER - OGEE EDGE - 16.2"W X 15.7"D - W/O SLIDES/HARDWARE (MAPLE)      |
| 19  | P28813-11-KQ1 | EA DRAWER - OGEE EDGE - 16.2"W X 15.7"D - W/O SLIDES/HARDWARE (CHERRY)     |
| 20  | P28813-06-KQ0 | EA DRAWER - OGEE EDGE - 9.5"W X 23.6"D - W/O SLIDES/HARDWARE (MAPLE)       |
| 20  | P28813-06-KQ1 | EA DRAWER - OGEE EDGE - 9.5"W X 23.6"D - W/O SLIDES/HARDWARE (CHERRY)      |
| 21  | M05976-11-K80 | EA DRAWER - CUTTING BOARD - OGEE EDGE - W/O SLIDES/HARDWARE (MAPLE)        |
| 21  | M05976-11-K80 | EA DRAWER - CUTTING BOARD - OGEE EDGE - W/O SLIDES/HARDWARE (CHERRY)       |
|     | 102778-06-000 | EA BOARD - CUTTING - .7" X 9.2" X 21.7" - WOOD                             |

## GALLEY GROUP (CONTINUED)

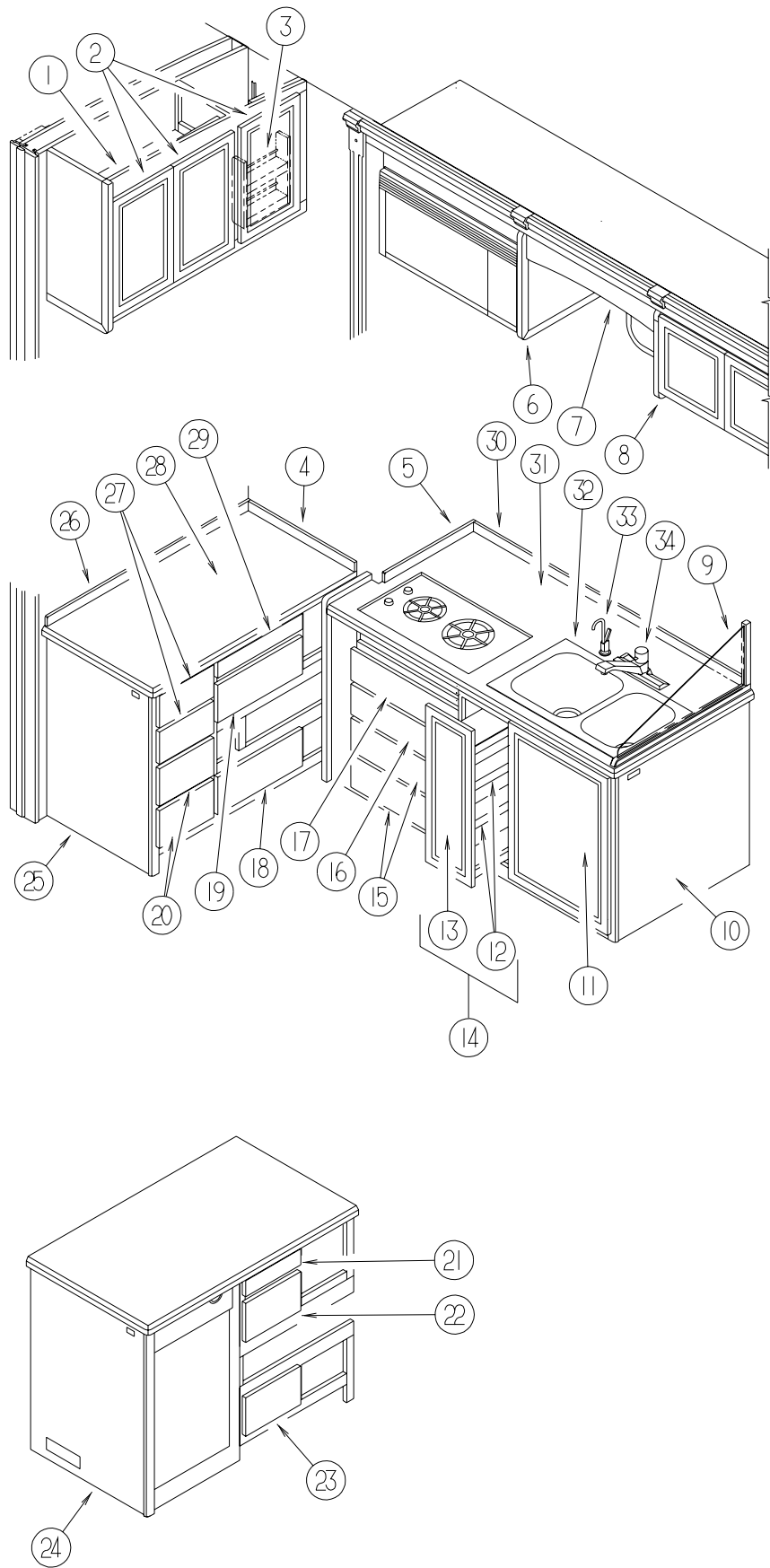
### GALLEY CABINETS (CONTINUED)



| KEY | PART NUMBER   | U/M DESCRIPTION  |
|-----|---------------|--|
| 22  | P28813-18-KQ0 | EA DRAWER - OGEE EDGE - 9.2"W X 11.8"D - W/O SLIDES/HARDWARE (MAPLE)                     |
| 22  | P28813-18-KQ1 | EA DRAWER - OGEE EDGE - 9.2"W X 11.8"D - W/O SLIDES/HARDWARE (CHERRY)                    |
| 23  | P28813-17-KQ0 | EA DRAWER - OGEE EDGE - 9.2"W X 11.8"D - W/O SLIDES/HARDWARE (MAPLE)                     |
| 23  | P28813-17-KQ1 | EA DRAWER - OGEE EDGE - 9.2"W X 11.8"D - W/O SLIDES/HARDWARE (CHERRY)                    |
| 24  | 128882-04-KQ0 | EA CABINET - STORAGE/GALLEY - W/COUNTERTOP - W/O DRS/DWRS/HDW (W/DISHWASHER) (KQ0)       |
| 24  | 128882-04-KQ1 | EA CABINET - STORAGE/GALLEY - W/COUNTERTOP - W/O DRS/DWRS/HDW (W/DISHWASHER) (KQ1)       |
| 24  | 128882-04-KQ2 | EA CABINET - STORAGE/GALLEY - W/COUNTERTOP - W/O DRS/DWRS/HDW (W/DISHWASHER) (KQ2,KQ6)   |
| 24  | 128882-04-KQ3 | EA CABINET - STORAGE/GALLEY - W/COUNTERTOP - W/O DRS/DWRS/HDW (W/DISHWASHER) (KQ3,KQ7)   |
| 24  | 128882-04-KQ4 | EA CABINET - STORAGE/GALLEY - W/COUNTERTOP - W/O DRS/DWRS/HDW (W/DISHWASHER) (KQ4)       |
| 24  | 128882-04-KQ5 | EA CABINET - STORAGE/GALLEY - W/COUNTERTOP - W/O DRS/DWRS/HDW (W/DISHWASHER) (KQ5)       |
| 25  | 128882-03-KQ0 | EA CABINET - STORAGE/GALLEY - W/COUNTERTOP - W/O DRS/DWRS/HDW (W/O DISHWASHER) (KQ0)     |
| 25  | 128882-03-KQ1 | EA CABINET - STORAGE/GALLEY - W/COUNTERTOP - W/O DRS/DWRS/HDW (W/O DISHWASHER) (KQ1)     |
| 25  | 128882-03-KQ2 | EA CABINET - STORAGE/GALLEY - W/COUNTERTOP - W/O DRS/DWRS/HDW (W/O DISHWASHER) (KQ2,KQ6) |
| 25  | 128882-03-KQ3 | EA CABINET - STORAGE/GALLEY - W/COUNTERTOP - W/O DRS/DWRS/HDW (W/O DISHWASHER) (KQ3,KQ7) |
| 25  | 128882-03-KQ4 | EA CABINET - STORAGE/GALLEY - W/COUNTERTOP - W/O DRS/DWRS/HDW (W/O DISHWASHER) (KQ4)     |
| 25  | 128882-03-KQ5 | EA CABINET - STORAGE/GALLEY - W/COUNTERTOP - W/O DRS/DWRS/HDW (W/O DISHWASHER) (KQ5)     |
| 26  | 120184-09-KQ0 | EA BACKSPLASH - COUNTERTOP (KQ0,KQ1)   |
| 26  | 120184-09-KQ2 | EA BACKSPLASH - COUNTERTOP (KQ2)   |
| 26  | 120184-09-KQ3 | EA BACKSPLASH - COUNTERTOP (KQ3,KQ7)   |
| 26  | 120184-09-KQ4 | EA BACKSPLASH - COUNTERTOP (KQ4,KQ5)   |
| 26  | 120184-09-KQ6 | EA BACKSPLASH - COUNTERTOP (KQ6)   |
| 27  | P28813-05-KQ0 | EA DRAWER - OGEE EDGE - 9.5"W X 23.6"D - W/O SLIDES/HARDWARE (MAPLE)                     |
| 27  | P28813-05-KQ1 | EA DRAWER - OGEE EDGE - 9.5"W X 23.6"D - W/O SLIDES/HARDWARE (CHERRY)                    |
| 28  | 128882-20-KQ0 | EA COUNTERTOP - GALLEY/STORAGE CABINET (KQ0,KQ1)   |
| 28  | 128882-20-KQ2 | EA COUNTERTOP - GALLEY/STORAGE CABINET (KQ2,KQ3,KQ6,KQ7)                                 |
| 28  | 128882-20-KQ4 | EA COUNTERTOP - GALLEY/STORAGE CABINET (KQ4,KQ5)   |
| 29  | M05976-10-K80 | EA DRAWER - CUTTING BOARD - OGEE EDGE - W/O SLIDES/HARDWARE (MAPLE)                      |
| 29  | M05976-10-K81 | EA DRAWER - CUTTING BOARD - OGEE EDGE - W/O SLIDES/HARDWARE (CHERRY)                     |
| 30  | 120184-07-KQ0 | EA BACKSPLASH - COUNTERTOP (KQ0,KQ1)   |
| 30  | 120184-07-KQ2 | EA BACKSPLASH - COUNTERTOP (KQ2)   |
| 30  | 120184-07-KQ3 | EA BACKSPLASH - COUNTERTOP (KQ3,KQ7)   |
| 30  | 120184-07-KQ4 | EA BACKSPLASH - COUNTERTOP (KQ4,KQ5)   |
| 30  | 120184-07-KQ6 | EA BACKSPLASH - COUNTERTOP (KQ6)   |
| 31  | 129635-19-KQ0 | EA COUNTERTOP - GALLEY (KQ0,KQ1)   |
| 31  | 129635-19-KQ2 | EA COUNTERTOP - GALLEY (KQ2)   |
| 31  | 129635-19-KQ3 | EA COUNTERTOP - GALLEY (KQ3,KQ7)   |
| 31  | 129635-19-KQ4 | EA COUNTERTOP - GALLEY (KQ4,KQ5)   |
| 31  | 129635-19-KQ6 | EA COUNTERTOP - GALLEY (KQ6)   |
| 31  | 129635-24-KQ0 | EA COUNTERTOP - GALLEY - CSA (KQ0,KQ1)   |
| 31  | 129635-24-KQ2 | EA COUNTERTOP - GALLEY - CSA (KQ2)   |
| 31  | 129635-24-KQ3 | EA COUNTERTOP - GALLEY - CSA (KQ3,KQ7)   |
| 31  | 129635-24-KQ4 | EA COUNTERTOP - GALLEY - CSA (KQ4,KQ5)   |
| 31  | 129635-24-KQ6 | EA COUNTERTOP - GALLEY - CSA (KQ6)   |

## GALLEY GROUP (CONTINUED)

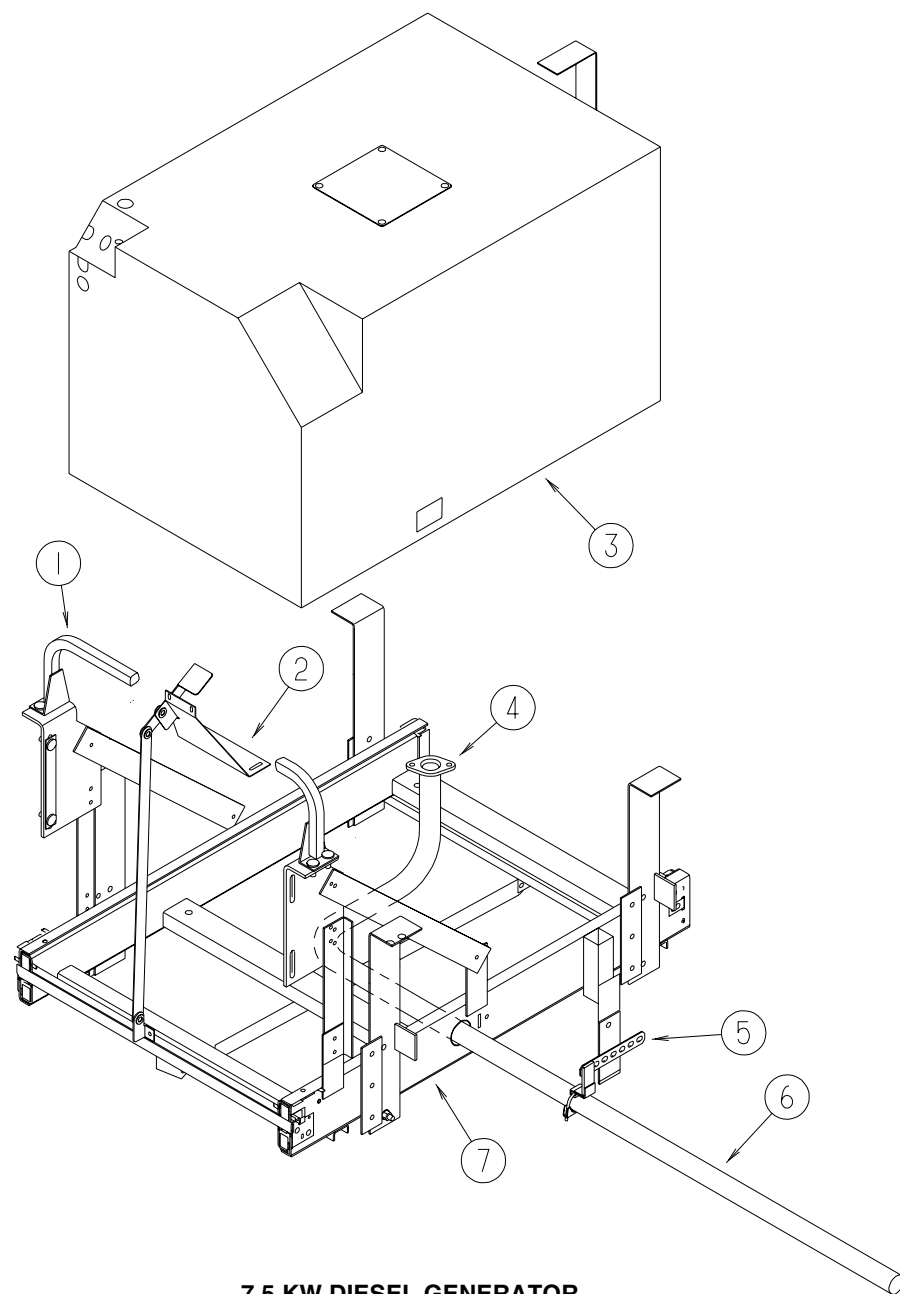
### GALLEY CABINETS (CONTINUED)



| KEY | PART NUMBER   | U/M DESCRIPTION   |
|-----|---------------|---|
| 32  | 110654-01-000 | EA SINK - STAINLESS STEEL/DOUBLE BASIN (1 LG-1 SM BASIN)      |
|     | 092303-01-000 | EA STRAINER - SINK  |
|     | 107044-05-KQ0 | EA COVER - RECESSED SINK - 14.9" X 11.1" (KQ0,KQ1)            |
|     | 107044-05-J72 | EA COVER - RECESSED SINK - 14.9" X 11.1" (KQ2,KQ3,KQ6,KQ7)    |
|     | 107044-05-J70 | EA COVER - RECESSED SINK - 14.9" X 11.1" (KQ4,KQ5)            |
|     | 107044-06-KQ0 | EA COVER - RECESSED SINK - 14.9" X 15" (KQ0,KQ1)              |
|     | 107044-06-J72 | EA COVER - RECESSED SINK - 14.9" X 15" (KQ2,KQ3,KQ6,KQ7)      |
|     | 107044-06-J70 | EA COVER - RECESSED SINK - 14.9" X 15" (KQ4,KQ5)              |
| 33  | 103635-02-000 | EA FAUCET - WATER PURIFIER                                    |
| 34  | 123744-01-01A | EA FAUCET - GALLEY/SINGLE CONTROL - W/PULL OUT SPRAYER - BONE |



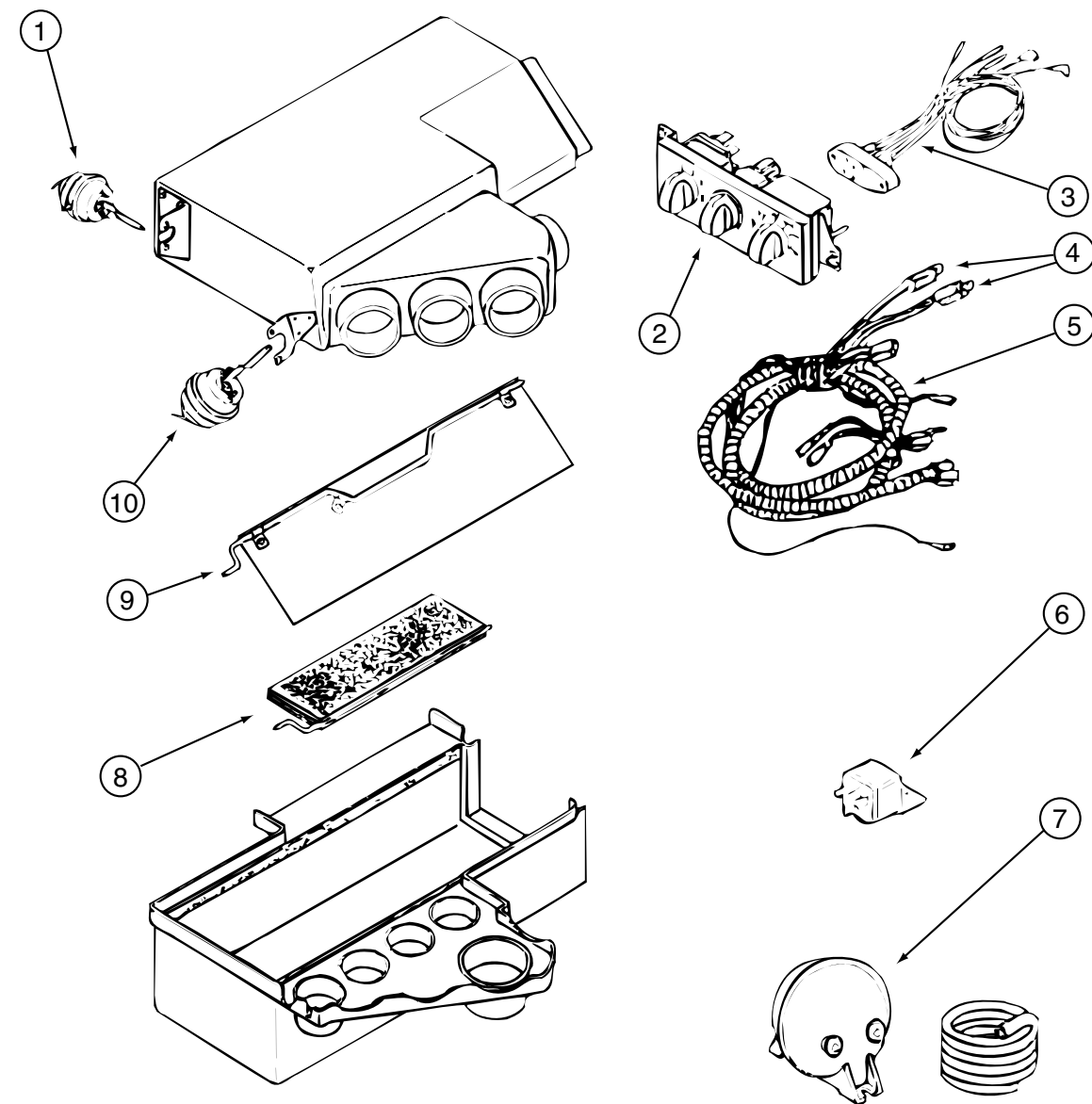
## GENERATOR GROUP



7.5 KW DIESEL GENERATOR

| KEY | PART NUMBER   | U/M DESCRIPTION                         |
|-----|---------------|---|
| 1   | 114169-02-02B | EA HANDLE - BUMPER MOUNT - E-COATED     |
| 2   | 131507-01-02B | EA BRACKET - GENERATOR - E-COATED       |
|     |               | FROM: 09-07-98 THRU: 99-99-99           |
| 3   | 122425-01-000 | EA GENERATOR - DIESEL - 7.5             |
| 4   | 106235-01-000 | EA ADAPTOR - GENERATOR EXHAUST          |
| 5   | 007131-01-000 | EA HANGER - TAILPIPE - 6 SLOTS          |
| 6   | 116381-09-000 | EA PIPE - EXHAUST - GENERATOR           |
|     |               | FROM: 00-00-00 THRU: 08-08-98           |
| 6   | 131450-01-000 | EA PIPE - EXHAUST - GENERATOR           |
|     |               | FROM: 08-09-98 THRU: 99-99-99           |
|     | 007125-03-000 | EA CLAMP - MUFFLER - 1.5" DIAMETER      |
| 7   | 130294-01-01A | EA SLIDE - ELECTRIC POWERED - GENERATOR |
|     | 115023-01-000 | EA ISOLATOR - RUBBER                    |
|     |               | FROM: 07-21-98 THRU: 99-99-99           |

## HEATING & AIR CONDITIONING GROUP

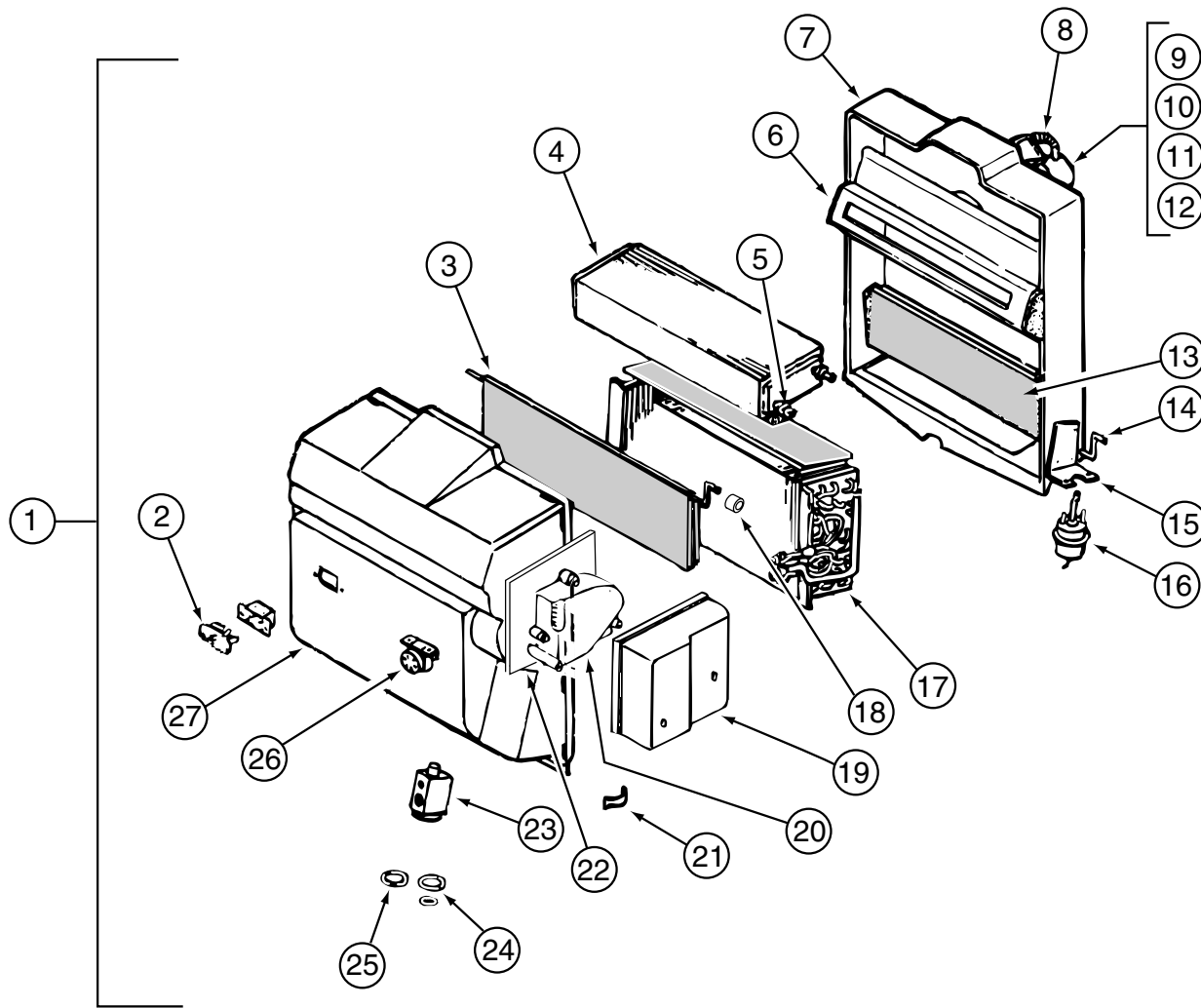


AUTO A/C CONTROL PLENUM - ROTARY

| KEY | PART NUMBER   | U/M DESCRIPTION                         | VENDOR NO. |
|-----|---------------|---|------------|
|     | 103930-36-000 | EA CONTROL/PLENUM - ROTARY CONTROL HEAD |            |
| 1   | 103930-33-701 | EA MOTOR - VACUUM - 3 STAGE             | 030-0105   |
| 2   | 103930-33-702 | EA CONTROL PANEL                        | 083-0169   |
| 3   | 103930-33-703 | EA VACUUM HARNESS                       | 036-0466   |
| 4   | 103930-33-705 | EA LIGHT BULBS                          | 035-0030   |
| 5   | 103930-33-711 | EA WIRE HARNESS - MAIN                  | 036-0496   |
| 6   | 103930-02-707 | EA RELAY - BOSCH W/RESISTER             | 031-0001   |
| 7   | 103930-02-710 | EA CANISTER - VACUUM                    | 054-0002   |
| 8   | 103930-36-701 | EA ROD - DOOR - AC                      | 073-0062   |
| 9   | 103930-36-700 | EA ROD - DOOR - DEFROST                 | 073-0061   |
| 10  | 103930-02-708 | EA MOTOR - VACUUM SERVO - A/C           | 030-0025   |
|     | 103930-33-709 | EA SWITCH - VACUUM                      | 032-0183   |
|     | 103930-33-710 | EA DECAL F/CONTROL HEAD                 | 058-0102   |
|     | 103930-33-707 | EA SWITCH - BLOWER                      | 032-00066  |
|     | 103930-33-708 | EA SWITCH - POTENTIOMETER               | 032-0184   |

# HEATING & AIR CONDITIONING GROUP (CONTINUED)

## EVAPORATOR/HEATER ASSEMBLY



| KEY | PART NUMBER   | U/M DESCRIPTION                             | VENDOR NO. |
|-----|---------------|---|------------|
| 1   | 103930-43-000 | EA EVAPORATOR/HEATER ASSEMBLY - NON-CHARGED |            |
|     | 094831-01-709 | EA CLAMP - ROD 3/16"                        | 022-0025   |
| 2   | 103930-01-710 | EA RESISTOR - FUSED - A/C                   | 035-0006   |
| 3   | 103930-43-700 | EA DOOR - AIR BLEND                         | 071-0568   |
| 4   | 103930-01-703 | EA CORE - HEATER                            | 042-0010   |
| 5   | 110279-01-712 | EA FITTING - HEATER                         | 050-0076   |
| 6   | 103930-30-707 | EA DIVIDER ASM.                             | 086-0061   |
| 7   | 103930-20-711 | EA CASE - BACK - SUB-ASSEMBLY               | 062-0147   |
| 8   | 110279-01-703 | EA HOSE - VENT F/BLOWER MOTOR               | 051-0034   |
| 9   | 103930-20-707 | EA HOUSING - BLOWER                         | 062-0145   |
| 10  | 103930-30-706 | EA MOTOR - BLOWER W/PIGTAIL HARNESS         | 030-0109   |
| 11  | 103930-01-717 | EA WHEEL - BLOWER - CLOCKWISE               | 062-0010   |
| 12  | 103930-20-708 | EA CLIP - MOTOR SHAFT                       | 022-0001   |
| 13  | 103930-20-705 | EA PANEL - DOOR - RECIRCULATING             | 071-0213   |
| 14  | 103930-20-704 | EA ROD - DOOR - RECIRCULATING               | 073-0018   |
| 15  | 103930-01-708 | EA BRACKET - VACUUM MOTOR                   | 070-0113   |
| 16  | 103930-02-708 | EA MOTOR - VACUUM SERVO - A/C               | 030-0025   |
| 17  | 103930-01-704 | EA COIL - EVAPORATOR                        | 041-0017   |
| 18  | 103930-30-702 | EA BUSHING - BLEND AIR DOOR                 | 062-0168   |
| 19  | 103930-30-704 | EA COVER - SERVO                            | 062-0545   |
| 20  | 103930-30-703 | EA MOTOR - SERVO                            | 030-0104   |
| 21  | 103930-20-706 | EA CLIP - RETAINER - CASE ATTACH            | 022-0057   |
| 22  | 103930-30-701 | EA PLATE - MOTOR MOUNT                      | 062-0544   |
| 23  | 103930-20-700 | EA VALVE - EXPANSION - BLOCK - 2 TON        | 034-0032   |
| 24  | 103930-17-702 | EA O'RING #10                               | 045-0127   |
| 25  | 113245-01-707 | EA O'RING #8                                | 045-0126   |
| 26  | 103930-01-711 | EA THERMOSTAT                               | 033-0003   |
| 27  | 103930-30-700 | EA CASE - FRONT                             | 062-0542   |
|     | 103930-02-714 | EA CLAMP - CLUTCH - BARREL                  | 022-0006   |
|     | 113245-01-718 | EA HOSE - DRAIN/1/2" X 6"                   | 051-0002   |

**HEATING & AIR CONDITIONING GROUP (CONTINUED)**

**AUTO A/C & HEAT SYSTEM**

| KEY | PART NUMBER   | U/M DESCRIPTION  |
|-----|---------------|--|
|     | 007076-01-000 | EA HOSE - FLEXIBLE PVC - 2" ID - INCREMENTS OF 50'           |
|     | 007281-01-000 | EA HOSE - FLEXIBLE PVC - 2.5" ID X 50'                       |
|     | 024990-07-000 | EA OUTLET - DEFROSTER - W/SWIVEL - 2"                        |
|     | 077075-01-000 | EA GASKET - INSTRUMENT PANEL/DEFROSTER PLENUM - .6" X 10.2"  |
|     | 103017-03-000 | EA PLENUM - DEFROSTER  |
|     | 103558-01-08A | EA VENT - DEFROSTER - 2" X 14.4" X 1.4" - HAMPTON TAN        |
|     | 103796-01-01A | EA LOUVER - A/C-ADJUSTABLE - 2.2" X 5.4" F/2.5" HOSE - BLACK |
|     | 103930-23-000 | EA VALVE - WATER - 2 PORT                                    |
|     | 093614-10-01A | EA GRILL - RETURN AIR - BEIGE                                |
|     | 103930-41-000 | EA HOSE KIT - #12 PRE-CHARGED R134 - 496" LONG               |
|     | 114802-01-000 | EA PUMP - VACUUM - 12V 16"HG                                 |
|     | 122955-02-01A | EA PANEL - TRIM - HEATER-A/C - RIGHT HAND                    |

**CONDENSER**

| KEY | PART NUMBER   | U/M DESCRIPTION                    | VENDOR NO. |
|-----|---------------|------------------------------------|------------|
|     | 072342-13-000 | EA CONDENSER - W/FAN               |            |
|     | 072342-08-703 | EA FAN BLADE/MOTOR & SHROUD 11"    | 062-0097   |
|     | 072342-10-702 | EA FITTING - QUICK CONNECT #4 MALE | 050-0148   |
|     | 072342-12-700 | EA COIL - CONDENSER                | 040-0027   |
|     | 072342-12-703 | EA RECEIVER DRIER                  | 054-0001   |
|     | 072342-13-700 | EA BRACKET - CONDENSER FAN         | 070-0148   |
|     | 072342-13-701 | EA HOSE ASM. #8                    | 085-0459   |
|     | 072342-13-702 | EA HOSE ASM. #6                    | 085-0460   |
|     | 072342-13-703 | EA TUBE ASM. #6                    | 052-0040   |
|     | 072342-13-704 | EA SWITCH - BINARY                 | 032-0048   |
|     | 072342-13-705 | EA SWITCH - CONDENSER FAN CONT     | 032-0036   |
|     | 113245-01-707 | EA O'RING #8                       | 045-0126   |
|     | 113245-01-711 | EA O'RING #6                       | 045-0129   |

**HEATING & AIR CONDITIONING GROUP (CONTINUED)**

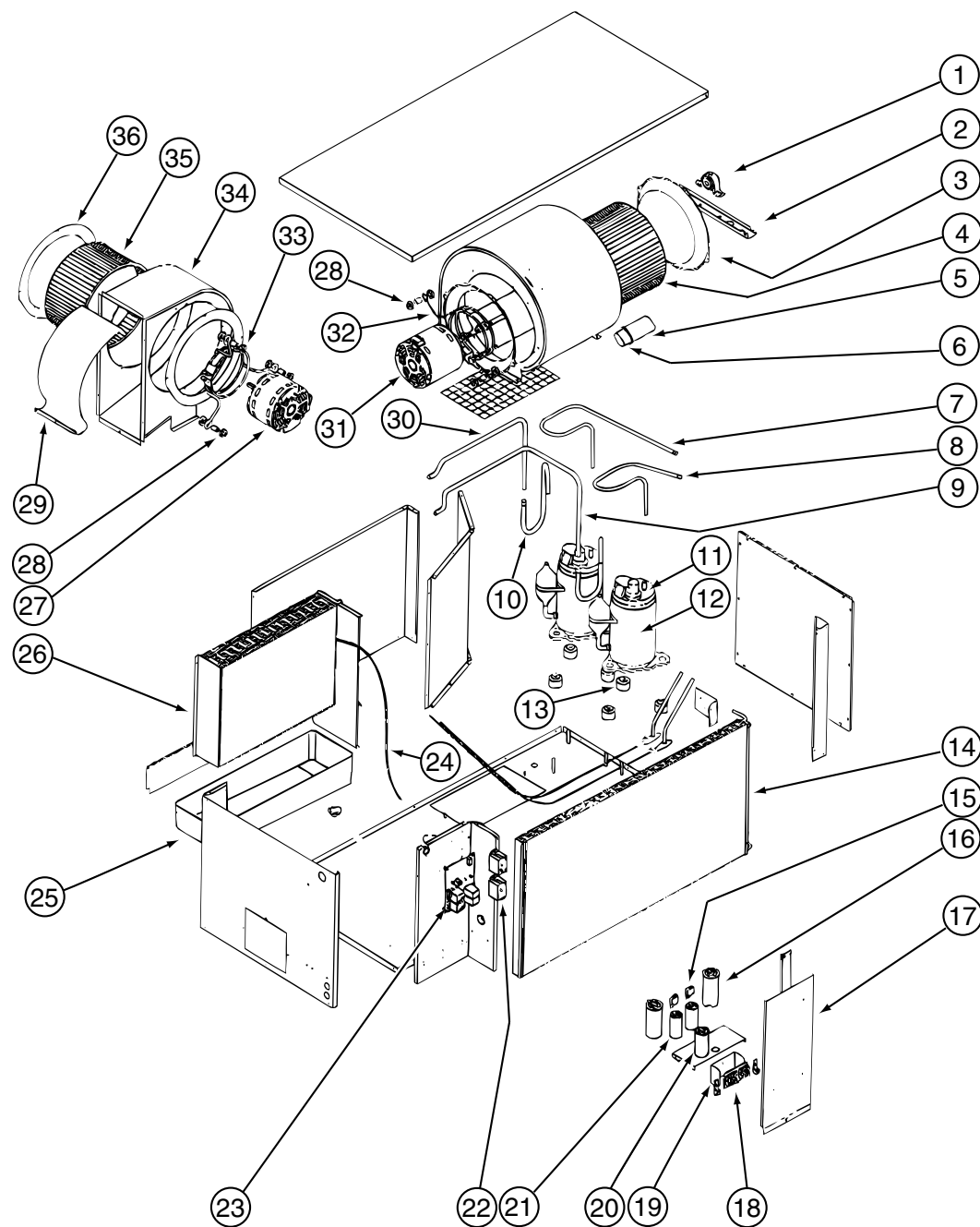
**FURNACE**

| KEY | PART NUMBER   | U/M DESCRIPTION   |
|-----|---------------|---|
| *   | 098668-19-000 | EA FURNACE - 25000 BTU  |
| *   | 098668-21-000 | EA FURNACE - 35000 BTU  |
|     | 115764-01-01A | EA THERMOSTAT - FURNACE   |
|     | 094600-05-01A | EA REGISTER W/O DAMPER - 3.6" X 11.3" FACE/2.1" X 9.9" RO - BEIGE |
|     | 094600-08-01A | EA REGISTER W/DAMPER - 3.6" X 11.3" FACE/2.1" X 9.9" RO - BEIGE   |
|     | 130837-01-01A | EA REGISTER - HEAT - W/O DAMPER                                   |
|     | 056464-10-000 | EA REGISTER - 4" DIAMETER - PLASTIC - W/O DAMPER - BEIGE          |
|     | 092776-01-000 | EA ADAPTER - DUCT - 2"  |
|     | 093741-01-000 | EA BOX - BOOT - FLOOR REGISTER                                    |
|     | 093614-03-02A | EA GRILLE - RETURN AIR - 14" X 8" - BEIGE                         |
|     | 009200-01-000 | EA TAPE - FURNACE - 1 1/2"  |

**\*COMPONENT PARTS FOUND IN SERVICE PARTS LIBRARY**

# HEATING & AIR CONDITIONING GROUP (CONTINUED)

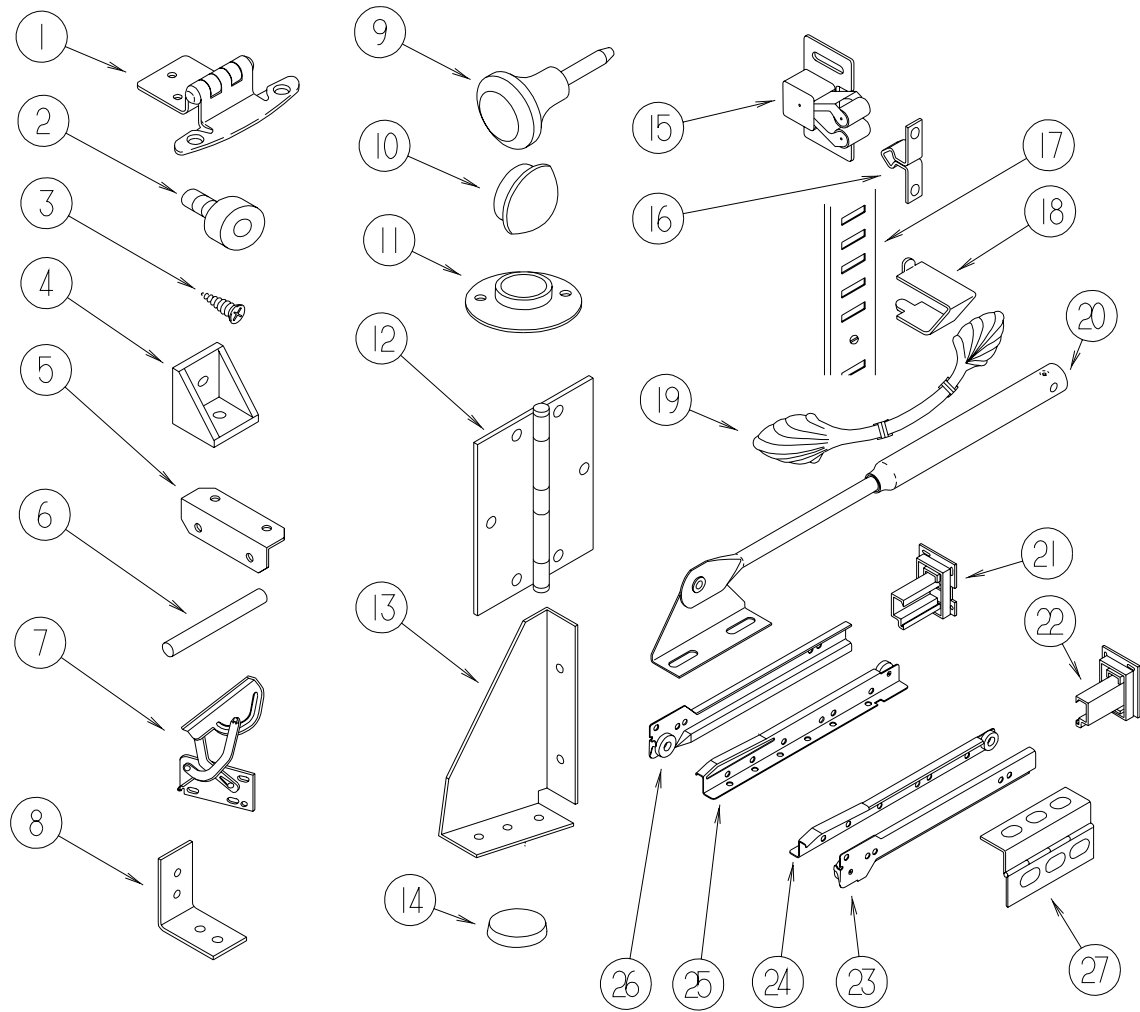
## CENTRAL A/C



| KEY | PART NUMBER   | U/M DESCRIPTION                                       | VENDOR NO. |
|-----|---------------|---|------------|
|     | 105620-10-000 | EA A/C - CENTRAL PKG RH - POWER SAV - COLEMAN         | 6636-871   |
| 1   | 105620-10-701 | EA BEARING/PILLOW BLOCK - O.D.                        | 6536-301   |
| 2   | 105620-10-700 | EA BEARING BRACKET - O.D.                             | 6536-574   |
| 3   | 105620-01-714 | EA VENTURI - BLOWER - O.D.                            | 6795-150   |
| 4   | 105620-01-713 | EA WHEEL - BLOWER - O.D.                              | 1472-1011  |
| 5   | 105620-01-718 | EA CAPACITOR - FAN - 12.5 MFD/370V                    | 1499-5631  |
| 6   | 105620-10-715 | EA RUBBER CAPACITOR BOOT                              | 1499-951   |
| 7   | 105620-10-713 | EA DISCHARGE LINE ASSEMBLY #2                         | 6636-125   |
| 8   | 105620-10-712 | EA DISCHARGE LINE ASSEMBLY #1                         | 6636-126   |
| 9   | 105620-10-710 | EA SUCTION LINE ASSY COIL #1                          | 6636-131   |
| 10  | 105620-10-714 | EA SUCTION LINE ASSY COMP #1& 2                       | 6636-130   |
| 11  | 126860-01-701 | EA OVERLOAD PROTECTOR MRA# 1460                       | 1450-0071  |
| 12  | 126860-01-700 | EA COMPRESSOR RK136AT-002-A4Y                         | 1450A2119  |
| 13  | 105620-01-706 | EA MOUNTING PKG. - COMP. - 3 PER                      | 6759-3081  |
| 14  | 105620-10-707 | EA CONDENSER COIL                                     | 1452-1541  |
| 15  | 105620-10-705 | EA PTCR   | 1497-9021  |
| 16  | 126859-01-703 | EA CAPACITOR - RUN                                    | 1499-5671  |
| 17  | 105620-10-706 | EA DOOR/ELECTRIC BOX                                  | 6636-146   |
| 18  | 105620-01-738 | EA BOARD - TERMINAL - HIGH VOLTAGE                    | 6795-315   |
| 19  | 105620-01-733 | EA ISOLATOR - HIGH VOLTAGE                            | 6795-117   |
| 20  | 093763-01-704 | EA CAPACITOR - FAN                                    | 1499-5461  |
| 21  | 105620-10-704 | EA START COMPACITOR                                   | 1497-0861  |
| 22  | 105620-01-729 | EA RELAY - COMPRESSOR                                 | 1460-1011  |
| 23  | 105620-05-700 | EA BOARD - PRINTED CIRCUIT - 2 TON                    | 6795-3201  |
| 24  | 105620-01-726 | EA SWITCH - FREEZE                                    | 6795A3301  |
| 25  | 105620-10-709 | EA DRAIN PAN  | 6636-304   |
| 26  | 105620-10-708 | EA EVAPORATOR COIL                                    | 1452-1531  |
| 27  | 105620-01-724 | EA MOTOR - BLOWER INSIDE AIR-REV.                     | 1468A3129  |
| 28  | 105620-01-716 | EA SLEEVE & GROMMET - 4 PER PKG                       | 6795A3031  |
| 29  | 105620-10-703 | EA INDOOR BLOWER CUTOFF                               | 6636-288   |
| 30  | 105620-10-711 | EA SUCTION LINE ASSY COIL #2                          | 6636-129   |
| 31  | 105620-01-717 | EA MOTOR - BLOWER - OUTSIDE AIR                       | 1468A3029  |
| 32  | 105620-01-715 | EA MOUNT - BLOWER - O.D.                              | 6795A3011  |
| 33  | 105620-01-723 | EA MOUNT - MOTOR - BLOWER I.D.                        | 6795-3021  |
| 34  | 105620-10-702 | EA BLOWER HOUSING - I.D.                              | 6636-589   |
| 35  | 105620-01-721 | EA WHEEL - BLOWER - I.D.                              | 1472-1001  |
| 36  | 105620-01-722 | EA VENTURI - BLOWER - I.D.                            | 6795-151   |
|     | 109050-02-000 | EA FILTER - FIBERGLASS - 1" X 14" X 20"               |            |
|     | 117870-03-01A | EA PLENUM - A/C                                       |            |
|     | 105620-09-000 | EA THERMOSTAT USED UP TIL 07-16-00                    |            |
|     | 105620-14-000 | EA THERMOSTAT USED 07-17-00 TO END OF PRODUCTION YEAR |            |
|     | 120134-01-02A | EA REGISTER - 4" TO 5" IN DIAMETER W/DAMPER           |            |

# INTERIOR FINISH GROUP

## CABINET HARDWARE

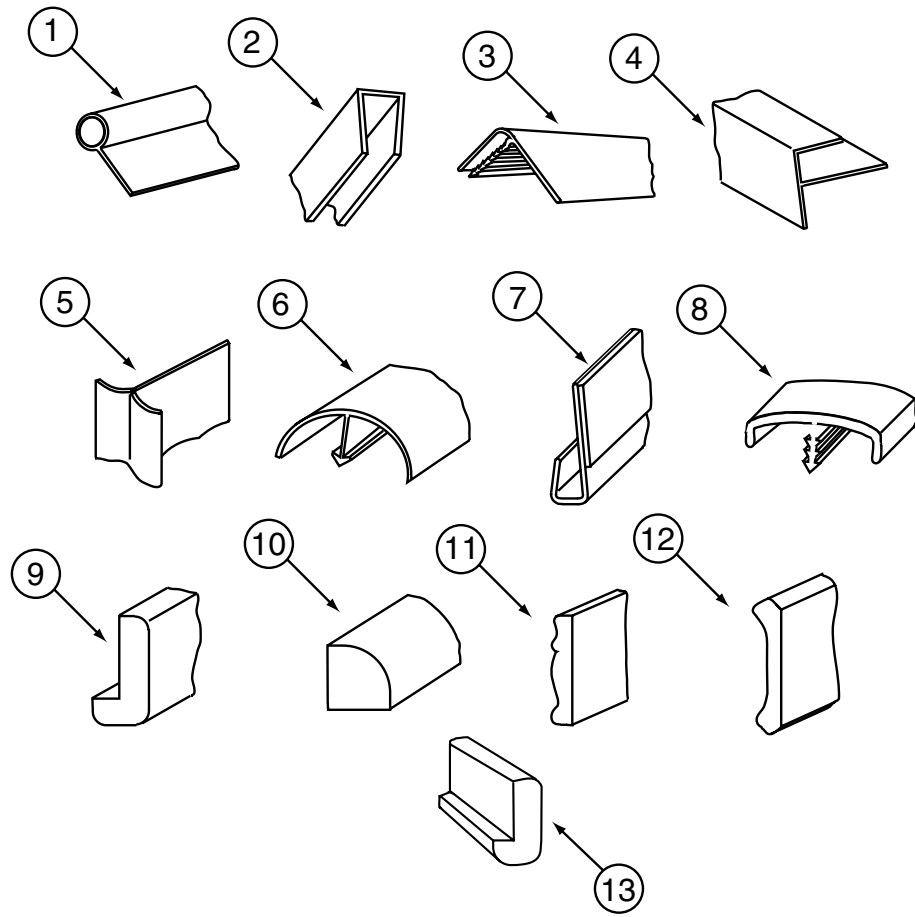


| KEY | PART NUMBER   | U/M DESCRIPTION                                     |
|-----|---------------|---|
| 1   | 108138-01-000 | EA HINGE - CABINET DOOR - BURNISHED BRASS           |
| 2   | 079921-01-000 | EA ROLLER - NYLON - W/STEEL SHAFT - BARBED          |
| 3   | 000G13-06-10G | EA SCREW - 6-20 X 5/8 PFH - ANTIQUE BRASS           |
| 3   | 000G13-06-08G | EA SCREW - 6-20 X .50 PFH - ANTIQUE BRASS           |
| 4   | 065740-01-000 | EA BRACE - CABINET/CORNER - PLASTIC                 |
| 5   | 016604-01-000 | EA BRACE - CABINET - ANGLE - 2.5" - UNPAINTED METAL |
| 5   | 016604-05-000 | EA BRACE - CABINET - ANGLE - 2.5" - OFF WHITE METAL |
| 6   | 084071-08-000 | EA ROD - BRASS - 9.3"                               |
| 7   | 108126-01-000 | EA TRAY HINGE SET (QTY. 2 PER SET)                  |
| 8   | 110643-01-000 | EA ANGLE - FORMED W/HOLES                           |
| 9   | 113800-01-000 | EA KNOB - CABINET - BRASS                           |
| 10  | 042356-01-000 | EA PLUG - BUTTON - MAHOGANY - 3/8" DIAMETER - WOOD  |

| KEY | PART NUMBER   | U/M DESCRIPTION                                    |
|-----|---------------|--|
| 11  | 009112-01-000 | EA FLANGE - PLASTIC - 1" CLOTHES ROD - OFF WHITE   |
| 12  | 124685-01-01A | EA HINGE - DOOR                                    |
| 13  | 116978-01-03B | EA GUSSET - SLIDEOUT ROOM - OFF/WHITE              |
| 14  | 004354-01-000 | EA BUMPER - RUBBER - .5" DIA - BROWN               |
| 15  | 093586-06-000 | EA CATCH - SPRING ROLLER                           |
| 15  | 093586-03-000 | EA CATCH - SPRING ROLLER                           |
| 16  | 093586-05-000 | EA STRIKE - SPRING STEEL                           |
| 16  | 093586-04-000 | EA STRIKE - SPRING STEEL                           |
| 17  | 098980-02-000 | EA PILASTER - ADJUSTABLE SHELF - 12"               |
| 17  | 098980-06-000 | EA PILASTER - ADJUSTABLE SHELF - 24"               |
| 18  | 098979-01-000 | EA CLIP - ADJUSTABLE SHELF                         |
| 19  | 117923-01-01A | EA PULL - CABINET - BURNISHED BRASS                |
| 20  | 074493-03-000 | EA SUPPORT - PISTON SPRING - CABINET DOOR - 12 LBS |
| 21  | 128811-01-01A | EA BACKSOCKET - ADJUSTABLE LEFT                    |
| 22  | 128811-02-01A | EA BACKSOCKET - ADJUSTABLE RIGHT                   |
| 23  | 128810-02-01A | EA SLIDE - DRAWER - 12" - RIGHT CABINET            |
| 23  | 128810-06-01A | EA SLIDE - DRAWER - 14" - RIGHT CABINET            |
| 23  | 128810-10-01A | EA SLIDE - DRAWER - 16" - RIGHT CABINET            |
| 23  | 128810-14-01A | EA SLIDE - DRAWER - 18" - RIGHT CABINET            |
| 23  | 128810-18-01A | EA SLIDE - DRAWER - 20" - RIGHT CABINET            |
| 23  | 128810-22-01A | EA SLIDE - DRAWER - 22" - RIGHT CABINET            |
| 23  | 128810-26-01A | EA SLIDE - DRAWER - 24" - RIGHT CABINET            |
| 24  | 128810-04-01A | EA SLIDE - DRAWER - 12" - RIGHT DRAWER             |
| 24  | 128810-08-01A | EA SLIDE - DRAWER - 14" - RIGHT DRAWER             |
| 24  | 128810-12-01A | EA SLIDE - DRAWER - 16" - RIGHT DRAWER             |
| 24  | 128810-16-01A | EA SLIDE - DRAWER - 18" - RIGHT DRAWER             |
| 24  | 128810-20-01A | EA SLIDE - DRAWER - 20" - RIGHT DRAWER             |
| 24  | 128810-24-01A | EA SLIDE - DRAWER - 22" - RIGHT DRAWER             |
| 24  | 128810-28-01A | EA SLIDE - DRAWER - 24" - RIGHT DRAWER             |
| 25  | 128810-03-01A | EA SLIDE - DRAWER - 12" - LEFT DRAWER              |
| 25  | 128810-07-01A | EA SLIDE - DRAWER - 14" - LEFT DRAWER              |
| 25  | 128810-11-01A | EA SLIDE - DRAWER - 16" - LEFT DRAWER              |
| 25  | 128810-15-01A | EA SLIDE - DRAWER - 18" - LEFT DRAWER              |
| 25  | 128810-19-01A | EA SLIDE - DRAWER - 20" - LEFT DRAWER              |
| 25  | 128810-23-01A | EA SLIDE - DRAWER - 22" - LEFT DRAWER              |
| 25  | 128810-27-01A | EA SLIDE - DRAWER - 24" - LEFT DRAWER              |
| 26  | 128810-01-01A | EA SLIDE - DRAWER - 12" - LEFT CABINET             |
| 26  | 128810-05-01A | EA SLIDE - DRAWER - 14" - LEFT CABINET             |
| 26  | 128810-09-01A | EA SLIDE - DRAWER - 16" - LEFT CABINET             |
| 26  | 128810-13-01A | EA SLIDE - DRAWER - 18" - LEFT CABINET             |
| 26  | 128810-17-01A | EA SLIDE - DRAWER - 20" - LEFT CABINET             |
| 26  | 128810-21-01A | EA SLIDE - DRAWER - 22" - LEFT CABINET             |
| 26  | 128810-25-01A | EA SLIDE - DRAWER - 24" - LEFT CABINET             |
| 27  | 118802-01-02A | EA HINGE - CAB DOOR - OVERHEAD - HAMPTON TAN       |
|     | 023320-01-000 | EA PAD - FELT 3/8" DIAMETER                        |
|     | 041389-25-000 | EA HINGE - PIANO - 1 1/2" X 55"                    |
|     | 042438-01-000 | EA DOWEL - WOOD - CLOTHES ROD - 1" DIAMETER X 4"   |
|     | 126866-04-KQ0 | EA HANDLE - TAMBOUR DOOR (MAPLE)                   |
|     | 126866-04-KQ1 | EA HANDLE - TAMBOUR DOOR (CHERRY)                  |
|     | 130787-02-000 | EA TRACK - TAMBOUR DOOR/SPRING                     |
|     | 124104-01-01A | EA LOCKSET - PRIVACY                               |
|     | 098410-01-01A | EA PULL - FINGER - OVAL - BRASS                    |
|     | 103874-01-000 | EA HANGER - SLIDING DOOR                           |
|     | 126263-06-02B | EA BRACKET - GAS SPRING - E-COATED                 |
|     | 113130-01-01A | EA PULL - DOOR POCKET                              |

## INTERIOR FINISH GROUP (CONTINUED)

### MOLDINGS & TRIMS



| KEY | PART NUMBER   | U/M DESCRIPTION   |
|-----|---------------|---|
| 1   | 009767-12-000 | FT WELTING - SIDEWALL/CEILING/CABINET - OFF/WHT                 |
| 1   | 009767-16-000 | FT WELTING - REBER BIRCH (MAPLE)                                |
| 1   | 009767-14-000 | FT WELTING - CHERRY (CHERRY)                                    |
| 2   | 009778-11-000 | FT U-CHANNEL - 1" - IVORY                                       |
| 2   | 070504-18-000 | FT U-CHANNEL - PLASTIC - .13" X 84" - IVORY                     |
| 2   | 070504-50-000 | FT U-CHANNEL - PLASTIC - .13" X 84" - WASHED MAPLE              |
| 2   | 009778-27-000 | FT U-CHANNEL - 1" - WASHED MAPLE                                |
| 2   | 070504-51-000 | FT U-CHANNEL - PLASTIC - .9" X 84" - WASHED MAPLE               |
| 2   | 070504-30-000 | FT U-CHANNEL - PLASTIC - .13" X 84" - CHERRY                    |
| 2   | 009778-30-000 | FT U-CHANNEL - 1" - VILLAGE OAK - CHERRY                        |
| 2   | 070504-31-000 | FT U-CHANNEL - PLASTIC - .9" X 84" - CHERRY                     |
| 3   | 009809-31-000 | EA MOLDING - CORNER - OUTSIDE - 1" X 84" - WASHED MAPLE         |
| 3   | 009809-27-000 | EA MOLDING - CORNER - OUTSIDE - 1" X 84" - CHERRY               |
| 4   | 009812-33-000 | EA MOLDING - CORNER - 1/2" W/1/4" CHNL X 84" - WASHED MAPLE     |
| 4   | 009812-26-000 | EA MOLDING - CORNER - 1/2" W/1/4" CHAN X 84" - CHERRY           |
| 5   | 022992-11-000 | FT MOLDING - REVERSE COVE - T-SHAPED VINYL - IVORY              |
| 6   | 042357-25-000 | EA MOLDING - CORNER - RADIUS/PLASTIC - WASHED MAPLE             |
| 6   | 042357-19-000 | EA MOLDING - CORNER - RADIUS/PLASTIC - CHERRY                   |
| 7   | 109332-02-05A | FT TRIM-J - W/O ADHESIVE - WASHED MAPLE                         |
| 7   | 109332-02-03A | FT TRIM-J - W/O ADHESIVE - SALEM CHERRY                         |
| 8   | 104676-02-06A | FT MOLDING-T - 1/2" - WASHED MAPLE                              |
| 8   | 104676-02-03A | FT MOLDING-T - 1/2" - CHERRY                                    |
| 8   | 083620-19-000 | FT MOLDING-T - END CAP EDGE - W/EDGE LIPS - .75" - WASHED MAPLE |
| 8   | 083620-11-000 | FT MOLDING-T - END CAP EDGE - W/EDGE LIPS - .75" - CHERRY       |
| 9   | 077840-01-J70 | EA MOLDING - CAP/WALL - 8' WASHED MAPLE                         |
| 9   | 077840-01-E41 | EA MOLDING - CAP/WALL - 8' SALEM CHERRY                         |
| 10  | 109410-16-JQ0 | EA MOLDING - TRIM - WASHED MAPLE                                |
| 10  | 109410-16-FQ1 | EA MOLDING - TRIM - SALEM CHERRY                                |
| 11  | 100182-10-J70 | EA TRIM - RAIL - WASHED MAPLE                                   |
| 11  | 100182-10-E41 | EA TRIM - RAIL - SALEM CHERRY                                   |
| 12  | 113794-01-03A | FT MOLDING - CROWN - WASHED MAPLE                               |
| 12  | 113794-01-02A | FT MOLDING - CROWN - CHERRY                                     |
| 12  | 113794-02-03A | FT MOLDING - CROWN - WASHED MAPLE                               |
| 12  | 113794-02-02A | FT MOLDING - CROWN - CHERRY                                     |
| 13  | 116280-02-J70 | EA MOLDING - CAP - WASHED MAPLE                                 |
| 13  | 116280-02-GV1 | EA MOLDING - CAP - SALEM CHERRY                                 |
|     | 125547-05-J60 | EA MOLDING - CROWN - WASHED MAPLE                               |
|     | 125547-05-J30 | EA MOLDING - CROWN - SALEM CHERRY                               |
|     | 130262-01-000 | EA PROTECTOR - CORNER SAVER - .7" X .7"                         |

**INTERIOR FINISH GROUP (CONTINUED)**

**PANELING & LUMBER**

| KEY | PART NUMBER   | U/M DESCRIPTION   |
|-----|---------------|---|
|     | 000846-01-000 | SF PLYWOOD - 5/16" X 48" X 96" - CD GRADE                       |
|     | 000846-02-000 | SF PLYWOOD/UNDERLAYMENT - 5/16" X 48" X 96"                     |
|     | 000885-89-000 | SF PARTICLE BOARD - 3/8" X 48" X 96" - WASHED MAPLE - 2-SIDED   |
|     | 000885-74-000 | SF PARTICLE BOARD - 3/8" X 48" X 98" - CHERRY/VINYL 2 SIDED     |
|     | 000885-91-000 | SF PARTICLE BOARD-3/4" X 48" X 96" - WASHED MAPLE - 2-SIDED     |
|     | 000885-73-000 | SF PARTICLE BOARD - 3/4" X 48" X 96" - CHERRY/VINYL 2 SIDED     |
|     | 074497-39-000 | SF PANELING - WASHED MAPLE - 48" X 96"                          |
|     | 074497-23-000 | SF PANELING - CHERRY - 1/8" X 48" X 96"                         |
|     | 088272-G7-000 | SF PANELING - TRANQUIL GARDEN - 48" X 84" (MAIN WALL) (KQ0,KQ1) |
|     | 088272-H6-000 | SF PANELING - ARTESIA SPRING - 48" X 96" (MAIN WALL) (KQ2,KQ3)  |
|     | 088272-F3-000 | SF PANELING - FRENCH WASH - VANILLA (MAIN WALL) (KQ4,KQ5)       |
|     | 088272-H3-000 | SF PANELING - BARCELONA - 48" X 84" (MAIN WALL) (KQ6,KQ7)       |
|     | 088272-G1-000 | SF PANELING - PEBBLE EMBOSSED - ANTIQUE WHITE - 4' X 7'         |
|     | 079666-03-000 | SF PANELING - CLOSET - CEDAR - .12" X 48" X 84"                 |
|     | 126205-D2-438 | EA LUMBER - VINYL WRAPPED - .7" X 1.5" X 96" - WASHED MAPLE     |
|     | 111134-D2-438 | EA LUMBER - VINYL WRAPPED - .7" X 1.5" X 96" - CHERRY           |
|     | 126205-E2-438 | EA LUMBER - VINYL WRAPPED - .7" X 2" X 96" - WASHED MAPLE       |
|     | 111134-E2-438 | EA LUMBER - VINYL WRAPPED - .7" X 2" X 96" - CHERRY             |
|     | 126205-G2-438 | EA LUMBER - VINYL WRAPPED - .7" X 3" X 96" - WASHED MAPLE       |
|     | 111134-G2-438 | EA LUMBER - VINYL WRAPPED - .7" X 3" X 96" - CHERRY             |
|     | 126205-J2-438 | EA LUMBER - VINYL WRAPPED - .7" X 5.5" X 96" - WASHED MAPLE     |
|     | 111134-J2-438 | EA LUMBER - VINYL WRAPPED - .7" X 5.5" X 96" - CHERRY           |

**LAMINATES & EDGE BAND**

| KEY | PART NUMBER   | U/M DESCRIPTION  |
|-----|---------------|--|
|     | 074498-40-000 | SF LAMINATE - PLASTIC - OFF WHITE - 5' X 8' - INC OF 40 SF |
|     | 074498-82-000 | SF LAMINATE - PLASTIC - WASHED MAPLE - 5' X 8'             |
|     | 074498-58-000 | SF LAMINATE - PLASTIC - CHERRY - 4' X 8'                   |
|     | 076325-73-000 | FT MOLDING - EDGE BAND - .93" X .024" - OFF WHITE          |
|     | 076325-76-000 | FT MOLDING - EDGE BAND - 1 5/16" X .030" - WASHED MAPLE    |
|     | 076325-50-000 | FT MOLDING - EDGE BAND - 1 5/16" X .030" - CHERRY          |

**BATT STRIPS**

| KEY | PART NUMBER   | U/M DESCRIPTION   |
|-----|---------------|---|
|     | 088263-E9-000 | EA BATT STRIP - DECORATIVE - TRANQUIL/GARDEN - 96" LONG (KQ0,KQ1)           |
|     | 088263-F6-000 | EA BATT STRIP - DECORATIVE - ARTESIA/SPRING - 96" (KQ2,KQ3)                 |
|     | 088263-D2-000 | EA BATT STRIP - DECORATIVE - WASH/VANILLA - 96" (KQ4,KQ5)                   |
|     | 088263-F3-000 | EA BATT STRIP - DECORATIVE - BARCELONA LINEN - 96" LENGTHS (KQ6,KQ7)        |
|     | 085284-E3-000 | FT BATT TAPE - ADHESIVE BACKED - DECORATIVE - TRANQUIL/GARDEN (KQ0,KQ1)     |
|     | 085284-F2-000 | FT BATT TAPE - ADHESIVE BACKED - DECORATIVE ARTESIA/SPRING (KQ2,KQ3)        |
|     | 085284-C5-000 | FT BATT TAPE - ADHESIVE BACKED - DECORATIVE - FRENCH WASH/VANILLA (KQ4,KQ5) |
|     | 085284-E8-000 | FT BATT TAPE - ADHESIVE BACKED - DECORATIVE/BARCELONA LINEN (KQ6,KQ7)       |

**INTERIOR FINISH GROUP (CONTINUED)**

**FIRE EXTINGUISHER & DETECTORS**

| KEY | PART NUMBER   | U/M DESCRIPTION                                   | VENDOR NO. |
|-----|---------------|---|------------|
|     | 094499-03-000 | EA EXTINGUISHER/FIRE - DRY - 10B:C - W/O BRACKET  |            |
|     | 094499-04-000 | EA BRACKET - FIRE EXTINGUISHER                    |            |
|     | 094499-02-000 | EA EXTINGUISHER/FIRE - DRY - 1A10BC - CANADIAN    |            |
|     | 094499-01-700 | EA BRACKET - MOUNTING - W/PLASTIC STRAP           | 294039     |
|     | 094499-01-701 | EA STRAP ONLY (METAL)                             | 320351     |
|     | 072852-01-000 | EA DETECTOR - SMOKE - W/9 VOLT BATTERY - US       |            |
|     | 072852-02-000 | EA DETECTOR - SMOKE - W/9 VOLT BATTERY - CANADIAN |            |
|     | 125136-01-000 | EA CO DETECTOR - GAS - ROUND W/2 SCREWS - 9 VOLT  |            |
|     | 103613-02-000 | EA DETECTOR - LP GAS                              |            |

**FLOOR COVERINGS**

| KEY | PART NUMBER   | U/M DESCRIPTION  |
|-----|---------------|--|
|     | 096060-D6-000 | SY CARPET - SEA ISLAND - BUCKINGHAM (KQ0,KQ1)                            |
|     | 096060-D5-000 | SY CARPET - SEA ISLAND - GULF MIST (KQ2,KQ3)                             |
|     | 096060-E1-000 | SY CARPET - SEA ISLAND - NEW TAUPE (KQ4,KQ5,KQ6,KQ7)                     |
|     | 093486-01-000 | SY CARPET - COMPARTMENT - 72" WIDE - DARK GRAY                           |
|     | 123994-01-05A | EA TILE - FLOOR - CERAMIC - 13" X 13" - CALCIT (KQ0,KQ1,KQ4,KQ5,KQ6,KQ7) |
|     | 123994-01-04A | EA TILE - FLOOR - CERAMIC - 13" X 13" - CLIFF (KQ2,KQ3)                  |
|     | 124742-01-02A | EA MOLDING - TRIM - TILE - SOFT WHITE                                    |

**FLOOR MATS**

| KEY | PART NUMBER   | U/M DESCRIPTION                      |
|-----|---------------|--------------------------------------|
|     | 108152-02-000 | EA MAT - FLOOR - DRIVER              |
|     | 120231-01-01A | EA FLOORING - RUBBER - 66.4" X 19.8" |

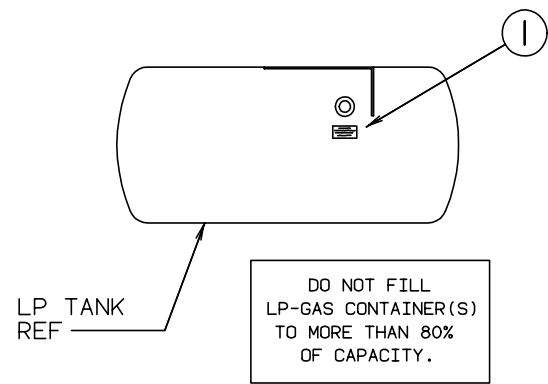
**SOLID SURFACE COUNTERTOP MATERIAL**

| KEY | PART NUMBER   | U/M DESCRIPTION                                 |
|-----|---------------|---|
|     | 085217-20-000 | SF COUNTERTOP - SIERRA ECLIPSE (KQ0,KQ1)        |
|     | 085217-12-000 | SF COUNTERTOP - SIERRA AURORA (KQ2,KQ3,KQ6,KQ7) |
|     | 085217-13-000 | SF COUNTERTOP - SIERRA SANDSTONE (KQ4,KQ5)      |

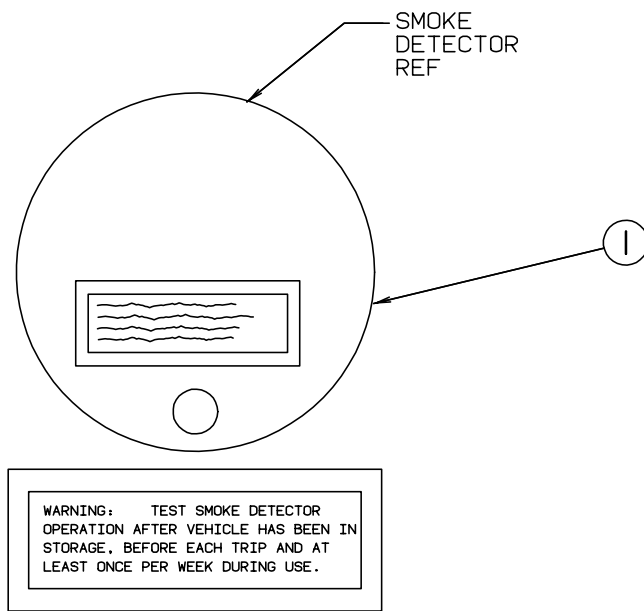
**SOLID SURFACE MATERIAL W/ACCENT COLOR STRIPE**

| KEY | PART NUMBER   | U/M DESCRIPTION                                      |
|-----|---------------|--|
|     | 085217-17-003 | EA COUNTERTOP - SIERRA OCEANIC (KQ0,KQ1)             |
|     | 085217-23-003 | EA COUNTERTOP - SIERRA TARRAGON (KQ2,KQ3)            |
|     | 085217-16-003 | EA COUNTERTOP - SIERRA BURNT AMBER (KQ4,KQ5,KQ6,KQ7) |

**LABELS GROUP**



| KEY | PART NUMBER   | U/M DESCRIPTION            |
|-----|---------------|----------------------------|
| 1   | 079965-01-000 | EA LABEL - LPG 80 CAPACITY |

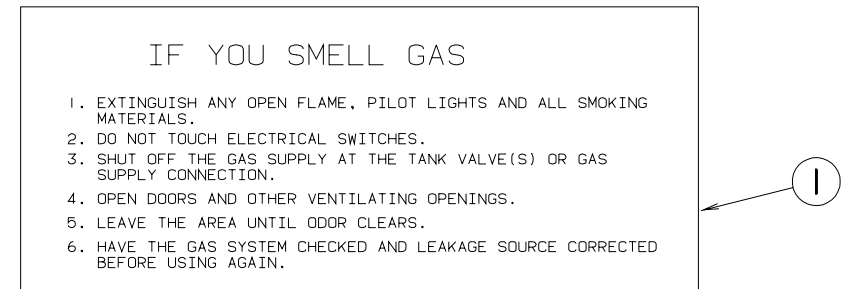


| KEY | PART NUMBER   | U/M DESCRIPTION                     |
|-----|---------------|-------------------------------------|
| 1   | 077956-01-000 | EA LABEL - WARNING - SMOKE DETECTOR |

WARNING: DISCONNECT BATTERIES BEFORE CONNECTING EXTERNAL CHARGING EQUIPMENT.

| KEY | PART NUMBER   | U/M DESCRIPTION                       |
|-----|---------------|---------------------------------------|
| 1   | 065748-01-000 | EA LABEL - CAUTION - BATTERY CHARGING |

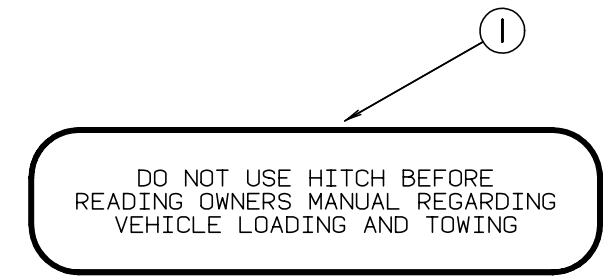
**LABELS GROUP (CONTINUED)**



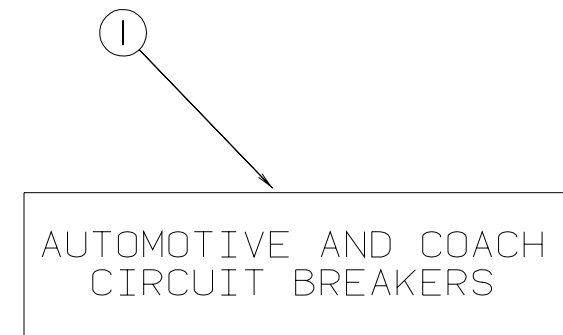
| KEY | PART NUMBER   | U/M DESCRIPTION             |
|-----|---------------|-----------------------------|
| 1   | 073998-01-000 | EA LABEL - LPG ODOR WARNING |



| KEY | PART NUMBER   | U/M DESCRIPTION          |
|-----|---------------|--------------------------|
| 1   | 087236-01-000 | EA LABEL - CABLE - INPUT |



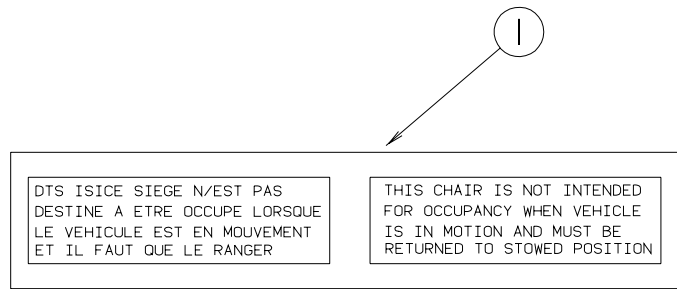
| KEY | PART NUMBER   | U/M DESCRIPTION                |
|-----|---------------|--------------------------------|
| 1   | 111104-01-000 | EA LABEL - HITCH - READ MANUAL |



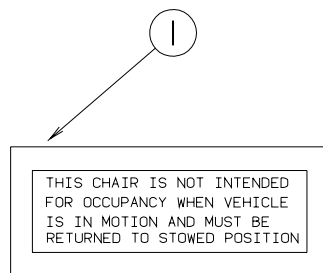
| KEY | PART NUMBER   | U/M DESCRIPTION                        |
|-----|---------------|--|
| 1   | 098379-01-000 | EA LABEL - FRONT BOX - CIRCUIT BREAKER |



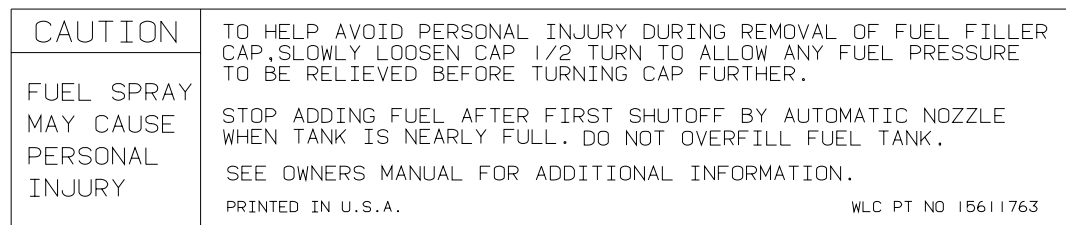
**LABELS GROUP (CONTINUED)**



**KEY PART NUMBER U/M DESCRIPTION**  
 1 102267-02-000 EA LABEL - NO OCCUPANCY - CSA

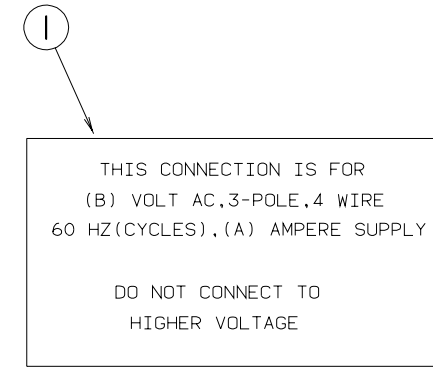


**KEY PART NUMBER U/M DESCRIPTION**  
 1 102267-01-000 EA LABEL - NO OCCUPANCY - US

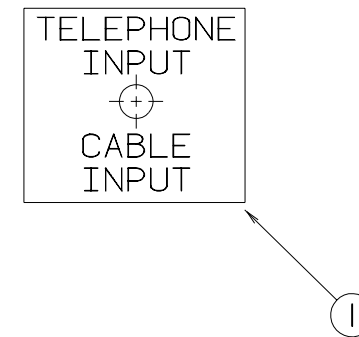


**KEY PART NUMBER U/M DESCRIPTION**  
 1 087207-05-000 EA LABEL - FUEL CAP REMOVAL

**LABELS GROUP (CONTINUED)**



**KEY PART NUMBER U/M DESCRIPTION**  
 1 125306-04-01A EA LABEL - ELECTRICAL ENTRANCE - 120 VOLT 240 AMP

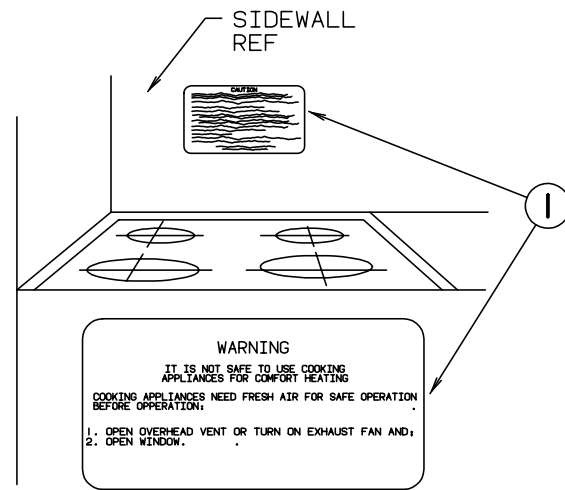


**KEY PART NUMBER U/M DESCRIPTION**  
 1 114866-02-000 EA LABEL - PHONE & CABLE INPUT



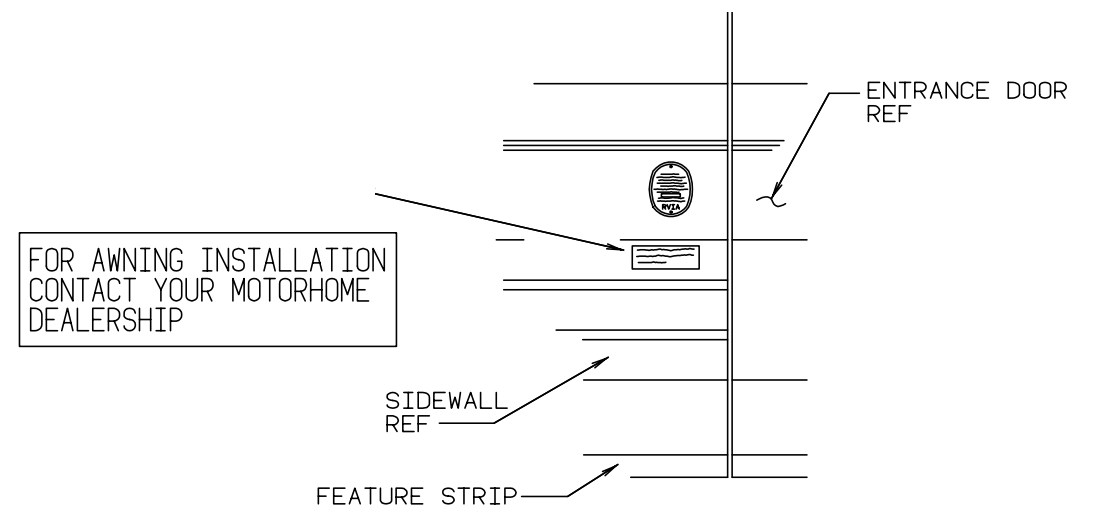
**KEY PART NUMBER U/M DESCRIPTION**  
 1 128218-01-01A EA LABEL - WARNING - ROOF SLIPPERY

**LABELS GROUP (CONTINUED)**

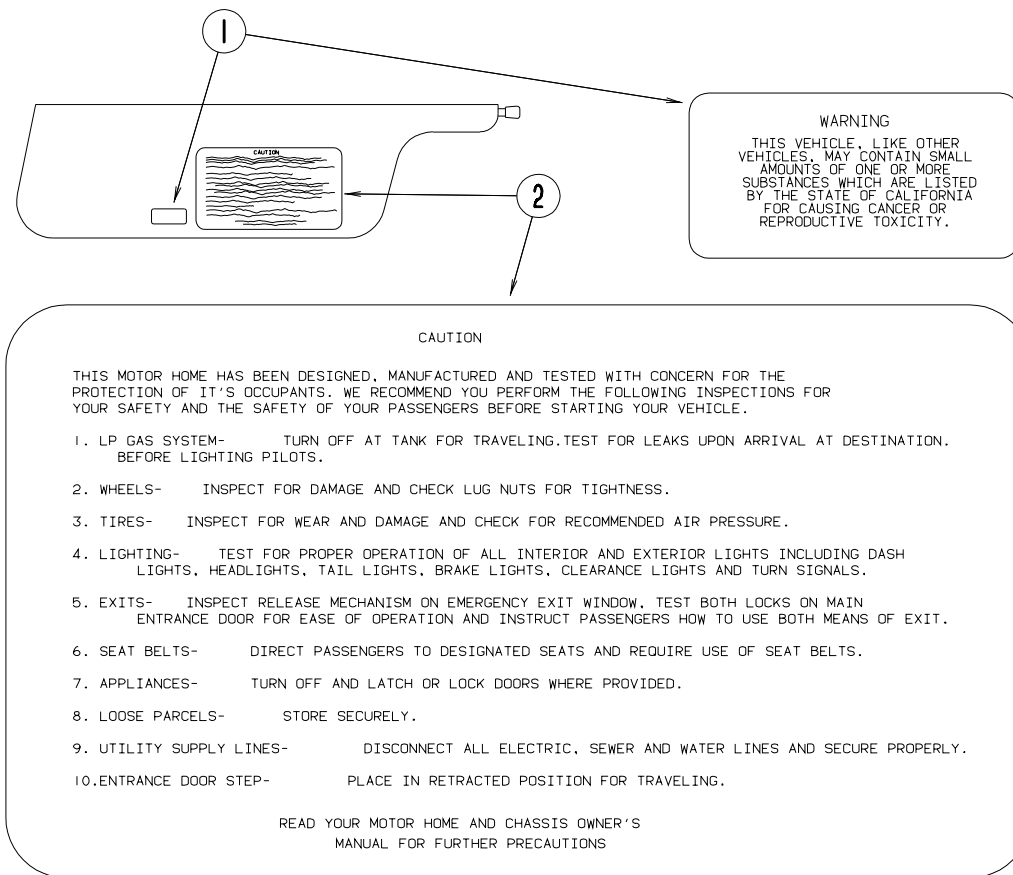


| KEY | PART NUMBER   | U/M DESCRIPTION                            |
|-----|---------------|--|
| 1   | 050225-01-000 | EA LABEL - WARNING - STOVE VENT - US       |
| 1   | 050222-01-000 | EA LABEL - WARNING - STOVE VENT - CANADIAN |

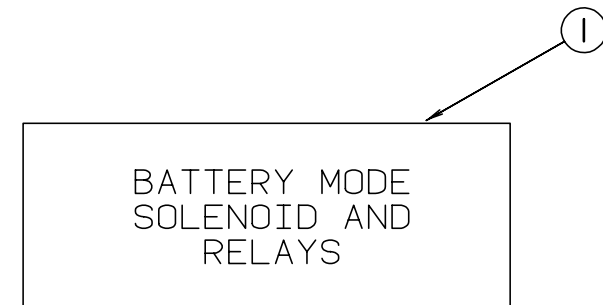
**LABELS GROUP (CONTINUED)**



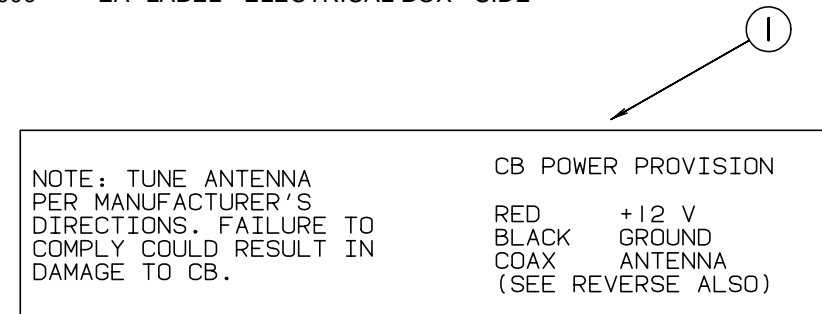
| KEY | PART NUMBER   | U/M DESCRIPTION                |
|-----|---------------|--------------------------------|
| 1   | 099509-01-000 | EA LABEL - AWNING INSTALLATION |



| KEY | PART NUMBER   | U/M DESCRIPTION                      |
|-----|---------------|--------------------------------------|
| 1   | 099689-01-000 | EA LABEL - WARNING - CANCER/TOXICITY |
| 2   | 056259-01-000 | EA LABEL - SAFETY CHECK LIST         |

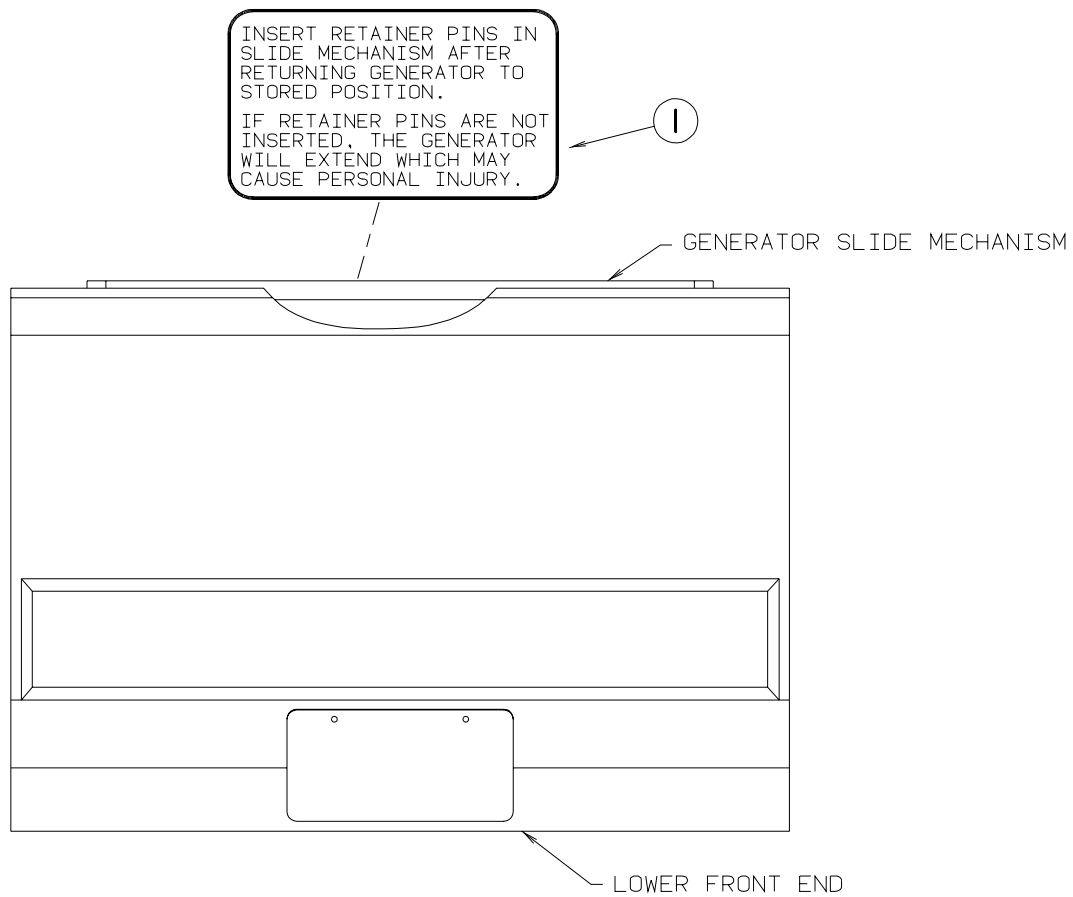


| KEY | PART NUMBER   | U/M DESCRIPTION                  |
|-----|---------------|----------------------------------|
| 1   | 098379-04-000 | EA LABEL - ELECTRICAL BOX - SIDE |

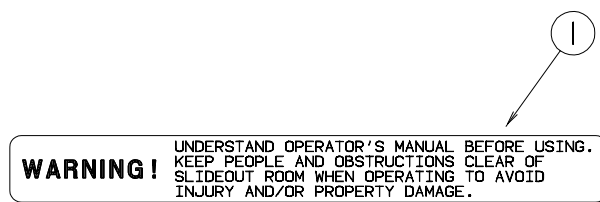


| KEY | PART NUMBER   | U/M DESCRIPTION    |
|-----|---------------|--------------------|
| 1   | 104678-01-000 | EA LABEL - CB PREP |

**LABELS GROUP (CONTINUED)**

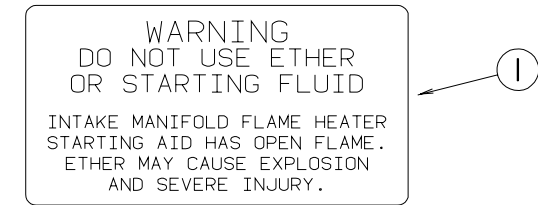


| KEY | PART NUMBER   | U/M DESCRIPTION                |
|-----|---------------|--------------------------------|
| 1   | 116273-01-000 | EA LABEL - WARNING - GENERATOR |

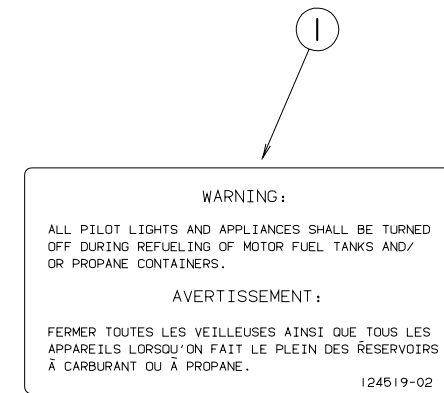


| KEY | PART NUMBER   | U/M DESCRIPTION               |
|-----|---------------|-------------------------------|
| 1   | 116549-01-000 | EA LABEL - WARNING - SLIDEOUT |

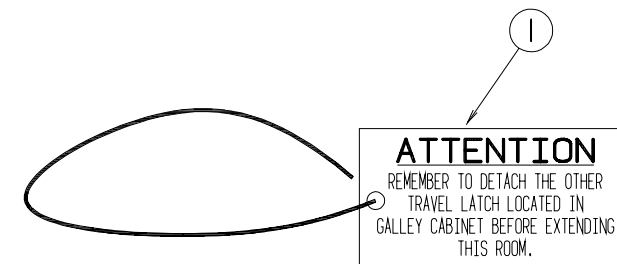
**LABELS GROUP (CONTINUED)**



| KEY | PART NUMBER   | U/M DESCRIPTION                     |
|-----|---------------|-------------------------------------|
| 1   | 116756-01-000 | EA LABEL - WARNING - ETHER/STARTING |



| KEY | PART NUMBER   | U/M DESCRIPTION                    |
|-----|---------------|------------------------------------|
| 1   | 124519-02-01A | EA LABEL - WARNING/REFUELING - CSA |



| KEY | PART NUMBER   | U/M DESCRIPTION                                |
|-----|---------------|--|
| 1   | 129033-01-000 | EA LABEL - HANG TAG - TRAVEL LATCH - 1.5" X 3" |

**LABELS GROUP (CONTINUED)**

CAUTION:  
 OPEN A WINDOW OR VENT WHILE  
 OPERATING DRYER. IT IS DANGEROUS  
 TO CREATE A NEGATIVE AIR PRESSURE  
 INSIDE A VEHICLE CONTAINING  
 FUEL-BURNING APPLIANCES

| KEY | PART NUMBER   | U/M DESCRIPTION                                   |
|-----|---------------|---|
| 1   | 130670-01-01A | EA LABEL - CAUTION DRYER VENTING - BLACK ON CLEAR |

HOSE STORAGE

| KEY | PART NUMBER   | U/M DESCRIPTION         |
|-----|---------------|-------------------------|
| 1   | 130167-02-000 | EA LABEL - HOSE STORAGE |

**LABELS GROUP (CONTINUED)**

DIESEL FUEL ONLY

| KEY | PART NUMBER   | U/M DESCRIPTION        |
|-----|---------------|------------------------|
| 1   | 068383-01-000 | EA LABEL - DIESEL FUEL |

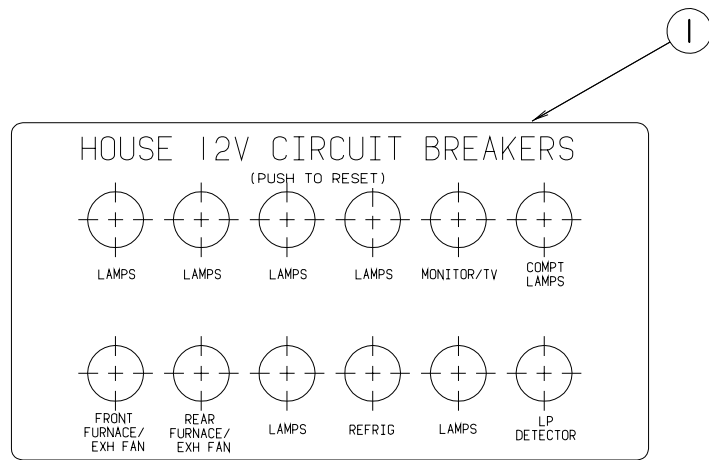
ENGINE  
HEATER  
ON  
OFF

| KEY | PART NUMBER   | U/M DESCRIPTION                   |
|-----|---------------|-----------------------------------|
| 1   | 083588-02-000 | EA LABEL - ON/OFF - ENGINE HEATER |

WATER  
HEATER  
ON  
OFF

| KEY | PART NUMBER   | U/M DESCRIPTION                  |
|-----|---------------|----------------------------------|
| 1   | 083588-01-000 | EA LABEL - ON/OFF - WATER HEATER |

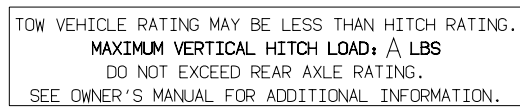
**LABELS GROUP (CONTINUED)**



| KEY | PART NUMBER   | U/M DESCRIPTION            |
|-----|---------------|----------------------------|
| 1   | 092547-07-000 | EA LABEL - CIRCUIT BREAKER |

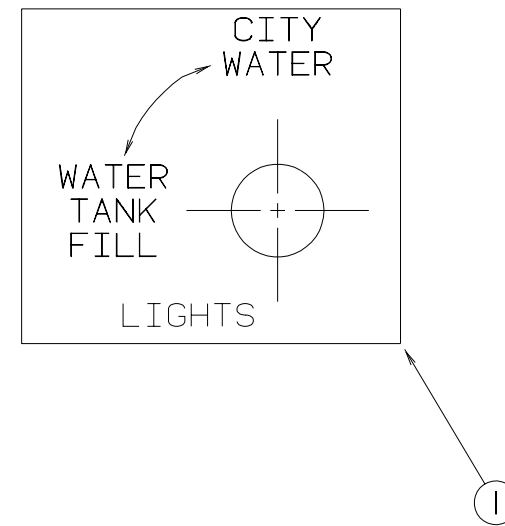


| KEY | PART NUMBER   | U/M DESCRIPTION            |
|-----|---------------|----------------------------|
| 1   | 126248-03-000 | EA LABEL - EXTERIOR SHOWER |

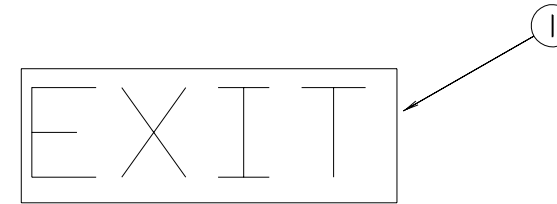


| KEY | PART NUMBER   | U/M DESCRIPTION                                      |
|-----|---------------|--|
| 1   | 129669-02-02A | EA LABEL - HITCH/VEHICLE RATE - 500 - BLACK ON CLEAR |

**LABELS GROUP (CONTINUED)**



| KEY | PART NUMBER   | U/M DESCRIPTION            |
|-----|---------------|----------------------------|
| 1   | 117629-03-000 | EA LABEL - WATER PUMP/FILL |



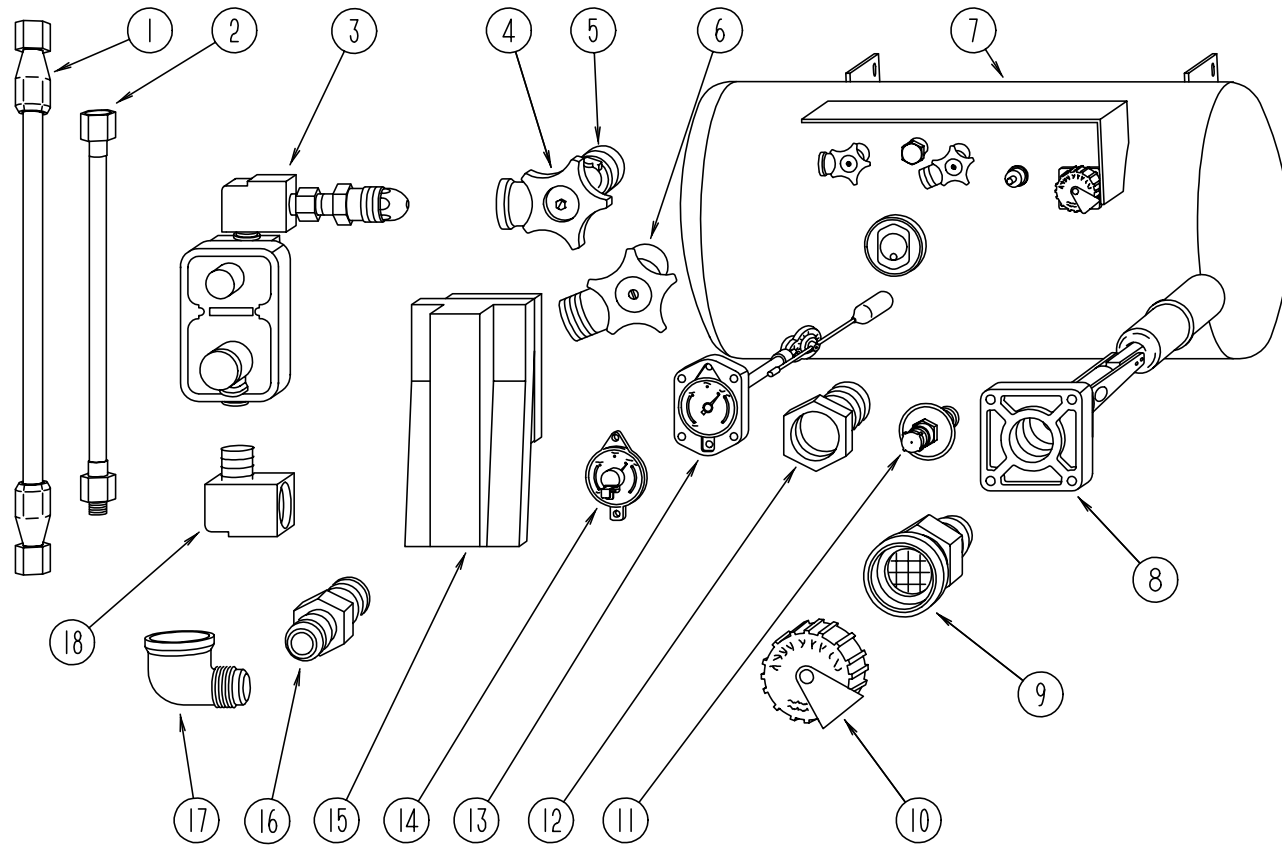
| KEY | PART NUMBER   | U/M DESCRIPTION           |
|-----|---------------|---------------------------|
| 1   | 039290-01-000 | EA LABEL - WARNING - EXIT |

**MISCELLANEOUS LABELS**

| KEY | PART NUMBER   | U/M DESCRIPTION                         |
|-----|---------------|---|
|     | 023769-01-000 | EA LABEL - WARNING - LPG - CANADIAN     |
|     | 126249-03-000 | EA LABEL - CITY WATER FILL              |
|     | 093236-17-000 | EA LABEL - CIRCUIT BREAKER              |
|     | 095721-20-000 | EA LABEL - CONTROL CENTER W/INVERTER    |
|     | 124520-01-01A | EA LABEL - LP GAS ONLY - BLACK ON CLEAR |
|     | 130166-01-000 | EA LABEL - DRAIN                        |
|     | 130168-01-000 | EA LABEL - WASTE TANK FLUSH             |

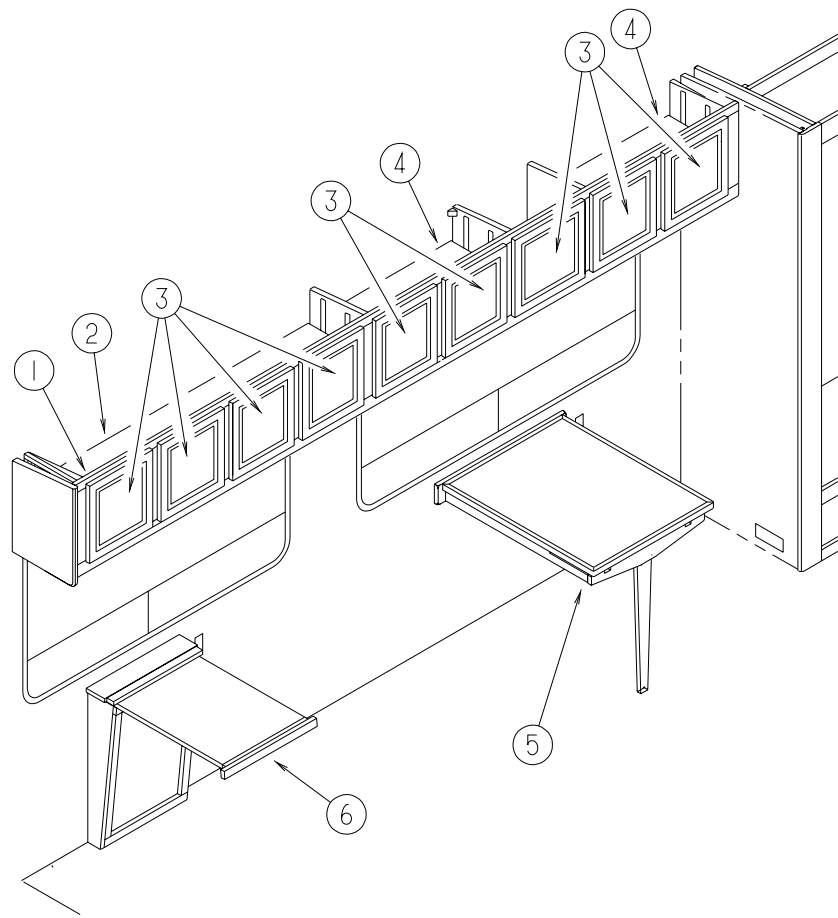
# LP GROUP

## BRUNNER LP TANK & COMPONENTS



| KEY | PART NUMBER   | U/M DESCRIPTION  | VENDOR NO. |
|-----|---------------|--|------------|
| 1   | 045703-03-000 | EA HOSE - LP - 3/8"ID X 18" - 3/8"MPT X 1/2"F SWIVEL - U.S.    |            |
| 1   | 045703-12-000 | EA HOSE - LP - 3/8"ID X 18" - 3/8"MPT X 1/2"F SWIVEL - CANADA  |            |
| 1   | 045703-17-000 | EA HOSE - LP 3/8"ID X 24" US - 1/2"F SWIVEL X 3/8"F SWIVEL     |            |
| 2   | 045703-14-000 | EA HOSE - LP - 3/8"ID X 157.5" - 1/2"F SWIVEL X 1/2"F SWIVEL   |            |
| 3   | 106150-01-000 | EA REGULATOR - TWO STAGE                                       |            |
| 4   | 040421-01-708 | EA HANDWHEEL - SERVICE VALVE                                   | G-1015-A   |
| 5   | 040421-01-712 | EA VALVE - SERVICE - W/O VAPOR RELIEF                          | 29000853   |
| 6   | 040421-01-710 | EA VALVE - SERVICE - LIQUID                                    | 910145     |
| 7   | 117432-02-000 | EA TANK - LP - 130 LB - 20" DIAMETER X 35"                     |            |
| 7   | 117432-03-000 | EA TANK - LP - 130 LB - 20" DIAMETER X 35" - VAPOR DRAW ONLY   |            |
|     |               | FROM: 00-00-00 THRU: 08-27-98                                  |            |
|     |               | FROM: 08-28-98 THRU: 99-99-99                                  |            |
| 8   | 040421-01-711 | EA VALVE - 80% FILL W/AUTO STOP                                | LLL/TL3    |
| 9   | 040421-01-701 | EA VALVE - FILL - SHORT - LP                                   | 75478      |
| 10  | 040421-01-702 | EA CAP - FILL VALVE - PLASTIC                                  | G-1014-A   |
| 11  | 040421-01-700 | EA VALVE - LIQUID LEVEL - 20%                                  | G-1013     |
| 12  | 040421-01-713 | EA VALVE - RELIEF 1" W/SPRING 7"                               | 29000587   |
| 13  | 091970-01-700 | EA FLOAT ASM F/20" DIA TANK                                    | 20C        |
| 14  | 040440-02-000 | EA TRANSMITTER - DIAL - 0-90 OHM - 2 TERMINAL (POWER & GROUND) |            |
| 15  | 105658-01-000 | EA COMPARTMENT - LP REGULATOR                                  |            |
| 16  | 010323-01-000 | EA ADAPTER - BRASS - 3/8"F X 1/2"MPT                           |            |
| 17  | 010265-01-000 | EA ELBOW - BRASS - 90 DEGREE - 3/8"F X 1/2"FPT                 |            |
| 18  | 065318-02-000 | EA ELBOW - 90 DEGREE - 3/8" MPT TO 3/8" FPT                    |            |
|     | 128087-01-02B | EA BRACKET - MOUNTING - LP TANK                                |            |
|     | 129741-01-02B | EA BRACKET - LP  |            |
|     | 010377-02-000 | EA NUT - BRASS - 3/8" FLARE - FORGED                           |            |
|     | 010380-02-000 | EA NUT -BRASS - 1/2" FLARE - FORGED                            |            |
|     | 010323-02-000 | EA ADAPTER - BRASS - 3/8 FEMALE X 3/8 MALE PIPE THREADS        |            |
|     |               | FROM: 00-00-00 THRU: 11-08-98                                  |            |
|     | 010329-01-000 | EA ADAPTER - BRASS - 1/2"F X 1/2"MPT                           |            |
|     |               | FROM: 11-09-98 THRU: 99-99-99                                  |            |
|     | 103613-03-000 | EA DETECTOR - LP GAS - W/O SHUT-OFF VALVE                      |            |

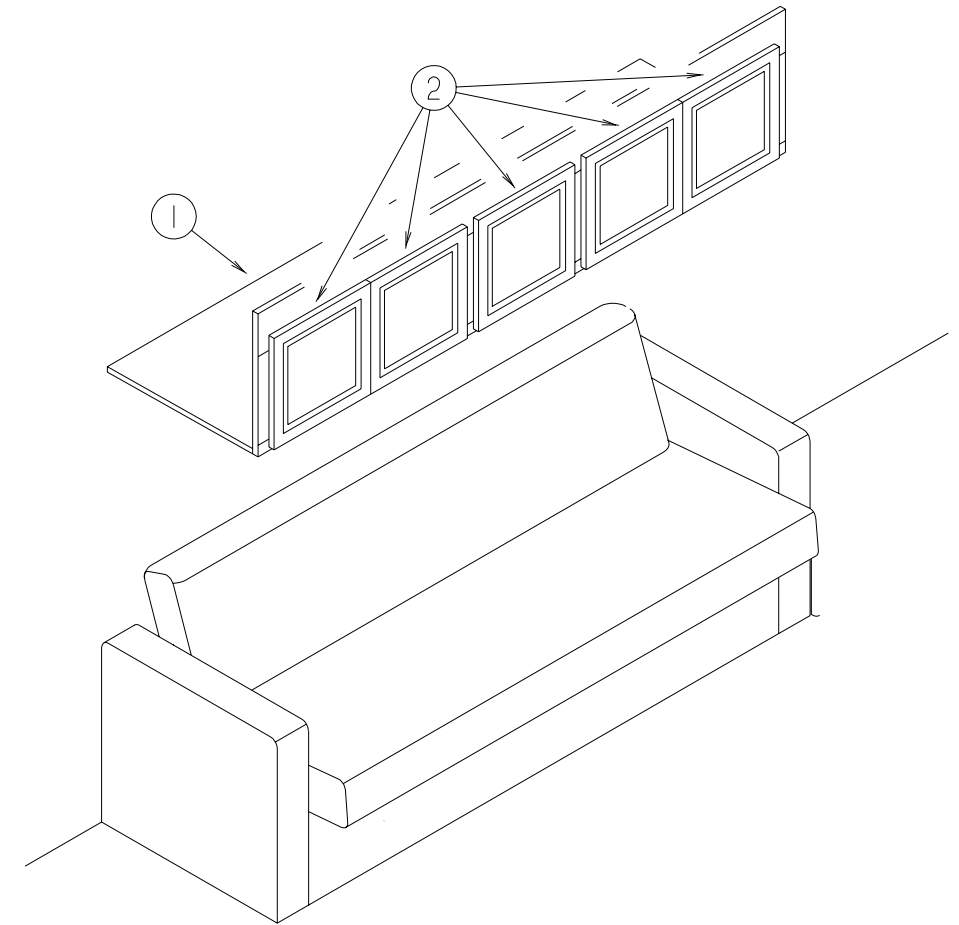
## LOUNGE GROUP



### PASSENGER SIDE LOUNGE CABINETS

| KEY | PART NUMBER   | U/M DESCRIPTION  |
|-----|---------------|--|
| 1   | 129659-01-KQ0 | EA CABINET - OVERHEAD/FRONT/RIGHT HAND - W/O DOORS/HARDWARE (MAPLE)    |
| 1   | 129659-01-KQ1 | EA CABINET - OVERHEAD/FRONT/RIGHT HAND - W/O DOORS/HARDWARE (CHERRY)   |
| 2   | 129659-11-KQ0 | EA SHELF - W/CARPET (MAPLE)  |
| 2   | 129659-11-KQ1 | EA SHELF - W/CARPET (CHERRY)   |
| 3   | M08610-11-KQ0 | EA DOOR - STRAIGHT CORNER/OGEE EDGE - 14.3" X 14.3" - W/O HDW (MAPLE)  |
| 3   | M08610-11-KQ1 | EA DOOR - STRAIGHT CORNER/OGEE EDGE - 14.3" X 14.3" - W/O HDW (CHERRY) |
| 4   | 129659-12-KQ0 | EA SHELF - W/CARPET (MAPLE)  |
| 4   | 129659-12-KQ1 | EA SHELF - W/CARPET (CHERRY)   |
| 5   | 129108-01-KQ0 | EA TABLE - W/PULLOUT SELF STORING LEAF                                 |
| 5   | 129108-01-KQ1 | EA TABLE - W/PULLOUT SELF STORING LEAF                                 |
| 5   | 129108-01-KQ2 | EA TABLE - W/PULLOUT SELF STORING LEAF                                 |
| 5   | 129108-01-KQ3 | EA TABLE - W/PULLOUT SELF STORING LEAF                                 |
| 5   | 129108-01-KQ4 | EA TABLE - W/PULLOUT SELF STORING LEAF                                 |
| 5   | 129108-01-KQ5 | EA TABLE - W/PULLOUT SELF STORING LEAF                                 |
| 5   | 129108-01-KQ6 | EA TABLE - W/PULLOUT SELF STORING LEAF                                 |
| 5   | 129108-01-KQ7 | EA TABLE - W/PULLOUT SELF STORING LEAF                                 |
| 6   | 114134-01-JQ0 | EA TABLE - PULLOUT - W/O HARDWARE (MAPLE)                              |
| 6   | 114134-01-FQ1 | EA TABLE - PULLOUT - W/O HARDWARE (CHERRY)                             |
|     | 123666-03-000 | EA STEP COVER - SLIDING  |
|     | 120231-01-01A | EA FLOORING - RUBBER - 66.4" X 19.8"                                   |

## LOUNGE GROUP (CONTINUED)



### DRIVER SIDE LOUNGE CABINETS

| KEY | PART NUMBER   | U/M DESCRIPTION  |
|-----|---------------|--|
| 1   | 128880-02-KQ0 | EA CABINET - OVERHEAD/FRONT/LEFT HAND - W/O DOORS/HARDWARE (MAPLE)     |
| 1   | 128880-02-KQ1 | EA CABINET - OVERHEAD/FRONT/LEFT HAND - W/O DOORS/HARDWARE (CHERRY)    |
| 2   | M08610-11-KQ0 | EA DOOR - STRAIGHT CORNER/OGEE EDGE - 14.3" X 14.3" - W/O HDW (MAPLE)  |
| 2   | M08610-11-KQ1 | EA DOOR - STRAIGHT CORNER/OGEE EDGE - 14.3" X 14.3" - W/O HDW (CHERRY) |

## SEALANTS & FASTENERS GROUP

### SEALANTS & ADHESIVES

| KEY | PART NUMBER   | U/M | DESCRIPTION  |
|-----|---------------|-----|--|
|     | 004006-05-700 | EA  | ADHESIVE-NAT. STARCH (5 GAL) 0802                          |
|     | 034552-02-000 | EA  | SILICONE - TUBE - W/O NOZZLE - CLEAR                       |
|     | 039518-01-000 | EA  | SILICONE - TUBE - W/O NOZZLE - BLACK                       |
|     | 900390-01-000 | EA  | TIP - 2 1/2" X 1/8" ORIFICE                                |
|     | 900390-03-000 | EA  | NOZZLE - SILICONE TUBE                                     |
|     | 087211-01-000 | GL  | PROMOTER - ADHESIVE  |
|     | 091255-02-000 | FT  | SEAL - ADHESIVE BACKED/FOAM - .18" THICK X 1.5" WIDE       |
|     | 112901-02-000 | EA  | ADHESIVE - PLEXUS - 50ML                                   |
|     | 112902-01-000 | EA  | NOZZLE - ELEMENT - 3/8 X 24                                |
|     | 069640-01-000 | FT  | SEALER - RIBBON - 1/4" DIAMETER X 30' - BLACK              |
|     | 069640-03-000 | FT  | SEALER - TAPE - .13"THICK X .75"WIDE X 60' - BLACK         |
|     | 069640-09-000 | FT  | SEALER - TAPE - .032"THICK X 2.50"WIDE X 80' - GREY        |
|     | 069640-19-000 | FT  | SEALER - TAPE - .75"THICK X 1/8"WIDE X 60'- BRIGHT WHITE   |
|     | 102352-02-000 | EA  | SEALER - PUMPABLE - CLEAR                                  |
|     | 106206-01-000 | EA  | SEALER - PUMPABLE - MANUS 30A - BLACK                      |
|     | 107828-01-000 | EA  | SEALANT - SB - 190 EVERSEAL                                |
|     | 072889-09-000 | EA  | SEALANT - URETHANE - BLACK (TUBE)                          |
|     | 072889-10-000 | EA  | SEALANT - URETHANE (HV) - BRIGHT WHITE                     |
|     | 072889-11-000 | EA  | SEALANT - URETHANE - (TUBE) - GRAY                         |
|     | 072889-12-000 | EA  | SEALANT - URETHANE (LV) BRIGHT WHITE                       |
|     | 072889-17-000 | EA  | SEALANT - URETHANE   |
|     | 120074-02-02A | EA  | SEALANT - SILICONE - SOFT WHITE                            |
|     | 120074-02-01A | EA  | SEALANT - SILICONE - OFF WHITE                             |
|     | 076314-02-000 | FT  | TAPE - CARPET SEAM - HEAT-BOND - 4" WIDE                   |
|     | 076322-01-000 | FT  | TAPE - DOUBLE COATED/ADHESIVE BACK - .025"THK X .75"W X18' |
|     | 076322-02-000 | FT  | TAPE - DOUBLE COATED/ADHESIVE BACK - .045"THK X 1"W X 108' |
|     | 076322-05-000 | FT  | TAPE - DOUBLE COATED/ADHESIVE BACK - .045"THK X .75"W X 9' |
|     | 076322-07-000 | FT  | TAPE - DOUBLE COATED/ADHESIVE BACK - .045"THK X .50"W X 9' |
|     | 076322-11-000 | FT  | TAPE - DOUBLE COATED/ADHESIVE BACK - .020"THK X 1"W X 9'   |
|     | 088479-01-000 | EA  | TAPE - ALUMINUM - 3"                                       |
|     | 118085-02-01A | FT  | TAPE - FOIL - 1"   |
|     | 123244-01-000 | FT  | TAPE - DOUBLE SIDED FOAM 5/64" THICK X .75" WIDE           |
|     | 123816-01-000 | FT  | TAPE - DOUBLE SIDED - 1"                                   |
|     | 123816-02-000 | FT  | TAPE - DOUBLE SIDED - 1/2" X 1 1/3" THICK                  |
|     | 123816-03-000 | FT  | TAPE - DOUBLE SIDED - 1/2" X 3/4" - THICK                  |
|     | 131137-01-000 | YD  | TAPE - ADHESIVE - DOUBLE SIDED                             |

## SEALANTS & FASTENERS GROUP (CONTINUED)

### BOLTS, NUTS, & WASHERS

| KEY | PART NUMBER   | U/M | DESCRIPTION  |
|-----|---------------|-----|--|
|     | 000C12-04-12A | EA  | BOLT - HEX - 1/4-20 X .75 - PLAIN 5                        |
|     | 000C12-05-16B | EA  | BOLT - HEX - 5/16-18 X 1 - ZINC 5                          |
|     | 000C12-05-12B | EA  | BOLT - HEX - 5/16-18 X 3/4 - ZINC 5                        |
|     | 000C12-06-16B | EA  | BOLT - HEX - 3/8-16 X 1 LG - ZINC 5                        |
|     | 000C12-08-28B | EA  | BOLT - HEX - 1/2-13 X 1 3/4 - ZINC 5                       |
|     | 000C12-08-24B | EA  | BOLT - HEX - 1/2-13 X 1.50 - ZINC 5                        |
|     | 000C12-08-16B | EA  | BOLT - HEX - 1/2-13 X 1.00 - GD5 - ZINC                    |
|     | 000C13-07-48B | EA  | BOLT - HEX - 7/16-20 X 3 - ZINC 5                          |
|     | 000C14-07-20B | EA  | BOLT - HEX - 7/16-14 X 1.25 - GRADE 8 ZINC                 |
|     | 000C14-10-32K | EA  | BOLT - HEX - 5/8" #11 X 2"                                 |
|     | 000C26-04-18B | EA  | BOLT - HEX - SERRATED FLANGE - 1/4-20 X 1 1/8 - ZINC       |
|     | 000C26-04-14B | EA  | BOLT - HEX - SERRATED FLANGE - 1/4-20 X 7/8 - ZINC         |
|     | 000C26-04-10B | EA  | BOLT - HEX - SERRATED FLANGE - 1/4-20 X 5/8 - ZINC         |
|     | 000C26-05-12B | EA  | BOLT - HEX - SERRATED FLANGE - 5/16-18 X 3/4 - ZINC        |
|     | 000C26-05-20B | EA  | BOLT - HEX - SERRATED FLANGE - 5/16-18 X 1 1/4 - ZINC      |
|     | 000C26-06-28B | EA  | BOLT - HEX - SERRATED FLANGE - 3/8-16 X 1 3/4 - ZINC       |
|     | 000C26-06-16B | EA  | BOLT - HEX - SERRATED FLANGE - 3/8-16 X 1 - ZINC           |
|     | 000C26-06-12B | EA  | BOLT - HEX - SERRATED FLANGE - 3/8-16 X 3/4 - ZINC         |
|     | 000C26-08-24B | EA  | BOLT - HEX - SERRATED FLANGE - 1/2-13 X 1 1/2 ZINC         |
|     | 000D24-10-00B | EA  | NUT - HEX - SELF LOCKING - 10-32 ZINC                      |
|     | 000D29-05-00B | EA  | NUT - HEX - LOCKING W/SERRATED FLANGE-NYLON WASHER INSERT  |
|     | 000D29-06-00B | EA  | NUT - HEX - W/NYLON LOCK - 3/8-16 - ZINC                   |
|     | 000D30-07-00B | EA  | NUT - HEX LOCK - NYLON 7/16 X 20                           |
|     | 000D34-04-00B | EA  | NUT - HEX - LOCKING - 1/4-20 ZINC                          |
|     | 000D34-06-00B | EA  | NUT - HEX - LOCKING - 3/8-16 GRADE C - ZINC-PREVAILING     |
|     | 000D39-04-00B | EA  | NUT - HEX - LOCKING W/SERRATED FLANGE - 1/4-20 - ZINC      |
|     | 000D39-05-00B | EA  | NUT - HEX - LOCKING W/SERRATED FLANGE - 5/16-18 - ZINC     |
|     | 000D39-06-00B | EA  | NUT - HEX - LOCKING W/SERRATED FLANGE - 3/8-18 - ZINC      |
|     | 000D39-08-00B | EA  | NUT - HEX - LOCKING W/SERRATED FLANGE - 1/2-13 - ZINC      |
|     | 000D44-07-00B | EA  | NUT - HEX - LOCKING W/SERRATED FLANGE - 7/16-20 - ZINC     |
|     | 000D46-04-00A | EA  | NUT - HEX - WELD - 1/4-20 - PLAIN                          |
|     | 000D67-07-00B | EA  | NUT - HEX - LOCKING - 7/16-13 ZINC                         |
|     | 000D67-10-00B | EA  | NUT - HEX - LOCK - 5/8-11 - ZINC                           |
|     | 000D73-08-00C | EA  | NUT - HEX FLANGE - 1/2-13                                  |
|     | 000D29-04-00B | EA  | NUT - HEX SELFLOCK 1/4 X 20 - ZINC                         |
|     | 000E11-08-00B | EA  | WASHER - LOCKING - 1/2 MED SPLIT - ZINC                    |
|     | 000E13-14-00B | EA  | WASHER - FLAT - 1/4 WIDE - ZINC                            |
|     | 000E13-18-00B | EA  | WASHER - FLAT - 3/8 WIDE - ZINC                            |
|     | 000E13-20-00B | EA  | WASHER - FLAT - 7/16 WIDE - ZINC                           |
|     | 000E13-22-00B | EA  | WASHER - FLAT - 1/2 WIDE - ZINC                            |
|     | 000E16-07-00B | EA  | WASHER - HARDENED - 7/16" - FLAT - ZINC                    |
|     | 000E16-10-00B | EA  | WASHER - HARDENED - 5/8 - FLAT - ZINC                      |
|     | 040921-05-000 | EA  | NUT - SPEED - U-TYPE - 8-.67" X .44" WIDE                  |
|     | 044364-02-000 | EA  | NUT - SPEED - FLAT - ROUND                                 |
|     | 058716-02-000 | EA  | WASHER - FLAT NYLON  |
|     | 063253-07-000 | EA  | NUT - J - #8A - .120 - .130 PNL THK                        |
|     | 077071-01-000 | EA  | WASHER - FENDER - 3/16"ID X 1" OD                          |
|     | 087234-01-000 | EA  | NUT - JACK - 1/4 X 20 THD - MOLLY MOUNTS LICENSE PLATES    |
|     | 088787-12-000 | EA  | STUD - WELD - 1/4 - 20 X 1.0 LG - MN                       |
|     | 102540-02-000 | EA  | SEAL - SCREW   |
|     | 106648-01-000 | EA  | CAP - STUD - .120 TO .130 DIAMETER                         |
|     | 106956-03-000 | EA  | BOLT - HEX TAP - 1/2-12NC X 3 - GRADE 5 - FULL THREAD/ZINC |
|     | 107397-01-000 | EA  | WASHER - FENDER - .25" ID X 1" OD                          |
|     | 108067-03-000 | EA  | STUD - WELD - 1/4 - 20 X 1/2 CD                            |



**SEALANTS & FASTENERS GROUP (CONTINUED)**

**SCREWS**

| KEY | PART NUMBER   | U/M DESCRIPTION  |
|-----|---------------|--|
|     | 0G1108-12-170 | EA SCREW - 8-18 X .75 PPH - BRIGHT WHITE                 |
|     | 0G1108-20-110 | EA SCREW - 8-18 X 1.25 PPH - HAMPTON TAN                 |
|     | 0G1208-12-170 | EA SCREW - 8-18 X .75 POH - BRIGHT WHITE                 |
|     | 0G3908-08-170 | EA SCREW - SF/DR - 8-18 X .50 PPH - BRIGHT WHITE         |
|     | 0G3910-12-170 | EA SCREW - SF/DR - 10-16 X .75 PPH - BRIGHT WHITE        |
|     | 0G5508-12-170 | EA SCREW - SF/DR - 8-18 X .75 PWH - BRIGHT WHITE         |
|     | 0G6710-12-170 | EA SCREW-10-12X.75 PPH - BRIGHT WHITE                    |
|     | 000C20-05-28F | EA SCREW - 5/16-18 X 1 2/4 FLAT SOC - STAINLESS STEEL    |
|     | 000G11-06-12B | EA SCREW - 6-20 X 3/4" PPH - ZINC                        |
|     | 000G11-06-10J | EA SCREW - 6-20 X 5/8 PPH - BRASS                        |
|     | 000G11-06-08B | EA SCREW - 6-20 X 1/2 PPH - ZINC                         |
|     | 000G11-07-08B | EA SCREW - 7-19 X 1/2 PPH - ZINC                         |
|     | 000G11-08-20B | EA SCREW - 8-18 X 1 1/4 PPH - ZINC                       |
|     | 000G11-08-16S | EA SCREW - 8-18 X 1 PPH - OFF WHITE                      |
|     | 000G11-08-12T | EA SCREW - 8-18 X 3/4 PPH - BLACK                        |
|     | 000G11-08-12P | EA SCREW - 8-18 X 3/4 PPH - DARK BROWN                   |
|     | 000G11-08-12P | EA SCREW - 8-18 X 3/4 PPH - DARK BROWN                   |
|     | 000G11-08-12D | EA SCREW - 8-18 X 3/4 PPH - BLACK                        |
|     | 000G11-08-12B | EA SCREW - 8-18 X 3/4 PPH - ZINC                         |
|     | 000G11-08-08T | EA SCREW - 8-18 X 1/2 PPH - FLUOROCARBON COATING         |
|     | 000G11-08-08B | EA SCREW - 8-18 X 1/2 PPH - ZINC                         |
|     | 000G11-10-12D | EA SCREW - 10-16 X 3/4 PPH - BLACK                       |
|     | 000G12-06-08T | EA SCREW - 6-20 X 1/2 POH - BLACK                        |
|     | 000G13-06-10G | EA SCREW - 6-20 X 5/8 PFH - ANTIQUE BRASS                |
|     | 000G13-06-16S | EA SCREW - 6-20 X 1.00 PFH - OFF WHITE                   |
|     | 000G13-07-12B | EA SCREW - 7-19 X 3/4 PFH - ZINC                         |
|     | 000G13-08-109 | EA SCREW - 8-18 X 5/8 PFH                                |
|     | 000G13-08-10S | EA SCREW - 8-18 X 5/8 PFH - OFF WHITE                    |
|     | 000G13-08-16B | EA SCREW - 8-18 X 1 PFH - ZINC                           |
|     | 000G18-08-22B | EA SCREW - MACHINE - 8-32 X 1 3/8 PPH - ZINC             |
|     | 000G18-08-12B | EA SCREW - MACHINE - 8-32 X 3/4 PPH - ZINC               |
|     | 000G19-10-08B | EA SCREW - MACHINE - 10-32 X 1/2 PPH - ZINC              |
|     | 000G19-10-28B | EA SCREW - MACHINE - 10-32 X 1.75 PPH - ZINC             |
|     | 000G19-10-20B | EA SCREW - MACHINE - 10-32 X 1 1/2 PPH - ZINC            |
|     | 000G19-10-12F | EA SCREW - MACHINE - 10-32 X 3/4 PPH - STAINLESS STEEL   |
|     | 000G39-06-10T | EA SCREW - SF/DR - 6-20 X 5/8 PPH - BLACK                |
|     | 000G39-06-10T | EA SCREW - SF/DR - 6-20 X 5/8 PPH - BLACK                |
|     | 000G39-08-32B | EA SCREW - SF/DR - 8-18 X 2 PPH - ZINC                   |
|     | 000G39-08-24B | EA SCREW - SF/DR - 8-18 X 1 1/2 PPH - ZINC               |
|     | 000G39-08-16T | EA SCREW - SF/DR - 6-20 X 1 PPH - BLACK                  |
|     | 000G39-08-16B | EA SCREW - SF/DR - 8-18 X 1 PPH - ZINC                   |
|     | 000G39-08-12T | EA SCREW - SF/DR - 8-18 X 3/4 PPH - BLACK                |
|     | 000G39-08-12B | EA SCREW - SF/DR - 8-18 X 3/4 PPH - ZINC                 |
|     | 000G39-08-08S | EA SCREW - SF/DR - 8-18 X 1/2 PPH - OFF WHITE            |
|     | 000G39-08-08B | EA SCREW - SF/DR - 8-18 X 1/2 PPH - ZINC                 |
|     | 000G39-08-06B | EA SCREW - SF/DR - 8-18 X 3/8 PPH - ZINC                 |
|     | 000G39-10-10B | EA SCREW - SF/DR - 10-16 X 5/8 - ZINC                    |
|     | 000G39-10-088 | EA SCREW - SF/DR - 10-16 X 1/2 PPH - FLEX FLUOROCARBON   |
|     | 000G39-10-08B | EA SCREW - SF/DR - 10-16 X 1/2 PPH - ZINC                |
|     | 000G39-10-32B | EA SCREW - SF/DR - 10-16 X 2 - PPH - ZINC                |
|     | 000G39-10-20B | EA SCREW - SF/DR - 10-16 X 1 1/4 PPH - ZINC              |
|     | 000G39-10-129 | EA SCREW - SF/DR - 10-16 X 3/4 PPH - FLUOROCARBON SILVER |
|     | 000G39-10-12D | EA SCREW - SF/DR - 10-16 X 3/4 PPH - BLACK               |
|     | 000G39-10-12B | EA SCREW - SF/DR - 10-16 X 3/4 PPH - ZINC                |
|     | 000G42-04-16B | EA SCREW - SF/DR - 1/4-14 X 1 HWH - ZINC                 |
|     | 000G42-04-12B | EA SCREW - SF/DR - 1/4-14 X 3/4 HWH - ZINC               |

**SEALANTS & FASTENERS GROUP (CONTINUED)**

**SCREWS (CONTINUED)**

| KEY | PART NUMBER   | U/M DESCRIPTION  |
|-----|---------------|--|
|     | 000G46-08-28T | EA SCREW - MACHINE - 8-32 X 1.75" PHILLIPS FLAT HEAD - BLACK |
|     | 000G50-04-12B | EA SCREW - MACHINE - 1/4-20 X 3/4 PPH - ZINC                 |
|     | 000G51-08-08B | EA SCREW - 8-18 X 1/2 PTH - ZINC                             |
|     | 000G54-04-20B | EA SCREW - 1/4-20 X 1.25 PTH - TYPE 23 - ZINC PLATED         |
|     | 000G55-08-125 | EA SCREW - SF/DR - 8-18 X 3/4 PWH - WILLOW                   |
|     | 000G60-10-20I | EA SCREW - SF/DR - 10-16 X 1.25 POH - BLACK                  |
|     | 000G60-10-20B | EA SCREW - SF/DR - 10-16 X 1 1/4 POH - ZINC                  |
|     | 000G67-10-08B | EA SCREW - 10-12 X 1/2 PPH - ZINC                            |
|     | 000G67-10-20D | EA SCREW - 10-12 X 1.25 PPH - BLACK                          |
|     | 000G67-10-16B | EA SCREW - 10-12 X 1 PPH - ZINC                              |
|     | 000G67-10-120 | EA SCREW - 10-12 X 3/4 PPH - TAN                             |
|     | 000G67-10-12B | EA SCREW - 10-12 X 3/4 PPH - ZINC                            |
|     | 000G67-10-10D | EA SCREW - 10-12 X 5/8 PPH - BLACK - TYPE A                  |
|     | 000G67-10-10B | EA SCREW - 10-12 X 5/8 PPH - ZINC - TYPE A                   |
|     | 000G68-06-12B | EA SCREW - 6-18 X .75 POH                                    |
|     | 000G68-06-10G | EA SCREW - 6-18 X 5/8 POH - ANTIQUE BRASS                    |
|     | 000G68-10-20I | EA SCREW - 10-12 X 1 1/4 POH - BLACK                         |
|     | 049465-01-000 | EA SCREW - 10-16 W/WASHER PTH - DARK BROWN                   |
|     | 049465-17-000 | EA SCREW - 10-16 X 1 POH W/WASHER - BRIGHT WHITE             |
|     | 049465-22-000 | EA SCREW - 10-16 X 1 1/2 POH W/WASHER - SABLE                |
|     | 057671-11-000 | EA COVER - SCREW - HAMPTON TAN - #8                          |
|     | 057671-15-000 | EA COVER - SCREW - BRIGHT WHITE                              |
|     | 076790-01-000 | EA SCREW - 6-20 X 1 1/4 PPH - BLACK                          |

**SEALANTS & FASTENERS GROUP (CONTINUED)**

**CLAMPS, CLIPS, & GROMMETS**

| KEY | PART NUMBER   | U/M DESCRIPTION  |
|-----|---------------|--|
|     | 000H14-04-04A | EA RIVET - MANDREL BLIND - 1/8 X .400                        |
|     | 007161-01-000 | EA CLAMP - HOSE - SPRING TYPE - 1/2"                         |
|     | 010495-02-000 | EA CLAMP - CABLE - 3/8                                       |
|     | 010497-03-000 | EA CLAMP - CLOSED - 1" ID - CUSHIONED                        |
|     | 010497-04-000 | EA CLAMP - CLOSED - 1.62" ID                                 |
|     | 016188-03-000 | EA GROMMET - L/P LINE - 3/8" HOLE X 2 1/2" LONG - RUBBER     |
|     | 016188-05-000 | EA GROMMET - L/P LINE - 3/8" HOLE X 1 1/4" LONG - RUBBER     |
|     | 023942-01-000 | EA GROMMET - RUBBER - 2" OD                                  |
|     | 062401-01-000 | EA CLAMP - HOSE - WORMGEAR - .25" - 1"                       |
|     | 062401-02-000 | EA CLAMP - HOSE - WORMGEAR - 1.56" - 2.5"                    |
|     | 062401-03-000 | EA CLAMP - HOSE - WORMGEAR - .22" - 1"                       |
|     | 062401-04-000 | EA CLAMP - HOSE - WORMGEAR - .69" - 1.25"                    |
|     | 062401-05-000 | EA CLAMP - HOSE - WORMGEAR - 2" TO 3" ID                     |
|     | 062401-06-000 | EA CLAMP - HOSE - WORMGEAR - .22" - .62" ID                  |
|     | 062401-07-000 | EA CLAMP - HOSE - WORMGEAR - 5"-7"                           |
|     | 062401-09-000 | EA CLAMP - HOSE - WORMGEAR - 2.8" - 3.75"                    |
|     | 071015-22-000 | EA GROMMET - RUBBER - .62"ID X 1.12"OD W/.19" GROOVE - BLACK |
|     | 071015-26-000 | EA GROMMET - RUBBER - 1.5" ID X 2.12" OD W/.06" GROOVE - BLK |
|     |               | FROM: 07-31-98 THRU: 99-99-99                                |
|     | 071015-29-000 | EA GROMMET - RUBBER - .25 ID X 1.25 OD W/.12 GROOVE - BLK    |
|     | 083610-01-000 | EA CLAMP - WIRE - DUAL - UNEQUAL DIAMETERS - 3/4" & 1 1/4"   |
|     | 083610-02-000 | EA CLAMP - WIRE - DUAL - UNEQUAL DIAMETERS - 3/4" & 2"       |
|     | 088756-01-000 | EA GROMMET - WEB - 1 1/8 " I.D.                              |
|     | 091952-01-000 | EA CLIP - GRIPPER - 1"                                       |
|     | 091952-02-000 | EA CLIP - GRIPPER - 3/4"                                     |
|     | 114208-05-000 | EA GROMMET - EDGE LINER - FITS 2"                            |

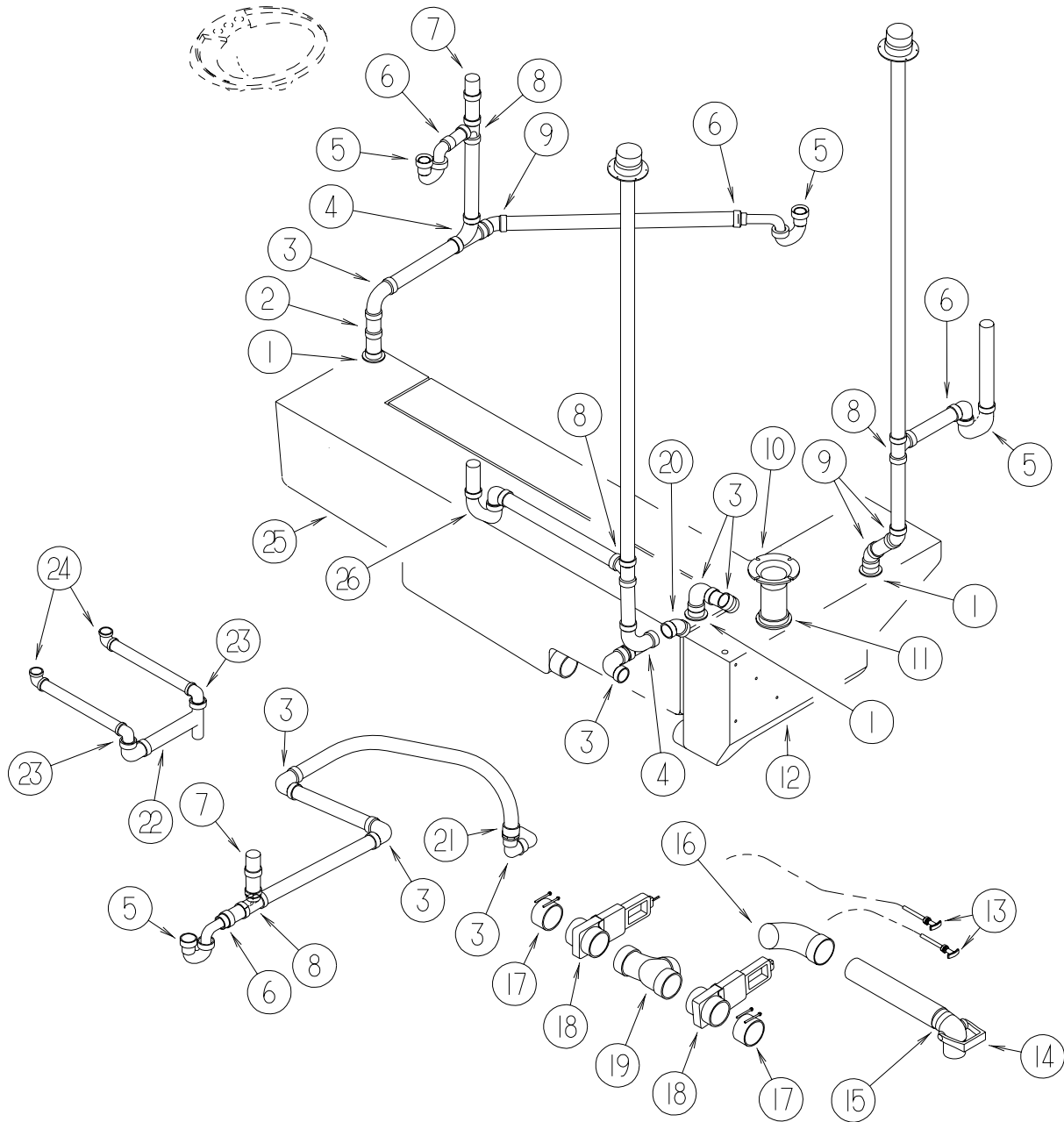
**SEALANTS & FASTENERS GROUP (CONTINUED)**

**TIES & FASTENERS**

| KEY | PART NUMBER   | U/M DESCRIPTION   |
|-----|---------------|---|
|     | 008343-01-000 | EA TIE - WIRE - 6"  |
|     | 008343-02-000 | EA TIE - WIRE - 14"   |
|     | 008343-03-000 | EA TIE - WIRE - 7 1/2" - BLACK  |
|     | 085774-01-000 | FT FASTENER - DUAL HOOK - 1" WIDE - ADHESIVE BACK - BLACK<br>USE WITH #08577402000 DUAL HOOK TAPE |
|     | 085774-02-000 | FT FASTENER - DUAL HOOK - 1" WIDE - ADHESIVE BACK - BLACK<br>USE WITH #08577401000 DUAL LOCK TAPE |
|     | 085774-03-000 | FT FASTENER - DUAL HOOK - 1/2" WIDE - ADHESIVE BACK - BLACK                                       |
|     | 085774-04-000 | FT FASTENER - DUAL HOOK - 1/2" WIDE - ADHESIVE BACK - BLACK                                       |
|     | 088792-02-000 | YD VELCRO TAPE - LOOP - 3/4" - ADHESIVE BACKED - BEIGE  |
|     | 108046-02-000 | EA CABLE TIE - SCREW MOUNT 15"  |
|     | 110943-02-000 | FT FELTSTRIP - 3/8" - ADHESIVE BACK - WHITE   |

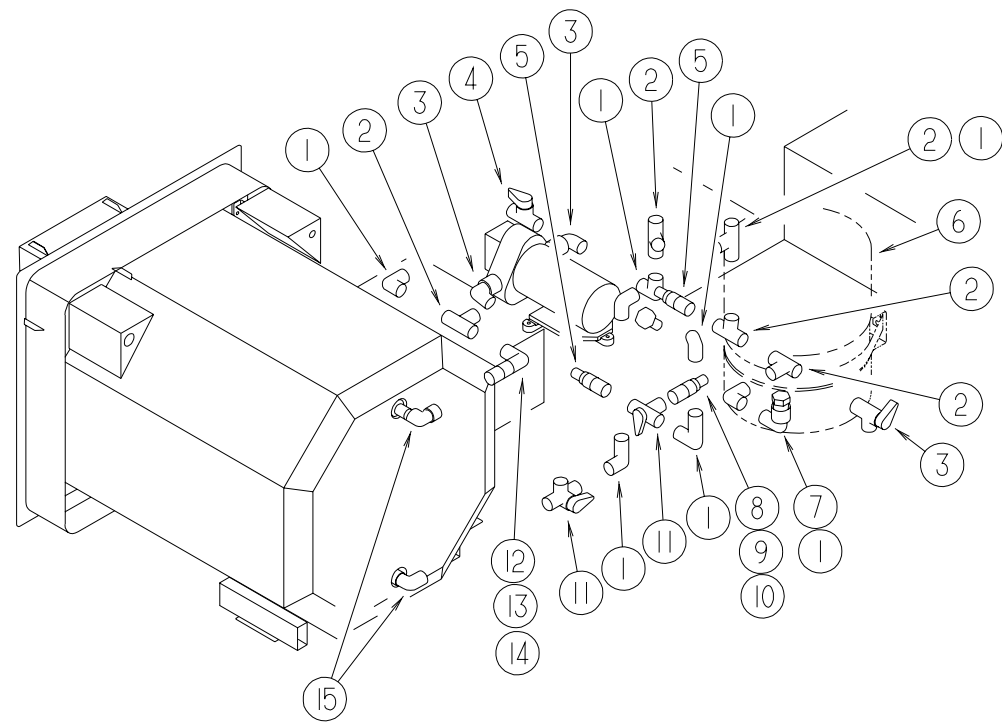
# WATER & SEWAGE GROUP

## DRAINAGE SYSTEM



| KEY | PART NUMBER   | U/M DESCRIPTION   |
|-----|---------------|---|
| 1   | 061607-01-000 | EA GROMMET - HOLDING TANK - 1 1/2" NPS                          |
| 2   | 010115-01-000 | EA COUPLING - 1 1/2" HUB X HUB - PLASTIC                        |
| 3   | 010008-01-000 | EA ELBOW - 90 DEGREE - 1 1/2" HUB X HUB - PLASTIC               |
| 4   | 031365-02-000 | EA TEE - PLASTIC - 1 1/2" EXTENSION LG TURN                     |
| 5   | 107538-01-000 | EA P TRAP - PLASTIC - 1 1/4" W/EXTENSION ARM - US               |
| 6   | 011071-01-000 | EA P-TRAP - PLASTIC - 1 1/2" - CSA                              |
| 7   | 109571-01-000 | EA ADAPTER - P TRAP - 1 1/2"P X 1 1/4"MPT                       |
| 8   | 079968-01-000 | EA VENT - MECHANICAL/TRAP ARM - ANTI-SIPHON - 2" X 7.3" PLASTIC |
| 9   | 010071-01-000 | EA TEE - SANITARY - 1 1/2" HUB X HUB X HUB - PLASTIC            |
| 10  | 010006-01-000 | EA ELBOW - 45 DEGREE - 1 1/2" HUB X HUB - PLASTIC               |
| 11  | 116644-01-000 | EA FLANGE - CLOSET - 4" X 3"                                    |
| 12  | 061607-02-000 | EA GROMMET - HOLDING TANK - 3" NPS                              |
| 13  | 128993-01-700 | EA TANK - HOLDING - 54 GAL - 3" NIPPLE                          |
| 14  | 062421-04-000 | EA CABLE - VALVE - REMOTE W/HANDLE                              |
| 15  | 062415-01-000 | EA CAP - SEWER - 3" DIAMETER                                    |
| 16  | 062417-01-000 | EA ADAPTER - TERMINATION - 3"                                   |
| 17  | 010201-02-000 | EA HOSE - SEWER - 3" ID X 20 FEET                               |
| 18  | 041956-01-000 | EA ELBOW - 3" STREET - 90 DEGREE PLASTIC                        |
| 19  | 078406-01-000 | EA COUPLER - RUBBER - W/CLAMPS - 3" X 3"                        |
| 20  | 010129-03-000 | EA NIPPLE - PLASTIC - 3" X 3" TOE                               |
| 21  | 129147-01-000 | EA VALVE - 3.0 HUB X HUB - REMOTE                               |
| 22  | 010065-01-000 | EA TEE - PLASTIC - 3" FEMALE                                    |
| 23  | 010051-01-000 | EA ELBOW - 45 DEGREE - 1 1/2" SPIGOT & HUB - PLASTIC            |
| 24  | 129488-01-000 | EA KIT - SWIVEL ELBOW ASSEMBLY - 1 1/2"                         |
| 25  | 011091-02-000 | EA WASTE - CONTINUOUS - DOUBLE SINK                             |
| 26  | 125569-01-000 | EA ELBOW - 1 1/2" X 90 DEGREE - DOUBLE SLIP                     |
|     | 126588-02-000 | EA ARM - WASTE - 1 1/2 X 20 - FEMALE                            |
|     | 128996-01-000 | EA TANK - HOLDING - 70 GALLON - W/O FITTINGS                    |
|     | 037763-01-000 | EA P-TRAP - PLASTIC - 1 1/2 HXH W/UNION                         |

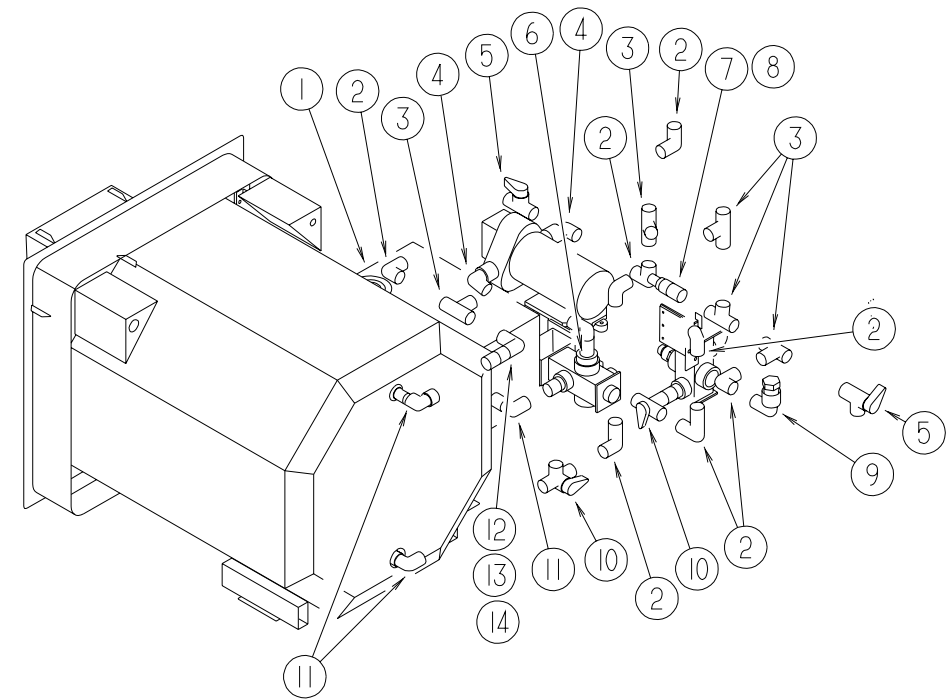
**WATER & SEWAGE GROUP (CONTINUED)**



**WATER HEATER BYPASS**

| KEY | PART NUMBER   | U/M | DESCRIPTION   |
|-----|---------------|-----|---|
| 1   | 114429-01-000 | EA  | ELBOW - 1/2"P X 1/2"P                                   |
| 2   | 114428-01-000 | EA  | TEE - 1/2"P X 1/2"P X 1/2"P                             |
| 3   | 123150-01-000 | EA  | ELBOW - 1/2 FPT X 1/2 BARB - SWIVEL                     |
| 4   | 114431-03-000 | EA  | VALVE - 90 DEGREE DRAIN - 1/2"P                         |
| 5   | 114430-03-000 | EA  | ADAPTER - 1/2"P X 1/2"MPT                               |
| 6   | 123317-01-000 | EA  | TANK - ACCUMULATOR - 2 GALLON                           |
| 7   | 114429-06-000 | EA  | ELBOW - SWIVEL - 1/2"P X 3/4"FPT                        |
| 8   | 114430-06-000 | EA  | ADAPTER - 1/2"P X 3/8"FPT                               |
| 9   | 010224-01-000 | EA  | ADAPTER - HOSE TO PIPE - 3/8 MPT X 3/8 BARB - PLASTIC   |
| 10  | 113697-01-000 | EA  | CAP - 3/8 FTG   |
| 11  | 114431-02-000 | EA  | VALVE - WATER BYPASS - 1/2"P - THREE WAY (WATER HEATER) |
| 12  | 114429-03-000 | EA  | ELBOW - SWIVEL - 1/2"P X 1/2"FPT                        |
| 13  | 110438-02-000 | EA  | VALVE - CHECK - BRASS - 1/2 MPT X 1/2 MPT               |
| 14  | 114430-02-000 | EA  | ADAPTER - SWIVEL - 1/2"P X 1/2"FPT                      |
| 15  | 114429-02-000 | EA  | ELBOW - 1/2"P X 1/2"MPT                                 |

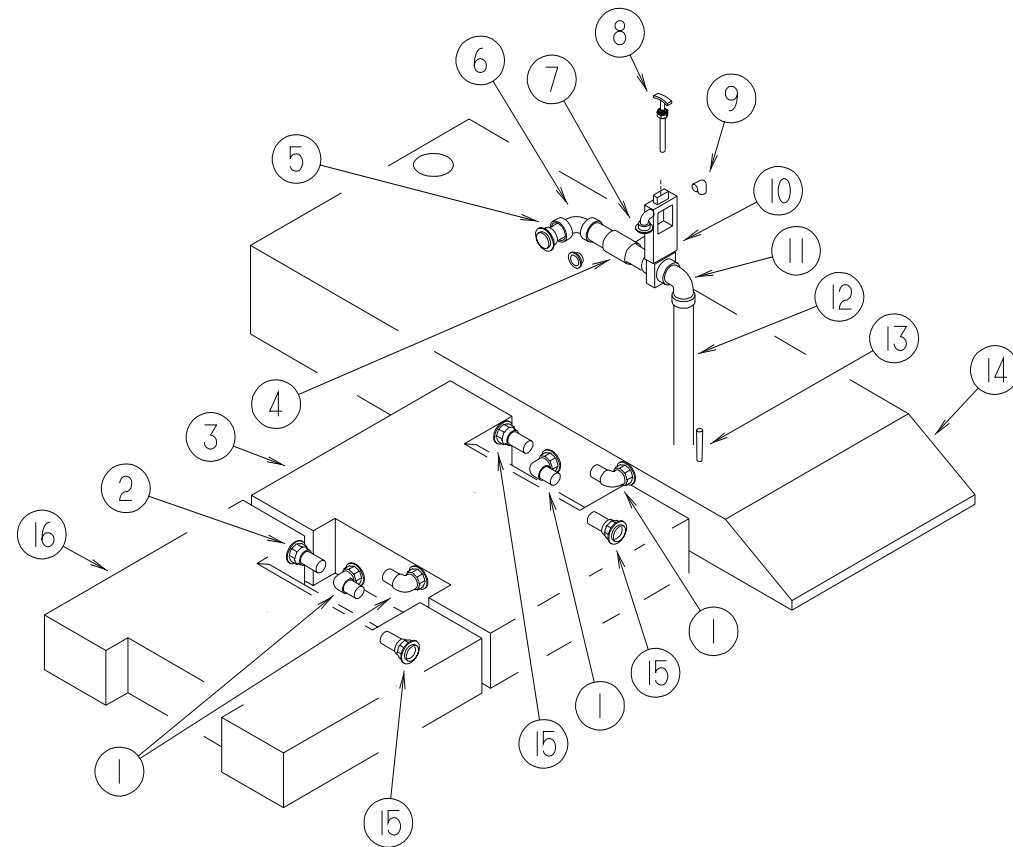
**WATER & SEWAGE GROUP (CONTINUED)**



**WINTERIZATION KIT**

| KEY | PART NUMBER   | U/M | DESCRIPTION   |
|-----|---------------|-----|---|
| 1   | 118569-01-000 | EA  | WINTERIZATION SYSTEM                                    |
|     | 118569-01-700 | EA  | VALVE/SOLENOID - ELECT CONTROL                          |
|     | 118569-01-701 | EA  | SWITCH - ELECTRIC                                       |
|     | 118569-01-702 | EA  | PLATE - SWITCH  |
|     | 118569-01-703 | EA  | TANK - 2 GALLON   |
|     | 118569-01-704 | EA  | PLUG - 3/4 MPT  |
|     | 118569-01-705 | EA  | PLUG - 1/2 MPT  |
|     | 118569-01-706 | EA  | SCREEN - WHITE  |
| 2   | 114429-01-000 | EA  | VALVE/SOLENOID - ELECT CONTROL                          |
| 3   | 114428-01-000 | EA  | TEE - 1/2"P X 1/2"P X 1/2"P                             |
| 4   | 123150-01-000 | EA  | ELBOW - 1/2 FPT X 1/2 BARB - SWIVEL                     |
| 5   | 114431-03-000 | EA  | VALVE - 90 DEGREE DRAIN - 1/2"P                         |
| 6   | 111223-03-000 | EA  | ELBOW - 3/4" MPT X 1/2" BARB - PLASTIC                  |
| 7   | 114430-03-000 | EA  | ADAPTER - 1/2"P X 1/2"MPT                               |
| 8   | 123152-01-000 | EA  | ADAPTER - 1/2 FPT X 1/2 BARB - SWIVEL                   |
| 9   | 114429-06-000 | EA  | ELBOW - SWIVEL - 1/2"P X 3/4"FPT                        |
| 10  | 114431-02-000 | EA  | VALVE - WATER BYPASS - 1/2"P - THREE WAY (WATER HEATER) |
| 11  | 114429-02-000 | EA  | ELBOW - 1/2"P X 1/2"MPT                                 |
| 12  | 114429-03-000 | EA  | ELBOW - SWIVEL - 1/2"P X 1/2"FPT                        |
| 13  | 110438-02-000 | EA  | VALVE - CHECK - BRASS - 1/2 MPT X 1/2 MPT               |
| 14  | 114430-02-000 | EA  | ADAPTER - SWIVEL - 1/2"P X 1/2"FPT                      |

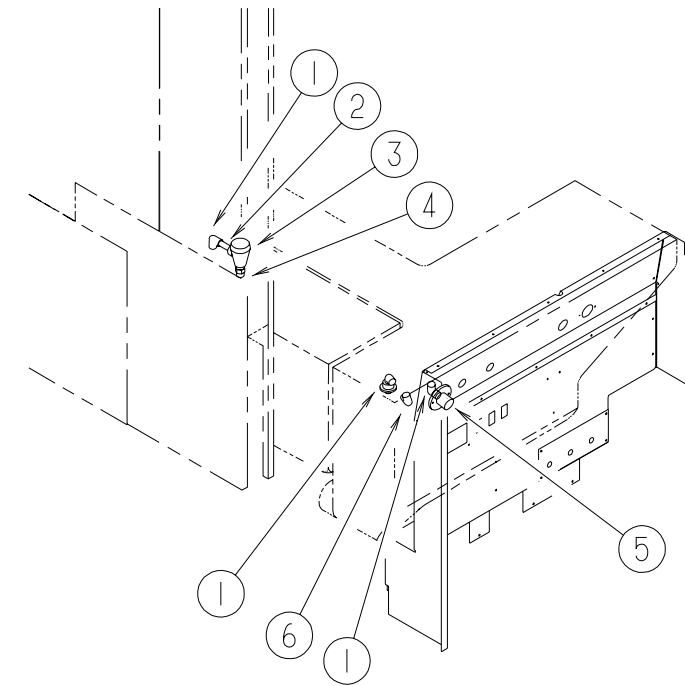
**WATER & SEWAGE GROUP (CONTINUED)**



**WATER TANKS & FITTINGS**

| KEY | PART NUMBER   | U/M | DESCRIPTION   |
|-----|---------------|-----|---|
| 1   | 010219-01-000 | EA  | ELBOW - 1 1/4 MPT X 1 1/4 BARB - WATER FILL - PLASTIC           |
| 2   | 044927-01-000 | EA  | ADAPTER - HOSE TO PIPE - 1 1/4 MPT X 1 1/4 BARB - BLACK PLASTIC |
| 3   | 128785-02-000 | EA  | TANK - WATER - 21 GALLON - W/FITTINGS                           |
|     | 128785-01-000 | EA  | TANK - WATER - 21 GALLON - W/O FITTINGS                         |
|     | 049032-01-000 | EA  | PATCH - SPINWELD - 3/8" - PLASTIC                               |
|     | 042989-03-000 | EA  | FITTING - SPINWELD - 1 1/4"NPT - PLASTIC                        |
| 4   | 078406-01-000 | EA  | COUPLER - RUBBER - W/CLAMPS - 3" X 3"                           |
| 5   | 102024-01-000 | EA  | NIPPLE - PLASTIC - 1.5" X 2.62" TOE                             |
| 6   | 037101-01-000 | EA  | ELBOW - PLASTIC - 1/4 BD - VENT 1 1/2 H                         |
| 7   | 114429-02-000 | EA  | ELBOW - 1/2"P X 1/2"MPT   |
| 8   | 062421-06-000 | EA  | CABLE - VALVE - REMOTE W/HANDLE                                 |
| 9   | 114429-01-000 | EA  | ELBOW - 1/2"P X 1/2"P   |
| 10  | 062421-03-000 | EA  | VALVE - 1.5 HUB X HUB - REMOTE                                  |
| 11  | 010009-01-000 | EA  | ELBOW - 90 DEGREE - 1/4 BEND - 1 1/2" PLASTIC                   |
| 12  | 126426-01-000 | FT  | PIPE - 1 1/2" FLEXIBLE  |
| 13  | 077954-02-000 | EA  | FILTER - WATER TANK - W/SCREEN IN TANK                          |
| 14  | 128784-02-000 | EA  | TANK - WATER - 60 GALLON - W/FITTINGS                           |
|     | 128784-01-000 | EA  | TANK - WATER - 60 GALLON - W/O FITTINGS                         |
|     | 120070-01-000 | EA  | FITTING - SPINWELD - PLASTIC 3" FPT                             |
|     | 120069-01-000 | EA  | PLUG - 3" - POLYETHYLENE MPT                                    |
|     | 049032-01-000 | EA  | PATCH - SPINWELD - 3/8" - PLASTIC                               |
|     | 042989-07-000 | EA  | FITTING - SPINWELD - 1 1/2"FPT - PLASTIC                        |
|     | 042989-05-000 | EA  | FITTING - SPINWELD - 1/2"FPT - PLASTIC                          |
|     | 042989-03-000 | EA  | FITTING - SPINWELD - 1 1/4"NPT - PLASTIC                        |
| 15  | 044927-01-000 | EA  | ADAPTER - HOSE TO PIPE - 1 1/4 MPT X 1 1/4 BARB - BLACK PLASTIC |
| 16  | 128785-03-000 | EA  | TANK - WATER - 21 GALLON - W/FITTINGS                           |
|     | 128785-01-000 | EA  | TANK - WATER - 21 GALLON - W/O FITTINGS                         |
|     | 042989-03-000 | EA  | FITTING - SPINWELD - 1 1/4"NPT - PLASTIC                        |
|     | 049032-01-000 | EA  | PATCH - SPINWELD - 3/8" - PLASTIC                               |

**WATER & SEWAGE GROUP (CONTINUED)**

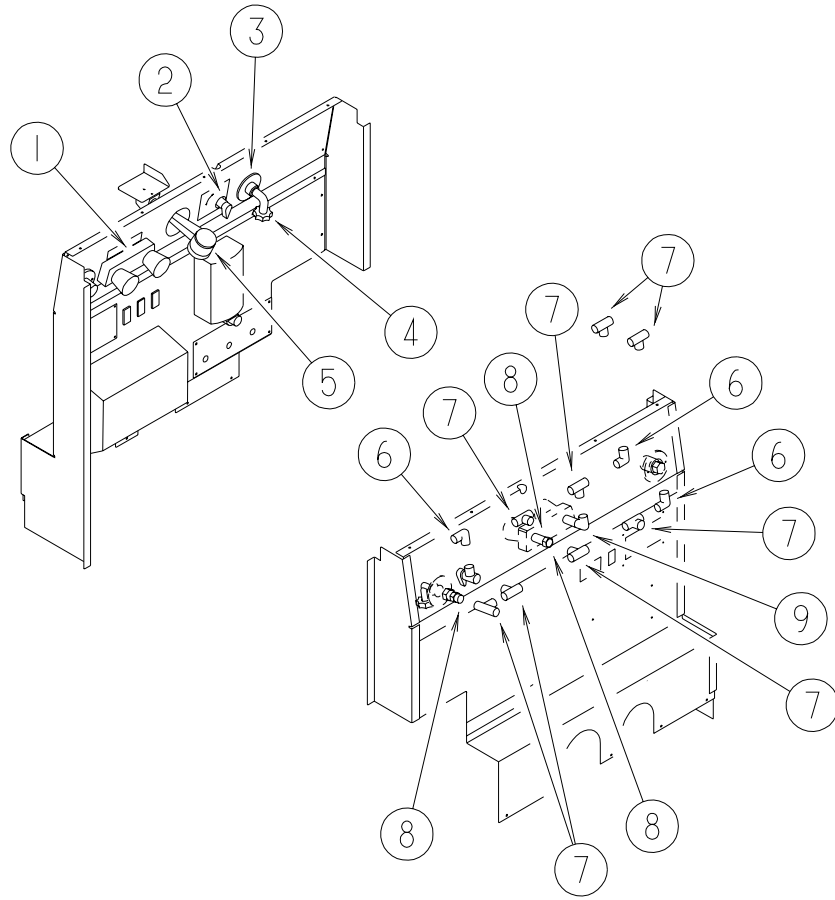


**FLUSHING SYSTEM**

| KEY | PART NUMBER   | U/M | DESCRIPTION                        |
|-----|---------------|-----|------------------------------------|
| 1   | 114429-02-000 | EA  | ELBOW - 1/2"P X 1/2"MPT            |
| 2   | 125697-03-000 | EA  | CHECK VALVE - FLUSHING SYSTEM      |
| 3   | 125697-04-000 | EA  | BREAKER - VACUUM - FLUSHING SYSTEM |
| 4   | 114430-03-000 | EA  | ADAPTER - 1/2"P X 1/2"MPT          |
| 5   | 125697-05-000 | EA  | INLET - WATER - FLUSHING SYSTEM    |
| 6   | 114429-01-000 | EA  | ELBOW - 1/2"P X 1/2"P              |

# WATER & SEWAGE GROUP (CONTINUED)

## SERVICE CENTER PLUMBING



| KEY | PART NUMBER   | U/M DESCRIPTION                                 |
|-----|---------------|---|
| 1   | 075241-06-000 | EA FAUCET - SHOWER CONTROL - BRIGHT WHITE       |
| 2   | 114431-03-000 | EA VALVE - 90 DEGREE DRAIN - 1/2"P              |
| 3   | 010230-06-000 | EA FILL - CITY WATER - W/CHECK VALVE - MPT      |
| 4   | 126398-01-000 | EA ELBOW - ENTRY HOSE - 90 DEGREE               |
| 5   | 131383-01-01A | EA SHOWER HEAD - W/HOSE & BRACKET - 60" - IVORY |
| 6   | 114429-01-000 | EA ELBOW - 1/2"P X 1/2"P                        |
| 7   | 114428-01-000 | EA TEE - 1/2"P X 1/2"P X 1/2"P                  |
| 8   | 114430-02-000 | EA ADAPTER - SWIVEL - 1/2"P X 1/2"FPT           |
| 9   | 114429-03-000 | EA ELBOW - SWIVEL - 1/2"P X 1/2"FPT             |

## WATER & SEWAGE GROUP (CONTINUED)

### FRESH WATER TANK

| KEY | PART NUMBER   | U/M DESCRIPTION  |
|-----|---------------|--|
|     | 128785-02-000 | EA TANK - WATER - 21 GALLON - W/FITTINGS                     |
|     | 128785-03-000 | EA TANK - WATER - 21 GALLON - W/FITTINGS                     |
|     | 128785-01-000 | EA TANK - WATER - 21 GALLON - W/O FITTINGS                   |
|     | 128784-02-000 | EA TANK - WATER - 60 GALLON - W/FITTINGS                     |
|     | 128784-01-000 | EA TANK - WATER - 60 GALLON - W/O FITTINGS                   |
|     | 039861-01-000 | EA SENDING UNIT - W/SCREW - WASHER - WELL NUT/TERMINAL RING  |
|     | 044927-01-000 | EA ADAPTER - HOSE TO PIPE - 1 1/4 MPT X 1 1/4 BARB - BLK PLS |
|     | 077954-02-000 | EA FILTER - WATER TANK - W/SCREEN IN TANK                    |
|     | 079381-01-000 | FT TUBING - SMOOTH FLEXIBLE - 1 3/8 ID X 20'                 |
|     | 114429-02-000 | EA ELBOW - 1/2"P X 1/2"MPT                                   |
|     | 042989-03-000 | EA FITTING - WATER TANK - SPINWELD - 1 1/4"NPT - PLASTIC     |
|     | 042989-05-000 | EA FITTING - WATER TANK - SPINWELD - 1/2"FPT - PLASTIC       |
|     | 042989-07-000 | EA FITTING - SPINWELD - 1 1/2"FPT - PLASTIC                  |
|     | 049032-01-000 | EA PATCH - SPINWELD - 3/8" - PLASTIC                         |

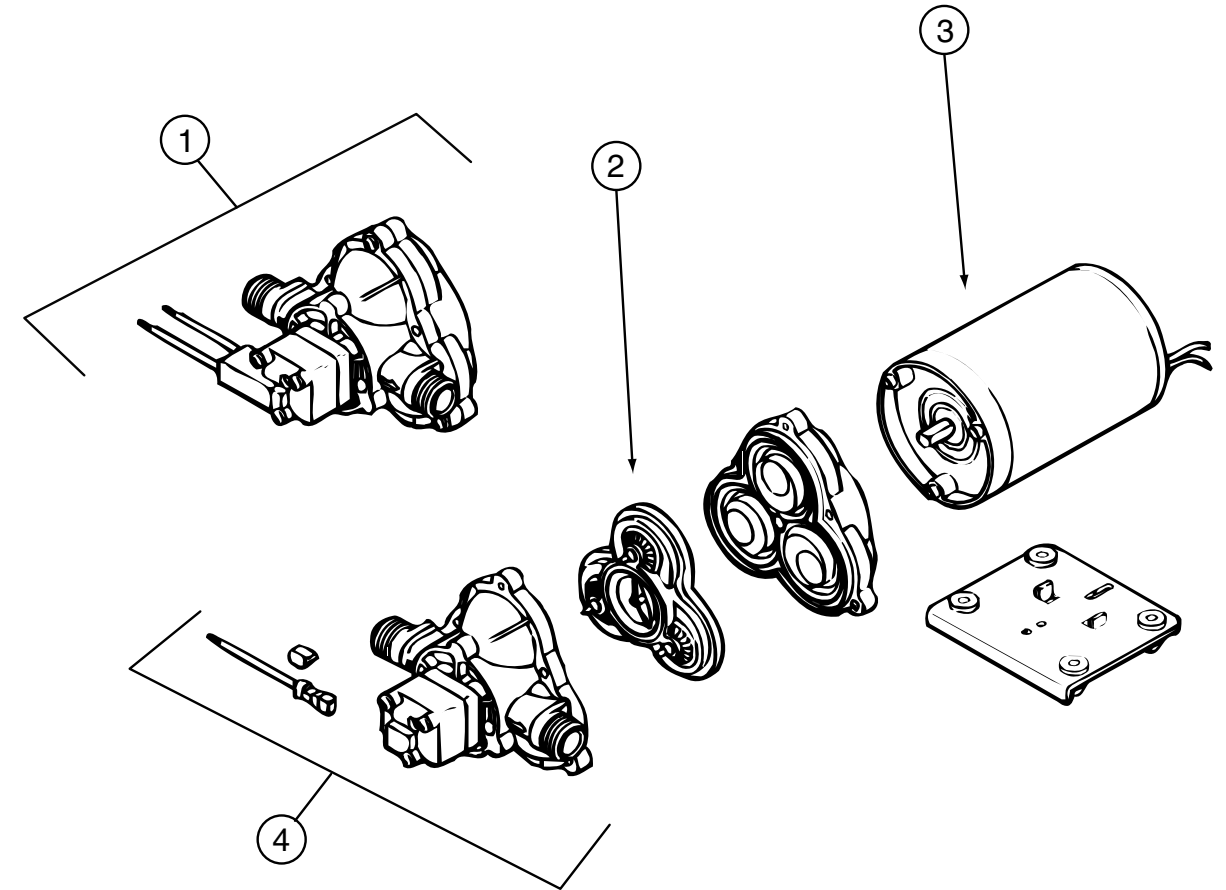
### WATER SYSTEM

| KEY | PART NUMBER   | U/M DESCRIPTION  |
|-----|---------------|--|
|     | 039800-04-000 | FT TUBING - POLYBUTYL - 1/4"OD                             |
|     | 039800-02-000 | FT TUBING - POLYBUTYL - 5/8"OD X 20' - INC OF 20'          |
|     | 124188-02-000 | FT TUBING - PEX - 1/2" ID X 20' - RED                      |
|     | 124188-01-000 | FT TUBING - PEX - 1/2" ID X 20' - BLUE                     |
|     | 074462-02-000 | FT TUBING - VINYL - 3/8 ID X 20' - CLEAR                   |
|     | 112176-01-000 | FT TUBING - VINYL - REINFORCED - 1/2" ID                   |
|     | 114429-01-000 | EA ELBOW - 1/2"P X 1/2"P                                   |
|     | 114429-02-000 | EA ELBOW - 1/2"P X 1/2"MPT                                 |
|     | 114429-03-000 | EA ELBOW - FLAIR-IT SWIVEL - 1/2"P X 1/2"FPT               |
|     | 114429-04-000 | EA ELBOW - 1/2"P X 3/8"MPT                                 |
|     | 114429-05-000 | EA ELBOW - 1/2"P X 3/4"MPT                                 |
|     | 114429-06-000 | EA ELBOW - SWIVEL - 1/2"P X 3/4"FPT                        |
|     | 114430-01-000 | EA ADAPTER - 1/2"P X 1/2"P                                 |
|     | 114430-02-000 | EA ADAPTER - SWIVEL - 1/2"P X 1/2"FPT                      |
|     | 114430-03-000 | EA ADAPTER - 1/2"P X 1/2"MPT                               |
|     | 114430-06-000 | EA ADAPTER - 1/2"P X 3/8"FPT                               |
|     | 114428-01-000 | EA TEE - 1/2"P X 1/2"P X 1/2"P                             |
|     | 114428-02-000 | EA TEE - SWIVEL - 1/2"P X 1/2"P X 1/2"FPT                  |
|     | 118423-01-000 | EA FITTING - BRASS-TEE - 1/4C X 1/4C X 1/4C                |
|     | 111888-02-000 | EA INSERT - BRASS - 1/4 COMP                               |
|     | 010230-06-000 | EA FILL - CITY WATER - W/CHECK VALVE - MPT                 |
|     | 111888-01-000 | EA FERRULE - PLASTIC - .250 ID X .375 OD                   |
|     | 114431-01-000 | EA VALVE - 180 DEGREE/CENTER DRAIN - 1/2"P - THREE WAY     |
|     | 114431-02-000 | EA VALVE - WATER BYPASS - 1/2"P - THREE WAY (WATER HEATER) |
|     | 114431-03-000 | EA VALVE - 90 DEGREE DRAIN - 1/2"P                         |
|     | 114431-04-000 | EA VALVE - "INLINE SHUT-OFF" - 1/2"P                       |
|     | 120868-01-000 | EA VALVE - NEEDLE - 1/4" COMPRESSION X 1/4" COMPRESSION    |
|     | 115029-01-000 | FT HOSE - WATER - 3/8 ID                                   |
|     | 110438-02-000 | EA VALVE - CHECK - BRASS - 1/2 MPT X 1/2 MPT               |
|     | 113697-01-000 | EA CAP - 3/8 FTG   |
|     | 123152-01-000 | EA ADAPTER - 1/2 FPT X 1/2 BARB - SWIVEL                   |
|     | 111223-03-000 | EA ELBOW - 3/4" MPT X 1/2" BARB - PLASTIC                  |
|     | 124184-01-000 | EA SUPPORT - WATER LINE - BEND                             |
|     | 125697-05-000 | EA INLET - WATER - FLUSHING SYSTEM                         |
|     | 125697-06-000 | EA INSTRUCTIONS - USER - FLUSHING SYSTEM                   |
|     | 010219-01-000 | EA ELBOW - 1 1/4 MPT X 1 1/4 BARB - WATER FILL - PLASTIC   |
|     | 123150-01-000 | EA ELBOW - 1/2 FPT X 1/2 BARB - SWIVEL                     |
|     | 123243-01-000 | EA TANK - ACCUMULATOR - 24 OZ                              |

### WATER PURIFICATION

| KEY | PART NUMBER   | U/M DESCRIPTION              | VENDOR NO. |
|-----|---------------|------------------------------|------------|
|     | 701069-01-000 | EA WATER PURIFICATION SYSTEM |            |
|     | 701069-03-700 | EA CARTRIDGE RELACEMENT      | 9592-06    |

## WATER & SEWAGE GROUP (CONTINUED)



### WATER PUMP-SHURFLO

| KEY | PART NUMBER   | U/M DESCRIPTION                       | VENDOR NO. |
|-----|---------------|---------------------------------------|------------|
|     | 121887-01-000 | EA PUMP - WATER - FLOW 2.0 W/ 1/2 MPT |            |
| 1   | 121887-01-701 | EA PUMP HEAD - COMPLETE               | 94-236-46  |
| 2   | 098607-01-703 | EA VALVE KIT                          | 94-232-00  |
| 3   | 121887-01-700 | EA MOTOR - REPLACEMENT                | 11-192-00  |
| 4   | 098607-01-706 | EA HOUSING - W/SWITCH ONLY            | 94-231-20  |

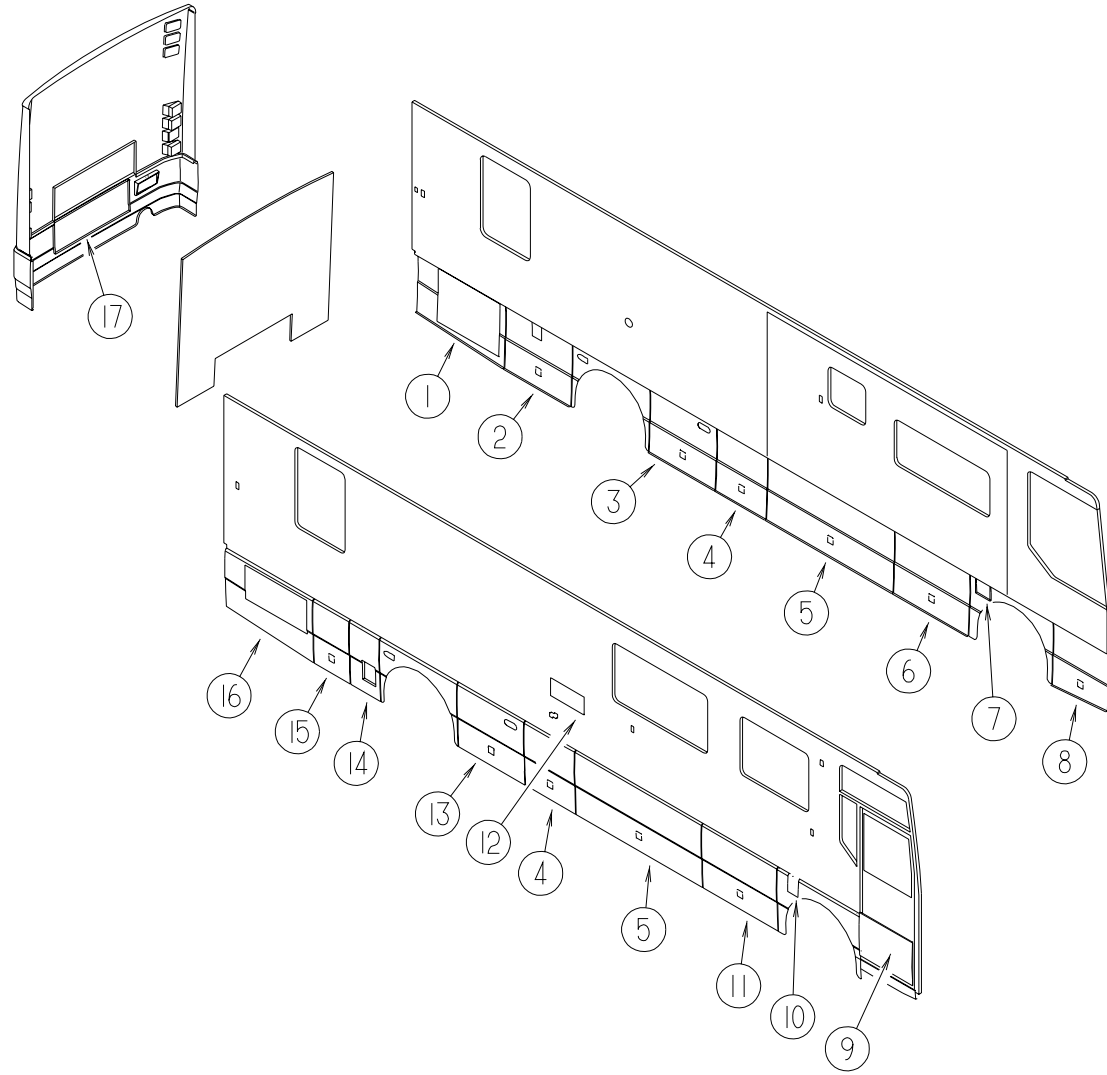
### WATER HEATER 10 GALLON

| KEY | PART NUMBER   | U/M DESCRIPTION                       |
|-----|---------------|---------------------------------------|
| *   | 128994-01-000 | EA WATER HEATER - 10 GALLON - 110/GAS |

\*COMPONENT PARTS FOUND IN SERVICE PARTS LIBRARY

## WINDOW, VENT & EXTERIOR DOOR GROUP

### EXTERIOR DOORS



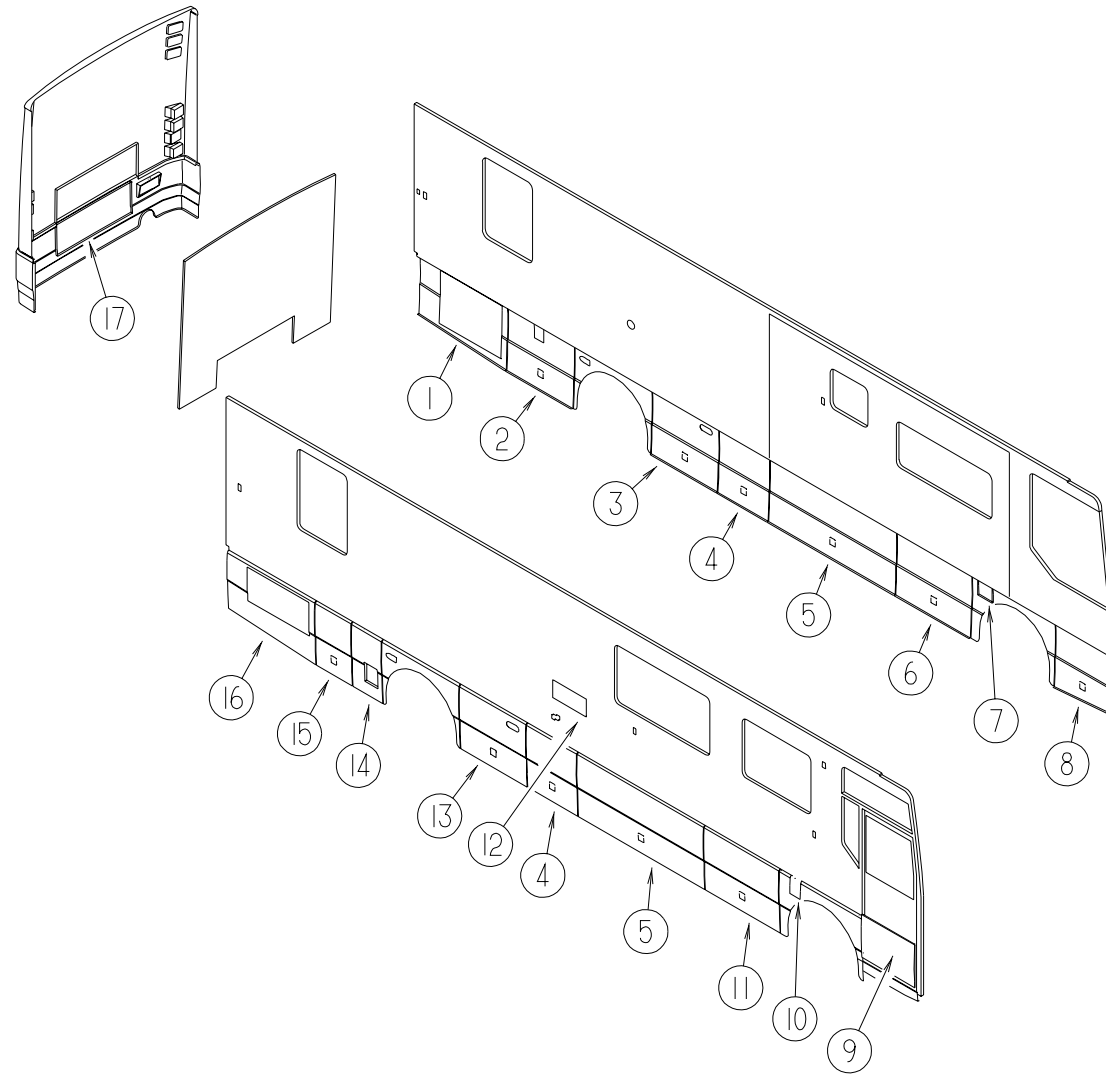
| KEY | PART NUMBER   | U/M DESCRIPTION  |
|-----|---------------|--|
| 1   | 128909-01-KQ0 | EA PANEL/VALANCE - DRIVER - W/O HARDWARE                         |
|     | 121677-01-01A | EA HINGE - SINGLE PIVOT  |
| 2   | 129090-01-KQ0 | EA PANEL/VALANCE - W/O HARDWARE                                  |
|     | 121677-01-01A | EA HINGE - SINGLE PIVOT  |
|     | 121947-01-01A | EA BOLT - SLIDE - LATCH - STEEL                                  |
|     | 122277-03-01A | EA COVER - LATCH - BLACK   |
|     |               | FROM: 00-00-00 THRU: 07-30-98                                    |
|     | 122277-04-01A | EA COVER - LATCH - BLACK   |
|     |               | FROM: 07-31-98 THRU: 99-99-99                                    |
|     | 124304-01-000 | EA CLIP - ROUND PUSH ON  |
|     | 125517-13-000 | EA ROD - LATCH - 16"   |
|     | 125517-14-000 | EA ROD - LATCH - 14.1"   |
| 2   | 129572-01-KQ0 | EA PANEL/VALANCE - FURNACE - W/O HARDWARE (W/25,000 BTU FURNACE) |
|     | 121677-01-01A | EA HINGE - SINGLE PIVOT  |
|     | 121947-01-01A | EA BOLT - SLIDE - LATCH - STEEL                                  |
|     | 122277-03-01A | EA COVER - LATCH - BLACK   |
|     |               | FROM: 00-00-00 THRU: 07-30-98                                    |
|     | 122277-04-01A | EA COVER - LATCH - BLACK   |
|     |               | FROM: 07-31-98 THRU: 99-99-99                                    |
|     | 124304-01-000 | EA CLIP - ROUND PUSH ON  |
|     | 125517-13-000 | EA ROD - LATCH - 16"   |
|     | 125517-14-000 | EA ROD - LATCH - 14.1"   |

| KEY | PART NUMBER   | U/M DESCRIPTION   | VENDOR NO. |
|-----|---------------|---|------------|
| 3   | 129090-10-KQ0 | EA PANEL/VALANCE - W/O HARDWARE                             |            |
|     | 121677-01-01A | EA HINGE - SINGLE PIVOT                                     |            |
|     | 121947-01-01A | EA BOLT - SLIDE - LATCH - STEEL                             |            |
|     | 122277-03-01A | EA COVER - LATCH - BLACK                                    |            |
|     |               | FROM: 00-00-00 THRU: 07-30-98                               |            |
|     | 122277-04-01A | EA COVER - LATCH - BLACK                                    |            |
|     |               | FROM: 07-31-98 THRU: 99-99-99                               |            |
|     | 124304-01-000 | EA CLIP - ROUND PUSH ON                                     |            |
|     | 125517-13-000 | EA ROD - LATCH - 16"  |            |
|     | 125517-14-000 | EA ROD - LATCH - 14.1"                                      |            |
| 4   | 129090-05-KQ0 | EA PANEL/VALANCE - W/O HARDWARE                             |            |
|     | 121677-01-01A | EA HINGE - SINGLE PIVOT                                     |            |
|     | 121947-01-01A | EA BOLT - SLIDE - LATCH - STEEL                             |            |
|     | 122277-03-01A | EA COVER - LATCH - BLACK                                    |            |
|     |               | FROM: 00-00-00 THRU: 07-30-98                               |            |
|     | 122277-04-01A | EA COVER - LATCH - BLACK                                    |            |
|     |               | FROM: 07-31-98 THRU: 99-99-99                               |            |
|     | 124304-01-000 | EA CLIP - ROUND PUSH ON                                     |            |
|     | 125517-23-000 | EA ROD - LATCH - 10.1"                                      |            |
|     | 125517-24-000 | EA ROD - LATCH - 8.4"                                       |            |
| 5   | 129090-03-KQ0 | EA PANEL/VALANCE - W/O HARDWARE                             |            |
|     | 121677-01-01A | EA HINGE - SINGLE PIVOT                                     |            |
|     | 121947-01-01A | EA BOLT - SLIDE - LATCH - STEEL                             |            |
|     | 122277-03-01A | EA COVER - LATCH - BLACK                                    |            |
|     |               | FROM: 00-00-00 THRU: 07-30-98                               |            |
|     | 122277-04-01A | EA COVER - LATCH - BLACK                                    |            |
|     |               | FROM: 07-31-98 THRU: 99-99-99                               |            |
|     | 124304-01-000 | EA CLIP - ROUND PUSH ON                                     |            |
|     | 125517-21-000 | EA ROD - LATCH - 27"  |            |
|     | 125517-22-000 | EA ROD - LATCH - 25.1"                                      |            |
| 6   | 129090-11-KQ0 | EA PANEL/VALANCE - W/O HARDWARE                             |            |
|     | 112949-02-05A | EA LATCH - PADDLE NON-LOCKING - BLACK                       |            |
|     | 121677-01-01A | EA HINGE - SINGLE PIVOT                                     |            |
|     | 121947-01-01A | EA BOLT - SLIDE - LATCH - STEEL                             |            |
|     | 122277-03-01A | EA COVER - LATCH - BLACK                                    |            |
|     |               | FROM: 00-00-00 THRU: 07-30-98                               |            |
|     | 122277-04-01A | EA COVER - LATCH - BLACK                                    |            |
|     |               | FROM: 07-31-98 THRU: 99-99-99                               |            |
|     | 124304-01-000 | EA CLIP - ROUND PUSH ON                                     |            |
|     | 125517-15-000 | EA ROD - LATCH - 18.5"                                      |            |
|     | 125517-16-000 | EA ROD - LATCH - 16.8"                                      |            |
| 7   | 128910-02-KQ0 | EA DOOR - FUEL FILL - LEFT HAND                             |            |
|     | 121677-01-01A | EA HINGE - SINGLE PIVOT                                     |            |
|     | 129515-02-01A | EA DOOR - FUEL FILL   |            |
|     | 130005-01-000 | EA LOCK - TWIST   |            |
| 8   | 129090-08-KQ0 | EA PANEL/VALANCE - W/O HARDWARE                             |            |
|     | 121677-01-01A | EA HINGE - SINGLE PIVOT                                     |            |
|     | 121947-01-01A | EA BOLT - SLIDE - LATCH - STEEL                             |            |
|     | 122277-03-01A | EA COVER - LATCH - BLACK                                    |            |
|     |               | FROM: 00-00-00 THRU: 07-30-98                               |            |
|     | 122277-04-01A | EA COVER - LATCH - BLACK                                    |            |
|     |               | FROM: 07-31-98 THRU: 99-99-99                               |            |
|     | 124304-01-000 | EA CLIP - ROUND PUSH ON                                     |            |
|     | 125517-19-000 | EA ROD - LATCH - 12.5"                                      |            |
|     | 125517-20-000 | EA ROD - LATCH - 10.8"                                      |            |
| 9   | 128913-01-01A | EA DOOR - ENTRY - FRONT/PASSENGER                           |            |
|     | 101145-01-06A | EA DEADBOLT - ENTRY DOOR W/O SECURITY BOLT W/2 KEYS - BLACK | 81205-03   |
|     | 095229-01-700 | EA KEY - BLANK - DEADBOLT                                   | 81306-03   |
|     | 101145-01-701 | EA CYLINDER - LOCK ASM. - W/KEY                             |            |
|     | 101147-01-000 | EA BOLT - SECURITY - 4.12"                                  |            |



# WINDOW, VENT & EXTERIOR DOOR GROUP (CONTINUED)

## EXTERIOR DOORS (CONTINUED)



| KEY           | PART NUMBER                     | U/M DESCRIPTION                                       | VENDOR NO.                    |
|---------------|---------------------------------|---|-------------------------------|
| 10            | 128910-01-KQ0                   | EA DOOR - FUEL FILL - RIGHT HAND                      |                               |
|               | 121677-01-01A                   | EA HINGE - SINGLE PIVOT                               |                               |
|               | 129515-02-01A                   | EA DOOR - FUEL FILL                                   |                               |
|               | 130005-01-000                   | EA LOCK - TWIST                                       |                               |
| 11            | 129572-02-KQ0                   | EA PANEL/VALANCE - FURNACE - W/O HARDWARE             |                               |
|               | 121677-01-01A                   | EA HINGE - SINGLE PIVOT                               |                               |
|               | 121947-01-01A                   | EA BOLT - SLIDE - LATCH - STEEL                       |                               |
|               | 122277-03-01A                   | EA COVER - LATCH - BLACK                              | FROM: 00-00-00 THRU: 07-30-98 |
|               | 122277-04-01A                   | EA COVER - LATCH - BLACK                              | FROM: 07-31-98 THRU: 99-99-99 |
| 12            | 124304-01-000                   | EA CLIP - ROUND PUSH ON                               |                               |
|               | 125517-15-000                   | EA ROD - LATCH - 18.5"                                |                               |
|               | 125517-16-000                   | EA ROD - LATCH - 16.8"                                |                               |
|               | 084103-08-000                   | EA DOOR - VENT/REFRIGERATOR - W/O JAMB - BRIGHT WHITE |                               |
| 12            | 084104-01-700                   | EA LOCK - MALE - FASTENER                             | 201-721-010                   |
|               | 084104-01-701                   | EA LOCK - FEMALE - FASTENER                           | 201-802-010                   |
|               | 084104-08-000                   | EA JAMB - VENT DOOR/REFRIGERATOR - BRIGHT WHITE       |                               |
| 13            | 129090-09-KQ0                   | EA PANEL/VALANCE - W/O HARDWARE                       |                               |
|               | 121677-01-01A                   | EA HINGE - SINGLE PIVOT                               |                               |
|               | 121947-01-01A                   | EA BOLT - SLIDE - LATCH - STEEL                       |                               |
|               | 122277-03-01A                   | EA COVER - LATCH - BLACK                              | FROM: 00-00-00 THRU: 07-30-98 |
|               | 122277-04-01A                   | EA COVER - LATCH - BLACK                              | FROM: 07-31-98 THRU: 99-99-99 |
| 14            | 124304-01-000                   | EA CLIP - ROUND PUSH ON                               |                               |
|               | 125517-13-000                   | EA ROD - LATCH - 16"                                  |                               |
|               | 125517-14-000                   | EA ROD - LATCH - 14.1"                                |                               |
| 14            | 128994-02-000                   | EA DOOR - WATER HEATER - 10 GALLON                    |                               |
| 15            | 129090-12-KQ0                   | EA PANEL/VALANCE - W/O HARDWARE                       |                               |
|               | 121677-01-01A                   | EA HINGE - SINGLE PIVOT                               |                               |
|               | 121947-01-01A                   | EA BOLT - SLIDE - LATCH - STEEL                       |                               |
|               | 122277-03-01A                   | EA COVER - LATCH - BLACK                              | FROM: 00-00-00 THRU: 07-30-98 |
|               | 122277-04-01A                   | EA COVER - LATCH - BLACK                              | FROM: 07-31-98 THRU: 99-99-99 |
| 16            | 124304-01-000                   | EA CLIP - ROUND PUSH ON                               |                               |
|               | 125517-29-000                   | EA ROD - LATCH - 6.9"                                 |                               |
|               | 125517-30-000                   | EA ROD - LATCH - 5"                                   |                               |
| 17            | 128908-01-KQ0                   | EA PANEL/VALANCE - PASSENGER - W/O HARDWARE           |                               |
|               | 121677-01-01A                   | EA HINGE - SINGLE PIVOT                               |                               |
|               | 117593-02-K36                   | EA DOOR - REAR CAP                                    |                               |
|               | 101348-01-000                   | EA BOLT/SLIDE - LATCH - NYLON - W SPRING & BRACKET    |                               |
|               | 102325-02-07A                   | EA HINGE - TRUNK DOOR                                 |                               |
|               | 108561-01-000                   | EA TURNBUCKLE - 10-24 THREAD                          |                               |
|               | 108562-14-000                   | EA ROD - LATCH - LEFT THREADED - 8.1"                 |                               |
|               | 108562-28-000                   | EA ROD - LATCH - THREADED - LEFT HAND - 9.6" LONG     |                               |
|               | 108562-29-000                   | EA ROD - LATCH - THREADED - RIGHT HAND - 9.2" LONG    |                               |
|               | 108562-33-000                   | EA ROD - LATCH - THREADED - RIGHT HAND - 8.4" LONG    |                               |
|               | 120619-01-000                   | FT SEAL - .8" X 1.6" - PSA ONE SIDE                   |                               |
| 129675-01-02A | EA LATCH - PADDLE - BRITE WHITE |   |                               |

**WINDOW, VENT & EXTERIOR DOOR GROUP (CONTINUED)**

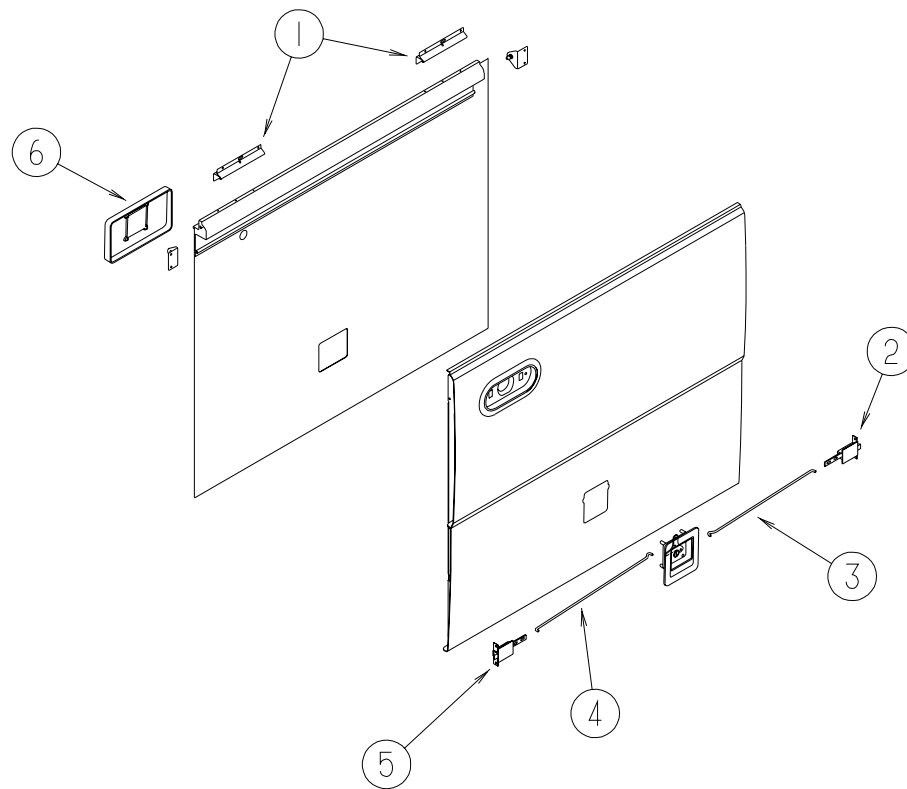
**WINDOW, VENT & EXTERIOR DOOR GROUP (CONTINUED)**

**KEYS & CYLINDERS**

| KEY | PART NUMBER   | U/M DESCRIPTION  | VENDOR NO.     |
|-----|---------------|--|----------------|
|     | 129676-01-000 | EA KEY - T/M 14472-07-1431                                   |                |
|     | 129676-02-000 | EA KEY - T/M 14472-07-1432                                   |                |
|     | 129676-03-000 | EA KEY - T/M 14472-07-1443                                   |                |
|     | 129676-04-000 | EA KEY - T/M 14472-07-1434                                   |                |
|     | 129676-05-000 | EA KEY - T/M 14472-07-1435                                   |                |
|     | 129676-06-000 | EA KEY - T/M 14472-07-1436                                   |                |
|     | 129676-07-000 | EA KEY - T/M 14472-07-1437                                   |                |
|     | 129676-08-000 | EA KEY - T/M 14472-07-1438                                   |                |
|     | 129676-09-000 | EA KEY - T/M 14472-07-1439                                   |                |
|     | 129676-10-000 | EA KEY - T/M 14472-07-1440                                   |                |
|     | 129685-01-700 | EA KEY - MASTER - ENTRY DOOR                                 | 144472-08-2001 |
|     | 129685-01-701 | EA KEY - BLANK   | 144472-07-2001 |
|     | P29685-01-700 | EA LATCH W/DEAD BOLT & LOCK CYLINDER - ENTRANCE DOOR/KEY ONE |                |

**REMOTE KEYLESS ENTRY**

| KEY | PART NUMBER   | U/M DESCRIPTION                 | VENDOR NO. |
|-----|---------------|---------------------------------|------------|
|     | 102756-02-000 | EA REMOTE KEYLESS ENTRY SYSTEM  |            |
|     | 102756-01-701 | EA BATTERY - 12 V F/TRANSMITTER | 402-1004   |
|     | 102756-01-704 | EA HARNESS - MAIN               | 203-6638   |
|     | 102756-02-700 | EA REMOTE (TRANSMITTER) KEYLESS | 412-1036   |
|     | 102756-02-701 | EA BOARD - MODULE - NEW SYSTEM  | 202-3153   |

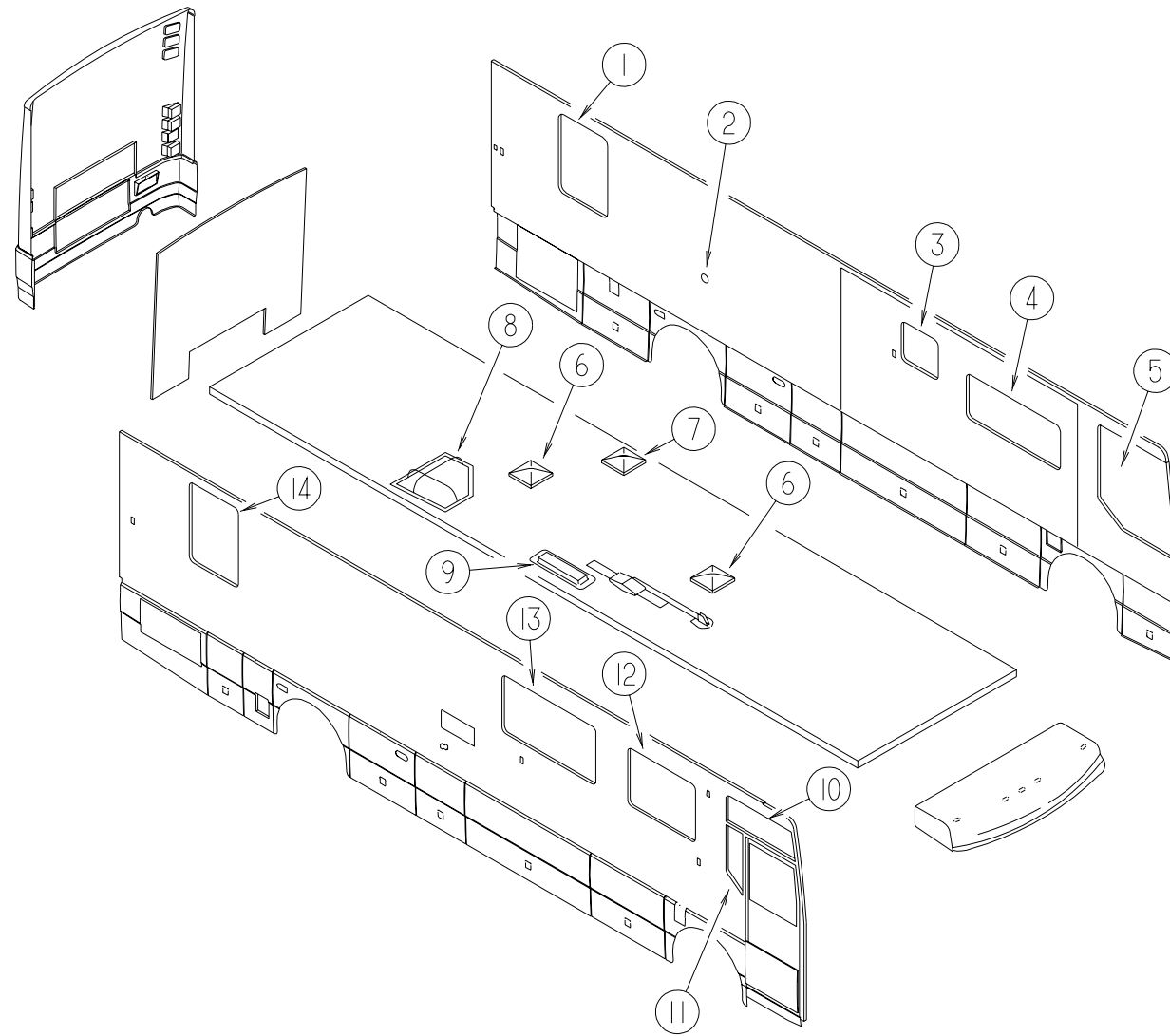


**EXTERIOR DOOR COMPONENTS & HOLDER**

| KEY | PART NUMBER   | U/M DESCRIPTION   |
|-----|---------------|---|
| 1   | 121677-01-01A | EA HINGE - SINGLE PIVOT                                   |
| 2   | 121947-01-01A | EA BOLT - SLIDE W/PLASTIC PLUNGER                         |
| 3   | 125517-13-000 | EA ROD - LATCH - 16"                                      |
| 3   | 125517-21-000 | EA ROD - LATCH - 27"                                      |
| 3   | 125517-19-000 | EA ROD - LATCH - 12.5"                                    |
| 3   | 125517-15-000 | EA ROD - LATCH - 18.5"                                    |
| 3   | 125517-29-000 | EA ROD - LATCH - 6.9"                                     |
|     | 124304-01-000 | EA CLIP - ROUND PUSH ON                                   |
| 4   | 122277-04-01A | EA COVER - LATCH - BLACK                                  |
| 4   | 125517-14-000 | EA ROD - LATCH - 14.1"                                    |
| 4   | 125517-22-000 | EA ROD - LATCH - 25.1"                                    |
| 4   | 125517-20-000 | EA ROD - LATCH - 10.8"                                    |
| 4   | 125517-16-000 | EA ROD - LATCH - 16.8"                                    |
| 4   | 125517-30-000 | EA ROD - LATCH - 5"                                       |
|     | 124304-01-000 | EA CLIP - ROUND PUSH ON                                   |
| 5   | 121947-01-01A | EA BOLT - SLIDE W/PLASTIC PLUNGER                         |
| 6   | 122277-04-01A | EA COVER - LATCH - BLACK                                  |
|     | 107796-23-000 | EA SPRING/GAS - 11.3" COMPRESSED/18.5" EXTENDED - 45 LB.  |
|     | 107796-24-000 | EA SPRING/GAS - 11.3" COMPRESSED/18.5" EXTENDED - 60 LB.  |
|     | 126263-10-02B | EA BRACKET - GAS SPRING - E-COATED                        |
|     | 104692-01-000 | FT SEAL - FOAM/ADHESIVE BACK - .75"THICK X .75"WIDE X 25' |
|     | 118931-01-02B | EA SHIM - STRIKER - DOOR                                  |
|     | 107719-01-01A | EA STRIKE - VALANCE DOOR                                  |

## WINDOW, VENT & EXTERIOR DOOR GROUP (CONTINUED)

### WINDOWS & VENTS

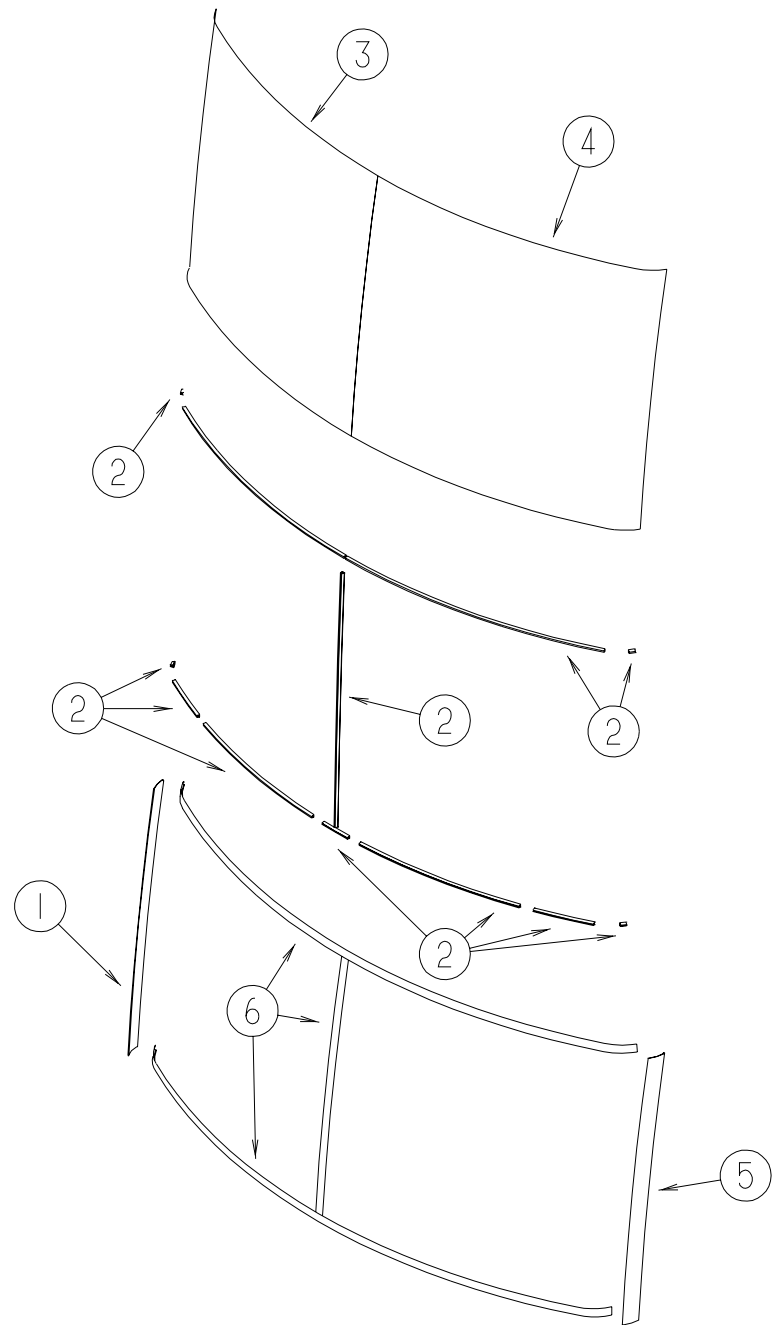


| KEY | PART NUMBER   | U/M DESCRIPTION   |
|-----|---------------|---|
| 1*  | 129929-04-01A | EA WINDOW - TORQUE - THERMO ESCAPE - 42.2" X 30.2"            |
| 2   | 111947-02-01A | EA VENT - DRYER - 3"  |
| 3*  | 112898-07-01A | EA WINDOW - VERTICAL SLIDER - THERMO - 22.8" X 21.1"          |
| 4*  | 112795-54-01A | EA WINDOW - DRIVER HORIZONTAL SLIDER - THERMO - 23.9" X 57.8" |
| 5*  | 106466-10-01A | EA WINDOW - DRIVER CAB - 45.1"TW X 46.7"CW X 50.3"H           |
| 6*  | 123780-05-01A | EA VENT - ROOF - 3" TO 4" - W/FAN/POWER LIFT/THERMOSTAT       |
| 7*  | 123780-03-01A | EA VENT - ROOF - 3" TO 4" - W/FAN/POWER LIFT - W/O THERMOSTAT |
| 8   | 123245-02-01A | EA SKYLIGHT   |
| 9   | 118369-01-02A | EA CAP - REFRIGERATOR ROOF VENT - SIDE/SIDE - BRIGHT WHITE    |
| 9   | 118369-02-02A | EA BASE - REFRIGERATOR ROOF VENT - SIDE/SIDE - BRIGHT WHITE   |
| 10* | 106467-09-01A | EA WINDOW - PASSENGER VISTA/THERMO - 45.1"T X 45.7"B X 15.6"H |
| 11* | 122757-02-01A | EA WINDOW - PASSENGER VISTA/THERMO - 45.1"T X 45.7"B X 15.6"H |
| 12* | 112795-60-01A | EA WINDOW - SLIDER - HORIZONTAL THERMO - 30.5" X 41.2"        |
| 13* | 112795-33-01A | EA WINDOW - PASS HORIZONTAL SLIDER - THERMO 30.7" X 57.8"     |
| 14* | 129929-03-01A | EA WINDOW - TORQUE - THERMO - 42.2" X 30.2"                   |

\*COMPONENT PARTS FOUND IN SERVICE PARTS LIBRARY

# WINDSHIELD & WIPER GROUP

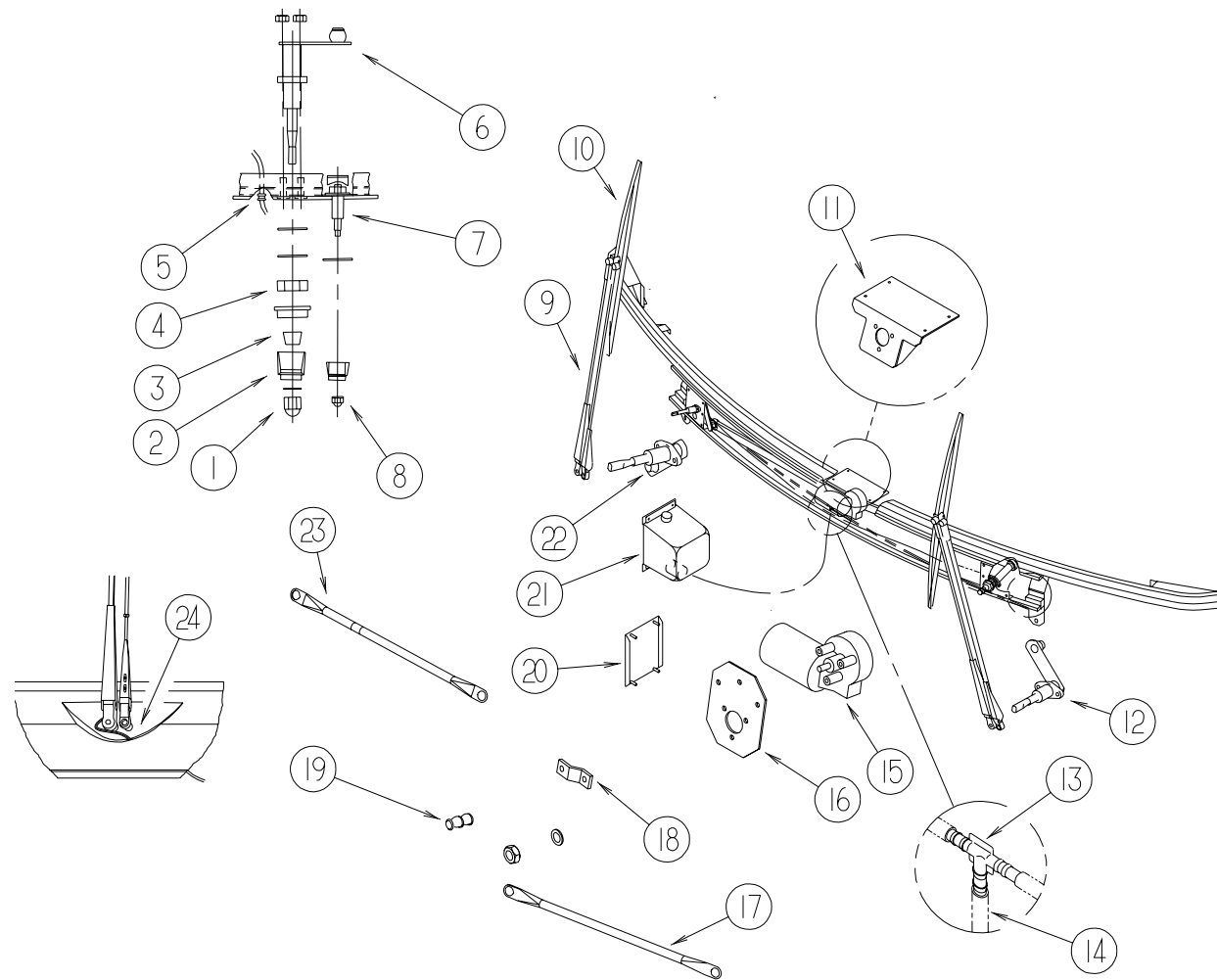
## WINDSHIELD



| KEY | PART NUMBER   | U/M | DESCRIPTION   |
|-----|---------------|-----|---|
| 1   | 129497-01-01A | EA  | TRIM - WINDSHIELD - A-PILLAR - PASSENGER - HIGH MOUNT MIRRORS |
| 1   | 129497-03-01A | EA  | TRIM - WINDSHIELD - A-PILLAR - PASSENGER - LOW MOUNT MIRRORS  |
| 2   | 127862-01-000 | EA  | CARRIER - REVEAL - WINDSHIELD - 47.2"                         |
| 3   | 124591-01-000 | EA  | GLASS - WINDSHIELD - PASSENGER                                |
| 4   | 124591-02-000 | EA  | GLASS - WINDSHIELD - DRIVER                                   |
| 5   | 129497-02-01A | EA  | TRIM - WINDSHIELD - A-PILLAR - DRIVER - HIGH MOUNT MIRRORS    |
| 5   | 129497-04-01A | EA  | TRIM - WINDSHIELD - A-PILLAR - DRIVER - LOW MOUNT MIRRORS     |
| 6   | 120533-01-000 | FT  | MOLDING - REVEAL - WINDSHIELD                                 |
|     | 118452-08-01A | EA  | TRIM - WINDSHIELD - CENTER - HAMPTON TAN                      |

# WINDSHIELD & WIPER GROUP (CONTINUED)

## WIPER & WASHER



| KEY | PART NUMBER   | U/M DESCRIPTION  | VENDOR NO.      |
|-----|---------------|--|-----------------|
| 1   | 096505-02-703 | EA CAP - NUT (ACORN) HD W/.687 BARREL  | 51065-40-NT27WC |
| 2   | 096505-02-700 | EA DRIVER - KNURLED - (HD) BARREL .687   | NT721017        |
| 3   | 096505-02-702 | EA CAP - RUBBER - (HD) BARREL .687   | CP721084        |
| 4   | 096505-02-701 | EA NUT - HEX - (HD) W/.687 BARREL  | NT721021        |
| 5   | 061603-01-000 | EA GROMMET - SNAP - 3/16"ID - 3/8" HOLE - PLASTIC BLACK  |                 |
| 6   | 096505-09-000 | EA SHAFT/PIVOT - WINDSHIELD WIPER  |                 |
| 7   | 117768-01-000 | EA SHAFT - ADAPTER - PANTOGRAPH ARM  |                 |
|     | 107397-01-000 | EA WASHER - FENDER - .25" ID X 1" OD   |                 |
| 8   | 077049-02-000 | EA NUT - ACORN - 10-32 BLACK/ANODIZED  |                 |
| 9   | 117769-01-000 | EA ARM - WIPER - PANTOGRAPH - 28"  |                 |
|     | 096931-01-701 | EA NOZZLE - HARDWARE KIT (NOZZLE-NUT-LONG SCREW-SHORT SCREW)   |                 |
| 10  | 095964-01-000 | EA BLADE - WINDSHIELD WIPER - 24"  |                 |
|     | 095964-01-700 | EA BLADE - REFILL 24" EA = 1 PAIR  | 12360           |
| 11  | 125829-04-02B | EA BRACKET - WIPER MOTOR - E-COATED  |                 |
| 12  | 096505-09-000 | EA SHAFT/PIVOT - WINDSHIELD WIPER  |                 |
| 13  | 110605-01-000 | EA TEE - PLASTIC - BARBED - 1/8" X 1/8" X 3/16"  |                 |
|     | 117765-03-000 | EA CONNECTOR - 5/32" - WINDSHIELD WASHER   |                 |
| 14  | 045794-01-000 | FT HOSE - WASHER - WINDSHIELD - 5/32" ID - BLACK   |                 |
| 15  | 104346-05-000 | EA MOTOR - WIPER W/INTERNAL BREAKER - DYNAMIC PARK   |                 |
|     | 117322-01-000 | EA SCREW - 1/4-28 UNFINISHED - 2A - TORX   |                 |
| 16  | 125847-19-02B | EA SUPPORT - PIVOT SHAFT - DRIVER - E-COATED   |                 |
| 17  | 117766-02-000 | EA RESERVOIR/PUMP - WINDSHIELD WASHER  |                 |
| 18  | 104347-04-000 | EA ARM - DRIVE - WIPER MOTOR   |                 |
| 19  | 067188-01-000 | EA STUD - CRANK - WIPER MOTOR  |                 |
| 20  | 125847-20-02B | EA SUPPORT - PIVOT SHAFT - E-COATED  |                 |
| 21  | 117766-02-000 | EA RESERVOIR/PUMP - WINDSHIELD WASHER  |                 |
| 22  | 096505-09-000 | EA SHAFT/PIVOT - WINDSHIELD WIPER  |                 |
| 23  | 117770-01-000 | EA LINK - CONNECTING - PASSENGER - 24"   |                 |
| 24  | 125847-17-02B | EA SUPPORT - PIVOT SHAFT - PASSENGER - E-COATED  |                 |
|     | 091206-04-000 | EA MODULE/WIPER CONTROL KIT - DYNAMIC PARK<br>KIT CONTAINS: (1)#10236203700 MODULE & (1)#09120604700<br>SWITCH - USED UP TO 1993 FORD MODEL YEAR CHASSIS |                 |
|     | 091206-02-700 | EA KNOB - INNER  | 66C-00019       |
|     | 091206-02-701 | EA KNOB - OUTER  | 66C-00020       |
|     | 091206-04-700 | EA SWITCH ASSEM. ONLY  | 250-6623        |
|     | 102362-03-700 | EA MODULE - WIPER CONT. - DYNAMIC  | 66D-00093       |