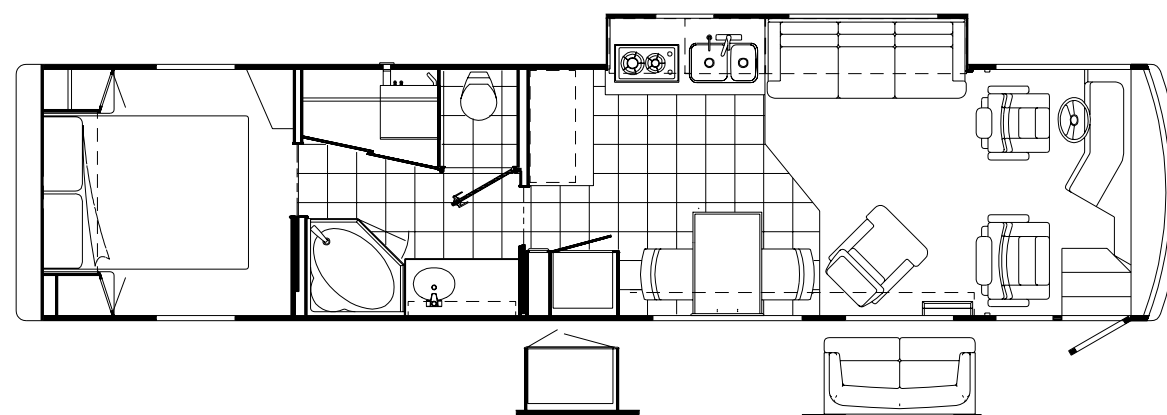
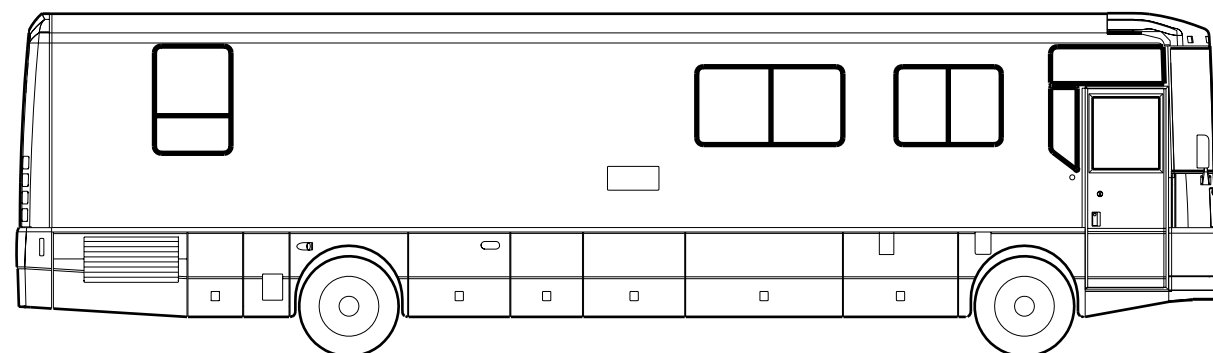


# 1999 UKQ38K

- K90 HEMINGWAY (TAN)  
MAPLE**
- K91 HEMINGWAY (TAN)  
CHERRY**
- K92 GULF MIST (GREEN)  
MAPLE**
- K93 GULF MIST (GREEN)  
CHERRY**
- K94 SOUTH BEACH (SAND)  
MAPLE**
- K95 SOUTH BEACH (SAND)  
CHERRY**



## ACCESSORIES GROUP

### OPERATORS MANUAL

KEY	PART NUMBER	U/M DESCRIPTION
	054185-J6-000	EA MANUAL - OPERATOR 99 ADVANTAGE
	129079-01-01A	EA CASE - VINYL/BLACK-EXPANDABLE ACCORDION SIDES-7"WX9"HX14"L FROM: 00-00-00 THRU: 11-22-98
	129079-03-01A	EA CASE - VINYL - OWNER MANUAL - 11" X 9" X 14"- BLACK FROM: 11-23-98 THRU: 99-99-99
	129593-01-000	DW TOP LEVEL - Q - 1999

### VACUUM CLEANER

KEY	PART NUMBER	U/M DESCRIPTION	VENDOR NO.
	108186-03-000	EA VACUUM CLEANER - BUILT IN	
	092304-02-700	EA BRUSH - POWER - VACUUM (RUGRAT)	6970
	092304-02-701	EA TOOL - DUSTING	1142
	092304-02-702	EA TOOL - RUG	4982
	092304-02-707	EA TOOL - UPHOLSTERY	7029
	092304-02-708	EA WAND - PLASTIC	4978
	092304-02-709	EA HOSE ASM. - 30' COMPLETE	4988-30-G
	092304-02-710	EA SECONDARY FILTER	4929
	108186-03-700	EA PAPER BAG - 3-PKG	7767
	108186-03-701	EA MOTOR F/RV2000	7756
	108186-03-702	EA REDUCER	5531
	108187-01-000	EA VACUUM SYSTEM - 2" PVC LINE	
	108187-02-000	EA ELBOW - 90 DEG - 2" SPGXS	
	108186-02-000	EA TOOL SET - VACUUM - W/O POWER BRUSH W/30' HOSE	
	092304-02-701	EA TOOL - DUSTING	1142
	092304-02-702	EA TOOL - RUG	4982
	092304-02-707	EA TOOL - UPHOLSTERY	7029
	092304-02-708	EA WAND - PLASTIC	4978
	092304-02-709	EA HOSE ASM. - 30' COMPLETE	4988-30-G

### LAWN CHAIR

KEY	PART NUMBER	U/M DESCRIPTION
	114218-03-000	EA CHAIR - LAWN - SAPPHIRE
	108446-X5-000	YD FABRIC - SUMBRELLA SAPPHIRE - LAWN CHAIR
	114218-02-000	EA CHAIR - LAWN - BURGUNDY
	108446-X4-000	YD FABRIC - SUMBRELLA BURGUNDY - LAWN CHAIR
	114375-01-01A	EA FRAME - CHAIR - FOLDING - W/HARDWARE

## AUDIO VIDEO GROUP

### EXTERIOR ENTERTAINMENT CENTER

KEY	PART NUMBER	U/M DESCRIPTION	VENDOR NO.
	127516-03-000	EA RADIO - AM/FM STEREO - CD PLAYER - PANASONIC	
	127264-01-000	EA RADIO - AM/FM STEREO - CASSETTE - PANASONIC	
	127264-01-700	EA TRIM RING	YFC054C044ZB
	127264-01-701	EA KNOB - VOLUME	YFE074C045ZA
	127264-01-702	EA KNOB - FADER	YEFE074C026
	127264-01-703	EA FACTORY HARNESS	YAJ024C048ZB
	126123-01-J60	EA PLATE - RADIO MOUNTING	
	110470-01-01A	EA GRILLE - 4" X 6" OVAL - BLACK	
	110469-01-000	EA SPEAKER - 4" X 6" OVAL - COAXIAL	
	086756-01-000	EA SPLITTER - TV - 2 WAY	

### DELUXE SOUND SYSTEM

KEY	PART NUMBER	U/M DESCRIPTION
	124864-04-000	EA WIRE - SPEAKER - DELUXE EXTENSION
	124883-02-000	EA SPEAKER - CUBE - W/BACKET
	124884-01-000	EA SPEAKER - 6" X 9" - SUB-WOOFER
	124885-01-000	EA GRILLE - SPEAKER - 6" X 9" - SUB-WOOFER
	124881-01-000	EA AMPLIFIER - AUDIO
	124882-02-000	EA WIRE ASSEMBLY - AMPLIFIER

### REAR STEREO SYSTEM

KEY	PART NUMBER	U/M DESCRIPTION
	089340-02-000	EA GRILLE - SPEAKER - 6.5" SQUARE
	094097-01-000	EA SPEAKER - RADIO/TV - W/O GRILLE - 5.25" DIAMETER
	124336-01-000	EA WIRE - REAR STEREO - 12 PIN
	126958-01-000	EA RADIO - WALL MOUNT - AM/FM CASSETTE - AUDIOVOX

### CAB RADIO

KEY	PART NUMBER	U/M DESCRIPTION
	128074-01-000	EA FILTER - NOISE - 12VOLT D.C. FROM: 00-00-00 THRU: 11-09-98
	128074-02-000	EA FILTER - NOISE - 12 VOLT D.C. W/PLUGS FROM: 11-10-98 THRU: 99-99-99
	123324-01-000	EA FILTER - GROUND LOOP
	089340-02-000	EA GRILLE - SPEAKER - 6.5" SQUARE
	094097-01-000	EA SPEAKER - RADIO/TV - W/O GRILLE - 5.25" DIAMETER
	077069-02-000	EA CABLE - ANTENNA/EXTENSION - RADIO - 96"
	097460-11-000	EA RADIO - AM/FM CASSETTE/CD CONTROLLER/REMOTE
	127515-04-000	EA CHANGER - COMPACT DISK

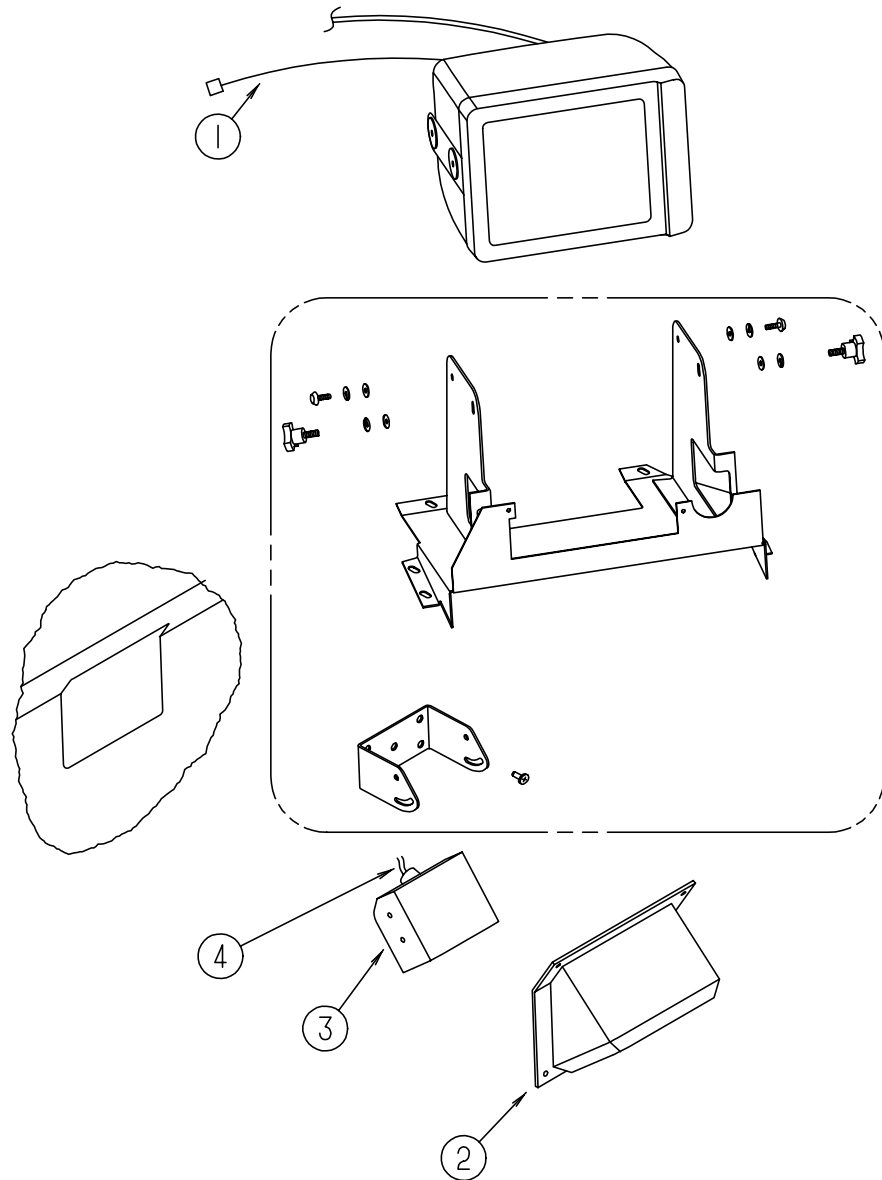
### RADIO & CB ANTENNA

KEY	PART NUMBER	U/M DESCRIPTION
	123256-01-000	EA ANTENNA - CB - W/O CABLE
	123256-02-000	EA CABLE - CB COAX
	090944-01-000	EA ANTENNA - RADIO - 16" RUBBER
	108847-01-000	EA BRACKET - ANTENNA GROUND
	109889-03-000	EA EXTENDER - SHAFT - ANTENNA - 4
	077069-02-000	EA CABLE - ANTENNA/EXTENSION - RADIO - 96"
	115916-01-01B	EA BRACKET - ANTENNA MOUNT

### TELEPHONE SYSTEM

KEY	PART NUMBER	U/M DESCRIPTION
	093253-01-02A	EA PLATE - WALL - TELEPHONE - BROWN
	093254-01-000	EA HOUSING - TELEPHONE
	130686-01-01A	EA PLATE - WALL - TELEPHONE/COAX

**AUDIO VIDEO GROUP (CONTINUED)**



**REAR MONITOR SYSTEM**

KEY	PART NUMBER	U/M DESCRIPTION	VENDOR NO.
	093040-10-000	EA MONITOR - 7" REAR VIEW - W/BRACKET - SONY	
	093040-09-000	EA CAMERA - REAR VIEW - W/BRACKET - SONY	
	093040-10-700	EA LENS - MONITOR - REAR VIEW F/7"	3-708-537-01
1	093040-06-000	EA WIRE - REAR MONITOR - AFTER MARKET INSTALLATION	
	093040-03-000	EA WIRE - MONITOR - REAR VIEW TELEVISION - SONY SM-HRN1	
2	123281-01-01A	EA SHROUD - CAMERA/OUTER - BRIGHT WHITE	
	P23280-01-01A	EA SHROUD - CAMERA - INNER	
3	093040-09-000	EA CAMERA - REAR VIEW - W/BRACKET - SONY	
4	093041-01-000	EA CABLE - MONITOR/CAMERA - INTERNAL USE - 65.6'	
	093041-02-000	EA CABLE - MONITOR/CAMERA - EXTERNAL USE - 59.1'	

**AUDIO VIDEO GROUP (CONTINUED)**

**TV & VCR SYSTEMS**

KEY	PART NUMBER	U/M DESCRIPTION	VENDOR NO.
	130121-01-000	EA TV - 25" STEREO W/5 JACKS	
	124075-03-000	EA TV - 19" COLOR W/1/8" JACK - UL/CSA - RCA	
	124073-06-000	EA VCR - VHS/HI-FI STEREO	
	124073-03-700	EA REMOTE	237698
	086757-03-000	EA CONTROL CENTER - SWITCH - VCR/TV	
	086756-01-000	EA SPLITTER - TV - 2 WAY	
	093214-01-02A	EA GRILLE - SPEAKER - 4" BROWN	
	098819-01-000	EA SPEAKER - 4" - 2 WATT - 8 OHM	
	114870-02-000	EA PLUG - .14" AUDIO W/LEADS	
	113906-02-K80	EA HOLDER - REMOTE (MAPLE)	
	113906-02-K81	EA HOLDER - REMOTE (CHERRY)	
	082136-01-000	EA NUT - HEX JAM - 3/8-32	
	086777-06-000	EA WALLPLATE - TV CABLE - ANTENNA BOOSTER/1 OUTPUT - BROWN	
	093901-06-000	EA PLATE - TV COAX - EXTERIOR - 1.8" X 4.1"	
	082134-01-000	EA ADAPTER - TV - CABLE TO CABLE	
	082136-01-000	EA NUT - HEX JAM - 3/8-32	
	114870-01-000	EA PLUG - .14" AUDIO W/LEADS	
	076319-09-000	EA WALLPLATE - CABLE RECEPTACLE - TV - SINGLE - BROWN	
	076319-03-000	FT CABLE - COAXIAL - 75 OHM	
	076319-12-000	EA CONNECTOR - COAXIAL - ONE PIECE	
	117420-01-000	EA CABLE - RCA - MALE - MALE - 1 FOOT	
	117420-03-000	EA CABLE - RCA - MALE - MALE - 20 FOOT	
	117420-02-000	EA CABLE - RCA - MALE - MALE - 4 FOOT	

FROM: 00-00-00 THRU: 08-21-98

**SATELLITE DISH**

KEY	PART NUMBER	U/M DESCRIPTION
*	120233-04-000	EA ANTENNA - SATELLITE - W/DIGITAL SENSOR/READ OUT DISPLAY
	120233-03-000	EA CERTIFICATE - SATELLITE RECEIVER DISH
*	128138-01-000	EA ANTENNA/SATELLITE - AUTOMATIC
	128138-02-000	EA WIRE - F/SATELLITE - AUTOMATIC

\*COMPONENT PARTS FOUND IN SERVICE PARTS LIBRARY

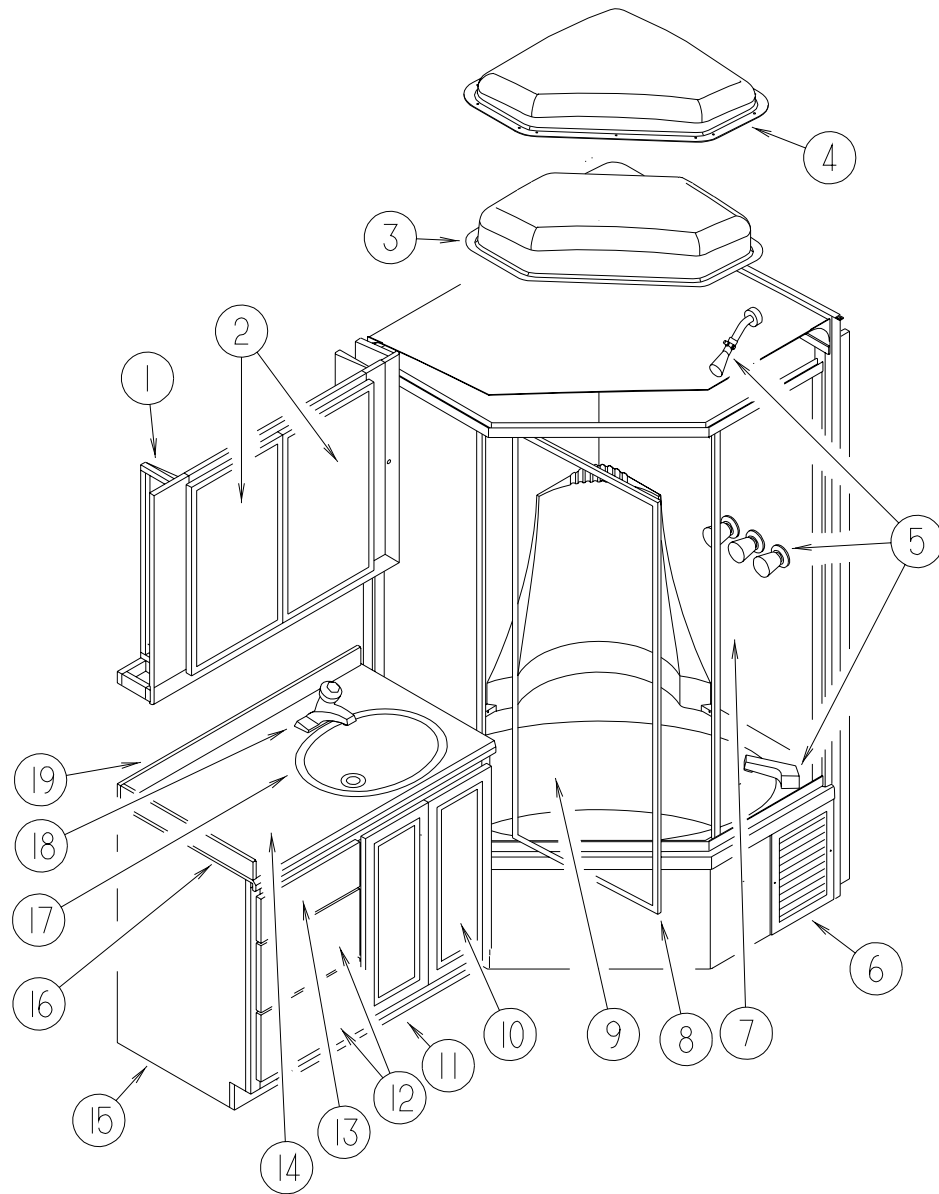
**TV ANTENNA**

KEY	PART NUMBER	U/M DESCRIPTION
*	076319-23-000	EA ANTENNA-TV - ROOF MOUNT - 44.5" MAST
*	076319-25-000	EA KIT - HARDWARE INTERIOR

\*COMPONENT PARTS FOUND IN SERVICE PARTS LIBRARY

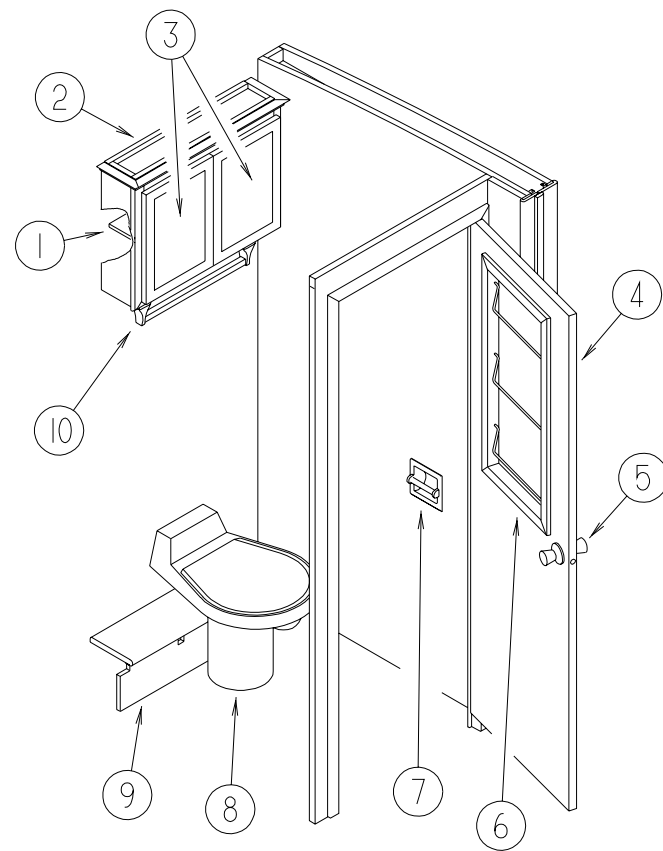
# BATH GROUP

## BATH CABINETS & FIXTURES - PASSENGER SIDE



KEY	PART NUMBER	U/M DESCRIPTION	VENDOR NO.
1	129194-01-K80	EA CABINET - OVERHEAD/MEDICINE - W/O DOOR/HARDWARE (MAPLE)	
1	129194-01-K81	EA CABINET - OVERHEAD/MEDICINE - W/O DOOR/HARDWARE (CHERRY)	
	129194-15-K80	EA SHELF - MEDICINE CABINET - W/EDGE TRIM (MAPLE)	
	129194-15-K81	EA SHELF - MEDICINE CABINET - W/EDGE TRIM (CHERRY)	
2	115237-07-K80	EA DOOR - MIRRORED/MEDICINE CABINET - W/O HARDWARE (MAPLE)	
2	115237-07-K81	EA DOOR - MIRRORED/MEDICINE CABINET - W/O HARDWARE (CHERRY)	
	093606-30-000	EA MIRROR - BEVELED PANEL - 16.5" X 25.9"	
3	122214-01-02A	EA PANEL - SKYLITE - INNER	
4	122215-01-02A	EA PANEL - SKYLITE - OUTER	
5	119677-01-01A	EA SHOWER - 3 PIECES - HEAD/FAUCET/SPOUT	
5	119677-01-700	EA HANDLE - SHOWER/BATH CLEAR	38-9
5	119677-01-701	EA SHOWERHEAD ONLY 1/2"	34PB
5	119677-01-702	EA SPOUT - BATH	39-7PB-0
5	119677-01-703	EA DIVERTER KIT	639-5-0
5	119677-01-704	EA STEM & BONNET	61-5-0
5	119677-01-705	EA PLATE - STRAINER (SHOWER HEAD)	34-3PL
5	119677-01-706	EA ARM - SHOWER HEAD	61-10-PB
5	119677-01-707	EA BUTTON	38-16A
5	119677-01-708	EA BUTTON - COLD	38-16C
5	119677-01-709	EA BUTTON - HOT	38-16H
5	119677-01-710	EA FLANGE - SHOWERHEAD	60-10-8PB
5	119677-01-711	EA FLANGE - AROUND TURN HANDLE	38-8PB
6	127563-02-01A	EA COVER - ACCESS - SHOWER	
7	126604-01-02A	EA ENCLOSURE - SURROUND - SOFT WHITE	
8	123242-01-02A	EA DOOR - TUB/SHOWER	
9	126605-01-02A	EA TUB - SHOWER - SOFT WHITE	
10	M05992-M2-K80	EA DOOR - STRAIGHT CORNER/OGEE EDGE - 10" X 25.2" - W/O HDW (MAPLE)	
10	M05992-M2-K81	EA DOOR - STRAIGHT CORNER/OGEE EDGE - 10" X 25.2" - W/O HDW (CHERRY)	
11	M05992-M3-K80	EA DOOR - STRAIGHT CORNER/OGEE EDGE - 10" X 25.2" - W/O HDW (MAPLE)	
11	M05992-M3-K81	EA DOOR - STRAIGHT CORNER/OGEE EDGE - 10" X 25.2" - W/O HDW (CHERRY)	
12	P28813-15-K80	EA DRAWER - OGEE EDGE - 13.5"W X 19.7"D - W/O SLIDES/HARDWARE (MAPLE)	
12	P28813-15-K81	EA DRAWER - OGEE EDGE - 13.5"W X 19.7"D - W/O SLIDES/HARDWARE (CHERRY)	
13	P28813-16-K80	EA DRAWER - OGEE EDGE - 13.5"W X 19.7"D - W/O SLIDES/HARDWARE (MAPLE)	
13	P28813-16-K81	EA DRAWER - OGEE EDGE - 13.5"W X 19.7"D - W/O SLIDES/HARDWARE (CHERRY)	
14	128869-17-K80	EA COUNTERTOP - LAVATORY	
15	128869-01-K80	EA CABINET - LAVATORY - W/COUNTERTOP - W/O DOORS/DRAWERS/HDW (MAPLE)	
15	128869-01-K81	EA CABINET - LAVATORY - W/COUNTERTOP - W/O DOORS/DRAWERS/HDW (CHERRY)	
16	088090-67-K80	EA BACKSPLASH - COUNTERTOP	
17	113539-02-02A	EA SINK - LAVATORY - GLACIER WHITE	
18	128997-01-01A	EA FAUCET - LAVATORY - SINGLE CONTROL - POLISHED BRASS	
19	088090-66-K80	EA BACKSPLASH - COUNTERTOP	
	130859-01-01A	EA TOWEL RING - BRASS	

## BATH GROUP (CONTINUED)

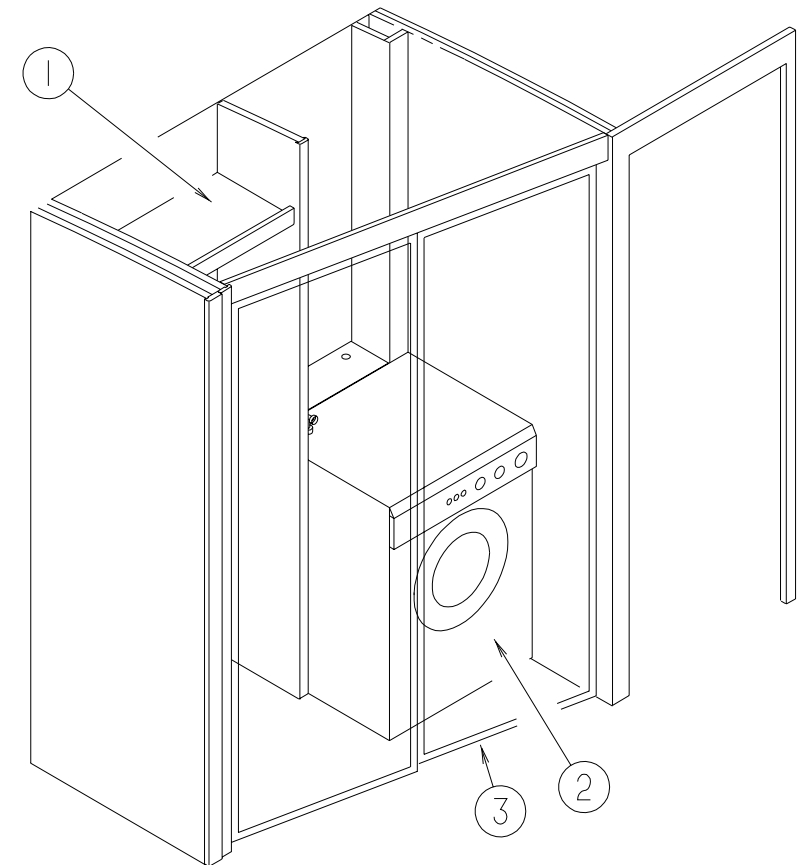


### BATH CABINETS & FIXTURES

KEY	PART NUMBER	U/M DESCRIPTION
1	128948-12-K80	EA SHELF - CABINET/OVERHEAD BATH (MAPLE)
1	128948-12-K81	EA SHELF - CABINET/OVERHEAD BATH (CHERRY)
2	128948-01-K80	EA CABINET - OVERHEAD/BATH - W/O DOORS/HARDWARE (MAPLE)
2	128948-01-K81	EA CABINET - OVERHEAD/BATH - W/O DOORS/HARDWARE (CHERRY)
3	M05990-26-J70	EA DOOR - ARCHED/OGEE EDGE - 11.4" X 16.1" - W/O HARDWARE (MAPLE)
3	M05990-26-GV1	EA DOOR - ARCHED/OGEE EDGE - 11.4" X 16.1" - W/O HARDWARE (CHERRY)
4	128967-10-K80	EA DOOR - BATH - W/O HARDWARE (MAPLE)
4	128967-10-K81	EA DOOR - BATH - W/O HARDWARE (CHERRY)
5	111155-01-01A	EA LOCK - PRIVACY - POLISHED BRASS
6	128967-51-K80	EA RACK - TOWEL/BATH DOOR (MAPLE)
6	128967-51-K81	EA RACK - TOWEL/BATH DOOR (CHERRY)
	100357-01-000	EA ROD - F/TOWEL BAR - BRASS
	128967-52-K80	EA MOLDING - VINYL WRAPPED (LEFT SIDE) (MAPLE)
	128967-52-K81	EA MOLDING - VINYL WRAPPED (LEFT SIDE) (CHERRY)
	128967-53-K80	EA MOLDING - VINYL WRAPPED (RIGHT SIDE) (MAPLE)
	128967-53-K81	EA MOLDING - VINYL WRAPPED (RIGHT SIDE) (CHERRY)
7	085278-01-000	EA HOLDER - TOILET PAPER - RECESSED - BRASS
8*	085330-08-000	EA TOILET - CHINA - STANDARD - GLACIER WHITE
9	130187-01-01A	EA CABINET - COVER - SOFT WHITE
10	130860-01-01A	EA TOWEL BAR - 18" - BRASS

\*COMPONENT PARTS FOUND IN SERVICE PARTS LIBRARY

## BATH GROUP (CONTINUED)



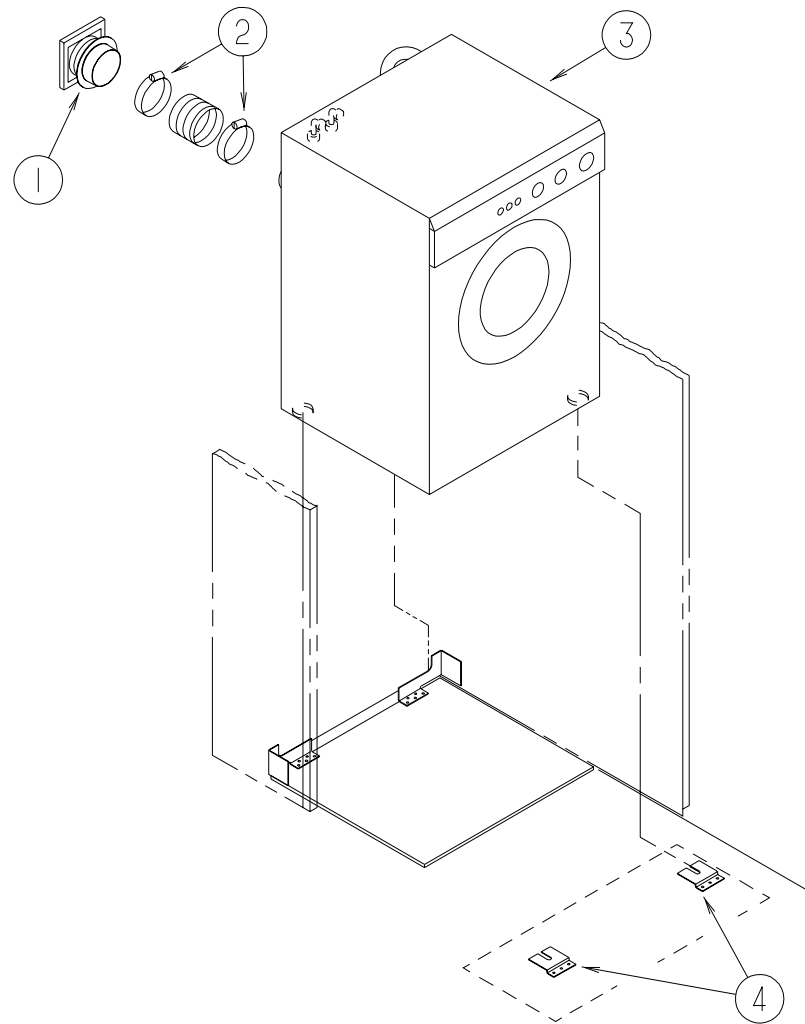
### WARDROBE CABINET

KEY	PART NUMBER	U/M DESCRIPTION
1	129383-15-KQ0	EA SHELF - W/PLASTIC EDGE MOLDING (MAPLE)
1	129383-15-KQ1	EA SHELF - W/PLASTIC EDGE MOLDING (CHERRY)
2	107753-03-01A	EA WASHER - DRYER - WHITE - VENTED - CSA
3	114149-16-K80	EA DOOR - MIRRORED/WARDROBE

### SLIDING DOORS

KEY	PART NUMBER	U/M DESCRIPTION
	104013-10-K80	EA DOOR - SLIDING - W/O HARDWARE (BATH/GALLEY) (MAPLE)
	104013-10-K81	EA DOOR - SLIDING - W/O HARDWARE (BATH/GALLEY) (CHERRY)
	104013-11-J60	EA DOOR - SLIDING - W/O HARDWARE (BATH/BEDROOM) (MAPLE)
	104013-11-J30	EA DOOR - SLIDING - W/O HARDWARE (BATH/BEDROOM) (CHERRY)
	103868-09-01A	EA TRACK - SLIDING DOOR - 64.3" - OFF WHITE
	103874-01-000	EA HANGER - SLIDING DOOR
	098410-01-01A	EA PULL - FINGER - BRASS

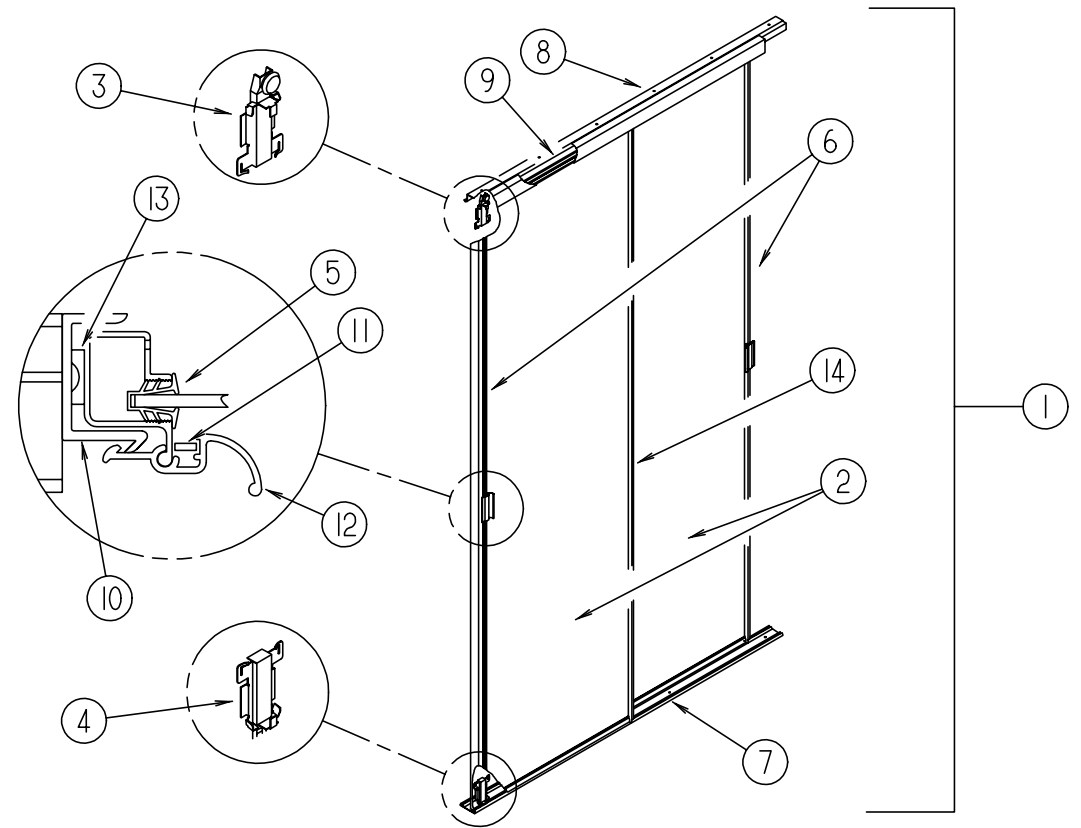
**BATH GROUP (CONTINUED)**



**WASHER/DRYER INSTALLATION**

KEY	PART NUMBER	U/M DESCRIPTION
1	111947-02-01A	EA VENT - DRYER - 3"
2	062401-09-000	EA CLAMP - HOSE - WORMGEAR - 2.8" - 3.75"
3	107753-03-01A	EA WASHER - DRYER - WHITE - VENTED - CSA
4	111913-01-01A	EA BRACKET - WASHER - TIE DOWN

**BATH GROUP (CONTINUED)**

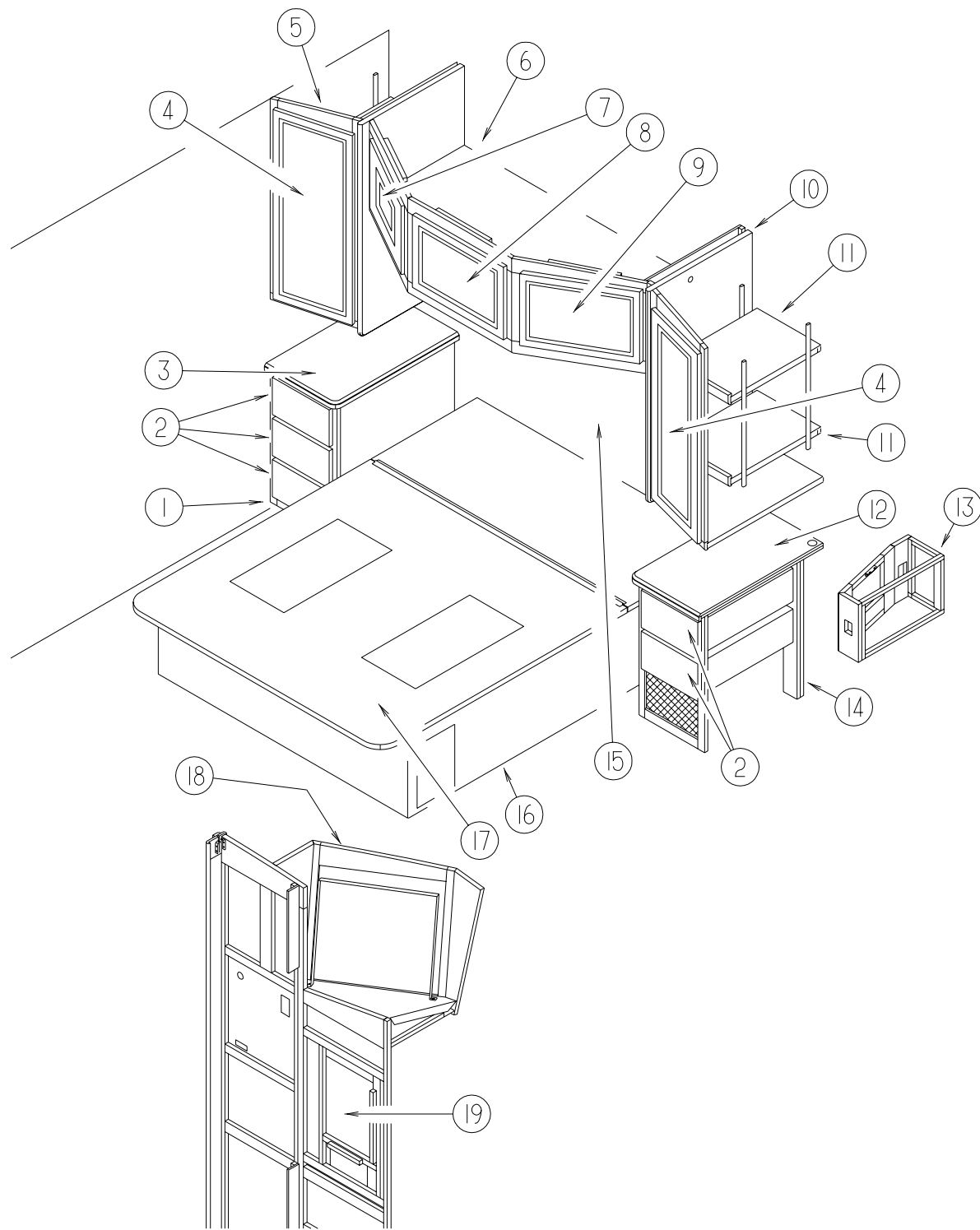


**WARDROBE DOOR**

KEY	PART NUMBER	U/M DESCRIPTION
1	114149-16-K80	EA DOOR - WARDROBE/MIRRORED
2	058331-C3-000	EA MIRROR - WARDROBE DOOR - 25.6" X 74.6"
3	107390-01-000	EA CORNER HANGER (SINGLE ROLLER W/BRACKET) (SOLD AS 1 EACH)
4	107391-01-000	EA GUIDE - BOTTOM - BY-PASS (PAIR)
5	111575-01-01A	FT CHANNEL - GLAZING - SWING DOOR
6	114104-06-01A	EA STILE - DOOR - SLIDING
7	114105-08-01A	EA TRACK - DOOR - SLIDING/LOWER
8	114106-08-01A	EA TRACK - DOOR - SLIDING/UPPER
9	114107-07-01A	EA RAIL - SLIDING DOOR
10	115538-03-01A	EA JAMB - DOOR - WARDROBE/MIRRORED
11	115541-01-000	EA SPRING - DOOR - SLIDING
12	128587-01-01A	EA LATCH - DOOR - WARDROBE/MIRRORED
13	114104-06-01A	EA STILE - DOOR - SLIDING
14	114104-02-01A	EA STILE - DOOR - SLIDING

# BEDROOM GROUP

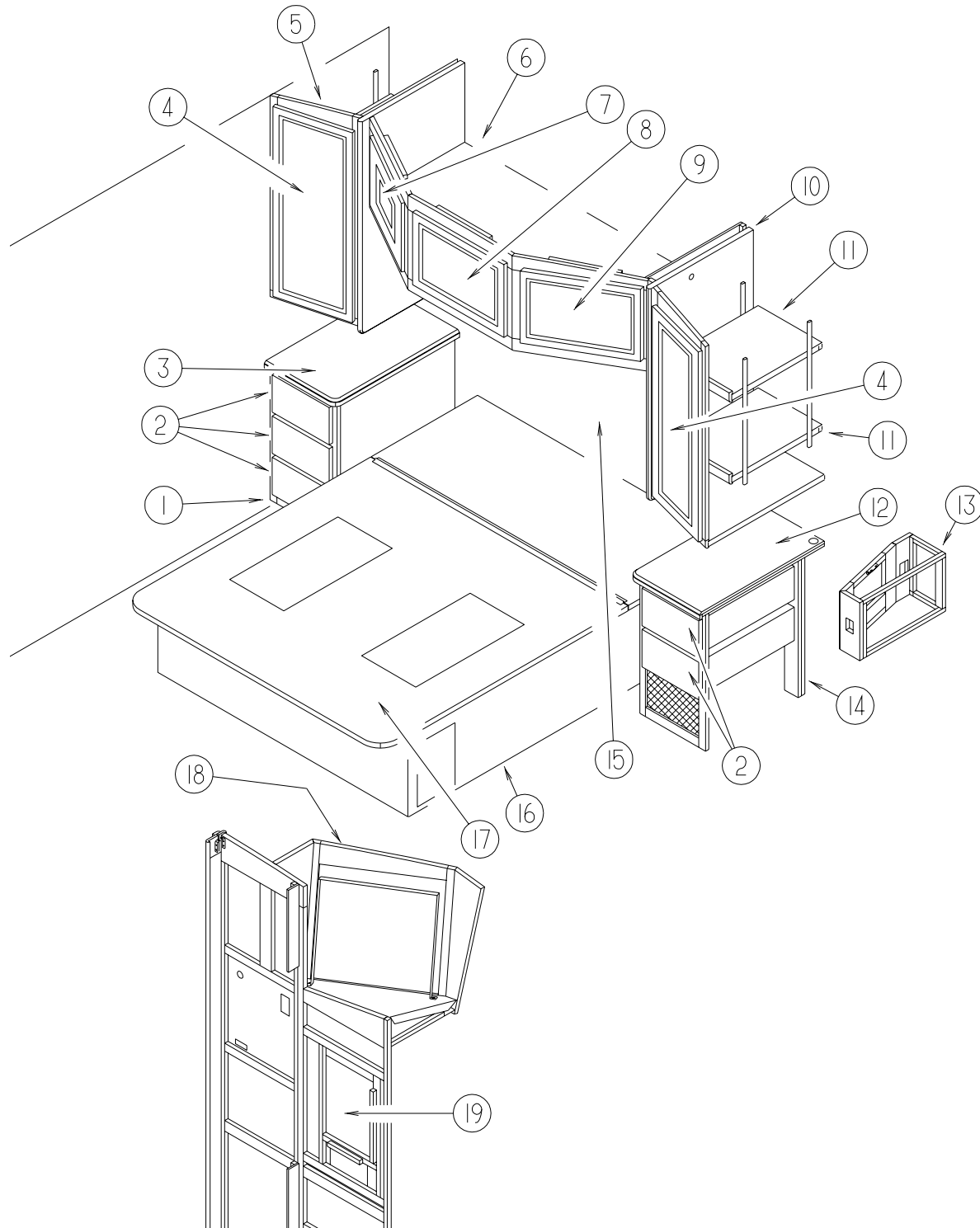
## QUEEN BEDROOM CABINETS



KEY	PART NUMBER	U/M DESCRIPTION
1	129251-02-K90	EA CABINET - NIGHTSTAND/RH - W/COUNTERTOP - W/O DRS/DWRS/HDW (K90,K92)
1	129251-02-K91	EA CABINET - NIGHTSTAND/RH - W/COUNTERTOP - W/O DRS/DWRS/HDW (K91,K93)
1	129251-02-K94	EA CABINET - NIGHTSTAND/RH - W/COUNTERTOP - W/O DRS/DWRS/HDW (K94)
1	129251-02-K95	EA CABINET - NIGHTSTAND/RH - W/COUNTERTOP - W/O DRS/DWRS/HDW (K95)
2	P28813-21-K90	EA DRAWER - OGEE EDGE - 10.7"W X 19.6"D - W/O SLIDES/HARDWARE (MAPLE)
2	P28813-21-K91	EA DRAWER - OGEE EDGE - 10.7"W X 19.6"D - W/O SLIDES/HARDWARE (CHERRY)
3	129251-14-K62	EA COUNTERTOP - NIGHTSTAND (K90,K92)
3	129251-14-K91	EA COUNTERTOP - NIGHTSTAND (K91,K93)
3	129251-14-K94	EA COUNTERTOP - NIGHTSTAND (K94)
3	129251-14-K95	EA COUNTERTOP - NIGHTSTAND (K95)
4	M06803-P7-K90	EA DOOR - MITERED CORNER/OGEE EDGE - 14.3" X 36.4" - W/O HDW (MAPLE)
4	M06803-P7-K91	EA DOOR - MITERED CORNER/OGEE EDGE - 14.3" X 36.4" - W/O HDW (CHERRY)
5	P29641-01-K90	EA CABINET - SHIRT CLOSET/RIGHT HAND - W/O DOORS/HARDWARE (MAPLE)
5	P29641-01-K91	EA CABINET - SHIRT CLOSET/RIGHT HAND - W/O DOORS/HARDWARE (CHERRY)
	129641-11-K90	EA SHELF - W/PLASTIC EDGE TRIM (MAPLE)
	129641-11-K91	EA SHELF - W/PLASTIC EDGE TRIM (CHERRY)
6	122979-01-J70	EA CABINET - OVERHEAD - REAR QUEEN BED - W/O DOORS/HARDWARE (MAPLE)
6	122979-01-H57	EA CABINET - OVERHEAD - REAR QUEEN BED - W/O DOORS/HARDWARE (CHERRY)
7	120035-10-J74	EA DOOR - FABRIC WRAPPED - 14.3" X 22" - W/O HARDWARE (K90)
7	120035-10-J75	EA DOOR - FABRIC WRAPPED - 14.3" X 22" - W/O HARDWARE (K91)
7	120035-10-J76	EA DOOR - FABRIC WRAPPED - 14.3" X 22" - W/O HARDWARE (K92)
7	120035-10-J77	EA DOOR - FABRIC WRAPPED - 14.3" X 22" - W/O HARDWARE (K93)
7	120035-10-K94	EA DOOR - FABRIC WRAPPED - 14.3" X 22" - W/O HARDWARE (K94)
7	120035-10-K95	EA DOOR - FABRIC WRAPPED - 14.3" X 22" - W/O HARDWARE (K95)
8	120035-08-J74	EA DOOR - FABRIC WRAPPED - 14.3" X 22.8" - W/O HARDWARE (K90)
8	120035-08-J75	EA DOOR - FABRIC WRAPPED - 14.3" X 22.8" - W/O HARDWARE (K91)
8	120035-08-J76	EA DOOR - FABRIC WRAPPED - 14.3" X 22.8" - W/O HARDWARE (K92)
8	120035-08-J77	EA DOOR - FABRIC WRAPPED - 14.3" X 22.8" - W/O HARDWARE (K93)
8	120035-08-K94	EA DOOR - FABRIC WRAPPED - 14.3" X 22.8" - W/O HARDWARE (K94)
8	120035-08-K95	EA DOOR - FABRIC WRAPPED - 14.3" X 22.8" - W/O HARDWARE (K95)
9	120035-09-J74	EA DOOR - FABRIC WRAPPED - 14.3" X 22" - W/O HARDWARE (K90)
9	120035-09-J75	EA DOOR - FABRIC WRAPPED - 14.3" X 22" - W/O HARDWARE (K91)
9	120035-09-J76	EA DOOR - FABRIC WRAPPED - 14.3" X 22" - W/O HARDWARE (K92)
9	120035-09-J77	EA DOOR - FABRIC WRAPPED - 14.3" X 22" - W/O HARDWARE (K93)
9	120035-09-K94	EA DOOR - FABRIC WRAPPED - 14.3" X 22" - W/O HARDWARE (K94)
9	120035-09-K95	EA DOOR - FABRIC WRAPPED - 14.3" X 22" - W/O HARDWARE (K95)
10	122981-01-K90	EA CABINET - SHIRT CLOSET/LEFT HAND - W/O DOORS/HARDWARE (MAPLE)
10	122981-01-K91	EA CABINET - SHIRT CLOSET/LEFT HAND - W/O DOORS/HARDWARE (CHERRY)
11	122981-11-J70	EA SHELF - W/PLASTIC EDGE TRIM (MAPLE)
11	122981-11-H57	EA SHELF - W/PLASTIC EDGE TRIM (CHERRY)
12	129251-18-K90	EA COUNTERTOP - NIGHTSTAND - W/STEREO (K90,K92)
12	129251-18-K91	EA COUNTERTOP - NIGHTSTAND - W/STEREO (K91,K93)
12	129251-18-K94	EA COUNTERTOP - NIGHTSTAND - W/STEREO (K94)
12	129251-18-K95	EA COUNTERTOP - NIGHTSTAND - W/STEREO (K95)
12	129251-16-K62	EA COUNTERTOP - NIGHTSTAND - W/O STEREO (K90,K92)
12	129251-16-K91	EA COUNTERTOP - NIGHTSTAND - W/O STEREO (K91,K93)
12	129251-16-K94	EA COUNTERTOP - NIGHTSTAND - W/O STEREO (K94)
12	129251-16-K95	EA COUNTERTOP - NIGHTSTAND - W/O STEREO (K95)
13	129530-01-KQ0	EA CABINET - F/RADIO - W/O DOORS/HARDWARE - W/CASSETTE (MAPLE)
13	129530-01-KQ1	EA CABINET - F/RADIO - W/O DOORS/HARDWARE - W/CASSETTE (CHERRY)
13	129530-02-KQ0	EA CABINET - F/RADIO - W/O DOORS/HARDWARE - W/CD (MAPLE)
13	129530-02-KQ1	EA CABINET - F/RADIO - W/O DOORS/HARDWARE - W/CD (CHERRY)
14	129251-06-K90	EA CABINET - NIGHTSTAND/LH - W/COUNTERTOP - W/O DRS/DWRS/HDW (W/STEREO) (MAPLE)
14	129251-06-K91	EA CABINET - NIGHTSTAND/LH - W/COUNTERTOP - W/O DRS/DWRS/HDW (W/STEREO) (CHERRY)
14	129251-56-K90	EA CABINET - NIGHTSTAND/LH - W/COUNTERTOP - W/O DRS/DWRS/HDW (W/STEREO) (W/25,000 BTU FURNACE) (MAPLE)
14	129251-56-K91	EA CABINET - NIGHTSTAND/LH - W/COUNTERTOP - W/O DRS/DWRS/HDW (W/STEREO) (W/25,000 BTU FURNACE) (CHERRY)

## BEDROOM GROUP (CONTINUED)

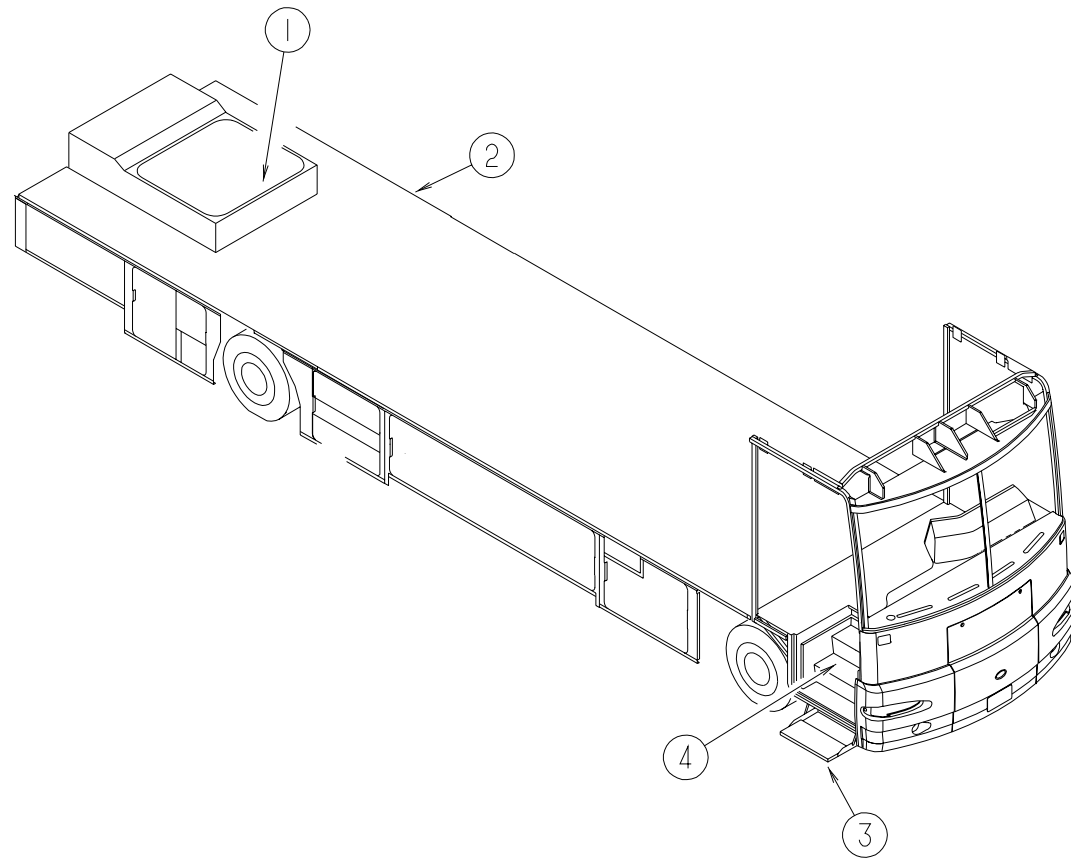
### QUEEN BEDROOM CABINETS (CONTINUED)



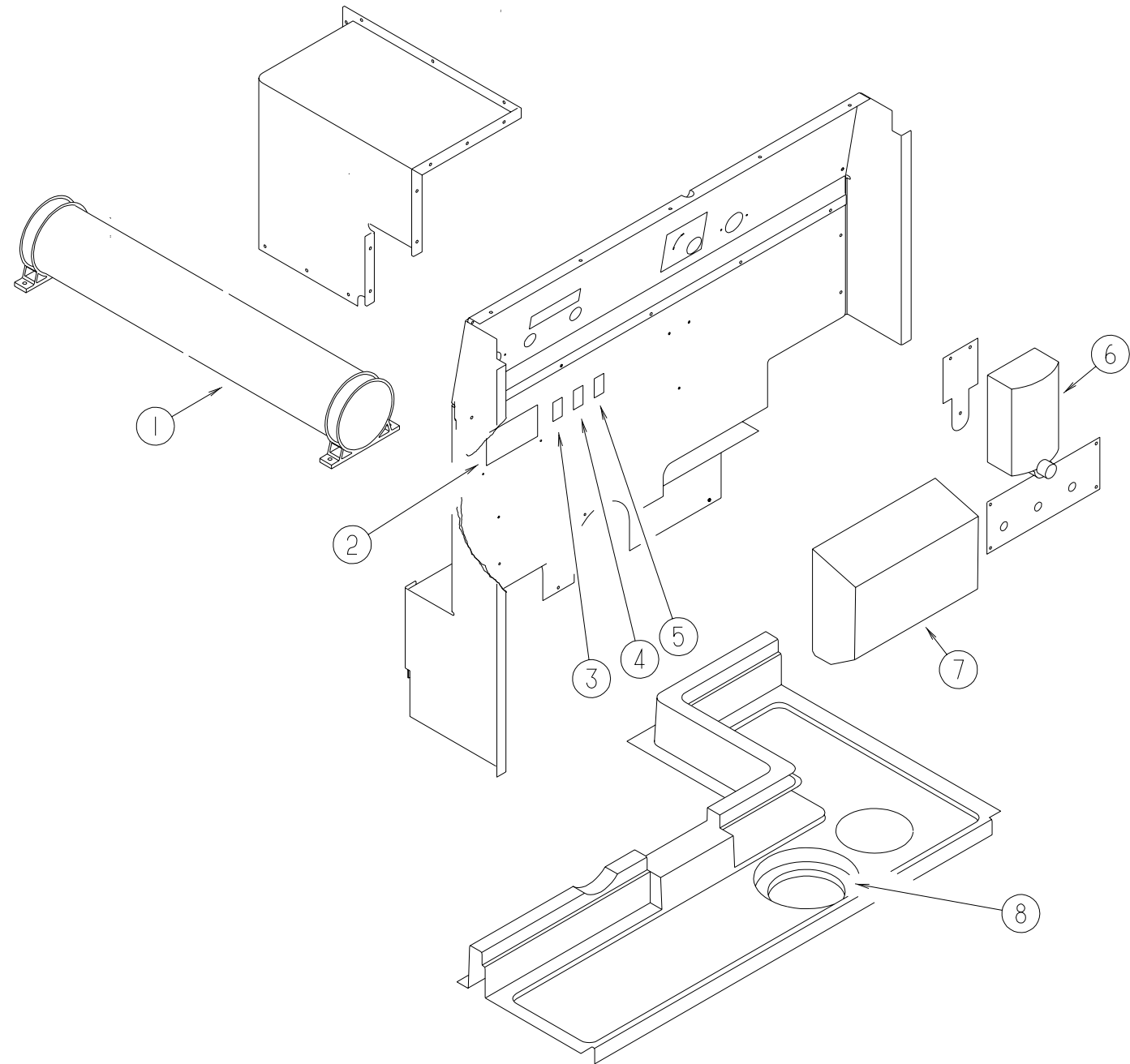
KEY	PART NUMBER	U/M DESCRIPTION
14	129251-04-K90	EA CABINET - NIGHTSTAND/LH - W/COUNTERTOP - W/O DRS/DWRS/HDW (W/O STEREO) (MAPLE)
14	129251-04-K91	EA CABINET - NIGHTSTAND/LH - W/COUNTERTOP - W/O DRS/DWRS/HDW (W/O STEREO) (CHERRY)
14	129251-54-K90	EA CABINET - NIGHTSTAND/LH - W/COUNTERTOP - W/O DRS/DWRS/HDW (W/O STEREO) (W/25,000 BTU FURNACE) (MAPLE)
14	129251-54-K91	EA CABINET - NIGHTSTAND/LH - W/COUNTERTOP - W/O DRS/DWRS/HDW (W/O STEREO) (W/25,000 BTU FURNACE) (CHERRY)
15	127571-01-K90	EA HEADBOARD - SLEIGH/QUEEN (K90,K91)
15	127571-02-K92	EA HEADBOARD - SLEIGH/QUEEN (K92,K93)
15	127571-02-K94	EA HEADBOARD - SLEIGH/QUEEN (K94,K95)
15	114785-01-FQ0	EA MIRROR - GLASS - DECORATIVE
16	P31472-01-KQ0	EA CABINET - BASE/QUEEN BED - W/O DOOR/DRAWER/HARDWARE (MAPLE)
16	P31472-01-KQ1	EA CABINET - BASE/QUEEN BED - W/O DOOR/DRAWER/HARDWARE (CHERRY)
	057460-04-000	EA SPRING - GAS - BALL STUD STYLE - 120 PI - "SPD6209"
	089025-01-000	EA SUPPORT - SPRING TO BED - ANGLE 1.5" X 11.8"
17	M08110-13-KQ0	EA TOP - QUEEN BED - W/O HARDWARE
18	131379-01-KQ0	EA TRIM - TV (MAPLE)
18	131379-01-KQ1	EA TRIM - TV (CHERRY)
	131453-01-02B	EA BRACKET - TIEDOWN/TV - E-COATED
	123655-01-000	FT SEAL - CLOSED CELL/FOAM
19	M05990-01-J70	EA DOOR - ARCHED/OGEE EDGE - 14.3" X 26.7" - W/O HARDWARE (MAPLE) FROM: 00-00-00 THRU: 09-23-98
19	M05990-01-GV1	EA DOOR - ARCHED/OGEE EDGE - 14.3" X 26.7" - W/O HARDWARE (CHERRY) FROM: 00-00-00 THRU: 09-23-98
19	M05992-89-K80	EA DOOR - STRAIGHT CORNER/OGEE EDGE - 14.3" X 26.7" - W/O HDW (MAPLE) FROM: 09-24-98 THRU: 99-99-99
19	M05992-89-K81	EA DOOR - STRAIGHT CORNER/OGEE EDGE - 14.3" X 26.7" - W/O HDW (CHERRY) FROM: 09-24-98 THRU: 99-99-99



## CHASSIS GROUP



## CHASSIS GROUP (CONTINUED)



### COMPARTMENTS & COMPONENTS

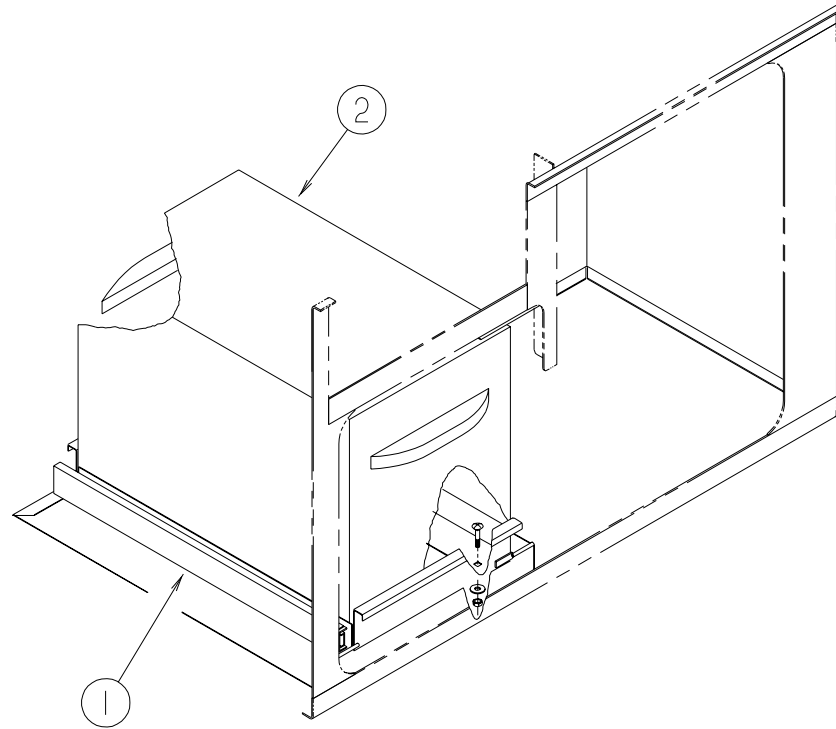
KEY	PART NUMBER	U/M DESCRIPTION
1	067165-01-000	EA BRACKET - MOUNTING - RACK & LADDER
2	129015-01-K80	EA PORT COMPLETE - F/ELECTRICAL/DRAIN
3*	094708-01-01A	EA STEP - ENTRY DOOR - ELECTRIC - SINGLE - W/O DOOR SWITCH
4	120231-01-01A	EA FLOORING - RUBBER - 66.4" X 19.8"
	123666-03-000	EA STEP COVER - SLIDING
	129867-01-02B	EA SEAL PLANE - ENTRY/CENTER/RIGHT HAND - E-COATED
	129868-01-02B	EA SEAL PLANE - BATTERY/RIGHT HAND - E-COATED
	129869-01-02B	EA SEAL PLANE - REAR/RIGHT HAND - E-COATED
	129870-01-02B	EA SEAL PLANE - DRAIN/LEFT HAND - E-COATED
	129871-01-02B	EA SEAL PLANE - REAR/LEFT HAND - E-COATED

\*COMPONENT PARTS FOUND IN SERVICE PARTS LIBRARY

### STORAGE COMPARTMENT

KEY	PART NUMBER	U/M DESCRIPTION
1	129850-01-01A	EA COMPARTMENT - SEWER HOSE
2	129561-01-01A	EA PANEL/MONITOR - READ OUT ONLY - HOLDING/WATER TANK
3	108357-01-000	EA SWITCH - ROCKER SPST - ON/OFF - 2 TERMINAL
3	108356-02-01A	EA COVER/ACTUATOR SWITCH - 2 ROWS DIMPLES - CONTURA II - BLACK
4	108357-09-000	EA SWITCH - ROCKER SPDT - ON/NONE/MOM - 3 TERMINAL
4	108356-02-01A	EA COVER/ACTUATOR SWITCH - 2 ROWS DIMPLES - CONTURA II - BLACK
5	108357-08-000	EA SWITCH - ROCKER DPDT - ON/NONE/ON - 6 TERMINAL
5	108356-02-01A	EA COVER/ACTUATOR SWITCH - 2 ROWS DIMPLES - CONTURA II - BLACK
6	114899-01-000	EA DISPENSER - SOAP - LIQUID
7	115004-01-000	EA DISPENSER - PAPER TOWEL
	115078-01-700	EA TOWEL - PAPER 'C' FOLD PCKG
8	092887-06-000	EA HATCH/PLATE - 6.1" FLANGE/4.5" R.O. - WHITE - MODIFIED
	131069-01-01A	EA HANDLE - PLASTIC - W/ATTACHING SCREWS

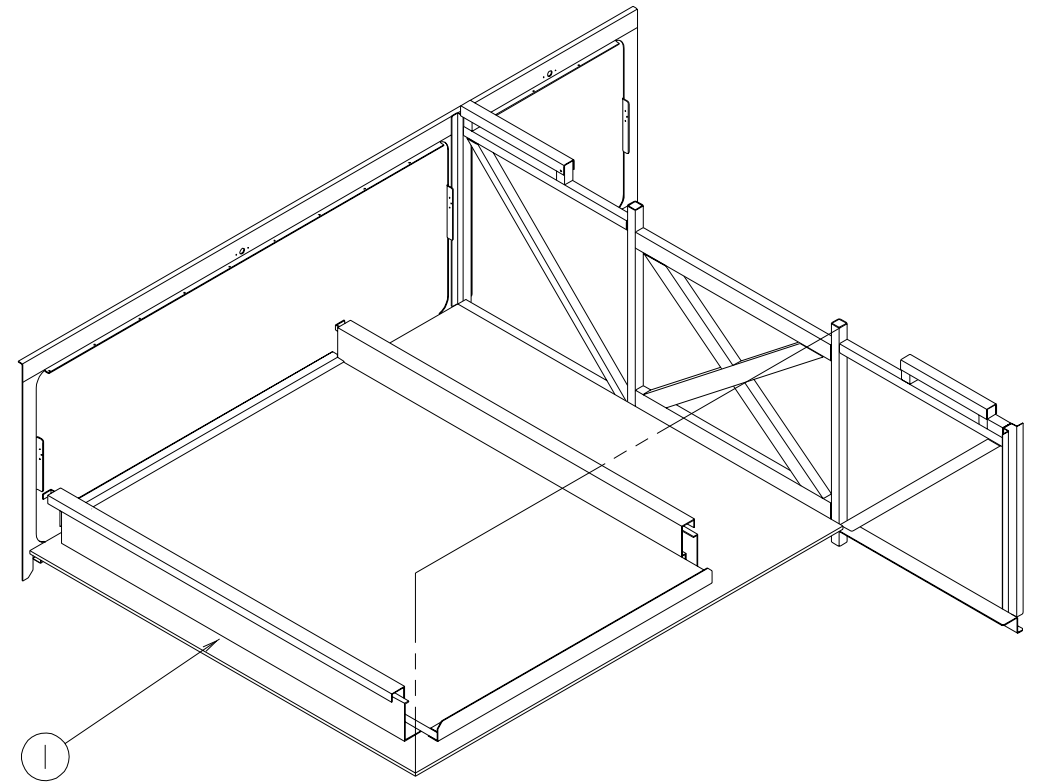
**CHASSIS GROUP (CONTINUED)**



**FREEZER SLIDE**

KEY	PART NUMBER	U/M DESCRIPTION
1	120320-01-000	EA TRAY - REFRIGERATOR/FREEZER
2	119296-01-01A	EA FREEZER - PORTABLE

**CHASSIS GROUP (CONTINUED)**



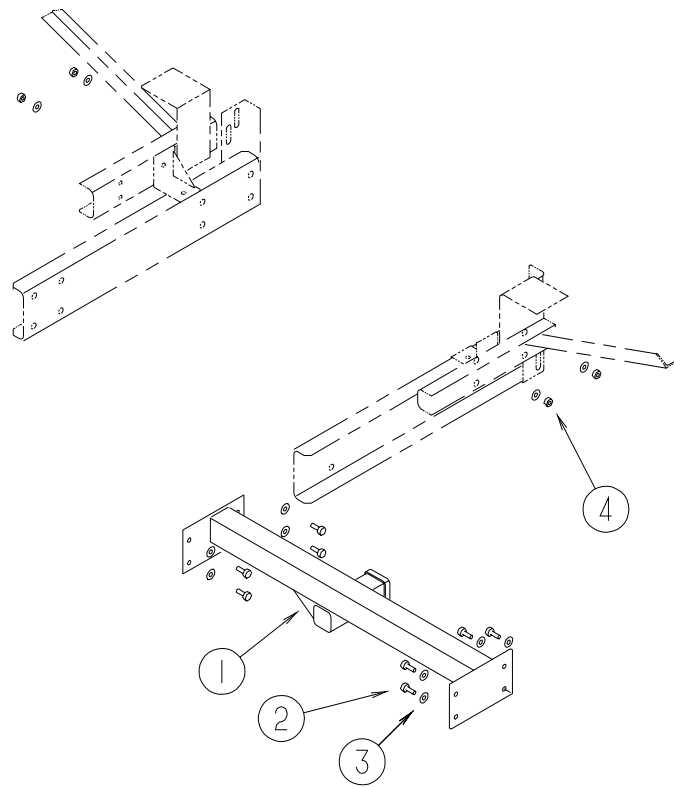
**LUGGAGE COMPARTMENT SLIDE TRAY**

KEY	PART NUMBER	U/M DESCRIPTION
1	120380-02-000	EA SLIDE - TRAY - LUGGAGE

**BATTERY TRAY SLIDE**

KEY	PART NUMBER	U/M DESCRIPTION
	113832-02-01A	EA SLIDE - BATTERY TRAY - HEAVY DUTY - 13" OF EXTENSION
	113832-03-01A	EA SLIDE - BATTERY TRAY - 23" OF EXTENSION

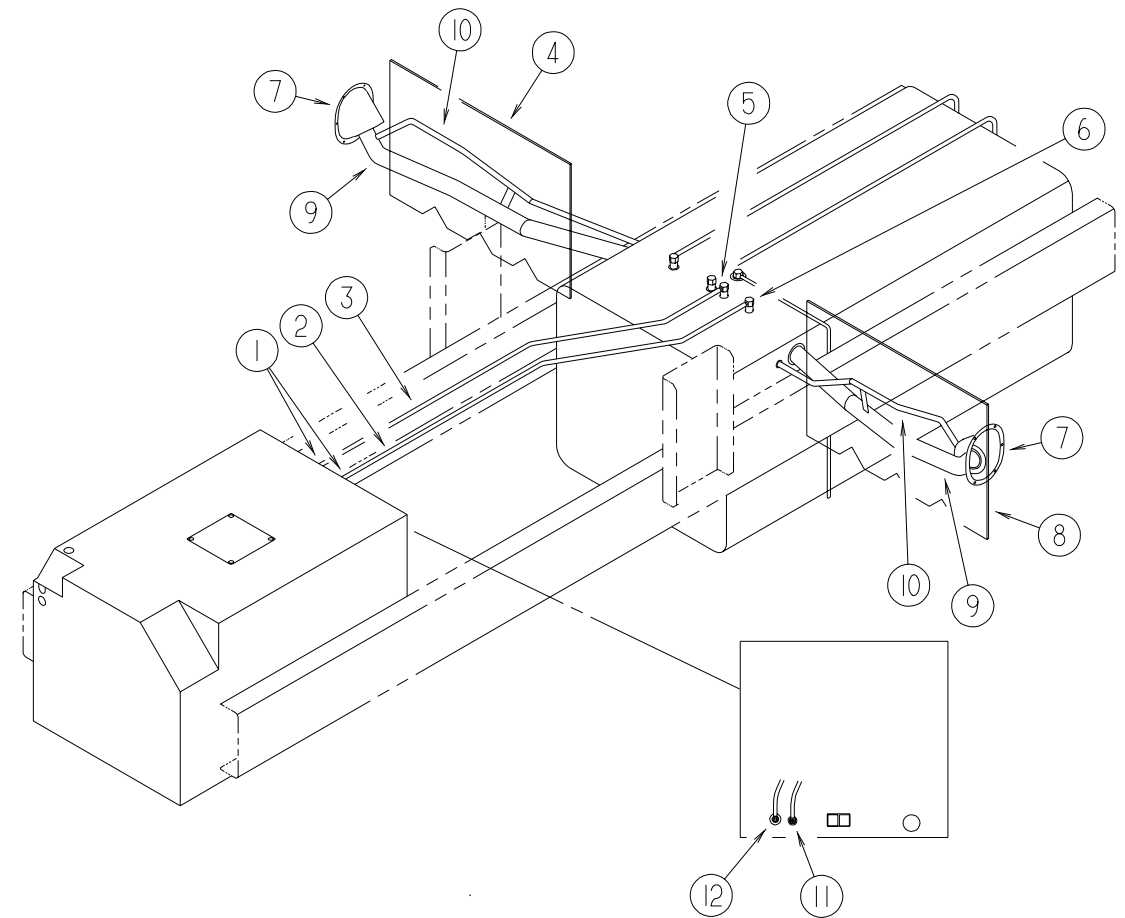
## CHASSIS GROUP (CONTINUED)



**TRAILER HITCH**

KEY	PART NUMBER	U/M DESCRIPTION
1	130339-03-000	EA HITCH RECEIVER - BOLT ON CLASS III
2	000C26-08-24B	EA BOLT - HEX - SERRATED FLANGE - 1/2-13 X 1 1/2 ZINC
3	000E13-21-00B	EA WASHER - FLAT - 1/2 NARROW - ZINC
4	000D39-08-00B 113589-02-000	EA NUT - HEX - LOCKING W/SERRATED FLANGE - 1/2-13 - ZINC EA CONNECTOR - SOCKET - TRAILER

## CHASSIS GROUP (CONTINUED)

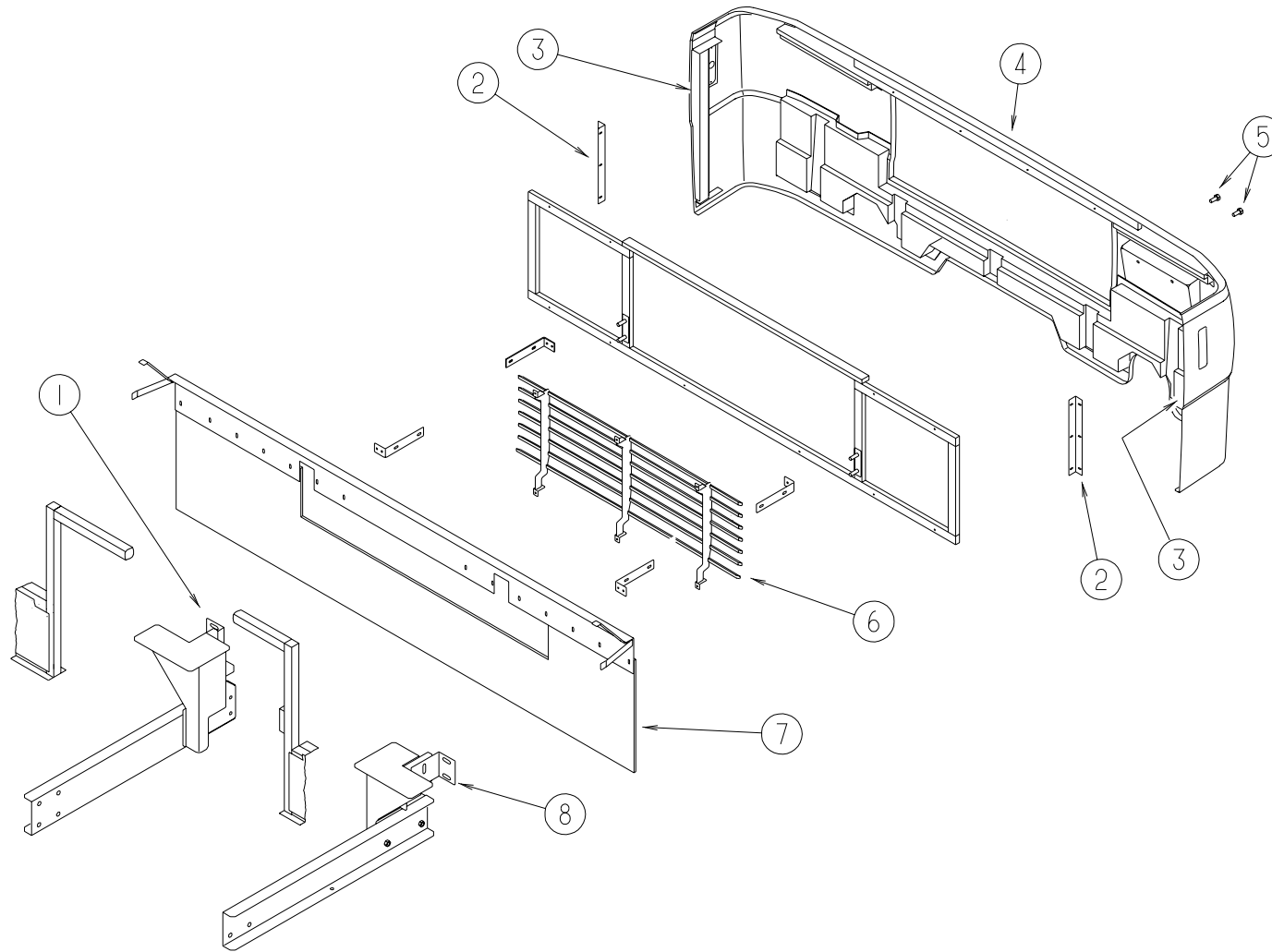


**FUEL SYSTEM**

KEY	PART NUMBER	U/M DESCRIPTION
1	010497-03-000	EA CLAMP - CLOSED - 1" ID - CUSHIONED
2	024138-01-000	FT HOSE - FUEL - 5/16" ID
2	062401-06-000	EA CLAMP - HOSE - WORMGEAR - .22" - .62" ID
3	007063-01-000	FT HOSE - FUEL - 1/4"ID X 1/2"OD
3	062401-06-000	EA CLAMP - HOSE - WORMGEAR - .22" - .62" ID
4	118726-04-000	EA BAFFLE - FUEL FILL - RIGHT HAND
5	068382-06-000	EA BUSHING - BRASS - 3/8"MPT X 1/8"FPT
5	114253-01-000	EA ELBOW - 1/4 SINGLE BARB X 1/8 MPT
6	114253-02-000	EA ELBOW - 5/16 SINGLE BARB X 1/4 MPT
7	095854-01-04A	EA SHROUD - FUEL FILL - BRIGHT WHITE
8	118726-03-000	EA BAFFLE - FUEL FILL - LEFT HAND
9	117336-01-000	EA NECK ASSEMBLY - FUEL FILL
10	066732-01-000	FT HOSE - FUEL - .62"ID
10	062401-02-000	EA CLAMP - HOSE - WORMGEAR - 1.56" - 2.5"
11	114254-01-000	EA ADAPTER - 1/4 BARB X 1/8 MPT
11	062401-06-000	EA CLAMP - HOSE - WORMGEAR - .22" - .62" ID
12	114254-02-000	EA ADAPTER - 5/16 SINGLE BARB X 1/8 MPT
12	062401-06-000	EA CLAMP - HOSE - WORMGEAR - .22" - .62" ID

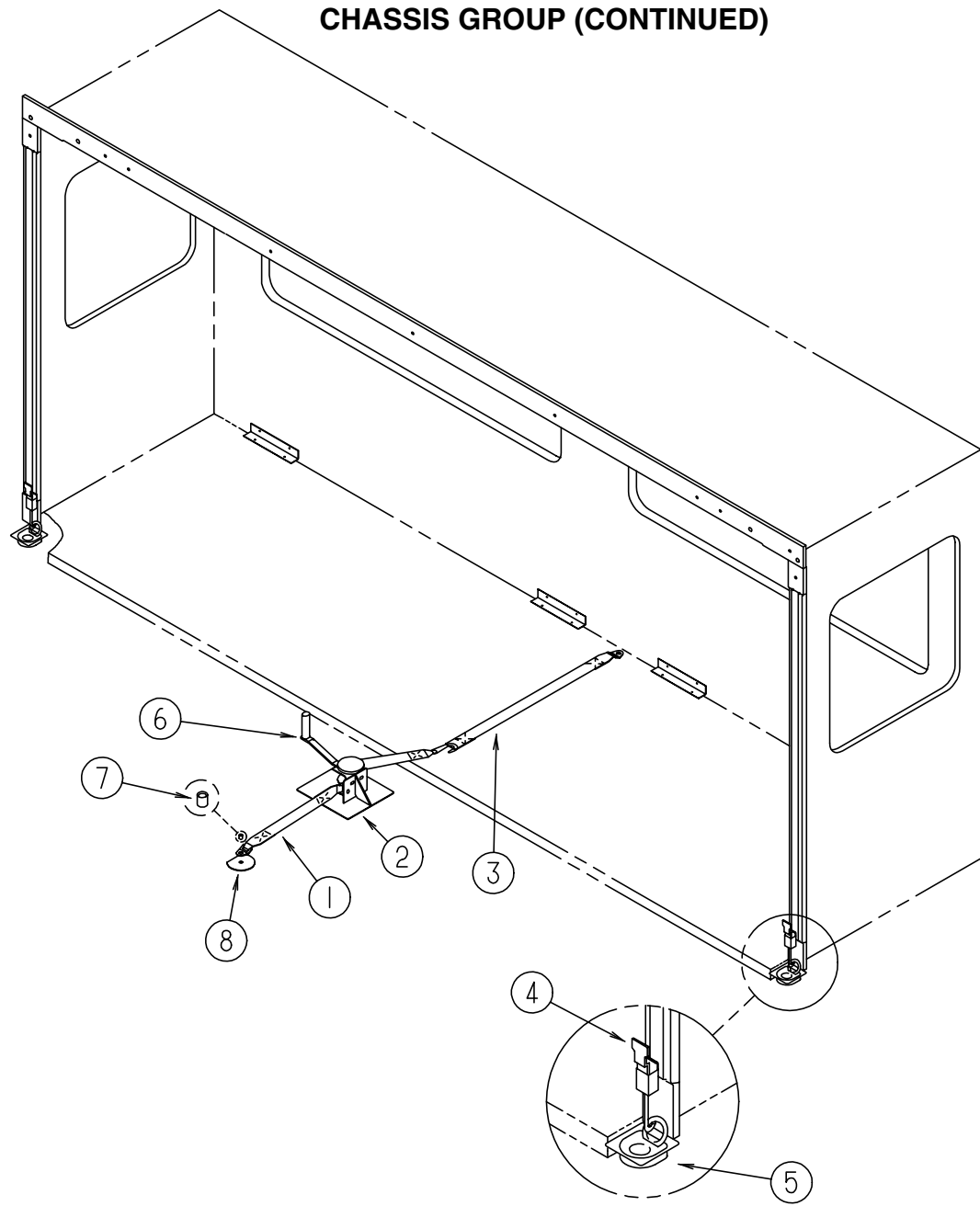
## CHASSIS GROUP (CONTINUED)

### REAR BUMPER



KEY	PART NUMBER	U/M DESCRIPTION
1	107524-01-000	EA ANGLE - BUMPER - INNER/RIGHT HAND
2	113041-07-02B	EA ANGLE - BUMPER MOUNT/REAR - DRIVER/PASSENGER - E-COATED
3	124837-05-01A	EA SUPPORT - BUMPER - REAR/PASSENGER - BLACK
3	124837-06-01A	EA SUPPORT - BUMPER - REAR/DRIVER - BLACK
4	129397-01-K90	EA PANEL/BUMPER - REAR
5	087234-01-000	EA NUT - JACK - 1/4 X 20 THD - MOLL
6	129377-01-KQ0	EA GRILLE - BUMPER/REAR
7	130464-01-01A	EA MUD FLAP - REAR - RADIATOR SIDE
8	107524-02-000	EA ANGLE - BUMPER - INNER/LEFT HAND

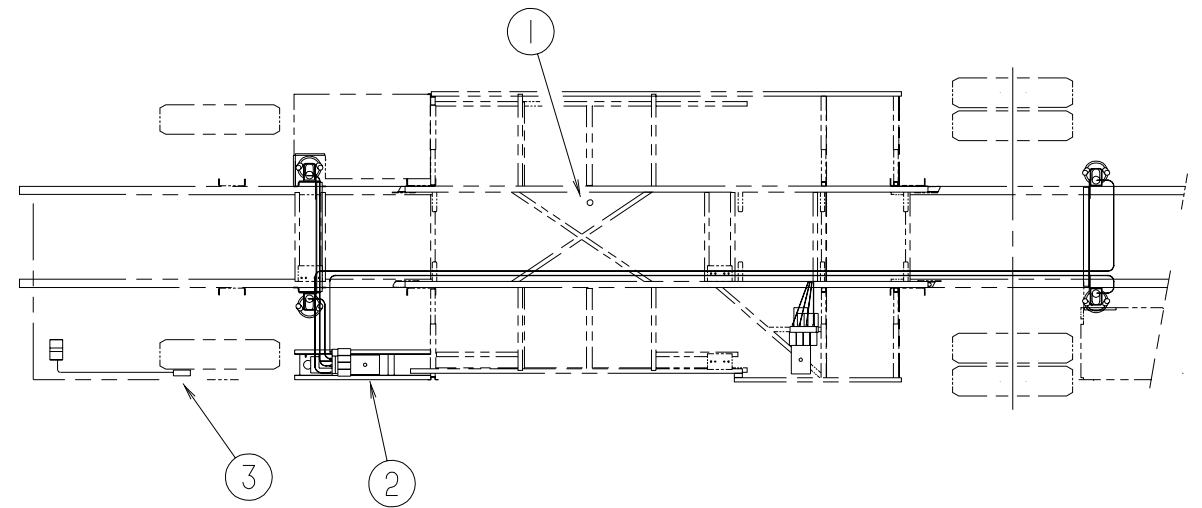
**CHASSIS GROUP (CONTINUED)**



**SLIDEOUT HARDWARE**

KEY	PART NUMBER	U/M	DESCRIPTION
1	116101-01-F31	EA	STRAP - WINCH
2	116082-03-02B	EA	BRACKET - WINCH
3	116101-02-F31	EA	STRAP - WINCH
4	116737-01-01A	EA	LATCH - DRAW - ADJUSTABLE - ZINC
5	116736-01-01A	EA	TIEDOWN - DROP/D - ZINC
6	115767-02-000	EA	SLIDEOUT - WINCH
7	116743-01-01A	EA	CAP - LUG COVER - THREAD - BLACK
8	057759-01-000	EA	WASHER BRACKET - SEAT BELT - 4" DIAMETER
8	064081-03-000	EA	NUT - WING 3/8-16 - W/WELD NUT
	077298-55-003	EA	EXTRUSION - TUBE - .275"

**CHASSIS GROUP (CONTINUED)**



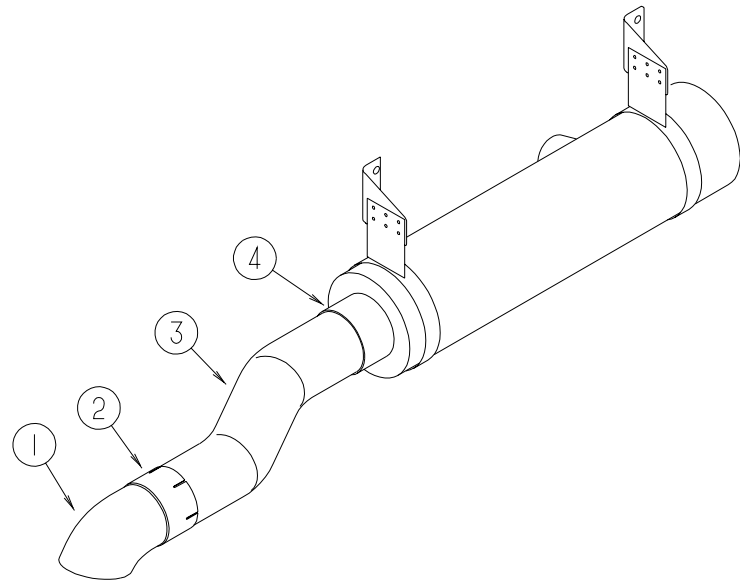
**LEVELING SYSTEM**

KEY	PART NUMBER	U/M	DESCRIPTION	VENDOR NO.
1	117183-01-02B	EA	COVER - SENSOR - LEVELING	
2	100532-39-000	EA	LEVELING SYSTEM - HYDRAULIC	
				FROM: 00-00-00 THRU: 07-28-98
2	131306-09-000	EA	LEVELING SYSTEM - OPERATES SLIDEOUT ROOM W/O JACKS DOWN	
				FROM: 07-29-98 THRU: 99-99-99
3	107889-03-000	EA	PANEL - CONTROL - TOUCH - AIR DUMP	
	100532-09-702	EA	CABLE - MODULAR 5'	RAP1020
	107889-03-700	EA	PANEL - TOUCH	RAP1088
	100536-39-000	EA	HOSE KIT - LEVELING JACKS	
	100536-09-701	EA	HOSE - HYDRAULIC - 60"	RAP4073
	100536-30-700	EA	HOSE - HYDRAULIC - 72"	RAP4159
	100536-37-701	EA	HOSE - HYDRAULIC - 336"	RAP5561
	100536-39-700	EA	HOSE - HYDRAULIC - 384"	RAP4164

**VALVE STEM EXTENSION**

KEY	PART NUMBER	U/M	DESCRIPTION
	077030-02-000	EA	EXTENSION - VALVE STEM - 1.25"

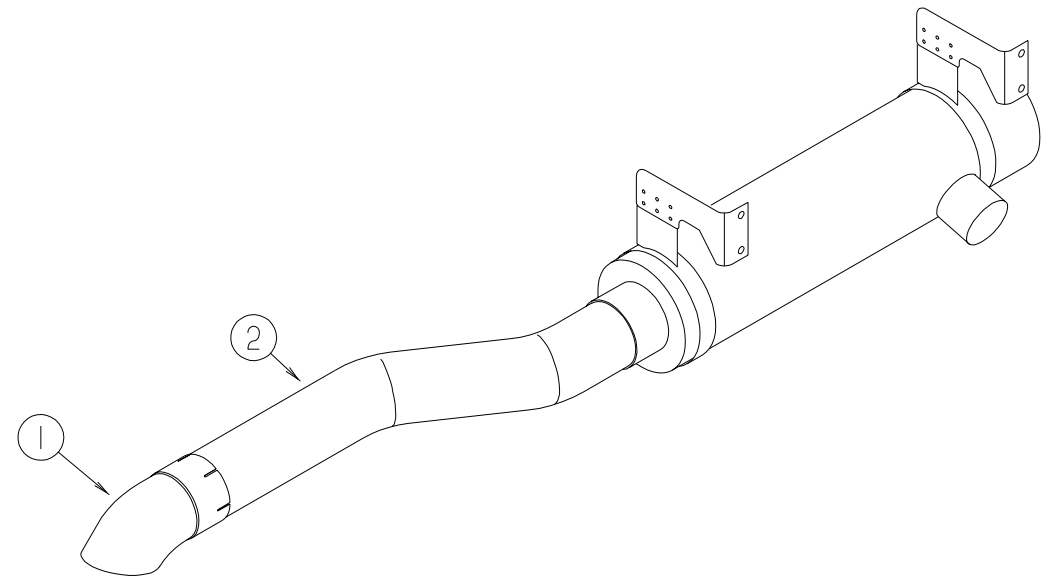
**CHASSIS GROUP (CONTINUED)**



**EXHAUST W/REAR RADIATOR**

KEY	PART NUMBER	U/M DESCRIPTION
1	116425-02-000	EA EXTENSION - EXHAUST - CHROMED - 5"
2	094918-05-000	EA CLAMP - EXHAUST - 4 7/16" - GUILLOTINE STYLE
3	114869-03-000	EA PIPE - EXHAUST - 5"OD X 32.9"
4	094918-05-000	EA CLAMP - EXHAUST - 4 7/16" - GUILLOTINE STYLE

**CHASSIS GROUP (CONTINUED)**



**EXHAUST W/SIDE RADIATOR**

KEY	PART NUMBER	U/M DESCRIPTION
1	116425-02-000	EA EXTENSION - EXHAUST - CHROMED - 5"
2	114869-02-000	EA PIPE - EXHAUST - 5"OD X 27.8"

**WHEEL LINERS**

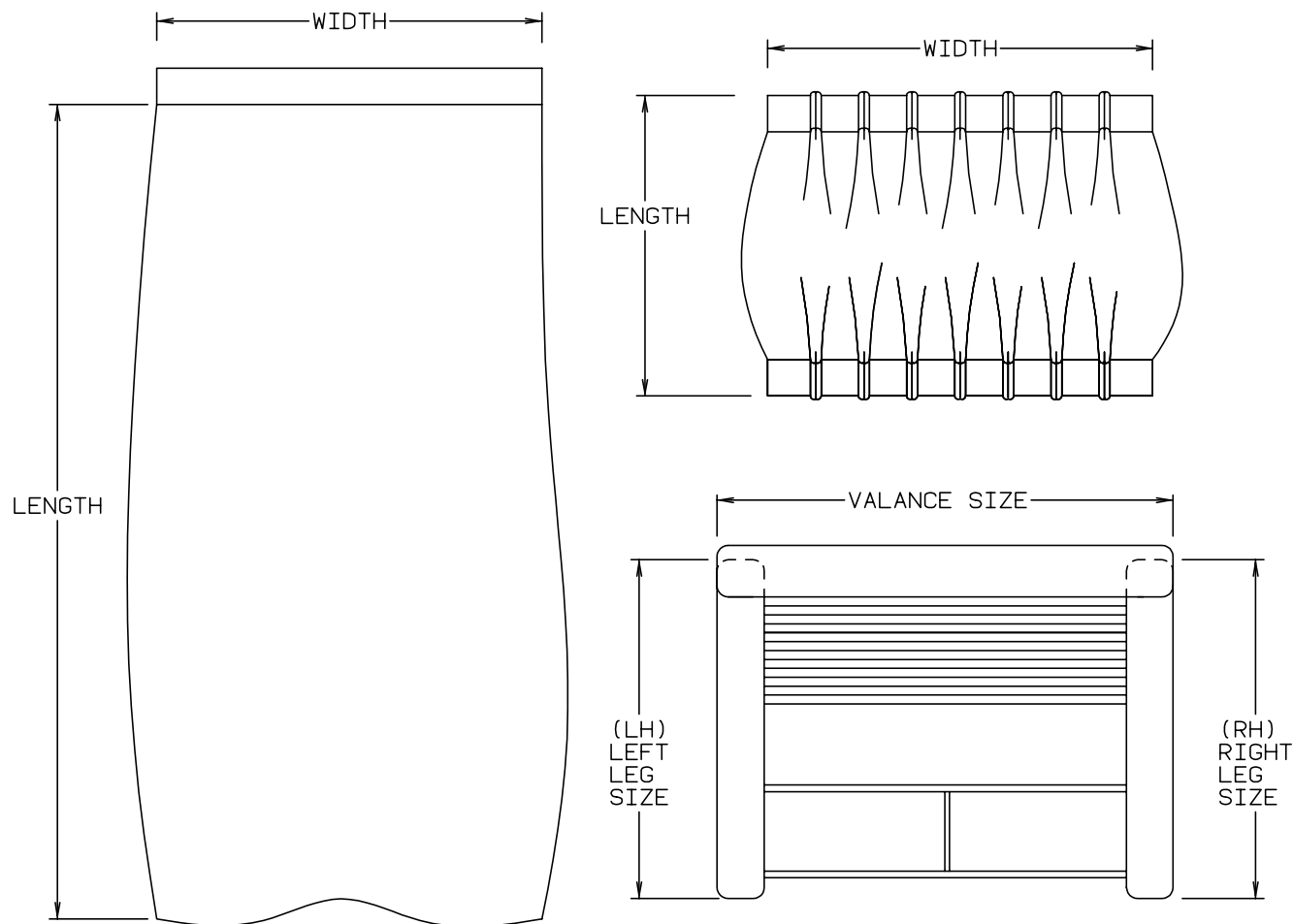
KEY	PART NUMBER	U/M DESCRIPTION	VENDOR NO.
	110435-05-000	EA LINER - WHEEL - SET/4 - 22.5"	
	110435-05-700	EA CAP - CENTER - POP-OUT	V22510-POC
	110435-05-701	EA LINER - WHEEL - FRONT	V22508-FWC
	110435-05-702	EA COVER - HUB - FRONT	V22508-FHC
	110435-05-703	EA LINER - WHEEL - REAR	V22508-RWC
	110435-05-704	EA COVER - HUB - REAR	V22508-RHC
	110435-05-705	EA STUD EXTENDER - 3/4" RIGHT HAND	N980-STX
	110435-05-710	EA NUT - JAM - RIGHT HAND THREAD	V22506-RJN
	110435-05-711	EA COVER - LUG NUT	V22506-LNC
	110435-05-712	EA TOOL INSTALLATION	V22506-TOL

## CURTAIN & CUSHION GROUP

### NOTICE

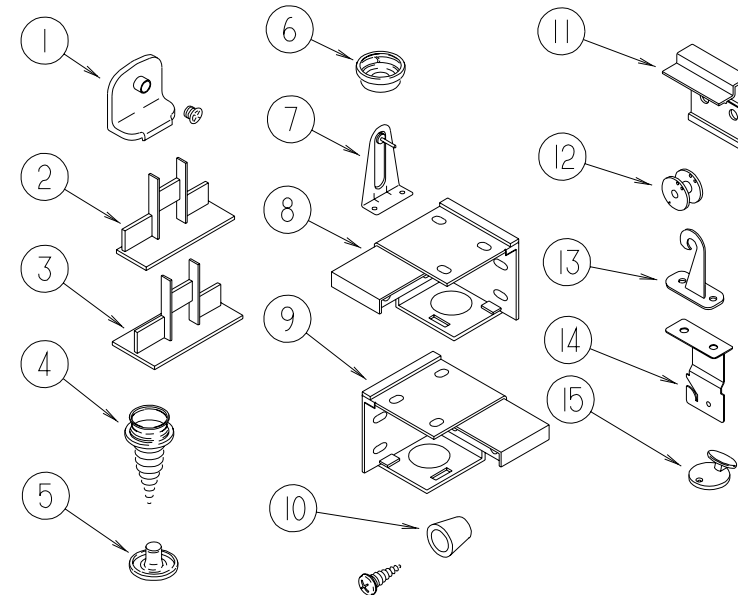
IN ORDER TO ASSIST OUR PARTS SALES DEPT. IN PROVIDING INTERIOR SOFTWARE ITEMS, PLEASE INCLUDE THE SERIAL NUMBER AND THE COLOR CODE NUMBER FROM THE VEHICLE CERTIFICATION LABEL WHEN ORDERING. THIS LABEL IS LOCATED ON THE LEFT SIDEWALL AT THE END OF THE DASH (A-BODY), OR ON THE DRIVER'S DOOR LATCH PLATE (C-BODY).

AN EXAMPLE OF A COLOR CODE NUMBER IS B07, WHICH DESIGNATES AN OVERALL COLOR SCHEME OF A PARTICULAR UNIT. THE COLOR LISTED AFTER THE ITEM DESCRIPTION ON THE MICROFICHE, INDICATES THE OVERALL UNIT COLOR. ORDER THE ITEM YOU DESIRE ACCORDING TO UNIT COLOR CODE. IF ALL COLORS USE THE SAME ITEM NO COLOR CODE WILL BE NOTED.



NOTE: USE THIS ILLUSTRATION WHEN DETERMINING LENGTH AND WIDTH MEASUREMENTS FOR CURTAINS. YOU WILL NOTE THE WIDTH MEASUREMENT IS TAKEN ON THE TOP OF THE CURTAIN WITH THE CURTAIN FULLY EXTENDED. THE LENGTH MEASUREMENT IS TAKEN FROM TOP TO BOTTOM. LEFT AND RIGHT WINDOW LEGS ARE DETERMINED WHEN FACING THE WINDOW.

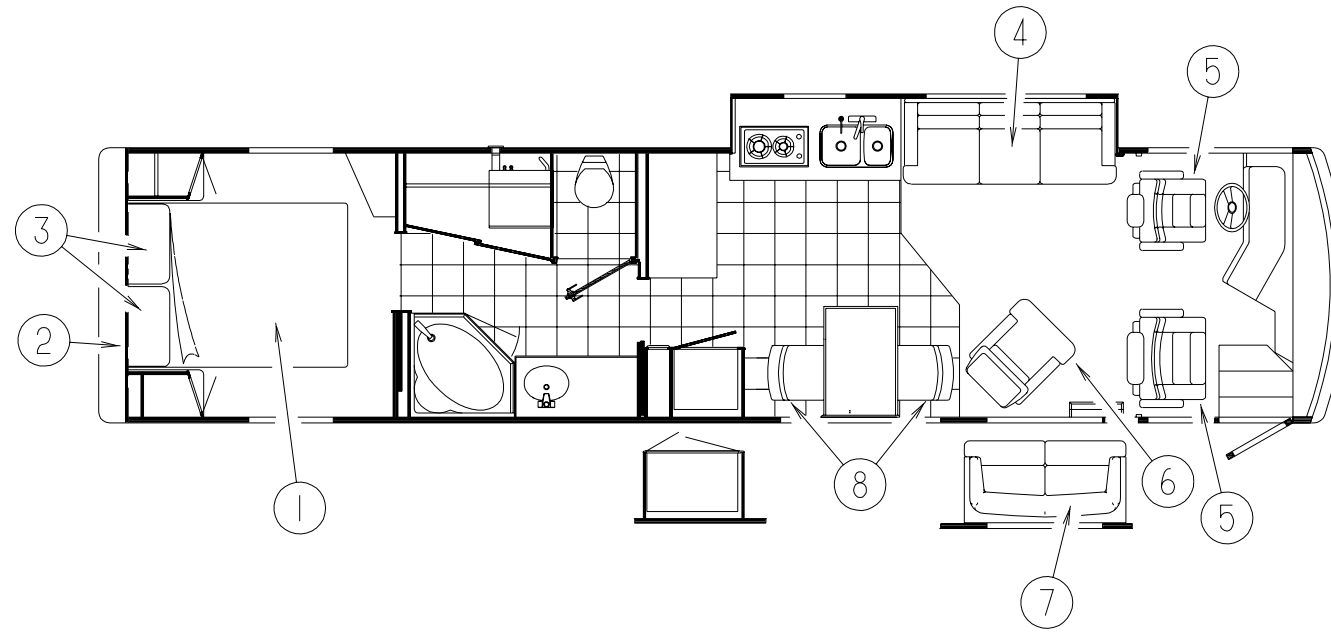
## CURTAIN & CUSHION GROUP (CONTINUED)



### CURTAIN HARDWARE

KEY	PART NUMBER	U/M DESCRIPTION
1	106544-01-000	EA PULL - SHADE/BRASS
	106544-01-001	EA SCREW - SHADE/BRASS
2	094907-02-000	EA END CAP - TOP/PLEATED BLIND - PLASTIC - GRAY
3	094907-05-000	EA HARDWARE - END CAP - BOTTOM - PULL TYPE
	094907-05-700	EA END CAP - RH - BOTTOM BLIND
	094907-05-701	EA END CAP - LH - BOTTOM BLIND
	094907-06-000	EA HARDWARE - END CAP - E-Z LIFT - TOP
	094908-03-000	FT HARDWARE - SEMI-RIDGED PVC - EZ LIFT
	094908-04-000	FT STRAP - FLAT POLY VINYL
	097591-01-000	EA SPRING - EXTENSION/PLEATED BLIND
	097593-02-000	FT CORD - BLIND/PLEATED - GRAY
	094896-02-000	EA GROMMET - CORD/PLEATED BLIND - NYLON - GRAY
4	029130-01-000	EA SCREW - SNAP SOCKET - #8 PH X 5/8"
5	029155-01-000	EA CAP - SNAP - 5/32" OUTSIDE DIAMETER OF PIN
6	029156-01-000	EA SOCKET - SNAP - 9/16" O.D.
7	095591-02-000	EA BRACKET - BLIND - HOLD DOWN W/PIN - METAL
8	083170-01-000	EA BRACKET - BLIND - LEFT SIDE WHEN FACING WINDOW
9	083170-02-000	EA BRACKET - BLIND - RIGHT SIDE WHEN FACING WINDOW
10	097564-03-000	EA HANDLE - KNOB - E-Z LIFT SHADE - TAN
11	097565-01-000	EA BRACKET - MOUNTING/PLEATED BLIND
12	097592-02-000	EA SPOOL - CORD - ELEVATED BLIND HOLDUP - LARGE - CLEAR
13	109441-03-000	EA HOLD DOWN - BLIND (CLOUDY)
14	084434-01-000	EA BRACKET - MOUNTING - ROLLER SHADE - 1 3/8"
15	102555-01-000	EA CLEAT - BLIND CORD - CLEAR PLASTIC
	102555-03-000	EA CLEAT - BLIND CORD - MILKY WHITE PLASTIC
	048394-02-000	YD VELCRO TAPE - HOOK - ADHESIVE BACK - .75" WIDE - BEIGE
	086276-01-000	EA TAPE - DOUBLE SIDED - 1/2"
	088792-02-000	YD VELCRO TAPE - LOOP - .75" - ADHESIVE BACKED - BEIGE
	096843-01-000	EA SPRING - REWIND/ROLLER SHADE
	083125-08-000	EA BRACE - WINDOW MOUNT - 3/4 - OFF WHITE
	118896-05-01A	EA TRACK - CURTAIN - RIGHT HAND - OFF WHITE
	118897-04-01A	EA TRACK - CURTAIN - LEFT HAND - OFF WHITE

## CURTAIN & CUSHION GROUP (CONTINUED)



### QUEEN BEDSPREAD, PILLOWS & MATTRESSES

KEY	PART NUMBER	U/M DESCRIPTION
1	109588-05-K80	EA BEDSPREAD - 60" X 80" (K90,K91)
1	109588-12-K92	EA BEDSPREAD - 60" X 80" (K92)
1	109588-12-K93	EA BEDSPREAD - 60" X 80" (K93)
1	109588-05-K94	EA BEDSPREAD - 60" X 80" (K94)
1	109588-05-K95	EA BEDSPREAD - 60" X 80" (K95)
1	109149-19-K90	EA SKIRT/BEDSPREAD - QUEEN - 15.5" X 69.5" (K90,K91)
1	109149-19-K92	EA SKIRT/BEDSPREAD - QUEEN - 15.5" X 69.5" (K92)
1	109149-19-K93	EA SKIRT/BEDSPREAD - QUEEN - 15.5" X 69.5" (K93)
1	109149-19-K94	EA SKIRT/BEDSPREAD - QUEEN - 15.5" X 69.5" (K94)
1	109149-19-K95	EA SKIRT/BEDSPREAD - QUEEN - 15.5" X 69.5" (K95)
1	123013-01-000	EA MATTRESS - INNERSPRING - 60" X 80"
		FROM: 00-00-00 THRU: 10-26-98
1	123015-07-000	EA MATTRESS - INNERSPRING - 60" X 79.5"
		FROM: 10-27-98 THRU: 99-99-99
2	127571-01-K90	EA HEADBOARD - SLEIGH/QUEEN (K90,K91)
2	127571-02-K92	EA HEADBOARD - SLEIGH/QUEEN (K92,K93)
2	127571-02-K94	EA HEADBOARD - SLEIGH/QUEEN (K94,K95)
3	126211-01-J74	EA PILLOW SHAM - 20" X 33" (K90,K91)
3	126211-03-J76	EA PILLOW SHAM - 20" X 33" (K92,K93)
3	126211-01-K84	EA PILLOW SHAM - 20" X 33" (K94,K95)

### BEDROOM THROW PILLOWS

KEY	PART NUMBER	U/M DESCRIPTION
	103669-25-K90	EA PILLOW - 17" X 17" (K90)
	103669-25-K91	EA PILLOW - 17" X 17" (K91)
	103669-25-K92	EA PILLOW - 17" X 17" (K92)
	103669-25-K93	EA PILLOW - 17" X 17" (K93)
	103669-27-K94	EA PILLOW - 17" X 17" (K94,K95)
	106728-12-K90	EA PILLOW - 14" X 23" (K90,K91)
	106728-12-K92	EA PILLOW - 14" X 23" (K92,K93)
	106728-03-K84	EA PILLOW - 14" X 23" (K94,K95)

### DRIVER SIDE COUCH

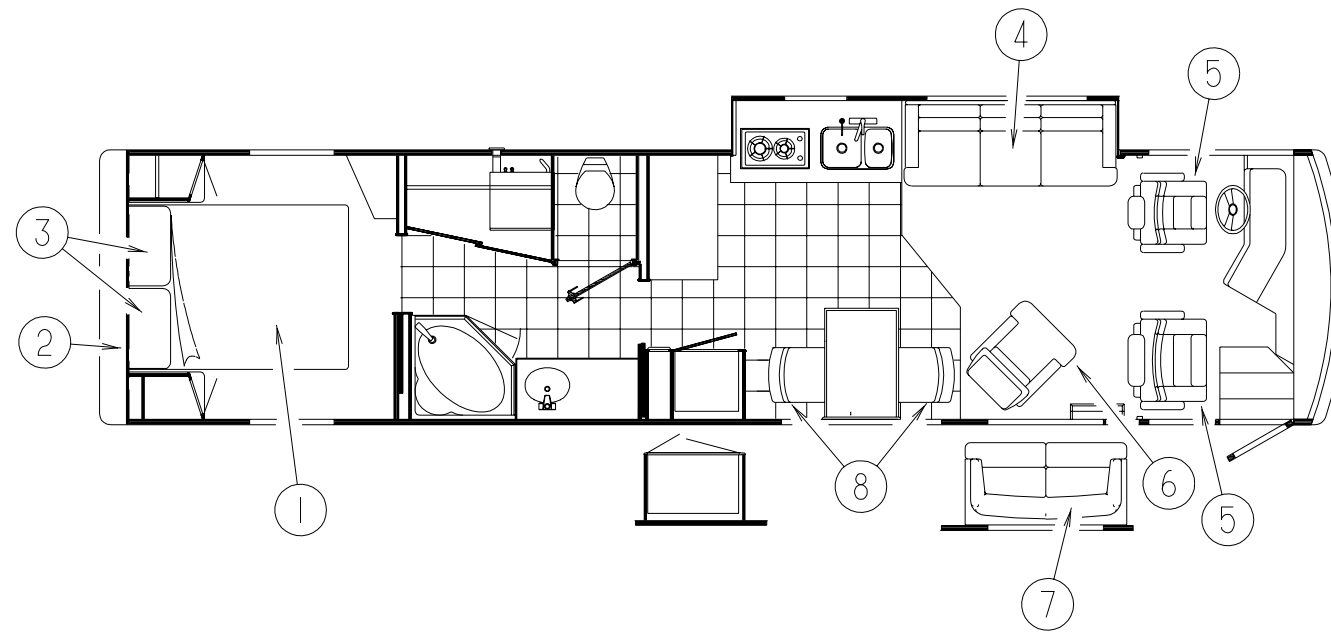
KEY	PART NUMBER	U/M DESCRIPTION
4	119727-11-000	EA SOFA - VILLA - 79" (K90,K91)
4	119728-18-000	EA SOFA - VILLA - 79" (K92,K93)
4	119728-19-000	EA SOFA - VILLA - 79" (K94,K95)
4	121886-04-000	EA SOFA - VILLA - 75" - CREAM - LEATHER OPTION (K90,K91)
4	121884-14-000	EA SOFA - VILLA - 79" - LEATHER OPTION (K92,K93)
4	121884-15-000	EA SOFA - VILLA - 79" - LEATHER OPTION (K94,K95)

### DRIVER SIDE COUCH PILLOWS

KEY	PART NUMBER	U/M DESCRIPTION
	106728-07-K80	EA PILLOW - 9" X 20" (K90,K91)
	106728-07-K92	EA PILLOW - 9" X 20" (K92)
	106728-07-K93	EA PILLOW - 9" X 20" (K93)
	106728-07-K84	EA PILLOW - 9" X 20" (K94,K95)



## CURTAIN & CUSHION GROUP (CONTINUED)



### BUCKET SEATS

KEY	PART NUMBER	U/M DESCRIPTION
5	129715-01-K80	EA SEAT - BUCKET - WIDE - W/LUMBAR (K90,K91)
5	129715-01-K83	EA SEAT - BUCKET - WIDE - W/LUMBAR (K92,K93)
5	129715-01-K84	EA SEAT - BUCKET - WIDE - W/LUMBAR (K94,K95)
5	129715-02-K80	EA SEAT - BUCKET - WIDE (K90,K91)
5	129715-02-K92	EA SEAT - BUCKET - WIDE (K92,K93)
5	129715-02-K84	EA SEAT - BUCKET - WIDE (K94,K95)
5	129192-05-000	EA SEAT - BUCKET - WIDE DRIVER - 6-WAY - LEATHER OPTION (K90,K91)
5	129192-04-000	EA SEAT - BUCKET - DRIVERS - 6-WAY - LEATHER OPTION (K92,K93)
5	129192-02-000	EA SEAT - BUCKET - DRIVERS - 6-WAY - LEATHER OPTION (K94,K95)
5	130440-01-000	EA BUCKET - VILLA - QUEEN - LEATHER OPTION (K90,K91)
5	130440-02-000	EA BUCKET - VILLA - QUEEN - LEATHER OPTION (K92,K93)
5	130440-03-000	EA BUCKET - VILLA - QUEEN - LEATHER OPTION (K94,K95)
	130222-98-000	EA PEDESTAL - 8-WAY - DRIVER/PASSENGER
	130222-99-000	EA TOP PLATE - DRIVER/PASSENGER

### SWIVEL CHAIR

KEY	PART NUMBER	U/M DESCRIPTION
6	130565-01-K90	EA CHAIR - INCLINER - W/FOOTREST
6	130565-01-K91	EA CHAIR - INCLINER - W/FOOTREST
6	130565-01-K92	EA CHAIR - INCLINER - W/FOOTREST
6	130565-01-K93	EA CHAIR - INCLINER - W/FOOTREST
6	130565-01-K94	EA CHAIR - INCLINER - W/FOOTREST
6	130565-01-K95	EA CHAIR - INCLINER - W/FOOTREST
6	121883-07-000	EA CHAIR - VILLA - HEMINGWAY - LEATHER OPTION (K90,K91)
6	121883-08-000	EA CHAIR - VILLA - LEATHER OPTION (K92,K93)
6	121883-09-000	EA CHAIR - HAMPTON TAN - LEATHER OPTION (K94,K95)

### PASSENGER SIDE COUCH

KEY	PART NUMBER	U/M DESCRIPTION
7	124150-11-000	EA SOFA - BANQUETTE - 2 CUSHION (K90,K91)
7	124150-12-000	EA SOFA - BANQUETTE - 2 CUSHION (K92,K93)
7	124150-13-000	EA SOFA - BANQUETTE - 2 CUSHION (K94,K95)
7	124150-19-000	EA SOFA - 2 CUSHION W/DRAWER - PEACH/IVORY - LEATHER OPTION (K90,K91)
7	124150-21-000	EA SOFA - 2 CUSHION W/DRAWER - LEATHER OPTION (K92,K93)
7	124150-17-000	EA SOFA - BANQUETTE - 2-CUSHION - LEATHER OPTION (K94,K95)

### PASSENGER SIDE COUCH PILLOWS

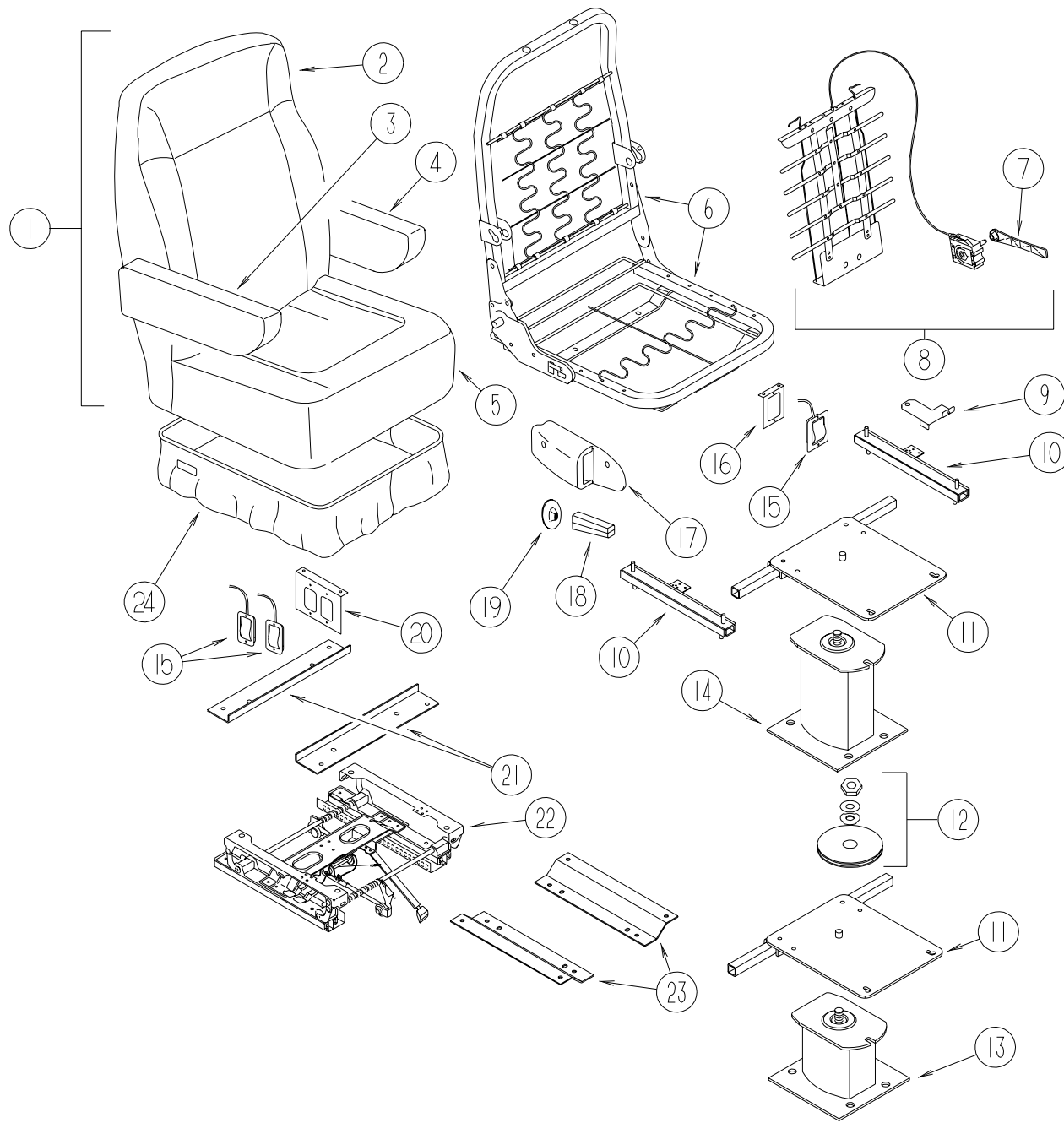
KEY	PART NUMBER	U/M DESCRIPTION
	103669-25-K90	EA PILLOW - 17" X 17" (K90,K91)
	103669-26-K92	EA PILLOW - 17" X 17" (K92,K93)
	103669-27-K94	EA PILLOW - 17" X 17" (K94,K95)

### DINETTE CHAIRS

KEY	PART NUMBER	U/M DESCRIPTION
8	126637-08-000	EA CHAIR - DINETTE (K90,K91)
8	126637-09-000	EA CHAIR - DINETTE (K92,K93)
8	126637-10-000	EA CHAIR - DINETTE (K94,K95)
	101604-01-04A	EA CHAIR - FOLDING/DINETTE - LINEN FABRIC - SOLAR MAPLE
	101604-01-02A	EA CHAIR - FOLDING/DINETTE - LINEN FABRIC - CHERRY

# CURTAIN & CUSHION GROUP (CONTINUED)

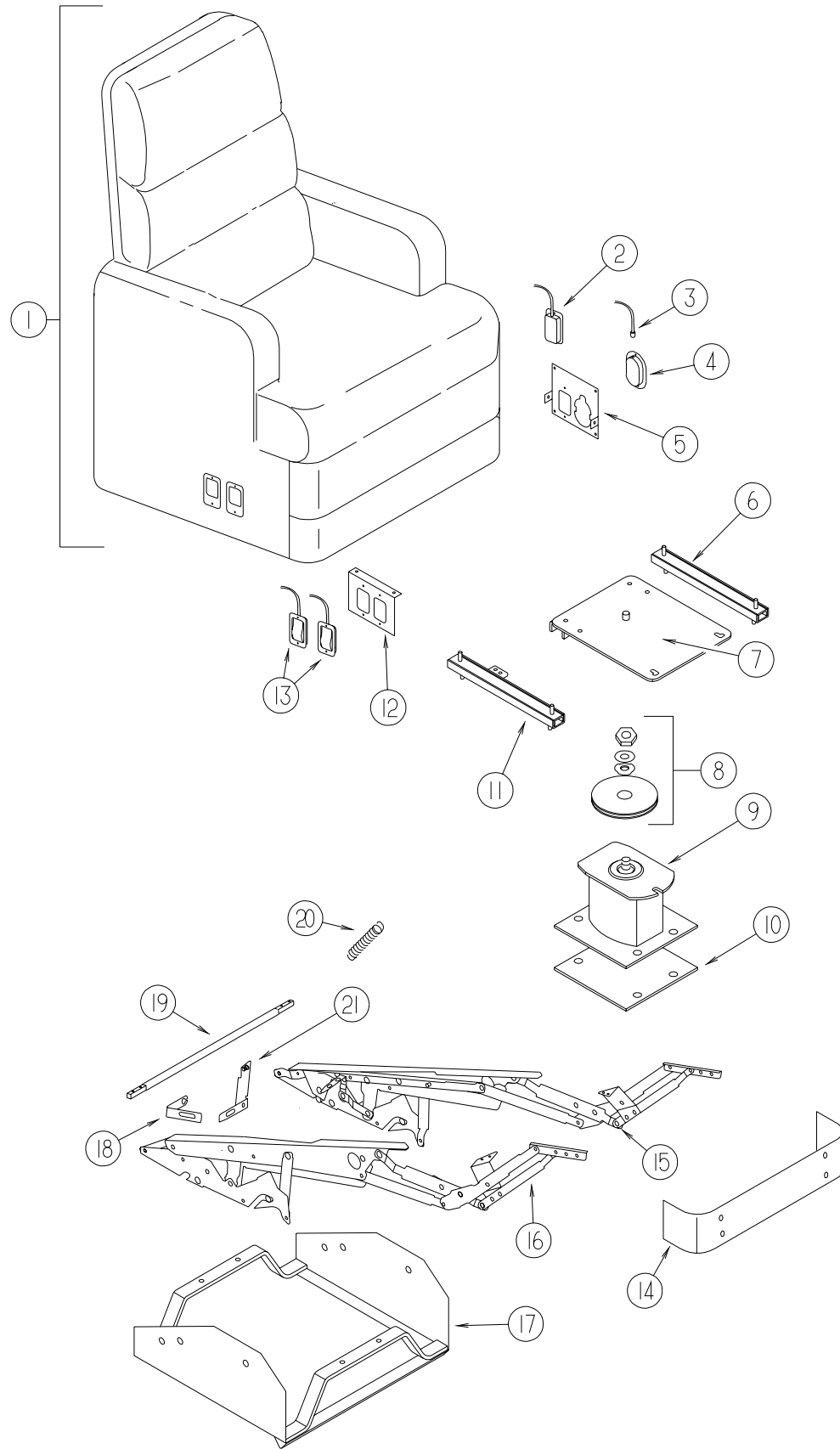
## BUCKET SEATS



KEY	PART NUMBER	U/M DESCRIPTION	VENDOR NO.
1	129715-01-K80	EA SEAT - BUCKET - WIDE - W/LUMBAR (DRIVER) (K90,K91)	
1	129715-01-K83	EA SEAT - BUCKET - WIDE - W/LUMBAR (DRIVER) (K92,K93)	
1	129715-01-K84	EA SEAT - BUCKET - WIDE - W/LUMBAR (DRIVER) (K94,K95)	
1	129192-05-000	EA SEAT - BUCKET - DRIVERS - 6-WAY - LEATHER OPTION (K90,K91)	
1	129192-04-000	EA SEAT - BUCKET - DRIVERS - 6-WAY - LEATHER OPTION (K92,K93)	
1	129192-02-000	EA SEAT - BUCKET - DRIVERS - 6-WAY - LEATHER OPTION (K94,K95)	
1	129715-02-K80	EA SEAT - BUCKET - WIDE (PASSENGER) (K90,K91)	
1	129715-02-K92	EA SEAT - BUCKET - WIDE (PASSENGER) (K92,K93)	
1	129715-02-K84	EA SEAT - BUCKET - WIDE (PASSENGER) (K94,K95)	
1	130440-01-000	EA SEAT - BUCKET - QUEEN - LEATHER OPTION (K90,K91)	
1	130440-02-000	EA SEAT - BUCKET - QUEEN - LEATHER OPTION (K92,K93)	
1	130440-03-000	EA SEAT - BUCKET - QUEEN - LEATHER OPTION (K94,K95)	
2	M05962-82-K80	EA COVER - BACK - WIDE (K90,K91)	
2	M05962-82-K82	EA COVER - BACK - WIDE (K92,K93)	
2	M05962-82-K84	EA COVER - BACK - WIDE (K94,K95)	
3	129716-01-K80	EA ARMREST - RIGHT HAND/ADJUSTABLE (K90,K91)	
3	129716-01-K83	EA ARMREST - RIGHT HAND/ADJUSTABLE (K92,K93)	
3	129716-01-K84	EA ARMREST - RIGHT HAND/ADJUSTABLE (K94,K95)	
3	P29716-01-K80	EA COVER - ARMREST/RIGHT (K90,K91)	
3	P29716-01-K83	EA COVER - ARMREST/RIGHT (K92,K93)	
3	P29716-01-K84	EA COVER - ARMREST/RIGHT (K94,K95)	
4	129716-02-K80	EA ARMREST - LEFT HAND/ADJUSTABLE (DRIVER) (K90,K91)	
4	129716-02-K82	EA ARMREST - LEFT HAND/ADJUSTABLE (DRIVER) (K92,K93)	
4	129716-02-K84	EA ARMREST - LEFT HAND/ADJUSTABLE (DRIVER) (K94,K95)	
4	P29716-02-K80	EA COVER - ARMREST/LEFT (K90,K91)	
4	P29716-02-K82	EA COVER - ARMREST/LEFT (K92,K93)	
4	P29716-02-K84	EA COVER - ARMREST/LEFT (K94,K95)	
5	M05962-83-K80	EA COVER - SEAT - WIDE (K90,K91)	
5	M05962-83-K82	EA COVER - SEAT - WIDE (K92,K93)	
5	M05962-83-K84	EA COVER - SEAT - WIDE (K94,K95)	
6	122695-04-01B	EA FRAME - SEAT & HIGH BACK	
7	122611-02-701	EA LUMBAR - LEVER	412
8	122611-02-000	EA LUMBAR - W/LEVER	
9	117125-01-02B	EA BRACKET - CABLE MOUNT - ADJUSTER W/LOCK	
10	119952-04-000	EA SLIDE/SEAT - HEAVY DUTY LOCKING - 4 STUDS	
	119952-07-000	EA WIRE - LATCH RELEASE/ROTARY	
11	107921-05-000	EA PLATE - TOP - W/SEAT BELT BAR	
12	107921-06-000	EA BEARING KIT - PEDESTAL	
13	107921-07-000	EA PEDESTAL BASE - POWER	
14	107921-14-000	EA PEDESTAL/FLOOR MOUNTED - W/5.75" EXTENSION - MANUAL SEAT	
15	108049-03-000	EA CABLE - W/SWITCHES - 25.5" SHEATH/28.5" CABLE W/DOG LEG	
	108049-02-000	EA CLIP - CABLE/PEDESTAL	
16	127159-01-02B	EA BRACKET - SEAT RELEASE - SINGLE REMOTE	
17	080730-09-000	EA SHIELD - RECLINER HANDLE	
18	080730-08-000	EA HANDLE - RECLINER	
19	080730-11-000	EA SHIELD - RUBBER BOOT	
20	127159-02-02B	EA BRACKET - SEAT RELEASE - DUAL REMOTE	
21	116215-02-000	EA BRACKET - UPPER MOUNT - 6-WAY MANUAL SEAT	
	007221-01-000	EA SPACER - SEAT/ADJUSTER	
22	116215-01-000	EA ADJUSTER/SLIDE - DRIVERS SEAT - 6-WAY MANUAL	
23	116215-03-000	EA BRACKET - LOWER MOUNT - 6-WAY MANUAL SEAT	
24	071126-68-K80	EA SKIRT - WIDE - 10.5" OPEN CORNER (STANDARD & 6-WAY POWER) (K90,K91)	
24	071126-68-K82	EA SKIRT - WIDE - 10.5" OPEN CORNER (STANDARD & 6-WAY POWER) (K92,K93)	
24	071126-68-K84	EA SKIRT - WIDE - 10.5" OPEN CORNER (STANDARD & 6-WAY POWER) (K94,K95)	

# CURTAIN & CUSHION GROUP (CONTINUED)

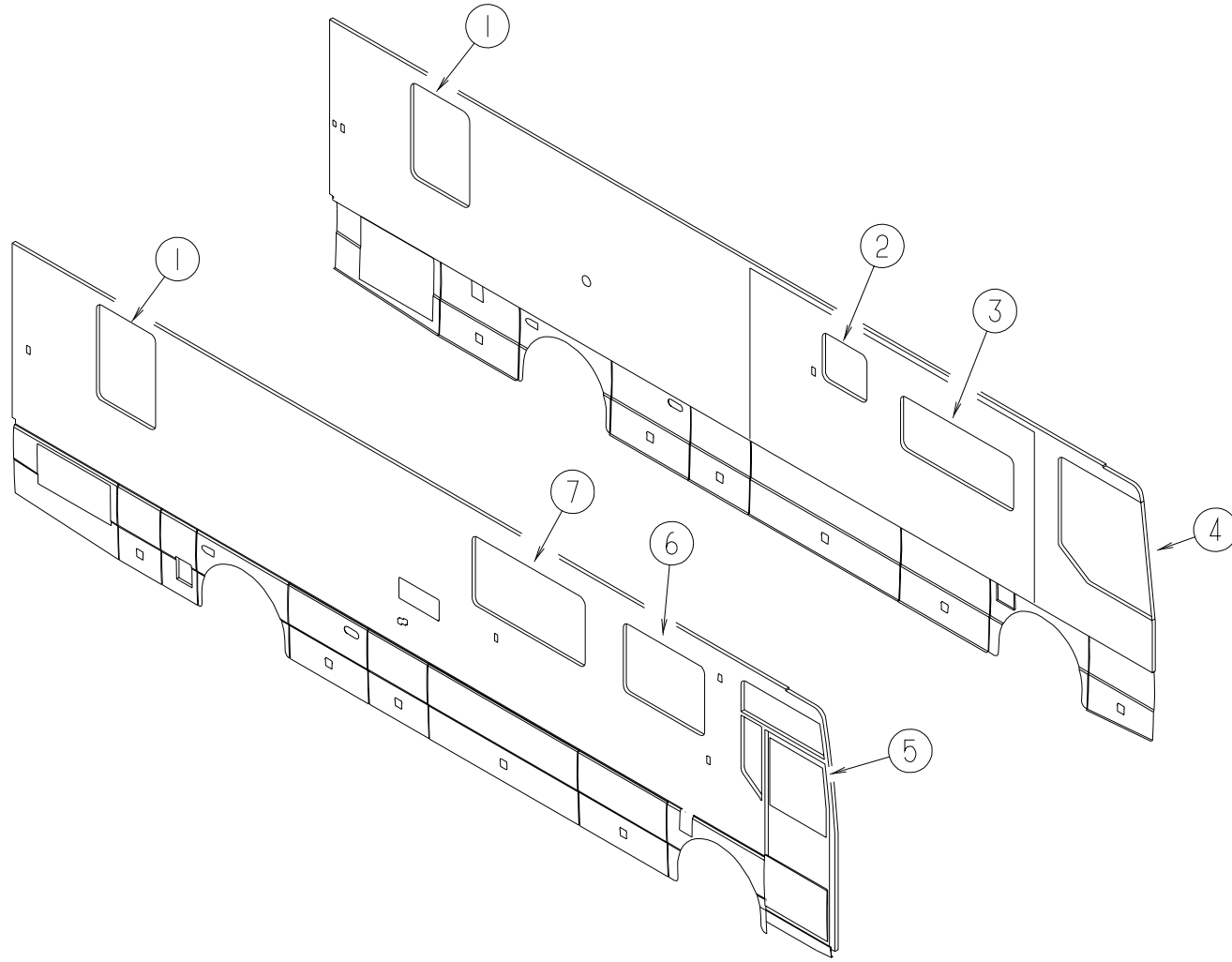
## CHAIR - INCLINER W/FOOTREST



KEY	PART NUMBER	U/M DESCRIPTION
1	130565-01-K90	EA CHAIR - INCLINER - W/FOOTREST
1	130565-01-K91	EA CHAIR - INCLINER - W/FOOTREST
1	130565-01-K92	EA CHAIR - INCLINER - W/FOOTREST
1	130565-01-K93	EA CHAIR - INCLINER - W/FOOTREST
1	130565-01-K94	EA CHAIR - INCLINER - W/FOOTREST
1	130565-01-K95	EA CHAIR - INCLINER - W/FOOTREST
1	121883-07-000	EA CHAIR - VILLA - HEMINGWAY - LEATHER OPTION (K90,K91)
1	121883-08-000	EA CHAIR - VILLA - LEATHER OPTION (K92,K93)
1	121883-09-000	EA CHAIR - HAMPTON TAN - LEATHER OPTION (K94,K95)
1	P30565-01-K80	EA COVER - CHAIR/INCLINER - W/FOOTREST (K90,K91)
1	P30565-01-K82	EA COVER - CHAIR/INCLINER - W/FOOTREST (K92,K93)
1	P30565-01-K84	EA COVER - CHAIR/INCLINER - W/FOOTREST (K94,K95)
2	108049-05-000	EA FRAME - CABLE - REMOTE RECLINE - W/MINI LEVER ACTION
3	129148-05-000	EA INCLINER - CABLE - 30"
4	129148-06-000	EA INCLINER - LEVER F/CABLE
5	129164-01-02B	EA BRACKET - SEAT RELEASE - REMOTE
6	119952-02-000	EA SLIDE/SEAT - HEAVY DUTY NON LOCKING
7	107921-08-000	EA TOP PLATE - PEDESTAL - W/O SEAT BELT BAR
8	107921-06-000	EA BEARING KIT - PEDESTAL
9	107921-14-000	EA PEDESTAL/FLOOR MOUNTED - W/5.75" EXTENSION - MANUAL SEAT
10	108445-02-000	EA PLATE/FLOOR MOUNTED - PEDESTAL SEAT
11	119952-04-000	EA SLIDE/SEAT - HEAVY DUTY LOCKING - 4 STUDS
12	129162-01-02B	EA BRACKET - SEAT RELEASE - REMOTE
13	108049-04-000	EA CABLE - W/SWITCHES - W/26" MINI LEVER ACTION
	108049-02-000	EA CLIP - CABLE/PEDESTAL
14	119901-04-000	EA FOOT REST - RECLINER - W/O FOAM/FABRIC
15	129148-01-000	EA INCLINER - LEFT
16	129148-02-000	EA INCLINER - RIGHT
17	129173-01-02B	EA FRAME - INCLINER - E-COATED
	129148-09-000	EA INCLINER - CLIP/HAIRPIN - 1 7/16 X .07
18	129148-08-000	EA INCLINER - CLIP F/CABLE
19	129148-10-000	EA INCLINER TUBE - MODIFIED
20	129148-03-000	EA SPRING - INCLINER
21	129148-07-000	EA INCLINER - CABLE F/BREAK RELEASE

# CURTAIN & CUSHION GROUP (CONTINUED)

## CURTAINS & WINDOW TREATMENT



KEY	PART NUMBER	U/M DESCRIPTION
1	124516-05-K80	EA VALANCE - CAPRI - 34" (K90,K91)
1	124516-05-K82	EA VALANCE - CAPRI - 34" (K92,K93)
1	124516-05-K84	EA VALANCE - CAPRI - 34" (K94,K95)
1	127017-53-K90	EA LEG - RIGHT - 46" (K90,K91)
1	127017-53-K92	EA LEG - RIGHT - 46" (K92)
1	127017-53-K93	EA LEG - RIGHT - 46" (K93)
1	127017-53-K94	EA LEG - RIGHT - 46" (K94)
1	127017-53-K95	EA LEG - RIGHT - 46" (K95)
1	127017-54-K90	EA LEG - LEFT - 46" (K90,K91)
1	127017-54-K92	EA LEG - LEFT - 46" (K92)
1	127017-54-K93	EA LEG - LEFT - 46" (K93)
1	127017-54-K94	EA LEG - LEFT - 46" (K94)
1	127017-54-K95	EA LEG - LEFT - 46" (K95)
1	123964-13-K90	EA BLIND - MICRO - DAY/NIGHTER - 30" X 46"
2	111861-02-01A	EA BLIND - MICRO/MINI - 24.5" X 22"
3	114213-37-K80	EA LAMBREQUIN - WINDSONG - 61.5" X 25" (K90,K91)
3	114213-45-K92	EA LAMBREQUIN - WINDSONG - 61.5" X 25" (K92,K93)
3	114213-45-K84	EA LAMBREQUIN - WINDSONG - 61.5" X 25" (K94,K95)
3	123964-18-K90	EA BLIND - MICRO - DAY/NIGHTER - 58" X 26.5"
4	093487-12-01A	EA CURTAIN - WRAPAROUND/PRIVACY/PLEATED - DR - 51" X 108"
5	093487-15-01A	EA CURTAIN - WRAPAROUND/PRIVACY/PLEATED - PASS - 51" X 108"
	126841-07-000	EA SHADE - PULL - CHARCOAL MESH - 43" X 60"
	084434-01-000	EA BRACKET - MOUNTING - ROLLER SHADE - 1 3/8"
6	114213-49-K90	EA LAMBREQUIN - WINDSONG - 45" X 30" (K90,K91)
6	114213-50-K92	EA LAMBREQUIN - WINDSONG - 45" X 30" (K92,K93)
6	114213-50-K94	EA LAMBREQUIN - WINDSONG - 45" X 30" (K94)
6	114213-50-K95	EA LAMBREQUIN - WINDSONG - 45" X 30" (K95)
6	123964-07-K90	EA BLIND - MICRO - DAY/NIGHTER - 42.5" X 32"
7	114213-51-K90	EA LAMBREQUIN - WINDSONG - 61" (K90,K91)
7	114213-52-K92	EA LAMBREQUIN - WINDSONG - 61" (K92,K93)
7	114213-52-K94	EA LAMBREQUIN - WINDSONG - 61" (K94,K95)
7	123964-12-HQ4	EA BLIND - MICRO - DAY/NIGHTER - 58" X 33"

**CURTAIN & CUSHION GROUP (CONTINUED)**

	FABRICS		
COLOR CODES	K90,K91	K92,K93	K94,K95
	HEMINGWAY TAN	GULF MIST GREEN	SOUTH BEACH SAND
FABRIC SOFA	108446-T7-000	108446-W9-000	126883-01-000
LOUNGE WINDOW	108446-T9-000 108446-T7-000 126883-02-000	108446-X2-000 103446-W9-000 084415-A1-000	126883-02-000 126883-01-000
DAY/NITERS	094911-44-000	094911-44-000	094911-44-000
LOUNGE PILLOWS KIDNEY	108446-T7-000	108446-W9-000	126883-01-000
BEDROOM PILLOWS	105745-G9-000	105745-J1-000	105745-J6-000
BEDROOM WINDOWS	105745-G9-000 105745-E7-000	105745-J1-000	105745-J6-000 105745-B5-000
BEDSPREAD	105745-G9-000 105745-E7-000	105745-J1-000 084415-A1-000	105745-J6-000
BEDSKIRT	105745-E7-000	105745-J1-000	105745-B5-000
HEADBOARD	105745-G9-000 105745-E7-000	105745-J1-000 084415-A1-000	105745-J6-000
CEILING MATERIAL	113979-08-01A	113979-08-01A	113979-08-01A
OVERHEAD CEILING MATERIAL	113979-01-01A	113979-01-01A	113979-01-01A
BUCKET SEAT	108446-T9-000	108446-X2-000	126883-02-000
LOUNGE CHAIR	108446-T9-000	108446-X2-000	126883-02-000
DINING CHAIR	108446-T9-000	108446-X2-000	126883-01-000
BANQUETTE	108446-T7-000 108446-T9-000	108446-W9-000 108446-X2-000	126883-01-000 126883-02-000
DOOR COVER	105745-G9-000	105745-J1-000	105745-J6-000

NOTE: FABRIC LISTED FIRST IN A BLOCK, IS THE LARGEST QUANTITY OF FABRIC USED

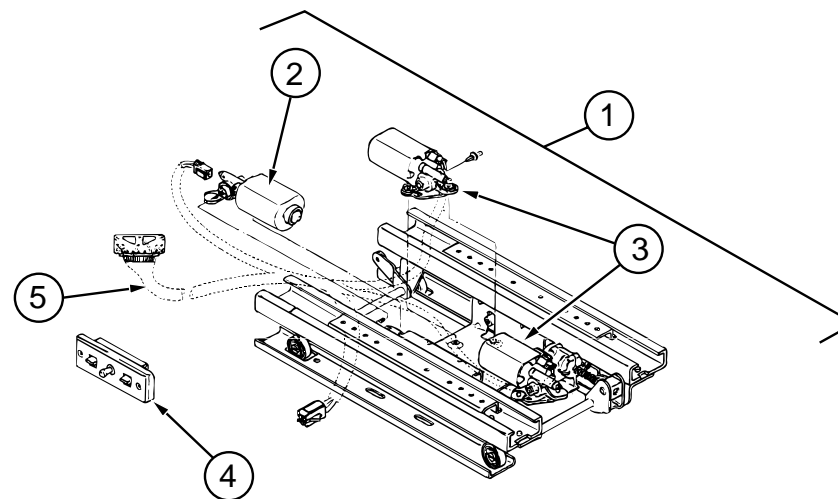
**CURTAIN & CUSHION GROUP (CONTINUED)**

**FABRIC TRIMS & BUTTONS**

KEY	PART NUMBER	U/M DESCRIPTION
	084415-80-000	YD TRIM - BRAID - COZUMEL (K90,K91)
	084415-99-000	YD TRIM - BRAID (K92,K93)
	084415-96-000	YD TRIM - BRAID (K94,K95)
	070578-13-J74	EA BUTTON - #30 (K90,K91)
	070578-14-J76	EA BUTTON - #30 (K92,K93)
	070578-13-J21	EA BUTTON - #30 (K94,K95)
	070578-02-E37	EA BUTTON - #30 - VINYL
	074494-05-000	EA BUTTON - #30 - SINGLE PIVOT
	074494-06-000	EA BUTTON - #30 - PIVOT
	127038-01-01A	EA TIEDOWN STRAP - W/VELCRO ENDS
	057534-08-000	EA TIEBACK - CLEAR PLASTIC - 16"
	057534-01-000	EA TIEBACK/TIEDOWN - 6" CLEAR PLASTIC
	079349-04-J74	YD WELT - NARROW (K90,K91)
	079349-04-J76	YD WELT - NARROW - ACCENT (K92,K93)
	079349-04-K84	YD WELT - NARROW - ACCENT (K94,K95)

**SEATBELTS**

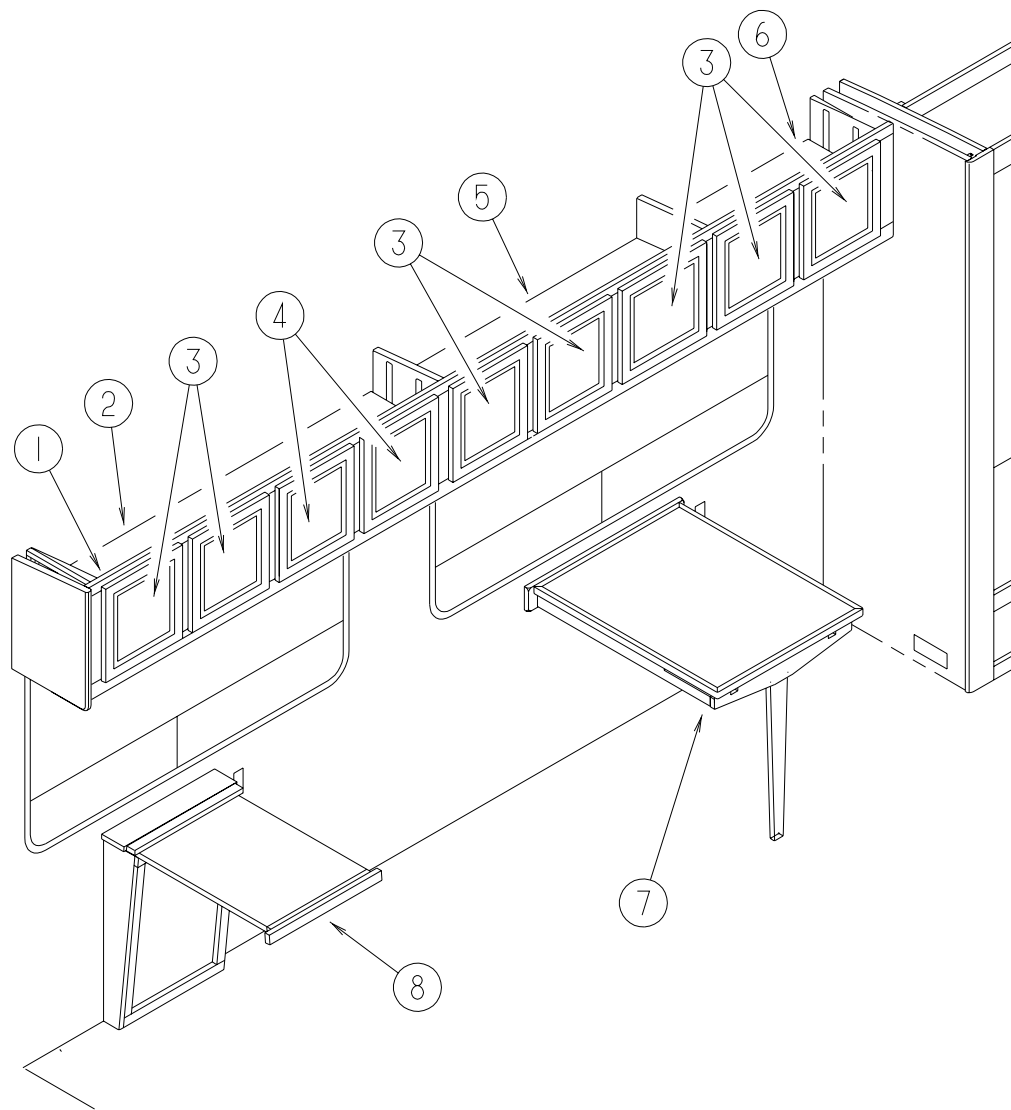
KEY	PART NUMBER	U/M DESCRIPTION
	007021-01-000	EA SEAT BELT - 2" X 90" - BLACK
	091990-06-01A	EA SEAT BELT/SHOULDER HARNESS - DRIVER/PASSENGER
	056271-02-000	EA BELT - SEAT - 2" X 72" - BLACK
	057759-01-000	EA WASHER - FLAT F/SEAT BELT - 4" DIAMETER



**DELCO POWER SEAT - 6 WAY**

KEY	PART NUMBER	U/M DESCRIPTION	VENDOR NO.
1	081373-03-000	EA SEAT - POWER 6 WAY	
2	081373-02-703	EA MOTOR PACKAGE - ADJUST HORIZONTAL	22063237 & H-195
3	081373-02-704	EA MOTOR PACKAGE - ADJUST VERTICAL	22063238 & H-196
4	081373-03-700	EA SWITCH ASM - FLAT - BROWN - GRAY	22138182 & H-441
	081373-02-700	EA SWITCH W/CLEAR MOLDED CONN.	22063234
	081373-01-700	EA BRACKET - L - CONTROL SWITCH	H-171
5	081373-03-701	EA WIRE HARNESS ASM. - LH SIDE	6000
	081373-03-702	EA WIRE HARNESS ASM. - RH SIDE	6001

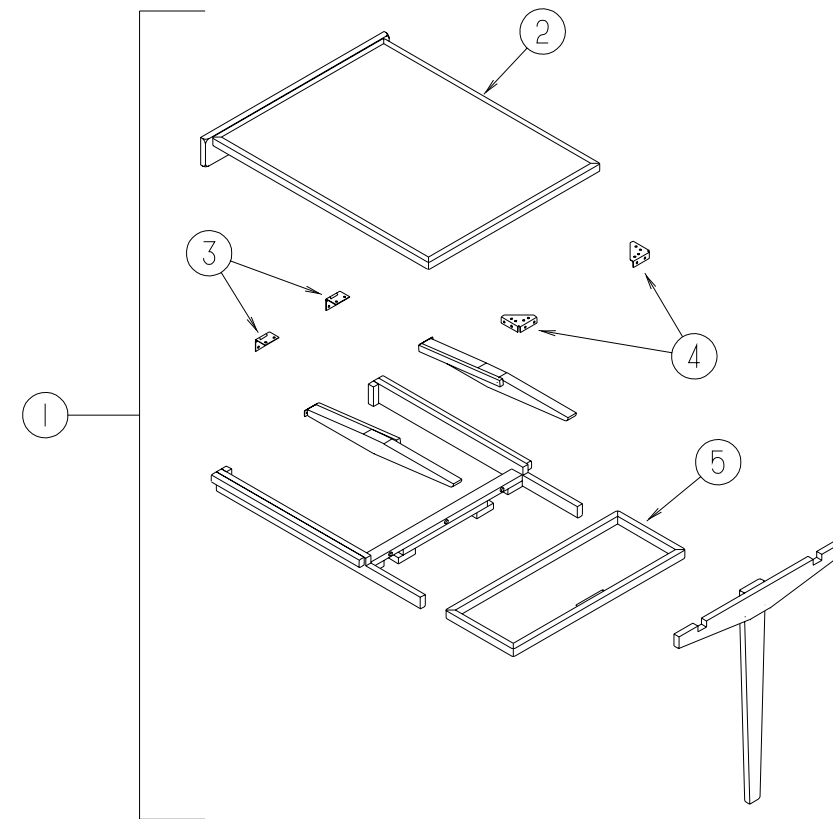
## DINETTE GROUP



### DINETTE CABINETS

KEY	PART NUMBER	U/M DESCRIPTION
1	129658-01-K90	EA CABINET - OVERHEAD/FRONT/RIGHT HAND - W/O DOORS/HARDWARE (MAPLE)
1	129658-01-K91	EA CABINET - OVERHEAD/FRONT/RIGHT HAND - W/O DOORS/HARDWARE (CHERRY)
2	129658-14-K90	EA SHELF - W/PLASTIC EDGE TRIM (MAPLE)
2	129658-14-K91	EA SHELF - W/PLASTIC EDGE TRIM (CHERRY)
3	M05990-36-K80	EA DOOR - ARCHED/OGEE EDGE - 14.3" X 14.3" - W/O HARDWARE (MAPLE)
3	M05990-36-K81	EA DOOR - ARCHED/OGEE EDGE - 14.3" X 14.3" - W/O HARDWARE (CHERRY)
4	M05990-22-K80	EA DOOR - ARCHED/OGEE EDGE - 14.3" X 12.4" - W/O HARDWARE (MAPLE)
4	M05990-22-FQ1	EA DOOR - ARCHED/OGEE EDGE - 14.3" X 12.4" - W/O HARDWARE (CHERRY)
5	129658-15-K90	EA SHELF - W/PLASTIC EDGE TRIM (MAPLE)
5	129658-15-K91	EA SHELF - W/PLASTIC EDGE TRIM (CHERRY)
6	129658-16-K90	EA SHELF - W/PLASTIC EDGE TRIM (MAPLE)
6	129658-16-K90	EA SHELF - W/PLASTIC EDGE TRIM (CHERRY)
7	129107-01-K90	EA TABLE - W/PULLOUT SELF STORING LEAF/HARDWARE (MAPLE)
7	129107-01-K91	EA TABLE - W/PULLOUT SELF STORING LEAF/HARDWARE (CHERRY)
8	114134-01-JQ0	EA TABLE - PULLOUT - W/O HARDWARE (MAPLE)
8	114134-01-FQ1	EA TABLE - PULLOUT - W/O HARDWARE (CHERRY)

## DINETTE GROUP (CONTINUED)

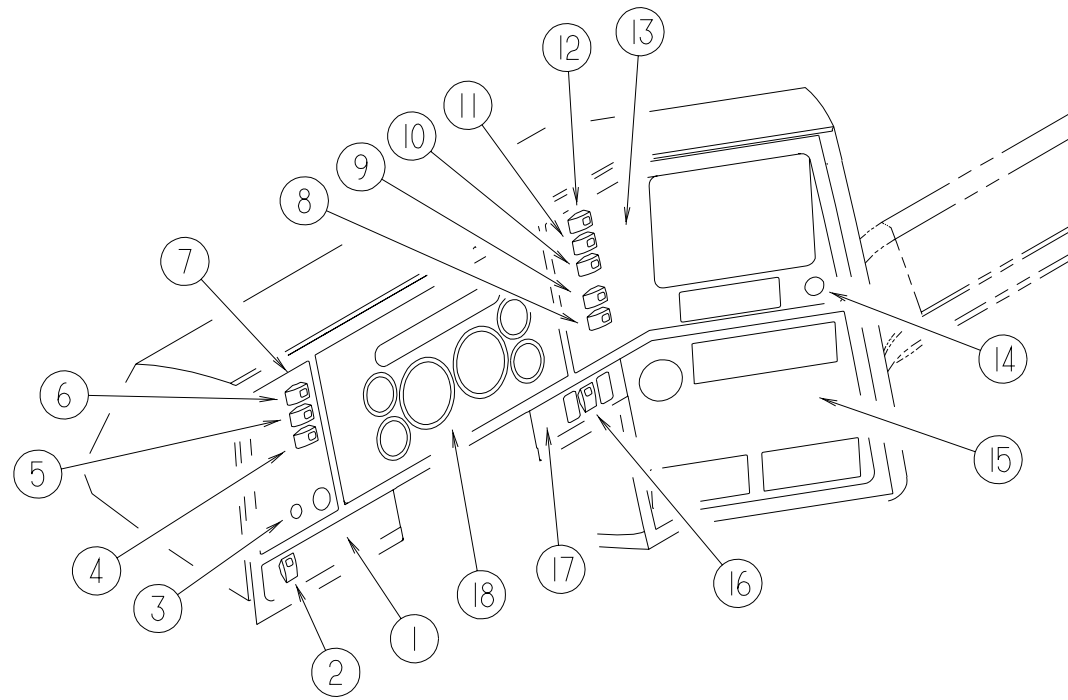


### DINETTE PULLOUT TABLE

KEY	PART NUMBER	U/M DESCRIPTION
1	129107-01-K90	EA TABLE - W/PULLOUT SELF STORING LEAF/HARDWARE (MAPLE)
1	129107-01-K91	EA TABLE - W/PULLOUT SELF STORING LEAF/HARDWARE (CHERRY)
2	129107-11-K90	EA TABLE TOP - W/O SELF STORING LEAF (MAPLE)
2	129107-11-K91	EA TABLE TOP - W/O SELF STORING LEAF (CHERRY)
3	114278-01-000	EA HINGE - CONTINOUS - 3" WIDE
4	102810-01-04A	EA BRACE - TABLE LEG - BLACK
5	129107-12-K90	EA LEAF - SELF STORING (MAPLE)
5	129107-12-K91	EA LEAF - SELF STORING (CHERRY)

## DRIVERS COMPARTMENT GROUP

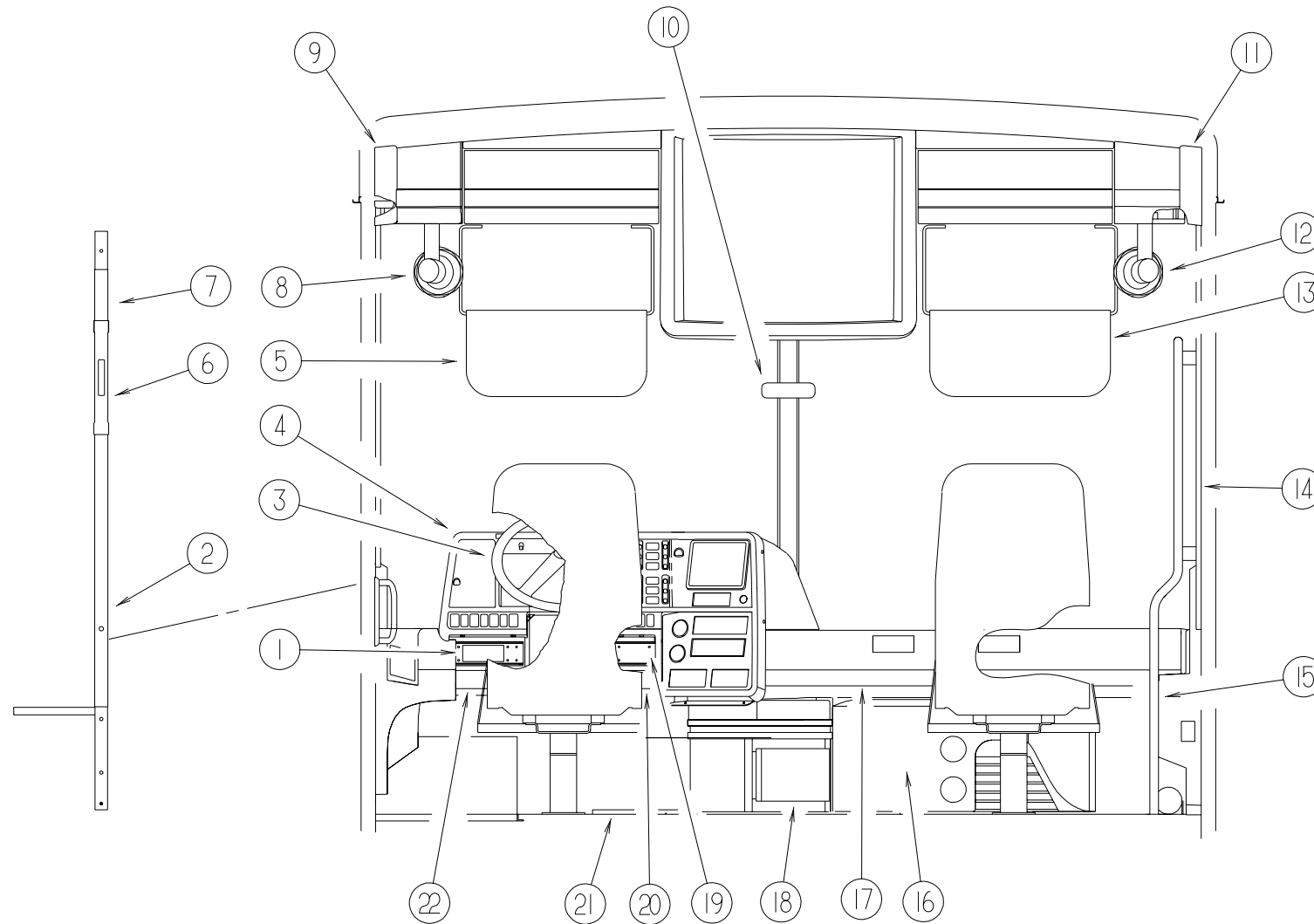
### INSTRUMENT PANEL



KEY	PART NUMBER	U/M DESCRIPTION
1	104056-32-02A	EA APPLIQUE - BEZEL - DRIVER/LOWER - HAMTON TAN
2	108357-08-000	EA SWITCH - ROCKER DPDT - ON/NONE/ON - 6 TERMINAL
3	108356-01-02A	EA COVER/ACTUATOR SWITCH - 3 GROOVES - CONTURA III - TAN
4	091206-04-000	EA MODULE/WIPER CONTROL KIT - DYNAMIC PARK
5	108357-01-000	EA SWITCH - ROCKER SPST - ON/OFF - 2 TERMINAL
6	108356-01-02A	EA COVER/ACTUATOR SWITCH - 3 GROOVES - CONTURA III - TAN
7	108357-01-000	EA SWITCH - ROCKER SPST - ON/OFF - 2 TERMINAL
8	108356-01-02A	EA COVER/ACTUATOR SWITCH - 3 GROOVES - CONTURA III - TAN
9	108357-09-000	EA SWITCH - ROCKER SPDT - ON/NONE/MOM - 3 TERMINAL
10	108356-01-02A	EA COVER/ACTUATOR SWITCH - 3 GROOVES - CONTURA III - TAN
11	104056-41-02A	EA APPLIQUE - BEZEL - DRIVER - HAMPTON TAN
12	108357-01-000	EA SWITCH - ROCKER SPST - ON/OFF - 2 TERMINAL
13	108356-01-02A	EA COVER/ACTUATOR SWITCH - 3 GROOVES - CONTURA III - TAN
14	096241-08-000	EA SWITCH - BLANK - HAMPTON TAN
15	108357-03-000	EA SWITCH - ROCKER SPDT - ON/OFF/ON - 3 TERMINAL
16	108356-01-02A	EA COVER/ACTUATOR SWITCH - 3 GROOVES - CONTURA III - TAN
17	108357-10-000	EA SWITCH - ROCKER SPDT - W/LIGHT - MOM/NONE/MOM - 5 TERMINAL
18	108356-03-02A	EA COVER/ACTUATOR SWITCH - 3 GROOVES W/LIGHT - CONTURA III - BLACK
1	108357-06-000	EA SWITCH - ROCKER DPDT - MOM/OFF/MOM - 6 TERMINAL
2	108356-01-02A	EA COVER/ACTUATOR SWITCH - 3 GROOVES - CONTURA III - TAN
3	108357-08-000	EA SWITCH - ROCKER DPDT - ON/NONE/ON - 6 TERMINAL
4	108356-01-02A	EA COVER/ACTUATOR SWITCH - 3 GROOVES - CONTURA III - TAN
5	104056-40-02A	EA APPLIQUE - BEZEL - PASSENGER/UPPER - 6-SWITCH - HAMPTON TAN
6	089294-01-000	EA LIGHTER - CIGARETTE - W/SOCKET & WIRE
7	104056-31-02A	EA APPLIQUE - BEZEL - PASSENGER/LOWER RIGHT WING - HAMPTON TAN
8	108357-06-000	EA SWITCH - ROCKER DPDT - MOM/OFF/MOM - 6 TERMINAL
9	108356-01-02A	EA COVER/ACTUATOR SWITCH - 3 GROOVES - CONTURA III - TAN
10	104056-42-02A	EA APPLIQUE - BEZEL - PASSENGER/LOWER - SLIDEOUT/JACK
11	121868-17-000	EA CLUSTER - INSTRUMENT - METRIC

## DRIVERS COMPARTMENT GROUP (CONTINUED)

### DRIVERS COMPARTMENT

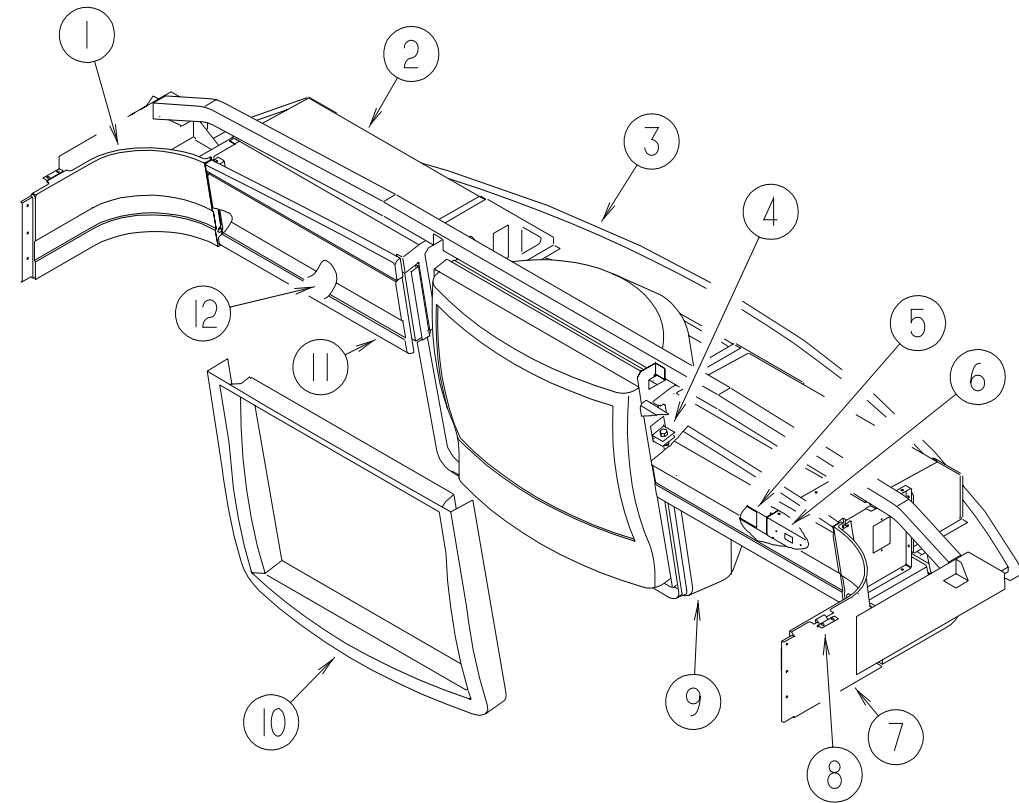


KEY	PART NUMBER	U/M DESCRIPTION
1	118377-06-05A	EA APPLIQUE - LOWER DASH - GM/OSH KOSH/SPARTAN
2	024700-51-000	EA COVER - ROLL BAR
3	114388-02-02A	EA WHEEL - STEERING - 18" LEATHER WRAP - HAMPTON TAN
3	114388-06-01A	EA HORN - BUTTON EMBLEM
4	107263-02-02A	EA POD - INSTRUMENT PANEL - W/CUTOUT
4	107263-01-02A	EA POD - INSTRUMENT PANEL
5	123298-03-01A	EA SUNVISOR - 8.5" X 21.0" - HAMPTON TAN
6	127721-01-01A	EA COVER - SLIDE - OFF WHITE
6	127798-01-01A	EA COVER - SLIDE - INNER - BLACK - 1.5" X 11.4"
7	024700-51-000	EA COVER - ROLL BAR
8	122856-01-01A	EA FAN - DEFROSTER - 2 SPEED W/SWIVEL BASE/NON-OSCILATING - CHROME
9	P29138-04-KQ0	EA PANEL - TRIM - SIDE/UPPER/DRIVER
10	040714-01-000	EA MIRROR - REAR VIEW/ARM MOUNT & SET SCREW
10	067490-01-000	EA BUTTON - MIRROR/REAR VIEW
11	P29138-03-KQ0	EA PANEL - TRIM - SIDE/UPPER/PASSENGER
12	122856-01-01A	EA FAN - DEFROSTER - 2 SPEED W/SWIVEL BASE/NON-OSCILATING - CHROME
13	123298-03-01A	EA SUNVISOR - 8.5" X 21.0" - HAMPTON TAN
14	129003-01-01A	EA TRIM - A-PILLAR - INTERIOR PASSENGER
14	129657-01-01A	EA TRIM - A-PILLAR - INTERIOR/PASSENGER LOWER
15	123577-01-01A	EA HANDRAIL - ASSIST - ENTRANCE
16	122955-02-01A	EA PANEL - TRIM - HEATER-A/C - RIGHT HAND
17	122853-01-01A	EA PANEL - TRIM - PASSENGER DASH

KEY	PART NUMBER	U/M DESCRIPTION
18	127059-02-KQ0	EA CABINET - BEVERAGE TRAY - W/O DRAWER (MAPLE)
18	127059-02-JQ1	EA CABINET - BEVERAGE TRAY - W/O DRAWER (CHERRY)
18	127059-16-JQ0	EA TRAY - BEVERAGE COMPARTMENT - W/O HARDWARE (MAPLE)
18	127059-16-JQ1	EA TRAY - BEVERAGE COMPARTMENT - W/O HARDWARE (CHERRY)
18	127059-21-JQ0	EA DRAWER - BEVERAGE/TRAY - W/O HARDWARE (MAPLE)
18	127059-21-JQ1	EA DRAWER - BEVERAGE/TRAY - W/O HARDWARE (CHERRY)
19	118377-05-05A	EA APPLIQUE - LOWER DASH - DRIVER - (OSH KOSH/SPARTAN)
20	118024-06-01A	EA TRIM - DASH - DRIVER - LOWER/RIGHT HAND
21	116993-01-01A	EA COVER - PEDALS - BLACK
22	118024-05-01A	EA TRIM - DASH - DRIVER - LOWER/LEFT HAND



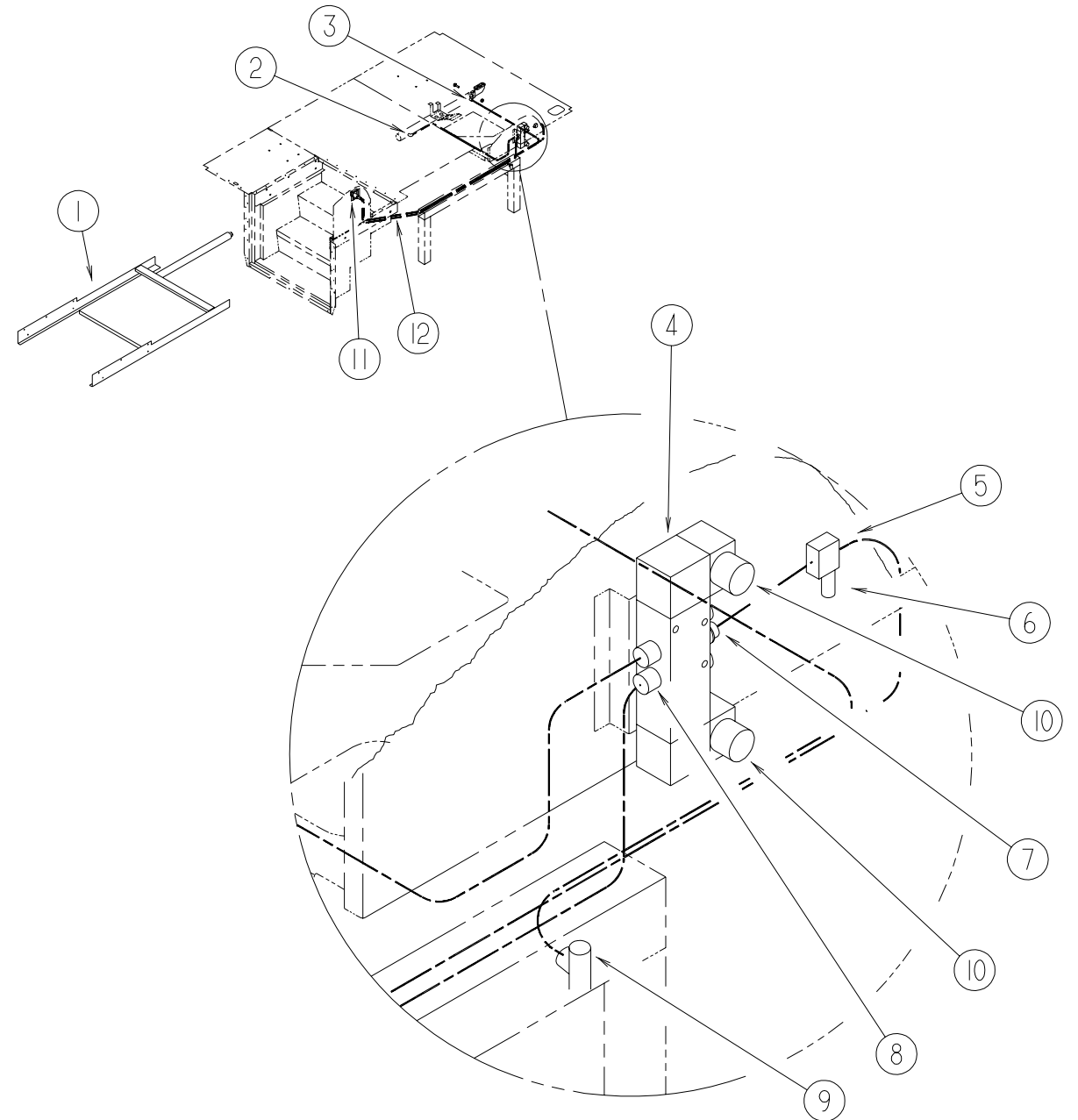
**DRIVERS COMPARTMENT GROUP (CONTINUED)**



**OVERHEAD TV & VCR CABINETS**

KEY	PART NUMBER	U/M DESCRIPTION
1	P18465-02-GV0	EA PANEL - TRIM - UPPER/CORNER - LEFT HAND W/INSERT
2	118836-06-KQ0	EA PANEL - OVERHEAD CABINET - VINYL COVERED
3	130019-01-KQ0	EA CABINET - OVERHEAD FRONT - W/O DOORS/HARDWARE
4	130027-01-02B	EA STRAP/TIEDOWN - TV - E-COATED
5	130029-01-02B	EA SHELF/VCR - LEFT HAND - E-COATED
6	130028-01-02B	EA SHELF/VCR - RIGHT HAND - E-COATED
7	P18465-01-GV0	EA PANEL - TRIM - UPPER/CORNER - RIGHT HAND W/INSERT
8	073050-03-000	EA MOUNTING CLIP - VALANCE PANEL
9	P30021-01-KQ0	EA COVER - TV - OVERHEAD - LWR H.TAN
	112160-02-000	FT SEAL - D SECTION - .2 X .3" - FOAM RUBBER
10	130020-01-01A	EA FACE/PLASTIC - TV
11	118898-03-KQ0	EA PANEL - DOOR - OVERHEAD CABINET - W/O HARDWARE - PLASTIC
12	130830-01-KQ0	EA SHELF - VCR STAND - VINYL EDGED

**DRIVERS COMPARTMENT GROUP (CONTINUED)**

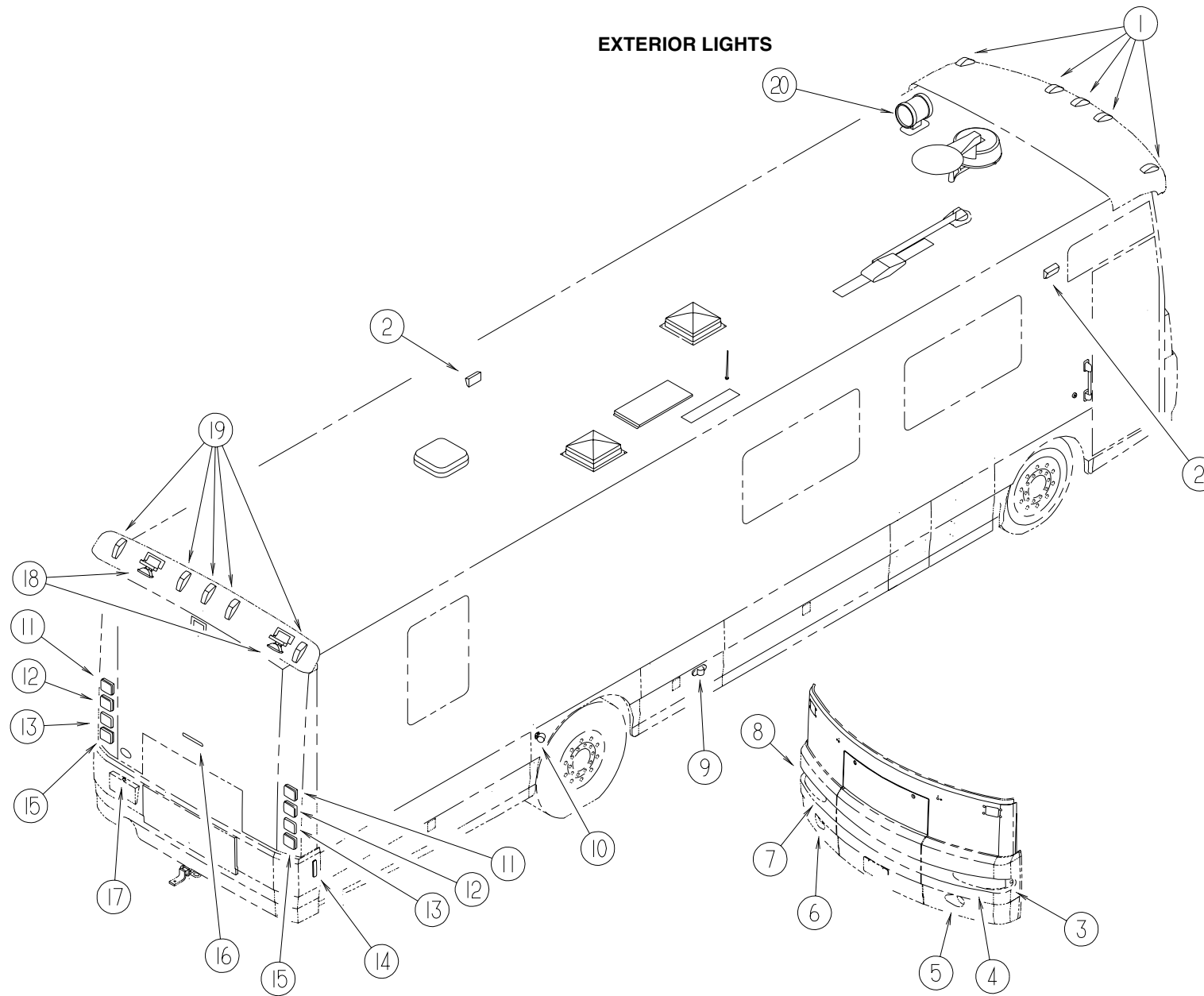


**STEP WELL COVER**

KEY	PART NUMBER	U/M DESCRIPTION
1	123666-03-000	EA STEP COVER - SLIDING
2	071387-05-000	EA ELBOW - MALE - BRAKE TUBE - 1/4 X 1/4
3	071386-06-000	EA CONNECTOR - MALE - 1/4 TUBE X 1/4
4	124625-01-000	EA VALVE - AIR - DOUBLE SOLENOID
5	124382-01-000	EA REGULATOR - AIR/MINIATURE
6	086241-02-000	EA VALVE - AIR - 1/8" MPT - TANK
7	124625-04-000	EA FITTING - STRAIGHT REDUCER
8	124625-05-000	EA FITTING - ELBOW REDUCER
9	085763-02-000	EA TEE - MALE RUN - BRAKE TUBE - 1/4" X 1/4"
10	124625-03-000	EA SILENCERS - AIR VALVE
11	124628-01-000	EA VALVE - AIR - OVERRIDE - 3-WAY
11	124628-02-000	EA KNOB - F/MANUAL OVERRIDE VALVE
11	124039-01-01A	EA APPLIQUE - MANUAL VALVE
12	071390-04-000	FT TUBING - AIR BRAKE - 1/4" OD-BLK WEATHERHEAD (BRKS & HORN)

# ELECTRICAL GROUP

## EXTERIOR LIGHTS

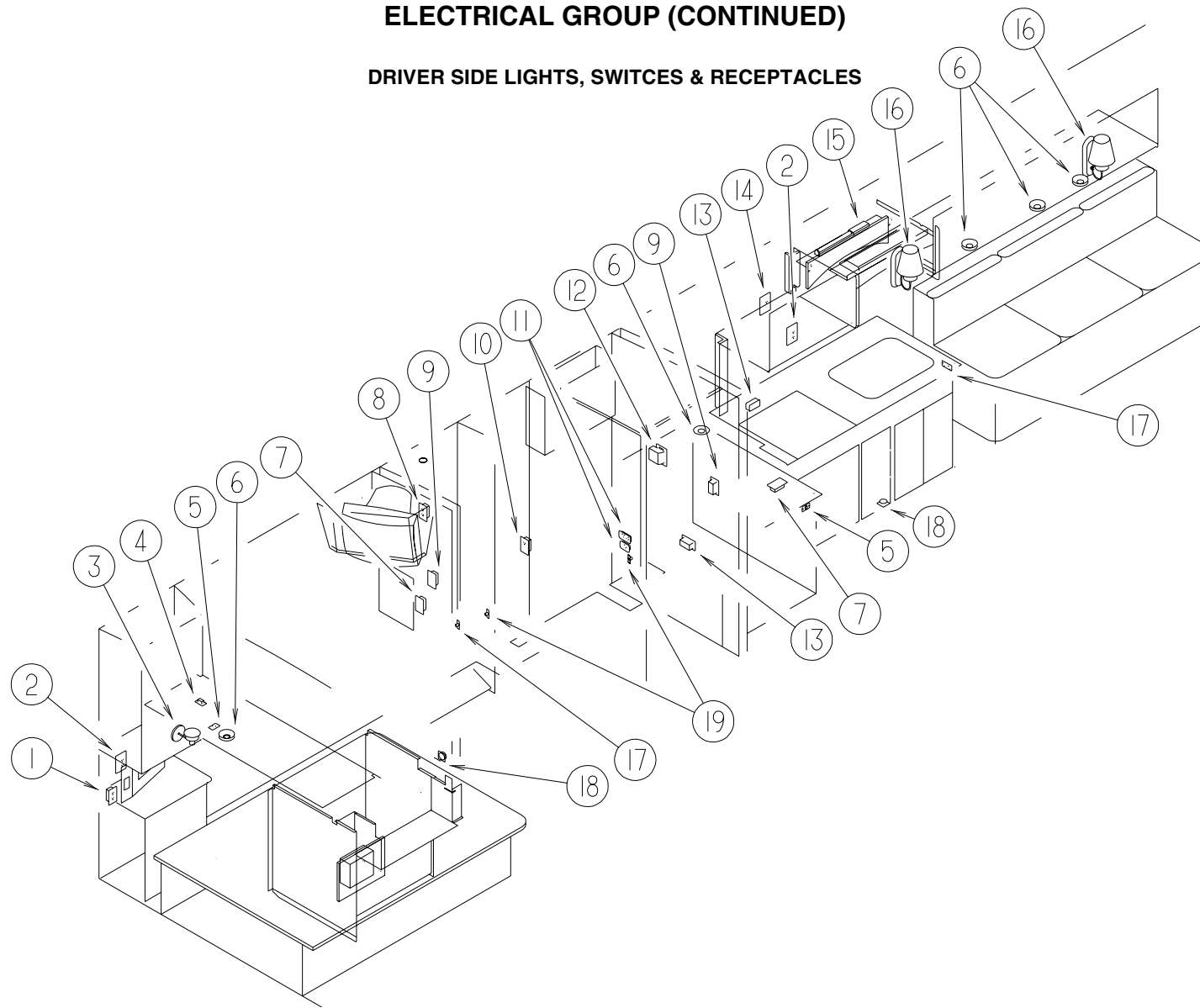


KEY	PART NUMBER	U/M DESCRIPTION	VENDOR NO.
1	129942-01-000	EA LAMP - CLEARANCE - AMBER	
2	097917-01-06A	EA LIGHT - PORCH - BRIGHT WHITE	
	008215-01-000	EA BULB - 12 VOLT - #1003 - .94 AMP	
	097917-01-700	EA LENS - LIGHT - CLEAR	30-78-021
	058028-01-000	EA CONNECTOR - ELECTRICAL PIGTAIL - NYLON - CLEAR	
2	008089-02-000	EA LIGHT - PORCH - RECESSED - CANADIAN	
	008214-01-000	EA BULB - 12 VOLT - #67 - .59 AMP	
	008089-01-700	EA LENS - LIGHT - RECESSED - PORCH	DECO
	091981-01-000	EA GASKET - PORCH LIGHT	
	058028-01-000	EA CONNECTOR - ELECTRICAL PIGTAIL - NYLON - CLEAR	
3	124161-02-000	EA LAMP - DRIVER PARK/TURN	
4	129927-02-000	EA HEADLAMP - W/HALOGEN - LEFT HAND - FORD	
5	130051-02-000	EA LAMP - FOG W/BRKT - CLEAR/ROUND - DRIVER	
6	130051-01-000	EA LAMP - FOG W/BRKT - CLEAR/ROUND - PASSENGER	
7	129927-01-000	EA HEADLAMP - W/HALOGEN - RIGHT HAND - FORD	
8	124161-01-000	EA LAMP - PASSENGER PARK/TURN	
9	113293-01-000	EA LAMP - SIDE MARKER/TURN	
	037935-01-000	EA BULB - 12V - #1157 OR #2057 - 2.1 AMP - CLEAR GLASS	

KEY	PART NUMBER	U/M DESCRIPTION
10	129746-01-000	EA LAMP - DRIVING
	037934-01-000	EA BULB - 12V - #1156 - 2.1 AMP CLEAR GLASS
11	124186-03-000	EA LIGHT - STOP/TAIL - RED
	124234-01-000	EA BULB - 12 VOLT/1.7-.42AMP #7528
12	124186-02-000	EA LIGHT - TURN/AMBER
	124220-01-000	EA BULB - 12 VOLT/1.75 AMP/21 WATT - #7506
13	124186-04-000	EA REFLECTOR - RED
14	117826-01-000	EA SIDE MARKER LAMP ASSEMBLY - RED
	036196-01-000	EA BULB - 12V - #194 - .27 AMP - BAYONETTE
	117826-03-000	EA GASKET - MARKER LIGHT
15	124186-01-000	EA LIGHT - BACKUP (WHITE/CLEAR)
	124220-01-000	EA BULB - 12 VOLT/1.75 AMP/21 WATT - #7506
16	121950-01-000	EA LIGHT - BRAKE - CENTER MOUNT
17	087201-01-000	EA LIGHT - HALF ROUND - 1" X 1.7" - PLASTIC - BLACK
18	129928-01-000	EA LAMP - FOG - CLEAR LENS/RECTANGULAR
19	129942-02-000	EA LAMP - CLEARANCE - RED
20	130672-01-01A	EA SPOTLIGHT - POWER - REMOTE - WHITE

## ELECTRICAL GROUP (CONTINUED)

### DRIVER SIDE LIGHTS, SWITCES & RECEPTACLES

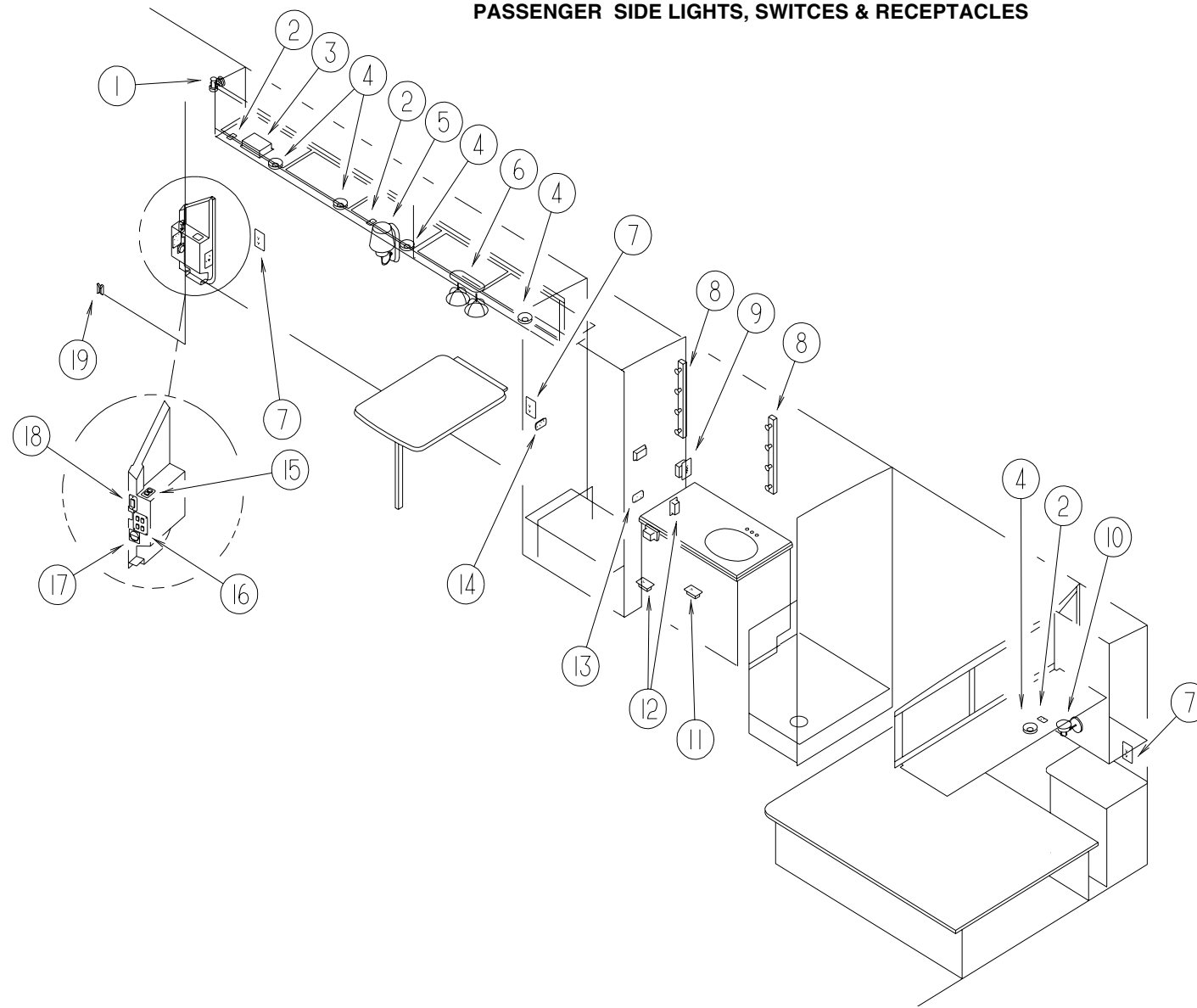


KEY	PART NUMBER	U/M DESCRIPTION	VENDOR NO.
1	058708-02-000	EA RECEPTACLE - ELECTRIC - DOUBLE - IVORY	
2	058708-02-000	EA RECEPTACLE - ELECTRIC - DOUBLE - IVORY	
2	102568-01-J70	EA SPACER - RECEPTACLE - SIDEWALL (MAPLE)	
2	102568-01-E41	EA SPACER - RECEPTACLE - SIDEWALL (CHERRY)	
3	119258-01-02A	EA LAMP - WALL - FRENCH GOLD	
3	119257-01-01A	EA SHADE - LAMP - POTPOURRI (K90,K91)	
3	065201-09-000	EA SHADE - LAMP - FABRIC - PARCHMENT (K92,K93,K94,K95)	
4	108357-10-000	EA SWITCH - ROCKER SPDT - W/LIGHT - MOM/NONE/MOM - 5 TERMINAL	
4	108356-05-01A	EA COVER/ACTUATOR SWITCH - 3 GROOVES W/LENS - GEN SET - CONTURA III	
4	098351-07-01A	EA PLATE - SWITCH - GENERATOR - POLISHED BRASS	
5	079364-01-000	EA SWITCH - ON/OFF ROCKER - 2 TERMINAL - BROWN	
5	098351-01-01A	EA PLATE - SWITCH - 1 GANG POLISHED BRASS	
6	123775-01-01A	EA LIGHT - HALOGEN - ROUND	
6	123775-01-700	EA BULB - 10 WATT - HALOGEN	71-JC10
6	123775-02-01A	EA COLLAR - BRASS F/LIGHT	
7	058707-02-000	EA RECEPTACLE - BLANK - JUNCTION BOX	
8	058708-05-000	EA RECEPTACLE - ELECTRIC - SINGLE - BROWN (W/TV)	
8	058707-02-000	EA RECEPTACLE - BLANK - JUNCTION BOX (W/O TV)	

KEY	PART NUMBER	U/M DESCRIPTION	VENDOR NO.
9	084420-03-000	EA SWITCH - TOGGLE - 15 AMP - 120 VOLT - IVORY	
10	058708-05-000	EA RECEPTACLE - ELECTRIC - SINGLE - BROWN	
11	079364-03-000	EA SWITCH - ON/OFF ROCKER - 3 TERMINAL - BROWN	
11	098351-01-01A	EA PLATE/SWITCH - 1 GANG - POLISHED BRASS - W/O LABEL	
12	084076-02-000	EA RECEPTACLE - GFI - 15 AMP/125 VOLT - BROWN	
12	084077-02-000	EA PLATE - COVER - RECEPTACLE - GFI - BROWN	
13	058707-01-000	EA RECEPTACLE - ELECTRIC - SINGLE - BROWN	
14	058707-01-000	EA RECEPTACLE - ELECTRIC - SINGLE - BROWN	
14	102568-01-J70	EA SPACER - RECEPTACLE - SIDEWALL (MAPLE)	
14	102568-01-E41	EA SPACER - RECEPTACLE - SIDEWALL (CHERRY)	
15	113371-01-000	EA LIGHT - FLOURESCENT 18" STRIP - THIN-LITE - UL/CS	
16	119258-07-01A	EA LAMP - WALL - BRASS - UL/CSA	
16	067479-01-000	EA BULB - 12 VOLT - #1076 - 1.80 AMP	
17	079364-01-000	EA SWITCH - ON/OFF ROCKER - 2 TERMINAL - BROWN	
17	079364-03-000	EA SWITCH - ON/OFF ROCKER - 3 TERMINAL - BROWN	
17	098351-03-01A	EA PLATE/SWITCH - 3 GANG - POLISHED BRASS - W/O LABEL	
18	108354-01-01A	EA LIGHT - COURTESY	
18	108354-01-700	EA BULB - COURTESY LIGHT	395-B
19	041250-01-000	EA SWITCH - PUSH BUTTON - ELECTRIC STEP	

## ELECTRICAL GROUP (CONTINUED)

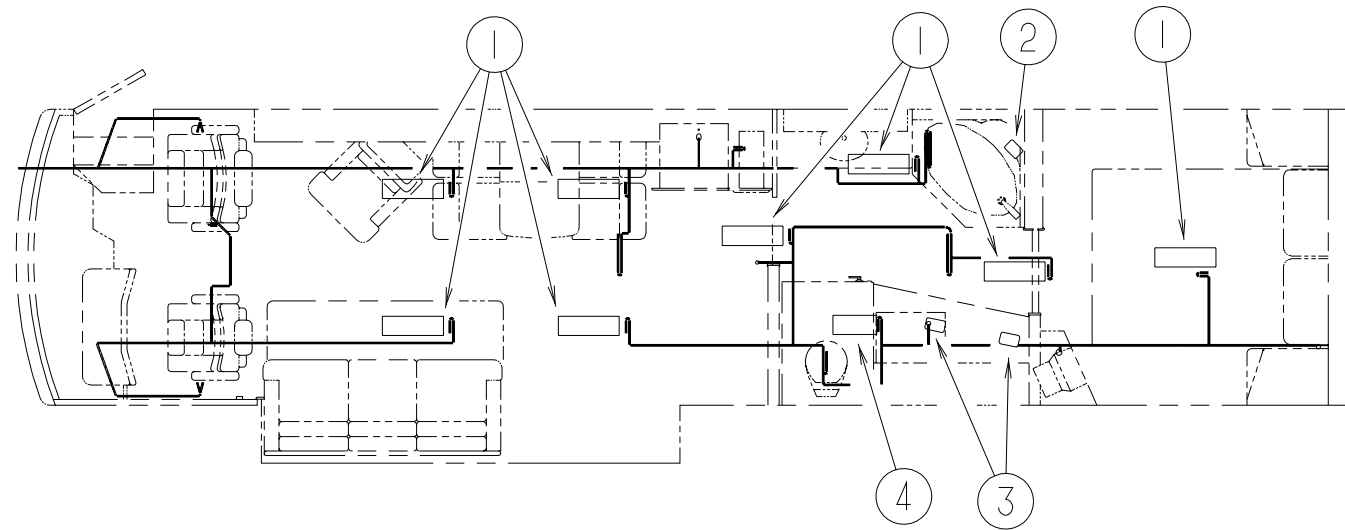
### PASSENGER SIDE LIGHTS, SWITCHES & RECEPTACLES



KEY	PART NUMBER	U/M DESCRIPTION	VENDOR NO.	KEY	PART NUMBER	U/M DESCRIPTION	VENDOR NO.
1	128786-01-01A	EA LIGHT - READING/SWIVEL		10	119258-01-02A	EA LAMP - WALL - FRENCH GOLD	
1	123917-01-000	EA BULB - 12V - HALOGEN SPOT		10	119257-01-01A	EA SHADE - LAMP - POTPOURRI (K90,K91)	
2	079364-01-000	EA SWITCH - ON/OFF ROCKER - 2 TERMINAL - BROWN		10	065201-09-000	EA SHADE - LAMP - FABRIC - PARCHMENT (K92,K93,K94,K95)	
2	098351-01-01A	EA PLATE - SWITCH - 1 GANG POLISHED BRASS		11	058707-02-000	EA RECEPTACLE - BLANK - JUNCTION BOX	
3	095186-02-000	EA BELL - DOOR		12	058707-01-000	EA RECEPTACLE - ELECTRIC - SINGLE - BROWN	
4	123775-01-01A	EA LIGHT - HALOGEN - ROUND		13	079364-03-000	EA SWITCH - ON/OFF ROCKER - 3 TERMINAL - BROWN	
4	123775-01-700	EA BULB - 10 WATT - HALOGEN	71-JC10	13	079364-04-000	EA SWITCH - ON/OFF ROCKER - 2 TERMINAL - BLACK	
4	123775-02-01A	EA COLLAR - BRASS F/LIGHT		13	098351-01-01A	EA PLATE - SWITCH - 1 GANG POLISHED BRASS	
5	119258-07-01A	EA LAMP - WALL - BRASS - UL/CSA		14	079364-01-000	EA SWITCH - ON/OFF ROCKER - 2 TERMINAL - BROWN	
5	067479-01-000	EA BULB - 12 VOLT - #1076 - 1.80 AMP		14	098351-05-01A	EA PLATE - SWITCH - 3 GANG POLISHED BRASS	
6	093575-11-01A	EA LIGHT - CEILING - TRIPLE - BRASS - UL/CSA		14	095188-02-01A	EA SPACER - SWITCH - 2.3" X 4.1" - PLASTIC - DARK BROWN	
7	058708-02-000	EA RECEPTACLE - ELECTRIC - DOUBLE - IVORY		15	079364-07-000	EA SWITCH - MOM/OFF/MOM ROCKER - BLACK	
7	102568-01-J70	EA SPACER - RECEPTACLE - SIDEWALL (MAPLE)		15	098351-12-01A	EA PLATE - SWITCH - 2 GANG W/LABEL	
7	102568-01-E41	EA SPACER - RECEPTACLE - SIDEWALL (CHERRY)		16	079364-01-000	EA SWITCH - ON/OFF ROCKER - 2 TERMINAL - BROWN	
8	123774-01-01A	EA LIGHT - MAKE UP - 4 BULB		16	098351-08-01A	EA PLATE - SWITCH - 4 GANG W/LABEL	
8	123918-01-000	EA BULB - 12V - MAKEUP WHITE		17	108354-01-01A	EA LIGHT - COURTESY	
9	084076-01-000	EA RECEPTACLE - GFI - 15 AMP/125 VOLT - IVORY		17	108354-01-700	EA BULB - COURTESY LIGHT	395-B
				18	093132-02-000	EA SWITCH - ROCKER/POWER DOOR LOCK - 5 TERM - (KEY/ARROW)	
				18	094086-01-01A	EA PLATE - SWITCH - SINGLE GANG - 1.8" X 3" - BLACK PLASTIC	
				19	116995-01-000	EA SWITCH/MAGNET - ELECTRIC STEP	

# ELECTRICAL GROUP (CONTINUED)

## CEILING LIGHTS



KEY	PART NUMBER	U/M DESCRIPTION	VENDOR NO.
1	091937-04-000	EA LIGHT - FLUORESCENT - 12V/30 WATT - 20.8" LONG - THIN LITE	
2	121935-01-01A	EA LIGHT - DOME - SHOWER	
3	098024-01-03A	EA LIGHT - DOME - 1 BULB - WHITE	
	008218-01-000	EA BULB - DOME LIGHT - 12 VOLT - NO. 1141	
	098024-01-700	EA LENS - LIGHT	807877
4	091937-05-000	EA LIGHT - FLUORESCENT - 12V/16 WATT - 15" LONG - THIN LITE	
	091937-05-701	EA LENS - LIGHT - FLUORESCENT	D-732

**ELECTRICAL GROUP (CONTINUED)****CIRCUIT BREAKERS & FUSES**

KEY	PART NUMBER	U/M DESCRIPTION
	062037-01-000	EA HOUSING - AUTO FUSE - NATURAL
	062037-02-000	EA HOUSING - AUTO FUSE - GREEN
	062037-03-000	EA HOUSING - AUTO FUSE - BLACK
	062037-04-000	EA HOUSING - AUTO FUSE - BLUE
	062037-05-000	EA HOUSING - AUTO FUSE - GRAY
	062037-06-000	EA HOUSING - AUTO FUSE - BROWN
	108669-01-000	EA HOUSING - AUTO FUSE HOLDER
	062901-08-000	EA FUSE - 30 AMPS - AUTOMOTIVE
	115187-01-000	EA FUSE - 300 AMP - NON-DELAY
	115187-02-000	EA FUSE HOLDER - BUSS ANN/ANL BLOCK
	083209-01-000	EA CIRCUIT BREAKER - 15 AMP - 120 VOLT - CANADIAN
	083209-02-000	EA CIRCUIT BREAKER - 15/15 AMP - 120 VOLT
	083209-03-000	EA CIRCUIT BREAKER - 15/20 AMP - 120 VOLT
	083209-04-000	EA CIRCUIT BREAKER - 30 AMP - 120 VOLT
	083209-05-000	EA CIRCUIT BREAKER - 20AMP - 120 VOLT
	083209-06-000	EA CIRCUIT BREAKER - 30/15 AMP - 120 VOLT
	093654-01-000	EA CIRCUIT BREAKER - 6 AMP - 12 VOLT
	093654-02-000	EA CIRCUIT BREAKER - 15 AMP - 12 VOLT
	093655-01-000	EA CIRCUIT BREAKER - 25 AMP - 12 VOLT
	093655-02-000	EA CIRCUIT BREAKER - 30 AMP - 12 VOLT
	108916-01-000	EA CIRCUIT BREAKER - 50 AMP - 12 VOLT - 2 POLE
	113482-01-000	EA CIRCUIT BREAKER - 55AMP
	122811-01-000	EA CIRCUIT BREAKER - 20/50/50/20

**CONVERTER, INVERTER & LOAD CENTERS**

KEY	PART NUMBER	U/M DESCRIPTION
	106071-03-000	EA SWITCH - AUTOMATIC TRANSFER - 50 AMP - TODD IF MOTORHOME HAS "MAGNETEK" TRANSFER SWITCH ORDER #10607102000
	108915-02-000	EA LOAD CENTER - 120/240 VOLT - 100 AMP
	109677-01-000	EA LOAD CENTER - 120 VOLT - 40 AMP
	113132-01-000	EA LOAD CENTER - 120/240 VOLT - 60 AMP
	113685-01-000	EA INVERTER - CHARGER - 2000W AC
	113685-03-000	EA REMOTE PANEL - INVERTER/CHARGER
	127002-01-000	EA MODULE/CIRCUIT BOARD - ENERGY MANAGEMENT SYSTEM CONTROL
	127002-02-000	EA PANEL/MONITOR - ENERGY MANAGEMENT SYSTEM
	130366-01-000	EA MODULE - CHARGE CONTROL

**SOLENOID & RELAYS**

KEY	PART NUMBER	U/M DESCRIPTION
	008188-01-000	EA SOLENOID - 3 POST - BATTERY CHANGE OVER
	063910-01-000	EA HOUSING - RELAY
	063912-02-000	EA RELAY - CANISTER - SPDT
	086233-01-000	EA STUD - ISOLATED - 3/8" X 7/8" LONG
	086273-01-000	EA RELAY - BATTERY DISCONNECT

**ELECTRICAL GROUP (CONTINUED)****WIRE ASSEMBLIES**

KEY	PART NUMBER	U/M DESCRIPTION
	P27516-04-000	EA WIRE ASSEMBLY - RADIO AM/FM CD
	P27264-02-000	EA WIRE ASSEMBLY - RADIO AM/FM CASSETTE
	090986-01-000	EA WIRE ASSEMBLY - ELECTRIC STEP
	096717-03-000	EA WIRE ASSEMBLY - REAR MONITOR - AFTER MARKET INSTALLATION
	097618-01-000	EA WIRE ASSEMBLY - MONITOR PANEL- W/3 WIRES & ORANGE RESISTOR ORANGE RESISTOR W/3 (ORANGE-GREEN-BLUE) WIRES
	096717-04-000	EA WIRE ASSEMBLY - REAR MONITOR - UPPER
	104271-02-000	EA WIRE ASSEMBLY - TV SPEAKER
	108029-01-000	EA WIRE ASSEMBLY - POWER DRIVER SEAT
	108029-02-000	EA WIRE ASSEMBLY - POWER PASSENGER SEAT
	113639-01-000	FT CABLE - 3/0 AWG STRANDED - RED
	113639-02-000	FT CABLE - 3/9 AWG STRANDED - BLACK
	120233-05-000	EA WIRE - 30" W/DIGITAL SENSOR CONNECTOR/STRIPED LEAD
	124336-01-000	EA WIRE - REAR STEREO - 12 PIN
	127516-04-000	EA WIRE ASSEMBLY - RADIO AM/FM CD
	127002-03-000	EA WIRE ASSEMBLY - ENERGY MANAGEMENT SYSTEM
	129560-01-000	EA WIRE - 2 MONITOR PANEL
	130244-01-000	EA WIRE ASSEMBLY - COMPARTMENT/SLIDEOUT
	131386-01-000	EA WIRE ASSEMBLY - F/SLIDEOUT CONTROL

**ELECTRIC BOXES**

KEY	PART NUMBER	U/M DESCRIPTION
	008289-01-000	EA BOX - ELECTRIC/STEEL - 1/2" & 3/4" KNOCKOUTS - 4" X 4"
	008289-02-000	EA BOX - ELECTRIC/STEEL - 1/2" & 3/4" KNOCKOUTS - 4" X 4"-CAN
	008294-01-000	EA COVER - ELECTRICAL BOX - BLANK/STEEL - 4" X 4" - GRAY
	008294-02-000	EA COVER - ELECTRICAL BOX - BLANK STEEL - 4" X 4" - CANADIAN
	091910-01-000	EA BOX - ELECTRIC - 3.8" X 3.5" X 1.8" - PLASTIC
	091910-02-000	EA BOX - ELECTRIC - 2.2" X 3.5" X 1.8" - PLASTIC
	092492-08-000	EA SEAL - ELECTRIC BOX - 8" X 15" SQ.
	098196-01-000	EA LATCH - 1/4 TURN - T-BAR
	109925-03-000	EA DOOR - ELECTRICAL BOX - OSHKOSH - 13.7"
	110080-04-000	EA SEAL - ELECTRICAL BOX

**POWER CORDS**

KEY	PART NUMBER	U/M DESCRIPTION
	108934-01-000	EA CORD - POWER - 50 AMP - 4 WIRE - 36'
	109172-01-000	EA CORD - POWER - 13 AMP - 3-WIRE - 4'
	113096-01-000	EA CORD - POWER - 50 AMP - 4 WIRE - 36' - CSA
	121470-01-000	EA CORD/EXTENSION - 6 FOOT - 16-2 WIRE

**SOLAR PANEL**

KEY	PART NUMBER	U/M DESCRIPTION	VENDOR NO.
	115504-01-000	EA PANEL - SOLAR 10 WATT	
	115505-01-000	EA LIGHT - MONITOR/SOLAR PANEL - RED LED INDICATOR	
	115504-01-700	EA PLUG & CABLE - 10 WATT PANEL	600-016

**DOOR BELL**

KEY	PART NUMBER	U/M DESCRIPTION
	095186-02-000	EA BELL - DOOR
	095187-02-000	EA SWITCH - DOOR BELL

## ELECTRICAL GROUP (CONTINUED)

### CONNECTORS & HOUSINGS

KEY	PART NUMBER	U/M DESCRIPTION
	007954-01-000	EA RECEPTACLE - HOUSING - 6 POSITION
	007956-05-000	EA INSULATOR - SHRINK - .25 ID X 1.50
	008312-01-000	EA CONNECTOR - WIRE NUT - INSULATED - BLUE
	008313-01-000	EA CONNECTOR - WIRE NUT - INSULATED - YELLOW
	008314-01-000	EA CONNECTOR - WIRE NUT - INSULATED - GRAY
	008326-01-000	EA TERMINAL - RING - 16/14 WIRE - 3/8" STUD
	008328-01-000	EA TERMINAL - RING - 12/10 WIRE - #10 STUD FIT
	008331-01-000	EA TERMINAL - RING - TONGUE - #4 WIRE - 3/8" STUD - COPPER
	008348-01-000	EA TERMINAL - RING - 3/8" STUD 2 GA. WIRE
	008355-01-000	EA CONNECTOR - CABLE CLAMPING - 3/4"
	008356-01-000	EA CONNECTOR - PLASTIC - 3/8" AVG
	008356-02-000	EA CONNECTOR - PLASTIC - 21/32
	035416-04-000	EA TERMINAL - RING - #10 STUD FIT - INSULATED BARREL #16/14
	047443-01-000	EA TERMINAL - .250 RECEPTACLE FIT - INSULATED - 16/14 AWG
	047443-02-000	EA TERMINAL - .250 RECEPTACLE FIT - INSULATED - 12/10 AWG
	058028-01-000	EA CONNECTOR - ELECTRICAL PIGTAIL - NYLON - CLEAR
	062036-01-000	EA TERMINAL - PACK - CON - 12/10 AWG
	062036-02-000	EA TERMINAL - PACK - CON - 16/14 AWG
	080015-02-000	EA RECEPTACLE - FLAG - .185 - 16/14 GAUGE
	082109-01-000	EA HOUSING - CONNECTOR - PACKARD
	082741-01-000	EA CONNECTOR BODY - 2 CONNECTOR MALE
	087225-01-000	FT SLEEVING - 1/2" - TYPE H
	087949-01-000	EA BUSS BAR - 2 POSITION - .6" X 1.5"
	087949-03-000	EA BUSS BAR - 4 POSITION
	088267-01-000	EA TERMINAL - FEMALE - 1/4
	088473-01-000	EA HOUSING - PIN - 12 CAVITY (3 ROWS OF 4)
	088473-02-000	EA HOUSING - PIN - 15 CAVITY (3 ROWS OF 5)
	088473-03-000	EA HOUSING - PIN - 9 CAVITY (3 ROWS OF 3)
	088473-04-000	EA HOUSING - PIN - 8 CAVITY IN-LINE
	088473-06-000	EA HOUSING - PIN - 6 CAVITY (2 ROWS OF 3)
	088473-08-000	EA HOUSING - PIN - 4 CAVITY - IN-LINE
	088473-09-000	EA HOUSING - PIN - 3 CAVITY - IN-LINE
	088473-10-000	EA HOUSING - PIN - 2 CAVITY - IN LINE
	088474-01-000	EA HOUSING - SOCKET - 12 CAVITY
	088474-02-000	EA HOUSING - SOCKET - 15 CAVITY
	088474-03-000	EA HOUSING - SOCKET - 9 CAVITY
	088474-06-000	EA HOUSING - SOCKET - 6 CAVITY
	088474-08-000	EA HOUSING - SOCKET - 4 CAVITY
	088474-09-000	EA HOUSING - ELECTRICAL - 3 TERMINAL
	088474-10-000	EA HOUSING - SOCKET - 2 CAVITY
	088475-01-000	EA PIN - CONNECTOR - 14-20 AWG
	088475-02-000	EA PIN - CONNECTOR - 10-12 AWG
	088476-01-000	EA TERMINAL - ELECTRICAL
	088476-02-000	EA SOCKET - CONNECTOR - 12-10 GA - PRE-TIN
	098261-02-000	EA SOCKET - CONNECTOR - WEATHERPACK
	098262-01-000	EA SEAL - CONNECTOR - WEATHERPACK
	098264-01-000	EA HOUSING - 2 PIN - WEATHERPACK - MALE W/FEMALE PINS
	098264-02-000	EA HOUSING - 2 PIN - WEATHERPACK - FEMALE W/MALE PINS
	098265-02-000	EA PIN - CONNECTOR - WEATHERPACK
	100690-02-000	EA HOUSING - 5 POSITION - FEMALE - WEATHERPACK
	101571-01-000	EA HOUSING - 2 POSITION - MALE

## ELECTRICAL GROUP (CONTINUED)

### CONNECTORS & HOUSINGS (CONTINUED)

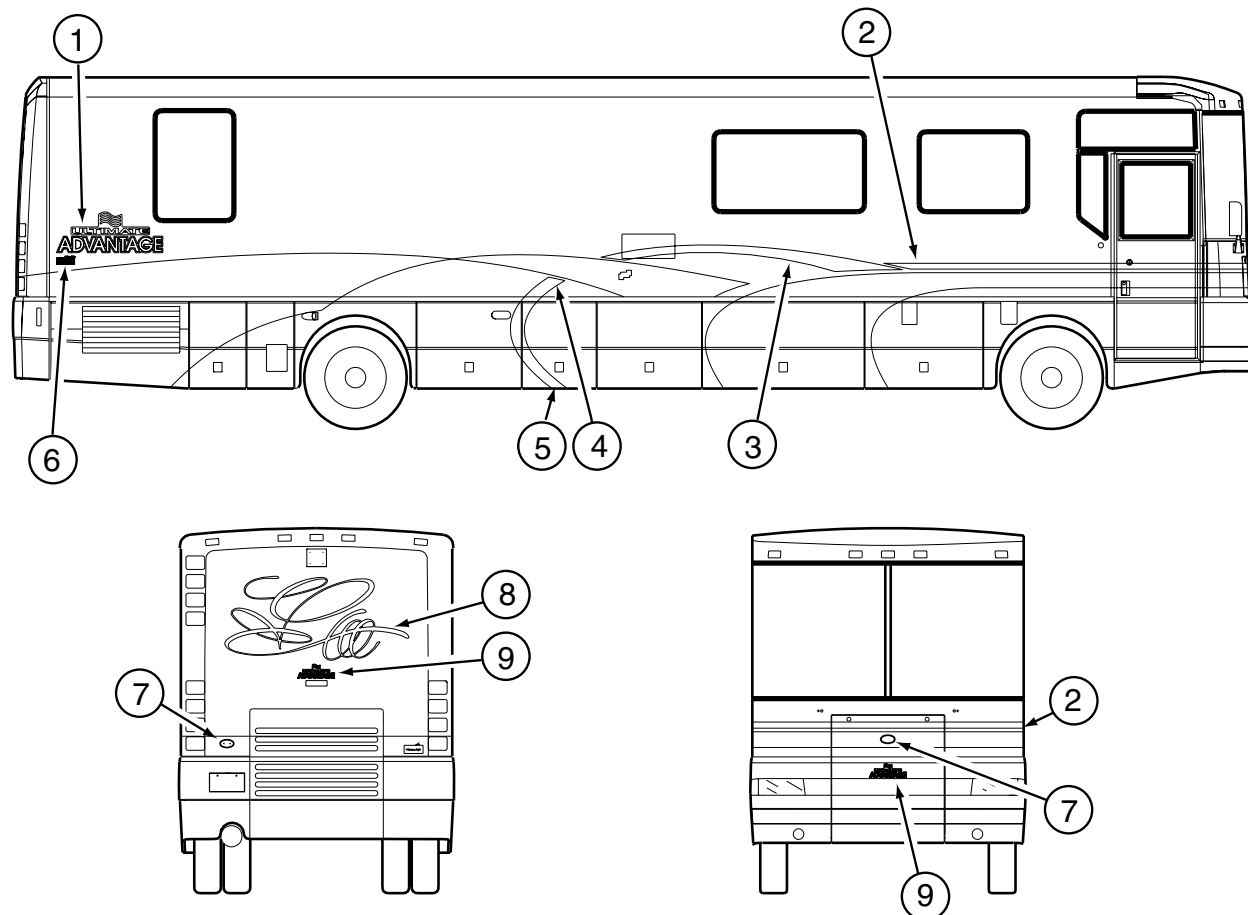
KEY	PART NUMBER	U/M DESCRIPTION
	102777-02-000	EA TERMINAL - RING - #6 STUD - 10 AWG
	103608-01-000	EA SOCKET - WEDGE BASE W/LEADS
	104100-01-000	EA HOUSING - 1 POSITION - 75 AMPS
	104100-03-000	EA TERMINAL - 75 AMP
	106655-01-000	EA TERMINAL - FUSE BLOCK - 14-16 AWG
	106655-02-000	EA TERMINAL - FUSE BLOCK - 10-12 AWG
	110178-01-000	EA HOUSING - WIPER MOTOR
	112823-01-000	EA SPLICE - REDUCER - 16-14 TO 18-22
	113306-01-000	EA TERMINAL - FEMALE - M/P - 14-16 - F/NON-SEALED TERMINAL
	113308-01-000	EA TERMINAL - FEMALE - M/P - 14-16 - 280
	113468-01-000	EA HOUSING - 2 POSITION - FEMALE USED ON WIPER/WASHER WIRE ASM
	115931-02-000	EA COVER - CONNECTOR - 50 AMP W/LOCKING RING
	115932-02-000	EA CONNECTOR - FEMALE - 50 AMP - 240 VOLT
	116811-01-000	EA TERMINAL - .110 RECEPTACLE - 16-14 AWG
	117700-01-000	EA HOUSING - 2 POSITION - METRI-PACK - FEMALE FROM: 00-00-00 THRU: 08-16-98
	118571-01-000	EA CONNECTOR - 3-WAY - MALE/SEALED
	118571-02-000	EA CONNECTOR - 3-WAY - FEMALE/SEALED
	118571-03-000	EA BRACKET - MOUNTING
	118571-04-000	EA GASKET
	118571-05-000	EA LOCK - SECONDARY - FEMALE
	118571-06-000	EA LOCK - SECONDARY - MALE
	118597-01-000	EA TERMINAL - MALE - M/P - 480 - 14-16
	118599-01-000	EA TERMINAL - MALE - M/P - 280 - 14-16
	119223-01-000	EA HOUSING - 6 POSITION - MALE - WEATHERPACK
	125323-02-000	EA HOUSING - 8 POSITION - MALE
	125323-03-000	EA LOCK - SECONDARY 8 POSITION
	125324-01-000	EA TERMINAL - MALE - METRI-PACK - 150
	125325-01-000	EA SEAL - CAVITY

### CONDUIT

KEY	PART NUMBER	U/M DESCRIPTION
	041953-01-000	FT CONDUIT - CONVOLUTE SLIT - .5" ID - POLYETHELENE
	041953-03-000	FT CONDUIT - CONVOLUTE SLIT - 1" ID (CLOTHES ROD COVER)
	041953-06-000	FT CONDUIT - CONVOLUTE SLIT - .375" ID - POLYETHELENE
	041953-07-000	FT CONDUIT - CONVOLUTE SLIT - .25" ID - POLYETHELENE
	041953-08-000	FT CONDUIT - CONVOLUTE SLIT - 1.50" ID - POLYETHELENE
	041953-09-000	FT CONDUIT - CONVOLUTE SLIT - .50" ID - NYLON
	041953-10-000	FT CONDUIT - CONVOLUTE SLIT - .75" ID - NYLON
	041953-11-000	FT CONDUIT - CONVOLUTE SLIT - 1.06" ID - NYLON

## EXTERIOR BODY GROUP

### DECALS, STRIPES & PAINTS



KEY	PART NUMBER	U/M	DESCRIPTION
1	130396-01-01A	EA	DECAL - LOGO - ULTIMATE/ADVANTAGE (RED/DK. TEAL/GOLD CHROME/MISTIC TEAL)
1	130396-01-02A	EA	DECAL - LOGO - ULTIMATE/ADVANTAGE (RED/DRIFTWOOD/GOLD CHROME/TAUPE)
2	093681-37-03A	EA	FILM - 2.2" (MANHATTAN MIST)
2	093681-37-04A	EA	FILM - 2.2" (MOCHA FROST)
3	130639-01-01A	EA	DECAL - HOOK - UPPER/RIGHT HAND (SEAFOAM)
3	130639-01-02A	EA	DECAL - HOOK - UPPER/RIGHT HAND (BURGUNDY)
3	130639-02-01A	EA	DECAL - HOOK - UPPER/LEFT HAND (SEAFOAM)
3	130639-02-02A	EA	DECAL - HOOK - UPPER/LEFT HAND (BURGUNDY)
4	131506-01-01A	EA	DECAL - HOOK - MID/RIGHT HAND (SEAFOAM)
4	131506-01-02A	EA	DECAL - HOOK - MID/RIGHT HAND (BURGUNDY)
4	131506-02-01A	EA	DECAL - HOOK - MID/LEFT HAND (SEAFOAM)
4	131506-02-02A	EA	DECAL - HOOK - MID/LEFT HAND (BURGUNDY)
5	130640-01-01A	EA	DECAL - HOOK - LOWER/RIGHT HAND (SEAFOAM)
5	130640-01-02A	EA	DECAL - HOOK - LOWER/RIGHT HAND (BURGUNDY)
5	130640-02-01A	EA	DECAL - HOOK - LOWER/LEFT HAND (SEAFOAM)
5	130640-02-02A	EA	DECAL - HOOK - LOWER/LEFT HAND (BURGUNDY)
6	122770-01-06A	EA	DECAL - "BUILT PROUDLY BY ..." (DK TEAL/B. WHITE)
6	122770-01-14A	EA	DECAL - "BUILT PROUDLY BY ..." (DRIFTWOOD/B. WHITE)
5	130640-02-01A	EA	DECAL - HOOK - LOWER/LEFT HAND (SEAFOAM)
5	130640-02-02A	EA	DECAL - HOOK - LOWER/LEFT HAND (BURGUNDY)
6	122770-01-06A	EA	DECAL - "BUILT PROUDLY BY ..." (DK TEAL/B. WHITE)
6	122770-01-14A	EA	DECAL - "BUILT PROUDLY BY ..." (DRIFTWOOD/B. WHITE)

KEY	PART NUMBER	U/M	DESCRIPTION	VENDOR NO.
7	120875-01-01A	EA	DECAL - LOGO - GRILLE/DOMED	
7	120994-01-01A	EA	BEZEL - DOMED GRILLE LOGO	
8	130657-01-01A	EA	DECAL - SWIRLEE (DK. TEAL)	
8	130657-01-02A	EA	DECAL - SWIRLEE (DRIFTWOOD)	
9	130396-02-01A	EA	DECAL - LOGO - ULTIMATE/ADVANTAGE (RED/DK. TEAL/GOLD CHROME/MISTIC TEAL)	
9	130396-02-02A	EA	DECAL - LOGO - ULTIMATE/ADVANTAGE (RED/DRIFTWOOD/GOLD CHROME/TAUPE)	
	093681-61-01A	FT	FILM - 5.7" (SLIDEOUT WINGWALL) (LT. TURQUOISE)	
	093681-62-01A	FT	FILM - 11" (SLIDEOUT WINGWALL) (LT. AQUA MIST)	
	131602-01-01A	EA	DECAL - SLIDE STRIPE - 23.8" (SLIDEOUT WINGWALL) (DRIFTWOOD)	
	093681-62-02A	FT	FILM - 11" (SLIDEOUT WINGWALL) (MED. BROWN)	
	041561-03-000	EA	PAINT - 16 OUNCE SPRAY - OFF WHITE	
	099399-23-700	EA	PAINT - SPRAY - BRT WHITE ENAMEL	B8951U DUPONT

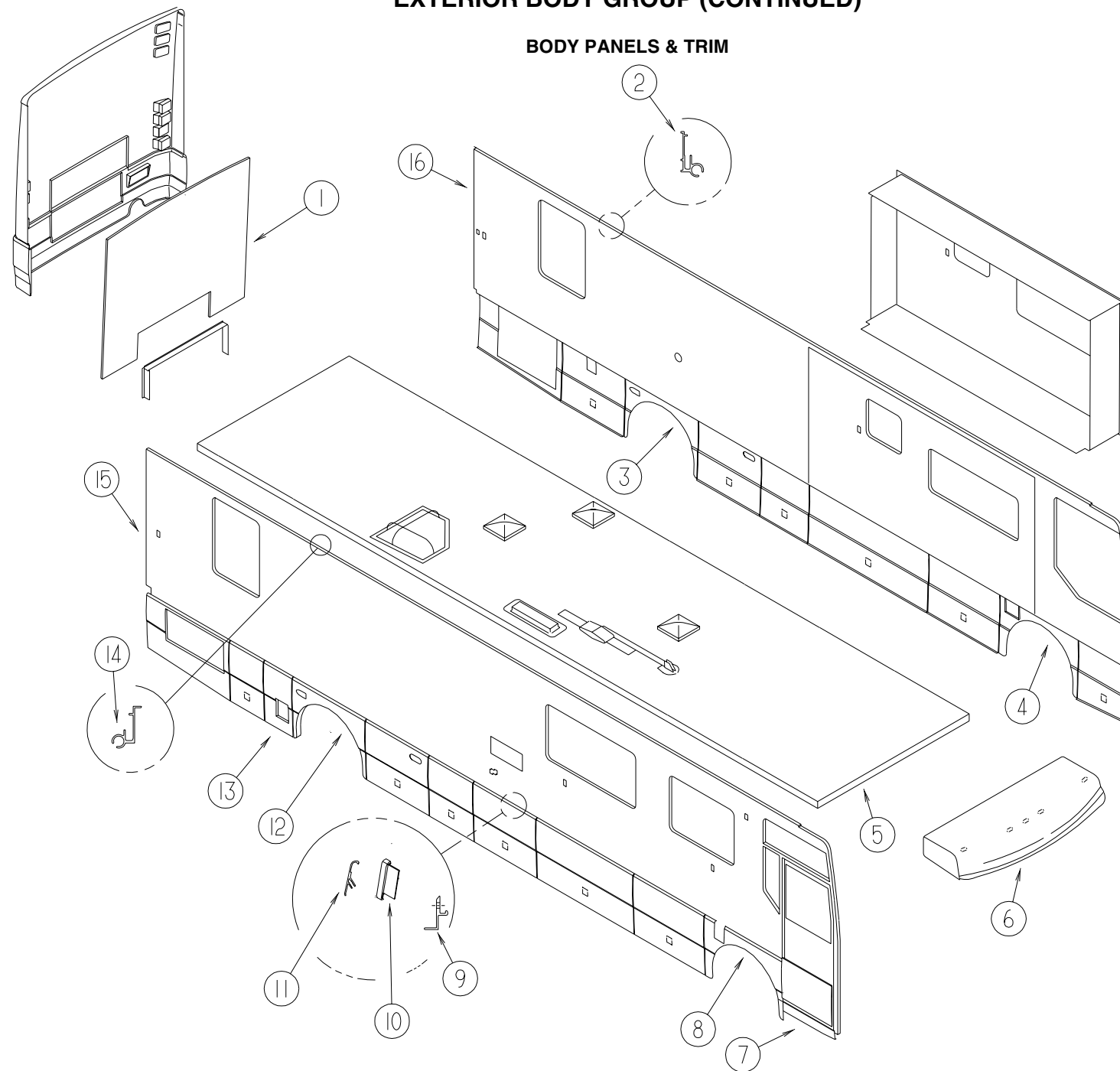
#### DUPONT PAINT COLOR CODES

MISTIC TEAL	GM190
DARK TEAL MET.	GM068
SEAFOAM MET.	GM014
TAUPE MET.	YM346
DRIFTWOOD MET.	MM048
BURGUNDY MET.	RM194



## EXTERIOR BODY GROUP (CONTINUED)

### BODY PANELS & TRIM



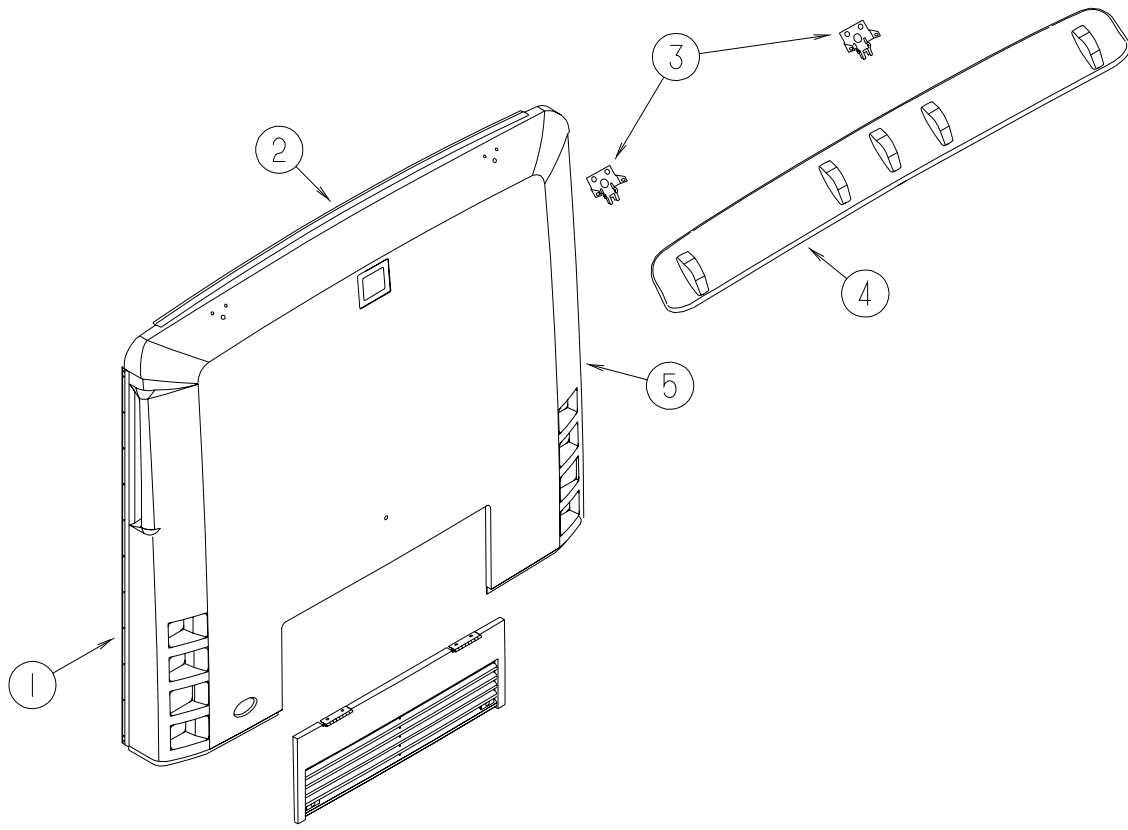
KEY	PART NUMBER	U/M DESCRIPTION
1	126864-02-K90	EA BACKWALL - W/O WINDOW/TRIMS (K90,K91)
1	126864-02-KQ2	EA BACKWALL - W/O WINDOW/TRIMS (K92,K93)
1	126864-02-K94	EA BACKWALL - W/O WINDOW/TRIMS (K94,K95)
2	120092-01-02A	EA RAIL - AWNING - BRIGHT WHITE
3	128911-02-KQ0	EA WHEEL LIP - REAR
4	128912-02-KQ0	EA WHEEL LIP - FRONT
5	P29253-02-700	EA ROOF - W/O LIGHTS/VENTS - W/WIRING
6	128342-02-KQ0	EA PANEL - ROOF CAP - W/O LIGHTS/WIRING
7	130044-02-KQ0	EA PANEL/VALANCE - ENTRY DOOR - W/O HARDWARE
8	128912-01-KQ0	EA WHEEL LIP - FRONT
9	123880-01-01A	EA TRIM - VALANCE/RETAINER - E-COATED
10	113161-01-01A	EA TRIM - PANEL - VALANCE - RIGHT HAND
10	113161-02-01A	EA TRIM - PANEL - VALANCE - LEFT HAND
11	123993-01-03A	EA TRIM - COVER
12	128911-01-KQ0	EA WHEEL LIP - REAR
12	129517-01-01A	EA WHEEL LIP - REAR - BLACK
13	129573-02-KQ0	EA PANEL/VALANCE - WATER HEATER - W/O HARDWARE

KEY	PART NUMBER	U/M DESCRIPTION
14	120092-01-02A	EA RAIL - AWNING - BRIGHT WHITE
15	P29105-02-K90	EA SIDEWALL - PASSENGER - W/O WINDOWS/TRIMS
15	P29105-02-K91	EA SIDEWALL - PASSENGER - W/O WINDOWS/TRIMS
15	P29105-02-K92	EA SIDEWALL - PASSENGER - W/O WINDOWS/TRIMS
15	P29105-02-K93	EA SIDEWALL - PASSENGER - W/O WINDOWS/TRIMS
15	P29105-02-K94	EA SIDEWALL - PASSENGER - W/O WINDOWS/TRIMS
15	P29105-02-K95	EA SIDEWALL - PASSENGER - W/O WINDOWS/TRIMS
16	P29104-02-K90	EA SIDEWALL - DRIVER - W/O WINDOWS/TRIMS
16	P29104-02-K91	EA SIDEWALL - DRIVER - W/O WINDOWS/TRIMS
16	P29104-02-K92	EA SIDEWALL - DRIVER - W/O WINDOWS/TRIMS
16	P29104-02-K93	EA SIDEWALL - DRIVER - W/O WINDOWS/TRIMS
16	P29104-02-K94	EA SIDEWALL - DRIVER - W/O WINDOWS/TRIMS
16	P29104-02-K95	EA SIDEWALL - DRIVER - W/O WINDOWS/TRIMS
	132442-04-01A	EA HANDLE - ASSIST - W/ULTIMATE LOGO/"LIGHTED" - W/CHROME END
	132442-01-700	EA BULB - ROPE/LIGHT STRIP - F/ASSIST HANDLE

## EXTERIOR BODY GROUP (CONTINUED)

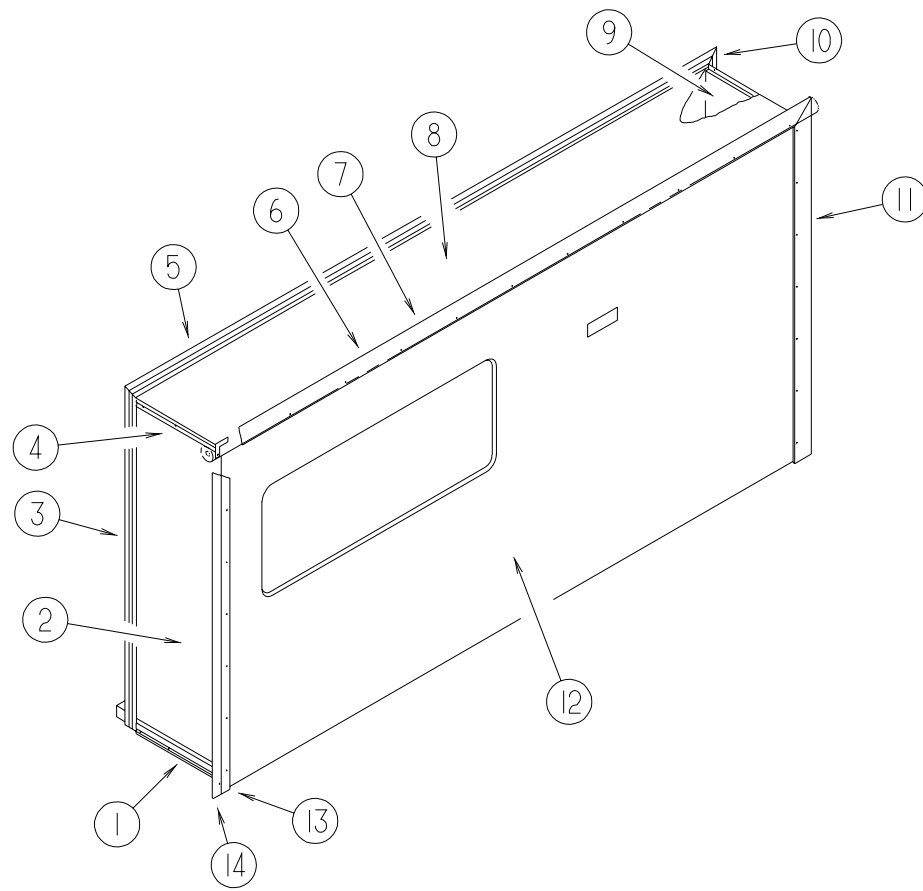
### REAR CAP

KEY	PART NUMBER	U/M DESCRIPTION
1	092041-02-03A	EA TRIM - REAR - CAP TO SIDEWALL
1	091985-01-07A	FT MOLDING - TRIM - BRIGHT WHITE
2	083805-23-000	EA TRIM - CAP - ROOF - 92"
3	129302-02-02B	EA BRACKET - MOUNTING SPOILER - E-COATED
	099069-01-000	FT SEAL - RUBBER - CLOSED SPONGE - .5" WIDE X .12" THICK - BLK
4	129172-01-01A	EA SPOILER - REAR - W/O BRAKE LIGHT
5	128928-04-K90	EA PANEL - REAR CAP - W/DOOR - W/O HARDWARE



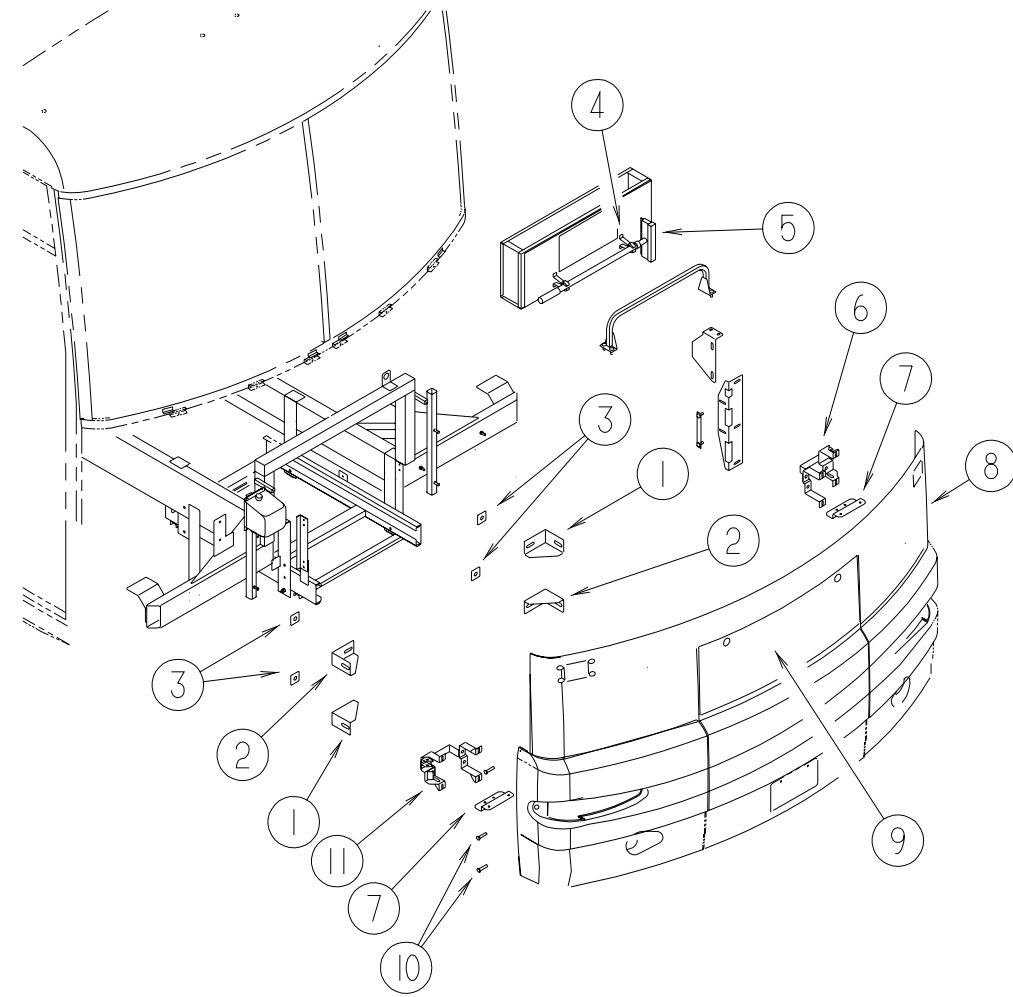
## EXTERIOR BODY GROUP (CONTINUED)

### SLIDEOUT PANELS & TRIMS



KEY	PART NUMBER	U/M DESCRIPTION
1	125051-01-01A	EA STRIP - FEATURE - LOWER - BRIGHT WHITE
1	105312-01-07A	FT INSERT - VINYL FEATURE STRIP - BRIGHT WHITE
2	121401-03-K80	EA PANEL - SLIDEOUT/FRONT (K90,K91)
2	121401-03-K82	EA PANEL - SLIDEOUT/FRONT (K92,K93)
2	121401-03-K94	EA PANEL - SLIDEOUT/FRONT (K94,K95)
3	117004-01-03A	EA TRIM - SEAL/INNER LEFT SIDE - W/MITERED ENDS - 73.5" - BRT WHT
4	108688-01-03A	EA STRIP - FEATURE - 15'
4	105312-01-07A	FT INSERT - VINYL FEATURE STRIP - BRIGHT WHITE
5	117004-02-03A	EA TRIM - SEAL/INNER LEFT SIDE - W/MITERED ENDS - 73.5" - BRT WHT
6	116933-15-01A	EA TRIM - SEAL/FLOOR EDGE - 166.7" - BRIGHT WHITE
7	117058-01-01A	EA TAPE - LOOP - 3/4" WIDE - ADHESIVE BACKED
8	126221-01-J22	EA ROOF - SLIDEOUT - W/O LIGHTS/VENTS
9	121402-03-K90	EA PANEL - SLIDEOUT/REAR (K90,K91)
9	121402-03-J61	EA PANEL - SLIDEOUT/REAR (K92,K93)
9	121402-03-J62	EA PANEL - SLIDEOUT/REAR (K94,K95)
10	117004-02-03A	EA TRIM - SEAL/INNER LEFT SIDE - W/MITERED ENDS - 73.5" - BRT WHT
11	119992-10-01A	EA TRIM - SEAL W/MITERED ENDS - 75.7" - BRIGHT WHITE
11	105312-01-07A	FT INSERT - VINYL FEATURE STRIP - BRIGHT WHITE
11	116933-15-01A	EA TRIM - SEAL/FLOOR EDGE - 166.7" - BRIGHT WHITE
12	119783-12-K80	EA PANEL - SLIDEOUT/OUTER (K90,K91)
12	119783-12-K82	EA PANEL - SLIDEOUT/OUTER (K92,K93)
12	119783-12-K84	EA PANEL - SLIDEOUT/OUTER (K94,K95)
13	119992-09-01A	EA TRIM - SEAL W/MITERED ENDS - 75.7" - BRIGHT WHITE
13	105312-01-07A	FT INSERT - VINYL FEATURE STRIP - BRIGHT WHITE
13	116933-15-01A	EA TRIM - SEAL/FLOOR EDGE - 166.7" - BRIGHT WHITE
14	126546-01-02A	EA COVER - END/SIDEWALL SLIDEOUT - BRIGHT WHITE

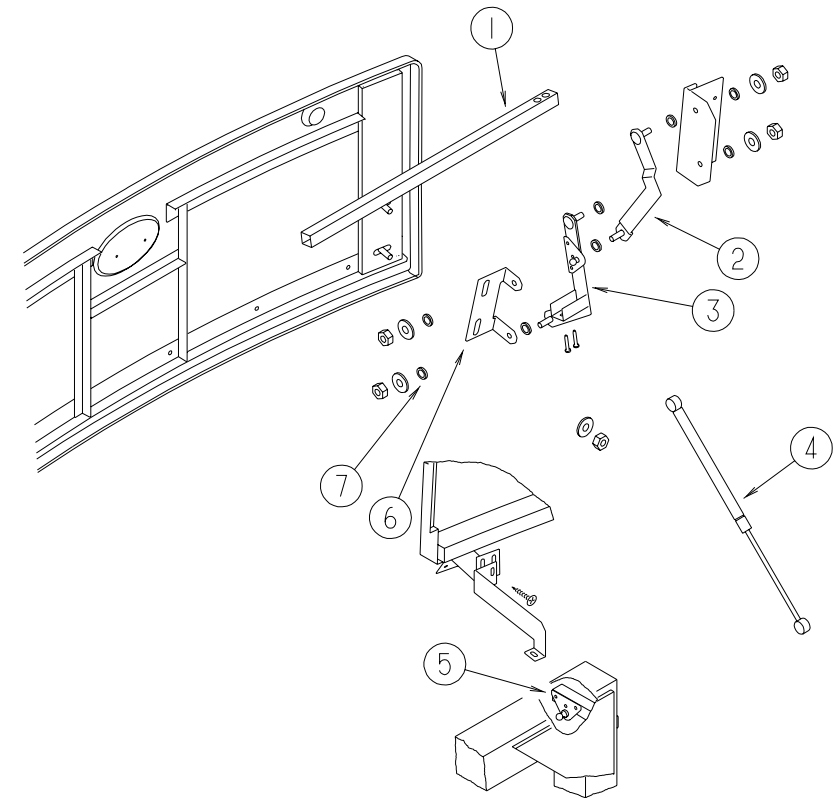
**EXTERIOR BODY GROUP (CONTINUED)**



**FRONT END ASSEMBLY**

KEY	PART NUMBER	U/M DESCRIPTION
1	128455-01-02B	EA BRACKET - BUMPER
2	128455-02-02B	EA BRACKET - BUMPER
3	116617-02-02B	EA SPACER - BUMPER
4	110429-03-D18	EA BRACKET - SQUEEGEE
4	091952-02-000	EA CLIP - GRIPPER - 3/4"
5	091955-02-000	EA SQUEEGEE - EXTENDED HANDLE
	110429-03-D18	EA BRACKET - SQUEEGEE
6	129273-02-02B	EA FRAME - HEADLAMP/LEFT HAND - E-COATED
7	131498-01-02B	EA BRACKET - FOGLAMP - SUPPORT - E-COATED
8	P31293-02-KQ0	EA PANEL - LOWER FRONT W/LIGHTS
9	129271-01-KQ0	EA HOOD - FRONT
10	118383-03-03A	EA RETAINER - SCREW
10	118383-04-03A	EA CAP - RETAINER SCREW - DARK GRAY
11	129273-01-02B	EA FRAME - HEADLAMP/RIGHT HAND - E-COATED

**EXTERIOR BODY GROUP (CONTINUED)**



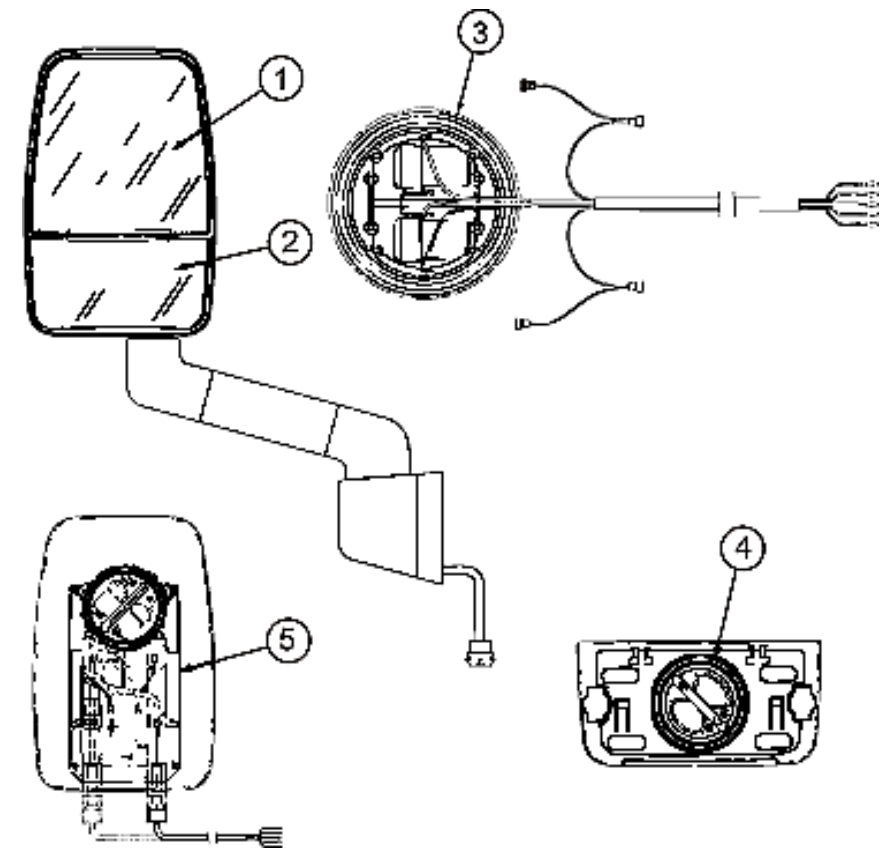
**HOOD**

KEY	PART NUMBER	U/M DESCRIPTION
1	105096-08-000	EA TUBE - HOOD HINGE TIMING W/WELDNUTS
2	113499-03-02B	EA LINK - HINGE - UPPER PASSENGER - E-COATED
2	113499-04-02B	EA LINK - HINGE - UPPER DRIVERS - E-COATED
3	113556-01-02B	EA LINK - HINGE - HOOD - LOWER/RIGHT HAND
3	113556-02-02B	EA LINK - HINGE - HOOD - LOWER/LEFT HAND
4	114249-01-000	EA SPRING - GAS
5	107796-05-000	EA BRACKET - SUPPORT - GAS SPRING TO BED - FLAT (LOWER)
6	113505-01-02B	EA ANGLE - HOOD LINK - PASSENGER - E-COATED
6	113505-02-02B	EA ANGLE - HOOD LINK - DRIVERS - E-COATED
7	058716-02-000	EA WASHER - FLAT NYLON

**EXTERIOR BODY GROUP (CONTINUED)**

**EXTERIOR MIRROR  
FROM: 00-00-00 THRU: 02-14-99**

KEY	PART NUMBER	U/M	DESCRIPTION	VENDOR NO.
	119774-05-01A	EA	MIRROR - EXTERIOR - REMOTE/HEAT - PASSENGER	
	119774-06-01A	EA	MIRROR - EXTERIOR - REMOTE/HEAT - DRIVER	
	106015-12-700	EA	MIRROR-FLAT-W/W/O HEAT	709448
	106015-12-701	EA	MIRROR-CONVEX - W/W/O HEAT	709449
	106015-12-703	EA	CONVEX KIT-REBUILT/ACTUATOR	709589
	119774-09-700	EA	PLATE-INNER SUPT/MIRROR HEAD	709418-7RH
	087695-02-000	EA	SWITCH - HEATER - EXTERIOR MIRROR	
	088246-01-000	EA	SWITCH - REMOTE - EXTERIOR - SQUARE PUSH	
	087695-03-000	EA	CONNECTOR ASSEMBLY	
	108825-02-000	EA	GASKET - MIRROR	



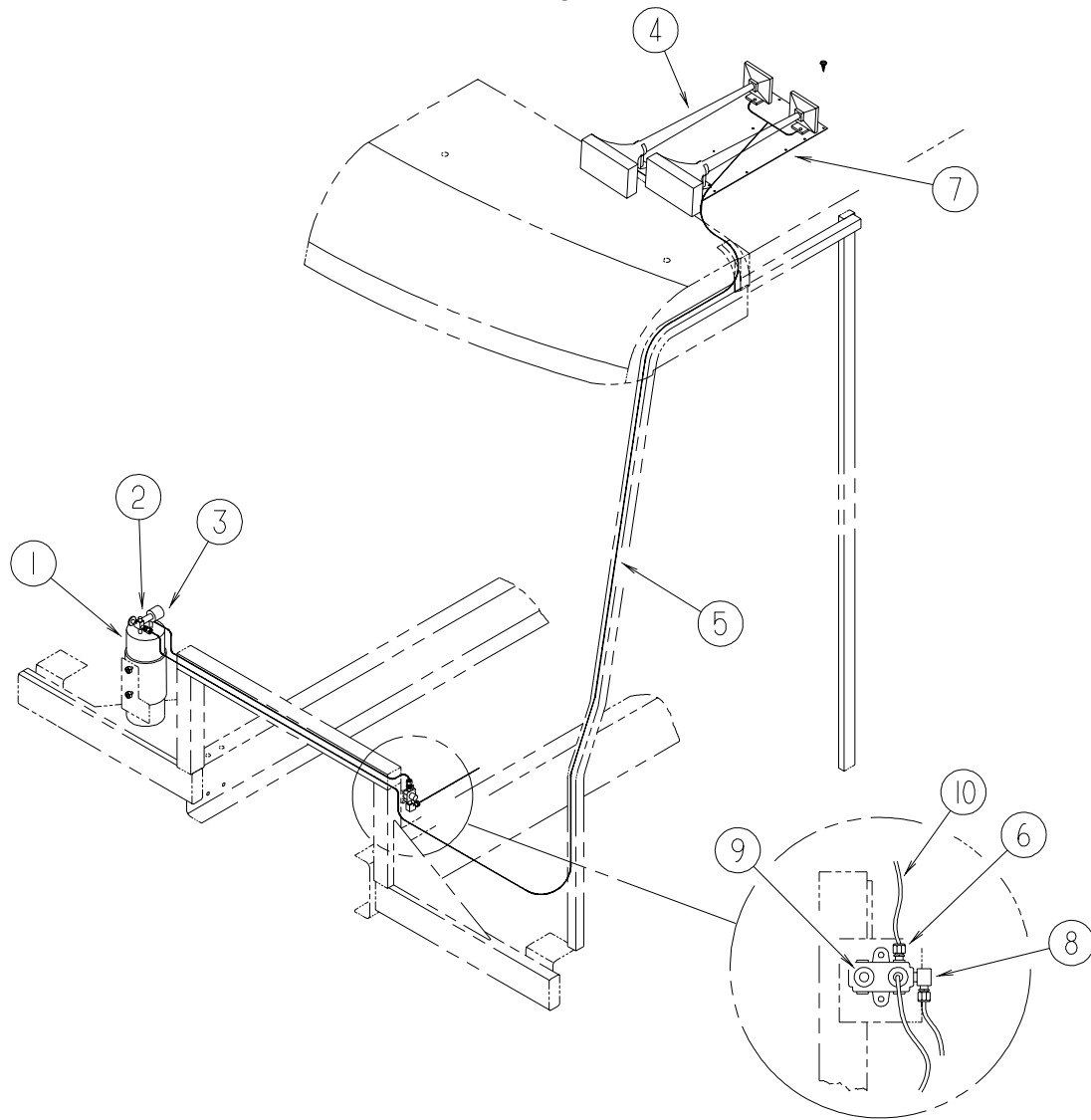
**EXTERIOR BODY GROUP (CONTINUED)**

**EXTERIOR MIRROR  
FROM: 02-15-99 THRU: 99-99-99**

KEY	PART NUMBER	U/M	DESCRIPTION	VENDOR NO.
	131431-03-01A	EA	MIRROR - EXTERIOR REMOTE/HEAT - PASSENGER	
	131431-04-01A	EA	MIRROR - EXTERIOR REMOTE/HEAT - DRIVER	
1	106015-12-700	EA	MIRROR-FLAT-W/W/O HEAT	709448
2	106015-12-701	EA	MIRROR-CONVEX - W/W/O HEAT	709449
3	131431-01-701	EA	MOTOR	7475400
4	119774-09-700	EA	PLATE-INNER SUPT/MIRROR HEAD - PASSENGER	709418-7RH
4	119774 09 701	EA	PLATE INNER SUPT/MIRROR HEAD - DRIVER	709419-7LH
5	131431-01-700	EA	HANDSET - CONVEX	747541-7
	106015-12-703	EA	CONVEX KIT-REBUILT/ACTUATOR	709589
	131431-01-702	EA	KIT(SCREW COVER)ROUND & OVAL	748345
	108825-03-000	EA	GASKET - MIRROR	
	087695-02-000	EA	SWITCH - HEATER - EXTERIOR MIRROR	
	088246-01-000	EA	SWITCH - REMOTE - EXTERIOR - SQUARE PUSH	
	087695-03-000	EA	CONNECTOR ASSEMBLY	

## EXTERIOR BODY GROUP

### AIR HORN



KEY	PART NUMBER	U/M DESCRIPTION
1	077497-09-000	EA TANK - AIR - SOLENOID KIT - AUXILIARY HORN
	077497-01-700	EA SOLENOID-AIR TANK 550B
	077497-01-703	EA TANK-AIR 751-N
	077497-01-709	EA PLUNGER & SPRING F/SOLENOID H136215
2	071387-07-000	EA ELBOW - MALE - BRAKE TUBE - 1/4" X 1/8"
3	077497-03-000	EA FITTING KIT - HOSE/HOSE FITTING/AIR GAUGE - F/AUX HORN
	077497-01-710	EA GAUGE-AIR PRESSURE 14212S
4	077497-06-000	EA HORN - AIR - CHROME - TWIN
	077497-01-701	EA SWITCH - COMPRESSOR 13940-S
	077497-01-702	EA SWITCH - TOGGLE - W/WIRE 12949-S
5	071390-04-000	FT TUBING - AIR BRAKE - 1/4" OD-BLK WEATHERHEAD (BRKS & HORN)
6	071386-06-000	EA CONNECTOR - MALE - 1/4 TUBE X 1/4
7	125123-01-12B	EA PLATE/MOUNTING - AIR HORN - 25" X 13" - BRIGHT WHITE
8	071387-04-000	EA ELBOW - MALE - BRAKE TUBE 3/8 X 1/4
9	086241-01-000	EA VALVE - AIR - 1/4 MPT X TIRE STEM
10	077497-02-000	EA HOSE - AUXILIARY AIR HORN

## EXTERIOR BODY GROUP (CONTINUED)

### LADDER

KEY	PART NUMBER	U/M DESCRIPTION
	129375-02-000	EA SEAL - LADDER BRACKET
	130163-01-01A	EA LADDER - LOWER - BRUSHED ALUMINUM
	130164-01-01A	EA LADDER - UPPER - BRUSHED ALUMINUM

### STRUCTURAL COMPONENTS

KEY	PART NUMBER	U/M DESCRIPTION
	002726-01-001	EA GARNISH - U-CHANNEL - 1.38" X 19' - SERRATED
	068716-01-001	EA BRACE - 90 DEGREE - L-ANGLE - 16'
	076054-Y2-000	EA FIBERGLASS SHEET - 102" X 320.9" - BRIGHT WHITE
	089297-01-000	SF PLYWOOD - LUAN - OVERLAY GRADE - 4' X 8'
	100619-01-000	BF FOAM - EXPANDED POLYSTYRENE - 1.34" X 48" X 96"
	100619-02-000	BF FOAM - EXPANDED POLYSTYRENE - 1.5" X 48" X 96"
	100619-04-000	BF FOAM - EXPANDED POLYSTYRENE - .5" X 48" X 96"
	100619-05-000	BF FOAM - EXPANDED POLYSTYRENE - .75" X 48" X 96"-1.5 DENSITY
	100619-11-000	BF FOAM - EXPANDED POLYSTYRENE - 2" X 48" X 96"
	100619-13-000	BF FOAM - EXPANDED POLYSTYRENE - .34" X 34.65" X 96"
	100619-16-000	BF FOAM - EXPANDED POLYSTYRENE - .75" X 48" X 96"-2.0 DENSITY
	100619-27-000	BF FOAM - EXPANDED POLYSTYRENE - 48" X 92.8" X 3"
	105077-08-000	EA FOAM - PLUG - ROOF CAP
		FROM: 00-00-00 THRU: 12-08-00
	108535-05-702	EA FRP FLAT 108" X 396" BRT WHT
	113192-06-01A	EA FIBERGLASS/LUAN LAMINATED SHEET-79"X446" - HIGH GLOSS-B/W
	120107-03-000	EA FOAM - PLUG - SIDEWALL TUBE - 1.2" X 2.1" X 1.8" LONG
	120107-04-000	EA FOAM - ROOF COVE
	120107-05-000	EA FOAM - PLUG - ROOF TUBE
	128782-03-01A	EA FIBERGLASS SHEET - 27.4" X 70.8"/HIGH GLOSS/SLIDEOUT - B/W
	128782-07-01A	EA FIBERGLASS SHEET - 79" X 456" - HIGH GLOSS - BRIGHT WHT

### AWNINGS

KEY	PART NUMBER	U/M DESCRIPTION
	130327-01-01A	EA AWNING-DOOR HARDWARE, BRIGHT WHITE
	130327 02 02A	EA AWNING-DOOR,54", BURGUNDY - WINDOW W/TAUPE EXT. PKG
		FROM: 00-00-00 THRU: 04-12-99
	130327-02-03A	EA AWNING-DOOR 54", TRUE BROWN - WINDOW W/TAUPE EXT. PKG
		FROM: 04-13-99 THRU: 99-99-99
	130327-02-01A	EA AWNING-DOOR,54",TURQUOISE - WINDOW W/TEAL EXT. PKG
	130340-01-01A	EA AWNING-WDO HARDWARE, BRIGHT WHITE
	130340 02 02A	EA AWNING-WDO 42", BURGUNDY - WINDOW W/TAUPE EXT. PKG
		FROM: 00-00-00 THRU: 04-12-99
	130340-02-03A	EA AWNING-WDO 42", TRUE BROWN - WINDOW W/TAUPE EXT. PKG
		FROM: 04-13-99 THRU: 99-99-99
	130340-02-01A	EA AWNING-WDO 42",TURQUOISE - WINDOW W/TEAL EXT. PKG
	130340-04-02A	EA AWNING - WINDOW - 108" BURGUNDY VINYL - WINDOW W/TAUPE EXT. PKG
		FROM: 00-00-00 THRU: 04-12-99
	130340-04-03A	EA AWNING-WDO 108", TRUE BROWN - WINDOW W/TAUPE EXT. PKG
		FROM: 04-13-99 THRU: 99-99-99
	130340-04-01A	EA AWNING-WDO 108",TURQUOISE - WINDOW W/TEAL EXT. PKG
	132535-01-04B	EA BRACKET-AWNING, FRONT ARM, BLK
	113874-01-02A	EA HARDWARE KIT - AWNING - W/O STANDOFF BRACKET-BRIGHT WHITE
	113874-11-01A	EA SCREW/LAG - AWNING - 1/4" X 1" STAINLESS STEEL
	113874-12-01A	EA SCREW/LAG - AWNING - 1/4" X 2 3/4" STAINLESS STEEL
	113874-09-22A	EA AWNING - 20' BURGUNDY VINYL - BRT/WHT WRAP - PATIO W/TAUPE EXT. PKG.
		FROM: 00-00-00 THRU: 04-12-99
	113874-09-26A	EA AWNING - 20' BROWN VINYL - BRT/WHT WRAP - PATIO W/TAUPE EXT. PKG.
		FROM: 04-13-99 THRU: 99-99-99
	113874-09-23A	EA AWNING - 20' TURQUOISE VINYL - BRT/WHT WRAP - PATIO W/TEAL EXT. PKG.
	130320-01-02A	EA BRACKET - AWNING - F/A&E INSTALLATION - BRIGHT WHITE
		FROM: 01-12-99 THRU: 99-99-99

**GALLEY GROUP****STOVE TOP COVERS**

KEY	PART NUMBER	U/M	DESCRIPTION
	M05904-05-K80	EA	COVER - STOVE - W/SOLID COUNTERTOP
	126022-01-01A	EA	COVER - RANGE - BI-FOLD - 16" & 22" - BLACK TEXTURED
	107113-03-FQ4	EA	COUNTERTOP - STOVE LID - 4.8" X 24.1"
	107113-04-FQ4	EA	COUNTERTOP - STOVE LID - 12.3" X 24.1"

**MICROWAVE OVEN**

KEY	PART NUMBER	U/M	DESCRIPTION	VENDOR NO.
	119267-04-01A	EA	OVEN - MICROWAVE - W/HOOD	
	119267-04-700	EA	FILTER - GREASE	BOO2
	119267-05-000	EA	FILTER - HOOD - CHARCOAL	
	129552-02-02B	EA	BRACKET - MICROWAVE - E-COATED	
	130036-02-000	EA	FILTER/CHARCOAL - MICROWAVE - GE #C08-4030	
	130036-03-01A	EA	MICROWAVE OVEN - W/HOOD - CANADIAN	

**COFFEE MAKER - BLACK & DECKER SDC2B**

KEY	PART NUMBER	U/M	DESCRIPTION
	124649-02-01A	EA	COFFEEMAKER - BLACK/10 CUP/DEEP BREW - UL
	124649-03-01A	EA	COFFEEMAKER - BLACK/10 CUP/24 HOUR PROGRAM/DEEP BREW - CSA

**DISHWASHER**

KEY	PART NUMBER	U/M	DESCRIPTION
	107752-03-01A	EA	DISHWASHER 18" BLACK - WESTINGHO MDR251RE

**RANGE TOP W/O OVEN**

KEY	PART NUMBER	U/M	DESCRIPTION
*	128728-01-01A	EA	RANGE - 3 BURNER/SEALED - W/O OVEN - BLACK - UL
*	128728-02-01A	EA	RANGE - 3 BURNER/SEALED - W/O OVEN - BLACK - CSA

\*COMPONENT PARTS FOUND IN SERVICE PARTS LIBRARY

**RANGE TOP W/OVEN**

KEY	PART NUMBER	U/M	DESCRIPTION
*	128727-01-01A	EA	RANGE - 3 BURNER W/OVEN - 22" BLACK GLASS DOOR
*	128727-02-01A	EA	RANGE - SEALED 3 BURNER - 22" OVEN - BLACK

\*COMPONENT PARTS FOUND IN SERVICE PARTS LIBRARY

**GALLEY GROUP (CONTINUED)****REFRIGERATOR**

KEY	PART NUMBER	U/M	DESCRIPTION
*	125242-01-01A	EA	REFRIGERATOR - 4 DOOR W/ICE MAKER
*	120075-09-01A	EA	REFRIGERATOR - LARGE DBL DOOR RH - W/ICE MAKER-BLACK 2-WAY
	118871-05-01A	EA	TRAY - REFRIGERATOR - SIDE/SIDE - BLACK - 35.5" LONG
	118871-02-01A	EA	TRAY - REFRIGERATOR - SIDE/SIDE - BLACK - 34.4" LONG
	065225-01-000	EA	PLATE - TIEDOWN - REFRIGERATOR
	093646-01-000	EA	BRACKET - TIEDOWN/REFRIGERATOR - RIGHT HAND
	093646-02-000	EA	BRACKET - TIEDOWN/REFRIGERATOR - LEFT HAND
	054450-01-000	EA	LEVEL - REFRIGERATOR
	129144-01-02A	EA	PANEL - INSERT RAISED MAPLE - 16.1" X 18.3" (4 DOOR)
	129144-01-01A	EA	PANEL - INSERT RAISED CHERRY - 16.1" X 18.3" (4 DOOR)
	129144-02-02A	EA	PANEL - INSERT RAISED MAPLE - 16.1" X 41.1" (4 DOOR)
	129144-02-01A	EA	PANEL - INSERT RAISED CHERRY - 16.1" X 41.1" (4 DOOR)
	129144-03-02A	EA	PANEL - INSERT RAISED MAPLE - 21.5" X 41.5" (DOUBLE DOOR)
	129144-03-01A	EA	PANEL - INSERT RAISED CHERRY - 21.5" X 41.5" (DOUBLE DOOR)
	129144-04-02A	EA	PANEL - INSERT RAISED MAPLE - 21.5" X 38.5" (DOUBLE DOOR)
	129144-04-01A	EA	PANEL - INSERT RAISED CHERRY - 21.5" X 38.5" (DOUBLE DOOR)

**MONITOR PANEL**

KEY	PART NUMBER	U/M	DESCRIPTION
*	129561-01-01A	EA	PANEL/MONITOR - READ OUT ONLY - HOLDING/WATER TANK
*	121148-05-01A	EA	PANEL - MONITOR - 2 TANK LOW
*	121148-06-01A	EA	PANEL - MONITOR - 2 PANEL/2 TANK

\*COMPONENT PARTS FOUND IN SERVICE PARTS LIBRARY

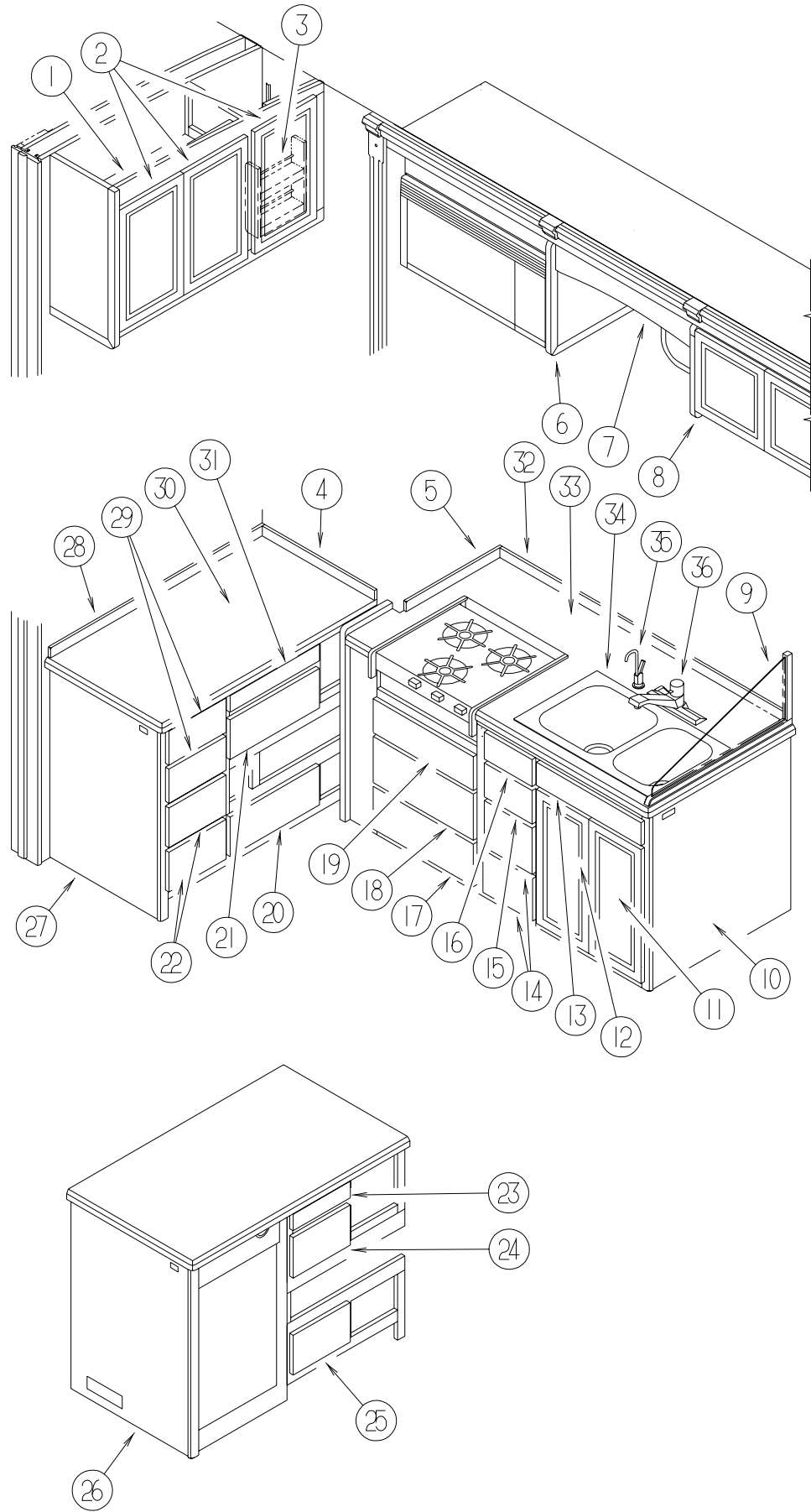
**FREEZER**

KEY	PART NUMBER	U/M	DESCRIPTION
*	119296-01-01A	EA	FREEZER - PORTABLE

\*COMPONENT PARTS FOUND IN SERVICE PARTS LIBRARY

## GALLEY GROUP (CONTINUED)

### GALLEY CABINETS

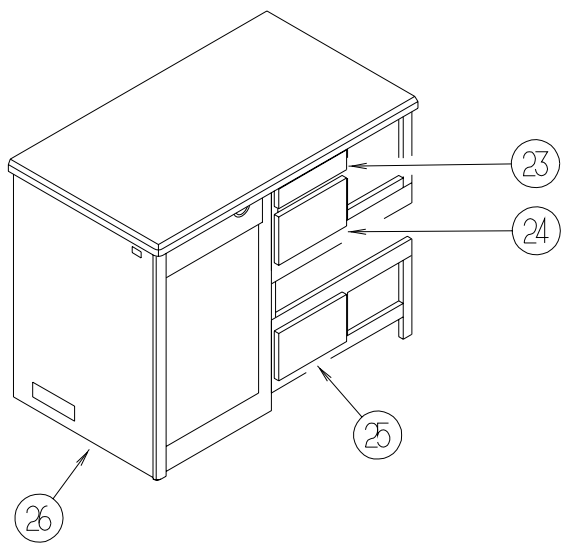
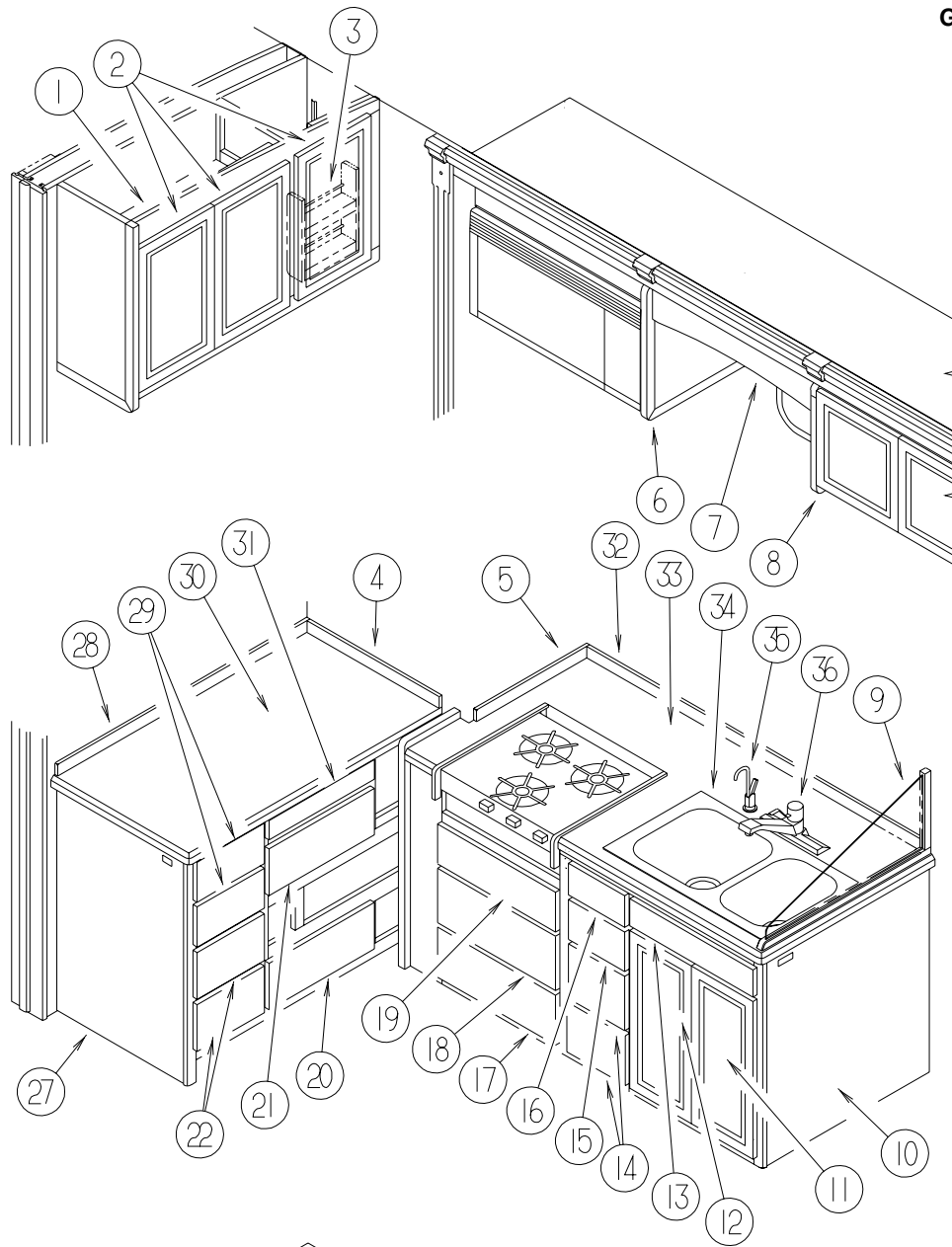


KEY	PART NUMBER	U/M DESCRIPTION
1	129574-01-K80	EA CABINET - OVERHEAD/GALLEY - W/O DOORS/HARDWARE (MAPLE)
1	129574-01-K81	EA CABINET - OVERHEAD/GALLEY - W/O DOORS/HARDWARE (CHERRY)
2	M05990-38-K80	EA DOOR - ARCHED/OGEE EDGE - 21.8" X 12.8" - W/O HARDWARE (MAPLE)
2	M05990-38-K81	EA DOOR - ARCHED/OGEE EDGE - 21.8" X 12.8" - W/O HARDWARE (CHERRY)
3	128879-01-K80	EA CABINET - SPICE RACK - W/O DOORS/HARDWARE (MAPLE)
3	128879-01-K81	EA CABINET - SPICE RACK - W/O DOORS/HARDWARE (CHERRY)
4	088090-72-K80	EA BACKSPLASH - COUNTERTOP
5	088090-63-K80	EA BACKSPLASH - COUNTERTOP
6	107494-38-K80	EA END CAP - OVERHEAD CABINET - LEFT HAND (MAPLE)
6	107494-38-K81	EA END CAP - OVERHEAD CABINET - LEFT HAND (CHERRY)
7	129575-01-K80	EA CABINET - OVERHEAD/GALLEY - W/O DOORS/HARDWARE (MAPLE)
7	129575-01-K81	EA CABINET - OVERHEAD/GALLEY - W/O DOORS/HARDWARE (CHERRY)
8	107494-31-K80	EA END CAP - OVERHEAD CABINET - RIGHT HAND (MAPLE)
8	107494-31-K81	EA END CAP - OVERHEAD CABINET - RIGHT HAND (CHERRY)
9	127117-01-01A	EA GLASS - STATIONARY - SPLASHGUARD
10	128774-02-K80	EA CABINET - GALLEY - W/COUNTERTOP - W/O DOORS/DRAWERS/HDW - W/OVEN (MAPLE)
10	128774-02-K81	EA CABINET - GALLEY - W/COUNTERTOP - W/O DOORS/DRAWERS/HDW - W/OVEN (CHERRY)
10	128774-01-K80	EA CABINET - GALLEY - W/COUNTERTOP - W/O DOORS/DRAWERS/HDW (MAPLE)
10	128774-01-K81	EA CABINET - GALLEY - W/COUNTERTOP - W/O DOORS/DRAWERS/HDW (CHERRY)
11	M05992-04-J70	EA DOOR - STRAIGHT CORNER/OGEE EDGE - 10.8" X 23.8" - W/O HDW (MAPLE)
11	M05992-04-GV1	EA DOOR - STRAIGHT CORNER/OGEE EDGE - 10.8" X 23.8" - W/O HDW (CHERRY)
12	M05992-03-J70	EA DOOR - STRAIGHT CORNER/OGEE EDGE - 10.8" X 23.8" - W/O HDW (MAPLE)
12	M05992-03-GV1	EA DOOR - STRAIGHT CORNER/OGEE EDGE - 10.8" X 23.8" - W/O HDW (CHERRY)
	093605-02-01A	EA RACK - TOWEL/WIRE - ALMOND
	130818-02-01A	EA TRASH CONTAINER - 20 QUART ALMOND
13	M06810-19-K80	EA DRAWER - TIPOUT - OGEE EDGE - W/HIDDEN TRAY (MAPLE)
13	M06810-19-K81	EA DRAWER - TIPOUT - OGEE EDGE - W/HIDDEN TRAY (CHERRY)
	108127-01-01A	EA CAP - TRAY
	108128-01-01A	EA TRAY - HIDDEN
14	P28813-03-K80	EA DRAWER - OGEE EDGE - 8.4"W X 23.6"D - W/O SLIDES/HARDWARE (MAPLE)
14	P28813-03-K81	EA DRAWER - OGEE EDGE - 8.4"W X 23.6"D - W/O SLIDES/HARDWARE (CHERRY)
15	P28813-01-K80	EA DRAWER - OGEE EDGE - 8.4"W X 23.6"D - W/O SLIDES/HARDWARE (MAPLE)
15	P28813-01-K81	EA DRAWER - OGEE EDGE - 8.4"W X 23.6"D - W/O SLIDES/HARDWARE (CHERRY)
16	M06810-20-K80	EA DRAWER - TIPOUT - OGEE EDGE - W/HIDDEN TRAY
	108127-01-01A	EA CAP - TRAY
	108128-01-01A	EA TRAY - HIDDEN
	100081-01-01A	EA TRAY - SILVERWARE - 9" X 13.3" RUBBERMAID ALMOND PLASTIC
17	P28813-02-K80	EA DRAWER - OGEE EDGE - 19.7"W X 23.6"D - W/O SLIDES/HARDWARE - W/OVEN (MAPLE)
17	P28813-02-K81	EA DRAWER - OGEE EDGE - 19.7"W X 23.6"D - W/O SLIDES/HARDWARE - W/OVEN (CHERRY)
17	P28813-04-K80	EA DRAWER - OGEE EDGE - 19.7"W X 23.6"D - W/O SLIDES/HARDWARE - W/O OVEN (MAPLE)
17	P28813-04-K81	EA DRAWER - OGEE EDGE - 19.7"W X 23.6"D - W/O SLIDES/HARDWARE - W/O OVEN (CHERRY)
18	P28813-04-K80	EA DRAWER - OGEE EDGE - 19.7"W X 23.6"D - W/O SLIDES/HARDWARE - W/O OVEN (MAPLE)
18	P28813-04-K81	EA DRAWER - OGEE EDGE - 19.7"W X 23.6"D - W/O SLIDES/HARDWARE - W/O OVEN (CHERRY)
19	P28813-02-K80	EA DRAWER - OGEE EDGE - 19.7"W X 23.6"D - W/O SLIDES/HARDWARE - W/O OVEN (MAPLE)
19	P28813-02-K81	EA DRAWER - OGEE EDGE - 19.7"W X 23.6"D - W/O SLIDES/HARDWARE - W/O OVEN (CHERRY)
20	P28813-20-K80	EA DRAWER - OGEE EDGE - 16.2"W X 15.7"D - W/O SLIDES/HARDWARE (MAPLE)
20	P28813-20-K81	EA DRAWER - OGEE EDGE - 16.2"W X 15.7"D - W/O SLIDES/HARDWARE (CHERRY)
21	P28813-11-K80	EA DRAWER - OGEE EDGE - 16.2"W X 15.7"D - W/O SLIDES/HARDWARE (MAPLE)
21	P28813-11-K81	EA DRAWER - OGEE EDGE - 16.2"W X 15.7"D - W/O SLIDES/HARDWARE (CHERRY)



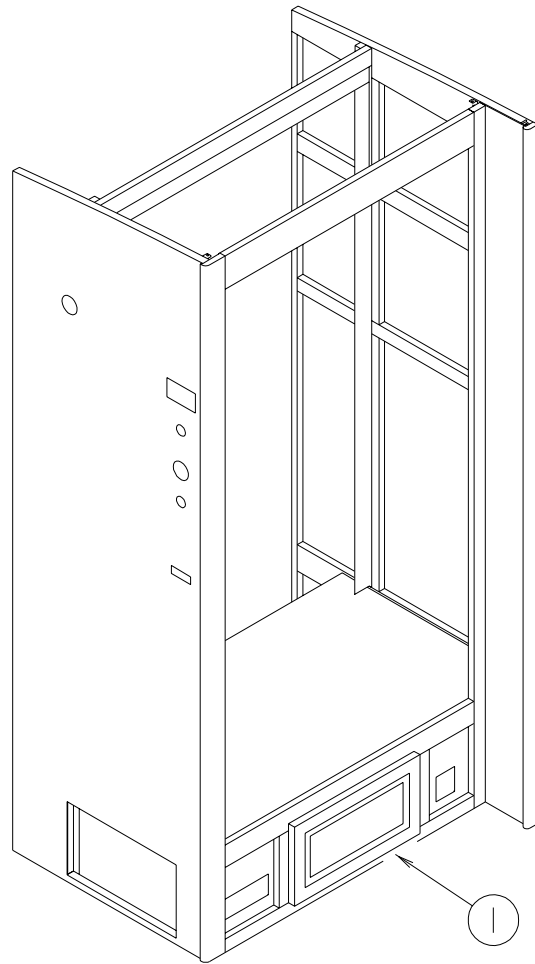
## GALLEY GROUP (CONTINUED)

### GALLEY CABINETS (CONTINUED)



KEY	PART NUMBER	U/M DESCRIPTION
22	P28813-06-K80	EA DRAWER - OGEE EDGE - 9.5"W X 23.6"D - W/O SLIDES/HARDWARE (MAPLE)
22	P28813-06-K81	EA DRAWER - OGEE EDGE - 9.5"W X 23.6"D - W/O SLIDES/HARDWARE (CHERRY)
23	M05976-11-K90	EA DRAWER - OGEE EDGE - 9.5"W X 23.6"D - W/O SLIDES/HARDWARE (MAPLE)
23	M05976-11-K91	EA DRAWER - OGEE EDGE - 9.5"W X 23.6"D - W/O SLIDES/HARDWARE (CHERRY)
24	P28813-18-K80	EA DRAWER - OGEE EDGE - 9.2"W X 11.8"D - W/O SLIDES/HARDWARE (MAPLE)
24	P28813-18-K81	EA DRAWER - OGEE EDGE - 9.2"W X 11.8"D - W/O SLIDES/HARDWARE (CHERRY)
25	P28813-17-K80	EA DRAWER - OGEE EDGE - 9.2"W X 11.8"D - W/O SLIDES/HARDWARE (MAPLE)
25	P28813-17-K81	EA DRAWER - OGEE EDGE - 9.2"W X 11.8"D - W/O SLIDES/HARDWARE (CHERRY)
26	128882-02-K90	EA CABINET - STORAGE/GALLEY - W/COUNTERTOP - W/O DOORS/HARDWARE (W/DISHWASHER) (MAPLE)
26	128882-02-K91	EA CABINET - STORAGE/GALLEY - W/COUNTERTOP - W/O DOORS/HARDWARE (W/DISHWASHER) (CHERRY)
27	128882-01-K80	EA CABINET - STORAGE/GALLEY - W/COUNTERTOP - W/O DOORS/HARDWARE (W/O DISHWASHER) (MAPLE)
27	128882-01-K81	EA CABINET - STORAGE/GALLEY - W/COUNTERTOP - W/O DOORS/HARDWARE (W/O DISHWASHER) (CHERRY)
28	088090-71-K80	EA BACKSPLASH - COUNTERTOP
29	P28813-05-K80	EA DRAWER - OGEE EDGE - 9.5"W X 23.6"D - W/O SLIDES/HARDWARE (MAPLE)
29	P28813-05-K81	EA DRAWER - OGEE EDGE - 9.5"W X 23.6"D - W/O SLIDES/HARDWARE (CHERRY)
30	128882-12-K80	EA COUNTERTOP - STORAGE/GALLEY
31	M05976-10-K80	EA DRAWER - CUTTING BOARD - OGEE EDGE - W/O SLIDES/HARDWARE (MAPLE)
31	M05976-10-K81	EA DRAWER - CUTTING BOARD - OGEE EDGE - W/O SLIDES/HARDWARE (CHERRY)
32	088090-62-K80	EA BACKSPLASH - COUNTERTOP
33	128774-19-000	EA COUNTERTOP - GALLEY
34	110654-01-000	EA SINK - STAINLESS STEEL/DOUBLE BASIN (1 LG-1 SM BASIN)
	092303-01-000	EA STRAINER - SINK
	107044-05-J72	EA COVER - RECESSED SINK - 14.9" X 11.1"
	107044-06-J72	EA COVER - RECESSED SINK - 14.9" X 15"
35	103635-02-000	EA FAUCET - WATER PURIFIER
36	064952-01-000	EA FAUCET - GALLEY - SINGLE CONTROL - 8"

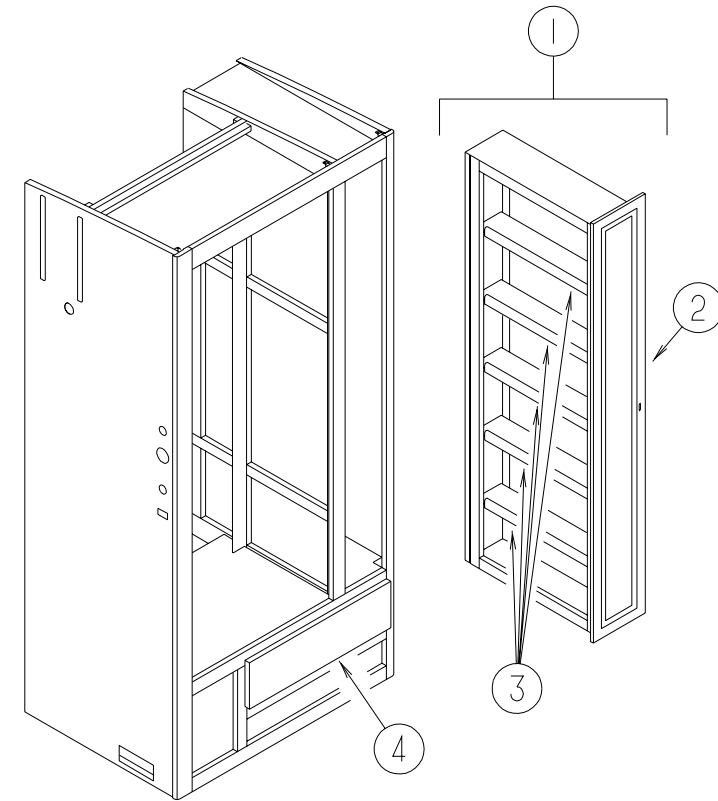
## GALLEY GROUP (CONTINUED)



**4 DOOR REFRIGERATOR CABINET**

KEY	PART NUMBER	U/M	DESCRIPTION
1	M05992-BG-K80	EA	DOOR - STRAIGHT CORNER/OGEE EDGE - 16.7" X 9.2" - W/O HDW (W/VACUUM) (MAPLE)
1	M05992-BG-K81	EA	DOOR - STRAIGHT CORNER/OGEE EDGE - 16.7" X 9.2" - W/O HDW (W/VACUUM) (CHERRY)
1	P28813-25-K80	EA	DRAWER - OGEE EDGE - 19.8"W X 15.7"D - W/O SLIDES/HARDWARE (W/O VACUUM) (MAPLE)
1	P28813-25-K81	EA	DRAWER - OGEE EDGE - 19.8"W X 15.7"D - W/O SLIDES/HARDWARE (W/O VACUUM) (CHERRY)

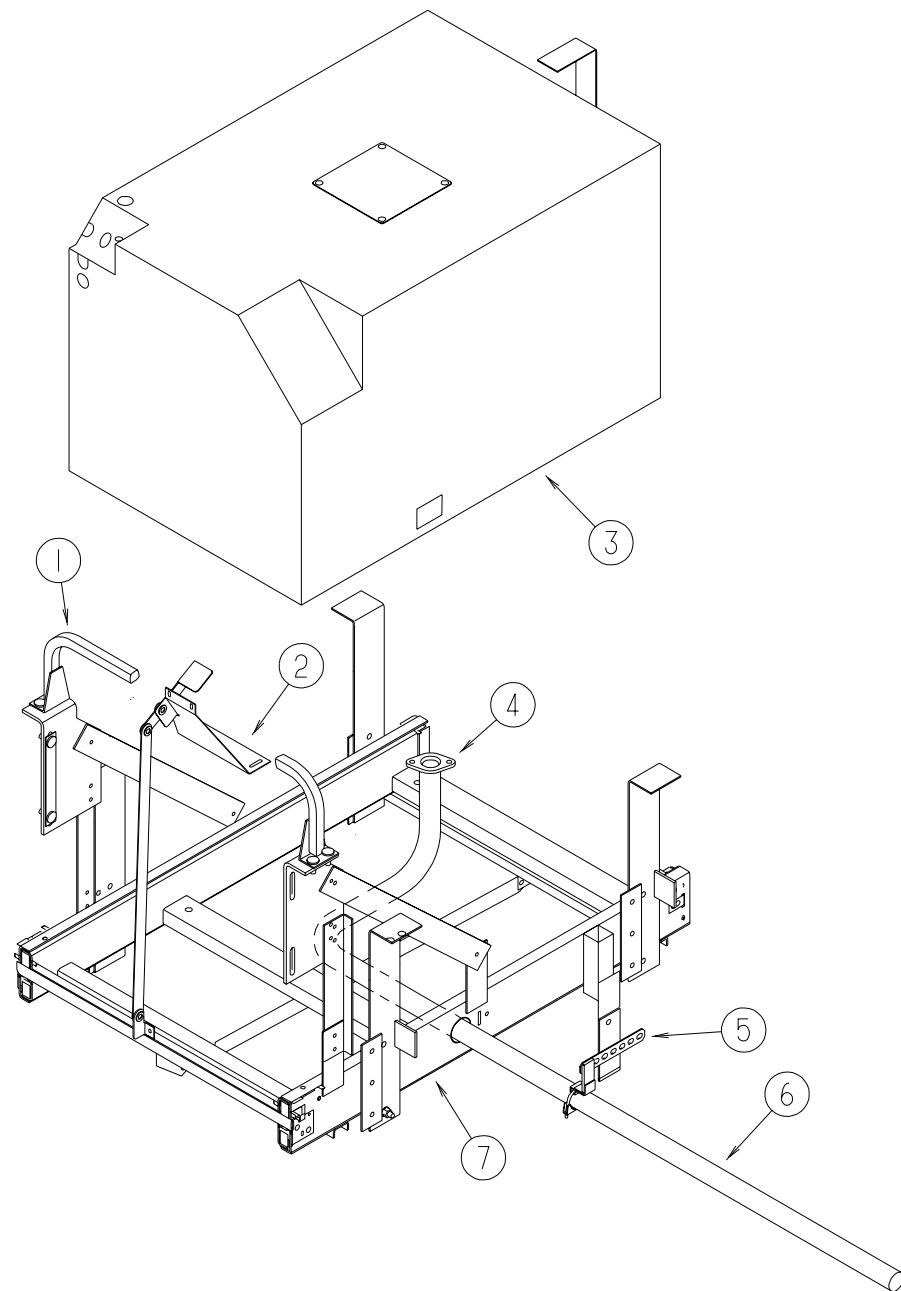
## GALLEY GROUP (CONTINUED)



**DOUBLE DOOR REFRIGERATOR CABINET**

KEY	PART NUMBER	U/M	DESCRIPTION
1	122325-01-J60	EA	CABINET - PANTRY/RIGHT HAND SLIDING - W/O SLIDES/HARDWARE (MAPLE)
1	122325-01-H57	EA	CABINET - PANTRY/RIGHT HAND SLIDING - W/O SLIDES/HARDWARE (CHERRY)
	122360-02-000	EA	SLIDE - PANTRY - W/O LOCK - RIGHT/LEFT HAND
	122360-03-000	EA	SLIDE - PANTRY - W/LOCK - RIGHT HAND (FACING PANEL)
	123673-01-01A	EA	KNOB - PANTRY SLIDE
2	M05992-K0-K80	EA	DOOR - STRAIGHT CORNER/OGEE EDGE - 8.5" X 60.7" - W/O HDW (MAPLE)
2	M05992-K0-J71	EA	DOOR - STRAIGHT CORNER/OGEE EDGE - 8.5" X 60.7" - W/O HDW (CHERRY)
3	122325-11-J70	EA	SHELF - W/EDGE MOLDING (MAPLE)
3	122325-11-H57	EA	SHELF - W/EDGE MOLDING (CHERRY)
4	P28813-19-K80	EA	DRAWER - OGEE EDGE - 22.6"W X 17.7"D - W/O SLIDES/HARDWARE (MAPLE)
4	P28813-19-K81	EA	DRAWER - OGEE EDGE - 22.6"W X 17.7"D - W/O SLIDES/HARDWARE (CHERRY)

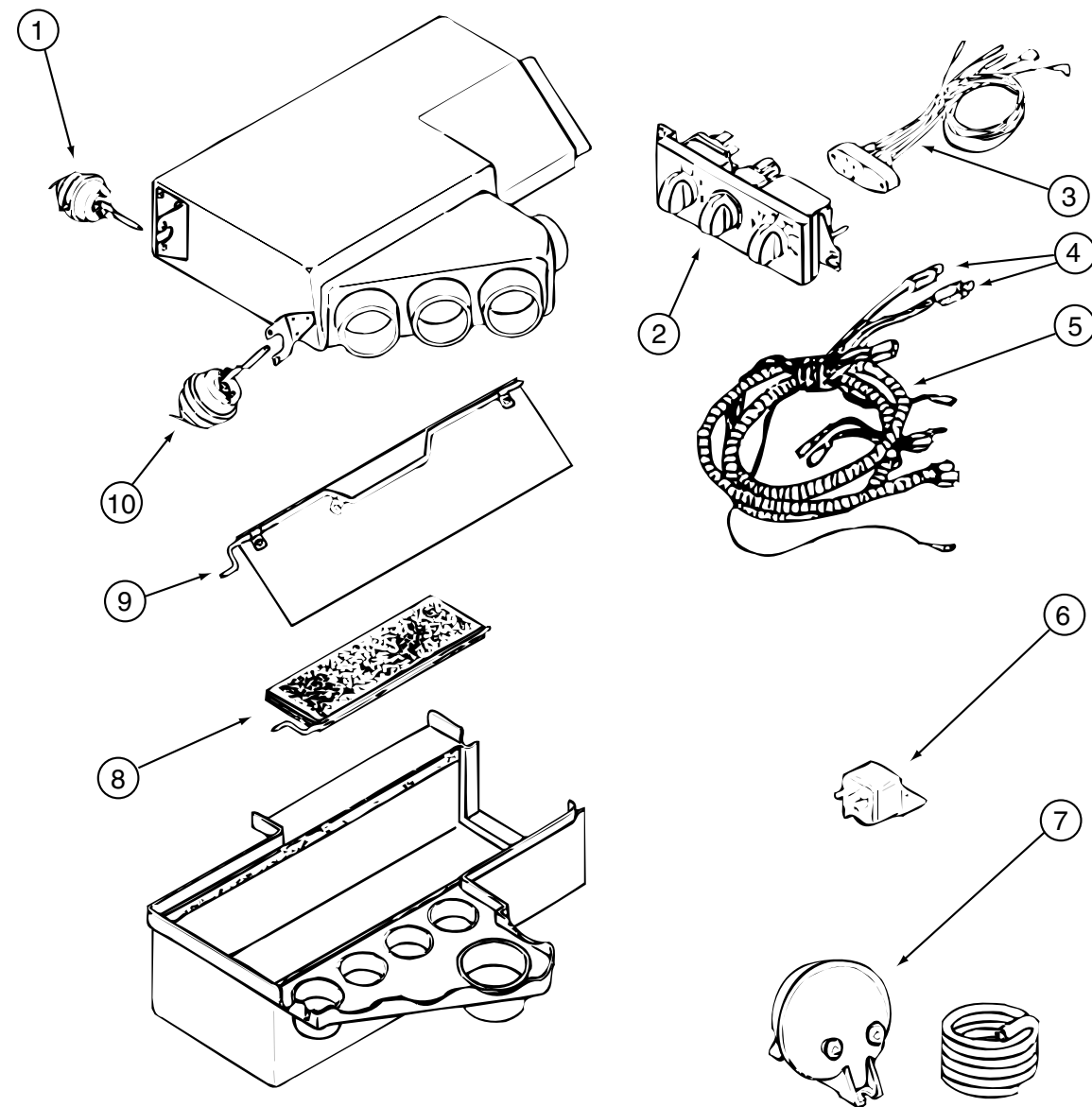
## GENERATOR GROUP



7.5 KW DIESEL GENERATOR

KEY	PART NUMBER	U/M DESCRIPTION
1	114169-02-02B	EA HANDLE - BUMPER MOUNT - E-COATED
2	131507-01-02B	EA BRACKET - GENERATOR - E-COATED
		FROM: 09-07-98 THRU: 99-99-99
3	122425-01-000	EA GENERATOR - DIESEL - 7.5
4	106235-01-000	EA ADAPTOR - GENERATOR EXHAUST
5	007131-01-000	EA HANGER - TAILPIPE - 6 SLOTS
6	116381-09-000	EA PIPE - EXHAUST - GENERATOR
		FROM: 00-00-00 THRU: 08-08-98
6	131450-01-000	EA PIPE - EXHAUST - GENERATOR
		FROM: 08-09-98 THRU: 99-99-99
	007125-03-000	EA CLAMP - MUFFLER - 1.5" DIAMETER
7	130294-02-01A	EA SLIDE - GENERATOR - NON-POWERED
	115023-01-000	EA ISOLATOR - RUBBER

## HEATING & AIR CONDITIONING GROUP

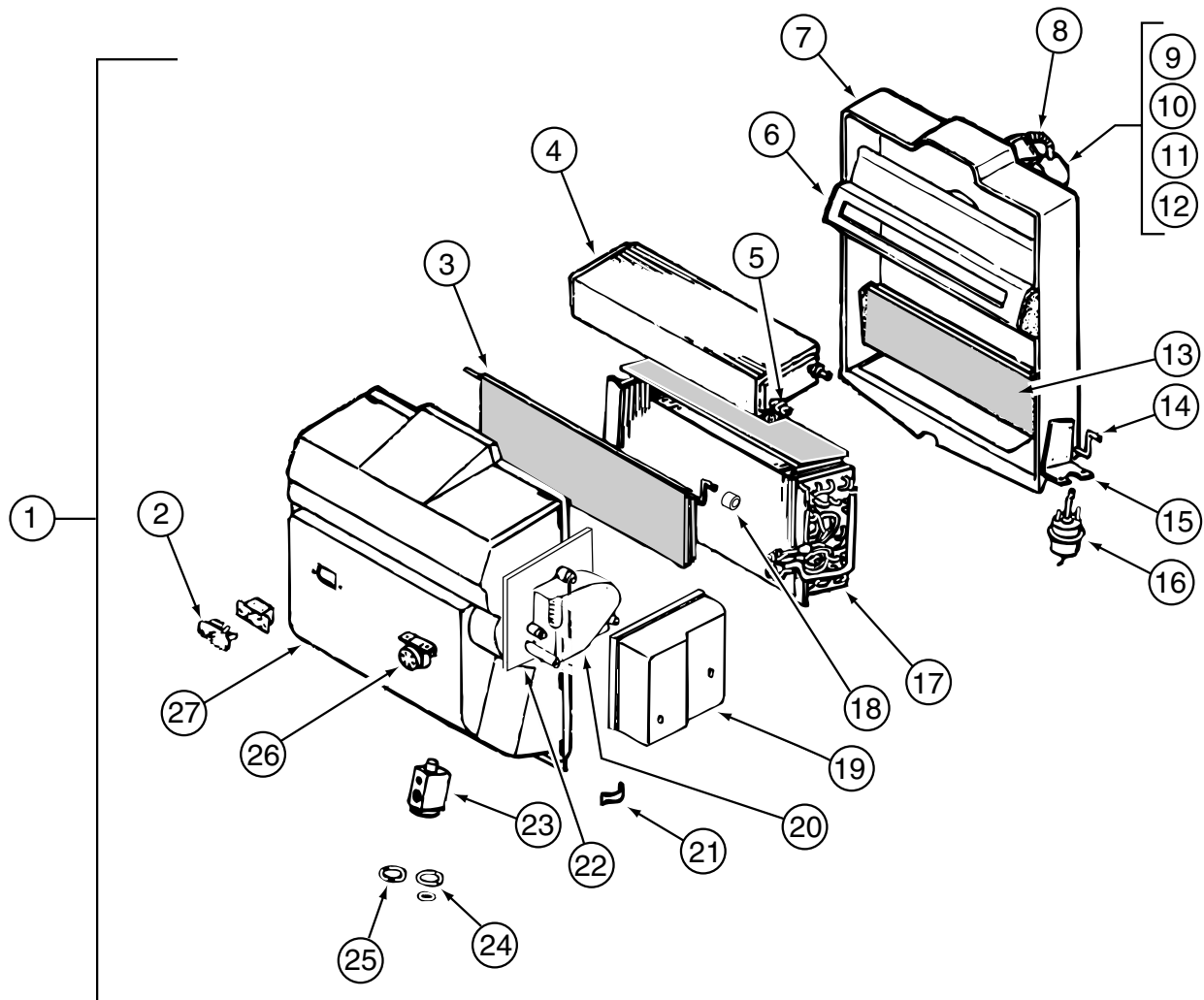


AUTO A/C CONTROL PLENUM - ROTARY

KEY	PART NUMBER	U/M DESCRIPTION	VENDOR NO.
	103930-36-000	EA CONTROL/PLENUM - ROTARY CONTROL HEAD	
1	103930-33-701	EA MOTOR - VACUUM - 3 STAGE	030-0105
2	103930-33-702	EA CONTROL PANEL	083-0169
3	103930-33-703	EA VACUUM HARNESS	036-0466
4	103930-33-705	EA LIGHT BULBS	035-0030
5	103930-33-711	EA WIRE HARNESS - MAIN	036-0496
6	103930-02-707	EA RELAY - BOSCH W/RESISTER	031-0001
7	103930-02-710	EA CANISTER - VACUUM	054-0002
8	103930-36-701	EA ROD - DOOR - AC	073-0062
9	103930-36-700	EA ROD - DOOR - DEFROST	073-0061
10	103930-02-708	EA MOTOR - VACUUM SERVO - A/C	030-0025
	103930-33-709	EA SWITCH - VACUUM	032-0183
	103930-33-710	EA DECAL F/CONTROL HEAD	058-0102
	103930-33-707	EA SWITCH - BLOWER	032-00066
	103930-33-708	EA SWITCH - POTENTIOMETER	032-0184

# HEATING & AIR CONDITIONING GROUP (CONTINUED)

## EVAPORATOR/HEATER ASSEMBLY



KEY	PART NUMBER	U/M DESCRIPTION	VENDOR NO.
1	103930-43-000	EA EVAPORATOR/HEATER ASSEMBLY - NON-CHARGED	
	094831-01-709	EA CLAMP - ROD 3/16"	022-0025
2	103930-01-710	EA RESISTOR - FUSED - A/C	035-0006
3	103930-43-700	EA DOOR - AIR BLEND	071-0568
4	103930-01-703	EA CORE - HEATER	042-0010
5	110279-01-712	EA FITTING - HEATER	050-0076
6	103930-30-707	EA DIVIDER ASM.	086-0061
7	103930-20-711	EA CASE - BACK - SUB-ASSEMBLY	062-0147
8	110279-01-703	EA HOSE - VENT F/BLOWER MOTOR	051-0034
9	103930-20-707	EA HOUSING - BLOWER	062-0145
10	103930-30-706	EA MOTOR - BLOWER W/PIGTAIL HARNESS	030-0109
11	103930-01-717	EA WHEEL - BLOWER - CLOCKWISE	062-0010
12	103930-20-708	EA CLIP - MOTOR SHAFT	022-0001
13	103930-20-705	EA PANEL - DOOR - RECIRCULATING	071-0213
14	103930-20-704	EA ROD - DOOR - RECIRCULATING	073-0018
15	103930-01-708	EA BRACKET - VACUUM MOTOR	070-0113
16	103930-02-708	EA MOTOR - VACUUM SERVO - A/C	030-0025
17	103930-01-704	EA COIL - EVAPORATOR	041-0017
18	103930-30-702	EA BUSHING - BLEND AIR DOOR	062-0168
19	103930-30-704	EA COVER - SERVO	062-0545
20	103930-30-703	EA MOTOR - SERVO	030-0104
21	103930-20-706	EA CLIP - RETAINER - CASE ATTACH	022-0057
22	103930-30-701	EA PLATE - MOTOR MOUNT	062-0544
23	103930-20-700	EA VALVE - EXPANSION - BLOCK - 2 TON	034-0032
24	103930-17-702	EA O'RING #10	045-0127
25	113245-01-707	EA O'RING #8	045-0126
26	103930-01-711	EA THERMOSTAT	033-0003
27	103930-30-700	EA CASE - FRONT	062-0542
	103930-02-714	EA CLAMP - CLUTCH - BARREL	022-0006
	113245-01-718	EA HOSE - DRAIN 1/2" X 6"	051-0002

**HEATING & AIR CONDITIONING GROUP (CONTINUED)**

**AUTO A/C & HEAT SYSTEM**

KEY	PART NUMBER	U/M DESCRIPTION
	007076-01-000	EA HOSE - FLEXIBLE PVC - 2" ID - INCREMENTS OF 50'
	007281-01-000	EA HOSE - FLEXIBLE PVC - 2.5" ID X 50'
	024990-07-000	EA OUTLET - DEFROSTER - W/SWIVEL - 2"
	077075-01-000	EA GASKET - INSTRUMENT PANEL/DEFROSTER PLENUM - .6" X 10.2"
	103017-03-000	EA PLENUM - DEFROSTER
	103558-01-08A	EA VENT - DEFROSTER - 2" X 14.4" X 1.4" - HAMPTON TAN
	103796-01-01A	EA LOUVER - A/C-ADJUSTABLE - 2.2" X 5.4" F/2.5" HOSE - BLACK
	103930-23-000	EA VALVE - WATER - 2 PORT
	093614-10-01A	EA GRILL - RETURN AIR - BEIGE
	103930-41-000	EA HOSE KIT - #12 PRE-CHARGED R134 - 496" LONG
	114802-01-000	EA PUMP - VACUUM - 12V 16"HG
	122955-02-01A	EA PANEL - TRIM - HEATER-A/C - RIGHT HAND

**CONDENSER**

KEY	PART NUMBER	U/M DESCRIPTION	VENDOR NO.
	072342-13-000	EA CONDENSER - W/FAN	
	072342-08-703	EA FAN BLADE/MOTOR & SHROUD 11"	062-0097
	072342-10-702	EA FITTING - QUICK CONNECT #4 MALE	050-0148
	072342-12-700	EA COIL - CONDENSER	040-0027
	072342-12-703	EA RECEIVER DRIER	054-0001
	072342-13-700	EA BRACKET - CONDENSER FAN	070-0148
	072342-13-701	EA HOSE ASM. #8	085-0459
	072342-13-702	EA HOSE ASM. #6	085-0460
	072342-13-703	EA TUBE ASM. #6	052-0040
	072342-13-704	EA SWITCH - BINARY	032-0048
	072342-13-705	EA SWITCH - CONDENSER FAN CONT	032-0036
	113245-01-707	EA O'RING #8	045-0126
	113245-01-711	EA O'RING #6	045-0129

**HEATING & AIR CONDITIONING GROUP (CONTINUED)**

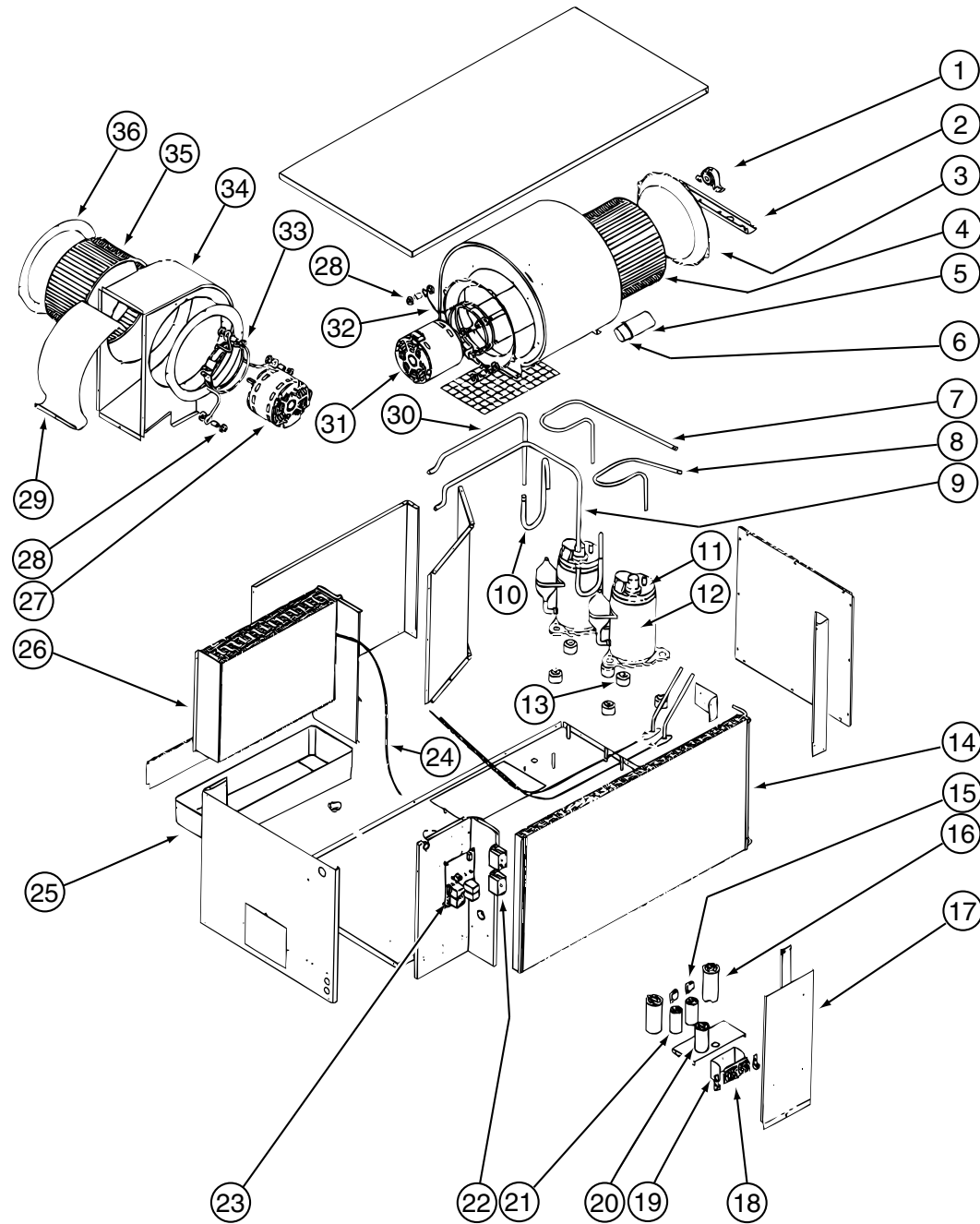
**FURNACE**

KEY	PART NUMBER	U/M DESCRIPTION
*	098668-19-000	EA FURNACE - 25000 BTU
*	098668-21-000	EA FURNACE - 35000 BTU
	115764-01-01A	EA THERMOSTAT - FURNACE
	094600-05-01A	EA REGISTER W/O DAMPER - 3.6" X 11.3" FACE/2.1" X 9.9" RO - BEIGE
	094600-08-01A	EA REGISTER W/DAMPER - 3.6" X 11.3" FACE/2.1" X 9.9" RO - BEIGE
	130837-01-01A	EA REGISTER - HEAT - W/O DAMPER
	130837-02-01A	EA REGISTER - HEAT - W/DAMPER - DURA BEIGE
	056464-10-000	EA REGISTER - 4" DIAMETER - PLASTIC - W/O DAMPER - BEIGE
	092776-01-000	EA ADAPTER - DUCT - 2"
	093741-01-000	EA BOX - BOOT - FLOOR REGISTER
	093614-03-02A	EA GRILLE - RETURN AIR - 14" X 8" - BEIGE
	009200-01-000	EA TAPE - FURNACE - 1 1/2"

**\*COMPONENT PARTS FOUND IN SERVICE PARTS LIBRARY**

# HEATING & AIR CONDITIONING GROUP (CONTINUED)

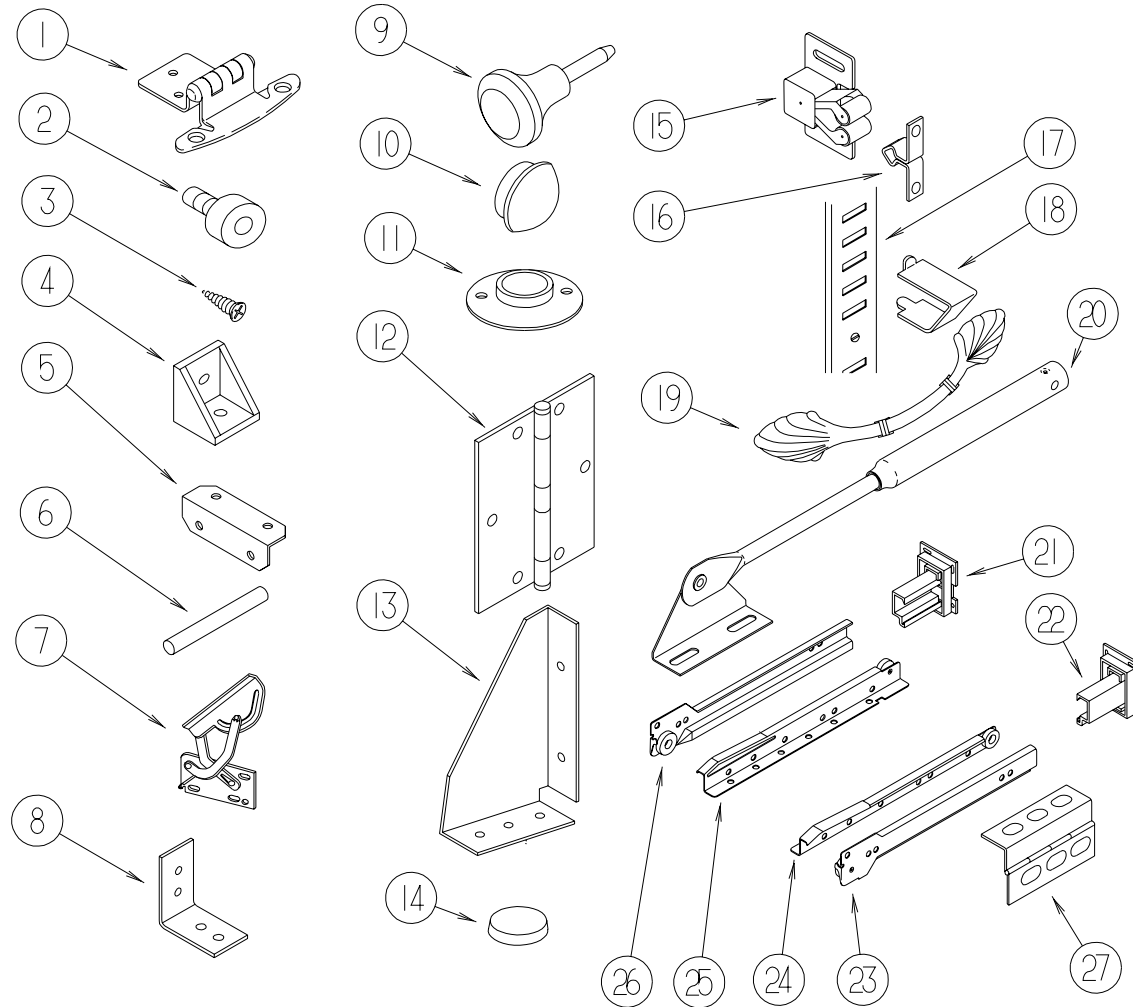
## CENTRAL A/C



KEY	PART NUMBER	U/M DESCRIPTION	VENDOR NO.
	105620-10-000	EA A/C - CENTRAL PKG RH - POWER SAV - COLEMAN	6636-871
1	105620-10-701	EA BEARING/PILLOW BLOCK - O.D.	6536-301
2	105620-10-700	EA BEARING BRACKET - O.D.	6536-574
3	105620-01-714	EA VENTURI - BLOWER - O.D.	6795-150
4	105620-01-713	EA WHEEL - BLOWER - O.D.	1472-1011
5	105620-01-718	EA CAPACITOR - FAN - 12.5 MFD/370V	1499-5631
6	105620-10-715	EA RUBBER CAPACITOR BOOT	1499-951
7	105620-10-713	EA DISCHARGE LINE ASSEMBLY #2	6636-125
8	105620-10-712	EA DISCHARGE LINE ASSEMBLY #1	6636-126
9	105620-10-710	EA SUCTION LINE ASSY COIL #1	6636-131
10	105620-10-714	EA SUCTION LINE ASSY COMP #1& 2	6636-130
11	126860-01-701	EA OVERLOAD PROTECTOR MRA# 1460	1450-0071
12	126860-01-700	EA COMPRESSOR RK136AT-002-A4Y	1450A2119
13	105620-01-706	EA MOUNTING PKG. - COMP. - 3 PER	6759-3081
14	105620-10-707	EA CONDENSER COIL	1452-1541
15	105620-10-705	EA PTCR	1497-9021
16	126859-01-703	EA CAPACITOR - RUN	1499-5671
17	105620-10-706	EA DOOR/ELECTRIC BOX	6636-146
18	105620-01-738	EA BOARD - TERMINAL - HIGH VOLTAGE	6795-315
19	105620-01-733	EA ISOLATOR - HIGH VOLTAGE	6795-117
20	093763-01-704	EA CAPACITOR - FAN	1499-5461
21	105620-10-704	EA START COMPACITOR	1497-0861
22	105620-01-729	EA RELAY - COMPRESSOR	1460-1011
23	105620-05-700	EA BOARD - PRINTED CIRCUIT - 2 TON	6795-3201
24	105620-01-726	EA SWITCH - FREEZE	6795A3301
25	105620-10-709	EA DRAIN PAN	6636-304
26	105620-10-708	EA EVAPORATOR COIL	1452-1531
27	105620-01-724	EA MOTOR - BLOWER INSIDE AIR-REV.	1468A3129
28	105620-01-716	EA SLEEVE & GROMMET - 4 PER PKG	6795A3031
29	105620-10-703	EA INDOOR BLOWER CUTOFF	6636-288
30	105620-10-711	EA SUCTION LINE ASSY COIL #2	6636-129
31	105620-01-717	EA MOTOR - BLOWER - OUTSIDE AIR	1468A3029
32	105620-01-715	EA MOUNT - BLOWER - O.D.	6795A3011
33	105620-01-723	EA MOUNT - MOTOR - BLOWER I.D.	6795-3021
34	105620-10-702	EA BLOWER HOUSING - I.D.	6636-589
35	105620-01-721	EA WHEEL - BLOWER - I.D.	1472-1001
36	105620-01-722	EA VENTURI - BLOWER - I.D.	6795-151
	109050-02-000	EA FILTER - FIBERGLASS - 1" X 14" X 20"	
	117870-03-01A	EA PLENUM - A/C	
	105620-09-000	EA THERMOSTAT USED UP TIL 07-16-00	
	105620-14-000	EA THERMOSTAT USED 07-17-00 TO END OF PRODUCTION YEAR	
	120134-01-02A	EA REGISTER - 4" TO 5" IN DIAMETER W/DAMPER	

# INTERIOR FINISH GROUP

## CABINET HARDWARE

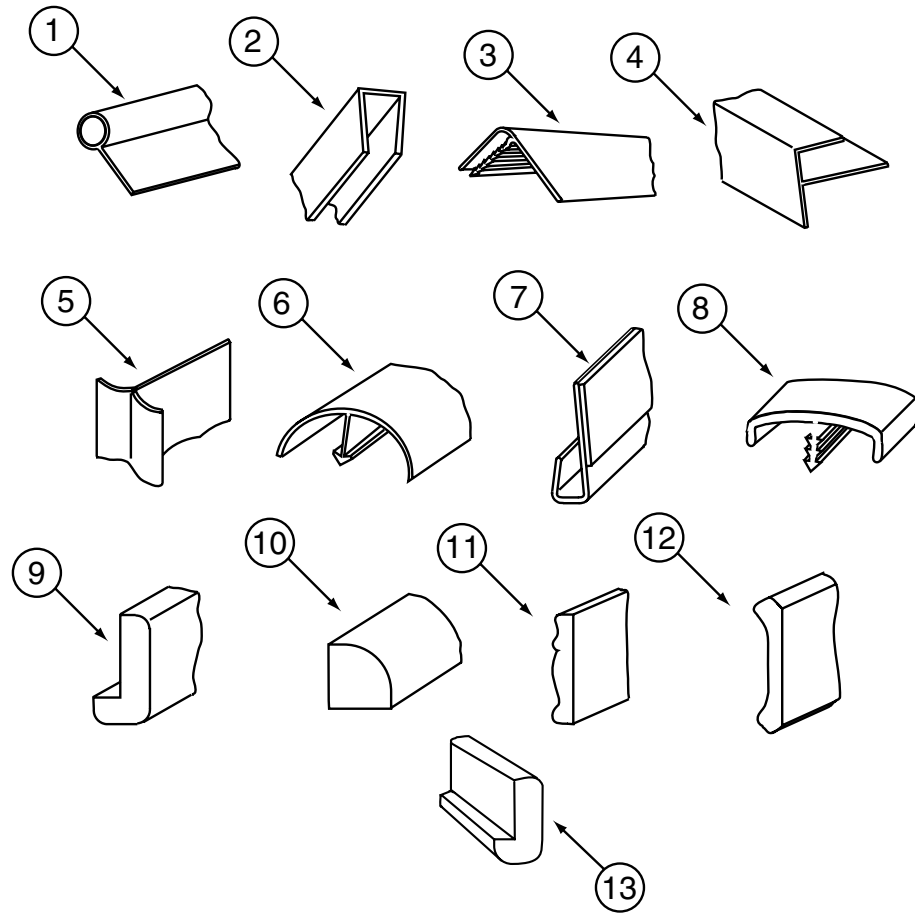


KEY	PART NUMBER	U/M DESCRIPTION
1	108138-01-000	EA HINGE - CABINET DOOR - BURNISHED BRASS
2	079921-01-000	EA ROLLER - NYLON - W/STEEL SHAFT - BARBED
3	000G13-06-10G	EA SCREW - 6-20 X 5/8 PFH - ANTIQUE BRASS
3	000G13-06-08G	EA SCREW - 6-20 X .50 PFH - ANTIQUE BRASS
4	065740-01-000	EA BRACE - CABINET/CORNER - PLASTIC
5	016604-01-000	EA BRACE - CABINET - ANGLE - 2.5" - UNPAINTED METAL
5	016604-05-000	EA BRACE - CABINET - ANGLE - 2.5" - OFF WHITE METAL
6	084071-08-000	EA ROD - BRASS - 9.3"
7	108126-01-000	EA TRAY HINGE SET (QTY. 2 PER SET)
8	110643-01-000	EA ANGLE - FORMED W/HOLES
9	113800-01-000	EA KNOB - CABINET - BRASS
10	042356-01-000	EA PLUG - BUTTON - MAHOGANY - 3/8" DIAMETER - WOOD

KEY	PART NUMBER	U/M DESCRIPTION
11	009112-01-000	EA FLANGE - PLASTIC - 1" CLOTHES ROD - OFF WHITE
12	124685-01-01A	EA HINGE - DOOR
13	116978-01-03B	EA GUSSET - SLIDEOUT ROOM - OFF/WHITE
14	004354-01-000	EA BUMPER - RUBBER - .5" DIA - BROWN
15	093586-06-000	EA CATCH - SPRING ROLLER - .236"
15	093586-03-000	EA CATCH - SPRING ROLLER - .377"
16	093586-05-000	EA STRIKE - SPRING STEEL
16	093586-04-000	EA STRIKE - SPRING STEEL
17	098980-02-000	EA PILASTER - ADJUSTABLE SHELF - 12"
17	098980-04-000	EA PILASTER - ADJUSTABLE SHELF - 48"
17	098980-06-000	EA PILASTER - ADJUSTABLE SHELF - 24"
18	098979-01-000	EA CLIP - ADJUSTABLE SHELF
19	117923-01-01A	EA PULL - CABINET - BURNISHED BRASS
20	074493-02-000	EA SUPPORT - PISTON SPRING - CABINET DOOR - 26 LBS
21	128811-01-01A	EA BACKSOCKET - ADJUSTABLE LEFT
22	128811-02-01A	EA BACKSOCKET - ADJUSTABLE RIGHT
23	128810-02-01A	EA SLIDE - DRAWER - 12" - RIGHT CABINET
23	128810-06-01A	EA SLIDE - DRAWER - 14" - RIGHT CABINET
23	128810-10-01A	EA SLIDE - DRAWER - 16" - RIGHT CABINET
23	128810-14-01A	EA SLIDE - DRAWER - 18" - RIGHT CABINET
23	128810-18-01A	EA SLIDE - DRAWER - 20" - RIGHT CABINET
23	128810-22-01A	EA SLIDE - DRAWER - 22" - RIGHT CABINET
23	128810-26-01A	EA SLIDE - DRAWER - 24" - RIGHT CABINET
24	128810-04-01A	EA SLIDE - DRAWER - 12" - RIGHT DRAWER
24	128810-08-01A	EA SLIDE - DRAWER - 14" - RIGHT DRAWER
24	128810-12-01A	EA SLIDE - DRAWER - 16" - RIGHT DRAWER
24	128810-16-01A	EA SLIDE - DRAWER - 18" - RIGHT DRAWER
24	128810-20-01A	EA SLIDE - DRAWER - 20" - RIGHT DRAWER
24	128810-24-01A	EA SLIDE - DRAWER - 22" - RIGHT DRAWER
24	128810-28-01A	EA SLIDE - DRAWER - 24" - RIGHT DRAWER
25	128810-03-01A	EA SLIDE - DRAWER - 12" - LEFT DRAWER
25	128810-07-01A	EA SLIDE - DRAWER - 14" - LEFT DRAWER
25	128810-11-01A	EA SLIDE - DRAWER - 16" - LEFT DRAWER
25	128810-15-01A	EA SLIDE - DRAWER - 18" - LEFT DRAWER
25	128810-19-01A	EA SLIDE - DRAWER - 20" - LEFT DRAWER
25	128810-23-01A	EA SLIDE - DRAWER - 22" - LEFT DRAWER
25	128810-27-01A	EA SLIDE - DRAWER - 24" - LEFT DRAWER
26	128810-01-01A	EA SLIDE - DRAWER - 12" - LEFT CABINET
26	128810-05-01A	EA SLIDE - DRAWER - 14" - LEFT CABINET
26	128810-09-01A	EA SLIDE - DRAWER - 16" - LEFT CABINET
26	128810-13-01A	EA SLIDE - DRAWER - 18" - LEFT CABINET
26	128810-17-01A	EA SLIDE - DRAWER - 20" - LEFT CABINET
26	128810-21-01A	EA SLIDE - DRAWER - 22" - LEFT CABINET
26	128810-25-01A	EA SLIDE - DRAWER - 24" - LEFT CABINET
27	118802-01-02A	EA HINGE - CAB DOOR - OVERHEAD - HAMPTON TAN
	023320-01-000	EA PAD - FELT 3/8" DIAMETER
	041389-25-000	EA HINGE - PIANO - 1 1/2" X 55"
	042438-01-000	EA DOWEL - WOOD - CLOTHES ROD - 1" DIAMETER X 4'
	126866-04-KQ0	EA HANDLE - TAMBOUR DOOR (MAPLE)
	126866-04-KQ1	EA HANDLE - TAMBOUR DOOR (CHERRY)
	130787-02-000	EA TRACK - TAMBOUR DOOR/SPRING
	124104-01-01A	EA LOCKSET - PRIVACY
	098410-01-01A	EA PULL - FINGER - OVAL - BRASS
	103874-01-000	EA HANGER - SLIDING DOOR
	126263-06-02B	EA BRACKET - GAS SPRING - E-COATED
	113130-01-01A	EA PULL - DOOR POCKET

## INTERIOR FINISH GROUP (CONTINUED)

### MOLDINGS & TRIMS



KEY	PART NUMBER	U/M DESCRIPTION
1	009767-12-000	FT WELTING - SIDEWALL/CEILING/CABINET - OFF/WHT
1	009767-16-000	FT WELTING - REBER BIRCH (MAPLE)
1	009767-14-000	FT WELTING - CHERRY (CHERRY)
2	009778-11-000	FT U-CHANNEL - 1" - IVORY
2	070504-18-000	FT U-CHANNEL - PLASTIC - .13" X 84" - IVORY
2	070504-50-000	FT U-CHANNEL - PLASTIC - .13" X 84" - WASHED MAPLE
2	009778-27-000	FT U-CHANNEL - 1" - WASHED MAPLE
2	070504-51-000	FT U-CHANNEL - PLASTIC - .9" X 84" - WASHED MAPLE
2	070504-30-000	FT U-CHANNEL - PLASTIC - .13" X 84" - CHERRY
2	009778-30-000	FT U-CHANNEL - 1" - VILLAGE OAK - CHERRY
2	070504-31-000	FT U-CHANNEL - PLASTIC - .9" X 84" - CHERRY
3	009809-31-000	EA MOLDING - CORNER - OUTSIDE - 1" X 84" - WASHED MAPLE
3	009809-27-000	EA MOLDING - CORNER - OUTSIDE - 1" X 84" - CHERRY
4	009812-33-000	EA MOLDING - CORNER - 1/2" W/1/4" CHNL X 84" - WASHED MAPLE
4	009812-26-000	EA MOLDING - CORNER - 1/2" W/1/4" CHAN X 84" - CHERRY
5	022992-11-000	FT MOLDING - REVERSE COVE - T-SHAPED VINYL - IVORY
6	042357-25-000	EA MOLDING - CORNER - RADIUS/PLASTIC - WASHED MAPLE
6	042357-19-000	EA MOLDING - CORNER - RADIUS/PLASTIC - CHERRY
7	109332-02-05A	FT TRIM-J - W/O ADHESIVE - WASHED MAPLE
7	109332-02-03A	FT TRIM-J - W/O ADHESIVE - SALEM CHERRY
8	104676-02-06A	FT MOLDING-T - 1/2" - WASHED MAPLE
8	104676-02-03A	FT MOLDING-T - 1/2" - CHERRY
8	083620-19-000	FT MOLDING-T - END CAP EDGE - W/EDGE LIPS - .75" - WASHED MAPLE
8	083620-11-000	FT MOLDING-T - END CAP EDGE - W/EDGE LIPS - .75" - CHERRY
9	077840-01-J70	EA MOLDING - CAP/WALL - 8' WASHED MAPLE
9	077840-01-E41	EA MOLDING - CAP/WALL - 8' SALEM CHERRY
10	109410-16-JQ0	EA MOLDING - TRIM - WASHED MAPLE
10	109410-16-FQ1	EA MOLDING - TRIM - SALEM CHERRY
11	100182-10-J70	EA TRIM - RAIL - WASHED MAPLE
11	100182-10-E41	EA TRIM - RAIL - SALEM CHERRY
12	113794-01-03A	FT MOLDING - CROWN - 3.45" - MAPLE
12	113794-01-02A	FT MOLDING - CROWN - 3.45" - CHERRY
12	113794-02-03A	FT MOLDING - CROWN - 1.76" - MAPLE
12	113794-02-02A	FT MOLDING - CROWN - 1.76" - CHERRY
13	116280-02-J70	EA MOLDING - CAP - WASHED MAPLE
13	116280-02-GV1	EA MOLDING - CAP - SALEM CHERRY
	130262-01-000	EA PROTECTOR - CORNER SAVER - .7" X .7"



**INTERIOR FINISH GROUP (CONTINUED)****PANELING & LUMBER**

KEY	PART NUMBER	U/M DESCRIPTION
	000846-01-000	SF PLYWOOD - 5/16" X 48" X 96" - CD GRADE
	000846-02-000	SF PLYWOOD/UNDERLAYMENT - 5/16" X 48" X 96"
	000885-89-000	SF PARTICLE BOARD - 3/8" X 48" X 96" - WASHED MAPLE 2-SIDED
	000885-74-000	SF PARTICLE BOARD - 3/8" X 48" X 98" - CHERRY/VINYL 2 SIDED
	000885-91-000	SF PARTICLE BOARD-3/4" X 48" X 96" - WASHED MAPLE 2-SIDED
	000885-73-000	SF PARTICLE BOARD - 3/4" X 48" X 96" - CHERRY/VINYL 2 SIDED
	074497-39-000	SF PANELING - WASHED MAPLE - 4' X 8'
	074497-23-000	SF PANELING - CHERRY - 1/8" X 48" X 96"
	088272-G9-000	SF PANELING - GAZEBO/PEARL - 48" X 96" (MAIN WALL) (K90,K91)
	088272-H6-000	SF PANELING - ARTESIA SPRING - 48" X 96" (MAIN WALL) (K92,K93)
	088272-H2-000	SF PANELING - TUSCAN MINK - 48" X 84" (MAIN WALL) (K94,K95)
	088272-G1-000	SF PANELING - PEBBLE EMBOSSED - ANTIQUE WHITE - 48' X 84'
	079666-03-000	SF PANELING - CLOSET - CEDAR - .12" X 48" X 84"
	126205-D2-438	EA LUMBER - VINYL WRAPPED - .7" X 1.5" X 96" - WASHED MAPLE
	111134-D2-438	EA LUMBER - VINYL WRAPPED - .7" X 1.5" X 96" - CHERRY
	126205-E2-438	EA LUMBER - VINYL WRAPPED - .7" X 2" X 96" - WASHED MAPLE
	111134-E2-438	EA LUMBER - VINYL WRAPPED - .7" X 2" X 96" - CHERRY
	126205-G2-438	EA LUMBER - VINYL WRAPPED - .7" X 3" X 96" - WASHED MAPLE
	111134-G2-438	EA LUMBER - VINYL WRAPPED - .7" X 3" X 96" - CHERRY
	126205-J2-438	EA LUMBER - VINYL WRAPPED - .7" X 5.5" X 96" - WASHED MAPLE
	111134-J2-438	EA LUMBER - VINYL WRAPPED - .7" X 5.5" X 96" - CHERRY

**LAMINATES & EDGE BAND**

KEY	PART NUMBER	U/M DESCRIPTION
	074498-40-000	SF LAMINATE - PLASTIC - OFF WHITE - 5' X 8' - INC OF 40 SF
	074498-82-000	SF LAMINATE - PLASTIC - WASHED MAPLE - 5' X 8'
	074498-58-000	SF LAMINATE - PLASTIC - CHERRY - 4' X 8'
	076325-73-000	FT MOLDING - EDGE BAND - .93" X .024" - OFF WHITE
	076325-76-000	FT MOLDING - EDGE BAND - 1 5/16" X .030 - WASHED MAPLE
	076325-50-000	FT MOLDING - EDGE BAND - 1 5/16" X .030" - CHERRY

**BATT STRIPS**

KEY	PART NUMBER	U/M DESCRIPTION
	088263-F1-000	EA BATT STRIP - DECORATIVE - GAZEBO/PEARL - 8' LONG (K90,K91)
	088263-F6-000	EA BATT STRIP - DECORATIVE - ARTESIA/SPRING - 96" (K92,K93)
	088263-F2-000	EA BATT STRIP - DECORATIVE - TUSCAN MINK - 8' LENGTHS (K94,K95)
	085284-E5-000	FT BATT TAPE - ADHESIVE BACKED - DECORATIVE - GAXEBO PEARL (K90,K91)
	085284-F2-000	FT BATT TAPE - ADHESIVE BACKED - DECORATIVE ARTESIA/SPRING (K92,K93)
	085284-E7-000	FT BATT TAPE - ADHESIVE BACKED - DECORATIVE/TUSCAN MINK (K94,K95)
	085284-F9-000	FT BATT TAPE - ADHESIVE BACKED - PEBBLE EMBOSSED

**INTERIOR FINISH GROUP (CONTINUED)****FIRE EXTINGUISHER & DETECTORS**

KEY	PART NUMBER	U/M DESCRIPTION	VENDOR NO.
	094499-03-000	EA EXTINGUISHER/FIRE - DRY - 10B:C - W/O BRACKET	
	094499-04-000	EA BRACKET - FIRE EXTINGUISHER	
	094499-02-000	EA EXTINGUISHER/FIRE - DRY - 1A10BC - CANADIAN	
	094499-01-700	EA BRACKET - MOUNTING - W/PLASTIC STRAP	294039
	094499-01-701	EA STRAP ONLY (METAL)	320351
	072852-01-000	EA DETECTOR - SMOKE - W/9 VOLT BATTERY - US	
	072852-02-000	EA DETECTOR - SMOKE - W/9 VOLT BATTERY - CANADIAN	
	125136-01-000	EA CO DETECTOR - GAS - ROUND W/2 SCREWS - 9 VOLT	
	103613-02-000	EA DETECTOR - LP GAS	

**FLOOR COVERINGS**

KEY	PART NUMBER	U/M DESCRIPTION
	096060-C7-000	SY CARPET - BAMBOO - INCREMENTS OF 4 SQ. YARDS (K90,K91)
	096060-D7-000	SY CARPET - EXCALIBUR - GULF MIST (K92,K93)
	096060-D8-000	SY CARPET - EXCALIBUR - PARCHMENT (K94,K95)
	093486-01-000	SY CARPET - COMPARTMENT - 72" WIDE - DARK GRAY
	124253-01-02A	EA VINYL - FLOOR PLANK - 3" X 12" - MAPLE
	124253-01-01A	EA VINYL - FLOOR PLANK - 3" X 12" - CHERRY
	042720-22-000	SY VINYL - FLOOR COVERING - 12' WIDE - VIS SOL

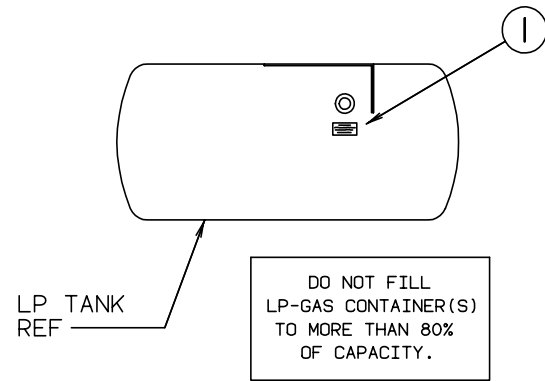
**FLOOR MATS**

KEY	PART NUMBER	U/M DESCRIPTION
	108152-02-000	EA MAT - FLOOR - DRIVER
	120231-16-01A	EA FLOORING - RUBBER - NORAMENT

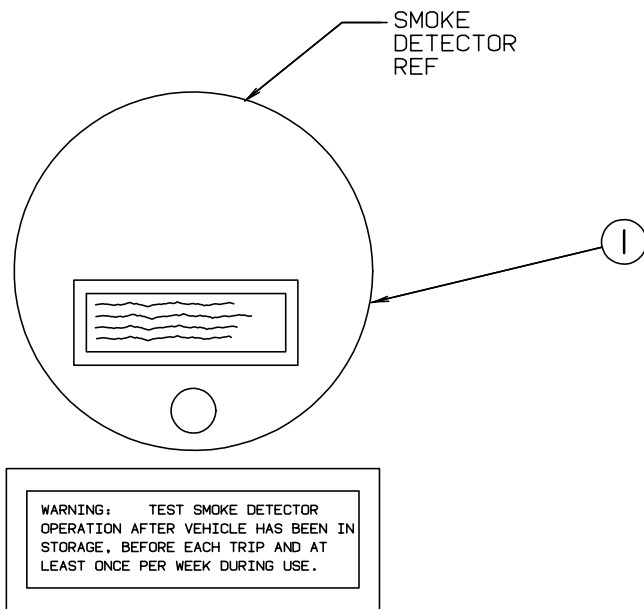
**SOLID SURFACE COUNTERTOP MATERIAL**

KEY	PART NUMBER	U/M DESCRIPTION
	085217-12-000	SF COUNTERTOP - SIERRA AURORA - 1/2"

**LABELS GROUP**



KEY	PART NUMBER	U/M DESCRIPTION
1	079965-01-000	EA LABEL - LPG 80 CAPACITY

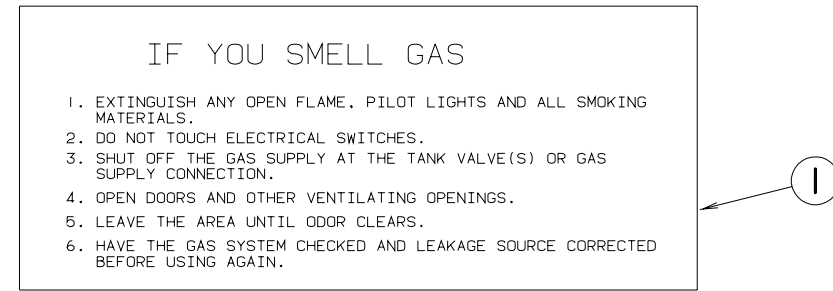


KEY	PART NUMBER	U/M DESCRIPTION
1	077956-01-000	EA LABEL - WARNING - SMOKE DETECTOR

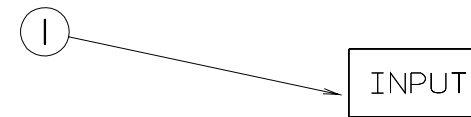
WARNING: DISCONNECT BATTERIES BEFORE CONNECTING EXTERNAL CHARGING EQUIPMENT.

KEY	PART NUMBER	U/M DESCRIPTION
1	065748-01-000	EA LABEL - CAUTION - BATTERY CHARGING

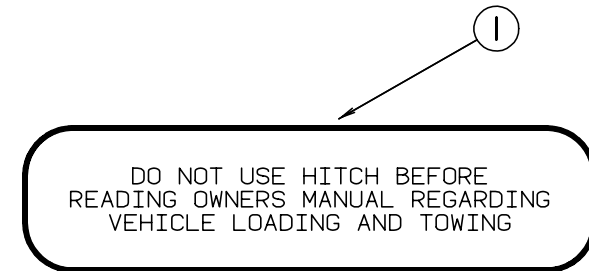
**LABELS GROUP (CONTINUED)**



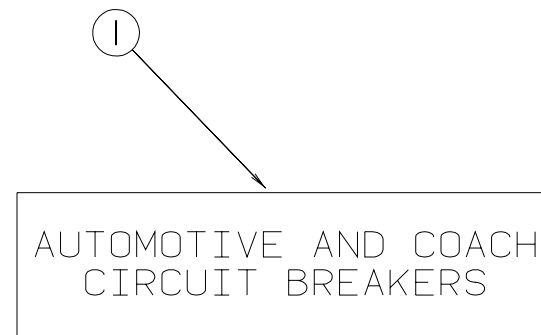
KEY	PART NUMBER	U/M DESCRIPTION
1	073998-01-000	EA LABEL - LPG ODOR WARNING



KEY	PART NUMBER	U/M DESCRIPTION
1	087236-01-000	EA LABEL - CABLE - INPUT

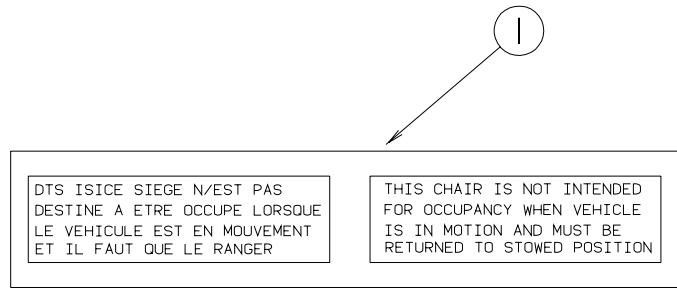


KEY	PART NUMBER	U/M DESCRIPTION
1	111104-01-000	EA LABEL - HITCH - READ MANUAL



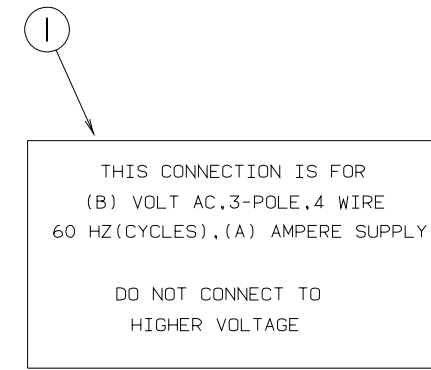
KEY	PART NUMBER	U/M DESCRIPTION
1	098379-01-000	EA LABEL - FRONT BOX - CIRCUIT BREAKER

**LABELS GROUP (CONTINUED)**

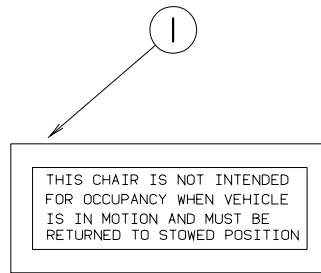


**KEY PART NUMBER U/M DESCRIPTION**  
 1 102267-02-000 EA LABEL - NO OCCUPANCY - CSA

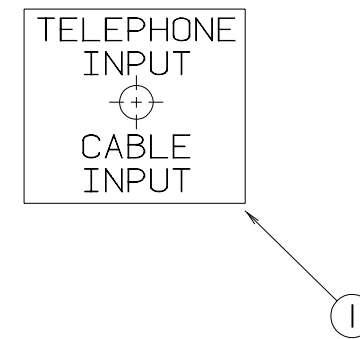
**LABELS GROUP (CONTINUED)**



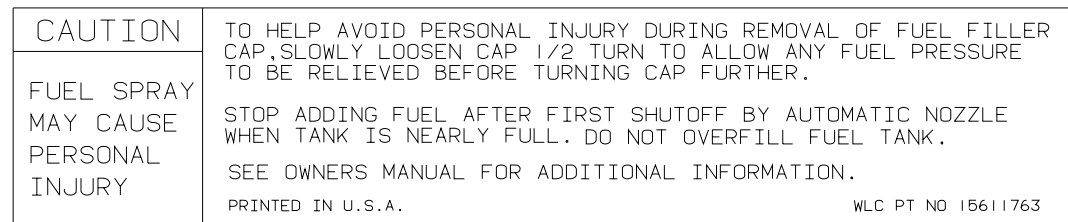
**KEY PART NUMBER U/M DESCRIPTION**  
 1 125306-04-01A EA LABEL - ELECTRICAL ENTRANCE - 120 VOLT 240 AMP



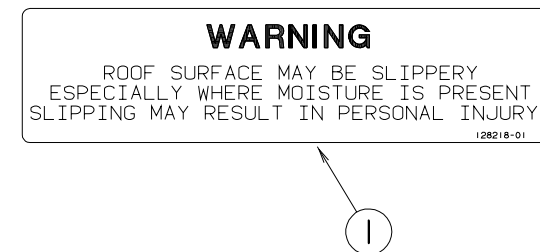
**KEY PART NUMBER U/M DESCRIPTION**  
 1 102267-01-000 EA LABEL - NO OCCUPANCY - US



**KEY PART NUMBER U/M DESCRIPTION**  
 1 114866-02-000 EA LABEL - PHONE & CABLE INPUT

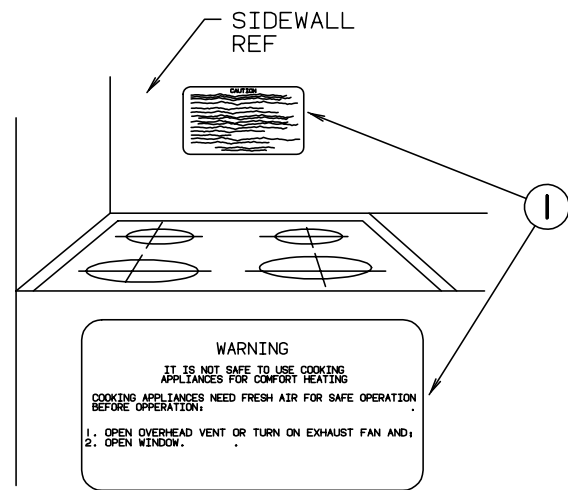


**KEY PART NUMBER U/M DESCRIPTION**  
 1 087207-05-000 EA LABEL - FUEL CAP REMOVAL



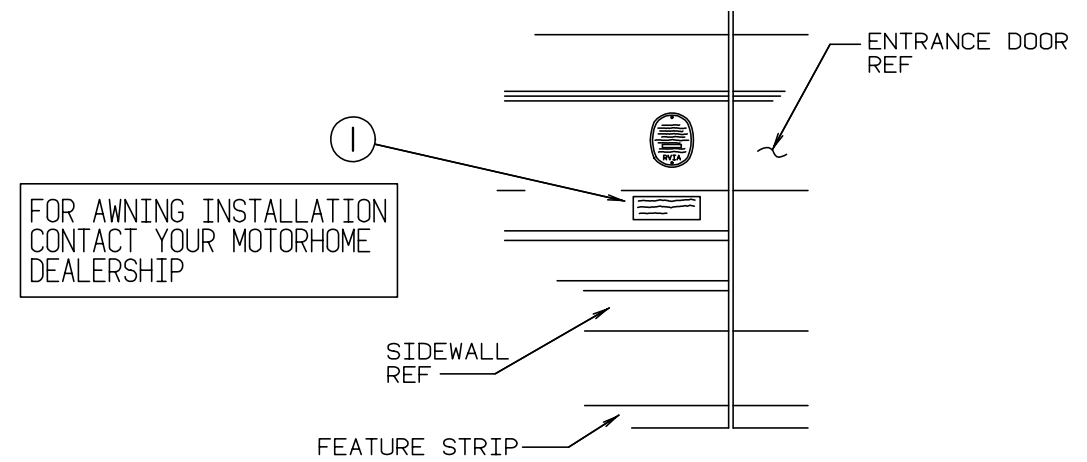
**KEY PART NUMBER U/M DESCRIPTION**  
 1 128218-01-01A EA LABEL - WARNING - ROOF SLIPPERY

**LABELS GROUP (CONTINUED)**

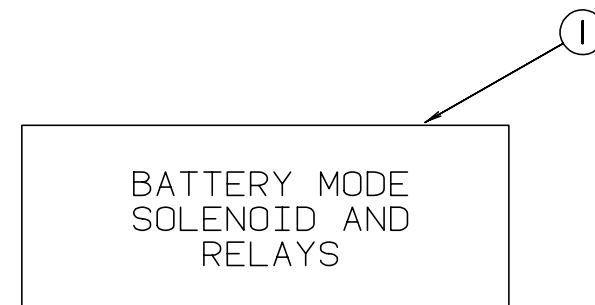
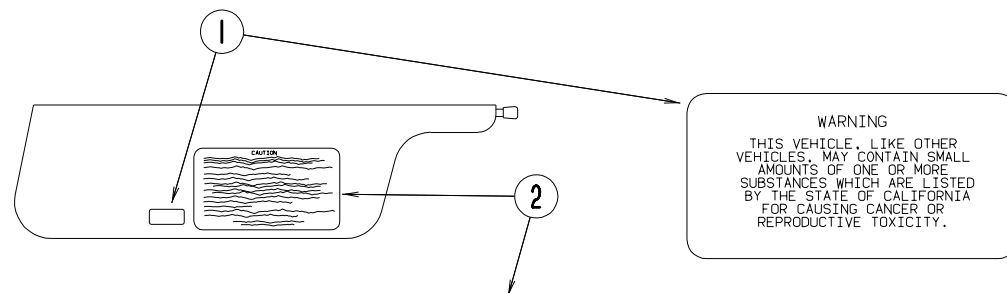


KEY	PART NUMBER	U/M DESCRIPTION
1	050225-01-000	EA LABEL - WARNING - STOVE VENT - US
1	050222-01-000	EA LABEL - WARNING - STOVE VENT - CANADIAN

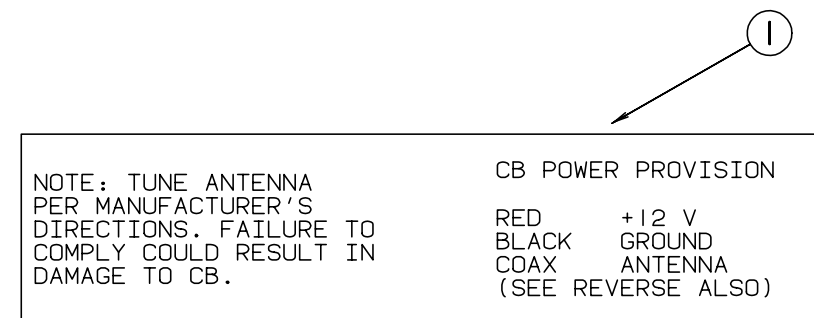
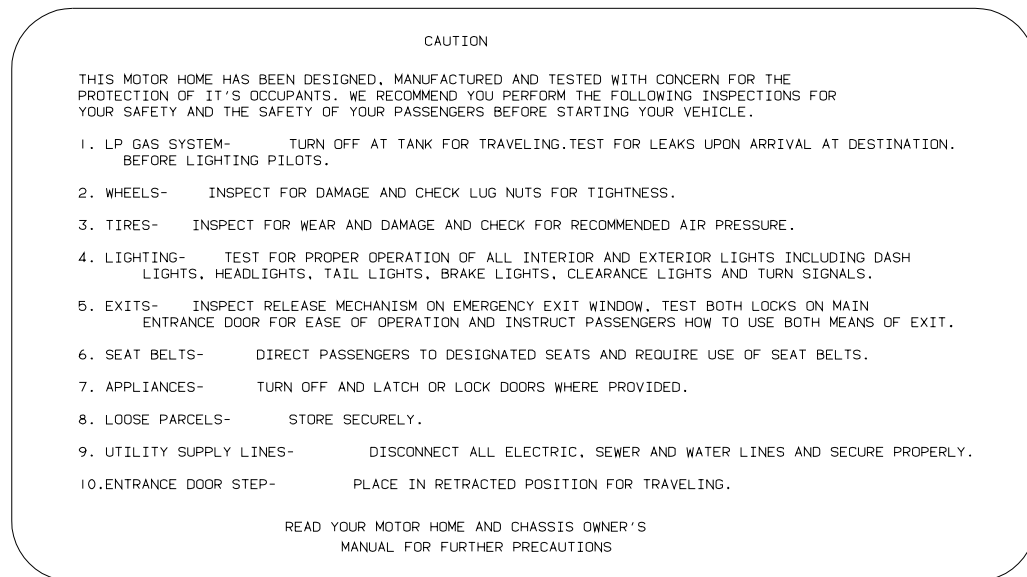
**LABELS GROUP (CONTINUED)**



KEY	PART NUMBER	U/M DESCRIPTION
1	099509-01-000	EA LABEL - AWNING INSTALLATION



KEY	PART NUMBER	U/M DESCRIPTION
1	098379-04-000	EA LABEL - ELECTRICAL BOX - SIDE

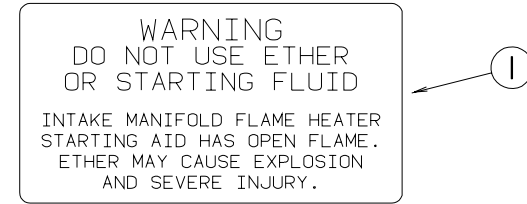
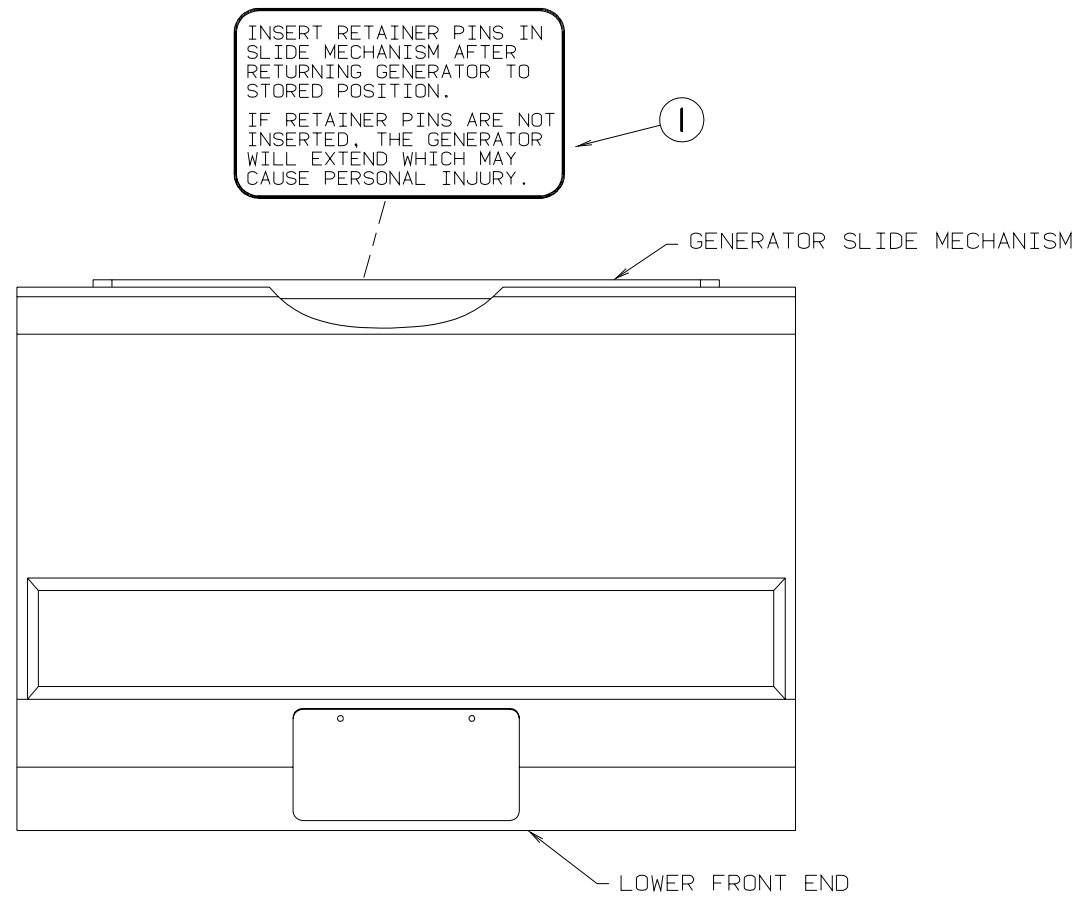


KEY	PART NUMBER	U/M DESCRIPTION
1	099689-01-000	EA LABEL - WARNING - CANCER/TOXICITY
2	056259-01-000	EA LABEL - SAFETY CHECK LIST

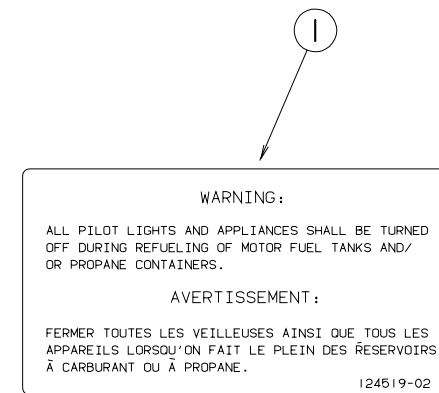
KEY	PART NUMBER	U/M DESCRIPTION
1	104678-01-000	EA LABEL - CB PREP

**LABELS GROUP (CONTINUED)**

**LABELS GROUP (CONTINUED)**


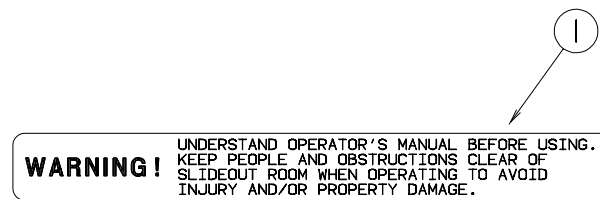


KEY	PART NUMBER	U/M DESCRIPTION
1	116756-01-000	EA LABEL - WARNING - ETHER/STARTING



KEY	PART NUMBER	U/M DESCRIPTION
1	116273-01-000	EA LABEL - WARNING - GENERATOR

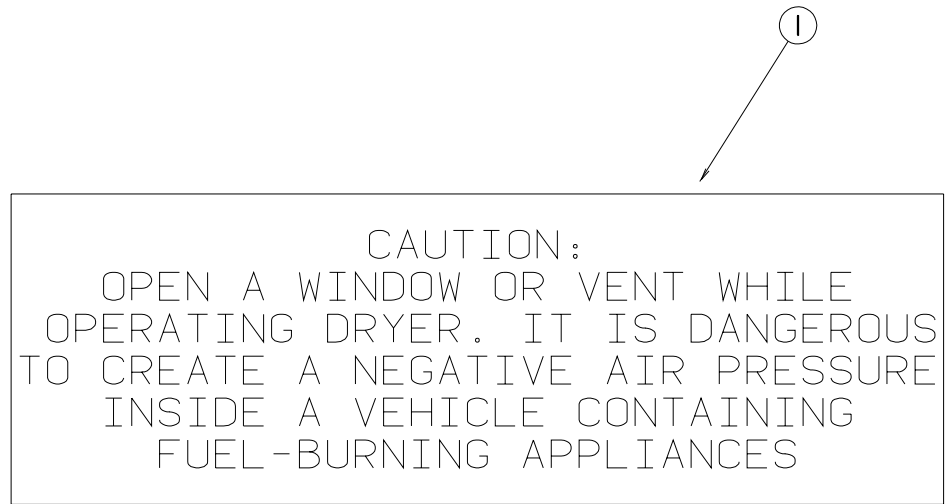
KEY	PART NUMBER	U/M DESCRIPTION
1	124519-02-01A	EA LABEL - WARNING/REFUELING - CSA



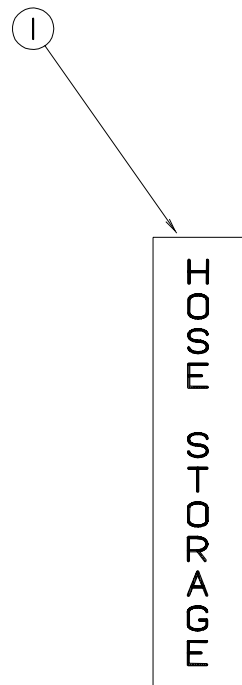
KEY	PART NUMBER	U/M DESCRIPTION
1	116549-01-000	EA LABEL - WARNING - SLIDEOUT

KEY	PART NUMBER	U/M DESCRIPTION
1	129033-01-000	EA LABEL - HANG TAG - TRAVEL LATCH - 1.5" X 3"

**LABELS GROUP (CONTINUED)**




KEY	PART NUMBER	U/M DESCRIPTION
1	130670-01-01A	EA LABEL - CAUTION DRYER VENTING - BLACK ON CLEAR

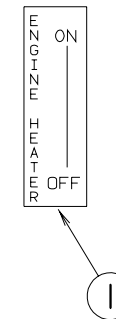


KEY	PART NUMBER	U/M DESCRIPTION
1	130167-02-000	EA LABEL - HOSE STORAGE

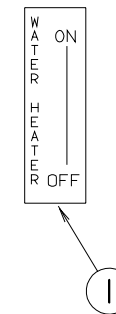
**LABELS GROUP (CONTINUED)**



KEY	PART NUMBER	U/M DESCRIPTION
1	068383-01-000	EA LABEL - DIESEL FUEL

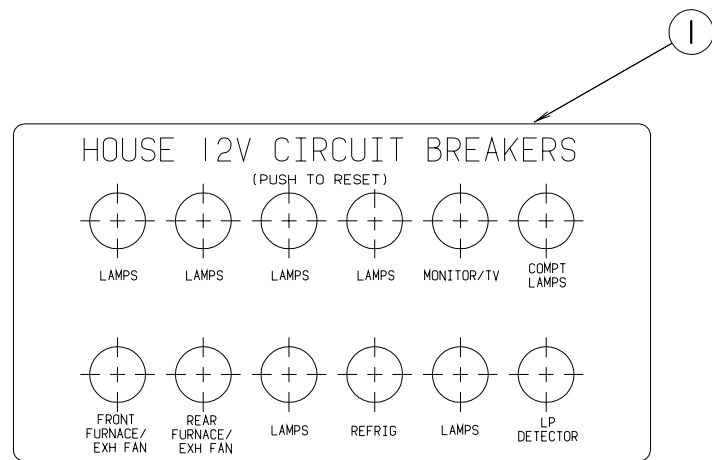


KEY	PART NUMBER	U/M DESCRIPTION
1	083588-02-000	EA LABEL - ON/OFF - ENGINE HEATER



KEY	PART NUMBER	U/M DESCRIPTION
1	083588-01-000	EA LABEL - ON/OFF - WATER HEATER

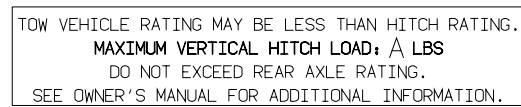
**LABELS GROUP (CONTINUED)**



KEY	PART NUMBER	U/M DESCRIPTION
1	092547-07-000	EA LABEL - CIRCUIT BREAKER

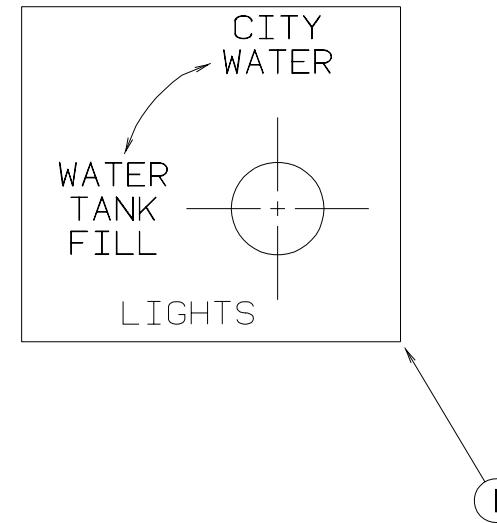


KEY	PART NUMBER	U/M DESCRIPTION
1	126248-03-000	EA LABEL - EXTERIOR SHOWER



KEY	PART NUMBER	U/M DESCRIPTION
1	129669-02-02A	EA LABEL - HITCH/VEHICLE RATE - 500 - BLACK ON CLEAR

**LABELS GROUP (CONTINUED)**



KEY	PART NUMBER	U/M DESCRIPTION
1	117629-03-000	EA LABEL - WATER PUMP/FILL



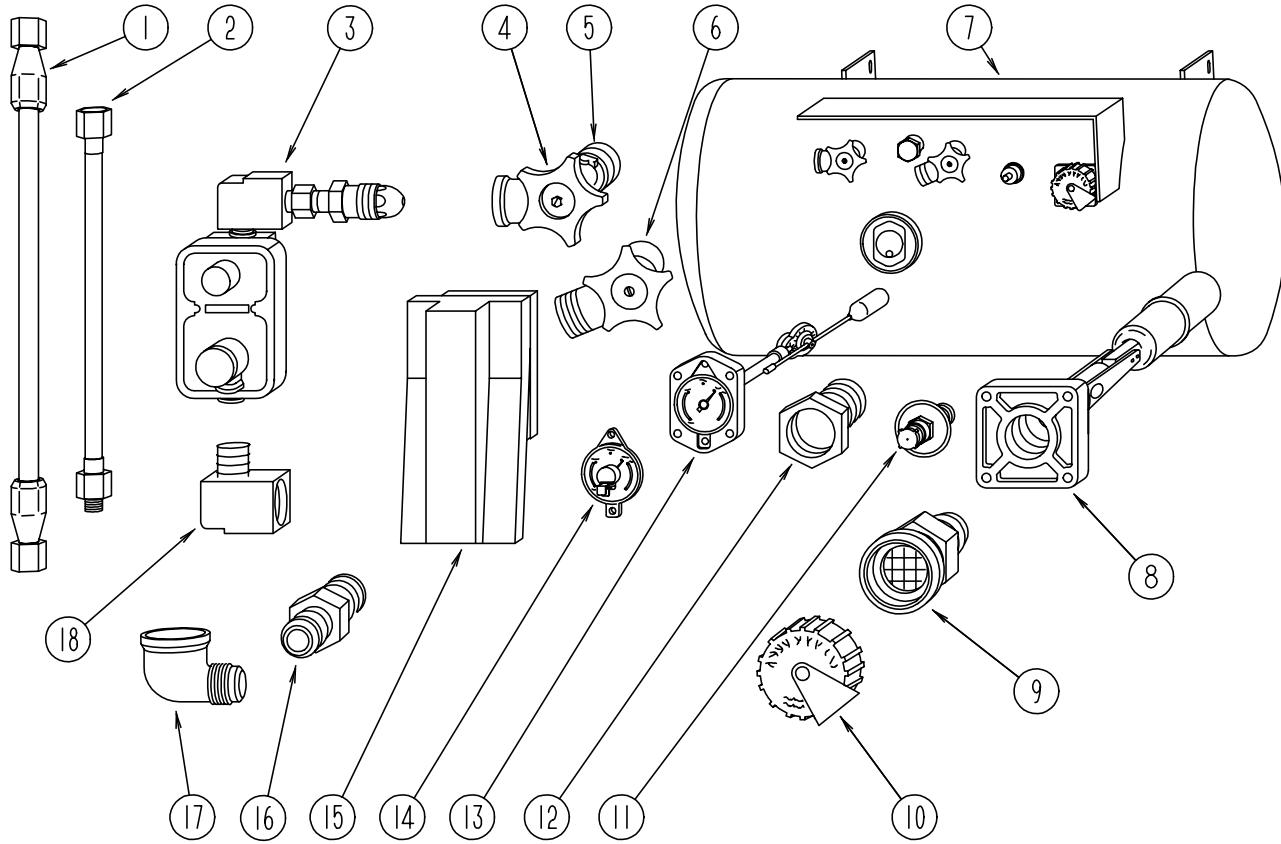
KEY	PART NUMBER	U/M DESCRIPTION
1	039290-01-000	EA LABEL - WARNING - EXIT

**MISCELLANEOUS LABELS**

KEY	PART NUMBER	U/M DESCRIPTION
	023769-01-000	EA LABEL - WARNING - LPG - CANADIAN
	126249-03-000	EA LABEL - CITY WATER FILL
	093236-17-000	EA LABEL - CIRCUIT BREAKER
	095721-20-000	EA LABEL - CONTROL CENTER W/INVERTER
	124520-01-01A	EA LABEL - LP GAS ONLY - BLACK ON CLEAR
	130166-01-000	EA LABEL - DRAIN
	130168-01-000	EA LABEL - WASTE TANK FLUSH

# LP GROUP

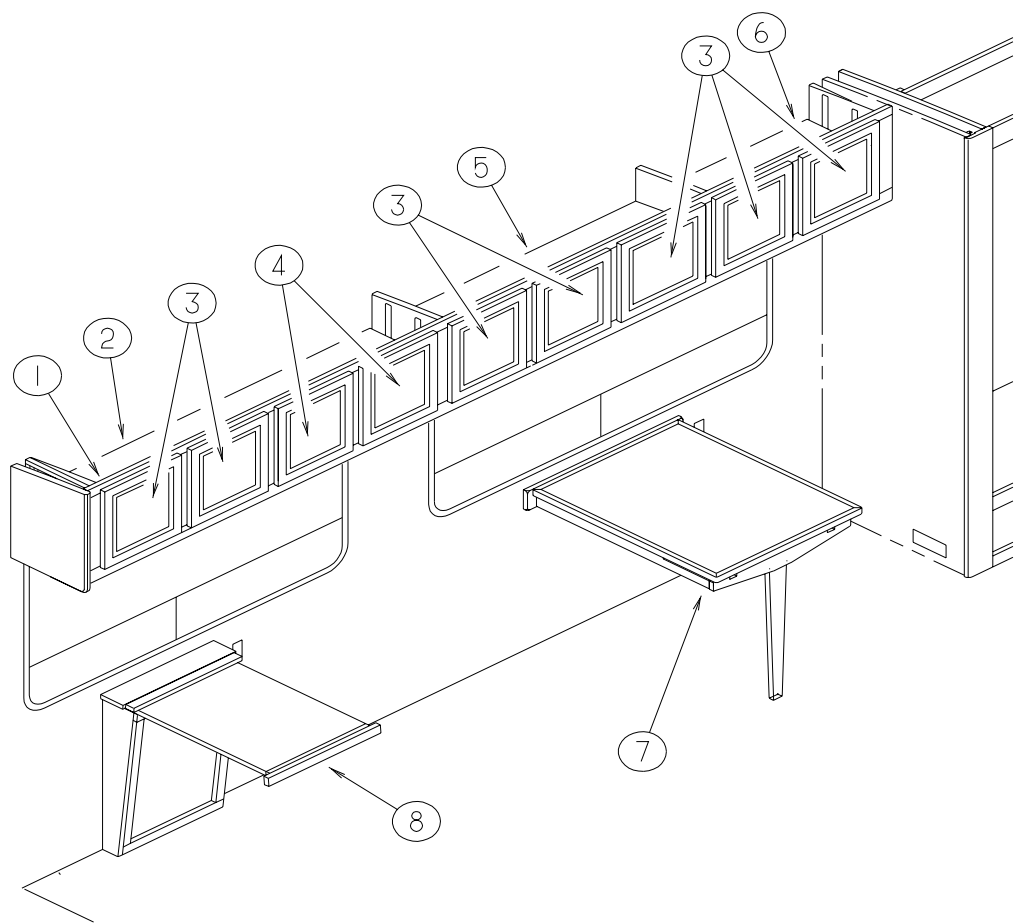
## BRUNNER LP TANK & COMPONENTS



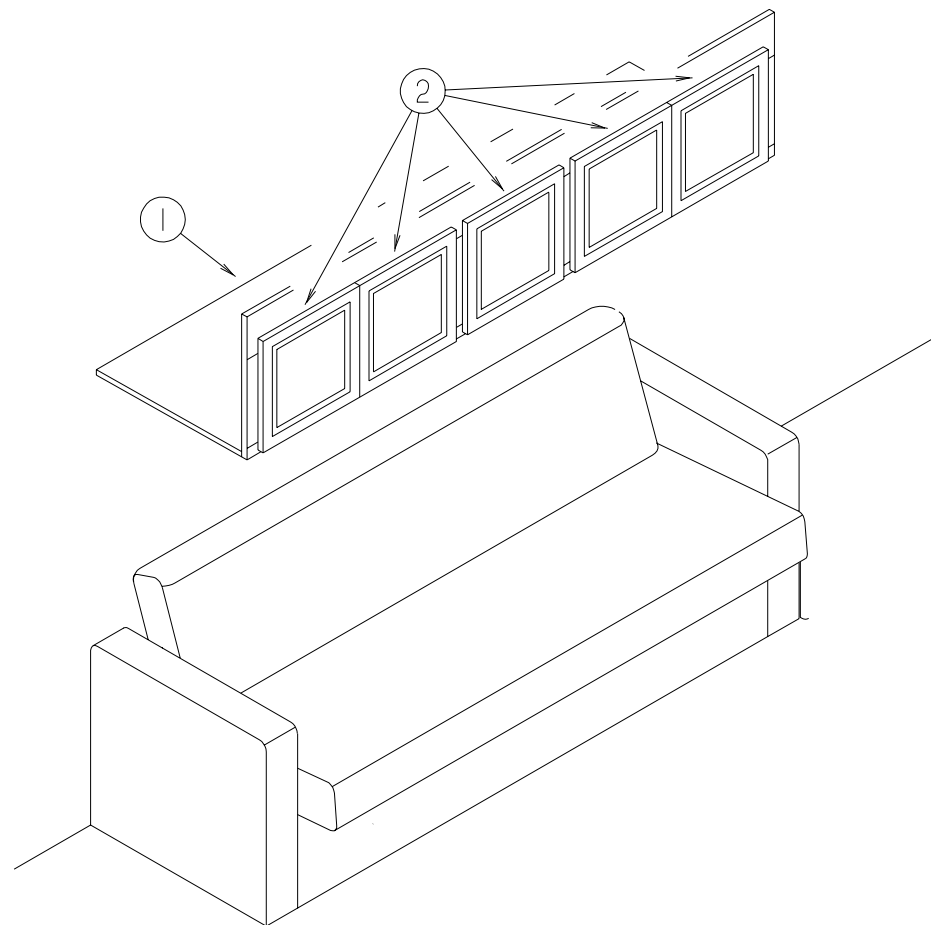
KEY	PART NUMBER	U/M DESCRIPTION	VENDOR NO.
1	045703-03-000	EA HOSE - LP - 3/8"ID X 18" - 3/8"MPT X 1/2"F SWIVEL - U.S.	
1	045703-12-000	EA HOSE - LP - 3/8"ID X 18" - 3/8"MPT X 1/2"F SWIVEL - CANADA	
1	045703-17-000	EA HOSE - LP 3/8"ID X 24" US - 1/2"F SWIVEL X 3/8"F SWIVEL	
2	045703-14-000	EA HOSE - LP - 3/8"ID X 157.5" - 1/2"F SWIVEL X 1/2"F SWIVEL	
3	106150-01-000	EA REGULATOR - TWO STAGE	
4	040421-01-708	EA HANDWHEEL - SERVICE VALVE	G-1015-A
5	040421-01-712	EA VALVE - SERVICE - W/O VAPOR RELIEF	29000853
6	040421-01-710	EA VALVE - SERVICE - LIQUID	910145
7	117432-02-000	EA TANK - LP - 130 LB - 20" DIAMETER X 35"	
		FROM: 00-00-00 THRU: 08-27-98	
7	117432-03-000	EA TANK - LP - 130 LB - 20" DIAMETER X 35" - VAPOR DRAW ONLY	
		FROM: 08-28-98 THRU: 99-99-99	
8	040421-01-711	EA VALVE - 80% FILL W/AUTO STOP	LLL/TL3
9	040421-01-701	EA VALVE - FILL - SHORT - LP	75478
10	040421-01-702	EA CAP - FILL VALVE - PLASTIC	G-1014-A
11	040421-01-700	EA VALVE - LIQUID LEVEL - 20%	G-1013
12	040421-01-713	EA VALVE - RELIEF 1" W/SPRING 7"	29000587
13	091970-01-700	EA FLOAT ASM F/20" DIA TANK	20C
14	040440-02-000	EA TRANSMITTER - DIAL - 0-90 OHM - 2 TERMINAL (POWER & GROUND)	
15	105658-01-000	EA COMPARTMENT - LP REGULATOR	
16	010323-01-000	EA ADAPTER - BRASS - 3/8"F X 1/2"MPT	
17	010265-01-000	EA ELBOW - BRASS - 90 DEGREE - 3/8"F X 1/2"FPT	
18	065318-02-000	EA ELBOW - 90 DEGREE - 3/8" MPT TO 3/8" FPT	
	128087-01-02B	EA BRACKET - MOUNTING - LP TANK	
	129741-01-02B	EA BRACKET - LP	
	010377-02-000	EA NUT - BRASS - 3/8" FLARE - FORGED	
	010380-02-000	EA NUT -BRASS - 1/2" FLARE - FORGED	
	010323-02-000	EA ADAPTER - BRASS - 3/8 FEMALE X 3/8 MALE PIPE THREADS	
		FROM: 00-00-00 THRU: 11-08-98	
	010329-01-000	EA ADAPTER - BRASS - 1/2"F X 1/2"MPT	
		FROM: 11-09-98 THRU: 99-99-99	
	103613-03-000	EA DETECTOR - LP GAS - W/O SHUT-OFF VALVE	



## LOUNGE GROUP



## LOUNGE GROUP (CONTINUED)



### DINETTE CABINETS

KEY	PART NUMBER	U/M DESCRIPTION
1	129658-01-K90	EA CABINET - OVERHEAD/FRONT/RIGHT HAND - W/O DOORS/HARDWARE (MAPLE)
1	129658-01-K91	EA CABINET - OVERHEAD/FRONT/RIGHT HAND - W/O DOORS/HARDWARE (CHERRY)
2	129658-14-K90	EA SHELF - W/PLASTIC EDGE TRIM (MAPLE)
2	129658-14-K91	EA SHELF - W/PLASTIC EDGE TRIM (CHERRY)
3	M05990-36-K80	EA DOOR - ARCHED/OGEE EDGE - 14.3" X 14.3" - W/O HARDWARE (MAPLE)
3	M05990-36-K81	EA DOOR - ARCHED/OGEE EDGE - 14.3" X 14.3" - W/O HARDWARE (CHERRY)
4	M05990-22-K80	EA DOOR - ARCHED/OGEE EDGE - 14.3" X 12.4" - W/O HARDWARE (MAPLE)
4	M05990-22-FQ1	EA DOOR - ARCHED/OGEE EDGE - 14.3" X 12.4" - W/O HARDWARE (CHERRY)
5	129658-15-K90	EA SHELF - W/PLASTIC EDGE TRIM (MAPLE)
5	129658-15-K91	EA SHELF - W/PLASTIC EDGE TRIM (CHERRY)
6	129658-16-K90	EA SHELF - W/PLASTIC EDGE TRIM (MAPLE)
6	129658-16-K90	EA SHELF - W/PLASTIC EDGE TRIM (CHERRY)
7	129107-01-K90	EA TABLE - W/PULLOUT SELF STORING LEAF/HARDWARE (MAPLE)
7	129107-01-K91	EA TABLE - W/PULLOUT SELF STORING LEAF/HARDWARE (CHERRY)
8	114134-01-JQ0	EA TABLE - PULLOUT - W/O HARDWARE (MAPLE)
8	114134-01-FQ1	EA TABLE - PULLOUT - W/O HARDWARE (CHERRY)

### DRIVER SIDE LOUNGE CABINETS

KEY	PART NUMBER	U/M DESCRIPTION
1	128880-01-K80	EA CABINET - OVERHEAD/FRONT/LEFT HAND - W/O DOORS/HDW (MAPLE)
1	128880-01-K81	EA CABINET - OVERHEAD/FRONT/LEFT HAND - W/O DOORS/HDW (CHERRY)
2	M05990-36-K80	EA DOOR - ARCHED/OGEE EDGE - 14.3" X 14.3" - W/O HARDWARE (MAPLE)
2	M05990-36-K81	EA DOOR - ARCHED/OGEE EDGE - 14.3" X 14.3" - W/O HARDWARE (CHERRY)

## SEALANTS & FASTENERS GROUP

### SEALANTS & ADHESIVES

KEY	PART NUMBER	U/M	DESCRIPTION
	004006-05-700	EA	ADHESIVE-NAT. STARCH (5 GAL) 0802
	034552-02-000	EA	SILICONE - TUBE - W/O NOZZLE - CLEAR
	039518-01-000	EA	SILICONE - TUBE - W/O NOZZLE - BLACK
	900390-01-000	EA	TIP - 2 1/2" X 1/8" ORIFICE
	900390-03-000	EA	NOZZLE - SILICONE TUBE
	087211-01-000	GL	PROMOTER - ADHESIVE
	091255-02-000	FT	SEAL - ADHESIVE BACKED/FOAM - .18" THICK X 1.5" WIDE
	112901-02-000	EA	ADHESIVE - PLEXUS - 50ML
	112902-01-000	EA	NOZZLE - ELEMENT - 3/8 X 24
	069640-01-000	FT	SEALER - RIBBON - 1/4" DIAMETER X 30' - BLACK
	069640-03-000	FT	SEALER - TAPE - .13"THICK X .75"WIDE X 60' - BLACK
	069640-09-000	FT	SEALER - TAPE - .032"THICK X 2.50"WIDE X 80' - GREY
	069640-19-000	FT	SEALER - TAPE - .75"THICK X 1/8"WIDE X 60'- BRIGHT WHITE
	102352-02-000	EA	SEALER - PUMPABLE - CLEAR
	106206-01-000	EA	SEALER - PUMPABLE - MANUS 30A - BLACK
	107828-01-000	EA	SEALANT - SB - 190 EVERSEAL
	072889-09-000	EA	SEALANT - URETHANE - BLACK (TUBE)
	072889-10-000	EA	SEALANT - URETHANE (HV) - BRIGHT WHITE
	072889-11-000	EA	SEALANT - URETHANE - (TUBE) - GRAY
	072889-12-000	EA	SEALANT - URETHANE (LV) BRIGHT WHITE
	072889-17-000	EA	SEALANT - URETHANE
	120074-02-02A	EA	SEALANT - SILICONE - SOFT WHITE
	120074-02-01A	EA	SEALANT - SILICONE - OFF WHITE
	076314-02-000	FT	TAPE - CARPET SEAM - HEAT-BOND - 4" WIDE
	076322-01-000	FT	TAPE - DOUBLE COATED/ADHESIVE BACK - .025"THK X .75"W X18'
	076322-02-000	FT	TAPE - DOUBLE COATED/ADHESIVE BACK - .045"THK X 1"W X 108'
	076322-05-000	FT	TAPE - DOUBLE COATED/ADHESIVE BACK - .045"THK X .75"W X 9'
	076322-07-000	FT	TAPE - DOUBLE COATED/ADHESIVE BACK - .045"THK X .50"W X 9'
	076322-11-000	FT	TAPE - DOUBLE COATED/ADHESIVE BACK - .020"THK X 1"W X 9'
	088479-01-000	EA	TAPE - ALUMINUM - 3"
	118085-02-01A	FT	TAPE - FOIL - 1"
	123244-01-000	FT	TAPE - DOUBLE SIDED FOAM 5/64" THICK X .75" WIDE
	123816-01-000	FT	TAPE - DOUBLE SIDED - 1"
	123816-02-000	FT	TAPE - DOUBLE SIDED - 1/2" X 1 1/3" THICK
	123816-03-000	FT	TAPE - DOUBLE SIDED - 1/2" X 3/4" - THICK
	131137-01-000	YD	TAPE - ADHESIVE - DOUBLE SIDED

## SEALANTS & FASTENERS GROUP (CONTINUED)

### BOLTS, NUTS, & WASHERS

KEY	PART NUMBER	U/M	DESCRIPTION
	000C12-04-12A	EA	BOLT - HEX - 1/4-20 X .75 - PLAIN 5
	000C12-05-16B	EA	BOLT - HEX - 5/16-18 X 1 - ZINC 5
	000C12-05-12B	EA	BOLT - HEX - 5/16-18 X 3/4 - ZINC 5
	000C12-06-16B	EA	BOLT - HEX - 3/8-16 X 1 LG - ZINC 5
	000C12-08-28B	EA	BOLT - HEX - 1/2-13 X 1 3/4 - ZINC 5
	000C12-08-24B	EA	BOLT - HEX - 1/2-13 X 1.50 - ZINC 5
	000C12-08-16B	EA	BOLT - HEX - 1/2-13 X 1.00 - GD5 - ZINC
	000C13-07-48B	EA	BOLT - HEX - 7/16-20 X 3 - ZINC 5
	000C14-07-20B	EA	BOLT - HEX - 7/16-14 X 1.25 - GRADE 8 ZINC
	000C14-10-32K	EA	BOLT - HEX - 5/8" #11 X 2"
	000C26-04-18B	EA	BOLT - HEX - SERRATED FLANGE - 1/4-20 X 1 1/8 - ZINC
	000C26-04-14B	EA	BOLT - HEX - SERRATED FLANGE - 1/4-20 X 7/8 - ZINC
	000C26-04-10B	EA	BOLT - HEX - SERRATED FLANGE - 1/4-20 X 5/8 - ZINC
	000C26-05-12B	EA	BOLT - HEX - SERRATED FLANGE - 5/16-18 X 3/4 - ZINC
	000C26-05-20B	EA	BOLT - HEX - SERRATED FLANGE - 5/16-18 X 1 1/4 - ZINC
	000C26-06-28B	EA	BOLT - HEX - SERRATED FLANGE - 3/8-16 X 1 3/4 - ZINC
	000C26-06-16B	EA	BOLT - HEX - SERRATED FLANGE - 3/8-16 X 1 - ZINC
	000C26-06-12B	EA	BOLT - HEX - SERRATED FLANGE - 3/8-16 X 3/4 - ZINC
	000C26-08-24B	EA	BOLT - HEX - SERRATED FLANGE - 1/2-13 X 1 1/2 ZINC
	000D24-10-00B	EA	NUT - HEX - SELF LOCKING - 10-32 ZINC
	000D29-05-00B	EA	NUT - HEX - LOCKING W/SERRATED FLANGE-NYLON WASHER INSERT
	000D29-06-00B	EA	NUT - HEX - W/NYLON LOCK - 3/8-16 - ZINC
	000D30-07-00B	EA	NUT - HEX LOCK - NYLON 7/16 X 20
	000D34-04-00B	EA	NUT - HEX - LOCKING - 1/4-20 ZINC
	000D34-06-00B	EA	NUT - HEX - LOCKING - 3/8-16 GRADE C - ZINC-PREVAILING
	000D39-04-00B	EA	NUT - HEX - LOCKING W/SERRATED FLANGE - 1/4-20 - ZINC
	000D39-05-00B	EA	NUT - HEX - LOCKING W/SERRATED FLANGE - 5/16-18 - ZINC
	000D39-06-00B	EA	NUT - HEX - LOCKING W/SERRATED FLANGE - 3/8-18 - ZINC
	000D39-08-00B	EA	NUT - HEX - LOCKING W/SERRATED FLANGE - 1/2-13 - ZINC
	000D44-07-00B	EA	NUT - HEX - LOCKING W/SERRATED FLANGE - 7/16-20 - ZINC
	000D46-04-00A	EA	NUT - HEX - WELD - 1/4-20 - PLAIN
	000D67-07-00B	EA	NUT - HEX - LOCKING - 7/16-13 ZINC
	000D67-10-00B	EA	NUT - HEX - LOCK - 5/8-11 - ZINC
	000D73-08-00C	EA	NUT - HEX FLANGE - 1/2-13
	000D29-04-00B	EA	NUT - HEX SELFLOCK 1/4 X 20 - ZINC
	000E11-08-00B	EA	WASHER - LOCKING - 1/2 MED SPLIT - ZINC
	000E13-14-00B	EA	WASHER - FLAT - 1/4 WIDE - ZINC
	000E13-18-00B	EA	WASHER - FLAT - 3/8 WIDE - ZINC
	000E13-20-00B	EA	WASHER - FLAT - 7/16 WIDE - ZINC
	000E13-22-00B	EA	WASHER - FLAT - 1/2 WIDE - ZINC
	000E16-07-00B	EA	WASHER - HARDENED - 7/16" - FLAT - ZINC
	000E16-10-00B	EA	WASHER - HARDENED - 5/8 - FLAT - ZINC
	040921-05-000	EA	NUT - SPEED - U-TYPE - 8-.67" X .44" WIDE
	044364-02-000	EA	NUT - SPEED - FLAT - ROUND
	058716-02-000	EA	WASHER - FLAT NYLON
	063253-07-000	EA	NUT - J - #8A - .120 - .130 PNL THK
	077071-01-000	EA	WASHER - FENDER - 3/16"ID X 1" OD
	087234-01-000	EA	NUT - JACK - 1/4 X 20 THD - MOLLY MOUNTS LICENSE PLATES
	088787-12-000	EA	STUD - WELD - 1/4 - 20 X 1.0 LG - MN
	102540-02-000	EA	SEAL - SCREW
	106648-01-000	EA	CAP - STUD - .120 TO .130 DIAMETER
	106956-03-000	EA	BOLT - HEX TAP - 1/2-12NC X 3 - GRADE 5 - FULL THREAD/ZINC
	107397-01-000	EA	WASHER - FENDER - .25" ID X 1" OD
	108067-03-000	EA	STUD - WELD - 1/4 - 20 X 1/2 CD

**SEALANTS & FASTENERS GROUP (CONTINUED)**

**SCREWS**

KEY	PART NUMBER	U/M DESCRIPTION
	0G1108-12-170	EA SCREW - 8-18 X .75 PPH - BRIGHT WHITE
	0G1108-20-110	EA SCREW - 8-18 X 1.25 PPH - HAMPTON TAN
	0G1208-12-170	EA SCREW - 8-18 X .75 POH - BRIGHT WHITE
	0G3908-08-170	EA SCREW - SF/DR - 8-18 X .50 PPH - BRIGHT WHITE
	0G3910-12-170	EA SCREW - SF/DR - 10-16 X .75 PPH - BRIGHT WHITE
	0G5508-12-170	EA SCREW - SF/DR - 8-18 X .75 PWH - BRIGHT WHITE
	0G6710-12-170	EA SCREW-10-12X.75 PPH - BRIGHT WHITE
	000C20-05-28F	EA SCREW - 5/16-18 X 1 2/4 FLAT SOC - STAINLESS STEEL
	000G11-06-12B	EA SCREW - 6-20 X 3/4" PPH - ZINC
	000G11-06-10J	EA SCREW - 6-20 X 5/8 PPH - BRASS
	000G11-06-08B	EA SCREW - 6-20 X 1/2 PPH - ZINC
	000G11-07-08B	EA SCREW - 7-19 X 1/2 PPH - ZINC
	000G11-08-20B	EA SCREW - 8-18 X 1 1/4 PPH - ZINC
	000G11-08-16S	EA SCREW - 8-18 X 1 PPH - OFF WHITE
	000G11-08-12T	EA SCREW - 8-18 X 3/4 PPH - BLACK
	000G11-08-12P	EA SCREW - 8-18 X 3/4 PPH - DARK BROWN
	000G11-08-12D	EA SCREW - 8-18 X 3/4 PPH - BLACK
	000G11-08-12B	EA SCREW - 8-18 X 3/4 PPH - ZINC
	000G11-08-08T	EA SCREW - 8-18 X 1/2 PPH - FLUOROCARBON COATING
	000G11-08-08B	EA SCREW - 8-18 X 1/2 PPH - ZINC
	000G11-10-12D	EA SCREW - 10-16 X 3/4 PPH - BLACK
	000G12-06-08T	EA SCREW - 6-20 X 1/2 POH - BLACK
	000G13-06-10G	EA SCREW - 6-20 X 5/8 PFH - ANTIQUE BRASS
	000G13-06-16S	EA SCREW - 6-20 X 1.00 PFH - OFF WHITE
	000G13-07-12B	EA SCREW - 7-19 X 3/4 PFH - ZINC
	000G13-08-109	EA SCREW - 8-18 X 5/8 PFH
	000G13-08-10S	EA SCREW - 8-18 X 5/8 PFH - OFF WHITE
	000G13-08-16B	EA SCREW - 8-18 X 1 PFH - ZINC
	000G18-08-22B	EA SCREW - MACHINE - 8-32 X 1 3/8 PPH - ZINC
	000G18-08-12B	EA SCREW - MACHINE - 8-32 X 3/4 PPH - ZINC
	000G19-10-08B	EA SCREW - MACHINE - 10-32 X 1/2 PPH - ZINC
	000G19-10-28B	EA SCREW - MACHINE - 10-32 X 1.75 PPH - ZINC
	000G19-10-20B	EA SCREW - MACHINE - 10-32 X 1 1/2 PPH - ZINC
	000G19-10-12F	EA SCREW - MACHINE - 10-32 X 3/4 PPH - STAINLESS STEEL
	000G39-06-10T	EA SCREW - SF/DR - 6-20 X 5/8 PPH - BLACK
	000G39-06-10T	EA SCREW - SF/DR - 6-20 X 5/8 PPH - BLACK
	000G39-08-32B	EA SCREW - SF/DR - 8-18 X 2 PPH - ZINC
	000G39-08-24B	EA SCREW - SF/DR - 8-18 X 1 1/2 PPH - ZINC
	000G39-08-16T	EA SCREW - SF/DR - 6-20 X 1 PPH - BLACK
	000G39-08-16B	EA SCREW - SF/DR - 8-18 X 1 PPH - ZINC
	000G39-08-12T	EA SCREW - SF/DR - 8-18 X 3/4 PPH - BLACK
	000G39-08-12B	EA SCREW - SF/DR - 8-18 X 3/4 PPH - ZINC
	000G39-08-08S	EA SCREW - SF/DR - 8-18 X 1/2 PPH - OFF WHITE
	000G39-08-08B	EA SCREW - SF/DR - 8-18 X 1/2 PPH - ZINC
	000G39-08-06B	EA SCREW - SF/DR - 8-18 X 3/8 PPH - ZINC
	000G39-10-10B	EA SCREW - SF/DR - 10-16 X 5/8 - ZINC
	000G39-10-088	EA SCREW - SF/DR - 10-16 X 1/2 PPH - FLEX FLUOROCARBON
	000G39-10-08B	EA SCREW - SF/DR - 10-16 X 1/2 PPH - ZINC
	000G39-10-32B	EA SCREW - SF/DR - 10-16 X 2 - PPH - ZINC
	000G39-10-20B	EA SCREW - SF/DR - 10-16 X 1 1/4 PPH - ZINC
	000G39-10-129	EA SCREW - SF/DR - 10-16 X 3/4 PPH - FLUOROCARBON SILVER
	000G39-10-12D	EA SCREW - SF/DR - 10-16 X 3/4 PPH - BLACK
	000G39-10-12B	EA SCREW - SF/DR - 10-16 X 3/4 PPH - ZINC
	000G42-04-16B	EA SCREW - SF/DR - 1/4-14 X 1 HWH - ZINC
	000G42-04-12B	EA SCREW - SF/DR - 1/4-14 X 3/4 HWH - ZINC

**SEALANTS & FASTENERS GROUP (CONTINUED)**

**SCREWS (CONTINUED)**

KEY	PART NUMBER	U/M DESCRIPTION
	000G46-08-28T	EA SCREW - MACHINE - 8-32 X 1.75" PHILLIPS FLAT HEAD - BLACK
	000G50-04-12B	EA SCREW - MACHINE - 1/4-20 X 3/4 PPH - ZINC
	000G51-08-08B	EA SCREW - 8-18 X 1/2 PTH - ZINC
	000G54-04-20B	EA SCREW - 1/4-20 X 1.25 PTH - TYPE 23 - ZINC PLATED
	000G55-08-125	EA SCREW - SF/DR - 8-18 X 3/4 PWH - WILLOW
	000G60-10-20I	EA SCREW - SF/DR - 10-16 X 1.25 POH - BLACK
	000G60-10-20B	EA SCREW - SF/DR - 10-16 X 1 1/4 POH - ZINC
	000G67-10-08B	EA SCREW - 10-12 X 1/2 PPH - ZINC
	000G67-10-20D	EA SCREW - 10-12 X 1.25 PPH - BLACK
	000G67-10-16B	EA SCREW - 10-12 X 1 PPH - ZINC
	000G67-10-120	EA SCREW - 10-12 X 3/4 PPH - TAN
	000G67-10-12B	EA SCREW - 10-12 X 3/4 PPH - ZINC
	000G67-10-10D	EA SCREW - 10-12 X 5/8 PPH - BLACK - TYPE A
	000G67-10-10B	EA SCREW - 10-12 X 5/8 PPH - ZINC - TYPE A
	000G68-06-12B	EA SCREW - 6-18 X .75 POH
	000G68-06-10G	EA SCREW - 6-18 X 5/8 POH - ANTIQUE BRASS
	000G68-10-20I	EA SCREW - 10-12 X 1 1/4 POH - BLACK
	049465-01-000	EA SCREW - 10-16 W/WASHER PTH - DARK BROWN
	049465-17-000	EA SCREW - 10-16 X 1 POH W/WASHER - BRIGHT WHITE
	049465-22-000	EA SCREW - 10-16 X 1 1/2 POH W/WASHER - SABLE
	057671-11-000	EA COVER - SCREW - HAMPTON TAN - #8
	057671-15-000	EA COVER - SCREW - BRIGHT WHITE
	076790-01-000	EA SCREW - 6-20 X 1 1/4 PPH - BLACK

**SEALANTS & FASTENERS GROUP (CONTINUED)****CLAMPS, CLIPS, & GROMMETS**

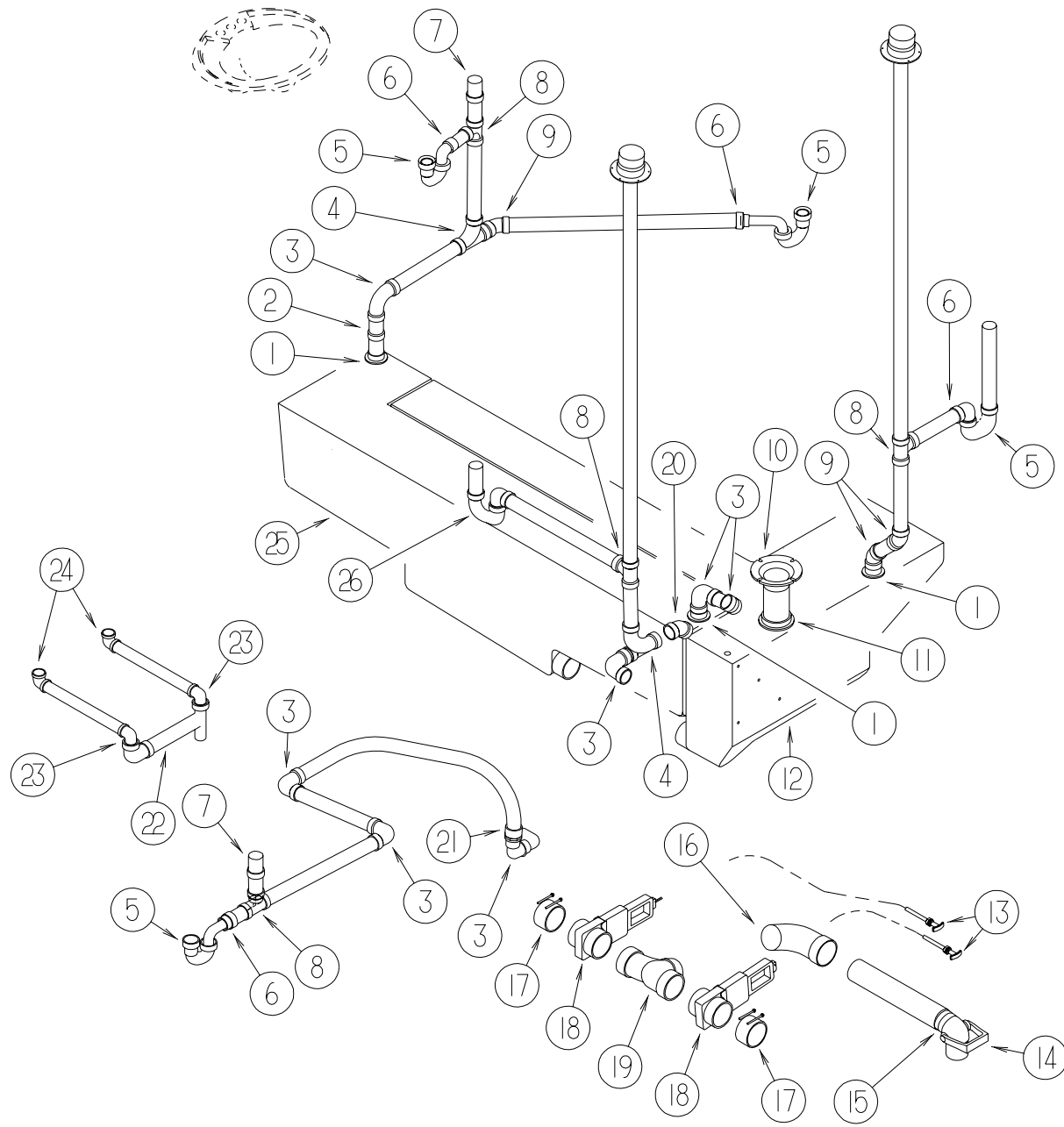
KEY	PART NUMBER	U/M DESCRIPTION
	000H14-04-04A	EA RIVET - MANDREL BLIND - 1/8 X .400
	007161-01-000	EA CLAMP - HOSE - SPRING TYPE - 1/2"
	010495-02-000	EA CLAMP - CABLE - 3/8
	010497-03-000	EA CLAMP - CLOSED - 1" ID - CUSHIONED
	010497-04-000	EA CLAMP - CLOSED - 1.62" ID
	016188-03-000	EA GROMMET - L/P LINE - 3/8" HOLE X 2 1/2" LONG - RUBBER
	016188-05-000	EA GROMMET - L/P LINE - 3/8" HOLE X 1 1/4" LONG - RUBBER
	023942-01-000	EA GROMMET - RUBBER - 2" OD
	062401-01-000	EA CLAMP - HOSE - WORMGEAR - .25" - 1"
	062401-02-000	EA CLAMP - HOSE - WORMGEAR - 1.56" - 2.5"
	062401-03-000	EA CLAMP - HOSE - WORMGEAR - .22" - 1"
	062401-04-000	EA CLAMP - HOSE - WORMGEAR - .69" - 1.25"
	062401-05-000	EA CLAMP - HOSE - WORMGEAR - 2" TO 3" ID
	062401-06-000	EA CLAMP - HOSE - WORMGEAR - .22" - .62" ID
	062401-07-000	EA CLAMP - HOSE - WORMGEAR - 5"-7"
	062401-09-000	EA CLAMP - HOSE - WORMGEAR - 2.8" - 3.75"
	071015-22-000	EA GROMMET - RUBBER - .62"ID X 1.12"OD W/.19" GROOVE - BLACK
	071015-26-000	EA GROMMET - RUBBER - 1.5" ID X 2.12" OD W/.06" GROOVE - BLK
	071015-29-000	EA GROMMET - RUBBER - .25 ID X 1.25 OD W/.12 GROOVE - BLK
	083610-01-000	EA CLAMP - WIRE - DUAL - UNEQUAL DIAMETERS - 3/4" & 1 1/4"
	083610-02-000	EA CLAMP - WIRE - DUAL - UNEQUAL DIAMETERS - 3/4" & 2"
	088756-01-000	EA GROMMET - WEB - 1 1/8 " I.D.
	091952-01-000	EA CLIP - GRIPPER - 1"
	091952-02-000	EA CLIP - GRIPPER - 3/4"
	114208-05-000	EA GROMMET - EDGE LINER - FITS 2"

**SEALANTS & FASTENERS GROUP (CONTINUED)****TIES & FASTENERS**

KEY	PART NUMBER	U/M DESCRIPTION
	008343-01-000	EA TIE - WIRE - 6"
	008343-02-000	EA TIE - WIRE - 14"
	008343-03-000	EA TIE - WIRE - 7 1/2" - BLACK
	085774-01-000	FT FASTENER - DUAL HOOK - 1" WIDE - ADHESIVE BACK - BLACK USE WITH #08577402000 DUAL HOOK TAPE
	085774-02-000	FT FASTENER - DUAL HOOK - 1" WIDE - ADHESIVE BACK - BLACK USE WITH #08577401000 DUAL LOCK TAPE
	085774-03-000	FT FASTENER - DUAL HOOK - 1/2" WIDE - ADHESIVE BACK - BLACK
	085774-04-000	FT FASTENER - DUAL HOOK - 1/2" WIDE - ADHESIVE BACK - BLACK
	088792-02-000	YD VELCRO TAPE - LOOP - 3/4" - ADHESIVE BACKED - BEIGE
	108046-02-000	EA CABLE TIE - SCREW MOUNT 15"
	110943-02-000	FT FELTSTRIP - 3/8" - ADHESIVE BACK - WHITE

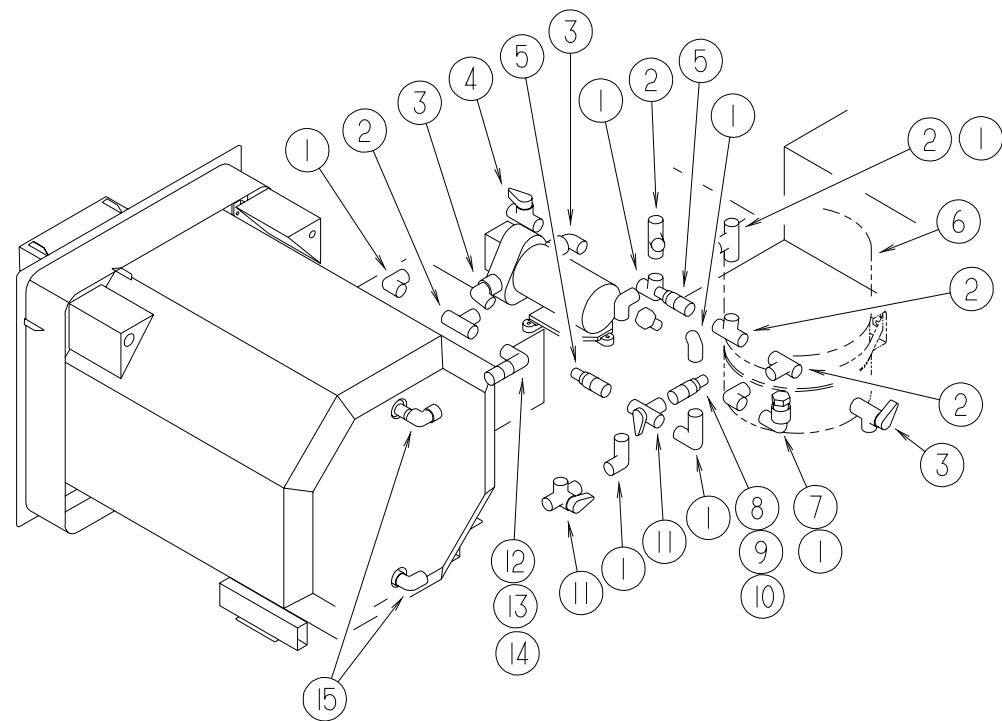
# WATER & SEWAGE GROUP

## DRAINAGE SYSTEM



KEY	PART NUMBER	U/M DESCRIPTION
1	061607-01-000	EA GROMMET - HOLDING TANK - 1 1/2" NPS
2	010115-01-000	EA COUPLING - 1 1/2" HUB X HUB - PLASTIC
3	010008-01-000	EA ELBOW - 90 DEGREE - 1 1/2" HUB X HUB - PLASTIC
4	031365-02-000	EA TEE - PLASTIC - 1 1/2" EXTENSION LG TURN
5	107538-01-000	EA P TRAP - PLASTIC - 1 1/4" W/EXTENSION ARM - US
5	011071-01-000	EA P-TRAP - PLASTIC - 1 1/2" - CSA
6	109571-01-000	EA ADAPTER - P TRAP - 1 1/2"P X 1 1/4"MPT
7	079968-01-000	EA VENT - MECHANICAL/TRAP ARM - ANTI-SIPHON - 2" X 7.3" PLASTIC
8	010071-01-000	EA TEE - SANITARY - 1 1/2" HUB X HUB X HUB - PLASTIC
9	010006-01-000	EA ELBOW - 45 DEGREE - 1 1/2" HUB X HUB - PLASTIC
10	116644-01-000	EA FLANGE - CLOSET - 4" X 3"
11	061607-02-000	EA GROMMET - HOLDING TANK - 3" NPS
12	128993-01-700	EA TANK - HOLDING - 54 GAL - 3" NIPPLE
13	062421-04-000	EA CABLE - VALVE - REMOTE W/HANDLE
14	062415-01-000	EA CAP - SEWER - 3" DIAMETER
15	062417-01-000	EA ADAPTER - TERMINATION - 3"
15	010201-02-000	EA HOSE - SEWER - 3" ID X 20 FEET
16	041956-01-000	EA ELBOW - 3" STREET - 90 DEGREE PLASTIC
17	078406-01-000	EA COUPLER - RUBBER - W/CLAMPS - 3" X 3"
17	010129-03-000	EA NIPPLE - PLASTIC - 3" X 3" TOE
18	129147-01-000	EA VALVE - 3.0 HUB X HUB - REMOTE
19	010065-01-000	EA TEE - PLASTIC - 3" FEMALE
20	010051-01-000	EA ELBOW - 45 DEGREE - 1 1/2" SPIGOT & HUB - PLASTIC
21	129488-01-000	EA KIT - SWIVEL ELBOW ASSEMBLY - 1 1/2"
22	011091-02-000	EA WASTE - CONTINUOUS - DOUBLE SINK
23	125569-01-000	EA ELBOW - 1 1/2" X 90 DEGREE - DOUBLE SLIP
24	126588-02-000	EA ARM - WASTE - 1 1/2 X 20 - FEMALE
25	128996-01-000	EA TANK - HOLDING - 70 GALLON - W/O FITTINGS
26	037763-01-000	EA P-TRAP - PLASTIC - 1 1/2 HXH W/UNION

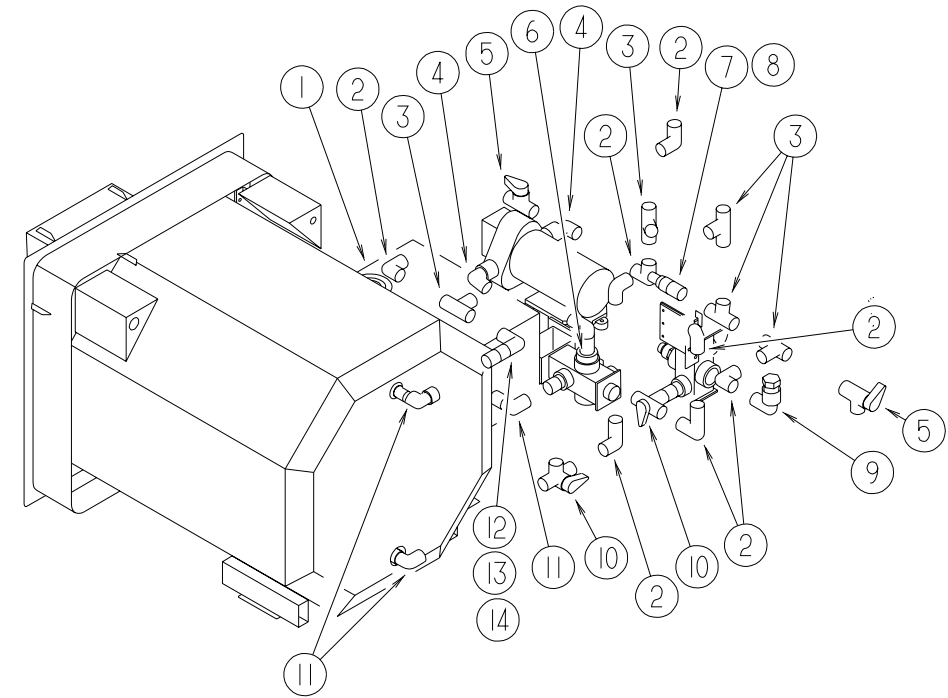
**WATER & SEWAGE GROUP (CONTINUED)**



**WATER HEATER BYPASS**

KEY	PART NUMBER	U/M DESCRIPTION
1	114429-01-000	EA ELBOW - 1/2"P X 1/2"P
2	114428-01-000	EA TEE - 1/2"P X 1/2"P X 1/2"P
3	123150-01-000	EA ELBOW - 1/2 FPT X 1/2 BARB - SWIVEL
4	114431-03-000	EA VALVE - 90 DEGREE DRAIN - 1/2"P
5	114430-03-000	EA ADAPTER - 1/2"P X 1/2"MPT
6	123317-01-000	EA TANK - ACCUMULATOR - 2 GALLON
7	114429-06-000	EA ELBOW - SWIVEL - 1/2"P X 3/4"FPT
8	114430-06-000	EA ADAPTER - 1/2"P X 3/8"FPT
9	010224-01-000	EA ADAPTER - HOSE TO PIPE - 3/8 MPT X 3/8 BARB - PLASTIC
10	113697-01-000	EA CAP - 3/8 FTG
11	114431-02-000	EA VALVE - WATER BYPASS - 1/2"P - THREE WAY (WATER HEATER)
12	114429-03-000	EA ELBOW - SWIVEL - 1/2"P X 1/2"FPT
13	110438-02-000	EA VALVE - CHECK - BRASS - 1/2 MPT X 1/2 MPT
14	114430-02-000	EA ADAPTER - SWIVEL - 1/2"P X 1/2"FPT
15	114429-02-000	EA ELBOW - 1/2"P X 1/2"MPT

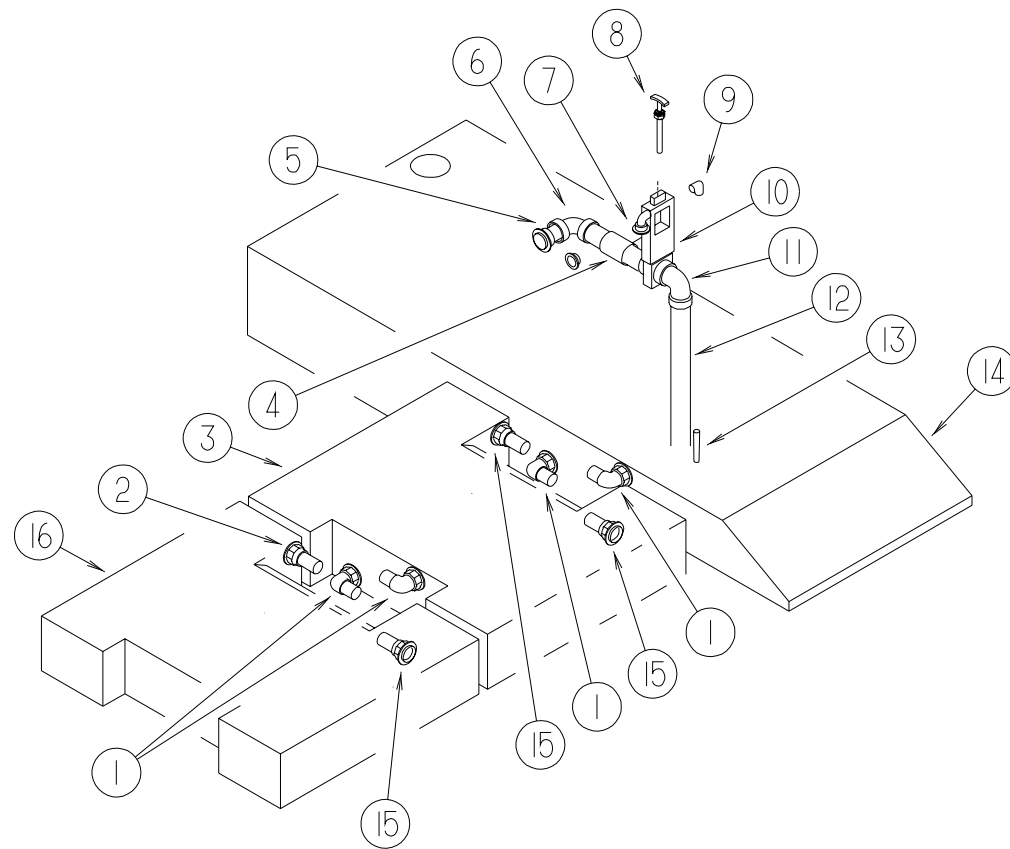
**WATER & SEWAGE GROUP (CONTINUED)**



**WINTERIZATION KIT**

KEY	PART NUMBER	U/M DESCRIPTION
1	118569-01-000	EA WINTERIZATION SYSTEM
	118569-01-700	EA VALVE/SOLENOID - ELECT CONTROL
	118569-01-701	EA SWITCH - ELECTRIC
	118569-01-702	EA PLATE - SWITCH
	118569-01-703	EA TANK - 2 GALLON
	118569-01-704	EA PLUG - 3/4 MPT
	118569-01-705	EA PLUG - 1/2 MPT
	118569-01-706	EA SCREEN - WHITE
2	114429-01-000	EA VALVE/SOLENOID - ELECT CONTROL
3	114428-01-000	EA TEE - 1/2"P X 1/2"P X 1/2"P
4	123150-01-000	EA ELBOW - 1/2 FPT X 1/2 BARB - SWIVEL
5	114431-03-000	EA VALVE - 90 DEGREE DRAIN - 1/2"P
6	111223-03-000	EA ELBOW - 3/4" MPT X 1/2" BARB - PLASTIC
7	114430-03-000	EA ADAPTER - 1/2"P X 1/2"MPT
8	123152-01-000	EA ADAPTER - 1/2 FPT X 1/2 BARB - SWIVEL
9	114429-06-000	EA ELBOW - SWIVEL - 1/2"P X 3/4"FPT
10	114431-02-000	EA VALVE - WATER BYPASS - 1/2"P - THREE WAY (WATER HEATER)
11	114429-02-000	EA ELBOW - 1/2"P X 1/2"MPT
12	114429-03-000	EA ELBOW - SWIVEL - 1/2"P X 1/2"FPT
13	110438-02-000	EA VALVE - CHECK - BRASS - 1/2 MPT X 1/2 MPT
14	114430-02-000	EA ADAPTER - SWIVEL - 1/2"P X 1/2"FPT

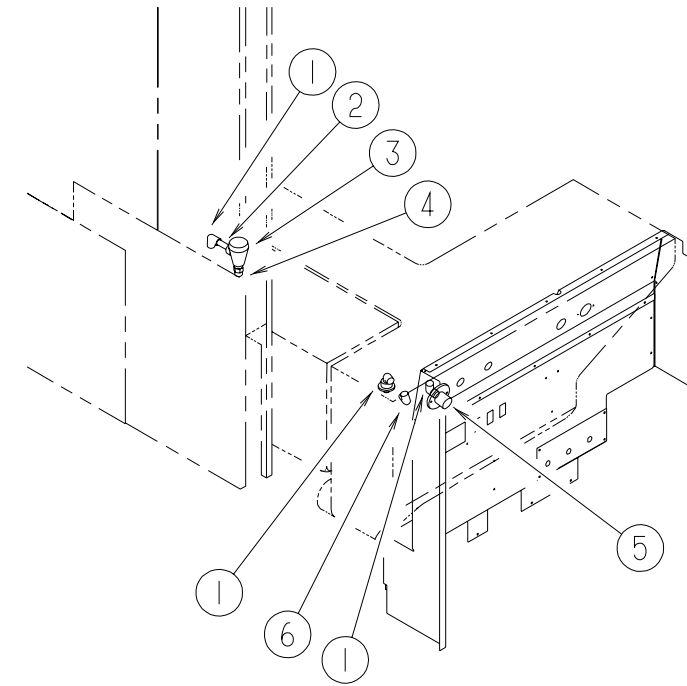
## WATER & SEWAGE GROUP (CONTINUED)



**WATER TANKS & FITTINGS**

KEY	PART NUMBER	U/M DESCRIPTION
1	010219-01-000	EA ELBOW - 1 1/4 MPT X 1 1/4 BARB - WATER FILL - PLASTIC
2	044927-01-000	EA ADAPTER - HOSE TO PIPE - 1 1/4 MPT X 1 1/4 BARB - BLACK PLASTIC
3	128785-02-000	EA TANK - WATER - 21 GALLON - W/FITTINGS
	128785-01-000	EA TANK - WATER - 21 GALLON - W/O FITTINGS
	049032-01-000	EA PATCH - SPINWELD - 3/8" - PLASTIC
	042989-03-000	EA FITTING - SPINWELD - 1 1/4"NPT - PLASTIC
4	078406-01-000	EA COUPLER - RUBBER - W/CLAMPS - 3" X 3"
5	102024-01-000	EA NIPPLE - PLASTIC - 1.5" X 2.62" TOE
6	037101-01-000	EA ELBOW - PLASTIC - 1/4 BD - VENT 1 1/2 H
7	114429-02-000	EA ELBOW - 1/2"P X 1/2"MPT
8	062421-06-000	EA CABLE - VALVE - REMOTE W/HANDLE
9	114429-01-000	EA ELBOW - 1/2"P X 1/2"P
10	062421-03-000	EA VALVE - 1.5 HUB X HUB - REMOTE
11	010009-01-000	EA ELBOW - 90 DEGREE - 1/4 BEND - 1 1/2" PLASTIC
12	126426-01-000	FT PIPE - 1 1/2" FLEXIBLE
13	077954-02-000	EA FILTER - WATER TANK - W/SCREEN IN TANK
14	128784-02-000	EA TANK - WATER - 60 GALLON - W/FITTINGS
	128784-01-000	EA TANK - WATER - 60 GALLON - W/O FITTINGS
	120070-01-000	EA FITTING - SPINWELD - PLASTIC 3" FPT
	120069-01-000	EA PLUG - 3" - POLYETHYLENE MPT
	049032-01-000	EA PATCH - SPINWELD - 3/8" - PLASTIC
	042989-07-000	EA FITTING - SPINWELD - 1 1/2"FPT - PLASTIC
	042989-05-000	EA FITTING - SPINWELD - 1/2"FPT - PLASTIC
	042989-03-000	EA FITTING - SPINWELD - 1 1/4"NPT - PLASTIC
15	044927-01-000	EA ADAPTER - HOSE TO PIPE - 1 1/4 MPT X 1 1/4 BARB - BLACK PLASTIC
16	128785-03-000	EA TANK - WATER - 21 GALLON - W/FITTINGS
	128785-01-000	EA TANK - WATER - 21 GALLON - W/O FITTINGS
	042989-03-000	EA FITTING - SPINWELD - 1 1/4"NPT - PLASTIC
	049032-01-000	EA PATCH - SPINWELD - 3/8" - PLASTIC

## WATER & SEWAGE GROUP (CONTINUED)

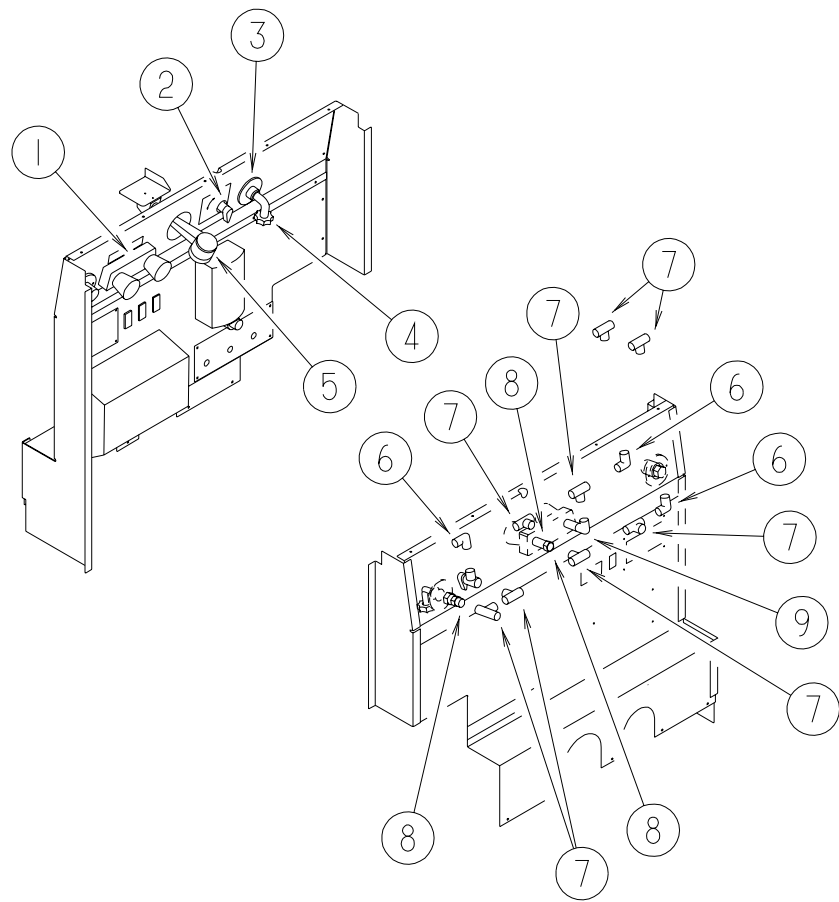


**FLUSHING SYSTEM**

KEY	PART NUMBER	U/M DESCRIPTION
1	114429-02-000	EA ELBOW - 1/2"P X 1/2"MPT
2	125697-03-000	EA CHECK VALVE - FLUSHING SYSTEM
3	125697-04-000	EA BREAKER - VACUUM - FLUSHING SYSTEM
4	114430-03-000	EA ADAPTER - 1/2"P X 1/2"MPT
5	125697-05-000	EA INLET - WATER - FLUSHING SYSTEM
6	114429-01-000	EA ELBOW - 1/2"P X 1/2"P

## WATER & SEWAGE GROUP (CONTINUED)

### SERVICE CENTER PLUMBING



KEY	PART NUMBER	U/M DESCRIPTION
1	075241-06-000	EA FAUCET - SHOWER CONTROL - BRIGHT WHITE
2	114431-03-000	EA VALVE - 90 DEGREE DRAIN - 1/2"P
3	010230-06-000	EA FILL - CITY WATER - W/CHECK VALVE - MPT
4	126398-01-000	EA ELBOW - ENTRY HOSE - 90 DEGREE
5	131383-01-01A	EA SHOWER HEAD - W/HOSE & BRACKET - 60" - IVORY
6	114429-01-000	EA ELBOW - 1/2"P X 1/2"P
7	114428-01-000	EA TEE - 1/2"P X 1/2"P X 1/2"P
8	114430-02-000	EA ADAPTER - SWIVEL - 1/2"P X 1/2"FPT
9	114429-03-000	EA ELBOW - SWIVEL - 1/2"P X 1/2"FPT



**WATER & SEWAGE GROUP (CONTINUED)**

**FRESH WATER TANK**

KEY	PART NUMBER	U/M DESCRIPTION
	128785-02-000	EA TANK - WATER - 21 GALLON - W/FITTINGS
	128785-03-000	EA TANK - WATER - 21 GALLON - W/FITTINGS
	128785-01-000	EA TANK - WATER - 21 GALLON - W/O FITTINGS
	128784-02-000	EA TANK - WATER - 60 GALLON - W/FITTINGS
	128784-01-000	EA TANK - WATER - 60 GALLON - W/O FITTINGS
	039861-01-000	EA SENDING UNIT - W/SCREW - WASHER - WELL NUT/TERMINAL RING
	044927-01-000	EA ADAPTER - HOSE TO PIPE - 1 1/4 MPT X 1 1/4 BARB - BLK PLS
	077954-02-000	EA FILTER - WATER TANK - W/SCREEN IN TANK
	079381-01-000	FT TUBING - SMOOTH FLEXIBLE - 1 3/8 ID X 20'
	114429-02-000	EA ELBOW - 1/2"P X 1/2"MPT
	042989-03-000	EA FITTING - WATER TANK - SPINWELD - 1 1/4"NPT - PLASTIC
	042989-05-000	EA FITTING - WATER TANK - SPINWELD - 1/2"FPT - PLASTIC
	042989-07-000	EA FITTING - SPINWELD - 1 1/2"FPT - PLASTIC
	049032-01-000	EA PATCH - SPINWELD - 3/8" - PLASTIC

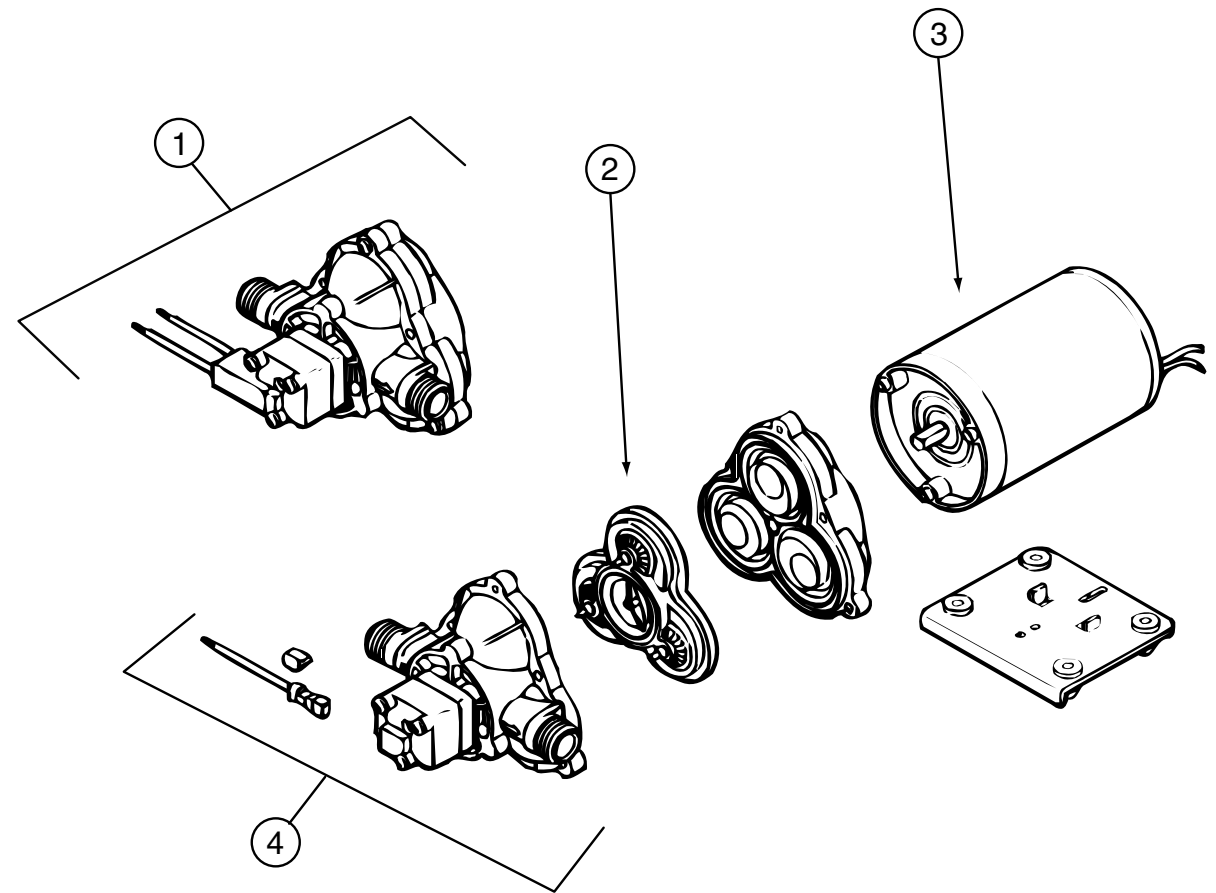
**WATER SYSTEM**

KEY	PART NUMBER	U/M DESCRIPTION
	039800-04-000	FT TUBING - POLYBUTYL - 1/4"OD
	039800-02-000	FT TUBING - POLYBUTYL - 5/8"OD X 20' - INC OF 20'
	124188-02-000	FT TUBING - PEX - 1/2" ID X 20' - RED
	124188-01-000	FT TUBING - PEX - 1/2" ID X 20' - BLUE
	074462-02-000	FT TUBING - VINYL - 3/8 ID X 20' - CLEAR
	112176-01-000	FT TUBING - VINYL - REINFORCED - 1/2" ID
	114429-01-000	EA ELBOW - 1/2"P X 1/2"P
	114429-02-000	EA ELBOW - 1/2"P X 1/2"MPT
	114429-03-000	EA ELBOW - FLAIR-IT SWIVEL - 1/2"P X 1/2"FPT
	114429-04-000	EA ELBOW - 1/2"P X 3/8"MPT
	114429-05-000	EA ELBOW - 1/2"P X 3/4"MPT
	114429-06-000	EA ELBOW - SWIVEL - 1/2"P X 3/4"FPT
	114430-01-000	EA ADAPTER - 1/2"P X 1/2"P
	114430-02-000	EA ADAPTER - SWIVEL - 1/2"P X 1/2"FPT
	114430-03-000	EA ADAPTER - 1/2"P X 1/2"MPT
	114430-06-000	EA ADAPTER - 1/2"P X 3/8"FPT
	114428-01-000	EA TEE - 1/2"P X 1/2"P X 1/2"P
	114428-02-000	EA TEE - SWIVEL - 1/2"P X 1/2"P X 1/2"FPT
	118423-01-000	EA FITTING - BRASS-TEE - 1/4C X 1/4C X 1/4C
	111888-02-000	EA INSERT - BRASS - 1/4 COMP
	010230-06-000	EA FILL - CITY WATER - W/CHECK VALVE - MPT
	111888-01-000	EA FERRULE - PLASTIC - .250 ID X .375 OD
	114431-01-000	EA VALVE - 180 DEGREE/CENTER DRAIN - 1/2"P - THREE WAY
	114431-02-000	EA VALVE - WATER BYPASS - 1/2"P - THREE WAY (WATER HEATER)
	114431-03-000	EA VALVE - 90 DEGREE DRAIN - 1/2"P
	114431-04-000	EA VALVE - "INLINE SHUT-OFF" - 1/2"P
	120868-01-000	EA VALVE - NEEDLE - 1/4" COMPRESSION X 1/4" COMPRESSION
	115029-01-000	FT HOSE - WATER - 3/8 ID
	110438-02-000	EA VALVE - CHECK - BRASS - 1/2 MPT X 1/2 MPT
	113697-01-000	EA CAP - 3/8 FTG
	123152-01-000	EA ADAPTER - 1/2 FPT X 1/2 BARB - SWIVEL
	111223-03-000	EA ELBOW - 3/4" MPT X 1/2" BARB - PLASTIC
	124184-01-000	EA SUPPORT - WATER LINE - BEND
	125697-05-000	EA INLET - WATER - FLUSHING SYSTEM
	125697-06-000	EA INSTRUCTIONS - USER - FLUSHING SYSTEM
	010219-01-000	EA ELBOW - 1 1/4 MPT X 1 1/4 BARB - WATER FILL - PLASTIC
	123150-01-000	EA ELBOW - 1/2 FPT X 1/2 BARB - SWIVEL
	123243-01-000	EA TANK - ACCUMULATOR - 24 OZ

**WATER PURIFICATION**

KEY	PART NUMBER	U/M DESCRIPTION	VENDOR NO.
	701069-01-000	EA WATER PURIFICATION SYSTEM	
	701069-03-700	EA CARTRIDGE RELACEMENT	9592-06

**WATER & SEWAGE GROUP (CONTINUED)**



**WATER PUMP-SHURFLO**

KEY	PART NUMBER	U/M DESCRIPTION	VENDOR NO.
	121887-01-000	EA PUMP - WATER - FLOW 2.0 W/ 1/2 MPT	
1	121887-01-701	EA PUMP HEAD - COMPLETE	94-236-46
2	098607-01-703	EA VALVE KIT	94-232-00
3	121887-01-700	EA MOTOR - REPLACEMENT	11-192-00
4	098607-01-706	EA HOUSING - W/SWITCH ONLY	94-231-20

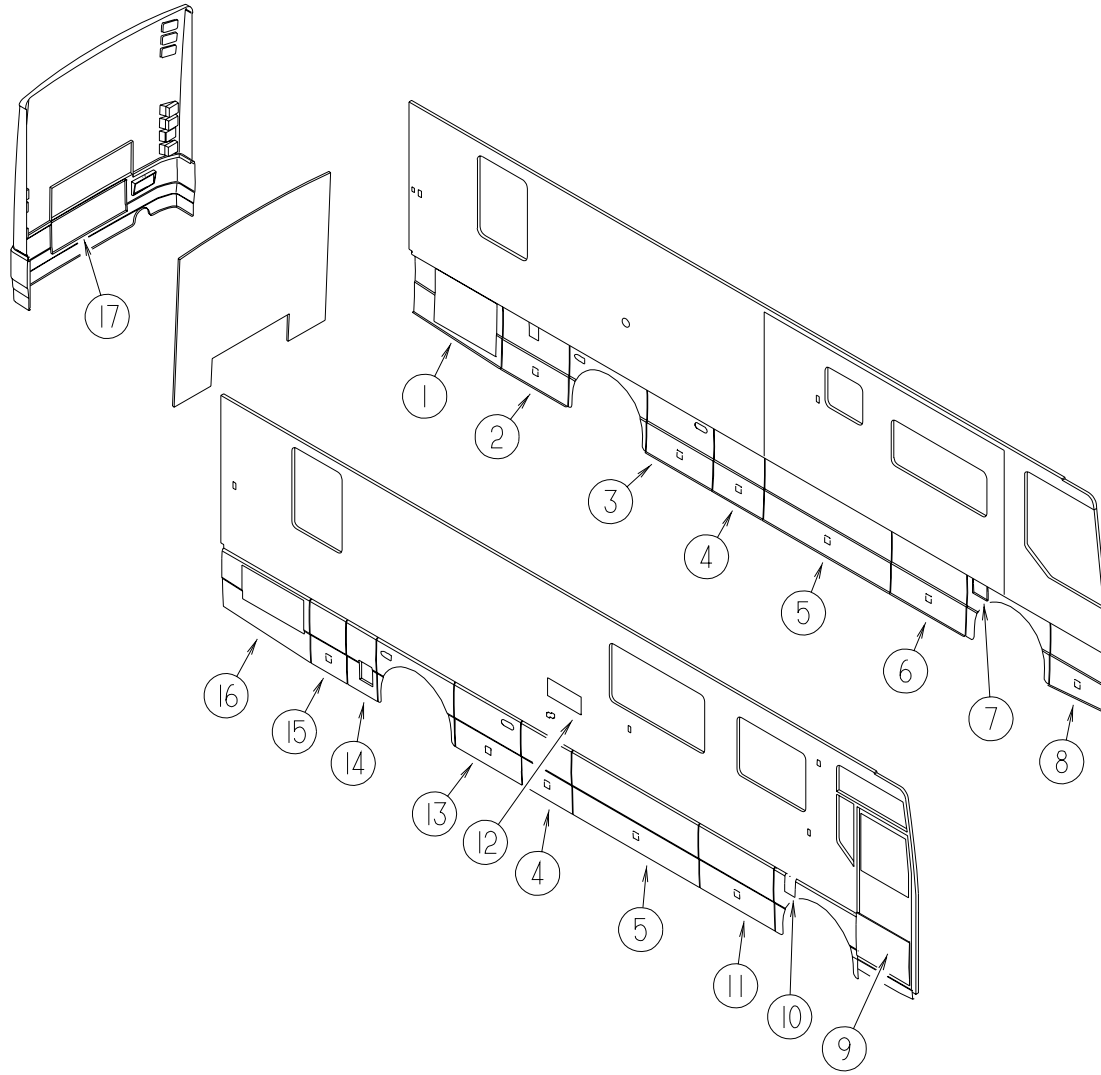
**WATER HEATER 10 GALLON**

KEY	PART NUMBER	U/M DESCRIPTION
*	128994-01-000	EA WATER HEATER - 10 GALLON - 110/GAS

\*COMPONENT PARTS FOUND IN SERVICE PARTS LIBRARY

# WINDOW, VENT & EXTERIOR DOOR GROUP

## EXTERIOR DOORS

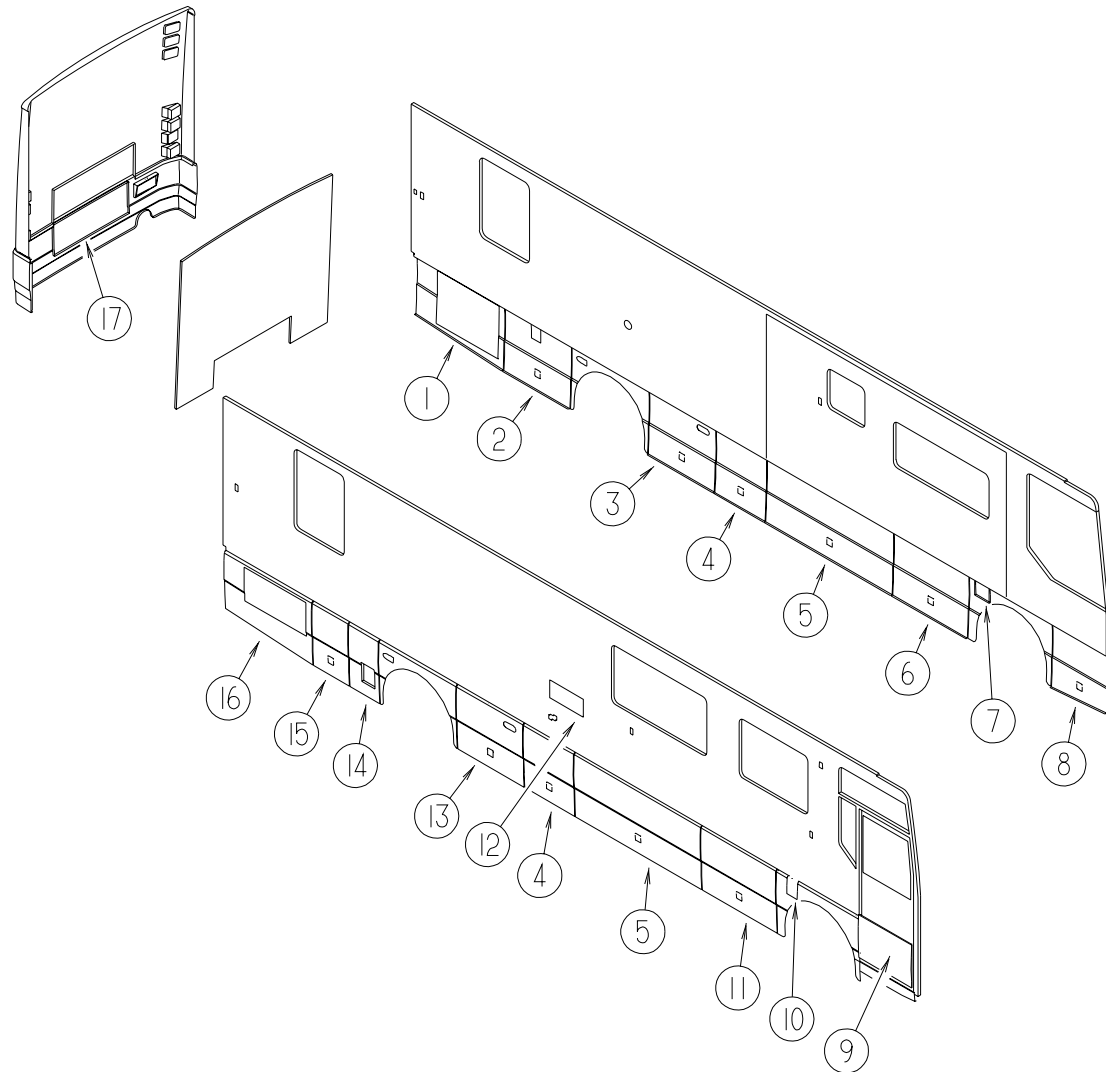


KEY	PART NUMBER	U/M DESCRIPTION
1	128909-01-KQ0	EA PANEL/VALANCE - DRIVER - W/O HARDWARE
	121677-01-01A	EA HINGE - SINGLE PIVOT
2	129090-01-KQ0	EA PANEL/VALANCE - W/O HARDWARE
	121677-01-01A	EA HINGE - SINGLE PIVOT
	121947-01-01A	EA BOLT - SLIDE - LATCH - STEEL
	122277-04-01A	EA COVER - LATCH - BLACK
	124304-01-000	EA CLIP - ROUND PUSH ON
	125517-13-000	EA ROD - LATCH - 16"
	125517-14-000	EA ROD - LATCH - 14.1"
2	129572-01-KQ0	EA PANEL/VALANCE - FURNACE - W/O HARDWARE
	121677-01-01A	EA HINGE - SINGLE PIVOT
	121947-01-01A	EA BOLT - SLIDE - LATCH - STEEL
	122277-04-01A	EA COVER - LATCH - BLACK
	124304-01-000	EA CLIP - ROUND PUSH ON
	125517-13-000	EA ROD - LATCH - 16"
	125517-14-000	EA ROD - LATCH - 14.1"

KEY	PART NUMBER	U/M DESCRIPTION	VENDOR NO.
3	129090-10-KQ0	EA PANEL/VALANCE - W/O HARDWARE	
	121677-01-01A	EA HINGE - SINGLE PIVOT	
	121947-01-01A	EA BOLT - SLIDE - LATCH - STEEL	
	122277-04-01A	EA COVER - LATCH - BLACK	
	124304-01-000	EA CLIP - ROUND PUSH ON	
	125517-13-000	EA ROD - LATCH - 16"	
	125517-14-000	EA ROD - LATCH - 14.1"	
4	129090-05-KQ0	EA PANEL/VALANCE - W/O HARDWARE	
	121677-01-01A	EA HINGE - SINGLE PIVOT	
	121947-01-01A	EA BOLT - SLIDE - LATCH - STEEL	
	122277-04-01A	EA COVER - LATCH - BLACK	
	124304-01-000	EA CLIP - ROUND PUSH ON	
	125517-23-000	EA ROD - LATCH - 10.1"	
	125517-24-000	EA ROD - LATCH - 8.4"	
5	129090-03-KQ0	EA PANEL/VALANCE - W/O HARDWARE	
	121677-01-01A	EA HINGE - SINGLE PIVOT	
	121947-01-01A	EA BOLT - SLIDE - LATCH - STEEL	
	122277-04-01A	EA COVER - LATCH - BLACK	
	124304-01-000	EA CLIP - ROUND PUSH ON	
	125517-21-000	EA ROD - LATCH - 27"	
	125517-22-000	EA ROD - LATCH - 25.1"	
6	129090-11-KQ0	EA PANEL/VALANCE - W/O HARDWARE	
	112949-02-05A	EA LATCH - PADDLE NON-LOCKING - BLACK	
	121677-01-01A	EA HINGE - SINGLE PIVOT	
	121947-01-01A	EA BOLT - SLIDE - LATCH - STEEL	
	122277-04-01A	EA COVER - LATCH - BLACK	
	124304-01-000	EA CLIP - ROUND PUSH ON	
	125517-15-000	EA ROD - LATCH - 18.5"	
125517-16-000	EA ROD - LATCH - 16.8"		
7	128910-02-KQ0	EA DOOR - FUEL FILL - LEFT HAND	
	121677-01-01A	EA HINGE - SINGLE PIVOT	
	129515-02-01A	EA DOOR - FUEL FILL	
	130005-01-000	EA LOCK - TWIST	
8	129090-08-KQ0	EA PANEL/VALANCE - W/O HARDWARE	
	121677-01-01A	EA HINGE - SINGLE PIVOT	
	121947-01-01A	EA BOLT - SLIDE - LATCH - STEEL	
	122277-04-01A	EA COVER - LATCH - BLACK	
	124304-01-000	EA CLIP - ROUND PUSH ON	
	125517-19-000	EA ROD - LATCH - 12.5"	
	125517-20-000	EA ROD - LATCH - 10.8"	
9	128913-01-01A	EA DOOR - ENTRY - FRONT/PASSENGER	
	101145-01-06A	EA DEADBOLT - ENTRY DOOR W/O SECURITY BOLT W/2 KEYS - BLACK	81205-03
	095229-01-700	EA KEY - BLANK - DEADBOLT	81306-03
	101145-01-701	EA CYLINDER - LOCK ASM. - W/KEY	
	101147-01-000	EA BOLT - SECURITY - 4.12"	

# WINDOW, VENT & EXTERIOR DOOR GROUP (CONTINUED)

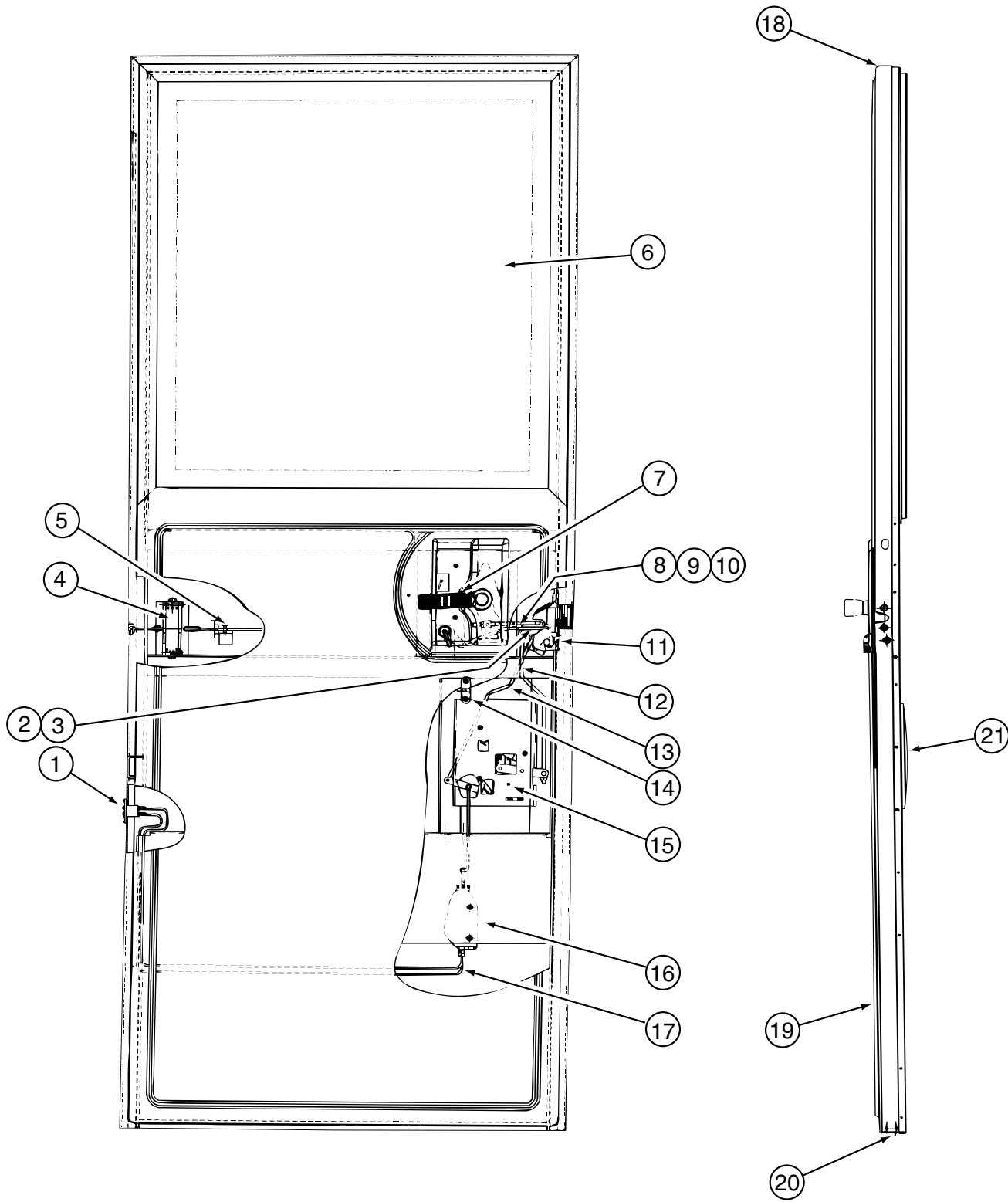
## EXTERIOR DOORS (CONTINUED)



KEY	PART NUMBER	U/M	DESCRIPTION	VENDOR NO.
10	128910-01-KQ0	EA	DOOR - FUEL FILL - RIGHT HAND	
	121677-01-01A	EA	HINGE - SINGLE PIVOT	
	129515-02-01A	EA	DOOR - FUEL FILL	
	130005-01-000	EA	LOCK - TWIST	
11	129572-02-KQ0	EA	PANEL/VALANCE - FURNACE - W/O HARDWARE	
	121677-01-01A	EA	HINGE - SINGLE PIVOT	
	121947-01-01A	EA	BOLT - SLIDE - LATCH - STEEL	
	122277-04-01A	EA	COVER - LATCH - BLACK	
	124304-01-000	EA	CLIP - ROUND PUSH ON	
	125517-15-000	EA	ROD - LATCH - 18.5"	
	125517-16-000	EA	ROD - LATCH - 16.8"	
12	084103-08-000	EA	DOOR - VENT/REFRIGERATOR - W/O JAMB - BRIGHT WHITE	
	084104-01-700	EA	LOCK - MALE - FASTENER	201-721-010
	084104-01-701	EA	LOCK - FEMALE - FASTENER	201-802-010
	084104-08-000	EA	JAMB - VENT DOOR/REFRIGERATOR - BRIGHT WHITE	
13	129090-09-KQ0	EA	PANEL/VALANCE - W/O HARDWARE	
	121677-01-01A	EA	HINGE - SINGLE PIVOT	
	121947-01-01A	EA	BOLT - SLIDE - LATCH - STEEL	
	122277-04-01A	EA	COVER - LATCH - BLACK	
	124304-01-000	EA	CLIP - ROUND PUSH ON	
	125517-13-000	EA	ROD - LATCH - 16"	
	125517-14-000	EA	ROD - LATCH - 14.1"	
14	128994-02-000	EA	DOOR - WATER HEATER - 10 GALLON	
15	129090-12-KQ0	EA	PANEL/VALANCE - W/O HARDWARE	
	121677-01-01A	EA	HINGE - SINGLE PIVOT	
	121947-01-01A	EA	BOLT - SLIDE - LATCH - STEEL	
	122277-04-01A	EA	COVER - LATCH - BLACK	
	124304-01-000	EA	CLIP - ROUND PUSH ON	
	125517-29-000	EA	ROD - LATCH - 6.9"	
	125517-30-000	EA	ROD - LATCH - 5"	
16	128908-01-KQ0	EA	PANEL/VALANCE - PASSENGER - W/O HARDWARE	
	121677-01-01A	EA	HINGE - SINGLE PIVOT	
17	117593-02-K36	EA	DOOR - REAR CAP	
	101348-01-000	EA	BOLT/SLIDE - LATCH - NYLON - W SPRING & BRACKET	
	102325-02-07A	EA	HINGE - TRUNK DOOR	
	108561-01-000	EA	TURNBUCKLE - 10-24 THREAD	
	108562-14-000	EA	ROD - LATCH - LEFT THREADED - 8.1"	
	108562-28-000	EA	ROD - LATCH - THREADED - LEFT HAND - 9.6" LONG	
	108562-29-000	EA	ROD - LATCH - THREADED - RIGHT HAND - 9.2" LONG	
	108562-33-000	EA	ROD - LATCH - THREADED - RIGHT HAND - 8.4" LONG	
	120619-01-000	EA	FT SEAL - .8" X 1.6" - PSA ONE SIDE	
	129675-01-02A	EA	LATCH - PADDLE - BRIGHT WHITE	

# WINDOW, VENT & EXTERIOR DOOR GROUP (CONTINUED)

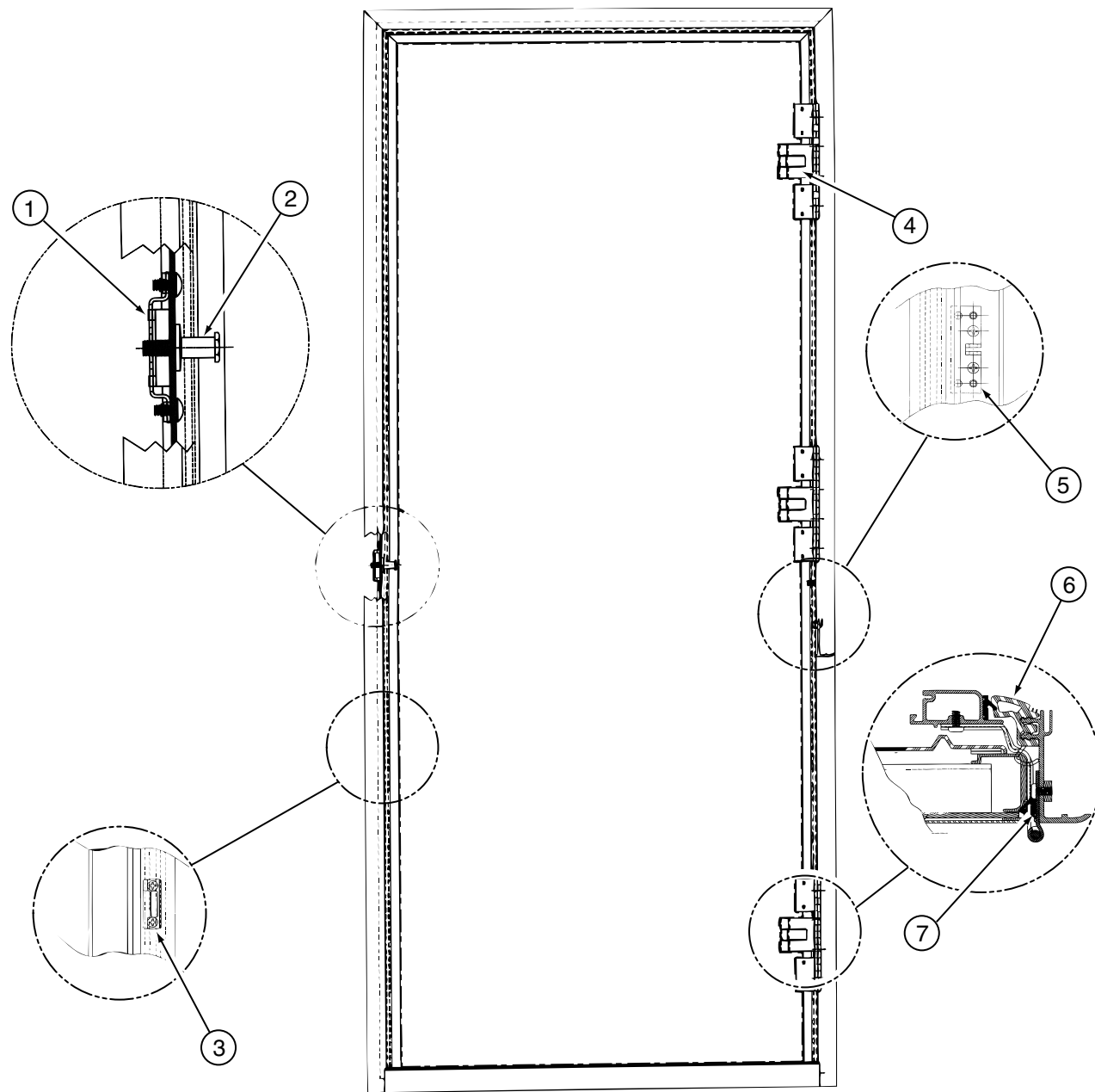
## ENTRY DOOR



KEY	PART NUMBER	U/M DESCRIPTION	VENDOR NO.
	128913-01-01A	EA DOOR - ENTRY - FRONT/PASSENGER	
1	128913-01-714	EA CONTACT - MALE/2-POSITION	400-41934
2	106469-04-713	EA ROD - CLIP - LH	248-041154
3	128913-01-720	EA ROD - LOCK/HORIZONTAL	203-041956
4	128913-01-706	EA DOOR CHECK - SUB-ASSEMBLY	V196-04
5	128913-01-705	EA BOLT - SHOULDER - #10 X 1/4	268-042011
6	128913-01-724	EA WINDOW ASSEMBLY - DUAL PANE	410-041974
7	128913-01-700	EA HANDLE - INSIDE	248-041952
8	128913-01-718	EA ROD - LATCH/HORIZONTAL	203-041958
9	106469-04-714	EA ROD - CLIP - RH	248-041153
10	128913-01-707	EA NUT - HEX/NYLOCK - 1/4 - 20	233-062447
11	128913-01-701	EA LATCH - ROTARY	248-041149
12	128913-01-719	EA ROD - LATCH/VERTICAL	203-041957
13	128913-01-721	EA ROD - LOCK/VERTICAL	203-041955
14	128913-01-710	EA STRIKER - LATCH/SCREEN DOOR	130-041815
15	128913-01-722	EA BRACKET - MOUNTING/EXTERIOR	248-041953
16	128913-01-702	EA ACTUATOR	410-041096
17	128913-01-712	EA WIRE HARNESS - POWER DOOR LOCK	400-041935
18	128913-01-725	EA FRAME - DOOR/SUB ASSEMBLY	V196-90
19	128913-01-715	EA PANEL - INNER/PLASTIC	146-04191
20	128913-01-716	EA SEAL - EXTERIOR/WIPER	122-041966
21	128913-01-723	EA PADDLE ASM - EXTERIOR HANDLE	248-041951

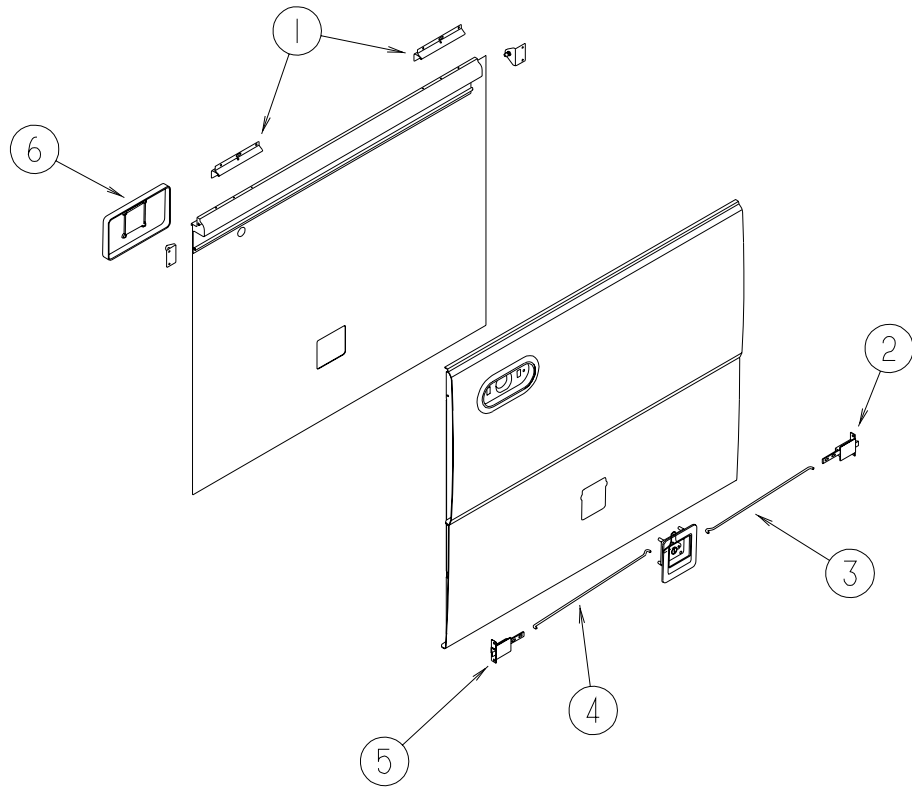
# WINDOW, VENT & EXTERIOR DOOR GROUP (CONTINUED)

## ENTRY DOOR JAMB



KEY	PART NUMBER	U/M DESCRIPTION	VENDOR NO.
	128913-01-01A	EA DOOR - ENTRY - FRONT/PASSENGER	
1	128913-01-726	EA NUT ASSEMBLY-CAGED (STRIKER)	248-041151
2	128913-01-727	EA STRIKER - BOLT - LONG	248-041274
3	128913-01-709	EA STRIKER - LATCH/FRAME MOUNT	130-041824
4	128913-01-729	EA HINGE	211-041740
5	128913-01-704	EA BRACKET - PIVOT	V196-14
6	128913-01-728	EA SEAL - DOOR/CORNER - MITERED	122-041917
7	128913-01-708	FT SEAL - DOOR - AUXILLARY	122-042053
	128913-01-711	EA CLAMP FRAME - WELD ASSEMBLY	V196-25
	128913-01-713	EA CONTACT - FEMALE/2-POSITION	400-041973
	128913-01-730	EA FRAME - OUTER DOOR ASM/BLACK	V196-19
	128913-01-703	EA SCREEN DOOR	V196-70

**WINDOW, VENT & EXTERIOR DOOR GROUP (CONTINUED)**



**EXTERIOR DOOR COMPONENTS & HOLDER**

KEY	PART NUMBER	U/M DESCRIPTION
1	121677-01-01A	EA HINGE - SINGLE PIVOT
2	121947-01-01A	EA BOLT - SLIDE W/PLASTIC PLUNGER
3	125517-13-000	EA ROD - LATCH - 16"
3	125517-21-000	EA ROD - LATCH - 27"
3	125517-19-000	EA ROD - LATCH - 12.5"
3	125517-15-000	EA ROD - LATCH - 18.5"
3	125517-29-000	EA ROD - LATCH - 6.9"
	124304-01-000	EA CLIP - ROUND PUSH ON
4	122277-04-01A	EA COVER - LATCH - BLACK
4	125517-14-000	EA ROD - LATCH - 14.1"
4	125517-22-000	EA ROD - LATCH - 25.1"
4	125517-20-000	EA ROD - LATCH - 10.8"
4	125517-16-000	EA ROD - LATCH - 16.8"
4	125517-30-000	EA ROD - LATCH - 5"
	124304-01-000	EA CLIP - ROUND PUSH ON
5	121947-01-01A	EA BOLT - SLIDE W/PLASTIC PLUNGER
6	122277-04-01A	EA COVER - LATCH - BLACK
	107796-23-000	EA SPRING/GAS - 11.3" COMPRESSED/18.5" EXTENDED - 45 LB.
	107796-24-000	EA SPRING/GAS - 11.3" COMPRESSED/18.5" EXTENDED - 60 LB.
	126263-10-02B	EA BRACKET - GAS SPRING - E-COATED
	104692-01-000	FT SEAL - FOAM/ADHESIVE BACK - .75"THICK X .75"WIDE X 25'
	118931-01-02B	EA SHIM - STRIKER - DOOR
	107719-01-01A	EA STRIKE - VALANCE DOOR

**WINDOW, VENT & EXTERIOR DOOR GROUP (CONTINUED)**

**KEYS & CYLINDERS**

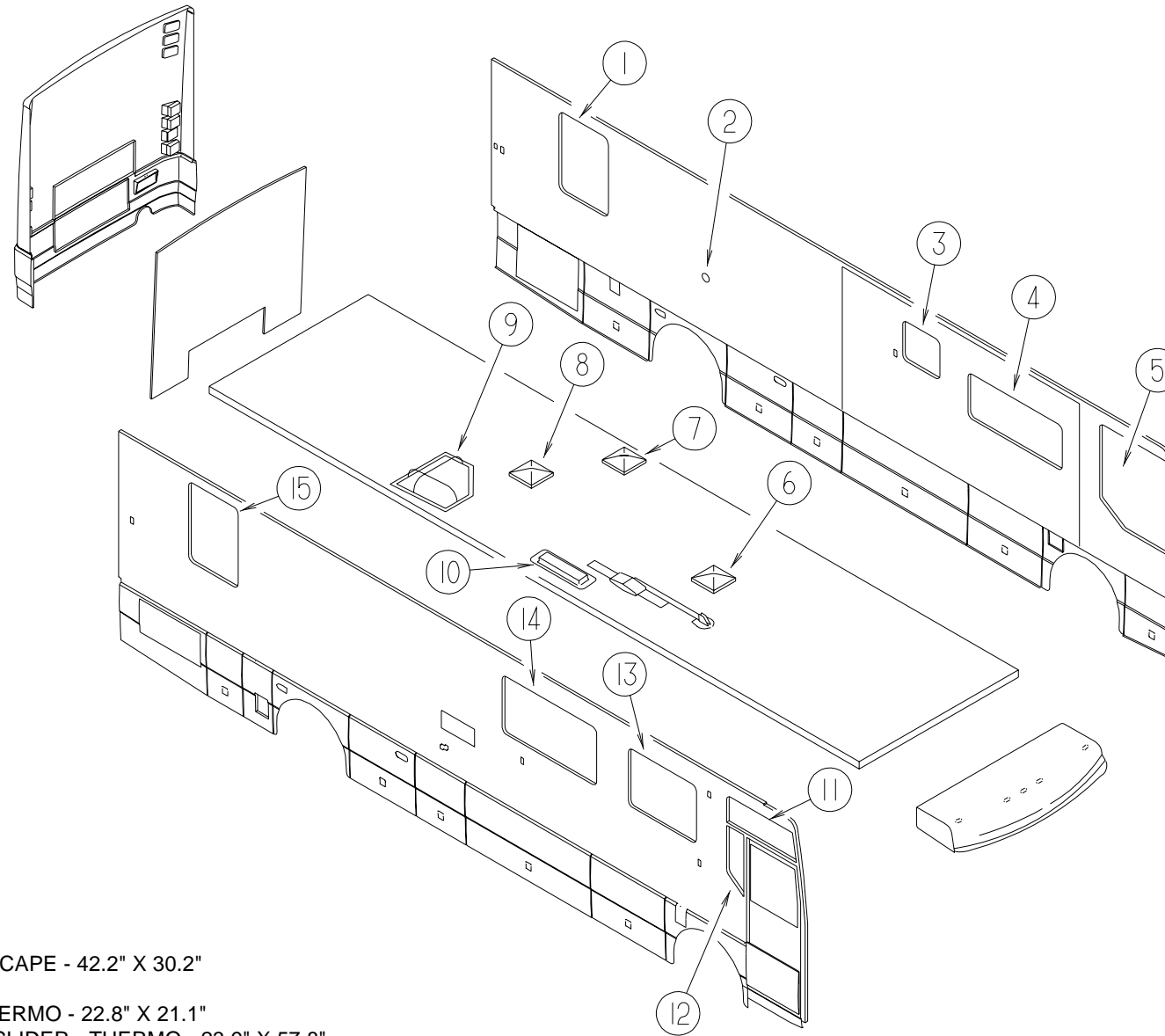
KEY	PART NUMBER	U/M DESCRIPTION	VENDOR NO.
	129676-01-000	EA KEY - T/M 14472-07-1431	
	129676-02-000	EA KEY - T/M 14472-07-1432	
	129676-03-000	EA KEY - T/M 14472-07-1443	
	129676-04-000	EA KEY - T/M 14472-07-1434	
	129676-05-000	EA KEY - T/M 14472-07-1435	
	129676-06-000	EA KEY - T/M 14472-07-1436	
	129676-07-000	EA KEY - T/M 14472-07-1437	
	129676-08-000	EA KEY - T/M 14472-07-1438	
	129676-09-000	EA KEY - T/M 14472-07-1439	
	129676-10-000	EA KEY - T/M 14472-07-1440	
	129685-01-700	EA KEY - MASTER - ENTRY DOOR	144472-08-2001
	129685-01-701	EA KEY - BLANK	144472-07-2001
	P29685-01-700	EA LATCH W/DEAD BOLT & LOCK CYLINDER - ENTRANCE DOOR/KEY ONE	

**REMOTE KEYLESS ENTRY**

KEY	PART NUMBER	U/M DESCRIPTION	VENDOR NO.
	102756-02-000	EA REMOTE KEYLESS ENTRY SYSTEM	
	102756-01-701	EA BATTERY - 12 V F/TRANSMITTER	402-1004
	102756-01-704	EA HARNESS - MAIN	203-6638
	102756-02-700	EA REMOTE (TRANSMITTER) KEYLESS	412-1036
	102756-02-701	EA BOARD - MODULE - NEW SYSTEM	202-3153

# WINDOW, VENT & EXTERIOR DOOR GROUP (CONTINUED)

## WINDOWS & VENTS

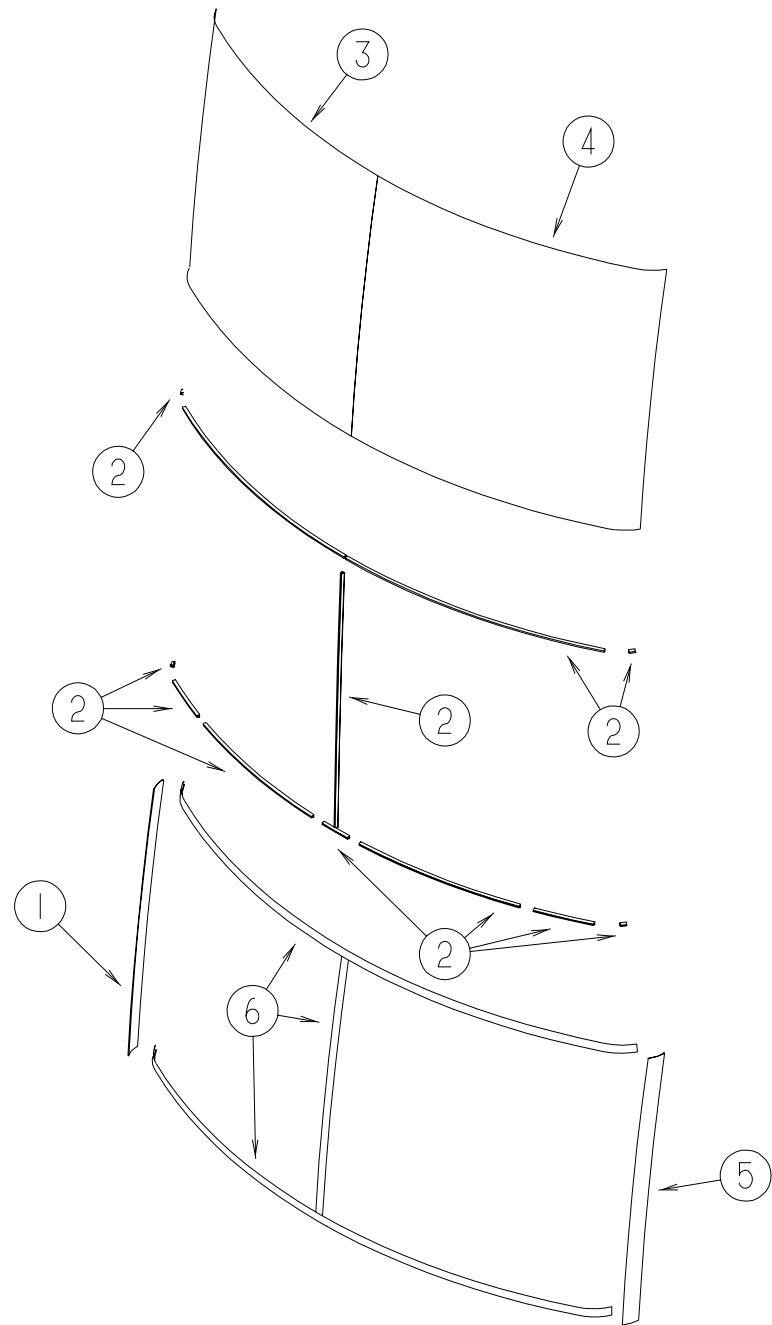


KEY	PART NUMBER	U/M DESCRIPTION
1*	129929-04-01A	EA WINDOW - TORQUE - THERMO ESCAPE - 42.2" X 30.2"
2	111947-02-01A	EA VENT - DRYER - 3"
3*	112898-07-01A	EA WINDOW - VERTICAL SLIDER - THERMO - 22.8" X 21.1"
4*	112795-54-01A	EA WINDOW - DRIVER HORIZONTAL SLIDER - THERMO - 23.9" X 57.8"
5*	106466-10-01A	EA WINDOW - DRIVER CAB - 45.1"TW X 46.7"CW X 50.3"H
6*	123780-05-01A	EA VENT - ROOF - 3" TO 4" - W/FAN/POWER LIFT/THERMOSTAT
7*	122882-04-01A	EA VENT - ROOF - W/FAN/POWER LIFT - W/O INSIDE GARNISH - UL
7*	122882-05-01A	EA VENT - ROOF - W/FAN/POWER LIFT - W/O INSIDE GARNISH - CSA
	122882-07-01A	EA GARNISH - ROOF VENT - 2.5" TO 4"
9*	123780-03-01A	EA VENT - ROOF - 3" TO 4" - W/FAN/POWER LIFT - W/O THERMOSTAT
9	122214-01-02A	EA PANEL - SKYLITE - INNER
9	122215-01-02A	EA PANEL - SKYLITE - OUTER
10	118369-01-02A	EA CAP - REFRIGERATOR ROOF VENT - SIDE/SIDE - BRIGHT WHITE
10	118369-02-02A	EA BASE - REFRIGERATOR ROOF VENT - SIDE/SIDE - BRIGHT WHITE
11*	106467-09-01A	EA WINDOW - PASSENGER VISTA/THERMO - 45.1"T X 45.7"B X 15.6"H
12*	122757-02-01A	EA WINDOW - PASSENGER VISTA/THERMO - 45.1"T X 45.7"B X 15.6"H
13*	112795-60-01A	EA WINDOW - SLIDER - HORIZONTAL THERMO - 30.5" X 41.2"
14*	112795-33-01A	EA WINDOW - PASS HORIZONTAL SLIDER - THERMO 30.7" X 57.8"
15*	129929-03-01A	EA WINDOW - TORQUE - THERMO - 42.2" X 30.2"

\*COMPONENT PARTS FOUND IN SERVICE PARTS LIBRARY

# WINDSHIELD & WIPER GROUP

## WINDSHIELD

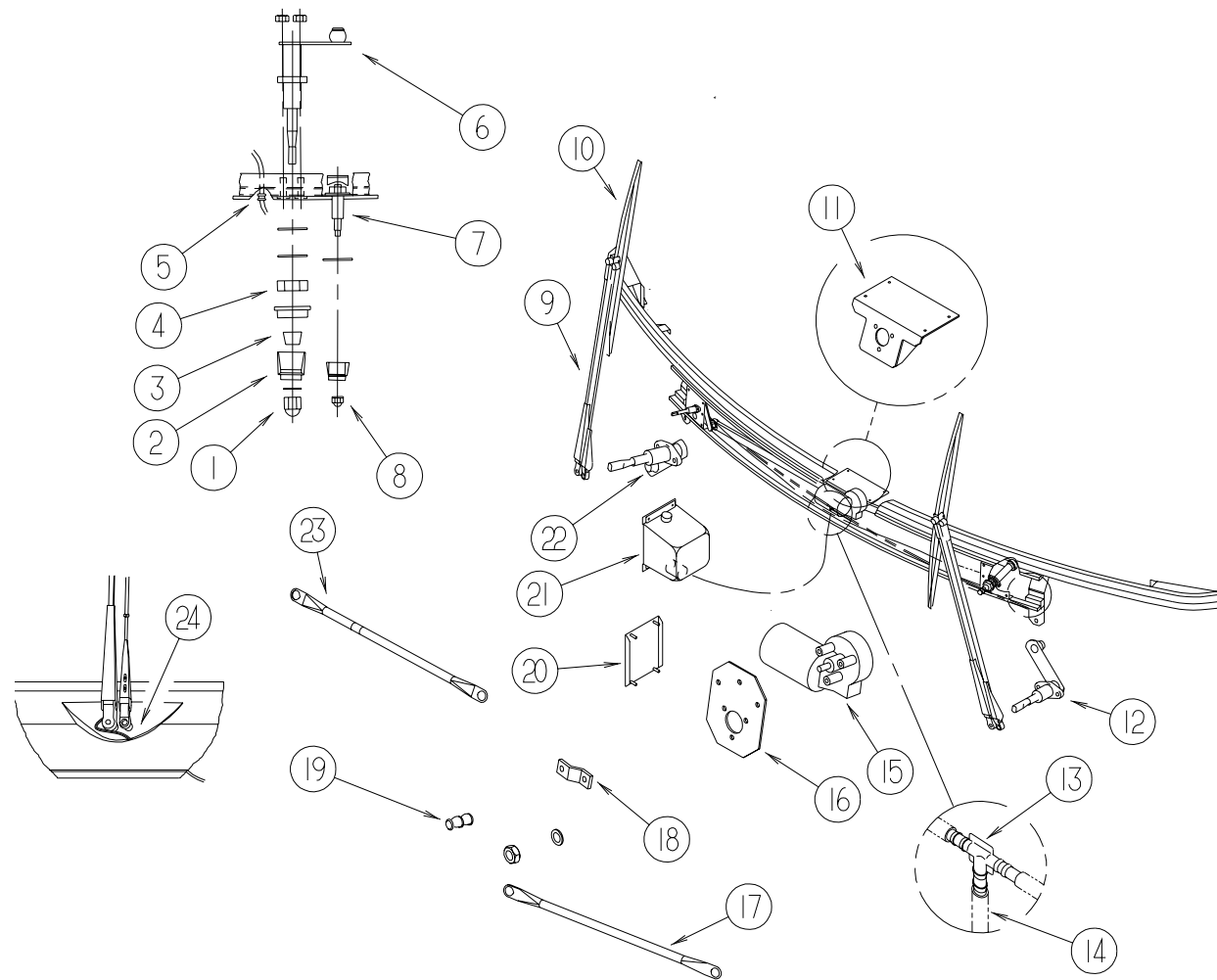


KEY	PART NUMBER	U/M	DESCRIPTION
1	129497-01-01A	EA	TRIM - WINDSHIELD - A-PILLAR - PASSENGER - HIGH MOUNT MIRRORS
1	129497-03-01A	EA	TRIM - WINDSHIELD - A-PILLAR - PASSENGER - LOW MOUNT MIRRORS
2	127862-01-000	EA	CARRIER - REVEAL - WINDSHIELD - 47.2"
3	124591-01-000	EA	GLASS - WINDSHIELD - PASSENGER
4	124591-02-000	EA	GLASS - WINDSHIELD - DRIVER
5	129497-02-01A	EA	TRIM - WINDSHIELD - A-PILLAR - DRIVER - HIGH MOUNT MIRRORS
5	129497-04-01A	EA	TRIM - WINDSHIELD - A-PILLAR - DRIVER - LOW MOUNT MIRRORS
6	120533-01-000	FT	MOLDING - REVEAL - WINDSHIELD
	118452-08-01A	EA	TRIM - WINDSHIELD - CENTER - HAMPTON TAN



# WINDSHIELD & WIPER GROUP (CONTINUED)

## WIPER & WASHER



KEY	PART NUMBER	U/M DESCRIPTION	VENDOR NO.
1	096505-02-703	EA CAP - NUT (ACORN) HD W/.687 BARREL	51065-40-NT27WC
2	096505-02-700	EA DRIVER - KNURLED - (HD) BARREL .687	NT721017
3	096505-02-702	EA CAP - RUBBER - (HD) BARREL .687	CP721084
4	096505-02-701	EA NUT - HEX - (HD) W/.687 BARREL	NT721021
5	061603-01-000	EA GROMMET - SNAP - 3/16"ID - 3/8" HOLE - PLASTIC BLACK	
6	096505-09-000	EA SHAFT/PIVOT - WINDSHIELD WIPER	
7	117768-01-000	EA SHAFT - ADAPTER - PANTOGRAPH ARM	
8	107397-01-000	EA WASHER - FENDER - .25" ID X 1" OD	
9	077049-02-000	EA NUT - ACORN - 10-32 BLACK/ANODIZED	
10	117769-01-000	EA ARM - WIPER - PANTOGRAPH - 28"	
11	096931-01-701	EA NOZZLE - HARDWARE KIT (NOZZLE-NUT-LONG SCREW-SHORT SCREW)	
12	095964-01-000	EA BLADE - WINDSHIELD WIPER - 24"	
13	095964-01-700	EA BLADE - REFILL 24" EA = 1 PAIR	12360
14	125829-04-02B	EA BRACKET - WIPER MOTOR - E-COATED	
15	096505-09-000	EA SHAFT/PIVOT - WINDSHIELD WIPER	
16	110605-01-000	EA TEE - PLASTIC - BARBED - 1/8" X 1/8" X 3/16"	
17	117765-03-000	EA CONNECTOR - 5/32" - WINDSHIELD WASHER	
18	045794-01-000	FT HOSE - WASHER - WINDSHIELD - 5/32" ID - BLACK	
19	104346-05-000	EA MOTOR - WIPER W/INTERNAL BREAKER - DYNAMIC PARK	
20	117322-01-000	EA SCREW - 1/4-28 UNFINISHED - 2A - TORX	
21	125847-19-02B	EA SUPPORT - PIVOT SHAFT - DRIVER - E-COATED	
22	117766-02-000	EA RESERVOIR/PUMP - WINDSHIELD WASHER	
23	104347-04-000	EA ARM - DRIVE - WIPER MOTOR	
24	067188-01-000	EA STUD - CRANK - WIPER MOTOR	
25	125847-20-02B	EA SUPPORT - PIVOT SHAFT - E-COATED	
26	117766-02-000	EA RESERVOIR/PUMP - WINDSHIELD WASHER	
27	096505-09-000	EA SHAFT/PIVOT - WINDSHIELD WIPER	
28	117770-01-000	EA LINK - CONNECTING - PASSENGER - 24"	
29	125847-17-02B	EA SUPPORT - PIVOT SHAFT - PASSENGER - E-COATED	
30	091206-04-000	EA MODULE/WIPER CONTROL KIT - DYNAMIC PARK	
		KIT CONTAINS: (1)#10236203700 MODULE & (1)#09120604700 SWITCH	
31	091206-02-700	EA KNOB - INNER	66C-00019
32	091206-02-701	EA KNOB - OUTER	66C-00020
33	091206-04-700	EA SWITCH ASSEM. ONLY	250-6623
34	102362-03-700	EA MODULE - WIPER CONT. - DYNAMIC	66D-00093