

1999 WFG37G

**K28 SUNSHOWERS (TAUPE)
(WATERFORD OAK)**

**K29 SUNSHOWERS (TAUPE)
(MYSTIC OAK)**

**K30 VINTAGE GROVE (PLUM)
(WATERFORD OAK)**

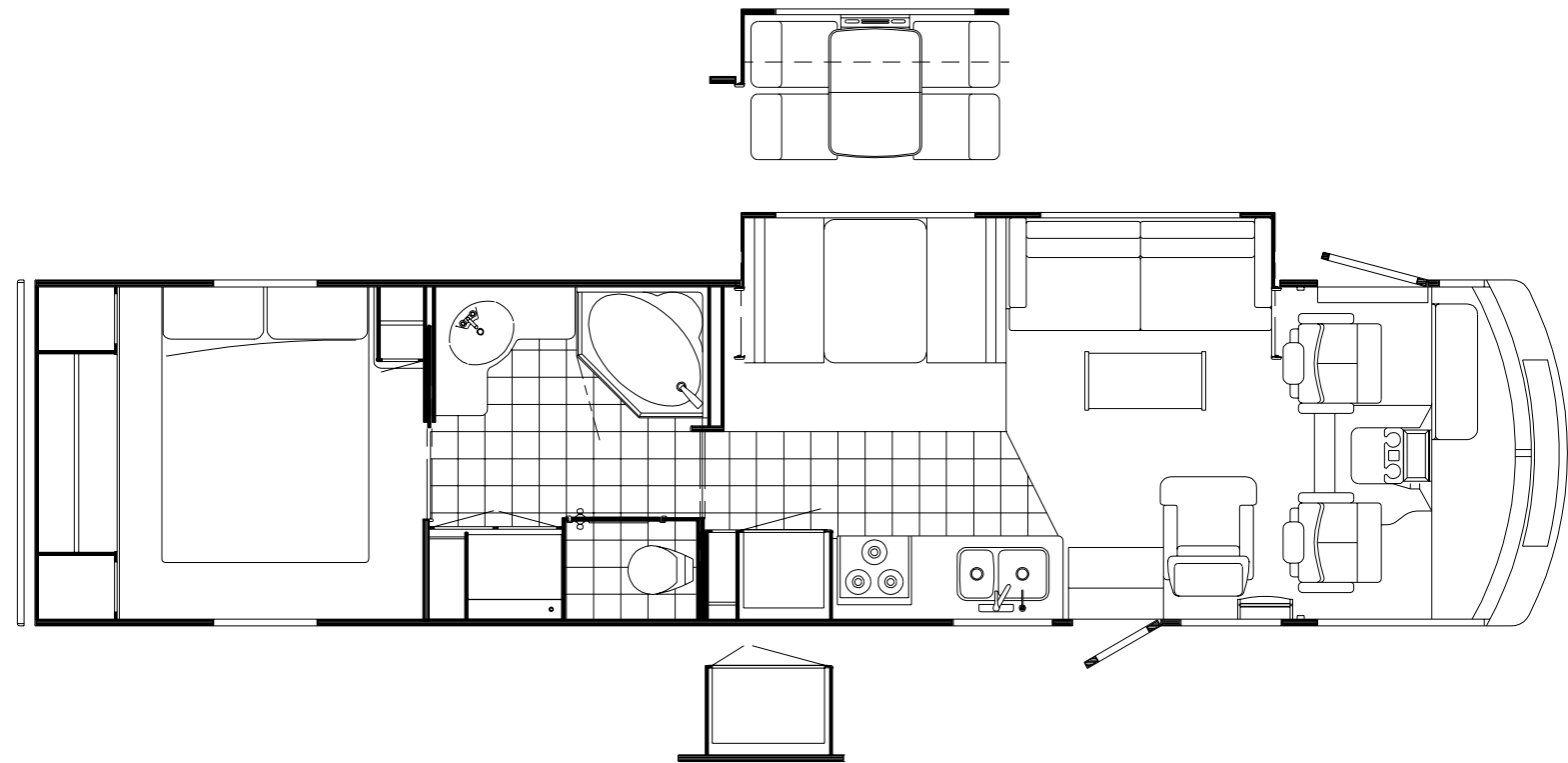
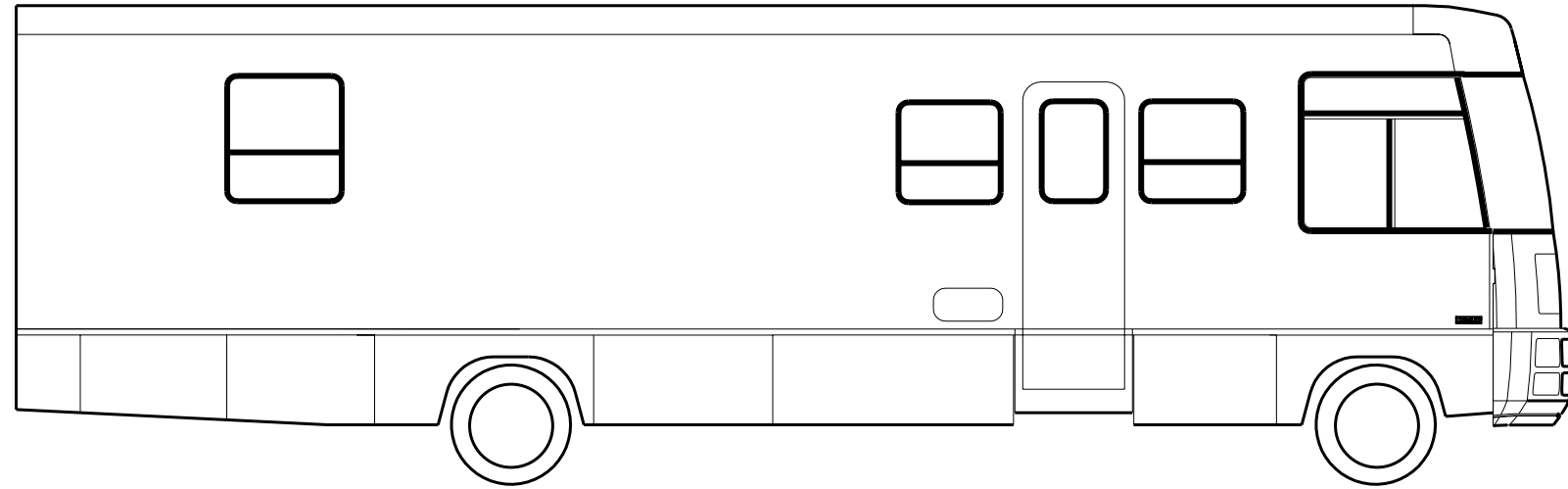
**K31 VINTAGE GROVE (PLUM)
(MYSTIC OAK)**

**K32 JUNIPER (TEAL)
(WATERFORD OAK)**

**K33 JUNIPER (TEAL)
(MYSTIC OAK)**

**K34 CHAMELEON (BLUE)
(WATERFORD OAK)**

**K35 CHAMELEON (BLUE)
(MYSTIC OAK)**



ACCESSORIES GROUP

OPERATOR MANUAL

KEY	PART NUMBER	U/M DESCRIPTION
	054185-K5-000	EA MANUAL - OPERATOR 99 ADVENTURER
	129079-01-01A	EA CASE - VINYL/BLACK - EXPANDABLE ACCORDION SIDES - 7"W X 9"H X 14"L
	129543-01-000	EA TOP LEVEL - G - 1999

AUDIO VIDEO GROUP

RADIO SYSTEMS

KEY	PART NUMBER	U/M DESCRIPTION	VENDOR NO.
	125322-02-000	EA RADIO - AM/FM STEREO - CASSETTE - AUDIOVOX	
	127516-03-000	EA RADIO - AM/FM STEREO - CD PLAYER - PANASONIC - CQ-DP930	
	127264-01-000	EA RADIO - AM/FM STEREO - CASSETTE - PANASONIC	
	127264-01-700	EA TRIM RING	YFC054C044ZB
	127264-01-701	EA KNOB - VOLUME	YFE074C045ZA
	127264-01-702	EA KNOB - FADER	YEFE074C026
	127264-01-703	EA FACTORY HARNESS	YAJ024C048ZB
	094097-01-000	EA SPEAKER - RADIO/TV - W/O GRILLE - 5.25" DIAMETER	
	124883-02-000	EA SPEAKER - CUBE - W/BACKET (DELUXE SOUND)	
	124884-01-000	EA SPEAKER - 6" X 9" - SUB-WOOFER (DELUXE SOUND)	
	124885-01-000	EA GRILLE - SPEAKER - 6" X 9" - SUB-WOOFER (DELUXE SOUND)	
	124881-01-000	EA AMPLIFIER - AUDIO	
	124882-02-000	EA WIRE ASSEMBLY - AMPLIFIER	
	128074-01-000	EA FILTER - NOISE - 12 VOLT D.C.	
	110469-01-000	EA SPEAKER - 4" X 6" OVAL - COAXIAL	
	110470-01-01A	EA GRILLE - 4" X 6" OVAL - BLACK	

RADIO & CB ANTENNA

KEY	PART NUMBER	U/M DESCRIPTION
	123256-01-000	EA ANTENNA - CB - W/O CABLE
	123256-02-000	EA CABLE - CB COAX
	090944-01-000	EA ANTENNA - RADIO - 16" RUBBER
	108847-01-000	EA BRACKET - ANTENNA GROUND
	109889-04-000	EA EXTENDER - ANTENNA SHAFT - 3"
	077069-02-000	EA CABLE - ANTENNA/EXTENSION - RADIO - 96"
	115916-01-01B	EA BRACKET - ANTENNA MOUNT

REAR MONITOR SYSTEM

KEY	PART NUMBER	U/M DESCRIPTION	VENDOR NO.
	093040-09-000	EA CAMERA - REAR VIEW - W/BACKET - SONY	
	093040-10-000	EA MONITOR - 7" REAR VIEW - W/BACKET - SONY	
	093040-10-700	EA LENS - MONITOR - REAR VIEW F/7"	3-708-537-01
	096717-03-000	EA WIRE - REAR MONITOR - AFTER MARKET INSTALLATION	
	093041-01-000	EA CABLE - MONITOR/CAMERA - INTERNAL USE - 65.6'	
	093041-02-000	EA CABLE - MONITOR/CAMERA - EXTERNAL USE - 59.1'	

TELEPHONE

KEY	PART NUMBER	U/M DESCRIPTION
	093253-01-01A	EA PLATE - WALL - TELEPHONE - BEIGE
	130686-01-01A	EA PLATE - WALL - TELEPHONE/COAX

AUDIO VIDEO GROUP (CONTINUED)

TV - VCR SYSTEMS

KEY	PART NUMBER	U/M	DESCRIPTION	VENDOR NO.
	086231-08-000	EA	TV - 13" COLOR - DC - AUDIOVOX	
	086231-08-700	EA	REMOTE - UNIVERSAL	8822325
	086231-08-701	EA	ADAPTER - WIRE	0891436
	126696-02-000	EA	TV - 19" COLOR W/1/8" JACK - UL/CSA	
	126696-01-700	EA	REMOTE	226725
	126697-02-000	EA	VCR - VHS/CABLE READY - W/REMOTE	
	126697-02-700	EA	REMOTE	238513
	086757-03-000	EA	CONTROL CENTER - SWITCH - VCR/TV	
	086757-04-000	EA	CONTROL CENTER - SWITCHING - 5 INPUTS	
			FROM: 00-00-00 THRU: 11-08-98	
			FROM: 11-09-98 THRU: 99-99-99	
	076319-03-000	FT	CABLE - COAXIAL - 75 OHM	
	086777-02-000	EA	WALLPLATE - TV CABLE - W/ANTENNA SWITCH - BROWN	
	086777-06-000	EA	WALLPLATE - TV CABLE - ANTENNA/1 OUTPUT - BROWN	
	086756-01-000	EA	SPLITTER - TV - 2 WAY	
	114870-02-000	EA	PLUG - .14" AUDIO W/LEADS	
	082136-01-000	EA	NUT - HEX JAM - 3/8 - 32	
	082134-01-000	EA	ADAPTER - TV - CABLE TO CABLE	
	126819-04-000	EA	WIRE ASSEMBLY - TV SWITCH	
	098819-01-000	EA	SPEAKER - 4" - 2 WATT - 8 OHM	

SATELLITE DISH

KEY	PART NUMBER	U/M	DESCRIPTION
*	120233-04-000	EA	ANTENNA - SATELLITE - W/DIGITAL SENSOR/READ OUT DISPLAY
	120233-03-000	EA	CERTIFICATE - SATELLITE RECEIVER DISH

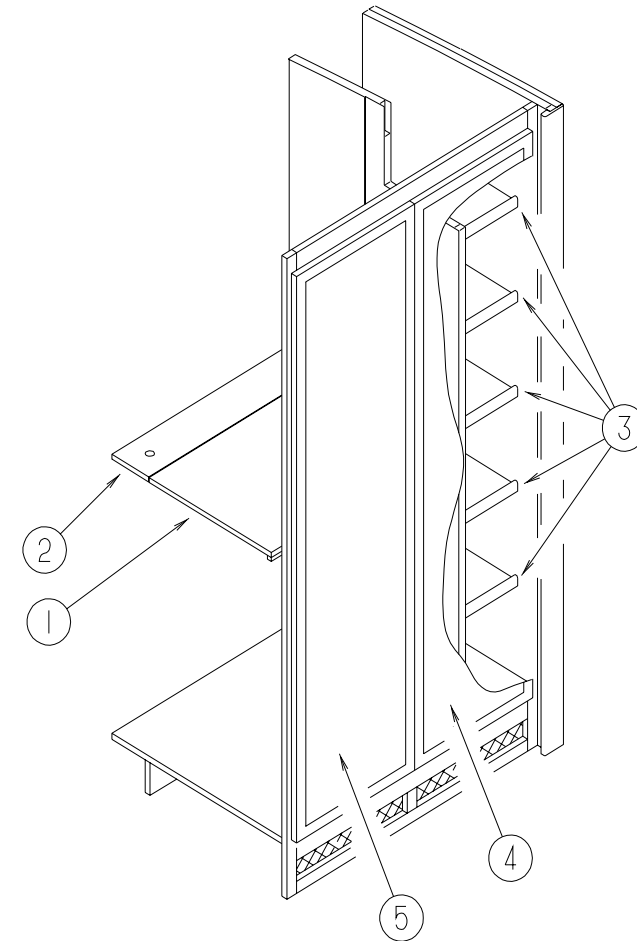
*COMPONENT PARTS FOUND IN SERVICE PARTS LIBRARY

TV ANTENNA

KEY	PART NUMBER	U/M	DESCRIPTION
*	076319-23-000	EA	ANTENNA - TV - ROOF MOUNT - 44.5" MAST
*	076319-25-000	EA	KIT - HARDWARE INTERIOR

*COMPONENT PARTS FOUND IN SERVICE PARTS LIBRARY

BATH GROUP

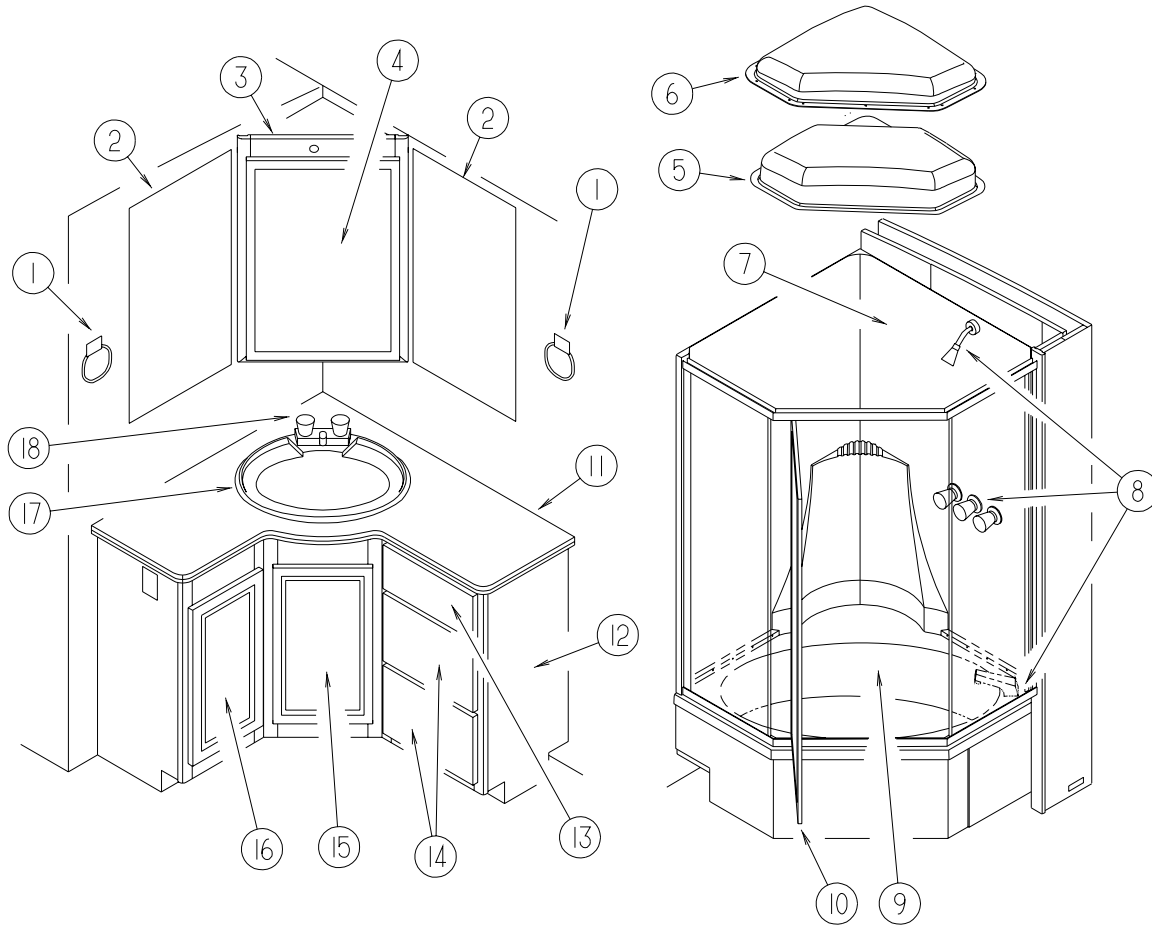


WARDROBE CABINET

KEY	PART NUMBER	U/M	DESCRIPTION
1	129914-17-K28	EA	COUNTERTOP - WARDROBE (K28,K29,K30,K31,K34,K35)
1	129914-17-K32	EA	COUNTERTOP - WARDROBE (K32)
1	129914-17-K33	EA	COUNTERTOP - WARDROBE (K33)
2	129914-16-K28	EA	COUNTERTOP - WARDROBE (K28,K29,K30,K31,K34,K35)
2	129914-16-K32	EA	COUNTERTOP - WARDROBE (K32)
2	129914-16-K33	EA	COUNTERTOP - WARDROBE (K33)
3	129914-14-K28	EA	SHELF - W/EDGE MOLDING (WATERFORD OAK)
3	129914-14-K29	EA	SHELF - W/EDGE MOLDING (MYSTIC OAK)
4	127466-06-K28	EA	DOOR - MIRRORED
5	127466-05-K28	EA	DOOR - MIRRORED
	058331-H7-000	EA	MIRROR - SAFETY GLASS - 17.4" X 68.7"
	128695-01-04B	EA	BRACKET - MIRRORED DOOR - BLACK
	128695-02-04B	EA	BRACKET - MIRRORED DOOR - BLACK
	107753-03-01A	EA	WASHER - DRYER - WHITE - VENTED - UL/CSA

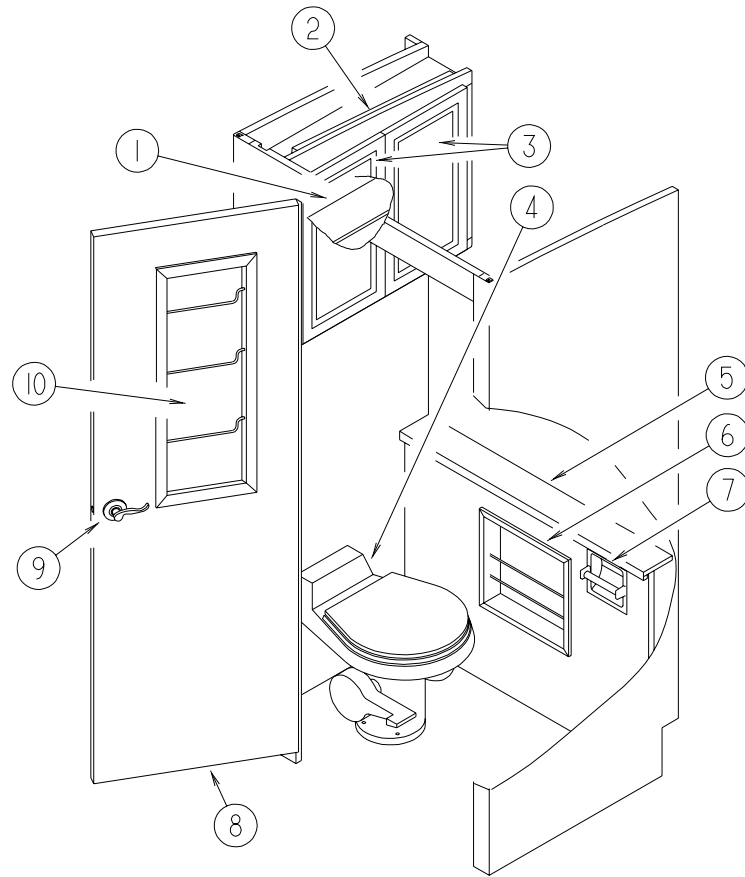
BATH GROUP (CONTINUED)

BATH CABINETS & SHOWER COMPONENTS



KEY	PART NUMBER	U/M	DESCRIPTION	VENDOR NO.	KEY	PART NUMBER	U/M	DESCRIPTION	VENDOR NO.
1	075454-02-000	EA	RING - TOWEL - W/MOUNTING HARDWARE - BRASS		9	126605-01-01A	EA	TUB - SHOWER	
			FROM: 00-00-00 THRU: 12-17-98		10	123242-01-02A	EA	DOOR - TUB/SHOWER	
1	132046-01-01A	EA	RING - TOWEL - BRASS/METAL		089318-01-704	EA	BOLT - PIVOT - TOP OR BOTTOM	1428B	
			FROM: 12-18-98 THRU: 99-99-99		092574-01-701	EA	BRACKET - STUD - TOWEL BAR - GOLD	8141G	
2	113195-25-01A	EA	MIRROR - BEVELED SAFETY GLASS - 15.7" X 31.4"		092574-01-704	EA	SCREW - GOLD #6 3/8	638G	
3	126981-01-J94	EA	CABINET - OVERHEAD/MEDICINE - W/O DOORS/HARDWARE (WATERFORD OAK)		092574-01-708	EA	CAP - DRIP - W/VINYL SWEEP	34G	
3	126981-01-J90	EA	CABINET - OVERHEAD/MEDICINE - W/O DOORS/HARDWARE (MYSTIC OAK)		107878-01-704	EA	HEADER/SILL - W/O CUT-OUTS	CST 70	
	126981-13-J94	EA	SHELF - W/PLASTIC EDGE MOLDING (WATERFORD OAK)		116814-01-700	EA	BAR - TOWEL 17 5/16"	68G	
	126981-13-K29	EA	SHELF - W/PLASTIC EDGE MOLDING (MYSTIC OAK)		11	129738-17-K28	EA	CTRTP - LAVATORY CABINET (K28,K29,K30,K31,K34,K35)	
4	115237-06-J94	EA	DOOR - MIRRORED/MEDICINE CABINET - W/O HARDWARE (WATERFORD OAK)		11	129738-17-K32	EA	CTRTP - LAVATORY CABINET (K32)	
4	115237-06-J90	EA	DOOR - MIRRORED/MEDICINE CABINET - W/O HARDWARE (MYSTIC OAK)		11	129738-17-K33	EA	CTRTP - LAVATORY CABINET (K33)	
	093606-28-000	EA	MIRROR - BEVELED PANEL - 17.5" X 27.9"		12	P29738-01-K28	EA	CABINET - LAVATORY W/CTRTP - W/O DOORS/DRAWERS/HDW (K28,K30,K34)	
5	122214-01-02A	EA	PANEL - SKYLITE - INNER		12	P29738-01-K29	EA	CABINET - LAVATORY W/CTRTP - W/O DOORS/DRAWERS/HDW (K29,K31,K35)	
6	122215-01-02A	EA	PANEL - SKYLITE - OUTER		12	P29738-01-K32	EA	CABINET - LAVATORY W/CTRTP - W/O DOORS/DRAWERS/HDW (K32)	
7	126604-01-01A	EA	ENCLOSURE - SURROUND		12	P29738-01-K33	EA	CABINET - LAVATORY W/CTRTP - W/O DOORS/DRAWERS/HDW (K33)	
8	119677-01-01A	EA	FAUCET/SHOWER - 3 PIECE - HEAD/FAUCET/SPOUT - BRASS		13	M09316-47-K28	EA	DRAWER - OGEE - 12.3"W X 11.8"L - W/O SLIDES/HDW (WATERFORD OAK)	
8	119677-01-700	EA	HANDLE - SHOWER/BATH CLEAR	38-9	13	M09316-47-K29	EA	DRAWER - OGEE - 12.3"W X 11.8"L - W/O SLIDES/HDW (MYSTIC OAK)	
8	119677-01-701	EA	SHOWERHEAD ONLY 1/2"	34PB	14	M09316-46-K28	EA	DRAWER - OGEE - 12.3"W X 11.8"L - W/O SLIDES/HDW (WATERFORD OAK)	
8	119677-01-702	EA	SPOUT - BATH	39-7PB-0	14	M09316-46-K29	EA	DRAWER - OGEE - 12.3"W X 11.8"L - W/O SLIDES/HDW (MYSTIC OAK)	
8	119677-01-703	EA	DIVERTER KIT	639-5-0	15	M05992-A9-K28	EA	DOOR - STR CORNER/OGEE - 11.4" X 21.8" - W/O HDW (WATERFORD OAK)	
8	119677-01-704	EA	STEM & BONNET	61-5-0	15	M05992-A9-K29	EA	DOOR - STR CORNER/OGEE - 11.4" X 21.8" - W/O HDW (MYSTIC OAK)	
8	119677-01-705	EA	PLATE - STRAINER (SHOWER HEAD)	34-3PL	16	M05992-A8-K28	EA	DOOR - STR CORNER/OGEE - 11.4" X 21.8" - W/O HDW (WATERFORD OAK)	
8	119677-01-706	EA	ARM - SHOWER HEAD	61-10-PB	16	M05992-A8-K29	EA	DOOR - STR CORNER/OGEE - 11.4" X 21.8" - W/O HDW (MYSTIC OAK)	
8	119677-01-707	EA	BUTTON	38-16A	17	105921-01-01A	EA	SINK - LAVATORY - LARGE/OVAL - 17" X 20" PLASTIC/OFF WHITE	
8	119677-01-708	EA	BUTTON - COLD	38-16C		106116-01-01A	EA	STRAINER - SINK-W/STOPPER/TAILPIECE/GASKET & NUT - PLASTIC	
8	119677-01-709	EA	BUTTON - HOT	38-16H	18	075240-06-000	EA	FAUCET - LAVATORY/BONE	
8	119677-01-710	EA	FLANGE - SHOWERHEAD	60-10-8PB		105218-01-01A	EA	SPACER - FAUCET/LAVATORY SINK - 2" X 5.9" - ABS PLASTIC	
8	119677-01-711	EA	FLANGE - AROUND TURN HANDLE	38-8PB		091253-01-000	EA	GASKET - FAUCET - LAVATORY/GALLEY	

BATH GROUP (CONTINUED)



BATH CABINET & FIXTURES

KEY	PART NUMBER	U/M DESCRIPTION
1	129780-11-K28	EA SHELF - W/EDGE MOLDING (WATERFORD OAK)
1	129780-11-K29	EA SHELF - W/EDGE MOLDING (MYSTIC OAK)
2	129780-01-K28	EA CABINET - LINEN - W/O DOORS/HARDWARE (WATERFORD OAK)
2	129780-01-K29	EA CABINET - LINEN - W/O DOORS/HARDWARE (MYSTIC OAK)
3	M05992-AZ-K28	EA DOOR - STRAIGHT CORNER/OGEE EDGE - 12.8" X 21.8" - W/O HDW (WATERFORD OAK)
3	M05992-AZ-K29	EA DOOR - STRAIGHT CORNER/OGEE EDGE - 12.8" X 21.8" - W/O HDW (MYSTIC OAK)
4*	085330-06-000	EA TOILET - STANDARD CHINA W/SPRAYER - BONE
5	129739-11-K28	EA COUNTERTOP - PIPE COVER CABINET (K28,K29,K30,K31,K34,K35)
5	129739-11-K32	EA COUNTERTOP - PIPE COVER CABINET (K32)
5	129739-11-K33	EA COUNTERTOP - PIPE COVER CABINET (K33)
6	097208-07-J22	EA MAGAZINE RACK (WATERFORD OAK)
6	097208-07-K29	EA MAGAZINE RACK (MYSTIC OAK)
7	085278-01-000	EA HOLDER - TOILET PAPER - RECESSED - BRASS
8	128967-16-K28	EA DOOR - BATH (WATERFORD OAK)
8	128967-16-K29	EA DOOR - BATH (MYSTIC OAK)
9	111155-01-01A	EA LOCK - PRIVACY - POLISHED BRASS
10	128967-51-J01	EA RACK - TOWEL/BATH DOOR (WATERFORD OAK)
10	128967-51-K36	EA RACK - TOWEL/BATH DOOR (MYSTIC OAK)
	100357-01-000	EA ROD - F/TOWEL BAR - BRASS
	128967-52-J01	EA MOLDING/SIDE RAIL - TOWEL BAR RACK - LEFT SIDE (WATERFORD OAK)
	128967-52-K36	EA MOLDING/SIDE RAIL - TOWEL BAR RACK - LEFT SIDE (MYSTIC OAK)
	128967-53-J01	EA MOLDING/SIDE RAIL - TOWEL BAR RACK - RIGHT SID (WATERFORD OAK)
	128967-53-K36	EA MOLDING/SIDE RAIL - TOWEL BAR RACK - RIGHT SID (MYSTIC OAK)

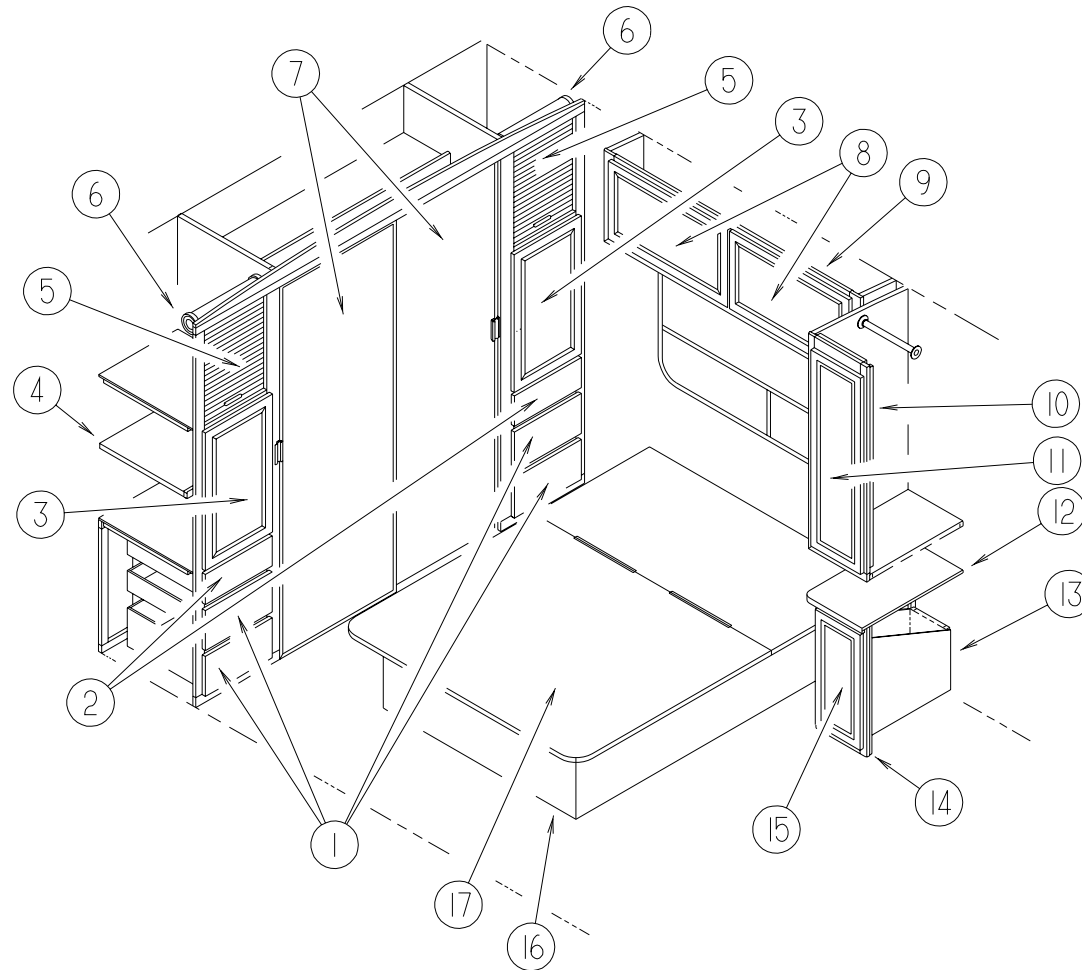
BATH GROUP (CONTINUED)

PRIVACY DOORS

KEY	PART NUMBER	U/M DESCRIPTION
	104013-14-K28	EA DOOR - SLIDING - W/O HARDWARE (BATH & GALLEY) (WATERFORD OAK)
	104013-14-K29	EA DOOR - SLIDING - W/O HARDWARE (BATH & GALLEY) (MYSTIC OAK)
	104013-05-G35	EA DOOR - SLIDING - W/O HARDWARE (BATH & BEDROOM) (WATERFORD OAK)
	104013-05-K29	EA DOOR - SLIDING - W/O HARDWARE (BATH & BEDROOM) (MYSTIC OAK)

BEDROOM GROUP

QUEEN BED

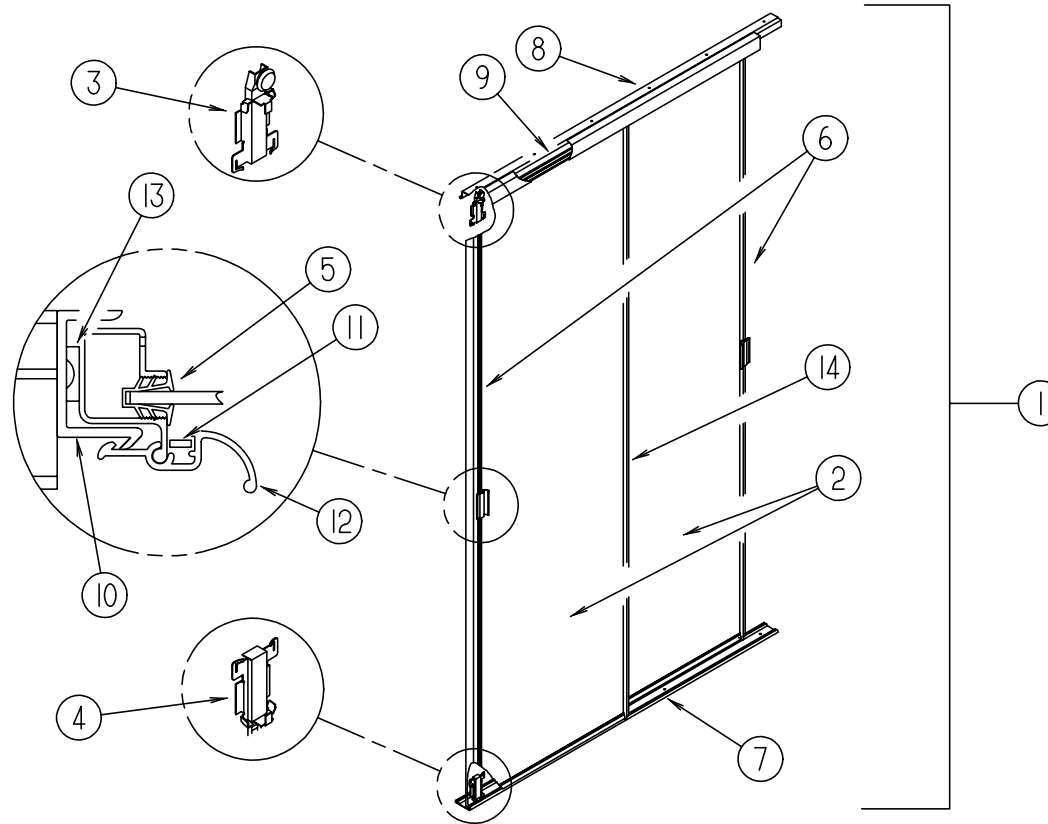


KEY	PART NUMBER	U/M	DESCRIPTION
1	M05971-CC-K28	EA	DRAWER - OGEE - 14"W X 17.7"D - W/O SLIDES/HDW (WATERFORD OAK)
1	M05971-CC-K29	EA	DRAWER - OGEE - 14"W X 17.7"D - W/O SLIDES/HDW (MYSTIC OAK)
2	M05971-CB-K28	EA	DRAWER - OGEE - 14"W X 17.7"D - W/O SLIDES/HDW (WATERFORD OAK)
2	M05971-CB-K29	EA	DRAWER - OGEE - 14"W X 17.7"D - W/O SLIDES/HDW (MYSTIC OAK)
3	M05992-Z9-K28	EA	DOOR - STR CORNER/OGEE - 15.7" X 27.9" - W/O HDW (WATERFORD OAK)
3	M05992-Z9-K29	EA	DOOR - STR CORNER/OGEE - 15.7" X 27.9" - W/O HDW (MYSTIC OAK)
4	124732-18-H17	EA	SHELF - W/PLASTIC EDGE MOLDING (WATERFORD OAK)
4	124732-18-K29	EA	SHELF - W/PLASTIC EDGE MOLDING (MYSTIC OAK)
5	057882-04-700	EA	TAMBOUR - 48" X 48" SHEET - UNFINISHED
	097191-01-G15	EA	HANDLE - TAMBOUR DOOR (WATERFORD OAK)
	097191-01-K29	EA	HANDLE - TAMBOUR DOOR (MYSTIC OAK)
6	097141-02-700	EA	KIT-TRACK TAMBOUR DOOR - W/ ONE RIGHT & ONE LEFT TRACK
7	114149-15-K28	EA	DOOR - MIRRORED WARDROBE
8	M05992-M6-J20	EA	DOOR - STR CORNER/OGEE - 9" X 26.5" - W/O HDW (WATERFORD OAK)
8	M05992-M6-K29	EA	DOOR - STR CORNER/OGEE - 9" X 26.5" - W/O HDW (MYSTIC OAK)
9	123473-02-H17	EA	CABINET - OVHD REAR - W/O DOORS/HDW (WATERFORD OAK)
9	123473-02-K29	EA	CABINET - OVHD REAR - W/O DOORS/HDW (MYSTIC OAK)
10	129520-01-J22	EA	CABINET - SHIRT CLOSET - W/O DOORS/HDW (WATERFORD OAK)
10	129520-01-K29	EA	CABINET - SHIRT CLOSET - W/O DOORS/HDW (MYSTIC OAK)
11	M05992-47-J20	EA	DOOR - STR CORNER/OGEE - 12" X 39.9" - W/O HDW (WATERFORD OAK)
11	M05992-47-K29	EA	DOOR - STR CORNER/OGEE - 12" X 39.9" - W/O HDW (MYSTIC OAK)

KEY	PART NUMBER	U/M	DESCRIPTION
12	125163-11-H17	EA	CTRTP - NIGHTSTAND (K28,K29,K30,K31,K34,K35)
12	125163-11-J23	EA	CTRTP - NIGHTSTAND (K32,K33)
13	125164-04-K28	EA	CABINET - HAMPER - W/O DOORS/ DRAWERS/ HDW (WATERFORD OAK)
13	125164-04-K29	EA	CABINET - HAMPER - W/O DOORS/ DRAWERS/ HDW (MYSTIC OAK)
14	125163-01-H17	EA	CABINET/NIGHTSTAND - LH - W/CTRTP - W/O DRS/DWRS/HDW (K28,K30,K34)
14	125163-01-K29	EA	CABINET/NIGHTSTAND - LH - W/CTRTP - W/O DRS/DWRS/HDW (K29,K31,K35)
14	125163-01-K32	EA	CABINET/NIGHTSTAND - LH - W/CTRTP - W/O DRS/DWRS/HDW (K32)
14	125163-01-K33	EA	CABINET/NIGHTSTAND - LH - W/CTRTP - W/O DRS/DWRS/HDW (K33)
15	M05992-W0-K28	EA	DOOR - STR CORNER/OGEE - 10.8" X 23.8" - W/O HDW (WATERFORD OAK)
15	M05992-W0-K29	EA	DOOR - STR CORNER/OGEE - 10.8" X 23.8" - W/O HDW (MYSTIC OAK)
16	P26437-02-K28	EA	CABINET - BASE/ - W/O DR/DRWR/HDW (WATERFORD OAK)
16	P26437-02-K29	EA	CABINET - BASE/ - W/O DR/DRWR/HDW (MYSTIC OAK)
	057460-02-000	EA	STUD BALL - GAS SPRING - .39" - 5/16"-18
	107796-06-000	EA	SPRING/GAS - 12" COMPRESSED/20" EXTENDED - 120 LB.
	107796-07-000	EA	BRACKET - SUPPORT - GAS SPRING TO BED - ANGLE (UPPER)
	107796-05-000	EA	BRACKET - SUPPORT - GAS SPRING TO BED - FLAT (LOWER)
	091952-01-000	EA	CLIP - GRIPPER - 1"
	097872-04-000	EA	DOWEL - WOOD - 1" DIAMETER X 1.38" LONG
17	M07571-03-J22	EA	TOP - W/O HDW

BEDROOM GROUP (CONTINUED)

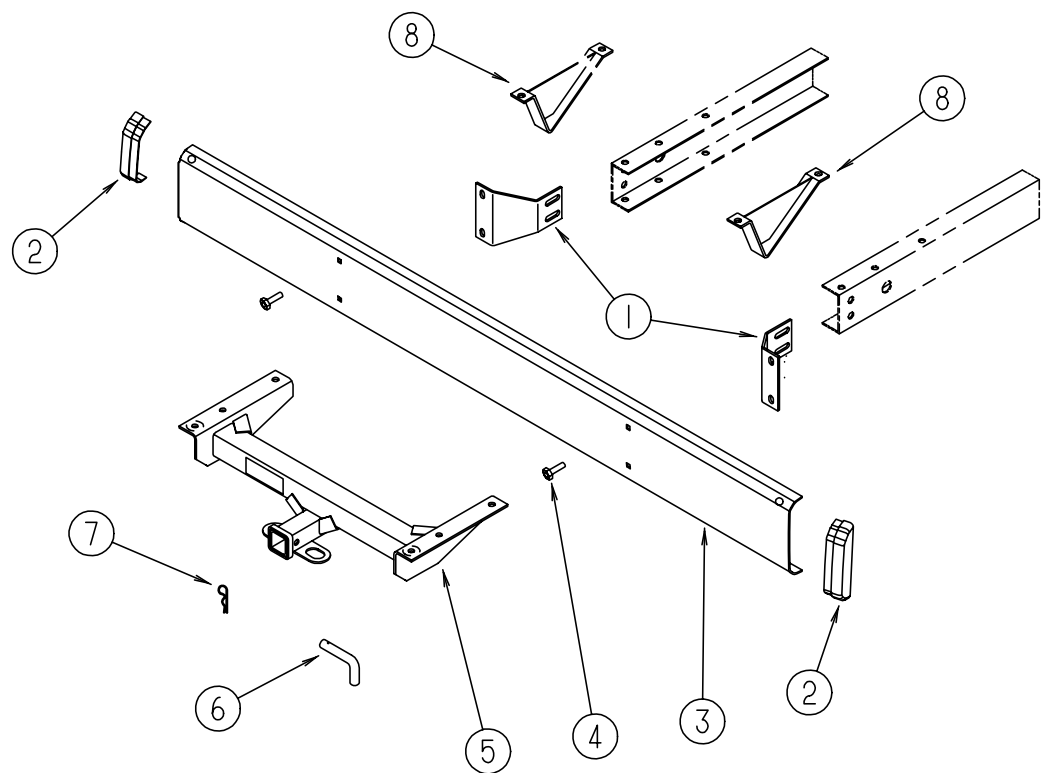
MIRRORED WARDROBE DOORS



KEY	PART NUMBER	U/M	DESCRIPTION
1	114149-15-K28	EA	DOOR - MIRRORED WARDROBE
2	058331-D2-000	EA	MIRROR - SAFETY GLASS - 24.4" X 74.6"
3	107390-01-000	EA	CORNER HANGER (SINGLE ROLLER W/BRACKET) (SOLD AS 1 EACH)
4	107391-01-000	EA	GUIDE - BOTTOM - BY-PASS (4 USED PER DOOR)
5	111575-01-01A	FT	CHANNEL - GLAZING - SWING DOOR
6	114104-01-01A	EA	STILE - DOOR - SLIDING
7	114105-14-01A	EA	TRACK - DOOR - SLIDING/LOWER

KEY	PART NUMBER	U/M	DESCRIPTION
8	114106-14-01A	EA	TRACK - DOOR - SLIDING/UPPER
9	114107-05-01A	EA	RAIL - SLIDING DOOR
10	115538-03-01A	EA	JAMB - DOOR - WARDROBE/MIRRORED
11	115541-01-000	EA	SPRING - DOOR - SLIDING
12	128587-01-01A	EA	LATCH - WARDROBE DOOR - MIRRORED
13	090340-01-000	EA	SEAL - FOAM - CLOSED CELL - 1/4" X 1/2" X 50'
14	114104-05-01A	EA	STILE - DOOR - SLIDING

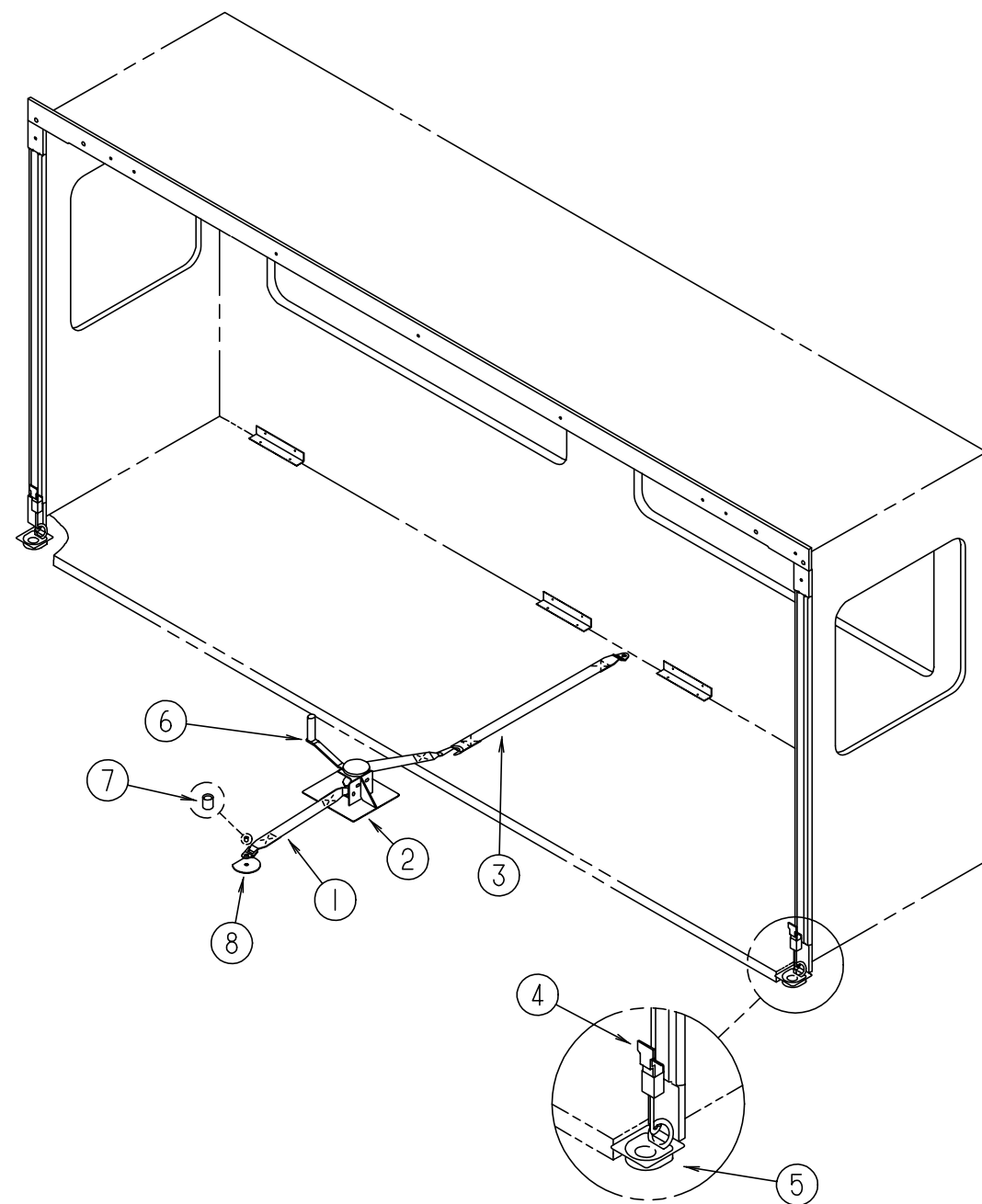
CHASSIS GROUP



REAR BUMPER & COMPONENTS

KEY	PART NUMBER	U/M	DESCRIPTION
1	104418-07-000	EA	ANGLE - BUMPER - REAR SUPPORT
2	103228-01-05A	EA	END CAP - REAR BUMPER - DRIVER/PASSENGER SIDE
3	103099-10-02A	EA	BUMPER - REAR - BRIGHT WHITE
4	102333-01-05A	EA	BOLT - 7/16"
5	130339-02-000	EA	HITCH RECEIVER - BOLT-ON CLASS III
	070579-09-000	EA	PLATE - ANCHOR
6	034512-01-000	EA	PIN - LOCKING - DRAWBAR
7	034513-01-000	EA	PIN - 3/16" WIRE
8	111742-01-000	EA	PLATE - SKID
	113589-01-000	EA	CONNECTOR - PLUG - TRAILER
	113589-02-000	EA	CONNECTOR - SOCKET - TRAILER
	113588-02-01B	EA	BRACKET - CONNECTOR - TRAILER W/O LIP

CHASSIS GROUP (CONTINUED)



SLIDEOUT HARDWARE

KEY	PART NUMBER	U/M	DESCRIPTION
1	116101-01-F31	EA	STRAP - WINCH
2	116082-03-02B	EA	BRACKET - WINCH
3	116101-02-F31	EA	STRAP - WINCH
4	116737-01-01A	EA	LATCH - DRAW - ADJUSTABLE - ZINC
5	116736-01-01A	EA	TIEDOWN - DROP/D - ZINC
6	115767-02-000	EA	WINCH - SLIDEOUT
7	116743-01-01A	EA	CAP - LUG COVER - THREAD - BLACK
8	057759-01-000	EA	WASHER BRACKET - SEAT BELT - 4" DIAMETER
8	064081-03-000	EA	NUT - WING 3/8-16 - W/WELD NUT
	077298-55-003	EA	EXTRUSION - TUBE - .275"

CHASSIS GROUP (CONTINUED)

DRIVESHAFT PARTS

KEY	PART NUMBER	U/M	DESCRIPTION
	088497-02-000	EA	NUT - INVERTED FLARE - 1/4"
	129580-03-000	EA	DRIVESHAFT - BALANCED - F53 - 248"
	074833-01-000	EA	SPACER - BEARING - DRIVESHAFT - 2" X 8" X .5" THICK
	115043-03-000	EA	BUSHING - DRIVESHAFT

TIRE & WHEEL HARDWARE

KEY	PART NUMBER	U/M	DESCRIPTION
	077030-02-000	EA	EXTENSION - VALVE STEM - 1.25"
	051377-05-000	EA	VALVE STEM (FORD)
	102340-04-000	EA	TIRE - 245/70R X 19.5F - GOODYEAR
	118814-04-700	EA	WHEEL/TAKE OFF (19.5X6.75RW) 8 BOLT ACCURIDE F5
	113007-01-000	EA	PIN - SPRING - .375 X 3" (FORD)

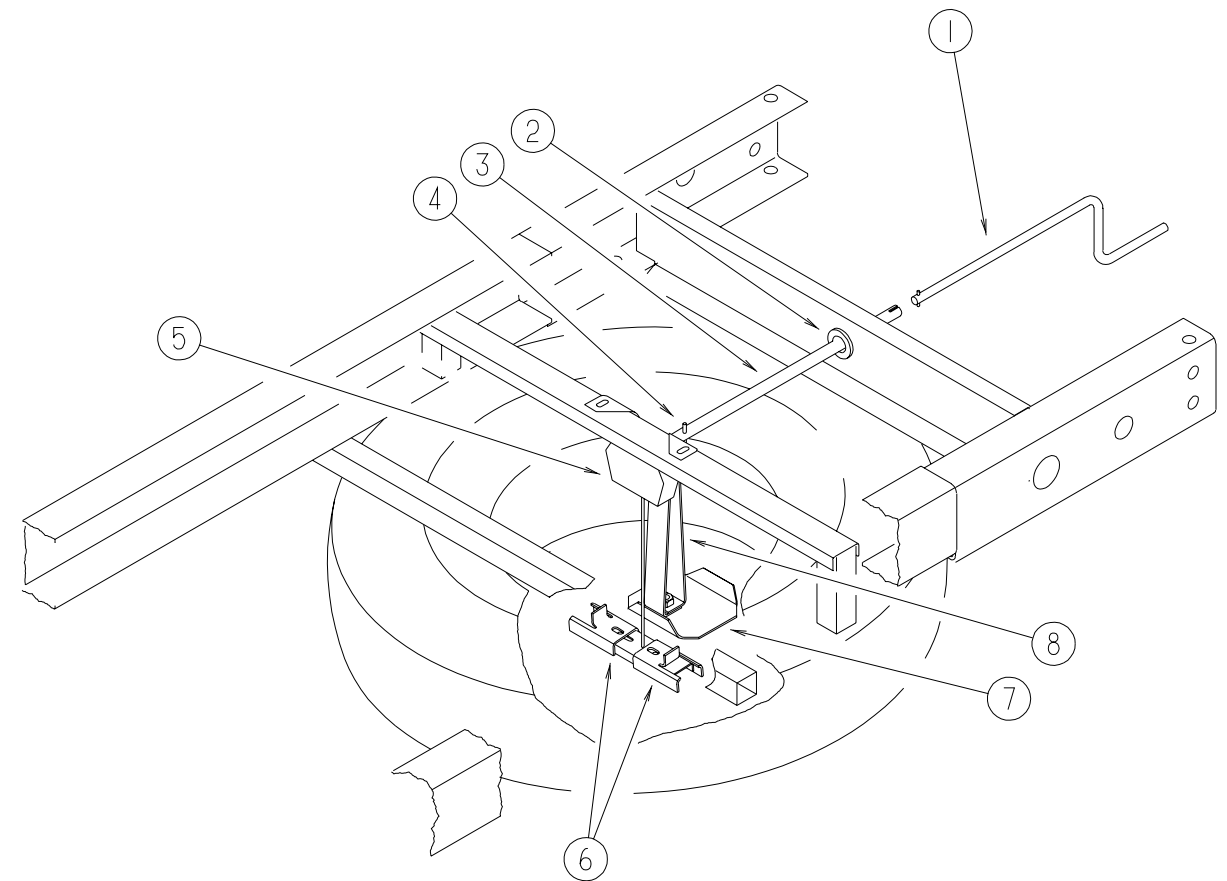
WHEEL LINERS

KEY	PART NUMBER	U/M	DESCRIPTION	VENDOR NO.
	110435-15-000	EA	LINER - WHEEL SET/4 - 19.5"	
	110435-10-705	EA	TOOL - INSTALLATION	V195P7-TOL
	110435-15-700	EA	LINER - WHEEL - FRONT	V195F9-FWC
	110435-15-701	EA	LINER - WHEEL - REAR	V195F9-RWC
	110435-15-702	EA	COVER LUG NUT/JAMB NUT - 14M	V195F9-EJN
	077030-05-000	EA	EXTENSION - VALVE STEM - 95 DEGREE	
	077030-06-000	EA	EXTENSION - VALVE STEM - 45 DEGREE	
	095012-07-000	EA	STABILIZER - VALVE EXTENSION	
	095012-10-000	EA	EXTENSION - VALVE STEM - 8.5"	

WHEEL COVERS

KEY	PART NUMBER	U/M	DESCRIPTION	VENDOR NO.
	109443-07-000	EA	WHEEL COVER - 4/SET - 19.5"	
	098532-01-700	EA	COVER - LUG NUT (CHROME)	SHAU-LNC
	109443-01-703	EA	CAP - CENTER - HUB - DICOR	SHAU95-CAP
	109443-07-700	EA	COVER/WHEEL - FRT/RR 8 LUG	SHAF95-COV
	109443-07-701	EA	BRACKET SET - FRONT	SHAF95-FBS
	109443-07-702	EA	BRACKET SET - REAR	SHAF95-RBS

CHASSIS GROUP (CONTINUED)

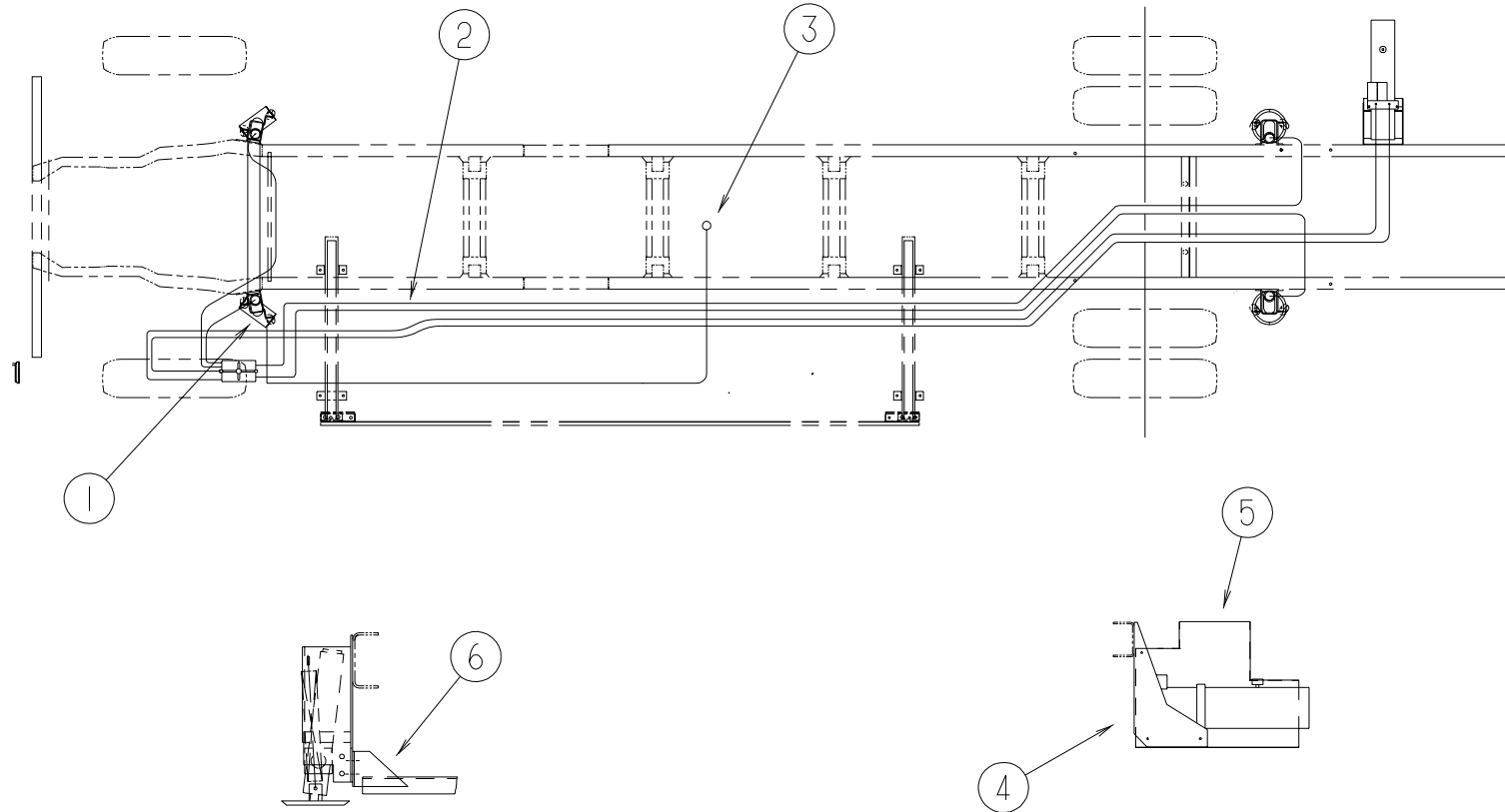


SPARE TIRE & HOIST

KEY	PART NUMBER	U/M	DESCRIPTION
1	093376-02-000	EA	HANDLE - CRANK - TIRE HOIST
2	071015-11-000	EA	GROMMET - 1.00 ID
3	093375-06-000	EA	EXTENSION - TIRE HOIST
	093362-06-000	EA	CHANNEL - TIRE HOIST
4	114376-01-000	EA	PIN - DRIVE - .156 X .750 - TYPE E - TIRE HOIST
5	093267-03-000	EA	HOIST - SPARE TIRE - 100#
6	105499-01-000	EA	BRACKET - TIRE HOIST
7	129085-01-02B	EA	PLATE - SUPPORT - SPARE TIRE
8	129086-01-02B	EA	SUPPORT - SPARE TIRE
	077030-02-000	EA	EXTENSION - VALVE STEM - 1.25"
	124751-01-02B	EA	HANGER - SPARE TIRE - E-COATED
	124754-01-02B	EA	CATCH - SPARE TIRE

CHASSIS GROUP (CONTINUED)

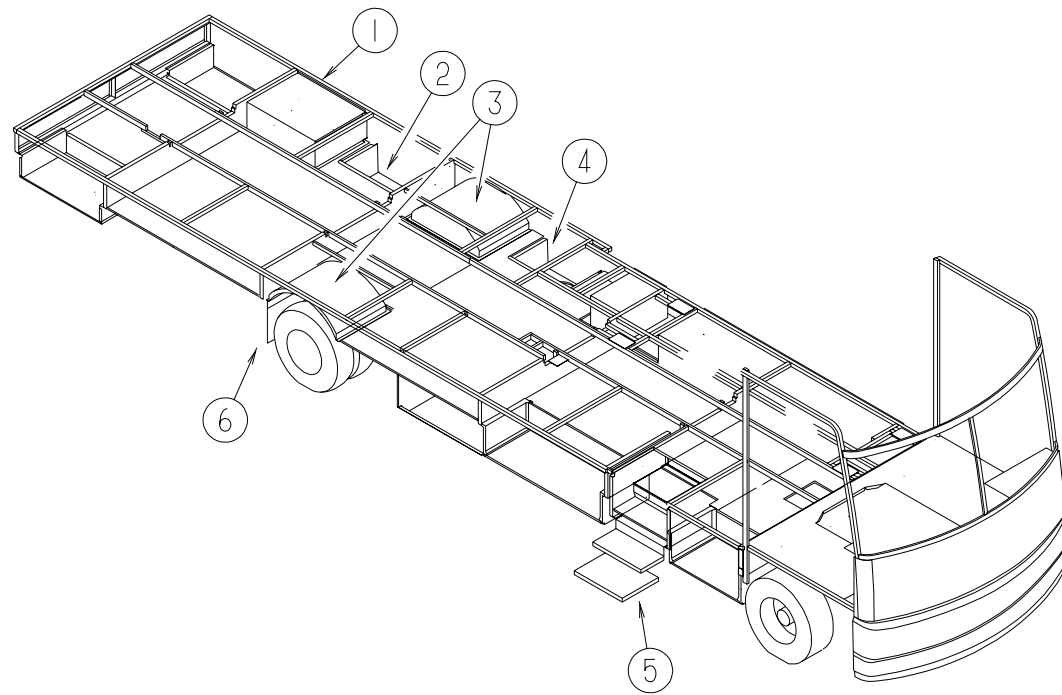
HWH LEVELING SYSTEM - SLIDE OUT (FORD)



KEY	PART NUMBER	U/M	DESCRIPTION	VENDOR NO.
1	100532-54-000	EA	LEVELING SYSTEM - HYDRAULIC - F/SLIDEOUT SYSTEM	
				FROM: 00-00-00 THRU: 07-20-98
	100532-03-710	EA	SENSING UNIT 21' MTA	RAP6798
	100532-03-715	EA	CAP - BREATHER W/ DIPSTICK	RAP7876
	100532-03-723	EA	MANIFOLD HDW MTG KIT	RAP9171
	100532-08-702	EA	VALVE - BI-AXIS	RAP9589
	100532-08-703	EA	PANEL ASM. - 200 BI-AXIS SYS.	RAP9755
	100532-08-705	EA	KNOB - 3/4" BLACK - SET OF FOUR	RAP1379
	100532-08-706	EA	KNOB - 1 3/16" BLACK	RAP9734
	100532-08-707	EA	BEZEL W/ GASKET - F/ SYSTEM 200	RAP9592
	100532-09-704	EA	VALVE - PRESSURE SOLENOID	RAP0642
	100532-09-710	EA	SOLENOID - INTERMITENT DUTY	RAP0533
	100532-12-706	EA	SWITCH - WARNING/ MAGNETIC	RAP1008
	100532-12-707	EA	SPRING KIT	R3847
	100532-16-701	EA	MANIFOLD ASM. F/ SLIDE OUT	RAP1716
	100532-01-713	EA	PUMP - RESERVOIR ASM. - MONARCH	RAP90014
	100532-03-722	EA	O-RING KIT	R7430
	100532-31-701	EA	CHECK VALVE & KIT	RAP10021
	100532-31-702	EA	O-RING/SEAL KIT - MANIFOLD	RAP90127
	100532-32-703	EA	BUZZER - JACK WARNING	RAP90403
	100532-37-701	EA	PUMP/RESERVOIR/MANIFOLD ASM	RAP13232
	100532-45-700	EA	CYLINDER W/O FOOT - 6K X 13"	RAP90490
	100532-47-701	EA	VALVE - BI-AXIS - W/O LEVERS	RAP0367
	100532-51-700	EA	JACK - 6K STRAIGHT ACTING	RAP90502
	100532-53-700	EA	CYLINDER ASM. - 9K	RAP90491

KEY	PART NUMBER	U/M	DESCRIPTION	VENDOR NO.
2	100536-28-000	EA	HOSE KIT - LEVELING JACKS	
	100536-09-701	EA	HOSE - HYDRAULIC - 60"	RAP4073
	100536-25-700	EA	HOSE - HYDRAULIC - 306"	RAP4904
	100536-25-701	EA	HOSE - HYDRAULIC - 312"	RAP5216
	100536-28-700	EA	HOSE - HYDRAULIC - 372"	RAP4391
	100536-37-702	EA	HOSE - HYDRAULIC - 110"	RAP90348
	100536-39-700	EA	HOSE - HYDRAULIC - 384"	RAP4164
3	117183-01-02B	EA	COVER - SENSOR - LEVELING	
4	121195-01-02B	EA	BRACKET - PUMP	
5	108629-01-000	EA	SHIELD - PUMP	
6	121651-01-02B	EA	CROSSMEMBER - REAR JACK MOUNTING	
	112235-02-05A	EA	BEZEL - MONITOR - SLIDEOUT - ANTELOPE	
	123264-01-000	EA	TEE - UNION - 1/4" X 1/4" X 1/4"	
	107890-01-000	EA	ELBOW - STEEL - 90 D - 1/4 X 37 D - FLARE	
	100534-13-000	EA	BRACKETS - REAR LEVELING JACKS	
	128571-03-000	EA	JACK ASSEMBLY - REAR LEVELING - W/CROSSMEMBER - MANUAL	
	100532-12-706	EA	SWITCH - WARNING/MAGNETIC	RAP1008 / RAP90496
	100532-12-707	EA	SPRING KIT	R3847
	131306-03-000	EA	LEVELING SYSTEM - OPERATES SLIDEOUT ROOM W/OUT JACKS DOWN	
				FROM: 07-21-98 THRU: 99-99-99

CHASSIS GROUP (CONTINUED)

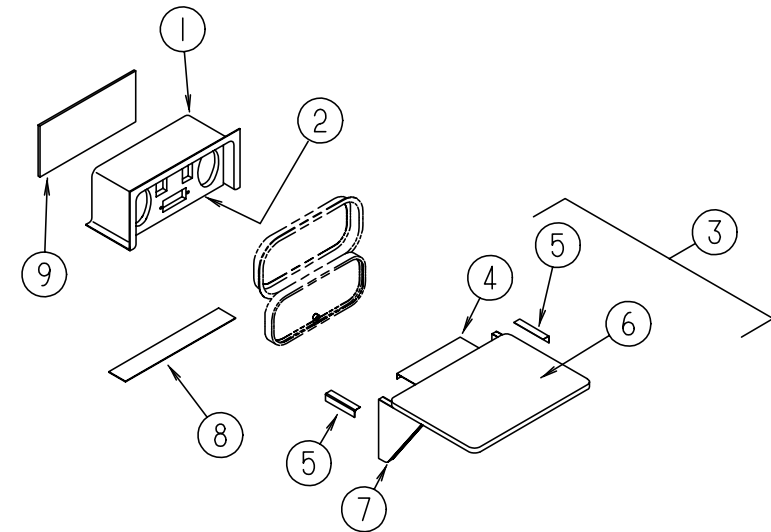


COMPARTMENTS & TRAYS

KEY	PART NUMBER	U/M	DESCRIPTION
1	127008-02-02B	EA	TRAY - GENERATOR - 16.2" X 20.8" X 6.9" - W/ANGLE & NUTS
2	M08627-05-J22	EA	COMPARTMENT - ELECTRIC/DRAINAGE - W/HATCH
2	M08628-01-H17	EA	HATCH W/FOAM INSERT
2	121175-02-01A	EA	LATCH - SWELL - BLACK
3	055374-01-000	EA	WHEELWELL - PLASTIC
4	M08627-01-H17	EA	COMPARTMENT - ELECTRIC/DRAINAGE - W/HATCH
4	M08628-01-H17	EA	HATCH W/FOAM INSERT
4	121175-02-01A	EA	LATCH - SWELL - BLACK
5*	094707-01-01A	EA	STEP - DOUBLE - ELECTRIC - KWIKEE
6	020167-03-000	EA	DIRT GUARD - STEEL - 14.9" LONG
6	017516-01-000	EA	MUD FLAP - 14" X 18" - BLACK
	065450-05-000	EA	TIEDOWN - BATTERY - 8.4" TUBE

*COMPONENT PARTS FOUND IN SERVICE PARTS LIBRARY

CHASSIS GROUP (CONTINUED)

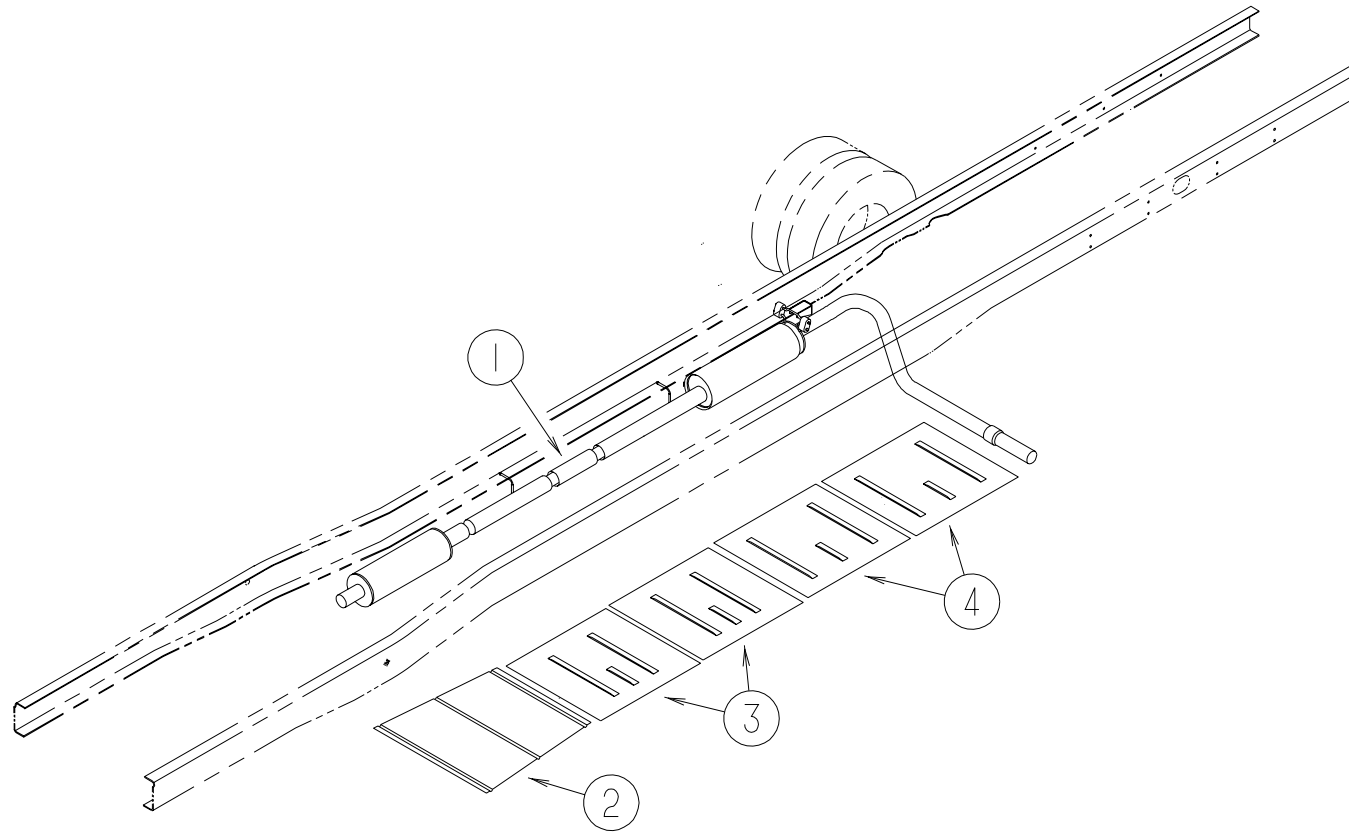


COMPARTMENT (ENTERTAINMENT CENTER)

KEY	PART NUMBER	U/M	DESCRIPTION
1	124696-01-01A	EA	BOX - ENTERTAINMENT CENTER
2	127409-02-J01	EA	PLATE - RADIO MOUNTING
3	N/A	EA	EXTERIOR SHELF
4	105377-01-04A	EA	BRACKET - TABLE HANGER
5	105376-01-03A	EA	HINGE - CONTINUOUS - 2" X 5.5"
6	105230-11-J01	EA	SHELF - EXTERIOR ENTERTAINMENT CENTER - W/O HARDWARE
7	105230-12-J01	EA	SUPPORT - EXTERIOR SHELF
8	104898-01-02A	EA	PLATE - PLASTIC BOTTOM - BRIGHT WHITE
9	104898-02-02A	EA	PLATE - PLASTIC BACK - BRIGHT WHITE

CHASSIS GROUP (CONTINUED)

FORD EXHAUST SYSTEM

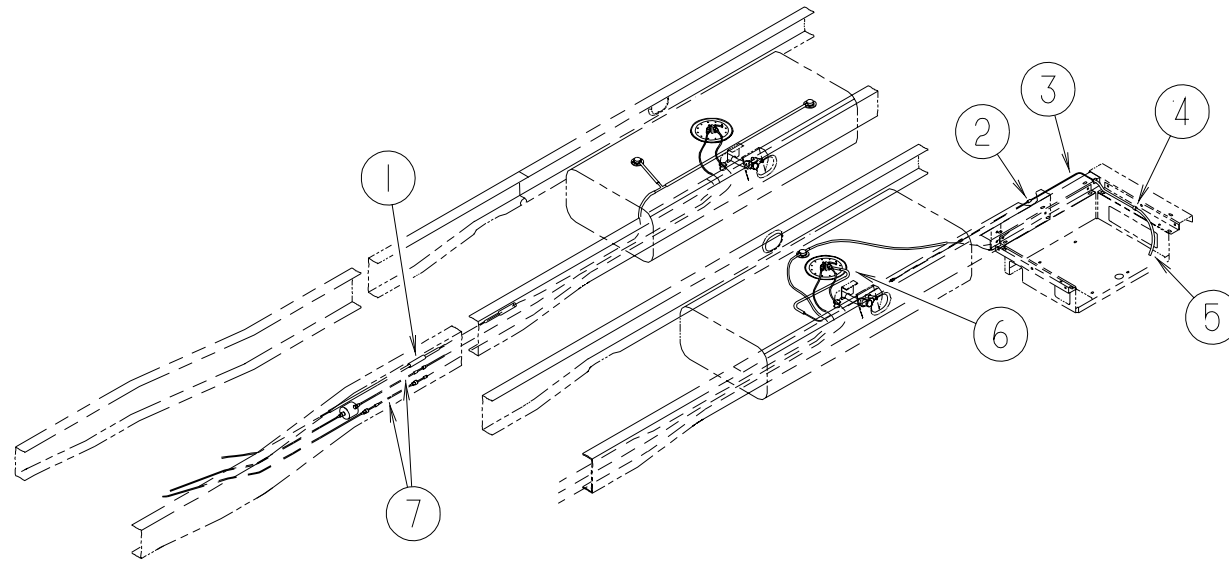


KEY	PART NUMBER	U/M	DESCRIPTION
1	112012-03-000	EA	PIPE - EXHAUST - 3" DIAMETER - FORD CHASSIS
	094918-06-000	EA	CLAMP - EXHAUST - 3" - HEAVY DUTY
2	128756-01-02B	EA	SHIELD - HEAT EXHAUST - E-COATED

KEY	PART NUMBER	U/M	DESCRIPTION
3	101544-06-000	EA	SHIELD - HEAT/EXHAUST - 33.9" X 29.1"
4	101544-02-000	EA	SHIELD - HEAT/EXHAUST - 30" X 29.1"

CHASSIS GROUP (CONTINUED)

FUEL SYSTEM



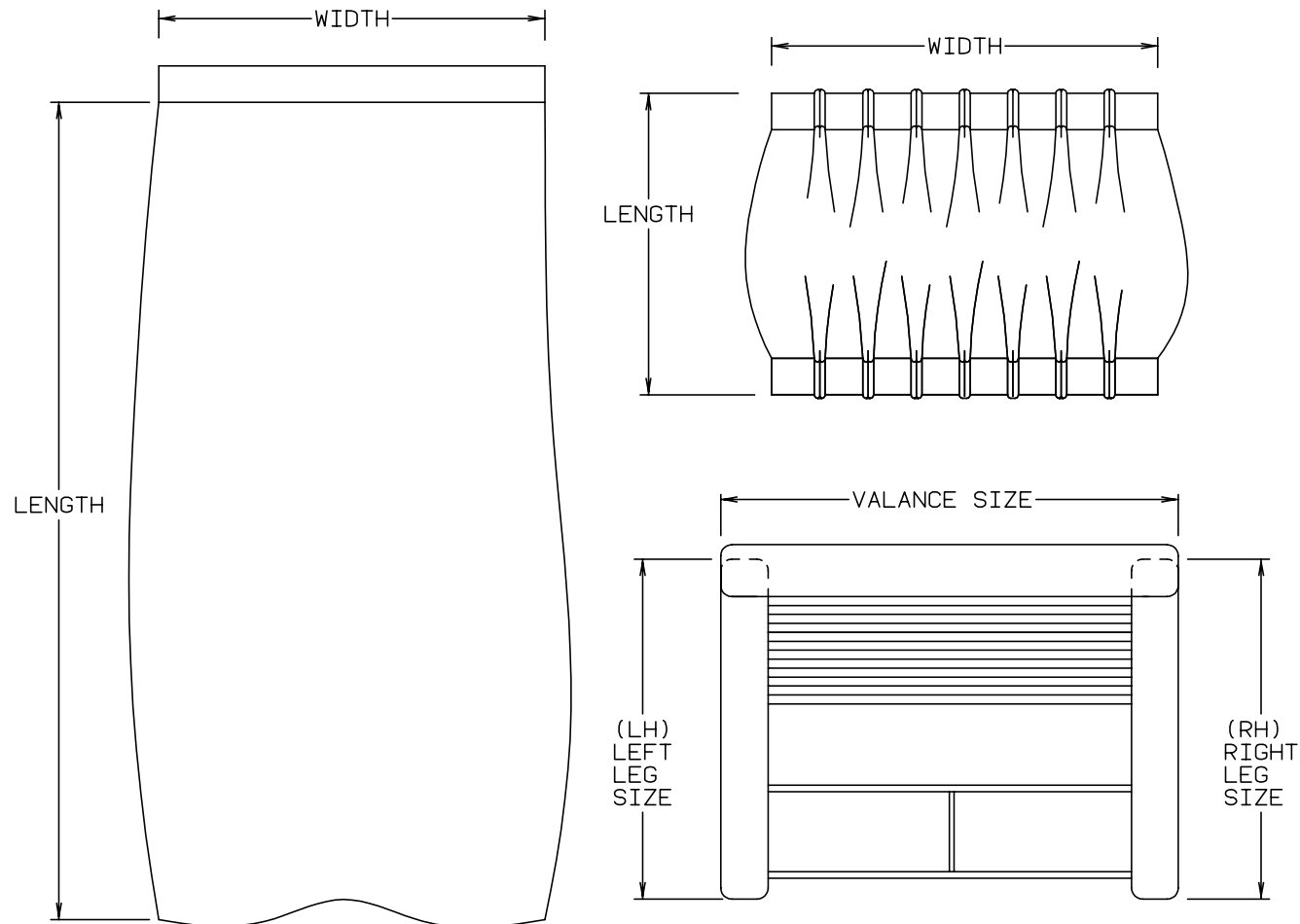
KEY	PART NUMBER	U/M	DESCRIPTION
1	062401-04-000	EA	CLAMP - HOSE - WORMGEAR - .69" - 1.25"
1	128139-02-000	FT	HOSE - FUEL - LOW PERMEABILITY - 5/8" DIAMETER
2	010499-01-000	EA	CLAMP - CLOSED - 3/8 ID
3	092889-22-000	EA	FUEL LINE - SUPPLY - GENERATOR - 1/4" X 63.1" - STEEL
			FROM: 00-00-00 THRU: 10-11-98
3	092889-20-000	EA	FUEL LINE - SUPPLY - GENERATOR - 1/4" X 55.1" - STEEL
			FROM: 10-12-98 THRU: 99-99-99
4	010497-01-000	EA	CLAMP - CLOSED - 5/8" ID

KEY	PART NUMBER	U/M	DESCRIPTION
5	007063-01-000	EA	HOSE - FUEL - 1/4"ID X 1/2"OD
5	084884-01-000	EA	PLUG - BRASS - 3/8"
5	062401-06-000	EA	CLAMP - HOSE - WORMGEAR - .22" - .62" ID
6	007063-01-000	EA	HOSE - FUEL - 1/4"ID X 1/2"OD
6	062401-06-000	EA	CLAMP - HOSE - WORMGEAR - .22" - .62" ID
7	129494-03-000	EA	FUEL LINE - 5/16" X 21.2" - FORD CHASSIS
	127291-02-01A	EA	SHROUD - FUEL FILL - BRIGHT WHITE
	129320-02-000	EA	PIPE - VENT - FILL
	129321-02-000	EA	TUBE - FUEL INLET

CURTAIN & CUSHION GROUP

NOTICE

IN ORDER TO ASSIST OUR PARTS SALES DEPT. IN PROVIDING INTERIOR SOFTGOODS ITEMS, PLEASE INCLUDE THE SERIAL NUMBER AND THE COLOR CODE NUMBER FROM THE VEHICLE CERTIFICATION LABEL WHEN ORDERING. THIS LABEL IS LOCATED ON THE LEFT SIDEWALL AT THE END OF THE DASH (A-BODY), OR ON THE DRIVER'S DOOR LATCH PLATE (C-BODY). AN EXAMPLE OF A COLOR CODE NUMBER IS B07, WHICH DESIGNATES AN OVERALL COLOR SCHEME OF A PARTICULAR UNIT. THE COLOR LISTED AFTER THE ITEM DESCRIPTION ON THE MICROFICHE, INDICATES THE OVERALL UNIT COLOR. ORDER THE ITEM YOU DESIRE ACCORDING TO UNIT COLOR CODE.



NOTE: USE THIS ILLUSTRATION WHEN DETERMINING LENGTH AND WIDTH MEASUREMENTS FOR CURTAINS. YOU WILL NOTE THE WIDTH MEASUREMENT IS TAKEN ON THE TOP OF THE CURTAIN WITH THE CURTAIN FULLY EXTENDED. THE LENGTH MEASUREMENT IS TAKEN FROM TOP TO BOTTOM. LEFT AND RIGHT WINDOW LEGS ARE DETERMINED WHEN FACING THE WINDOW.

CURTAIN & CUSHION GROUP (CONTINUED)

ASSIST HANDLE, SEAT BELTS & BUTTONS

KEY	PART NUMBER	U/M	DESCRIPTION
	069178-02-000	EA	BRACKET - MOUNTING/ASSIST HANDLE - GRAY
	000C16-07-16B	EA	BOLT - CARRIAGE - ASSIST HANDLE - 7/16" - 14 X 1"
	000D20-07-00B	EA	NUT - ACORN - ASSIST HANDLE - 7/16 - 14
	053552-02-AA8	EA	HANDLE - ASSIST - INTERIOR/ENTRY DOOR - VINYL/OFF WHITE
	070578-02-J22	EA	BUTTON - #30 - VINYL
	079349-08-J28	YD	WELT - VINYL
	084415-95-000	YD	TRIM - BRAID - MERCUEY (K28,K29)
	084415-83-000	YD	TRIM - BRAID (K30,K31)
	084415-91-000	YD	TRIM - BRAID (K32,K33)
	084415-87-000	YD	TRIM - BRAID - AMBER (K34,K35)
	079349-04-J21	YD	WELT - NARROW (K28,K29)
	079349-04-K30	YD	WELT - NARROW (K30,K31)
	079349-04-GC1	YD	WELT - NARROW (K32,K33)
	079349-04-J10	YD	WELT - NARROW (K34,K35)
	007021-01-000	EA	SEAT BELT - 2" X 90" - BLACK
	056271-01-000	EA	BELT - SEAT - 2" X 102" - BLACK
	057759-01-000	EA	WASHER BRACKET - SEAT BELT - 4" DIAMETER
	127038-01-01A	EA	TIEDOWN STRAP - W/VELCRO ENDS

CURTAIN & CUSHION GROUP (CONTINUED)

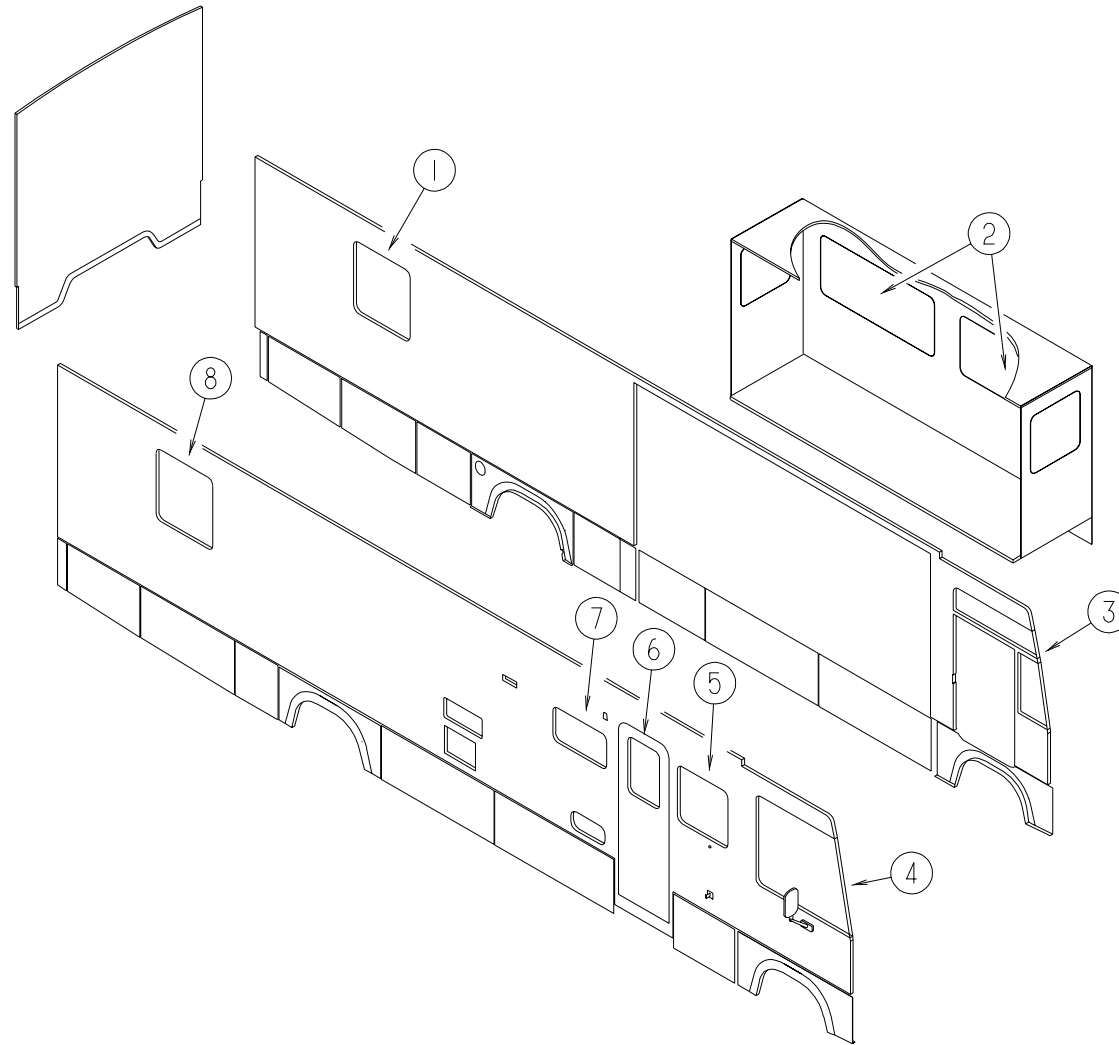
ADVENTURER FABRICS

COLOR CODES	K28,K29	K30,K31	K32,K33	K34,K35
MARKETING COLORS	SUNSHOWERS (TAUPE)	VINTAGE GROVE (PLUM)	JUNIPER (TEAL)	CHAMELEON (BLUE)
BUCKET SEAT	108446-W7-000	126883-14-000	108446-C5-000	108446-G3-000
SOFA	126883-07-000	126883-12-000	126883-10-000	108446-M8-000
DINETTE	126883-07-000	126883-12-000	126883-10-000	108446-M8-000
TT CHAIR	108446-W7-000	126883-14-000	126883-11-000	108446-G3-000
LOUNGE WINDOWS	126883-07-000 108446-W7-000	126883-12-000 126883-14-000	126883-10-000 126883-11-000	108446-M8-000 108446-G3-000
FRONT WRAP AROUND	072333-85-000	072333-85-000	072333-85-000	072333-85-000
DINETTE CHAIRS	108446-W7-000	126883-12-000	126883-11-000	108446-G3-000
LOUNGE PILLOWS	108446-W7-000	126883-14-000	126883-11-000	108446-G3-000
BEDROOM PILLOWS	105745-B5-000 105745-G6-000	105745-J8-000 105745-H3-000	105745-45-000 105745-G8-000	105745-E9-000 105745-E3-000
BEDROOM WINDOWS	105745-G6-000 105745-B5-000	105745-H3-000 105745-J8-000	105745-G8-000 105745-45-000	105745-E9-000 105745-E3-000
BEDSPREAD	105745-G6-000 084415-95-000	105745-H3-000 084415-83-000	105745-G8-000 105745-45-000	105745-E9-000 105745-E3-000
DINETTE PADS	108446-W7-000	126883-14-000	108446-C5-000	108446-G3-000
MAP POCKETS	108446-W6-000	108446-S6-000	108446-G0-000	108446-G3-000
HEADBOARD	105745-G6-000 105745-B5-000	105745-H3-000 105745-J8-000	105745-G8-000 105745-45-000	105745-E9-000 105745-E3-000
CEILING MATERIAL	113979-01-01A	113979-01-01A	113979-01-01A	113979-01-01A

NOTE: THE FABRIC LISTED FIRST, IN A BLOCK, IS THE LARGEST QUANTITY OF FABRIC USED

CURTAIN & CUSHION GROUP (CONTINUED)

CURTAINS & WINDOW TREATMENT

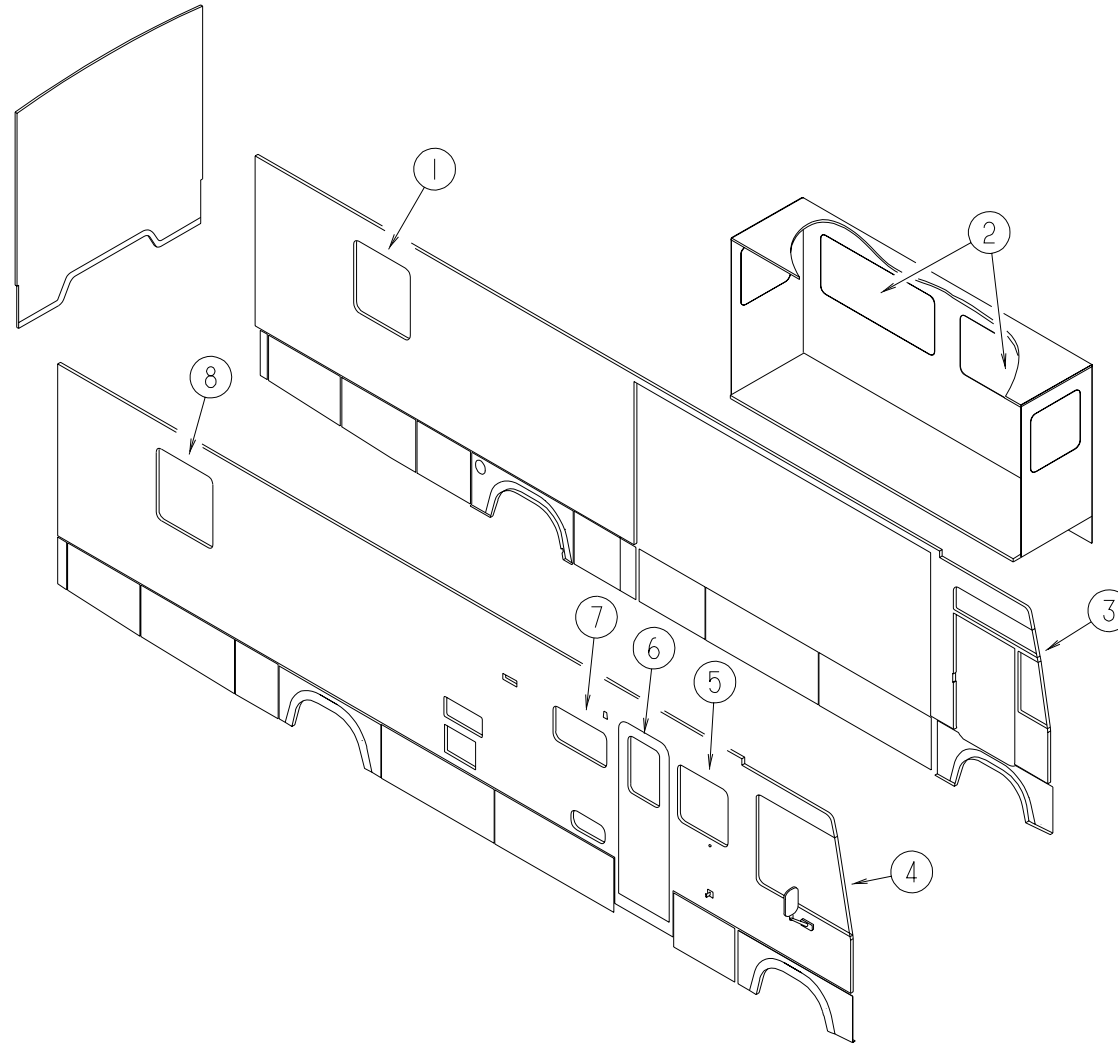


KEY	PART NUMBER	U/M	DESCRIPTION
1	119299-27-K28	EA	VALANCE - WHITNEY - 34" (K28,K29)
1	119299-27-K30	EA	VALANCE - WHITNEY - 34" (K30,K31)
1	119299-27-K32	EA	VALANCE - WHITNEY - 34" (K32,K33)
1	119299-27-K34	EA	VALANCE - WHITNEY - 34" (K34,K35)
1	123910-15-J31	EA	LEG - RIGHT - 34" (K28,K29)
1	123910-15-J26	EA	LEG - RIGHT - 34" (K30,K31)
1	123910-15-J32	EA	LEG - RIGHT - 34" (K32,K33)
1	123910-15-J30	EA	LEG - RIGHT - 34" (K34,K35)
1	123910-16-J31	EA	LEG - LEFT - 34" (K28,K29)
1	123910-16-J26	EA	LEG - LEFT - 34" (K30,K31)
1	123910-16-J32	EA	LEG - LEFT - 34" (K32,K33)
1	123910-16-J30	EA	LEG - LEFT - 34" (K34,K35)
1	111910-58-K58	EA	BLIND - DAY/NIGHTER - 31" X 37" (K28,K29,K30,K31)
1	111910-58-K32	EA	BLIND - DAY/NIGHTER - 31" X 37" (K32,K33)
1	111910-58-K34	EA	BLIND - DAY/NIGHTER - 31" X 37" (K34,K35)
2	121410-01-K28	EA	VALANCE - MODERATE - 62" (K28,K29)
2	121410-01-K30	EA	VALANCE - MODERATE - 62" (K30,K31)
2	121410-01-K32	EA	VALANCE - MODERATE - 62" (K32,K33)
2	121410-01-K34	EA	VALANCE - MODERATE - 62" (K34,K35)
2	127017-11-K28	EA	LEG - RIGHT - 25" (K28,K29)
2	127017-11-K30	EA	LEG - RIGHT - 25" (K30,K31)
2	127017-11-K23	EA	LEG - RIGHT - 25" (K32,K33)
2	127017-11-J10	EA	LEG - RIGHT - 25" (K34,K35)

KEY	PART NUMBER	U/M	DESCRIPTION
2	127017-12-K28	EA	LEG - LEFT - 25" (K28,K29)
2	127017-12-K30	EA	LEG - LEFT - 25" (K30,K31)
2	127017-12-K23	EA	LEG - LEFT - 25" (K32,K33)
2	127017-12-J10	EA	LEG - LEFT - 25" (K34,K35)
2	111910-55-K28	EA	BLIND - DAY/NIGHTER - 59" X 26.5" (K28,K29,K30,K31)
2	111910-55-K32	EA	BLIND - DAY/NIGHTER - 59" X 26.5" (K32,K33)
2	111910-55-K34	EA	BLIND - DAY/NIGHTER - 59" X 26.5" (K34,K35)
3	101668-68-J22	EA	CURTAIN - LEFT HAND - 42" X 106"
4	101668-67-J22	EA	CURTAIN - RIGHT HAND - 42" X 106"
	073260-42-C18	EA	TIEBACK - 6" X 18"
	126841-03-000	EA	SHADE - PULL - CHARCOAL MESH - 40.3" X 60"
	084434-01-000	EA	BRACKET - MOUNTING - ROLLER SHADE - 1 3/8"
5	121410-73-K28	EA	VALANCE - MODERATE - 31.5" (K28,K29)
5	121410-73-K30	EA	VALANCE - MODERATE - 31.5" (K30,K31)
5	121410-73-K32	EA	VALANCE - MODERATE - 31.5" (K32,K33)
5	121410-73-K34	EA	VALANCE - MODERATE - 31.5" (K34,K35)
5	127017-43-K28	EA	LEG - RIGHT - 23.5" (K28,K29)
5	127017-43-K30	EA	LEG - RIGHT - 23.5" (K30,K31)
5	127017-43-K32	EA	LEG - RIGHT - 23.5" (K32,K33)
5	127017-43-K34	EA	LEG - RIGHT - 23.5" (K34,K35)
5	127017-44-K28	EA	LEG - LEFT - 23.5" (K28,K29)
5	127017-44-K30	EA	LEG - LEFT - 23.5" (K30,K31)
5	127017-44-K32	EA	LEG - LEFT - 23.5" (K32,K33)
5	127017-44-K34	EA	LEG - LEFT - 23.5" (K34,K35)

CURTAIN & CUSHION GROUP (CONTINUED)

CURTAINS & WINDOW TREATMENT (CONTINUED)

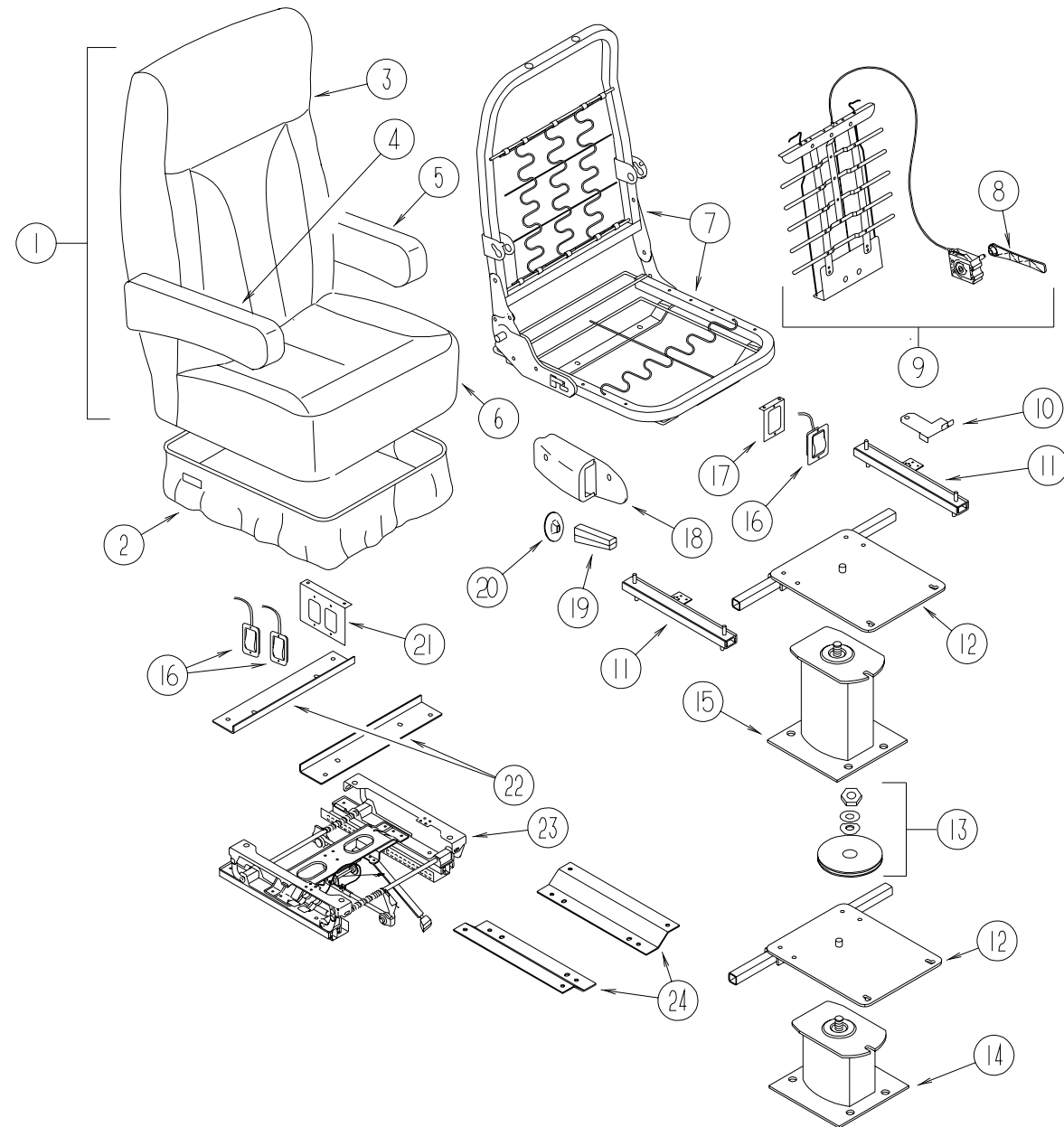


KEY	PART NUMBER	U/M	DESCRIPTION
5	111910-20-K58	EA	BLIND - DAY/NIGHTER - 28" X 28" (K28,K29)
5	111910-20-K30	EA	BLIND - DAY/NIGHTER - 28" X 28" (K30,K31)
5	111910-20-K32	EA	BLIND - DAY/NIGHTER - 28" X 28" (K32,K33)
5	111910-20-K34	EA	BLIND - DAY/NIGHTER - 28" X 28" (K34,K35)
6	120820-40-K28	EA	VALANCE - 15" X 31.5" - W/CLOCK CUTOUT (K28,K29)
6	120820-40-K30	EA	VALANCE - 15" X 31.5" - W/CLOCK CUTOUT (K30,K31)
6	120820-40-K32	EA	VALANCE - 15" X 31.5" - W/CLOCK CUTOUT (K32,K33)
6	120820-40-K34	EA	VALANCE - 15" X 31.5" - W/CLOCK CUTOUT (K34,K35)
6	084755-57-E07	EA	SHADE - PULL - 27.25"
7	109041-44-02A	EA	BLIND - MINI - 30.5" X 18" (WATERFORD OAK) FROM: 00-00-00 THRU: 09-06-98
7	109041-44-01A	EA	BLIND - MINI - 30.5" X 18" (MYSTIC OAK) FROM: 00-00-00 THRU: 09-06-98
7	109041-58-02A	EA	BLIND - MINI - 30.5" X 17" (WATERFORD OAK) FROM: 09-07-98 THRU: 99-99-99
7	109041-58-01A	EA	BLIND - MINI - 30.5" X 17" (MYSTIC OAK) FROM: 09-07-98 THRU: 99-99-99

KEY	PART NUMBER	U/M	DESCRIPTION
8	119299-18-K28	EA	VALANCE - WHITNEY - 34" (K28,K29)
8	119299-18-K30	EA	VALANCE - WHITNEY - 34" (K30,K31)
8	119299-18-K32	EA	VALANCE - WHITNEY - 34" (K32,K33)
8	119299-18-K34	EA	VALANCE - WHITNEY - 34" (K34,K35)
8	127017-09-J31	EA	LEG - RIGHT - 34" (K28,K29)
8	127017-09-J26	EA	LEG - RIGHT - 34" (K30,K31)
8	127017-09-J32	EA	LEG - RIGHT - 34" (K32,K33)
8	127017-09-J30	EA	LEG - RIGHT - 34" (K34,K35)
8	127017-10-J31	EA	LEG - LEFT - 34" (K28,K29)
8	127017-10-J26	EA	LEG - LEFT - 34" (K30,K31)
8	127017-10-J32	EA	LEG - LEFT - 34" (K32,K33)
8	127017-10-J30	EA	LEG - LEFT - 34" (K34,K35)
8	111910-58-K58	EA	BLIND - DAY/NIGHTER - 31" X 37" (K28,K29,K30,K31)
8	111910-58-K32	EA	BLIND - DAY/NIGHTER - 31" X 37" (K32,K33)
8	111910-58-K34	EA	BLIND - DAY/NIGHTER - 31" X 37" (K34,K35)

CURTAIN & CUSHION GROUP (CONTINUED)

DRIVER BUCKET SEAT

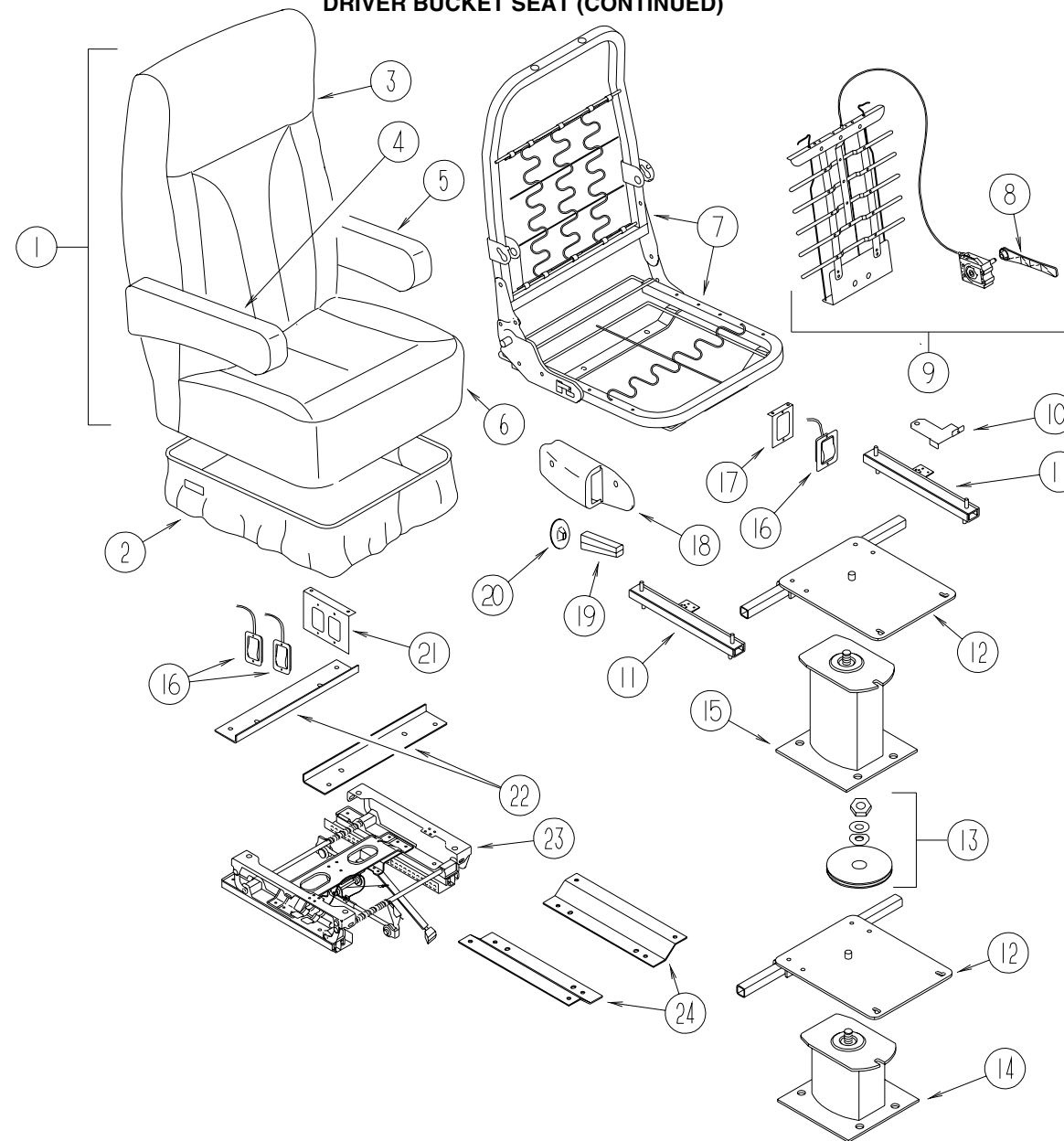


KEY	PART NUMBER	U/M DESCRIPTION
1	129664-06-K28	EA SEAT - BUCKET - W/LUMBAR SUPPORT (K28,K29)
1	129664-06-K30	EA SEAT - BUCKET - W/LUMBAR SUPPORT (K30,K31)
1	129664-06-K32	EA SEAT - BUCKET - W/LUMBAR SUPPORT (K32,K33)
1	129664-06-K34	EA SEAT - BUCKET - W/LUMBAR SUPPORT (K34,K35)
1	129664-04-K28	EA SEAT - BUCKET - W/LUMBAR SUPPORT (LEATHER OPTION)
2	071126-68-K28	EA SKIRT - WIDE - 10.5" OPEN CORNER (STANDARD & 6-WAY) (K28,K29)
2	071126-68-K30	EA SKIRT - WIDE - 10.5" OPEN CORNER (STANDARD & 6-WAY) (K30,K31)
2	071126-68-K18	EA SKIRT - WIDE - 10.5" OPEN CORNER (STANDARD & 6-WAY) (K32,K33)
2	071126-68-K34	EA SKIRT - WIDE - 10.5" OPEN CORNER (STANDARD & 6-WAY) (K34,K35)
2	071126-70-K28	EA SKIRT - WIDE - 10.5" OPEN CORNER (STANDARD & 6 WAY) (LEATHER OPTION)
2	071126-69-K28	EA SKIRT - WIDE - 10.5" OPEN CORNER W/SLIT (6 WAY MANUAL) (K28,K29)
2	071126-69-K30	EA SKIRT - WIDE - 10.5" OPEN CORNER W/SLIT (6 WAY MANUAL) (K30,K31)
2	071126-69-K32	EA SKIRT - WIDE - 10.5" OPEN CORNER W/SLIT (6 WAY MANUAL) (K32,K33)
2	071126-69-K34	EA SKIRT - WIDE - 10.5" OPEN CORNER W/SLIT (6 WAY MANUAL) (K34,K35)
2	071126-71-K28	EA SKIRT - WIDE - 10.5" OPEN CORNER W/SLIT (6 WAY MANUAL) (LEATHER OPTION)

KEY	PART NUMBER	U/M DESCRIPTION
3	M05962-84-K28	EA COVER - BACK (K28,K29)
3	M05962-84-K30	EA COVER - BACK (K30,K31)
3	M05962-84-K32	EA COVER - BACK (K32,K33)
3	M05962-84-K34	EA COVER - BACK (K34,K35)
3	M05962-86-K28	EA COVER - BACK - LEATHER
4	129666-01-K28	EA ARMREST - RIGHT HAND (K28,K29)
4	129666-01-K30	EA ARMREST - RIGHT HAND (K30,K31)
4	129666-01-K18	EA ARMREST - RIGHT HAND (K32,K33)
4	129666-01-K34	EA ARMREST - RIGHT HAND (K34,K35)
4	129666-03-K28	EA ARMREST - RIGHT HAND/LEATHER
4	P29666-01-K28	EA COVER - ARMREST/RIGHT HAND (K28,K29)
4	P29666-01-K30	EA COVER - ARMREST/RIGHT HAND (K30,K31)
4	P29666-01-K18	EA COVER - ARMREST/RIGHT HAND (K32,K33)
4	P29666-01-K34	EA COVER - ARMREST/RIGHT HAND (K34,K35)
4	P29666-03-K28	EA COVER - ARMREST/RIGHT HAND - LEATHER

CURTAIN & CUSHION GROUP (CONTINUED)

DRIVER BUCKET SEAT (CONTINUED)

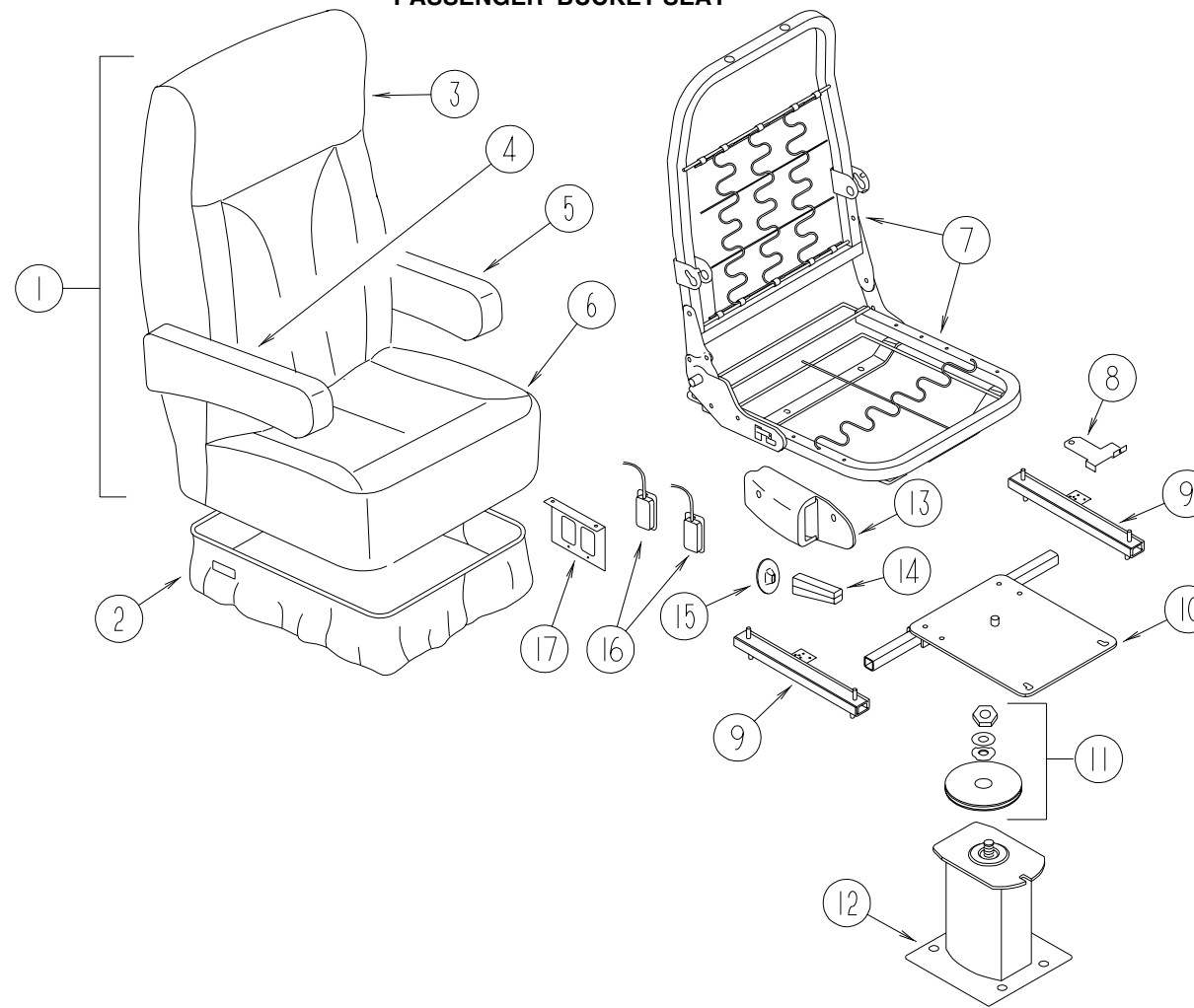


KEY	PART NUMBER	U/M	DESCRIPTION	VENDOR NO.
5	129666-02-K28	EA	ARMREST - LEFT HAND (K28,K29)	
5	129666-02-K30	EA	ARMREST - LEFT HAND (K30,K31)	
5	129666-02-K32	EA	ARMREST - LEFT HAND (K32,K33)	
5	129666-02-K34	EA	ARMREST - LEFT HAND (K34,K35)	
5	129666-04-K28	EA	ARMREST - LEFT HAND/LEATHER	
5	P29666-02-K28	EA	COVER - ARMREST/LEFT HAND (K28,K29)	
5	P29666-02-K30	EA	COVER - ARMREST/LEFT HAND (K30,K31)	
5	P29666-02-K32	EA	COVER - ARMREST/LEFT HAND (K32,K33)	
5	P29666-02-K34	EA	COVER - ARMREST/LEFT HAND (K34,K35)	
5	P29666-04-K28	EA	COVER - ARMREST/LEFT HAND - LEATHER	
6	M05962-85-K28	EA	COVER - SEAT (K28,K29)	
6	M05962-85-K30	EA	COVER - SEAT (K30,K31)	
6	M05962-85-K32	EA	COVER - SEAT (K32,K33)	
6	M05962-85-K34	EA	COVER - SEAT (K34,K35)	
6	M05962-87-K28	EA	COVER - SEAT - LEATHER	
7	122695-04-01B	EA	FRAME - SEAT & HIGH BACK	
8	122611-02-701	EA	LUMBAR - LEVER	412
9	122611-02-000	EA	LUMBAR - W/LEVER	
10	117125-01-02B	EA	BRACKET - CABLE MOUNT - ADJUSTER W/LOCK	

KEY	PART NUMBER	U/M	DESCRIPTION
11	119952-04-000	EA	SLIDE/SEAT - HEAVY DUTY LOCKING - 4 STUDS
	119952-07-000	EA	WIRE - LATCH RELEASE/ROTARY
12	107921-05-000	EA	PLATE - TOP - W/SEAT BELT BAR
13	107921-06-000	EA	BEARING KIT - PEDESTAL
14	107921-14-000	EA	PEDESTAL/FLOOR MOUNTED - W/5.75" EXTENSION - MANUAL SEAT FROM: 00-00-00 THRU: 08-02-98
14	107921-07-000	EA	PEDESTAL BASE FROM: 08-03-98 THRU: 99-99-99
15	107921-01-000	EA	PEDESTAL/FLOOR MOUNTED - W/9.75" EXTENSION
16	108049-04-000	EA	CABLE - W/SWITCHES - W/26" MINI LEVER ACTION
	108049-02-000	EA	CLIP - CABLE/PEDESTAL
17	127159-01-02B	EA	BRACKET - SEAT RELEASE - SINGLE REMOTE
18	080730-09-000	EA	SHIELD - RECLINER HANDLE
19	080730-08-000	EA	HANDLE - RECLINER
20	080730-11-000	EA	SHIELD - RUBBER BOOT
21	127159-02-02B	EA	BRACKET - SEAT RELEASE - DUAL REMOTE
22	116215-02-000	EA	BRACKET - UPPER MOUNT - 6-WAY MANUAL SEAT
	007221-01-000	EA	SPACER - SEAT/ADJUSTER
23	116215-01-000	EA	ADJUSTING MECHANISM/6-WAY MANUAL SEAT - DRIVER
24	116215-03-000	EA	BRACKET - LOWER MOUNT - 6-WAY MANUAL SEAT

CURTAIN & CUSHION GROUP (CONTINUED)

PASSENGER BUCKET SEAT

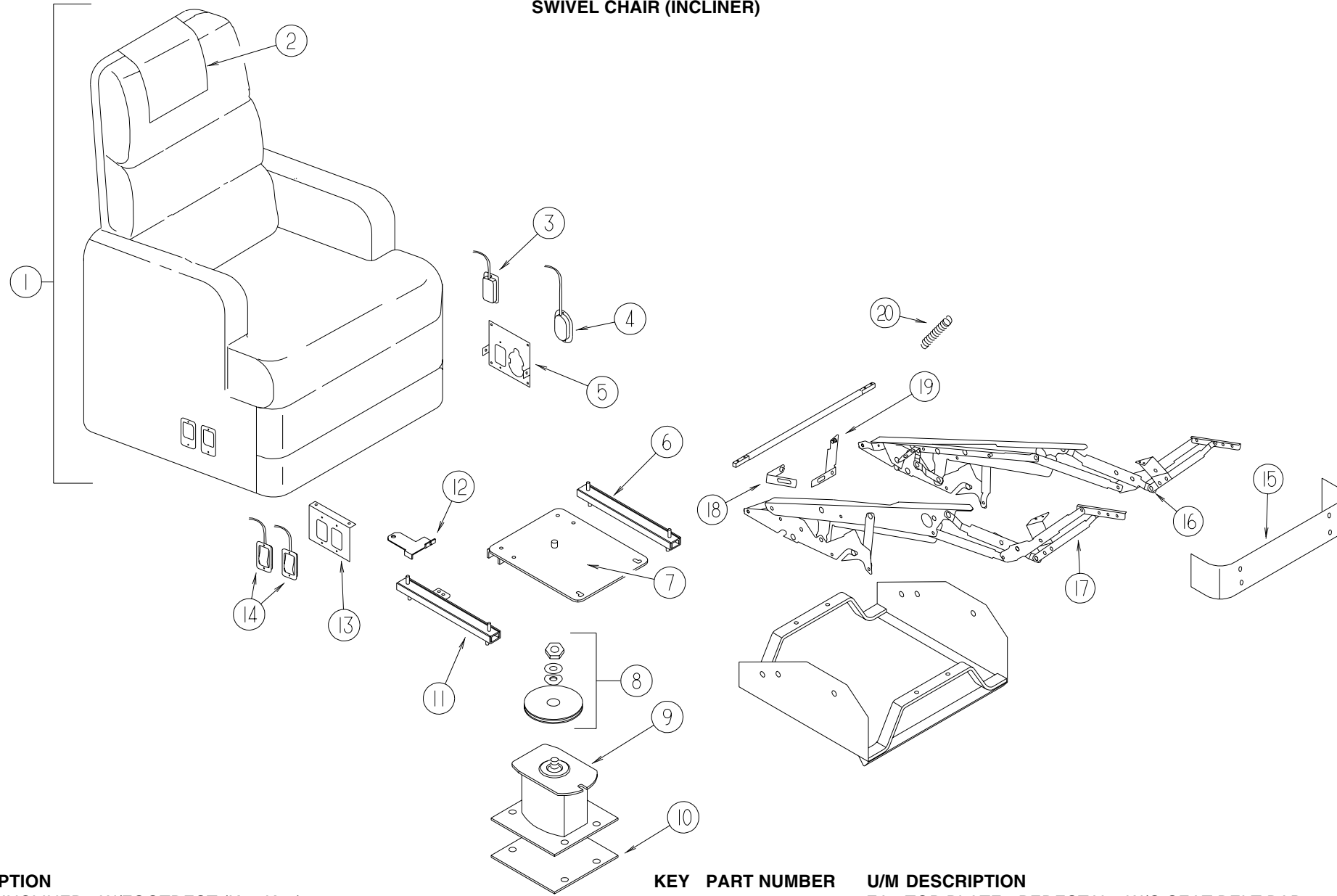


KEY	PART NUMBER	U/M	DESCRIPTION
1	129664-03-K28	EA	SEAT - BUCKET - PASSENGER (K28,K29)
1	129664-03-K30	EA	SEAT - BUCKET - PASSENGER (K30,K31)
1	129664-03-K32	EA	SEAT - BUCKET - PASSENGER (K32,K33)
1	129664-03-K34	EA	SEAT - BUCKET - PASSENGER (K34,K35)
1	129664-05-K28	EA	SEAT - BUCKET - PASSENGER (LEATHER OPTION)
2	071126-68-K28	EA	SKIRT - WIDE - 10.5" OPEN CORNER (STANDARD & 6-WAY) (K28,K29)
2	071126-68-K30	EA	SKIRT - WIDE - 10.5" OPEN CORNER (STANDARD & 6-WAY) (K30,K31)
2	071126-68-K18	EA	SKIRT - WIDE - 10.5" OPEN CORNER (STANDARD & 6-WAY) (K32,K33)
2	071126-68-K34	EA	SKIRT - WIDE - 10.5" OPEN CORNER (STANDARD & 6-WAY) (K34,K35)
2	071126-70-K28	EA	SKIRT - WIDE - 10.5" OPEN CORNER (STANDARD & 6 WAY) (LEATHER OPTION)
3	M05962-84-K28	EA	COVER - BACK (K28,K29)
3	M05962-84-K30	EA	COVER - BACK (K30,K31)
3	M05962-84-K32	EA	COVER - BACK (K32,K33)
3	M05962-84-K34	EA	COVER - BACK (K34,K35)
3	M05962-86-K28	EA	COVER - BACK - LEATHER
4	129666-01-K28	EA	ARMREST - RIGHT HAND (K28,K29)
4	129666-01-K30	EA	ARMREST - RIGHT HAND (K30,K31)
4	129666-01-K18	EA	ARMREST - RIGHT HAND (K32,K33)
4	129666-01-K34	EA	ARMREST - RIGHT HAND (K34,K35)
4	129666-03-K28	EA	ARMREST - RIGHT HAND/LEATHER
4	P29666-01-K28	EA	COVER - ARMREST/RIGHT HAND (K28,K29)
4	P29666-01-K30	EA	COVER - ARMREST/RIGHT HAND (K30,K31)
4	P29666-01-K18	EA	COVER - ARMREST/RIGHT HAND (K32,K33)
4	P29666-01-K34	EA	COVER - ARMREST/RIGHT HAND (K34,K35)
4	P29666-03-K28	EA	COVER - ARMREST/RIGHT HAND/LEATHER

KEY	PART NUMBER	U/M	DESCRIPTION
5	129666-02-K28	EA	ARMREST - LEFT HAND (K28,K29)
5	129666-02-K30	EA	ARMREST - LEFT HAND (K30,K31)
5	129666-02-K32	EA	ARMREST - LEFT HAND (K32,K33)
5	129666-02-K34	EA	ARMREST - LEFT HAND (K34,K35)
5	129666-04-K28	EA	ARMREST - LEFT HAND/LEATHER
5	P29666-02-K28	EA	COVER - ARMREST/LEFT HAND (K28,K29)
5	P29666-02-K30	EA	COVER - ARMREST/LEFT HAND (K30,K31)
5	P29666-02-K32	EA	COVER - ARMREST/LEFT HAND (K32,K33)
5	P29666-02-K34	EA	COVER - ARMREST/LEFT HAND (K34,K35)
5	P29666-04-K28	EA	COVER - ARMREST/LEFT HAND/LEATHER
6	M05962-85-K28	EA	COVER - SEAT (K28,K29)
6	M05962-85-K30	EA	COVER - SEAT (K30,K31)
6	M05962-85-K32	EA	COVER - SEAT (K32,K33)
6	M05962-85-K34	EA	COVER - SEAT (K34,K35)
6	M05962-87-K28	EA	COVER - SEAT - LEATHER
7	122695-04-01B	EA	FRAME - SEAT & HIGH BACK
8	117125-01-02B	EA	BRACKET - CABLE MOUNT - ADJUSTER W/LOCK
9	119952-04-000	EA	SLIDE/SEAT - HEAVY DUTY LOCKING - 4 STUDS
	119952-07-000	EA	WIRE - LATCH RELEASE/ROTARY
10	107921-05-000	EA	PLATE - TOP - W/SEAT BELT BAR
11	107921-06-000	EA	BEARING KIT - PEDESTAL
12	107921-01-000	EA	PEDESTAL/FLOOR MOUNTED - W/9.75" EXTENSION
13	080730-09-000	EA	SHIELD - RECLINER HANDLE
14	080730-08-000	EA	HANDLE - RECLINER
15	080730-11-000	EA	SHIELD - RUBBER BOOT
16	108049-04-000	EA	CABLE - W/SWITCHES - W/26" MINI LEVER ACTION
	108049-02-000	EA	CLIP - CABLE/PEDESTAL
17	127159-02-02B	EA	BRACKET - SEAT RELEASE - DUAL REMOTE

CURTAIN & CUSHION GROUP (CONTINUED)

SWIVEL CHAIR (INCLINER)

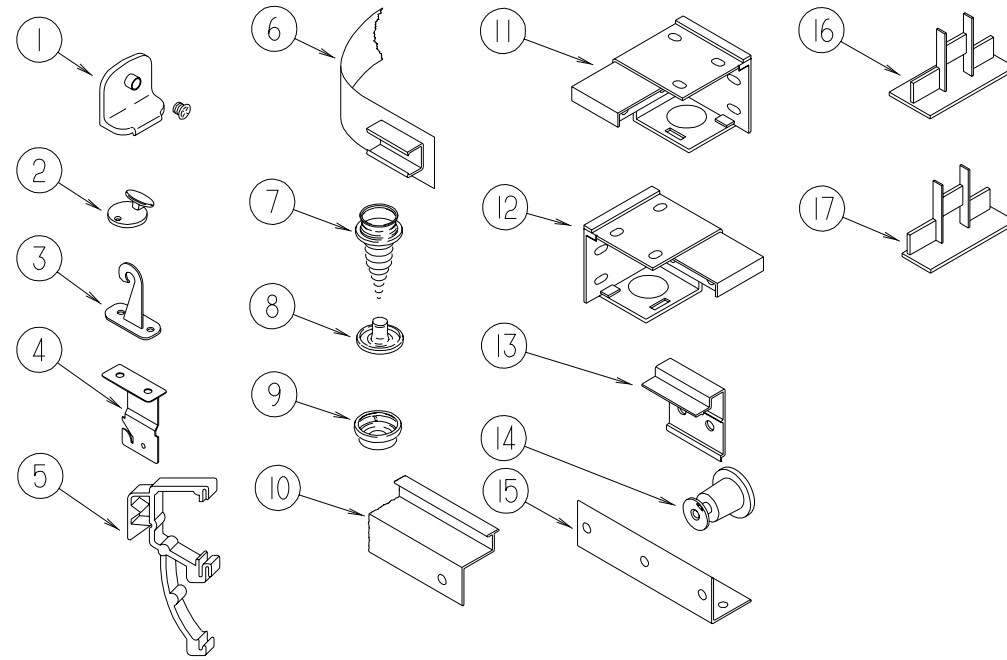


KEY	PART NUMBER	U/M DESCRIPTION
1	130566-01-K28	EA CHAIR - INCLINER - W/FOOTREST (K28,K29)
1	130566-01-K30	EA CHAIR - INCLINER - W/FOOTREST (K30,K31)
1	130566-01-K32	EA CHAIR - INCLINER - W/FOOTREST (K32,K33)
1	130566-01-K34	EA CHAIR - INCLINER - W/FOOTREST (K34,K35)
1	P30566-01-K28	EA COVER - CHAIR - INCLINER/W/FOOTREST (K28,K29)
1	P30566-01-K30	EA COVER - CHAIR - INCLINER/W/FOOTREST (K30,K31)
1	P30566-01-K32	EA COVER - CHAIR - INCLINER/W/FOOTREST (K32,K33)
1	P30566-01-K34	EA COVER - CHAIR - INCLINER/W/FOOTREST (K34,K35)
2	130690-01-K28	EA COVER - HEADREST (K28,K29)
2	130690-01-K30	EA COVER - HEADREST (K30,K31)
2	130690-01-K32	EA COVER - HEADREST (K32,K33)
2	130690-01-K34	EA COVER - HEADREST (K34,K35)
	130691-01-K28	EA COVER - ARM CAPS - UNIVERSAL (K28,K29)
	130691-01-K30	EA COVER - ARM CAPS - UNIVERSAL (K30,K31)
	130691-01-K32	EA COVER - ARM CAPS - UNIVERSAL (K32,K33)
	130691-01-K34	EA COVER - ARM CAPS - UNIVERSAL (K34,K35)
3	108049-05-000	EA FRAME - CABLE - REMOTE RECLINE - W/MINI LEVER ACTION
4	129148-11-000	EA INCLINER - HANDLE & CABLE
5	129164-01-02B	EA BRACKET - SEAT RELEASE - REMOTE
6	119952-01-000	EA SLIDE/SEAT - HEAVY DUTY NON LOCKING
	007221-01-000	EA SPACER - SEAT/ADJUSTER

KEY	PART NUMBER	U/M DESCRIPTION
7	107921-08-000	EA TOP PLATE - PEDESTAL - W/O SEAT BELT BAR
8	107921-06-000	EA BEARING KIT - PEDESTAL
9	107921-14-000	EA PEDESTAL/FLOOR MOUNTED - W/5.75" EXTENSION - MANUAL SEAT FROM: 00-00-00 THRU: 08-02-98
9	107921-07-000	EA PEDESTAL BASE FROM: 08-03-98 THRU: 99-99-99
10	108445-02-000	EA PLATE/FLOOR MOUNTED - PEDESTAL SEAT
11	119952-03-000	EA SLIDE/SEAT - HEAVY DUTY LOCKING - 2 STUDS
12	117125-01-02B	EA BRACKET - CABLE MOUNT - ADJUSTER W/LOCK
13	129162-01-02B	EA BRACKET - SEAT RELEASE - REMOTE
14	108049-04-000	EA CABLE - W/SWITCHES - W/26" MINI LEVER ACTION
	108049-02-000	EA CLIP - CABLE/PEDESTAL
15	119901-06-000	EA FOOT REST - RECLINER
16	129148-01-000	EA INCLINER - LEFT
17	129148-02-000	EA INCLINER - RIGHT
	129148-09-000	EA INCLINER - CLIP/HAIRPIN - 1 7/16 X .07
18	129148-08-000	EA INCLINER - CLIP F/CABLE
19	129148-07-000	EA INCLINER/BRACKET - F/INCLINE RELEASE CABLE
20	129148-03-000	EA SPRING - INCLINER

CURTAIN & CUSHION GROUP (CONTINUED)

CURTAIN & BLIND HARDWARE

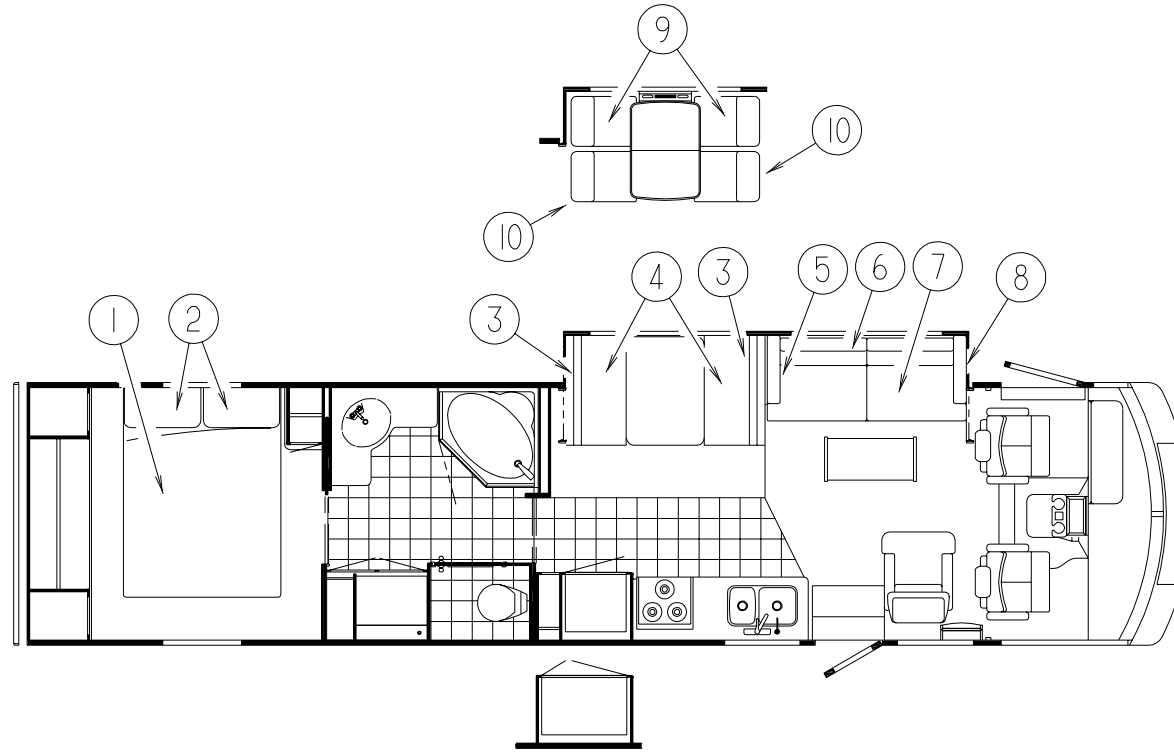


KEY	PART NUMBER	U/M DESCRIPTION
1	106544-01-000	EA PULL - SHADE/BRASS
	106544-01-001	EA SCREW - SHADE/BRASS
2	102555-03-000	EA CLEAT - BLIND CORD - MILKY WHITE PLASTIC
3	109441-03-000	EA HOLD DOWN - BLIND (CLOUDY)
4	084434-01-000	EA BRACKET - MOUNTING - ROLLER SHADE - 1 3/8"
	096843-01-000	EA SPRING - REWIND/ROLLER SHADE
5	109353-04-000	EA CLIP - VALANCE SLAT MOUNTING - CLEAR PLASTIC
6	101031-01-000	YD TAPE - GLIDE/CURTAIN - 4.25" SPACING
7	029130-01-000	EA SCREW - SNAP SOCKET - #8 PH X 5/8"
8	029155-01-000	EA CAP - SNAP - 5/32" O.D. OF PIN
	046867-03-000	EA GROMMET - HANDY BUTTON #3
9	029156-01-000	EA SOCKET - SNAP - 9/16" O.D.
10	127254-03-02A	EA TRACK - CURTAIN/RIGHT HAND - ANTELOPE
10	127254-04-02A	EA TRACK - CURTAIN/LEFT HAND - ANTELOPE
11	083170-02-000	EA BRACKET - BLIND - RIGHT SIDE WHEN FACING WINDOW
12	083170-01-000	EA BRACKET - BLIND - LEFT SIDE WHEN FACING WINDOW
13	097565-01-000	EA BRACKET - MOUNTING/PLEATED BLIND

KEY	PART NUMBER	U/M DESCRIPTION
14	097592-02-000	EA SPOOL - CORD - ELEVATED BLIND HOLDUP - LARGE - CLEAR
15	105648-01-02A	EA BRACE - VALANCE - OFF/WHITE
16	094907-02-000	EA END CAP - TOP/PLEATED BLIND - PLASTIC - GRAY
17	094907-04-000	EA HARDWARE - END CAP BOTTOM - PULL TYPE (RH & LH)
	094907-04-700	EA END CAP - RH BOTTOM BLIND
	094907-04-701	EA END CAP - LH BOTTOM BLIND
	088792-02-000	YD VELCRO TAPE - LOOP - .75" - ADHESIVE BACKED - BEIGE
	048394-02-000	YD VELCRO TAPE - HOOK - ADHESIVE BACK - .75" WIDE - BEIGE
	097591-01-000	EA SPRING - EXTENSION/PLEATED BLIND
	097593-02-000	FT CORD - BLIND - PLEATED - GRAY (K28,K29,K30,K31)
	097593-07-000	FT CORD - BLIND - PLEATED - PALE JADE (K32,K33)
	097593-06-000	FT CORD - BLIND - PLEATED - PEWTER (K34,K35)
	086276-01-000	EA TAPE - DOUBLE SIDED - 1/2"
	094896-02-000	EA GROMMET - CORD/PLEATED BLIND - NYLON - GRAY
	097564-03-000	EA HANDLE - KNOB - E-Z LIFT SHADE - TAN (K28,K29,K30,K31)
	097564-05-000	EA HANDLE - KNOB - E-Z LIFT SHADE - TEAL (K32,K33)
	097564-04-000	EA HANDLE - KNOB - E-Z LIFT SHADE - NAVY (K34,K35)

CURTAIN & CUSHION GROUP (CONTINUED)

CURTAIN & CUSHION GROUP (CONTINUED)



QUEEN BEDS

KEY	PART NUMBER	U/M	DESCRIPTION
1	123015-07-000	EA	MATTRESS - INNERSPRING - 60" X 79.5"
1	119141-18-J31	EA	BEDSPREAD/THROW - 60" X 80" (K28,K29)
1	119141-18-K30	EA	BEDSPREAD/THROW - 60" X 80" (K30,K31)
1	119141-26-K32	EA	BEDSPREAD/THROW - 60" X 80" (K32,K33)
1	119141-18-K34	EA	BEDSPREAD/THROW - 60" X 80" (K34,K35)
2	119249-01-000	EA	PILLOW - 20" X 33" - QUEEN
	111862-09-K28	EA	PILLOW - 15" X 15" (K28,K29)
	111862-09-K30	EA	PILLOW - 15" X 15" (K30,K31)
	111862-09-K32	EA	PILLOW - 15" X 15" (K32,K33)
	111862-09-K34	EA	PILLOW - 15" X 15" (K34,K35)

DINETTE CUSHIONS

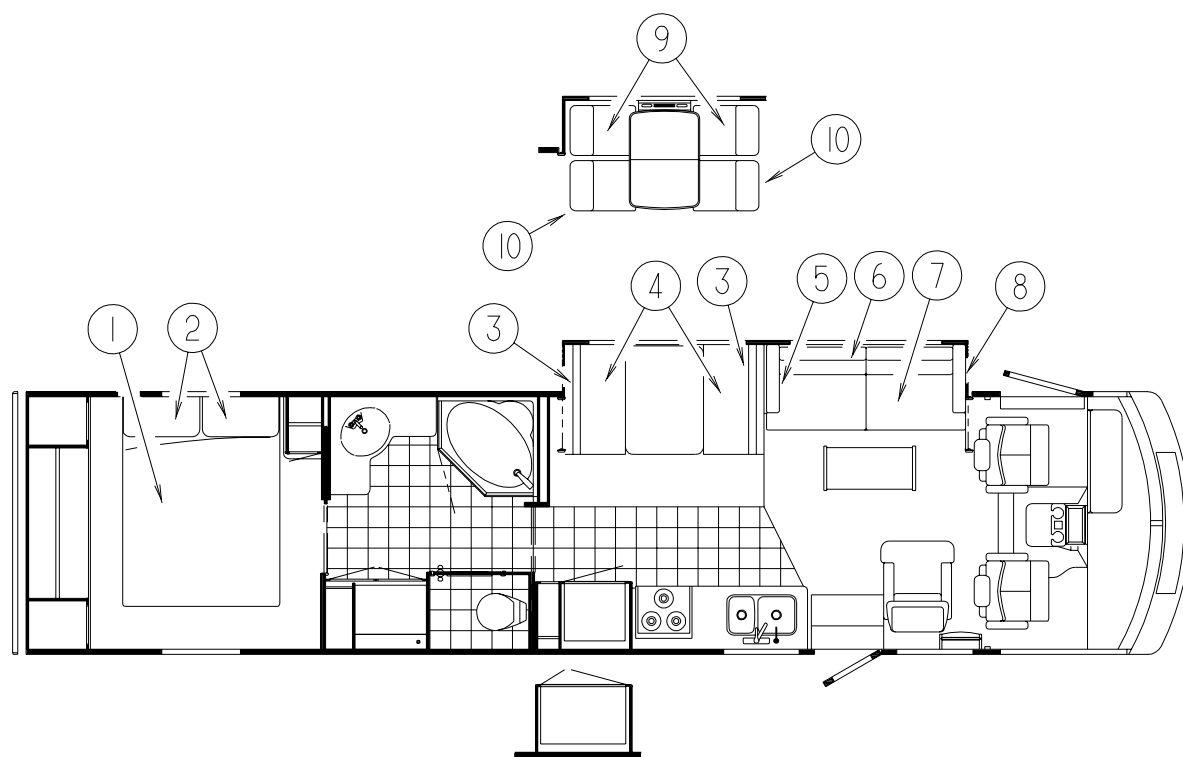
KEY	PART NUMBER	U/M	DESCRIPTION
3	111880-05-K28	EA	CUSHION - BACK - 13.5" X 42" X 5" (K28,K29)
3	111880-05-K30	EA	CUSHION - BACK - 13.5" X 42" X 5" (K30,K31)
3	111880-05-K32	EA	CUSHION - BACK - 13.5" X 42" X 5" (K32,K33)
3	111897-05-J10	EA	CUSHION - BACK - 13.5" X 42" X 5" (K34,K35)
3	P11880-05-K28	EA	COVER - BACK - 13.5" X 42" X 5" (K28,K29)
3	P11880-05-K30	EA	COVER - BACK - 13.5" X 42" X 5" (K30,K31)
3	P11880-05-K32	EA	COVER - BACK - 13.5" X 42" X 5" (K32,K33)
3	P11897-05-J10	EA	COVER - BACK - 13.5" X 42" X 5" (K34,K35)
4	105603-15-K28	EA	CUSHION - SEAT - 23" X 42" X 5" (K28,K29)
4	105603-15-K30	EA	CUSHION - SEAT - 23" X 42" X 5" (K30,K31)
4	105603-15-K32	EA	CUSHION - SEAT - 23" X 42" X 5" (K32,K33)
4	105603-15-H10	EA	CUSHION - SEAT - 23" X 42" X 5" (K34,K35)
4	P05603-15-K28	EA	COVER - SEAT - 23" X 42" X 5" (K28,K29)
4	P05603-15-K30	EA	COVER - SEAT - 23" X 42" X 5" (K30,K31)
4	P05603-15-K32	EA	COVER - SEAT - 23" X 42" X 5" (K32,K33)
4	P05603-15-H10	EA	COVER - SEAT - 23" X 42" X 5" (K34,K35)
	078155-01-000	EA	STRAP - SNAP - BACK CUSHION

CONTINENTAL SOFA BED

KEY	PART NUMBER	U/M	DESCRIPTION
5	127840-04-K28	EA	PANEL - RH - SOFA/BED - FABRIC COVERED (TABLE & CHAIR OPTION) (K28,K29)
5	127840-04-K30	EA	PANEL - RH - SOFA/BED - FABRIC COVERED (TABLE & CHAIR OPTION) (K30,K31)
5	127840-04-K32	EA	PANEL - RH - SOFA/BED - FABRIC COVERED (TABLE & CHAIR OPTION) (K32,K33)
5	127840-04-K34	EA	PANEL - RH - SOFA/BED - FABRIC COVERED (TABLE & CHAIR OPTION) (K34,K35)
5	130718-01-K28	EA	ARMREST - REMOVABLE/RH (K28,K29)
5	130718-01-K30	EA	ARMREST - REMOVABLE/RH (K30,K31)
5	130718-01-K32	EA	ARMREST - REMOVABLE/RH (K32,K33)
5	130718-01-K34	EA	ARMREST - REMOVABLE/RH (K34,K35)
5	P30718-01-K28	EA	COVER - ARMREST - REMOVABLE/LH (K28,K29)
5	P30718-01-K30	EA	COVER - ARMREST - REMOVABLE/LH (K30,K31)
5	P30718-01-K32	EA	COVER - ARMREST - REMOVABLE/LH (K32,K33)
5	P30718-01-K34	EA	COVER - ARMREST - REMOVABLE/LH (K34,K35)
6	130573-01-K28	EA	BED - BACK - 74" (K28)
6	130573-01-K29	EA	BED - BACK - 74" (K29)
6	130573-01-K30	EA	BED - BACK - 74" (K30,K31)
6	130573-01-K32	EA	BED - BACK - 74" (K32,K33)
6	130573-01-K34	EA	BED - BACK - 74" (K34,K35)
6	P30573-01-K28	EA	COVER - BACK - SOFA/BED - 74" (K28)
6	P30573-01-K29	EA	COVER - BACK - SOFA/BED - 74" (K29)
6	P30573-01-K30	EA	COVER - BACK - SOFA/BED - 74" (K30,K31)
6	P30573-01-K32	EA	COVER - BACK - SOFA/BED - 74" (K32,K33)
6	P30573-01-K34	EA	COVER - BACK - SOFA/BED - 74" (K34,K35)
7	130573-02-K28	EA	BED - SEAT - 74" (K28)
7	130573-02-K29	EA	BED - SEAT - 74" (K29)
7	130573-02-K30	EA	BED - SEAT - 74" (K30,K31)
7	130573-02-K32	EA	BED - SEAT - 74" (K32,K33)
7	130573-02-K34	EA	BED - SEAT - 74" (K34,K35)
7	P30573-02-K28	EA	COVER - SEAT - SOFA/BED - 74" (K28)
7	P30573-02-K29	EA	COVER - SEAT - SOFA/BED - 74" (K29)
7	P30573-02-K30	EA	COVER - SEAT - SOFA/BED - 74" (K30,K31)
7	P30573-02-K32	EA	COVER - SEAT - SOFA/BED - 74" (K32,K33)
7	P30573-02-K34	EA	COVER - SEAT - SOFA/BED - 74" (K34,K35)

CURTAIN & CUSHION GROUP (CONTINUED)

CURTAIN & CUSHION GROUP (CONTINUED)



CONTINENTAL SOFA BED (CONTINUED)

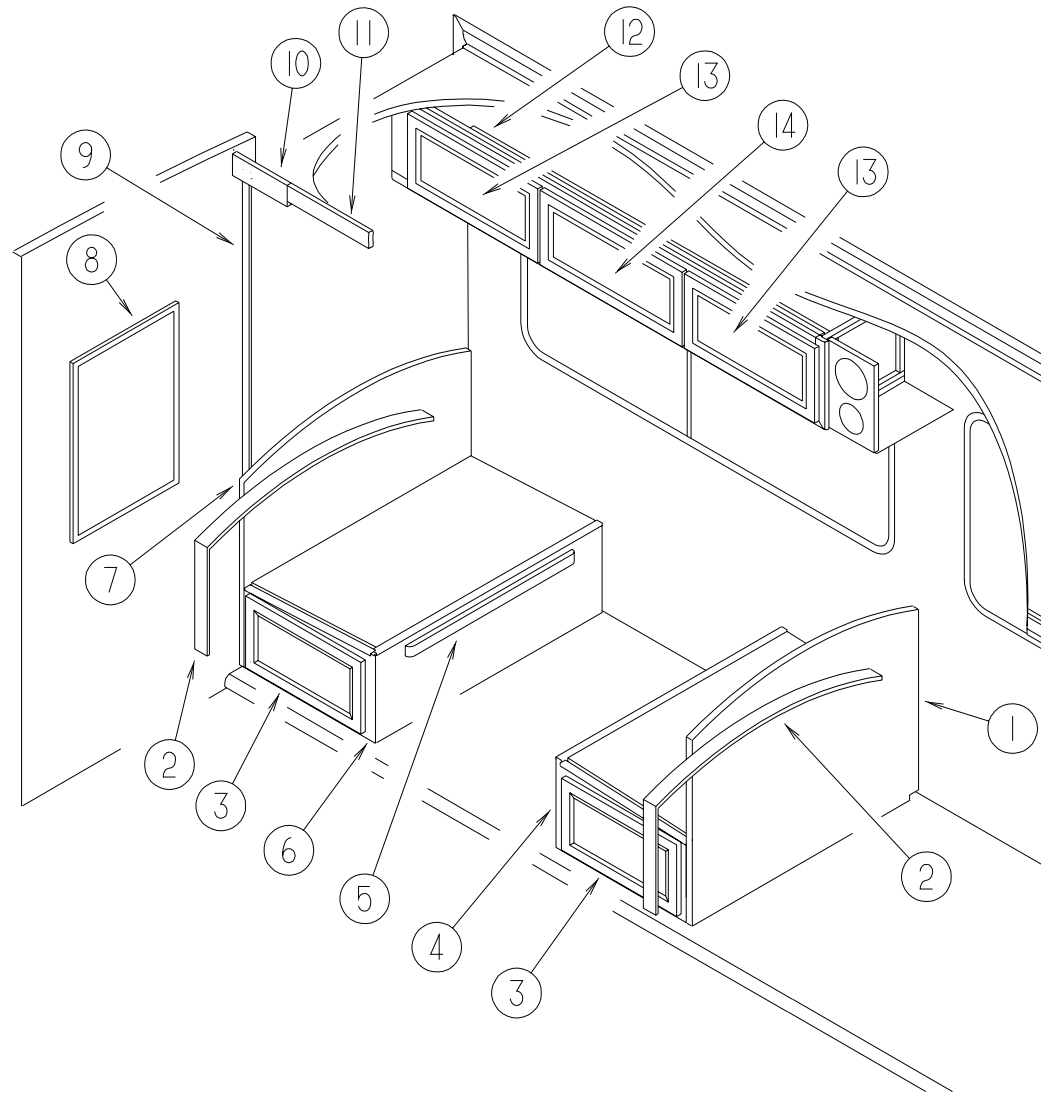
DINETTE OPTION

8	127840-07-K28	EA	PANEL - LH - SOFA/BED - FABRIC COVERED (K28,K29)
8	127840-07-K30	EA	PANEL - LH - SOFA/BED - FABRIC COVERED (K30,K31)
8	127840-07-K32	EA	PANEL - LH - SOFA/BED - FABRIC COVERED (K32,K33)
8	127840-07-K34	EA	PANEL - LH - SOFA/BED - FABRIC COVERED (K34,K35)
8	127840-05-K28	EA	PANEL - LH - SOFA/BED - FABRIC COVERED (TABLE & CHAIR OPTION) (K28,K29)
8	127840-05-K30	EA	PANEL - LH - SOFA/BED - FABRIC COVERED (TABLE & CHAIR OPTION) (K30,K31)
8	127840-05-K32	EA	PANEL - LH - SOFA/BED - FABRIC COVERED (TABLE & CHAIR OPTION) (K32,K33)
8	127840-05-K34	EA	PANEL - LH - SOFA/BED - FABRIC COVERED (TABLE & CHAIR OPTION) (K34,K35)
8	130718-02-K28	EA	ARMREST - REMOVABLE/LH (K28,K29)
8	130718-02-K30	EA	ARMREST - REMOVABLE/LH (K30,K31)
8	130718-02-K32	EA	ARMREST - REMOVABLE/LH (K32,K33)
8	130718-02-K34	EA	ARMREST - REMOVABLE/LH (K34,K35)
8	P30718-02-K28	EA	COVER - ARMREST - REMOVABLE/LH (K28,K29)
8	P30718-02-K30	EA	COVER - ARMREST - REMOVABLE/LH (K30,K31)
8	P30718-02-K32	EA	COVER - ARMREST - REMOVABLE/LH (K32,K33)
8	P30718-02-K34	EA	COVER - ARMREST - REMOVABLE/LH (K34,K35)
	127335-07-000	EA	FRAME - 8" LEG
	120992-07-K28	EA	PANEL - FRONT KICK - SOFA/BED - FABRIC COVERED (K28,K29)
	120992-07-K30	EA	PANEL - FRONT KICK - SOFA/BED - FABRIC COVERED (K30,K31)
	120992-07-K32	EA	PANEL - FRONT KICK - SOFA/BED - FABRIC COVERED (K32,K33)
	120992-07-K34	EA	PANEL - FRONT KICK - SOFA/BED - FABRIC COVERED (K34,K35)
	116104-03-02B	EA	BRACKET - ZEE W/HOLES
	116104-04-02B	EA	BRACKET - ZEE W/HOLES - 3.2"
	121906-01-02B	EA	BRACKET - KICKBOARD - E-COATED
	127335-08-000	EA	BRACKET - REMOVABLE ARM/COUCH
	127335-09-000	EA	BRACKET - REMOVABLE ARM/CUSHION
	111637-02-K28	EA	PILLOW - 21" X 21" (K28,K29)
	111637-02-K30	EA	PILLOW - 21" X 21" (K30,K31)
	111637-02-K32	EA	PILLOW - 21" X 21" (K32,K33)
	111637-02-K34	EA	PILLOW - 21" X 21" (K34,K35)

KEY	PART NUMBER	U/M	DESCRIPTION
9	126637-11-000	EA	CHAIR - DINETTE (K28,K29)
9	126637-15-000	EA	CHAIR - DINETTE (K30,K31)
9	126637-16-000	EA	CHAIR - DINETTE (K32,K33)
9	126637-01-000	EA	CHAIR - DINETTE (K34,K35)
10	101604-01-03A	EA	CHAIR - FOLDING/DINETTE - LINEN FABRIC - WATERFORD OAK
10	101604-01-04A	EA	CHAIR - FOLDING/DINETTE - LINEN FABRIC - SOLAR MAPLE
	099717-04-000	EA	STRAP - TIE DOWN W/21.3" FEMALE STRAP & 27.2" MALE STRAP

DINETTE GROUP

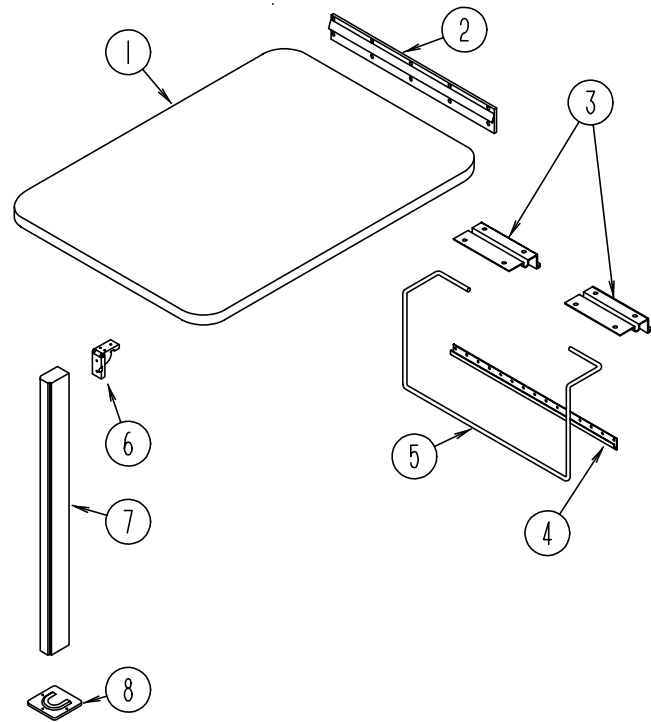
DINETTE CABINETRY



KEY	PART NUMBER	U/M	DESCRIPTION
1	M08755-01-J22	EA	CABINET - SEATBACK - RH (WATERFORD OAK)
1	M08755-01-K29	EA	CABINET - SEATBACK - RH (MYSTIC OAK)
2	104787-08-J21	EA	PAD - DINETTE SEATBACK (K28,K29)
2	104787-08-K30	EA	PAD - DINETTE SEATBACK (K30,K31)
2	104787-08-F11	EA	PAD - DINETTE SEATBACK (K32,K33)
2	104787-08-J50	EA	PAD - DINETTE SEATBACK (K34,K35)
3	P27054-01-K28	EA	DRAWER - OGEE - 11.8"W X 33.4"D - W/O SLIDES/HDW (WATERFORD OAK)
3	P27054-01-K29	EA	DRAWER - OGEE - 11.8"W X 33.4"D - W/O SLIDES/HDW (MYSTIC OAK)
4	M08756-05-K28	EA	CABINET - SEATBASE - RH - W/O DOOR/DRAWER/HDW (WATERFORD OAK)
4	M08756-05-K36	EA	CABINET - SEATBASE - RH - W/O DOOR/DRAWER/HDW (MYSTIC OAK)
5	081295-01-G01	EA	SUPPORT - BED/DINETTE - 28" LONG (WATERFORD OAK)
5	081295-01-H37	EA	SUPPORT - BED/DINETTE - 28" LONG (MYSTIC OAK)
6	M08756-06-K28	EA	CABINET - SEATBASE - LH - W/O DOOR/DRAWER/HDW (WATERFORD OAK)
6	M08756-06-K36	EA	CABINET - SEATBASE - LH - W/O DOOR/DRAWER/HDW (MYSTIC OAK)
7	M08755-02-J22	EA	CABINET - SEATBACK - LH (WATERFORD OAK)
7	M08755-02-K29	EA	CABINET - SEATBACK - LH (MYSTIC OAK)

KEY	PART NUMBER	U/M	DESCRIPTION
8	129779-01-K28	EA	FRAME - W/MIRROR - 24.5"H X 19.8"W (WATERFORD OAK)
8	129779-01-K29	EA	FRAME - W/MIRROR - 24.5"H X 19.8"W (MYSTIC OAK)
9	116951-01-G35	EA	MOLDING - WOOD - 3" X 70.5" (WATERFORD OAK)
9	116951-01-K29	EA	MOLDING - WOOD - 3" X 70.5" (MYSTIC OAK)
10	116968-01-G35	EA	TRIM - END/LH - WOOD - 3.8" X 19.1" (WATERFORD OAK)
10	116968-01-K29	EA	TRIM - END/LH - WOOD - 3.8" X 19.1" (MYSTIC OAK)
11	116967-01-G35	EA	TRIM - CENTER - WOOD - 3.8" X 120" (WATERFORD OAK)
11	116967-01-K29	EA	TRIM - CENTER - WOOD - 3.8" X 120" (MYSTIC OAK)
12	126310-01-J22	EA	CABINET - OVHD/DINETTE - W/O DOR/HDW (WATERFORD OAK)
12	126310-01-K29	EA	CABINET - OVHD/DINETTE - W/O DOR/HDW (MYSTIC OAK)
12	126310-02-J22	EA	CABINET - OVHD/DINETTE - W/O DOR/HDW (WATERFORD OAK) (DELUXE SOUND)
12	126310-02-K29	EA	CABINET - OVHD/DINETTE - W/O DOR/HDW (MYSTIC OAK) (DELUXE SOUND)
13	M05992-T5-K59	EA	DOOR - STR CORNER/OGEE - 10.8" X 21.8" - W/O HDW (WATERFORD OAK)
13	M05992-T5-K29	EA	DOOR - STR CORNER/OGEE - 10.8" X 21.8" - W/O HDW (MYSTIC OAK)
14	M05992-T4-K59	EA	DOOR - STR CORNER/OGEE - 10.8" X 23.8" - W/O HDW (WATERFORD OAK)
14	M05992-T4-K59	EA	DOOR - STR CORNER/OGEE - 10.8" X 23.8" - W/O HDW (MYSTIC OAK)

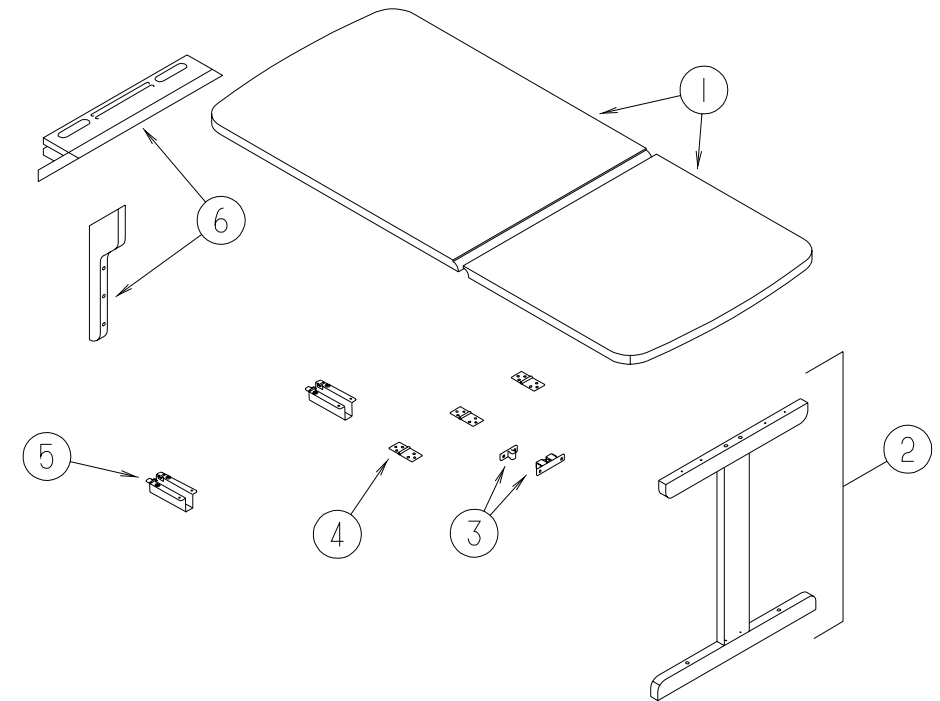
DINETTE GROUP (CONTINUED)



DINETTE TABLE

KEY	PART NUMBER	U/M DESCRIPTION
1	127121-20-J26	EA TABLE TOP ONLY (K28,K29,K30,K31,K34,K35)
1	127121-20-J32	EA TABLE TOP ONLY (K32,K33)
2	053200-12-000	EA BRACKET - TABLE SUPPORT - UPPER WALL MOUNTED - 23.50"
3	088410-02-000	EA BRACKET - LIFT - TABLE MOUNTED
4	024281-14-000	EA BRACKET - LIFT ROD/LOWER WALL MOUNTED - 22.12"
5	024275-12-000	EA ROD - TABLE LIFT
6	093550-01-000	EA BRACKET - HINGE - MOUNTS TO LEG & TABLE TOP - 1.7" X 2.6"
7	092707-04-05A	EA LEG - TABLE - W/O HARDWARE - 27" - WATERFORD OAK
7	092707-04-03A	EA LEG - TABLE - W/O HARDWARE - 27" - PICKLED ASH
8	049493-12-000	EA CATCH - TABLE LEG/FLOOR MOUNTED - OFF WHITE
	049493-11-700	EA CATCH - LEG - FLOOR MOUNTED - 2.5" X 2.7" - METAL - E-COAT

DINETTE GROUP (CONTINUED)

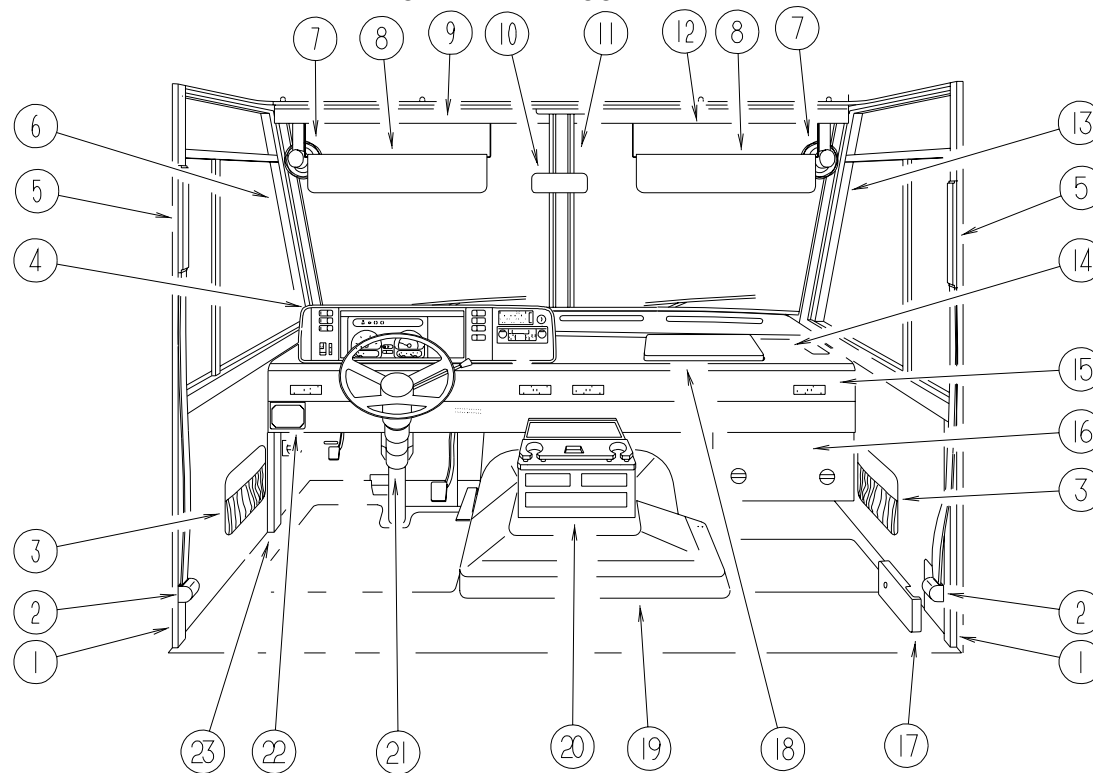


DINETTE TABLE ASM. W/ DROP LEAF

KEY	PART NUMBER	U/M DESCRIPTION
1	120898-28-K28	EA TABLE TOP ONLY (WATERFORD OAK)
1	120898-28-K29	EA TABLE TOP ONLY (MYSTIC OAK)
2	120898-24-H17	EA LEG - W/O HARDWARE (WATERFORD OAK)
2	120898-24-K29	EA LEG - W/O HARDWARE (MYSTIC OAK)
3	084451-01-000	EA CATCH - BRASS
4	120972-01-01A	EA HINGE - TABLE/ DROP LEAF
5	120973-01-000	EA SUPPORT - TABLE/ DROP LEAF - PAIR
6	120898-25-H07	EA MOUNT - WALL - DROP LEAF TABLE (WATERFORD OAK)
6	120898-25-K29	EA MOUNT - WALL - DROP LEAF TABLE (MYSTIC OAK)

DRIVERS COMPARTMENT GROUP

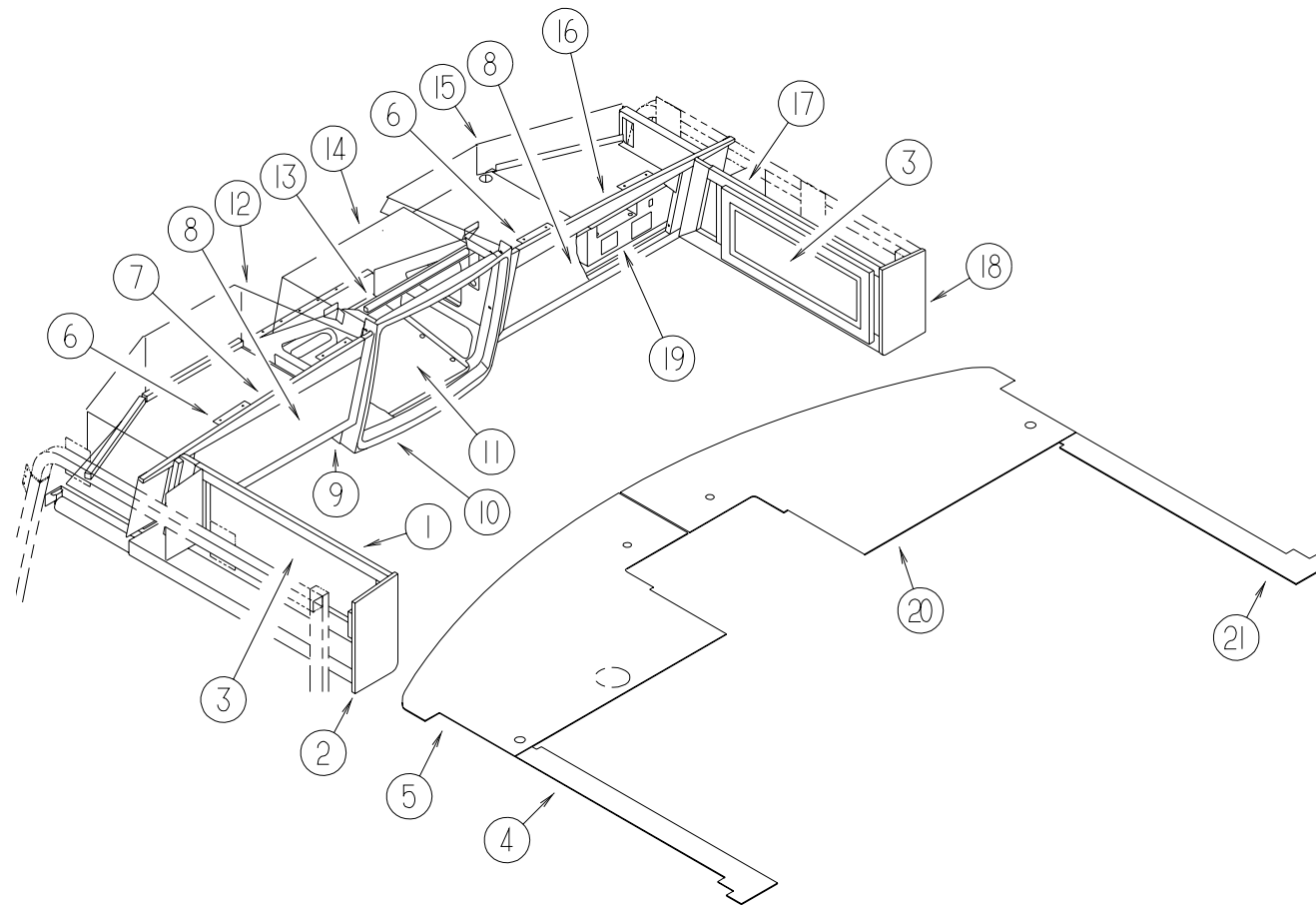
LOWER DRIVER COMPARTMENT



KEY	PART NUMBER	U/M	DESCRIPTION	KEY	PART NUMBER	U/M	DESCRIPTION
1	024700-51-000	EA	COVER - ROLL BAR - 88" - OFF WHITE	16	095757-05-G16	EA	COVER - HEATER (K28,K29)
2	091990-05-01A	EA	SEAT BELT/SHOULDER HARNESS - DRIVER/PASSENGER - BLACK	16	095757-05-K30	EA	COVER - HEATER (K30,K31)
	127598-01-01A	EA	ADJUSTER - SEATBELT - D-LOOP - ADJUSTER	16	095757-05-J17	EA	COVER - HEATER (K32,K33)
	091990-01-701	EA	EXTENDER 9" FOR A8408 3 PT	16	095757-05-J51	EA	COVER - HEATER (K34,K35)
	109146-01-000	EA	BOLT - SHOULDER/SEAT BELT	17	103961-03-01A	EA	COVER - BRACKET - SEATBELT/OFF WHITE
	127598-02-000	EA	NUT - HEX FLANGE - M10 X 1.5 - CLASS 10	18	127692-01-J20	EA	TABLE - DASH
	128444-01-000	EA	WASHER - SPRING - CONICAL	18	127597-01-000	EA	SLIDE - WORK STATION - DASH
3	086120-01-J21	EA	PAD - MAP POCKET - 12" X 16" (K28,K29)	19	115840-01-01A	EA	COVER - MOTOR - W/O CARPET
3	086120-01-K30	EA	PAD - MAP POCKET - 12" X 16" (K30,K31)		115860-03-01A	EA	TRIM - MOTOR COVER
3	086120-01-G30	EA	PAD - MAP POCKET - 12" X 16" (K32,K33)		115850-03-02B	EA	RETAINER - LATCH - MOTOR COVER - RIGHT HAND - E-COATED
3	086120-01-J30	EA	PAD - MAP POCKET - 12" X 16" (K34,K35)		116581-01-000	EA	LATCH - MOTOR COVER
4	125677-02-J20	EA	POD - INSTRUMENT PANEL		115852-01-02B	EA	STRIKE - LATCH - MOTOR COVER - E-COATED
			FROM: 00-00-00 THRU: 02-03-99		116833-01-02B	EA	WRENCH - HEX MOTOR COVER - E-COATED
4	125677-04-K28	EA	POD - INSTRUMENT PANEL	20	126680-01-H17	EA	TRAY - BEVERAGE - W/SHELF/CUPHOLDERS - W/O DRAWER (WATERFORD OAK)
			FROM: 02-04-99 THRU: 99-99-99	20	126680-01-K29	EA	TRAY - BEVERAGE - W/SHELF/CUPHOLDERS - W/O DRAWER (MYSTIC OAK)
5	127721-01-01A	EA	COVER - SLIDE - OFF WHITE		126680-14-H17	EA	SHELF/CUPHOLDER - W/PADS
5	127798-01-01A	EA	COVER - SLIDE - INNER - BLACK - 1.5" X 11.4"		126680-15-H17	EA	SHELF/CUPHOLDER
6	125508-02-01A	EA	TRIM - A-PILLAR - INTERIOR - ANTELOPE		126680-16-H17	EA	LID - BEVERAGE TRAY (WATERFORD OAK)
	123045-11-02A	EA	BACKING - SCREW - ANTELOPE		126680-16-K29	EA	LID - BEVERAGE TRAY (MYSTIC OAK)
7	122856-01-01A	EA	FAN - DEFROSTER - 2 SPEED W/SWIVEL BASE/NON - OSCILATING - CHROME		122717-01-01A	EA	PAD - NON SKID - 4" DIAMETER ROUND
8	123298-02-04A	EA	SUNVISOR - 10.5" X 28.5"		122717-02-01A	EA	PAD - NON SKID - 4" X 4"
9	118453-04-01A	EA	TRIM - WINDSHIELD - INNER/TOP/DRIVER		122717-06-01A	FT	PAD - NON-SKID - PSA - 6.5" X 13.8"
10	040714-01-000	EA	MIRROR - REAR VIEW/ARM MOUNT & SET SCREW		122832-01-02B	EA	BRACKET - MOUNTING - BEVERAGE TRAY
	067490-01-000	EA	BUTTON - MIRROR/REAR VIEW	21	130111-01-01A	EA	COVER - STEERING COLUMN - BLACK
			FROM: 00-00-00 THRU: 02-03-99				FROM: 00-00-00 THRU: 02-03-99
11	118452-04-01A	EA	TRIM - WINDSHIELD - CENTER - ANTELOPE				FROM: 00-00-00 THRU: 02-03-99
12	118453-03-01A	EA	TRIM - WINDSHIELD - INNER/TOP/PASSENGER		125655-03-01A	EA	TRIM - STEERING COLUMN - RIGHT HAND/FORD
13	125508-01-01A	EA	TRIM - A-PILLAR - INTERIOR - ANTELOPE				FROM: 00-00-00 THRU: 02-03-99
	123045-11-02A	EA	BACKING - SCREW - ANTELOPE		125655-04-01A	EA	TRIM - STEERING COLUMN - LEFT HAND/FORD
14	P30276-02-000	EA	DASH - W/O VINYL - FORD (W/O DRIVERS DOOR)				FROM: 00-00-00 THRU: 02-03-99
			FROM: 00-00-00 THRU: 02-03-99		125795-01-01A	EA	COVER - STEERING COLUMN - LOWER
14	P30276-10-000	EA	DASH COMPLETE W/O VINYL (W/O DRIVERS DOOR)				FROM: 02-04-99 THRU: 99-99-99
			FROM: 02-04-99 THRU: 99-99-99		131804-01-01A	EA	COVER - STEERING COLUMN - BLACK
14	P30276-01-000	EA	DASH - W/O VINYL (W/DRIVERS DOOR)				FROM: 02-04-99 THRU: 99-99-99
			FROM: 00-00-00 THRU: 02-03-99	22	112236-02-J22	EA	BEZEL - F/SLIDEOUT ROOM CONTROL
14	P30276-09-000	EA	DASH COMPLETE W/O VINYL (W/DRIVERS DOOR)	23	127901-02-01A	EA	PANEL - TOEKICK/LEFT HAND - ANTELOPE (W/DRIVER DOOR)
			FROM: 02-04-99 THRU: 99-99-99	23	127901-01-01A	EA	PANEL - TOEKICK/LEFT HAND - ANTELOPE (W/O DRIVER DOOR)
15	104354-09-08A	EA	APPLIQUE - LOWER DASH - ADVENTURE				

DRIVERS COMPARTMENT GROUP (CONTINUED)

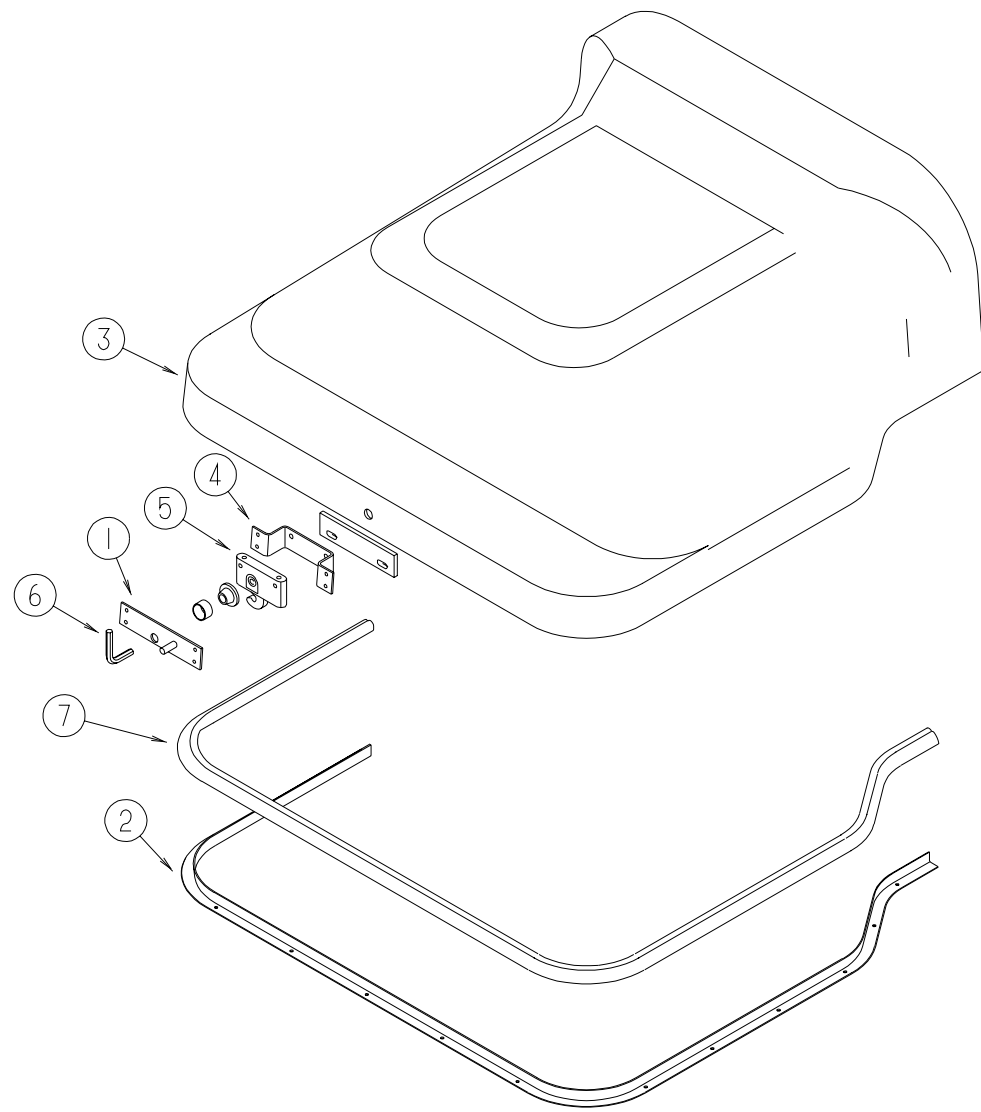
UPPER DRIVER COMPARTMENT



KEY	PART NUMBER	U/M DESCRIPTION
1	126301-02-J22	EA CABINET - OVHD/FRONT/LH - W/O DORS/HDW (WATERFORD OAK)
1	126301-02-J90	EA CABINET - OVHD/FRONT/LH - W/O DORS/HDW (MYSTIC OAK)
2	103128-18-J20	EA END CAP - OVHD CABINET - LH (WATERFORD OAK)
2	103128-18-J90	EA END CAP - OVHD CABINET - LH (MYSTIC OAK)
3	M05992-L9-J22	EA DOR - STR CORNER/OGEE - 10" X 29.5" - W/O HDW (WATERFORD OAK)
3	M05992-L9-K29	EA DOR - STR CORNER/OGEE - 10" X 29.5" - W/O HDW (MYSTIC OAK)
4	126443-04-K28	EA PANEL - OVHD/FRONT - LH - 5.8" X 38.4"
5	126440-02-J20	EA PANEL - OVHD/FRONT BOTTOM - LH
6	106699-01-01A	EA BRACKET - OVHD CABINET/TV
7	130768-02-K66	EA CABINET - OVHD/FRONT - W/O DORS/HDW (WATERFORD OAK)
7	126876-02-K29	EA CABINET - OVHD/FRONT - W/O DORS/HDW (MYSTIC OAK)
8	M05992-AW-K28	EA DOR - STR CORNER/OGEE - 11.4" X 28.1" - W/O HDW (WATERFORD OAK)
8	M05992-AW-K29	EA DOR - STR CORNER/OGEE - 11.4" X 28.1" - W/O HDW (MYSTIC OAK)
	074493-04-000	EA SUPPORT - PISTON SPRING - CABINET DOR - 32 LBS
9	126006-02-J20	EA COVER - TV - OVHD/BOTTOM
10	125977-01-02A	EA COVER - TV - OVHD/FRONT - ANTELOPE
10	126602-02-J22	EA COVER - FRONT/OVHD - W/O TV OPTION
11	091261-01-000	FT SLIPNOT - ANTISLIP - 1" WIDE
12	126457-02-J20	EA PANEL - CLOSEOUT - OVHD FRONT - UPPER/LOWER LH

KEY	PART NUMBER	U/M DESCRIPTION
13	114706-04-02B	EA SUPPORT - SHELF/TV
14	126854-01-J20	EA PANEL - HEADLINER/TV/TOP
15	126457-01-J20	EA PANEL - CLOSEOUT - OVHD FRONT - UPPER/LOWER RH
16	130768-01-K66	EA CABINET - OVHD/FRONT - W/O DORS/HDW (WATERFORD OAK)
16	130768-01-K36	EA CABINET - OVHD/FRONT - W/O DORS/HDW (MYSTIC OAK)
17	126358-02-K28	EA CABINET - OVHD/FRONT/RH - W/O DORS/HDW (MYSTIC OAK)
17	126358-02-K29	EA CABINET - OVHD/FRONT/RH - W/O DORS/HDW (MYSTIC OAK)
18	103128-17-J20	EA END CAP - OVHD CABINET - RH (WATERFORD OAK)
18	103128-17-J90	EA END CAP - OVHD CABINET - RH (MYSTIC OAK)
19	126601-03-J20	EA PANEL/SHELF - VINYL COVERED - W/NOTCH/ANTENNA CUTOUT FROM: 00-00-00 THRU: 11-08-98
19	131807-02-K28	EA PANEL/SHELF - VINYL COVERED - W/NOTCH/ANTENNA CUTOUT FROM: 11-09-98 THRU: 99-99-99
19	126601-07-J20	EA PANEL - SHELF - VINYL COVERED - W/INVERTOR CUTOUT FROM: 00-00-00 THRU: 11-08-98
19	131807-03-K28	EA PANEL/SHELF - VINYL COVERED - W/NOTCH/ANTENNA CUTOUT FROM: 11-09-98 THRU: 99-99-99
20	126440-01-J20	EA PANEL - OVHD/FRONT - BOTTOM/RH
21	126443-03-J24	EA PANEL - OVHD/FRONT - RH - 5.8' X 39.2"

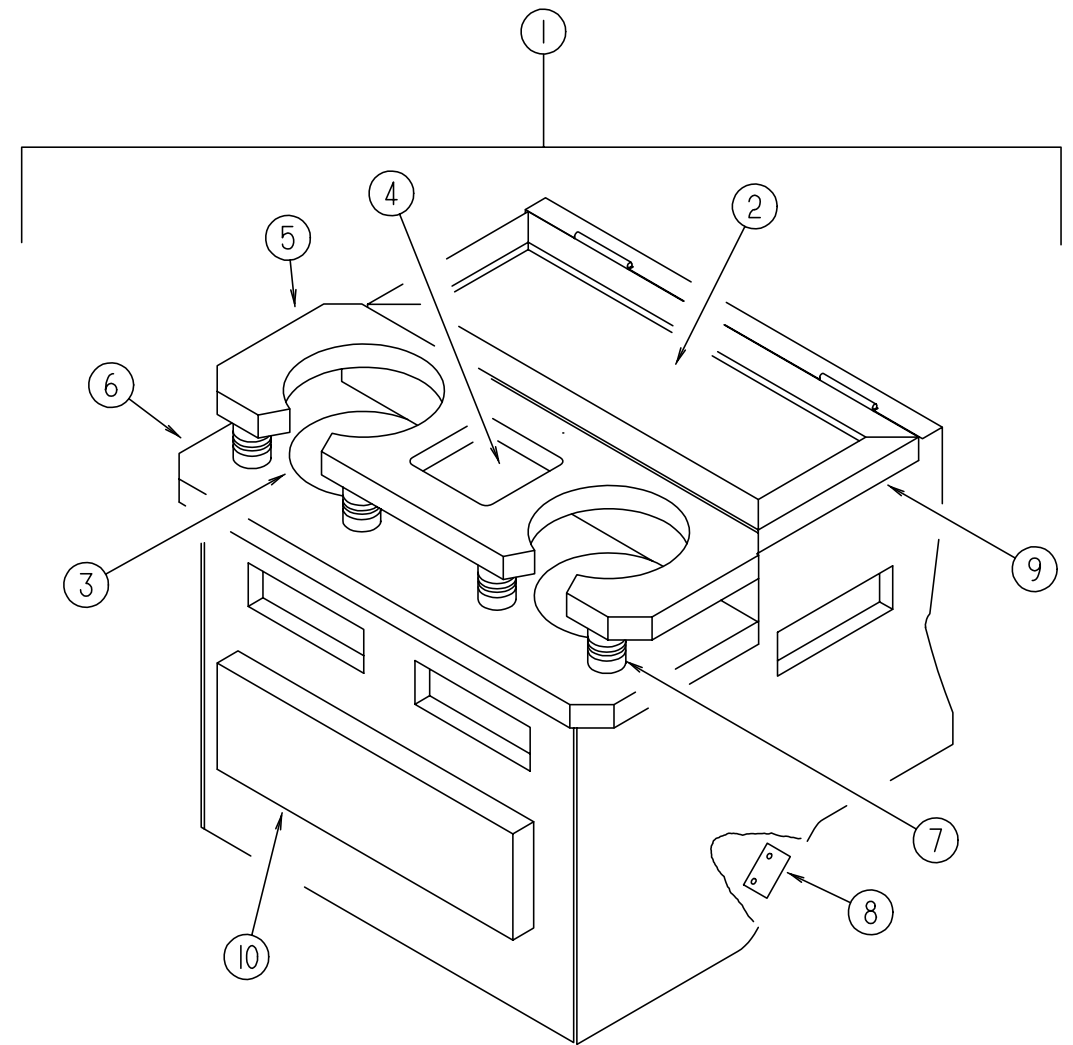
DRIVERS COMPARTMENT GROUP (CONTINUED)



MOTOR COVER

KEY	PART NUMBER	U/M	DESCRIPTION
1	115852-01-02B	EA	STRIKE - LATCH - MOTOR COVER - E-COATED
2	115860-03-01A	EA	TRIM - MOTOR COVER
3	115840-01-01A	EA	COVER - MOTOR - W/O CARPET
4	115850-03-02B	EA	RETAINER - LATCH - MOTOR COVER - RIGHT HAND - E-COAT
5	116581-01-000	EA	LATCH - MOTOR COVER
6	116833-01-02B	EA	WRENCH - HEX MOTOR COVER - E-COATED
7	039623-01-000	FT	SEAL - MOTOR COVER - RUBBER BULB TYPE

DRIVERS COMPARTMENT GROUP (CONTINUED)

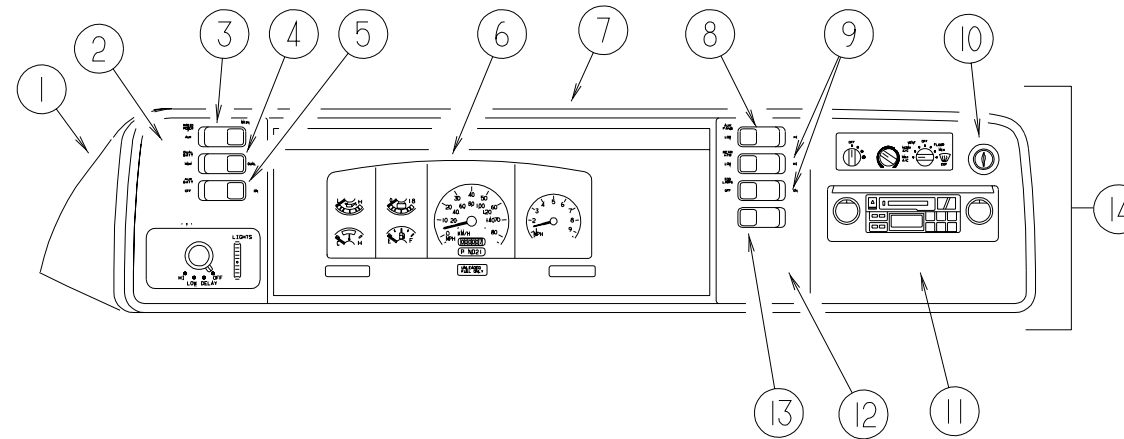


BEVERAGE TRAY, DRIVER COMPARTMENT

KEY	PART NUMBER	U/M	DESCRIPTION
1	126680-01-H17	EA	TRAY - BEVERAGE - W/SHELF/CUPHOLDERS - W/O DRAWER (WATERFORD OAK)
1	126680-01-K29	EA	TRAY - BEVERAGE - W/SHELF/CUPHOLDERS - W/O DRAWER (MYSTIC OAK)
2	122717-06-01A	FT	PAD - NON SKID, PSA - 6.5" X 13.8"
3	122717-01-01A	EA	PAD - NON SKID, PSA - 4" DIAMETER ROUND
4	122717-02-01A	EA	PAD - NON SKID, PSA - 4" X 4"
5	126680-15-H17	EA	SHELF/CUPHOLDER (WATERFORD OAK)
5	126680-15-K29	EA	SHELF/CUPHOLDER (MYSTIC OAK)
6	126680-14-H17	EA	SHELF/CUPHOLDER - W/PADS (WATERFORD OAK)
6	126680-14-H17	EA	SHELF/CUPHOLDER - W/PADS (MYSTIC OAK)
7	097872-04-000	EA	DOWEL - WOOD - 1" DIAMETER X 1.38" LONG
8	122832-01-02B	EA	BRACKET - MOUNTING - BEVERAGE TRAY
9	126680-16-H17	EA	LID - BEVERAGE TRAY (WATERFORD OAK)
9	126680-16-K29	EA	LID - BEVERAGE TRAY (MYSTIC OAK)
10	M05971-AZ-J15	EA	DRAWER - OGEE EDGE - 9.9"W X 11.8"D - W/O SLIDES/HARDWARE (WATERFORD OAK)
10	M05971-AZ-K29	EA	DRAWER - OGEE EDGE - 9.9"W X 11.8"D - W/O SLIDES/HARDWARE (MYSTIC OAK)
	100128-02-000	FT	SEAL - FOAM/ADHESIVE BACK - .37" WIDE X .37" THICK

DRIVERS COMPARTMENT GROUP (CONTINUED)

DASH, GAUGES & SWITCHES (FORD)

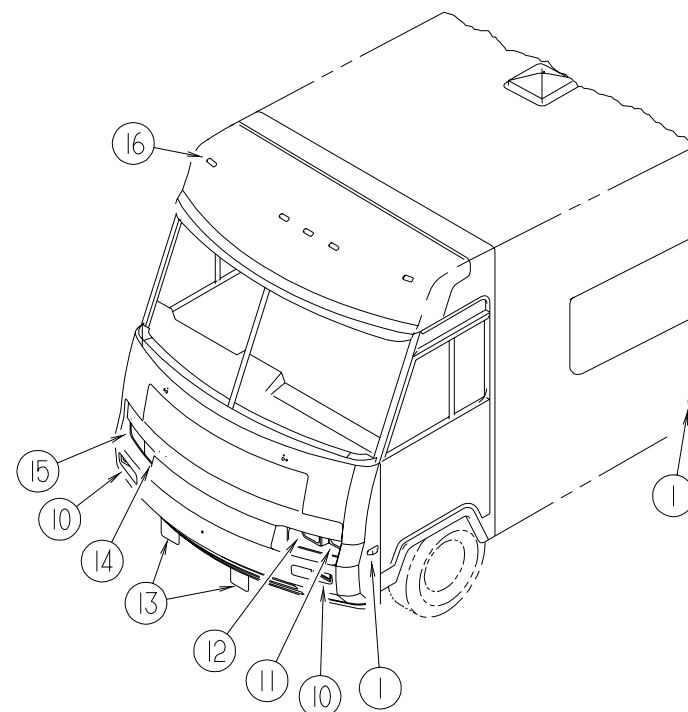
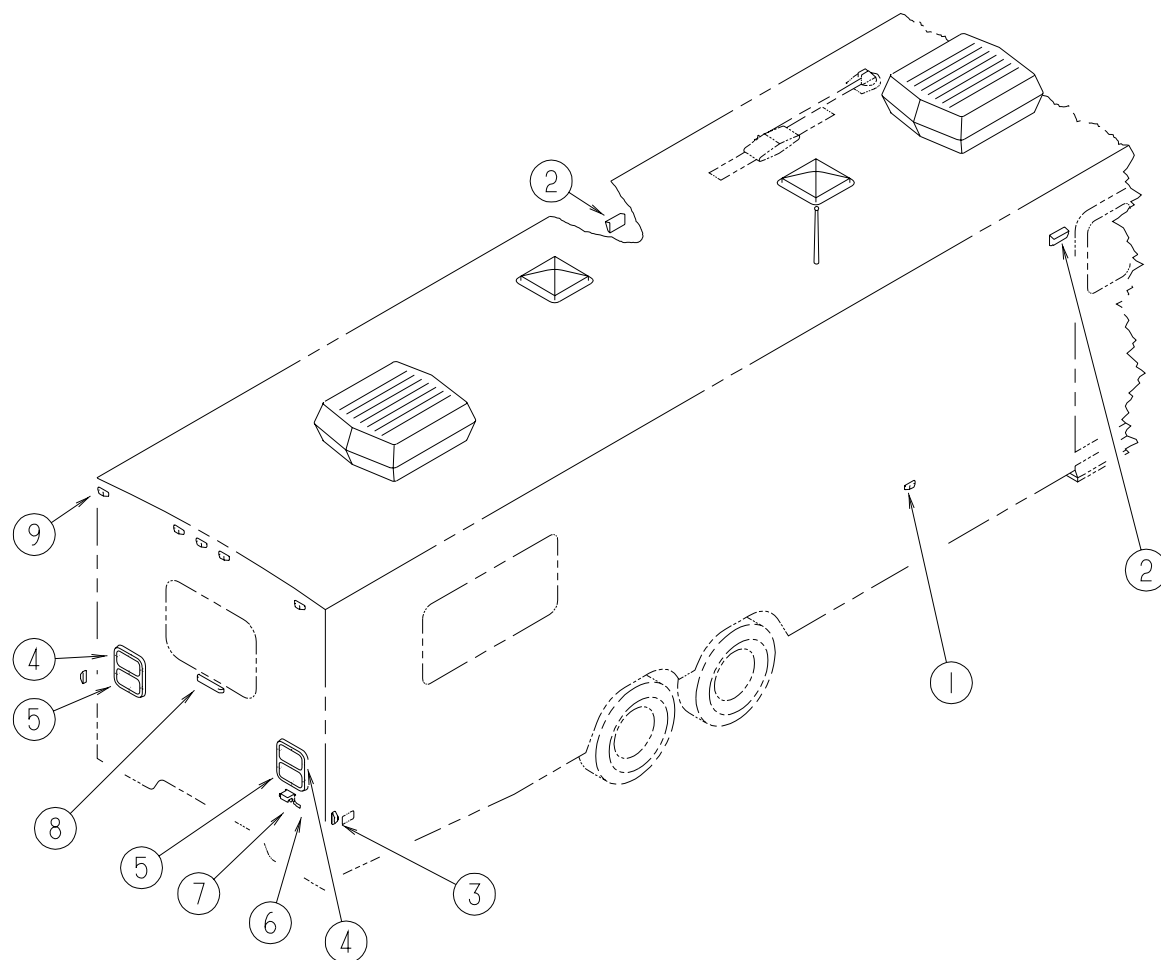


KEY	PART NUMBER	U/M	DESCRIPTION
1	125677-02-J20	EA	POD - INSTRUMENT PANEL FROM: 00-00-00 THRU: 02-03-99
1	125677-04-K28	EA	POD - INSTRUMENT PANEL FROM: 02-04-99 THRU: 99-99-99
2	104056-39-01A	EA	APPLIQUE - BEZEL - DRIVER - BLACK FROM: 00-00-00 THRU: 03-14-99
2	104056-45-01A	EA	APPLIQUE - BEZEL - LEFT SIDEWALL - BLACK FROM: 03-15-99 THRU: 99-99-99
3	108357-08-000	EA	SWITCH - ROCKER DPDT - ON/NONE/ON - 6 TERMINAL
3	108356-02-01A	EA	COVER/ACTUATOR SWITCH - 2 ROWS DIMPLES - CONTURA II - BLACK
4	108357-09-000	EA	SWITCH - ROCKER SPDT - ON/NONE/MOM - 3 TERMINAL
4	108356-02-01A	EA	COVER/ACTUATOR SWITCH - 2 ROWS DIMPLES - CONTURA II - BLACK
5	108357-06-000	EA	SWITCH - ROCKER DPDT - MOM/OFF/MOM - 6 TERMINAL
5	108356-02-01A	EA	COVER/ACTUATOR SWITCH - 2 ROWS DIMPLES - CONTURA II - BLACK
6	N/A	EA	CLUSTER - INSTRUMENT PANEL - KILO/FORD F53 - F5TD-10849-BB
7	103662-12-01A	EA	BEZEL - INSTRUMENT PANEL FROM: 00-00-00 THRU: 02-03-99
7	103662-14-01A	EA	BEZEL - INSTRUMENT PANEL FROM: 02-04-99 THRU: 99-99-99
8	108357-10-000	EA	SWITCH - ROCKER SPDT - W/LIGHT - MOM/NONE/MOM - 5 TERMINAL (W/GENERATOR)
8	096241-03-000	EA	SWITCH - BLANK - BLACK (W/O GENERATOR)
8	108356-04-01A	EA	COVER/ACTUATOR SWITCH - 2 ROWS DIMPLES W/LENS-CONTURAI-BLK

KEY	PART NUMBER	U/M	DESCRIPTION
9	108357-03-000	EA	SWITCH - ROCKER SPDT - ON/OFF/ON - 3 TERMINAL
9	108356-02-01A	EA	COVER/ACTUATOR SWITCH - 2 ROWS DIMPLES - CONTURA II - BLACK
	096241-03-000	EA	SWITCH - BLANK - BLACK
10	089294-01-000	EA	LIGHTER - CIGARETTE - W/SOCKET & WIRE
11	104056-06-01A	EA	APPLIQUE - BEZEL - PASSENGER - BLACK
12	104056-21-01A	EA	APPLIQUE - BEZEL - PASSENGER - BLACK FROM: 00-00-00 THRU: 03-14-99
12	104056-08-01A	EA	APPLIQUE - BEZEL - PASSENGER - 6 SWITCH - BLACK VELVET FROM: 00-00-00 THRU: 03-14-99
12	104056-43-01A	EA	APPLIQUE - BEZEL - RIGHT SIDEWALL - BLACK FROM: 03-15-99 THRU: 99-99-99
13	108357-01-000	EA	SWITCH - ROCKER SPST - ON/OFF - 2 TERMINAL
13	108356-02-01A	EA	COVER/ACTUATOR SWITCH - 2 ROWS DIMPLES - CONTURA II - BLACK
14	M05946-54-J22	EA	DASH POD - FORD - W/O CLUSTER
	077031-03-000	EA	FILM - WHITE - .75" X 1"
	106569-11-01A	EA	VINYL - LAMINATE - ALLANTE ANTELOPE - 1/4" X 21" X 100"
	111528-07-04A	EA	TRIM - LOWER DASH - PASSENGER - FORD - ANTELOPE
	111528-04-04A	EA	TRIM - LOWER DASH - DRIVER - ANTELOPE

ELECTRICAL GROUP

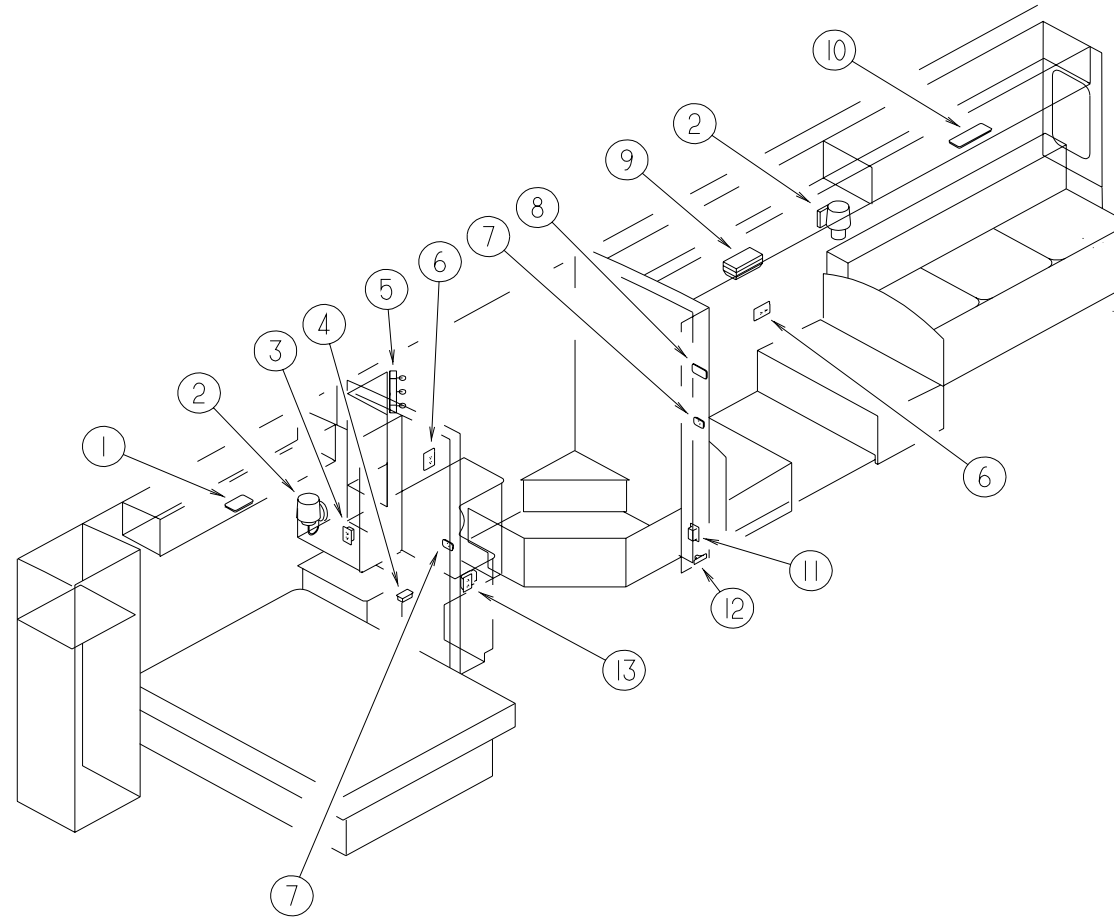
EXTERIOR LIGHTS



KEY	PART NUMBER	U/M	DESCRIPTION
1	111102-02-000	EA	LENS - MARKER LAMP - AMBER
1	111102-01-000	EA	LAMP - MARKER - BASE
1	036196-01-000	EA	BULB - 12 VOLT - #194 - .27 AMP - BAYONETTE
2	097917-01-06A	EA	LIGHT - PORCH - BRIGHT WHITE
2	008215-01-000	EA	BULB - 12 VOLT - #1003 - .94 AMP
2	097917-01-700	EA	LENS - LIGHT - CLEAR
2	008089-02-000	EA	LIGHT - PORCH - RECESSED - CANADIAN
2	008089-01-700	EA	LENS - LIGHT - RECESSED - PORCH
2	008214-01-000	EA	BULB - 12 VOLT - #67 - .59 AMP
3	111102-03-000	EA	LENS - MARKER LAMP - RED
3	111102-01-000	EA	LAMP - MARKER - BASE
3	036196-01-000	EA	BULB - 12 VOLT - #194 - .27 AMP - BAYONETTE
4	117831-01-000	EA	LAMP - STOP/TURN/TAIL/BACKUP - RH
4	117831-02-000	EA	LAMP - STOP/TURN/TAIL/BACKUP - LH
	113294-03-000	EA	LAMP - PARK/TURN - AMBER - RIGHT HAND
	113294-04-000	EA	LAMP - PARK/TURN - AMBER - LEFT HAND
	037935-01-000	EA	BULB - 12V - #1157 OR #2057 - 2.1 AMP - CLEAR GLASS BRAKE LIGHT BULB
	037934-01-000	EA	BULB - 12V - #1156 - 2.1 AMP CLEAR GLASS BACK UP & TURN SIGNAL BULB
5	126210-01-J20	EA	TRIM - TAILLIGHT/DRIVER/PASSENGER - BRIGHT WHITE
6	066432-03-000	EA	BRACKET - LICENSE PLATE

KEY	PART NUMBER	U/M	DESCRIPTION
7	066432-02-000	EA	LIGHT - LICENSE - BLACK
8	121950-01-000	EA	LIGHT - BRAKE - CENTER MOUNT
9	127536-01-000	EA	LIGHT - CLEARANCE - RED
9	127536-02-000	EA	SOCKET - LIGHT - 194 WEDGE
9	036196-01-000	EA	BULB - 12 VOLT - #194 - .27 AMP - BAYONETTE
10	113294-03-000	EA	LAMP - PARK/TURN - AMBER - PASSENGER
10	113294-04-000	EA	LAMP - PARK/TURN - AMBER - DRIVER
10	037935-01-000	EA	BULB - 12V - #1157 OR #2057 - 2.1 AMP - CLEAR GLASS
11	049188-04-000	EA	HEADLAMP - DRIVER - HIGH BEAM - HALOGEN
12	049186-04-000	EA	HEADLAMP - DRIVER - HIGH/LOW - HALOGEN
13	124215-01-000	EA	FOG LIGHT - RECTANGULAR/ CLEAR LENS
	125787-03-J30	EA	SUPPORT - FOG LIGHT
14	049185-04-000	EA	HEADLAMP - PASSENGER - HIGH/LOW - HALOGEN
15	049187-04-000	EA	HEADLAMP - PASSENGER - HIGH BEAM - HALOGEN
	110750-01-000	EA	SCREW - HEADLAMP ADJUSTING
	049359-01-000	EA	SPRING - RETAINER - HEADLAMP - GM #496096
	119157-01-000	EA	SOCKET - SINGLE CONTACT
	119158-01-000	EA	SOCKET - DOUBLE CONTACT
16	102520-01-000	EA	LIGHT - CLEARANCE - W/O SOCKET CONNECTIONS - AMBER
16	036196-01-000	EA	BULB - 12 VOLT - #194 - .27 AMP - BAYONETTE
16	102540-01-000	EA	SEAL - SCREW - ROUND - RUBBER
16	102541-01-000	EA	GASKET - CLEARANCE LIGHT
16	067789-02-000	EA	SOCKET - LAMP

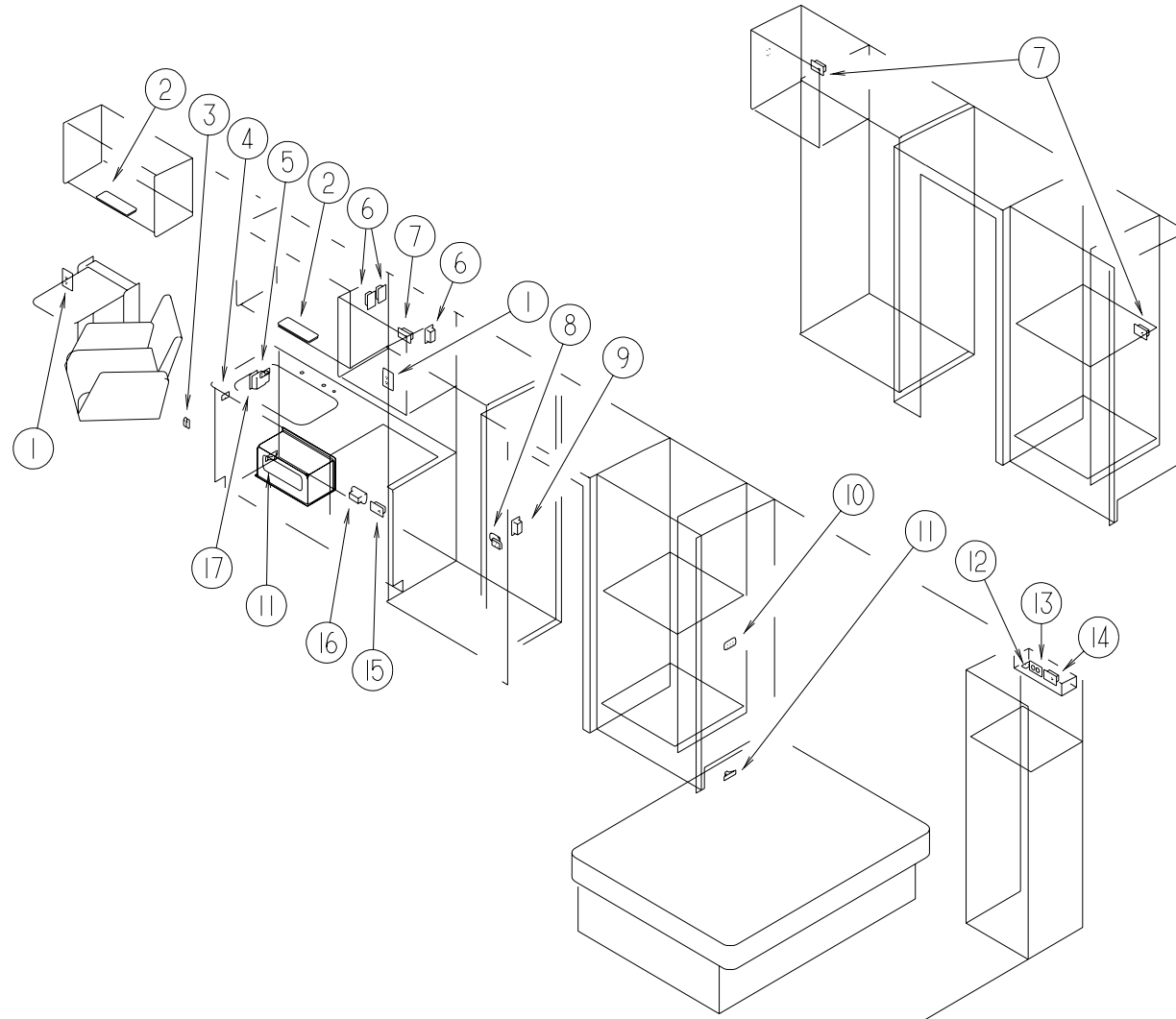
ELECTRICAL GROUP (CONTINUED)
LIGHTS, RECEPTACLES, & SWITCHES (DRIVER SIDE)



KEY	PART NUMBER	U/M	DESCRIPTION	VENDOR NO.	KEY	PART NUMBER	U/M	DESCRIPTION	VENDOR NO.
1	098024-05-02A	EA	LIGHT - DOME - 1 BULB - SKYLITE - WHITE		7	079364-01-000	EA	SWITCH - ON/OFF ROCKER - 2 TERMINAL - BROWN	
1	008218-01-000	EA	BULB - DOME LIGHT - 12 VOLT - NO. 1141		7	098351-01-01A	EA	PLATE - SWITCH - 1 GANG POLISHED BRASS	
1	098024-01-701	EA	LENS - OPTI CLEAR - SKYLITE	809902	7	095188-01-01A	EA	SPACER - SWITCH - 2.3" X 3.4" - PLASTIC - DARK BROWN	
2	065202-24-000	EA	LAMP - WALL		8	127002-02-000	EA	PANEL/MONITOR - ENERGY MANAGEMENT SYSTEM	
2	117806-01-000	EA	BULB - 12 VOLT #912 - 1.0 AMPS		9	093575-06-01A	EA	LIGHT - CEILING - FLUTED	
2	119257-01-01A	EA	SHADE - LAMP - POTPOUM		9	093575-06-700	EA	GLOBE	9048
3	058708-02-000	EA	RECEPTACLE - ELECTRIC - DOUBLE - IVORY		10	098024-06-02A	EA	LIGHT - DOME - 2 BULB - SKYLITE	
4	058707-02-000	EA	RECEPTACLE - BLANK JUNCTION BOX		10	008218-01-000	EA	BULB - DOME LIGHT - 12 VOLT - NO. 1141	
5	110235-01-01A	EA	LIGHT - MAKE UP - 3 BULB - 12 VOLT		10	098024-01-701	EA	LENS - OPTI CLEAR - SKYLITE	809902
5	081633-01-700	EA	BULB - LIGHT - MAKE-UP	RP1041	11	058708-01-000	EA	RECEPTACLE - ELECTRIC - DOUBLE - BROWN	
6	058708-02-000	EA	RECEPTACLE - ELECTRIC - DOUBLE - IVORY		12	061424-01-000	EA	LIGHT - AISLE - 12 VOLT - RECTANGULAR	
6	102568-01-GB1	EA	SPACER - RECEPTACLE - WOOD (WATERFORD OAK)		12	008103-01-000	EA	BULB - DASH/AISLE LIGHT - #53 - 12 VOLT - .12 AMP	
6	102568-01-K29	EA	SPACER - RECEPTACLE - WOOD (MYSTIC OAK)		13	084076-02-000	EA	RECEPTACLE - GFI - 15 AMP/125 VOLT - BROWN	

ELECTRICAL GROUP (CONTINUED)

LIGHTS, RECEPTACLES, & SWITCHES (PASSENGER SIDE)

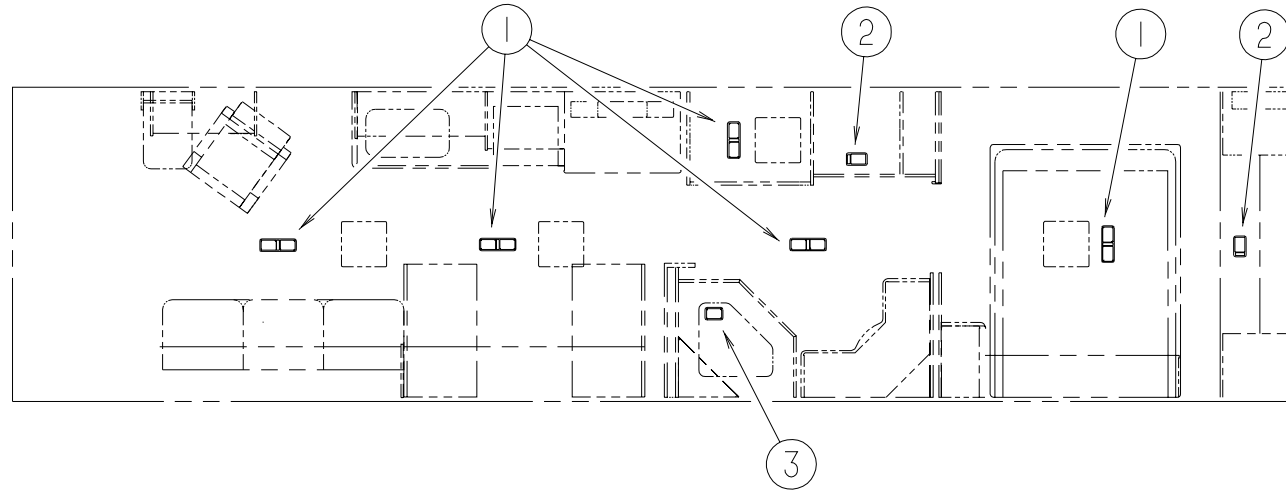


KEY	PART NUMBER	U/M	DESCRIPTION	VENDOR NO.
1	058708-02-000	EA	RECEPTACLE - ELECTRIC - DOUBLE - IVORY	
1	102568-01-GB1	EA	SPACER - RECEPTACLE - WOOD (WATERFORD OAK)	
1	102568-01-K29	EA	SPACER - RECEPTACLE - WOOD (MYSTIC OAK)	
2	098024-06-02A	EA	LIGHT - DOME - 2 BULB - SKYLITE	
2	008218-01-000	EA	BULB - DOME LIGHT - 12 VOLT - NO. 1141	
2	098024-01-701	EA	LENS - OPTI CLEAR - SKYLITE	809902
3	116995-01-000	EA	SWITCH/MAGNET - ELECTRIC STEP	
4	079364-03-000	EA	SWITCH - ON/OFF ROCKER - 3 TERMINAL - BROWN	
4	098351-01-01A	EA	PLATE/SWITCH - 1 GANG - POLISHED BRASS - W/O LABEL	
4	095188-01-01A	EA	SPACER - SWITCH - 2.3" X 3.4" - PLASTIC - DARK BROWN	
5	079364-01-000	EA	SWITCH - ON/OFF ROCKER - 2 TERMINAL - BROWN	
5	098351-05-01A	EA	PLATE - SWITCH - 3 GANG POLISHED BRASS	
5	095188-02-01A	EA	SPACER - SWITCH - 2.3" X 4.1" - PLASTIC - DARK BROWN	
6	058707-02-000	EA	RECEPTACLE - BLANK JUNCTION BOX	
7	058707-01-000	EA	RECEPTACLE - ELECTRIC - SINGLE - BROWN	
8	079364-03-000	EA	SWITCH - ON/OFF ROCKER - 3 TERMINAL - BROWN	
8	079364-01-000	EA	SWITCH - ON/OFF ROCKER - 2 TERMINAL - BROWN	

KEY	PART NUMBER	U/M	DESCRIPTION
8	098351-02-01A	EA	PLATE/SWITCH - 2 GANG - POLISHED BRASS - W/O LABEL
8	095188-01-01A	EA	SPACER - SWITCH - 2.3" X 3.4" - PLASTIC - DARK BROWN
9	058707-01-000	EA	RECEPTACLE - ELECTRIC - SINGLE - BROWN
9	058708-02-000	EA	RECEPTACLE - ELECTRIC - DOUBLE - IVORY
10	079364-03-000	EA	SWITCH - ON/OFF ROCKER - 3 TERMINAL - BROWN
10	079364-01-000	EA	SWITCH - ON/OFF ROCKER - 2 TERMINAL - BROWN
10	098351-01-01A	EA	PLATE/SWITCH - 1 GANG - POLISHED BRASS - W/O LABEL
10	095188-02-01A	EA	SPACER - SWITCH - 2.3" X 4.1" - PLASTIC - DARK BROWN
11	061424-01-000	EA	LIGHT - AISLE - 12 VOLT - RECTANGULAR
11	008103-01-000	EA	BULB - DASH/AISLE LIGHT - #53 - 12 VOLT - .12 AMP
12	079364-01-000	EA	SWITCH - ON/OFF ROCKER - 2 TERMINAL - BROWN
12	098351-14-01A	EA	PLATE/SWITCH - 1 GANG - POLISHED BRASS - TV
13	076319-09-000	EA	WALLPLATE - CABLE RECEPTACLE - TV - SINGLE - BROWN
14	058708-02-000	EA	RECEPTACLE - ELECTRIC - DOUBLE - IVORY
15	058708-05-000	EA	RECEPTACLE - SINGLE - BROWN
16	112822-01-01A	EA	RECEPTACLE - DUPLEX - IVORY
16	112824-01-03A	EA	COVER - RECEPTACLE - EXTERIOR DUPLEX
17	084076-02-000	EA	RECEPTACLE - GFI - 15 AMP/125 VOLT - BROWN

ELECTRICAL GROUP (CONTINUED)

CEILING LIGHTS



KEY	PART NUMBER	U/M	DESCRIPTION
1	098024-03-02A	EA	LIGHT - DOME - 2 BULB - WHITE
1	008218-01-000	EA	BULB - 12 VOLT - #1141 - 1.44 AMP
1	098024-01-700	EA	LENS - LIGHT

VENDOR NO.
807877

KEY	PART NUMBER	U/M	DESCRIPTION	VENDOR NO.
2	098024-01-03A	EA	LIGHT - DOME - 1 BULB - WHITE	
2	008218-01-000	EA	BULB - 12 VOLT - #1141 - 1.44 AMP	
2	098024-01-700	EA	LENS - LIGHT	807877
3	121935-01-01A	EA	LIGHT - DOME - SHOWER	
3	103603-01-000	EA	BULB - 12 VOLT - #74 - .12A WEDGE - GE 22-25 USED IN DASH	

ELECTRICAL GROUP (CONTINUED)**CONVERTER & LOAD CENTER**

KEY	PART NUMBER	U/M	DESCRIPTION
	099048-03-000	EA	INVERTER - 130 WATT
	108915-02-000	EA	LOAD CENTER - 120/240 VOLT - 100 AMP
	113132-01-000	EA	LOAD CENTER - 120/240 VOLT - 60 AMP
	123058-02-000	EA	CONVERTER - 45 AMP - ELECTRONIC - 4 1/8" H X 7" W X 12 3/8" L
	127002-01-000	EA	MODULE/CIRCUIT BOARD - ENERGY MANAGEMENT SYSTEM CONTROL
	127002-02-000	EA	PANEL/MONITOR - ENERGY MANAGEMENT SYSTEM
	106071-03-000	EA	SWITCH - AUTOMATIC TRANSFER - 50 AMP F/30AMP E.M.S.

SWITCHES & PLATES

KEY	PART NUMBER	U/M	DESCRIPTION
	079364-01-000	EA	SWITCH - ON/OFF ROCKER - 2 TERMINAL - BROWN
	079364-02-000	EA	SWITCH - ON/OFF ROCKER - 3 TERMINAL - BLACK
	079364-03-000	EA	SWITCH - ON/OFF ROCKER - 3 TERMINAL - BROWN
	101894-01-01A	EA	SWITCH - 3 WAY - BROWN (110 VOLT)
	108357-06-000	EA	SWITCH - ROCKER DPDT - MOM/OFF/MOM - 6 TERMINAL
	108357-01-000	EA	SWITCH - ROCKER SPST - ON/OFF - 2 TERMINAL
	108355-01-000	EA	HOUSING - SWITCH
	081994-08-000	EA	PLATE - SWITCH - F/SLIDEOUT
	081994-09-000	EA	PLATE - SWITCH - F/SLIDEOUT
	098351-01-01A	EA	PLATE/SWITCH - 1 GANG - POLISHED BRASS - W/O LABEL
	098351-02-01A	EA	PLATE/SWITCH - 2 GANG - POLISHED BRASS - W/O LABEL
	098351-05-01A	EA	PLATE/SWITCH - 3 GANG - POLISHED BRASS - PORCH/CEILING/STEP
	098351-09-01A	EA	PLATE/SWITCH - 1 GANG - POLISHED BRASS - SPEAKER SELECT/TV FROM: 00-00-00 THRU: 11-08-98
	098351-16-01A	EA	PLATE - SWITCH - 1 GANG W/LABEL FROM: 11-09-98 THRU: 99-99-99
	101911-01-01A	EA	WALL PLATE - SWITCH (1 GANG)
	095188-01-01A	EA	SPACER - SWITCH - 2.3" X 3.4" - PLASTIC - DARK BROWN
	095188-02-01A	EA	SPACER - SWITCH - 2.3" X 4.1" - PLASTIC - DARK BROWN
	108356-02-01A	EA	COVER/ACTUATOR SWITCH - 2 ROWS DIMPLES - CONTURA II - BLACK
	108356-04-01A	EA	COVER/ACTUATOR SWITCH - 2 ROWS DIMPLES W/LENS - CONTURA - BLK

RECEPTACLES

KEY	PART NUMBER	U/M	DESCRIPTION
	058707-01-000	EA	RECEPTACLE - ELECTRIC - SINGLE - BROWN
	058707-02-000	EA	RECEPTACLE - BLANK - JUNCTION BOX
	058708-01-000	EA	RECEPTACLE - ELECTRIC - DOUBLE - BROWN
	058708-02-000	EA	RECEPTACLE - ELECTRIC - DOUBLE - IVORY
	058708-05-000	EA	RECEPTACLE - ELECTRIC - SINGLE - BROWN
	084076-02-000	EA	RECEPTACLE - GFI - 15 AMP/125 VOLT - BROWN
	084077-02-000	EA	PLATE - COVER - RECEPTACLE - GFI - BROWN
	102568-01-GB1	EA	SPACER - RECEPTACLE - BETWEEN SIDEWALL & PLATE - WOOD (WATERFORD OAK)
	102568-01-K29	EA	SPACER - RECEPTACLE - BETWEEN SIDEWALL & PLATE - WOOD (MYSTIC OAK)
	112822-01-01A	EA	RECEPTACLE - DUPLEX - IVORY FROM: 00-00-00 THRU: 11-15-98
	131826-01-01A	EA	RECEPTACLE - EXTERIOR - W/COVER/GASKET - WHITE FROM: 11-16-98 THRU: 99-99-99
	112824-01-03A	EA	COVER - EXTERIOR DUPLEX RECEPTACLE - WHITE PLASTIC
	115930-01-000	EA	INLET - 30 AMP - 120 VOLT - EXTERIOR
	115930-02-000	EA	INLET - 50 AMP - 240 VOLT - EXTERIOR

ELECTRICAL GROUP (CONTINUED)**ELECTRICAL BOXES & CORDS**

KEY	PART NUMBER	U/M	DESCRIPTION
	008052-01-000	EA	CORD - POWER - 10/3 - 30 AMP - 25' - CANADIAN
	008054-01-000	EA	CORD - POWER - 10/3 - 30 AMP - 25'
	008289-01-000	EA	BOX - ELECTRIC/STEEL - 1/2" & 3/4" KNOCKOUTS - 4" X 4"
	008289-02-000	EA	BOX - ELECTRICAL/STEEL - 4" X 4" - 1/2" & 3/4" KNOCKOUTS - CANADIAN
	008294-01-000	EA	COVER - ELECTRICAL BOX - BLANK STEEL - 4" X 4" - GRAY
	008294-02-000	EA	COVER - ELECTRICAL BOX - BLANK STEEL - 4" X 4" - CANADIAN
	091910-01-000	EA	BOX - ELECTRIC - 3.75" X 3.5" X 1.75" - PLASTIC
	091910-02-000	EA	BOX - ELECTRIC - 2.24" X 3.45" X 1.69" - PLASTIC
	108934-01-000	EA	CORD - POWER - 50 AMP - 4 WIRE - 36'
	113096-01-000	EA	CORD - POWER - 50 AMP - 4 WIRE - 4' - CSA
	111509-01-000	EA	BOX - ELECTRICAL - FRONT - E-COATED
	111510-01-000	EA	DOOR/ACCESS PANEL - ELECTRICAL BOX - FRONT
	113096-01-000	EA	CORD - POWER - 50 AMP - 4 WIRE - 36' - CSA

WIRE ASSEMBLIES

KEY	PART NUMBER	U/M	DESCRIPTION
	073328-B4-000	EA	CABLE ASSEMBLY - BATTERY - W/TERMINALS
	090986-01-000	EA	WIRE ASSEMBLY - ELECTRIC STEP - KWIKEE 9009
	096449-01-000	EA	WIRE ASSEMBLY - WATER TANK TO MONITOR PANEL
	096717-03-000	EA	WIRE - REAR MONITOR - AFTER MARKET INSTALLATION
	097618-01-000	EA	WIRE ASSEMBLY - MONITOR PANEL- W/3 WIRES & ORANGE RESISTOR ORANGE RESISTOR W/3 (ORANGE-GREEN-BLUE) WIRES
	P27264-02-000	EA	WIRE ASSEMBLY - RADIO AM/FM CASSETTE
	P27516-04-000	EA	WIRE ASSEMBLY - RADIO AM/FM/CD
	108303-01-000	EA	WIRE ASSEMBLY - REAR AUTO HEATER
	108304-01-000	EA	WIRE ASSEMBLY - INSTRUMENT PANEL - AUXILIARY FANS
	110256-01-000	EA	WIRE ASSEMBLY - INSTRUMENT PANEL - GENERATOR
	124096-01-000	EA	WIRE - INSTRUMENT PANEL - FOG LAMPS
	126392-01-000	EA	WIRE ASSEMBLY - REMOTE MIRRORS
	126591-01-02B	EA	CARRIER - WIRE - SLIDEOUT
	120233-05-000	EA	WIRE - 30" W/DIGITAL SENSOR CONNECTOR/STRIPED LEAD
	127002-03-000	EA	WIRE ASSEMBLY - ENERGY MANAGEMENT SYSTEM
	131386-01-000	EA	WIRE ASSEMBLY - F/SLIDEOUT CONTROL

CIRCUIT BREAKERS & FUSES

KEY	PART NUMBER	U/M	DESCRIPTION
	062037-01-000	EA	HOUSING - AUTO FUSE - NATURAL
	062037-06-000	EA	HOUSING - AUTO FUSE - BROWN
	108669-01-000	EA	HOUSING - AUTO FUSE HOLDER
	062901-02-000	EA	FUSE - 5 AMPS - AUTOMOTIVE
	062901-05-000	EA	FUSE - 15 AMPS - AUTOMOTIVE
	062901-06-000	EA	FUSE - 20 AMPS - AUTOMOTIVE
	062901-07-000	EA	FUSE - 25 AMPS - AUTOMOTIVE
	062901-08-000	EA	FUSE - 30 AMPS - AUTOMOTIVE
	083209-01-000	EA	CIRCUIT BREAKER - 15 AMP - 120 VOLT - CANADIAN
	083209-02-000	EA	CIRCUIT BREAKER - 15/15 AMP - 120 VOLT
	083209-03-000	EA	CIRCUIT BREAKER - 15/20 AMP - 120 VOLT
	083209-10-000	EA	CIRCUIT BREAKER - 20/30 AMP - 120 VOLT
	083209-11-000	EA	CIRCUIT BREAKER - 20/15 AMP - 120 VOLT
	093654-01-000	EA	CIRCUIT BREAKER - 6 AMP - 12 VOLT
	093654-02-000	EA	CIRCUIT BREAKER - 15 AMP - 12 VOLT
	093655-03-000	EA	CIRCUIT BREAKER - 40 AMP - 12 VOLT
	108916-01-000	EA	CIRCUIT BREAKER - 50 AMP - 12 VOLT - 2 POLE
	112591-01-000	EA	CIRCUIT BREAKER - 16 AMP - 240 VOLT
	122811-01-000	EA	CIRCUIT BREAKER - 20/50/50/20
	093674-01-000	EA	PLATE - CIRCUIT BREAKER - HOUSE - 8.4" X 4.1" - STEEL
	106656-01-000	EA	FUSE BLOCK - 4 CAVITY - AUTOFUSE

ELECTRICAL GROUP (CONTINUED)**ELECTRICAL CONNECTORS & CONDUIT**

KEY	PART NUMBER	U/M	DESCRIPTION
	007954-01-000	EA	RECEPTACLE - HOUSING - 6 POSITION
	007956-05-000	EA	INSULATOR - SHRINK - .25 ID X 1.50
	008311-01-000	EA	CONNECTOR - WIRE NUT - INSULATED - RED
	008312-01-000	EA	CONNECTOR - WIRE NUT - INSULATED - BLUE
	008313-01-000	EA	CONNECTOR - WIRE NUT - INSULATED - YELLOW
	008314-01-000	EA	CONNECTOR - WIRE NUT - INSULATED - GRAY
	115932-02-000	EA	CONNECTOR - FEMALE - 50 AMP - 240 VOLT
	008355-01-000	EA	CONNECTOR - CABLE CLAMPING - 3/4"
	008356-01-000	EA	CONNECTOR - PLASTIC - 3/8" AVG
	008398-01-000	EA	CONNECTOR - 1/2" X 90 DEGREE - FLEX CONDUIT - UL & CSA
	041480-01-000	EA	CONNECTOR - STRAIGHT - 1/2' FLEX CONDUIT
	058028-01-000	EA	CONNECTOR - ELECTRICAL PIGTAIL - NYLON - CLEAR
	008356-02-000	EA	CONNECTOR - PLASTIC - 21/32
	008326-01-000	EA	TERMINAL - RING - 16/14 WIRE - 3/8" STUD
	008328-01-000	EA	TERMINAL - RING - 12/10 WIRE - #10 STUD FIT
	008331-01-000	EA	TERMINAL - RING - TONGUE - #4 WIRE - 3/8" STUD - COPPER
	008348-01-000	EA	TERMINAL - RING - 3/8" STUD 2 GA. WIRE
	035416-04-000	EA	TERMINAL - RING - #10 STUD FIT - INSULATED BARREL #16/14
	047443-01-000	EA	TERMINAL - .250 RECEPTACLE FIT - INSULATED - 16/14 AWG
	047443-02-000	EA	TERMINAL - .250 RECEPTACLE FIT - INSULATED - 12/10 AWG
	062036-01-000	EA	TERMINAL - PACK - CON - 12/10 AWG
	062036-02-000	EA	TERMINAL - PACK - CON - 16/14 AWG
	088267-01-000	EA	TERMINAL - FEMALE - 1/4
	098260-01-000	EA	TERMINAL - MALE - 56 SERIES
	113306-01-000	EA	TERMINAL - FEMALE - M/P - 14-16 - F/SEALED TERMINAL
	113307-01-000	EA	TERMINAL - FEMALE - M/P - 16-20
	116811-01-000	EA	TERMINAL - .110 RECEPTACLE - 16-14 AWG
	008394-01-000	FT	CONDUIT - FLEXIBLE - 1/2"
	041953-01-000	FT	CONDUIT - CONVOLUTE SLIT - .5" ID
	041953-03-000	FT	CONDUIT - CONVOLUTE SLIT - 1" ID (CLOTHES ROD COVER)
	041953-05-000	FT	CONDUIT - CONVOLUTE SOLID - .62" ID
	041953-06-000	FT	CONDUIT - CONVOLUTE SLIT - .375" ID
	041953-07-000	FT	CONDUIT - CONVOLUTE SLIT - .25" ID
	041953-08-000	FT	CONDUIT - CONVOLUTE SLIT - 1.50" ID
	041953-09-000	FT	CONDUIT - CONVOLUTE SLIT - .50" ID
	041953-10-000	FT	CONDUIT - CONVOLUTE SLIT - .75" ID
	041953-11-000	FT	CONDUIT - CONVOLUTE SLIT - 1.06" ID
	041953-12-000	FT	CONDUIT - CONVOLUTE NON SLIT - 1.1" ID
	077479-01-000	EA	BOOT - BATTERY TERMINAL - DOUBLE CABLE
	077479-02-000	EA	BOOT - BATTERY TERMINAL - SINGLE CABLE
	080015-02-000	EA	RECEPTACLE - FLAG - .185 - 16/14 GAUGE
	087225-01-000	FT	SLEEVING - 1/2" - TYPE H
	087225-02-000	FT	SLEEVING - 5/8" - TYPE H
	087949-01-000	EA	BUSS BAR - 2 POSITION - .6" X 1.5"
	087949-02-000	EA	BUSS BAR - 3 POSITION - .6" X 2.4"
	088473-01-000	EA	HOUSING - PIN - 12 CAVITY
	088473-02-000	EA	HOUSING - PIN - 15 CAVITY
	088473-03-000	EA	HOUSING - PIN - 9 CAVITY
	088473-04-000	EA	HOUSING - PIN - 8 CAVITY IN-LINE
	088473-06-000	EA	HOUSING - PIN - 6 CAVITY
	088473-08-000	EA	HOUSING - PIN - 4 CAVITY
	088473-09-000	EA	HOUSING - PIN - 3 CAVITY
	088473-10-000	EA	HOUSING - PIN - 2 CAVITY
	088474-01-000	EA	HOUSING - SOCKET - 12 CAVITY
	088474-02-000	EA	HOUSING - SOCKET - 15 CAVITY
	088474-03-000	EA	HOUSING - SOCKET - 9 CAVITY
	088474-06-000	EA	HOUSING - SOCKET - 6 CAVITY
	088474-07-000	EA	HOUSING - SOCKET - 5 CAVITY
	088474-08-000	EA	HOUSING - SOCKET - 4 CAVITY
	088474-09-000	EA	HOUSING - SOCKET - 3 CAVITY
	088474-10-000	EA	HOUSING - SOCKET - 2 CAVITY

ELECTRICAL GROUP (CONTINUED)**ELECTRICAL CONNECTORS & CONDUIT (CONTINUED)**

KEY	PART NUMBER	U/M	DESCRIPTION
	088475-01-000	EA	PIN - CONNECTOR - 14 - 20 AWG
	088475-02-000	EA	PIN - CONNECTOR - 10-12 AWG
	088476-01-000	EA	SOCKET - CONNECTOR - BRASS - PRE-TIN
	088476-02-000	EA	SOCKET - CONNECTOR - 12-10 GA - PRE-TIN
	092786-03-000	EA	BUSS BAR - 6.9" LONG
	098261-02-000	EA	SOCKET - CONNECTOR - WEATHERPACK
	098262-01-000	EA	SEAL - CONNECTOR - WEATHER PACK
	098264-01-000	EA	HOUSING - 2 PIN - WEATHER PACK
	102777-02-000	EA	TERMINAL - RING - #6 STUD - 10 AWG
	103608-01-000	EA	SOCKET - WEDGE BASE W/LEADS
	103987-02-000	EA	SEAL - SOLENOID ACCESS
	104016-01-000	EA	WIRE ASSEMBLY - AUXILIARY FANS
	104100-01-000	EA	HOUSING - 1 POSITION - 75 AMPS
	104100-03-000	EA	TERMINAL - 75 AMP
	106655-01-000	EA	TERMINAL - FUSE BLOCK - 14-16 AWG
	106655-02-000	EA	TERMINAL - FUSE BLOCK - 10-12 AWG
	110178-01-000	EA	HOUSING - WIPER MOTOR
	112823-01-000	EA	SPLICE - REDUCER - 16-14 TO 18-22
	113468-01-000	EA	HOUSING - 2 POSITION - FEMALE (WIPER/WASHER WIRE ASM)
	115556-01-000	EA	HOUSING - 3 POSITION - FEMALE
	115556-02-000	EA	HOUSING - 2 POSITION - FEMALE
	119248-02-000	EA	HOUSING - 7 POSITION - FEMALE
	115931-02-000	EA	COVER - CONNECTOR
	125323-02-000	EA	HOUSING - 8 POSITION - MALE
	125324-01-000	EA	TERMINAL - MALE
	125325-01-000	EA	SEAL - CAVITY
	125323-03-000	EA	LOCK - SECONDARY 8 POSITION
	085724-01-000	EA	SOCKET - DOUBLE CONTACT - TAILLIGHT

SOLAR PANEL

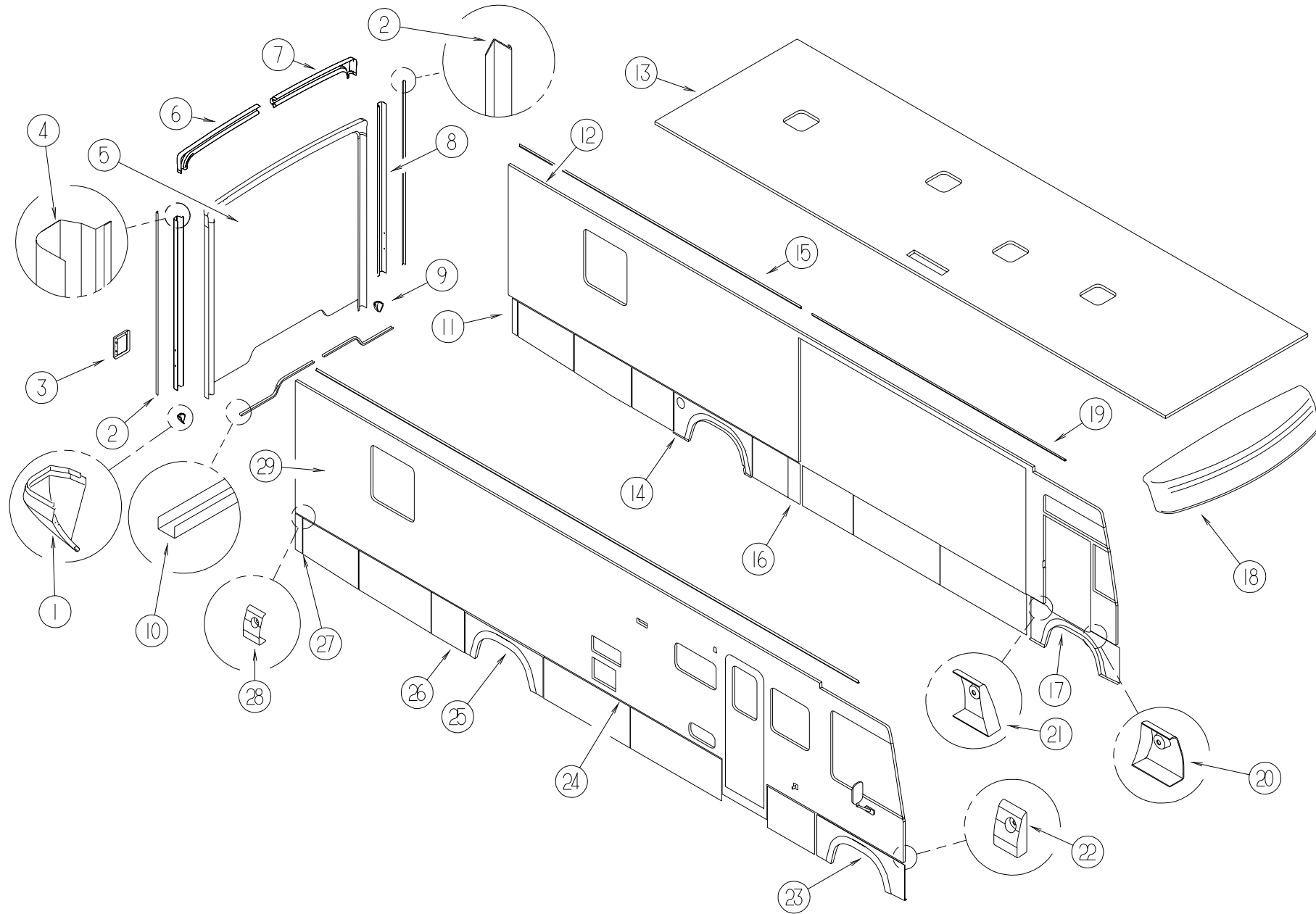
KEY	PART NUMBER	U/M	DESCRIPTION	VENDOR NO.
	115504-01-000	EA	PANEL - SOLAR 10 WATT	
	115504-01-700	EA	PLUG & CABLE - 10 WATT PANEL	600-016
	115505-01-000	EA	MONITOR LIGHT - SOLAR PANEL - RED LED INDICATOR	

ELECTRICAL MISCELLANEOUS

KEY	PART NUMBER	U/M	DESCRIPTION
	008188-01-000	EA	SOLENOID - 3 POST - BATTERY CHANGE OVER
	022756-03-000	EA	COVER - A/C PLASTIC
	063910-01-000	EA	HOUSING - RELAY
	063912-02-000	EA	RELAY - CANISTER - SPDT
	086233-01-000	EA	STUD - ISOLATED - 3/8" X 7/8" LONG
	086273-01-000	EA	RELAY - BATTERY DISCONNECT
	007093-01-000	EA	SIGNAL FLASHER

EXTERIOR BODY GROUP

EXTERIOR BODY PANELS & TRIM

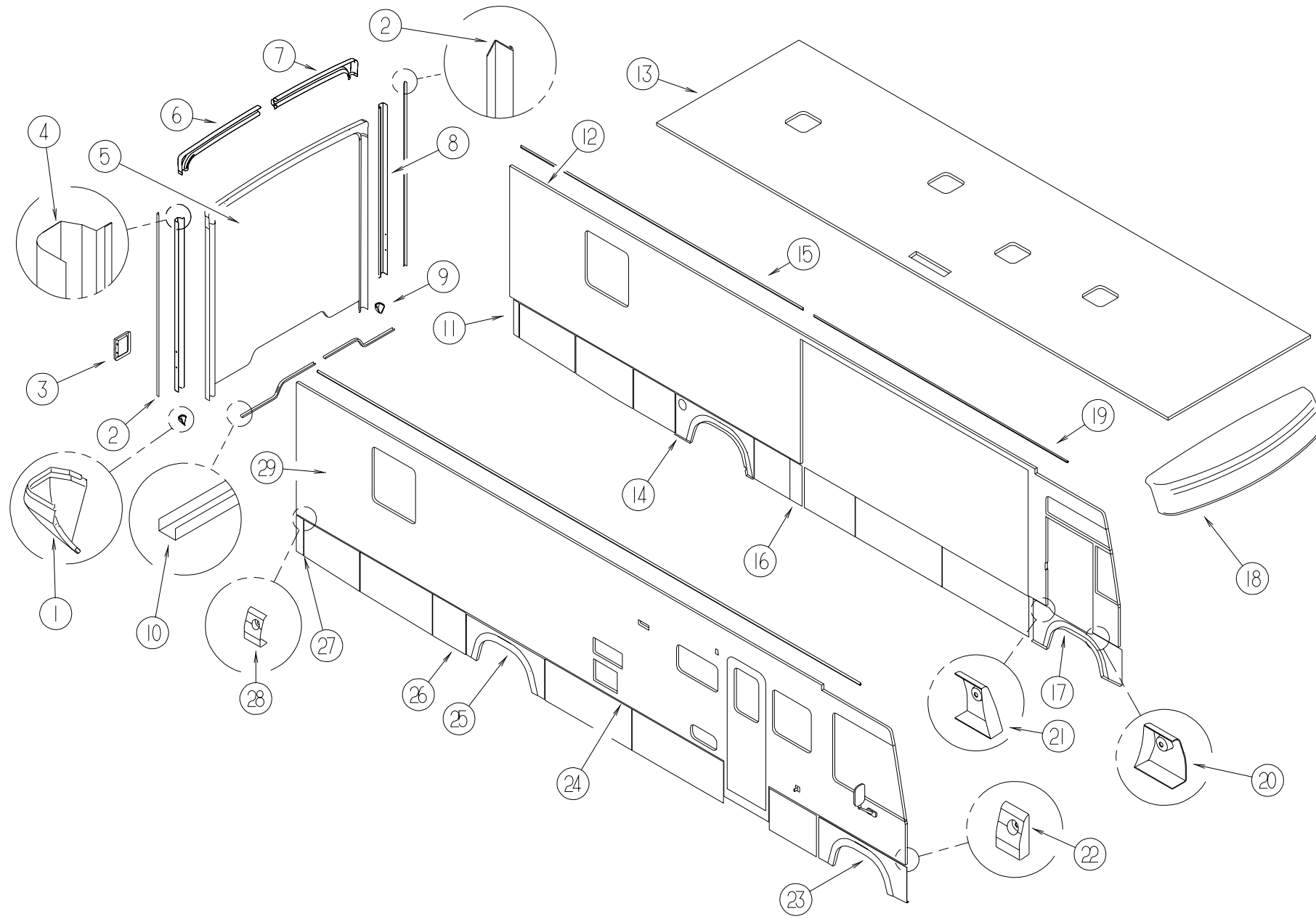


KEY	PART NUMBER	U/M DESCRIPTION
1	125873-01-01A	EA TRIM - BACKWALL - LOWER/RIGHT HAND
2	120548-01-02A	EA TRIM-J - BACKWALL - PASSENGER/NOTCHED
2	120548-02-02A	EA TRIM-J - BACKWALL - DRIVER/NOTCHED
3	126210-01-J20	EA TRIM - TAILLIGHT/DRIVER/PASSENGER - BRIGHT WHITE
4	126096-01-12B	EA TRIM - BACKWALL/PASSENGER SIDE - BRIGHT WHITE
5	127371-01-J24	EA BACKWALL - W/O WINDOW/TRIM (K28,K29,K34,K35)
5	127371-01-K30	EA BACKWALL - W/O WINDOW/TRIM (K30)
5	127371-01-K31	EA BACKWALL - W/O WINDOW/TRIM (K31)
5	127371-01-K32	EA BACKWALL - W/O WINDOW/TRIM (K32)
5	127371-01-K33	EA BACKWALL - W/O WINDOW/TRIM (K33)
6	125690-01-01A	EA TRIM - BACKWALL - TOP/RIGHT HAND

KEY	PART NUMBER	U/M DESCRIPTION
7	125689-01-01A	EA TRIM - BACKWALL - TOP/LEFT HAND
8	126096-02-12B	EA TRIM - BACKWALL/DRIVER SIDE - BRIGHT WHITE
9	125873-02-01A	EA TRIM - BACKWALL - LOWER/LEFT HAND
10	050406-25-000	EA TRIM - LOWER BACKWALL - EITHER SIDE
11	122732-26-JA1	EA VALANCE/PANEL - REAR DRIVER - W/O HARDWARE - 4.9"
12	128496-01-K28	EA SIDEWALL - DRIVER - W/O WINDOWS/TRIMS (K28,K29,K34,K35)
12	128496-01-K30	EA SIDEWALL - DRIVER - W/O WINDOWS/TRIMS (K30)
12	128496-01-K31	EA SIDEWALL - DRIVER - W/O WINDOWS/TRIMS (K31)
12	128496-01-K32	EA SIDEWALL - DRIVER - W/O WINDOWS/TRIMS (K32)
12	128496-01-K33	EA SIDEWALL - DRIVER - W/O WINDOWS/TRIMS (K33)
13	129640-01-K28	EA ROOF - W/O LIGHTS/VENTS - W/WIRING

EXTERIOR BODY GROUP

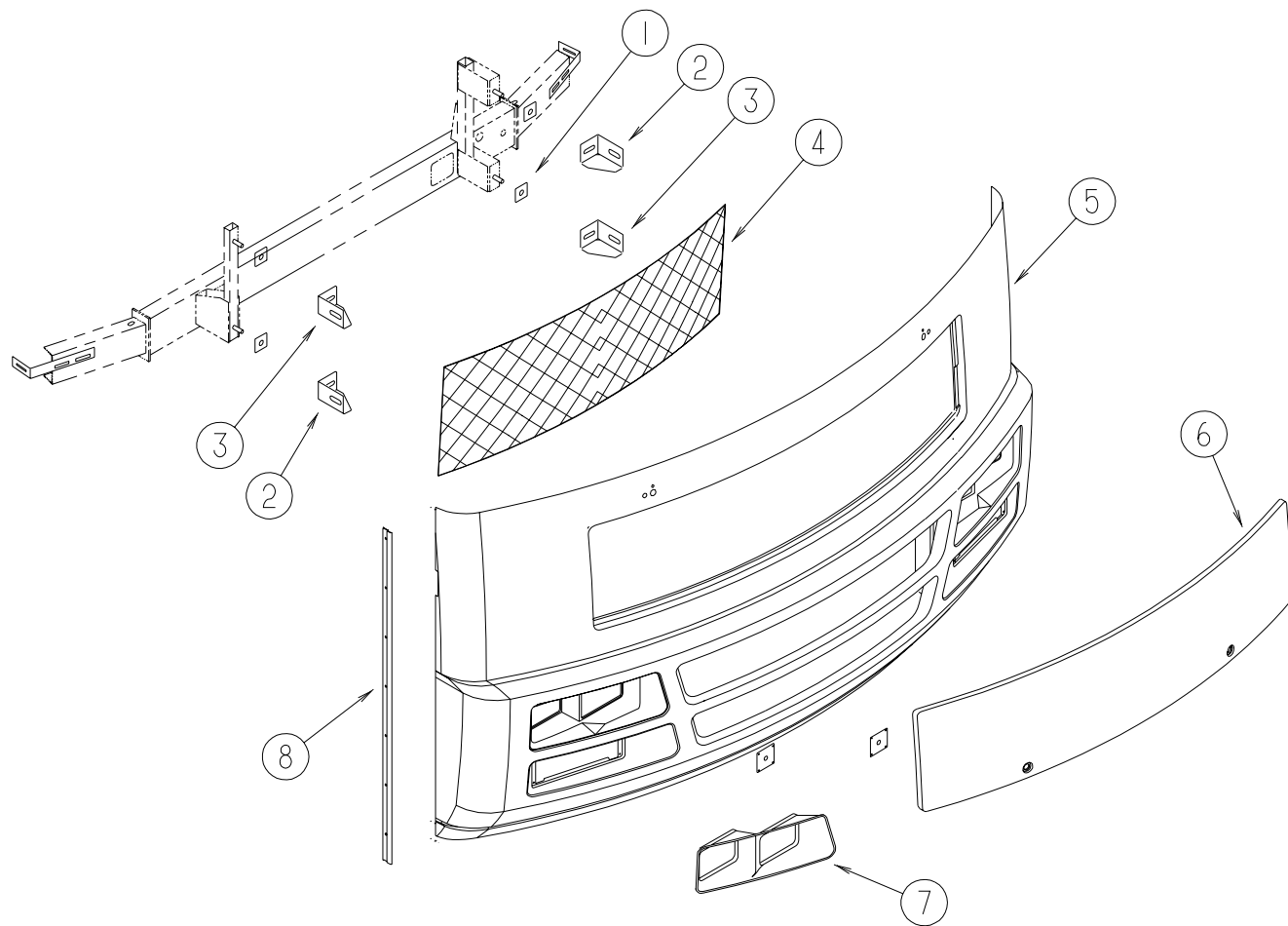
EXTERIOR BODY PANELS & TRIM



KEY	PART NUMBER	U/M DESCRIPTION
14	129421-05-K28	EA PANEL/WHEEL LIP - REAR
15	120091-02-02A	EA TRIM - ROOF
15	131483-01-01A	EA RAIL - AWNING - BRIGHT WHITE
		FROM: 00-00-00 THRU: 10-26-98
		FROM: 10-27-98 THRU: 99-99-99
16	122776-38-K28	EA VALANCE/PANEL - W/O HARDWARE
17	129422-07-K28	EA PANEL/WHEEL LIP - FRONT/DRIVER - W/O DRIVER DOOR
17	129422-06-K28	EA PANEL/WHEEL LIP - FRONT/DRIVER - W/DRIVER DOOR
18	125052-02-J20	EA CAP - ROOF - W/O LIGHTS/WIRING
19	120092-01-02A	EA RAIL - AWNING - BRIGHT WHITE
		FROM: 00-00-00 THRU: 10-26-98
19	131483-01-01A	EA RAIL - AWNING - BRIGHT WHITE
		FROM: 10-27-98 THRU: 99-99-99
20	124178-04-01A	EA CAP - TRIM/DRIVER DOOR
21	124178-03-01A	EA CAP - TRIM/DRIVER DOOR

KEY	PART NUMBER	U/M DESCRIPTION
22	124132-01-01A	EA CAP - SIDEWALL TRIM - RIGHT HAND - 1.4" - BRIGHT WHITE
23	129422-01-K28	EA PANEL/WHEEL LIP - FRONT/PASSENGER
24	124176-01-01A	EA TRIM - SIDEWALL - BRIGHT WHITE - 16'
24	105312-01-03A	FT INSERT - VINYL FEATURE STRIP - GRAY METTALIC
25	129421-06-K28	EA PANEL/WHEEL LIP - REAR
26	122776-30-K28	EA VALANCE/PANEL - W/O HARDWARE - 22.9"
27	122732-25-JA1	EA VALANCE/PANEL - REAR PASSENGER - W/O HARDWARE - 4.9"
28	124132-02-01A	EA CAP - SIDEWALL TRIM - LEFT HAND - 1.4" - BRIGHT WHITE
29	128495-01-K28	EA SIDEWALL - PASSENGER - W/O WINDOWS/TRIMS (K28,K29,K34,K35)
29	128495-01-K30	EA SIDEWALL - PASSENGER - W/O WINDOWS/TRIMS (K30)
29	128495-01-K31	EA SIDEWALL - PASSENGER - W/O WINDOWS/TRIMS (K31)
29	128495-01-K32	EA SIDEWALL - PASSENGER - W/O WINDOWS/TRIMS (K32)
29	128495-01-K33	EA SIDEWALL - PASSENGER - W/O WINDOWS/TRIMS (K33)

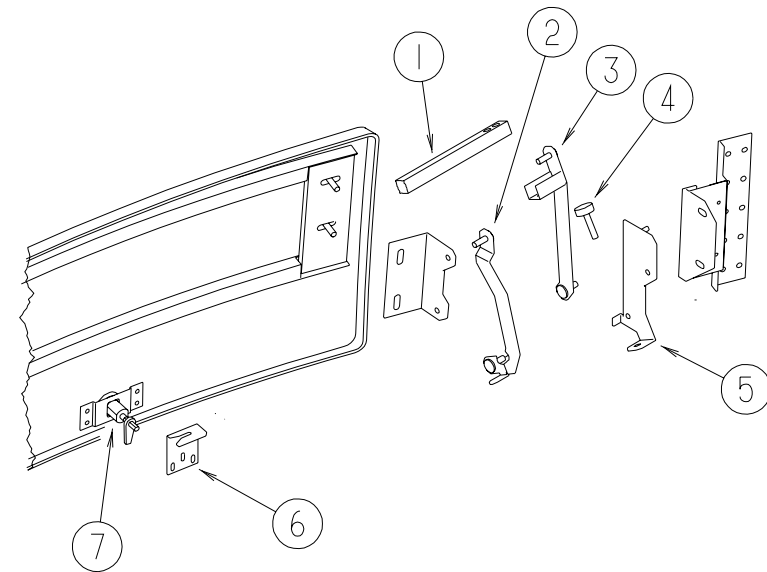
EXTERIOR BODY GROUP (CONTINUED)



FRONT END ASM

KEY	PART NUMBER	U/M DESCRIPTION
1	116617-02-02B	EA SPACER - BUMPER
2	128455-02-02B	EA BRACKET - BUMPER
3	128455-01-02B	EA BRACKET - BUMPER
4	115924-18-02A	EA WIRE MESH - F/GRILLE - FLAT BLACK
5	126251-06-J22	EA PANEL - FRONT/LOWER - W/O NOTCH
6	127075-01-J22	EA HOOD - FRONT - W/O HARDWARE
7	126252-01-01A	EA BEZEL - HEADLAMP - PASSENGER
7	126252-02-01A	EA BEZEL - HEADLAMP - DRIVER
7	110690-01-D18	EA PLATE - HEADLAMP - QUAD/RIGHT HAND
7	110690-02-D18	EA PLATE - HEADLAMP - QUAD/LEFT HAND
8	123680-05-01A	EA TRIM - FIBERGLASS PANEL - BRIGHT WHITE
	106730-10-000	EA PLATE - STUD - F/HOOD

EXTERIOR BODY GROUP (CONTINUED)

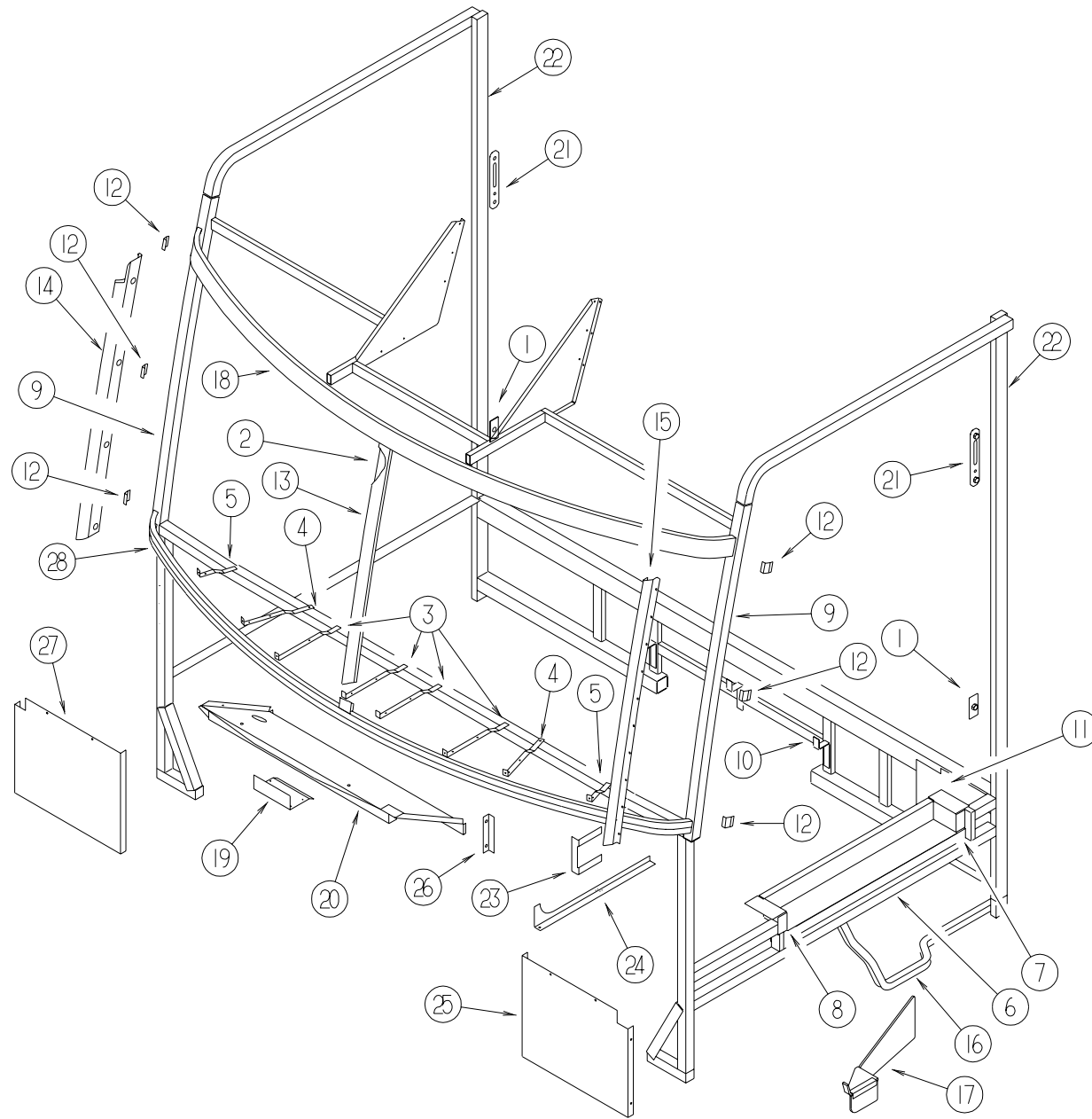


HOOD ASM

KEY	PART NUMBER	U/M DESCRIPTION
1	105096-10-000	EA TUBE - HOOD HINGE TIMING W/WELDNUTS
2	127180-03-02B	EA LINK - HINGE - LOWER - HOOD/RIGHT HAND
2	127180-04-02B	EA LINK - HINGE - LOWER - HOOD/LEFT HAND
3	127182-01-02B	EA LINK - HINGE - UPPER/RIGHT HAND
3	127182-02-02B	EA LINK - HINGE - UPPER/LEFT HAND
4	058786-01-000	EA BOLT - ADJUSTING HOOD - W/BLACK PAD
5	127181-03-02B	EA BRACKET - LINK/HINGE - HOOD/RIGHT HAND
5	127181-04-02B	EA BRACKET - LINK/HINGE - HOOD/LEFT HAND
6	126352-01-02B	EA LATCH - HOOD - FRONT END
7	102330-02-000	EA LATCH - VISE ACTION/KEY OPERATED
	102328-01-000	EA KEY - BARREL - NICKEL PLATED

EXTERIOR BODY GROUP (CONTINUED)

FRONT END FRAME ASM

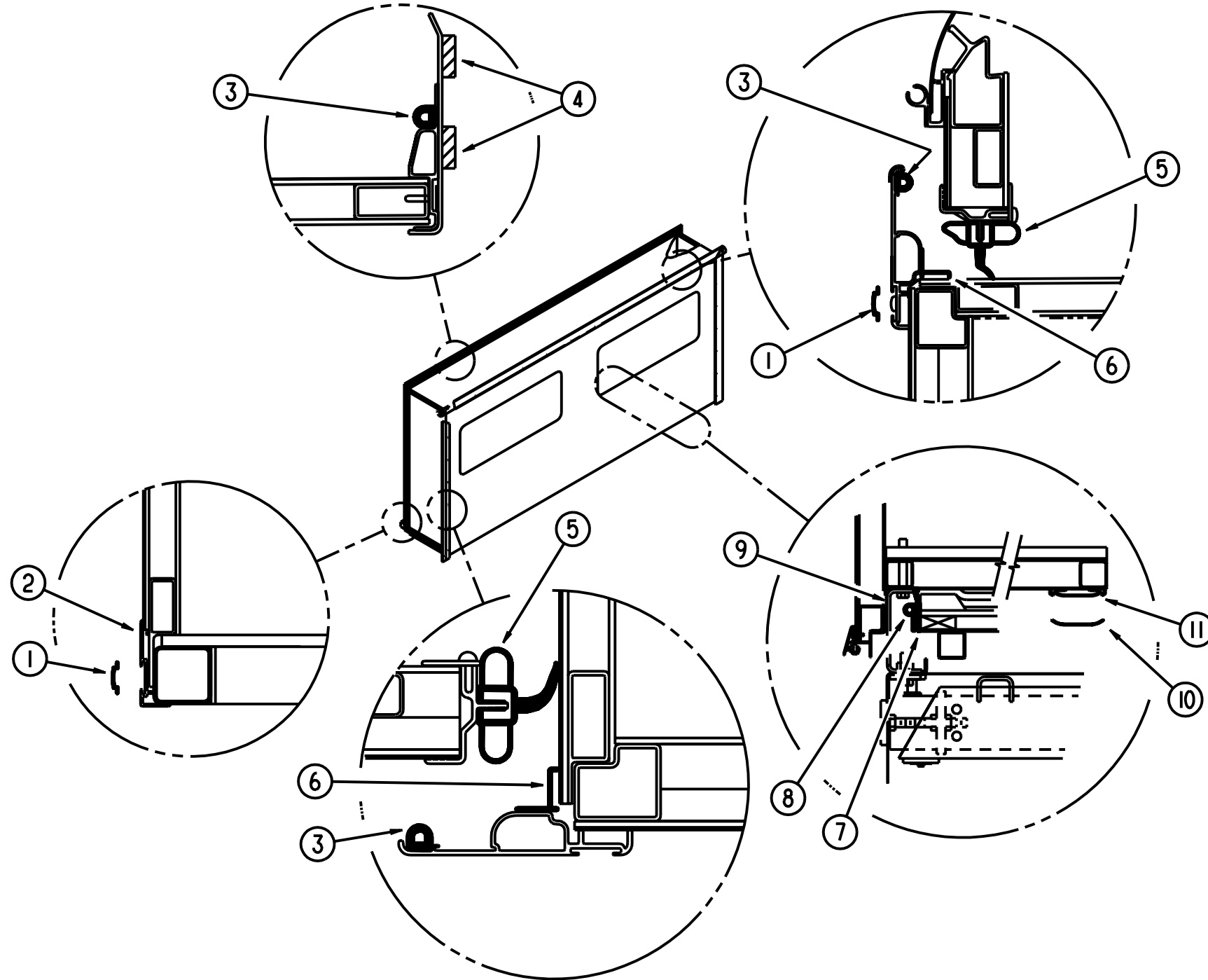


KEY	PART NUMBER	U/M DESCRIPTION
1	070579-06-000	EA PLATE - ANCHOR - W/7/16" WELD NUT - 1.5" X 3.3"
1	070579-07-000	EA PLATE - ANCHOR - W/O WELD NUT - 1.5" X 3.3"
2	078249-17-000	EA TUBE - SWEPT - CAB FRAME
3	104797-03-000	EA BRACKET - DEFROSTER
4	104797-04-000	EA BRACKET - DEFROSTER
5	104797-05-000	EA BRACKET - DEFROSTER
6	106746-02-000	EA PANEL - STEPWELL
7	106747-03-000	EA PANEL - STEPWELL - RIGHT HAND END
8	106747-04-000	EA PANEL - STEPWELL - LEFT HAND END
9	117273-01-01A	EA TUBE - SUPPORT - A-PILLAR
10	117287-01-01B	EA BRACKET - MOUNT - CABLE
11	118592-01-01B	EA SHIELD - SPLASH - RIGHT HAND
12	120363-01-01B	EA BRACKET - WINDSHIELD
13	120840-07-01B	EA STRAP - W/HOLES - MILL
14	121269-05-01B	EA FRAME - WINDSHIELD - A-PILLAR - MILL

KEY	PART NUMBER	U/M DESCRIPTION
15	121269-06-01B	EA FRAME - WINDSHIELD - A-PILLAR - MILL
16	063977-14-000	EA STEP - DRIVER DOOR - LEFT HAND
17	128255-01-04B	EA STEP - DRIVER DOOR - BLACK
18	124975-01-01B	EA SUPPORT - WINDSHIELD - UPPER - MLL
19	125836-02-01B	EA ZEE - WIPER MOTOR - MILL
20	125837-02-01B	EA BRACE - WIPER MOTOR - MILL
21	127461-02-01B	EA PLATE - ANCHOR - SEAT BELT
22	127874-01-01B	EA TUBE - B-PILLAR - MILL
23	097123-01-000	EA MOUNT - AIR INTAKE - FORD
24	099102-01-000	EA BRACKET - LINKAGE - THROTTLE
25	104147-14-000	EA SHIELD/SPLASH - HEADLIGHT
26	123262-02-02B	EA BRACKET ASM - FUSE PANEL - E-CT
27	121962-02-02B	EA SHIELD/SPLASH - HEADLIGHT - E-COATED
28	124974-01-01B	EA SUPPORT - WINDSHIELD - LOWER - MLL

EXTERIOR BODY GROUP (CONTINUED)

EXTERIOR SLIDEOUT HARDWARE

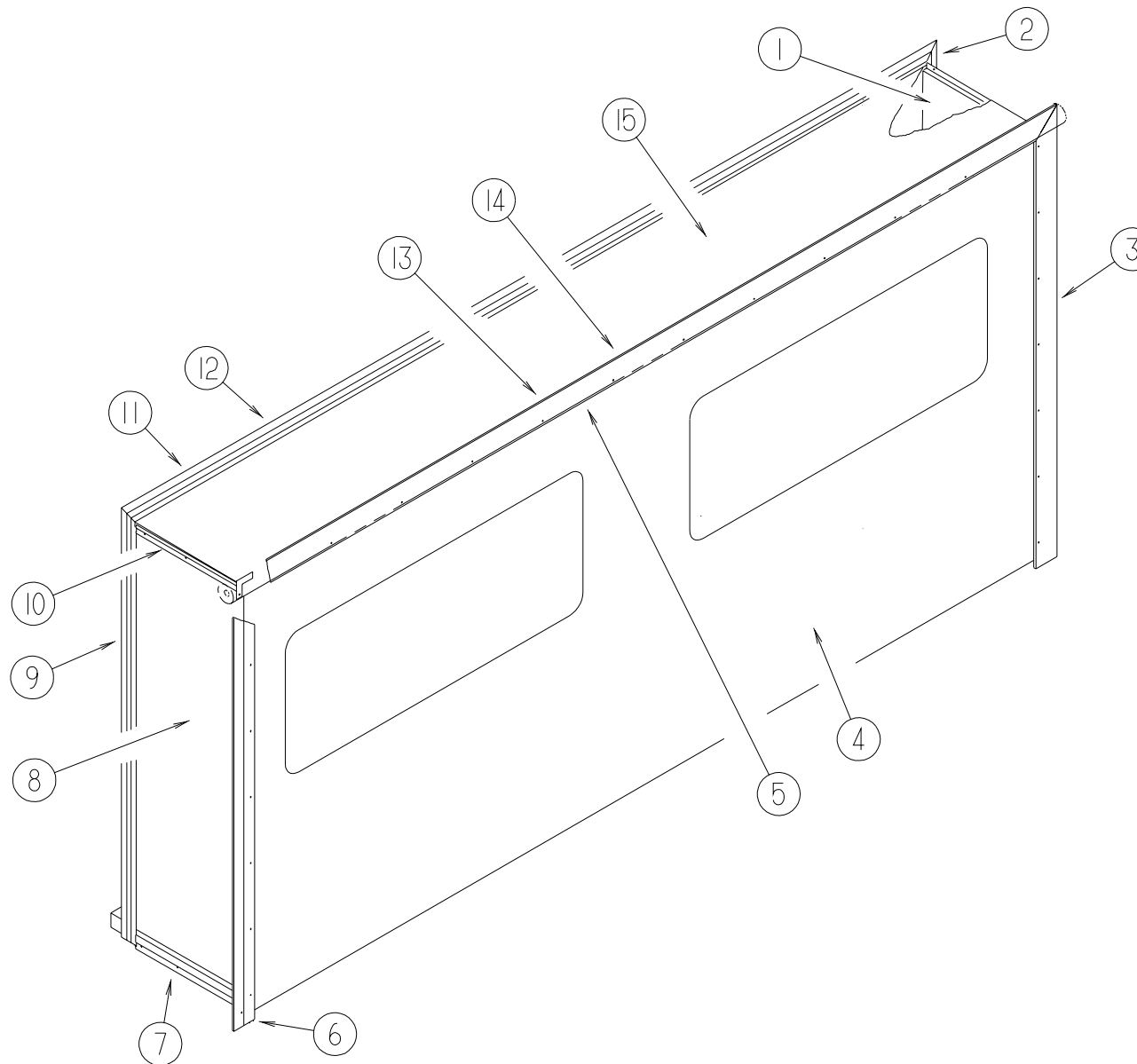


KEY	PART NUMBER	U/M DESCRIPTION
1	105312-01-03A	FT INSERT - VINYL FEATURE STRIP - GRAY METALLIC
2	108688-01-03A	EA STRIP - FEATURE - 15'
3	112091-01-000	FT SEAL-D - NEOPRENE - TRUNK
4	100128-02-000	FT SEAL - FOAM - ADHESIVE BACK - .37" WIDE X .37" THICK
5	115076-01-000	FT SEAL - SLIDEOUT
6	116933-01-02A	EA TRIM - SEAL

KEY	PART NUMBER	U/M DESCRIPTION
7	115075-02-000	FT SEAL - WIPE - .25" X 3.15"
8	089275-02-000	FT STRIP - 3/4" X 84" BLACK POLYETHELENE
9	121283-01-000	FT SEAL - P SHAPED - EPDM FOAM
10	104692-01-000	FT SEAL - FOAM/ADHESIVE BACK - .75"THICK X .75"WIDE X 25'
11	115661-01-000	FT POLYETHYLENE - HIGH DENSITY - 1/16" X 3'
	115325-06-02A	EA RAIL - FLOOR - SLIDEOUT ROOM

EXTERIOR BODY GROUP (CONTINUED)

EXTERIOR SLIDEOUT PANELS & TRIMS

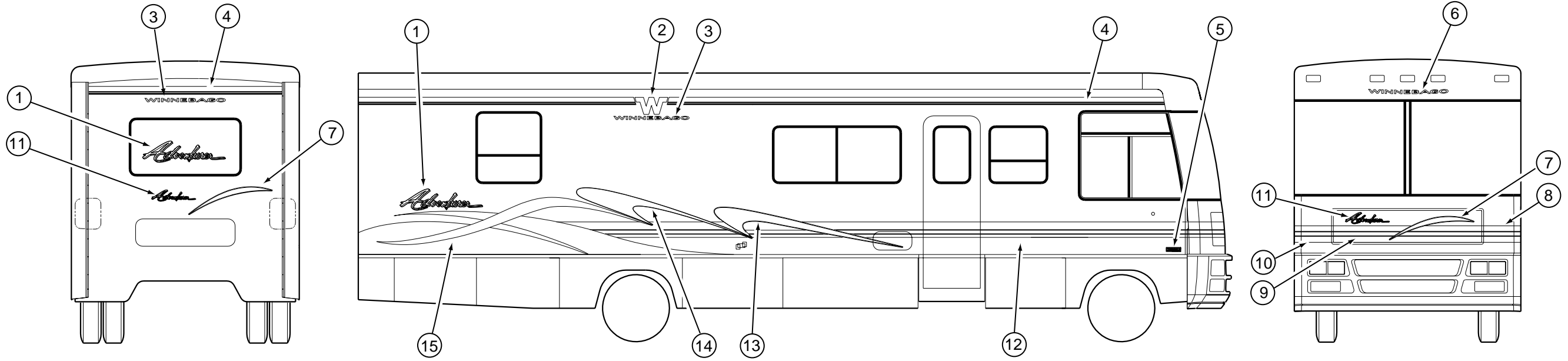


KEY	PART NUMBER	U/M DESCRIPTION
1	126570-01-J24	EA PANEL - SLIDEOUT - REAR (K28,K29,K34,K35)
1	126570-01-K30	EA PANEL - SLIDEOUT - REAR (K30)
1	126570-01-K31	EA PANEL - SLIDEOUT - REAR (K31)
1	126570-01-K32	EA PANEL - SLIDEOUT - REAR (K32)
1	126570-01-K33	EA PANEL - SLIDEOUT - REAR (K33)
2	117004-02-03A	EA TRIM - SEAL/INNER HORIZONTAL W/MITERED ENDS - 73.5 - BRT WHT
3	119992-12-01A	EA TRIM - SEAL - W/MITERED ENDS - BRIGHT WHITE
3	105312-01-03A	EA INSERT - VINYL FEATURE STRIP - GRAY METALLIC
3	116933-01-02A	EA TRIM - SEAL
4	119783-08-J24	EA PANEL - SLIDEOUT - OUTER (K28,K29,K34,K35)
4	119783-08-K30	EA PANEL - SLIDEOUT - OUTER (K30)
4	119783-08-K31	EA PANEL - SLIDEOUT - OUTER (K31)
4	119783-08-K32	EA PANEL - SLIDEOUT - OUTER (K32)
4	119783-08-K33	EA PANEL - SLIDEOUT - OUTER (K33)
5	122977-06-01A	EA AWNING - SLIDEOUT - W/COVER - 160.24"
6	119992-11-01A	EA TRIM - SEAL - W/MITERED ENDS - BRIGHT WHITE
6	105312-01-03A	EA INSERT - VINYL FEATURE STRIP - GRAY METALLIC
6	116933-01-02A	EA TRIM - SEAL

KEY	PART NUMBER	U/M DESCRIPTION
7	125051-01-01A	EA STRIP - FEATURE - LOWER - BRIGHT WHITE
7	105312-01-03A	EA INSERT - VINYL FEATURE STRIP - GRAY METALLIC
8	126569-01-J24	EA PANEL - SLIDEOUT - FRONT (K28,K29,K34,K35)
8	126569-01-K30	EA PANEL - SLIDEOUT - FRONT (K30)
8	126569-01-K31	EA PANEL - SLIDEOUT - FRONT (K31)
8	126569-01-K32	EA PANEL - SLIDEOUT - FRONT (K32)
8	126569-01-K33	EA PANEL - SLIDEOUT - FRONT (K33)
9	117004-01-03A	EA TRIM - SEAL/INNER VERTICAL - W/MITERED ENDS - 73.5" - BRT WHT
10	108688-01-03A	EA STRIP - FEATURE - 15'
10	105312-01-03A	EA INSERT - VINYL FEATURE STRIP - GRAY METALLIC
11	117004-03-03A	EA TRIM - SEAL/INNER - BRIGHT WHITE
12	125466-01-01A	EA SUPPORT - ROOF - INTERIOR - OFF WHITE
13	119992-01-02A	EA TRIM - SEAL - W/MITERED ENDS
13	105312-01-03A	EA INSERT - VINYL FEATURE STRIP - GRAY METALLIC
13	116933-01-02A	EA TRIM - SEAL
14	117058-01-01A	EA TAPE - LOOP - 3/4" WIDE - ADHESIVE BACKED
15	126571-01-J22	EA ROOF - W/O LIGHTS/VENTS - W/WIRING - SLIDEOUT

EXTERIOR BODY GROUP (CONTINUED)

DECALS, FILM STRIPES & PAINT

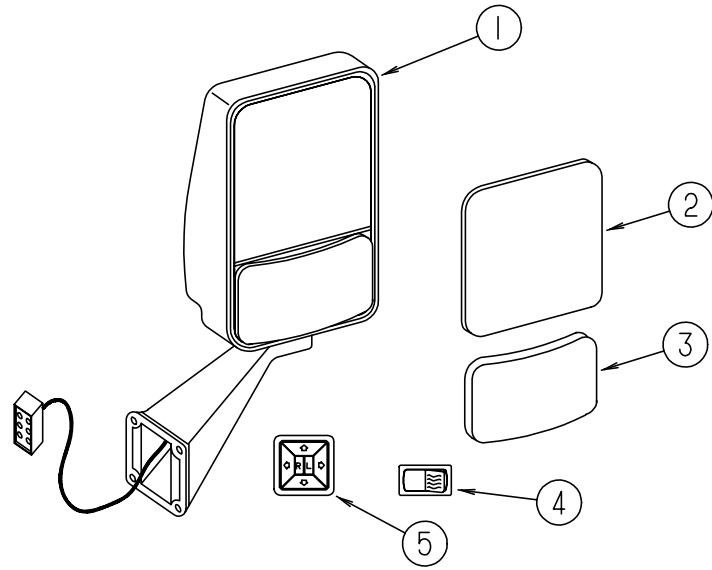


KEY	PART NUMBER	U/M	DESCRIPTION
1	130201-01-01A	EA	DECAL - LOGO - ADVENTURER/LEFT HAND
2	121743-03-01A	EA	DECAL - LOGO "W"
3	120702-03-11A	EA	DECAL - LOGO - WINNEBAGO/SMALL
4	094443-61-01A	FT	FILM - MULTISTRIPE - 3.5"
5	129922-01-01A	EA	EMBLEM - TRITON V10
5	122312-02-01A	EA	DECAL - VORTEC 7400 FUEL INJECTED
6	125597-01-02A	EA	DECAL - LOGO - WINNEBAGO/SWEEP #8
7	130195-01-01A	EA	DECAL - SLASH - LARGE
8	130197-02-01A	EA	DECAL - CORNER/LEFT HAND
9	130194-01-01A	EA	DECAL - HOOD
10	130197-01-01A	EA	DECAL - CORNER/RIGHT HAND
11	130201-02-01A	EA	DECAL - LOGO - ADVENTURER/SMALL
12	094443-62-01A	FT	FILM - MULTISTRIPE - 7.2"
13	130198-01-01A	EA	DECAL - RIBBON - FRONT/RIGHT HAND
13	130198-02-01A	EA	DECAL - RIBBON - FRONT/LEFT HAND
14	130199-01-01A	EA	DECAL - RIBBON - MIDDLE/RIGHT HAND
14	130199-02-01A	EA	DECAL - RIBBON - MIDDLE/LEFT HAND
15	130200-01-01A	EA	DECAL - RIBBON - REAR/RIGHT HAND
15	130200-02-01A	EA	DECAL - RIBBON - REAR/LEFT HAND
	041561-03-000	EA	PAINT - 16 OUNCE SPRAY - OFF WHITE

DUPONT PAINT COLOR CODES

CHARCOAL MET.	DUPONT F8403U
LIGHT SILVER MET.	DUPONT F2573U
MED. DK. ROYAL BLUE MET.	DUPONT BM447
LT. CHARCOAL MET.	DUPONT MM474
BERRYWOOD MET.	DUPONT RM055

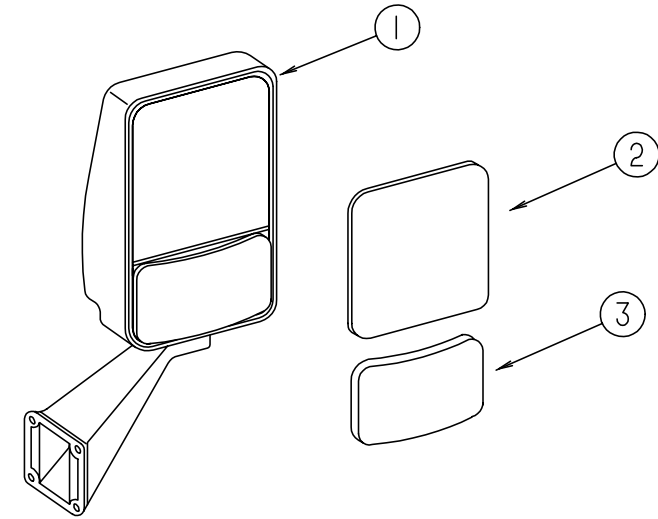
EXTERIOR BODY GROUP (CONTINUED)



EXTERIOR MIRROR OPTION (REMOTE & HEAT)

KEY	PART NUMBER	U/M	DESCRIPTION	VENDOR NO.
1	106015-12-01A	EA	MIRROR - EXTERIOR REMOTE/HEAT - PASSENGER	
1	106015-13-01A	EA	MIRROR - EXTERIOR REMOTE/HEAT - DRIVER	
2	106015-12-700	EA	MIRROR - FLAT - W/W/O HEAT	709448
3	106015-12-701	EA	MIRROR - CONVEX - W/W/O HEAT	709449
	106015-12-702	EA	SCREW CAP - (BAG OF 4)	748329
4	087695-02-000	EA	SWITCH - HEATER - EXTERIOR MIRROR	
5	088246-01-000	EA	SWITCH - REMOTE - EXTERIOR - SQUARE PUSH	
	087695-03-000	EA	CONNECTOR - ASSEMBLY	
	130120-01-01A	EA	BRACKET - MOUNTING/MIRROR	

EXTERIOR BODY GROUP (CONTINUED)



EXTERIOR MIRROR

KEY	PART NUMBER	U/M	DESCRIPTION	VENDOR NO.
1	106015-14-01A	EA	MIRROR - EXTERIOR ADJUSTABLE GLASS - PASSENGER	
1	106015-15-01A	EA	MIRROR - EXTERIOR ADJUSTABLE GLASS - DRIVER	
2	106015-12-700	EA	MIRROR - FLAT - W/W/O HEAT	709448
3	106015-12-701	EA	MIRROR - CONVEX - W/W/O HEAT	709449
	106015-12-702	EA	SCREW CAP - (BAG OF 4)	748329

EXTERIOR BODY GROUP (CONTINUED)

STYROFOAM & FIBERGLASS SHEETING

KEY	PART NUMBER	U/M	DESCRIPTION
	002726-01-001	EA	GARNISH - U-CHANNEL - 1.38" X 19' - SERRATED
	076054-U8-000	EA	FIBERGLASS SHEET - 100" X 105" - BRIGHT WHITE
	076054-X9-000	EA	FIBERGLASS SHEET - 22.1" X 70.6" - BRIGHT WHITE
	076054-Y5-000	EA	FIBERGLASS SHEET - 79" X 425" - BRIGHT WHITE
	077517-62-000	EA	FIBERGLASS - SHEET/SIDEWALL - 48" X 96" - BRIGHT WHITE
	108535-05-702	EA	FIBERGLASS SHEET - FLAT - 108" X 396" BRIGHT WHITE - ROOF
	089297-01-000	SF	PLYWOOD - LUAN - OVERLAY GRADE - 48" X 96"
	089297-02-000	SF	PLYWOOD - LUAN - OVERLAY GRADE - 48" X 108"
	000846-01-000	SF	PLYWOOD - 5/16" X 48" X 96" - CD GRADE
	000846-02-000	SF	PLYWOOD/UNDERLAYMENT - 5/16" X 48" X 96"
	092321-01-000	FT	INSULATION - FIBERGLASS W/FOIL BACKING
	100619-01-000	BF	FOAM - EXPANDED POLYSTYRENE - 1.34" X 48" X 96"
	100619-02-000	BF	FOAM - EXPANDED POLYSTYRENE - 1.5" X 48" X 96"
	100619-04-000	BF	FOAM - EXPANDED POLYSTYRENE - .5" X 48" X 96"
	100619-05-000	BF	FOAM - EXPANDED POLYSTYRENE - .75" X 48" X 96" - 1.5 DENSITY
	100619-11-000	BF	FOAM - EXPANDED POLYSTYRENE - 2" X 48" X 96"
	100619-13-000	BF	FOAM - EXPANDED POLYSTYRENE - .34" X 34.65" X 96"
	100619-16-000	BF	FOAM - EXPANDED POLYSTYRENE - .75" X 48" X 96" - 2.0 DENSITY
	105077-08-000	EA	FOAM - PLUG - ROOF CAP
	120107-01-000	EA	FOAM - COVE - ROOF - 2.8" X 96" LONG
	120107-02-000	EA	FOAM - PLUG - ROOF TUBE - 2.2" X 2.9" X 1.8" LONG
	120107-03-000	EA	FOAM - PLUG - SIDEWALL TUBE - 1.2" X 2.1" X 1.8" LONG
	083574-06-000	SF	STYROFOAM - .75 X 48" X 108" - INCREMENTS OF 14 SF

EXTERIOR BODY HARDWARE

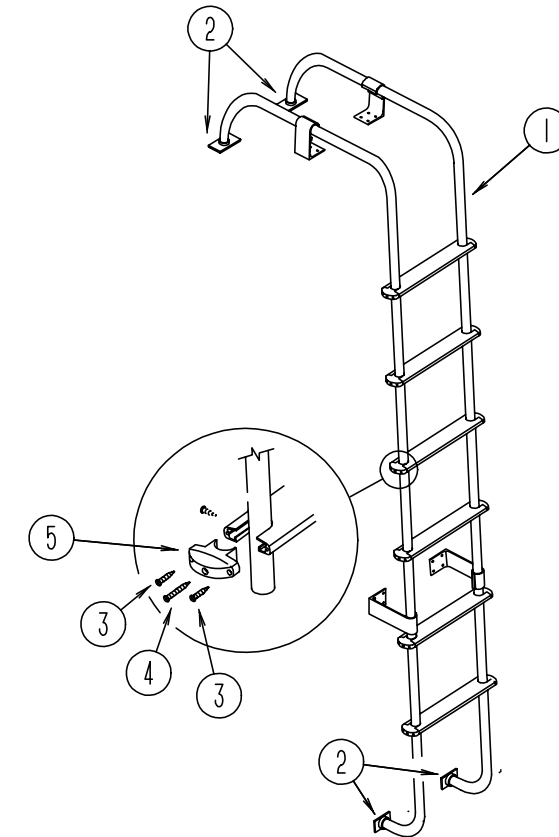
KEY	PART NUMBER	U/M	DESCRIPTION
	002726-01-001	EA	GARNISH - U-CHANNEL - 1.38" X 19' - SERRATED - MILL ALUMINUM
	002766-01-001	EA	ANGLE - EXTRUDED - 1" X 1.5" X 17'
	055278-51-259	FT	TUBING - STEEL - .75" X 1.5" X 12.5' LONG
	058267-01-000	FT	CHANNEL - STEEL - W/ HOLES - SIDEWALL STIFFENER - 2" X 20'
	068716-01-001	EA	BRACE - 90 DEGREE L-ANGLE - 192" - EXTRUDED ALUMINUM

EXTERIOR AWNING (A & E)

KEY	PART NUMBER	U/M	DESCRIPTION
	113874-08-19A	EA	AWNING - W/O HARDWARE - 19' - VINYL (BLACK & GRAY) FROM: 00-00-00 THRU: 10-03-98
	113874-08-25A	EA	AWNING - W/O HARDWARE - 19' (BLACK/GRAY) METAL FROM: 10-04-98 THRU: 03-14-99
	132715-04-04A	EA	AWNING - 2 STEP W/O HDW - 19' W/METAL WRAP - BLACK & GRAY FROM: 03-15-99 THRU: 99-99-99
*	113874-01-02A	EA	HARDWARE KIT - AWNING - W/O STANDOFF BRACKET - BRIGHT WHT FROM: 00-00-00 THRU: 03-14-99
	132715-01-01A	EA	HARDWARE KIT - 2 STEP AWNING - BRIGHT WHITE FROM: 03-15-99 THRU: 99-99-99
	111037-01-01A	EA	SPACER - AWNING - UPPER - BLACK
	130320-01-02A	EA	BRACKET - AWNING - F/A&E INSTALLATION - BRIGHT WHITE
	117058-01-01A	FT	TAPE - LOOP - 3/4" WIDE - ADHESIVE BACKED USED WITH CAREFREE AWNING ON SLIDEOUT ROOMS
	113874-12-01A	EA	SCREW/LAG - AWNING - 1/4" X 2 3/4" STAINLESS STEEL
	122977-06-01A	EA	AWNING - SLIDEOUT - W/COVER - 160.24"

*COMPONENT PARTS FOUND IN SERVICE PARTS LIBRARY

EXTERIOR BODY GROUP (CONTINUED)

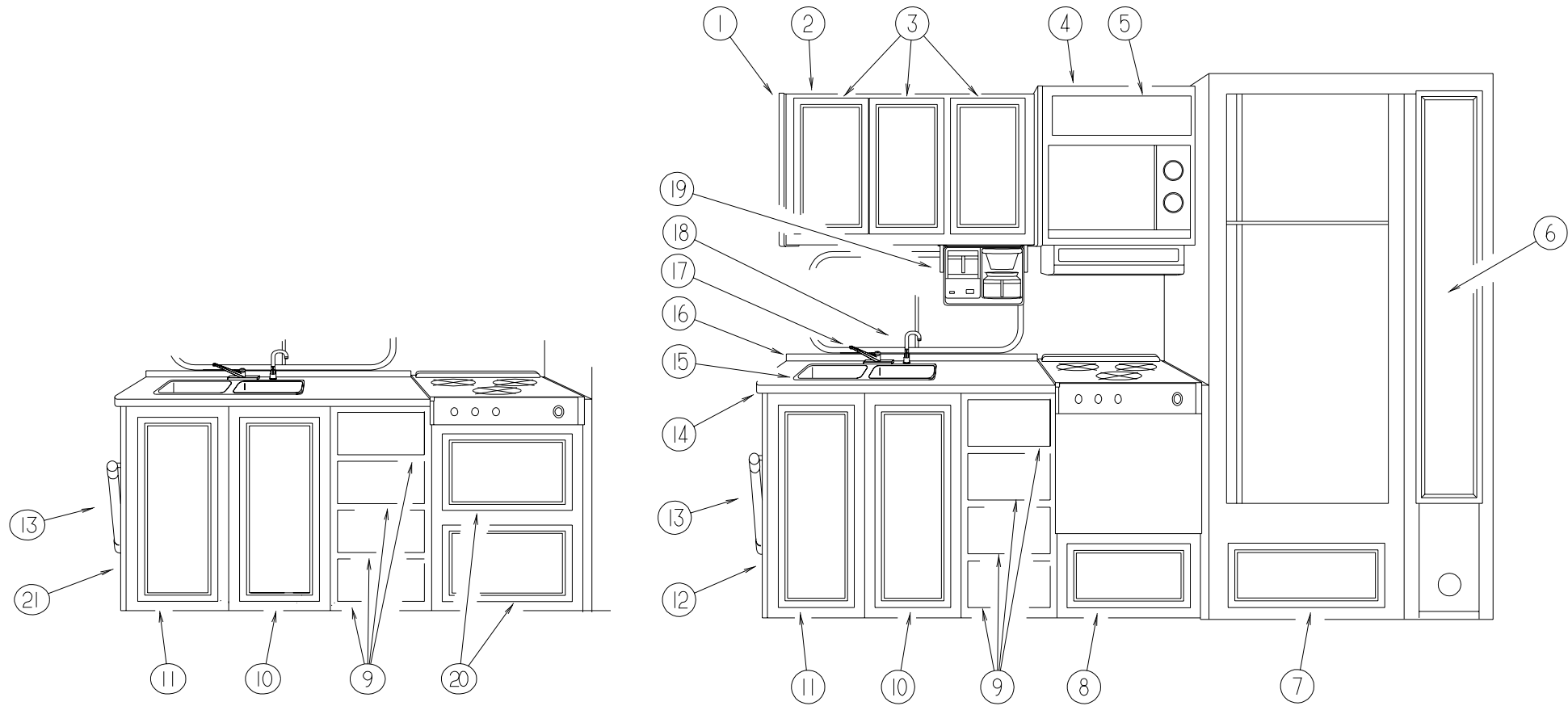


LADDER

KEY	PART NUMBER	U/M	DESCRIPTION
1	129639-02-01A	EA	LADDER - BRUSHED ALUMINUM
2	067165-01-000	EA	BRACKET - MOUNTING - RACK & LADDER
3	000G39-06-10T	EA	SCREW-SF/ DR - 6 - 20 X 5/8 PPH - BLACK
4	000G68-10-36T	EA	SCREW - 10 - 12 X 2.25 POH BLACK
5	076980-02-000	EA	END CAP - STEP - BLACK
	038327-01-000	FT	TAPE - ANTI SLIP - 2" X 60FT
	038327-04-000	EA	TAPE - ANTI SLIP - 12" X 60'
	131256-01-01A	EA	PLATE - LADDER
	129375-01-000	EA	SEAL/FOAM - LADDER BRACKET

GALLEY GROUP

GALLEY CABINETRY & FIXTURES

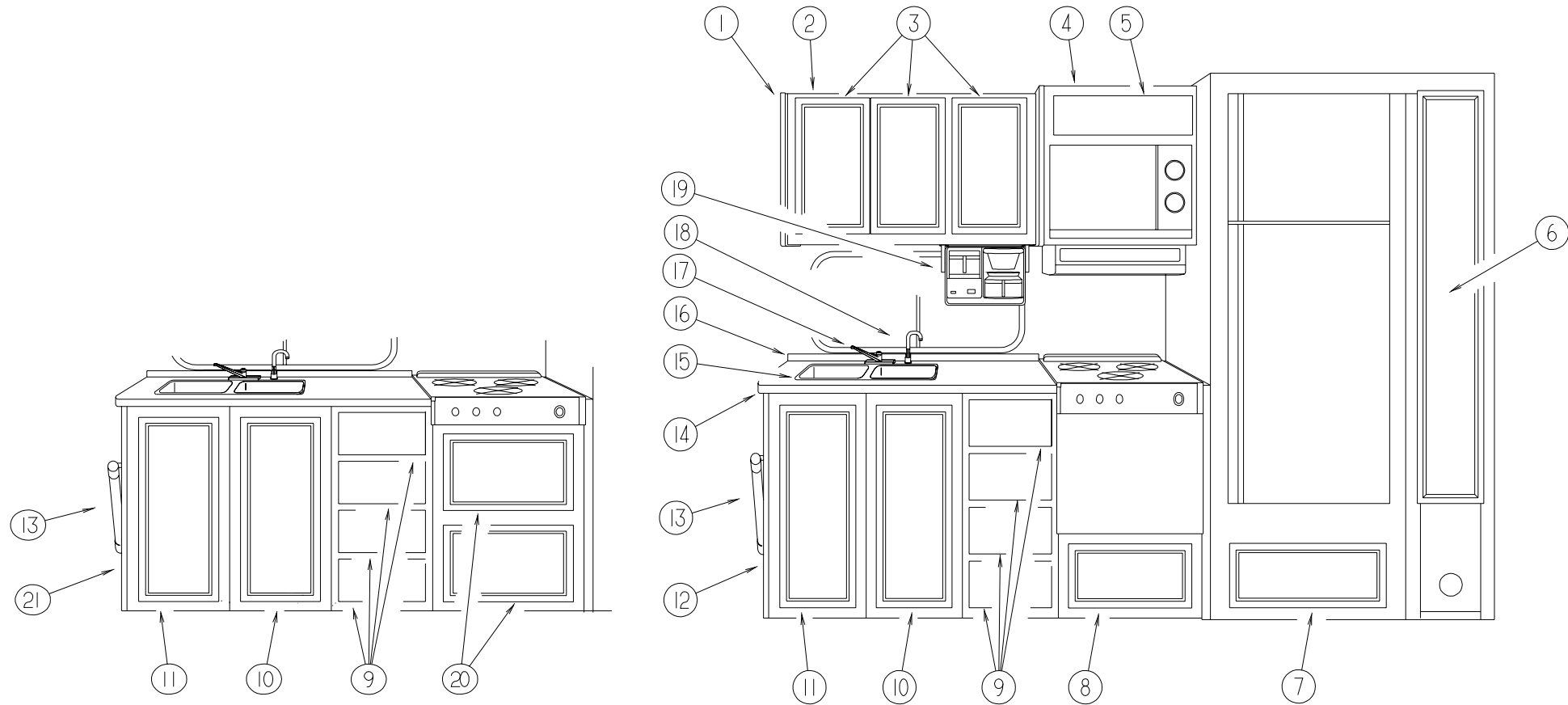


KEY	PART NUMBER	U/M	DESCRIPTION
1	081319-20-G15	EA	END CAP - OVHD CABINET (MYSTIC OAK)
1	081319-20-K29	EA	END CAP - OVHD CABINET (WHITE GRANITE)
2	P22393-01-H17	EA	CABINET - OVHD/ - W/O DOR/HDW (WATERFORD OAK)
2	P22393-01-K29	EA	CABINET - OVHD/ - W/O DOR/HDW (MYSTIC OAK)
2	122393-11-H17	EA	SHELF/LARGE - W/PLASTIC EDGE MOLDING (WATERFORD OAK)
2	122393-11-K29	EA	SHELF/LARGE - W/PLASTIC EDGE MOLDING (MYSTIC OAK)
2	122393-12-H17	EA	SHELF/SMALL - W/PLASTIC EDGE MOLDING (WATERFORD OAK)
2	122393-12-K29	EA	SHELF/SMALL - W/PLASTIC EDGE MOLDING (MYSTIC OAK)
3	M05992-14-J20	EA	DOR - STR CORNER/OGEE - 12" X 21.8" - W/O HDW (WATERFORD OAK)
3	M05992-14-K29	EA	DOR - STR CORNER/OGEE - 12" X 21.8" - W/O HDW (MYSTIC OAK)
4	126057-02-K28	EA	CABINET - OVHD/MICROWAVE - W/O DOR/HDW (WATERFORD OAK)
4	126057-02-K29	EA	CABINET - OVHD/MICROWAVE - W/O DOR/HDW (MYSTIC OAK)
5	100708-05-000	EA	DOR - GLASS - CABINET - 8.5" X 23.4" - W/O HDW
	100710-01-01A	EA	LOCK - GLASS DOR/TWIST TYPE - BRASS
	100711-01-01A	EA	HINGE - GLASS DOR
	100707-01-000	EA	SPACER - GLASS DOR - .8" DIA - .3" HOLE - PLASTIC

KEY	PART NUMBER	U/M	DESCRIPTION
6	122325-01-J22	EA	CABINET - PANTRY/RH SLIDING - W/O SLIDES/HDW (WATERFORD OAK)
6	122325-01-J90	EA	CABINET - PANTRY/RH SLIDING - W/O SLIDES/HDW (MYSTIC OAK)
	122325-11-H17	EA	SHELF - W/PLASTIC EDGE MOLDING (WATERFORD OAK)
	122325-11-J90	EA	SHELF - W/PLASTIC EDGE MOLDING (MYSTIC OAK)
6	M05992-K0-K28	EA	DOR - STR CORNER/OGEE - 8.5" X 60.7" - W/O HDW (WATERFORD OAK)
6	M05992-K0-K29	EA	DOR - STR CORNER/OGEE - 8.5" X 60.7" - W/O HDW (MYSTIC OAK)
	122360-02-000	EA	SLIDE - PANTRY - W/O LOCK - RIGHT/LH
	122360-03-000	EA	SLIDE - PANTRY - W/LOCK - RH
	123673-01-01A	EA	KNOB - PANTRY SLIDE
7	M05992-CK-K28	EA	DOR - STR CORNER/OGEE - 13.7" X 23" - W/O HDW (WATERFORD OAK)
7	M05992-CK-K29	EA	DOR - STR CORNER/OGEE - 13.7" X 23" - W/O HDW (MYSTIC OAK)
8	M09316-19-K28	EA	DRWR - OGEE - 19.7"W X 15.7"D - W/O SLIDES/HDW (WATERFORD OAK) (W/OVEN)
8	M09316-19-K29	EA	DRWR - OGEE - 19.7"W X 15.7"D - W/O SLIDES/HDW (MYSTIC OAK) (W/OVEN)
9	M09316-03-K28	EA	DRWR - OGEE - 9.2"W X 17.7"D - W/O SLIDES/HDW (WATERFORD OAK)
9	M09316-03-K28	EA	DRWR - OGEE - 9.2"W X 17.7"D - W/O SLIDES/HDW (MYSTIC OAK)

GALLEY GROUP (CONTINUED)

GALLEY CABINETRY & FIXTURES (CONTINUED)



KEY	PART NUMBER	U/M	DESCRIPTION
10	M05992-M1-J2	EA	DOR - STR CORNER/OGEE - 13.6" X 27.1" - W/O HDW (WATERFORD OAK)
10	M05992-M1-K29	EA	DOR - STR CORNER/OGEE - 13.6" X 27.1" - W/O HDW (MYSTIC OAK)
11	M05992-L5-J20	EA	DOR - STR CORNER/OGEE - 13.6" X 27.1" - W/O HDW(WATERFORD OAK)
11	M05992-L5-J20	EA	DOR - STR CORNER/OGEE - 13.6" X 27.1" - W/O HDW (MYSTIC OAK)
12	129908-01-K28	EA	CABINET - W/CTRTP - W/O DOR/DRWRS/HDW (K28,K30,K34)
12	129908-01-K29	EA	CABINET - W/CTRTP - W/O DOR/DRWRS/HDW (K29,K31,K35)
12	129908-01-K32	EA	CABINET - W/CTRTP - W/O DOR/DRWRS/HDW (K32)
12	129908-01-K33	EA	CABINET - W/CTRTP - W/O DOR/DRWRS/HDW (K33)
13	P02786-01-J22	EA	HANDRAIL - ENTRANCE DOR W/O BRACKETS (WATERFORD OAK)
13	P02786-01-K29	EA	HANDRAIL - ENTRANCE DOR W/O BRACKETS (MYSTIC OAK)
13	099682-01-01A	EA	BRACKET - MOUNTING/ HAND RAIL - ROUND BASE
14	129908-12-K28	EA	CTRTP - CABINET (K28,K29,K30,K31,K34,K35)
14	129908-12-K32	EA	CTRTP - CABINET (K32)
14	129908-12-K33	EA	CTRTP - CABINET (K33)
15	110654-01-000	EA	SINK - STAINLESS STEEL/ DOUBLE BASIN (1 LG-1 SM BASIN)
	092303-01-000	EA	STRAINER - SINK
	108464-03-F40	EA	COVER - SINK - 15" X 11" - LAMINATED BOTH SIDES (K28,K29,K30,K31,K34,K35)
	108464-06-J23	EA	COVER - SINK - 11" X 15" - LAMINATED BOTH SIDES (K32,K33)
	108464-04-F40	EA	COVER - SINK - 15" X 15" - LAMINATED BOTH SIDES (K28,K29,K30,K31,K34,K35)
	108464-07-J23	EA	COVER - SINK - 15" X 15" - LAMINATED BOTH SIDES (K32,K33)

KEY	PART NUMBER	U/M	DESCRIPTION	VENDOR NO.
16	129908-18-K28	EA	BACKSPLASH - CTRTP (K28,K29,K30,K31,K34,K35)	
16	129908-18-K32	EA	BACKSPLASH - CTRTP (K32)	
16	129908-18-K33	EA	BACKSPLASH - CTRTP (K33)	
17	104114-02-01A	EA	FAUCET - - SINGLE CONTROL	
18	103635-01-000	EA	FAUCET - SINGLE CONTROL - DRINKING	
19	126019-01-01A	EA	COFFEEMAKER - OPTIMA - W/BRACKETS - BLACK & DECKER	
	126019-01-700	EA	GLASS CARAFE	172547-00
	126019-01-701	EA	RESERVOIR - WATER	172554
	126019-01-702	EA	BASKET - FILTER	172553-00
	126019-01-703	EA	HDW - MOUNTING	172174-00
20	M09316-11-K28	EA	DRWR - OGEE - 19.7"W X 15.7"D - W/O SLIDES/HDW (WATERFORD OAK)	
20	M09316-11-K29	EA	DRWR - OGEE - 19.7"W X 15.7"D - W/O SLIDES/HDW (MYSTIC OAK)	
21	129908-02-K28	EA	CABINET - - W/CTRTP - W/O DOR/DRWRS/HDW (K28,K30,K34)	
21	129908-02-K29	EA	CABINET - - W/CTRTP - W/O DOR/DRWRS/HDW (K29,K31,K35)	
21	129908-02-K32	EA	CABINET - - W/CTRTP - W/O DOR/DRWRS/HDW (K32)	
21	129908-02-K33	EA	CABINET - - W/CTRTP - W/O DOR/DRWRS/HDW (K33)	
	090329-01-000	FT	SEAL/ T - REFRIGERATOR CABINET	
	054450-01-000	EA	LEVEL - REFRIGERATOR	

GALLEY GROUP (CONTINUED)

RANGE W/OVEN

KEY	PART NUMBER	U/M	DESCRIPTION
*	126023-01-01A	EA	RANGE - W/OVEN 22" - 3 BURNER/BLACK GLASS DOOR

*COMPONENT PARTS FOUND IN SERVICE PARTS LIBRARY

RANGE TOP

KEY	PART NUMBER	U/M	DESCRIPTION
*	114030-02-01A	EA	RANGE - 3 BURNER TOP - W/O OVEN - BLACK

*COMPONENT PARTS FOUND IN SERVICE PARTS LIBRARY

RANGE COVER

KEY	PART NUMBER	U/M	DESCRIPTION
	126022-02-01A	EA	COVER - RANGE - BI-FOLD - 22" - BLACK TEXTURED

RANGE HOOD

KEY	PART NUMBER	U/M	DESCRIPTION
*	100258-17-04A	EA	HOOD - RANGE - W/O MONITOR PANEL - W/O HOUR METER/SWITCH - CSA
*	100258-18-03A	EA	HOOD - RANGE - W/O MONITOR PANEL - W/HOUR METER/SWITCH - US
*	102765-04-01A	EA	PANEL - MONITOR - 2 HOLDING TANKS - ADJUSTABLE

*COMPONENT PARTS FOUND IN SERVICE PARTS LIBRARY

REFRIGERATOR

KEY	PART NUMBER	U/M	DESCRIPTION
*	121569-01-01A	EA	REFRIGERATOR - LARGE DOUBLE DOOR - RIGHT HAND - 2-WAY FROM: 00-00-00 THRU: 07-19-98
*	121569-03-01A	EA	REFRIGERATOR - LARGE DOUBLE DOOR/RIGHT HAND - 2-WAY-BLACK FROM: 07-20-98 THRU: 99-99-99
*	120075-03-01A	EA	REFRIGERATOR - LARGE DOUBLE DOOR/RIGHT HAND - 2-WAY W/ICE FROM: 00-00-00 THRU: 08-19-98
*	120075-09-01A	EA	REFRIGERATOR - LARGE DBL DOOR RH - W/ICE MAKER - BLACK 2-WAY FROM: 08-20-98 THRU: 99-99-99
*	118367-01-01A	EA	REFRIGERATOR - SIDE BY SIDE DOOR - 2 WAY
	118871-02-01A	EA	TRAY - REFRIGERATOR - SIDE/SIDE
	065225-01-000	EA	PLATE - TIEDOWN - REFRIGERATOR
	090195-08-000	EA	BAFFLE - REFRIGERATOR - LOWER
	093369-03-000	EA	STRAP - REFRIGERATOR
	093646-01-000	EA	BRACKET - TIEDOWN/REFRIGERATOR - RIGHT HAND
	093646-02-000	EA	BRACKET - TIEDOWN/REFRIGERATOR - LEFT HAND
	054450-01-000	EA	LEVEL - REFRIGERATOR

*COMPONENT PARTS FOUND IN SERVICE PARTS LIBRARY

MICROWAVE OVEN

KEY	PART NUMBER	U/M	DESCRIPTION
	122753-05-000	EA	OVEN - MICROWAVE - 1 CU. FT. NON CONVECTION - SHARP UL(US)
	122753-02-000	EA	OVEN - MICROWAVE - .9 CU. FT - CONVECTION - SHARP - UL
	122753-06-000	EA	OVEN - MICROWAVE - .9 CU FT - CONVECTION - CSA
	082227-06-000	EA	TRIM - BOTTOM/MICROWAVE - BLACK
	102486-13-01A	EA	TRIM - MICROWAVE - VERTICAL - BLACK
	102482-09-H56	EA	FRAME - MICROWAVE
	094756-03-G15	EA	BRACKET - ANGLE - W/HOLES
	122799-01-02B	EA	SUPPORT - MICROWAVE
	122799-02-02B	EA	SUPPORT - MICROWAVE

GENERATOR GROUP

ONAN GENERATOR, 5.0 KW EMERALD PLUS

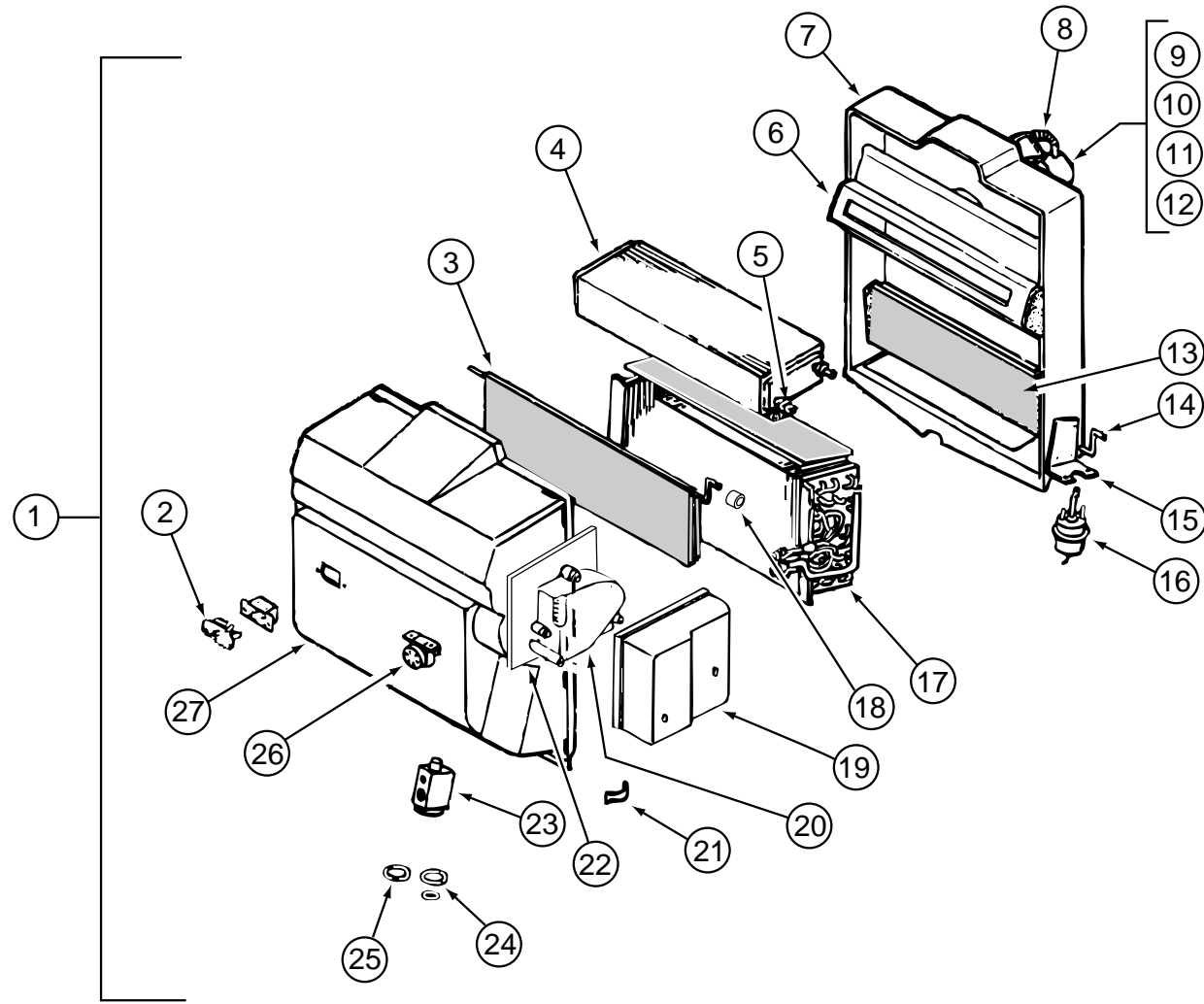
KEY	PART NUMBER	U/M	DESCRIPTION
	109303-01-000	EA	GENERATOR - 5 KW - EMERALD PLUS
	007125-03-000	EA	CLAMP - MUFFLER - 1.5" DIAMETER
	007125-04-000	EA	CLAMP - MUFFLER - 1.12" DIAMETER
	007131-01-000	EA	HANGER - TAILPIPE - 6 SLOTS
	079654-05-000	EA	PIPE - EXHAUST - ANGLED W/FLANGE - 2" ID
	081364-03-000	EA	MUFFLER - GENERATOR - ONAN
	094059-01-000	EA	SPACER - GENERATOR - ONAN
	106602-01-000	EA	PIPE - EXHAUST - GENERATOR
	106607-01-000	EA	ANGLE - SUPPORT - EXHAUST
	127008-02-02B	EA	TRAY - GENERATOR

ONAN GENERATOR, 6.5 KW EMERALD PLUS

KEY	PART NUMBER	U/M	DESCRIPTION
	100975-01-000	EA	GENERATOR - 6.5 KW EMERALD PLUS
	007125-03-000	EA	CLAMP - MUFFLER - 1.5" DIAMETER
	007125-04-000	EA	CLAMP - MUFFLER - 1.12" DIAMETER
	007131-01-000	EA	HANGER - TAILPIPE - 6 SLOTS
	079654-05-000	EA	PIPE - EXHAUST - ANGLED W/FLANGE - 2" ID
	081364-03-000	EA	MUFFLER - GENERATOR - ONAN
	094059-01-000	EA	SPACER - GENERATOR - ONAN
	106602-01-000	EA	PIPE - EXHAUST - GENERATOR
	106607-01-000	EA	ANGLE - SUPPORT - EXHAUST
	127008-02-02B	EA	TRAY - GENERATOR

NOTE: ADDITIONAL GENERATOR COMPONENTS ARE FOUND IN THE CHASSIS GROUP

HEATING & AIR CONDITIONING GROUP
AUTOMOTIVE AIR CONDITIONING (FORD) (NON-CHARGED)

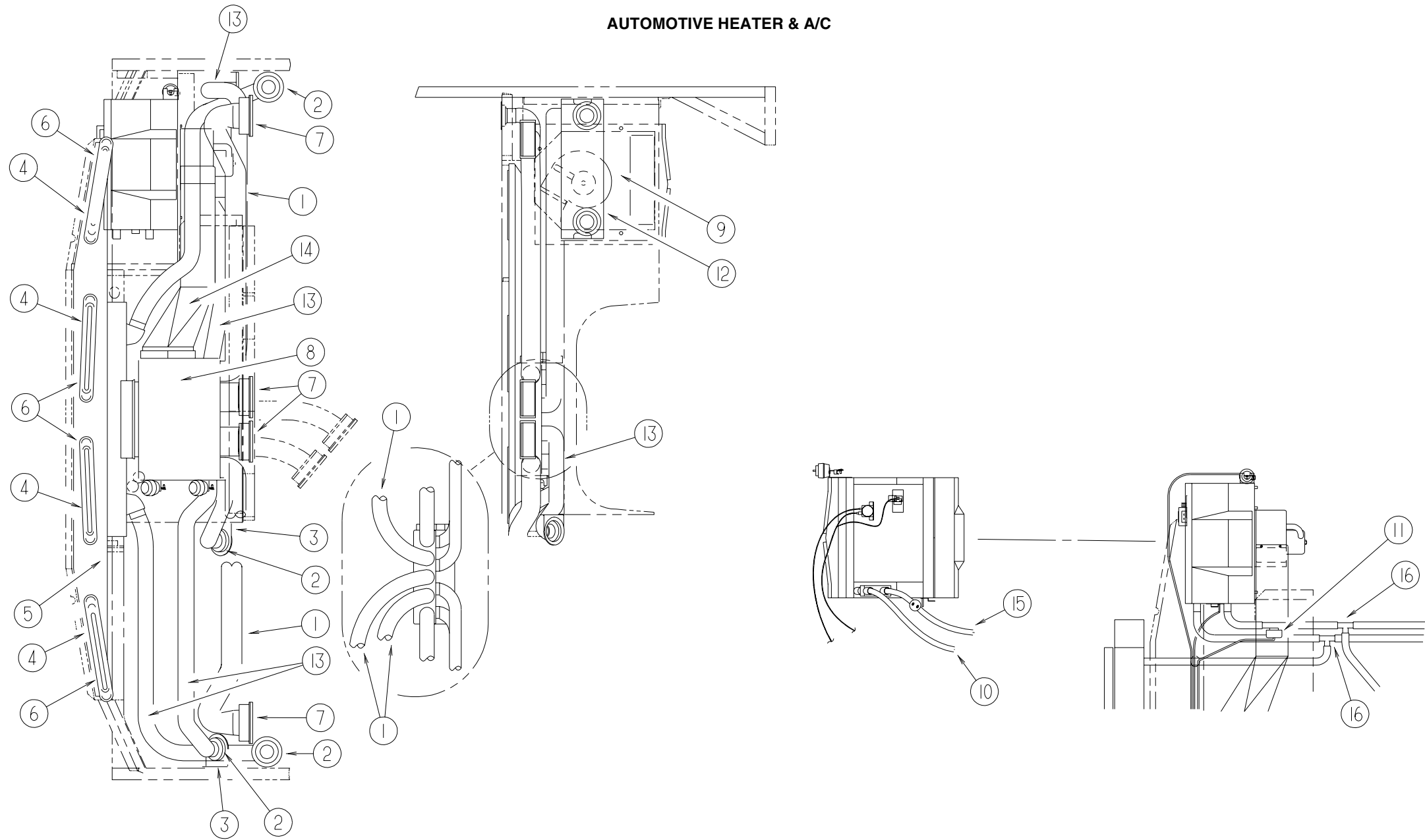


KEY	PART NUMBER	U/M DESCRIPTION	VENDOR NO.
1	103930-43-000	EA EVAPORATOR/HEATER ASSEMBLY - NON-CHARGED	
	094831-01-709	EA CLAMP - ROD 3/16"	022-0025
2	103930-01-710	EA RESISTOR - FUSED - A/C	035-0006
3	103930-43-700	EA DOOR - AIR BLEND	071-0568
4	103930-01-703	EA CORE - HEATER	042-0010
5	110279-01-712	EA FITTING - HEATER	050-0076
6	103930-30-707	EA DIVIDER ASM.	086-0061
7	103930-20-711	EA CASE - BACK - SUB-ASSEMBLY	062-0147
8	110279-01-703	EA HOSE - VENT F/BLOWER MOTOR	051-0034
9	103930-20-707	EA HOUSING - BLOWER	062-0145
10	103930-30-706	EA MOTOR - BLOWER W/PIGTAIL HARNESS	030-0109
11	103930-01-717	EA WHEEL - BLOWER - CLOCKWISE	062-0010
12	103930-20-708	EA CLIP - MOTOR SHAFT	022-0001
13	103930-20-705	EA PANEL - DOOR - RECIRCULATING	071-0213
14	103930-20-704	EA ROD - DOOR - RECIRCULATING	073-0018

KEY	PART NUMBER	U/M DESCRIPTION	VENDOR NO.
15	103930-01-708	EA BRACKET - VACUUM MOTOR	070-0113
16	103930-02-708	EA MOTOR - VACUUM SERVO - A/C	030-0025
17	103930-01-704	EA COIL - EVAPORATOR	041-0017
18	103930-30-702	EA BUSHING - BLEND AIR DOOR	062-0168
19	103930-30-704	EA COVER - SERVO	062-0545
20	103930-30-703	EA MOTOR - SERVO	030-0104
21	103930-20-706	EA CLIP - RETAINER - CASE ATTACH	022-0057
22	103930-30-701	EA PLATE - MOTOR MOUNT	062-0544
23	103930-20-700	EA VALVE - EXPANSION - BLOCK - 2 TON	034-0032
24	103930-17-702	EA O'RING #10	045-0127
25	113245-01-707	EA O'RING #8	045-0126
26	103930-01-711	EA THERMOSTAT	033-0003
27	103930-30-700	EA CASE - FRONT	062-0542
	103930-02-714	EA CLAMP - CLUTCH - BARREL	022-0006
	113245-01-718	EA HOSE - DRAIN/1/2" X 6"	051-0002

HEATING & AIR CONDITIONING GROUP (CONTINUED)

AUTOMOTIVE HEATER & A/C

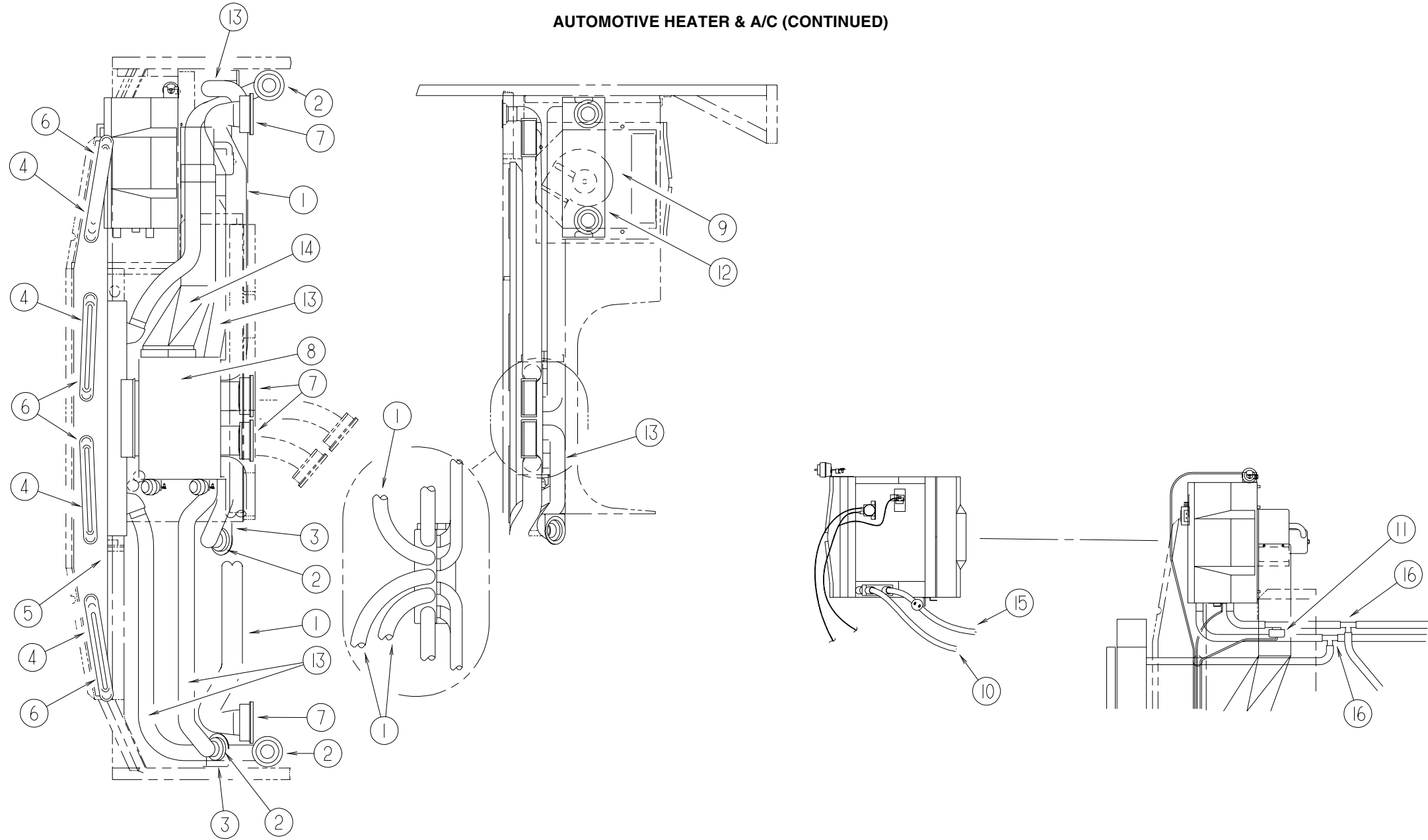


KEY	PART NUMBER	U/M DESCRIPTION	VENDOR NO.
	007108-01-000	FT HOSE - HEATER - 5/8" ID - HI-TEMP - FORD	
1	007281-01-000	EA HOSE - FLEXIBLE PVC - 2.5" ID X 50'	
2	024990-05-000	EA OUTLET - DEFROSTER - 4" DIAMETER W/SWIVEL DEFLECTORS	
3	056402-05-000	EA BRACKET - HEATER VENT - ROUND W/BEND - BLACK	
4	077075-01-000	EA GASKET - INSTRUMENT PANEL/DEFROSTER PLENUM - .6" X 10.2"	
5	103017-03-000	EA PLENUM - DEFROSTER	
6	103558-01-10A	EA VENT - DEFROSTER - 2" X 14.4" X 1.4" - ANTELOPE	
		FROM: 00-00-00 THRU: 11-08-98	
6	103558-04-03A	EA VENT - DEFROSTER - 1.4" X 14.4" X 1.1" - ANTELOPE	
		FROM: 11-09-98 THRU: 99-99-99	

KEY	PART NUMBER	U/M DESCRIPTION	VENDOR NO.
7	103796-01-01A	EA LOUVER - A/C - ADJUSTABLE - 2.2" X 5.4" F/2.5" HOSE - BLACK	
8	103930-40-000	EA CONTROL/PLENUM - ROTARY	
9	103930-30-000	EA EVAPORATOR/HEATER - CHEVY - SERVO MOTOR CONTROLLED	
9	103930-43-000	EA EVAPORATOR/HEATER ASSEMBLY - NON-CHARGED (FORD)	
9	103930-32-000	EA EVAPORATOR/HEATER - FRTLINER/SPARTAN-SERVO MOTOR CONTROLLED	
10	103930-29-000	EA HOSE KIT - #10 F/GM L-29 & L-65 CHASSIS (HDGM/GM DIESEL)	
	103930-17-702	EA O'RING - #10	045-0127
	103930-29-701	EA O'RING F/LOW PRESSURE SWITCH	045-0483

HEATING & AIR CONDITIONING GROUP (CONTINUED)

AUTOMOTIVE HEATER & A/C (CONTINUED)



KEY	PART NUMBER	U/M	DESCRIPTION	VENDOR NO.
10	103930-45-000	EA	HOSE - EVAPORATOR/COMPRESSOR - FORD	
	103930-16-000	EA	HOSE KIT - #12 PRE-CHARGED R134A - 389"	
	103930-07-704	EA	FITTING - QUICK CONNECT - #8	050-0081
	103930-13-702	EA	VALVE - SERVICE - W/O COMP.	050-0152
	103930-16-700	EA	HOSE ASM #12 SPARTON	085-0120
	103930-17-702	EA	O'RING - #10	045-0127
	113245-01-710	EA	O'RING - #12	045-0128
11	103930-23-000	EA	VALVE - WATER - 2 PORT	
12	095757-05-G16	EA	COVER - HEATER (K28,K29)	
12	095757-05-K30	EA	COVER - HEATER (K30,K31)	
12	095757-05-J17	EA	COVER - HEATER (K32,K33)	
12	095757-05-J51	EA	COVER - HEATER (K34,K35)	
12	077539-01-000	EA	BRACKET - MOUNTING/DASH PANEL - L/SHAPED - 2.5" X 1" X 1.5"	

KEY	PART NUMBER	U/M	DESCRIPTION	VENDOR NO.
13	007076-01-000	EA	HOSE - FLEXIBLE PVC - 2" ID - INCREMENTS OF 50'	
14	103016-03-000	EA	PLENUM - TRANSITION	
15	103930-44-000	EA	HOSE - EVAPORATOR/DRYER - #6	
	113245-01-710	EA	O'RING - #12	045-0128
	103930-45-000	EA	HOSE - EVAPORATOR/COMPRESSOR - FORD	
	103930-17-702	EA	O'RING - #10	045-0127
16	076776-01-000	EA	TEE - BEADED - 5/8" X 5/8" X 5/8"	
	103930-42-000	EA	DRYER/HOSE KIT - PRECHARGED R134A	
	072342-10-701	EA	RECEIVER DRIER	054-0015
	072342-10-702	EA	FITTING - QUICK CONNECT #4 MALE	050-0148
	103930-12-709	EA	FITTING - QUICK CONNECT	050-0120
	110279-02-702	EA	O'RING - #12	045-0125
	113245-01-711	EA	O'RING - #6	045-0129
	114802-01-000	EA	PUMP - VACUUM - 12V 16"HG	
	103930-37-000	EA	MANUAL - OWNERS - HEATER/A/C	

HEATING & AIR CONDITIONING GROUP (CONTINUED)

FURNACE-SUBURBAN - 40,000 BTU - SF-422275

KEY	PART NUMBER	U/M	DESCRIPTION
*	098668-22-000	EA	FURNACE - 40,000 BTU
	094600-05-01A	EA	REGISTER W/O DAMPER - 3.6" X 11.3" FACE/2.1" X 9.9" RO-BEIGE
	094600-06-01A	EA	REGISTER W/DAMPER - 3.6" X 11.3" FACE/2.1" X 9.9" RO-BEIGE
	089367-02-000	EA	TEE - 4" X 2" X 4"
	092776-01-000	EA	ADAPTER - DUCT - 2"
	098668-14-000	EA	GASKET - FIBERGLASS - .5" X 18" X 18"
	117357-02-02B	EA	TRANSITION - FURNACE
	115764-01-01A	EA	THERMOSTAT - FURNACE
	093614-03-02A	EA	GRILLE - RETURN AIR - 14" X 8" - BEIGE
	009200-01-000	EA	TAPE - FURNACE - 1 1/2"

*COMPONENT PARTS FOUND IN SERVICE PARTS LIBRARY

AUTOMOTIVE REAR HEATER SYSTEM

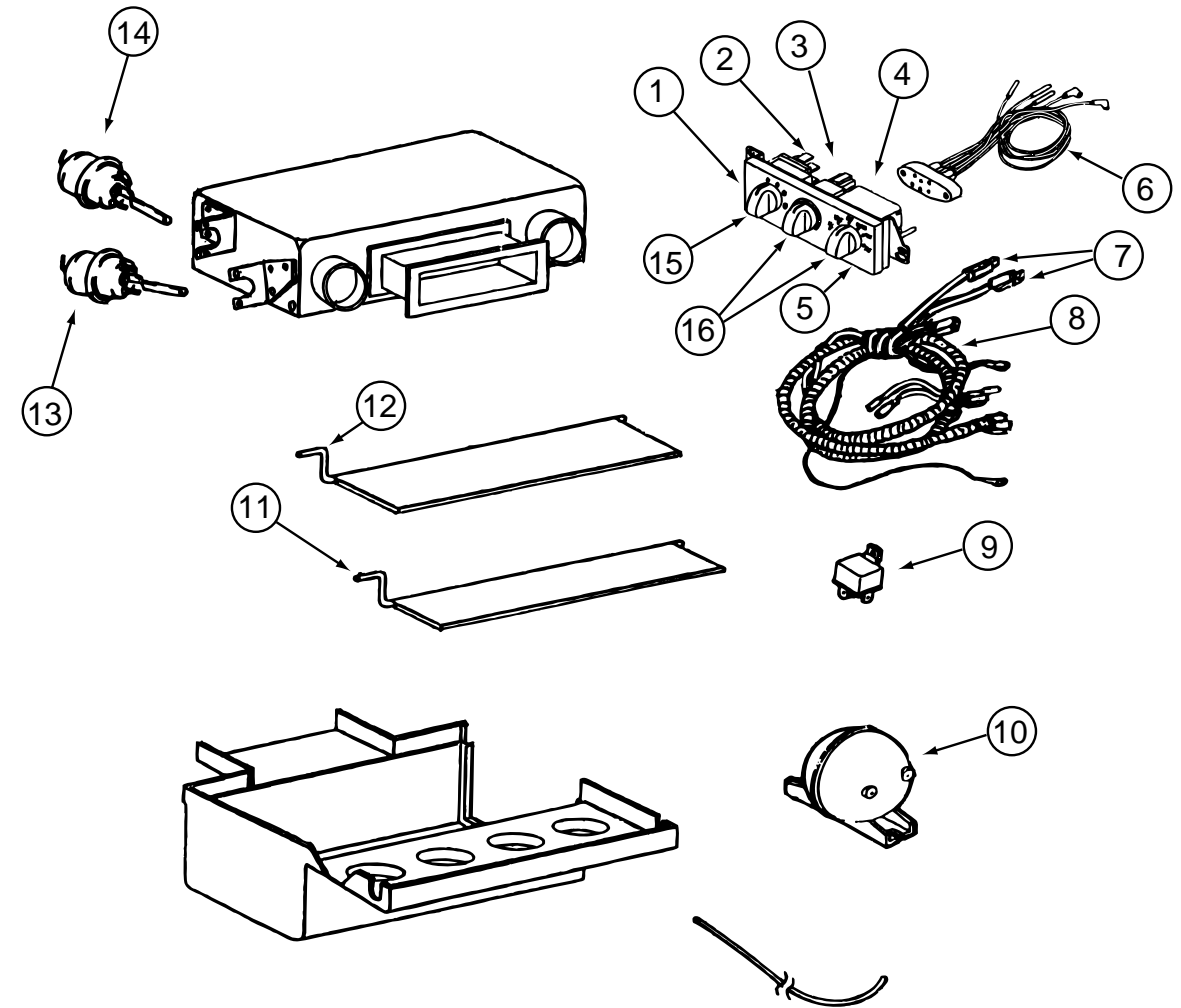
KEY	PART NUMBER	U/M	DESCRIPTION	VENDOR NO.
	084405-01-000	EA	HEATER - REAR/DUCTED - W/MOTOR AID	
	084405-01-700	EA	CORE - HEATER	FT200229
	084405-01-701	EA	FAN BLADES	HV029931
	084405-01-702	EA	MOTOR ASSEMBLY - 12 VOLT	RV010348
	009198-01-000	FT	DUCT - HEAT - FLEXIBLE - 4" ID X 25'	
	061673-01-000	EA	BRACKET - MOTOR AID TUBES - 4" X 1.5" - STEEL	
	079059-01-000	EA	HOSE - 90 DEGREE - 5/8"ID X 4" X 36"	
	056464-10-000	EA	REGISTER - 4" DIAMETER - PLASTIC - W/O DAMPER - BEIGE	

A/C - ROOF & CEILING ASSEMBLY

KEY	PART NUMBER	U/M	DESCRIPTION
*	131186-01-01A	EA	A/C - ROOF MACH 1 POWERSAVER - WHITE
*	131187-01-01A	EA	A/C - ROOF MACH 3 POWER SAVER - WHITE
*	131184-01-01A	EA	CEILING ASSEMBLY - A/C DUCTED - WHITE
	102289-01-000	EA	SPRING - SCREW - ROOF A/C GASKET
	110403-01-G09	EA	SPACER - RETURN AIR (WATERFORD OAK)
	110403-01-G09	EA	SPACER - RETURN AIR (WHITE GRANITE)
	117238-01-01A	EA	THERMOSTAT - A/C - FURNACE
	117238-02-01A	EA	THERMOSTAT - A/C ONLY
	120134-01-02A	EA	REGISTER - 4" TO 5" IN DIAMETER W/DAMPER
	073937-03-000	EA	SWITCH - ROTARY- AC - SELECTOR - 3 DECK
	121365-01-01A	EA	COVER - A/C SWITCH - DUAL

*COMPONENT PARTS FOUND IN SERVICE PARTS LIBRARY

HEATING & AIR CONDITIONING GROUP (CONTINUED)

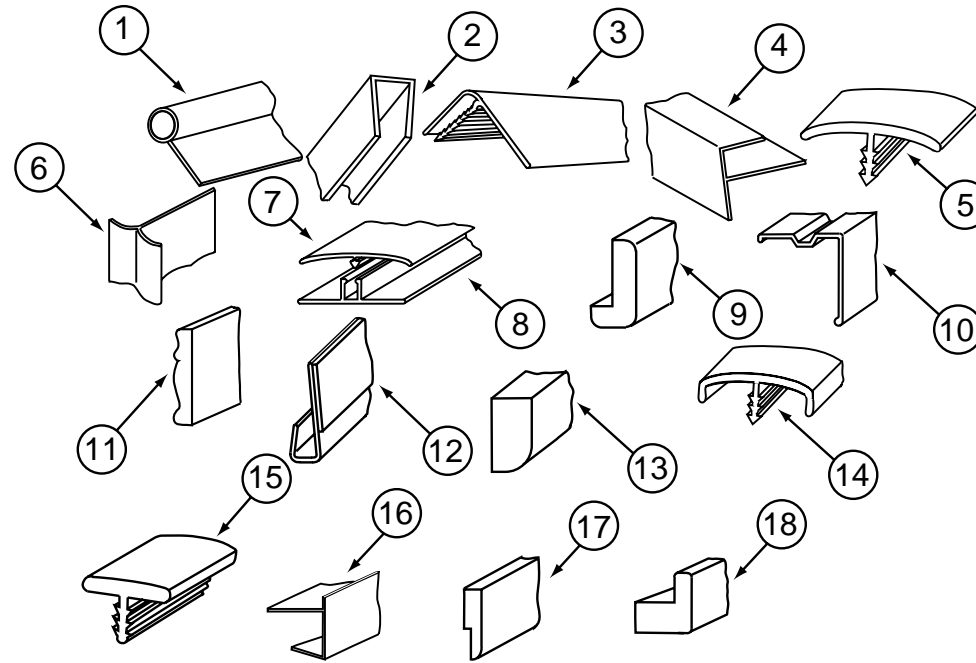


SCS CONTROL/PLENUM

KEY	PART NUMBER	U/M	DESCRIPTION	VENDOR NO.
	103930-40-000	EA	CONTROL/PLENUM - ROTARY	
1	103930-33-702	EA	CONTROL PANEL	083-0169
2	103930-33-707	EA	SWITCH - BLOWER	032-00066
3	103930-33-708	EA	SWITCH - POTENTIOMETER	032-0184
4	103930-33-709	EA	SWITCH - VACUUM	032-0183
5	103930-33-710	EA	DECAL F/CONTROL HEAD	058-0102
6	103930-33-703	EA	VACUUM HARNESS	036-0466
7	103930-33-705	EA	LIGHT BULBS	035-0030
8	103930-33-711	EA	WIRE HARNESS - MAIN	036-0496
9	103930-02-707	EA	RELAY - BOSCH W/RESISTER	031-0001
10	103930-02-710	EA	CANISTER - VACUUM	054-0002
11	103930-39-700	EA	ROD - DOOR - AC/HEAT	073-067
12	103930-39-701	EA	ROD - DOOR - AC/DEFROST	073-0069
13	103930-02-708	EA	MOTOR-VACUUM SERVO - A/C	030-0025
14	103930-33-701	EA	MOTOR - VACUUM - 3 STAGE	030-0105
15	103930-33-712	EA	KNOB - BLOWER	062-00539
16	103930-33-713	EA	KNOB	062-00540
	103930-39-704	EA	SPRING	022-0119

INTERIOR FINISH GROUP

INTERIOR TRIM & MOLDINGS



KEY	PART NUMBER	U/M	DESCRIPTION
1	009767-12-000	FT	WELTING - SIDEWALL/CEILING/CABINET - OFF/WHT
2	070504-28-000	FT	U-CHANNEL - PLASTIC - .13" X 84" - PICKLED ASH
2	070504-37-000	FT	U-CHANNEL - PLASTIC - .9" X 84" - WATERFORD OAK
2	070504-36-000	FT	U-CHANNEL - PLASTIC - .13" X 72" - WATERFORD OAK
2	009778-16-000	FT	U-CHANNEL - 1" - PICKLED ASH
2	009778-21-000	FT	U-CHANNEL - 1" - WATERFORD OAK
3	009809-23-000	EA	MOLDING - CORNER - OUTSIDE - 1" X 84" - MODERN IVORY
4	009812-27-000	EA	MOLDING - CORNER - 1/2" W/1/4" CHAN X 84" - PICKLED ASH
4	009812-29-000	EA	MOLDING - CORNER - 1/2" W/1/4" CHAN X 84" - WATERFORD OAK
5	105709-01-000	FT	MOLDING-T - 1" - MODERN IVORY
6	022992-11-000	FT	MOLDING - REVERSE COVE - T-SHAPED VINYL - IVORY
7	086229-13-000	EA	BATTEN - 1" X 96" - IVORY
7	086229-19-000	EA	BATTEN - 1" X 98.43" - OFF WHITE
7	086229-20-000	EA	BATTEN - 1" X 96" - BEIGE
8	086229-01-000	EA	RETAINER - BATTEN - .75" X 92.3" - ANY COLOR
8	086229-14-000	EA	RETAINER - .75" X 98.43" - ANY COLOR
9	077840-01-K29	EA	MOLDING - CAP - WALL - 8'
9	077840-01-G01	EA	MOLDING - WALL CAP - 8' - WATERFORD OAK
10	093873-01-01A	EA	TRIM - CARPET - L-ANGLE 1.1" X 1.3" X 12" - GRAY VINYL
11	100182-10-K29	EA	TRIM - CHAIR RAIL - 2.5" X 8' EACH - WOOD
11	100182-10-G29	EA	TRIM - RAIL/CHAIR - 8' - WATERFORD OAK

KEY	PART NUMBER	U/M	DESCRIPTION
12	109332-02-02A	FT	TRIM-J - W/O ADHESIVE - PICKLED ASH
12	109332-02-01A	FT	TRIM-J - W/O ADHESIVE - BRASS
13	100818-01-03A	FT	MOLDING/VINYL WRAP - 1.6" X .4" X 7' - PICKLED ASH
13	100818-01-05A	FT	MOLDING - VINYL WRAP - 1.65" X .4" X 84" - WATERFORD OAK
14	104676-02-02A	FT	MOLDING-T - 1/2" - PICKLED ASH
14	104676-02-04A	FT	MOLDING-T - 1/2" - WATERFORD OAK
14	083620-10-000	FT	MOLDING-T - END CAP EDGE - W/EDGE LIPS - .75" - PICKLED ASH
14	083620-12-000	FT	MOLDING-T - END CAP EDGE - W/EDGE LIP - .75" - WATERFORD OAK
15	104676-01-01A	FT	MOLDING-T - 5/16" RIGID GOLD
16	103186-01-03A	FT	MOLDING - PLASTIC - 3/8" U-CHANNEL W/3/4" FACE - PICKLED ASH
16	103186-01-05A	FT	MOLDING - PLASTIC - 3/8" U-CHANNEL 3/4" FACE - WATERFORD OAK
16	103186-02-03A	FT	MOLDING - PLASTIC/1" U-CHANNEL W/1 3/8" FACE - PICKLED ASH
16	103186-02-05A	FT	MOLDING - PLASTIC - 1" U-CHANNEL 1 3/8" FACE - WATERFORD OAK
17	105004-01-04A	EA	MOLDING - VINYL WRAPPED - 1" X 96" - PICKLED ASH
17	105004-01-05A	EA	MOLDING - VINYL WRAPPED - 1" X 96" - WATERFORD OAK
18	100819-01-03A	EA	MOLDING/VINYL WRAP - L-SHAPED - 1.5" X 1.5" X 7' - PICKLED ASH
18	100819-01-05A	EA	MOLDING - VINYL WRAP - L-SHAPED - 1.5" X 1.5" X 7' - OAK
	076325-43-000	FT	MOLDING - EDGE BAND - .875" X .024" - CLOUD
	076325-46-000	FT	MOLDING - EDGE BAND - 1 5/16" X .030" - CLOUD
	076325-73-000	FT	MOLDING - EDGE BAND - .93" X .024" - OFF WHITE
	076325-40-000	FT	MOLDING - EDGE BAND - .93" X .024" - ALMOND
	076325-67-000	FT	MOLDING - EDGE BAND - .93" X .024" - WATERFORD OAK
	116951-01-K29	EA	MOLDING - WOOD - 3" X 70.5"
	116951-01-G35	EA	MOLDING - WOOD - 3" X 70.5"

INTERIOR FINISH GROUP (CONTINUED)**BATT STRIPS**

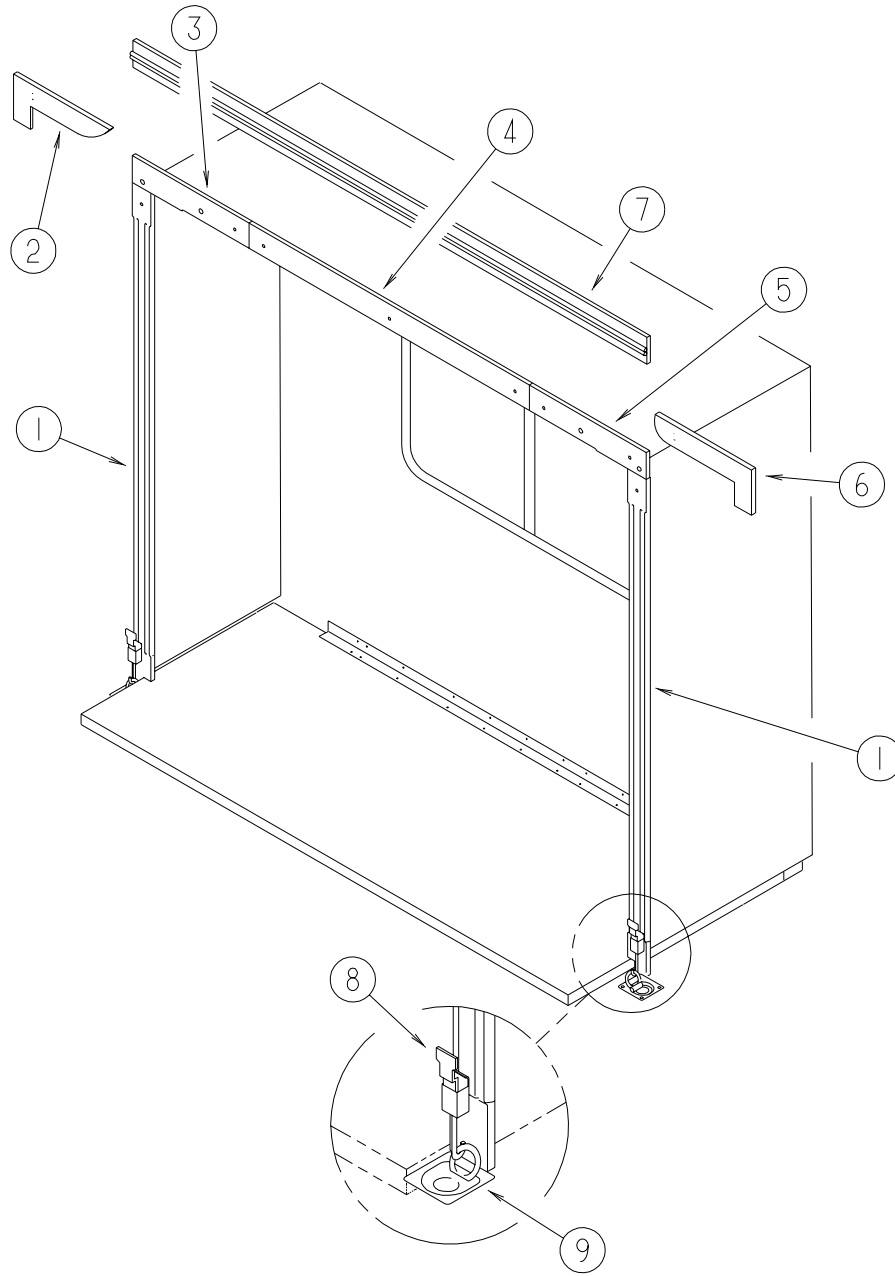
KEY	PART NUMBER	U/M	DESCRIPTION
	088263-E3-000	EA	BATT STRIP - DECORATIVE - PEBBLE EMBOSSED/ANTIQUE - 8'
	085284-D6-000	FT	BATT TAPE - ADHESIVE BACKED - DECORATIVE - EMBOSSED ANTIQUE
	088263-F2-000	EA	BATT STRIP - DECORATIVE - TUSCAN MINK - 8' LENGTHS (K28,K29,K34,K35)
	088263-F6-000	EA	BATT STRIP - DECORATIVE - ARTESIA/SPRING - 96" (K30,K31)
	088263-G0-000	EA	BATT STRIP - DECORATIVE - UPBEAT/TWILIGHT - 8' LONG (K32,K33)
	085284-E7-000	FT	BATT TAPE - ADHESIVE BACKED - DECORATIVE/TUSCAN MINK (K28,K29,K34,K35)
	085284-F2-000	FT	BATT TAPE - ADHESIVE BACKED - DECORATIVE ARTESIA/SPRING (K30,K31)
	085284-F8-000	FT	BATT TAPE - ADHESIVE BACKED - UPBEAT/TWILIGHT (K32,K33)

INTERIOR FINISH GROUP (CONTINUED)**CARPET & FLOOR COVERING**

KEY	PART NUMBER	U/M	DESCRIPTION
	075233-01-000	SY	PAD - CARPET - 3/8" X 6' ROLL
	093486-01-000	SY	CARPET - COMPARTMENT - 54" WIDE - DARK GRAY
	096060-99-000	SY	CARPET - PARCHMENT - INCREMENTS OF 4 SY (K28,K29)
	096060-D9-000	SY	CARPET - JUBILATION/HEATHERINCREMENTS OF 4 SY (K30,K31)
	096060-A2-000	SY	CARPET - NEW MEADOW - INCREMENTS OF 4 SY (K32,K33)
	096060-97-000	SY	CARPET - LAPIS - INCREMENTS OF 4 SY (K34,K35)
	105924-01-K28	EA	MAT - FLOOR - 18" X 27" (K28,K29)
	105924-01-K30	EA	MAT - FLOOR - 18" X 27" (K30,K31)
	105924-01-K32	EA	MAT - FLOOR - 18" X 27" (K32,K33)
	105924-01-J51	EA	MAT - FLOOR - 18" X 27" (K34,K35)
	122755-01-01A	EA	TILE - RUBBER/ENTRANCE DOOR - 18.5" X 27.2"
	122755-03-01A	EA	TILE - RUBBER/ENTRANCE DOOR - 17.7" X 26.4"

INTERIOR FINISH GROUP (CONTINUED)

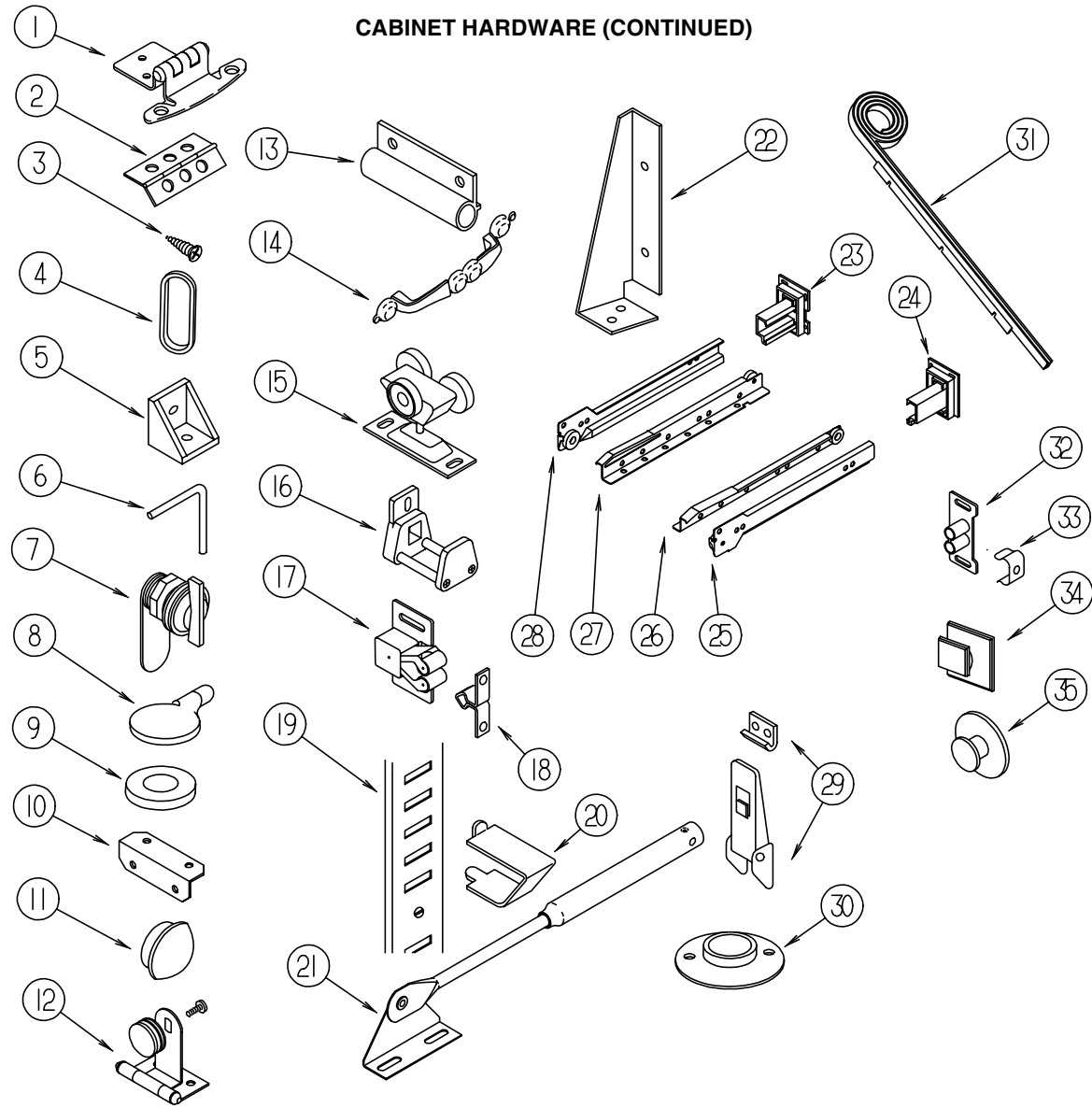
SLIDEOUT HARDWARE & MOLDINGS



KEY	PART NUMBER	U/M DESCRIPTION
1	116951-01-G35	EA MOLDING - WOOD - 3" X 70.5" - WATERFORD OAK
1	116951-01-K29	EA MOLDING - WOOD - 3" X 70.5" - MYSTIC OAK
2	115811-20-K28	EA OVERLAY - NOVEAU - 7.5" X 23.8" - LH (K28,K29)
2	115811-20-K30	EA OVERLAY - NOVEAU - 7.5" X 23.8" - LH (K30,K31)
2	115811-20-K32	EA OVERLAY - NOVEAU - 7.5" X 23.8" - LH (K32,K33)
2	115811-20-K34	EA OVERLAY - NOVEAU - 7.5" X 23.8" - LH (K34,K35)
3	116968-01-G35	EA TRIM - END/LH - WOOD - 3.8" X 19.1" (WATERFORD OAK)
3	116968-01-K29	EA TRIM - END/LH - WOOD - 3.8" X 19.1" (MYSTIC OAK)
4	116967-01-G35	EA TRIM - CENTER - WOOD - 3.8" X 120" (WATERFORD OAK)
4	116967-01-K29	EA TRIM - CENTER - WOOD - 3.8" X 120" (MYSTIC OAK)

KEY	PART NUMBER	U/M DESCRIPTION
5	116968-02-G35	EA TRIM - END/RH - WOOD - 3.8" X 19.1" (WATERFORD OAK)
5	116968-02-K29	EA TRIM - END/RH - WOOD - 3.8" X 19.1" (MYSTIC OAK)
6	115811-19-K28	EA OVERLAY - NOVEAU - 7.5" X 23.75" - RH (K28,K29)
6	115811-19-K30	EA OVERLAY - NOVEAU - 7.5" X 23.75" - RH (K30,K31)
6	115811-19-K32	EA OVERLAY - NOVEAU - 7.5" X 23.75" - RH (K32,K33)
6	115811-19-K34	EA OVERLAY - NOVEAU - 7.5" X 23.75" - RH (K34,K35)
7	NOT AVAILABLE	
8	116737-01-01A	EA LATCH - DRAW - ADJUSTABLE - ZINC
9	116736-01-01A	EA TIEDOWN - DROP/D - ZINC

INTERIOR FINISH GROUP (CONTINUED)

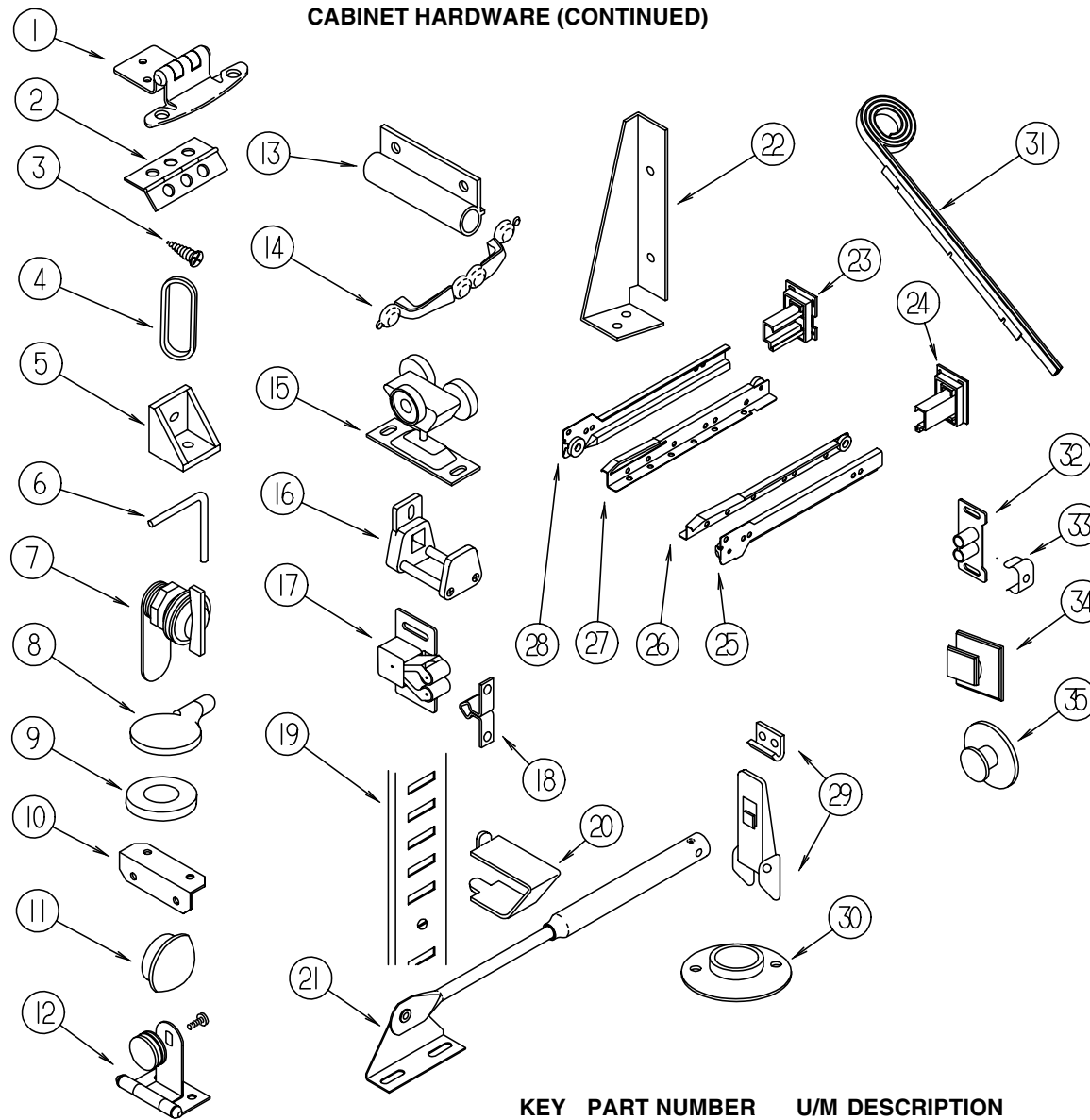


KEY	PART NUMBER	U/M	DESCRIPTION
1	108138-01-000	EA	HINGE - CABINET DOOR - BURNISHED BRASS
2	041389-18-000	EA	HINGE - PIANO - 1.50 X 482.6 - OFF WHITE
2	041389-25-000	EA	HINGE - PIANO - 1.50 X 55
2	009059-01-000	EA	HINGE - DOOR - 2" X 1.4" - BRASS
2	009059-02-000	EA	HINGE - DOOR - 2" X 2.7" - BRASS
3	000G13-06-10G	EA	SCREW - 6-20 X 5/8 PFH - ANTIQUE BRASS
3	000G13-06-08G	EA	SCREW
4	098410-01-01A	EA	PULL - FINGER - BRASS
5	065740-01-000	EA	BRACE - CABINET/CORNER - PLASTIC
6	108487-02-01A	EA	SUPPORT - PROP ROD/OVERHEAD - BLACK
	039984-01-000	EA	CAP - ROUND - VINYL - .28" ID X .62" - BLACK
7	100710-01-01A	EA	LOCK - GLASS DOOR/TWIST TYPE - BRASS
	101272-01-000	EA	CATCH - GLASS DOOR
8	101766-01-000	EA	PIN - SUPPORT/GLASS DOOR
9	100707-01-000	EA	SPACER - GLASS DOOR - .8" DIA - .3" HOLE - PLASTIC
10	016604-05-000	EA	BRACE - CABINET - ANGLE - 2.5" OFF WHITE METAL
10	016604-01-000	EA	BRACE - CABINET - ANGLE - 2.5" - UNPAINTED METAL
11	042356-01-000	EA	PLUG - BUTTON - MAHOGANY - 3/8" DIAMETER - WOOD
11	074045-11-000	EA	PLUG - OAK - 3/8" DIAMETER - WHITE GRANITE
11	074045-01-000	EA	PLUG - OAK - 3/8" DIAMETER - OAK

KEY	PART NUMBER	U/M	DESCRIPTION
12	100711-01-01A	EA	HINGE - GLASS DOOR
13	108486-01-01A	EA	BRACKET - PROP ROD/OVERHEAD - BLACK
14	121890-01-01A	EA	PULL - CABINET - BRASS
14	121891-01-01A	EA	PULL - CABINET - BRASS
14	117801-01-01A	EA	PULL - CABINET - BRASS
15	103874-01-000	EA	HANGER - SLIDING DOOR
16	064467-01-000	EA	GUIDE - POCKET - SLIDING DOOR - WALL MOUNTED
	076790-01-000	EA	SCREW - 6-20 X 1 1/4 PPH - BLACK
17	093586-06-000	EA	CATCH - SPRING - ROLLER
17	093586-03-000	EA	CATCH - SPRING - ROLLER
18	093586-05-000	EA	STRIKE - SPRING STEEL
18	093586-04-000	EA	STRIKE - SPRING STEEL
19	098980-01-000	EA	PILASTER - ADJUSTABLE SHELF - 18" - WOODGRAIN APPEARANCE
19	098980-02-000	EA	PILASTER - ADJUSTABLE SHELF - 12" - WOODGRAIN APPEARANCE
19	098980-03-000	EA	PILASTER - ADJUSTABLE SHELF - 9" - WOODGRAIN APPEARANCE
19	098980-04-000	EA	PILASTER - ADJUSTABLE SHELF - 48" - WOODGRAIN APPEARANCE
20	098979-01-000	EA	CLIP - ADJUSTABLE SHELF
21	074493-02-000	EA	SUPPORT - PISTON SPRING - CABINET DOOR
22	116978-01-03B	EA	GUSSET - SLIDEOUT ROOM - OFF/WHITE

INTERIOR FINISH GROUP (CONTINUED)

CABINET HARDWARE (CONTINUED)



KEY	PART NUMBER	U/M	DESCRIPTION
23	128811-01-01A	EA	BACKSOCKET - ADJUSTABLE LEFT
24	128811-02-01A	EA	BACKSOCKET - ADJUSTABLE RIGHT
25	128810-02-01A	EA	SLIDE - DRAWER - 12" - RIGHT CABINET
25	128810-10-01A	EA	SLIDE - DRAWER - 16" - RIGHT CABINET
25	128810-14-01A	EA	SLIDE - DRAWER - 18" - RIGHT CABINET
25	128810-18-01A	EA	SLIDE - DRAWER - 20" - RIGHT CABINET
25	128810-22-01A	EA	SLIDE - DRAWER - 22" - RIGHT CABINET
25	128810-26-01A	EA	SLIDE - DRAWER - 24" - RIGHT CABINET
26	128810-04-01A	EA	SLIDE - DRAWER - 12" - RIGHT DRAWER
26	128810-12-01A	EA	SLIDE - DRAWER - 16" - RIGHT DRAWER
26	128810-16-01A	EA	SLIDE - DRAWER - 18" - RIGHT DRAWER
26	128810-20-01A	EA	SLIDE - DRAWER - 20" - RIGHT DRAWER
26	128810-24-01A	EA	SLIDE - DRAWER - 22" - RIGHT DRAWER
26	128810-28-01A	EA	SLIDE - DRAWER - 24" - RIGHT DRAWER
27	128810-03-01A	EA	SLIDE - DRAWER - 12" - LEFT DRAWER
27	128810-11-01A	EA	SLIDE - DRAWER - 16" - LEFT DRAWER
27	128810-15-01A	EA	SLIDE - DRAWER - 18" - LEFT DRAWER
27	128810-19-01A	EA	SLIDE - DRAWER - 20" - LEFT DRAWER
27	128810-23-01A	EA	SLIDE - DRAWER - 22" - LEFT DRAWER
27	128810-27-01A	EA	SLIDE - DRAWER - 24" - LEFT DRAWER

KEY	PART NUMBER	U/M	DESCRIPTION
28	128810-01-01A	EA	SLIDE - DRAWER - 12" - LEFT CABINET
28	128810-09-01A	EA	SLIDE - DRAWER - 16" - LEFT CABINET
28	128810-13-01A	EA	SLIDE - DRAWER - 18" - LEFT CABINET
28	128810-17-01A	EA	SLIDE - DRAWER - 20" - LEFT CABINET
28	128810-21-01A	EA	SLIDE - DRAWER - 22" - LEFT CABINET
28	128810-25-01A	EA	SLIDE - DRAWER - 24" - LEFT CABINET
29	116975-01-01A	EA	LATCH - W/O STRIKE
29	042541-05-000	EA	STRIKE
30	009112-01-000	EA	FLANGE - 1" CLOTHES ROD - OFF WHITE PLASTIC
31	097141-02-700	EA	KIT-TRACK TAMBOUR DOOR - W/ONE RIGHT & ONE LEFT TRACK
32	009021-01-000	EA	CATCH - GRILLE - NYLON
33	009021-02-000	EA	STRIKE - SPRING STEEL
34	102327-01-01A	EA	PULL - MIRROR - W/SQUARE HANDLE
35	125221-01-01A	EA	PULL - MIRROR - W/ROUND HANDLE
	004354-01-000	EA	BUMPER - RUBBER - .5" DIA - BROWN
	042438-01-000	EA	DOWEL - WOOD - CLOTHES ROD - 1" DIAMETER X 4'
	042438-06-000	EA	DOWEL - WOOD - 1.5" X 26" - OAK
	023320-01-000	EA	PAD - FELT 3/8" DIAMETER
	079921-01-000	EA	ROLLER - NYLON - W/STEEL SHAFT - BARBED
	084070-03-000	EA	POST - END - 2.4" - SHINY BRASS
	084071-23-000	EA	ROD - BRASS - 13.12"
	102194-01-000	EA	GUIDE - PLASTIC
	126263-06-02B	EA	BRACKET - GAS SPRING - E-COATED
	084451-01-000	EA	CATCH & LATCH - 1.7" - BRASS

INTERIOR FINISH GROUP (CONTINUED)

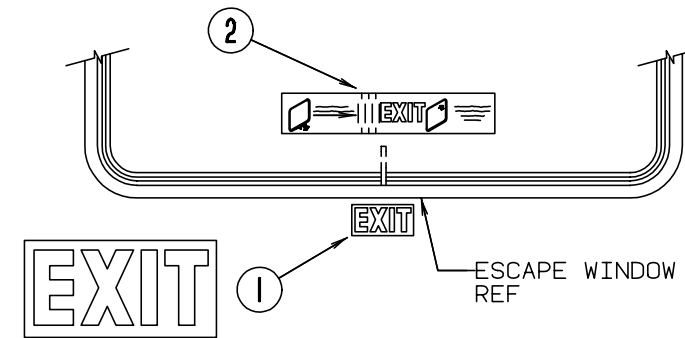
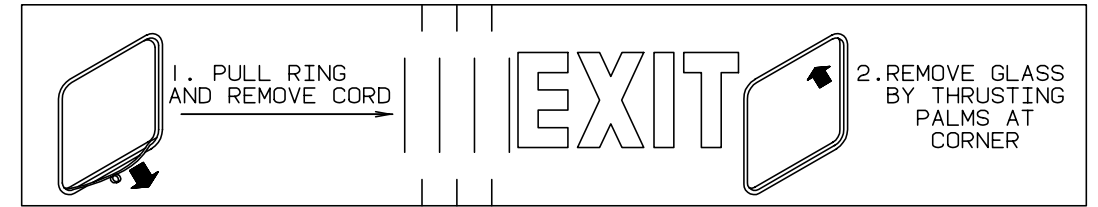
PANELING, PLASTIC LAMINATE & PARTICLE BOARD

KEY	PART NUMBER	U/M	DESCRIPTION
	000885-76-000	SF	PARTICLE BOARD - 3/8" X 48" X 96" - WATERFORD OAK/VINYL 1 SIDE
	000885-77-000	SF	PARTICLE BOARD - 3/8" X 48" X 96" - WATERFORD OAK/VINYL 2 SIDE
	000885-79-000	SF	PARTICLE BOARD - 3/4" X 48" X 96" - WATERFORD OAK/VINYL 2 SIDE
	000885-67-000	SF	PARTICLE BOARD - 3/4" X 60" X 96" - PICKLED ASH - 2 SIDE VINYL
	000885-68-000	SF	PARTICLE BOARD - 3/8" X 48" X 96" - PICKLED ASH - 2 SIDE VINYL
	057882-05-700	EA	TAMBOUR - 48" X 48" SHEET - UNFINISHED - WASHED MAPLE
	057882-04-700	EA	TAMBOUR - 48" X 48" SHEET - UNFINISHED - WATERFORD OAK
	074497-22-000	SF	PANELING - PICKLED ASH - 1/8" X 48" X 96"
	074497-28-000	SF	PANELING - WATERFORD OAK - 48" X 96"
	074498-40-000	SF	LAMINATE - PLASTIC - OFF WHITE - 5' X 8' - INC OF 40 SF
	074498-71-000	SF	LAMINATE - PLASTIC - NEUTRAL SANTOS - 5' X 8' (K28,K29,K30,K31,K34,K35)
	074498-81-000	SF	LAMINATE - PLASTIC - ALMOND JAGUARD - 5' X 8' (K32,K33)
	074498-77-000	SF	LAMINATE - PLASTIC - ART CABIN (WATERFORD OAK) - 4' X 8'
	074498-57-000	SF	LAMINATE - PLASTIC - PICKLED ASH - 4' X 8'
	088272-H2-000	SF	PANELING - TUSCAN MINK - 48" X 84" (K28,K29,K34,K35)
	088272-H6-000	SF	PANELING - ARTESIA SPRING - 48" X 96" (K30,K31)
	088272-H8-000	SF	PANELING - UPBEAT/TWILIGHT (K32,K33)
	117267-D2-438	EA	LUMBER - VINYL WRAPPED - .7" X 1.5" X 96" - WATERFORD OAK
	117267-E2-438	EA	LUMBER - VINYL WRAPPED - .7" X 2" X 96" - WATERFORD OAK
	117267-F2-438	EA	LUMBER - VINYL WRAPPED - .7" X 2.5" X 96" - WATERFORD OAK
	117267-J2-438	EA	LUMBER - VINYL WRAPPED - .7" X 5.5" X 96" - WATERFORD OAK
	111133-D2-438	EA	LUMBER - VINYL WRAPPED - .27" X 1.5" X 96" - PICKLED ASH
	111133-E2-438	EA	LUMBER - VINYL WRAPPED - .7" X 2" X 96" - PICKLED ASH
	111133-G2-438	EA	LUMBER - VINYL WRAPPED - .7" X 3" X 96" - PICKLED ASH
	111133-J2-438	EA	LUMBER - VINYL WRAPPED - .7" X 5.5" X 96" - PICKLED ASH
	126339-01-000	SF	BOARD - WHEAT - 60" X 72"
	122481-19-000	FT	WALLPAPER - 6.8" BORDER (K28,K29)
	122481-16-000	FT	WALLPAPER - 6.8" BORDER (K30,K31)
	122481-15-000	FT	WALLPAPER - 6.8" BORDER (K32,K33)
	122481-18-000	FT	WALLPAPER - 6.8" BORDER (K34,K35)

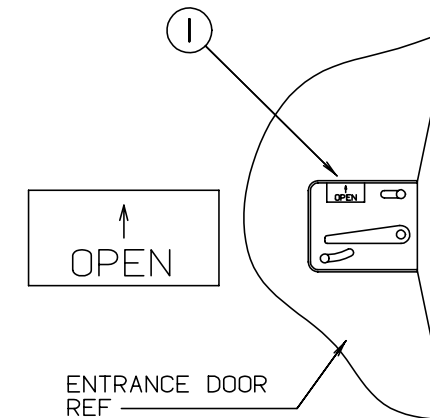
FIRE EXTINGUISHER, SMOKE DETECTORS & WALL CLOCK

KEY	PART NUMBER	U/M	DESCRIPTION	VENDOR NO.
	072852-01-000	EA	DETECTOR - SMOKE - W/9 VOLT BATTERY - US	
	072852-02-000	EA	DETECTOR - SMOKE - W/9/VOLT BATTERY - CANADIAN	
	094499-01-000	EA	EXTINGUISHER/FIRE - DRY W/MOUNTING BRACKET - 10 B:C	
	094499-03-000	EA	EXTINGUISHER/FIRE - DRY - 10B:C - W/O BRACKET	
	094499-04-000	EA	BRACKET - FIRE EXTINGUISHER	
	094499-01-701	EA	STRAP ONLY (METAL)	320351
	118081-02-01A	EA	DETECTOR - CO - GAS - MODEL 9L-I	
	100793-02-01A	EA	CLOCK - WALL - ROUND 8" - BRASS	

LABELS GROUP

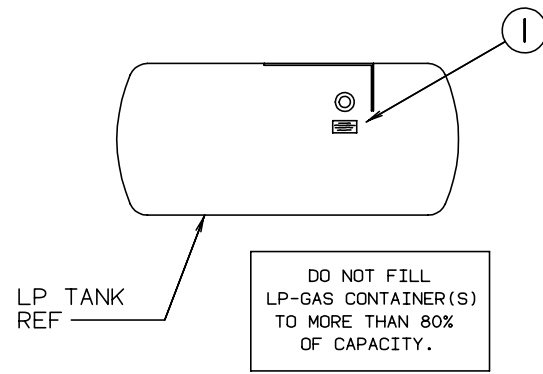


KEY	PART NUMBER	U/M	DESCRIPTION
1	039290-01-000	EA	LABEL - WARNING - EXIT
2	107571-01-000	EA	LABEL - ESCAPE EXIT - WINDOW

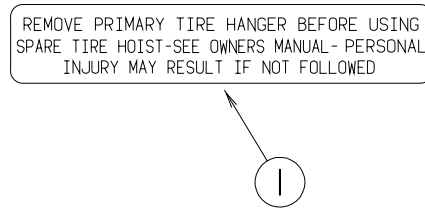


KEY	PART NUMBER	U/M	DESCRIPTION
1	040944-01-000	EA	LABEL - ENTRANCE DOOR - "OPEN"

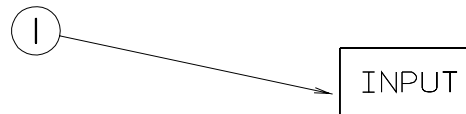
LABELS GROUP (CONTINUED)



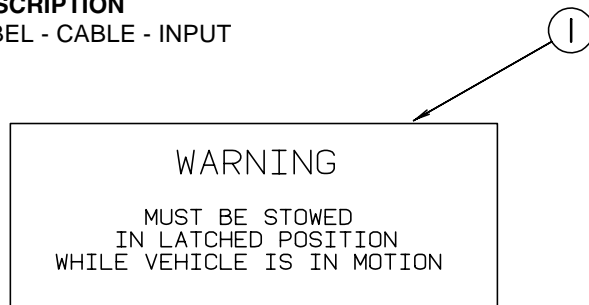
KEY	PART NUMBER	U/M DESCRIPTION
1	079965-01-000	EA LABEL - LPG - 80% CAPACITY



KEY	PART NUMBER	U/M DESCRIPTION
1	126024-01-01A	EA LABEL - TIRE HANGER REMOVAL

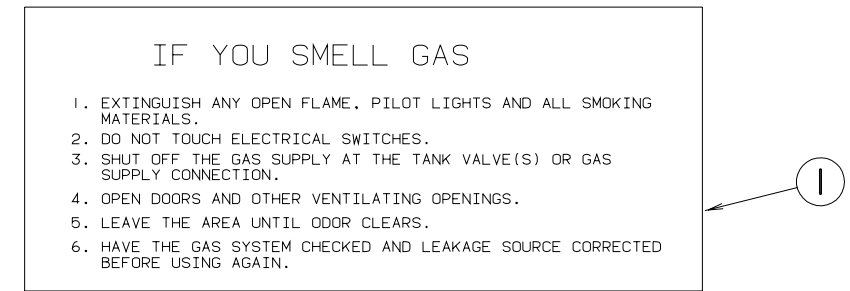


KEY	PART NUMBER	U/M DESCRIPTION
1	087236-01-000	EA LABEL - CABLE - INPUT

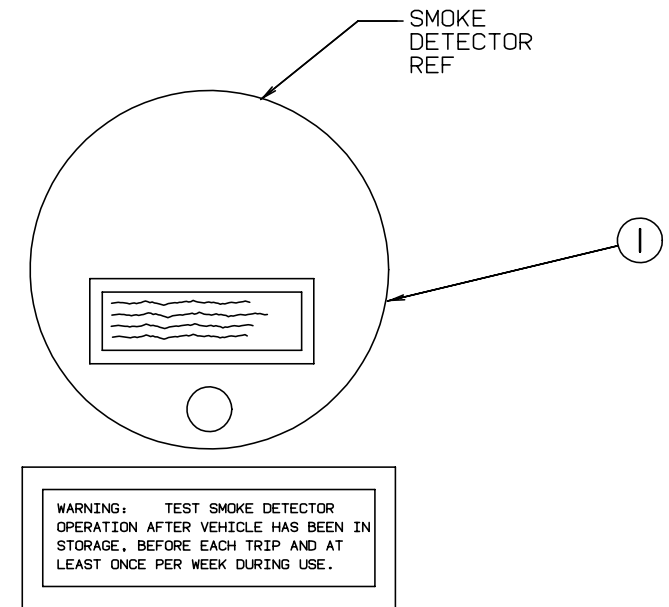


KEY	PART NUMBER	U/M DESCRIPTION
1	079966-01-000	EA LABEL - WARNING - STOWED - MOTION

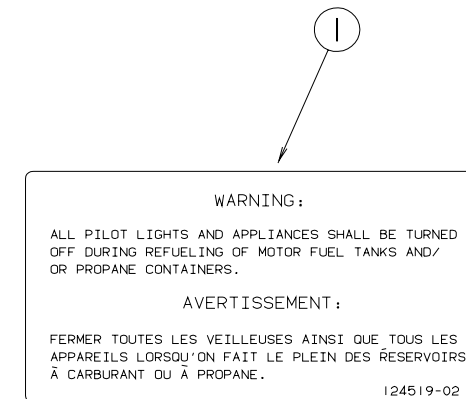
LABELS GROUP (CONTINUED)



KEY	PART NUMBER	U/M DESCRIPTION
1	073998-01-000	EA LABEL - LPG ODOR WARNING

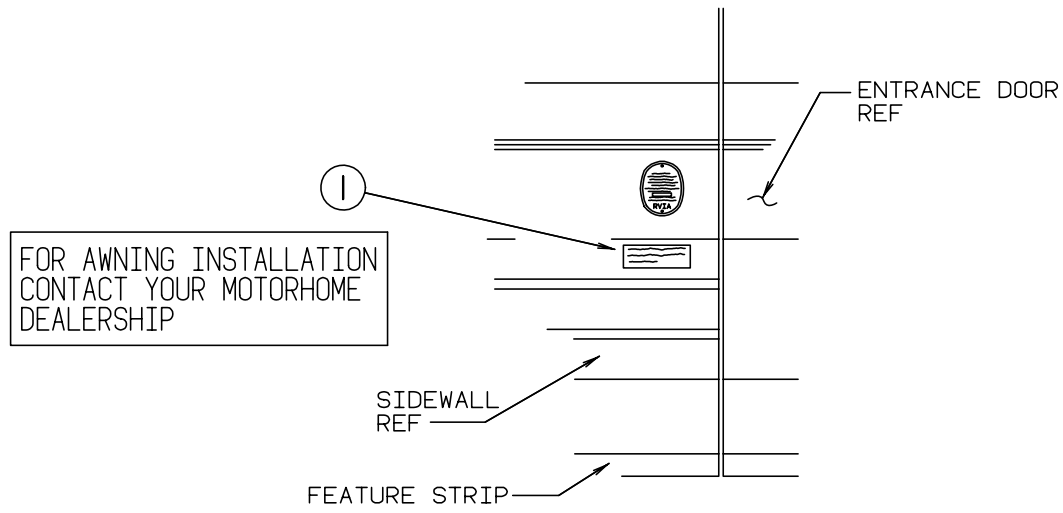


KEY	PART NUMBER	U/M DESCRIPTION
1	077956-01-000	EA LABEL - WARNING - SMOKE DETECTOR

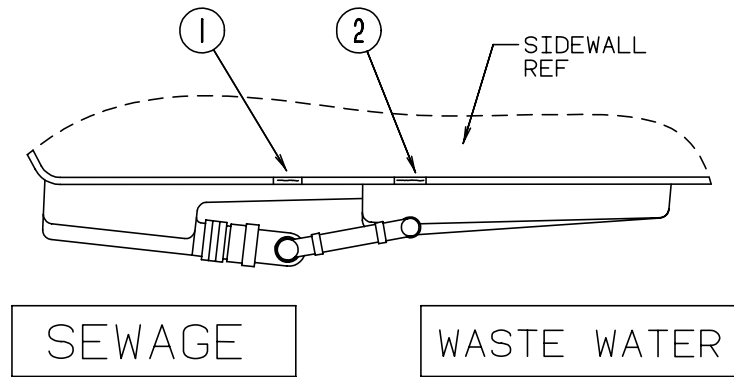


KEY	PART NUMBER	U/M DESCRIPTION
1	124519-02-02A	EA LABEL - WARNING/REFUELING - CSA

LABELS GROUP (CONTINUED)



KEY	PART NUMBER	U/M DESCRIPTION
1	099509-01-000	EA LABEL - AWNING INSTALLATION



KEY	PART NUMBER	U/M DESCRIPTION
1	006187-01-000	EA LABEL - SEWAGE
2	006188-01-000	EA LABEL - WASTE WATER

WARNING: CONTAINS "CFC" A SUBSTANCE WHICH HARMS PUBLIC HEALTH AND ENVIRONMENT BY DESTROYING OZONE IN THE UPPER ATMOSPHERE.

KEY	PART NUMBER	U/M DESCRIPTION
1	111802-01-000	EA LABEL - CFC WARNING

LABELS GROUP (CONTINUED)

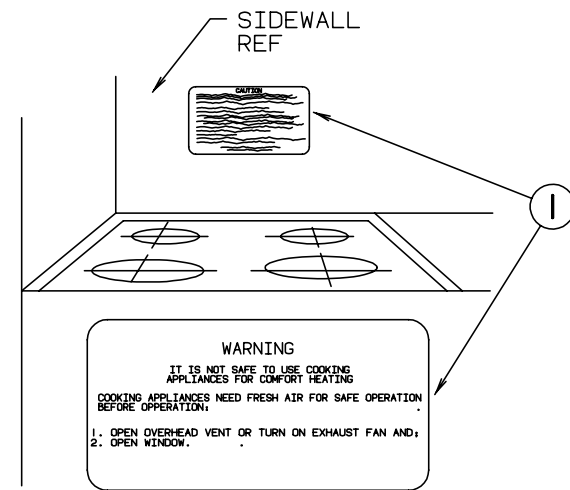
DO NOT USE HITCH BEFORE READING OWNERS MANUAL REGARDING VEHICLE LOADING AND TOWING

KEY	PART NUMBER	U/M DESCRIPTION
1	111104-01-000	EA LABEL - HITCH - READ MANUAL

NOTE: TUNE ANTENNA PER MANUFACTURER'S DIRECTIONS. FAILURE TO COMPLY COULD RESULT IN DAMAGE TO CB.

CB POWER PROVISION
 RED +12 V
 BLACK GROUND
 COAX ANTENNA
 (SEE REVERSE ALSO)

KEY	PART NUMBER	U/M DESCRIPTION
1	104678-01-000	EA LABEL - CB PREP



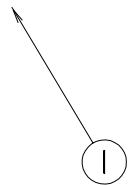
KEY	PART NUMBER	U/M DESCRIPTION
1	050225-01-000	EA LABEL - WARNING - STOVE VENT - US
1	050222-01-000	EA LABEL - WARNING - STOVE VENT - CSA

WARNING
 ROOF SURFACE MAY BE SLIPPERY ESPECIALLY WHERE MOISTURE IS PRESENT SLIPPING MAY RESULT IN PERSONAL INJURY.

KEY	PART NUMBER	U/M DESCRIPTION
1	128218-01-01A	EA LABEL - WARNING - ROOF SLIPPERY

LABELS GROUP (CONTINUED)

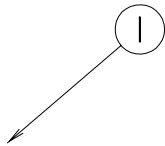
EXTERIOR SHOWER



KEY PART NUMBER U/M DESCRIPTION
 1 126248-03-000 EA LABEL - EXTERIOR SHOWER

CAUTION:
 OPEN A WINDOW OR VENT WHILE
 OPERATING DRYER. IT IS DANGEROUS
 TO CREATE A NEGATIVE AIR PRESSURE
 INSIDE A VEHICLE CONTAINING
 FUEL-BURNING APPLIANCES

KEY PART NUMBER U/M DESCRIPTION
 1 130670-01-01A EA LABEL - CAUTION DRYER VENTING - BLACK ON CLEAR

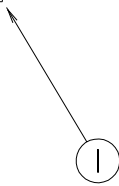
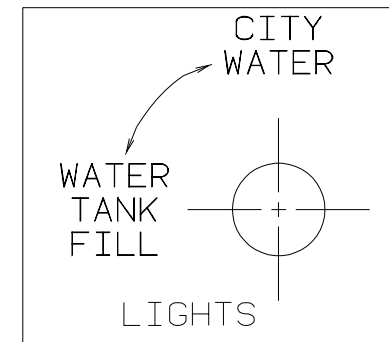


DTS ISICE SIEGE N/EST PAS
 DESTINE A ETRE OCCUPE LORSQUE
 LE VEHICULE EST EN MOUVEMENT
 ET IL FAUT QUE LE RANGER

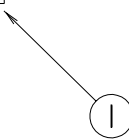
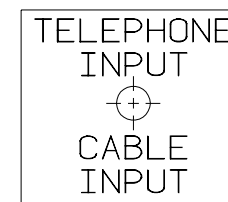
THIS CHAIR IS NOT INTENDED
 FOR OCCUPANCY WHEN VEHICLE
 IS IN MOTION AND MUST BE
 RETURNED TO STOWED POSITION

KEY PART NUMBER U/M DESCRIPTION
 1 102267-02-000 EA LABEL - NO OCCUPANCY - CSA

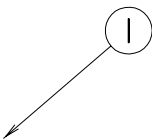
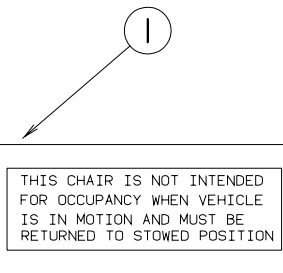
LABELS GROUP (CONTINUED)



KEY PART NUMBER U/M DESCRIPTION
 1 117629-03-000 EA LABEL - WATER PUMP/FILL

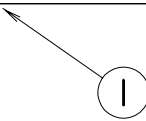


KEY PART NUMBER U/M DESCRIPTION
 1 114866-02-000 EA LABEL - PHONE & CABLE INPUT



KEY PART NUMBER U/M DESCRIPTION
 1 102267-01-000 EA LABEL - NO OCCUPANCY - US

WARNING: DISCONNECT BATTERIES BEFORE
 CONNECTING EXTERNAL CHARGING EQUIPMENT.

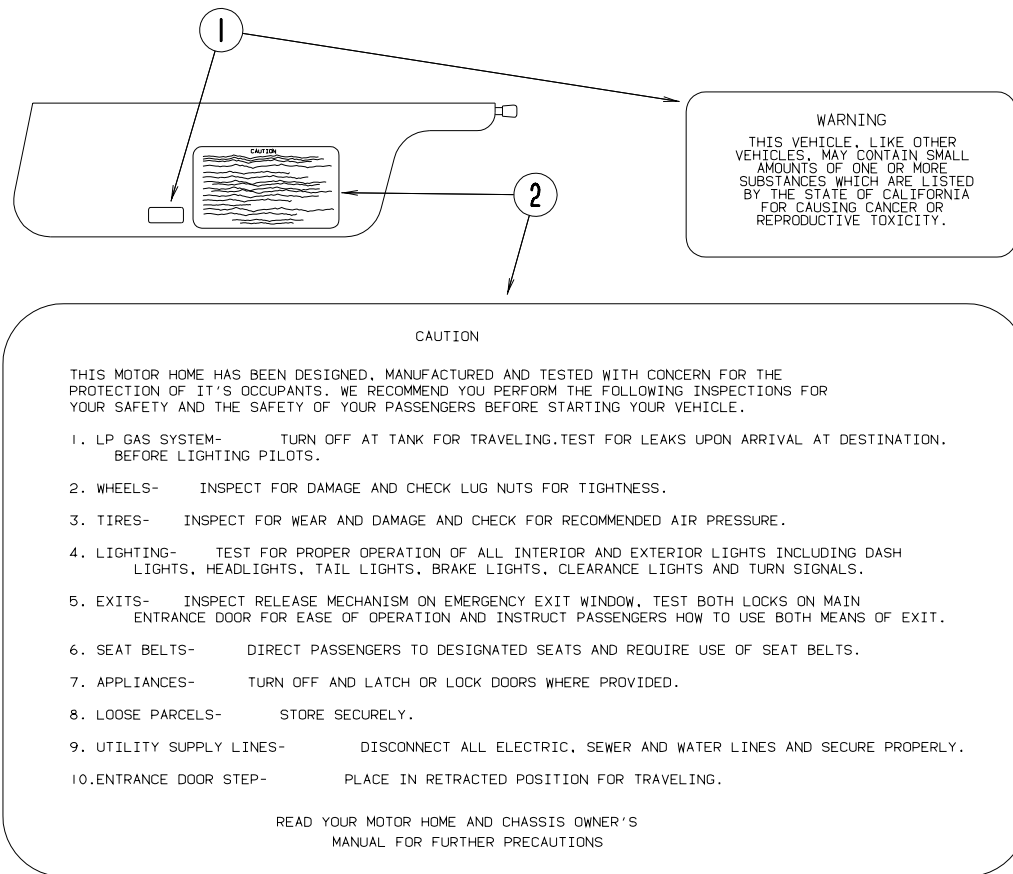


KEY PART NUMBER U/M DESCRIPTION
 1 065748-01-000 EA LABEL - CAUTION - BATTERY CHARGING

LABELS GROUP (CONTINUED)

LP-GAS SYSTEM
 THIS GAS PIPING SYSTEM IS DESIGNED FOR USE OF LIQUIFIED PETROLEUM GAS ONLY. DO NOT CONNECT NATURAL GAS TO THIS SYSTEM.
 SECURE CAP INLET(S) WHEN NOT CONNECTED FOR USE AFTER TURNING ON GAS. EXCEPT AFTER NORMAL CONTAINER REPLACEMENT, TEST GAS PIPING AND CONNECTIONS TO APPLIANCES FOR LEAKAGE WITH SOAPY WATER OR BUBBLE SOLUTION. DO NOT USE PRODUCTS THAT CONTAIN AMMONIA OR CHLORINE.

KEY PART NUMBER U/M DESCRIPTION
 1 124520-01-02A EA LABEL - LP GAS ONLY



KEY PART NUMBER U/M DESCRIPTION
 1 099689-01-000 EA LABEL - WARNING - CANCER/TOXICITY
 2 056259-01-000 EA LABEL - SAFETY CHECK LIST

LABELS GROUP (CONTINUED)

A/C CIRCUIT 1	MAIN	MAIN	A/C CIRCUIT 2	GF I CIRCUIT 1	REFRIG/CONV	GF I CIRCUIT 2	MICROWAVE	APPLIANCE 1	APPLIANCE 2	GENERAL RECCDS	WASHER DRYER
---------------	------	------	---------------	----------------	-------------	----------------	-----------	-------------	-------------	----------------	--------------

KEY PART NUMBER U/M DESCRIPTION
 1 095721-18-000 EA LABEL-CONTROL CENTER, 50 AMP - CSA

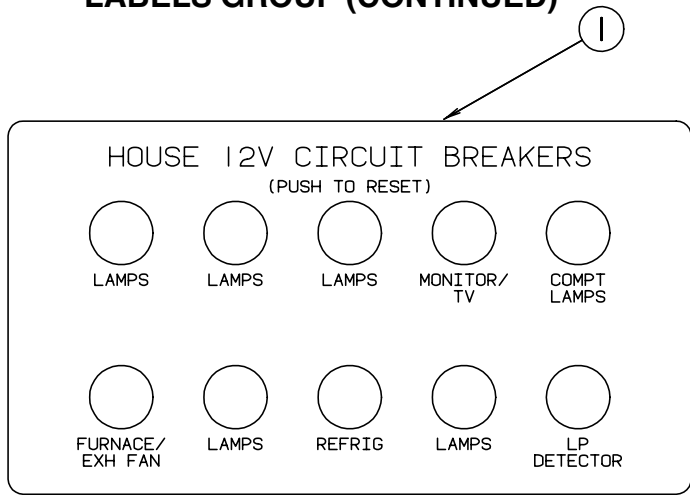
A/C CIRCUIT 1	MAIN	MAIN	A/C CIRCUIT 2	GF I CIRCUIT 1	REFRIG/CONV	GF I CIRCUIT 2	MICROWAVE	GENERAL RECCDS	WASHER DRYER	DISHWASHER OR ICE MAKER	GENERAL RECCDS
---------------	------	------	---------------	----------------	-------------	----------------	-----------	----------------	--------------	-------------------------	----------------

KEY PART NUMBER U/M DESCRIPTION
 1 095721-17-000 EA LABEL-CONTROL CENTER, 50 AMP - US

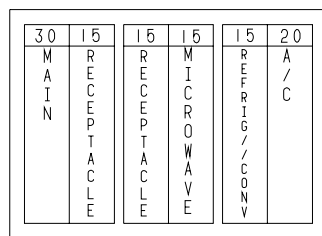
MISCELLANEOUS LABELS

KEY PART NUMBER U/M DESCRIPTION
 023769-01-000 EA LABEL - WARNING - LPG - CANADIAN
 065748-02-000 EA LABEL - WARNING - BATTERY/FRENCH
 095721-23-000 EA LABEL - CONTROL CENTER - 30 AMP
 098641-01-000 EA LABEL - FUEL - UNLEADED - DASH
 098379-04-000 EA LABEL - ELECTRICAL BOX - SIDE
 109051-02-000 EA LABEL - SWITCH - 50 AMP POWER
 111537-07-000 EA LABEL - FUSES
 113402-01-000 EA LABEL - CAUTION - WATER HEATER EXHAUST
 116549-01-000 EA LABEL - WARNING - SLIDEOUT
 114866-03-000 EA LABEL - PHONE & CABLE INPUT
 117628-02-000 EA LABEL - SWITCH - WATER PUMP/LIGHTS
 124519-01-02A EA LABEL - WARNING/REFUELING - WHITE ON CLEAR
 125697-07-000 EA LABEL - CAUTION - FLUSHING SYSTEM
 126247-05-000 EA LABEL - GRAY HOLDING TANK
 126247-06-000 EA LABEL - HOLDING TANK - BLANK
 126249-03-000 EA LABEL - CITY WATER FILL
 129669-01-01A EA LABEL - HITCH/VEHICLE RATE - 350 - WHITE ON CLEAR
 130168-01-000 EA LABEL - WASTE TANK FLUSH
 130170-02-000 EA LABEL - SWITCH PANEL

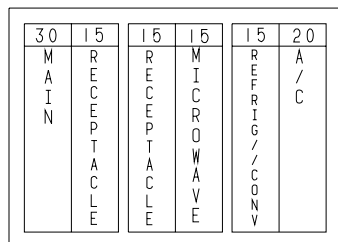
LABELS GROUP (CONTINUED)



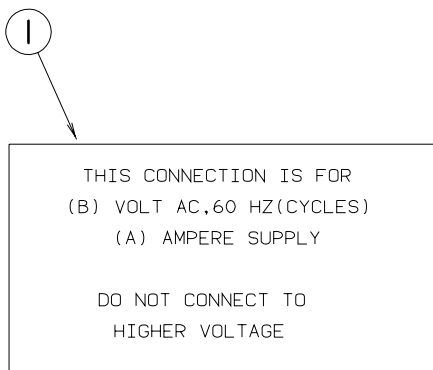
KEY PART NUMBER U/M DESCRIPTION
 1 092547-06-000 EA LABEL-CIRCUIT BREAKER



KEY PART NUMBER U/M DESCRIPTION
 1 095721-10-000 EA LABEL-CONTROL CENTER (30A) CSA

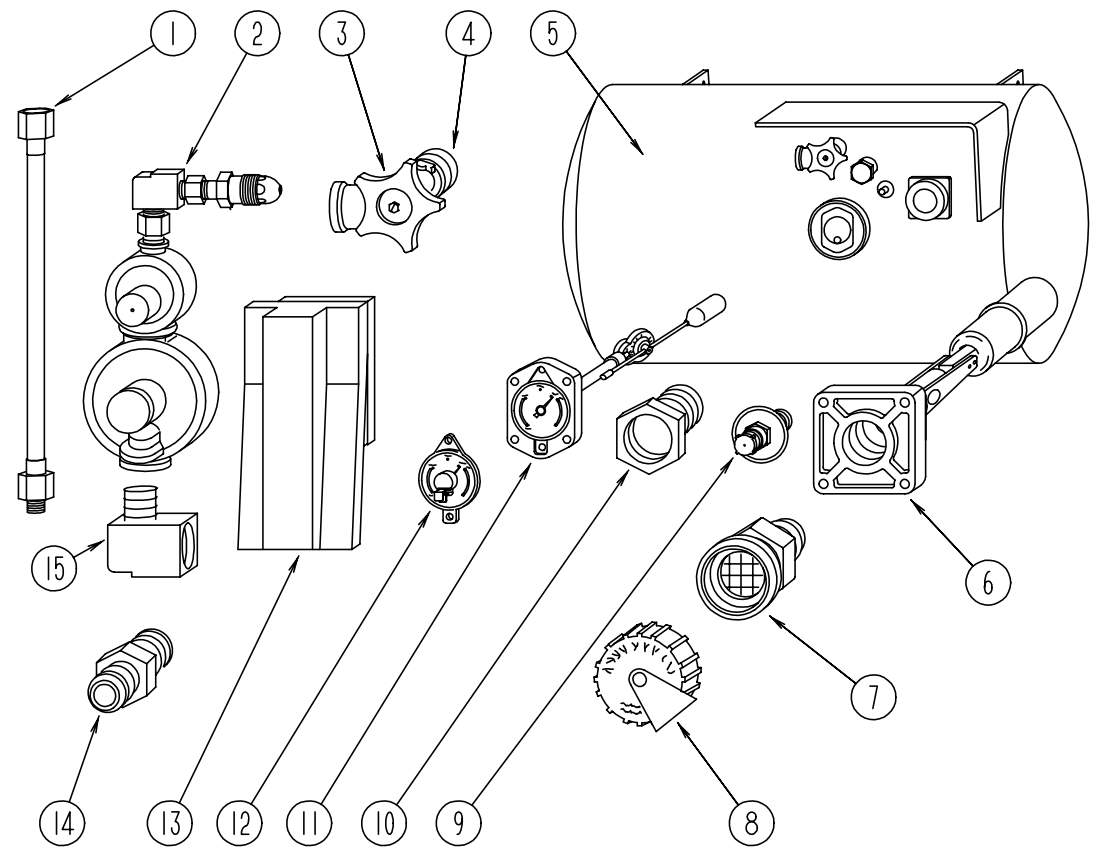


KEY PART NUMBER U/M DESCRIPTION
 1 095721-14-000 EA LABEL-CONTROL CENTER (30A)



KEY PART NUMBER U/M DESCRIPTION
 1 125306-01-01A EA LABEL - ELECTRICAL ENTRANCE - 110VOLT 30AMP

LP GROUP

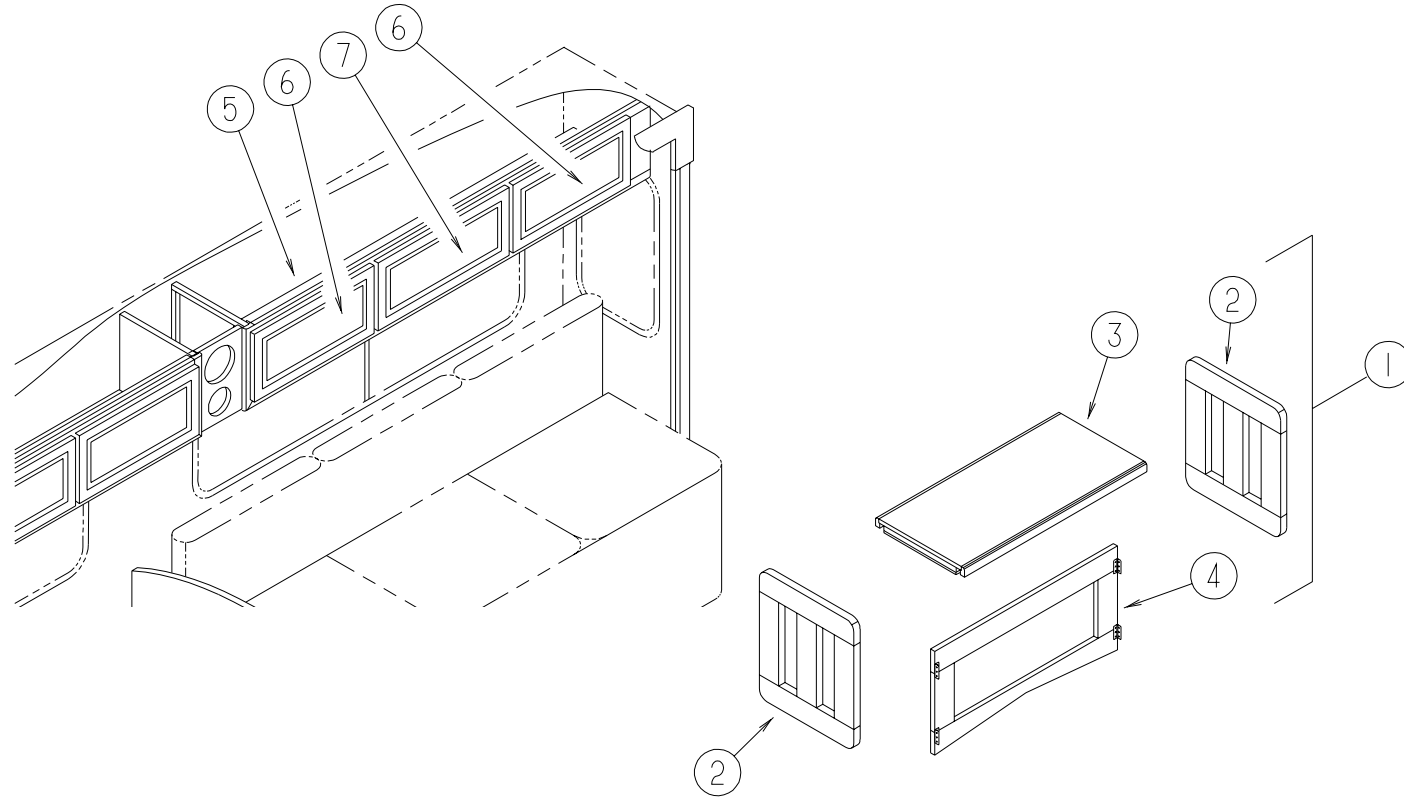


LP TANK & COMPONENTS

KEY	PART NUMBER	U/M DESCRIPTION	VENDOR NO.
1	045703-05-000	EA HOSE - L/P - 3/8" ID X 28" - 3/8" MPT X 1/2" F SWIVEL - US	
			FROM: 00-00-00 THRU: 11-05-98
1	045703-11-000	EA HOSE - LP - 3/8"ID X 36" - 3/8"MPT X 3/8"F SWIVEL - UL/CSA	
			FROM: 11-06-98 THRU: 99-99-99
1	045703-06-000	EA HOSE - LP - 3/8" ID X 28" - 3/8" MPT X 1/2" F SWIVEL - CANADA	
2	106150-01-000	EA REGULATOR - TWO STAGE	
3	040421-01-708	EA HANDWHEEL - VAPOR RELIEF VALVE	G-1015-A
4	040421-01-712	EA VALVE - SERVICE - W/HANDWHEEL	29000853
5	088253-03-000	EA TANK - LP - 100 LB - 16" DIAMETER X 36" - SPL	
6	040421-01-711	EA VALVE - 80% W/FLOAT - PLATE - BOLTS & GASKET	
7	040421-01-701	EA VALVE - SHORT LP FILLER - W/YELLOW CAP	75478
8	040421-01-702	EA CAP - LP FILLER VALVE - PLASTIC - YELLOW	G-1014-A
9	040421-01-700	EA VALVE - LIQUID LEVEL - 20% LP	G-1013
10	040421-01-713	EA VALVE - PRESSURE RELIEF	29000587
11	088253-01-700	EA GAUGE - LP FLOAT - 4 MACHINE SCREW STYLE	
12	040440-02-000	EA TRANSMITTER - DIAL - 0-90 OHM - 2 TERMINAL (POWER & GROUND)	
13	105658-01-000	EA COMPARTMENT - LP REGULATOR	
14	010326-01-000	EA ADAPTER - FLARE - W/CONE GASKET - 3/8"FEMALE X 1/2"MALE	
15	065318-02-000	EA ELBOW - 90 DEGREE - 3/8" MPT TO 3/8" FPT	
	010323-01-000	EA ADAPTER - BRASS -3/8" F X 1/2" MPT	
	010329-01-000	EA ADAPTER - BRASS -1/2" F X 1/2" MPT	
	103613-03-000	EA DETECTOR - LP GAS	
	010252-01-000	EA ELBOW - BRASS - 90 DEGREE - 3/8 F X 1/2 MPT	
	010377-02-000	EA NUT - BRASS - 3/8" FLARE - FORGED	
	010380-02-000	EA NUT - BRASS - 1/2" FLARE - FORGED	

LOUNGE GROUP

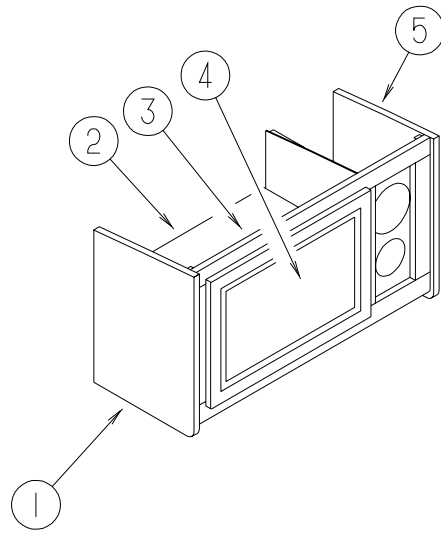
DRIVER SIDE FRONT OVERHEAD AND LOUNGE CABINETY



KEY	PART NUMBER	U/M	DESCRIPTION
1	116957-01-G15	EA	TABLE - FOLDING/COFFEE - COMPLETE (WATERFORD OAK)
1	116957-01-K29	EA	TABLE - FOLDING/COFFEE - COMPLETE (MYSTIC OAK)
2	116957-15-F31	EA	LEG - FOR NEW STYLE TABLE
3	116957-12-G15	EA	TABLE TOP - FOLDING (WATERFORD OAK)
3	116957-12-G38	EA	TABLE TOP - FOLDING (MYSTIC OAK)
4	116957-11-F31	EA	BRACE - FOLDING TABLE - LOUNGE/SOFA
5	126433-01-J22	EA	CABINET - OVERHEAD/COUCH - W/O DOORS/HARDWARE (WATERFORD OAK)
5	126433-01-K29	EA	CABINET - OVERHEAD/COUCH - W/O DOORS/HARDWARE (MYSTIC OAK)

KEY	PART NUMBER	U/M	DESCRIPTION
6	M05992-T5-K59	EA	DOOR - STRAIGHT CORNER/OGEE EDGE - 10.8" X 21.8" - W/O HDW (WATERFORD OAK)
6	M05992-T5-K29	EA	DOOR - STRAIGHT CORNER/OGEE EDGE - 10.8" X 21.8" - W/O HDW (MYSTIC OAK)
7	M05992-T4-K59	EA	DOOR - STRAIGHT CORNER/OGEE EDGE - 10.8" X 23.8" - W/O HDW (WATERFORD OAK)
7	M05992-T4-K29	EA	DOOR - STRAIGHT CORNER/OGEE EDGE - 10.8" X 23.8" - W/O HDW (MYSTIC OAK)

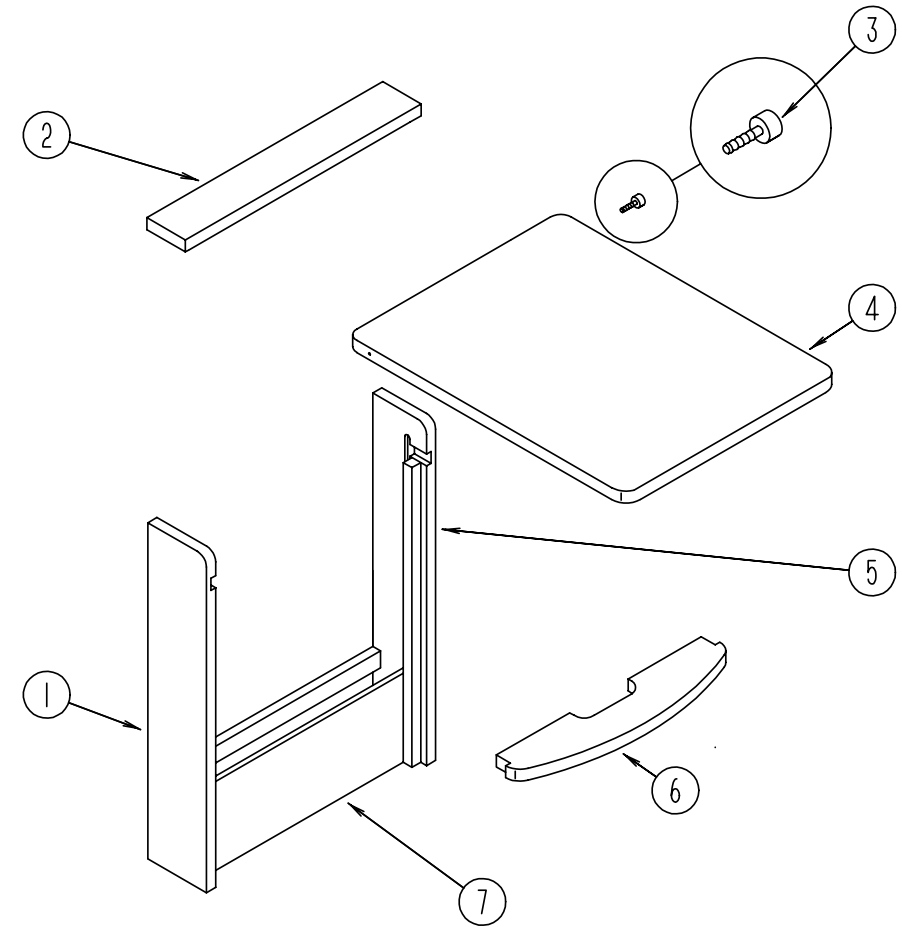
LOUNGE GROUP (CONTINUED)



PASSENGER SIDE FRONT OVERHEAD CABINETRY

KEY	PART NUMBER	U/M	DESCRIPTION
1	103128-38-G15	EA	END CAP - OVERHEAD CABINET - LEFT HAND (WATERFORD OAK)
1	103128-38-K29	EA	END CAP - OVERHEAD CABINET - LEFT HAND (MYSTIC OAK)
2	129782-14-K28	EA	SHELF - W/PLASTIC EDGE MOLDING (WATERFORD OAK)
2	129782-14-K29	EA	SHELF - W/PLASTIC EDGE MOLDING (MYSTIC OAK)
3	129782-01-K28	EA	CABINET - OVERHEAD - FRONT/RIGHT HAND - W/O DOORS/HARDWARE (WATERFORD OAK)
3	129782-01-K29	EA	CABINET - OVERHEAD - FRONT/RIGHT HAND - W/O DOORS/HARDWARE (MYSTIC OAK)
3	129782-02-K28	EA	CABINET - OVERHEAD - FRONT/RIGHT HAND - W/O HARDWARE (WATERFORD OAK) (DELUXE SOUND)
3	129782-02-K29	EA	CABINET - OVERHEAD - FRONT/RIGHT HAND - W/O HARDWARE (MYSTIC OAK) (DELUXE SOUND)
4	M05992-42-J20	EA	DOOR - STRAIGHT CORNER/OGEE EDGE - 14.9" X 21.8" - W/O HDW (WATERFORD OAK)
4	M05992-42-K29	EA	DOOR - STRAIGHT CORNER/OGEE EDGE - 14.9" X 21.8" - W/O HDW (MYSTIC OAK)
5	103128-10-G15	EA	END CAP - OVERHEAD CABINET - RIGHT HAND (WATERFORD OAK)
5	103128-10-K29	EA	END CAP - OVERHEAD CABINET - RIGHT HAND (MYSTIC OAK)
	101222-01-04A	EA	BRACKET - CATCH - LID - E-COAT
	120234-04-H13	EA	LID - ENTRY STEP

LOUNGE GROUP (CONTINUED)



PULLOUT TABLE

KEY	PART NUMBER	U/M	DESCRIPTION
	P19559-02-J22	EA	CABINET - W/PULLOUT TABLE (WATERFORD OAK)
	P19559-02-K29	EA	CABINET - W/PULLOUT TABLE (MYSTIC OAK)
1	119559-12-G35	EA	CABINET/LEFT SIDE - F/DROP LEAF TABLE - 5.7" X 28.7" (WATERFORD OAK)
1	119559-12-K29	EA	CABINET/LEFT SIDE - F/DROP LEAF TABLE - 5.7" X 28.7" (MYSTIC OAK)
2	119559-18-J22	EA	TOP - F/CABINET/PULLOUT TABLE (WATERFORD OAK)
2	119559-18-K29	EA	TOP - F/CABINET/PULLOUT TABLE (MYSTIC OAK)
3	079921-01-000	EA	NYLON ROLLER W/ SHAFT
4	119559-21-J22	EA	TABLE TOP ONLY (WATERFORD OAK)
4	119559-21-K29	EA	TABLE TOP ONLY (MYSTIC OAK)
5	119559-11-G35	EA	CABINET/RIGHT SIDE - F/DROP LEAF TABLE - 5.7" X 28.7" (WATERFORD OAK)
5	119559-11-K29	EA	CABINET/RIGHT SIDE - F/DROP LEAF TABLE - 5.7" X 28.7" (MYSTIC OAK)
6	119559-19-J22	EA	SHELF - PULLOUT TABLE (WATERFORD OAK)
6	119559-19-K29	EA	SHELF - PULLOUT TABLE (MYSTIC OAK)
7	119559-20-J22	EA	PANEL - PULLOUT TABLE (WATERFORD OAK)
7	119559-20-K29	EA	PANEL - PULLOUT TABLE (MYSTIC OAK)
	080736-01-000	EA	PULL - RECESSED - 1.25" X 4" - OAK

ENTRY STEP

KEY	PART NUMBER	U/M	DESCRIPTION
	101222-01-04A	EA	BRACKET - CATCH - LID - E-COAT
	120234-04-H13	EA	LID - ENTRY STEP

SEALANTS & FASTENERS GROUP

SCREWS

KEY	PART NUMBER	U/M	DESCRIPTION
	0G1108-12-170	EA	SCREW - 8-18 X .75 PPH - BRIGHT WHITE
	0G1208-12-170	EA	SCREW - 8-18 X .75 POH - BRIGHT WHITE
	0G3908-08-170	EA	SCREW - SF/DR - 8-18 X .50 PPH - BRIGHT WHITE
	0G3908-24-170	EA	SCREW - SF/DR - 8-18 X 1.50 PPH - BRIGHT WHITE
	0G3910-12-170	EA	SCREW - SF/DR - 10-16 X .75 PPH - BRIGHT WHITE
	0G5508-12-260	EA	SCREW - SF/DR - 8-18 X .75 PWH - ALLANTE ANTELOPE
	0G6710-16-230	EA	SCREW - 10-12 X 1 PPH
	000G11-05-08B	EA	SCREW - 5-20 X .50 PPH - ZINC
	000G11-06-10J	EA	SCREW - 6-20 X 5/8 PPH - BRASS
	000G11-06-10B	EA	SCREW - 6-20 X 5/8 PPH - ZINC
	000G11-06-08B	EA	SCREW - 6-20 X 1/2 PPH - ZINC
	000G11-06-06B	EA	SCREW - 6-20 X 3/8 PPH - ZINC
	000G11-07-08B	EA	SCREW - 7-19 X 1/2 PPH - ZINC
	000G11-08-16B	EA	SCREW - 8-18 X 1 PPH - ZINC
	000G11-08-10B	EA	SCREW - 8-18 X .50 PPH - ZINC
	000G11-08-08B	EA	SCREW - 8-18 X 1/2 PPH - ZINC
	000G11-08-06B	EA	SCREW - 8-18 X 3/8 PPH - ZINC
	000G11-08-20B	EA	SCREW - 8-18 X 1 1/4 PPH - ZINC
	000G11-08-16S	EA	SCREW - 8-18 X 1 PPH - OFF WHITE
	000G11-08-12P	EA	SCREW - 8-18 X 3/4 PPH - DARK BROWN
	000G11-08-12D	EA	SCREW - 8-18 X 3/4 PPH - BLACK
	000G11-08-12B	EA	SCREW - 8-18 X 3/4 PPH - ZINC
	000G11-10-12S	EA	SCREW - 10-16 X 3/4 PPH - OFF WHITE
	000G11-10-12D	EA	SCREW - 10-16 X 3/4 PPH - BLACK
	000G11-10-16B	EA	SCREW - 10-16 X 1 PPH - ZINC
	000G12-06-08T	EA	SCREW - 6-20 X 1/2 POH - BLACK
	000G13-06-10G	EA	SCREW - 6-20 X 5/8 PFH - ANTIQUE BRASS
	000G13-06-08B	EA	SCREW - 6-20 X 1/2 PFH - ZINC
	000G13-06-08G	EA	SCREW - 6-20 X .50 PFH - ANTIQUE BRASS
	000G13-06-24J	EA	SCREW - 6-20 X 1 1/2 PFH - BRASS
	000G13-06-16J	EA	SCREW - 6-20 X 1 PFH - BRASS
	000G13-07-12B	EA	SCREW - 7-19 X 3/4 PFH - ZINC
	000G18-08-22B	EA	SCREW - MACHINE - 8-32 X 1 3/8 PPH - ZINC
	000G19-10-12F	EA	SCREW - MACHINE - 10-32 X 3/4 PPH - STAINLESS STEEL
	000G19-10-08B	EA	SCREW - MACHINE - 10-32 X 1/2 PPH - ZINC
	000G19-10-20B	EA	SCREW - MACHINE - 10-32 X 1 1/2 PPH - ZINC
	000G32-10-06B	EA	SCREW - 10-32 X 3/8 PPH - ZINC
	000G37-08-089	EA	SCREW - 8 X 18 X 1/2 PPH
	000G39-06-08B	EA	SCREW - SF/DR - 6-18 X 1/2 - ZINC
	000G39-06-16T	EA	SCREW - SF/DR - 6-20 X 5/8 PPH - BLACK
	000G39-06-10T	EA	SCREW - SF/DR - 6-20 X 5/8 PPH - BLACK
	000G39-08-32B	EA	SCREW - SF/DR - 8-18 X 2 PPH - ZINC
	000G39-08-24T	EA	SCREW - SF/DR - 8-18 X 1.50 PPH - BLACK
	000G39-08-24B	EA	SCREW - SF/DR - 8-18 X 1 1/2 PPH - ZINC
	000G39-08-16T	EA	SCREW - SF/DR - 6-20 X 1 PPH - BLACK
	000G39-08-16R	EA	SCREW - SF/DR - 8-18 X 1 PPH - BEIGE
	000G39-08-16B	EA	SCREW - SF/DR - 8-18 X 1 PPH - ZINC
	000G39-08-12T	EA	SCREW - SF/DR - 8-18 X 3/4 PPH - BLACK
	000G39-08-12B	EA	SCREW - SF/DR - 8-18 X 3/4 PPH - ZINC
	000G39-08-08T	EA	SCREW - SF/DR - 8-18 X 1/2 PPH - BLACK
	000G39-08-08S	EA	SCREW - SF/DR - 8-18 X 1/2 PPH - OFF WHITE
	000G39-08-08B	EA	SCREW - SF/DR - 8-18 X 1/2 PPH - ZINC
	000G39-08-06B	EA	SCREW - SF/DR - 8-18 X 3/8 PPH - ZINC
	000G39-10-08B	EA	SCREW - SF/DR - 10-16 X 1/2 PPH - ZINC
	000G39-10-129	EA	SCREW - SF/DR - 10-16 X 3/4 PPH - FLUOROCARBON SILVER
	000G39-10-12D	EA	SCREW - SF/DR - 10-16 X 3/4 PPH - BLACK
	000G39-10-12B	EA	SCREW - SF/DR - 10-16 X 3/4 PPH - ZINC
	000G39-10-10B	EA	SCREW - SF/DR - 10-16 X 5/8 - ZINC
	000G39-10-48T	EA	SCREW - SF/DR - 10-16 X 3.00 PPH - BLACK
	000G39-10-32B	EA	SCREW - SF/DR - 10-16 X 2 - PPH - ZINC
	000G39-10-20B	EA	SCREW - SF/DR - 10-16 X 1 1/4 PPH - ZINC

SEALANTS & FASTENERS GROUP (CONTINUED)

SCREWS (CONTINUED)

KEY	PART NUMBER	U/M	DESCRIPTION
	000G42-04-12B	EA	SCREW - SF/DR - 1/4-14 X 3/4 HWH - ZINC
	000G42-04-16B	EA	SCREW - SF/DR - 1/4-14 X 1 HWH - ZINC
	000G50-04-12B	EA	SCREW - MACHINE - 1/4-20 X 3/4 PPH - ZINC
	000G51-08-08B	EA	SCREW - 8-18 X 1/2 PTH - ZINC
	000G52-08-18B	EA	SCREW - MACHINE - 8-32 X 1 1/8 PTH - ZINC
	000G54-04-20B	EA	SCREW - 1/4-20 X 1.25 PTH - TYPE 23 - ZINC PLATED
	000G55-08-12S	EA	SCREW - SF/DR - 8-18 X 3/4 PWH - OFF WHITE
	000G56-12-48B	EA	SCREW - WOOD - 12-11 X 3 POH - SPECIAL HARDENED
	000G57-05-16J	EA	SCREW - 5-20 X 1 PFH - BRASS
	000G67-08-32B	EA	SCREW - 8-15 X 2 PPH - ZINC
	000G67-10-08B	EA	SCREW - 10-12 X 1/2 PPH - ZINC
	000G67-10-36T	EA	SCREW - 10-12 X 2 1/4 - PPH - BLACK
	000G67-10-24B	EA	SCREW - 10-12 X 1 1/2 PPH - ZINC
	000G67-10-20D	EA	SCREW - 10-12 X 1.25 PPH - BLACK
	000G67-10-16B	EA	SCREW - 10-12 X 1 PPH - ZINC
	000G67-10-12B	EA	SCREW - 10-12 X 3/4 PPH - ZINC
	000G67-10-10D	EA	SCREW - 10-12 X 5/8 PPH - BLACK - TYPE A
	000G67-10-10B	EA	SCREW - 10-12 X 5/8 PPH - ZINC - TYPE A
	000G68-06-10G	EA	SCREW - 6-18 X 5/8 POH - ANTIQUE BRASS
	000G68-06-12S	EA	SCREW - 6-18 X 3/4 POH
	000G68-10-20I	EA	SCREW - 10-12 X 1 1/4 POH - BLACK
	049465-03-000	EA	SCREW - 10-16 X 1 POH W/WASHER - OFF WHITE
	049465-17-000	EA	SCREW - 10-16 X 1 POH W/WASHER - BRIGHT WHITE
	054434-02-000	EA	SCREW - SF/DR - 10-16 X 2 - ZINC
	057671-11-000	EA	COVER - SCREW - HAMPTON TAN - #8
	057671-15-000	EA	COVER - SCREW - BRIGHT WHITE
	075908-01-000	EA	SCREW - MACHINE - 10-32 X .56 PTH - EXTERNAL TOOTH - ZINC
	076790-01-000	EA	SCREW - 6-20 X 1 1/4 PPH - BLACK
	076790-05-000	EA	SCREW - 6-20 X 1/2 PPH BLACK - THREADCUTTING - WOOD
	086256-01-000	EA	SCREW - SF/DR - 8 X 3/4 HWH LONG
	083554-04-000	EA	SCREW - DRYWALL - 8 X 2.50
	097974-01-000	EA	SCREW - PARTICLE BOARD - 7-9 X 3/4 PPH
	101618-01-000	EA	SCREW - 1/4-20 X 3/4 HEX - TAPPING - STALGARD TYPE F
	109152-03-000	EA	SCREW - 3/8-16 X 2 - FLAT SOC - STAINLESS STEEL - BLACK
	112782-08-01A	EA	SCREW - MOUNTING/PLATE - ZINC
	129967-01-01A	EA	SCREW - MACHINE - 8-32 X 3/4 PH STAINLESS STEEL
	130245-01-01A	EA	SCREW - EUROPEAN M6.3 X 10

SEALANTS & FASTENERS GROUP (CONTINUED)

BOLTS & NUTS

KEY	PART NUMBER	U/M DESCRIPTION
	000C12-05-16B	EA BOLT - HEX - 5/16-18 X 1 - ZINC 5
	000C12-05-12B	EA BOLT - HEX - 5/16-18 X 3/4 - ZINC 5
	000C12-06-16B	EA BOLT - HEX - 3/8-16 X 1 LG - ZINC 5
	000C13-07-48B	EA BOLT - HEX - 7/16-20 X 3 - ZINC 5
	000C14-07-28B	EA BOLT - HEX - 7/16-14 X 1.75 - GRADE 8 ZINC
	000C12-08-16B	EA BOLT - HEX - 1/2-13 X 1.00 - GD5 - ZINC
	000C12-10-24B	EA BOLT - HEX - 5/8-11 X 1.50 - ZINC 5
	000C14-06-28B	EA BOLT - HEX - 3/8-16 X 1 3/4 - GRADE 8 - ZINC
	000C26-04-18B	EA BOLT - HEX - SERRATED FLANGE - 1/4-20 X 1 1/8 - ZINC
	000C26-04-14B	EA BOLT - HEX - SERRATED FLANGE - 1/4-20 X 7/8 - ZINC
	000C26-04-10B	EA BOLT - HEX - SERRATED FLANGE - 1/4-20 X 5/8 - ZINC
	000C26-05-12B	EA BOLT - HEX - SERRATED FLANGE - 5/16-18 X 3/4 - ZINC
	000C26-05-16B	EA BOLT - HEX - SERRATED FLANGE - 5/16-18 X 1 - ZINC
	000C26-06-16B	EA BOLT - HEX - SERRATED FLANGE - 3/8-16 X 1 - ZINC
	000C26-06-12B	EA BOLT - HEX - SERRATED FLANGE - 3/8-16 X 3/4 - ZINC
	000C26-08-24B	EA BOLT - HEX - SERRATED FLANGE - 1/2-13 X 1 1/2 ZINC
	000D24-10-00B	EA NUT - HEX - SELF LOCKING - 10-32 ZINC
	000D29-05-00B	EA NUT - HEX - LOCKING W/SERRATED FLANGE-NYLON WASHER INSERT
	000D34-06-00B	EA NUT - HEX - LOCKING - 3/8-16 GRADE C - ZINC-PREVAILING
	000D39-04-00B	EA NUT - HEX - LOCKING W/SERRATED FLANGE - 1/4-20 - ZINC
	000D39-05-00B	EA NUT - HEX - LOCKING W/SERRATED FLANGE - 5/16-18 - ZINC
	000D39-06-00B	EA NUT - HEX - LOCKING W/SERRATED FLANGE - 3/8-18 - ZINC
	000D39-07-00B	EA NUT - HEX - LOCKING W/SERRATED FLANGE - 7/16-14 - ZINC
	000D39-08-00B	EA NUT - HEX - LOCKING W/SERRATED FLANGE - 1/2-13 - ZINC
	000D44-04-00B	EA NUT - HEX - LOCKING W/SERRATED FLANGE - 1/4-28 ZINC
	000D44-07-00B	EA NUT - HEX - LOCKING W/SERRATED FLANGE - 7/16-20 - ZINC
	000D46-04-00A	EA NUT - HEX - WELD - 1/4-20 - PLAIN
	000D73-08-00C	EA NUT - HEX FLANGE - 1/2-13
	000E11-07-00B	EA WASHER - LOCKING - 7/16 MED SPLIT - ZINC
	000E13-14-00B	EA WASHER - FLAT - 1/4 WIDE - ZINC
	000E13-18-00B	EA WASHER - FLAT - 3/8 WIDE - ZINC
	000E13-20-00B	EA WASHER - FLAT - 7/16 WIDE - ZINC
	000E13-22-00B	EA WASHER - FLAT - 1/2 WIDE - ZINC
	000E13-26-00B	EA WASHER - FLAT - 5/8 WIDE - ZINC
	000E14-10-00B	EA WASHER - LOCKING - #10 EXTERNAL TOOTH - ZINC
	040921-09-000	EA NUT - SPEED - U TYPE - 8
	040921-04-000	EA NUT - SPEED - U TYPE - 8-.59" LENGTH X .44" WIDTH
	040921-05-000	EA NUT - SPEED - U-TYPE - 8-.67" X .44" WIDE
	044364-02-000	EA NUT - SPEED - FLAT - ROUND
	051387-06-000	EA BOLT - CARRIAGE W/O HOLE - 5/16-18 X 9.5 - ZINC
	058716-02-000	EA WASHER - FLAT NYLON
	083163-06-000	EA PUSHNUT - FLAT TYPE 3/8 STUD - FORD ONLY
	088787-12-000	EA STUD - WELD - 1/4 - 20 X 1.0 LG - MN
	102333-01-06A	EA BOLT - CARRIAGE - 7/16-14 STAINLESS STEEL CAP
	106956-03-000	EA BOLT - HEX TAP - 1/2-12NC X 3 - GRADE 5 - FULL THREAD/ZINC
	106956-08-000	EA BOLT - HEX TAP - 1/2-13NC X 4 - GRADE 5 - FULL THREAD/ZINC
	107397-01-000	EA WASHER - FENDER - .25" ID X 1" OD
	108067-03-000	EA STUD - WELD - 1/4 - 20 X 1/2 CD

SEALANTS & FASTENERS GROUP (CONTINUED)

MISCELLANEOUS FASTENERS

KEY	PART NUMBER	U/M DESCRIPTION
	008343-01-000	EA TIE - WIRE - 6"
	008343-02-000	EA TIE - WIRE - 14"
	008343-03-000	EA TIE - WIRE - 7 1/2" - BLACK
	081211-03-000	EA PLUG - PLASTIC - .50 DIAMETER - BLACK
	081211-04-000	EA PLUG - PLASTIC - .46 DIAMETER - BLACK
	085774-01-000	FT FASTENER - DUAL HOOK - 1" WIDE - ADHESIVE BACK - BLACK USE WITH #08577402000 DUAL HOOK TAPE
	085774-02-000	FT FASTENER - DUAL HOOK - 1" WIDE - ADHESIVE BACK - BLACK USE WITH #08577401000 DUAL LOCK TAPE
	088792-05-000	YD VELCRO TAPE - LOOP - 5/8" - NON-ADHESIVE BACKED - WHITE
	108046-02-000	EA CABLE TIE - SCREW MOUNT 15"
	110943-02-000	FT FELTSTRIP - 3/8" - ADHESIVE BACK - WHITE

SEALANTS & FASTENERS GROUP (CONTINUED)

ADHESIVE AND TAPE SEALERS

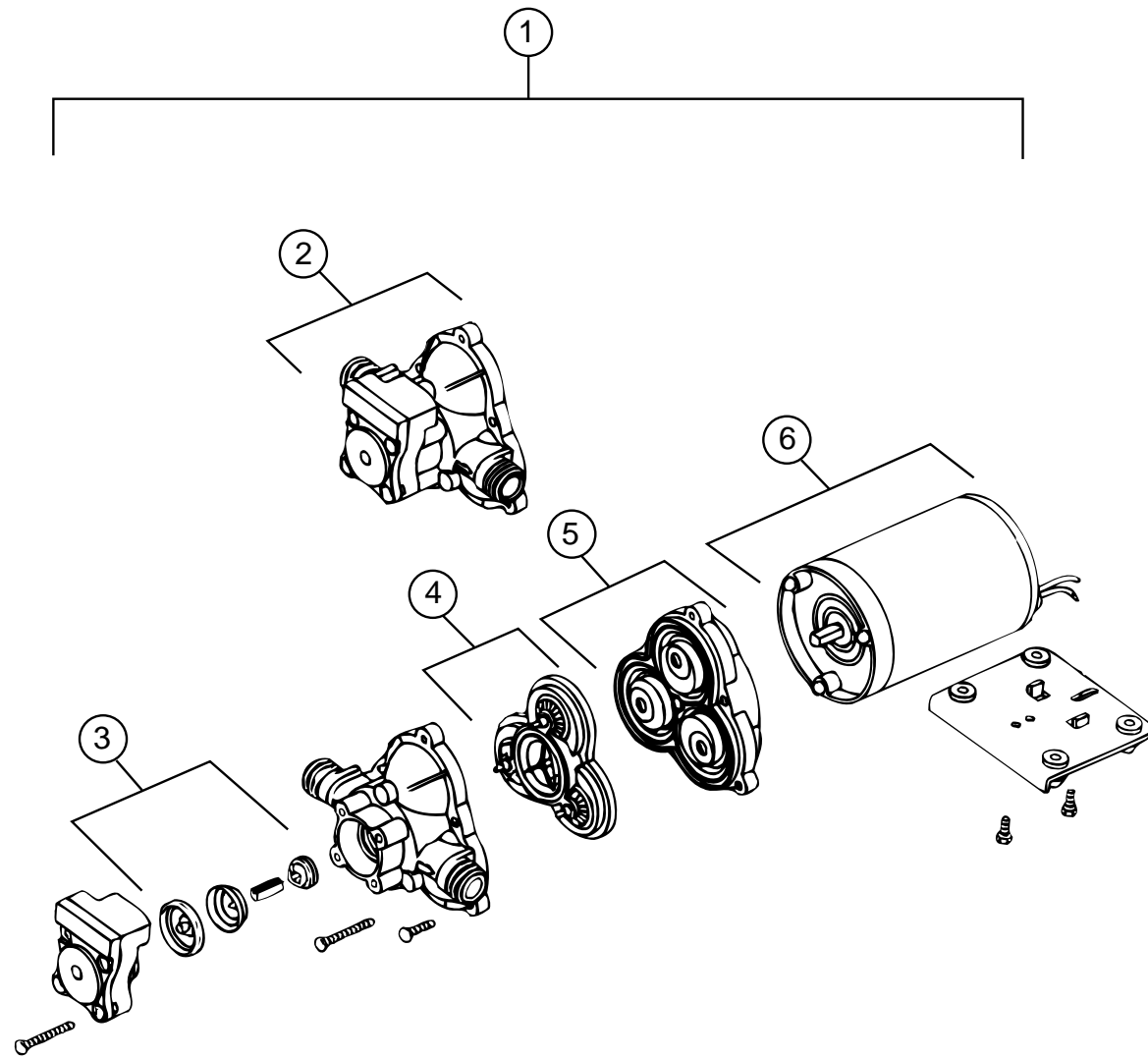
KEY	PART NUMBER	U/M DESCRIPTION
	004006-05-700	EA ADHESIVE-NAT. STARCH (5 GAL) 0802
	004363-01-000	FT TAPE - ADHESIVE FOAM/1 SIDE - 3/16" X 1/2" X 50' - GRAY
	053766-02-000	EA BEDDING COMPOUND - TUBE - WHITE
	069640-01-000	FT SEALER - RIBBON - 1/4" DIAMETER X 30' - BLACK
	069640-03-000	FT SEALER - TAPE - .13"THICK X .75"WIDE X 60' - BLACK
	069640-09-000	FT SEALER - TAPE - .032"THICK X 2.50"WIDE X 80' - GREY
	069640-18-000	FT SEALER - TAPE - .50"THICK X 1/8"WIDE X 60' - BRIGHT WHITE
	069640-19-000	FT SEALER - TAPE - .75"THICK X 1/8"WIDE X 60' - BRIGHT WHITE
	069640-20-000	FT SEALER - TAPE - 1/2" X 1/8" X 60' - BLACK
	069640-21-000	FT SEALER - TAPE - .50" THICK X 1/16 X 100FT - BRIGHT WHITE
	069640-23-000	FT SEALER - TAPE - 1/16" X 3/4" X 100' - BRIGHT WHITE
	091255-02-000	FT SEAL - ADHESIVE BACKED/FOAM - .18" THICK X 1.5" WIDE
	104692-01-000	FT SEAL - FOAM/ADHESIVE BACK - .75"THICK X .75"WIDE X 25'
	110274-01-000	FT TAPE - DOUBLE SIDED FOAM - .45" X 1"
	072889-09-000	EA SEALANT - URETHANE - BLACK (TUBE)
		FROM: 00-00-00 THRU: 09-06-98
	072889-18-000	EA SEALANT - URETHANE - BLACK (FOIL)
		FROM: 09-07-98 THRU: 99-99-99
	072889-19-000	EA SEALANT - URETHANE - (FOIL) - BLACK - 10 OUNCE
		FROM: 09-07-98 THRU: 99-99-99
	072889-10-000	EA SEALANT - URETHANE (HV) - BRIGHT WHITE
	072889-11-000	EA SEALANT - URETHANE - (TUBE) - GRAY
	072889-12-000	EA SEALANT - URETHANE (LV) BRIGHT WHITE
		FROM: 00-00-00 THRU: 09-06-98
	072889-20-000	EA SEALANT - URETHANE - (FOIL) - BRIGHT WHITE - 10 OUNCE
		FROM: 09-07-98 THRU: 99-99-99
	072889-21-000	EA SEALANT - URETHANE - (FOIL) - BRIGHT WHITE - 20 OUNCE
		FROM: 09-07-98 THRU: 99-99-99
	076322-01-000	FT TAPE - DOUBLE COATED/ADHESIVE BACK - .025"THK X .75"W X18'
	076322-03-000	FT TAPE - DOUBLE COATED/ADHESIVE BACK - .045"THK X .50"W X 9'
	076322-05-000	FT TAPE - DOUBLE COATED/ADHESIVE BACK - .045"THK X .75"W X 9'
	076322-06-000	FT TAPE - DOUBLE COATED/ADHESIVE BACK - .045"THK X 1"W X 9'
	076322-07-000	FT TAPE - DOUBLE COATED/ADHESIVE BACK - .045"THK X .50"W X 9'
	087211-01-000	GL PROMOTER - ADHESIVE
	102352-02-000	EA SEALER - PUMPABLE - CLEAR
	106206-01-000	EA SEALER - PUMPABLE - MANUS 30A - BLACK
	108716-03-000	EA SILICONE - TUBE - BRIGHT WHITE/SELF LEVELING - W/O NOZZLE
	131264-01-02A	EA SILICONE - W/O NOZZLE - CLEAR
	131264-01-01A	EA SILICONE - W/O NOZZLE - BLACK
	131264-03-01A	EA SILICONE - SELF LEVELING - W/O NOZZLE - BRIGHT WHITE
	900390-01-000	EA TIP - 2 1/2" X 1/8" ORIFICE
	900390-03-000	EA NOZZLE - SILICONE TUBE
	112901-01-000	EA ADHESIVE - PLEXUS
	112901-02-000	EA ADHESIVE - PLEXUS - 50ML
	067788-01-000	EA ADHESIVE - SPRAY - 3M - 19.5 AEROSOL CAN
	131384-01-000	EA ADHESIVE - JET - WELD
	120074-02-01A	EA SEALANT - SILICONE - OFF WHITE
	123244-01-000	FT TAPE - DOUBLE SIDED FOAM 5/64" THICK X .75" WIDE
	123244-02-000	FT TAPE - DOUBLE SIDED FOAM - 5/64" THICK X .50" WIDE
	123816-01-000	FT TAPE - DOUBLE SIDED - 1"
	123816-02-000	FT TAPE - DOUBLE SIDED - 1/2" X 35 MIL THICK
	123816-03-000	FT TAPE - DOUBLE SIDED - 1/2" X 20 MIL THICK

SEALANTS & FASTENERS GROUP (CONTINUED)

CLAMPS, CLIPS, & GROMMETS

KEY	PART NUMBER	U/M DESCRIPTION
	000F10-06-32B	EA PIN - COTTER - 3/16" X 2" - ZINC
	000H14-04-04A	EA RIVET - MANDREL BLIND - 1/8 X .400
	000H16-04-06R	EA RIVET - POP ALUMINUM - 1/8 X .313 - .375
	000H16-06-10R	EA RIVET - POP ALUMINUM - 3/16 X .501-.625
	010497-01-000	EA CLAMP - CLOSED - 5/8" ID
	010497-03-000	EA CLAMP - CLOSED - 1" ID - CUSHIONED
	010497-04-000	EA CLAMP - CLOSED - 1.62" ID
	010499-01-000	EA CLAMP - CLOSED - 3/8 ID
	016188-04-000	EA GROMMET - GASLINE - .50 - 2.5 LONG
	016188-05-000	EA GROMMET - L/P LINE - 3/8" HOLE X 1 1/4" LONG - RUBBER
	023942-01-000	EA GROMMET - RUBBER - 2" OD
	114208-05-000	EA GROMMET - EDGE LINER - FITS 2"
	056134-01-000	EA HOLDER - RING - 3.6" DIAMETER - METAL
	061420-10-000	EA PLUG/PLASTIC - 1.50" DIAMETER - BLACK
	062401-01-000	EA CLAMP - HOSE - WORMGEAR - .25" - 1"
	062401-02-000	EA CLAMP - HOSE - WORMGEAR - 1.56" - 2.5"
	062401-03-000	EA CLAMP - HOSE - WORMGEAR - .22"- 1"
	062401-04-000	EA CLAMP - HOSE - WORMGEAR - .69" - 1.25"
	062401-05-000	EA CLAMP - HOSE - WORMGEAR - 2" TO 3" ID
	062401-06-000	EA CLAMP - HOSE - WORMGEAR - .22" - .62" ID
	062401-09-000	EA CLAMP - HOSE - WORMGEAR - 2.8" - 3.75"
	062401-11-000	EA CLAMP - HOSE - WORMGEAR - 3.50" - 4.50"
	071015-11-000	EA GROMMET - 1.00 ID - FITS .12 MATERIAL
	071015-30-000	EA GROMMET - RUBBER - .31" ID X .81" OD W/.12" GROOVE - BLK
	083609-01-000	EA CLAMP - WIRE - DUAL - EQUAL DIAMETERS - 5/8"
	083610-01-000	EA CLAMP - WIRE - DUAL - UNEQUAL DIAMETERS - 3/4" & 1 1/4"
	083610-02-000	EA CLAMP - WIRE - DUAL - UNEQUAL DIAMETERS - 3/4" & 2"
	083610-03-000	EA CLAMP - DUAL WIRE
	075148-02-000	EA CLAMP - GROUNDING - BRONZE SCREWS
	088756-01-000	EA GROMMET - WEB - 1 1/8 " I.D.
	091952-01-000	EA CLIP - GRIPPER - 1"
	094362-02-000	EA CLIP - XMAS TREE - BINDER HEAD - .9" LONG

WATER & SEWAGE GROUP



WATER PUMP (SHURFLOW)

KEY	PART NUMBER	U/M DESCRIPTION	VENDOR NO.
1	098607-01-000	EA PUMP - WATER - W/.5" MPT FITTING - FLOW 2.8 GPM	
2	098607-01-706	EA HOUSING - W/SWITCH ONLY	94-231-20
3	098607-01-705	EA CHECK VALVE - KIT	94-237-00
4	098607-01-703	EA VALVE KIT	94-232-00
5	098607-01-702	EA DIAPHRAGM/DRIVE ASSEMBLY KIT	94-238-04
6	098607-01-707	EA MOTOR W/BASEPLATE	94-235-03

WATER HEATER G6A-7 GAS IGNITION

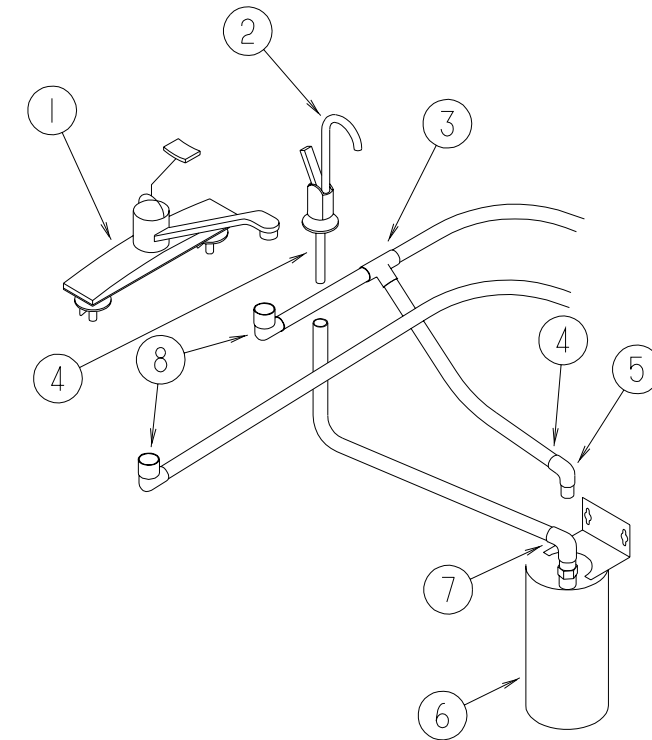
KEY	PART NUMBER	U/M DESCRIPTION
*	051391-01-000	EA WATER HEATER G6A-7 GAS IGNITION

*COMPONENT PARTS FOUND IN SERVICE PARTS LIBRARY

WATER SYSTEM TUBING

KEY	PART NUMBER	U/M DESCRIPTION
	112176-01-000	FT TUBING - VINYL - REINFORCED - 1/2" ID
	124188-01-000	FT TUBING - PEX - 1/2" ID X 20' - BLUE (COLD)
	124188-02-000	FT TUBING - PEX - 1/2" ID X 20' - RED (HOT)
	039800-04-000	FT TUBING - POLYBUTYL - 1/4"OD
	079381-01-000	FT TUBING - RIBBED FLEXIBLE - WATER FILL - 1.4" X 10"

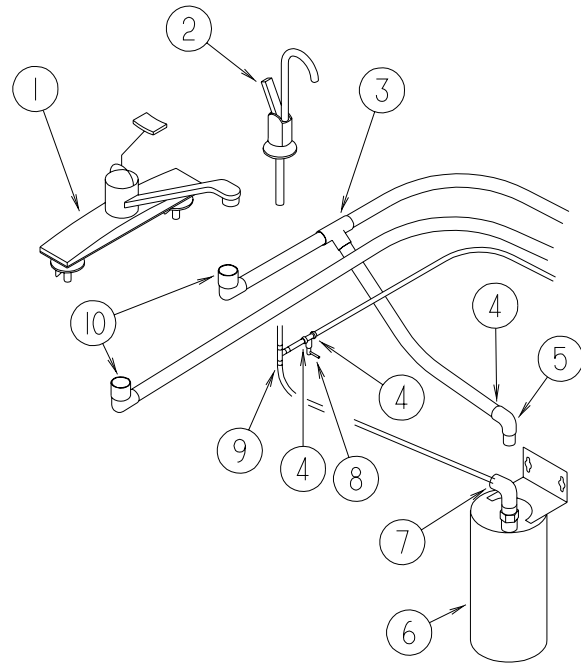
WATER & SEWAGE GROUP (CONTINUED)



FAUCET & COMPONENTS

KEY	PART NUMBER	U/M DESCRIPTION	VENDOR NO.
1	104114-02-01A	EA FAUCET - GALLEY - SINGLE CONTROL	
	091253-01-000	EA GASKET - FAUCET - LAVATORY/GALLEY	
2	103635-01-000	EA FAUCET - SINGLE CONTROL DRINKING	
3	114428-01-000	EA TEE - 1/2"P X 1/2"P X 1/2"P	
4	111888-02-000	EA INSERT - BRASS - 1/4 COMP	
4	111888-01-000	EA FERRULE - PLASTIC - .250 ID X .375 OD	
5	114429-04-000	EA ELBOW - 1/2"P X 3/8"MPT	
6	701069-01-000	EA WATER PURIFICATION SYSTEM	
	701069-03-700	EA CARTRIDGE RELACEMENT	9592-06
7	103798-01-000	EA CONNECTOR - 1/4 OD X 3/8 MP	
7	065318-02-000	EA ELBOW - 90 DEGREE - 3/8" MPT TO 3/8" FPT	
8	114429-03-000	EA ELBOW - SWIVEL - 1/2"P X 1/2"FPT	

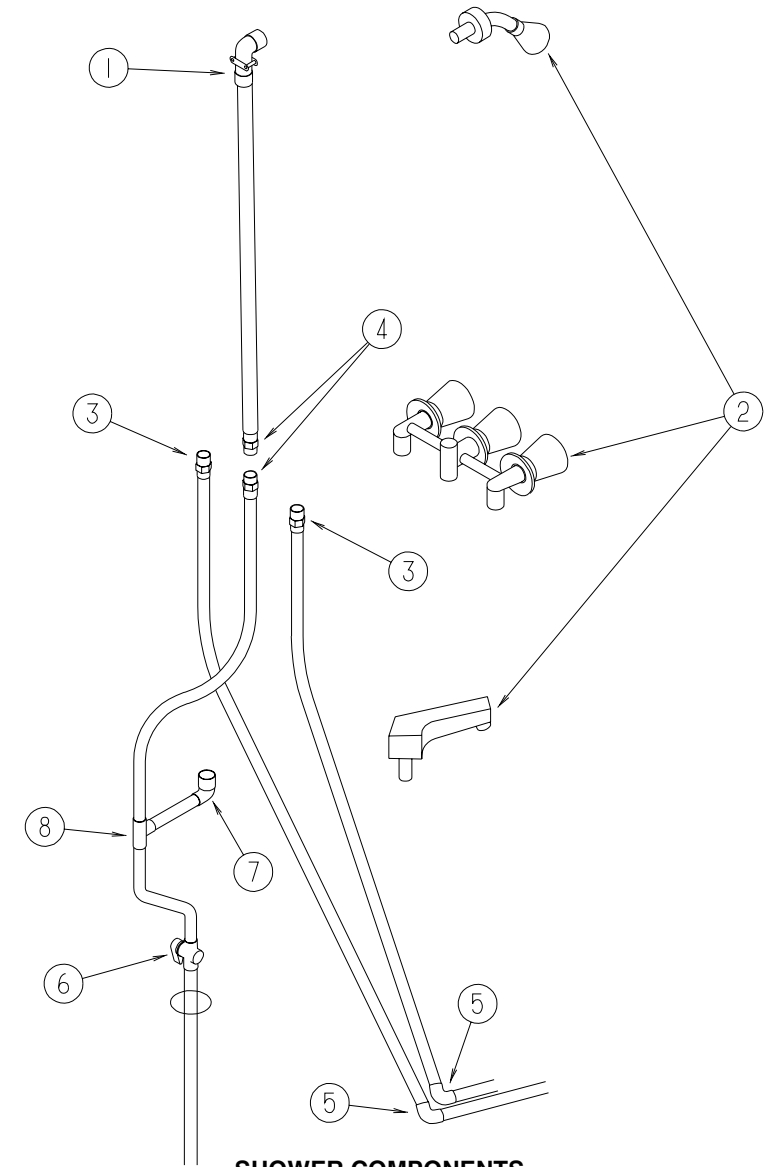
WATER & SEWAGE GROUP (CONTINUED)



FAUCET & COMPONENTS W/ICE MAKER

KEY	PART NUMBER	U/M DESCRIPTION	VENDOR NO.
1	104114-02-01A	EA FAUCET - GALLEY - SINGLE CONTROL	
	091253-01-000	EA GASKET - FAUCET - LAVATORY/GALLEY	
2	103635-01-000	EA FAUCET - SINGLE CONTROL DRINKING	
3	114428-01-000	EA TEE - 1/2"P X 1/2"P X 1/2"P	
4	111888-02-000	EA INSERT - BRASS - 1/4 COMP	
4	111888-01-000	EA FERRULE - PLASTIC - .250 ID X .375 OD	
5	114429-04-000	EA ELBOW - 1/2"P X 3/8"MPT	
6	701069-01-000	EA WATER PURIFICATION SYSTEM	
	701069-03-700	EA CARTRIDGE RELACEMENT	9592-06
7	103798-01-000	EA CONNECTOR - 1/4 OD X 3/8 MP	
7	065318-02-000	EA ELBOW - 90 DEGREE - 3/8" MPT TO 3/8" FPT	
8	120868-01-000	EA VALVE - NEEDLE - 1/4" COMPRESSION X 1/4" COMPRESSION	
9	118423-01-000	EA FITTING - BRASS-TEE - 1/4C X 1/4C X 1/4C	
10	114429-03-000	EA ELBOW - SWIVEL - 1/2"P X 1/2"FPT	

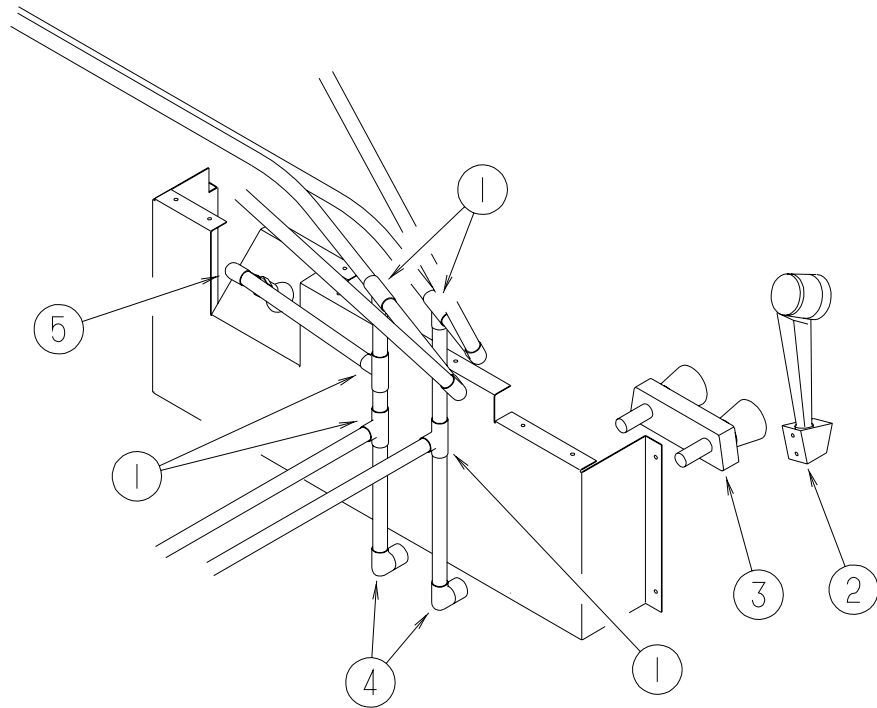
WATER & SEWAGE GROUP (CONTINUED)



SHOWER COMPONENTS

KEY	PART NUMBER	U/M DESCRIPTION	VENDOR NO.
1	114429-03-000	EA ELBOW - SWIVEL - 1/2"P X 1/2"FPT	
2	119677-01-01A	EA SHOWER - 3 PIECES - HEAD/FAUCET/SPOUT	
2	119677-01-700	EA HANDLE - SHOWER/BATH CLEAR	38-9
2	119677-01-701	EA SHOWERHEAD ONLY 1/2"	34PB
2	119677-01-702	EA SPOUT - BATH	39-7PB-0
2	119677-01-703	EA DIVERTER KIT	639-5-0
2	119677-01-704	EA STEM & BONNET	61-5-0
2	119677-01-705	EA PLATE - STRAINER (SHOWER HEAD)	34-3PL
2	119677-01-706	EA ARM - SHOWER HEAD	61-10-PB
2	119677-01-707	EA BUTTON	38-16A
2	119677-01-708	EA BUTTON - COLD	38-16C
2	119677-01-709	EA BUTTON - HOT	38-16H
2	119677-01-710	EA FLANGE - SHOWERHEAD	60-10-8PB
2	119677-01-711	EA FLANGE - AROUND TURN HANDLE	38-8PB
3	114430-02-000	EA ADAPTER - SWIVEL - 1/2"P X 1/2"FPT	
4	114430-03-000	EA ADAPTER - 1/2"P X 1/2"MPT	
5	114429-01-000	EA ELBOW - 1/2"P X 1/2"P	
6	114431-04-000	EA VALVE - "INLINE SHUT-OFF" - 1/2"P	
7	114429-03-000	EA ELBOW - SWIVEL - 1/2"P X 1/2"FPT	
8	114428-01-000	EA TEE - 1/2"P X 1/2"P X 1/2"P	

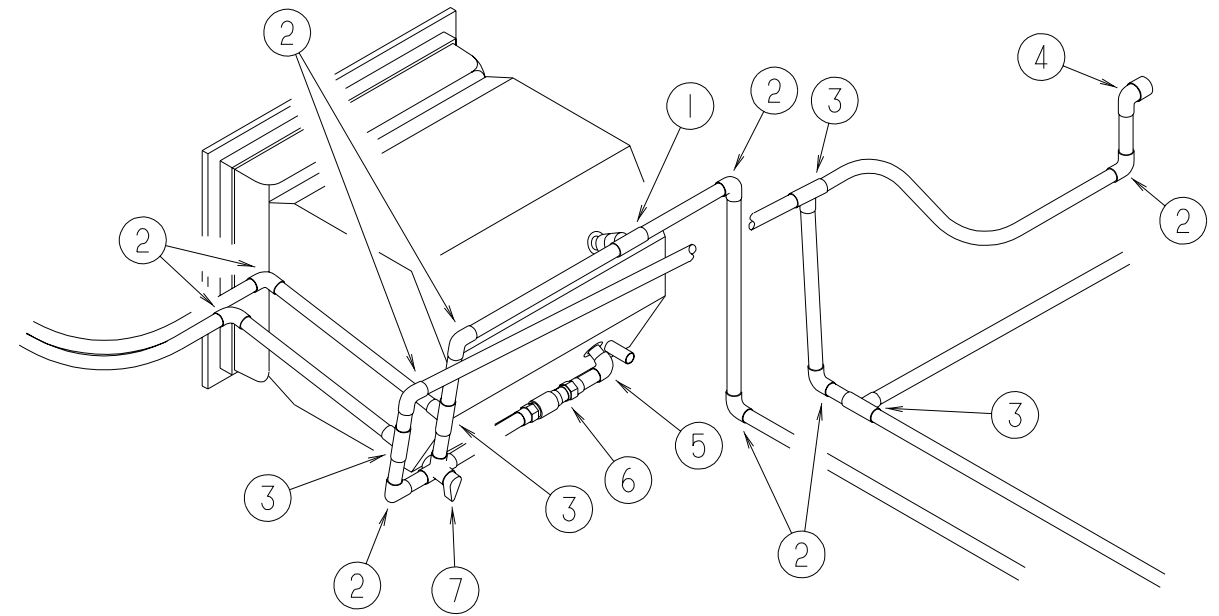
WATER & SEWAGE GROUP (CONTINUED)



SERVICE CENTER COMPONENTS

KEY	PART NUMBER	U/M	DESCRIPTION
1	114428-01-000	EA	TEE - 1/2"P X 1/2"P X 1/2"P
2	131383-01-01A	EA	SHOWER HEAD - W/HOSE & BRACKET - 60" - IVORY
2	131383-01-02A	EA	SHOWER HEAD - W/HOSE & BRACKET - 60" - CSA - IVORY
3	075241-06-000	EA	FAUCET - SHOWER CONTROL - BRIGHT WHITE
4	114429-03-000	EA	ELBOW - SWIVEL - 1/2"P X 1/2"FPT
5	010230-06-000	EA	FILL - CITY WATER - W/CHECK VALVE - MPT
5	114430-02-000	EA	ADAPTER - SWIVEL - 1/2"P X 1/2"FPT
5	114429-01-000	EA	ELBOW - 1/2"P X 1/2"P

WATER & SEWAGE GROUP (CONTINUED)

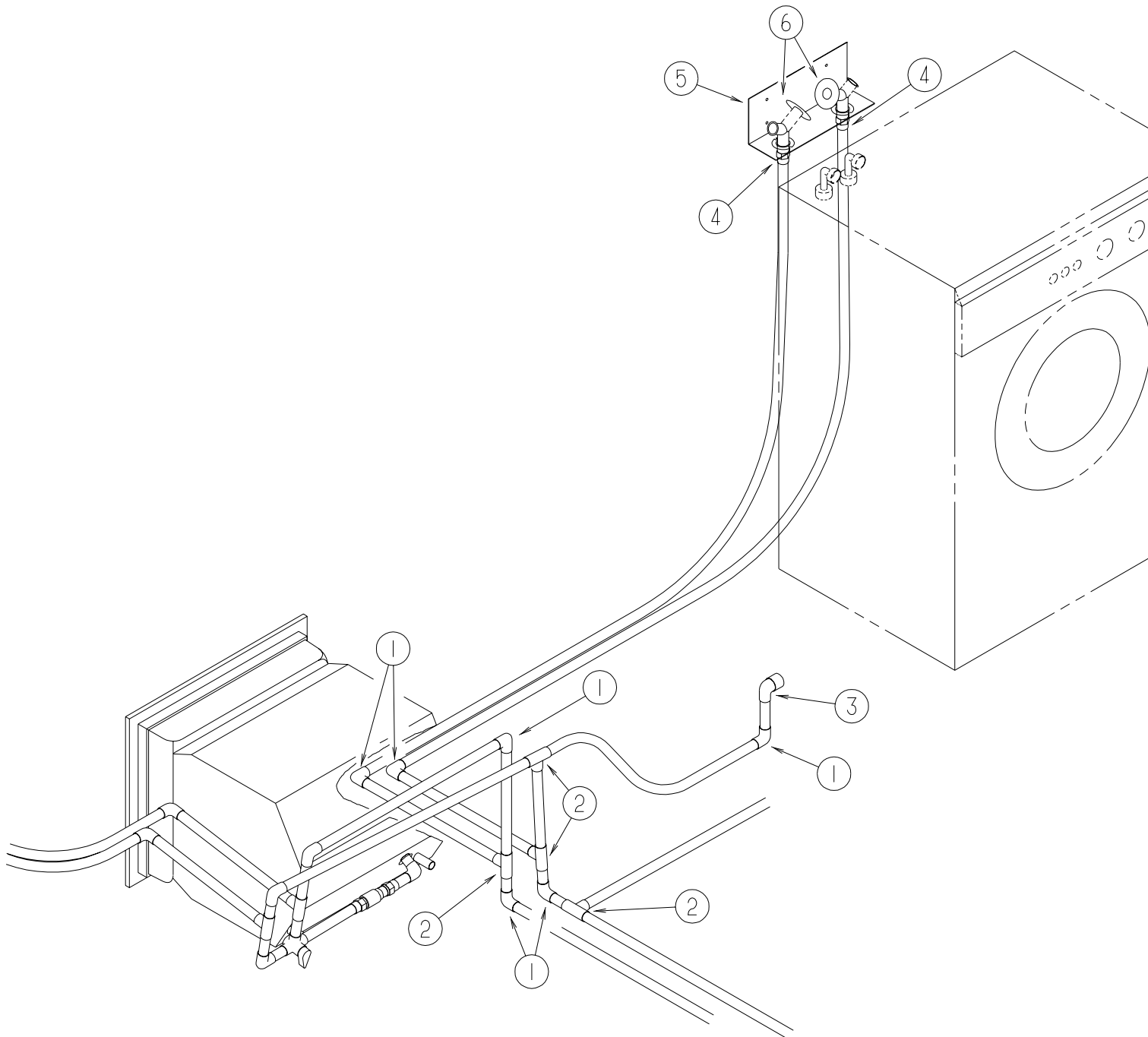


WATER HEATER COMPONENTS

KEY	PART NUMBER	U/M	DESCRIPTION
1	114428-02-000	EA	TEE - SWIVEL - 1/2"P X 1/2"P X 1/2"FPT
1	110438-02-000	EA	VALVE - CHECK - BRASS - 1/2 MPT X 1/2 MPT
2	114429-01-000	EA	ELBOW - 1/2"P X 1/2"P
3	114428-01-000	EA	TEE - 1/2"P X 1/2"P X 1/2"P
4	114429-03-000	EA	ELBOW - SWIVEL - 1/2"P X 1/2"FPT
5	114429-02-000	EA	ELBOW - 1/2"P X 1/2"MPT
6	114430-02-000	EA	ADAPTER - SWIVEL - 1/2"P X 1/2"FPT
6	110438-02-000	EA	VALVE - CHECK - BRASS - 1/2 MPT X 1/2 MPT
7	114431-02-000	EA	VALVE - WATER BYPASS - 1/2"P - THREE WAY (WATER HEATER)

WATER & SEWAGE GROUP (CONTINUED)

WATER HEATER COMPONENTS W/WASHER DRYER

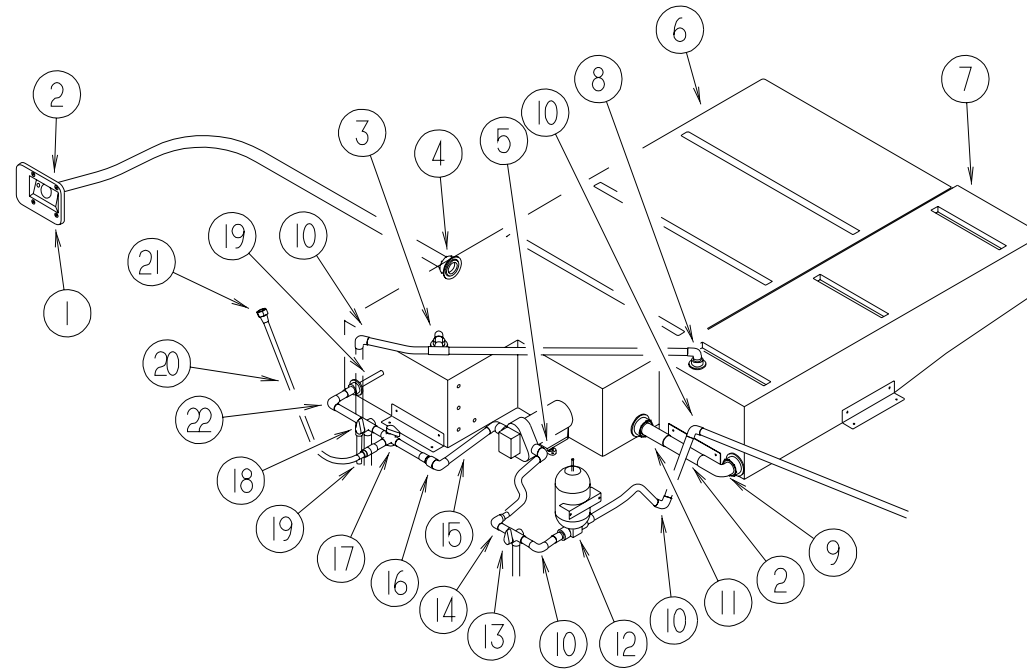


KEY	PART NUMBER	U/M	DESCRIPTION
1	114429-01-000	EA	ELBOW - 1/2" P X 1/2" P
2	114428-01-000	EA	TEE - 1/2" P X 1/2" P X 1/2" P
3	114429-03-000	EA	ELBOW - SWIVEL - 1/2" P X 1/2" FPT

KEY	PART NUMBER	U/M	DESCRIPTION
4	114430-03-000	EA	ADAPTER - 1/2" P X 1/2" MPT
5	111842-01-01A	EA	BRACKET - FAUCET - WASHER
6	098419-01-000	EA	FAUCET - WASHER - 90 DEGREE

WATER & SEWAGE GROUP (CONTINUED)

WATER TANKS & COMPONENTS

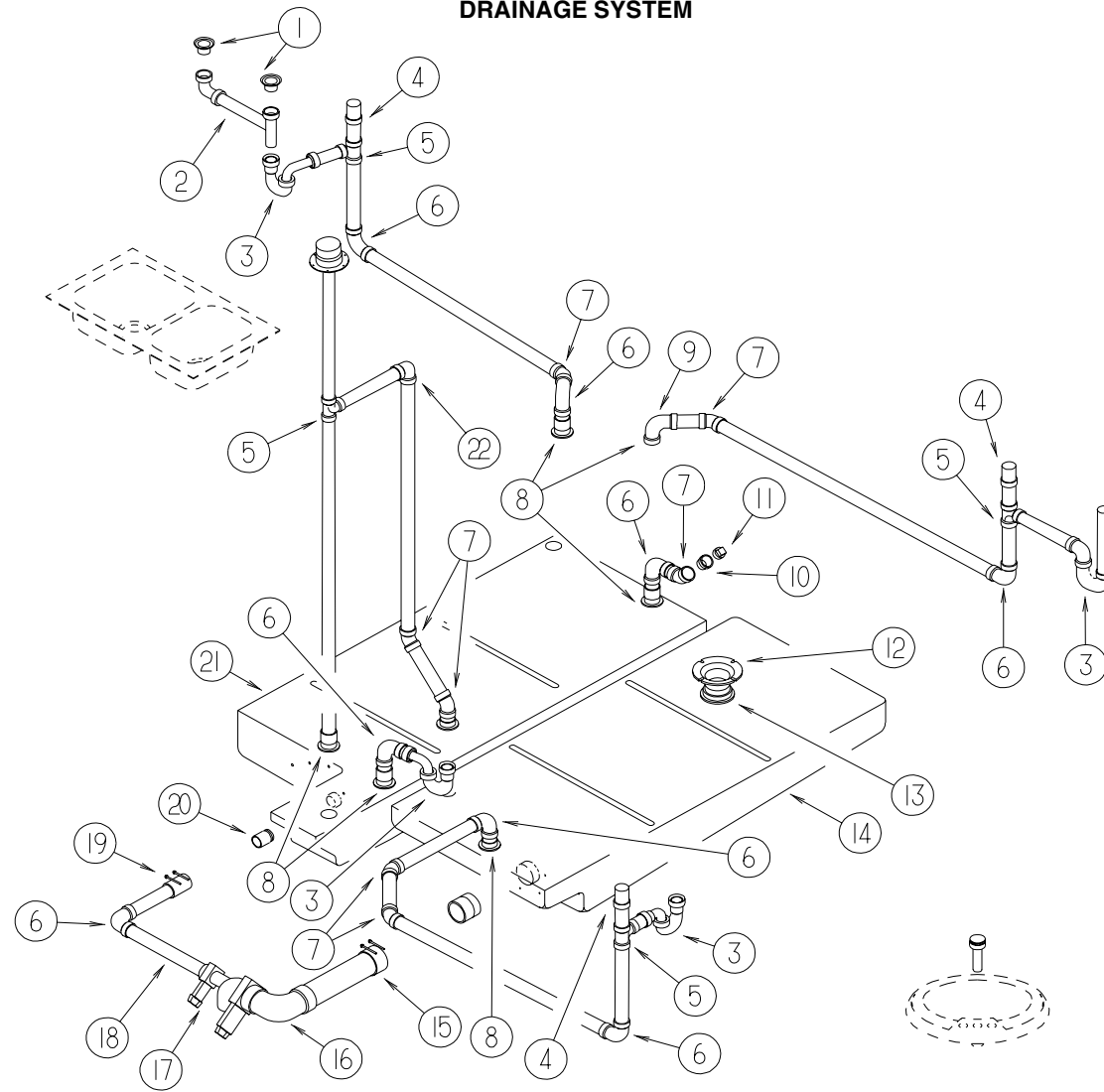


KEY	PART NUMBER	U/M	DESCRIPTION
1	081240-20-000	EA	FILL - WATER - LOCKABLE - BRIGHT WHITE
	130005-03-700	EA	LOCK - W/CYLINDER & KEY
2	062401-02-000	EA	CLAMP - HOSE - WORMGEAR - 1.56" - 2.5"
3	114428-01-000	EA	TEE - 1/2"P X 1/2"P X 1/2"P
3	114429-02-000	EA	ELBOW - 1/2"P X 1/2"MPT
4	044927-01-000	EA	ADAPTER - HOSE TO PIPE - 1 1/4 MPT X 1 1/4 BARB - BLACK PLASTIC
5	123150-01-000	EA	ELBOW - 1/2 FPT X 1/2 BARB - SWIVEL
5	098607-01-000	EA	PUMP - WATER - W/.5" MPT FITTING - FLOW 2.8 GPM
6	116881-01-000	EA	TANK - FRESH WATER - 48 GAL - W/NOTCHED CORNER W/O FITTINGS
6	116881-13-000	EA	TANK - WATER - 48 GAL - W/NOTCH
	039861-01-000	EA	SENDING UNIT - W/SCREW - WASHER - WELL NUT/TERMINAL RING
	042989-03-000	EA	FITTING - SPINWELD - 1 1/4"NPT - PLASTIC
	042989-05-000	EA	FITTING - SPINWELD - 1/2"FPT - PLASTIC
	049032-01-000	EA	PATCH - SPINWELD - 3/8" - PLASTIC
7	118645-01-000	EA	TANK - WATER - 17 GALLON - W/O FITTINGS
7	118645-05-000	EA	TANK - WATER - 17 GALLON - W/FITTINGS
	039861-01-000	EA	SENDING UNIT - W/SCREW - WASHER - WELL NUT/TERMINAL RING
	042989-03-000	EA	FITTING - SPINWELD - 1 1/4"NPT - PLASTIC
	042989-05-000	EA	FITTING - SPINWELD - 1/2"FPT - PLASTIC
	049032-01-000	EA	PATCH - SPINWELD - 3/8" - PLASTIC
8	114429-02-000	EA	ELBOW - 1/2"P X 1/2"MPT
9	010219-01-000	EA	ELBOW - 1 1/4 MPT X 1 1/4 BARB - WATER FILL - PLASTIC

KEY	PART NUMBER	U/M	DESCRIPTION
10	114429-01-000	EA	ELBOW - 1/2"P X 1/2"P
11	044927-01-000	EA	ADAPTER - HOSE TO PIPE - 1 1/4 MPT X 1 1/4 BARB - BLACK PLASTIC
12	114430-02-000	EA	ADAPTER - SWIVEL - 1/2"P X 1/2"FPT
12	123243-01-000	EA	TANK - ACCUMULATOR - 24 OZ
12	132148-01-000	EA	CONNECTOR - 1/2 X 1/2 MPT - BRASS
13	114431-01-000	EA	VALVE - 180 DEGREE/CENTER DRAIN - 1/2"P - THREE WAY
14	123152-01-000	EA	ADAPTER - 1/2 FPT X 1/2 BARB - SWIVEL
14	114429-02-000	EA	ELBOW - 1/2"P X 1/2"MPT
15	062401-03-000	EA	CLAMP - HOSE - WORMGEAR - .22" - 1"
16	114430-03-000	EA	ADAPTER - 1/2"P X 1/2"MPT
16	123150-01-000	EA	ELBOW - 1/2 FPT X 1/2 BARB - SWIVEL
17	114431-02-000	EA	VALVE - WATER BYPASS - 1/2"P - THREE WAY (WATER HEATER)
17	114430-06-000	EA	ADAPTER - 1/2"P X 3/8"FPT
17	010224-01-000	EA	ADAPTER - HOSE TO PIPE - 3/8 MPT X 3/8 BARB - PLASTIC
18	114431-01-000	EA	VALVE - 180 DEGREE/CENTER DRAIN - 1/2"P - THREE WAY
19	077954-02-000	EA	FILTER - WATER TANK - W/SCREEN IN TANK
20	007161-01-000	EA	CLAMP - HOSE - SPRING TYPE - 1/2"
21	010224-01-000	EA	ADAPTER - HOSE TO PIPE - 3/8 MPT X 3/8 BARB - PLASTIC
21	113697-01-000	EA	CAP - 3/8 FTG
22	114429-01-000	EA	ELBOW - 1/2"P X 1/2"P
22	114430-03-000	EA	ADAPTER - 1/2"P X 1/2"MPT

WATER & SEWAGE GROUP (CONTINUED)

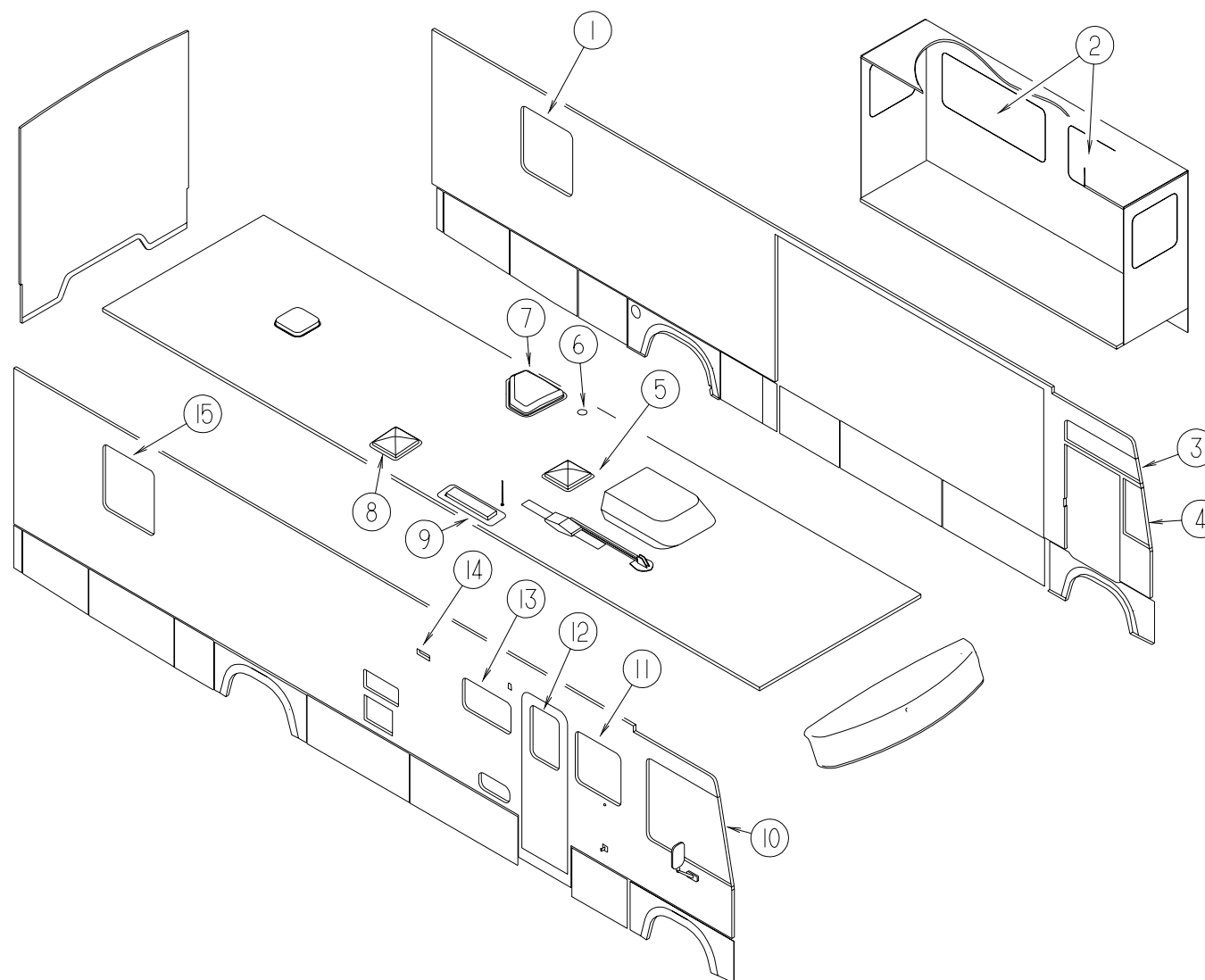
DRAINAGE SYSTEM



KEY	PART NUMBER	U/M DESCRIPTION	VENDOR NO.	KEY	PART NUMBER	U/M DESCRIPTION	VENDOR NO.
1	092303-01-000	EA STRAINER - SINK		12	063641-01-000	EA FLANGE - CLOSET - 4" X 3"	
2	011091-02-000	EA WASTE - CONTINUOUS - DOUBLE SINK		13	061607-02-000	EA GROMMET - HOLDING TANK - 3" NPS	
3	107538-01-000	EA P TRAP - PLASTIC - 1 1/4" W/EXTENSION ARM		14	128776-01-700	EA TANK - HOLDING 60 GAL - 3" NIPPLE	
3	109571-01-000	EA ADAPTER - P TRAP - 1 1/2" P X 1 1/4" MPT		15	078406-01-000	EA COUPLER - RUBBER - W/CLAMPS - 3" X 3"	
3	011071-01-000	EA P-TRAP - PLASTIC - 1 1/2" - CSA		16	041956-01-000	EA ELBOW - STREET - PLASTIC - 1/4 BEND - 3" X 90 XLT	
4	079968-01-000	EA VENT - MECHANICAL/TRAP ARM - ANTI-SIPHON - 2" X 7.3" PLASTIC		17	070916-01-000	EA VALVE - DUAL DUMP - W/CAP - 3" X 1 1/2"	
5	010071-01-000	EA TEE - SANITARY - 1 1/2" HUB X HUB X HUB - PLASTIC		070916-01-700	EA VALVE ONLY (WASTE) 3"	T1003BU	
6	010008-01-000	EA ELBOW - 90 DEGREE - 1 1/2" HUB X HUB - PLASTIC		070916-01-701	EA VALVE ONLY (WASTE) 1 1/2"	T1001BU	
7	010006-01-000	EA ELBOW - 45 DEGREE - 1 1/2" HUB X HUB - PLASTIC		17	062416-01-000	EA ADAPTER - SEWER HOSE TO 3" PIPE	
8	010115-01-000	EA COUPLING - 1 1/2" HUB X HUB - PLASTIC		010201-01-000	EA HOSE - SEWER - 3" ID X 8'		
8	061607-01-000	EA GROMMET - HOLDING TANK - 1 1/2" NPS		18	089355-01-000	EA COUPLER - RUBBER - 1 1/2" X 1 1/2"	
9	034250-01-000	EA ELBOW - 90 DEGREE - LONG TURN - 1 1/2" HUB X HUB - ABS		19	010115-01-000	EA COUPLING - 1 1/2" HUB X HUB - PLASTIC	
10	010122-01-000	EA BUSHING - REDUCER - 1 1/2 SMTH X 1 1/4 THD - BLACK PLASTIC		20	102024-01-000	EA NIPPLE - PLASTIC - 1.5" X 2.62" TOE	
11	010166-01-000	EA PLUG - THREADED - 1 1/4" DIAMETER - PLASTIC - BLACK		21	128182-01-700	EA TANK - HOLDING - 55 GALLON W/1.5" OUTLET NIPPLE	
				22	034250-01-000	EA ELBOW - 90 DEGREE - LONG TURN - 1 1/2" HUB X HUB - ABS	

WINDOW, VENT & EXTERIOR DOOR GROUP

WINDOWS & VENTS



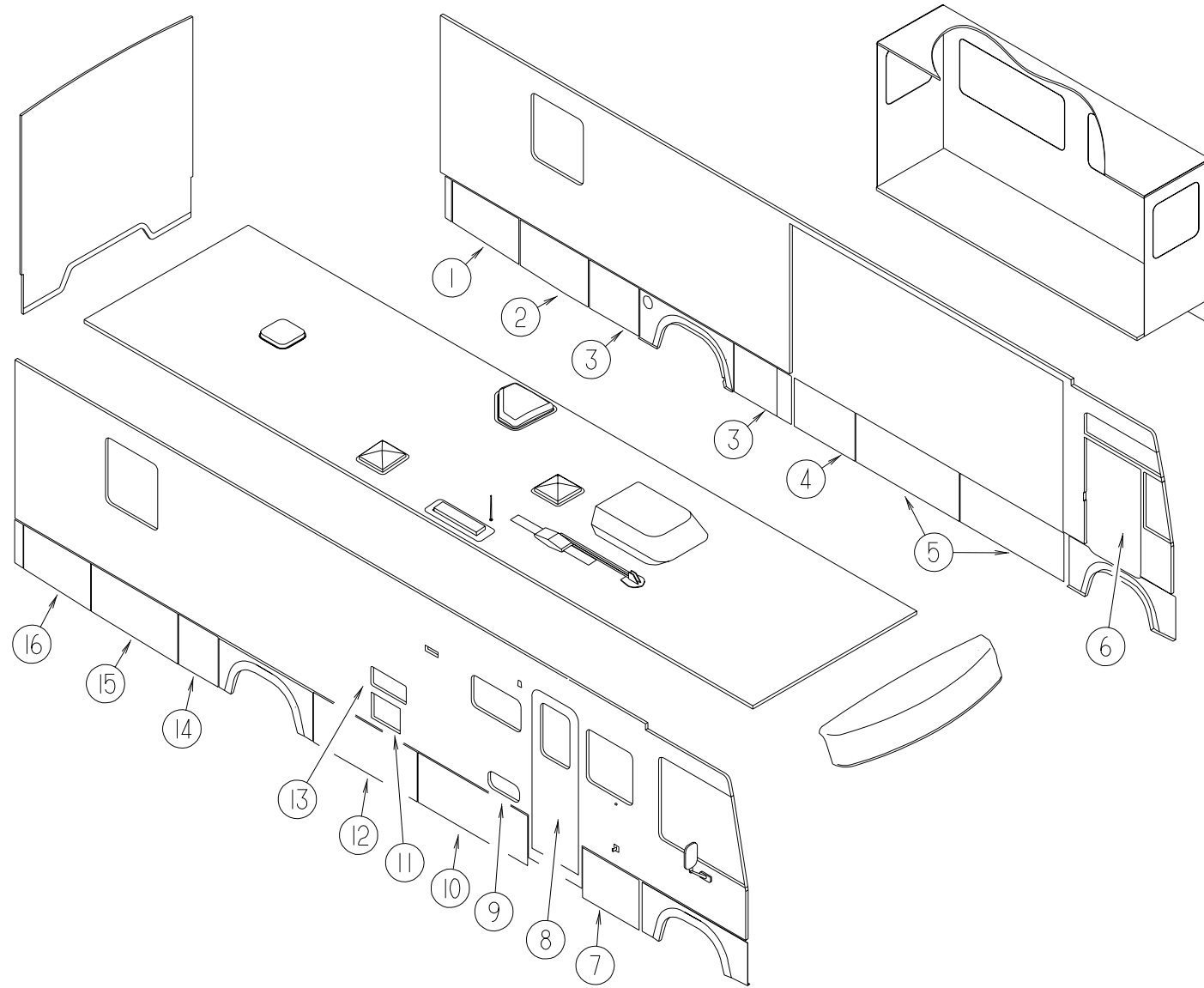
KEY	PART NUMBER	U/M	DESCRIPTION
1*	112463-05-01A	EA	WINDOW - TIPOUT/ESCAPE W/RETAINER TRIM - 33.3" X 30.2"
1*	129929-02-01A	EA	WINDOW - TORQUE - THERMO - 33.2" X 30.2"
2*	098647-47-01A	EA	WINDOW - DRIVER HORIZ SLIDER W/TRIM - TINTED - 23.6" X 57.5"
2*	112795-54-01A	EA	WINDOW - DRIVER HORIZONTAL SLIDER - THERMO - 23.9" X 57.8"
3*	125586-01-01A	EA	WINDOW - VISTA
3*	125600-01-01A	EA	WINDOW - VISTA - THERMOPANE
4*	125582-02-01A	EA	WINDOW - CAB - DRIVER (W/O DRIVER DOOR)
4*	125583-02-01A	EA	WINDOW - DRVR CAB - 3 GLASS THERMO - 42.9"T X 51.2"B X 42.6"H (W/O DRIVER DOOR)
4*	125584-01-01A	EA	WINDOW - FRONT SLANT - LEFT HAND (W/DRIVER DOOR)
4*	125585-01-01A	EA	WINDOW - FRONT SLANT - THERMO (W/DRIVER DOOR)
5*	122882-01-01A	EA	VENT - ROOF - NONPOWERED - W/O INSIDE GARNISH
5	122882-07-01A	EA	GARNISH - ROOF VENT - 2.5" TO 4"
5*	123780-03-01A	EA	VENT - ROOF - 3" TO 4" - W/FAN/POWER LIFT - W/O THERMOSTAT
6	083558-06-000	EA	VENT - ROOF PLUMBING PIPE - COVERED
7	122214-01-02A	EA	PANEL - SKYLITE - INNER
7	122215-01-02A	EA	PANEL - SKYLITE - OUTER

KEY	PART NUMBER	U/M	DESCRIPTION
8*	122882-02-01A	EA	VENT - ROOF - W/FAN - W/O INSIDE GARNISH - UL
8*	122882-03-01A	EA	VENT - ROOF - W/FAN - W/O INSIDE GARNISH - CSA
8	122882-07-01A	EA	GARNISH - ROOF VENT - 2.5" TO 4"
9	084073-04-000	EA	BASE - ROOF VENT/REFRIGERATOR - BLACK - NORCOLD
9	084073-07-000	EA	VENT - ROOF/REFRIGERATOR - BRIGHT WHITE - NORCOLD
9	118369-02-02A	EA	BASE - REFRIGERATOR ROOF VENT - SIDE/SIDE - BRIGHT WHITE
9	118369-01-02A	EA	CAP - REFRIGERATOR ROOF VENT - SIDE/SIDE - BRIGHT WHITE
10*	125582-01-01A	EA	WINDOW - CAB - PASSENGER
10*	125583-01-01A	EA	WINDOW - PASS CAB - 3 GLASS THERMO - 42.9"T X 51.2"B X 42.6"H
11*	098644-11-01A	EA	WINDOW - VERTICAL SLIDER W/TRIM - TINTED - 26.4" X 27"
11*	112898-19-01A	EA	WINDOW - VERTICAL SLIDER - THERMO - 27" X 26.4"
12*	117053-02-F36	EA	WINDOW - PICTURE - 60% TINTING - 17" X 26.4"
12*	113733-01-01A	EA	WINDOW - STATIONARY THERMOPANE - 17" X 26.4"
13*	098647-33-01A	EA	WINDOW - PASS HORIZ SLIDER W/TRIM - TINTED - 15.7" X 28.5"
13*	112795-19-01A	EA	WINDOW - PASSENGER HORIZ SLIDER - THERMO - 16" X 28.7"
14	084616-07-000	EA	SHROUD - EXHAUST VENT/RANGE HOOD - BRIGHT WHITE
14	084878-09-000	EA	VENT - EXHAUST/RANGE HOOD - OFF WHITE
15*	112463-03-01A	EA	WINDOW - TIPOUT W/RETAINER TRIM - 33.3" X 30.2"
15*	129929-01-01A	EA	WINDOW - TORQUE - THERMO - 33.2" X 30.2"

*COMPONENT PARTS FOUND IN SERVICE PARTS LIBRARY

WINDOW, VENT & EXTERIOR DOOR GROUP (CONTINUED)

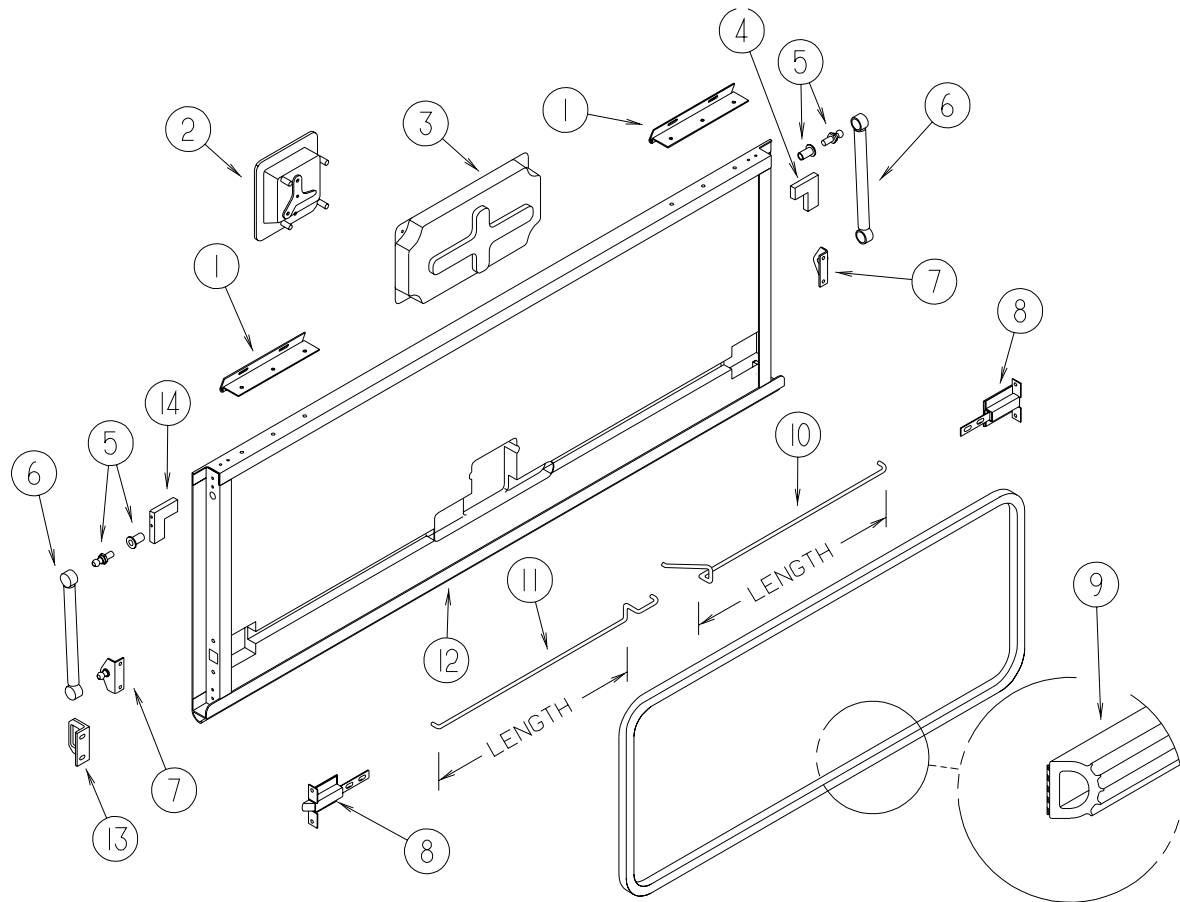
EXTERIOR DOORS



KEY	PART NUMBER	U/M	DESCRIPTION
1	122391-68-K28	EA	VALANCE/DOOR - DRIVER W/O PADDLE LATCH - 22.4" X 38.6" X 20.6"
2	122391-73-K28	EA	VALANCE/DOOR - DRIVER W/O PADDLE LATCH - 23.7" X 39.8" X 22.5"
3	122239-A2-K28	EA	VALANCE/DOOR - W/O PADDLE LATCH/HINGE - 23.7" X 29.2"
4	122239-A0-K28	EA	VALANCE/DOOR - W/O PADDLE LATCH/HINGE - 23.7" X 35.1"
5	122239-97-K28	EA	VALANCE/DOOR - W/O PADDLE LATCH/HINGE - 23.7" X 60"
6	125581-05-01A	EA	DOOR - DRIVER - NON-POWER
7	122239-93-K28	EA	VALANCE/DOOR - W/O PADDLE LATCH/HINGE - 23.7" X 33.9"
8	115108-17-K28	EA	DOOR - ENTRY - W/SCREEN DOOR - W/O WINDOW (K28,K29,K34,K35)
8	115108-17-K30	EA	DOOR - ENTRY - W/SCREEN DOOR - W/O WINDOW (K30,K31)
8	115108-17-K32	EA	DOOR - ENTRY - W/SCREEN DOOR - W/O WINDOW (K32,K33)
9	126945-08-K28	EA	DOOR/STORAGE - W/O HARDWARE - 18" X 8.3"
10	122239-90-K28	EA	VALANCE/DOOR - W/O PADDLE LATCH/HINGE - 23.7" X 63.6"

KEY	PART NUMBER	U/M	DESCRIPTION
11	052009-06-000	EA	DOOR - WATER HEATER - BRIGHT WHITE - 18" X 14.6"
11	116424-01-000	EA	PROTECTOR - LATCH - WATER HEATER
12	122239-87-K28	EA	VALANCE/DOOR - W/O PADDLE LATCH/HINGE - 23.7" X 60"
13	084103-08-000	EA	DOOR - VENT/REFRIGERATOR - W/O JAMB - BRIGHT WHITE
13	084104-08-000	EA	JAMB - VENT DOOR/REFRIGERATOR - BRIGHT WHITE
13	125481-01-02A	EA	DOOR - REFRIGERATOR VENT (SIDE BY SIDE DOMETIC)
14	122776-30-K28	EA	VALANCE/PANEL - W/O HARDWARE - 22.9"
15	122391-74-K28	EA	VALANCE/DOOR - PASS W/O PADDLE LATCH - 23.7" X 50.1" X 22.5"
16	122391-69-K28	EA	VALANCE/DOOR - DRIVER W/O PADDLE LATCH - 22.4" X 38.6" X 20.6"
	081240-20-000	EA	FILL - WATER - LOCKABLE - W/O LOCK - BRIGHT WHITE

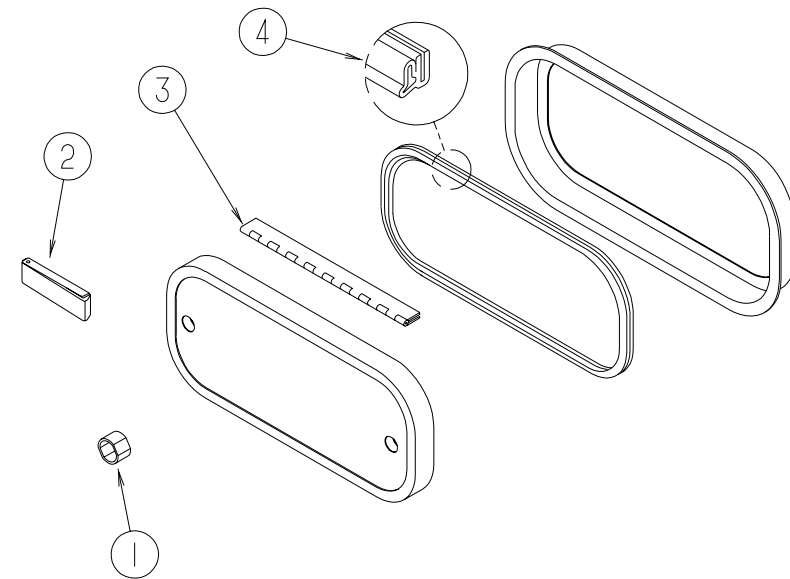
WINDOW, VENT & EXTERIOR DOOR GROUP (CONTINUED)



COMPARTMENT DOOR COMPONENTS

KEY	PART NUMBER	U/M	DESCRIPTION
1	121755-01-04A	EA	HINGE - 6.00 INCH
2	112949-01-04A	EA	LATCH - PADDLE W/LOCK - W/O KEY - BLACK
	112949-03-000	EA	KEY - TRI-MARK #TM500
3	122277-02-01A	EA	COVER - LATCH - BLACK
4	123892-12-02B	EA	CORNER STABILIZER W/BALL STUD - LEFT HAND - E-COATED
5	N/A	EA	BALL STUD - 10MM BALL - 5/16-18 - STAINLESS STEEL
6	107796-20-000	EA	SPRING/GAS - 7" COMPRESSED/10" EXTENDED - 60 LB
7	107796-19-000	EA	BRACKET - GAS SPRING
8	121947-01-01A	EA	BOLT - SLIDE - LATCH - STEEL
9	107721-07-000	FT	SEAL - ACCESS DOOR
10	122269-04-000	EA	ROD - LATCH - 15.42"
10	122269-06-000	EA	ROD - LATCH - 24.07"
10	122269-12-000	EA	ROD - LATCH - 22.28"
10	122269-20-000	EA	ROD - LATCH - 2.56"
10	122269-33-000	EA	ROD - LATCH - 9.24"
10	122269-35-000	EA	ROD - LATCH - 7.09"
10	122269-36-000	EA	ROD - LATCH - 12.18"
10	122269-37-000	EA	ROD - LATCH - 5.70"
10	122269-65-000	EA	ROD - LATCH - 21.06"
11	122268-04-000	EA	ROD - LATCH - 15.42"
11	122268-06-000	EA	ROD - LATCH - 24.07"
11	122268-12-000	EA	ROD - LATCH - 22.28"
11	122268-20-000	EA	ROD - LATCH - 2.56"
11	122268-33-000	EA	ROD - LATCH - 9.24"
11	122268-35-000	EA	ROD - LATCH - 7.09"
11	122268-36-000	EA	ROD - LATCH - 12.18"
11	122268-37-000	EA	ROD - LATCH - 5.70"
11	122268-65-000	EA	ROD - LATCH - 21.06"
12	122613-55-007	EA	ROCKER PANEL/EXTRUSION - 192" - BLACK
	122612-55-007	EA	U-CHANNEL/EXTRUSION - 192" - BLACK
	122614-55-007	EA	H-CHANNEL/EXTRUSION - 192" - BLACK
13	123783-01-01A	EA	STRIKER - DOOR - MILL
14	123892-10-02B	EA	CORNER STABILIZER W/BALL STUD - RIGHT HAND - E-COATED

WINDOW, VENT & EXTERIOR DOOR GROUP (CONTINUED)

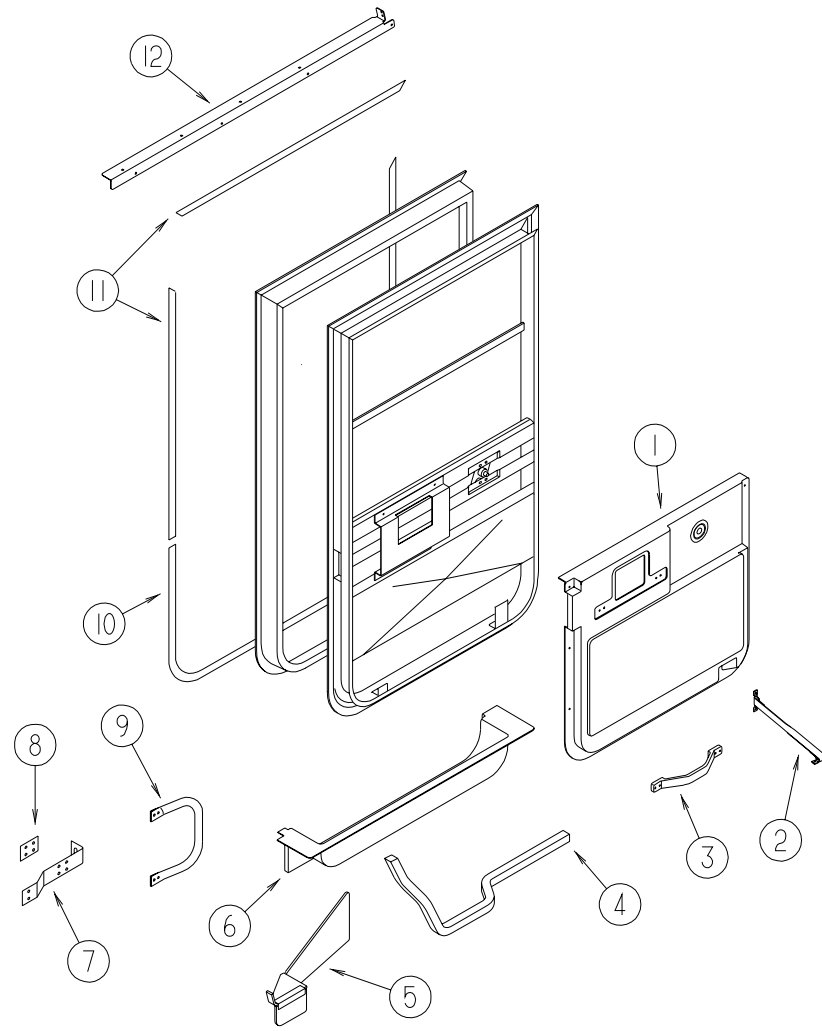


ENTERTAINMENT CENTER DOOR COMPONENTS

KEY	PART NUMBER	U/M	DESCRIPTION
1	107997-51-001	EA	SPACER - DOOR LOCK - .6" DEEP
	107997-51-002	EA	EXTRUDED - SPACER - 16'
2	102768-01-000	EA	HOLDER - COMPARTMENT/ENTRY DOOR - METAL - MILL FINISH
3	081801-V3-000	EA	HINGE - ALUMINUM - 2" X 96" - BRIGHT WHITE
4	106850-02-000	FT	SEAL-E - SPONGE RUBBER - .43" X .75"

WINDOW, VENT & EXTERIOR DOOR GROUP (CONTINUED)

DRIVER DOOR INTERIOR COMPONENTS

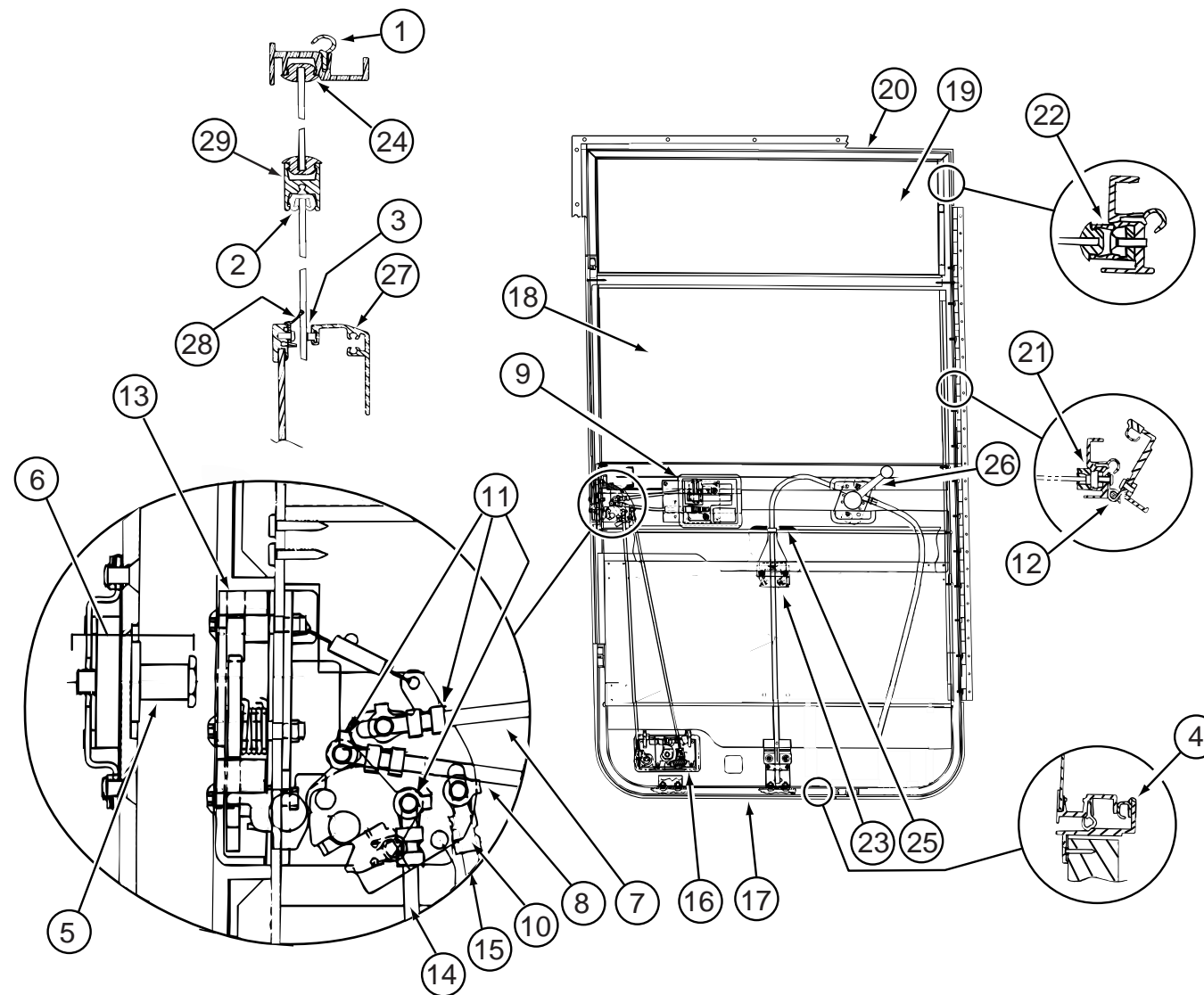


KEY	PART NUMBER	U/M	DESCRIPTION
1	125899-03-02A	EA	PANEL - CAB DOOR - INNER/DRIVER - ANTELOPE
2	109378-01-000	EA	STRAP - CHECK - DRIVER DOOR - 12.8"
3	110604-01-01A	EA	HANDLE - ASSIST - DRIVER DOOR - 10.8" LONG - BLACK
4	063977-14-000	EA	STEP - DRIVER DOOR - LEFT HAND
5	128255-01-04B	EA	STEP - DRIVER DOOR - BLACK
6	107818-03-03A	EA	TRIM - STEP - DRIVERS DOOR - ANTELOPE
	102569-02-000	EA	MAT - ANTI SLIP - LOWER
7	126506-01-02B	EA	BRACKET - STRIKE - DRIVER DOOR - E-COATED
8	126534-01-02B	EA	SPACER - STRIKE - DRIVER DOOR - E-COATED

KEY	PART NUMBER	U/M	DESCRIPTION
9	108832-02-01A	EA	HANDLE - ASSIST - DRIVER DOOR
	126701-01-03A	EA	COVER - ASSIST HANDLE - OFF WHITE
10	109235-01-05A	FT	COVER - SCREW - BRIGHT WHITE
11	109235-01-01A	FT	COVER - SCREW - MAT BLACK
12	125804-02-02B	EA	ANGLE - DOOR SUPPORT - E-COATED
	125725-01-01A	EA	FRAME - DRIVER DOOR - 33.5" - BLACK
	125725-03-01A	EA	FRAME - DRIVER DOOR - 27.8" - BLACK
	125725-07-01A	EA	FRAME - DRIVER DOOR - 53.26" - BLACK
	125725-08-01A	EA	FRAME - DRIVER DOOR - 21.38" - BLACK
	P01713-01-000	EA	SWITCH - PUSH BUTTON - IN DOOR JAMB - METAL CHROME

WINDOW, VENT & EXTERIOR DOOR GROUP (CONTINUED)

DRIVER DOOR



KEY	PART NUMBER	U/M DESCRIPTION	VENDOR NO.
	125581-05-01A	EA DOOR - DRIVER - NON-POWER WINDOW/LOCK	
1	106469-01-702	EA DOOR SEAL	122-040984
2	106469-01-705	FT CHANNEL - RUN - SLIDING	122-010850
3	106469-01-709	FT WEATHERSTRIP - FUZZY	171-040630
4	106469-01-723	EA SEAL - BULB ASM. (JAMB)	171-040985
5	106469-04-703	EA BOLT - STRIKER (W/ WASHER)	248-041152
6	106469-04-704	EA NUT ASSEMBLY - CAGED - W/STRIKER	248-041151
7	106469-04-705	EA LATCH ROD - HORIZONTAL	203-041139
8	106469-04-711	EA LOCK ROD - HORIZONTAL	203-041137
9	106469-04-712	EA HANDLE/DOOR - INNER W/HARDWARE	248-041402
10	106469-04-713	EA ROD CLIP L.H.	248-041154
11	106469-04-714	EA ROD CLIP R.H.	248-041153
12	106469-05-702	EA HINGE - 42"	211-041194
13	106469-05-706	EA LATCH - ROTARY - W/LINKAGE	248-041150
	125581-07-703	EA BRACKET-ALUMINUM "L" (INSIDE)	N135-55
	125581-07-704	EA BRACKET - STRAP/JAMB & DOOR	248-080394
	125581-07-705	EA BRACKET (L) F/SEAL PROTECT	490201

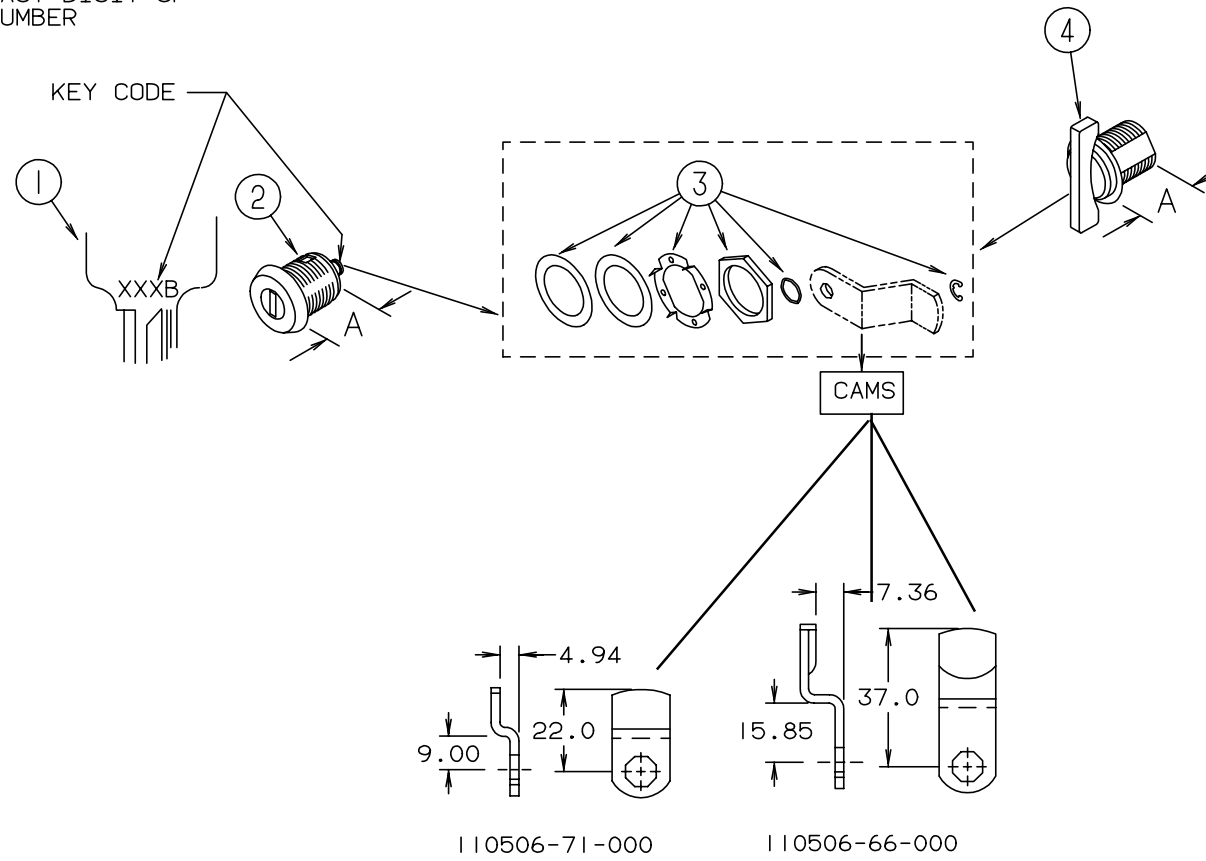
KEY	PART NUMBER	U/M DESCRIPTION	VENDOR NO.
14	125581-04-700	EA ROD - LATCH/VERTICAL ADJUST.	203041767
15	125581-04-701	EA ROD - LOCK/VERTICAL ADJUST.	203-041768
16	125581-03-704	EA PADDLE - W/O LOCK/RH - KEY 1	TRI/MARK #14312-02
17	125581-04-703	EA FRAME - MOUNTING - BLACK	V180-35L
18	125581-04-704	EA GLASS - ROLL-UP	106-041821
19	125581-04-705	EA GLASS - STATIONARY	106-041547
20	125581-04-706	EA FRAME - DOOR - SUB-ASSEMBLY	V180-94L
21	125581-04-707	EA CHANNEL - ROLL UP GLASS	V156-60
22	125581-04-708	EA CHANNEL - STATIONARY GLASS	V156-61
23	125581-04-709	EA REGULATOR - MANUAL	410-08389
24	125581-04-710	EA VINYL - GLAZING	132-041484
25	125581-04-711	EA CHANNEL- GLASS	N135-66
26	125581-05-702	EA HANDLE - REGULATOR	182-041785
27		CONTACT WINNEBAGO PART SALES FOR THIS COMPONENT	
	106469-04-716	EA LEVER - LOCKING - BLACK	80978-00
28	125581-03-703	EA WEATHERSTRIP - BELTING	410-08389
29	125581-03-700	EA MULLION RAIL - BLACK	V123-84
	125581-05-700	EA INNER SILL - BLACK	V130-64L

WINDOW, VENT & EXTERIOR DOOR GROUP (CONTINUED)

NOTE:

WHEN ORDERING THE LOCK CASE, THE KEY CODE MUST MATCH THE LAST DIGIT OF THE VEHICLE'S SERIAL NUMBER AND PART NUMBER; WHEN ORDERING THE KEYS, THE THIRD DIGIT OF THE KEY CODE MUST MATCH THE LAST DIGIT OF THE VEHICLE'S SERIAL NUMBER AND PART NUMBER

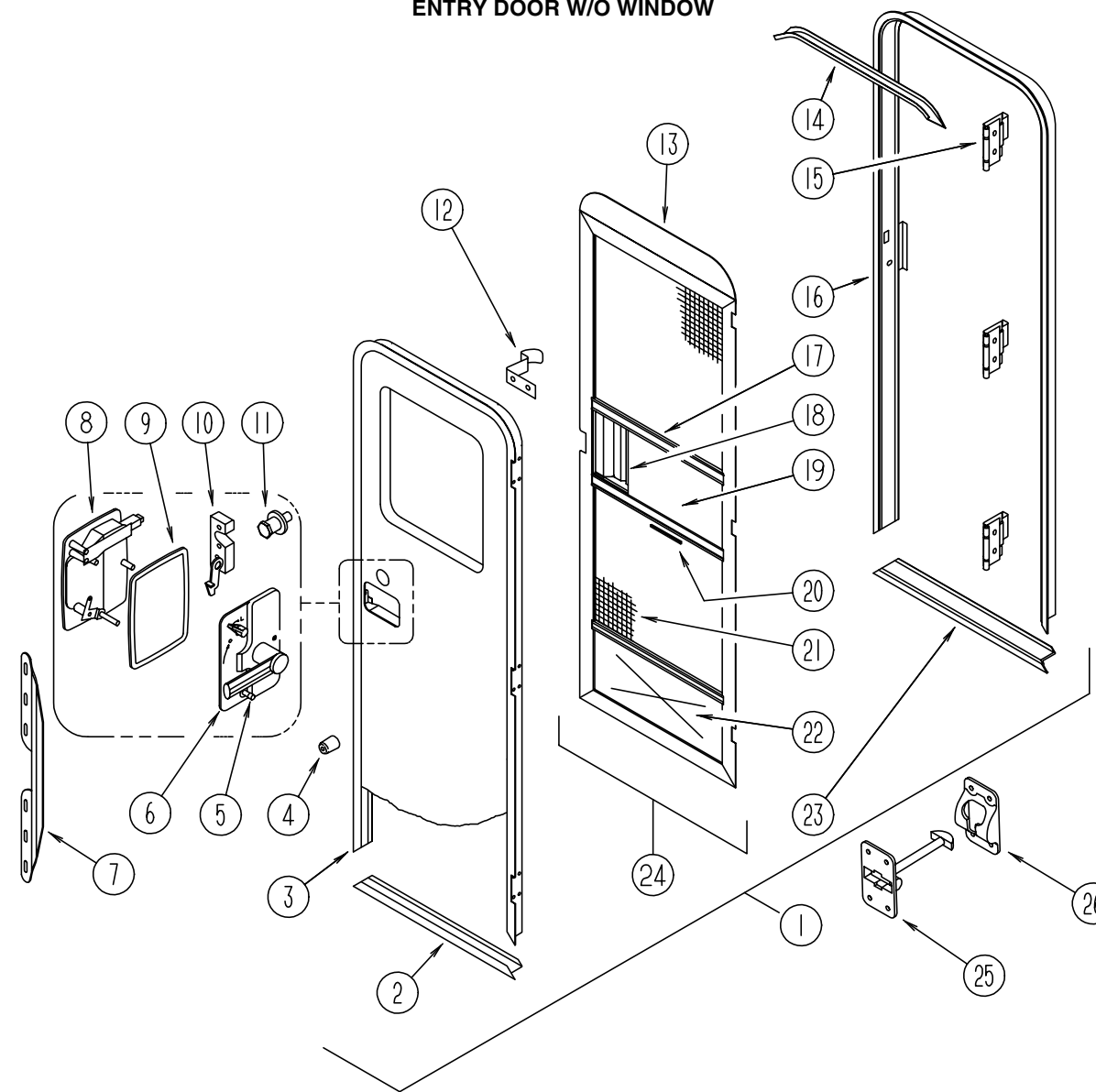
BRIGGS & STRATTON LOCKS & COMPONENTS



KEY	PART NUMBER	U/M	DESCRIPTION	VENDOR NO.	KEY	PART NUMBER	U/M	DESCRIPTION	VENDOR NO.
1	110506-59-000	EA	KEYS - SET OF TWO	596720	1	110506-59-006	EA	KEYS - SET OF TWO	596726
2	110506-52-000	EA	CASE - LOCK - A= .65"	702370	2	110506-52-006	EA	CASE - LOCK - A= .65"	702376
2	110506-53-000	EA	CASE - LOCK - A= 1"	702380	2	110506-53-006	EA	CASE - LOCK - A= 1"	702386
2	110506-54-000	EA	CASE - LOCK - A= 1.25"	703170	2	110506-54-006	EA	CASE - LOCK - A= 1.25"	703176
1	110506-59-001	EA	KEYS - SET OF TWO	596721	1	110506-59-007	EA	KEYS - SET OF TWO	596727
2	110506-52-001	EA	CASE - LOCK - A= .65"	702371	2	110506-52-007	EA	CASE - LOCK - A= .65"	702377
2	110506-53-001	EA	CASE - LOCK - A= 1"	702381	2	110506-53-007	EA	CASE - LOCK - A= 1"	702387
2	110506-54-001	EA	CASE - LOCK - A= 1.25"	703171	2	110506-54-007	EA	CASE - LOCK - A= 1.25"	703177
1	110506-59-002	EA	KEYS - SET OF TWO	596722	1	110506-59-008	EA	KEYS - SET OF TWO	596728
2	110506-52-002	EA	CASE - LOCK - A= .65"	702372	2	110506-52-008	EA	CASE - LOCK - A= .65"	702378
2	110506-53-002	EA	CASE - LOCK - A= 1"	702382	2	110506-53-008	EA	CASE - LOCK - A= 1"	702388
2	110506-54-002	EA	CASE - LOCK - A= 1.25"	703172	2	110506-54-008	EA	CASE - LOCK - A= 1.25"	703178
1	110506-59-003	EA	KEYS - SET OF TWO	596723	1	110506-59-009	EA	KEYS - SET OF TWO	596729
2	110506-52-003	EA	CASE - LOCK - A= .65"	702373	2	110506-52-009	EA	CASE - LOCK - A= .65"	702379
2	110506-53-003	EA	CASE - LOCK - A= 1"	702383	2	110506-53-009	EA	CASE - LOCK - A= 1"	702389
2	110506-54-003	EA	CASE - LOCK - A= 1.25"	703173	2	110506-54-009	EA	CASE - LOCK - A= 1.25"	703179
1	110506-59-004	EA	KEYS - SET OF TWO	596724	3	110506-40-700	EA	HARDWARE KIT	
2	110506-52-004	EA	CASE - LOCK - A= .65"	702374	4	110506-50-000	EA	CASE - TWIST LOCK - A= .65"	596952
2	110506-53-004	EA	CASE - LOCK - A= 1"	702384	4	110506-51-000	EA	CASE - TWIST LOCK - A= 1"	596669
2	110506-54-004	EA	CASE - LOCK - A= 1.25"	703174	4	110506-55-000	EA	CASE - TWIST LOCK - A= 1.25"	597312AA1
1	110506-59-005	EA	KEYS - SET OF TWO	596725		110506-40-000	EA	CLIP-E - LOCK ASM.	93981
2	110506-52-005	EA	CASE - LOCK - A= .65"	702375		110506-64-000	EA	CAM - LOCK	322280
2	110506-53-005	EA	CASE - LOCK - A= 1"	702385		110506-68-000	EA	CAM - LOCK	322284
2	110506-54-005	EA	CASE - LOCK - A= 1.25"	703175		110506-71-000	EA	CAM - LOCK	322287
						110506-59-701	EA	KEY BLANK - GOLD	
						130444-01-01A	EA	CAP - KEY IDENTIFIER - GRAY	

WINDOW, VENT & EXTERIOR DOOR GROUP (CONTINUED)

ENTRY DOOR W/O WINDOW

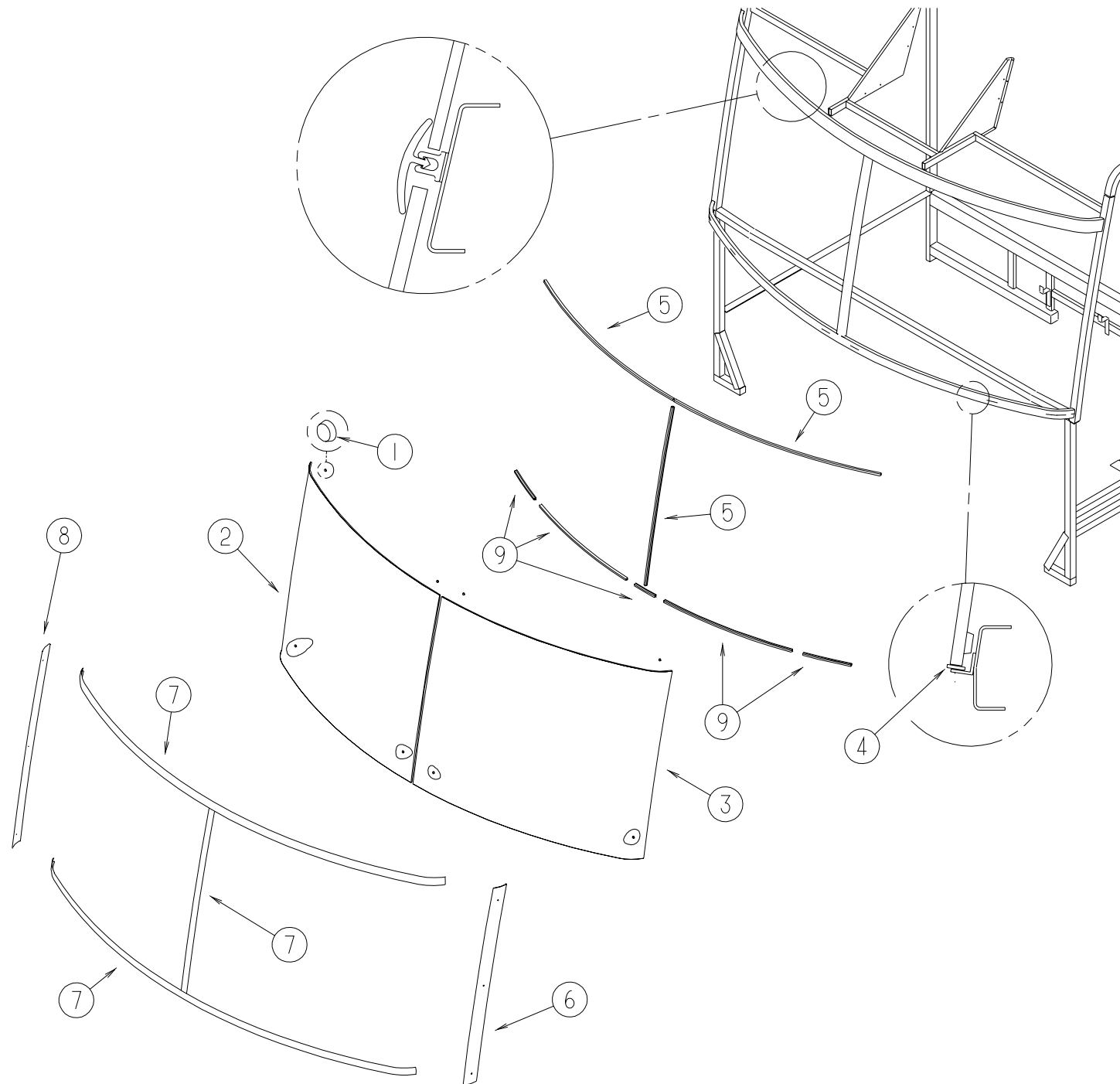


KEY	PART NUMBER	U/M	DESCRIPTION
1	115108-17-K28	EA	DOOR - ENTRY - W/SCREEN DOOR - W/O WINDOW (K28, K29, K34, K35)
1	115108-17-K30	EA	DOOR - ENTRY - W/SCREEN DOOR - W/O WINDOW (K30, K31)
1	115108-17-K32	EA	DOOR - ENTRY - W/SCREEN DOOR - W/O WINDOW (K32, K33)
2	121893-01-01A	EA	FRAME - DOOR - ENTRANCE - BOTTOM - BRIGHT WHITE
3	121894-09-02A	EA	FRAME - DOOR - ENTRANCE
4	120863-02-000	EA	BUMPER - RUBBER - 1" DIAMETER X 1.50"
5	112782-05-01A	EA	CAP - VINYL - RED
6	112782-02-01A	EA	LATCH - INTERIOR PLATE
7	098173-01-04A	EA	STIFFENER - ENTRY DOOR - SUPPORTS LATCH/ STRIKE AREA - UNPAINTED
8	112782-07-01A	EA	LATCH - EXTERIOR - W/O MAIN CYLINDER W/DEADBOLT LOCK/KEY
9	112782-04-01A	EA	GASKET
10	112782-03-01A	EA	LATCH - SINGLE ROTOR
11	092927-03-000	EA	STRIKER - ROUND - JAMB MOUNTED
	077461-03-000	EA	COVER - STRIKE - ENTRY DOOR - 6.5" X 2.5" - WHITE PLASTIC
	039715-01-000	EA	NUT-SERT - 1/4" DIAMETER - 20 THREADS (ENTRANCE DOOR HINGE)
	041546-08-000	EA	BRACKET - DOOR ANGLE - OFF WHITE
	075671-04-000	FT	SEAL - SPONGE - LAZY T SHAPE - W/ ADHESIVE STRIP - .5" WIDE
12	100412-01-000	EA	CATCH - SCREEN DOOR
13	078595-01-000	EA	TOP PLATE - SCREEN DOOR - CURVED TOP - 4.7" X 25.35"
14	044582-44-000	EA	CAP - DRIP - ENTRY DOOR - ALUMINUM - BRIGHT WHITE

KEY	PART NUMBER	U/M	DESCRIPTION
15	106719-01-05A	EA	HINGE - ENTRANCE DOOR - BRIGHT WHITE
	076725-02-000	EA	COVER - HINGE - ENTRY DOOR - 6" X 3.2" - OFF WHITE
	102248-01-000	EA	SHIM - DOOR
	116111-02-01A	EA	SCREW - TAPTITE - 1/4-20 X 3/8 PPH - ZINC
	118929-01-01A	FT	SEAL - PILE - PUSH ON
16	121898-07-02A	EA	JAMB - DOOR - ENTRANCE
17	078777-08-000	FT	CHANNEL SLIDER
18	079086-03-000	EA	SLIDER - SCREEN DOOR - BRIGHT WHITE
19	001014-01-013	EA	INSERT - CENTER - 10.25" X 16.31" - UNPAINTED
20	002294-01-000	FT	SPLINE - SCREENING - .135" X .138"
21	002293-02-000	SF	SCREENING - WINDOW/ DOOR - 26"
	075673-01-000	FT	SEAL - PILE - ADHESIVE BACK - GRAY
22	078552-03-000	EA	KICK PANEL - SCREEN DOOR - LOWER INSERT - UNPAINTED
	078595-01-000	EA	TOP PLATE - SCREEN DOOR - CURVED TOP - 4.7" X 25.35"
23	051049-01-000	EA	JAMB - BOTTOM - ENTRY DOOR - 25.9" - UNPAINTED
24	117077-02-J70	EA	DOOR - SCREEN
25	104099-01-04A	EA	CATCH - DOOR HOLDER - STRIKE - BRIGHT WHITE
26	104099-02-04A	EA	CATCH - DOOR HOLDER - RETAINER - BRIGHT WHITE
	115222-02-01A	EA	GARNISH - RADIUS - ENTRY DOOR
	009126-03-000	EA	HANDLE - ASSIST - BLACK TEXTURED
	120863-06-000	EA	BUMPER - RUBBER - 3/4" X 3/8"

WINDSHIELD & WIPER GROUP

WINDSHIELD MOLDINGS & GLASS

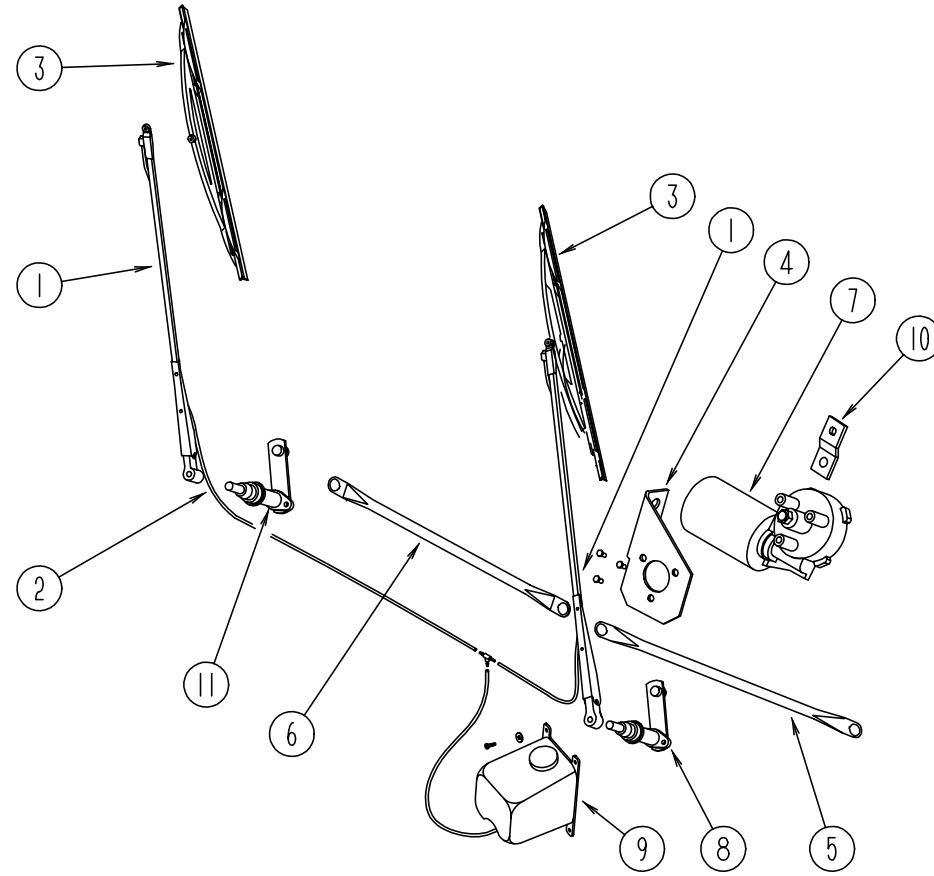


KEY	PART NUMBER	U/M DESCRIPTION
1	081914-01-000	EA BUMPER - RUBBER - ROUND - .43" DIAMETER
2	124328-01-000	EA WINDSHIELD - PASSENGER - 52" X 41" (CURVED)
3	124328-02-000	EA WINDSHIELD - DRIVER - 52" X 41" (CURVED)
4	002328-02-000	EA BLOCK - WINDSHIELD - .062" X .5" X .98"
5	127862-01-000	EA CARRIER - REVEAL - WINDSHIELD - 47.2"

KEY	PART NUMBER	U/M DESCRIPTION
6	125384-02-02A	EA TRIM - WINDSHIELD - A-PILLAR - DRIVER - BLACK
6	125384-02-01A	EA TRIM - WINDSHIELD - A-PILLAR - DRIVER - MILL
7	120533-01-000	FT MOLDING - REVEAL - WINDSHIELD
7	118586-01-000	FT MOLDING - REVEAL - WINDSHIELD (CENTER POST)
8	125384-01-02A	EA TRIM - WINDSHIELD - A-PILLAR - PASSENGER - BLACK
8	125384-01-01A	EA TRIM - WINDSHIELD - A-PILLAR - PASSENGER - MILL
9	117335-01-000	EA CARRIER/REVEAL - 94.6" W/ADHESIVE BACKING

WINDSHIELD & WIPER GROUP (CONTINUED)

WINDSHIELD WIPER ASM (FORD)



KEY	PART NUMBER	U/M	DESCRIPTION
1	117769-01-000	EA	ARM - WIPER - PANTOGRAPH - 28"
2	045794-01-000	FT	HOSE - WASHER - WINDSHIELD - 5/32" ID - BLACK
3	095964-01-000	EA	BLADE - WINDSHIELD WIPER - 24"
	095964-01-700	EA	BLADE - REFILL 24" (PAIR)
4	125829-02-02B	EA	BRACKET ASM - WIPER MOTOR
5	117770-01-000	EA	LINK - CONNECTING - 24" - CLOSED GROMMET/OPEN GROMMET
6	117770-02-000	EA	LINK - CONNECTING - 24" - CLOSED GROMMET/CLOSED GROMMET
7	104346-05-000	EA	WIPER MOTOR - W/INTERNAL BREAKER - DYNAMIC PARK
8	096505-09-000	EA	SHAFT/PIVOT - WINDSHIELD WIPER
9	117766-02-000	EA	RESERVOIR/PUMP - WINDSHIELD WASHER
	110605-01-000	EA	TEE - PLASTIC - BARBED - 1/8" X 1/8" X 3/16"
9	117765-03-000	EA	CONNECTOR - 5/32" - WINDSHIELD WASHER

KEY	PART NUMBER	U/M	DESCRIPTION	VENDOR NO.
10	104347-04-000	EA	ARM - DRIVE - WIPER MOTOR	
11	096505-09-000	EA	SHAFT/PIVOT - WINDSHIELD WIPER	
	061603-01-000	EA	GROMMET - SNAP - 3/16"ID - 3/8" HOLE - PLASTIC - BLACK	
	067188-01-000	EA	STUD - CRANK - WIPER MOTOR	
	117322-01-000	EA	SCREW - 1/4-28 UNFINISHED - 2A - TORX	
	077049-02-000	EA	NUT - ACORN - 10-32 BLACK/ANODIZED	
	096505-02-700	EA	DRIVER - KNURLED - (HD) BRL .687	NT721017
	096505-02-701	EA	NUT - HEX (HD) W/.687 BARREL	NT721021
	096505-02-702	EA	CAP - RUBBER (HD) BARREL .687	CP721084
	096505-02-703	EA	CAP - NUT (ACORN) HD W/.687 BRL 51065-40	NT27WC
	117768-01-000	EA	SHAFT - ADAPTER - PANTOGRAPH ARM	
	096931-01-700	FT	HOSE - WASHER - 1/8" ID	