

1999 IKG34V

**K58 CLOUD (GRAY)
(WASHED MAPLE)**

**K59 CLOUD (GRAY)
(WATERFORD OAK)**

**K62 CASTLETON (TAUPE)
(WASHED MAPLE)**

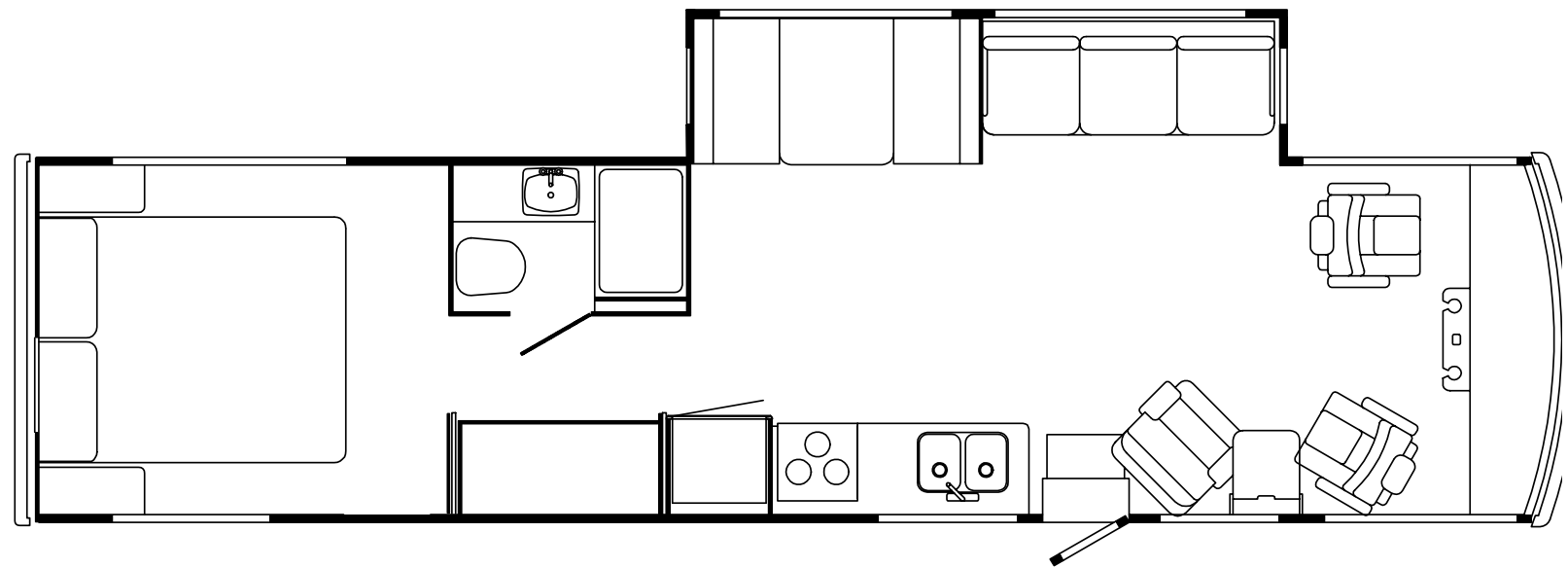
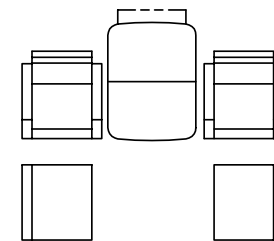
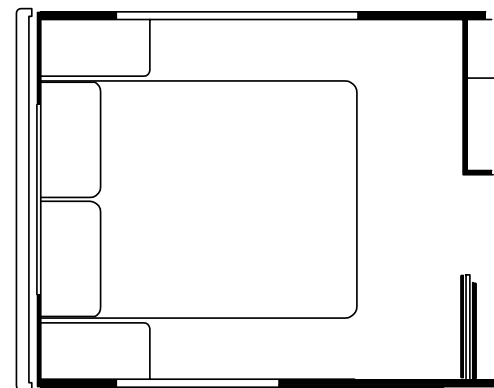

**K63 CASTLETON (TAUPE)
(WATERFORD OAK)**

**K64 MINT (GREEN)
(WASHED MAPLE)**

**K65 MINT (GREEN)
(WATERFORD OAK)**

**K26 SEASPRAY (TEAL)
(WASHED MAPLE)**

**K27 SEASPRAY (TEAL)
(WATERFORD OAK)**



ACCESSORIES GROUP

OPERATOR MANUAL

KEY	PART NUMBER	U/M	DESCRIPTION
	054185-J1-000	EA	MANUAL - OPERATOR 99 SUNCRUISER - G SERIES
	129079-01-01A	EA	CASE - VINYL/BLACK - EXPANDABLE ACCORDION SIDES - 7"W X 9"H X 14"L
	129543-01-000	EA	TOP LEVEL - G - 1999

AUDIO VIDEO GROUP

RADIO SYSTEMS & ANTENNA

KEY	PART NUMBER	U/M	DESCRIPTION	VENDOR NO.
	125322-02-000	EA	RADIO - AM/FM STEREO - CASSETTE - AUDIOVOX	
	127516-03-000	EA	RADIO - AM/FM STEREO - CD PLAYER - PANASONIC	
	127516-03-700	EA	FACE - REMOVABLE	YEP0FX3300
	127264-03-000	EA	RADIO - AM/FM STEREO/CASSETTE - EUROPEAN	
	127515-04-000	EA	CHANGER - COMPACT DISC	
	127515-05-000	EA	CHANGER - CONTROL/FM MODULATOR	
	127264-01-000	EA	RADIO - AM/FM STEREO - CASSETTE	
	127264-01-700	EA	TRIM RING	YFC054C044ZB
	127264-01-701	EA	KNOB - VOLUME	YFE074C045ZA
	127264-01-702	EA	KNOB - FADER	YEFE074C026
	127264-01-703	EA	FACTORY HARNESS	YAJ024C048ZB
	094097-01-000	EA	SPEAKER - RADIO/TV - W/O GRILLE - 5.25" DIAMETER	
	124883-02-000	EA	SPEAKER - CUBE - W/BACKET (DELUXE SOUND)	
	124884-01-000	EA	SPEAKER - 6" X 9" - SUB-WOOFER (DELUXE SOUND)	
	124885-01-000	EA	GRILLE - SPEAKER - 6" X 9" - SUB-WOOFER (DELUXE SOUND)	
	124881-01-000	EA	AMPLIFIER - AUDIO	
	124882-02-000	EA	WIRE ASSEMBLY - AMPLIFIER	
	128074-01-000	EA	FILTER - NOISE - 12 VOLT D.C.	
	110469-01-000	EA	SPEAKER - 4" X 6" OVAL - COAXIAL	
	110470-01-01A	EA	GRILLE - 4" X 6" OVAL - BLACK	

RADIO & CB ANTENNA

KEY	PART NUMBER	U/M	DESCRIPTION
	123256-01-000	EA	ANTENNA - CB - W/O CABLE
	123256-02-000	EA	CABLE - CB COAX
	090944-01-000	EA	ANTENNA - RADIO - 16" RUBBER
	108847-01-000	EA	BRACKET - ANTENNA GROUND
	109889-04-000	EA	EXTENDER - ANTENNA SHAFT - 3"
	077069-02-000	EA	CABLE - ANTENNA/EXTENSION - RADIO - 96"
	115916-01-01B	EA	BRACKET - ANTENNA MOUNT

REAR MONITOR SYSTEM

KEY	PART NUMBER	U/M	DESCRIPTION	VENDOR NO.
	093040-09-000	EA	CAMERA - REAR VIEW - W/BACKET - SONY	
	093040-10-000	EA	MONITOR - 7" REAR VIEW - W/BACKET - SONY	
	093040-10-700	EA	LENS - MONITOR - REAR VIEW F/7"	3-708-537-01
	093040-06-000	EA	WIRE ASM - MONITOR - F/NON-PREWIRED AFTER MARKET INSTALLATION	
	096717-03-000	EA	WIRE - REAR MONITOR - AFTER MARKET INSTALLATION	
	093041-01-000	EA	CABLE - MONITOR/CAMERA - INTERNAL USE - 65.6'	
	093041-02-000	EA	CABLE - MONITOR/CAMERA - EXTERNAL USE - 59.1'	

TELEPHONE

KEY	PART NUMBER	U/M	DESCRIPTION
	093253-01-01A	EA	PLATE - WALL - TELEPHONE - BEIGE
	130686-01-01A	EA	PLATE - WALL - TELEPHONE/COAX

AUDIO VIDEO GROUP (CONTINUED)

TV - VCR SYSTEMS

KEY	PART NUMBER	U/M	DESCRIPTION	VENDOR NO.
	086231-08-000	EA	TV - 13" COLOR - DC - AUDIOVOX	
	086231-08-700	EA	REMOTE - UNIVERSAL	8822325
	086231-08-701	EA	ADAPTER - WIRE	0891436
	119120-02-700	EA	REMOTE	0994569
	126696-02-000	EA	TV - 19" COLOR W/1/8" JACK - UL/CSA	
	126696-01-700	EA	REMOTE	226725
	126697-02-000	EA	VCR - VHS/CABLE READY - W/REMOTE	
	126697-02-700	EA	REMOTE	238513
	086757-03-000	EA	CONTROL CENTER - SWITCH - VCR/TV	
	086757-04-000	EA	CONTROL CENTER - SWITCHING - 5 INPUTS	
			FROM: 00-00-00 THRU: 11-08-98	
			FROM: 11-09-98 THRU: 99-99-99	
	076319-03-000	FT	CABLE - COAXIAL - 75 OHM	
	076319-09-000	EA	WALLPLATE - CABLE RECEPTACLE - TV - SINGLE - BROWN	
	076319-12-000	EA	CONNECTOR - COAXIAL - ONE PIECE	
	086777-02-000	EA	WALLPLATE - TV CABLE - W/ANTENNA SWITCH - BROWN	
	086777-06-000	EA	WALLPLATE - TV CABLE - ANTENNA/1 OUTPUT - BROWN	
	086756-01-000	EA	SPLITTER - TV - 2 WAY	
	114870-02-000	EA	PLUG - .14" AUDIO W/LEADS	
	082136-01-000	EA	NUT - HEX JAM - 3/8 - 32	
	082134-01-000	EA	ADAPTER - TV - CABLE TO CABLE	
	126819-04-000	EA	WIRE ASSEMBLY - TV SWITCH	
	098819-01-000	EA	SPEAKER - 4" - 2 WATT - 8 OHM	
	132567-01-02B	EA	BRACKET - TV TIEDOWN - E-COATED	

SATELLITE DISH

KEY	PART NUMBER	U/M	DESCRIPTION
*	120233-04-000	EA	ANTENNA - SATELLITE - W/DIGITAL SENSOR/READ OUT DISPLAY
	120233-03-000	EA	CERTIFICATE - SATELLITE RECEIVER DISH

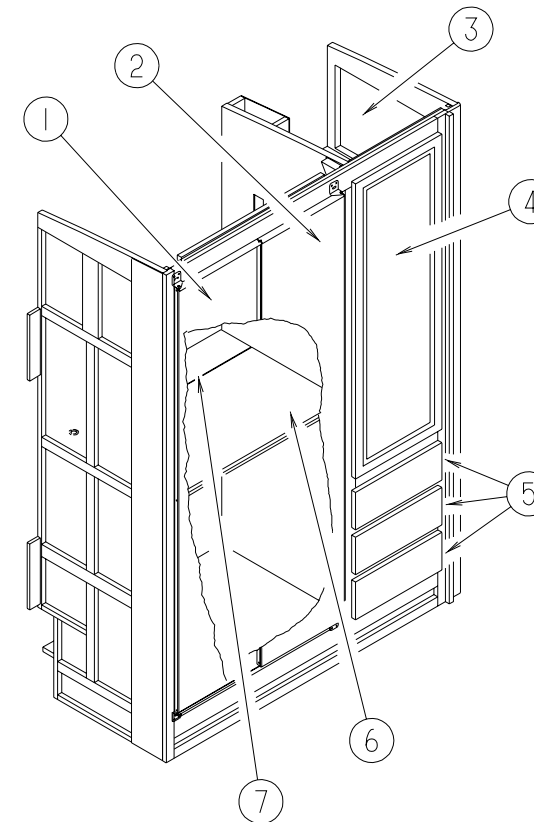
*COMPONENT PARTS FOUND IN SERVICE PARTS LIBRARY

TV ANTENNA

KEY	PART NUMBER	U/M	DESCRIPTION
*	076319-23-000	EA	ANTENNA - TV - ROOF MOUNT - 44.5" MAST
*	076319-25-000	EA	KIT - HARDWARE INTERIOR

*COMPONENT PARTS FOUND IN SERVICE PARTS LIBRARY

BATH GROUP

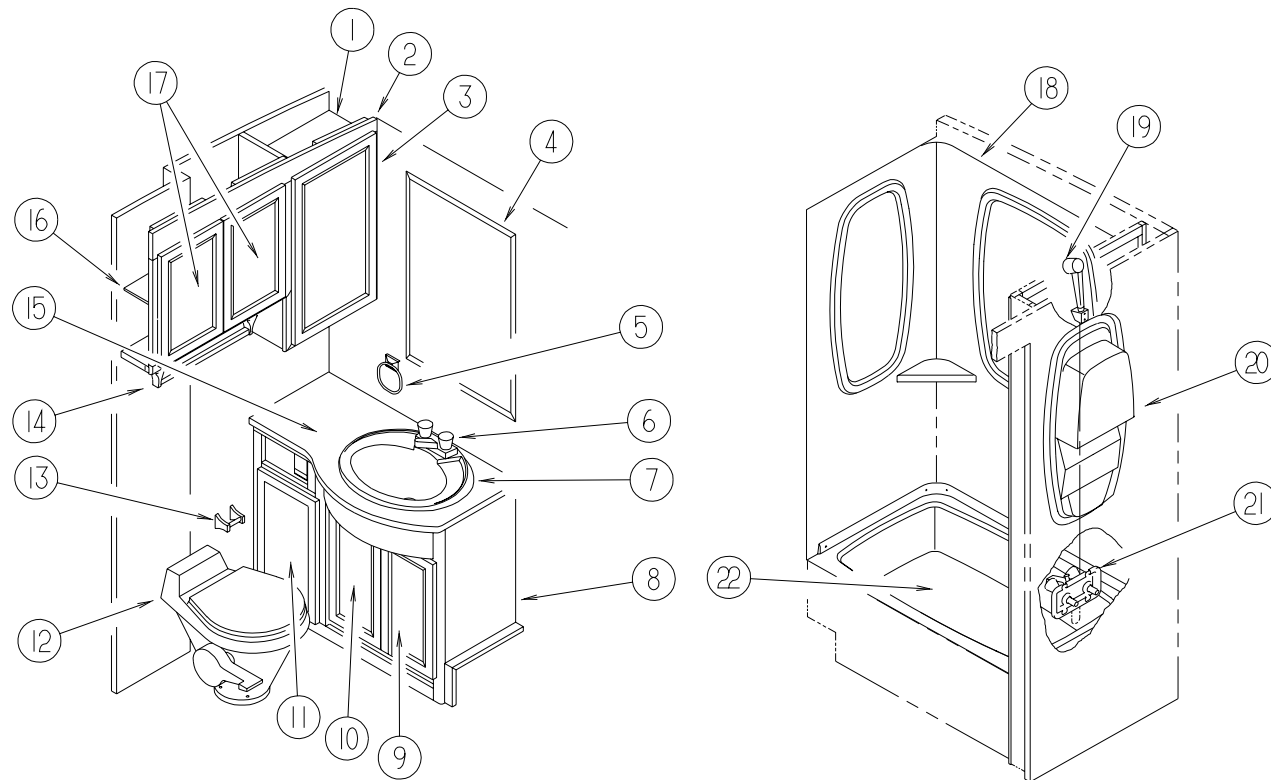


WARDROBE CABINET

KEY	PART NUMBER	U/M	DESCRIPTION
1	127466-11-K28	EA	DOOR - MIRRORED
2	127466-12-K28	EA	DOOR - MIRRORED
	058331-J0-000	EA	MIRROR - SAFETY GLASS - 15.7" X 69.4"
	127464-06-01A	EA	STILE - DOOR - W/PULL - TERRATONE
	128695-01-04B	EA	BRACKET - MIRRORED DOOR - BLACK
	128695-02-04B	EA	BRACKET - MIRRORED DOOR - BLACK
	128832-01-000	EA	WASHER - SHOULDER - NYLON
3	131995-A7-K58	EA	DOOR - SOLID PANEL - 14.3" X 21.8" - W/O HARDWARE (WASHED MAPLE)
3	131995-A7-K28	EA	DOOR - SOLID PANEL - 14.3" X 21.8" - W/O HARDWARE (WATERFORD OAK)
4	131995-E0-K58	EA	DOOR - SOLID PANEL - 16.7" X 47.9" - W/O HARDWARE (WASHED MAPLE)
4	131995-E0-K28	EA	DOOR - SOLID PANEL - 16.7" X 47.9" - W/O HARDWARE (WATERFORD OAK)
5	M05971-L3-K58	EA	DRAWER - OGEE EDGE - 14.4"W X 17.7"D - W/O SLIDES/HARDWARE (WASHED MAPLE)
5	M05971-L3-K28	EA	DRAWER - OGEE EDGE - 14.4"W X 17.7"D - W/O SLIDES/HARDWARE (WATERFORD OAK)
6	131136-20-K28	EA	COUNTERTOP - WARDROBE CABINET (K58,K59,K64,K65,K26,K27)
6	131136-20-K32	EA	COUNTERTOP - WARDROBE CABINET (K62,K63)
7	131136-19-K28	EA	COUNTERTOP - WARDROBE CABINET (K58,K59,K64,K65,K26,K27)
7	131136-19-K32	EA	COUNTERTOP - WARDROBE CABINET (K62,K63)

BATH GROUP (CONTINUED)

BATH CABINETS, PRIVACY DOOR & SHOWER COMPONENTS



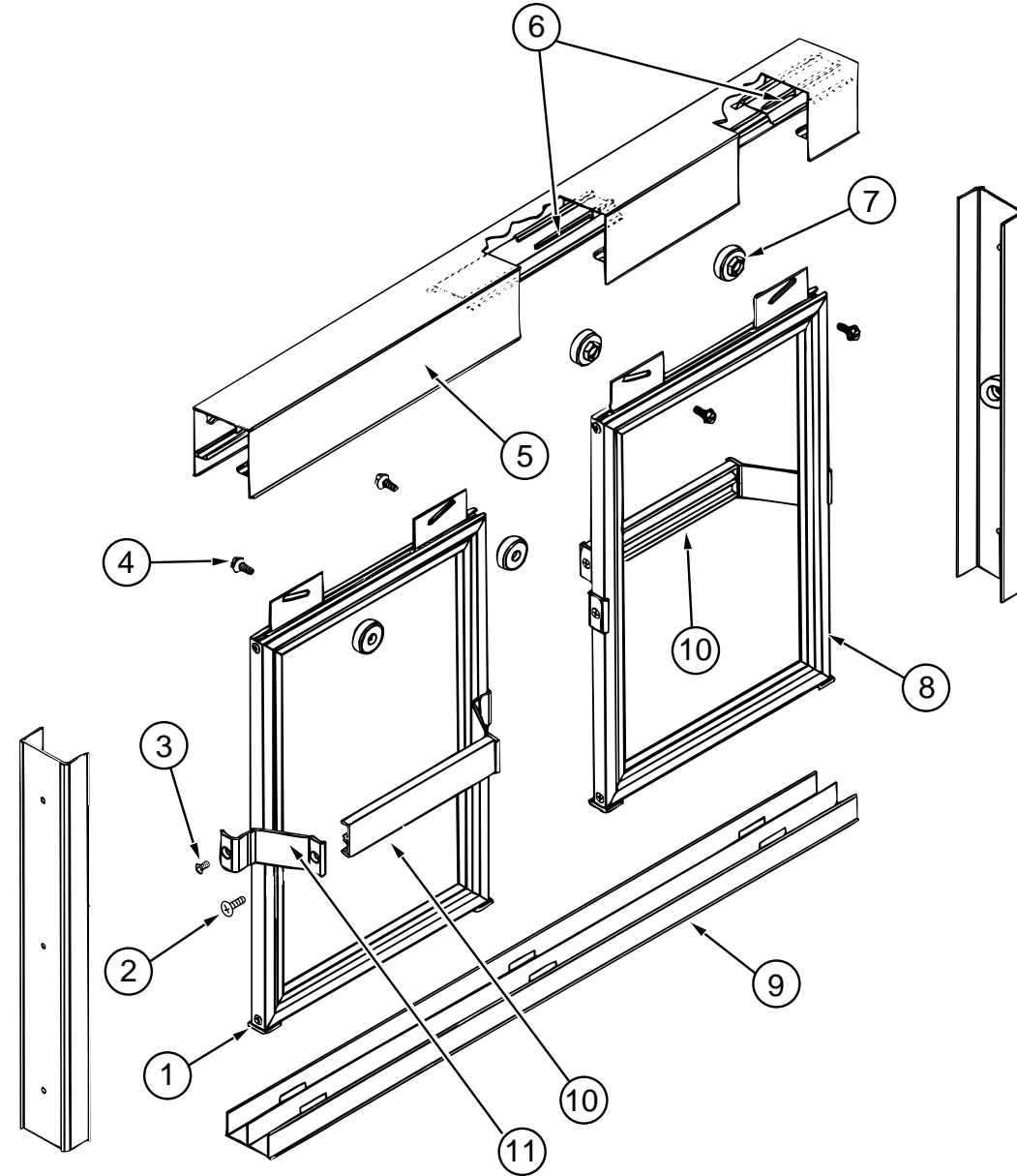
KEY	PART NUMBER	U/M	DESCRIPTION
1	116188-17-J52	EA	SHELF - W/PLASTIC EDGE TRIM (WASHED MAPLE)
1	116188-17-G35	EA	SHELF - W/PLASTIC EDGE TRIM (WATERFORD OAK)
2	P16188-01-J52	EA	CABINET - MEDICINE - W/O DOORS/HARDWARE (WASHED MAPLE)
2	P16188-01-G15	EA	CABINET - MEDICINE - W/O DOORS/HARDWARE (WATERFORD OAK)
3	131995-D4-K58	EA	DOOR - SOLID PANEL - 15.7" X 27.9" - W/O HARDWARE (WASHED MAPLE)
3	131995-D4-K28	EA	DOOR - SOLID PANEL - 15.7" X 27.9" - W/O HARDWARE (WATERFORD OAK)
4	058331-62-000	EA	MIRROR - SAFETY GLASS - 21.1" X 38.9"
5	075454-02-000	EA	RING - TOWEL - W/MOUNTING HARDWARE - BRASS
			FROM: 00-00-00 THRU: 12-17-98
5	132046-01-01A	EA	RING - TOWEL - BRASS/METAL
			FROM: 12-18-98 THRU: 99-99-99
6	075240-05-000	EA	FAUCET - LAVATORY - BRASS
	091253-01-000	EA	GASKET - FAUCET - LAVATORY/GALLEY
7	105921-01-01A	EA	SINK - LAVATORY - LARGE/OVAL - 17" X 20" PLASTIC/OFF WHITE
	106116-01-01A	EA	STRAINER - SINK - W/STOPPER/TAILPIECE/GASKET & NUT - PLASTIC
	105218-01-01A	EA	SPACER - FAUCET/LAVATORY SINK - 2" X 5.9" - ABS PLASTIC
8	125087-02-J54	EA	CABINET - LAVATORY - W/COUNTERTOP - W/O DOORS/DRAWERS/HDW (K58,K64,K26)
8	125087-02-J26	EA	CABINET - LAVATORY - W/COUNTERTOP - W/O DOORS/DRAWERS/HDW (K59,K65,K27)
8	125087-02-K62	EA	CABINET - LAVATORY - W/COUNTERTOP - W/O DOORS/DRAWERS/HDW (K62)
8	125087-02-K32	EA	CABINET - LAVATORY - W/COUNTERTOP - W/O DOORS/DRAWERS/HDW (K63)
	125087-11-J52	EA	SHELF - W/EDGE MOLDING (UPPER) (WASHED MAPLE)
	125087-11-H17	EA	SHELF - W/EDGE MOLDING (UPPER) (WATERFORD OAK)
	125087-12-J52	EA	SHELF - W/EDGE MOLDING (LOWER) (WASHED MAPLE)
	125087-12-H17	EA	SHELF - W/EDGE MOLDING (LOWER) (WATERFORD OAK)
9	131995-E2-K58	EA	DOOR - SOLID PANEL - 11" X 21.8" - W/O HARDWARE (WASHED MAPLE)
9	131995-E2-K28	EA	DOOR - SOLID PANEL - 11" X 21.8" - W/O HARDWARE (WATERFORD OAK)

KEY	PART NUMBER	U/M	DESCRIPTION	VENDOR NO.
10	131995-E4-K58	EA	DOOR - SOLID PANEL - 11" X 21.8" - W/O HARDWARE (WASHED MAPLE)	
10	131995-E4-K28	EA	DOOR - SOLID PANEL - 11" X 21.8" - W/O HARDWARE (WATERFORD OAK)	
11	125162-07-K58	EA	CABINET - HAMPER - W/O HARDWARE (WASHED MAPLE)	
			FROM: 00-00-00 THRU: 10-11-98	
11	125162-51-K58	EA	CABINET - HAMPER - W/O HARDWARE (WASHED MAPLE)	
			FROM: 10-12-98 THRU: 99-99-99	
11	125162-07-K28	EA	CABINET - HAMPER - W/O HARDWARE (WATERFORD OAK)	
			FROM: 00-00-00 THRU: 10-11-98	
11	125162-51-K28	EA	CABINET - HAMPER - W/O HARDWARE (WATERFORD OAK)	
			FROM: 10-12-98 THRU: 99-99-99	
12*	085330-06-000	EA	TOILET - STANDARD CHINA W/SPRAYER - BONE	
13	075452-02-000	EA	HOLDER - TOILET TISSUE - BRASS	
14	075453-02-000	EA	BAR - TOWEL - 18" BRASS	
15	125087-13-J26	EA	COUNTERTOP - LAVATORY (K58,K59,K64,K65,K26,K27)	
15	125087-13-J23	EA	COUNTERTOP - LAVATORY (K62,K63)	
16	116188-12-J52	EA	SHELF - W/PLASTIC EDGE TRIM (WASHED MAPLE)	
16	116188-12-G35	EA	SHELF - W/PLASTIC EDGE TRIM (WATERFORD OAK)	
17	131995-65-K58	EA	DOOR - SOLID PANEL - 12" X 18.7" - W/O HARDWARE (WASHED MAPLE)	
17	131995-65-K28	EA	DOOR - SOLID PANEL - 12" X 18.7" - W/O HARDWARE (WATERFORD OAK)	
18	115612-01-01A	EA	SURROUND - SHOWER - OFF WHITE	
	115793-01-01A	EA	ANGLE - PLASTIC	
19	131383-01-01A	EA	SHOWER HEAD - W/60" HOSE & BRACKET - IVORY	
19	131383-02-01A	EA	SHOWER HEAD - W/60" HOSE & BRACKET - CSA - IVORY	
	103092-01-700	EA	BRACKET - F/SHOWER HEAD - CLEAR	2328028
	011048-03-700	EA	BRACKET - F/SHOWER HEAD	2328029-I
20	104462-02-01A	EA	CADDY - SHOWER - OFF WHITE	
21	075242-04-000	EA	FAUCET - TUB/SHOWER - BONE	
	075606-01-000	EA	PANEL - FAUCET BACK - SHOWER - 5" X 9" - PLASTIC	
22	M02630-34-GV0	EA	SHOWER PAN - W/SPRING LOADED DRAIN PLUNGER	

*COMPONENT PARTS FOUND IN SERVICE PARTS LIBRARY

BATH GROUP (CONTINUED)

BATH GROUP (CONTINUED)



SHOWER DOOR

KEY	PART NUMBER	U/M DESCRIPTION	VENDOR NO.
	115011-02-01A	EA SHOWER DOOR - BYPASS W/41" LOWER TRACK	
1	115011-01-701	EA GUIDE - NYLON - (W-TRACK)	1104
2	115011-01-707	EA SCREW - TOWEL BAR	612F
3	115011-01-708	EA SCREW - TOWEL BAR BRACKETS	638F
4	115011-01-705	EA SCREW - ROLLER - (HEX HEAD)	832
5	115011-01-700	EA HEADER - W/O ANTI JUMP GUARD	120G
	115011-01-711	EA KNOB - TENSION - (HEADER W/BOLT)	1420K-1420S
	115011-01-712	EA BOLT - TENSION - (HEADER)	1420S
6	115011-01-710	EA GUARD - ANTI JUMP	130
7	115011-01-704	EA ROLLERS	PN193
8	115011-01-706	EA GLAZING - VINYL	C 169
9	115011-01-709	EA TRACK - BOTTOM - 50"	90
10	115011-01-703	EA BAR - TOWEL	136
11	115011-01-702	EA BRACKET - TOWEL BAR	135
	115011-01-713	EA JAMB - WALL SHOWER DOOR	126

BATH DOOR

KEY	PART NUMBER	U/M DESCRIPTION
	128967-06-K58	EA DOOR - BATH (WASHED MAPLE)
	128967-06-J01	EA DOOR - BATH (WATERFORD OAK)
	094485-03-01A	EA KNOB - BRASS
	128967-51-K80	EA RACK - TOWEL - BATH DOOR (WASHED MAPLE)
	128967-51-J01	EA RACK - TOWEL - BATH DOOR (WATERFORD OAK)
	128967-53-K80	EA MOLDING/SIDE RAIL - TOWEL BAR RACK - RIGHT SIDE (WASHED MAPLE)
	128967-53-J01	EA MOLDING/SIDE RAIL - TOWEL BAR RACK - RIGHT SIDE (WATERFORD OAK)
	128967-52-K80	EA MOLDING/SIDE RAIL - TOWEL BAR RACK - LEFT SIDE (WASHED MAPLE)
	128967-52-J01	EA MOLDING/SIDE RAIL - TOWEL BAR RACK - LEFT SIDE (WATERFORD OAK)
	100357-01-000	EA ROD - F/TOWEL BAR - BRASS

BATH/GALLEY SLIDING DOOR

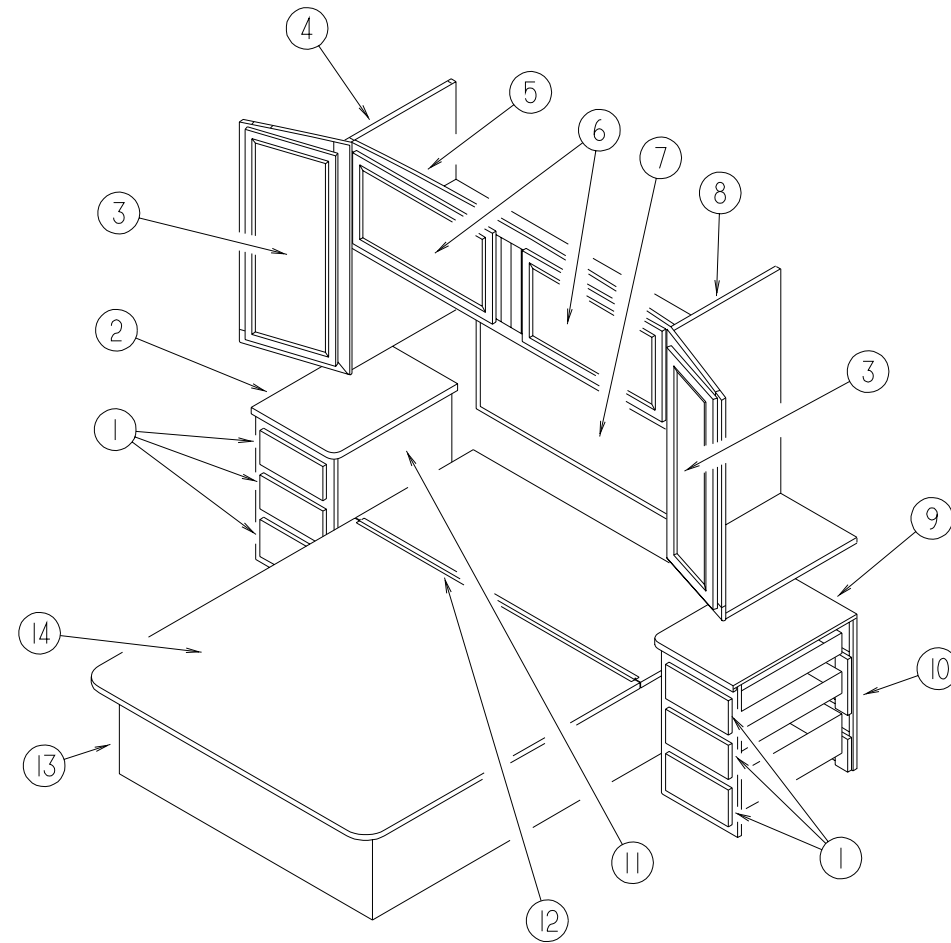
KEY	PART NUMBER	U/M DESCRIPTION
	104013-16-K58	EA DOOR - SLIDING - W/O HARDWARE (WASHED MAPLE)
	104013-16-K28	EA DOOR - SLIDING - W/O HARDWARE (WATERFORD OAK)
	103908-07-J52	EA HEADER - DOOR - BATH/GALLEY (WASHED MAPLE)
	103908-07-G15	EA HEADER - DOOR - BATH/GALLEY (WATERFORD OAK)
	103868-09-01A	EA TRACK - SLIDING DOOR - 64.3" - OFF WHITE
	103874-01-000	EA HANGER - SLIDING DOOR
	064467-01-000	EA GUIDE - POCKET - SLIDING DOOR - WALL MOUNTED
	098410-01-01A	EA PULL - FINGER - BRASS

BATH/BEDROOM PRIVACY DOOR

KEY	PART NUMBER	U/M DESCRIPTION
	M03866-04-J52	EA DOOR - BI-FOLD - W/O HARDWARE (WASHED MAPLE)
	M03866-04-G35	EA DOOR - BI-FOLD - W/O HARDWARE (WATERFORD OAK)
	084451-01-000	EA CATCH (BIFOLD DOOR) BRASS
	117978-01-01A	EA KNOB - DOOR - BRIGHT BRASS
	092652-01-000	EA GUIDE WHEEL - DOOR TOP MOUNT
	102920-01-01A	EA HINGE - SPRING LOADED/BRASS
	103908-08-J52	EA HEADER - DOOR - BATH/GALLEY (WASHED MAPLE)
	103908-08-G15	EA HEADER - DOOR - BATH/GALLEY (WATERFORD OAK)

BEDROOM GROUP

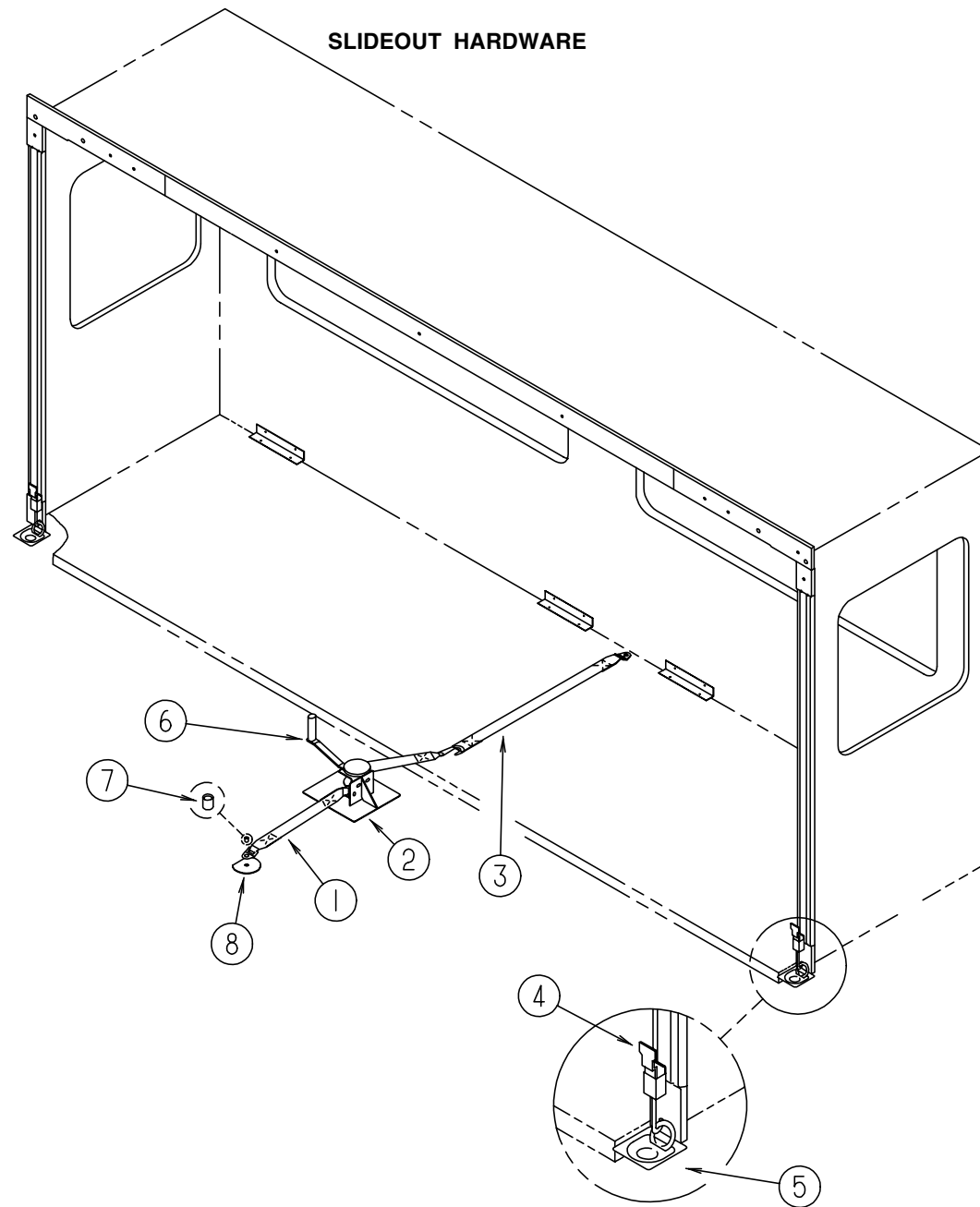
QUEEN BEDROOM



KEY	PART NUMBER	U/M	DESCRIPTION	KEY	PART NUMBER	U/M	DESCRIPTION
1	M09316-14-K58	EA	DRAWER - OGEE EDGE - 10.7"W X 19.7"D - W/O SLIDES/HARDWARE (WASHED MAPLE)	11	129251-07-K58	EA	CABINET - NIGHTSTAND/RH - W/COUNTERTOP - W/O DRS/DWRS/HDW (K58,K26)
1	M09316-14-K28	EA	DRAWER - OGEE EDGE - 10.7"W X 19.7"D - W/O SLIDES/HARDWARE (WATERFORD OAK)	11	129251-07-K68	EA	CABINET - NIGHTSTAND/RH - W/COUNTERTOP - W/O DRS/DWRS/HDW (K59,K65)
2	129251-19-K28	EA	COUNTERTOP - NIGHTSTAND (K58,K59,K64,K65,K26,K27)	11	129251-07-K62	EA	CABINET - NIGHTSTAND/RH - W/COUNTERTOP - W/O DRS/DWRS/HDW (K62)
2	129251-19-K32	EA	COUNTERTOP - NIGHTSTAND (K62,K63)	11	129251-07-K63	EA	CABINET - NIGHTSTAND/RH - W/COUNTERTOP - W/O DRS/DWRS/HDW (K63)
3	132006-02-K58	EA	DOOR - MITERED EDGES - 14.3" X 36.4" - W/O HARDWARE (WASHED MAPLE)	11	129251-07-K69	EA	CABINET - NIGHTSTAND/RH - W/COUNTERTOP - W/O DRS/DWRS/HDW (K64)
3	132006-02-K28	EA	DOOR - MITERED EDGES - 14.3" X 36.4" - W/O HARDWARE (WATERFORD OAK)	11	129251-07-K28	EA	CABINET - NIGHTSTAND/RH - W/COUNTERTOP - W/O DRS/DWRS/HDW (K27)
4	116142-01-J54	EA	CABINET - SHIRT CLOSET/RIGHT HAND - W/O DOOR/HARDWARE (WASHED MAPLE)	12	041389-25-000	EA	HINGE - PIANO - 1.50" X 55"
4	116142-01-J22	EA	CABINET - SHIRT CLOSET/RIGHT HAND- W/O DOOR/HARDWARE (WATERFORD OAK)	13	P16341-01-J52	EA	CABINET - BASE/QUEEN BED - W/O DOORS/DRAWERS/HARDWARE (WASHED MAPLE)
5	106523-02-K58	EA	CABINET - OVERHEAD/REAR - W/O DOORS/HARDWARE (WASHED MAPLE)	13	P16341-01-K28	EA	CABINET - BASE/QUEEN BED - W/O DOORS/DRAWERS/HARDWARE (WATERFORD OAK)
5	106523-02-K28	EA	CABINET - OVERHEAD/REAR - W/O DOORS/HARDWARE (WATERFORD OAK)	14	M07465-02-K28	EA	TOP - QUEEN BED - W/O HARDWARE
6	131995-D4-K58	EA	DOOR - SOLID PANEL - 15.7" X 27.9" - W/O HARDWARE (WASHED MAPLE)	126477-03-K58	EA	HEADBOARD - ERIN - QUEEN - FABRIC COVERED (K58,K59)	
6	131995-D4-K28	EA	DOOR - SOLID PANEL - 15.7" X 27.9" - W/O HARDWARE (WATERFORD OAK)	126477-03-K62	EA	HEADBOARD - ERIN - QUEEN - FABRIC COVERED (K62,K63)	
7	058331-93-000	EA	MIRROR - SAFETY GLASS - 27.6" X 63"	126477-03-K64	EA	HEADBOARD - ERIN - QUEEN - FABRIC COVERED (K64,K65)	
8	116142-02-J60	EA	CABINET - SHIRT CLOSET/LEFT HAND - W/O DOOR/HARDWARE (WASHED MAPLE)	126477-03-K26	EA	HEADBOARD - ERIN - QUEEN - FABRIC COVERED (K26,K27)	
8	116142-02-J22	EA	CABINET - SHIRT CLOSET/LEFT HAND - W/O DOOR/HARDWARE (WATERFORD OAK)	109645-02-000	EA	BRACKET - FLOOR SUPPORT	
9	129251-20-K28	EA	COUNTERTOP - NIGHTSTAND (K58,K59,K64,K65,K26,K27)	057460-02-000	EA	STUD BALL - GAS SPRING - .39" - 5/16"-18	
9	129251-20-K32	EA	COUNTERTOP - NIGHTSTAND (K62,K63)	057460-04-000	EA	SPRING - GAS - BALL STUD STYLE END	
10	129251-08-K58	EA	CABINET - NIGHTSTAND/LH - W/COUNTERTOP - W/O DRS/DWRS/HDW (K58,K26)	089025-01-000	EA	SUPPORT-SPRING- TO BED - ANGLE 1.5" X 11.8" LONG - STEEL	
10	129251-08-K68	EA	CABINET - NIGHTSTAND/LH - W/COUNTERTOP - W/O DRS/DWRS/HDW (K59,K65)	097872-04-000	EA	DOWEL - WOOD - 1" DIAMETER X 1.38" LONG	
10	129251-08-K62	EA	CABINET - NIGHTSTAND/LH - W/COUNTERTOP - W/O DRS/DWRS/HDW (K62)	107796-05-000	EA	BRACKET - GAS SPRING - FLAT	
10	129251-08-K63	EA	CABINET - NIGHTSTAND/LH - W/COUNTERTOP - W/O DRS/DWRS/HDW (K63)	091952-01-000	EA	CLIP - GRIPPER - 1"	
10	129251-08-K69	EA	CABINET - NIGHTSTAND/LH - W/COUNTERTOP - W/O DRS/DWRS/HDW (K64)				
10	129251-08-K28	EA	CABINET - NIGHTSTAND/LH - W/COUNTERTOP - W/O DRS/DWRS/HDW (K27)				

CHASSIS GROUP

SLIDEOUT HARDWARE



KEY	PART NUMBER	U/M	DESCRIPTION
1	116101-01-F31	EA	STRAP - WINCH
2	116082-01-02B	EA	BRACKET - WINCH
			FROM: 00-00-00 THRU: 12-06-98
2	116082-03-02B	EA	BRACKET - WINCH
			FROM: 12-07-98 THRU: 99-99-99
3	116101-02-F31	EA	STRAP - WINCH
4	116737-01-01A	EA	LATCH - DRAW - ADJUSTABLE - ZINC

KEY	PART NUMBER	U/M	DESCRIPTION
5	116736-01-01A	EA	TIEDOWN - DROP/D - ZINC
6	115767-02-000	EA	WINCH - SLIDEOUT
7	116743-01-01A	EA	CAP - LUG COVER - THREAD PROTECTOR - BLACK
8	057759-01-000	EA	WASHER BRACKET - SEAT BELT - 4" DIAMETER
8	064081-03-000	EA	NUT - WING 3/8-16 - W/WELD NUT
	077298-55-003	EA	EXTRUSION - TUBE - .275"

CHASSIS GROUP (CONTINUED)

HYDRAULIC SLIDEOUT SYSTEM

KEY	PART NUMBER	U/M DESCRIPTION	VENDOR NO.
	115767-05-000	EA SLIDEOUT - HYDRAULIC	
	115767-01-701	EA CYLINDER-HYD. SLIDE OUT (RAM	RAP90007
	115767-01-702	EA HOSE-HYD., 17" F/SLIDE OUT	RAP90003
	115767-01-703	EA HOSE-HYD., 90" F/SLIDE OUT	RAP90001
	115767-01-704	EA HOSE-HYD., 146" F/SLIDE OUT	RAP90004
	115767-01-705	EA HOSE-HYD., 60" F/SLIDE OUT	RAP4073
	115767-01-706	EA VALVE-SENSOR, F/SLIDE OUT	RAP90012
	115767-01-707	EA GUIDE-OUTER HOSE	RAP90008
	115767-01-708	EA GUIDE-INNER HOSE	RAP90009
	121665-02-000	EA SHIM - 1/16 THICK - SLIDE OUT ROOM	
	121665-03-000	EA SHIM - 1/8 THICK	
	115105-05-01B	EA BRACKET - SLIDEOUT	
	115105-06-02B	EA BRACKET - SLIDEOUT	
	116735-02-01B	EA BRACKET - CONTROL VALVE - SLIDEOUT	

WHEEL LINERS - 19.5"

KEY	PART NUMBER	U/M DESCRIPTION	VENDOR NO.
	110435-12-000	EA LINER - WHEEL - SET/4 - 19.5"	
	110435-05-700	EA CAP - CENTER - POP - OUT	V22510-POC
	110435-05-711	EA COVER - LUG NUT	V22506-LNC
	110435-05-712	EA TOOL INSTALLATION	V22506-TOL
	110435-12-700	EA WHEEL LINER - FRONT WHEEL	V19580-FWC
	110435-12-701	EA WHEEL LINER - REAR WHEEL	V19580-RWC
	110435-12-702	EA JAM NUT - 20MM	V19580-JNT

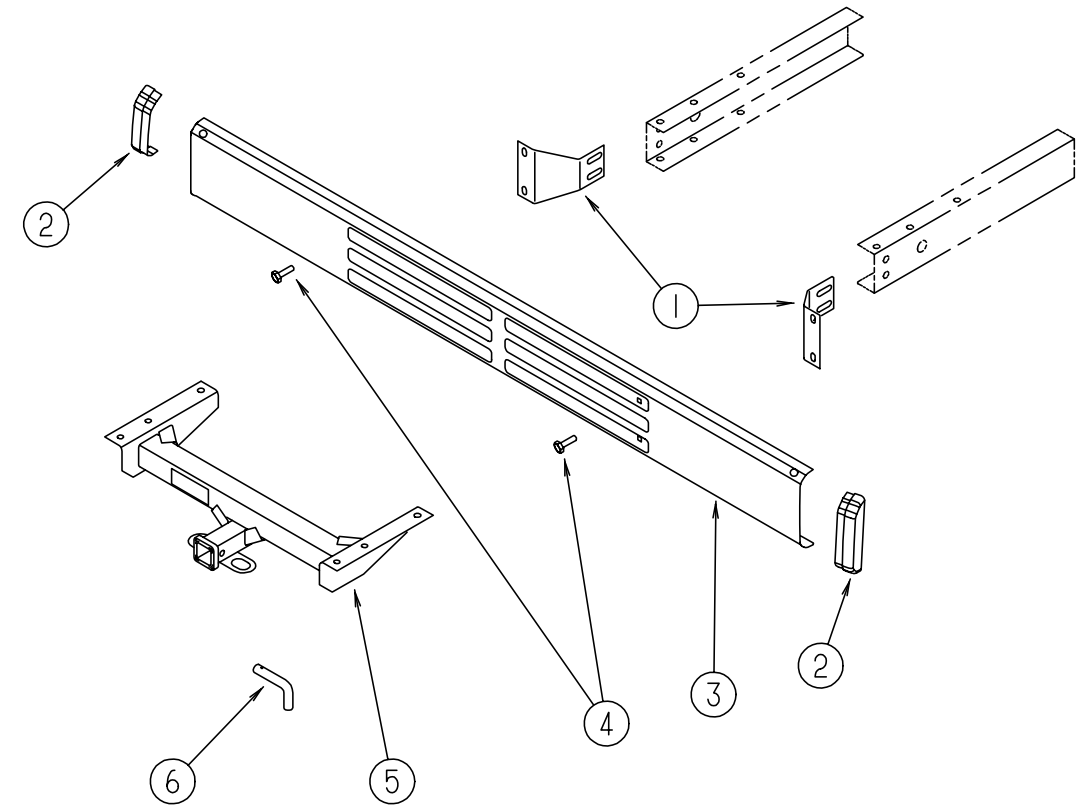
EXHAUST SYSTEM PARTS

KEY	PART NUMBER	U/M DESCRIPTION
	053322-22-000	EA SHIELD - HEAT - EXHAUST

LEVELING SYSTEM

KEY	PART NUMBER	U/M DESCRIPTION
	131306-04-000	EA LEVELING SYSTEM - OPERATES SLIDEOUT ROOM W/O JACKS DOWN

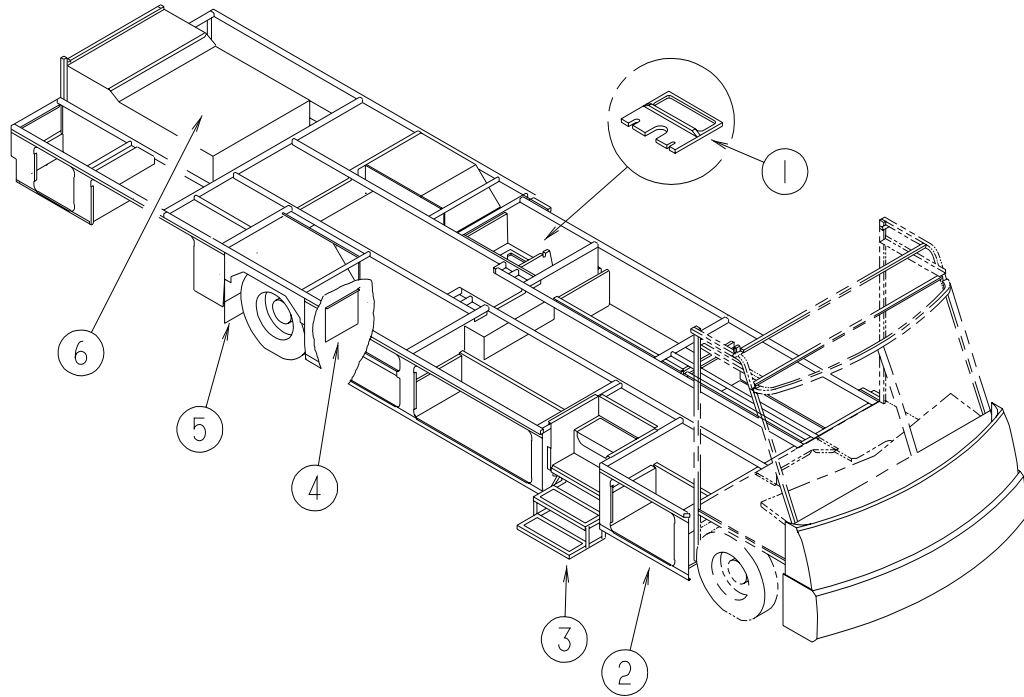
CHASSIS GROUP (CONTINUED)



REAR BUMPER & COMPONENTS

KEY	PART NUMBER	U/M DESCRIPTION
1	116357-01-02B	EA ANGLE - SUPPORT - REAR BUMPER
2	103228-01-05A	EA END CAP - REAR BUMPER - DRIVER/PASSENGER SIDE
3	103099-12-02A	EA BUMPER - REAR - BRIGHT WHITE
4	102333-01-05A	EA BOLT - 7/16"
5	130339-05-000	EA HITCH RECEIVER - BOLT ON CLASS III
6	034512-01-000	EA PIN - LOCKING - DRAWBAR
	113589-01-000	EA CONNECTOR - PLUG - TRAILER
	113589-02-000	EA CONNECTOR - SOCKET - TRAILER
	113588-02-01B	EA BRACKET - CONNECTOR - TRAILER W/O LIP
	110277-02-000	EA STRAP

CHASSIS GROUP (CONTINUED)

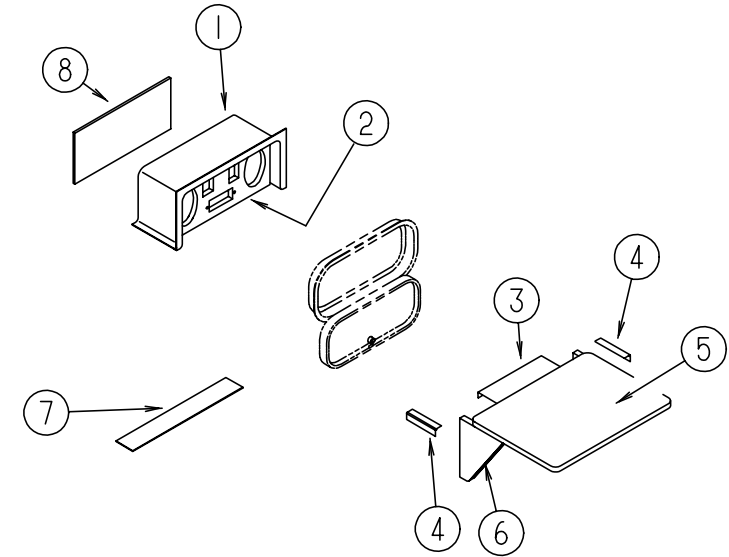


COMPARTMENTS & TRAYS

KEY	PART NUMBER	U/M	DESCRIPTION
1	M06991-05-G38	EA	HATCH - W/FOAM
	121175-01-01A	EA	LATCH - SWELL - BLACK
	105718-03-000	EA	SUPPORT
2	120867-01-02B	EA	MOUNT - LP TANK
3*	094707-01-01A	EA	STEP - DOUBLE - ELECTRIC - KWIKEE
			FROM: 00-00-00 THRU: 01-13-99
3*	094707-03-01A	EA	STEP - ELECTRIC DOUBLE - W/BLACK CONTROL BOX - KWIKEE
			FROM: 01-14-99 THRU: 99-99-99
	104452-03-000	EA	SUPPORT - STEP
4	020167-05-000	EA	DIRT GUARD - STEEL - 14.9" LONG
5	020167-08-000	EA	DIRT GUARD - STEEL - 13.6" LONG
	017516-01-000	EA	MUD FLAP - 14" X 18" - BLACK
6	072877-03-000	EA	INSULATION - SOUND BARRIER - 1" X 36" X 57"
	065450-05-000	EA	TIEDOWN - BATTERY - 8.4" TUBE
	061420-10-000	EA	PLUG/PLASTIC - 1.50" DIAMETER - BLACK
	119845-01-01A	EA	PLUG - PLASTIC - BLACK

*COMPONENT PARTS FOUND IN SERVICE PARTS LIBRARY

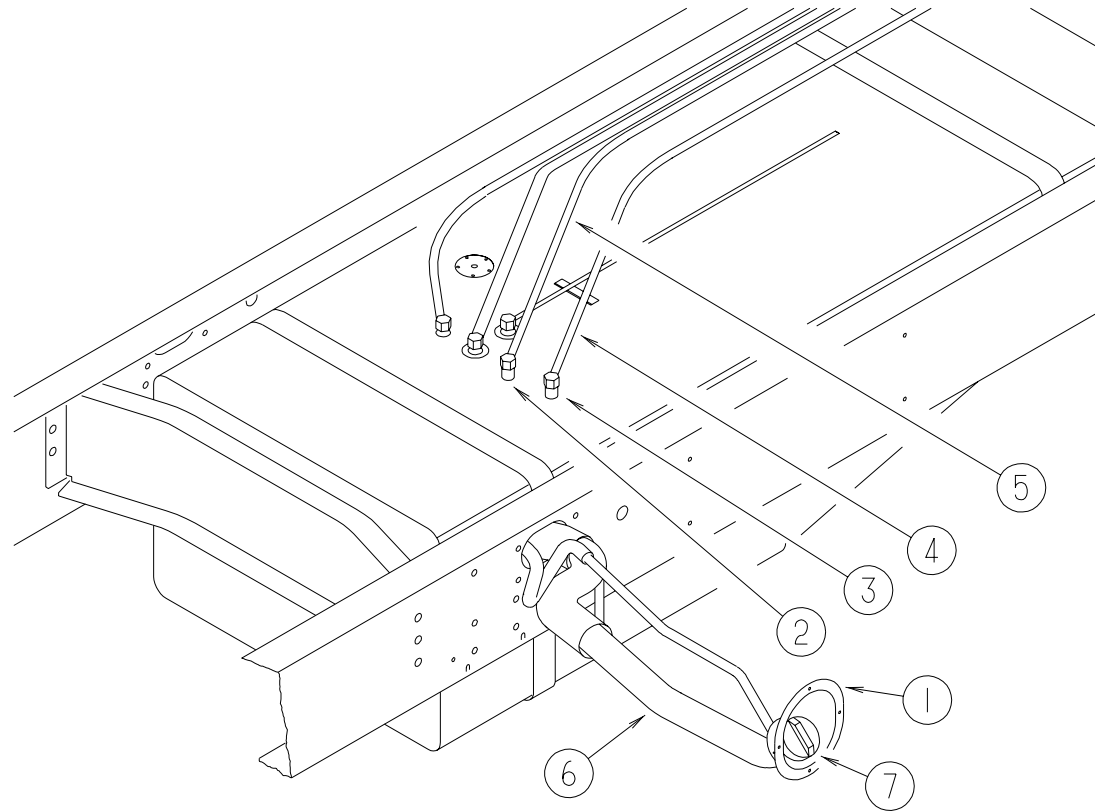
CHASSIS GROUP (CONTINUED)



COMPARTMENT (ENTERTAINMENT CENTER)

KEY	PART NUMBER	U/M	DESCRIPTION
1	124696-01-01A	EA	BOX - ENTERTAINMENT CENTER
2	104899-03-H17	EA	PLATE - RADIO MOUNTING
3	105377-01-04A	EA	BRACKET - TABLE HANGER - BRIGHT WHITE
4	105376-01-03A	EA	HINGE - CONTINUOUS - 2" X 5.5" - BRIGHT WHITE
5	105230-11-J01	EA	SHELF - EXTERIOR ENTERTAINMENT CENTER - W/O HARDWARE
6	105230-12-J01	EA	SUPPORT - EXTERIOR SHELF
7	104898-01-02A	EA	PLATE - PLASTIC BOTTOM - BRIGHT WHITE
8	104898-02-02A	EA	PLATE - PLASTIC BACK - BRIGHT WHITE

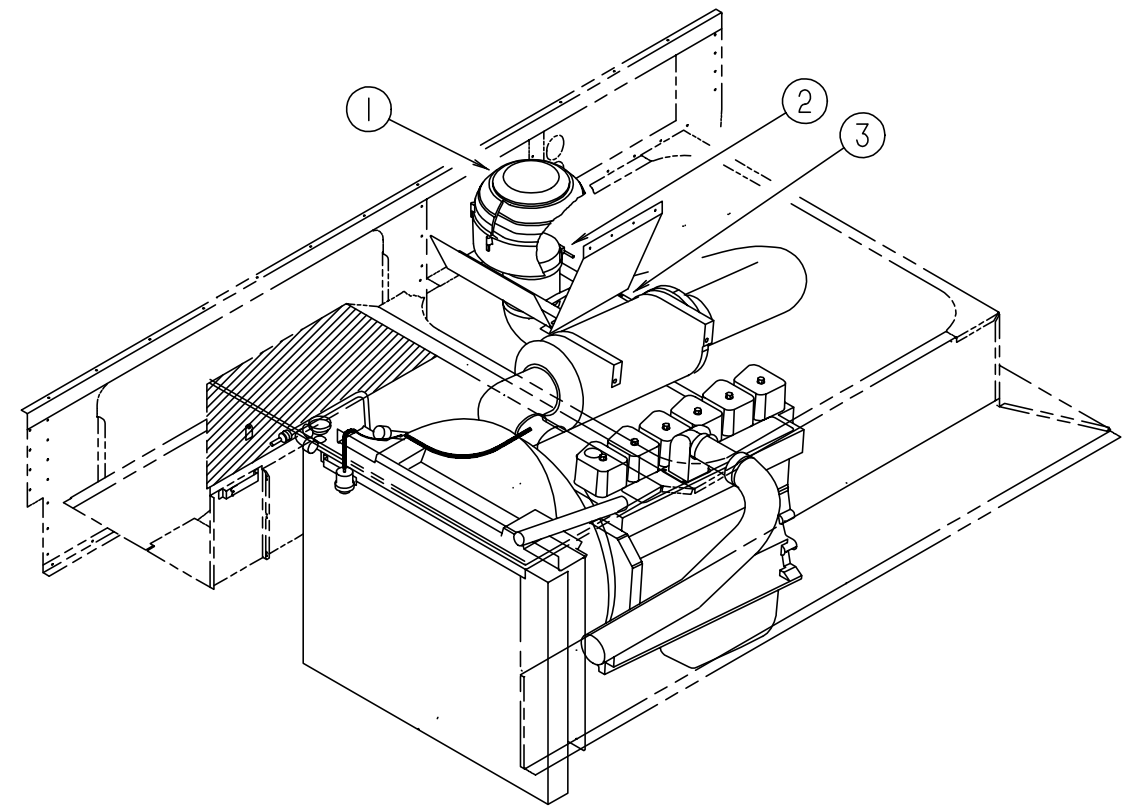
CHASSIS GROUP (CONTINUED)



FUEL SYSTEM

KEY	PART NUMBER	U/M	DESCRIPTION
1	095854-01-01A	EA	SHROUD - FUEL FILL - PLASTIC
	078200-01-000	EA	GASKET - FUEL FILL - 3.5"OD X 2"ID
2	114253-01-000	EA	ELBOW - 1/4 SINGLE BARB X 1/8 MPT
	068382-06-000	EA	BUSHING - BRASS - 3/8 MPT X 1/8 FPT
3	114253-04-000	EA	ELBOW - 5/16 SINGLE BARB X 1/8 MPT
	068382-06-000	EA	BUSHING - BRASS - 3/8 MPT X 1/8 FPT
4	007063-01-000	FT	HOSE - FUEL - 1/4"ID X 1/2"OD
5	024138-01-000	FT	HOSE - FUEL - 5/16" ID
6	117336-01-000	EA	NECK ASSEMBLY - FUEL FILL
			FROM: 00-00-00 THRU: 03-07-99
6	117336-03-000	EA	NECK - FUEL FILL
			FROM: 03-08-99 THRU: 99-99-99
7	073220-03-000	EA	CAP - FUEL FILL - NON LOCK - DIESEL
	114254-02-000	EA	ADAPTER - 5/16 SINGLE BARB X 1/8 MPT
	114254-01-000	EA	ADAPTER - 1/4 BARB X 1/8 MPT
	084884-01-000	EA	PLUG - BRASS - 3/8"

CHASSIS GROUP (CONTINUED)



PRECLEANER & AIR FILTER

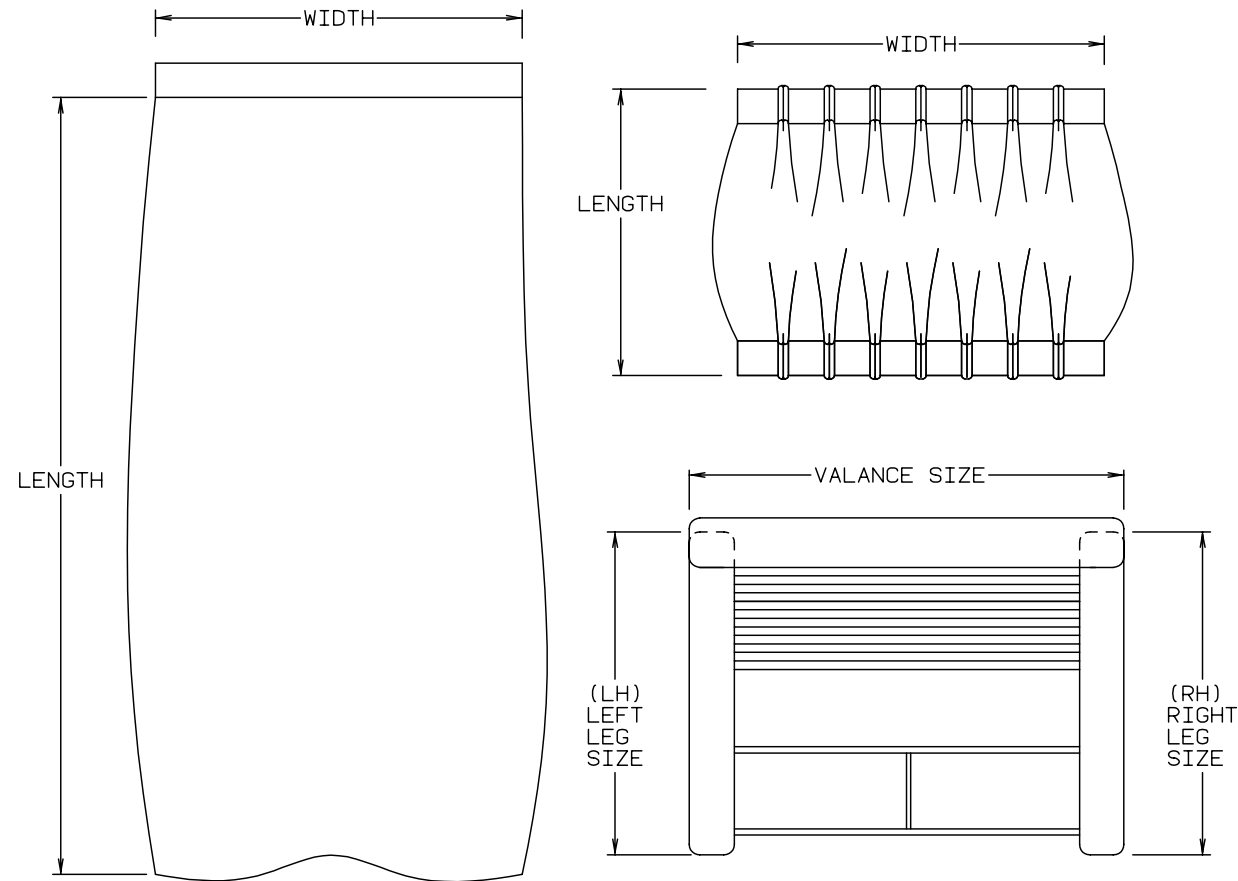
KEY	PART NUMBER	U/M	DESCRIPTION
1	124856-01-000	EA	PRE-CLEANER - ENGINE AIR INTAKE
2	125083-01-01A	EA	CLAMP - T BOLT
3	099856-09-000	EA	TIEDOWN - STRAP - 1" X 29.1" WEBBING W/3" OVERLAP - BLACK
	106100-04-H17	EA	VENT/GRILLE - ENGINE/GENERATOR - 13.9"W X 9.9"H

CURTAIN & CUSHION GROUP

NOTICE

IN ORDER TO ASSIST OUR PARTS SALES DEPT. IN PROVIDING INTERIOR SOFTGOODS ITEMS, PLEASE INCLUDE THE SERIAL NUMBER AND THE COLOR CODE NUMBER FROM THE VEHICLE CERTIFICATION LABEL WHEN ORDERING. THIS LABEL IS LOCATED ON THE LEFT SIDEWALL AT THE END OF THE DASH (A-BODY), OR ON THE DRIVER'S DOOR LATCH PLATE (C-BODY).

AN EXAMPLE OF A COLOR CODE NUMBER IS B07, WHICH DESIGNATES AN OVERALL COLOR SCHEME OF A PARTICULAR UNIT. THE COLOR LISTED AFTER THE ITEM DESCRIPTION ON THE MICROFICHE, INDICATES THE OVERALL UNIT COLOR. ORDER THE ITEM YOU DESIRE ACCORDING TO UNIT COLOR CODE.



NOTE: USE THIS ILLUSTRATION WHEN DETERMINING LENGTH AND WIDTH MEASUREMENTS FOR CURTAINS. YOU WILL NOTE THE WIDTH MEASUREMENT IS TAKEN ON THE TOP OF THE CURTAIN WITH THE CURTAIN FULLY EXTENDED. THE LENGTH MEASUREMENT IS TAKEN FROM TOP TO BOTTOM. LEFT AND RIGHT WINDOW LEGS ARE DETERMINED WHEN FACING THE WINDOW.

CURTAIN & CUSHION GROUP (CONTINUED)

ASSIST HANDLE, SEAT BELTS & BUTTONS

KEY	PART NUMBER	U/M	DESCRIPTION
	069178-02-000	EA	BRACKET - MOUNTING/ASSIST HANDLE - GRAY
	000C16-07-16B	EA	BOLT - CARRIAGE - ASSIST HANDLE - 7/16" - 14 X 1"
	000D20-07-00B	EA	NUT - ACORN - ASSIST HANDLE - 7/16 - 14
	053552-02-K01	EA	HANDLE - ASSIST - INTERIOR/ENTRY DOOR - VINYL/OFF WHITE
	070578-02-J22	EA	BUTTON - #30 - VINYL
	079349-08-J52	YD	WELT - VINYL
	084415-93-000	YD	TRIM - BRAID - CLOUD (K58,K59)
	084415-94-000	YD	TRIM - BRAID (K62,K63)
	084415-91-000	YD	TRIM - BRAID (K64,K65)
	084415-70-000	YD	TRIM - BRAID - CORD (K26,K27)
	079349-04-K15	YD	WELT - NARROW (K58,K59)
	079349-04-J06	YD	WELT - NARROW (K62,K63)
	079349-04-K19	YD	WELT - NARROW (K64,K65)
	079349-04-GC1	YD	WELT - NARROW (K26,K27)
	007021-01-000	EA	SEAT BELT - 2" X 90" - BLACK
	056271-01-000	EA	BELT - SEAT - 2" X 102" - BLACK
	057759-01-000	EA	WASHER BRACKET - SEAT BELT - 4" DIAMETER
	127038-01-01A	EA	TIEDOWN STRAP - W/VELCRO ENDS
	057534-03-000	EA	TIEBACK - CLEAR PLASTIC - 7.5"

CURTAIN & CUSHION GROUP (CONTINUED)

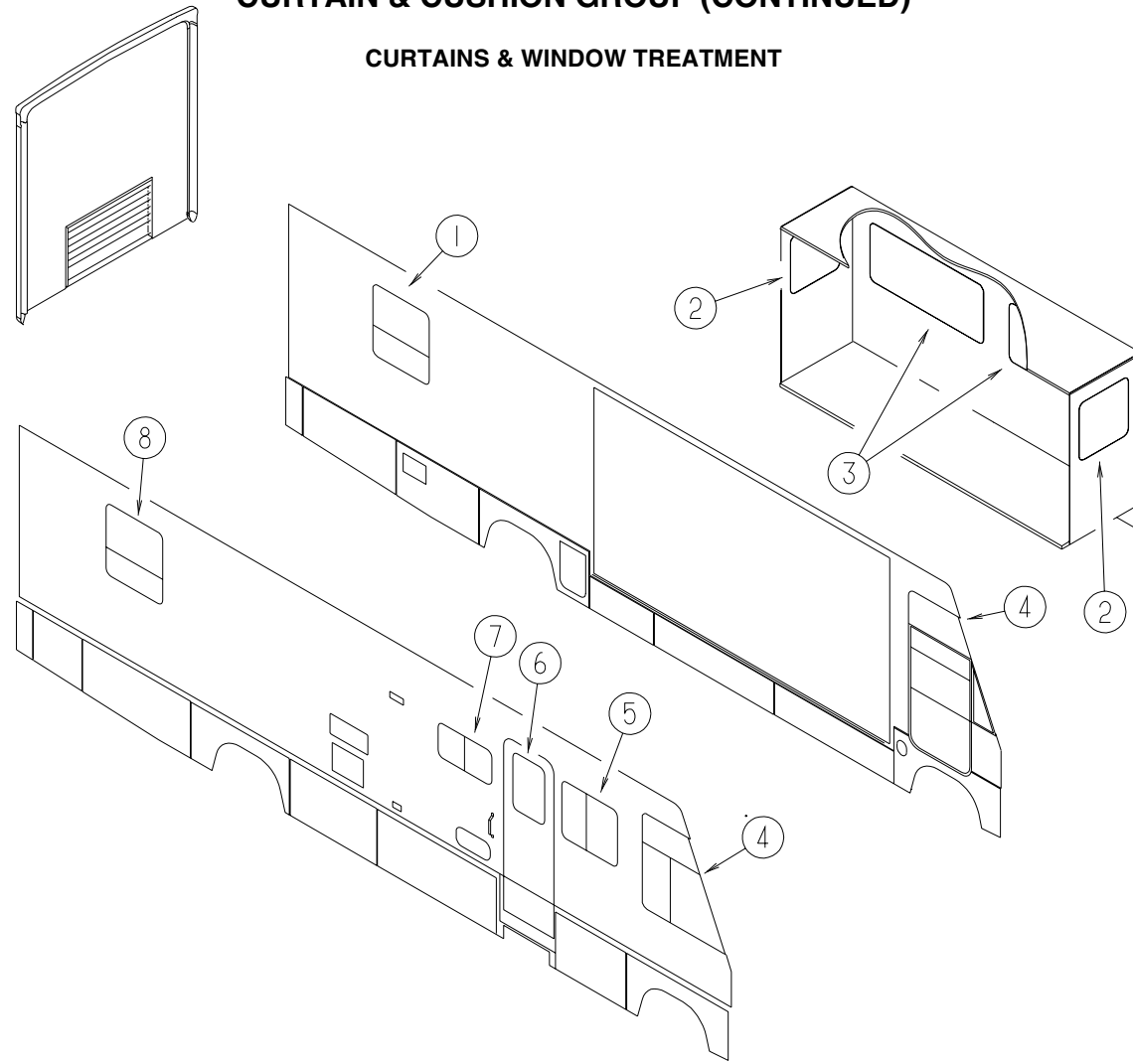
SUNCRUISER FABRICS

COLOR CODES	K58,K59	K62,K63	K64,K65	K26,K27
MARKETING COLORS	CLOUD (GRAY)	CASTLETON (TAUPE)	MINT (GREEN)	SEASPRAY (TEAL)
BUCKET SEAT	108446-W2-000	108446-S6-000	126883-34-000	108446-S6-000
SOFA	108446-U6-000	126883-09-000	126883-33-000	126883-27-000
DINETTE	108446-U6-000	126883-09-000	126883-33-000	126883-27-000
TT CHAIR	108446-W3-000	126883-18-000	108446-U8-000	126883-11-000
LOUNGE WINDOWS	108446-U6-000 084415-93-000	126883-09-000 084415-94-000	126883-33-000 126883-34-000	126883-27-000 084415-70-000
FRONT WRAP AROUND	072333-88-000	072333-85-000	072333-85-000	072333-85-000
DINETTE CHAIRS	108446-W3-000	126883-18-000	108446-U8-000	126883-11-000
LOUNGE PILLOWS	108446-W3-000	126883-18-000	108446-U8-000	126883-11-000
BEDROOM PILLOWS	105745-H8-000 084415-93-000	105745-J0-000 084415-94-000	105745-E7-000 084415-91-000	105745-E7-000 105745-K9-000
BEDROOM WINDOWS	105745-H4-000 105745-H8-000	105745-H1-000 105745-J0-000	105745-H6-000 105745-E7-000	105745-K9-000 105745-E7-000
BEDSPREAD	105745-H4-000 084415-93-000	105745-H1-000 084415-94-000	105745-H6-000 084415-91-000	105745-K9-000 105745-E7-000
DINETTE PADS	108446-W2-000	108446-S6-000	126883-34-000	108446-C5-000
MAP POCKETS	108446-W2-000	108446-S6-000	126883-34-000	108446-C5-000
HEADBOARD	105745-H4-000 105745-H8-000	105745-H1-000 105745-J0-000	105745-H6-000 105745-E7-000	105745-K9-000 105745-E7-000
CEILING MATERIAL	113979-01-01A	113979-01-01A	113979-01-01A	113979-01-01A

NOTE: THE FABRIC LISTED FIRST, IN A BLOCK, IS THE LARGEST QUANTITY OF FABRIC USED

CURTAIN & CUSHION GROUP (CONTINUED)

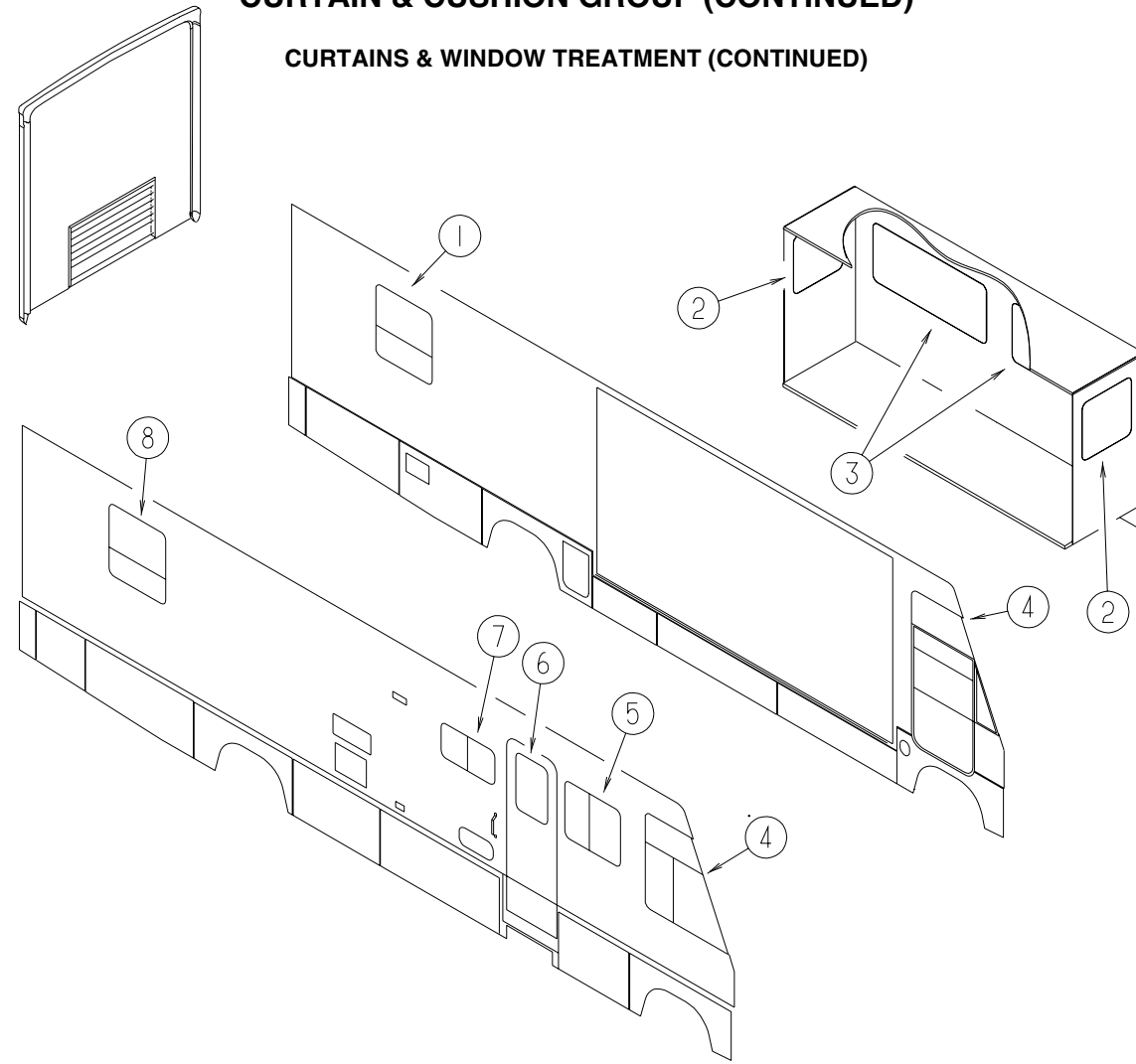
CURTAINS & WINDOW TREATMENT



KEY	PART NUMBER	U/M	DESCRIPTION	KEY	PART NUMBER	U/M	DESCRIPTION
1	127019-03-K58	EA	VALANCE - SARAH - 34" (K58,K59)	3	126609-11-J54	EA	VALANCE - MONA - 62.5" (K58,K59)
1	127019-03-K62	EA	VALANCE - SARAH - 34" (K62,K63)	3	126609-11-K62	EA	VALANCE - MONA - 62.5" (K62,K63)
1	127019-03-K60	EA	VALANCE - SARAH - 34" (K64,K65)	3	126609-26-K64	EA	VALANCE - MONA - 62.5" (K64,K65)
1	127019-03-K26	EA	VALANCE - SARAH - 34" (K26,K27)	3	126609-34-K26	EA	VALANCE - MONA - 62.5" (K26,K27)
1	123910-15-J54	EA	LEG - RIGHT - 34" (K58,K59)	3	111910-55-K28	EA	BLIND - DAY/NIGHTER - 59" X 26.5" (K58,K59,K62,K63,K64,K65)
1	123910-15-K62	EA	LEG - RIGHT - 34" (K62,K63)	3	111910-55-K26	EA	BLIND - DAY/NIGHTER - 59" X 26.5" (K26,K27)
1	123910-15-J28	EA	LEG - RIGHT - 34" (K64,K65)	3	127017-41-J54	EA	LEG - RIGHT - 23.5" (K58,K59)
1	123910-15-K26	EA	LEG - RIGHT - 34" (K26,K27)	3	127017-41-K62	EA	LEG - RIGHT - 23.5" (K62,K63)
1	123910-16-J54	EA	LEG - LEFT - 34" (K58,K59)	3	127017-41-K64	EA	LEG - RIGHT - 23.5" (K64,K65)
1	123910-16-K62	EA	LEG - LEFT - 34" (K62,K63)	3	127017-41-K26	EA	LEG - RIGHT - 23.5" (K26,K27)
1	123910-16-J28	EA	LEG - LEFT - 34" (K64,K65)	3	127017-42-J54	EA	LEG - LEFT - 23.5" (K58,K59)
1	123910-16-K26	EA	LEG - LEFT - 34" (K26,K27)	3	127017-42-K62	EA	LEG - LEFT - 23.5" (K62,K63)
1	111910-58-K58	EA	BLIND - DAY/NIGHTER - 31" X 37" (K58,K59,K62,K63,K64,K65)	3	127017-42-K64	EA	LEG - LEFT - 23.5" (K64,K65)
1	111910-58-K26	EA	BLIND - DAY/NIGHTER - 31" X 37" (K26,K27)	3	127017-42-K26	EA	LEG - LEFT - 23.5" (K26,K27)
2	126609-19-J54	EA	VALANCE - MONA - 29" (K58,K59)	4	101668-67-J54	EA	CURTAIN - RIGHT HAND/LEFT HAND - 42" X 106" (K58,K59)
2	126609-19-K62	EA	VALANCE - MONA - 29" (K62,K63)	4	101668-67-J22	EA	CURTAIN - RIGHT HAND/LEFT HAND - 42" X 106" (K62,K63,K64,K65,K26,K27)
2	126609-28-K64	EA	VALANCE - MONA - 29" (K64,K65)	4	126841-02-000	EA	SHADE - PULL - CHARCOAL MESH - 34" X 60"
2	126609-35-K26	EA	VALANCE - MONA - 29" (K26,K27)				FROM: 00-00-00 THRU: 11-15-98
2	111910-63-K30	EA	BLIND - DAY/NIGHTER - 26" X 27" (K58,K59,K62,K63,K64,K65)	4	126841-04-000	EA	SHADE - PULL - CHARCOAL MESH - 30.3" X 60"
2	111910-63-K26	EA	BLIND - DAY/NIGHTER - 26" X 27" (K26,K27)				FROM: 11-16-98 THRU: 99-99-99
2	127017-41-J54	EA	LEG - RIGHT - 23.5" (K58,K59)	073260-42-C17	EA	TIEBACK - 6" X 18" (K58,K59)	
2	127017-41-K62	EA	LEG - RIGHT - 23.5" (K62,K63)	073260-42-C18	EA	TIEBACK - 6" X 18" (K62,K63,K64,K65,K26,K27)	
2	127017-41-K64	EA	LEG - RIGHT - 23.5" (K64,K65)	126841-01-000	EA	SHADE - PULL - CHARCOAL MESH - 45" X 60"	
2	127017-41-K26	EA	LEG - RIGHT - 23.5" (K26,K27)				
2	127017-42-J54	EA	LEG - LEFT - 23.5" (K58,K59)				
2	127017-42-K62	EA	LEG - LEFT - 23.5" (K62,K63)				
2	127017-42-K64	EA	LEG - LEFT - 23.5" (K64,K65)				
2	127017-42-K26	EA	LEG - LEFT - 23.5" (K26,K27)				

CURTAIN & CUSHION GROUP (CONTINUED)

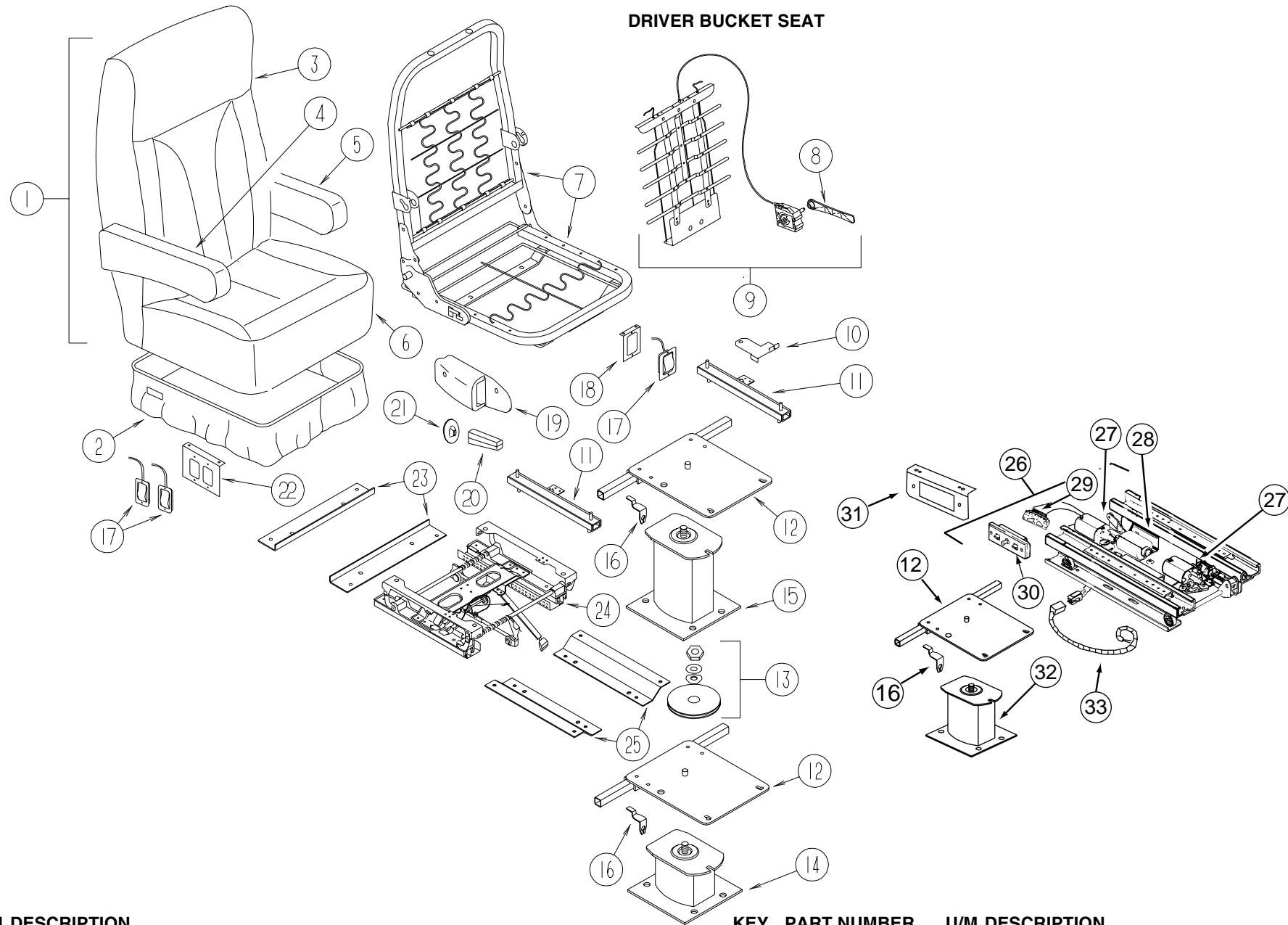
CURTAINS & WINDOW TREATMENT (CONTINUED)



KEY	PART NUMBER	U/M	DESCRIPTION
5	126609-06-J54	EA	VALANCE - MONA - 31.5" (K58,K59)
5	126609-06-K62	EA	VALANCE - MONA - 31.5" (K62,K63)
5	126609-23-K64	EA	VALANCE - MONA - 31.5" (K64,K65)
5	126609-33-K26	EA	VALANCE - MONA - 31.5" (K26,K27)
5	127017-01-J54	EA	LEG - RIGHT - 25" (K58,K59)
5	127017-01-K62	EA	LEG - RIGHT - 25" (K62,K63)
5	127017-01-K64	EA	LEG - RIGHT - 25" (K64,K65)
5	127017-01-K26	EA	LEG - RIGHT - 25" (K26,K27)
5	127017-02-J54	EA	LEG - LEFT - 25" (K58,K59)
5	127017-02-K62	EA	LEG - LEFT - 25" (K62,K63)
5	127017-02-K64	EA	LEG - LEFT - 25" (K64,K65)
5	127017-02-K26	EA	LEG - LEFT - 25" (K26,K27)
5	111910-20-K58	EA	BLIND - DAY/NIGHTER - 28" X 28" (K58,K59,K62,K63,K64,K65)
5	111910-20-K26	EA	BLIND - DAY/NIGHTER - 28" X 28" (K26,K27)
6	120820-01-K58	EA	VALANCE - 15" X 30.5" - W/CLOCK CUTOUT (K58,K59)
6	120820-01-K62	EA	VALANCE - 15" X 30.5" - W/CLOCK CUTOUT (K62,K63)
6	120820-38-K64	EA	VALANCE - 15" X 30.5" - W/CLOCK CUTOUT (K64,K65)
6	120820-39-K23	EA	VALANCE - 15" X 30.5" - W/CLOCK CUTOUT (K26,K27)
6	084755-57-E07	EA	SHADE - PULL - 27.25"
7	109041-44-02A	EA	BLIND - MINI - 30.5" X 18" (K58,K59,K62,K63,K64,K65) FROM: 00-00-00 THRU: 09-06-98
7	109041-58-02A	EA	BLIND - MINI - 30.5" X 17" (K58,K59,K62,K63,K64,K65) FROM: 09-07-98 THRU: 99-99-99
7	109041-44-01A	EA	BLIND - MINI - 30.5" X 18" (K26,K27) FROM: 00-00-00 THRU: 09-06-98
7	109041-58-01A	EA	BLIND - MINI - 30.5" X 17" (K26,K27) FROM: 09-07-98 THRU: 99-99-99

KEY	PART NUMBER	U/M	DESCRIPTION
8	127019-02-K58	EA	VALANCE - SARAH - 34" (K58,K59)
8	127019-02-K62	EA	VALANCE - SARAH - 34" (K62,K63)
8	127019-02-K60	EA	VALANCE - SARAH - 34" (K64,K65)
8	127019-02-K26	EA	VALANCE - SARAH - 34" (K26,K27)
8	127017-09-J54	EA	LEG - RIGHT - 34" (K58,K59)
8	127017-09-J56	EA	LEG - RIGHT - 34" (K62,K63)
8	127017-09-J28	EA	LEG - RIGHT - 34" (K64,K65)
8	127017-09-K26	EA	LEG - RIGHT - 34" (K26,K27)
8	127017-10-J54	EA	LEG - LEFT - 34" (K58,K59)
8	127017-10-J56	EA	LEG - LEFT - 34" (K62,K63)
8	127017-10-J28	EA	LEG - LEFT - 34" (K64,K65)
8	127017-10-K26	EA	LEG - LEFT - 34" (K26,K27)
8	111910-58-K58	EA	BLIND - DAY/NIGHTER - 31" X 37" (K58,K59,K62,K63,K64,K65)
8	111910-58-K26	EA	BLIND - DAY/NIGHTER - 31" X 37" (K26,K27)

CURTAIN & CUSHION GROUP (CONTINUED)

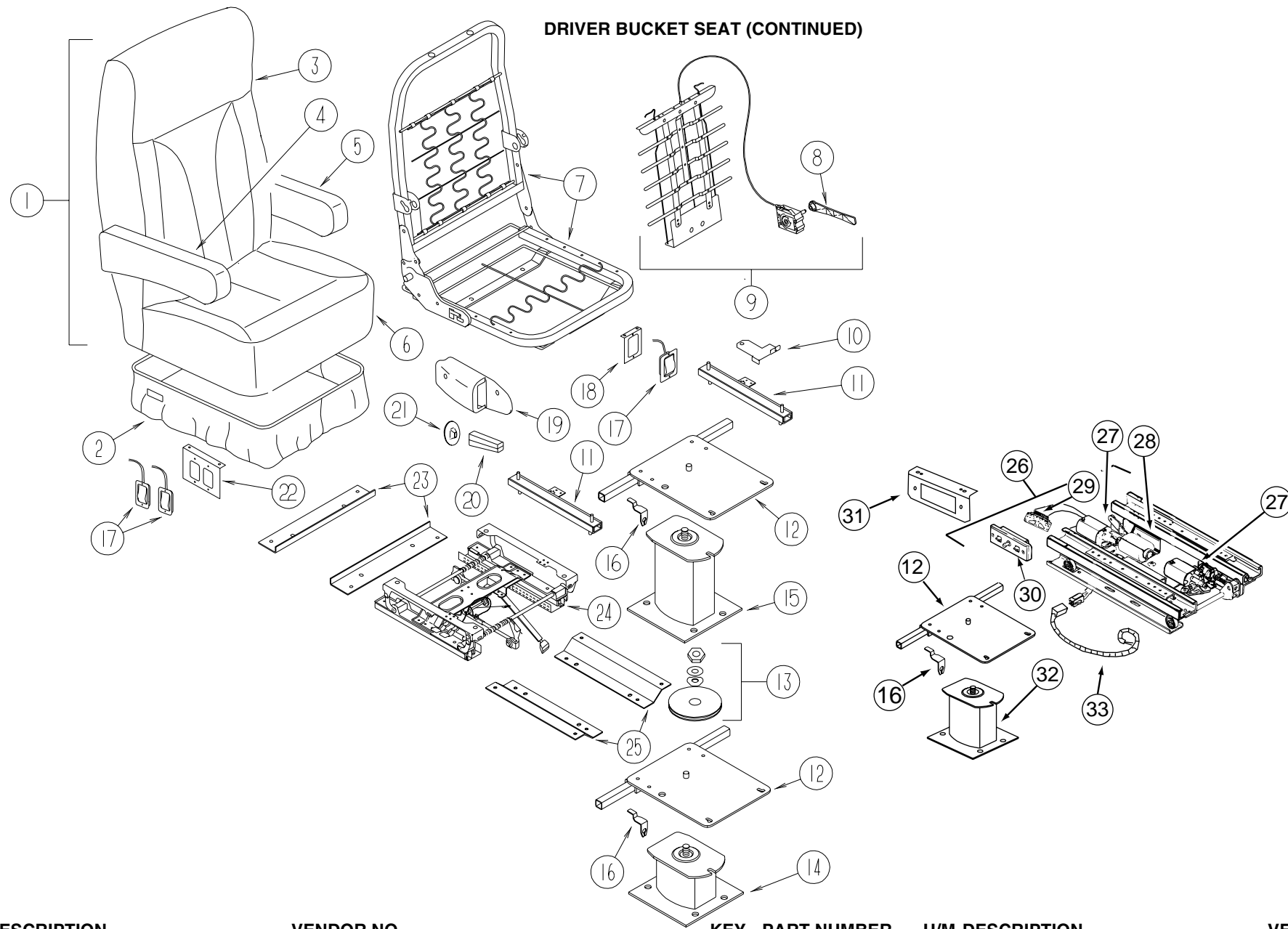


KEY	PART NUMBER	U/M	DESCRIPTION
1	129664-03-K58	EA	SEAT - BUCKET - WIDE (K58,K59)
1	129664-03-K62	EA	SEAT - BUCKET - WIDE (K62,K63)
1	129664-03-K64	EA	SEAT - BUCKET - WIDE (K64,K65)
1	129664-03-K58	EA	SEAT - BUCKET - WIDE (K26,K27)
1	129664-05-K58	EA	SEAT - BUCKET - WIDE (LEATHER OPTION)
2	071126-68-K58	EA	SKIRT - WIDE - 10.5" OPEN CORNER (K58,K59)
2	071126-68-K62	EA	SKIRT - WIDE - 10.5" OPEN CORNER (K62,K63)
2	071126-68-K64	EA	SKIRT - WIDE - 10.5" OPEN CORNER (K64,K65)
2	071126-68-K18	EA	SKIRT - WIDE - 10.5" OPEN CORNER (K26,K27)
2	071126-70-K58	EA	SKIRT - WIDE - 10.5" OPEN CORNER (LEATHER OPTION)
2	071126-69-K58	EA	SKIRT - WIDE - 10.5" OPEN CORNER W/SLIT (6 WAY MANUAL) (K58,K59)
2	071126-69-K62	EA	SKIRT - WIDE - 10.5" OPEN CORNER W/SLIT (6 WAY MANUAL) (K62,K63)
2	071126-69-K64	EA	SKIRT - WIDE - 10.5" OPEN CORNER W/SLIT (6 WAY MANUAL) (K64,K65)
2	071126-69-K32	EA	SKIRT - WIDE - 10.5" OPEN CORNER W/SLIT (6 WAY MANUAL) (K26,K27)
2	071126-71-K58	EA	SKIRT - WIDE - 10.5" OPEN CORNER W/SLIT (6 WAY MANUAL) (LEATHER OPTION)
3	M05962-84-K58	EA	COVER - BACK (K58,K59)
3	M05962-84-K62	EA	COVER - BACK (K62,K63)
3	M05962-84-K64	EA	COVER - BACK (K64,K65)
3	M05962-84-K32	EA	COVER - BACK (K26,K27)
3	M05962-86-K58	EA	COVER - BACK - LEATHER

KEY	PART NUMBER	U/M	DESCRIPTION	VENDOR NO.
4	129666-01-K58	EA	ARMREST - RIGHT HAND (K58,K59)	
4	129666-01-K62	EA	ARMREST - RIGHT HAND (K62,K63)	
4	129666-01-K64	EA	ARMREST - RIGHT HAND (K64,K65)	
4	129666-01-K58	EA	ARMREST - RIGHT HAND (K26,K27)	
4	129666-03-K58	EA	ARMREST - RIGHT HAND/LEATHER	
4	P29666-01-K58	EA	COVER - ARMREST/RIGHT HAND (K58,K59)	
4	P29666-01-K62	EA	COVER - ARMREST/RIGHT HAND (K62,K63)	
4	P29666-01-K64	EA	COVER - ARMREST/RIGHT HAND (K64,K65)	
4	P29666-01-K18	EA	COVER - ARMREST/RIGHT HAND (K26,K27)	
4	P29666-03-K58	EA	COVER - ARMREST/RIGHT HAND - LEATHER	
5	129666-02-K58	EA	ARMREST - LEFT HAND (K58,K59)	
5	129666-02-K62	EA	ARMREST - LEFT HAND (K62,K63)	
5	129666-02-K64	EA	ARMREST - LEFT HAND (K64,K65)	
5	129666-02-K18	EA	ARMREST - LEFT HAND (K26,K27)	
5	129666-04-K58	EA	ARMREST - LEFT HAND/LEATHER	
5	P29666-02-K58	EA	COVER - ARMREST/LEFT HAND (K58,K59)	
5	P29666-02-K62	EA	COVER - ARMREST/LEFT HAND (K62,K63)	
5	P29666-02-K64	EA	COVER - ARMREST/LEFT HAND (K64,K65)	
5	P29666-02-K18	EA	COVER - ARMREST/LEFT HAND (K26,K27)	
5	P29666-04-K58	EA	COVER - ARMREST/LEFT HAND - LEATHER	

CURTAIN & CUSHION GROUP (CONTINUED)

DRIVER BUCKET SEAT (CONTINUED)

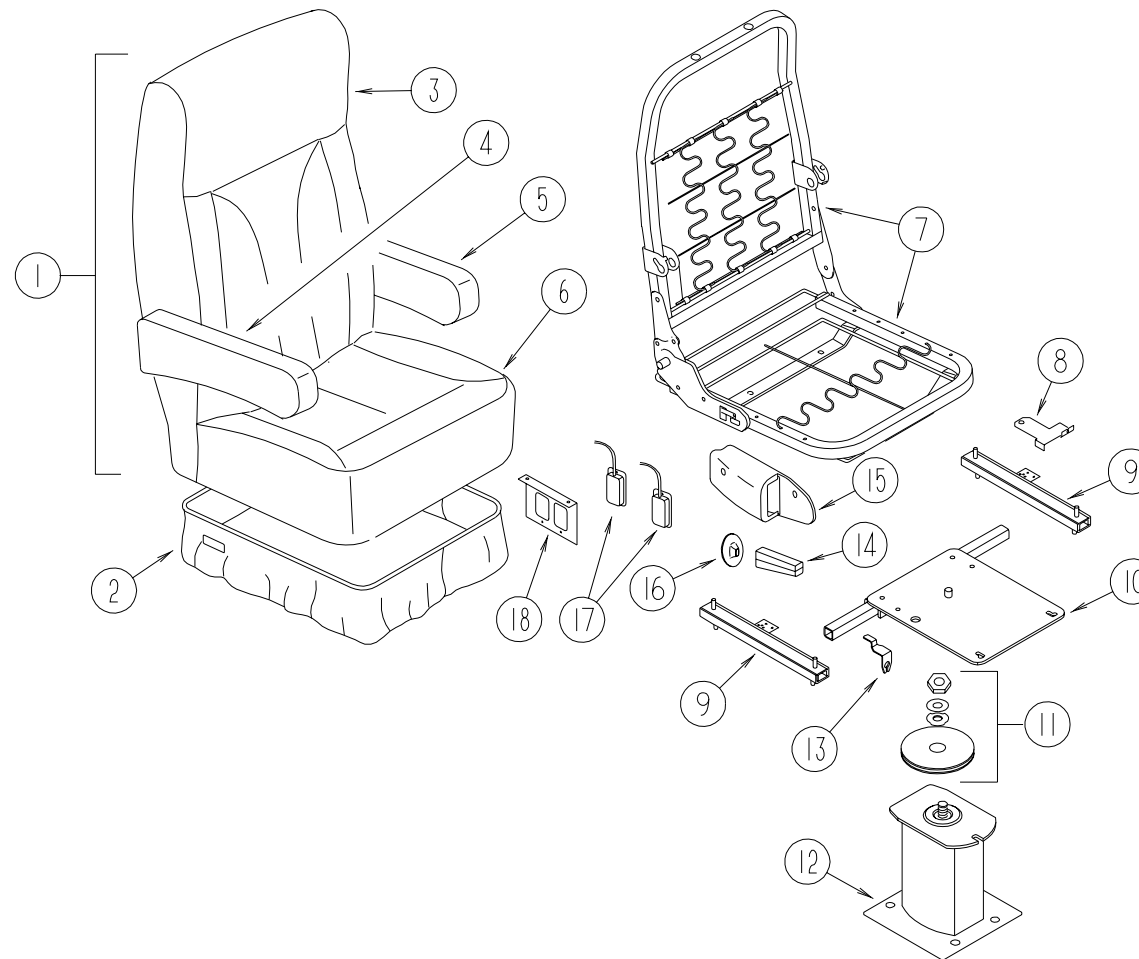


KEY	PART NUMBER	U/M	DESCRIPTION	VENDOR NO.
6	M05962-85-K58	EA	COVER - SEAT (K58,K59)	
6	M05962-85-K62	EA	COVER - SEAT (K62,K63)	
6	M05962-85-K64	EA	COVER - SEAT (K64,K65)	
6	M05962-85-K32	EA	COVER - SEAT (K26,K27)	
6	M05962-87-K58	EA	COVER - SEAT - LEATHER	
7	122695-04-01B	EA	FRAME - SEAT & HIGH BACK	
8	122611-02-701	EA	LUMBAR - LEVER	412
9	122611-02-000	EA	LUMBAR - W/LEVER	
10	117125-01-02B	EA	BRACKET - CABLE MOUNT - ADJUSTER W/LOCK	
11	119952-04-000	EA	SLIDE/SEAT - HEAVY DUTY LOCKING - 4 STUDS	
	119952-07-000	EA	WIRE - LATCH RELEASE/ROTARY	
12	107921-05-000	EA	PLATE - TOP - W/SEAT BELT BAR	
13	107921-06-000	EA	BEARING KIT - PEDESTAL	
14	107921-14-000	EA	PEDESTAL/FLOOR MOUNTED - W/5.75" EXTENSION - MANUAL SEAT	
			FROM: 00-00-00 THRU: 08-02-98	
14	107921-07-000	EA	PEDESTAL BASE	
			FROM: 08-03-98 THRU: 99-99-99	
15	107921-01-000	EA	PEDESTAL/FLOOR MOUNTED - W/9.75" EXTENSION	
16	108049-02-000	EA	CLIP - CABLE/PEDESTAL	

KEY	PART NUMBER	U/M	DESCRIPTION	VENDOR NO.
17	108049-04-000	EA	CABLE - W/SWITCHES - W/26" MINI LEVER ACTION	
18	127159-01-02B	EA	BRACKET - SEAT RELEASE - SINGLE REMOTE	
19	080730-09-000	EA	SHIELD - RECLINER HANDLE	
20	080730-08-000	EA	HANDLE - RECLINER	
21	080730-11-000	EA	SHIELD - RUBBER BOOT	
22	127159-02-02B	EA	BRACKET - SEAT RELEASE - DUAL REMOTE	
23	116215-02-000	EA	PLATE - UPPER - 6-WAY MANUAL CONTROL	
	007221-01-000	EA	SPACER - SEAT/ADJUSTER	
24	116215-01-000	EA	ADJUSTING MECHANISM/6-WAY MANUAL SEAT - DRIVER	
25	116215-03-000	EA	PLATE - LOWER - 6-WAY MANUAL CONTROL	
26	081373-03-000	EA	SEAT - POWER 6 WAY	
27	081373-02-703	EA	MOTOR PKG. ADJ. HORIZONTAL	22063237 & H-195
28	081373-02-704	EA	MOTOR PKG. ADJ. VERTICAL	22063238 & H-196
29	081373-03-701	EA	WIRE HARNESS ASM. - LT. SIDE	
30	081373-03-700	EA	SWITCH POWER	
31	128699-01-02B	EA	BRACKET - SEAT SWITCH - E-COATED	
32	107921-14-000	EA	PEDESTAL/FLOOR MOUNTED - W/5.75" EXTENSION - MANUAL SEAT	
33	131279-01-000	EA	WIRE ASSEMBLY - DRIVER SEAT	

CURTAIN & CUSHION GROUP (CONTINUED)

PASSENGER BUCKET SEAT

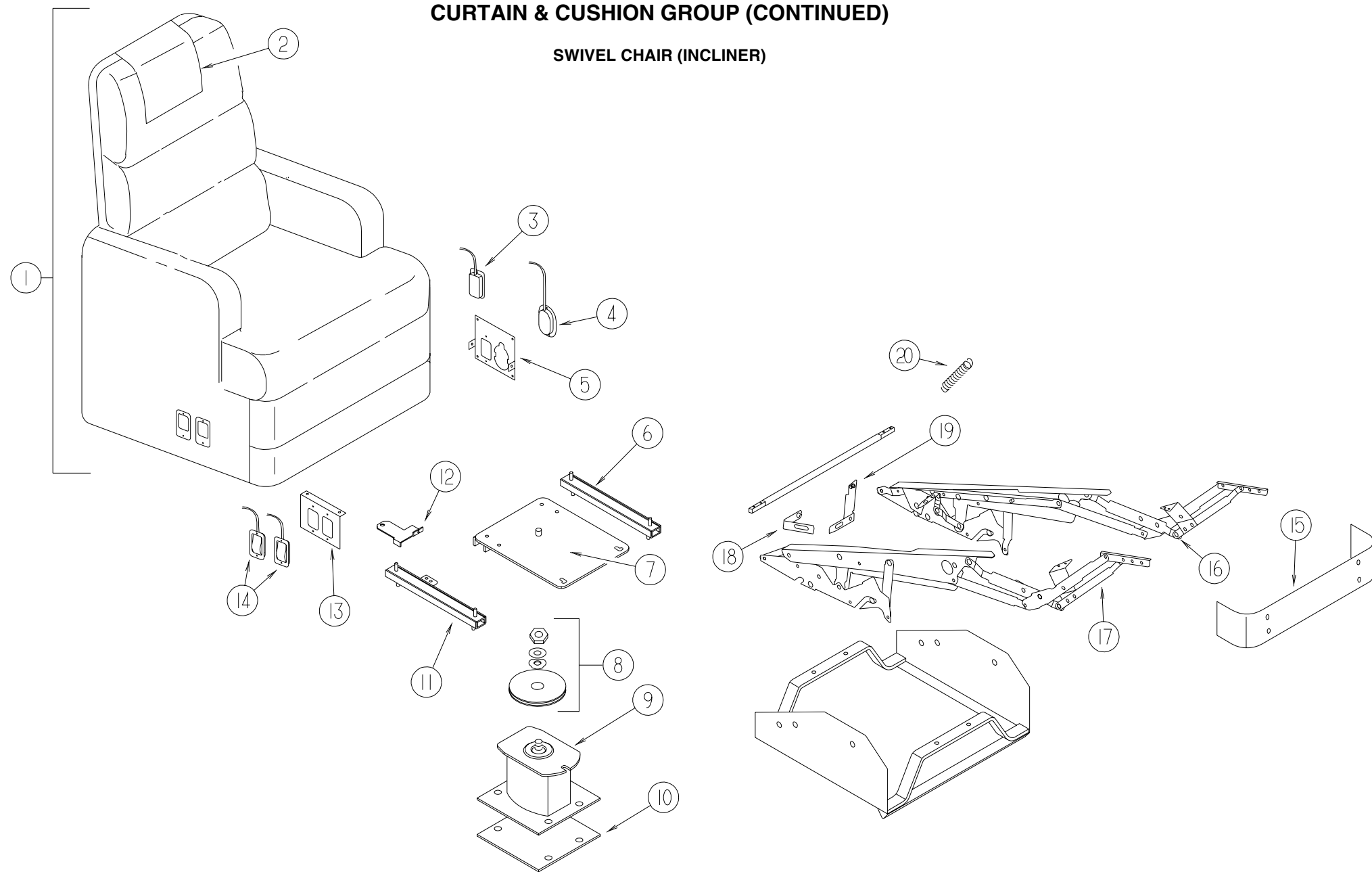


KEY	PART NUMBER	U/M DESCRIPTION
1	129664-03-K58	EA SEAT - BUCKET - WIDE (K58,K59)
1	129664-03-K62	EA SEAT - BUCKET - WIDE (K62,K63)
1	129664-03-K64	EA SEAT - BUCKET - WIDE (K64,K65)
1	129664-03-K58	EA SEAT - BUCKET - WIDE (K26,K27)
1	129664-05-K58	EA SEAT - BUCKET - WIDE (LEATHER OPTION)
2	071126-68-K58	EA SKIRT - WIDE - 10.5" OPEN CORNER (STANDARD & 6-WAY POWER) (K58,K59)
2	071126-68-K62	EA SKIRT - WIDE - 10.5" OPEN CORNER (STANDARD & 6-WAY POWER) (K62,K63)
2	071126-68-K64	EA SKIRT - WIDE - 10.5" OPEN CORNER (STANDARD & 6-WAY POWER) (K64,K65)
2	071126-68-K18	EA SKIRT - WIDE - 10.5" OPEN CORNER (STANDARD & 6-WAY POWER) (K26,K27)
2	071126-70-K58	EA SKIRT - WIDE - 10.5" OPEN CORNER (STANDARD & 6 WAY POWER) (LEATHER OPTION)
3	M05962-84-K58	EA COVER - BACK (K58,K59)
3	M05962-84-K62	EA COVER - BACK (K62,K63)
3	M05962-84-K64	EA COVER - BACK (K64,K65)
3	M05962-84-K32	EA COVER - BACK (K26,K27)
3	M05962-86-K58	EA COVER - BACK - LEATHER
4	129666-01-K58	EA ARMREST - RIGHT HAND (K58,K59)
4	129666-01-K62	EA ARMREST - RIGHT HAND (K62,K63)
4	129666-01-K64	EA ARMREST - RIGHT HAND (K64,K65)
4	129666-01-K58	EA ARMREST - RIGHT HAND (K26,K27)
4	129666-03-K58	EA ARMREST - RIGHT HAND/LEATHER
4	P29666-01-K58	EA COVER - ARMREST/RIGHT HAND (K58,K59)
4	P29666-01-K62	EA COVER - ARMREST/RIGHT HAND (K62,K63)
4	P29666-01-K64	EA COVER - ARMREST/RIGHT HAND (K64,K65)
4	P29666-01-K18	EA COVER - ARMREST/RIGHT HAND (K26,K27)
4	P29666-03-K58	EA COVER - ARMREST/RIGHT HAND - LEATHER

KEY	PART NUMBER	U/M DESCRIPTION
5	129666-02-K58	EA ARMREST - LEFT HAND (K58,K59)
5	129666-02-K62	EA ARMREST - LEFT HAND (K62,K63)
5	129666-02-K64	EA ARMREST - LEFT HAND (K64,K65)
5	129666-02-K18	EA ARMREST - LEFT HAND (K26,K27)
5	129666-04-K58	EA ARMREST - LEFT HAND/LEATHER
5	P29666-02-K58	EA COVER - ARMREST/LEFT HAND (K58,K59)
5	P29666-02-K62	EA COVER - ARMREST/LEFT HAND (K62,K63)
5	P29666-02-K64	EA COVER - ARMREST/LEFT HAND (K64,K65)
5	P29666-02-K18	EA COVER - ARMREST/LEFT HAND (K26,K27)
5	P29666-04-K58	EA COVER - ARMREST/LEFT HAND - LEATHER
6	M05962-85-K58	EA COVER - SEAT (K58,K59)
6	M05962-85-K62	EA COVER - SEAT (K62,K63)
6	M05962-85-K64	EA COVER - SEAT (K64,K65)
6	M05962-85-K32	EA COVER - SEAT (K26,K27)
6	M05962-87-K58	EA COVER - SEAT - LEATHER
7	122695-04-01B	EA FRAME - SEAT & HIGH BACK
8	117125-01-02B	EA BRACKET - CABLE MOUNT - ADJUSTER W/LOCK
9	119952-04-000	EA SLIDE/SEAT - HEAVY DUTY LOCKING - 4 STUDS
	119952-07-000	EA WIRE - LATCH RELEASE/ROTARY
10	107921-05-000	EA PLATE - TOP - W/SEAT BELT BAR
11	107921-06-000	EA BEARING KIT - PEDESTAL
12	107921-01-000	EA PEDESTAL/FLOOR MOUNTED - W/9.75" EXTENSION
13	108049-02-000	EA CLIP - CABLE/PEDESTAL
14	080730-08-000	EA HANDLE - RECLINER
15	080730-09-000	EA SHIELD - RECLINER HANDLE
16	080730-11-000	EA SHIELD - RUBBER BOOT
17	108049-04-000	EA CABLE - W/SWITCHES - W/26" MINI LEVER ACTION
18	127159-02-02B	EA BRACKET - SEAT RELEASE - DUAL REMOTE

CURTAIN & CUSHION GROUP (CONTINUED)

SWIVEL CHAIR (INCLINER)

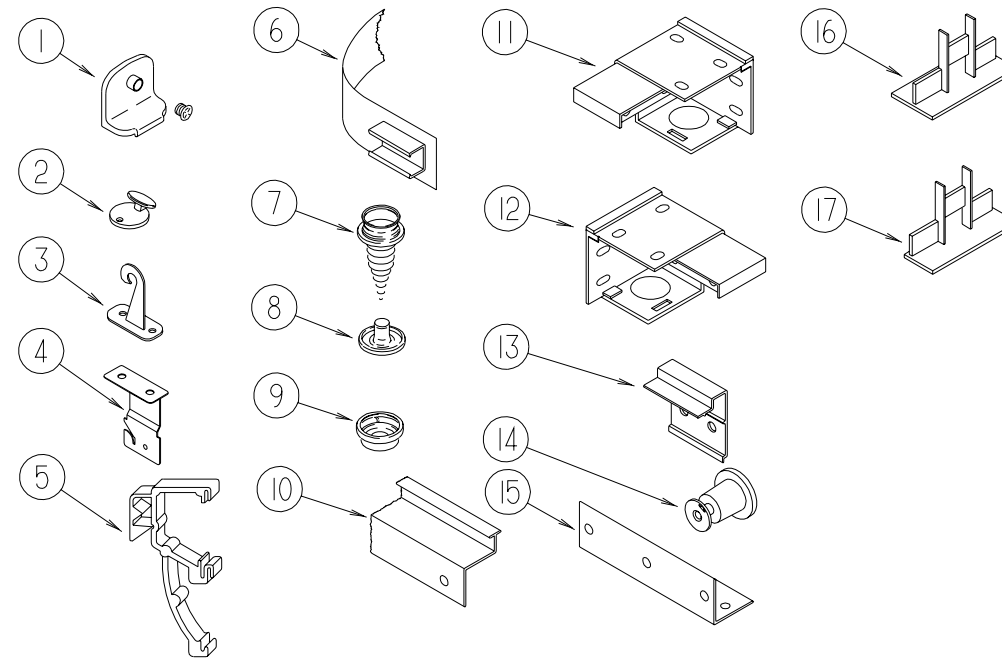


KEY	PART NUMBER	U/M	DESCRIPTION
1	130565-01-K58	EA	CHAIR - INCLINER - W/FOOTREST (K58,K59)
1	130565-01-K62	EA	CHAIR - INCLINER - W/FOOTREST (K62,K63)
1	130565-01-K60	EA	CHAIR - INCLINER - W/FOOTREST (K64,K65)
1	130565-01-K26	EA	CHAIR - INCLINER - W/FOOTREST (K26,K27)
1	P30565-01-K58	EA	COVER - CHAIR - INCLINER/W/FOOTREST (K58,K59)
1	P30565-01-K62	EA	COVER - CHAIR - INCLINER/W/FOOTREST (K62,K63)
1	P30565-01-K60	EA	COVER - CHAIR - INCLINER/W/FOOTREST (K64,K65)
1	P30565-01-K58	EA	COVER - CHAIR - INCLINER/W/FOOTREST (K26,K27)
2	130690-01-K58	EA	COVER - HEADREST - 15.5" X 15.5" (K58,K59)
2	130690-01-K62	EA	COVER - HEADREST - 15.5" X 15.5" (K62,K63)
2	130690-01-K60	EA	COVER - HEADREST - 15.5" X 15.5" (K64,K65)
2	130690-01-K32	EA	COVER - HEADREST - 15.5" X 15.5" (K26,K27)
	130691-01-K58	EA	COVER - ARM CAPS - UNIVERSAL (K58,K59)
	130691-01-K62	EA	COVER - ARM CAPS - UNIVERSAL (K62,K63)
	130691-01-K60	EA	COVER - ARM CAPS - UNIVERSAL (K64,K65)
	130691-01-K32	EA	COVER - ARM CAPS - UNIVERSAL (K26,K27)
3	108049-05-000	EA	FRAME - CABLE - REMOTE RECLINE - W/MINI LEVER ACTION
4	129148-11-000	EA	INCLINER - HANDLE & CABLE
5	129164-01-02B	EA	BRACKET - SEAT RELEASE - REMOTE

KEY	PART NUMBER	U/M	DESCRIPTION
6	119952-01-000	EA	SLIDE/SEAT - HEAVY DUTY NON LOCKING
	007221-01-000	EA	SPACER - SEAT/ADJUSTER
7	107921-08-000	EA	TOP PLATE - PEDESTAL - W/O SEAT BELT BAR
8	107921-06-000	EA	BEARING KIT - PEDESTAL
9	107921-14-000	EA	PEDESTAL/FLOOR MOUNTED - W/5.75" EXTENSION - MANUAL SEAT
			FROM: 00-00-00 THRU: 08-02-98
9	107921-07-000	EA	PEDESTAL BASE
			FROM: 08-03-98 THRU: 99-99-99
10	108445-02-000	EA	PLATE/FLOOR MOUNTED - PEDESTAL SEAT
11	119952-03-000	EA	SLIDE/SEAT - HEAVY DUTY LOCKING - 2 STUDS
12	117125-01-02B	EA	BRACKET - CABLE MOUNT - ADJUSTER W/LOCK
13	129162-01-02B	EA	BRACKET - SEAT RELEASE - REMOTE
14	108049-04-000	EA	CABLE - W/SWITCHES - W/26" MINI LEVER ACTION
	108049-02-000	EA	CLIP - CABLE/PEDESTAL
15	119901-06-000	EA	FOOT REST - RECLINER
16	129148-01-000	EA	INCLINER - LEFT
17	129148-02-000	EA	INCLINER - RIGHT
	129148-09-000	EA	INCLINER - CLIP/HAIRPIN - 1 7/16 X .07
18	129148-08-000	EA	INCLINER - CLIP F/CABLE
19	129148-07-000	EA	INCLINER/BRACKET - F/INCLINE RELEASE CABLE
20	129148-03-000	EA	SPRING - INCLINER

CURTAIN & CUSHION GROUP (CONTINUED)

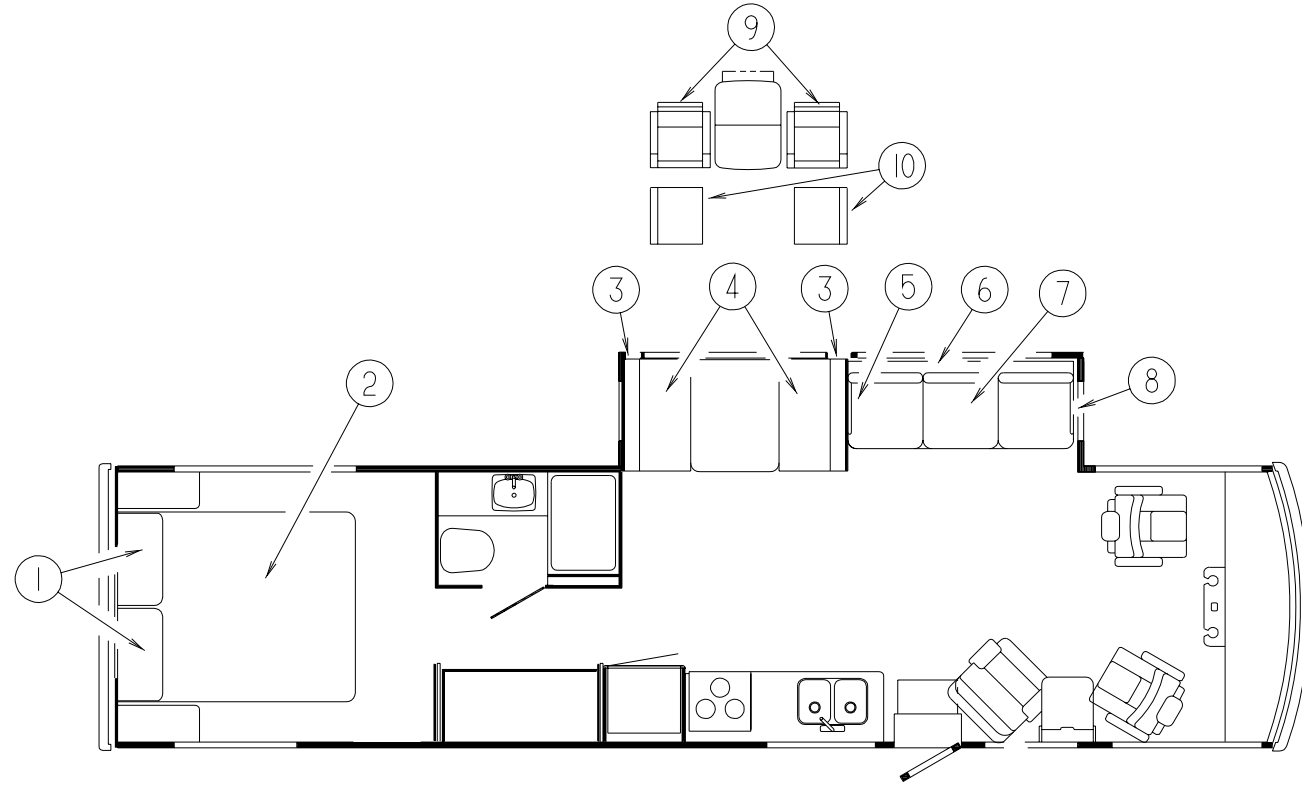
CURTAIN & BLIND HARDWARE



KEY	PART NUMBER	U/M	DESCRIPTION
1	106544-01-000	EA	PULL - SHADE/BRASS
	106544-01-001	EA	SCREW - SHADE/BRASS
2	102555-03-000	EA	CLEAT - BLIND CORD - MILKY WHITE PLASTIC
3	109441-03-000	EA	HOLD DOWN - BLIND (CLOUDY)
4	084434-01-000	EA	BRACKET - MOUNTING - ROLLER SHADE - 1 3/8"
	096843-01-000	EA	SPRING - REWIND/ROLLER SHADE
5	109353-04-000	EA	CLIP - VALANCE SLAT MOUNTING - CLEAR PLASTIC
6	101031-01-000	YD	TAPE - GLIDE/CURTAIN - 4.25" SPACING
7	029130-01-000	EA	SCREW - SNAP SOCKET - #8 PH X 5/8"
8	029155-01-000	EA	CAP - SNAP - 5/32" O.D. OF PIN
	046867-03-000	EA	GROMMET - HANDY BUTTON #3
9	029156-01-000	EA	SOCKET - SNAP - 9/16" O.D.
10	127254-03-03A	EA	TRACK - CURTAIN/RIGHT HAND - TITANIUM
10	127254-04-03A	EA	TRACK - CURTAIN/LEFT HAND - TITANIUM
11	083170-02-000	EA	BRACKET - BLIND - RIGHT SIDE WHEN FACING WINDOW
12	083170-01-000	EA	BRACKET - BLIND - LEFT SIDE WHEN FACING WINDOW

KEY	PART NUMBER	U/M	DESCRIPTION
13	097565-01-000	EA	BRACKET - MOUNTING/PLEATED BLIND
14	097592-02-000	EA	SPOOL - CORD - ELEVATED BLIND HOLDUP - LARGE - CLEAR
15	105648-01-02A	EA	BRACE - VALANCE - OFF/WHITE
16	094907-02-000	EA	END CAP - TOP/PLEATED BLIND - PLASTIC - GRAY
	094907-04-000	EA	HARDWARE - END CAP BOTTOM - PULL TYPE (RH & LH)
094907-04-700	EA	END CAP - RH BOTTOM BLIND	
094907-04-701	EA	END CAP - LH BOTTOM BLIND	
097591-01-000	EA	SPRING - EXTENSION/PLEATED BLIND	
097593-02-000	FT	CORD - BLIND - PLEATED - GRAY (K58,K59,K62,K63,K64,K65)	
097593-07-000	FT	CORD - BLIND - PLEATED - PALE JADE (K26,K27)	
086276-01-000	EA	TAPE - DOUBLE SIDED - 1/2"	
094896-02-000	EA	GROMMET - CORD/PLEATED BLIND - NYLON - GRAY	
097564-03-000	EA	HANDLE - KNOB - E-Z LIFT SHADE - TAN (K58,K59,K62,K63,K64,K65)	
097564-05-000	EA	HANDLE - KNOB - E-Z LIFT SHADE - TEAL (K26,K27)	
046867-02-000	EA	WASHER - HANDY BUTTON #3	
095567-01-000	EA	TACK - STRIP - .5" X 625' ROLL	
048394-02-000	YD	VELCRO TAPE - HOOK - ADHESIVE BACK - .75" WIDE - BEIGE	
083125-08-000	EA	BRACE - WINDOW MOUNT - .75" - OFF WHITE	

CURTAIN & CUSHION GROUP (CONTINUED)



QUEEN BEDS

DINETTE CUSHIONS

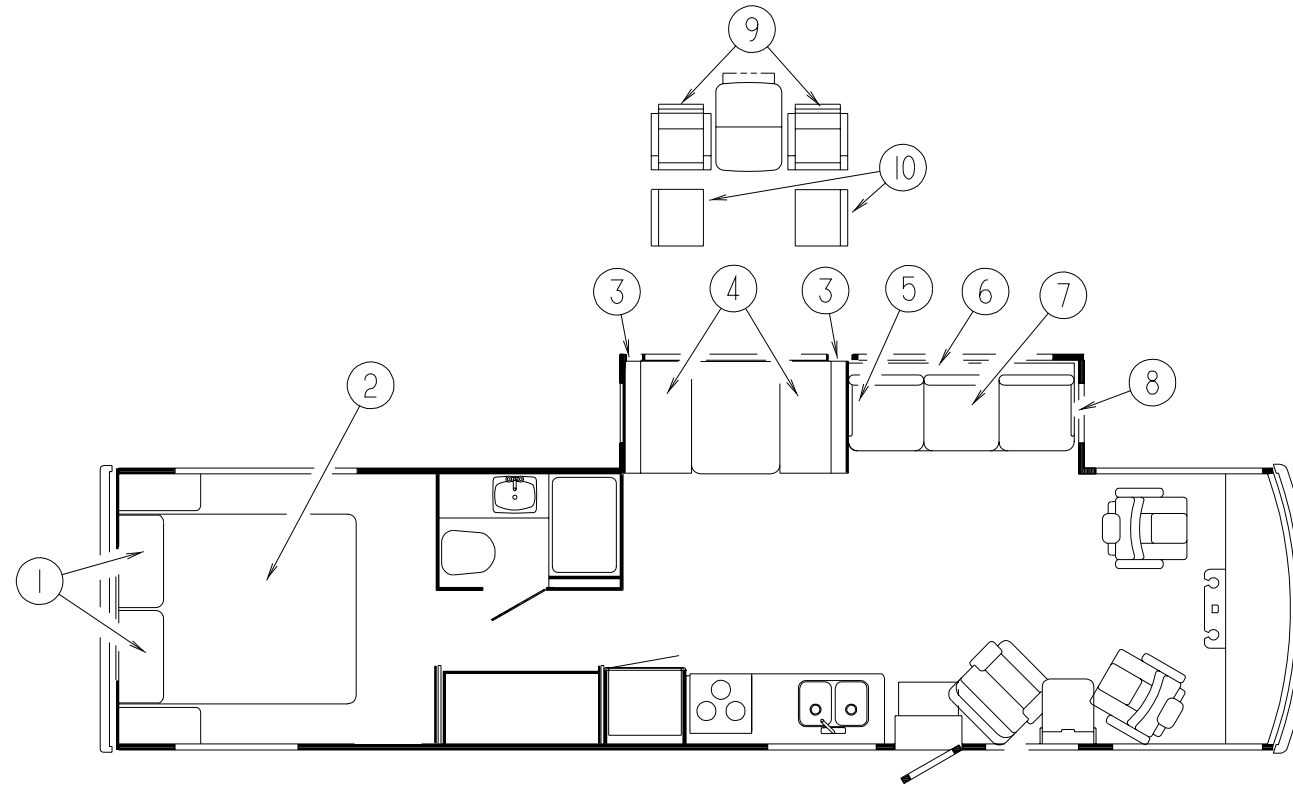
KEY	PART NUMBER	U/M	DESCRIPTION
	126477-03-K58	EA	HEADBOARD - ERIN - QUEEN - FABRIC COVERED (K58,K59)
	126477-03-K62	EA	HEADBOARD - ERIN - QUEEN - FABRIC COVERED (K62,K63)
	126477-03-K64	EA	HEADBOARD - ERIN - QUEEN - FABRIC COVERED (K64,K65)
	126477-03-K26	EA	HEADBOARD - ERIN - QUEEN - FABRIC COVERED (K26,K27)
1	119249-01-000	EA	PILLOW - 20" X 33" - QUEEN
2	119141-18-J54	EA	BEDSPREAD/THROW - 60" X 80" (K58,K59)
2	119141-18-K62	EA	BEDSPREAD/THROW - 60" X 80" (K62,K63)
2	119141-18-J28	EA	BEDSPREAD/THROW - 60" X 80" (K64,K65)
2	119141-18-J26	EA	BEDSPREAD/THROW - 60" X 80" (K26,K27)
2	123015-07-000	EA	MATTRESS - INNERSPRING - 60" X 79.5"

BEDROOM PILLOWS

KEY	PART NUMBER	U/M	DESCRIPTION
	111862-09-J54	EA	PILLOW - 15" X 15" (K58,K59)
	111862-09-J56	EA	PILLOW - 15" X 15" (K62,K63)
	111862-09-K60	EA	PILLOW - 15" X 15" (K64,K65)
	111862-09-K26	EA	PILLOW - 15" X 15" (K26,K27)

KEY	PART NUMBER	U/M	DESCRIPTION
3	111880-05-K58	EA	CUSHION - BACK - 13.5" X 42" X 5" (K58,K59)
3	111880-05-K62	EA	CUSHION - BACK - 13.5" X 42" X 5" (K62,K63)
3	111880-05-K64	EA	CUSHION - BACK - 13.5" X 42" X 5" (K64,K65)
3	111880-05-K26	EA	CUSHION - BACK - 13.5" X 42" X 5" (K26,K27)
3	P11880-05-K58	EA	COVER - BACK - 13.5" X 42" X 5" (K58,K59)
3	P11880-05-K62	EA	COVER - BACK - 13.5" X 42" X 5" (K62,K63)
3	P11880-05-K64	EA	COVER - BACK - 13.5" X 42" X 5" (K64,K65)
3	P11880-05-K26	EA	COVER - BACK - 13.5" X 42" X 5" (K26,K27)
4	105603-15-J54	EA	CUSHION - SEAT - 23" X 42" X 5" (K58,K59)
4	105603-15-K08	EA	CUSHION - SEAT - 23" X 42" X 5" (K62,K63)
4	105603-15-K19	EA	CUSHION - SEAT - 23" X 42" X 5" (K64,K65)
4	105603-15-K26	EA	CUSHION - SEAT - 23" X 42" X 5" (K26,K27)
4	P05603-15-J54	EA	COVER - SEAT - 23" X 42" X 5" (K58,K59)
4	P05603-15-K08	EA	COVER - SEAT - 23" X 42" X 5" (K62,K63)
4	P05603-15-K19	EA	COVER - SEAT - 23" X 42" X 5" (K64,K65)
4	P05603-15-K26	EA	COVER - SEAT - 23" X 42" X 5" (K26,K27)
	078155-01-000	EA	STRAP - SNAP - BACK CUSHION

CURTAIN & CUSHION GROUP (CONTINUED)



SOFA BED

SOFA BED (CONTINUED)

KEY	PART NUMBER	U/M	DESCRIPTION
5	127840-01-J54	EA	PANEL - RIGHT END - SOFA/BED - FABRIC COVERED (K58,K59)
5	127840-01-K08	EA	PANEL - RIGHT END - SOFA/BED - FABRIC COVERED (K62,K63)
5	127840-01-K64	EA	PANEL - RIGHT END - SOFA/BED - FABRIC COVERED (K64,K65)
5	127840-01-K26	EA	PANEL - RIGHT END - SOFA/BED - FABRIC COVERED (K26,K27)
5	130718-01-K58	EA	ARMREST - REMOVABLE/RIGHT HAND (K58,K59)
5	130718-01-K62	EA	ARMREST - REMOVABLE/RIGHT HAND (K62,K63)
5	130718-01-K64	EA	ARMREST - REMOVABLE/RIGHT HAND (K64,K55)
5	130718-01-K26	EA	ARMREST - REMOVABLE/RIGHT HAND (K26,K27)
5	P30718-01-K58	EA	COVER - ARMREST - REMOVABLE/RIGHT HAND (K58,K59)
5	P30718-01-K62	EA	COVER - ARMREST - REMOVABLE/RIGHT HAND (K62,K63)
5	P30718-01-K64	EA	COVER - ARMREST - REMOVABLE/RIGHT HAND (K64,K65)
5	P30718-01-K26	EA	COVER - ARMREST - REMOVABLE/RIGHT HAND (K26,K27)
6	130573-01-K15	EA	BED - BACK - 74" (K58,K59)
6	130573-01-K62	EA	BED - BACK - 74" (K62,K63)
6	130573-01-K64	EA	BED - BACK - 74" (K64,K65)
6	130573-01-K23	EA	BED - BACK - 74" (K26,K27)
6	P30573-01-K15	EA	COVER - BACK - SOFA/BED - 74" (K58,K59)
6	P30573-01-K62	EA	COVER - BACK - SOFA/BED - 74" (K62,K63)
6	P30573-01-K64	EA	COVER - BACK - SOFA/BED - 74" (K64,K65)
6	P30573-01-K23	EA	COVER - BACK - SOFA/BED - 74" (K26,K27)
7	130573-02-K15	EA	BED - SEAT - 74" (K58,K59)
7	130573-02-K62	EA	BED - SEAT - 74" (K62,K63)
7	130573-02-K64	EA	BED - SEAT - 74" (K64,K65)
7	130573-02-K23	EA	BED - SEAT - 74" (K26,K27)
7	P30573-02-K15	EA	COVER - SEAT - SOFA/BED - 74" (K58,K59)
7	P30573-02-K62	EA	COVER - SEAT - SOFA/BED - 74" (K62,K63)
7	P30573-02-K64	EA	COVER - SEAT - SOFA/BED - 74" (K64,K65)
7	P30573-02-K23	EA	COVER - SEAT - SOFA/BED - 74" (K26,K27)

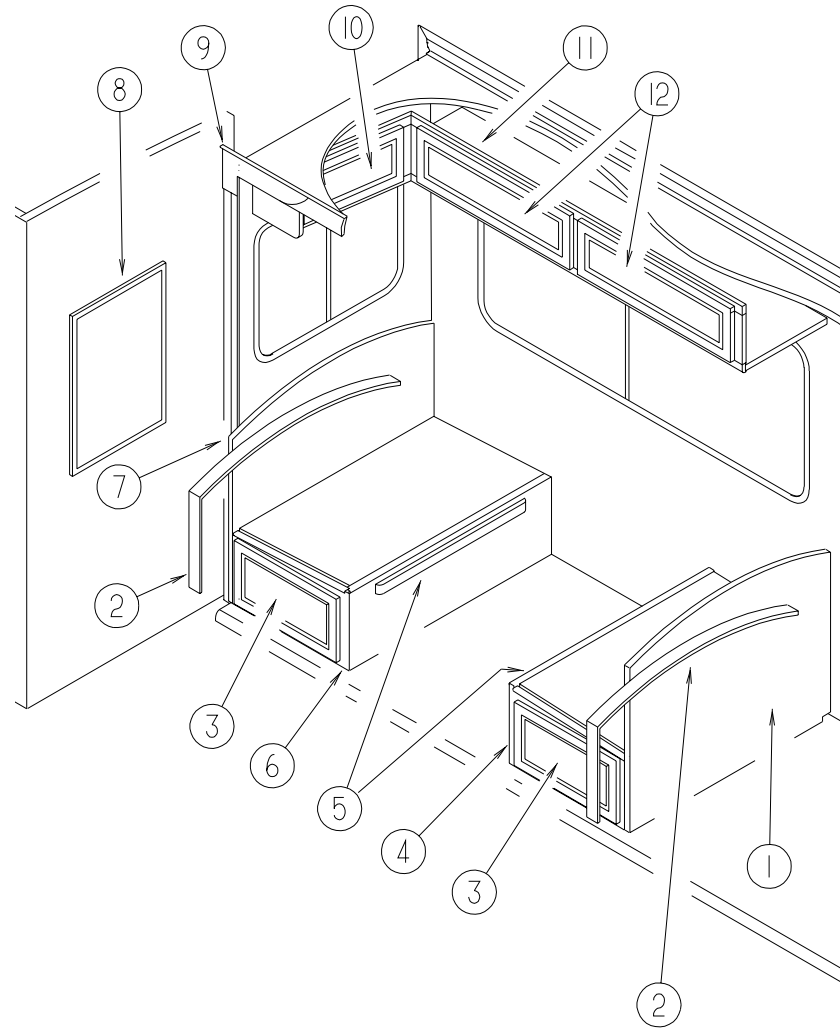
KEY	PART NUMBER	U/M	DESCRIPTION
8	127840-02-J54	EA	PANEL - LEFT END - SOFA/BED - FABRIC COVERED (K58,K59)
8	127840-02-K08	EA	PANEL - LEFT END - SOFA/BED - FABRIC COVERED (K62,K63)
8	127840-02-K19	EA	PANEL - LEFT END - SOFA/BED - FABRIC COVERED (K64,K65)
8	127840-02-K26	EA	PANEL - LEFT END - SOFA/BED - FABRIC COVERED (K26,K27)
8	127840-07-J54	EA	PANEL - LEFT END - SOFA/BED - FABRIC COVERED - FOR TABLE (K58,K59)
8	127840-07-K62	EA	PANEL - LEFT END - SOFA/BED - FABRIC COVERED - FOR TABLE (K62,K63)
8	127840-07-K64	EA	PANEL - LEFT END - SOFA/BED - FABRIC COVERED - FOR TABLE (K64,K65)
8	127840-07-K23	EA	PANEL - LEFT END - SOFA/BED - FABRIC COVERED - FOR TABLE (K26,K27)
8	130718-02-K58	EA	ARMREST/REMOVABLE - LEFT HAND (K58,K59)
8	130718-02-K62	EA	ARMREST/REMOVABLE - LEFT HAND (K62,K63)
8	130718-02-K64	EA	ARMREST/REMOVABLE - LEFT HAND (K64,K65)
8	130718-02-K26	EA	ARMREST/REMOVABLE - LEFT HAND (K26,K27)
8	P30718-02-K58	EA	COVER - ARMREST - REMOVABLE/LEFT HAND (K58,K59)
8	P30718-02-K62	EA	COVER - ARMREST - REMOVABLE/LEFT HAND (K62,K63)
8	P30718-02-K64	EA	COVER - ARMREST - REMOVABLE/LEFT HAND (K64,K65)
8	P30718-02-K26	EA	COVER - ARMREST - REMOVABLE/LEFT HAND (K26,K27)
	127335-07-000	EA	FRAME - 8" LEG
	116104-03-02B	EA	BRACKET - ZEE W/HOLES
	121906-01-02B	EA	BRACKET - KICKBOARD - E-COATED
	127335-08-000	EA	BRACKET - REMOVABLE ARM/COUCH
	127335-09-000	EA	BRACKET - REMOVABLE ARM/CUSHION
	106728-08-K58	EA	PILLOW - 9" X 20" (K58,K59)
	106728-08-K62	EA	PILLOW - 9" X 20" (K62,K63)
	106728-08-K60	EA	PILLOW - 9" X 20" (K64,K65)
	106728-08-K26	EA	PILLOW - 9" X 20" (K26,K27)

DINETTE OPTION

KEY	PART NUMBER	U/M	DESCRIPTION
9	126637-12-000	EA	CHAIR - DINETTE (K58,K59)
9	126637-17-000	EA	CHAIR - DINETTE (K62,K63)
9	126637-14-000	EA	CHAIR - DINETTE (K64,K65)
9	126637-16-000	EA	CHAIR - DINETTE (K26,K27)
10	101604-01-03A	EA	CHAIR - FOLDING/DINETTE - LINEN FABRIC - WATERFORD OAK
10	101604-01-04A	EA	CHAIR - FOLDING/DINETTE - LINEN FABRIC - SOLAR MAPLE
	099717-04-000	EA	STRAP - TIE DOWN W/21.3" FEMALE STRAP & 27.2" MALE STRAP

DINETTE GROUP

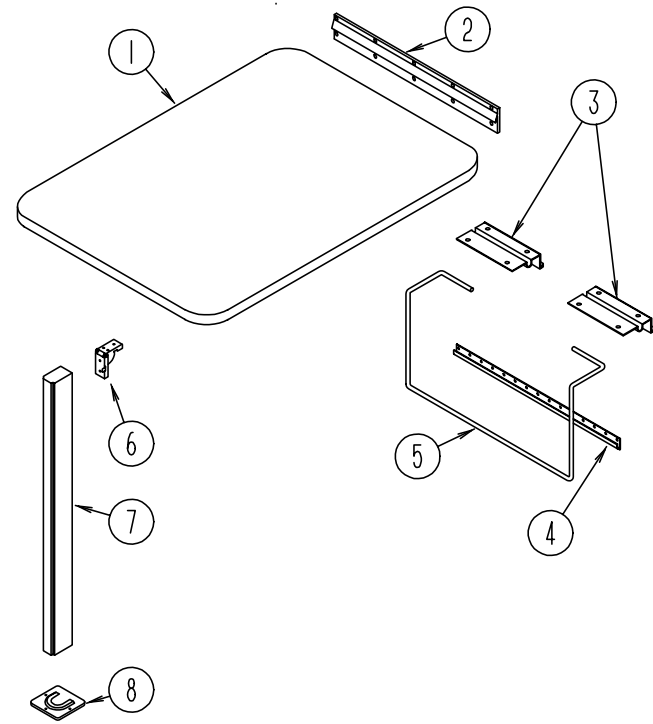
DINETTE WITH OVERHEAD CABINETRY



KEY	PART NUMBER	U/M	DESCRIPTION
1	M07514-01-J52	EA	CABINET - SEATBACK - RIGHT HAND (WASHED MAPLE)
1	M07514-01-H17	EA	CABINET - SEATBACK - RIGHT HAND (WATERFORD OAK)
2	104787-08-J54	EA	PAD - DINETTE SEATBACK (K58,K59)
2	104787-08-J24	EA	PAD - DINETTE SEATBACK (K62,K63)
2	104787-08-K64	EA	PAD - DINETTE SEATBACK (K64,K65)
2	104787-08-F11	EA	PAD - DINETTE SEATBACK (K26,K27)
3	M05971-35-K60	EA	DRAWER - OGEE EDGE - 16.9" X 21.6"D - W/O SLIDES/HARDWARE (WASHED MAPLE)
3	M05971-35-K28	EA	DRAWER - OGEE EDGE - 16.9" X 21.6"D - W/O SLIDES/HARDWARE (WATERFORD OAK)
4	M07515-01-J52	EA	CABINET - SEATBASE/RIGHT HAND - W/O DOORS/DRAWERS/HARDWARE (WASHED MAPLE)
4	M07515-01-G15	EA	CABINET - SEATBASE/RIGHT HAND - W/O DOORS/DRAWERS/HARDWARE (WATERFORD OAK)
5	081295-01-H37	EA	SUPPORT - BED/DINETTE - 28" LONG (WASHED MAPLE)
5	081295-01-G01	EA	SUPPORT - BED/DINETTE - 28" LONG (WATERFORD OAK)
6	M07515-08-J52	EA	CABINET - SEATBASE/LEFT HAND - W/O DOORS/DRAWERS/HARDWARE (WASHED MAPLE)

KEY	PART NUMBER	U/M	DESCRIPTION
6	M07515-08-G35	EA	CABINET - SEATBASE/LEFT HAND - W/O DOORS/DRAWERS/HARDWARE (WATERFORD OAK)
7	M07514-08-J52	EA	CABINET - SEATBACK - LEFT HAND (WASHED MAPLE)
7	M07514-08-J22	EA	CABINET - SEATBACK - LEFT HAND (WATERFORD OAK)
8	058331-08-000	EA	MIRROR - SAFETY GLASS - 24" X 30"
			FROM: 00-00-00 THRU: 09-14-98
8	131494-01-01A	EA	MIRROR - BEVELED - 24" X 36"
			FROM: 09-15-98 THRU: 99-99-99
9	115811-20-J54	EA	OVERLAY - NOVEAU - 7.5" X 23.75" - LEFT HAND (K58,K59)
9	115811-22-K62	EA	OVERLAY - NOVEAU - 7.5" X 23.75" - LEFT HAND (K62,K63)
9	115811-20-J28	EA	OVERLAY - NOVEAU - 7.5" X 23.75" - LEFT HAND (K64,K65)
9	115811-20-K32	EA	OVERLAY - NOVEAU - 7.5" X 23.75" - LEFT HAND (K26,K27)
10	131995-17-K58	EA	DOOR - SOLID PANEL - 9.8" X 14.5" - W/O HARDWARE (WASHED MAPLE)
10	131995-17-K28	EA	DOOR - SOLID PANEL - 9.8" X 14.5" - W/O HARDWARE (WATERFORD OAK)
11	127822-01-J52	EA	CABINET - OVERHEAD/DINETTE - W/O DOORS/HARDWARE (WASHED MAPLE)
11	127822-01-J53	EA	CABINET - OVERHEAD/DINETTE - W/O DOORS/HARDWARE (WATERFORD OAK)
12	131995-29-K58	EA	DOOR - SOLID PANEL - 10" X 29.5" - W/O HARDWARE (WASHED MAPLE)
12	131995-29-K28	EA	DOOR - SOLID PANEL - 10" X 29.5" - W/O HARDWARE (WATERFORD OAK)

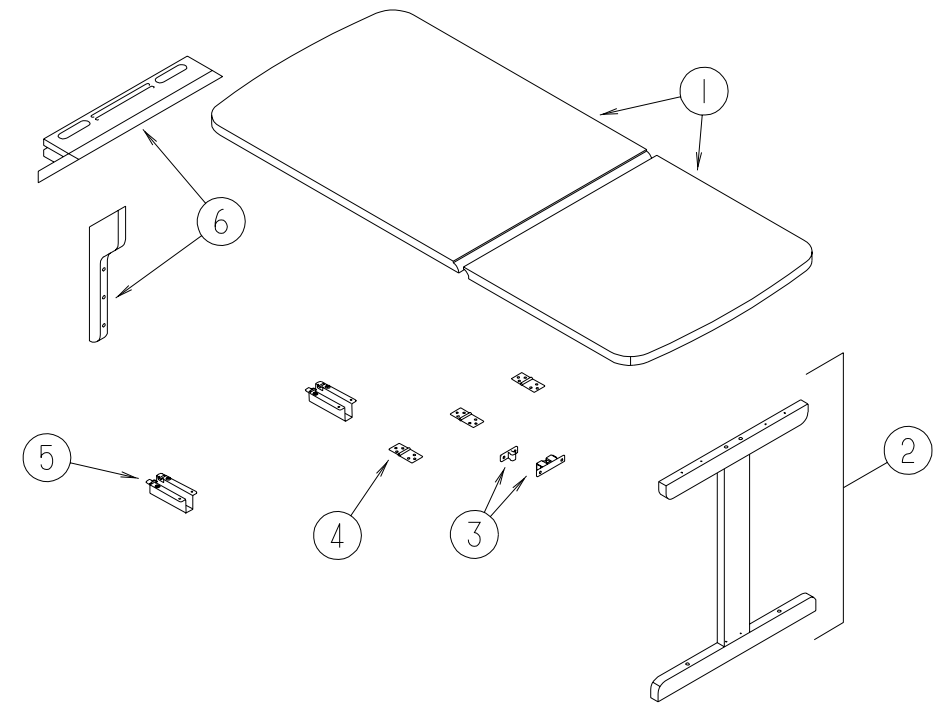
DINETTE GROUP (CONTINUED)



DINETTE TABLE

KEY	PART NUMBER	U/M	DESCRIPTION
1	127121-20-K58	EA	TABLE TOP ONLY (K58,K64,K26)
1	127121-20-J26	EA	TABLE TOP ONLY (K59,K65,K27)
1	127121-20-J23	EA	TABLE TOP ONLY (K62)
1	127121-20-K32	EA	TABLE TOP ONLY (K63)
2	053200-12-000	EA	BRACKET - TABLE SUPPORT - UPPER WALL MOUNTED - 23.50"
3	088410-02-000	EA	BRACKET - LIFT - TABLE MOUNTED
4	024281-14-000	EA	BRACKET - LIFT ROD/LOWER WALL MOUNTED - 22.12"
5	024275-12-000	EA	ROD - TABLE LIFT
6	093550-01-000	EA	BRACKET - HINGE - MOUNTS TO LEG & TABLE TOP - 1.7" X 2.6"
7	092707-04-05A	EA	LEG - TABLE - W/O HARDWARE - 27" - WATERFORD OAK
7	092707-04-08A	EA	LEG - TABLE - W/O HARDWARE - 27" - WASHED MAPLE
8	049493-12-000	EA	CATCH - TABLE LEG/FLOOR MOUNTED - OFF WHITE
	049493-11-700	EA	CATCH - LEG - FLOOR MOUNTED - 2.5" X 2.7" - METAL - E-COAT

DINETTE GROUP (CONTINUED)

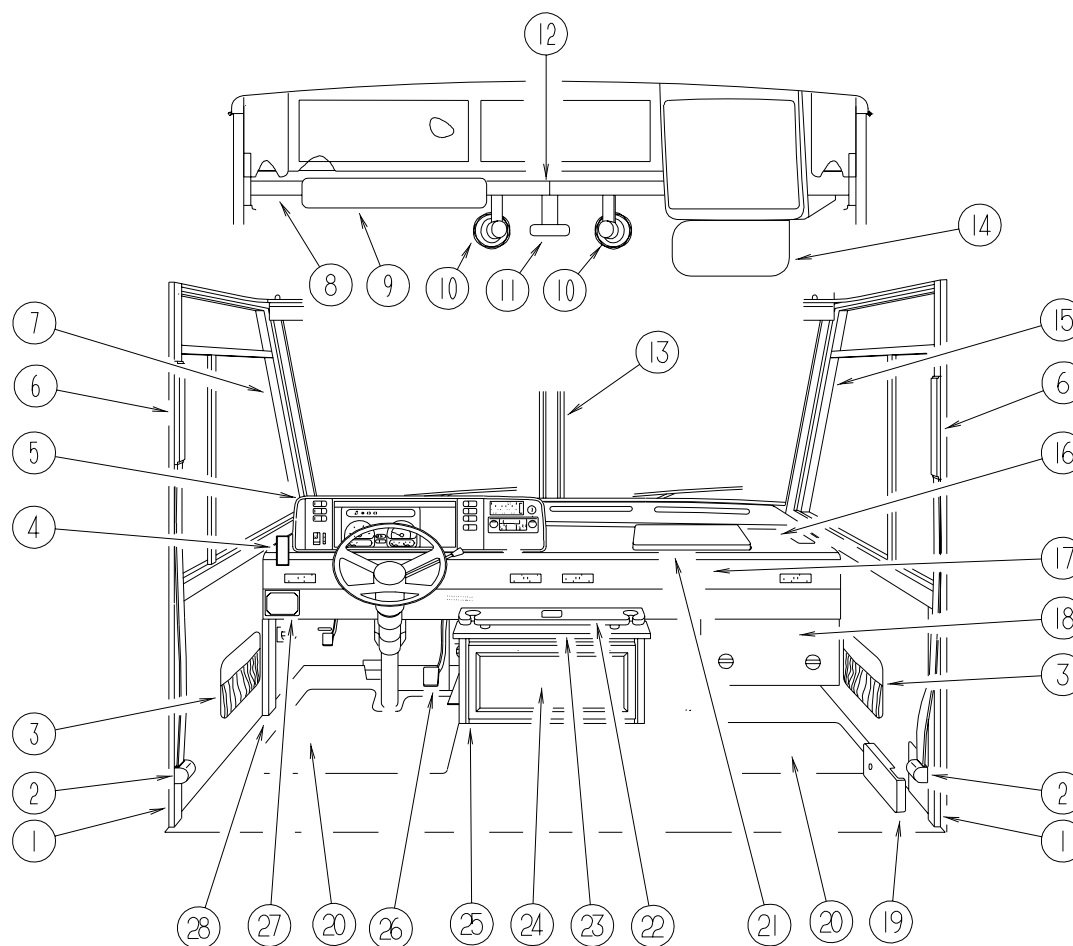


DINETTE TABLE ASM. W/ DROP LEAF

KEY	PART NUMBER	U/M	DESCRIPTION
1	120898-27-J52	EA	TABLE TOP ONLY (WASHED MAPLE)
1	120898-27-J22	EA	TABLE TOP ONLY (WATERFORD OAK)
2	120898-24-H37	EA	LEG - W/O HARDWARE (WASHED MAPLE)
2	120898-24-H17	EA	LEG - W/O HARDWARE (WATERFORD OAK)
3	084451-01-000	EA	CATCH - BRASS
4	120972-01-01A	EA	HINGE - TABLE/ DROP LEAF
5	120973-01-000	EA	SUPPORT - TABLE/ DROP LEAF - PAIR
6	120898-25-J40	EA	MOUNT - WALL - DROP LEAF TABLE (WASHED MAPLE)
6	120898-25-H07	EA	MOUNT - WALL - DROP LEAF TABLE (WATERFORD OAK)

DRIVERS COMPARTMENT GROUP

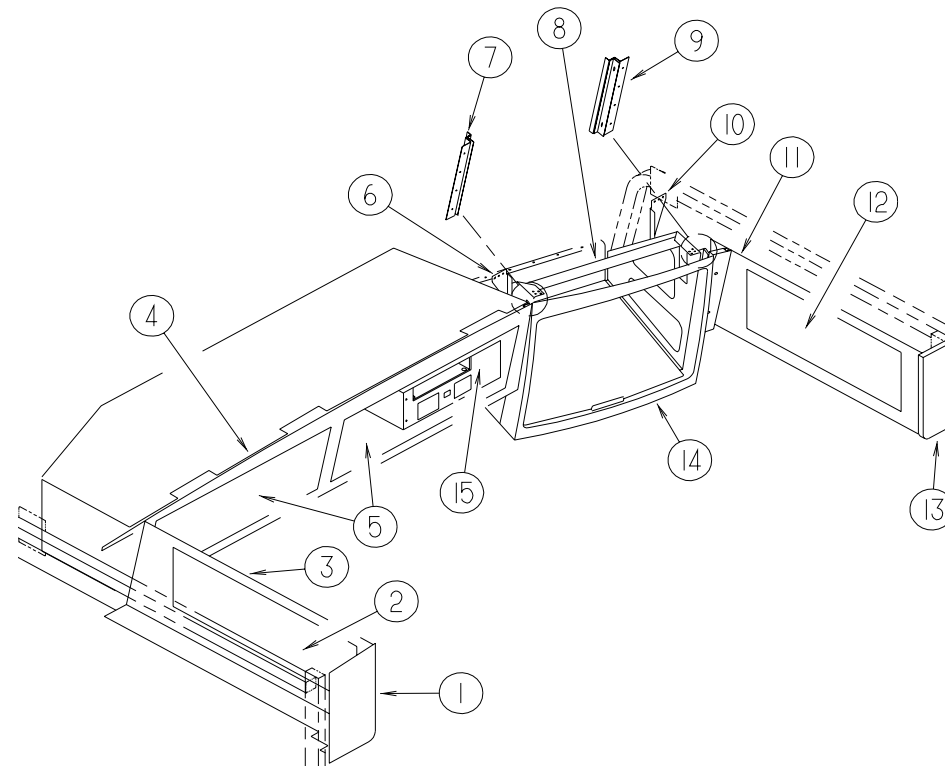
LOWER DRIVER COMPARTMENT



KEY	PART NUMBER	U/M	DESCRIPTION	VENDOR NO.	KEY	PART NUMBER	U/M	DESCRIPTION	VENDOR NO.
1	024700-51-000	EA	COVER - ROLL BAR		14	123298-02-05A	EA	SUNVISOR - 10.5" X 28.5"	
2	091990-05-01A	EA	SEAT BELT/SHOULDER HARNESS - DRIVER/PASSENGER - BLACK		15	125508-01-02A	EA	TRIM - A-PILLAR - INTERIOR - TITANIUM	
	127598-01-01A	EA	ADJUSTER - SEATBELT - D-LOOP - ADJUSTER			123045-11-03A	EA	BACKING - SCREW - TITANIUM	
	091990-05-700	EA	SLEEVE/BUCKLE COVER - PLASTIC	209S-2	16	P30276-08-000	EA	DASH - W/O VINYL	
	091990-05-701	EA	CAP/COVER - BOLT HOLE COVER	209SC-02	17	104354-09-09A	EA	APPLIQUE - LOWER DASH - SUNCRUISER	
	091990-05-702	EA	SLEEVE/RETRACTABLE COVER	309C-02	18	095757-05-J54	EA	COVER - HEATER (K58,K59)	
	091990-05-703	EA	EXTENDER 12"	I-1442-02	18	095757-05-K38	EA	COVER - HEATER (K62,K63)	
	109146-01-000	EA	BOLT - SHOULDER/SEAT BELT		18	095757-05-J31	EA	COVER - HEATER (K64,K65)	
	127598-02-000	EA	NUT - HEX FLANGE - M10 X 1.5 - CLASS 10		18	095757-05-J17	EA	COVER - HEATER (K26,K27)	
	128444-01-000	EA	WASHER - SPRING - CONICAL		19	103961-03-01A	EA	COVER - BRACKET - SEATBELT/OFF WHITE	
3	086120-01-J54	EA	PAD - MAP POCKET - 12" X 16" (K58,K59)		20	105924-01-J54	EA	MAT - FLOOR - 18" X 27" (K58,K59)	
3	086120-01-J24	EA	PAD - MAP POCKET - 12" X 16" (K62,K63)		20	105924-01-K62	EA	MAT - FLOOR - 18" X 27" (K62,K63)	
3	086120-01-K64	EA	PAD - MAP POCKET - 12" X 16" (K64,K65)		20	105924-01-K60	EA	MAT - FLOOR - 18" X 27" (K64,K65)	
3	086120-01-G30	EA	PAD - MAP POCKET - 12" X 16" (K26,K27)		20	105924-01-K32	EA	MAT - FLOOR - 18" X 27" (K26,K27)	
4	130756-01-02A	EA	POD - CONTROL - SHIFTER - TITANIUM		21	127692-01-J50	EA	TABLE/WORK STATION - COMPLETE	
5	M05946-55-J52	EA	DASH POD		21	127597-01-000	EA	SLIDE - WORK STATION - DASH	
6	127721-01-01A	EA	COVER - SLIDE - OFF WHITE		22	111759-14-J60	EA	TRAY - BEVERAGE (WASHED MAPLE)	
6	127798-01-01A	EA	COVER - SLIDE - INNER - BLACK - 1.5" X 11.4"		22	111759-14-G15	EA	TRAY - BEVERAGE (WATERFORD OAK)	
7	125508-02-02A	EA	TRIM - A-PILLAR - INTERIOR - TITANIUM		23	111759-13-J60	EA	TOP - BEVERAGE TRAY COMPARTMENT (WASHED MAPLE)	
	123045-11-03A	EA	BACKING - SCREW - TITANIUM		23	111759-13-G15	EA	TOP - BEVERAGE TRAY COMPARTMENT (WATERFORD OAK)	
8	126443-04-K28	EA	PANEL - OVERHEAD/FRONT - LEFT HAND - 5.8" X 38.4"		24	M06881-01-K58	EA	DRAWER - F/BEVERAGE TRAY (WASHED MAPLE)	
9	123450-02-03A	EA	SUNVISOR - W/PULLOUTS - DRIVER		24	M06881-01-K28	EA	DRAWER - F/BEVERAGE TRAY (WATERFORD OAK)	
10	122856-01-01A	EA	FAN - DEFROSTER - 2 SPEED W/SWIVEL BASE/NON - OSCILATING - CHROME		25	M06880-04-K58	EA	CABINET - F/BEVERAGE TRAY (WASHED MAPLE)	
11	040714-01-000	EA	MIRROR - REAR VIEW/ARM MOUNT & SET SCREW		25	M06880-04-K28	EA	CABINET - F/BEVERAGE TRAY (WATERFORD OAK)	
	067490-01-000	EA	BUTTON - MIRROR/REAR VIEW			122717-01-01A	EA	PAD - NON SKID - 4" DIAMETER ROUND	
12	118453-04-02A	EA	TRIM - WINDSHIELD - INNER/TOP/DRIVER -TITANIUM		26	116993-01-01A	EA	COVER - PEDALS - BLACK	
12	118453-03-02A	EA	TRIM - WINDSHIELD - INNER/TOP/PASSENGER		27	112236-02-J52	EA	BEZEL - F/SLIDEOUT ROOM CONTROL	
13	118452-04-02A	EA	TRIM - WINDSHIELD - CENTER		28	127901-02-02A	EA	PANEL - TOEKICK/LEFT HAND - TITANIUM (W/DRIVER DOOR)	
					28	127901-01-02A	EA	PANEL - TOEKICK/LEFT HAND - TITANIUM (W/O DRIVER DOOR)	

DRIVERS COMPARTMENT GROUP (CONTINUED)

UPPER DRIVER COMPARTMENT

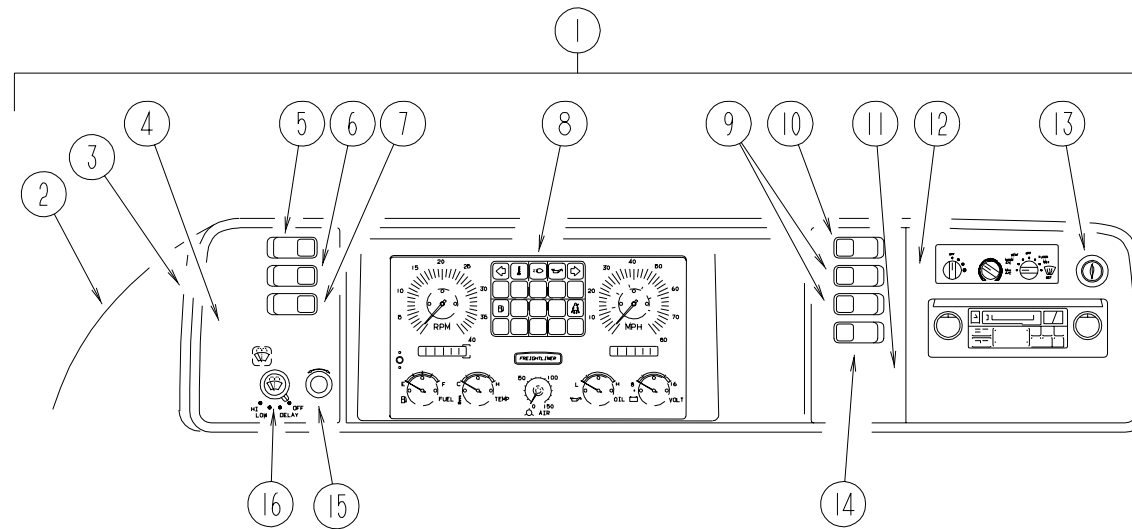


KEY	PART NUMBER	U/M	DESCRIPTION
1	103128-18-J60	EA	END CAP - OVERHEAD CABINET - LEFT HAND (WASHED MAPLE)
1	103128-18-J20	EA	END CAP - OVERHEAD CABINET - LEFT HAND (WATERFORD OAK)
2	M05992-L9-K58	EA	DOOR - STRAIGHT CORNER/OGEE EDGE - 10" X 29.5" - W/O HDW (WASHED MAPLE)
2	M05992-L9-J20	EA	DOOR - STRAIGHT CORNER/OGEE EDGE - 10" X 29.5" - W/O HDW (WATERFORD OAK)
3	126301-02-K58	EA	CABINET - OVERHEAD/FRONT/LEFT HAND - W/O DOORS/HARDWARE (WASHED MAPLE)
3	126301-02-J22	EA	CABINET - OVERHEAD/FRONT/LEFT HAND - W/O DOORS/HARDWARE (WATERFORD OAK)
4	130768-03-K58	EA	CABINET - OVERHEAD/FRONT - W/O DOORS/HARDWARE (WASHED MAPLE)
4	130768-03-K28	EA	CABINET - OVERHEAD/FRONT - W/O DOORS/HARDWARE (WATERFORD OAK)
5	M05992-AW-K58	EA	DOOR - STRAIGHT CORNER/OGEE EDGE - 11.4" X 28.1" - W/O HDW (WASHED MAPLE)
5	M05992-AW-K28	EA	DOOR - STRAIGHT CORNER/OGEE EDGE - 11.4" X 28.1" - W/O HDW (WATERFORD OAK)
6	126081-09-02B	EA	BRACKET/SUPPORT - TV - E-COATED
7	127965-03-02B	EA	BRACKET - SUPPORT - TV - E-COATED

KEY	PART NUMBER	U/M	DESCRIPTION
8	114706-06-02B	EA	SUPPORT - TV SHELF - E-COATED
9	127965-02-02B	EA	BRACKET - SUPPORT - TV - E-COATED
10	126081-10-02B	EA	BRACKET/SUPPORT - TV - E-COATED
11	126358-03-K58	EA	CABINET - OVERHEAD - FRONT/RIGHT HAND - W/O DOORS/HARDWARE (WASHED MAPLE)
11	126358-03-K28	EA	CABINET - OVERHEAD - FRONT/RIGHT HAND - W/O DOORS/HARDWARE (WATERFORD OAK)
12	M05992-77-K58	EA	DOOR - STRAIGHT CORNER/OGEE EDGE - 10" X 25.2" - W/O HDW (WASHED MAPLE)
12	M05992-77-K28	EA	DOOR - STRAIGHT CORNER/OGEE EDGE - 10" X 25.2" - W/O HDW (WATERFORD OAK)
13	103128-17-J52	EA	END CAP - OVERHEAD CABINET - RIGHT HAND (WASHED MAPLE)
13	103128-17-J20	EA	END CAP - OVERHEAD CABINET - RIGHT HAND (WATERFORD OAK)
14	125977-02-02A	EA	COVER - TV/OVERHEAD/FRONT - TITANIUM
15	126275-02-02B	EA	SHELF - OVERHEAD/FRONT - E-COATED
			FROM: 00-00-00 THRU: 11-08-98
15	126275-04-02B	EA	SHELF - OVERHEAD/FRONT - E-COATED
			FROM: 11-09-98 THRU: 99-99-99

DRIVERS COMPARTMENT GROUP (CONTINUED)

DASH, GAUGES & SWITCHES (FREIGHTLINER)

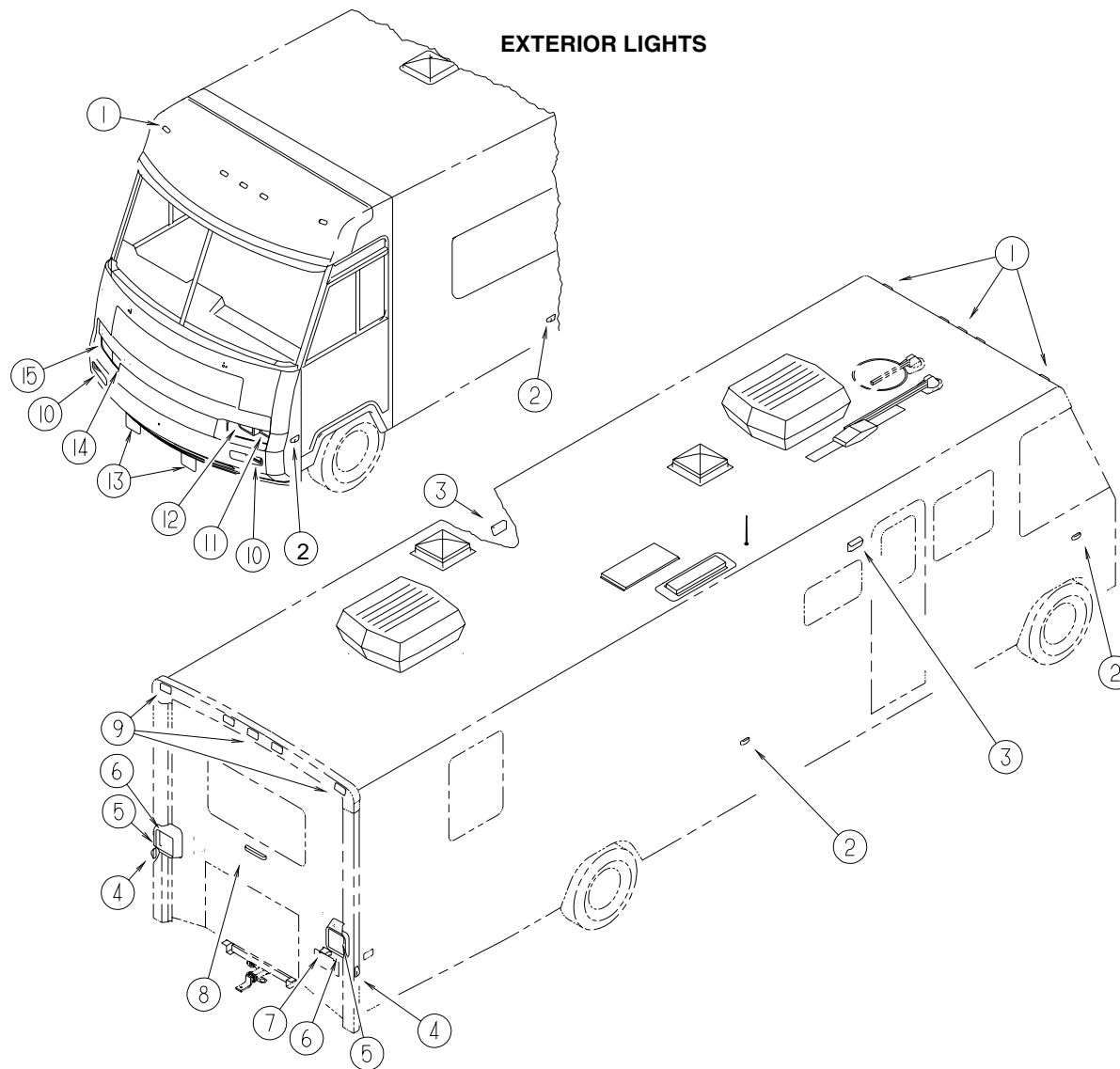


KEY	PART NUMBER	U/M	DESCRIPTION
1	M05946-55-J52	EA	DASH POD
2	125677-02-J52	EA	POD - INSTRUMENT PANEL
3	103662-07-01A	EA	BEZEL - INSTRUMENT PANEL
4	104056-38-01A	EA	APPLIQUE - BEZEL - DRIVER - BLACK
			FROM: 00-00-00 THRU: 03-14-99
4	104056-46-01A	EA	APPLIQUE - BEZEL - DRIVER - BLACK
			FROM: 03-15-99 THRU: 99-99-99
5	108357-08-000	EA	SWITCH - ROCKER DPDT - ON/NONE/ON - 6 TERMINAL
5	108356-02-01A	EA	COVER/ACTUATOR SWITCH - 2 ROWS DIMPLES- CONTURA II - BLACK
6	108357-09-000	EA	SWITCH - ROCKER SPDT - ON/NONE/MOM - 3 TERMINAL
6	108356-02-01A	EA	COVER/ACTUATOR SWITCH - 2 ROWS DIMPLES- CONTURA II - BLACK
7	108357-06-000	EA	SWITCH - ROCKER DPDT - MOM/OFF/MOM - 6 TERMINAL
7	108356-02-01A	EA	COVER/ACTUATOR SWITCH - 2 ROWS DIMPLES- CONTURA II - BLACK
8	121868-13-000	EA	CLUSTER - INSTRUMENT - METRIC
9	108357-03-000	EA	SWITCH - ROCKER SPDT - ON/OFF/ON - 3 TERMINAL
9	108356-02-01A	EA	COVER/ACTUATOR SWITCH - 2 ROWS DIMPLES- CONTURA II - BLACK

KEY	PART NUMBER	U/M	DESCRIPTION
10	108357-10-000	EA	SWITCH - ROCKER SPDT - W/LIGHT - MOM/NONE/MOM - 5 TERMINAL
10	108356-04-01A	EA	COVER/ACTUATOR SWITCH - 2 ROWS DIMPLES W/LENS-CONTURAI-BLK
	096241-03-000	EA	SWITCH - BLANK
	077942-01-000	EA	SWITCH - DUMMY - BLACK
11	104056-08-01A	EA	APPLIQUE - BEZEL - PASSENGER - 6 SWITCH
11	104056-21-01A	EA	APPLIQUE - BEZEL - PASSENGER DRESS UP
12	104056-06-01A	EA	APPLIQUE - BEZEL - PASSENGER - BLACK
13	089294-01-000	EA	LIGHTER - CIGARETTE - W/O WIRES
14	108357-01-000	EA	SWITCH - ROCKER SPST - ON/OFF - 2 TERMINAL
14	108356-02-01A	EA	COVER/ACTUATOR SWITCH - 2 ROWS DIMPLES- CONTURA II - BLACK
15	096675-01-000	EA	KNOB - HEADLAMP - W/SHAFT
	096674-01-000	EA	NUT - HEADLAMP KNOB - BLACK
16	091206-04-000	EA	MODULE/WIPER CONTROL KIT - DYNAMIC PARK
	106569-11-02A	EA	VINYL - LAMINATE - TITANIUM - 1/4" X 21" X 100"
	103603-01-000	EA	BULB - 12 VOLT - #74 - .12A WEDGE - GE 22-25 USED IN DASH
	077031-01-000	EA	FILM - BLACK - 1" X 1.75"
	077031-03-000	EA	FILM - WHITE .75" X 1"

ELECTRICAL GROUP

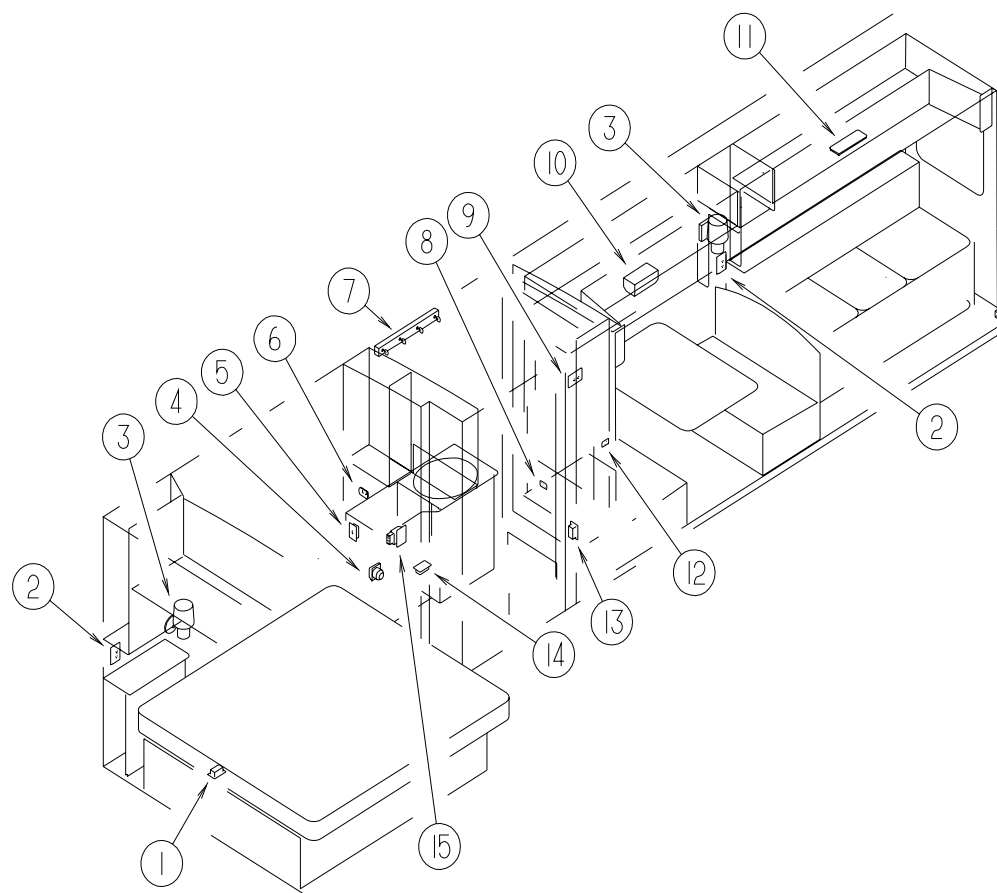
EXTERIOR LIGHTS



KEY	PART NUMBER	U/M	DESCRIPTION
1	102520-01-000	EA	LIGHT - CLEARANCE - W/O SOCKET CONNECTIONS - AMBER
1	036196-01-000	EA	BULB - 12 VOLT - #194 - .27 AMP - BAYONETTE
1	102540-01-000	EA	SEAL - SCREW - ROUND - RUBBER
1	102541-01-000	EA	GASKET - CLEARANCE LIGHT
1	067789-02-000	EA	SOCKET - LAMP
2	111102-02-000	EA	LENS - MARKER LAMP - AMBER
2	111102-01-000	EA	LAMP - MARKER - BASE
2	036196-01-000	EA	BULB - 12 VOLT - #194 - .27 AMP - BAYONETTE
3	097917-01-06A	EA	LIGHT - PORCH - BRIGHT WHITE
3	008215-01-000	EA	BULB - 12 VOLT - #1003 - .94 AMP
3	097917-01-700	EA	LENS - LIGHT - CLEAR
3	008089-02-000	EA	LIGHT - PORCH - RECESSED - CANADIAN
3	008089-01-700	EA	LENS - LIGHT - RECESSED - PORCH
3	008214-01-000	EA	BULB - 12 VOLT - #67 - .59 AMP
4	111102-03-000	EA	LENS - MARKER LAMP - RED
4	111102-01-000	EA	LAMP - MARKER - BASE
4	036196-01-000	EA	BULB - 12 VOLT - #194 - .27 AMP - BAYONETTE
5	115632-01-02A	EA	LIGHT - STOP/TURN/TAIL RED
5	115632-03-02A	EA	LIGHT - STOP/TAIL/BACKUP
	113294-03-000	EA	LAMP - PARK/TURN - AMBER - RIGHT HAND
	113294-04-000	EA	LAMP - PARK/TURN - AMBER - LEFT HAND

KEY	PART NUMBER	U/M	DESCRIPTION
	037935-01-000	EA	BULB - 12V - #1157 OR #2057 - 2.1 AMP - CLEAR GLASS BRAKE LIGHT BULB
	037934-01-000	EA	BULB - 12V - #1156 - 2.1 AMP CLEAR GLASS BACK UP & TURN SIGNAL BULB
6	126210-01-J20	EA	TRIM - TAILLIGHT/DRIVER/PASSENGER - BRIGHT WHITE
7	066432-03-000	EA	BRACKET - LICENSE PLATE
7	066432-02-000	EA	LIGHT - LICENSE - BLACK
8	121950-01-000	EA	LIGHT - BRAKE - CENTER MOUNT
9	127536-01-000	EA	LIGHT - CLEARANCE - RED
9	127536-02-000	EA	SOCKET - LIGHT - 194 WEDGE
9	036196-01-000	EA	BULB - 12 VOLT - #194 - .27 AMP - BAYONETTE
10	113294-04-000	EA	LAMP - PARK/TURN - AMBER - LEFT HAND
11	049188-04-000	EA	HEADLAMP - DRIVER - HIGH BEAM - HALOGEN
12	049186-04-000	EA	HEADLAMP - DRIVER - HIGH/LOW - HALOGEN
13	124215-01-000	EA	FOG LIGHT - RECTANGULAR/ CLEAR LENS
	125787-03-J30	EA	SUPPORT - FOG LIGHT
14	049185-04-000	EA	HEADLAMP - PASSENGER - HIGH/LOW - HALOGEN
15	049187-04-000	EA	HEADLAMP - PASSENGER - HIGH BEAM - HALOGEN
	110750-01-000	EA	SCREW - HEADLAMP ADJUSTING
	049359-01-000	EA	SPRING - RETAINER - HEADLAMP - GM #496096
	119157-01-000	EA	SOCKET - SINGLE CONTACT
	119158-01-000	EA	SOCKET - DOUBLE CONTACT

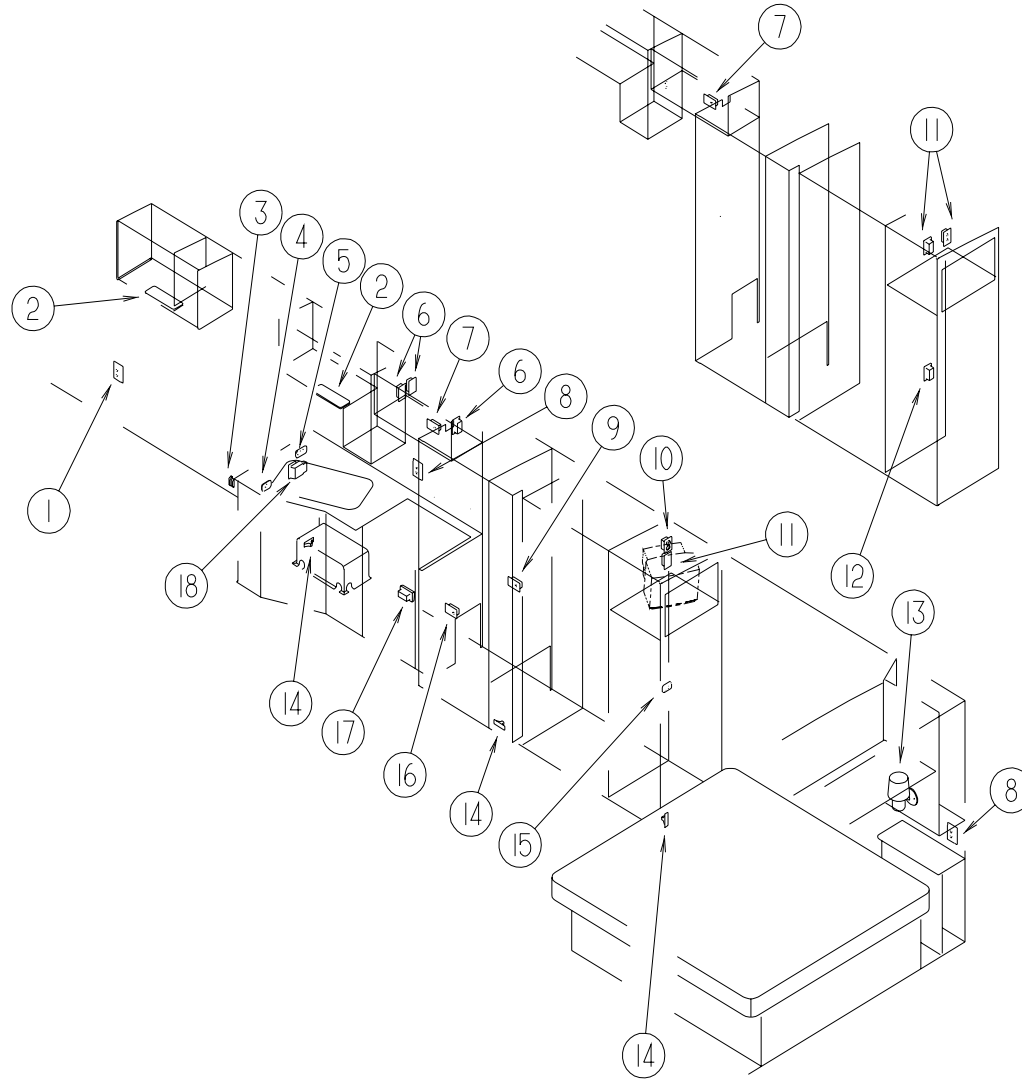
ELECTRICAL GROUP (CONTINUED)
LIGHTS, RECEPTACLES, & SWITCHES (DRIVER SIDE)



KEY	PART NUMBER	U/M	DESCRIPTION	VENDOR NO.	KEY	PART NUMBER	U/M	DESCRIPTION	VENDOR NO.
1	058708-01-000	EA	RECEPTACLE - ELECTRIC - DOUBLE - BROWN		8	079364-01-000	EA	SWITCH - ON/ OFF ROCKER - 2 PRONGS - BROWN	
2	058708-02-000	EA	RECEPTACLE - ELECTRIC - DOUBLE - IVORY		8	098351-02-01A	EA	PLATE - SWITCH - 2 GANG POLISHED BRASS	
2	102568-01-J70	EA	SPACER - RECEPTACLE - BETWEEN SIDEWALL & PLATE - WOOD (WASHED MAPLE)		9	058708-01-000	EA	RECEPTACLE - ELECTRIC - DOUBLE - BROWN	
2	102568-01-GB1	EA	SPACER - RECEPTACLE - BETWEEN SIDEWALL & PLATE - WOOD (WATERFORD OAK)		9	102568-01-J70	EA	SPACER - RECEPTACLE - BETWEEN SIDEWALL & PLATE - WOOD (WASHED MAPLE)	
3	065202-38-000	EA	LAMP - WALL		9	102568-01-GB1	EA	SPACER - RECEPTACLE - BETWEEN SIDEWALL & PLATE - WOOD (WATERFORD OAK)	
3	119257-01-01A	EA	SHADE - LAMP - POTPOUM		10	093575-06-01A	EA	LIGHT - CEILING - FLUTED	
3	067479-01-000	EA	BULB - 12 VOLT - #1076 - 1.80 AMP			008218-01-000	EA	BULB - 12 VOLT - #1141 - 1.44 AMP	
4	115930-01-000	EA	RECEPTACLE - 30 AMP/120 VOLT - EXTERIOR			093575-06-700	EA	GLOBE	9048
5	084420-03-000	EA	SWITCH - TOGGLE - 15 AMP - 120 VOLT - IVORY		11	098024-06-02A	EA	LIGHT - DOME - 2 BULB - SKYLITE	
6	079364-01-000	EA	SWITCH - ON/ OFF ROCKER - 2 PRONGS - BROWN - VANITY LAMP			008218-01-000	EA	BULB - 12 VOLT - #1141 - 1.44 AMP	
6	079364-03-000	EA	SWITCH - ON/OFF ROCKER - 3 PRONGS - BROWN - PUMP			098024-01-701	EA	LENS - OPTI CLEAR - SKYLITE	809902
6	098351-02-01A	EA	PLATE - SWITCH - 2 GANG POLISHED BRASS		12	079364-01-000	EA	SWITCH - ON/ OFF ROCKER - 2 PRONGS - BROWN	
6	095188-01-01A	EA	SPACER - SWITCH - 2.3" X 3.4" - PLASTIC - DARK BROWN		12	098351-01-01A	EA	PLATE/SWITCH - 1 GANG - POLISHED BRASS - W/O LABEL	
7	110235-02-01A	EA	LIGHT - MAKE UP - 4 BULB PANLESS		13	058708-01-000	EA	RECEPTACLE - ELECTRIC - DOUBLE - BROWN	
			FROM: 00-00-00 THRU: 11-18-98		14	058707-02-000	EA	RECEPTACLE - BLANK - JUNCTION	
7	110235-01-01A	EA	LIGHT - MAKE UP - 3 BULB - 12 VOLT		15	084076-02-000	EA	RECEPTACLE - GFI - 15 AMP - 125 VOLT - BROWN	
			FROM: 11-19-98 THRU: 99-99-99						
	081633-01-700	EA	BULB - LIGHT - MAKE-UP	RP1041					

ELECTRICAL GROUP (CONTINUED)

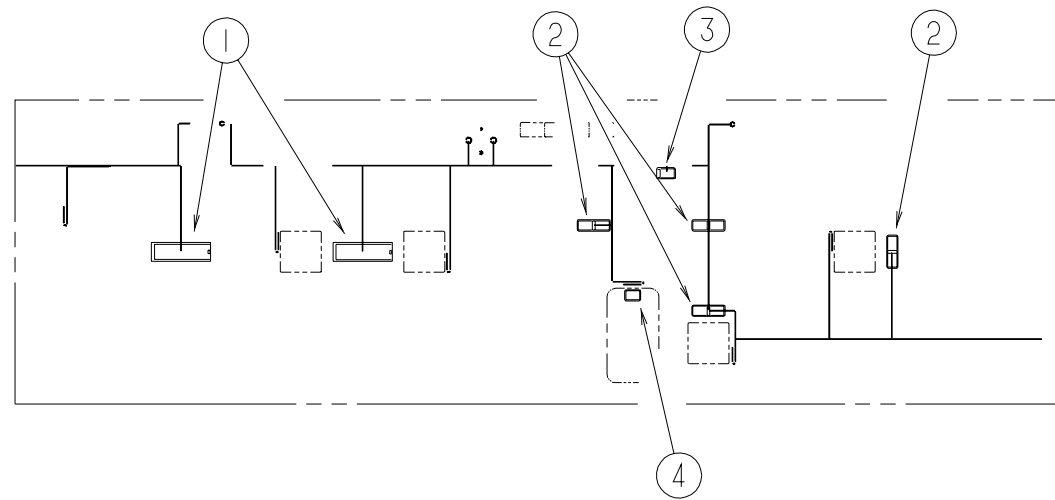
LIGHTS, RECEPTACLES, & SWITCHES (PASSENGER SIDE)



KEY	PART NUMBER	U/M	DESCRIPTION	VENDOR NO.	KEY	PART NUMBER	U/M	DESCRIPTION
1	058708-02-000	EA	RECEPTACLE - ELECTRIC - DOUBLE - IVORY		10	076319-09-000	EA	WALLPLATE - CABLE RECEPTACLE - TV - SINGLE - BROWN
1	102568-01-J70	EA	SPACER - RECEPTACLE - BETWEEN SIDE & PLATE - WOOD (WASHED MAPLE)		11	058708-02-000	EA	RECEPTACLE - ELECTRIC - DOUBLE - IVORY
1	102568-01-GB1	EA	SPACER - RECEPTACLE - BETWEEN SIDE & PLATE - WOOD (WATERFORD OAK)		12	058707-01-000	EA	RECEPTACLE - ELECTRIC - SINGLE - BROWN
2	098024-06-02A	EA	LIGHT - DOME - 2 BULB - SKYLITE		12	102568-01-J70	EA	SPACER - RECEPTACLE - BETWEEN SIDE & PLATE - WOOD (WASHED MAPLE)
	008218-01-000	EA	BULB - 12 VOLT - #1141 - 1.44 AMP		12	102568-01-GB1	EA	SPACER - RECEPTACLE - BETWEEN SIDE & PLATE - WOOD (WATERFORD OAK)
	098024-01-701	EA	LENS - OPTI CLEAR - SKYLITE	809902	13	065202-38-000	EA	LAMP - WALL
3	116995-02-000	EA	SWITCH/MAGNET - ELECTRIC STEP - BLACK/WHITE-CLOSED CIRCUIT		13	119257-01-01A	EA	SHADE - LAMP - POTPOUM
4	079364-01-000	EA	SWITCH - ON/ OFF - ROCKER - 2 PRONGS - BROWN		13	067479-01-000	EA	BULB - 12 VOLT - #1076 - 1.80 AMP
4	098351-01-01A	EA	PLATE - SWITCH - 1 GANG POLISHED BRASS		14	061424-01-000	EA	LIGHT - AISLE - 12 VOLT - RECTANGULAR
5	079364-01-000	EA	SWITCH - ON/ OFF - ROCKER - 2 PRONGS - BROWN		14	008103-01-000	EA	BULB - DASH/AISLE LIGHT - #53 - 12 VOLT - .12 AMP
5	098351-05-01A	EA	PLATE - SWITCH - 3 GANG POLISHED BRASS		15	079364-02-000	EA	SWITCH - ON/OFF ROCKER - 3 TERMINAL - BLACK
6	058707-02-000	EA	RECEPTACLE - BLANK - JUNCTION		15	098351-02-01A	EA	PLATE - SWITCH - 2 GANG POLISHED BRASS
7	058707-01-000	EA	RECEPTACLE - ELECTRIC - SINGLE - BROWN		15	095188-01-01A	EA	SPACER - SWITCH - 2.3" X 3.4" - PLASTIC - DARK BROWN
8	058708-02-000	EA	RECEPTACLE - ELECTRIC - DOUBLE - IVORY		16	058708-05-000	EA	RECEPTACLE - ELECTRIC - SINGLE - BROWN
8	102568-01-GB1	EA	SPACER - RECEPTACLE - BETWEEN SIDEWALL & PLATE - WOOD (WATERFORD OAK)		17	112822-01-01A	EA	RECEPTACLE - DUPLEX - IVORY
8	102568-01-K29	EA	SPACER - RECEPTACLE - BETWEEN SIDEWALL & PLATE - WOOD (MYSTIC OAK)		17	112824-01-03A	EA	COVER - EXTERIOR DUPLEX RECEPTACLE - WHITE PLASTIC
9	058708-01-000	EA	RECEPTACLE - ELECTRIC - DOUBLE - BROWN		17	131826-01-01A	EA	RECEPTACLE - EXTERIOR - W/COVER/GASKET - WHITE
9	058707-01-000	EA	RECEPTACLE - ELECTRIC - SINGLE - BROWN					FROM: 00-00-00 THRU: 11-15-98
								FROM: 00-00-00 THRU: 11-15-98
								FROM: 11-16-98 THRU: 99-99-99
					18	084076-02-000	EA	RECEPTACLE - GFI - 15 AMP - 125 VOLT - BROWN

ELECTRICAL GROUP (CONTINUED)

CEILING LIGHTS



KEY	PART NUMBER	U/M	DESCRIPTION	VENDOR NO.
1	091937-04-000	EA	LIGHT - FLUORESCENT - 12V/30 WATT - 20.8" LONG - THIN LITE	807877
	091937-03-000	EA	BULB - FLOURESCENT LIGHT - 12 VOLT	
	091937-02-000	EA	LENS - LIGHT - FLUORESCENT - THIN LITE	
2	098024-03-02A	EA	LIGHT - DOME - 2 BULB - WHITE	807877
	008218-01-000	EA	BULB - 12 VOLT - #1141 - 1.44 AMP	
	098024-01-700	EA	LENS-LIGHT	

KEY	PART NUMBER	U/M	DESCRIPTION	VENDOR NO.
3	098024-01-03A	EA	LIGHT - DOME - 1 BULB - WHITE	807877
	008218-01-000	EA	BULB - 12 VOLT - #1141 - 1.44 AMP	
4	098024-01-700	EA	LENS-LIGHT	807877
	121935-01-01A	EA	LIGHT - DOME - SHOWER	

ELECTRICAL GROUP (CONTINUED)**CONVERTER & LOAD CENTER**

KEY	PART NUMBER	U/M	DESCRIPTION
	083208-02-000	EA	CONTROL CENTER - 45 AMP - 120/12V - W/O BREAKERS
	099048-03-000	EA	INVERTER - 130 WATT
	106071-03-000	EA	SWITCH - AUTOMATIC TRANSFER - 50 AMP F/30AMP E.M.S. FROM: 00-00-00 THRU: 03-14-99
	106071-03-700	EA	CIRCUIT BOARD/TIME DELAY SW TD0001
	106071-04-000	EA	SWITCH - AUTOMATIC TRANSFER FROM: 03-15-99 THRU: 99-99-99
	108915-02-000	EA	LOAD CENTER - 120/240 VOLT - 100 AMP FROM: 00-00-00 THRU: 04-04-99
	108915-03-000	EA	LOAD CENTER - 120/240 - 100 AMP FROM: 04-05-99 THRU: 99-99-99
	113132-01-000	EA	LOAD CENTER - 120/240 VOLT - 60 AMP
	123058-02-000	EA	CONVERTER - 45 AMP - ELECTRONIC - 4 1/8"H X 7"W X 12 3/8"L
	127002-01-000	EA	MODULE/CIRCUIT BOARD - ENERGY MANAGEMENT SYSTEM CONTROL
	127002-02-000	EA	PANEL/MONITOR - ENERGY MANAGEMENT SYSTEM

ELECTRICAL SWITCHES

KEY	PART NUMBER	U/M	DESCRIPTION
	079364-01-000	EA	SWITCH - ON/OFF ROCKER - 2 TERMINAL - BROWN
	079364-03-000	EA	SWITCH - ON/OFF ROCKER - 3 TERMINAL - BROWN
	081994-08-000	EA	PLATE - SWITCH - F/SLIDEOUT
	081994-09-000	EA	PLATE - SWITCH - F/SLIDEOUT
	084420-03-000	EA	SWITCH - TOGGLE - 15 AMP - 120 VOLT - IVORY
	095188-01-01A	EA	SPACER - SWITCH - 2.3" X 3.4" - PLASTIC - DARK BROWN
	098351-01-01A	EA	PLATE/SWITCH - 1 GANG - POLISHED BRASS - W/O LABEL
	098351-02-01A	EA	PLATE/SWITCH - 2 GANG - POLISHED BRASS - W/O LABEL
	098351-05-01A	EA	PLATE/SWITCH - 3 GANG - POLISHED BRASS-PORCH/CEILING/STEP
	098351-09-01A	EA	PLATE/SWITCH - 1 GANG - POLISHED BRASS - SPEAKER SELECT/TV FROM: 00-00-00 THRU: 11-08-98
	098351-16-01A	EA	PLATE - SWITCH - 1 GANG W/LABEL FROM: 11-09-98 THRU: 99-99-99
	101894-01-01A	EA	SWITCH - 3 WAY - BROWN (110 VOLT)
	101911-01-01A	EA	WALL PLATE - SWITCH (1 GANG)
	108355-01-000	EA	HOUSING - SWITCH
	108356-02-01A	EA	COVER/ACTUATOR SWITCH - 2 ROWS DIMPLES- CONTURA II - BLACK
	108356-04-01A	EA	COVER/ACTUATOR SWITCH - 2 ROWS DIMPLES W/LENS-CONTURA-BLK
	108357-01-000	EA	SWITCH - ROCKER SPST - ON/OFF - 2 TERMINAL
	108357-06-000	EA	SWITCH - ROCKER DPDT - MOM/OFF/MOM - 6 TERMINAL
	108357-08-000	EA	SWITCH - ROCKER DPDT - ON/NONE/ON - 6 TERMINAL

RECEPTACLES

KEY	PART NUMBER	U/M	DESCRIPTION
	058707-01-000	EA	RECEPTACLE - ELECTRIC - SINGLE - BROWN
	058707-02-000	EA	RECEPTACLE - BLANK - JUNCTION BOX
	058708-01-000	EA	RECEPTACLE - ELECTRIC - DOUBLE - BROWN
	058708-02-000	EA	RECEPTACLE - ELECTRIC - DOUBLE - IVORY
	058708-05-000	EA	RECEPTACLE - ELECTRIC - SINGLE - BROWN
	084076-02-000	EA	RECEPTACLE - GFI - 15 AMP/125 VOLT - BROWN - W/COVER
	102568-01-J70	EA	SPACER - RECEPTACLE - BETWEEN SIDEWALL & PLATE - WOOD
	112822-01-01A	EA	RECEPTACLE - DUPLEX - IVORY FROM: 00-00-00 THRU: 11-15-98
	112824-01-03A	EA	COVER - EXTERIOR DUPLEX RECEPTACLE - WHITE PLASTIC FROM: 00-00-00 THRU: 11-15-98
	131826-01-01A	EA	RECEPTACLE - EXTERIOR - W/COVER/GASKET - WHITE FROM: 11-16-98 THRU: 99-99-99
	115930-01-000	EA	RECEPTACLE - 30 AMP/120 VOLT - EXTERIOR
	115930-02-000	EA	RECEPTACLE - 50 AMP/240 VOLT - EXTERIOR

ELECTRICAL GROUP (CONTINUED)**ELECTRICAL BOXES & CORDS**

KEY	PART NUMBER	U/M	DESCRIPTION
	008052-01-000	EA	CORD - POWER - 10/3 WIRE - 30 AMP - 25' - CANADIAN
	008054-01-000	EA	CORD - POWER - 10/3 WIRE - 30 AMP - 25'
	008289-01-000	EA	BOX - ELECTRIC/STEEL - 1/2" & 3/4" KNOCKOUTS - 4" X 4"
	008289-02-000	EA	BOX - ELECTRIC/STEEL - 1/2" & 3/4" KNOCKOUTS - 4" X 4"-CAN
	008294-01-000	EA	COVER - ELECTRICAL BOX - BLANK/STEEL - 4" X 4" - GRAY
	008294-02-000	EA	COVER - ELECTRICAL BOX - BLANK STEEL - 4" X 4" - CANADIAN
	091910-01-000	EA	BOX - ELECTRIC - 3.8" X 3.5" X 1.8" - PLASTIC
	091910-02-000	EA	BOX - ELECTRIC - 2.2" X 3.5" X 1.8" - PLASTIC
	092492-08-000	EA	SEAL - ELECTRIC BOX - 8" X 15" SQ.
	092492-14-000	EA	SEAL - ELECTRICAL BOX
	098196-01-000	EA	LATCH - 1/4 TURN - T-BAR
	108934-01-000	EA	POWER CORD - 36'/50 AMP - 4 WIRE
	109925-03-000	EA	DOOR - ELECTRICAL BOX - OSHKOSH - 13.7"
	111509-01-000	EA	BOX - ELECTRICAL - E-COATED
	111510-01-000	EA	DOOR/ACCESS PANEL - ELECTRICAL BOX
	113096-01-000	EA	CORD - POWER - 50 AMP - 4 WIRE - 36' - CSA FROM: 00-00-00 THRU: 01-03-99

WIRE ASSEMBLIES

KEY	PART NUMBER	U/M	DESCRIPTION
	073328-B4-000	EA	CABLE ASSEMBLY - BATTERY - W/TERMINALS
	081059-02-000	EA	WIRE ASSEMBLY - 9 PIN - F/RADIO
	090986-01-000	EA	WIRE ASSEMBLY - ELECTRIC STEP FROM: 00-00-00 THRU: 02-07-99
	090986-02-000	EA	WIRE ASSEMBLY - ELECTRIC STEP FROM: 02-08-99 THRU: 99-99-99
	096449-02-000	EA	WIRE ASSEMBLY - WATER TANK TO MONITOR PANEL
	097618-01-000	EA	WIRE ASSEMBLY - MONITOR PANEL- W/3 WIRES & ORANGE RESISTOR ORANGE RESISTOR W/3 (ORANGE-GREEN-BLUE) WIRES
	100677-01-000	EA	WIRE ASSEMBLY - RADIO
	108304-01-000	EA	WIRE ASSEMBLY - INSTRUMENT PANEL - AUXILIARY FANS FROM: 00-00-00 THRU: 03-14-99
	110256-01-000	EA	WIRE ASSEMBLY - INSTRUMENT PANEL - GENERATOR FROM: 00-00-00 THRU: 03-14-99
	113452-01-000	FT	SEAL/TRIM - FRONT - VINYL W/WIRE CARRIER
	113639-01-000	FT	CABLE - 3/0 AWG STRANDED - RED
	120233-05-000	EA	WIRE - 30" W/DIGITAL SENSOR CONNECTOR/STRIPED LEAD
	124096-01-000	EA	WIRE - INSTRUMENT PANEL - FOG LAMPS FROM: 00-00-00 THRU: 03-14-99
	124111-01-000	EA	WIRE ASSEMBLY - FOG LAMPS
	124882-02-000	EA	WIRE ASSEMBLY - AMPLIFIER
	126392-01-000	EA	WIRE ASSEMBLY - REMOTE MIRRORS
	127002-03-000	EA	WIRE ASSEMBLY - ENERGY MANAGEMENT SYSTEM
	131279-01-000	EA	WIRE ASSEMBLY - DRIVER SEAT
	131386-01-000	EA	WIRE ASSEMBLY - F/SLIDEOUT CONTROL FROM: 07-21-98 THRU: 99-99-99
	104016-01-000	EA	WIRE ASSEMBLY - AUXILIARY FANS FROM: 00-00-00 THRU: 03-14-99

ELECTRICAL MISCELLANEOUS

KEY	PART NUMBER	U/M	DESCRIPTION	VENDOR NO.
	007093-01-000	EA	SIGNAL FLASHER	
	008188-01-000	EA	SOLENOID - 3 POST - BATTERY CHANGE OVER	
	063910-01-000	EA	HOUSING - RELAY	
	063912-02-000	EA	RELAY - CANISTER - SPDT	
	086233-01-000	EA	STUD - ISOLATED - 3/8" X 7/8" LONG	
	086273-01-000	EA	RELAY - BATTERY DISCONNECT	
	115504-01-000	EA	PANEL - SOLAR 10 WATT	
	115504-01-700	EA	PLUG & CABLE - 10 WATT PANEL	600-016
	115505-01-000	EA	LIGHT - MONITOR/SOLAR PANEL - RED LED INDICATOR	
	128961-01-02B	EA	HANGER - POWER CORD - E-COATED	

ELECTRICAL GROUP (CONTINUED)**CIRCUIT BREAKERS & FUSES**

KEY	PART NUMBER	U/M	DESCRIPTION
	062037-01-000	EA	HOUSING - AUTO FUSE - NATURAL
	062037-02-000	EA	HOUSING - AUTO FUSE - GREEN
	062037-03-000	EA	HOUSING - AUTO FUSE - BLACK
	062037-04-000	EA	HOUSING - AUTO FUSE - BLUE
	062037-05-000	EA	HOUSING - AUTO FUSE - GRAY
	062037-06-000	EA	HOUSING - AUTO FUSE - BROWN
	062901-02-000	EA	FUSE - 05 AMPS - AUTOMOTIVE
	062901-05-000	EA	FUSE - 15 AMPS - AUTOMOTIVE
	062901-06-000	EA	FUSE - 20 AMPS - AUTOMOTIVE
	062901-07-000	EA	FUSE - 25 AMPS - AUTOMOTIVE
	062901-08-000	EA	FUSE - 30 AMPS - AUTOMOTIVE
	083209-01-000	EA	CIRCUIT BREAKER - 15 AMP - 120 VOLT - CANADIAN
	083209-02-000	EA	CIRCUIT BREAKER - 15/15 AMP - 120 VOLT
	083209-03-000	EA	CIRCUIT BREAKER - 15/20 AMP - 120 VOLT
	083209-04-000	EA	CIRCUIT BREAKER - 30 AMP - 120 VOLT
	083209-10-000	EA	CIRCUIT BREAKER - 20/30 AMP - 120 VOLT
	083209-11-000	EA	CIRCUIT BREAKER - 20/15 AMP - 120 VOLT
	093654-01-000	EA	CIRCUIT BREAKER - 6 AMP - 12 VOLT
	093654-02-000	EA	CIRCUIT BREAKER - 15 AMP - 12 VOLT
	093655-03-000	EA	CIRCUIT BREAKER - 40 AMP - 12 VOLT
	093674-01-000	EA	PLATE - CIRCUIT BREAKER - HOUSE - 8.4" X 4.1" - STEEL
	106656-01-000	EA	FUSE BLOCK - 4 CAVITY - AUTOFUSE
	108669-01-000	EA	HOUSING - AUTO FUSE HOLDER
	108916-01-000	EA	CIRCUIT BREAKER - 50 AMP - 12 VOLT - 2 POLE
	122811-01-000	EA	CIRCUIT BREAKER - 20/50/50/20

ELECTRICAL CONNECTORS & CONDUIT

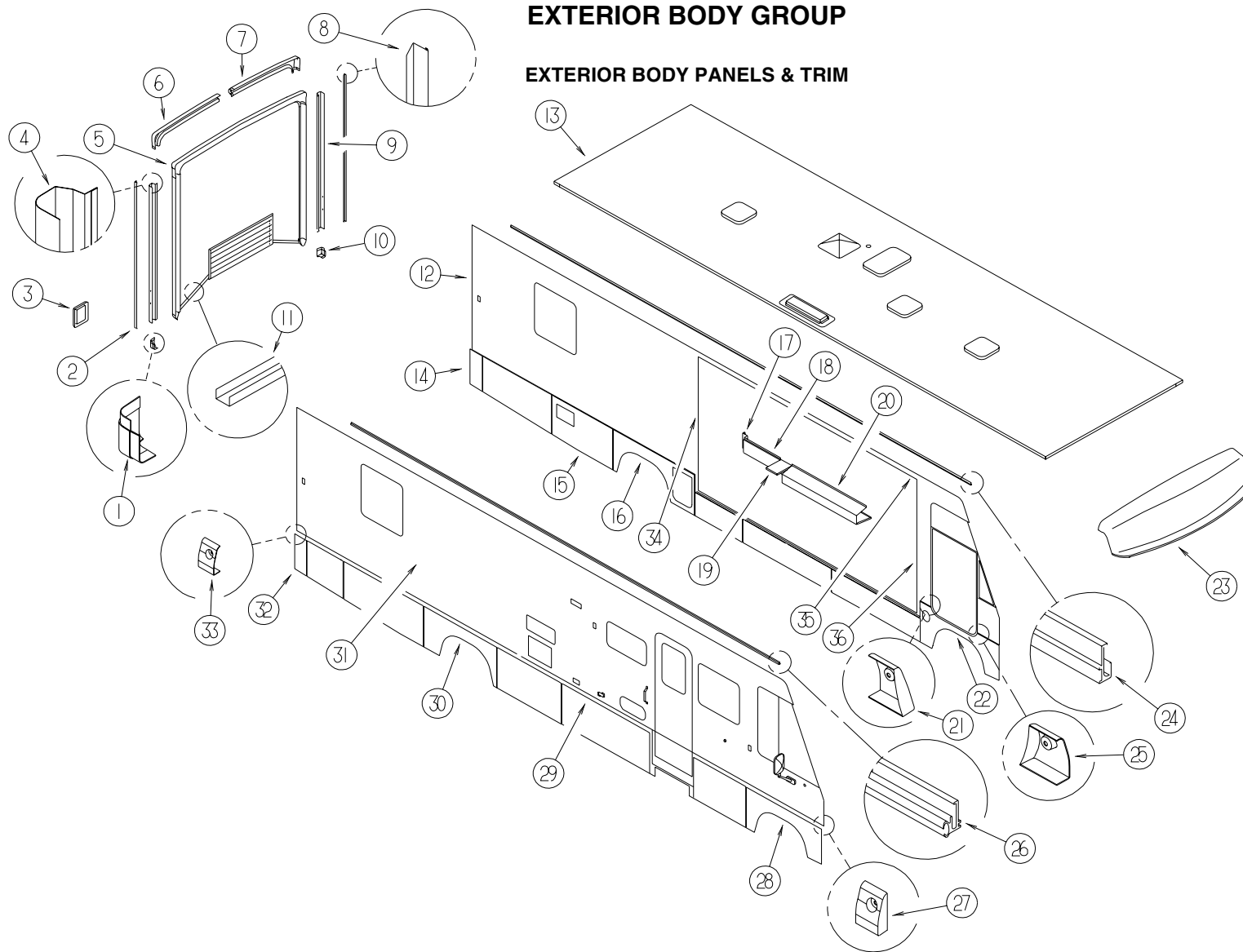
KEY	PART NUMBER	U/M	DESCRIPTION
	007954-01-000	EA	RECEPTACLE - HOUSING - 6 POSITION
	007956-05-000	EA	INSULATOR - SHRINK - .25 ID X 1.50
	008311-01-000	EA	CONNECTOR - WIRE NUT - INSULATED - RED
	008312-01-000	EA	CONNECTOR - WIRE NUT - INSULATED - BLUE
	008313-01-000	EA	CONNECTOR - WIRE NUT - INSULATED - YELLOW
	008314-01-000	EA	CONNECTOR - WIRE NUT - INSULATED - GRAY
	008326-01-000	EA	TERMINAL - RING - 16/14 WIRE - 3/8" STUD
	008328-01-000	EA	TERMINAL - RING - 12/10 WIRE - #10 STUD FIT
	008331-01-000	EA	TERMINAL - RING - TONGUE - #4 WIRE - 3/8" STUD - COPPER
	008348-01-000	EA	TERMINAL - RING - 3/8" STUD 2 GA. WIRE
	008355-01-000	EA	CONNECTOR - CABLE CLAMPING - 3/4"
	008356-01-000	EA	CONNECTOR - PLASTIC - 3/8" AVG
	008356-02-000	EA	CONNECTOR - PLASTIC - 21/32
	008394-01-000	FT	CONDUIT - FLEXIBLE - 1/2"
	035416-04-000	EA	TERMINAL - RING - #10 STUD FIT - INSULATED BARREL #16/14
	041953-01-000	FT	CONDUIT - CONVOLUTE SLIT - .5" ID - POLYETHYLENE
	041953-03-000	FT	CONDUIT - CONVOLUTE SLIT - 1" ID (CLOTHES ROD COVER)
	041953-05-000	FT	CONDUIT - CONVOLUTE SOLID - .62" ID - POLYETHYLENE
	041953-06-000	FT	CONDUIT - CONVOLUTE SLIT - .375" ID - POLYETHYLENE
	041953-07-000	FT	CONDUIT - CONVOLUTE SLIT - .25" ID - POLYETHYLENE
	041953-08-000	FT	CONDUIT - CONVOLUTE SLIT - 1.50" ID - POLYETHYLENE
	041953-09-000	FT	CONDUIT - CONVOLUTE SLIT - .50" ID - NYLON
	041953-10-000	FT	CONDUIT - CONVOLUTE SLIT - .75" ID - NYLON
	041953-11-000	FT	CONDUIT - CONVOLUTE SLIT - 1.06" ID - NYLON
	041953-12-000	FT	CONDUIT - CONVOLUTE SOLID - 1.1" ID - NYLON
	041953-13-000	FT	CONDUIT - CONVOLUTE SLIT - 1.25
	047443-01-000	EA	TERMINAL - .250 RECEPTACLE FIT - INSULATED - 16/14 AWG
	047443-02-000	EA	TERMINAL - .250 RECEPTACLE FIT - INSULATED - 12/10 AWG
	058028-01-000	EA	CONNECTOR - ELECTRICAL PIGTAIL - NYLON - CLEAR
	062036-01-000	EA	TERMINAL - PACK - CON - 12/10 AWG
	062036-02-000	EA	TERMINAL - PACK - CON - 16/14 AWG
	077479-01-000	EA	BOOT - BATTERY TERMINAL - DOUBLE CABLE
	077479-02-000	EA	BOOT - BATTERY TERMINAL - SINGLE CABLE
	080015-02-000	EA	RECEPTACLE - FLAG - .185 - 16/14 GAUGE

ELECTRICAL GROUP (CONTINUED)**ELECTRICAL CONNECTORS & CONDUIT (CONTINUED)**

KEY	PART NUMBER	U/M	DESCRIPTION
	082109-01-000	EA	HOUSING - CONNECTOR - PACKARD
	082741-01-000	EA	CONNECTOR BODY - 2 CONNECTOR MALE
	085724-01-000	EA	SOCKET - DOUBLE CONTACT - TAILLIGHT
	087949-01-000	EA	BUSS BAR - 2 POSITION - .6" X 1.5"
	087949-02-000	EA	BUSS BAR - 3 POSITION - .6" X 2.4"
	088267-01-000	EA	TERMINAL - FEMALE - 1/4
	088473-01-000	EA	HOUSING - PIN - 12 CAVITY (3 ROWS OF 4)
	088473-02-000	EA	HOUSING - PIN - 15 CAVITY (3 ROWS OF 5)
	088473-03-000	EA	HOUSING - PIN - 9 CAVITY (3 ROWS OF 3)
	088473-04-000	EA	HOUSING - PIN - 8 CAVITY IN-LINE
	088473-06-000	EA	HOUSING - PIN - 6 CAVITY (2 ROWS OF 3)
	088473-08-000	EA	HOUSING - PIN - 4 CAVITY - IN-LINE
	088473-09-000	EA	HOUSING - PIN - 3 CAVITY - IN-LINE
	088473-10-000	EA	HOUSING - PIN - 2 CAVITY - IN LINE
	088474-01-000	EA	HOUSING - SOCKET - 12 CAVITY
	088474-02-000	EA	HOUSING - SOCKET - 15 CAVITY
	088474-03-000	EA	HOUSING - SOCKET - 9 CAVITY
	088474-06-000	EA	HOUSING - SOCKET - 6 CAVITY
	088474-07-000	EA	HOUSING - SOCKET - 5 CAVITY
	088474-08-000	EA	HOUSING - SOCKET - 4 CAVITY
	088474-09-000	EA	HOUSING - SOCKET - 3 CAVITY
	088474-10-000	EA	HOUSING - SOCKET - 2 CAVITY
	088475-01-000	EA	PIN - CONNECTOR - 14 - 20 AWG
	088475-02-000	EA	PIN - CONNECTOR - 10-12 AWG
	088476-01-000	EA	TERMINAL - ELECTRICAL
	088476-02-000	EA	SOCKET - CONNECTOR - 12-10 GA - PRE-TIN
	092786-03-000	EA	BUSS BAR - 6.9" LONG
	098260-01-000	EA	TERMINAL - MALE - 56 SERIES
	098261-02-000	EA	SOCKET - CONNECTOR - WEATHERPACK - 14-18 AWG
	098262-01-000	EA	SEAL - CONNECTOR - WEATHERPACK
	098264-01-000	EA	HOUSING - 2 PIN - WEATHERPACK - MALE W/FEMALE PINS
	098265-02-000	EA	PIN - CONNECTOR - WEATHERPACK
	100690-01-000	EA	HOUSING - 5 POSITON - MALE - WEATHERPACK
	100690-02-000	EA	HOUSING - 5 POSITION - FEMALE - WEATHERPACK
	101571-01-000	EA	HOUSING - 2 POSITION - MALE
	101751-01-000	EA	HOUSING - 1 PIN - WEATHER PACK
	101751-02-000	EA	HOUSING - 1 PIN - WEATHERPACK
	103608-01-000	EA	SOCKET - WEDGE BASE W/LEADS
	103987-02-000	EA	SEAL - SOLENOID ACCESS
	104100-01-000	EA	HOUSING - 1 POSITION - 75 AMPS
	104100-03-000	EA	TERMINAL - 75 AMP
	106655-01-000	EA	TERMINAL - FUSE BLOCK - 14-16 AWG
	106655-02-000	EA	TERMINAL - FUSE BLOCK - 10-12 AWG
	110178-01-000	EA	HOUSING - WIPER MOTOR
	112823-01-000	EA	SPLICE - REDUCER - 16-14 TO 18-22
	113308-01-000	EA	TERMINAL - FEMALE - M/P - 14-16 - 280
	113468-01-000	EA	HOUSING - 2 POSITION - FEMALE (USED ON WIPER/WASHER WIRE ASM)
	115556-01-000	EA	HOUSING - 3 POSITION - FEMALE
	115556-02-000	EA	HOUSING - 2 POSITION - FEMALE
	115931-01-000	EA	COVER - CONNECTOR - 30 AMP W/LOCK RING
	115931-02-000	EA	COVER - CONNECTOR - 50 AMP W/LOCKING RING
	115932-01-000	EA	CONNECTOR - FEMALE - 30 AMP/120 VOLT
	115932-02-000	EA	CONNECTOR - FEMALE - 50 AMP/240 VOLT
	116811-01-000	EA	TERMINAL - .110 RECEPTACLE - 16-14 AWG
	118571-02-000	EA	CONNECTOR - 3-WAY - FEMALE/SEALED
	118571-05-000	EA	LOCK - SECONDARY - FEMALE
	118599-01-000	EA	TERMINAL - MALE - M/P - 280 - 14-16
	125323-01-000	EA	HOUSING - 10 POSITION - MALE
	125323-02-000	EA	HOUSING - 8 POSITION - MALE
	125323-03-000	EA	LOCK - SECONDARY 8 POSITION
	125323-04-000	EA	LOCK - SECONDARY 10 POSITION
	125324-01-000	EA	TERMINAL - MALE - METRI-PACK - 150
	125325-01-000	EA	SEAL - CAVITY

EXTERIOR BODY GROUP

EXTERIOR BODY PANELS & TRIM

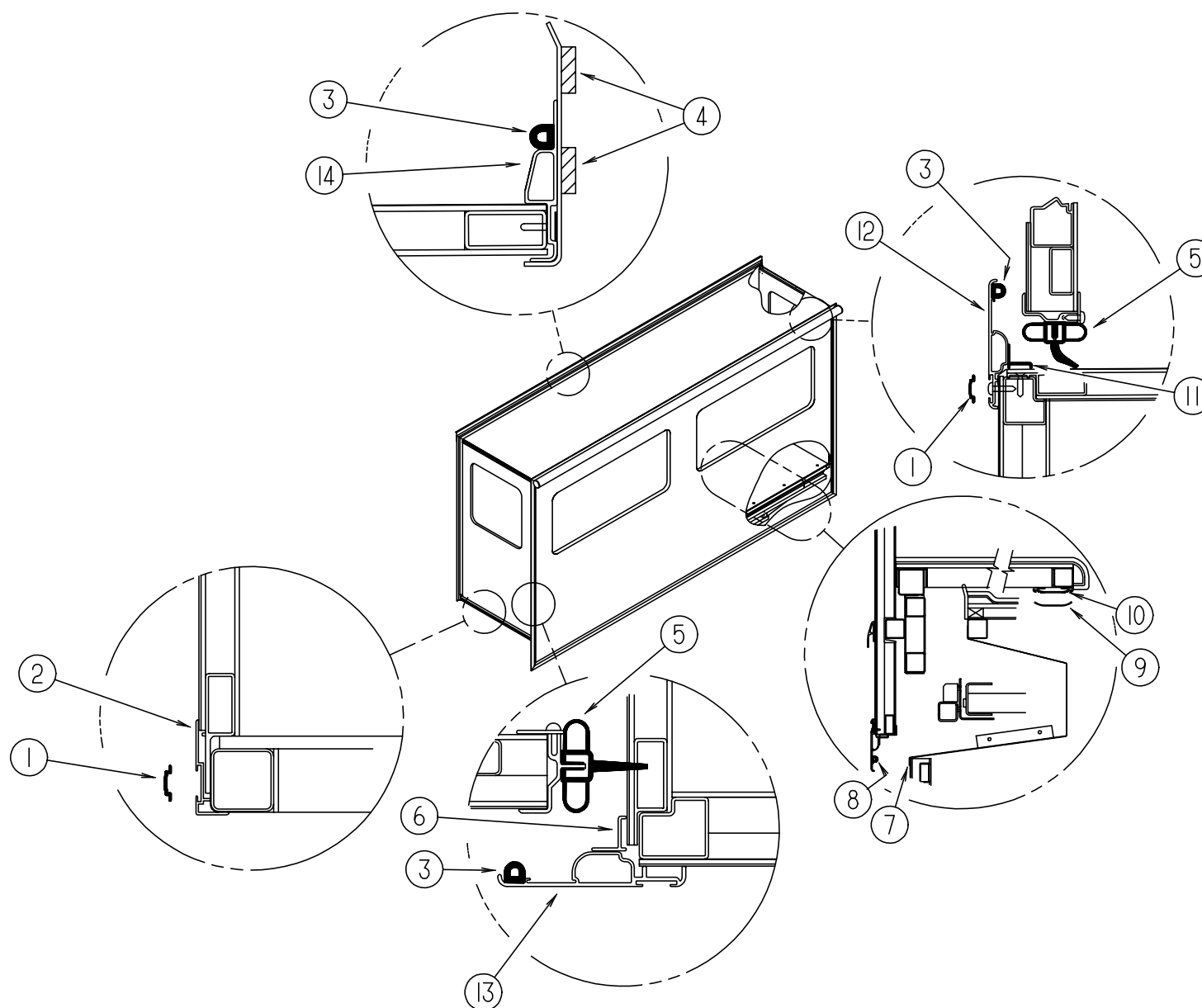


KEY	PART NUMBER	U/M	DESCRIPTION
1	125626-03-01A	EA	END CAP - LOWER BACKWALL TRIM - PASSENGER - BLACK
2	120548-01-02A	EA	TRIM - J - BACKWALL/PASSENGER - 98.3" - NOTCHED - BRIGHT WHITE
3	125646-01-01A	EA	TRIM - TAIL LIGHT/REAR - BRIGHT WHITE
4	125649-01-12B	EA	TRIM - BACKWALL - PASSENGER/SIDE - BRIGHT WHITE
5	130767-01-K58	EA	BACKWALL - W/O WINDOW/TRIM (K58)
5	130767-01-K59	EA	BACKWALL - W/O WINDOW/TRIM (K59)
5	130767-01-K62	EA	BACKWALL - W/O WINDOW/TRIM (K62)
5	130767-01-K63	EA	BACKWALL - W/O WINDOW/TRIM (K63)
5	130767-01-K64	EA	BACKWALL - W/O WINDOW/TRIM (K64)
5	130767-01-K65	EA	BACKWALL - W/O WINDOW/TRIM (K65)
5	130767-01-K32	EA	BACKWALL - W/O WINDOW/TRIM (K26,K27)
6	125518-01-01A	EA	TRIM - BACKWALL - TOP/RIGHT HAND
7	125519-01-01A	EA	TRIM - BACKWALL - TOP/LEFT HAND
8	120548-02-02A	EA	TRIM-J - BACKWALL/DRIVER - 98.3" - NOTCHED - BRIGHT WHITE
9	125649-02-12B	EA	TRIM - BACKWALL - DRIVERS/SIDE - BRIGHT WHITE
10	125626-04-01A	EA	END CAP - LOWER BACKWALL TRIM - DRIVER - BLACK
11	105930-06-02A	EA	TRIM - BACKWALL - LOWER BRT/WHT
12	130764-01-K58	EA	SIDEWALL - DRIVER - W/O WINDOWS/TRIMS (K58,K59)
12	130764-01-K62	EA	SIDEWALL - DRIVER - W/O WINDOWS/TRIMS (K62,K63)
12	130764-01-K64	EA	SIDEWALL - DRIVER - W/O WINDOWS/TRIMS (K64,K65)
12	130764-01-K26	EA	SIDEWALL - DRIVER - W/O WINDOWS/TRIMS (K26)
12	130764-01-K32	EA	SIDEWALL - DRIVER - W/O WINDOWS/TRIMS (K27)
13	130765-01-K28	EA	ROOF - W/O LIGHTS/VENTS - W/WIRING
14	122732-18-JA1	EA	VALANCE/PANEL - REAR DRIVER - W/O HARDWARE - 8.9"
15	122776-36-K28	EA	VALANCE/PANEL - W/O HARDWARE - 39.8"
16	129421-15-K28	EA	PANEL/WHEEL LIP - REAR

KEY	PART NUMBER	U/M	DESCRIPTION
17	116096-01-02B	EA	PANEL - CLOSEOUT/SLIDEOUT
18	116098-01-02B	EA	PANEL - CLOSEOUT/SLIDEOUT
19	124126-01-02B	EA	PANEL - CLOSEOUT
20	116099-02-02B	EA	PANEL - CLOSEOUT/SLIDEOUT
21	124178-04-01A	EA	CAP - TRIM/ DRIVER DOOR (REAR)
22	129422-09-K28	EA	PANEL/WHEEL LIP - FRONT - W/O DRIVER DOOR
22	129422-10-K28	EA	PANEL/WHEEL LIP - FRONT - W/DRIVER DOOR
23	125052-02-J20	EA	CAP - ROOF - W/O LIGHTS/WIRING
24	120091-02-02A	EA	TRIM - ROOF
25	124178-03-01A	EA	CAP - TRIM/ DRIVER DOOR (FRONT)
26	120092-01-02A	EA	RAIL - AWNING - BRIGHT WHITE
27	124132-01-01A	EA	CAP - SIDEWALL TRIM - RIGHT HAND - 1.4" - BRIGHT WHITE
28	129422-08-K28	EA	PANEL/WHEEL LIP - FRONT
29	124176-01-01A	EA	TRIM - SIDEWALL - BRIGHT WHITE - 16'
29	105312-01-03A	FT	INSERT - VINYL FEATURE STRIP - GRAY METALLIC
30	129421-14-K28	EA	PANEL/WHEEL LIP - REAR
31	130763-01-K58	EA	SIDEWALL - PASSENGER - W/O WINDOWS/TRIMS (K58,K59)
31	130763-01-K62	EA	SIDEWALL - PASSENGER - W/O WINDOWS/TRIMS (K62,K63)
31	130763-01-K64	EA	SIDEWALL - PASSENGER - W/O WINDOWS/TRIMS (K64,K65)
31	130763-01-K32	EA	SIDEWALL - PASSENGER - W/O WINDOWS/TRIMS (K26,K27)
32	122732-17-JA1	EA	VALANCE/PANEL - REAR PASSENGER - W/O HARDWARE - 10.1"
33	124132-02-01A	EA	CAP - SIDEWALL TRIM - LEFT HAND - 1.4" - BRIGHT WHITE
34	115863-05-03A	EA	TRIM - SIDEWALL/SLIDEOUT - RIGHT HAND - 87.6" - BRT WHT
35	115863-03-03A	EA	TRIM - SIDEWALL/SLIDEOUT - TOP - 159.4" - BRT WHT
36	115863-04-03A	EA	TRIM - SIDEWALL/SLIDEOUT - LEFT HAND - 87.6" - BRT WHT

EXTERIOR BODY GROUP (CONTINUED)

EXTERIOR SLIDEOUT HARDWARE

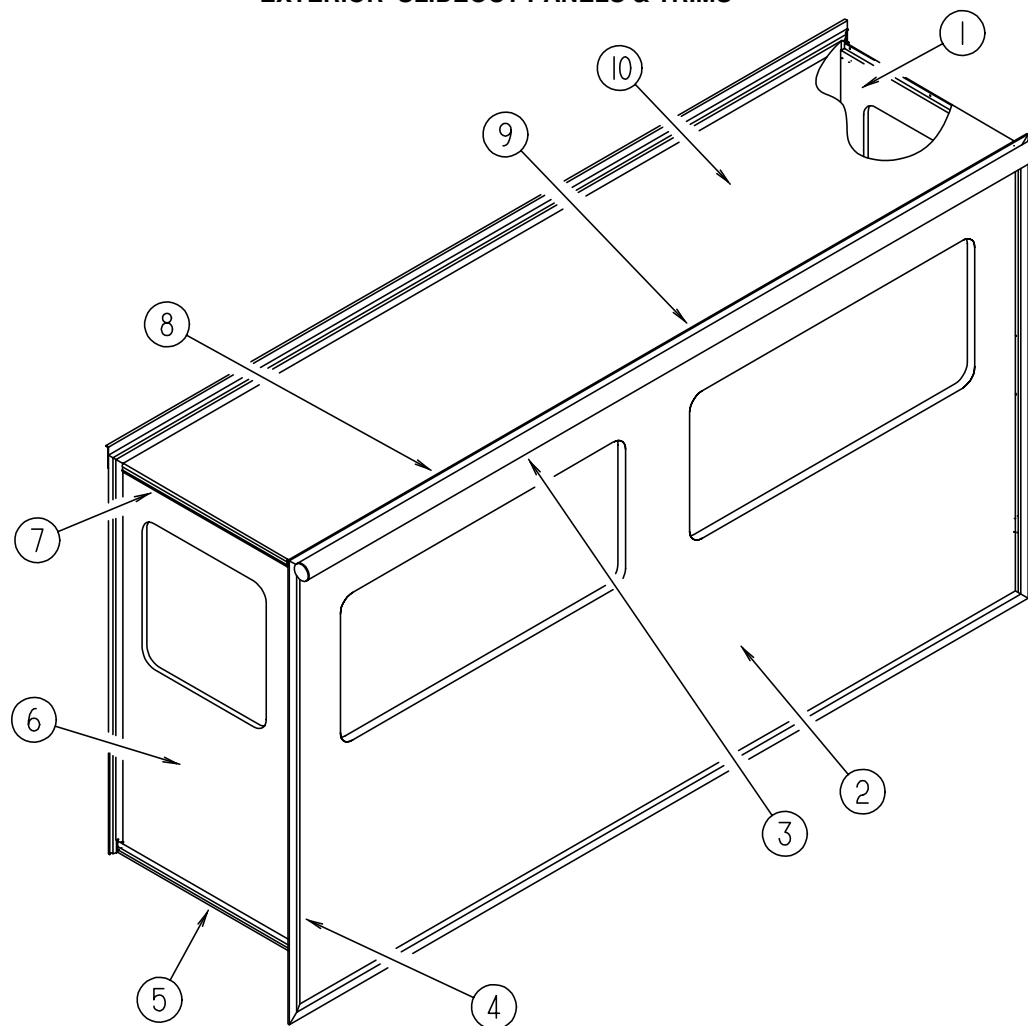


KEY	PART NUMBER	U/M	DESCRIPTION
1	105312-01-03A	FT	INSERT - VINYL FEATURE STRIP - GRAY METALLIC
2	108688-01-03A	EA	STRIP - FEATURE - 15'
3	099418-01-000	FT	D - SECTION SEAL W/ADHESIVE BACK - .44" X .44" - BLK RUBBER
4	100128-02-000	FT	SEAL - FOAM - ADHESIVE BACK - .37" WIDE X .37" THICK
5	115076-01-000	FT	SEAL - SLIDEOUT
6	116933-01-02A	EA	TRIM/SEAL
7	115075-02-000	FT	SEAL - WIPE - .25" X 3.15"
	089275-02-000	FT	STRIP - 3/4" X 84" BLACK POLYETHELENE
8	121283-01-000	FT	SEAL - P SHAPED - EPDM FOAM

KEY	PART NUMBER	U/M	DESCRIPTION
9	115661-01-000	FT	POLYETHYLENE - HIGH DENSITY - 1/16" X 3'
10	115325-01-02A	EA	RAIL - FLOOR - SLIDEOUT ROOM
11	116933-02-02A	EA	TRIM/SEAL - BRIGHT WHITE
12	116934-01-02A	EA	TRIM - SEAL - W/MITERED ENDS B/W
13	116934-02-02A	EA	TRIM - SEAL - W/MITERED ENDS B/W
14	117004-03-03A	EA	TRIM - SEAL - INNER (TOP)
	117004-01-03A	EA	TRIM - SEAL - INNER (FORWARD)
	117004-02-03A	EA	TRIM - SEAL - INNER (REARWARD)

EXTERIOR BODY GROUP (CONTINUED)

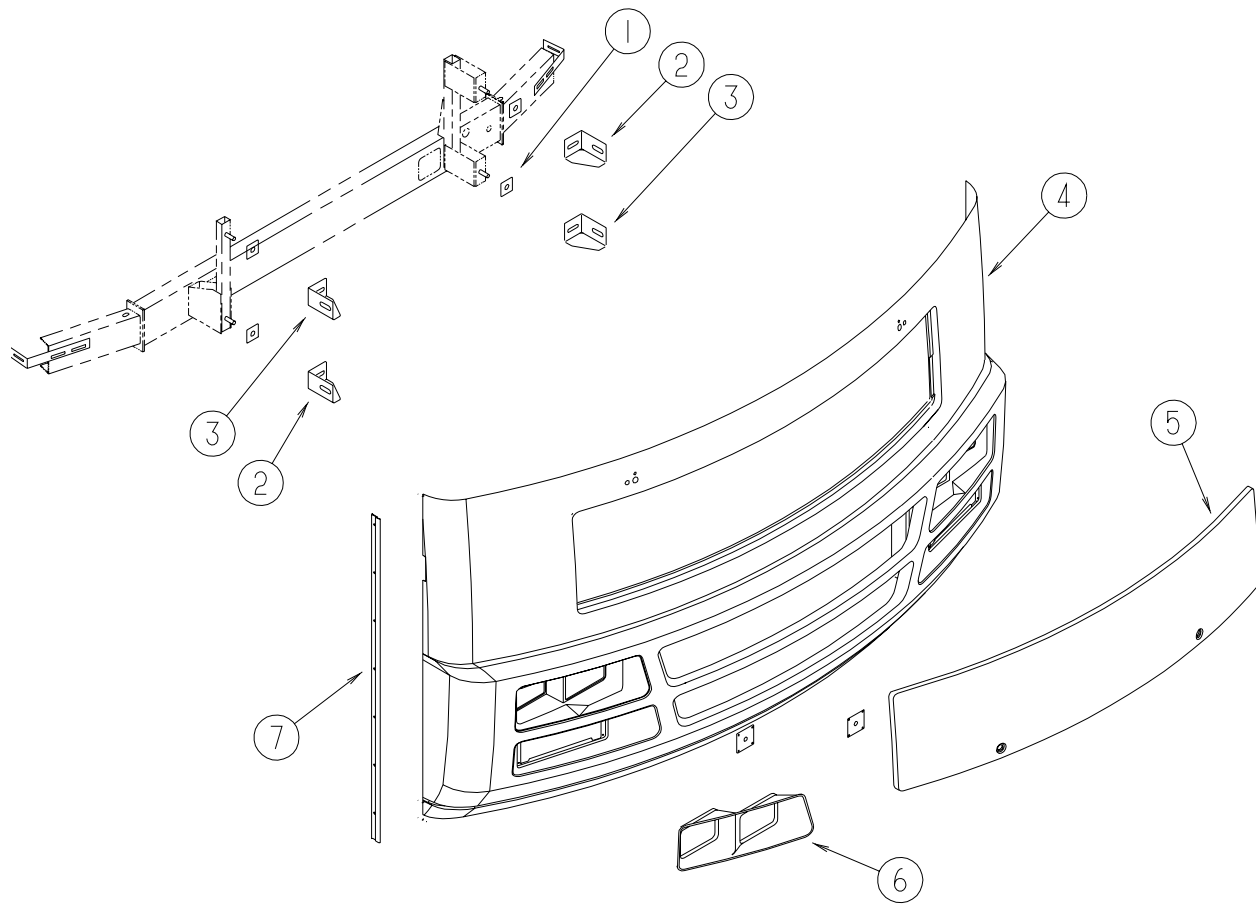
EXTERIOR SLIDEOUT PANELS & TRIMS



KEY	PART NUMBER	U/M	DESCRIPTION
1	115263-04-J26	EA	PANEL - SLIDEOUT/REAR (K58,K59)
1	115263-04-K62	EA	PANEL - SLIDEOUT/REAR (K62,K63)
1	115263-04-J28	EA	PANEL - SLIDEOUT/REAR (K64,K65)
1	115263-04-K32	EA	PANEL - SLIDEOUT/REAR (K26,K27)
2	115264-09-K58	EA	PANEL - SLIDEOUT/OUTER (K58,K59)
2	115264-09-K62	EA	PANEL - SLIDEOUT/OUTER (K62,K63)
2	115264-09-K64	EA	PANEL - SLIDEOUT/OUTER (K64,K65)
2	115264-09-K32	EA	PANEL - SLIDEOUT/OUTER (K26,K27)
3	122977-06-01A	EA	AWNING - SLIDEOUT - W/COVER - 160.24"
4	116934-02-02A	EA	TRIM - SEAL - W/MITERED ENDS - BRIGHT WHITE
	105312-01-07A	EA	INSERT - FEATURE STRIP/VINYL - BRIGHT WHITE
	116933-01-02A	EA	TRIM/SEAL
5	105312-01-07A	EA	INSERT - FEATURE STRIP/VINYL - BRIGHT WHITE

KEY	PART NUMBER	U/M	DESCRIPTION
6	115265-04-J26	EA	PANEL - SLIDEOUT/FRONT (K58,K59)
6	115265-04-K62	EA	PANEL - SLIDEOUT/FRONT (K62,K63)
6	115265-04-J28	EA	PANEL - SLIDEOUT/FRONT (K64,K65)
6	115265-04-K32	EA	PANEL - SLIDEOUT/FRONT (K26,K27)
7	108688-01-03A	EA	STRIP - FEATURE - 15'
	105312-01-07A	EA	INSERT - FEATURE STRIP/VINYL - BRIGHT WHITE
8	117058-01-01A	EA	TAPE - LOOP - 3/4" WIDE - ADHESIVE BACKED
9	116934-01-02A	EA	TRIM - SEAL - W/MITERED ENDS - BRIGHT WHITE
	105312-01-07A	EA	INSERT - FEATURE STRIP/VINYL - BRIGHT WHITE
	116933-01-02A	EA	TRIM/SEAL
10	115266-02-K58	EA	ROOF - SLIDEOUT - W/O VENTS/LIGHTS - W/WIRING

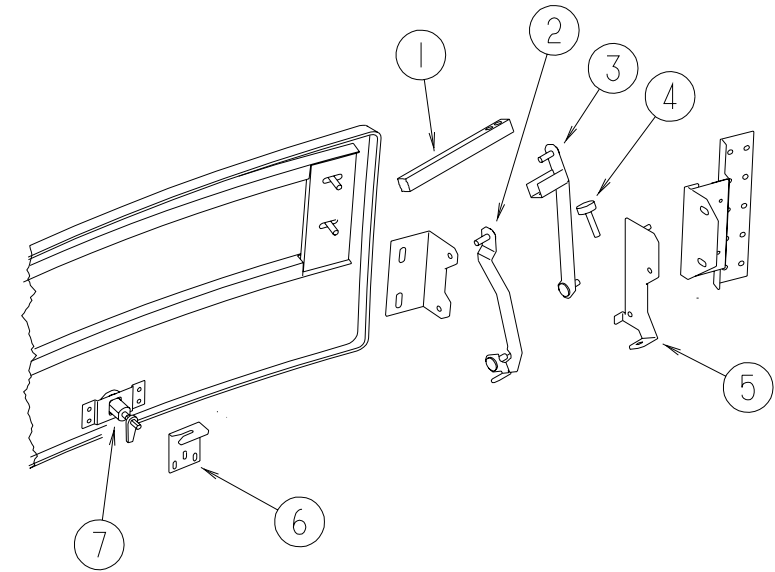
EXTERIOR BODY GROUP (CONTINUED)



FRONT END ASM

KEY	PART NUMBER	U/M	DESCRIPTION
1	116617-02-02B	EA	SPACER - BUMPER
2	128455-02-02B	EA	BRACKET - BUMPER
3	128455-01-02B	EA	BRACKET - BUMPER
4	126251-10-K28	EA	PANEL - FRONT/LOWER
5	127075-01-J22	EA	HOOD - FRONT - W/O HARDWARE
6	126252-01-01A	EA	BEZEL - HEADLAMP - PASSENGER
6	126252-02-01A	EA	BEZEL - HEADLAMP - DRIVER
6	110690-02-D18	EA	PLATE - HEADLAMP - QUAD/LEFT HAND
6	110690-01-D18	EA	PLATE - HEADLAMP - QUAD/RIGHT HAND
7	123680-06-01A	EA	TRIM - FIBERGLASS PANEL - BRIGHT WHITE
	106730-10-000	EA	PLATE - STUD - F/HOOD

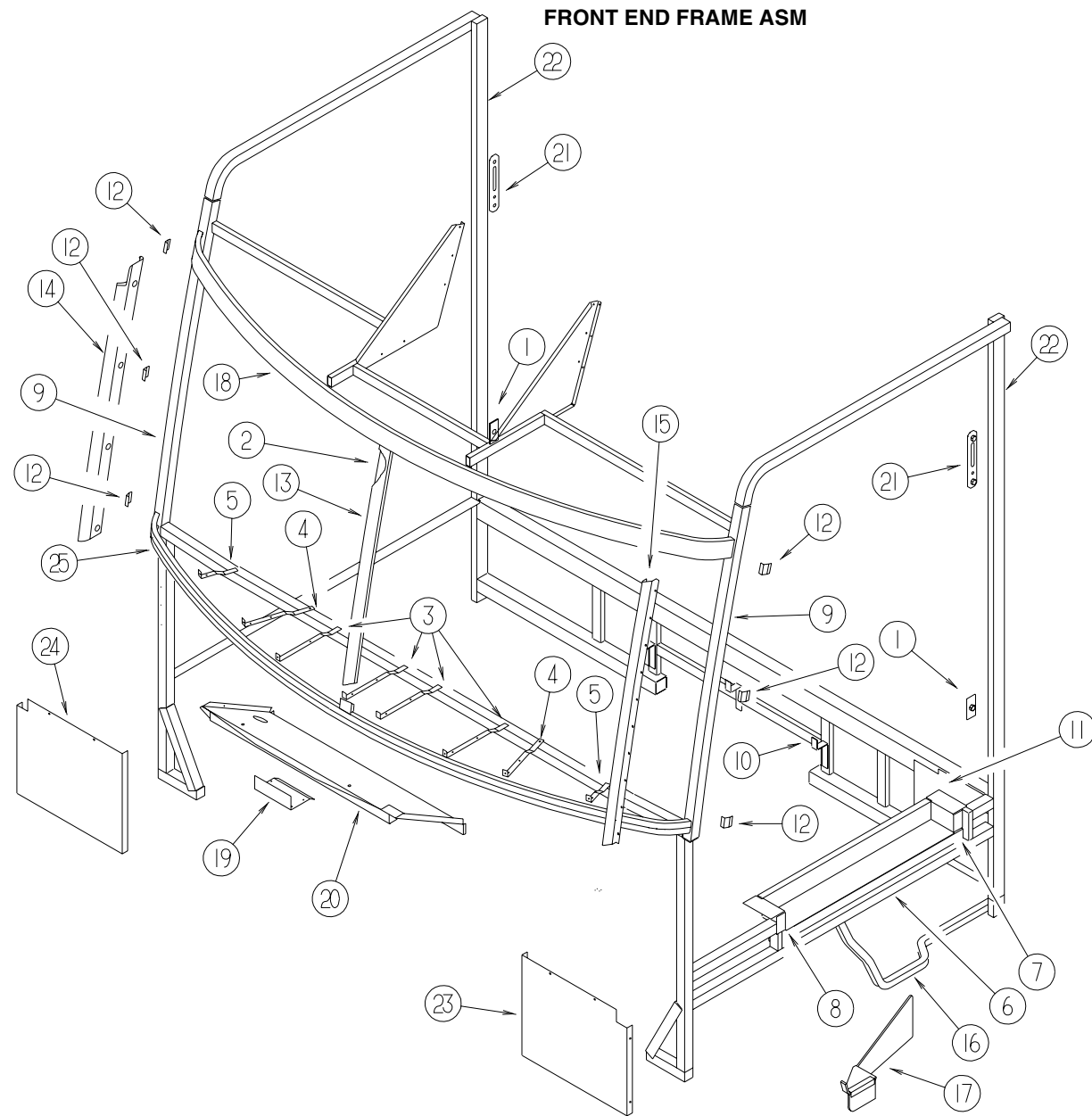
EXTERIOR BODY GROUP (CONTINUED)



HOOD HINGE ASM

KEY	PART NUMBER	U/M	DESCRIPTION
1	105096-10-000	EA	TUBE - HOOD HINGE TIMING W/WELDNUTS
2	127180-03-02B	EA	LINK - HINGE - LOWER - HOOD/RIGHT HAND
2	127180-04-02B	EA	LINK - HINGE - LOWER - HOOD/LEFT HAND
3	127182-01-02B	EA	LINK - HINGE - UPPER/RIGHT HAND
3	127182-02-02B	EA	LINK - HINGE - UPPER/LEFT HAND
4	058786-01-000	EA	BOLT - ADJUSTING HOOD - W/BLACK PAD
5	127181-03-02B	EA	BRACKET - LINK/HINGE - HOOD/RIGHT HAND
5	127181-04-02B	EA	BRACKET - LINK/HINGE - HOOD/LEFT HAND
6	126352-01-02B	EA	LATCH - HOOD - FRONT END
7	102330-02-000	EA	LATCH - VISE ACTION/KEY OPERATED

EXTERIOR BODY GROUP (CONTINUED)

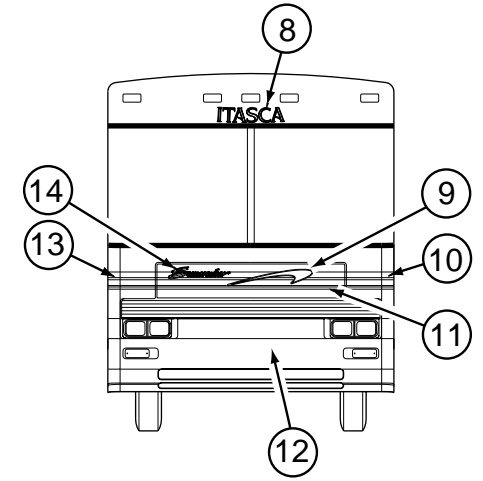
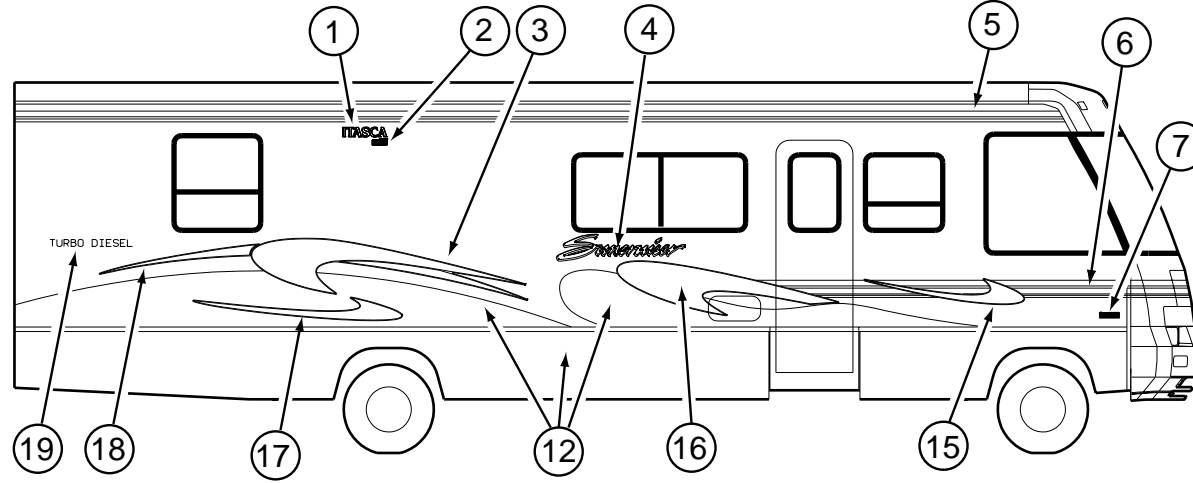
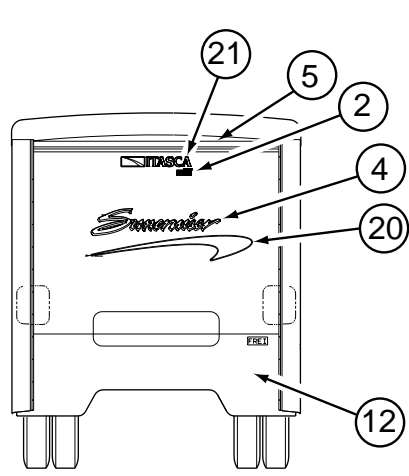


KEY	PART NUMBER	U/M	DESCRIPTION
1	070579-06-000	EA	PLATE - ANCHOR - W/7/16" WELD NUT - 1.5" X 3.3"
1	070579-07-000	EA	PLATE - ANCHOR - W/O WELD NUT - 1.5" X 3.3"
2	078249-17-000	EA	TUBE - SWEPT - CAB FRAME
3	104797-03-000	EA	BRACKET - DEFROSTER
4	104797-04-000	EA	BRACKET - DEFROSTER
5	104797-05-000	EA	BRACKET - DEFROSTER
6	106746-02-000	EA	PANEL - STEPWELL
7	106747-03-000	EA	PANEL - STEPWELL - RIGHT HAND END
8	106747-04-000	EA	PANEL - STEPWELL - LEFT HAND END
9	117273-01-01A	EA	TUBE - SUPPORT - A-PILLAR
10	117287-01-01B	EA	BRACKET - MOUNT - CABLE
11	118592-01-01B	EA	SHIELD - SPLASH - RIGHT HAND
12	120363-01-01B	EA	BRACKET - WINDSHIELD

KEY	PART NUMBER	U/M	DESCRIPTION
13	120840-07-01B	EA	STRAP - W/HOLES - MILL
14	121269-05-01B	EA	FRAME - WINDSHIELD - A-PILLAR - MILL
15	121269-06-01B	EA	FRAME - WINDSHIELD - A-PILLAR - MILL
16	063977-14-000	EA	STEP - DRIVER DOOR - LEFT HAND
17	128255-01-04B	EA	STEP - DRIVER DOOR - BLACK
18	124975-01-01B	EA	SUPPORT - WINDSHIELD - UPPER - MLL
19	125836-02-01B	EA	ZEE - WIPER MOTOR - MILL
20	125837-02-01B	EA	BRACE - WIPER MOTOR - MILL
21	127461-02-01B	EA	PLATE - ANCHOR - SEAT BELT
22	127874-01-01B	EA	TUBE - B-PILLAR - MILL
23	104147-14-000	EA	SHIELD/SPLASH - HEADLIGHT
24	121962-02-02B	EA	SHIELD/SPLASH - HEADLIGHT - E-COATED
25	124974-01-01B	EA	SUPPORT - WINDSHIELD - LOWER - MLL

EXTERIOR BODY GROUP (CONTINUED)

DECALS, FILM STRIPES & PAINT

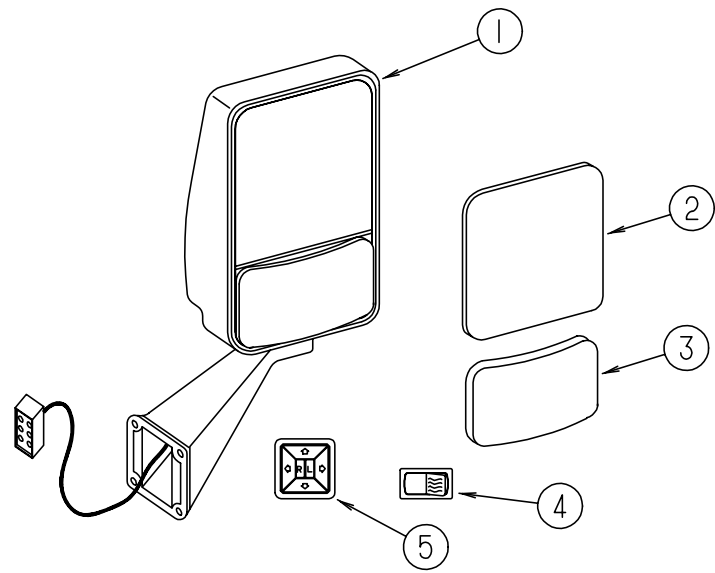


KEY	PART NUMBER	U/M	DESCRIPTION
1	124811-01-09A	EA	DECAL - LOGO - ITASCA
2	122770-02-15A	EA	DECAL - "BUILT PROUDLY BY WINNEBAGO INDUSTRIES"
3	129987-01-01A	EA	DECAL - SWISH - #2/REAR/RIGHT HAND
3	129987-02-01A	EA	DECAL - SWISH - #2/REAR/LEFT HAND
4	129981-01-01A	EA	DECAL - LOGO - SUNCRUISER - LARGE
5	105781-70-01A	FT	FILM - MULTISTRIPE - 3.7"
6	094443-60-01A	FT	FILM - MULTISTRIPE - 6"
7	129922-01-01A	EA	EMBLEM - TRITON V10
7	122312-02-01A	EA	DECAL - VORTEC 7400 FUEL INJECTED
8	124989-01-06A	EA	DECAL - LOGO - ITASCA - SWEEP #15
9	129983-01-01A	EA	DECAL - SWISH - HOOD
10	129984-02-01A	EA	DECAL - CORNER/LEFT HAND
11	129982-01-01A	EA	DECAL - HOOD
12	N/A		PAINT - KHAKI MET. - DUPONT F4598U
12	N/A		PAINT - WINTERGREEN MET. - DUPONT F3326U
13	129984-01-01A	EA	DECAL - CORNER/RIGHT HAND
14	129981-02-01A	EA	DECAL - LOGO - SUNCRUISER - SMALL
15	129989-01-01A	EA	DECAL - SWISH - #4/RIGHT HAND
15	129989-02-01A	EA	DECAL - SWISH - #4/LEFT HAND
16	129988-01-01A	EA	DECAL - SWISH - #3/RIGHT HAND
16	129988-02-01A	EA	DECAL - SWISH - #3/LEFT HAND
17	129985-01-01A	EA	DECAL - SWISH - #1/RIGHT HAND
17	129985-02-01A	EA	DECAL - SWISH - #1/LEFT HAND
18	129990-01-01A	EA	DECAL - SWISH - TAIL/RIGHT HAND
18	129990-02-01A	EA	DECAL - SWISH - TAIL/LEFT HAND
19	111318-03-18A	EA	DECAL - TURBO - DIESEL
20	129989-02-01A	EA	DECAL - SWISH - #4/LEFT HAND
21	124806-01-08A	EA	DECAL - LOGO - ITASCA W/ICON
	041561-03-000	EA	PAINT - 16 OUNCE SPRAY - OFF WHITE

DUPONT PAINT COLOR CODES

DARK GREEN MET.	DUPONT MM172
KHAKI MET.	DUPONT F4574
LT. GOLD MET.	DUPONT YM209
WINTERGREEN MET.	DUPONT F3326U

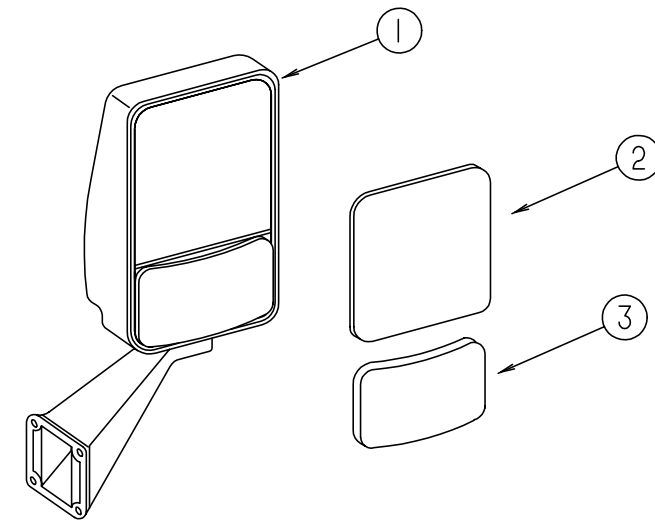
EXTERIOR BODY GROUP (CONTINUED)



EXTERIOR MIRROR OPTION (REMOTE & HEAT)

KEY	PART NUMBER	U/M	DESCRIPTION	VENDOR NO.
1	106015-12-01A	EA	MIRROR - EXTERIOR REMOTE/HEAT - PASSENGER	
1	106015-13-01A	EA	MIRROR - EXTERIOR REMOTE/HEAT - DRIVER	
2	106015-12-700	EA	MIRROR - FLAT - W/W/O HEAT	709448
3	106015-12-701	EA	MIRROR - CONVEX - W/W/O HEAT	709449
	106015-12-702	EA	SCREW CAP - (BAG OF 4)	748329
4	087695-02-000	EA	SWITCH - HEATER - EXTERIOR MIRROR	
5	088246-01-000	EA	SWITCH - REMOTE - EXTERIOR - SQUARE PUSH	
	087695-03-000	EA	CONNECTOR - ASSEMBLY	

EXTERIOR BODY GROUP (CONTINUED)



EXTERIOR MIRROR

KEY	PART NUMBER	U/M	DESCRIPTION	VENDOR NO.
1	106015-14-01A	EA	MIRROR - EXTERIOR ADJUSTABLE GLASS - PASSENGER	
1	106015-15-01A	EA	MIRROR - EXTERIOR ADJUSTABLE GLASS - DRIVER	
2	106015-12-700	EA	MIRROR - FLAT - W/W/O HEAT	709448
3	106015-12-701	EA	MIRROR - CONVEX - W/W/O HEAT	709449
	106015-12-702	EA	SCREW CAP - (BAG OF 4)	748329

EXTERIOR BODY GROUP (CONTINUED)

STYROFOAM & FIBERGLASS SHEETING

KEY	PART NUMBER	U/M	DESCRIPTION
	000870-08-000	SF	STYROFOAM - 3/4" X 48" X 96" PLANED EXPANDED BEAD BOARD
	076054-R9-000	EA	FIBERGLASS SHEET - 38.1" X 70.6" - BRIGHT WHITE
	076054-U4-000	EA	FIBERGLASS SHEET - 101" X 104" - BRIGHT WHITE
	076054-U8-000	EA	FIBERGLASS SHEET - 100" X 105" - BRIGHT WHITE
	076054-W6-000	EA	FIBERGLASS SHEET - 79" X 367" - BRIGHT WHITE
	076054-Y6-000	EA	FIBERGLASS SHEET - 79" X 394" - BRIGHT WHITE
	077517-62-000	EA	FIBERGLASS SHEET/SIDEWALL - 48" X 96" - BRIGHT WHITE
	083574-06-000	SF	STYROFOAM - .75 X 48" X 108"-INCREMENTS OF 14 SF
	089297-01-000	SF	PLYWOOD - LUAN - OVERLAY GRADE - 48" X 96"
	089297-02-000	SF	PLYWOOD - LUAN - OVERLAY GRADE - 48" X 108"
	100619-01-000	BF	FOAM - EXPANDED POLYSTYRENE - 1.34" X 48" X 96"
	100619-02-000	BF	FOAM - EXPANDED POLYSTYRENE - 1.5" X 48" X 96" SOLD IN BOARD FEET
	100619-04-000	BF	FOAM - EXPANDED POLYSTYRENE - .5" X 48" X 96"
	100619-05-000	BF	FOAM - EXPANDED POLYSTYRENE - .75" X 48" X 96"-1.5 DENSITY NOTE: 24BF = .75" X 48" X 96" SHEET
	100619-10-000	BF	FOAM - EXPANDED POLYSTYRENE - 1.5" X 48" X 96"
	100619-11-000	BF	FOAM - EXPANDED POLYSTYRENE - 2" X 48" X 96"
	100619-13-000	BF	FOAM - EXPANDED POLYSTYRENE - .34" X 34.65" X 96"
	100619-16-000	BF	FOAM - EXPANDED POLYSTYRENE - .75" X 48" X 96"-2.0 DENSITY NOTE: 24BF = .75" X 48" X 96" SHEET
	105077-08-000	EA	FOAM - PLUG - ROOF CAP
	108535-05-702	EA	FRP FLAT 108" X 396" BRT WHT PARTS DEPT
	120107-01-000	EA	FOAM - COVE - ROOF - 2.8" X 96" LONG
	120107-02-000	EA	FOAM - PLUG - ROOF TUBE - 2.2" X 2.9" X 1.8" LONG
	120107-03-000	EA	FOAM - PLUG - SIDEWALL TUBE - 1.2" X 2.1" X 1.8" LONG

EXTERIOR BODY HARDWARE

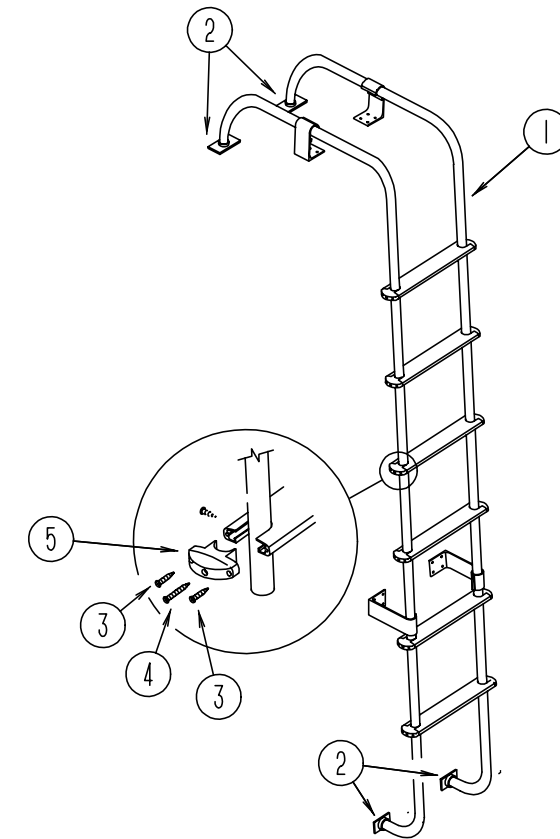
KEY	PART NUMBER	U/M	DESCRIPTION
	002726-01-001	EA	GARNISH - U-CHANNEL - 1.38" X 19' - SERRATED - MILL ALUMINUM
	002766-01-001	EA	ANGLE - EXTRUDED - 1" X 1.5" X 17'
	033381-52-028	EA	STL-TUBE 14GA 1.0X2.0X0025MM - HR
	058267-01-000	FT	CHANNEL - STEEL - W/ HOLES - SIDEWALL STIFFENER - 2" X 20'
	068716-01-001	EA	BRACE - 90 DEGREE L-ANGLE - 192" - EXTRUDED ALUMINUM

EXTERIOR AWNING (A & E)

KEY	PART NUMBER	U/M	DESCRIPTION
	113874-08-03A	EA	AWNING - 19' (ALOE GREEN) VINYL - W/O HARDWARE FROM: 00-00-00 THRU: 10-03-98
	113874-08-24A	EA	AWNING - W/O HARDWARE - 19' (ALOE GREEN) METAL FROM: 10-04-98 THRU: 99-99-99
*	113874-01-02A	EA	HARDWARE KIT - AWNING - W/O STANDOFF BRACKET - BRIGHT WHT
	111037-01-01A	EA	SPACER - AWNING - UPPER - BLACK
	130320-01-02A	EA	BRACKET - AWNING - F/A&E INSTALLATION - BRIGHT WHITE
	117058-01-01A	FT	TAPE - LOOP - 3/4" WIDE - ADHESIVE BACKED USED WITH CAREFREE AWNING ON SLIDEOUT ROOMS
	122977-06-01A	EA	AWNING - SLIDEOUT - W/COVER - 160.24"

*COMPONENT PARTS FOUND IN SERVICE PARTS LIBRARY

EXTERIOR BODY GROUP (CONTINUED)

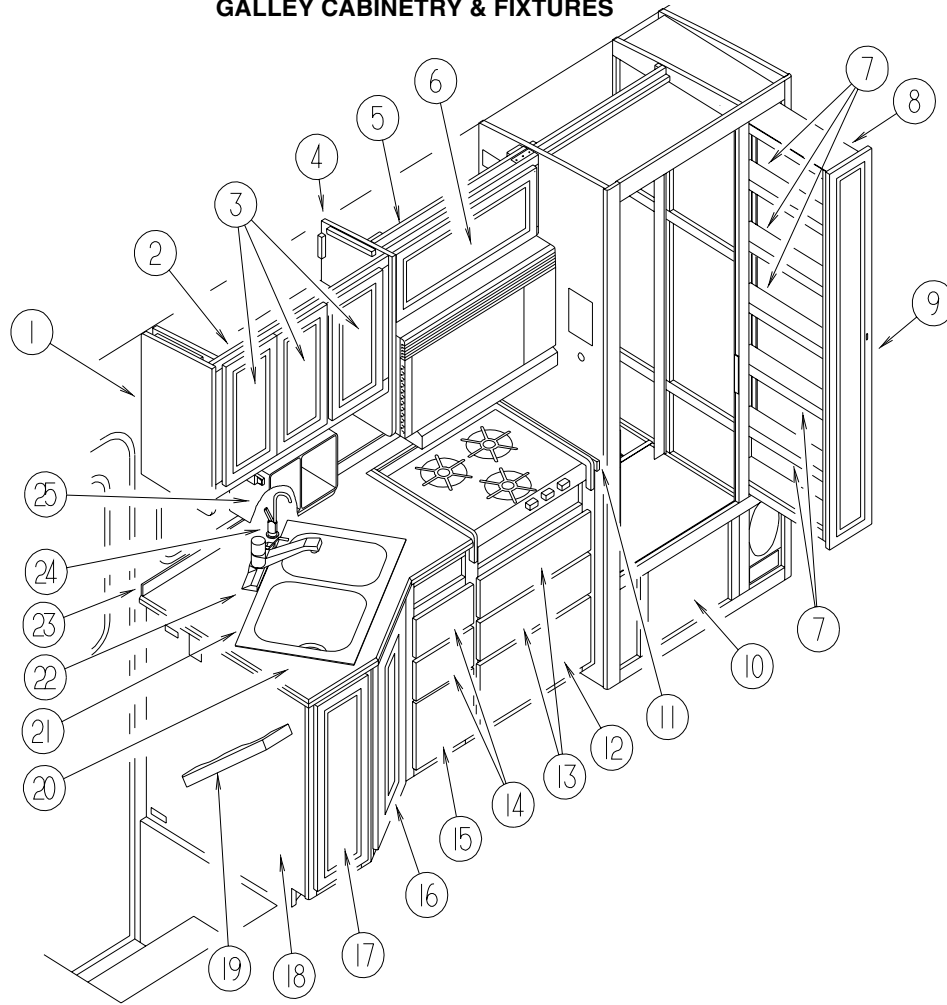


LADDER

KEY	PART NUMBER	U/M	DESCRIPTION
1	129639-02-01A	EA	LADDER - BRUSHED ALUMINUM
2	067165-01-000	EA	BRACKET - MOUNTING - RACK & LADDER
3	000G39-06-10T	EA	SCREW-SF/ DR - 6 - 20 X 5/8 PPH - BLACK
4	000G68-10-36T	EA	SCREW - 10 - 12 X 2.25 POH BLACK
5	076980-02-000	EA	END CAP - STEP - BLACK
	129375-01-000	EA	SEAL/FOAM - LADDER BRACKET
	131256-01-01A	EA	PLATE - LADDER
	038327-01-000	EA	TAPE - ANTI SLIP - 2" X 60FT
	038327-04-000	EA	TAPE - ANTI SLIP - 12" X 60'
	112384-01-000	EA	SPONGE - BRACKET - RACK & LADDER

GALLEY GROUP

GALLEY CABINETRY & FIXTURES

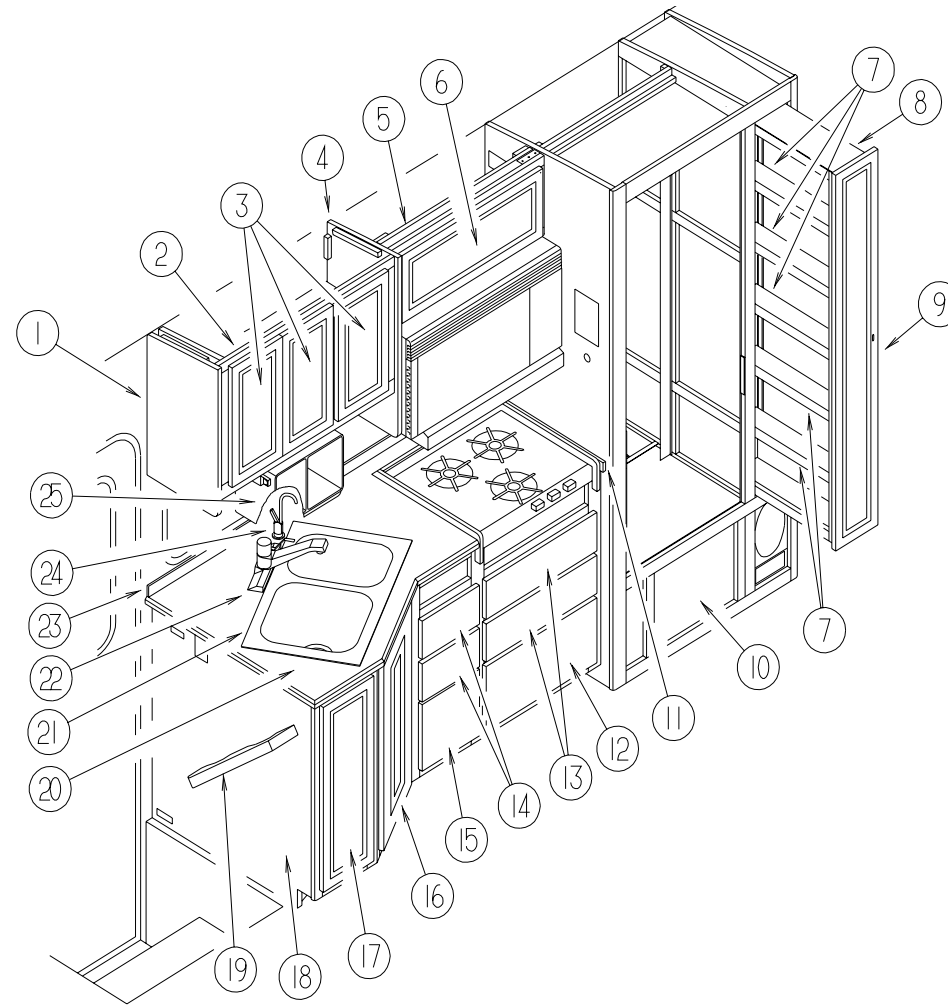


KEY	PART NUMBER	U/M	DESCRIPTION
1	103128-44-K67	EA	END CAP - OVERHEAD CABINET - LH (WASHED MAPLE)
1	103128-44-K66	EA	END CAP - OVERHEAD CABINET - LH (WATERFORD OAK)
2	131382-01-K58	EA	CABINET - OVERHEAD GALLEY - W/O DOORS/HDW (WASHED MAPLE)
2	131382-01-K28	EA	CABINET - OVERHEAD GALLEY - W/O DOORS/HDW (WATERFORD OAK)
	131382-11-K58	EA	SHELF - W/PLASTIC EDGE MOLDING (WASHED MAPLE)
	131382-11-K28	EA	SHELF - W/PLASTIC EDGE MOLDING (WATERFORD OAK)
3	131995-23-K58	EA	DOOR - SOLID PANEL - 10" X 19.1" - W/O HDW (WASHED MAPLE)
3	131995-23-K28	EA	DOOR - SOLID PANEL - 10" X 19.1" - W/O HDW (WATERFORD OAK)
4	103128-47-K58	EA	END CAP - OVERHEAD CABINET - RH (WASHED MAPLE)
4	103128-47-K28	EA	END CAP - OVERHEAD CABINET - RH (WATERFORD OAK)
5	131363-01-K58	EA	CABINET - OVERHEAD/MICROWAVE - W/O DOORS/HDW (WASHED MAPLE)
5	131363-01-K28	EA	CABINET - OVERHEAD/MICROWAVE - W/O DOOR/HDW (WATERFORD OAK)
6	131995-47-K58	EA	DOOR - SOLID PANEL - 10.8" X 27.9" - W/O HDW (WASHED MAPLE)
6	131995-47-K28	EA	DOOR - SOLID PANEL - 10.8" X 27.9" - W/O HDW (WATERFORD OAK)
7	122325-11-J70	EA	SHELF - W/PLASTIC EDGE MOLDING (WASHED MAPLE)
7	122325-11-H17	EA	SHELF - W/PLASTIC EDGE MOLDING (WATERFORD OAK)
8	122325-01-J60	EA	CABINET - PANTRY/RH SLIDING - W/O HDW (WASHED MAPLE)
8	122325-01-J22	EA	CABINET - PANTRY/RH SLIDING - W/O HDW (WATERFORD OAK)
	122360-02-000	EA	SLIDE - PANTRY - W/O LOCK - RIGHT/LH
	122360-03-000	EA	SLIDE - PANTRY - W/LOCK - RH
	123673-01-01A	EA	KNOB - PANTRY SLIDE
	118200-01-01A	SF	MESH - PLASTIC - 1/2 INCH
	090329-01-000	FT	SEAL/T - REFRIGERATOR CABINET

KEY	PART NUMBER	U/M	DESCRIPTION
9	131995-J3-K80	EA	DOOR - SOLID PANEL - 8" X 60.7" - W/O HDW (WASHED MAPLE)
9	131995-J3-K28	EA	DOOR - SOLID PANEL - 8" X 60.7" - W/O HDW (WATERFORD OAK)
10	131995-M1-K58	EA	DOOR - SOLID PANEL - 23.2" X 13.8" - W/O HDW (WASHED MAPLE)
10	131995-M1-K28	EA	DOOR - SOLID PANEL - 23.2" X 13.8" - W/O HDW (WATERFORD OAK)
11	131113-21-K58	EA	CTRTP - GALLEY CABINET (W/LAMINATED CTRTP) (K58,K62,K64,K26)
11	131113-21-K28	EA	CTRTP - GALLEY CABINET (W/LAMINATED CTRTP) (K59,K63,K65,K27)
11	130813-04-01A	EA	BACKSPLASH - CTRTP - JAMAICAN SAND (W/SOLID SURFACE CTRTP)
12	M09316-55-K58	EA	DRAWER - OGEE - 22.8"W X 21.6"D - W/O HDW (W/O OVEN) (WASHED MAPLE)
12	M09316-55-K28	EA	DRAWER - OGEE - 22.8"W X 21.6"D - W/O HDW (W/O OVEN) (WATERFORD OAK)
12	M09316-54-K58	EA	DRAWER - OGEE - 9.9"W X 21.6"D - W/O HDW (W/OVEN) (WASHED MAPLE)
12	M09316-54-K28	EA	DRAWER - OGEE - 9.9"W X 21.6"D - W/O HDW (W/OVEN) (WATERFORD OAK)
13	M09316-54-K58	EA	DRAWER - OGEE - 9.9"W X 21.6"D - W/O HDW (W/O OVEN) (WASHED MAPLE)
13	M09316-54-K28	EA	DRAWER - OGEE - 9.9"W X 21.6"D - W/O HDW (W/O OVEN) (WATERFORD OAK)
14	M09316-03-K58	EA	DRAWER - OGEE - 9.2"W X 17.7"D - W/O HDW (WASHED MAPLE)
14	M09316-03-K30	EA	DRAWER - OGEE - 9.2"W X 17.7"D - W/O HDW (WATERFORD OAK)
15	M09316-56-K58	EA	DRAWER - OGEE - 9.2"W X 21.6"D - W/O HDW (WASHED MAPLE)
15	M09316-56-K28	EA	DRAWER - OGEE - 9.2"W X 21.6"D - W/O HDW (WATERFORD OAK)
16	131995-C6-K58	EA	DOOR - SOLID PANEL - 15.5" X 29.5" - W/O HDW (WASHED MAPLE)
16	131995-C6-K28	EA	DOOR - SOLID PANEL - 15.5" X 29.5" - W/O HDW (WATERFORD OAK)
17	131995-28-K58	EA	DOOR - SOLID PANEL - 10" X 29.5" - W/O HDW (WASHED MAPLE)
17	131995-28-K28	EA	DOOR - SOLID PANEL - 10" X 29.5" - W/O HDW (WATERFORD OAK)

GALLEY GROUP

GALLEY CABINETRY & FIXTURES (CONTINUED)



KEY	PART NUMBER	U/M	DESCRIPTION	KEY	PART NUMBER	U/M	DESCRIPTION	VENDOR NO.
18	131113-01-K58	EA	CABINET - W/CTRTP - W/O HDW (W/O OVEN - W/LAM CTRTP) (62,K64,K26)	21	110654-01-000	EA	SINK - STAINLESS STEEL/DOUBLE BASIN (1 LG-1 SM BASIN)	
18	131113-01-K28	EA	CABINET - W/CTRTP - W/O HDW (W/O OVEN - W/LAM CTRTP) (K59,K63,K65,K27)		092303-01-000	EA	STRAINER - SINK	
18	131113-02-K58	EA	CABINET - W/CTRTP - W/O HDW (W/OVEN - W/LAM CTRTP) (K58,K62,K64,K26)		108464-03-J31	EA	COVER - SINK - 15" X 11" - LAM BOTH SIDES (K58,K62,K64,K26)	
18	131113-02-K28	EA	CABINET - W/CTRTP - W/O HDW (W/OVEN - W/LAM CTRTP) (K59,K63,K65,K27)		108464-03-J74	EA	COVER - SINK - 15" X 11" - LAM BOTH SIDES (K59,K63,K65,K27)	
18	131113-03-K58	EA	CABINET - W/CTRTP - W/O HDW(W/O OVEN - W/SOLID CTRTP) (K58,K62,K64,K26)		108464-04-J31	EA	COVER - SINK - 15" X 15" - LAM BOTH SIDES (K58,K62,K64,K26)	
18	131113-03-K28	EA	CABINET - W/CTRTP - W/O HDW (W/O OVEN - W/SOLID CTRTP) (K59,K63,K65,K27)		108464-04-J23	EA	COVER - SINK - 15" X 15" - LAM BOTH SIDES (K59,K63,K65,K27)	
18	131113-04-K58	EA	CABINET - W/CTRTP - W/O HDW (W/OVEN - W/SURFACE CTRTP) (K58,K62,K64,K26)		130815-01-01A	EA	COVER - SINK - LARGE - JAMAICAN SAND - 1/4" (W/SOLID SURFACE CTRTP)	
18	131113-04-K28	EA	CABINET - W/CTRTP - W/O HDW (W/OVEN - W/SOLID CTRTP) (K59,K63,K65,K27)		130815-02-01A	EA	COVER - SINK - SMALL - JAMAICAN SAND - 1/4" (W/SOLID SURFACE CTRTP)	
	131113-17-K58	EA	SHELF - W/PLASTIC EDGE MOLDING (WASHED MAPLE)	22	104114-02-01A	EA	FAUCET - GALLEY - SINGLE CONTROL	
	131113-17-K28	EA	SHELF - W/PLASTIC EDGE MOLDING (WATERFORD OAK)	23	131113-32-K28	EA	TRIM - W/LAMINATE (W/LAM CTRTP) (K58,K59,K64,K65,K27)	
19	P02786-04-J52	EA	HANDRAIL - ENTRANCE DOOR W/O BRACKETS (WASHED MAPLE)	23	131113-32-K69	EA	TRIM - W/LAMINATE (W/LAM CTRTP) (K62)	
19	P02786-04-G15	EA	HANDRAIL - ENTRANCE DOOR W/O BRACKETS (WATERFORD OAK)	23	131113-32-K38	EA	TRIM - W/LAMINATE (W/LAM CTRTP) (K63)	
19	099682-01-01A	EA	BRACKET - MOUNTING/ HAND RAIL - ROUND BASE	23	131113-32-K26	EA	TRIM - W/LAMINATE (W/LAM CTRTP) (K26)	
20	131113-20-K58	EA	CTRTP - (W/LAM CTRTP) (K58,K62,K64,K26)	23	130813-05-01A	EA	BACKSPLASH - CTRTP - JAMAICAN SAND (W/SOLID SURFACE CTRTP)	
20	131113-20-K28	EA	CTRTP - (W/LAM CTRTP) (K59,K63,K65,K27)	24	103635-01-000	EA	FAUCET - SINGLE CONTROL (WATER PURIFIER)	
20	130812-03-01A	EA	CTRTP - JAMAICAN SAND (W/SOLID SURFACE CTRTP)		103635-01-700	EA	FITTING KIT, FAUCET REPAIR	3071-70
					103635-01-701	EA	TUBING - PLASTIC	3019-20
					103635-01-702	EA	FAUCET REPAIR KIT	3026-46
					116610-01-000	EA	BUMPER - RUBBER W/STUD	
				25	124649-02-01A	EA	COFFEEMAKER - BLACK/10 CUP/DEEP BREW - UL	

GALLEY GROUP (CONTINUED)

RANGE W/OVEN

KEY	PART NUMBER	U/M	DESCRIPTION
*	126023-01-01A	EA	RANGE - W/OVEN 22" - 3 BURNER/BLACK GLASS DOOR

*COMPONENT PARTS FOUND IN SERVICE PARTS LIBRARY

RANGE TOP

KEY	PART NUMBER	U/M	DESCRIPTION
*	114030-02-01A	EA	RANGE - 3 BURNER TOP - W/O OVEN - BLACK

*COMPONENT PARTS FOUND IN SERVICE PARTS LIBRARY

RANGE COVER

KEY	PART NUMBER	U/M	DESCRIPTION
	126022-02-01A	EA	COVER - RANGE - BI-FOLD - 22" - BLACK TEXTURED
	M05904-03-J61	EA	COVER - STOVE - W/SOLID COUNTERTOP (K58,K59,K64,K65,K26,K27)
	M05904-03-J62	EA	COVER - STOVE - W/SOLID COUNTERTOP (K62,K63)
	130816-01-01A	EA	COVER - RANGE - JAMAICAN SAND - 1/4" X 5.4" X 24.3"
	130816-02-01A	EA	COVER - RANGE - JAMAICAN SAND - 1/4" X 11.7" X 24.3"

REFRIGERATOR

KEY	PART NUMBER	U/M	DESCRIPTION
*	121569-03-01A	EA	REFRIGERATOR - LARGE DOUBLE DOOR/RIGHT HAND - 2-WAY-BLACK
*	120075-03-01A	EA	REFRIGERATOR - LARGE DOUBLE DOOR/RIGHT HAND - 2-WAY W/ICE FROM: 00-00-00 THRU: 08-19-98
*	120075-09-01A	EA	REFRIGERATOR - LARGE DBL DOOR RH - W/ICE MAKER - BLACK 2-WAY FROM: 08-20-98 THRU: 99-99-99
*	118367-01-01A	EA	REFRIGERATOR - SIDE BY SIDE DOOR - 2 WAY
	118871-08-01A	EA	TRAY - REFRIGERATOR - SIDE/SIDE - BLACK
	065225-01-000	EA	PLATE - TIEDOWN - REFRIGERATOR
	090195-08-000	EA	BAFFLE - REFRIGERATOR - LOWER
	093369-03-000	EA	STRAP - REFRIGERATOR
	093646-01-000	EA	BRACKET - TIEDOWN/REFRIGERATOR - RIGHT HAND
	093646-02-000	EA	BRACKET - TIEDOWN/REFRIGERATOR - LEFT HAND
	054450-01-000	EA	LEVEL - REFRIGERATOR

*COMPONENT PARTS FOUND IN SERVICE PARTS LIBRARY

MICROWAVE OVEN

KEY	PART NUMBER	U/M	DESCRIPTION
	119267-04-01A	EA	OVEN - MICROWAVE - W/HOOD
	130036-03-01A	EA	MICROWAVE OVEN - W/HOOD - CANADIAN
	130736-02-02B	EA	BRACKET - MICROWAVE - E-COATED
	122753-02-000	EA	OVEN - MICROWAVE - .9 CU. FT - CONVECTION - SHARP - UL(US)
	122753-06-000	EA	OVEN - MICROWAVE - .9 CU FT - CONVECTION - CSA

MONITOR PANEL

KEY	PART NUMBER	U/M	DESCRIPTION
*	121148-05-01A	EA	PANEL - MONITOR - 2 TANK LOW

*COMPONENT PARTS FOUND IN SERVICE PARTS LIBRARY

GENERATOR GROUP

ONAN GENERATOR, 6.5 KW MARQUIS - US

KEY	PART NUMBER	U/M	DESCRIPTION
	007125-03-000	EA	CLAMP - MUFFLER - 1.5" DIAMETER
	007131-01-000	EA	HANGER - TAILPIPE - 6 SLOTS
	105559-04-000	EA	GENERATOR - 6.5 KW - LP FUEL - 30/30
	106235-01-000	EA	ADAPTOR - GENERATOR EXHAUST
	116381-06-000	EA	PIPE - EXHAUST - GENERATOR
	065820-09-000	EA	HOSE - HIGH PRESSURE - 28"
	114253-04-000	EA	ELBOW - 5/16 SINGLE BARB X 1/8 MPT
	116457-01-000	EA	TEE - BRASS - BRANCE 1/4 NPT

ONAN GENERATOR, 6.5 KW MARQUIS - CSA

KEY	PART NUMBER	U/M	DESCRIPTION
	007125-03-000	EA	CLAMP - MUFFLER - 1.5" DIAMETER
	105559-04-000	EA	GENERATOR - 6.5 KW - LP FUEL - 30/30
	106234-01-000	EA	PIPE - EXHAUST - GENERATOR
	106235-01-000	EA	ADAPTOR - GENERATOR EXHAUST
	065820-09-000	EA	HOSE - HIGH PRESSURE - 28"
	114253-04-000	EA	ELBOW - 5/16 SINGLE BARB X 1/8 MPT
	116457-01-000	EA	TEE - BRASS - BRANCE 1/4 NPT

ONAN GENERATOR, 7.5 KW DIESEL

KEY	PART NUMBER	U/M	DESCRIPTION
	007125-03-000	EA	CLAMP - MUFFLER - 1.5" DIAMETER
	007131-01-000	EA	HANGER - TAILPIPE - 6 SLOTS
	106235-01-000	EA	ADAPTOR - GENERATOR EXHAUST
	116381-05-000	EA	PIPE - EXHAUST - GENERATOR
	122425-01-000	EA	GENERATOR - DIESEL - 7.5
	065820-09-000	EA	HOSE - HIGH PRESSURE - 28"
	114253-04-000	EA	ELBOW - 5/16 SINGLE BARB X 1/8 MPT
	116457-01-000	EA	TEE - BRASS - BRANCE 1/4 NPT

HEATING & AIR CONDITIONING GROUP

FURNACE-SUBURBAN - 40,000 BTU - SF-422275

KEY	PART NUMBER	U/M	DESCRIPTION
*	098668-22-000	EA	FURNACE - 40,000 BTU
	094600-05-01A	EA	REGISTER W/O DAMPER-3.6" X 11.3" FACE/2.1" X 9.9" RO-BEIGE
	094600-06-01A	EA	REGISTER W/DAMPER-3.6" X 11.3" FACE/2.1" X 9.9" RO-BEIGE
	089367-02-000	EA	TEE - 4" X 2" X 4"
	092776-01-000	EA	ADAPTER - DUCT - 2"
	098668-14-000	EA	GASKET - FIBERGLASS - .5" X 18" X 18"
	098668-16-000	EA	VENT-INTAKE
	115764-01-01A	EA	THERMOSTAT - FURNACE
	093614-03-02A	EA	GRILLE - RETURN AIR - 14" X 8" - BEIGE
	009200-01-000	EA	TAPE - FURNACE - 1 1/2"

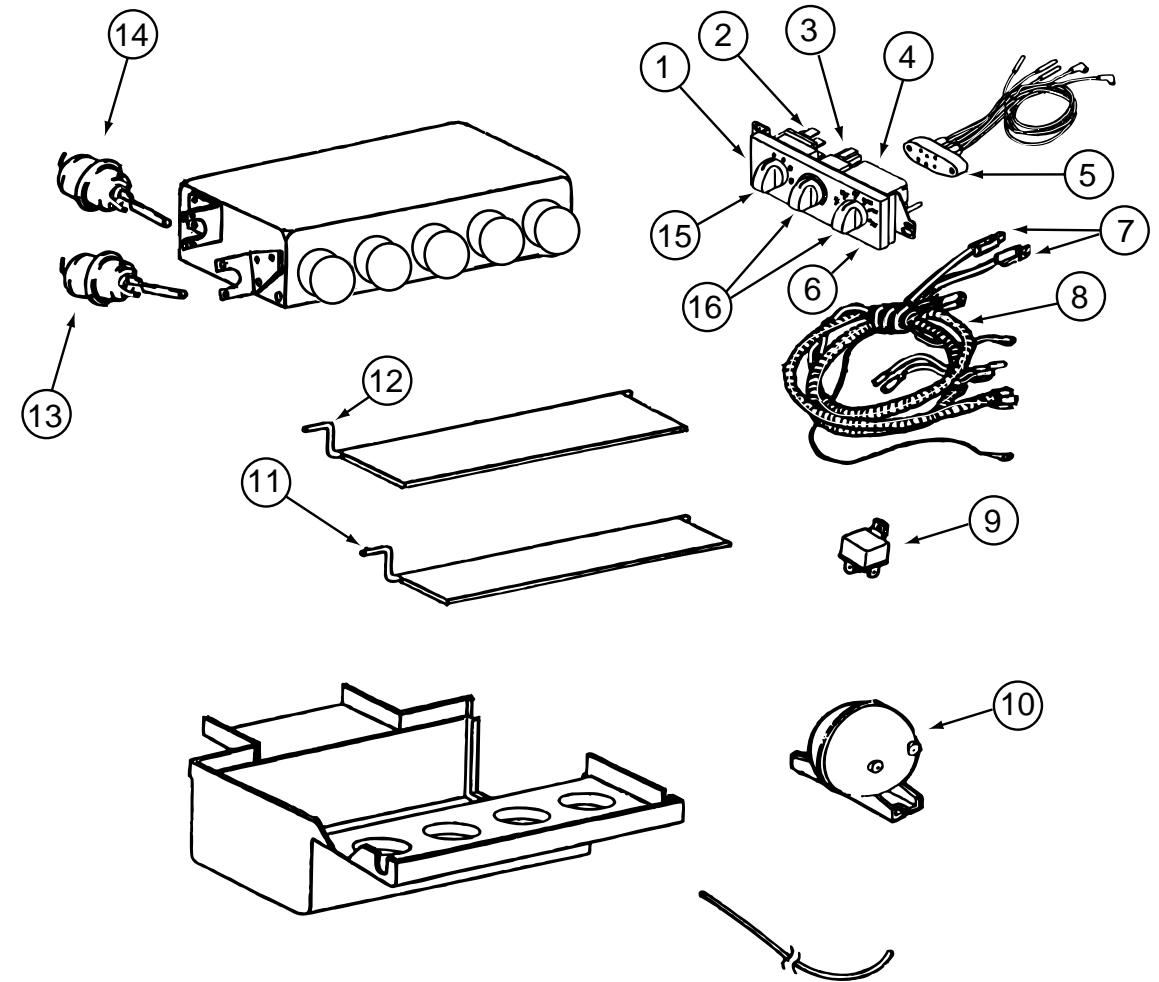
***COMPONENT PARTS FOUND IN SERVICE PARTS LIBRARY**

A/C - ROOF & CEILING ASSEMBLY

KEY	PART NUMBER	U/M	DESCRIPTION
*	131186-01-01A	EA	A/C - ROOF MACH 1 POWERSAVER - WHITE
*	131184-01-01A	EA	CEILING ASSEMBLY - A/C DUCTED - WHITE
	102289-01-000	EA	SPRING - SCREW - ROOF A/C GASKET
	117238-01-01A	EA	THERMOSTAT - A/C - FURNACE
	117238-02-01A	EA	THERMOSTAT - A/C ONLY
	120134-01-02A	EA	REGISTER - 4" TO 5" IN DIAMETER W/DAMPER
	073937-03-000	EA	SWITCH - ROTARY- AC - SELECTOR - 3 DECK
	088238-02-000	EA	COVER - SWITCH - A/C SELECTOR - FRONT TO REAR A/C

***COMPONENT PARTS FOUND IN SERVICE PARTS LIBRARY**

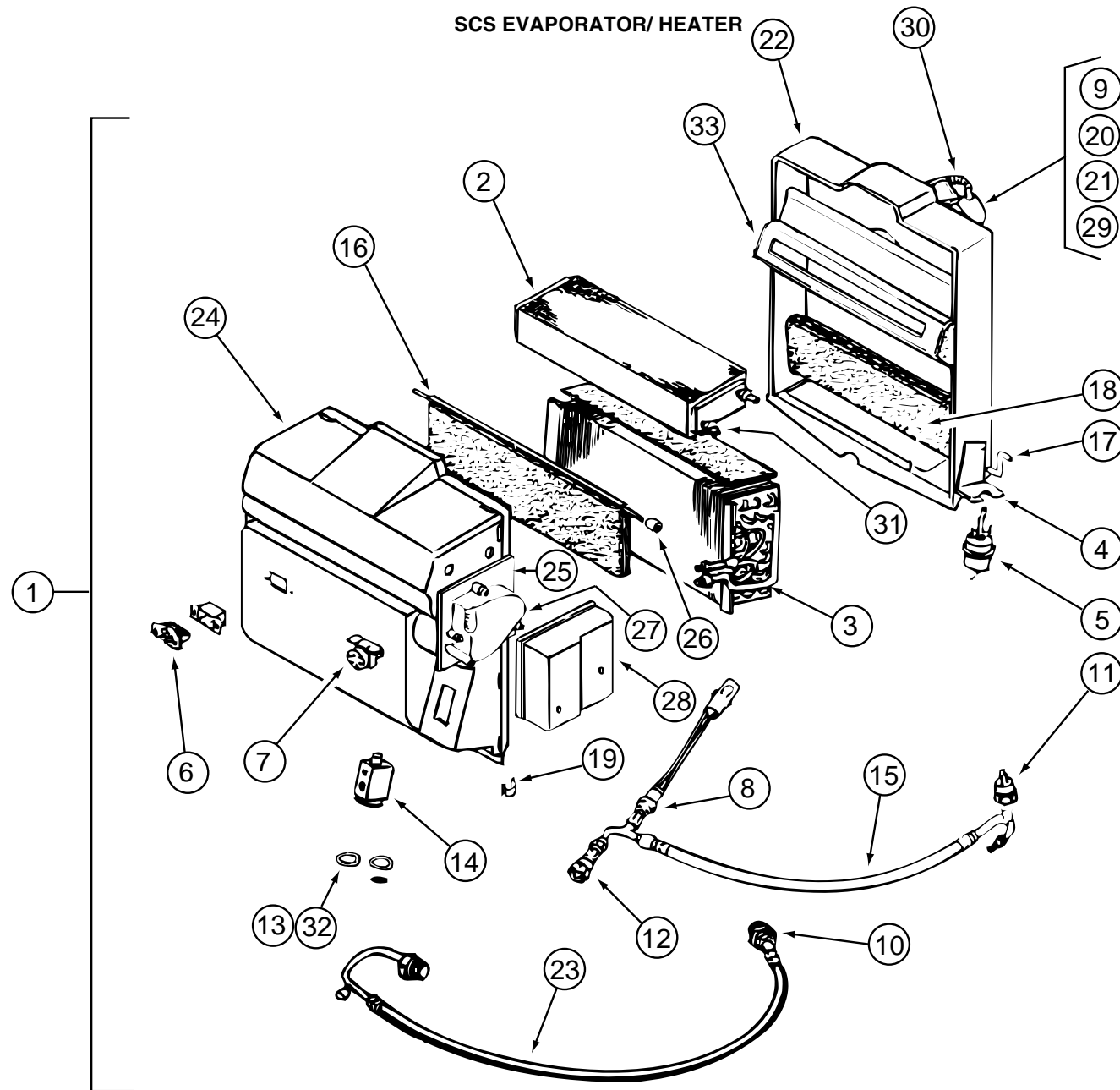
HEATING & AIR CONDITIONING GROUP (CONTINUED)



AUTO A/C CONTROL PLENUM - ROTARY

KEY	PART NUMBER	U/M	DESCRIPTION	VENDOR NO.
	103930-39-000	EA	CONTROL/PLENUM - ROTARY	
1	103930-33-702	EA	CONTROL PANEL	083-0169
2	103930-33-707	EA	SWITCH - BLOWER	032-00066
3	103930-33-708	EA	SWITCH - POTENTIOMETER	032-0184
4	103930-33-709	EA	SWITCH - VACUUM	032-0183
5	103930-33-703	EA	VACUUM HARNESS	036-0466
6	103930-33-710	EA	DECAL F/CONTROL HEAD	058-0102
7	103930-33-705	EA	LIGHT BULBS	035-0030
8	103930-33-711	EA	WIRE HARNESS - MAIN	036-0496
9	103930-02-707	EA	RELAY - BOSCH W/RESISTER	031-0001
10	103930-02-710	EA	CANISTER - VACUUM	054-0002
11	103930-39-700	EA	ROD - DOOR - AC/HEAT	073-067
12	103930-39-701	EA	ROD - DOOR - AC/DEFROST	073-0069
13	103930-02-708	EA	MOTOR - VACUUM SERVO - A/C	030-0025
14	103930-33-701	EA	MOTOR - VACUUM - 3 STAGE	030-0105
15	103930-33-712	EA	KNOB - BLOWER	062-00539
16	103930-33-713	EA	KNOB	062-00540
	103930-39-704	EA	SPRING	022-0119

HEATING & AIR CONDITIONING GROUP (CONTINUED)



KEY	PART NUMBER	U/M DESCRIPTION	VENDOR NO.
1	103930-32-000	EA EVAPORATOR/HEATER - FRTLINER/SPARTAN-SERVO MOTOR CONTROLLED	
2	103930-01-703	EA CORE - HEATER	042-0010
3	103930-01-704	EA COIL - EVAPORATOR	041-0017
4	103930-01-708	EA BRACKET - VACUUM MOTOR	070-0113
5	103930-02-708	EA MOTOR - VACUUM SERVO - A/C	030-0025
6	103930-01-710	EA RESISTOR - FUSED - A/C	035-0006
7	103930-01-711	EA THERMOSTAT	033-0003
8	103930-01-716	EA SWITCH - PRESSURE - FAN	032-0036
9	103930-01-717	EA WHEEL - BLOWER - CLOCKWISE	062-0010
10	103930-06-700	EA FITTING - QUICK CONNECT - #8	050-0082
11	103930-12-708	EA SWITCH - BINARY - HI/LOW CUTOUT	032-0048
12	103930-12-709	EA FITTING-QUICK CONNECT	050-0120
13	103930-17-702	EA O'RING #10	045-0127
14	103930-20-700	EA VALVE - EXPANSION - BLOCK - 2 TON	034-0032
15	103930-20-701	EA HOSE ASM #6 EVAPORATOR/DRIER	085-0138
16	103930-20-703	EA DOOR - BLEND AIR	071-0212

KEY	PART NUMBER	U/M DESCRIPTION	VENDOR NO.
17	103930-20-704	EA ROD - DOOR - RECIRCULATING	073-0018
18	103930-20-705	EA PANEL - DOOR - RECIRCULATING	071-0213
19	103930-20-706	EA CLIP - RETAINER - CASE ATTACH	022-0057
20	103930-20-707	EA HOUSING - BLOWER	062-0145
21	103930-20-708	EA CLIP - MOTOR SHAFT	022-0001
22	103930-20-711	EA CASE - BACK - SUB-ASSEMBLY	062-0147
23	103930-22-700	EA HOSE ASM #10 EVAPORATOR/COMP	085-0141
24	103930-30-700	EA CASE - FRONT	062-0542
25	103930-30-701	EA PLATE - MOTOR MOUNT	062-0544
26	103930-30-702	EA BUSHING - BLEND AIR DOOR	062-0168
27	103930-30-703	EA MOTOR - SERVO	030-0104
28	103930-30-704	EA COVER - SERVO	062-0545
29	103930-30-706	EA MOTOR - BLOWER PM147 W/ADAPTER	030-0109
30	110279-01-703	EA HOSE - VENT F/BLOWER MOTOR	051-0034
31	110279-01-712	EA FITTING - HEATER	050-0076
32	113245-01-707	EA O'RING #8	045-0126
33	103930-30-707	EA DIVIDER ASM.	086-0061

HEATING & AIR CONDITIONING GROUP (CONTINUED)

CONDENSER

KEY	PART NUMBER	U/M DESCRIPTION	VENDOR NO.
	072342-14-000	EA CONDENSER - W/FAN - F/PUSHER	
	072342-10-701	EA RECEIVER DRIER	054-0015
	072342-10-702	EA FITTING - QUICK CONNECT#4 MALE	050-0148
	072342-11-700	EA HOSE #8 - CONDENSER/COMP	051-0095
	072342-10-704	EA VALVE-SERVICE #8X8	050-0134
	072342-14-700	EA COIL - CONDENSER	040-0111
	072342-14-701	EA FAN - 14" PULLER W/FG	086-0077
	113245-01-707	EA O'RING - #8	045-0126
	113245-01-711	EA O'RING - #6	045-0129

HOSE KIT

KEY	PART NUMBER	U/M DESCRIPTION	VENDOR NO.
	103930-16-000	EA HOSE KIT - #12 PRE-CHARGED R134A - 389"	
	103930-07-704	EA FITTING - QUICK CONNECT - #8	050-0081
	103930-13-702	EA VALVE - SERVICE - W/O COMP.	050-0152
	103930-16-700	EA HOSE ASM #12 SPARTON	085-0120
	103930-17-702	EA O'RING - #10	045-0127
	113245-01-710	EA O'RING - #12	045-0128

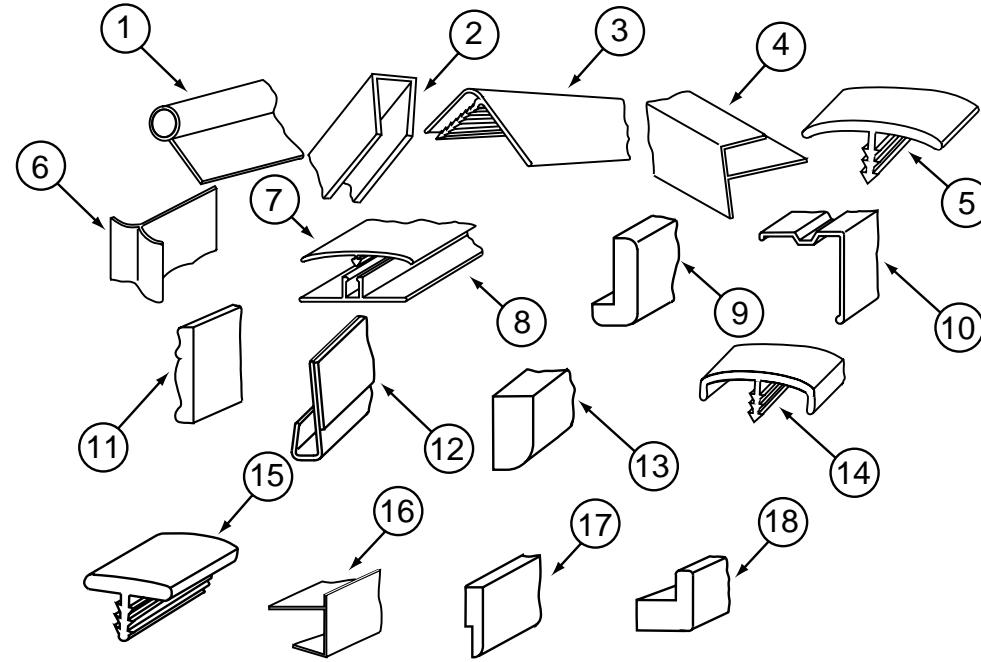
HEATING & AIR CONDITIONING GROUP (CONTINUED)

HEATING COMPONENTS

KEY	PART NUMBER	U/M DESCRIPTION
	024990-05-000	EA OUTLET - DEFROSTER - 4" DIAMETER W/SWIVEL DEFLECTORS
	007076-01-000	EA HOSE - FLEXIBLE PVC - 2" ID - INCREMENTS OF 50'
	007108-01-000	FT HOSE - HEATER - 5/8" ID - HI-TEMP - FORD
	007281-01-000	EA HOSE - FLEXIBLE PVC - 2.5" ID X 50'
	024990-05-000	EA OUTLET - DEFROSTER - 4" DIAMETER W/SWIVEL DEFLECTORS
	056402-05-000	EA BRACKET - HEATER VENT - ROUND W/BEND - BLACK
	077075-01-000	EA GASKET - INSTRUMENT PANEL/DEFROSTER PLENUM - .6" X 10.2"
	103016-03-000	EA PLENUM - TRANSITION
	103017-03-000	EA PLENUM - DEFROSTER
	103558-01-11A	EA VENT - DEFROSTER - 2" X 14.4" X 1.4" - TITANIUM FROM: 00-00-00 THRU: 11-08-98
	103558-04-04A	EA VENT - DEFROSTER - TITANIUM ABS PLASTIC FROM: 11-09-98 THRU: 99-99-99
	103796-01-01A	EA LOUVER - A/C-ADJUSTABLE - 2.2" X 5.4" F/2.5" HOSE - BLACK FITS R/O SIZE 1.9" X 4.8"
	103930-23-000	EA VALVE - WATER - 2 PORT
	114802-01-000	EA PUMP - VACUUM - 12V 16"HG
	077539-01-000	EA BRACKET - MOUNTING/DASH PANEL - L/SHAPED - 2.5" X 1" X 1.5"
	103930-37-000	EA MANUAL - OWNERS - HEATER/A/C

INTERIOR FINISH GROUP

INTERIOR TRIM & MOLDINGS



KEY	PART NUMBER	U/M DESCRIPTION
1	009767-12-000	FT WELTING - SIDEWALL/CEILING/CABINET - OFF/WHT
2	070504-50-000	FT U-CHANNEL - PLASTIC - .13" X 84" - WASHED MAPLE
2	070504-51-000	FT U-CHANNEL - PLASTIC - .9" X 84" - WASHED MAPLE
2	070504-36-000	FT U-CHANNEL - PLASTIC - .13" X 72" - WATERFORD OAK
2	070504-37-000	FT U-CHANNEL - PLASTIC - .9" X 84" - WATERFORD OAK
2	009778-27-000	FT U-CHANNEL - 1" - WASHED MAPLE
2	009778-28-000	FT U-CHANNEL - 1 1/4" - WASHED MAPLE
2	009778-21-000	FT U-CHANNEL - 1" - WATERFORD OAK
2	009778-22-000	FT U-CHANNEL - 1 1/4" - WATERFORD OAK
3	009809-31-000	EA MOLDING - CORNER - OUTSIDE - 1" X 84" - WASHED MAPLE
3	009809-28-000	EA MOLDING - CORNER - OUTSIDE - 1" X 84" - WATERFORD OAK
4	009812-33-000	EA MOLDING - CORNER - 1/2" W/1/4" CHAN X 84" - WASHED MAPLE
4	009812-29-000	EA MOLDING - CORNER - 1/2" W/1/4" CHAN X 84" - WATERFORD OAK
4	009812-24-000	EA MOLDING - CORNER - 1/2" W/1/4" CHAN X 108" - IVORY PLASTIC
5	105709-01-000	FT MOLDING-T - 1" - MODERN IVORY
6	022992-11-000	FT MOLDING - REVERSE COVE - T-SHAPED VINYL - IVORY
7	086229-13-000	EA BATTEN - 1" X 96" - IVORY
7	086229-19-000	EA BATTEN - 1" X 98.43" - OFF WHITE
7	086229-20-000	EA BATTEN - 1" X 96" - BEIGE
8	086229-01-000	EA RETAINER - BATTEN - .75" X 92.3" - ANY COLOR
8	086229-14-000	EA RETAINER - .75" X 98.43" - ANY COLOR
9	077840-01-J70	EA MOLDING - CAP - WALL - 8' - WASHED MAPLE
9	077840-01-G01	EA MOLDING - WALL CAP - 8' - WATERFORD OAK
10	093873-01-01A	EA TRIM - CARPET - L-ANGLE 1.1" X 1.3" X 12" - GRAY VINYL

KEY	PART NUMBER	U/M DESCRIPTION
11	100182-10-J70	EA TRIM - CHAIR RAIL - 2.5" X 8' EACH - WOOD - WASHED MAPLE
11	100182-10-G29	EA TRIM - RAIL/CHAIR - 8' - WATERFORD OAK
12	109332-02-05A	FT TRIM-J - W/O ADHESIVE - WASHED MAPLE
12	109332-02-01A	FT TRIM-J - W/O ADHESIVE - BRASS
13	100818-01-08A	FT MOLDING - VINYL WRAPPED - 1.6" X .4" X 84"-WASHED MAPLE
13	100818-01-05A	FT MOLDING - VINYL WRAPPED - 1.65" X .4" X 84" - WATERFORD OAK
14	104676-02-06A	FT MOLDING-T - 1/2" - WASHED MAPLE
14	104676-02-04A	FT MOLDING-T - 1/2" - WATERFORD OAK
14	083620-19-000	FT MOLDING-T - END CAP EDGE - W/EDGE LIP - .75" - WASHED MAPLE
14	083620-12-000	FT MOLDING-T - END CAP EDGE - W/EDGE LIP - .75" - WATERFORD OAK
15	104676-01-01A	FT MOLDING-T - 5/16" RIGID GOLD
16	103186-01-08A	FT MOLDING - PLASTIC -3/8" U-CHANNEL W/3/4" FACE - WASHED MAPLE
16	103186-01-05A	FT MOLDING - PLASTIC - 3/8" U-CHANNEL 3/4" FACE - WATERFORD OAK
16	103186-02-08A	FT MOLDING - PLASTIC - 1" U-CHANNEL 1 3/8" FACE - WASHED MAPLE
16	103186-02-05A	FT MOLDING - PLASTIC - 1" U-CHANNEL 1 3/8" FACE - WATERFORD OAK
17	105004-01-08A	EA MOLDING - VINYL WRAPPED - 1" X 96" - WASHED MAPLE
17	105004-01-05A	EA MOLDING - VINYL WRAPPED - 1" X 96" - WATERFORD OAK
18	100819-01-08A	EA MOLDING - VINYL WRAPPED - L-SHAPED - 1.5" X 1.5" X 84" - WASHED MAPLE
18	100819-01-05A	EA MOLDING - VINYL WRAPPED - L-SHAPED - 1.5"X1.5"X84" - WATERFORD OAK
	076325-39-000	FT MOLDING - EDGE BAND - 1 5/16" X .030" - ALMOND
	076325-75-000	FT MOLDING - EDGE BAND - .93" X .024" - WASHED MAPLE
	076325-73-000	FT MOLDING - EDGE BAND - .93" X .024" - OFF WHITE
	076325-40-000	FT MOLDING - EDGE BAND - .93" X .024" - ALMOND
	076325-67-000	FT MOLDING - EDGE BAND - .93" X .024" - WATERFORD OAK

INTERIOR FINISH GROUP (CONTINUED)

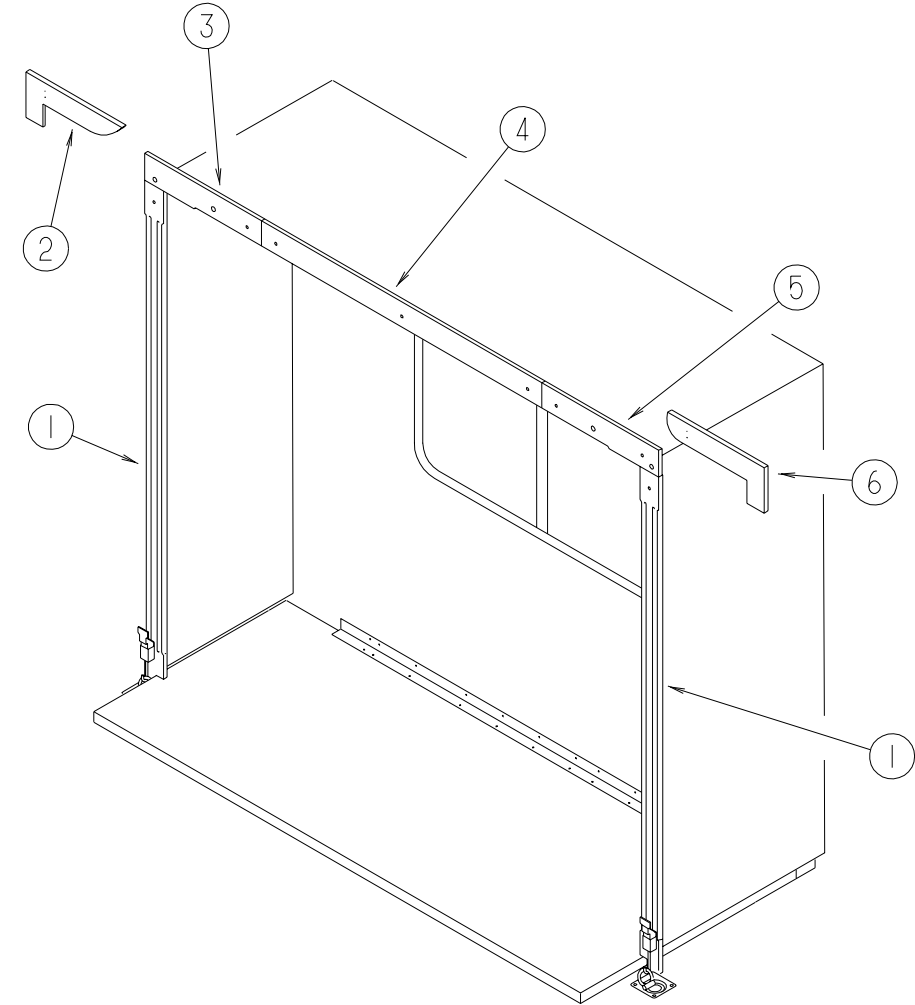
BATT STRIPS

KEY	PART NUMBER	U/M	DESCRIPTION
	088263-F4-000	EA	BATT STRIP - DECORATIVE - TRAVIS MERCURY - 8' (K58,K59)
	088263-F3-000	EA	BATT STRIP - DECORATIVE - BARCELONA LINEN - 8' (K62,K63)
	088263-F8-000	EA	BATT STRIP - DECORATIVE - CAIRO SILVERSAGE - INC OF 8' (K64,K65)
	088263-G0-000	EA	BATT STRIP - DECORATIVE - UPBEAT/TWILIGHT - 8' LONG (K26,K27)
	088263-E3-000	EA	BATT STRIP - DECORATIVE - PEBBLE EMBOSSED/ANTIQUÉ - 8'
	085284-E9-000	FT	BATT TAPE - ADHESIVE BACKED - DECORATIVE/TRAVIS MERCURY (K58,K59)
	085284-E8-000	FT	BATT TAPE - ADHESIVE BACKED - DECORATIVE/BARCELONA LINEN (K62,K63)
	085284-F4-000	FT	BATT TAPE - ADHESIVE BACKED - CAIRO SILVERSAGE (K64,K65)
	085284-F8-000	FT	BATT TAPE - ADHESIVE BACKED - UPBEAT/TWILIGHT (K26,K27)
	085284-D6-000	FT	BATT TAPE - ADHESIVE BACKED - DECORATIVE - EMBOSSED ANTIQUÉ

CARPET & FLOOR COVERING

KEY	PART NUMBER	U/M	DESCRIPTION
	075233-01-000	SY	PAD - CARPET - 3/8" X 6' ROLL
	093486-01-000	SY	CARPET - COMPARTMENT - 54" WIDE - DARK GRAY
	096060-D1-000	SY	CARPET - JUBILATION/SEAL GRAY - INCREMENTS OF 4 SY (K58,K59)
	096060-E0-000	SY	CARPET - BAMBOO - INCREMENTS OF 4 SY (K62,K63)
	096060-98-000	SY	CARPET - SILVER ASPEN - INCREMENTS OF 4 SY (K64,K65)
	096060-A2-000	SY	CARPET - NEW MEADOW - INCREMENTS OF 4 SY (K26,K27)
	105924-01-J54	EA	MAT - FLOOR - 18" X 27" (K58,K59)
	105924-01-K62	EA	MAT - FLOOR - 18" X 27" (K62,K63)
	105924-01-K60	EA	MAT - FLOOR - 18" X 27" (K64,K65)
	105924-01-K32	EA	MAT - FLOOR - 18" X 27" (K26,K27)
	122755-01-01A	EA	TILE - RUBBER/ENTRANCE DOOR - 18.5" X 27.2"
	122755-03-01A	EA	TILE - RUBBER/ENTRANCE DOOR - 17.7" X 26.4"
	042720-25-000	SY	VINYL - FLOOR COVERING - 14' WIDE - MODULATION
	042720-21-000	SY	VINYL - FLOOR COVERING - 7' WIDE - MODULATION

INTERIOR FINISH GROUP (CONTINUED)

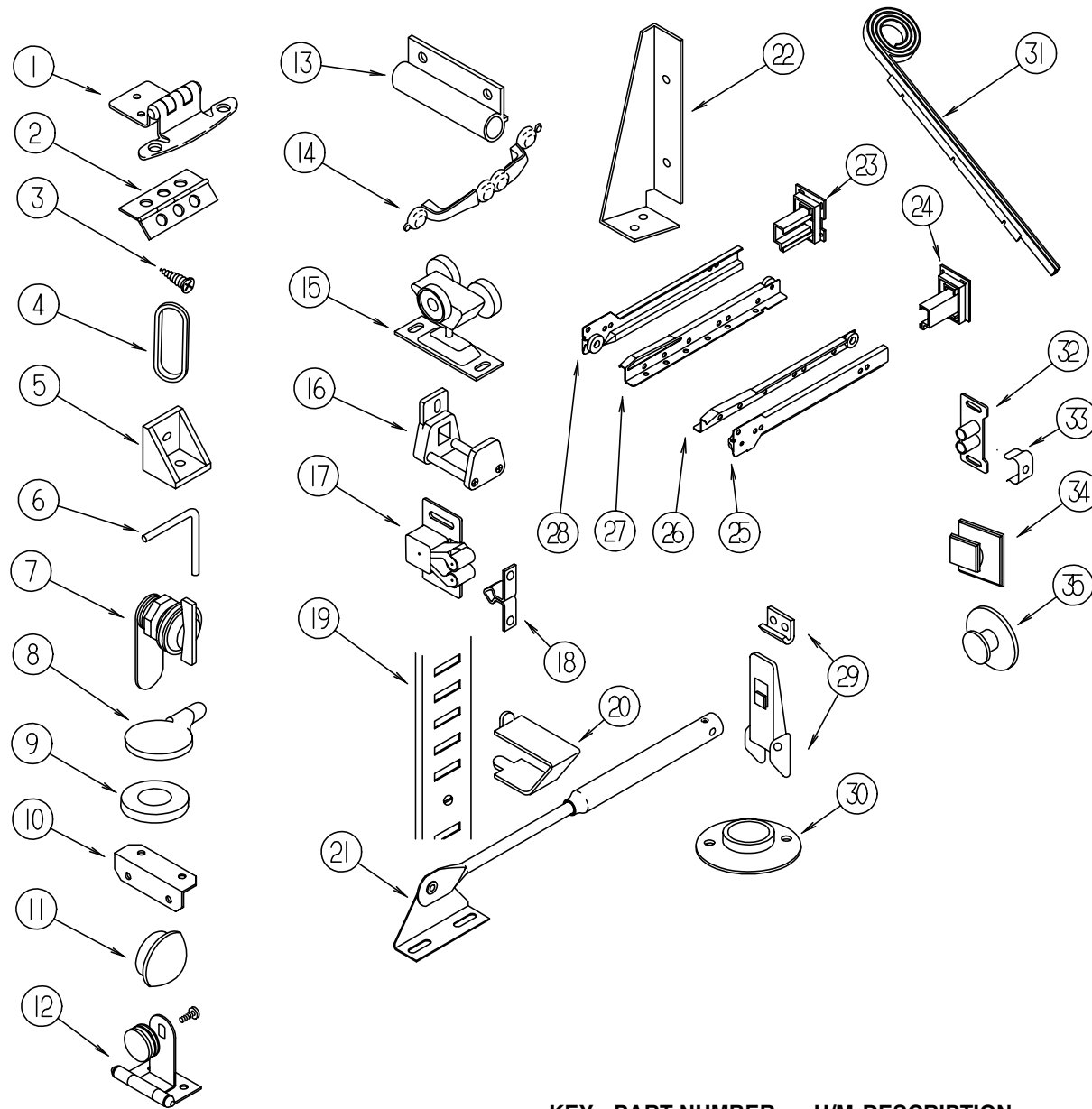


SLIDEOUT HARDWARE & MOLDINGS

KEY	PART NUMBER	U/M	DESCRIPTION
1	116951-01-J40	EA	MOLDING - WOOD - 3" X 70.5" (WASHED MAPLE)
1	116951-01-G35	EA	MOLDING - WOOD - 3" X 70.5" (WATERFORD OAK)
2	115811-20-J54	EA	OVERLAY - NOVEAU - 7.5" X 23.75" - LEFT HAND (K58,K59)
2	115811-22-K62	EA	OVERLAY - NOVEAU - 7.5" X 23.75" - LEFT HAND (K62,K63)
2	115811-20-J28	EA	OVERLAY - NOVEAU - 7.5" X 23.75" - LEFT HAND (K64,K65)
2	115811-20-K32	EA	OVERLAY - NOVEAU - 7.5" X 23.75" - LEFT HAND (K26,K27)
3	116968-01-J54	EA	TRIM - END/RIGHT HAND - WOOD - 3.8" X 19.1" (WASHED MAPLE)
3	116968-01-G35	EA	TRIM - END/RIGHT HAND - WOOD - 3.8" X 19.1" (WATERFORD OAK)
4	116967-01-J54	EA	TRIM - CENTER - WOOD - 3.8" X 120" (WASHED MAPLE)
4	116967-01-G35	EA	TRIM - CENTER - WOOD - 3.8" X 120" (WATERFORD OAK)
5	116968-02-J54	EA	TRIM - END/ LEFT HAND - WOOD - 3.8" X 19.1" (WASHED MAPLE)
5	116968-02-G35	EA	TRIM - END/ LEFT HAND - WOOD - 3.8" X 19.1" (WATERFORD OAK)
6	115811-19-J54	EA	OVERLAY - NOVEAU - 7.5" X 23.75" - RIGHT HAND (K58,K59)
6	115811-21-K62	EA	OVERLAY - NOVEAU - 7.5" X 23.75" - RIGHT HAND (K62,K63)
6	115811-19-J28	EA	OVERLAY - NOVEAU - 7.5" X 23.75" - RIGHT HAND (K64,K65)
6	115811-19-K32	EA	OVERLAY - NOVEAU - 7.5" X 23.75" - RIGHT HAND (K26,K27)

INTERIOR FINISH GROUP (CONTINUED)

CABINET HARDWARE

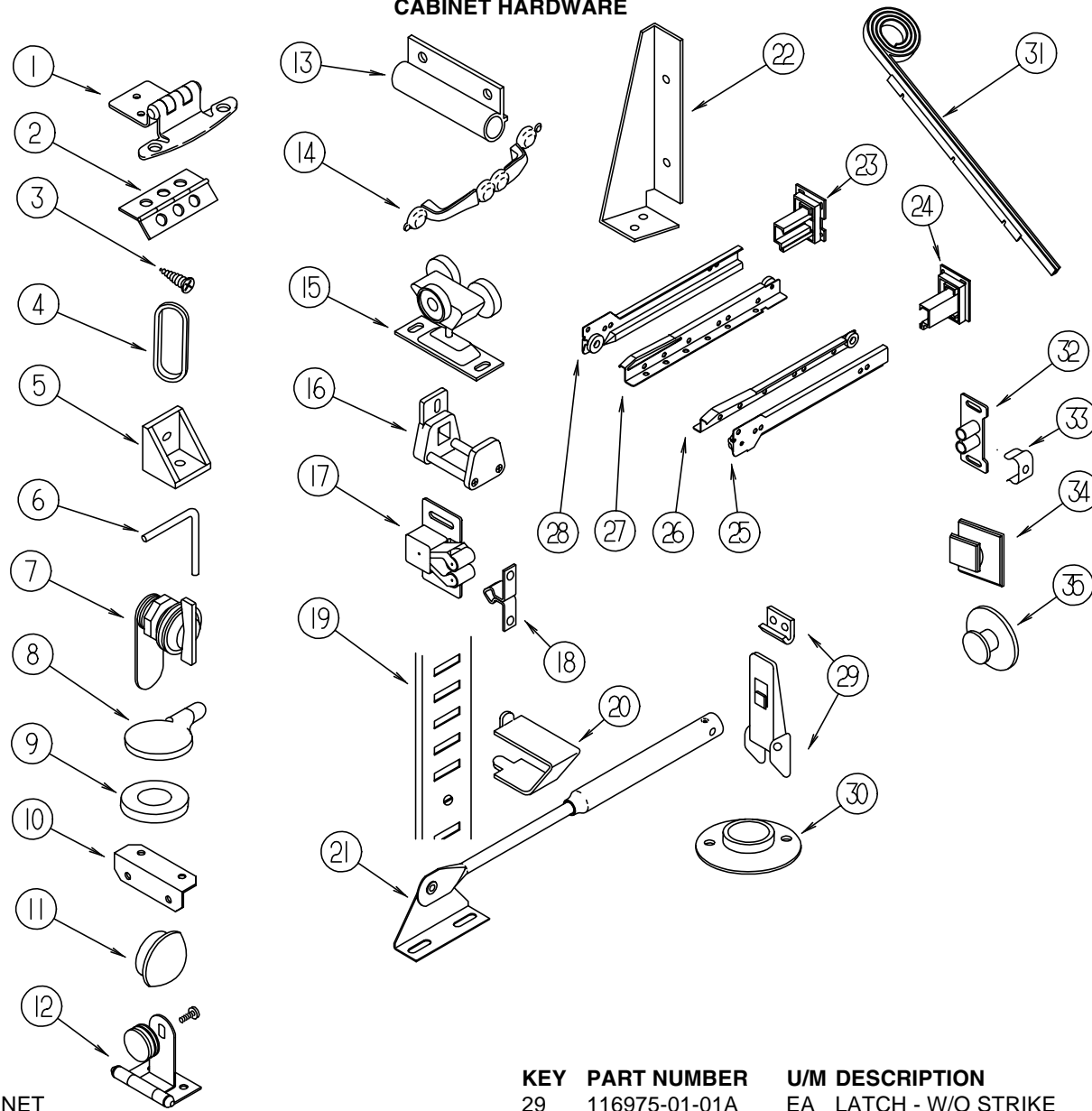


KEY	PART NUMBER	U/M DESCRIPTION
1	108138-01-000	EA HINGE - CABINET DOOR - BURNISHED BRASS
2	041389-18-000	EA HINGE - PIANO - 1.50 X 482.6 - OFF WHITE
2	041389-25-000	EA HINGE - PIANO - 1.50 X 55
2	009059-01-000	EA HINGE - DOOR - 2" X 1.4" - BRASS
2	009059-02-000	EA HINGE - DOOR - 2" X 2.7" - BRASS
3	000G13-06-10G	EA SCREW - 6-20 X 5/8 PFH - ANTIQUE BRASS
3	000G13-06-08G	EA SCREW
4	098410-01-01A	EA PULL - FINGER - BRASS
5	065740-01-000	EA BRACE - CABINET/CORNER - PLASTIC
6	108487-02-01A	EA SUPPORT - PROP ROD/OVERHEAD - BLACK
	039984-01-000	EA CAP - ROUND - VINYL - .28" ID X .62" - BLACK
7	100710-01-01A	EA LOCK - GLASS DOOR/TWIST TYPE - BRASS
	101272-01-000	EA CATCH - GLASS DOOR
8	101766-01-000	EA PIN - SUPPORT/GLASS DOOR
9	100707-01-000	EA SPACER - GLASS DOOR - .8" DIA - .3" HOLE - PLASTIC
10	016604-05-000	EA BRACE - CABINET - ANGLE - 2.5" OFF WHITE METAL
10	016604-01-000	EA BRACE - CABINET - ANGLE - 2.5" - UNPAINTED METAL
11	042356-01-000	EA PLUG - BUTTON - MAHOGANY - 3/8" DIAMETER - WOOD
11	074045-12-000	EA PLUG - OAK - 3/8" - WASHED MAPLE
11	074045-01-000	EA PLUG - OAK - 3/8" DIAMETER - OAK

KEY	PART NUMBER	U/M DESCRIPTION
12	100711-01-01A	EA HINGE - GLASS DOOR
13	108486-01-01A	EA BRACKET - PROP ROD/OVERHEAD - BLACK
14	121891-01-01A	EA PULL - CABINET - BRASS
14	117801-01-01A	EA PULL - CABINET - BRASS
15	103874-01-000	EA HANGER - SLIDING DOOR
16	064467-01-000	EA GUIDE - POCKET - SLIDING DOOR - WALL MOUNTED
	076790-01-000	EA SCREW - 6-20 X 1 1/4 PPH - BLACK
17	093586-06-000	EA CATCH - SPRING - ROLLER
17	093586-03-000	EA CATCH - SPRING - ROLLER
18	093586-05-000	EA STRIKE - SPRING STEEL
18	093586-04-000	EA STRIKE - SPRING STEEL
19	098980-01-000	EA PILASTER - ADJUSTABLE SHELF - 18" - WOODGRAIN APPEARANCE
19	098980-02-000	EA PILASTER - ADJUSTABLE SHELF - 12" - WOODGRAIN APPEARANCE
19	098980-03-000	EA PILASTER - ADJUSTABLE SHELF - 9" - WOODGRAIN APPEARANCE
19	098980-04-000	EA PILASTER - ADJUSTABLE SHELF - 48" - WOODGRAIN APPEARANCE
20	098979-01-000	EA CLIP - ADJUSTABLE SHELF
21	074493-02-000	EA SUPPORT - PISTON SPRING - CABINET DOOR - 26 LBS
21	074493-04-000	EA SUPPORT - PISTON SPRING - CABINET DOOR - 32 LBS
22	116978-01-03B	EA GUSSET - SLIDEOUT ROOM - OFF/WHITE
23	128811-01-01A	EA BACKSOCKET - ADJUSTABLE LEFT
24	128811-02-01A	EA BACKSOCKET - ADJUSTABLE RIGHT

INTERIOR FINISH GROUP (CONTINUED)

CABINET HARDWARE



KEY	PART NUMBER	U/M	DESCRIPTION
25	128810-02-01A	EA	SLIDE - DRAWER - 12" - RIGHT CABINET
25	128810-10-01A	EA	SLIDE - DRAWER - 16" - RIGHT CABINET
25	128810-14-01A	EA	SLIDE - DRAWER - 18" - RIGHT CABINET
25	128810-18-01A	EA	SLIDE - DRAWER - 20" - RIGHT CABINET
25	128810-22-01A	EA	SLIDE - DRAWER - 22" - RIGHT CABINET
25	128810-26-01A	EA	SLIDE - DRAWER - 24" - RIGHT CABINET
26	128810-04-01A	EA	SLIDE - DRAWER - 12" - RIGHT DRAWER
26	128810-12-01A	EA	SLIDE - DRAWER - 16" - RIGHT DRAWER
26	128810-16-01A	EA	SLIDE - DRAWER - 18" - RIGHT DRAWER
26	128810-20-01A	EA	SLIDE - DRAWER - 20" - RIGHT DRAWER
26	128810-24-01A	EA	SLIDE - DRAWER - 22" - RIGHT DRAWER
26	128810-28-01A	EA	SLIDE - DRAWER - 24" - RIGHT DRAWER
27	128810-03-01A	EA	SLIDE - DRAWER - 12" - LEFT DRAWER
27	128810-11-01A	EA	SLIDE - DRAWER - 16" - LEFT DRAWER
27	128810-15-01A	EA	SLIDE - DRAWER - 18" - LEFT DRAWER
27	128810-19-01A	EA	SLIDE - DRAWER - 20" - LEFT DRAWER
27	128810-23-01A	EA	SLIDE - DRAWER - 22" - LEFT DRAWER
27	128810-27-01A	EA	SLIDE - DRAWER - 24" - LEFT DRAWER
28	128810-01-01A	EA	SLIDE - DRAWER - 12" - LEFT CABINET
28	128810-09-01A	EA	SLIDE - DRAWER - 16" - LEFT CABINET
28	128810-13-01A	EA	SLIDE - DRAWER - 18" - LEFT CABINET
28	128810-17-01A	EA	SLIDE - DRAWER - 20" - LEFT CABINET
28	128810-21-01A	EA	SLIDE - DRAWER - 22" - LEFT CABINET
28	128810-25-01A	EA	SLIDE - DRAWER - 24" - LEFT CABINET

KEY	PART NUMBER	U/M	DESCRIPTION
29	116975-01-01A	EA	LATCH - W/O STRIKE
29	042541-05-000	EA	STRIKE
30	009112-01-000	EA	FLANGE - 1" CLOTHES ROD - OFF WHITE PLASTIC
31	097141-02-700	EA	KIT-TRACK TAMBOUR DOOR - W/ONE RIGHT & ONE LEFT TRACK
32	009021-01-000	EA	CATCH - GRILLE - NYLON
33	009021-02-000	EA	STRIKE - SPRING STEEL
34	102327-01-01A	EA	PULL - MIRROR - W/SQUARE HANDLE
35	125221-01-01A	EA	PULL - MIRROR - W/ROUND HANDLE
	004354-01-000	EA	BUMPER - RUBBER - .5" DIA - BROWN
	042438-01-000	EA	DOWEL - WOOD - CLOTHES ROD - 1" DIAMETER X 4'
	042438-06-000	EA	DOWEL - WOOD - 1.5" X 26" - OAK
	023320-01-000	EA	PAD - FELT 3/8" DIAMETER
	079921-01-000	EA	ROLLER - NYLON - W/STEEL SHAFT - BARBED
	084070-03-000	EA	POST - END - 2.4" - SHINY BRASS
	084071-23-000	EA	ROD - BRASS - 13.12"
	102194-01-000	EA	GUIDE - PLASTIC
	126263-06-02B	EA	BRACKET - GAS SPRING - E-COATED
	126263-08-02B	EA	BRACKET - GAS SPRING - LOWER - E-COATED
	084451-01-000	EA	CATCH & LATCH - 1.7" - BRASS
	084451-02-000	EA	CATCH & LATCH - 1.9" - BRASS

INTERIOR FINISH GROUP (CONTINUED)

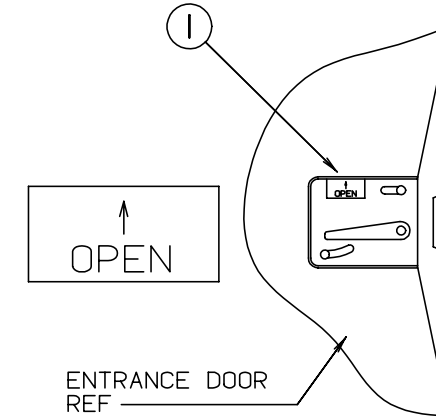
PANELING, PLASTIC LAMINATE & PARTICLE BOARD

KEY	PART NUMBER	U/M	DESCRIPTION
	074497-39-000	SF	PANELING - WASHED MAPLE - 48" X 96"
	074497-28-000	SF	PANELING - WATERFORD OAK - 48" X 96"
	088272-H4-000	SF	PANELING - TRAVIS - 4' X 7'(28 SQ.FT.) (K58,K59)
	088272-H3-000	SF	PANELING - BARCELONA - 48" X 84" (K62,K63)
	088272-H7-000	SF	PANELING - CAIRO/SILVERSAGE (K64,K65)
	088272-H8-000	SF	PANELING - UPBEAT/TWILIGHT (K26,K27)
	088272-G1-000	SF	PANELING - PEBBLE EMBOSSED - ANTIQUE WHITE - 4' X 7'
	000885-89-000	SF	PARTICLE BOARD - 3/8" X 48" X 96" - WASHED MAPLE - 2-SIDED
	000885-90-000	SF	PARTICLE BOARD - 1/2" X 48" X 96" - WASHED MAPLE - 2-SIDED
	000885-91-000	SF	PARTICLE BOARD - 3/4" X 48" X 96" - WASHED MAPLE - 2-SIDED
	000885-76-000	SF	PARTICLE BOARD - 3/8" X 48" X 96" - WATERFORD OAK/VINYL 1 SIDE
	000885-77-000	SF	PARTICLE BOARD - 3/8" X 48" X 96" - WATERFORD OAK/VINYL 2 SIDE
	000885-78-000	SF	PARTICLE BOARD - 1/2" X 48" X 96" - WATERFORD OAK/VINYL 2 SIDE
	000885-79-000	SF	PARTICLE BOARD - 3/4" X 48" X 96" - WATERFORD OAK/VINYL 2 SIDE
	057882-05-700	EA	TAMBOUR - 48" X 48" SHEET - UNFINISHED - WASHED MAPLE
	057882-04-700	EA	TAMBOUR - 48" X 48" SHEET - UNFINISHED - WATERFORD OAK
	074498-40-000	SF	LAMINATE - PLASTIC - OFF WHITE - 5' X 8' - INC OF 40 SF
	074498-71-000	SF	LAMINATE - PLASTIC - NEUTRAL SANTOS - 5' X 8' (K58,K59,K64,K65,K26,K27)
	074498-81-000	SF	LAMINATE - PLASTIC - ALMOND JAGUARD - 5' X 8' (K62,K63)
	074498-77-000	SF	LAMINATE - PLASTIC - ART CABIN - WATERFORD OAK - 4' X 8'
	074498-82-000	SF	LAMINATE - PLASTIC - WASHED MAPLE - 4' X 8'
	117267-D2-438	EA	LUMBER - VINYL WRAPPED - .7" X 1.5" X 96" - WATERFORD OAK
	117267-E2-438	EA	LUMBER - VINYL WRAPPED - .7" X 2" X 96" - WATERFORD OAK
	117267-F2-438	EA	LUMBER - VINYL WRAPPED - .7" X 2.5" X 96" - WATERFORD OAK
	117267-J2-438	EA	LUMBER - VINYL WRAPPED - .7" X 5.5" X 96" - WATERFORD OAK
	126205-D2-438	EA	LUMBER - VINYL WRAPPED - .7" X 1.5" X 96" - WASHED MAPLE
	126205-E2-438	EA	LUMBER - VINYL WRAPPED - .7" X 2" X 96" - WASHED MAPLE
	126205-G2-438	EA	LUMBER - VINYL WRAPPED - .7" X 3" X 96" - WASHED MAPLE
	126205-J2-438	EA	LUMBER - VINYL WRAPPED - .7" X 5.5" X 96" - WASHED MAPLE
	126339-01-000	SF	BOARD - WHEAT - 60" X 72"
	122481-19-000	FT	WALLPAPER - 6.8" BORDER (K58,K59)
	122481-14-000	FT	WALLPAPER - 6.8" BORDER (K62,K63)
	122481-15-000	FT	WALLPAPER - 6.8" BORDER (K64,K65,K26,K27)

FIRE EXTINGUISHER, SMOKE DETECTORS & WALL CLOCK

KEY	PART NUMBER	U/M	DESCRIPTION	VENDOR NO.
	072852-01-000	EA	DETECTOR - SMOKE - W/9 VOLT BATTERY - US	
	072852-02-000	EA	DETECTOR - SMOKE - W/9/VOLT BATTERY - CANADIAN	
	094499-02-000	EA	EXTINGUISHER/FIRE - DRY - 1A10BC - CANADIAN	
	094499-03-000	EA	EXTINGUISHER/FIRE - DRY - 10B:C - W/O BRACKET	
	094499-04-000	EA	BRACKET - FIRE EXTINGUISHER	
	094499-01-700	EA	BRACKET MTG. W/PLAS. STRAP	294039
	118081-02-01A	EA	CLOCK - WALL - ROUND 8" - BRASS	
	125136-01-000	EA	CO DETECTOR - GAS - ROUND W/2 SCREWS - 9 VOL	

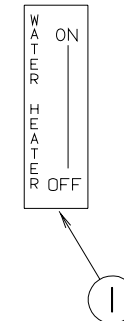
LABELS GROUP



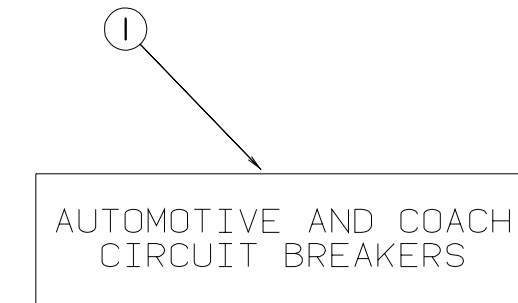
KEY	PART NUMBER	U/M	DESCRIPTION
1	040944-01-000	EA	LABEL - ENTRANCE DOOR - "OPEN"

WARNING: DISCONNECT BATTERIES BEFORE CONNECTING EXTERNAL CHARGING EQUIPMENT.

KEY	PART NUMBER	U/M	DESCRIPTION
1	065748-01-000	EA	LABEL - CAUTION - BATTERY CHARGING

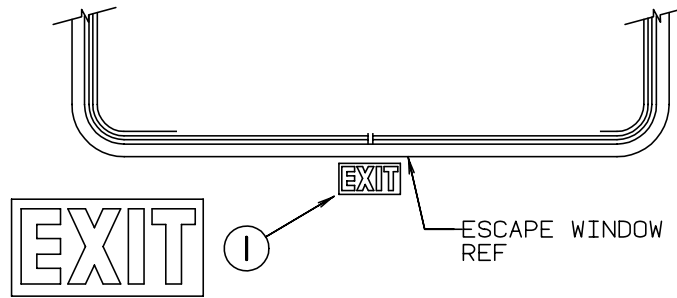
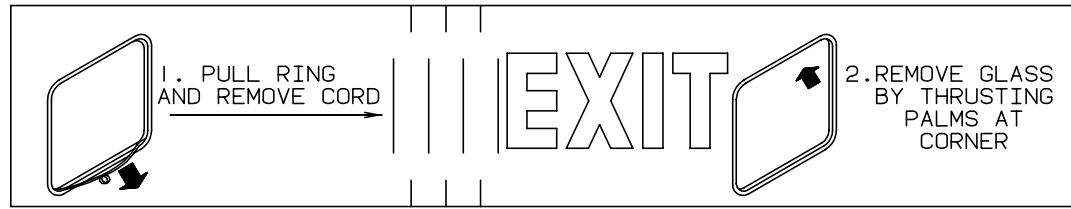


KEY	PART NUMBER	U/M	DESCRIPTION
1	083588-02-000	EA	LABEL - ON/OFF - ENGINE

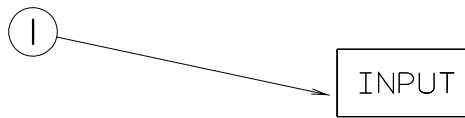


KEY	PART NUMBER	U/M	DESCRIPTION
1	098379-01-000	EA	LABEL - FRONT BOX - CIRCUIT BREAKER

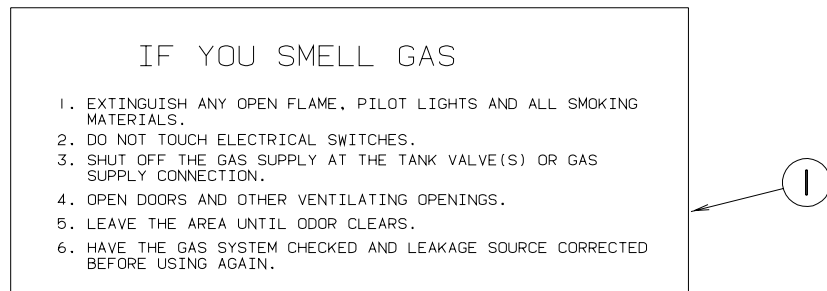
LABELS GROUP (CONTINUED)



KEY PART NUMBER U/M DESCRIPTION
 1 107571-01-000 EA LABEL - EXIT/ ESCAPE WINDOW

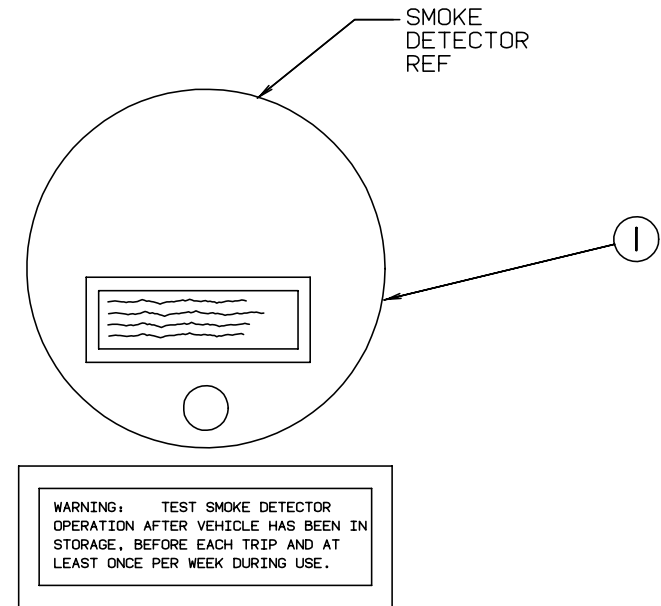


KEY PART NUMBER U/M DESCRIPTION
 1 087236-01-000 EA LABEL - CABLE - INPUT

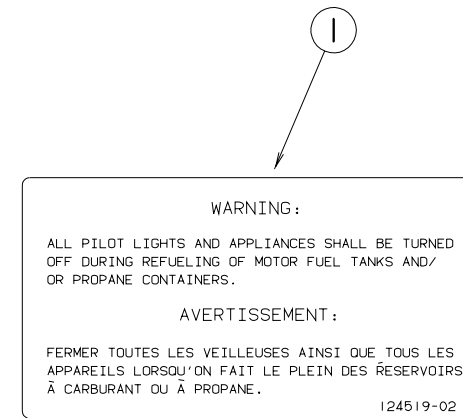


KEY PART NUMBER U/M DESCRIPTION
 1 073998-01-000 EA LABEL - LPG ODOR WARNING


LABELS GROUP (CONTINUED)



KEY PART NUMBER U/M DESCRIPTION
 1 077956-01-000 EA LABEL - WARNING - SMOKE DETECTOR

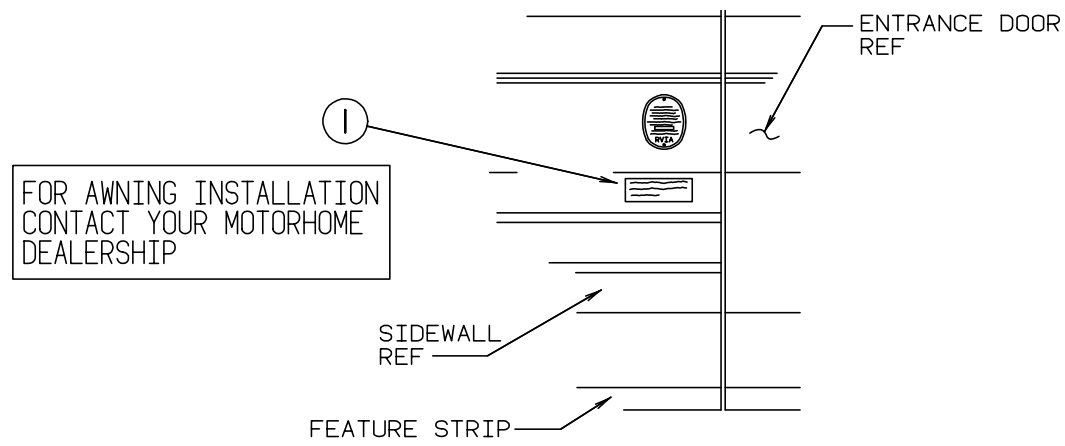


KEY PART NUMBER U/M DESCRIPTION
 1 124519-02-02A EA LABEL - WARNING/REFUELING - CSA



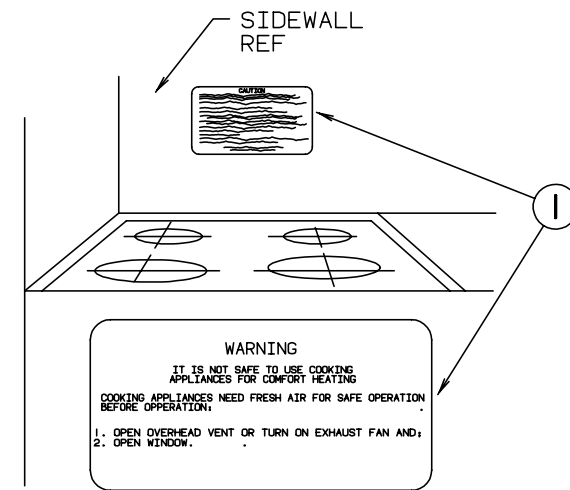
KEY PART NUMBER U/M DESCRIPTION
 1 098641-01-000 EA LABEL - FUEL - UNLEADED - DASH

LABELS GROUP (CONTINUED)



KEY PART NUMBER U/M DESCRIPTION
 1 099509-01-000 EA LABEL - AWNING INSTALLATION

LABELS GROUP (CONTINUED)



KEY PART NUMBER U/M DESCRIPTION
 1 050225-01-000 EA LABEL - WARNING - STOVE VENT - US
 1 050222-01-000 EA LABEL - WARNING - STOVE VENT - CSA

WARNING: CONTAINS "CFC" A SUBSTANCE WHICH HARMS PUBLIC HEALTH AND ENVIRONMENT BY DESTROYING OZONE IN THE UPPER ATMOSPHERE.

KEY PART NUMBER U/M DESCRIPTION
 1 111802-01-000 EA LABEL - CFC WARNING

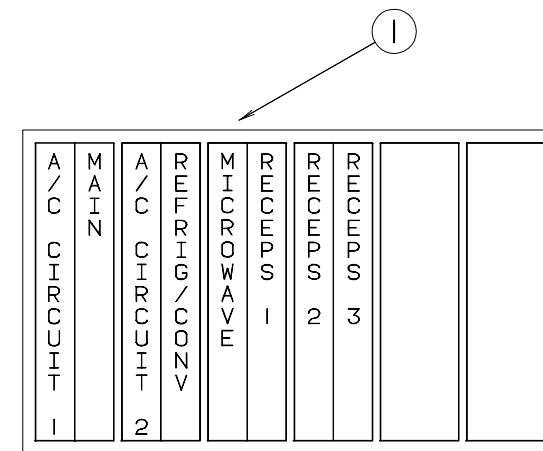
NOTE: TUNE ANTENNA PER MANUFACTURER'S DIRECTIONS. FAILURE TO COMPLY COULD RESULT IN DAMAGE TO CB.

CB POWER PROVISION
 RED +12 V
 BLACK GROUND
 COAX ANTENNA
 (SEE REVERSE ALSO)

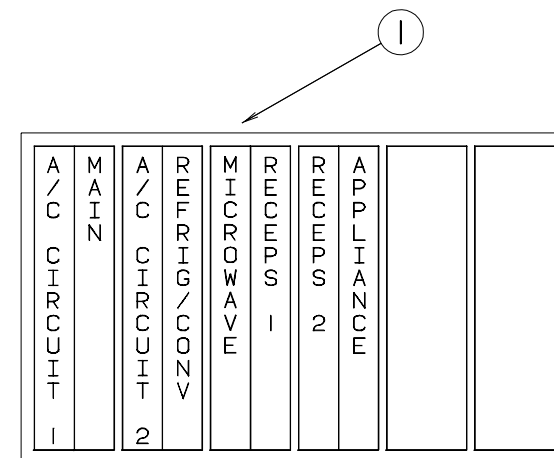
KEY PART NUMBER U/M DESCRIPTION
 1 104678-01-000 EA LABEL - CB PREP

WARNING
 ROOF SURFACE MAY BE SLIPPERY ESPECIALLY WHERE MOISTURE IS PRESENT SLIPPING MAY RESULT IN PERSONAL INJURY.

KEY PART NUMBER U/M DESCRIPTION
 1 128218-01-01A EA LABEL - WARNING - ROOF SLIPPERY

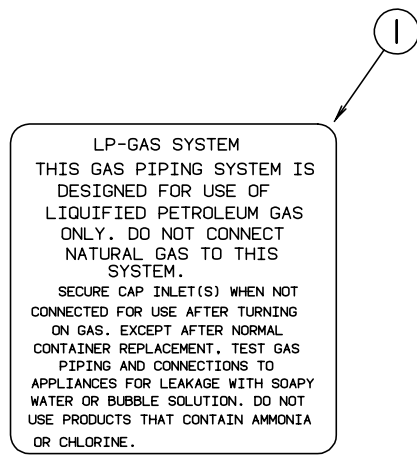


KEY PART NUMBER U/M DESCRIPTION
 1 095721-27-000 EA LABEL - CONTROL CENTER - 30 AMP

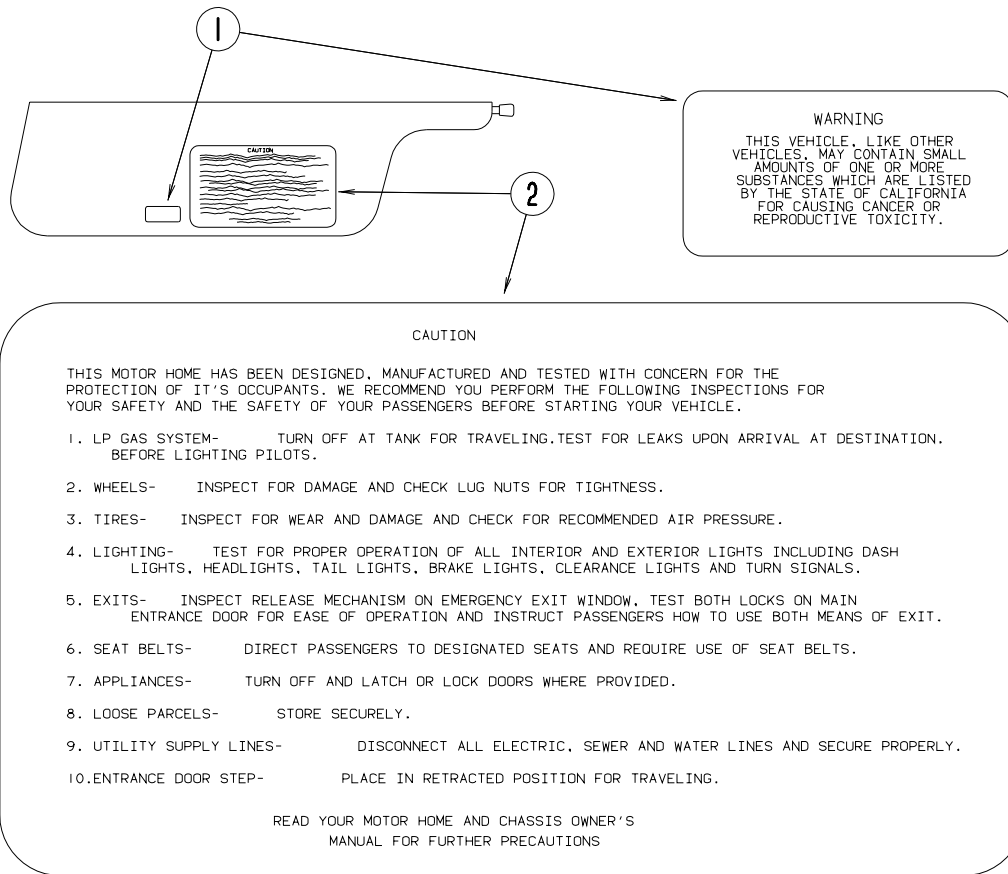


KEY PART NUMBER U/M DESCRIPTION
 1 095721-28-000 EA LABEL - CONTROL CENTER - 30 AMP - CANADIAN

LABELS GROUP (CONTINUED)

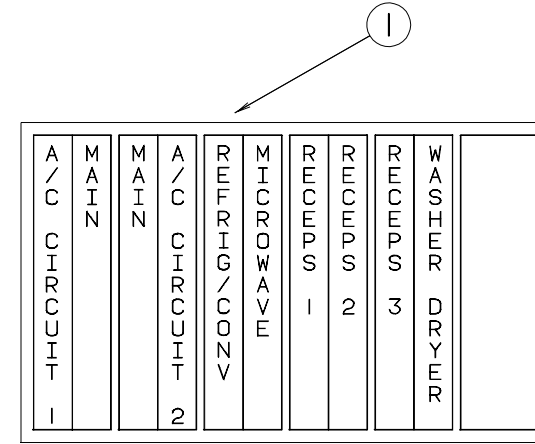


KEY PART NUMBER U/M DESCRIPTION
 1 124520-01-02A EA LABEL - LP GAS ONLY

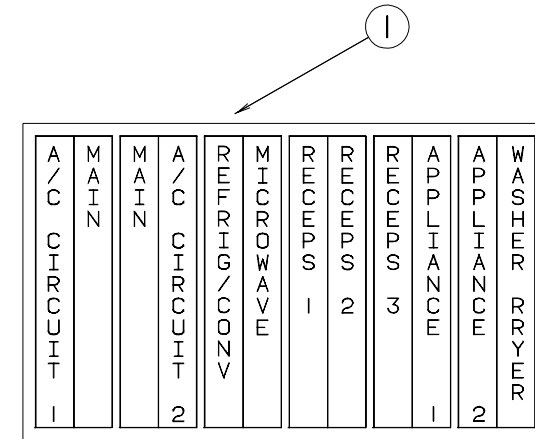


KEY PART NUMBER U/M DESCRIPTION
 1 099689-01-000 EA LABEL - WARNING - CANCER/TOXICITY
 2 056259-01-000 EA LABEL - SAFETY CHECK LIST

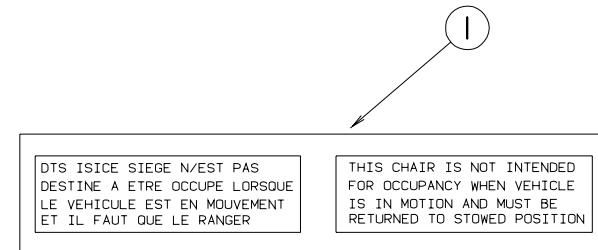
LABELS GROUP (CONTINUED)



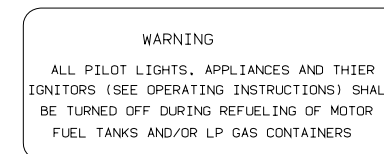
KEY PART NUMBER U/M DESCRIPTION
 1 095721-29-000 EA LABEL - CONTROL CENTER - 50 AMP



KEY PART NUMBER U/M DESCRIPTION
 1 095721-30-000 EA LABEL - CONTROL CENTER - 50 AMP - CANADIAN

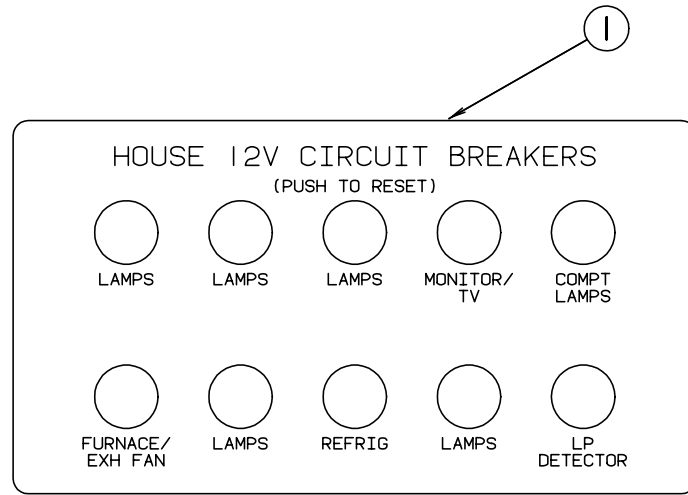


KEY PART NUMBER U/M DESCRIPTION
 1 102267-02-000 EA LABEL - NO OCCUPANCY - CSA

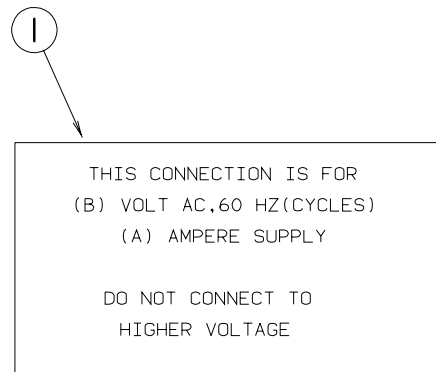


KEY PART NUMBER U/M DESCRIPTION
 1 124519-01-02A EA LABEL - WARNING/REFUELING - WHITE ON CLEAR

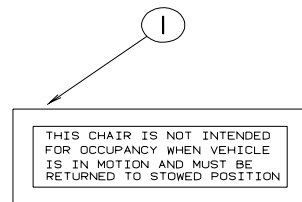
LABELS GROUP (CONTINUED)



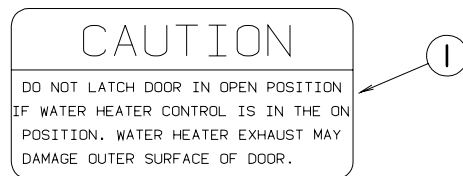
KEY PART NUMBER U/M DESCRIPTION
 1 092547-06-000 EA LABEL-CIRCUIT BREAKER



KEY PART NUMBER U/M DESCRIPTION
 1 125306-01-01A EA LABEL - ELECTRICAL ENTRANCE - 110VOLT 30AMP

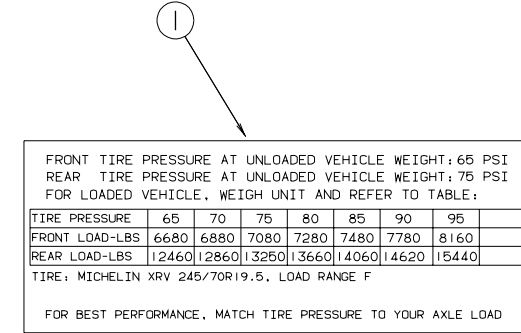


KEY PART NUMBER U/M DESCRIPTION
 1 102267-01-000 EA LABEL - NO OCCUPANCY - US

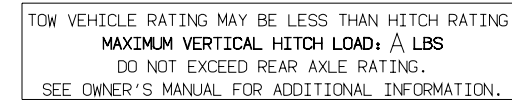


KEY PART NUMBER U/M DESCRIPTION
 1 113402-01-000 EA LABEL - CAUTION - WATER HEATER EXHAUST

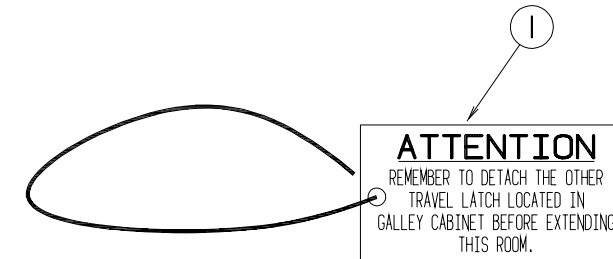
LABELS GROUP (CONTINUED)



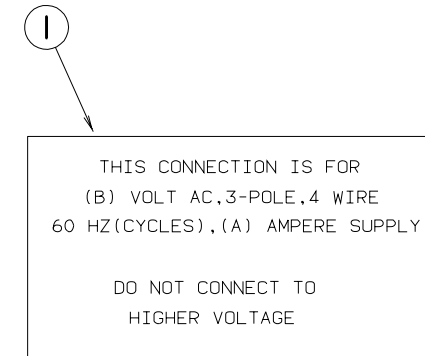
KEY PART NUMBER U/M DESCRIPTION
 1 131775-02-01A EA LABEL - TIRE PRESSURE - BLACK/BROWN



KEY PART NUMBER U/M DESCRIPTION
 1 129669-02-02A EA LABEL - HITCH/VEHICLE RATE - 500 - BLACK ON CLEAR



KEY PART NUMBER U/M DESCRIPTION
 1 129033-01-000 EA LABEL - HANG TAG - TRAVEL LATCH - 1.5" X 3"



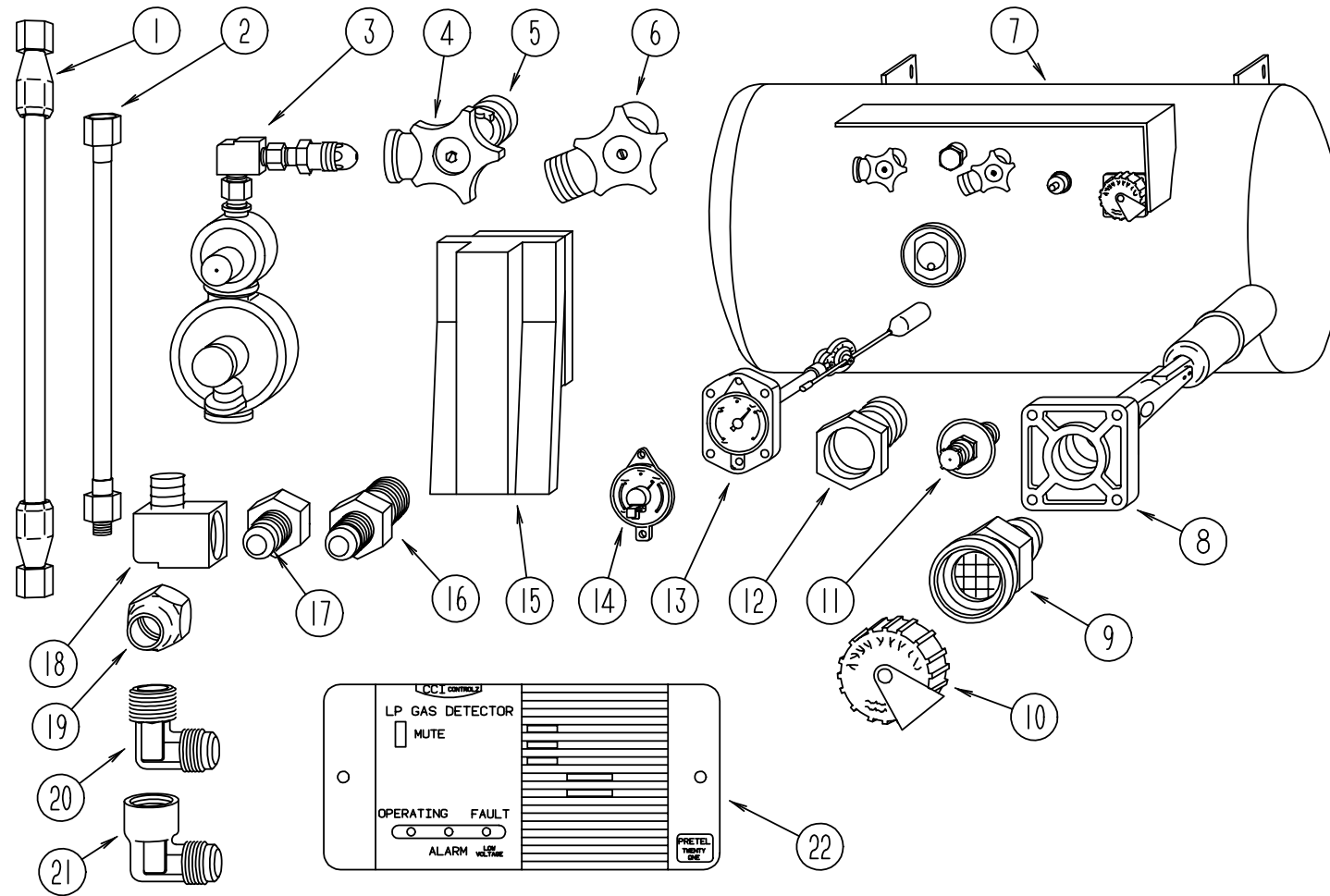
KEY PART NUMBER U/M DESCRIPTION
 1 125306-04-01A EA LABEL - ELECTRICAL ENTRANCE - 120 VOLT - 240 AMP

MISCELLANEOUS LABELS

KEY PART NUMBER U/M DESCRIPTION
 023769-01-000 EA LABEL - WARNING - LPG - CANADIAN
 065748-02-000 EA LABEL - WARNING - BATTERY/FRENCH
 087236-02-000 EA LABEL - TV OUTLET
 098379-04-000 EA LABEL - ELECTRICAL BOX - SIDE
 111537-07-000 EA LABEL - FUSES
 129669-02-01A EA LABEL - HITCH/VEHICLE RATE - 500 - WHITE ON CLEAR
 131775-01-01A EA LABEL - TIRE PRESSURE - BLACK/CLEAR

LP GROUP

LP TANK & COMPONENTS

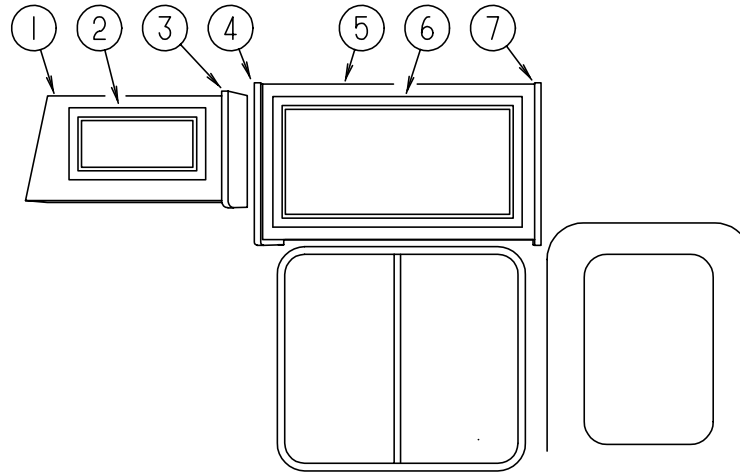


KEY	PART NUMBER	U/M	DESCRIPTION	VENDOR NO.
1	045703-11-000	EA	HOSE - LP - 3/8"ID X 36" - 3/8"MPT X 3/8"F SWIVEL - UL/CSA	
2	045703-01-000	EA	HOSE - LP - 3/8"ID X 24" - 3/8"MPT X 1/2"F SWIVEL - U.S.	
2	045703-02-000	EA	HOSE - LP - 3/8"ID X 24" - 3/8"MPT X 1/2"F SWIVEL - CANADA	
3	106150-01-000	EA	REGULATOR - TWO STAGE - W/90 DEGREE ELBOW & 3/8" FPT OUTLET	
4	040421-01-708	EA	HANDWHEEL - SERVICE VALVE	G-1015-A
5	040421-01-712	EA	VALVE - SERV. W/O VAPOR RELIEF	29000853
6	040421-01-710	EA	VALVE - SERVICE - LIQUID (GENERATOR)	910145
7	088253-05-000	EA	TANK - LP - 130 LB - LIQUID DRAW	
7	088253-06-000	EA	TANK - LP - 130 LB (DIESEL GEN. OPTION)	
8	040421-01-711	EA	VALVE - 80% FILL W/AUTO STOP	LLL/TL3
9	040421-01-701	EA	VALVE - FILL - SHORT, LP	7547B
10	040421-01-702	EA	CAP - FILL VALVE - PLASTIC	G-1014-A
11	040421-01-700	EA	VALVE - LIQUID LEVEL - 20%	G-1013
12	040421-01-713	EA	VALVE - RELIEF 1" W/SPRING 7"	29000587

KEY	PART NUMBER	U/M	DESCRIPTION	VENDOR NO.
13	088253-01-700	EA	GAUGE - FLOAT ASSEMBLY - L.P.	16C
14	040440-02-000	EA	TRANSMITTER - DIAL - 0-90 OHM -2 TERMINAL (POWER & GROUND)	
15	105658-01-000	EA	COMPARTMENT - LP REGULATOR	
16	010323-01-000	EA	ADAPTER - BRASS - 3/8"F X 1/2"MPT	
16	010329-01-000	EA	ADAPTER - BRASS - 1/2" F X 1/2" MPT	
16	010326-01-000	EA	ADAPTER - FLARE - W/CONE GASKET - 3/8"FEMALE X 1/2"MALE	
17	024250-01-000	EA	ADAPTER - BRASS - 3/8"F X 1/2"FPT	
18	065318-02-000	EA	ELBOW - 90 DEGREE - 3/8" MPT TO 3/8" FPT	
19	010377-02-000	EA	NUT - BRASS - 3/8" FLARE - FORGED	
19	010380-02-000	EA	NUT - BRASS - 1/2" FLARE - FORGED	
20	010252-01-000	EA	ELBOW - BRASS - 90 DEGREE - 3/8"F X 1/2"MPT	
21	010265-01-000	EA	ELBOW - BRASS - 90 DEGREE - 3/8"F X 1/2"FPT	
22	103613-03-000	EA	DETECTOR - LP GAS - W/O SHUT-OFF VALVE	
	106871-01-000	EA	BUSHING - 1/2 X 1/4 - BLACK	
	106846-01-000	EA	VALVE - RELIEF (400 - 500 PSI)	

LOUNGE GROUP

PASSENGER SIDE FRONT OVERHEAD CABINETS

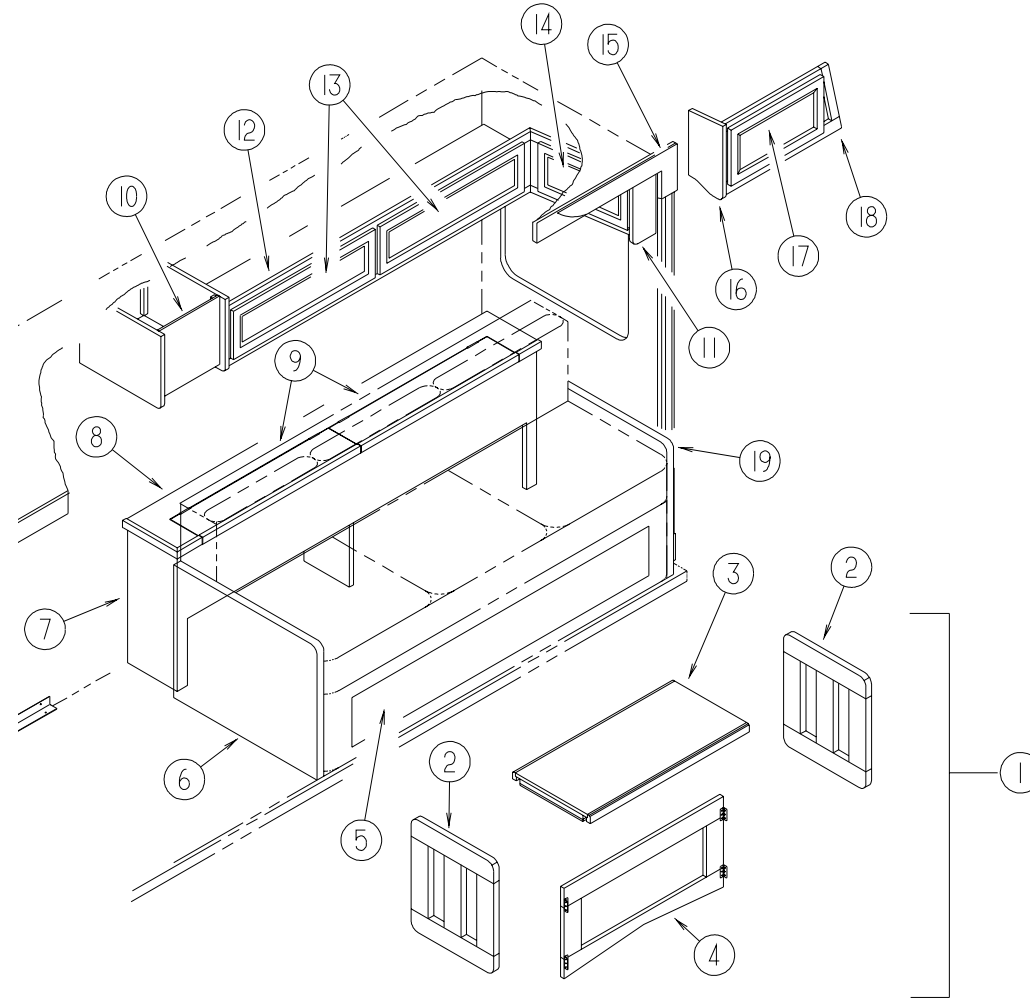


KEY	PART NUMBER	U/M	DESCRIPTION
1	126358-03-K58	EA	CABINET - OVERHEAD - FRONT/RIGHT HAND - W/O DOORS/HARDWARE (WASHED MAPLE)
1	126358-03-K28	EA	CABINET - OVERHEAD - FRONT/RIGHT HAND - W/O DOORS/HARDWARE (WATERFORD OAK)
2	M05992-77-K58	EA	DOOR - STRAIGHT CORNER/OGEE EDGE - 10" X 25.2" - W/O HDW (WASHED MAPLE)
2	M05992-77-K28	EA	DOOR - STRAIGHT CORNER/OGEE EDGE - 10" X 25.2" - W/O HDW (WATERFORD OAK)
3	103128-17-J52	EA	END CAP - OVERHEAD CABINET - RIGHT HAND (WASHED MAPLE)
3	103128-17-J20	EA	END CAP - OVERHEAD CABINET - RIGHT HAND (WATERFORD OAK)
4	103128-38-J52	EA	END CAP - OVERHEAD CABINET - LEFT HAND (WASHED MAPLE)
4	103128-38-G15	EA	END CAP - OVERHEAD CABINET - LEFT HAND (WATERFORD OAK)

KEY	PART NUMBER	U/M	DESCRIPTION
5	129782-01-K58	EA	CABINET - OVERHEAD - FRONT/RIGHT HAND - W/O DOORS/HARDWARE (WASHED MAPLE)
5	129782-01-K28	EA	CABINET - OVERHEAD - FRONT/RIGHT HAND - W/O DOORS/HARDWARE (WATERFORD OAK)
5	129782-02-K58	EA	CABINET - OVERHEAD - FRONT/RIGHT HAND - W/O DOORS/HARDWARE (WASHED MAPLE) (DELUXE SOUND)
5	129782-02-K28	EA	CABINET - OVERHEAD - FRONT/RIGHT HAND - W/O DOORS/HARDWARE (WATERFORD OAK) (DELUXE SOUND)
	129782-14-K58	EA	SHELF - W/PLASTIC EDGE MOLDING (WASHED MAPLE)
	129782-14-K28	EA	SHELF - W/PLASTIC EDGE MOLDING (WATERFORD OAK)
6	131995-B9-K58	EA	DOOR - SOLID PANEL - 14.9" X 21.8" - W/O HARDWARE (WASHED MAPLE)
6	131995-B9-K28	EA	DOOR - SOLID PANEL - 14.9" X 21.8" - W/O HARDWARE (WATERFORD OAK)
7	103128-10-J52	EA	END CAP - OVERHEAD CABINET - RIGHT HAND (WASHED MAPLE)
7	103128-10-G15	EA	END CAP - OVERHEAD CABINET - RIGHT HAND (WATERFORD OAK)

LOUNGE GROUP (CONTINUED)

DRIVER SIDE FRONT OVERHEAD CABINET WITH SLIDE OUT OVERHEAD CABINET OPTION

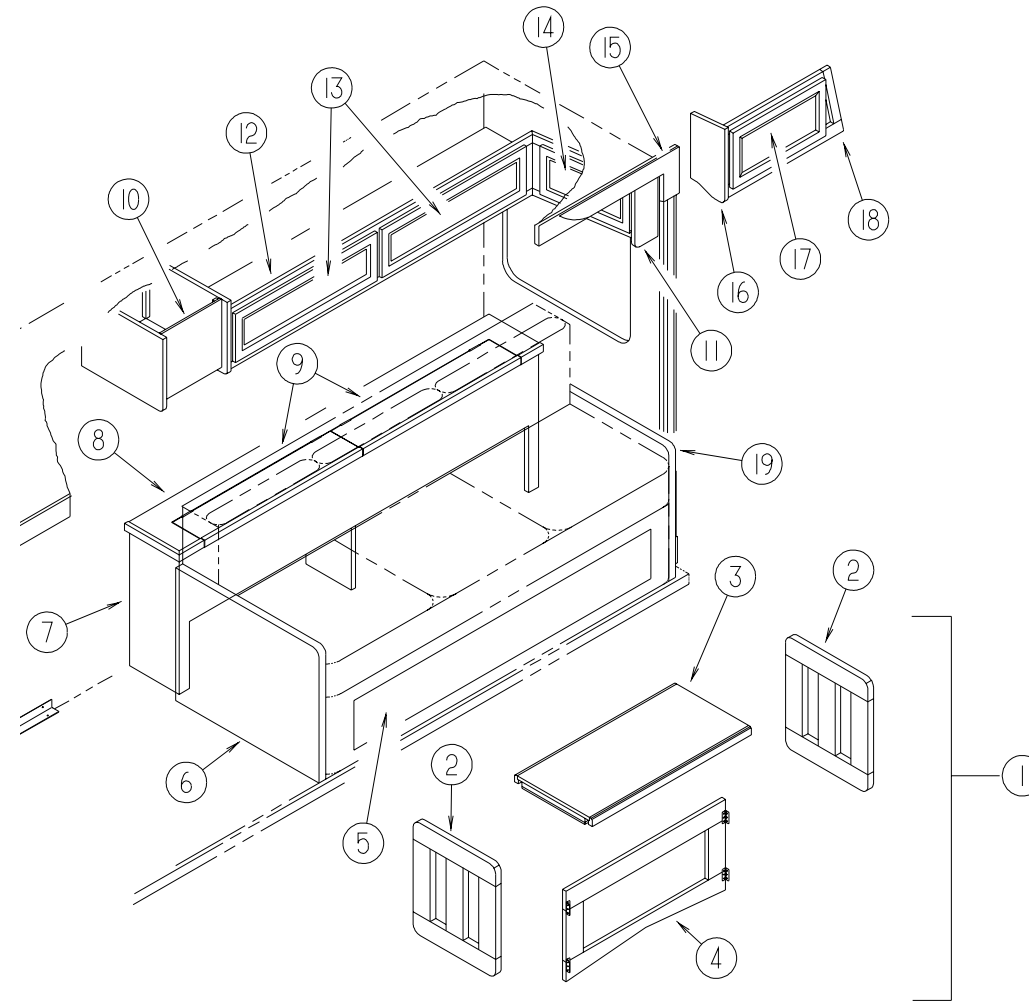


KEY	PART NUMBER	U/M DESCRIPTION
1	116957-01-J70	EA TABLE - FOLDING/COFFEE - COMPLETE (WASHED MAPLE)
1	116957-01-G15	EA TABLE - FOLDING/COFFEE - COMPLETE (WATERFORD OAK)
2	116957-15-H23	EA LEG ASSEMBLY - FOR NEW STYLE TABLE (WASHED MAPLE)
2	116957-15-F31	EA LEG ASSEMBLY - FOR NEW STYLE TABLE (WATERFORD OAK)
3	116957-12-J70	EA TABLE TOP - FOLDING (WASHED MAPLE)
3	116957-12-G15	EA TABLE TOP - FOLDING (WATERFORD OAK)
4	116957-11-H23	EA BRACE ASSEMBLY - FOR NEW STYLE TABLE (WASHED MAPLE)
4	116957-11-F31	EA BRACE - FOLDING TABLE - SOFA/BED (WATERFORD OAK)
	099856-01-000	EA TIEDOWN - STRAP/TV - W/BUCKLE - 53.1" X 1" - WEBBING - BLK
5	120992-14-J54	EA PANEL - FRONT KICK - SOFA/BED - FABRIC COVERED (K58,K59)
5	120992-14-K62	EA PANEL - FRONT KICK - SOFA/BED - FABRIC COVERED (K62,K63)
5	120992-14-K64	EA PANEL - FRONT KICK - SOFA/BED - FABRIC COVERED (K64,K65)
5	120992-14-K26	EA PANEL - FRONT KICK - SOFA/BED - FABRIC COVERED (K26,K27)
6	127840-01-J54	EA PANEL - SOFA/BED - FABRIC COVERED - W/TABLE & CHAIRS (K58,K59)
6	127840-01-K08	EA PANEL - SOFA/BED - FABRIC COVERED - W/TABLE & CHAIRS (K62,K63)
6	127840-01-K64	EA PANEL - SOFA/BED - FABRIC COVERED - W/TABLE & CHAIRS (K64,K65)
6	127840-01-K26	EA PANEL - SOFA/BED - FABRIC COVERED - W/TABLE & CHAIRS (K26,K27)

KEY	PART NUMBER	U/M DESCRIPTION
7	130809-01-K58	EA CABINET - STORAGE/COUCH - W/O DOORS/HARDWARE (K58,K64,K26)
7	130809-01-K28	EA CABINET - STORAGE/COUCH - W/O DOORS/HARDWARE (K59,K65,K27)
7	130809-01-K62	EA CABINET - STORAGE/COUCH - W/O DOORS/HARDWARE (K62)
7	130809-01-K32	EA CABINET - STORAGE/COUCH - W/O DOORS/HARDWARE (K63)
8	130809-11-K58	EA COUNTERTOP - STORAGE/COUCH (K58,K64,K26)
8	130809-11-K28	EA COUNTERTOP - STORAGE/COUCH (K59,K65,K27)
8	130809-11-K62	EA COUNTERTOP - STORAGE/COUCH (K62)
8	130809-11-K32	EA COUNTERTOP - STORAGE/COUCH (K63)
9	130809-12-K58	EA COUNTERTOP - STORAGE/COUCH - RH/LH FRONT PANELS (K58,K64,K26)
9	130809-12-K28	EA COUNTERTOP - STORAGE/COUCH - RH/LH FRONT PANELS (K59,K65,K27)
9	130809-12-K62	EA COUNTERTOP - STORAGE/COUCH - RH/LH FRONT PANELS (K62)
9	130809-12-K32	EA COUNTERTOP - STORAGE/COUCH - RH/LH FRONT PANELS (K63)

LOUNGE GROUP (CONTINUED)

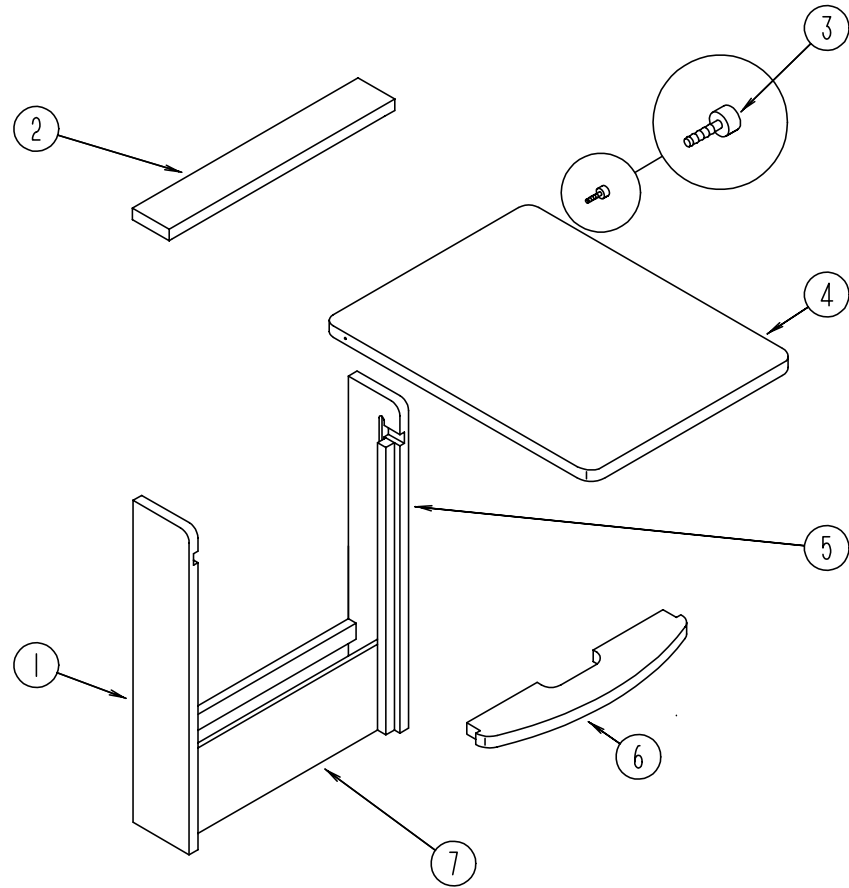
DRIVER SIDE FRONT OVERHEAD CABINET WITH SLIDE OUT OVERHEAD CABINET OPTION



KEY	PART NUMBER	U/M DESCRIPTION
10	130810-01-K58	EA CABINET - OVERHEAD/SPEAKER - W/O DOORS/HARDWARE (K58)
10	130810-01-K59	EA CABINET - OVERHEAD/SPEAKER - W/O DOORS/HARDWARE (K59)
10	130810-01-K62	EA CABINET - OVERHEAD/SPEAKER - W/O DOORS/HARDWARE (K62)
10	130810-01-K63	EA CABINET - OVERHEAD/SPEAKER - W/O DOORS/HARDWARE (K63)
10	130810-01-K64	EA CABINET - OVERHEAD/SPEAKER - W/O DOORS/HARDWARE (K64)
10	130810-01-K65	EA CABINET - OVERHEAD/SPEAKER - W/O DOORS/HARDWARE (K65)
10	130810-01-K26	EA CABINET - OVERHEAD/SPEAKER - W/O DOORS/HARDWARE (K26)
10	130810-01-K27	EA CABINET - OVERHEAD/SPEAKER - W/O DOORS/HARDWARE (K27)
11	127823-12-J52	EA END CAP - OVERHEAD CABINET (WASHED MAPLE)
11	127823-12-J53	EA END CAP - OVERHEAD CABINET (WATERFORD OAK)
12	127823-01-J52	EA CABINET - OVERHEAD/FRONT - W/O DOORS/HARDWARE (WASHED MAPLE)
12	127823-01-J53	EA CABINET - OVERHEAD/FRONT - W/O DOORS/HARDWARE (WATERFORD OAK)
13	131995-29-K58	EA DOOR - SOLID PANEL - 10" X 29.5" - W/O HARDWARE (WASHED MAPLE)
13	131995-29-K28	EA DOOR - SOLID PANEL - 10" X 29.5" - W/O HARDWARE (WATERFORD OAK)
14	131995-17-K58	EA DOOR - SOLID PANEL - 9.8" X 14.5" - W/O HARDWARE (WASHED MAPLE)
14	131995-17-K28	EA DOOR - SOLID PANEL - 9.8" X 14.5" - W/O HARDWARE (WATERFORD OAK)
15	115811-19-J54	EA OVERLAY - NOVEAU - 7.5" X 23.75" - RIGHT HAND (K58,K59)
15	115811-21-K62	EA OVERLAY - NOVEAU - 7.5" X 23.75" - RIGHT HAND (K62,K63)
15	115811-19-J28	EA OVERLAY - NOVEAU - 7.5" X 23.75" - RIGHT HAND (K64,K65)
15	115811-19-K32	EA OVERLAY - NOVEAU - 7.5" X 23.75" - RIGHT HAND (K26,K27)

KEY	PART NUMBER	U/M DESCRIPTION
16	103128-18-J60	EA END CAP - OVERHEAD CABINET - LEFT HAND (WASHED MAPLE)
16	103128-18-J20	EA END CAP - OVERHEAD CABINET - LEFT HAND (WATERFORD OAK)
17	M05992-L9-K58	EA DOOR - STRAIGHT CORNER/OGEE - 10" X 29.5" - W/O HDW (WASHED MAPLE)
17	M05992-L9-J20	EA DOOR - STRAIGHT CORNER/OGEE - 10" X 29.5" - W/O HDW (WATERFORD OAK)
18	126301-02-K58	EA CABINET - OVERHEAD/FRONT/LH - W/O DOORS/HARDWARE (WASHED MAPLE)
18	126301-02-J22	EA CABINET - OVERHEAD/FRONT/LH - W/O DOORS/HARDWARE (WATERFORD OAK)
19	127840-07-J54	EA PANEL - LEFT END - SOFA/BED - FABRIC COVERED (K58,K59)
19	127840-07-K62	EA PANEL - LEFT END - SOFA/BED - FABRIC COVERED (K62,K63)
19	127840-07-K64	EA PANEL - LEFT END - SOFA/BED - FABRIC COVERED (K64,K65)
19	127840-07-K23	EA PANEL - LEFT END - SOFA/BED - FABRIC COVERED (K26,K27)
19	127840-02-J54	EA PANEL - LEFT END - SOFA/BED - FABRIC COVERED - W/TABLE & CHAIRS (K58,K59)
19	127840-02-K08	EA PANEL - LEFT END - SOFA/BED - FABRIC COVERED - W/TABLE & CHAIRS (K62,K63)
19	127840-02-K19	EA PANEL - LEFT END - SOFA/BED - FABRIC COVERED - W/TABLE & CHAIRS (K64,K65)
19	127840-02-J26	EA PANEL - LEFT END - SOFA/BED - FABRIC COVERED - W/TABLE & CHAIRS (K26,K27)

LOUNGE GROUP (CONTINUED)



LOUNGE GROUP (CONTINUED)

ENTRANCE DOOR STEP

KEY	PART NUMBER	U/M DESCRIPTION
	120234-04-H47	EA LID - ENTRY STEP (OAK)
	120234-04-H40	EA LID - ENTRY STEP (WHITE)
	122755-03-01A	EA TILE - RUBBER/ENTRANCE DOOR - 17.7" X 26.4"
	101222-01-04A	EA BRACKET - CATCH - LID
	116975-01-01A	EA LATCH - W/O STRIKE - BLACK - NEW STYLE
	116975-02-01A	EA KEEPER/STRIKE - BLACK - NEW STYLE

PULLOUT TABLE

KEY	PART NUMBER	U/M DESCRIPTION
	P19559-02-J22	EA CABINET - W/PULLOUT TABLE (WATERFORD OAK)
	P19559-02-J52	EA CABINET - W/PULLOUT TABLE (WASHED MAPLE)
1	119559-12-G35	EA CABINET/LEFT SIDE - F/DROP LEAF TABLE - 5.7" X 28.7" (WATERFORD OAK)
1	119559-12-J52	EA CABINET/LEFT SIDE - F/DROP LEAF TABLE - 5.7" X 28.7" (WASHED MAPLE)
2	119559-18-J22	EA TOP - F/CABINET/PULLOUT TABLE (WATERFORD OAK)
2	119559-18-J52	EA TOP - F/CABINET/PULLOUT TABLE (WASHED MAPLE)
3	079921-01-000	EA NYLON ROLLER W/ SHAFT
4	119559-21-J22	EA TABLE TOP ONLY (WATERFORD OAK)
4	119559-21-J52	EA TABLE TOP ONLY (WASHED MAPLE)
5	119559-11-G35	EA CABINET/RIGHT SIDE - F/DROP LEAF TABLE - 5.7" X 28.7" (WATERFORD OAK)
5	119559-11-J52	EA CABINET/RIGHT SIDE - F/DROP LEAF TABLE - 5.7" X 28.7" (WASHED MAPLE)
6	119559-19-J22	EA SHELF - PULLOUT TABLE (WATERFORD OAK)
6	119559-19-J52	EA SHELF - PULLOUT TABLE (WASHED MAPLE)
7	119559-20-J22	EA PANEL - PULLOUT TABLE (WATERFORD OAK)
7	119559-20-J52	EA PANEL - PULLOUT TABLE (WASHED MAPLE)
	080736-01-000	EA PULL - RECESSED - 1.25" X 4" - OAK

SEALANTS & FASTENERS GROUP

SCREWS

KEY	PART NUMBER	U/M	DESCRIPTION
	0G1108-12-170	EA	SCREW - 8-18 X .75 PPH - BRIGHT WHITE
	0G1208-12-170	EA	SCREW - 8-18 X .75 POH - BRIGHT WHITE
	0G3908-24-170	EA	SCREW - SF/DR - 8-18 X 1.50 PPH - BRIGHT WHITE
	0G5508-12-270	EA	SCREW - SF/DR - 8-18 X .75 PWH - TITANIUM
	0G5508-12-260	EA	SCREW - SF/DR - 8-18 X .75 PWH - ALLANTE ANTELOPE
	0G5508-16-270	EA	SCREW - SF/DR - 8-18 X 1.00 PWH ZINC - INTERIOR TITANIUM
	000D29-04-00B	EA	NUT - HEX - SELF LOCKING - 1/4 X 20 - ZINC
	000G11-05-08B	EA	SCREW - 5-20 X .50 PPH - ZINC
	000G11-06-08B	EA	SCREW - 6-20 X 1/2 PPH - ZINC
	000G11-06-06B	EA	SCREW - 6-20 X 3/8 PPH - ZINC
	000G11-06-10J	EA	SCREW - 6-20 X 5/8 PPH - BRASS
	000G11-06-10B	EA	SCREW - 6-20 X 5/8 PPH - ZINC
	000G11-07-08B	EA	SCREW - 7-19 X 1/2 PPH - ZINC
	000G11-08-06B	EA	SCREW - 8-18 X 3/8 PPH - ZINC
	000G11-08-20B	EA	SCREW - 8-18 X 1 1/4 PPH - ZINC
	000G11-08-16S	EA	SCREW - 8-18 X 1 PPH - OFF WHITE
	000G11-08-16B	EA	SCREW - 8-18 X 1 PPH - ZINC
	000G11-08-12T	EA	SCREW - 8-18 X 3/4 PPH - BLACK
	000G11-08-12P	EA	SCREW - 8-18 X 3/4 PPH - DARK BROWN
	000G11-08-12D	EA	SCREW - 8-18 X 3/4 PPH - BLACK
	000G11-08-12B	EA	SCREW - 8-18 X 3/4 PPH - ZINC
	000G11-08-08T	EA	SCREW - 8-18 X 1/2 PPH - FLUOROCARBON COATING
	000G11-08-08B	EA	SCREW - 8-18 X 1/2 PPH - ZINC
	000G11-10-12S	EA	SCREW - 10-16 X 3/4 PPH - OFF WHITE
	000G11-10-12D	EA	SCREW - 10-16 X 3/4 PPH - BLACK
	000G11-10-40B	EA	SCREW - 10-16 X 2 1/2 PPH CAD - 34927-01-000
	000G12-06-08T	EA	SCREW - 6-20 X 1/2 POH - BLACK
	000G13-06-10G	EA	SCREW - 6-20 X 5/8 PFH - ANTIQUE BRASS
	000G13-06-08B	EA	SCREW - 6-20 X 1/2 PFH - ZINC
	000G13-06-24J	EA	SCREW - 6-20 X 1 1/2 PFH - BRASS
	000G13-06-16J	EA	SCREW - 6-20 X 1 PFH - BRASS
	000G13-06-16E	EA	SCREW - 6-20 X 1.00 PFH - CHROME
	000G13-07-12B	EA	SCREW - 7-19 X 3/4 PFH - ZINC
	000G13-08-16B	EA	SCREW - 8-18 X 1 PFH - ZINC
			FROM: 12-14-98 THRU: 99-99-99
	000G18-08-22B	EA	SCREW - MACHINE - 8-32 X 1 3/8 PPH - ZINC
	000G18-08-12B	EA	SCREW - MACHINE - 8-32 X 3/4 PPH - ZINC
	000G19-10-10B	EA	SCREW - MACHINE - 10-32 X 5/8 - PPH - ZINC
	000G19-10-20B	EA	SCREW - MACHINE - 10-32 X 1 1/2 PPH - ZINC
	000G19-10-12F	EA	SCREW - MACHINE - 10-32 X 3/4 PPH - STAINLESS STEEL
	000G32-10-06B	EA	SCREW - 10-32 X 3/8 PPH - ZINC
	000G37-08-089	EA	SCREW - 8 X 18 X 1/2 PPH - FLUROCARBON SILVER
	000G39-06-10T	EA	SCREW - SF/DR - 6-20 X 5/8 PPH - BLACK
	000G39-06-16T	EA	SCREW - SF/DR - 6-20 X 1 PPH - BLACK
	000G39-06-08B	EA	SCREW - SF/DR - 6-18 X 1/2 - ZINC
	000G39-08-08B	EA	SCREW - SF/DR - 8-18 X 1/2 PPH - ZINC
	000G39-08-06B	EA	SCREW - SF/DR - 8-18 X 3/8 PPH - ZINC
	000G39-08-24B	EA	SCREW - SF/DR - 8-18 X 1 1/2 PPH - ZINC
	000G39-08-16T	EA	SCREW - SF/DR - 6-20 X 1 PPH - BLACK
	000G39-08-16R	EA	SCREW - SF/DR - 8-18 X 1 PPH - BEIGE
			N/A USE #000G390816T AND PAINT
	000G39-08-16B	EA	SCREW - SF/DR - 8-18 X 1 PPH - ZINC
	000G39-08-12T	EA	SCREW - SF/DR - 8-18 X 3/4 PPH - BLACK
	000G39-08-12B	EA	SCREW - SF/DR - 8-18 X 3/4 PPH - ZINC
	000G39-08-08T	EA	SCREW - SF/DR - 8-18 X 1/2 PPH - BLACK
	000G39-08-08S	EA	SCREW - SF/DR - 8-18 X 1/2 PPH - OFF WHITE
	000G39-10-12B	EA	SCREW - SF/DR - 10-16 X 3/4 PPH - ZINC
	000G39-10-10B	EA	SCREW - SF/DR - 10-16 X 5/8 - ZINC
	000G39-10-088	EA	SCREW - SF/DR - 10-16 X 1/2 PPH - FLEX FLUOROCARBON
	000G39-10-08B	EA	SCREW - SF/DR - 10-16 X 1/2 PPH - ZINC

SEALANTS & FASTENERS GROUP (CONTINUED)

SCREWS (CONTINUED)

KEY	PART NUMBER	U/M	DESCRIPTION
	000G39-10-40D	EA	SCREW - SF/DR - 10-16 X 2 1/2 PPH - BLACK
	000G39-10-32B	EA	SCREW - SF/DR - 10-16 X 2 - PPH - ZINC
	000G39-10-209	EA	SCREW - SF/DR - 10-16 X 1 1/4 PPH - FLUOROCARBON SILVER
	000G39-10-20T	EA	SCREW - SF/DR - 10-16 X 1.25 PPH
	000G39-10-20B	EA	SCREW - SF/DR - 10-16 X 1 1/4 PPH - ZINC
	000G39-10-129	EA	SCREW - SF/DR - 10-16 X 3/4 PPH - FLUOROCARBON SILVER
	000G39-10-12D	EA	SCREW - SF/DR - 10-16 X 3/4 PPH - BLACK
	000G39-12-12E	EA	SCREW - SF/DR - 12-14 X 3/4 PPH - CHROME
	000G42-04-16B	EA	SCREW - SF/DR - 1/4-14 X 1 HWH - ZINC
	000G42-04-12B	EA	SCREW - SF/DR - 1/4-14 X 3/4 HWH - ZINC
	000G50-04-12B	EA	SCREW - MACHINE - 1/4-20 X 3/4 PPH - ZINC
	000G52-08-18B	EA	SCREW - MACHINE - 8-32 X 1 1/8 PTH - ZINC
	000G54-04-20B	EA	SCREW - 1/4-20 X 1.25 PTH - TYPE 23 - ZINC PLATED
	000G55-08-12S	EA	SCREW - SF/DR - 8-18 X 3/4 PWH - OFF WHITE
	000G55-08-12M	EA	SCREW - SF/DR - 8-19 X .75 PWH - GRAY
	000G57-05-16J	EA	SCREW - 5-20 X 1 PFH - BRASS
	000G60-10-20B	EA	SCREW - SF/DR - 10-16 X 1 1/4 POH - ZINC
	000G67-08-32B	EA	SCREW - 8-15 X 2 PPH - ZINC
	000G67-10-08B	EA	SCREW - 10-12 X 1/2 PPH - ZINC
	000G67-10-24B	EA	SCREW - 10-12 X 1.50 PPH - ZINC
	000G67-10-20D	EA	SCREW - 10-12 X 1.25 PPH - BLACK
	000G67-10-16B	EA	SCREW - 10-12 X 1 PPH - ZINC
	000G67-10-12R	EA	SCREW - 10-12 X .75 PPH - BEIGE
	000G67-10-12P	EA	SCREW - 10-12 X 3/4 PPH - DARK BROWN
	000G67-10-12B	EA	SCREW - 10-12 X 3/4 PPH - ZINC
	000G67-10-10S	EA	SCREW - 10-12 X 5/8 PPH - OFF WHITE
	000G67-10-10D	EA	SCREW - 10-12 X 5/8 PPH - BLACK - TYPE A
	000G67-10-10B	EA	SCREW - 10-12 X 5/8 PPH - ZINC - TYPE A
	000G67-10-08S	EA	SCREW - 10-12 X 1/2 PPH - OFF WHITE
	000G68-06-10G	EA	SCREW - 6-18 X 5/8 POH - ANTIQUE BRASS
	000G68-10-20I	EA	SCREW - 10-12 X 1 1/4 POH - BLACK
	049465-01-000	EA	SCREW - 10-16 PTH W/WASHER - DARK BROWN
	054434-02-000	EA	SCREW - SF/DR - 10-16 X 2 - ZINC
	054434-03-000	EA	SCREW - SF/DR - 10-16 X 2 - PWH - ZINC - W/O WINGS
	057671-01-000	EA	COVER - SCREW - #8 - PLASTIC - OFF WHITE
	057671-15-000	EA	COVER - SCREW - BRIGHT WHITE
	075908-01-000	EA	SCREW - MACHINE - 10-32 X .56 PTH - EXTERNAL TOOTH - ZINC
	076790-01-000	EA	SCREW - 6-20 X 1 1/4 PPH - BLACK
	076790-05-000	EA	SCREW - 6-20 X 1/2 PPH BLACK - THREADCUTTING - WOOD
	083554-04-000	EA	SCREW - DRYWALL - 8 X 2.50
	097974-01-000	EA	SCREW - PARTICLE BOARD - 7-9 X 3/4 PPH
	101618-01-000	EA	SCREW - 1/4-20 X 3/4 HEX - TAPPING - STALGARD TYPE F

SEALANTS & FASTENERS GROUP (CONTINUED)

BOLTS & NUTS

KEY	PART NUMBER	U/M DESCRIPTION
	000C12-05-16B	EA BOLT - HEX - 5/16-18 X 1 - ZINC 5
	000C12-05-12B	EA BOLT - HEX - 5/16-18 X 3/4 - ZINC 5
	000C12-06-20B	EA BOLT - HEX - 3/8 - 16 X 1 1/4 - ZINC #5
	000C12-06-16B	EA BOLT - HEX - 3/8-16 X 1 LG - ZINC 5
	000C12-08-28B	EA BOLT - HEX - 1/2-13 X 1 3/4 - ZINC 5
	000C12-08-24B	EA BOLT - HEX - 1/2-13 X 1.50 - ZINC 5
	000C12-08-16B	EA BOLT - HEX - 1/2-13 X 1.00 - GD5 - ZINC
	000C12-10-24B	EA BOLT - HEX - 5/8-11 X 1.50 - ZINC 5
	000C13-07-48B	EA BOLT - HEX - 7/16-20 X 3 - ZINC 5
	000C26-04-18B	EA BOLT - HEX - SERRATED FLANGE - 1/4-20 X 1 1/8 - ZINC FROM: 07-08-98 THRU: 09-02-98
	000C26-04-14B	EA BOLT - HEX - SERRATED FLANGE - 1/4-20 X 7/8 - ZINC
	000C26-04-10B	EA BOLT - HEX - SERRATED FLANGE - 1/4-20 X 5/8 - ZINC
	000C26-05-16B	EA BOLT - HEX - SERRATED FLANGE - 5/16-18 X 1 - ZINC
	000C26-05-12B	EA BOLT - HEX - SERRATED FLANGE - 5/16-18 X 3/4 - ZINC
	000C26-06-16B	EA BOLT - HEX - SERRATED FLANGE - 3/8-16 X 1 - ZINC
	000C26-06-12B	EA BOLT - HEX - SERRATED FLANGE - 3/8-16 X 3/4 - ZINC
	000C26-08-24B	EA BOLT - HEX - SERRATED FLANGE - 1/2-13 X 1 1/2 ZINC
	000D24-10-00B	EA NUT - HEX - SELF LOCKING - 10-32 ZINC
	000D29-05-00B	EA NUT - HEX - LOCKING W/SERRATED FLANGE-NYLON WASHER INSERT
	000D34-06-00B	EA NUT - HEX - LOCKING - 3/8-16 GRADE C - ZINC-PREVAILING
	000D39-04-00B	EA NUT - HEX - LOCKING W/SERRATED FLANGE - 1/4-20 - ZINC
	000D39-05-00B	EA NUT - HEX - LOCKING W/SERRATED FLANGE - 5/16-18 - ZINC
	000D39-06-00B	EA NUT - HEX - LOCKING W/SERRATED FLANGE - 3/8-18 - ZINC
	000D39-07-00B	EA NUT - HEX - LOCKING W/SERRATED FLANGE - 7/16-14 - ZINC
	000D39-08-00B	EA NUT - HEX - LOCKING W/SERRATED FLANGE - 1/2-13 - ZINC
	000D44-04-00B	EA NUT - HEX - LOCKING W/SERRATED FLANGE - 1/4-28 ZINC
	000D44-07-00B	EA NUT - HEX - LOCKING W/SERRATED FLANGE - 7/16-20 - ZINC
	000D46-04-00A	EA NUT - HEX - WELD - 1/4-20 - PLAIN
	000D73-08-00C	EA NUT - HEX FLANGE - 1/2-13
	000E11-07-00B	EA WASHER - LOCKING - 7/16 MED SPLIT - ZINC
	000E13-14-00B	EA WASHER - FLAT - 1/4 WIDE - ZINC
	000E13-18-00B	EA WASHER - FLAT - 3/8 WIDE - ZINC
	000E13-20-00B	EA WASHER - FLAT - 7/16 WIDE - ZINC
	000E13-21-00B	EA WASHER - FLAT - 1/2 NARROW - ZINC FROM: 00-00-00 THRU: 02-15-99
	000E13-22-00B	EA WASHER - FLAT - 1/2 WIDE - ZINC
	000E13-26-00B	EA WASHER - FLAT - 5/8 WIDE - ZINC
	040921-04-000	EA NUT - SPEED - U TYPE - #8-.59" LENGTH X .44" WIDTH
	040921-05-000	EA NUT - SPEED - U-TYPE - 8-.67" X .44" WIDE
	040921-09-000	EA NUT - SPEED - U TYPE - #8
	044364-02-000	EA NUT - SPEED - FLAT - ROUND
	051387-06-000	EA BOLT - CARRIAGE W/O HOLE - 5/16-18 X 9.5 - ZINC
	058716-02-000	EA WASHER - FLAT NYLON
	088787-12-000	EA STUD - WELD - 1/4 - 20 X 1.0 LG - MN
	107397-01-000	EA WASHER - FENDER - .25" ID X 1" OD
	108067-03-000	EA STUD - WELD - 1/4 - 20 X 1/2 CD

SEALANTS & FASTENERS GROUP (CONTINUED)

MISCELLANEOUS FASTENERS

KEY	PART NUMBER	U/M DESCRIPTION
	008343-01-000	EA TIE - WIRE - 6"
	008343-02-000	EA TIE - WIRE - 14"
	061420-05-000	EA PLUG/PLASTIC - 1.8" DIAMETER
	081211-04-000	EA PLUG - PLASTIC - .46 DIAMETER - BLACK USED IN HOUSE CIRCUIT BREAKER PANELS
	085774-01-000	FT FASTENER - DUAL LOCK - 1" WIDE - ADHESIVE BACK - BLACK USE WITH #08577402000 DUAL HOOK TAPE
	085774-02-000	FT FASTENER - DUAL HOOK - 1" WIDE - ADHESIVE BACK - BLACK USE WITH #08577401000 DUAL LOCK TAPE
	086285-01-000	EA SPACER - NYLON - .5" OD X .257" ID
	088792-01-000	YD VELCRO TAPE - HOOK - 5/8" - NON-ADHESIVE BACKED N/A ORDER #08879204000 WHITE HOOK & #08879205000 WHITE LOOP
	088792-02-000	YD VELCRO TAPE - LOOP - ADHESIVE BACKED - .75" WIDE - BEIGE
	108046-02-000	EA CABLE TIE - SCREW MOUNT 15"
	110943-02-000	FT FELTSTRIP - 3/8" - ADHESIVE BACK - WHITE

SEALANTS & FASTENERS GROUP (CONTINUED)

ADHESIVE AND TAPE SEALERS

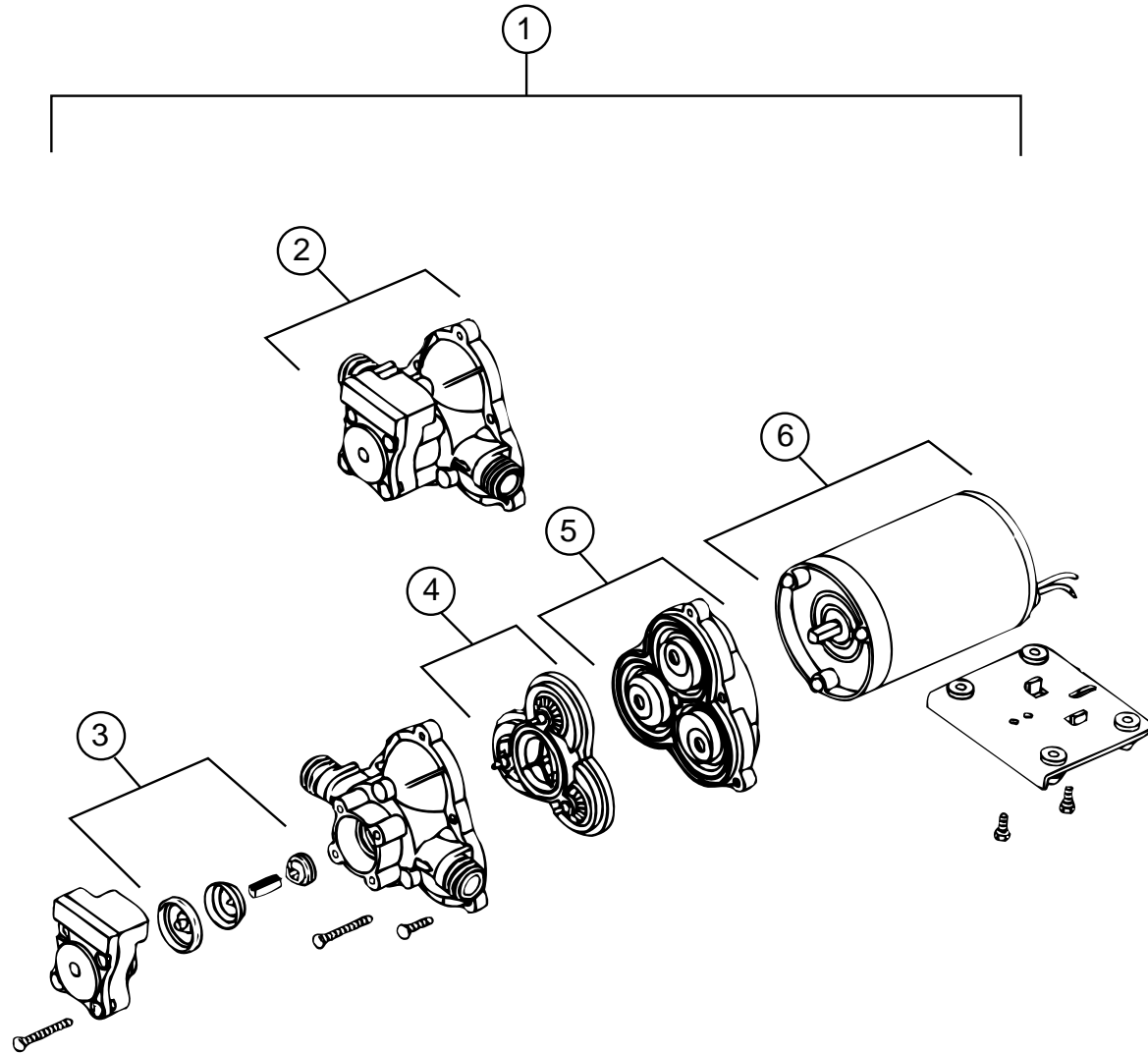
KEY	PART NUMBER	U/M DESCRIPTION	VENDOR NO.
	004006-05-700	EA ADHESIVE-NAT. STARCH (5 GAL)	0802
	004363-01-000	FT TAPE - ADHESIVE FOAM/1 SIDE - 3/16" X 1/2" X 50' - GRAY	
	034552-15-000	EA SILICONE - TUBE - W/O NOZZLE - BRIGHT WHITE ALSO ORDER #900390-03-000 NOZZLE	
	053766-02-000	EA BEDDING COMPOUND - TUBE - WHITE	
	067788-01-000	EA ADHESIVE - SPRAY - 3M - 19.5 AEROSOL CAN	
	069640-01-000	FT SEALER - RIBBON - 1/4" DIAMETER X 30' - BLACK	
	069640-03-000	FT SEALER - TAPE - .13"THICK X .75"WIDE X 60' - BLACK	
	069640-09-000	FT SEALER - TAPE - .032"THICK X 2.50"WIDE X 80' - GREY	
	069640-14-000	FT SEALER - TAPE - .06"THICK X 1"WIDE X 100' - GRAY	
	069640-18-000	FT SEALER - TAPE - .50"THICK X 1/8"WIDE X 60' - BRIGHT WHITE	
	069640-19-000	FT SEALER - TAPE - .75"THICK X 1/8"WIDE X 60' - BRIGHT WHITE	
	069640-21-000	FT SEALER - TAPE - 1/2" THICK X 1/16" WIDE X 100' - BRT WHT	
	069640-23-000	FT SEALER - TAPE - 1/16" X 3/4" X 100' - BRIGHT WHITE	
	072889-01-000	EA SEALANT - URETHANE - BLACK - 1/10	
	072889-09-000	EA SEALANT - URETHANE - BLACK (TUBE) FROM: 00-00-00 THRU: 09-06-98	
	072889-10-000	EA SEALANT - URETHANE (HV) - BRIGHT WHITE FROM: 00-00-00 THRU: 09-06-98	
	072889-12-000	EA SEALANT - URETHANE (LV) BRIGHT WHITE FROM: 00-00-00 THRU: 09-06-98	
	072889-18-000	EA SEALANT - URETHANE - BLACK (FOIL) FROM: 09-07-98 THRU: 99-99-99	
	072889-19-000	EA SEALANT - URETHANE - (FOIL) - BLACK - 10 OUNCE FROM: 09-07-98 THRU: 99-99-99	
	072889-20-000	EA SEALANT - URETHANE - (FOIL) - BRIGHT WHITE - 10 OUNCE FROM: 09-07-98 THRU: 99-99-99	
	072889-21-000	EA SEALANT - URETHANE - (FOIL) - BRIGHT WHITE - 20 OUNCE FROM: 09-07-98 THRU: 99-99-99	
	076322-01-000	FT TAPE - DOUBLE COATED/ADHESIVE BACK - .025"THK X .75"W X18'	
	076322-02-000	FT TAPE - DOUBLE COATED/ADHESIVE BACK - .045"THK X 1"W X 108'	
	076322-03-000	FT TAPE - DOUBLE COATED/ADHESIVE BACK - .045"THK X .50"W X 9'	
	076322-05-000	FT TAPE - DOUBLE COATED/ADHESIVE BACK - .045"THK X .75"W X 9'	
	076322-05-000	FT TAPE - DOUBLE COATED/ADHESIVE BACK - .045"THK X .75"W X 9'	
	076322-07-000	FT TAPE - DOUBLE COATED/ADHESIVE BACK - .045"THK X .50"W X 9'	
	087211-01-000	GL PROMOTER - ADHESIVE	
	091255-02-000	FT SEAL - ADHESIVE BACKED/FOAM - .18" THICK X 1.5" WIDE	
	102352-02-000	EA SEALER - PUMPABLE - CLEAR	
	104692-01-000	FT SEAL - FOAM/ADHESIVE BACK - .75"THICK X .75"WIDE X 25' IF NEED "D" SHAPED SEAL W/ADHESIVE BACK ORDER #10772101000	
	106206-01-000	EA SEALER - PUMPABLE - MANUS 30A - BLACK	
	108716-03-000	EA SILICONE - TUBE - BRIGHT WHITE/SELF LEVELING - W/O NOZZLE FROM: 00-00-00 THRU: 09-06-98	
	110274-01-000	FT TAPE - DOUBLE SIDED FOAM - .45" X 1"	
	112901-01-000	EA ADHESIVE - PLEXUS	
	112901-02-000	EA ADHESIVE - PLEXUS - 50ML	
	120074-02-01A	EA SEALANT - SILICONE - OFF WHITE	
	123244-01-000	FT TAPE - DOUBLE SIDED FOAM - 5/64" THICK X .75" WIDE	
	123244-02-000	FT TAPE - DOUBLE SIDED FOAM - 5/64" THICK X .50" WIDE FROM: 08-21-98 THRU: 99-99-99	
	123816-01-000	FT TAPE - DOUBLE SIDED - 1"	
	123816-02-000	FT TAPE - DOUBLE SIDED - 1/2" X 1 1/3" THICK	
	123816-03-000	FT TAPE - DOUBLE SIDED - 1/2" X 3/4" - THICK	
	131264-01-01A	EA SILICONE - W/O NOZZLE - BLACK ALSO ORDER NOZZLE #90039003000	
	131264-01-02A	EA SILICONE - W/O NOZZLE - CLEAR ALSO ORDER NOZZLE #90039003000	
	131264-03-01A	EA SILICONE - SELF LEVELING - W/O NOZZLE - BRIGHT WHITE ALSO ORDER NOZZLE #90039003000 FROM: 09-07-98 THRU: 99-99-99	
	131384-01-000	EA ADHESIVE - JET - WELD	

SEALANTS & FASTENERS GROUP (CONTINUED)

CLAMPS, CLIPS, & GROMMETS

KEY	PART NUMBER	U/M DESCRIPTION
	000H14-04-04A	EA RIVET - MANDREL BLIND - 1/8 X .400 FROM: 00-00-00 THRU: 11-02-98
	000H14-06-14R	EA RIVET - MANDREL BLIND - 3/16"
	000H16-04-06R	EA RIVET - POP ALUMINUM - 1/8 X .313 - .375
	007161-01-000	EA CLAMP - HOSE - SPRING TYPE - 1/2"
	008386-01-000	EA GROMMET - SNAP - 3/8"
	010495-01-000	EA CLAMP - CABLE - 9/16"
	010495-02-000	EA CLAMP - CABLE - 3/8"
	010497-01-000	EA CLAMP - CLOSED - 5/8" ID
	010497-03-000	EA CLAMP - CLOSED - 1" ID - CUSHIONED
	010497-04-000	EA CLAMP - CLOSED - 1.62" ID
	010497-05-000	EA CLAMP - CLOSED - 1/2 ID
	010497-07-000	EA CLAMP - CLOSED - 3/8" ID
	016188-04-000	EA GROMMET - GASLINE - 1/2" HOLE X 2 1/2 LONG - RUBBER
	016188-05-000	EA GROMMET - L/P LINE - 3/8" HOLE X 1 1/4" LONG - RUBBER
	023942-01-000	EA GROMMET - RUBBER - 2" OD
	061420-10-000	EA PLUG/PLASTIC - 1.50" DIAMETER - BLACK
	062401-01-000	EA CLAMP - HOSE - WORMGEAR - .25" - 1"
	062401-02-000	EA CLAMP - HOSE - WORMGEAR - 1.56" - 2.5"
	062401-03-000	EA CLAMP - HOSE - WORMGEAR - .22" - 1"
	062401-04-000	EA CLAMP - HOSE - WORMGEAR - .69" - 1.25"
	062401-05-000	EA CLAMP - HOSE - WORMGEAR - 2" TO 3" ID
	062401-06-000	EA CLAMP - HOSE - WORMGEAR - .22" - .62" ID
	071015-11-000	EA GROMMET - 1.00 ID - FITS .12 MATERIAL
	071015-29-000	EA GROMMET - RUBBER - .3" ID X 1.3"OD W/.12" GROOVE - BLACK
	071015-30-000	EA GROMMET - RUBBER - .31" ID X .81" OD W/.12" GROOVE - BLK
	077953-01-000	EA GROMMET - EDGE LINER - FITS 1"
	083610-01-000	EA CLAMP - WIRE - DUAL - UNEQUAL DIAMETERS - 3/4" & 1 1/4"
	088756-01-000	EA GROMMET - WEB - 1 1/8 " I.D.
	091952-01-000	EA CLIP - GRIPPER - 1"
	094362-02-000	EA CLIP - XMAS TREE - BINDER HEAD - .9" LONG
	114208-05-000	EA GROMMET - EDGE LINER - FITS 2"

WATER & SEWAGE GROUP



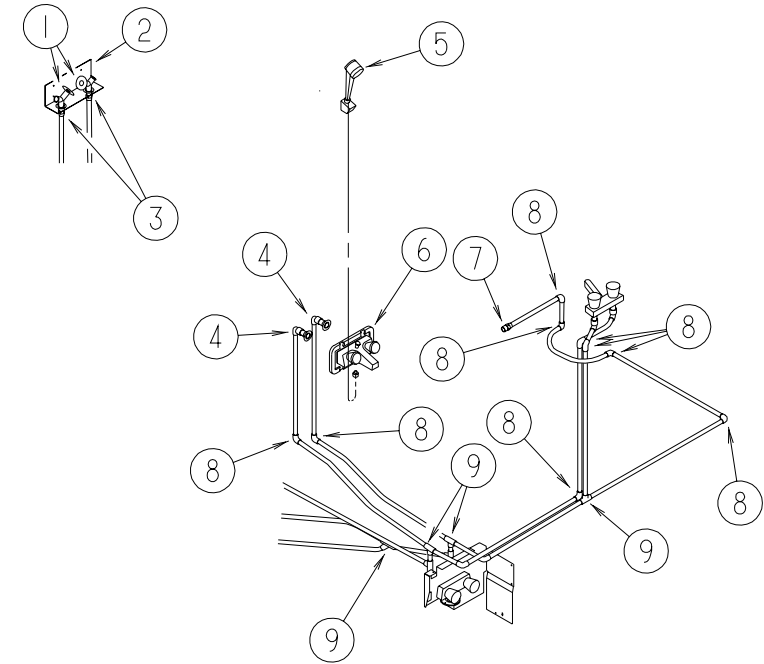
WATER PUMP (SHURFLOW)

KEY	PART NUMBER	U/M	DESCRIPTION	VENDOR NO.
1	098607-01-000	EA	PUMP - WATER - W/.5" MPT FITTING - FLOW 2.8 GPM	
2	098607-01-706	EA	HOUSING - W/SWITCH ONLY	94-231-20
3	098607-01-705	EA	CHECK VALVE - KIT	94-237-00
4	098607-01-703	EA	VALVE KIT	94-232-00
5	098607-01-702	EA	DIAPHRAGM/DRIVE ASSEMBLY KIT	94-238-04
6	098607-01-707	EA	MOTOR W/BASEPLATE	94-235-03

FRESH WATER TANK

KEY	PART NUMBER	U/M	DESCRIPTION
	120291-03-000	EA	TANK - WATER - 90 GALLON - W/FITTINGS FROM: 00-00-00 THRU: 08-31-98
	120291-04-000	EA	TANK - WATER - 90 GALLON - W/FITTINGS FROM: 09-01-98 THRU: 99-99-99
	120291-01-000	EA	TANK - WATER - 90 GALLON - W/O FITTINGS
	123243-01-000	EA	TANK - ACCUMULATOR - 24 OZ
	042989-03-000	EA	FITTING - WATER TANK - SPINWELD - 1 1/4"NPT - PLASTIC
	042989-05-000	EA	FITTING - WATER TANK - SPINWELD - 1/2"FPT - PLASTIC
	049032-01-000	EA	PATCH - SPINWELD - 3/8" - PLASTIC
	039861-01-000	EA	SENDING UNIT W/SCREW - WASHER
	091208-01-000	EA	WASHER - RUBBER - .06" X .75" X .5"
	077954-02-000	EA	FILTER - WATER TANK - W/SCREEN IN TANK

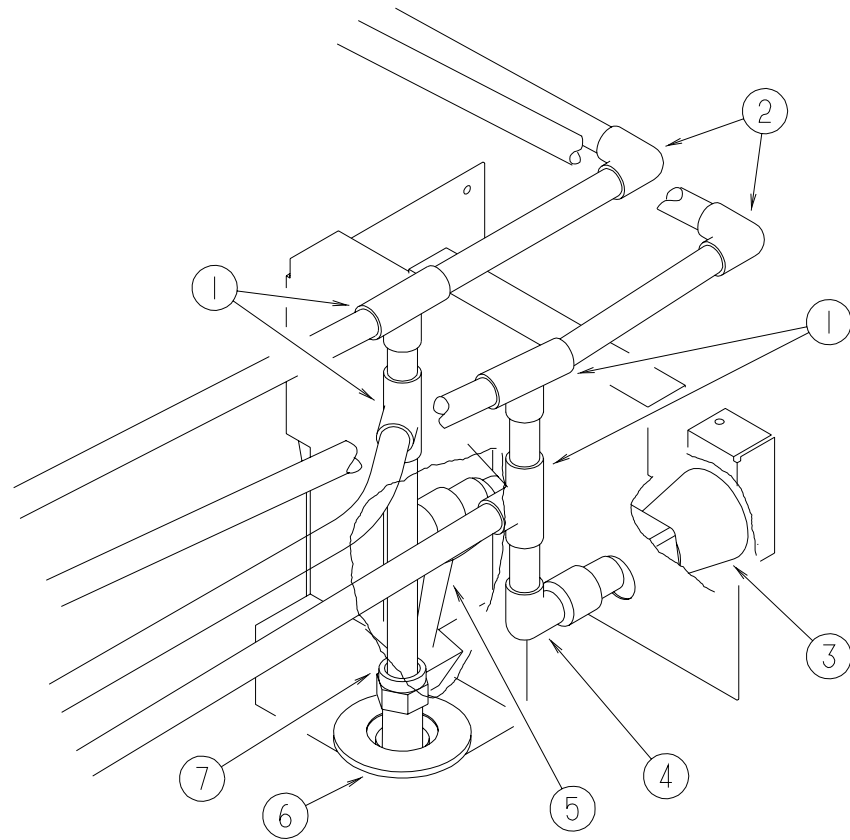
WATER & SEWAGE GROUP (CONTINUED)



BATH & WASHER WATER SYSTEM

KEY	PART NUMBER	U/M	DESCRIPTION	VENDOR NO.
1	098419-01-000	EA	FAUCET - WASHER - 90 DEGREE	
2	111842-01-01A	EA	BRACKET - FAUCET - WASHER	
3	114430-03-000	EA	ADAPTER - 1/2"P X 1/2"MPT	
4	114429-03-000	EA	ELBOW - SWIVEL - 1/2"P X 1/2"FPT	
5	131383-01-01A	EA	SHOWER HEAD - W/60" HOSE & BRACKET - IVORY	
5	131383-02-01A	EA	SHOWER HEAD - W/60" HOSE & BRACKET - CSA - IVORY	
	103092-01-700	EA	BRACKET - F/SHOWER HEAD - CLEAR	2328028
	011048-03-700	EA	BRACKET - F/SHOWER HEAD	2328029-1
6	075242-04-000	EA	FAUCET - TUB/SHOWER - BONE	
	075606-01-000	EA	PANEL - FAUCET BACK - SHOWER - 5" X 9" - PLASTIC	
7	114430-02-000	EA	ADAPTER - SWIVEL - 1/2"P X 1/2"FPT	
8	114429-01-000	EA	ELBOW - 1/2"P X 1/2"P	
9	114428-01-000	EA	TEE - 1/2"P X 1/2"P X 1/2"P	

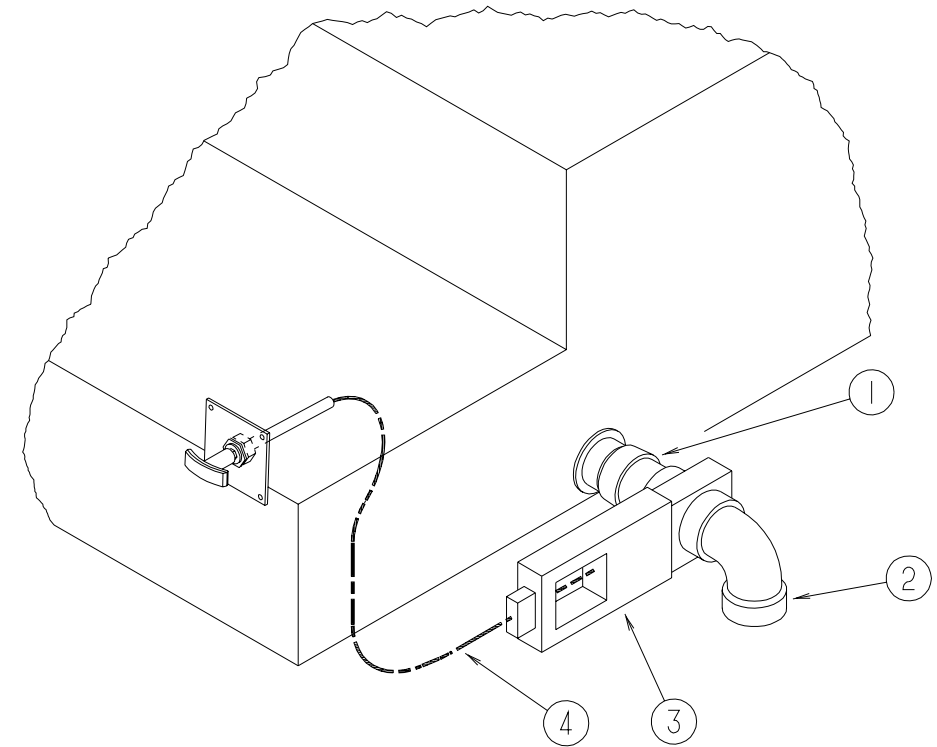
WATER & SEWAGE GROUP (CONTINUED)



WATER CENTER

KEY	PART NUMBER	U/M DESCRIPTION
1	114428-01-000	EA TEE - 1/2"P X 1/2"P X 1/2"P
2	114429-01-000	EA ELBOW - 1/2"P X 1/2"P
3	075241-06-000	EA FAUCET/SHOWER - BRIGHT WHITE - 1/2"MPT X 1.9" INLET PIPES
4	114429-03-000	EA ELBOW - SWIVEL - 1/2"P X 1/2"FPT
5	131383-01-02A	EA SHOWER HEAD - W/60" HOSE & BRACKET - WHITE
5	131383-02-02A	EA SHOWER HEAD - W/60" HOSE & BRACKET - CSA - WHITE
6	114430-02-000	EA ADAPTER - SWIVEL - 1/2"P X 1/2"FPT
6	010230-06-000	EA FILL - CITY WATER - W/CHECK VALVE - MPT
7	114428-02-000	EA TEE - SWIVEL - 1/2"P X 1/2"P X 1/2"FPT

WATER & SEWAGE GROUP (CONTINUED)



WATER TANK DRAIN

KEY	PART NUMBER	U/M DESCRIPTION
1	109571-01-000	EA ADAPTER - P TRAP - 1 1/2"P X 1 1/4"MPT
2	010009-01-000	EA ELBOW - 90 DEGREE - 1/4 BEND - 1 1/2" PLASTIC
3	062421-03-000	EA VALVE - 1.5 HUB X HUB - REMOTE
4	062421-04-000	EA CABLE - VALVE - REMOTE W/HANDLE

EXTERIOR SHOWER COMPONENTS

KEY	PART NUMBER	U/M DESCRIPTION
	103092-01-000	EA SHOWER HEAD - W/ 60" HOSE (US)
	103092-02-000	EA SHOWER HEAD - W/ HOSE (CSA)
	104044-01-000	EA BRACKET - SUPPORT - FAUCET
	103092-01-701	EA BRACKET (FOR SHOWER HEAD) BONE
	075241-05-000	EA FAUCET/SHOWER - BONE 3/4" MPT X 1.4" LONG INLET PIPES

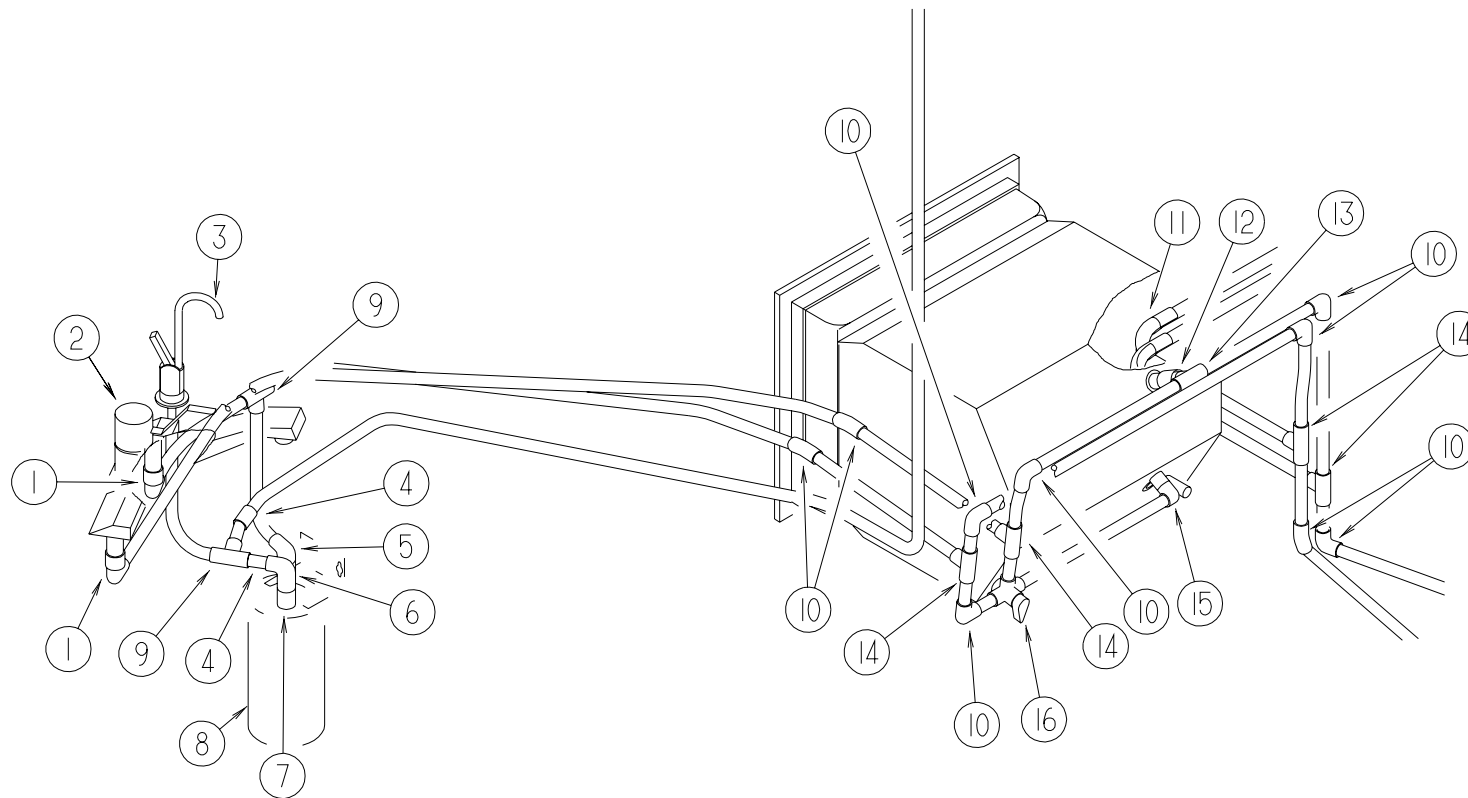
WATER HEATER G6A-8E ELECTRONIC IGNITION

KEY	PART NUMBER	U/M DESCRIPTION
*	051391-03-000	EA WATER HEATER G6A-8E ELECTRONIC IGNITION

***COMPONENT PARTS FOUND IN SERVICE PARTS LIBRARY**

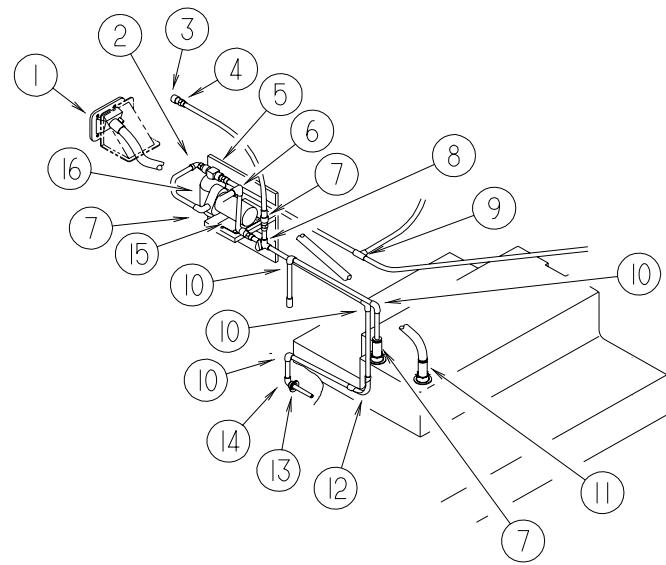
WATER & SEWAGE GROUP (CONTINUED)

FAUCET & WATER HEATER SYSTEM



KEY	PART NUMBER	U/M	DESCRIPTION	VENDOR NO.
1	114429-03-000	EA	ELBOW - SWIVEL - 1/2" P X 1/2" FPT	
2	104114-02-01A	EA	FAUCET - GALLEY - SINGLE CONTROL	
3	103635-01-000	EA	FAUCET - SINGLE CONTROL DRINKING	
3	114428-01-000	EA	TEE - 1/2" P X 1/2" P X 1/2" P	
4	120868-01-000	EA	VALVE - NEEDLE - 1/4" COMPRESSION X 1/4" COMPRESSION	
4	111888-01-000	EA	FERRULE - PLASTIC - .250 ID X .375 OD	
4	111888-02-000	EA	INSERT - BRASS - 1/4 COMP	
5	114429-04-000	EA	ELBOW - 1/2" P X 3/8" MPT	
6	065318-02-000	EA	ELBOW - 90 DEGREE - 3/8" MPT TO 3/8" FPT	
7	103798-01-000	EA	CONNECTOR - 1/4 OD X 3/8 MPT	
7	111888-01-000	EA	FERRULE - PLASTIC - .250 ID X .375 OD	
7	111888-02-000	EA	INSERT - BRASS - 1/4 COMP	
8	701069-01-000	EA	WATER PURIFICATION SYSTEM	
8	701069-03-700	EA	CARTRIDGE RELACEMENT	9592-06
9	118423-01-000	EA	FITTING - BRASS-TEE - 1/4C X 1/4C X 1/4C	
10	114429-01-000	EA	ELBOW - 1/2" P X 1/2" P	
11	124184-01-000	EA	SUPPORT - WATER LINE - BEND	
12	110438-02-000	EA	VALVE - CHECK - BRASS - 1/2 MPT X 1/2 MPT	
13	114428-02-000	EA	TEE - SWIVEL - 1/2" P X 1/2" P X 1/2" FPT	
14	114428-01-000	EA	TEE - 1/2" P X 1/2" P X 1/2" P	
15	114429-02-000	EA	ELBOW - 1/2" P X 1/2" MPT	
16	114431-02-000	EA	VALVE - WATER BYPASS - 1/2" P - THREE WAY (WATER HEATER)	

WATER & SEWAGE GROUP (CONTINUED)



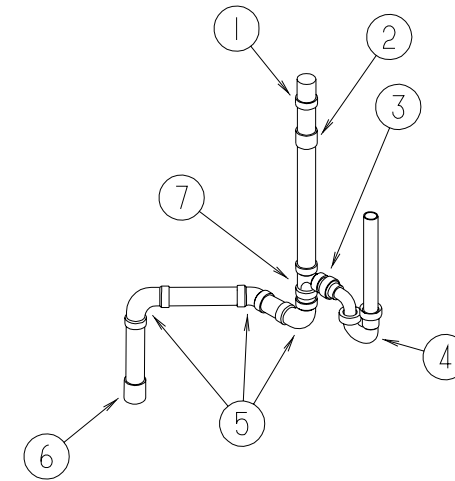
BATH & WASHER WATER SYSTEM

KEY	PART NUMBER	U/M	DESCRIPTION
1	081240-20-000	EA	DOOR - WATER FILL - W/O LOCK - BRIGHT WHITE
2	123150-01-000	EA	ELBOW - 1/2 FPT X 1/2 BARB - SWIVEL
3	113697-01-000	EA	CAP - 3/8 FTG
	010224-01-000	EA	ADAPTER - HOSE TO PIPE - 3/8 MPT X 3/8 BARB - PLASTIC
4	035539-01-000	EA	ELBOW - PLASTIC - 3/8 MPT X 3/8 BARB
	114430-06-000	EA	ADAPTER - 1/2"P X 3/8"FPT
5	114430-02-000	EA	ADAPTER - SWIVEL - 1/2"P X 1/2"FPT
6	123150-01-000	EA	ELBOW - 1/2 FPT X 1/2 BARB - SWIVEL
7	114430-03-000	EA	ADAPTER - 1/2"P X 1/2"MPT
8	114431-02-000	EA	VALVE - WATER BYPASS - 1/2"P - THREE WAY (WATER HEATER)
9	114428-01-000	EA	TEE - 1/2"P X 1/2"P X 1/2"P
	114429-01-000	EA	ELBOW - 1/2"P X 1/2"P
11	044927-01-000	EA	ADAPTER - HOSE TO PIPE-1 1/4 MPTX1 1/4 BARB - BLACK PLASTIC
12	124184-01-000	EA	SUPPORT - WATER LINE - BEND
13	077954-02-000	EA	FILTER - WATER TANK - W/SCREEN IN TANK
14	114429-02-000	EA	ELBOW - 1/2"P X 1/2"MPT
15	098607-01-000	EA	PUMP - WATER - W/.5" MPT FITTING - FLOW 2.8 GPM
16	123243-01-000	EA	TANK - ACCUMULATOR - 24 OZ

EXTERIOR SHOWER COMPONENTS

KEY	PART NUMBER	U/M	DESCRIPTION
	103092-01-000	EA	SHOWER HEAD - W/ 60" HOSE (US)
	103092-02-000	EA	SHOWER HEAD - W/ HOSE (CSA)
	104044-01-000	EA	BRACKET - SUPPORT - FAUCET
	103092-01-701	EA	BRACKET (FOR SHOWER HEAD) BONE
	075241-05-000	EA	FAUCET/SHOWER - BONE 3/4" MPT X 1.4" LONG INLET PIPES

WATER & SEWAGE GROUP (CONTINUED)

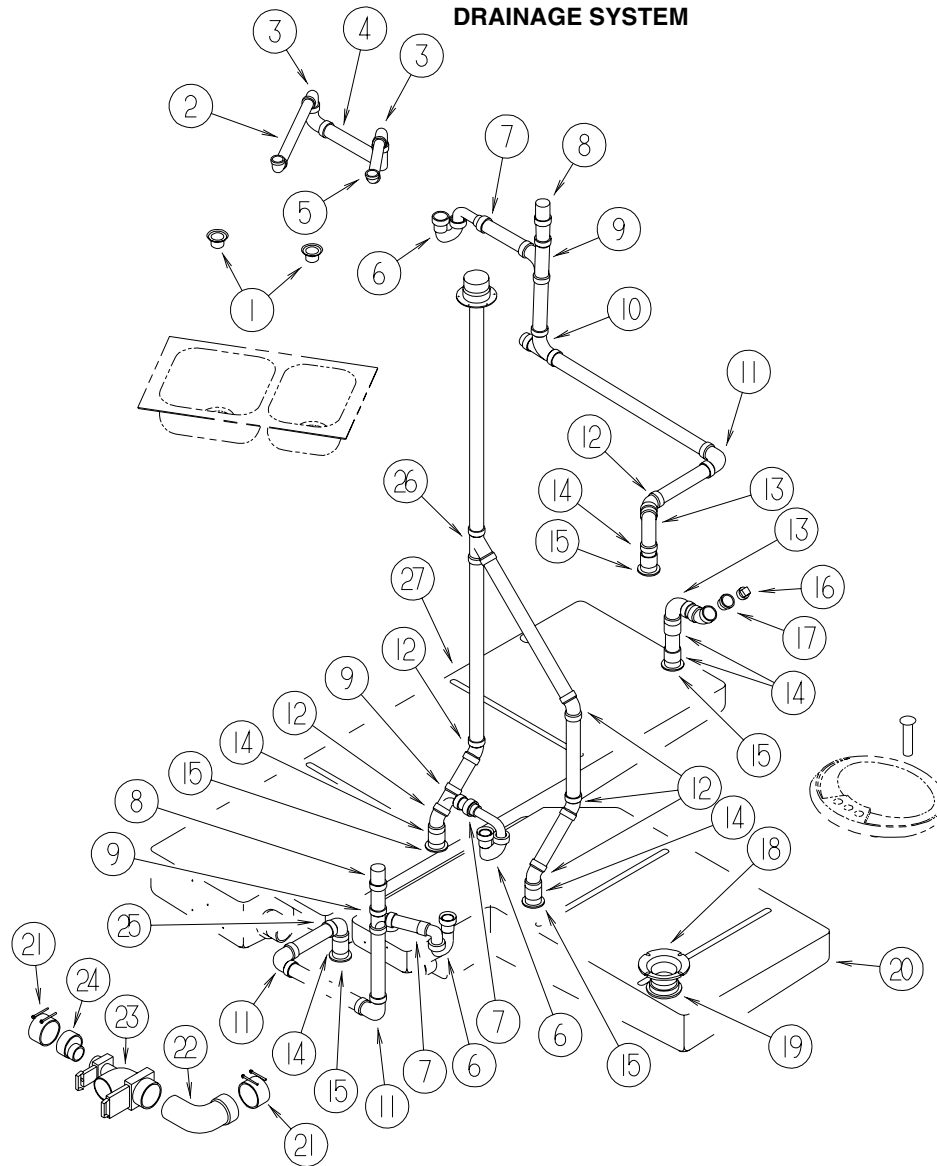


WASHER/DRYER DRAINAGE

KEY	PART NUMBER	U/M	DESCRIPTION
1	079968-01-000	EA	VENT - MECHANICAL/TRAP ARM - ANTI-SIPHON - 2" X 7.3" PLASTIC
2	010115-01-000	EA	COUPLING - 1 1/2" HUB X HUB - PLASTIC
3	109571-01-000	EA	ADAPTER - P TRAP - 1 1/2"P X 1 1/4"MPT
4	107538-01-000	EA	P-TRAP - PLASTIC - 1 1/4" W/EXTENSION ARM
4	011071-01-000	EA	P-TRAP - PLASTIC - 1 1/2" - CSA
5	010008-01-000	EA	ELBOW - 90 DEGREE - 1 1/2" HUB X HUB - PLASTIC
6	010115-01-000	EA	COUPLING - 1 1/2" HUB X HUB - PLASTIC
6	061607-01-000	EA	GROMMET - HOLDING TANK - 1 1/2" NPS
7	010071-01-000	EA	TEE - SANITARY - 1 1/2" HUB X HUB X HUB - PLASTIC

WATER & SEWAGE GROUP (CONTINUED)

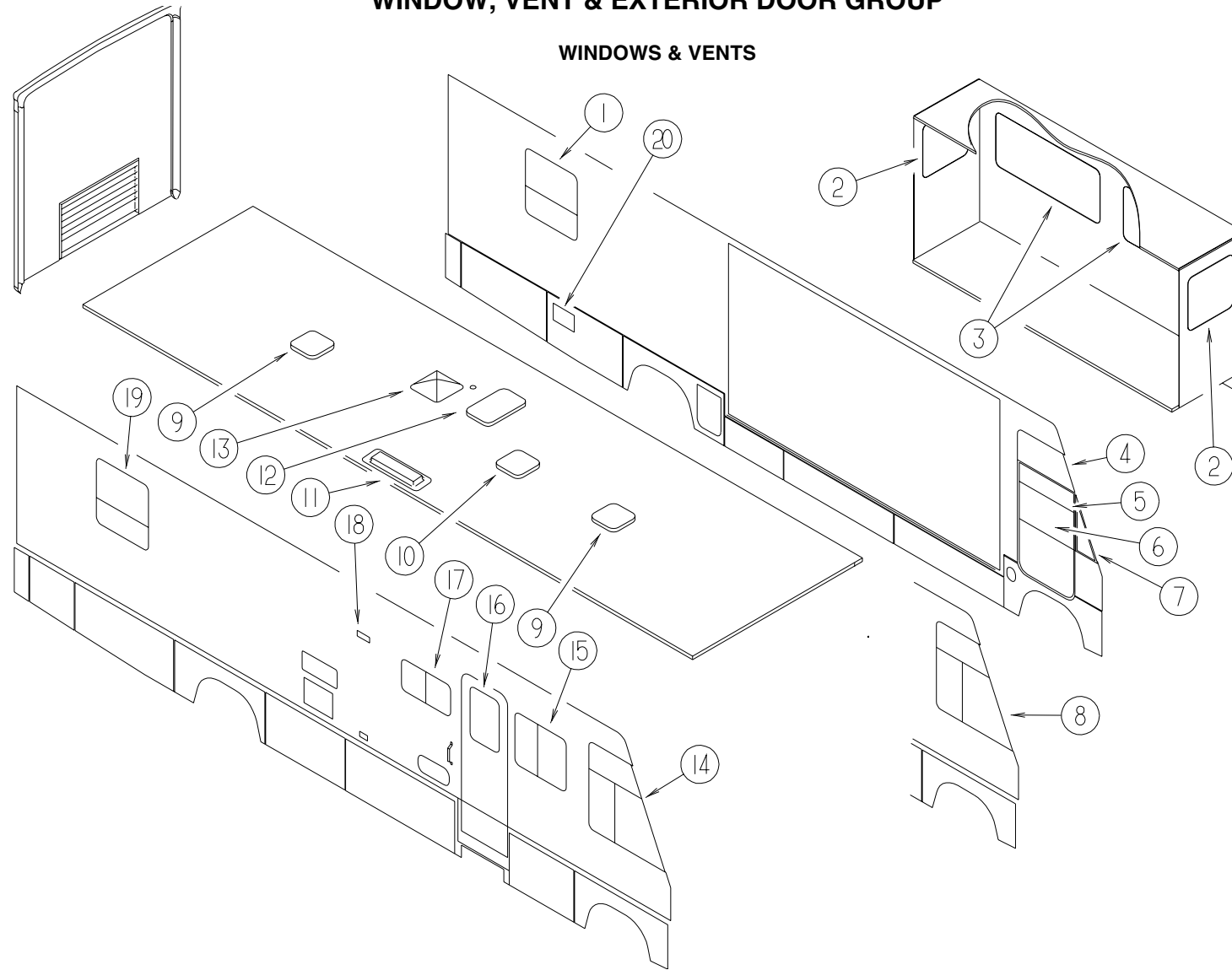
DRAINAGE SYSTEM



KEY	PART NUMBER	U/M	DESCRIPTION	KEY	PART NUMBER	U/M	DESCRIPTION	VENDOR NO.
1	092303-01-000	EA	STRAINER - SINK	16	010166-01-000	EA	PLUG - THREADED - 1 1/4" DIAMETER - PLASTIC - BLACK	
2	126588-02-000	EA	ARM - WASTE - 1 1/2 X 20 - FEMALE	17	010122-01-000	EA	BUSHING - REDUCER - 1 1/2 SMTH X 1 1/4 THD - BLACK PLASTIC	
3	125569-01-000	EA	ELBOW - 1 1/2" X 90 DEGREE - DOUBLE SLIP	18	116644-01-000	EA	FLANGE - CLOSET - 4" X 3"	
4	011091-02-000	EA	WASTE - CONTINUOUS - DOUBLE SINK	19	061607-02-000	EA	GROMMET - HOLDING TANK - 3" NPS	
5	126588-01-000	EA	ARM - WASTE - 1 1/2" X 9 1/2" - FEMALE	20	124893-01-000	EA	TANK - HOLDING - 48 GALLON - W/O FITTINGS	
6	107538-01-000	EA	P-TRAP - PLASTIC - 1 1/4" W/EXTENSION ARM	21	078406-01-000	EA	COUPLER - RUBBER - W/CLAMPS - 3" X 3"	
6	011071-01-000	EA	P-TRAP - PLASTIC - 1 1/2" - CSA	22	041956-01-000	EA	ELBOW - 3" STREET - 90 DEGREE PLASTIC	
7	109571-01-000	EA	ADAPTER - P TRAP - 1 1/2"P X 1 1/4"MPT	23	070916-01-000	EA	VALVE - DUAL DUMP - W/CAP - 3" X 1 1/2"	
8	079968-01-000	EA	VENT - MECHANICAL/TRAP ARM - ANTI-SIPHON - 2" X 7.3" PLASTIC	070916-01-700	EA	VALVE ONLY (WASTE) 3"	T1003BU	
9	010071-01-000	EA	TEE - SANITARY - 1 1/2" HUB X HUB X HUB - PLASTIC	070916-01-701	EA	VALVE ONLY (WASTE) 1 1/2"	T1001BU	
10	031365-02-000	EA	TEE - PLASTIC - 1 1/2" EXTRA LONG TURN	062415-01-000	EA	CAP - SEWER - 3" DIAMETER		
	010122-01-000	EA	BUSHING - REDUCER - 1 1/2 SMTH X 1 1/4 THD - BLACK PLASTIC	010201-01-000	EA	HOSE - SEWER - 3" ID X 8'		
11	010008-01-000	EA	ELBOW - 90 DEGREE - 1 1/2" HUB X HUB - PLASTIC	062416-01-000	EA	ADAPTER - SEWER HOSE TO 3" PIPE		
12	010006-01-000	EA	ELBOW - 45 DEGREE - 1 1/2" HUB X HUB - PLASTIC	062422-01-000	EA	ADAPTER - OFFSET REDUCER - 3" X 1 1/2" - PLASTIC		
13	034250-01-000	EA	ELBOW - 90 DEGREE - LONG TURN - 1 1/2" HUB X HUB - ABS	010051-01-000	EA	ELBOW - 45 DEGREE - 1 1/2" SPIGOT & HUB - PLASTIC		
14	010115-01-000	EA	COUPLING - 1 1/2" HUB X HUB - PLASTIC	26	010073-01-000	EA	WYE - 45 DEGREE - 1 1/2" HUB X HUB X HUB - PLASTIC	
15	061607-01-000	EA	GROMMET - HOLDING TANK - 1 1/2" NPS	27	121385-01-700	EA	TANK - HOLDING - 53 GALLON W/3" OUTLET NIPPLE	

WINDOW, VENT & EXTERIOR DOOR GROUP

WINDOWS & VENTS



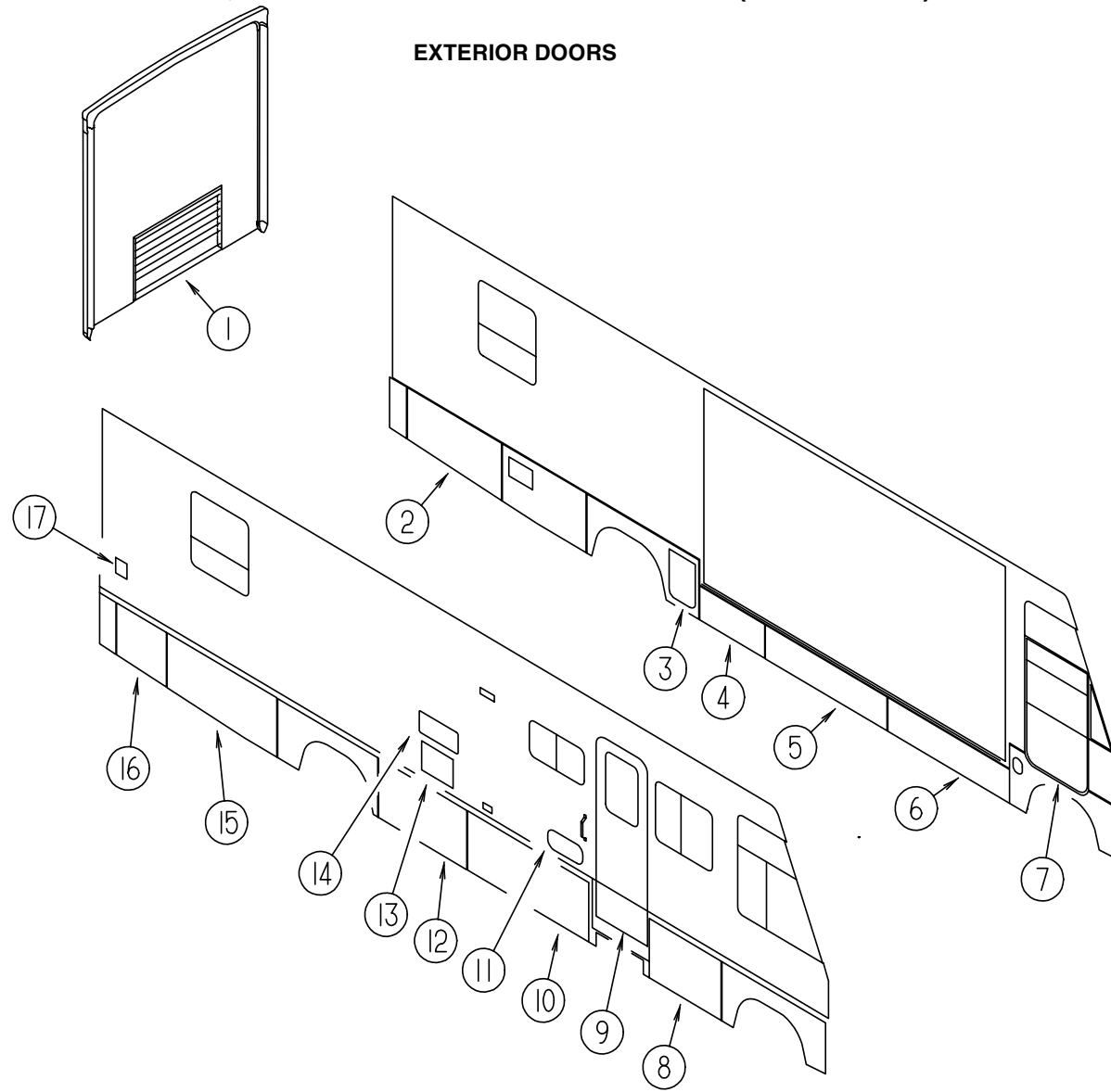
KEY	PART NUMBER	U/M	DESCRIPTION	VENDOR NO.
1*	112463-05-01A	EA	WINDOW - TIPOUT/ESCAPE W/RETAINER TRIM - 33.3" X 30.2"	
1*	129929-02-01A	EA	WINDOW - TORQUE - THERMO - 33.2" X 30.2"	
2*	098647-45-01A	EA	WINDOW - PASS HORIZONTAL SLIDER W/TRIM - TINTED - 23.6" X 24.5"	
3*	098647-47-01A	EA	WINDOW - DRIVER/HORIZONTAL SLIDER W/TRIM - TINTED - 23.6" X 57.5"	
3*	112795-54-01A	EA	WINDOW - DRIVER/HORIZONTAL SLIDER - THERMO - 23.9" X 57.8"	
4*	125586-01-01A	EA	WINDOW - VISTA	
4*	116000-01-01A	EA	WINDOW - DRIVER VISTA - THERMO - 35.7"T X 38.9"B X 17"H	
5	106469-02-702	EA	GLASS - STATIONARY HORIZONTAL	106-041104
6	106469-01-704	EA	GLASS ASM. - ROLL-UP - W/BRKT	V103-65L
7*	125584-01-01A	EA	WINDOW - FRONT SLANT - DRIVER	
7*	125585-01-01A	EA	WINDOW - FRONT SLANT - THERMO	
8*	125582-02-01A	EA	WINDOW - CAB - DRIVER	
8*	125583-02-01A	EA	WINDOW - DRVR CAB - 3 GLASS THERMO - 42.9"T X 51.2"B X 42.6"H	
9*	122882-01-01A	EA	VENT - ROOF - NONPOWERED - W/O INSIDE GARNISH	
10*	123780-03-01A	EA	VENTILATOR - ROOF/3"-4" - UL/CSA-W/O THERMOSTAT/POWER LIFT	
10*	123780-04-01A	EA	VENTILATOR - ROOF F/3"-4" - CSA -W/O THERMOSTAT/POWER LIFT	
10*	122882-01-01A	EA	VENT - ROOF - NONPOWERED - W/O INSIDE GARNISH	
11	084073-07-000	EA	VENT - ROOF/REFRIGERATOR - BRIGHT WHITE - NORCOLD	
11	084073-04-000	EA	BASE - ROOF VENT/REFRIGERATOR - BLACK - NORCOLD	
11	118369-01-02A	EA	CAP - REFRIGERATOR ROOF VENT - SIDE/SIDE - BRIGHT WHITE	
11	118369-02-02A	EA	BASE - REFRIGERATOR ROOF VENT - SIDE/SIDE - BRIGHT WHITE	

KEY	PART NUMBER	U/M	DESCRIPTION
12	114496-01-02A	EA	PANEL - SKYLIGHT - OUTER - 22" X 37"
12	122191-01-02A	EA	PANEL - SKYLIGHT - INNER W/LIGHT CUTOUT - 20.7" X 35.4"
13*	122882-02-01A	EA	VENT - ROOF - W/FAN - W/O INSIDE GARNISH - UL
13*	122882-03-01A	EA	VENT - ROOF - W/FAN - W/O INSIDE GARNISH - CSA
14*	125582-01-01A	EA	WINDOW - CAB - PASSENGER
14*	125583-01-01A	EA	WINDOW - PASS CAB - 3 GLASS THERMO - 31.8"T X 51.6"B X 42.6"H
15*	098644-11-01A	EA	WINDOW - VERTICAL SLIDER W/TRIM - TINTED - 26.4" X 27"
15*	112898-19-01A	EA	WINDOW - VERTICAL SLIDER - THERMO - 26.4" X 27"
16*	117053-02-F36	EA	WINDOW - PICTURE - 60% TINTING - 17" X 26.4"
16*	113733-01-01A	EA	WINDOW - STATIONARY THERMOPANE - 17" X 26.4"
17*	098647-33-01A	EA	WINDOW - PASS HORIZ SLIDER W/TRIM - TINTED - 15.7" X 28.5"
17*	112795-19-01A	EA	WINDOW - PASSENGER HORIZ SLIDER - THERMO - 16" X 28.7"
18	084616-07-000	EA	SHROUD - EXHAUST VENT/RANGE HOOD - BRIGHT WHITE
18	084878-09-000	EA	VENT - EXHAUST/RANGE HOOD - OFF WHITE
19*	112463-03-01A	EA	WINDOW - TIPOUT W/RETAINER TRIM - 33.3" X 30.2"
19*	129929-01-01A	EA	WINDOW - TORQUE - THERMO - 33.2" X 30.2"
20	106100-04-H17	EA	VENT ASM - ENGINE/GENERATOR

*COMPONENT PARTS FOUND IN SERVICE PARTS LIBRARY

*COMPONENT PARTS FOUND IN SERVICE PARTS LIBRARY

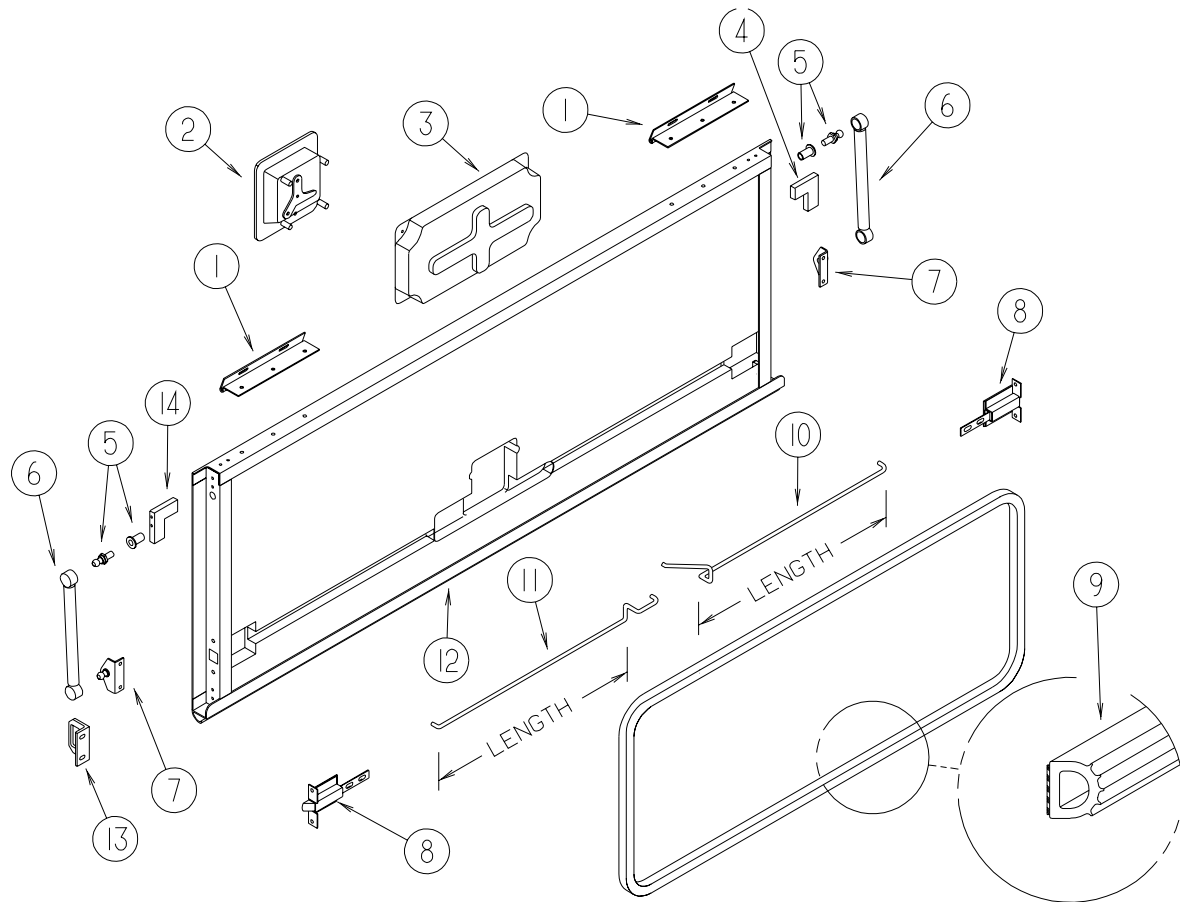
WINDOW, VENT & EXTERIOR DOOR GROUP (CONTINUED)



EXTERIOR DOORS

KEY	PART NUMBER	U/M DESCRIPTION	VENDOR NO.	KEY	PART NUMBER	U/M DESCRIPTION	VENDOR NO.
1	105546-01-H49	EA DOOR - ENGINE ACCESS		10	122239-B0-K28	EA VALANCE/DOOR - W/O PADDLE LATCH/HINGE	
2	122391-98-K28	EA VALANCE/DOOR - DRIVER W/O HDW - 24.8"F X 49.5"W X 22.4"R		11	126945-08-K28	EA DOOR/STORAGE - W/O HARDWARE - 18" X 8.3"	
3	123973-03-K28	EA DOOR - DRAINAGE - W/O PADDLE LATCH		12	122239-B1-K28	EA VALANCE/DOOR - W/O PADDLE LATCH/HINGE	
4	122239-B3-K28	EA VALANCE/DOOR - W/O PADDLE LATCH/HINGE - 34.8"W X 14.4"H		13	052009-06-000	EA DOOR - WATER HEATER - BRIGHT WHITE - 18" X 14.6"	
5	122239-B2-K28	EA VALANCE/DOOR - W/O PADDLE LATCH/HINGE - 63.9"W X 14.4"H			116424-01-000	EA PROTECTOR - LATCH - WATER HEATER	
6	122239-55-JA1	EA VALANCE/DOOR - W/O PADDLE LATCH/HINGE - 14.4" X 63.9"		14	084103-08-000	EA DOOR - VENT/REFRIGERATOR - W/O JAMB - BRIGHT WHITE	
7	125581-05-01A	EA DOOR - DRIVER - NON-POWER			084104-01-700	EA LOCK - MALE - FASTENER	201-721-010
8	122239-A9-K28	EA VALANCE/DOOR - W/O PADDLE LATCH/HINGE			084104-01-701	EA LOCK - FEMALE - FASTENER	201-802-010
9	115108-17-K58	EA DOOR - ENTRY - W/SCREEN DOOR - W/O WINDOW (K58,K59)		14	084104-08-000	EA JAMB - VENT DOOR/REFRIGERATOR - BRIGHT WHITE	
9	115108-17-K62	EA DOOR - ENTRY - W/SCREEN DOOR - W/O WINDOW (K62)		14	125481-01-02A	EA DOOR - REFRIGERATOR VENT (SIDE BY SIDE DOMETIC)	
9	115108-17-K63	EA DOOR - ENTRY - W/SCREEN DOOR - W/O WINDOW (K63)		15	122391-87-K28	EA VALANCE/DOOR-PASS W/O PADDLE LATCH 25.7" X 57.6" X 23.8"	
9	115108-17-K64	EA DOOR - ENTRY - W/SCREEN DOOR - W/O WINDOW (K64)		16	122391-88-K28	EA VALANCE/DOOR-PASS W/O PADDLE LATCH 23.7" X 26.1" X 22.4"	
9	115108-17-K60	EA DOOR - ENTRY - W/SCREEN DOOR - W/O WINDOW (K65)		17	081240-20-000	EA FILL - WATER - LOCKABLE - W/O LOCK - BRIGHT WHITE	
9	115108-17-K33	EA DOOR - ENTRY - W/SCREEN DOOR - W/O WINDOW (K26,K27)					

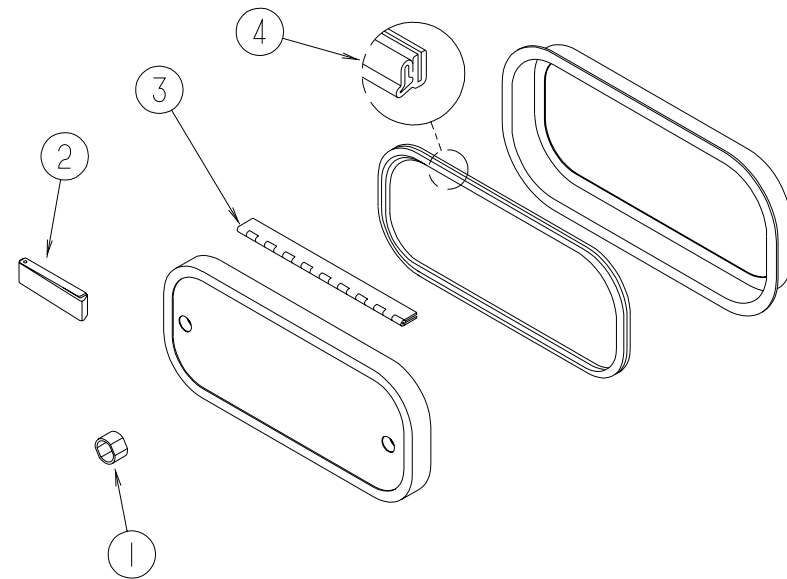
WINDOW, VENT & EXTERIOR DOOR GROUP (CONTINUED)



COMPARTMENT DOOR COMPONENTS

KEY	PART NUMBER	U/M	DESCRIPTION
1	121755-01-04A	EA	HINGE - 6.00 INCH
2	112949-01-04A	EA	LATCH - PADDLE W/LOCK - W/O KEY - BLACK
	112949-03-000	EA	KEY - TRI-MARK #TM500
3	122277-02-01A	EA	COVER - LATCH - BLACK
4	123892-12-02B	EA	CORNER STABILIZER W/BALL STUD - LEFT HAND - E-COATED
5	N/A	EA	BALL STUD - 10MM BALL - 5/16-18 - STAINLESS STEEL
6	107796-20-000	EA	SPRING/GAS - 7" COMPRESSED/10" EXTENDED - 60 LB
7	107796-19-000	EA	BRACKET - GAS SPRING
8	121947-01-01A	EA	BOLT - SLIDE - LATCH - STEEL
9	107721-07-000	FT	SEAL - ACCESS DOOR
10	122269-04-000	EA	ROD - LATCH - 15.42"
10	122269-06-000	EA	ROD - LATCH - 24.07"
10	122269-12-000	EA	ROD - LATCH - 22.28"
10	122269-20-000	EA	ROD - LATCH - 2.56"
10	122269-33-000	EA	ROD - LATCH - 9.24"
10	122269-35-000	EA	ROD - LATCH - 7.09"
10	122269-36-000	EA	ROD - LATCH - 12.18"
10	122269-37-000	EA	ROD - LATCH - 5.70"
10	122269-65-000	EA	ROD - LATCH - 21.06"
11	122268-04-000	EA	ROD - LATCH - 15.42"
11	122268-06-000	EA	ROD - LATCH - 24.07"
11	122268-12-000	EA	ROD - LATCH - 22.28"
11	122268-20-000	EA	ROD - LATCH - 2.56"
11	122268-33-000	EA	ROD - LATCH - 9.24"
11	122268-35-000	EA	ROD - LATCH - 7.09"
11	122268-36-000	EA	ROD - LATCH - 12.18"
11	122268-37-000	EA	ROD - LATCH - 5.70"
11	122268-65-000	EA	ROD - LATCH - 21.06"
12	122613-55-007	EA	ROCKER PANEL/EXTRUSION - 192" - BLACK
	122612-55-007	EA	U-CHANNEL/EXTRUSION - 192" - BLACK
	122614-55-007	EA	H-CHANNEL/EXTRUSION - 192" - BLACK
13	123783-01-01A	EA	STRIKER - DOOR - MILL
14	123892-10-02B	EA	CORNER STABILIZER W/BALL STUD - RIGHT HAND - E-COATED

WINDOW, VENT & EXTERIOR DOOR GROUP (CONTINUED)

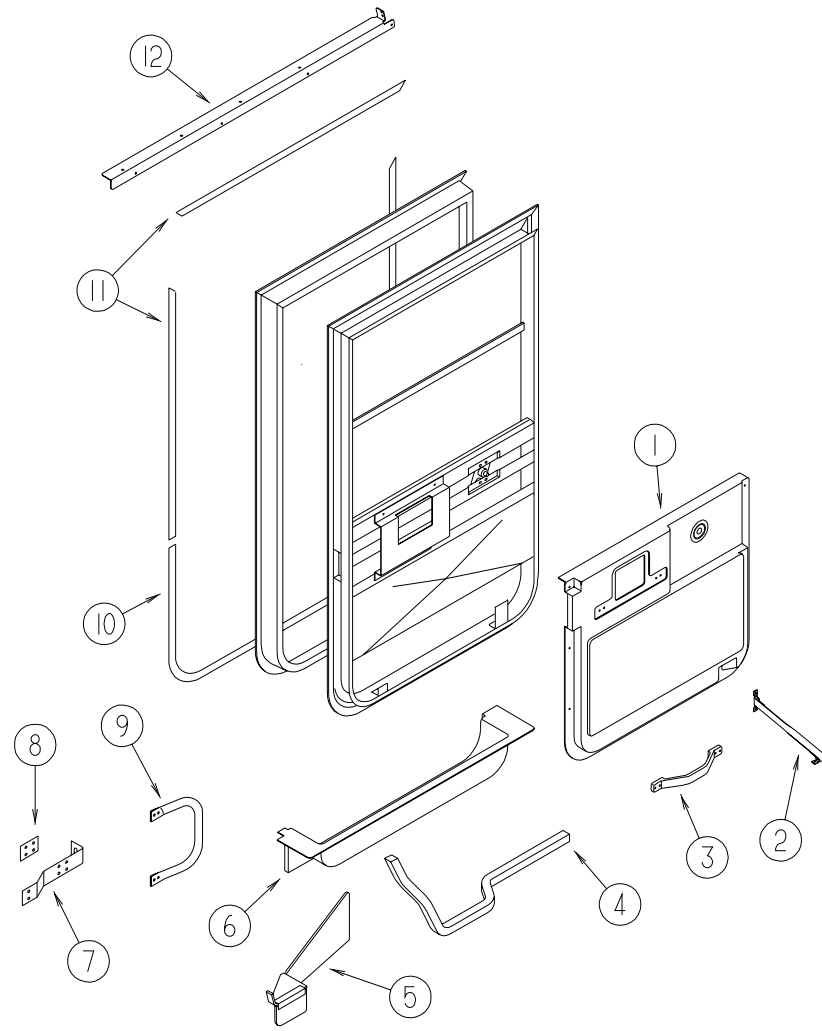


ENTERTAINMENT CENTER DOOR COMPONENTS

KEY	PART NUMBER	U/M	DESCRIPTION
1	107997-51-001	EA	SPACER - DOOR LOCK - .6" DEEP
	107997-51-002	EA	EXTRUDED - SPACER - 16'
2	102768-01-000	EA	HOLDER - COMPARTMENT/ENTRY DOOR - METAL - MILL FINISH
3	081801-V3-000	EA	HINGE - ALUMINUM - 2" X 96" - BRIGHT WHITE
4	106850-02-000	FT	SEAL-E - SPONGE RUBBER - .43" X .75"

WINDOW, VENT & EXTERIOR DOOR GROUP (CONTINUED)

DRIVER DOOR INTERIOR COMPONENTS

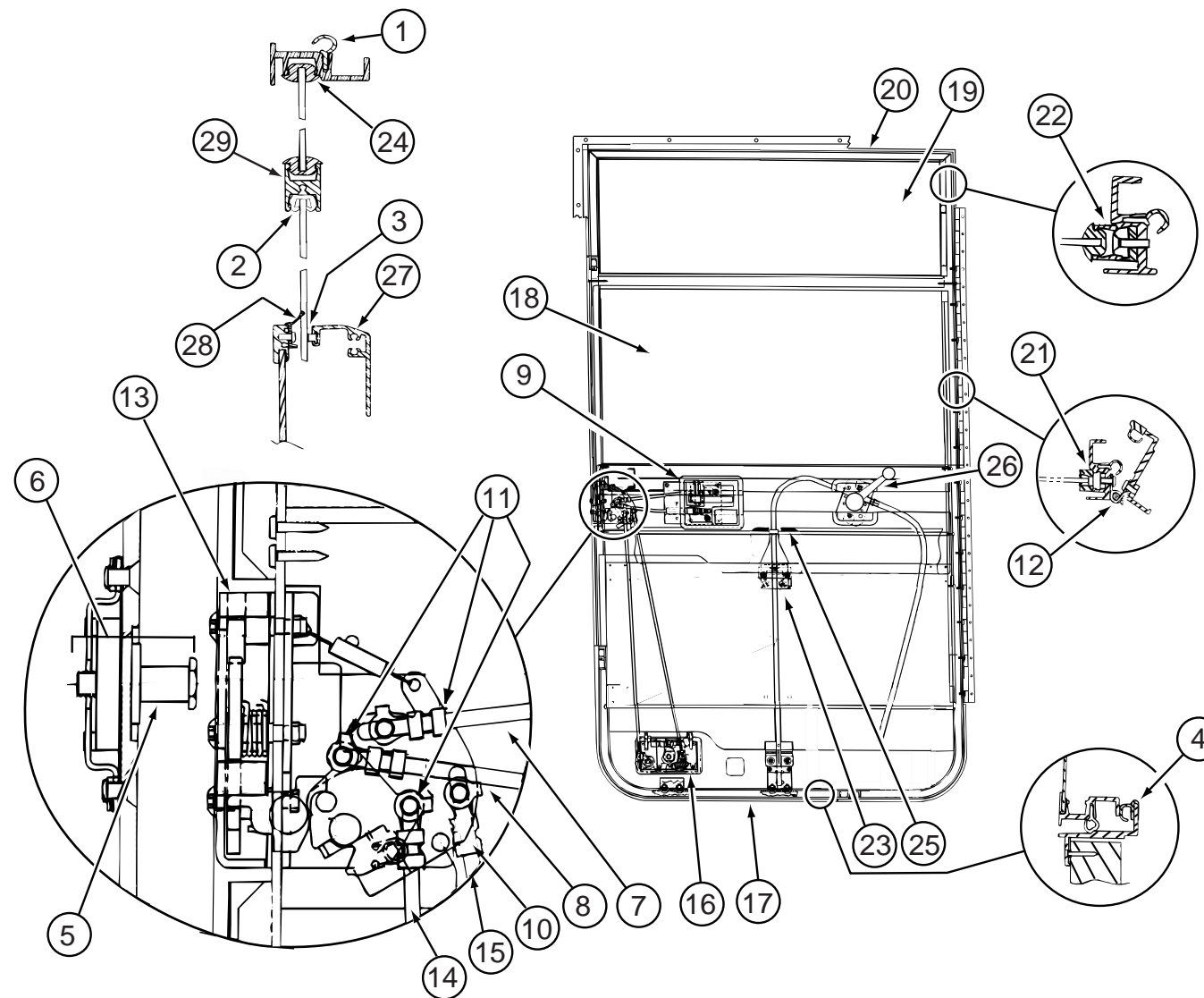


KEY	PART NUMBER	U/M	DESCRIPTION
1	125899-03-02A	EA	PANEL - CAB DOOR - INNER/DRIVER - ANTELOPE
2	109378-01-000	EA	STRAP - CHECK - DRIVER DOOR - 12.8"
3	110604-01-01A	EA	HANDLE - ASSIST - DRIVER DOOR - 10.8" LONG - BLACK
4	063977-14-000	EA	STEP - DRIVER DOOR - LEFT HAND
5	128255-01-04B	EA	STEP - DRIVER DOOR - BLACK
6	107818-03-03A	EA	TRIM - STEP - DRIVERS DOOR - ANTELOPE
	102569-02-000	EA	MAT - ANTI SLIP - LOWER
7	126506-01-02B	EA	BRACKET - STRIKE - DRIVER DOOR - E-COATED
8	126534-01-02B	EA	SPACER - STRIKE - DRIVER DOOR - E-COATED

KEY	PART NUMBER	U/M	DESCRIPTION
9	108832-02-01A	EA	HANDLE - ASSIST - DRIVER DOOR
	126701-01-03A	EA	COVER - ASSIST HANDLE - OFF WHITE
10	109235-01-05A	FT	COVER - SCREW - BRIGHT WHITE
11	109235-01-01A	FT	COVER - SCREW - MAT BLACK
12	125804-02-02B	EA	ANGLE - DOOR SUPPORT - E-COATED
	125725-01-01A	EA	FRAME - DRIVER DOOR - 33.5" - BLACK
	125725-03-01A	EA	FRAME - DRIVER DOOR - 27.8" - BLACK
	125725-07-01A	EA	FRAME - DRIVER DOOR - 53.26" - BLACK
	125725-08-01A	EA	FRAME - DRIVER DOOR - 21.38" - BLACK
	P01713-01-000	EA	SWITCH - PUSH BUTTON - IN DOOR JAMB - METAL CHROME

WINDOW, VENT & EXTERIOR DOOR GROUP (CONTINUED)

DRIVER DOOR

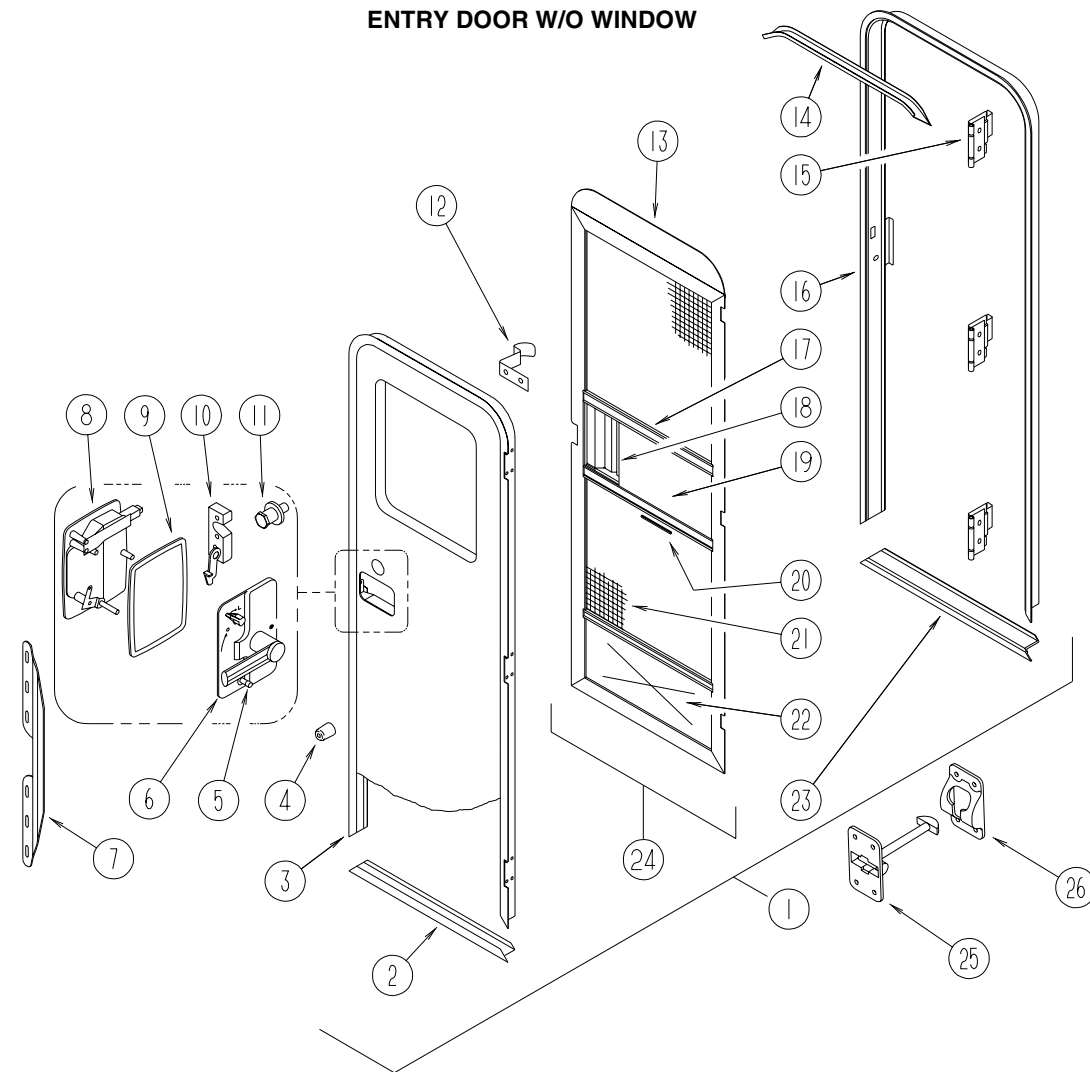


KEY	PART NUMBER	U/M DESCRIPTION	VENDOR NO.
	125581-05-01A	EA DOOR - DRIVER - NON-POWER WINDOW/LOCK	
1	106469-01-702	EA DOOR SEAL	122-040984
2	106469-01-705	FT CHANNEL - RUN - SLIDING	122-010850
3	106469-01-709	FT WEATHERSTRIP - FUZZY	171-040630
4	106469-01-723	EA SEAL - BULB ASM. (JAMB)	171-040985
5	106469-04-703	EA BOLT - STRIKER (W/ WASHER)	248-041152
6	106469-04-704	EA NUT ASSEMBLY - CAGED - W/STRIKER	248-041151
7	106469-04-705	EA LATCH ROD - HORIZONTAL	203-041139
8	106469-04-711	EA LOCK ROD - HORIZONTAL	203-041137
9	106469-04-712	EA HANDLE/DOOR - INNER W/HARDWARE	248-041402
10	106469-04-713	EA ROD CLIP L.H.	248-041154
11	106469-04-714	EA ROD CLIP R.H.	248-041153
12	106469-05-702	EA HINGE - 42"	211-041194
13	106469-05-706	EA LATCH - ROTARY - W/LINKAGE	248-041150
	125581-07-703	EA BRACKET-ALUMINUM "L" (INSIDE)	N135-55
	125581-07-704	EA BRACKET - STRAP/JAMB & DOOR	248-080394
	125581-07-705	EA BRACKET (L) F/SEAL PROTECT	490201

KEY	PART NUMBER	U/M DESCRIPTION	VENDOR NO.
14	125581-04-700	EA ROD - LATCH/VERTICAL ADJUST.	203041767
15	125581-04-701	EA ROD - LOCK/VERTICAL ADJUST.	203-041768
16	125581-03-704	EA PADDLE - W/O LOCK/RH - KEY 1	TRI/MARK #14312-02
17	125581-04-703	EA FRAME - MOUNTING - BLACK	V180-35L
18	125581-04-704	EA GLASS - ROLL-UP	106-041821
19	125581-04-705	EA GLASS - STATIONARY	106-041547
20	125581-04-706	EA FRAME - DOOR - SUB-ASSEMBLY	V180-94L
21	125581-04-707	EA CHANNEL - ROLL UP GLASS	V156-60
22	125581-04-708	EA CHANNEL - STATIONARY GLASS	V156-61
23	125581-04-709	EA REGULATOR - MANUAL	410-08389
24	125581-04-710	EA VINYL - GLAZING	132-041484
25	125581-04-711	EA CHANNEL- GLASS	N135-66
26	125581-05-702	EA HANDLE - REGULATOR	182-041785
27		CONTACT WINNEBAGO PART SALES FOR THIS COMPONENT	
	106469-04-716	EA LEVER - LOCKING - BLACK	80978-00
28	125581-03-703	EA WEATHERSTRIP - BELTING	410-08389
29	125581-03-700	EA MULLION RAIL - BLACK	V123-84
	125581-05-700	EA INNER SILL - BLACK	V130-64L

WINDOW, VENT & EXTERIOR DOOR GROUP (CONTINUED)

ENTRY DOOR W/O WINDOW



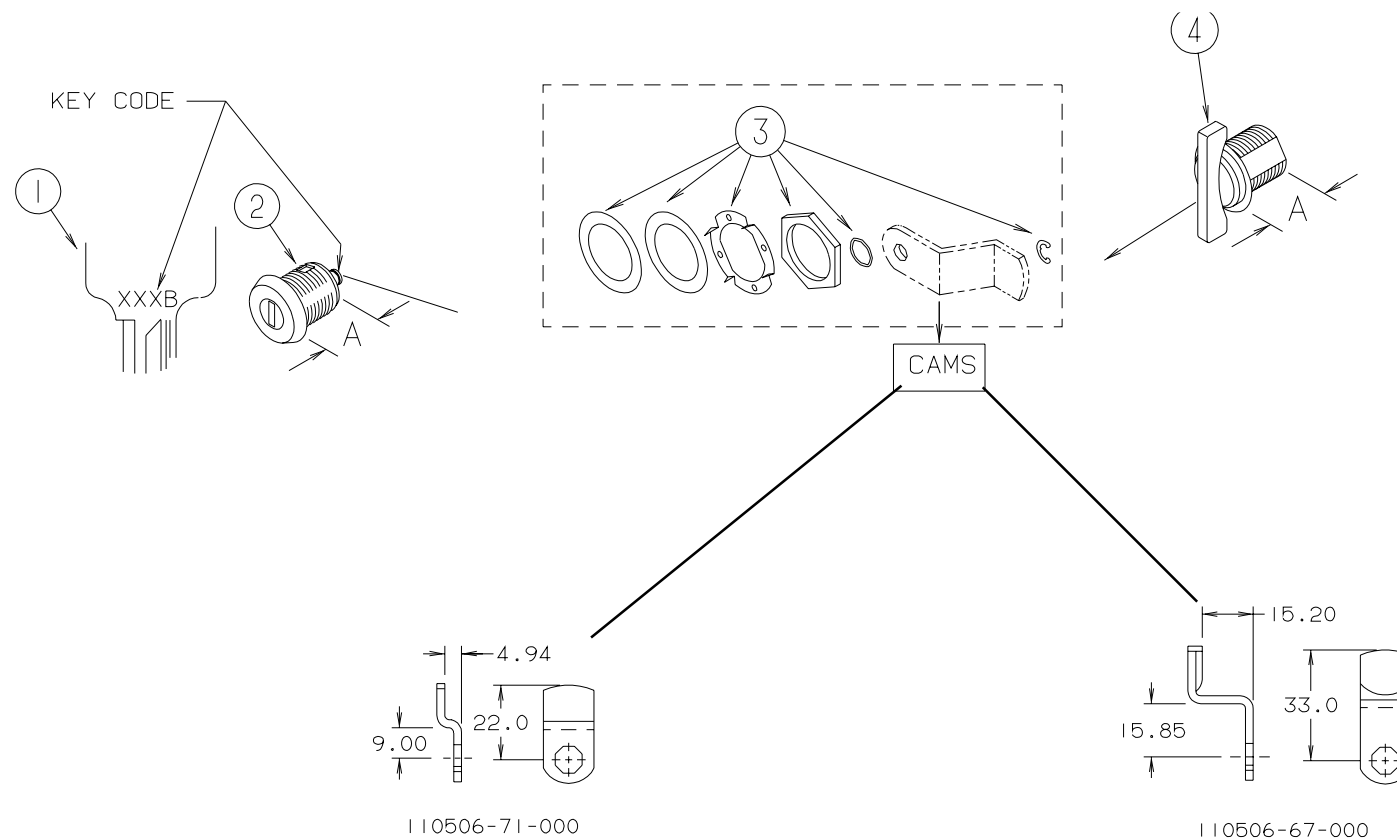
KEY	PART NUMBER	U/M	DESCRIPTION
1	115108-17-K58	EA	DOOR - ENTRY - W/SCREEN DOOR - W/O WINDOW (K58,K59)
1	115108-17-K62	EA	DOOR - ENTRY - W/SCREEN DOOR - W/O WINDOW (K62,K63)
1	115108-17-K60	EA	DOOR - ENTRY - W/SCREEN DOOR - W/O WINDOW (K64,K65)
1	115108-17-K33	EA	DOOR - ENTRY - W/SCREEN DOOR - W/O WINDOW (K26,K27)
2	121893-01-01A	EA	FRAME - ENTRY DOOR/BOTTOM - BRIGHT WHITE
3	121894-09-02A	EA	FRAME - ENTRY DOOR - BRIGHT WHITE
4	120863-02-000	EA	BUMPER - RUBBER - 1" DIAMETER X 1.50"
5	112782-05-01A	EA	CAP - VINYL - RED
6	112782-02-01A	EA	LATCH - INTERIOR PLATE
7	098173-01-04A	EA	STIFFENER - ENTRY DOOR - SUPPORTS LATCH/STRIKE - UNPAINTED
8	112782-07-01A	EA	LATCH - EXTERIOR - W/O MAIN CYLINDER W/DEADBOLT LOCK/KEY
9	112782-04-01A	EA	GASKET
10	112782-03-01A	EA	LATCH - SINGLE ROTOR
11	092927-03-000	EA	STRIKER - ROUND - JAMB MOUNTED
	077461-03-000	EA	COVER - STRIKE - ENTRY DOOR - 6.5" X 2.5" - WHITE PLASTIC
	039715-01-000	EA	NUT-SERT - 1/4" DIAMETER - 20 THREADS
	041546-08-000	EA	BRACKET - DOOR ANGLE O/W
	075671-04-000	FT	SEAL - SPONGE - LAZY T - W/ADHESIVE STRIP - .5" WIDE
12	100412-01-000	EA	CATCH - SCREEN DOOR
13	078595-01-000	EA	TOP PLATE - SCREEN DOOR - CURVED TOP - 4.7" X 25.35"
14	044582-44-000	EA	CAP - DRIP - JAMB - BRIGHT WHITE

KEY	PART NUMBER	U/M	DESCRIPTION
15	106719-01-05A	EA	HINGE - ENTRY DOOR - BRIGHT WHITE
	076725-02-000	EA	COVER - HINGE - ENTRY DOOR - 6" X 3.2" - OFF WHITE
	102248-01-000	EA	SHIM - DOOR
	116111-02-01A	EA	SCREW - TAPTITE - 1/4-20 X 3/8 PPH - ZINC
	118929-01-01A	FT	SEAL - PILE - PUSH ON
16	121898-07-02A	EA	JAMB - ENTRY DOOR
17	078777-08-000	FT	CHANNEL - SLIDER
18	079086-03-000	EA	SLIDER - SCREEN DOOR - BRIGHT WHITE
19	001014-01-013	EA	INSERT - CENTER - 10.25" X 16.31" - UNPAINTED
20	002294-01-000	FT	SPLINE - SCREENING - .135" X .138" - BLACK
21	002293-02-000	SF	SCREENING - 26" - CHARCOAL
	075673-01-000	FT	SEAL - PILE - ADHESIVE BACK - GRAY
22	078552-03-000	EA	KICK PANEL - SCREEN DOOR - LOWER INSERT - UNPAINTED
	078595-01-000	EA	TOP PLATE - SCREEN DOOR - CURVED TOP - 4.7" X 25.35"
23	051049-01-000	EA	JAMB - BOTTOM - ENTRY DOOR - 25.9" - UNPAINTED
24	117077-02-J70	EA	DOOR - SCREEN
25	104099-01-04A	EA	CATCH - DOOR HOLDER - STRIKE - BRIGHT WHITE
26	104099-02-04A	EA	CATCH - DOOR HOLDER - RETAINER - BRIGHT WHITE
	115222-02-01A	EA	GARNISH - RADIUS - ENTRY DOOR
	009126-03-000	EA	HANDLE - ASSIST - BLACK TEXTURED
	120863-06-000	EA	BUMPER - RUBBER - 3/4" X 3/8"

WINDOW, VENT & EXTERIOR DOOR GROUP (CONTINUED)

BRIGGS & STRATTON LOCKS & COMPONENTS

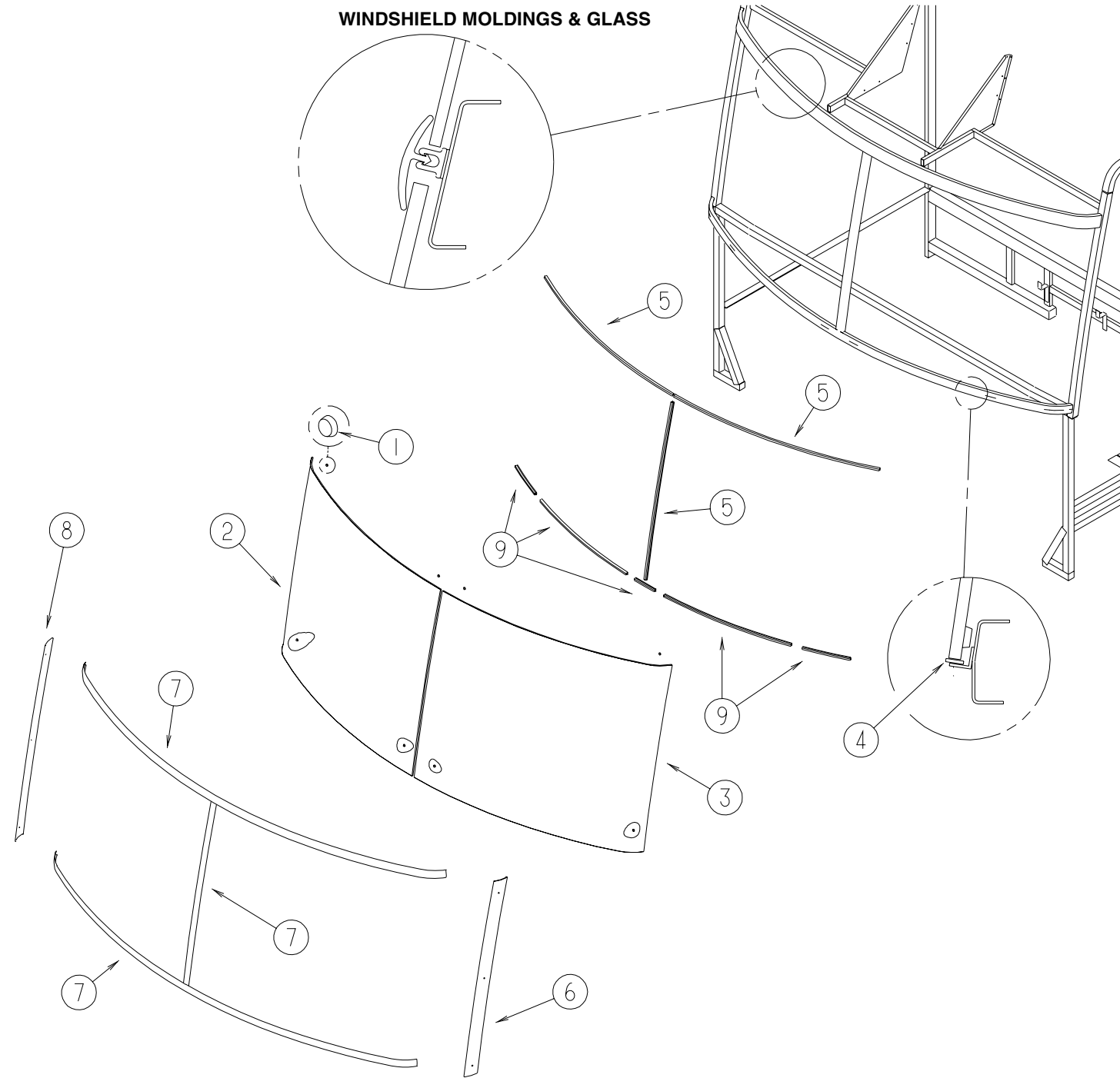
NOTE:
 WHEN ORDERING THE LOCK CASE, THE KEY CODE MUST MATCH THE LAST DIGIT OF THE VEHICLE'S SERIAL NUMBER AND PART NUMBER; WHEN ORDERING THE KEYS, THE THIRD DIGIT OF THE KEY CODE MUST MATCH THE LAST DIGIT OF THE VEHICLE'S SERIAL NUMBER AND PART NUMBER



KEY	PART NUMBER	U/M	DESCRIPTION	VENDOR NO.	KEY	PART NUMBER	U/M	DESCRIPTION	VENDOR NO.
1	110506-59-000	EA	KEYS - SET OF TWO	596720	1	110506-59-006	EA	KEYS - SET OF TWO	596726
2	110506-52-000	EA	CASE - LOCK - A= 17 MM	702370	2	110506-52-006	EA	CASE - LOCK - A= 17 MM	702376
2	110506-53-000	EA	CASE - LOCK - A= 25 MM	702380	2	110506-53-006	EA	CASE - LOCK - A= 25 MM	702386
1	110506-59-001	EA	KEYS - SET OF TWO	596721	1	110506-59-007	EA	KEYS - SET OF TWO	596727
2	110506-52-001	EA	CASE - LOCK - A= 17 MM	702371	2	110506-52-007	EA	CASE - LOCK - A= 17 MM	702377
2	110506-53-001	EA	CASE - LOCK - A= 25 MM	702381	2	110506-53-007	EA	CASE - LOCK - A= 25 MM	702387
1	110506-59-002	EA	KEYS - SET OF TWO	596722	1	110506-59-008	EA	KEYS - SET OF TWO	596728
2	110506-52-002	EA	CASE - LOCK - A= 17 MM	702372	2	110506-52-008	EA	CASE - LOCK - A= 17 MM	702378
2	110506-53-002	EA	CASE - LOCK - A= 25 MM	702382	2	110506-53-008	EA	CASE - LOCK - A= 25 MM	702388
1	110506-59-003	EA	KEYS - SET OF TWO	596723	1	110506-59-009	EA	KEYS - SET OF TWO	596729
2	110506-52-003	EA	CASE - LOCK - A= 17 MM	702373	2	110506-52-009	EA	CASE - LOCK - A= 17 MM	702379
2	110506-53-003	EA	CASE - LOCK - A= 25 MM	702383	2	110506-53-009	EA	CASE - LOCK - A= 25 MM	702389
1	110506-59-004	EA	KEYS - SET OF TWO	596724	3	110506-40-700	EA	HARDWARE KIT	
2	110506-52-004	EA	CASE - LOCK - A= 17 MM	702374	4	110506-50-000	EA	CASE - TWIST LOCK - A= 17 MM	596952
2	110506-53-004	EA	CASE - LOCK - A= 25 MM	702384	4	110506-51-000	EA	CASE - TWIST LOCK - A= 25 MM	596669
1	110506-59-005	EA	KEYS - SET OF TWO	596725		110506-40-000	EA	CLIP-E - LOCK ASM.	93981
2	110506-52-005	EA	CASE - LOCK - A= 17 MM	702375		110506-67-000	EA	CAM - LOCK	322283
2	110506-53-005	EA	CASE - LOCK - A= 25 MM	702385		110506-71-000	EA	CAM - LOCK	322287
						110506-59-701	EA	KEY BLANK - GOLD	

WINDSHIELD & WIPER GROUP

WINDSHIELD MOLDINGS & GLASS

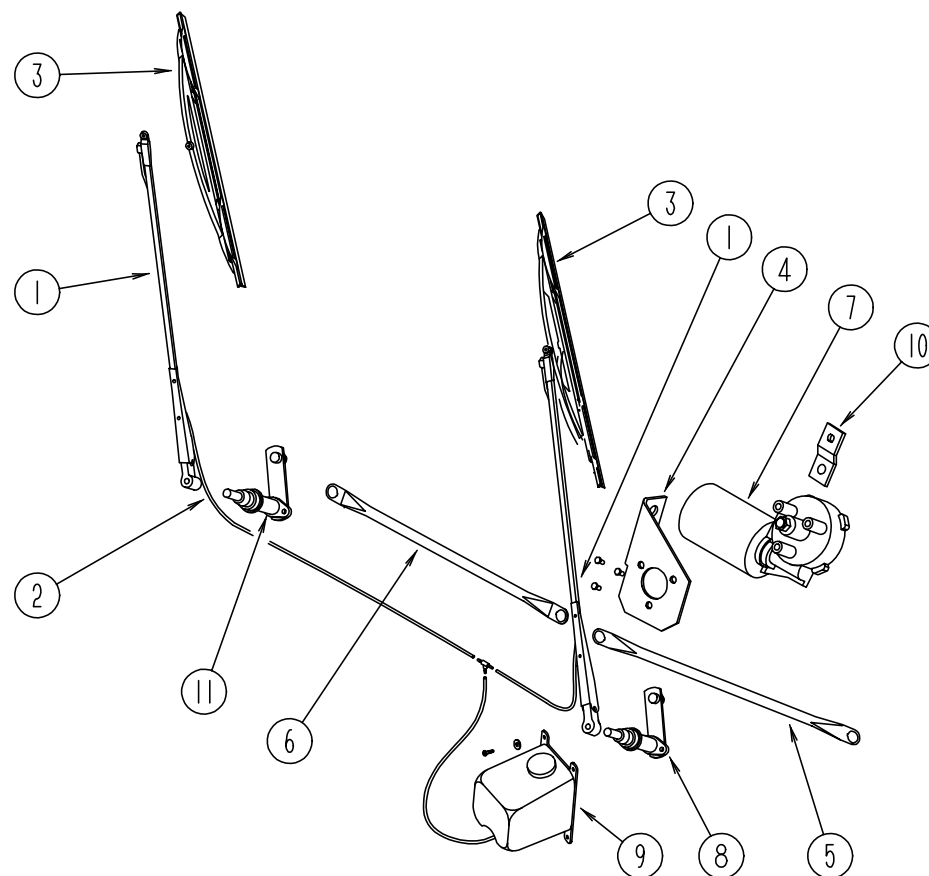


KEY	PART NUMBER	U/M DESCRIPTION
1	081914-01-000	EA BUMPER - RUBBER - ROUND - .43" DIAMETER
2	124328-01-000	EA WINDSHIELD - PASSENGER - 52" X 41" (CURVED)
3	124328-02-000	EA WINDSHIELD - DRIVER - 52" X 41" (CURVED)
4	002328-02-000	EA BLOCK - WINDSHIELD - .062" X .5" X .98"
5	127862-01-000	EA CARRIER - REVEAL - WINDSHIELD - 47.2"

KEY	PART NUMBER	U/M DESCRIPTION
6	125384-04-02A	EA TRIM - WINDSHIELD - A-PILLAR - DRIVER - BLACK
6	125384-04-01A	EA TRIM - WINDSHIELD - A-PILLAR - DRIVER - MILL
7	120533-01-000	FT MOLDING - REVEAL - WINDSHIELD
7	118586-01-000	FT MOLDING - REVEAL - WINDSHIELD (CENTER POST)
8	125384-03-02A	EA TRIM - WINDSHIELD - A-PILLAR - PASSENGER - BLACK
8	125384-03-01A	EA TRIM - WINDSHIELD - A-PILLAR - PASSENGER - MILL
9	117335-01-000	EA CARRIER/REVEAL - 94.6" W/ADHESIVE BACKING

WINDSHIELD & WIPER GROUP (CONTINUED)

WINDSHIELD WIPER ASM (FORD)



KEY	PART NUMBER	U/M	DESCRIPTION	VENDOR NO.
1	117769-01-000	EA	ARM - WIPER - PANTOGRAPH - 28"	
2	045794-01-000	FT	HOSE - WASHER - WINDSHIELD - 5/32" ID - BLACK	
3	095964-01-000	EA	BLADE - WINDSHIELD WIPER - 24"	
	095964-01-700	EA	BLADE - REFILL 24" (PAIR)	
4	125829-03-02B	EA	BRACKET ASM - WIPER MOTOR	
5	117770-01-000	EA	LINK - CONNECTING - 24" - CLOSED GROMMET/OPEN GROMMET	
6	117770-02-000	EA	LINK - CONNECTING - 24" - CLOSED GROMMET/CLOSED GROMMET	
7	104346-05-000	EA	WIPER MOTOR - W/INTERNAL BREAKER - DYNAMIC PARK	
8	096505-09-000	EA	SHAFT/PIVOT - WINDSHIELD WIPER	
9	117766-02-000	EA	RESERVOIR/PUMP - WINDSHIELD WASHER	
	110605-01-000	EA	TEE - PLASTIC - BARBED - 1/8" X 1/8" X 3/16"	
9	117765-03-000	EA	CONNECTOR - 5/32" - WINDSHIELD WASHER	

KEY	PART NUMBER	U/M	DESCRIPTION	VENDOR NO.
10	104347-04-000	EA	ARM - DRIVE - WIPER MOTOR	
11	096505-09-000	EA	SHAFT/PIVOT - WINDSHIELD WIPER	
	061603-01-000	EA	GROMMET - SNAP - 3/16"ID - 3/8" HOLE - PLASTIC - BLACK	
	067188-01-000	EA	STUD - CRANK - WIPER MOTOR	
	117322-01-000	EA	SCREW - 1/4-28 UNFINISHED - 2A - TORX	
	077049-02-000	EA	NUT - ACORN - 10-32 BLACK/ANODIZED	
	096505-02-700	EA	DRIVER - KNURLED - (HD) BRL .687	NT721017
	096505-02-701	EA	NUT - HEX (HD) W/.687 BARREL	NT721021
	096505-02-702	EA	CAP - RUBBER (HD) BARREL .687	CP721084
	096505-02-703	EA	CAP - NUT (ACORN) HD W/.687 BRL 51065-40	NT27WC
	117768-01-000	EA	SHAFT - ADAPTER - PANTOGRAPH ARM	
	096931-01-700	FT	HOSE - WASHER - 1/8" ID	
	110742-02-000	EA	GASKET - WIPER	