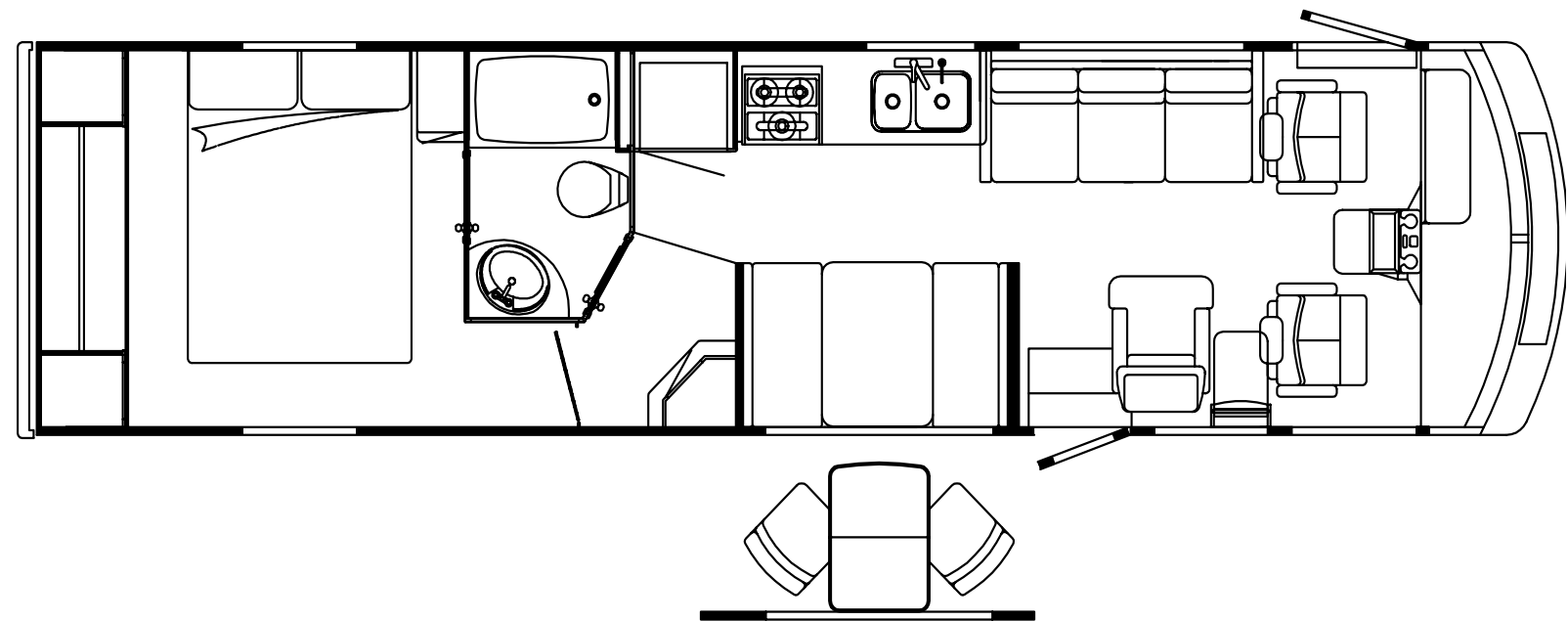



# 1999 ICG34H

- K58 CLOUD (GRAY)  
(WASHED MAPLE)**
- K59 CLOUD (GRAY)  
(WATERFORD OAK)**
- K62 CASTLETON (TAUPE)  
(WASHED MAPLE)**
- K63 CASTLETON (TAUPE)  
(WATERFORD OAK)**
- K64 MINT (GREEN)  
(WASHED MAPLE)**
- K65 MINT (GREEN)  
(WATERFORD OAK)**
- K26 SEASPRAY (TEAL)  
(WASHED MAPLE)**
- K27 SEASPRAY (TEAL)  
(WATERFORD OAK)**



## ACCESSORIES GROUP

### OPERATOR MANUAL

KEY	PART NUMBER	U/M DESCRIPTION
	054185-J1-000	EA MANUAL - OPERATOR 99 SUNCRUISER
	129079-01-01A	EA CASE - VINYL/BLACK-EXPANDABLE ACCORDION SIDES-7"WX9"HX14"L
	129543-01-000	EA TOP LEVEL - G,1999

## AUDIO VIDEO GROUP

### RADIO SYSTEMS & ANTENNA

KEY	PART NUMBER	U/M DESCRIPTION	VENDOR NO.
	127516-03-000	EA RADIO - AM/FM STEREO - CD PLAYER - PANASONIC	- CQ-DP930
	127264-01-000	EA RADIO - AM/FM STEREO - CASSETTE - PANASONIC	- CQ-R111U
	127264-01-700	EA TRIM RING	YFC054C044ZB
	127264-01-701	EA KNOB - VOLUME	YFE074C045ZA
	127264-01-702	EA KNOB - FADER	YEFE074C026
	127264-01-703	EA FACTORY HARNESS	YAJ024C048ZB
	124881-01-000	EA AMPLIFIER - AUDIO	
	110469-01-000	EA SPEAKER - 4" X 6" OVAL - COAXIAL	
	110470-01-01A	EA GRILLE - 4" X 6" OVAL - BLACK	
	094097-01-000	EA SPEAKER - RADIO/TV - W/O GRILLE - 5.25" DIAMETER	
	077069-02-000	EA CABLE - ANTENNA/EXTENSION - RADIO - 96"	
	123256-01-000	EA ANTENNA - CB - W/O CABLE	
	123256-02-000	EA CABLE - CB - COAX	
	090944-01-000	EA ANTENNA - RADIO - 16" RUBBER	
	108847-01-000	EA BRACKET - ANTENNA GROUND	
	115916-01-01B	EA BRACKET - ANTENNA MOUNT	
	109889-04-000	EA EXTENDER - ANTENNA SHAFT - 3"	

### DELUXE SOUND SYSTEM

KEY	PART NUMBER	U/M DESCRIPTION
	124883-02-000	EA SPEAKER - CUBE - W/BRACKET
	124884-01-000	EA SPEAKER - 6" X 9" - SUB-WOOFER
	124885-01-000	EA GRILLE - SPEAKER - 6" X 9" - SUB-WOOFER
	124881-01-000	EA AMPLIFIER - AUDIO

### REAR MONITOR SYSTEM

KEY	PART NUMBER	U/M DESCRIPTION	VENDOR NO.
	093040-09-000	EA CAMERA - REAR VIEW - W/BRACKET - SONY	
	093040-10-000	EA MONITOR - 7" REAR VIEW - W/BRACKET - SONY	
	093040-10-700	EA LENS - MONITOR - REAR VIEW F/7"	3-708-537-01
	096717-03-000	EA WIRE ASSEMBLY - REAR MONITOR - AFTER MARKET INSTALLATION	
	108885-02-000	EA WIRE - REAR MONITOR(W/3 PIN HOUSING F/FUSE BLOCK) CHEVY	
	093041-01-000	EA CABLE - MONITOR/CAMERA - INTERNAL USE - 65.6'	
	093041-02-000	EA CABLE - MONITOR/CAMERA - EXTERNAL USE - 59.1'	

### PATIO ENTERTAINMENT CENTER

KEY	PART NUMBER	U/M DESCRIPTION
	110469-01-000	EA SPEAKER - OVAL - 4" X 6" - BLACK
	110470-01-01A	EA GRILLE - SPEAKER - OVAL - 4" X 6" - BLACK
	077069-02-000	EA CABLE - ANTENNA - RADIO - EXTENSION 96"
	125322-02-000	EA RADIO - AM/FM STEREO - CASSETTE - AUDIOVOX - MS-306
	090944-01-000	EA ANTENNA - RADIO - 16" RUBBER
	108847-01-000	EA BRACKET - ANTENNA GROUND
	109889-04-000	EA ANTENNA - 3" SHAFT EXTENDER - MAGNADYNE RV71EX3

### TELEPHONE

KEY	PART NUMBER	U/M DESCRIPTION
	093253-01-01A	EA PLATE - WALL - TELEPHONE - BEIGE
	130686-01-01A	EA PLATE - WALL - TELEPHONE/COAX - WHITE

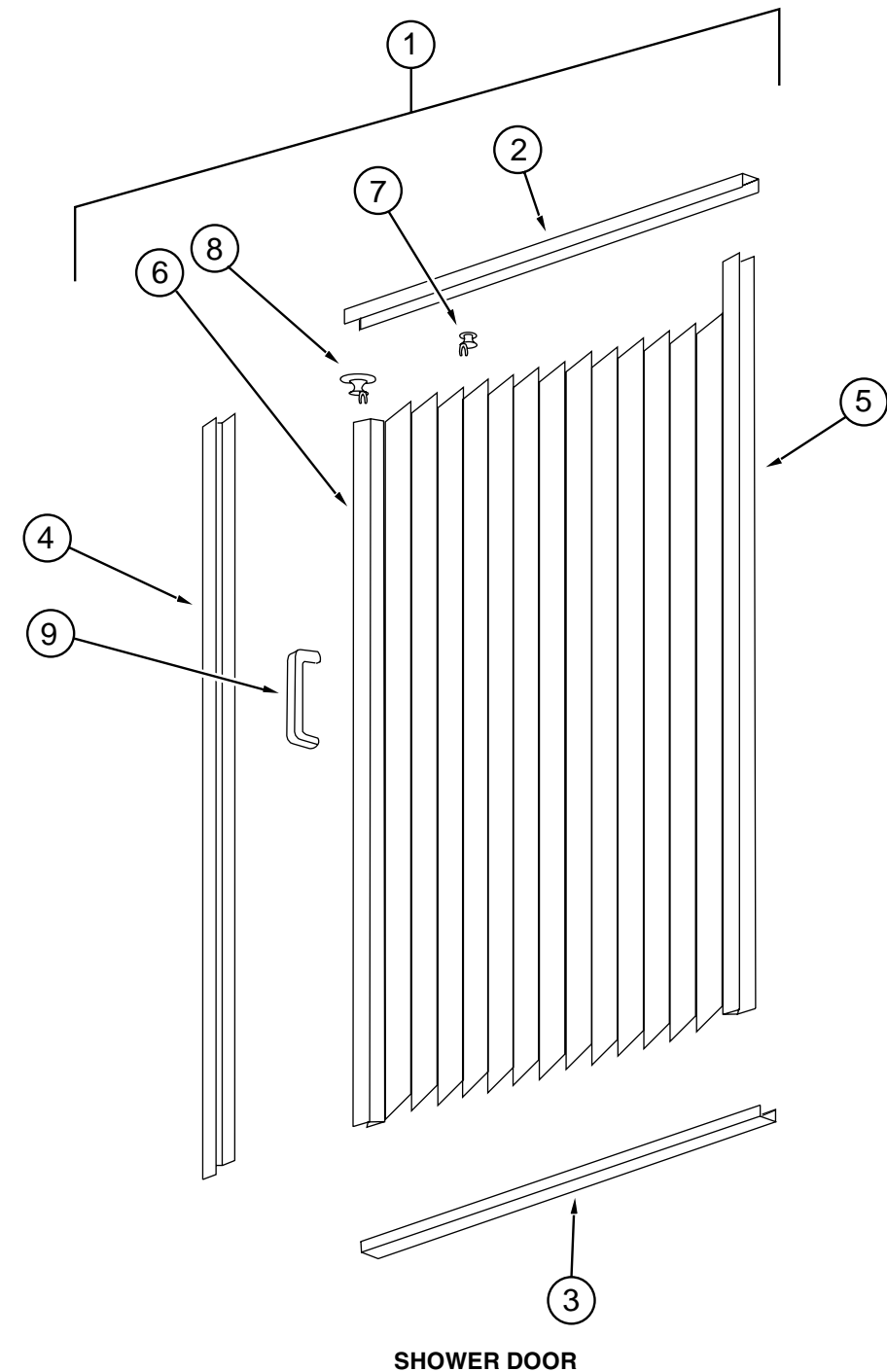
## AUDIO VIDEO GROUP (CONTINUED)

### TV & VCR SYSTEMS

KEY	PART NUMBER	U/M	DESCRIPTION	VENDOR NO.
*	076319-23-000	EA	ANTENNA - TV - ROOF MOUNT - 44.5" MAST	
*	120233-04-000	EA	ANTENNA - SATELLITE - W/DIGITAL SENSOR/READ OUT DISPLAY FROM: 07-16-98 THRU: 99-99-99	
	086231-08-000	EA	TV - 13" COLOR - DC - AUDIOVOX AVT-1475	
	086231-08-700	EA	REMOTE - UNIVERSAL	8822325
	126696-02-000	EA	TV - 19" COLOR W/1/8" JACK - UL/CSA - GE19GT319M	
	126696-01-700	EA	REMOTE	226725
	126697-02-000	EA	VCR-VHS - CABLE READY - W/REMOTE - GE VG2042	
	126697-02-700	EA	REMOTE	238513
	086757-03-000	EA	CONTROL CENTER - SWITCH - VCR/TV FROM: 00-00-00 THRU: 11-08-98	
	086757-04-000	EA	CONTROL CENTER - SWITCH - VCR/TV - 5 INPUTS FROM: 11-09-98 THRU: 99-99-99	
	086777-02-000	EA	WALLPLATE - TV CABLE - W/ANTENNA SWITCH - BROWN	
	086777-06-000	EA	WALLPLATE - TV CABLE - ANTENNA BOOSTER/1 OUTPUT - BROWN	
	086756-01-000	EA	SPLITTER - TV - 2 WAY	
	076319-09-000	EA	WALLPLATE - CABLE RECEPTACLE - TV - SINGLE - BROWN	
	076319-03-000	FT	CABLE - COAXIAL - 75 OHM	
	076319-12-000	EA	CONNECTOR - COAXIAL - ONE PIECE	
	086231-08-701	EA	ADAPTER - WIRE	0891436
	082134-01-000	EA	ADAPTER - TV - CABLE TO CABLE	
	098819-01-000	EA	SPEAKER - 4" - 2 WATT - 8 OHM	
	082136-01-000	EA	NUT - HEX JAM - 3/8-32	
	114870-02-000	EA	PLUG - .14" AUDIO W/LEADS	
*	076319-25-000	EA	KIT - HARDWARE INTERIOR	

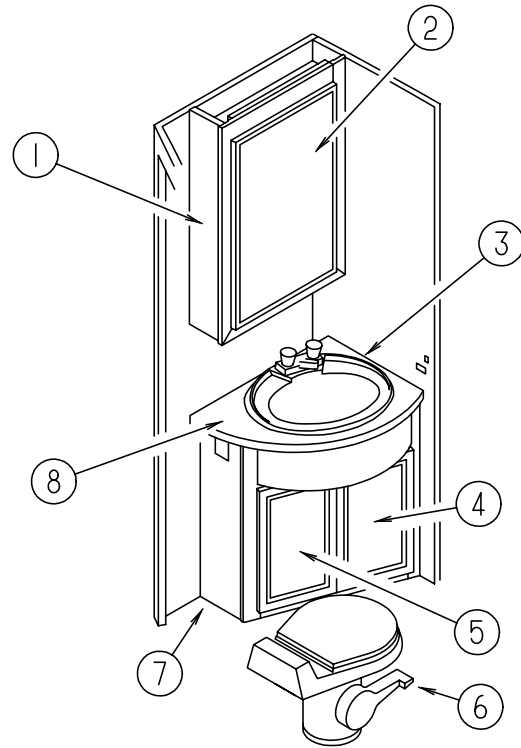
\*COMPONENT PARTS FOUND IN SERVICE PARTS LIBRARY

## BATH GROUP



KEY	PART NUMBER	U/M	DESCRIPTION
1	117431-03-01A	EA	DOOR - SHOWER - PLEATED FABRIC
2	117431-01-700	EA	TRACK - TOP - ALUM. IVORY INSERT - 48"
3	117431-01-701	EA	TRACK - BOTTOM - 48 "
4	117431-01-702	EA	RAIL - SIDE - 67"
5	117431-01-703	EA	RAIL - STATIONARY - 67"
6	117431-01-704	EA	RAIL - LEAD - 67" - W/LATCH
7	117431-01-705	EA	GLIDE - IVORY - TRAVELER
8	117431-01-706	EA	GLIDE - IVORY LEAD - TRAVELER
9	117431-01-708	EA	HANDLES & SCREWS
	117431-01-707	EA	CATCH - BATH DOOR
	117431-03-700	EA	STRAP - VINYL SHOWER

## BATH GROUP (CONTINUED)

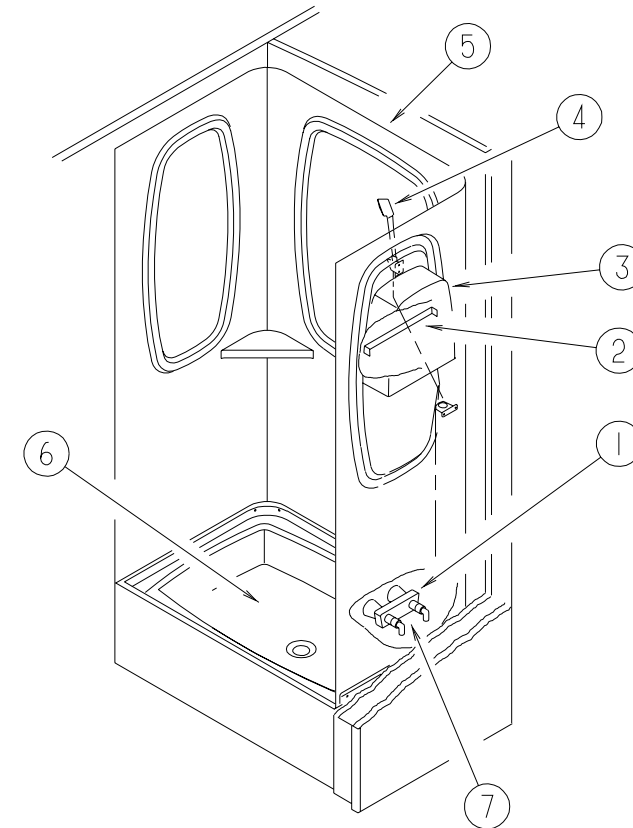


**BATH CABINETS**

KEY	PART NUMBER	U/M	DESCRIPTION
1	104650-01-K58	EA	CABINET - MEDICINE - W/O DOOR/HARDWARE (MAPLE)
1	104650-01-K28	EA	CABINET - MEDICINE - W/O DOOR/HARDWARE (OAK)
	104650-11-J52	EA	SHELF - W/PLASTIC EDGE TRIM (MAPLE)
	104650-11-G15	EA	SHELF - W/PLASTIC EDGE TRIM (OAK)
2	115237-01-J52	EA	DOOR - MIRRORED/MEDICINE CABINET - 19.7" X 29.5" - W/O HARDWARE (MAPLE)
2	115237-01-G01	EA	DOOR - MIRRORED/MEDICINE CABINET - 19.7" X 29.5" - W/O HARDWARE (OAK)
	093606-18-000	EA	MIRROR - BEVELED PANEL - 19.7" X 29.5"
3	105921-01-01A	EA	SINK - LAVATORY - LARGE OVAL - 17" X 20" PLASTIC/OFF WHITE
	106116-01-01A	EA	STRAINER - SINK - W/STOPPER/TAILPIECE/GASKET & NUT - PLASTIC
	075240-06-000	EA	FAUCET - LAVATORY/BONE
	105218-01-01A	EA	SPACER - FAUCET/LAVATORY SINK - 2" X 5.9" - ABS PLASTIC
	091253-01-000	EA	GASKET - FAUCET - LAVATORY/GALLEY
4	M05992-H5-K58	EA	DOOR - STRAIGHT CORNER/OGEE EDGE - 11.2" X19.7" - W/O HARDWARE (MAPLE)
4	M05992-H5-K28	EA	DOOR - STRAIGHT CORNER/OGEE EDGE - 11.2" X19.7" - W/O HARDWARE (OAK)
5	M05992-G0-K58	EA	DOOR - STRAIGHT CORNER/OGEE EDGE - 11.2" X19.7" - W/O HARDWARE (MAPLE)
5	M05992-G0-K28	EA	DOOR - STRAIGHT CORNER/OGEE EDGE - 11.2" X19.7" - W/O HARDWARE (OAK)
6*	085330-06-000	EA	TOILET - STANDARD CHINA W/SPRAYER - BONE
7	126407-01-J54	EA	CABINET - LAVATORY - W/COUNTERTOP - W/O DOORS/HDW (K58, K64, K26)
7	126407-01-J26	EA	CABINET - LAVATORY - W/COUNTERTOP - W/O DOORS/HDW (K59, K65, K27)
7	126407-01-K62	EA	CABINET - LAVATORY - W/COUNTERTOP - W/O DOORS/HDW (K62)
7	126407-01-K32	EA	CABINET - LAVATORY - W/COUNTERTOP - W/O DOORS/HDW (K63)
8	126407-11-J26	EA	COUNTERTOP - LAVATORY (K58, K59, K64, K65, K26, K27)
8	126407-11-J23	EA	COUNTERTOP - LAVATORY (K62, K63)
	075452-02-000	EA	HOLDER - TOILET TISSUE - BRASS
	075454-02-000	EA	RING - TOWEL - W/MOUNTING HARDWARE - BRASS
			FROM: 00-00-00 THRU: 12-17-98
	132046-01-01A	EA	RING - TOWEL - BRASS/METAL
			FROM: 12-18-98 THRU: 99-99-99

\*COMPONENT PARTS FOUND IN SERVICE PARTS LIBRARY

## BATH GROUP (CONTINUED)

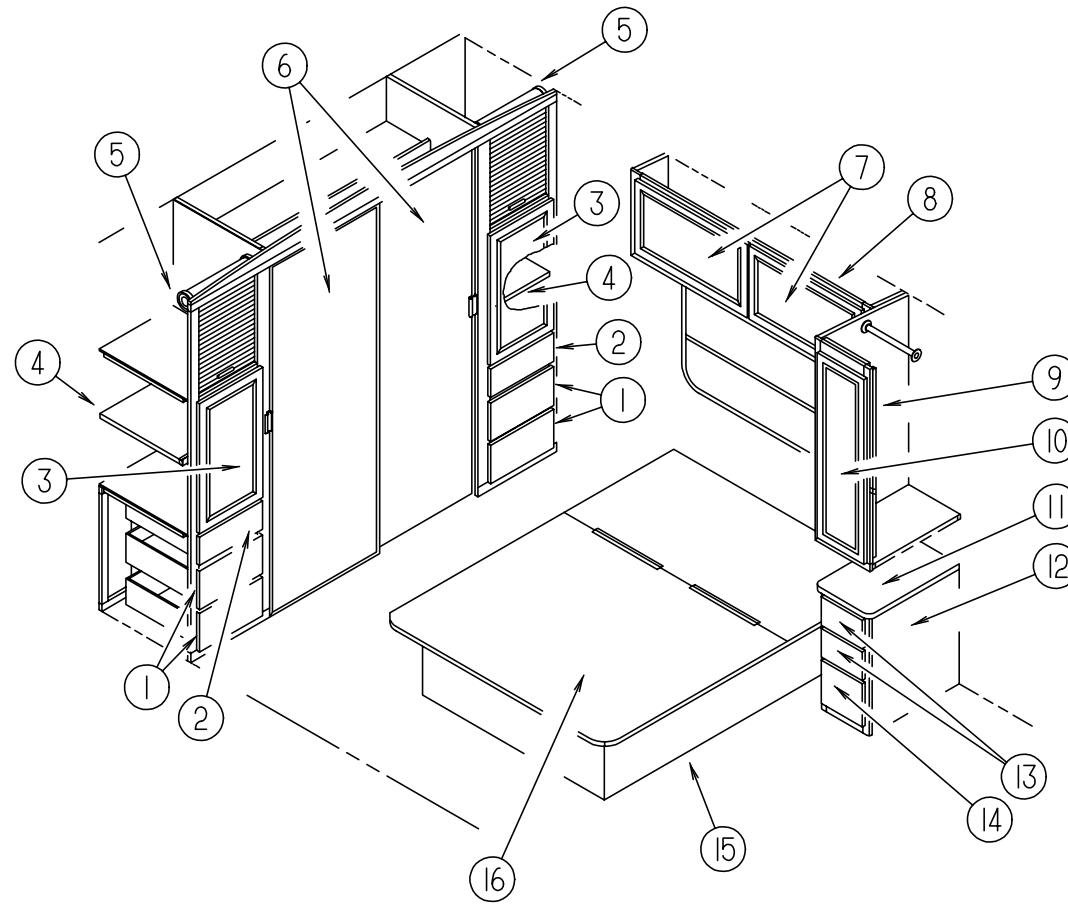


**SHOWER COMPONENTS**

KEY	PART NUMBER	U/M	DESCRIPTION
1	075242-04-000	EA	FAUCET - TUB/SHOWER - BONE
2	113646-01-01A	EA	RETAINER - SHELF/SHOWER
3	104462-02-01A	EA	CADDY - SHOWER - OFF WHITE
4	131383-01-01A	EA	SHOWER HEAD - W/60" HOSE & BRACKET - IVORY (US)
4	131383-02-01A	EA	SHOWER HEAD - W/60" HOSE & BRACKET (CSA) IVORY
	131383-03-01A	EA	BRACKET - SHOWER HEAD/IVORY 2328029-I
5	115612-01-01A	EA	SURROUND - SHOWER - OFF WHITE
6	M02630-34-GV0	EA	SHOWER PAN - W/SPRING LOADED DRAIN PLUNGER (US)
6	M02630-27-F11	EA	SHOWER PAN - W/STRAINER/TAILPIECE(CSA)
7	075606-01-000	EA	PANEL - PLASTIC - FAUCET BACK - 5" X 9"

## BEDROOM GROUP

### QUEEN BEDROOM

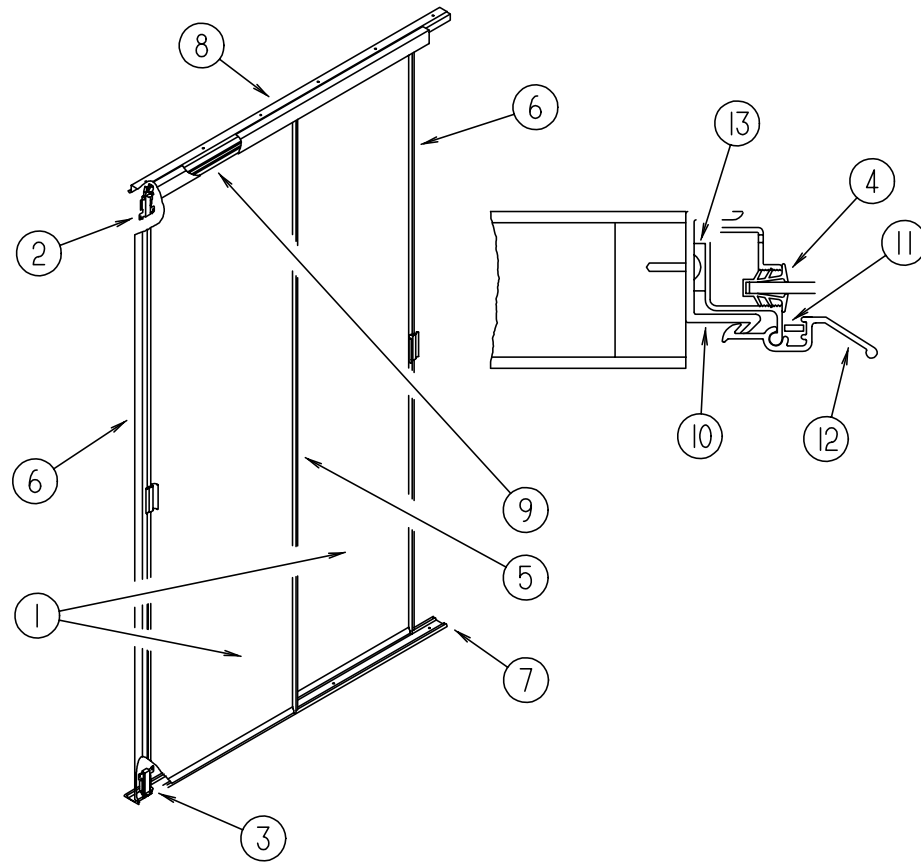


KEY	PART NUMBER	U/M	DESCRIPTION
1	M05971-CC-K28	EA	DRAWER - OGEE EDGE - 14"W X 17.7"D - W/O SLIDES/HDW (OAK)
1	M05971-CC-K58	EA	DRAWER - OGEE EDGE - 14"W X 17.7"D - W/O SLIDES/HDW (MAPLE)
2	M05971-CB-K28	EA	DRAWER - OGEE EDGE - 14"W X 17.7"D - W/O SLIDES/HDW (OAK)
2	M05971-CB-K58	EA	DRAWER - OGEE EDGE - 14"W X 17.7"D - W/O SLIDES/HDW (MAPLE)
3	M05992-48-J20	EA	DOOR - STRAIGHT CORNER/OGEE EDGE - 15.7" X 27.9" - W/O HDW (OAK)
3	M05992-48-K58	EA	DOOR - STRAIGHT CORNER/OGEE EDGE - 15.7" X 27.9" - W/O HDW (MAPLE)
4	124732-18-H17	EA	SHELF - W/PLASTIC EDGE MOLDING (OAK)
4	124732-18-J52	EA	SHELF - W/PLASTIC EDGE MOLDING (MAPLE)
5	097141-02-700	EA	KIT - TRACK - TAMBOUR DOOR - W/ONE RIGHT & ONE LEFT TRACK
	057882-04-700	EA	DOOR - TAMBOUR 4' X 4' PC WINONA (OAK)
	057882-05-700	EA	DOOR - TAMBOUR 4' X 4' MAPLE
	M97191-01-E37	EA	HANDLE - TAMBOUR DOOR - ASH (OAK)
	M97191-01-H56	EA	HANDLE - TAMBOUR DOOR - MAPLE
6	114149-15-K28	EA	DOOR - MIRRORED/WARDROBE - W/HDW
7	M05992-M6-J20	EA	DOOR - STRAIGHT CORNER/OGEE EDGE - 9" X 26.5" - W/O HDW (OAK)
7	M05992-M6-K58	EA	DOOR - STRAIGHT CORNER/OGEE EDGE - 9" X 26.5" - W/O HDW (MAPLE)
8	123473-01-H17	EA	CABINET - OVERHEAD REAR - W/O DOORS/HDW (OAK)
8	123473-01-J52	EA	CABINET - OVERHEAD REAR - W/O DOORS/HDW (MAPLE)
9	126330-01-J22	EA	CABINET - SHIRT CLOSET - W/O DOOR/HDW (OAK)
9	126330-01-J52	EA	CABINET - SHIRT CLOSET - W/O DOOR/HDW (MAPLE)

KEY	PART NUMBER	U/M	DESCRIPTION
10	M05992-48-J20	EA	DOOR - STRAIGHT CORNER/OGEE EDGE - 15.7" X 27.9" - W/O HDW (OAK)
10	M05992-48-K58	EA	DOOR - STRAIGHT CORNER/OGEE EDGE - 15.7" X 27.9" - W/O HDW (MAPLE)
11	126359-11-J26	EA	CTRTP - NIGHTSTAND (K58, K59, K64, K65, K26, K27)
11	126359-11-J23	EA	CTRTP - NIGHTSTAND (K62, K63)
12	126359-01-J26	EA	CABINET - NIGHTSTAND - W/CTRTP - W/O DRAWERS/HDW (K58, K64, K26)
12	126359-01-K29	EA	CABINET - NIGHTSTAND - W/CTRTP - W/O DRAWERS/HDW (K59, K65, K27)
12	126359-01-K32	EA	CABINET - NIGHTSTAND - W/CTRTP - W/O DRAWERS/HDW (K62)
12	126359-01-K33	EA	CABINET - NIGHTSTAND - W/CTRTP - W/O DRAWERS/HDW (K63)
13	M05971-97-K28	EA	DRAWER - OGEE EDGE - 8" W X 17.7"D - W/O SLIDES/HDW (OAK)
13	M05971-97-K58	EA	DRAWER - OGEE EDGE - 8" W X 17.7"D - W/O SLIDES/HDW (MAPLE)
14	M05971-71-H33	EA	DRAWER - OGEE EDGE - 8" W X 17.7"D - W/O SLIDES/HDW (OAK)
14	M05971-71-K58	EA	DRAWER - OGEE EDGE - 8" W X 17.7"D - W/O SLIDES/HDW (MAPLE)
15	P26437-02-K28	EA	CABINET - BASE - QUEEN BED (OAK)
15	P26437-02-K58	EA	CABINET - BASE - QUEEN BED (MAPLE)
16	M07571-03-J22	EA	TOP - QUEEN BED - W/O HDW
	107796-06-000	EA	SPRING/GAS - 12" COMPRESSED/20" EXTENDED - 120 LB.
	091952-01-000	EA	CLIP - GRIPPER - 1"
	097872-04-000	EA	DOWEL - WOOD - 1" DIAMETER X 1.38" LONG
	126263-06-02B	EA	BRACKET - GAS SPRING - UPPER - E-COATED
	126263-08-02B	EA	BRACKET - GAS SPRING - LOWER - E-COATED

# BEDROOM GROUP (CONTINUED)

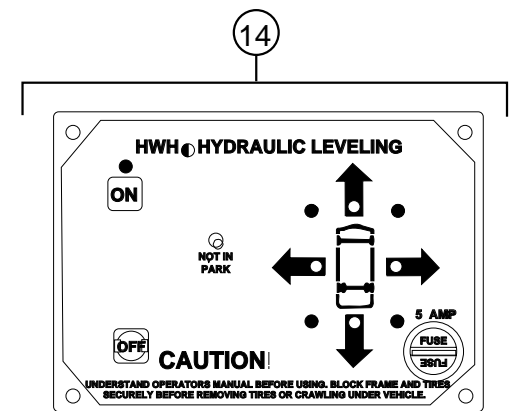
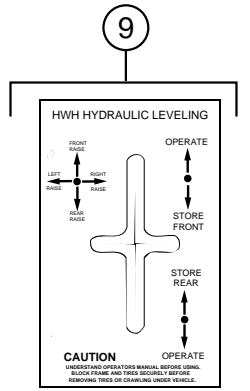
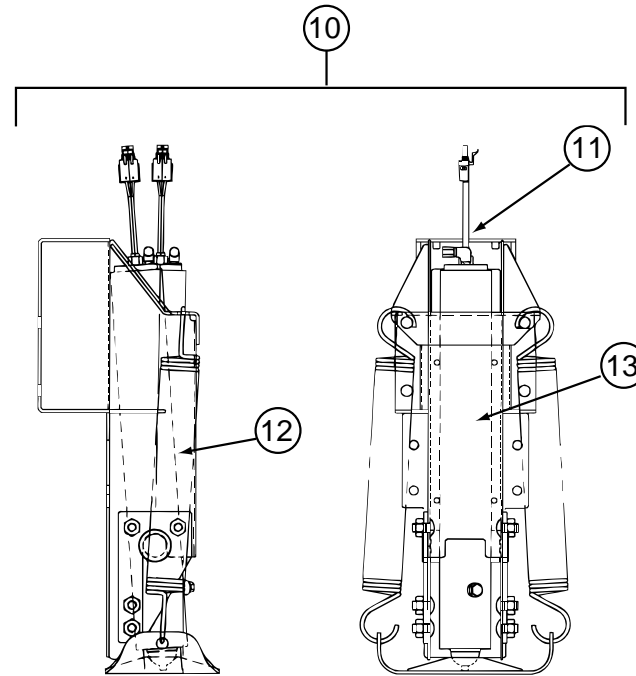
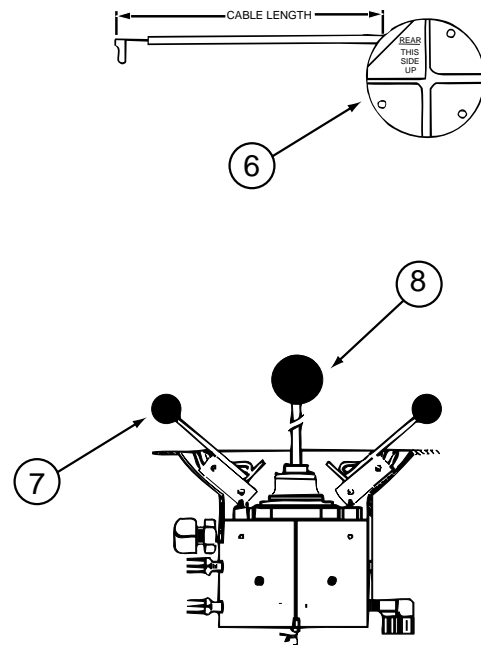
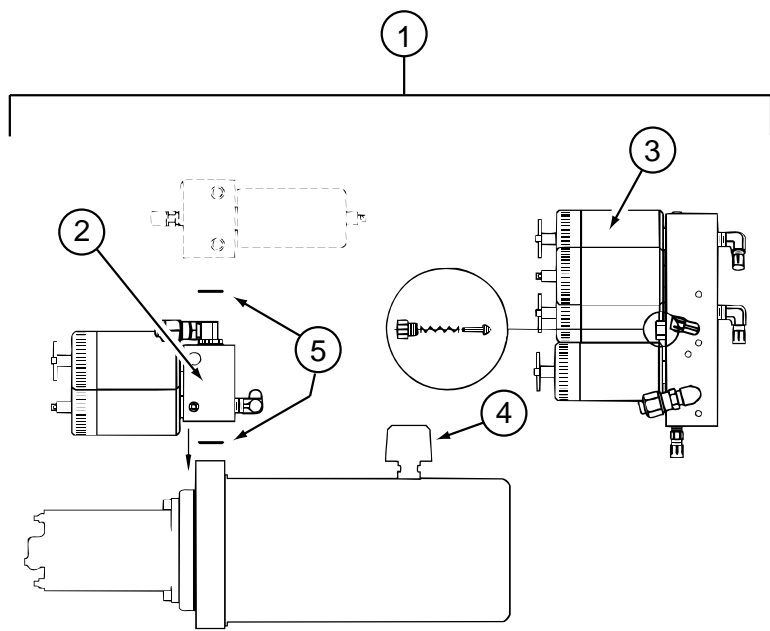
## WARDROBE DOOR



KEY	PART NUMBER	U/M	DESCRIPTION
1	114149-15-K28	EA	DOOR - MIRRORED/WARDROBE - W/HARDWARE
2	107390-01-000	EA	CORNER HANGER (SINGLE ROLLER W/BRACKET) (SOLD AS 1 EACH)
3	107391-01-000	EA	GUIDE - BOTTOM - BY-PASS (PAIR) (4 USED PER DOOR)
4	111575-01-01A	FT	CHANNEL - GLAZING - SWING DOOR
5	114104-06-01A	EA	STILE - DOOR - SLIDING
6	114104-02-01A	EA	STILE - DOOR - SLIDING
7	114105-08-01A	EA	TRACK - DOOR - SLIDING/LOWER
8	114106-08-01A	EA	TRACK - DOOR - SLIDING/UPPER
9	114107-07-01A	EA	RAIL - SLIDING DOOR
10	115538-03-01A	EA	JAMB - DOOR - WARDROBE/MIRRORED
11	115541-01-000	EA	SPRING - DOOR - SLIDING
12	128587-01-01A	EA	LATCH - WARDROBE DOOR - W/O SPRING
			FROM: 00-00-00 THRU: 02-07-99
12	132038-01-01A	EA	LATCH - DOOR/WARDROBE - TERRATONE
			FROM: 02-08-99 THRU: 99-99-99
13	123655-01-000	FT	SEAL - CLOSED CELL/FOAM
	131667-01-02B	EA	STOP - DOOR - E-COATED

## CHASSIS GROUP (CONTINUED)

### HWH HYDRAULIC LEVELING SYSTEM (AP15569) (FORD)

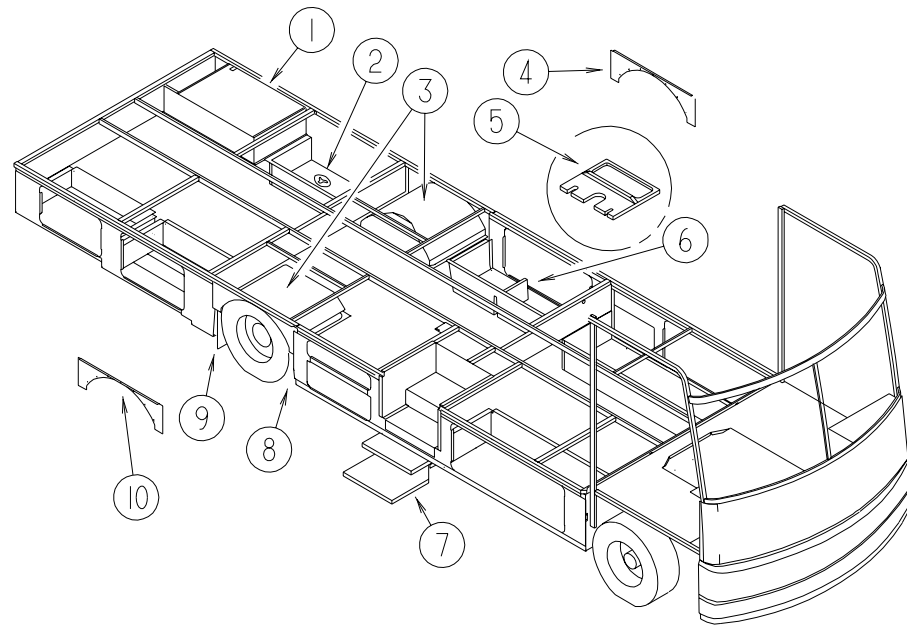


KEY	PART NUMBER	U/M	DESCRIPTION
	100532-51-000	EA	LEVELING SYSTEM - HYDRAULIC
1	100532-01-713	EA	PUMP - RESERVOIR ASM. - MONARCH
2	100532-09-710	EA	SOLENOID - INTERMITTENT DUTY
3	100532-08-702	EA	VALVE - BI-AXIS
4	100532-03-715	EA	CAP - BREATHER W/DIPSTICK
5	100532-03-723	EA	O-RING/SEAL KIT
6	100532-03-710	EA	SENSING UNIT 21' MTA
7	100532-08-705	EA	KNOB - 3/4" BLACK - SET OF FOUR
8	100532-08-706	EA	KNOB - 1 3/16" BLACK
9	100532-08-707	EA	BEZEL W/GASKET - F/SYSTEM 200
10	100532-51-700	EA	JACK - 6K STRAIGHT ACTING
11	100532-12-706	EA	SWITCH - WARNING/MAGNETIC
12	100532-12-707	EA	SPRING KIT
13	100532-53-700	EA	CYLINDER ASM. - 9K

VENDOR NO.
RAP90014
RAP0533
RAP9589
RAP7876
RAP9171
RAP6798
RAP1379
RAP9734
RAP9592
RAP90502
RAP1008 / RAP90496
R3847
RAP90491

KEY	PART NUMBER	U/M	DESCRIPTION	VENDOR NO.
14	100532-08-703	EA	PANEL ASM. - 200 BI-AXIS SYS.	RAP9755
	100532-32-703	EA	BUZZER - JACK WARNING	RAP90403
	100532-45-700	EA	CYLINDER W/O FOOT - 6K X 13"	RAP90490
	100532-47-701	EA	VALVE - BI-AXIS - W/O LEVERS	RAP0367
	100536-11-000	EA	HOSE KIT - HWH #AP0013	
	100536-09-701	EA	HOSE - HYDRAULIC - 60"	RAP4073
	100536-10-700	EA	HOSE - HYDRAULIC - 84"	RAP1412
	100536-14-701	EA	HOSE - HYDRAULIC - 108"	RAP4074
	100536-25-701	EA	HOSE - HYDRAULIC - 312"	RAP5216
	100536-37-701	EA	HOSE - HYDRAULIC - 336"	RAP5561
	107890-01-000	EA	ELBOW - STEEL - 90 D - 1/4 X 37 D -	FLARE
	117183-01-02B	EA	COVER - SENSOR - LEVELING	
	128571-03-000	EA	JACK ASSEMBLY - REAR LEVELING - W/CROSSMEMBER - MANUAL	
	100532-12-706	EA	SWITCH - WARNING/MAGNETIC	RAP1008 / RAP90496
	100532-12-707	EA	SPRING KIT	R3847
	100532-53-700	EA	CYLINDER ASM. - 9K	RAP90491

## CHASSIS GROUP (CONTINUED)

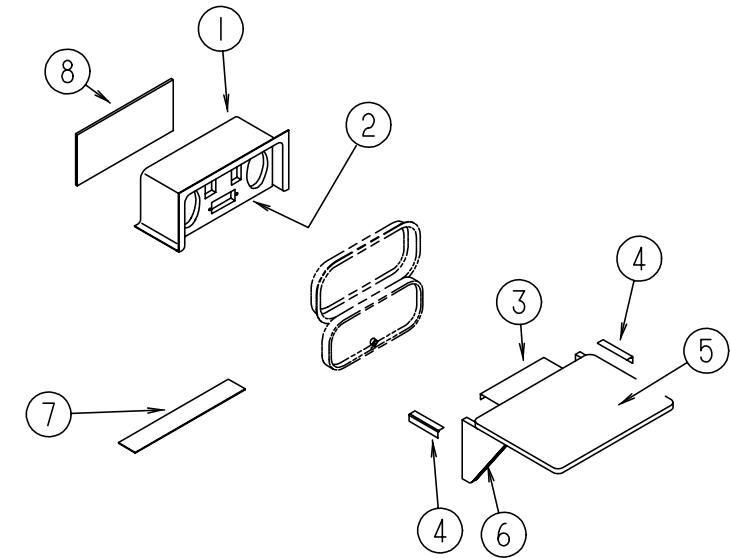


### COMPARTMENTS & TRAYS

KEY	PART NUMBER	U/M	DESCRIPTION
1	104803-01-000	EA	ANGLE - FORMED W/SLOTS (GENERATOR)
2	129015-01-K80	EA	PORT COMPLETE - F/ELECTRICAL/DRAIN
2	121175-02-01A	EA	LATCH - SWELL
3	055374-03-000	EA	WHEELWELL - PLASTIC
4	107576-09-000	EA	PANEL/SEAL PLANE - WHEEL WELL
5	M06991-05-G38	EA	HATCH/COMPARTMENT - W/FOAMED INSULATION
5	121175-01-01A	EA	LATCH - SWELL - BLACK
6	117757-01-01A	EA	COMPARTMENT/STORAGE - W/O RETAINER/HATCH
7*	094707-01-01A	EA	STEP - DOUBLE - ELECTRIC - KWIKEE
			FROM: 00-00-00 THRU: 01-13-99
7*	094707-03-01A	EA	STEP - DOUBLE - ELECTRIC - KWIKEE
			FROM: 01-14-99 THRU: 99-99-99
	116995-01-000	EA	SWITCH/MAGNET - ELECTRIC STEP
			FROM: 00-00-00 THRU: 01-13-99
	116995-02-000	EA	SWITCH/MAGNET - ELECTRIC STEP
			FROM: 01-14-99 THRU: 99-99-99
	104452-03-000	EA	SUPPORT - STEP
8	020167-05-000	EA	DIRT GUARD - STEEL W/BEND - 14.9" LONG
9	020167-04-000	EA	DIRT GUARD - STEEL W/O BEND - 14.9" LONG
9	017516-01-000	EA	MUD FLAP - 14" X 18" - BLACK
10	107576-10-000	EA	PANEL/SEAL PLANE - WHEEL WELL
	065450-05-000	EA	TIEDOWN - BATTERY - 8.4" TUBE
	120867-01-02B	EA	MOUNT - LP TANK
	119845-01-01A	EA	PLUG - PLASTIC - BLACK

\*COMPONENT PARTS FOUND IN SERVICE PARTS LIBRARY

## CHASSIS GROUP (CONTINUED)

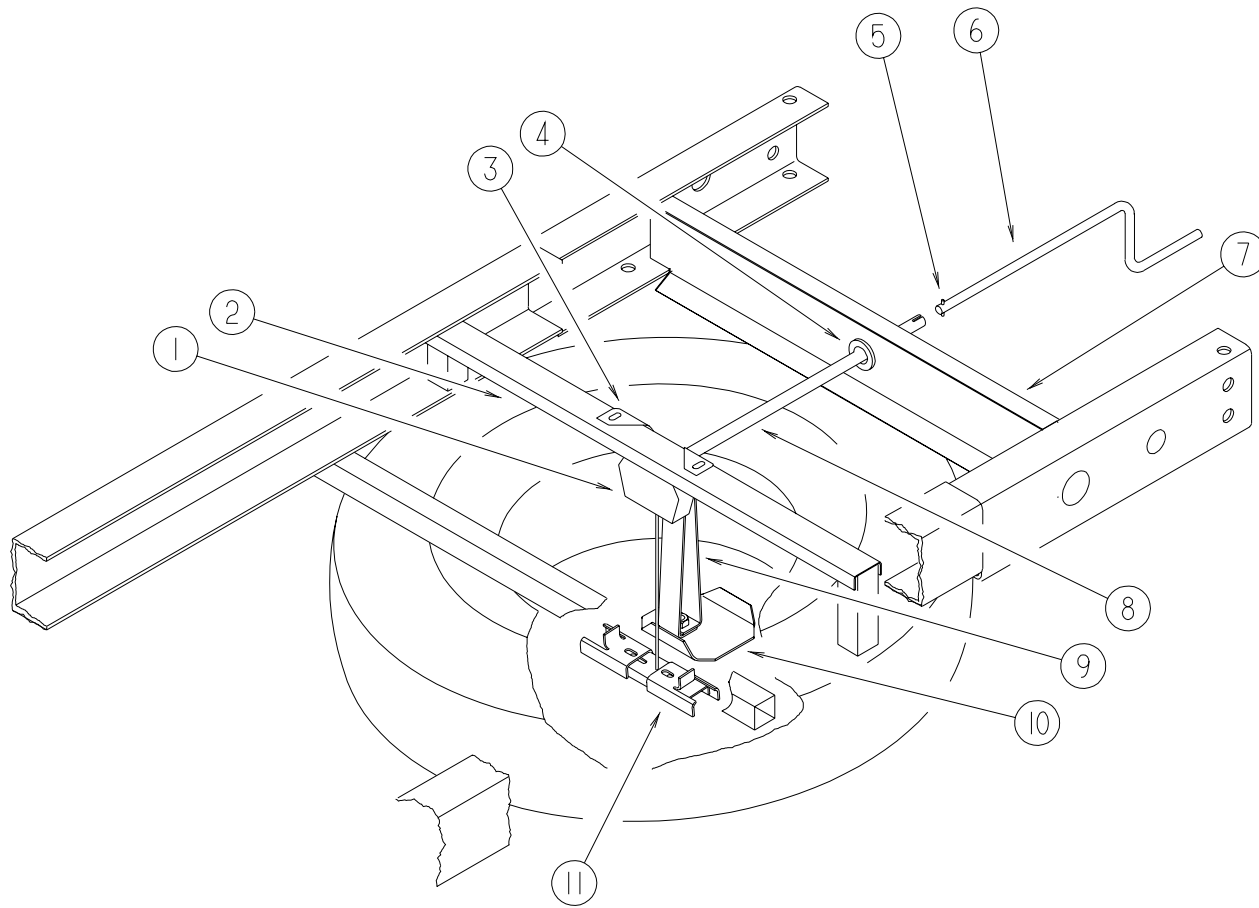


### COMPARTMENT (ENTERTAINMENT CENTER)

KEY	PART NUMBER	U/M	DESCRIPTION
1	124696-01-01A	EA	BOX - ENTERTAINMENT CENTER - EXTERIOR
2	127409-02-K04	EA	PLATE - RADIO MOUNTING
3	105377-01-04A	EA	BRACKET - TABLE HANGER - BRIGHT WHITE
4	105376-01-03A	EA	HINGE - CONTINUOUS - 2" X 5.5" - BRIGHT WHITE
5	105230-11-J01	EA	SHELF - EXTERIOR ENTERTAINMENT CENTER - W/O HARDWARE
6	105230-12-J01	EA	SUPPORT - EXTERIOR SHELF
7	104898-01-02A	EA	PLATE - PLASTIC BOTTOM - BRIGHT WHITE
8	104898-02-02A	EA	PLATE - PLASTIC BACK - BRIGHT WHITE



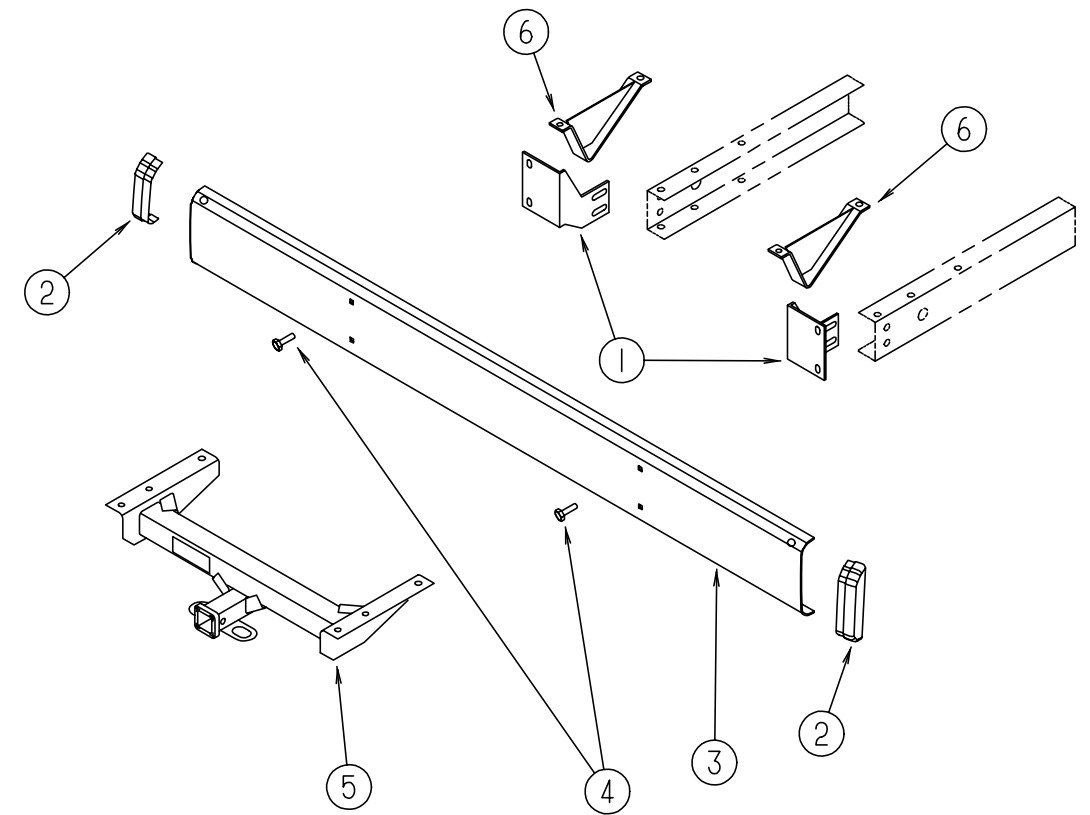
### CHASSIS GROUP (CONTINUED)



**SPARE TIRE & HOIST**

KEY	PART NUMBER	U/M	DESCRIPTION
1	093267-03-000	EA	HOIST - SPARE TIRE - 100#
2	093362-06-000	EA	CHANNEL - TIRE HOIST
3	124751-01-02B	EA	HANGER - SPARE TIRE - E-COATED
4	071015-11-000	EA	GROMMET - 1" ID
5	114376-01-000	EA	PIN - DRIVE - .156 X .750 - TYPE E - TIRE HOIST
6	093376-02-000	EA	HANDLE - CRANK - TIRE HOIST
7	129006-01-02B	EA	SUPPORT/FRAME - TIRE CARRIER HANDLE (FORD)
7	129006-02-02B	EA	SUPPORT/FRAME - TIRE CARRIER HANDLE (CHEVY)
8	093375-05-000	EA	EXTENSION - TIRE HOIST
9	129086-01-02B	EA	SUPPORT - SPARE TIRE
10	129085-01-02B	EA	PLATE - SUPPORT - SPARE TIRE
11	105499-01-000	EA	BRACKET - TIRE HOIST
	077030-02-000	EA	EXTENSION - VALVE STEM - 1.25"
	077030-05-000	EA	EXTENSION - VALVE STEM - 95 DEGREE
	077030-06-000	EA	EXTENSION - VALVE STEM - 45 DEGREE
	095012-10-000	EA	EXTENSION - VALVE STEM - 8.5"

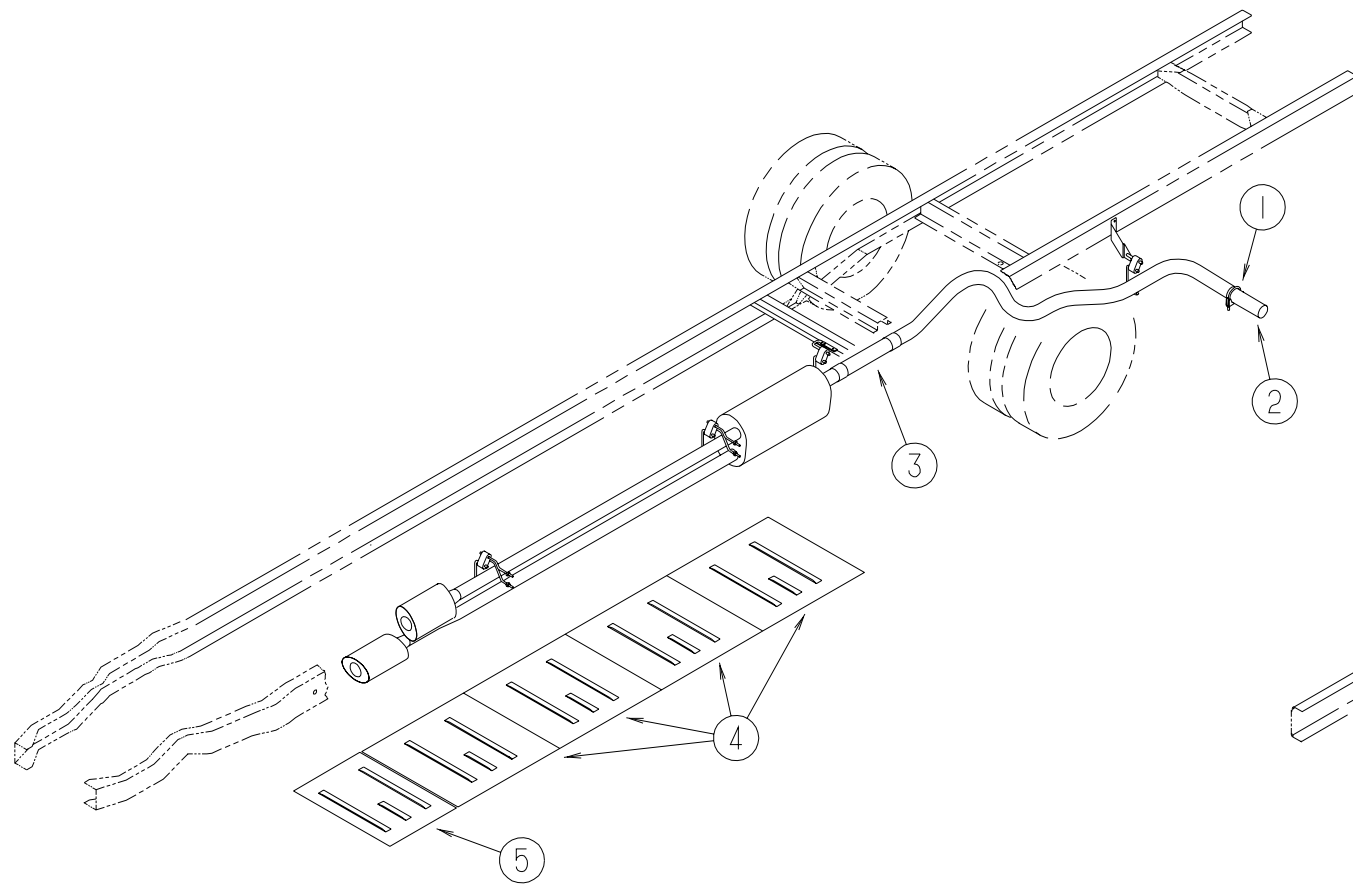
### CHASSIS GROUP (CONTINUED)



**REAR BUMPER & COMPONENTS**

KEY	PART NUMBER	U/M	DESCRIPTION
1	104418-07-000	EA	ANGLE - BUMPER REAR SUPPORT
2	103228-01-05A	EA	END CAP - REAR BUMPER - DRIVER/ PASSENGER SIDE
3	103099-10-02A	EA	BUMPER - REAR - BRIGHT WHITE
4	102333-01-05A	EA	BOLT - CARRIAGE - 7/16 - 14 STAINLESS STEEL CAP
5	130339-02-000	EA	HITCH RECEIVER - BOLT ON CLASS III
6	111742-01-000	EA	PLATE - SKID
	113589-02-000	EA	CONNECTOR - SOCKET - TRAILER
	113588-01-01B	EA	BRACKET - CONNECTOR - TRAILER W/LIP

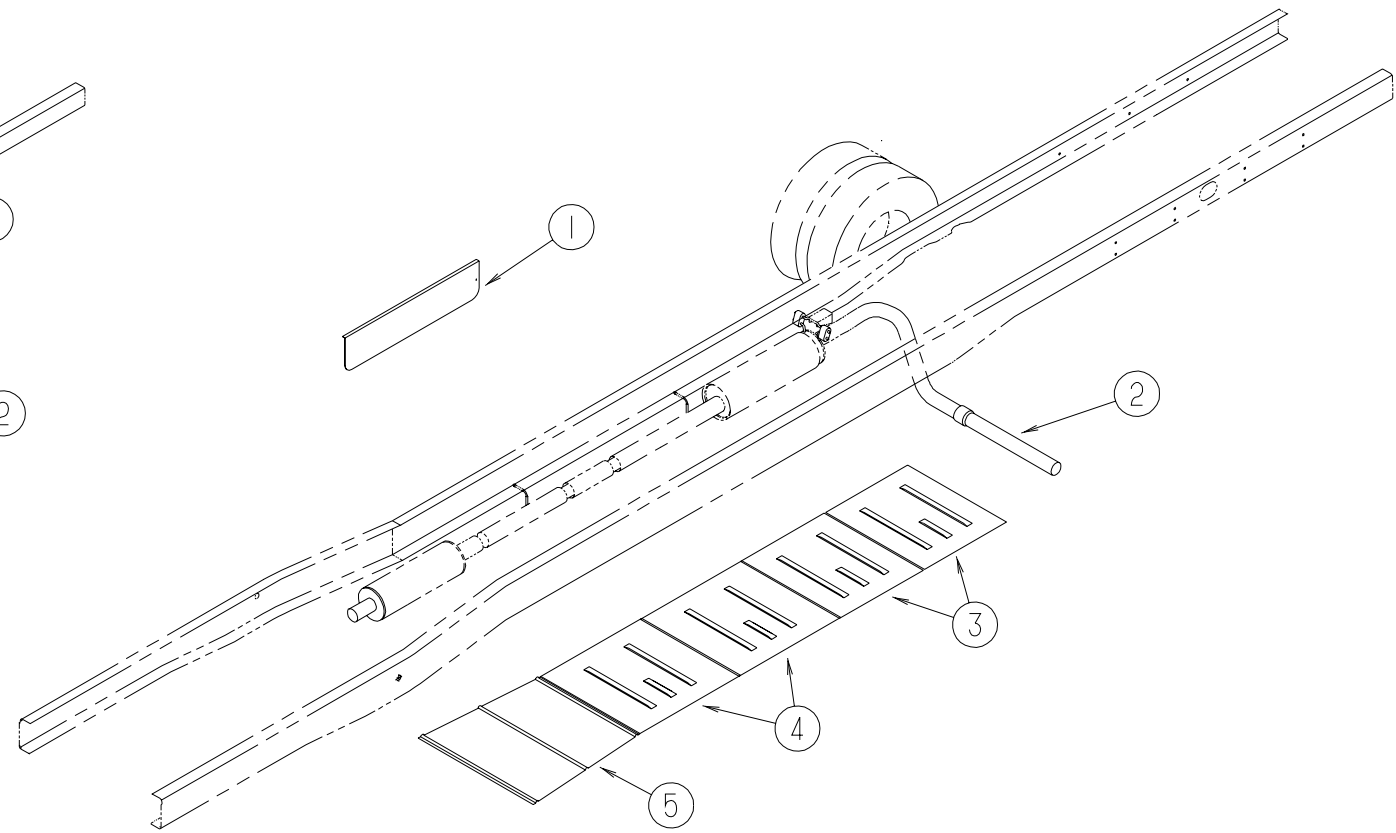
**CHASSIS GROUP (CONTINUED)**



**EXHAUST SYSTEM (CHEVY)**

KEY	PART NUMBER	U/M DESCRIPTION
1	094918-01-000	EA CLAMP - EXHAUST - 3" - GUILLOTINE STYLE
2	098762-11-000	EA PIPE - EXHAUST - STRAIGHT - 3"
3	098762-06-000	EA PIPE - EXHAUST - STRAIGHT
4	101544-02-000	EA SHIELD - HEAT/EXHAUST - 30" X 29.1"
5	101544-01-000	EA SHIELD - HEAT/EXHAUST - 19.7" X 29.1"

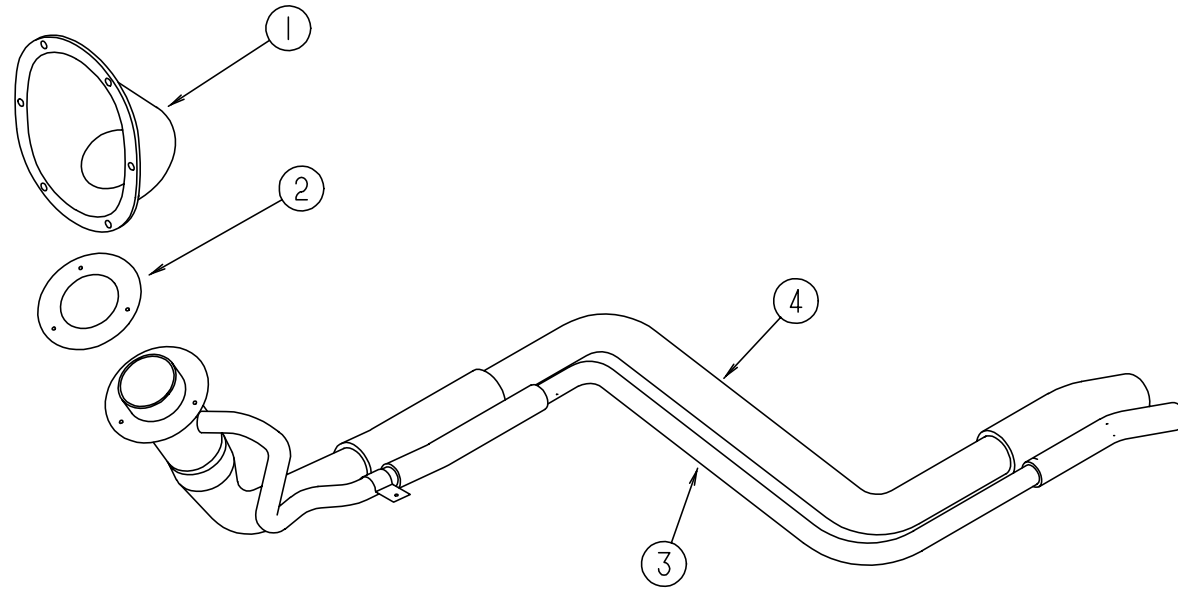
**CHASSIS GROUP (CONTINUED)**



**EXHAUST SYSTEM (FORD)**

KEY	PART NUMBER	U/M DESCRIPTION
1	075307-03-000	EA SHIELD - HEAT - LP
		FROM: 00-00-00 THRU: 10-18-98
1	053322-10-000	EA SHIELD - HEAT - EXHAUST - 48" X 7.5" - STEEL
		FROM: 10-19-98 THRU: 99-99-99
2	129726-01-000	EA PIPE - EXHAUST - FORD
3	101544-10-000	EA SHIELD - HEAT/EXHAUST - 19.7" X 29.1" - FORD
4	101544-06-000	EA SHIELD - HEAT/EXHAUST - 33.9" X 29.1"
5	128756-01-02B	EA SHIELD - HEAT EXHAUST - E-COATED

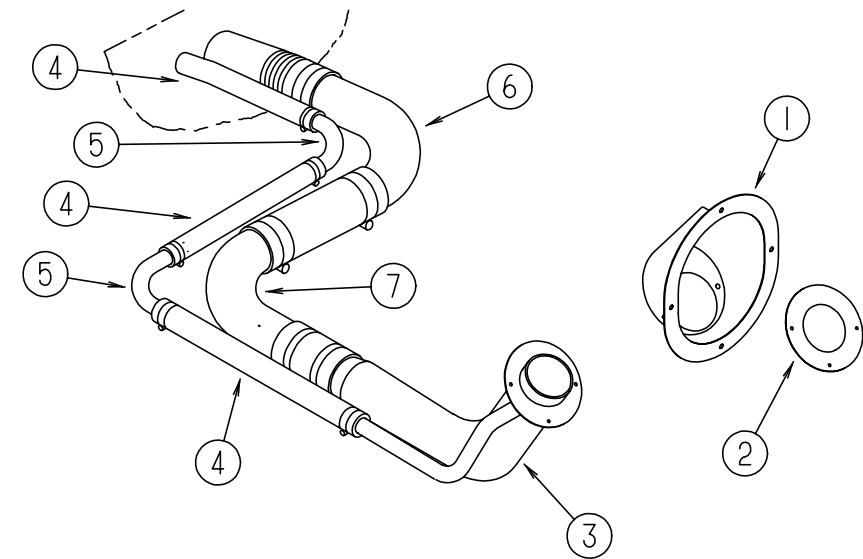
### CHASSIS GROUP (CONTINUED)



#### FUEL SYSTEM (FORD)

KEY	PART NUMBER	U/M	DESCRIPTION
1	127291-02-01A	EA	SHROUD - FUEL FILL - BRIGHT WHITE
2	078200-01-000	EA	GASKET - FUEL FILL - 3.5"OD X 2"ID
3	129320-02-000	EA	PIPE - FILL VENT
4	129321-02-000	EA	TUBE - FUEL INLET
	128139-03-000	FT	HOSE - FUEL - LOW PERMEABILITY - 1/4" DIAMETER
	092889-22-000	EA	FUEL LINE - SUPPLY - GENERATOR - 1/4" X 63.1" - STEEL
	007063-01-000	FT	HOSE - FUEL - 1/4"ID X 1/2"OD

### CHASSIS GROUP (CONTINUED)



#### FUEL SYSTEM (CHEVY)

KEY	PART NUMBER	U/M	DESCRIPTION
1	127291-01-01A	EA	SHROUD - FUEL FILL - BRIGHT WHITE
2	078200-01-000	EA	GASKET - FUEL FILL - 3.5"OD X 2"ID
3	127301-03-000	EA	NECK - FUEL FILL
4	128139-02-000	FT	HOSE - FUEL - LOW PERMEABILITY - 5/8" DIAMETER
5	098806-01-000	EA	PIPE - FILL VENT - 90 DEGREE BEND - .625" OD - STEEL
6	098807-01-000	EA	PIPE - FUEL FILL - 90 DEGREE BEND - 6.6" - 1 3/4" OD
7	098803-01-000	EA	PIPE - FUEL FILL - 90 DEGREE BEND - 13.2" - 1 3/4" OD
	007063-01-000	FT	HOSE - FUEL - 1/4"ID X 1/2"OD
	092889-41-000	EA	FUEL LINE - SUPPLY - GENERATOR - 1/4" X 54.5" - STEEL
	068382-06-000	EA	BUSHING - BRASS - 3/8 MPT X 1/8 FPT
	114254-01-000	EA	ADAPTER - 1/4 BARB X 1/8 MPT

**CHASSIS GROUP (CONTINUED)**

**WHEEL LINERS (FORD 19.5")**

KEY	PART NUMBER	U/M DESCRIPTION	VENDOR NO.
	077030-05-000	EA EXTENSION - VALVE STEM - 95 DEGREE FROM: 00-00-00 THRU: 11-23-98	
	077030-04-000	EA EXTENSION - VALVE STEM - .75" FROM: 11-24-98 THRU: 99-99-99	
	077030-06-000	EA EXTENSION - VALVE STEM - 45 DEGREE	
	095012-07-000	EA STABILIZER - VALVE EXTENSION	
	095012-10-000	EA EXTENSION - VALVE STEM - 8.5" FROM: 00-00-00 THRU: 11-23-98	
	095012-09-000	EA EXTENSION - VALVE STEM - 7.7" FROM: 11-24-98 THRU: 99-99-99	
	110435-15-000	EA LINER - WHEEL SET/4 - 19.5"	
	110435-10-705	EA TOOL - INSTALLATION	V195P7-TOL
	110435-15-700	EA LINER - WHEEL - FRONT	V195F9-FWC
	110435-15-701	EA LINER - WHEEL - REAR	V195F9-RWC
	110435-15-702	EA COVER LUG NUT/JAMB NUT - 14M	V195F9-EJN

**WHEEL COVERS, DICOR (FORD 19.5")**

KEY	PART NUMBER	U/M DESCRIPTION	VENDOR NO.
	109443-07-000	EA WHEEL COVER - 4/SET - 19.5"	
	109443-01-703	EA CAP-CENTER, HUB - DICOR	SHAU95-CAP
	109443-07-700	EA COVER - WHEEL - 8 LUG	SHAF95-COV
	109443-07-701	EA BRACKET SET - FRONT	SHAF95-FBS
	109443-07-702	EA BRACKET SET - REAR	SHAF95-RBS
	098532-01-700	EA COVER-LUG NUT (CHROME) SHAU-LNC	

**FORD TIRE & WHEEL**

KEY	PART NUMBER	U/M DESCRIPTION
	051377-04-000	EA VALVE STEM
	102340-04-000	EA TIRE - 245/70R X 19.5F - GOODYEAR
	118814-04-700	EA WHEEL/TAKE OFF (19.5X6.75RW) 8 BOLT ACCURIDE F53

**CHASSIS GROUP (CONTINUED)**

**WHEEL LINERS (CHEVY)**

KEY	PART NUMBER	U/M DESCRIPTION	VENDOR NO.
	110435-10-000	EA LINER - WHEEL - SET 4 - 19.5"	
	110435-10-700	EA LINER - WHEEL - FRONT - 1 PC	V195P7-FWC
	110435-10-701	EA LINER - WHEEL - REAR - 1 PC	V195P7-RWC
	110435-10-702	EA COVER - LUG NUT W/STEEL JAMB NUT	V195P7-EJN
	110435-10-703	EA STUD - PLASTIC	V195P7-PST
	110435-10-704	EA COVER - LUG NUT W/PLASTIC JAMB	V195P7-PJN
	110435-10-705	EA TOOL - INSTALLATION	V195P7-TOL

**WHEEL COVERS, DICOR (CHEVY)**

KEY	PART NUMBER	U/M DESCRIPTION	VENDOR NO.
	109443-06-000	EA WHEEL - COVER - 4/SET - 19.5"	
	109443-01-700	EA COVER - WHEEL 19.5 FRT/RR EA=1	SHAG95
	109443-01-701	EA BRACKET - RETENTION FRONT	SHAG95-FBS
	109443-01-703	EA CAP - CENTER - HUB - DICOR	SHAU95-CAP
	109443-01-704	EA CLIP - RETAINER	V160GM-PNT
	109443-06-701	EA BRACKET - RETENTION REAR	SHG795-RBS

**SHOCK ABSORBER (CHEVY)**

KEY	PART NUMBER	U/M DESCRIPTION	VENDOR NO.
	122756-02-000	EA SHOCK AND STABILIZER (BLUE BOOT) KIT - FRONT END P30 CHASS	
	122756-02-700	EA BRACKET ASM - DRIVER SIDE	T818L
	122756-02-701	EA BRACKET ASM - PASSENGER SIDE	T818R
	122756-02-704	EA BOLT PACKAGE -BOLTS/NUTS ETC	T818B
	122756-02-705	EA SHOCK	T818SH
	122756-02-706	EA STUD - SHOCK MOUNTING	T818S
	122756-02-707	EA DAMPNER - STEERING	T818SD
	122756-02-708	EA BOOT - DAMPNER	T818SDB
	122756-02-709	EA BUSHING PKG-STEERING DAMPNER	T818SDBSH
	122756-02-710	EA BOLT PKG - STEERING DAMPNER	T818SBS

**CHEVY TIRE & WHEEL**

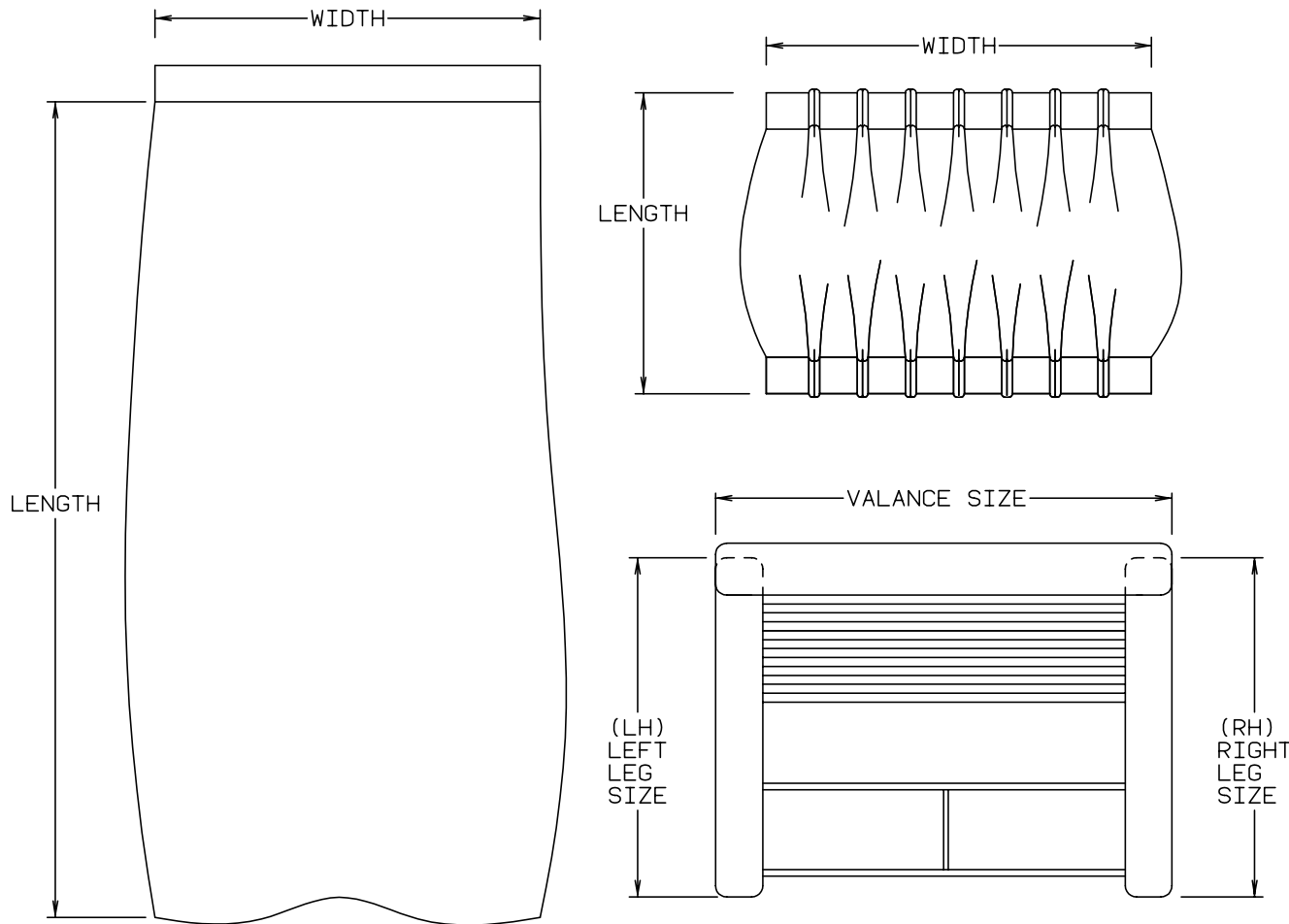
KEY	PART NUMBER	U/M DESCRIPTION
	051377-01-000	EA VALVE STEM
	064963-01-000	EA WHEEL - STEEL - 19.5" X 6" - GM 14005758
	091673-01-000	EA TIRE - 225/70 R19.5 LRF - MICHELIN XZA
	080208-06-000	EA LUG WRENCH - 1" X 1.06" W/DEEP SOCKET ENDS
	080208-02-000	EA BAR - LEVERAGE - LUG WRENCH - CHEVY/OSHKOSH
	115392-01-01A	EA STRAP - VELCRO (LUG WRENCH HOLDER)

## CURTAIN & CUSHION GROUP

### NOTICE

IN ORDER TO ASSIST OUR PARTS SALES DEPT. IN PROVIDING INTERIOR SOFTGOODS ITEMS, PLEASE INCLUDE THE SERIAL NUMBER AND THE COLOR CODE NUMBER FROM THE VEHICLE CERTIFICATION LABEL WHEN ORDERING. THIS LABEL IS LOCATED ON THE LEFT SIDEWALL AT THE END OF THE DASH (A-BODY), OR ON THE DRIVER'S DOOR LATCH PLATE (C-BODY).

AN EXAMPLE OF A COLOR CODE NUMBER IS B07, WHICH DESIGNATES AN OVERALL COLOR SCHEME OF A PARTICULAR UNIT. THE COLOR LISTED AFTER THE ITEM DESCRIPTION ON THE MICROFICHE, INDICATES THE OVERALL UNIT COLOR. ORDER THE ITEM YOU DESIRE ACCORDING TO UNIT COLOR CODE.



NOTE: USE THIS ILLUSTRATION WHEN DETERMINING LENGTH AND WIDTH MEASUREMENTS FOR CURTAINS. YOU WILL NOTE THE WIDTH MEASUREMENT IS TAKEN ON THE TOP OF THE CURTAIN WITH THE CURTAIN FULLY EXTENDED. THE LENGTH MEASUREMENT IS TAKEN FROM TOP TO BOTTOM. LEFT AND RIGHT WINDOW LEGS ARE DETERMINED WHEN FACING THE WINDOW.

## CURTAIN & CUSHION GROUP (CONTINUED)

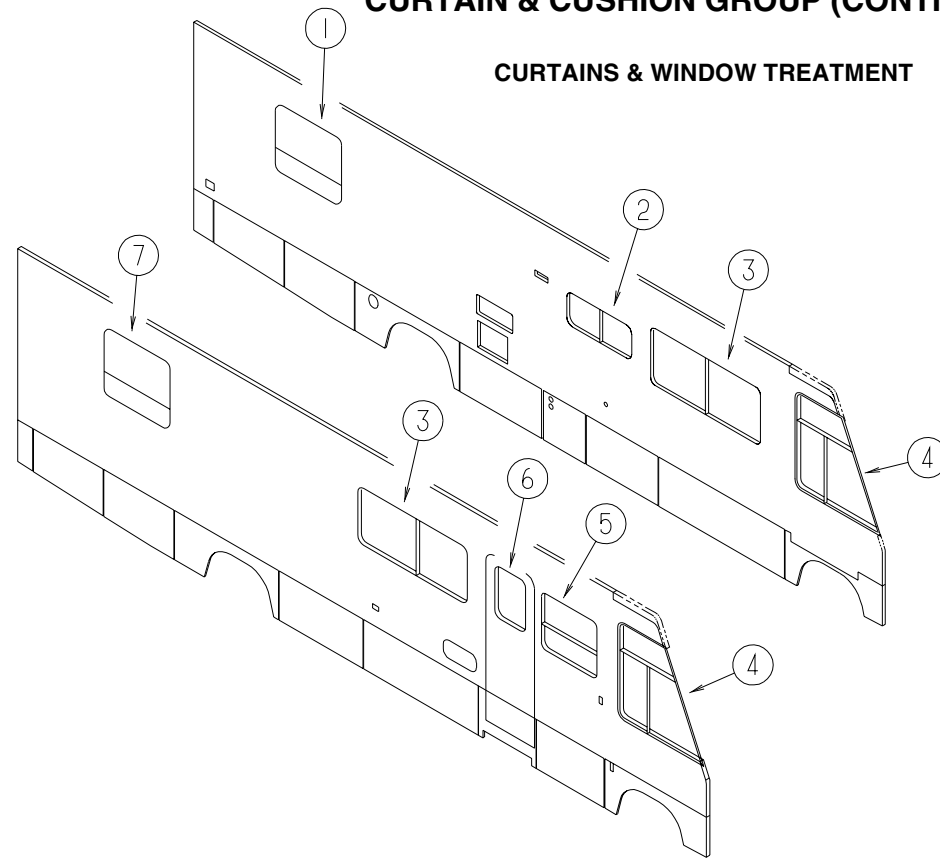
SUNCRUISER FABRICS				
COLOR CODES	K58, K59	K62, K63	K64, K65	K26, K27
MARKETING COLORS	CLOUD (GRAY)	CASTLETON (TAUPE)	MINT (GREEN)	SEASPRAY (TEAL)
<b>MAIN PLAIN ACCENT PATTERN ACCENT</b>	108446-U6-000 108446-W2-000 108446-W3-000	126883-33-000 126883-34-000 108446-U8-000	126883-09-000 108446-S6-000 126883-18-000	126883-27-000 108446-C5-000 126883-11-000
<b>BUCKET SEAT</b>	108446-W2-000	126883-34-000	108446-S6-000	108446-C5-000
<b>DINETTE</b>	108446-U6-000	126883-33-000	126883-09-000	126883-27-000
<b>DINETTE PAD</b>	108446-W2-000	126883-34-000	108446-S6-000	108446-C5-000
<b>SOFA</b>	108446-U6-000	126883-33-000	126883-09-000	126883-27-000
<b>RECLINER CHAIR</b>	108446-W3-000	108446-U8-000	126883-18-000	126883-11-000
<b>LOUNGE WINDOW VALANCE TRIM BRAID</b>	108446-U6-000 084415-93-000	126883-33-000 084415-91-000	126883-09-000 084415-94-000	126883-27-000 084415-70-000
<b>LOUNGE WINDOW LEGS</b>	108446-U6-000	126883-33-000	126883-09-000	126883-27-000
<b>BEDSPREAD MAIN BEDSPREAD ACCENT BEDSPREAD TRIM</b>	105745-H4-000 105745-H8-000 084415-93-000	105745-H6-000 105745-E7-000 084415-91-000	105745-H1-000 105745-J0-000 084415-94-000	105745-K9-000 105745-E7-000 084415-70-000
<b>BEDROOM WINDOW VALANCE</b>	105745-H4-000 105745-H8-000	105745-H6-000 105745-E7-000	105745-H1-000 105745-J0-000	105745-K9-000 105745-E7-000
<b>BEDROOM WINDOW LEGS</b>	105745-H4-000	105745-H6-000	105745-H1-000	105745-K9-000
<b>LOUNGE PILLOW</b>	108446-W3-000	108446-U8-000	126883-18-000	126883-11-000
<b>MAP POCKETS</b>	108446-W2-000	126883-34-000	108446-S6-000	108446-C5-000
<b>FRONT WRAP AROUND</b>	072333-88-000	072333-85-000	072333-85-000	072333-85-000
<b>CEILING</b>				
<b>FROM: 00-00-00 THRU: 10-16-98</b>	113979-01-01A	113979-01-01A	113979-01-01A	113979-01-01A
<b>FROM: 10-17-98 THRU: 99-99-99</b>	113979-09-01A	113979-09-01A	113979-09-01A	113979-09-01A

NOTE: THE FABRIC LISTED FIRST, IN A BLOCK, IS THE LARGEST QUANTITY OF FABRIC USED

### ASSIST HANDLE & BUTTONS

KEY	PART NUMBER	U/M	DESCRIPTION
	007021-01-000	EA	SEAT BELT - 2" X 90" - BLACK
	057759-01-000	EA	WASHER - FLAT F/SEAT BELT - 4" DIAMETER
	070578-02-J52	EA	BUTTON - #30 - VINYL
	079349-04-K15	YD	WELT - NARROW (K58, K59)
	079349-04-J06	YD	WELT - NARROW (K62, K63)
	079349-04-K19	YD	WELT - NARROW (K64, K65)
	079349-04-GC1	YD	WELT - NARROW (K26, K27)
	079349-08-J52	YD	WELT - VINYL
	000C16-07-16B	EA	BOLT - CARRIAGE - ASSIST HANDLE - 7/16" - 14 X 1"
	000D20-07-00B	EA	NUT - ACORN - ASSIST HANDLE - 7/16 - 14
	053552-02-K01	EA	HANDLE - ASSIST - INTERIOR/ENTRY DOOR - VINYL/OFF WHITE
	057534-03-000	EA	TIEBACK - CLEAR PLASTIC - 7.5"
	069178-02-000	EA	BRACKET - MOUNTING/ASSIST HANDLE - GRAY

**CURTAIN & CUSHION GROUP (CONTINUED)**

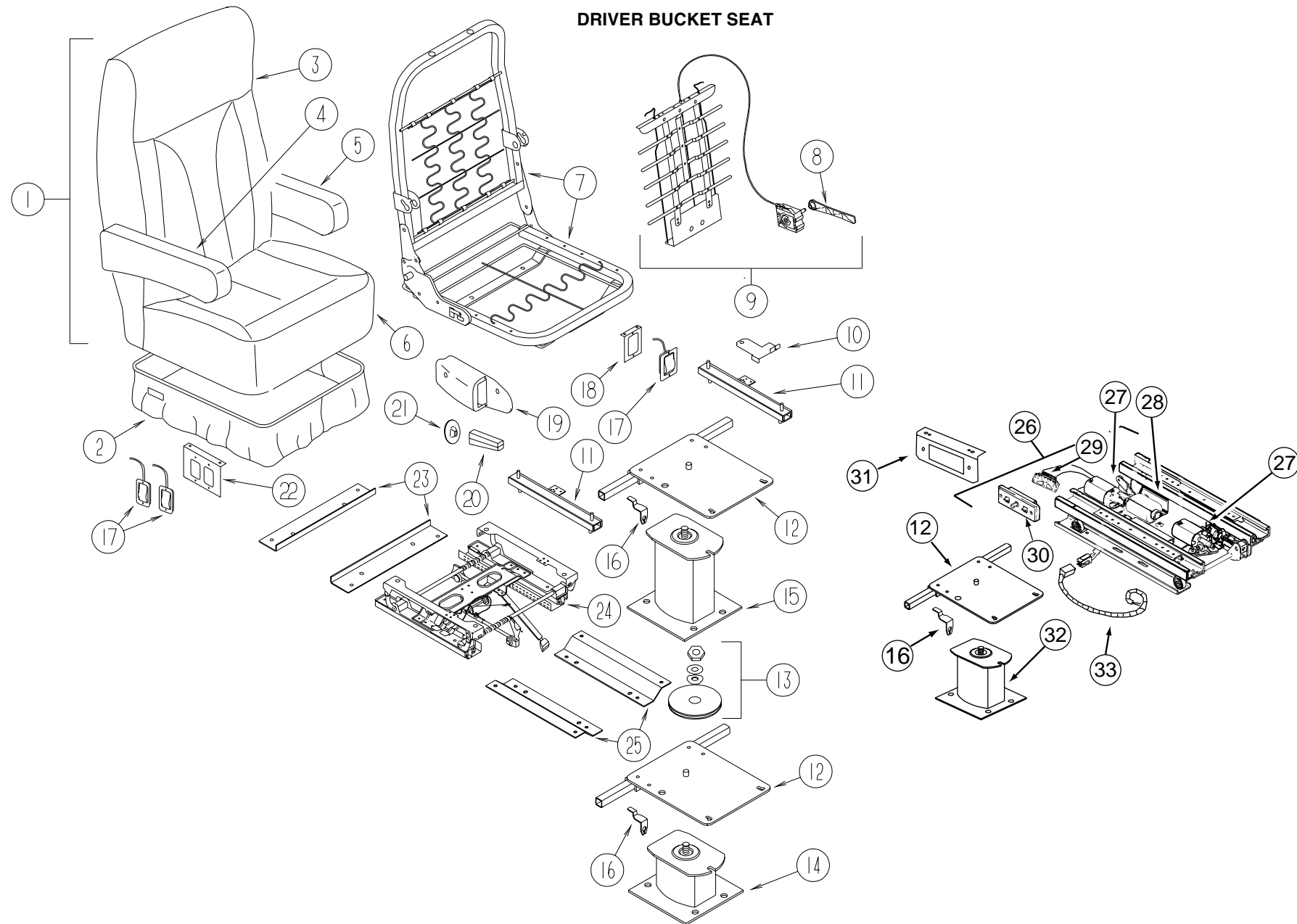


KEY	PART NUMBER	U/M	DESCRIPTION
1	127019-03-K58	EA	VALANCE - SARAH - 34" (K58, K59)
1	127019-03-K62	EA	VALANCE - SARAH - 34" (K62, K63)
1	127019-03-K60	EA	VALANCE - SARAH - 34" (K64, K65)
1	127019-03-K26	EA	VALANCE - SARAH - 34" (K26, K27)
1	123910-15-K58	EA	LEG - RIGHT - 34" (K58, K59)
1	123910-15-K62	EA	LEG - RIGHT - 34" (K62, K63)
1	123910-15-K64	EA	LEG - RIGHT - 34" (K64, K65)
1	123910-15-K26	EA	LEG - RIGHT - 34" (K26, K27)
1	123910-16-K58	EA	LEG - LEFT - 34" (K58, K59)
1	123910-16-K62	EA	LEG - LEFT - 34" (K62, K63)
1	123910-16-K64	EA	LEG - LEFT - 34" (K64, K65)
1	123910-16-K26	EA	LEG - LEFT - 34" (K26, K27)
1	111910-58-K58	EA	BLIND - DAY/NIGHTER - 31" X 37" (K58, K59, K62, K63, K64, K65)
1	111910-58-K26	EA	BLIND - DAY/NIGHTER - 31" X 37" (K26, K27)
2	109041-58-02A	EA	BLIND - MINI - 30.5" X 17" (K58, K59, K62, K63, K64, K65)
2	109041-58-01A	EA	BLIND - MINI - 30.5" X 17" (K26, K27)
2	109353-10-02A	EA	BLIND - SLAT - 30.5" - BEIGE
3	126609-01-J54	EA	VALANCE - MONA - 64.5" (K58, K59)
3	126609-01-K62	EA	VALANCE - MONA - 64.5" (K62, K63)
3	126609-22-K64	EA	VALANCE - MONA - 64.5" (K64, K65)
3	126609-31-K26	EA	VALANCE - MONA - 64.5" (K26, K27)
3	127017-01-J54	EA	LEG - RIGHT - 25" (K58, K59)
3	127017-01-K62	EA	LEG - RIGHT - 25" (K62, K63)
3	127017-01-K64	EA	LEG - RIGHT - 25" (K64, K65)
3	127017-01-K26	EA	LEG - RIGHT - 25" (K26, K27)
3	127017-02-J54	EA	LEG - LEFT - 25" (K58, K59)
3	127017-02-K62	EA	LEG - LEFT - 25" (K62, K63)
3	127017-02-K64	EA	LEG - LEFT - 25" (K64, K65)
3	127017-02-K26	EA	LEG - LEFT - 25" (K26, K27)
3	111910-57-K58	EA	BLIND - DAY/NIGHTER - 61" X 28.5" (K58, K59, K62, K63, K64, K65)
3	111910-57-K26	EA	BLIND - DAY/NIGHTER - 61" X 28.5" (K26, K27)
4	101668-67-J54	EA	CURTAIN - RIGHT HAND/LEFT HAND - 42" X 106" (K58, K59)
4	101668-67-J22	EA	CURTAIN - RIGHT HAND/LEFT HAND - 42" X 106" (K62, K63, K64, K65, K26, K27)
4	073260-42-C17	EA	TIEBACK - 6" X 18" (K58, K59)
4	073260-42-C18	EA	TIEBACK - 6" X 18" (K62, K63, K64, K65, K26, K27)
4	126841-02-000	EA	SHADE - PULL - CHARCOAL MESH - 34" X 60"

FROM: 00-00-00 THRU: 11-15-98

KEY	PART NUMBER	U/M	DESCRIPTION
4	126841-04-000	EA	SHADE - PULL - CHARCOAL MESH - 30.3" X 60" FROM: 11-16-98 THRU: 99-99-99
5	126609-06-J54	EA	VALANCE - MONA - 31.5" (K58, K59)
5	126609-06-K62	EA	VALANCE - MONA - 31.5" (K62, K63)
5	126609-23-K64	EA	VALANCE - MONA - 31.5" (K64, K65)
5	126609-33-K26	EA	VALANCE - MONA - 31.5" (K26, K27)
5	127017-01-J54	EA	LEG - RIGHT - 25" (K58, K59)
5	127017-01-K62	EA	LEG - RIGHT - 25" (K62, K63)
5	127017-01-K64	EA	LEG - RIGHT - 25" (K64, K65)
5	127017-01-K26	EA	LEG - RIGHT - 25" (K26, K27)
5	127017-02-J54	EA	LEG - LEFT - 25" (K58, K59)
5	127017-02-K62	EA	LEG - LEFT - 25" (K62, K63)
5	127017-02-K64	EA	LEG - LEFT - 25" (K64, K65)
5	127017-02-K26	EA	LEG - LEFT - 25" (K26, K27)
5	111910-20-K58	EA	BLIND - DAY/NIGHTER - 28" X 28" (K58, K59, K62, K63, K64, K65)
5	111910-20-K26	EA	BLIND - DAY/NIGHTER - 28" X 28" (K26, K27)
6	120820-01-K58	EA	VALANCE - 15" X 30.5" - W/CLOCK CUTOUT (K58, K59)
6	120820-01-K62	EA	VALANCE - 15" X 30.5" - W/CLOCK CUTOUT (K62, K63)
6	120820-38-K64	EA	VALANCE - 15" X 30.5" - W/CLOCK CUTOUT (K64, K65)
6	120820-40-K26	EA	VALANCE - 15" X 30.5" - W/CLOCK CUTOUT (K26, K27)
6	084755-57-E07	EA	SHADE - PULL - 27.25"
7	127019-02-K58	EA	VALANCE - SARAH - 34" (K58, K59)
7	127019-02-K62	EA	VALANCE - SARAH - 34" (K62, K63)
7	127019-02-K60	EA	VALANCE - SARAH - 34" (K64, K65)
7	127019-02-K26	EA	VALANCE - SARAH - 34" (K26, K27)
7	127017-09-J54	EA	LEG - RIGHT - 34" (K58, K59)
7	127017-09-J56	EA	LEG - RIGHT - 34" (K62, K63)
7	127017-09-J28	EA	LEG - RIGHT - 34" (K64, K65)
7	127017-09-K26	EA	LEG - RIGHT - 34" (K26, K27)
7	127017-10-J54	EA	LEG - LEFT - 34" (K58, K59)
7	127017-10-J56	EA	LEG - LEFT - 34" (K62, K63)
7	127017-10-J28	EA	LEG - LEFT - 34" (K64, K65)
7	127017-10-K26	EA	LEG - LEFT - 34" (K26, K27)
7	111910-58-K58	EA	BLIND - DAY/NIGHTER - 31" X 37" (K58, K59, K62, K63, K64, K65)
7	111910-58-K26	EA	BLIND - DAY/NIGHTER - 31" X 37" (K26, K27)

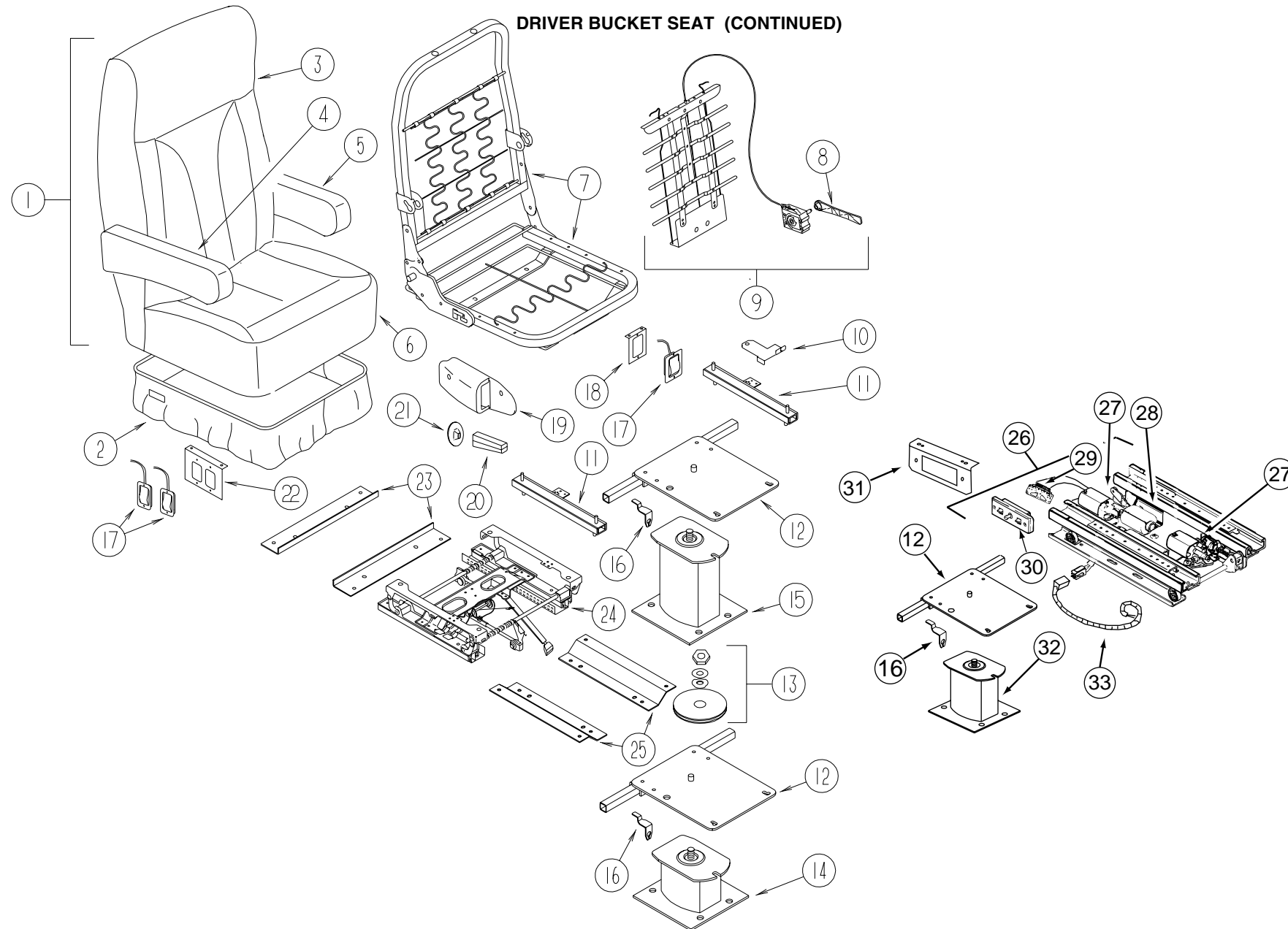
## CURTAIN & CUSHION GROUP (CONTINUED)



KEY	PART NUMBER	U/M DESCRIPTION
1	129664-06-K58	EA SEAT - BUCKET - DRIVERS WIDE W/LUMBAR SUPPORT (K58, K59)
1	129664-06-K62	EA SEAT - BUCKET - DRIVERS WIDE W/LUMBAR SUPPORT (K62, K63)
1	129664-06-K64	EA SEAT - BUCKET - DRIVERS WIDE W/LUMBAR SUPPORT (K64, K65)
1	129664-06-K45	EA SEAT - BUCKET - DRIVERS WIDE W/LUMBAR SUPPORT (K26, K27)
1	129664-04-K58	EA SEAT - BUCKET - W/LUMBAR SUPPORT (LEATHER)
2	071126-68-K58	EA SKIRT - WIDE - 10.5" OPEN CORNER (STANDARD OR ELECTRIC SEAT) (K58, K59)
2	071126-68-K62	EA SKIRT - WIDE - 10.5" OPEN CORNER (STANDARD OR ELECTRIC SEAT) (K62, K63)
2	071126-68-K64	EA SKIRT - WIDE - 10.5" OPEN CORNER (STANDARD OR ELECTRIC SEAT) (K64, K65)
2	071126-68-K18	EA SKIRT - WIDE - 10.5" OPEN CORNER (STANDARD OR ELECTRIC SEAT) (K26, K27)
2	071126-70-K58	EA SKIRT - WIDE - 10.5" OPEN CORNER (STANDARD OR ELECTRIC SEAT) (LEATHER)
2	071126-69-K58	EA SKIRT - SINGLE - 10.5" - 6-WAY MANUAL (K58, K59)
2	071126-69-K62	EA SKIRT - SINGLE - 10.5" - 6-WAY MANUAL (K62, K63)
2	071126-69-K64	EA SKIRT - SINGLE - 10.5" - 6-WAY MANUAL (K64, K65)
2	071126-69-K32	EA SKIRT - SINGLE - 10.5" - 6-WAY MANUAL (K26, K27)
2	071126-71-K58	EA SKIRT - SINGLE - 10.5" - 6-WAY MANUAL (LEATHER)
3	M05962-84-K58	EA COVER - BACK (K58, K59)
3	M05962-84-K62	EA COVER - BACK (K62, K63)
3	M05962-84-K64	EA COVER - BACK (K64, K65)
3	M05962-84-K32	EA COVER - BACK (K26, K27)
3	M05962-86-K58	EA COVER - BACK - WIDE - BUCKET (LEATHER)

KEY	PART NUMBER	U/M DESCRIPTION
4	129666-01-K58	EA ARMREST - RIGHT HAND (K58, K59)
4	129666-01-K62	EA ARMREST - RIGHT HAND (K62, K63)
4	129666-01-K64	EA ARMREST - RIGHT HAND (K64, K65)
4	129666-01-K18	EA ARMREST - RIGHT HAND (K26, K27)
4	129666-03-K58	EA ARMREST - RIGHT HAND (LEATHER)
4	P29666-01-K58	EA COVER - ARMREST - RIGHT HAND (K58, K59)
4	P29666-01-K62	EA COVER - ARMREST - RIGHT HAND (K62, K63)
4	P29666-01-K64	EA COVER - ARMREST - RIGHT HAND (K64, K65)
4	P29666-01-K18	EA COVER - ARMREST - RIGHT HAND (K26, K27)
4	P29666-03-K58	EA COVER - ARMREST - RIGHT HAND (LEATHER)
5	129666-02-K58	EA ARMREST - LEFT HAND (K58, K59)
5	129666-02-K62	EA ARMREST - LEFT HAND (K62, K63)
5	129666-02-K64	EA ARMREST - LEFT HAND (K64, K65)
5	129666-02-K18	EA ARMREST - LEFT HAND (K26, K27)
5	129666-04-K58	EA ARMREST - LEFT HAND (LEATHER)
5	P29666-02-K58	EA COVER - ARMREST - LEFT HAND (K58, K59)
5	P29666-02-K62	EA COVER - ARMREST - LEFT HAND (K62, K63)
5	P29666-02-K64	EA COVER - ARMREST - LEFT HAND (K64, K65)
5	P29666-02-K18	EA COVER - ARMREST - LEFT HAND (K26, K27)
5	P29666-04-K58	EA COVER - ARMREST - LEFT HAND (LEATHER)

## CURTAIN & CUSHION GROUP (CONTINUED)



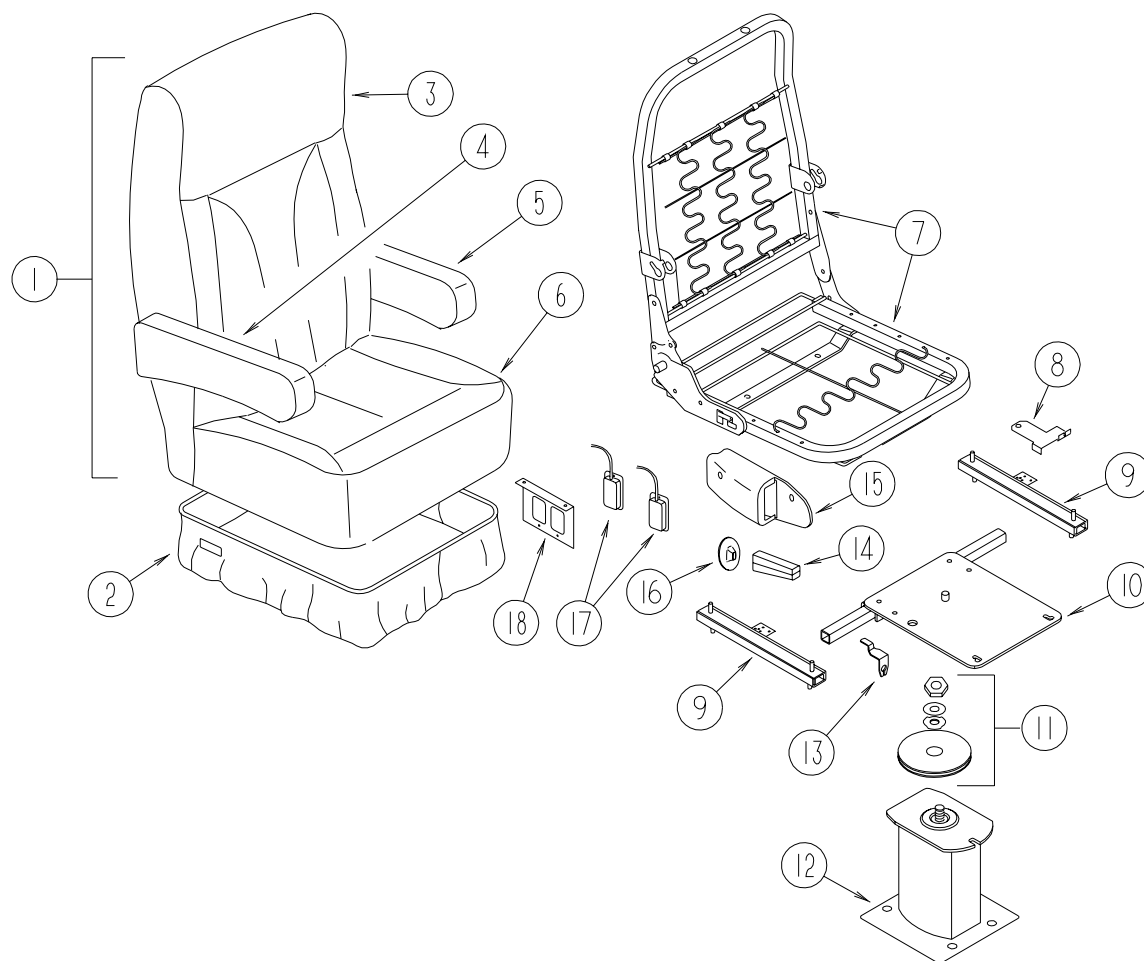
KEY	PART NUMBER	U/M	DESCRIPTION
6	M05962-85-K58	EA	COVER - SEAT (K58, K59)
6	M05962-85-K62	EA	COVER - SEAT (K62, K63)
6	M05962-85-K65	EA	COVER - SEAT (K64, K65)
6	M05962-85-K32	EA	COVER - SEAT (K26, K27)
6	M05962-87-K58	EA	COVER - SEAT (LEATHER)
7	122695-04-01B	EA	FRAME - SEAT & HIGH BACK
8	122611-02-701	EA	LUMBAR - LEVER
9	122611-02-000	EA	LUMBAR - W/LEVER
10	117125-01-02B	EA	BRACKET - CABLE MOUNT - ADJUSTER W/ LOCK
11	119952-04-000	EA	SLIDE/SEAT - HEAVY DUTY LOCKING - 4 STUDS
	119952-07-000	EA	WIRE - LATCH RELEASE/ ROTARY
12	107921-05-000	EA	PLATE TOP - W/ SEAT BELT BAR
13	107921-06-000	EA	BEARING KIT - PEDESTAL
14	107921-07-000	EA	PEDESTAL/FLOOR MOUNTED - 4.5"
15	107921-01-000	EA	PEDESTAL FLOOR MOUNTED - W/9.75" EXTENSION
16	108049-02-000	EA	CLIP - CABLE/ PEDESTAL
17	108049-04-000	EA	CABLE - W/SWITCHES - W/26" MINI LEVER ACTION (6-WAY MANUAL)

KEY	PART NUMBER	U/M	DESCRIPTION	VENDOR NO.
18	127159-01-02B	EA	BRACKET - SEAT RELEASE - SINGLE REMOTE (6-WAY MANUAL)	
19	080730-09-000	EA	SHIELD - RECLINER HANDLE	
20	080730-08-000	EA	HANDLE - RECLINER	
21	080730-11-000	EA	SHIELD - RUBBER BOOT	
22	127159-02-02B	EA	BRACKET - SEAT RELEASE - DUAL REMOTE	
23	116215-02-000	EA	BRACKET - UPPER MOUNT - 6-WAY MANUAL SEAT	
	007221-01-000	EA	SPACER - SEAT/ ADJUSTER	
24	116215-01-000	EA	ADJUSTING MECHANISM/6-WAY MANUAL SEAT - DRIVER	
25	116215-03-000	EA	BRACKET - LOWER MOUNT - 6-WAY MANUAL SEAT	
26	081373-03-000	EA	SEAT - POWER 6 WAY	
27	081373-02-703	EA	MOTOR PKG. ADJ. VERTICAL LIFT	22063238 & H-196
28	081373-02-704	EA	MOTOR PKG. ADJ. HORIZONTAL	22063237 & H-195
29	081373-03-701	EA	WIRE HARNESS ASM. - LEFT. SIDE	
30	081373-03-700	EA	SWITCH POWER	
31	128699-01-02B	EA	BRACKET - SEAT SWITCH - E-COATED	
32	107921-14-000	EA	PEDESTAL/FLOOR MOUNTED - W/5.75" EXTENSION	
33	131279-01-000	EA	WIRE ASSEMBLY - DRIVER SEAT (DASH TO SEAT)	



## CURTAIN & CUSHION GROUP (CONTINUED)

### PASSENGER BUCKET SEAT

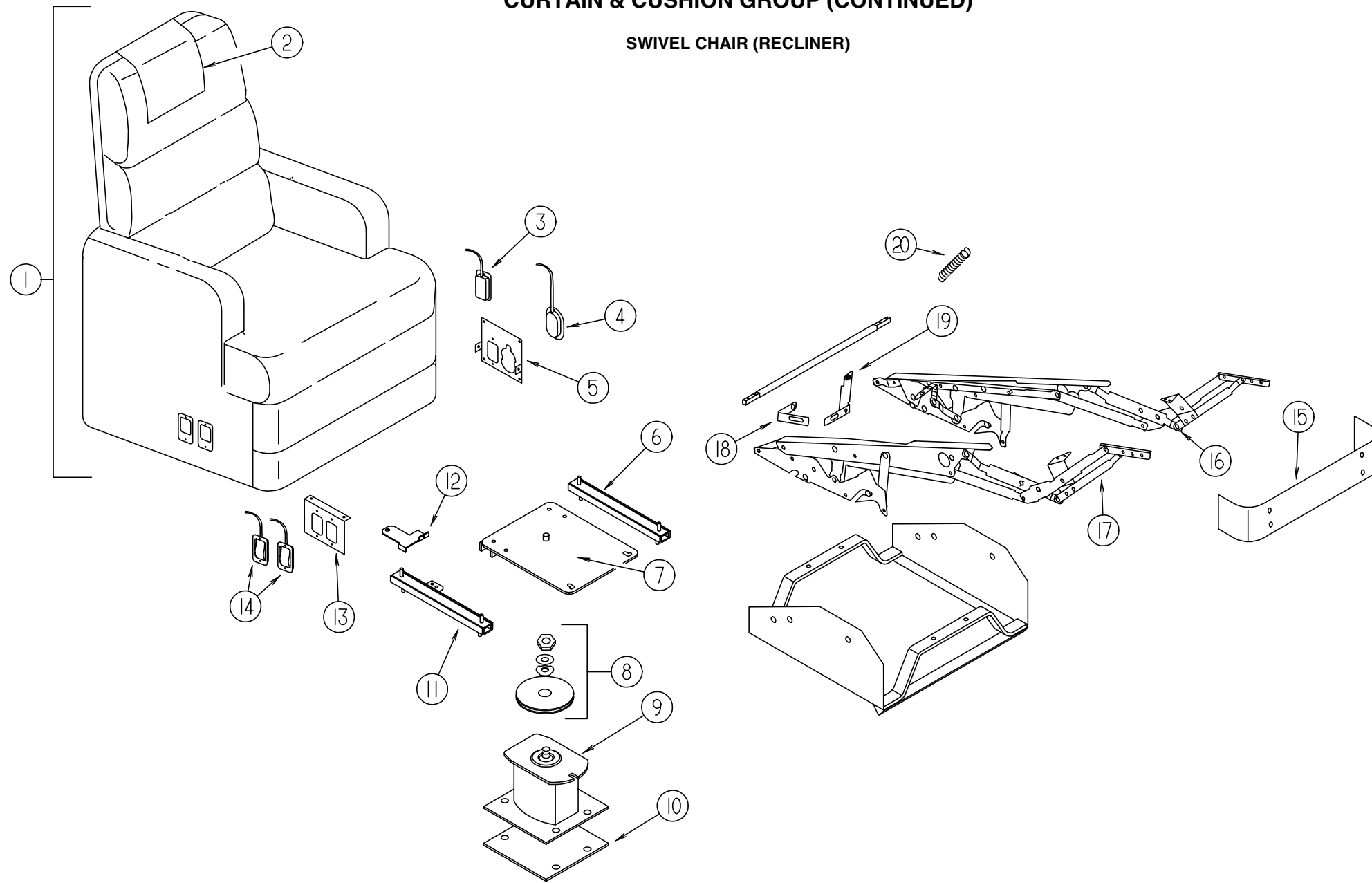


KEY	PART NUMBER	U/M	DESCRIPTION
1	129664-03-K58	EA	SEAT - BUCKET - WIDE (K58, K59)
1	129664-03-K62	EA	SEAT - BUCKET - WIDE (K62, K63)
1	129664-03-K64	EA	SEAT - BUCKET - WIDE (K64, K65)
1	129664-03-K32	EA	SEAT - BUCKET - WIDE (K26, K27)
1	129664-05-K58	EA	SEAT - BUCKET - WIDE (LEATHER)
2	071126-68-K58	EA	SKIRT - WIDE - 10.5" OPEN CORNER (K58, K59)
2	071126-68-K62	EA	SKIRT - WIDE - 10.5" OPEN CORNER (K62, K63)
2	071126-68-K64	EA	SKIRT - WIDE - 10.5" OPEN CORNER (K64, K65)
2	071126-68-K18	EA	SKIRT - WIDE - 10.5" OPEN CORNER (K26, K27)
2	071126-70-K58	EA	SKIRT - WIDE - 10.5" OPEN CORNER (LEATHER)
3	M05962-84-K58	EA	COVER - BACK (K58, K59)
3	M05962-84-K62	EA	COVER - BACK (K62, K63)
3	M05962-84-K64	EA	COVER - BACK (K64, K65)
3	M05962-84-K32	EA	COVER - BACK (K26, K27)
3	M05962-86-K58	EA	COVER - BACK - WIDE - BUCKET (LEATHER)
4	129666-01-K58	EA	ARMREST - RIGHT HAND (K58, K59)
4	129666-01-K62	EA	ARMREST - RIGHT HAND (K62, K63)
4	129666-01-K64	EA	ARMREST - RIGHT HAND (K64, K65)
4	129666-01-K18	EA	ARMREST - RIGHT HAND (K26, K27)
4	129666-03-K58	EA	ARMREST - RIGHT HAND (LEATHER)
4	P29666-01-K58	EA	COVER - ARMREST - RIGHT HAND (K58, K59)
4	P29666-01-K62	EA	COVER - ARMREST - RIGHT HAND (K62, K63)
4	P29666-01-K64	EA	COVER - ARMREST - RIGHT HAND (K64, K65)
4	P29666-01-K18	EA	COVER - ARMREST - RIGHT HAND (K26, K27)
4	P29666-03-K58	EA	COVER - ARMREST - RIGHT HAND (LEATHER)

KEY	PART NUMBER	U/M	DESCRIPTION	VENDOR NO.
5	129666-02-K58	EA	ARMREST - LEFT HAND (K58, K59)	
5	129666-02-K62	EA	ARMREST - LEFT HAND (K62, K63)	
5	129666-02-K64	EA	ARMREST - LEFT HAND (K64, K65)	
5	129666-02-K18	EA	ARMREST - LEFT HAND (K26, K27)	
5	129666-04-K58	EA	ARMREST - LEFT HAND (LEATHER)	
5	P29666-02-K58	EA	COVER - ARMREST - LEFT HAND (K58, K59)	
5	P29666-02-K62	EA	COVER - ARMREST - LEFT HAND (K62, K63)	
5	P29666-02-K64	EA	COVER - ARMREST - LEFT HAND (K64, K65)	
5	P29666-02-K18	EA	COVER - ARMREST - LEFT HAND (K26, K27)	
5	P29666-04-K58	EA	COVER - ARMREST - LEFT HAND (LEATHER)	
6	M05962-85-K58	EA	COVER - SEAT (K58, K59)	
6	M05962-85-K62	EA	COVER - SEAT (K62, K63)	
6	M05962-85-K65	EA	COVER - SEAT (K64, K65)	
6	M05962-85-K32	EA	COVER - SEAT (K26, K27)	
6	M05962-87-K58	EA	COVER - SEAT (LEATHER)	
7	122695-04-01B	EA	FRAME - SEAT & HIGH BACK	
8	117125-01-02B	EA	BRACKET - CABLE MOUNT - ADJUSTER W/ LOCK	
9	119952-04-000	EA	SLIDE/SEAT - HEAVY DUTY LOCKING - 4 STUDS	
	119952-07-000	EA	WIRE - LATCH RELEASE/ ROTARY	
10	107921-05-000	EA	PLATE TOP - W/ SEAT BELT BAR	
11	107921-06-000	EA	BEARING KIT - PEDESTAL	
12	107921-01-000	EA	PEDESTAL FLOOR MOUNTED - W/9.75" EXTENSION	
13	108049-02-000	EA	CLIP - CABLE/ PEDESTAL	
14	080730-08-000	EA	HANDLE - RECLINER	
15	080730-09-000	EA	SHIELD - RECLINER HANDLE	
16	080730-11-000	EA	SHIELD - RUBBER BOOT	
17	108049-04-000	EA	CABLE - W/SWITCHES - W/26" MINI LEVER ACTION	
18	127159-02-02B	EA	BRACKET - SEAT RELEASE - DUAL REMOTE	

## CURTAIN & CUSHION GROUP (CONTINUED)

### SWIVEL CHAIR (RECLINER)

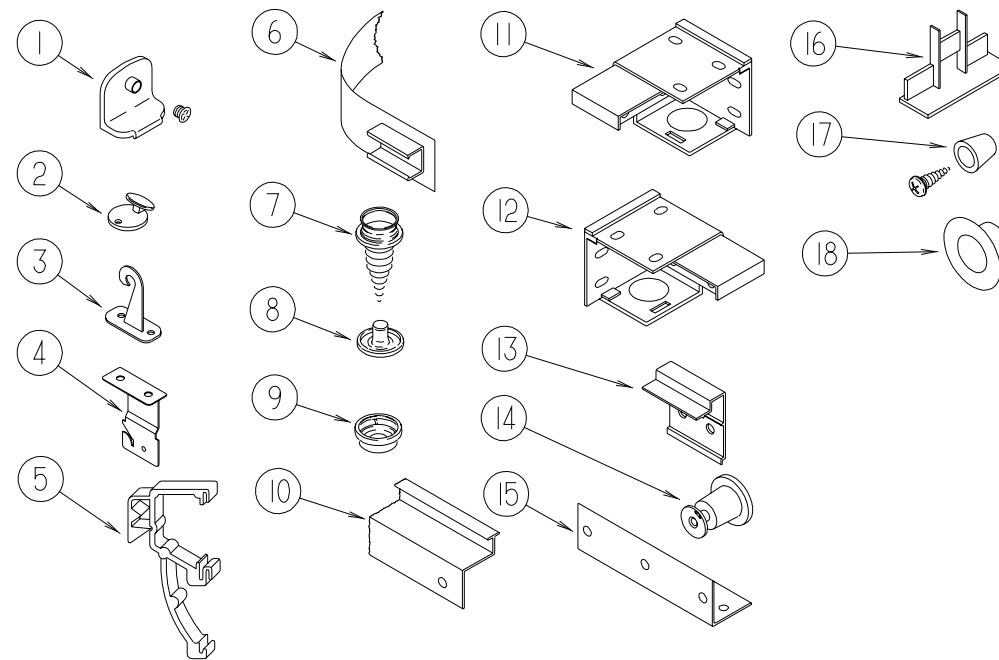


KEY	PART NUMBER	U/M	DESCRIPTION
1	130565-01-K58	EA	CHAIR - INCLINER - W/FOOTREST (K58, K59)
1	130565-01-K62	EA	CHAIR - INCLINER - W/FOOTREST (K62, K63)
1	130565-01-K60	EA	CHAIR - INCLINER - W/FOOTREST (K64, K65)
1	130565-01-K26	EA	CHAIR - INCLINER - W/FOOTREST (K26, K27)
1	P30565-01-K58	EA	COVER - CHAIR - INCLINER/W/FOOTREST (K58, K59)
1	P30565-01-K62	EA	COVER - CHAIR - INCLINER/W/FOOTREST (K62, K63)
1	P30565-01-K60	EA	COVER - CHAIR - INCLINER/W/FOOTREST (K64, K65)
1	P30565-01-K26	EA	COVER - CHAIR - INCLINER/W/FOOTREST (K26, K27)
2	130690-01-K58	EA	COVER - HEADREST - 15.5" X 15.5" (K58, K59)
2	130690-01-K62	EA	COVER - HEADREST - 15.5" X 15.5" (K62, K63)
2	130690-01-K60	EA	COVER - HEADREST - 15.5" X 15.5" (K64, K65)
2	130690-01-K32	EA	COVER - HEADREST - 15.5" X 15.5" (K26, K27)
	130691-01-K58	EA	COVER - ARM CAPS - UNIVERSAL (K58, K59)
	130691-01-K62	EA	COVER - ARM CAPS - UNIVERSAL (K62, K63)
	130691-01-K60	EA	COVER - ARM CAPS - UNIVERSAL (K64, K65)
	130691-01-K32	EA	COVER - ARM CAPS - UNIVERSAL (K26, K27)
3	108049-05-000	EA	FRAME - CABLE - REMOTE RECLINE - W/MINI LEVER ACTION
4	129148-11-000	EA	INCLINER - HANDLE & CABLE
5	129164-01-02B	EA	BRACKET - SEAT RELEASE - REMOTE

KEY	PART NUMBER	U/M	DESCRIPTION
6	119952-02-000	EA	SLIDE - SEAT - HEAVY DUTY NONLOCKING
	007221-01-000	EA	SPACER - SEAT/ ADJUSTER
7	107921-08-000	EA	TOP PLATE - PEDESTAL - W/O SEATBELT BAR
8	107921-06-000	EA	BEARING KIT - PEDESTAL
9	107921-07-000	EA	PEDESTAL/FLOOR MOUNTED - 4.5"
10	108445-02-000	EA	PLATE/FLOOR MOUNTED - PEDESTAL SEAT
11	119952-04-000	EA	SLIDE - SEAT - HEAVY DUTY LOCKING
12	117125-01-02B	EA	BRACKET - CABLE MOUNT - ADJUSTER W/ LOCK
13	129162-01-02B	EA	BRACKET - SEAT RELEASE - REMOTE
14	108049-04-000	EA	CABLE - W/SWITCHES - W/26" MINI LEVER ACTION
	108049-02-000	EA	CLIP - CABLE/ PEDESTAL
15	119901-06-000	EA	FOOT REST - RECLINER
16	129148-01-000	EA	INCLINER - LEFT
17	129148-02-000	EA	INCLINER - RIGHT
	129148-09-000	EA	INCLINER - CLIP/HAIRPIN - 1 7/16 X .07
18	129148-08-000	EA	INCLINER - CLIP F/CABLE
19	129148-07-000	EA	INCLINER/BRACKET - F/INCLINE RELEASE CABLE
20	129148-03-000	EA	SPRING - INCLINER

## CURTAIN & CUSHION GROUP (CONTINUED)

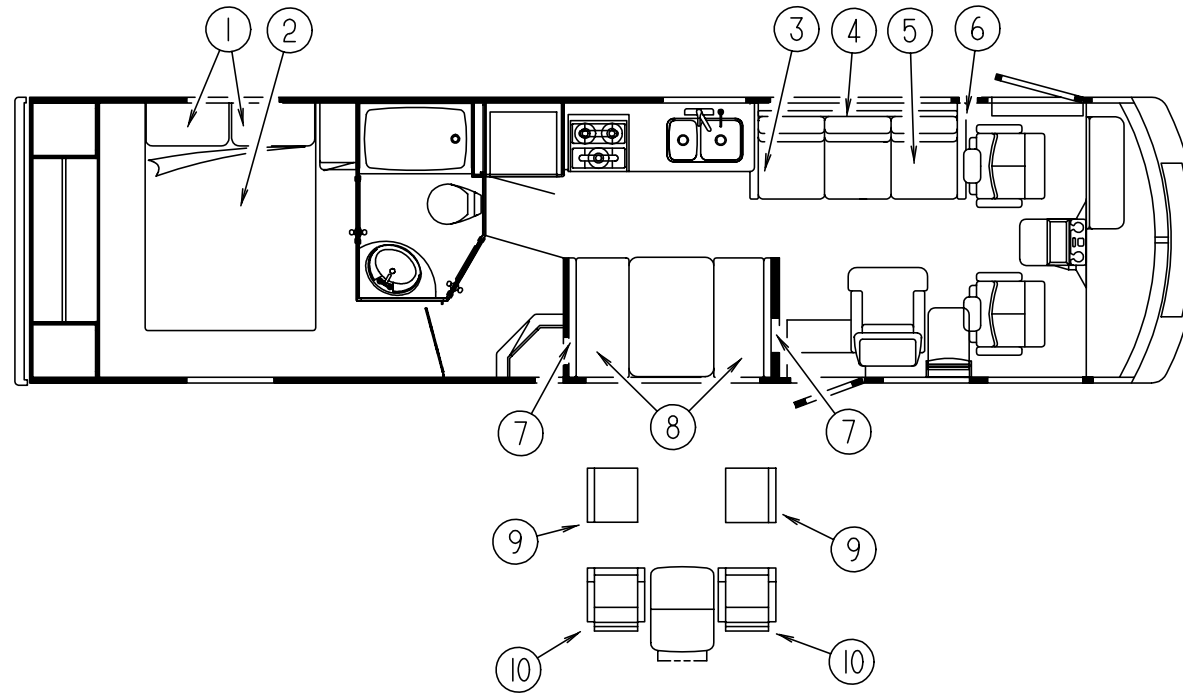
### CURTAIN & BLIND HARDWARE



KEY	PART NUMBER	U/M	DESCRIPTION
1	106544-01-000	EA	PULL - SHADE/BRASS
	106544-01-001	EA	SCREW - SHADE/BRASS
2	102555-03-000	EA	CLEAT - BLIND CORD - MILKY WHITE
3	109441-03-000	EA	HOLD DOWN - BLIND (CLOUDY)
4	084434-01-000	EA	BRACKET - MOUNTING - ROLLER SHADE - 1 3/8"
5	109353-04-000	EA	CLIP - VALANCE SLAT MOUNTING - CLEAR PLASTIC
6	101031-01-000	YD	TAPE - GLIDE/CURTAIN - 4.25" SPACING
7	029130-01-000	EA	SCREW - SNAP SOCKET - #8 PH X 5/8"
8	029155-01-000	EA	CAP - SNAP - 5/32" OUTSIDE DIAMETER OF PIN
9	029156-01-000	EA	SOCKET - SNAP - 9/16" O.D.
10	127254-01-02A	EA	TRACK - CURTAIN/RIGHT HAND - TITANIUM
10	127254-02-02A	EA	TRACK - CURTAIN/LEFT HAND - TITANIUM
11	083170-02-000	EA	BRACKET - BLIND - RIGHT SIDE WHEN FACING WINDOW
12	083170-01-000	EA	BRACKET - BLIND - LEFT SIDE WHEN FACING WINDOW
13	097565-01-000	EA	BRACKET - MOUNTING/PLEATED BLIND

KEY	PART NUMBER	U/M	DESCRIPTION
14	097592-02-000	EA	SPOOL - CORD - ELEVATED BLIND HOLDUP - LARGE - CLEAR
15	105648-01-02A	EA	BRACE - VALANCE - OFF/WHITE - 14"
16	094907-02-000	EA	END CAP - TOP/PLEATED BLIND - PLASTIC - GRAY
17	097564-03-000	EA	HANDLE - KNOB - E-Z LIFT SHADE - TAN
18	046867-03-000	EA	GROMMET - HANDY BUTTON #3
	048394-02-000	YD	VELCRO TAPE - HOOK - ADHESIVE BACK - .75" WIDE - BEIGE
	086276-01-000	EA	TAPE - DOUBLE SIDED - 1/2"
	094896-02-000	EA	GROMMET - CORD/PLEATED BLIND - NYLON - GRAY
	094907-04-000	EA	HARDWARE - END CAP BOTTOM - PULL TYPE (RH & LH)
	095567-01-000	EA	TACK - STRIP - .5" X 625' ROLL
	096843-01-000	EA	SPRING - REWIND/ROLLER SHADE
	097591-01-000	EA	SPRING - EXTENSION/PLEATED BLIND
	097593-02-000	FT	CORD - BLIND - PLEATED - GRAY
	083125-08-000	EA	BRACE - WINDOW MOUNT - 3/4 - OFF WHITE
	046867-02-000	EA	WASHER - HANDY BUTTON #3

**CURTAIN & CUSHION GROUP (CONTINUED)**



**QUEEN BED**

KEY	PART NUMBER	U/M DESCRIPTION
1	119249-01-000	EA PILLOW - 20" X 33" - QUEEN
2	119141-18-J54	EA BEDSPREAD/THROW - 60" X 80" (K58, K59)
2	119141-18-K62	EA BEDSPREAD/THROW - 60" X 80" (K62, K63)
2	119141-26-J28	EA BEDSPREAD/THROW - 60" X 80" (K64, K65)
2	119141-18-K26	EA BEDSPREAD/THROW - 60" X 80" (K26, K27)
2	123015-07-000	EA MATTRESS - INNERSPRING - 60" X 79.5"
	111862-09-J54	EA PILLOW - 15" X 15" (K58, K59)
	111862-09-J56	EA PILLOW - 15" X 15" (K62, K63)
	111862-09-K60	EA PILLOW - 15" X 15" (K64, K65)
	111862-09-K26	EA PILLOW - 15" X 15" (K26, K27)

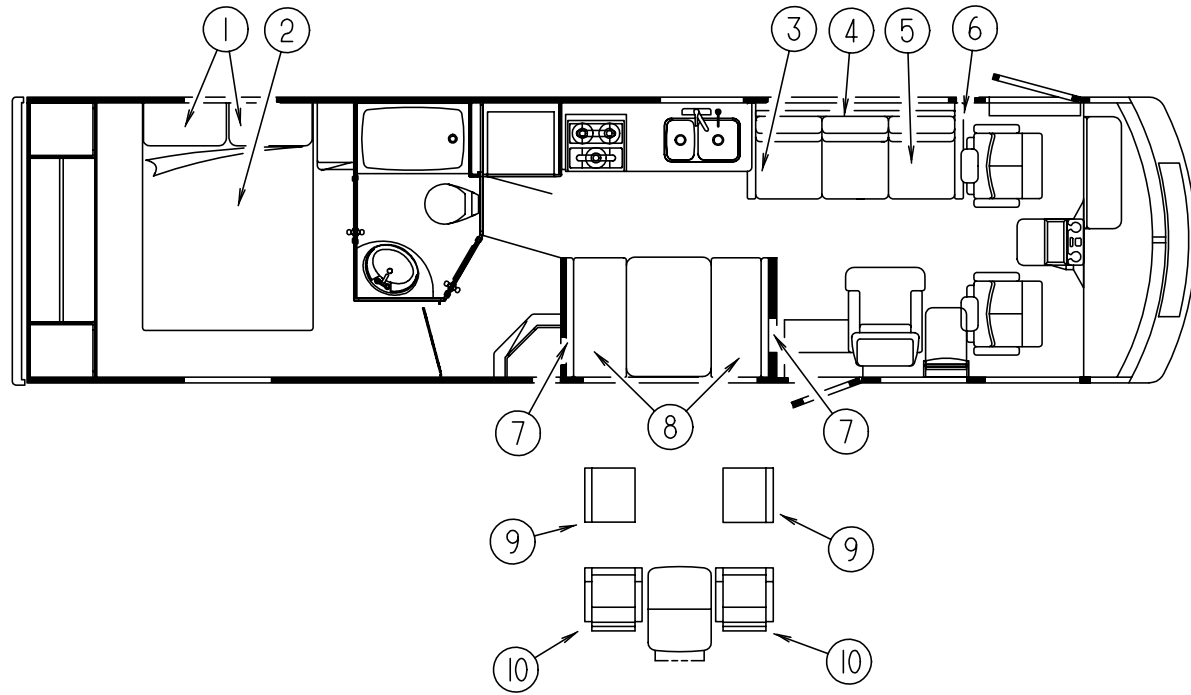
**SOFA BED**

KEY	PART NUMBER	U/M DESCRIPTION
3	127840-01-J54	EA PANEL - RIGHT END - SOFA/BED - FABRIC COVERED (K58, K59)
3	127840-01-K08	EA PANEL - RIGHT END - SOFA/BED - FABRIC COVERED (K62, K63)
3	127840-01-K64	EA PANEL - RIGHT END - SOFA/BED - FABRIC COVERED (K64, K65)
3	127840-01-K26	EA PANEL - RIGHT END - SOFA/BED - FABRIC COVERED (K26, K27)
3	130718-01-K58	EA ARMREST - REMOVEABLE/ RIGHT HAND (K58, K59)
3	130718-01-K62	EA ARMREST - REMOVEABLE/ RIGHT HAND (K62, K63)
3	130718-01-K64	EA ARMREST - REMOVEABLE/ RIGHT HAND (K64, K65)
3	130718-01-K26	EA ARMREST - REMOVEABLE/ RIGHT HAND (K26, K27)
3	P30718-01-K58	EA COVER - ARMREST - REMOVEABLE/ RIGHT (K58, K59)
3	P30718-01-K62	EA COVER - ARMREST - REMOVEABLE/ RIGHT (K62, K63)
3	P30718-01-K64	EA COVER - ARMREST - REMOVEABLE/ RIGHT (K64, K65)
3	P30718-01-K26	EA COVER - ARMREST - REMOVEABLE/ RIGHT (K26, K27)
4	130573-01-K15	EA BED - BACK - 74" (K58, K59)
4	130573-01-K62	EA BED - BACK - 74" (K62, K63)
4	130573-01-K64	EA BED - BACK - 74" (K64, K65)
4	130573-01-K23	EA BED - BACK - 74" (K26, K27)
4	P30573-01-K15	EA COVER - BACK - SOFA/BED - 74" (K58, K59)
4	P30573-01-K62	EA COVER - BACK - SOFA/BED - 74" (K62, K63)
4	P30573-01-K64	EA COVER - BACK - SOFA/BED - 74" (K64, K65)
4	P30573-01-K23	EA COVER - BACK - SOFA/BED - 74" (K26, K27)

**SOFA BED (CONTINUED)**

KEY	PART NUMBER	U/M DESCRIPTION
5	130573-02-K58	EA BED - SEAT - 74" (K58, K59)
5	130573-02-K62	EA BED - SEAT - 74" (K62, K63)
5	130573-02-K64	EA BED - SEAT - 74" (K64, K65)
5	130573-02-K26	EA BED - SEAT - 74" (K26, K27)
5	P30573-02-K58	EA COVER - SEAT - SOFA/BED - 74" (K58, K59)
5	P30573-02-K62	EA COVER - SEAT - SOFA/BED - 74" (K62, K63)
5	P30573-02-K64	EA COVER - SEAT - SOFA/BED - 74" (K64, K65)
5	P30573-02-K26	EA COVER - SEAT - SOFA/BED - 74" (K26, K27)
6	127840-02-J54	EA PANEL - LEFT END - SOFA/BED - FABRIC COVERED (K58, K59)
6	127840-02-K08	EA PANEL - LEFT END - SOFA/BED - FABRIC COVERED (K62, K63)
6	127840-02-K19	EA PANEL - LEFT END - SOFA/BED - FABRIC COVERED (K64, K65)
6	127840-02-K26	EA PANEL - LEFT END - SOFA/BED - FABRIC COVERED (K26, K27)
6	130718-02-K58	EA ARMREST - REMOVEABLE/LEFT HAND (K58, K59)
6	130718-02-K62	EA ARMREST - REMOVEABLE/LEFT HAND (K62, K63)
6	130718-02-K64	EA ARMREST - REMOVEABLE/LEFT HAND (K64, K65)
6	130718-02-K26	EA ARMREST - REMOVEABLE/LEFT HAND (K26, K27)
6	P30718-02-K58	EA COVER - ARMREST - LEFT (K58, K59)
6	P30718-02-K62	EA COVER - ARMREST - LEFT (K62, K63)
6	P30718-02-K64	EA COVER - ARMREST - LEFT (K64, K65)
6	P30718-02-K26	EA COVER - ARMREST - LEFT (K26, K27)
	127335-08-000	EA BRACKET - REMOVABLE ARM/COUCH
	127335-09-000	EA BRACKET - REMOVABLE ARM/CUSHION
	116104-03-02B	EA BRACKET - ZEE W/HOLES - 5.9"
	116104-04-02B	EA BRACKET - ZEE W/HOLES - 3.2"
	120992-07-J54	EA PANEL - FRONT KICK - SOFA/BED - FABRIC COVERED (K58, K59)
	120992-07-K08	EA PANEL - FRONT KICK - SOFA/BED - FABRIC COVERED (K62, K63)
	120992-07-K64	EA PANEL - FRONT KICK - SOFA/BED - FABRIC COVERED (K64, K65)
	120992-07-K23	EA PANEL - FRONT KICK - SOFA/BED - FABRIC COVERED (K26, K27)
	121906-01-02B	EA BRACKET - KICKBOARD - E-COATED
	106728-08-K58	EA PILLOW - 9" X 20" (K58, K59)
	106728-08-K62	EA PILLOW - 9" X 20" (K62, K63)
	106728-08-K60	EA PILLOW - 9" X 20" (K64, K65)
	106728-08-K26	EA PILLOW - 9" X 20" (K26, K27)
	127335-12-000	EA FRAME-10" LEG

## CURTAIN & CUSHION GROUP (CONTINUED)



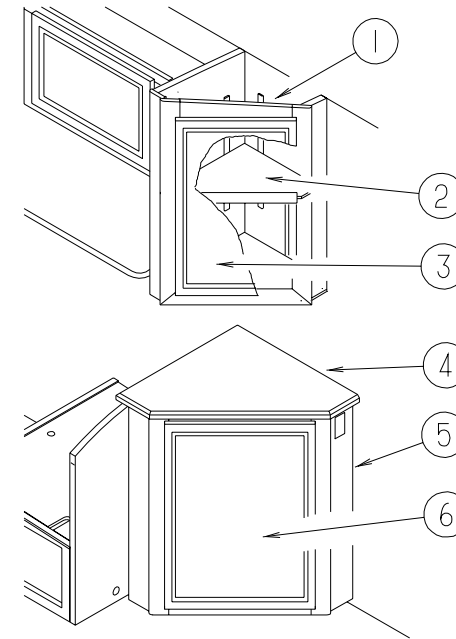
### DINETTE CUSHIONS

KEY	PART NUMBER	U/M	DESCRIPTION
7	111880-05-K58	EA	CUSHION - BACK - 13.5" X 42" X 5" (K58, K59)
7	111880-05-K62	EA	CUSHION - BACK - 13.5" X 42" X 5" (K62, K63)
7	111880-05-K64	EA	CUSHION - BACK - 13.5" X 42" X 5" (K64, K65)
7	111897-05-K26	EA	CUSHION - BACK - 13.5" X 42" X 5" (K26, K27)
7	P11880-05-K58	EA	COVER - BACK - 13.5" X 42" X 5" (K58, K59)
7	P11880-05-K62	EA	COVER - BACK - 13.5" X 42" X 5" (K62, K63)
7	P11880-05-K64	EA	COVER - BACK - 13.5" X 42" X 5" (K64, K65)
7	P11897-05-H26	EA	COVER - BACK - 13.5" X 42" X 5" (K26, K27)
8	105603-15-J54	EA	CUSHION - SEAT - 23" X 42" X 5" (K58, K59)
8	105603-15-K08	EA	CUSHION - SEAT - 23" X 42" X 5" (K62, K63)
8	105603-15-K19	EA	CUSHION - SEAT - 23" X 42" X 5" (K64, K65)
8	105603-15-K26	EA	CUSHION - SEAT - 23" X 42" X 5" (K26, K27)
8	P05603-15-K54	EA	COVER - SEAT - 23" X 42" X 5" (K58, K59)
8	P05603-15-K08	EA	COVER - SEAT - 23" X 42" X 5" (K62, K63)
8	P05603-15-K19	EA	COVER - SEAT - 23" X 42" X 5" (K64, K65)
8	P05603-15-K26	EA	COVER - SEAT - 23" X 42" X 5" (K26, K27)
	078155-01-000	EA	STRAP - SNAP - BACK CUSHION

### DINETTE OPTION

KEY	PART NUMBER	U/M	DESCRIPTION
9	101604-01-04A	EA	CHAIR - FOLDING/DINETTE - LINEN FABRIC - SOLAR MAPLE
9	101604-01-03A	EA	CHAIR - FOLDING/DINETTE - LINEN FABRIC - WATERFORD OAK
10	126637-12-000	EA	CHAIR - DINETTE - CLOUD (K58, K59)
10	126637-17-000	EA	CHAIR - DINETTE (K62, K63)
10	126637-14-000	EA	CHAIR - DINETTE (K64, K65)
10	126637-16-000	EA	CHAIR - DINETTE (K26, K27)
	129529-02-000	EA	STRAP - RETAINER - CHAIR
	129491-01-000	EA	CATCH - SNAP HOOK - 1"

## DINETTE GROUP

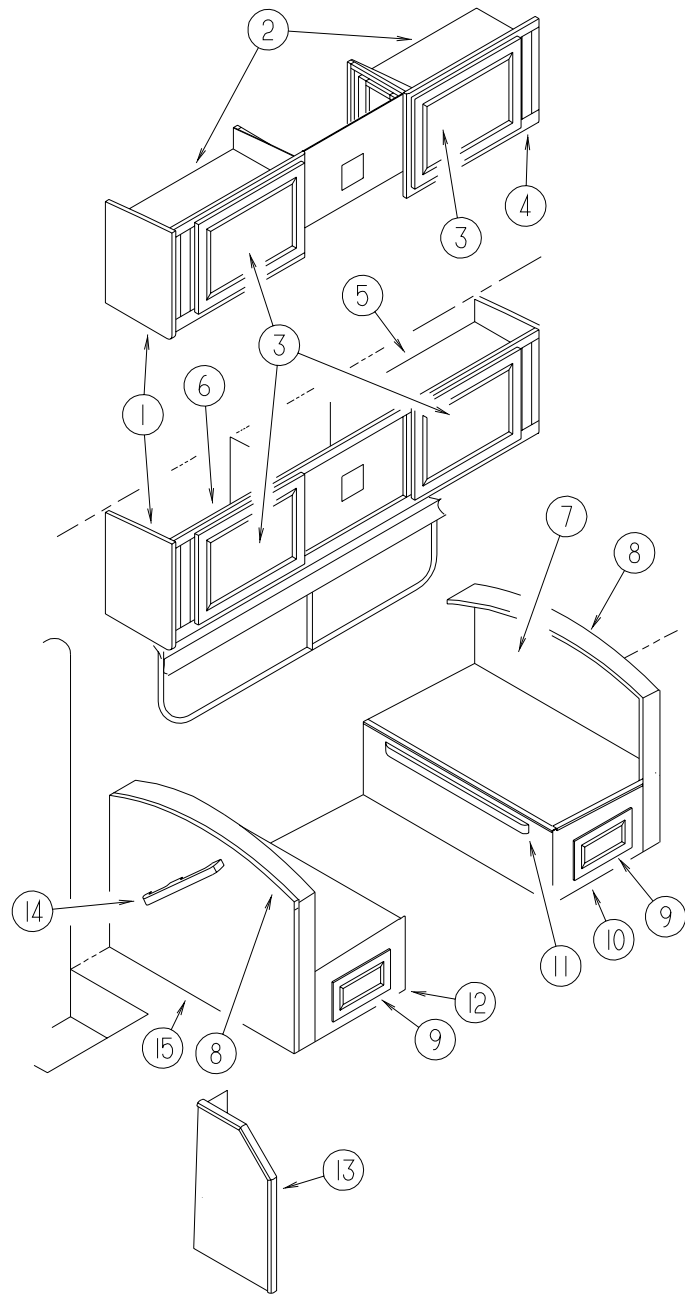


### HUTCH CABINETRY

KEY	PART NUMBER	U/M	DESCRIPTION
1	115833-01-K28	EA	CABINET - HUTCH/UPPER - W/O DOOR/HARDWARE (OAK)
1	115833-01-K58	EA	CABINET - HUTCH/UPPER - W/O DOOR/HARDWARE (MAPLE)
2	115833-15-G15	EA	SHELF - W/PLASTIC EDGE TRIM (OAK)
2	115833-15-J52	EA	SHELF - W/PLASTIC EDGE TRIM (MAPLE)
3	M05992-48-J20	EA	DOOR - STRAIGHT CORNER/OGEE EDGE - 15.7" X 27.9" - W/O HARDWARE (OAK)
3	M05992-48-K58	EA	DOOR - STRAIGHT CORNER/OGEE EDGE - 15.7" X 27.9" - W/O HARDWARE (MAPLE)
4	104635-11-F12	EA	CTRTP - HUTCH (K58, K59, K64, K65, K26, K27)
4	104635-11-J23	EA	CTRTP - HUTCH (K62, K63)
5	104635-01-K58	EA	CABINET - HUTCH/LOWER - W/CTRTP - W/O DOOR/HARDWARE (K58, K64, K26)
5	104635-01-K59	EA	CABINET - HUTCH/LOWER - W/CTRTP - W/O DOOR/HARDWARE (K59, K65, K27)
5	104635-01-K62	EA	CABINET - HUTCH/LOWER - W/CTRTP - W/O DOOR/HARDWARE (K62)
5	104635-01-K32	EA	CABINET - HUTCH/LOWER - W/CTRTP - W/O DOOR/HARDWARE (K63)
5	104635-12-G15	EA	SHELF - W/PLASTIC EDGE TRIM (OAK)
5	104635-12-J52	EA	SHELF - W/PLASTIC EDGE TRIM (MAPLE)
6	M05992-71-K28	EA	DOOR - STRAIGHT CORNER/OGEE EDGE - 19.6" X 29.5" - W/O HARDWARE (OAK)
6	M05992-71-K58	EA	DOOR - STRAIGHT CORNER/OGEE EDGE - 19.6" X 29.5" - W/O HARDWARE (MAPLE)

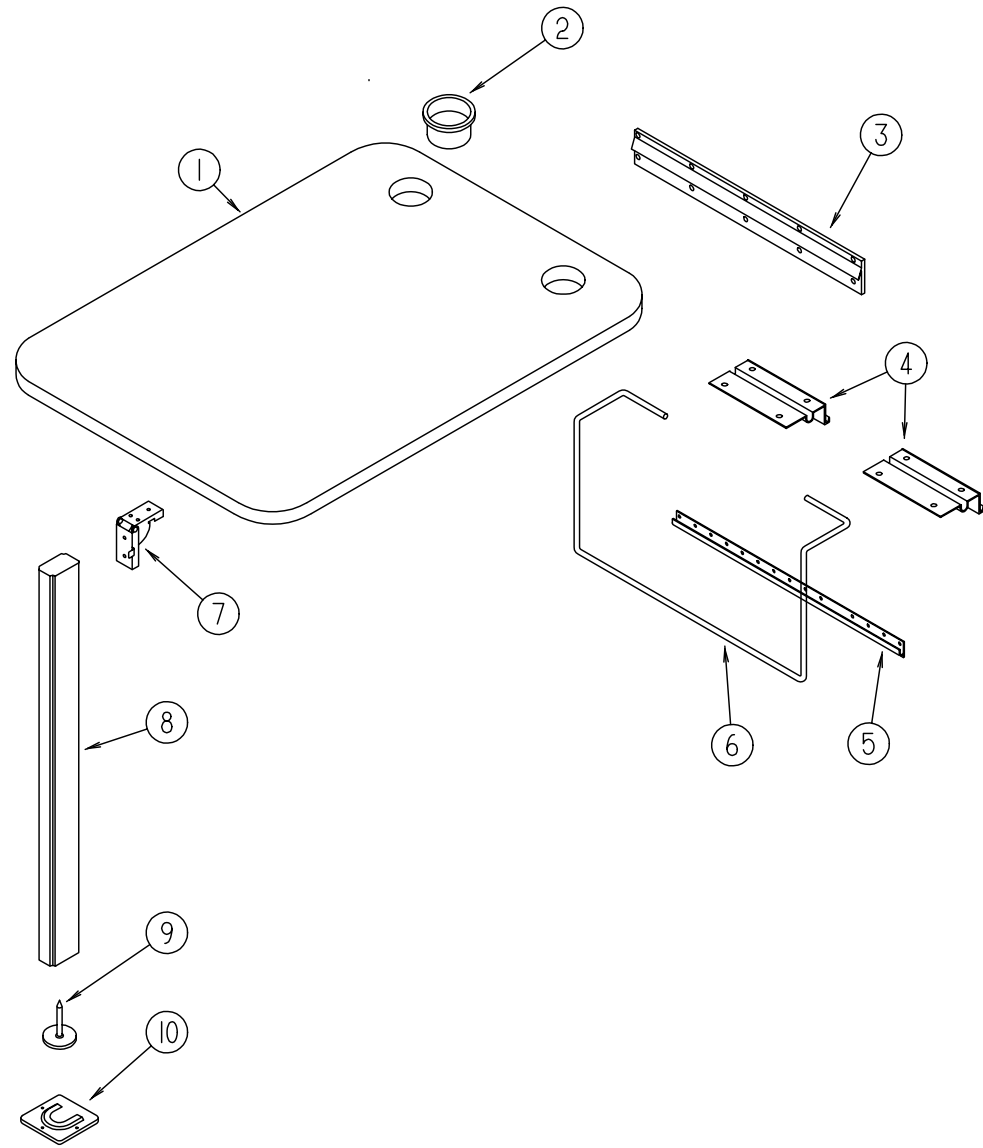
## DINETTE GROUP (CONTINUED)

### DINETTE & OVHD CABINERY



KEY	PART NUMBER	U/M DESCRIPTION
1	103128-02-J94	EA END CAP - OVHD DINETTE - LH (OAK)
1	103128-02-J52	EA END CAP - OVHD DINETTE - LH (MAPLE)
2	117579-13-G09	EA SHELF - W/PLASTIC EDGE TRIM (OAK)
2	117579-13-J52	EA SHELF - W/PLASTIC EDGE TRIM (MAPLE)
3	M05992-48-J20	EA DOOR - STRAIGHT CORNER/OGEE EDGE - 15.7" X 27.9" - W/O HDW (OAK)
3	M05992-48-K58	EA DOOR - STRAIGHT CORNER/OGEE EDGE - 15.7" X 27.9" - W/O HDW (MAPLE)
4	117579-55-J54	EA CABINET - OVHD/DINETTE - W/O HDW - F/COFFEEMAKER (K58)
4	117579-55-K59	EA CABINET - OVHD/DINETTE - W/O HDW - F/COFFEEMAKER (K59)
4	117579-55-K62	EA CABINET - OVHD/DINETTE - W/O HDW - F/COFFEEMAKER (K62)
4	117579-55-K63	EA CABINET - OVHD/DINETTE - W/O HDW - F/COFFEEMAKER (K63)
4	117579-55-K60	EA CABINET - OVHD/DINETTE - W/O HDW - F/COFFEEMAKER (K64)
4	117579-55-K61	EA CABINET - OVHD/DINETTE - W/O HDW - F/COFFEEMAKER (K65)
4	117579-55-K26	EA CABINET - OVHD/DINETTE - W/O HDW - F/COFFEEMAKER (K26)
4	117579-55-K27	EA CABINET - OVHD/DINETTE - W/O HDW - F/COFFEEMAKER (K27)
4	117579-52-J54	EA CABINET - OVHD/DINETTE - W/O HDW (F/SOUND SYS. & COFFEEMAKER) (K58)
4	117579-52-K59	EA CABINET - OVHD/DINETTE - W/O HDW (F/SOUND SYS. & COFFEEMAKER) (K59)
4	117579-52-K62	EA CABINET - OVHD/DINETTE - W/O HDW (F/SOUND SYS. & COFFEEMAKER) (K62)
4	117579-52-K63	EA CABINET - OVHD/DINETTE - W/O HDW (F/SOUND SYS. & COFFEEMAKER) (K63)
4	117579-52-K60	EA CABINET - OVHD/DINETTE - W/O HDW (F/SOUND SYS. & COFFEEMAKER) (K64)
4	117579-52-K61	EA CABINET - OVHD/DINETTE - W/O HDW (F/SOUND SYS. & COFFEEMAKER) (K65)
4	117579-52-K26	EA CABINET - OVHD/DINETTE - W/O HDW (F/SOUND SYS. & COFFEEMAKER) (K26)
4	117579-52-K32	EA CABINET - OVHD/DINETTE - W/O HDW (F/SOUND SYS. & COFFEEMAKER) (K27)
5	128056-12-J22	EA SHELF - W/PLASTIC EDGE TRIM (OAK)
5	128056-12-J52	EA SHELF - W/PLASTIC EDGE TRIM (MAPLE)
6	128056-02-K58	EA CABINET - OVHD/DINETTE - W/O DOORS/HDW (K58)
6	128056-02-K59	EA CABINET - OVHD/DINETTE - W/O DOORS/HDW (K59)
6	128056-02-K62	EA CABINET - OVHD/DINETTE - W/O DOORS/HDW (K62)
6	128056-02-K63	EA CABINET - OVHD/DINETTE - W/O DOORS/HDW (K63)
6	128056-02-K60	EA CABINET - OVHD/DINETTE - W/O DOORS/HDW (K64)
6	128056-02-K61	EA CABINET - OVHD/DINETTE - W/O DOORS/HDW (K65)
6	128056-02-K26	EA CABINET - OVHD/DINETTE - W/O DOORS/HDW (K26)
6	128056-02-K32	EA CABINET - OVHD/DINETTE - W/O DOORS/HDW (K27)
7	M07514-05-G15	EA CABINET - SEATBACK - RH (OAK)
7	M07514-05-J52	EA CABINET - SEATBACK - RH (MAPLE)
7	M07514-08-J22	EA CABINET - SEATBACK - RH (SOUND SYSTEM) (OAK)
7	M07514-08-J52	EA CABINET - SEATBACK - RH (SOUND SYSTEM) (MAPLE)
8	104787-08-J54	EA PAD - DINETTE (K58, K59)
8	104787-08-J24	EA PAD - DINETTE (K62, K63)
8	104787-08-K64	EA PAD - DINETTE (K64, K65)
8	104787-08-F11	EA PAD - DINETTE (K26, K27)
9	M05971-35-K28	EA DRAWER - OGEE EDGE - 16.9"W X 21.6"D - W/O SLIDES/HDW (OAK)
9	M05971-35-K58	EA DRAWER - OGEE EDGE - 16.9"W X 21.6"D - W/O SLIDES/HDW (MAPLE)
10	M07515-05-G15	EA CABINET - SEATBASE/RH - W/O DRAWER/HDW (OAK)
10	M07515-05-J52	EA CABINET - SEATBASE/RH - W/O DRAWER/HDW (MAPLE)
10	M07515-17-J22	EA CABINET - SEATBASE/RH - W/O DRAWER/HDW (SOUND SYSTEM) (OAK)
10	M07515-17-K58	EA CABINET - SEATBASE/RH - W/O DRAWER/HDW (SOUND SYSTEM) (MAPLE)
11	081295-01-G01	EA SUPPORT - BED/DINETTE - 28" LONG (OAK)
11	081295-01-H37	EA SUPPORT - BED/DINETTE - 28" LONG (MAPLE)
12	M07515-04-G15	EA CABINET - SEATBASE/LH - W/O DRAWER/HDW (OAK)
12	M07515-04-K29	EA CABINET - SEATBASE/LH - W/O DRAWER/HDW (MAPLE)
13	108385-01-G15	EA CABINET - WALL (OAK)
13	108385-01-J52	EA CABINET - WALL (MAPLE)
	122021-02-02A	EA ANGLE - W/HOLES - 13.7" LONG - OFF WHITE
14	P02786-04-K66	EA HANDRAIL ONLY - W/O BRACKET (OAK)
14	P02786-04-J52	EA HANDRAIL ONLY - W/O BRACKET (MAPLE)
14	P02786-06-000	EA DOWEL - WOOD - 1.5" X 26"
14	099682-01-01A	EA BRACKET - MOUNTING/HAND RAIL - ROUND BASE
15	M07514-04-G15	EA CABINET - SEATBACK/LH - W/O HDW (OAK)
15	M07514-04-J52	EA CABINET - SEATBACK/LH - W/O HDW (MAPLE)

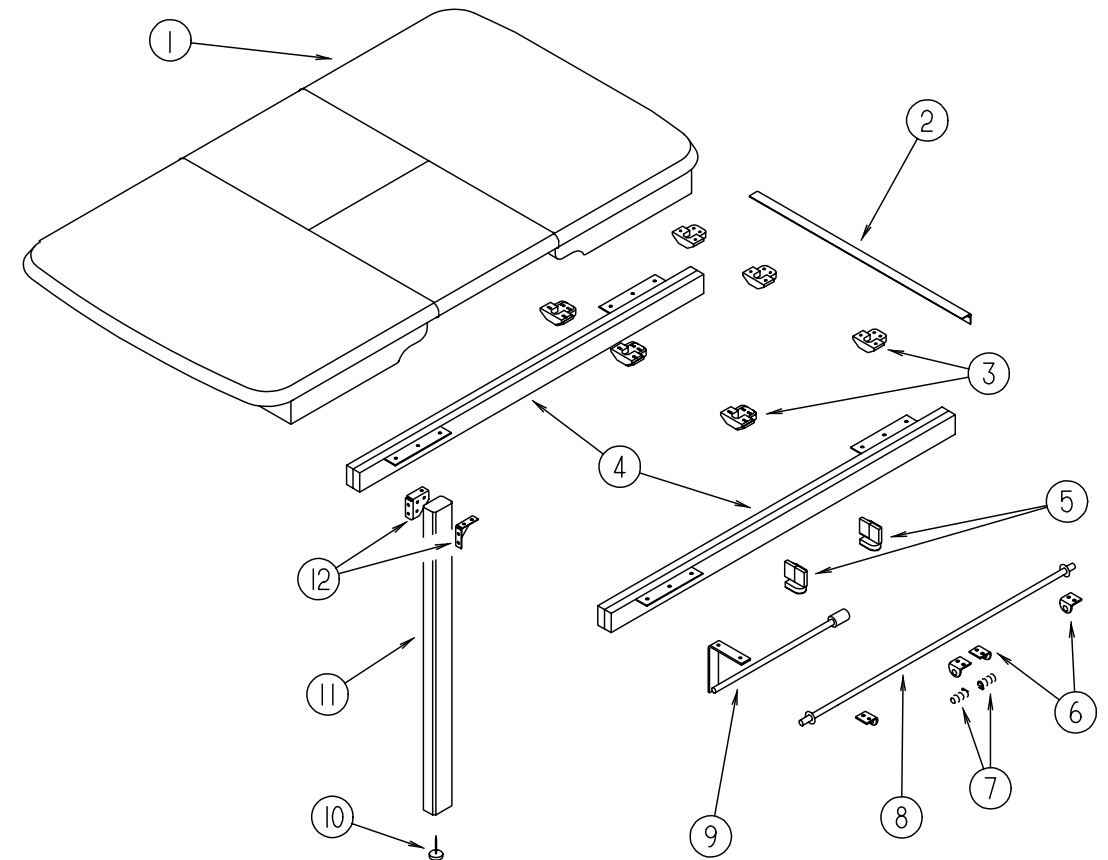
## DINETTE GROUP (CONTINUED)



**DINETTE TABLE ASM.**

KEY	PART NUMBER	U/M DESCRIPTION
1	127121-20-K58	EA TABLE TOP ONLY (K58, K64, K26)
1	127121-20-J26	EA TABLE TOP ONLY (K59, K65, K27)
1	127121-20-J23	EA TABLE TOP ONLY (K62)
1	127121-20-K32	EA TABLE TOP ONLY (K63)
2	064781-06-000	EA HOLDER - CUP TWO STEP - OFF WHITE
3	053200-12-000	EA BRACKET - TABLE SUPPORT - UPPER WALL MOUNTED 23.50"
4	088410-02-000	EA BRACKET - LIFT - TABLE MOUNTED
5	024281-14-000	EA BRACKET - LIFT ROD LOWER WALL MOUNTED - 22.12"
6	024275-12-000	EA ROD - TABLE LIFT
7	093550-01-000	EA BRACKET - HINGE - MOUNTS TO LEG & TABLE TOP - 1.7" X 2.6"
8	092707-04-05A	EA LEG - TABLE - W/O HARDWARE - 27" - WATERFORD OAK
8	092707-04-08A	EA LEG - TABLE - W/O HARDWARE - 27" - WASHED MAPLE
9	092593-01-05A	EA CATCH - TABLE LEG - OFF/WHITE
10	049493-12-000	EA CATCH - TABLE LEG - FLOOR MOUNTED - OFF WHITE
10	049493-11-700	EA CATCH - TABLE LEG - E-COAT
	004354-01-000	EA BUMPER - RUBBER - .5" DIA - BROWN

## DINETTE GROUP (CONTINUED)

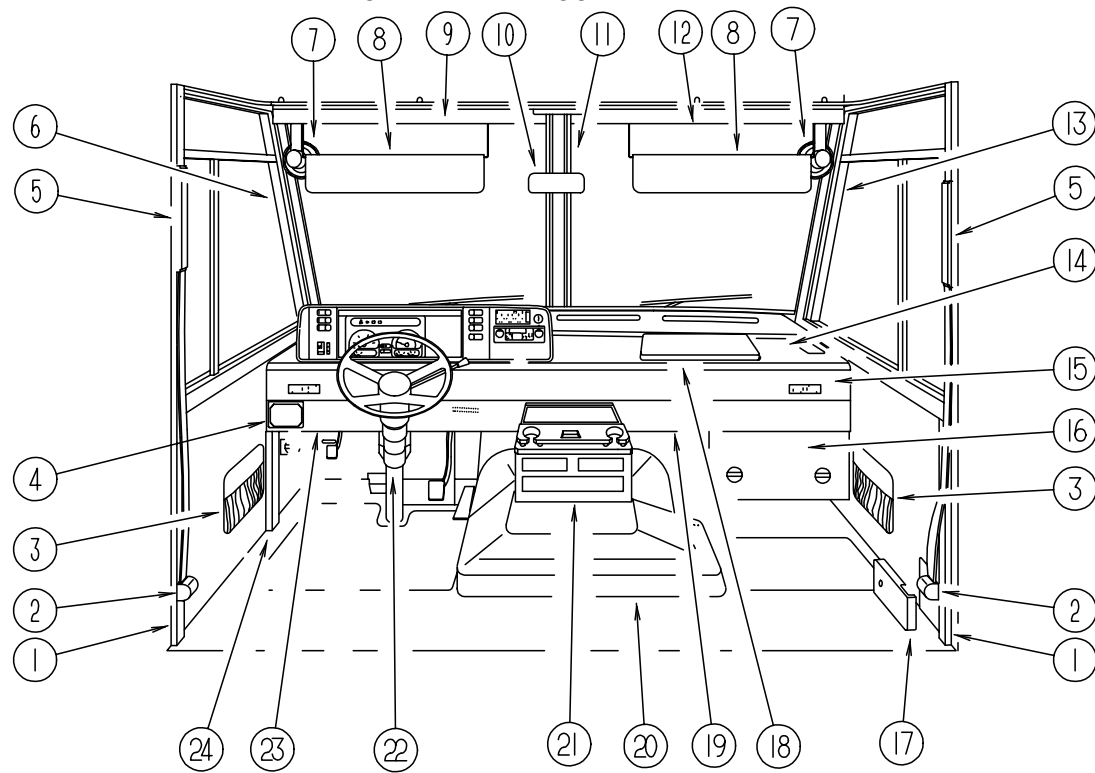


**DINETTE TABLE ASM. W/ DROP LEAF**

KEY	PART NUMBER	U/M DESCRIPTION
	P18322-03-K58	EA TABLE - PULLOUT/SELF STORING - W/O LEG (K58, K64, K26)
	P18322-03-K30	EA TABLE - PULLOUT/SELF STORING - W/O LEG (K59, K65, K27)
	P18322-03-K62	EA TABLE - PULLOUT/SELF STORING - W/O LEG (K62)
	P18322-03-K32	EA TABLE - PULLOUT/SELF STORING - W/O LEG (K63)
1	118322-20-J61	EA TABLE TOP ONLY - W/O HARDWARE (K58, K64, K26)
1	118322-20-J91	EA TABLE TOP ONLY - W/O HARDWARE (K59, K65, K27)
1	118322-20-K62	EA TABLE TOP ONLY - W/O HARDWARE (K62)
1	118322-20-K32	EA TABLE TOP ONLY - W/O HARDWARE (K63)
2	041389-18-000	EA HINGE - PIANO - 1 1/2" X 19" - OFF WHITE
3	009050-02-000	EA LEVELER - TABLE TOP - MALE END W/4 SCREWS - PLASTIC
3	009050-03-000	EA LEVELER - TABLE TOP - FEMALE END W/2 SCREWS - PLASTIC
4	110749-01-000	EA SLIDE/EXTENSION - 19 3/4" TO 33 1/4"
5	108663-01-000	EA HINGE - LEAF - FOLDING
6	108874-01-000	EA BRACKET - HINGE - TABLE LEAF
7	108664-01-000	EA SPRING - COMPRESSION - .51" X 1.96"
8	108932-01-000	EA ROD - PIVOT
9	108905-01-000	EA SUPPORT - TABLE LEAF
10	102194-01-000	EA GUIDE - PLASTIC
11	092707-07-05A	EA LEG - TABLE - W/O HARDWARE - 27.8" - WATERFORD OAK
11	092707-07-08A	EA LEG - TABLE - W/O HARDWARE - 27.8" - WASHED MAPLE
12	102810-01-04A	EA BRACE - TABLE LEG - BLACK
12	102810-01-03A	EA BRACE - TABLE LEG - MILL

## DRIVERS COMPARTMENT GROUP

### LOWER DRIVER COMPARTMENT

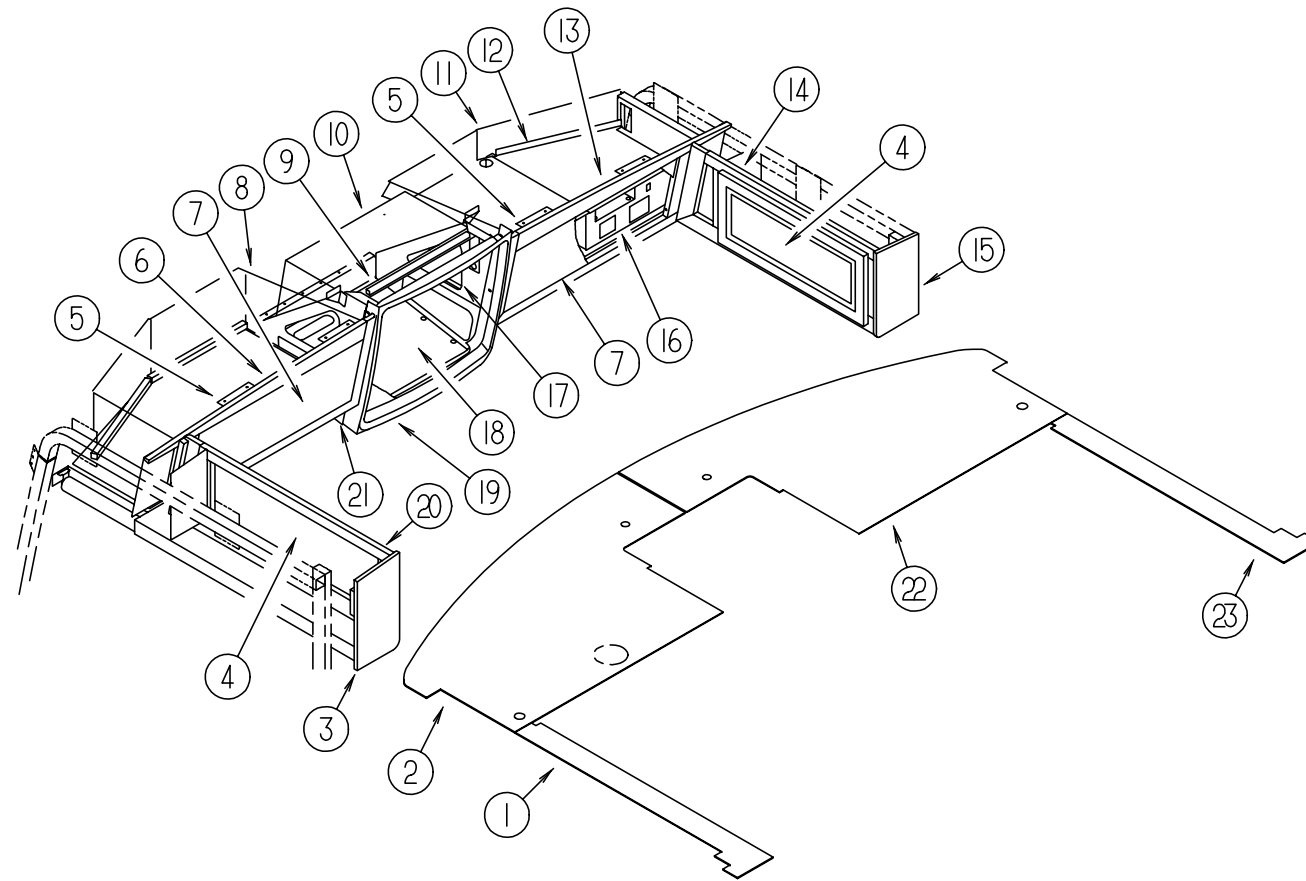


KEY	PART NUMBER	U/M	DESCRIPTION	VENDOR NO.	KEY	PART NUMBER	U/M	DESCRIPTION
1	024700-51-000	EA	COVER - ROLL BAR - 88" - OFF WHITE		17	103961-03-01A	EA	COVER - BRACKET - SEATBELT/OFF WHITE
	126701-01-03A	EA	COVER - ASSIST HANDLE - OFF WHITE		18	127692-01-J50	EA	TABLE/WORK STATION - COMPLETE
2	091990-05-01A	EA	SEAT BELT/SHOULDER HARNESS - DRIVER/PASSENGER - BLACK		18	127597-01-000	EA	SLIDE - WORK STATION - DASH
	091990-05-700	EA	SLEEVE/BUCKLE COVER-PLASTIC	209S-2	19	114620-05-05A	EA	TRIM - LOWER DASH - GM - 96" - TITANIUM - W/ELECTRIC MIRRORS - W/O DRIVER DOOR
	091990-05-701	EA	CAP/COVER - BOLT HOLE COVER	209SC-02	19	114620-08-03A	EA	TRIM - LOWER DASH - GM - 96" - TITANIUM - W/O ELECTRIC MIRRORS - W/O DRIVER DOOR
	091990-05-702	EA	SLEEVE/RETRACTABLE COVER	309C-02	19	114620-09-03A	EA	TRIM - LOWER DASH - GM - 96" - TITANIUM - W/ELECTRIC MIRRORS - W/DRIVER DOOR
	091990-05-703	EA	EXTENDER 12"	I-1442-02	19	114620-11-03A	EA	TRIM - LOWER DASH - GM - 96" - TITANIUM - W/O ELECTRIC MIRRORS - W/DRIVER DOOR
	127598-01-01A	EA	ADJUSTER - SEATBELT - D-LOOP - ADJUSTER		19	111528-07-05A	EA	TRIM - LOWER DASH - PASSENGER - FORD - TITANIUM
	127598-02-000	EA	NUT - HEX FLANGE - M10 X 1.5 - CLASS 10		20	115840-03-01A	EA	COVER - MOTOR - W/O CARPET - FORD
	128444-01-000	EA	WASHER - SPRING - CONICAL					FROM: 00-00-00 THRU: 05-05-99
3	086120-01-J54	EA	PAD - MAP POCKET - 12" X 16" (K58, K59)		20	129099-03-01A	EA	COVER - MOTOR - W/O CARPET - FORD
3	086120-01-J24	EA	PAD - MAP POCKET - 12" X 16" (K62, K63)					FROM: 05-06-99 THRU: 99-99-99
3	086120-01-K64	EA	PAD - MAP POCKET - 12" X 16" (K64, K65)		20	115840-02-01A	EA	COVER - MOTOR - W/O CARPET (CHEVY)
3	086120-01-G30	EA	PAD - MAP POCKET - 12" X 16" (K26, K27)		21	126680-01-H17	EA	TRAY - BEVERAGE - W/SHELF/CUPHOLDERS - W/O DRAWER (FORD) (OAK)
4	112236-01-J60	EA	BEZEL - LEVELING PANEL		21	126680-01-J52	EA	TRAY - BEVERAGE - W/SHELF/CUPHOLDERS - W/O DRAWER (FORD) (MAPLE)
5	127798-01-01A	EA	COVER - SLIDE - INNER - BLACK - 1.5" X 11.4"		21	126680-02-H17	EA	TRAY - BEVERAGE - W/SHELF/CUPHOLDERS - W/O DRAWER (CHEVY) (OAK)
5	127721-01-01A	EA	COVER - SLIDE - OFF WHITE		21	126680-02-J52	EA	TRAY - BEVERAGE - W/SHELF/CUPHOLDERS - W/O DRAWER (CHEVY) (MAPLE)
6	125444-02-02A	EA	TRIM - A-PILLAR/DRIVER - INTERIOR - TITANIUM		22	130111-01-01A	EA	COVER - STEERING COLUMN - BLACK - UPPER (FORD)
6	123045-11-03A	EA	BACKING - SCREW - TITANIUM					FROM: 00-00-00 THRU: 01-17-99
7	122856-01-01A	EA	FAN- DEFROSTER-2 SPEED W/SWIVEL BASE/NON-OSCILATING-CHROME		22	131804-01-01A	EA	COVER - STEERING COLUMN - BLACK - UPPER & SIDES (FORD)
8	123298-02-05A	EA	SUNVISOR - 10.5" X 28.5"					FROM: 01-18-99 THRU: 99-99-99
9	118453-06-02A	EA	TRIM - WINDSHIELD - INNER/TOP/DRIVER		22	125655-03-01A	EA	TRIM - STEERING COLUMN - RIGHT HAND (FORD)
10	040714-01-000	EA	MIRROR - REAR VIEW/ARM MOUNT & SET SCREW					FROM: 00-00-00 THRU: 01-17-99
10	067490-01-000	EA	BUTTON - MIRROR/REAR VIEW		22	125655-04-01A	EA	TRIM - STEERING COLUMN - LEFT HAND (FORD)
11	118452-03-02A	EA	TRIM - WINDSHIELD - CENTER					FROM: 00-00-00 THRU: 01-17-99
12	118453-05-02A	EA	TRIM - WINDSHIELD - INNER/TOP/PASSENGER		22	125795-01-01A	EA	COVER - STEERING COLUMN - LOWER - BLACK (FORD)
13	125444-01-02A	EA	TRIM - A-PILLAR/PASSENGER - INTERIOR - TITANIUM					FROM: 01-18-99 THRU: 99-99-99
13	123045-11-03A	EA	BACKING - SCREW - TITANIUM		22	103498-09-000	EA	BOOT - STEERING COLUMN - W/1/2 CIRCLE (CHEVY)
14	P30276-01-000	EA	DASH - W/O VINYL - E-COATED (FORD) (W/ DRIVER DOOR)		23	111528-04-05A	EA	TRIM - DASH - LOWER DRIVER (FORD)
14	P30276-02-000	EA	DASH - W/O VINYL - E-COATED (FORD) (W/O DRIVER DOOR)		24	127901-02-02A	EA	PANEL - TOEKICK - LEFT HAND - TITANIUM (W/DRIVER DOOR)
14	P30276-05-000	EA	DASH - W/O VINYL - E-COATED (CHEVY) (W/ DRIVER DOOR)		24	127901-01-02A	EA	PANEL - TOEKICK - LEFT HAND - TITANIUM (W/O DRIVER DOOR)
14	P30276-06-000	EA	DASH - W/O VINYL - E-COATED (CHEVY) (W/O DRIVER DOOR)					
14	106569-11-02A	EA	VINYL - LAMINATE - TITANIUM - 1/4" X 21" X 100"					
15	104354-09-09A	EA	APPLIQUE - LOWER DASH - SUNCRUISER					
16	095757-05-J54	EA	COVER - HEATER (K58, K59)					
16	095757-05-K38	EA	COVER - HEATER (K62, K63)					
16	095757-05-J31	EA	COVER - HEATER (K64, K65)					
16	095757-05-J17	EA	COVER - HEATER (K26, K27)					



## DRIVERS COMPARTMENT GROUP (CONTINUED)

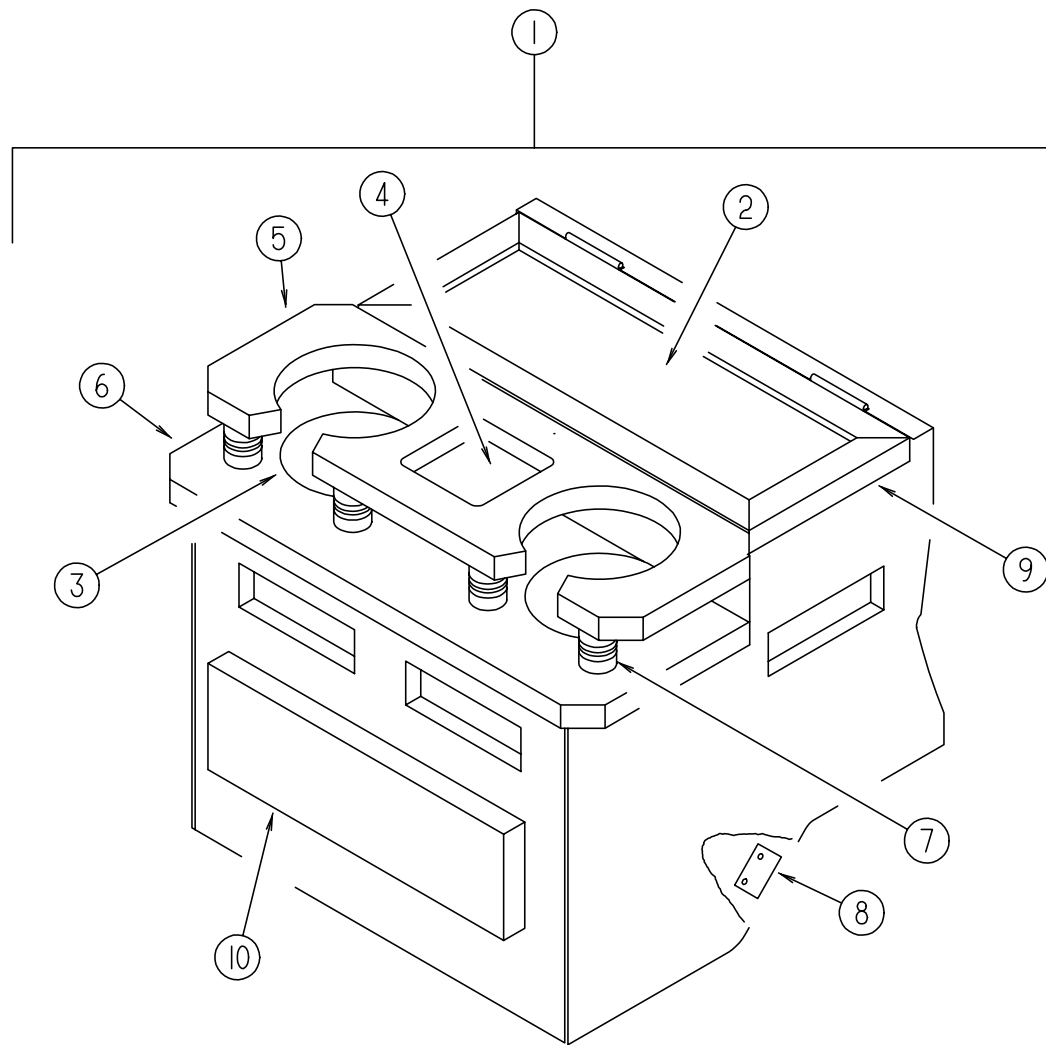
### OVERHEAD CABINETS (DRIVER COMPARTMENT)



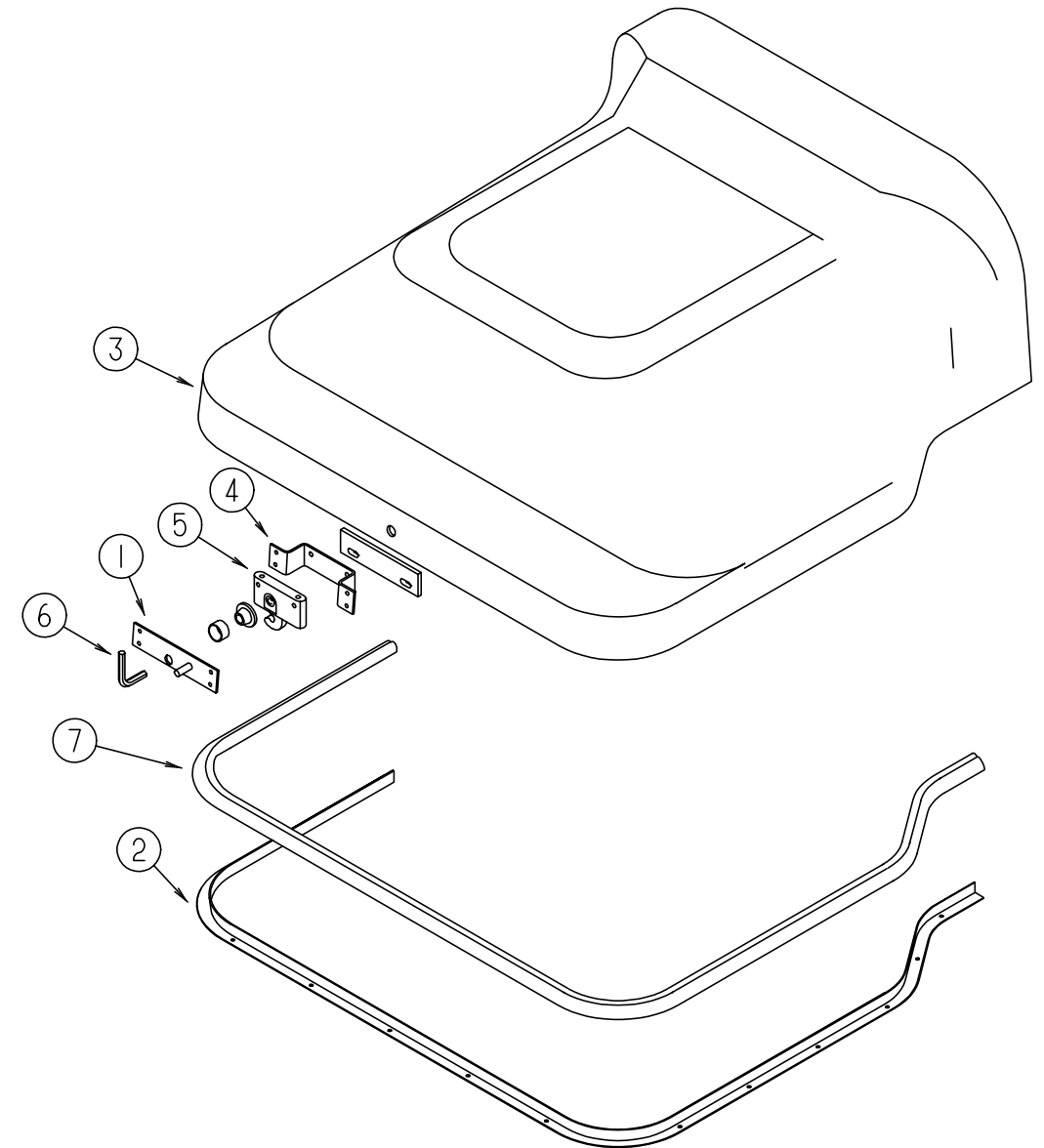
KEY	PART NUMBER	U/M DESCRIPTION	KEY	PART NUMBER	U/M DESCRIPTION
1	126443-02-J53	EA PANEL - OVERHEAD/FRONT - LEFT HAND - 5.8" X 27.6"	15	103128-17-J20	EA END CAP - OVERHEAD CABINET - RIGHT HAND (OAK)
2	126440-02-J52	EA PANEL - OVERHEAD - FRONT/BOTTOM - LEFT HAND	15	103128-17-J52	EA END CAP - OVERHEAD CABINET - RIGHT HAND (MAPLE)
3	103128-18-J20	EA END CAP - OVERHEAD CABINET - LEFT HAND (OAK)	16	126601-03-J60	EA PANEL/SHELF - VINYL COVERED - W/NOTCH/ANTENNA CUTOUT FROM: 00-00-00 THRU: 11-08-98
3	103128-18-J60	EA END CAP - OVERHEAD CABINET - LEFT HAND (MAPLE)	16	131807-02-K58	EA PANEL/SHELF - VINYL COVERED - W/NOTCH/ANTENNA CUTOUT FROM: 11-09-98 THRU: 99-99-99
4	131995-23-K28	EA DOOR - SOLID PANEL - 10" X 19.1" - W/O HARDWARE (OAK)	16	126601-01-J60	EA PANEL/SHELF - VINYL COVERED - W/ANTENNA CUTOUT FROM: 00-00-00 THRU: 11-08-98
4	131995-23-K58	EA DOOR - SOLID PANEL - 10" X 19.1" - W/O HARDWARE (MAPLE)	16	131807-01-K58	EA PANEL/SHELF - VINYL COVERED - W/ANTENNA CUTOUT FROM: 11-09-98 THRU: 99-99-99
5	106699-01-01A	EA BRACKET - OVERHEAD CABINET/TV	16	126601-07-J60	EA PANEL/SHELF - VINYL COVERED - W/NOTCH/INVERTER/ANTENNA CUTOUT FROM: 00-00-00 THRU: 11-08-98
6	130768-02-K66	EA CABINET - OVERHEAD - FRONT/LEFT HAND - W/O DOOR/HARDWARE (OAK)	16	131807-03-K58	EA PANEL/SHELF - VINYL COVERED - W/NOTCH/ANTENNA CUTOUT FROM: 11-09-98 THRU: 99-99-99
6	130768-02-K67	EA CABINET - OVERHEAD - FRONT/LEFT HAND - W/O DOOR/HARDWARE (MAPLE)	17	126081-01-02B	EA BRACKET/SUPPORT - TV - 24 DEGREE - E-COATED (RIGHT)
7	M05992-AW-K28	EA DOOR - STRAIGHT CORNER/OGEE EDGE - 11.4" X 28.1" - W/O HDW (OAK)	18	126081-02-02B	EA BRACKET/SUPPORT - TV - 24 DEGREE - E-COATED (LEFT)
7	M05992-AW-K58	EA DOOR - STRAIGHT CORNER/OGEE EDGE - 11.4" X 28.1" - W/O HDW (MAPLE)	18	091261-01-000	FT SLIPNOT - ANTISLIP - 1" WIDE
7	100708-20-000	EA DOOR - GLASS - TV CABINET - 8.6" X 26.1"	19	100708-16-000	EA DOOR - GLASS - CABINET - 15.5" X 15.7" - W/O HARDWARE
8	126457-02-J20	EA PANEL - CLOSEOUT - OVERHEAD FRONT - UPPER/LOWER LEFT HAND	19	125977-01-01A	EA COVER - TV - OVERHEAD/FRONT - TITANIUM
9	114706-04-02B	EA SUPPORT - SHELF/TV	20	126602-02-J52	EA COVER - OVERHEAD FRONT - W/O TV OPTION
10	126854-01-J20	EA PANEL - HEADLINER/TV/TOP	20	126301-01-J22	EA CABINET - OVERHEAD/FRONT/LEFT HAND - W/O DOORS/HARDWARE (OAK)
11	126457-01-J20	EA PANEL - CLOSEOUT - OVERHEAD FRONT - UPPER/LOWER RIGHT HAND	20	126301-01-J52	EA CABINET - OVERHEAD/FRONT/LEFT HAND - W/O DOORS/HARDWARE (MAPLE)
12	126275-01-02B	EA SHELF - OVERHEAD/FRONT - E-COATED FROM: 00-00-00 THRU: 11-08-98	21	126006-02-J60	EA COVER - TV - OVERHEAD/BOTTOM
12	126275-03-02B	EA SHELF - OVERHEAD FRONT - E-COATED FROM: 11-09-98 THRU: 99-99-99	22	126440-01-J52	EA PANEL - OVERHEAD - FRONT/BOTTOM/RIGHT HAND
13	130768-01-K66	EA CABINET - OVERHEAD - FRONT - W/O DOOR/HARDWARE (OAK)	23	126443-05-J53	EA PANEL - OVERHEAD/FRONT/RIGHT HAND - 5.8" X 28.5"
13	130768-01-K67	EA CABINET - OVERHEAD - FRONT - W/O DOOR/HARDWARE (MAPLE)			
14	126358-01-J57	EA CABINET - OVERHEAD/FRONT - RIGHT HAND - W/O DOOR/HARDWARE (OAK)			
14	126358-01-J52	EA CABINET - OVERHEAD/FRONT - RIGHT HAND - W/O DOOR/HARDWARE (MAPLE)			

**DRIVERS COMPARTMENT GROUP (CONTINUED)**

**DRIVERS COMPARTMENT GROUP (CONTINUED)**



**BEVERAGE TRAY, DRIVER COMPARTMENT**

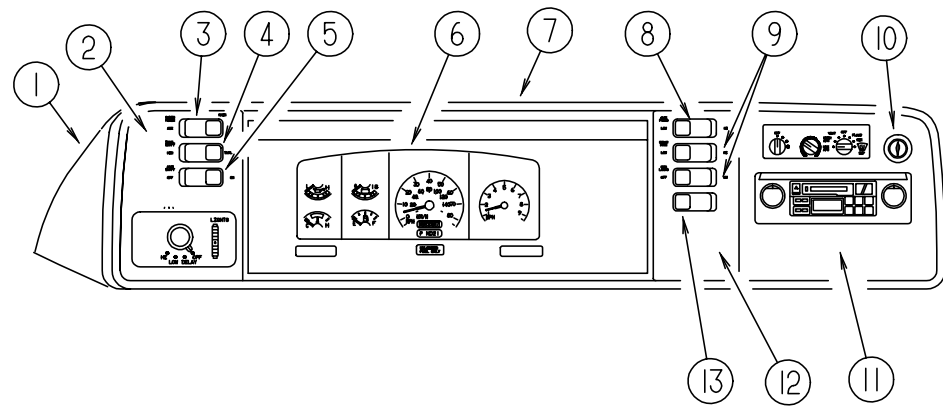


**MOTOR COVER**

KEY	PART NUMBER	U/M	DESCRIPTION
1	126680-01-H17	EA	TRAY - BEVERAGE - W/SHELF/CUPHOLDERS - W/O DRAWER (FORD) (OAK)
1	126680-01-J52	EA	TRAY - BEVERAGE - W/SHELF/CUPHOLDERS - W/O DRAWER (FORD) (MAPLE)
1	126680-02-H17	EA	TRAY - BEVERAGE - W/SHELF/CUPHOLDERS - W/O DRAWER (CHEVY) (OAK)
1	126680-02-J52	EA	TRAY - BEVERAGE - W/SHELF/CUPHOLDERS - W/O DRAWER (CHEVY) (MAPLE)
2	122717-06-01A	FT	PAD - NON SKID - PSA - 6.5" X 13.8"
3	122717-01-01A	EA	PAD - NON SKID - 4" DIAMETER ROUND
4	122717-02-01A	EA	PAD - NON SKID - 4" X 4"
5	126680-15-H17	EA	TRAY/CUPHOLDER - TOP (OAK)
5	126680-15-H37	EA	TRAY/CUPHOLDER - TOP (MAPLE)
6	126680-14-H17	EA	TRAY/CUPHOLDER - BOTTOM - W/PADS (OAK)
6	126680-14-H37	EA	TRAY/CUPHOLDER - BOTTOM - W/PADS (MAPLE)
7	097872-08-000	EA	DOWEL - WOOD - 1" DIAMETER X 1.38" LONG (OAK)
7	097872-11-000	EA	DOWEL - WOOD - 1" DIAMETER X 1.38" LONG (MAPLE)
	097872-04-000	EA	DOWEL - WOOD - 1" DIA X 1.38" LONG - UNFINISHED
8	122832-01-02B	EA	BRACKET - MOUNTING - BEVERAGE TRAY
	122772-02-02B	EA	BRACKET - MOUNTING - BEVERAGE TRAY(W/ STUD BOLTS)
9	126680-16-H17	EA	LID - BEVERAGE TRAY (OAK)
9	126680-16-J52	EA	LID - BEVERAGE TRAY (MAPLE)
10	M05971-AZ-H33	EA	DRAWER - OGEE EDGE - 9.9"W X 11.8"D - W/O SLIDES/HARDWARE (OAK)
10	M05971-AZ-J52	EA	DRAWER - OGEE EDGE - 9.9"W X 11.8"D - W/O SLIDES/HARDWARE (MAPLE)
	100128-02-000	FT	SEAL - FOAM - ADHESIVE BACK - .37" WIDE X .37" THICK

KEY	PART NUMBER	U/M	DESCRIPTION
1	115852-01-02B	EA	STRIKE - LATCH - MOTOR COVER - E-COATED
2	115860-01-01A	EA	TRIM - MOTOR COVER - CHEVY
2	115860-03-01A	EA	TRIM - MOTOR COVER - FORD
			FROM: 00-00-00 THRU: 05-05-99
2	115860-05-01A	EA	TRIM - MOTOR COVER - FORD
			FROM: 05-06-99 THRU: 99-99-99
3	115840-03-01A	EA	COVER - MOTOR - W/O CARPET - FORD
			FROM: 00-00-00 THRU: 05-05-99
3	129099-03-01A	EA	COVER - MOTOR - W/O CARPET - FORD
			FROM: 05-06-99 THRU: 99-99-99
3	115840-02-01A	EA	COVER - MOTOR - W/O CARPET - CHEVY
4	115850-03-02B	EA	RETAINER - LATCH - MOTOR COVER - RIGHT HAND - E-COAT
5	116581-01-000	EA	LATCH - MOTOR COVER
6	116833-01-02B	EA	WRENCH - HEX MOTOR COVER - E-COATED
7	039623-01-000	FT	SEAL - MOTOR COVER - RUBBER BULB TYPE

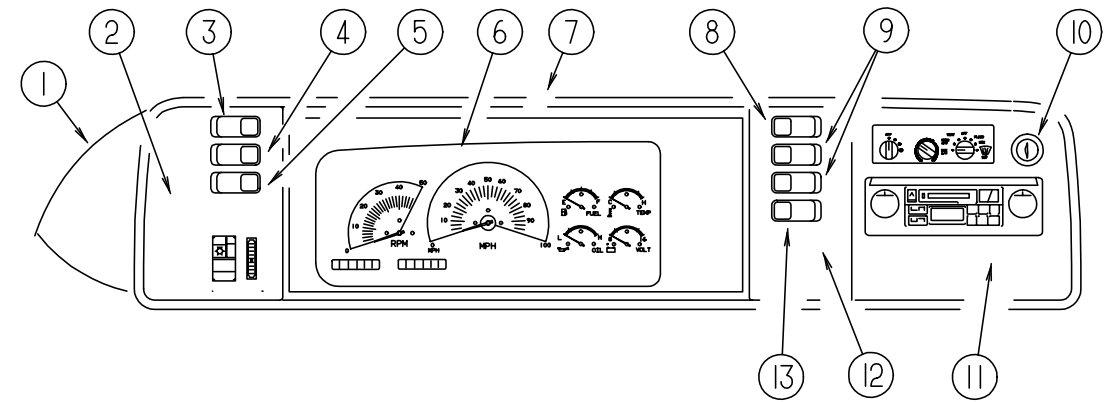
## DRIVERS COMPARTMENT GROUP (CONTINUED)



### DASH, GAUGES & SWITCHES (FORD)

KEY	PART NUMBER	U/M	DESCRIPTION
1	125677-02-J52	EA	POD - INSTRUMENT PANEL FROM: 00-00-00 THRU: 02-03-99
1	125677-04-K58	EA	POD - INSTRUMENT PANEL FROM: 02-04-99 THRU: 99-99-99
2	104056-39-01A	EA	APPLIQUE - BEZEL - DRIVER - BLACK
3	108357-08-000	EA	SWITCH - ROCKER DPDT - ON/NONE/ON - 6 TERMINAL
3	108356-02-01A	EA	COVER/ACTUATOR SWITCH - 2 ROWS DIMPLES- CONTURA II - BLACK
4	108357-09-000	EA	SWITCH - ROCKER SPDT - ON/NONE/MOM - 3 TERMINAL
4	108356-02-01A	EA	COVER/ACTUATOR SWITCH - 2 ROWS DIMPLES- CONTURA II - BLACK
5	108357-06-000	EA	SWITCH - ROCKER DPDT - MOM/OFF/MOM - 6 TERMINAL
5	108356-02-01A	EA	COVER/ACTUATOR SWITCH - 2 ROWS DIMPLES- CONTURA II - BLACK
6	N/A	EA	CLUSTER - INSTRUMENT PANEL - KILOMETERS
6	N/A	EA	CLUSTER - INSTRUMENT PANEL - K/M - GAS - CANADIAN
7	103662-12-01A	EA	BEZEL - INSTRUMENT PANEL - FORD FROM: 00-00-00 THRU: 02-03-99
7	103662-14-01A	EA	BEZEL - INSTRUMENT PANEL - FORD FROM: 02-04-99 THRU: 99-99-99
8	108357-10-000	EA	SWITCH - ROCKER SPDT W/LIGHT - MOM/NONE/MOM - 5 TERMINAL
8	108356-04-01A	EA	COVER/ACTUATOR SWITCH - 2 ROWS DIMPLES W/LENS-CONTURAII-BLK
9	108357-03-000	EA	SWITCH - ROCKER SPDT - ON/OFF/ON - 3 TERMINAL
9	108356-02-01A	EA	COVER/ACTUATOR SWITCH - 2 ROWS DIMPLES- CONTURA II - BLACK
	096241-03-000	EA	SWITCH - BLANK
	077942-01-000	EA	SWITCH - DUMMY - BLACK
10	089294-01-000	EA	LIGHTER - CIGARETTE - W/SOCKET & WIRE
11	104056-06-01A	EA	APPLIQUE - BEZEL - PASSENGER - BLACK
12	104056-21-01A	EA	APPLIQUE - BEZEL - PASSENGER - BLACK
12	104056-08-01A	EA	APPLIQUE - BEZEL - PASSENGER - 6 SWITCH - BLACK VELVET (W/FOG LAMPS)
13	108357-01-000	EA	SWITCH - ROCKER SPST - ON/OFF - 2 TERMINAL
13	108356-02-01A	EA	COVER/ACTUATOR SWITCH - 2 ROWS DIMPLES- CONTURA II - BLACK
	077031-01-000	EA	FILM - BLACK - .75" X 1"
	077031-03-000	EA	FILM - WHITE - .75" X 1"
	129644-01-000	EA	CABLE/INDICATOR - TRANSMISSION - 46.7" EYE/EYE

## DRIVERS COMPARTMENT GROUP (CONTINUED)

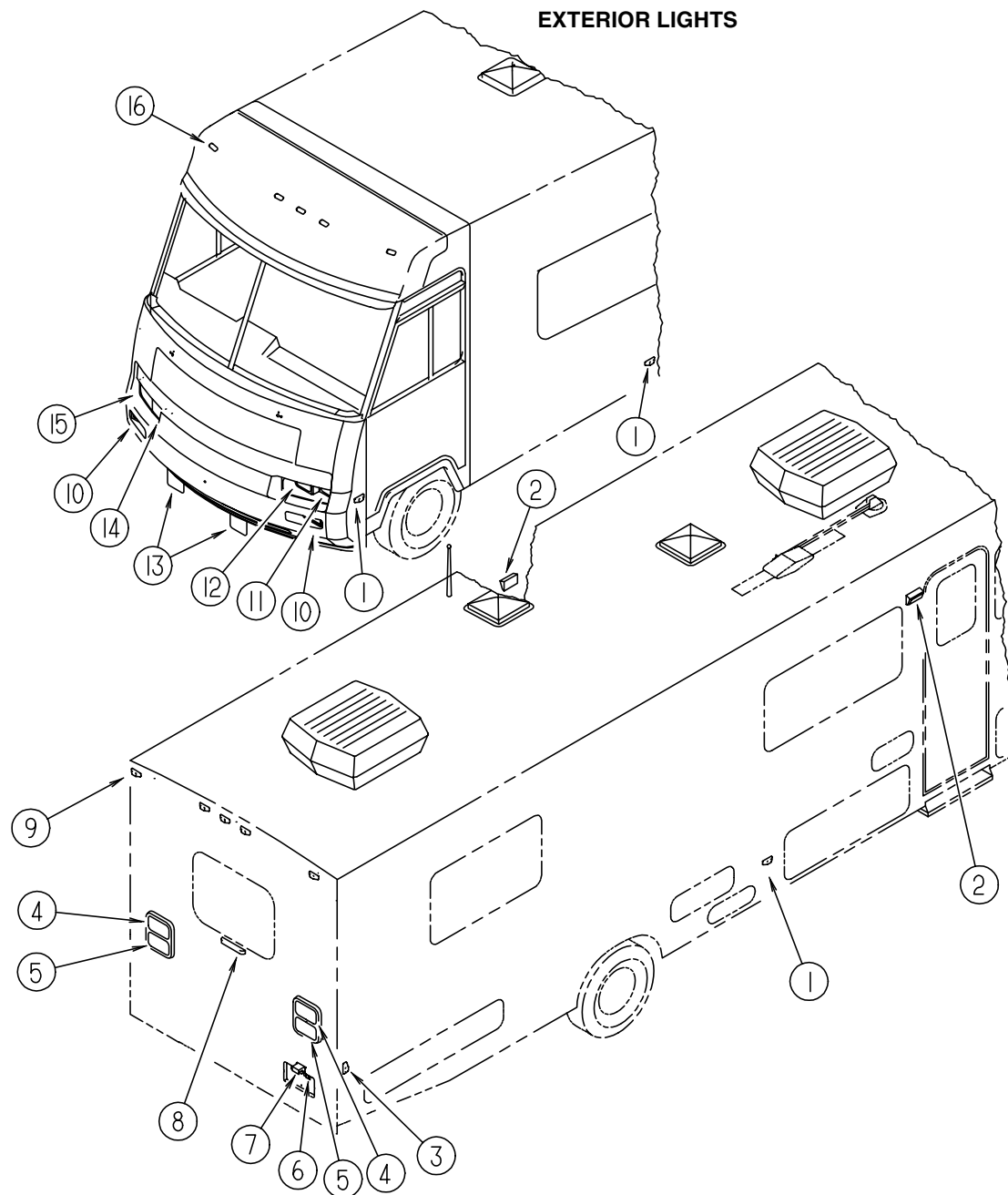


### DASH, GAUGES & SWITCHES (CHEVY)

KEY	PART NUMBER	U/M	DESCRIPTION
1	125677-02-J52	EA	POD - INSTRUMENT PANEL
2	104056-37-01A	EA	APPLIQUE - BEZEL - DRIVER - BLACK
3	108357-08-000	EA	SWITCH - ROCKER DPDT - ON/NONE/ON - 6 TERMINAL
3	108356-02-01A	EA	COVER/ACTUATOR SWITCH - 2 ROWS DIMPLES- CONTURA II - BLACK
4	108357-09-000	EA	SWITCH - ROCKER SPDT - ON/NONE/MOM - 3 TERMINAL
4	108356-02-01A	EA	COVER/ACTUATOR SWITCH - 2 ROWS DIMPLES- CONTURA II - BLACK
5	108357-06-000	EA	SWITCH - ROCKER DPDT - MOM/OFF/MOM - 6 TERMINAL
5	108356-02-01A	EA	COVER/ACTUATOR SWITCH - 2 ROWS DIMPLES- CONTURA II - BLACK
6	N/A	EA	CLUSTER - INSTRUMENT PANEL - KILOMETERS
7	103662-08-01A	EA	BEZEL - INSTRUMENT PANEL
8	108357-10-000	EA	SWITCH - ROCKER SPDT W/LIGHT - MOM/NONE/MOM - 5 TERMINAL
8	108356-04-01A	EA	COVER/ACTUATOR SWITCH-2 ROWS DIMPLES W/LENS-CONTURAII-BLK
9	108357-03-000	EA	SWITCH - ROCKER SPDT - ON/OFF/ON - 3 TERMINAL
9	108356-02-01A	EA	COVER/ACTUATOR SWITCH - 2 ROWS DIMPLES- CONTURA II - BLACK
	096241-03-000	EA	SWITCH - BLANK
	077942-01-000	EA	SWITCH - DUMMY - BLACK
10	089294-01-000	EA	LIGHTER - CIGARETTE - W/SOCKET & WIRE
11	104056-06-01A	EA	APPLIQUE - BEZEL - PASSENGER - BLACK
12	104056-21-01A	EA	APPLIQUE - BEZEL - PASSENGER - BLACK
12	104056-08-01A	EA	APPLIQUE - BEZEL - PASSENGER - 6 SWITCH - BLACK VELVET (W/FOG LAMPS)
13	108357-01-000	EA	SWITCH - ROCKER SPST - ON/OFF - 2 TERMINAL
13	108356-02-01A	EA	COVER/ACTUATOR SWITCH - 2 ROWS DIMPLES- CONTURA II - BLACK
	077031-01-000	EA	FILM - BLACK - .75" X 1"
	077031-03-000	EA	FILM - WHITE - .75" X 1"

# ELECTRICAL GROUP

## EXTERIOR LIGHTS

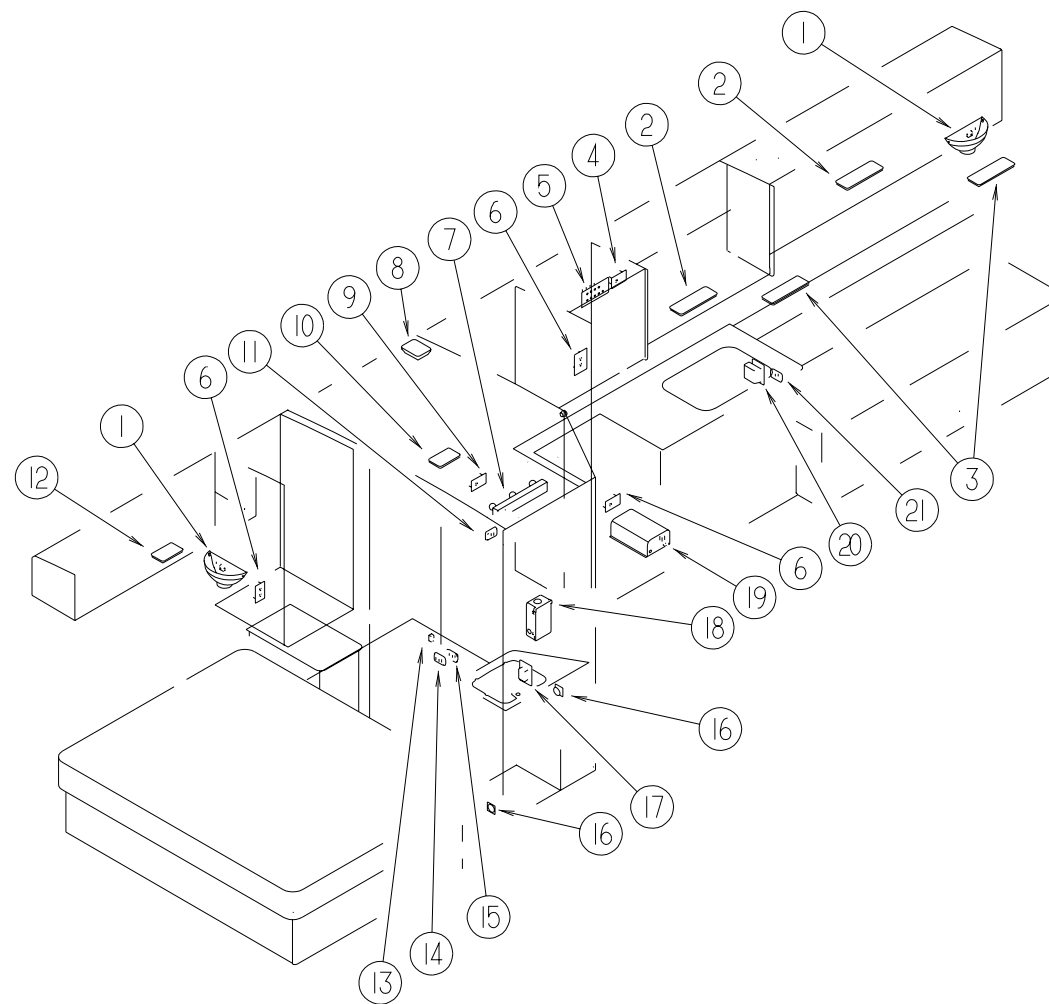


KEY	PART NUMBER	U/M	DESCRIPTION
1	111102-02-000	EA	LENS - AMBER - MARKER LAMP
1	111102-01-000	EA	BASE - LAMP MARKER
1	036196-01-000	EA	BULB - 12 VOLT - #194 - .27 AMP - BAYONETTE
2	097917-01-06A	EA	LIGHT - PORCH - BRIGHT WHITE
2	008215-01-000	EA	BULB - 12 VOLT - #1003 - .94 AMP
2	097917-01-700	EA	LENS - LIGHT - CLEAR
2	008089-02-000	EA	LIGHT - PORCH - RECESSED - CANADIAN
2	008089-01-700	EA	LENS - LIGHT - RECESSED - PORCH - DECO
2	008214-01-000	EA	BULB - 12 VOLT - #67 - .59 AMP
3	111102-03-000	EA	LENS - RED - MARKER LAMP
3	111102-01-000	EA	BASE - LAMP MARKER
3	036196-01-000	EA	BULB - 12 VOLT - #194 - .27 AMP - BAYONETTE
4	115632-01-02A	EA	LIGHT - STOP/TURN/TAIL RED
4	119158-01-000	EA	SOCKET - DOUBLE CONTACT
5	115632-03-02A	EA	LIGHT - STOP/TAIL/BACKUP
5	119157-01-000	EA	SOCKET - SINGLE CONTACT
5	119158-01-000	EA	SOCKET - DOUBLE CONTACT
5	037935-01-000	EA	BULB - 12V - #1157 OR #2057 - 2.1 AMP - CLEAR GLASS

KEY	PART NUMBER	U/M	DESCRIPTION
6	066432-03-000	EA	BRACKET - LICENSE PLATE
7	066432-02-000	EA	LIGHT - LICENSE - BLACK
8	121950-01-000	EA	LIGHT - BRAKE - CENTER MOUNT
9	127536-01-000	EA	LIGHT - CLEARANCE - RED
9	127536-02-000	EA	SOCKET - LIGHT - 194 WEDGE
9	036196-01-000	EA	BULB - 12 VOLT - #194 - .27 AMP - BAYONETTE
10	106688-02-000	EA	LIGHT - AMBER TURN SIGNAL (LENS/BACK PAN)
11	049186-04-000	EA	HEADLAMP - DRIVER - HIGH/LOW - HALOGEN
12	049188-04-000	EA	HEADLAMP - DRIVER - HIGH BEAM - HALOGEN
13	124215-01-000	EA	FOG LIGHT - RECTANGULAR/CLEAR LENS
	125787-03-J30	EA	SUPPORT - FOG LIGHT
14	049187-04-000	EA	HEADLAMP - PASSENGER - HIGH BEAM - HALOGEN
15	049185-04-000	EA	HEADLAMP - PASSENGER - HIGH/LOW - HALOGEN
	049359-01-000	EA	SPRING - RETAINER - HEADLAMP - GM #496096
	110750-01-000	EA	SCREW - HEADLAMP ADJUSTING
16	102520-01-000	EA	LIGHT - CLEARANCE - W/O SOCKET/HOUSING - AMBER
16	102540-01-000	EA	SEAL - SCREW - ROUND - RUBBER
16	102541-01-000	EA	GASKET - CLEARANCE LIGHT
16	067789-02-000	EA	SOCKET - LAMP

## ELECTRICAL GROUP (CONTINUED)

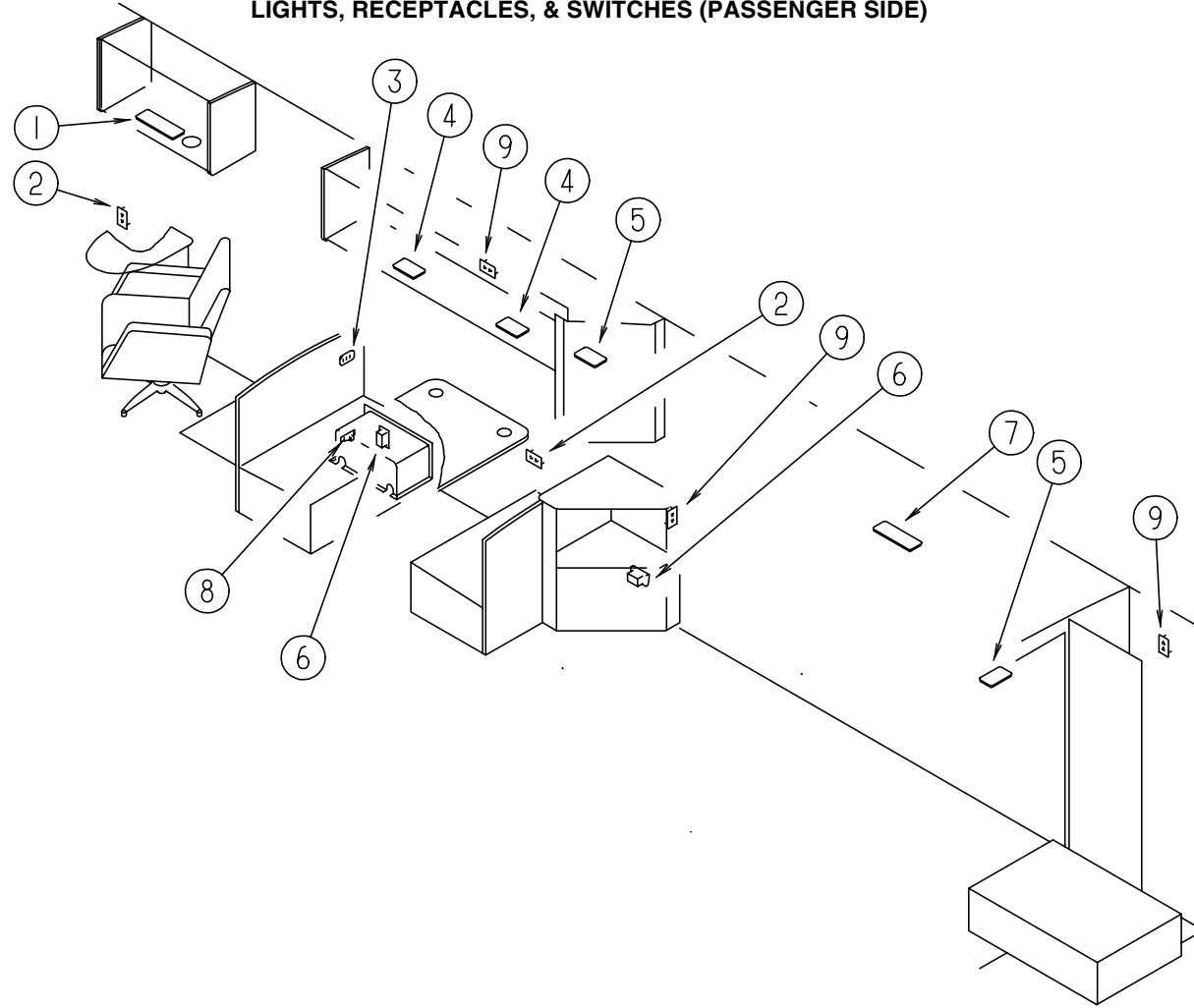
### LIGHTS, RECEPTACLES, & SWITCHES (DRIVER SIDE)



KEY	PART NUMBER	U/M	DESCRIPTION	VENDOR NO.	KEY	PART NUMBER	U/M	DESCRIPTION	VENDOR NO.
1	065202-38-000	EA	LAMP - WALL		12	098024-05-02A	EA	LIGHT - DOME - 1 BULB - SKYLITE - WHITE	
1	117806-01-000	EA	BULB - 12 VOLT - #912 - 1.0 AMP		12	008218-01-000	EA	BULB - DOME LIGHT - 12 VOLT - NO. 1141	
2	098024-06-02A	EA	LIGHT - DOME - 2 BULB - SKYLITE		12	098024-01-701	EA	LENS - OPTI CLEAR - SKYLITE	809902
2	008218-01-000	EA	BULB - DOME LIGHT - 12 VOLT - NO. 1141		13	108357-08-000	EA	SWITCH - ROCKER DPDT - ON/NONE/ON - 6 TERMINAL	
2	098024-01-701	EA	LENS - OPTI CLEAR - SKYLITE	809902	13	108356-02-01A	EA	COVER/ACTUATOR SWITCH - 2 ROWS DIMPLES- CONTURA II - BLACK	
3	098024-03-02A	EA	LIGHT - DOME - 2 BULB - WHITE		14	079364-01-000	EA	SWITCH - ON/OFF ROCKER - 2 TERMINAL - BROWN	
3	008218-01-000	EA	BULB - DOME LIGHT - 12 VOLT - NO. 1141		14	098351-02-01A	EA	PLATE - SWITCH - 2 GANG POLISHED BRASS	
3	098024-01-700	EA	LENS-LIGHT	807877	14	095188-01-01A	EA	SPACER - SWITCH - 2.3" X 3.4" - PLASTIC - DARK BROWN	
4	058707-01-000	EA	RECEPTACLE - ELECTRIC - SINGLE - BROWN		15	079364-03-000	EA	SWITCH - ON/OFF ROCKER - 3 TERMINAL - BROWN	
5	093674-01-000	EA	PLATE - CIRCUIT BREAKER - HOUSE - 8.4" X 4.1" - STEEL		15	079364-01-000	EA	SWITCH - ON/OFF ROCKER - 2 TERMINAL - BROWN	
6	058708-02-000	EA	RECEPTACLE - ELECTRIC - DOUBLE - IVORY		15	098351-02-01A	EA	PLATE - SWITCH - 2 GANG POLISHED BRASS	
6	102568-01-GB1	EA	SPACER - RECEPTACLE - BETWEEN SIDEWALL & PLATE - WOOD		15	095188-01-01A	EA	SPACER - SWITCH - 2.3" X 3.4" - PLASTIC - DARK BROWN	
7	110235-01-01A	EA	LIGHT - MAKE UP - 3 BULB		16	108354-01-01A	EA	LIGHT - COURTESY	
7	081633-01-700	EA	BULB - MAKE-UP		16	108354-01-700	EA	BULB - COURTESY LIGHT	395-B
8	121935-01-01A	EA	LIGHT - DOME - SHOWER		17	084076-02-000	EA	RECEPTACLE - GFI - 15 AMP - 125 VOLT - BROWN	
9	058707-01-000	EA	RECEPTACLE - ELECTRIC - SINGLE - BROWN		18	109677-01-000	EA	LOAD CENTER - 120 VOLT - 40 AMP	
10	098024-01-03A	EA	LIGHT - DOME - 1 BULB - WHITE		19	123058-02-000	EA	CONVERTER - 45 AMP - ELECTRONIC - 4 1/8"H X 7"W X 12 3/8"L	
10	008218-01-000	EA	BULB - DOME LIGHT - 12 VOLT - NO. 1141		20	079364-03-000	EA	SWITCH - ON/OFF ROCKER - 3 TERMINAL - BROWN	
10	098024-01-700	EA	LENS - LIGHT	807877	20	098351-01-01A	EA	PLATE - SWITCH - 1 GANG POLISHED BRASS	
11	079364-01-000	EA	SWITCH - ON/OFF ROCKER - 2 TERMINAL - BROWN		20	095188-01-01A	EA	SPACER - SWITCH - 2.3" X 3.4" - PLASTIC - DARK BROWN	
					21	084076-02-000	EA	RECEPTACLE - GFI - 15 AMP - 125 VOLT - BROWN	

## ELECTRICAL GROUP (CONTINUED)

### LIGHTS, RECEPTACLES, & SWITCHES (PASSENGER SIDE)



KEY	PART NUMBER	U/M	DESCRIPTION	VENDOR NO.	KEY	PART NUMBER	U/M	DESCRIPTION	VENDOR NO.
1	098024-06-02A	EA	LIGHT - DOME - 2 BULB - SKYLITE		5	098024-01-03A	EA	LIGHT - DOME - 1 BULB - WHITE	
1	008218-01-000	EA	BULB - DOME LIGHT - 12 VOLT - NO. 1141		5	008218-01-000	EA	BULB - DOME LIGHT - 12 VOLT - NO. 1141	
1	098024-01-701	EA	LENS - OPTI CLEAR - SKYLITE	809902	5	098024-01-700	EA	LENS-LIGHT	807877
2	058708-02-000	EA	RECEPTACLE - ELECTRIC - DOUBLE - IVORY		6	112822-01-01A	EA	RECEPTACLE - DUPLEX - IVORY	
2	102568-01-GB1	EA	SPACER - RECEPTACLE - BETWEEN SIDEWALL & PLATE - WOOD		7	098024-03-02A	EA	LIGHT - DOME - 2 BULB - WHITE	
3	079364-01-000	EA	SWITCH - ON/OFF ROCKER - 2 TERMINAL - BROWN		7	008218-01-000	EA	BULB - DOME LIGHT - 12 VOLT - NO. 1141	
3	095188-02-01A	EA	SPACER - SWITCH - 2.3" X 4.1" - PLASTIC - DARK BROWN		7	098024-01-700	EA	LENS-LIGHT	807877
3	098351-05-01A	EA	PLATE - SWITCH - 3 GANG POLISHED BRASS		8	061424-01-000	EA	LIGHT - AISLE - 12 VOLT - RECTANGULAR	
4	098024-05-02A	EA	LIGHT - DOME - 1 BULB - SKYLITE - WHITE		8	008103-01-000	EA	BULB - DASH/AISLE LIGHT - #53 - 12 VOLT - .12 AMP	
4	008218-01-000	EA	BULB - DOME LIGHT - 12 VOLT - NO. 1141		9	058708-01-000	EA	RECEPTACLE - ELECTRIC - DOUBLE - BROWN	
4	098024-01-701	EA	LENS - OPTI CLEAR - SKYLITE	809902					

**ELECTRICAL GROUP (CONTINUED)****ELECTRICAL SWITCHES**

KEY	PART NUMBER	U/M	DESCRIPTION
	079364-01-000	EA	SWITCH - ON/OFF ROCKER - 2 TERMINAL - BROWN
	079364-02-000	EA	SWITCH - ON/OFF ROCKER - 3 TERMINAL - BLACK
	079364-03-000	EA	SWITCH - ON/OFF ROCKER - 3 TERMINAL - BROWN
	095188-01-01A	EA	SPACER - SWITCH - 2.3" X 3.4" - PLASTIC - DARK BROWN
	095188-02-01A	EA	SPACER - SWITCH - 2.3" X 4.1" - PLASTIC - DARK BROWN
	098351-01-01A	EA	PLATE/SWITCH - 1 GANG - POLISHED BRASS - W/O LABEL
	098351-02-01A	EA	PLATE/SWITCH - 2 GANG - POLISHED BRASS - W/O LABEL
	098351-05-01A	EA	PLATE/SWITCH - 3 GANG - POLISHED BRASS-PORCH/CEILING/STEP
	098351-14-01A	EA	PLATE/SWITCH - 1 GANG - POLISHED BRASS - TV
	098351-16-01A	EA	PLATE - SWITCH - 1 GANG W/LABEL
	108355-01-000	EA	HOUSING - SWITCH
	108356-02-01A	EA	COVER/ACTUATOR SWITCH - 2 ROWS DIMPLES- CONTURA II - BLACK
	108356-04-01A	EA	COVER/ACTUATOR SWITCH - 2 ROWS DIMPLES W/LENS-CONTURA-BLK
	108357-01-000	EA	SWITCH - ROCKER SPST - ON/OFF - 2 TERMINAL
	108357-06-000	EA	SWITCH - ROCKER DPDT - MOM/OFF/MOM - 6 TERMINAL
	108357-08-000	EA	SWITCH - ROCKER DPDT - ON/NONE/ON - 6 TERMINAL

**CIRCUIT BREAKERS & FUSES**

KEY	PART NUMBER	U/M	DESCRIPTION
	062037-01-000	EA	HOUSING - AUTO FUSE - NATURAL
	062037-02-000	EA	HOUSING - AUTO FUSE - GREEN
	062037-03-000	EA	HOUSING - AUTO FUSE - BLACK
	062037-04-000	EA	HOUSING - AUTO FUSE - BLUE
	062037-05-000	EA	HOUSING - AUTO FUSE - GRAY
	062037-06-000	EA	HOUSING - AUTO FUSE - BROWN
	062037-07-000	EA	HOUSING - AUTO FUSE - RED
	062901-02-000	EA	FUSE - 05 AMPS - AUTOMOTIVE
	062901-05-000	EA	FUSE - 15 AMPS - AUTOMOTIVE
	062901-06-000	EA	FUSE - 20 AMPS - AUTOMOTIVE
	062901-07-000	EA	FUSE - 25 AMPS - AUTOMOTIVE
	062901-08-000	EA	FUSE - 30 AMPS - AUTOMOTIVE
	083209-01-000	EA	CIRCUIT BREAKER - 15 AMP - 120 VOLT - CANADIAN
	083209-02-000	EA	CIRCUIT BREAKER - 15/15 AMP - 120 VOLT
	083209-03-000	EA	CIRCUIT BREAKER - 15/20 AMP - 120 VOLT
	083209-04-000	EA	CIRCUIT BREAKER - 30 AMP - 120 VOLT
	083209-11-000	EA	CIRCUIT BREAKER - 20/15 AMP - 120 VOLT
	083209-10-000	EA	CIRCUIT BREAKER - 20/30 AMP - 120 VOLT
	093654-01-000	EA	CIRCUIT BREAKER - 6 AMP - 12 VOLT
	093654-02-000	EA	CIRCUIT BREAKER - 15 AMP - 12 VOLT
	093655-03-000	EA	CIRCUIT BREAKER - 40 AMP - 12 VOLT
	093674-01-000	EA	PLATE - CIRCUIT BREAKER - HOUSE - 8.4" X 4.1" - STEEL
	097611-01-000	EA	CIRCUIT BREAKER - 10 AMP - 12 VOLT
	106656-01-000	EA	FUSE BLOCK - 4 CAVITY - AUTOFUSE
	108669-01-000	EA	HOUSING - AUTO FUSE HOLDER
	108916-01-000	EA	CIRCUIT BREAKER - 50 AMP - 12 VOLT - 2 POLE
	122811-01-000	EA	CIRCUIT BREAKER - 20/50/50/20

**ELECTRICAL BOXES & CORDS**

KEY	PART NUMBER	U/M	DESCRIPTION
	008052-01-000	EA	CORD - POWER - 10/3 WIRE - 30 AMP - 25' - CANADIAN
	008054-01-000	EA	CORD - POWER - 10/3 WIRE - 30 AMP - 25'
	008289-01-000	EA	BOX - ELECTRIC/STEEL - 1/2" & 3/4" KNOCKOUTS - 4" X 4"
	008289-02-000	EA	BOX - ELECTRIC/STEEL - 1/2" & 3/4" KNOCKOUTS - 4" X 4"-CAN
	008294-01-000	EA	COVER - ELECTRICAL BOX - BLANK/STEEL - 4" X 4" - GRAY
	008294-02-000	EA	COVER - ELECTRICAL BOX - BLANK STEEL - 4" X 4" - CANADIAN
	091910-01-000	EA	BOX - ELECTRIC - 3.8" X 3.5" X 1.8" - PLASTIC
	091910-02-000	EA	BOX - ELECTRIC - 2.2" X 3.5" X 1.8" - PLASTIC
	108934-01-000	EA	POWER CORD - 36'/50 AMP - 4 WIRE
	111509-01-000	EA	BOX - ELECTRICAL - E-COATED
	111510-01-000	EA	DOOR/ACCESS PANEL - ELECTRICAL BOX - 8.1" X 11.7"
	113096-01-000	EA	CORD - POWER - 50 AMP - 4 WIRE - 36' - CSA

**ELECTRICAL GROUP (CONTINUED)****WIRE ASSEMBLIES**

KEY	PART NUMBER	U/M	DESCRIPTION
	P27264-02-000	EA	WIRE ASSEMBLY - RADIO AM/FM CASSETTE
	P27516-04-000	EA	WIRE ASSEMBLY - RADIO AM/FM CD
	073328-B4-000	EA	CABLE ASSEMBLY - BATTERY - W/TERMINALS
	090986-01-000	EA	WIRE ASSEMBLY - ELECTRIC STEP
	096449-01-000	EA	WIRE ASSEMBLY - WATER TANK TO MONITOR PANEL
	096717-03-000	EA	WIRE ASSEMBLY - REAR MONITOR - AFTER MARKET INSTALLATION
	097618-01-000	EA	WIRE ASSEMBLY - MONITOR PANEL- W/3 WIRES & ORANGE RESISTOR
	108303-01-000	EA	WIRE ASSEMBLY - REAR AUTO HEATER
	108304-01-000	EA	WIRE ASSEMBLY - INSTRUMENT PANEL - AUXILIARY FANS
	110256-01-000	EA	WIRE ASSEMBLY - INSTRUMENT PANEL - GENERATOR
	111915-01-000	EA	WIRE ASSEMBLY - DAYTIME RUNNING LAMPS - FUSED - GM
	113134-03-000	EA	WIRE ASSEMBLY - WIPER/WASHER
	120233-05-000	EA	WIRE - 30" W/DIGITAL SENSOR CONNECTOR/STRIPED LEAD
	124096-01-000	EA	WIRE - INSTRUMENT PANEL - FOG LAMPS
	124882-02-000	EA	WIRE ASSEMBLY - AMPLIFIER
	126392-01-000	EA	WIRE ASSEMBLY - REMOTE MIRRORS
	127002-03-000	EA	WIRE ASSEMBLY - ENERGY MANAGEMENT SYSTEM

**ROCKER SWITCHES (DASH)**

KEY	PART NUMBER	U/M	DESCRIPTION
	108357-03-000	EA	SWITCH - ROCKER - SPDT ON/ OFF/ ON 3 TERM. CARLING - V6D1000B-0
	108356-02-01A	EA	SWITCH COVER W/ 2 DIMPLES - CARLING - CCAZC00
	108357-08-000	EA	SWITCH - ROCKER DPDT - ON/NONE/ON - 6 TERMINAL
	108356-02-01A	EA	SWITCH COVER W/ 2 DIMPLES - CARLING - CCAZC00
	108357-06-000	EA	SWITCH - ROCKER - DPDT MOM/ OFF/ MOM 6 TERM. CARLING - VLD1000B-0
	108356-02-01A	EA	SWITCH COVER W/ 2 DIMPLES - CARLING - CCAZC00
	108357-09-000	EA	SWITCH - ROCKER - SPDT ON/ NONE/ MOM 3 TERM. CARLING - V5D1000B-0
	108356-02-01A	EA	SWITCH COVER W/ 2 DIMPLES - CARLING - CCAZC00
	108357-10-000	EA	SWITCH - ROCKER - SPDT MOM/ ON LIGHTED-5 TERM (3 SWITCH/ 2 LIGHT)
	108356-04-01A	EA	SWITCH COVER W/ DIMPLES - LIGHTED - CARLING - VVAGC00
	096241-03-000	EA	SWITCH - BLANK
	077942-01-000	EA	SWITCH - DUMMY - BLACK

**BULB & SOCKET, 12 VOLT (DASH)**

KEY	PART NUMBER	U/M	DESCRIPTION
	103603-01-000	EA	BULB - 12 VOLT - #74 - .12A WEDGE - GE 22-25 USED IN DASH
	103608-01-000	EA	SOCKET - WEDGE BASE W/LEADS

**RECEPTACLES**

KEY	PART NUMBER	U/M	DESCRIPTION
	058707-01-000	EA	RECEPTACLE - ELECTRIC - SINGLE - BROWN
	058707-02-000	EA	RECEPTACLE - BLANK - JUNCTION BOX
	058708-01-000	EA	RECEPTACLE - ELECTRIC - DOUBLE - BROWN
	058708-02-000	EA	RECEPTACLE - ELECTRIC - DOUBLE - IVORY
	058708-05-000	EA	RECEPTACLE - ELECTRIC - SINGLE - BROWN
	084076-02-000	EA	RECEPTACLE - GFI - 15 AMP/125 VOLT - BROWN
	102568-01-J70	EA	SPACER - RECEPTACLE - BETWEEN SIDEWALL & PLATE - WOOD
	112824-01-03A	EA	COVER - EXTERIOR DUPLEX RECEPTACLE - WHITE PLASTIC
	115930-02-000	EA	INLET - 50 AMP - 240 VOLT - EXTERIOR
	112822-01-01A	EA	RECEPTACLE - DUPLEX - IVORY
	131826-01-01A	EA	RECEPTACLE - EXTERIOR/W/COVER & GASKET - WHITE

FROM: 00-00-00 THRU: 11-15-98

FROM: 11-16-98 THRU: 99-99-99

## ELECTRICAL GROUP (CONTINUED)

### ELECTRICAL CONNECTORS & CONDUIT

KEY	PART NUMBER	U/M	DESCRIPTION
	007954-01-000	EA	RECEPTACLE - HOUSING - 6 POSITION
	007956-05-000	EA	INSULATOR - SHRINK - .25 ID X 1.50
	008311-01-000	EA	CONNECTOR - WIRE NUT - INSULATED - RED
	008312-01-000	EA	CONNECTOR - WIRE NUT - INSULATED - BLUE
	008313-01-000	EA	CONNECTOR - WIRE NUT - INSULATED - YELLOW
	008314-01-000	EA	CONNECTOR - WIRE NUT - INSULATED - GRAY
	008326-01-000	EA	TERMINAL - RING - 16/14 WIRE - 3/8" STUD
	008328-01-000	EA	TERMINAL - RING - 12/10 WIRE - #10 STUD FIT
	008348-01-000	EA	TERMINAL - RING - 3/8" STUD 2 GA. WIRE
	008355-01-000	EA	CONNECTOR - CABLE CLAMPING - 3/4"
	008356-01-000	EA	CONNECTOR - PLASTIC - 3/8" AVG
	008356-02-000	EA	CONNECTOR - PLASTIC - 21/32
	008394-01-000	FT	CONDUIT - FLEXIBLE - 1/2"
	008398-01-000	EA	CONNECTOR - 1/2" X 90 DEGREE - FLEX CONDUIT - UL & CSA
	035416-04-000	EA	TERMINAL - RING - #10 STUD FIT - INSULATED BARREL #16/14
	041480-01-000	EA	CONNECTOR - STRAIGHT - 1/2" FLEX CONDUIT
	041953-01-000	FT	CONDUIT - CONVOLUTE SLIT - .5" ID - POLYETHELENE
	041953-01-000	FT	CONDUIT - CONVOLUTE SLIT - .5" ID - POLYETHELENE
	041953-03-000	FT	CONDUIT - CONVOLUTE SLIT - 1" ID (CLOTHES ROD COVER)
	041953-05-000	FT	CONDUIT - CONVOLUTE SOLID - .62" ID - POLYETHELENE
	041953-06-000	FT	CONDUIT - CONVOLUTE SLIT - .375" ID - POLYETHELENE
	041953-07-000	FT	CONDUIT - CONVOLUTE SLIT - .25" ID - POLYETHELENE
	041953-08-000	FT	CONDUIT - CONVOLUTE SLIT - 1.50" ID - POLYETHELENE
	041953-09-000	FT	CONDUIT - CONVOLUTE SLIT - .50" ID - NYLON
	041953-10-000	FT	CONDUIT - CONVOLUTE SLIT - .75" ID - NYLON
	041953-11-000	FT	CONDUIT - CONVOLUTE SLIT - 1.06" ID - NYLON
	041953-12-000	FT	CONDUIT - CONVOLUTE SOLID - 1.1" ID - NYLON
	047443-01-000	EA	TERMINAL - .250 RECEPTACLE FIT - INSULATED - 16/14 AWG
	047443-02-000	EA	TERMINAL - .250 RECEPTACLE FIT - INSULATED - 12/10 AWG
	058028-01-000	EA	CONNECTOR - ELECTRICAL PIGTAIL - NYLON - CLEAR
	062036-01-000	EA	TERMINAL - PACK - CON - 12/10 AWG
	062036-02-000	EA	TERMINAL - PACK - CON - 16/14 AWG
	077479-01-000	EA	BOOT - BATTERY TERMINAL - DOUBLE CABLE
	077479-02-000	EA	BOOT - BATTERY TERMINAL - SINGLE CABLE
	080015-02-000	EA	RECEPTACLE - FLAG - .185 - 16/14 GAUGE
	085724-01-000	EA	SOCKET - DOUBLE CONTACT - TAILLIGHT
	087225-01-000	FT	SLEEVEING - 1/2" - TYPE H
	087225-02-000	FT	SLEEVEING - 5/8" - TYPE H
	088267-01-000	EA	TERMINAL - FEMALE - 1/4
	088473-01-000	EA	HOUSING - PIN - 12 CAVITY (3 ROWS OF 4)
	088473-02-000	EA	HOUSING - PIN - 15 CAVITY (3 ROWS OF 5)
	088473-03-000	EA	HOUSING - PIN - 9 CAVITY (3 ROWS OF 3)
	088473-04-000	EA	HOUSING - PIN - 8 CAVITY IN-LINE
	088473-06-000	EA	HOUSING - PIN - 6 CAVITY (2 ROWS OF 3)
	088473-08-000	EA	HOUSING - PIN - 4 CAVITY - IN-LINE
	088473-09-000	EA	HOUSING - PIN - 3 CAVITY - IN-LINE
	088473-10-000	EA	HOUSING - PIN - 2 CAVITY - IN LINE
	088474-01-000	EA	HOUSING - SOCKET - 12 CAVITY
	088474-02-000	EA	HOUSING - SOCKET - 15 CAVITY
	088474-03-000	EA	HOUSING - SOCKET - 9 CAVITY
	088474-04-000	EA	HOUSING - SOCKET - 8 CAVITY
	088474-06-000	EA	HOUSING - SOCKET - 6 CAVITY
	088474-07-000	EA	HOUSING - SOCKET - 5 CAVITY
	088474-08-000	EA	HOUSING - SOCKET - 4 CAVITY
	088474-09-000	EA	HOUSING - ELECTRICAL - 3 TERMINAL
	088474-10-000	EA	HOUSING - SOCKET - 2 CAVITY
	088475-01-000	EA	PIN - CONNECTOR - 14-20 AWG
	088475-02-000	EA	PIN - CONNECTOR - 10-12 AWG
	088476-01-000	EA	TERMINAL - ELECTRICAL

## ELECTRICAL GROUP (CONTINUED)

### ELECTRICAL CONNECTORS & CONDUIT (CONTINUED)

KEY	PART NUMBER	U/M	DESCRIPTION
	088476-02-000	EA	SOCKET - CONNECTOR - 12-10 GA - PRE-TIN
	092786-02-000	EA	BUSS BAR - 3.3" LONG
	092786-03-000	EA	BUSS BAR - 6.9" LONG
	098260-01-000	EA	TERMINAL - MALE - 56 SERIES
	098261-02-000	EA	SOCKET - CONNECTOR - WEATHERPACK - 14-18 AWG
	098262-01-000	EA	SEAL - CONNECTOR - WEATHERPACK
	098264-01-000	EA	HOUSING - 2 PIN - WEATHERPACK
	101571-01-000	EA	HOUSING - 2 POSITION - MALE
	103608-01-000	EA	SOCKET - WEDGE BASE W/LEADS
	103987-02-000	EA	SEAL - SOLENOID ACCESS
	104016-01-000	EA	WIRE ASSEMBLY - AUXILIARY FANS
	104100-01-000	EA	HOUSING - 1 POSITION - 75 AMPS
	104100-03-000	EA	TERMINAL - 75 AMP
	106006-01-000	EA	HOUSING - 1 POSITION - FEMALE
	106007-01-000	EA	TERMINAL - FEMALE - 14-16 AWG
	106655-01-000	EA	TERMINAL - FUSE BLOCK - 14-16 AWG
	106655-02-000	EA	TERMINAL - FUSE BLOCK - 10-12 AWG
	110178-01-000	EA	HOUSING - WIPER MOTOR
	112823-01-000	EA	SPLICE - REDUCER - 16-14 TO 18-22
	113131-01-000	EA	HOUSING - 3 PIN
	113135-01-000	EA	TERMINAL - FEMALE - M/P - 14-16 - F/SEALED TERMINAL
	113306-01-000	EA	TERMINAL - FEMALE - M/P - 14-16 - F/NON-SEALED TERMINAL
	113307-01-000	EA	TERMINAL - FEMALE - M/P - 16-20
	113468-01-000	EA	HOUSING - 2 POSITION - FEMALE
	115556-01-000	EA	HOUSING - 3 POSITION - FEMALE
	115556-02-000	EA	HOUSING - 2 POSITION - FEMALE
	115931-01-000	EA	COVER - CONNECTOR - 30 AMP W/LOCK RING
	115931-02-000	EA	COVER - CONNECTOR - 50 AMP W/LOCKING RING
	125323-03-000	EA	LOCK - SECONDARY 8 POSITION
	115932-01-000	EA	CONNECTOR - FEMALE - 30 AMP/120 VOLT
	115932-02-000	EA	CONNECTOR - FEMALE - 50 AMP - 240 VOLT
	116811-01-000	EA	TERMINAL - .110 RECEPTACLE - 16-14 AWG
	119248-02-000	EA	HOUSING - 7 POSITION - FEMALE
	125323-02-000	EA	HOUSING - 8 POSITION - MALE
	125324-01-000	EA	TERMINAL - MALE - METRI-PACK - 150
	125325-01-000	EA	SEAL - CAVITY

### ELECTRICAL MISCELLANEOUS

KEY	PART NUMBER	U/M	DESCRIPTION	VENDOR NO.
	007093-01-000	EA	SIGNAL FLASHER	
	008188-01-000	EA	SOLENOID - 3 POST - BATTERY CHANGE OVER	
	063910-01-000	EA	HOUSING - RELAY	
	063912-02-000	EA	RELAY - CANISTER - SPDT	
	086233-01-000	EA	STUD - ISOLATED - 3/8" X 7/8" LONG	
	086273-01-000	EA	RELAY - BATTERY DISCONNECT	
	115504-01-700	EA	PLUG & CABLE, 10 WATT PANEL	600-016
	115504-01-000	EA	PANEL - SOLAR 10 WATT	
	115505-01-000	EA	LIGHT - MONITOR/SOLAR PANEL - RED LED INDICATOR	

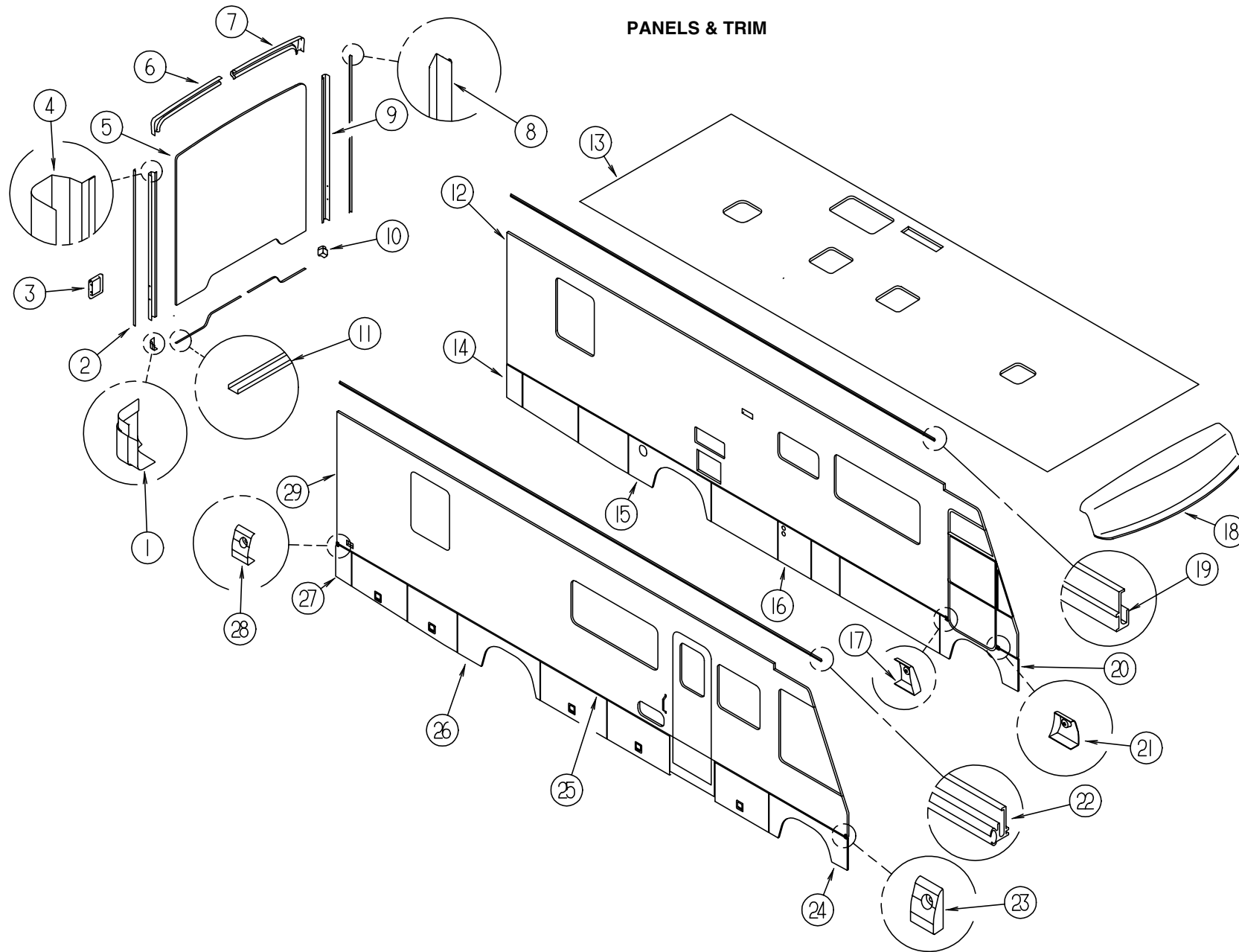
### CONVERTER & LOAD CENTER

KEY	PART NUMBER	U/M	DESCRIPTION
	099048-03-000	EA	INVERTER - 130 WATT
	106071-03-000	EA	SWITCH - AUTOMATIC TRANSFER - 50 AMP - TODD
	108915-02-000	EA	LOAD CENTER - 120/240 VOLT - 100 AMP
	113132-01-000	EA	LOAD CENTER - 120/240 VOLT - 60 AMP
	123058-02-000	EA	CONVERTER - 45 AMP - ELECTRONIC - 4 1/8"H X 7"W X 12 3/8"L
	127002-01-000	EA	MODULE/CIRCUIT BOARD - ENERGY MANAGEMENT SYSTEM CONTROL
	127002-02-000	EA	PANEL/MONITOR - ENERGY MANAGEMENT SYSTEM



# EXTERIOR BODY GROUP

## PANELS & TRIM



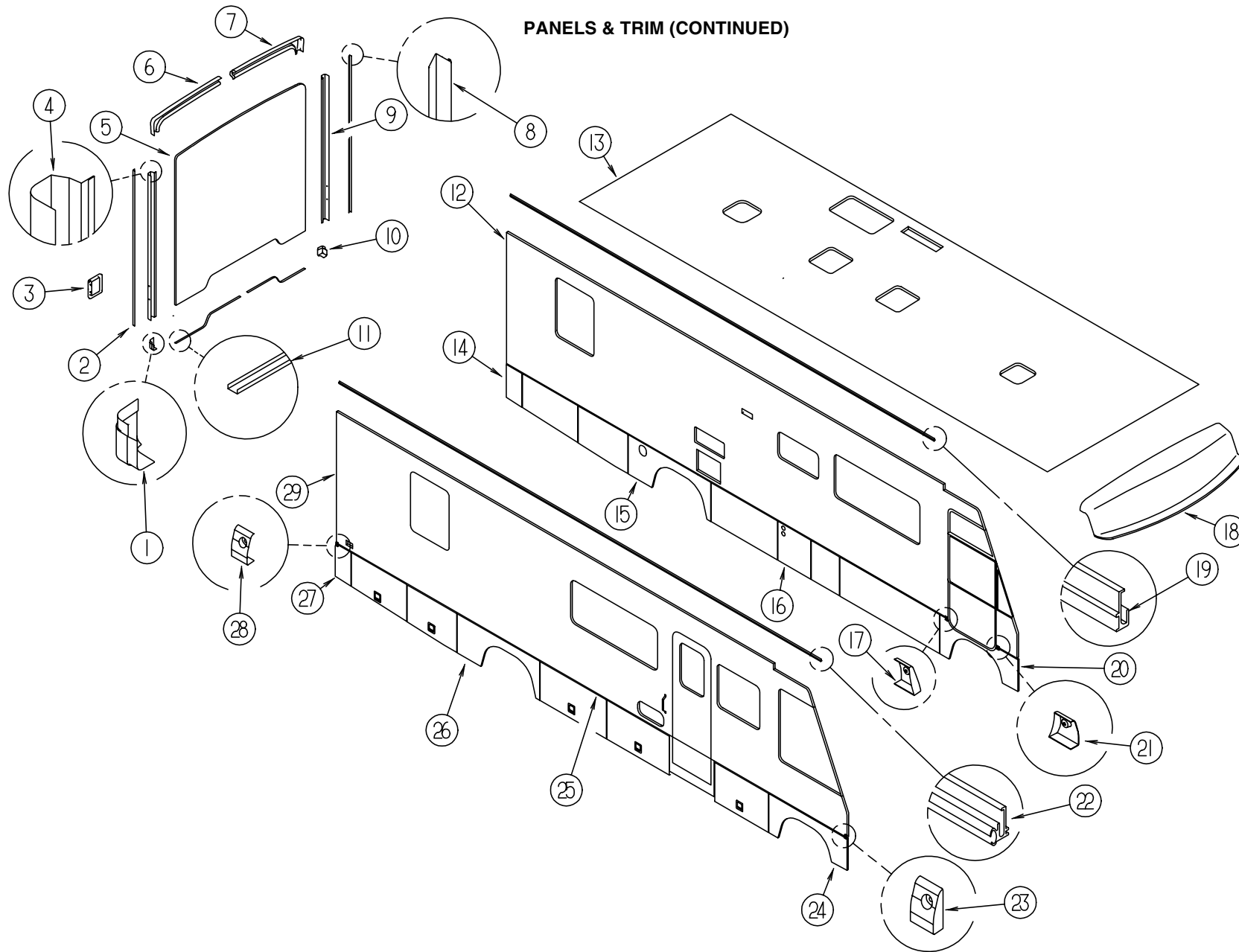
KEY	PART NUMBER	U/M DESCRIPTION
1	125626-01-01A	EA END CAP - LOWER BACKWALL TRIM - PASSENGER - BLACK
2	120548-01-02A	EA TRIM-J - BACKWALL - PASSENGER/NOTCHED
3	125646-01-01A	EA TRIM - TAILLIGHT/DRIVER/PASSENGER - BRIGHT WHITE
4	125649-01-12B	EA TRIM - BACKWALL/PASSENGER SIDE - BRIGHT WHITE
5	P26863-01-J55	EA BACKWALL - W/O WINDOW/TRIM (K58, K59)
5	P26863-01-K62	EA BACKWALL - W/O WINDOW/TRIM (K62, K63)
5	P26863-01-J28	EA BACKWALL - W/O WINDOW/TRIM (K64, K65)
5	P26863-01-K32	EA BACKWALL - W/O WINDOW/TRIM (K26, K27)
6	125518-01-01A	EA TRIM - BACKWALL - TOP/RIGHT HAND
7	125519-01-01A	EA TRIM - BACKWALL - TOP/LEFT HAND
8	120548-02-02A	EA TRIM-J - BACKWALL - DRIVER/NOTCHED
9	125649-02-12B	EA TRIM - BACKWALL/DRIVER SIDE - BRIGHT WHITE
10	125626-02-01A	EA END CAP - LOWER BACKWALL TRIM - DRIVER - BLACK
11	050406-25-000	EA TRIM - LOWER BACKWALL - DRIVER/PASSENGER

KEY	PART NUMBER	U/M DESCRIPTION
12	130435-02-K58	EA SIDEWALL - DRIVER - W/O WINDOWS/TRIM (K58, K59)
12	130435-02-K62	EA SIDEWALL - DRIVER - W/O WINDOWS/TRIM (K62, K63)
12	130435-02-K64	EA SIDEWALL - DRIVER - W/O WINDOWS/TRIM (K64, K65)
12	130435-02-K26	EA SIDEWALL - DRIVER - W/O WINDOWS/TRIM (K26, K27)
13	130581-02-K58	EA ROOF - W/O LIGHTS/VENTS - W/WIRING
14	122732-02-JA1	EA VALANCE/PANEL - REAR DRIVER - W/O HARDWARE - 11.5"
15	129421-01-K28	EA PANEL/WHEEL LIP - REAR/DRIVER
16	122776-27-JA1	EA VALANCE/PANEL - W/O HARDWARE - 22.9"W X 23.7"H
17	124178-04-01A	EA CAP - TRIM/DRIVER DOOR
18	125304-02-J60	EA CAP - ROOF
19	120091-02-02A	EA TRIM - ROOF - 192" - BRIGHT WHITE
19	131483-01-01A	EA RAIL - AWNING - 192" - BRIGHT WHITE

FROM: 00-00-00 THRU: 10-25-98  
FROM: 10-26-98 THRU: 99-99-99

# EXTERIOR BODY GROUP

## PANELS & TRIM (CONTINUED)

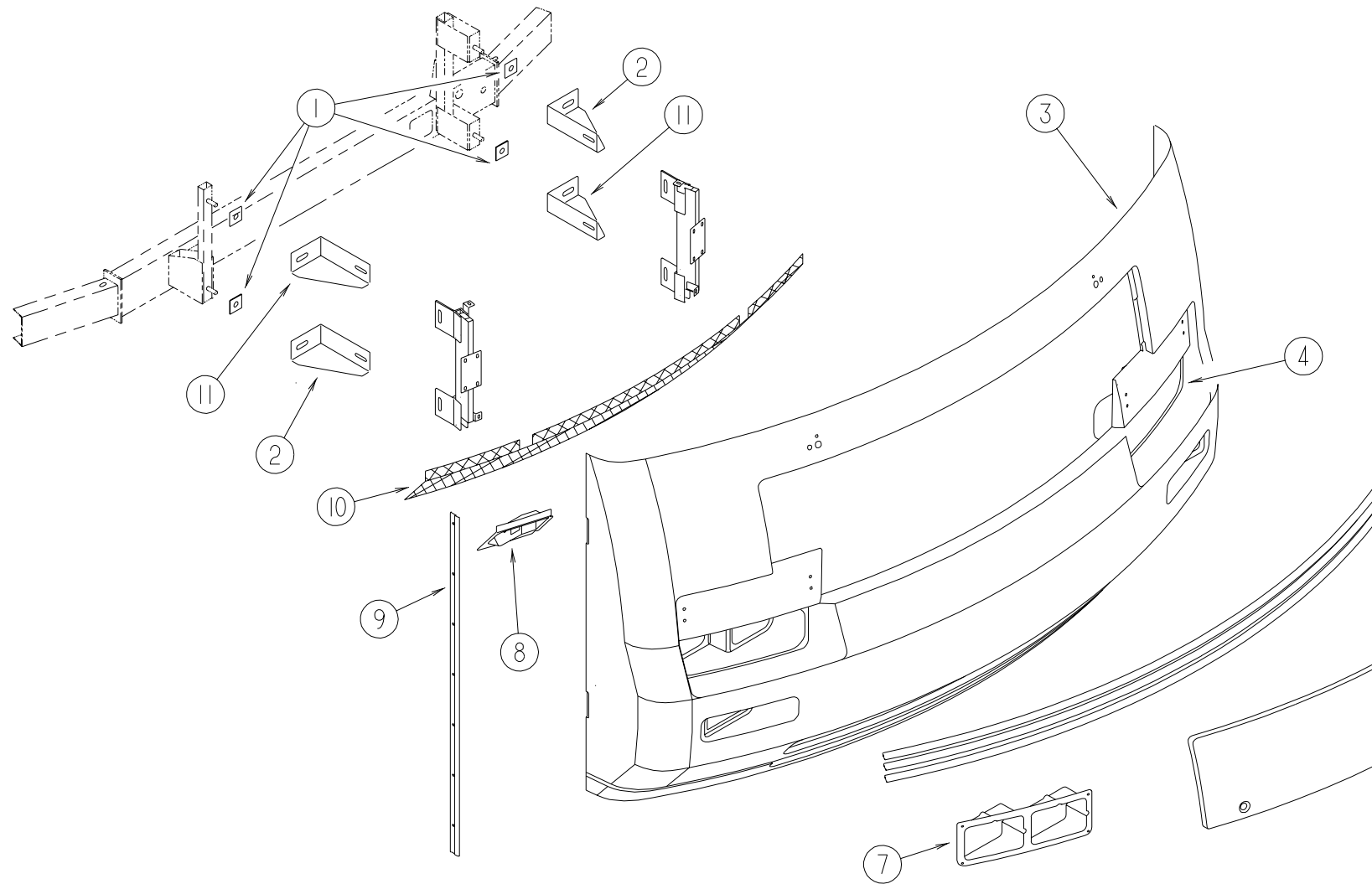


KEY	PART NUMBER	U/M DESCRIPTION
20	129422-02-K28	EA PANEL/WHEEL LIP - FRONT/DRIVER - W/DRIVER DOOR
20	129422-03-K28	EA PANEL/WHEEL LIP - FRONT/DRIVER - W/O DRIVER DOOR
	129854-03-01A	EA SUPPORT - WHEEL LIP - 7.9" - MILL - W/DRIVER DOOR
	129854-11-01A	EA SUPPORT - WHEEL LIP - MILL - W/O DRIVER DOOR
21	124178-03-01A	EA CAP - TRIM/DRIVER DOOR
22	120092-01-02A	EA RAIL - AWNING - 192" - BRIGHT WHITE
		FROM: 00-00-00 THRU: 10-25-98
22	131483-01-01A	EA RAIL - AWNING - 192" - BRIGHT WHITE
		FROM: 10-26-98 THRU: 99-99-99
23	124132-01-01A	EA CAP - TRIM/SIDEWALL - RIGHT HAND - BRIGHT WHITE
24	129422-01-K28	EA PANEL/WHEEL LIP - FRONT/PASSENGER
	129854-11-01A	EA SUPPORT - WHEEL LIP - MILL
	122613-55-007	EA EXTRUDED - ROCKER PANEL - 192" - BLACK

KEY	PART NUMBER	U/M DESCRIPTION
25	124176-01-01A	EA TRIM - SIDEWALL - BRIGHT WHITE - 16'
25	105312-01-03A	FT INSERT - VINYL FEATURE STRIP - GRAY METALLIC
26	129421-02-K28	EA PANEL/WHEEL LIP - REAR
27	122732-27-K28	EA VALANCE/PANEL - REAR PASSENGER - W/O HARDWARE - 11.5"
28	124132-02-01A	EA CAP - TRIM/SIDEWALL - LEFT HAND - BRIGHT WHITE
29	130434-02-K58	EA SIDEWALL - PASSENGER - W/O WINDOWS/TRIM (K58, K59)
29	130434-02-K62	EA SIDEWALL - PASSENGER - W/O WINDOWS/TRIM (K62, K63)
29	130434-02-K64	EA SIDEWALL - PASSENGER - W/O WINDOWS/TRIM (K64, K65)
29	130434-02-K26	EA SIDEWALL - PASSENGER - W/O WINDOWS/TRIM (K26)
29	130434-02-K27	EA SIDEWALL - PASSENGER - W/O WINDOWS/TRIM (K27)

## EXTERIOR BODY GROUP (CONTINUED)

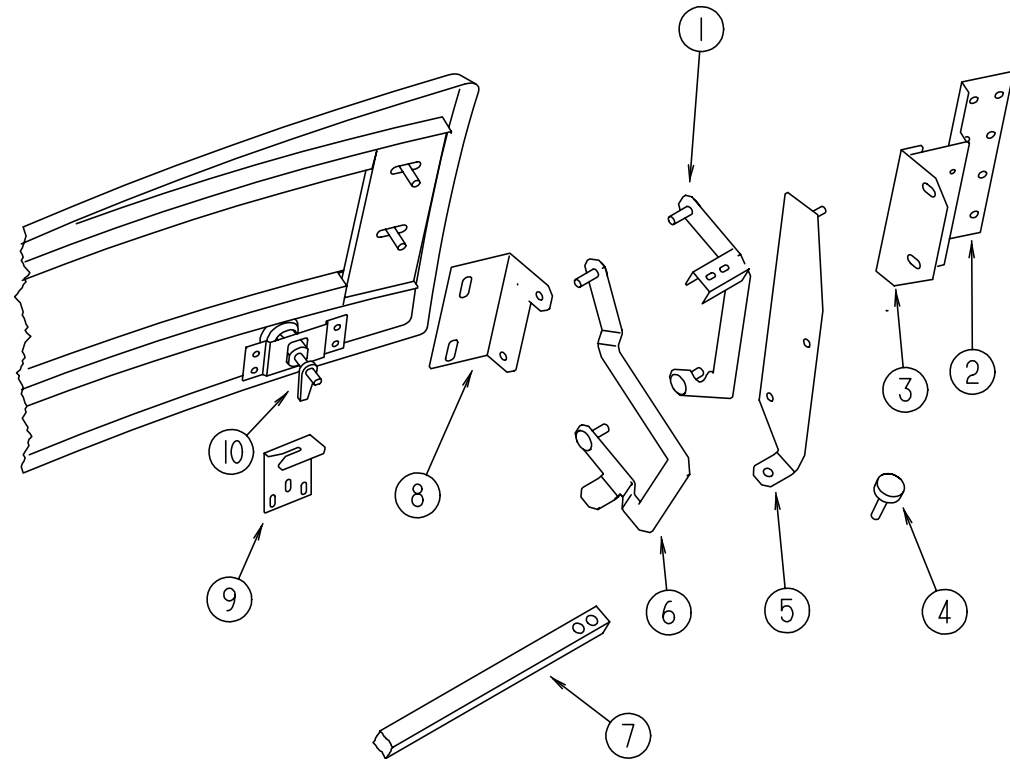
### FRONT END ASM.



KEY	PART NUMBER	U/M	DESCRIPTION
1	116617-02-02B	EA	SPACER - BUMPER
2	117611-08-02B	EA	BRACKET - BUMPER - DRIVER UPPER/PASSENGER LOWER
3	125703-06-J52	EA	PANEL - FRONT/LOWER - W/O NOTCH
4	125713-02-01A	EA	BEZEL - HEADLAMP - DRIVER - BLACK
5	128741-01-J52	EA	GRILLE - FRONT END
6	126862-01-J52	EA	HOOD - FRONT
7	125713-01-01A	EA	BEZEL - HEADLAMP - PASSENGER - BLACK

KEY	PART NUMBER	U/M	DESCRIPTION
8	127013-01-01A	EA	BEZEL - FOGLAMP - PASSENGER
	127013-02-01A	EA	BEZEL - FOGLAMP - DRIVER
9	123680-05-01A	EA	TRIM - FIBERGLASS PANEL - BRIGHT WHITE
10	115924-17-02A	EA	WIRE MESH - F/GRILLE - FLAT BLACK (FOG LAMPS)
10	115924-16-02A	EA	WIRE MESH - F/GRILLE - FLAT BLACK
11	117611-07-02B	EA	BRACKET - BUMPER - PASSENGER UPPER/DRIVER LOWER
	128740-01-01A	EA	RETAINER - GRILLE - BRIGHT WHITE
	106730-10-000	EA	PLATE - STUD - F/HOOD

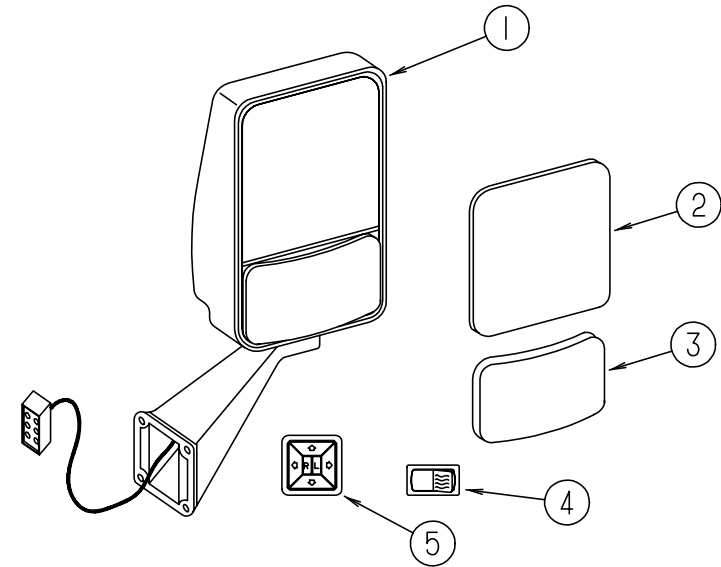
## EXTERIOR BODY GROUP (CONTINUED)



### HOOD HARDWARE

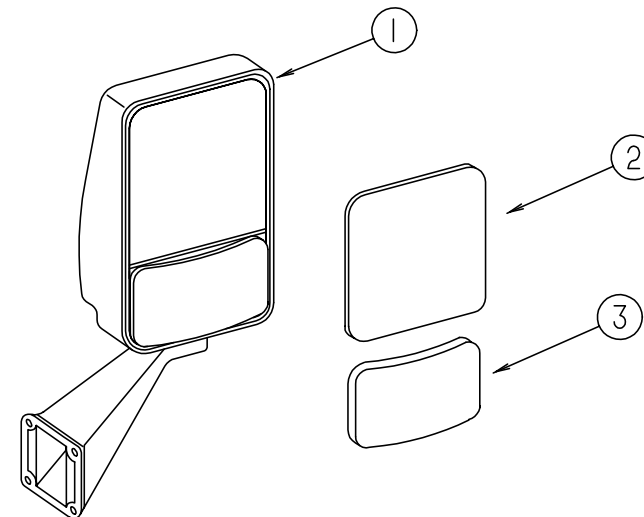
KEY	PART NUMBER	U/M DESCRIPTION
1	126353-01-02B	EA LINK - HINGE - UPPER/PASSENGER
	126353-02-02B	EA LINK - HINGE - UPPER/DRIVER
2	113495-07-02B	EA SUPPORT - HINGE - E-COATED
3	118595-01-03A	EA SUPPORT - HINGE LINK - PASSENGER - BRIGHT WHITE
	118595-02-03A	EA SUPPORT - HINGE LINK - DRIVER - BRIGHT WHITE
4	058786-01-000	EA BOLT - ADJUSTING HOOD - W/BLACK PAD
5	126867-06-02B	EA BRACKET - LINK - HOOD HINGE - PASSENGER - E-COATED
	126867-08-02B	EA BRACKET - LINK - HOOD HINGE - DRIVER - E-COATED
6	126356-02-02B	EA LINK - HINGE - LOWER/HOOD - PASSENGER - E-COATED
	126356-04-02B	EA LINK - HINGE - LOWER/HOOD - DRIVER - E-COATED
7	105096-10-000	EA TUBE - HOOD HINGE TIMING W/WELDNUTS
8	109927-05-000	EA ANGLE - LINK - HOOD/PASSENGER
	109927-06-000	EA ANGLE - LINK - HOOD/DRIVER
9	126352-02-02B	EA LATCH - HOOD - FRONT END
10	102330-02-000	EA LATCH - VISE ACTION/KEY OPERATED
	102330-04-000	EA PAWL - LATCH - STRAIGHT - 1.96"
	102328-01-000	EA KEY - BARREL - NICKEL PLATED

## EXTERIOR BODY GROUP (CONTINUED)



### EXTERIOR MIRROR OPTION (REMOTE & HEAT)

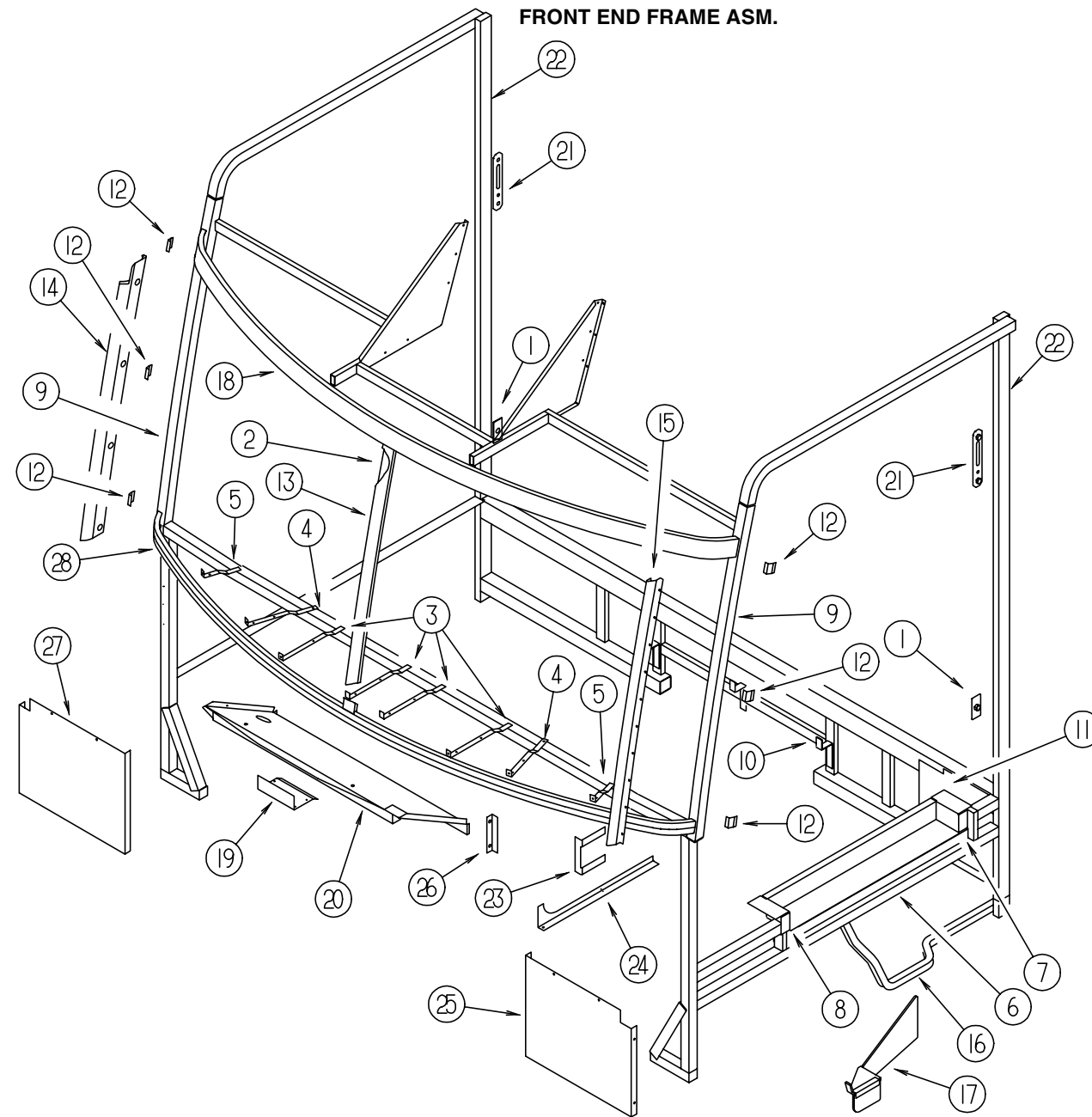
KEY	PART NUMBER	U/M DESCRIPTION	VENDOR NO.
1	106015-12-01A	EA MIRROR - EXTERIOR REMOTE/HEAT - PASSENGER	
1	106015-13-01A	EA MIRROR - EXTERIOR REMOTE/HEAT - DRIVER	
2	106015-12-700	EA MIRROR - FLAT - W/W/O HEAT	709448
3	106015-12-701	EA MIRROR - CONVEX - W/W/O HEAT	709449
4	087695-02-000	EA SWITCH - HEATER - EXTERIOR MIRROR	
5	088246-01-000	EA SWITCH - REMOTE - EXTERIOR - SQUARE PUSH	
	106015-12-702	EA SCREW CAP - (BAG OF 4)	748329
	087695-03-000	EA CONNECTOR - ASSEMBLY	



### EXTERIOR MIRROR (ADJUSTABLE)

KEY	PART NUMBER	U/M DESCRIPTION	VENDOR NO.
1	106015-14-01A	EA MIRROR - EXTERIOR ADJUSTABLE GLASS - PASSENGER	
1	106015-15-01A	EA MIRROR - EXTERIOR ADJUSTABLE GLASS - DRIVER	
2	106015-12-700	EA MIRROR-FLAT - W/W/O HEAT	709448
3	106015-12-701	EA MIRROR-CONVEX - W/W/O HEAT	709449
	106015-12-702	EA SCREW CAP - (BAG OF 4)	748329

## EXTERIOR BODY GROUP (CONTINUED)

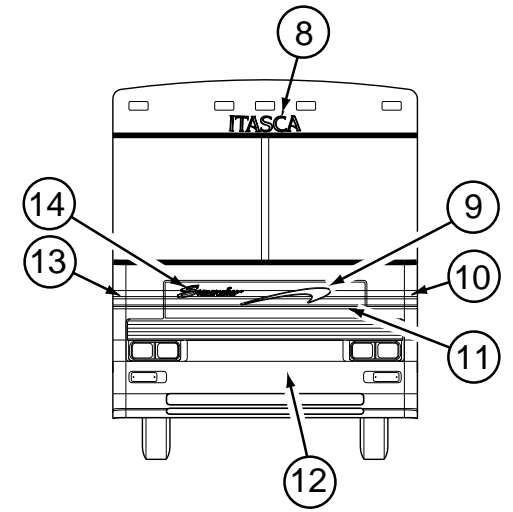
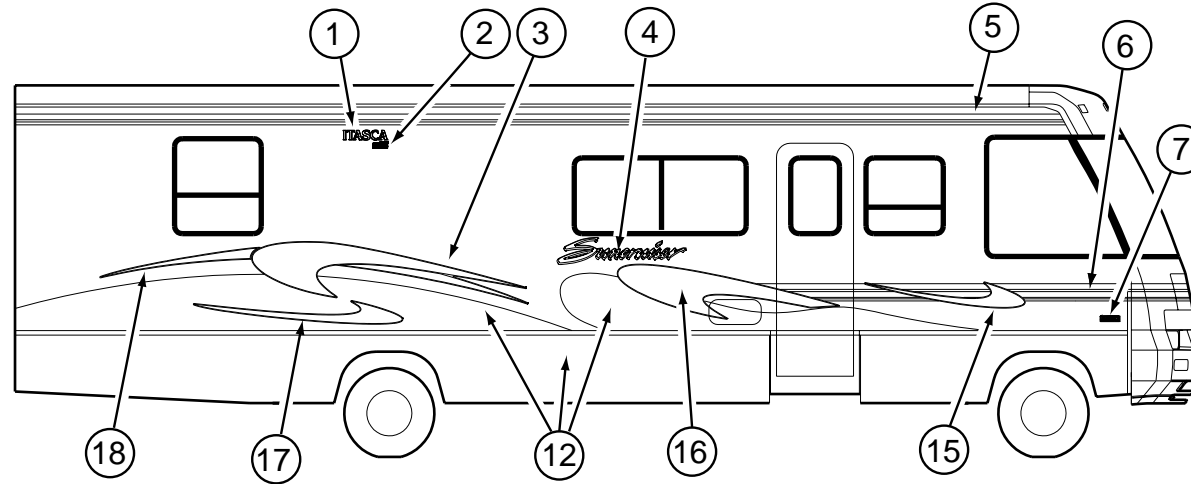
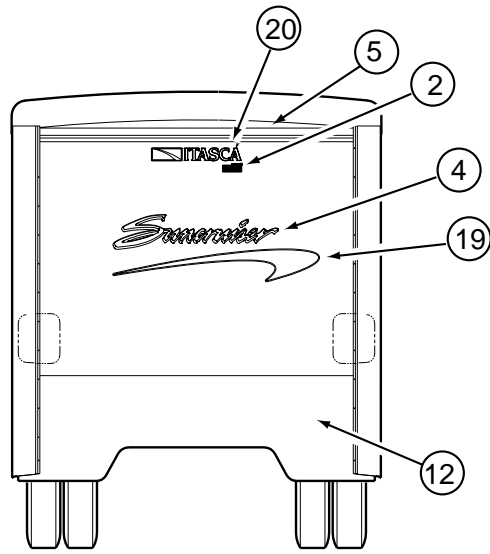


KEY	PART NUMBER	U/M DESCRIPTION
1	070579-06-000	EA PLATE - ANCHOR - W/7/16" WELD NUT - 1.5" X 3.3"
1	070579-07-000	EA PLATE - ANCHOR - W/O WELD NUT - 1.5" X 3.3"
2	078249-17-000	EA TUBE - SWEPT - CAB FRAME
3	104797-03-000	EA BRACKET - DEFROSTER
4	104797-04-000	EA BRACKET - DEFROSTER
5	104797-05-000	EA BRACKET - DEFROSTER
6	106746-02-000	EA PANEL - STEPWELL
7	106747-03-000	EA PANEL - STEPWELL - RIGHT HAND END
8	106747-04-000	EA PANEL - STEPWELL - LEFT HAND END
9	117273-01-01A	EA TUBE - SUPPORT - A-PILLAR
10	117287-01-01B	EA BRACKET - MOUNT - CABLE
11	118592-01-01B	EA SHIELD - SPLASH - RIGHT HAND
12	120363-01-01B	EA BRACKET - WINDSHIELD
13	120840-07-01B	EA STRAP - W/HOLES - MILL
14	121269-05-01B	EA FRAME - WINDSHIELD - A-PILLAR - MILL

KEY	PART NUMBER	U/M DESCRIPTION
15	121269-06-01B	EA FRAME - WINDSHIELD - A-PILLAR - MILL
16	063977-14-000	EA STEP - DRIVER DOOR - LEFT HAND
17	128255-01-04B	EA STEP - DRIVER DOOR - BLACK
18	124975-01-01B	EA SUPPORT - WINDSHIELD - UPPER - MILL
19	125836-02-01B	EA ZEE-WIPER MOTOR - MILL
20	125837-02-01B	EA BRACE - WIPER MOTOR - MILL
21	127461-02-01B	EA PLATE - ANCHOR - SEAT BELT
22	127874-01-01B	EA TUBE-B PILLAR - MILL
23	097123-01-000	EA MOUNT - AIR INTAKE - FORD
24	099102-01-000	EA BRACKET - LINKAGE - THROTTLE
25	104147-14-000	EA SHIELD/SPLASH - HEADLIGHT
26	123262-02-02B	EA BRACKET ASM - FUSE PANEL - E-CT
27	121962-02-02B	EA SHIELD/SPLASH - HEADLIGHT
28	124974-01-01B	EA SUPPORT - WINDSHIELD, LOWER - MILL
	124904-03-01B	EA HEADER - WINDSHIELD - CENTER

## EXTERIOR BODY GROUP (CONTINUED)

### DECALS, FILM STRIPES & PAINT



KEY	PART NUMBER	U/M	DESCRIPTION
1	124811-01-09A	EA	DECAL - LOGO - ITASCA
2	122770-02-15A	EA	DECAL - "BUILT PROUDLY BY WINNEBAGO INDUSTRIES"
3	129987-01-01A	EA	DECAL - SWISH - #2/REAR/RIGHT HAND
	129987-02-01A	EA	DECAL - SWISH - #2/REAR/LEFT HAND
4	129981-01-01A	EA	DECAL - LOGO - LARGE SUNCRUISER
5	105781-70-01A	FT	FILM - MULTISTRIPE - 3.7"
6	094443-60-01A	FT	FILM - MULTISTRIPE - 6"
7	129922-01-01A	EA	EMBLEM - TRITON V10
7	122312-02-01A	EA	DECAL - VORTEC 7400 FUEL INJECTED
8	124989-01-06A	EA	DECAL - LOGO - ITASCA - SWEEP #15
9	129983-01-01A	EA	DECAL - SWISH - HOOD & BACKWALL
10	129984-02-01A	EA	DECAL - CORNER/LEFT HAND
11	129982-01-01A	EA	DECAL - HOOD
12	N/A		PAINT - KHAKI METALLIC (DUPONT F4598U)
12	N/A		PAINT - WINTER GREEN METALLIC (DUPONT F3326U)
13	129984-01-01A	EA	DECAL - CORNER/RIGHT HAND
14	129981-02-01A	EA	DECAL - LOGO - SMALL SUNCRUISER
15	129989-01-01A	EA	DECAL - SWISH - #4/RIGHT HAND
	129989-02-01A	EA	DECAL - SWISH - #4/LEFT HAND
16	129988-01-01A	EA	DECAL - SWISH - #3/RIGHT HAND
	129988-02-01A	EA	DECAL - SWISH - #3/LEFT HAND
17	129985-01-01A	EA	DECAL - SWISH - #1/RIGHT HAND
	129985-02-01A	EA	DECAL - SWISH - #1/LEFT HAND
18	129990-01-01A	EA	DECAL - SWISH - TAIL/RIGHT HAND
	129990-02-01A	EA	DECAL - SWISH - TAIL/LEFT HAND
19	129989-02-01A	EA	DECAL - SWISH - #4/LEFT HAND
20	124806-01-08A	EA	DECAL - LOGO - ITASCA W/ICON
	093681-40-01A	FT	FILM - 2" - FLAT BLACK
	041561-03-000	EA	PAINT - 16 OUNCE SPRAY - OFF WHITE

### DUPONT PAINT COLOR CODES

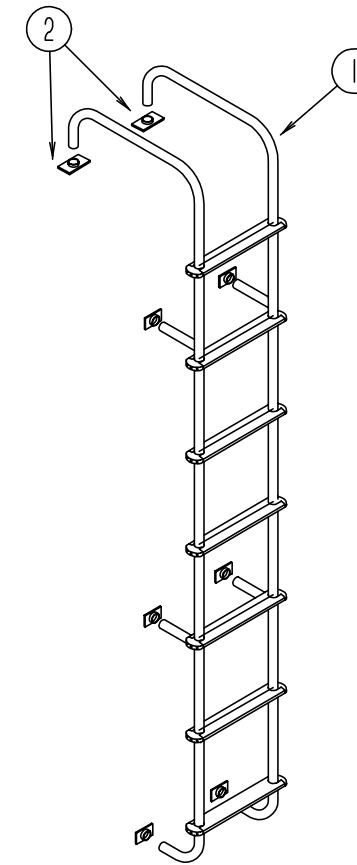
OFF WHITE	(INTERIOR)	DUPONT L8723
KHAKI METALLIC	(EXTERIOR)	DUPONT F4598U
WINTER GREEN METALLIC	(EXTERIOR)	DUPONT F3326U
BRIGHT WHITE	(EXTERIOR)	DUPONT B8951U
DARK GREEN METALLIC	(FILM)	DUPONT MM172
KHAKI METALLIC	(FILM)	DUPONT F4574
LIGHT GOLD METALLIC	(FILM)	DUPONT YM209

## EXTERIOR BODY GROUP (CONTINUED)

### STYROFOAM & FIBERGLASS SHEETING

KEY	PART NUMBER	U/M	DESCRIPTION
	000846-01-000	SF	PLYWOOD - 5/16" X 48" X 96" - CD GRADE
	000846-02-000	SF	PLYWOOD/UNDERLAYMENT - 5/16" X 48" X 96"
	002726-01-001	EA	GARNISH - U-CHANNEL - 1.38" X 19' - SERRATED
	002766-01-001	EA	ANGLE - EXTRUDED - 1" X 1.5" X 17'
	033381-17-001	FT	STEEL - TUBE - 16 GAUGE 1.5" X 1.5" X 16'
	068716-01-001	EA	BRACE - 90 DEGREE L-ANGLE - 16'
	076054-U4-000	EA	FIBERGLASS SHEET - 101" X 104" - BRIGHT WHITE
	076054-U8-000	EA	FIBERGLASS SHEET - 100" X 105" - BRIGHT WHITE
	076054-W3-000	EA	FIBERGLASS SHEET - 79" X 361.3" - BRIGHT WHITE
	076054-W6-000	EA	FIBERGLASS SHEET - 79" X 367" - BRIGHT WHITE
	108535-05-702	EA	FIBERGLASS SHEET - FLAT - 110" X 398" BRIGHT WHITE - ROOF
	077517-62-000	EA	FIBERGLASS SHEET/SIDEWALL - 48" X 96" - BRIGHT WHITE
	089297-01-000	SF	PLYWOOD - LUAN - OVERLAY GRADE - 48" X 96"
	089297-02-000	SF	PLYWOOD - LUAN - OVERLAY GRADE - 48" X 108"
	100619-01-000	BF	FOAM - EXPANDED POLYSTYRENE - 1.34" X 48" X 96"
	100619-02-000	BF	FOAM - EXPANDED POLYSTYRENE - 1.5" X 48" X 96"
	100619-04-000	BF	FOAM - EXPANDED POLYSTYRENE - .5" X 48" X 96"
	100619-05-000	BF	FOAM - EXPANDED POLYSTYRENE - .75" X 48" X 96"-1.5 DENSITY
	100619-11-000	BF	FOAM - EXPANDED POLYSTYRENE - 2" X 48" X 96"
	100619-13-000	BF	FOAM - EXPANDED POLYSTYRENE - .34" X 34.65" X 96"
	100619-16-000	BF	FOAM - EXPANDED POLYSTYRENE - .75" X 48" X 96"-2.0 DENSITY
	100619-22-000	BF	FOAM - EXPANDED POLYSTYRENE - 48" X 120" X 1.34"
	105077-08-000	EA	FOAM - PLUG - ROOF CAP
	120107-01-000	EA	FOAM - COVE - ROOF - 2.8" X 96" LONG
	120107-02-000	EA	FOAM - PLUG - ROOF TUBE - 2.2" X 2.9" X 1.8" LONG
	120107-03-000	EA	FOAM - PLUG - SIDEWALL TUBE - 1.2" X 2.1" X 1.8" LONG
	125838-01-002	EA	ACRYLIC SHEET - .125 X 1.8" X 2"

## EXTERIOR BODY GROUP (CONTINUED)



LADDER

KEY	PART NUMBER	U/M	DESCRIPTION
1	129639-02-01A	EA	LADDER - BRUSHED ALUMINUM
2	131256-01-01A	EA	PLATE - LADDER
	129375-01-000	EA	SEAL/FOAM - LADDER BRACKET
	038327-01-000	FT	TAPE - ANTI SLIP - 2" X 60FT

**EXTERIOR BODY GROUP (CONTINUED)**

**AWNINGS  
FROM: 00-00-00 THRU: 03-14-99**

KEY	PART NUMBER	U/M DESCRIPTION
	113874-11-01A	EA SCREW/LAG - AWNING - 1/4" X 1" STAINLESS STEEL
	113874-12-01A	EA SCREW/LAG - AWNING - 1/4" X 2 3/4" STAINLESS STEEL
	113874-06-19A	EA AWNING - W/O HARDWARE - 16' - VINYL (BLACK & GRAY)
		FROM: 00-00-00 THRU: 10-03-98
	113874-06-25A	EA AWNING - W/O HARDWARE - 16' (BLACK/GRAY) METAL
		FROM: 10-04-98 THRU: 03-14-99
*	113874-01-02A	EA HARDWARE KIT - AWNING - W/O STANDOFF BRACKET-BRIGHT WHITE
	111037-01-01A	EA SPACER - AWNING - UPPER - BLACK
	130320-01-02A	EA BRACKET - AWNING - F/A&E INSTALLATION - BRIGHT WHITE
	119496-01-02A	EA SPACER/ZEE - AWNING

**FROM: 03-15-99 THRU: 06-13-99**

KEY	PART NUMBER	U/M DESCRIPTION
	113874-11-01A	EA SCREW/LAG - AWNING - 1/4" X 1" STAINLESS STEEL
	113874-12-01A	EA SCREW/LAG - AWNING - 1/4" X 2 3/4" STAINLESS STEEL
	132715-02-04A	EA AWNING - 2 STEP W/O HDW - 16' W/METAL WRAP - BLACK & GRAY
	132715-01-01A	EA HARDWARE KIT - 2 STEP AWNING - BRIGHT WHITE
	133088-01-02A	EA BRACKET - AWNING - BRIGHT WHITE

**FROM: 06-14-99 THRU: 99-99-99**

KEY	PART NUMBER	U/M DESCRIPTION
	113874-11-01A	EA SCREW/LAG - AWNING - 1/4" X 1" STAINLESS STEEL
	113874-12-01A	EA SCREW/LAG - AWNING - 1/4" X 2 3/4" STAINLESS STEEL
	113874-06-25A	EA AWNING - 16' BLACK/GRAY VINYL - BRT/WHT METAL WRAP
*	113874-01-02A	EA HARDWARE KIT - AWNING - W/O STANDOFF BRACKET-BRIGHT WHITE
	130320-01-02A	EA BRACKET - AWNING - F/A&E INSTALLATION - BRIGHT WHITE

\*COMPONENT PARTS FOUND IN SERVICE PARTS LIBRARY

**EXTERIOR BODY GROUP (CONTINUED)**

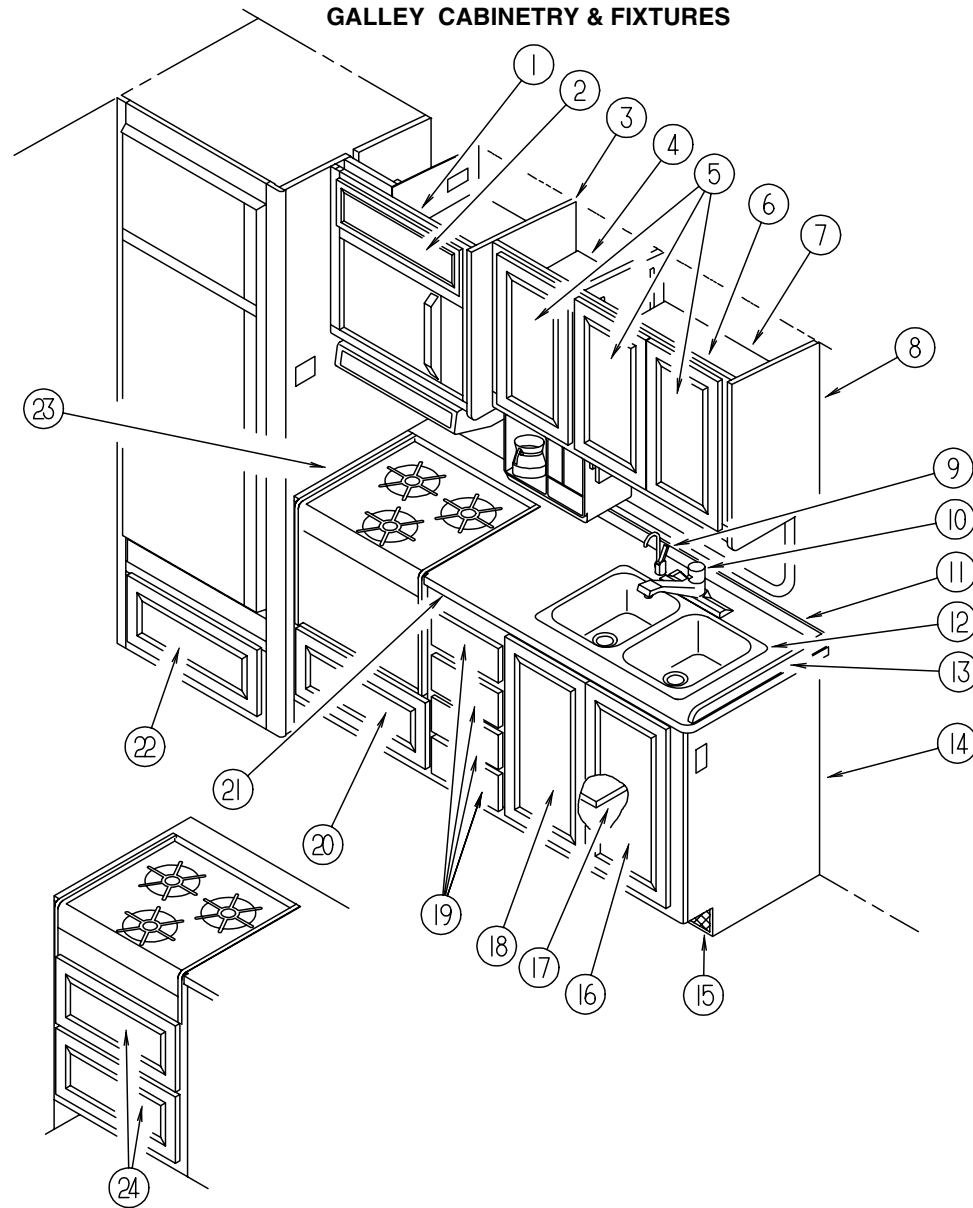
**EXTERIOR BODY HARDWARE**

KEY	PART NUMBER	U/M DESCRIPTION
	120524-01-02B	EA U-CHANNEL - E-COATED
	114248-02-01A	EA ANGLE - PLASTIC - 96.6"
	099069-01-000	FT SEAL - RUBBER - CLOSED SPONGE - .5" WIDE X .12" THICK -BLK
	107865-01-000	EA ROD - SUPPORT - VALANCE PANEL - 14.3"
	107865-05-000	EA ROD - SUPPORT - VALANCE PANEL - 9"
	118383-01-04A	EA RETAINER - SCREW
	118383-04-04A	EA CAP - RETAINER/SCREW
	119568-01-01A	EA STANDOFF - VALANCE PANEL - BLACK
	121117-01-02B	EA ANGLE - W/HOLES - E-COATED
	124299-51-001	EA EXTRUDED - RETAINER - TRIM - 144"



# GALLEY GROUP

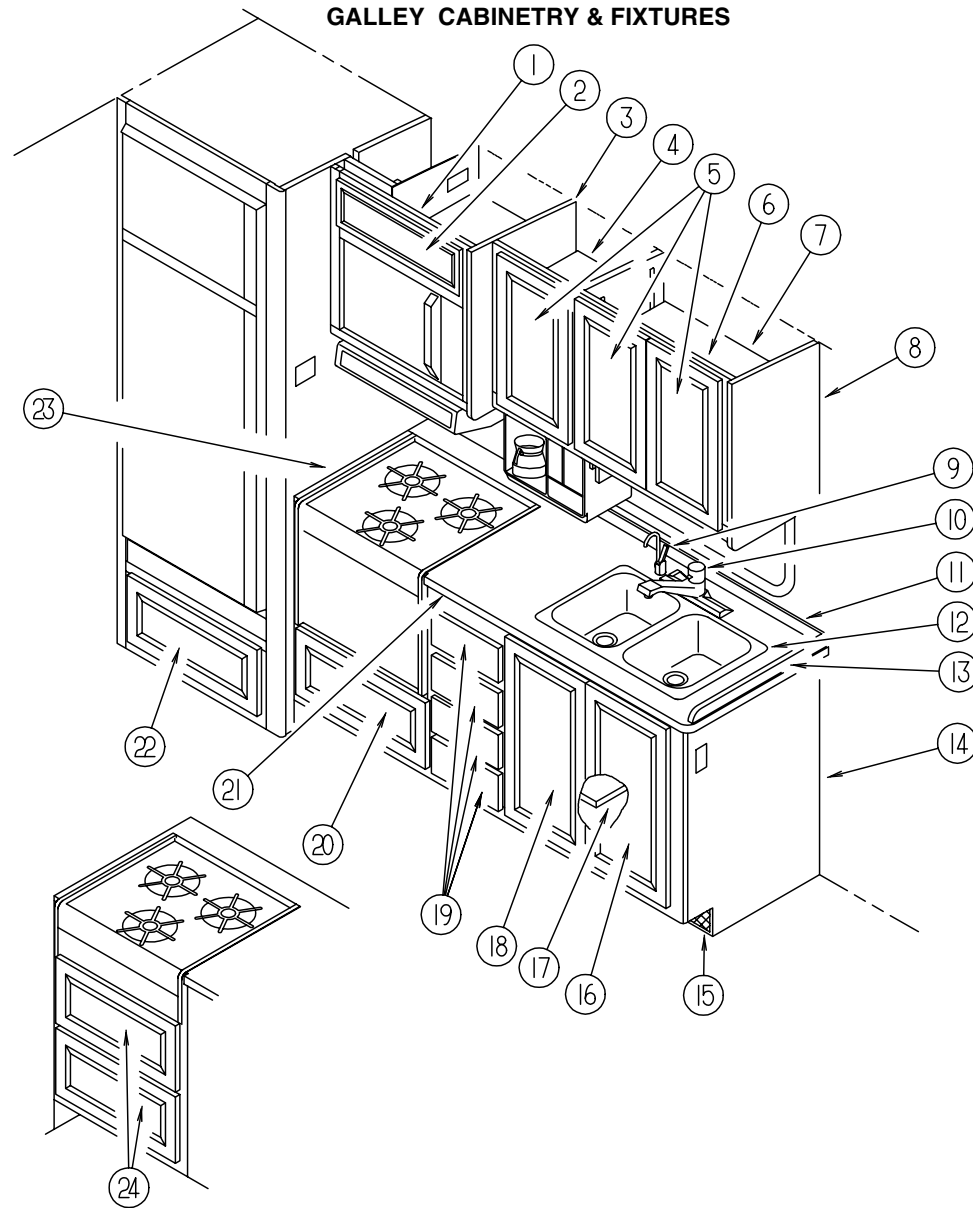
## GALLEY CABINETRY & FIXTURES



KEY	PART NUMBER	U/M DESCRIPTION	VENDOR NO.	KEY	PART NUMBER	U/M DESCRIPTION	VENDOR NO.
1	126057-01-K28	EA CABINET - OVERHEAD/MICROWAVE - W/O DOOR/HDW (US) (OAK)		11	129052-18-K28	EA BACKSPLASH - GALLEY - CABINET (K58, K59, K64, K65, K26, K27)	
1	126057-03-K28	EA CABINET - OVERHEAD/MICROWAVE - W/O DOOR/HDW (CSA) (OAK)		11	129052-18-K32	EA BACKSPLASH - GALLEY - CABINET (K62, K63)	
1	126057-01-K58	EA CABINET - OVERHEAD/MICROWAVE - W/O DOOR/HDW (US) (MAPLE)		12	110654-01-000	EA SINK - STAINLESS STEEL DOUBLE BASIN (1 LG 1 SM BASIN)	
1	126057-03-K58	EA CABINET - OVERHEAD/MICROWAVE - W/O DOOR/HDW (CSA) (MAPLE)		092303-01-000		EA STRAINER - SINK	
2	100708-05-000	EA DOOR - GLASS - CABINET - 8.5" X 23.4" - W/O HDW		13	129052-17-K58	EA BACKSPLASH - GALLEY CABINET (K58, K64, K26)	
3	103128-33-J55	EA END CAP - OVERHEAD CABINET - RIGHT HAND (OAK)		13	129052-17-K28	EA BACKSPLASH - GALLEY CABINET (K59, K65, K27)	
3	103128-33-K56	EA END CAP - OVERHEAD CABINET - RIGHT HAND (MAPLE)		13	129052-17-K62	EA BACKSPLASH - GALLEY CABINET (K62)	
4	118158-12-J37	EA SHELF - W/ PLASTIC EDGE TRIM (OAK)		13	129052-17-K63	EA BACKSPLASH - GALLEY CABINET (K63)	
4	118158-12-J52	EA SHELF - W/PLASTIC EDGE TRIM (MAPLE)		14	129052-01-K58	EA CABINET - GALLEY - W/CTRTP - W/O HDW (RANGE & OVEN) (K58, K64, K26)	
5	M05992-14-K28	EA DOOR - STRAIGHT CORNER/OGEE EDGE - 12" X 21.8" - W/O HDW (OAK)		14	129052-01-K28	EA CABINET - GALLEY - W/CTRTP - W/O HDW (RANGE & OVEN) (K59, K65, K27)	
5	M05992-14-K58	EA DOOR - STRAIGHT CORNER/OGEE EDGE - 12" X 21.8" - W/O HDW (MAPLE)		14	129052-01-K62	EA CABINET - GALLEY - W/CTRTP - W/O HDW (RANGE & OVEN) (K62)	
6	118158-03-K28	EA CABINET - OVERHEAD/GALLEY - W/O DOORS/HDW (OAK)		14	129052-01-K32	EA CABINET - GALLEY - W/CTRTP - W/O HDW (RANGE & OVEN) (K63)	
6	118158-03-K58	EA CABINET - OVERHEAD/GALLEY - W/O DOORS/HDW (MAPLE)		14	129052-02-K58	EA CABINET - GALLEY - W/CTRTP - W/O HDW (RANGE TOP) (K58, K64, K26)	
7	118158-11-J37	EA SHELF - W/PLASTIC EDGE TRIM (OAK)		14	129052-02-K28	EA CABINET - GALLEY - W/CTRTP - W/O HDW (RANGE TOP) (K59, K65, K27)	
7	118158-11-J52	EA SHELF - W/PLASTIC EDGE TRIM (MAPLE)		14	129052-02-K62	EA CABINET - GALLEY - W/CTRTP - W/O HDW (RANGE TOP) (K62)	
8	103128-17-J20	EA END CAP - OVERHEAD CABINET - RIGHT HAND (OAK)		14	129052-02-K32	EA CABINET - GALLEY - W/CTRTP - W/O HDW (RANGE TOP) (K63)	
8	103128-17-J52	EA END CAP - OVERHEAD CABINET - RIGHT HAND (MAPLE)		15	129052-13-K28	EA TOE KICK - GALLEY (OAK)	
9	103635-01-000	EA FAUCET - SINGLE CONTROL		15	129052-13-K58	EA TOE KICK - GALLEY (MAPLE)	
	103635-01-700	EA FITTING KIT - FAUCET REPAIR	3071-70	15	118200-01-01A	SF MESH - PLASTIC - 1/2 INCH - BLACK	
	103635-01-701	EA TUBING - PLASTIC	3019-20	16	M05992-M1-J20	EA DOOR - STRAIGHT CORNER/OGEE EDGE - 13.6" X 27.1" - W/O HDW (OAK)	
	103635-01-702	EA FAUCET REPAIR KIT	3026-46	16	M05992-M1-K58	EA DOOR - STRAIGHT CORNER/OGEE EDGE - 13.6" X 27.1" - W/O HDW (MAPLE)	
10	104114-02-01A	EA FAUCET - SINGLE CONTROL DRINKING					

# GALLEY GROUP

## GALLEY CABINETRY & FIXTURES



KEY	PART NUMBER	U/M	DESCRIPTION	VENDOR NO.	KEY	PART NUMBER	U/M	DESCRIPTION	VENDOR NO.
17	129052-12-K28	EA	SHELF - W/PLASTIC EDGE TRIM (OAK)		19	M09316-03-K30	EA	DRAWER - OGEE EDGE - 9.2"W X 17.7"D - W/O SLIDES/HDW (OAK)	
17	129052-12-K58	EA	SHELF - W/PLASTIC EDGE TRIM (MAPLE)		19	M09316-03-K58	EA	DRAWER - OGEE EDGE - 9.2"W X 17.7"D - W/O SLIDES/HDW (MAPLE)	
	108464-04-J31	EA	COVER - SINK - 15" X 15" - LAMINATE BOTH SIDES (K58, K59, K64, K65, K26, K27)		20	M09316-19-K59	EA	DRAWER - OGEE EDGE - 19.7"W X 15.7"D - W/O SLIDES/HDW (OVEN) (OAK)	
	108464-04-J23	EA	COVER - SINK - 15" X 15" - LAMINATE BOTH SIDES (K62, K63)		20	M09316-19-K59	EA	DRAWER - OGEE EDGE - 19.7"W X 15.7"D - W/O SLIDES/HDW (OVEN) (MAPLE)	
	108464-03-J31	EA	COVER - SINK - 15" X 11" - LAMINATE BOTH SIDES (K58, K59, K64, K65, K26, K27)		21	129052-15-K58	EA	CTRTP - GALLEY CABINE (K58, K64, K26)	
	108464-03-J74	EA	COVER - SINK - 15" X 11" - LAMINATE BOTH SIDES (K62, K63)		21	129052-15-K28	EA	CTRTP - GALLEY CABINE (K59, K65, K27)	
	126019-01-01A	EA	COFFEEMAKER - OPTIMA - W/BRACKETS - BLACK & DECKER		21	129052-15-K62	EA	CTRTP - GALLEY CABINE (K62)	
	126019-01-700	EA	GLASS CARAFE	172547-00	21	129052-15-K32	EA	CTRTP - GALLEY CABINE (K63)	
	126019-01-701	EA	RESERVOIR - WATER	172554	22	M05992-BH-K28	EA	DOOR - ARCHED/OGEE EDGE - 13.8" X 23.2" - W/O HDW(OAK)	
	126019-01-702	EA	BASKET - FILTER	172553-00	22	M05992-BH-K58	EA	DOOR - ARCHED/OGEE EDGE - 13.8" X 23.2" - W/O HDW (MAPLE)	
	126019-01-703	EA	HDW - MOUNTING	172174-00	23	129052-16-K28	EA	BACKSPLASH - GALLEY CABINET (K58, K59, K64, K65, K26, K27)	
	090329-01-000	FT	T-SEAL - REFRIGERATOR CABINET		23	129052-16-K32	EA	BACKSPLASH - GALLEY CABINET (K62, K63)	
18	M05992-L5-J20	EA	DOOR - STRAIGHT CORNER/OGEE EDGE - 13.6" X 27.1" - W/O HDW (OAK)		24	M09316-11-K30	EA	DRAWER - OGEE EDGE - 19.7"W X 15.7"D - W/O SLIDES/HDW (RANGE) (OAK)	
18	M05992-L5-K52	EA	DOOR - STRAIGHT CORNER/OGEE EDGE - 13.6" X 27.1" - W/O HDW (MAPLE)		24	M09316-11-K58	EA	DRAWER - OGEE EDGE - 19.7"W X 15.7"D - W/O SLIDES/HDW(RANGE) (MAPLE)	

## GALLEY GROUP (CONTINUED)

### RANGE, MICROWAVE OVEN & GALLEY HARDWARE

KEY	PART NUMBER	U/M	DESCRIPTION
*	126023-01-01A	EA	RANGE - W/OVEN - 22" - 3 BURNER/BLACK GLASS DOOR
*	126023-02-01A	EA	RANGE - W/OVEN - 22" - 3 BURNER/TEXTURED TOP - BLACK
*	114030-02-01A	EA	RANGE - 3 BURNER TOP - W/O OVEN - BLACK - UL
*	114030-03-01A	EA	RANGE - 3 BURNER TOP - W/O OVEN - BLACK - CSA
	M05904-03-J61	EA	COVER - STOVE - W/SOLID COUNTERTOP (K58, K59, K64, K65, K26, K27)
	M05904-03-J62	EA	COVER - STOVE - W/SOLID COUNTERTOP (K62, K63)
	126022-01-01A	EA	COVER - RANGE - BI-FOLD - 16" & 22" - BLACK TEXTURED
	107109-34-04B	EA	BRACKET - TIEDOWN/BLACK (RANGE - W/OVEN)
	107109-36-04B	EA	BRACKET - TIEDOWN/BLACK (RANGE - W/OVEN)
	106936-32-04B	EA	BRACKET - TIEDOWN - STOVE FRONT - BLACK (RANGE - 3 BURNER TOP)
	106936-34-04B	EA	BRACKET - TIEDOWN - STOVE REAR - BLACK (RANGE - 3 BURNER TOP)
*	121569-04-01A	EA	REFRIGERATOR - LARGE DOUBLE DOOR/LEFT HAND - 2-WAY - BLACK
*	120075-10-01A	EA	REFRIGERATOR - LARGE DBL DOOR W/ICE MAKER - LH/BLK-2-WAY
	116751-06-01A	EA	TRAY - REFRIGERATOR - BLACK (US)
	116751-13-01A	EA	TRAY - REFRIGERATOR (CSA)
	065225-02-000	EA	PLATE - TIEDOWN - REFRIGERATOR
	054450-01-000	EA	LEVEL - REFRIGERATOR
	090195-08-000	EA	BAFFLE - REFRIGERATOR - LOWER
	093369-03-000	EA	STRAP - REFRIGERATOR
	093646-01-000	EA	BRACKET - TIEDOWN/REFRIGERATOR - RIGHT HAND FROM: 00-00-00 THRU: 02-04-99
	093646-03-000	EA	BRACKET - TIEDOWN/REFRIGERATOR - RIGHT HAND FROM: 02-05-99 THRU: 99-99-99
	093646-02-000	EA	BRACKET - TIEDOWN/REFRIGERATOR - LEFT HAND FROM: 00-00-00 THRU: 02-04-99
	093646-04-000	EA	BRACKET - TIEDOWN/REFRIGERATOR - LEFT HAND FROM: 02-05-99 THRU: 99-99-99
	122753-02-000	EA	OVEN - MICROWAVE - .9 CU. FT - CONVECTION - SHARP - UL (US)
	122753-05-000	EA	OVEN - MICROWAVE - 1 CU. FT - NON CONVECTION - SHARP - UL (US)
	122753-06-000	EA	OVEN - MICROWAVE - .9 CU FT - CONVECTION - CSA
	102482-09-H56	EA	FRAME - MICROWAVE
	121850-04-02B	EA	STRAP - TIEDOWN - MICROWAVE - E-COATED
	122546-01-02B	EA	SUPPORT - MICROWAVE BOTTOM - E-COATED (US)
	122546-07-02B	EA	SUPPORT - MICROWAVE BOTTOM - E-COATED (US)
	122546-10-02B	EA	SUPPORT - MICROWAVE BOTTOM - E-COATED (CSA)
	122546-11-02B	EA	SUPPORT - MICROWAVE BOTTOM - E-COATED (CSA)

\*COMPONENT PARTS FOUND IN SERVICE PARTS LIBRARY

### RANGE HOODS & MONITOR PANEL

KEY	PART NUMBER	U/M	DESCRIPTION	VENDOR NO.
*	100258-18-03A	EA	HOOD - RANGE - W/O MONITOR PANEL - W/HOUR METER/SWITCH - US	
*	100258-17-04A	EA	HOOD - RANGE - W/O MONITOR PANEL - W/O HOUR METER/SWITCH - CSA	
*	102765-04-01A	EA	PANEL - MONITOR - 2 HOLDING TANKS - ADJUSTABLE	
	100258-10-01A	EA	GAUGE - HOUR METER W/SWITCH - SCREW ON STYLE (OPTION) 150	
	100258-10-701	EA	GAUGE - HOUR METER - CLIP ON (OPTION)	L0775-00
	096983-01-702	EA	SWITCH - MOM/OFF/MOM/3 TERM (OPTION)	L0112-00

\*COMPONENT PARTS FOUND IN SERVICE PARTS LIBRARY

## GENERATOR GROUP

### ONAN GENERATOR, 5.0 KW EMERALD PLUS

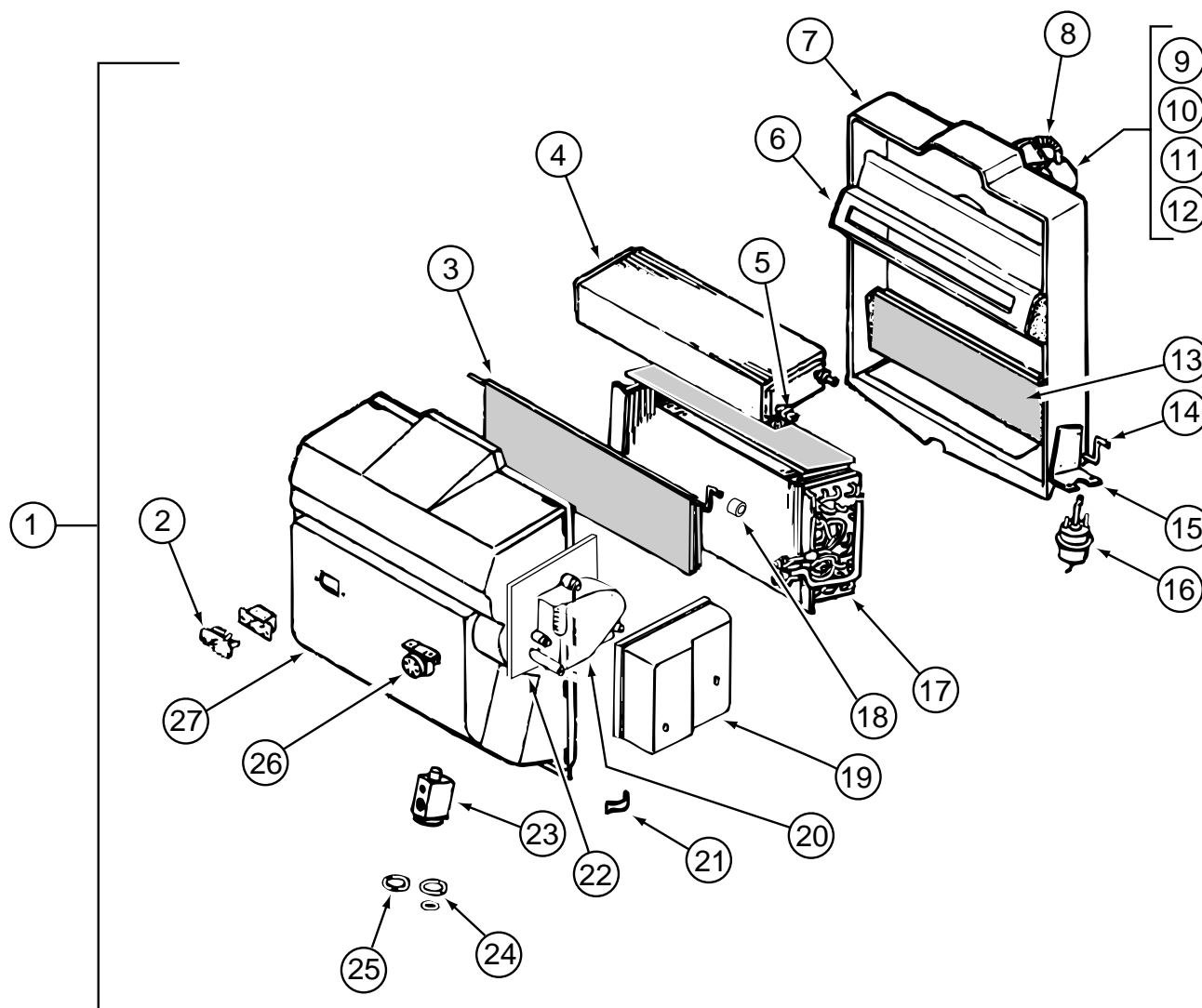
KEY	PART NUMBER	U/M	DESCRIPTION
	109303-01-000	EA	GENERATOR - 5 KW - EMERALD PLUS
	007125-03-000	EA	CLAMP - MUFFLER - 1.50" DIAMETER
	007125-04-000	EA	CLAMP - MUFFLER - 1.12" DIAMETER
	007131-01-000	EA	HANGER - TAILPIPE - 6 SLOTS
	079654-05-000	EA	PIPE - EXHAUST - ANGLED W/FLANGE - 2" ID
	081364-03-000	EA	MUFFLER - GENERATOR - ONAN
	094059-01-000	EA	SPACER - GENERATOR - ONAN
	105958-17-000	EA	PIPE - GENERATOR EXHAUST - 1.5" OD X 4.9" X 24"
	127008-02-02B	EA	TRAY - GENERATOR
	007067-01-000	SF	INSULATION - FIBERGLASS - 1" THICK X 4'-INCREMENTS 4 SF

### ONAN GENERATOR, 6.5 KW EMERALD PLUS (NHE-FA/26100G)

KEY	PART NUMBER	U/M	DESCRIPTION
	100975-01-000	EA	GENERATOR - 6.5 KW EMERALD PLUS
	007125-03-000	EA	CLAMP - MUFFLER - 1.5" DIA
	007125-04-000	EA	CLAMP - MUFFLER - 1.12" DIA
	007131-01-000	EA	HANGER - TAILPIPE - 6 SLOTS
	105958-17-000	EA	PIPE - GENERATOR EXHAUST - 1.5" OD X 4.9" X 24"
	079654-05-000	EA	PIPE - EXHAUST - ANGLED - W/FLANGE - 2" ID - ONAN# 154-2539
	081364-03-000	EA	MUFFLER - GENERATOR - ONAN
	094059-01-000	EA	SPACER - GENERATOR - ONAN
	127008-02-02B	EA	TRAY - GENERATOR
	007067-01-000	SF	INSULATION - FIBERGLASS - 1" THICK X 4'-INCREMENTS 4 SF

**NOTE: ADDITIONAL GENERATOR COMPONENTS ARE FOUND IN THE CHASSIS GROUP**

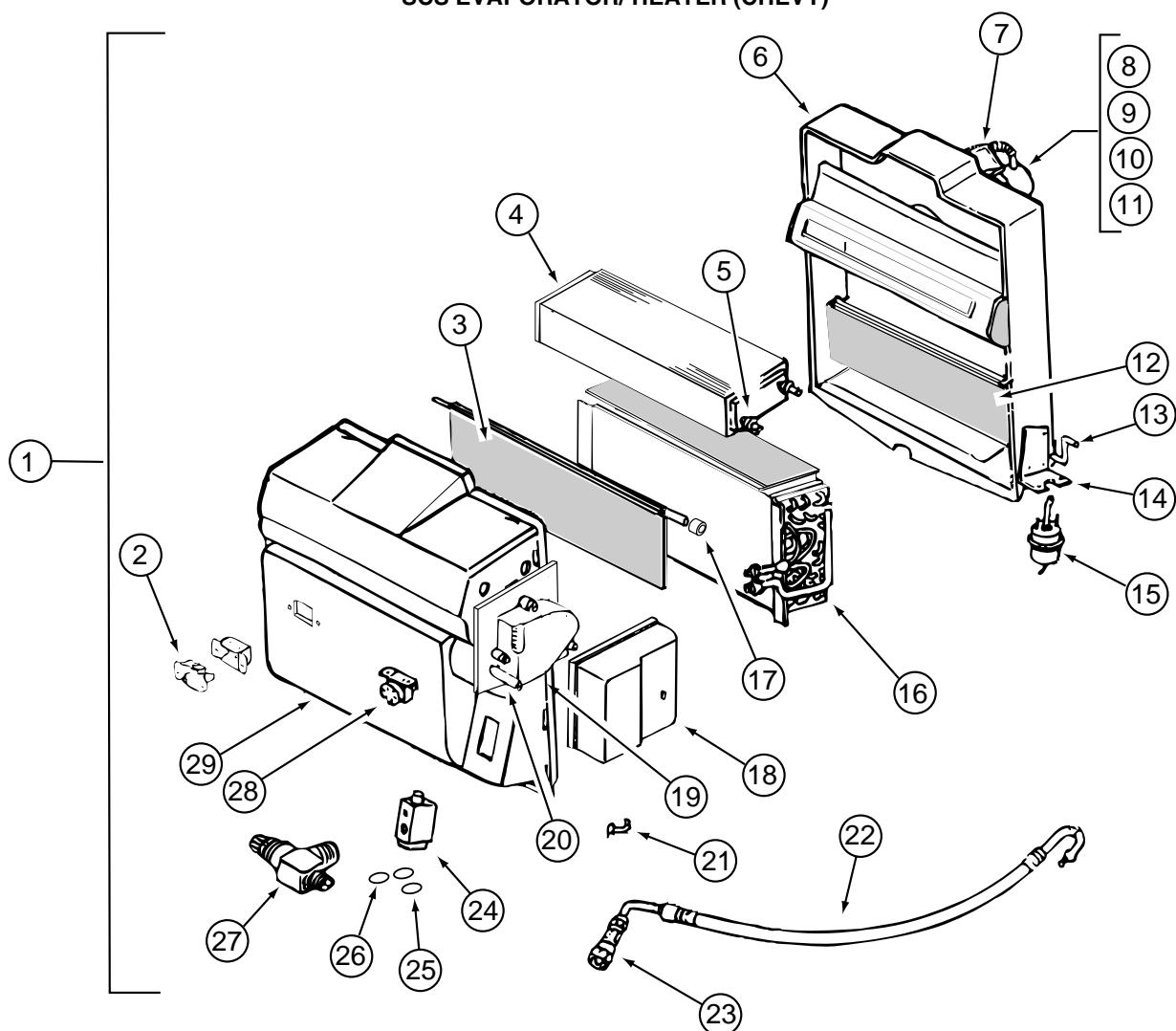
**HEATING & AIR CONDITIONING GROUP**  
**AUTOMOTIVE AIR CONDITIONING (NON-CHARGED) (FORD)**



KEY	PART NUMBER	U/M	DESCRIPTION	VENDOR NO.	KEY	PART NUMBER	U/M	DESCRIPTION	VENDOR NO.
1	103930-43-000	EA	EVAPORATOR/HEATER ASSEMBLY - NON-CHARGED		24	103930-17-702	EA	O'RING #10	045-0127
2	103930-01-710	EA	RESISTOR-FUSED, A/C	035-0006	25	113245-01-707	EA	O'RING #8	045-0126
3	103930-43-700	EA	DOOR - AIR BLEND	071-0568	26	103930-01-711	EA	THERMOSTAT	033-0003
4	103930-01-703	EA	CORE-HEATER	042-0010	27	103930-30-700	EA	CASE - FRONT	062-0542
5	110279-01-712	EA	FITTING-HEATER	050-0076		103930-02-714	EA	CLAMP-CLUTCH, BARREL	022-0006
6	103930-30-707	EA	DIVIDER ASM.	086-0061		094831-01-709	EA	CLAMP-ROD 3/16"	022-0025
7	103930-20-711	EA	CASE-BACK, SUB-ASSEMBLY	062-0147		113245-01-718	EA	HOSE - DRAIN/1/2" X 6"	051-0002
8	110279-01-703	EA	HOSE-VENT F/BLOWER MOTOR	051-0034		103930-23-000	EA	VALVE - WATER - 2 PORT	
9	103930-20-707	EA	HOUSING-BLOWER	062-0145		007076-01-000	EA	HOSE - FLEXIBLE PVC - 2" ID - INCREMENTS OF 50'	
10	103930-30-706	EA	MOTOR-BLOWER PM147 W/ADAPTER	030-0109		007281-01-000	EA	HOSE - FLEXIBLE PVC - 2.5" ID X 50'	
11	103930-01-717	EA	WHEEL-BLOWER, CLOCKWISE	062-0010		103930-45-000	EA	HOSE - EVAPORATER/COMPRESSOR - EXP. BLOCK TO COMPRESSOR	
12	103930-20-708	EA	CLIP-MOTOR SHAFT	022-0001		103930-47-000	EA	HOSE - EVAPORATOR/DRYER - EXP. VALVE TO REC. DRIER	
13	103930-20-705	EA	PANEL-DOOR, RECIRCULATING	071-0213		113245-01-710	EA	O'RING, #12	045-0128
14	103930-20-704	EA	ROD-DOOR-RECIRCULATING	073-0018		024990-05-000	EA	OUTLET - DEFROSTER - 4" DIAMETER W/SWIVEL DEFLECTORS	
15	103930-01-708	EA	BRACKET-VACUUM MOTOR	070-0113		077075-01-000	EA	GASKET - INSTRUMENT PANEL TO DEFROSTER PLENUM - .6"X10.2"	
16	103930-02-708	EA	MOTOR-VACUUM SERVO, A/C	030-0025		103016-03-000	EA	PLENUM - TRANSITION	
17	103930-01-704	EA	COIL-EVAPORATOR	041-0017		103017-03-000	EA	PLENUM - DEFROSTER	
18	103930-30-702	EA	BUSHING - BLEND AIR DOOR	062-0168		103558-01-11A	EA	VENT - DEFROSTER - 2" X 14.4" X 1.4" - TITANIUM	FROM: 00-00-00 THRU: 11-08-98
19	103930-30-704	EA	COVER - SERVO	062-0545		103558-04-04A	EA	VENT - DEFROSTER - TITANIUM	FROM: 11-09-98 THRU: 99-99-99
20	103930-30-703	EA	MOTOR - SERVO	030-0104					
21	103930-20-706	EA	CLIP-RETAINER - CASE ATTACH	022-0057		103796-01-01A	EA	LOUVER - A/C-ADJUSTABLE - 2.2" X 5.4" F/2.5" HOSE - BLACK	
22	103930-30-701	EA	PLATE - MOTOR MOUNT	062-0544		103930-37-000	EA	MANUAL - OWNERS - HEATER/A/C	
23	103930-20-700	EA	VALVE-EXPANSION-BLOCK, 2 TON	034-0032					

## HEATING & AIR CONDITIONING GROUP (CONTINUED)

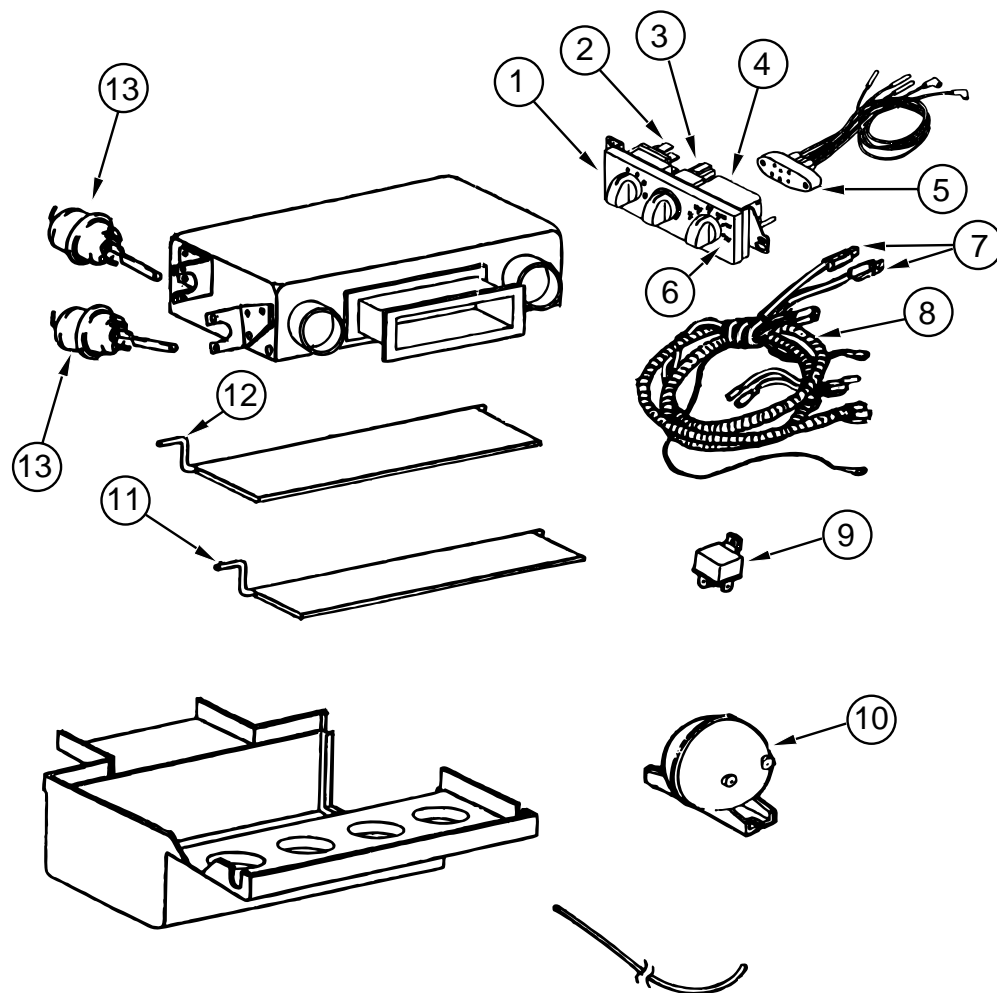
### SCS EVAPORATOR/ HEATER (CHEVY)



KEY	PART NUMBER	U/M	DESCRIPTION	VENDOR NO.	KEY	PART NUMBER	U/M	DESCRIPTION	VENDOR NO.
1	103930-30-000	EA	EVAPORATOR/HEATER - CHEVY - SERVO MOTOR CONTROLLED		23	103930-12-709	EA	FITTING - QUICK CONNECT	050-0120
2	103930-01-710	EA	RESISTOR - FUSED - A/C	035-0006	24	103930-20-700	EA	VALVE - EXPANSION - BLOCK - 2 TON	034-0032
3	103930-30-705	EA	DOOR - BLEND AIR	071-0568	25	103930-17-702	EA	O'RING #10	045-0127
4	103930-01-703	EA	CORE - HEATER	042-0010	26	113245-01-707	EA	O'RING #8	045-0126
5	110279-01-712	EA	FITTING - HEATER	050-0076	27	103930-20-709	EA	VALVE - SERVICE	050-0159
6	103930-20-711	EA	CASE - BACK - SUB-ASSEMBLY	062-0147	28	103930-01-711	EA	THERMOSTAT	033-0003
7	110279-01-703	EA	HOSE - VENT F/BLOWER MOTOR	051-0034	29	103930-30-700	EA	CASE - FRONT	062-0542
8	103930-20-707	EA	HOUSING - BLOWER	062-0145		103930-23-000	EA	VALVE - WATER - 2 PORT	
9	103930-30-706	EA	MOTOR - BLOWER PM147 W/ADAPTER	030-0109		007076-01-000	EA	HOSE - FLEXIBLE PVC - 2" ID - INCREMENTS OF 50'	
10	103930-01-717	EA	WHEEL - BLOWER - CLOCKWISE	062-0010		007281-01-000	EA	HOSE - FLEXIBLE PVC - 2.5" ID X 50'	
11	103930-20-708	EA	CLIP - MOTOR SHAFT	022-0001		103930-46-000	EA	HOSE - EVAPORATER/COMPRESSOR - EXP. BLOCK TO COMPRESSOR	
12	103930-20-705	EA	PANEL - DOOR - RECIRCULATING	071-0213		103930-47-000	EA	HOSE - EVAPORATOR/DRYER - EXP. VALVE TO REC. DRIER	
13	103930-20-704	EA	ROD - DOOR - RECIRCULATING	073-0018		113245-01-710	EA	O'RING, #12	045-0128
14	103930-01-708	EA	BRACKET-VACUUM MOTOR	070-0113		024990-05-000	EA	OUTLET - DEFROSTER - 4" DIAMETER W/SWIVEL DEFLECTORS	
15	103930-01-709	EA	MOTOR - VACUUM	030-0025		077075-01-000	EA	GASKET - INSTRUMENT PANEL TO DEFROSTER PLENUM - .6"X10.2"	
16	103930-01-704	EA	COIL - EVAPORATOR	041-0017		103016-03-000	EA	PLENUM - TRANSITION	
17	103930-30-702	EA	BUSHING - BLEND AIR DOOR	062-0168		103017-03-000	EA	PLENUM - DEFROSTER	
18	103930-30-704	EA	COVER - SERVO	062-0545		103558-01-11A	EA	VENT - DEFROSTER - 2" X 14.4" X 1.4" - TITANIUM	
19	103930-30-703	EA	MOTOR - SERVO	030-0104					FROM: 00-00-00 THRU: 11-08-98
20	103930-30-701	EA	PLATE - MOTOR MOUNT	062-0544		103558-04-04A	EA	VENT - DEFROSTER - TITANIUM	
21	103930-20-706	EA	CLIP - RETAINER - CASE ATTACH	022-0057					FROM: 11-09-98 THRU: 99-99-99
22	103930-25-700	EA	HOSE ASM #6 EVAPORATOR/DRIER	085-0350		103796-01-01A	EA	LOUVER - A/C-ADJUSTABLE - 2.2" X 5.4" F/2.5" HOSE - BLACK	
						103930-37-000	EA	MANUAL - OWNERS - HEATER/A/C	

## HEATING & AIR CONDITIONING GROUP (CONTINUED)

### SCS CONTROL/ PLENUM



KEY	PART NUMBER	U/M	DESCRIPTION	VENDOR NO.
	103930-40-000	EA	CONTROL/PLENUM - ROTARY CONTROL HEAD	
1	103930-33-702	EA	CONTROL PANEL	083-0169
2	103930-33-707	EA	SWITCH - BLOWER	032-0186
3	103930-33-708	EA	SWITCH - POTENTIOMETER	032-0184
4	103930-33-709	EA	SWITCH - VACUUM	032-0183
5	103930-33-703	EA	VACUUM HARNESS	036-0465
6	103930-33-710	EA	DECAL F CONTROL HEAD	058-0102
7	103930-33-705	EA	LIGHT BULBS	035-0030
8	103930-33-711	EA	WIRE HARNESS MAIN	036-0466

KEY	PART NUMBER	U/M	DESCRIPTION	VENDOR NO.
9	103930-02-707	EA	RELAY-BOSCH W/RESISTER	031-0001
10	103930-02-710	EA	CANISTER-VACUUM	054-0002
11	103930-39-700	EA	ROD - DOOR - AC/HEAT	073-067
12	103930-39-701	EA	ROD - DOOR AC/DEFROST	073-0069
13	103930-02-708	EA	MOTOR - VACUUM SERVO, A/C	030-0025
	103930-33-701	EA	MOTOR - VACUUM, 3 STAGE	030-0105
	103930-33-712	EA	KNOB - BLOWER	062-0539
	103930-33-713	EA	KNOB	062-0540
	103930-39-704	EA	SPRING	022-0119

## HEATING & AIR CONDITIONING GROUP (CONTINUED)

### FURNACE

KEY	PART NUMBER	U/M	DESCRIPTION
*	098668-22-000	EA	FURNACE - 40,000 BTU
	009200-01-000	EA	TAPE - FURNACE - 1 1/2"
	089367-02-000	EA	TEE - 4" X 2" X 4"
	094600-05-01A	EA	REGISTER W/O DAMPER - 3.6" X 11.3" FACE/2.1" X 9.9" RO - BEIGE
	093614-04-02A	EA	GRILLE - RETURN AIR - 15.9" X 9.9"
	098668-14-000	EA	GASKET - FIBERGLASS - .5" X 18" X 18"
	098668-16-000	EA	VENT - INTAKE
	115764-01-01A	EA	THERMOSTAT - FURNACE

\*COMPONENT PARTS FOUND IN SERVICE PARTS LIBRARY

### AUTOMOTIVE REAR HEATER SYSTEM

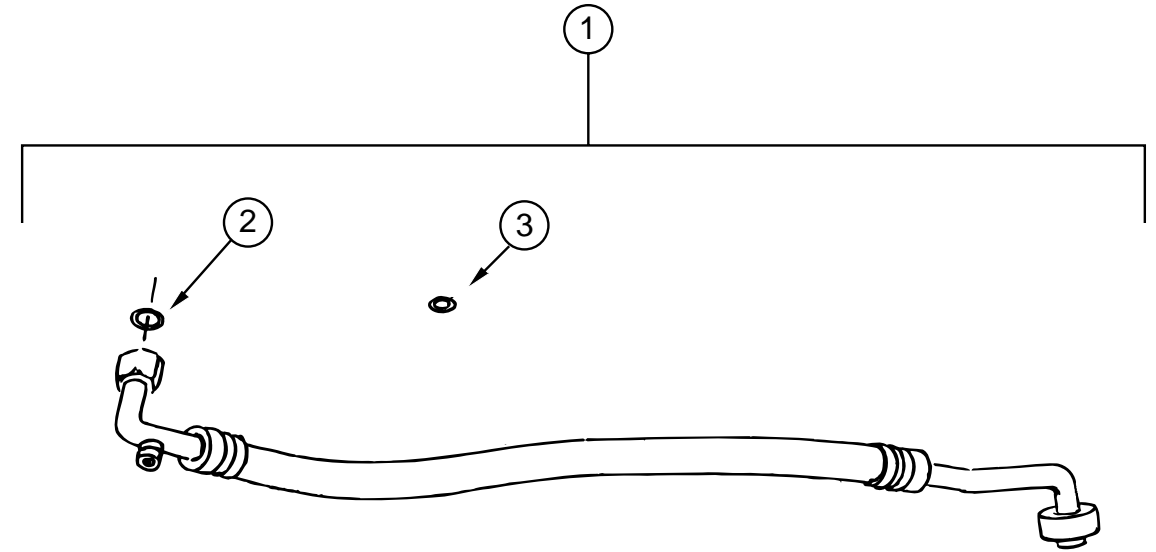
KEY	PART NUMBER	U/M	DESCRIPTION	VENDOR NO.
	009198-01-000	FT	DUCT - HEAT - FLEXIBLE - 4" ID X 25'	
	056464-10-000	EA	REGISTER - 4" DIAMETER - PLASTIC - W/O DAMPER - BEIGE	
	079059-01-000	EA	HOSE - 90 DEGREE - 5/8"ID X 4" X 36"	
	084405-01-000	EA	HEATER - REAR/DUCTED - W/MOTOR AID	
	084405-01-700	EA	CORE - HEATER	FT200229
	084405-01-701	EA	FAN BLADES	HV029931
	084405-01-702	EA	MOTOR ASSEMBLY - 12 VOLT	RV010348
	061673-01-000	EA	BRACKET - MOTOR AID TUBES - 4" X 1.5" - STEEL	

### A/C - ROOF & CEILING ASSEMBLY

KEY	PART NUMBER	U/M	DESCRIPTION
*	131186-01-01A	EA	A/C - ROOF MACH 1 POWERSAVER - WHITE
*	131187-01-01A	EA	A/C - ROOF MACH 3 POWER SAVER - WHITE
*	131184-01-01A	EA	CEILING ASSEMBLY - A/C DUCTED - WHITE
	102289-01-000	EA	SPRING - SCREW - ROOF A/C GASKET
	117238-01-01A	EA	THERMOSTAT - A/C - FURNACE
	117238-02-01A	EA	THERMOSTAT - A/C ONLY
	120134-01-02A	EA	REGISTER - 4".5" DIAMETER W/DAMPER

\*COMPONENT PARTS FOUND IN SERVICE PARTS LIBRARY

## HEATING & AIR CONDITIONING GROUP (CONTINUED)

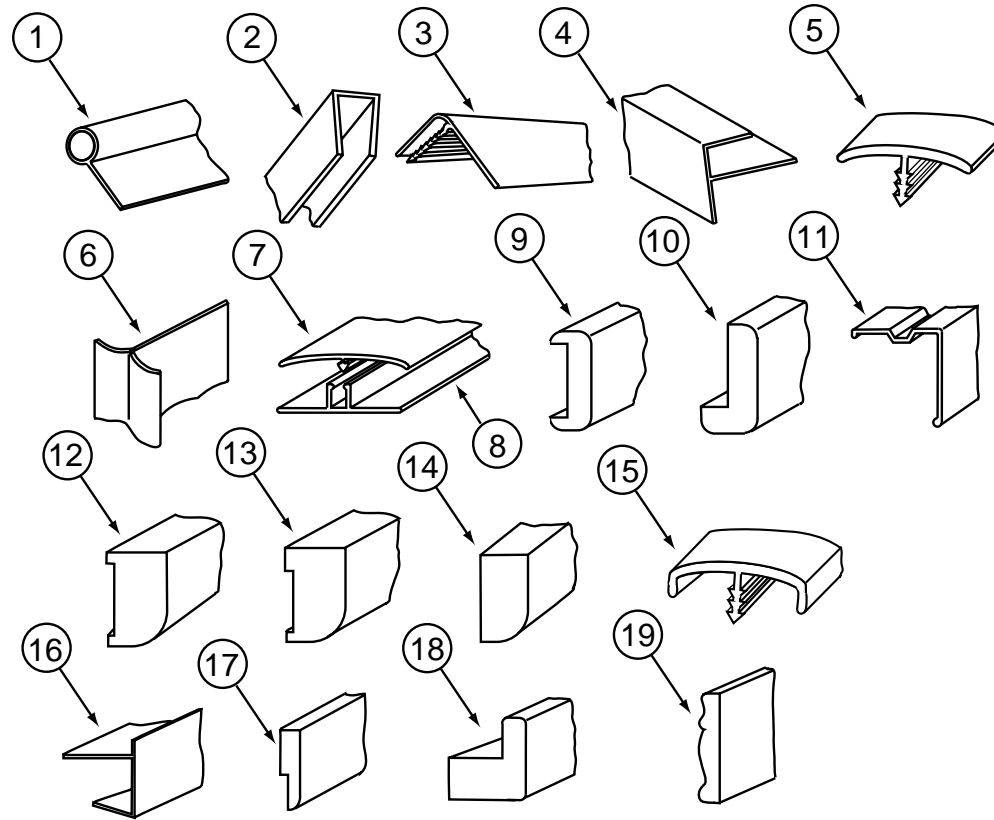


### CHEVY HOSE KIT - VORTEC GAS OR DIESEL OPTION

KEY	PART NUMBER	U/M	DESCRIPTION	VENDOR NO.
1	103930-29-000	EA	HOSE KIT - #10 W/GM L-29 & L-65 CHASSIS	
2	103930-17-702	EA	O'RING #10	045-0127
3	103930-29-701	EA	GASKET-GMLP SW 1996	045-0483

# INTERIOR FINISH GROUP

## INTERIOR TRIM & MOLDINGS



### WATERFORD OAK

### MAPLE

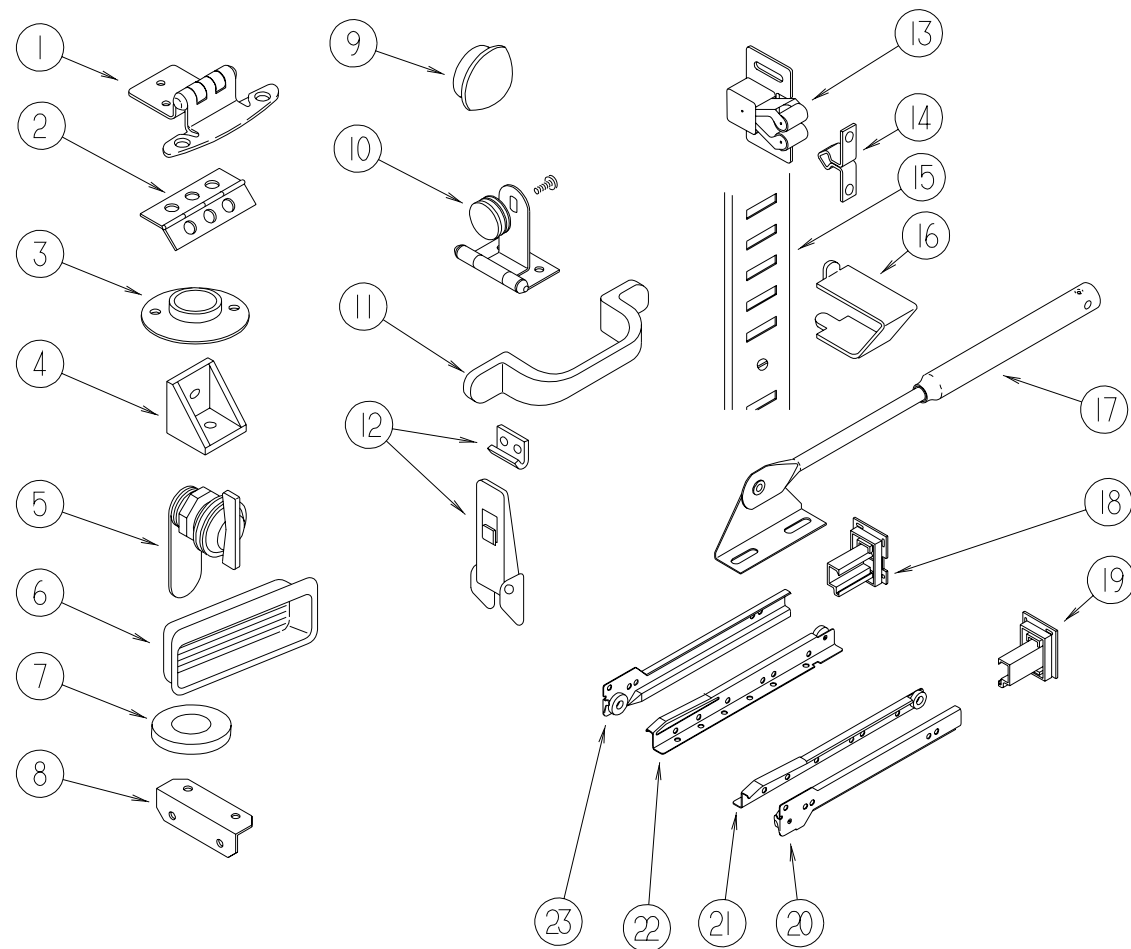
KEY	PART NUMBER	U/M DESCRIPTION
1	009767-12-000	FT WELTING - SIDEWALL/CEILING/CABINET - OFF/WHT
2	009778-21-000	FT U-CHANNEL - 1" - WATERFORD OAK
2	070504-36-000	FT U-CHANNEL - PLASTIC - .13" X 72" - WATERFORD OAK
2	070504-37-000	FT U-CHANNEL - PLASTIC - .87" X 84" - WATERFORD OAK
3	009809-23-000	EA MOLDING - CORNER - OUTSIDE - 1" X 84" - MODERN IVORY
3	009809-28-000	EA MOLDING - CORNER - OUTSIDE - 1" X 84" - WATERFORD OAK
4	009812-29-000	EA MOLDING - PLASTIC - 1/2" O/S CORNER - WATERFORD OAK
5	105709-01-000	FT MOLDING-T - 1" - MODERN IVORY
6	022992-11-000	FT MOLDING - REVERSE COVE - T-SHAPED VINYL - IVORY
7	086229-15-000	EA BATTEN - 1" X 96" - MODERN IVORY
7	086229-20-000	EA BATTEN - 1" X 96" - BEIGE
8	086229-01-000	EA RETAINER - BATTEN - .75" WIDE - 7.6'
9	078323-06-G15	EA MOLDING - CAP - WALL - 78"
10	077840-01-G01	EA MOLDING - CAP/WALL - 8' WATERFORD OAK
11	093873-01-01A	EA TRIM - CARPET - L-ANGLE 1.1" X 1.3" X 12' - GRAY VINYL
13	117268-D2-134	EA MOLDING - VINYL WRAPPED - .7" X 1.6" X 84" - WATERFORD OAK
13	117268-F2-438	EA MOLDING - VINYL WRAPPED - .7" X 2.6" X 96" - WATERFORD OAK
13	117268-F2-134	EA MOLDING - VINYL WRAPPED - .7" X 2.7" X 84" - WATERFORD OAK
14	100818-01-05A	EA MOLDING - VINYL WRAPPED - 1.65" X .4" X 84"-WATERFORD OAK
15	083620-12-000	FT MOLDING-T - END CAP EDGE - W/EDGE LIP - .75"-WATERFORD OAK
15	104676-02-04A	FT MOLDING-T - 1/2" - WATERFORD OAK
16	103186-01-05A	FT MOLDING - PLASTIC - 3/8" U-CHANNEL 3/4" FACE-WATERFORD OAK
16	103186-02-05A	FT MOLDING - PLASTIC/1" U-CHANNEL W/1 3/8" FACE-WATERFORD OAK
17	105004-01-05A	EA MOLDING - VINYL WRAPPED - 1" X 96" - WATERFORD OAK
18	100819-01-05A	EA MOLDING - VINYL WRAPPED - L-SHAPED - 1.5" X 1.5" X 84"
19	100182-10-G29	EA TRIM - CHAIR RAIL - 2.5" X 8' EACH - WOOD
	076325-39-000	FT MOLDING - EDGE BAND - 1 5/16" X .030" - ALMOND
	076325-67-000	FT MOLDING - EDGE BAND - .93" X .024" - WATERFORD OAK
	076325-73-000	FT MOLDING - EDGE BAND - .93" X .024" (EXTERIOR ENTERTAINMENT)

KEY	PART NUMBER	U/M DESCRIPTION
1	009767-12-000	FT WELTING - SIDEWALL/CEILING/CABINET - OFF/WHT
2	009778-27-000	FT U-CHANNEL - 1" - WASHED MAPLE
2	070504-50-000	FT U-CHANNEL - PLASTIC - .13" X 84" - WASHED MAPLE
2	070504-51-000	FT U-CHANNEL - PLASTIC - .9" X 84" - WASHED MAPLE
3	009809-23-000	EA MOLDING - CORNER - OUTSIDE - 1" X 84" - MODERN IVORY
3	009809-31-000	EA MOLDING - CORNER - OUTSIDE - 1" X 84" - WASHED MAPLE
4	009812-33-000	EA MOLDING - CORNER - 1/2" W/1/4" CHAN X 84" - WASHED MAPLE
5	105709-01-000	FT MOLDING-T - 1" - MODERN IVORY
6	022992-11-000	FT MOLDING - REVERSE COVE - T-SHAPED VINYL - IVORY
7	086229-15-000	EA BATTEN - 1" X 96" - MODERN IVORY
7	086229-20-000	EA BATTEN - 1" X 96" - BEIGE
8	086229-01-000	EA RETAINER - BATTEN - .75" WIDE - 7.6'
9	078323-06-J52	EA MOLDING - CAP/WALL - 6.6'
10	077840-01-J70	EA MOLDING - CAP/WALL - 8' - WASHED MAPLE
11	093873-01-01A	EA TRIM - CARPET - L-ANGLE 1.1" X 1.3" X 12' - GRAY VINYL
12	126204-D2-134	EA MOLDING - VINYL WRAPPED - WASHED MAPLE - .7" X 1.6" X 84"
12	126204-F2-134	EA MOLDING - VINYL WRAPPED - WASHED MAPLE - .7" X 2.5" X 84"
12	126204-F2-438	EA MOLDING - VINYL WRAPPED - WASHED MAPLE - .7" X 2.6" X 96"
14	100818-01-08A	EA MOLDING - VINYL WRAPPED - 1.6" X .4" X 84" - WASHED MAPLE
15	083620-19-000	FT MOLDING-T - END CAP EDGE - W/EDGE LIP - .75" - WASHED MAPLE
16	103186-01-08A	FT MOLDING - PLASTIC - 3/8" U-CHANNEL W/3/4" FACE - WASHED MAPLE
16	103186-02-08A	FT MOLDING - PLASTIC - 1" U-CHANNEL 1 3/8" FACE - WASHED MAPLE
15	104676-02-06A	FT MOLDING-T - 1/2" - WASHED MAPLE
17	105004-01-08A	EA MOLDING - VINYL WRAPPED - 1" X 96" - WASHED MAPLE
18	100819-01-08A	EA MOLDING - VINYL WRAPPED - L-SHAPED - 1.5" X 1.5" X 84" - WASHED MAPLE
19	100182-10-J70	EA TRIM - CHAIR RAIL - 2.5" X 8' EACH - WOOD
	076325-39-000	FT MOLDING - EDGE BAND - 1 5/16" X .030" - ALMOND
	076325-73-000	FT MOLDING - EDGE BAND - .93" X .024" - OFF WHITE (EXTERIOR ENTERTAINMENT)
	076325-75-000	FT MOLDING - EDGE BAND - .93" X .024" - WASHED MAPLE



## INTERIOR FINISH GROUP (CONTINUED)

### CABINET HARDWARE



KEY	PART NUMBER	U/M	DESCRIPTION
1	108138-01-000	EA	HINGE - CABINET DOOR - BURNISHED BRASS
2	009059-01-000	EA	HINGE - DOOR - 2" X 1.4" - BRASS
2	009059-02-000	EA	HINGE - DOOR - 2" X 2.7" - BRASS
3	009112-01-000	EA	FLANGE - PLASTIC - 1" CLOTHES ROD - OFF WHITE
4	065740-01-000	EA	BRACE - CABINET/CORNER - PLASTIC
5	100710-01-01A	EA	LOCK - GLASS DOOR/TWIST TYPE - BRASS
6	080728-01-000	EA	HANDLE - PULL - 1.25" X 4.4" - BROWN PLASTIC
7	100707-01-000	EA	SPACER - GLASS DOOR - .8" DIA - .3" HOLE - PLASTIC
8	016604-01-000	EA	BRACE - CABINET - ANGLE - 2.5" - UNPAINTED METAL
8	016604-05-000	EA	BRACE - CABINET - ANGLE - 2.5" - OFF WHITE METAL
9	074045-12-000	EA	PLUG - OAK - 1/2" DIAMETER
10	100711-01-01A	EA	HINGE - GLASS DOOR
11	117801-01-01A	EA	PULL - CABINET - BRASS
12	116975-01-01A	EA	LATCH - W/O STRIKE - BLACK - NEW STYLE
13	093586-03-000	EA	CATCH - SPRING - ROLLER - .377"
13	093586-06-000	EA	CATCH - SPRING - ROLLER - .236"
14	093586-04-000	EA	STRIKE - SPRING STEEL - 1.14"
14	093586-05-000	EA	STRIKE - SPRING STEEL - .943"
15	098980-01-000	EA	PILASTER - ADJUSTABLE SHELF - 18"
15	098980-02-000	EA	PILASTER - ADJUSTABLE SHELF - 12"
15	098980-03-000	EA	PILASTER - ADJUSTABLE SHELF - 9"
15	098980-04-000	EA	PILASTER - ADJUSTABLE SHELF - 48"
16	098979-01-000	EA	CLIP - ADJUSTABLE SHELF
17	074493-02-000	EA	SUPPORT - PISTON SPRING - CABINET DOOR - 26 LBS
17	074493-04-000	EA	SUPPORT - PISTON SPRING - CABINET DOOR - 32 LBS
18	128811-01-01A	EA	BACKSOCKET - ADJUSTABLE - LEFT
19	128811-02-01A	EA	BACKSOCKET - ADJUSTABLE - RIGHT

KEY	PART NUMBER	U/M	DESCRIPTION
20	128810-02-01A	EA	SLIDE - DRAWER - 12" - RIGHT CABINET
20	128810-10-01A	EA	SLIDE - DRAWER - 16" - RIGHT CABINET
20	128810-14-01A	EA	SLIDE - DRAWER - 18" - RIGHT CABINET
20	128810-18-01A	EA	SLIDE - DRAWER - 20" - RIGHT CABINET
20	128810-22-01A	EA	SLIDE - DRAWER - 22" - RIGHT CABINET
21	128810-04-01A	EA	SLIDE - DRAWER - 12" - RIGHT DRAWER
21	128810-12-01A	EA	SLIDE - DRAWER - 16" - RIGHT DRAWER
21	128810-16-01A	EA	SLIDE - DRAWER - 18" - RIGHT DRAWER
21	128810-20-01A	EA	SLIDE - DRAWER - 20" - RIGHT DRAWER
21	128810-24-01A	EA	SLIDE - DRAWER - 22" - RIGHT DRAWER
22	128810-03-01A	EA	SLIDE - DRAWER - 12" - LEFT DRAWER
22	128810-11-01A	EA	SLIDE - DRAWER - 16" - LEFT DRAWER
22	128810-15-01A	EA	SLIDE - DRAWER - 18" - LEFT DRAWER
22	128810-19-01A	EA	SLIDE - DRAWER - 20" - LEFT DRAWER
22	128810-23-01A	EA	SLIDE - DRAWER - 22" - LEFT DRAWER
23	128810-01-01A	EA	SLIDE - DRAWER - 12" - LEFT CABINET
23	128810-09-01A	EA	SLIDE - DRAWER - 16" - LEFT CABINET
23	128810-13-01A	EA	SLIDE - DRAWER - 18" - LEFT CABINET
23	128810-17-01A	EA	SLIDE - DRAWER - 20" - LEFT CABINET
23	128810-21-01A	EA	SLIDE - DRAWER - 22" - LEFT CABINET
	083204-03-000	EA	BUTTON - RETAINING MIRROR 5/16" TIP
	041389-18-000	EA	HINGE - PIANO - 1.50" X 19" - OFF WHITE
	041389-25-000	EA	HINGE - PIANO - 1.50" X 55"
	041389-35-000	EA	HINGE - PIANO - OFF WHITE - 31"
	042438-01-000	EA	DOWEL - WOOD - CLOTHES ROD - 1" DIAMETER X 4'
	042438-06-000	EA	DOWEL - WOOD - 1.5" X 26" - OAK
	023320-01-000	EA	PAD - FELT 3/8" DIAMETER
	004354-01-000	EA	BUMPER - RUBBER - .5" DIA - BROWN

**INTERIOR FINISH GROUP (CONTINUED)**

**PANELING & PLASTIC LAMINATE (WATERFORD OAK)**

KEY	PART NUMBER	U/M DESCRIPTION
	000846-01-000	SF PLYWOOD - 5/16" X 48" X 96" - CD GRADE
	000846-02-000	SF PLYWOOD/UNDERLAYMENT - 5/16" X 48" X 96"
	000885-76-000	SF PARTICLE BOARD - 3/8" X 48" X 96" - WATERFORD OAK - VINYL 1 SIDE
	000885-77-000	SF PARTICLE BOARD - 3/8" X 48" X 96" - WATERFORD OAK - VINYL 2 SIDE
	000885-79-000	SF PARTICLE BOARD - 3/4" X 48" X 96" - WATERFORD OAK - VINYL 2 SIDE
	074497-28-000	SF PANELING - WATERFORD OAK - 4' X 8'
	074498-40-000	SF LAMINATE - PLASTIC - OFF WHITE - 5' X 8' (EXTERIOR ENTERTAINMENT)
	074498-71-000	SF LAMINATE - PLASTIC - NEUTRAL SANTOS - 5'X 8' (K59, K65, K27)
	074498-81-000	SF LAMINATE - PLASTIC - ALMOND JAGUARD - 5' X 8' (K63)
	074498-77-000	SF LAMINATE - PLASTIC - ART CABIN (WATERFORD OAK) 4' X 8' (PULL OUT TABLE)
	080215-10-000	SF PANELING - 2 SIDED - WATERFORD - .2" X 4' X 8'
	088272-G1-000	SF PANELING - PEBBLE EMBOSSED - ANTIQUE WHITE - 4' X 7' (BATH)
	088272-H4-000	SF PANELING - TRAVIS - 4' X 7'(28 SQ.FT.) (K59)
	088272-H3-000	SF PANELING - BARCELONA - 4' X 7'(28 SQ.FT.) (K63)
	088272-H7-000	SF PANELING - CAIRO/SILVERSAGE - 4' X 7'(28 SQ.FT.) (K65)
	088272-H8-000	SF PANELING - UPBEAT/TWILIGHT - 4' X 7'(28 SQ.FT.) (K27)
	117267-D2-438	EA LUMBER - VINYL WRAPPED - .7" X 1.5" X 96" - WATERFORD OAK
	117267-E2-438	EA LUMBER - VINYL WRAPPED - .7" X 2" X 96" - WATERFORD OAK
	117267-F2-438	EA LUMBER - VINYL WRAPPED - .7"X 2.5" X 96" - WATERFORD OAK
	117267-J2-438	EA LUMBER - VINYL WRAPPED - .7" X 5.5" X 96" - WATERFORD OAK
	117267-R2-438	EA LUMBER - VINYL WRAPPED - .7" X 3" X 96" - WATERFORD OAK
	122481-19-000	FT WALLPAPER - 6.8" BORDER (GALLEY) (K59)
	122481-14-000	FT WALLPAPER - 6.8" BORDER (GALLEY) (K63)
	122481-15-000	FT WALLPAPER - 6.9" BORDER (GALLEY) (K65, K27)
	126339-01-000	SF BOARD - WHEAT - 60" X 72"

**FIRE EXTINGUISHER, DETECTORS & WALL CLOCK**

KEY	PART NUMBER	U/M DESCRIPTION	VENDOR NO.
	072852-01-000	EA DETECTOR - SMOKE - W/9 VOLT BATTERY - US	
	072852-02-000	EA DETECTOR - SMOKE - W/9 VOLT BATTERY - CANADIAN	
	094499-03-000	EA EXTINGUISHER/FIRE - DRY - 10B:C - W/O BRACKET	
	094499-02-000	EA EXTINGUISHER/FIRE - DRY - 1A10BC - CANADIAN	
	094499-01-700	EA BRACKET MTG. W/PLAS. STRAP	294039
	094499-01-701	EA STRAP ONLY (METAL)	320351
	094499-04-000	EA BRACKET - FIRE EXTINGUISHER (STAINLESS STEEL)	
	125136-01-000	EA CO DETECTOR - GAS - ROUND W/2 SCREWS - 9 VOLT	
	118081-02-01A	EA CLOCK - WALL - ROUND 8" - BRASS	
	131493-02-01A	EA PICTURE - 13" X 15" - HOMESTEAD	

**INTERIOR FINISH GROUP (CONTINUED)**

**PANELING & PLASTIC LAMINATE (MAPLE)**

KEY	PART NUMBER	U/M DESCRIPTION
	000846-01-000	SF PLYWOOD - 5/16" X 48" X 96" - CD GRADE
	000846-02-000	SF PLYWOOD/UNDERLAYMENT - 5/16" X 48" X 96"
	000885-89-000	SF PARTICLE BOARD - 3/8" X 48" X 96" - WASHED MAPLE 2-SIDED
	000885-91-000	SF PARTICLE BOARD - 3/4" X 48" X 96" - WASHED MAPLE 2-SIDED
	074497-39-000	SF PANELING - WASHED MAPLE - 48" X 96"
	074498-40-000	SF LAMINATE - PLASTIC - OFF WHITE - 5' X 8' (EXTERIOR ENTERTAINMENT)
	074498-71-000	SF LAMINATE - PLASTIC - NEUTRAL SANTOS - 5'X 8' (K58, K64, K26)
	074498-81-000	SF LAMINATE - PLASTIC - ALMOND JAGUARD - 5' X 8' (K62)
	074498-82-000	SF LAMINATE - PLASTIC - WASHED MAPLE - 4' X 8' (PULL OUT TABLE)
	080215-13-000	SF PANELING - 2 SIDED - WASHED MAPLE - .2" X 4' X 8'
	083618-07-000	SF PLYWOOD - MAPLE - 1 SIDE 3/16"
	088272-G1-000	SF PANELING - PEBBLE EMBOSSED - ANTIQUE WHITE - 4' X 7' (BATH)
	088272-H4-000	SF PANELING - TRAVIS - 4' X 7'(28 SQ.FT.) (K58)
	088272-H3-000	SF PANELING - BARCELONA - 4' X 7'(28 SQ.FT.) (K62)
	088272-H7-000	SF PANELING - CAIRO/SILVERSAGE - 4' X 7'(28 SQ.FT.) (K64)
	088272-H8-000	SF PANELING - UPBEAT/TWILIGHT - 4' X 7'(28 SQ.FT.) (K26)
	122481-19-000	FT WALLPAPER - 6.8" BORDER (GALLEY) (K58)
	122481-14-000	FT WALLPAPER - 6.8" BORDER (GALLEY) (K62)
	122481-15-000	FT WALLPAPER - 6.9" BORDER (GALLEY) (K64, K26)
	126205-D2-438	EA LUMBER - VINYL WRAPPED - .7" X 1.5" X 96" - WASHED MAPLE
	126205-E2-438	EA LUMBER - VINYL WRAPPED - .7" X 2" X 96" - WASHED MAPLE
	126205-G2-438	EA LUMBER - VINYL WRAPPED - .7" X 3" X 96" - WASHED MAPLE
	126205-J2-438	EA LUMBER - VINYL WRAPPED - .7" X 5.5" X 96" - WASHED MAPLE
	126205-R2-438	EA LUMBER - VINYL WRAPPED - WASHED MAPLE - .7" X 3" X 96"
	126339-01-000	SF BOARD - WHEAT - 60" X 72"

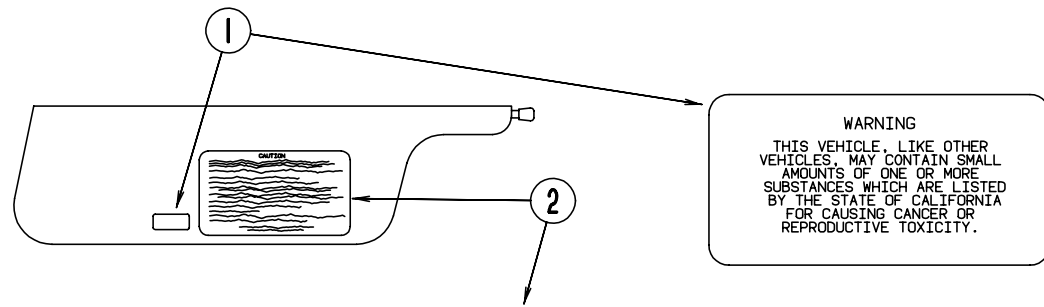
**BATT STRIPS & BATT TAPE**

KEY	PART NUMBER	U/M DESCRIPTION
	085284-E9-000	FT BATT TAPE - ADHESIVE BACKED - DECORATIVE/TRAVIS MERCURY (K58, K59)
	085284-F4-000	FT BATT TAPE - ADHESIVE BACKED - CAIRO/SILVERSAGE (K64, K65)
	085284-E8-000	FT BATT TAPE - ADHESIVE BACKED - BARCELONA (K62, K63)
	085284-F8-000	FT BATT TAPE - ADHESIVE BACKED - UPBEAT/TWILIGHT (K26, K27)
	085284-D6-000	FT BATT TAPE - DECORATIVE - PEBBLE EMBOSSED/ANTIQU - 8' (BATH)
	085284-B5-000	FT BATT TAPE - ADHESIVE BACKED - WOODGRAINED - WATERFORD OAK
	085284-F5-000	FT BATT TAPE - ADHESIVE BACKED - WOODGRAINED - WASHED MAPLE
	069733-83-000	EA BATT STRIP - WOODGRAINED - WATERFORD OAK - 8'
	069733-86-000	EA BATT STRIP - WOODGRAINED - WASHED MAPLE - 8'
	088263-E3-000	EA BATT STRIP - DECORATIVE - PEBBLE EMBOSSED/ANTIQU - 8' (BATH)
	088263-F4-000	EA BATT STRIP - DECORATIVE - TRAVIS MERCURY - 8' (K58, K59)
	088263-F8-000	EA BATT STRIP - DECORATIVE - CAIRO/SILVERSAGE - 8' (K64, K65)
	088263-F3-000	EA BATT STRIP - DECORATIVE - BARCELONA - 8' (K62, K63)
	088263-G0-000	EA BATT STRIP - DECORATIVE - UPBEAT/TWILIGHT - 8' (K26, K27)
	086229-15-000	EA BATTEN - 1" X 96" - MODERN IVORY
	086229-20-000	EA BATTEN - 1" X 96" - BEIGE

**FLOOR COVERINGS**

KEY	PART NUMBER	U/M DESCRIPTION
	042720-21-000	SY VINYL - FLOOR COVERING - 7' WIDE - MODULATION (BATH, GALLEY)
	093486-01-000	SY CARPET - COMPARTMENT - 72" WIDE - DARK GRAY (STORAGE COMPARTMENTS)
	096060-D1-000	SY CARPET - SEAL GREY (K58, K59)
	096060-98-000	SY CARPET - SILVER ASPEN (K64, K65)
	096060-EO-000	SY CARPET - BAMBOO (K62, K63)
	096060-A2-000	SY CARPET - NEW MEDOW (K26, K27)
	091261-01-000	FT SLIPNOT - ANTISLIP - 1' WIDE
	096764-02-000	FT SLIPNOT - ANTISLIP - 1" WIDE (100' ROLLS)
	105924-01-J54	EA MAT - FLOOR - 18" X 27" (K58, K59)
	105924-01-K62	EA MAT - FLOOR - 18" X 27" (K62, K63)
	105924-01-K60	EA MAT - FLOOR - 18" X 27" (K64, K65)
	105924-01-K32	EA MAT - FLOOR - 18" X 27" (K26, K27)
	122755-01-01A	EA TILE - RUBBER/ENTRANCE DOOR - 18.5" X 27.2"
	122755-03-01A	EA TILE - RUBBER/ENTRANCE DOOR - 17.7" X 26.4"

**LABELS GROUP**



**WARNING**  
THIS VEHICLE, LIKE OTHER VEHICLES, MAY CONTAIN SMALL AMOUNTS OF ONE OR MORE SUBSTANCES WHICH ARE LISTED BY THE STATE OF CALIFORNIA FOR CAUSING CANCER OR REPRODUCTIVE TOXICITY.

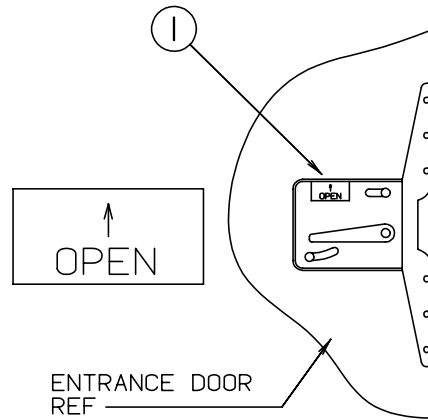
**CAUTION**

THIS MOTOR HOME HAS BEEN DESIGNED, MANUFACTURED AND TESTED WITH CONCERN FOR THE PROTECTION OF IT'S OCCUPANTS. WE RECOMMEND YOU PERFORM THE FOLLOWING INSPECTIONS FOR YOUR SAFETY AND THE SAFETY OF YOUR PASSENGERS BEFORE STARTING YOUR VEHICLE.

1. LP GAS SYSTEM- TURN OFF AT TANK FOR TRAVELING. TEST FOR LEAKS UPON ARRIVAL AT DESTINATION. BEFORE LIGHTING PILOTS.
2. WHEELS- INSPECT FOR DAMAGE AND CHECK LUG NUTS FOR TIGHTNESS.
3. TIRES- INSPECT FOR WEAR AND DAMAGE AND CHECK FOR RECOMMENDED AIR PRESSURE.
4. LIGHTING- TEST FOR PROPER OPERATION OF ALL INTERIOR AND EXTERIOR LIGHTS INCLUDING DASH LIGHTS, HEADLIGHTS, TAIL LIGHTS, BRAKE LIGHTS, CLEARANCE LIGHTS AND TURN SIGNALS.
5. EXITS- INSPECT RELEASE MECHANISM ON EMERGENCY EXIT WINDOW, TEST BOTH LOCKS ON MAIN ENTRANCE DOOR FOR EASE OF OPERATION AND INSTRUCT PASSENGERS HOW TO USE BOTH MEANS OF EXIT.
6. SEAT BELTS- DIRECT PASSENGERS TO DESIGNATED SEATS AND REQUIRE USE OF SEAT BELTS.
7. APPLIANCES- TURN OFF AND LATCH OR LOCK DOORS WHERE PROVIDED.
8. LOOSE PARCELS- STORE SECURELY.
9. UTILITY SUPPLY LINES- DISCONNECT ALL ELECTRIC, SEWER AND WATER LINES AND SECURE PROPERLY.
10. ENTRANCE DOOR STEP- PLACE IN RETRACTED POSITION FOR TRAVELING.

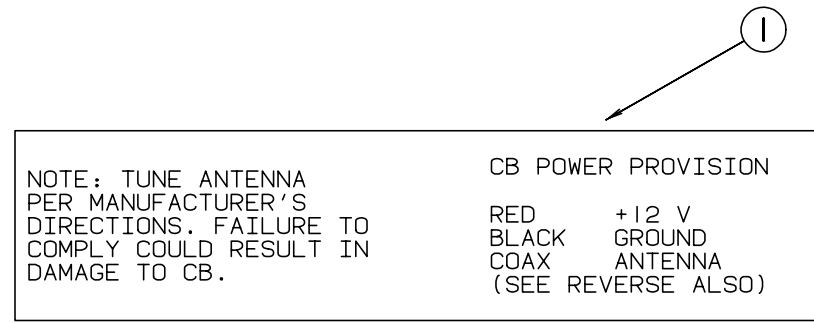
READ YOUR MOTOR HOME AND CHASSIS OWNER'S MANUAL FOR FURTHER PRECAUTIONS

KEY	PART NUMBER	U/M DESCRIPTION
1	099689-01-000	EA LABEL - WARNING - CANCER/TOXICITY
2	056259-01-000	EA LABEL - SAFETY CHECK LIST
	111802-01-000	EA LABEL - CFC WARNING



KEY	PART NUMBER	U/M DESCRIPTION
1	040944-01-000	EA LABEL - ENTRANCE DOOR - "OPEN"

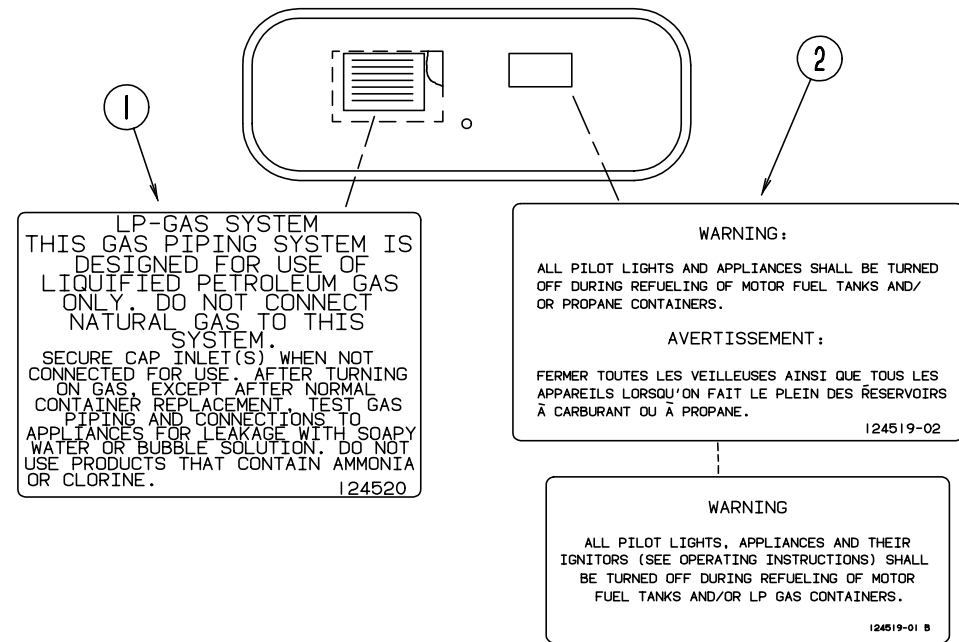
**LABELS GROUP (CONTINUED)**



**NOTE: TUNE ANTENNA PER MANUFACTURER'S DIRECTIONS. FAILURE TO COMPLY COULD RESULT IN DAMAGE TO CB.**

**CB POWER PROVISION**  
RED +12 V  
BLACK GROUND  
COAX ANTENNA  
(SEE REVERSE ALSO)

KEY	PART NUMBER	U/M DESCRIPTION
1	104678-01-000	EA LABEL - CB PREP



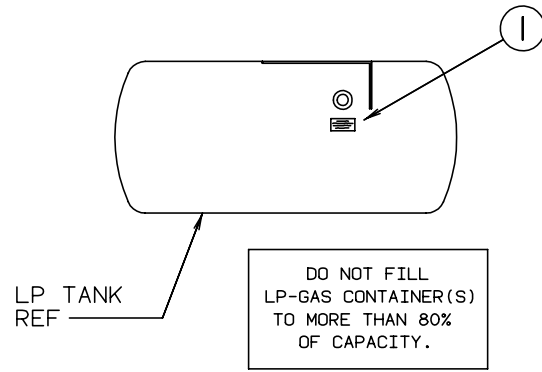
**LP-GAS SYSTEM**  
THIS GAS PIPING SYSTEM IS DESIGNED FOR USE OF LIQUIFIED PETROLEUM GAS ONLY. DO NOT CONNECT NATURAL GAS TO THIS SYSTEM.  
SECURE CAP INLET(S) WHEN NOT CONNECTED FOR USE. AFTER TURNING ON GAS, EXCEPT AFTER NORMAL CONTAINER REPLACEMENT, TEST GAS PIPING AND CONNECTIONS TO APPLIANCES FOR LEAKAGE WITH SOAPY WATER OR BUBBLE SOLUTION. DO NOT USE PRODUCTS THAT CONTAIN AMMONIA OR CLORINE.  
124520

**WARNING:**  
ALL PILOT LIGHTS AND APPLIANCES SHALL BE TURNED OFF DURING REFUELING OF MOTOR FUEL TANKS AND/OR PROPANE CONTAINERS.  
**AVERTISSEMENT:**  
FERMER TOUTES LES VEILLEUSES AINSI QUE TOUS LES APPAREILS LORSQU'ON FAIT LE PLEIN DES RESERVOIRS A CARBURANT OU A PROPANE.  
124519-02

**WARNING**  
ALL PILOT LIGHTS, APPLIANCES AND THEIR IGNITORS (SEE OPERATING INSTRUCTIONS) SHALL BE TURNED OFF DURING REFUELING OF MOTOR FUEL TANKS AND/OR LP GAS CONTAINERS.  
124519-01 B

KEY	PART NUMBER	U/M DESCRIPTION
1	124520-01-02A	EA LABEL - LP GAS ONLY
	023769-01-000	EA LABEL - WARNING - LPG - CANADIAN
2	124519-01-02A	EA LABEL - WARNING/REFUELING
2	124519-02-02A	EA LABEL - WARNING/REFUELING - CSA

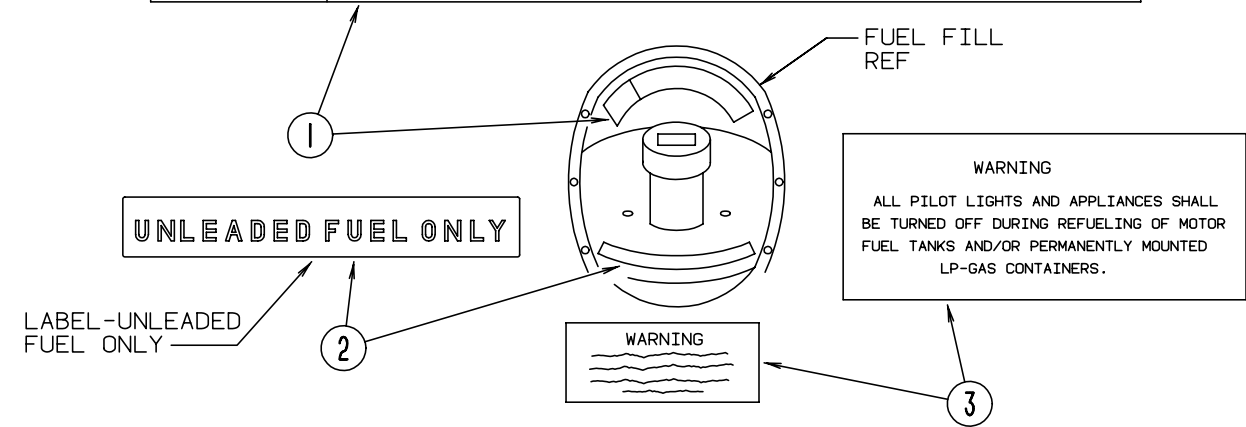
**LABELS GROUP (CONTINUED)**



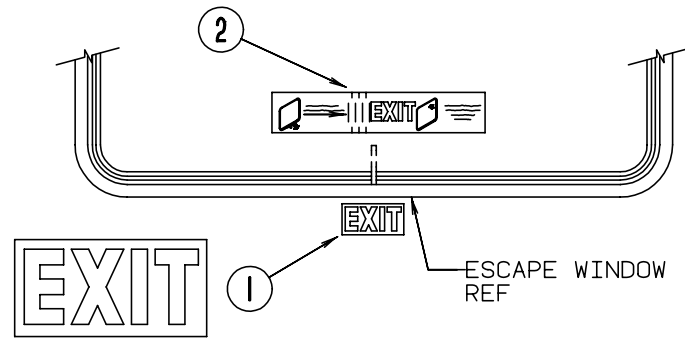
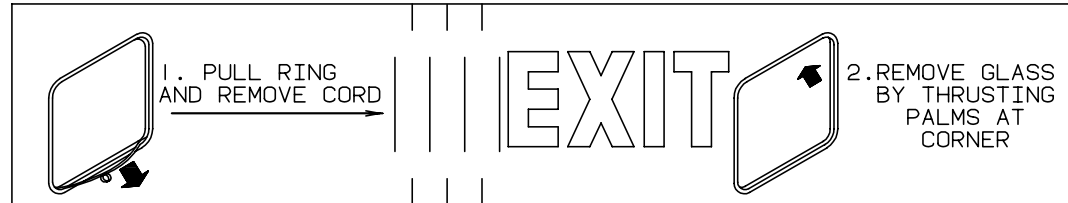
KEY	PART NUMBER	U/M DESCRIPTION
1	079965-01-000	EA LABEL - LPG - 80% CAPACITY

**LABELS GROUP (CONTINUED)**

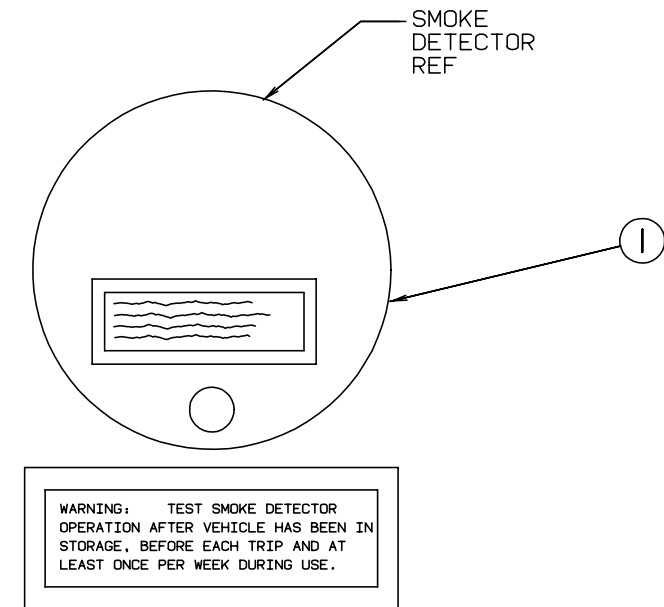
<b>CAUTION</b>	TO HELP AVOID PERSONAL INJURY DURING REMOVAL OF FUEL FILLER CAP, SLOWLY LOOSEN CAP 1/2 TURN TO ALLOW ANY FUEL PRESSURE TO BE RELIEVED BEFORE TURNING CAP FURTHER.
<b>FUEL SPRAY MAY CAUSE PERSONAL INJURY</b>	STOP ADDING FUEL AFTER FIRST SHUTOFF BY AUTOMATIC NOZZLE WHEN TANK IS NEARLY FULL. DO NOT OVERFILL FUEL TANK. SEE OWNERS MANUAL FOR ADDITIONAL INFORMATION.
	PRINTED IN U.S.A. <span style="float: right;">MLC PT NO 15611763</span>



KEY	PART NUMBER	U/M DESCRIPTION
1	087207-05-000	EA LABEL - FUEL CAP REMOVAL
2	062043-01-000	EA LABEL - FUEL - UNLEADED
3	124519-01-02A	EA LABEL - WARNING/REFUELING
3	124519-02-02A	EA LABEL - WARNING/REFUELING - CSA

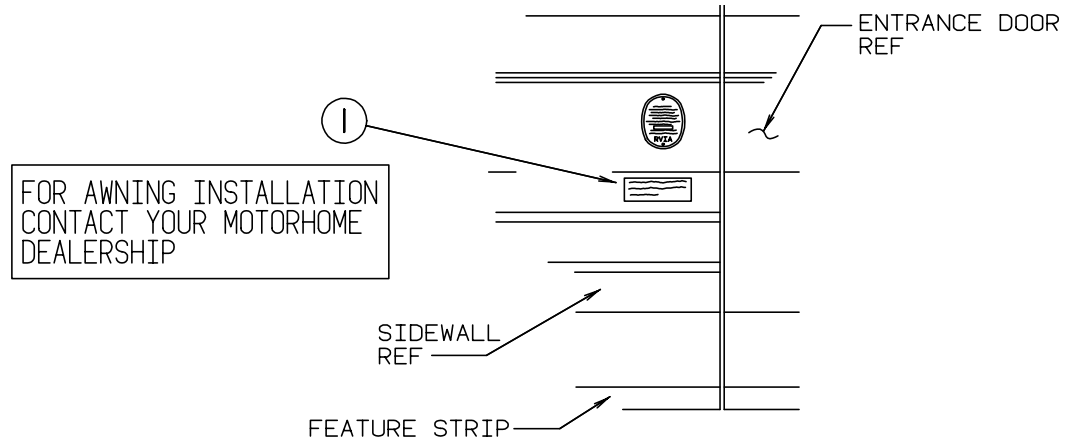


KEY	PART NUMBER	U/M DESCRIPTION
1	107571-01-000	EA LABEL - EXIT/ESCAPE WINDOW
2	039290-01-000	EA LABEL - EXIT WARNING

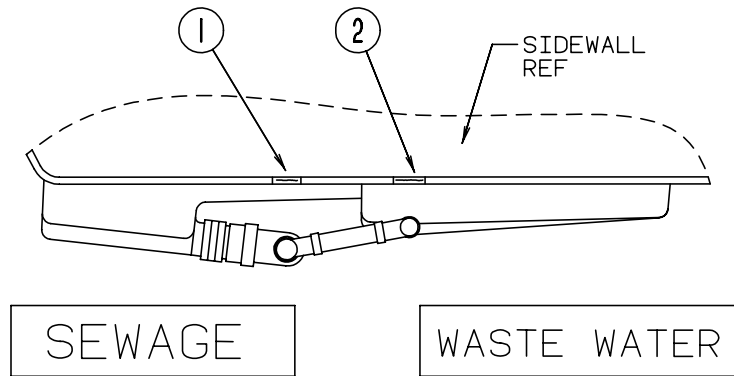


KEY	PART NUMBER	U/M DESCRIPTION
1	077956-01-000	EA LABEL - WARNING - SMOKE DETECTOR

**LABELS GROUP (CONTINUED)**

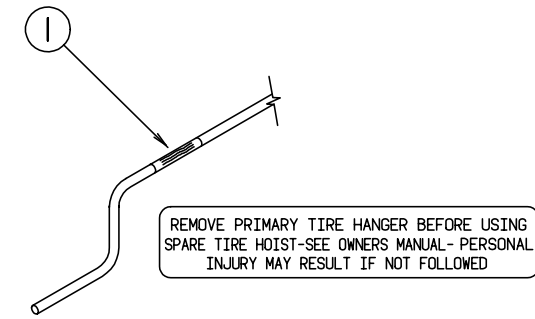


KEY	PART NUMBER	U/M DESCRIPTION
1	099509-01-000	EA LABEL - AWNING INSTALLATION

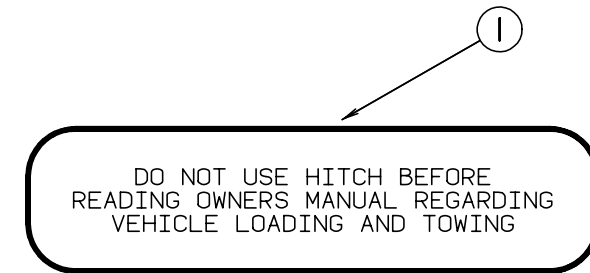


KEY	PART NUMBER	U/M DESCRIPTION
1	006187-01-000	EA LABEL - SEWAGE
2	006188-01-000	EA LABEL - WASTE WATER

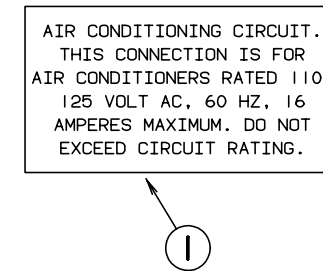
**LABELS GROUP (CONTINUED)**



KEY	PART NUMBER	U/M DESCRIPTION
1	126024-01-01A	EA LABEL - TIRE HANGER REMOVAL

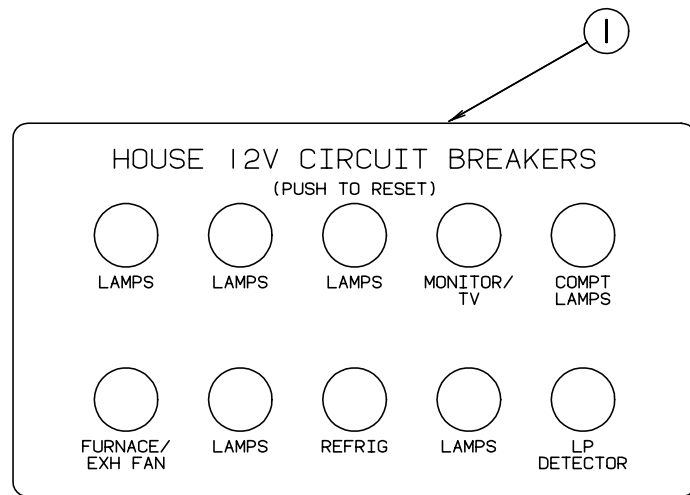


KEY	PART NUMBER	U/M DESCRIPTION
1	111104-01-000	EA LABEL - HITCH - READ MANUAL - WHITE



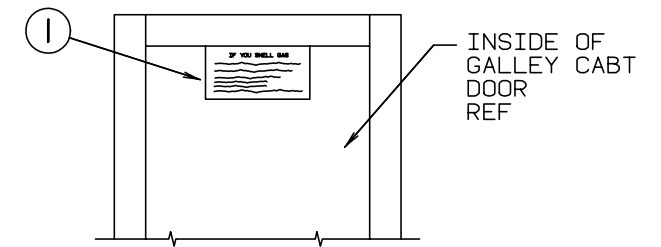
KEY	PART NUMBER	U/M DESCRIPTION
1	091243-01-000	EA LABEL - A/C COVER "AIR CONDITIONING CIRCUIT ETC."

**LABELS GROUP (CONTINUED)**



KEY	PART NUMBER	U/M DESCRIPTION
1	092547-06-000	EA LABEL-CIRCUIT BREAKER

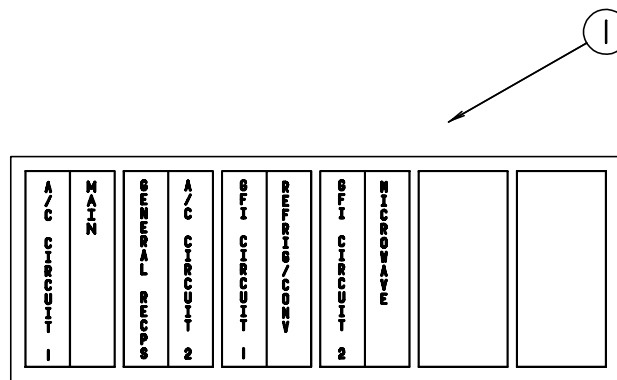
**LABELS GROUP (CONTINUED)**



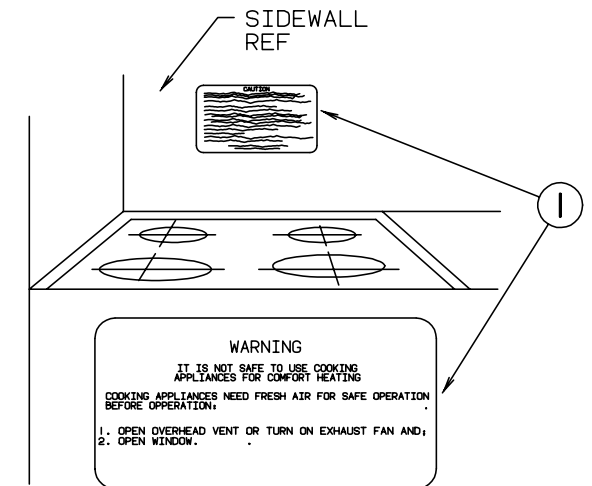
**IF YOU SMELL GAS**

1. EXTINGUISH ANY OPEN FLAME, PILOT LIGHTS AND ALL SMOKING MATERIALS.
2. SHUT OFF THE GAS SUPPLY AT THE TANK VALVE( OR GAS SUPPLY CONNECTION.
3. OPEN DOORS AND OTHER VENTILATING OPENINGS.
4. DO NOT TOUCH ELECTRICAL SWITCHES.
5. LEAVE THE AREA UNTIL ODOR CLEARS.
6. HAVE THE GAS SYSTEM CHECKED AND LEAKAGE SOURCE CORRECTED BEFORE USING AGAIN.

KEY	PART NUMBER	U/M DESCRIPTION
1	073998-01-000	EA LABEL - LPG ODOR WARNING
	023769-01-000	EA LABEL - WARNING - LPG - CANADIAN



KEY	PART NUMBER	U/M DESCRIPTION
1	095721-10-000	EA LABEL-CONTROL CENTER (30A) CSA



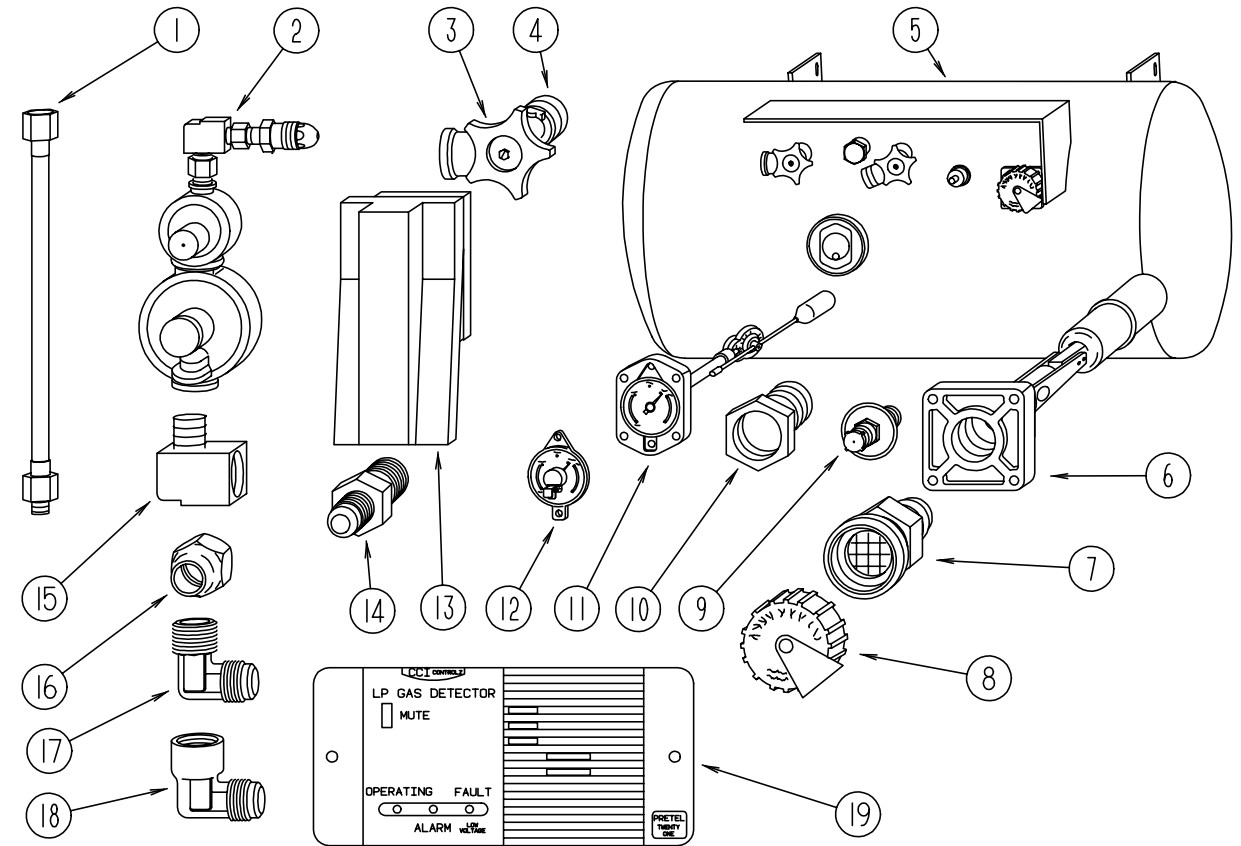
KEY	PART NUMBER	U/M DESCRIPTION
1	050225-01-000	EA LABEL - WARNING - STOVE VENT - US
1	050222-01-000	EA LABEL - WARNING - STOVE VENT - CSA

## LABELS GROUP (CONTINUED)

### MISCELLANEOUS LABELS

KEY	PART NUMBER	U/M	DESCRIPTION
	065748-01-000	EA	LABEL - CAUTION - BATTERY CHARGING
	065748-02-000	EA	LABEL - WARNING - BATTERY/FRENCH
	087236-01-000	EA	LABEL - CABLE - INPUT
	095721-27-000	EA	LABEL - CONTROL CENTER - 30 AMP
	095721-28-000	EA	LABEL - CONTROL CENTER - 30 AMP - CANADIAN
	095721-29-000	EA	LABEL - CONTROL CENTER - 50 AMP
	095721-30-000	EA	LABEL - CONTROL CENTER - 50 AMP - CANADIAN
	098379-04-000	EA	LABEL - ELECTRICAL BOX - SIDE
	098641-01-000	EA	LABEL - FUEL - UNLEADED - DASH
	102267-01-000	EA	LABEL - NO OCCUPANCY - US
	102267-02-000	EA	LABEL - NO OCCUPANCY - CSA
	111537-07-000	EA	LABEL - FUSES
	113402-01-000	EA	LABEL - CAUTION - WATER HEATER EXHAUST
	117628-01-000	EA	LABEL - SWITCH - WATER PUMP
	117628-02-000	EA	LABEL - SWITCH - WATER PUMP/LIGHTS
	117629-03-000	EA	LABEL - WATER PUMP/FILL - BLACK
	125306-01-01A	EA	LABEL - ELECTRICAL ENTRANCE - 110 VOLT - 30 AMP
	125697-07-000	EA	LABEL - CAUTION - FLUSHING SYSTEM
	126247-01-000	EA	LABEL - GRAY HOLDING TANK - WHITE LETTERING
	126247-04-000	EA	LABEL - BLACK HOLDING TANK - BLACK LETTERING
	126247-05-000	EA	LABEL - GRAY HOLDING TANK
	126247-06-000	EA	LABEL - HOLDING TANK - BLANK
	126248-03-000	EA	LABEL - EXTERIOR SHOWER
	126249-01-000	EA	LABEL - CITY WATER FILL - WHITE
	126249-02-000	EA	LABEL - CITY WATER FILL - BLACK
	128218-01-01A	EA	LABEL - WARNING - SLIPPERY ROOF
	128725-01-02A	EA	LABEL - POTABLE WATER ONLY
	129669-01-01A	EA	LABEL - HITCH/VEHICLE RATE - 350 - WHITE ON CLEAR
	130168-01-000	EA	LABEL - WASTE TANK FLUSH
	130170-02-000	EA	LABEL - SWITCH PANEL

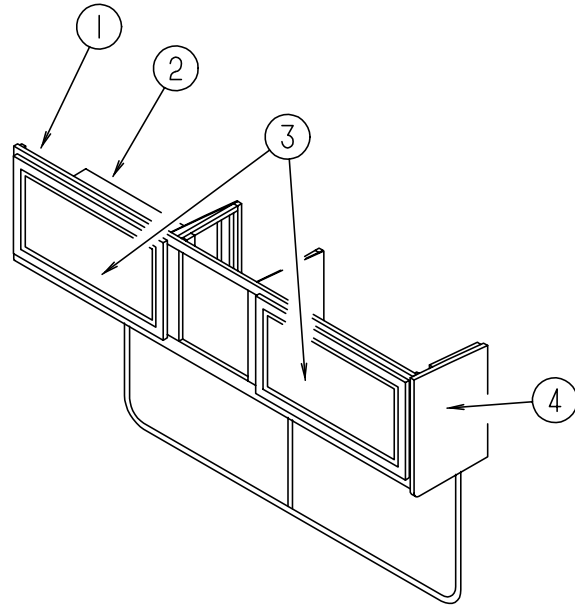
## LP GROUP



### LP TANK & COMPONENTS

KEY	PART NUMBER	U/M	DESCRIPTION	VENDOR NO.
1	045703-01-000	EA	HOSE - LP - 3/8"ID X 24" - 3/8"MPT X 1/2"F SWIVEL - U.S.	
1	045703-02-000	EA	HOSE - LP - 3/8"ID X 24" - 3/8"MPT X 1/2"F SWIVEL - CANADA	
1	045703-15-000	EA	HOSE - LP - 3/8"ID X 142" - 1/2F SWIVEL X 3/8F	
2	106150-01-000	EA	REGULATOR - TWO STAGE -W/90 DEGREE ELBOW & 3/8" FPT OUTLET	
3	040421-01-708	EA	HANDWHEEL - SERVICE VALVE	G-1015-A
4	040421-01-712	EA	VALVE - SERV. W/O VAPOR RELIEF	29000853
5	088253-03-000	EA	TANK - LP - 100 LB - 16"DIAMETER X 36" LONG - SPL	
6	040421-01-711	EA	VALVE - 80% FILL W/AUTO STOP	LLL/TL3
7	040421-01-701	EA	VALVE - FILL - SHORT, LP	7547B
8	040421-01-702	EA	CAP - FILL VALVE - PLASTIC	G-1014-A
9	040421-01-700	EA	VALVE - LIQUID LEVEL - 20%	G-1013
10	040421-01-713	EA	VALVE - RELIEF 1" W/SPRING 7"	29000587
11	088253-01-700	EA	GAUGE - FLOAT ASSEMBLY - L.P.	16C
12	040440-02-000	EA	TRANSMITTER - DIAL - 0-90 OHM -2 TERMINAL (POWER & GROUND)	
13	105658-01-000	EA	COMPARTMENT - LP REGULATOR	
14	010326-01-000	EA	ADAPTER - FLARE - W/CONE GASKET - 3/8"FEMALE X 1/2"MALE	
14	010329-01-000	EA	ADAPTER - BRASS - 1/2" F X 1/2" MPT	
15	065318-02-000	EA	ELBOW - 90 DEGREE - 3/8" MPT TO 3/8" FPT	
16	010377-02-000	EA	NUT - BRASS - 3/8" FLARE - FORGED	
16	010380-02-000	EA	NUT - BRASS - 1/2" FLARE - FORGED	
17	010252-01-000	EA	ELBOW - BRASS - 90 DEGREE - 3/8" F X 1/2" MPT	
18	010265-01-000	EA	ELBOW - BRASS - 90 DEGREE - 3/8" F X 1/2" FPT	
19	103613-03-000	EA	DETECTOR - LP GAS - W/O SHUT-OFF VALVE	

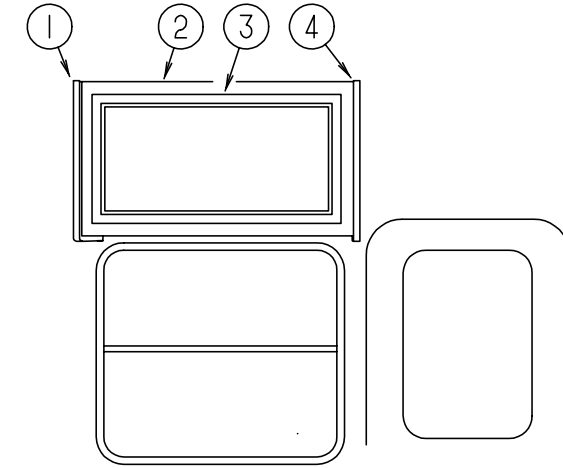
## LOUNGE GROUP



### LOUNGE OVERHEAD CABINET (DRIVER SIDE)

KEY	PART NUMBER	U/M	DESCRIPTION
1	129292-01-K58	EA	CABINET - OVERHEAD/FRONT/LEFT HAND - W/O DOORS/HDW (K58)
1	129292-01-K59	EA	CABINET - OVERHEAD/FRONT/LEFT HAND - W/O DOORS/HDW (K59)
1	129292-01-K62	EA	CABINET - OVERHEAD/FRONT/LEFT HAND - W/O DOORS/HDW (K62)
1	129292-01-K63	EA	CABINET - OVERHEAD/FRONT/LEFT HAND - W/O DOORS/HDW (K63)
1	129292-01-K60	EA	CABINET - OVERHEAD/FRONT/LEFT HAND - W/O DOORS/HDW (K64)
1	129292-01-K61	EA	CABINET - OVERHEAD/FRONT/LEFT HAND - W/O DOORS/HDW (K65)
1	129292-01-K26	EA	CABINET - OVERHEAD/FRONT/LEFT HAND - W/O DOORS/HDW (K26)
1	129292-01-K32	EA	CABINET - OVERHEAD/FRONT/LEFT HAND - W/O DOORS/HDW (K27)
2	129292-12-K28	EA	SHELF - W/PLASTIC EDGE TRIM (OAK)
2	129292-12-K58	EA	SHELF - W/PLASTIC EDGE TRIM (MAPLE)
3	M05992-48-J20	EA	DOOR - STRAIGHT CORNER/OGEE EDGE - 15.7" X 27.9" - W/O HDW (OAK)
3	M05992-48-K58	EA	DOOR - STRAIGHT CORNER/OGEE EDGE - 15.7" X 27.9" - W/O HDW (MAPLE)
4	103128-01-G09	EA	END CAP - OVERHEAD CABINET - RIGHT HAND (OAK)
4	103128-01-J52	EA	END CAP - OVERHEAD CABINET - RIGHT HAND (MAPLE)
	P27942-01-000	EA	CABINET - COVER - WATER FILL (FORD)

## LOUNGE GROUP (CONTINUED)



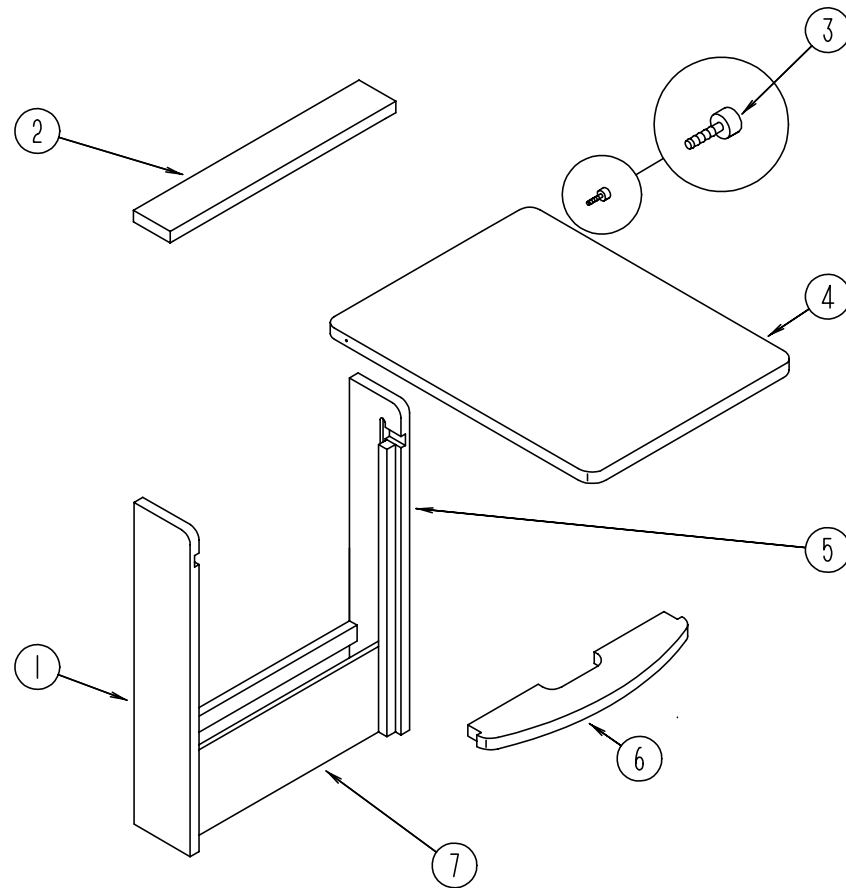
### LOUNGE OVERHEAD CABINET (PASSENGER SIDE)

KEY	PART NUMBER	U/M	DESCRIPTION
1	103128-38-G15	EA	END CAP - OVERHEAD CABINET - LEFT HAND (OAK)
1	103128-38-J52	EA	END CAP - OVERHEAD CABINET - LEFT HAND (MAPLE)
2	104414-02-H33	EA	CABINET - OVERHEAD FRONT RIGHT HAND - W/O DOORS/HARDWARE (OAK)
2	104414-02-K58	EA	CABINET - OVERHEAD FRONT RIGHT HAND - W/O DOORS/HARDWARE (MAPLE)
3	M05992-M0-K28	EA	DOOR - STRAIGHT CORNER/OGEE EDGE - 15.5" X 29.5" - W/O HARDWARE (OAK)
3	M05992-M0-J52	EA	DOOR - STRAIGHT CORNER/OGEE EDGE - 15.5" X 29.5" - W/O HDW (MAPLE)
4	103128-10-G15	EA	END CAP - OVERHEAD CABINET - RIGHT HAND (OAK)
4	103128-10-J52	EA	END CAP - OVERHEAD CABINET - RIGHT HAND (MAPLE)
	104414-12-G35	EA	SHELF - W/PLASTIC EDGE MOLDING (OAK)
	104414-12-J52	EA	SHELF - W/PLASTIC EDGE MOLDING (MAPLE)
	120234-04-H13	EA	LID - ENTRY STEP
	101222-01-04A	EA	BRACKET - CATCH - LID - E-COATED



## LOUNGE GROUP (CONTINUED)

### PULLOUT TABLE



KEY	PART NUMBER	U/M DESCRIPTION
	P19559-02-J22	EA CABINET - W/PULLOUT TABLE (OAK)
	P19559-02-J52	EA CABINET - W/PULLOUT TABLE (MAPLE)
1	119559-12-G35	EA CABINET/LEFT SIDE - F/PULLOUT TABLE - 5.7" X 28.7" (OAK)
1	119559-12-J52	EA CABINET/LEFT SIDE - F/PULLOUT TABLE - 5.7" X 28.7" (MAPLE)
2	119559-18-J22	EA TOP - F/CABINET/PULLOUT TABLE (OAK)
2	119559-18-J52	EA TOP - F/CABINET/PULLOUT TABLE (MAPLE)
3	079921-01-000	EA NYLON ROLLER W/ SHAFT

KEY	PART NUMBER	U/M DESCRIPTION
4	119559-21-J22	EA TABLE TOP ONLY (OAK)
4	119559-21-J52	EA TABLE TOP ONLY (MAPLE)
5	119559-11-G35	EA CABINET/RIGHT SIDE - F/PULLOUT TABLE - 5.7" X 28.7" (OAK)
5	119559-11-J52	EA CABINET/RIGHT SIDE - F/PULLOUT TABLE - 5.7" X 28.7" (MAPLE)
6	119559-19-J22	EA SHELF - SUPPORT/PULLOUT TABLE (OAK)
6	119559-19-J52	EA SHELF - SUPPORT/PULLOUT TABLE (MAPLE)
7	119559-20-J22	EA PANEL - PULLOUT TABLE (OAK)
7	119559-20-J52	EA PANEL - PULLOUT TABLE (MAPLE)
	080736-01-000	EA PULL - RECESSED - 1.25" X 4" - OAK

## SEALANTS & FASTENERS GROUP

### ADHESIVE AND TAPE SEALERS

KEY	PART NUMBER	U/M	DESCRIPTION	VENDOR NO.
	004006-05-700	EA	ADHESIVE - NAT. STARCH (5 GAL)	0802
	004020-01-000	QT	ADHESIVE - ABS CEMENT - QUART	
	067788-01-000	EA	ADHESIVE - SPRAY - 3M - 19.5 AEROSOL CAN	
	112901-02-000	EA	ADHESIVE - PLEXUS - 50ML	
	108716-03-000	EA	SILICONE - TUBE - BRIGHT WHITE/SELF LEVELING - W/O NOZZLE	
	120074-02-01A	EA	SEALANT - SILICONE - OFF WHITE	
	107828-01-000	EA	SEALANT - SB - 190 EVERSEAL	
	900390-03-000	EA	NOZZLE - SILICONE TUBE	
	900390-01-000	EA	TIP - 2 1/2" X 1/8" ORIFICE	
	053766-02-000	EA	BEDDING COMPOUND - TUBE - WHITE	
	102352-01-000	EA	SEALER - PUMPABLE - TUBE - BLACK	
	102352-02-000	EA	SEALER - PUMPABLE - TUBE - CLEAR	
	106206-01-000	EA	SEALER - PUMPABLE - TUBE - BLACK - MANUS	
	069640-01-000	FT	SEALER - RIBBON - 1/4" DIAMETER X 30' - BLACK	
	069640-02-000	FT	SEALER - TAPE - 1/8"THICK X .50"WIDE X 60'	
	069640-03-000	FT	SEALER - TAPE - 1/8"THICK X .75"WIDE X 60' - BLACK	
	069640-09-000	FT	SEALER - TAPE - 1/32"THICK X 2.50"WIDE X 80' - GREY	
	069640-14-000	FT	SEALER - TAPE - 1/16"THICK X 1"WIDE X 100'	
	069640-17-000	FT	SEALER - TAPE - 1/32" THICK X 1"WIDE X 90'	
	069640-18-000	FT	SEALER - TAPE - 1/2"THICK X 1/8"WIDE X 60' - BRT/WHITE	
	069640-19-000	FT	SEALER - TAPE - 3/4" X 1/8" X 60' - BRIGHT WHITE	
	069640-21-000	FT	SEALER - TAPE - 1/2" X 1/16" X 100' - BRIGHT WHITE	
	072889-01-000	EA	SEALANT - URETHANE - BLACK - TUBE	
	072889-09-000	EA	SEALANT - URETHANE - BLACK - TUBE	
	072889-10-000	EA	SEALANT - URETHANE - BRIGHT WHITE - TUBE	
	072889-11-000	EA	SEALANT - URETHANE - GRAY - TUBE	
	072889-12-000	EA	SEALANT - URETHANE - BRIGHT WHITE - TUBE	
	076322-01-000	FT	TAPE - DOUBLE COATED/ADHESIVE BACK - .025"THK X .75"W X 18'	
	076322-02-000	FT	TAPE - DOUBLE COATED/ADHESIVE BACK - .045"THK X 1"W X 108'	
	076322-05-000	FT	TAPE - DOUBLE COATED/ADHESIVE BACK - .045"THK X .75"W X 9'	
	076322-07-000	FT	TAPE - DOUBLE COATED/ADHESIVE BACK - .045"THK X .50"W X 9'	
	088479-01-000	EA	TAPE - ALUMINUM - 3"	
	004363-01-000	FT	TAPE - ADHESIVE FOAM/1 SIDE - 3/16" X 1/2" X 50' - GRAY	
	110274-01-000	FT	TAPE - DOUBLE SIDED FOAM - .45" X 1"	
	118085-02-01A	FT	TAPE - FOIL - 1"	
	120534-01-01A	EA	TAPE - SCOTCH - 3M - 1/2" FINE LINE	
	123244-01-000	FT	TAPE - DOUBLE SIDED FOAM 5/64" THICK X .75" WIDE	
	123816-01-000	FT	TAPE - DOUBLE SIDED - 1"	
	123816-02-000	FT	TAPE - DOUBLE SIDED - 1/2" X 35 MIL THICK	
	123816-03-000	FT	TAPE - DOUBLE SIDED - 1/2" X 20 MIL THICK	
	112864-01-000	FT	SEAL - FOAM/BUTYL COVERED - 3/8"	
	091255-02-000	FT	SEAL - ADHESIVE BACKED/FOAM - .18" THICK X 1.5" WIDE	
	087211-01-000	GL	PROMOTER - ADHESIVE	

## SEALANTS & FASTENERS GROUP (CONTINUED)

### BOLTS, NUTS & WASHERS

KEY	PART NUMBER	U/M	DESCRIPTION
	000C12-05-16B	EA	BOLT - HEX - 5/16-18 X 1 - ZINC 5
	000C12-05-12B	EA	BOLT - HEX - 5/16-18 X 3/4 - ZINC 5
	000C12-06-16B	EA	BOLT - HEX - 3/8-16 X 1 LG - ZINC 5
	000C12-08-24B	EA	BOLT - HEX - 1/2-13 X 1.50 - ZINC 5
	000C12-08-16B	EA	BOLT - HEX - 1/2-13 X 1.00 - GD5 - ZINC
	000C12-10-24B	EA	BOLT - HEX - 5/8-11 X 1.50 - ZINC 5
	000C13-07-48B	EA	BOLT - HEX - 7/16-20 X 3 - ZINC 5
	000C26-04-14B	EA	BOLT - HEX - SERRATED FLANGE - 1/4-20 X 7/8 - ZINC
	000C26-04-10B	EA	BOLT - HEX - SERRATED FLANGE - 1/4-20 X 5/8 - ZINC
	000C26-04-18B	EA	BOLT - HEX - SERRATED FLANGE - 1/4-20 X 1 1/8 - ZINC
	000C26-05-16B	EA	BOLT - HEX - SERRATED FLANGE - 5/16-18 X 1 - ZINC
	000C26-05-12B	EA	BOLT - HEX - SERRATED FLANGE - 5/16-18 X 3/4 - ZINC
	000C26-06-12B	EA	BOLT - HEX - SERRATED FLANGE - 3/8-16 X 3/4 - ZINC
	000C26-06-16B	EA	BOLT - HEX - SERRATED FLANGE - 3/8-16 X 1 - ZINC
	000C26-08-24B	EA	BOLT - HEX - SERRATED FLANGE - 1/2-13 X 1.5 ZINC
	000G45-04-24B	EA	BOLT - LAG - 1/4-9 X 1.50 ZINC
	051387-06-000	EA	BOLT - CARRIAGE W/O HOLE - 5/16-18 X 9.5 - ZINC
	102333-01-06A	EA	BOLT - CARRIAGE - 7/16-14 STAINLESS STEEL CAP
	091274-03-000	EA	BOLT-J - 3/8-16 X 12.0
	106166-01-000	EA	BOLT/COLLARED HANGER - 8-32 X 1"
	106956-03-000	EA	BOLT - HEX TAP - 1/2-12NC X 3 - GRADE 5 - FULL THREAD/ZINC
	000D29-05-00B	EA	NUT - 5/16 - 18 UNC - SF/LOCKING - NYLON WASHER INSERT
	000D24-10-00B	EA	NUT - HEX - SELF LOCKING - 10-32 ZINC
	000D34-04-00B	EA	NUT - HEX - LOCKING - 1/4-20 ZINC
	000D34-06-00B	EA	NUT - HEX - LOCKING - 3/8 - 16 GRADE C - ZINC-PREVAILING T
	000D39-04-00B	EA	NUT - HEX - LOCKING W/SERRATED FLANGE - 1/4-20 - ZINC
	000D39-05-00B	EA	NUT - HEX - LOCKING W/SERRATED FLANGE - 5/16-18 - ZINC
	000D39-06-00B	EA	NUT - HEX - LOCKING W/SERRATED FLANGE - 3/8-18 - ZINC
	000D39-07-00B	EA	NUT - HEX - LOCKING W/SERRATED FLANGE - 7/16-14 - ZINC
	000D39-08-00B	EA	NUT - HEX - LOCKING W/SERRATED FLANGE - 1/2-13 - ZINC
	000D44-07-00B	EA	NUT - HEX - SERRATED FLANGE/LOCKING - 7/16-20 - ZINC
	000D46-04-00A	EA	NUT - HEX - WELD - 1/4 - 20 - PLAIN
	040921-01-000	EA	NUT - SPEED - U TYPE - 10-24 BLACK
	040921-04-000	EA	NUT - SPEED - U TYPE - # 8 - .59" LENGTH X .44" WIDTH
	040921-05-000	EA	NUT - SPEED - U-TYPE #8 - .67" X .44" WIDE
	040921-09-000	EA	NUT - SPEED - U TYPE - # 8
	044364-01-000	EA	NUT - SPEED - FLAT - RECTANGULAR - SELF LOCKING/ONE PIECE
	044364-02-000	EA	NUT - SPEED - FLAT - ROUND
	000D76-06-00B	EA	NUT - HEX FLANGE - 3/8-16
	063253-07-000	EA	NUT - J - #8A - .120 - .130 PNL THK
	083163-06-000	EA	PUSHNUT - FLAT TYPE 3/8 STUD - FORD ONLY
	000E11-08-00B	EA	WASHER - LOCKING - 1/2 MED SPLIT - ZINC
	000E13-14-00B	EA	WASHER - FLAT - 1/4 WIDE - ZINC
	000E13-18-00B	EA	WASHER - FLAT - 3/8 WIDE - ZINC
	000E13-20-00B	EA	WASHER - FLAT - 7/16 WIDE - ZINC
	000E13-21-00B	EA	WASHER - FLAT - W/2 NAR - ZINC
	000E13-22-00B	EA	WASHER - FLAT - 1/2 WIDE - ZINC
	000E13-26-00B	EA	WASHER - FLAT - 5/8 WIDE - ZINC
	058716-02-000	EA	WASHER - FLAT NYLON
	107397-01-000	EA	WASHER - FENDER - .25" ID X 1" OD
	110794-01-000	EA	WASHER - FLAT - 1" ID X 1 3/4' OD
	088787-12-000	EA	STUD - WELD - 1/4 - 20 X 1.0 LG - MN
	108067-03-000	EA	STUD - WELD - 1/4 - 20 X 1/2 CD

**SEALANTS & FASTENERS GROUP (CONTINUED)**

**SCREWS**

KEY	PART NUMBER	U/M DESCRIPTION
	0G3908-08-170	EA SCREW - SF/DR - 8-18 X .50 PPH - BRIGHT WHITE
	0G3908-20-170	EA SCREW - SF/DR - 8-18 X 1.25 PPH - BRIGHT WHITE
	0G3908-24-170	EA SCREW - SF/DR - 8-18 X 1.50 PPH - BRIGHT WHITE
	0G5508-12-260	EA SCREW - SF/DR - 8-18 X .75 PWH - ALLANTE ANTELOPE
	000G11-05-08B	EA SCREW - 5-20 X .50 PPH - ZINC
	000G11-06-10J	EA SCREW - 6-20 X 5/8 PPH - BRASS
	000G11-06-08B	EA SCREW - 6-20 X .50 PPH - ZINC
	000G11-06-06B	EA SCREW - 6-20 X 3/8 PPH - ZINC
	000G11-07-08B	EA SCREW - 7-19 X .50 PPH - ZINC
	000G11-08-08T	EA SCREW - 8-18 X 1/5 PPH - FLUOROCARBON COATING
	000G11-08-08B	EA SCREW - 8-18 X .50 PPH - ZINC
	000G11-08-06B	EA SCREW - 8-18 X 3/8 PPH - ZINC
	000G11-08-20B	EA SCREW - 8-18 X 1.25 PPH - ZINC
	000G11-08-16S	EA SCREW - 8-18 X 1 PPH - OFF WHITE
	000G11-08-12T	EA SCREW - 8-18 X .75 PPH - BLACK
	000G11-08-12P	EA SCREW - 8-18 X .75 PPH - DARK BROWN
	000G11-08-12D	EA SCREW - 8-18 X .75 PPH - BLACK
	000G11-08-12B	EA SCREW - 8-18 X .75 PPH - ZINC
	000G11-10-12D	EA SCREW - 10-16 X .75 PPH - BLACK
	000G11-10-40B	EA SCREW - 10-16 X 2 1/2 PPH CAD - 34927-01-000
	000G11-10-16B	EA SCREW - 10-16 X 1 PPH - ZINC
	000G11-10-12S	EA SCREW - 10-16 X .75 PPH - OFF WHITE
	000G12-06-08T	EA SCREW - 6-20 X 1/2 POH - BLACK
	000G13-06-24J	EA SCREW - 6-20 X 1.50 PFH - BRASS
	000G13-06-16J	EA SCREW - 6-20 X 1 PFH - BRASS
	000G13-06-10G	EA SCREW - 6-20 X 5/8 PFH - ANTIQUE BRASS
	000G13-06-08B	EA SCREW - 6-20 X .50 PFH - ZINC
	000G13-07-12B	EA SCREW - 7-19 X .75 PFH - ZINC
	000G18-08-22B	EA SCREW - MACHINE - 8-32 X 1 3/8 PPH - ZINC
	000G19-10-12F	EA SCREW - MACHINE - 10-32 X .75 - PPH - STAINLESS STEEL
	000G19-10-08B	EA SCREW - MACHINE - 10-32 X .50 - PPH - ZINC
	000G19-10-20B	EA SCREW - MACHINE - 10-32 X 1.25 PPH - ZINC
	000G32-10-06B	EA SCREW - 10-32 X 3/8 PPH - ZINC
	000G37-08-089	EA SCREW - 8 X 18 X 1/2 PPH
	000G39-06-08B	EA SCREW - SF/DR - 6-18 X .50 - ZINC
	000G39-06-16T	EA SCREW - SF/DR - 6-20 X 1 PPH - BLACK
	000G39-06-10T	EA SCREW - SF/DR - 6-20 X 5/8 PPH - BLACK
	000G39-08-08B	EA SCREW - SF/DR - 8-18 X 1.50 PPH - ZINC
	000G39-08-06B	EA SCREW - SF/DR - 8-18 X 3/8 PPH - ZINC
	000G39-08-24S	EA SCREW - SF/DR - 8-18 X 1.50 - OFF WHITE
	000G39-08-24B	EA SCREW - SF/DR - 8-18 X 1 1/2 PPH - ZINC
	000G39-08-16T	EA SCREW - SF/DR - 6-20 X 1 PPH - BLACK
	000G39-08-16R	EA SCREW - SF/DR - 8-18 X 1 PPH - BEIGE
	000G39-08-16B	EA SCREW - SF/DR - 8-18 X 1 PPH - ZINC
	000G39-08-12T	EA SCREW - SF/DR - 8-18 X .75 PPH - BLACK
	000G39-08-12B	EA SCREW - SF/DR - 8-18 X .75 PPH - ZINC
	000G39-08-08T	EA SCREW - SF/DR - 8-18 X 1/2 PPH - BLACK
	000G39-08-08S	EA SCREW - SF/DR - 8-18 X .50 PPH - OFF WHITE
	000G39-10-10B	EA SCREW - SF/DR - 10-16 X .625 - ZINC
	000G39-10-088	EA SCREW - SF/DR - 10-16 X 1/2 PPH - FLEX FLUOROCARBON
	000G39-10-08B	EA SCREW - SF/DR - 10-16 X .50 PPH - ZINC
	000G39-10-48B	EA SCREW - SF/DR - 10-16 X 3 - PPH - ZINC
	000G39-10-32B	EA SCREW - SF/DR - 10-16 X 2 - PPH - ZINC
	000G39-10-209	EA SCREW - SF/DR - 10-16 X 1 1/4 PPH - FLUOROCARBON SILVER
	000G39-10-20B	EA SCREW - SF/DR - 10-16 X 1.25 PPH - ZINC
	000G39-10-129	EA SCREW - SF/DR - 10-16 X .75 PPH - FLUOROCARBON SILVER
	000G39-10-12R	EA SCREW - SF/DR - 10-16 X .75 PPH - BEIGE
	000G39-10-12D	EA SCREW - SF/DR - 10-16 X .75 PPH - BLACK
	000G39-10-12B	EA SCREW - SF/DR - 10-16 X .75 PPH - ZINC

**SEALANTS & FASTENERS GROUP (CONTINUED)**

**SCREWS (CONTINUED)**

KEY	PART NUMBER	U/M DESCRIPTION
	000G39-12-12E	EA SCREW - SF/DR - 12-14 X .75 PPH - CHROME
	000G42-04-12B	EA SCREW - SF/DR - 1/4-14 X .75 HWH - ZINC
	000G43-06-24B	EA SCREW - MACHINE - 6-32 X 1.50 - ZINC
	000G46-08-24T	EA SCREW - MACHINE - 8-32 X 1.50 PFH - BLACK
	000G50-04-12B	EA SCREW - MACHINE - 1/4-20 X .75 PPH - ZINC
	000G50-04-08B	EA SCREW - MACHINE - 1/4-20 X .50 PTH - ZINC
	000G52-08-18B	EA SCREW - MACHINE - 8-32 X 1 1/8 PTH - ZINC
	000G54-04-20B	EA SCREW - 1/4-20 X 1.25 PTH - TYPE 23 - ZINC PLATED
	000G55-08-16S	EA SCREW - SF/DR - 8-18 X 1.00 - PWH - OFF WHITE
	000G55-08-12S	EA SCREW - SF/DR - 8-18 X .75 PWH - OFF WHITE
	000G57-05-16J	EA SCREW - 5-20 X 1 PFH - BRASS
	000G60-10-28T	EA SCREW - SF/DR - 10-16 X 1.75 - BLACK
	000G60-10-209	EA SCREW - SF/DR - 10-16 X 1.25 POH
	000G60-10-20B	EA SCREW - SF/DR - 10-16 X 1.25 POH - ZINC
	000G67-08-32B	EA SCREW - 8-15 X 2 PPH - ZINC
	000G67-10-10D	EA SCREW - 10-12 X 5/8 PPH - BLACK - TYPE A
	000G67-10-10B	EA SCREW - 10-12 X 5/8 PPH - ZINC - TYPE A
	000G67-10-08B	EA SCREW - 10-12 X .50 PPH - ZINC
	000G67-10-120	EA SCREW - 10-12 X .75 PPH - TAN
	000G67-10-12P	EA SCREW - 10-12 X .75 - PPH - DARK BROWN
	000G67-10-12B	EA SCREW - 10-12 X .75 PPH - ZINC
	000G67-10-10S	EA SCREW - 10-12 X 5/8 PPH - OFF WHITE
	000G67-10-48B	EA SCREW - 10-12 X 3 PPH - ZINC
	000G67-10-36T	EA SCREW - 10-12 X 2.25 PPH - BLACK
	000G67-10-24B	EA SCREW - 10-12 X 1.25 PPH - ZINC
	000G67-10-16B	EA SCREW - 10-12 X 1 PPH - ZINC
	000G67-10-120	EA SCREW - 10-12 X .75 PPH - TAN
	000G68-06-12S	EA SCREW - 6-18 X 3/4 POH
	000G68-06-10G	EA SCREW - 6-18 X 5/8 POH - ANTIQUE BRASS
	049465-01-000	EA SCREW - 10-16 W/WASHER PTH - DARK BROWN
	049465-03-000	EA SCREW - 10-16 X 1 POH W/WASHER - OFF WHITE
	054434-03-000	EA SCREW - SF/DR - 10-16 X 2 - PWH - ZINC - W/O WINGS
	057671-01-000	EA COVER - SCREW - #8 - PLASTIC - OFF WHITE
	057671-03-000	EA COVER - SCREW - #8 - WILLOW
	057671-15-000	EA COVER - SCREW - BRIGHT WHITE
	075908-01-000	EA SCREW - MACHINE - 10-32 X .56 PTH - EXTERNAL TOOTH - ZINC
	076790-01-000	EA SCREW - 6-20 X 1 1/4 PPH - BLACK
	083554-01-000	EA SCREW - DRYWALL - 8 X 1.25
	083554-04-000	EA SCREW - DRYWALL - 8 X 2.50
	086256-01-000	EA SCREW - SF/DR - 8 X 3/4 HWH LONG
	097974-01-000	EA SCREW - PARTICLE BOARD - 7-9 X 3/4 PPH
	101618-01-000	EA SCREW - 1/4-20 X 3/4 HEX - TAPPING - STALGARD TYPE F
	106477-01-000	EA SCREW - 14 - 10 X 3.00 - PFH

## SEALANTS & FASTENERS GROUP (CONTINUED)

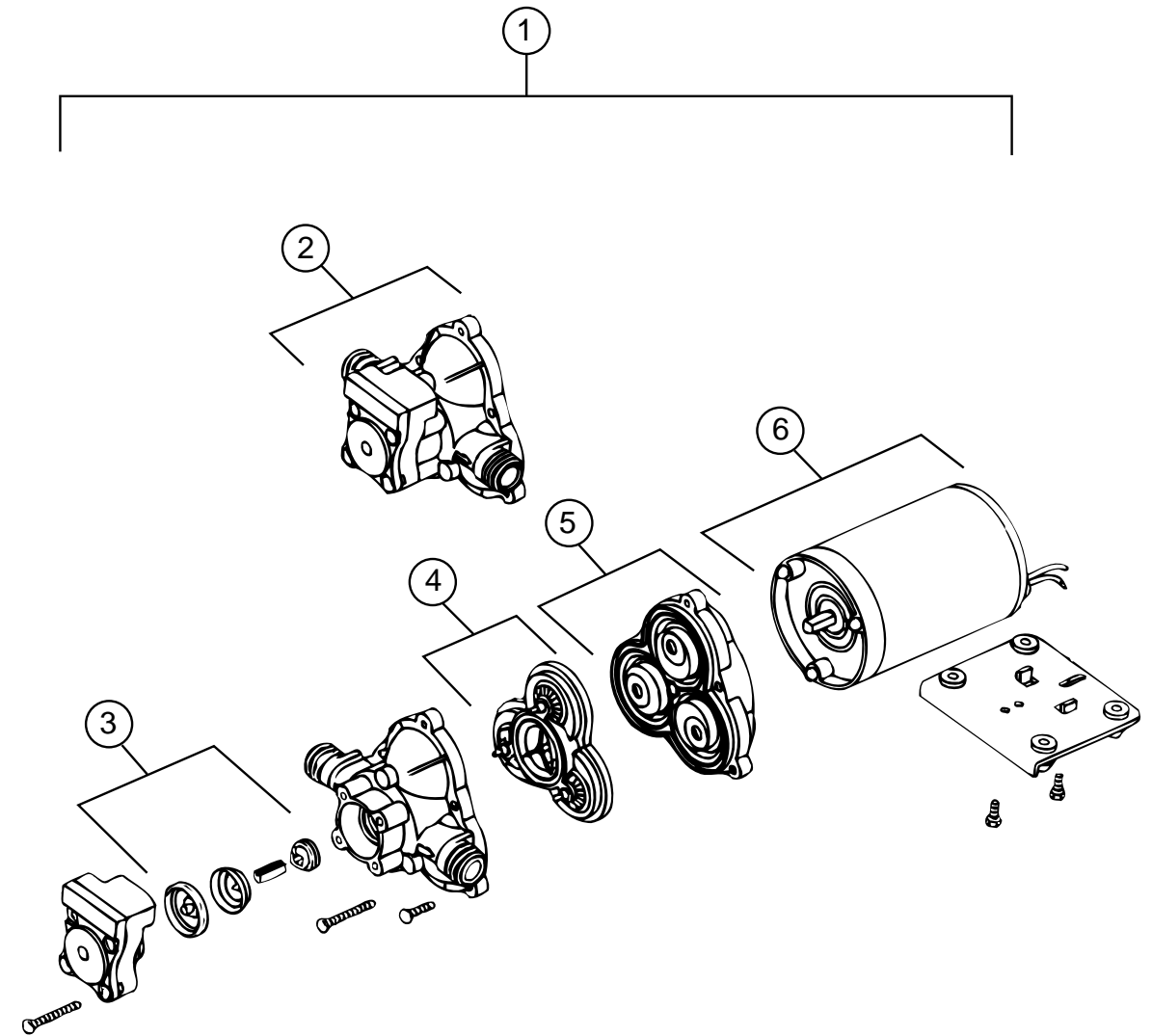
### CLAMPS, CLIPS, & GROMMETS

KEY	PART NUMBER	U/M	DESCRIPTION
	000F10-04-16B	EA	PIN - COTTER - 1/8" X 1" - ZINC
	000F10-06-32B	EA	PIN - COTTER - 3/16" X 2" - ZINC
	000H14-04-04A	EA	RIVET - MANDREL BLIND - 1/8 X .400
	000H14-06-14R	EA	RIVET - MANDREL BLIND - 3/16"
	000H16-04-06R	EA	RIVET - POP ALUMINUM - 1/8" X .313 - .375
	000H16-06-10R	EA	RIVET - POP ALUMINUM - 3/16 X .501-.625
	007161-01-000	EA	CLAMP - HOSE - SPRING TYPE - 1/2"
	010495-01-000	EA	CLAMP - CABLE - 9/16"
	010497-01-000	EA	CLAMP - CLOSED - 5/8" ID
	010497-03-000	EA	CLAMP - CLOSED - 1" ID - CUSHIONED
	010497-04-000	EA	CLAMP - CLOSED - 1.62" ID
	010499-01-000	EA	CLAMP - CLOSED - 3/8" ID
	062401-01-000	EA	CLAMP - HOSE - WORMGEAR - .25" - 1"
	062401-02-000	EA	CLAMP - HOSE - WORMGEAR - 1.56" - 2.5"
	062401-04-000	EA	CLAMP - HOSE - WORMGEAR - .69" - 1.25"
	062401-06-000	EA	CLAMP - HOSE - WORMGEAR - .22" - .62" ID
	083609-01-000	EA	CLAMP - WIRE - DUAL - EQUAL DIAMETERS - 5/8"
	083610-01-000	EA	CLAMP - WIRE - DUAL - UNEQUAL DIAMETERS - 3/4" & 1 1/4"
	083610-02-000	EA	CLAMP - WIRE - DUAL - UNEQUAL DIAMETERS
	016188-05-000	EA	GROMMET - L/P LINE - 3/8" HOLE X 1 1/4" LONG - RUBBER
	023942-01-000	EA	GROMMET - RUBBER - 2" OD
	071015-11-000	EA	GROMMET - 1.00 ID - FITS .12 MATERIAL
	008380-01-000	EA	GROMMET - RUBBER - 5/8" HOLE X 1 1/2" DIAMETER - BLACK
	071015-29-000	EA	GROMMET - RUBBER - 1/4 ID X 1 1/4 OD W .12 GROOVE - BLK
	071015-30-000	EA	GROMMET - RUBBER - .31" ID X .81" OD W/.12" GROOVE - BLK
	088756-01-000	EA	GROMMET - WEB - 1 1/8" I.D.
	091952-01-000	EA	CLIP - GRIPPER - 1"
	094362-02-000	EA	CLIP - XMAS TREE - BINDER HEAD - .9" LONG

### MISCELLANEOUS FASTENERS

KEY	PART NUMBER	U/M	DESCRIPTION
	008343-01-000	EA	TIE - WIRE - 6"
	008343-02-000	EA	TIE - WIRE - 14"
	029094-04-000	YD	VELCRO TAPE - LOOP - 1" WIDE - BLACK
	029096-03-000	YD	VELCRO TAPE - HOOK - 1" WIDE - BLACK
	081211-04-000	EA	PLUG - PLASTIC - .46" DIAMETER - BLACK
	081211-05-000	EA	PLUG - PLASTIC - .188 DIAMETER - NATURAL
	085774-01-000	FT	FASTENER - DUAL LOCK - 1" WIDE - ADHESIVE BACK - BLACK
	085774-02-000	FT	FASTENER - DUAL HOOK - 1" WIDE - ADHESIVE BACK - BLACK
	086285-01-000	EA	SPACER - NYLON - .5" OD X .257" ID
	088792-02-000	YD	VELCRO TAPE - LOOP - .75" - ADHESIVE BACKED - BEIGE
	108046-02-000	EA	CABLE TIE - SCREW MOUNT 15"
	110943-02-000	FT	FELTSTRIP - 3/8" - ADHESIVE BACK - WHITE
	115361-01-01A	EA	PLUG - PLASTIC
	123816-04-000	FT	TAPE - DOUBLE SIDED - 6"

## WATER & SEWAGE GROUP



WATER PUMP (SHURFLO)

KEY	PART NUMBER	U/M	DESCRIPTION	VENDOR NO.
1	098607-01-000	EA	PUMP - WATER - W/.5" MPT FITTING - FLOW 2.8 GPM	
2	098607-01-706	EA	HOUSING - W/SWITCH ONLY	94-231-20
3	098607-01-705	EA	VALVE - CHECK - KIT	94-237-00
4	098607-01-703	EA	VALVE KIT	94-232-00
5	098607-01-702	EA	DIAPHRAGM/DRIVE ASSEMBLY KIT	94-238-04
6	098607-01-707	EA	MOTOR W/BASEPLATE	11-148-04

**WATER & SEWAGE GROUP (CONTINUED)****FRESH WATER TANK**

KEY	PART NUMBER	U/M DESCRIPTION
	123243-01-000	EA TANK - ACCUMULATOR, 24 OZ
	117217-01-000	EA TANK - FRESH WATER - 30 GALLON - W/O FITTINGS
	117217-07-000	EA TANK - FRESH WATER - 30 GALLON - W/FITTINGS
	116881-01-000	EA TANK - FRESH WATER - 48 GAL. W/NOTCHED CORNER W/O FITTINGS
	116881-11-000	EA TANK - FRESH WATER - 48 GALLON W/NOTCHED CORNER/FITTINGS
	042989-03-000	EA FITTING - WATER TANK - SPINWELD - 1 1/4"NPT - PLASTIC
	042989-05-000	EA FITTING - SPINWELD - 1/2" FPT - PLASTIC
	049032-01-000	EA PATCH - SPINWELD - 3/8" - PLASTIC
	039861-01-000	EA SENDING UNIT - W/SCREW - WASHER - WELL NUT & TERMINAL RING
	091208-01-000	EA WASHER - RUBBER - .06" X .75" X .5"
	077954-02-000	EA FILTER - WATER TANK - SCREEN IN TANK

**WATER SYSTEM COMPONENTS (FLAIR - IT)**

KEY	PART NUMBER	U/M DESCRIPTION
	114427-01-000	EA CAP - 1/2P - 02860
	114427-02-000	EA PLUG - 1/2P - 02863
	114427-03-000	EA NUT - 1/2"Q - #6453
	114428-01-000	EA TEE - 1/2P X 1/2P X 1/2P - 02820
	114428-02-000	EA TEE - SWIVEL - 1/2P X 1/2P X 1/2FPT - 02821
	114428-03-000	EA TEE - 1/2P X 1/2P X 1/2MPT - 02822
	114428-04-000	EA TEE - 1/2P X 1/2P X 1/8FPT - 02834
	114429-01-000	EA ELBOW - 1/2P X 1/2P - 02800
	114429-02-000	EA ELBOW - 1/2P X 1/2MPT - 02803
	114429-03-000	EA ELBOW - SWIVEL - 1/2P X 1/2FPT - 02816
	114429-04-000	EA ELBOW - 1/2P X 3/8 MPT - 02810
	114429-05-000	EA ELBOW - 1/2P X 3/4 MPT - 02812
	114429-06-000	EA ELBOW - SWIVEL - 1/2P X 3/4FPT - 02811
	114429-07-000	EA ELBOW - 1/2P X 1/2FPT DROPEAR - 02801
	114430-01-000	EA ADAPTER - 1/2P X 1/2P - 02840
	114430-02-000	EA ADAPTER - SWIVEL - 1/2P X 1/2 FPT - 02873
	114430-03-000	EA ADAPTER - 1/2P X 1/2V MPT - 02842
	114430-04-000	EA ADAPTER - 1/2P X 3/8 MPT - 02852
	114430-06-000	EA ADAPTER - 1/2P X 3/8 FPT - 02851
	114430-08-000	EA ADAPTER - 1/2P X 3/4 MPT - 02868
	114431-01-000	EA VALVE - LINE DRAIN 1/2P - 02914
	114431-02-000	EA VALVE - 1/2P - BYPASS - 02910
	114431-03-000	EA VALVE - 1/2P X 1/2P - 02884
	114431-04-000	EA VALVE - STOP - 1/2P X 1/2P - 02880
	114431-05-000	EA VALVE - NEEDLE - COMP 1/8 MPTX1/4 - 64858
	114431-06-000	EA VALVE - 3/8P X 3/8P - 02882
	114431-07-000	EA VALVE - 3/8P THREE - WAY - 02900
	114431-08-000	EA STRAIGHT STOP VALVE - 3/8P X 3/8P - 02879

**WATER & SEWAGE GROUP (CONTINUED)****WATER SYSTEM COMPONENTS**

KEY	PART NUMBER	U/M DESCRIPTION	VENDOR NO.
*	051393-01-000	EA WATER HEATER - GH6-8E - ELECTRONIC IGNITION W/MOTOR AID	
	701069-01-000	EA WATER PURIFICATION SYSTEM	
	701069-03-700	EA CARTRIDGE - WATER FILTER - AC - EVERPURE	9592-06
	010224-01-000	EA ADAPTER - HOSE TO PIPE - 3/8" MPT X 3/8" BARB - PLASTIC	
	118809-02-000	EA ADAPTER - 1/2" MPT X 1/2" BARB - PLASTIC	
	123152-01-000	EA ADAPTER - 1/2" FPT X 1/2" BARB - SWIVEL	
	010230-06-000	EA FILL - CITY WATER - W/CHECK VALVE - MPT	
	124188-01-000	FT TUBING - PEX - 1/2" ID X 20' - BLUE (COLD)	
	124188-02-000	FT TUBING - PEX - 1/2" ID X 20' - RED (HOT)	
	112176-01-000	FT TUBING - VINYL - REINFORCED - 1/2" ID	
	079381-01-000	FT TUBING - RIBBED FLEXIBLE - WATER FILL - 1.4" X 10"	
	010219-01-000	EA ELBOW - 1 1/4" MPT X 1 1/4" BARB - WATER FILL - PLASTIC	
	114429-02-000	EA ELBOW - 1/2"P X 1/2"MPT	
	123150-01-000	EA ELBOW - 1/2" FPT X 1/2" BARB - SWIVEL	
	110438-02-000	EA VALVE - CHECK - BRASS - 1/2" MPT X 1/2" MPT	
	113697-01-000	EA CAP - 3/8" FTG	
	111888-01-000	EA FERRULE - PLASTIC - .250 ID X .375 OD	
	111888-02-000	EA INSERT - BRASS - 1/4 COMP	
	118423-01-000	EA FITTING - BRASS-TEE - 1/4C X 1/4C X 1/4C	
	120868-01-000	EA VALVE - NEEDLE - 1/4" COMPRESSION X 1/4" COMPRESSION	

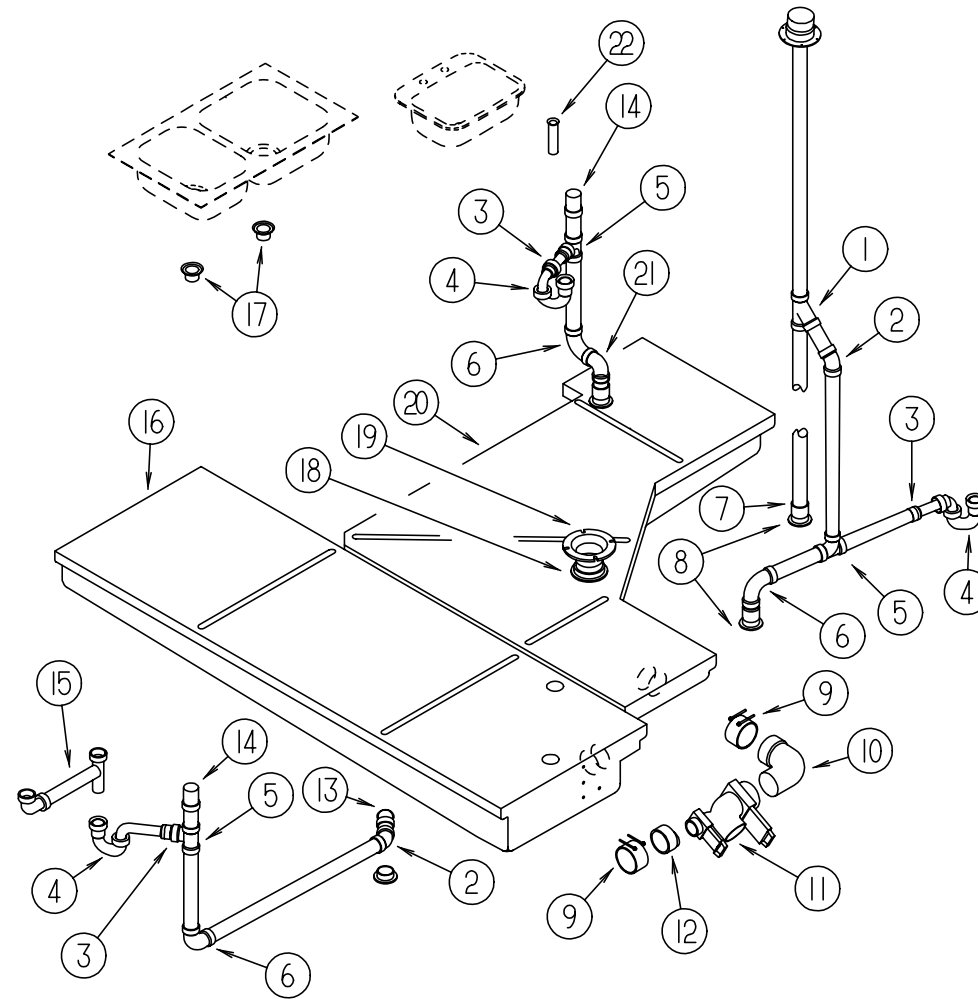
\*COMPONENT PARTS FOUND IN SERVICE PARTS LIBRARY

**EXTERIOR SHOWER COMPONENTS**

KEY	PART NUMBER	U/M DESCRIPTION
	131383-01-02A	EA SHOWER HEAD - W/HOSE & BRACKET - 60" - WHITE
	131383-02-02A	EA SHOWER HEAD - W/HOSE & BRACKET - 60" - CSA - WHITE
	108356-02-01A	EA COVER/ACTUATOR SWITCH - 2 ROWS DIMPLES- CONTURA II - BLACK
	108357-01-000	EA SWITCH - ROCKER SPST - ON/OFF - 2 TERMINAL
	108357-08-000	EA SWITCH - ROCKER DPDT - ON/NONE/ON - 6 TERMINAL
	131383-03-02A	EA BRACKET - SHOWER HEAD - WHITE
	075241-06-000	EA FAUCET - SHOWER CONTROL - BRIGHT WHITE

## WATER & SEWAGE GROUP (CONTINUED)

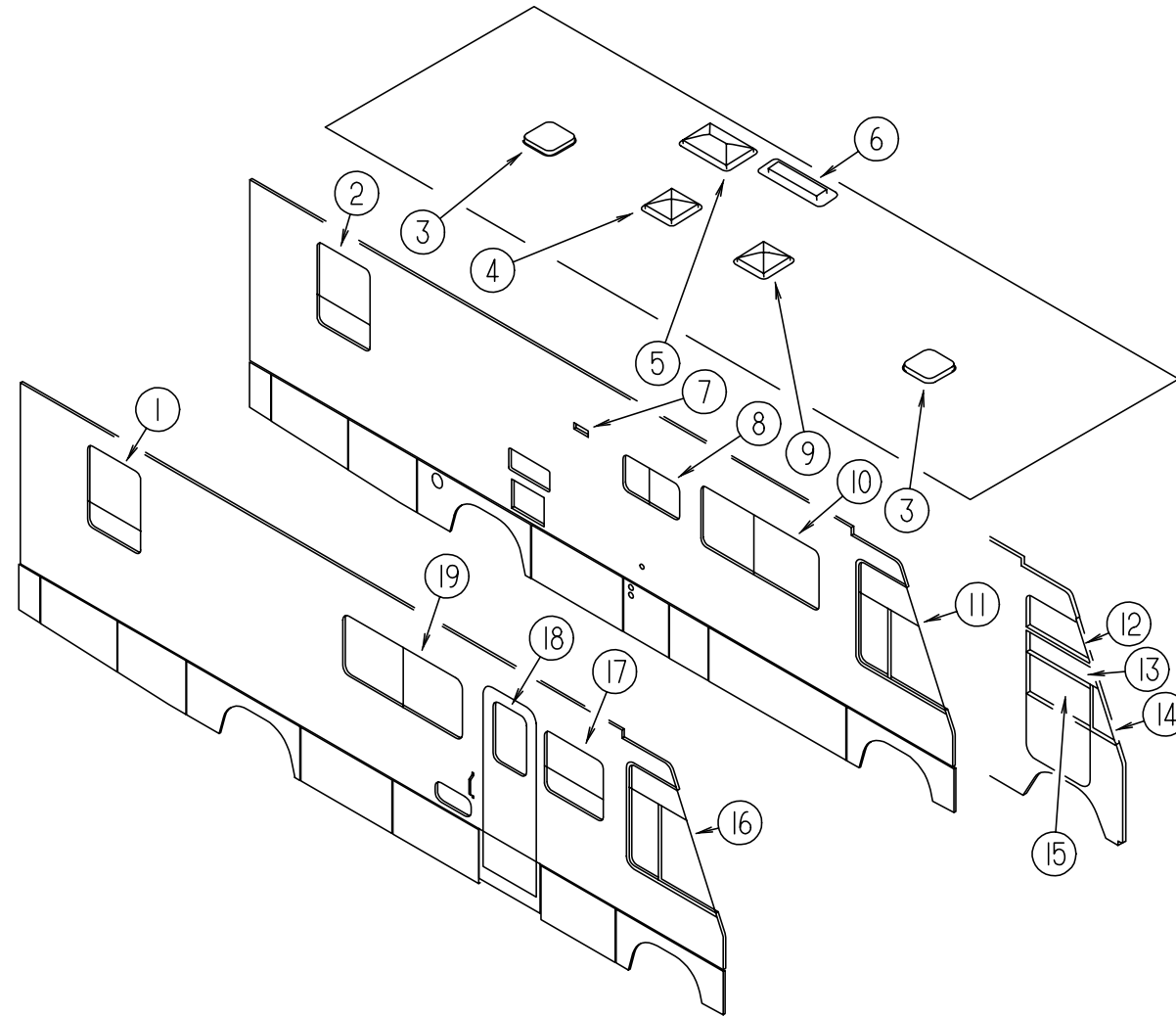
### DRAINAGE SYSTEM



KEY	PART NUMBER	U/M	DESCRIPTION	VENDOR NO.	KEY	PART NUMBER	U/M	DESCRIPTION	VENDOR NO.
1	010073-01-000	EA	WYE - 45 DEGREE - 1 1/2" HUB X HUB X HUB - PLASTIC		14	079968-01-000	EA	VENT - MECHANICAL/TRAP ARM - ANTI-SIPHON-2" X 7.3" PLASTIC	
2	010006-01-000	EA	ELBOW - 45 DEGREE - 1 1/2" HUB X HUB - PLASTIC		15	011091-02-000	EA	WASTE - CONTINUOUS - DOUBLE SINK	
3	109571-01-000	EA	ADAPTER - P TRAP - 1 1/2"P X 1 1/4"MPT		16	104352-01-000	EA	TANK - HOLDING - 50 GALLON (GRAY) - RECTANGULAR	
4	107538-01-000	EA	P TRAP - PLASTIC - 1 1/4" W/EXTENSION ARM		17	092303-01-000	EA	STRAINER - SINK	
4	011066-02-000	EA	P TRAP - 1 1/4" HUB X SLIP JOINT - W/UNION - ABS - CANADIA		18	061607-02-000	EA	GROMMET - HOLDING TANK - 3" NPS	
5	010071-01-000	EA	TEE - SANITARY - 1 1/2" HUB X HUB X HUB - PLASTIC		19	116644-01-000	EA	FLANGE - CLOSET - 4" X 3"	
6	010008-01-000	EA	ELBOW - 90 DEGREE - 1 1/2" HUB X HUB - PLASTIC		20	104350-01-000	EA	TANK - HOLDING - 69 GALLON - "REVISED DESIGN"	
7	010115-01-000	EA	COUPLING - 1 1/2" HUB X HUB - PLASTIC		21	010009-01-000	EA	ELBOW - 90 DEGREE - 1/4 BEND - 1 1/2" PLASTIC	
8	061607-01-000	EA	GROMMET - HOLDING TANK - 1 1/2" NPS		22	096927-01-701	EA	TAILPIECE - DRAIN - LAVATORY	M9802
9	078406-01-000	EA	COUPLER - RUBBER - W/CLAMPS - 3" X 3"		096927-01-700	EA	SINK STOPPER	M9801	
10	041956-01-000	EA	ELBOW - STREET - 1/4" BARB X 90 DEGREE X 3 XLT		011069-02-000	EA	TAILPIECE - TUB/SHOWER - 1 1/2" X 1 1/4" X 4" - BRASS		
11	070916-01-000	EA	VALVE - DUAL DUMP - W/CAP - 3" X 1 1/2"		066440-01-000	EA	STRAINER - SHOWER DRAIN - W/RUBBER WASHER		
	070916-01-700	EA	VALVE ONLY (WASTE) 3"	T1003BU	127440-02-01A	EA	WASHER - RUBBER - 1.8" X .1"		
	070916-01-701	EA	VALVE ONLY (WASTE) 1 1/2"	T1001BU	010201-01-000	EA	HOSE - SEWER - 3" ID X 8'		
12	062422-01-000	EA	ADAPTER - OFFSET REDUCER - 3" X 1 1/2" - PLASTIC		062416-01-000	EA	ADAPTER - SEWER HOSE TO 3" PIPE		
13	034250-01-000	EA	ELBOW - 90 DEGREE - LONG TURN - 1 1/2" HUB X HUB - ABS						

# WINDOW, VENT & EXTERIOR DOOR GROUP

## WINDOWS & VENTS



KEY	PART NUMBER	U/M	DESCRIPTION
1*	112463-03-01A	EA	WINDOW - TIPOUT W/ RETAINER TRIM - 33.3" X 30.2"
1*	129929-01-01A	EA	WINDOW - TORQUE - THERMO - 33.2" X 30.2"
2*	112463-05-01A	EA	WINDOW - TIPOUT/ ESCAPE W/ RETAINER TRIM - 33.3" X 30.2"
2*	129929-02-01A	EA	WINDOW - TORQUE - THERMO - 33.2" X 30.2"
3*	122882-01-01A	EA	VENT - ROOF - NONPOWERED - W/O INSIDE GARNISH
3	122882-07-01A	EA	GARNISH - ROOF VENT - 2.5" TO 4"
4*	122882-02-01A	EA	VENT - ROOF - POWERED
4*	122882-03-01A	EA	VENT - ROOF - W/FAN - W/O INSIDE GARNISH - CSA
4	122882-07-01A	EA	GARNISH - ROOF VENT - 2.5" TO 4"
5	114496-01-02A	EA	PANEL - SKYLIGHT - OUTER - 22" X 37"
5	122191-01-02A	EA	PANEL - SKYLIGHT - INNER W/LIGHT CUTOUT - 20.7" X 35.4"
6	084073-04-000	EA	BASE - ROOF VENT - REFRIGERATOR
6	084073-07-000	EA	VENT - ROOF - REFRIGERATOR - BRIGHT WHITE - NORCOLD
7	084616-07-000	EA	SHROUD - EXHAUST/RANGE HOOD - BRIGHT WHITE
7	084878-09-000	EA	VENT - EXHAUST/RANGE HOOD - OFF WHITE
	083558-03-000	EA	VENT - PLUMBING - ROOF PIPE COVERED - OFF WHITE
8*	098647-34-01A	EA	WINDOW - DRIVER HORIZONTAL SLIDER 15.7" X 28.5"
8*	112795-20-01A	EA	WINDOW - DRIVER HORIZONTAL SLIDER THERMO 16" X 28.7"
9*	123780-03-01A	EA	VENT - ROOF - 3" TO 4" - W/FAN/POWER LIFT - W/O THERMOSTAT

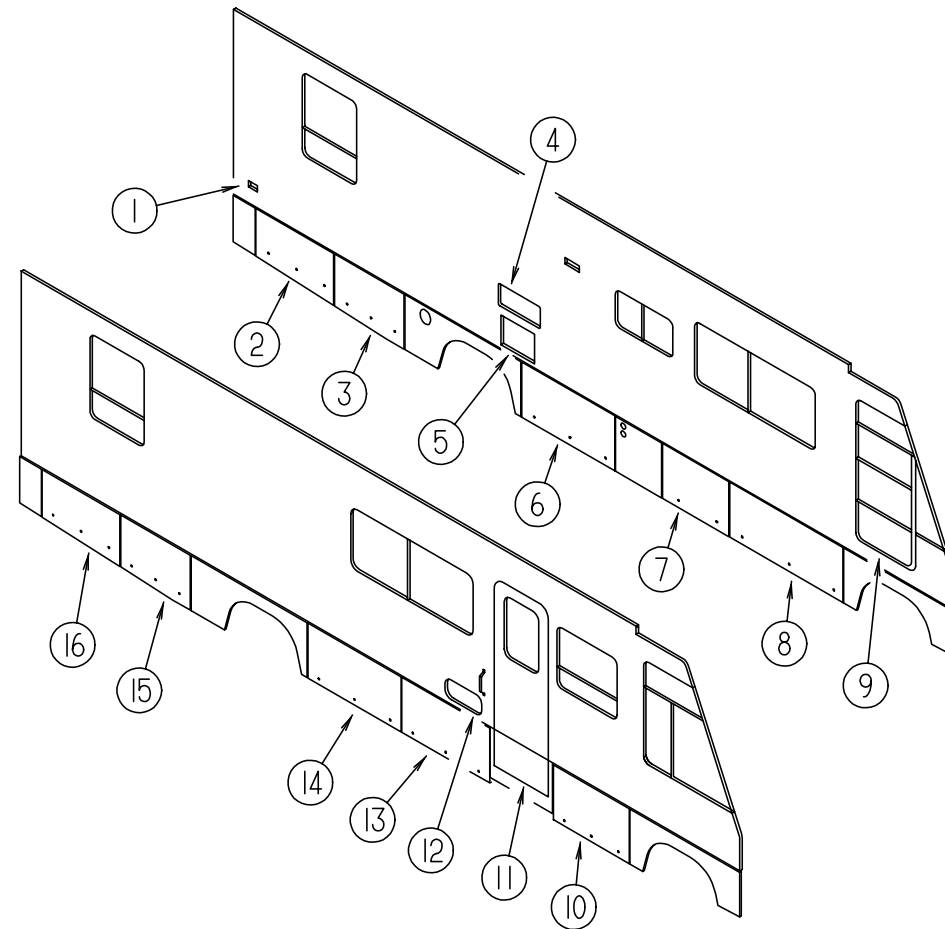
KEY	PART NUMBER	U/M	DESCRIPTION	VENDOR NO.
10*	098647-22-01A	EA	WINDOW - DRIVERS HORIZONTAL SLIDER - 26.1" X 59.7"	
10*	112795-15-01A	EA	WINDOW - DRIVERS HORIZONTAL SLIDER THERMO 26 3/8" X 60"	
11*	125582-04-01A	EA	WINDOW - CAB - DRIVER	
11*	125583-04-01A	EA	WINDOW - DRIVER CAB-3 GLASS THERMO - 31.8"T X 51.6"B X 42.6"H	
12*	125586-02-01A	EA	WINDOW - VISTA	
12*	125600-02-01A	EA	WINDOW - VISTA - THERMOPANE	
13	125581-04-705	EA	GLASS - STATIONARY	106-041547
14*	125584-02-01A	EA	WINDOW - FRONT SLANT - DRIVER	
14*	125585-02-01A	EA	WINDOW - FRONT SLANT - THERMO	
15	125581-04-704	EA	GLASS - ROLL-UP	106-041821
16*	125582-03-01A	EA	WINDOW - CAB - PASSENGER	
16*	125583-03-01A	EA	WINDOW - PASS CAB-3 GLASS THERMO - 31.8"T X 51.6"B X 42.6"H	
17*	098644-11-01A	EA	WINDOW - VERTICAL SLIDER W/TRIM - TINTED - 26.4" X 27"	
17*	112898-19-01A	EA	WINDOW - VERTICAL SLIDER - THERMO - 26.4" X 27"	
18*	117053-02-F36	EA	WINDOW - PICTURE 17" X 26.4"	
18*	113733-01-01A	EA	WINDOW - STATIONARY THERMOPANE 26.4" X 17"	
19*	098647-23-01A	EA	WINDOW - PASSENGER HORIZONTAL SLIDER 26.1" X 59.7"	
19*	112795-16-01A	EA	WINDOW - PASSENGER HORIZONTAL SLIDER THERMO 26 3/8" X 60"	

\*COMPONENT PARTS FOUND IN SERVICE PARTS LIBRARY

\*COMPONENT PARTS FOUND IN SERVICE PARTS LIBRARY

## WINDOW, VENT & EXTERIOR DOOR GROUP (CONTINUED)

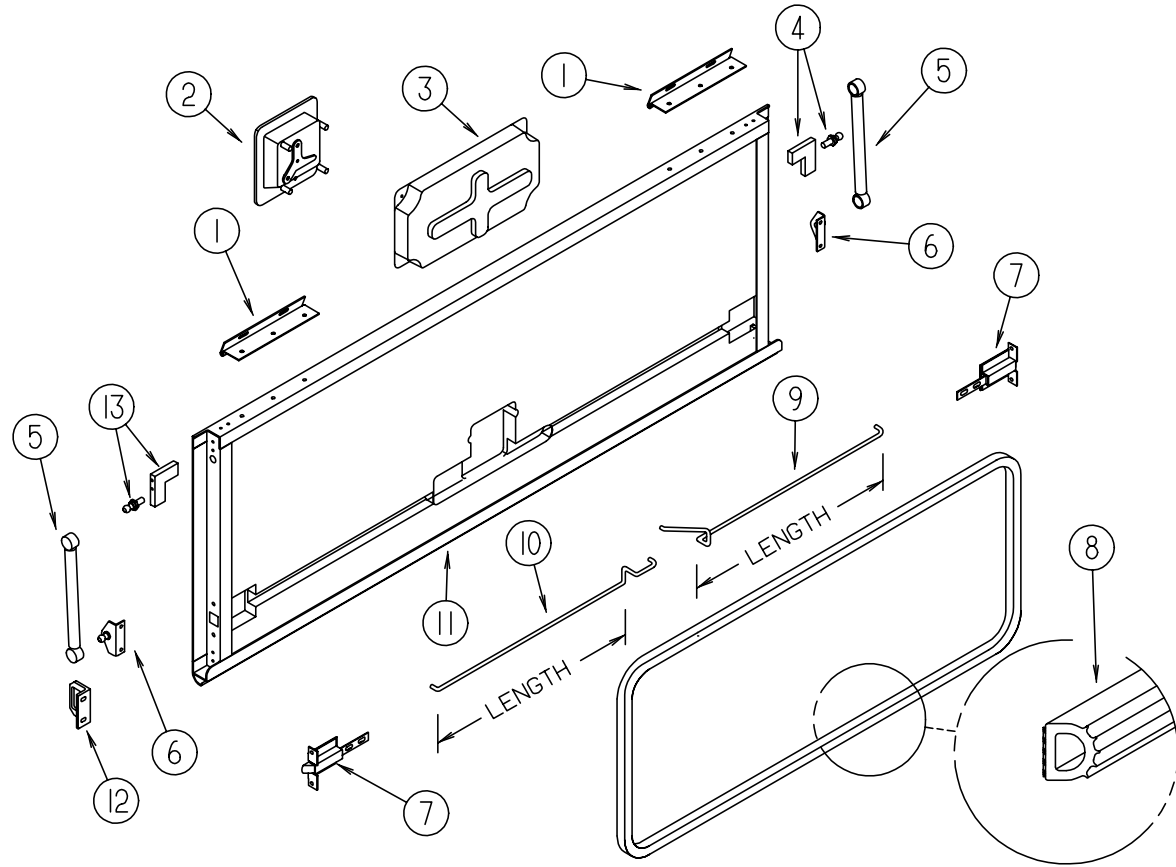
### EXTERIOR DOORS



KEY	PART NUMBER	U/M	DESCRIPTION	VENDOR NO.	KEY	PART NUMBER	U/M	DESCRIPTION	VENDOR NO.
1	081240-20-000	EA	DOOR - WATER FILL - LOCKABLE - BRIGHT WHITE		8	122239-96-K28	EA	VALANCE/DOOR - W/O PADDLE LATCH/HINGE - 23.7" X 65.4"	
2	122391-68-K28	EA	VALANCE/DOOR - DRIVER W/O PADDLE LATCH - 22.4" X 38.6" X 20.6"		9	125581-05-01A	EA	DOOR - DRIVER - NON-POWER	
3	122391-81-K28	EA	VALANCE/DOOR - DRIVER W/O PADDLE LATCH - 23.7" X 48.7" X 22.5"		10	122239-93-K28	EA	VALANCE/DOOR - W/O PADDLE LATCH/HINGE - 23.7" X 33.9"	
4	084103-08-000	EA	DOOR - REFRIGERATOR - VENTED - W/O JAMB		11	115108-17-K58	EA	DOOR - ENTRY - W/SCREEN DOOR - W/O WINDOW (K58, K59)	
4	084104-01-700	EA	LOCK - MALE - FASTENER	201-721-010	11	115108-17-K62	EA	DOOR - ENTRY - W/SCREEN DOOR - W/O WINDOW (K62, K63)	
4	084104-01-701	EA	LOCK - FEMALE - FASTENER	201-802-010	11	115108-17-K60	EA	DOOR - ENTRY - W/SCREEN DOOR - W/O WINDOW (K64, K65)	
4	084104-08-000	EA	JAMB - REFRIGERATOR DOOR		11	115108-17-K33	EA	DOOR - ENTRY - W/SCREEN DOOR - W/O WINDOW (K26, K27)	
5	052009-06-000	EA	DOOR - WATER HEATER - BRIGHT WHITE - 18" X 14.6"		12	126945-08-K28	EA	DOOR - STORAGE - W/O HARDWARE - 18.3" X 8.3"	
5	116424-01-000	EA	PROTECTOR - LATCH - WATER HEATER		13	122239-90-K28	EA	VALANCE/DOOR - W/O PADDLE LATCH/HINGE - 23.7" X 63.6"	
6	122239-A3-K28	EA	VALANCE/DOOR - W/O PADDLE LATCH/HINGE - 23.7" X 43.9"		14	122239-86-K28	EA	VALANCE/DOOR - W/O PADDLE LATCH/HINGE - 23.7" X 42.5"	
7	122239-A5-K28	EA	VALANCE/DOOR - W/O PADDLE LATCH/HINGE - 23.7" X 39.7"		15	122391-82-K28	EA	VALANCE/DOOR - PASS W/O PADDLE LATCH - 23.7" X 48.7" X 22.5"	
					16	122391-69-K28	EA	VALANCE/DOOR - PASS W/O PADDLE LATCH - 22.4" X 38.6" X 20.6"	



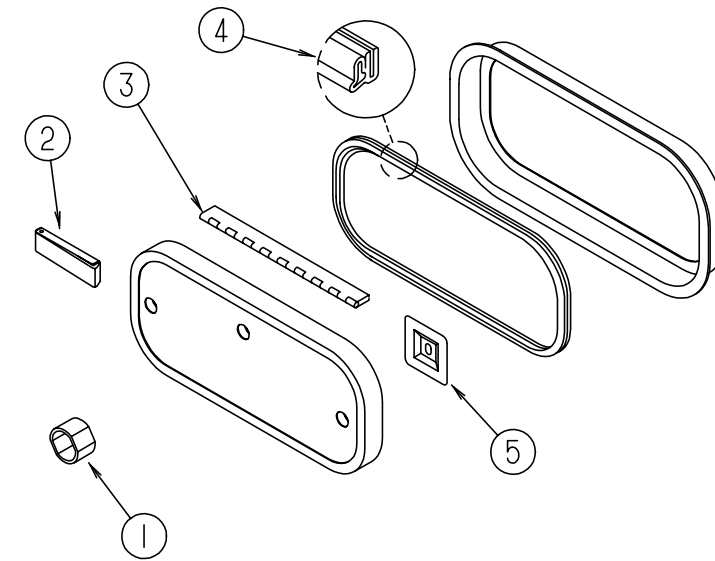
**WINDOW, VENT & EXTERIOR DOOR GROUP (CONTINUED)**



**EXTERIOR DOORS & COMPONENTS**

KEY	PART NUMBER	U/M	DESCRIPTION
1	121755-01-04A	EA	HINGE - 6.00 INCH
2	112949-02-05A	EA	LATCH - PADDLE NON-LOCKING - BLACK
2	P29686-01-700	EA	LATCH/PADDLE - F/COMP DOORS W/CYLINDER
3	122277-02-01A	EA	COVER - LATCH - BLACK
4	123892-12-02B	EA	CORNER STABILIZER W/BALL STUD - LEFT HAND - E-COATED
5	107796-20-000	EA	SPRING/GAS - 7" COMPRESSED/10" EXTENDED - 60 LB
6	126263-02-02B	EA	BRACKET - GAS SPRING
7	121947-01-01A	EA	BOLT - SLIDE W/PLASTIC PLUNGER
8	107721-07-000	FT	SEAL - ACCESS DOOR
9	122269-33-000	EA	ROD - LATCH - 9.24"
9	122269-17-000	EA	ROD - LATCH - 11.57"
9	122269-03-000	EA	ROD - LATCH - 12.11"
9	122269-52-000	EA	ROD - LATCH - 13.54"
9	122269-19-000	EA	ROD - LATCH - 14.22"
9	122269-06-000	EA	ROD - LATCH - 24.07"
9	122269-53-000	EA	ROD - LATCH - 24.98"
10	122268-33-000	EA	ROD - LATCH - 9.24"
10	122268-17-000	EA	ROD - LATCH - 11.57"
10	122268-03-000	EA	ROD - LATCH - 12.11"
10	122268-52-000	EA	ROD - LATCH - 13.54"
10	122268-19-000	EA	ROD - LATCH - 14.22"
10	122268-06-000	EA	ROD - LATCH - 24.07"
10	122268-53-000	EA	ROD - LATCH - 24.98"
11	122613-55-007	EA	EXTRUDED - ROCKER PANEL - 192" - BLACK
	122612-55-007	EA	U CHANNEL - EXTRUSION - BLACK
	122614-55-007	EA	EXTRUDED - H CHANNEL - 191" - BLACK
12	123783-01-01A	EA	STRIKER - DOOR - MILL
			FROM: 00-00-00 THRU: 12-15-98
12	130053-01-01A	EA	STRIKER - LUGGAGE DOOR
			FROM: 12-16-98 THRU: 99-99-99
12	130053-02-01A	EA	STRIKER - LUGGAGE DOOR - BLACK
			FROM: 12-16-98 THRU: 99-99-99
13	123892-10-02B	EA	CORNER STABILIZER W/BALL STUD - RIGHT HAND - E-COATED

**WINDOW, VENT & EXTERIOR DOOR GROUP (CONTINUED)**



**EXTERIOR DOORS & COMPONENTS**

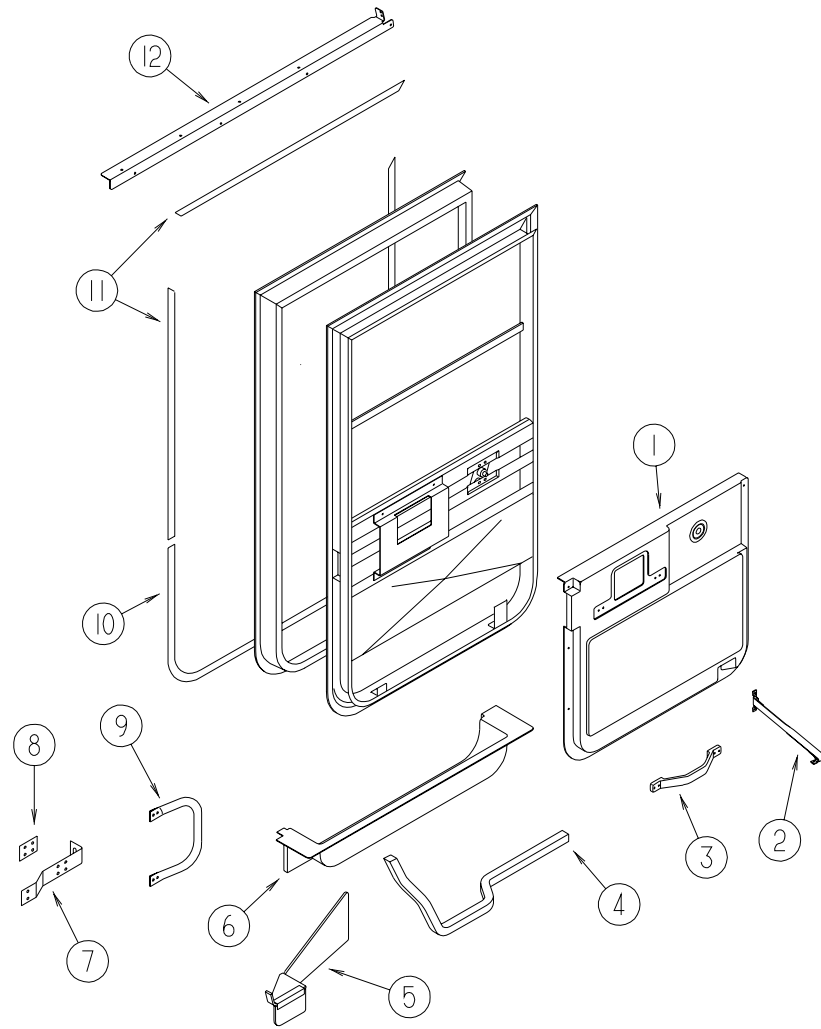
KEY	PART NUMBER	U/M	DESCRIPTION
1	107997-51-001	EA	SPACER - DOOR LOCK - .6" DEEP
	107997-51-002	EA	EXTRUDED - SPACER - 16'
2	102768-01-000	EA	HOLDER - COMPARTMENT/ ENTRY DOOR - METAL - MILL FINISH
3	081801-V3-000	EA	HINGE - ALUMINUM - 2" X 8' - BRIGHT WHITE
4	106850-02-000	FT	SEAL-E - SPONGE RUBBER - .43" X .75"
5	097111-01-04A	EA	POCKET - LOCK - VALANCE

**COMPARTMENT & DRIVER DOOR KEYS**

KEY	PART NUMBER	U/M	DESCRIPTION
	129754-01-000	EA	SEAL - LOCK CYLINDER
	129676-01-000	EA	KEY - T/M 14472-07-1431
	129676-02-000	EA	KEY - T/M 14472-07-1432
	129676-03-000	EA	KEY - T/M 14472-07-1443
	129676-04-000	EA	KEY - T/M 14472-07-1434
	129676-05-000	EA	KEY - T/M 14472-07-1435
	129676-06-000	EA	KEY - T/M 14472-07-1436
	129676-07-000	EA	KEY - T/M 14472-07-1437
	129676-08-000	EA	KEY - T/M 14472-07-1438
	129676-09-000	EA	KEY - T/M 14472-07-1439
	129676-10-000	EA	KEY - T/M 14472-07-1440

## WINDOW, VENT & EXTERIOR DOOR GROUP (CONTINUED)

### DRIVER DOOR INTERIOR COMPONENTS

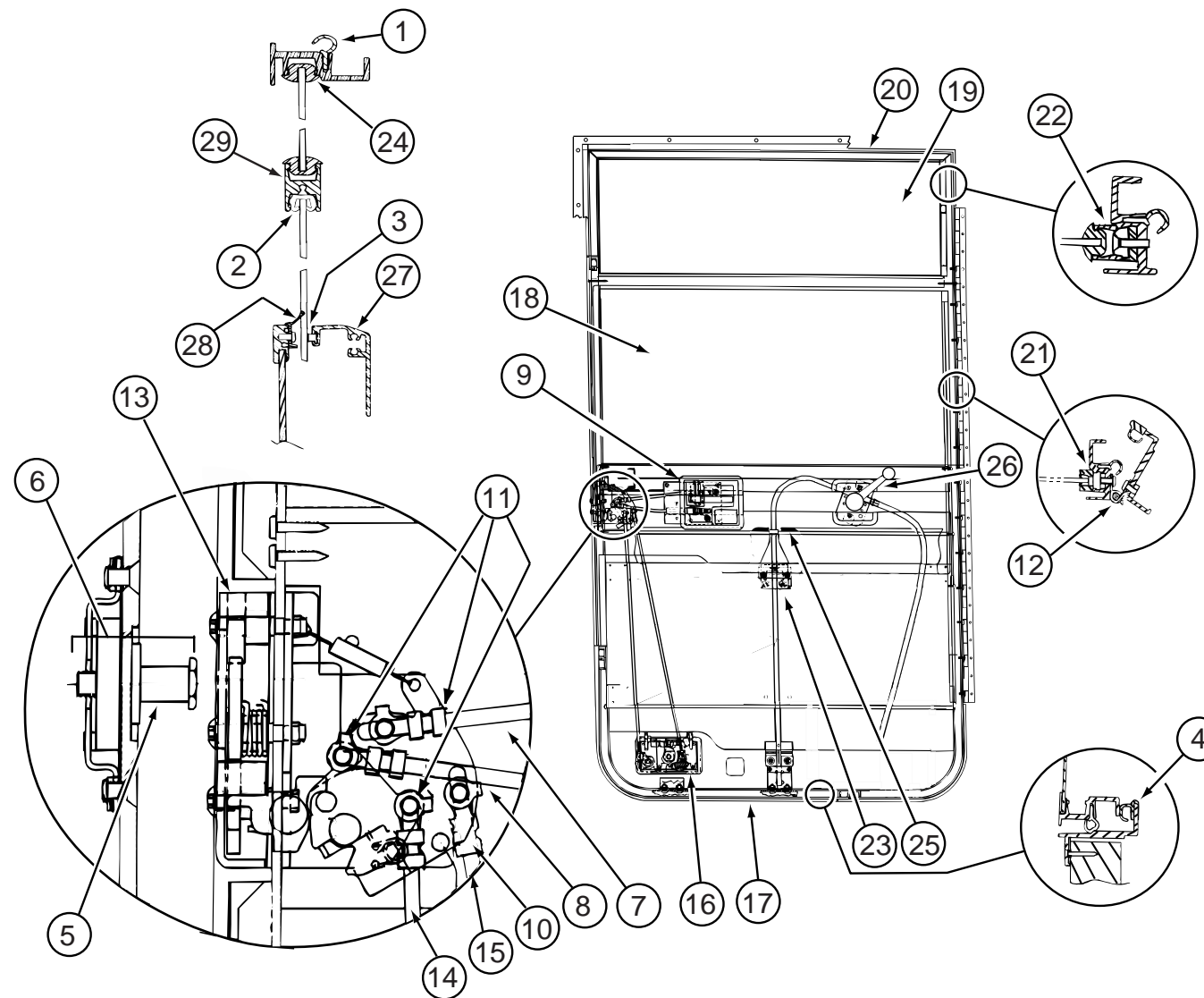


KEY	PART NUMBER	U/M DESCRIPTION
1	125899-03-02A	EA PANEL - CAB DOOR - INNER/DRIVER - ANTELOPE
2	109378-01-000	EA STRAP - CHECK - DRIVER DOOR - 12.8"
3	110604-01-01A	EA HANDLE - ASSIST - DRIVER DOOR - 10.8" LONG - BLACK
4	063977-14-000	EA STEP - DRIVER DOOR - LEFT HAND
5	128255-01-04B	EA STEP - DRIVER DOOR - BLACK
6	107818-03-03A	EA TRIM - STEP - DRIVERS DOOR - ANTELOPE
	102569-02-000	EA MAT - ANTI SLIP - LOWER
7	126506-01-02B	EA BRACKET - STRIKE - DRIVER DOOR - E-COATED
8	126534-01-02B	EA SPACER - STRIKE - DRIVER DOOR - E-COATED

KEY	PART NUMBER	U/M DESCRIPTION
9	108832-02-01A	EA HANDLE - ASSIST - DRIVER DOOR
	126701-01-03A	EA COVER - ASSIST HANDLE - OFF WHITE
10	109235-01-05A	FT COVER - SCREW - BRIGHT WHITE
11	109235-01-01A	FT COVER - SCREW - MAT BLACK
12	125804-02-02B	EA ANGLE - DOOR SUPPORT - E-COATED
	125725-01-01A	EA FRAME - DRIVER DOOR - 33.5" - BLACK
	125725-03-01A	EA FRAME - DRIVER DOOR - 27.8" - BLACK
	125725-07-01A	EA FRAME - DRIVER DOOR - 53.26" - BLACK
	125725-08-01A	EA FRAME - DRIVER DOOR - 21.38" - BLACK
	P01713-01-000	EA SWITCH - PUSH BUTTON - IN DOOR JAMB - METAL CHROME

# WINDOW, VENT & EXTERIOR DOOR GROUP (CONTINUED)

## DRIVER DOOR



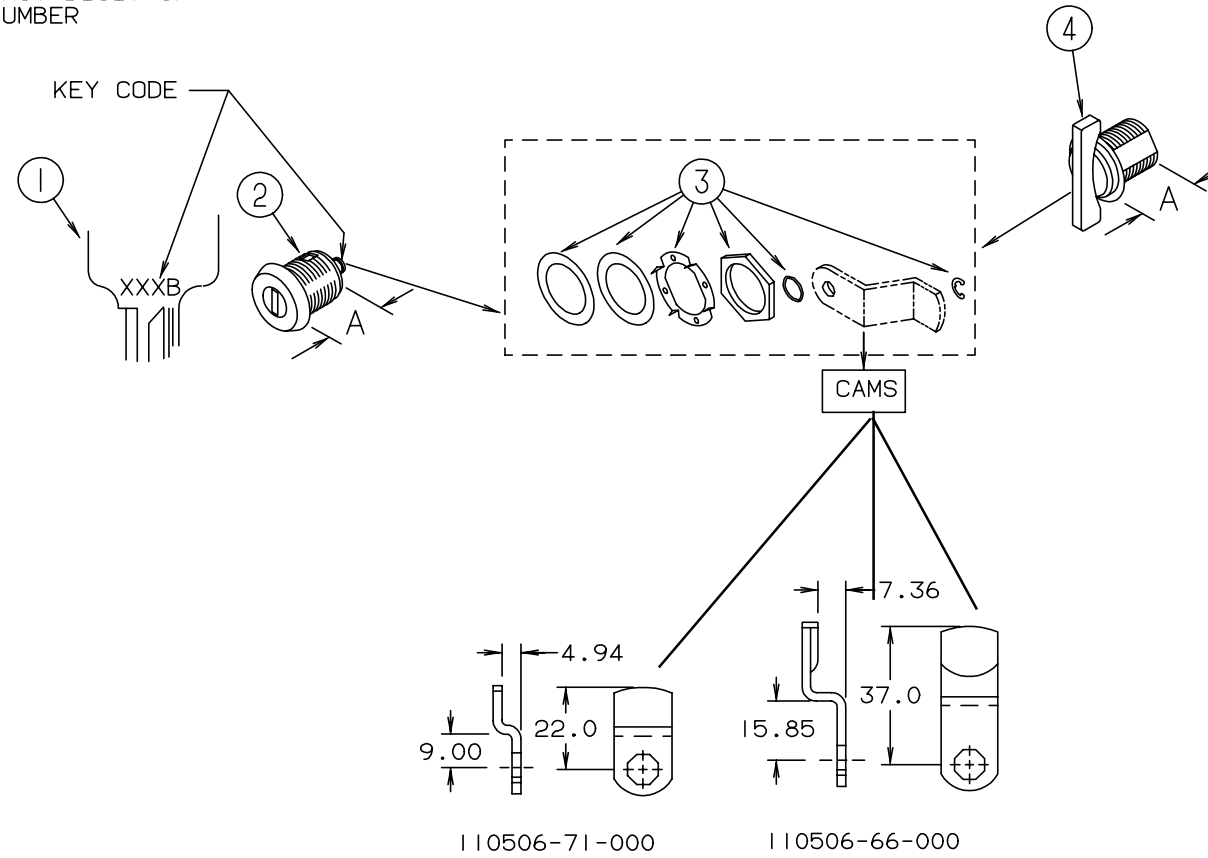
KEY	PART NUMBER	U/M DESCRIPTION	VENDOR NO.
	125581-05-01A	EA DOOR - DRIVER - NON-POWER WINDOW/LOCK	
1	106469-01-702	EA DOOR SEAL	122-040984
2	106469-01-705	FT CHANNEL - RUN - SLIDING	122-010850
3	106469-01-709	FT WEATHERSTRIP - FUZZY	171-040630
4	106469-01-723	EA SEAL - BULB ASM. (JAMB)	171-040985
5	106469-04-703	EA BOLT - STRIKER (W/ WASHER)	248-041152
6	106469-04-704	EA NUT ASSEMBLY - CAGED - W/STRIKER	248-041151
7	106469-04-705	EA LATCH ROD - HORIZONTAL	203-041139
8	106469-04-711	EA LOCK ROD - HORIZONTAL	203-041137
9	106469-04-712	EA HANDLE/DOOR - INNER W/HARDWARE	248-041402
10	106469-04-713	EA ROD CLIP L.H.	248-041154
11	106469-04-714	EA ROD CLIP R.H.	248-041153
12	106469-05-702	EA HINGE - 42"	211-041194
13	106469-05-706	EA LATCH - ROTARY - W/LINKAGE	248-041150
	125581-07-703	EA BRACKET-ALUMINUM "L" (INSIDE)	N135-55
	125581-07-704	EA BRACKET - STRAP/JAMB & DOOR	248-080394
	125581-07-705	EA BRACKET (L) F/SEAL PROTECT	490201

KEY	PART NUMBER	U/M DESCRIPTION	VENDOR NO.
14	125581-04-700	EA ROD - LATCH/VERTICAL ADJUST.	203041767
15	125581-04-701	EA ROD - LOCK/VERTICAL ADJUST.	203-041768
16	125581-03-704	EA PADDLE - W/O LOCK/RH - KEY 1	TRI/MARK #14312-02
17	125581-04-703	EA FRAME - MOUNTING - BLACK	V180-35L
18	125581-04-704	EA GLASS - ROLL-UP	106-041821
19	125581-04-705	EA GLASS - STATIONARY	106-041547
20	125581-04-706	EA FRAME - DOOR - SUB-ASSEMBLY	V180-94L
21	125581-04-707	EA CHANNEL - ROLL UP GLASS	V156-60
22	125581-04-708	EA CHANNEL - STATIONARY GLASS	V156-61
23	125581-04-709	EA REGULATOR - MANUAL	410-08389
24	125581-04-710	EA VINYL - GLAZING	132-041484
25	125581-04-711	EA CHANNEL- GLASS	N135-66
26	125581-05-702	EA HANDLE - REGULATOR	182-041785
27		CONTACT WINNEBAGO PART SALES FOR THIS COMPONENT	
	106469-04-716	EA LEVER - LOCKING - BLACK	80978-00
28	125581-03-703	EA WEATHERSTRIP - BELTING	410-08389
29	125581-03-700	EA MULLION RAIL - BLACK	V123-84
	125581-05-700	EA INNER SILL - BLACK	V130-64L

## WINDOW, VENT & EXTERIOR DOOR GROUP (CONTINUED)

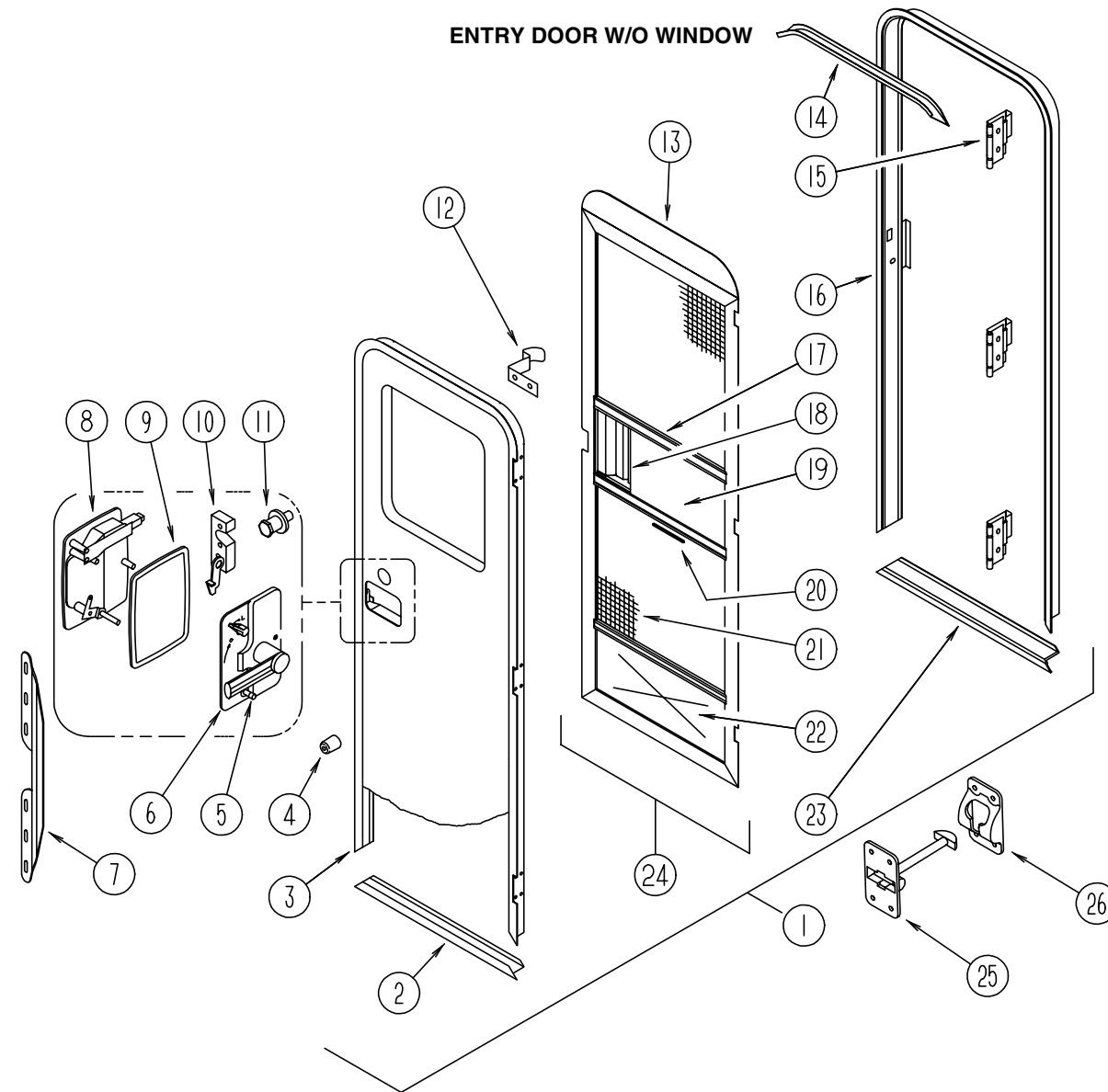
NOTE:  
 WHEN ORDERING THE LOCK CASE, THE KEY CODE MUST MATCH THE LAST DIGIT OF THE VEHICLE'S SERIAL NUMBER AND PART NUMBER; WHEN ORDERING THE KEYS, THE THIRD DIGIT OF THE KEY CODE MUST MATCH THE LAST DIGIT OF THE VEHICLE'S SERIAL NUMBER AND PART NUMBER

### BRIGGS & STRATTON LOCKS & COMPONENTS



KEY	PART NUMBER	U/M	DESCRIPTION	VENDOR NO.	KEY	PART NUMBER	U/M	DESCRIPTION	VENDOR NO.
1	110506-59-000	EA	KEYS - SET OF TWO	596720	1	110506-59-006	EA	KEYS - SET OF TWO	596726
2	110506-52-000	EA	CASE - LOCK - A= .65"	702370	2	110506-52-006	EA	CASE - LOCK - A= .65"	702376
2	110506-53-000	EA	CASE - LOCK - A= 1"	702380	2	110506-53-006	EA	CASE - LOCK - A= 1"	702386
2	110506-54-000	EA	CASE - LOCK - A= 1.25"	703170	2	110506-54-006	EA	CASE - LOCK - A= 1.25"	703176
1	110506-59-001	EA	KEYS - SET OF TWO	596721	1	110506-59-007	EA	KEYS - SET OF TWO	596727
2	110506-52-001	EA	CASE - LOCK - A= .65"	702371	2	110506-52-007	EA	CASE - LOCK - A= .65"	702377
2	110506-53-001	EA	CASE - LOCK - A= 1"	702381	2	110506-53-007	EA	CASE - LOCK - A= 1"	702387
2	110506-54-001	EA	CASE - LOCK - A= 1.25"	703171	2	110506-54-007	EA	CASE - LOCK - A= 1.25"	703177
1	110506-59-002	EA	KEYS - SET OF TWO	596722	1	110506-59-008	EA	KEYS - SET OF TWO	596728
2	110506-52-002	EA	CASE - LOCK - A= .65"	702372	2	110506-52-008	EA	CASE - LOCK - A= .65"	702378
2	110506-53-002	EA	CASE - LOCK - A= 1"	702382	2	110506-53-008	EA	CASE - LOCK - A= 1"	702388
2	110506-54-002	EA	CASE - LOCK - A= 1.25"	703172	2	110506-54-008	EA	CASE - LOCK - A= 1.25"	703178
1	110506-59-003	EA	KEYS - SET OF TWO	596723	1	110506-59-009	EA	KEYS - SET OF TWO	596729
2	110506-52-003	EA	CASE - LOCK - A= .65"	702373	2	110506-52-009	EA	CASE - LOCK - A= .65"	702379
2	110506-53-003	EA	CASE - LOCK - A= 1"	702383	2	110506-53-009	EA	CASE - LOCK - A= 1"	702389
2	110506-54-003	EA	CASE - LOCK - A= 1.25"	703173	2	110506-54-009	EA	CASE - LOCK - A= 1.25"	703179
1	110506-59-004	EA	KEYS - SET OF TWO	596724	3	110506-40-700	EA	HARDWARE KIT	
2	110506-52-004	EA	CASE - LOCK - A= .65"	702374	4	110506-50-000	EA	CASE - TWIST LOCK - A= .65"	596952
2	110506-53-004	EA	CASE - LOCK - A= 1"	702384	4	110506-51-000	EA	CASE - TWIST LOCK - A= 1"	596669
2	110506-54-004	EA	CASE - LOCK - A= 1.25"	703174	4	110506-55-000	EA	CASE - TWIST LOCK - A= 1.25"	597312AA1
1	110506-59-005	EA	KEYS - SET OF TWO	596725		110506-40-000	EA	CLIP-E - LOCK ASM.	93981
2	110506-52-005	EA	CASE - LOCK - A= .65"	702375		110506-64-000	EA	CAM - LOCK	322280
2	110506-53-005	EA	CASE - LOCK - A= 1"	702385		110506-68-000	EA	CAM - LOCK	322284
2	110506-54-005	EA	CASE - LOCK - A= 1.25"	703175		110506-71-000	EA	CAM - LOCK	322287
						110506-59-701	EA	KEY BLANK - GOLD	
						130444-01-01A	EA	CAP - KEY IDENTIFIER - GRAY	

## WINDOW, VENT & EXTERIOR DOOR GROUP (CONTINUED)

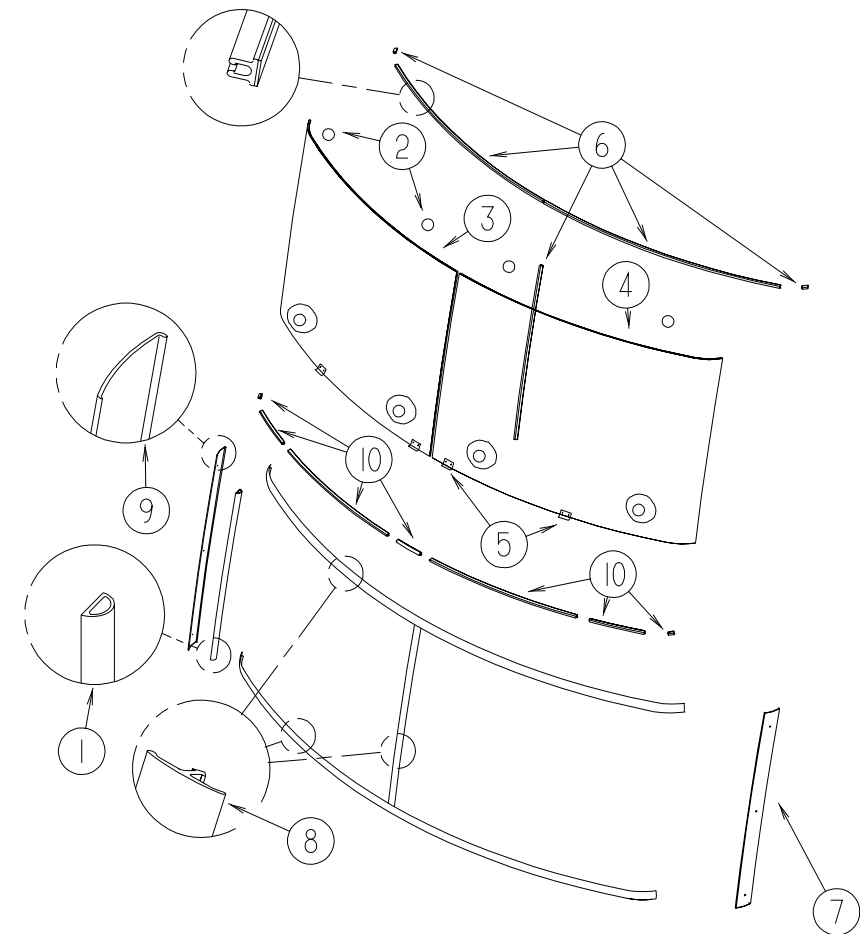
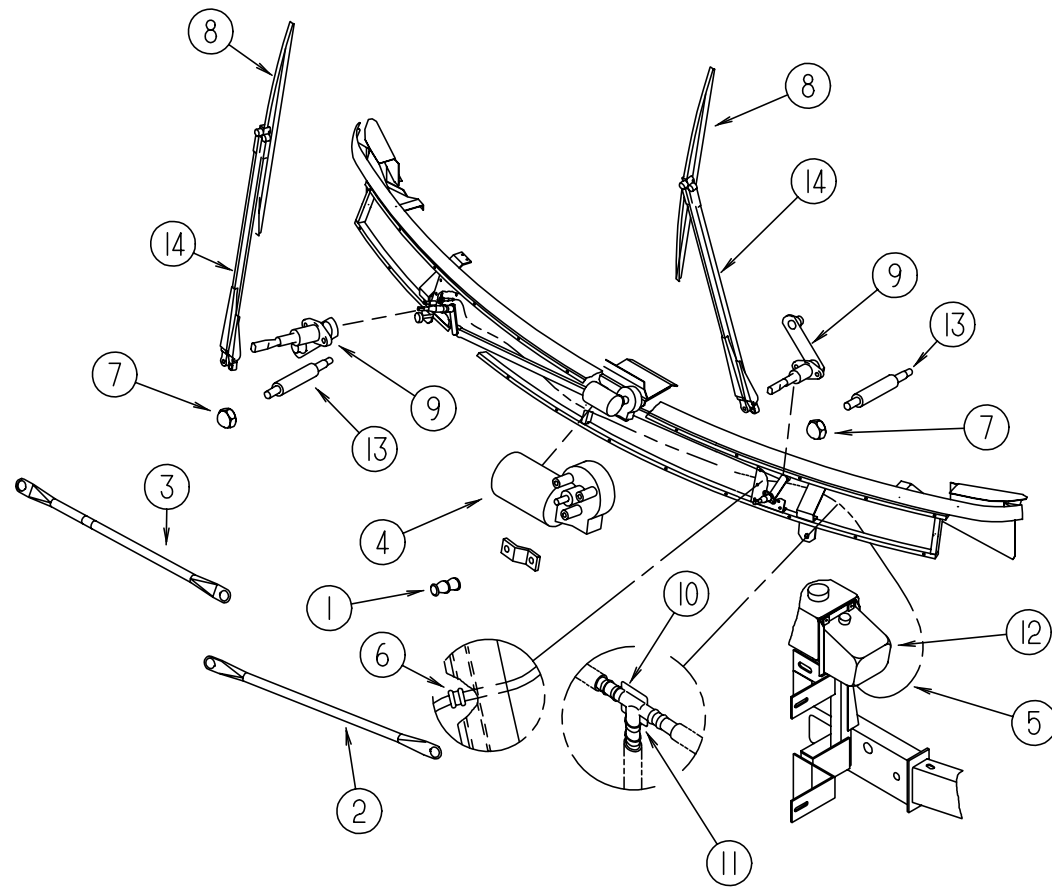


KEY	PART NUMBER	U/M	DESCRIPTION
1	115108-17-K58	EA	DOOR - ENTRY - W/SCREEN DOOR - W/O WINDOW (K58, K59)
1	115108-17-K62	EA	DOOR - ENTRY - W/SCREEN DOOR - W/O WINDOW (K62, K63)
1	115108-17-K60	EA	DOOR - ENTRY - W/SCREEN DOOR - W/O WINDOW (K64, K65)
1	115108-17-K33	EA	DOOR - ENTRY - W/SCREEN DOOR - W/O WINDOW (K26, K27)
2	121893-01-01A	EA	FRAME - DOOR - ENTRANCE - BOTTOM - BRIGHT WHITE
3	121894-09-02A	EA	FRAME - DOOR - ENTRANCE
4	120863-02-000	EA	BUMPER - RUBBER - 1" DIAMETER X 1.50"
5	112782-05-01A	EA	CAP - VINYL - RED
6	112782-02-01A	EA	LATCH - INTERIOR PLATE
7	098173-01-04A	EA	STIFFENER - ENTRY DOOR - SUPPORTS LATCH/ STRIKE AREA - UNPAINTED
8	112782-07-01A	EA	LATCH - EXTERIOR - W/O MAIN CYLINDER W/DEADBOLT LOCK/KEY
9	112782-04-01A	EA	GASKET
10	112782-03-01A	EA	LATCH - SINGLE ROTOR
11	092927-03-000	EA	STRIKER - ROUND - JAMB MOUNTED
	077461-03-000	EA	COVER - STRIKE - ENTRY DOOR - 6.5" X 2.5" - WHITE PLASTIC
	039715-01-000	EA	NUT-SERT - 1/4" DIAMETER - 20 THREADS (ENTRANCE DOOR HINGE)
	041546-08-000	EA	BRACKET - DOOR ANGLE - OFF WHITE
	075671-04-000	FT	SEAL - SPONGE - LAZY T SHAPE - W/ ADHESIVE STRIP - .5" WIDE
12	100412-01-000	EA	CATCH - SCREEN DOOR
13	078595-01-000	EA	TOP PLATE - SCREEN DOOR - CURVED TOP - 4.7" X 25.35"
14	044582-44-000	EA	CAP - DRIP - ENTRY DOOR - ALUMINUM - BRIGHT WHITE

KEY	PART NUMBER	U/M	DESCRIPTION
15	106719-01-05A	EA	HINGE - ENTRANCE DOOR - BRIGHT WHITE
	076725-02-000	EA	COVER - HINGE - ENTRY DOOR - 6" X 3.2" - OFF WHITE
	102248-01-000	EA	SHIM - DOOR
	116111-02-01A	EA	SCREW - TAPTITE - 1/4-20 X 3/8 PPH - ZINC
	118929-01-01A	FT	SEAL - PILE - PUSH ON
16	121898-07-02A	EA	JAMB - DOOR - ENTRANCE
17	078777-08-000	FT	CHANNEL SLIDER
18	079086-03-000	EA	SLIDER - SCREEN DOOR - BRIGHT WHITE
19	001014-01-013	EA	INSERT - CENTER - 10.25" X 16.31" - UNPAINTED
20	002294-01-000	FT	SPLINE - SCREENING - .135" X .138"
21	002293-02-000	SF	SCREENING - WINDOW/ DOOR - 26"
	075673-01-000	FT	SEAL - PILE - ADHESIVE BACK - GRAY
22	078552-03-000	EA	KICK PANEL - SCREEN DOOR - LOWER INSERT - UNPAINTED
	078595-01-000	EA	TOP PLATE - SCREEN DOOR - CURVED TOP - 4.7" X 25.35"
23	051049-01-000	EA	JAMB - BOTTOM - ENTRY DOOR - 25.9" - UNPAINTED
24	117077-02-J70	EA	DOOR - SCREEN
25	104099-01-04A	EA	CATCH - DOOR HOLDER - STRIKE - BRIGHT WHITE
26	104099-02-04A	EA	CATCH - DOOR HOLDER - RETAINER - BRIGHT WHITE
	115222-02-01A	EA	GARNISH - RADIUS - ENTRY DOOR
	009126-03-000	EA	HANDLE - ASSIST - BLACK TEXTURED
	120863-06-000	EA	BUMPER - RUBBER - 3/4" X 3/8"

## WINDSHIELD & WIPER GROUP

## WINDSHIELD & WIPER GROUP (CONTINUED)



### WINDSHIELD WIPER ASM

### WINDSHIELD MOLDINGS & GLASS

KEY	PART NUMBER	U/M DESCRIPTION	VENDOR NO.
1	067188-01-000	EA STUD - CRANK - WIPER MOTOR	
	117322-01-000	EA SCREW - 1/4-28 UNFINISHED - 2A - TORX	
2	117770-01-000	EA LINK - CONNECTING - 24" - CLOSED GROMMET/OPEN GROMMET	
3	117770-02-000	EA LINK - CONNECTING - 24" - CLOSED GROMMET/CLOSED GROMMET	
4	104346-04-000	EA MOTOR - WIPER W/INTERNAL BREAKER (GM)	
4	104346-05-000	EA MOTOR - WIPER W/INTERNAL BREAKER - DYNAMIC PARK (FORD)	
	104347-04-000	EA ARM - DRIVE - WIPER MOTOR	
	117322-01-000	EA SCREW - 1/4-28 UNFINISHED - 2A - TORX	
5	045794-01-000	FT HOSE - WASHER - WINDSHIELD - 5/32" ID - BLACK	
6	061603-01-000	EA GROMMET - SNAP - 3/16"ID - 3/8" HOLE - PLASTIC BLACK	
7	077049-02-000	EA NUT - ACORN - 10-32 BLACK/ANODIZED	
8	095964-01-000	EA BLADE - WINDSHIELD WIPER - 24"	
	095964-01-700	EA BLADE - REFILL24" EA = 1 PAIR	12360
9	096505-09-000	EA SHAFT/PIVOT - WINDSHIELD WIPER	
	096505-02-700	EA DRIVER - KNURLED,(HD) BRL .687	NT721017
	096505-02-701	EA NUT - HEX (HD) W/.687 BARREL	NT721021
	096505-02-702	EA CAP - RUBBER (HD) BARREL .687	CP721084
	096505-02-703	EA CAP - NUT(ACORN) HD W/.687 BRL	51065-40-NT27WC
10	110605-01-000	EA TEE - PLASTIC - BARBED - 1/8" X 1/8" X 3/16"	
11	117765-03-000	EA CONNECTOR - 5/32" - WINDSHIELD WASHER	
12	117766-02-000	EA RESERVOIR/PUMP - WINDSHIELD WASHER	
13	117768-01-000	EA SHAFT - ADAPTER - PANTOGRAPH ARM	
14	117769-01-000	EA ARM - WIPER - PANTOGRAPH - 28"	
	110742-02-000	EA GASKET - WIPER	
	096931-01-700	FT HOSE - WIPER	XTU-66-0001

KEY	PART NUMBER	U/M DESCRIPTION
1	099418-01-000	FT SEAL - D-SECTION/ADHESIVE BACK - .44" X .44" - BLK RUBBER
2	081914-01-000	EA BUMPER - RUBBER - ROUND - .43" DIAMETER
3	124328-01-000	EA WINDSHIELD - PASSENGER - 51.5" X 44.3" (CURVED)
4	124328-02-000	EA WINDSHIELD - DRIVER - 51.5" X 44.3" (CURVED)
5	002328-02-000	EA BLOCK - WINDSHIELD - .062" X .5" X .98"
6	127862-01-000	EA CARRIER - REVEAL - WINDSHIELD - 47.2"
7	125384-04-02A	EA TRIM - WINDSHIELD - A-PILLAR - DRIVER - BLACK
7	125384-04-01A	EA TRIM - WINDSHIELD - A-PILLAR - DRIVER - MILL
8	120533-01-000	FT MOLDING - REVEAL - WINDSHIELD
9	125384-03-02A	EA TRIM - WINDSHIELD - A-PILLAR - PASSENGER - BLACK
9	125384-03-01A	EA TRIM - WINDSHIELD - A-PILLAR - PASSENGER - MILL
10	117335-01-000	EA CARRIER/REVEAL - 94.6" W/ADHESIVE BACKING