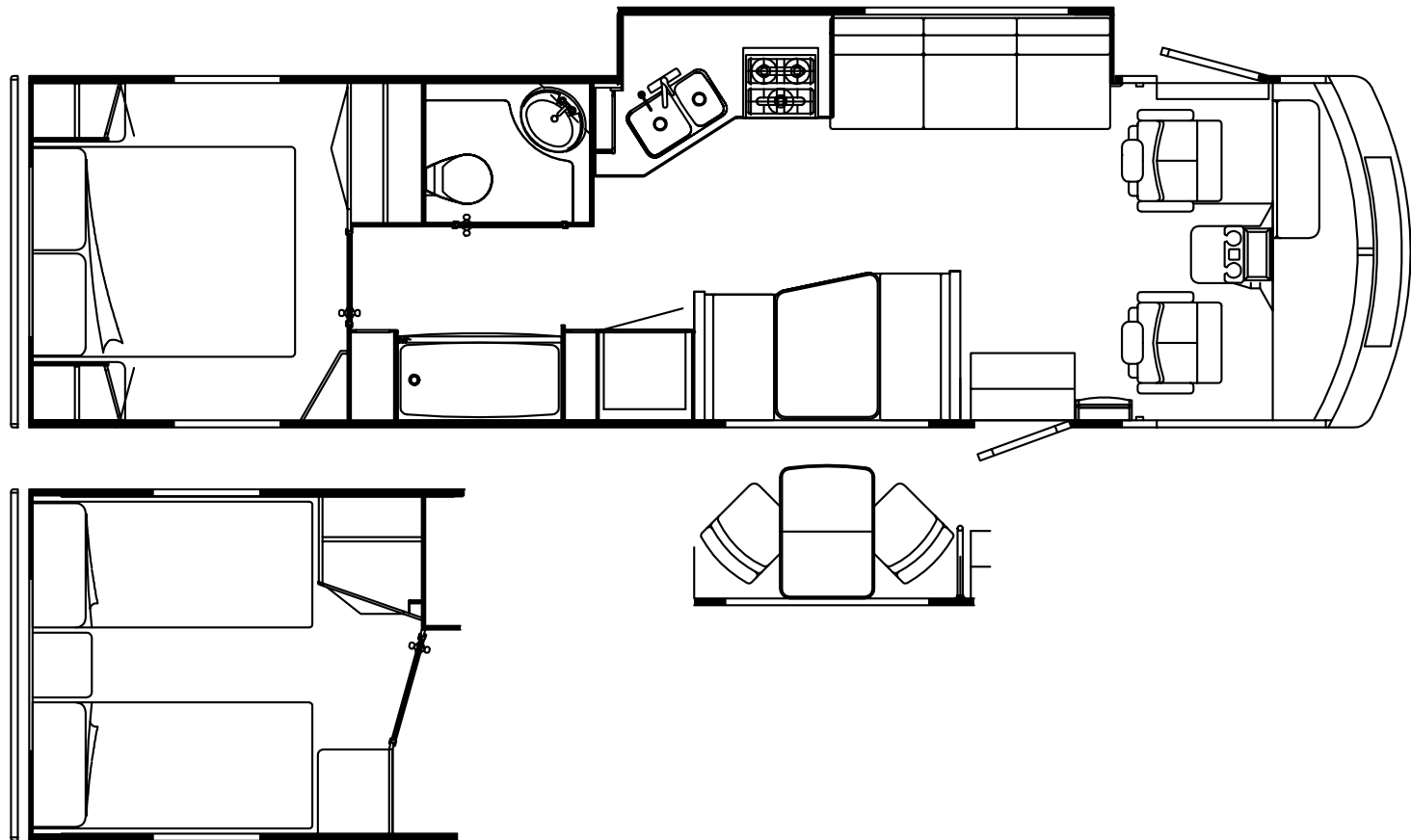



1999 IFG33B

- K58** **CLOUD (GRAY)**
(WASHED MAPLE)
- K59** **CLOUD (GRAY)**
(WATERFORD OAK)
- K62** **CASTLETON (TAUPE)**
(WASHED MAPLE)
- K63** **CASTLETON (TAUPE)**
(WATERFORD OAK)
- K64** **MINT (GREEN)**
(WASHED MAPLE)
- K65** **MINT (GREEN)**
(WATERFORD OAK)
- K26** **SEASPRAY (TEAL)**
(WASHED MAPLE)
- K27** **SEASPRAY (TEAL)**
(WATERFORD OAK)



ACCESSORIES GROUP

OPERATOR MANUAL

KEY	PART NUMBER	U/M DESCRIPTION
	054185-J1-000	EA MANUAL - OPERATOR 99 SUNCRUISER
	129079-01-01A	EA CASE - VINYL/BLACK-EXPANDABLE ACCORDION SIDES-7"WX9"HX14"L
	129543-01-000	EA TOP LEVEL - G,1999

AUDIO VIDEO GROUP

RADIO SYSTEMS & ANTENNA

KEY	PART NUMBER	U/M DESCRIPTION	VENDOR NO.
	127516-03-000	EA RADIO - AM/FM STEREO - CD PLAYER - PANASONIC	- CQ-DP930
	127264-01-000	EA RADIO - AM/FM STEREO - CASSETTE - PANASONIC	- CQ-R111U
	127264-01-700	EA TRIM RING	YFC054C044ZB
	127264-01-701	EA KNOB - VOLUME	YFE074C045ZA
	127264-01-702	EA KNOB - FADER	YEFE074C026
	127264-01-703	EA FACTORY HARNESS	YAJ024C048ZB
	124881-01-000	EA AMPLIFIER - AUDIO	
	110469-01-000	EA SPEAKER - 4" X 6" OVAL - COAXIAL	
	110470-01-01A	EA GRILLE - 4" X 6" OVAL - BLACK	
	094097-01-000	EA SPEAKER - RADIO/TV - W/O GRILLE - 5.25" DIAMETER	
	077069-02-000	EA CABLE - ANTENNA/EXTENSION - RADIO - 96"	
	123256-01-000	EA ANTENNA - CB - W/O CABLE	
	123256-02-000	EA CABLE - CB - COAX	
	090944-01-000	EA ANTENNA - RADIO - 16" RUBBER	
	108847-01-000	EA BRACKET - ANTENNA GROUND	
	115916-01-01B	EA BRACKET - ANTENNA MOUNT	
	109889-04-000	EA EXTENDER - ANTENNA SHAFT - 3"	

DELUXE SOUND SYSTEM

KEY	PART NUMBER	U/M DESCRIPTION
	124883-02-000	EA SPEAKER - CUBE - W/BRACKET
	124884-01-000	EA SPEAKER - 6" X 9" - SUB-WOOFER
	124885-01-000	EA GRILLE - SPEAKER - 6" X 9" - SUB-WOOFER
	124881-01-000	EA AMPLIFIER - AUDIO

REAR MONITOR SYSTEM

KEY	PART NUMBER	U/M DESCRIPTION	VENDOR NO.
	093040-09-000	EA CAMERA - REAR VIEW - W/BRACKET - SONY	
	093040-10-000	EA MONITOR - 7" REAR VIEW - W/BRACKET - SONY	
	093040-10-700	EA LENS - MONITOR - REAR VIEW F/7"	3-708-537-01
	096717-03-000	EA WIRE ASSEMBLY - REAR MONITOR - AFTER MARKET INSTALLATION	
	108885-02-000	EA WIRE - REAR MONITOR(W/3 PIN HOUSING F/FUSE BLOCK) CHEVY	
	093041-01-000	EA CABLE - MONITOR/CAMERA - INTERNAL USE - 65.6'	
	093041-02-000	EA CABLE - MONITOR/CAMERA - EXTERNAL USE - 59.1'	

PATIO ENTERTAINMENT CENTER

KEY	PART NUMBER	U/M DESCRIPTION
	110469-01-000	EA SPEAKER - OVAL - 4" X 6" - BLACK
	110470-01-01A	EA GRILLE - SPEAKER - OVAL - 4" X 6" - BLACK
	077069-02-000	EA CABLE - ANTENNA - RADIO - EXTENSION 96"
	125322-02-000	EA RADIO - AM/FM STEREO - CASSETTE - AUDIOVOX - MS-306
	090944-01-000	EA ANTENNA - RADIO - 16" RUBBER
	108847-01-000	EA BRACKET - ANTENNA GROUND
	109889-04-000	EA ANTENNA - 3" SHAFT EXTENDER - MAGNADYNE RV71EX3

TELEPHONE

KEY	PART NUMBER	U/M DESCRIPTION
	093253-01-01A	EA PLATE - WALL - TELEPHONE - BEIGE
	130686-01-01A	EA PLATE - WALL - TELEPHONE/COAX - WHITE

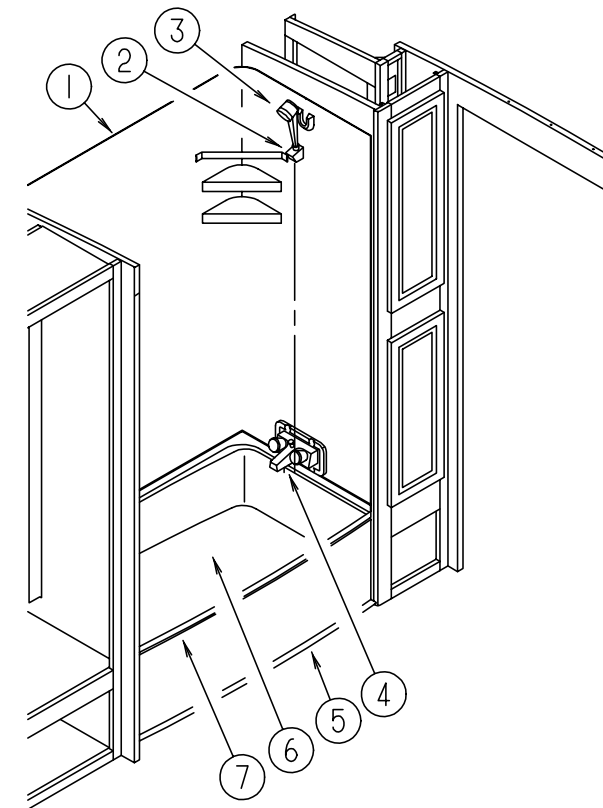
AUDIO VIDEO GROUP (CONTINUED)

TV & VCR SYSTEMS

KEY	PART NUMBER	U/M	DESCRIPTION	VENDOR NO.
*	076319-23-000	EA	ANTENNA - TV - ROOF MOUNT - 44.5" MAST	
*	120233-01-000	EA	ANTENNA - SATELLITE (DISH & HDW) W/O RECEIVER - MANUAL FROM: 00-00-00 THRU: 07-15-98	
*	120233-04-000	EA	ANTENNA - SATELLITE - W/DIGITAL SENSOR/READ OUT DISPLAY FROM: 07-16-98 THRU: 99-99-99	
	086231-08-000	EA	TV - 13" COLOR - DC - AUDIOVOX	
	086231-08-700	EA	REMOTE - UNIVERSAL	8822325
	126696-02-000	EA	TV - 19" COLOR W/1/8" JACK - UL/CSA	
	126696-01-700	EA	REMOTE	226725
	126697-02-000	EA	VCR-VHS - CABLE READY - W/REMOTE	
	126697-02-700	EA	REMOTE	238513
	086757-03-000	EA	CONTROL CENTER - SWITCH - VCR/TV FROM: 00-00-00 THRU: 11-08-98	
	086757-04-000	EA	CONTROL CENTER - SWITCHING - 5 INPUTS FROM: 11-09-98 THRU: 99-99-99	
	115466-06-02B	EA	TIEDOWN STRAP - TV - E-COATED STEEL FROM: 00-00-00 THRU: 10-20-98	
	115466-20-02B	EA	TIEDOWN STRAP - TV - E-COATED STEEL FROM: 10-21-98 THRU: 99-99-99	
	086777-02-000	EA	WALLPLATE - TV CABLE - W/ANTENNA SWITCH - BROWN	
	086777-06-000	EA	WALLPLATE - TV CABLE - ANTENNA BOOSTER/1 OUTPUT - BROWN	
	086756-01-000	EA	SPLITTER - TV - 2 WAY	
	076319-09-000	EA	WALLPLATE - CABLE RECEPTACLE - TV - SINGLE - BROWN	
	076319-08-000	EA	WALLPLATE - CABLE RECEPTACLE - TV - SINGLE - IVORY	
	076319-03-000	FT	CABLE - COAXIAL - 75 OHM	
	076319-12-000	EA	CONNECTOR - COAXIAL - ONE PIECE	
	086231-08-701	EA	ADAPTER - WIRE	0891436
	082134-01-000	EA	ADAPTER - TV - CABLE TO CABLE	
	098819-01-000	EA	SPEAKER - 4" - 2 WATT - 8 OHM	
	082136-01-000	EA	NUT - HEX JAM - 3/8-32	
	114870-02-000	EA	PLUG - .14" AUDIO W/LEADS	
*	076319-25-000	EA	KIT - HARDWARE INTERIOR	

*COMPONENT PARTS FOUND IN SERVICE PARTS LIBRARY

BATH GROUP

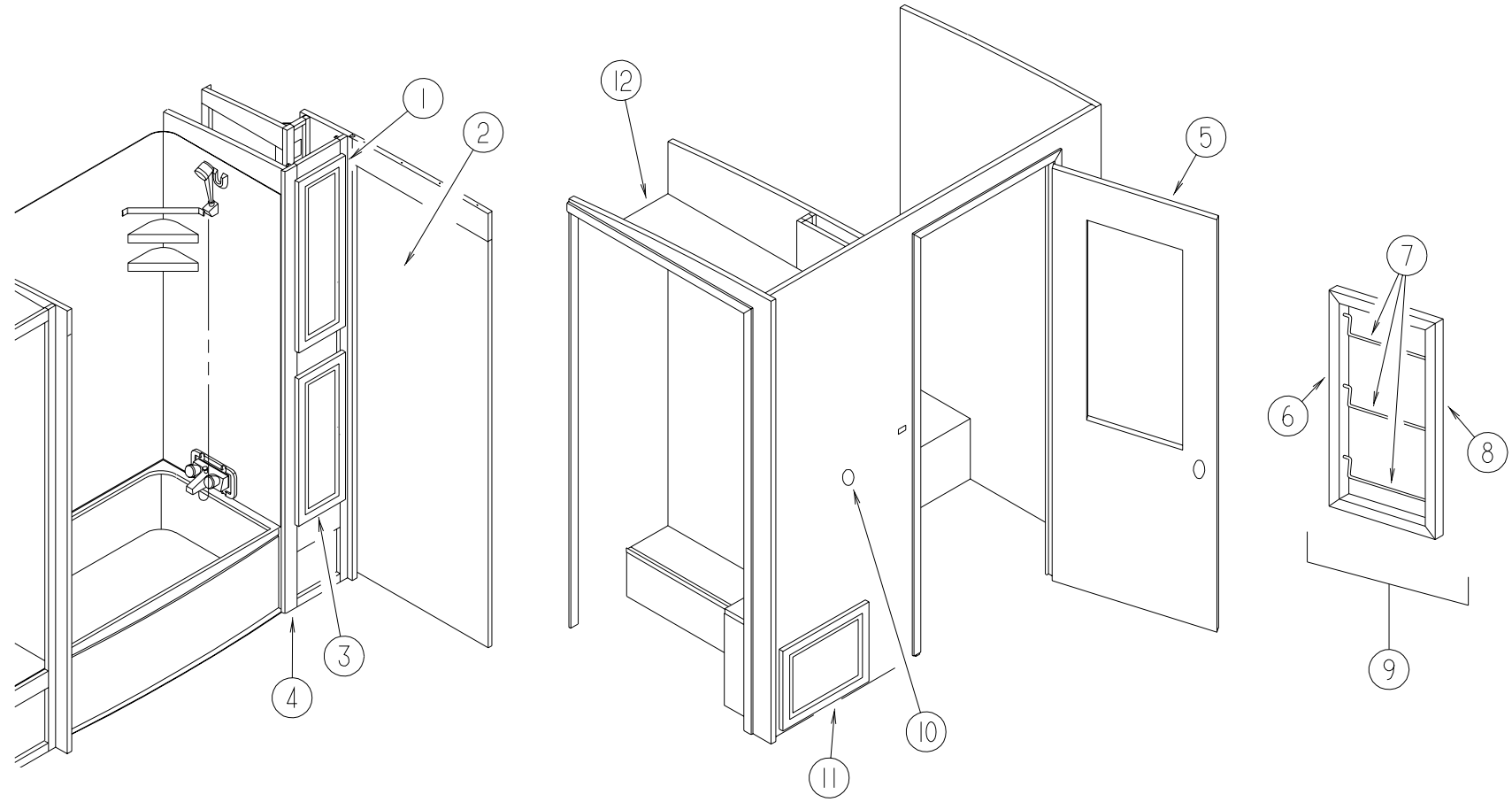


SHOWER CABINET

KEY	PART NUMBER	U/M	DESCRIPTION	VENDOR NO.
1	110541-01-01A	EA	SURROUND - SHOWER/TUB W/MOLDED ROD BRACKETS	
2	011048-03-700	EA	BRACKET - F/SHOWER HEAD	2328029-I
3	131383-01-01A	EA	SHOWER HEAD - W/HOSE & BRACKET - 60" - IVORY	
3	131383-02-01A	EA	SHOWER HEAD - W/HOSE & BRACKET - 60" - CSA- IVORY	
	103092-01-702	EA	SEALS - SPRAY HEAD	24466
4	075242-04-000	EA	FAUCET - TUB/SHOWER - BONE	
	075606-01-000	EA	PANEL - PLASTIC - FAUCET BACK - 5" X 9"	
5	111035-01-01A	EA	PANEL - FILLER - TUB/SHOWER	
6	M02630-33-GV0	EA	SHOWER PAN - W/SPRING LOADED DRAIN PLUNGER	
6	M02630-25-E37	EA	SHOWER PAN - W/STRAINER/TAILPIECE - CSA	
7	115793-01-01A	EA	ANGLE - PLASTIC	
	115011-01-01A	EA	SHOWER DOOR - BYPASS W/50" LOWER TRACK	

BATH GROUP (CONTINUED)

LINEN & BATH CABINETS (QUEEN BED)

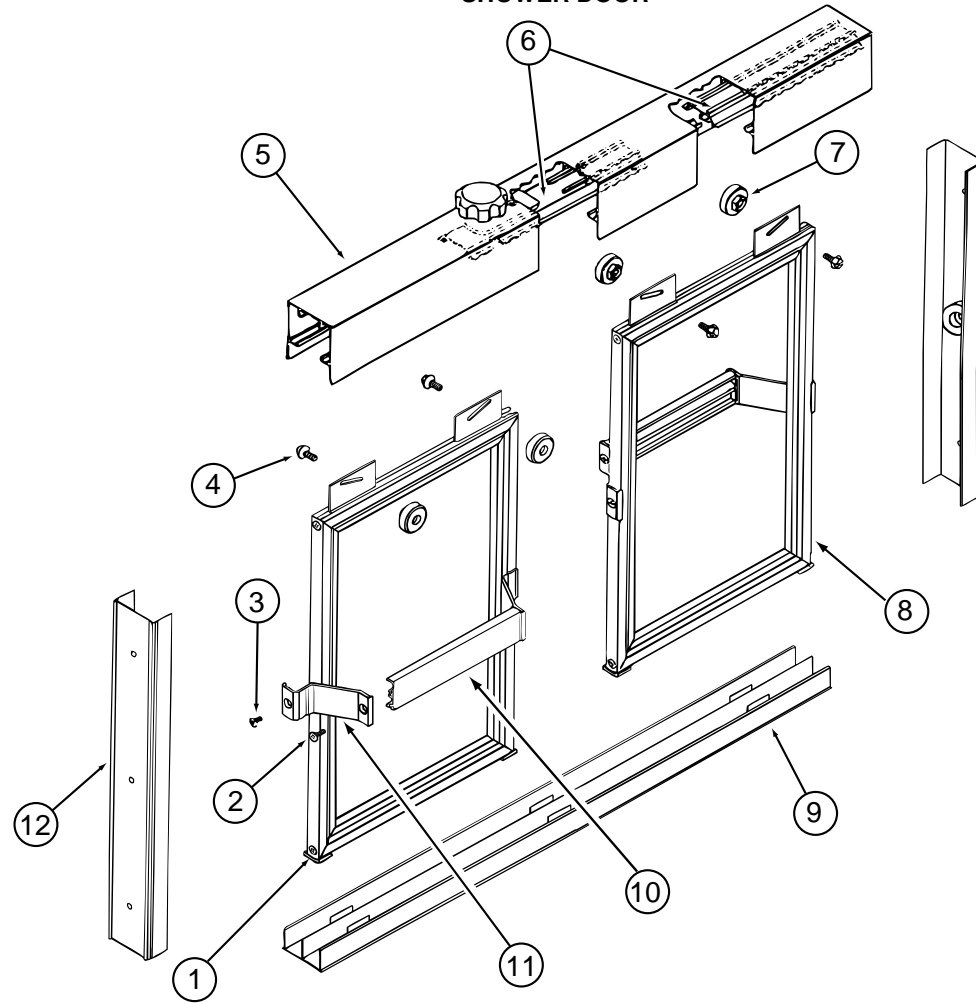


KEY	PART NUMBER	U/M	DESCRIPTION
1	131995-25-K28	EA	DOOR - SOLID PANEL - 10" X 25.1" - W/O HARDWARE (OAK)
1	131995-25-K58	EA	DOOR - SOLID PANEL - 10" X 25.1" - W/O HARDWARE (MAPLE)
2	128967-13-K66	EA	DOOR - BATH (QUEEN BED) (OAK)
2	128967-13-K67	EA	DOOR - BATH (QUEEN BED) (MAPLE)
	129562-01-000	EA	STOP - DOOR - FOOT OPERATED
3	131995-24-K28	EA	DOOR - SOLID PANEL - 10" X 19.1" - W/O HARDWARE (OAK)
3	131995-24-K58	EA	DOOR - SOLID PANEL - 10" X 19.1" - W/O HARDWARE (MAPLE)
4	129509-01-K58	EA	CABINET - LINEN - W/O DOORS/HARDWARE (K58)
4	129509-01-K59	EA	CABINET - LINEN - W/O DOORS/HARDWARE (K59)
4	129509-01-K62	EA	CABINET - LINEN - W/O DOORS/HARDWARE (K62)
4	129509-01-K63	EA	CABINET - LINEN - W/O DOORS/HARDWARE (K63)
4	129509-01-K60	EA	CABINET - LINEN - W/O DOORS/HARDWARE (K64)
4	129509-01-K61	EA	CABINET - LINEN - W/O DOORS/HARDWARE (K65)
4	129509-01-K26	EA	CABINET - LINEN - W/O DOORS/HARDWARE (K26)
4	129509-01-K32	EA	CABINET - LINEN - W/O DOORS/HARDWARE (K27)
	129509-12-K66	EA	SHELF - W/EDGE MOLDING (OAK)
	129509-12-K67	EA	SHELF - W/EDGE MOLDING (MAPLE)
5	128967-18-K66	EA	DOOR - BATH (OAK)
5	128967-18-K67	EA	DOOR - BATH (MAPLE)
	102920-01-01A	EA	HINGE/SPRING LOADED - BRASS
	110496-01-01A	EA	HINGE - BRASS
	111155-03-01A	EA	LOCK - PRIVACY/LOCKING - POLISHED BRASS

KEY	PART NUMBER	U/M	DESCRIPTION
6	128967-52-J01	EA	MOLDING/SIDE RAIL - TOWEL BAR RACK - LEFT SIDE (OAK)
6	128967-52-K80	EA	MOLDING/SIDE RAIL - TOWEL BAR RACK - LEFT SIDE (MAPLE)
7	100357-01-000	EA	ROD - F/TOWEL BAR - BRASS
8	128967-53-J01	EA	MOLDING/SIDE RAIL - TOWEL BAR RACK - RIGHT SIDE (OAK)
8	128967-53-K80	EA	MOLDING/SIDE RAIL - TOWEL BAR RACK - RIGHT SIDE (MAPLE)
9	128967-51-J01	EA	RACK - TOWEL/BATH DOOR (OAK)
9	128967-51-K80	EA	RACK - TOWEL/BATH DOOR (MAPLE)
10	120760-01-000	EA	BUMPER - RUBBER - CLEAR
11	131995-M3-K28	EA	DOOR - ARCHED - 17.9" X 14.3" - W/O HARDWARE (OAK)
11	131995-M3-K58	EA	DOOR - ARCHED - 17.9" X 14.3" - W/O HARDWARE (MAPLE)
12	129510-12-K58	EA	SHELF - W/PLASTIC EDGE TRIM (K58)
12	129510-12-K59	EA	SHELF - W/PLASTIC EDGE TRIM (K59)
12	129510-12-K67	EA	SHELF - W/PLASTIC EDGE TRIM (K62)
12	129510-12-K66	EA	SHELF - W/PLASTIC EDGE TRIM (K63)
12	129510-12-K60	EA	SHELF - W/PLASTIC EDGE TRIM (K64)
12	129510-12-K61	EA	SHELF - W/PLASTIC EDGE TRIM (K65)
12	129510-12-K26	EA	SHELF - W/PLASTIC EDGE TRIM (K26)
12	129510-12-K32	EA	SHELF - W/PLASTIC EDGE TRIM (K27)

BATH GROUP (CONTINUED)

SHOWER DOOR



KEY	PART NUMBER	U/M	DESCRIPTION
	115011-01-01A	EA	SHOWER DOOR - BYPASS W/50" LOWER TRACK
1	115011-01-701	EA	GUIDE - NYLON (W-TRACK)
2	115011-01-707	EA	SCREW F/TOWEL BAR
3	115011-01-708	EA	SCREW F/TOWEL BAR BRKTS
4	115011-01-705	EA	SCREW - ROLLER (HEX HEAD)
5	115011-01-700	EA	HEADER - W/O ANTI JUMP GUARD
6	115011-01-710	EA	GUARD - ANTI JUMP

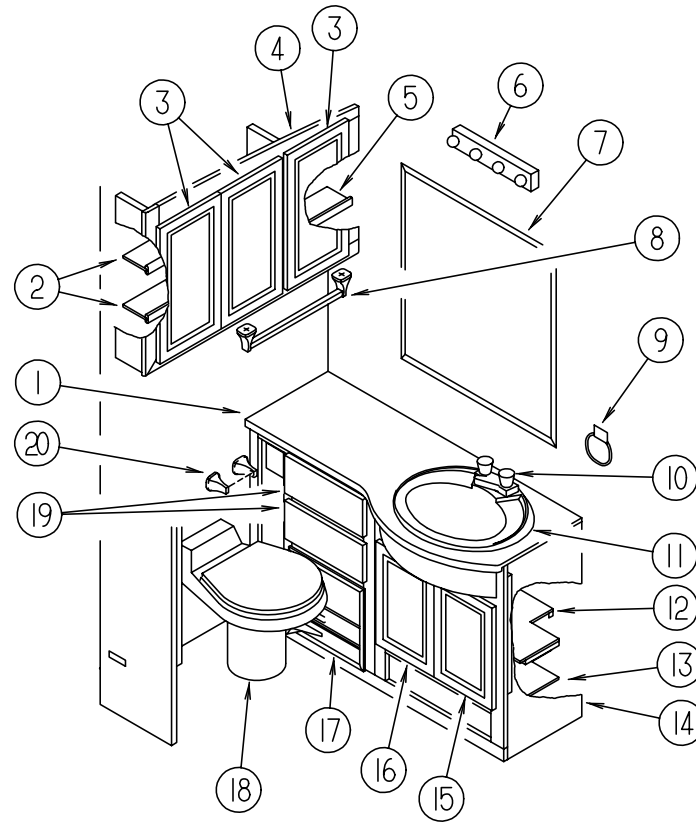
VENDOR NO.
1104
612F
638F
832HEX
120G
130

KEY	PART NUMBER	U/M	DESCRIPTION
7	115011-01-704	EA	ROLLERS
8	115011-01-706	FT	GLAZING VINYL
9	115011-01-709	EA	TRACK - BOTTOM - 50"
10	115011-01-703	EA	BAR - TOWEL
11	115011-01-702	EA	BRACKET - TOWEL BAR
12	115011-01-713	EA	JAMB - WALL SHOWER DOOR
	115011-01-711	EA	KNOB - TENSION (HEADER W/BOLT)
	115011-01-712	EA	BOLT - TENSION (HEADER)

VENDOR NO.
PN193
C 169
90
136
135
126
1420K-1420S
1420S

BATH GROUP (CONTINUED)

BATH CABINETS & COMPONENTS



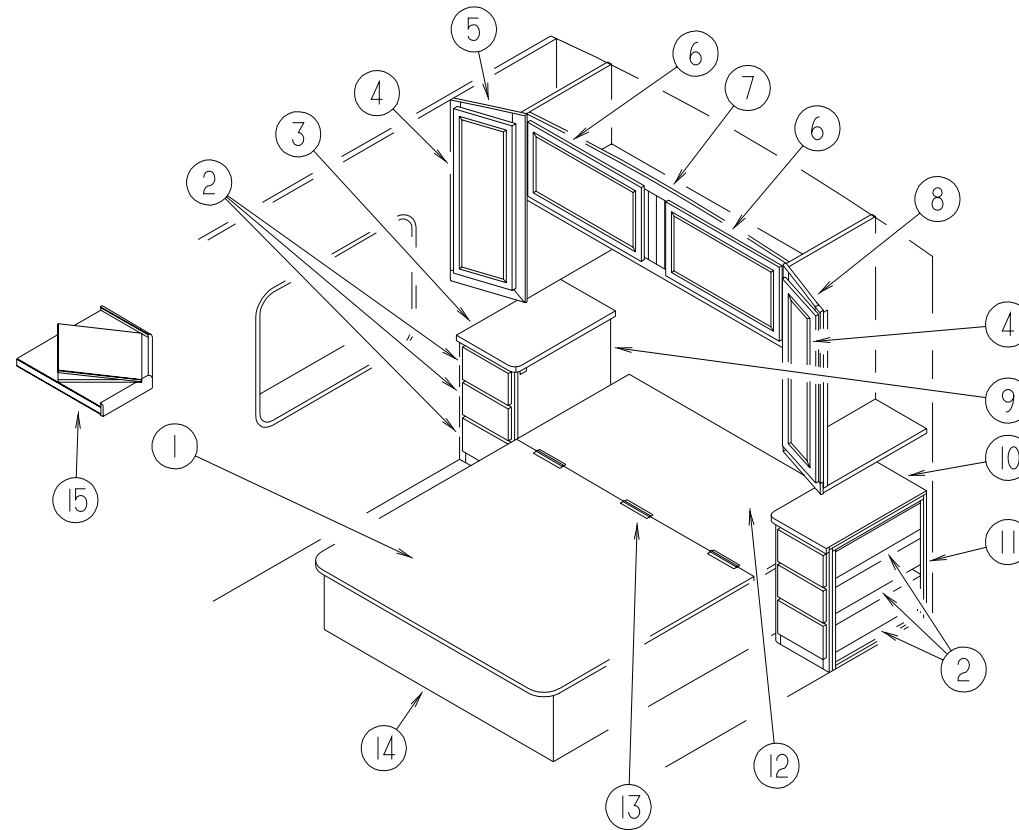
KEY	PART NUMBER	U/M	DESCRIPTION
1	128234-14-J26	EA	CTRTP - LAVATORY (K58, K59, K64, K65, K26, K27)
1	128234-14-J23	EA	CTRTP - LAVATORY (K62, K63)
2	126980-11-J60	EA	SHELF - W/PLASTIC EDGE TRIM (MAPLE)
2	126980-11-J94	EA	SHELF - W/PLASTIC EDGE TRIM (OAK)
3	131995-59-K58	EA	DOOR - SOLID PANEL - 11.4" X 21.8" - W/O HARDWARE (MAPLE)
3	131995-59-K28	EA	DOOR - SOLID PANEL - 11.4" X 21.8" - W/O HARDWARE (OAK)
4	126980-01-J60	EA	CABINET - OVERHEAD/BATH - W/O DOORS/HARDWARE (MAPLE)
4	126980-01-J94	EA	CABINET - OVERHEAD/BATH - W/O DOORS/HARDWARE (OAK)
5	126980-12-J60	EA	SHELF - W/PLASTIC EDGE MOLDING (MAPLE)
5	126980-12-J94	EA	SHELF - W/PLASTIC EDGE MOLDING (OAK)
6	110235-02-01A	EA	LIGHT - MAKE UP - 4 BULB PANLESS
7	058331-51-000	EA	MIRROR - SAFETY GLASS - 25.9" X 40"
8	075453-02-000	EA	BAR - TOWEL - 18" BRASS
9	075454-02-000	EA	RING - TOWEL - W/MOUNTING HARDWARE - BRASS
			FROM: 00-00-00 THRU: 12-13-98
	132046-01-01A	EA	RING - TOWEL - BRASS/METAL
			FROM: 12-14-98 THRU: 99-99-99
10	075240-06-000	EA	FAUCET - LAVATORY - BONE
	105218-01-01A	EA	SPACER - FAUCET/LAVATORY SINK - 2" X 5.9" - ABS PLASTIC
11	105921-01-01A	EA	SINK - LAVATORY - LARGE/OVAL - 17" X 20" PLASTIC/OFF WHITE
	106116-01-01A	EA	STRAINER - SINK - W/STOPPER/TAILPIECE/GASKET & NUT - PLASTIC
12	128234-12-J52	EA	SHELF - W/PLASTIC EDGE TRIM (MAPLE)
12	128234-12-J22	EA	SHELF - W/PLASTIC EDGE TRIM (OAK)

KEY	PART NUMBER	U/M	DESCRIPTION
13	128234-13-J52	EA	SHELF - W/PLASTIC EDGE TRIM (MAPLE)
13	128234-13-J22	EA	SHELF - W/PLASTIC EDGE TRIM (OAK)
14	128234-03-K58	EA	CABINET - LAVATORY - W/CTRTP - W/O DOORS/DRAWERS/HDW (K58, K64, K26)
14	128234-03-K30	EA	CABINET - LAVATORY - W/CTRTP - W/O DOORS/DRAWERS/HDW (K59, K65, K27)
14	128234-03-K62	EA	CABINET - LAVATORY - W/CTRTP - W/O DOORS/DRAWERS/HARDWARE (K62)
14	128234-03-K32	EA	CABINET - LAVATORY - W/CTRTP - W/O DOORS/DRAWERS/HARDWARE (K63)
15	131995-39-K58	EA	DOOR - SOLID PANEL - 10.8" X 16.5" - W/O HARDWARE (MAPLE)
15	131995-39-K28	EA	DOOR - SOLID PANEL - 10.8" X 16.5" - W/O HARDWARE (OAK)
16	131995-37-K58	EA	DOOR - SOLID PANEL - 10.8" X 16.5" - W/O HARDWARE (MAPLE)
16	131995-37-K28	EA	DOOR - SOLID PANEL - 10.8" X 16.5" - W/O HARDWARE (OAK)
17	097208-07-J70	EA	MAGAZINE RACK (MAPLE)
			FROM: 00-00-00 THRU: 04-01-99
	131096-02-K58	EA	WALL POCKET - MAGAZINE RACK (MAPLE)
			FROM: 04-02-99 THRU: 99-99-99
17	097208-07-J22	EA	MAGAZINE RACK (OAK)
			FROM: 00-00-00 THRU: 04-01-99
	131096-02-K16	EA	WALL POCKET - MAGAZINE RACK (OAK)
			FROM: 04-02-99 THRU: 99-99-99
18*	085330-06-000	EA	TOILET - STANDARD CHINA W/SPRAYER - BONE
19	M05971-65-J52	EA	DRAWER - OGEE EDGE - 12.2"W X 11.8"D - W/O SLIDES/HDW (MAPLE)
19	M05971-65-K28	EA	DRAWER - OGEE EDGE - 12.2"W X 11.8"D - W/O SLIDES/HDW (OAK)
20	075452-02-000	EA	HOLDER - TOILET TISSUE - BRASS

*COMPONENT PARTS FOUND IN SERVICE PARTS LIBRARY

BEDROOM GROUP

QUEEN BEDROOM

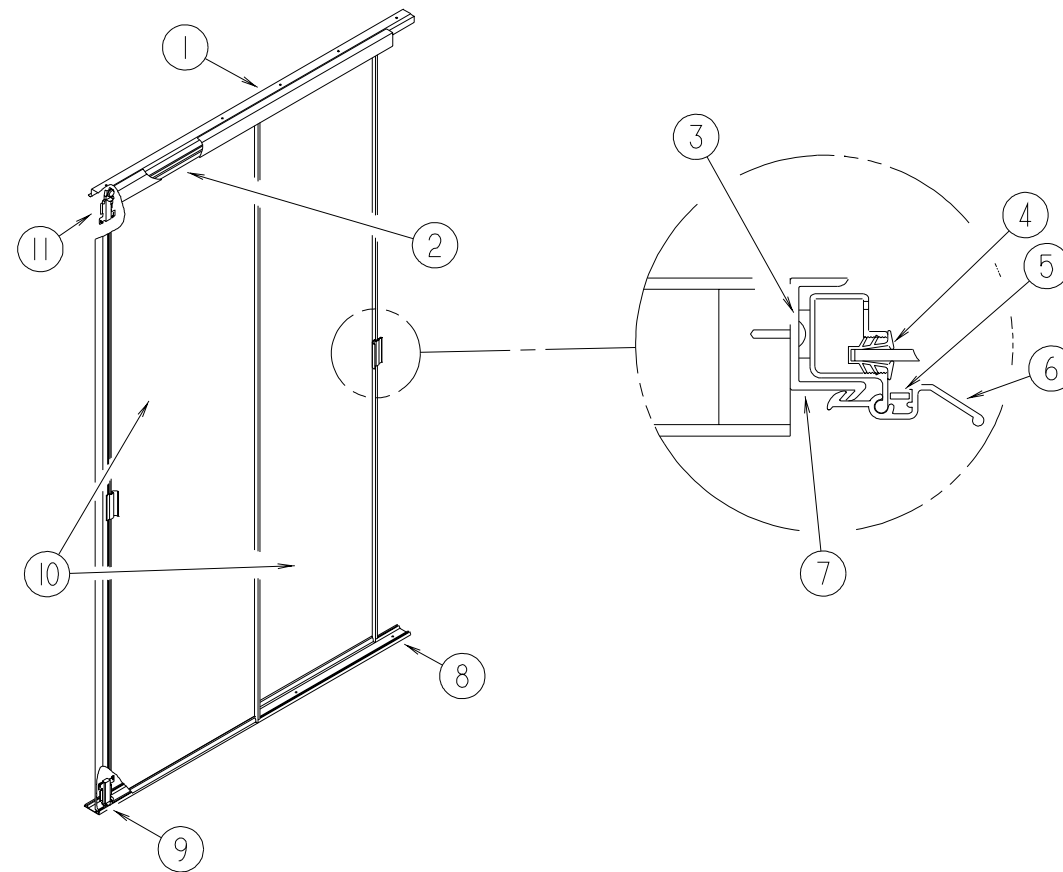


KEY	PART NUMBER	U/M	DESCRIPTION
1	M08093-05-K28	EA	TOP - QUEEN BED - W/O HARDWARE
2	M09316-14-K58	EA	DRAWER - OGEE EDGE - 10.7"W X 19.7"D - W/O SLIDES/HARDWARE (MAPLE)
2	M09316-14-K28	EA	DRAWER - OGEE EDGE - 10.7"W X 19.7"D - W/O SLIDES/HDW (OAK)
3	129251-19-K28	EA	CTRTP - NIGHTSTAND (K58, K59, K64, K65, K26, K27)
3	129251-19-K32	EA	CTRTP - NIGHTSTAND (K62, K63)
	132006-02-K58	EA	DOOR - MITERED EDGES - 14.3" X 36.4" - W/O HARDWARE (MAPLE)
4	132006-02-K28	EA	DOOR - MITERED EDGES - 14.3" X 36.4" - W/O HARDWARE (OAK)
5	116142-01-J54	EA	CABINET - SHIRT CLOSET/RIGHT HAND - W/O DOOR/HARDWARE (MAPLE)
5	116142-01-J22	EA	CABINET - SHIRT CLOSET/RIGHT HAND - W/O DOOR/HARDWARE (OAK)
6	131995-D4-K58	EA	DOOR - SOLID PANEL - 15.7" X 27.9" - W/O HARDWARE (MAPLE)
6	131995-D4-K28	EA	DOOR - SOLID PANEL - 15.7" X 27.9" - W/O HARDWARE (OAK)
7	106523-01-J60	EA	CABINET - OVERHEAD REAR - W/O DOORS/HARDWARE (MAPLE)
7	106523-01-G09	EA	CABINET - OVERHEAD REAR - W/O DOORS/HARDWARE (OAK)
8	116142-02-J60	EA	CABINET - SHIRT CLOSET/LEFT HAND - W/O DOOR/HARDWARE (MAPLE)
8	116142-02-J22	EA	CABINET - SHIRT CLOSET/LEFT HAND - W/O DOOR/HARDWARE (OAK)
9	129251-07-K58	EA	CABINET - NIGHTSTAND/RH - W/CTRTP -W/O DRAWERS/ HDW (K58, K64, K26)
9	129251-07-K68	EA	CABINET - NIGHTSTAND/RH - W/CTRTP -W/O DRAWERS/ HDW (K59, K65, K27)
9	129251-07-K62	EA	CABINET - NIGHTSTAND/RH - W/CTRTP -W/O DRAWERS/ HDW (K62)
9	129251-07-K63	EA	CABINET - NIGHTSTAND/RH - W/CTRTP -W/O DRAWERS/ HDW (K63)

KEY	PART NUMBER	U/M	DESCRIPTION
10	129251-20-K28	EA	CTRTP - NIGHTSTAND (K58, K59, K64, K65, K26, K27)
10	129251-20-K32	EA	CTRTP - NIGHTSTAND (K62, K63)
11	129251-08-K58	EA	CABINET - NIGHTSTAND/LH - W/CTRTP -W/O DRAWERS/ HDW (K58, K64, K26)
11	129251-08-K68	EA	CABINET - NIGHTSTAND/LH - W/CTRTP -W/O DRAWERS/ HDW (K59, K65, K27)
11	129251-08-K62	EA	CABINET - NIGHTSTAND/LH - W/CTRTP -W/O DRAWERS/ HDW (K62)
11	129251-08-K63	EA	CABINET - NIGHTSTAND/LH - W/CTRTP -W/O DRAWERS/ HDW (K63)
12	M08093-06-000	EA	TOP - QUEEN BED - W/O HARDWARE
13	041389-25-000	EA	HINGE - PIANO - 1.50" X 55"
14	P29654-02-K58	EA	CABINET - BASE - QUEEN BED (MAPLE)
14	P29654-02-K28	EA	CABINET - BASE - QUEEN BED (OAK)
15	127486-02-J60	EA	SHELF - TV - W/BRASS POST ENDS & RODS (MAPLE)
15	127486-02-J94	EA	SHELF - TV - W/BRASS POST ENDS & RODS (OAK)
	107796-06-000	EA	SPRING/GAS - 12" COMPRESSED/20" EXTENDED - 120 LB.
	126263-06-02B	EA	BRACKET - GAS SPRING - E-COATED (UPPER)
	126263-08-02B	EA	BRACKET - GAS SPRING - LOWER - E-COATED
	097872-04-000	EA	DOWEL - WOOD - 1" DIAMETER X 1.38" LONG
	091952-01-000	EA	CLIP - GRIPPER - 1"

BEDROOM GROUP (CONTINUED)

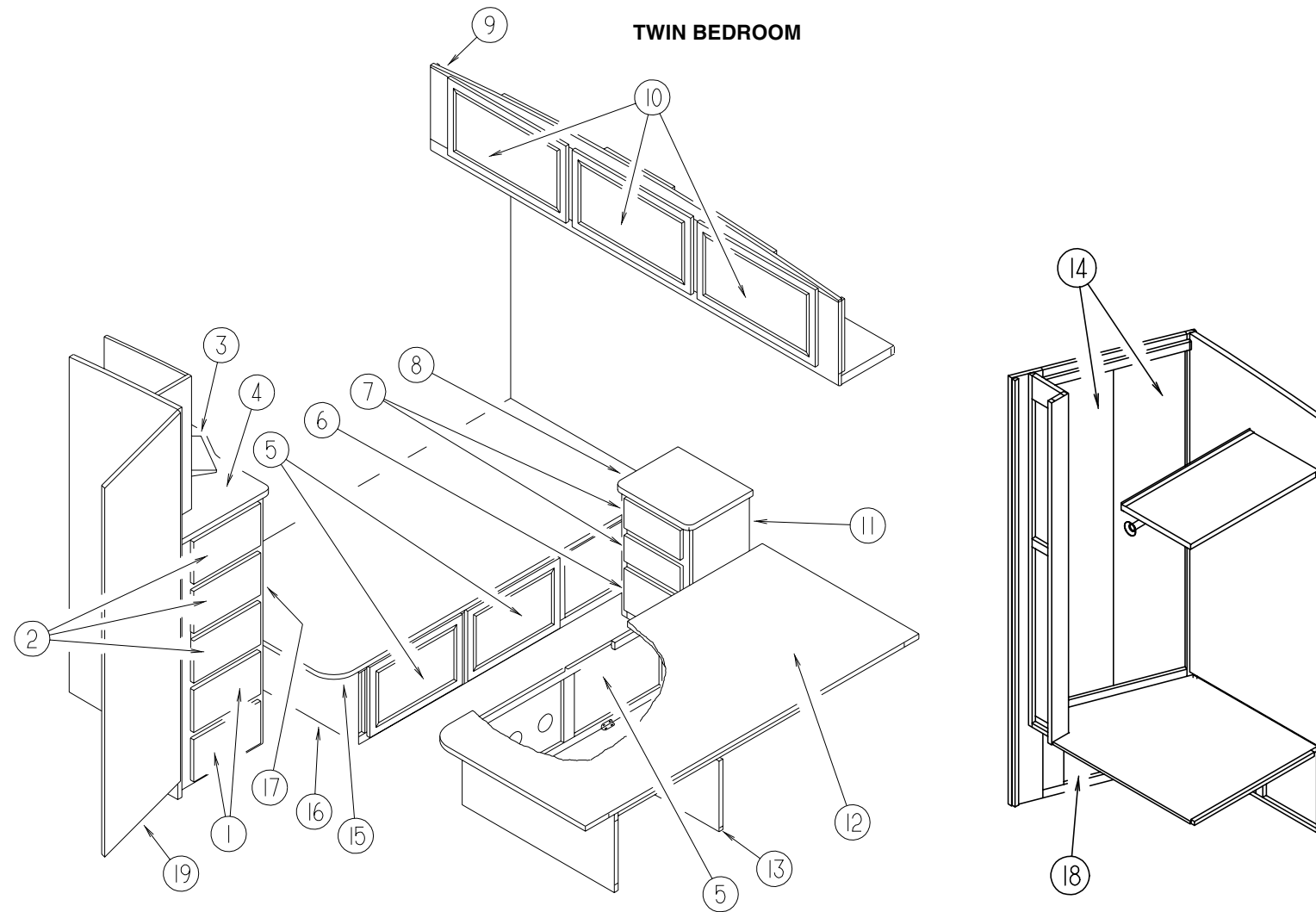
QUEEN BED WARDROBE DOOR



KEY	PART NUMBER	U/M	DESCRIPTION
1	114106-16-01A	EA	TRACK - DOOR - SLIDING - UPPER, TERRA
2	114107-12-01A	EA	RAIL - DOOR - SLIDING TERRATONE
3	123655-01-000	FT	SEAL - CLOSED CELL/FOAM
4	111575-01-01A	FT	CHANNEL - GLAZING - SWING DOOR
5	115541-01-000	EA	SPRING - DOOR - SLIDING
6	128587-01-01A	EA	LATCH - WARDROBE DOOR - W/O SPRING
FROM: 00-00-00 THRU: 02-07-99			

KEY	PART NUMBER	U/M	DESCRIPTION
6	132038-01-01A	EA	LATCH - DOOR/WARDROBE - TERRATONE
FROM: 02-08-99 THRU: 99-99-99			
7	115538-03-01A	EA	JAMB - DOOR - WARDROBE/MIRRORED
8	114105-16-01A	EA	TRACK - LOWER SLIDING DOOR - 36.6"
9	107391-01-000	EA	GUIDE - BOTTOM - BY-PASS (4 USED PER DOOR)
10	114149-17-J22	EA	DOOR - MIRRORED/WARDROBE
11	107390-01-000	EA	CORNER HANGER (SINGLE ROLLER W/BRACKET) (SOLD AS 1 EACH)

BEDROOM GROUP (CONTINUED)

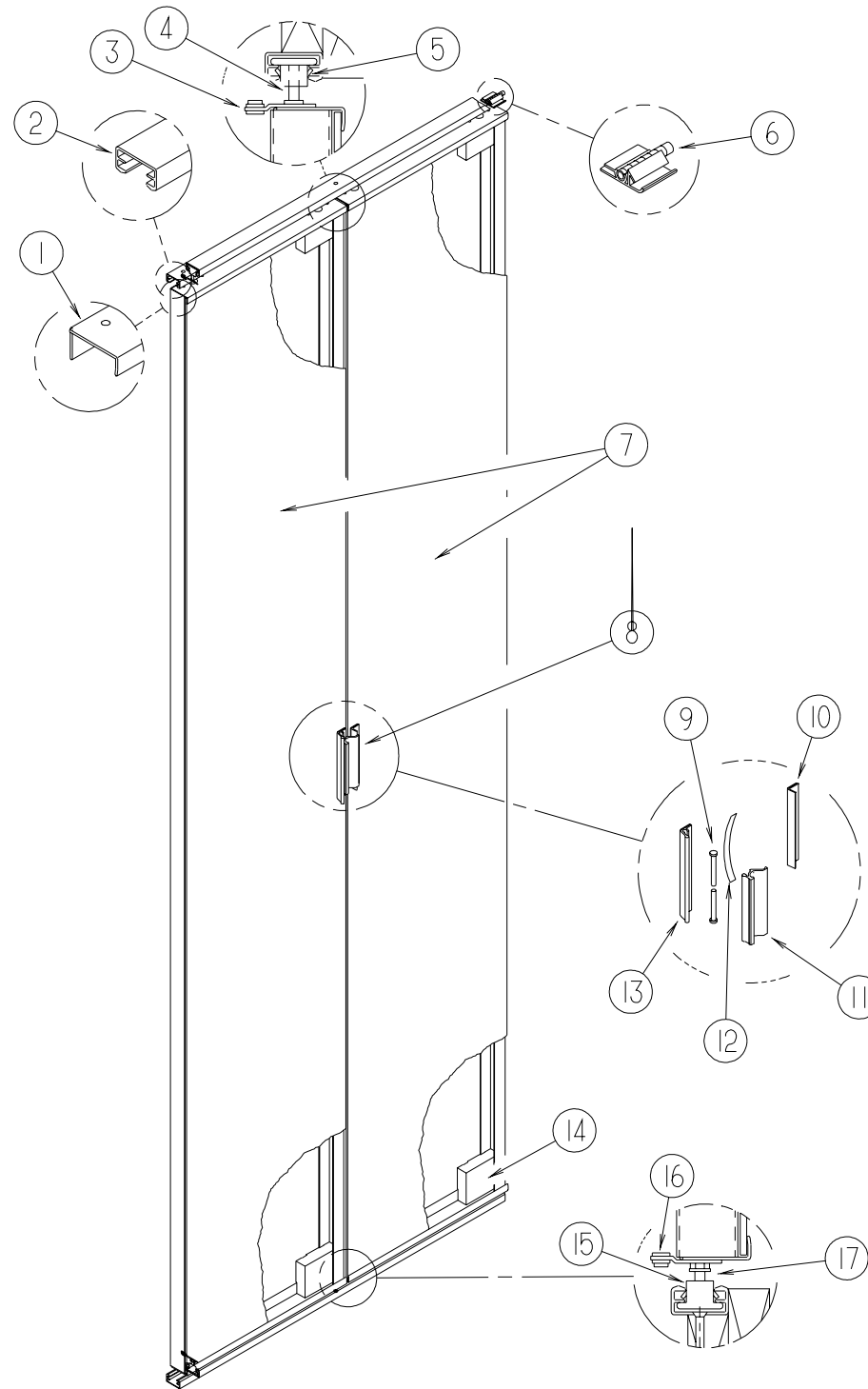


KEY	PART NUMBER	U/M	DESCRIPTION
1	M05971-HJ-J52	EA	DRAWER - OGEE EDGE - 14.8"W X 13.8"D - W/O SLIDES/HARDWARE (MAPLE)
1	M05971-HJ-K28	EA	DRAWER - OGEE EDGE - 14.8"W X 13.8"D - W/O SLIDES/HARDWARE (OAK)
2	M05971-HK-J52	EA	DRAWER - OGEE EDGE - 14.8"W X 15.8"D - W/O SLIDES/HARDWARE (MAPLE)
2	M05971-HK-K28	EA	DRAWER - OGEE EDGE - 14.8"W X 15.8"D - W/O SLIDES/HARDWARE (OAK)
3	127631-12-J94	EA	SHELF - W/WEDGE (OAK)
3	127631-12-J60	EA	SHELF - W/WEDGE (MAPLE)
4	127631-15-J61	EA	CTRTP - CHEST DRAWERS - TWIN - RIGHT HAND (K58, K59, K64, K65, K26, K27)
4	127631-15-J62	EA	CTRTP - CHEST DRAWERS - TWIN - RIGHT HAND (K62, K63)
5	131995-68-K67	EA	DOOR - SOLID PANEL - 12" X 21.8" - W/O HARDWARE (MAPLE)
5	131995-68-K66	EA	DOOR - SOLID PANEL - 12" X 21.8" - W/O HARDWARE (OAK)
6	M09316-12-K58	EA	DRAWER - OGEE EDGE - 13.5"W X 11.8"D - W/O SLIDES/HARDWARE (MAPLE)
6	M09316-12-K28	EA	DRAWER - OGEE EDGE - 13.5"W X 11.8"D - W/O SLIDES/HARDWARE (OAK)
7	M09316-13-K58	EA	DRAWER - OGEE EDGE - 13.5"W X 11.8"D - W/O SLIDES/HARDWARE (MAPLE)
7	M09316-13-K28	EA	DRAWER - OGEE EDGE - 13.5"W X 11.8"D - W/O SLIDES/HARDWARE (OAK)
8	129653-11-K28	EA	CTRTP - NIGHTSTAND (K58, K59, K64, K65, K26, K27)
8	104507-11-K32	EA	CTRTP - NIGHTSTAND (K62, K63)
9	116187-01-K58	EA	CABINET - OVERHEAD/REAR - W/O DOORS/HARDWARE - F/TWIN BED (MAPLE)
9	116187-01-K16	EA	CABINET - OVERHEAD/REAR - W/O DOORS/HARDWARE - F/TWIN BED (OAK)

KEY	PART NUMBER	U/M	DESCRIPTION
10	131995-D4-K58	EA	DOOR - SOLID PANEL - 15.7" X 27.9" - W/O HARDWARE (MAPLE)
10	131995-D4-K28	EA	DOOR - SOLID PANEL - 15.7" X 27.9" - W/O HARDWARE (OAK)
11	129653-01-K58	EA	CABINET - NIGHTSTAND - W/CTRTP - W/O DRAWERS/HDW (K58, K64, K26)
11	129653-01-K28	EA	CABINET - NIGHTSTAND - W/CTRTP - W/O DRAWERS/HDW (K59, K65, K27)
11	129653-01-K62	EA	CABINET - NIGHTSTAND - W/CTRTP - W/O DRAWERS/HDW (K62)
11	129653-01-K32	EA	CABINET - NIGHTSTAND - W/CTRTP - W/O DRAWERS/HDW (K63)
12	M08754-01-000	EA	TOP - TWIN BED/LEFT HAND - W/O HARDWARE
13	P26435-02-K58	EA	CABINET - BASE/TWIN BED - LEFT HAND - W/O DOORS/HARDWARE (MAPLE)
13	P26435-02-K28	EA	CABINET - BASE/TWIN BED - LEFT HAND - W/O DOORS/HARDWARE (OAK)
14	113970-07-J60	EA	DOOR - BIFOLD/MIRRORED
15	M08754-02-000	EA	TOP - TWIN BED/RIGHT HAND - W/O HARDWARE
16	P26436-01-J52	EA	CABINET - BASE/TWIN BED - RIGHT HAND - W/O DOORS/HARDWARE (MAPLE)
16	P26436-01-J22	EA	CABINET - BASE/TWIN BED - RIGHT HAND - W/O DOORS/HARDWARE (OAK)
17	127631-01-K69	EA	CHEST OF DRAWERS - TWIN BED/RH - W/CTRTP - W/O HDW (K58, K64, K26)
17	127631-01-J26	EA	CHEST OF DRAWERS - TWIN BED/RH - W/CTRTP - W/O HDW (K59, K65, K27)
17	127631-01-K62	EA	CHEST OF DRAWERS - TWIN BED/RH - W/CTRTP - W/O DRAWERS/HDW (K62)
17	127631-01-K32	EA	CHEST OF DRAWERS - TWIN BED/RH - W/CTRTP - W/O DRAWERS/HDW (K63)
18	131995-A4-K58	EA	DOOR - SOLID PANEL - 14.3" X 17.9" - W/O HARDWARE (MAPLE)
18	131995-A4-K28	EA	DOOR - SOLID PANEL - 14.3" X 17.9" - W/O HARDWARE (OAK)
19	128967-19-K66	EA	DOOR - BATH (OAK)
19	128967-19-K67	EA	DOOR - BATH (MAPLE)

BEDROOM GROUP (CONTINUED)

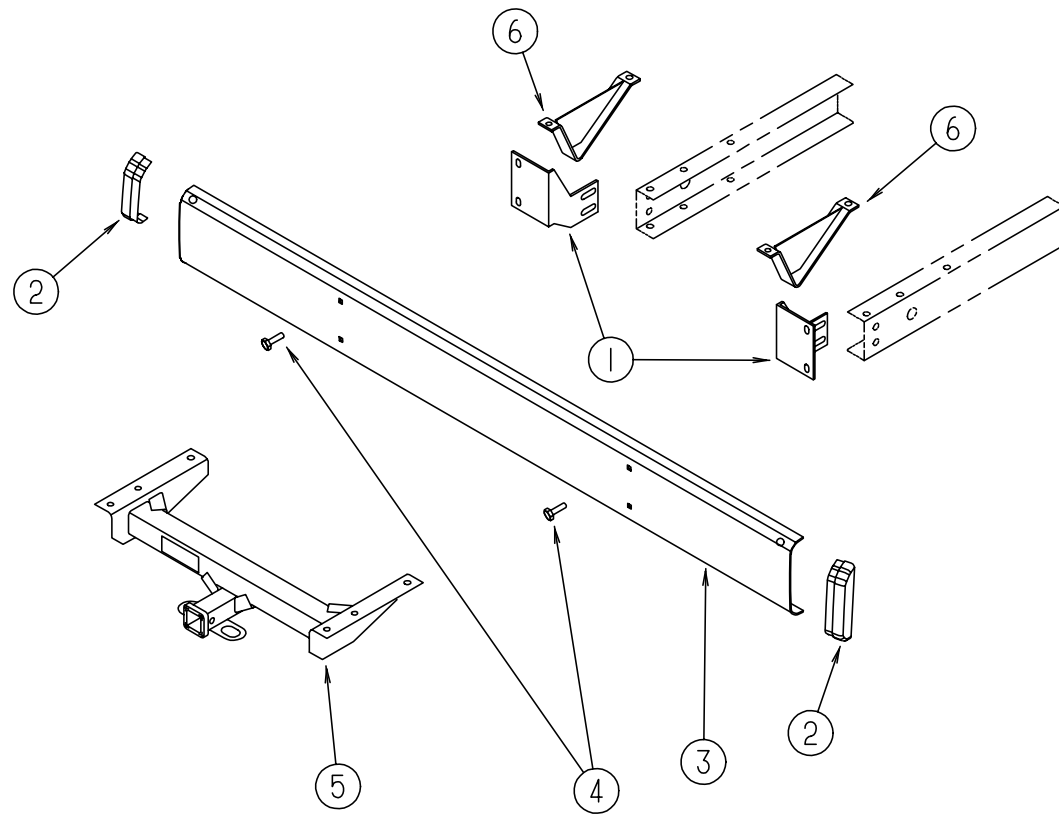
TWIN BED WARDROBE DOOR



KEY	PART NUMBER	U/M	DESCRIPTION
	113970-07-J60	EA	DOOR - BIFOLD/MIRRORED
1	113975-07-01A	EA	RAIL - DOOR - BIFOLD - TERRATONE
2	113974-08-01A	EA	TRACK - DOOR - BIFOLD - TERRATONE
3	110246-01-01A	EA	HINGE - DOOR
4	114135-01-000	EA	PIVOT - TOP
5	114137-01-000	EA	WHEEL - GUIDE
6	114783-01-000	EA	SPRING - DOOR - SNUGGER
7	058331-H2-000	EA	MIRROR - SAFETY GLASS - 11.6" X 57.9"
8	110106-01-HQ0	EA	LATCH ASSEMBLY COMPLETE

KEY	PART NUMBER	U/M	DESCRIPTION
9	113007-03-000	EA	PIN - SPRING - .188" X .50"
10	110346-01-04A	EA	ANGLE - CATCH - TERRATONE
11	110108-01-04A	EA	LATCH - DOOR - TERRATONE
12	111564-01-000	EA	SPRING - LATCH - FLAT
13	110107-01-04A	EA	PULL - DOOR - TERRATONE
14	110245-01-01A	EA	CORNER CONNECTOR - F/BI-FOLD DOOR
15	114136-01-000	EA	BRACKET - PIVOT - TRACK
16	110246-01-01A	EA	HINGE - DOOR
17	114135-02-000	EA	PIVOT - BOTTOM

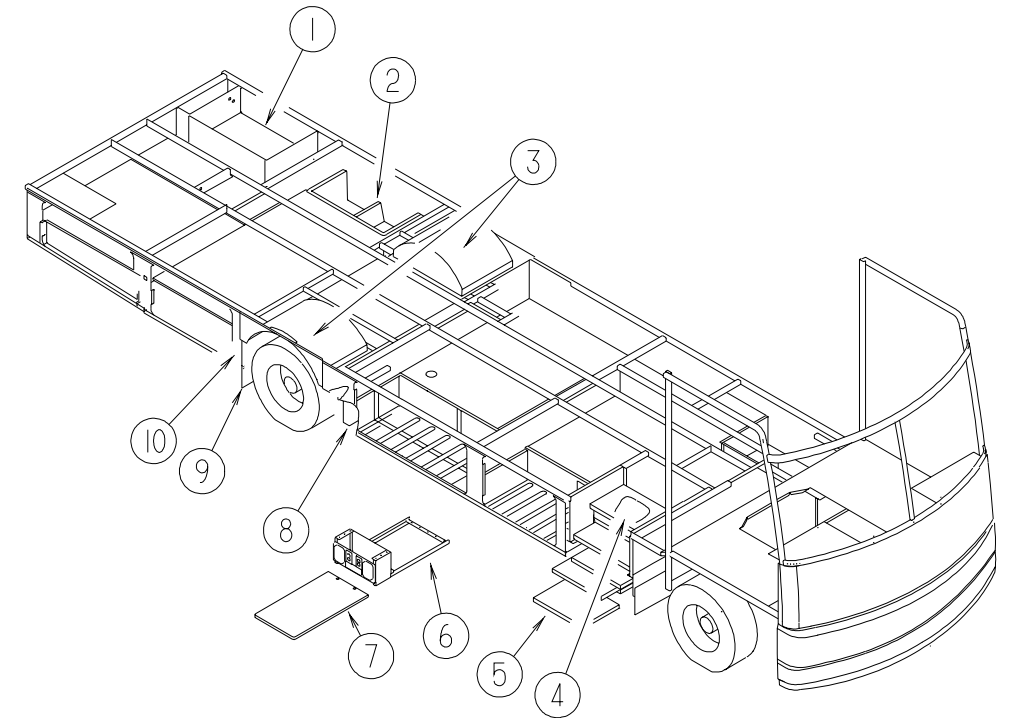
CHASSIS GROUP



REAR BUMPER & COMPONENTS

KEY	PART NUMBER	U/M	DESCRIPTION
1	104418-07-000	EA	ANGLE - BUMPER REAR SUPPORT
2	103228-01-05A	EA	END CAP - REAR BUMPER - DRIVER/ PASSENGER SIDE
3	103099-10-02A	EA	BUMPER - REAR - BRIGHT WHITE
4	102333-01-05A	EA	BOLT - CARRIAGE - 7/16 - 14 STAINLESS STEEL CAP
5	130339-02-000	EA	HITCH RECEIVER - BOLT ON CLASS III
6	111742-01-000	EA	PLATE - SKID
	113589-01-000	EA	CONNECTOR - PLUG - TRAILER
	113589-02-000	EA	CONNECTOR - SOCKET - TRAILER
	113588-01-01B	EA	BRACKET - CONNECTOR - TRAILER W/LIP

CHASSIS GROUP (CONTINUED)

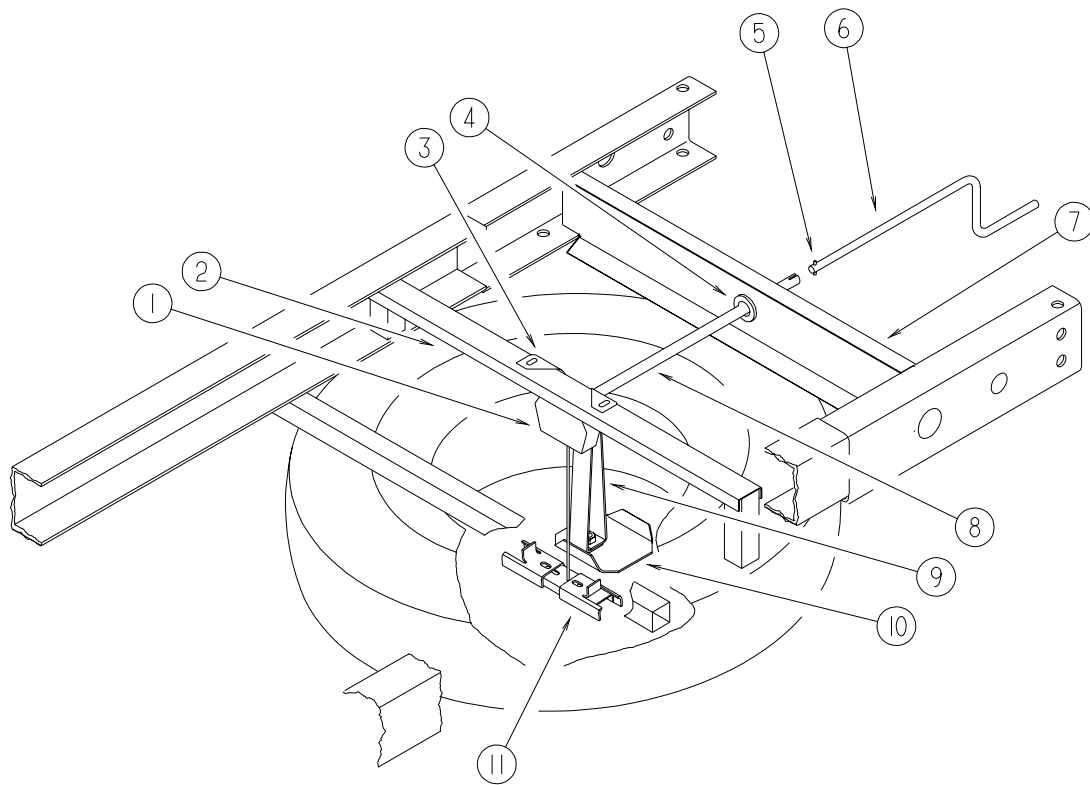


COMPARTMENTS & TRAYS

KEY	PART NUMBER	U/M	DESCRIPTION
1	104803-01-000	EA	ANGLE - FORMED W/SLOTS
2	126419-01-J60	EA	COMPARTMENT - DRAINAGE
2	M08628-01-H17	EA	HATCH W/FOAM INSERT
	121175-02-01A	EA	LATCH - SWELL
3	055374-01-000	EA	WHEELWELL - PLASTIC
			FROM: 00-00-00 THRU: 01-05-99
3	131365-01-000	EA	WHEELWELL - PLASTIC
			FROM: 01-06-99 THRU: 99-99-99
4	120234-03-H13	EA	LID - ENTRY STEP
4	101222-01-04A	EA	BRACKET - CATCH - LID - E-COATED
5*	094707-01-01A	EA	STEP - DOUBLE - ELECTRIC - KWIKEE
			FROM: 00-00-00 THRU: 01-13-99
5*	094707-03-01A	EA	STEP - DOUBLE - ELECTRIC - KWIKEE
			FROM: 01-14-99 THRU: 99-99-99
	116995-01-000	EA	SWITCH/MAGNET - ELECTRIC STEP
			FROM: 00-00-00 THRU: 01-13-99
	116995-02-000	EA	SWITCH/MAGNET - ELECTRIC STEP
			FROM: 01-14-99 THRU: 99-99-99
6	126119-02-02B	EA	FRAME - ENTERTAINMENT CENTER - E-COATED
7	126125-01-K30	EA	TABLE - ENTERTAINMENT CENTER
8	020167-03-000	EA	DIRT GUARD - STEEL - 11" LONG
9	017516-01-000	EA	FLAP - MUD - 14" X 18" - BLACK
10	020167-08-000	EA	DIRT GUARD - STEEL - 13.6" LONG
	065450-05-000	EA	TIEDOWN - BATTERY - 8.4" TUBE
	126123-01-K30	EA	PLATE - RADIO MOUNTING
	119845-01-01A	EA	PLUG - PLASTIC - BLACK - 1 1/2" SQUARE

*COMPONENT PARTS FOUND IN SERVICE PARTS LIBRARY

CHASSIS GROUP (CONTINUED)



SPARE TIRE & HOIST

KEY	PART NUMBER	U/M DESCRIPTION
1	093267-03-000	EA HOIST - SPARE TIRE - 100#
2	093362-06-000	EA CHANNEL - TIRE HOIST
3	124751-01-02B	EA HANGER - SPARE TIRE - E-COATED
4	071015-11-000	EA GROMMET - 1" ID
5	114376-01-000	EA PIN - DRIVE - .156 X .750 - TYPE E - TIRE HOIST
6	093376-02-000	EA HANDLE - CRANK - TIRE HOIST
7	129006-01-02B	EA SUPPORT/FRAME - TIRE CARRIER HANDLE (FORD)
7	129006-02-02B	EA SUPPORT/FRAME - TIRE CARRIER HANDLE (CHEVY)
8	093375-06-000	EA EXTENSION - TIRE HOIST
9	129086-01-02B	EA SUPPORT - SPARE TIRE
10	129085-01-02B	EA PLATE - SUPPORT - SPARE TIRE
11	105499-01-000	EA BRACKET - TIRE HOIST
	077030-02-000	EA EXTENSION - VALVE STEM - 1.25"
	077030-05-000	EA EXTENSION - VALVE STEM - 95 DEGREE
	077030-06-000	EA EXTENSION - VALVE STEM - 45 DEGREE
	095012-10-000	EA EXTENSION - VALVE STEM - 8.5"

CHASSIS GROUP (CONTINUED)

FORD TIRE & WHEEL

KEY	PART NUMBER	U/M DESCRIPTION
	051377-04-000	EA VALVE STEM .5" X 2"
	102340-04-000	EA TIRE - 245/70R X 19.5F - GOODYEAR
	118814-04-700	EA WHEEL/TAKE OFF (19.5X6.75RW) 8 BOLT ACCURIDE F53

CHEVY TIRE & WHEEL

KEY	PART NUMBER	U/M DESCRIPTION
	051377-01-000	EA VALVE STEM
	064963-01-000	EA WHEEL - STEEL - 19.5" X 6" - GM 14005758
	091673-01-000	EA TIRE - 225/70 R19.5 LRF - MICHELIN XZA
	080208-06-000	EA LUG WRENCH - 1" X 1.06" W/DEEP SOCKET ENDS
	080208-02-000	EA BAR - LEVERAGE - LUG WRENCH

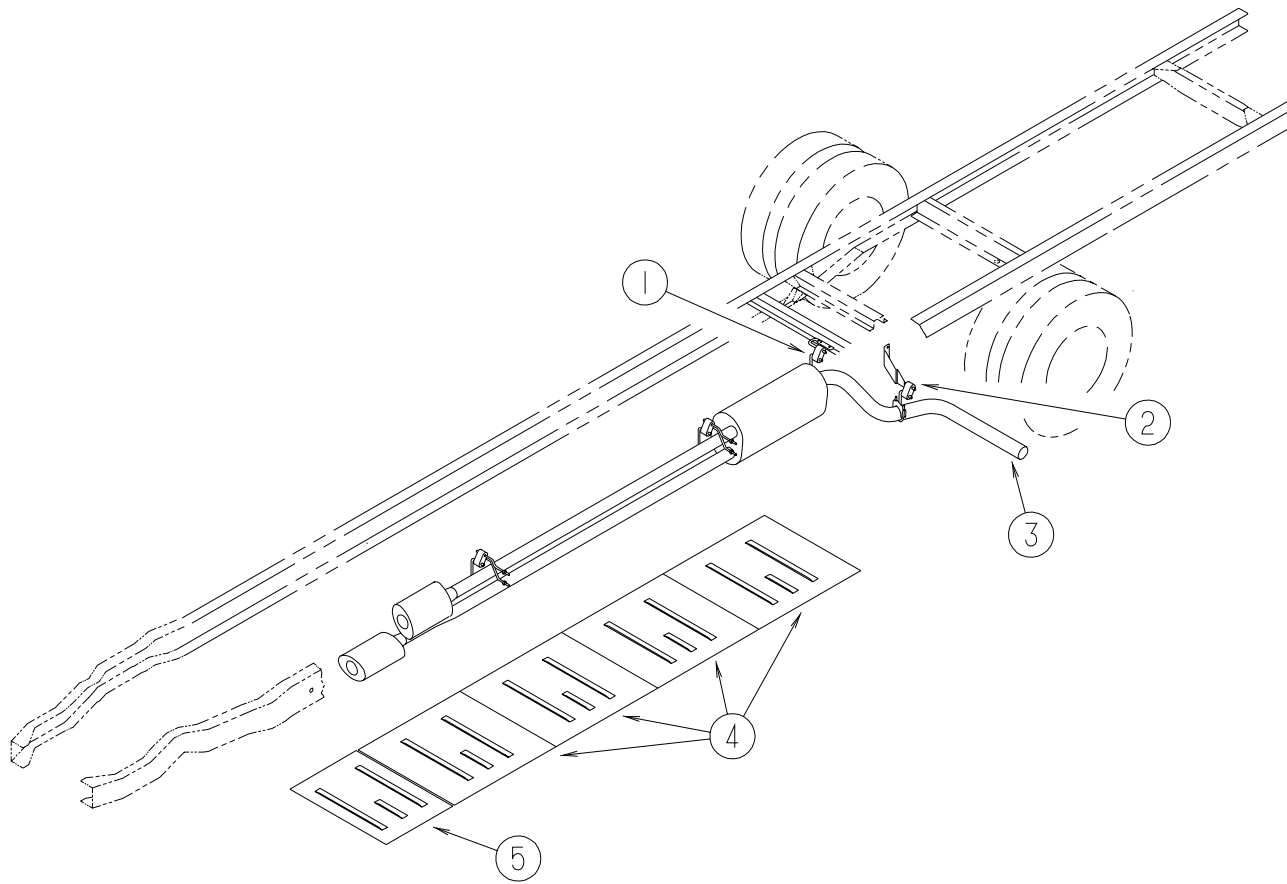
CHEVY DRIVESHAFT

KEY	PART NUMBER	U/M DESCRIPTION
	075302-29-000	EA DRIVESHAFT ASSEMBLY - 3 PIECES BALANCED - CHEVY 216" FROM: 00-00-00 THRU: 10-02-98
	M75302-17-000	EA DRIVESHAFT - YOKE/BEARING/SPLINE
	M75302-31-000	EA DRIVESHAFT - SPLINE/YOKE/YOKE
	075302-16-000	EA DRIVESHAFT ASSEMBLY - YOKE/YOKE/BEARING - 46.72"
	083415-01-000	EA SHIELD - HEAT - DRIVESHAFT BEARING - 4" X 5.5" - STEEL
	129580-01-000	EA DRIVESHAFT - BALANCED - F53 - 216"
	074833-04-000	EA SPACER - BEARING - DRIVESHAFT - 8" X 2" STEEL

HYDRAULIC SLIDEOUT

KEY	PART NUMBER	U/M DESCRIPTION	VENDOR NO.
	125687-01-000	EA SLIDEOUT - HYDRAULIC	
	125687-01-700	EA CYLINDER - 21" STROKE	RAP90512
	125687-01-701	EA HOSE - HYDRAULIC - 120"	RAP90428
	125687-01-702	EA CYLINDER - SYCRONIZING	RAP90471
	115767-02-000	EA WINCH - SLIDEOUT	
	116082-03-02B	EA BRACKET - WINCH	
	121177-01-02B	EA BRACKET - PASS REAR LEVEL JACK (STRAIGHT)/SLIDEOUT RM SYST	
	121177-02-02B	EA BRACKET - DRIVER REAR LEVEL JACK (STRAIGHT)/SLIDEOUT RM SYST	

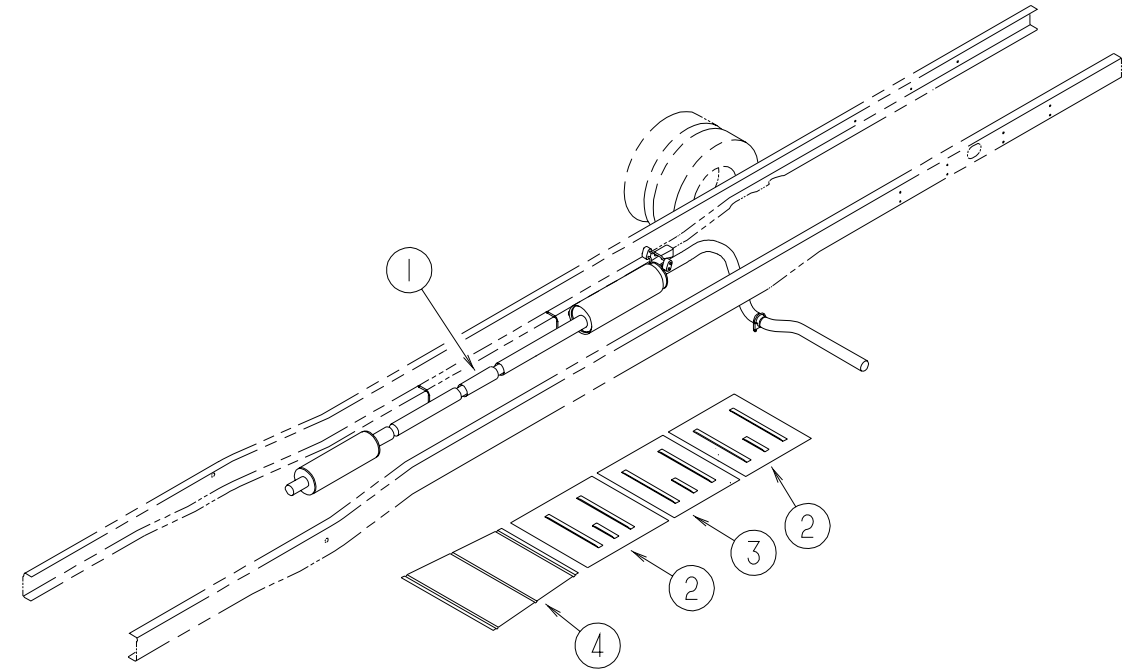
CHASSIS GROUP (CONTINUED)



EXHAUST SYSTEM (CHEVY)

KEY	PART NUMBER	U/M	DESCRIPTION
1	122392-01-02B	EA	HANGER - TAILPIPE
2	122392-03-02B	EA	HANGER - TAILPIPE - REAR
3	122529-02-000	EA	PIPE - EXHAUST
4	101544-02-000	EA	SHIELD - HEAT/EXHAUST - 30" X 29.1"
5	101544-01-000	EA	SHIELD - HEAT/EXHAUST - 19.7" X 29.1"
	094918-01-000	EA	CLAMP - EXHAUST - 3" - GUILLOTINE STYLE

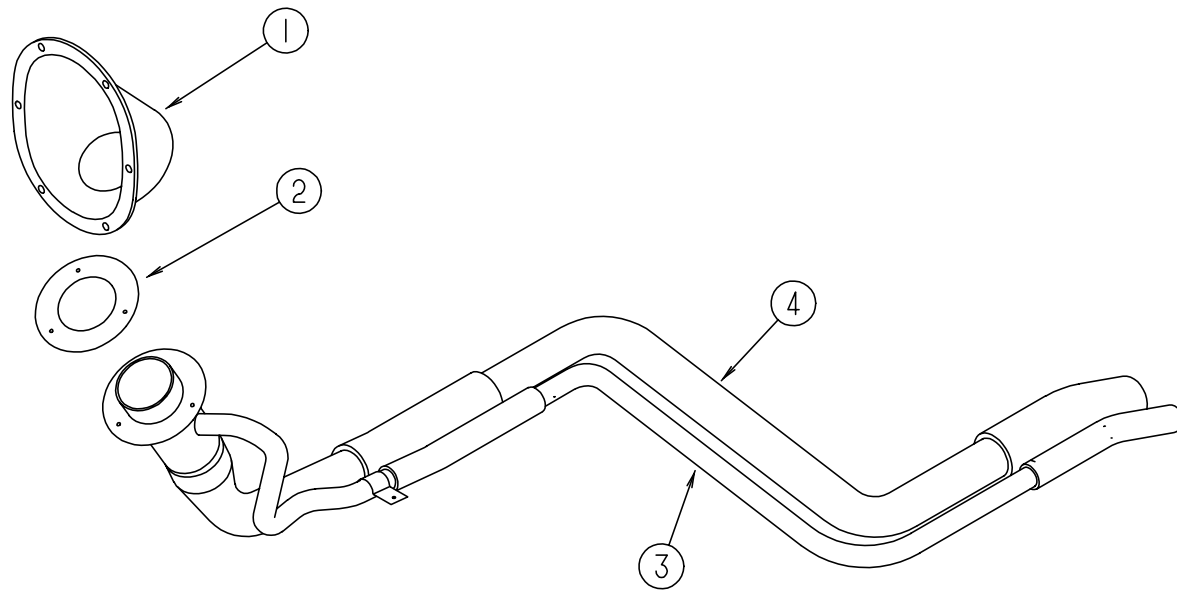
CHASSIS GROUP (CONTINUED)



EXHAUST SYSTEM (FORD)

KEY	PART NUMBER	U/M	DESCRIPTION
1	112012-04-000	EA	PIPE - EXHAUST - 3" DIAMETER
2	101544-06-000	EA	SHIELD - HEAT/EXHAUST - 33.9" X 29.1"
3	101544-02-000	EA	SHIELD - HEAT/EXHAUST - 30" X 29.1"
4	128756-01-02B	EA	SHIELD - HEAT EXHAUST - E-COATED

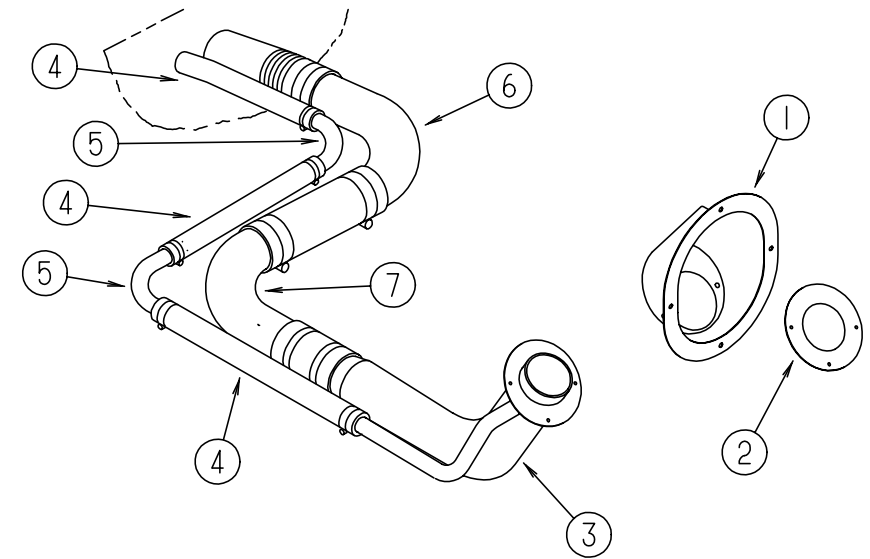
CHASSIS GROUP (CONTINUED)



FUEL SYSTEM (FORD)

KEY	PART NUMBER	U/M	DESCRIPTION
1	127291-02-01A	EA	SHROUD - FUEL FILL - BRIGHT WHITE
2	078200-01-000	EA	GASKET - FUEL FILL - 3.5"OD X 2"ID
3	129320-01-000	EA	PIPE - FILL VENT
4	129321-01-000	EA	TUBE - FUEL INLET
	007063-01-000	FT	HOSE - FUEL - 1/4"ID X 1/2"OD
	128139-03-000	FT	HOSE - FUEL - LOW PERMEABILITY - 1/4" DIAMETER FROM: 00-00-00 THRU: 01-25-99 FROM: 01-26-99 THRU: 99-99-99
	129494-01-000	EA	FUEL LINE - 5/16" X 9.3" - FORD CHASSIS
	129505-01-000	EA	TUBE - STEEL - 5/8" X 7.5"
	092889-17-000	EA	FUEL LINE - SUPPLY - GENERATOR - 1/4" X 85.4" - STEEL

CHASSIS GROUP (CONTINUED)



FUEL SYSTEM (CHEVY)

KEY	PART NUMBER	U/M	DESCRIPTION
1	127291-01-01A	EA	SHROUD - FUEL FILL - BRIGHT WHITE
2	078200-01-000	EA	GASKET - FUEL FILL - 3.5"OD X 2"ID
3	127301-03-000	EA	NECK - FUEL FILL
4	128139-02-000	FT	HOSE - FUEL - LOW PERMEABILITY - 5/8" DIAMETER
5	098806-01-000	EA	PIPE - FILL VENT - 90 DEGREE BEND - .625" OD - STEEL
6	098807-01-000	EA	PIPE - FUEL FILL - 90 DEGREE BEND - 6.6" - 1 3/4" OD
7	098803-01-000	EA	PIPE - FUEL FILL - 90 DEGREE BEND - 13.2" - 1 3/4" OD
	007063-01-000	FT	HOSE - FUEL - 1/4"ID X 1/2"OD
	128139-03-000	FT	HOSE - FUEL - LOW PERMEABILITY - 1/4" DIAMETER FROM: 00-00-00 THRU: 01-25-99 FROM: 01-26-99 THRU: 99-99-99
	007063-01-000	FT	HOSE - FUEL - 1/4"ID X 1/2"OD
	084884-01-000	EA	PLUG - BRASS - 3/8
	068382-06-000	EA	BUSHING - BRASS - 3/8 MPT X 1/8 FPT
	114254-01-000	EA	ADAPTER - 1/4 BARB X 1/8 MPT

CHASSIS GROUP (CONTINUED)

WHEEL LINERS, (FORD 19.5")

KEY	PART NUMBER	U/M DESCRIPTION	VENDOR NO.
	077030-05-000	EA EXTENSION - VALVE STEM - 95 DEGREE FROM: 00-00-00 THRU: 11-23-98	
	077030-04-000	EA EXTENSION - VALVE STEM - .75" FROM: 11-24-98 THRU: 99-99-99	
	077030-06-000	EA EXTENSION - VALVE STEM - 45 DEGREE	
	095012-07-000	EA STABILIZER - VALVE EXTENSION	
	095012-10-000	EA EXTENSION - VALVE STEM - 8.5" FROM: 00-00-00 THRU: 11-23-98	
	095012-09-000	EA EXTENSION - VALVE STEM - 7.7" FROM: 11-24-98 THRU: 99-99-99	
	110435-15-000	EA LINER - WHEEL SET/4 - 19.5"	
	110435-10-705	EA TOOL - INSTALLATION	V195P7-TOL
	110435-15-700	EA LINER - WHEEL - FRONT	V195F9-FWC
	110435-15-701	EA LINER - WHEEL - REAR	V195F9-RWC
	110435-15-702	EA COVER LUG NUT/JAMB NUT - 14M	V195F9-EJN

WHEEL COVERS, DICOR (FORD 19.5")

KEY	PART NUMBER	U/M DESCRIPTION	VENDOR NO.
	109443-07-000	EA WHEEL COVER - 4/SET - 19.5"	
	109443-01-703	EA CAP-CENTER, HUB - DICOR	SHAU95-CAP
	109443-07-700	EA COVER - WHEEL - 8 LUG	SHAF95-COV
	109443-07-701	EA BRACKET SET - FRONT	SHAF95-FBS
	109443-07-702	EA BRACKET SET - REAR	SHAF95-RBS
	098532-01-700	EA COVER-LUG NUT (CHROME) SHAU-LNC	

CHASSIS GROUP (CONTINUED)

WHEEL LINERS (CHEVY)

KEY	PART NUMBER	U/M DESCRIPTION	VENDOR NO.
	110435-10-000	EA LINER - WHEEL - SET 4 - 19.5"	
	110435-10-700	EA LINER - WHEEL - FRONT - 1 PC	V195P7-FWC
	110435-10-701	EA LINER - WHEEL - REAR - 1 PC	V195P7-RWC
	110435-10-702	EA COVER-LUG NUT W/STEEL JAMB NUT	V195P7-EJN
	110435-10-703	EA STUD - PLASTIC	V195P7-PST
	110435-10-704	EA COVER-LUG NUT W/PLASTIC JAMB	V195P7-PJN
	110435-10-705	EA TOOL - INSTALLATION	V195P7-TOL

WHEEL COVERS, DICOR (CHEVY)

KEY	PART NUMBER	U/M DESCRIPTION	VENDOR NO.
	109443-06-000	EA WHEEL - COVER - 4/SET - 19.5"	
	109443-01-700	EA COVER - WHEEL 19.5 FRT/RR EA=1	SHAG95
	109443-01-701	EA BRACKET - RETENTION FRONT	SHAG95-FBS
	109443-01-703	EA CAP - CENTER - HUB - DICOR	SHAU95-CAP
	109443-01-704	EA CLIP - RETAINER	V160GM-PNT
	109443-06-701	EA BRACKET - RETENTION REAR	SHG795-RBS

SHOCK ABSORBER (CHEVY)

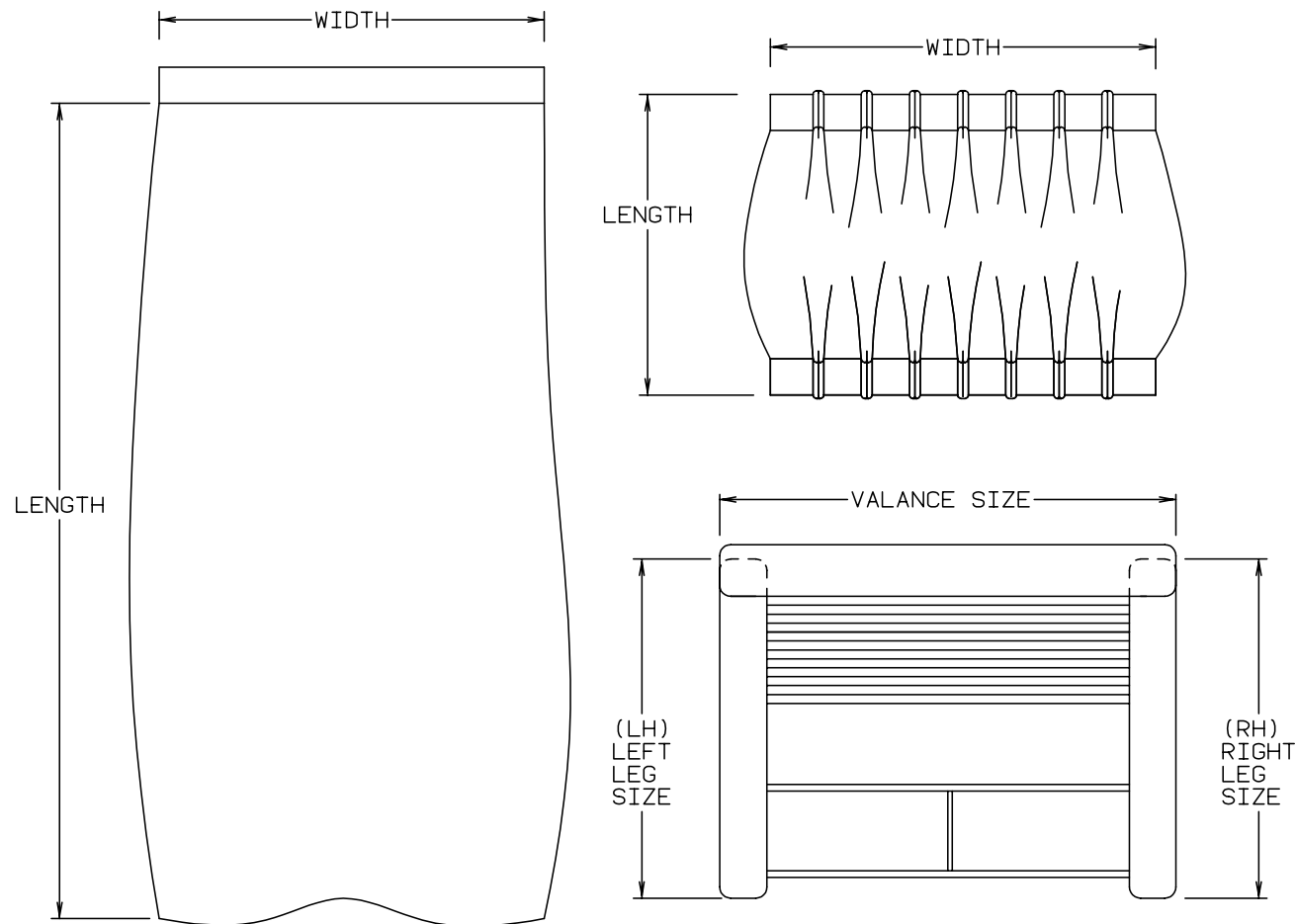
KEY	PART NUMBER	U/M DESCRIPTION	VENDOR NO.
	122756-02-000	EA SHOCK AND STABILIZER (BLUE BOOT) KIT - FRONT END P30 CHASS	
	122756-02-700	EA BRACKET ASM - DRIVER SIDE	T818L
	122756-02-701	EA BRACKET ASM - PASSENGER SIDE	T818R
	122756-02-704	EA BOLT PACKAGE -BOLTS/NUTS ETC	T818B
	122756-02-705	EA SHOCK	T818SH
	122756-02-706	EA STUD - SHOCK MOUNTING	T818S
	122756-02-707	EA DAMPNER - STEERING	T818SD
	122756-02-708	EA BOOT - DAMPNER	T818SDB
	122756-02-709	EA BUSHING PKG-STEERING DAMPNER	T818SDBSH
	122756-02-710	EA BOLT PKG - STEERING DAMPNER	T818SBS

CURTAIN & CUSHION GROUP

NOTICE

IN ORDER TO ASSIST OUR PARTS SALES DEPT. IN PROVIDING INTERIOR SOFTGOODS ITEMS, PLEASE INCLUDE THE SERIAL NUMBER AND THE COLOR CODE NUMBER FROM THE VEHICLE CERTIFICATION LABEL WHEN ORDERING. THIS LABEL IS LOCATED ON THE LEFT SIDEWALL AT THE END OF THE DASH (A-BODY), OR ON THE DRIVER'S DOOR LATCH PLATE (C-BODY).

AN EXAMPLE OF A COLOR CODE NUMBER IS B07, WHICH DESIGNATES AN OVERALL COLOR SCHEME OF A PARTICULAR UNIT. THE COLOR LISTED AFTER THE ITEM DESCRIPTION ON THE MICROFICHE, INDICATES THE OVERALL UNIT COLOR. ORDER THE ITEM YOU DESIRE ACCORDING TO UNIT COLOR CODE.



NOTE: USE THIS ILLUSTRATION WHEN DETERMINING LENGTH AND WIDTH MEASUREMENTS FOR CURTAINS. YOU WILL NOTE THE WIDTH MEASUREMENT IS TAKEN ON THE TOP OF THE CURTAIN WITH THE CURTAIN FULLY EXTENDED. THE LENGTH MEASUREMENT IS TAKEN FROM TOP TO BOTTOM. LEFT AND RIGHT WINDOW LEGS ARE DETERMINED WHEN FACING THE WINDOW.

CURTAIN & CUSHION GROUP (CONTINUED)

SUNCRUISER FABRICS				
COLOR CODES	K58, K59	K62, K63	K64, K65	K26, K27
MARKETING COLORS	CLOUD (GRAY)	CASTLETON (TAUPE)	MINT (GREEN)	SEASPRAY (TEAL)
MAIN PLAIN ACCENT PATTERN ACCENT	108446-U6-000 108446-W2-000 108446-W3-000	126883-33-000 126883-34-000 108446-U8-000	126883-09-000 108446-S6-000 126883-18-000	126883-27-000 108446-C5-000 126883-11-000
BUCKET SEAT	108446-W2-000	126883-34-000	108446-S6-000	108446-C5-000
DINETTE	108446-U6-000	126883-33-000	126883-09-000	126883-27-000
DINETTE PAD	108446-W2-000	126883-34-000	108446-S6-000	108446-C5-000
SOFA	108446-U6-000	126883-33-000	126883-09-000	126883-27-000
RECLINER CHAIR	108446-W3-000	108446-U8-000	126883-18-000	126883-11-000
LOUNGE WINDOW VALANCE TRIM BRAID	108446-U6-000 084415-93-000	126883-33-000 084415-91-000	126883-09-000 084415-94-000	126883-27-000 084415-70-000
LOUNGE WINDOW LEGS	108446-U6-000	126883-33-000	126883-09-000	126883-27-000
BEDSPREAD MAIN BEDSPREAD ACCENT BEDSPREAD TRIM	105745-H4-000 105745-H8-000 084415-93-000	105745-H6-000 105745-E7-000 084415-91-000	105745-H1-000 105745-J0-000 084415-94-000	105745-K9-000 105745-E7-000 084415-70-000
BEDROOM WINDOW VALANCE	105745-H4-000 105745-H8-000	105745-H6-000 105745-E7-000	105745-H1-000 105745-J0-000	105745-K9-000 105745-E7-000
BEDROOM WINDOW LEGS	105745-H4-000	105745-H6-000	105745-H1-000	105745-K9-000
LOUNGE PILLOW	108446-W3-000	108446-U8-000	126883-18-000	126883-11-000
MAP POCKETS	108446-W2-000	126883-34-000	108446-S6-000	108446-C5-000
FRONT WRAP AROUND	072333-88-000	072333-85-000	072333-85-000	072333-85-000
CEILING				
FROM: 00-00-00 THRU: 10-16-98	113979-01-01A	113979-01-01A	113979-01-01A	113979-01-01A
FROM: 10-17-98 THRU: 99-99-99	113979-09-01A	113979-09-01A	113979-09-01A	113979-09-01A

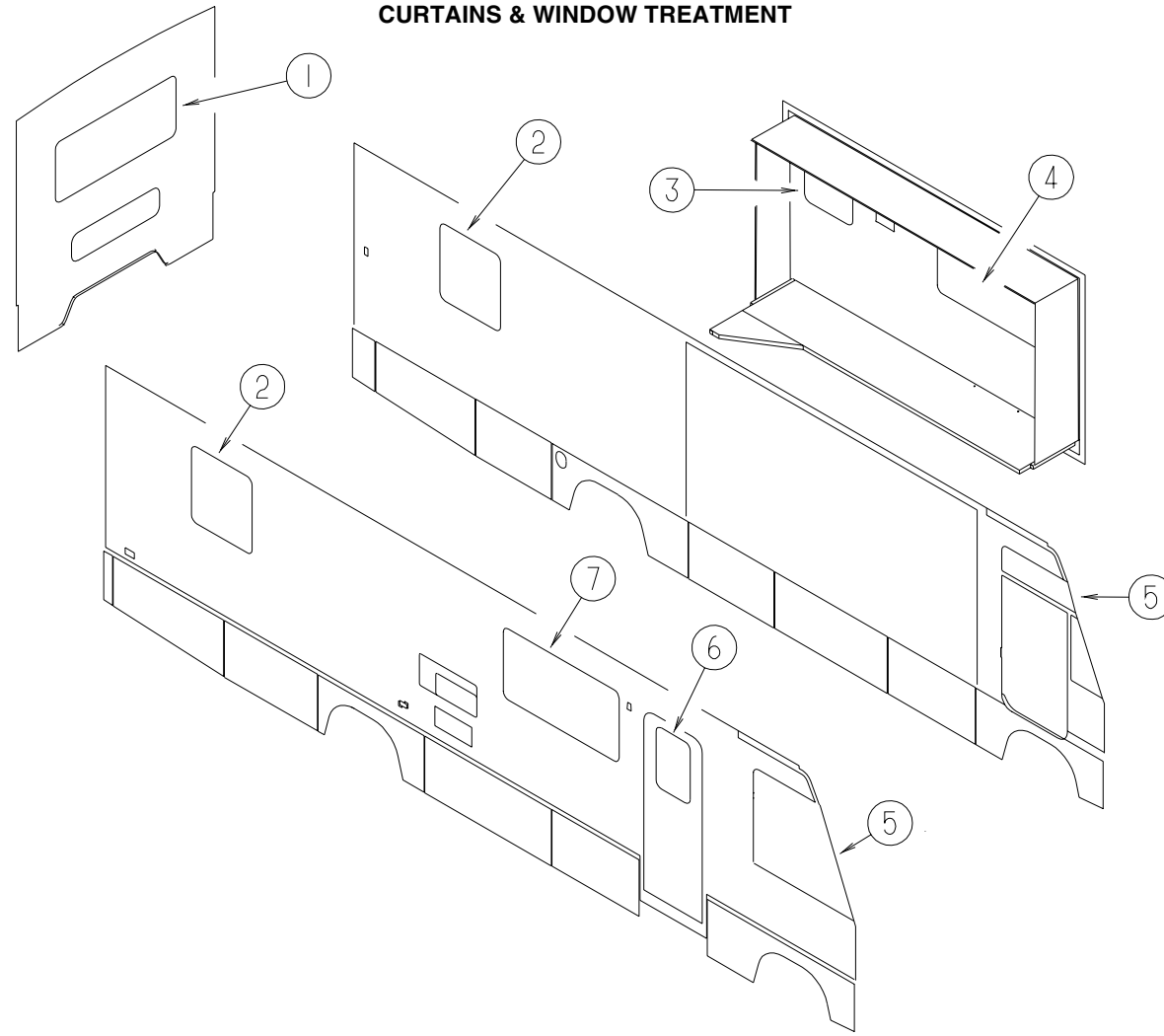
NOTE: THE FABRIC LISTED FIRST, IN A BLOCK, IS THE LARGEST QUANTITY OF FABRIC USED

ASSIST HANDLE & BUTTONS

KEY	PART NUMBER	U/M	DESCRIPTION
	007021-01-000	EA	SEAT BELT - 2" X 90" - BLACK
	057759-01-000	EA	WASHER - FLAT F/SEAT BELT - 4" DIAMETER
	070578-02-J52	EA	BUTTON - #30 - VINYL
	079349-04-K15	YD	WELT - NARROW (K58, K59)
	079349-04-J06	YD	WELT - NARROW (K62, K63)
	079349-04-K19	YD	WELT - NARROW (K64, K65)
	079349-04-GC1	YD	WELT - NARROW (K26, K27)
	079349-08-J52	YD	WELT - VINYL
	000C16-07-16B	EA	BOLT - CARRIAGE - ASSIST HANDLE - 7/16" - 14 X 1"
	000D20-07-00B	EA	NUT - ACORN - ASSIST HANDLE - 7/16 - 14
	053552-02-K01	EA	HANDLE - ASSIST - INTERIOR/ENTRY DOOR - VINYL/OFF WHITE
	057534-03-000	EA	TIEBACK - CLEAR PLASTIC - 7.5"
	069178-02-000	EA	BRACKET - MOUNTING/ASSIST HANDLE - GRAY

CURTAIN & CUSHION GROUP (CONTINUED)

CURTAINS & WINDOW TREATMENT

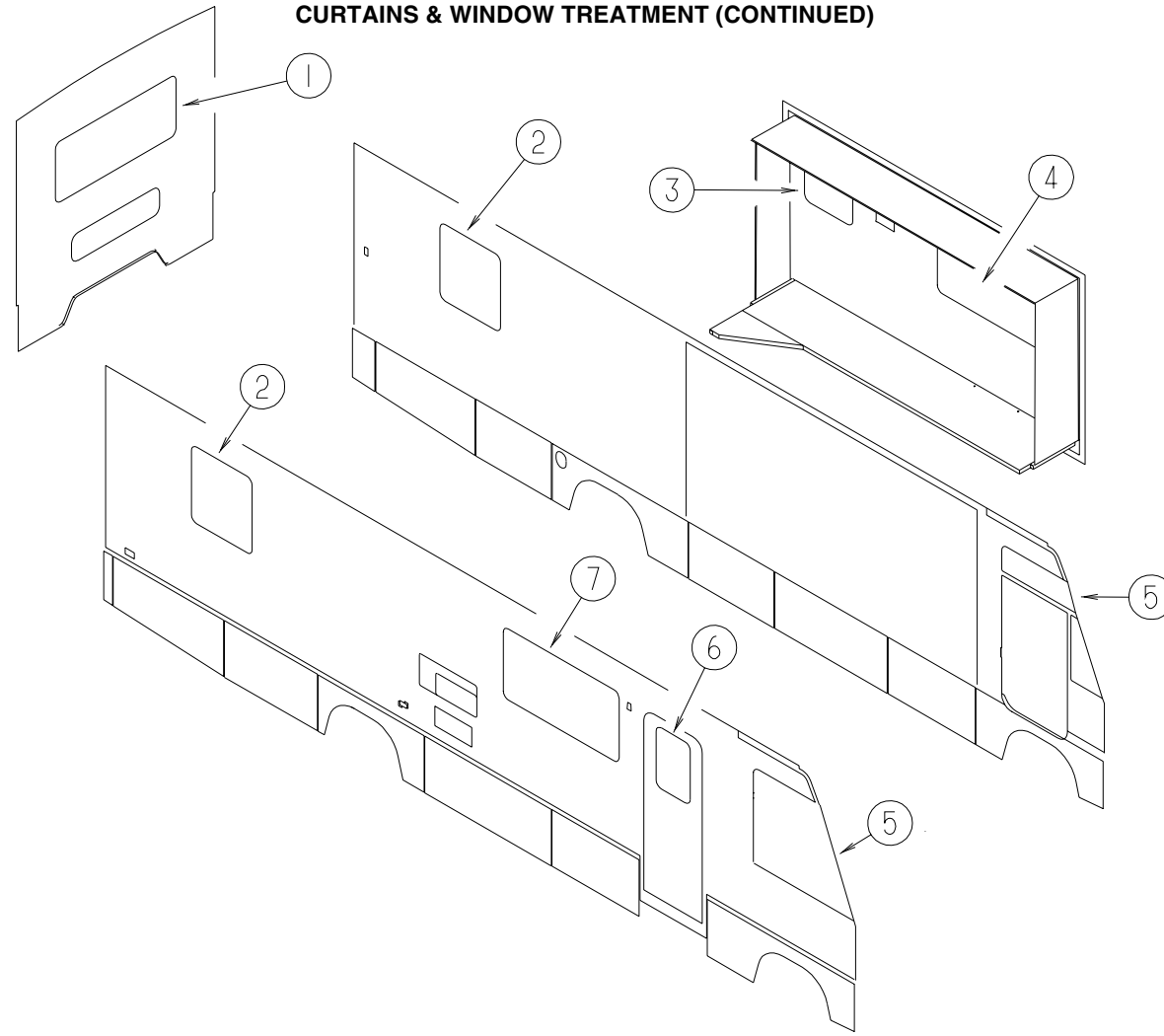


KEY	PART NUMBER	U/M	DESCRIPTION
1	127019-01-K58	EA	VALANCE - SARAH - 53" (K58, K59)
1	127019-01-K62	EA	VALANCE - SARAH - 53" (K62, K63)
1	127019-01-K60	EA	VALANCE - SARAH - 53" (K64, K65)
1	127019-01-K26	EA	VALANCE - SARAH - 53" (K26, K27)
1	127017-07-J54	EA	LEG - RIGHT - 25" (K58, K59)
1	127017-07-J56	EA	LEG - RIGHT - 25" (K62, K63)
1	127017-07-J28	EA	LEG - RIGHT - 25" (K64, K65)
1	127017-07-K26	EA	LEG - RIGHT - 25" (K26, K27)
1	127017-08-J54	EA	LEG - LEFT - 25" (K58, K59)
1	127017-08-J56	EA	LEG - LEFT - 25" (K62, K63)
1	127017-08-J28	EA	LEG - LEFT - 25" (K64, K65)
1	127017-08-K26	EA	LEG - LEFT - 25" (K26, K27)
1	111910-62-K58	EA	BLIND - DAY/NIGHTER - 49" X 27" (K58, K59, K62, K63, K64, K65)
1	111910-62-K26	EA	BLIND - DAY/NIGHTER - 49" X 27" (K26, K27)
2	127019-02-K58	EA	VALANCE - SARAH - 34" (K58, K59)
2	127019-02-K62	EA	VALANCE - SARAH - 34" (K62, K63)
2	127019-02-K60	EA	VALANCE - SARAH - 34" (K64, K65)
2	127019-02-K26	EA	VALANCE - SARAH - 34" (K26, K27)
2	127017-09-J54	EA	LEG - RIGHT - 34" (K58, K59)
2	127017-09-J56	EA	LEG - RIGHT - 34" (K62, K63)
2	127017-09-J28	EA	LEG - RIGHT - 34" (K64, K65)
2	127017-09-K26	EA	LEG - RIGHT - 34" (K26, K27)
2	127017-10-J54	EA	LEG - LEFT - 34" (K58, K59)
2	127017-10-J56	EA	LEG - LEFT - 34" (K62, K63)
2	127017-10-J28	EA	LEG - LEFT - 34" (K64, K65)
2	127017-10-K26	EA	LEG - LEFT - 34" (K26, K27)
2	111910-58-K58	EA	BLIND - DAY/NIGHTER - 31" X 37" (K58, K59, K62, K63, K64, K65)
2	111910-58-K26	EA	BLIND - DAY/NIGHTER - 31" X 37" (K26, K27)

KEY	PART NUMBER	U/M	DESCRIPTION
3	1109041-57-02A	EA	BLIND - MINI - 26" X 17" (K58, K59, K62, K63, K64, K65)
3	1109041-57-01A	EA	BLIND - MINI - 26" X 17" (K26, K27)
3	109353-10-02A	EA	BLIND - SLAT - 30.5" - BEIGE (K58, K59, K62, K63, K64, K65)
3	109353-10-01A	EA	BLIND - SLAT - 30.5" - PURE SILVER (K26, K27)
4	126609-01-J54	EA	VALANCE - MONA - 64.5" (K58, K59)
4	126609-01-K62	EA	VALANCE - MONA - 64.5" (K62, K63)
4	126609-22-K64	EA	VALANCE - MONA - 64.5" (K64, K65)
4	126609-31-K26	EA	VALANCE - MONA - 64.5" (K26, K27)
4	127017-41-J54	EA	LEG - RIGHT - 23.5" (K58, K59)
4	127017-41-K62	EA	LEG - RIGHT - 23.5" (K62, K63)
4	127017-41-K64	EA	LEG - RIGHT - 23.5" (K64, K65)
4	127017-41-K26	EA	LEG - RIGHT - 23.5" (K26, K27)
4	127017-42-J54	EA	LEG - LEFT - 23.5" (K58, K59)
4	127017-42-K62	EA	LEG - LEFT - 23.5" (K62, K63)
4	127017-42-K64	EA	LEG - LEFT - 23.5" (K64, K65)
4	127017-42-K26	EA	LEG - LEFT - 23.5" (K26, K27)
4	111910-57-K58	EA	BLIND - DAY/NIGHTER - 61" X 28.5" (K58, K59, K62, K63, K64, K65)
4	111910-57-K26	EA	BLIND - DAY/NIGHTER - 61" X 28.5" (K26, K27)
5	101668-67-J54	EA	CURTAIN - RIGHT HAND/LEFT HAND - 42" X 106" (K58, K59)
5	101668-67-J22	EA	CURTAIN - RIGHT HAND/LEFT HAND - 42" X 106" (K62, K63, K64, K65, K26, K27)
5	073260-42-C17	EA	TIEBACK - 6" X 18" (K58, K59)
5	073260-42-C18	EA	TIEBACK - 6" X 18" (K62, K63, K64, K65, K26, K27)
5	126841-02-000	EA	SHADE - PULL - CHARCOAL MESH - 34" X 60"
			FROM: 00-00-00 THRU: 11-15-98
5	126841-04-000	EA	SHADE - PULL - CHARCOAL MESH - 30.3" X 60"
			FROM: 11-16-98 THRU: 99-99-99

CURTAIN & CUSHION GROUP (CONTINUED)

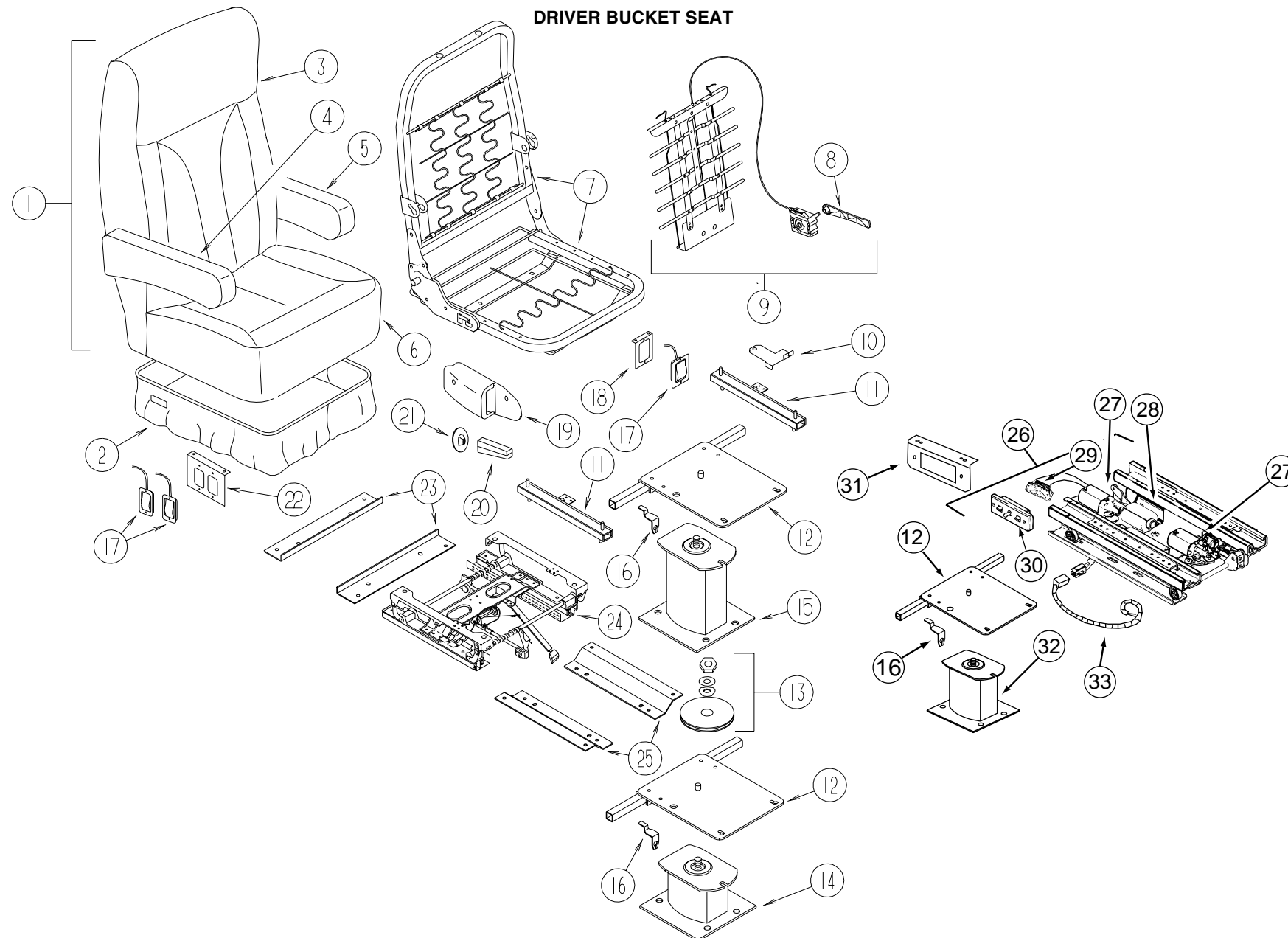
CURTAINS & WINDOW TREATMENT (CONTINUED)



KEY	PART NUMBER	U/M	DESCRIPTION
6	120820-22-J54	EA	VALANCE - 31.5" - W/CLOCK CUTOUT (K58, K59)
6	120820-22-K62	EA	VALANCE - 31.5" - W/CLOCK CUTOUT (K62, K63)
6	120820-22-K64	EA	VALANCE - 31.5" - W/CLOCK CUTOUT (K64, K65)
6	120820-40-K26	EA	VALANCE - 31.5" - W/CLOCK CUTOUT (K26, K27)
6	084755-57-E07	EA	SHADE - PULL - 27.25"
7	126609-01-J54	EA	VALANCE - MONA - 64.5" (K58, K59)
7	126609-01-K62	EA	VALANCE - MONA - 64.5" (K62, K63)
7	126609-22-K64	EA	VALANCE - MONA - 64.5" (K64, K65)
7	126609-31-K26	EA	VALANCE - MONA - 64.5" (K26, K27)
7	126609-29-K58	EA	VALANCE - MONA - 64.5" (W/ OVHD TV) (K58, K59)
7	126609-29-K62	EA	VALANCE - MONA - 64.5" (W/ OVHD TV) (K62, K63)
7	126609-30-K64	EA	VALANCE - MONA - 64.5" (W/ OVHD TV) (K64, K65)
7	126609-36-K26	EA	VALANCE - MONA - 64.5" (W/ OVHD TV) (K26, K27)

KEY	PART NUMBER	U/M	DESCRIPTION
7	127017-41-J54	EA	LEG - RIGHT - 23.5" (K58, K59)
7	127017-41-K62	EA	LEG - RIGHT - 23.5" (K62, K63)
7	127017-41-K64	EA	LEG - RIGHT - 23.5" (K64, K65)
7	127017-41-K26	EA	LEG - RIGHT - 23.5" (K26, K27)
7	123910-45-K58	EA	LEG - RIGHT - 23.5" (W/ OVHD TV) (K58, K59)
7	123910-45-K62	EA	LEG - RIGHT - 23.5" (W/ OVHD TV) (K62, K63)
7	123910-45-K64	EA	LEG - RIGHT - 23.5" (W/ OVHD TV) (K64, K65)
7	123910-45-K26	EA	LEG - RIGHT - 23.5" (W/ OVHD TV) (K26, K27)
7	127017-42-J54	EA	LEG - LEFT - 23.5" (K58, K59)
7	127017-42-K62	EA	LEG - LEFT - 23.5" (K62, K63)
7	127017-42-K64	EA	LEG - LEFT - 23.5" (K64, K65)
7	127017-42-K26	EA	LEG - LEFT - 23.5" (K26, K27)
7	123910-46-K58	EA	LEG - LEFT - 23.5" (W/ OVHD TV) (K58, K59)
7	123910-46-K62	EA	LEG - LEFT - 23.5" (W/ OVHD TV) (K62, K63)
7	123910-46-K64	EA	LEG - LEFT - 23.5" (W/ OVHD TV) (K64, K65)
7	123910-46-K26	EA	LEG - LEFT - 23.5" (W/ OVHD TV) (K26, K27)
7	111910-57-K58	EA	BLIND - DAY/NIGHTER - 61" X 28.5" (K58, K59, K62, K63, K64, K65)
7	111910-57-K26	EA	BLIND - DAY/NIGHTER - 61" X 28.5" (K26, K27)
7	111910-67-K58	EA	BLIND - DAY/NIGHTER - 61" X 33" (W/ OVHD TV) (K58, K59, K62, K63, K64, K65)
7	111910-67-K26	EA	BLIND - DAY/NIGHTER - 61" X 33" (W/ OVHD TV) (K26, K27)

CURTAIN & CUSHION GROUP (CONTINUED)

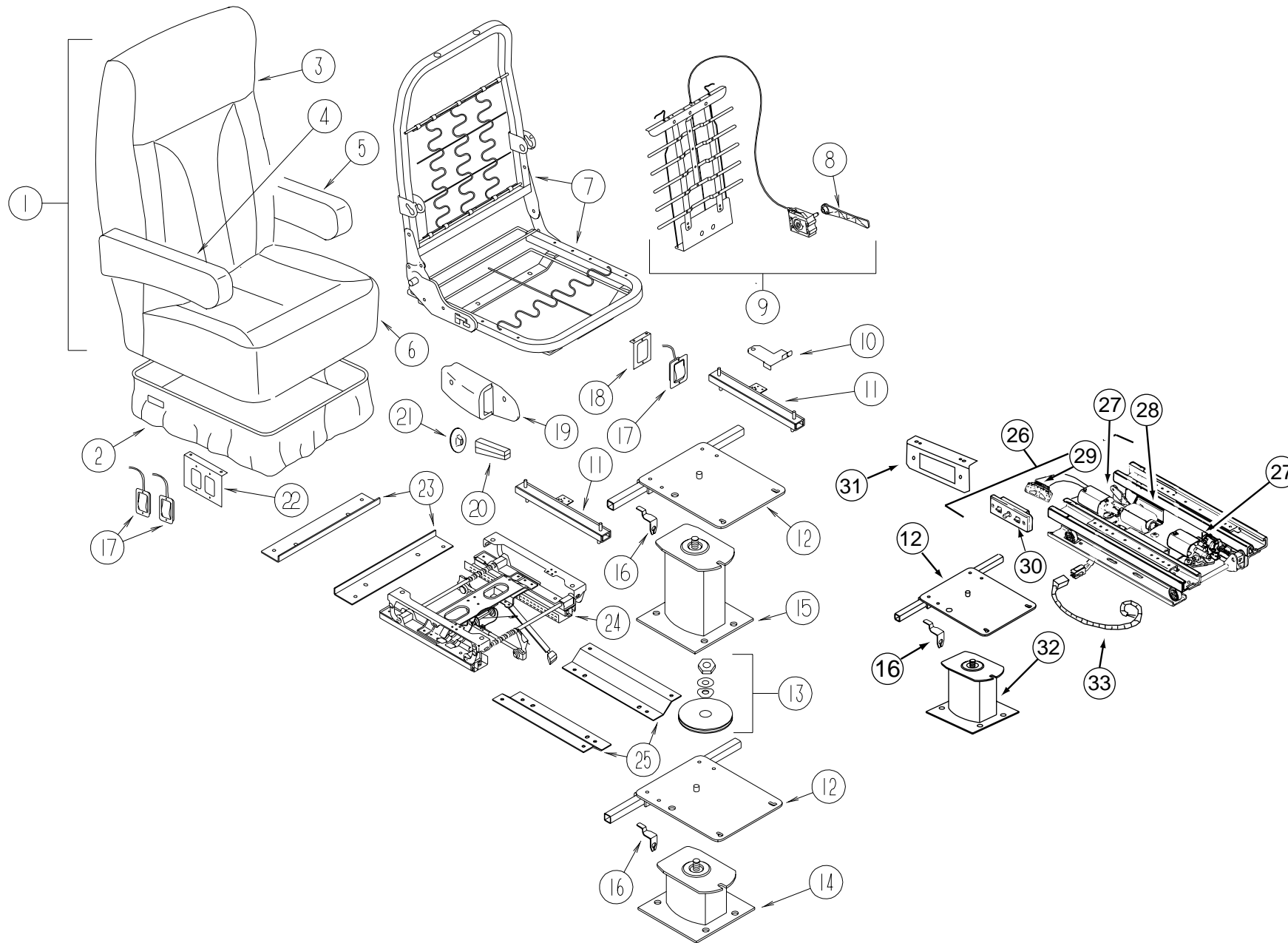


KEY	PART NUMBER	U/M	DESCRIPTION
1	129664-06-K58	EA	SEAT - BUCKET - DRIVERS WIDE W/LUMBAR SUPPORT (K58, K59)
1	129664-06-K62	EA	SEAT - BUCKET - DRIVERS WIDE W/LUMBAR SUPPORT (K62, K63)
1	129664-06-K64	EA	SEAT - BUCKET - DRIVERS WIDE W/LUMBAR SUPPORT (K64, K65)
1	129664-06-K45	EA	SEAT - BUCKET - DRIVERS WIDE W/LUMBAR SUPPORT (K26, K27)
1	129664-04-K58	EA	SEAT - BUCKET - W/LUMBAR SUPPORT (LEATHER)
2	071126-68-K58	EA	SKIRT - WIDE - 10.5" OPEN CORNER (STANDARD OR ELECTRIC SEAT) (K58, K59)
2	071126-68-K62	EA	SKIRT - WIDE - 10.5" OPEN CORNER (STANDARD OR ELECTRIC SEAT) (K62, K63)
2	071126-68-K64	EA	SKIRT - WIDE - 10.5" OPEN CORNER (STANDARD OR ELECTRIC SEAT) (K64, K65)
2	071126-68-K18	EA	SKIRT - WIDE - 10.5" OPEN CORNER (STANDARD OR ELECTRIC SEAT) (K26, K27)
2	071126-70-K58	EA	SKIRT - WIDE - 10.5" OPEN CORNER (STANDARD OR ELECTRIC SEAT) (LEATHER)
2	071126-69-K58	EA	SKIRT - SINGLE - 10.5" - 6-WAY MANUAL (K58, K59)
2	071126-69-K62	EA	SKIRT - SINGLE - 10.5" - 6-WAY MANUAL (K62, K63)
2	071126-69-K64	EA	SKIRT - SINGLE - 10.5" - 6-WAY MANUAL (K64, K65)
2	071126-69-K32	EA	SKIRT - SINGLE - 10.5" - 6-WAY MANUAL (K26, K27)
2	071126-71-K58	EA	SKIRT - SINGLE - 10.5" - 6-WAY MANUAL (LEATHER)
3	M05962-84-K58	EA	COVER - BACK (K58, K59)
3	M05962-84-K62	EA	COVER - BACK (K62, K63)
3	M05962-84-K64	EA	COVER - BACK (K64, K65)
3	M05962-84-K32	EA	COVER - BACK (K26, K27)
3	M05962-86-K58	EA	COVER - BACK - WIDE - BUCKET (LEATHER)

KEY	PART NUMBER	U/M	DESCRIPTION
4	129666-01-K58	EA	ARMREST - RIGHT HAND (K58, K59)
4	129666-01-K62	EA	ARMREST - RIGHT HAND (K62, K63)
4	129666-01-K64	EA	ARMREST - RIGHT HAND (K64, K65)
4	129666-01-K18	EA	ARMREST - RIGHT HAND (K26, K27)
4	129666-03-K58	EA	ARMREST - RIGHT HAND (LEATHER)
4	P29666-01-K58	EA	COVER - ARMREST - RIGHT HAND (K58, K59)
4	P29666-01-K62	EA	COVER - ARMREST - RIGHT HAND (K62, K63)
4	P29666-01-K64	EA	COVER - ARMREST - RIGHT HAND (K64, K65)
4	P29666-01-K18	EA	COVER - ARMREST - RIGHT HAND (K26, K27)
4	P29666-03-K58	EA	COVER - ARMREST - RIGHT HAND (LEATHER)
5	129666-02-K58	EA	ARMREST - LEFT HAND (K58, K59)
5	129666-02-K62	EA	ARMREST - LEFT HAND (K62, K63)
5	129666-02-K64	EA	ARMREST - LEFT HAND (K64, K65)
5	129666-02-K18	EA	ARMREST - LEFT HAND (K26, K27)
5	129666-04-K58	EA	ARMREST - LEFT HAND (LEATHER)
5	P29666-02-K58	EA	COVER - ARMREST - LEFT HAND (K58, K59)
5	P29666-02-K62	EA	COVER - ARMREST - LEFT HAND (K62, K63)
5	P29666-02-K64	EA	COVER - ARMREST - LEFT HAND (K64, K65)
5	P29666-02-K18	EA	COVER - ARMREST - LEFT HAND (K26, K27)
5	P29666-04-K58	EA	COVER - ARMREST - LEFT HAND (LEATHER)

CURTAIN & CUSHION GROUP (CONTINUED)

DRIVER BUCKET SEAT (CONTINUED)

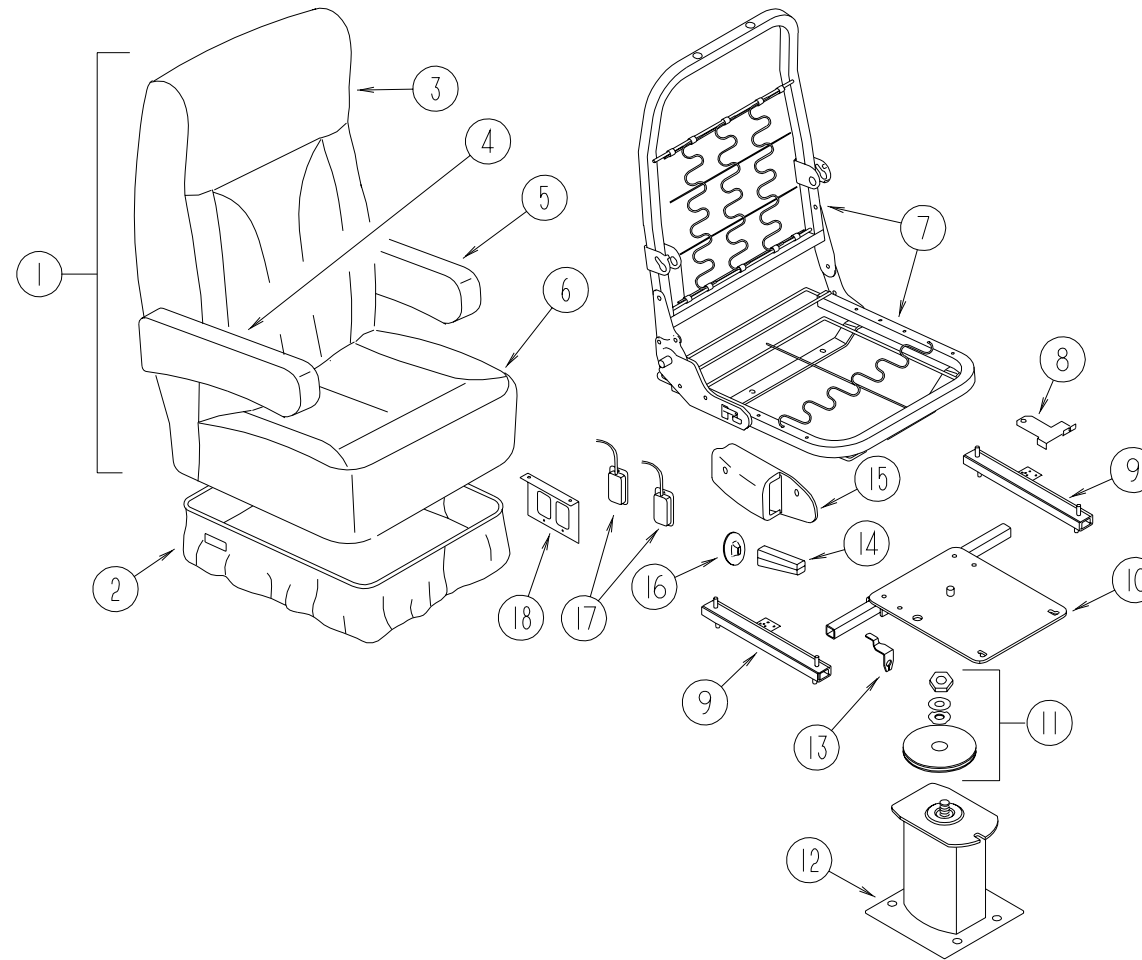


KEY	PART NUMBER	U/M	DESCRIPTION
6	M05962-85-K58	EA	COVER - SEAT (K58, K59)
6	M05962-85-K62	EA	COVER - SEAT (K62, K63)
6	M05962-85-K65	EA	COVER - SEAT (K64, K65)
6	M05962-85-K32	EA	COVER - SEAT (K26, K27)
6	M05962-87-K58	EA	COVER - SEAT (LEATHER)
7	122695-04-01B	EA	FRAME - SEAT & HIGH BACK
8	122611-02-701	EA	LUMBAR - LEVER
9	122611-02-000	EA	LUMBAR - W/LEVER
10	117125-01-02B	EA	BRACKET - CABLE MOUNT - ADJUSTER W/ LOCK
11	119952-04-000	EA	SLIDE/SEAT - HEAVY DUTY LOCKING - 4 STUDS
	119952-07-000	EA	WIRE - LATCH RELEASE/ ROTARY
12	107921-05-000	EA	PLATE TOP - W/ SEAT BELT BAR
13	107921-06-000	EA	BEARING KIT - PEDESTAL
14	107921-07-000	EA	PEDESTAL/FLOOR MOUNTED - 4.5"
15	107921-01-000	EA	PEDESTAL/FLOOR MOUNTED - W/9.75" EXTENSION
16	108049-02-000	EA	CLIP - CABLE/ PEDESTAL
17	108049-04-000	EA	CABLE - W/SWITCHES - W/26" MINI LEVER ACTION (6-WAY MANUAL)

KEY	PART NUMBER	U/M	DESCRIPTION	VENDOR NO.
18	127159-01-02B	EA	BRACKET - SEAT RELEASE - SINGLE REMOTE (6-WAY MANUAL)	
19	080730-09-000	EA	SHIELD - RECLINER HANDLE	
20	080730-08-000	EA	HANDLE - RECLINER	
21	080730-11-000	EA	SHIELD - RUBBER BOOT	
22	127159-02-02B	EA	BRACKET - SEAT RELEASE - DUAL REMOTE	
23	116215-02-000	EA	BRACKET - UPPER MOUNT - 6-WAY MANUAL SEAT	
	007221-01-000	EA	SPACER - SEAT/ ADJUSTER	
24	116215-01-000	EA	ADJUSTING MECHANISM/6-WAY MANUAL SEAT - DRIVER	
25	116215-03-000	EA	BRACKET - LOWER MOUNT - 6-WAY MANUAL SEAT	
26	081373-03-000	EA	SEAT - POWER 6 WAY	
27	081373-02-703	EA	MOTOR PKG. ADJ. VERTICAL LIFT	22063238 & H-196
28	081373-02-704	EA	MOTOR PKG. ADJ. HORIZONTAL	22063237 & H-195
29	081373-03-701	EA	WIRE HARNESS ASM. - LEFT. SIDE	
30	081373-03-700	EA	SWITCH POWER	
31	128699-01-02B	EA	BRACKET - SEAT SWITCH - E-COATED	
32	107921-14-000	EA	PEDESTAL/FLOOR MOUNTED - W/5.75" EXTENSION	
33	131279-01-000	EA	WIRE ASSEMBLY - DRIVER SEAT (DASH TO SEAT)	

CURTAIN & CUSHION GROUP (CONTINUED)

PASSENGER BUCKET SEAT (STANDARD)

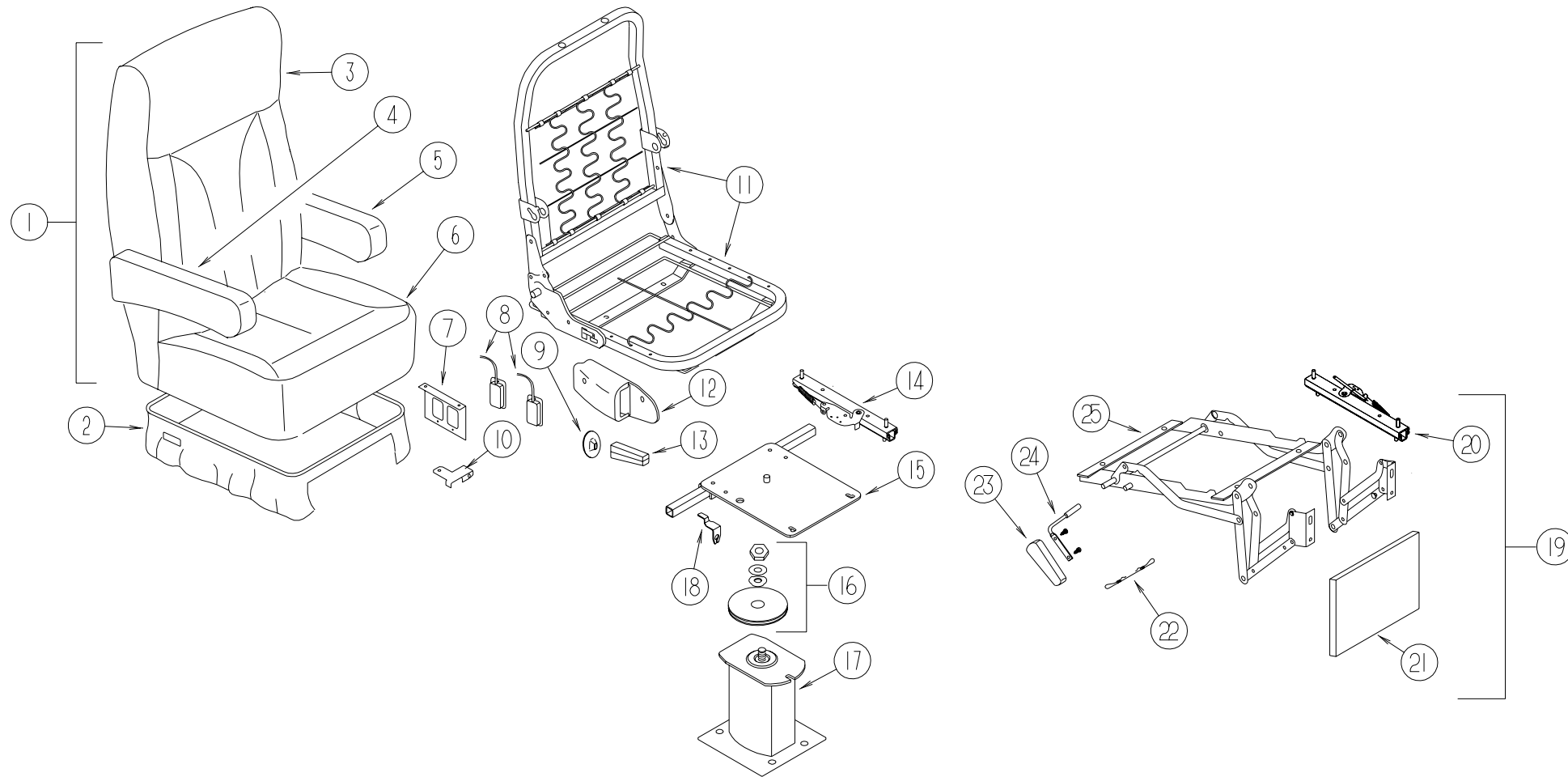


KEY	PART NUMBER	U/M DESCRIPTION
1	129664-03-K58	EA SEAT - BUCKET - WIDE (K58, K59)
1	129664-03-K62	EA SEAT - BUCKET - WIDE (K62, K63)
1	129664-03-K64	EA SEAT - BUCKET - WIDE (K64, K65)
1	129664-03-K32	EA SEAT - BUCKET - WIDE (K26, K27)
1	129664-05-K58	EA SEAT - BUCKET - WIDE (LEATHER)
2	071126-68-K58	EA SKIRT - WIDE - 10.5" OPEN CORNER (K58, K59)
2	071126-68-K62	EA SKIRT - WIDE - 10.5" OPEN CORNER (K62, K63)
2	071126-68-K64	EA SKIRT - WIDE - 10.5" OPEN CORNER (K64, K65)
2	071126-68-K18	EA SKIRT - WIDE - 10.5" OPEN CORNER (K26, K27)
2	071126-70-K58	EA SKIRT - WIDE - 10.5" OPEN CORNER (LEATHER)
3	M05962-84-K58	EA COVER - BACK (K58, K59)
3	M05962-84-K62	EA COVER - BACK (K62, K63)
3	M05962-84-K64	EA COVER - BACK (K64, K65)
3	M05962-84-K32	EA COVER - BACK (K26, K27)
3	M05962-86-K58	EA COVER - BACK - WIDE - BUCKET (LEATHER)
4	129666-01-K58	EA ARMREST - RIGHT HAND (K58, K59)
4	129666-01-K62	EA ARMREST - RIGHT HAND (K62, K63)
4	129666-01-K64	EA ARMREST - RIGHT HAND (K64, K65)
4	129666-01-K18	EA ARMREST - RIGHT HAND (K26, K27)
4	129666-03-K58	EA ARMREST - RIGHT HAND (LEATHER)
4	P29666-01-K58	EA COVER - ARMREST - RIGHT HAND (K58, K59)
4	P29666-01-K62	EA COVER - ARMREST - RIGHT HAND (K62, K63)
4	P29666-01-K64	EA COVER - ARMREST - RIGHT HAND (K64, K65)
4	P29666-01-K18	EA COVER - ARMREST - RIGHT HAND (K26, K27)
4	P29666-03-K58	EA COVER - ARMREST - RIGHT HAND (LEATHER)

KEY	PART NUMBER	U/M DESCRIPTION
5	129666-02-K58	EA ARMREST - LEFT HAND (K58, K59)
5	129666-02-K62	EA ARMREST - LEFT HAND (K62, K63)
5	129666-02-K64	EA ARMREST - LEFT HAND (K64, K65)
5	129666-02-K18	EA ARMREST - LEFT HAND (K26, K27)
5	129666-04-K58	EA ARMREST - LEFT HAND (LEATHER)
5	P29666-02-K58	EA COVER - ARMREST - LEFT HAND (K58, K59)
5	P29666-02-K62	EA COVER - ARMREST - LEFT HAND (K62, K63)
5	P29666-02-K64	EA COVER - ARMREST - LEFT HAND (K64, K65)
5	P29666-02-K18	EA COVER - ARMREST - LEFT HAND (K26, K27)
5	P29666-04-K58	EA COVER - ARMREST - LEFT HAND (LEATHER)
6	M05962-85-K58	EA COVER - SEAT (K58, K59)
6	M05962-85-K62	EA COVER - SEAT (K62, K63)
6	M05962-85-K65	EA COVER - SEAT (K64, K65)
6	M05962-85-K32	EA COVER - SEAT (K26, K27)
6	M05962-87-K58	EA COVER - SEAT (LEATHER)
7	122695-04-01B	EA FRAME - SEAT & HIGH BACK
8	117125-01-02B	EA BRACKET - CABLE MOUNT - ADJUSTER W/ LOCK
9	119952-04-000	EA SLIDE/SEAT - HEAVY DUTY LOCKING - 4 STUDS
	119952-07-000	EA WIRE - LATCH RELEASE/ ROTARY
10	107921-05-000	EA PLATE TOP - W/ SEAT BELT BAR
11	107921-06-000	EA BEARING KIT - PEDESTAL
12	107921-01-000	EA PEDESTAL FLOOR MOUNTED - W/9.75" EXTENSION
13	108049-02-000	EA CLIP - CABLE/ PEDESTAL
14	080730-08-000	EA HANDLE - RECLINER
15	080730-09-000	EA SHIELD - RECLINER HANDLE
16	080730-11-000	EA SHIELD - RUBBER BOOT
17	108049-04-000	EA CABLE - W/SWITCHES - W/26" MINI LEVER ACTION
18	127159-02-02B	EA BRACKET - SEAT RELEASE - DUAL REMOTE

CURTAIN & CUSHION GROUP (CONTINUED)

PASSENGER BUCKET SEAT (ADJUSTABLE ARMREST & FOOTREST)

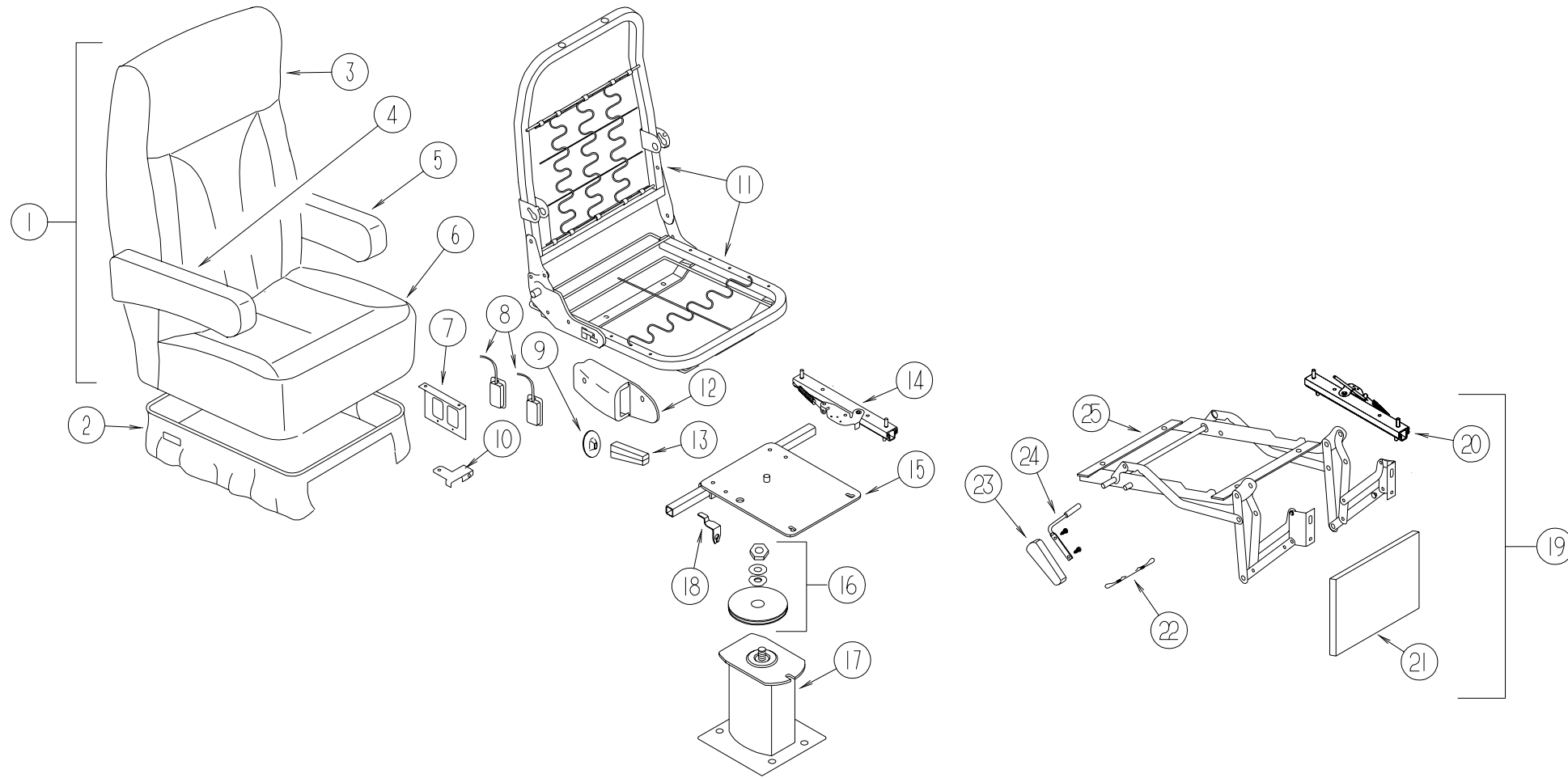


KEY	PART NUMBER	U/M DESCRIPTION
1	129664-08-K58	EA SEAT - BUCKET - WIDE - W/ADJUSTABLE ARMREST (K58, K59)
1	129664-08-K62	EA SEAT - BUCKET - WIDE - W/ADJUSTABLE ARMREST (K62, K63)
1	129664-08-K64	EA SEAT - BUCKET - WIDE - W/ADJUSTABLE ARMREST (K64, K65)
1	129664-08-K26	EA SEAT - BUCKET - WIDE - W/ADJUSTABLE ARMREST (K26, K27)
1	129664-09-K58	EA SEAT - BUCKET - WIDE - W/ADJUSTABLE ARMREST (LEATHER)
2	071126-72-K58	EA SKIRT - 10.5" (FOOTREST) (K58, K59)
2	071126-72-K62	EA SKIRT - 10.5" (FOOTREST) (K62, K63)
2	071126-72-K63	EA SKIRT - 10.5" (FOOTREST) (K64, K65)
2	071126-72-K32	EA SKIRT - 10.5" (FOOTREST) (K26, K27)
2	071126-73-K58	EA SKIRT - 10.5" (FOOTREST) (LEATHER)
3	M05962-84-K58	EA COVER - BACK (K58, K59)
3	M05962-84-K62	EA COVER - BACK (K62, K63)
3	M05962-84-K64	EA COVER - BACK (K64, K65)
3	M05962-84-K32	EA COVER - BACK (K26, K27)
3	M05962-86-K58	EA COVER - BACK - WIDE - BUCKET (LEATHER)
4	129716-01-K58	EA ARMREST - RIGHT HAND/ADJUSTABLE (K58, K59)
4	129716-01-K62	EA ARMREST - RIGHT HAND/ADJUSTABLE (K62, K63)
4	129716-01-K64	EA ARMREST - RIGHT HAND/ADJUSTABLE (K64, K65)
4	129716-01-K26	EA ARMREST - RIGHT HAND/ADJUSTABLE (K26, K27)
4	129716-05-K58	EA ARMREST - RIGHT HAND/ADJUSTABLE (LEATHER)
4	P29716-01-K58	EA ARMREST - RIGHT HAND/ADJUSTABLE (K58, K59)
4	P29716-01-K62	EA ARMREST - RIGHT HAND/ADJUSTABLE (K62, K63)
4	P29716-01-K64	EA ARMREST - RIGHT HAND/ADJUSTABLE (K64, K65)
4	P29716-01-K26	EA ARMREST - RIGHT HAND/ADJUSTABLE (K26, K27)
4	P29716-05-K58	EA ARMREST - RIGHT HAND/ADJUSTABLE (LEATHER)

KEY	PART NUMBER	U/M DESCRIPTION
5	129716-02-K58	EA ARMREST - LEFT HAND/ADJUSTABLE (K58, K59)
5	129716-02-K62	EA ARMREST - LEFT HAND/ADJUSTABLE (K62, K63)
5	129716-02-K64	EA ARMREST - LEFT HAND/ADJUSTABLE (K64, K65)
5	129716-02-K32	EA ARMREST - LEFT HAND/ADJUSTABLE (K26, K27)
5	129716-06-K58	EA ARMREST - LEFT HAND/ADJUSTABLE (LEATHER)
5	P29716-02-K58	EA ARMREST - LEFT HAND/ADJUSTABLE (K58, K59)
5	P29716-02-K62	EA ARMREST - LEFT HAND/ADJUSTABLE (K62, K63)
5	P29716-02-K64	EA ARMREST - LEFT HAND/ADJUSTABLE (K64, K65)
5	P29716-02-K32	EA ARMREST - LEFT HAND/ADJUSTABLE (K26, K27)
5	P29716-06-K58	EA ARMREST - LEFT HAND/ADJUSTABLE (LEATHER)
	122622-04-000	EA BRACKET - ADJUSTABLE/ARMREST - RIGHT HAND
	122622-05-000	EA BRACKET - ADJUSTABLE/ARMREST - LEFT HAND
	122622-06-000	EA BRACKET - ADJUSTABLE KNOB - 3/8"
6	M05962-85-K58	EA COVER - SEAT (K58, K59)
6	M05962-85-K62	EA COVER - SEAT (K62, K63)
6	M05962-85-K65	EA COVER - SEAT (K64, K65)
6	M05962-85-K32	EA COVER - SEAT (K26, K27)
6	M05962-87-K58	EA COVER - SEAT (LEATHER)
7	127159-02-02B	EA BRACKET - SEAT RELEASE - DUAL REMOTE
8	108049-04-000	EA CABLE - W/SWITCHES - W/26" MINI LEVER ACTION
9	080730-11-000	EA SHIELD - RUBBER BOOT
10	117125-01-02B	EA BRACKET - CABLE MOUNT - ADJUSTER W/ LOCK

CURTAIN & CUSHION GROUP (CONTINUED)

PASSENGER BUCKET SEAT (ADJUSTABLE ARMREST & FOOTREST) (CONTINUED)

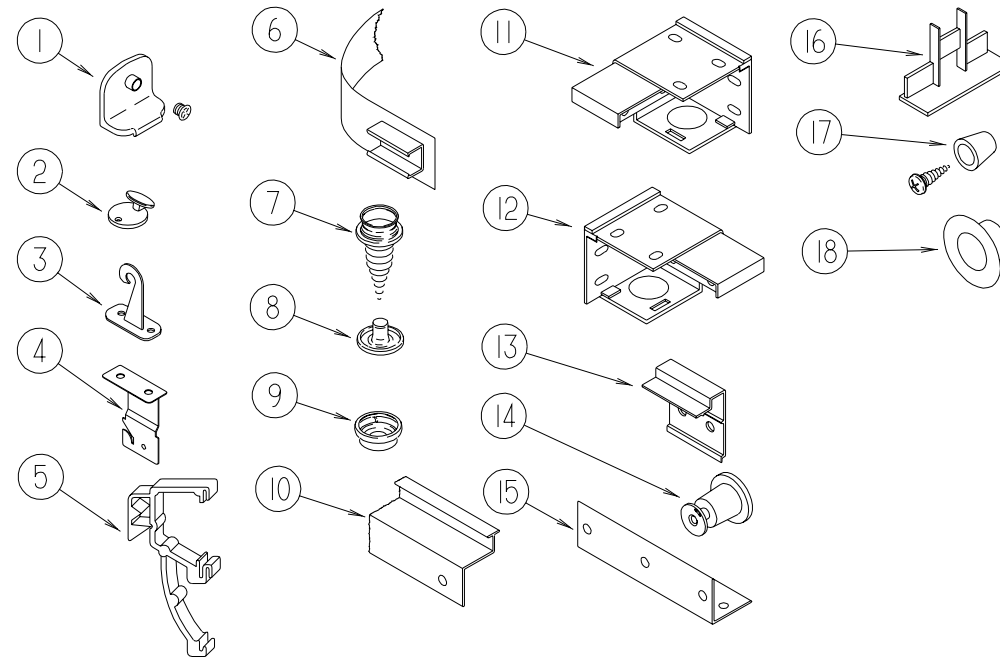


KEY	PART NUMBER	U/M	DESCRIPTION
11	122695-04-01B	EA	FRAME - SEAT & HIGH BACK
12	080730-09-000	EA	SHIELD - RECLINER HANDLE
13	080730-08-000	EA	HANDLE - RECLINER
14	119952-04-000	EA	SLIDE/SEAT - HEAVY DUTY LOCKING - 4 STUDS
15	107921-05-000	EA	PLATE TOP - W/ SEAT BELT BAR
16	107921-06-000	EA	BEARING KIT - PEDESTAL
17	107921-01-000	EA	PEDESTAL FLOOR MOUNTED - W/9.75" EXTENSION
18	108049-02-000	EA	CLIP - CABLE/ PEDESTAL
19	131613-01-K58	EA	FOOTREST - PASSENGER BUCKET SEAT (K58, K59)
19	131613-01-K62	EA	FOOTREST - PASSENGER BUCKET SEAT (K62, K63)
19	131613-01-K64	EA	FOOTREST - PASSENGER BUCKET SEAT (K64, K65)
19	131613-01-K26	EA	FOOTREST - PASSENGER BUCKET SEAT (K26, K27)
19	131613-02-K58	EA	FOOTREST - PASSENGER BUCKET SEAT (LEATHER)

KEY	PART NUMBER	U/M	DESCRIPTION
20	131566-04-000	EA	SLIDE - DOUBLE LOCKING
21	131613-99-000	EA	FOOTREST/WOOD - W/T-NUTS
22	131566-06-000	EA	WIRE - LATCH/RELEASE - 5"
23	131566-03-000	EA	WOOD HANDLE
24	131566-02-000	EA	ROD/LEVER - FOOTREST EXTENSION
25	131566-01-000	EA	FOOTREST - MECHANICAL
	131566-05-000	EA	WASHER - SLIDE SPACER
	007221-01-000	EA	SPACER - SEAT/ADJUSTER

CURTAIN & CUSHION GROUP (CONTINUED)

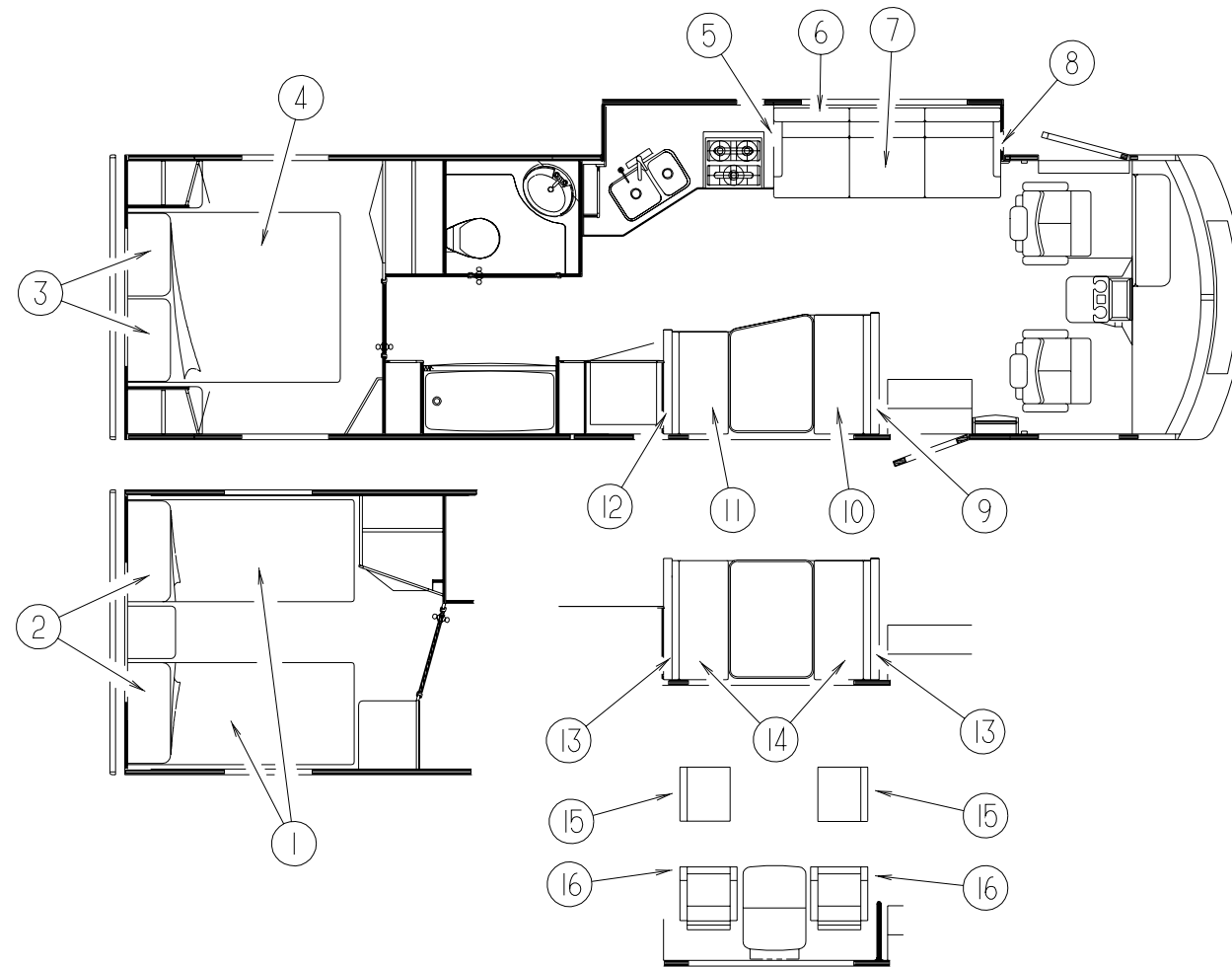
CURTAIN & BLIND HARDWARE



KEY	PART NUMBER	U/M	DESCRIPTION
1	106544-01-000	EA	PULL - SHADE/BRASS
	106544-01-001	EA	SCREW - SHADE/BRASS
2	102555-03-000	EA	CLEAT - BLIND CORD - MILKY WHITE
3	109441-03-000	EA	HOLD DOWN - BLIND (CLOUDY)
4	084434-01-000	EA	BRACKET - MOUNTING - ROLLER SHADE - 1 3/8"
5	109353-04-000	EA	CLIP - VALANCE SLAT MOUNTING - CLEAR PLASTIC
6	101031-01-000	YD	TAPE - GLIDE/CURTAIN - 4.25" SPACING
7	029130-01-000	EA	SCREW - SNAP SOCKET - #8 PH X 5/8"
8	029155-01-000	EA	CAP - SNAP - 5/32" OUTSIDE DIAMETER OF PIN
9	029156-01-000	EA	SOCKET - SNAP - 9/16" O.D.
10	127254-01-02A	EA	TRACK - CURTAIN/RIGHT HAND - TITANIUM
10	127254-02-02A	EA	TRACK - CURTAIN/LEFT HAND - TITANIUM
11	083170-02-000	EA	BRACKET - BLIND - RIGHT SIDE WHEN FACING WINDOW
12	083170-01-000	EA	BRACKET - BLIND - LEFT SIDE WHEN FACING WINDOW
13	097565-01-000	EA	BRACKET - MOUNTING/PLEATED BLIND

KEY	PART NUMBER	U/M	DESCRIPTION
14	097592-02-000	EA	SPOOL - CORD - ELEVATED BLIND HOLDUP - LARGE - CLEAR
15	105648-01-02A	EA	BRACE - VALANCE - OFF/WHITE - 14"
16	094907-02-000	EA	END CAP - TOP/PLEATED BLIND - PLASTIC - GRAY
17	097564-03-000	EA	HANDLE - KNOB - E-Z LIFT SHADE - TAN
18	046867-03-000	EA	GROMMET - HANDY BUTTON #3
	048394-02-000	YD	VELCRO TAPE - HOOK - ADHESIVE BACK - .75" WIDE - BEIGE
	086276-01-000	EA	TAPE - DOUBLE SIDED - 1/2"
	094896-02-000	EA	GROMMET - CORD/PLEATED BLIND - NYLON - GRAY
	094907-04-000	EA	HARDWARE - END CAP BOTTOM - PULL TYPE (RH & LH)
	095567-01-000	EA	TACK - STRIP - .5" X 625' ROLL
	096843-01-000	EA	SPRING - REWIND/ROLLER SHADE
	097591-01-000	EA	SPRING - EXTENSION/PLEATED BLIND
	097593-02-000	FT	CORD - BLIND - PLEATED - GRAY
	083125-08-000	EA	BRACE - WINDOW MOUNT - 3/4 - OFF WHITE
	046867-02-000	EA	WASHER - HANDY BUTTON #3

CURTAIN & CUSHION GROUP (CONTINUED)



QUEEN & TWIN BED

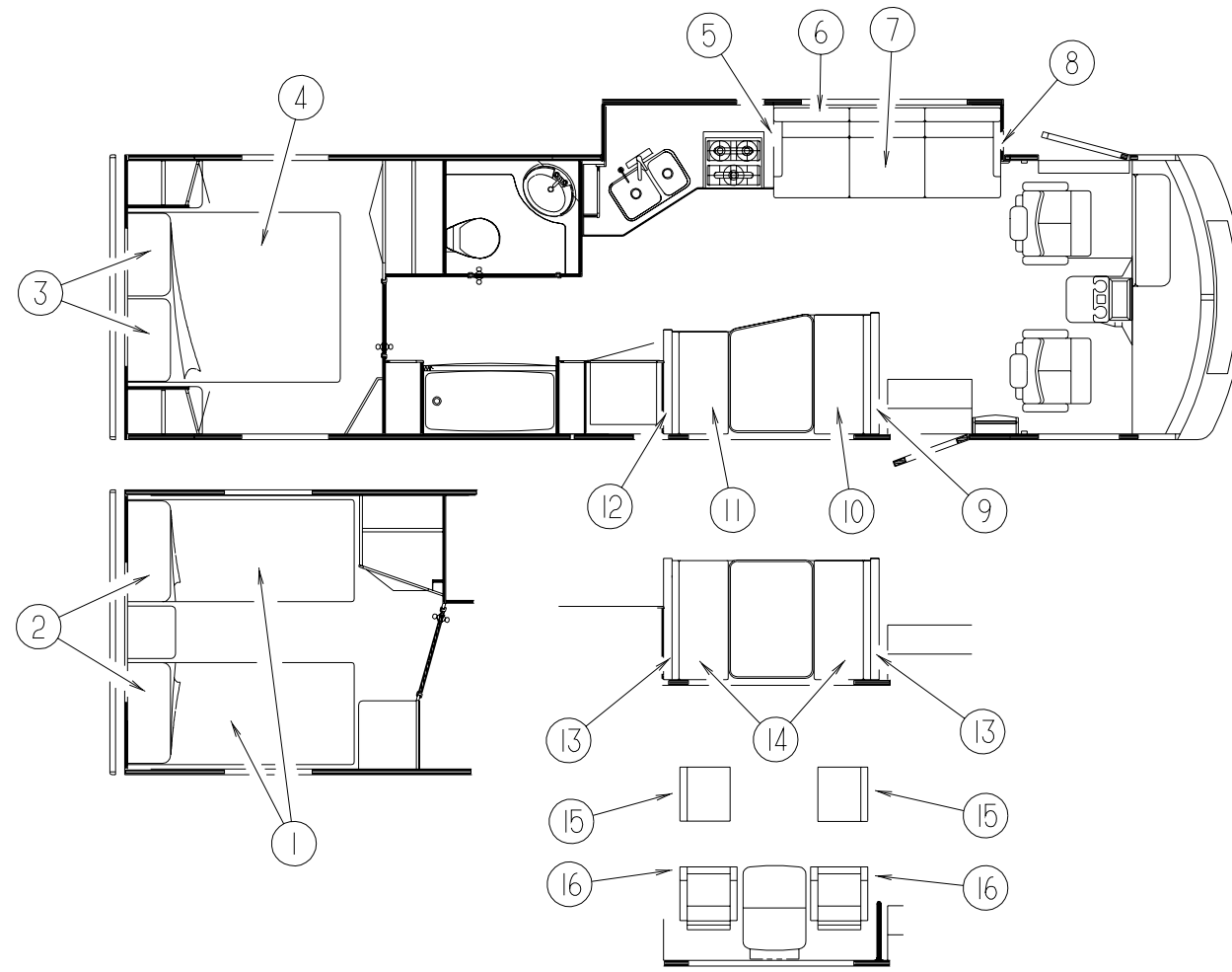
KEY	PART NUMBER	U/M	DESCRIPTION
1	119141-16-J54	EA	BEDSPREAD/THROW - 36" X 80" (K58, K59)
1	119141-16-K62	EA	BEDSPREAD/THROW - 36" X 80" (K62, K63)
1	119141-22-J28	EA	BEDSPREAD/THROW - 36" X 80" (K64, K65)
1	119141-16-K26	EA	BEDSPREAD/THROW - 36" X 80" (K26, K27)
1	123015-04-000	EA	MATTRESS - INNERSPRING - 36" X 79.5"
2	119249-02-000	EA	PILLOW - 22" X 37" - TWIN
3	119249-01-000	EA	PILLOW - 20" X 33" - QUEEN
4	119141-14-J54	EA	BEDSPREAD/THROW - 60" X 75" (K58, K59)
4	119141-14-K62	EA	BEDSPREAD/THROW - 60" X 75" (K62, K63)
4	119141-21-J28	EA	BEDSPREAD/THROW - 60" X 75" (K64, K65)
4	119141-14-K26	EA	BEDSPREAD/THROW - 60" X 75" (K26, K27)
4	123015-06-000	EA	MATTRESS - INNERSPRING - 60" X 74.5"
	103669-09-J54	EA	PILLOW - 14" X 14" (K58, K59)
	103669-09-J56	EA	PILLOW - 14" X 14" (K62, K63)
	103669-09-K60	EA	PILLOW - 14" X 14" (K64, K65)
	103669-09-K26	EA	PILLOW - 14" X 14" (K26, K27)

SOFA BED

KEY	PART NUMBER	U/M	DESCRIPTION
5	127840-01-J54	EA	PANEL - RIGHT END - SOFA/BED - FABRIC COVERED (K58, K59)
5	127840-01-K08	EA	PANEL - RIGHT END - SOFA/BED - FABRIC COVERED (K62, K63)
5	127840-01-K64	EA	PANEL - RIGHT END - SOFA/BED - FABRIC COVERED (K64, K65)
5	127840-01-K26	EA	PANEL - RIGHT END - SOFA/BED - FABRIC COVERED (K26, K27)
5	130718-01-K58	EA	ARMREST - REMOVABLE/ RIGHT HAND (K58, K59)
5	130718-01-K62	EA	ARMREST - REMOVABLE/ RIGHT HAND (K62, K63)
5	130718-01-K64	EA	ARMREST - REMOVABLE/ RIGHT HAND (K64, K65)
5	130718-01-K26	EA	ARMREST - REMOVABLE/ RIGHT HAND (K26, K27)
5	P30718-01-K58	EA	COVER - ARMREST - REMOVEABLE/ RIGHT (K58, K59)
5	P30718-01-K62	EA	COVER - ARMREST - REMOVEABLE/ RIGHT (K62, K63)
5	P30718-01-K64	EA	COVER - ARMREST - REMOVEABLE/ RIGHT (K64, K65)
5	P30718-01-K26	EA	COVER - ARMREST - REMOVEABLE/ RIGHT (K26, K27)
6	130573-01-K15	EA	BED - BACK - 74" (K58, K59)
6	130573-01-K62	EA	BED - BACK - 74" (K62, K63)
6	130573-01-K64	EA	BED - BACK - 74" (K64, K65)
6	130573-01-K23	EA	BED - BACK - 74" (K26, K27)
6	P30573-01-K15	EA	COVER - BACK - SOFA/BED - 74" (K58, K59)
6	P30573-01-K62	EA	COVER - BACK - SOFA/BED - 74" (K62, K63)
6	P30573-01-K64	EA	COVER - BACK - SOFA/BED - 74" (K64, K65)
6	P30573-01-K23	EA	COVER - BACK - SOFA/BED - 74" (K26, K27)

CURTAIN & CUSHION GROUP (CONTINUED)

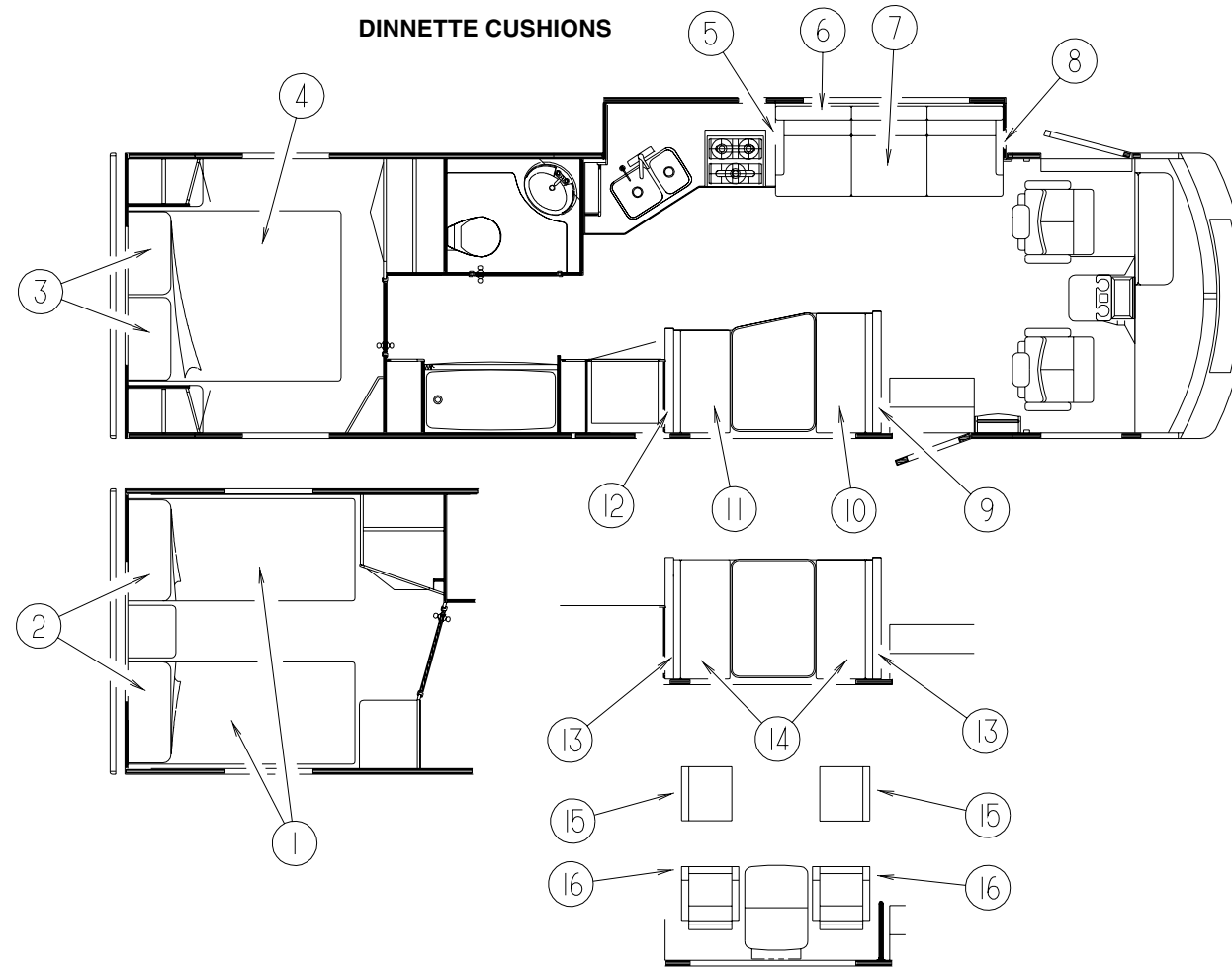
SOFA BED (CONTINUED)



KEY	PART NUMBER	U/M	DESCRIPTION
7	130573-02-K15	EA	BED - SEAT - 74" (K58, K59)
7	130573-02-K62	EA	BED - SEAT - 74" (K62, K63)
7	130573-02-K64	EA	BED - SEAT - 74" (K64, K65)
7	130573-02-K26	EA	BED - SEAT - 74" (K26, K27)
7	P30573-02-K15	EA	COVER - SEAT - SOFA/BED - 74" (K58, K59)
7	P30573-02-K62	EA	COVER - SEAT - SOFA/BED - 74" (K62, K63)
7	P30573-02-K64	EA	COVER - SEAT - SOFA/BED - 74" (K64, K65)
7	P30573-02-K26	EA	COVER - SEAT - SOFA/BED - 74" (K26, K27)
8	127840-02-J54	EA	PANEL - LEFT END - SOFA/BED - FABRIC COVERED (K58, K59)
8	127840-02-K08	EA	PANEL - LEFT END - SOFA/BED - FABRIC COVERED (K62, K63)
8	127840-02-K19	EA	PANEL - LEFT END - SOFA/BED - FABRIC COVERED (K64, K65)
8	127840-02-K26	EA	PANEL - LEFT END - SOFA/BED - FABRIC COVERED (K26, K27)
8	130718-02-K58	EA	ARMREST - REMOVABLE/LEFT HAND (K58, K59)
8	130718-02-K62	EA	ARMREST - REMOVABLE/LEFT HAND (K62, K63)
8	130718-02-K64	EA	ARMREST - REMOVABLE/LEFT HAND (K64, K65)
8	130718-02-J26	EA	ARMREST - REMOVABLE/LEFT HAND (K26, K27)

KEY	PART NUMBER	U/M	DESCRIPTION
8	P30718-02-K58	EA	COVER - ARMREST - LEFT (K58, K59)
8	P30718-02-K62	EA	COVER - ARMREST - LEFT (K62, K63)
8	P30718-02-K64	EA	COVER - ARMREST - LEFT (K64, K65)
8	P30718-02-J26	EA	COVER - ARMREST - LEFT (K26, K27)
	127335-08-000	EA	BRACKET - REMOVABLE ARM/COUCH
	127335-09-000	EA	BRACKET - REMOVABLE ARM/CUSHION
	116104-03-02B	EA	BRACKET - ZEE W/HOLES - 5.9"
	116104-04-02B	EA	BRACKET - ZEE W/HOLES - 3.2"
	120992-07-J54	EA	PANEL - FRONT KICK - SOFA/BED - FABRIC COVERED (K58, K59)
	120992-07-K08	EA	PANEL - FRONT KICK - SOFA/BED - FABRIC COVERED (K62, K63)
	120992-07-K64	EA	PANEL - FRONT KICK - SOFA/BED - FABRIC COVERED (K64, K65)
	120992-07-K23	EA	PANEL - FRONT KICK - SOFA/BED - FABRIC COVERED (K26, K27)
	121906-01-02B	EA	BRACKET - KICKBOARD - E-COATED
	106728-08-K58	EA	PILLOW - 9" X 20" (K58, K59)
	106728-08-K62	EA	PILLOW - 9" X 20" (K62, K63)
	106728-08-K60	EA	PILLOW - 9" X 20" (K64, K65)
	106728-08-K26	EA	PILLOW - 9" X 20" (K26, K27)
	127335-12-000	EA	FRAME-10" LEG

CURTAIN & CUSHION GROUP (CONTINUED)



FROM: 00-00-00 THRU: 07-19-98

FROM: 07-20-98THRU: 99-99-99

KEY	PART NUMBER	U/M DESCRIPTION
9	111880-05-K58	EA CUSHION - BACK - 13.5" X 42" X 5" (K58, K59)
9	111880-05-K62	EA CUSHION - BACK - 13.5" X 42" X 5" (K62, K63)
9	111880-05-K64	EA CUSHION - BACK - 13.5" X 42" X 5" (K64, K65)
9	P11880-05-K58	EA COVER - BACK - 13.5" X 42" X 5" (K58, K59)
9	P11880-05-K62	EA COVER - BACK - 13.5" X 42" X 5" (K62, K63)
9	P11880-05-K64	EA COVER - BACK - 13.5" X 42" X 5" (K64, K65)
10	105603-15-J54	EA CUSHION - SEAT - 23" X 42" X 5" (K58, K59)
10	105603-15-K08	EA CUSHION - SEAT - 23" X 42" X 5" (K62, K63)
10	105603-15-K19	EA CUSHION - SEAT - 23" X 42" X 5" (K64, K65)
10	P05603-15-J54	EA COVER - SEAT - 23" X 42" X 5" (K58, K59)
10	P05603-15-K08	EA COVER - SEAT - 23" X 42" X 5" (K62, K63)
10	P05603-15-K19	EA COVER - SEAT - 23" X 42" X 5" (K64, K65)
11	105603-01-J54	EA CUSHION - SEAT - 23" X 36" X 5" (K58, K59)
11	105603-01-K62	EA CUSHION - SEAT - 23" X 36" X 5" (K62, K63)
11	105603-01-K64	EA CUSHION - SEAT - 23" X 36" X 5" (K64, K65)
11	P05603-01-J54	EA COVER - SEAT - 23" X 36" X 5" (K58, K59)
11	P05603-01-K62	EA COVER - SEAT - 23" X 36" X 5" (K62, K63)
11	P05603-01-K64	EA COVER - SEAT - 23" X 36" X 5" (K64, K65)
12	111880-09-K58	EA CUSHION - BACK - 13.5" X 36" X 5" (K58, K59)
12	111880-09-K62	EA CUSHION - BACK - 13.5" X 36" X 5" (K62, K63)
12	111880-09-K64	EA CUSHION - BACK - 13.5" X 36" X 5" (K64, K65)
12	P11880-09-K58	EA COVER - BACK - 13.5" X 36" X 5" (K58, K59)
12	P11880-09-K62	EA COVER - BACK - 13.5" X 36" X 5" (K62, K63)
12	P11880-09-K64	EA COVER - BACK - 13.5" X 36" X 5" (K64, K65)
	078155-01-000	EA STRAP - SNAP - BACK CUSHION

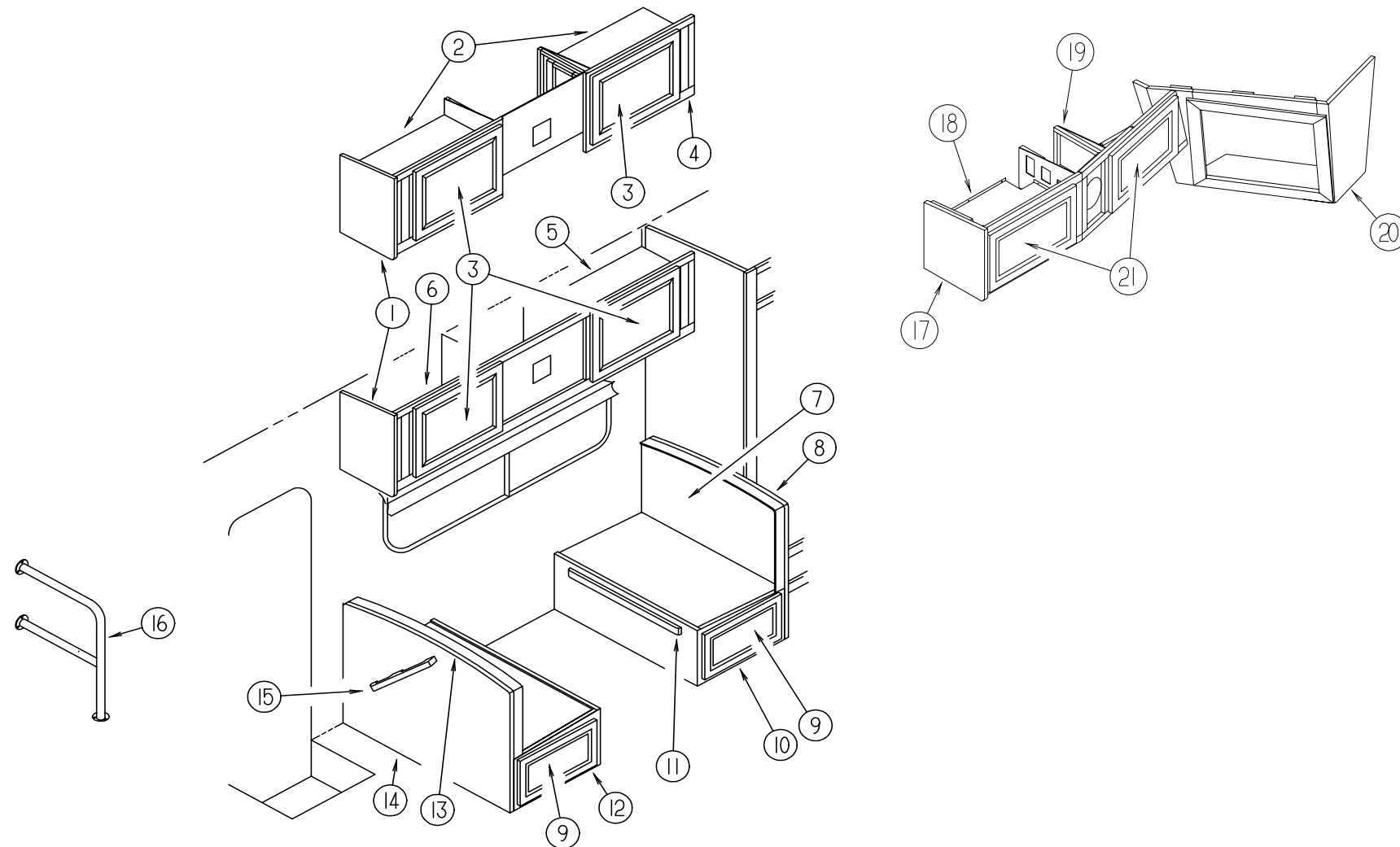
KEY	PART NUMBER	U/M DESCRIPTION
13	111880-01-K58	EA CUSHION - BACK - 13.5" X 38" X 5" (K58, K59)
13	111880-01-K62	EA CUSHION - BACK - 13.5" X 38" X 5" (K62, K63)
13	111880-01-K64	EA CUSHION - BACK - 13.5" X 38" X 5" (K64, K65)
13	111880-01-K26	EA CUSHION - BACK - 13.5" X 38" X 5" (K26, K27)
13	P11880-01-K58	EA COVER - BACK - 13.5" X 38" X 5" (K58, K59)
13	P11880-01-K62	EA COVER - BACK - 13.5" X 38" X 5" (K62, K63)
13	P11880-01-K64	EA COVER - BACK - 13.5" X 38" X 5" (K64, K65)
13	P11880-01-K26	EA COVER - BACK - 13.5" X 38" X 5" (K26, K27)
14	088927-87-K58	EA CUSHION - SEAT - 23" X 38" X 5" (K58, K59)
14	088927-87-K62	EA CUSHION - SEAT - 23" X 38" X 5" (K62, K63)
14	088927-87-K64	EA CUSHION - SEAT - 23" X 38" X 5" (K64, K65)
14	088927-87-K23	EA CUSHION - SEAT - 23" X 38" X 5" (K26, K27)
14	M88927-87-K58	EA COVER - SEAT - 23" X 38" X 5" (K58, K59)
14	M88927-87-K62	EA COVER - SEAT - 23" X 38" X 5" (K62, K63)
14	M88927-87-K64	EA COVER - SEAT - 23" X 38" X 5" (K64, K65)
14	M88927-87-K23	EA COVER - SEAT - 23" X 38" X 5" (K26, K27)
	078155-01-000	EA STRAP - SNAP - BACK CUSHION

DINETTE OPTION

KEY	PART NUMBER	U/M DESCRIPTION
15	101604-01-04A	EA CHAIR - FOLDING/DINETTE - LINEN FABRIC - SOLAR MAPLE
15	101604-01-03A	EA CHAIR - FOLDING/DINETTE - LINEN FABRIC - WATERFORD OAK
16	126637-12-000	EA CHAIR - DINETTE - CLOUD (K58, K59)
16	126637-17-000	EA CHAIR - DINETTE - CASTLETON (K62, K63)
16	126637-14-000	EA CHAIR - DINETTE - MINT (K64, K65)
16	126637-16-000	EA CHAIR - DINETTE - SEASPRAY (K26, K27)
	129529-02-000	EA STRAP - RETAINER - CHAIR
	129491-01-000	EA CATCH - SNAP HOOK - 1"

DINETTE GROUP

DINETTE & OVERHEAD CABINETRY

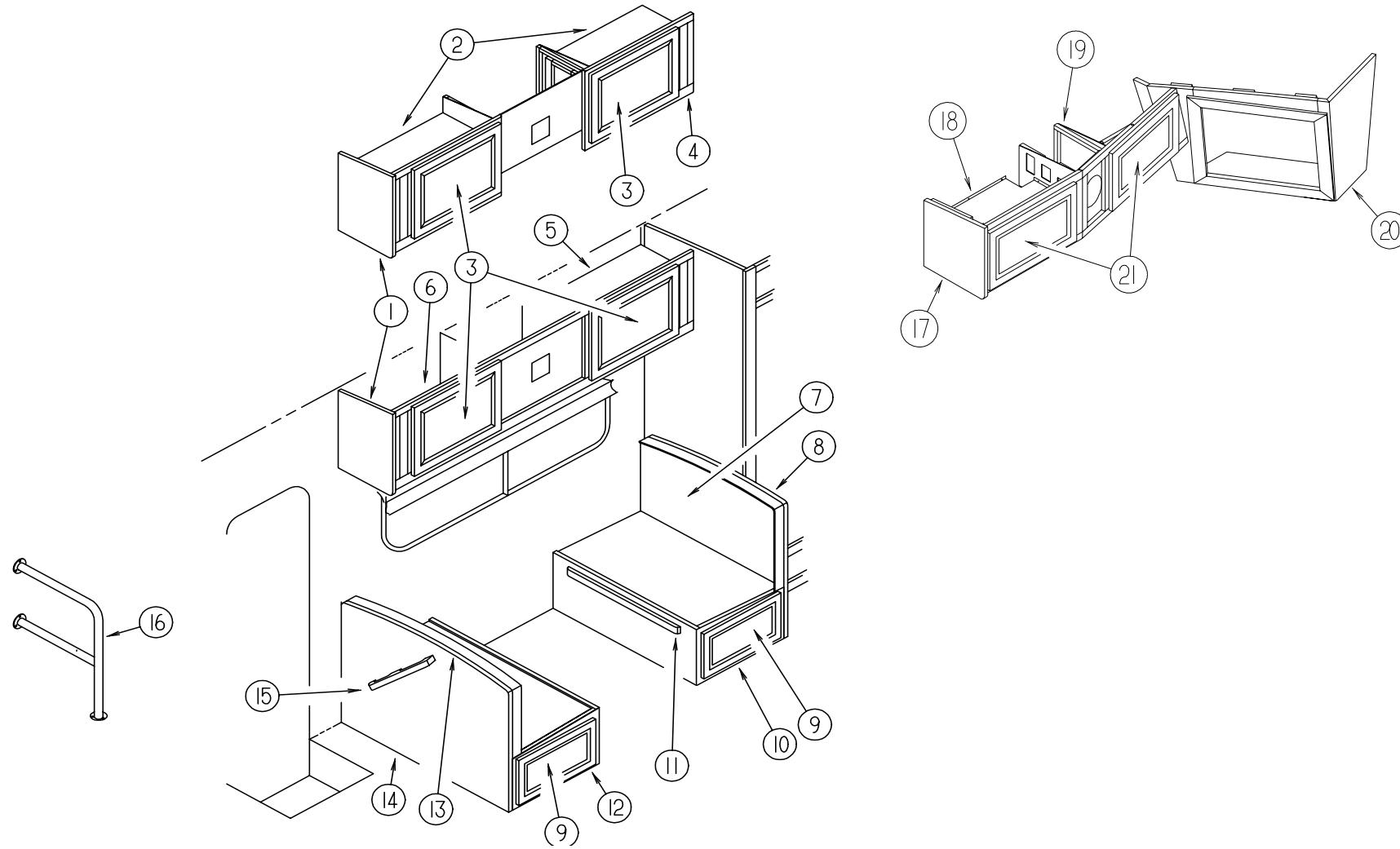


KEY	PART NUMBER	U/M DESCRIPTION
1	103128-02-J52	EA END CAP - OVHD CABINET - LH (MAPLE)
1	103128-02-J94	EA END CAP - OVHD CABINET - LH (OAK)
2	117579-13-J52	EA SHELF - W/PLASTIC EDGE TRIM (MAPLE)
2	117579-13-G09	EA SHELF - W/PLASTIC EDGE TRIM (OAK)
3	131995-D4-K58	EA DOOR - SOLID PANEL - 15.7" X 27.9" - W/O HDW (MAPLE)
3	131995-D4-K28	EA DOOR - SOLID PANEL - 15.7" X 27.9" - W/O HDW (OAK)
4	117579-55-J54	EA CABINET - OVHD/DINETTE - W/O HDW - F/COFFEEMAKER (K58)
4	117579-55-K59	EA CABINET - OVHD/DINETTE - W/O HDW - F/COFFEEMAKER (K59)
4	117579-55-K62	EA CABINET - OVHD/DINETTE - W/O HDW - F/COFFEEMAKER (K62)
4	117579-55-K63	EA CABINET - OVHD/DINETTE - W/O HDW - F/COFFEEMAKER (K63)
4	117579-55-K60	EA CABINET - OVHD/DINETTE - W/O HDW - F/COFFEEMAKER (K64)
4	117579-55-K61	EA CABINET - OVHD/DINETTE - W/O HDW - F/COFFEEMAKER (K65)
4	117579-55-K26	EA CABINET - OVHD/DINETTE - W/O HDW - F/COFFEEMAKER (K26)
4	117579-55-K32	EA CABINET - OVHD/DINETTE - W/O HDW - F/COFFEEMAKER (K27)
4	117579-52-J54	EA CABINET - OVHD/DINETTE - W/O HDW (F/SND SYS & COFFEEMAKER (K58)
4	117579-52-K59	EA CABINET - OVHD/DINETTE - W/O HDW (F/SND SYS & COFFEEMAKER (K59)
4	117579-52-K62	EA CABINET - OVHD/DINETTE - W/O HDW (F/SND SYS & COFFEEMAKER (K62)
4	117579-52-K63	EA CABINET - OVHD/DINETTE - W/O HDW (F/SND SYS & COFFEEMAKER (K63)
4	117579-52-K60	EA CABINET - OVHD/DINETTE - W/O HDW (F/SND SYS & COFFEEMAKER (K64)
4	117579-52-K61	EA CABINET - OVHD/DINETTE - W/O HDW (F/SND SYS & COFFEEMAKER (K65)
4	117579-52-K26	EA CABINET - OVHD/DINETTE - W/O HDW (F/SND SYS & COFFEEMAKER (K26)
4	117579-52-K32	EA CABINET - OVHD/DINETTE - W/O HDW (F/SND SYS & COFFEEMAKER (K27)
5	128056-12-K52	EA SHELF - W/PLASTIC EDGE TRIM (MAPLE)
5	128056-12-J22	EA SHELF - W/PLASTIC EDGE TRIM (OAK)
6	128056-02-K58	EA CABINET - OVHD/DINETTE - W/O HDW (K58)
6	128056-02-K59	EA CABINET - OVHD/DINETTE - W/O HDW (K59)
6	128056-02-K62	EA CABINET - OVHD/DINETTE - W/O HDW (K62)
6	128056-02-K63	EA CABINET - OVHD/DINETTE - W/O HDW (K63)

KEY	PART NUMBER	U/M DESCRIPTION
6	128056-02-K60	EA CABINET - OVHD/DINETTE - W/O HDW (K64)
6	128056-02-K61	EA CABINET - OVHD/DINETTE - W/O HDW (K65)
6	128056-02-K26	EA CABINET - OVHD/DINETTE - W/O HDW (K26)
6	128056-02-K32	EA CABINET - OVHD/DINETTE - W/O HDW (K27)
7	M07514-14-J52	EA CABINET - SEATBACK - RH (MAPLE) FROM: 00-00-00 THRU: 07-19-98
7	M07514-17-K58	EA CABINET - SEATBACK - RH (MAPLE) FROM: 07-20-98 THRU: 99-99-99
7	M07514-14-J22	EA CABINET - SEATBACK - RH (OAK) FROM: 00-00-00 THRU: 07-19-98
7	M07514-17-K30	EA CABINET - SEATBACK - RH (OAK) FROM: 07-20-98 THRU: 99-99-99
8	104787-08-J54	EA PAD - DINETTE SEATBACK (K58, K59) FROM: 00-00-00 THRU: 07-19-98
8	104787-04-K58	EA PAD - DINETTE SEATBACK (K58, K59) FROM: 07-20-98 THRU: 99-99-99
8	104787-08-J24	EA PAD - DINETTE SEATBACK (K62, K63) FROM: 00-00-00 THRU: 07-19-98
8	104787-04-K62	EA PAD - DINETTE SEATBACK (K62, K63) FROM: 07-20-98 THRU: 99-99-99
8	104787-08-K64	EA PAD - DINETTE SEATBACK (K64, K65) FROM: 00-00-00 THRU: 07-19-98
8	104787-04-K64	EA PAD - DINETTE SEATBACK (K64, K65) FROM: 07-20-98 THRU: 99-99-99
8	104787-04-K32	EA PAD - DINETTE SEATBACK (K26, K27)
9	P27054-01-J60	EA DRAWER - OGEE EDGE - 11.8"W X 33.4"D - W/O SLIDES/HDW (MAPLE)
9	P27054-01-K28	EA DRAWER - OGEE EDGE - 11.8"W X 33.4"D - W/O SLIDES/HDW (OAK)
	126908-01-J60	EA GUIDE - DRAWER (WOOD) - 19.5"W X 34.9"D

DINETTE GROUP (CONTINUED)

DINETTE & OVERHEAD CABINETRY (CONTINUED)

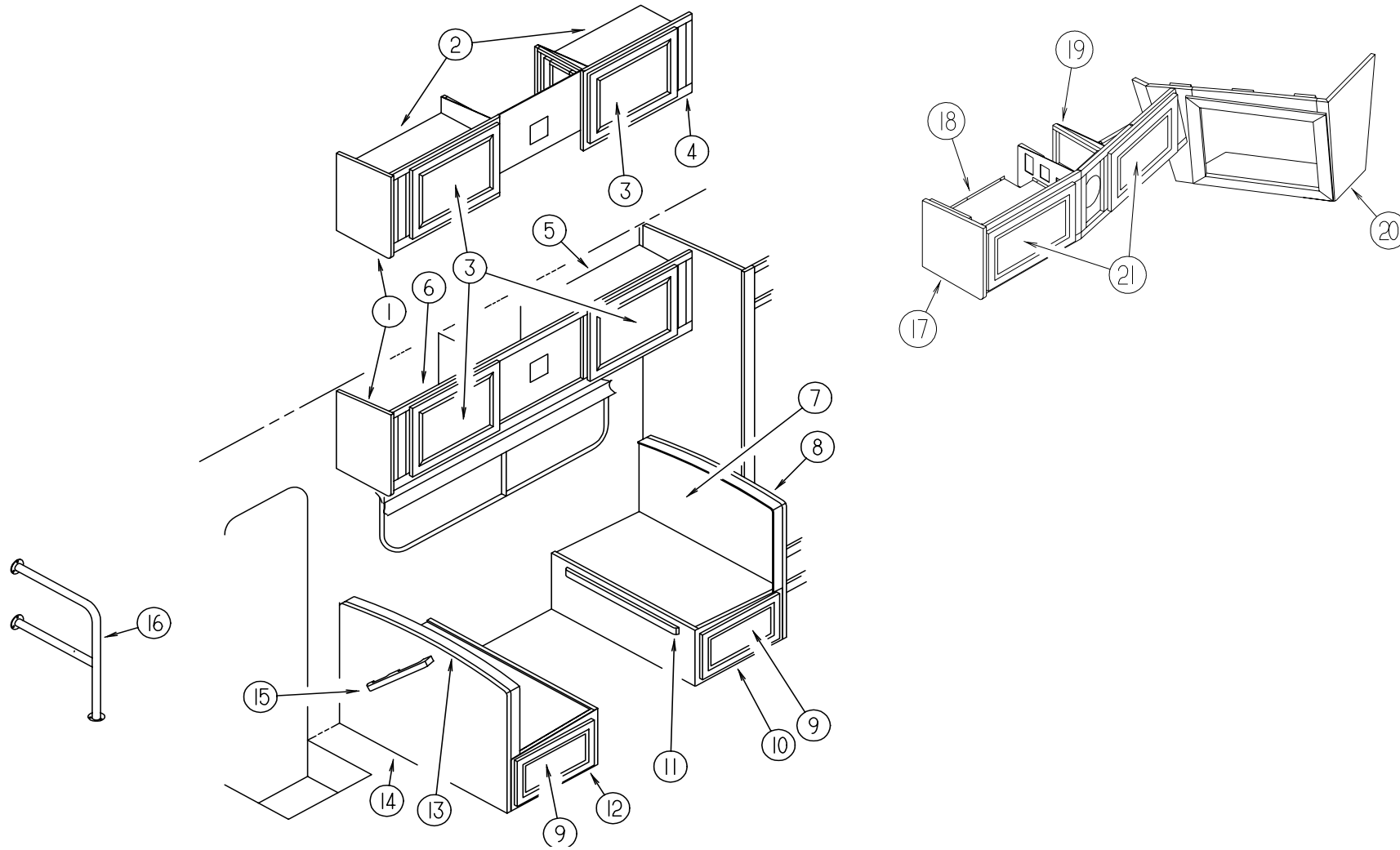


KEY	PART NUMBER	U/M	DESCRIPTION
10	M07515-14-K58	EA	CABINET - SEATBASE/RH - W/O DRAWER/HDW (MAPLE) FROM: 00-00-00 THRU: 07-19-98
10	M07515-20-K58	EA	CABINET - SEATBASE/RH - W/O DRAWER/HDW (MAPLE) FROM: 07-20-98 THRU: 99-99-99
10	M07515-14-K30	EA	CABINET - SEATBASE/RH - W/O DRAWER/HDW (OAK) FROM: 00-00-00 THRU: 07-19-98
10	M07515-20-K30	EA	CABINET - SEATBASE/RH - W/O DRAWER/HDW (OAK) FROM: 07-20-98 THRU: 99-99-99
11	081295-01-H37	EA	SUPPORT - BED/DINETTE - 28" LONG (MAPLE)
11	081295-01-G01	EA	SUPPORT - BED/DINETTE - 28" LONG (OAK)
12	M07515-15-K58	EA	CABINET - SEATBASE/LH - W/O DRAWER/HDW (MAPLE) FROM: 00-00-00 THRU: 07-19-98
12	M07515-21-K58	EA	CABINET - SEATBASE/LH - W/O DRAWER/HDW (MAPLE) FROM: 07-20-98 THRU: 99-99-99
12	M07515-15-K30	EA	CABINET - SEATBASE/LH - W/O DRAWER/HDW (OAK) FROM: 00-00-00 THRU: 07-19-98
12	M07515-21-K30	EA	CABINET - SEATBASE/LH - W/O DRAWER/HDW (OAK) FROM: 07-20-98 THRU: 99-99-99

KEY	PART NUMBER	U/M	DESCRIPTION
13	104787-17-J54	EA	PAD - DINETTE SEATBACK (K58, K59) FROM: 00-00-00 THRU: 07-19-98
13	104787-04-K58	EA	PAD - DINETTE SEATBACK (K58, K59) FROM: 07-20-98 THRU: 99-99-99
13	104787-17-J24	EA	PAD - DINETTE SEATBACK (K62, K63) FROM: 00-00-00 THRU: 07-19-98
13	104787-04-K62	EA	PAD - DINETTE SEATBACK (K62, K63) FROM: 07-20-98 THRU: 99-99-99
13	104787-17-K64	EA	PAD - DINETTE SEATBACK (K64, K65) FROM: 00-00-00 THRU: 07-19-98
13	104787-04-K64	EA	PAD - DINETTE SEATBACK (K64, K65) FROM: 07-20-98 THRU: 99-99-99
13	104787-04-K32	EA	PAD - DINETTE SEATBACK (K26, K27)
14	M07514-15-J52	EA	CABINET - SEATBACK - LH (MAPLE) FROM: 00-00-00 THRU: 07-19-98
14	M07514-16-K58	EA	CABINET - SEATBACK - LH (MAPLE) FROM: 07-20-98 THRU: 99-99-99
14	M07514-15-J22	EA	CABINET - SEATBACK - LH (OAK) FROM: 00-00-00 THRU: 07-19-98
14	M07514-16-K30	EA	CABINET - SEATBACK - LH (OAK) FROM: 07-20-98 THRU: 99-99-99
	122021-01-02A	EA	ANGLE - W/HOLES - 8.6" LONG - OFF WHITE
	122021-02-02A	EA	ANGLE - W/HOLES - 13.7" LONG - OFF WHITE
	122021-03-01A	EA	ANGLE - W/HOLES

DINETTE GROUP (CONTINUED)

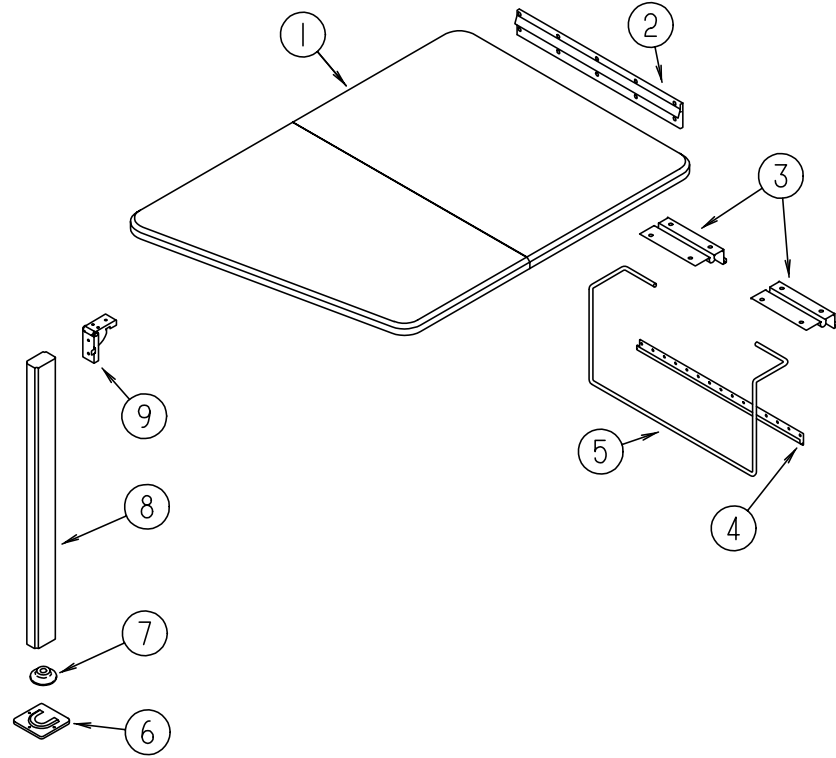
DINETTE & OVERHEAD CABINETS (CONTINUED)



KEY	PART NUMBER	U/M	DESCRIPTION
15	P02786-03-J70	EA	HANDRAIL ONLY - W/O BRACKETS (MAPLE)
15	P02786-03-J94	EA	HANDRAIL ONLY - W/O BRACKETS (OAK)
	099682-01-01A	EA	BRACKET - MOUNTING/HAND RAIL - ROUND BASE
16	108808-03-01A	EA	HANDRAIL - ENTRANCE - 26"H X 20.7"L - OFF WHITE
17	103128-46-K67	EA	END CAP - OVHD CABINET - LH (MAPLE)
17	103128-46-K66	EA	END CAP - OVHD CABINET - LH (OAK)
18	131339-01-02B	EA	SHELF - SUPPORT - E-COATED
19	131312-03-K58	EA	CABINET - OVHD/DINETTE - W/O DOORS/HDW
19	131312-03-K59	EA	CABINET - OVHD/DINETTE - W/O DOORS/HDW
19	131312-03-K62	EA	CABINET - OVHD/DINETTE - W/O DOORS/HDW
19	131312-03-K63	EA	CABINET - OVHD/DINETTE - W/O DOORS/HDW
19	131312-03-K64	EA	CABINET - OVHD/DINETTE - W/O DOORS/HDW
19	131312-03-K65	EA	CABINET - OVHD/DINETTE - W/O DOORS/HDW
19	131312-03-K26	EA	CABINET - OVHD/DINETTE - W/O DOORS/HDW
19	131312-03-K27	EA	CABINET - OVHD/DINETTE - W/O DOORS/HDW

KEY	PART NUMBER	U/M	DESCRIPTION
19	131312-01-K58	EA	CABINET - OVHD/DINETTE - W/O DOORS/HDW (F/SND SYS & COFFEEMAKER)
19	131312-01-K59	EA	CABINET - OVHD/DINETTE - W/O DOORS/HDW (F/SND SYS & COFFEEMAKER)
19	131312-01-K62	EA	CABINET - OVHD/DINETTE - W/O DOORS/HDW (F/SND SYS & COFFEEMAKER)
19	131312-01-K63	EA	CABINET - OVHD/DINETTE - W/O DOORS/HDW (F/SND SYS & COFFEEMAKER)
19	131312-01-K64	EA	CABINET - OVHD/DINETTE - W/O DOORS/HDW (F/SND SYS & COFFEEMAKER)
19	131312-01-K65	EA	CABINET - OVHD/DINETTE - W/O DOORS/HDW (F/SND SYS & COFFEEMAKER)
19	131312-01-K26	EA	CABINET - OVHD/DINETTE - W/O DOORS/HDW (F/SND SYS & COFFEEMAKER)
19	131312-01-K27	EA	CABINET - OVHD/DINETTE - W/O DOORS/HDW (F/SND SYS & COFFEEMAKER)
20	131313-01-K58	EA	CABINET - OVHD/TV/DINETTE/RH (MAPLE)
20	131313-01-K28	EA	CABINET - OVHD/TV/DINETTE/RH (OAK)
21	131995-53-K58	EA	DOOR - SOLID PANEL - 11.2" X 19.6" - W/O HDW (MAPLE)
21	131995-53-K28	EA	DOOR - SOLID PANEL - 11.2" X 19.6" - W/O HDW (OAK)
	131336-01-02B	EA	SHELF - SUPPORT - TV - E-COATED
	131379-01-KQ0	EA	TRIM - TV (MAPLE)
	131379-01-K28	EA	TRIM - TV (OAK)

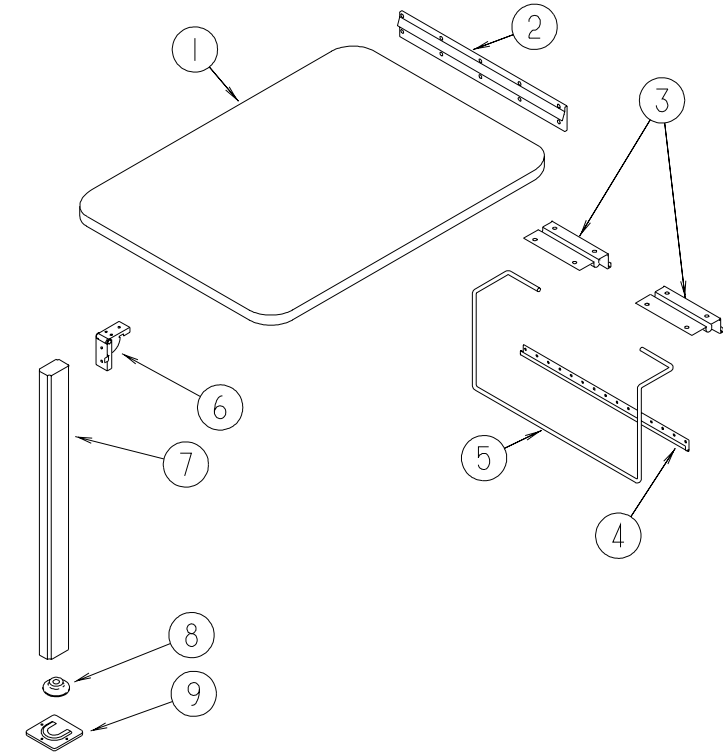
DINETTE GROUP (CONTINUED)



DINETTE TABLE

KEY	PART NUMBER	U/M DESCRIPTION
1	127121-11-J61	EA TABLE TOP ONLY (K58, K64, K26)
1	127121-11-J91	EA TABLE TOP ONLY (K59, K65, K27)
1	127121-11-J62	EA TABLE TOP ONLY (K62)
1	127121-11-J92	EA TABLE TOP ONLY (K63)
2	053200-12-000	EA BRACKET - TABLE SUPPORT - UPPER/WALL MOUNTED - 23.50"
3	088410-02-000	EA BRACKET - LIFT - TABLE MOUNTED
4	024281-14-000	EA BRACKET/TABLE - LIFT ROD/LOWER WALL MOUNTED - 22.12"
5	024275-12-000	EA ROD - TABLE LIFT
6	049493-12-000	EA CATCH - TABLE LEG/FLOOR MOUNTED - OFF WHITE
6	049493-11-700	EA CATCH - TABLE LEG - E-COAT
7	092593-01-05A	EA CATCH - TABLE LEG - OFF/WHITE
8	092707-04-05A	EA LEG - TABLE - W/O HARDWARE - 27" - WATERFORD OAK
8	092707-04-08A	EA LEG - TABLE - W/O HARDWARE - 27" - WASHED MAPLE
9	093550-01-000	EA BRACKET - HINGE - MOUNTS TO LEG & TABLE TOP - 1.7" X 2.6"

DINETTE GROUP (CONTINUED)

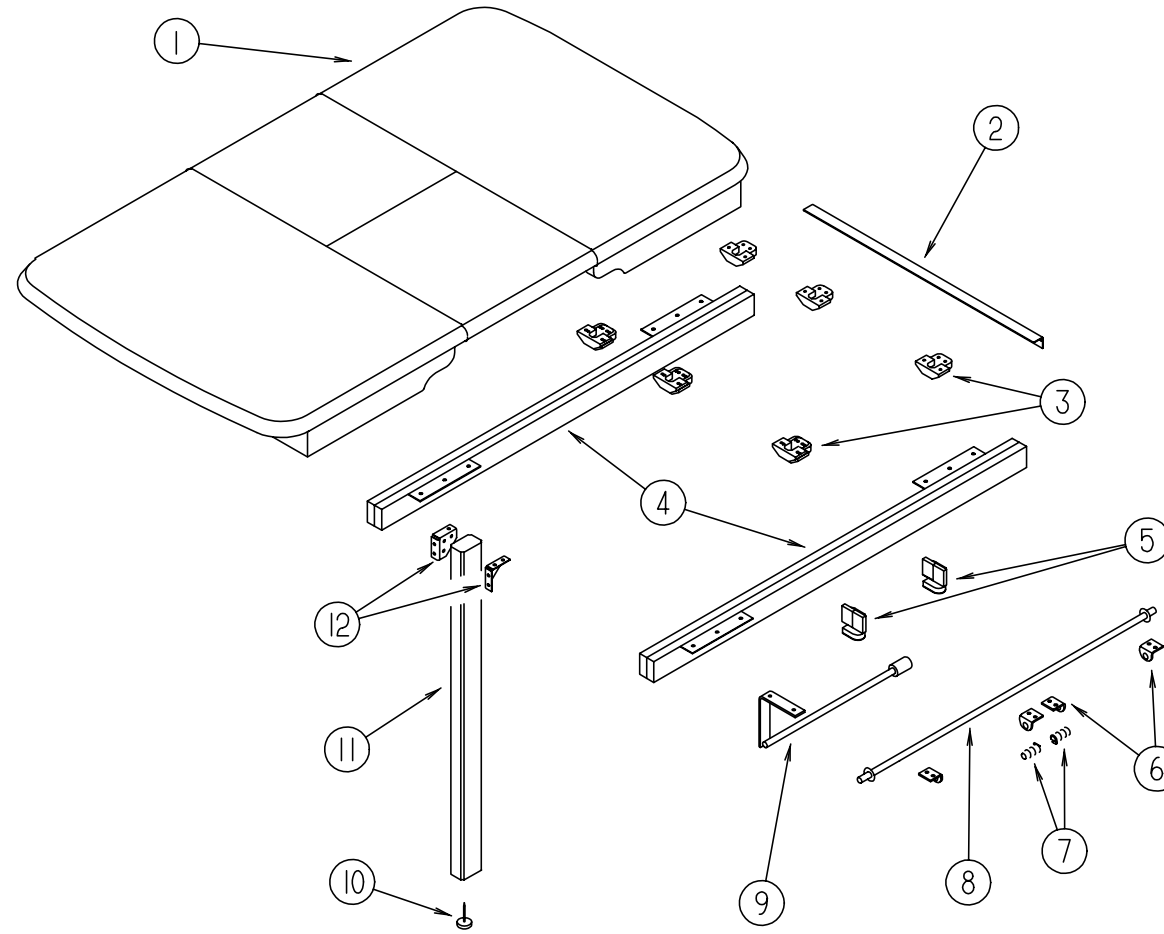


DINETTE TABLE

KEY	PART NUMBER	U/M DESCRIPTION
1	088913-13-K69	EA TOP - DINETTE TABLE (K58, K64, K26)
1	088913-13-K68	EA TOP - DINETTE TABLE (K59, K65, K27)
1	088913-13-K38	EA TOP - DINETTE TABLE (K62)
1	088913-13-K63	EA TOP - DINETTE TABLE (K63)
2	053200-12-000	EA BRACKET - TABLE SUPPORT - UPPER WALL MOUNTED 23.50"
3	088410-02-000	EA BRACKET - LIFT - TABLE MOUNTED
4	024281-14-000	EA BRACKET - LIFT ROD LOWER WALL MOUNTED - 22.12"
5	024275-12-000	EA ROD - TABLE LIFT
6	093550-01-000	EA BRACKET - HINGE - MOUNTS TO LEG & TABLE TOP - 1.7" X 2.6"
7	092707-04-05A	EA LEG - TABLE - W/O HARDWARE - 27" - WATERFORD OAK
7	092707-04-08A	EA LEG - TABLE - W/O HARDWARE - 27" - WASHED MAPLE
8	092593-01-05A	EA CATCH - TABLE LEG - OFF/WHITE
9	049493-12-000	EA CATCH - TABLE LEG - FLOOR MOUNTED - OFF WHITE
9	049493-11-700	EA CATCH - TABLE LEG - FLOOR MOUNTED - E-COAT
	004354-01-000	EA BUMPER - RUBBER - .5" DIA - BROWN

DINETTE GROUP (CONTINUED)

DINETTE TABLE ASM. W/ DROP LEAF

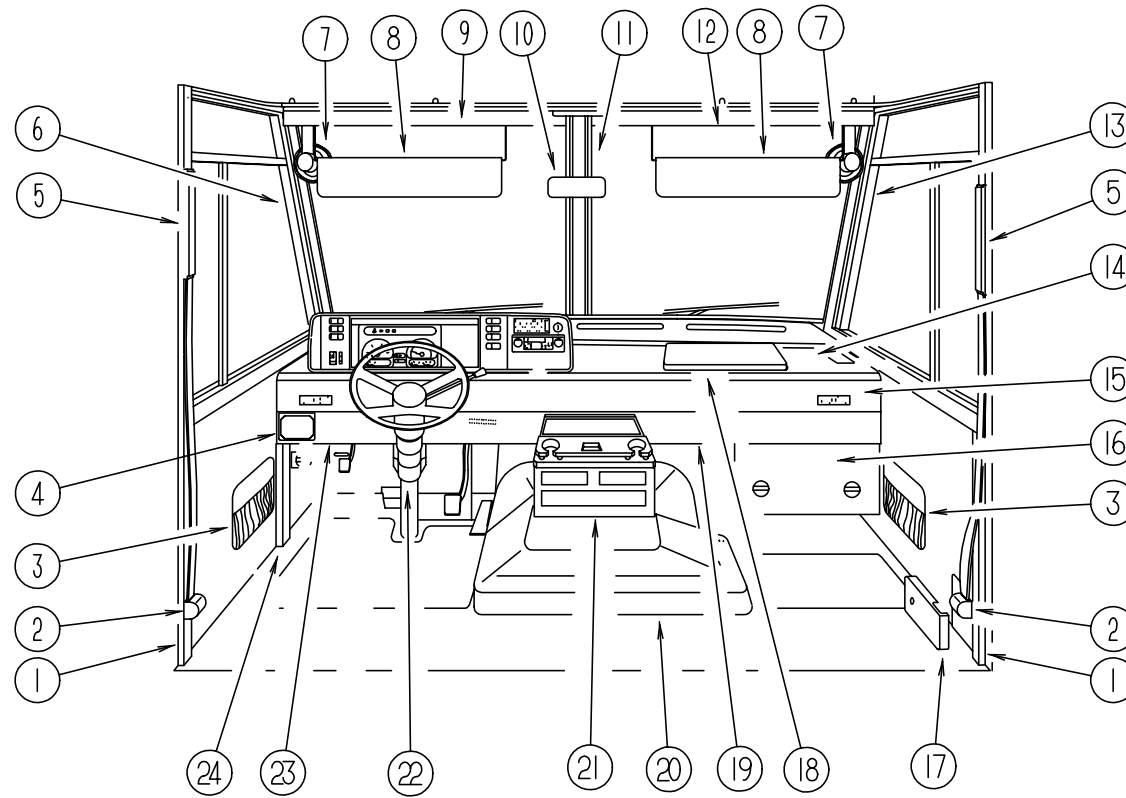


KEY	PART NUMBER	U/M	DESCRIPTION
	P18322-03-K58	EA	TABLE - PULLOUT/SELF STORING - W/O LEG (K58, K64, K26)
	P18322-03-K30	EA	TABLE - PULLOUT/SELF STORING - W/O LEG (K59, K65, K27)
	P18322-03-K62	EA	TABLE - PULLOUT/SELF STORING - W/O LEG (K62)
	P18322-03-K32	EA	TABLE - PULLOUT/SELF STORING - W/O LEG (K63)
1	118322-20-J61	EA	TABLE TOP ONLY - W/O HARDWARE (K58, K64, K26)
1	118322-20-J91	EA	TABLE TOP ONLY - W/O HARDWARE (K59, K65, K27)
1	118322-20-K62	EA	TABLE TOP ONLY - W/O HARDWARE (K62)
1	118322-20-K32	EA	TABLE TOP ONLY - W/O HARDWARE (K63)
2	041389-18-000	EA	HINGE - PIANO - 1 1/2" X 19" - OFF WHITE
3	009050-02-000	EA	LEVELER - TABLE TOP - MALE END W/4 SCREWS - PLASTIC
3	009050-03-000	EA	LEVELER - TABLE TOP - FEMALE END W/2 SCREWS - PLASTIC

KEY	PART NUMBER	U/M	DESCRIPTION
4	110749-01-000	EA	SLIDE/EXTENSION - 19 3/4" TO 33 1/4"
5	108663-01-000	EA	HINGE - LEAF - FOLDING
6	108874-01-000	EA	BRACKET - HINGE - TABLE LEAF
7	108664-01-000	EA	SPRING - COMPRESSION - .51" X 1.96"
8	108932-01-000	EA	ROD - PIVOT
9	108905-01-000	EA	SUPPORT - TABLE LEAF
10	102194-01-000	EA	GUIDE - PLASTIC
11	092707-07-05A	EA	LEG - TABLE - W/O HARDWARE - 27.8" - WATERFORD OAK
11	092707-07-08A	EA	LEG - TABLE - W/O HARDWARE - 27.8" - WASHED MAPLE
12	102810-01-04A	EA	BRACE - TABLE LEG - BLACK
12	102810-01-03A	EA	BRACE - TABLE LEG - MILL

DRIVERS COMPARTMENT GROUP

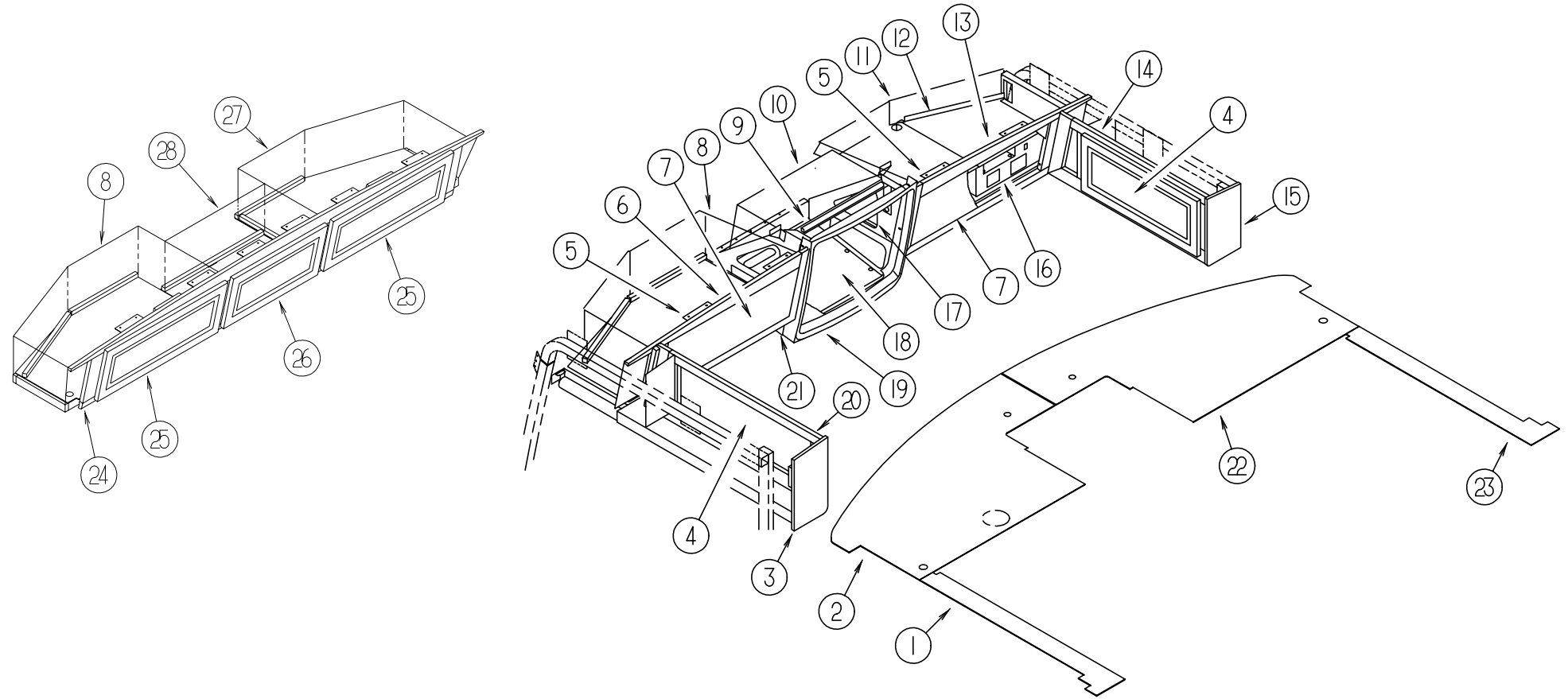
LOWER DRIVERS COMPARTMENT



KEY	PART NUMBER	U/M	DESCRIPTION	KEY	PART NUMBER	U/M	DESCRIPTION
1	024700-51-000	EA	COVER - ROLL BAR - 88" - OFF WHITE	16	095757-05-J54	EA	COVER - HEATER (K58, K59)
	126701-01-03A	EA	COVER - ASSIST HANDLE - OFF WHITE	16	095757-05-K38	EA	COVER - HEATER (K62, K63)
2	091990-05-01A	EA	SEAT BELT/SHOULDER HARNESS - DR/PASSENGER - BLACK	16	095757-05-J31	EA	COVER - HEATER (K64, K65)
	127598-01-01A	EA	ADJUSTER - SEATBELT - D-LOOP - ADJUSTER	16	095757-05-J17	EA	COVER - HEATER (K26, K27)
	127598-02-000	EA	NUT - HEX FLANGE - M10 X 1.5 - CLASS 10	17	103961-03-01A	EA	COVER - BRACKET - SEATBELT/OFF WHITE
	128444-01-000	EA	WASHER - SPRING - CONICAL	18	127692-01-J50	EA	COVER - BRACKET - SEATBELT/OFF WHITE
3	086120-01-J54	EA	PAD - MAP POCKET - 12" X 16" (K58, K59)	18	127597-01-000	EA	COVER - BRACKET - SEATBELT/OFF WHITE
3	086120-01-J24	EA	PAD - MAP POCKET - 12" X 16" (K62, K63)	18	127597-01-000	EA	SLIDE - WORK STATION - DASH
3	086120-01-K64	EA	PAD - MAP POCKET - 12" X 16" (K64, K65)	19	114620-05-05A	EA	TRIM - LWR DASH - GM - 96" - TITANIUM - W/ELEC MIRRORS - W/O DR DOR
3	086120-01-G30	EA	PAD - MAP POCKET - 12" X 16" (K26, K27)	19	114620-08-03A	EA	TRIM - LWR DASH - GM - 96" - TITANIUM - W/O ELEC MIRRORS - W/O DR DOR
4	112236-02-J52	EA	BEZEL - F/SLIDEOUT ROOM CONTROL	19	114620-09-03A	EA	TRIM - LWR DASH - GM - 96" - TITANIUM - W/ELEC MIRRORS - W/DR DOR
4	116220-01-000	EA	APPLIQUE - SWITCH/SLIDEOUT	19	114620-11-03A	EA	TRIM - LWR DASH - GM - 96" - TITANIUM - W/O ELEC MIRRORS - W/DR DOR
4	108357-06-000	EA	SWITCH - ROCKER DPDT - MOM/OFF/MOM - 6 TERMINAL	19	111528-07-05A	EA	TRIM - LWR DASH - PASSENGER - FORD - TITANIUM
4	108356-02-01A	EA	COVER/ACTUATOR SWITCH - 2 ROWS DIMPLES- CONTURA II - BLACK	20	115840-03-01A	EA	COVER - MOTOR - W/O CARPET - FORD
4	081994-09-000	EA	PLATE - SWITCH - F/SLIDEOUT				FROM: 00-00-00 THRU: 05-05-99
5	127798-01-01A	EA	COVER - SLIDE - INNER - BLACK - 1.5" X 11.4"	20	129099-03-01A	EA	COVER - MOTOR - W/O CARPET - FORD
5	127721-01-01A	EA	COVER - SLIDE - OFF WHITE				FROM: 05-06-99 THRU: 99-99-99
6	125444-02-02A	EA	TRIM - A-PILLAR/DR - INTERIOR - TITANIUM	20	115840-02-01A	EA	COVER - MOTOR - W/O CARPET (CHEVY)
6	123045-11-03A	EA	BACKING - SCREW - TITANIUM	21	126680-01-H17	EA	TRAY - BEV - W/SHELF/CUPHOLDERS - W/O DRAWER (FORD) (OAK)
7	122856-01-01A	EA	FAN- DEFROSTER-2 SPEED W/SWIVEL BASE/NON-OSCILATING-CHROME	21	126680-01-J52	EA	TRAY - BEV - W/SHELF/CUPHOLDERS - W/O DRAWER (FORD) (MAPLE)
8	123298-02-05A	EA	SUNVISOR - 10.5" X 28.5"	21	126680-02-H17	EA	TRAY - BEV - W/SHELF/CUPHOLDERS - W/O DRAWER (CHEVY) (OAK)
9	118453-06-02A	EA	TRIM - WINDSHIELD - INNER/TOP/DR	21	126680-02-J52	EA	TRAY - BEV - W/SHELF/CUPHOLDERS - W/O DRAWER (CHEVY) (MAPLE)
10	040714-01-000	EA	MIRROR - REAR VIEW/ARM MOUNT & SET SCREW	22	130111-01-01A	EA	COVER - STEERING COLUMN - BLACK - UPPER (FORD)
10	067490-01-000	EA	BUTTON - MIRROR/REAR VIEW				FROM: 00-00-00 THRU: 01-17-99
11	118452-03-02A	EA	TRIM - WINDSHIELD - CENTER	22	131804-01-01A	EA	COVER - STEERING COLUMN - BLACK - UPPER & SIDES (FORD)
12	118453-05-02A	EA	TRIM - WINDSHIELD - INNER/TOP/PASSENGER				FROM: 01-18-99 THRU: 99-99-99
13	125444-01-02A	EA	TRIM - A-PILLAR/PASSENGER - INTERIOR - TITANIUM	22	125655-03-01A	EA	TRIM - STEERING COLUMN - RIGHT HAND (FORD)
13	123045-11-03A	EA	BACKING - SCREW - TITANIUM				FROM: 00-00-00 THRU: 01-17-99
14	P30276-01-000	EA	DASH - W/O VINYL - E-COATED (FORD) (W/ DR DOR)	22	125655-04-01A	EA	TRIM - STEERING COLUMN - LEFT HAND (FORD)
14	P30276-02-000	EA	DASH - W/O VINYL - E-COATED (FORD) (W/O DR DOR)				FROM: 00-00-00 THRU: 01-17-99
14	P30276-05-000	EA	DASH - W/O VINYL - E-COATED (CHEVY) (W/ DR DOR)	22	125795-01-01A	EA	COVER - STEERING COLUMN - LWR - BLACK (FORD)
14	P30276-06-000	EA	DASH - W/O VINYL - E-COATED (CHEVY) (W/O DR DOR)				FROM: 01-18-99 THRU: 99-99-99
14	106569-11-02A	EA	VINYL - LAMINATE - TITANIUM - 1/4" X 21" X 100"	22	103498-09-000	EA	BOOT - STEERING COLUMN - W/1/2 CIRCLE (CHEVY)
15	104354-09-09A	EA	APPLIQUE - LWR DASH - SUNCRUISER	23	111528-04-05A	EA	TRIM - LWR DASH - DR - FORD - TITANIUM
				24	127901-02-02A	EA	PANEL - TOEKICK - LEFT HAND - TITANIUM (W/DR DOR)
				24	127901-01-02A	EA	PANEL - TOEKICK - LEFT HAND - TITANIUM (W/O DR DOR)

DRIVERS COMPARTMENT GROUP (CONTINUED)

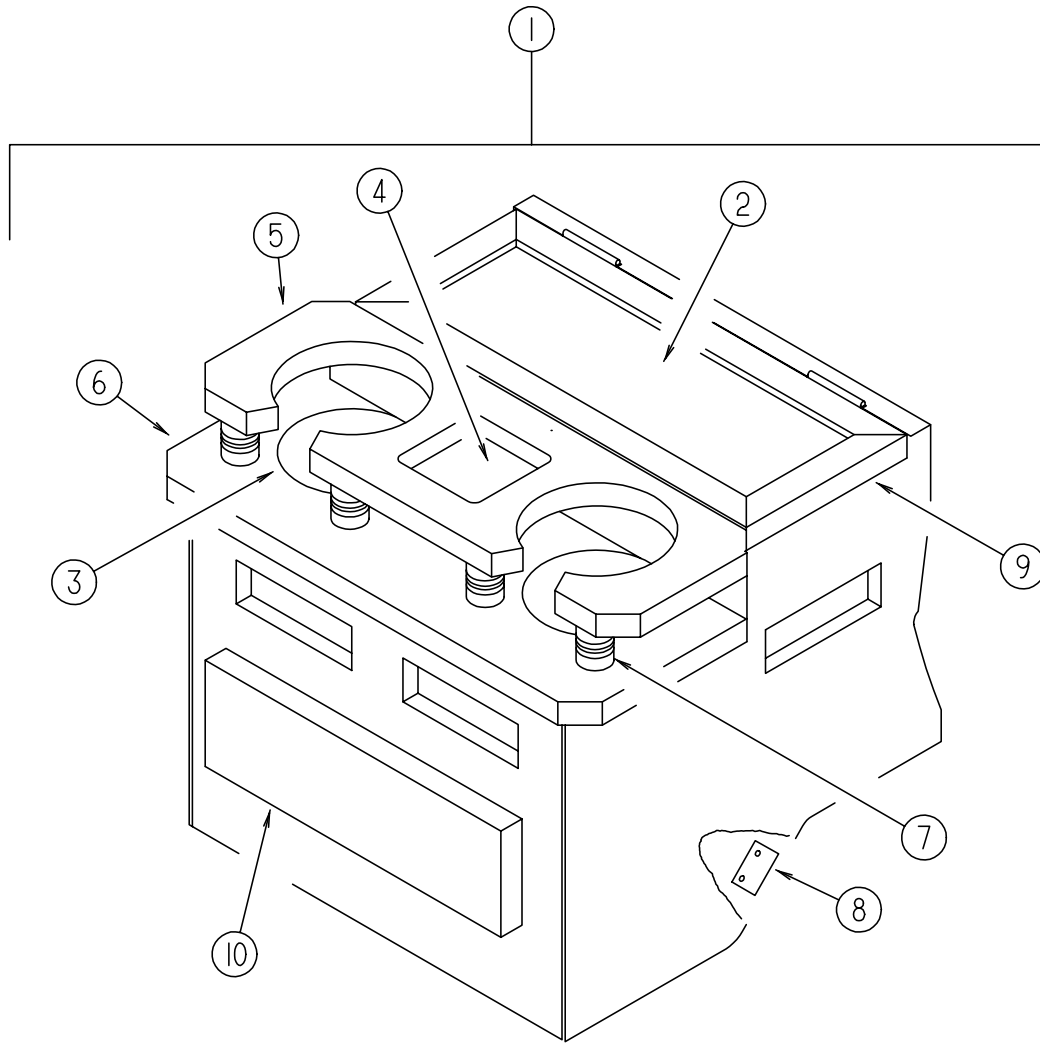
OVERHEAD CABINETS (DRIVER COMPARTMENT)



KEY	PART NUMBER	U/M	DESCRIPTION
1	126443-02-J52	EA	PANEL - OVHD/FRONT/LEFT HAND - 5.8" X 27.6"
2	126440-02-J52	EA	PANEL - OVHD/FRONT BOTTOM - LEFT HAND
3	103128-18-J20	EA	END CAP - OVHD CABINET - LEFT HAND (OAK)
3	103128-18-J60	EA	END CAP - OVHD CABINET - LEFT HAND (MAPLE)
4	131995-23-K28	EA	DOOR - SOLID PANEL - 10" X 19.1" - W/O HARDWARE (OAK)
4	131995-23-K58	EA	DOOR - SOLID PANEL - 10" X 19.1" - W/O HARDWARE (MAPLE)
5	106699-01-01A	EA	BRACKET - OVHD CABINET/TV
6	130768-04-K66	EA	CABINET - OVHD/FRONT - W/O DOOR/HARDWARE (OAK)
6	130768-04-K67	EA	CABINET - OVHD/FRONT - W/O DOOR/HARDWARE (MAPLE)
7	131995-S6-K28	EA	DOOR - SOLID PANEL - 11.4" X 28.1" - W/O HARDWARE (OAK)
7	131995-S6-K58	EA	DOOR - SOLID PANEL - 11.4" X 28.1" - W/O HARDWARE (MAPLE)
7	100708-20-000	EA	DOOR - GLASS - TV CABINET - 8.6" X 26.1"
8	126457-02-J20	EA	PANEL - CLOSEOUT - OVHD FRONT - UPPER/LOWER LEFT HAND
9	114706-04-02B	EA	SUPPORT - SHELF/TV
10	126854-01-J20	EA	PANEL - HEADLINER/TV/TOP
11	126457-01-J20	EA	PANEL - CLOSEOUT - OVHD FRONT - UPPER/LOWER RIGHT HAND
12	126275-01-02B	EA	SHELF - OVHD/FRONT - E-COATED
			FROM: 00-00-00 THRU: 11-08-98
12	126275-03-02B	EA	SHELF - OVHD FRONT - E-COATED
			FROM: 11-09-98 THRU: 99-99-99
13	130768-02-K66	EA	CABINET - OVHD/FRONT - W/O DOOR/HARDWARE (OAK)
13	130768-02-K67	EA	CABINET - OVHD/FRONT - W/O DOOR/HARDWARE (MAPLE)
14	126358-01-J57	EA	CABINET - OVHD/FRONT/RIGHT HAND - W/O DOOR/HARDWARE (OAK)
14	126358-01-J52	EA	CABINET - OVHD/FRONT/RIGHT HAND - W/O DOORS/HARDWARE (MAPLE)
15	103128-17-J20	EA	END CAP - OVHD CABINET - RIGHT HAND (OAK)
15	103128-17-J52	EA	END CAP - OVHD CABINET - RIGHT HAND (MAPLE)
16	126601-03-J60	EA	PANEL - SHELF - VINYL COVERED - W/NOTCH/ANTENNA CUTOUT
			FROM: 00-00-00 THRU: 11-08-98

KEY	PART NUMBER	U/M	DESCRIPTION
16	131807-02-K58	EA	PANEL - SHELF - VINYL COVERED - W/NOTCH/ANTENNA CUTOUT
			FROM: 11-09-98 THRU: 99-99-99
16	126601-01-J60	EA	PANEL - SHELF - VINYL COVERED - W/ANTENNA CUTOUT
			FROM: 00-00-00 THRU: 11-08-98
16	131807-01-K58	EA	PANEL - SHELF - VINYL COVERED - W/ANTENNA CUTOUT
			FROM: 11-09-98 THRU: 99-99-99
16	126601-07-J60	EA	PANEL - SHELF-VINYL COVERED - W/NOTCH/INVERTER/ANTENNA CUTOUT
			FROM: 00-00-00 THRU: 11-08-98
16	131807-03-K58	EA	PANEL - SHELF - VINYL COVERED - W/NOTCH/ANTENNA CUTOUT
			FROM: 11-09-98 THRU: 99-99-99
17	126081-01-02B	EA	BRACKET/SUPPORT - TV - 24 DEGREE - E-COATED (RIGHT)
	126081-02-02B	EA	BRACKET/SUPPORT - TV - 24 DEGREE - E-COATED (LEFT)
18	091261-01-000	FT	SLIPNOT - ANTISLIP - 1" WIDE
	100708-16-000	EA	DOOR - GLASS - CABINET - 15.5" X 15.7" - W/O HARDWARE
19	125977-01-01A	EA	COVER - TV - OVHD/FRONT - TITANIUM
19	126602-02-J52	EA	COVER - OVHD FRONT - W/O TV OPTION
20	126301-01-J53	EA	CABINET - OVHD/FRONT LEFT HAND - W/O DOORS/HARDWARE (OAK)
20	126301-01-J52	EA	CABINET - OVHD/FRONT LEFT HAND - W/O DOORS/HARDWARE (MAPLE)
21	126006-02-J60	EA	COVER - TV - OVHD/BOTTOM
22	126440-01-J52	EA	PANEL - OVHD/FRONT BOTTOM/RIGHT HAND
23	126443-02-J52	EA	PANEL - OVHD/FRONT/LEFT HAND - 5.8" X 27.6"
23	126443-01-J60	EA	PANEL - OVHD/FRONT - RIGHT HAND - 5.8" X 39.2" (W/O FRONT OVHD TV)
24	130768-04-K67	EA	CABINET - OVHD/FRONT - W/O DOORS/HARDWARE (MAPLE)
24	130768-04-K66	EA	CABINET - OVHD/FRONT - W/O DOORS/HARDWARE (OAK)
25	131995-62-K58	EA	DOOR - SOLID PANEL - 11.4" X 28.1" - W/O HARDWARE (MAPLE)
25	131995-62-K28	EA	DOOR - SOLID PANEL - 11.4" X 28.1" - W/O HARDWARE (OAK)
26	131995-59-K58	EA	DOOR - SOLID PANEL - 11.4" X 21.8" - W/O HARDWARE (MAPLE)
26	131995-59-K28	EA	DOOR - SOLID PANEL - 11.4" X 21.8" - W/O HARDWARE (OAK)
27	126457-05-K36	EA	PANEL - CLOSEOUT - OVHD FRONT - PASSENGER
28	126457-04-K36	EA	PANEL - CLOSEOUT - OVHD FRONT - CENTER

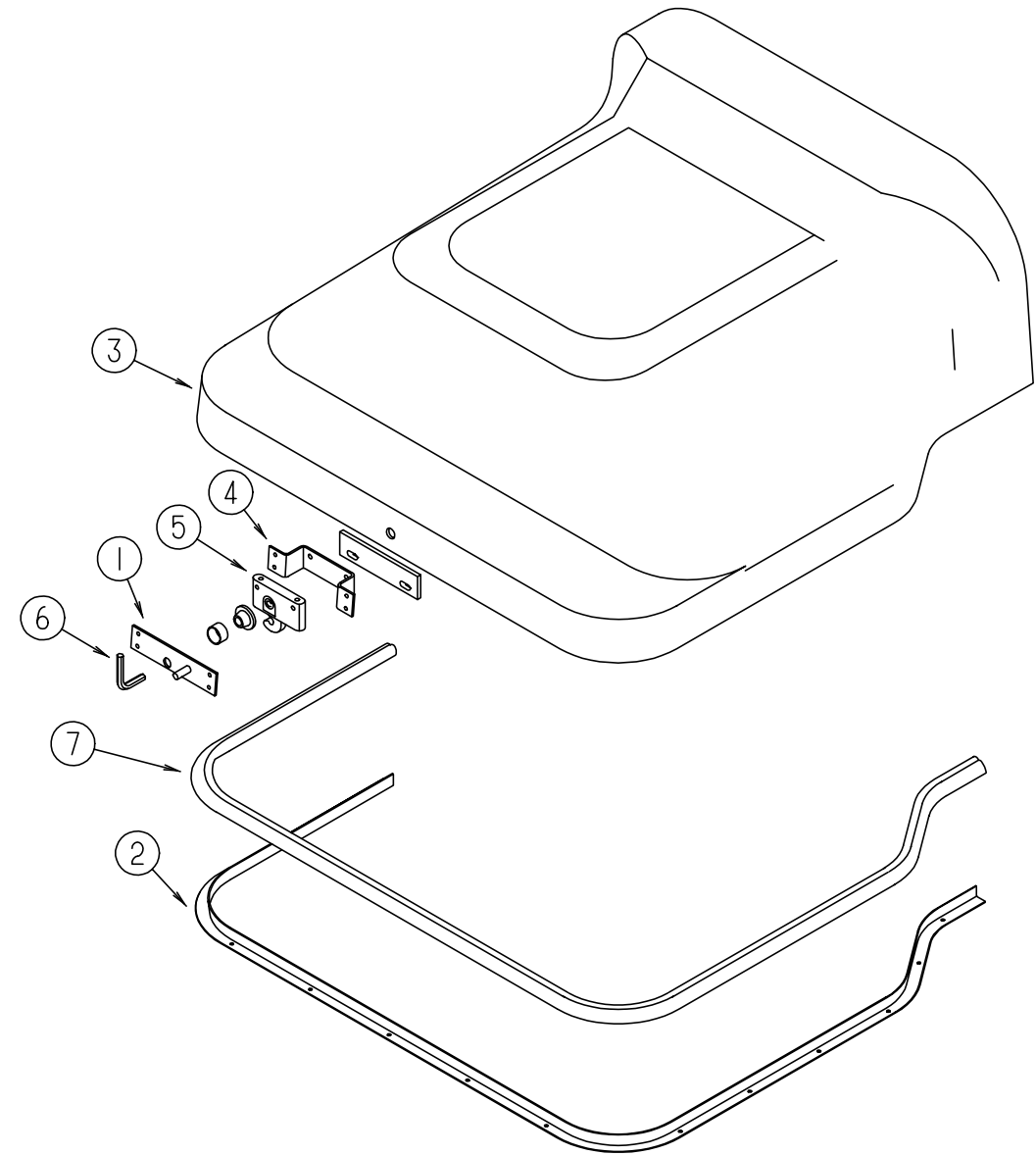
DRIVERS COMPARTMENT GROUP (CONTINUED)



BEVERAGE TRAY, DRIVER COMPARTMENT

KEY	PART NUMBER	U/M	DESCRIPTION
1	126680-01-H17	EA	TRAY - BEVERAGE - W/SHELF/CUPHOLDERS - W/O DRAWER (FORD) (OAK)
1	126680-01-J52	EA	TRAY - BEVERAGE - W/SHELF/CUPHOLDERS - W/O DRAWER (FORD) (MAPLE)
1	126680-02-H17	EA	TRAY - BEVERAGE - W/SHELF/CUPHOLDERS - W/O DRAWER (CHEVY) (OAK)
1	126680-02-J52	EA	TRAY - BEVERAGE - W/SHELF/CUPHOLDERS - W/O DRAWER (CHEVY) (MAPLE)
2	122717-06-01A	FT	PAD - NON SKID - PSA - 6.5" X 13.8"
3	122717-01-01A	EA	PAD - NON SKID - 4" DIAMETER ROUND
4	122717-02-01A	EA	PAD - NON SKID - 4" X 4"
5	126680-15-H17	EA	SHELF/CUPHOLDER
6	126680-14-H17	EA	SHELF/CUPHOLDER - W/PADS
7	097872-08-000	EA	DOWEL - WOOD - 1" DIAMETER X 1.38" LONG (OAK)
7	097872-11-000	EA	DOWEL - WOOD - 1" DIAMETER X 1.38" LONG (MAPLE)
	097872-04-000	EA	DOWEL - WOOD - 1" DIA X 1.38" LONG - UNFINISHED
8	122832-01-02B	EA	BRACKET - MOUNTING - BEVERAGE TRAY
	122772-02-02B	EA	BRACKET - MOUNTING - BEVERAGE TRAY(W/ STUD BOLTS)
9	126680-16-H17	EA	LID - BEVERAGE TRAY (OAK)
9	126680-16-J52	EA	LID - BEVERAGE TRAY (MAPLE)
10	M05971-AZ-H33	EA	DRAWER - OGEE EDGE - 9.9"W X 11.8"D - W/O SLIDES/HARDWARE (OAK)
10	M05971-AZ-J52	EA	DRAWER - OGEE EDGE - 9.9"W X 11.8"D - W/O SLIDES/HARDWARE (MAPLE)
	100128-02-000	FT	SEAL - FOAM - ADHESIVE BACK - .37" WIDE X .37" THICK

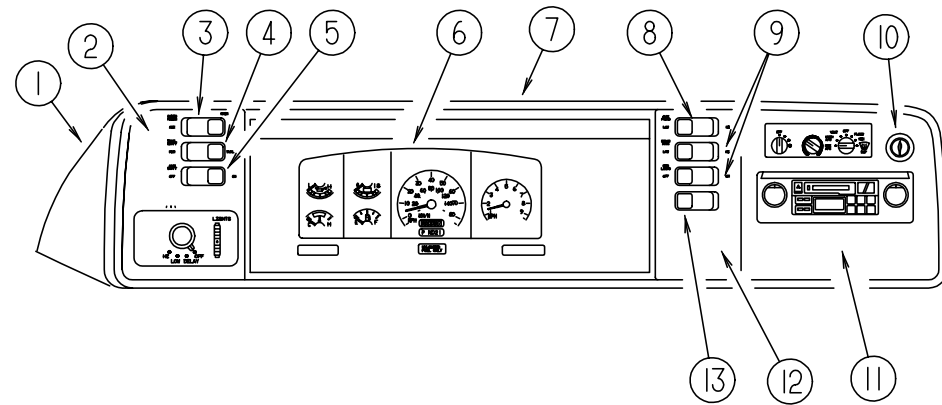
DRIVERS COMPARTMENT GROUP (CONTINUED)



MOTOR COVER

KEY	PART NUMBER	U/M	DESCRIPTION
1	115852-01-02B	EA	STRIKE - LATCH - MOTOR COVER - E-COATED
2	115860-01-01A	EA	TRIM - MOTOR COVER - CHEVY
2	115860-03-01A	EA	TRIM - MOTOR COVER - FORD
			FROM: 00-00-00 THRU: 05-05-99
2	115860-05-01A	EA	TRIM - MOTOR COVER - FORD
			FROM: 05-06-99 THRU: 99-99-99
3	115840-03-01A	EA	COVER - MOTOR - W/O CARPET - FORD
			FROM: 00-00-00 THRU: 05-05-99
3	129099-03-01A	EA	COVER - MOTOR - W/O CARPET - FORD
			FROM: 05-06-99 THRU: 99-99-99
3	115840-02-01A	EA	COVER - MOTOR - W/O CARPET - CHEVY
4	115850-03-02B	EA	RETAINER - LATCH - MOTOR COVER - RIGHT HAND - E-COAT
5	116581-01-000	EA	LATCH - MOTOR COVER
6	116833-01-02B	EA	WRENCH - HEX MOTOR COVER - E-COATED
7	039623-01-000	EA	SEAL - MOTOR COVER - RUBBER BULB TYPE

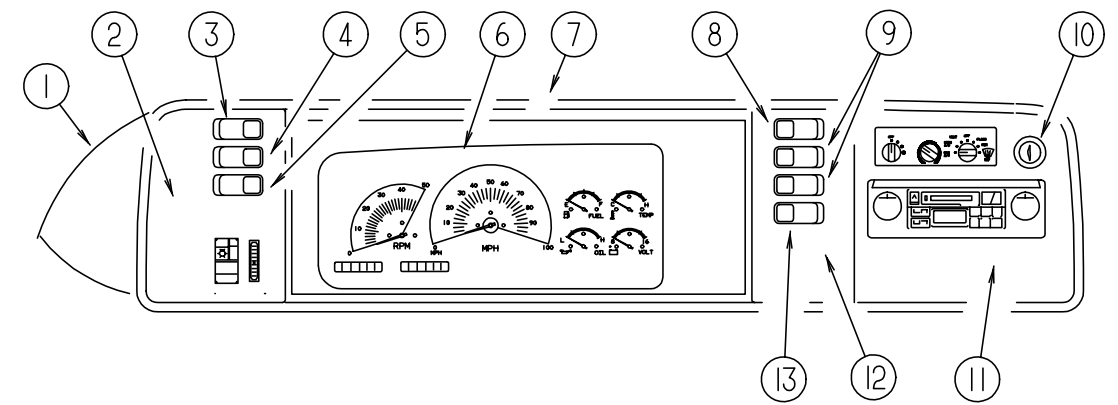
DRIVERS COMPARTMENT GROUP (CONTINUED)



DASH, GAUGES & SWITCHES (FORD)

KEY	PART NUMBER	U/M	DESCRIPTION
1	125677-02-J52	EA	POD - INSTRUMENT PANEL FROM: 00-00-00 THRU: 02-03-99
1	125677-04-K58	EA	POD - INSTRUMENT PANEL FROM: 02-04-99 THRU: 99-99-99
2	104056-39-01A	EA	APPLIQUE - BEZEL - DRIVER DRESS UP
3	108357-08-000	EA	SWITCH - ROCKER DPDT - ON/NONE/ON - 6 TERMINAL
3	108356-02-01A	EA	COVER/ACTUATOR SWITCH - 2 ROWS DIMPLES- CONTURA II - BLACK
4	108357-09-000	EA	SWITCH - ROCKER SPDT - ON/NONE/MOM - 3 TERMINAL
4	108356-02-01A	EA	COVER/ACTUATOR SWITCH - 2 ROWS DIMPLES- CONTURA II - BLACK
5	108357-06-000	EA	SWITCH - ROCKER DPDT - MOM/OFF/MOM - 6 TERMINAL
5	108356-02-01A	EA	COVER/ACTUATOR SWITCH - 2 ROWS DIMPLES- CONTURA II - BLACK
6	N/A	EA	CLUSTER - INSTRUMENT PANEL - KILOMETERS
6	N/A	EA	CLUSTER - INSTRUMENT PANEL - K/M - GAS - CANADIAN
7	103662-12-01A	EA	BEZEL - INSTRUMENT PANEL - FORD FROM: 00-00-00 THRU: 02-03-99
7	103662-14-01A	EA	BEZEL - INSTRUMENT PANEL - FORD FROM: 02-04-99 THRU: 99-99-99
8	108357-10-000	EA	SWITCH - ROCKER SPDT W/LIGHT - MOM/NONE/MOM - 5 TERMINAL
8	108356-04-01A	EA	COVER/ACTUATOR SWITCH - 2 ROWS DIMPLES W/LENS-CONTURAIIBLK
9	108357-03-000	EA	SWITCH - ROCKER SPDT - ON/OFF/ON - 3 TERMINAL
9	108356-02-01A	EA	COVER/ACTUATOR SWITCH - 2 ROWS DIMPLES- CONTURA II - BLACK
	096241-03-000	EA	SWITCH - BLANK
	077942-01-000	EA	SWITCH - DUMMY - BLACK
10	089294-01-000	EA	LIGHTER - CIGARETTE - W/SOCKET & WIRE
11	104056-06-01A	EA	APPLIQUE - BEZEL - PASSENGER BLACK
12	104056-21-01A	EA	APPLIQUE - BEZEL - PASSENGER DRESS UP
12	104056-08-01A	EA	APPLIQUE - BEZEL - PASSENGER - 6 SWITCH (W/FOG LAMPS)
13	108357-01-000	EA	SWITCH - ROCKER SPST - ON/OFF - 2 TERMINAL
13	108356-02-01A	EA	COVER/ACTUATOR SWITCH - 2 ROWS DIMPLES- CONTURA II - BLACK
	077031-03-000	EA	FILM - WHITE - .75" X 1"
	129644-01-000	EA	CABLE/INDICATOR - TRANSMISSION - 46.7" EYE/EYE

DRIVERS COMPARTMENT GROUP (CONTINUED)

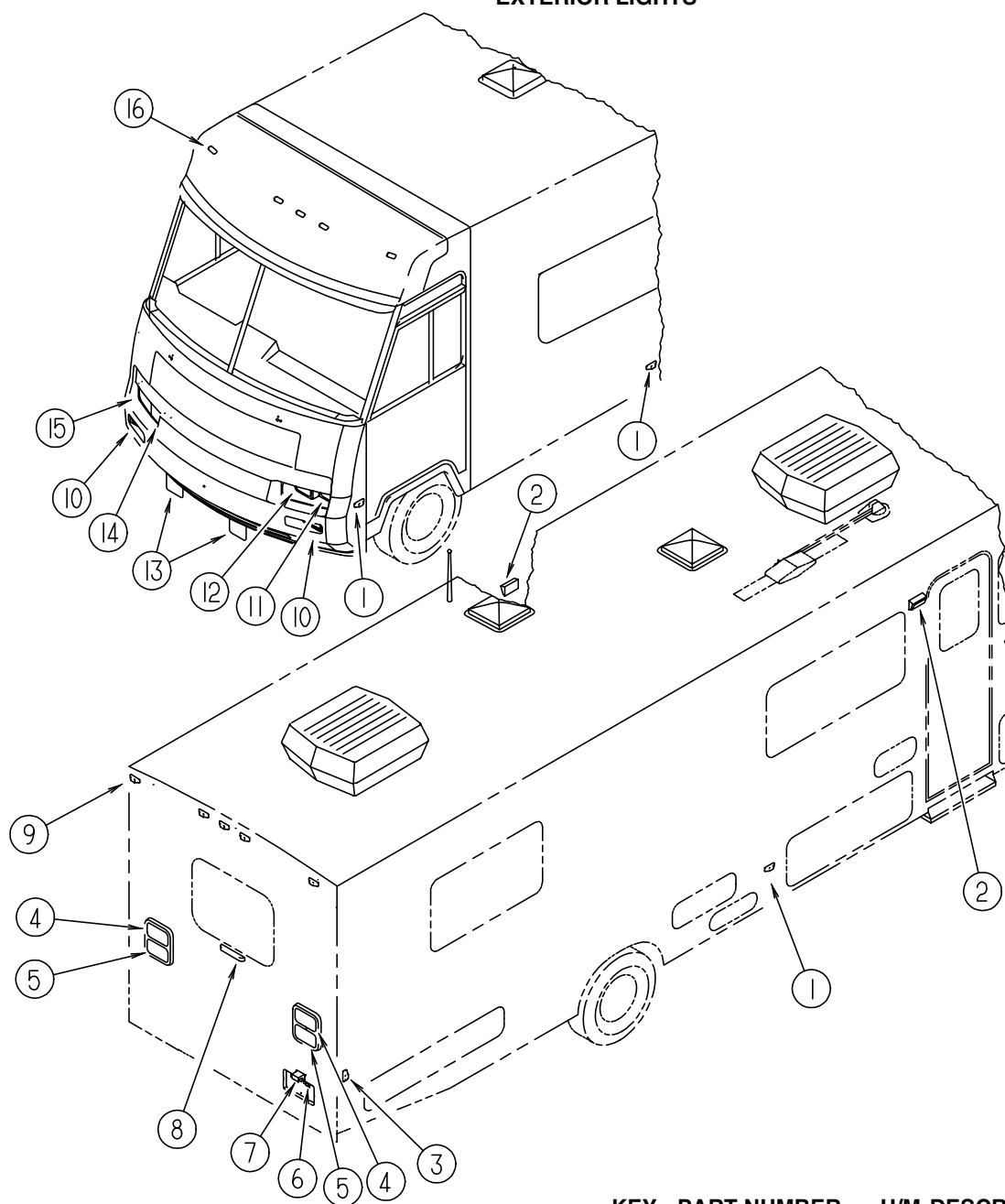


DASH, GAUGES & SWITCHES (CHEVY)

KEY	PART NUMBER	U/M	DESCRIPTION
1	125677-02-J52	EA	POD - INSTRUMENT PANEL
2	104056-37-01A	EA	APPLIQUE - BEZEL - DRIVER - BLACK
3	108357-08-000	EA	SWITCH - ROCKER DPDT - ON/NONE/ON - 6 TERMINAL
3	108356-02-01A	EA	COVER/ACTUATOR SWITCH - 2 ROWS DIMPLES- CONTURA II - BLACK
4	108357-09-000	EA	SWITCH - ROCKER SPDT - ON/NONE/MOM - 3 TERMINAL
4	108356-02-01A	EA	COVER/ACTUATOR SWITCH - 2 ROWS DIMPLES- CONTURA II - BLACK
5	108357-06-000	EA	SWITCH - ROCKER DPDT - MOM/OFF/MOM - 6 TERMINAL
5	108356-02-01A	EA	COVER/ACTUATOR SWITCH - 2 ROWS DIMPLES- CONTURA II - BLACK
6	N/A	EA	CLUSTER - INSTRUMENT PANEL - KILOMETERS
7	103662-08-01A	EA	BEZEL - INSTRUMENT PANEL
8	108357-10-000	EA	SWITCH - ROCKER SPDT W/LIGHT - MOM/NONE/MOM - 5 TERMINAL
8	108356-04-01A	EA	COVER/ACTUATOR SWITCH-2 ROWS DIMPLES W/LENS-CONTURAIIBLK
9	108357-03-000	EA	SWITCH - ROCKER SPDT - ON/OFF/ON - 3 TERMINAL
9	108356-02-01A	EA	COVER/ACTUATOR SWITCH - 2 ROWS DIMPLES- CONTURA II - BLACK
	096241-03-000	EA	SWITCH - BLANK
	077942-01-000	EA	SWITCH - DUMMY - BLACK
10	089294-01-000	EA	LIGHTER - CIGARETTE - W/SOCKET & WIRE
11	104056-06-01A	EA	APPLIQUE - BEZEL - PASSENGER DRESS UP
12	104056-21-01A	EA	APPLIQUE - BEZEL - PASSENGER DRESS UP
12	104056-08-01A	EA	APPLIQUE - BEZEL - PASSENGER - 6 SWITCH (W/FOG LAMPS)
13	108357-01-000	EA	SWITCH - ROCKER SPST - ON/OFF - 2 TERMINAL
13	108356-02-01A	EA	COVER/ACTUATOR SWITCH - 2 ROWS DIMPLES- CONTURA II - BLACK
	077031-03-000	EA	FILM - WHITE - .75" X 1"

ELECTRICAL GROUP

EXTERIOR LIGHTS

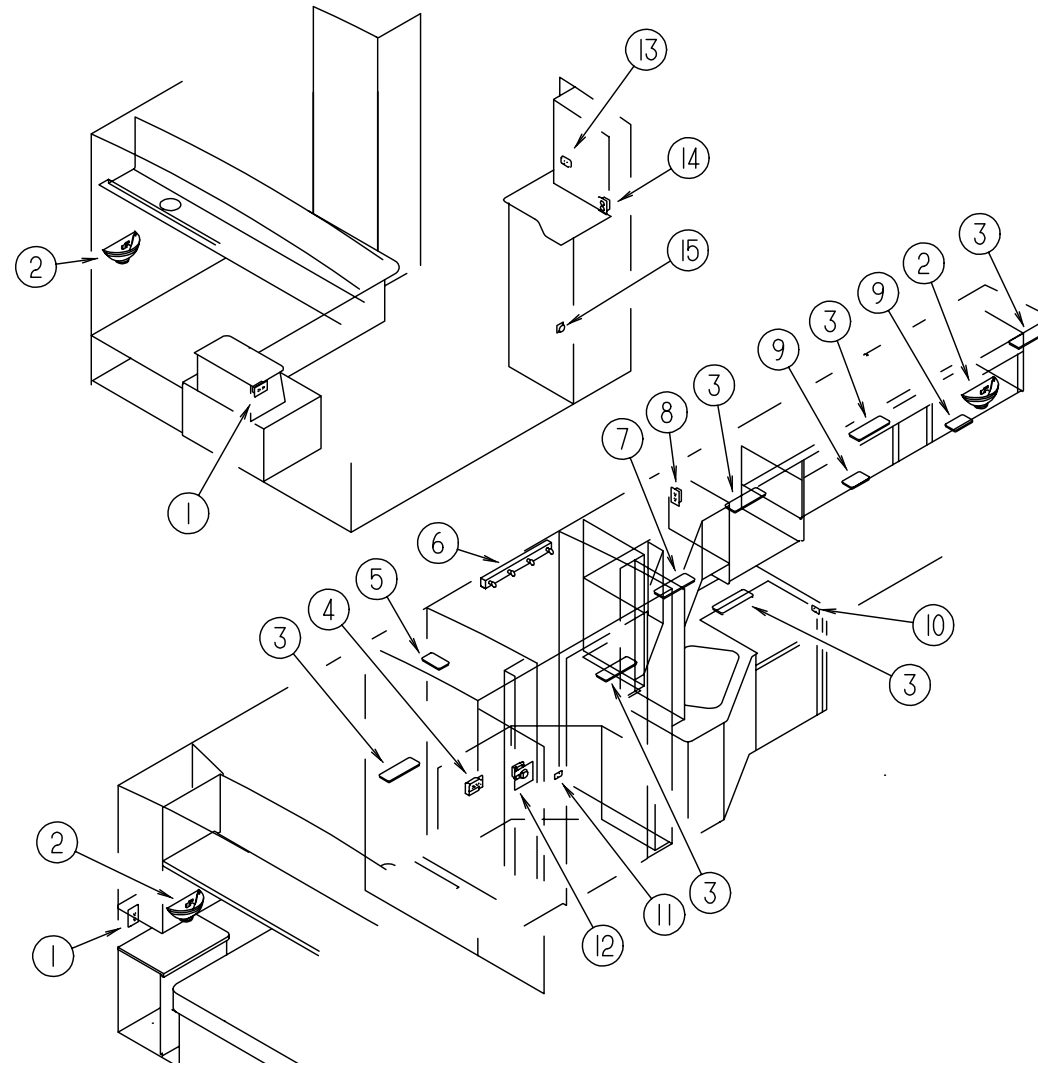


KEY	PART NUMBER	U/M	DESCRIPTION
1	111102-02-000	EA	LENS - AMBER - MARKER LAMP
1	111102-01-000	EA	BASE - LAMP MARKER
1	036196-01-000	EA	BULB - 12 VOLT - #194 - .27 AMP - BAYONETTE
2	097917-01-06A	EA	LIGHT - PORCH - BRIGHT WHITE
2	008215-01-000	EA	BULB - 12 VOLT - #1003 - .94 AMP
2	097917-01-700	EA	LENS - LIGHT - CLEAR
2	008089-02-000	EA	LIGHT - PORCH - RECESSED - CANADIAN
2	008089-01-700	EA	LENS - LIGHT - RECESSED - PORCH - DECO
2	008214-01-000	EA	BULB - 12 VOLT - #67 - .59 AMP
3	111102-03-000	EA	LENS - RED - MARKER LAMP
3	111102-01-000	EA	BASE - LAMP MARKER
3	036196-01-000	EA	BULB - 12 VOLT - #194 - .27 AMP - BAYONETTE
4	115632-01-02A	EA	LIGHT - STOP/TURN/TAIL RED
4	119158-01-000	EA	SOCKET - DOUBLE CONTACT
5	115632-03-02A	EA	LIGHT - STOP/TAIL/BACKUP
5	119157-01-000	EA	SOCKET - SINGLE CONTACT
5	119158-01-000	EA	SOCKET - DOUBLE CONTACT
5	037935-01-000	EA	BULB - 12V - #1157 OR #2057 - 2.1 AMP - CLEAR GLASS
6	066432-03-000	EA	BRACKET - LICENSE PLATE

KEY	PART NUMBER	U/M	DESCRIPTION
7	066432-02-000	EA	LIGHT - LICENSE - BLACK
8	121950-01-000	EA	LIGHT - BRAKE - CENTER MOUNT
9	127536-01-000	EA	LIGHT - CLEARANCE - RED
9	127536-02-000	EA	SOCKET - LIGHT - 194 WEDGE
9	036196-01-000	EA	BULB - 12 VOLT - #194 - .27 AMP - BAYONETTE
10	106688-02-000	EA	LIGHT - AMBER TURN SIGNAL (LENS/BACK PAN)
11	049186-04-000	EA	HEADLAMP - DRIVER - HIGH/LOW - HALOGEN
12	049188-04-000	EA	HEADLAMP - DRIVER - HIGH BEAM - HALOGEN
13	124215-01-000	EA	FOG LIGHT - RECTANGULAR/CLEAR LENS
13	125787-03-J30	EA	SUPPORT - FOG LIGHT
14	049187-04-000	EA	HEADLAMP - PASSENGER - HIGH BEAM - HALOGEN
15	049185-04-000	EA	HEADLAMP - PASSENGER - HIGH/LOW - HALOGEN
	049359-01-000	EA	SPRING - RETAINER - HEADLAMP - GM #496096
	110750-01-000	EA	SCREW - HEADLAMP ADJUSTING
16	102520-01-000	EA	LIGHT - CLEARANCE - W/O SOCKET/HOUSING - AMBER
16	102540-01-000	EA	SEAL - SCREW - ROUND - RUBBER
16	102541-01-000	EA	GASKET - CLEARANCE LIGHT
16	067789-02-000	EA	SOCKET - LAMP

ELECTRICAL GROUP (CONTINUED)

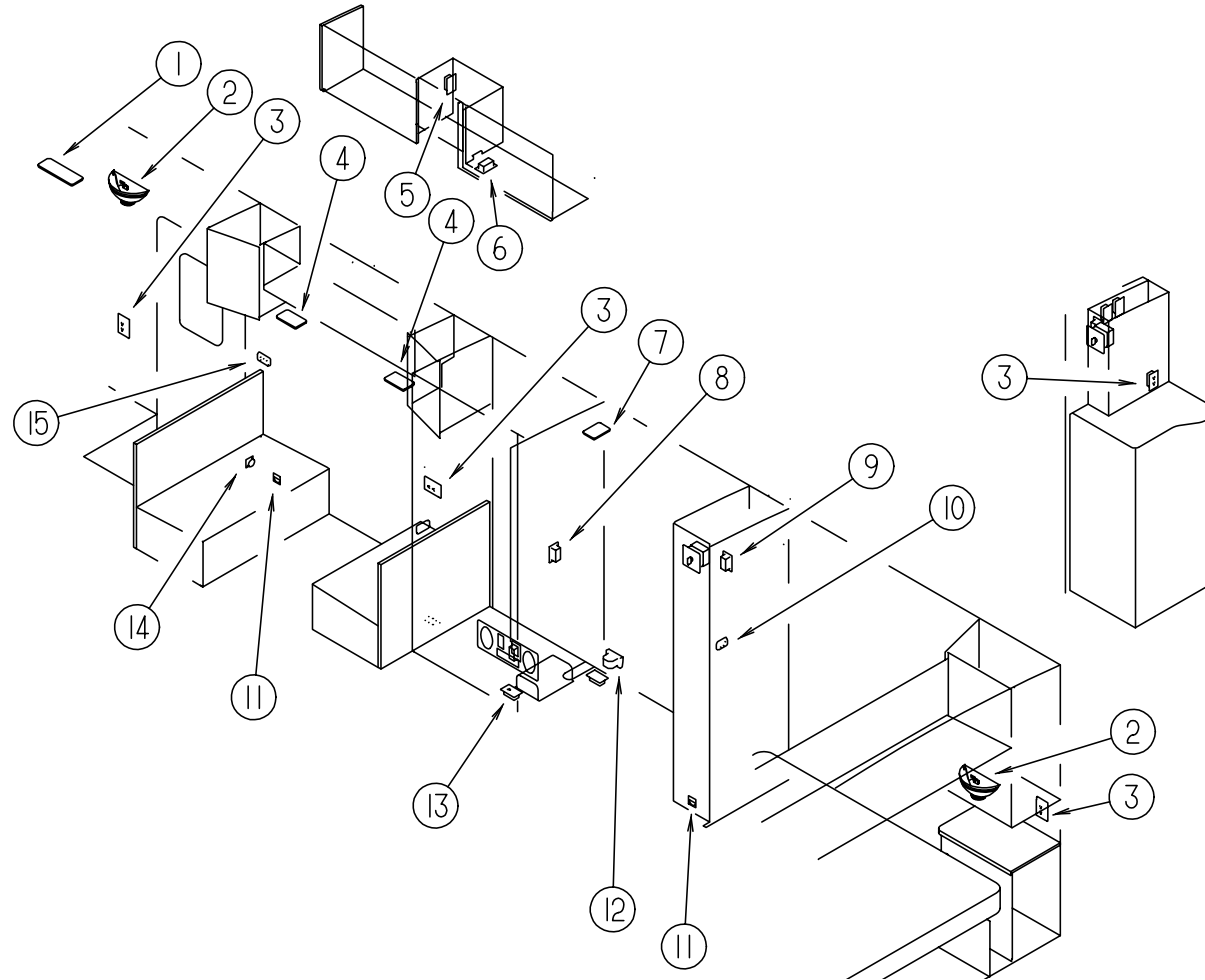
LIGHTS, RECEPTACLES, & SWITCHES (DRIVER SIDE)



KEY	PART NUMBER	U/M	DESCRIPTION	VENDOR NO.	KEY	PART NUMBER	U/M	DESCRIPTION	VENDOR NO.
1	058708-02-000	EA	RECEPTACLE - ELECTRIC - DOUBLE - IVORY		9	098024-05-02A	EA	LIGHT - DOME - 1 BULB - SKYLITE - WHITE	
1	102568-01-GB1	EA	SPACER - RECEPTACLE - BETWEEN SIDEWALL & PLATE - WOOD		9	008218-01-000	EA	BULB - 12 VOLT - #1141 - 1.44AMP	
2	065202-38-000	EA	LAMP - WALL		9	098024-01-701	EA	LENS - OPTI CLEAR - SKYLITE	809902
2	117806-01-000	EA	BULB - 12 VOLT - #912 - 1.0 AMP		10	079364-03-000	EA	SWITCH - ON/OFF ROCKER - 3 TERMINAL - BROWN	
3	098024-03-02A	EA	LIGHT - DOME - 2 BULB - WHITE		10	098351-01-01A	EA	PLATE - SWITCH - 1 GANG POLISHED BRASS	
3	008218-01-000	EA	BULB - DOME LIGHT - 12 VOLT - 1141		10	095188-01-01A	EA	SPACER - SWITCH - 2.3" X 3.4" - PLASTIC - DARK BROWN	
3	098024-01-700	EA	LENS-LIGHT	807877	11	09364-01-000	EA	SWITCH - ON/OFF ROCKER - 2 TERMINAL - BROWN	
4	084076-02-000	EA	RECEPTACLE - GFI - 15 AMP/125 VOLT - BROWN		11	098351-01-01A	EA	PLATE - SWITCH - 1 GANG POLISHED BRASS	
5	098024-01-03A	EA	LIGHT - DOME - 1 BULB - WHITE		11	095188-01-01A	EA	SPACER - SWITCH - 2.3" X 3.4" - PLASTIC - DARK BROWN	
5	008218-01-000	EA	BULB - 12 VOLT - #1141 - 1.44AMP		12	115930-01-000	EA	INLET - 30 AMP - 120 VOLT - EXTERIOR	
5	098024-01-700	EA	LENS - LIGHT	807877	12	115930-02-000	EA	INLET - 50 AMP - 240 VOLT - EXTERIOR	
6	110235-02-01A	EA	LIGHT - MAKE UP - 4 BULB PANLESS		13	079364-01-000	EA	SWITCH - ON/OFF ROCKER - 2 TERMINAL - BROWN	
6	081633-01-700	EA	BULB - LIGHT - MAKE-UP	RP1041	13	079364-03-000	EA	SWITCH - ON/OFF ROCKER - 3 TERMINAL - BROWN	
7	098024-06-02A	EA	LIGHT - DOME - 2 BULB - SKYLITE		13	098351-02-01A	EA	PLATE - SWITCH - 2 GANG POLISHED BRASS	
7	008218-01-000	EA	BULB - DOME LIGHT - 12 VOLT - 1141		13	095188-01-01A	EA	SPACER - SWITCH - 2.3" X 3.4" - PLASTIC - DARK BROWN	
7	098024-01-701	EA	LENS - OPTI CLEAR - SKYLITE	809902	14	058708-01-000	EA	RECEPTACLE - ELECTRIC - DOUBLE - BROWN	
8	058708-05-000	EA	RECEPTACLE - ELECTRIC - SINGLE - BROWN		15	108354-01-01A	EA	LIGHT - COURTESY	
					15	108354-01-700	EA	BULB - COURTESY LIGHT	395-B

ELECTRICAL GROUP (CONTINUED)

LIGHTS, RECEPTACLES, & SWITCHES (PASSENGER SIDE)



KEY	PART NUMBER	U/M	DESCRIPTION	VENDOR NO.	KEY	PART NUMBER	U/M	DESCRIPTION	VENDOR NO.
1	098024-03-02A	EA	LIGHT - DOME - 2 BULB - WHITE		7	121935-01-01A	EA	LIGHT - DOME - SHOWER	
1	008218-01-000	EA	BULB - DOME LIGHT - 12 VOLT - 1141		8	058707-01-000	EA	RECEPTACLE - ELECTRIC - SINGLE - BROWN	
1	098024-01-700	EA	LENS-LIGHT	807877	9	058708-05-000	EA	RECEPTACLE - ELECTRIC - SINGLE - BROWN	
2	065202-38-000	EA	LAMP - WALL		10	079364-01-000	EA	SWITCH - ON/OFF ROCKER - 2 TERMINAL - BROWN	
2	117806-01-000	EA	BULB - 12 VOLT - #912 - 1.0 AMP		10	079364-03-000	EA	SWITCH - ON/OFF ROCKER - 3 TERMINAL - BROWN	
2	067479-01-000	EA	BULB - 12 VOLT - #1076 - 1.80 AMP		10	098351-02-01A	EA	PLATE - SWITCH - 2 GANG POLISHED BRASS	
3	058708-02-000	EA	RECEPTACLE - ELECTRIC - DOUBLE - IVORY		10	095188-01-01A	EA	SPACER - SWITCH - 2.3" X 3.4" - PLASTIC - DARK BROWN	
3	102568-01-GB1	EA	SPACER - RECEPTACLE - BETWEEN SIDEWALL & PLATE - WOOD		11	108354-01-700	EA	BULB - COURTESY LIGHT	395-B
4	098024-05-02A	EA	LIGHT - DOME - 1 BULB - SKYLITE - WHITE		12	112822-01-01A	EA	RECEPTACLE - DUPLEX - IVORY	
4	008218-01-000	EA	BULB - 12 VOLT - #1141 - 1.44AMP		13	058707-01-000	EA	RECEPTACLE - ELECTRIC - SINGLE - BROWN	
4	098024-01-701	EA	LENS - OPTI CLEAR - SKYLITE	809902	14	061424-01-000	EA	LIGHT - AISLE - 12 VOLT - RECTANGULAR	
5	058707-01-000	EA	RECEPTACLE - ELECTRIC - SINGLE - BROWN		15	079364-01-000	EA	SWITCH - ON/OFF ROCKER - 2 TERMINAL - BROWN	
6	058708-01-000	EA	RECEPTACLE - ELECTRIC - DOUBLE - BROWN		15	095188-02-01A	EA	SPACER - SWITCH - 2.3" X 4.1" - PLASTIC - DARK BROWN	
					15	098351-05-01A	EA	PLATE - SWITCH - 3 GANG POLISHED BRASS	

ELECTRICAL GROUP (CONTINUED)**ELECTRICAL SWITCHES**

KEY	PART NUMBER	U/M	DESCRIPTION
	079364-01-000	EA	SWITCH - ON/OFF ROCKER - 2 TERMINAL - BROWN
	079364-02-000	EA	SWITCH - ON/OFF ROCKER - 3 TERMINAL - BLACK
	079364-03-000	EA	SWITCH - ON/OFF ROCKER - 3 TERMINAL - BROWN
	095188-01-01A	EA	SPACER - SWITCH - 2.3" X 3.4" - PLASTIC - DARK BROWN
	095188-02-01A	EA	SPACER - SWITCH - 2.3" X 4.1" - PLASTIC - DARK BROWN
	098351-01-01A	EA	PLATE/SWITCH - 1 GANG - POLISHED BRASS - W/O LABEL
	098351-02-01A	EA	PLATE/SWITCH - 2 GANG - POLISHED BRASS - W/O LABEL
	098351-05-01A	EA	PLATE/SWITCH - 3 GANG - POLISHED BRASS-PORCH/CEILING/STEP
	098351-16-01A	EA	PLATE - SWITCH - 1 GANG W/LABEL
	108355-01-000	EA	HOUSING - SWITCH
	108356-02-01A	EA	COVER/ACTUATOR SWITCH - 2 ROWS DIMPLES- CONTURA II - BLACK
	108356-04-01A	EA	COVER/ACTUATOR SWITCH - 2 ROWS DIMPLES W/LENS-CONTURA-BLK
	108357-01-000	EA	SWITCH - ROCKER SPST - ON/OFF - 2 TERMINAL
	108357-06-000	EA	SWITCH - ROCKER DPDT - MOM/OFF/MOM - 6 TERMINAL
	108357-08-000	EA	SWITCH - ROCKER DPDT - ON/NONE/ON - 6 TERMINAL

CIRCUIT BREAKERS & FUSES

KEY	PART NUMBER	U/M	DESCRIPTION
	062037-01-000	EA	HOUSING - AUTO FUSE - NATURAL
	062037-02-000	EA	HOUSING - AUTO FUSE - GREEN
	062037-03-000	EA	HOUSING - AUTO FUSE - BLACK
	062037-04-000	EA	HOUSING - AUTO FUSE - BLUE
	062037-05-000	EA	HOUSING - AUTO FUSE - GRAY
	062037-06-000	EA	HOUSING - AUTO FUSE - BROWN
	062037-07-000	EA	HOUSING - AUTO FUSE - RED
	062901-02-000	EA	FUSE - 05 AMPS - AUTOMOTIVE
	062901-05-000	EA	FUSE - 15 AMPS - AUTOMOTIVE
	062901-06-000	EA	FUSE - 20 AMPS - AUTOMOTIVE
	062901-07-000	EA	FUSE - 25 AMPS - AUTOMOTIVE
	062901-08-000	EA	FUSE - 30 AMPS - AUTOMOTIVE
	083209-01-000	EA	CIRCUIT BREAKER - 15 AMP - 120 VOLT - CANADIAN
	083209-02-000	EA	CIRCUIT BREAKER - 15/15 AMP - 120 VOLT
	083209-03-000	EA	CIRCUIT BREAKER - 15/20 AMP - 120 VOLT
	083209-04-000	EA	CIRCUIT BREAKER - 30 AMP - 120 VOLT
	083209-10-000	EA	CIRCUIT BREAKER - 20/30 AMP - 120 VOLT
	093654-01-000	EA	CIRCUIT BREAKER - 6 AMP - 12 VOLT
	093654-02-000	EA	CIRCUIT BREAKER - 15 AMP - 12 VOLT
	093655-03-000	EA	CIRCUIT BREAKER - 40 AMP - 12 VOLT
	093674-01-000	EA	PLATE - CIRCUIT BREAKER - HOUSE - 8.4" X 4.1" - STEEL
	097611-01-000	EA	CIRCUIT BREAKER - 10 AMP - 12 VOLT
	106656-01-000	EA	FUSE BLOCK - 4 CAVITY - AUTOFUSE
	108669-01-000	EA	HOUSING - AUTO FUSE HOLDER
	108916-01-000	EA	CIRCUIT BREAKER - 50 AMP - 12 VOLT - 2 POLE
	122811-01-000	EA	CIRCUIT BREAKER - 20/50/50/20

ELECTRICAL BOXES & CORDS

KEY	PART NUMBER	U/M	DESCRIPTION
	008052-01-000	EA	CORD - POWER - 10/3 WIRE - 30 AMP - 25' - CANADIAN
	008054-01-000	EA	CORD - POWER - 10/3 WIRE - 30 AMP - 25'
	008289-01-000	EA	BOX - ELECTRIC/STEEL - 1/2" & 3/4" KNOCKOUTS - 4" X 4"
	008289-02-000	EA	BOX - ELECTRIC/STEEL - 1/2" & 3/4" KNOCKOUTS - 4" X 4"-CAN
	008294-01-000	EA	COVER - ELECTRICAL BOX - BLANK/STEEL - 4" X 4" - GRAY
	008294-02-000	EA	COVER - ELECTRICAL BOX - BLANK STEEL - 4" X 4" - CANADIAN
	091910-01-000	EA	BOX - ELECTRIC - 3.8" X 3.5" X 1.8" - PLASTIC
	091910-02-000	EA	BOX - ELECTRIC - 2.2" X 3.5" X 1.8" - PLASTIC
	108934-01-000	EA	POWER CORD - 36/50 AMP - 4 WIRE
	111509-01-000	EA	BOX - ELECTRICAL - E-COATED
	111510-01-000	EA	DOOR/ACCESS PANEL - ELECTRICAL BOX
	113096-01-000	EA	CORD - POWER - 50 AMP - 4 WIRE - 36' - CSA

ELECTRICAL GROUP (CONTINUED)**WIRE ASSEMBLIES**

KEY	PART NUMBER	U/M	DESCRIPTION
	P03784-18-000	EA	WIRE ASSEMBLY - HEADLAMP - GM - G SERIES
	073328-B4-000	EA	CABLE ASSEMBLY - BATTERY - W/TERMINALS
	090986-01-000	EA	WIRE ASSEMBLY - ELECTRIC STEP
			FROM: 00-00-00 THRU: 02-07-99
	090986-02-000	EA	WIRE ASSEMBLY - ELECTRIC STEP
			FROM: 02-08-99 THRU: 99-99-99
	096449-01-000	EA	WIRE ASSEMBLY - WATER TANK TO MONITOR PANEL
	111915-01-000	EA	WIRE ASSEMBLY - DAYTIME RUNNING LAMPS - FUSED - GM
	113134-03-000	EA	WIRE ASSEMBLY - WIPER/WASHER
	113452-01-000	FT	SEAL/TRIM - FRONT - VINYL W/WIRE CARRIER
	113452-02-000	FT	SEAL-TRIM
	116675-02-000	FT	WIRE-16 AWG,XLPE-AWM,125 C
	120233-05-000	EA	WIRE - 30" W/DIGITAL SENSOR CONNECTOR/STRIPED LEAD
	124843-05-000	EA	WIRE ASSEMBLY - SPEAKER/ADAPTER
	124882-02-000	EA	WIRE ASSEMBLY - AMPLIFIER
	126392-01-000	EA	WIRE ASSEMBLY - REMOTE MIRRORS
	127002-03-000	EA	WIRE ASSEMBLY - ENERGY MANAGEMENT SYSTEM
	131279-01-000	EA	WIRE ASSEMBLY - DRIVER SEAT

ROCKER SWITCHES (DASH)

KEY	PART NUMBER	U/M	DESCRIPTION
	108357-03-000	EA	SWITCH - ROCKER - SPDT ON/ OFF/ ON 3 TERM. CARLING - V6D1000B-0
	108356-02-01A	EA	SWITCH COVER W/ 2 DIMPLES - CARLING - CCAZC00
	108357-08-000	EA	SWITCH - ROCKER DPDT - ON/NONE/ON - 6 TERMINAL
	108356-02-01A	EA	SWITCH COVER W/ 2 DIMPLES - CARLING - CCAZC00
	108357-06-000	EA	SWITCH - ROCKER - DPDT MOM/ OFF/ MOM 6 TERM. CARLING - VLD1000B-0
	108356-02-01A	EA	SWITCH COVER W/ 2 DIMPLES - CARLING - CCAZC00
	108357-09-000	EA	SWITCH - ROCKER - SPDT ON/ NONE/ MOM 3 TERM. CARLING - V5D1000B-0
	108356-02-01A	EA	SWITCH COVER W/ 2 DIMPLES - CARLING - CCAZC00
	108357-10-000	EA	SWITCH - ROCKER - SPDT MOM/ ON LIGHTED-5 TERM (3 SWITCH/ 2 LIGHT)
	108356-04-01A	EA	SWITCH COVER W/ DIMPLES - LIGHTED - CARLING - VVAGC00
	096241-03-000	EA	SWITCH - BLANK
	077942-01-000	EA	SWITCH - DUMMY - BLACK

RECEPTACLES

KEY	PART NUMBER	U/M	DESCRIPTION
	058707-01-000	EA	RECEPTACLE - ELECTRIC - SINGLE - BROWN
	058707-02-000	EA	RECEPTACLE - BLANK - JUNCTION BOX
	058708-01-000	EA	RECEPTACLE - ELECTRIC - DOUBLE - BROWN
	058708-02-000	EA	RECEPTACLE - ELECTRIC - DOUBLE - IVORY
	058708-05-000	EA	RECEPTACLE - ELECTRIC - SINGLE - BROWN
	084076-02-000	EA	RECEPTACLE - GFI - 15 AMP/125 VOLT - BROWN
	102568-01-GB1	EA	SPACER - RECEPTACLE - BETWEEN SIDEWALL & PLATE - WOOD
	112824-01-03A	EA	COVER - EXTERIOR DUPLEX RECEPTACLE - WHITE PLASTIC
	115930-02-000	EA	INLET - 50 AMP - 240 VOLT - EXTERIOR
	112822-01-01A	EA	RECEPTACLE - DUPLEX - IVORY
			FROM: 00-00-00 THRU: 11-15-98
	131826-01-01A	EA	RECEPTACLE - EXTERIOR/W/COVER & GASKET - WHITE
			FROM: 11-16-98 THRU: 99-99-99

ELECTRICAL GROUP (CONTINUED)

ELECTRICAL CONNECTORS & CONDUIT

KEY	PART NUMBER	U/M	DESCRIPTION
	007954-01-000	EA	RECEPTACLE - HOUSING - 6 POSITION
	007956-05-000	EA	INSULATOR - SHRINK - .25 ID X 1.50
	008311-01-000	EA	CONNECTOR - WIRE NUT - INSULATED - RED
	008312-01-000	EA	CONNECTOR - WIRE NUT - INSULATED - BLUE
	008313-01-000	EA	CONNECTOR - WIRE NUT - INSULATED - YELLOW
	008314-01-000	EA	CONNECTOR - WIRE NUT - INSULATED - GRAY
	008326-01-000	EA	TERMINAL - RING - 16/14 WIRE - 3/8" STUD
	008328-01-000	EA	TERMINAL - RING - 12/10 WIRE - #10 STUD FIT
	008348-01-000	EA	TERMINAL - RING - 3/8" STUD 2 GA. WIRE
	008355-01-000	EA	CONNECTOR - CABLE CLAMPING - 3/4"
	008356-01-000	EA	CONNECTOR - PLASTIC - 3/8" AVG
	008356-02-000	EA	CONNECTOR - PLASTIC - 21/32
	008394-01-000	FT	CONDUIT - FLEXIBLE - 1/2"
	008398-01-000	EA	CONNECTOR - 1/2" X 90 DEGREE - FLEX CONDUIT - UL & CSA
	035416-04-000	EA	TERMINAL - RING - #10 STUD FIT - INSULATED BARREL #16/14
	041480-01-000	EA	CONNECTOR - STRAIGHT - 1/2" FLEX CONDUIT
	041953-01-000	FT	CONDUIT - CONVOLUTE SLIT - .5" ID - POLYETHELENE
	041953-03-000	FT	CONDUIT - CONVOLUTE SLIT - 1" ID (CLOTHES ROD COVER)
	041953-05-000	FT	CONDUIT - CONVOLUTE SOLID - .62" ID - POLYETHELENE
	041953-06-000	FT	CONDUIT - CONVOLUTE SLIT - .375" ID - POLYETHELENE
	041953-07-000	FT	CONDUIT - CONVOLUTE SLIT - .25" ID - POLYETHELENE
	041953-08-000	FT	CONDUIT - CONVOLUTE SLIT - 1.50" ID - POLYETHELENE
	041953-09-000	FT	CONDUIT - CONVOLUTE SLIT - .50" ID - NYLON
	041953-10-000	FT	CONDUIT - CONVOLUTE SLIT - .75" ID - NYLON
	041953-11-000	FT	CONDUIT - CONVOLUTE SLIT - 1.06" ID - NYLON
	041953-12-000	FT	CONDUIT - CONVOLUTE SOLID - 1.1" ID - NYLON
	047443-01-000	EA	TERMINAL - .250 RECEPTACLE FIT - INSULATED - 16/14 AWG
	047443-02-000	EA	TERMINAL - .250 RECEPTACLE FIT - INSULATED - 12/10 AWG
	058028-01-000	EA	CONNECTOR - ELECTRICAL PIGTAIL - NYLON - CLEAR
	062036-01-000	EA	TERMINAL - PACK - CON - 12/10 AWG
	062036-02-000	EA	TERMINAL - PACK - CON - 16/14 AWG
	077479-01-000	EA	BOOT - BATTERY TERMINAL - DOUBLE CABLE
	077479-02-000	EA	BOOT - BATTERY TERMINAL - SINGLE CABLE
	080015-02-000	EA	RECEPTACLE - FLAG - .185 - 16/14 GAUGE
	085724-01-000	EA	SOCKET - DOUBLE CONTACT - TAILLIGHT
	087225-01-000	FT	SLEEVING - 1/2" - TYPE H
	087225-02-000	FT	SLEEVING - 5/8" - TYPE H
	088267-01-000	EA	TERMINAL - FEMALE - 1/4
	088473-01-000	EA	HOUSING - PIN - 12 CAVITY (3 ROWS OF 4)
	088473-02-000	EA	HOUSING - PIN - 15 CAVITY (3 ROWS OF 5)
	088473-03-000	EA	HOUSING - PIN - 9 CAVITY (3 ROWS OF 3)
	088473-04-000	EA	HOUSING - PIN - 8 CAVITY IN-LINE
	088473-06-000	EA	HOUSING - PIN - 6 CAVITY (2 ROWS OF 3)
	088473-08-000	EA	HOUSING - PIN - 4 CAVITY - IN-LINE
	088473-09-000	EA	HOUSING - PIN - 3 CAVITY - IN-LINE
	088473-10-000	EA	HOUSING - PIN - 2 CAVITY - IN LINE
	088474-01-000	EA	HOUSING - SOCKET - 12 CAVITY
	088474-02-000	EA	HOUSING - SOCKET - 15 CAVITY
	088474-03-000	EA	HOUSING - SOCKET - 9 CAVITY
	088474-04-000	EA	HOUSING - SOCKET - 8 CAVITY
	088474-06-000	EA	HOUSING - SOCKET - 6 CAVITY
	088474-07-000	EA	HOUSING - SOCKET - 5 CAVITY
	088474-08-000	EA	HOUSING - SOCKET - 4 CAVITY
	088474-09-000	EA	HOUSING - ELECTRICAL - 3 TERMINAL
	088474-10-000	EA	HOUSING - SOCKET - 2 CAVITY
	088475-01-000	EA	PIN - CONNECTOR - 14-20 AWG
	088475-02-000	EA	PIN - CONNECTOR - 10 - 12 AWG
	088476-01-000	EA	TERMINAL - ELECTRICAL

ELECTRICAL GROUP (CONTINUED)

ELECTRICAL CONNECTORS & CONDUIT (CONTINUED)

KEY	PART NUMBER	U/M	DESCRIPTION
	088476-02-000	EA	SOCKET - CONNECTOR - 12-10 GA - PRE-TIN
	092786-02-000	EA	BUSS BAR - 3.3" LONG
	092786-03-000	EA	BUSS BAR - 6.9" LONG
	098260-01-000	EA	TERMINAL - MALE - 56 SERIES
	098261-02-000	EA	SOCKET - CONNECTOR - WEATHERPACK - 14-18 AWG
	098262-01-000	EA	SEAL - CONNECTOR - WEATHERPACK
	098264-01-000	EA	HOUSING - 2 PIN - WEATHERPACK
	101571-01-000	EA	HOUSING - 2 POSITION - MALE
	103608-01-000	EA	SOCKET - WEDGE BASE W/LEADS
	103987-02-000	EA	SEAL - SOLENOID ACCESS
	104016-01-000	EA	WIRE ASSEMBLY - AUXILIARY FANS
	104100-01-000	EA	HOUSING - 1 POSITION - 75 AMPS
	104100-03-000	EA	TERMINAL - 75 AMP
	106006-01-000	EA	HOUSING - 1 POSITION - FEMALE
	106007-01-000	EA	TERMINAL - FEMALE - 14-16 AWG
	106655-01-000	EA	TERMINAL - FUSE BLOCK - 14-16 AWG
	106655-02-000	EA	TERMINAL - FUSE BLOCK - 10-12 AWG
	110178-01-000	EA	HOUSING - WIPER MOTOR
	112823-01-000	EA	SPLICE - REDUCER - 16-14 TO 18-22
	113131-01-000	EA	HOUSING - 3 PIN
	113135-01-000	EA	TERMINAL - FEMALE - M/P - 14-16 - F/SEALED TERMINAL
	113306-01-000	EA	TERMINAL - FEMALE - M/P - 14-16 - F/NON-SEALED TERMINAL
	113307-01-000	EA	TERMINAL - FEMALE - M/P - 16-20
	113468-01-000	EA	HOUSING - 2 POSITION - FEMALE
	115556-01-000	EA	HOUSING - 3 POSITION - FEMALE
	115556-02-000	EA	HOUSING - 2 POSITION - FEMALE
	115931-02-000	EA	COVER - CONNECTOR - 50 AMP W/LOCKING RING
	115932-02-000	EA	CONNECTOR - FEMALE - 50 AMP - 240 VOLT
	116811-01-000	EA	TERMINAL - .110 RECEPTACLE - 16-14 AWG
	119248-02-000	EA	HOUSING - 7 POSITION - FEMALE
	125323-02-000	EA	HOUSING - 8 POSITION - MALE
	125324-01-000	EA	TERMINAL - MALE - METRI-PACK - 150
	125325-01-000	EA	SEAL - CAVITY

ELECTRICAL MISCELLANEOUS

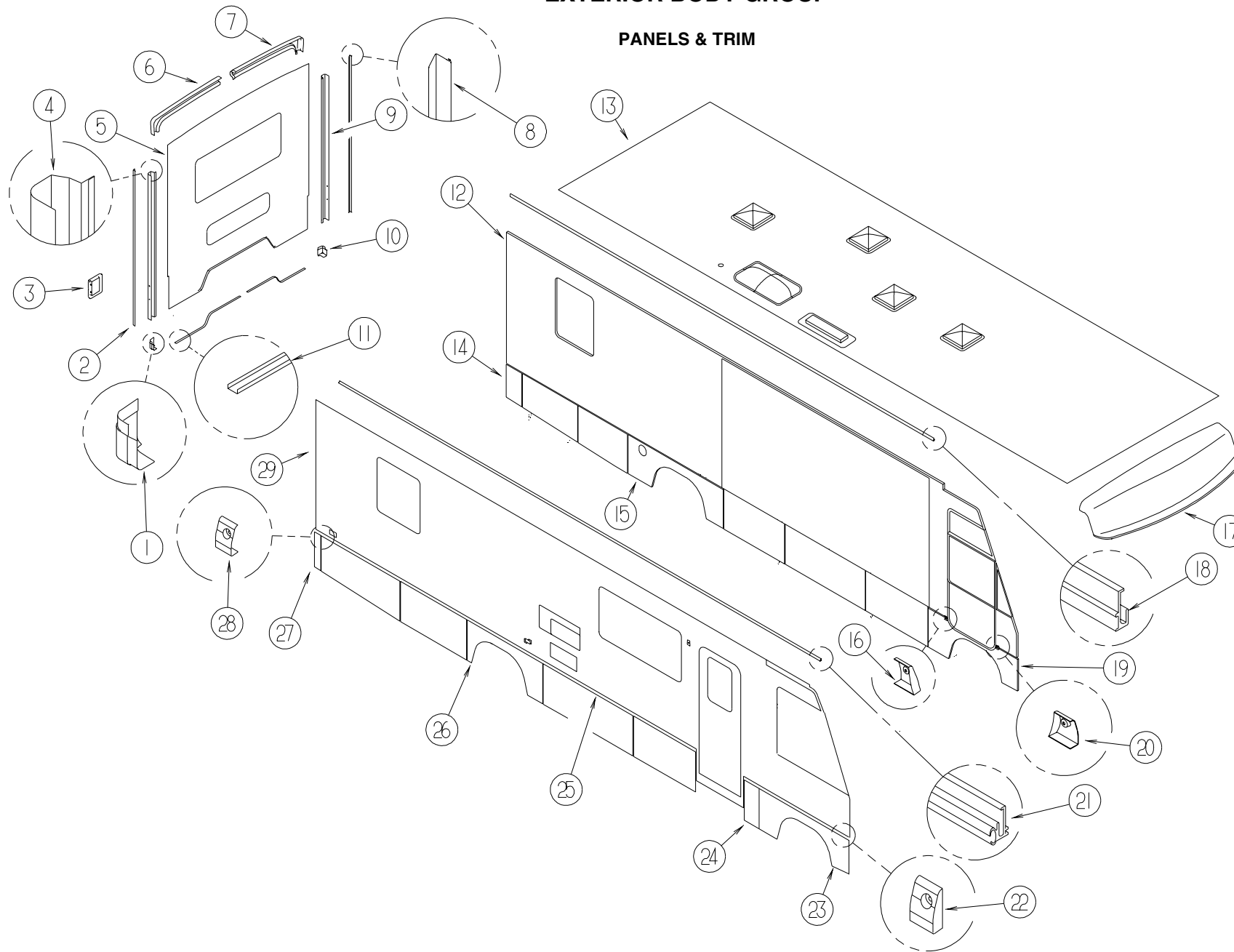
KEY	PART NUMBER	U/M	DESCRIPTION	VENDOR NO.
	007093-01-000	EA	SIGNAL FLASHER	
	008188-01-000	EA	SOLENOID - 3 POST - BATTERY CHANGE OVER	
	063910-01-000	EA	HOUSING - RELAY	
	063912-02-000	EA	RELAY - CANISTER - SPDT	
	086233-01-000	EA	STUD - ISOLATED - 3/8" X 7/8" LONG	
	086273-01-000	EA	RELAY - BATTERY DISCONNECT	
	115504-01-700	EA	PLUG & CABLE, 10 WATT PANEL	600-016
	115504-01-000	EA	PANEL - SOLAR 10 WATT	
	115505-01-000	EA	LIGHT - MONITOR/SOLAR PANEL - RED LED INDICATOR	

CONVERTER & LOAD CENTER

KEY	PART NUMBER	U/M	DESCRIPTION	VENDOR NO.
	099048-03-000	EA	INVERTER - 130 WATT	
	106071-03-700	EA	CIRCUIT BOARD/TIME DELAY SW	TD0001
	106071-03-000	EA	SWITCH - AUTOMATIC TRANSFER - 50 AMP F/30AMP E.M.S.	
			FROM: 00-00-00 THRU: 03-14-99	
	106071-04-000	EA	SWITCH - AUTOMATIC TRANSFER W/CONNECTION LUGS	
			FROM: 03-15-99 THRU: 99-99-99	
	108915-02-000	EA	LOAD CENTER - 120/240 VOLT - 100 AMP	
			FROM: 00-00-00 THRU: 04-04-99	
	108915-03-000	EA	LOAD CENTER - 120/240 - 100 AMP	
			FROM: 04-05-99 THRU: 99-99-99	
	113132-01-000	EA	LOAD CENTER - 120/240 VOLT - 60 AMP	
	123058-02-000	EA	CONVERTER - 45 AMP - ELECTRONIC - 4 1/8"H X 7"W X 12 3/8"L	
	127002-01-000	EA	MODULE/CIRCUIT BOARD - ENERGY MANAGEMENT SYSTEM CONTROL	
	127002-02-000	EA	PANEL/MONITOR - ENERGY MANAGEMENT SYSTEM	

EXTERIOR BODY GROUP

PANELS & TRIM



KEY	PART NUMBER	U/M	DESCRIPTION
1	125626-01-01A	EA	END CAP - LOWER BACKWALL TRIM - PASSENGER - BLACK
2	120548-01-02A	EA	TRIM-J - BACKWALL - PASSENGER/NOTCHED
3	125646-01-01A	EA	TRIM - TAILLIGHT/DRIVER/PASSENGER - BRIGHT WHITE
4	125649-01-12B	EA	TRIM - BACKWALL/PASSENGER SIDE - BRIGHT WHITE
5	M08153-14-K58	EA	BACKWALL - W/O WINDOW/TRIM (K58, K59)
5	M08153-14-K62	EA	BACKWALL - W/O WINDOW/TRIM (K62, K63)
5	M08153-14-K60	EA	BACKWALL - W/O WINDOW/TRIM (K64, K65)
5	M08153-14-K32	EA	BACKWALL - W/O WINDOW/TRIM (K26, K27)
6	125518-01-01A	EA	TRIM - BACKWALL - TOP/RIGHT HAND
7	125519-01-01A	EA	TRIM - BACKWALL - TOP/LEFT HAND
8	120548-02-02A	EA	TRIM-J - BACKWALL - DRIVER/NOTCHED
9	125649-02-12B	EA	TRIM - BACKWALL/DRIVER SIDE - BRIGHT WHITE
10	125626-02-01A	EA	END CAP - LOWER BACKWALL TRIM - DRIVER - BLACK

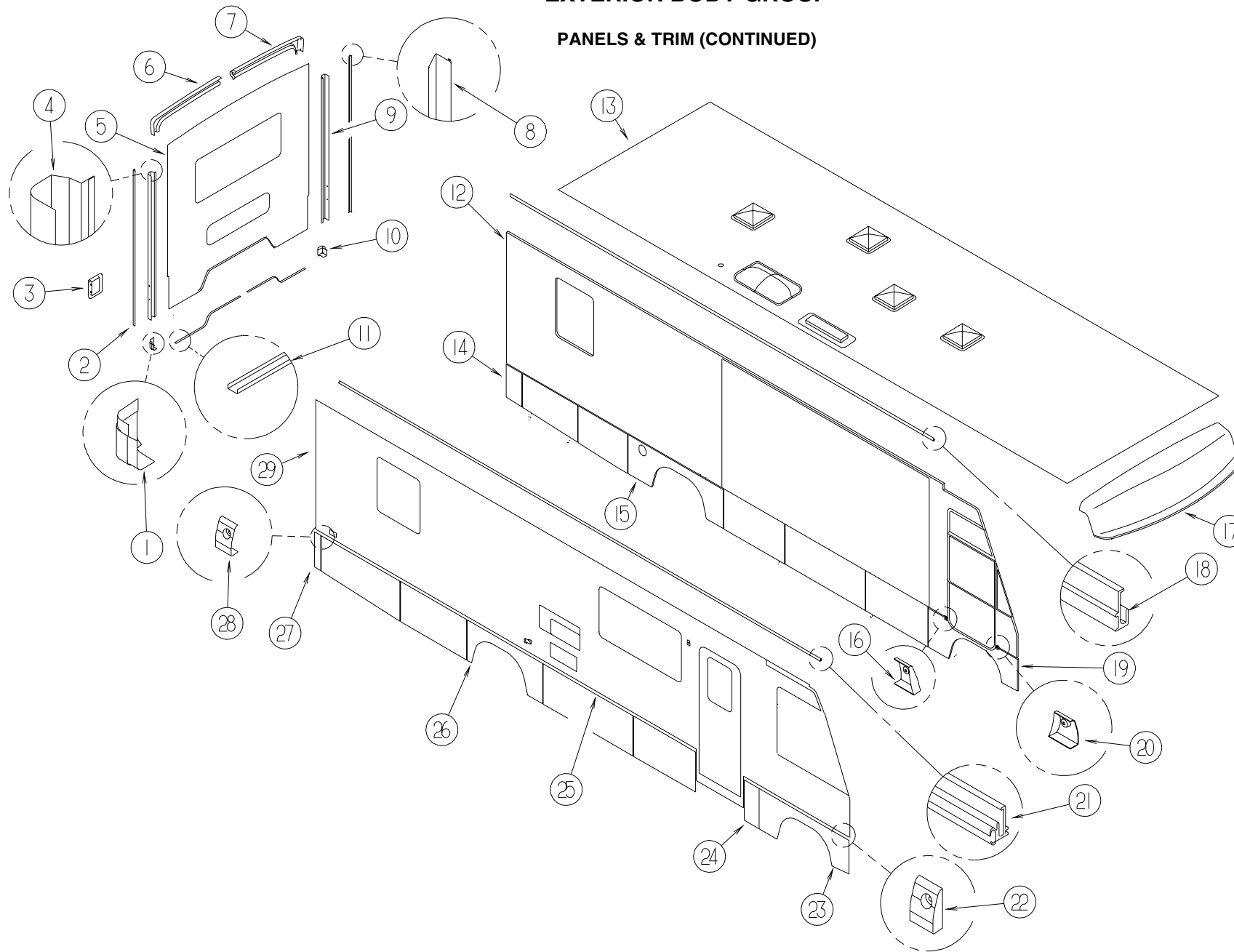
KEY	PART NUMBER	U/M	DESCRIPTION
11	050406-25-000	EA	TRIM - BACKWALL - LOWER
12	130321-04-K58	EA	SIDEWALL - DRIVER - W/O WINDOWS/TRIM (K58, K59)
12	130321-04-K62	EA	SIDEWALL - DRIVER - W/O WINDOWS/TRIM (K62, K63)
12	130321-04-K60	EA	SIDEWALL - DRIVER - W/O WINDOWS/TRIM (K64, K65)
12	130321-04-K26	EA	SIDEWALL - DRIVER - W/O WINDOWS/TRIM (K26, K27)
13	130362-04-K58	EA	ROOF - W/O LIGHTS/VENTS - W/WIRING
14	122732-32-JA1	EA	VALANCE/PANEL - REAR DRIVER - W/O HARDWARE - 11.2"
15	129421-07-K30	EA	PANEL/WHEEL LIP - REAR/DRIVER
16	124178-04-01A	EA	CAP - TRIM/DRIVER DOOR
17	125304-02-J60	EA	CAP - ROOF
18	120091-02-02A	EA	TRIM - ROOF
18	131483-01-01A	EA	RAIL - AWNING - BRIGHT WHITE

FROM: 00-00-00 THRU: 10-26-98

FROM: 10-27-98 THRU: 99-99-99

EXTERIOR BODY GROUP

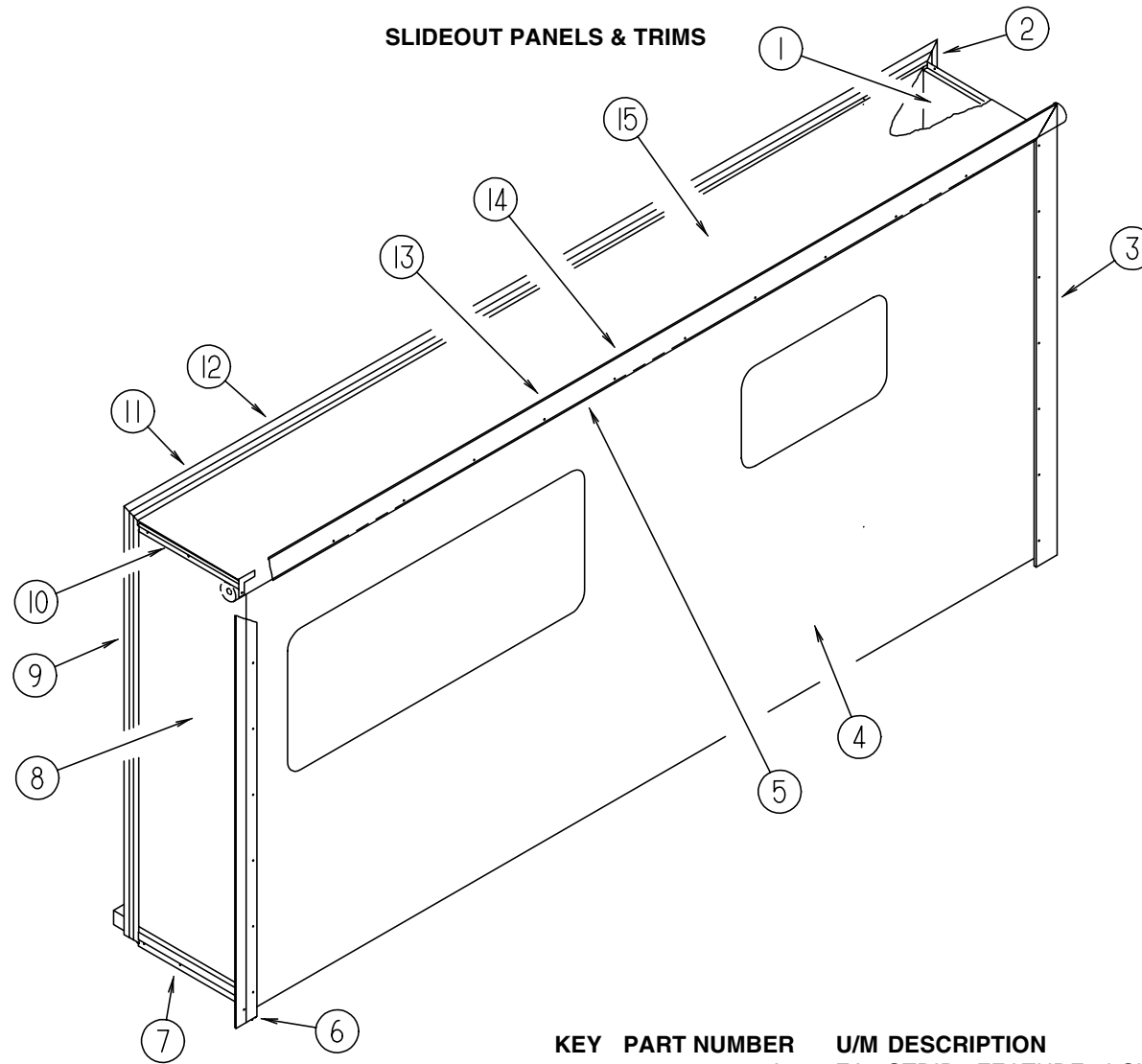
PANELS & TRIM (CONTINUED)



KEY	PART NUMBER	U/M	DESCRIPTION
19	129422-06-K28	EA	WHEEL LIP - FRONT/DRIVER - W/DRIVER DOOR
19	129422-07-K28	EA	PANEL/WHEEL LIP - FRONT/DRIVER - W/O DRIVER DOOR
	129854-03-01A	EA	SUPPORT - WHEEL LIP - 7.9" - MILL - W/DRIVER DOOR
	129854-11-01A	EA	SUPPORT - WHEEL LIP - MILL - W/O DRIVER DOOR
20	124178-03-01A	EA	CAP - TRIM/DRIVER DOOR
21	120092-01-02A	EA	RAIL - AWNING - BRIGHT WHITE
21	131483-01-01A	EA	RAIL - AWNING - BRIGHT WHITE
			FROM: 00-00-00 THRU: 10-26-98
			FROM: 10-27-98 THRU: 99-99-99
22	124132-01-01A	EA	CAP - SIDEWALL TRIM - RIGHT HAND - 1.4" - BRIGHT WHITE
23	129422-01-K28	EA	PANEL/WHEEL LIP - FRONT/PASSENGER

KEY	PART NUMBER	U/M	DESCRIPTION
24	122776-31-K30	EA	VALANCE/PANEL - W/O HARDWARE - 13"
25	124176-01-01A	EA	TRIM - SIDEWALL - BRIGHT WHITE - 16'
25	105312-01-03A	FT	INSERT - VINYL FEATURE STRIP - GRAY METALLIC
26	129421-08-K30	EA	WHEEL LIP - REAR - PASSENGER
27	122732-31-JA1	EA	VALANCE/PANEL - REAR PASSENGER - W/O HARDWARE - 4.4"
28	124132-02-01A	EA	CAP - SIDEWALL TRIM - LEFT HAND - 1.4" - BRIGHT WHITE
29	129176-04-K58	EA	SIDEWALL - PASSENGER - W/O WINDOWS/TRIM (K58, K59)
29	129176-04-K62	EA	SIDEWALL - PASSENGER - W/O WINDOWS/TRIM (K62, K63)
29	129176-04-K60	EA	SIDEWALL - PASSENGER - W/O WINDOWS/TRIM (K64, K65)
29	129176-04-K26	EA	SIDEWALL - PASSENGER - W/O WINDOWS/TRIM (K26, K27)

EXTERIOR BODY GROUP (CONTINUED)

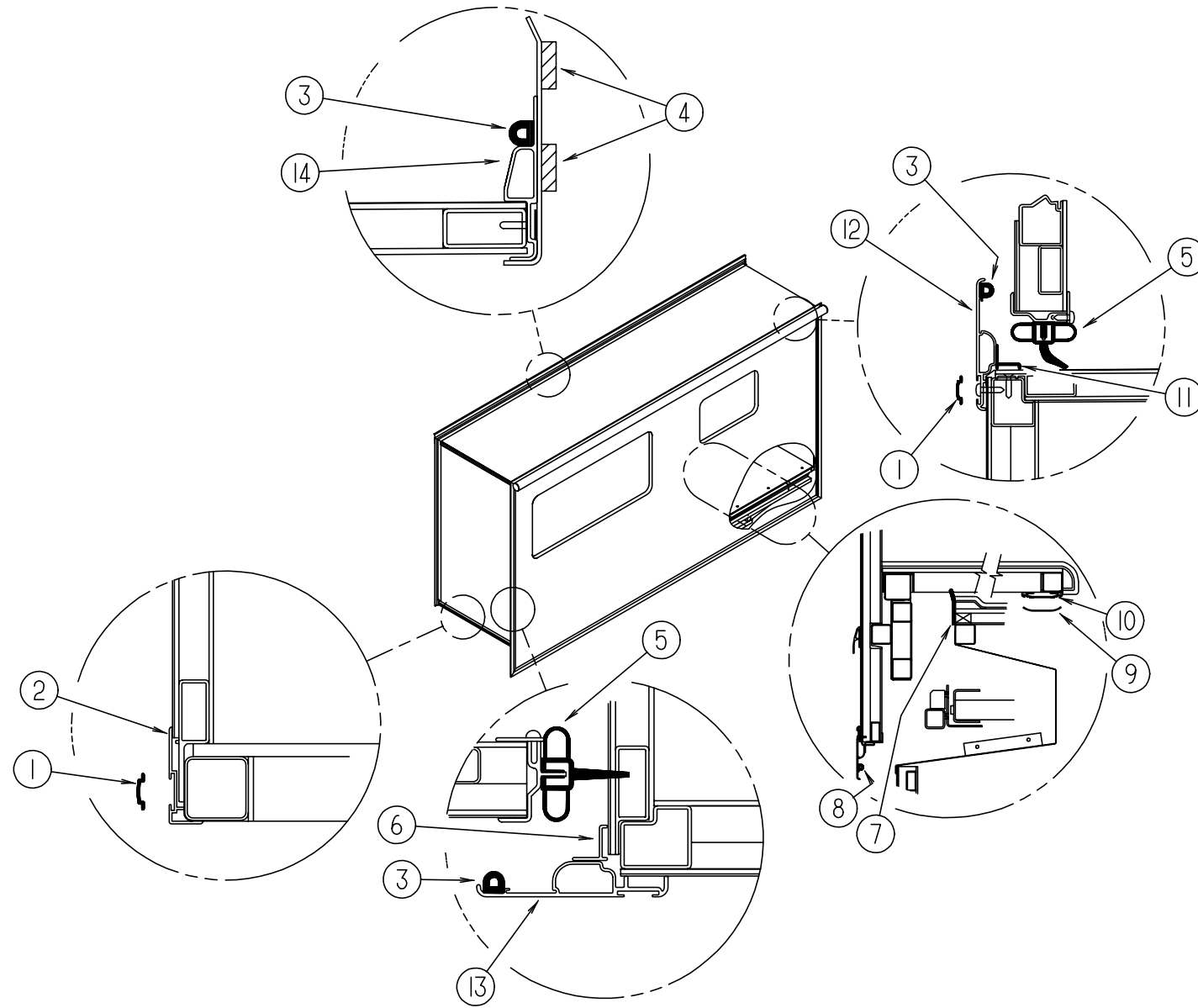


KEY	PART NUMBER	U/M DESCRIPTION
1	121402-02-J31	EA PANEL - SLIDEOUT - REAR (K58, K59)
1	121402-02-J60	EA PANEL - SLIDEOUT - REAR (K62, K63)
1	121402-02-J28	EA PANEL - SLIDEOUT - REAR (K64, K65)
1	121402-02-K03	EA PANEL - SLIDEOUT - REAR (K26, K27)
2	117004-02-03A	EA TRIM - SEAL/INNER HORIZONTAL W/MITERED ENDS-73.5 - BRIGHT WHITE
3	119992-12-01A	EA TRIM - SEAL - W/MITERED ENDS - BRIGHT WHITE
3	105312-01-07A	FT INSERT - VINYL FEATURE STRIP - BRIGHT WHITE
3	116933-09-01A	EA TRIM - SEAL
4	119783-16-K58	EA PANEL - SLIDEOUT - OUTER (K58, K59)
4	119783-16-K62	EA PANEL - SLIDEOUT - OUTER (K62, K63)
4	119783-16-K60	EA PANEL - SLIDEOUT - OUTER (K64, K65)
4	119783-16-K32	EA PANEL - SLIDEOUT - OUTER (K26, K27)
5	122977-07-01A	EA AWNING - SLIDEOUT COVER - 147" - BRIGHT WHITE
	127647-01-01A	EA ROD/AWNING GUARD - ENTRANCE DOOR
6	119992-11-01A	EA TRIM - SEAL - W/MITERED ENDS - BRIGHT WHITE
6	105312-01-07A	FT INSERT - VINYL FEATURE STRIP - BRIGHT WHITE
6	116933-09-01A	EA TRIM - SEAL

KEY	PART NUMBER	U/M DESCRIPTION
7	125051-01-01A	EA STRIP - FEATURE - LOWER - BRIGHT WHITE
7	105312-01-03A	FT INSERT - VINYL FEATURE STRIP - GRAY METALLIC
8	121401-01-J31	EA PANEL - SLIDEOUT - FRONT (K58, K59)
8	121401-01-J60	EA PANEL - SLIDEOUT - FRONT (K62, K63)
8	121401-01-J28	EA PANEL - SLIDEOUT - FRONT (K64, K65)
8	121401-01-K03	EA PANEL - SLIDEOUT - FRONT (K26, K27)
9	117004-01-03A	EA TRIM - SEAL/INNER VERTICAL - W/MITERED ENDS-73.5" BRIGHT WHITE
10	108688-01-03A	EA STRIP - FEATURE - 15'
10	105312-01-03A	FT INSERT - VINYL FEATURE STRIP - GRAY METALLIC
11	117004-08-03A	EA TRIM - SEAL/INNER TOP W/MITERED ENDS - 145" - BRIGHT WHITE
12	126050-02-J60	EA SUPPORT - ROOF - INTERIOR - OFF WHITE
13	119992-07-02A	EA TRIM - SEAL/ROOF EDGE W/MITERED ENDS - 147" - BRIGHT WHITE
13	105312-01-07A	FT INSERT - VINYL FEATURE STRIP - BRIGHT WHITE
13	116933-09-01A	EA TRIM - SEAL
14	117058-01-01A	FT TAPE - LOOP - 3/4" WIDE - ADHESIVE BACKED
15	126221-01-J22	EA ROOF - F/SLIDEOUT - W/O LIGHTS/VENTS - W/WIRING
	P26222-01-J60	EA FLOOR ASM - SLIDEOUT

EXTERIOR BODY GROUP (CONTINUED)

EXTERIOR SLIDEOUT HARDWARE

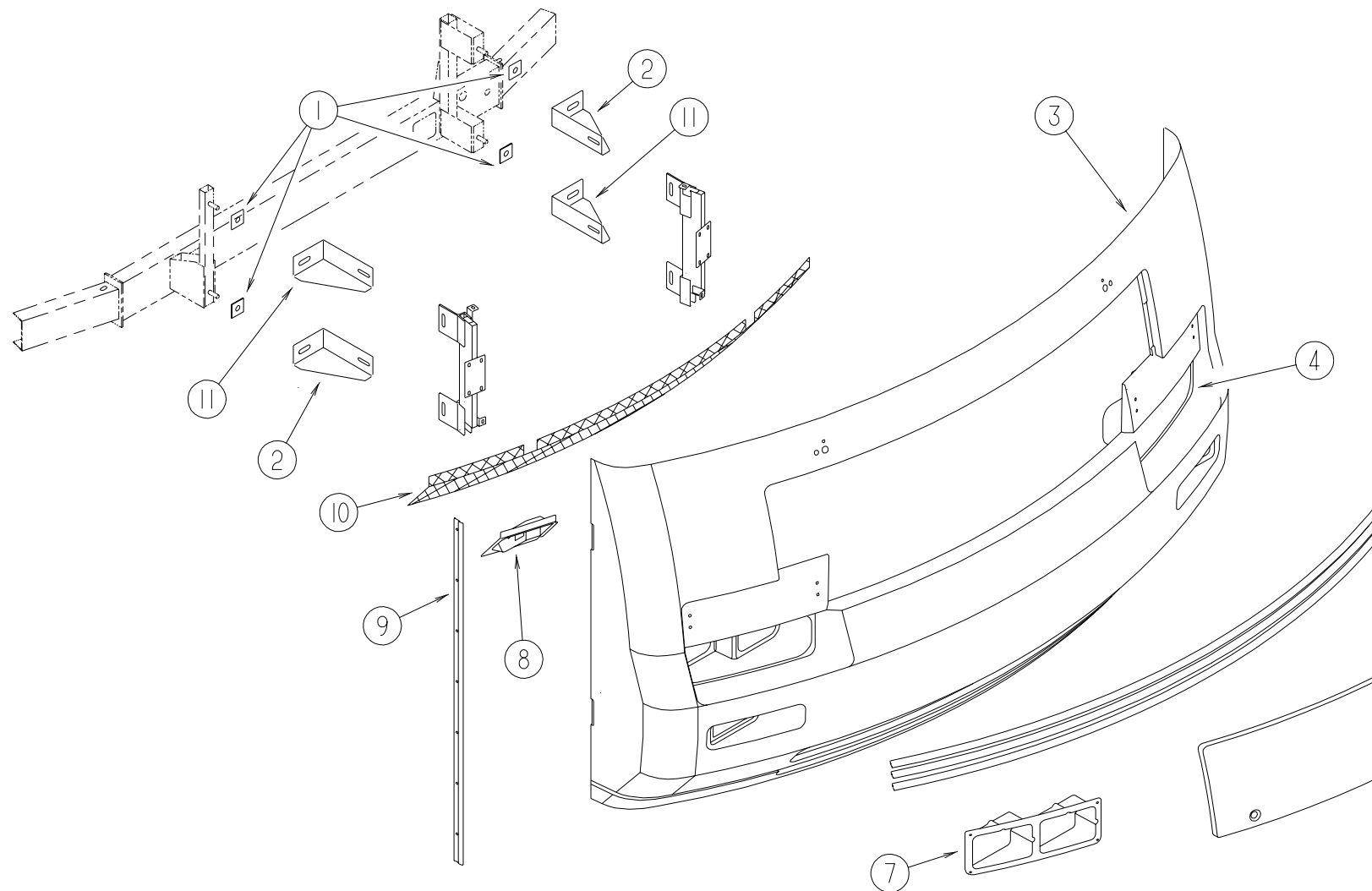


KEY	PART NUMBER	U/M	DESCRIPTION
1	105312-01-03A	FT	INSERT - VINYL FEATURE STRIP - GRAY METALLIC
2	108688-01-03A	EA	STRIP - FEATURE - 15'
3	112091-01-000	FT	SEAL-D - NEOPRENE
4	100128-02-000	FT	SEAL - FOAM/ADHESIVE BACK - .37" WIDE X .37" THICK
5	115076-01-000	FT	SEAL - SLIDEOUT
6	116933-15-01A	EA	TRIM - SEAL/FLOOR EDGE - 166.7" - BRIGHT WHITE
7	115075-02-000	FT	SEAL - WIPE - .25" X 3.15"
	089275-02-000	FT	STRIP - 3/4" X 84" BLACK POLYETHELENE

KEY	PART NUMBER	U/M	DESCRIPTION
8	121283-01-000	FT	SEAL - P SHAPED
9	115661-01-000	FT	POLYETHYLENE - HIGH DENSITY - 1/16" X 3'
10	115325-04-02A	EA	RAIL - FLOOR/SLIDEOUT ROOM - BLACK
11	116933-09-01A	EA	TRIM - SEAL
12	119992-12-01A	EA	TRIM - SEAL - W/MITERED ENDS - BRIGHT WHITE
13	119992-11-01A	EA	TRIM - SEAL - W/MITERED ENDS - BRIGHT WHITE
14	117004-08-01A	EA	TRIM - SEAL/INNER TOP W/MITERED ENDS - 145" - OFF WHITE
	117004-01-01A	EA	TRIM - SEAL/INNER LEFT SIDE - W/MITERED ENDS-73.5" OFF WHITE (FORWARD)
	117004-02-01A	EA	TRIM - SEAL/INNER RIGHT SIDE - W/MITERED ENDS-73.5"OFF WHITE

EXTERIOR BODY GROUP (CONTINUED)

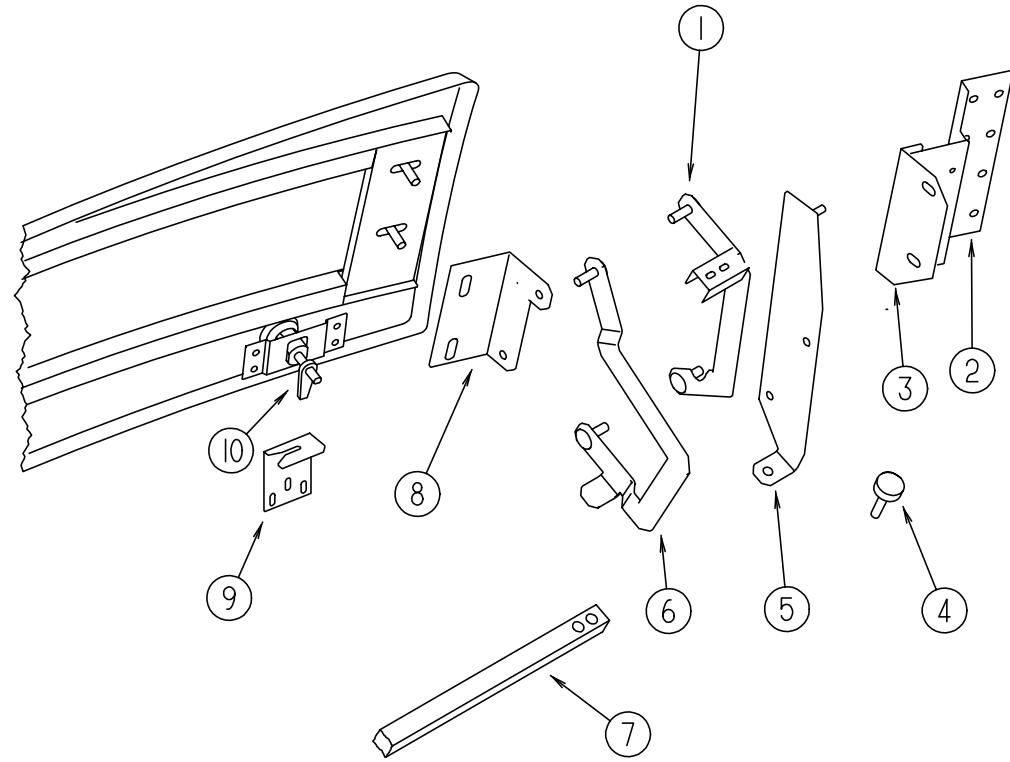
FRONT END ASM.



KEY	PART NUMBER	U/M	DESCRIPTION
1	116617-02-02B	EA	SPACER - BUMPER
2	117611-08-02B	EA	BRACKET - BUMPER - DRIVER UPPER/PASSENGER LOWER
3	125703-06-J52	EA	PANEL - FRONT/LOWER - W/O NOTCH
4	125713-02-01A	EA	BEZEL - HEADLAMP - DRIVER - BLACK
5	128741-01-J52	EA	GRILLE - FRONT END
6	126862-01-J52	EA	HOOD - FRONT
7	125713-01-01A	EA	BEZEL - HEADLAMP - PASSENGER - BLACK

KEY	PART NUMBER	U/M	DESCRIPTION
8	127013-01-01A	EA	BEZEL - FOGLAMP - PASSENGER
	127013-02-01A	EA	BEZEL - FOGLAMP - DRIVER
9	123680-05-01A	EA	TRIM - FIBERGLASS PANEL - BRIGHT WHITE
10	115924-17-02A	EA	WIRE MESH - F/GRILLE - FLAT BLACK
11	117611-07-02B	EA	BRACKET - BUMPER - PASSENGER UPPER/DRIVER LOWER
	128740-01-01A	EA	RETAINER - GRILLE - BRIGHT WHITE
	106730-10-000	EA	PLATE - STUD - F/HOOD

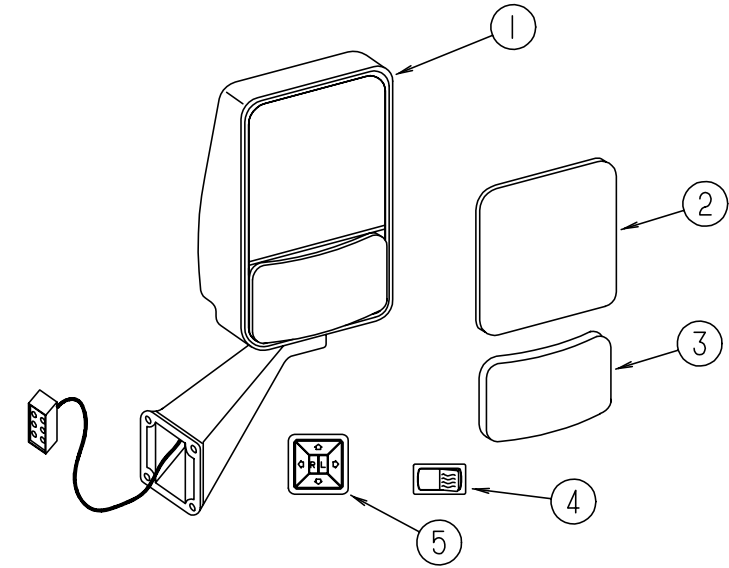
EXTERIOR BODY GROUP (CONTINUED)



HOOD HARDWARE

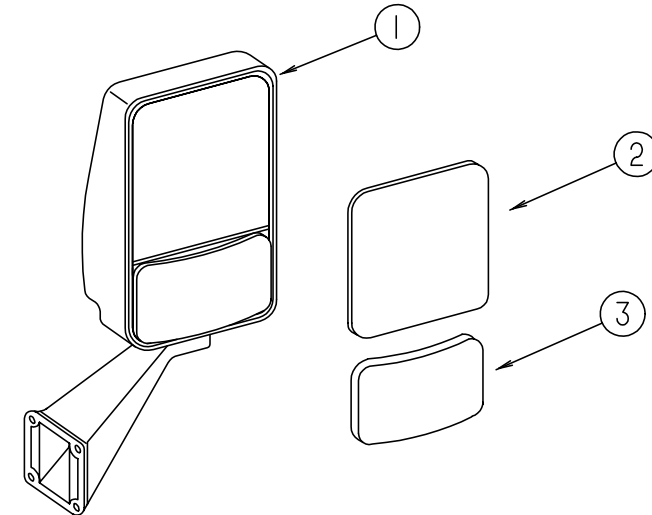
KEY	PART NUMBER	U/M DESCRIPTION
1	126353-01-02B	EA LINK - HINGE - UPPER/PASSENGER
	126353-02-02B	EA LINK - HINGE - UPPER/DRIVER
2	113495-07-02B	EA SUPPORT - HINGE - E-COATED
3	118595-01-03A	EA SUPPORT - HINGE LINK - PASSENGER - BRIGHT WHITE
	118595-02-03A	EA SUPPORT - HINGE LINK - DRIVER - BRIGHT WHITE
4	058786-01-000	EA BOLT - ADJUSTING HOOD - W/BLACK PAD
5	126867-06-02B	EA BRACKET - LINK - HOOD HINGE - PASSENGER - E-COATED
	126867-08-02B	EA BRACKET - LINK - HOOD HINGE - DRIVER - E-COATED
6	126356-02-02B	EA LINK - HINGE/HOOD - LOWER/PASSENGER
	126356-04-02B	EA LINK - HINGE/HOOD - LOWER/DRIVER
7	105096-10-000	EA TUBE - HOOD HINGE TIMING W/WELDNUTS
8	109927-05-000	EA ANGLE - LINK - HOOD/PASSENGER
	109927-06-000	EA ANGLE - LINK - HOOD/DRIVER
9	126352-02-02B	EA LATCH - HOOD - FRONT END
10	102330-02-000	EA LATCH - VISE ACTION/KEY OPERATED
	102330-04-000	EA PAWL - LATCH - STRAIGHT - 1.96"
	102328-01-000	EA KEY - BARREL - NICKEL PLATED
	102328-01-000	EA KEY - BARREL - NICKEL PLATED

EXTERIOR BODY GROUP (CONTINUED)



EXTERIOR MIRROR OPTION (REMOTE & HEAT)

KEY	PART NUMBER	U/M DESCRIPTION	VENDOR NO.
1	106015-12-01A	EA MIRROR - EXTERIOR REMOTE/HEAT - PASSENGER	
1	106015-13-01A	EA MIRROR - EXTERIOR REMOTE/HEAT - DRIVER	
2	106015-12-700	EA MIRROR - FLAT - W/W/O HEAT	709448
3	106015-12-701	EA MIRROR - CONVEX - W/W/O HEAT	709449
4	087695-02-000	EA SWITCH - HEATER - EXTERIOR MIRROR	
5	088246-01-000	EA SWITCH - REMOTE - EXTERIOR - SQUARE PUSH	
	119774-09-700	EA PLATE - INNER SUPPORT - MIRROR HEAD - PASSENGER	709418-7RH
	119774-09-701	EA PLATE - INNER SUPPORT - MIRROR HEAD - DRIVER	709419-7LH
	106015-12-702	EA SCREW CAP - (BAG OF 4)	748329
	087695-03-000	EA CONNECTOR - ASSEMBLY	

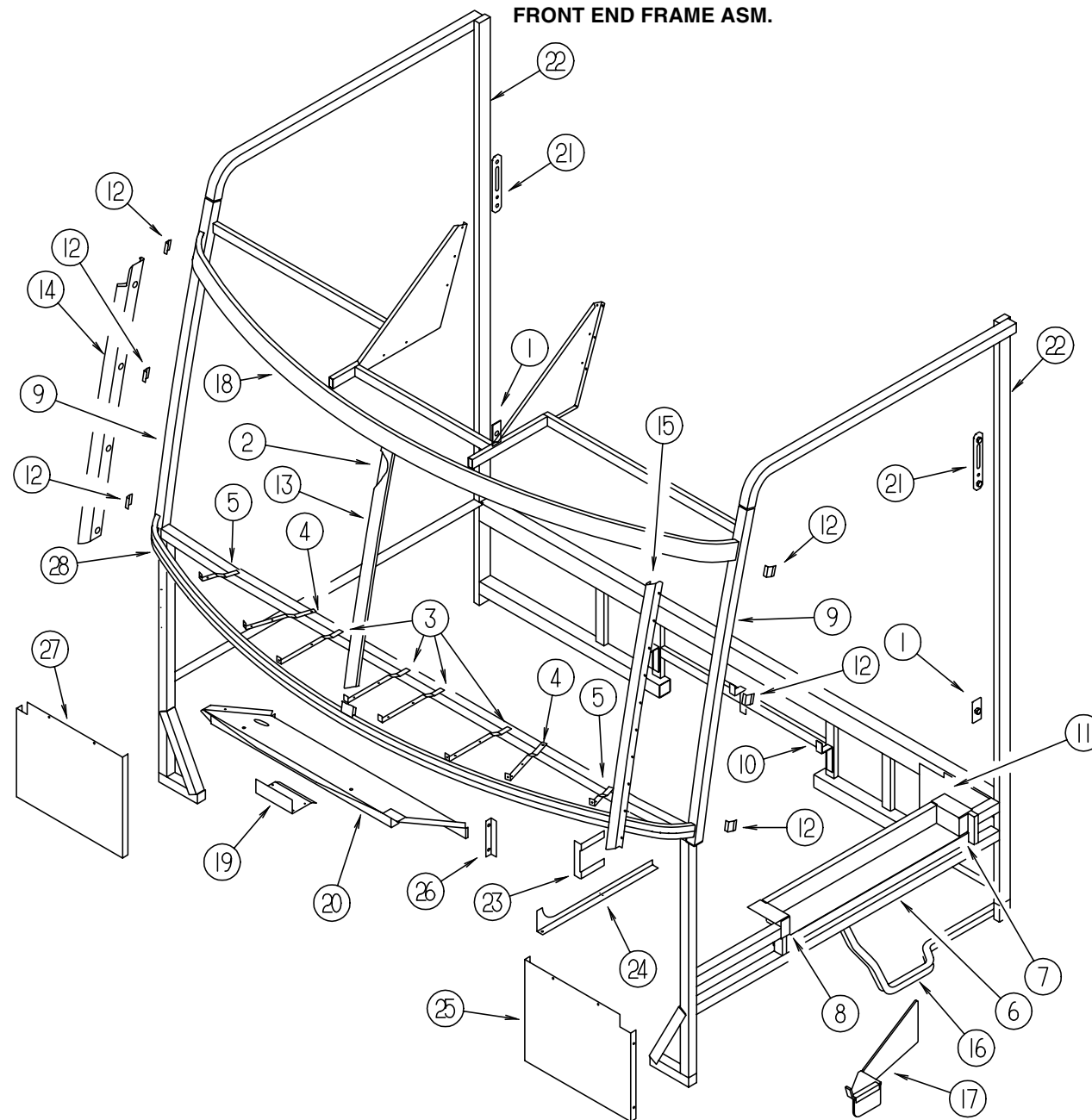


EXTERIOR MIRROR (ADJUSTABLE)

KEY	PART NUMBER	U/M DESCRIPTION	VENDOR NO.
1	106015-14-01A	EA MIRROR - EXTERIOR ADJUSTABLE GLASS - PASSENGER	
1	106015-15-01A	EA MIRROR - EXTERIOR ADJUSTABLE GLASS - DRIVER	
2	106015-12-700	EA MIRROR-FLAT - W/W/O HEAT	709448
3	106015-12-701	EA MIRROR-CONVEX - W/W/O HEAT	709449
	119774-09-700	EA PLATE - INNER SUPPORT - MIRROR HEAD - PASSENGER	709418-7RH
	119774-09-701	EA PLATE - INNER SUPPORT - MIRROR HEAD - DRIVER	709419-7LH
	106015-12-702	EA SCREW CAP - (BAG OF 4)	748329

EXTERIOR BODY GROUP (CONTINUED)

FRONT END FRAME ASM.

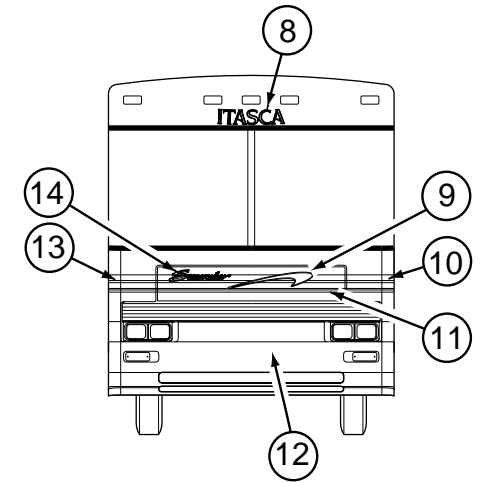
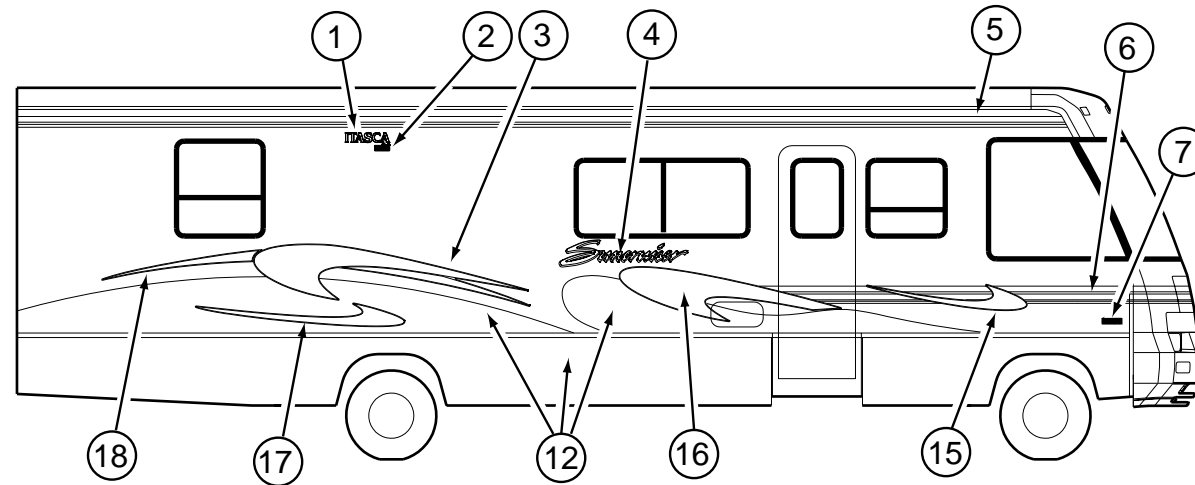
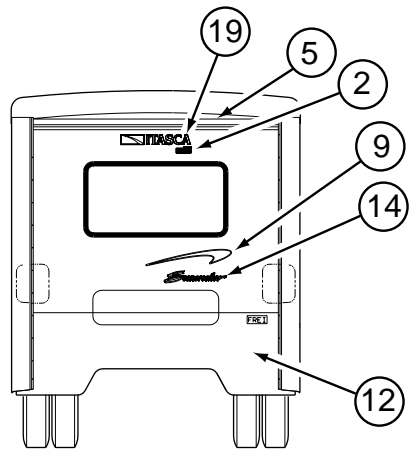


KEY	PART NUMBER	U/M	DESCRIPTION
1	070579-06-000	EA	PLATE - ANCHOR - W/7/16" WELD NUT - 1.5" X 3.3"
1	070579-07-000	EA	PLATE - ANCHOR - W/O WELD NUT - 1.5" X 3.3"
2	078249-16-000	EA	TUBE - SWEPT - CAB FRAME
3	104797-03-000	EA	BRACKET - DEFROSTER
4	104797-04-000	EA	BRACKET - DEFROSTER
5	104797-05-000	EA	BRACKET - DEFROSTER
6	106746-02-000	EA	PANEL - STEPWELL
7	106747-03-000	EA	PANEL - STEPWELL - RIGHT HAND END
8	106747-04-000	EA	PANEL - STEPWELL - LEFT HAND END
9	117273-01-01A	EA	TUBE - SUPPORT - A-PILLAR
10	117287-01-01B	EA	BRACKET - MOUNT - CABLE
11	118592-01-01B	EA	SHIELD - SPLASH - RIGHT HAND
12	120363-01-01B	EA	BRACKET - WINDSHIELD
13	120840-06-01B	EA	STRAP - W/HOLES - MILL
14	121269-07-01B	EA	FRAME - WINDSHIELD - A-PILLAR - MILL

KEY	PART NUMBER	U/M	DESCRIPTION
15	121269-08-01B	EA	FRAME - WINDSHIELD - A-PILLAR - MILL
16	063977-14-000	EA	STEP - DRIVER DOOR - LEFT HAND
17	128255-01-04B	EA	STEP - DRIVER DOOR - BLACK
18	121268-01-01B	EA	SUPPORT - WINDSHIELD - UPPER - MLL
19	125836-02-01B	EA	ZEE - WIPER MOTOR - MILL
20	125837-02-01B	EA	BRACE - WIPER MOTOR - MILL
21	127461-02-01B	EA	PLATE - ANCHOR - SEAT BELT
22	127874-01-01B	EA	TUBE - B PILLAR - MILL
23	097123-01-000	EA	MOUNT - AIR INTAKE - FORD
24	099102-01-000	EA	BRACKET - LINKAGE - THROTTLE
25	104147-14-000	EA	SHIELD/SPLASH - HEADLIGHT
26	123262-02-02B	EA	BRACKET ASM - FUSE PANEL - E-CT
27	121962-02-02B	EA	SHIELD/SPLASH - HEADLIGHT
28	121267-01-01B	EA	SUPPORT - WINDSHIELD, LOWER - MLL
	121481-05-01B	EA	HEADER - WINDSHIELD - CENTER

EXTERIOR BODY GROUP (CONTINUED)

DECALS, FILM STRIPES & PAINT



KEY	PART NUMBER	U/M	DESCRIPTION
1	124811-01-09A	EA	DECAL - LOGO - ITASCA
2	122770-02-15A	EA	DECAL - "BUILT PROUDLY BY WINNEBAGO INDUSTRIES"
3	129987-01-01A	EA	DECAL - SWISH - #2/REAR/RIGHT HAND
	129987-02-01A	EA	DECAL - SWISH - #2/REAR/LEFT HAND
4	129981-01-01A	EA	DECAL - LOGO - LARGE SUNCRUISER
5	105781-70-01A	FT	FILM - MULTISTRIPE - 3.7"
6	094443-60-01A	FT	FILM - MULTISTRIPE - 6"
7	129922-01-01A	EA	EMBLEM - TRITON V10
7	122312-02-01A	EA	DECAL - VORTEC 7400 FUEL INJECTED
8	124989-01-06A	EA	DECAL - LOGO - ITASCA - SWEEP #15
9	129983-01-01A	EA	DECAL - SWISH - HOOD & BACKWALL
10	129984-02-01A	EA	DECAL - CORNER/LEFT HAND
11	129982-01-01A	EA	DECAL - HOOD
12	N/A		PAINT - KHAKI METALLIC (DUPONT F4598U)
12	N/A		PAINT - WINTER GREEN METALLIC (DUPONT F3326U)
13	129984-01-01A	EA	DECAL - CORNER/RIGHT HAND
14	129981-02-01A	EA	DECAL - LOGO - SMALL SUNCRUISER
15	129989-01-01A	EA	DECAL - SWISH - #4/RIGHT HAND
	129989-02-01A	EA	DECAL - SWISH - #4/LEFT HAND
16	129988-01-01A	EA	DECAL - SWISH - #3/RIGHT HAND
	129988-02-01A	EA	DECAL - SWISH - #3/LEFT HAND
17	129985-01-01A	EA	DECAL - SWISH - #1/RIGHT HAND
	129985-02-01A	EA	DECAL - SWISH - #1/LEFT HAND
18	129990-01-01A		DECAL - SWISH - TAIL/RIGHT HAND
	129990-02-01A	EA	DECAL - SWISH - TAIL/LEFT HAND
19	124806-01-08A	EA	DECAL - LOGO - ITASCA W/ICON
	093681-40-01A	FT	FILM - 2" - FLAT BLACK
	041561-03-000	EA	PAINT - 16 OUNCE SPRAY - OFF WHITE

DUPONT PAINT COLOR CODES

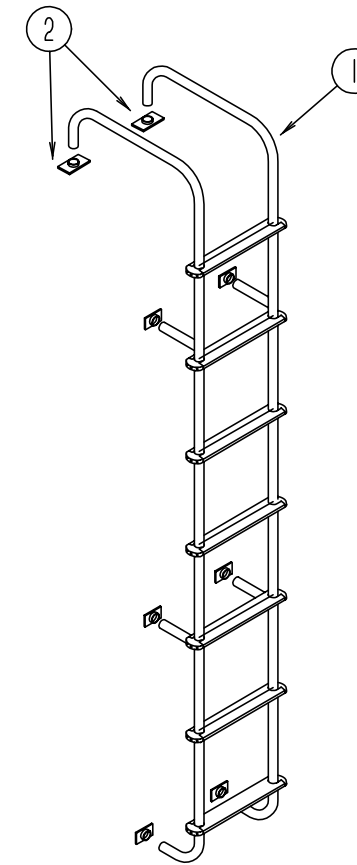
OFF WHITE	(INTERIOR)	DUPONT L8723
KHAKI METALLIC	(EXTERIOR)	DUPONT F4598U
WINTER GREEN METALLIC	(EXTERIOR)	DUPONT F3326U
BRIGHT WHITE	(EXTERIOR)	DUPONT B8951U
DARK GREEN METALLIC	(FILM)	DUPONT MM172
KHAKI METALLIC	(FILM)	DUPONT F4574
LIGHT GOLD METALLIC	(FILM)	DUPONT YM209

EXTERIOR BODY GROUP (CONTINUED)

STYROFOAM & FIBERGLASS SHEETING

KEY	PART NUMBER	U/M	DESCRIPTION
	000846-01-000	SF	PLYWOOD - 5/16" X 48" X 96" - CD GRADE
	000846-02-000	SF	PLYWOOD/UNDERLAYMENT - 5/16" X 48" X 96"
	002726-01-001	EA	GARNISH - U-CHANNEL - 1.38" X 19' - SERRATED
	002766-01-001	EA	ANGLE - EXTRUDED - 1" X 1.5" X 17'
	033381-17-001	FT	STEEL - TUBE - 16 GAUGE 1.5" X 1.5" X 16'
	068716-01-001	EA	BRACE - 90 DEGREE L-ANGLE - 16'
	076054-U4-000	EA	FIBERGLASS SHEET - 101" X 104" - BRIGHT WHITE
	076054-U8-000	EA	FIBERGLASS SHEET - 100" X 105" - BRIGHT WHITE
	076054-W3-000	EA	FIBERGLASS SHEET - 79" X 361.3" - BRIGHT WHITE
	076054-W6-000	EA	FIBERGLASS SHEET - 79" X 367" - BRIGHT WHITE
	108535-05-702	EA	FIBERGLASS SHEET - FLAT - 110" X 398" BRIGHT WHITE - ROOF
	077517-62-000	EA	FIBERGLASS SHEET/SIDEWALL - 48" X 96" - BRIGHT WHITE
	089297-01-000	SF	PLYWOOD - LUAN - OVERLAY GRADE - 48" X 96"
	089297-02-000	SF	PLYWOOD - LUAN - OVERLAY GRADE - 48" X 108"
	100619-01-000	BF	FOAM - EXPANDED POLYSTYRENE - 1.34" X 48" X 96"
	100619-02-000	BF	FOAM - EXPANDED POLYSTYRENE - 1.5" X 48" X 96"
	100619-04-000	BF	FOAM - EXPANDED POLYSTYRENE - .5" X 48" X 96"
	100619-05-000	BF	FOAM - EXPANDED POLYSTYRENE - .75" X 48" X 96"-1.5 DENSITY
	100619-11-000	BF	FOAM - EXPANDED POLYSTYRENE - 2" X 48" X 96"
	100619-13-000	BF	FOAM - EXPANDED POLYSTYRENE - .34" X 34.65" X 96"
	100619-16-000	BF	FOAM - EXPANDED POLYSTYRENE - .75" X 48" X 96"-2.0 DENSITY
	100619-22-000	BF	FOAM - EXPANDED POLYSTYRENE - 48" X 120" X 1.34"
	105077-08-000	EA	FOAM - PLUG - ROOF CAP
	120107-01-000	EA	FOAM - COVE - ROOF - 2.8" X 96" LONG
	120107-02-000	EA	FOAM - PLUG - ROOF TUBE - 2.2" X 2.9" X 1.8" LONG
	120107-03-000	EA	FOAM - PLUG - SIDEWALL TUBE - 1.2" X 2.1" X 1.8" LONG
	125838-01-002	EA	ACRYLIC SHEET - .125 X 1.8" X 2"

EXTERIOR BODY GROUP (CONTINUED)



LADDER

KEY	PART NUMBER	U/M	DESCRIPTION
1	129639-02-01A	EA	LADDER - BRUSHED ALUMINUM
2	131256-01-01A	EA	PLATE - LADDER
	129375-01-000	EA	SEAL/FOAM - LADDER BRACKET
	038327-01-000	FT	TAPE - ANTI SLIP - 2" X 60FT

EXTERIOR BODY GROUP (CONTINUED)

**AWNINGS
FROM: 00-00-00 THRU: 03-14-99**

KEY	PART NUMBER	U/M DESCRIPTION
	113874-11-01A	EA SCREW/LAG - AWNING - 1/4" X 1" STAINLESS STEEL
	113874-12-01A	EA SCREW/LAG - AWNING - 1/4" X 2 3/4" STAINLESS STEEL
	113874-06-19A	EA AWNING - W/O HARDWARE - 16' - VINYL (BLACK & GRAY)
		FROM: 00-00-00 THRU: 10-03-98
	113874-06-25A	EA AWNING - W/O HARDWARE - 16' (BLACK/GRAY) METAL
		FROM: 10-04-98 THRU: 03-14-99
*	113874-01-02A	EA HARDWARE KIT - AWNING - W/O STANDOFF BRACKET-BRIGHT WHITE
	111037-01-01A	EA SPACER - AWNING - UPPER - BLACK
	130320-01-02A	EA BRACKET - AWNING - F/A&E INSTALLATION - BRIGHT WHITE
	119496-01-02A	EA SPACER/ZEE - AWNING

FROM: 03-15-99 THRU: 06-13-99

KEY	PART NUMBER	U/M DESCRIPTION
	113874-11-01A	EA SCREW/LAG - AWNING - 1/4" X 1" STAINLESS STEEL
	113874-12-01A	EA SCREW/LAG - AWNING - 1/4" X 2 3/4" STAINLESS STEEL
	132715-02-04A	EA AWNING - 2 STEP W/O HDW - 16' W/METAL WRAP - BLACK & GRAY
	132715-01-01A	EA HARDWARE KIT - 2 STEP AWNING - BRIGHT WHITE
	133088-01-02A	EA BRACKET - AWNING - BRIGHT WHITE

FROM: 06-14-99 THRU: 99-99-99

KEY	PART NUMBER	U/M DESCRIPTION
	113874-11-01A	EA SCREW/LAG - AWNING - 1/4" X 1" STAINLESS STEEL
	113874-12-01A	EA SCREW/LAG - AWNING - 1/4" X 2 3/4" STAINLESS STEEL
	113874-06-25A	EA AWNING - 16' BLACK/GRAY VINYL - BRT/WHT METAL WRAP
*	113874-01-02A	EA HARDWARE KIT - AWNING - W/O STANDOFF BRACKET-BRIGHT WHITE
	130320-01-02A	EA BRACKET - AWNING - F/A&E INSTALLATION - BRIGHT WHITE

*COMPONENT PARTS FOUND IN SERVICE PARTS LIBRARY

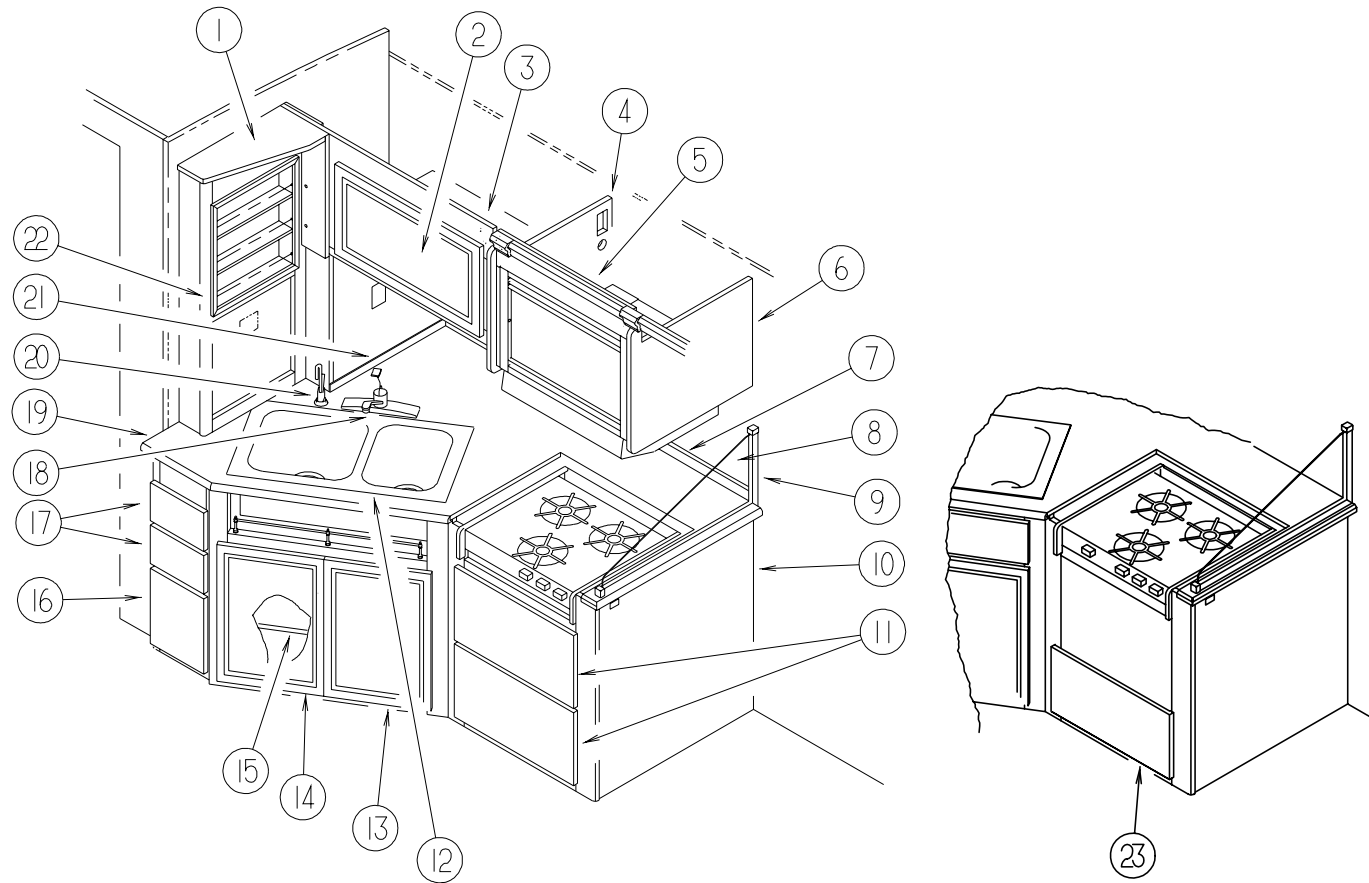
EXTERIOR BODY GROUP (CONTINUED)

EXTERIOR BODY HARDWARE

KEY	PART NUMBER	U/M DESCRIPTION
	120524-01-02B	EA U-CHANNEL - E-COATED
	114248-02-01A	EA ANGLE - PLASTIC - 96.6"
	099069-01-000	FT SEAL - RUBBER - CLOSED SPONGE - .5" WIDE X .12" THICK -BLK
	107865-01-000	EA ROD - SUPPORT - VALANCE PANEL - 14.3"
	107865-05-000	EA ROD - SUPPORT - VALANCE PANEL - 9"
	118383-01-04A	EA RETAINER - SCREW
	118383-04-04A	EA CAP - RETAINER/SCREW
	119568-01-01A	EA STANDOFF - VALANCE PANEL - BLACK
	121117-01-02B	EA ANGLE - W/HOLES - E-COATED
	124299-51-001	EA EXTRUDED - RETAINER - TRIM - 144"

GALLEY GROUP

GALLEY CABINETS

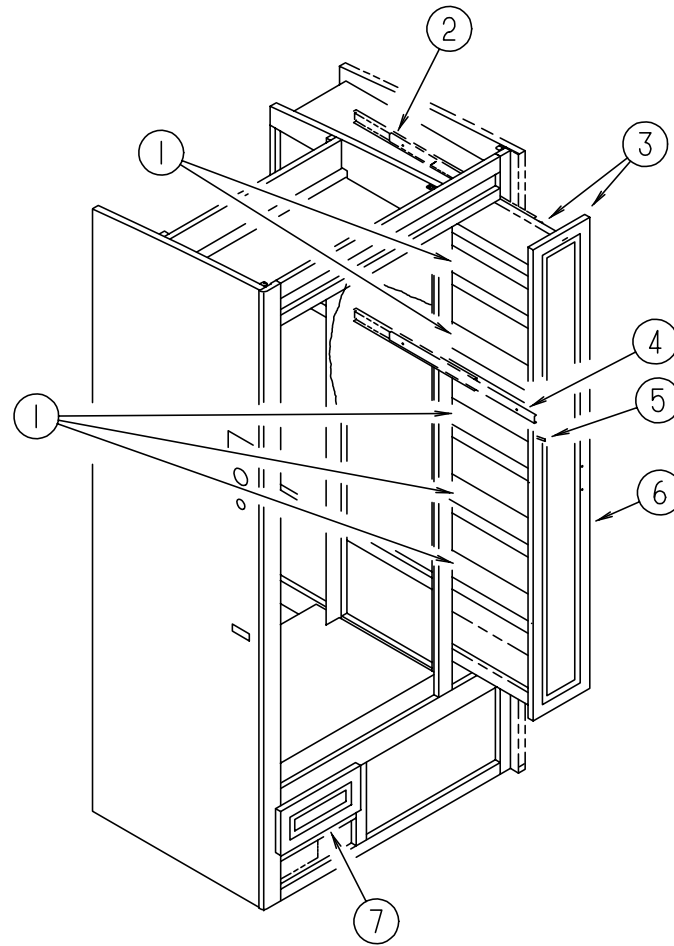


KEY	PART NUMBER	U/M DESCRIPTION
1	128226-01-K58	EA CABINET - SPICE RACK - W/O HARDWARE (MAPLE)
1	128226-01-J22	EA CABINET - SPICE RACK - W/O HARDWARE (OAK)
2	131995-B0-K58	EA DOOR - SOLID PANEL - 14.3" X 26.7" - W/O HARDWARE (MAPLE)
2	131995-B0-K28	EA DOOR - SOLID PANEL - 14.3" X 26.7" - W/O HARDWARE (OAK)
3	128227-01-K52	EA CABINET - OVERHEAD/- W/O DOORS/HARDWARE (MAPLE)
3	128227-01-J22	EA CABINET - OVERHEAD/- W/O DOORS/HARDWARE (OAK)
4	103128-41-J60	EA END CAP - OVERHEAD CABINET (MAPLE)
4	103128-41-J94	EA END CAP - OVERHEAD CABINET (OAK)
5	P26479-02-K52	EA CABINET - OVERHEAD/MICROWAVE - W/O DOOR/HARDWARE (MAPLE)
5	P26479-02-J22	EA CABINET - OVERHEAD/MICROWAVE - W/O DOOR/HDW (OAK)
6	103128-40-J60	EA END CAP - OVERHEAD CABINET (MAPLE)
6	103128-40-J94	EA END CAP - OVERHEAD CABINET (OAK)
7	130105-19-K30	EA BACKSPLASH - CTRTP (K58, K59, K64, K65, K26, K27)
7	130105-19-K32	EA BACKSPLASH - CTRTP (K62, K63)
8	127117-01-01A	EA GLASS - STATIONARY - SPLASHGUARD
9	126875-01-J60	EA TRIM/CABINET - F/SPLASHGUARD (MAPLE)
9	126875-01-J94	EA TRIM/CABINET - F/SPLASHGUARD (OAK)
10	130105-01-K58	EA CABINET - W/CTRTP - W/O DOR/DRAWER/HDW (RANGE & OVEN) (K58, K64, K26)
10	130105-01-K30	EA CABINET - W/CTRTP - W/O DOR/DRAWER/HDW (RANGE & OVEN) (K59, K65, K27)
10	130105-01-K62	EA CABINET - W/CTRTP - W/O DOR/DRAWER/HDW (RANGE & OVEN) (K62)
10	130105-01-K32	EA CABINET - W/CTRTP - W/O DOR/DRAWER/HDW (RANGE & OVEN) (K63)
10	130105-02-K58	EA CABINET - W/CTRTP - W/O DOR/DRAWER/HDW (RANGE TOP) (K58, K64, K26)
10	130105-02-K30	EA CABINET - W/CTRTP - W/O DOORS/DRAWERS/HDW (RANGE TOP) (K59, K65, K27)
10	130105-02-K62	EA CABINET - W/CTRTP - W/O DOORS/DRAWERS/HDW (RANGE TOP) (K62)
10	130105-02-K32	EA CABINET - W/CTRTP - W/O DOORS/DRAWERS/HDW (RANGE TOP) (K63)
11	M09316-23-K58	EA DRAWER - OGEE EDGE - 19.7"W X 23.6"D - W/O SLIDES/HARDWARE (MAPLE)
11	M09316-23-K30	EA DRAWER - OGEE EDGE - 19.7"W X 23.6"D - W/O SLIDES/HARDWARE (OAK)
12	110654-01-000	EA SINK - STAINLESS STEEL/DOUBLE BASIN (1 LG-1 SM BASIN)

KEY	PART NUMBER	U/M DESCRIPTION	VENDOR NO.
	092303-01-000	EA STRAINER - SINK	
	108464-04-J31	EA COVER - SINK - 15" X 15" - LAMINATE BOTH SIDES (K58, K59, K64, K65, K26, K27)	
	108464-04-J23	EA COVER - SINK - 15" X 15" - LAMINATE BOTH SIDES (K62, K63)	
	108464-03-J31	EA COVER - SINK - 15" X 11" - LAMINATE BOTH SIDES (K58, K59, K64, K65, K26, K27)	
	108464-03-J74	EA COVER - SINK - 15" X 11" - LAMINATE BOTH SIDES (K62, K63)	
13	131995-A6-K58	EA DOOR - SOLID PANEL - 14.3" X 21.8" - W/O HARDWARE (MAPLE)	
13	131995-A6-K28	EA DOOR - SOLID PANEL - 14.3" X 21.8" - W/O HARDWARE (OAK)	
14	131995-A8-K58	EA DOOR - SOLID PANEL - 14.3" X 21.8" - W/O HARDWARE (MAPLE)	
14	131995-A8-K28	EA DOOR - SOLID PANEL - 14.3" X 21.8" - W/O HARDWARE (OAK)	
15	130105-15-K58	EA SHELF - W/PLASTIC EDGE TRIM (MAPLE)	
15	130105-15-K30	EA SHELF - W/PLASTIC EDGE TRIM (OAK)	
16	131995-L8-K58	EA DOOR - SOLID PANEL - 9.8" X 12" - W/O HARDWARE (MAPLE)	
16	131995-L8-K28	EA DOOR - SOLID PANEL - 9.8" X 12" - W/O HARDWARE (OAK)	
17	M09316-21-K58	EA DRAWER - OGEE EDGE - 7.6"W X 21.6"D - W/O SLIDES/HARDWARE (MAPLE)	
17	M09316-21-K30	EA DRAWER - OGEE EDGE - 7.6"W X 21.6"D - W/O SLIDES/HARDWARE (OAK)	
18	104114-02-01A	EA FAUCET - - SINGLE CONTROL	
19	130105-18-K58	EA CTRTP - CABINET (K58, K64, K26)	
19	130105-18-K30	EA CTRTP - CABINET (K59, K65, K27)	
19	130105-18-K62	EA CTRTP - CABINET (K62)	
19	130105-18-K32	EA CTRTP - CABINET (K63)	
20	103635-01-000	EA FAUCET - SINGLE CONTROL DRINKING	
	103635-01-700	EA FITTING KIT - FAUCET REPAIR	3071-70
	103635-01-701	EA TUBING - PLASTIC	3019-20
21	130105-20-K30	EA BACKSPLASH - CTRTP (K58, K59, K64, K65, K26, K27)	
21	130105-20-K32	EA BACKSPLASH - CTRTP (K62, K63)	
22	126847-01-J60	EA SPICE RACK (MAPLE)	
22	126847-01-J94	EA SPICE RACK (OAK)	
23	M09316-22-K58	EA DRAWER - OGEE EDGE - 19.8"W X 23.6"D - W/O SLIDES/HARDWARE (MAPLE)	
23	M09316-22-K30	EA DRAWER - OGEE EDGE - 19.8"W X 23.6"D - W/O SLIDES/HARDWARE (OAK)	

GALLEY GROUP (CONTINUED)

REFRIGERATOR & PANTRY CABINET



KEY	PART NUMBER	U/M	DESCRIPTION
1	122325-11-J70	EA	SHELF - W/EDGE MOLDING (MAPLE)
1	122325-11-H17	EA	SHELF - W/EDGE MOLDING (OAK)
2	122360-03-000	EA	SLIDE - PANTRY - W/LOCK - RIGHT HAND
3	122325-01-J60	EA	CABINET - PANTRY/RIGHT HAND SLIDING - W/O SLIDES/HARDWARE (MAPLE)
3	122325-01-J22	EA	CABINET - PANTRY/RIGHT HAND SLIDING - W/O SLIDES/HARDWARE (OAK)
4	122360-02-000	EA	SLIDE - PANTRY - W/O LOCK - RIGHT/LEFT HAND

KEY	PART NUMBER	U/M	DESCRIPTION
5	123673-01-01A	EA	KNOB - PANTRY SLIDE
6	131995-J3-K80	EA	DOOR - SOLID PANEL - 8" X 60.7" - W/O HARDWARE (MAPLE)
6	131995-J3-K28	EA	DOOR - SOLID PANEL - 8" X 60.7" - W/O HARDWARE (OAK)
7	131995-L7-K58	EA	DOOR - SOLID PANEL - 12.6" X 6" - W/O HARDWARE (MAPLE)
7	131995-L7-K28	EA	DOOR - SOLID PANEL - 12.6" X 6.1" - W/O HARDWARE (OAK)

GALLEY GROUP (CONTINUED)

APPLIANCES

KEY	PART NUMBER	U/M	DESCRIPTION	VENDOR NO.
*	126023-01-01A	EA	RANGE - W/OVEN - 22" - 3 BURNER/BLACK GLASS DOOR	
*	126023-02-01A	EA	RANGE - W/OVEN - 22" - 3 BURNER/TEXTURED TOP - BLACK	
*	114030-02-01A	EA	RANGE - 3 BURNER TOP - W/O OVEN - BLACK - UL	
	M05904-03-J61	EA	COVER - STOVE - W/SOLID COUNTERTOP	
	126022-01-01A	EA	COVER - RANGE - BI-FOLD - 16" & 22" - BLACK TEXTURED	
	126022-01-700	EA	BUMPER - RANGE BIFOLD COVER	8003P007-60
	107109-21-04B	EA	BRACKET - TIEDOWN	
	107109-22-04B	EA	BRACKET - TIEDOWN	
*	121569-01-01A	EA	REFRIGERATOR - LARGE DOUBLE DOOR/2-WAY FROM: 00-00-00 THRU: 07-19-98	
*	121569-03-01A	EA	REFRIGERATOR - LARGE DOUBLE DOOR/LEFT HAND - 2-WAY - BLACK FROM: 07-20-98 THRU: 99-99-99	
*	120075-09-01A	EA	REFRIGERATOR - LARGE DBL DOOR RH - W/ICE MAKER-BLACK 2-WAY	
*	118367-01-01A	EA	REFRIGERATOR - SIDE BY SIDE DOOR - 2 WAY	
	122753-06-000	EA	OVEN - MICROWAVE - .9 CU FT - CONVECTION - CSA	
	122753-05-000	EA	OVEN - MICROWAVE - 1 CU. FT. NON CONVECTION - SHARP - UL(US)	
	102482-11-J60	EA	FRAME - MICROWAVE	
	121850-04-02B	EA	STRAP - TIEDOWN - MICROWAVE - E-COATED	
	122546-03-02B	EA	SUPPORT - MICROWAVE BOTTOM - E-COATED (US)	
	122546-05-02B	EA	SUPPORT - MICROWAVE BOTTOM - E-COATED (US)	
	122546-14-02B	EA	SUPPORT - MICROWAVE BOTTOM - E-COATED (CSA)	
	122546-15-02B	EA	SUPPORT - MICROWAVE BOTTOM - E-COATED (CSA)	
	116751-02-01A	EA	TRAY - REFRIGERATOR - BLACK (US)	
	116751-09-01A	EA	TRAY - REFRIGERATOR - BLACK (CSA) FROM: 00-00-00 THRU: 02-07-99	
	116751-12-01A	EA	TRAY - REFRIGERATOR (CSA) FROM: 02-08-99 THRU: 99-99-99	
	065225-02-000	EA	PLATE - TIEDOWN - REFRIGERATOR	
	054450-01-000	EA	LEVEL - REFRIGERATOR	
	090195-08-000	EA	BAFFLE - REFRIGERATOR - LOWER	
	093369-03-000	EA	STRAP - REFRIGERATOR	
	093646-01-000	EA	BRACKET - TIEDOWN/REFRIGERATOR - RIGHT HAND	
	093646-02-000	EA	BRACKET - TIEDOWN/REFRIGERATOR - LEFT HAND	

***COMPONENT PARTS FOUND IN SERVICE PARTS LIBRARY**

RANGE HOODS & MONITOR PANEL

KEY	PART NUMBER	U/M	DESCRIPTION	VENDOR NO.
*	100258-18-03A	EA	HOOD - RANGE - W/O MONITOR PANEL - W/HOUR METER/SWITCH - US	
*	100258-17-04A	EA	HOOD - RANGE - W/O MONITOR PANEL - W/O HOUR METER/SWITCH - CSA	
*	102765-04-01A	EA	PANEL - MONITOR - 2 HOLDING TANKS - ADJUSTABLE	
	100258-10-01A	EA	GAUGE - HOUR METER W/SWITCH - SCREW ON STYLE (OPTION) 150	
	100258-10-701	EA	GAUGE - HOUR METER - CLIP ON (OPTION)	L0775-00
	096983-01-702	EA	SWITCH - MOM/OFF/MOM/3 TERM (OPTION)	L0112-00

***COMPONENT PARTS FOUND IN SERVICE PARTS LIBRARY**

GENERATOR GROUP

ONAN GENERATOR, 5.0 KW EMERALD PLUS

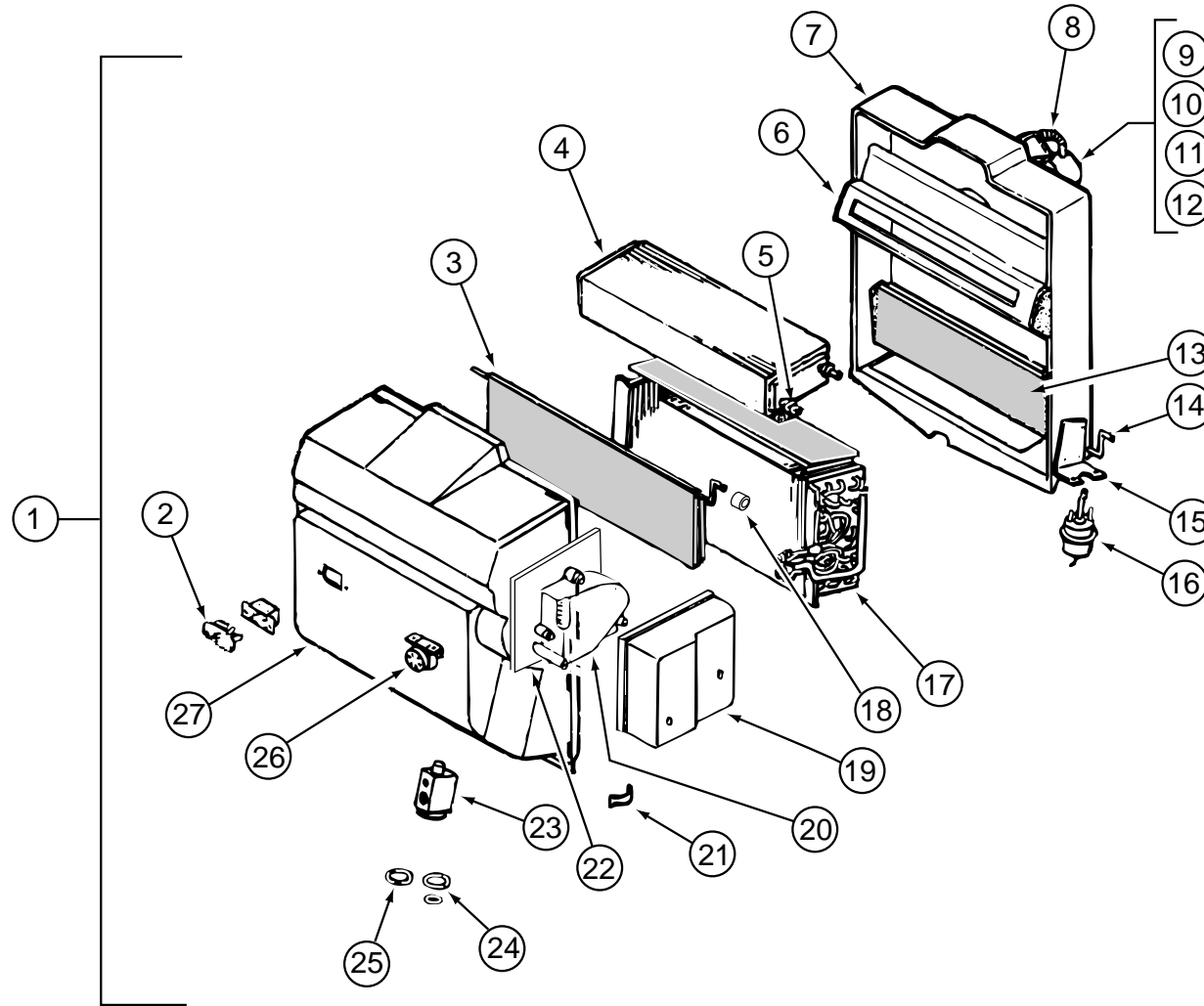
KEY	PART NUMBER	U/M	DESCRIPTION
	109303-01-000	EA	GENERATOR - 5 KW - EMERALD PLUS
	007125-03-000	EA	CLAMP - MUFFLER - 1.50" DIAMETER
	007125-04-000	EA	CLAMP - MUFFLER - 1.12" DIAMETER
	079654-05-000	EA	PIPE - EXHAUST - ANGLED W/FLANGE - 2" ID
	105958-17-000	EA	PIPE - GENERATOR EXHAUST - 1.5" OD X 4.9" X 24"
	082272-01-000	EA	MUFFLER - GENERATOR - NELSON #20892-A
	094059-01-000	EA	SPACER - GENERATOR - ONAN
	094657-02-000	EA	TRAY - GENERATOR - 22.5" X 30.4" X 6.9" - W/ANGLE & NUTS FROM: 00-00-00 THRU: 01-28-98
	127008-02-02B	EA	TRAY - GENERATOR - 16.2" X 20.8" X 6.9" - W/ANGLE & NUTS FROM: 01-29-98 THRU: 99-99-99

ONAN GENERATOR, 6.5 KW EMERALD PLUS (NHE-FA/26100G)

KEY	PART NUMBER	U/M	DESCRIPTION
	100975-01-000	EA	GENERATOR - 6.5 KW EMERALD PLUS
	007125-03-000	EA	CLAMP - MUFFLER - 1.5" DIA
	007125-04-000	EA	CLAMP - MUFFLER - 1.12" DIA
	079654-05-000	EA	PIPE - EXHAUST - ANGLED - W/FLANGE - 2" ID - ONAN# 154-2539
	105958-17-000	EA	PIPE - GENERATOR EXHAUST - 1.5" OD X 4.9" X 24"
	082272-01-000	EA	MUFFLER - GENERATOR - NELSON #20892-A
	094059-01-000	EA	SPACER - GENERATOR - ONAN
	094657-02-000	EA	TRAY - GENERATOR - 16.2" X 20.8" X 6.9" - W/ANGLE & NUTS FROM: 00-00-00 THRU: 01-28-98
	127008-02-02B	EA	TRAY - GENERATOR - 16.2" X 20.8" X 6.9" FROM: 01-29-98 THRU: 99-99-99
	007067-01-000	SF	INSULATION - FIBERGLASS - 1" THICK X 4'-INCREMENTS 4 SF

NOTE: ADDITIONAL GENERATOR COMPONENTS ARE FOUND IN THE CHASSIS GROUP

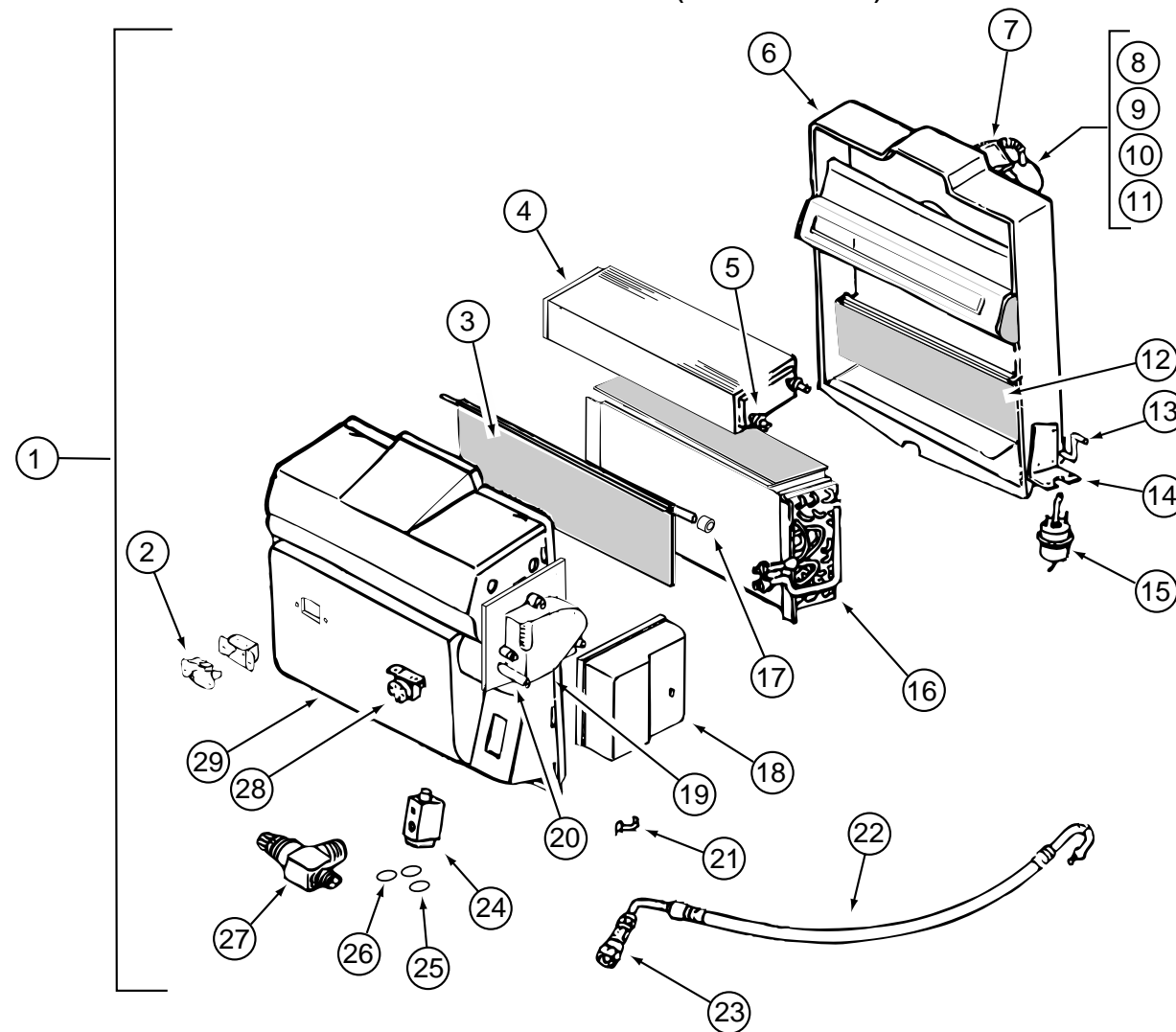
HEATING & AIR CONDITIONING GROUP
AUTOMOTIVE AIR CONDITIONING (NON-CHARGED)(FORD)



KEY	PART NUMBER	U/M	DESCRIPTION	VENDOR NO.	KEY	PART NUMBER	U/M	DESCRIPTION	VENDOR NO.
1	103930-43-000	EA	EVAPORATOR/HEATER ASSEMBLY - NON-CHARGED		23	103930-20-700	EA	VALVE-EXPANSION-BLOCK, 2 TON	034-0032
2	103930-01-710	EA	RESISTOR-FUSED, A/C	035-0006	24	103930-17-702	EA	O'RING #10	045-0127
3	103930-43-700	EA	DOOR - AIR BLEND	071-0568	25	113245-01-707	EA	O'RING #8	045-0126
4	103930-01-703	EA	CORE-HEATER	042-0010	26	103930-01-711	EA	THERMOSTAT	033-0003
5	110279-01-712	EA	FITTING-HEATER	050-0076	27	103930-30-700	EA	CASE - FRONT	062-0542
6	103930-30-707	EA	DIVIDER ASM.	086-0061		103930-02-714	EA	CLAMP-CLUTCH, BARREL	022-0006
7	103930-20-711	EA	CASE-BACK, SUB-ASSEMBLY	062-0147		094831-01-709	EA	CLAMP-ROD 3/16"	022-0025
8	110279-01-703	EA	HOSE-VENT F/BLOWER MOTOR	051-0034		113245-01-718	EA	HOSE - DRAIN/1/2" X 6"	051-0002
9	103930-20-707	EA	HOUSING-BLOWER	062-0145		103930-23-000	EA	VALVE - WATER - 2 PORT	
10	103930-30-706	EA	MOTOR-BLOWER PM147 W/ADAPTER	030-0109		007076-01-000	EA	HOSE - FLEXIBLE PVC - 2" ID - INCREMENTS OF 50'	
11	103930-01-717	EA	WHEEL-BLOWER, CLOCKWISE	062-0010		007281-01-000	EA	HOSE - FLEXIBLE PVC - 2.5" ID X 50'	
12	103930-20-708	EA	CLIP-MOTOR SHAFT	022-0001		103930-45-000	EA	HOSE - EVAPORATER/COMPRESSOR - EXP. BLOCK TO COMPRESSOR	
13	103930-20-705	EA	PANEL-DOOR, RECIRCULATING	071-0213		103930-47-000	EA	HOSE - EVAPORATOR/DRYER - EXP. VALVE TO REC. DRIER	
14	103930-20-704	EA	ROD-DOOR-RECIRCULATING	073-0018		113245-01-710	EA	O'RING, #12	045-0128
15	103930-01-708	EA	BRACKET-VACUUM MOTOR	070-0113		024990-05-000	EA	OUTLET - DEFROSTER - 4" DIAMETER W/SWIVEL DEFLECTORS	
16	103930-02-708	EA	MOTOR-VACUUM SERVO, A/C	030-0025		077075-01-000	EA	GASKET - INSTRUMENT PANEL TO DEFROSTER PLENUM - .6"X10.2"	
17	103930-01-704	EA	COIL-EVAPORATOR	041-0017		103016-03-000	EA	PLENUM - TRANSITION	
18	103930-30-702	EA	BUSHING - BLEND AIR DOOR	062-0168		103017-03-000	EA	PLENUM - DEFROSTER	
19	103930-30-704	EA	COVER - SERVO	062-0545		103558-01-11A	EA	VENT - DEFROSTER - 2" X 14.4" X 1.4" - TITANIUM	FROM: 00-00-00 THRU: 11-08-98
20	103930-30-703	EA	MOTOR - SERVO	030-0104		103558-04-04A	EA	VENT - DEFROSTER - TITANIUM	FROM: 11-09-98 THRU: 99-99-99
21	103930-20-706	EA	CLIP-RETAINER - CASE ATTACH	022-0057		103796-01-01A	EA	LOUVER - A/C-ADJUSTABLE - 2.2" X 5.4" F/2.5" HOSE - BLACK	
22	103930-30-701	EA	PLATE - MOTOR MOUNT	062-0544					

HEATING & AIR CONDITIONING GROUP (CONTINUED)

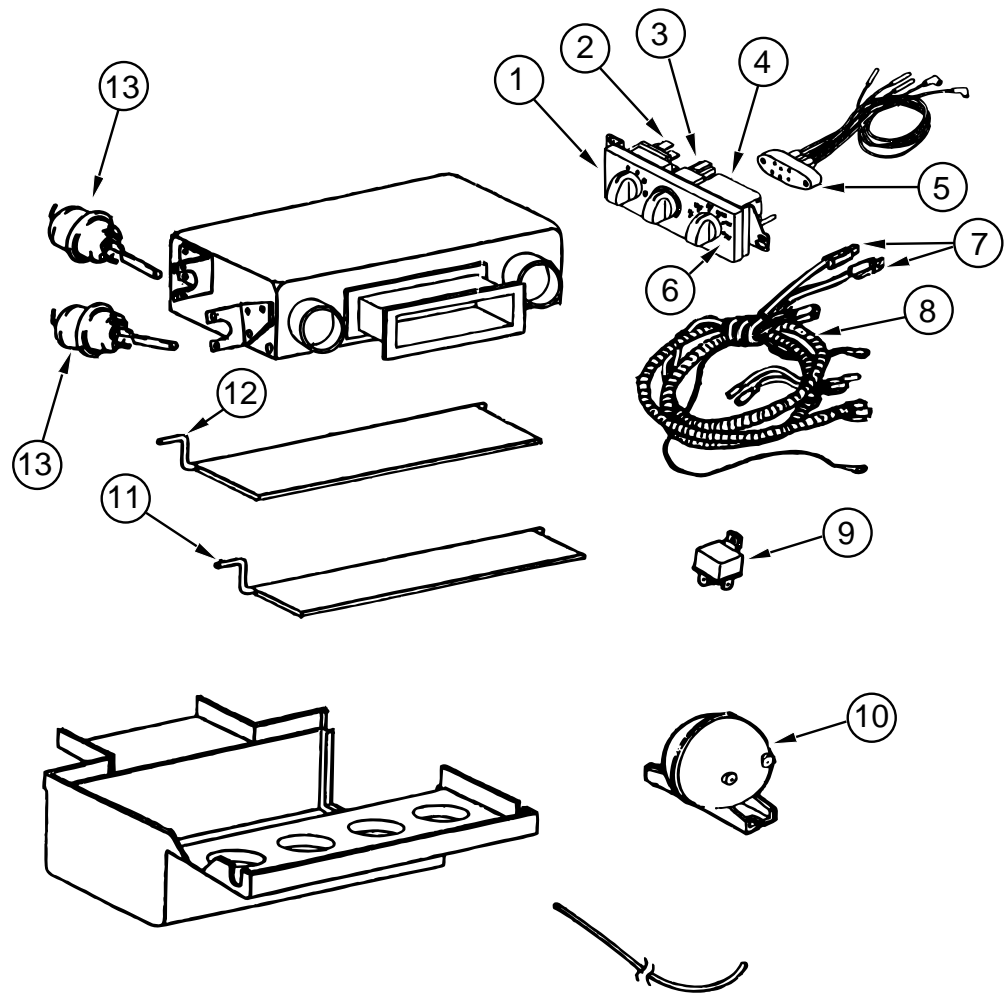
SCS EVAPORATOR/ HEATER (CHEVY CHASSIS)



KEY	PART NUMBER	U/M	DESCRIPTION	VENDOR NO.	KEY	PART NUMBER	U/M	DESCRIPTION	VENDOR NO.
1	103930-30-000	EA	EVAPORATOR/HEATER - CHEVY - SERVO MOTOR CONTROLLED		23	103930-12-709	EA	FITTING - QUICK CONNECT	050-0120
2	103930-01-710	EA	RESISTOR - FUSED - A/C	035-0006	24	103930-20-700	EA	VALVE - EXPANSION - BLOCK - 2 TON	034-0032
3	103930-30-705	EA	DOOR - BLEND AIR	071-0568	25	103930-17-702	EA	O'RING #10	045-0127
4	103930-01-703	EA	CORE - HEATER	042-0010	26	113245-01-707	EA	O'RING #8	045-0126
5	110279-01-712	EA	FITTING - HEATER	050-0076	27	103930-20-709	EA	VALVE - SERVICE	050-0159
6	103930-20-711	EA	CASE - BACK - SUB-ASSEMBLY	062-0147	28	103930-01-711	EA	THERMOSTAT	033-0003
7	110279-01-703	EA	HOSE - VENT F/BLOWER MOTOR	051-0034	29	103930-30-700	EA	CASE - FRONT	062-0542
8	103930-20-707	EA	HOUSING - BLOWER	062-0145		103930-23-000	EA	VALVE - WATER - 2 PORT	
9	103930-30-706	EA	MOTOR - BLOWER PM147 W/ADAPTER	030-0109		007076-01-000	EA	HOSE - FLEXIBLE PVC - 2" ID - INCREMENTS OF 50'	
10	103930-01-717	EA	WHEEL - BLOWER - CLOCKWISE	062-0010		007281-01-000	EA	HOSE - FLEXIBLE PVC - 2.5" ID X 50'	
11	103930-20-708	EA	CLIP - MOTOR SHAFT	022-0001		103930-46-000	EA	HOSE - EVAPORATER/COMPRESSOR - EXP. BLOCK TO COMPRESSOR	
12	103930-20-705	EA	PANEL - DOOR - RECIRCULATING	071-0213		103930-47-000	EA	HOSE - EVAPORATOR/DRYER - EXP. VALVE TO REC. DRIER	
13	103930-20-704	EA	ROD - DOOR - RECIRCULATING	073-0018		113245-01-710	EA	O'RING, #12	045-0128
14	103930-01-708	EA	BRACKET-VACUUM MOTOR	070-0113		024990-05-000	EA	OUTLET - DEFROSTER - 4" DIAMETER W/SWIVEL DEFLECTORS	
15	103930-01-709	EA	MOTOR - VACUUM	030-0025		077075-01-000	EA	GASKET - INSTRUMENT PANEL TO DEFROSTER PLENUM - .6"X10.2"	
16	103930-01-704	EA	COIL - EVAPORATOR	041-0017		103016-03-000	EA	PLENUM - TRANSITION	
17	103930-30-702	EA	BUSHING - BLEND AIR DOOR	062-0168		103017-03-000	EA	PLENUM - DEFROSTER	
18	103930-30-704	EA	COVER - SERVO	062-0545		103558-01-11A	EA	VENT - DEFROSTER - 2" X 14.4" X 1.4" - TITANIUM	
19	103930-30-703	EA	MOTOR - SERVO	030-0104		103558-04-04A	EA	VENT - DEFROSTER - TITANIUM	FROM: 00-00-00 THRU: 11-08-98
20	103930-30-701	EA	PLATE - MOTOR MOUNT	062-0544					FROM: 11-09-98 THRU: 99-99-99
21	103930-20-706	EA	CLIP - RETAINER - CASE ATTACH	022-0057		103796-01-01A	EA	LOUVER - A/C-ADJUSTABLE - 2.2" X 5.4" F/2.5" HOSE - BLACK	
22	103930-25-700	EA	HOSE ASM #6 EVAPORATOR/DRIER	085-0350					

HEATING & AIR CONDITIONING GROUP (CONTINUED)

SCS CONTROL/ PLENUM



KEY	PART NUMBER	U/M	DESCRIPTION	VENDOR NO.
	103930-39-000	EA	CONTROL/PLENUM - ROTARY (CHEVY)	
	103930-40-000	EA	CONTROL/PLENUM - ROTARY CONTROL HEAD (FORD)	
1	103930-33-702	EA	CONTROL PANEL	083-0169
2	103930-33-707	EA	SWITCH - BLOWER	032-0186
3	103930-33-708	EA	SWITCH - POTENTIOMETER	032-0184
4	103930-33-709	EA	SWITCH - VACUUM	032-0183
5	103930-33-703	EA	VACUUM HARNESS	036-0465
6	103930-33-710	EA	DECAL F CONTROL HEAD	058-0102
7	103930-33-705	EA	LIGHT BULBS	035-0030
8	103930-33-711	EA	WIRE HARNESS MAIN	036-0466

KEY	PART NUMBER	U/M	DESCRIPTION	VENDOR NO.
9	103930-02-707	EA	RELAY-BOSCH W/RESISTER	031-0001
10	103930-02-710	EA	CANISTER-VACUUM	054-0002
11	103930-39-700	EA	ROD - DOOR - AC/HEAT	073-067
12	103930-39-701	EA	ROD - DOOR AC/DEFROST	073-0069
13	103930-02-708	EA	MOTOR - VACUUM SERVO, A/C	030-0025
	103930-33-701	EA	MOTOR - VACUUM, 3 STAGE	030-0105
	103930-33-712	EA	KNOB - BLOWER	062-0539
	103930-33-713	EA	KNOB	062-0540
	103930-39-704	EA	SPRING	022-0119

HEATING & AIR CONDITIONING GROUP (CONTINUED)

FURNACE

KEY	PART NUMBER	U/M	DESCRIPTION
*	098668-22-000	EA	FURNACE - 40,000 BTU
	009200-01-000	EA	TAPE - FURNACE - 1 1/2"
	089367-02-000	EA	TEE - 4" X 2" X 4"
	094600-05-01A	EA	REGISTER W/O DAMPER - 3.6" X 11.3" FACE/2.1" X 9.9" RO - BEIGE
	093614-04-02A	EA	GRILLE - RETURN AIR - 15.9" X 9.9"
	098668-14-000	EA	GASKET - FIBERGLASS - .5" X 18" X 18"
	098668-16-000	EA	VENT - INTAKE
	115764-01-01A	EA	THERMOSTAT - FURNACE

*COMPONENT PARTS FOUND IN SERVICE PARTS LIBRARY

AUTOMOTIVE REAR HEATER SYSTEM

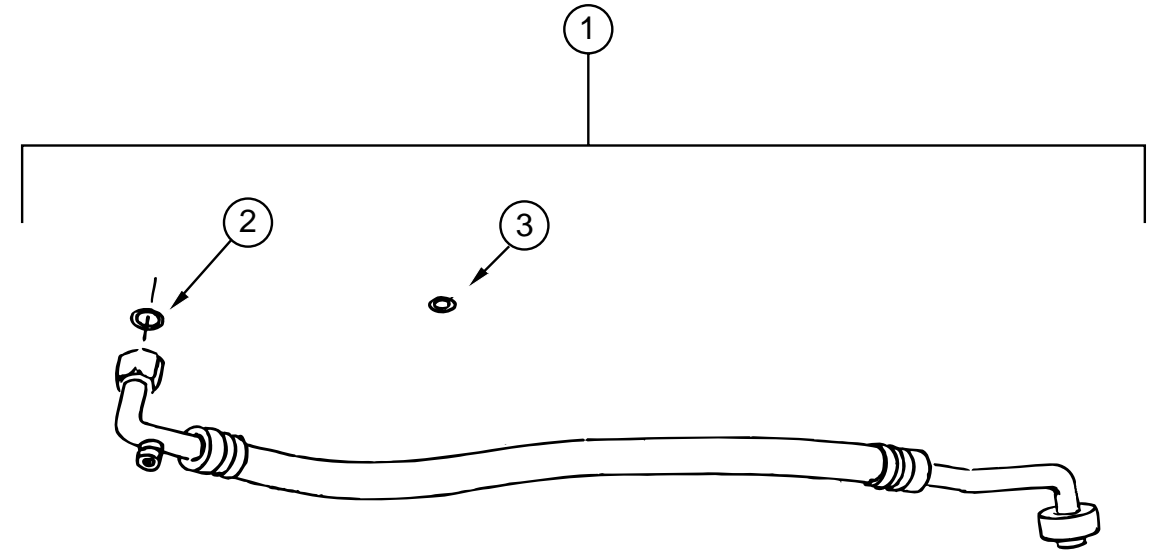
KEY	PART NUMBER	U/M	DESCRIPTION	VENDOR NO.
	009198-01-000	FT	DUCT - HEAT - FLEXIBLE - 4" ID X 25'	
	056464-10-000	EA	REGISTER - 4" DIAMETER - PLASTIC - W/O DAMPER - BEIGE	
	079059-01-000	EA	HOSE - 90 DEGREE - 5/8"ID X 4" X 36"	
	084405-01-000	EA	HEATER - REAR/DUCTED - W/MOTOR AID	
	084405-01-700	EA	CORE - HEATER	FT200229
	084405-01-701	EA	FAN BLADES	HV029931
	084405-01-702	EA	MOTOR ASSEMBLY - 12 VOLT	RV010348
	061673-01-000	EA	BRACKET - MOTOR AID TUBES - 4" X 1.5" - STEEL	

A/C - ROOF & CEILING ASSEMBLY

KEY	PART NUMBER	U/M	DESCRIPTION
*	126859-01-01A	EA	A/C - ROOF MACH 1 POWERSAVER FROM: 00-00-00 THRU: 07-05-98
*	131186-01-01A	EA	A/C - ROOF MACH 1 POWERSAVER - WHITE FROM: 07-06-98 THRU: 99-99-99
*	126860-01-01A	EA	A/C - ROOF MACH 3 POWERSAVER FROM: 00-00-00 THRU: 07-05-98
*	131187-01-01A	EA	A/C - ROOF MACH 3 POWER SAVER - WHITE FROM: 07-06-98 THRU: 99-99-99
*	108892-01-01A	EA	CEILING ASSEMBLY - A/C DUCTED
	102289-01-000	EA	SPRING - SCREW - ROOF A/C GASKET
	117238-01-01A	EA	THERMOSTAT - A/C - FURNACE
	117238-02-01A	EA	THERMOSTAT - A/C ONLY
	120134-01-02A	EA	REGISTER - 4".5" DIAMETER W/DAMPER

*COMPONENT PARTS FOUND IN SERVICE PARTS LIBRARY

HEATING & AIR CONDITIONING GROUP (CONTINUED)

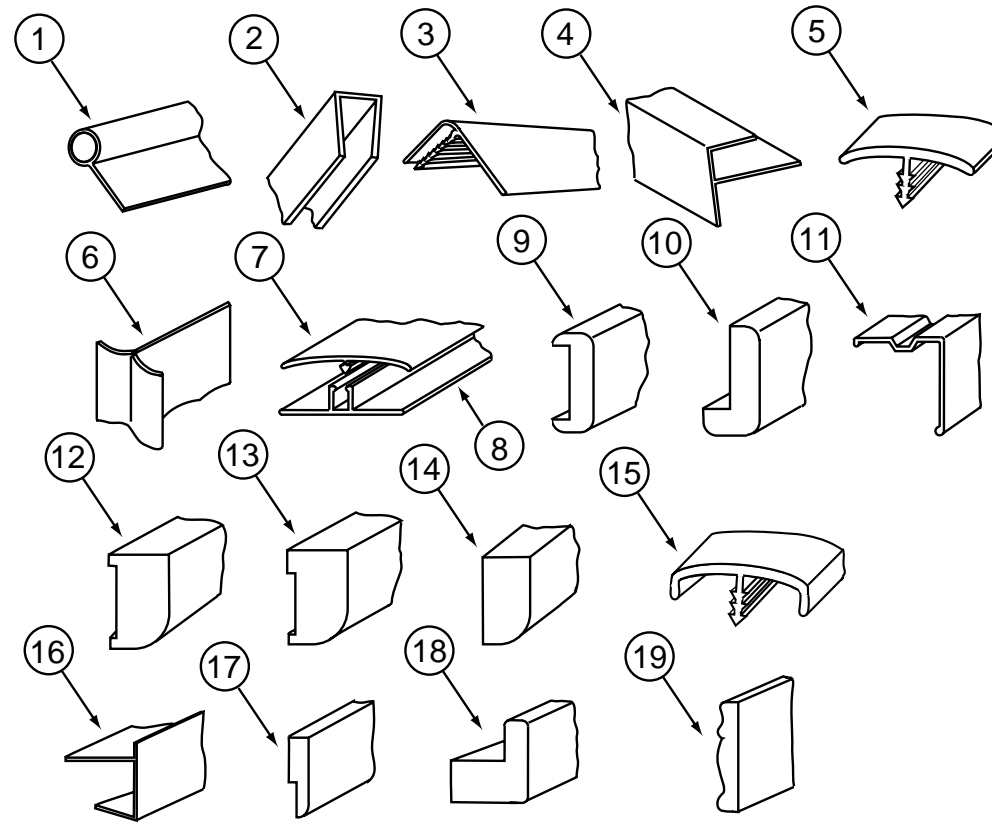


CHEVY HOSE KIT - VORTEC GAS OR DIESEL OPTION

KEY	PART NUMBER	U/M	DESCRIPTION	VENDOR NO.
1	103930-29-000	EA	HOSE KIT - #10 W/GM L-29 & L-65 CHASSIS	
2	103930-17-702	EA	O'RING #10	045-0127
3	103930-29-701	EA	GASKET-GMLP SW 1996	045-0483

INTERIOR FINISH GROUP

INTERIOR TRIM & MOLDINGS



WATERFORD OAK

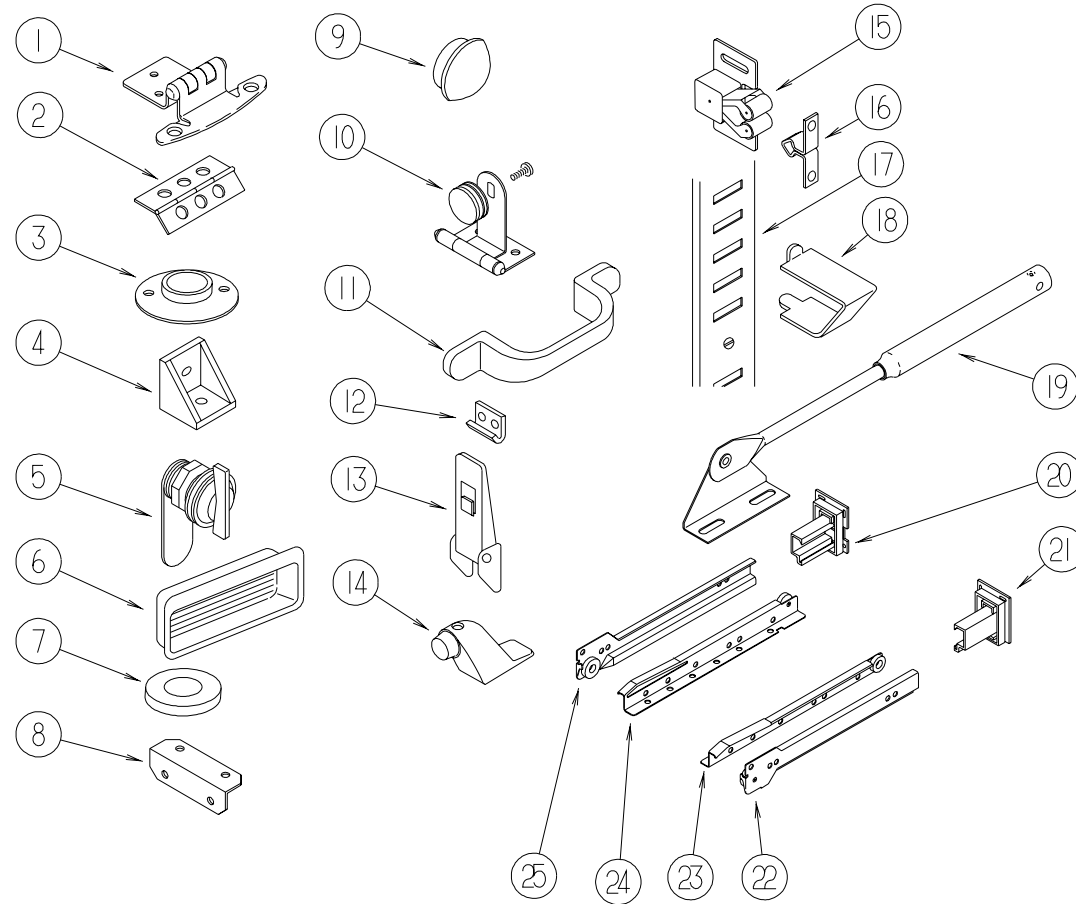
KEY	PART NUMBER	U/M DESCRIPTION
1	009767-12-000	FT WELTING - SIDEWALL/CEILING/CABINET - OFF/WHT
2	009778-21-000	FT U-CHANNEL - 1" - WATERFORD OAK
2	070504-36-000	FT U-CHANNEL - PLASTIC - .13" X 72" - WATERFORD OAK
2	070504-37-000	FT U-CHANNEL - PLASTIC - .87" X 84" - WATERFORD OAK
3	009809-23-000	EA MOLDING - CORNER - OUTSIDE - 1" X 84" - MODERN IVORY
3	009809-28-000	EA MOLDING - CORNER - OUTSIDE - 1" X 84" - WATERFORD OAK
4	009812-29-000	EA MOLDING - PLASTIC - 1/2" O/S CORNER - WATERFORD OAK
5	105709-01-000	FT MOLDING-T - 1" - MODERN IVORY
6	022992-11-000	FT MOLDING - REVERSE COVE - T-SHAPED VINYL - IVORY
7	086229-15-000	EA BATTEN - 1" X 96" - MODERN IVORY
7	086229-20-000	EA BATTEN - 1" X 96" - BEIGE
8	086229-01-000	EA RETAINER - BATTEN - .75" WIDE - 7.6'
9	078323-06-G15	EA MOLDING - CAP - WALL - 78"
10	077840-01-G01	EA MOLDING - CAP/WALL - 8' WATERFORD OAK
11	093873-01-01A	EA TRIM - CARPET - L-ANGLE 1.1" X 1.3" X 12' - GRAY VINYL
13	117268-D2-134	EA MOLDING - VINYL WRAPPED - .7" X 1.6" X 84" - WATERFORD OAK
13	117268-F2-438	EA MOLDING - VINYL WRAPPED - .7" X 2.6" X 96" - WATERFORD OAK
13	117268-F2-134	EA MOLDING - VINYL WRAPPED - .7" X 2.7" X 84" - WATERFORD OAK
14	100818-01-05A	EA MOLDING - VINYL WRAPPED - 1.65" X .4" X 84"-WATERFORD OAK
15	083620-12-000	FT MOLDING-T - END CAP EDGE - W/EDGE LIP - .75"-WATERFORD OAK
15	104676-02-04A	FT MOLDING-T - 1/2" - WATERFORD OAK
16	103186-01-05A	FT MOLDING - PLASTIC - 3/8" U-CHANNEL 3/4" FACE-WATERFORD OAK
16	103186-02-05A	FT MOLDING - PLASTIC/1" U-CHANNEL W/1 3/8" FACE-WATERFORD OAK
17	105004-01-05A	EA MOLDING - VINYL WRAPPED - 1" X 96" - WATERFORD OAK
18	100819-01-05A	EA MOLDING - VINYL WRAPPED - L-SHAPED - 1.5" X 1.5" X 84"
19	100182-10-G29	EA TRIM - CHAIR RAIL - 2.5" X 8' EACH - WOOD
	076325-39-000	FT MOLDING - EDGE BAND - 1 5/16" X .030" - ALMOND
	076325-67-000	FT MOLDING - EDGE BAND - .93" X .024" - WATERFORD OAK
	076325-73-000	FT MOLDING - EDGE BAND - .93" X .024" (EXTERIOR ENTERTAINMENT)

MAPLE

KEY	PART NUMBER	U/M DESCRIPTION
1	009767-12-000	FT WELTING - SIDEWALL/CEILING/CABINET - OFF/WHT
2	009778-27-000	FT U-CHANNEL - 1" - WASHED MAPLE
2	070504-50-000	FT U-CHANNEL - PLASTIC - .13" X 84" - WASHED MAPLE
2	070504-51-000	FT U-CHANNEL - PLASTIC - .9" X 84" - WASHED MAPLE
3	009809-23-000	EA MOLDING - CORNER - OUTSIDE - 1" X 84" - MODERN IVORY
3	009809-31-000	EA MOLDING - CORNER - OUTSIDE - 1" X 84" - WASHED MAPLE
4	009812-33-000	EA MOLDING - CORNER - 1/2" W/1/4" CHAN X 84" - WASHED MAPLE
5	105709-01-000	FT MOLDING-T - 1" - MODERN IVORY
6	022992-11-000	FT MOLDING - REVERSE COVE - T-SHAPED VINYL - IVORY
7	086229-15-000	EA BATTEN - 1" X 96" - MODERN IVORY
7	086229-20-000	EA BATTEN - 1" X 96" - BEIGE
8	086229-01-000	EA RETAINER - BATTEN - .75" WIDE - 7.6'
9	078323-06-J52	EA MOLDING - CAP/WALL - 6.6'
10	077840-01-J70	EA MOLDING - CAP/WALL - 8' - WASHED MAPLE
11	093873-01-01A	EA TRIM - CARPET - L-ANGLE 1.1" X 1.3" X 12' - GRAY VINYL
12	126204-D2-134	EA MOLDING - VINYL WRAPPED - WASHED MAPLE - .7" X 1.6" X 84"
12	126204-F2-134	EA MOLDING - VINYL WRAPPED - WASHED MAPLE - .7" X 2.5" X 84"
12	126204-F2-438	EA MOLDING - VINYL WRAPPED - WASHED MAPLE - .7" X 2.6" X 96"
14	100818-01-08A	EA MOLDING - VINYL WRAP - 1.6" X .4" X 7' - WASHED MAPLE
15	083620-19-000	FT MOLDING-T - END CAP EDGE - W/EDGE LIP - .75" - WASHED MAPLE
16	103186-01-08A	FT MOLDING - PLASTIC - 3/8" U-CHANNEL W/3/4" FACE - WASHED MAPLE
16	103186-02-08A	FT MOLDING - PLASTIC - 1" U-CHANNEL 1 3/8" FACE - WASHED MAPLE
15	104676-02-06A	FT MOLDING-T - 1/2" - WASHED MAPLE
17	105004-01-08A	EA MOLDING - VINYL WRAPPED - 1" X 96" - WASHED MAPLE
18	100819-01-08A	EA MOLDING - VINYL WRAP - L-SHAPED-1.5" X 1.5" X 7'-WASHED MAPLE
19	100182-10-J70	EA TRIM - CHAIR RAIL - 2.5" X 8' EACH - WOOD
	076325-39-000	FT MOLDING - EDGE BAND - 1 5/16" X .030" - ALMOND
	076325-73-000	FT MOLDING - EDGE BAND - .93" X .024" - OFF WHITE (EXTERIOR ENTERTAINMENT)
	076325-75-000	FT MOLDING - EDGE BAND - .93" X .024" - WASHED MAPLE

INTERIOR FINISH GROUP (CONTINUED)

CABINET HARDWARE



KEY	PART NUMBER	U/M DESCRIPTION
1	108138-01-000	EA HINGE - CABINET DOOR - BURNISHED BRASS
2	009059-02-000	EA HINGE - DOOR - 2" X 2.7" - BRASS
3	009112-01-000	EA FLANGE - PLASTIC - 1" CLOTHES ROD - OFF WHITE
4	065740-01-000	EA BRACE - CABINET/CORNER - PLASTIC
5	100710-01-01A	EA LOCK - GLASS DOOR/TWIST TYPE - BRASS
6	124311-01-01A	EA HANDLE - RECESSED - BRASS
7	100707-01-000	EA SPACER - GLASS DOOR - .8" DIA - .3" HOLE - PLASTIC
8	016604-01-000	EA BRACE - CABINET - ANGLE - 2.5" - UNPAINTED METAL
8	016604-05-000	EA BRACE - CABINET - ANGLE - 2.5" - OFF WHITE METAL
9	074045-12-000	EA PLUG - OAK - 3/8" - WASHED MAPLE
10	100711-01-01A	EA HINGE - GLASS DOOR
11	117801-01-01A	EA PULL - CABINET - BRASS
		FROM: 00-00-00 THRU: 06-06-99
11	131962-01-01A	EA PULL - CABINET - POLISHED BRASS
		FROM: 06-07-99 THRU: 99-99-99
12	116975-02-01A	EA KEEPER/STRIKE - BLACK - NEW STYLE
13	116975-01-01A	EA LATCH - W/O STRIKE - BLACK - NEW STYLE
14	103257-01-000	EA STOP - DOOR
15	093586-06-000	EA CATCH - SPRING - ROLLER - .236"
16	093586-05-000	EA STRIKE - SPRING STEEL
17	098980-02-000	EA PILASTER - ADJUSTABLE SHELF - 12"
17	098980-03-000	EA PILASTER - ADJUSTABLE SHELF - 9"
17	098980-04-000	EA PILASTER - ADJUSTABLE SHELF - 48"
18	098979-01-000	EA CLIP - ADJUSTABLE SHELF
19	074493-02-000	EA SUPPORT - PISTON SPRING - CABINET DOOR - 26 LBS
19	074493-04-000	EA SUPPORT - PISTON SPRING - CABINET DOOR - 32 LBS
20	128811-01-01A	EA BACKSOCKET - ADJUSTABLE - LEFT
21	128811-02-01A	EA BACKSOCKET - ADJUSTABLE - RIGHT

KEY	PART NUMBER	U/M DESCRIPTION
22	128810-02-01A	EA SLIDE - DRAWER - 12" - RIGHT CABINET
22	128810-06-01A	EA SLIDE - DRAWER - 14" - RIGHT CABINET
22	128810-10-01A	EA SLIDE - DRAWER - 16" - RIGHT CABINET
22	128810-14-01A	EA SLIDE - DRAWER - 18" - RIGHT CABINET
22	128810-18-01A	EA SLIDE - DRAWER - 20" - RIGHT CABINET
22	128810-22-01A	EA SLIDE - DRAWER - 22" - RIGHT CABINET
23	128810-04-01A	EA SLIDE - DRAWER - 12" - RIGHT DRAWER
23	128810-08-01A	EA SLIDE - DRAWER - 14" - RIGHT DRAWER
23	128810-12-01A	EA SLIDE - DRAWER - 16" - RIGHT DRAWER
23	128810-16-01A	EA SLIDE - DRAWER - 18" - RIGHT DRAWER
23	128810-20-01A	EA SLIDE - DRAWER - 20" - RIGHT DRAWER
23	128810-24-01A	EA SLIDE - DRAWER - 22" - RIGHT DRAWER
24	128810-03-01A	EA SLIDE - DRAWER - 12" - LEFT DRAWER
24	128810-07-01A	EA SLIDE - DRAWER - 14" - LEFT DRAWER
24	128810-11-01A	EA SLIDE - DRAWER - 16" - LEFT DRAWER
24	128810-15-01A	EA SLIDE - DRAWER - 18" - LEFT DRAWER
24	128810-19-01A	EA SLIDE - DRAWER - 20" - LEFT DRAWER
24	128810-23-01A	EA SLIDE - DRAWER - 22" - LEFT DRAWER
25	128810-01-01A	EA SLIDE - DRAWER - 12" - LEFT CABINET
25	128810-05-01A	EA SLIDE - DRAWER - 14" - LEFT CABINET
25	128810-09-01A	EA SLIDE - DRAWER - 16" - LEFT CABINET
25	128810-13-01A	EA SLIDE - DRAWER - 18" - LEFT CABINET
25	128810-17-01A	EA SLIDE - DRAWER - 20" - LEFT CABINET
25	128810-21-01A	EA SLIDE - DRAWER - 22" - LEFT CABINET
	083204-03-000	EA BUTTON - RETAINING MIRROR 5/16" TIP
	041389-18-000	EA HINGE - PIANO - 1.50" X 19" - OFF WHITE
	041389-25-000	EA HINGE - PIANO - 1.50" X 55"
	041389-35-000	EA HINGE - PIANO - OFF WHITE - 31"
	042438-01-000	EA DOWEL - WOOD - CLOTHES ROD - 1" DIAMETER X 4'
	042438-06-000	EA DOWEL - WOOD - 1.5" X 26" - OAK
	023320-01-000	EA PAD - FELT 3/8" DIAMETER
	004354-01-000	EA BUMPER - RUBBER - .5" DIA - BROWN

INTERIOR FINISH GROUP (CONTINUED)

PANELING & PLASTIC LAMINATE (WATERFORD OAK)

KEY	PART NUMBER	U/M DESCRIPTION
	000846-01-000	SF PLYWOOD - 5/16" X 48" X 96" - CD GRADE
	000846-02-000	SF PLYWOOD/UNDERLAYMENT - 5/16" X 48" X 96"
	000885-76-000	SF PARTICLE BOARD - 3/8" X 48" X 96" - WATERFORD OAK - VINYL 1 SIDE
	000885-77-000	SF PARTICLE BOARD - 3/8" X 48" X 96" - WATERFORD OAK - VINYL 2 SIDE
	000885-79-000	SF PARTICLE BOARD - 3/4" X 48" X 96" - WATERFORD OAK - VINYL 2 SIDE
	074497-28-000	SF PANELING - WATERFORD OAK - 4' X 8'
	074498-40-000	SF LAMINATE - PLASTIC - OFF WHITE - 5' X 8' (EXTERIOR ENTERTAINMENT)
	074498-71-000	SF LAMINATE - PLASTIC - NEUTRAL SANTOS - 5' X 8' (K59, K65, K27)
	074498-81-000	SF LAMINATE - PLASTIC - ALMOND JAGUARD - 5' X 8' (K63)
	074498-77-000	SF LAMINATE - PLASTIC - ART CABIN (WATERFORD OAK) 4' X 8' (PULL OUT TABLE)
	080215-10-000	SF PANELING - 2 SIDED - WATERFORD - .2" X 4' X 8'
	088272-G1-000	SF PANELING - PEBBLE EMBOSSED - ANTIQUE WHITE - 4' X 7' (BATH)
	088272-H4-000	SF PANELING - TRAVIS - 4' X 7'(28 SQ.FT.) (K59)
	088272-H3-000	SF PANELING - BARCELONA - 4' X 7'(28 SQ.FT.) (K63)
	088272-H7-000	SF PANELING - CAIRO/SILVERSAGE - 4' X 7'(28 SQ.FT.) (K65)
	088272-H8-000	SF PANELING - UPBEAT/TWILIGHT - 4' X 7'(28 SQ.FT.) (K27)
	117267-D2-438	EA LUMBER - VINYL WRAPPED - .7" X 1.5" X 96" - WATERFORD OAK
	117267-E2-438	EA LUMBER - VINYL WRAPPED - .7" X 2" X 96" - WATERFORD OAK
	117267-F2-438	EA LUMBER - VINYL WRAPPED - .7" X 2.5" X 96" - WATERFORD OAK
	117267-J2-438	EA LUMBER - VINYL WRAPPED - .7" X 5.5" X 96" - WATERFORD OAK
	117267-R2-438	EA LUMBER - VINYL WRAPPED - .7" X 3" X 96" - WATERFORD OAK
	122481-19-000	FT WALLPAPER - 6.8" BORDER (GALLEY) (K59)
	122481-14-000	FT WALLPAPER - 6.8" BORDER (GALLEY) (K63)
	122481-15-000	FT WALLPAPER - 6.9" BORDER (GALLEY) (K65, K27)
	126339-01-000	SF BOARD - WHEAT - 60" X 72"

FIRE EXTINGUISHER, DETECTORS & WALL CLOCK

KEY	PART NUMBER	U/M DESCRIPTION	VENDOR NO.
	072852-01-000	EA DETECTOR - SMOKE - W/9 VOLT BATTERY - US	
	072852-02-000	EA DETECTOR - SMOKE - W/9 VOLT BATTERY - CANADIAN	
	094499-03-000	EA EXTINGUISHER/FIRE - DRY - 10B:C - W/O BRACKET	
	094499-02-000	EA EXTINGUISHER/FIRE - DRY - 1A10BC - CANADIAN	
	094499-01-700	EA BRACKET MTG. W/PLAS. STRAP	294039
	094499-01-701	EA STRAP ONLY (METAL)	320351
	094499-04-000	EA BRACKET - FIRE EXTINGUISHER (STAINLESS STEEL)	
	125136-01-000	EA CO DETECTOR - GAS - ROUND W/2 SCREWS - 9 VOLT	
	131493-02-01A	EA PICTURE - 13" X 15" - HOMESTEAD	

INTERIOR FINISH GROUP (CONTINUED)

PANELING & PLASTIC LAMINATE (MAPLE)

KEY	PART NUMBER	U/M DESCRIPTION
	000846-01-000	SF PLYWOOD - 5/16" X 48" X 96" - CD GRADE
	000846-02-000	SF PLYWOOD/UNDERLAYMENT - 5/16" X 48" X 96"
	000885-89-000	SF PARTICLE BOARD - 3/8" X 48" X 96" - WASHED MAPLE 2-SIDED
	000885-91-000	SF PARTICLE BOARD - 3/4" X 48" X 96" - WASHED MAPLE 2-SIDED
	074497-39-000	SF PANELING - WASHED MAPLE - 48" X 96"
	074498-40-000	SF LAMINATE - PLASTIC - OFF WHITE - 5' X 8' (EXTERIOR ENTERTAINMENT)
	074498-71-000	SF LAMINATE - PLASTIC - NEUTRAL SANTOS - 5' X 8' (K58, K64, K26)
	074498-81-000	SF LAMINATE - PLASTIC - ALMOND JAGUARD - 5' X 8' (K62)
	074498-82-000	SF LAMINATE - PLASTIC - WASHED MAPLE - 4' X 8' (PULL OUT TABLE)
	080215-13-000	SF PANELING - 2 SIDED - WASHED MAPLE - .2" X 4' X 8'
	083618-07-000	SF PLYWOOD - MAPLE - 1 SIDE 3/16"
	088272-G1-000	SF PANELING - PEBBLE EMBOSSED - ANTIQUE WHITE - 4' X 7' (BATH)
	088272-H4-000	SF PANELING - TRAVIS - 4' X 7'(28 SQ.FT.) (K58)
	088272-H3-000	SF PANELING - BARCELONA - 4' X 7'(28 SQ.FT.) (K62)
	088272-H7-000	SF PANELING - CAIRO/SILVERSAGE - 4' X 7'(28 SQ.FT.) (K64)
	088272-H8-000	SF PANELING - UPBEAT/TWILIGHT - 4' X 7'(28 SQ.FT.) (K26)
	122481-19-000	FT WALLPAPER - 6.8" BORDER (GALLEY) (K58)
	122481-14-000	FT WALLPAPER - 6.8" BORDER (GALLEY) (K62)
	122481-15-000	FT WALLPAPER - 6.9" BORDER (GALLEY) (K64, K26)
	126205-D2-438	EA LUMBER - VINYL WRAPPED - .7" X 1.5" X 96" - WASHED MAPLE
	126205-E2-438	EA LUMBER - VINYL WRAPPED - .7" X 2" X 96" - WASHED MAPLE
	126205-G2-438	EA LUMBER - VINYL WRAPPED - .7" X 3" X 96" - WASHED MAPLE
	126205-J2-438	EA LUMBER - VINYL WRAPPED - .7" X 5.5" X 96" - WASHED MAPLE
	126205-R2-438	EA LUMBER - VINYL WRAPPED - WASHED MAPLE - .7" X 3" X 96"
	126339-01-000	SF BOARD - WHEAT - 60" X 72"

BATT STRIPS & BATT TAPE

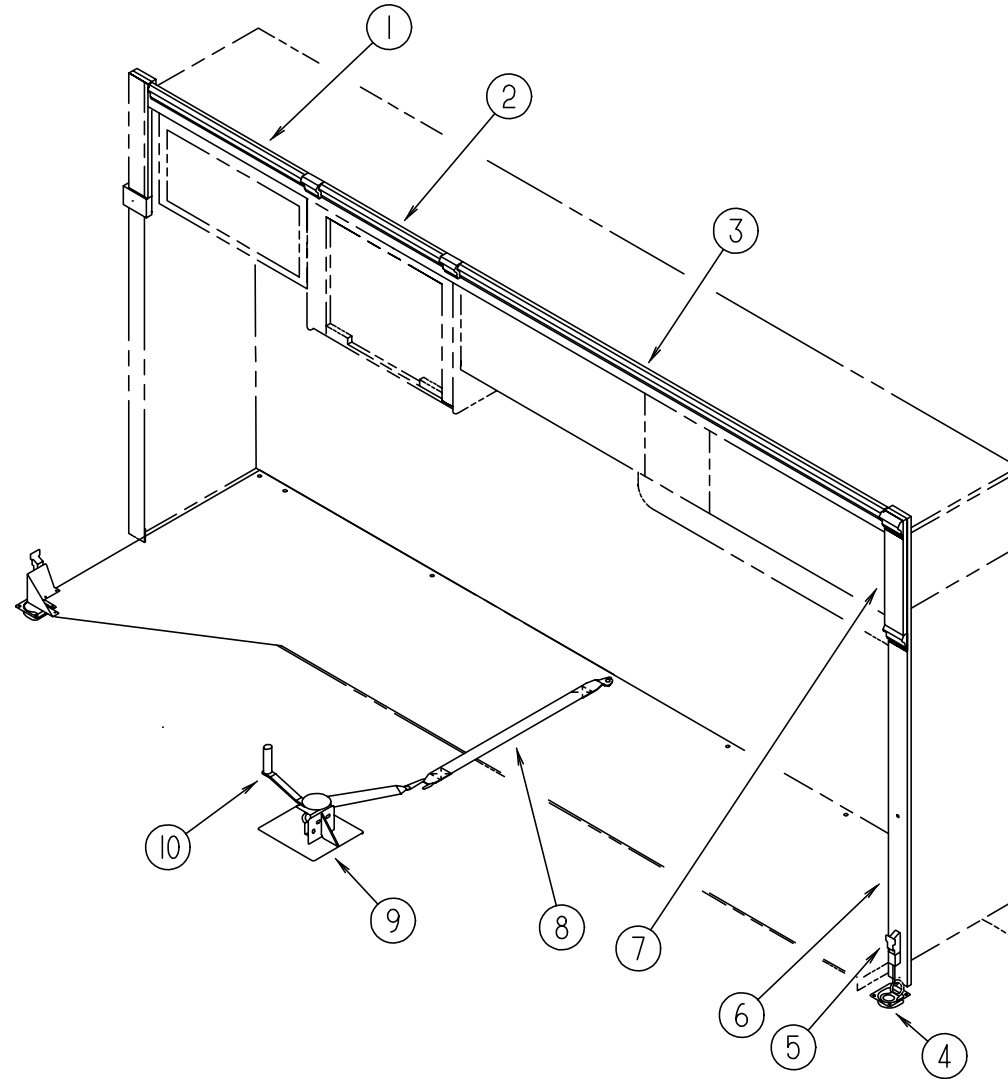
KEY	PART NUMBER	U/M DESCRIPTION
	085284-E9-000	FT BATT TAPE - ADHESIVE BACKED - DECORATIVE/TRAVIS MERCURY (K58, K59)
	085284-F4-000	FT BATT TAPE - ADHESIVE BACKED - CAIRO/SILVERSAGE (K64, K65)
	085284-E8-000	FT BATT TAPE - ADHESIVE BACKED - BARCELONA (K62, K63)
	085284-F8-000	FT BATT TAPE - ADHESIVE BACKED - UPBEAT/TWILIGHT (K26, K27)
	085284-D6-000	FT BATT TAPE - DECORATIVE - PEBBLE EMBOSSED/ANTIQU - 8' (BATH)
	085284-B5-000	FT BATT TAPE - ADHESIVE BACKED - WOODGRAINED - WATERFORD OAK
	085284-F5-000	FT BATT TAPE - ADHESIVE BACKED - WOODGRAINED - WASHED MAPLE
	069733-83-000	EA BATT STRIP - WOODGRAINED - WATERFORD OAK - 8'
	069733-86-000	EA BATT STRIP - WOODGRAINED - WASHED MAPLE - 8'
	088263-E3-000	EA BATT STRIP - DECORATIVE - PEBBLE EMBOSSED/ANTIQU - 8' (BATH)
	088263-F4-000	EA BATT STRIP - DECORATIVE - TRAVIS MERCURY - 8' (K58, K59)
	088263-F8-000	EA BATT STRIP - DECORATIVE - CAIRO/SILVERSAGE - 8' (K64, K65)
	088263-F3-000	EA BATT STRIP - DECORATIVE - BARCELONA - 8' (K62, K63)
	088263-G0-000	EA BATT STRIP - DECORATIVE - UPBEAT/TWILIGHT - 8' (K26, K27)
	086229-15-000	EA BATTEN - 1" X 96" - MODERN IVORY
	086229-20-000	EA BATTEN - 1" X 96" - BEIGE

FLOOR COVERINGS

KEY	PART NUMBER	U/M DESCRIPTION
	042720-21-000	SY VINYL - FLOOR COVERING - 7' WIDE - MODULATION (BATH, GALLEY)
	093486-01-000	SY CARPET - COMPARTMENT - 72" WIDE - DARK GRAY (STORAGE COMPARTMENTS)
	096060-D1-000	SY CARPET - SEAL GREY (K58, K59)
	096060-98-000	SY CARPET - SILVER ASPEN (K64, K65)
	096060-EO-000	SY CARPET - BAMBOO (K62, K63)
	096060-A2-000	SY CARPET - NEW MEDOW (K26, K27)
	091261-01-000	FT SLIPNOT - ANTISLIP - 1' WIDE
	096764-02-000	FT SLIPNOT - ANTISLIP - 1" WIDE (100' ROLLS)
	105924-01-J54	EA MAT - FLOOR - 18" X 27" (K58, K59)
	105924-01-K62	EA MAT - FLOOR - 18" X 27" (K62, K63)
	105924-01-K60	EA MAT - FLOOR - 18" X 27" (K64, K65)
	105924-01-K32	EA MAT - FLOOR - 18" X 27" (K26, K27)
	122755-01-01A	EA TILE - RUBBER/ENTRANCE DOOR - 18.5" X 27.2"
	122755-03-01A	EA TILE - RUBBER/ENTRANCE DOOR - 17.7" X 26.4"

INTERIOR FINISH GROUP (CONTINUED)

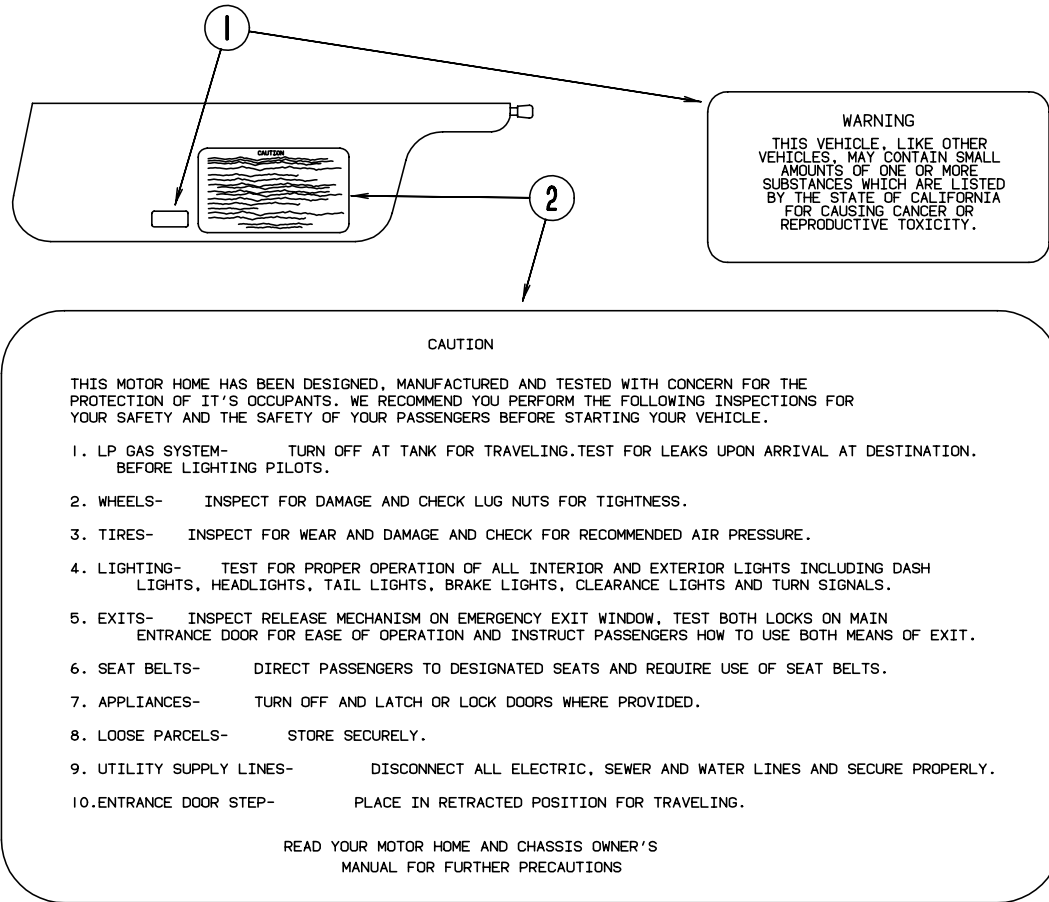
SLIDEOUT HARDWARE & MOLDINGS



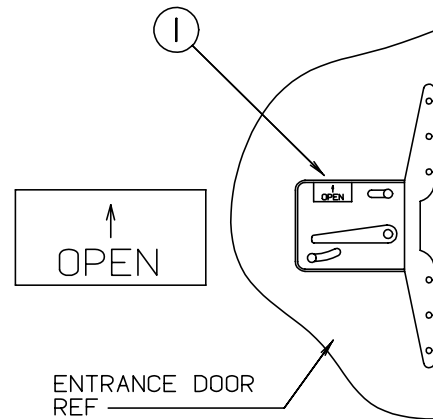
KEY	PART NUMBER	U/M	DESCRIPTION
1	128432-03-J52	EA	MOLDING - CROWN - 29.2" (MAPLE)
1	128432-03-J22	EA	MOLDING - CROWN - 29.2" (OAK)
2	128432-02-J52	EA	MOLDING - CROWN - 23.3" (MAPLE)
2	128432-02-J22	EA	MOLDING - CROWN - 23.3" (OAK)
3	128432-01-J52	EA	MOLDING - CROWN - 79.1" (MAPLE)
3	128432-01-J22	EA	MOLDING - CROWN - 79.1" (OAK)
4	116736-01-01A	EA	TIEDOWN - DROP/D - ZINC
4	116736-01-04B	EA	TIEDOWN - DROP/D - BLACK

KEY	PART NUMBER	U/M	DESCRIPTION
5	116737-01-01A	EA	LATCH - DRAW - ADJUSTABLE - ZINC
6	116951-05-J60	EA	MOLDING - WOOD - 3.5" X 75.7" (MAPLE)
6	116951-05-J94	EA	MOLDING - WOOD - 3.5" X 75.7" (OAK)
7	116951-09-K58	EA	MOLDING - WOOD - 3.5" X 18.5" (MAPLE)
7	116951-09-J22	EA	MOLDING - WOOD - 3.5" X 18.5" (OAK)
8	116101-02-F31	EA	STRAP - WINCH - 34" CENTER BRACKET/STRAP END
9	116082-03-02B	EA	BRACKET - WINCH
10	115767-02-000	EA	WINCH - SLIDEOUT
	130262-01-000	EA	PROTECTOR - CORNER SAVER - .7" X .7"

LABELS GROUP

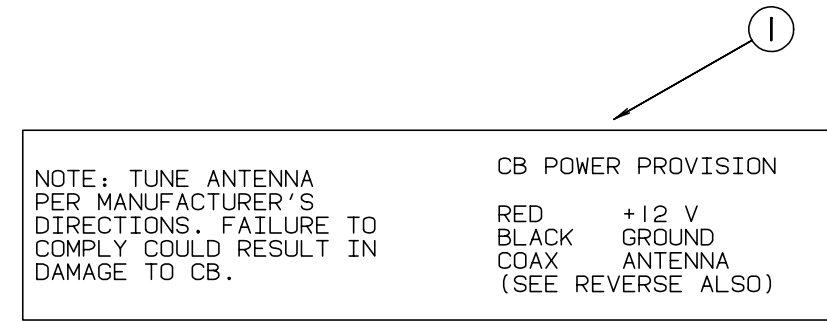


KEY	PART NUMBER	U/M DESCRIPTION
1	099689-01-000	EA LABEL - WARNING - CANCER/TOXICITY
2	056259-01-000	EA LABEL - SAFETY CHECK LIST
	111802-01-000	EA LABEL - CFC WARNING

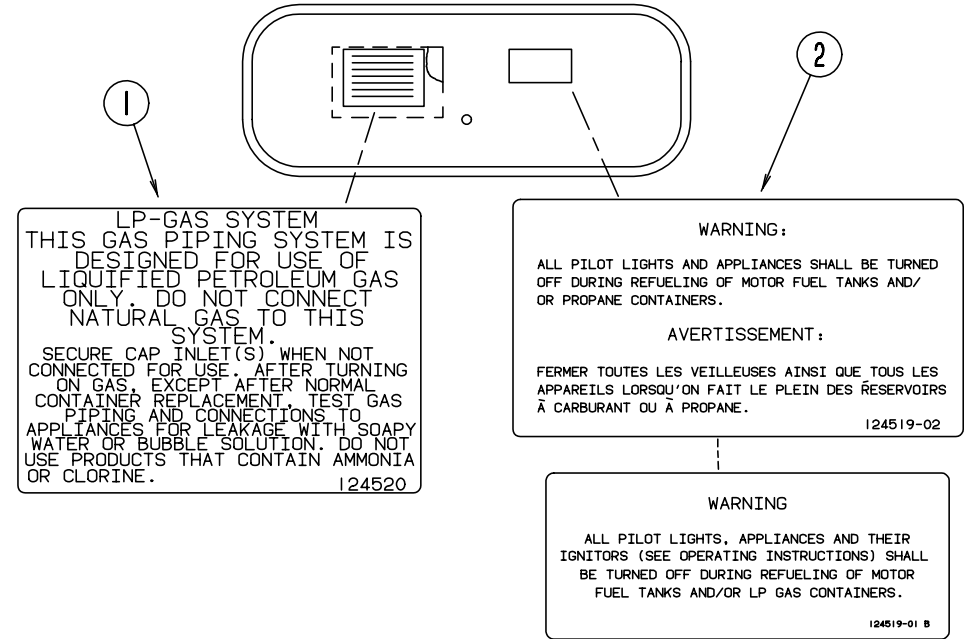


KEY	PART NUMBER	U/M DESCRIPTION
1	040944-01-000	EA LABEL - ENTRANCE DOOR - "OPEN"

LABELS GROUP (CONTINUED)

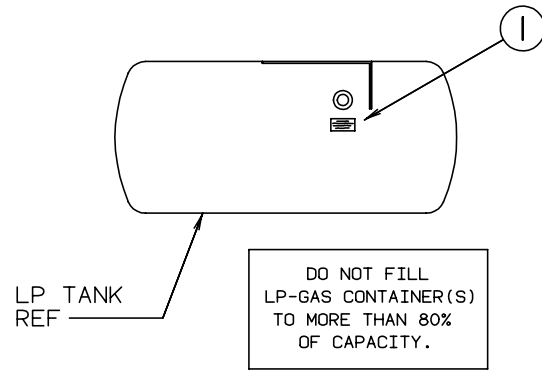


KEY	PART NUMBER	U/M DESCRIPTION
1	104678-01-000	EA LABEL - CB PREP



KEY	PART NUMBER	U/M DESCRIPTION
1	124520-01-02A	EA LABEL - LP GAS ONLY
	023769-01-000	EA LABEL - WARNING - LPG - CANADIAN
2	124519-01-02A	EA LABEL - WARNING/REFUELING
2	124519-02-02A	EA LABEL - WARNING/REFUELING - CSA

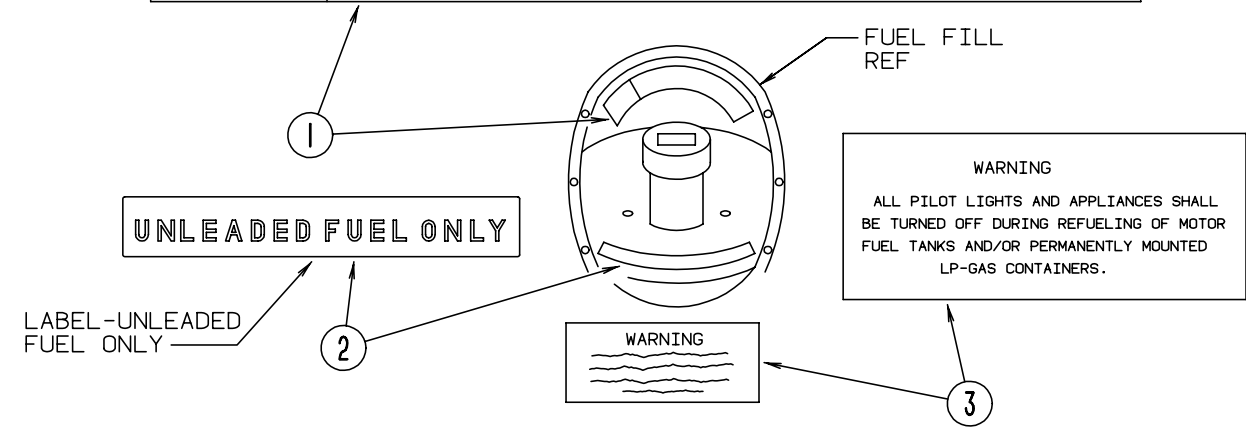
LABELS GROUP (CONTINUED)



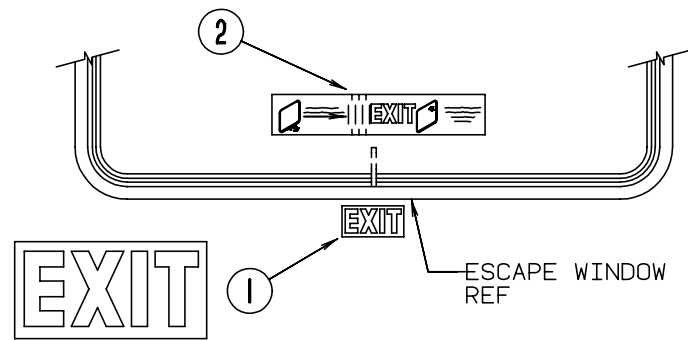

KEY	PART NUMBER	U/M DESCRIPTION
1	079965-01-000	EA LABEL - LPG - 80% CAPACITY

LABELS GROUP (CONTINUED)

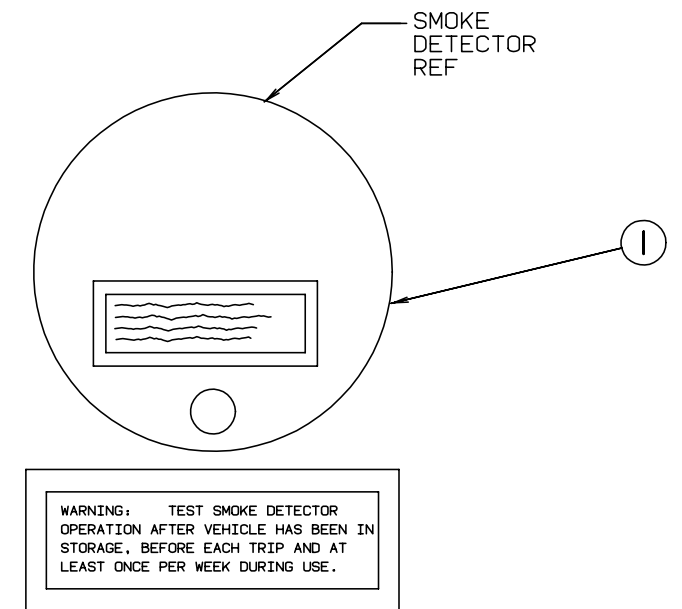
CAUTION	TO HELP AVOID PERSONAL INJURY DURING REMOVAL OF FUEL FILLER CAP, SLOWLY LOOSEN CAP 1/2 TURN TO ALLOW ANY FUEL PRESSURE TO BE RELIEVED BEFORE TURNING CAP FURTHER.
FUEL SPRAY MAY CAUSE PERSONAL INJURY	STOP ADDING FUEL AFTER FIRST SHUTOFF BY AUTOMATIC NOZZLE WHEN TANK IS NEARLY FULL. DO NOT OVERFILL FUEL TANK. SEE OWNERS MANUAL FOR ADDITIONAL INFORMATION.
	PRINTED IN U.S.A. MLC PT NO 15611763



KEY	PART NUMBER	U/M DESCRIPTION
1	087207-05-000	EA LABEL - FUEL CAP REMOVAL
2	062043-01-000	EA LABEL - FUEL - UNLEADED
3	124519-01-02A	EA LABEL - WARNING/REFUELING
3	124519-02-02A	EA LABEL - WARNING/REFUELING - CSA

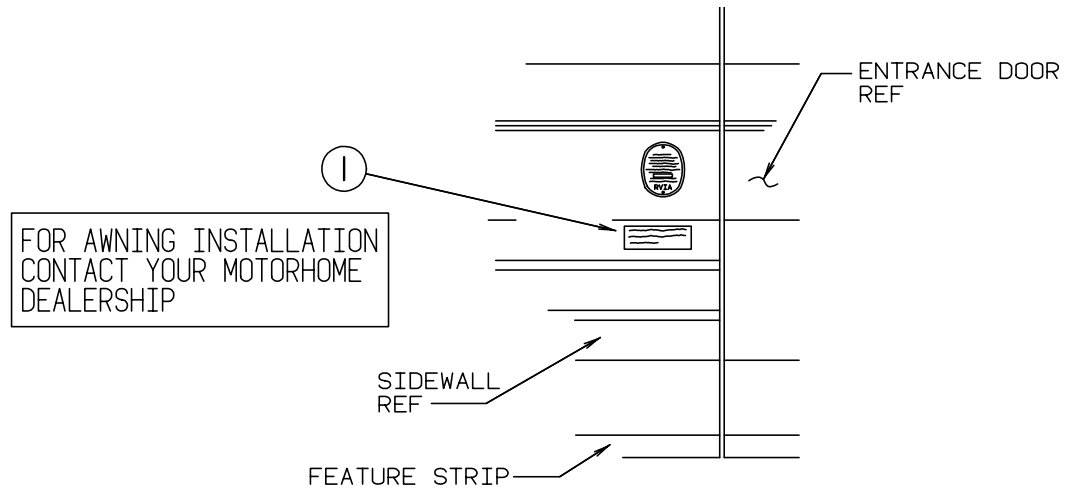


KEY	PART NUMBER	U/M DESCRIPTION
1	107571-01-000	EA LABEL - EXIT/ESCAPE WINDOW
2	039290-01-000	EA LABEL - EXIT WARNING



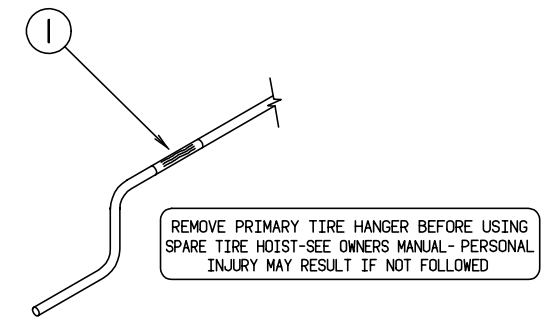
KEY	PART NUMBER	U/M DESCRIPTION
1	077956-01-000	EA LABEL - WARNING - SMOKE DETECTOR

LABELS GROUP (CONTINUED)

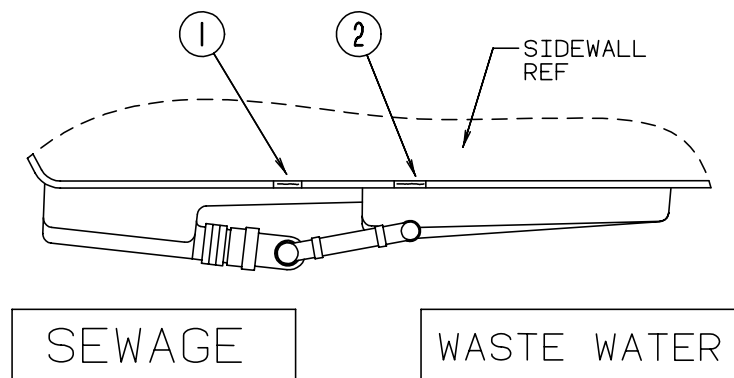


KEY	PART NUMBER	U/M DESCRIPTION
1	099509-01-000	EA LABEL - AWNING INSTALLATION

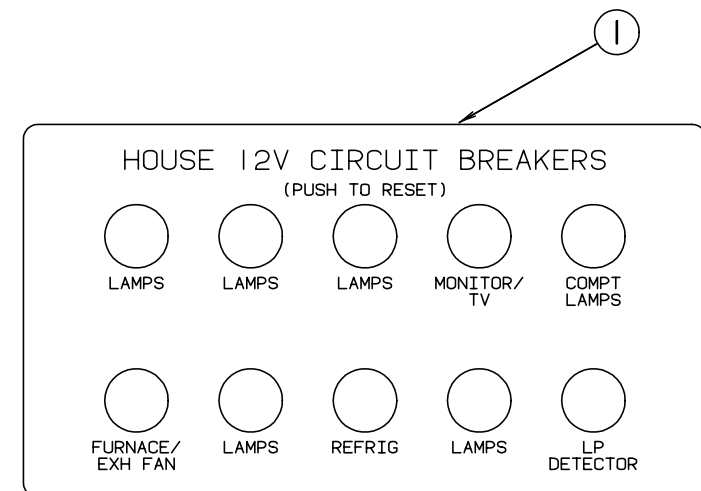
LABELS GROUP (CONTINUED)



KEY	PART NUMBER	U/M DESCRIPTION
1	126024-01-01A	EA LABEL - TIRE HANGER REMOVAL

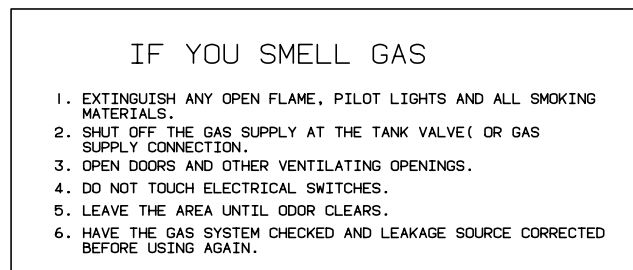
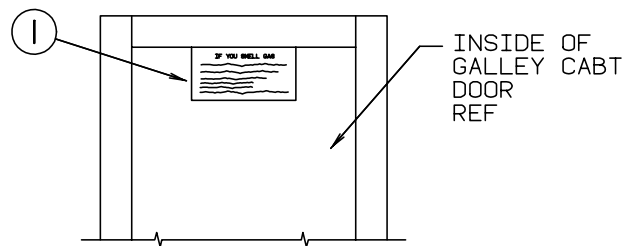


KEY	PART NUMBER	U/M DESCRIPTION
1	006187-01-000	EA LABEL - SEWAGE
2	006188-01-000	EA LABEL - WASTE WATER

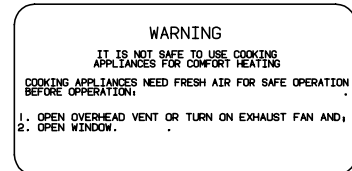
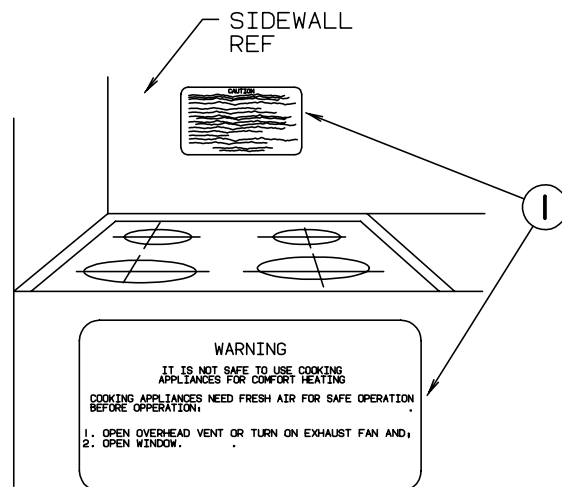


KEY	PART NUMBER	U/M DESCRIPTION
1	092547-06-000	EA LABEL-CIRCUIT BREAKER

LABELS GROUP (CONTINUED)



KEY	PART NUMBER	U/M DESCRIPTION
1	073998-01-000	EA LABEL - LPG ODOR WARNING
	023769-01-000	EA LABEL - WARNING - LPG - CANADIAN



KEY	PART NUMBER	U/M DESCRIPTION
1	050225-01-000	EA LABEL - WARNING - STOVE VENT - US
1	050222-01-000	EA LABEL - WARNING - STOVE VENT - CSA

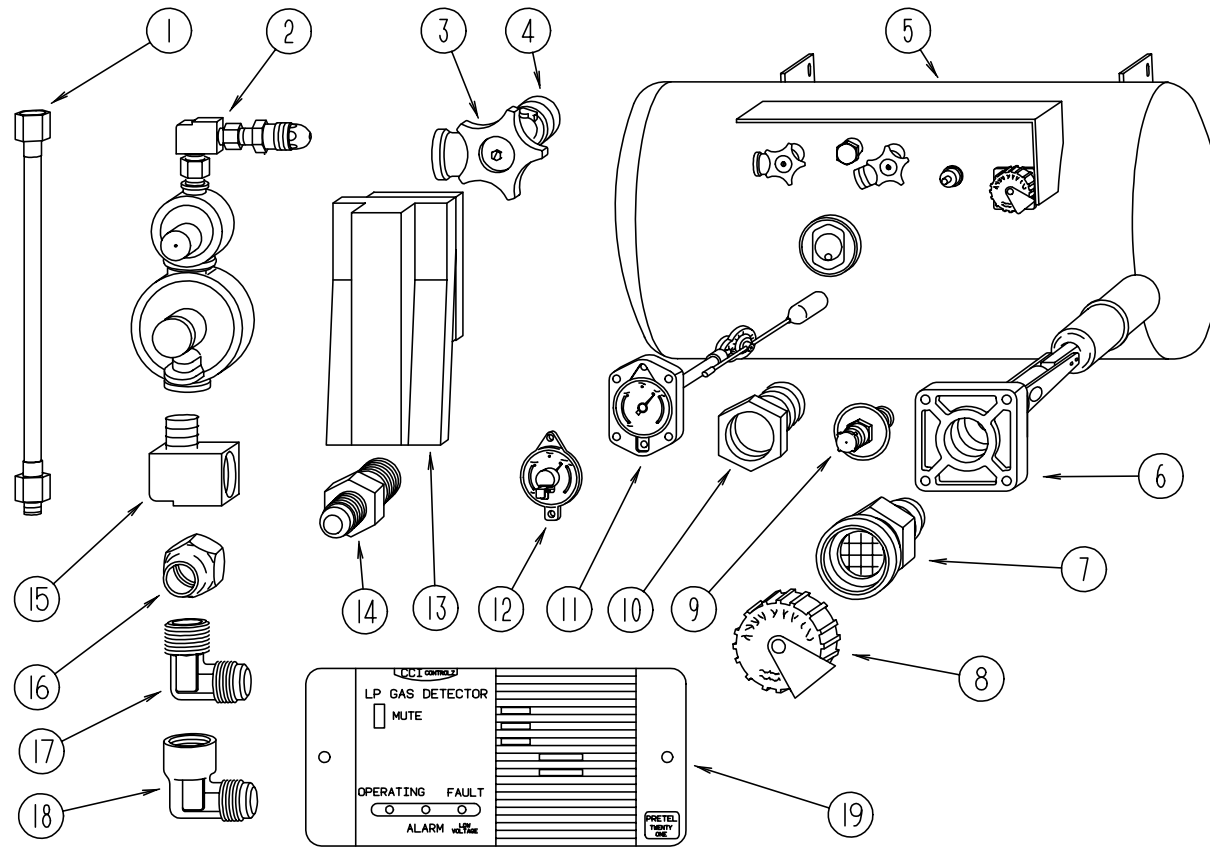
LABELS GROUP (CONTINUED)

MISCELLANEOUS LABELS

KEY	PART NUMBER	U/M DESCRIPTION
	065748-01-000	EA LABEL - CAUTION - BATTERY CHARGING
	065748-02-000	EA LABEL - WARNING - BATTERY/FRENCH
	087236-01-000	EA LABEL - CABLE - INPUT
	087236-02-000	EA LABEL - TV OUTLET
	093236-13-000	EA LABEL - CIRCUIT BREAKER
	095721-27-000	EA LABEL - CONTROL CENTER - 30 AMP
	095721-28-000	EA LABEL - CONTROL CENTER - 30 AMP - CANADIAN
	095721-29-000	EA LABEL - CONTROL CENTER - 50 AMP
	095721-30-000	EA LABEL - CONTROL CENTER - 50 AMP - CANADIAN
	098379-04-000	EA LABEL - ELECTRICAL BOX - SIDE
	098641-01-000	EA LABEL - FUEL - UNLEADED - DASH
	102267-01-000	EA LABEL - NO OCCUPANCY - US
	102267-02-000	EA LABEL - NO OCCUPANCY - CSA
	107571-01-000	EA LABEL - EXIT/ESCAPE WINDOW
	111537-05-000	EA LABEL - SLIDEOUT CONTROL
	111537-07-000	EA LABEL - FUSES
	113402-01-000	EA LABEL - CAUTION - WATER HEATER EXHAUST
	116549-01-000	EA LABEL - WARNING - SLIDEOUT
	117629-03-000	EA LABEL - WATER PUMP/FILL - BLACK LETTERS
	125306-01-01A	EA LABEL - ELECTRICAL ENTRANCE - 110 VOLT - 30 AMP
	125306-04-01A	EA LABEL - ELECTRICAL ENTRANCE - 120 VOLT - 240 AMP
	126247-05-000	EA LABEL - GRAY HOLDING TANK
	126247-06-000	EA LABEL - HOLDING TANK - BLANK
	126248-03-000	EA LABEL - EXTERIOR SHOWER
	126249-03-000	EA LABEL - CITY WATER FILL
	128218-01-01A	EA LABEL - WARNING - SLIPPERY ROOF
	128725-01-02A	EA LABEL - POTABLE WATER ONLY
	129033-01-000	EA LABEL - HANG TAG - TRAVEL LATCH - 1.5" X 3"
	129669-01-01A	EA LABEL - HITCH/VEHICLE RATE - 350 - WHITE ON CLEAR
	130170-02-000	EA LABEL - SWITCH PANEL
	131341-01-000	EA LABEL - STOW OBJECTS - US
	131341-02-000	EA LABEL - STOW OBJECTS - CANADIAN

LP GROUP

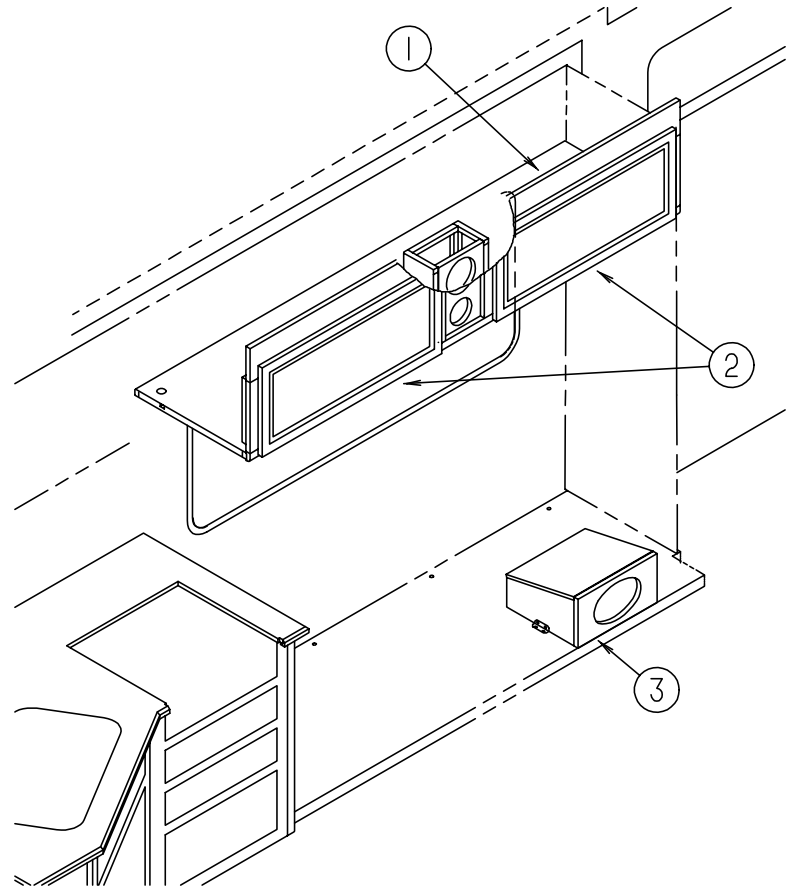
LP TANK & COMPONENTS



KEY	PART NUMBER	U/M	DESCRIPTION	VENDOR NO.
1	045703-01-000	EA	HOSE - LP - 3/8"ID X 24" - 3/8"MPT X 1/2"F SWIVEL - U.S.	
1	045703-02-000	EA	HOSE - LP - 3/8"ID X 24" - 3/8"MPT X 1/2"F SWIVEL - CANADA	
1	045703-15-000	EA	HOSE - LP - 3/8"ID X 142" - 1/2F SWIVEL X 3/8F	
1	045703-14-000	EA	HOSE - LP - 3/8"ID X 157.5" - 1/2"F SWIVEL X 1/2"F SWIVEL	
1	045703-13-000	EA	HOSE - LP - 3/8"ID X 120" - 3/8"F SWIVEL X 1/2"F SWIVEL US	
2	106150-01-000	EA	REGULATOR - TWO STAGE -W/90 DEGREE ELBOW & 3/8" FPT OUTLET	
3	040421-01-708	EA	HANDWHEEL - SERVICE VALVE	G-1015-A
4	040421-01-712	EA	VALVE - SERV. W/O VAPOR RELIEF	29000853
5	088253-03-000	EA	TANK - LP - 100 LB - 16"DIAMETER X 36" LONG - SPL	
6	040421-01-711	EA	VALVE - 80% FILL W/AUTO STOP	LLL/TL3
7	040421-01-701	EA	VALVE - FILL - SHORT, LP	7547B
8	040421-01-702	EA	CAP - FILL VALVE - PLASTIC	G-1014-A

KEY	PART NUMBER	U/M	DESCRIPTION	VENDOR NO.
9	040421-01-700	EA	VALVE - LIQUID LEVEL - 20%	G-1013
10	040421-01-713	EA	VALVE - RELIEF 1" W/SPRING 7"	29000587
11	088253-01-700	EA	GAUGE - FLOAT ASSEMBLY - L.P.	16C
12	040440-02-000	EA	TRANSMITTER - DIAL - 0-90 OHM - 2 TERMINAL (POWER & GROUND)	
13	105658-01-000	EA	COMPARTMENT - LP REGULATOR	
14	010329-01-000	EA	ADAPTER - BRASS - 1/2" F X 1/2" MPT	
14	010323-01-000	EA	ADAPTER - BRASS - 3/8"F X 1/2"MPT	
15	065318-02-000	EA	ELBOW - 90 DEGREE - 3/8" MPT TO 3/8" FPT	
16	010377-02-000	EA	NUT - BRASS - 3/8" FLARE - FORGED	
16	010380-02-000	EA	NUT - BRASS - 1/2" FLARE - FORGED	
17	010252-01-000	EA	ELBOW - BRASS - 90 DEGREE - 3/8"F X 1/2"MPT	
18	010265-01-000	EA	ELBOW - BRASS - 90 DEGREE - 3/8"F X 1/2"FPT	
19	103613-03-000	EA	DETECTOR - LP GAS - W/O SHUT-OFF VALVE	

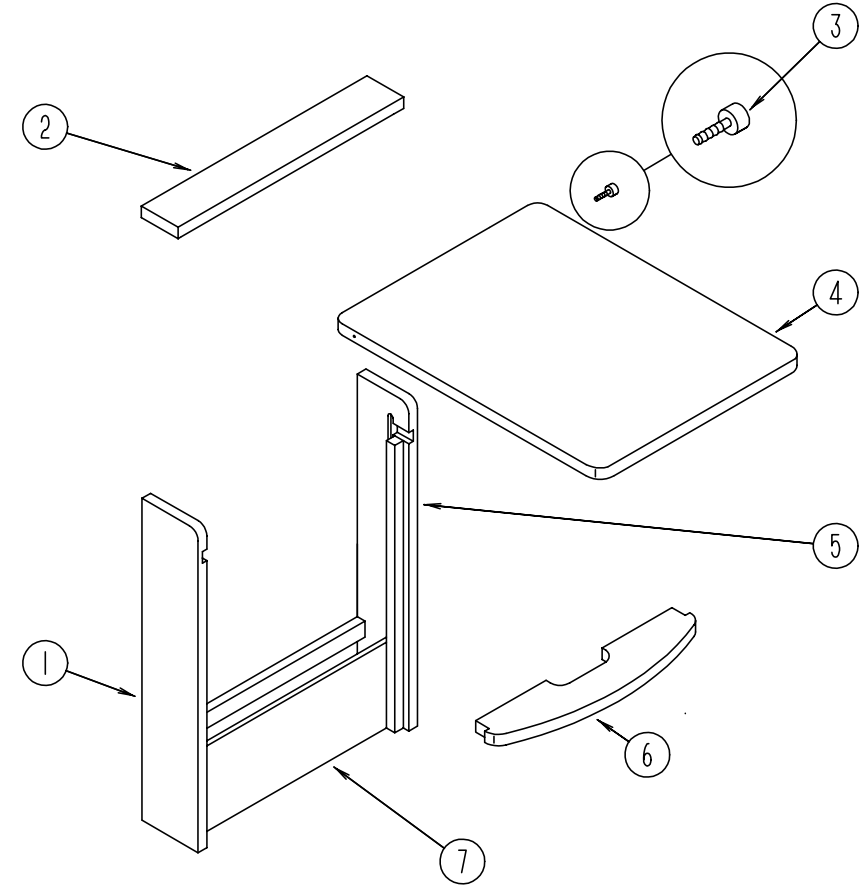
LOUNGE GROUP



LOUNGE OVERHEAD CABINET (DRIVER SIDE)

KEY	PART NUMBER	U/M	DESCRIPTION
1	128328-01-K54	EA	CABINET - OVERHEAD - FRONT/LEFT HAND - W/O DOORS/HARDWARE (K58)
1	128328-01-K59	EA	CABINET - OVERHEAD - FRONT/LEFT HAND - W/O DOORS/HARDWARE (K59)
1	128328-01-K62	EA	CABINET - OVERHEAD - FRONT/LEFT HAND - W/O DOORS/HARDWARE (K62)
1	128328-01-K63	EA	CABINET - OVERHEAD - FRONT/LEFT HAND - W/O DOORS/HARDWARE (K63)
1	128328-01-K60	EA	CABINET - OVERHEAD - FRONT/LEFT HAND - W/O DOORS/HARDWARE (K64)
1	128328-01-K28	EA	CABINET - OVERHEAD - FRONT/LEFT HAND - W/O DOORS/HARDWARE (K65)
1	128328-01-K26	EA	CABINET - OVERHEAD - FRONT/LEFT HAND - W/O DOORS/HARDWARE (K26)
1	128328-01-K32	EA	CABINET - OVERHEAD - FRONT/LEFT HAND - W/O DOORS/HARDWARE (K27)
2	131995-B3-K58	EA	DOOR - SOLID PANEL - 14.3" X 33.4" - W/O HARDWARE (MAPLE)
2	131995-B3-K28	EA	DOOR - SOLID PANEL - 14.3" X 33.4" - W/O HARDWARE (OAK)
3	129642-01-000	EA	CABINET - SPEAKER

LOUNGE GROUP (CONTINUED)



PULLOUT TABLE

KEY	PART NUMBER	U/M	DESCRIPTION
	P19559-02-J22	EA	CABINET - W/PULLOUT TABLE (OAK)
	P19559-02-J52	EA	CABINET - W/PULLOUT TABLE (MAPLE)
1	119559-12-G35	EA	CABINET/LEFT SIDE - F/PULLOUT TABLE - 5.7" X 28.7" (OAK)
1	119559-12-J52	EA	CABINET/LEFT SIDE - F/PULLOUT TABLE - 5.7" X 28.7" (MAPLE)
2	119559-18-J22	EA	TOP - F/CABINET/PULLOUT TABLE (OAK)
2	119559-18-J52	EA	TOP - F/CABINET/PULLOUT TABLE (MAPLE)
3	079921-01-000	EA	NYLON ROLLER W/ SHAFT
4	119559-21-J22	EA	TABLE TOP ONLY (OAK)
4	119559-21-J52	EA	TABLE TOP ONLY (MAPLE)
5	119559-11-G35	EA	CABINET/RIGHT SIDE - F/PULLOUT TABLE - 5.7" X 28.7" (OAK)
5	119559-11-J52	EA	CABINET/RIGHT SIDE - F/PULLOUT TABLE - 5.7" X 28.7" (MAPLE)
6	119559-19-J22	EA	SHELF - SUPPORT/PULLOUT TABLE (OAK)
6	119559-19-K29	EA	SHELF - SUPPORT/PULLOUT TABLE (MAPLE)
7	119559-20-J22	EA	PANEL - KICK - PULLOUT TABLE (OAK)
7	119559-20-J52	EA	PANEL - KICK - PULLOUT TABLE (MAPLE)
	080736-01-000	EA	PULL - RECESSED - 1.25" X 4" - OAK

SEALANTS & FASTENERS GROUP

ADHESIVE AND TAPE SEALERS

KEY	PART NUMBER	U/M	DESCRIPTION	VENDOR NO.
	004006-05-700	EA	ADHESIVE-NAT. STARCH (5 GAL)	0802
	004020-01-000	QT	ADHESIVE - ABS CEMENT - QUART	
	004363-01-000	FT	TAPE - ADHESIVE FOAM/1 SIDE - 3/16" X 1/2" X 50' - GRAY	
	034552-02-000	EA	SILICONE - TUBE - 300 ML - W/O NOZZLE - CLEAR ALSO ORDER P.N.#900390-03-000 NOZZLE SEPARATELY	
	039518-01-000	EA	SILICONE - TUBE - 300 ML - BLACK - W/O NOZZLE ALSO ORDER P.N.#900390-03-000 NOZZLE SEPARATELY	
	053766-02-000	EA	BEDDING COMPOUND - TUBE - WHITE	
	067788-01-000	EA	ADHESIVE - SPRAY - 3M - 19.5 AEROSOL CAN	
	069640-01-000	FT	SEALER - RIBBON - 1/4" DIAMETER X 30'	
	069640-02-000	FT	SEALER - TAPE - 1/8"THICK X .50"WIDE X 60'	
	069640-03-000	FT	SEALER - TAPE - 1/8"THICK X .75"WIDE X 60' - BLACK	
	069640-09-000	FT	SEALER - TAPE - 1/32"THICK X 2.50"WIDE X 80' - GREY	
	069640-14-000	FT	SEALER - TAPE - 1/16"THICK X 1"WIDE X 100'	
	069640-17-000	FT	SEALER - TAPE - 1/32" THICK X 1"WIDE X 90'	
	069640-18-000	FT	SEALER - TAPE - 1/2"THICK X 1/8"WIDE X 60' - BRT/WHITE	
	069640-19-000	FT	SEALER - TAPE - 3/4" X 1/8" X 60' - BRIGHT WHITE	
	069640-21-000	FT	SEALER - TAPE - 1/2" X 1/16" X 100' - BRIGHT WHITE	
	072889-01-000	EA	SEALANT - URETHANE - BLACK - 1/10	
	072889-09-000	EA	SEALANT - URETHANE - BLACK (TUBE)	
	072889-10-000	EA	SEALANT - URETHANE (HV) - BRIGHT WHITE	
	072889-11-000	EA	SEALANT - URETHANE - (TUBE) - GRAY	
	072889-12-000	EA	SEALANT - URETHANE (LV) BRIGHT WHITE	
	076322-01-000	FT	TAPE - DOUBLE COATED/ADHESIVE BACK - .025"THK X .75"W X 18'	
	076322-02-000	FT	TAPE - DOUBLE COATED/ADHESIVE BACK - .045"THK X 1"W X 108'	
	076322-05-000	FT	TAPE - DOUBLE COATED/ADHESIVE BACK - .045"THK X .75"W X 9'	
	076322-07-000	FT	TAPE - DOUBLE COATED/ADHESIVE BACK - .045"THK X .50"W X 9'	
	087211-01-000	GL	PROMOTER - ADHESIVE	
	088479-01-000	EA	TAPE - ALUMINUM - 3"	
	091255-02-000	FT	SEAL - ADHESIVE BACKED/FOAM - .18" THICK X 1.5" WIDE	
	102352-01-000	EA	SEALER - PUMPABLE - BLACK	
	102352-02-000	EA	SEALER - PUMPABLE - CLEAR	
	106206-01-000	EA	SEALER - PUMPABLE - MANUS 30A - BLACK	
	107828-01-000	EA	SEALANT - SB - 190 EVERSEAL	
	108716-03-000	EA	SILICONE - TUBE - BRIGHT WHITE/SELF LEVELING - W/O NOZZLE	
	110274-01-000	FT	TAPE - DOUBLE SIDED FOAM - .45" X 1"	
	112864-01-000	FT	SEAL - FOAM/BUTYL COVERED - 3/8"	
	112901-02-000	EA	ADHESIVE - PLEXUS - 50ML	
	118085-02-01A	FT	TAPE - FOIL - 1"	
	120074-02-01A	EA	SEALANT - SILICONE - OFF WHITE	
	120534-01-01A	EA	TAPE - SCOTCH - 3M - 1/2" FINE LINE	
	123244-01-000	FT	TAPE - DOUBLE SIDED FOAM 5/64" THICK X .75" WIDE	
	123816-01-000	FT	TAPE - DOUBLE SIDED - 1"	
	123816-02-000	FT	TAPE - DOUBLE SIDED - 1/2" X 35 MIL THICK	
	123816-03-000	FT	TAPE - DOUBLE SIDED - 1/2" X 20 MIL THICK	
	900390-01-000	EA	TIP - 2 1/2" X 1/8" ORIFICE	
	900390-03-000	EA	NOZZLE - SILICONE TUBE	

SEALANTS & FASTENERS GROUP (CONTINUED)

BOLTS, NUTS & WASHERS

KEY	PART NUMBER	U/M	DESCRIPTION
	000C12-05-16B	EA	BOLT - HEX - 5/16-18 X 1 - ZINC 5
	000C12-05-12B	EA	BOLT - HEX - 5/16-18 X 3/4 - ZINC 5
	000C12-06-16B	EA	BOLT - HEX - 3/8-16 X 1 LG - ZINC 5
	000C12-08-24B	EA	BOLT - HEX - 1/2-13 X 1.50 - ZINC 5
	000C12-08-16B	EA	BOLT - HEX - 1/2-13 X 1.00 - GD5 - ZINC
	000C12-10-24B	EA	BOLT - HEX - 5/8-11 X 1.50 - ZINC 5
	000C13-07-48B	EA	BOLT - HEX - 7/16-20 X 3 - ZINC 5
	000C26-04-14B	EA	BOLT - HEX - SERRATED FLANGE - 1/4-20 X 7/8 - ZINC
	000C26-04-10B	EA	BOLT - HEX - SERRATED FLANGE - 1/4-20 X 5/8 - ZINC
	000C26-04-18B	EA	BOLT - HEX - SERRATED FLANGE - 1/4-20 X 1 1/8 - ZINC
	000C26-05-16B	EA	BOLT - HEX - SERRATED FLANGE - 5/16-18 X 1 - ZINC
	000C26-05-12B	EA	BOLT - HEX - SERRATED FLANGE - 5/16-18 X 3/4 - ZINC
	000C26-06-12B	EA	BOLT - HEX - SERRATED FLANGE - 3/8-16 X 3/4 - ZINC
	000C26-06-16B	EA	BOLT - HEX - SERRATED FLANGE - 3/8-16 X 1 - ZINC
	000C26-08-24B	EA	BOLT - HEX - SERRATED FLANGE - 1/2-13 X 1.5 ZINC
	000G45-04-24B	EA	BOLT - LAG - 1/4-9 X 1.50 ZINC
	051387-06-000	EA	BOLT - CARRIAGE W/O HOLE - 5/16-18 X 9.5 - ZINC
	102333-01-06A	EA	BOLT - CARRIAGE - 7/16-14 STAINLESS STEEL CAP
	091274-03-000	EA	BOLT-J - 3/8-16 X 12.0
	106166-01-000	EA	BOLT/COLLARED HANGER - 8-32 X 1"
	106956-03-000	EA	BOLT - HEX TAP - 1/2-12NC X 3 - GRADE 5 - FULL THREAD/ZINC
	000D29-05-00B	EA	NUT - 5/16 - 18 UNC - SF/LOCKING - NYLON WASHER INSERT
	000D24-10-00B	EA	NUT - HEX - SELF LOCKING - 10-32 ZINC
	000D34-04-00B	EA	NUT - HEX - LOCKING - 1/4-20 ZINC
	000D34-06-00B	EA	NUT - HEX - LOCKING - 3/8 - 16 GRADE C - ZINC-PREVAILING T
	000D39-04-00B	EA	NUT - HEX - LOCKING W/SERRATED FLANGE - 1/4-20 - ZINC
	000D39-05-00B	EA	NUT - HEX - LOCKING W/SERRATED FLANGE - 5/16-18 - ZINC
	000D39-06-00B	EA	NUT - HEX - LOCKING W/SERRATED FLANGE - 3/8-18 - ZINC
	000D39-07-00B	EA	NUT - HEX - LOCKING W/SERRATED FLANGE - 7/16-14 - ZINC
	000D39-08-00B	EA	NUT - HEX - LOCKING W/SERRATED FLANGE - 1/2-13 - ZINC
	000D44-07-00B	EA	NUT - HEX - SERRATED FLANGE/LOCKING - 7/16-20 - ZINC
	000D46-04-00A	EA	NUT - HEX - WELD - 1/4 - 20 - PLAIN
	040921-01-000	EA	NUT - SPEED - U TYPE - 10-24 BLACK
	040921-04-000	EA	NUT - SPEED - U TYPE - # 8 - .59" LENGTH X .44" WIDTH
	040921-05-000	EA	NUT - SPEED - U-TYPE #8 - .67" X .44" WIDE
	040921-09-000	EA	NUT - SPEED - U TYPE - # 8
	044364-01-000	EA	NUT - SPEED - FLAT - RECTANGULAR - SELF LOCKING/ONE PIECE
	044364-02-000	EA	NUT - SPEED - FLAT - ROUND
	000D76-06-00B	EA	NUT - HEX FLANGE - 3/8-16
	063253-07-000	EA	NUT - J - #8A - .120 - .130 PNL THK
	083163-06-000	EA	PUSHNUT - FLAT TYPE 3/8 STUD - FORD ONLY
	000E11-08-00B	EA	WASHER - LOCKING - 1/2 MED SPLIT - ZINC
	000E13-14-00B	EA	WASHER - FLAT - 1/4 WIDE - ZINC
	000E13-18-00B	EA	WASHER - FLAT - 3/8 WIDE - ZINC
	000E13-20-00B	EA	WASHER - FLAT - 7/16 WIDE - ZINC
	000E13-21-00B	EA	WASHER - FLAT - W/2 NAR - ZINC
	000E13-22-00B	EA	WASHER - FLAT - 1/2 WIDE - ZINC
	000E13-26-00B	EA	WASHER - FLAT - 5/8 WIDE - ZINC
	058716-02-000	EA	WASHER - FLAT NYLON
	107397-01-000	EA	WASHER - FENDER - .25" ID X 1" OD
	110794-01-000	EA	WASHER - FLAT - 1" ID X 1 3/4" OD
	088787-12-000	EA	STUD - WELD - 1/4 - 20 X 1.0 LG - MN
	108067-03-000	EA	STUD - WELD - 1/4 - 20 X 1/2 CD

SEALANTS & FASTENERS GROUP (CONTINUED)

SCREWS

KEY	PART NUMBER	U/M DESCRIPTION
	0G3908-08-170	EA SCREW - SF/DR - 8-18 X .50 PPH - BRIGHT WHITE
	0G3908-20-170	EA SCREW - SF/DR - 8-18 X 1.25 PPH - BRIGHT WHITE
	0G3908-24-170	EA SCREW - SF/DR - 8-18 X 1.50 PPH - BRIGHT WHITE
	0G5508-12-260	EA SCREW - SF/DR - 8-18 X .75 PWH - ALLANTE ANTELOPE
	000G11-05-08B	EA SCREW - 5-20 X .50 PPH - ZINC
	000G11-06-10J	EA SCREW - 6-20 X 5/8 PPH - BRASS
	000G11-06-08B	EA SCREW - 6-20 X .50 PPH - ZINC
	000G11-06-06B	EA SCREW - 6-20 X 3/8 PPH - ZINC
	000G11-07-08B	EA SCREW - 7-19 X .50 PPH - ZINC
	000G11-08-08T	EA SCREW - 8-18 X 1/5 PPH - FLUOROCARBON COATING
	000G11-08-08B	EA SCREW - 8-18 X .50 PPH - ZINC
	000G11-08-06B	EA SCREW - 8-18 X 3/8 PPH - ZINC
	000G11-08-20B	EA SCREW - 8-18 X 1.25 PPH - ZINC
	000G11-08-16S	EA SCREW - 8-18 X 1 PPH - OFF WHITE
	000G11-08-12T	EA SCREW - 8-18 X .75 PPH - BLACK
	000G11-08-12P	EA SCREW - 8-18 X .75 PPH - DARK BROWN
	000G11-08-12D	EA SCREW - 8-18 X .75 PPH - BLACK
	000G11-08-12B	EA SCREW - 8-18 X .75 PPH - ZINC
	000G11-10-12D	EA SCREW - 10-16 X .75 PPH - BLACK
	000G11-10-40B	EA SCREW - 10-16 X 2 1/2 PPH CAD - 34927-01-000
	000G11-10-16B	EA SCREW - 10-16 X 1 PPH - ZINC
	000G11-10-12S	EA SCREW - 10-16 X .75 PPH - OFF WHITE
	000G12-06-08T	EA SCREW - 6-20 X 1/2 POH - BLACK
	000G13-06-24J	EA SCREW - 6-20 X 1.50 PFH - BRASS
	000G13-06-16J	EA SCREW - 6-20 X 1 PFH - BRASS
	000G13-06-10G	EA SCREW - 6-20 X 5/8 PFH - ANTIQUE BRASS
	000G13-06-08B	EA SCREW - 6-20 X .50 PFH - ZINC
	000G13-07-12B	EA SCREW - 7-19 X .75 PFH - ZINC
	000G18-08-22B	EA SCREW - MACHINE - 8-32 X 1 3/8 PPH - ZINC
	000G19-10-12F	EA SCREW - MACHINE - 10-32 X .75 - PPH - STAINLESS STEEL
	000G19-10-08B	EA SCREW - MACHINE - 10-32 X .50 - PPH - ZINC
	000G19-10-20B	EA SCREW - MACHINE - 10-32 X 1.25 PPH - ZINC
	000G32-10-06B	EA SCREW - 10-32 X 3/8 PPH - ZINC
	000G37-08-089	EA SCREW - 8 X 18 X 1/2 PPH
	000G39-06-08B	EA SCREW - SF/DR - 6-18 X .50 - ZINC
	000G39-06-16T	EA SCREW - SF/DR - 6-20 X 1 PPH - BLACK
	000G39-06-10T	EA SCREW - SF/DR - 6-20 X 5/8 PPH - BLACK
	000G39-08-08B	EA SCREW - SF/DR - 8-18 X 1.50 PPH - ZINC
	000G39-08-06B	EA SCREW - SF/DR - 8-18 X 3/8 PPH - ZINC
	000G39-08-24S	EA SCREW - SF/DR - 8-18 X 1.50 - OFF WHITE
	000G39-08-24B	EA SCREW - SF/DR - 8-18 X 1 1/2 PPH - ZINC
	000G39-08-16T	EA SCREW - SF/DR - 6-20 X 1 PPH - BLACK
	000G39-08-16R	EA SCREW - SF/DR - 8-18 X 1 PPH - BEIGE
	000G39-08-16B	EA SCREW - SF/DR - 8-18 X 1 PPH - ZINC
	000G39-08-12T	EA SCREW - SF/DR - 8-18 X .75 PPH - BLACK
	000G39-08-12B	EA SCREW - SF/DR - 8-18 X .75 PPH - ZINC
	000G39-08-08T	EA SCREW - SF/DR - 8-18 X 1/2 PPH - BLACK
	000G39-08-08S	EA SCREW - SF/DR - 8-18 X .50 PPH - OFF WHITE
	000G39-10-10B	EA SCREW - SF/DR - 10-16 X .625 - ZINC
	000G39-10-088	EA SCREW - SF/DR - 10-16 X 1/2 PPH - FLEX FLUOROCARBON
	000G39-10-08B	EA SCREW - SF/DR - 10-16 X .50 PPH - ZINC
	000G39-10-48B	EA SCREW - SF/DR - 10-16 X 3 - PPH - ZINC
	000G39-10-32B	EA SCREW - SF/DR - 10-16 X 2 - PPH - ZINC
	000G39-10-209	EA SCREW - SF/DR - 10-16 X 1 1/4 PPH - FLUOROCARBON SILVER
	000G39-10-20B	EA SCREW - SF/DR - 10-16 X 1.25 PPH - ZINC
	000G39-10-129	EA SCREW - SF/DR - 10-16 X .75 PPH - FLUOROCARBON SILVER
	000G39-10-12R	EA SCREW - SF/DR - 10-16 X .75 PPH - BEIGE
	000G39-10-12D	EA SCREW - SF/DR - 10-16 X .75 PPH - BLACK
	000G39-10-12B	EA SCREW - SF/DR - 10-16 X .75 PPH - ZINC

SEALANTS & FASTENERS GROUP (CONTINUED)

SCREWS (CONTINUED)

KEY	PART NUMBER	U/M DESCRIPTION
	000G39-12-12E	EA SCREW - SF/DR - 12-14 X .75 PPH - CHROME
	000G42-04-12B	EA SCREW - SF/DR - 1/4-14 X .75 HWH - ZINC
	000G43-06-24B	EA SCREW - MACHINE - 6-32 X 1.50 - ZINC
	000G46-08-24T	EA SCREW - MACHINE - 8-32 X 1.50 PFH - BLACK
	000G50-04-12B	EA SCREW - MACHINE - 1/4-20 X .75 PPH - ZINC
	000G50-04-08B	EA SCREW - MACHINE - 1/4-20 X .50 PTH - ZINC
	000G52-08-18B	EA SCREW - MACHINE - 8-32 X 1 1/8 PTH - ZINC
	000G54-04-20B	EA SCREW - 1/4-20 X 1.25 PTH - TYPE 23 - ZINC PLATED
	000G55-08-16S	EA SCREW - SF/DR - 8-18 X 1.00 - PWH - OFF WHITE
	000G55-08-12S	EA SCREW - SF/DR - 8-18 X .75 PWH - OFF WHITE
	000G57-05-16J	EA SCREW - 5-20 X 1 PFH - BRASS
	000G60-10-28T	EA SCREW - SF/DR - 10-16 X 1.75 - BLACK
	000G60-10-209	EA SCREW - SF/DR - 10-16 X 1.25 POH
	000G60-10-20B	EA SCREW - SF/DR - 10-16 X 1.25 POH - ZINC
	000G67-08-32B	EA SCREW - 8-15 X 2 PPH - ZINC
	000G67-10-10D	EA SCREW - 10-12 X 5/8 PPH - BLACK - TYPE A
	000G67-10-10B	EA SCREW - 10-12 X 5/8 PPH - ZINC - TYPE A
	000G67-10-08B	EA SCREW - 10-12 X .50 PPH - ZINC
	000G67-10-120	EA SCREW - 10-12 X .75 PPH - TAN
	000G67-10-12P	EA SCREW - 10-12 X .75 - PPH - DARK BROWN
	000G67-10-12B	EA SCREW - 10-12 X .75 PPH - ZINC
	000G67-10-10S	EA SCREW - 10-12 X 5/8 PPH - OFF WHITE
	000G67-10-48B	EA SCREW - 10-12 X 3 PPH - ZINC
	000G67-10-36T	EA SCREW - 10-12 X 2.25 PPH - BLACK
	000G67-10-24B	EA SCREW - 10-12 X 1.25 PPH - ZINC
	000G67-10-16B	EA SCREW - 10-12 X 1 PPH - ZINC
	000G67-10-120	EA SCREW - 10-12 X .75 PPH - TAN
	000G68-06-12S	EA SCREW - 6-18 X 3/4 POH
	000G68-06-10G	EA SCREW - 6-18 X 5/8 POH - ANTIQUE BRASS
	049465-01-000	EA SCREW - 10-16 W/WASHER PTH - DARK BROWN
	049465-03-000	EA SCREW - 10-16 X 1 POH W/WASHER - OFF WHITE
	054434-03-000	EA SCREW - SF/DR - 10-16 X 2 - PWH - ZINC - W/O WINGS
	057671-01-000	EA COVER - SCREW - #8 - PLASTIC - OFF WHITE
	057671-03-000	EA COVER - SCREW - #8 - WILLOW
	057671-15-000	EA COVER - SCREW - BRIGHT WHITE
	075908-01-000	EA SCREW - MACHINE - 10-32 X .56 PTH - EXTERNAL TOOTH - ZINC
	076790-01-000	EA SCREW - 6-20 X 1 1/4 PPH - BLACK
	083554-01-000	EA SCREW - DRYWALL - 8 X 1.25
	083554-04-000	EA SCREW - DRYWALL - 8 X 2.50
	086256-01-000	EA SCREW - SF/DR - 8 X 3/4 HWH LONG
	097974-01-000	EA SCREW - PARTICLE BOARD - 7-9 X 3/4 PPH
	101618-01-000	EA SCREW - 1/4-20 X 3/4 HEX - TAPPING - STALGARD TYPE F
	106477-01-000	EA SCREW - 14 - 10 X 3.00 - PFH

SEALANTS & FASTENERS GROUP (CONTINUED)

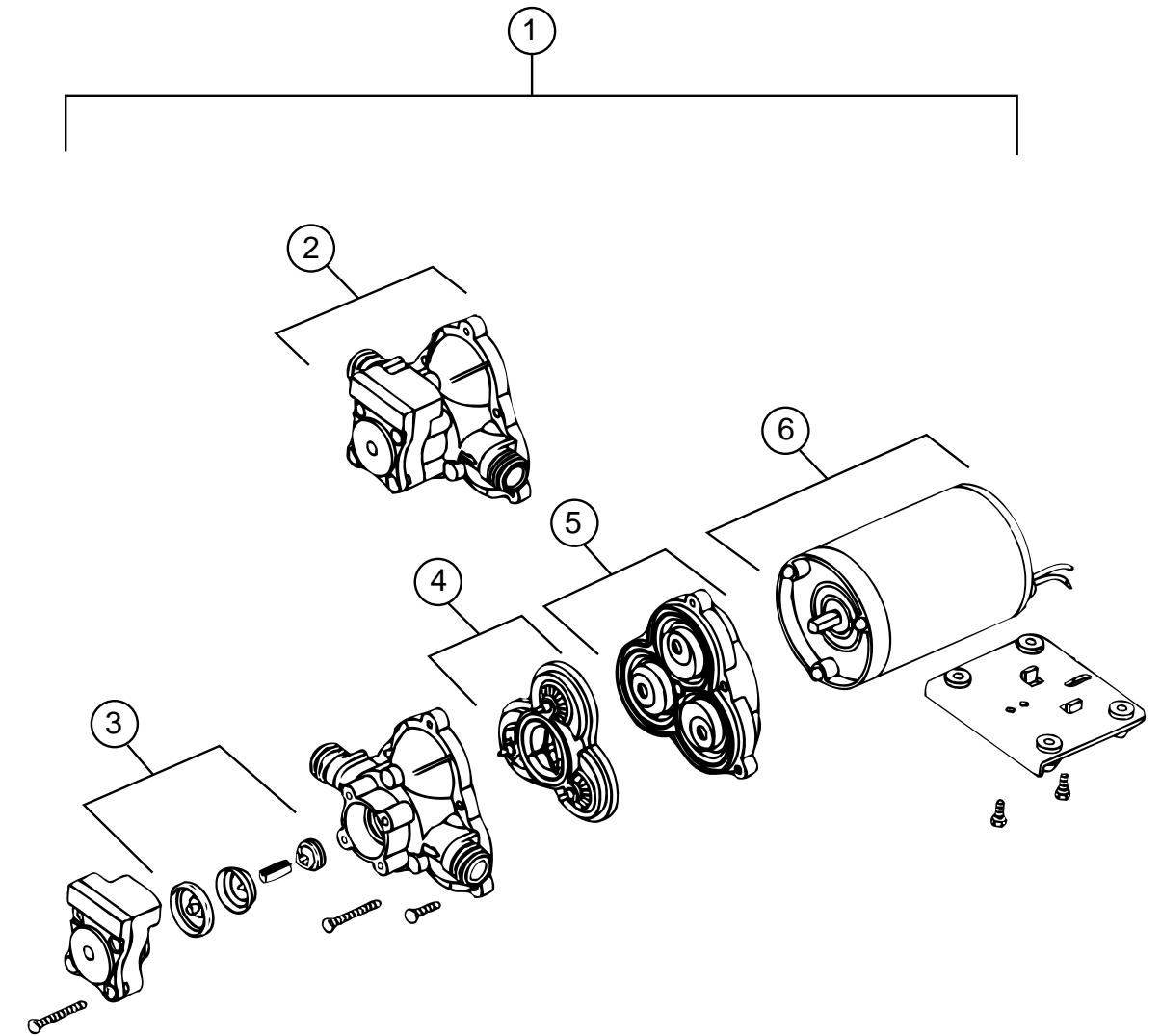
CLAMPS, CLIPS, & GROMMETS

KEY	PART NUMBER	U/M DESCRIPTION
	000F10-04-16B	EA PIN - COTTER - 1/8" X 1" - ZINC
	000F10-06-32B	EA PIN - COTTER - 3/16" X 2" - ZINC
	000H14-04-04A	EA RIVET - MANDREL BLIND - 1/8 X .400
	000H14-06-14R	EA RIVET - MANDREL BLIND - 3/16"
	000H16-04-06R	EA RIVET - POP ALUMINUM - 1/8" X .313 - .375
	000H16-06-10R	EA RIVET - POP ALUMINUM - 3/16 X .501-.625
	007161-01-000	EA CLAMP - HOSE - SPRING TYPE - 1/2"
	010495-01-000	EA CLAMP - CABLE - 9/16"
	010497-01-000	EA CLAMP - CLOSED - 5/8" ID
	010497-03-000	EA CLAMP - CLOSED - 1" ID - CUSHIONED
	010497-04-000	EA CLAMP - CLOSED - 1.62" ID
	010499-01-000	EA CLAMP - CLOSED - 3/8" ID
	062401-01-000	EA CLAMP - HOSE - WORMGEAR - .25" - 1"
	062401-02-000	EA CLAMP - HOSE - WORMGEAR - 1.56" - 2.5"
	062401-04-000	EA CLAMP - HOSE - WORMGEAR - .69" - 1.25"
	062401-06-000	EA CLAMP - HOSE - WORMGEAR - .22" - .62" ID
	083609-01-000	EA CLAMP - WIRE - DUAL - EQUAL DIAMETERS - 5/8"
	083610-01-000	EA CLAMP - WIRE - DUAL - UNEQUAL DIAMETERS - 3/4" & 1 1/4"
	083610-02-000	EA CLAMP - WIRE - DUAL - UNEQUAL DIAMETERS
	016188-05-000	EA GROMMET - L/P LINE - 3/8" HOLE X 1 1/4" LONG - RUBBER
	023942-01-000	EA GROMMET - RUBBER - 2" OD
	071015-11-000	EA GROMMET - 1.00 ID - FITS .12 MATERIAL
	008380-01-000	EA GROMMET - RUBBER - 5/8" HOLE X 1 1/2" DIAMETER - BLACK
	071015-29-000	EA GROMMET - RUBBER - 1/4 ID X 1 1/4 OD W .12 GROOVE - BLK
	071015-30-000	EA GROMMET - RUBBER - .31" ID X .81" OD W/.12" GROOVE - BLK
	088756-01-000	EA GROMMET - WEB - 1 1/8" I.D.
	091952-01-000	EA CLIP - GRIPPER - 1"
	094362-02-000	EA CLIP - XMAS TREE - BINDER HEAD - .9" LONG

MISCELLANEOUS FASTENERS

KEY	PART NUMBER	U/M DESCRIPTION
	008343-01-000	EA TIE - WIRE - 6"
	008343-02-000	EA TIE - WIRE - 14"
	029094-04-000	YD VELCRO TAPE - LOOP - 1" WIDE - BLACK
	029096-03-000	YD VELCRO TAPE - HOOK - 1" WIDE - BLACK
	081211-04-000	EA PLUG - PLASTIC - .46" DIAMETER - BLACK
	081211-05-000	EA PLUG - PLASTIC - .188 DIAMETER - NATURAL
	085774-01-000	FT FASTENER - DUAL HOOK - 1" WIDE - ADHESIVE BACK - BLACK
	085774-02-000	FT FASTENER - DUAL HOOK - 1" WIDE - ADHESIVE BACK - BLACK
	086285-01-000	EA SPACER - NYLON - .5" OD X .257" ID
	088792-02-000	YD VELCRO TAPE - LOOP - .75" - ADHESIVE BACKED - BEIGE
	108046-02-000	EA CABLE TIE - SCREW MOUNT 15"
	110943-02-000	FT FELTSTRIP - 3/8" - ADHESIVE BACK - WHITE
	115361-01-01A	EA PLUG - PLASTIC
	123816-04-000	FT TAPE - DOUBLE SIDED - 6"

WATER & SEWAGE GROUP



WATER PUMP (SHURFLO)

KEY	PART NUMBER	U/M DESCRIPTION	VENDOR NO.
1	098607-01-000	EA PUMP - WATER - W/.5" MPT FITTING - FLOW 2.8 GPM	
2	098607-01-706	EA HOUSING - W/SWITCH ONLY	94-231-20
3	098607-01-705	EA VALVE - CHECK - KIT	94-237-00
4	098607-01-703	EA VALVE KIT	94-232-00
5	098607-01-702	EA DIAPHRAGM/DRIVE ASSEMBLY KIT	94-238-04
6	098607-01-707	EA MOTOR W/BASEPLATE	11-148-04

WATER & SEWAGE GROUP (CONTINUED)**FRESH WATER TANK**

KEY	PART NUMBER	U/M DESCRIPTION
	123243-01-000	EA TANK - ACCUMULATOR, 24 OZ
	117217-01-000	EA TANK - FRESH WATER - 30 GALLON - W/O FITTINGS
	117217-08-000	EA TANK - FRESH WATER - 30 GALLON - W/FITTINGS
	119109-01-000	EA TANK - WATER - 40 GALLON - W/O FITTINGS
	119109-07-000	EA TANK - WATER - 40 GALLON - W/FITTINGS
	042989-03-000	EA FITTING - WATER TANK - SPINWELD - 1 1/4"NPT - PLASTIC
	042989-05-000	EA FITTING - SPINWELD - 1/2" FPT - PLASTIC
	049032-01-000	EA PATCH - SPINWELD - 3/8" - PLASTIC
	039861-01-000	EA SENDING UNIT - W/SCREW - WASHER - WELL NUT & TERMINAL RING
	091208-01-000	EA WASHER - RUBBER - .06" X .75" X .5"
	077954-02-000	EA FILTER - WATER TANK - SCREEN IN TANK

WATER SYSTEM COMPONENTS (FLAIR - IT)

KEY	PART NUMBER	U/M DESCRIPTION
	114427-01-000	EA CAP - 1/2P - 02860
	114427-02-000	EA PLUG - 1/2P - 02863
	114427-03-000	EA NUT - 1/2"Q - #6453
	114428-01-000	EA TEE - 1/2P X 1/2P X 1/2P - 02820
	114428-02-000	EA TEE - SWIVEL - 1/2P X 1/2P X 1/2FPT - 02821
	114428-03-000	EA TEE - 1/2P X 1/2P X 1/2MPT - 02822
	114428-04-000	EA TEE - 1/2P X 1/2P X 1/8FPT - 02834
	114429-01-000	EA ELBOW - 1/2P X 1/2P - 02800
	114429-02-000	EA ELBOW - 1/2P X 1/2MPT - 02803
	114429-03-000	EA ELBOW - SWIVEL - 1/2P X 1/2FPT - 02816
	114429-04-000	EA ELBOW - 1/2P X 3/8MPT - 02810
	114429-05-000	EA ELBOW - 1/2P X 3/4MPT - 02812
	114429-06-000	EA ELBOW - SWIVEL - 1/2P X 3/4FPT - 02811
	114429-07-000	EA ELBOW - 1/2P X 1/2FPT DROPEAR - 02801
	114430-01-000	EA ADAPTER - 1/2P X 1/2P - 02840
	114430-02-000	EA ADAPTER - SWIVEL - 1/2P X 1/2FPT -02873
	114430-03-000	EA ADAPTER - 1/2P X 1/2MPT - 02842
	114430-04-000	EA ADAPTER - 1/2P X 3/8MPT - 02852
	114430-06-000	EA ADAPTER - 1/2P X 3/8FPT - 02851
	114430-08-000	EA ADAPTER - 1/2P X 3/4MPT - 02868
	114431-01-000	EA VALVE - LINE DRAIN 1/2P - 02914
	114431-02-000	EA VALVE - 1/2P - BYPASS - 02910
	114431-03-000	EA VALVE - 1/2P X 1/2P - 02884
	114431-04-000	EA VALVE - STOP - 1/2P X 1/2P - 02880
	114431-05-000	EA VALVE - NEEDLE - COMP 1/8MPTX1/4 - 64858
	114431-06-000	EA VALVE - 3/8P X 3/8P - 02882
	114431-07-000	EA VALVE - 3/8P THREE - WAY - 02900
	114431-08-000	EA STRAIGHT STOP VALVE - 3/8P X 3/8P - 02879

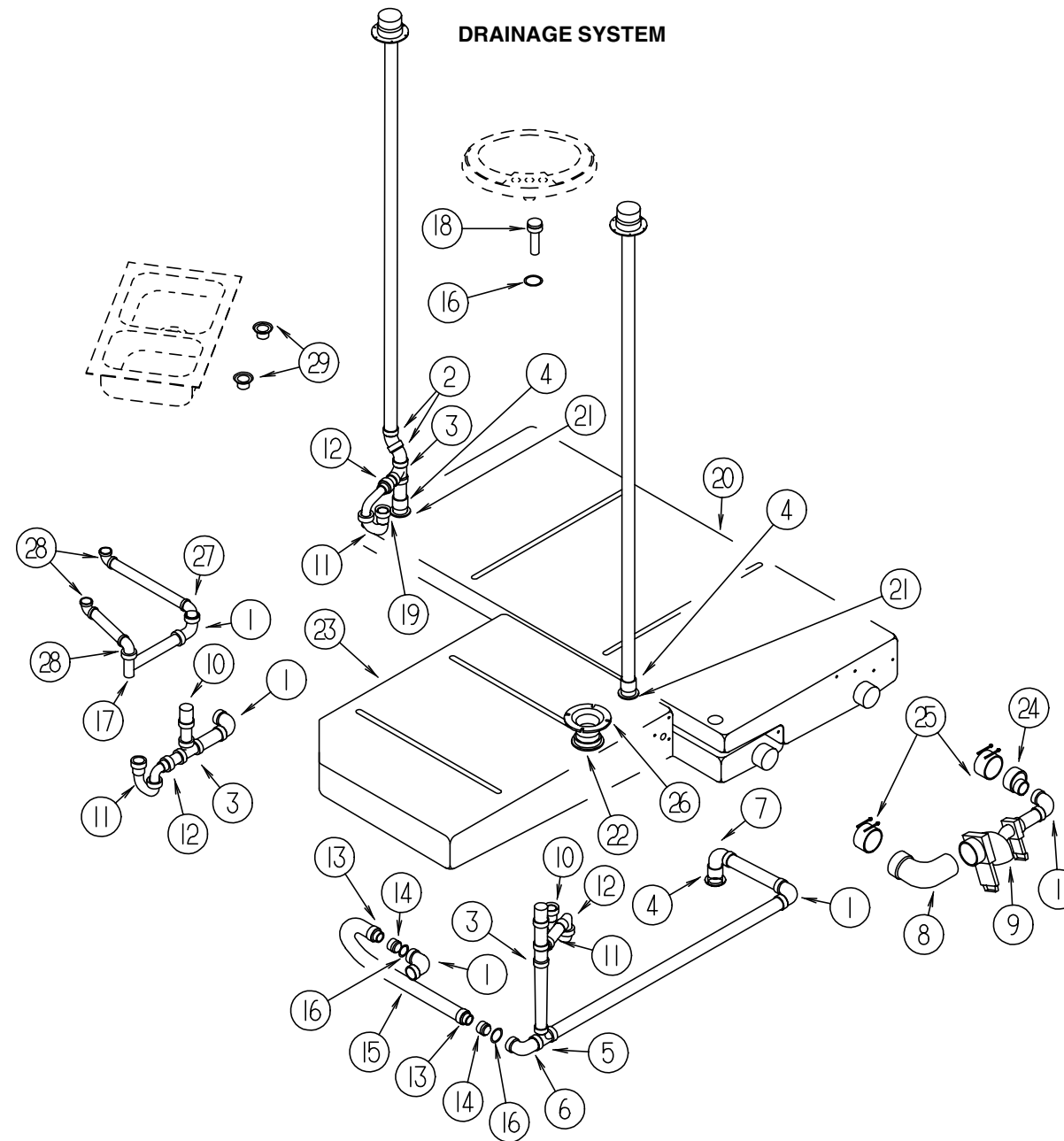
WATER & SEWAGE GROUP (CONTINUED)**WATER SYSTEM COMPONENTS**

KEY	PART NUMBER	U/M DESCRIPTION	VENDOR NO.
*	051391-03-000	EA WATER HEATER G6A-8E - ELECTRONIC IGNITION	
	701069-01-000	EA WATER PURIFICATION SYSTEM	
	701069-03-700	EA CARTRIDGE - WATER FILTER - AC - EVERPURE	9592-06
	044927-01-000	EA ADAPTER - HOSE TO PIPE-1 1/4 MPTX1 1/4 BARB-BLACK PLASTIC	
	010224-01-000	EA ADAPTER - HOSE TO PIPE - 3/8" MPT X 3/8" BARB - PLASTIC	
	118809-02-000	EA ADAPTER - 1/2" MPT X 1/2" BARB - PLASTIC	
	123152-01-000	EA ADAPTER - 1/2" FPT X 1/2" BARB - SWIVEL	
	010230-06-000	EA FILL - CITY WATER - W/CHECK VALVE - MPT	
	124188-01-000	FT TUBING - PEX - 1/2" ID X 20' - BLUE (COLD)	
	124188-02-000	FT TUBING - PEX - 1/2" ID X 20' - RED (HOT)	
	074462-02-000	FT TUBING - VINYL - 3/8 ID X 20' - CLEAR	
	112176-01-000	FT TUBING - VINYL - REINFORCED - 1/2" ID	
	079381-01-000	FT TUBING - RIBBED FLEXIBLE - WATER FILL - 1.4" X 10"	
	010219-01-000	EA ELBOW - 1 1/4" MPT X 1 1/4" BARB - WATER FILL - PLASTIC	
	126398-01-000	EA ELBOW - ENTRY HOSE - 90 DEGREE	
	123150-01-000	EA ELBOW - 1/2" FPT X 1/2" BARB - SWIVEL	
	110438-02-000	EA VALVE - CHECK - BRASS - 1/2" MPT X 1/2" MPT	
	103798-01-000	EA CONNECTOR - 1/4 OD X 3/8 MPT	
	113697-01-000	EA CAP - 3/8" FTG	
	125697-05-000	EA INLET - WATER - FLUSHING SYSTEM	
	125697-06-000	EA INSTRUCTIONS - USER - FLUSHING SYSTEM	

COMPONENT PARTS FOUND IN SERVICE PARTS LIBRARY*EXTERIOR SHOWER COMPONENTS**

KEY	PART NUMBER	U/M DESCRIPTION
	131383-01-02A	EA SHOWER HEAD - W/HOSE & BRACKET - 60" - WHITE
	131383-02-02A	EA SHOWER HEAD - W/HOSE & BRACKET - 60" - CSA - WHITE
	108356-02-01A	EA COVER/ACTUATOR SWITCH - 2 ROWS DIMPLES- CONTURA II - BLACK
	108357-01-000	EA SWITCH - ROCKER SPST - ON/OFF - 2 TERMINAL
	108357-08-000	EA SWITCH - ROCKER DPDT - ON/NONE/ON - 6 TERMINAL
	131383-03-02A	EA BRACKET - SHOWER HEAD - WHITE
	075241-06-000	EA FAUCET - SHOWER CONTROL - BRIGHT WHITE

WATER & SEWAGE GROUP (CONTINUED)

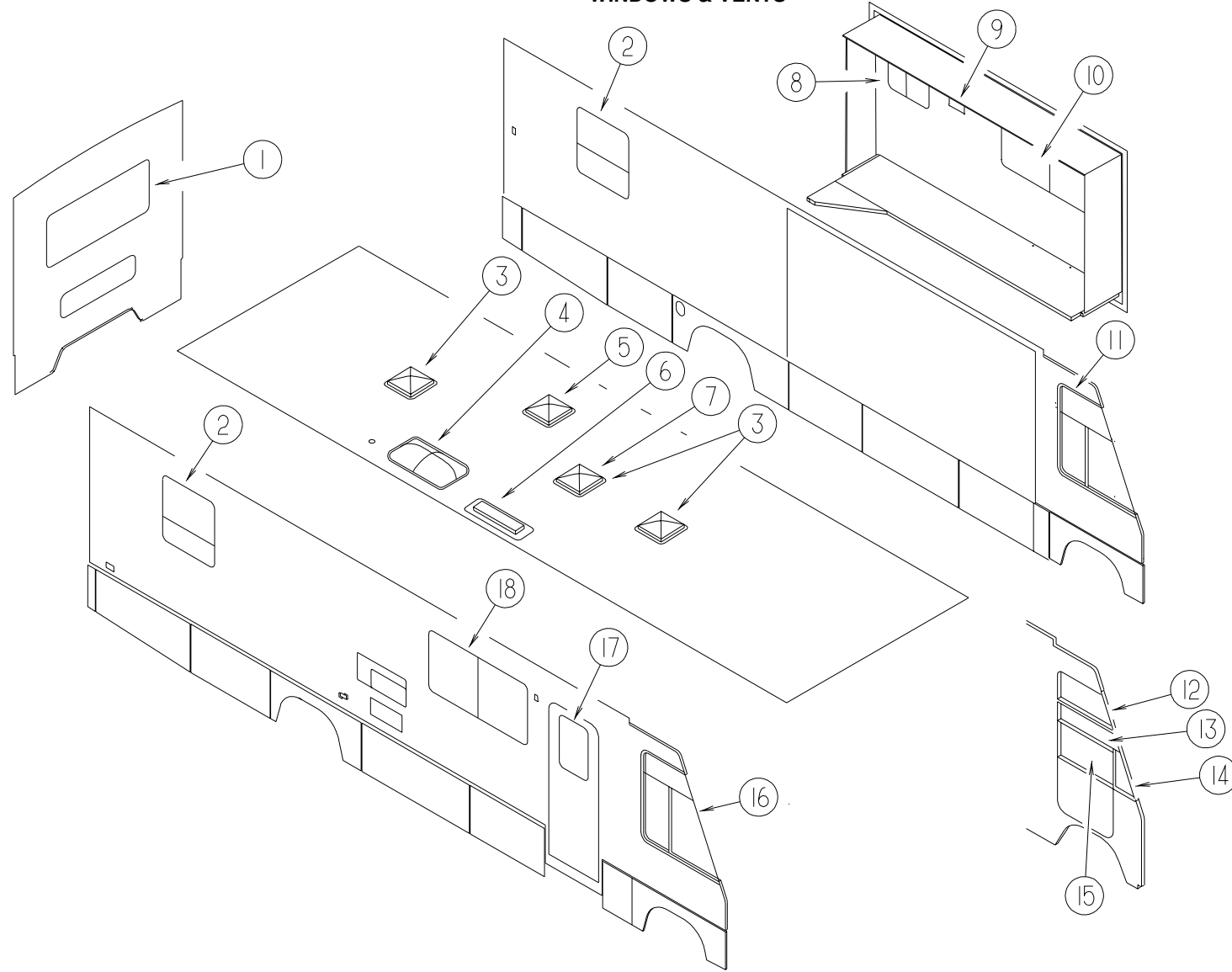


KEY	PART NUMBER	U/M	DESCRIPTION	VENDOR NO.
1	010008-01-000	EA	ELBOW - 90 DEGREE - 1 1/2" HUB X HUB - PLASTIC	
2	010051-01-000	EA	ELBOW - 45 DEGREE - 1 1/2" SPIGOT & HUB - PLASTIC	
3	010071-01-000	EA	TEE - SANITARY - 1 1/2 HUB X HUB X HUB - PLASTIC	
4	010115-01-000	EA	COUPLING - 1 1/2" HUB X HUB - PLASTIC	
5	031365-02-000	EA	TEE - PLASTIC - 1 1/2" EXT LG TURN	
6	033761-01-000	EA	ELBOW - TURN - 90 DEGREE 1 1/2" HUB X 1 1/2" SPIGOT	
7	034250-01-000	EA	ELBOW - 90 DEGREE - LONG TURN - 1 1/2" HUB X HUB - ABS	
8	041956-01-000	EA	ELBOW - STREET - 1/4" BARB X 90 DEGREE X 3 XLT	
9	070916-01-000	EA	VALVE - DUAL DUMP - W/CAP - 3" X 1 1/2"	
9	070916-01-700	EA	VALVE ONLY (WASTE) 3"	T1003BU
9	070916-01-701	EA	VALVE ONLY (WASTE) 1 1/2"	T1001BU
10	079968-01-000	EA	VENT - MECHANICAL/TRAP ARM - ANTI-SIPHON-2" X 7.3" PLASTIC	
11	107538-01-000	EA	P TRAP - PLASTIC - 1 1/4" W/EXTENSION ARM	
11	011071-01-000	EA	P TRAP - PLASTIC - 1 1/2" (CSA)	
12	109571-01-000	EA	ADAPTER - P TRAP - 1 1/2"P X 1 1/4"MPT	
13	126424-01-000	EA	ADAPTER - 1 1/2" MPT X 1 1/2" HUB	
14	126425-01-000	EA	ADAPTER - SWIVEL - 1 1/2 FPT X 1 1/2" HUB	
15	126426-01-000	FT	PIPE - 1 1/2" FLEXABLE	
	126427-01-000	EA	ADHESIVE - ALL PURPOSE - ABS/PVC	
	126427-02-000	EA	PRIMER - CLEANER - FLEX PIPING	

KEY	PART NUMBER	U/M	DESCRIPTION
16	127440-02-01A	EA	WASHER - RUBBER - 1.8" X .1"
17	011091-02-000	EA	WASTE - CONTINUOUS - DOUBLE SINK
17	011091-03-000	EA	WASTE - CONTINUOUS - DOUBLE SINK - CSA
18	120981-01-01A	EA	DRAIN - TIP TOE - BRASS
	066436-01-000	EA	NUT - SLIP - TAILPIECE 1.5"
19	069735-01-000	EA	WASHER - STRAINER TO TAILPIECE - PLASTIC - 1.5"
20	125948-01-000	EA	TANK - HOLDING - W/O FITTINGS
21	061607-01-000	EA	GROMMET - HOLDING TANK - 1 1/2" NPS
22	061607-02-000	EA	GROMMET - HOLDING TANK - 3" NPS
23	125947-01-000	EA	TANK - HOLDING - W/O FITTINGS
	010201-01-000	EA	HOSE - SEWER - 3" ID X 8'
	062416-01-000	EA	ADAPTER - SEWER HOSE TO 3" PIPE
24	062422-01-000	EA	ADAPTER - OFFSET REDUCER - 3" X 1 1/2" - PLASTIC
25	078406-01-000	EA	COUPLER - RUBBER - W/CLAMPS - 3" X 3"
26	116644-01-000	EA	FLANGE - CLOSET - 4" X 3"
27	125569-01-000	EA	ELBOW - 1 1/2" X 90 DEGREE - DOUBLE SLIP
28	126588-02-000	EA	ARM - WASTE - 1 1/2 X 20 - FEMALE
29	092303-01-000	EA	STRAINER - SINK
	094756-02-01A	EA	BRACKET - L - 6.1" LONG X 3.9" WIDE - STEEL

WINDOW, VENT & EXTERIOR DOOR GROUP

WINDOWS & VENTS



KEY	PART NUMBER	U/M	DESCRIPTION
1*	078528-06-E10	EA	WINDOW - ESCAPE W/O RETAINER TRIM 48.5" X 24.5"
1*	113502-01-01A	EA	WINDOW - REAR ESCAPE THERMO - 24.8" X 48.7"
2*	112463-03-01A	EA	WINDOW - TIPOUT W/ RETAINER RING - 33.3" X 30.2"
2*	129929-01-01A	EA	WINDOW - TORQUE - THERMO - 33.2" X 30.2"
3*	122882-01-01A	EA	VENT - ROOF - NONPOWERED
3	122882-07-01A	EA	VENT - ROOF - GARNISH 63.5-104.6
4	114496-01-02A	EA	PANEL - SKYLIGHT - OUTER - 22" X 37"
4	122191-01-02A	EA	PANEL - SKYLIGHT - INNER W/LIGHT CUTOUT - 20.7" X 35.4"
5*	122882-02-01A	EA	VENT - ROOF - POWERED
5*	122882-03-01A	EA	VENT - ROOF - POWERED CSA
5	122882-07-01A	EA	VENT - ROOF - GARNISH 63.5-104.6
6	084073-04-000	EA	BASE - ROOF VENT - REFRIGERATOR
6	084073-07-000	EA	VENT - ROOF - REFRIGERATOR - BRIGHT WHITE - NORCOLD
6	118369-01-02A	EA	CAP - REFRIGERATOR ROOF VENT - SIDE/SIDE - BRIGHT WHITE
6	118369-02-02A	EA	BASE - REFRIGERATOR ROOF VENT - SIDE/SIDE - BRIGHT WHITE
7*	123780-03-01A	EA	VENT - ROOF - 3" TO 4" - W/FAN/POWER LIFT - W/O THERMOSTAT
8*	098647-07-02A	EA	WINDOW - DR HORIZ SLIDER W/TRIM - TINTED - 15" X 23.7"
8*	112795-56-01A	EA	WINDOW - DRIVER HORIZONTAL SLIDER - THERMO - 15.2" X 24"

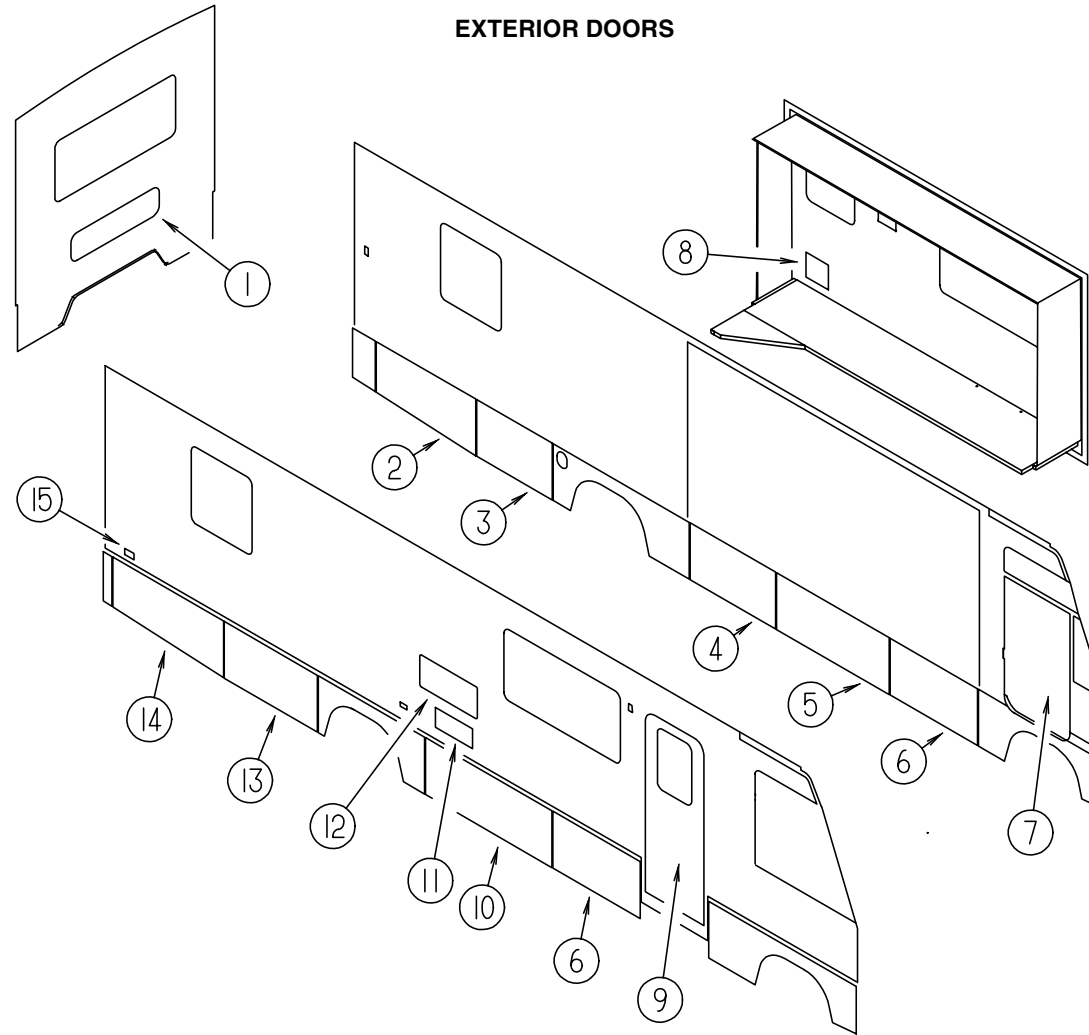
*COMPONENT PARTS FOUND IN SERVICE PARTS LIBRARY

KEY	PART NUMBER	U/M	DESCRIPTION	VENDOR NO.
9	084616-07-000	EA	SHROUD - EXHAUST VENT/RANGE HOOD - BRIGHT WHITE	
9	084878-09-000	EA	VENT - EXHAUST/RANGE HOOD - OFF WHITE	
10*	098647-22-01A	EA	WINDOW - DRIVER HORIZONTAL SLIDER - 26.1" X 59.7"	
10*	112795-15-01A	EA	WINDOW - DRIVERS HORIZONTAL SLIDER THERMO 26 3/8" X 60"	
	083558-06-000	EA	VENT - ROOF PLUMBING PIPE - COVERED	
11*	125582-04-01A	EA	WINDOW - CAB - DRIVER	
11*	125583-04-01A	EA	WINDOW - DRIVER CAB-3 GLASS THERMO - 31.8"T X 51.6"B X 42.6"H	
12*	125586-02-01A	EA	WINDOW - VISTA	
12*	125600-02-01A	EA	WINDOW - VISTA - THERMOPANE	
13	125581-04-705	EA	GLASS - STATIONARY	106-041547
14*	125584-02-01A	EA	WINDOW - FRONT SLANT - DRIVER	
14*	125585-02-01A	EA	WINDOW - FRONT SLANT - THERMO	
15	125581-04-704	EA	GLASS - ROLL-UP	106-041821
16*	125582-03-01A	EA	WINDOW - CAB - PASSENGER	
16*	125583-03-01A	EA	WINDOW - PASS CAB-3 GLASS THERMO - 31.8"T X 51.6"B X 42.6"H	
17*	117053-02-F36	EA	WINDOW - PICTURE - 17" X 26.4"	
17*	113733-01-01A	EA	WINDOW - STATIONARY THERMOPANE - 17" X 26.4"	
18*	098647-23-01A	EA	WINDOW - PASS HORIZ SLIDER W/TRIM - TINTED - 26.1" X 59.7"	
18*	112795-16-01A	EA	WINDOW - PASSENGER HORIZONTAL SLIDER -THERMO-26.1" X 59.8"	

*COMPONENT PARTS FOUND IN SERVICE PARTS LIBRARY

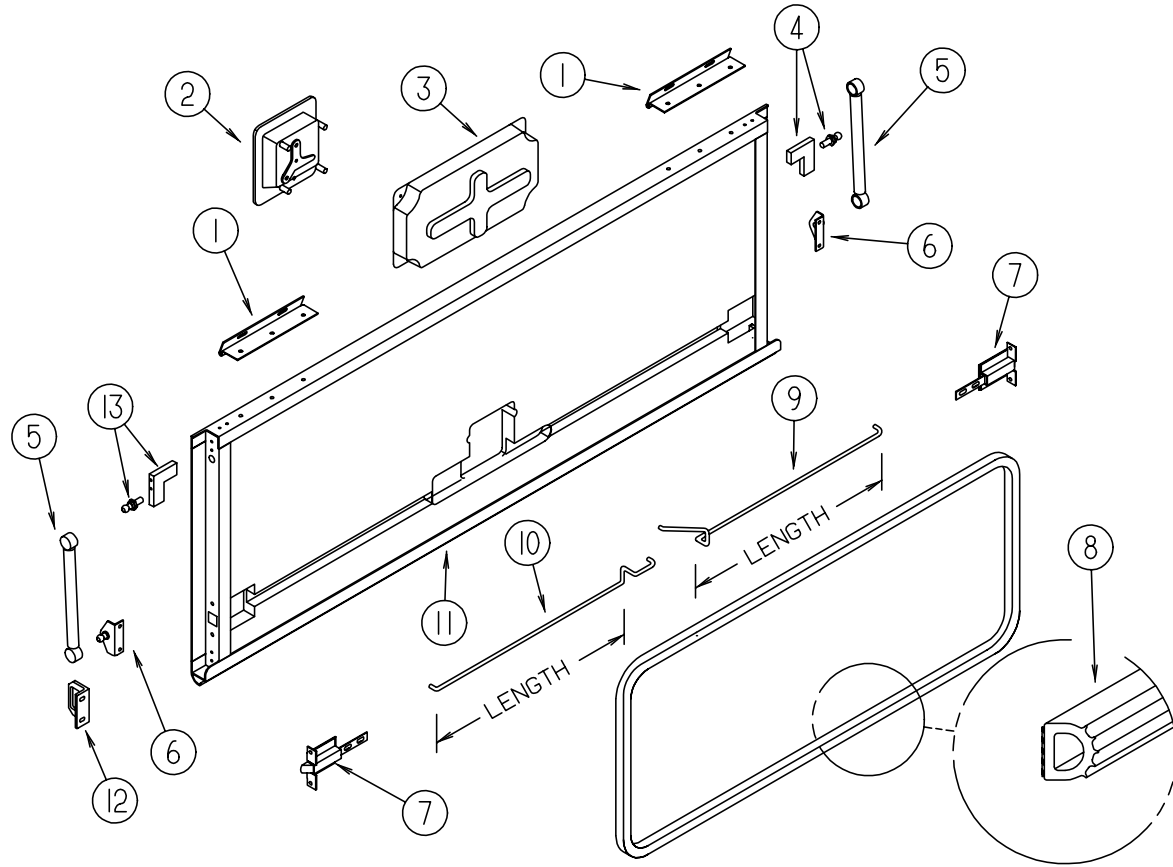
WINDOW, VENT & EXTERIOR DOOR GROUP (CONTINUED)

EXTERIOR DOORS



KEY	PART NUMBER	U/M	DESCRIPTION	VENDOR NO.	KEY	PART NUMBER	U/M	DESCRIPTION	VENDOR NO.
1	126944-05-K28	EA	DOOR/STORAGE - W/O HARDWARE - 43.5" X 11.7"		10	122239-94-K30	EA	VALANCE/DOOR - W/O PADDLE LATCH/HINGE - 23.7" X 62.9"	
2	122391-72-K30	EA	VALANCE/DOOR - DRIVER W/O PADDLE LATCH 23.8" X 49.5" X 20.8"		11	098668-23-000	EA	DOOR - ACCESS - FURNACE - BRIGHT WHITE	
3	122239-89-K30	EA	VALANCE/DOOR - W/O PADDLE LATCH/HINGE - 23.7" X 37.7"		12	084103-08-000	EA	DOOR - REFRIGERATOR - VENTED - W/O JAMB	
4	122239-95-K30	EA	VALANCE/DOOR - W/O PADDLE LATCH/HINGE - 23.7" X 42.5"		12	084104-01-700	EA	LOCK - MALE - FASTENER	201-721-010
5	122239-A1-K30	EA	VALANCE/DOOR - W/O PADDLE LATCH/HINGE - 23.7" X 56"		12	084104-01-701	EA	LOCK - FEMALE - FASTENER	201-802-010
6	122239-92-K28	EA	VALANCE/DOOR - W/O PADDLE LATCH/HINGE - 23.7" X 43.5"		12	084104-08-000	EA	JAMB - REFRIGERATOR DOOR	
7	125581-05-01A	EA	DOOR - DRIVER - NON-POWER		12	125481-01-02A	EA	DOOR - REFRIGERATOR VENT (SIDE BY SIDE)	
8	052009-06-000	EA	DOOR - WATER HEATER - BRIGHT WHITE - 18" X 14.6"		13	122239-86-K28	EA	VALANCE/DOOR - W/O PADDLE LATCH/HINGE - 23.7" X 42.5"	
8	116424-01-000	EA	PROTECTOR - LATCH - WATER HEATER		14	122391-71-K30	EA	VALANCE/DOOR - PASS W/O PADDLE LATCH-23.7" X 55" X 20.4"	
9	115108-16-K36	EA	DOOR - ENTRY - W/SCREEN DOOR - W/O WINDOW (K58, K59)		15	081240-20-000	EA	DOOR - WATER FILL - W/O LOCK - BRIGHT WHITE	
9	115108-16-K66	EA	DOOR - ENTRY - W/SCREEN DOOR - W/O WINDOW (K62, K63)						
9	115108-16-K60	EA	DOOR - ENTRY - W/SCREEN DOOR - W/O WINDOW (K64, K65)						
9	115108-16-K26	EA	DOOR - ENTRY - W/SCREEN DOOR - W/O WINDOW (K26, K27)						

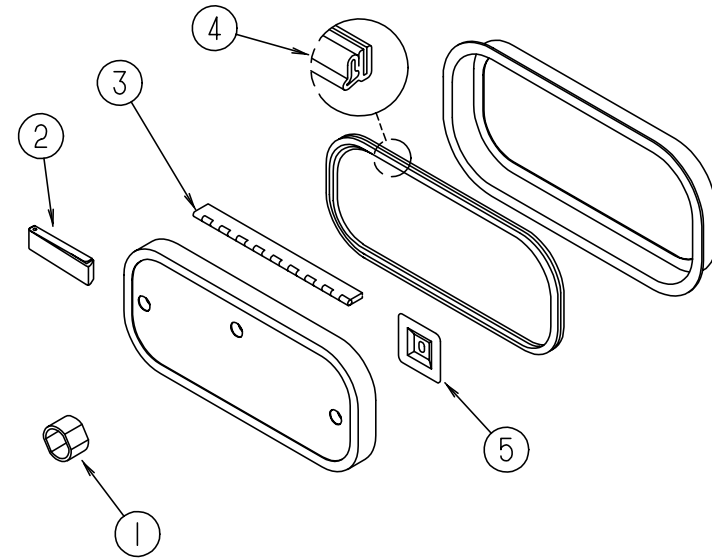
WINDOW, VENT & EXTERIOR DOOR GROUP (CONTINUED)



COMPARTMENT DOORS & COMPONENTS

KEY	PART NUMBER	U/M	DESCRIPTION
1	121755-01-04A	EA	HINGE - 6.00 INCH
2	112949-02-05A	EA	LATCH - PADDLE NON-LOCKING - BLACK
2	P29686-01-700	EA	LATCH/PADDLE - F/COMP DOORS W/CYLINDER
3	122277-02-01A	EA	COVER - LATCH - BLACK
4	123892-12-02B	EA	CORNER STABILIZER W/BALL STUD - LEFT HAND - E-COATED
5	107796-20-000	EA	SPRING/GAS - 7" COMPRESSED/10" EXTENDED - 60 LB
6	126263-02-02B	EA	BRACKET - GAS SPRING
7	121947-01-01A	EA	BOLT - SLIDE W/PLASTIC PLUNGER
8	107721-07-000	FT	SEAL - ACCESS DOOR
9	122269-28-000	EA	ROD - LATCH - 20.29"
9	122269-34-000	EA	ROD - LATCH - 23.74"
9	122269-05-000	EA	ROD - LATCH - 11.09"
9	122269-52-000	EA	ROD - LATCH - 13.54"
9	122269-57-000	EA	ROD - LATCH - 19.80"
9	122269-30-000	EA	ROD - LATCH - 14.03"
9	122269-25-000	EA	ROD - LATCH - 17.04"
10	122268-28-000	EA	ROD - LATCH - 20.29"
10	122268-34-000	EA	ROD - LATCH - 23.74"
10	122268-05-000	EA	ROD - LATCH - 11.09"
10	122268-52-000	EA	ROD - LATCH - 13.54"
10	122268-57-000	EA	ROD - LATCH - 19.80"
10	122268-30-000	EA	ROD - LATCH - 14.03"
10	122268-25-000	EA	ROD - LATCH - 17.04"
11	122613-55-007	EA	EXTRUDED - ROCKER PANEL - 192" - BLACK
	122612-55-007	EA	U CHANNEL - EXTRUSION - BLACK
	122614-55-007	EA	EXTRUDED - H CHANNEL - 191" - BLACK
12	123783-01-01A	EA	STRIKER - DOOR - MILL
			FROM: 00-00-00 THRU: 12-13-98
12	130053-01-01A	EA	STRIKER - LUGGAGE DOOR
			FROM: 12-14-98 THRU: 99-99-99
13	123892-10-02B	EA	CORNER STABILIZER W/BALL STUD - RIGHT HAND - E-COATED

WINDOW, VENT & EXTERIOR DOOR GROUP (CONTINUED)



EXTERIOR ENTERTAINMENT CENTER DOORS & COMPONENTS

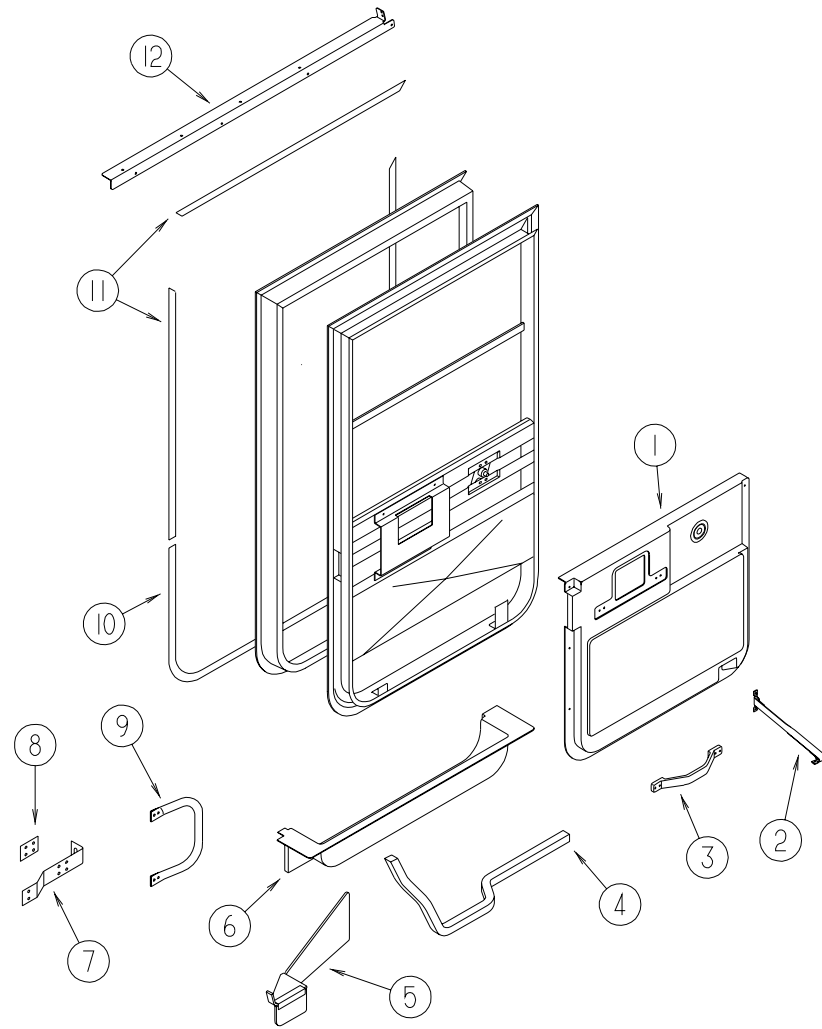
KEY	PART NUMBER	U/M	DESCRIPTION
1	107997-51-001	EA	SPACER - DOOR LOCK - .6" DEEP
	107997-51-002	EA	EXTRUDED - SPACER - 16'
2	102768-01-000	EA	HOLDER - COMPARTMENT/ ENTRY DOOR - METAL - MILL FINISH
3	081801-V3-000	EA	HINGE - ALUMINUM - 2" X 8" - BRIGHT WHITE
4	106850-02-000	FT	SEAL-E - SPONGE RUBBER - .43" X .75"
5	097111-01-04A	EA	POCKET - LOCK - VALANCE

COMPARTMENT & DRIVER DOOR KEYS

KEY	PART NUMBER	U/M	DESCRIPTION
	129676-01-000	EA	KEY - T/M 14472-07-1431
	129676-02-000	EA	KEY - T/M 14472-07-1432
	129676-03-000	EA	KEY - T/M 14472-07-1443
	129676-04-000	EA	KEY - T/M 14472-07-1434
	129676-05-000	EA	KEY - T/M 14472-07-1435
	129676-06-000	EA	KEY - T/M 14472-07-1436
	129676-07-000	EA	KEY - T/M 14472-07-1437
	129676-08-000	EA	KEY - T/M 14472-07-1438
	129676-09-000	EA	KEY - T/M 14472-07-1439
	129676-10-000	EA	KEY - T/M 14472-07-1440

WINDOW, VENT & EXTERIOR DOOR GROUP (CONTINUED)

DRIVER DOOR INTERIOR COMPONENTS

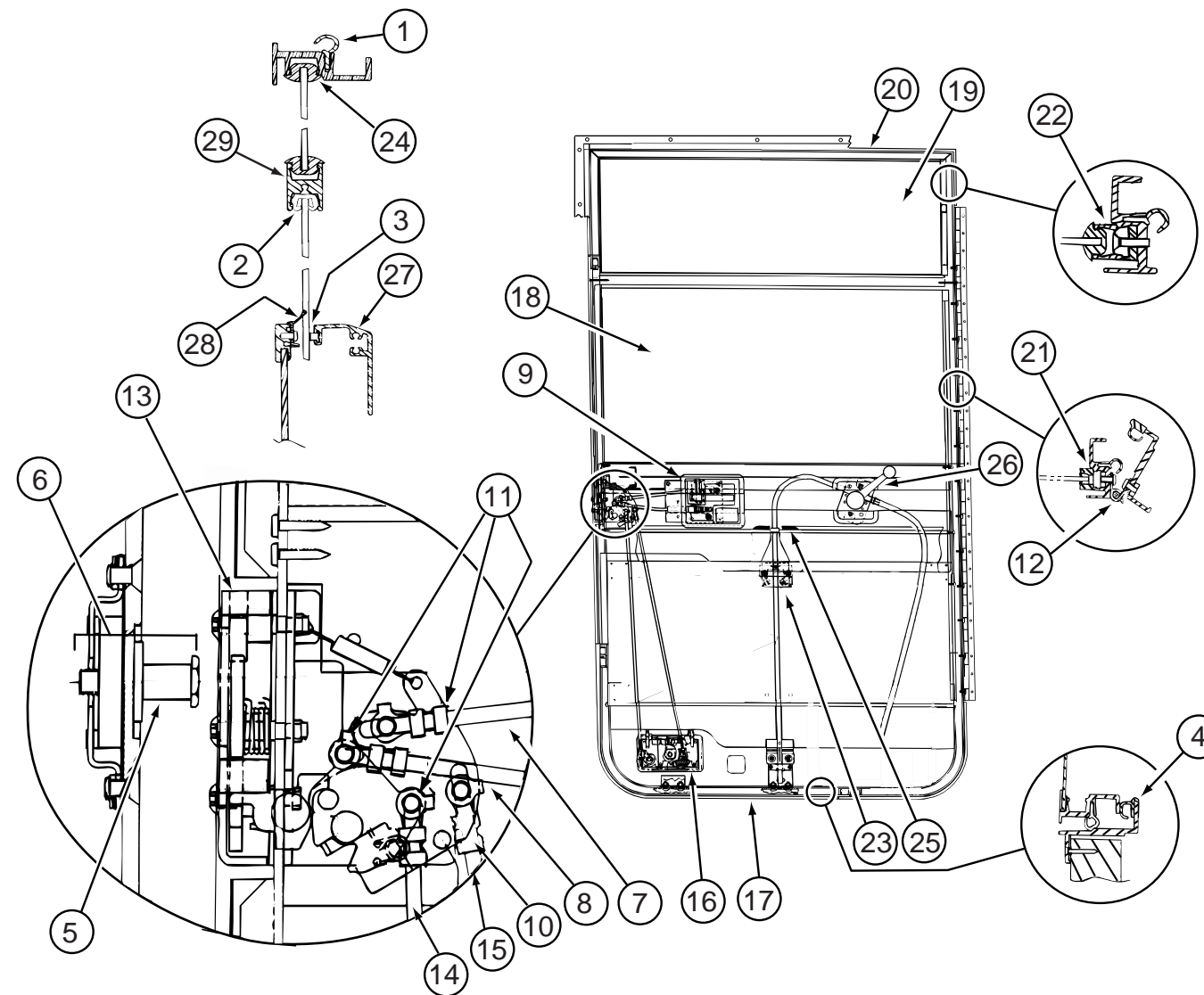


KEY	PART NUMBER	U/M	DESCRIPTION
1	125899-03-02A	EA	PANEL - CAB DOOR - INNER/DRIVER - ANTELOPE
2	109378-01-000	EA	STRAP - CHECK - DRIVER DOOR - 12.8"
3	110604-01-01A	EA	HANDLE - ASSIST - DRIVER DOOR - 10.8" LONG - BLACK
4	063977-14-000	EA	STEP - DRIVER DOOR - LEFT HAND
5	128255-01-04B	EA	STEP - DRIVER DOOR - BLACK
6	107818-03-03A	EA	TRIM - STEP - DRIVERS DOOR - ANTELOPE
	102569-02-000	EA	MAT - ANTI SLIP - LOWER
7	126506-01-02B	EA	BRACKET - STRIKE - DRIVER DOOR - E-COATED
8	126534-01-02B	EA	SPACER - STRIKE - DRIVER DOOR - E-COATED

KEY	PART NUMBER	U/M	DESCRIPTION
9	108832-02-01A	EA	HANDLE - ASSIST - DRIVER DOOR
	126701-01-03A	EA	COVER - ASSIST HANDLE - OFF WHITE
10	109235-01-05A	FT	COVER - SCREW - BRIGHT WHITE
11	109235-01-01A	FT	COVER - SCREW - MAT BLACK
12	125804-02-02B	EA	ANGLE - DOOR SUPPORT - E-COATED
	125725-01-01A	EA	FRAME - DRIVER DOOR - 33.5" - BLACK
	125725-03-01A	EA	FRAME - DRIVER DOOR - 27.8" - BLACK
	125725-07-01A	EA	FRAME - DRIVER DOOR - 53.26" - BLACK
	125725-08-01A	EA	FRAME - DRIVER DOOR - 21.38" - BLACK
	P01713-01-000	EA	SWITCH - PUSH BUTTON - IN DOOR JAMB - METAL CHROME

WINDOW, VENT & EXTERIOR DOOR GROUP (CONTINUED)

DRIVER DOOR

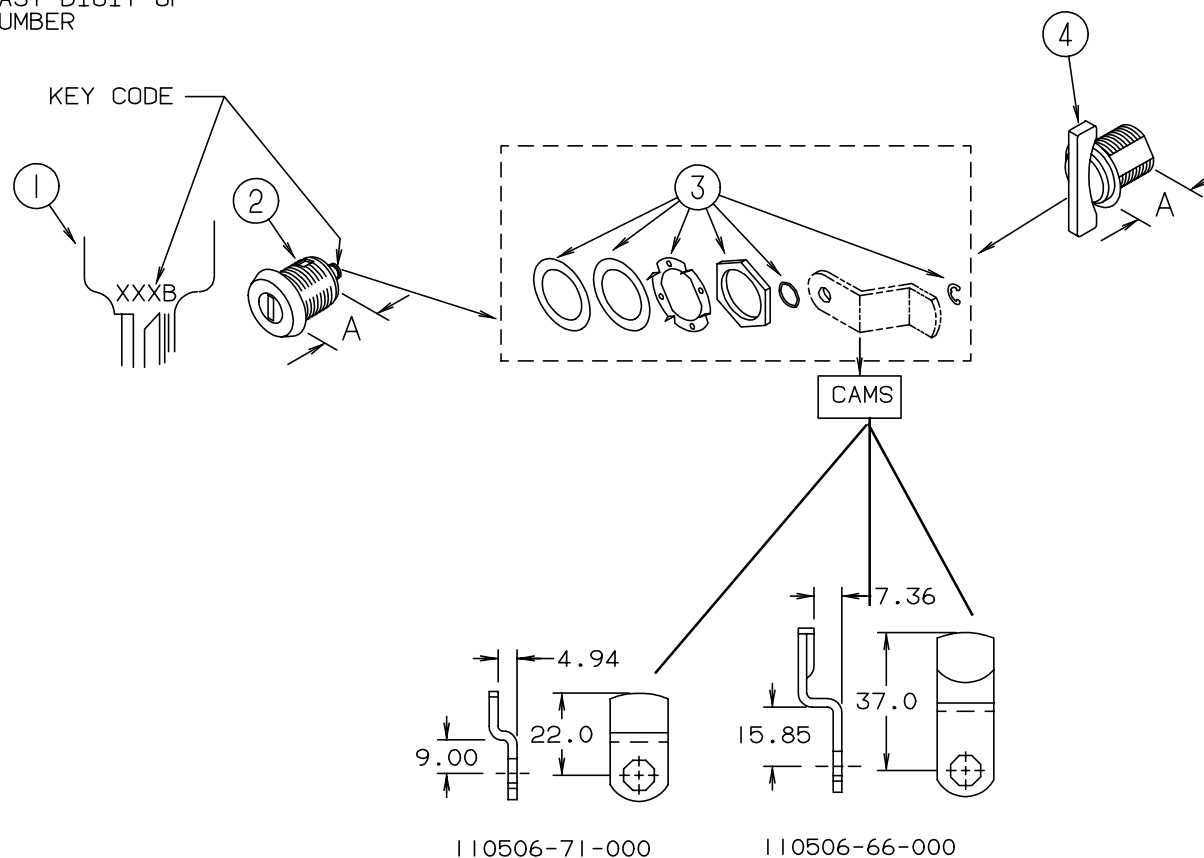


KEY	PART NUMBER	U/M DESCRIPTION	VENDOR NO.	KEY	PART NUMBER	U/M DESCRIPTION	VENDOR NO.
	125581-05-01A	EA DOOR - DRIVER - NON-POWER WINDOW/LOCK		14	125581-04-700	EA ROD - LATCH/VERTICAL ADJUST.	203041767
1	106469-01-702	EA DOOR SEAL	122-040984	15	125581-04-701	EA ROD - LOCK/VERTICAL ADJUST.	203-041768
2	106469-01-705	FT CHANNEL - RUN - SLIDING	122-010850	16	125581-03-704	EA PADDLE - W/O LOCK/RH - KEY 1	TRI/MARK #14312-02
3	106469-01-709	FT WEATHERSTRIP - FUZZY	171-040630	17	125581-04-703	EA FRAME - MOUNTING - BLACK	V180-35L
4	106469-01-723	EA SEAL - BULB ASM. (JAMB)	171-040985	18	125581-04-704	EA GLASS - ROLL-UP	106-041821
5	106469-04-703	EA BOLT - STRIKER (W/ WASHER)	248-041152	19	125581-04-705	EA GLASS - STATIONARY	106-041547
6	106469-04-704	EA NUT ASSEMBLY - CAGED - W/STRIKER	248-041151	20	125581-04-706	EA FRAME - DOOR - SUB-ASSEMBLY	V180-94L
7	106469-04-705	EA LATCH ROD - HORIZONTAL	203-041139	21	125581-04-707	EA CHANNEL - ROLL UP GLASS	V156-60
8	106469-04-711	EA LOCK ROD - HORIZONTAL	203-041137	22	125581-04-708	EA CHANNEL - STATIONARY GLASS	V156-61
9	106469-04-712	EA HANDLE/DOOR - INNER W/HARDWARE	248-041402	23	125581-04-709	EA REGULATOR - MANUAL	410-08389
10	106469-04-713	EA ROD CLIP L.H.	248-041154	24	125581-04-710	EA VINYL - GLAZING	132-041484
11	106469-04-714	EA ROD CLIP R.H.	248-041153	25	125581-04-711	EA CHANNEL- GLASS	N135-66
12	106469-05-702	EA HINGE - 42"	211-041194	26	125581-05-702	EA HANDLE - REGULATOR	182-041785
13	106469-05-706	EA LATCH - ROTARY - W/LINKAGE	248-041150	CONTACT WINNEBAGO PART SALES FOR THIS COMPONENT			
	125581-07-703	EA BRACKET-ALUMINUM "L" (INSIDE)	N135-55		106469-04-716	EA LEVER - LOCKING - BLACK	80978-00
	125581-07-704	EA BRACKET - STRAP/JAMB & DOOR	248-080394	28	125581-03-703	EA WEATHERSTRIP - BELTING	410-08389
	125581-07-705	EA BRACKET (L) F/SEAL PROTECT	490201	29	125581-03-700	EA MULLION RAIL - BLACK	V123-84
					125581-05-700	EA INNER SILL - BLACK	V130-64L

WINDOW, VENT & EXTERIOR DOOR GROUP (CONTINUED)

NOTE:
 WHEN ORDERING THE LOCK CASE, THE KEY CODE MUST MATCH THE LAST DIGIT OF THE VEHICLE'S SERIAL NUMBER AND PART NUMBER; WHEN ORDERING THE KEYS, THE THIRD DIGIT OF THE KEY CODE MUST MATCH THE LAST DIGIT OF THE VEHICLE'S SERIAL NUMBER AND PART NUMBER

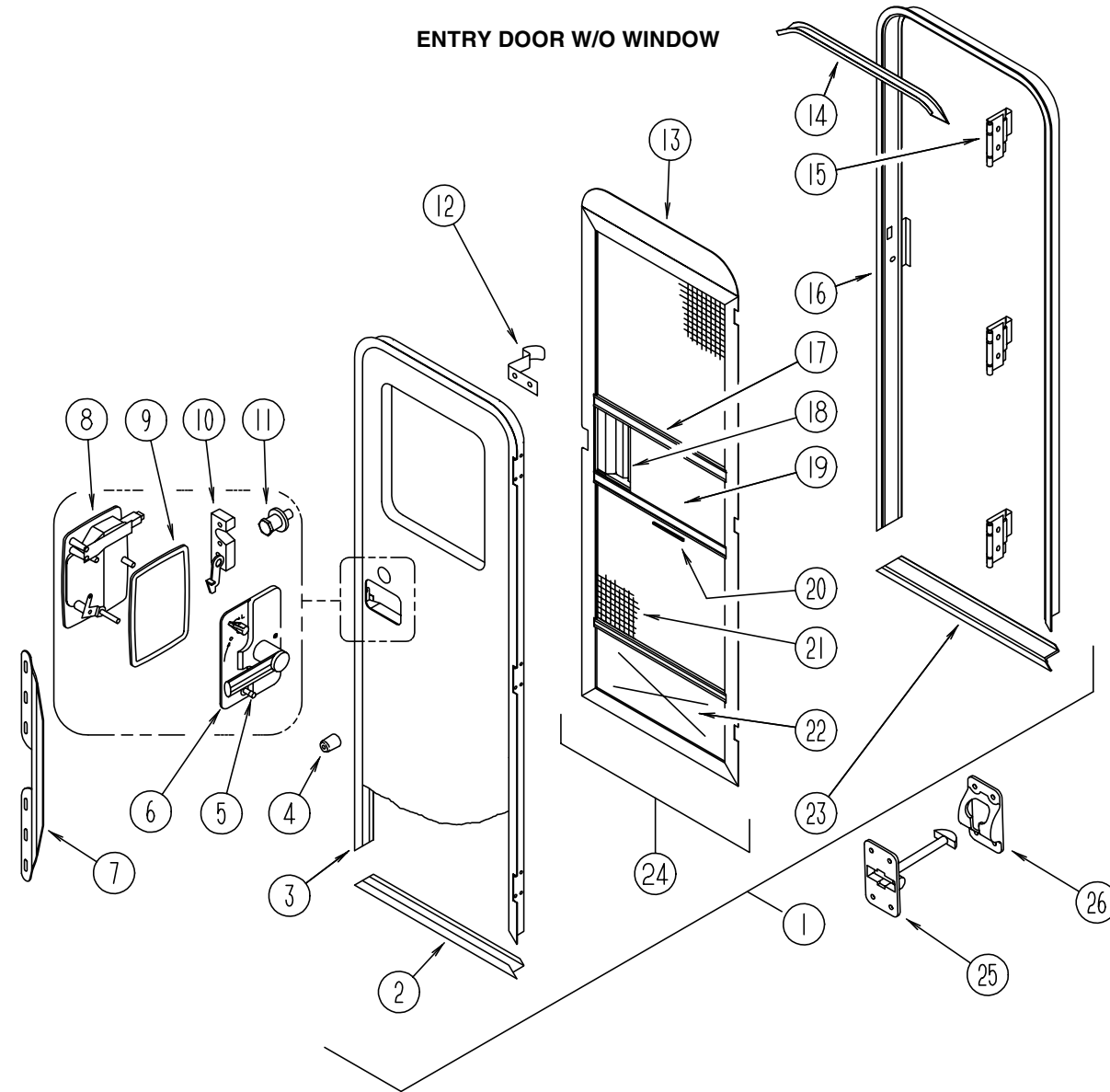
BRIGGS & STRATTON LOCKS & COMPONENTS



KEY	PART NUMBER	U/M	DESCRIPTION	VENDOR NO.
1	110506-59-000	EA	KEYS - SET OF TWO	596720
2	110506-52-000	EA	CASE - LOCK - A= .65"	702370
2	110506-53-000	EA	CASE - LOCK - A= 1"	702380
2	110506-54-000	EA	CASE - LOCK - A= 1.25"	703170
1	110506-59-001	EA	KEYS - SET OF TWO	596721
2	110506-52-001	EA	CASE - LOCK - A= .65"	702371
2	110506-53-001	EA	CASE - LOCK - A= 1"	702381
2	110506-54-001	EA	CASE - LOCK - A= 1.25"	703171
1	110506-59-002	EA	KEYS - SET OF TWO	596722
2	110506-52-002	EA	CASE - LOCK - A= .65"	702372
2	110506-53-002	EA	CASE - LOCK - A= 1"	702382
2	110506-54-002	EA	CASE - LOCK - A= 1.25"	703172
1	110506-59-003	EA	KEYS - SET OF TWO	596723
2	110506-52-003	EA	CASE - LOCK - A= .65"	702373
2	110506-53-003	EA	CASE - LOCK - A= 1"	702383
2	110506-54-003	EA	CASE - LOCK - A= 1.25"	703173
1	110506-59-004	EA	KEYS - SET OF TWO	596724
2	110506-52-004	EA	CASE - LOCK - A= .65"	702374
2	110506-53-004	EA	CASE - LOCK - A= 1"	702384
2	110506-54-004	EA	CASE - LOCK - A= 1.25"	703174
1	110506-59-005	EA	KEYS - SET OF TWO	596725
2	110506-52-005	EA	CASE - LOCK - A= .65"	702375
2	110506-53-005	EA	CASE - LOCK - A= 1"	702385
2	110506-54-005	EA	CASE - LOCK - A= 1.25"	703175

KEY	PART NUMBER	U/M	DESCRIPTION	VENDOR NO.
1	110506-59-006	EA	KEYS - SET OF TWO	596726
2	110506-52-006	EA	CASE - LOCK - A= .65"	702376
2	110506-53-006	EA	CASE - LOCK - A= 1"	702386
2	110506-54-006	EA	CASE - LOCK - A= 1.25"	703176
1	110506-59-007	EA	KEYS - SET OF TWO	596727
2	110506-52-007	EA	CASE - LOCK - A= .65"	702377
2	110506-53-007	EA	CASE - LOCK - A= 1"	702387
2	110506-54-007	EA	CASE - LOCK - A= 1.25"	703177
1	110506-59-008	EA	KEYS - SET OF TWO	596728
2	110506-52-008	EA	CASE - LOCK - A= .65"	702378
2	110506-53-008	EA	CASE - LOCK - A= 1"	702388
2	110506-54-008	EA	CASE - LOCK - A= 1.25"	703178
1	110506-59-009	EA	KEYS - SET OF TWO	596729
2	110506-52-009	EA	CASE - LOCK - A= .65"	702379
2	110506-53-009	EA	CASE - LOCK - A= 1"	702389
2	110506-54-009	EA	CASE - LOCK - A= 1.25"	703179
3	110506-40-700	EA	HARDWARE KIT	
4	110506-50-000	EA	CASE - TWIST LOCK - A= .65"	596952
4	110506-51-000	EA	CASE - TWIST LOCK - A= 1"	596669
4	110506-55-000	EA	CASE - TWIST LOCK - A= 1.25"	597312AA1
	110506-40-000	EA	CLIP-E - LOCK ASM.	93981
	110506-64-000	EA	CAM - LOCK	322280
	110506-68-000	EA	CAM - LOCK	322284
	110506-71-000	EA	CAM - LOCK	322287
	110506-59-701	EA	KEY BLANK - GOLD	
	130444-01-01A	EA	CAP - KEY IDENTIFIER - GRAY	

WINDOW, VENT & EXTERIOR DOOR GROUP (CONTINUED)

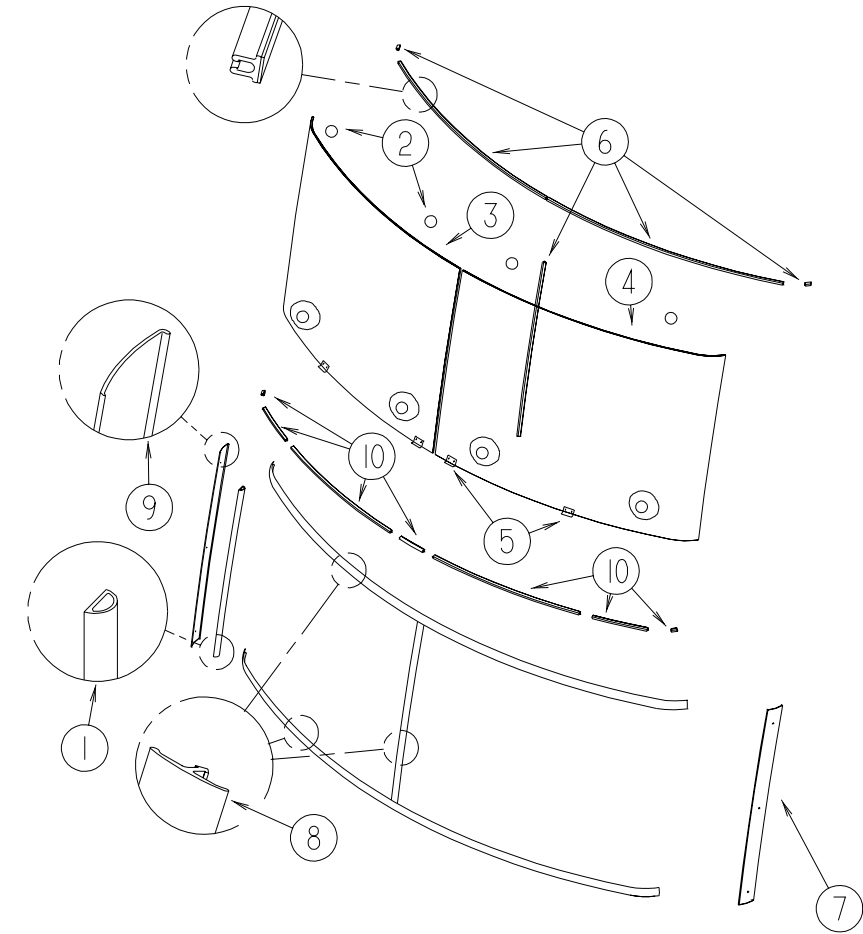
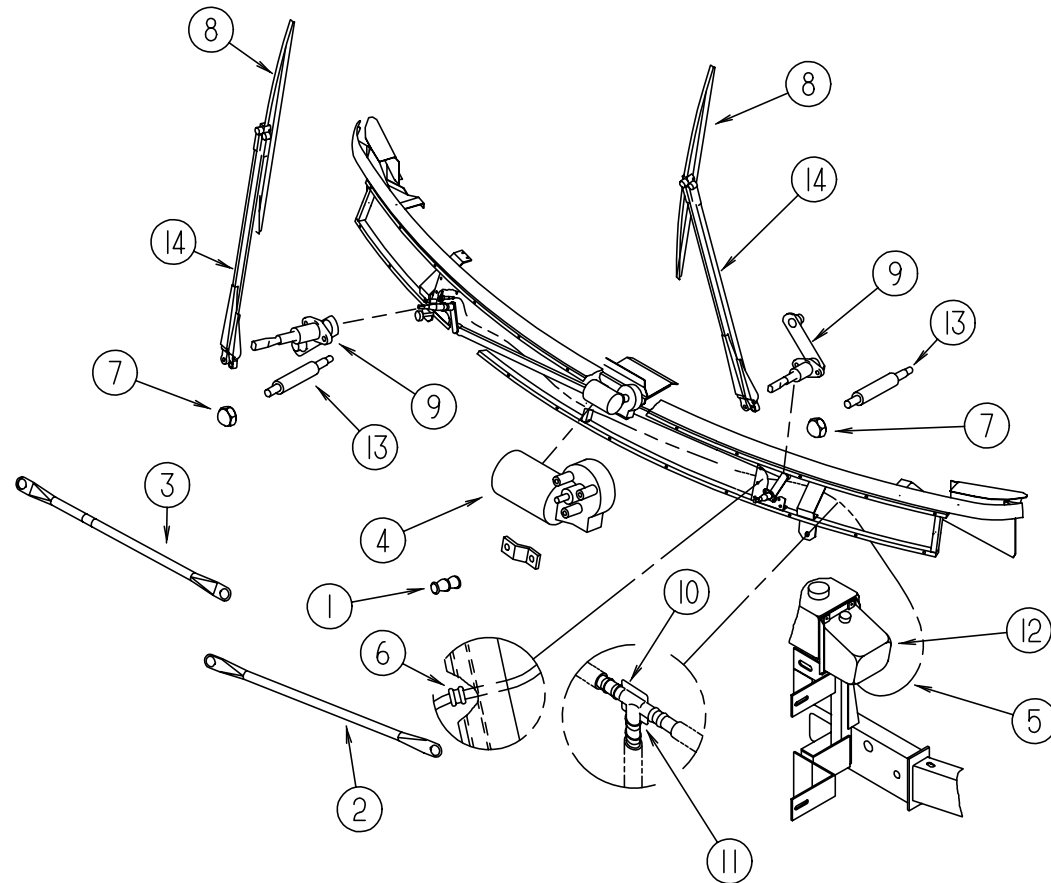


KEY	PART NUMBER	U/M	DESCRIPTION
1	115108-16-K36	EA	DOOR - ENTRY - W/SCREEN DOOR - W/O WINDOW (K58, K59)
1	115108-16-K66	EA	DOOR - ENTRY - W/SCREEN DOOR - W/O WINDOW (K62, K63)
1	115108-16-K60	EA	DOOR - ENTRY - W/SCREEN DOOR - W/O WINDOW (K64, K65)
1	115108-16-K26	EA	DOOR - ENTRY - W/SCREEN DOOR - W/O WINDOW (K26, K27)
2	121893-03-02A	EA	FRAME - DOOR - ENTRANCE - BOTTOM - BRIGHT WHITE
3	121894-15-01A	EA	FRAME - ENTRY DOOR - BRIGHT WHITE
4	120863-02-000	EA	BUMPER - RUBBER - 1" DIAMETER X 1.50"
5	112782-05-01A	EA	CAP - VINYL - RED
6	112782-02-01A	EA	LATCH - INTERIOR PLATE
7	098173-01-04A	EA	STIFFENER - ENTRY DOOR - SUPPORTS LATCH/ STRIKE AREA - UNPAINTED
8	112782-07-01A	EA	LATCH - EXTERIOR - W/O MAIN CYLINDER W/DEADBOLT LOCK/KEY
9	112782-04-01A	EA	GASKET
10	112782-03-01A	EA	LATCH - SINGLE ROTOR
11	092927-03-000	EA	STRIKER - ROUND - JAMB MOUNTED
	077461-03-000	EA	COVER - STRIKE - ENTRY DOOR - 6.5" X 2.5" - WHITE PLASTIC
	039715-01-000	EA	NUT-SERT - 1/4" DIAMETER - 20 THREADS (ENTRANCE DOOR HINGE)
	041546-08-000	EA	BRACKET - DOOR ANGLE - OFF WHITE
	075671-04-000	FT	SEAL - SPONGE - LAZY T SHAPE - W/ ADHESIVE STRIP - .5" WIDE
12	100412-01-000	EA	CATCH - SCREEN DOOR
13	078595-01-000	EA	TOP PLATE - SCREEN DOOR - CURVED TOP - 4.7" X 25.35"
14	044582-50-000	EA	CAP - DRIP JAMB MITERED

KEY	PART NUMBER	U/M	DESCRIPTION
15	106719-01-05A	EA	HINGE - ENTRANCE DOOR - BRIGHT WHITE
	076725-02-000	EA	COVER - HINGE - ENTRY DOOR - 6" X 3.2" - OFF WHITE
	102248-01-000	EA	SHIM - DOOR
	116111-02-01A	EA	SCREW - TAPTITE - 1/4-20 X 3/8 PPH - ZINC
	118929-01-01A	FT	SEAL - PILE - PUSH ON
16	121898-13-02A	EA	JAMB - DOOR - ENTRANCE
17	078777-08-000	FT	CHANNEL SLIDER
18	079086-03-000	EA	SLIDER - SCREEN DOOR - BRIGHT WHITE
19	016454-17-000	EA	INSERT - SCREEN DOOR - CENTER - MILL
20	002294-01-000	FT	SPLINE - SCREENING - .135" X .138"
21	002293-02-000	SF	SCREEN - 26" - CHARCOAL
	075673-01-000	FT	SEAL - PILE - ADHESIVE BACK - GRAY
22	078552-09-000	EA	INSERT - SCREEN DOOR - LOWER
	078595-01-000	EA	TOP PLATE - SCREEN DOOR - CURVED TOP - 4.7" X 25.35"
23	051049-05-000	EA	JAMB/DOOR - LOWER - ENTRANCE DOOR
24	117077-03-K80	EA	DOOR - SCREEN - W/O HARDWARE
25	104099-01-04A	EA	CATCH - DOOR HOLDER - STRIKE - BRIGHT WHITE
26	104099-02-04A	EA	CATCH - DOOR HOLDER - RETAINER - BRIGHT WHITE
	115222-12-02A	EA	GARNISH - RADIUS - ENTRY DOOR
	009126-03-000	EA	HANDLE - ASSIST - BLACK TEXTURED
	120863-06-000	EA	BUMPER - RUBBER - 3/4" X 3/8"

WINDSHIELD & WIPER GROUP

WINDSHIELD & WIPER GROUP (CONTINUED)



WINDSHIELD WIPER ASM

WINDSHIELD MOLDINGS & GLASS

KEY	PART NUMBER	U/M DESCRIPTION	VENDOR NO.
1	067188-01-000	EA STUD - CRANK - WIPER MOTOR	
	117322-01-000	EA SCREW - 1/4-28 UNFINISHED - 2A - TORX	
2	117770-01-000	EA LINK - CONNECTING - 24" - CLOSED GROMMET/OPEN GROMMET	
3	117770-02-000	EA LINK - CONNECTING - 24" - CLOSED GROMMET/CLOSED GROMMET	
4	104346-04-000	EA MOTOR - WIPER W/INTERNAL BREAKER (GM)	
4	104346-05-000	EA MOTOR - WIPER W/INTERNAL BREAKER - DYNAMIC PARK (FORD)	
	104347-04-000	EA ARM - DRIVE - WIPER MOTOR	
	117322-01-000	EA SCREW - 1/4-28 UNFINISHED - 2A - TORX	
5	045794-01-000	FT HOSE - WASHER - WINDSHIELD - 5/32" ID - BLACK	
6	061603-01-000	EA GROMMET - SNAP - 3/16"ID - 3/8" HOLE - PLASTIC BLACK	
7	077049-02-000	EA NUT - ACORN - 10-32 BLACK/ANODIZED	
8	095964-01-000	EA BLADE - WINDSHIELD WIPER - 24"	
	095964-01-700	EA BLADE - REFILL24" EA = 1 PAIR	12360
9	096505-09-000	EA SHAFT/PIVOT - WINDSHIELD WIPER	
	096505-02-700	EA DRIVER - KNURLED,(HD) BRL .687	NT721017
	096505-02-701	EA NUT - HEX (HD) W/.687 BARREL	NT721021
	096505-02-702	EA CAP - RUBBER (HD) BARREL .687	CP721084
	096505-02-703	EA CAP - NUT(ACORN) HD W/.687 BRL	51065-40-NT27WC
10	110605-01-000	EA TEE - PLASTIC - BARBED - 1/8" X 1/8" X 3/16"	
11	117765-03-000	EA CONNECTOR - 5/32" - WINDSHIELD WASHER	
12	117766-02-000	EA RESERVOIR/PUMP - WINDSHIELD WASHER	
13	117768-01-000	EA SHAFT - ADAPTER - PANTOGRAPH ARM	
14	117769-01-000	EA ARM - WIPER - PANTOGRAPH - 28"	
	110742-02-000	EA GASKET - WIPER	
	096931-01-700	FT HOSE - WIPER	XTU-66-0001

KEY	PART NUMBER	U/M DESCRIPTION
1	099418-01-000	FT SEAL - D-SECTION/ADHESIVE BACK - .44" X .44"- BLK RUBBER
2	081914-01-000	EA BUMPER - RUBBER - ROUND - .43" DIAMETER
3	124328-01-000	EA WINDSHIELD - PASSENGER - 51.5" X 44.3" (CURVED)
4	124328-02-000	EA WINDSHIELD - DRIVER - 51.5" X 44.3" (CURVED)
5	002328-02-000	EA BLOCK - WINDSHIELD - .062" X .5" X .98"
6	127862-01-000	EA CARRIER - REVEAL - WINDSHIELD - 47.2"
7	125384-04-02A	EA TRIM - WINDSHIELD - A-PILLAR - DRIVER - BLACK
7	125384-04-01A	EA TRIM - WINDSHIELD - A-PILLAR - DRIVER - MILL
8	120533-01-000	FT MOLDING - REVEAL - WINDSHIELD
9	125384-03-02A	EA TRIM - WINDSHIELD - A-PILLAR - PASSENGER - BLACK
9	125384-03-01A	EA TRIM - WINDSHIELD - A-PILLAR - PASSENGER - MILL
10	117335-01-000	EA CARRIER/REVEAL - 94.6" W/ADHESIVE BACKING