

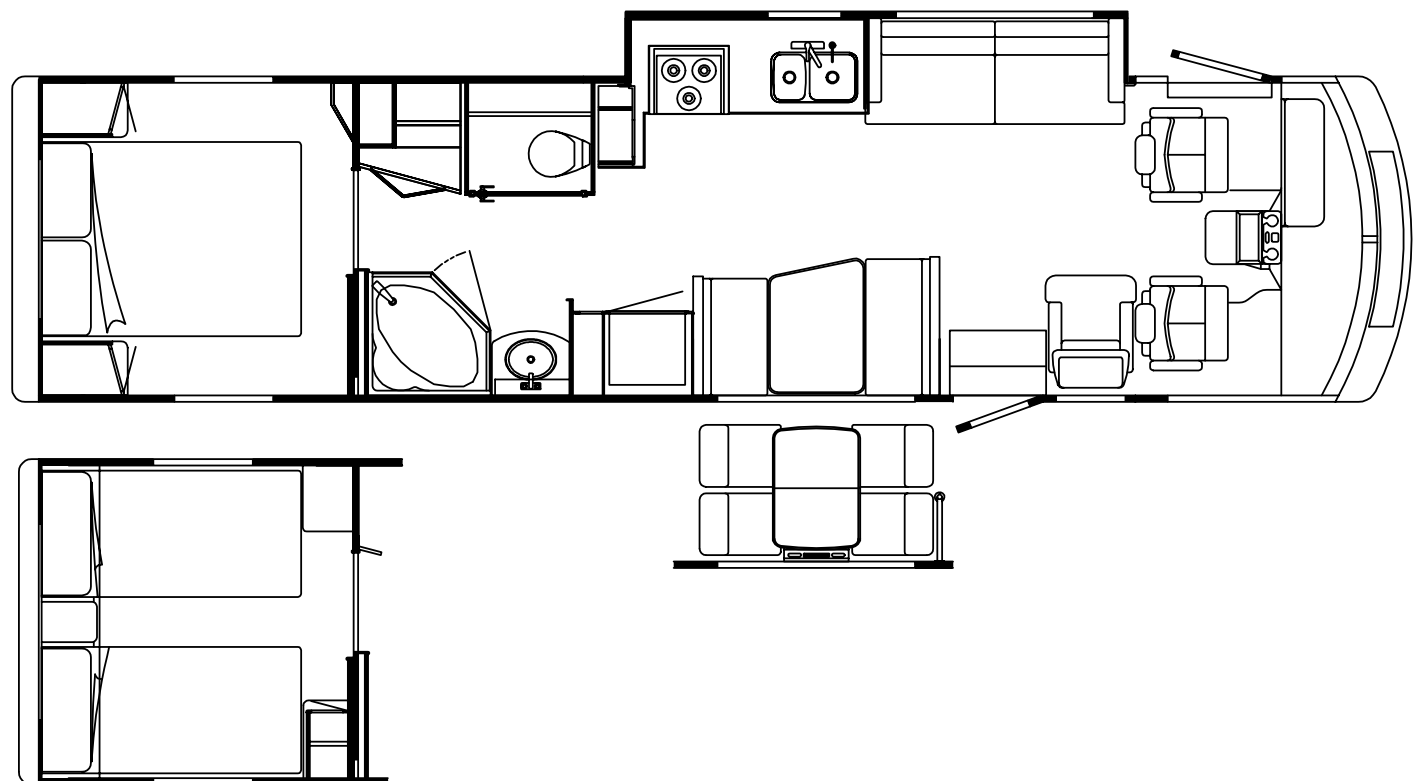
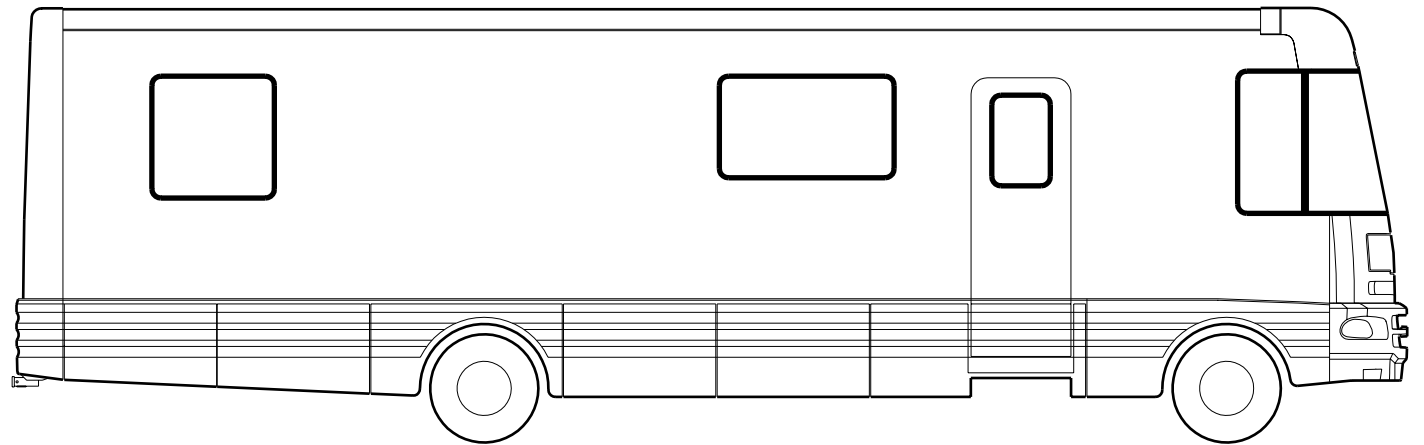
# 1999 IFL36L

## WATERFORD OAK

- K66 WILLOW
- K68 VILLAGE GREEN
- K70 FLANNEL

## WASHED MAPLE

- K67 WILLOW
- K69 VILLAGE GREEN
- K71 FLANNEL



## ACCESSORIES GROUP

### OPERATORS MANUAL

KEY	PART NUMBER	U/M	DESCRIPTION
	054185-J2-000	EA	MANUAL - OPERATOR 99 CHIEFTAIN - L SERIES
	054185-J3-000	EA	MANUAL - OPERATOR 99 SUNFLYER - L SERIES
	129079-02-01A	EA	CASE - VINYL - OWNER MANUAL - 8.5" X 9" X 14" - BLACK
	129750-01-000	DW	TOP LEVEL-L,1999

## AUDIO VIDEO GROUP

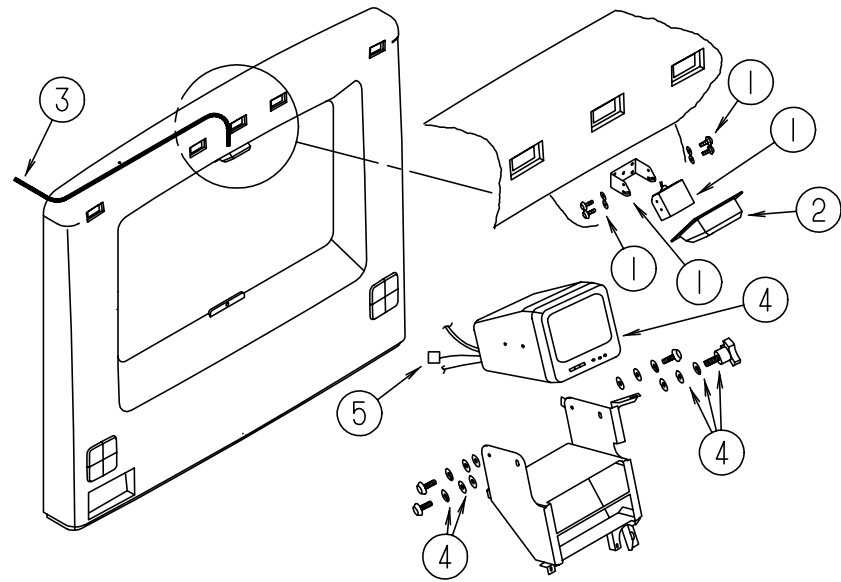
### RADIO SYSTEM COMPONENTS

KEY	PART NUMBER	U/M	DESCRIPTION	VENDOR NO.
	077069-02-000	EA	CABLE - ANTENNA/EXTENSION - RADIO - 96"	
	089340-02-000	EA	GRILLE - SPEAKER - 6.5" SQUARE	
	089340-03-000	EA	SPACER - SPEAKER GRILLE	
	090944-01-000	EA	ANTENNA - RADIO - 16" RUBBER	
	094097-01-000	EA	SPEAKER - RADIO/TV - W/O GRILLE - 5.25" DIAMETER	
	108847-01-000	EA	BRACKET - ANTENNA GROUND	
	109889-04-000	EA	EXTENDER - ANTENNA SHAFT - 3"	
	110469-01-000	EA	SPEAKER - 4" X 6" OVAL - COAXIAL	
	110470-01-01A	EA	GRILLE - 4" X 6" OVAL - BLACK	
	115916-01-01B	EA	BRACKET - ANTENNA MOUNT	
	123256-01-000	EA	ANTENNA - CB - W/O CABLE	
	123256-02-000	EA	CABLE - CB - COAX	
	124843-05-000	EA	WIRE ASSEMBLY - SPEAKER/ADAPTER	
	124881-01-000	EA	AMPLIFIER - AUDIO	
	124882-01-000	EA	WIRE ASSEMBLY - AMPLIFIER	
	124883-02-000	EA	SPEAKER - CUBE - W/BRACKET	
	124884-01-000	EA	SPEAKER - 6" X 9" - SUB-WOOFER	
	124885-01-000	EA	GRILLE - SPEAKER - 6" X 9" - SUB-WOOFER	
	125322-02-000	EA	RADIO - AM/FM STEREO - CASSETTE - AUDIOVOX	
	126958-01-000	EA	RADIO - WALL MOUNT - AM/FM CASSETTE - AUDIOVOX	
	126958-02-000	EA	CD PLAYER - WALL MOUNT (AUDIOVOX CDA-475)	
	127264-01-000	EA	RADIO - AM/FM STEREO - CASSETTE - PANASONIC	
	127264-01-700	EA	TRIM RING	YFC054C044ZB
	127264-01-701	EA	KNOB - VOLUME	YFE074C045ZA
	127264-01-702	EA	KNOB - FADER	YEFE074C026
	127264-01-703	EA	FACTORY HARNESS	YAJ024C048ZB
	127264-03-000	EA	RADIO - AM/FM STEREO/CASSETTE - EUROPEAN	
	127515-02-000	EA	CHANGER - COMPACT DISC	
			FROM: 00-00-00 THRU: 08-25-98	
	127515-02-700	EA	POWER CABLE	YEAJ071117
	127515-02-701	EA	OWNERS MANUAL	OM-CXDP601
	127515-04-000	EA	CHANGER - COMPACT DISC	
			FROM: 08-26-98 THRU: 99-99-99	
	127515-03-000	EA	CHANGER - CONTROL/FM MODULATOR	
			FROM: 00-00-00 THRU: 08-25-98	
	127515-03-700	EA	REMOTE CONTROL	YFX994C047D
	127515-03-701	EA	OWNERS MANUAL	OM-CYRM600
	127515-05-000	EA	CHANGER - CONTROL/FM MODULATOR	
			FROM: 08-26-98 THRU: 99-99-99	
	127516-03-000	EA	RADIO - AM/FM STEREO - CD PLAYER - PANASONIC	
	127516-03-700	EA	FACE - REMOVABLE	YEP0FX3300

### TELEPHONE SYSTEM

KEY	PART NUMBER	U/M	DESCRIPTION
	093253-01-01A	EA	PLATE - WALL - TELEPHONE - BEIGE
	130686-01-01A	EA	PLATE - WALL - TELEPHONE/COAX

**AUDIO VIDEO GROUP (CONTINUED)**



**REAR VIEW MONITOR & SHROUDS**

KEY	PART NUMBER	U/M	DESCRIPTION	VENDOR NO.
1	093040-09-000	EA	CAMERA - REAR VIEW - W/BRACKET - SONY	
2	125258-01-01A	EA	SHROUD - CAMERA - OUTER	
3	093041-01-000	EA	CABLE - MONITOR/CAMERA - INTERNAL USE - 65.6'	
4	093040-10-000	EA	MONITOR - 7" REAR VIEW - W/BRACKET - SONY	
	093040-10-700	EA	LENS-MONITOR, REAR VIEW F/7"	3-708-537-01
5	093040-06-000	EA	WIRE ASM-MONITOR- F/NON-PREWired AFTER MARKET INSTALLATION	

**AUDIO VIDEO GROUP (CONTINUED)**

**TV ANTENNA & SATELLITE**

KEY	PART NUMBER	U/M	DESCRIPTION
	076319-08-000	EA	WALLPLATE - CABLE RECEPTACLE - TV - SINGLE - IVORY
	076319-09-000	EA	WALLPLATE - CABLE RECEPTACLE - TV - SINGLE - BROWN
	076319-03-000	FT	CABLE - COAXIAL - 75 OHM
	076319-12-000	EA	CONNECTOR - COAXIAL - ONE PIECE
*	076319-23-000	EA	ANTENNA - TV ROOF MOUNT - 44.5" MAST
*	076319-25-000	EA	KIT - HARDWARE INTERIOR
*	120233-04-000	EA	ANTENNA - SATELLITE - W/DIGITAL SENSOR/READ OUT DISPLAY

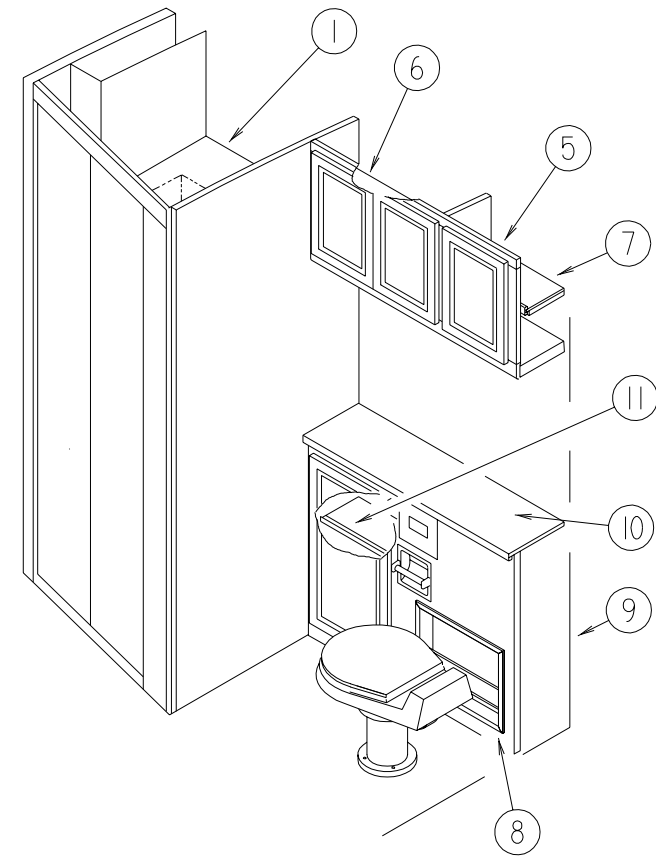
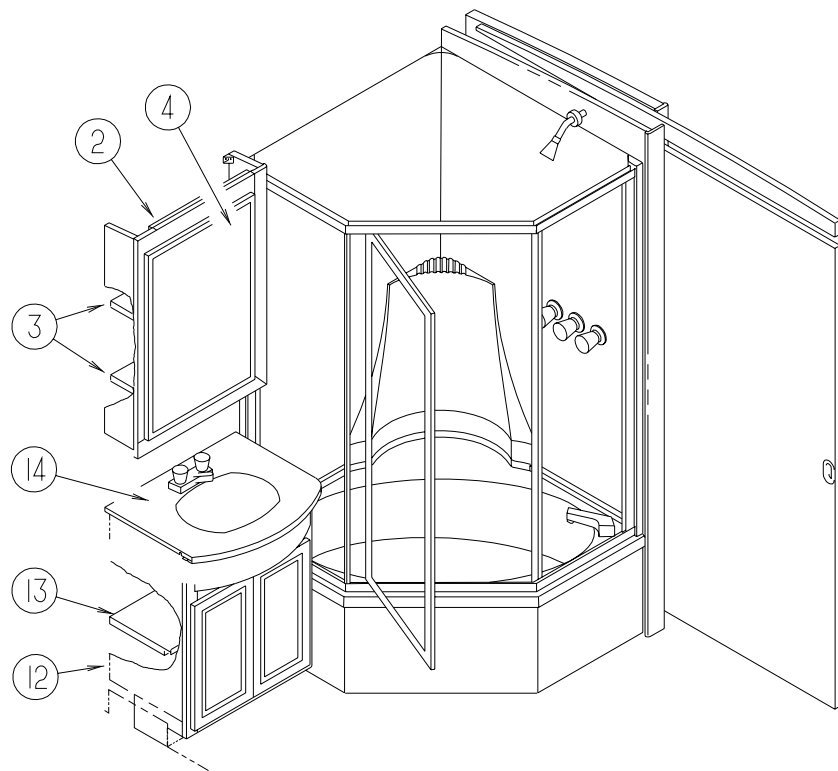
**\*COMPONENT PARTS FOUND IN SERVICE PARTS LIBRARY**

**TV & VCR SYSTEMS**

KEY	PART NUMBER	U/M	DESCRIPTION	VENDOR NO.
	086231-08-000	EA	TV - 13" COLOR - DC - AUDIOVOX	
	086231-08-700	EA	REMOTE-UNIVERSAL	8822325
	086231-08-701	EA	ADAPTER - WIRE	0891436
	082134-01-000	EA	ADAPTER - TV - CABLE TO CABLE	
	082136-01-000	EA	NUT - HEX JAM - 3/8-32	
	086756-01-000	EA	SPLITTER - TV - 2 WAY	
	086757-03-000	EA	CONTROL CENTER - SWITCH - VCR/TV	
			FROM: 00-00-00 THRU: 11-08-98	
	086757-04-000	EA	CONTROL CENTER - SWITCHING - 5 INPUTS	
			FROM: 11-09-98 THRU: 99-99-99	
	086777-01-000	EA	WALLPLATE - TV CABLE - W/ANTENNA SWITCH - IVORY	
	086777-02-000	EA	WALLPLATE - TV CABLE - W/ANTENNA SWITCH - BROWN	
	086777-05-000	EA	WALLPLATE - ANTENNA 1 OUTPUT - IVORY	
	086777-06-000	EA	WALLPLATE - TV CABLE - ANTENNA BOOSTER/1 OUTPUT - BROWN	
	093214-01-02A	EA	GRILLE - SPEAKER - 4" BROWN	
	098819-01-000	EA	SPEAKER - 4" - 2 WATT - 8 OHM	
	114870-02-000	EA	PLUG - .14" AUDIO W/LEADS	
	115540-01-000	EA	AMPLIFIER - TV SPEAKERS	
	115466-06-02B	EA	STRAP - TIEDOWN - E-COATED	
	115466-20-02B	EA	STRAP - TIEDOWN/TV - E-COATED	
	115539-01-000	EA	RELAY - RADIO/TV SPEAKER - SWITCH	
	126696-02-000	EA	TV - 19" COLOR W/1/8" JACK - UL/CSA	
			FROM: 00-00-00 THRU: 06-10-99	
	126696-01-700	EA	REMOTE	226725
	126696-03-000	EA	TV - 19" COLOR W/1/8" JACK - UL/CSA	
			FROM: 06-11-99 THRU: 99-99-99	
	126697-02-000	EA	VCR-VHS - CABLE READY - W/REMOTE - GE VG2042	
			FROM: 00-00-00 THRU: 04-04-99	
	126697-02-700	EA	REMOTE	238513
	126697-03-000	EA	VCR-VHS - CABLE READY - REMOTE	
			FROM: 04-05-99 THRU: 99-99-99	
	132567-01-02B	EA	BRACKET - TV TIEDOWN - E-COATED	

## BATH GROUP

### BATH CABINETS

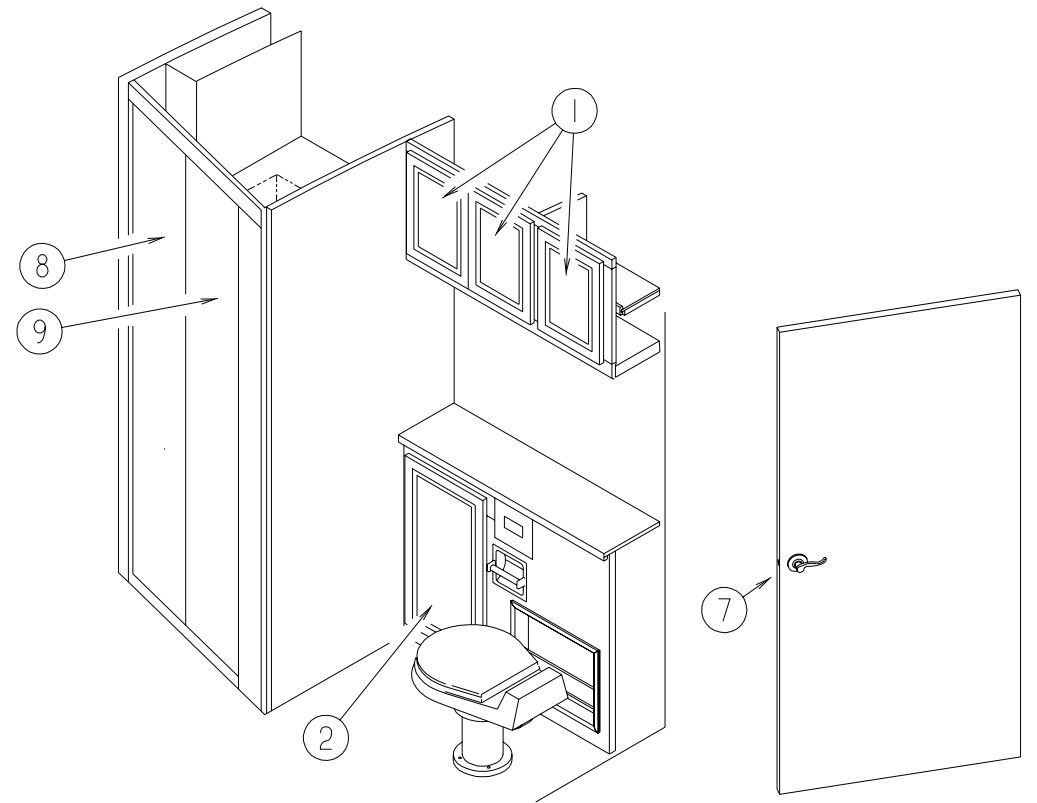
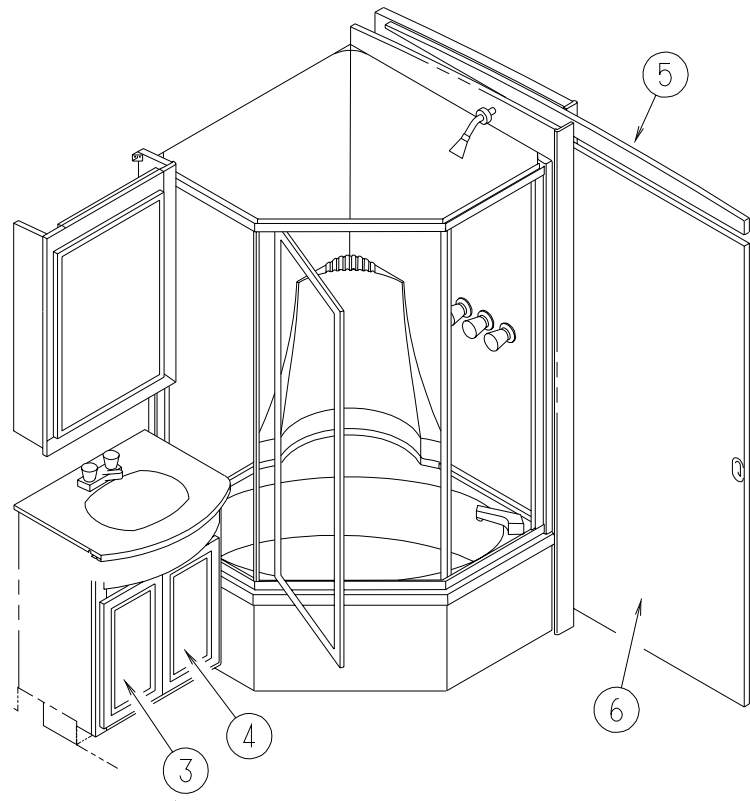


KEY	PART NUMBER	U/M	DESCRIPTION
1	127230-15-J94	EA	SHELF - W/PLASTIC EDGE TRIM - WATERFORD OAK FROM: 00-00-00 THRU: 11-01-98
1	127230-15-J60	EA	SHELF - W/PLASTIC EDGE TRIM - WASHED MAPLE FROM: 00-00-00 THRU: 11-01-98
1	131809-15-K66	EA	SHELF - W/PLASTIC EDGE TRIM - WATERFORD OAK FROM: 11-02-98 THRU: 99-99-99
1	131809-15-K67	EA	SHELF - W/PLASTIC EDGE TRIM - WASHED MAPLE FROM: 11-02-98 THRU: 99-99-99
1	128678-15-J94	EA	SHELF - W/PLASTIC EDGE TRIM - WATERFORD OAK FROM: 00-00-00 THRU: 11-01-98
1	128678-15-J60	EA	SHELF - W/PLASTIC EDGE TRIM - WASHED MAPLE FROM: 00-00-00 THRU: 11-01-98
1	131812-15-K66	EA	SHELF - W/PLASTIC EDGE TRIM - WATERFORD OAK FROM: 11-02-98 THRU: 99-99-99
1	131812-15-K67	EA	SHELF - W/PLASTIC EDGE TRIM - WASHED MAPLE FROM: 11-02-98 THRU: 99-99-99
2	127491-01-J94	EA	CABINET - OVERHEAD/MEDICINE - W/O DOORS/HDW - WATERFORD OAK
2	127491-01-J60	EA	CABINET - OVERHEAD/MEDICINE - W/O DOORS/HDW - WASHED MAPLE
3	127491-11-J94	EA	SHELF - W/PLASTIC EDGE TRIM - WATERFORD OAK
3	127491-11-J60	EA	SHELF - W/PLASTIC EDGE TRIM - WASHED MAPLE
4	115237-01-G01	EA	DOOR - MIRRORED/MEDICINE CBNT - 19.7" X 29.5" - W/O HDW - WATERFORD OAK
4	115237-01-J52	EA	DOOR - MIRRORED/MEDICINE CBNT - 19.7" X 29.5" - W/O HDW - WASHED MAPLE
4	093606-18-000	EA	MIRROR - BEVELED PANEL 1/8" - 19.7" X 29.5"
4	076767-04-000	EA	CABLE - SUPPORT - 5.9" STAINLESS STEEL
5	127231-01-J94	EA	CABINET - OVERHEAD/BATH - W/O DOORS/HDW - WATERFORD OAK
5	127231-01-J60	EA	CABINET - OVERHEAD/BATH - W/O DOORS/HDW - WASHED MAPLE
6	127231-11-J94	EA	SHELF - W/PLASTIC EDGE TRIM - WATERFORD OAK
6	127231-11-J60	EA	SHELF - W/PLASTIC EDGE TRIM - WASHED MAPLE

KEY	PART NUMBER	U/M	DESCRIPTION
7	127231-12-J94	EA	SHELF - W/PLASTIC EDGE TRIM - WATERFORD OAK
7	127231-12-J60	EA	SHELF - W/PLASTIC EDGE TRIM - WASHED MAPLE
8	097208-06-J94	EA	RACK - MAGAZINE - WATERFORD OAK
8	097208-06-J70	EA	RACK - MAGAZINE - WASHED MAPLE
9	127449-01-J94	EA	CABINET - VANITY - W/COUNTERTOP - W/O DOORS/DRWRS/HDW (K66)
9	127449-01-J60	EA	CABINET - VANITY - W/COUNTERTOP - W/O DOORS/DRWRS/HDW (K67)
9	127449-01-J95	EA	CABINET - VANITY - W/COUNTERTOP - W/O DOORS/DRWRS/HDW (K68, K70)
9	127449-01-J61	EA	CABINET - VANITY - W/COUNTERTOP - W/O DOORS/DRWRS/HDW (K69, K71)
10	127449-13-J60	EA	COUNTERTOP - VANITY (K66, K67)
10	127449-13-J61	EA	COUNTERTOP - VANITY (K68, K69, K70, K71)
11	127449-11-J94	EA	SHELF - W/PLASTIC EDGE TRIM - WATERFORD OAK
11	127449-11-J60	EA	SHELF - W/PLASTIC EDGE TRIM - WASHED MAPLE
12	127450-01-J94	EA	CABINET - LAVATORY - W/COUNTERTOP - W/O DOORS/DRWRS/HDW (K66)
12	127450-01-K67	EA	CABINET - LAVATORY - W/COUNTERTOP - W/O DOORS/DRWRS/HDW (K67)
12	127450-01-J95	EA	CABINET - LAVATORY - W/COUNTERTOP - W/O DOORS/DRWRS/HDW (K68, K70)
12	127450-01-K69	EA	CABINET - LAVATORY - W/COUNTERTOP - W/O DOORS/DRWRS/HDW (K69, K71)
13	127450-12-J94	EA	SHELF - W/PLASTIC EDGE TRIM - WATERFORD OAK
13	127450-12-J60	EA	SHELF - W/PLASTIC EDGE TRIM - WASHED MAPLE
14	127450-16-J60	EA	COUNTERTOP - LAVATORY (K66, K67)
14	127450-16-J61	EA	COUNTERTOP - LAVATORY (K68, K69, K70, K71)

## BATH GROUP (CONTINUED)

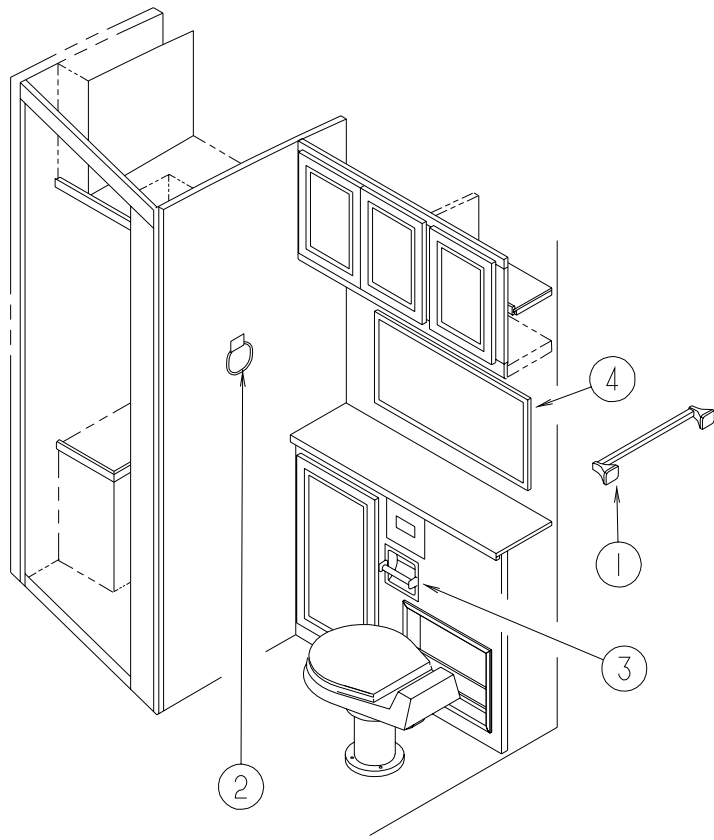
### BATH CABINET DOORS



KEY	PART NUMBER	U/M	DESCRIPTION
1	131995-56-K66	EA	DOOR - SOLID PANEL - 11.4" X 16.1" - W/O HDW - WATERFORD OAK
1	131995-56-K67	EA	DOOR - SOLID PANEL - 11.4" X 16.1" - W/O HDW - WASHED MAPLE
2	131995-A9-K66	EA	DOOR - SOLID PANEL - 14.3" X 26.7" - W/O HDW - WATERFORD OAK
2	131995-A9-K67	EA	DOOR - SOLID PANEL - 14.3" X 26.7" - W/O HDW - WASHED MAPLE
3	131995-34-K66	EA	DOOR - SOLID PANEL - 10.6" X 19.8" - W/O HDW - WATERFORD OAK
3	131995-34-K67	EA	DOOR - SOLID PANEL - 10.6" X 19.8" - W/O HDW - WASHED MAPLE
4	131995-36-K66	EA	DOOR - SOLID PANEL - 10.6" X 19.8" - W/O HDW - WATERFORD OAK
4	131995-36-K67	EA	DOOR - SOLID PANEL - 10.6" X 19.8" - W/O HDW - WASHED MAPLE
5	103908-52-J94	EA	HEADER-DOOR - WATERFORD OAK
5	103908-52-J60	EA	HEADER-DOOR - WASHED MAPLE
5	103868-09-01A	EA	TRACK - SLIDING DOOR - 64.3" - OFF WHITE
6	104013-11-J94	EA	DOOR - SLIDING - W/O HDW - WATERFORD OAK
6	104013-11-J60	EA	DOOR - SLIDING - W/O HDW - WASHED MAPLE
7	121449-34-J94	EA	DOOR - BATH - WATERFORD OAK
			FROM: 00-00-00 THRU: 11-01-98
7	121449-34-J60	EA	DOOR - BATH - WASHED MAPLE
			FROM: 00-00-00 THRU: 11-01-98
	121449-12-G04	EA	RACK - TOWEL - BATH DOOR - WATERFORD OAK
			FROM: 00-00-00 THRU: 11-01-98
	121449-12-J70	EA	RACK - TOWEL - BATH DOOR - WASHED MAPLE
			FROM: 00-00-00 THRU: 11-01-98
7	128967-26-K66	EA	DOOR - BATH - W/O HDW - WATERFORD OAK
			FROM: 11-02-98 THRU: 99-99-99
7	128967-26-K67	EA	DOOR - BATH - W/O HDW - WASHED MAPLE
			FROM: 11-02-98 THRU: 99-99-99

KEY	PART NUMBER	U/M	DESCRIPTION
	128967-51-J01	EA	RACK - TOWEL/BATH DOOR - WATERFORD OAK
			FROM: 11-02-98 THRU: 99-99-99
	128967-51-K80	EA	RACK - TOWEL/BATH DOOR - WASHED MAPLE
			FROM: 11-02-98 THRU: 99-99-99
	128967-52-J01	EA	MOLDING - VINYL WRAPPED - WATERFORD OAK
			FROM: 11-02-98 THRU: 99-99-99
	128967-52-K80	EA	MOLDING - VINYL WRAPPED - WASHED MAPLE
			FROM: 11-02-98 THRU: 99-99-99
	128967-53-J01	EA	MOLDING - VINYL WRAPPED - WATERFORD OAK
			FROM: 11-02-98 THRU: 99-99-99
	128967-53-K80	EA	MOLDING - VINYL WRAPPED - WASHED MAPLE
			FROM: 11-02-98 THRU: 99-99-99
	100357-01-000	EA	ROD - F/TOWEL BAR - BRASS
	102920-01-01A	EA	HINGE/SPRING LOADED - BRASS
	110496-01-01A	EA	HINGE - BRASS
	111155-03-01A	EA	LOCK - PRIVACY/LOCKING - POLISHED BRASS
8	127466-01-J60	EA	DOOR COMPLETE - MIRRORED
9	127466-02-J60	EA	DOOR COMPLETE - MIRRORED
	058331-H1-000	EA	MIRROR - SAFETY GLASS - 13.2" X 74"
	127463-01-01A	EA	RAIL - DOOR - TERRATONE
	127465-01-01A	EA	RAIL - DOOR - TERRATONE
	128695-01-04B	EA	BRACKET - MIRRORED DOOR - BLACK
	128695-02-04B	EA	BRACKET - MIRRORED DOOR - BLACK
	128832-01-000	EA	WASHER - SHOULDER - NYLON
	076767-04-000	EA	CABLE - SUPPORT - 5.9" STAINLESS STEEL

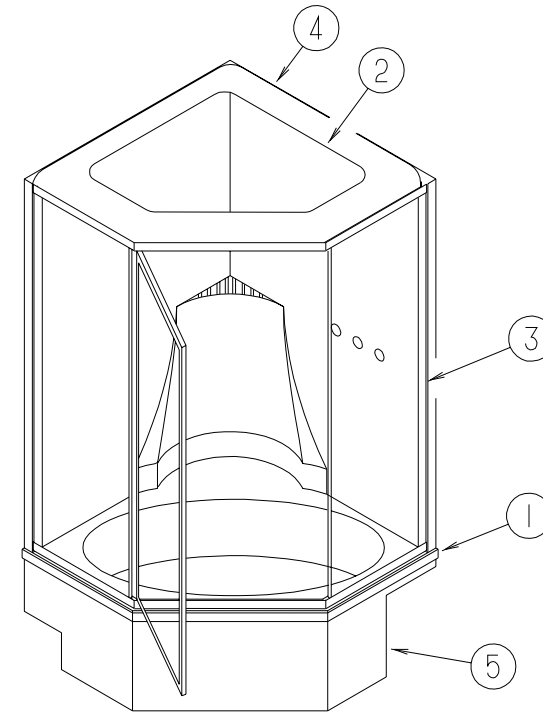
**BATH GROUP (CONTINUED)**



**BATH INTERIOR TRIM FIXTURES**

KEY	PART NUMBER	U/M	DESCRIPTION
1	075453-02-000	EA	BAR - TOWEL - 18" BRASS
2	075454-02-000	EA	RING - TOWEL - W/MOUNTING HDW - BRASS FROM: 00-00-00 THRU: 12-17-98
2	132046-01-01A	EA	RING - TOWEL - BRASS/METAL FROM: 12-18-98 THRU: 99-99-99
3	085278-01-000	EA	HOLDER - TOILET PAPER - RECESSED - BRASS
4	093606-15-000	EA	MIRROR - PANEL - BEVELED - 1/8" - 17.9" X 35.7"

**BATH GROUP (CONTINUED)**



**SHOWER CABINET**

KEY	PART NUMBER	U/M	DESCRIPTION	VENDOR NO.
1	M02630-40-000	EA	TUB/SHOWER - W/SPRING LOADED DRAIN PLUNGER	
1	M02630-41-000	EA	TUB-SHOWER - W/STRAINER/TAILPIECE	
1	126605-01-01A	EA	TUB - SHOWER	
2	122214-01-02A	EA	PANEL - SKYLITE - INNER	
2	122215-01-02A	EA	PANEL - SKYLITE - OUTER	
3	123242-01-01A	EA	DOOR - TUB/SHOWER - 58.4" TALL - GOLD/BRONZE FROM: 00-00-00 THRU: 10-04-98	
3	123242-01-02A	EA	DOOR - TUB/SHOWER FROM: 10-05-98 THRU: 99-99-99	
	089318-01-704	EA	BOLT-PIVOT, TOP OR BOTTOM	1428B
	092574-01-701	EA	BRACKET-STUD, TOWEL BAR, GOLD	8141G
	092574-01-704	EA	SCREW-GOLD #6 3/8	638G
	092574-01-708	EA	CAP-DRIP, W/VINYL SWEEP	34G
	107878-01-704	EA	HEADER OR SILL	CST 70
	116814-01-700	EA	BAR-TOWEL 17 5/16"	68G
4	126604-01-01A	EA	ENCLOSURE - SURROUND	
5	126606-01-01A	EA	PANEL-FILLER, SHOWER O/W	

**BATH GROUP (CONTINUED)****BEDROOM GROUP****BATH DRAINAGE**

KEY	PART NUMBER	U/M	DESCRIPTION
*	085330-06-000	EA	TOILET - STANDARD CHINA W/SPRAYER - BONE
	105218-01-01A	EA	SPACER - FAUCET/LAVATORY SINK - 2" X 5.9" - ABS PLASTIC
	105921-01-01A	EA	SINK - LAVATORY - LARGE/OVAL - 17" X 20" PLASTIC/OFF WHITE
	106116-01-01A	EA	STRAINER - SINK-W/STOPPER/TAILPIECE/GASKET & NUT - PLASTIC

\*COMPONENT PARTS FOUND IN SERVICE PARTS LIBRARY

**BATH WATER SYSTEM**

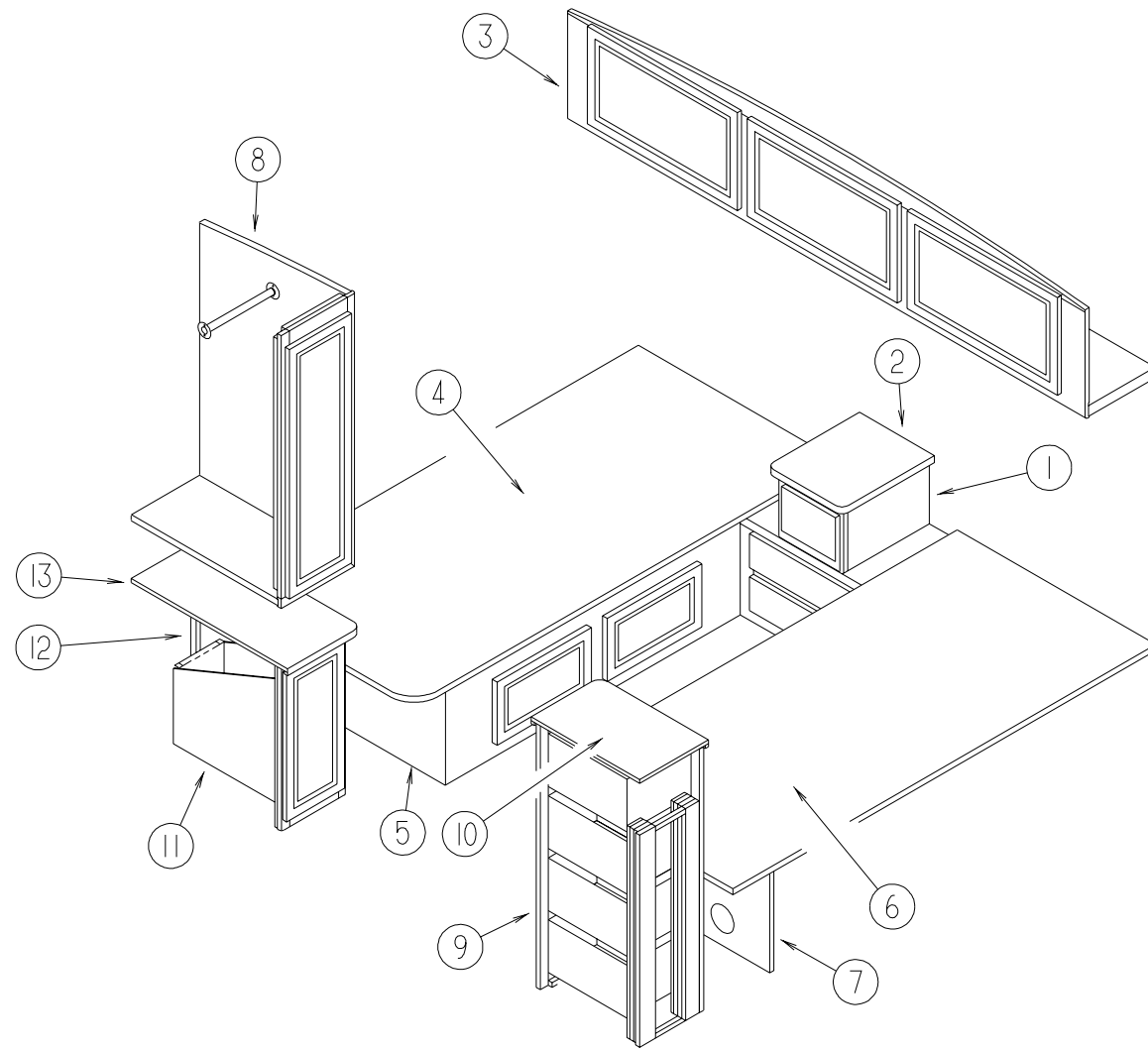
KEY	PART NUMBER	U/M	DESCRIPTION	VENDOR NO.
	119677-01-01A	EA	FAUCET/SHOWER - 3 PIECE - HEAD/FAUCET/SPOUT - BRASS	
	119677-01-700	EA	HANDLE - SHOWER/BATH CLEAR	38-9
	119677-01-701	EA	SHOWER HEAD ONLY 1/2"	34PB
	119677-01-702	EA	SPOUT - BATH	39-7ZPB-O
	119677-01-703	EA	DIVERTER KIT	639-5-0
	119677-01-704	EA	STEM & BONNET	61-5-0
	119677-01-705	EA	PLATE-STRAINER(SHOWER HEAD)	34-3PL
	119677-01-706	EA	ARM - SHOWER HEAD	61-10-PB
	119677-01-707	EA	BUTTON - DIVERTER	38-16A
	119677-01-708	EA	BUTTON - COLD	38-16C
	119677-01-709	EA	BUTTON - HOT	38-16H
	119677-01-710	EA	FLANGE - SHOWER HEAD	60-10-8PB
	119677-01-711	EA	FLANGE - AROUND TURN HANDLE	38-8PB
	128974-01-01A	EA	VALVE - SHOWER HEAD/WATER SAVER (ON/OFF) - BRIGHT BRASS	
	075240-05-000	EA	FAUCET - LAVATORY - BRASS	
	075242-03-000	EA	FAUCET - TUB/SHOWER - BRASS	

**BEDROOM SLIDING DOOR**

KEY	PART NUMBER	U/M	DESCRIPTION
	103908-52-J90	EA	HEADER-DOOR - WATERFORD OAK
	103908-52-J30	EA	HEADER-DOOR - WASHED MAPLE
	104013-11-J90	EA	DOOR - SLIDING - W/O HDW - WATERFORD OAK
	104013-11-J30	EA	DOOR - SLIDING - W/O HDW - WASHED MAPLE
	103868-09-01A	EA	TRACK - SLIDING DOOR - 64.3" - OFF WHITE

## BEDROOM GROUP (CONTINUED)

### TWIN BEDROOM CABINETS



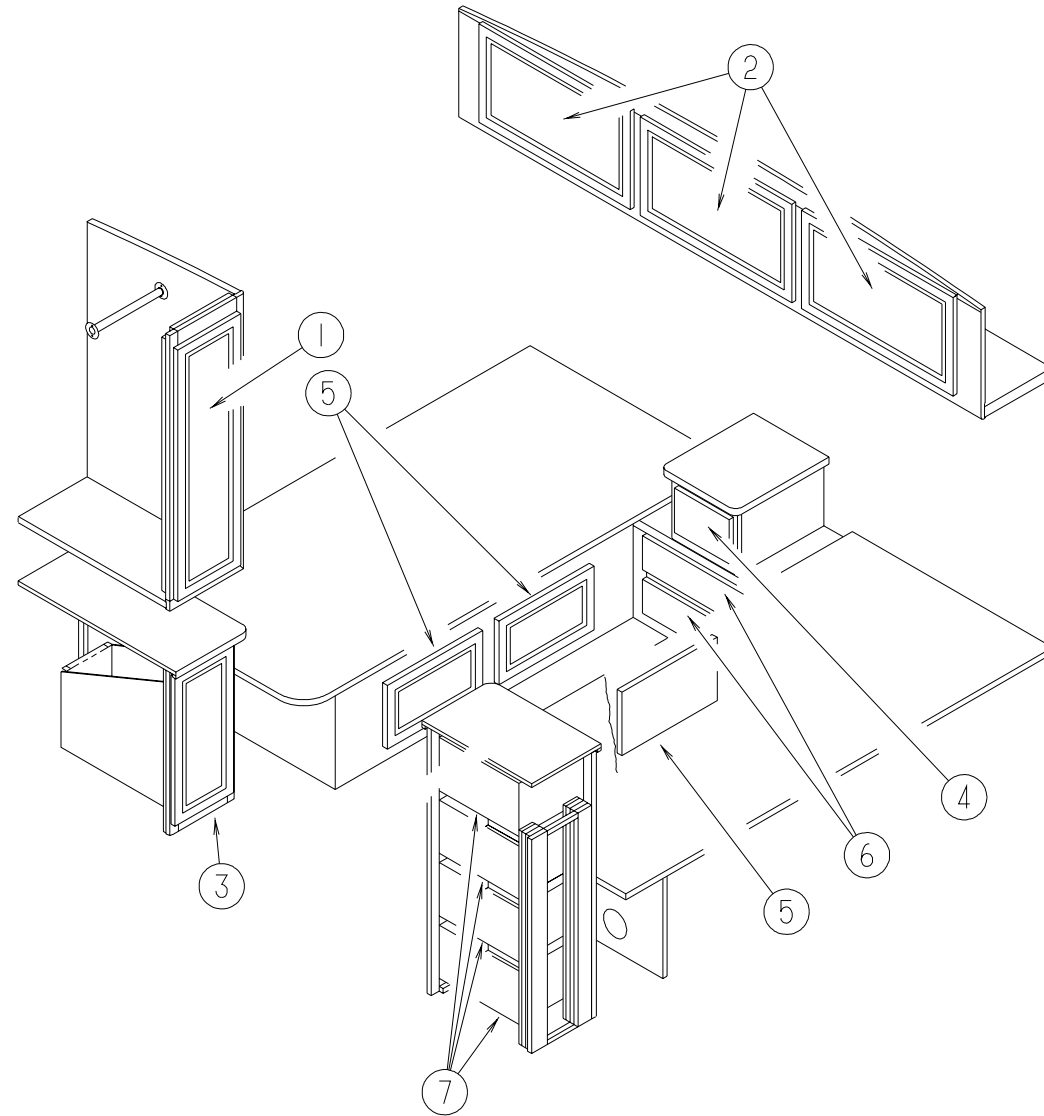
KEY	PART NUMBER	U/M	DESCRIPTION
1	127655-01-K66	EA	CABINET/NIGHTSTAND - W/COUNTERTOP/DRS/DRWRS/HDW (K66)
1	127655-01-K67	EA	CABINET/NIGHTSTAND - W/COUNTERTOP/DRS/DRWRS/HDW (K67)
1	127655-01-K68	EA	CABINET/NIGHTSTAND - W/COUNTERTOP/DRS/DRWRS/HDW (K68, K70)
1	127655-01-K69	EA	CABINET/NIGHTSTAND - W/COUNTERTOP/DRS/DRWRS/HDW (K69, K71)
2	127655-11-J60	EA	COUNTERTOP - NIGHTSTAND (K66, K67)
2	127655-11-J61	EA	COUNTERTOP - NIGHTSTAND (K68, K69, K70, K71)
3	116187-02-J94	EA	CABINET - OVHD/REAR - W/O DOORS/HDW - F/TWN BED - WATERFORD OAK
3	116187-02-J60	EA	CABINET - OVHD/REAR - W/O DOORS/HDW - F/TWN BED - WASHED MAPLE
4	M08754-03-000	EA	TOP - BED - TWIN/RH - W/O HDW
5	P27623-01-J94	EA	CABINET - BASE - TWIN BED/RH - W/O DRS/DWRS/HDW - WATERFORD OAK
5	P27623-01-J60	EA	CABINET - BASE - TWIN BED/RH - W/O DRS/DWRS/HDW - WASHED MAPLE
6	M08754-04-000	EA	TOP - BED - TWIN/LH - W/O HDW
7	P27624-01-J94	EA	CABINET - BASE - TWIN BED/LH - W/O DRS/DWRS/HDW - WATERFORD OAK
7	P27624-01-J60	EA	CABINET - BASE - TWIN BED/LH - W/O DRS/DWRS/HDW - WASHED MAPLE
8	128680-01-J94	EA	CABINET - SHIRT CLOSET - W/O DOORS/HDW - WATERFORD OAK
8	128680-01-J60	EA	CABINET - SHIRT CLOSET - W/O DOORS/HDW - WASHED MAPLE

KEY	PART NUMBER	U/M	DESCRIPTION
9	128682-01-K66	EA	CABINET/DRESSER - TWIN/LH - W/COUNTERTOP - W/O DWRS/HDW (K66)
9	128682-01-K67	EA	CABINET/DRESSER - TWIN/LH - W/COUNTERTOP - W/O DWRS/HDW (K67)
9	128682-01-K68	EA	CABINET/DRESSER - TWIN/LH - W/COUNTERTOP - W/O DWRS/HDW (K68, K70)
9	128682-01-K69	EA	CABINET/DRESSER - TWIN/LH - W/COUNTERTOP - W/O DWRS/HDW (K69, K71)
10	128682-11-J60	EA	COUNTERTOP - DRESSER - LH (K66, K67)
10	128682-11-J31	EA	COUNTERTOP - DRESSER - LH (K68, K69, K70, K71)
11	125164-04-J94	EA	CABINET - HAMPER - W/O DOORS/DRWRS/HDW - WATERFORD OAK
11	125164-04-J60	EA	CABINET - HAMPER - W/O DOORS/DRWRS/HDW - WASHED MAPLE
12	128681-01-J94	EA	CABINET - NIGHTSTAND - W/COUNTERTOP/DRS/DWRS/HDW (K66)
12	128681-01-J60	EA	CABINET - NIGHTSTAND - W/COUNTERTOP/DRS/DWRS/HDW (K67)
12	128681-01-J95	EA	CABINET - NIGHTSTAND - W/COUNTERTOP/DRS/DWRS/HDW (K68, K70)
12	128681-01-J61	EA	CABINET - NIGHTSTAND - W/COUNTERTOP/DRS/DWRS/HDW (K69, K71)
13	128681-11-J60	EA	COUNTERTOP - NIGHTSTAND (K66, K67)
13	128681-11-J31	EA	COUNTERTOP - NIGHTSTAND (K68, K69, K70, K71)



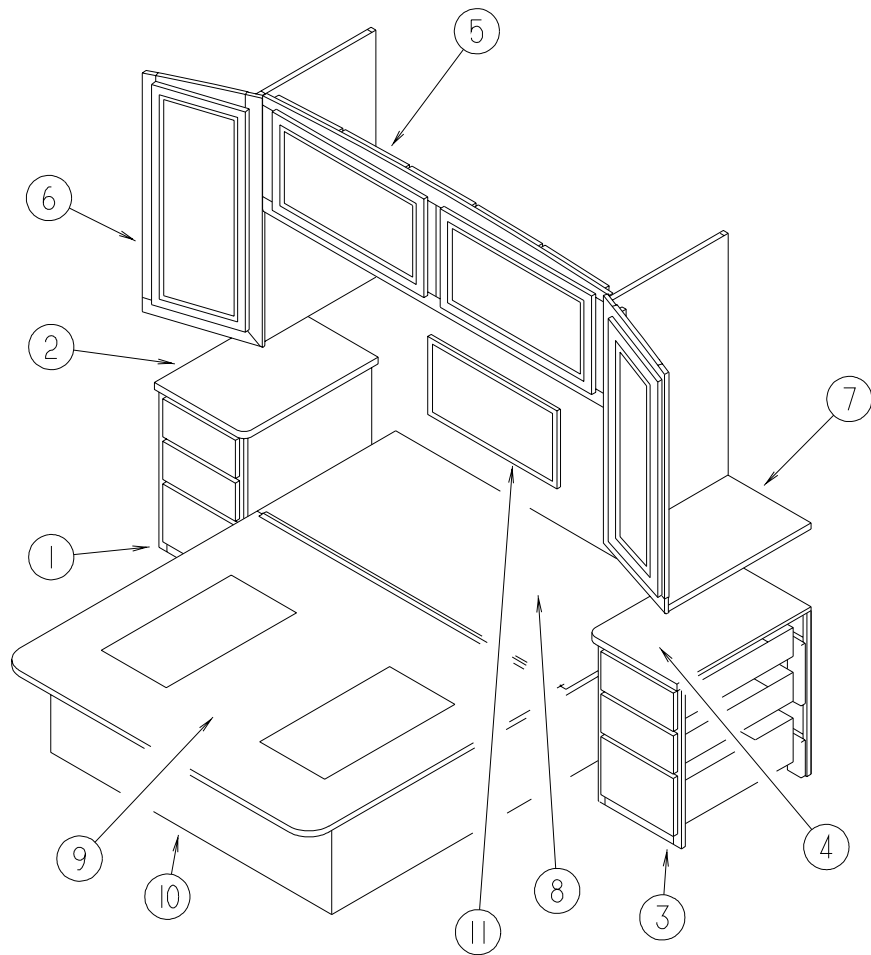
## BEDROOM GROUP (CONTINUED)

### TWIN BEDROOM DOORS AND DRAWERS



KEY	PART NUMBER	U/M	DESCRIPTION
1	131995-74-K66	EA	DOOR - SOLID PANEL - 12" X 39.9" - W/O HDW - WATERFORD OAK
1	131995-74-K67	EA	DOOR - SOLID PANEL - 12" X 39.9" - W/O HDW - WASHED MAPLE
2	131995-D4-K66	EA	DOOR - SOLID PANEL - 15.7" X 27.9" - W/O HDW - WATERFORD OAK
2	131995-D4-K67	EA	DOOR - SOLID PANEL - 15.7" X 27.9" - W/O HDW - WASHED MAPLE
3	131995-U5-K66	EA	DOOR - SOLID PANEL - 23.8" X 10.8" - W/O HDW - WATERFORD OAK
3	131995-U5-K67	EA	DOOR - SOLID PANEL - 23.8" X 10.8" - W/O HDW - WASHED MAPLE
4	M05971-HW-J94	EA	DRAWER - OGEE EDGE - 8.2"W X 13.8"D - W/O SLIDES/HDW - WATERFORD OAK
4	M05971-HW-K67	EA	DRAWER - OGEE EDGE - 8.2"W X 13.8"D - W/O SLIDES/HDW - WASHED MAPLE
5	M05971-HN-J94	EA	DRAWER - OGEE EDGE - 24.7"W X 15.7"D - W/O SLIDES/HDW - WATERFORD OAK
5	M05971-HN-J60	EA	DRAWER - OGEE EDGE - 24.7"W X 15.7"D - W/O SLIDES/HDW - WASHED MAPLE
6	M05971-HR-J94	EA	DRAWER - OGEE EDGE - 20.1"W X 13.8"D - W/O SLIDES/HDW - WATERFORD OAK
6	M05971-HR-J60	EA	DRAWER - OGEE EDGE - 20.1"W X 13.8"D - W/O SLIDES/HDW - WASHED MAPLE
7	M05971-71-J94	EA	DRAWER - OGEE EDGE - 8"W X 17.7"D - W/O SLIDES/HDW - WATERFORD OAK
7	M05971-71-J60	EA	DRAWER - OGEE EDGE - 8"W X 17.7"D - W/O SLIDES/HDW - WASHED MAPLE

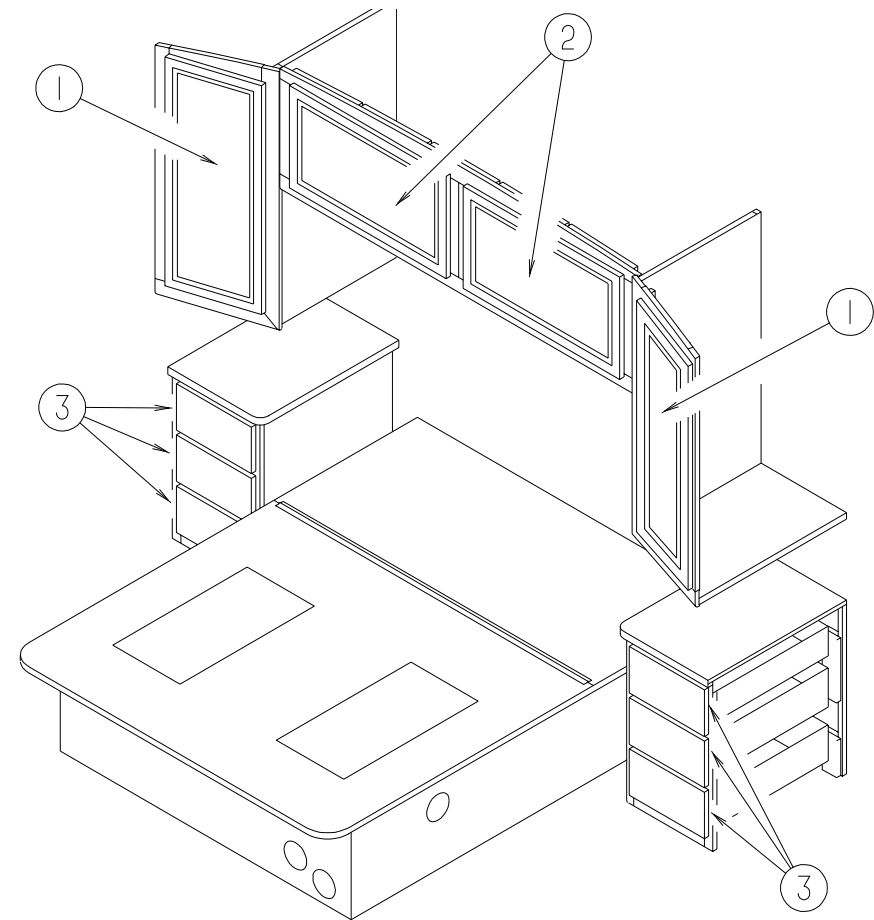
**BEDROOM GROUP (CONTINUED)**



**QUEEN BEDROOM CABINETS**

KEY	PART NUMBER	U/M	DESCRIPTION
1	129251-07-K66	EA	CABINET - NIGHTSTAND/RH - W/COUNTERTOP - W/O DRS/DWRS/HDW (K66)
1	129251-07-K67	EA	CABINET - NIGHTSTAND/RH - W/COUNTERTOP - W/O DRS/DWRS/HDW (K67)
1	129251-07-K68	EA	CABINET - NIGHTSTAND/RH - W/COUNTERTOP - W/O DRS/DWRS/HDW (K68, K70)
1	129251-07-K69	EA	CABINET - NIGHTSTAND/RH - W/COUNTERTOP - W/O DRS/DWRS/HDW (K69, K71)
2	129251-19-K66	EA	COUNTERTOP - NIGHTSTAND (K66, K67)
2	129251-19-K28	EA	COUNTERTOP - NIGHTSTAND (K68, K69, K70, K71)
3	129251-08-K66	EA	CABINET - NIGHTSTAND/LH - W/COUNTERTOP - W/O DRS/DWRS/HDW (K66)
3	129251-08-K67	EA	CABINET - NIGHTSTAND/LH - W/COUNTERTOP - W/O DRS/DWRS/HDW (K67)
3	129251-08-K68	EA	CABINET - NIGHTSTAND/LH - W/COUNTERTOP - W/O DRS/DWRS/HDW (K68, K70)
3	129251-08-K69	EA	CABINET - NIGHTSTAND/LH - W/COUNTERTOP - W/O DRS/DWRS/HDW (K69, K71)
4	129251-20-K66	EA	COUNTERTOP - NIGHTSTAND (K66, K67)
4	129251-20-K28	EA	COUNTERTOP - NIGHTSTAND (K68, K69, K70, K71)
5	106523-01-G09	EA	CABINET - OVERHEAD/REAR - W/O DOORS/HDW - WATERFORD OAK
5	106523-01-J60	EA	CABINET - OVERHEAD/REAR - W/O DOORS/HDW - WASHED MAPLE
6	116142-01-J22	EA	CABINET - SHIRT CLOSET/RIGHT HAND - W/O DOORS/HDW - WATERFORD OAK
6	116142-01-J54	EA	CABINET - SHIRT CLOSET/RIGHT HAND - W/O DOORS/HDW - WASHED MAPLE
7	116142-02-J22	EA	CABINET - SHIRT CLOSET/LEFT HAND - W/O DOORS/HDW - WATERFORD OAK
7	116142-02-J60	EA	CABINET - SHIRT CLOSET/LEFT HAND - W/O DOORS/HDW - WASHED MAPLE
8	M05087-35-000	EA	CABINET ASM-QN BED TOP,DTL E
9	M05087-36-000	EA	CABINET ASM-QN BED TOP,DTL E
10	128640-01-J94	EA	CABINET - BASE - QUEEN BED - W/O DOORS/DRAWERS/HDW - WATERFORD OAK
10	128640-01-J60	EA	CABINET - BASE - QUEEN BED - W/O DOORS/DRAWERS/HDW - WASHED MAPLE
11	058331-93-000	EA	MIRROR - SAFETY GLASS - 27.6" X 63"

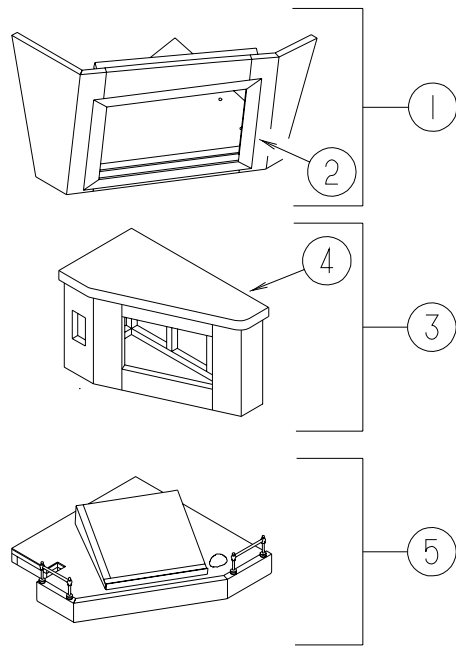
**BEDROOM GROUP (CONTINUED)**



**QUEEN BEDROOM DOORS & DRAWERS**

KEY	PART NUMBER	U/M	DESCRIPTION
1	131995-B6-K66	EA	DOOR - SOLID PANEL - 14.3" X 36.3" - W/O HDW - WATERFORD OAK
1	131995-B6-K67	EA	DOOR - SOLID PANEL - 14.3" X 36.3" - W/O HDW - WASHED MAPLE
2	131995-D4-K66	EA	DOOR - SOLID PANEL - 15.7" X 27.9" - W/O HDW - WATERFORD OAK
2	131995-D4-K67	EA	DOOR - SOLID PANEL - 15.7" X 27.9" - W/O HDW - WASHED MAPLE
3	M09316-14-K66	EA	DRAWER - OGEE EDGE - 10.7"W X 19.7"D - W/O SLIDES/HDW - WATERFORD OAK
3	M09316-14-K67	EA	DRAWER - OGEE EDGE - 10.7"W X 19.7"D - W/O SLIDES/HDW - WASHED MAPLE

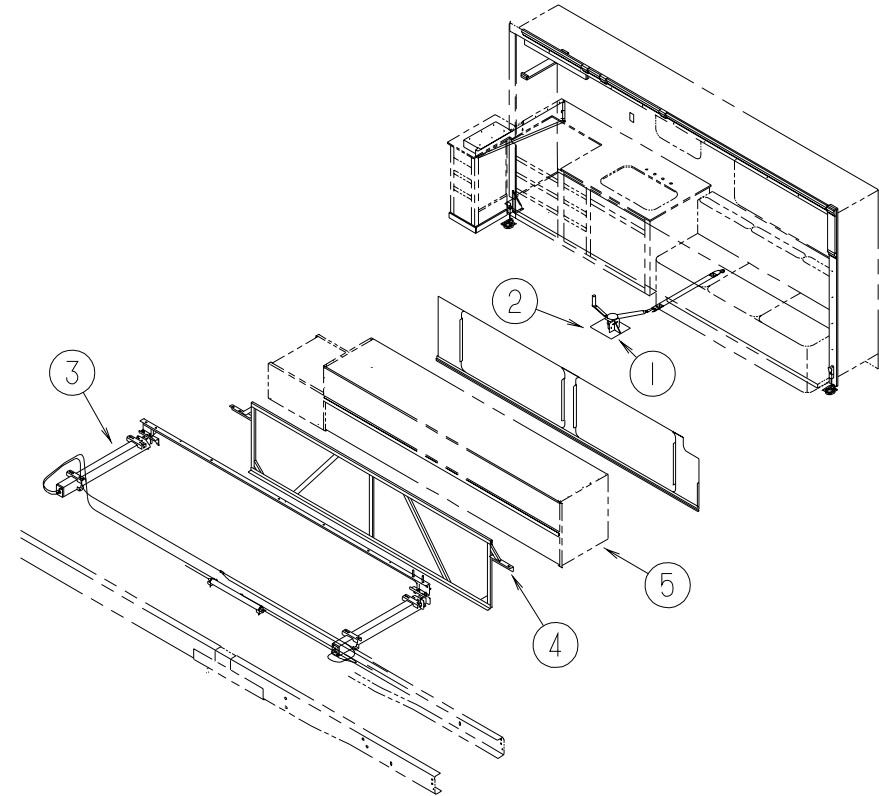
**BEDROOM GROUP (CONTINUED)**



**TV & RADIO CABINETS**

EY	PART NUMBER	U/M	DESCRIPTION
1	127286-02-J20	EA	CABINET - OVERHEAD/TV/REAR - W/O DOORS/HDW - WATERFORD OAK
1	127286-02-J60	EA	CABINET - OVERHEAD/TV/REAR - W/O DOORS/HDW - WASHED MAPLE
2	127286-11-J20	EA	TRIM - OVERHEAD/REAR - TV CABINET - WATERFORD OAK
2	127286-11-J60	EA	TRIM - OVERHEAD/REAR - TV CABINET - WASHED MAPLE
3	126941-01-K66	EA	CABINET/RADIO - W/COUNTERTOP - W/O DOORS/HDW (K66)
3	126941-01-J60	EA	CABINET/RADIO - W/COUNTERTOP - W/O DOORS/HDW (K67)
3	126941-01-K68	EA	CABINET/RADIO - W/COUNTERTOP - W/O DOORS/HDW (K68, K70)
3	126941-01-K69	EA	CABINET/RADIO - W/COUNTERTOP - W/O DOORS/HDW (K69, K71)
4	126941-15-J60	EA	COUNTERTOP - RADIO CABINET (K66, K67)
4	126941-15-J31	EA	COUNTERTOP - RADIO CABINET (K68, K69, K70, K71)
5	127376-02-J20	EA	CABINET - TV SHELF - LEFT HAND - WATERFORD OAK
5	127376-02-J60	EA	CABINET - TV SHELF - LEFT HAND - WASHED MAPLE

**CHASSIS GROUP**

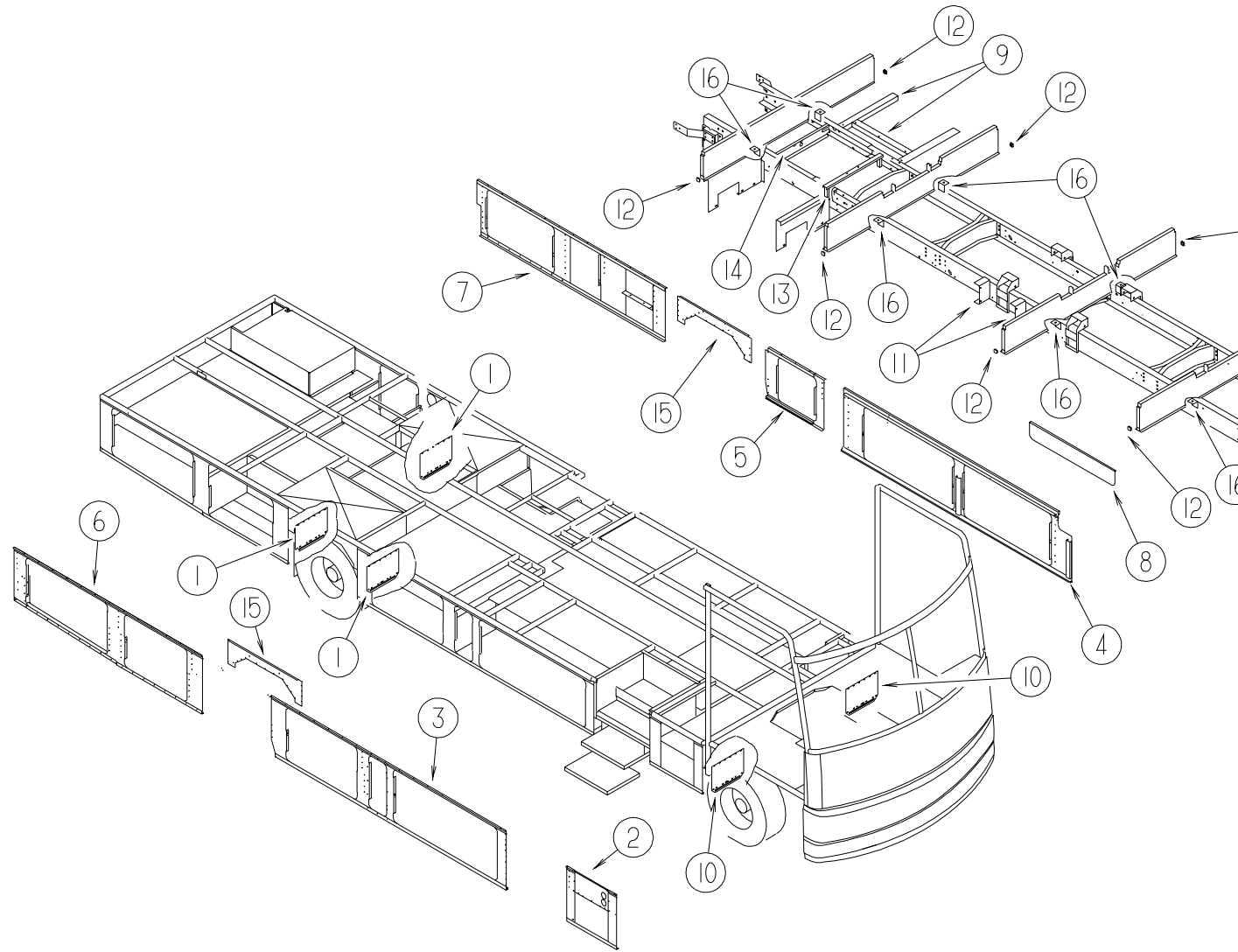


**GALLEY HYDRAULIC SLIDEOUT**

KEY	PART NUMBER	U/M	DESCRIPTION	VENDOR NO.
1	115767-02-000	EA	WINCH - SLIDEOUT	
2	116082-03-02B	EA	BRACKET - WINCH	
3	125687-01-000	EA	SLIDEOUT - HYDRAULIC	
	125687-01-700	EA	CYLINDER - 21" STROKE	RAP90512
	125687-01-701	EA	HOSE - HYDRAULIC - 120"	AP13772
	125687-01-702	EA	CYLINDER - SYNCHRONIZING	RAP90471
4	126050-05-J60	EA	SUPPORT - SLIDEOUT COMPARTMENT - FORD	
4	126050-09-J60	EA	SUPPORT - SLIDEOUT COMPARTMENT - GM	
5	126390-05-000	EA	COMPARTMENT - SLIDEOUT - FORD	
5	126390-09-000	EA	COMPARTMENT - SLIDEOUT - GM	

## CHASSIS GROUP (CONTINUED)

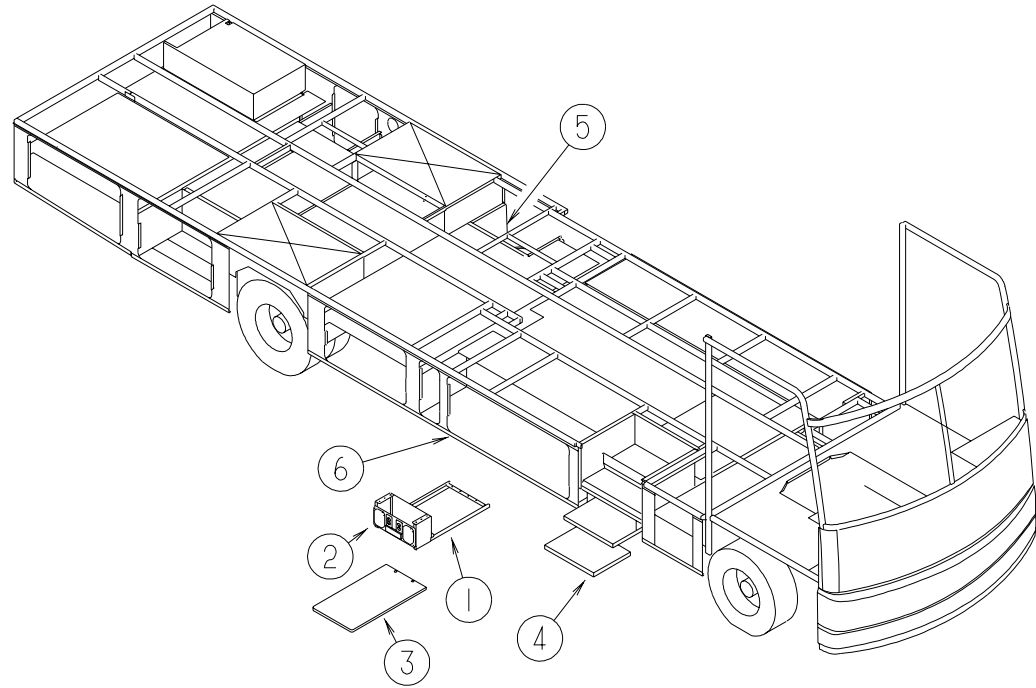
### CHASSIS FRAME



KEY	PART NUMBER	U/M	DESCRIPTION
1	020167-08-000	EA	DIRT GUARD - STEEL - 13.6" LONG
2	125991-19-J60	EA	SEAL PLANE - GM
2	128856-16-J60	EA	SEAL PLANE ASM-RH REAR - FORD
3	125991-20-J60	EA	SEAL PLANE - GM
3	128856-17-J60	EA	SEAL PLANE ASM-RH CENTER - FORD
4	125991-22-J60	EA	SEAL PLANE - GM
4	128856-14-J60	EA	SEAL PLANE ASM-LH FRT - FORD
5	125991-23-J60	EA	SEAL PLANE - GM/FORD
6	128519-14-J60	EA	SEAL PLANE - GM
6	128856-18-J60	EA	SEAL PLANE ASM-RH REAR - FORD

KEY	PART NUMBER	U/M	DESCRIPTION
7	128519-15-J60	EA	SEAL PLANE - GM
7	128856-15-J60	EA	SEAL PLANE ASM-LH REAR - FORD
8	053322-10-000	EA	SHIELD - HEAT - EXHAUST - 48" X 7.5" - STEEL - FORD
9	104803-01-000	EA	ANGLE - FORMED W/SLOTS
10	020167-03-000	EA	DIRT GUARD - STEEL - 11" LONG
11	120867-01-02B	EA	MOUNT - LP TANK
12	119845-01-01A	EA	PLUG - PLASTIC - BLACK - 1 1/2" SQUARE
13	093362-06-000	EA	CHANNEL - TIRE HOIST - FORD
14	129006-01-02B	EA	SUPPORT/FRAME - TIRE CARRIER HANDLE
15	119750-04-02B	EA	PANEL-SEAL PLANE - PASSENGER SIDE
15	119750-05-02B	EA	PANEL-SEAL PLANE - DRIVER SIDE
16	117154-07-02B	EA	MOUNT - FRAME RAIL/FLOOR

## CHASSIS GROUP (CONTINUED)

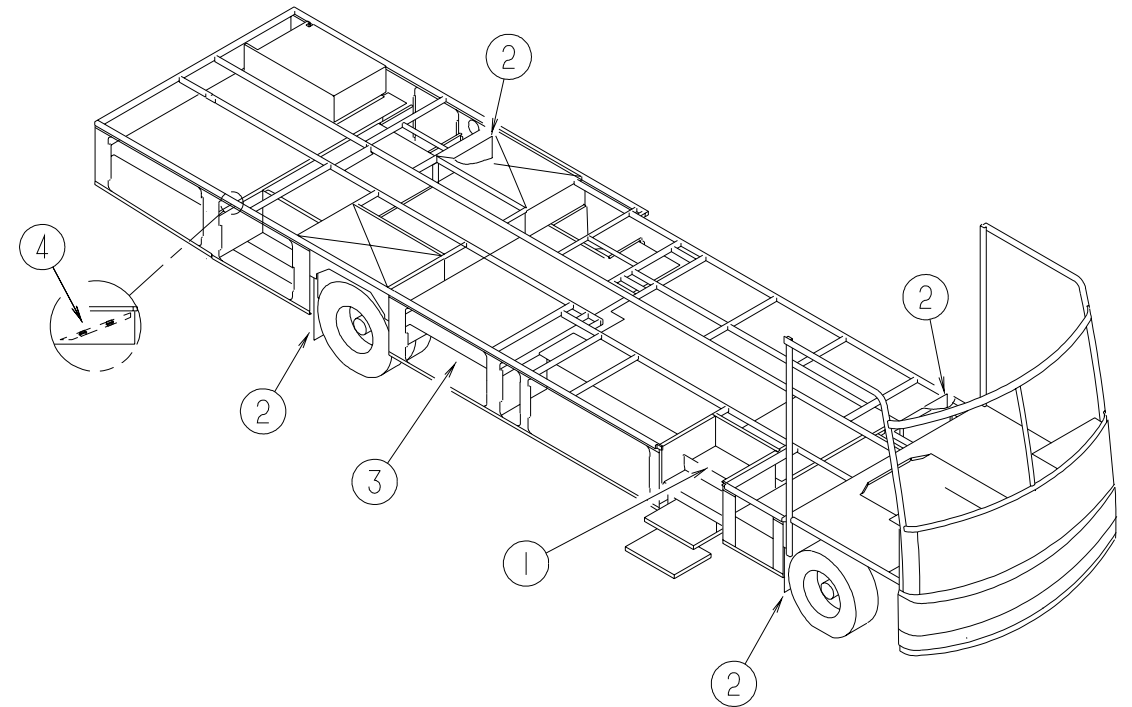


### EXTERIOR STORAGE COMPARTMENTS

KEY	PART NUMBER	U/M	DESCRIPTION
1	126119-02-02B	EA	FRAME - ENTERTAINMENT CENTER - EXTERIOR - 19.7" X 10.3" - FORD
1	126119-01-02B	EA	FRAME - ENTERTAINMENT CENTER - EXTERIOR - 21.1" X 10.3" - GM
2	126123-01-J60	EA	PLATE - RADIO MOUNTING
			FROM: 00-00-00 THRU: 06-20-99
2	126123-01-K30	EA	PLATE - RADIO MOUNTING
			FROM: 06-21-99 THRU: 99-99-99
3	126125-01-J60	EA	TABLE - ENTERTAINMENT CENTER
4*	094707-01-01A	EA	STEP - DOUBLE - ELECTRIC - KWIKEE
			FROM: 00-00-00 THRU: 01-13-99
4*	094707-03-01A	EA	STEP - DOUBLE - ELECTRIC - KWIKEE
			FROM: 01-14-99 THRU: 99-99-99
4	116995-01-000	EA	SWITCH/MAGNET - ELECTRIC STEP
			FROM: 00-00-00 THRU: 01-13-99
4	116995-02-000	EA	SWITCH/MAGNET - ELECTRIC STEP - BLACK/WHITE-CLOSED CIRCUIT
			FROM: 01-14-99 THRU: 99-99-99
5	123070-04-01A	EA	COMPARTMENT - DRAINAGE
5	M08628-01-H17	EA	HATCH W/FOAM INSERT
5	121175-02-01A	EA	LATCH - SWELL
6	126386-19-J60	EA	COMPARTMENT ASM-LUGGAGE - FORD
6	126386-13-J60	EA	COMPARTMENT ASM-LUGGAGE - GM/FREIGHTLINER

\*COMPONENT PARTS FOUND IN SERVICE PARTS LIBRARY

## CHASSIS GROUP (CONTINUED)



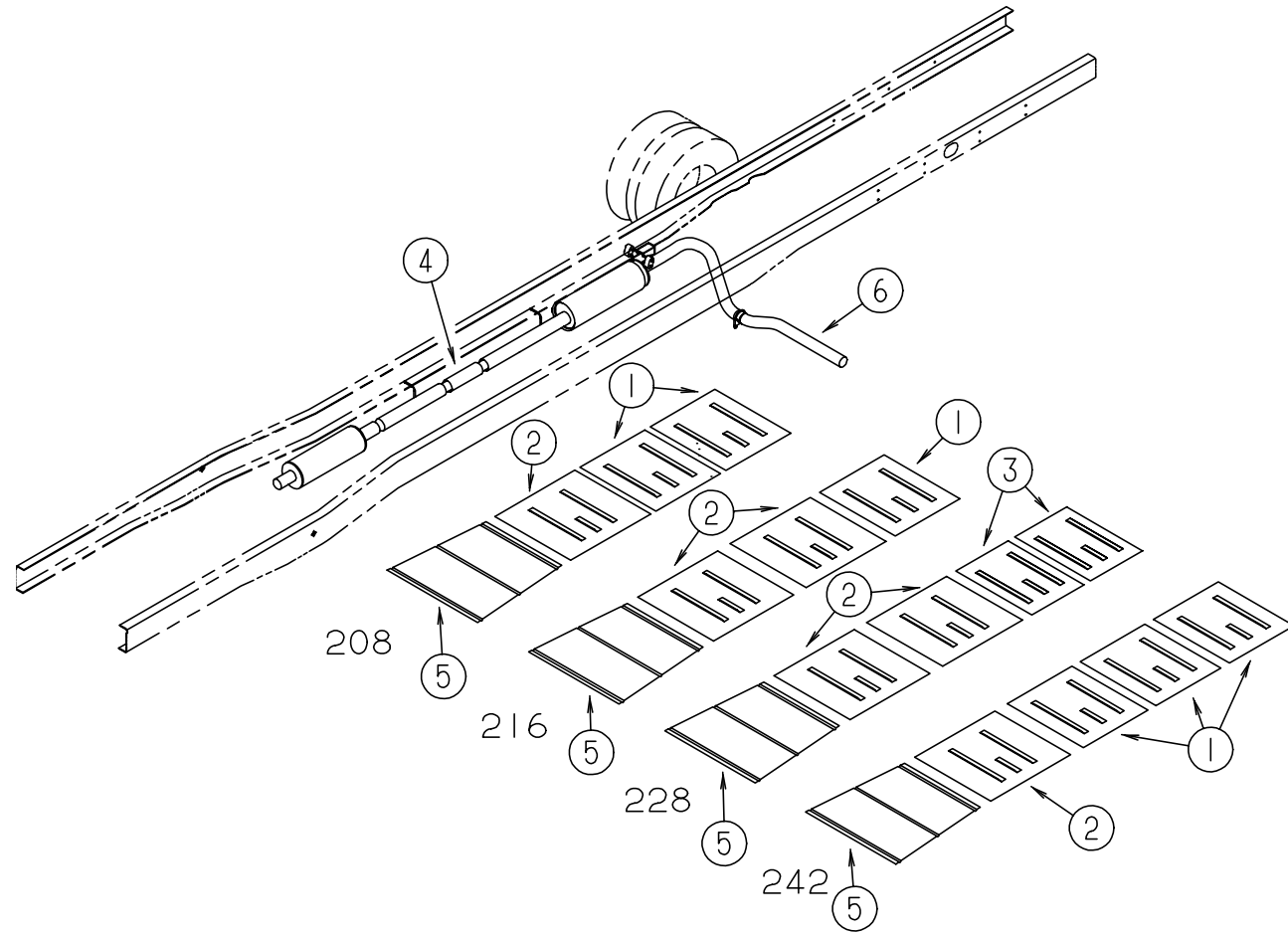
### PANEL & TRIM COMPONENTS

KEY	PART NUMBER	U/M	DESCRIPTION
1	065450-05-000	EA	TIEDOWN - BATTERY - 8.4" TUBE
2	017516-01-000	EA	MUD FLAP - 14" X 18" - BLACK
3	P13380-01-01A	EA	PANEL - COVER SEAL
4	115392-01-01A	EA	STRAP - VELCRO (LUG WRENCH HOLDER)

### DRIVETRAIN

KEY	PART NUMBER	U/M	DESCRIPTION
	074833-01-000	EA	SPACER - BEARING - DRIVESHAFT - 2" X 8" X .5" STEEL
	074833-04-000	EA	SPACER - BEARING - DRIVESHAFT - 8" X 2" STEEL
	075302-16-000	EA	DRIVESHAFT ASSEMBLY - YOKE/YOKE/BEARING - 46.72" - GM DIESEL EXPORT
	083415-01-000	EA	SHIELD - HEAT - DRIVESHAFT BEARING - 4" X 5.5" - STEEL - GM DIESEL
	088498-01-000	EA	UNION - INVERTED FLARE - BRASS - 3/16
	115043-03-000	EA	BUSHING - DRIVESHAFT
	128531-02-000	EA	DRIVESHAFT - BALANCED - CHEVY - P12 - 219" (L34, L35)
	128531-03-000	EA	DRIVESHAFT - BALANCED - CHEVY - P12 - 233" (L36)
	129580-01-000	EA	DRIVESHAFT - BALANCED - F53 - 216" (L33)
	129580-02-000	EA	DRIVESHAFT - BALANCED - F53 - 242" (L34, L35)

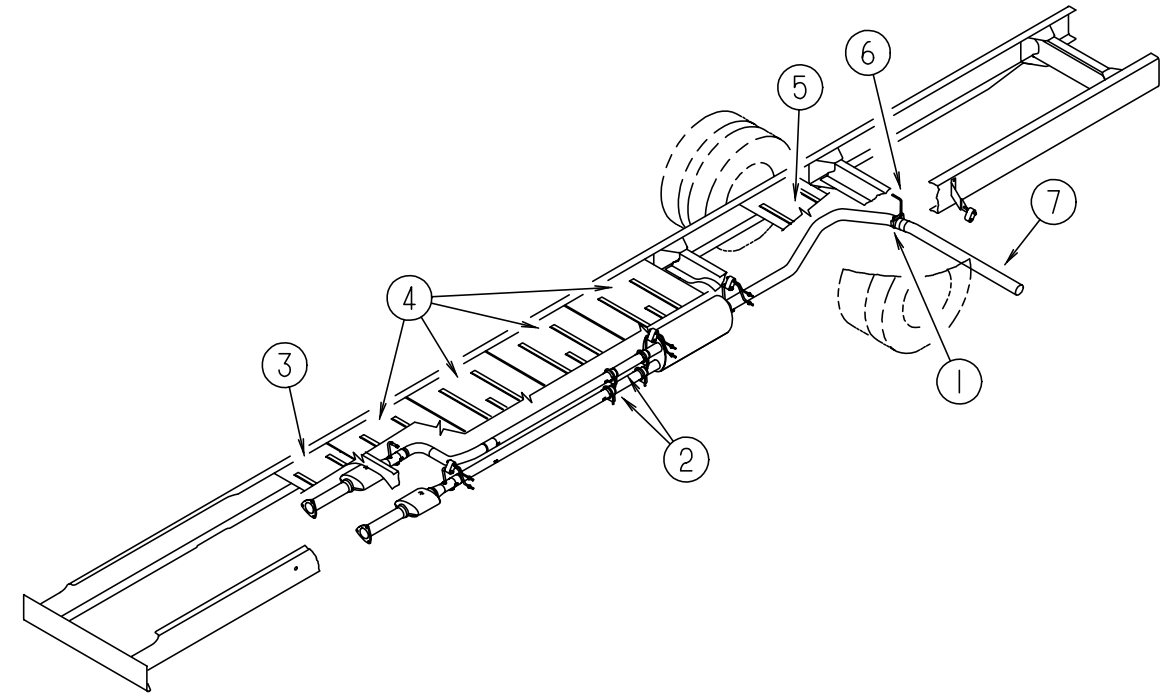
### CHASSIS GROUP (CONTINUED)



#### FORD CHASSIS EXHAUST SYSTEM

KEY	PART NUMBER	U/M	DESCRIPTION
	094918-06-000	EA	CLAMP - EXHAUST - 3" - HEAVY DUTY
1	101544-02-000	EA	SHIELD - HEAT/EXHAUST - 30" X 29.1"
2	101544-06-000	EA	SHIELD - HEAT/EXHAUST - 33.9" X 29.1"
3	101544-10-000	EA	SHIELD - HEAT/EXHAUST - 19.7" X 29.1" - FORD
4	112012-04-000	EA	PIPE - EXHAUST - 76.2" DIAMETER ( 208"-216"WHEELBASE 33' CHASSIS)
4	112012-03-000	EA	PIPE - EXHAUST - 3" DIAMETER ( 228" WHEELBASE 34' & 35' CHASSIS)
4	112012-05-000	EA	PIPE - EXHAUST - 76.2" DIAMETER ( 228"-242"WHEELBASE 36' CHASSIS)
5	128756-01-02B	EA	SHIELD - HEAT EXHAUST - E-COATED
6	NA	EA	PIPE - EXH - CHASSIS PROVIDED ( 216'-228" WHEELBASE 33'/34'/35' CHASSIS)
6	129726-01-000	EA	PIPE - EXHAUST - FORD ( 228"-242"WHEELBASE 36' CHASSIS)

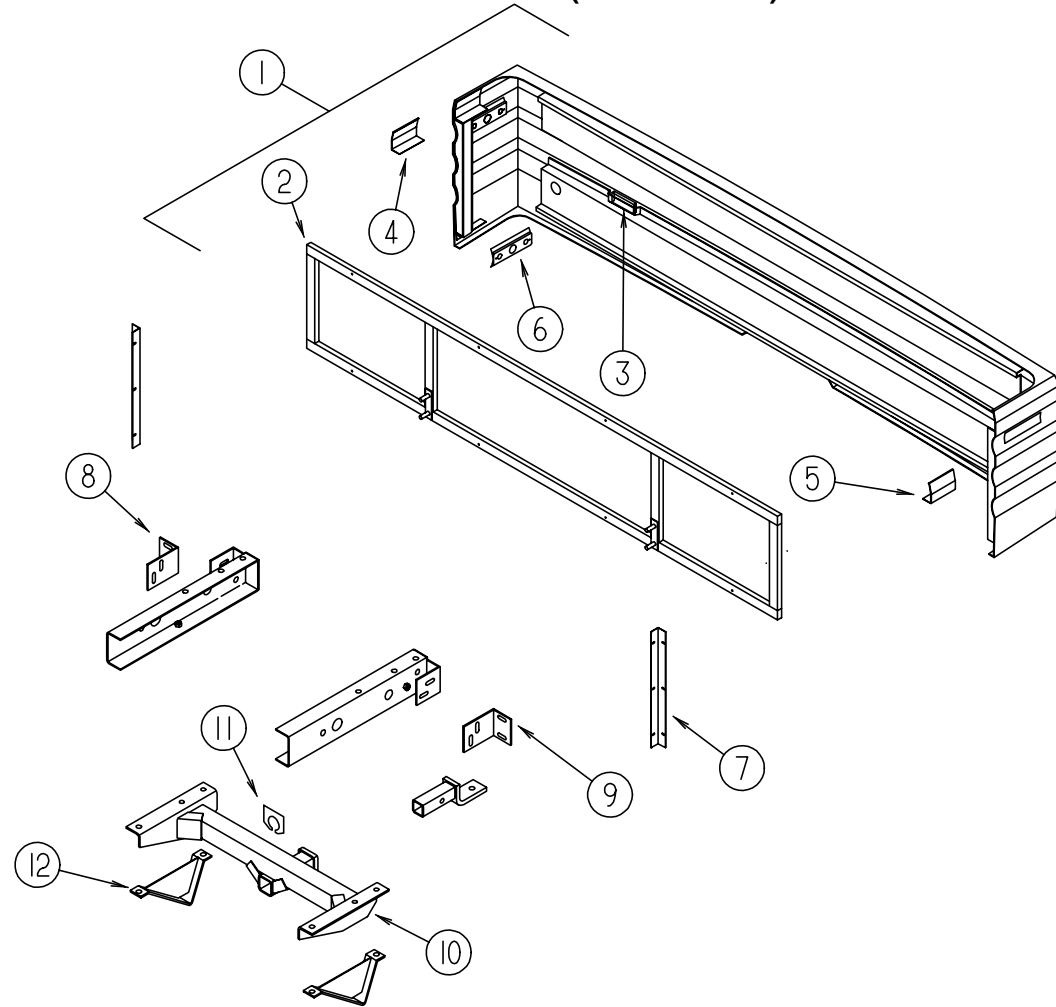
### CHASSIS GROUP (CONTINUED)



#### CHEVY EXHAUST SYSTEM

KEY	PART NUMBER	U/M	DESCRIPTION
	007125-07-000	EA	CLAMP - MUFFLER - 2.5" DIAMETER
1	094918-01-000	EA	CLAMP - EXHAUST - 3" - GUILLOTINE STYLE
2	098762-21-000	EA	PIPE - EXHAUST - STRAIGHT - 2.5" - 219" WHEELBASE (L34/L35)
2	098762-22-000	EA	PIPE - EXHAUST - STRAIGHT - 2.5" - 233" WHEELBASE (L36)
3	101544-01-000	EA	SHIELD - HEAT/EXHAUST - 19.7" X 29.1"
4	101544-02-000	EA	SHIELD - HEAT/EXHAUST - 30" X 29.1"
5	101544-01-000	EA	SHIELD - HEAT/EXHAUST - 19.7" X 29.1"
6	122392-06-02B	EA	HANGER - TAILPIPE - E-COATED
7	128754-01-000	EA	PIPE - EXHAUST - TAIL

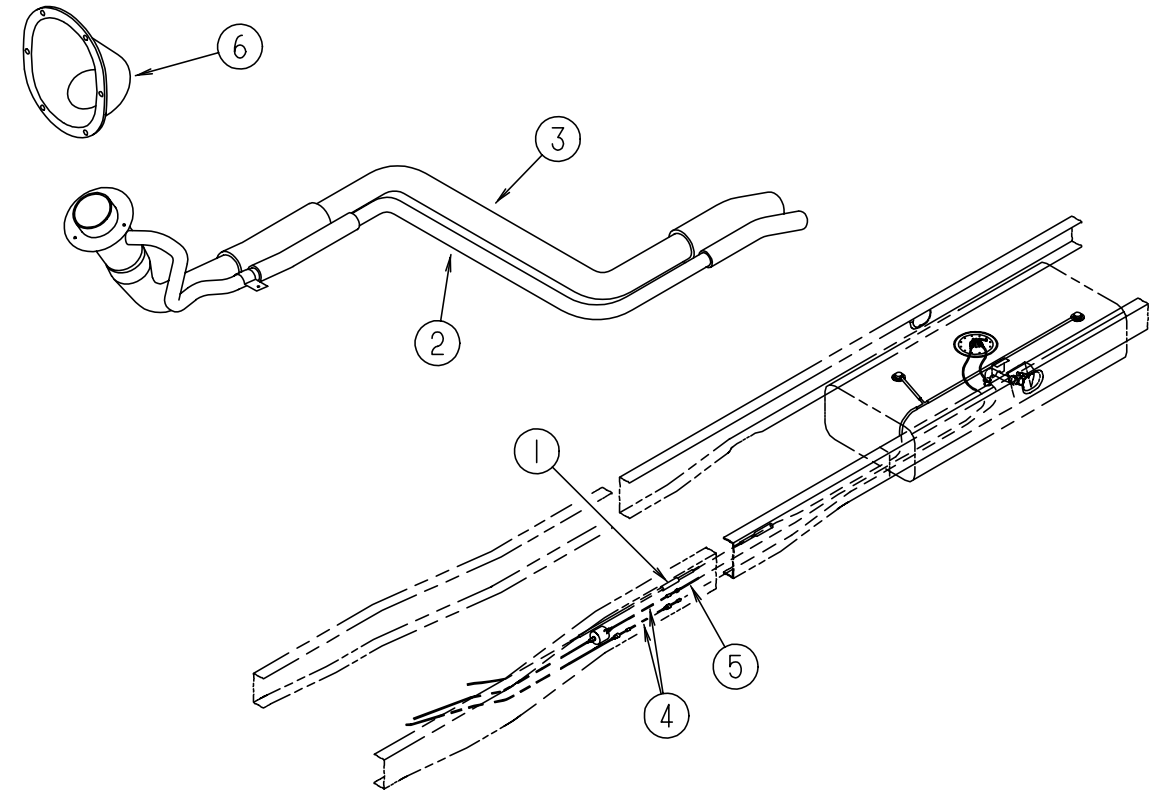
### CHASSIS GROUP (CONTINUED)



**REAR BUMPER & TRAILER HITCH**

KEY	PART NUMBER	U/M	DESCRIPTION
1	M08673-03-J60	EA	BUMPER - REAR - FORD & STD GM CHASSIS
2	118833-01-02B	EA	FRAME - BUMPER/REAR
3	104319-51-007	EA	FRAME/GRILLE - EXTRUDED
4	124837-01-01A	EA	SUPPORT - BUMPER - REAR/PASSENGER
5	124837-02-01A	EA	SUPPORT - BUMPER - REAR/DRIVER
1	M08673-04-J60	EA	BUMPER - REAR - F/HEAVY DUTY GM CHASSIS
2	118833-02-02B	EA	FRAME - BUMPER/REAR
3	104319-51-007	EA	FRAME/GRILLE - EXTRUDED
4	124837-03-01A	EA	SUPPORT - BUMPER - REAR/PASSENGER
5	124837-04-01A	EA	SUPPORT - BUMPER - REAR/DRIVER
6	125541-01-01A	EA	POCKET - LIGHT - SIDE MARKER
7	113041-07-02B	EA	ANGLE - BUMPER MOUNT/REAR - DRIVER/PASSENGER - E-COATED
7	113041-03-02B	EA	ANGLE - MOUNT/BUMPER - GM
8	107524-01-000	EA	ANGLE - BUMPER - INNER/RIGHT HAND
9	107524-02-000	EA	ANGLE - BUMPER - INNER/LEFT HAND
9	107524-01-000	EA	ANGLE - BUMPER - INNER/RIGHT HAND FROM: 00-00-00 THRU: 10-28-98 FROM: 10-28-98 THRU: 99-99-99
10	130339-02-000	EA	HITCH RECEIVER - BOLT ON CLASS III
11	113588-02-01B	EA	BRACKET - CONNECTOR - TRAILER W/O LIP FROM: 00-00-00 THRU: 05-10-98
11	113588-01-01B	EA	BRACKET - CONNECTOR - TRAILER W/LIP - HEAVY DUTY GM CHASSIS FROM: 00-00-00 THRU: 05-10-98
12	111742-01-000	EA	PLATE - SKID
	113589-01-000	EA	CONNECTOR - PLUG - TRAILER
	113589-02-000	EA	CONNECTOR - SOCKET - TRAILER

### CHASSIS GROUP (CONTINUED)

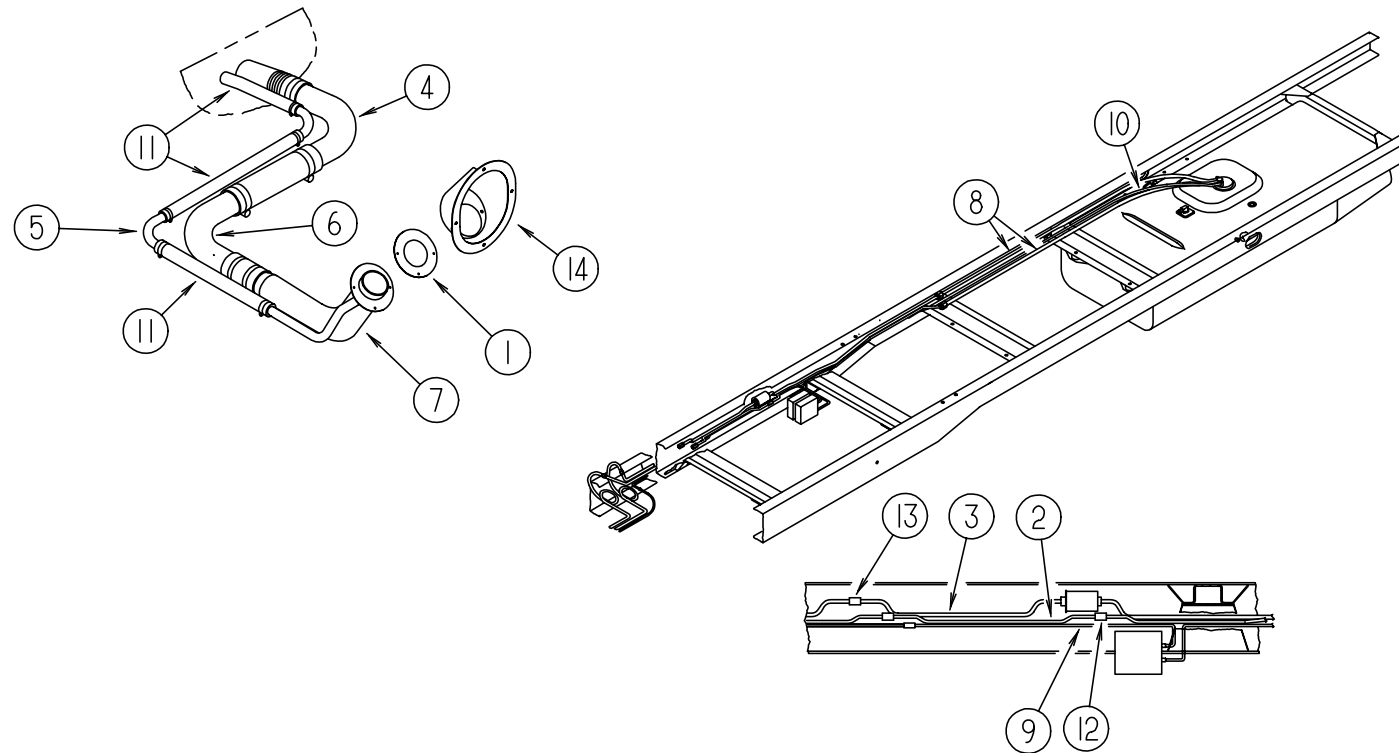


**FORD FUEL SYSTEM**

KEY	PART NUMBER	U/M	DESCRIPTION
	044317-01-000	FT	HOSE - FUEL - 3/8" ID
1	128139-02-000	FT	HOSE - FUEL - LOW PERMEABILITY - 5/8" DIAMETER
2	129320-03-000	EA	PIPE - VENT - FILL (L36WL)
2	129320-05-000	EA	PIPE - VENT - FILL (L35)
2	129320-09-000	EA	PIPE - VENT - FILL (L33/L34)
3	129321-03-000	EA	TUBE - FUEL INLET (L36WL)
3	129321-05-000	EA	TUBE - FUEL INLET (L35)
3	129321-09-000	EA	TUBE - FUEL INLET (L33/L34)
4	129494-01-000	EA	FUEL LINE - 5/16" X 9.3" - FORD CHASSIS
4	129494-02-000	EA	FUEL LINE - 5/15" X 34.9" - FORD CHASSIS
4	129494-03-000	EA	FUEL LINE - 5/16" X 21.2" - FORD CHASSIS
5	129505-01-000	EA	TUBE - STEEL - 5/8" X 7.5"
5	129505-02-000	EA	TUBE - STEEL - 5/8" X 13.5"
5	129505-03-000	EA	TUBE - STEEL - 5/8" X 19.5"
6	128299-01-01A	EA	SHROUD - FUEL FILL
	007063-01-000	FT	HOSE - FUEL - 1/4"ID X 1/2"OD
	092889-40-000	EA	FUEL LINE - SUPPLY - GENERATOR - 1/4" X 75.4" - STEEL
	092889-21-000	EA	FUEL LINE - SUPPLY - GENERATOR - 1/4" X 52.7" - STEEL
	084884-01-000	EA	PLUG - BRASS - 3/8"

## CHASSIS GROUP (CONTINUED)

### CHEVY FUEL SYSTEM



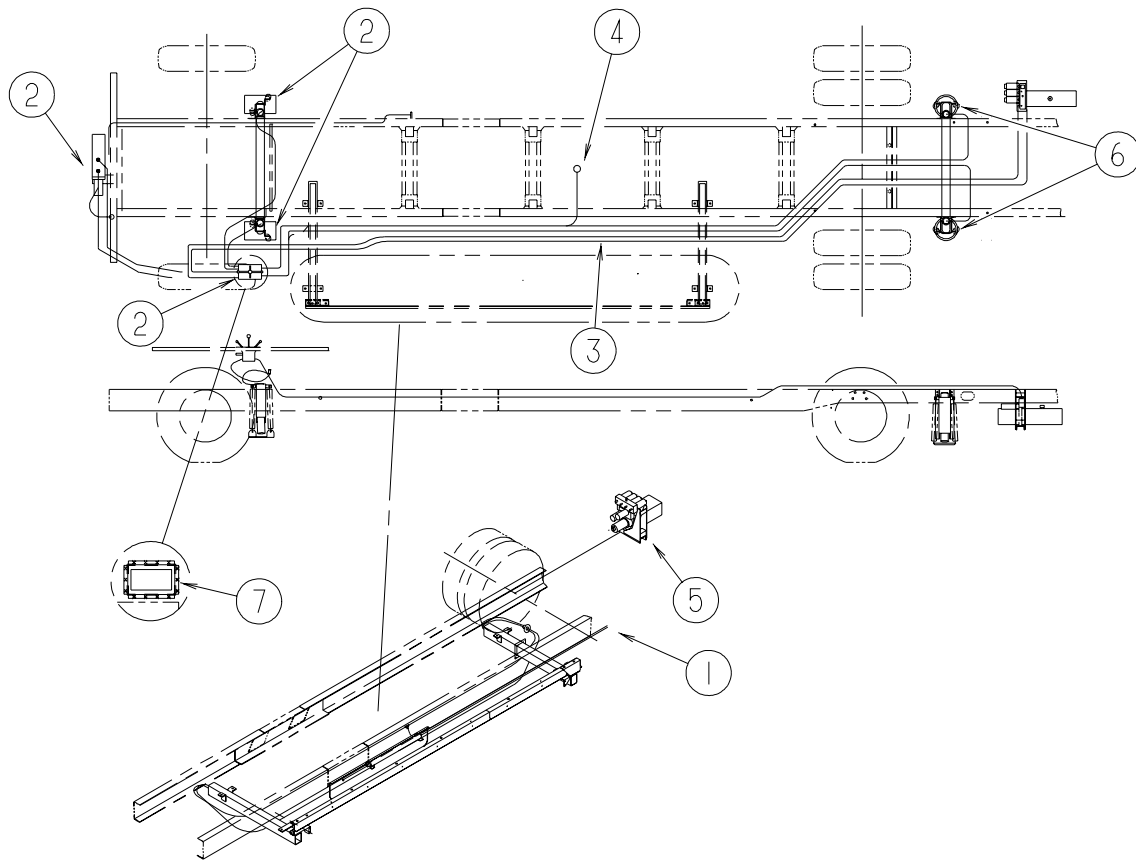
KEY	PART NUMBER	U/M	DESCRIPTION
1	078200-01-000	EA	GASKET - FUEL FILL - 3.5" OD X 2" ID
	044317-01-000	FT	HOSE - FUEL - 3/8" ID
2	098758-01-000	EA	FUEL LINE - RETURN - 5/16" STEEL X 14" LONG W/14MM NUTS
2	098758-07-000	EA	FUEL LINE - RETURN - 5/16" STEEL X 10" LONG W/14MM NUTS
3	098759-01-000	EA	FUEL LINE - SUPPLY - 3/8" STEEL X 14" LONG W/16MM NUTS
3	098759-07-000	EA	FUEL LINE - SUPPLY - 3/8" STEEL X 10" LONG W/16MM NUTS
4	098803-01-000	EA	PIPE - FUEL FILL - 90 DEGREE BEND - 13.2" - 1 3/4" OD (L33 EUROPE ONLY)
4	124327-04-000	EA	TUBE - FUEL INLET (L34)
4	124327-06-000	EA	TUBE - FUEL INLET (L36)
4	124327-07-000	EA	TUBE - FUEL INLET (L35)
5	098806-01-000	EA	PIPE - FILL VENT - 90 DEGREE BEND - .635 OD - STEEL (L33 EUROPE ONLY)
5	128524-01-000	EA	PIPE - VENT - FUEL FILL (L34)
5	128524-02-000	EA	PIPE - VENT - FUEL FILL (L36)
5	128524-03-000	EA	PIPE - VENT - FUEL FILL (L35)
6	098807-01-000	EA	PIPE - FUEL FILL - 90 DEGREE BEND - 6.6" - 1 3/4" OD (L33 EUROPE ONLY)

KEY	PART NUMBER	U/M	DESCRIPTION
7	127301-03-000	EA	NECK - FUEL FILL - GAS
7	127301-04-000	EA	NECK - FUEL FILL - DIESEL
8	127391-01-000	EA	FUEL LINE - DOUBLE (3/8" FEED/5/16" RETURN) 70" - GM CHASSIS
9	127392-01-000	EA	HOSE - VAPOR/EMISSION - 5/16" X 32.5" W/ENDS - GM CHASSIS
9	127392-02-000	EA	HOSE - EVAPORATOR TO EMISSIONS CANISTER
10	127393-01-000	EA	HOSE - FUEL VAPOR/EMISSION - 64" - GM CHASSIS
	128139-01-000	FT	HOSE - FUEL - LOW PERMEABILITY
11	128139-02-000	FT	HOSE - FUEL - LOW PERMEABILITY - 5/8" DIAMETER
	128139-03-000	FT	HOSE - FUEL - LOW PERMEABILITY - 1/4" DIAMETER
12	098779-01-000	EA	COUPLER - FUEL LINE (STRETCHED 208"-216" WHEELBASE CHASSIS ONLY)
13	098779-02-000	EA	COUPLER - FUEL LINE (STRETCHED 208"-216" WHEELBASE CHASSIS ONLY)
14	128299-01-01A	EA	SHROUD - FUEL FILL - UNFINISHED (CHASSIS SUPPLIED)
	068382-06-000	EA	BUSHING - BRASS - 3/8 MPT X 1/8 FPT
	114254-01-000	EA	ADAPTER - 1/4 BARB X 1/8 MPT
	092889-40-000	EA	FUEL LINE - SUPPLY - GENERATOR - 1/4" X 75.4" - STEEL
	092889-33-000	EA	FUEL LINE - SUPPLY - GENERATOR - 1/4" X 70.7" - STEEL



## CHASSIS GROUP (CONTINUED)

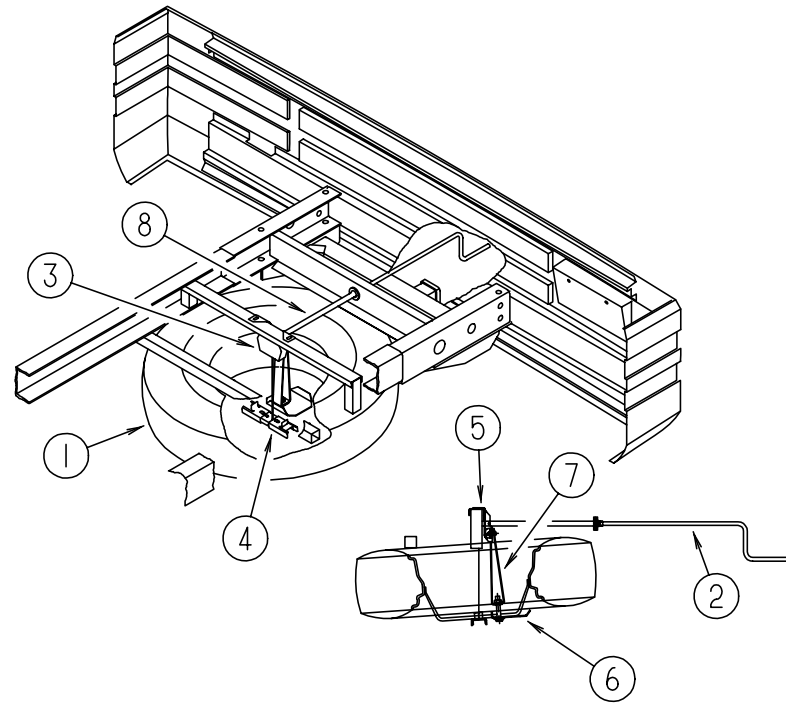
### HWH HYDRAULIC LEVELING SYSTEMS



KEY	PART NUMBER	U/M	DESCRIPTION	VENDOR NO.
1	100536-32-000	EA	HOSE KIT - SLIDEOUT	
	100536-25-701	EA	HOSE-HYDRAULIC-312"	
	123264-01-000	EA	TEE - UNION - 1/4" X 1/4" X 1/4"	
2	100532-50-000	EA	LEVELING SYSTEM - HYDRAULIC - F/SLIDEOUT UNIT - GM	FROM: 00-00-00 THRU: 02-08-99
	100532-54-000	EA	LEVELING SYSTEM - HYDRAULIC F/SLIDEOUT SYSTEM - FORD	FROM: 00-00-00 THRU: 07-22-98
	100532-01-713	EA	PUMP-RESERVOIR ASM.-MONARCH	RAP90014
	100532-03-710	EA	SENSING UNIT 21' MTA	RAP6798
	100532-03-715	EA	CAP-BREATHER W/DIPSTICK	RAP7876
	100532-03-722	EA	O-RING KIT	R7430
	100532-03-723	EA	O-RING/SEAL KIT	RAP9171
	100532-08-702	EA	VALVE,BI-AXIS	RAP9589
	100532-08-703	EA	PANEL ASM.-200 BI-AXIS SYS.	RAP9755
	100532-08-705	EA	KNOB-3/4" BLACK, SET OF FOUR	RAP1379
	100532-08-706	EA	KNOB-1 3/16" BLACK	RAP9734
	100532-08-707	EA	BEZEL W/GASKET, F/SYSTEM 200	RAP9592
	100532-09-704	EA	VALVE-PRESSURE SOLENOID	RAP0642
	100532-09-710	EA	SOLENOID-INTERMITENT DUTY	RAP0533
	100532-12-706	EA	SWITCH - WARNING/MAGNETIC	RAP1008 / RAP90496
	100532-12-707	EA	SPRING KIT	R3847
	100532-16-701	EA	MANIFOLD ASM. F/SLIDE OUT	RAP1716

KEY	PART NUMBER	U/M	DESCRIPTION	VENDOR NO.
	100532-31-701	EA	CHECK VALVE & KIT	RAP10021
	100532-31-702	EA	O-RING/SEAL KIT - MANIFOLD	RAP90127
	100532-32-702	EA	CYLINDER ONLY F/9000 LB JACK - GM	RAP1927
	100532-32-703	EA	BUZZER - JACK WARNING - FORD	RAP90403
	100532-37-701	EA	PUMP/RESERVOIR/MANIFOLD ASM	RAP13232
	100532-45-700	EA	CYLINDER W/O FOOT - 6K X 13"	RAP90490
	100532-47-701	EA	VALVE - BI-AXIS - W/O LEVERS	RAP0367
	100532-48-700	EA	JACK - 6K X 13" - GM	RAP90492
	100532-51-700	EA	JACK - 6K STRAIGHT ACTING - FORD	RAP90502
	100532-53-700	EA	CYLINDER ASM. - 9K	RAP90491
2	131306-07-000	EA	LEVELING SYSTEM - OPERATES SLIDEOUT ROOM W/O JACKS DOWN - GM	FROM: 07-23-98 THRU: 99-99-99
2	131306-03-000	EA	LEVELING SYSTEM - OPERATES SLIDEOUT ROOM W/OUT JACKS DOWN - FORD	FROM: 07-23-98 THRU: 99-99-99
	100532-01-713	EA	PUMP-RESERVOIR ASM.-MONARCH	RAP90014
	100532-03-715	EA	CAP-BREATHER W/DIPSTICK	RAP7876
	100532-03-722	EA	O-RING KIT	R7430
	100532-03-723	EA	O-RING/SEAL KIT	RAP9171
	100532-08-702	EA	VALVE,BI-AXIS	RAP9589
	100532-08-703	EA	PANEL ASM.-200 BI-AXIS SYS.	RAP9755
	100532-08-705	EA	KNOB-3/4" BLACK, SET OF FOUR	RAP1379
	100532-08-706	EA	KNOB-1 3/16" BLACK	RAP9734
	100532-08-707	EA	BEZEL W/GASKET, F/SYSTEM 200	RAP9592
	100532-09-704	EA	VALVE-PRESSURE SOLENOID	RAP0642
	100532-09-710	EA	SOLENOID-INTERMITENT DUTY	RAP0533
	100532-12-703	EA	SENSING UNIT BI-AXIS-27'	RAP6800
	100532-12-706	EA	SWITCH - WARNING/MAGNETIC	RAP1008 / RAP90496
	100532-12-707	EA	SPRING KIT	R3847
	100532-16-701	EA	MANIFOLD ASM. F/SLIDE OUT	RAP1716
	100532-31-701	EA	CHECK VALVE & KIT	RAP10021
	100532-31-702	EA	O-RING/SEAL KIT - MANIFOLD	RAP90127
	100532-32-703	EA	BUZZER - JACK WARNING	RAP90403
	100532-45-700	EA	CYLINDER W/O FOOT - 6K X 13"	RAP90490
	100532-47-701	EA	VALVE - BI-AXIS - W/O LEVERS	RAP0367
	100532-48-700	EA	JACK - 6K X 13" - GM	RAP90492
	100532-51-700	EA	JACK - 6K STRAIGHT ACTING - FORD	RAP90502
	100532-53-700	EA	CYLINDER ASM. - 9K	RAP90491
3	100536-28-000	EA	HOSE KIT - LEVELING JACKS	
	100536-09-701	EA	HOSE-HYDRAULIC-60"	RAP4073
	100536-25-700	EA	HOSE-HYDRAULIC-306"	RAP4904
	100536-25-701	EA	HOSE-HYDRAULIC-312"	RAP5216
	100536-37-702	EA	HOSE - HYDRAULIC - 110"	RAP90348
	100536-39-700	EA	HOSE - HYDRAULIC - 384"	RAP4164
	107890-01-000	EA	ELBOW - STEEL - 90 D - 1/4 X 37 D - FLARE	
4	117183-01-02B	EA	COVER - SENSOR - LEVELING	
5	121195-01-02B	EA	BRACKET - PUMP	
6	128571-01-000	EA	JACK ASSEMBLY - REAR LEVELING - W/CROSSMEMBER - MANUAL - GM	
6	128571-03-000	EA	JACK ASSEMBLY - REAR LEVELING - W/CROSSMEMBER - MANUAL - FORD	
	100532-12-706	EA	SWITCH - WARNING/MAGNETIC	RAP1008 / RAP90496
	100532-12-707	EA	SPRING KIT	R3847
	100532-53-700	EA	CYLINDER ASM. - 9K	RAP90491
7	117837-02-01B	EA	SUPPORT-LEVELING,CNTRL, MILL	

## CHASSIS GROUP (CONTINUED)



### TIRE, MOUNT & HOIST

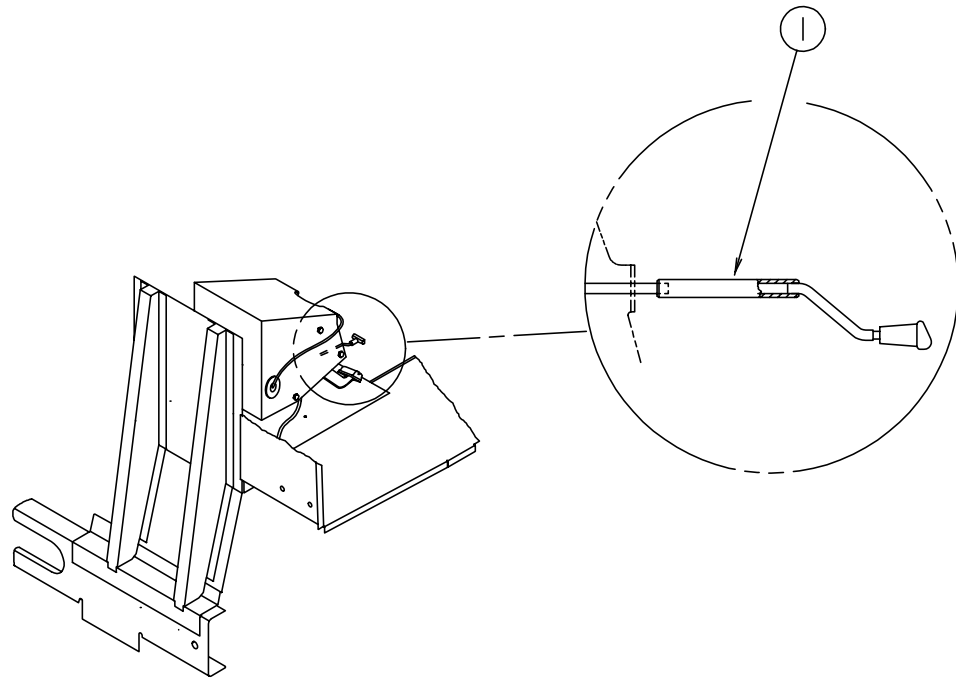
KEY	PART NUMBER	U/M	DESCRIPTION
	080208-04-000	EA	LUG WRENCH - 1 3/16" - OSHKOSH/SPARTAN - GM
	080208-05-000	EA	BAR - LEVERAGE - LUG WRENCH - .75"DIA. - OSHKOSH/SPARTAN - GM
1	102340-04-000	EA	TIRE - 245/70R X 19.5F - GOODYEAR - FORD
1	118814-04-700	EA	WHEEL/TAKE OFF (19.5X6.75RW) 8 BOLT ACCURIDE F53 - FORD
2	093376-02-000	EA	HANDLE - CRANK - TIRE HOIST
	114376-01-000	EA	PIN - DRIVE - .156 X .750 - TYPE E - TIRE HOIST
3	093267-03-000	EA	HOIST - SPARE TIRE - 100 LB
4	105499-01-000	EA	BRACKET - TIRE HOIST
5	124751-01-02B	EA	HANGER - SPARE TIRE - E-COATED
6	129085-01-02B	EA	PLATE - SUPPORT - SPARE TIRE
7	129086-01-02B	EA	SUPPORT - SPARE TIRE
8	093375-01-000	EA	EXTENSION - TIRE HOIST - L35
8	093375-06-000	EA	EXTENSION - TIRE HOIST - L33/L34/L36

## CHASSIS GROUP (CONTINUED)

### WHEEL LINERS

KEY	PART NUMBER	U/M	DESCRIPTION	
	077030-04-000	EA	EXTENSION - VALVE STEM - .75" - GM	
	095012-07-000	EA	STABILIZER - VALVE EXTENSION - GM	
	095012-09-000	EA	EXTENSION - VALVE STEM - 7.7" - GM	
	110435-12-000	EA	LINER - WHEEL - SET/4 - 19.5" - GM	
	110435-05-700	EA	CAP-CENTER, POP-OUT - GM	V22510-POC
	110435-05-711	EA	COVER - LUG NUT - GM	V22506-LNC
	110435-05-712	EA	TOOL INSTALLATION - GM	V22506-TOL
	110435-12-700	EA	WHEEL LINER - FRONT WHEEL - GM	V19580-FWC
	110435-12-701	EA	WHEEL LINER - REAR WHEEL - GM	V19580-RWC
	110435-12-702	EA	JAMB NUT - 20MM - GM	V19580-JNT
	077030-05-000	EA	EXTENSION - VALVE STEM - 95 DEGREE - FORD	
	077030-06-000	EA	EXTENSION - VALVE STEM - 45 DEGREE - FORD	
	095012-07-000	EA	STABILIZER - VALVE EXTENSION - FORD	
	095012-10-000	EA	EXTENSION - VALVE STEM - 8.5" - FORD	
	110435-15-000	EA	LINER - WHEEL SET/4 - 19.5" - FORD	
	110435-04-705	EA	DECAL-CTR HUB 2 3/4" DIAMOND	
	110435-10-705	EA	TOOL - INSTALLATION - FORD	V195P7-TOL
	110435-15-700	EA	LINER - WHEEL - FRONT - FORD	V195F9-FWC
	110435-15-701	EA	LINER - WHEEL - REAR - FORD	V195F9-RWC
	110435-15-702	EA	COVER LUG NUT/JAMB NUT - 14M - FORD	V195F9-EJN
	095012-05-000	EA	EXTENSION - VALVE STEM - LIVE 5" - FREIGHTLINER	
	110435-05-000	EA	LINER - WHEEL - SET/4 - 22.5" - FREIGHTLINER	
	110435-04-705	EA	DECAL-CTR HUB 2 3/4" DIAMOND - FREIGHTLINER	
	110435-05-700	EA	CAP-CENTER, POP-OUT - FREIGHTLINER	V22510-POC
	110435-05-701	EA	LINER - WHEEL - FRONT - FREIGHTLINER	V22508-FWC
	110435-05-702	EA	COVER-HUB, FRONT - FREIGHTLINER	V22508-FHC
	110435-05-703	EA	LINER - WHEEL - REAR - FREIGHTLINER	V22508-RWC
	110435-05-704	EA	COVER-HUB, REAR - FREIGHTLINER	V22508-RHC
	110435-05-705	EA	STUD EXTENDER-3/4"RIGHT HAND - FREIGHTLINER	N980-STX
	110435-05-710	EA	NUT-JAMB, RIGHT HAND THREAD - FREIGHTLINER	V22506-RJN
	110435-05-711	EA	COVER - LUG NUT - FREIGHTLINER	V22506-LNC
	110435-05-712	EA	TOOL INSTALLATION - FREIGHTLINER	V22506-TOL
	129058-04-000	EA	VALVE STEM - .9" X 5" LONG - FREIGHTLINER	
	077030-02-000	EA	EXTENSION - VALVE STEM - 1.25" - GM EXPORT	
	077030-06-000	EA	EXTENSION - VALVE STEM - 45 DEGREE - GM EXPORT	
	095012-07-000	EA	STABILIZER - VALVE EXTENSION - GM EXPORT	
	095012-10-000	EA	EXTENSION - VALVE STEM - 8.5" - GM EXPORT	
	110435-10-000	EA	LINER - WHEEL - SET 4 - 19.5" - GM EXPORT	
	110435-10-700	EA	LINER - WHEEL - FRONT - 1 PC - GM EXPORT	V195P7-FWC
	110435-10-701	EA	LINER - WHEEL - REAR - 1 PC - GM EXPORT	V195P7-RWC
	110435-10-702	EA	JAMB NUT - ENCLOSED/LNC - GM EXPORT	V195P7-EJN
	110435-10-703	EA	STUD - PLASTIC - GM EXPORT	V195P7-PST
	110435-10-704	EA	JAMB NUT - PLASTIC/LNC - GM EXPORT	V195P7-PJN
	110435-10-705	EA	TOOL - INSTALLATION - GM EXPORT	V195P7-TOL

**CHASSIS GROUP (CONTINUED)**



**FORD BRAKE HANDLE PIN**

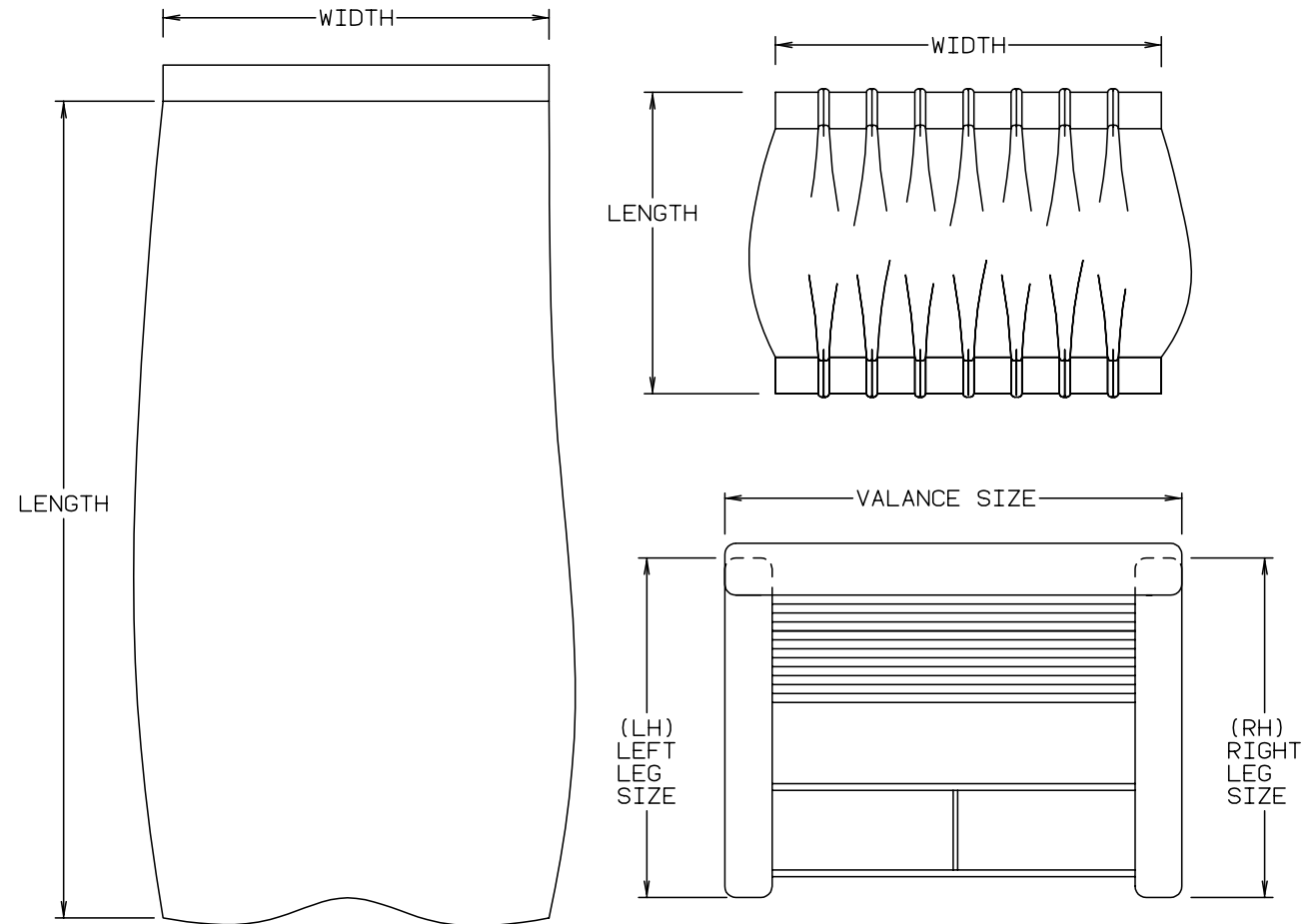
KEY	PART NUMBER	U/M	DESCRIPTION
1	113007-01-000	EA	PIN - SPRING - .375 X 3"

**CURTAIN & CUSHION GROUP**

**NOTICE**

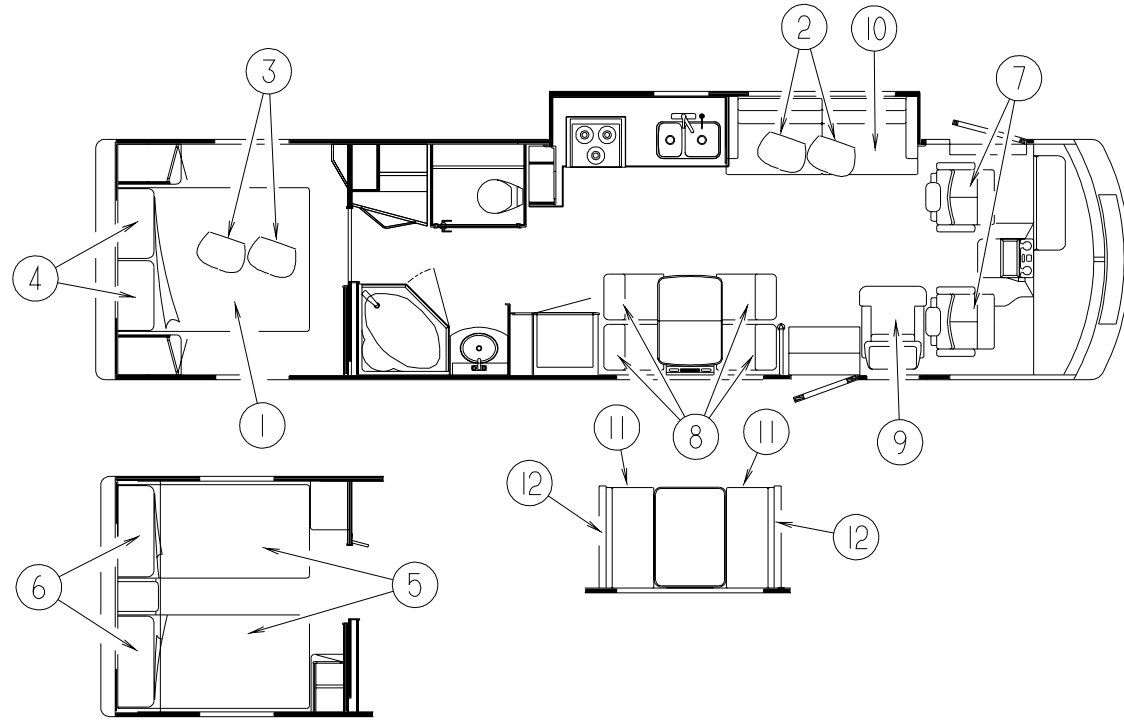
IN ORDER TO ASSIST OUR PARTS SALES DEPT. IN PROVIDING INTERIOR SOFTWARE ITEMS, PLEASE INCLUDE THE SERIAL NUMBER AND THE COLOR CODE NUMBER FROM THE VEHICLE CERTIFICATION LABEL WHEN ORDERING. THIS LABEL IS LOCATED ON THE LEFT SIDEWALL AT THE END OF THE DASH (A-BODY), OR ON THE DRIVER'S DOOR LATCH PLATE (C-BODY).

AN EXAMPLE OF A COLOR CODE NUMBER IS B07, WHICH DESIGNATES AN OVERALL COLOR SCHEME OF A PARTICULAR UNIT. THE COLOR LISTED AFTER THE ITEM DESCRIPTION ON THE MICROFICHE, INDICATES THE OVERALL UNIT COLOR. ORDER THE ITEM YOU DESIRE ACCORDING TO UNIT COLOR CODE. IF ALL COLORS USE THE SAME ITEM NO COLOR CODE WILL BE NOTED.



NOTE: USE THIS ILLUSTRATION WHEN DETERMINING LENGTH AND WIDTH MEASUREMENTS FOR CURTAINS. YOU WILL NOTE THE WIDTH MEASUREMENT IS TAKEN ON THE TOP OF THE CURTAIN WITH THE CURTAIN FULLY EXTENDED. THE LENGTH MEASUREMENT IS TAKEN FROM TOP TO BOTTOM. LEFT AND RIGHT WINDOW LEGS ARE DETERMINED WHEN FACING THE WINDOW.

## CURTAIN & CUSHION GROUP (CONTINUED)



### MATTRESSES, PILLOWS & BEDSPREADS

KEY	PART NUMBER	U/M	DESCRIPTION
1	123015-07-000	EA	MATTRESS - INNERSPRING - 60" X 79.5"
1	119141-26-K66	EA	BEDSPREAD/THROW - 60" X 80" (K66, K67)
1	119141-26-K68	EA	BEDSPREAD/THROW - 60" X 80" (K68, K69)
1	119141-27-K70	EA	BEDSPREAD/THROW - 60" X 80" (K70, K71)
2	111637-13-J60	EA	PILLOW - 14" X 14" (K66, K67)
2	111637-14-K68	EA	PILLOW - 14" X 14" (K68, K69)
2	111637-15-K70	EA	PILLOW - 14" X 14" (K70, K71)
3	111637-12-J94	EA	PILLOW - 17" X 17" (K66, K67)
3	111637-12-J95	EA	PILLOW - 17" X 17" (K68, K69)
3	111637-09-K71	EA	PILLOW - 17" X 17" (K70, K71)
4	119249-01-000	EA	PILLOW - 20" X 33" - QUEEN
5	123015-11-000	EA	MATTRESS - INNERSPRING - 39" X 79.5"
5	119141-25-K66	EA	BEDSPREAD/THROW - 39" X 80" (K66, K67)
5	119141-25-K68	EA	BEDSPREAD/THROW - 39" X 80" (K68, K69)
5	119141-25-K70	EA	BEDSPREAD/THROW - 39" X 80" (K70, K71)
6	119249-02-000	EA	PILLOW - 22" X 37" - KING/TWIN

### BUCKET SEATS

KEY	PART NUMBER	U/M	DESCRIPTION
7	129492-09-000	EA	BUCKET SEAT (K66, K67)
7	129492-05-000	EA	BUCKET SEAT (K68, K69)
7	129492-02-000	EA	BUCKET SEAT (K70, K71)
7	129492-09-000	EA	BUCKET SEAT - LEATHER
7	131512-04-000	EA	BUCKET SEAT - W/FOOTREST - PASSENGER SIDE ONLY (K66, K67)
7	131512-03-000	EA	BUCKET SEAT - W/FOOTREST - PASSENGER SIDE ONLY (K68, K69)
7	131512-02-000	EA	BUCKET SEAT - W/FOOTREST - PASSENGER SIDE ONLY (K70, K71)
7	131512-06-000	EA	BUCKET SEAT - W/FOOTREST - PASSENGER SIDE ONLY - LEATHER

### FOLDING CHAIRS

KEY	PART NUMBER	U/M	DESCRIPTION
	101604-01-03A	EA	CHAIR - FOLDING/DINETTE - LINEN FABRIC - WATERFORD OAK
	101604-01-04A	EA	CHAIR - FOLDING/DINETTE - LINEN FABRIC - WASHED MAPLE

### DINETTE CHAIRS

KEY	PART NUMBER	U/M	DESCRIPTION
8	126637-04-000	EA	CHAIR - DINETTE (K66, K67)
8	126637-05-000	EA	CHAIR - DINETTE (K68, K69)
8	126637-13-000	EA	CHAIR - DINETTE (K70, K71)
	129529-02-000	EA	STRAP - RETAINER - CHAIR
	129491-01-000	EA	CATCH - SNAP HOOK - 1"
	127156-02-01A	EA	RETAINER-STRAP,CHAIR
	127832-01-01A	EA	BELT ASM-RETAINER,CHAIRS

### LOUNGE CHAIR

KEY	PART NUMBER	U/M	DESCRIPTION
9	128891-04-000	EA	CHAIR - RECLINER (K66, K67)
9	128891-05-000	EA	CHAIR - RECLINER (K68, K69)
9	128891-08-000	EA	CHAIR - RECLINER (K70, K71)

### COUCH

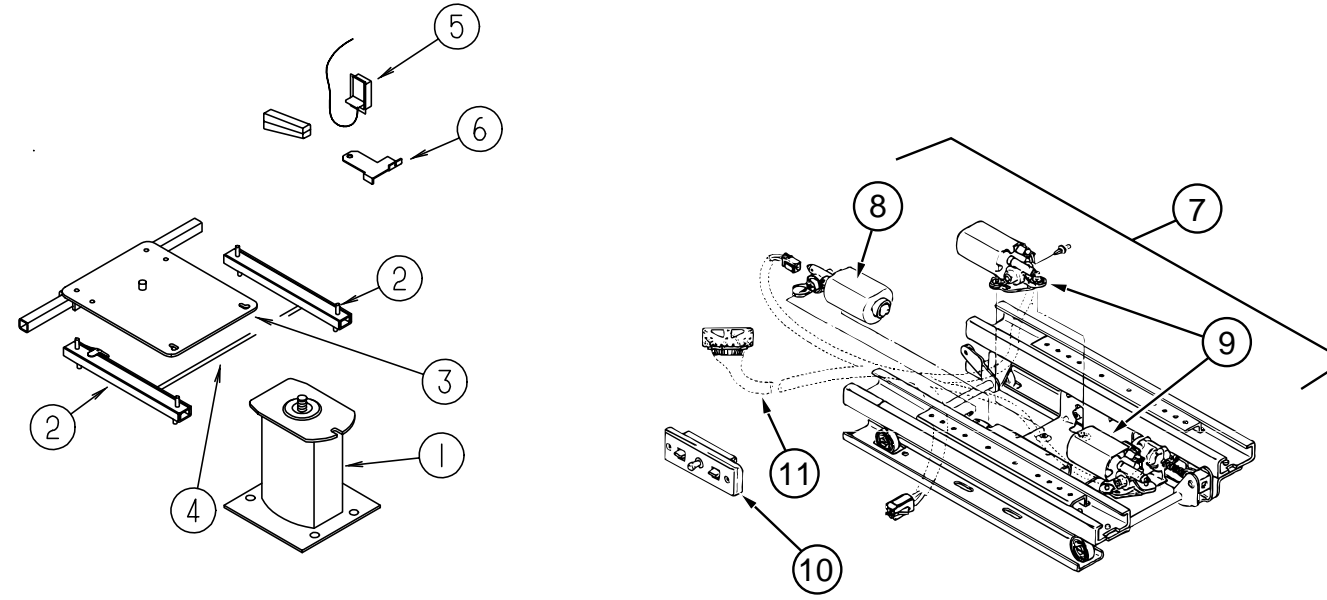
KEY	PART NUMBER	U/M	DESCRIPTION
10	125676-04-000	EA	SOFA (K66, K67)
10	125676-05-000	EA	SOFA (K68, K69)
10	125676-15-000	EA	SOFA (K70, K71)
	116104-03-02B	EA	BRACKET - ZEE W/HOLES
	124656-97-000	EA	LOCK - NON-SLIDE - CANADIAN
	124656-96-000	EA	LOCK - SLIDE

### DINETTE CUSHIONS

KEY	PART NUMBER	U/M	DESCRIPTION
11	088927-87-K66	EA	CUSHION - SEAT - 23" X 38" X 5" (K66, K67)
11	088927-87-K68	EA	CUSHION - SEAT - 23" X 38" X 5" (K68, K69)
11	088927-87-K70	EA	CUSHION - SEAT - 23" X 38" X 5" (K70, K71)
	M88927-87-K66	EA	COVER - SEAT - 23" X 38" X 5" (K66, K67)
	M88927-87-K68	EA	COVER - SEAT - 23" X 38" X 5" (K68, K69)
	M88927-87-K70	EA	COVER - SEAT - 23" X 38" X 5" (K70, K71)
12	111897-17-K66	EA	CUSHION - BACK - 13.5" X 38" X 5" (K66, K67)
12	111897-17-K68	EA	CUSHION - BACK - 13.5" X 38" X 5" (K68, K69)
12	111897-17-K70	EA	CUSHION - BACK - 13.5" X 38" X 5" (K70, K71)
	P11897-17-K66	EA	COVER - BACK - 13.5" X 38" X 5" (K66, K67)
	P11897-17-K68	EA	COVER - BACK - 13.5" X 38" X 5" (K68, K69)
	P11897-17-K70	EA	COVER - BACK - 13.5" X 38" X 5" (K70, K71)

## CURTAIN & CUSHION GROUP (CONTINUED)

### BUCKET SEAT & LOUNGE CHAIR PEDESTALS

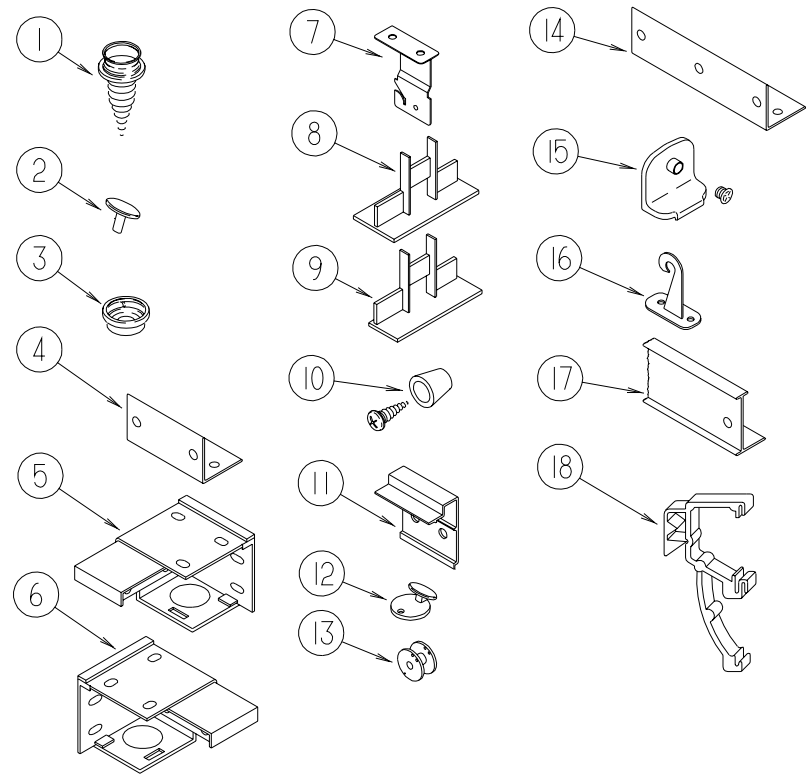


KEY	PART NUMBER	U/M	DESCRIPTION	VENDOR NO.
1	107921-01-000	EA	PEDESTAL/FLOOR MOUNTED - W/9.75" EXTENSION - BUCKET SEAT	
1	107921-14-000	EA	PEDESTAL - SEAT W/5.75" EXTENSION - F/MANUAL SEAT - BUCKET SEAT	
1	107921-07-000	EA	PEDESTAL BASE - LOUNGE CHAIR	
	108445-02-000	EA	PLATE/FLOOR MOUNTED - PEDESTAL SEAT - LOUNGE CHAIR	
	007221-01-000	EA	SPACER - SEAT/ADJUSTER - LOUNGE CHAIR	
2	119952-04-000	EA	SLIDE/SEAT - HEAVY DUTY LOCKING - 4 STUDS - BUCKET & LOUNGE SEAT	
	119952-02-000	EA	SLIDE/SEAT - HEAVY DUTY NON LOCKING - LOUNGE CHAIR	
3	107921-05-000	EA	PLATE - TOP - W/SEAT BELT BAR - BUCKET SEAT	
	107921-06-000	EA	BEARING KIT - PEDESTAL - BUCKET & LOUNGE SEAT	
3	107921-18-000	EA	PLATE - TOP - POWER - 6-WAY - BUCKET SEAT	
3	107921-08-000	EA	PLATE - TOP PEDESTAL - W/O SEAT BELT BAR - LOUNGE CHAIR	
4	119952-07-000	EA	WIRE - LATCH RELEASE/ROTARY - BUCKET SEAT	

KEY	PART NUMBER	U/M	DESCRIPTION	VENDOR NO.
5	108049-04-000	EA	CABLE - W/SWITCHES - W/26" MINI LEVER ACTION - BUCKET & LOUNGE SEAT	
	108049-02-000	EA	CLIP - CABLE/PEDESTAL - BUCKET & LOUNGE SEAT	
6	117125-01-02B	EA	BRACKET - CABLE MOUNT - ADJUSTER W/LOCK - BUCKET & LOUNGE SEAT	
7	081373-03-000	EA	SEAT - POWER 6 WAY - BUCKET SEAT	
	081373-01-700	EA	BRACKET-L - CONTROL SWITCH	H-171
8	081373-02-703	EA	MOTOR PKG. ADJ. HORIZONTAL	22063237 & H-195
9	081373-02-704	EA	MOTOR PKG. ADJ. VERTICAL	22063238 & H-196
10	081373-03-700	EA	SWITCH ASM F/BRN-GRAY (FLAT)	22138182 & H-441
11	081373-03-701	EA	WIRE HARNESS ASM. - LT. SIDE	6000
11	081373-03-702	EA	WIRE HARNESS ASM. - RT. SIDE	6001
	127159-02-02B	EA	BRACKET - SEAT RELEASE - DUAL REMOTE	
	130184-01-01A	EA	PROTECTOR - SEAT - CLEAR - BUCKET SEAT	
	130184-01-02A	EA	PROTECTOR - SEAT - TITANIUM - BUCKET SEAT	
	130184-01-03A	EA	PROTECTOR - SEAT - ANTELOPE - BUCKET SEAT	



**CURTAIN & CUSHION GROUP (CONTINUED)**



**CURTAIN HARDWARE**

KEY	PART NUMBER	U/M	DESCRIPTION
1	029130-01-000	EA	SCREW - SNAP SOCKET - #8 PH X 5/8"
2	029155-01-000	EA	CAP - SNAP - 5/32" O.D. OF PIN
3	029156-01-000	EA	SOCKET - SNAP - 9/16" O.D.
	046867-01-000	EA	GROMMET - BRASS - 7/16" ID X 1" OD
	046867-02-000	EA	WASHER - HANDY BUTTON #3
	046867-03-000	EA	GROMMET - HANDY BUTTON #3
	048394-02-000	YD	VELCRO TAPE - HOOK - ADHESIVE BACK - .75" WIDE - BEIGE
4	083125-08-000	EA	BRACE - WINDOW MOUNT - 3/4 - OFF WHITE
5	083170-01-000	EA	BRACKET - BLIND - LEFT SIDE WHEN FACING WINDOW
6	083170-02-000	EA	BRACKET - BLIND - RIGHT SIDE WHEN FACING WINDOW
7	084434-01-000	EA	BRACKET - MOUNTING - ROLLER SHADE - 1 3/8"
	086276-01-000	EA	TAPE - DOUBLE SIDED - 1/2"
	094896-02-000	EA	GROMMET - CORD/PLEATED BLIND - NYLON - GRAY
8	094907-02-000	EA	END CAP - TOP/PLEATED BLIND - PLASTIC - GRAY
9	094907-04-000	EA	END CAP - BOTTOM/PLEATED BLIND (RH & LH)
	096843-01-000	EA	SPRING - REWIND/ROLLER SHADE
10	097564-03-000	EA	HANDLE - KNOB - E-Z LIFT SHADE - TAN
10	097564-06-000	EA	HANDLE - KNOB - E-Z LIFT SHADE - ALABASTER
10	097564-07-000	EA	HANDLE - KNOB - E-Z LIFT SHADE - SILVER
11	097565-01-000	EA	BRACKET - MOUNTING/PLEATED BLIND
	097591-01-000	EA	SPRING - EXTENSION/PLEATED BLIND
12	102555-03-000	EA	CLEAT - BLIND CORD - MILKY WHITE PLASTIC
13	097592-01-000	EA	SPOOL - CORD - ELEVATED BLIND HOLDUP - SMALL - CLEAR
	097592-02-000	EA	SPOOL - CORD - ELEVATED BLIND HOLDUP - LARGE - CLEAR
	097593-02-000	FT	CORD - BLIND - PLEATED - GRAY
	097593-06-000	FT	CORD - BLIND - PLEATED - PEWTER
	097593-10-000	FT	CORD - BLIND - PLEATED - VANILLA
14	105648-01-02A	EA	BRACE - VALANCE - OFF/WHITE - 14"
15	106544-01-000	EA	PULL - SHADE/BRASS
15	106544-01-001	EA	SCREW - SHADE/BRASS
16	109441-03-000	EA	HOLD DOWN - BLIND (CLOUDY)

**CURTAIN & CUSHION GROUP (CONTINUED)**

**CURTAIN HARDWARE (CONTINUED)**

KEY	PART NUMBER	U/M	DESCRIPTION
17	126456-01-01A	EA	TRACK - CURTAIN - RIGHT HAND - OFF WHITE (SUNFLYER) FROM: 00-00-00 THRU: 10-31-98
17	126456-01-03A	EA	TRACK - CURTAIN - RIGHT HAND - TITANIUM (SUNFLYER) FROM: 11-01-98 THRU: 99-99-99
17	126456-02-01A	EA	TRACK - CURTAIN - LEFT HAND - OFF WHITE (SUNFLYER) FROM: 00-00-00 THRU: 10-31-98
17	126456-02-03A	EA	TRACK - CURTAIN - LEFT HAND - TITANIUM (SUNFLYER) FROM: 11-01-98 THRU: 99-99-99
17	126456-03-01A	EA	TRACK - CURTAIN - RIGHT HAND - OFF WHITE (CHIEFTAIN) FROM: 00-00-00 THRU: 10-31-98
17	126456-03-02A	EA	TRACK - CURTAIN - RIGHT HAND - ANTELOPE (CHIEFTAIN) FROM: 11-01-98 THRU: 99-99-99
17	126456-04-01A	EA	TRACK - CURTAIN - LEFT HAND - OFF WHITE (CHIEFTAIN) FROM: 00-00-00 THRU: 10-31-98
17	126456-04-02A	EA	TRACK - CURTAIN - LEFT HAND - ANTELOPE (CHIEFTAIN) FROM: 11-01-98 THRU: 99-99-99
18	109353-04-000	EA	CLIP - VALANCE SLAT MOUNTING - CLEAR PLASTIC

**SEATBELTS, ASSIST HANDLES, TIEDOWNS, BUTTONS & TRIMS**

KEY	PART NUMBER	U/M	DESCRIPTION
	000C16-07-16B	EA	BOLT - CARRIAGE - ASSIST HANDLE - 7/16" - 14 X 1"
	000D20-07-00B	EA	NUT - ACORN - ASSIST HANDLE - 7/16 - 14
	007021-01-000	EA	SEAT BELT - 2" X 90" - BLACK
	053552-02-AA8	EA	HANDLE - ASSIST - INTERIOR/ENTRY DOOR - VINYL/OFF WHITE
	056271-01-000	EA	SEAT BELT - 2" X 102" - BLACK
	057759-01-000	EA	WASHER - FLAT F/SEAT BELT - 4" DIAMETER
	069178-02-000	EA	BRACKET - MOUNTING/ASSIST HANDLE - GRAY
	084415-88-000	YD	TRIM - BRAID - AMBER W/FRINGE (K36, K37)
	084415-98-000	YD	TRIM-BRAID,CD-15342,.5"CORD (K38, K39)
	084415-82-000	YD	TRIM-BRAID,.5 CORD,ZEPHYR (K40, K41)
	084415-96-000	YD	TRIM-BRAID,CD-15337,.5"CORD (K66, K67)
	084415-70-000	YD	TRIM - BRAID - CORD (K68, K69)
	125280-01-000	FT	TACK STRIP - VINYL - 3/16"
	129491-01-000	EA	CATCH - SNAP HOOK - 1"
	129529-02-000	EA	STRAP - RETAINER - CHAIR

**CURTAIN & CUSHION GROUP (CONTINUED)**

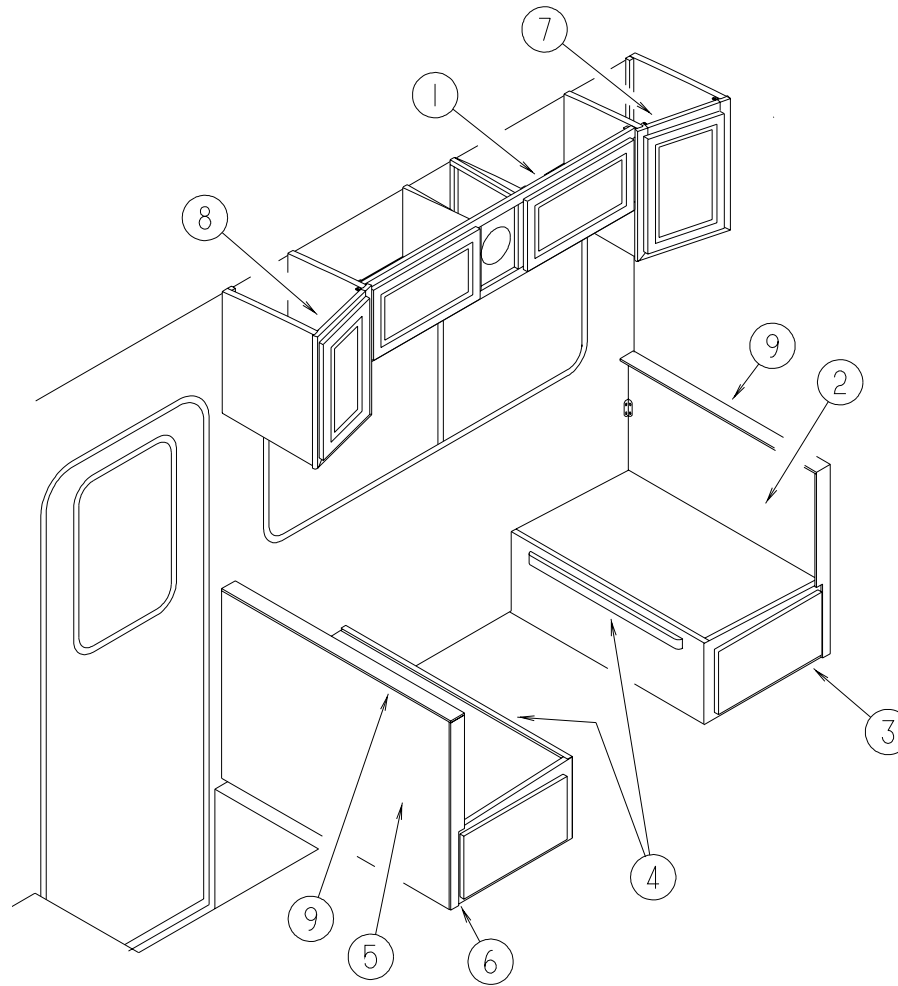
**FABRICS**

1999 SUNFLYER	K66/K67 Willow	K68/K69 Village Green	K70/K71 Flannel
Bucket Seat	108446-S6-000	108446-G0-000	108446-77-000
Dinette	108446-S4-000	108446-T2-000	126883-17-000
Folding Chair	108446-S1-000	108446-T2-000	108446-L0-000
Sofa	108446-S4-000	108446-T2-000	126883-17-000
TT Chair	108446-S1-000	108446-T3-000	108446-L0-000
Lounge Window	108446-S4-000	108446-T2-000	108446-L0-000
Lounge Window Welt	108446-S1-000	108446-T3-000	126883-17-000
Lounge Window Leg	108446-S4-000	108446-T2-000	108446-L0-000
Blinds	094911-30-000	094911-30-000	094911-30-000
Blinds	094911-50-000	094911-50-000	094911-50-000
Dinette Pad	108446-S1-000	108446-T3-000	108446-L0-000
Lounge Pillow	108446-S0-000	108446-G0-000	108446-L0-000
Lounge Pillow Fringe	084415-96-000	084415-70-000	
Bedroom Window	105745-G3-000	105745-H0-000	105745-K3-000
Bedroom Window	105745-B5-000	105745-E7-000	105745-K4-000
Bedroom Window Legs	105745-G3-000	105745-H0-000	105745-K3-000
Bedsread	105745-G3-000	105745-H0-000	105745-K3-000
Bedsread Welt	105745-B5-000	105745-E7-000	105745-K4-000
Lounge Ovhd Inserts	108446-S1-000	108446-T3-000	108446-L0-000
Map Pockets	108446-S6-000	108446-G0-000	108446-77-000
Sunvisor Vinyl	123298-02-05A	123298-02-05A	123298-02-05A
Headboard	105745-G3-000	105745-H0-000	105745-K3-000
Headboard Welt	105745-B5-000	105745-E7-000	105745-K4-000
Bedroom Pillow	105745-B5-000	105745-E7-000	105745-K4-000
Bedroom Pillow Fringe	084415-96-000	084415-70-000	
Ceiling Fabric	113979-01-01A	113979-01-01A	113979-01-01A



# DINETTE GROUP

## DINETTE CABINETS & PADS

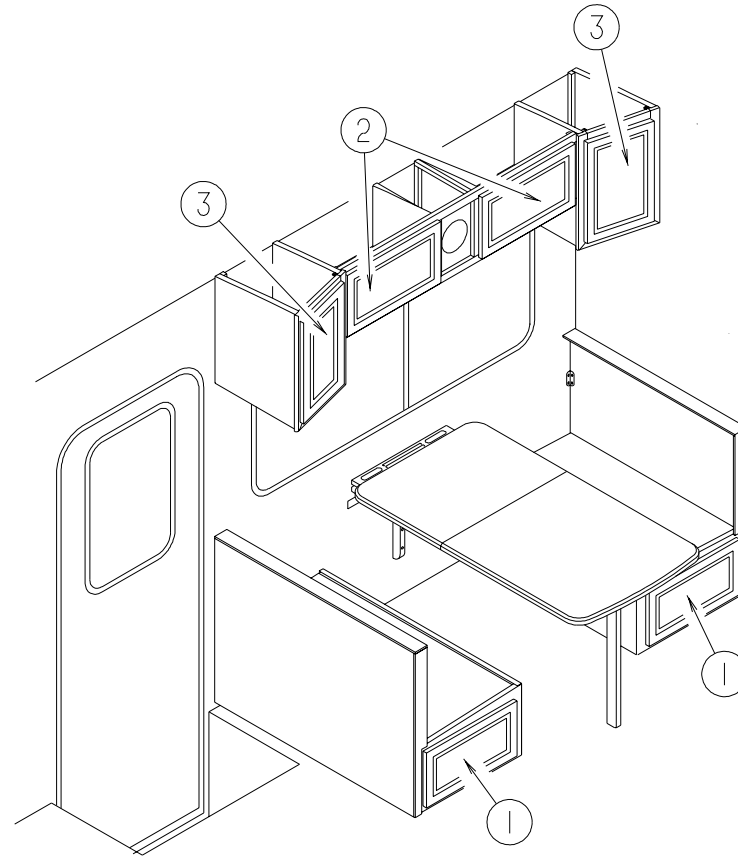


KEY	PART NUMBER	U/M	DESCRIPTION
1	126481-01-J94	EA	CABINET - OVHD/DINETTE - W/O DOORS/HDWR (K66)
1	126481-01-J60	EA	CABINET - OVHD/DINETTE - W/O DOORS/HDWR (K67)
1	126481-01-J95	EA	CABINET - OVHD/DINETTE - W/O DOORS/HDWR (K68)
1	126481-01-J61	EA	CABINET - OVHD/DINETTE - W/O DOORS/HDWR (K69)
1	126481-01-K70	EA	CABINET - OVHD/DINETTE - W/O DOORS/HDWR (K70)
1	126481-01-K71	EA	CABINET - OVHD/DINETTE - W/O DOORS/HDWR (K71)
2	M07514-20-K66	EA	CABINET - SEATBACK - RH - WATERFORD OAK
2	M07514-20-K67	EA	CABINET - SEATBACK - RH - WASHED MAPLE
3	M07515-20-K66	EA	CABINET - SEATBASE/RH - W/O DOOR/DRAWER/HDWR - WATERFORD OAK
3	M07515-20-K67	EA	CABINET - SEATBASE/RH - W/O DOOR/DRAWER/HDWR - WASHED MAPLE
4	081295-01-G01	EA	SUPPORT - BED/DINETTE - 28" LONG - WATERFORD OAK
4	081295-01-H37	EA	SUPPORT - BED/DINETTE - 28" LONG - WASHED MAPLE
	126908-01-J60	EA	GUIDE - DRAWER (WOOD) - 19.5"W X 34.9"D
	122021-01-02A	EA	ANGLE - W/HOLES - OFF/WHITE
	122021-02-02A	EA	ANGLE - W/HOLES

KEY	PART NUMBER	U/M	DESCRIPTION
5	M07514-21-K66	EA	CABINET - SEATBACK - LH - WATERFORD OAK
5	M07514-21-K67	EA	CABINET - SEATBACK - LH - WASHED MAPLE
6	M07515-21-K66	EA	CABINET - SEATBASE/LH - W/O DOOR/DRAWER/HDWR - WATERFORD OAK
6	M07515-21-K67	EA	CABINET - SEATBASE/LH - W/O DOOR/DRAWER/HDWR - WASHED MAPLE
	126908-01-J60	EA	GUIDE - DRAWER (WOOD) - 19.5"W X 34.9"D
	122021-01-02A	EA	ANGLE - W/HOLES - OFF/WHITE
	122021-02-02A	EA	ANGLE - W/HOLES
7	130274-01-K66	EA	CABINET - OVHD/RH - W/O DOORS/HDWR - WATERFORD OAK
7	130274-01-K67	EA	CABINET - OVHD/RH - W/O DOORS/HDWR - WASHED MAPLE
8	130274-02-K66	EA	CABINET - OVHD/LH - W/O DOORS/HDWR - WATERFORD OAK
8	130274-02-K67	EA	CABINET - OVHD/LH - W/O DOORS/HDWR - WASHED MAPLE
9	104787-20-K66	EA	PAD ASM-DINETTE(38") (K66, K67)
9	104787-20-K68	EA	PAD ASM-DINETTE(38") (K68, K69)
9	104787-20-K70	EA	PAD ASM-DINETTE(38") (K70, K71)

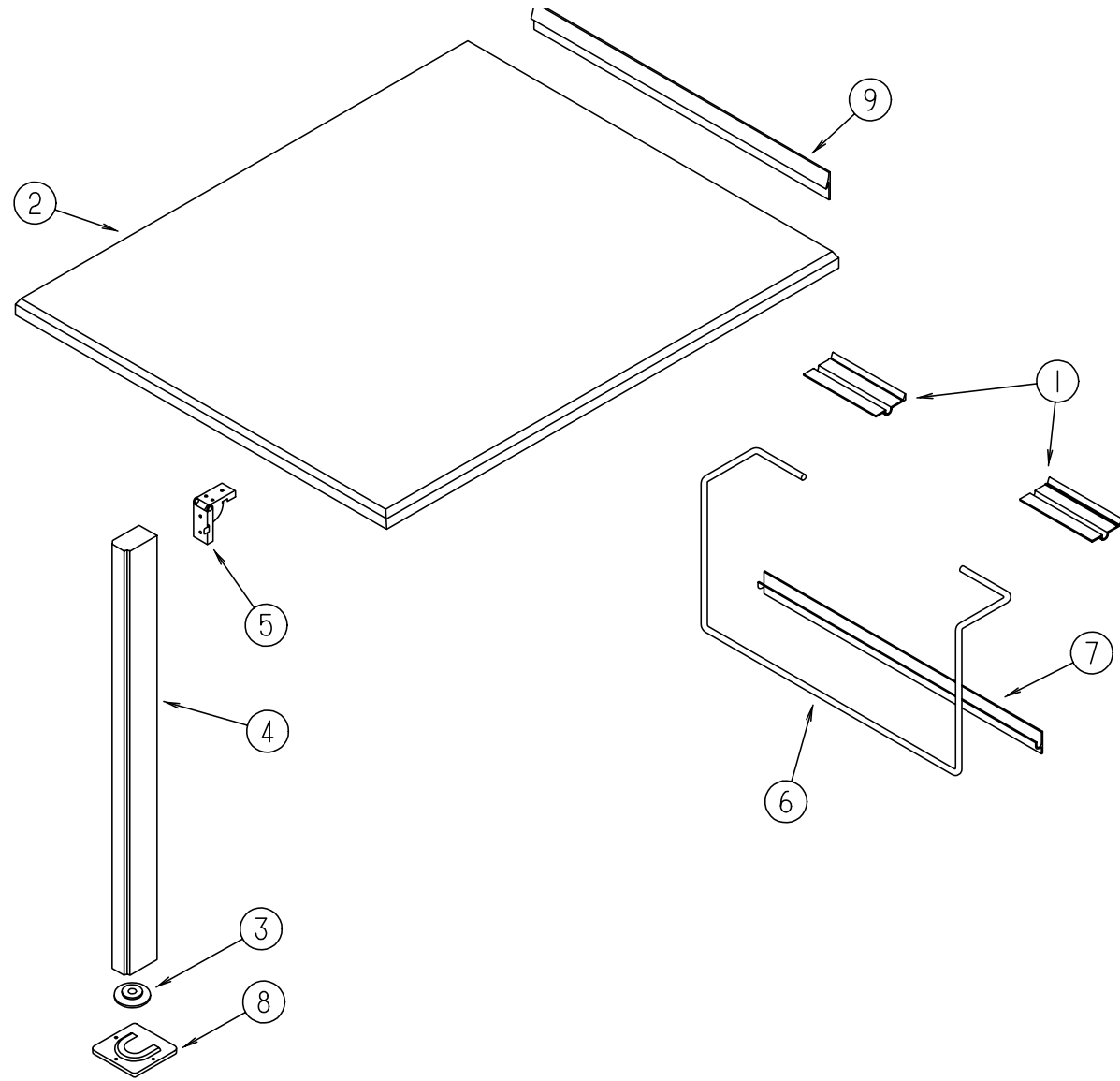
## DINETTE GROUP (CONTINUED)

### DINETTE CABINET DOORS & DRAWERS



KEY	PART NUMBER	U/M	DESCRIPTION
1	P27054-01-J94	EA	DRAWER - OGEE EDGE - 11.8"W X 33.4"D - W/O SLIDES/HDW - WATERFORD OAK
1	P27054-01-J60	EA	DRAWER - OGEE EDGE - 11.8"W X 33.4"D - W/O SLIDES/HDW - WASHED MAPLE
1	127051-01-J94	EA	CATCH - WOOD - DRAWERS - WATERFORD OAK
1	127051-01-J60	EA	CATCH - WOOD - DRAWERS - WASHED MAPLE
2	131995-53-K66	EA	DOOR - SOLID PANEL - 11.2" X 19.6" - W/O HDWR - WATERFORD OAK
2	131995-53-K67	EA	DOOR - SOLID PANEL - 11.2" X 19.6" - W/O HDWR - WASHED MAPLE
3	131995-65-K66	EA	DOOR - SOLID PANEL - 12" X 18.7" - W/O HDWR - WATERFORD OAK
3	131995-65-K67	EA	DOOR - SOLID PANEL - 12" X 18.7" - W/O HDWR - WASHED MAPLE

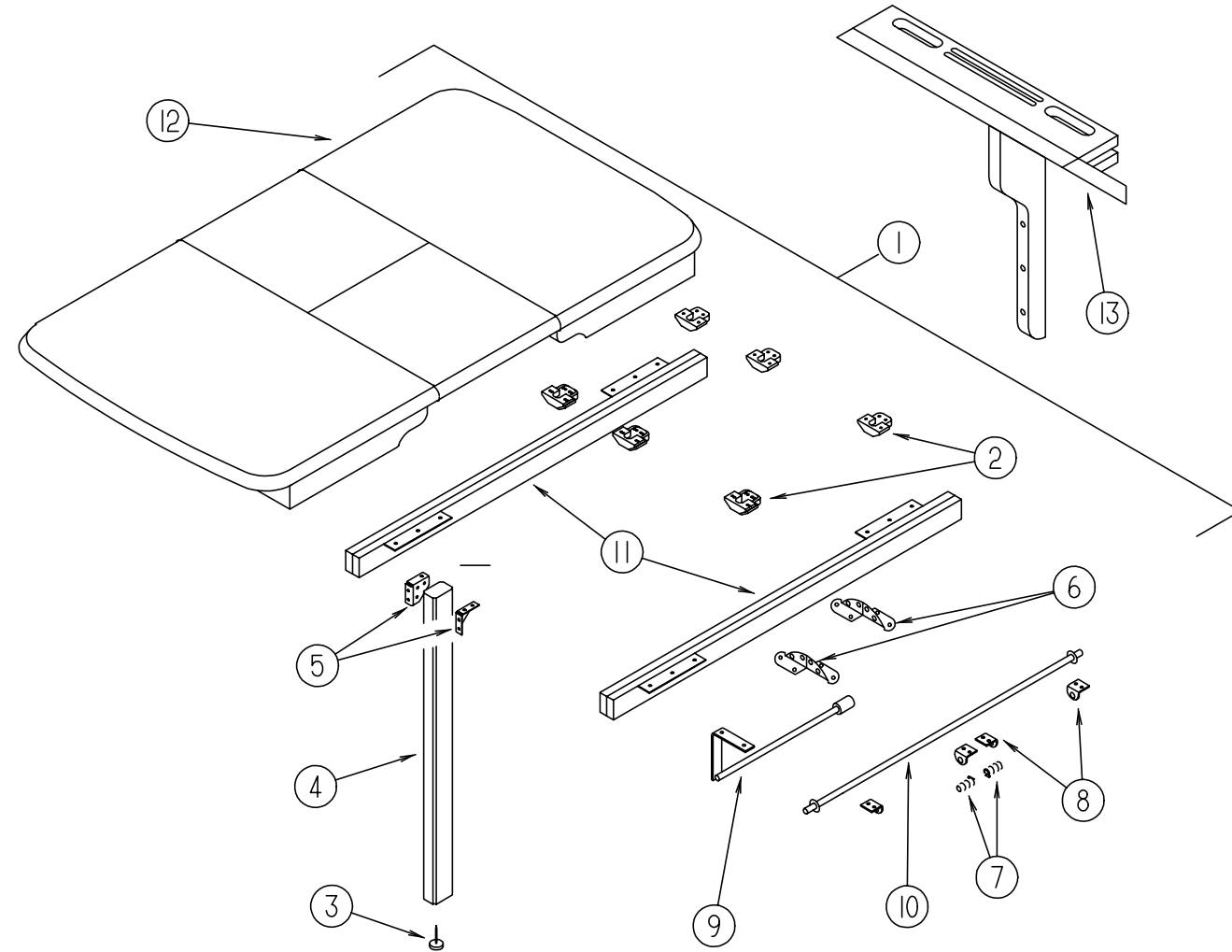
## DINETTE GROUP (CONTINUED)



**DINETTE TABLE**

KEY	PART NUMBER	U/M	DESCRIPTION
1	088410-02-000	EA	BRACKET - LIFT - TABLE MOUNTED
2	088913-13-K66	EA	TABLE TOP ONLY (K66)
2	088913-13-K67	EA	TABLE TOP ONLY (K67)
2	088913-13-K68	EA	TABLE TOP ONLY (K68, K70)
2	088913-13-K69	EA	TABLE TOP ONLY (K69, K71)
3	092593-01-05A	EA	CATCH - TABLE LEG - OFF/WHITE
4	092707-04-05A	EA	LEG - TABLE - W/O HDWR - 27" - WATERFORD OAK
4	092707-04-08A	EA	LEG - TABLE - W/O HDWR - 27" - WASHED MAPLE
5	093550-01-000	EA	BRACKET - HINGE - MOUNTS TO LEG & TABLE TOP - 1.7" X 2.6"
6	024275-12-000	EA	ROD - TABLE LIFT
7	024281-14-000	EA	BRACKET/TABLE - LIFT ROD/LOWER WALL MOUNTED - 22.12"
8	049493-12-000	EA	CATCH - TABLE LEG/FLOOR MOUNTED - OFF WHITE
8	049493-11-700	EA	CATCH-TABLE LEG,E-COAT
9	053200-12-000	EA	BRACKET - TABLE SUPPORT - UPPER/WALL MOUNTED - 23.50"
	102194-01-000	EA	GUIDE - PLASTIC

## DINETTE GROUP (CONTINUED)

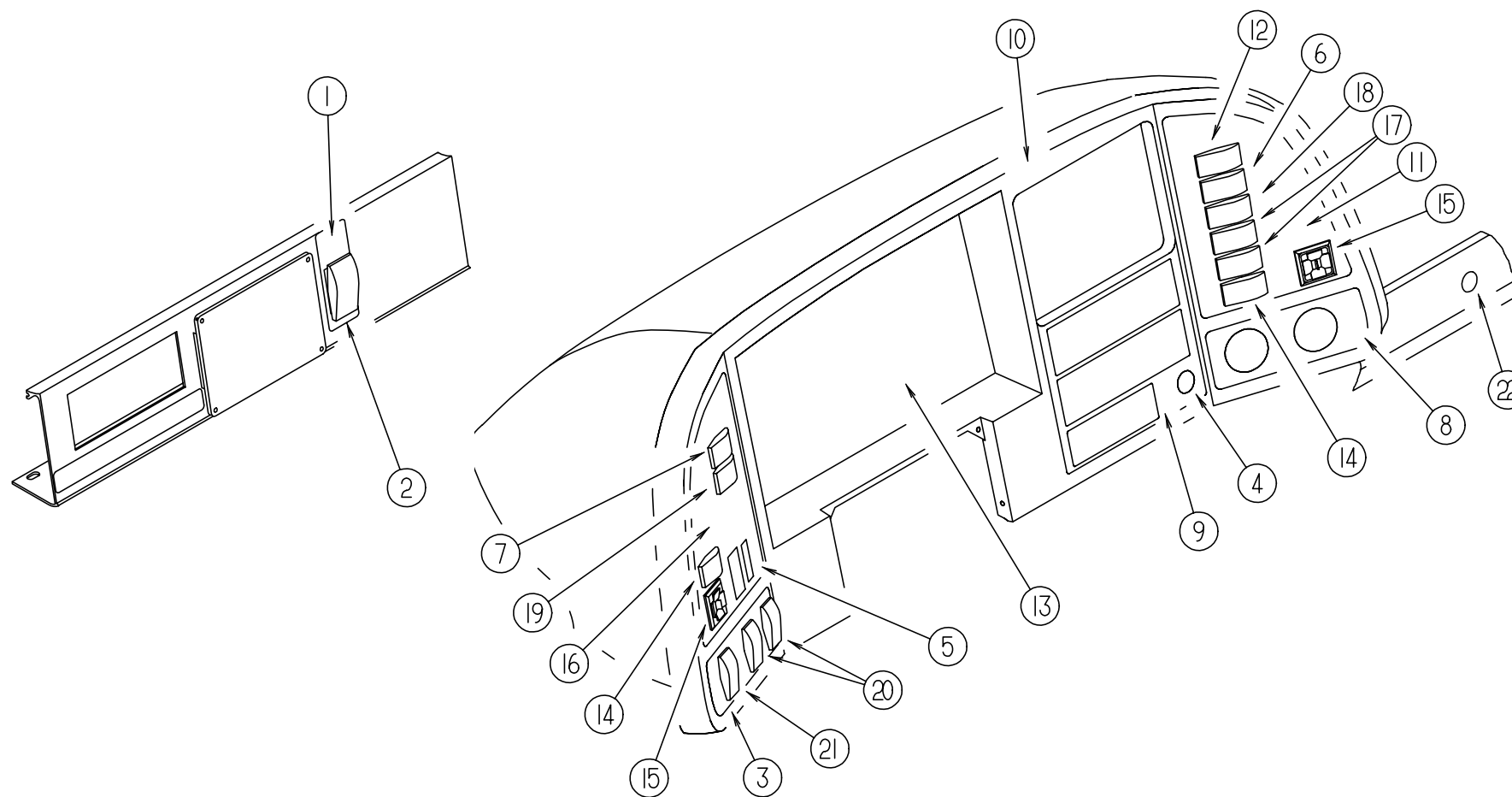


**PULL OUT TABLE**

KEY	PART NUMBER	U/M	DESCRIPTION
1	P18322-02-J94	EA	TABLE - PULLOUT/SELF STORING - W/O WALL MOUNT (K66)
1	P18322-02-K67	EA	TABLE - PULLOUT/SELF STORING - W/O WALL MOUNT (K67)
1	P18322-02-K68	EA	TABLE - PULLOUT/SELF STORING - W/O WALL MOUNT (K68, K70)
1	P18322-02-J61	EA	TABLE - PULLOUT/SELF STORING - W/O WALL MOUNT (K69, K71)
2	009050-02-000	EA	LEVELER - TABLE TOP - MALE END W/4 SCREWS - PLASTIC
2	009050-03-000	EA	LEVELER - TABLE TOP - FEMALE END W/2 SCREWS - PLASTIC
3	092593-01-05A	EA	CATCH - TABLE LEG - OFF/WHITE
4	092707-07-05A	EA	LEG - TABLE - W/O HDWR - 27.8" - WATERFORD OAK
4	092707-07-08A	EA	LEG - TABLE - W/O HDWR - 27.8" - WASHED MAPLE
5	102810-01-04A	EA	BRACE - TABLE LEG - BLACK
5	102810-01-03A	EA	BRACE - TABLE LEG - MILL
6	108663-01-000	EA	HINGE - LEAF - FOLDING
7	108664-01-000	EA	SPRING - COMPRESSION - .51" X 1.96"
8	108874-01-000	EA	BRACKET - HINGE - TABLE LEAF
9	108905-01-000	EA	SUPPORT - TABLE LEAF
10	108932-01-000	EA	ROD - PIVOT
11	110749-01-000	EA	SLIDE/EXTENSION - 19 3/4" TO 33 1/4"
12	118322-20-J94	EA	TABLE TOP ONLY - W/O HDWR (K66)
12	118322-20-K67	EA	TABLE TOP ONLY - W/O HDWR (K67)
12	118322-20-J91	EA	TABLE TOP ONLY - W/O HDWR (K68, K70)
12	118322-20-J61	EA	TABLE TOP ONLY - W/O HDWR (K69, K71)
13	118322-16-J90	EA	MOUNT - WALL - DROP LEAF TABLE - MYSTIC OAK
13	118322-16-J60	EA	MOUNT - WALL - DROP LEAF TABLE - WASHED MAPLE

# DRIVERS COMPARTMENT GROUP

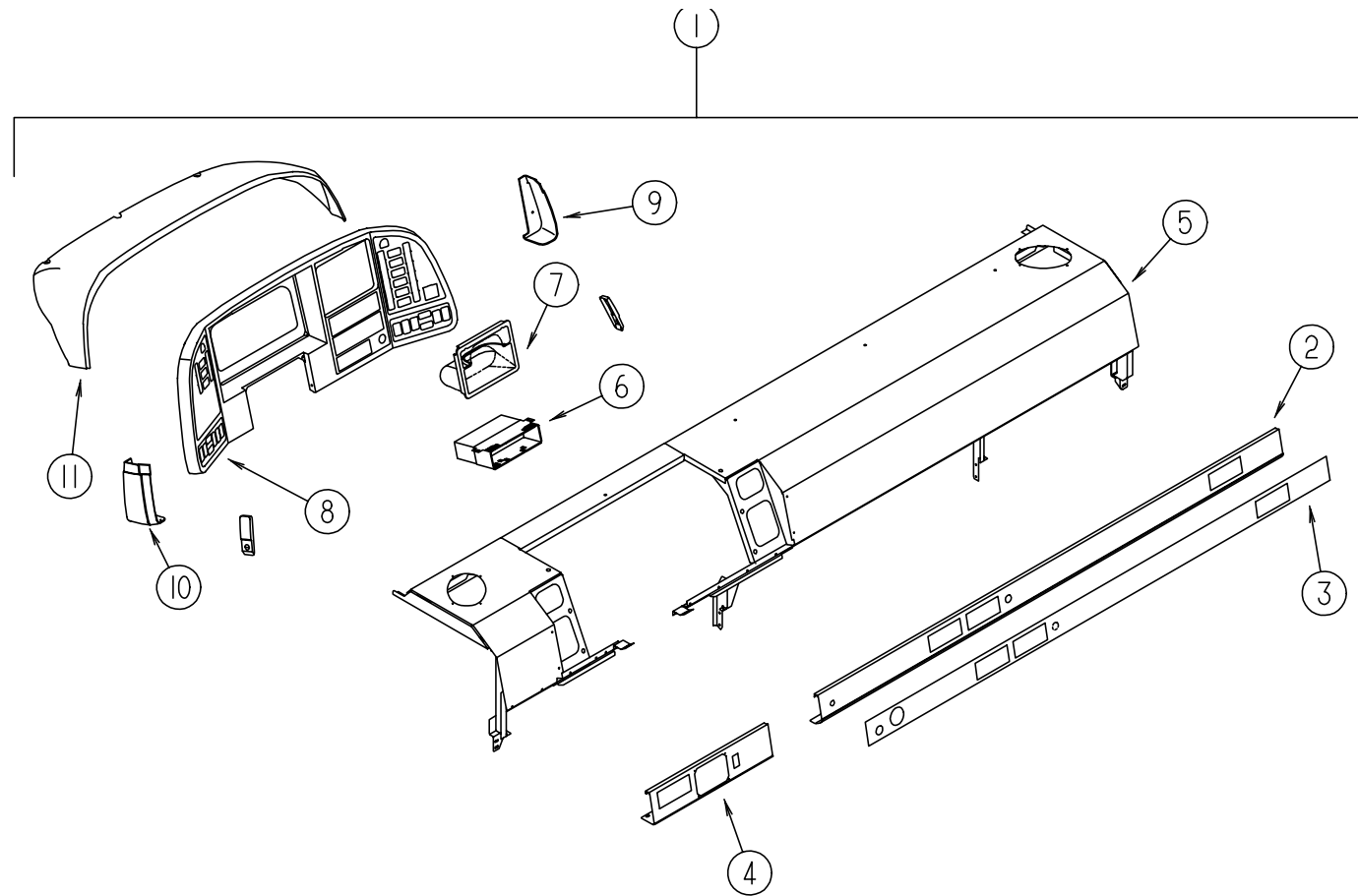
## DASH WIRING INSTALLATION



KEY	PART NUMBER	U/M	DESCRIPTION	KEY	PART NUMBER	U/M	DESCRIPTION
1	116220-01-000	EA	APPLIQUE - SWITCH/SLIDEOUT	14	108357-14-000	EA	SWITCH - ROCKER SPDT W/LIGHT - ON/NONE/OFF - 4 TERMINAL
2	108357-06-000	EA	SWITCH - ROCKER DPDT - MOM/OFF/MOM - 6 TERMINAL	14	108356-03-01A	EA	COVER/ACTUATOR SWITCH - 3 GROOVES W/LIGHT-CONTURA III-BLACK
2	108356-02-01A	EA	COVER/ACTUATOR SWITCH - 2 ROWS DIMPLES- CONTURA II - BLACK	15	088246-01-000	EA	SWITCH - REMOTE - EXTERIOR - SQUARE PUSH
3	110420-04-01A	EA	APPLIQUE - BEZEL - LOWER/LEFT - WITHOUT PARK AND LEVEL - GM/FORD	16	110420-19-01A	EA	APPLIQUE - BEZEL - LH - GM
3	110420-24-01A	EA	APPLIQUE - BEZEL - LOWER/LEFT - FREIGHTLINER	16	110420-25-01A	EA	APPLIQUE - BEZEL - LEFT - BLACK - FORD
4	089294-01-000	EA	LIGHTER - CIGARETTE - W/SOCKET & WIRE	16	110420-20-01A	EA	APPLIQUE - BEZEL - LH - POWER MIRROR - GM DIESEL ONLY
5	NA	EA	NUT - HEADLAMP KNOB - BLACK - FORD CHASSIS SUPPLIED	16	110420-21-01A	EA	APPLIQUE - BEZEL - LH - FREIGHTLINER
5	NA	EA	KNOB - HEADLAMP - W/SHAFT - FORD CHASSIS SUPPLIED	17	108357-03-000	EA	SWITCH - ROCKER SPDT - ON/OFF/ON - 3 TERMINAL
6	108357-06-000	EA	SWITCH - ROCKER DPDT - MOM/OFF/MOM - 6 TERMINAL	17	108356-01-01A	EA	COVER/ACTUATOR SWITCH - 3 GROOVES - CONTURA III - BLACK
6	108356-01-01A	EA	COVER/ACTUATOR SWITCH - 3 GROOVES - CONTURA III - BLACK	17	096241-03-000	EA	SWITCH-BLANK
7	108357-09-000	EA	SWITCH - ROCKER SPDT - ON/NONE/MOM - 3 TERMINAL	18	108357-10-000	EA	SWITCH - ROCKER SPDT - W/LIGHT - MOM/NONE/MOM - 5 TERMINAL
7	108356-01-01A	EA	COVER/ACTUATOR SWITCH - 3 GROOVES - CONTURA III - BLACK	18	108356-03-01A	EA	COVER/ACTUATOR SWITCH - 3 GROOVES W/LIGHT-CONTURA III-BLACK
8	110420-30-01A	EA	APPLIQUE - BEZEL - LOWER/RIGHT	19	108357-01-000	EA	SWITCH - ROCKER SPST - ON/OFF - 2 TERMINAL
9	110420-07-01A	EA	APPLIQUE - BEZEL - CENTER	19	108356-01-01A	EA	COVER/ACTUATOR SWITCH - 3 GROOVES - CONTURA III - BLACK
10	110420-08-01A	EA	APPLIQUE - BEZEL - UPPER CENTER	20	108357-07-000	EA	SWITCH - ROCKER SPDT - MOM/OFF/MOM - 3 TERMINAL - FORD/GM
11	110420-26-01A	EA	APPLIQUE - BEZEL - RIGHT POWER MIRROR - BLACK	20	108356-01-02A	EA	COVER/ACTUATOR SWITCH - 3 GROOVES - CONTURA III - BLACK - FORD/GM
11	110420-23-01A	EA	APPLIQUE - BEZEL - RH	21	108357-05-000	EA	SWITCH - ROCKER SPDT - ON/NONE/ON - 3 TERMINAL - GM
12	108357-08-000	EA	SWITCH - ROCKER DPDT - ON/NONE/ON - 6 TERMINAL	21	108357-07-000	EA	SWITCH - ROCKER SPDT - MOM/OFF/MOM - 3 TERMINAL - FORD
12	108356-01-01A	EA	COVER/ACTUATOR SWITCH - 3 GROOVES - CONTURA III - BLACK	21	108357-01-000	EA	SWITCH - ROCKER SPST - ON/OFF - 2 TERMINAL - FREIGHTLINER
13	127244-06-000	EA	CLUSTER - INSTRUMENT PANEL - KILOMETERS/CANADIAN - GAS - HD GM	21	108356-01-01A	EA	COVER/ACTUATOR SWITCH - 3 GROOVES - CONTURA III - BLACK
13	127244-08-000	EA	CLUSTER - INSTRUMENT PANEL-KILOMETERS/MILES-GAS-CANADIAN - HD GM	22	111414-01-000	EA	RECEPTACLE - 12V - W/O BIMETAL
13	094794-06-000	EA	CLUSTER - INSTRUMENT PANEL - KILO/FORD F53 - F5TD-10849-BB - FORD		077031-03-000	EA	FILM - WHITE - .75" X 1"
13	127244-02-000	EA	CLUSTER - INSTRUMENT PANEL - K/M - GAS - CANADIAN - GM		103603-01-000	EA	BULB - 12V - #74 - .12A WEDGE - GE 22-25 - USED IN DASH

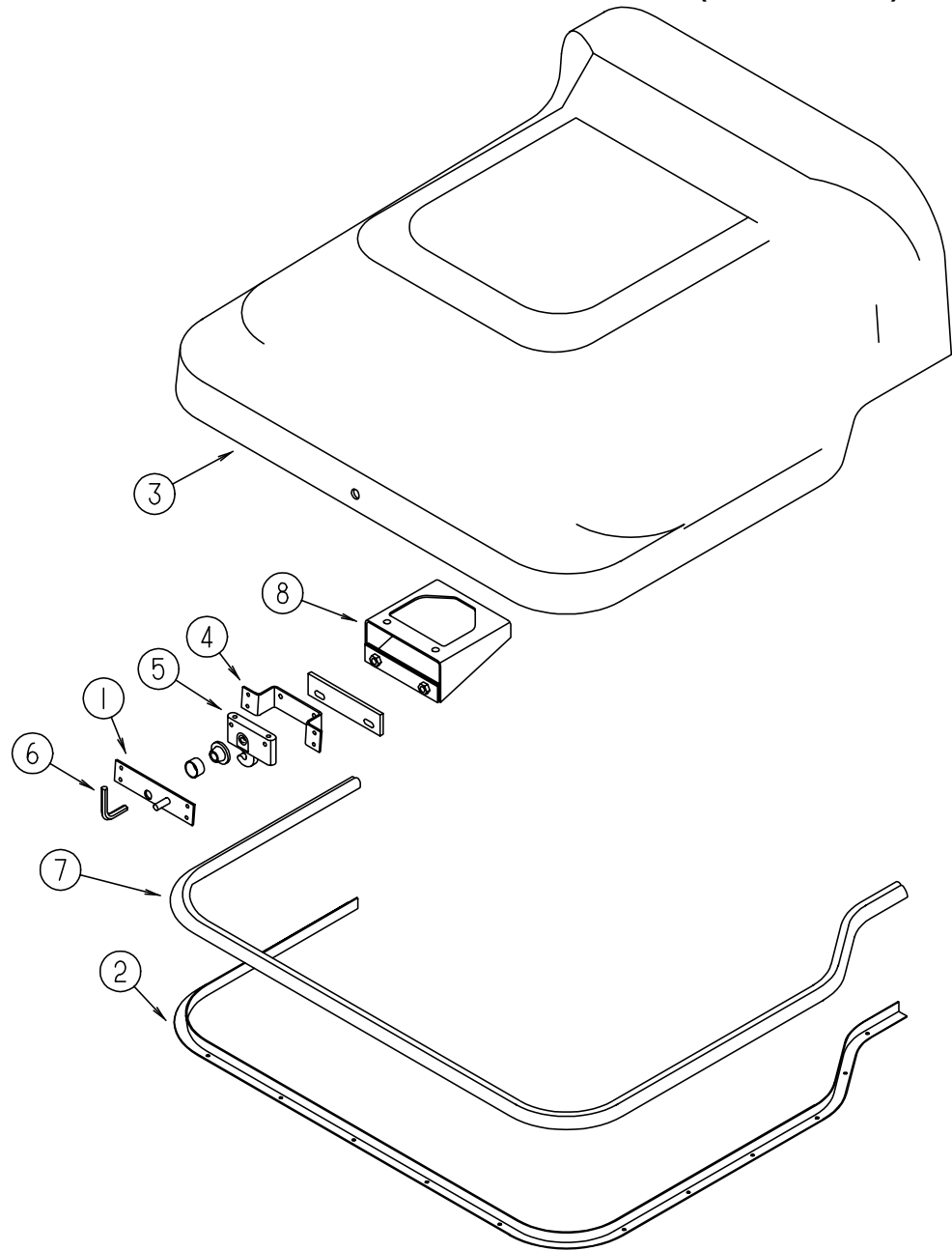
## DRIVERS COMPARTMENT GROUP (CONTINUED)

### DASH INSTALLATION



KEY	PART NUMBER	U/M	DESCRIPTION	KEY	PART NUMBER	U/M	DESCRIPTION
1	126154-16-J30	EA	DASH - W/VINYL - F/LEVELING JACKS/SLIDE OUT - HDGM - ANTELOPE	8	108954-04-01A	EA	BEZEL - INSTRUMENT PANEL - HDGM
1	126154-16-J60	EA	DASH - W/VINYL - F/LEVELING JACKS/SLIDE OUT - HDGM - TITANIUM	8	108954-07-01A	EA	BEZEL - INSTRUMENT PANEL - FORD
1	126154-28-J30	EA	DASH - W/VINYL - F/LEVELING JACKS/SLIDE OUT - FORD - ANTELOPE	8	108954-08-01A	EA	BEZEL - INSTRUMENT PANEL - FREIGHTLINER
1	126154-28-J60	EA	DASH - W/VINYL - F/LEVELING JACKS/SLIDE OUT - FORD - TITANIUM	8	108954-06-01A	EA	BEZEL - INSTRUMENT PANEL - GM DIESEL
1	126154-15-J30	EA	DASH - W/VINYL - F/LEVELING JACKS/SLIDE OUT - FREIGHTLINER - ANTELOPE	9	129924-02-J30	EA	POD - INSTRUMENT PANEL/LOWER - ANTELOPE - HDGM/FORD
1	126154-15-J60	EA	DASH - W/VINYL - F/LEVELING JACKS/SLIDE OUT - FREIGHTLINER - TITANIUM	9	129924-02-J60	EA	POD - INSTRUMENT PANEL/LOWER - TITANIUM - HDGM/FORD
1	126154-20-J30	EA	DASH - W/VINYL - F/LEVELING JACKS/SLIDEOUT - GM DIESEL - ANTELOPE	9	129925-03-K36	EA	POD - INSTRUMENT PANEL - LOWER - ANTELOPE - GM DIESEL/FREIGHTLINER
1	126154-20-J60	EA	DASH - W/VINYL - F/LEVELING JACKS/SLIDEOUT - GM DIESEL - TITANIUM	9	129925-03-K66	EA	POD - INSTRUMENT PANEL - LOWER - TITANIUM - GM DIESEL/FREIGHTLINER
	106569-11-01A	EA	VINYL - LAMINATE - ALLANTE ANTELOPE - 1/4" X 21" X 100"	10	126483-04-J30	EA	POD - INSTRUMENT PANEL - LOWER/DRIVER - HDGM - ANTELOPE
	106569-11-02A	EA	VINYL - LAMINATE - TITANIUM - 1/4" X 21" X 100"	10	126483-04-J60	EA	POD - INSTRUMENT PANEL - LOWER/DRIVER - HDGM - TITANIUM
2	126044-04-01A	EA	TRIM - DASH - LOWER/PASSENGER - ANTELOPE - HDGM	10	129924-04-J30	EA	POD - INSTRUMENT PANEL/LOWER - ANTELOPE - FORD
2	126044-04-02A	EA	TRIM - DASH - LOWER/PASSENGER - TITANIUM - HDGM	10	129924-04-J60	EA	POD - INSTRUMENT PANEL/LOWER - TITANIUM - FORD
2	126044-02-01A	EA	TRIM - DASH - LOWER/PASSENGER - ANTELOPE - FORD	10	129925-06-K36	EA	POD - INSTRUMENT PANEL/LOWER - GM DIESEL - ANTELOPE
2	126044-02-02A	EA	TRIM - DASH - LOWER/PASSENGER - TITANIUM - FORD	10	129925-06-K66	EA	POD - INSTRUMENT PANEL/LOWER - GM DIESEL - TITANIUM
2	126044-01-01A	EA	TRIM - DASH - LOWER/PASSENGER - ANTELOPE - GM DIESEL	10	129925-04-K36	EA	POD - INSTRUMENT PANEL/LOWER - FREIGHTLINER - ANTELOPE
2	126044-01-02A	EA	TRIM - DASH - LOWER/PASSENGER - TITANIUM - GM DIESEL	10	129925-04-K66	EA	POD - INSTRUMENT PANEL/LOWER - FREIGHTLINER - TITANIUM
3	126044-03-01A	EA	TRIM - DASH - LOWER/PASSENGER - ANTELOPE - FREIGHTLINER	11	126485-05-K36	EA	POD - INSTRUMENT PANEL - HDGM - ANTELOPE
3	126044-03-02A	EA	TRIM - DASH - LOWER/PASSENGER - TITANIUM - FREIGHTLINER	11	126485-05-K66	EA	POD - INSTRUMENT PANEL - HDGM - TITANIUM
4	126045-12-01A	EA	TRIM - DASH - LOWER/DRIVER - ANTELOPE - HDGM	11	126485-06-K36	EA	POD - INSTRUMENT PANEL - HDGM - W/DELUX SOUND FEATURE - ANTELOPE
4	126045-12-02A	EA	TRIM - DASH - LOWER/DRIVER - TITANIUM - HDGM	11	126485-06-K66	EA	POD - INSTRUMENT PANEL - HDGM - W/DELUX SOUND FEATURE - TITANIUM
4	126045-16-01A	EA	TRIM - LOWER DASH - DRIVER - ANTELOPE - FORD		126485-04-01A	EA	POD - INSTRUMENT PANEL - ANTELOPE
4	126045-16-02A	EA	TRIM - LOWER DASH - DRIVER - TITANIUM - FORD		126485-04-02A	EA	POD - INSTRUMENT PANEL - TITANIUM
4	126045-10-01A	EA	TRIM - LOWER DASH - DRIVER - ANTELOPE - GM DIESEL/FREIGHTLINER	11	130236-02-J30	EA	POD - INSTRUMENT PANEL - ANTELOPE - FORD
4	126045-10-02A	EA	TRIM - LOWER DASH - DRIVER - TITANIUM - GM DIESEL/FREIGHTLINER	11	130236-02-J60	EA	POD - INSTRUMENT PANEL - TITANIUM - FORD
5	126053-03-02B	EA	DASH - HDGM		130236-01-01A	EA	POD - INSTRUMENT PANEL - LOWER - ANTELOPE
5	126053-05-02B	EA	DASH - E-COATED - FORD		130236-01-02A	EA	POD - INSTRUMENT PANEL - LOWER - TITANIUM
5	126053-02-02B	EA	DASH - FREIGHTLINER	11	125445-04-K36	EA	POD - INSTRUMENT PANEL - GM DIESEL/FREIGHTLINER - ANTELOPE
5	126053-04-02B	EA	DASH - E-COATED - GM DIESEL	11	125445-04-K66	EA	POD - INSTRUMENT PANEL - GM DIESEL/FREIGHTLINER - TITANIUM
6	096776-02-000	EA	BOX - CASSETTE - 4 TAPE HOLDER		125445-03-01A	EA	POD - INSTRUMENT PANEL - ANTELOPE
6	096776-03-000	EA	BOX - CD'S - BOX HOLDS 4 - RADIO W/CD FEATURE		125445-03-02A	EA	POD - INSTRUMENT PANEL - TITANIUM
7	111350-01-01A	EA	POCKET - INSTRUMENT PANEL - UPPER - BLACK		110530-01-000	FT	SEAL - SPONGE - .31" X .62"

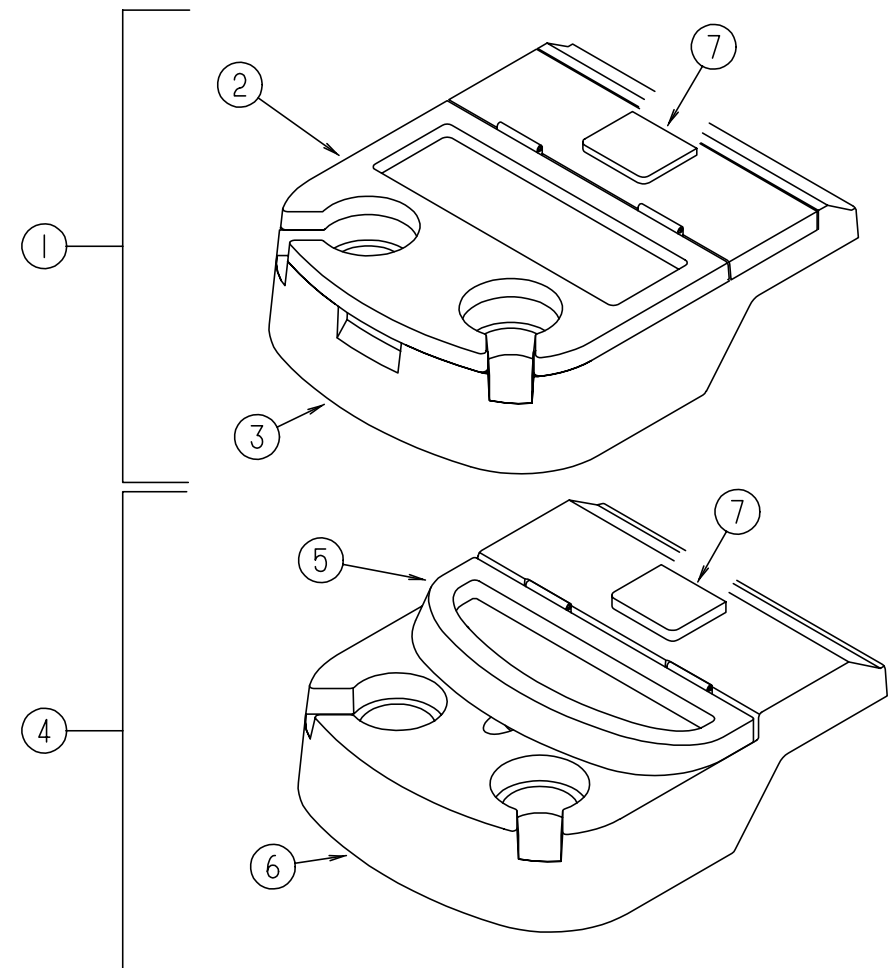
**DRIVERS COMPARTMENT GROUP (CONTINUED)**



**MOTOR COVER**

KEY	PART NUMBER	U/M	DESCRIPTION
1	115852-01-02B	EA	STRIKE ASM - MOTOR COVER - E-CT - FORD/GM DIESEL
2	115860-02-01A	EA	TRIM - MOTOR COVER - HDGM
2	115860-03-01A	EA	TRIM - MOTOR COVER - FORD
			FROM: 00-00-00 THRU: 05-01-99
2	115860-05-01A	EA	TRIM - MOTOR COVER - FORD
			FROM: 05-02-99 THRU: 99-99-99
2	115860-01-01A	EA	TRIM - MOTOR COVER - GM DIESEL
3	129099-01-01A	EA	COVER - MOTOR - W/O CARPET - HDGM
3	115840-03-01A	EA	COVER - MOTOR - W/O CARPET - FORD
			FROM: 00-00-00 THRU: 05-05-99
3	129099-03-01A	EA	COVER - MOTOR - W/O CARPET - FORD
			FROM: 05-06-99 THRU: 99-99-99
3	115840-01-01A	EA	COVER - MOTOR - W/O CARPET - GM DIESEL
4	115850-03-02B	EA	RETAINER - LATCH - MOTOR COVER - RH - E-COATED
5	116581-01-000	EA	LATCH - MOTOR COVER
6	116833-01-02B	EA	WRENCH - HEX MOTOR COVER - E-COATED
7	039623-01-000	FT	SEAL - MOTOR COVER - RUBBER BULB TYPE
8	129394-01-02B	EA	STRIKE ASM - MOTOR COVER - E-CT - HDGM

**DRIVERS COMPARTMENT GROUP (CONTINUED)**

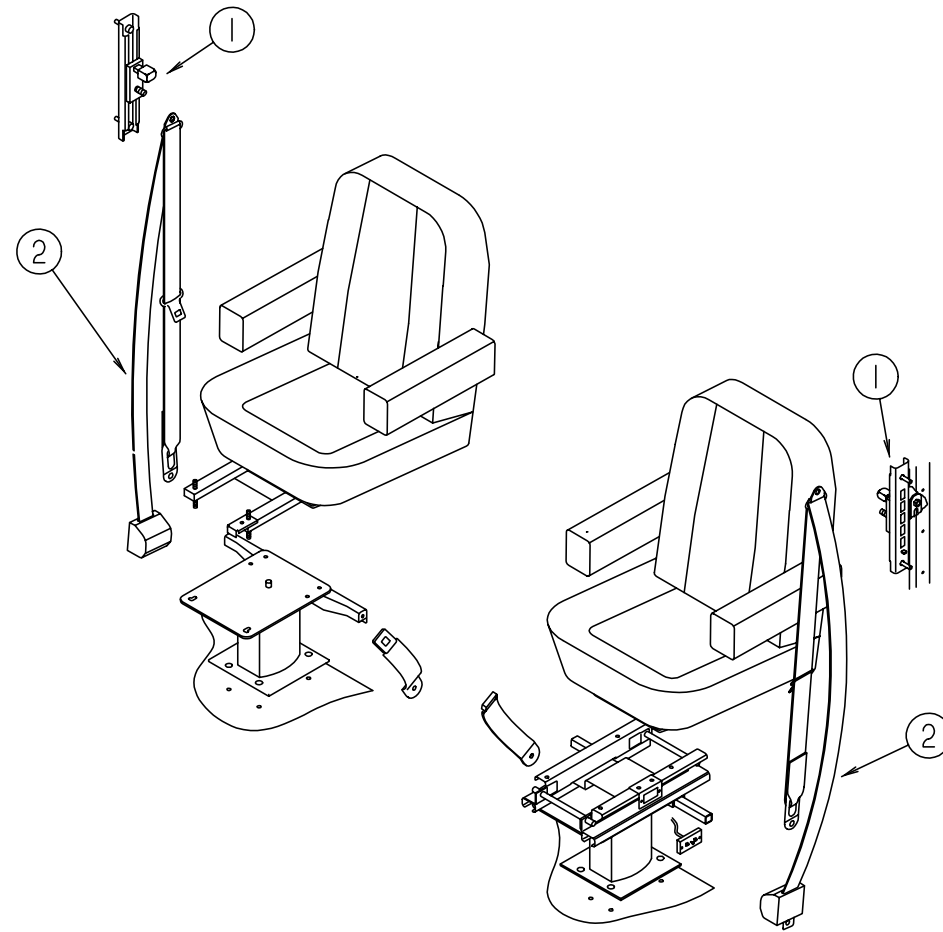


**BEVERAGE TRAY**

KEY	PART NUMBER	U/M	DESCRIPTION
1	126008-01-J30	EA	TRAY - BEVERAGE - W/DOOR - SALEM CHERRY ONLY
2	126011-01-J30	EA	LID - BEVERAGE TRAY - SALEM CHERRY ONLY
3	126009-02-J30	EA	TRAY ASM-BEVERAGE - FOR SALEM CHERRY ONLY
	126009-01-01A	EA	TRAY - BEVERAGE - ANTELOPE - FOR SALEM CHERRY ONLY
4	126008-02-J30	EA	TRAY - BEVERAGE - W/DOOR - ANTELOPE
4	126008-02-J60	EA	TRAY - BEVERAGE - W/DOOR - TITANIUM
5	128113-01-J30	EA	LID - BEVERAGE TRAY - ANTELOPE
5	128113-01-J60	EA	LID - BEVERAGE TRAY - TITANIUM
6	128114-01-01A	EA	TRAY - BEVERAGE - ANTELOPE
6	128114-01-02A	EA	TRAY - BEVERAGE - TITANIUM
7	118719-01-01A	EA	ASHTRAY - TOP MOUNT - BLACK PLASTIC
	126010-01-01A	EA	SPACER - BEVERAGE TRAY - GM DIESEL - ANTELOPE
	126010-01-02A	EA	SPACER - BEVERAGE TRAY - GM DIESEL - TITANIUM

## DRIVERS COMPARTMENT GROUP (CONTINUED)

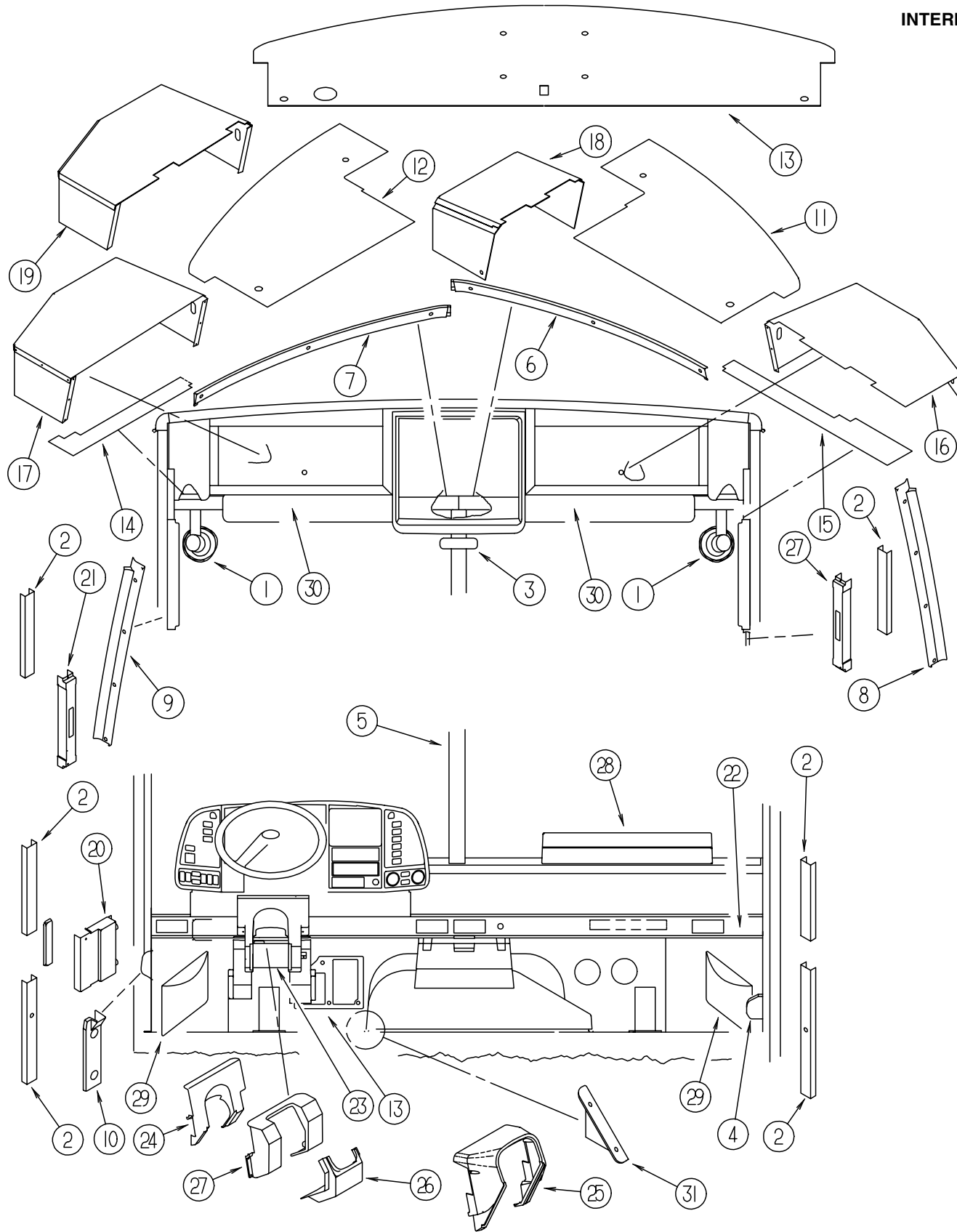
### CAB SEAT BELT INSTALLATION



KEY	PART NUMBER	U/M	DESCRIPTION	VENDOR NO.
1	127598-01-01A	EA	ADJUSTER - SEATBELT - D-LOOP - ADJUSTER	
	127598-02-000	EA	NUT - HEX FLANGE - M10 X 1.5 - CLASS 10	
	128444-01-000	EA	WASHER - SPRING - CONICAL	
2	091990-05-01A	EA	SEAT BELT/SHOULDER HARNESS - DRIVER/PASSENGER - BLACK	
	091990-05-700	EA	SLEEVE/BUCKLE COVER-PLASTIC	209S-2
	091990-05-701	EA	CAP/COVER - BOLT HOLE COVER	209SC-02
	091990-05-702	EA	SLEEVE/RETRACTABLE COVER	309C-02
	091990-05-703	EA	EXTENDER 12"	I-1442-02

## DRIVERS COMPARTMENT GROUP (CONTINUED)

### INTERIOR CAB



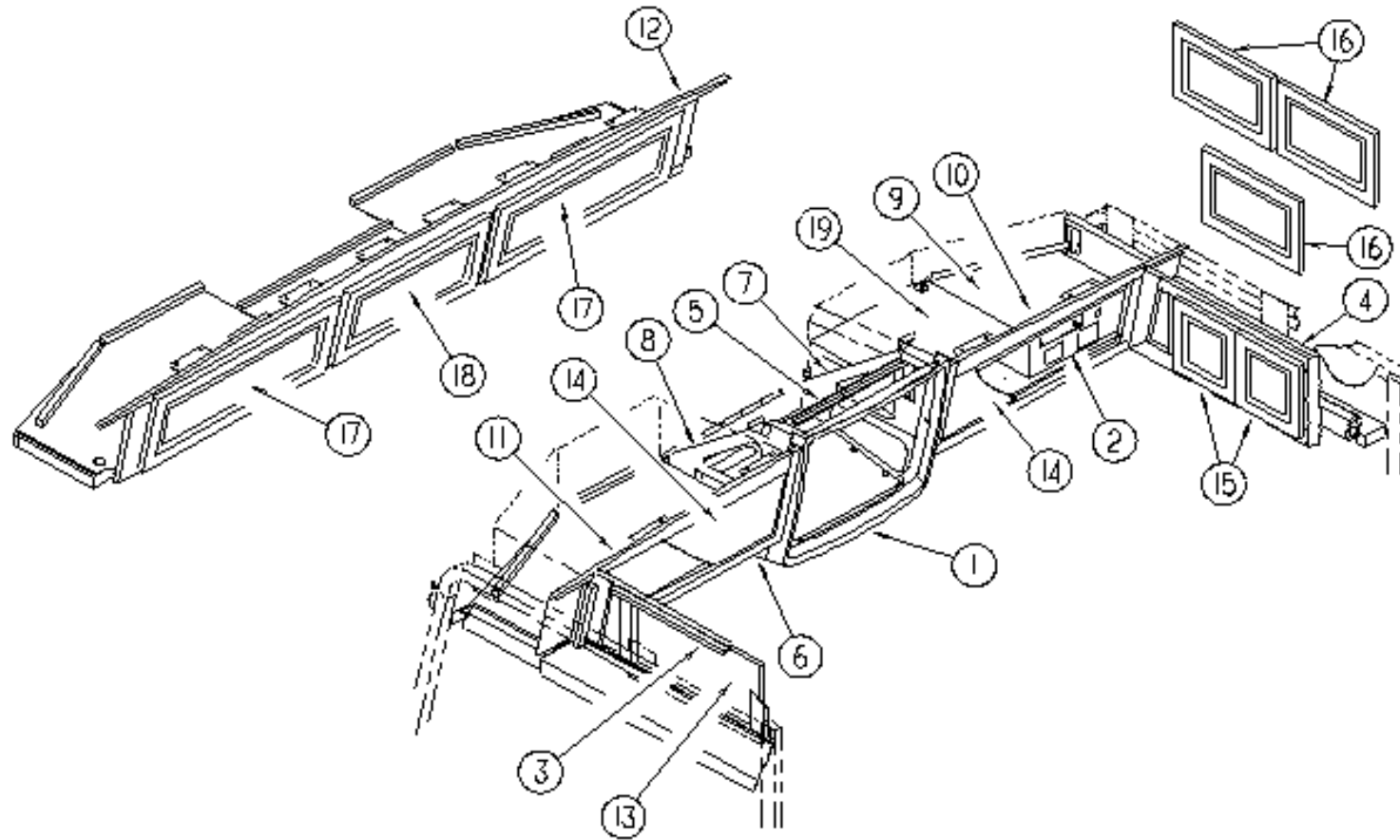
KEY	PART NUMBER	U/M	DESCRIPTION
5	118452-03-02A	EA	TRIM - WINDSHIELD - CENTER - TITANIUM
6	118453-03-01A	EA	TRIM - WINDSHIELD - INNER/TOP/PASSENGER - ANTELOPE
6	118453-05-02A	EA	TRIM - WINDSHIELD - INNER/TOP/PASSENGER - TITANIUM
7	118453-04-01A	EA	TRIM - WINDSHIELD - INNER/TOP/DRIVER - ANTELOPE
7	118453-06-02A	EA	TRIM - WINDSHIELD - INNER/TOP/DRIVER - TITANIUM
8	125508-01-01A	EA	TRIM - A-PILLAR - INTERIOR - ANTELOPE
8	123045-11-02A	EA	BACKING - SCREW - ANTELOPE
8	125444-01-02A	EA	TRIM - A-PILLAR - INTERIOR - TITANIUM
8	123045-11-03A	EA	BACKING - SCREW - TITANIUM
9	125508-02-01A	EA	TRIM - A-PILLAR - INTERIOR - ANTELOPE
9	123045-11-02A	EA	BACKING - SCREW - ANTELOPE
9	125444-02-02A	EA	TRIM - A-PILLAR - INTERIOR - TITANIUM
9	123045-11-03A	EA	BACKING - SCREW - TITANIUM
10	125900-01-01A	EA	PANEL - TOEKICK - LH - ANTELOPE
10	125900-01-02A	EA	PANEL - TOEKICK - LH - TITANIUM
11	126440-01-J20	EA	PANEL - OVHD/FRONT BOTTOM - RH - W/TV - ANTELOPE
11	126440-01-J52	EA	PANEL - OVHD/FRONT BOTTOM - RH - W/TV - TITANIUM
12	126440-02-J20	EA	PANEL - OVHD/FRONT BOTTOM - LH - W/TV - ANTELOPE
12	126440-02-J52	EA	PANEL - OVHD/FRONT BOTTOM - LH - W/TV - TITANIUM
13	126440-09-K36	EA	PANEL - OVHD/FRONT BOTTOM - W/O TV - ANTELOPE
13	126440-09-K66	EA	PANEL - OVHD/FRONT BOTTOM - W/O TV - TITANIUM
14	126443-04-J22	EA	PANEL - OVHD/FRONT - LH - 5.8" X 38.4" - ANTELOPE
14	126443-02-J52	EA	PANEL - OVHD/FRONT - LH - 5.8" X 27.6" - TITANIUM
15	126443-03-J22	EA	PANEL - OVHD/FRONT - RH - 5.8" X 39.2" - ANTELOPE (WFL35U/C)
15	126443-06-J30	EA	PANEL - OVHD/FRONT - RH - 5.8" X 50.6" - ANTELOPE (WFL33/WFL34)
15	126443-08-J30	EA	PANEL - OVHD/FRONT - RH - 5.8" X 67.2" - ANTELOPE (WKL36/WFL36)
15	126443-01-J60	EA	PANEL - OVHD/FRONT - RH - 5.8" X 39.2" - TITANIUM (IFL33/IFL34)
15	126443-05-J52	EA	PANEL - OVHD/FRONT - RH - 5.8" X 28.5" - TITANIUM (IFL35U/C)
15	126443-07-J60	EA	PANEL - OVHD/FRONT - RH - 5.8" X 56.7" - TITANIUM (IKL36/IFL36)
16	126457-01-J20	EA	PANEL - CLOSEOUT - OVHD/FRONT - UPPER/LOWER RH - W/TV
17	126457-02-J20	EA	PANEL - CLOSEOUT - OVHD/FRONT - UPPER/LOWER LH
18	126457-04-K36	EA	PANEL ASM-CLOSEOUT,OVHD,FRT - W/O TV
19	126457-05-K36	EA	PANEL ASM-CLOSEOUT,OVHD,FRT - W/O TV
20	126701-01-03A	EA	COVER - ASSIST HANDLE - OFF WHITE
21	127721-01-01A	EA	COVER - SLIDE - OFF WHITE
21	127798-01-01A	EA	COVER - SLIDE - INNER - BLACK - 1.5" X 11.4"
22	127488-01-03A	EA	APPLIQUE - LOWER DASH - CHIEFTAIN
22	127488-01-04A	EA	APPLIQUE - LOWER DASH - SUNFLYER
23	110002-04-000	EA	PATCH - COLUMN - L-SERIES - 9" X 10" - HDGM/FREIGHTLINER - ANTELOPE
23	110002-05-000	EA	PATCH - COLUMN - L-SERIES - 9" X 10" - HDGM/FREIGHTLINER - TITANIUM
23	103498-09-000	EA	BOOT - STEERING COLUMN - W/1/2 CIRCLE - GM DIESEL
24	125796-02-J30	EA	COVER - STEERING COLUMN - GM/FREIGHTLINER - ANTELOPE
24	125796-02-J60	EA	COVER - STEERING COLUMN - GM/FREIGHTLINER - TITANIUM
25	127362-01-01A	EA	COVER - STEERING COLUMN - HDGM - ANTELOPE
25	127362-01-02A	EA	COVER - STEERING COLUMN - HDGM - TITANIUM
26	125795-01-01A	EA	COVER - STEERING COLUMN - LOWER - FORD
27	130259-02-J30	EA	COVER - STEERING COLUMN - FORD - ANTELOPE
27	130259-02-J60	EA	COVER - STEERING COLUMN - FORD - TITANIUM
28	127495-01-J30	EA	TABLE/COMPLETE WORK STATION - ANTELOPE
28	127495-01-J60	EA	TABLE/COMPLETE WORK STATION - TITANIUM
28	127597-01-000	EA	SLIDE - WORK STATION - DASH
29	086120-01-H34	EA	PAD - MAP POCKET - 12" X 16" (K36, K37, K70, K71)
29	086120-01-J24	EA	PAD - MAP POCKET - 12" X 16" (K38, K39)
29	086120-01-J30	EA	PAD - MAP POCKET - 12" X 16" (K40, K41)
29	086120-01-J60	EA	PAD - MAP POCKET - 12" X 16" (K66, K67)
29	086120-01-J60	EA	PAD - MAP POCKET - 12" X 16" (K68, K69)
29	086120-01-J30	EA	PAD - MAP POCKET - 12" X 16" (K40, K41)
30	123298-02-04A	EA	SUNVISOR - 10.5" X 28.5" - ANTELOPE
30	123298-02-05A	EA	SUNVISOR - 10.5" X 28.5" - TITANIUM
31	131861-01-01A	EA	COVER - CAB FLOOR/LH - ANTELOPE - FORD
31	131861-01-02A	EA	COVER - CAB FLOOR/LH - TITANIUM - FORD

KEY	PART NUMBER	U/M	DESCRIPTION
1	122856-01-01A	EA	FAN-DEFROSTER-2 SPEED W/SWIVEL BASE/NON-OSCILLATING-CHROME
2	024700-51-000	EA	COVER - ROLL BAR
3	040714-01-000	EA	MIRROR - REAR VIEW/ARM MOUNT & SET SCREW
3	067490-01-000	EA	BUTTON - MIRROR/REAR VIEW
4	103961-03-01A	EA	COVER - BRACKET - SEATBELT/OFF WHITE
5	118452-04-01A	EA	TRIM - WINDSHIELD - CENTER - ANTELOPE



## DRIVERS COMPARTMENT GROUP (CONTINUED)

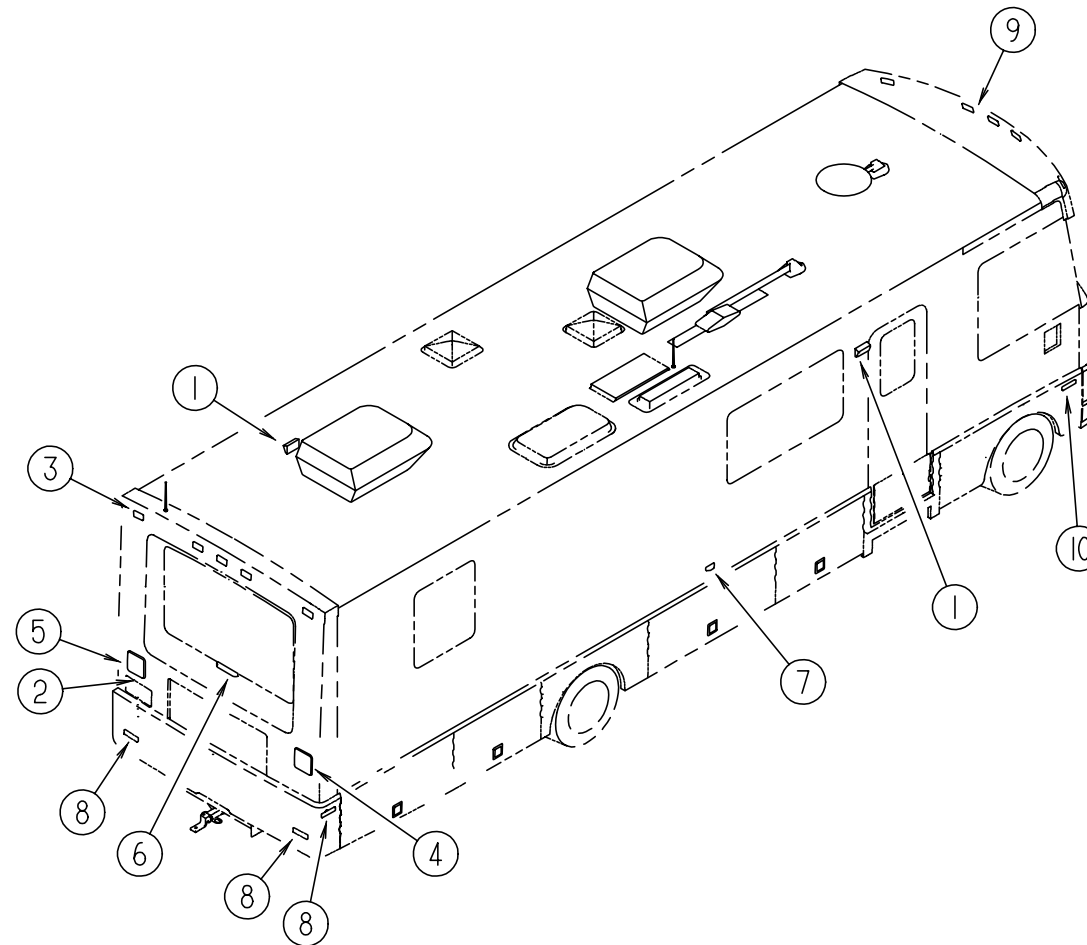
### OVHD STORAGE & TV CABINETS



KEY	PART NUMBER	U/M	DESCRIPTION	KEY	PART NUMBER	U/M	DESCRIPTION
1	125977-01-01A	EA	COVER - TV - OVHD/Front - TITANIUM	9	126275-03-02B	EA	SHELF - OVHD FRONT - E-COATED
2	126601-03-J60	EA	PANEL/SHELF - VINYL COVERED - W/NOTCH/ANTENNA CUTOUT FROM: 00-00-00 THRU: 11-08-98	10	130768-01-K66	EA	CABINET - OVHD/Front - W/O DOORS/HDW - W/TV - WATERFORD OAK
2	131807-02-K58	EA	PANEL/SHELF - VINYL COVERED - W/NOTCH/ANTENNA CUTOUT FROM: 11-09-98 THRU: 99-99-99	10	130768-01-K67	EA	CABINET - OVHD/Front - W/O DOORS/HDW - W/TV - WASHED MAPLE
2	126601-07-J60	EA	PANEL/SHELF-VINYL COVERED-W/NOTCH/INVERTER/ANTENNA CUTOUT FROM: 00-00-00 THRU: 11-08-98	11	130768-02-K66	EA	CABINET - OVHD/Front - W/O DOORS/HDW - W/TV - WATERFORD OAK
2	131807-03-K58	EA	PANEL/SHELF - VINYL COVERED - W/NOTCH/ANTENNA CUTOUT - W/INVERTER FROM: 11-09-98 THRU: 99-99-99	11	130768-02-K67	EA	CABINET - OVHD/Front - W/O DOORS/HDW - W/TV - WASHED MAPLE
3	126301-01-J53	EA	CABINET - OVHD/Front - LH - W/O DOORS/HDW - )WATERFORD OAK	106699-01-01A	EA	BRACKET - OVHD CABINET/TV	
3	126301-01-J52	EA	CABINET - OVHD/Front - LH - W/O DOORS/HDW - WASHED MAPLE	12	130768-04-K66	EA	CABINET - OVHD/Front - W/O DOORS/HDW - W/O TV - WATERFORD OAK
4	126530-01-J94	EA	CABINET - OVHD/Front/RH - W/O DOORS/HDW (IFL33, IFL34) - WATERFORD OAK	12	130768-04-K67	EA	CABINET - OVHD/Front - W/O DOORS/HDW - W/O TV - WASHED MAPLE
4	126530-01-J60	EA	CABINET - OVHD/Front/RH - W/O DOORS/HDW (IFL33/IFL34) - WASHED MAPLE	13	131995-23-K66	EA	DOOR - SOLID PANEL - 10" X 19.1" - W/O HDW - WATERFORD OAK
4	126358-01-J53	EA	CABINET - OVHD/Front/RH - W/O DOORS/HDW (IFL35) - WATERFORD OAK	13	131995-23-K67	EA	DOOR - SOLID PANEL - 10" X 19.1" - W/O HDW - WASHED MAPLE
4	126358-01-J52	EA	CABINET - OVHD/Front/RH - W/O DOORS/HDW (IFL35) - WASHED MAPLE	14	131995-S6-K66	EA	DOOR - SOLID PANEL - 11.4" X 28.1" - W/O HDW - WATERFORD OAK
4	126535-01-J94	EA	CABINET - OVHD/Front/RH - W/O DOORS/HDW (IF/KL36) - WATERFORD OAK	14	131995-S6-K67	EA	DOOR - SOLID PANEL - 11.4" X 28.1" - W/O HDW - WASHED MAPLE
4	126535-01-J60	EA	CABINET - OVHD/Front/RH - W/O DOORS/HDW (IF/KL36) - WASHED MAPLE	15	131995-29-K66	EA	DOOR - SOLID PANEL - 10" X 29.5" - W/O HDW (IFL33/IFL34) - WATERFORD OAK
5	114706-04-02B	EA	SUPPORT - SHELF/TV	15	131995-29-K67	EA	DOOR - SOLID PANEL - 10" X 29.5" - W/O HDW (IFL33/IFL34) - WASHED MAPLE
6	126006-02-J60	EA	COVER - TV - OVHD/BOTTOM	16	131995-23-K66	EA	DOOR - SOLID PANEL - 10" X 19.1" - W/O HDW (IFL35/IF/KL36) - WATERFORD OAK
7	126081-01-02B	EA	BRACKET/SUPPORT - TV - 24 DEGREE - E-COATED	16	131995-23-K67	EA	DOOR - SOLID PANEL - 10" X 19.1" - W/O HDW (IFL35/IF/KL36) - WASHED MAPLE
8	126081-02-02B	EA	BRACKET/SUPPORT - TV - 24 DEGREE - E-COATED	17	131995-62-K66	EA	DOOR - SOLID PANEL - 11.4" X 28.1" - W/O HDW - WATERFORD OAK
				17	131995-62-K67	EA	DOOR - SOLID PANEL - 11.4" X 28.1" - W/O HDW - WASHED MAPLE
				18	131995-59-K66	EA	DOOR - SOLID PANEL - 11.4" X 21.8" - W/O HDW - WATERFORD OAK
				18	131995-59-K67	EA	DOOR - SOLID PANEL - 11.4" X 21.8" - W/O HDW - WASHED MAPLE
				19	127637-01-02B	EA	SHELF - OVERHEAD/Front - LH - E-COATED

# ELECTRICAL GROUP

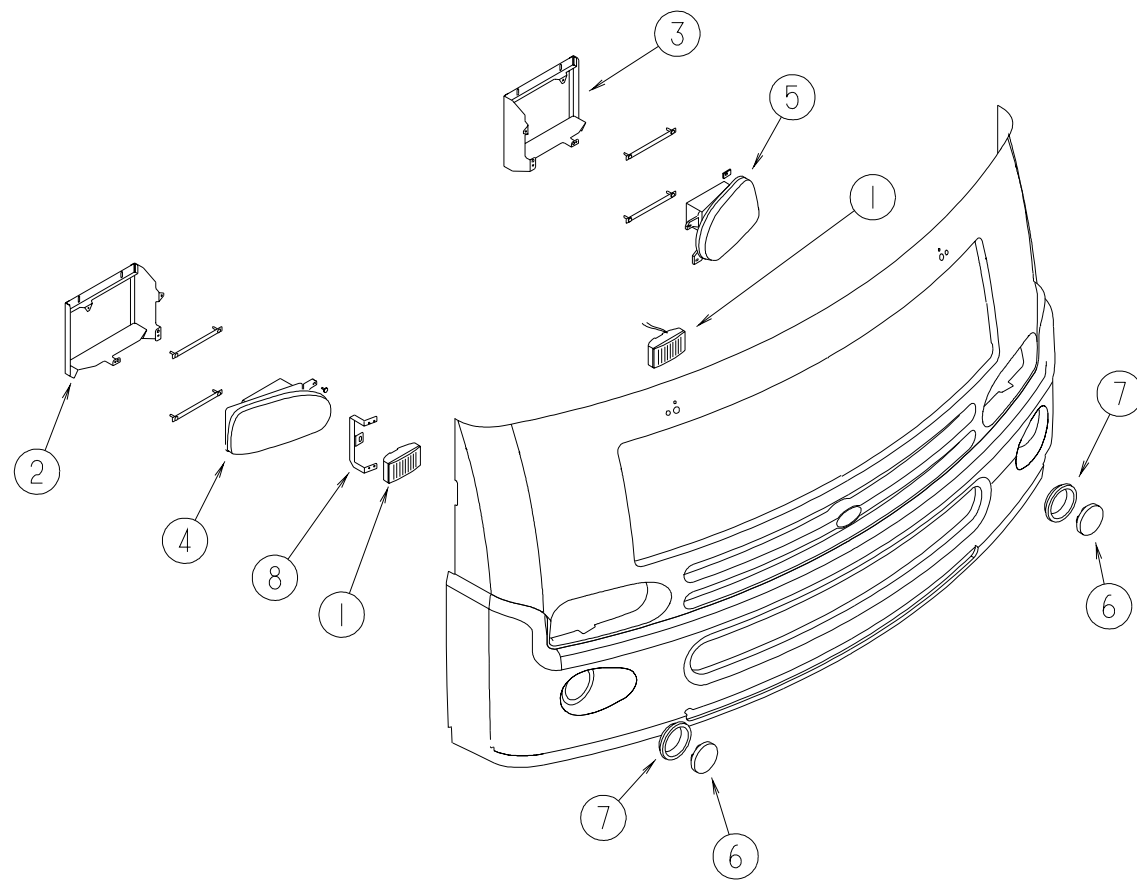
## EXTERIOR LIGHTS



KEY	PART NUMBER	U/M	DESCRIPTION	VENDOR NO.
1	097917-01-06A	EA	LIGHT - PORCH - BRIGHT WHITE	
1	008215-01-000	EA	BULB - 12 VOLT - #1003 - .94 AMP	
1	097917-01-700	EA	LENS-LIGHT, CLEAR	30-78-021
1	008089-02-000	EA	LIGHT - PORCH - RECESSED - CANADIAN	
1	008089-01-700	EA	LENS-LIGHT, RECESSED, PORCH DECO	
1	008214-01-000	EA	BULB - 12 VOLT - #67 - .59 AMP	
2	087201-01-000	EA	LIGHT - HALF ROUND - 1" X 1.7" - PLASTIC - BLACK	
3	102520-02-000	EA	LIGHT - CLEARANCE - W/O SOCKET/HOUSING - RED	
3	036196-01-000	EA	BULB - 12V - #194 - .27 AMP - BAYONETTE	
3	067789-02-000	EA	SOCKET - LAMP	
3	102540-01-000	EA	SEAL - SCREW - ROUND - RUBBER	
3	102541-01-000	EA	GASKET - CLEARANCE LIGHT	
3	102582-01-000	EA	BRACKET - LIGHT - CLEARANCE - L-SHAPED METAL - 2.2" X 4.7"	
4	117831-01-000	EA	LAMP - STOP/TURN/TAI/BACKUP	
4	119157-01-000	EA	SOCKET - SINGLE CONTACT	
4	119158-01-000	EA	SOCKET - DOUBLE CONTACT	
4	037934-01-000	EA	BULB - 12V - #1156 - 2.1 AMP CLEAR GLASS	
4	037935-01-000	EA	BULB - 12V - #1157 OR #2057 - 2.1 AMP - CLEAR GLASS	
5	117831-02-000	EA	LAMP - STOP/TURN/TAI/BACKUP	
5	119157-01-000	EA	SOCKET - SINGLE CONTACT	
5	119158-01-000	EA	SOCKET - DOUBLE CONTACT	

KEY	PART NUMBER	U/M	DESCRIPTION
5	037934-01-000	EA	BULB - 12V - #1156 - 2.1 AMP CLEAR GLASS
5	037935-01-000	EA	BULB - 12V - #1157 OR #2057 - 2.1 AMP - CLEAR GLASS
6	121950-01-000	EA	LIGHT - BRAKE - CENTER MOUNT
6	067789-02-000	EA	SOCKET - LAMP
6	036196-01-000	EA	BULB - 12V - #194 - .27 AMP - BAYONETTE
7	111102-01-000	EA	BASE - LAMP MARKER
7	111102-02-000	EA	LENS - AMBER - MARKER LAMP
7	036196-01-000	EA	BULB - 12V - #194 - .27 AMP - BAYONETTE
8	117826-01-000	EA	SIDE MARKER LAMP ASSEMBLY - RED
8	117826-03-000	EA	GASKET - MARKER LIGHT
8	036196-01-000	EA	BULB - 12V - #194 - .27 AMP - BAYONETTE
8	067789-02-000	EA	SOCKET - LAMP
9	102520-01-000	EA	LIGHT - CLEARANCE - W/O SOCKET/HOUSING - AMBER
9	102541-01-000	EA	GASKET - CLEARANCE LIGHT
9	036196-01-000	EA	BULB - 12V - #194 - .27 AMP - BAYONETTE
9	067789-02-000	EA	SOCKET - LAMP
10	036196-01-000	EA	BULB - 12 VOLT - #194 - .27 AMP - BAYONETTE
10	067789-02-000	EA	SOCKET - LAMP
10	117826-02-000	EA	SIDE MARKER LAMP ASSEMBLY - YELLOW
10	117826-03-000	EA	GASKET - MARKER LIGHT

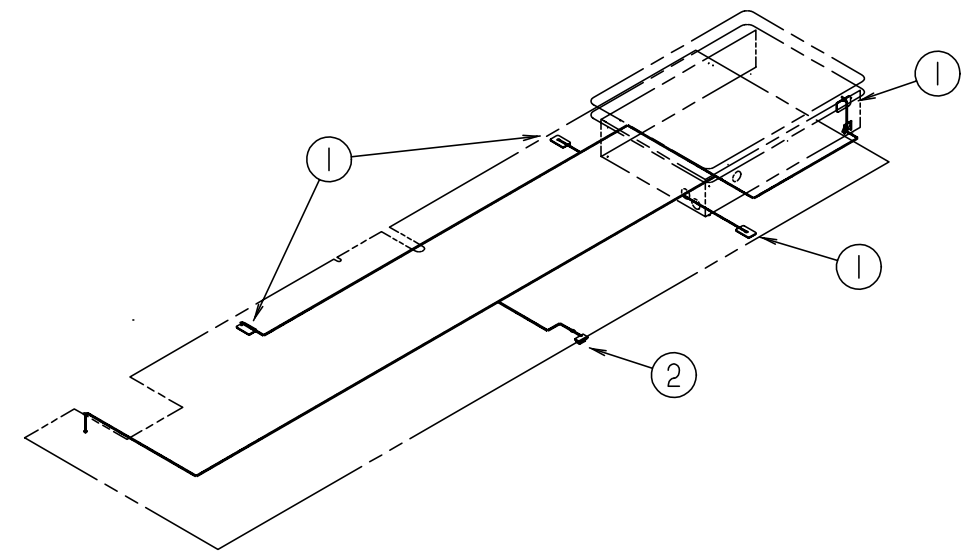
**ELECTRICAL GROUP (CONTINUED)**



**EXTERIOR FRONT END LIGHTS**

KEY	PART NUMBER	U/M	DESCRIPTION
1	124215-01-000	EA	FOG LIGHT - RECTANGULAR/CLEAR LENS
2	125704-01-02B	EA	FRAME - HEADLAMP - RIGHT HAND - E-COATED
3	125704-02-02B	EA	FRAME - HEADLAMP - LEFT HAND - E-COATED
4	126199-01-000	EA	HEADLAMP CAPSULE - PASSENGER W/O BULB
4	118054-01-000	EA	BULB-HEADLAMP REPLACEMENT-#9004 G.E.,SYLVANIA,WESTINGHOUSE
4	088758-01-000	EA	HOUSING - HEADLAMP - CONNECTOR TERMINAL W/3 WIRES
5	126199-02-000	EA	HEADLAMP CAPSULE - DRIVERS W/O BULB
5	118054-01-000	EA	BULB-HEADLAMP REPLACEMENT-#9004 G.E.,SYLVANIA,WESTINGHOUSE
5	088758-01-000	EA	HOUSING - HEADLAMP - CONNECTOR TERMINAL W/3 WIRES
6	126198-01-000	EA	LAMP ASSEMBLY - PARK/TURN - AMBER
7	126198-02-000	EA	GROMMET - MOUNTING - LIGHT/4" RED
8	127420-01-J60	EA	SUPPORT - FOG LIGHT
	072368-02-000	EA	TRIM - VINYL - EDGE - BLACK

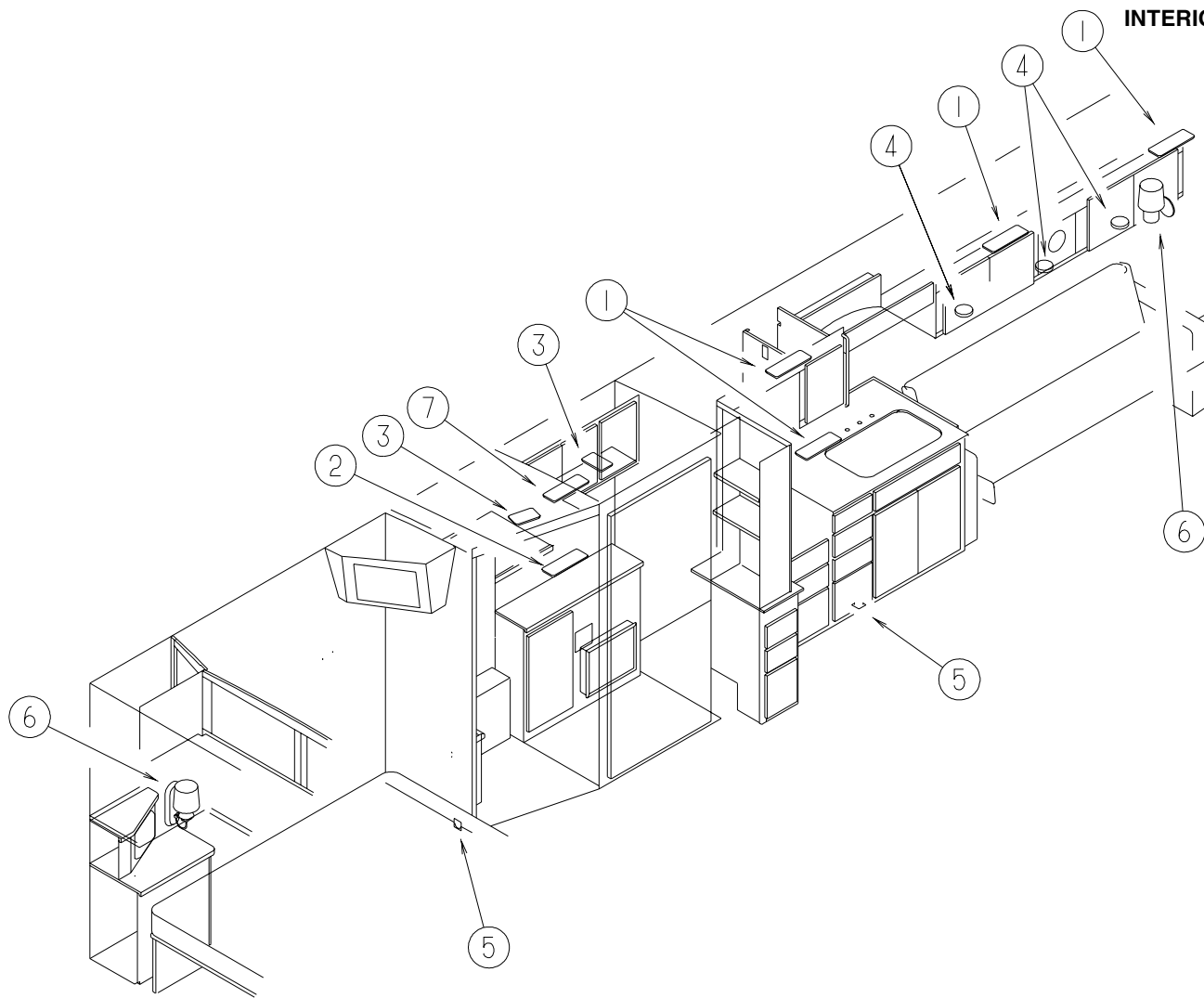
**ELECTRICAL GROUP (CONTINUED)**



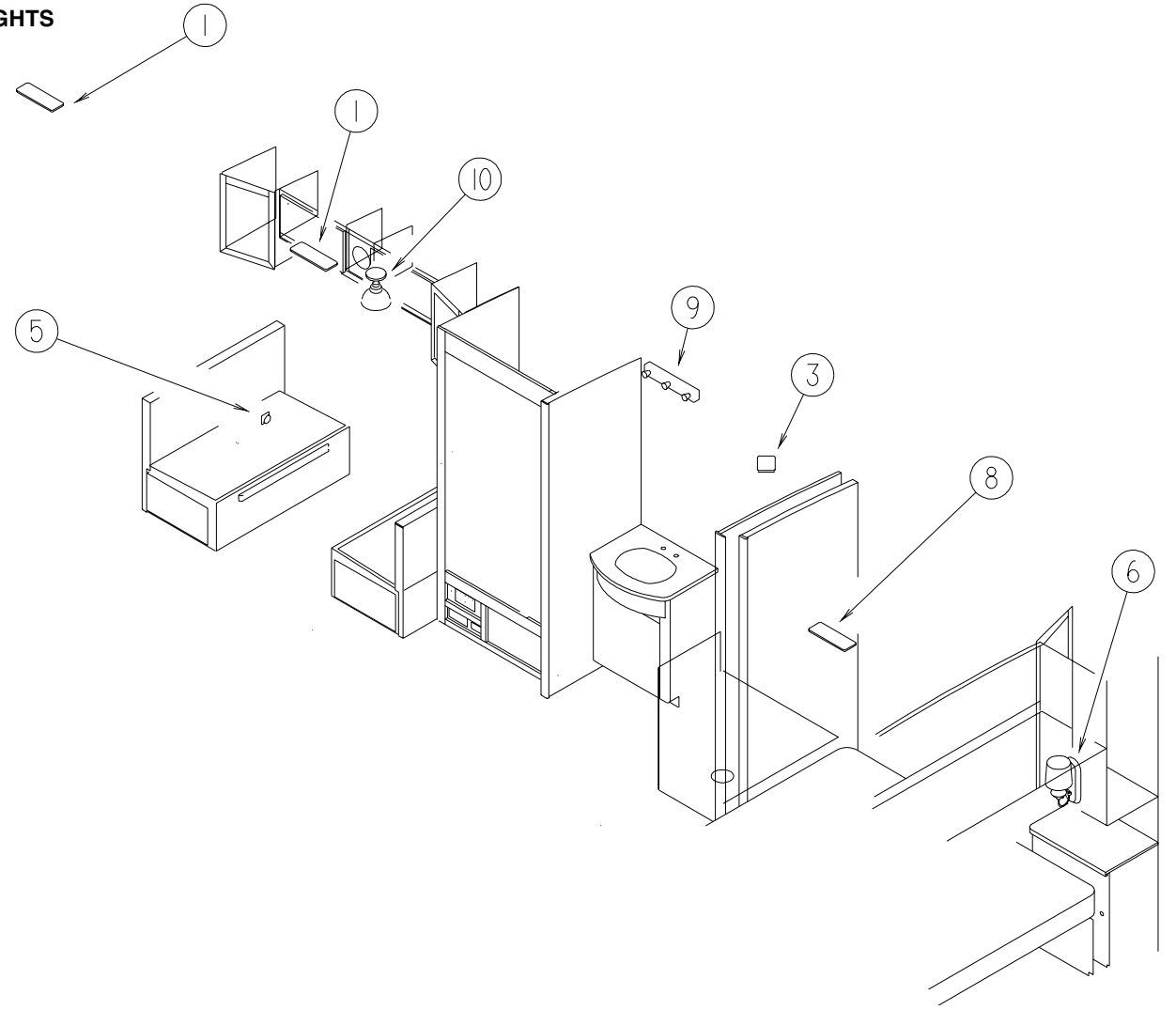
**COMPARTMENT INTERIOR LIGHTS**

KEY	PART NUMBER	U/M	DESCRIPTION	VENDOR NO.
1	098024-01-03A	EA	LIGHT - DOME - 1 BULB - WHITE	
1	008218-01-000	EA	BULB - DOME LIGHT - 12 VOLT - NO. 1141	807877
1	098024-01-700	EA	LENS-LIGHT	
2	086280-01-000	EA	LIGHT - SURFACE MOUNT - 12 VOLT	
2	086280-01-700	EA	BULB,12V	ARP1089

## ELECTRICAL GROUP (CONTINUED)



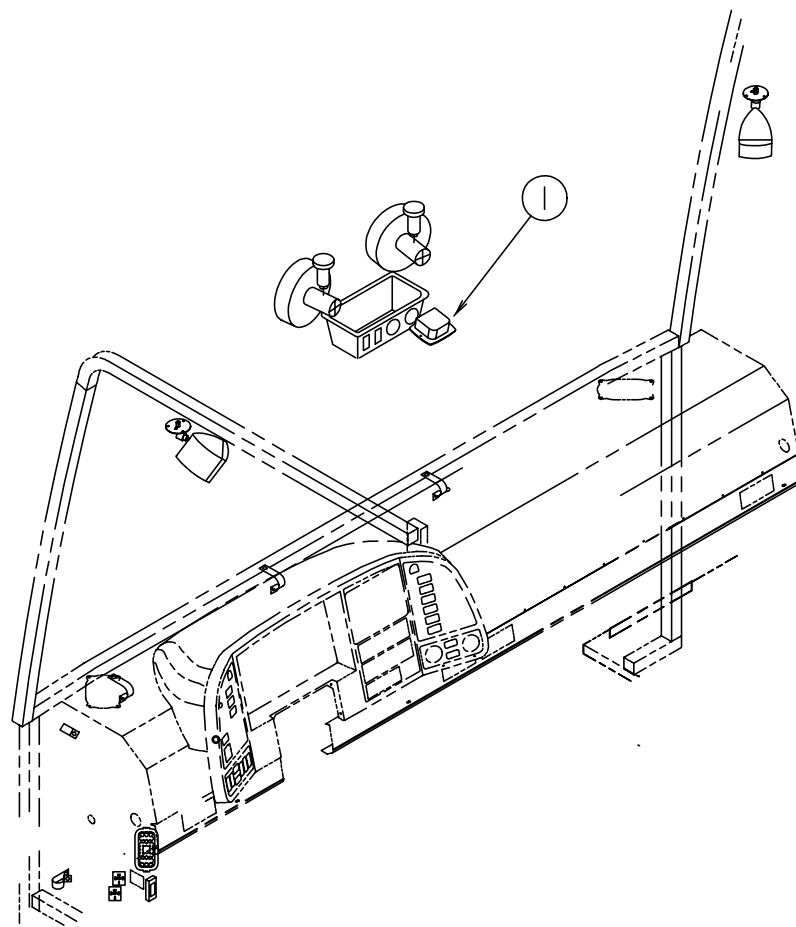
### INTERIOR LIGHTS



KEY	PART NUMBER	U/M	DESCRIPTION	VENDOR NO.
1	098024-03-02A	EA	LIGHT - DOME - 2 BULB - WHITE	
1	008218-01-000	EA	BULB - DOME LIGHT - 12 VOLT - NO. 1141	
1	098024-01-700	EA	LENS - LIGHT	807877
1	091937-04-000	EA	LIGHT - FLUORESCENT - 12V/30 WATT - 20.8" LONG - THIN LITE	
2	091937-04-000	EA	LIGHT - FLUORESCENT - 12V/30 WATT - 20.8" LONG - THIN LITE	
2	098024-01-03A	EA	LIGHT - DOME - 1 BULB - WHITE	
2	008218-01-000	EA	BULB - DOME LIGHT - 12 VOLT - NO. 1141	
2	098024-01-700	EA	LENS - LIGHT	807877
3	098024-01-03A	EA	LIGHT - DOME - 1 BULB - WHITE	
3	008218-01-000	EA	BULB - DOME LIGHT - 12 VOLT - NO. 1141	
3	098024-01-700	EA	LENS - LIGHT	807877
4	123775-01-01A	EA	LIGHT - HALOGEN - ROUND	
4	123775-01-700	EA	BULB - 10 WATT - HALOGEN	

KEY	PART NUMBER	U/M	DESCRIPTION	VENDOR NO.
4	123775-01-701	EA	BULB - 10 WATT - HALOGEN	
4	123775-02-01A	EA	COLLAR - BRASS F/LIGHT	
5	108354-01-01A	EA	LIGHT - COURTESY	
5	108354-01-700	EA	BULB - COURTESY LIGHT	395-B
6	065202-38-000	EA	LAMP - WALL	
7	098024-06-02A	EA	LIGHT - DOME - 2 BULB - SKYLITE	
7	008218-01-000	EA	BULB - DOME LIGHT - 12 VOLT - NO. 1141	
7	098024-01-701	EA	LENS - OPTI CLEAR - SKYLITE	809902
8	091937-05-000	EA	LIGHT - FLUORESCENT - 12V/16 WATT - 15" LONG - THIN LITE	
8	091937-05-701	EA	LENS - LIGHT - FLUORESCENT	D-732
9	110235-01-01A	EA	LIGHT - MAKE UP - 3 BULB	
9	081633-01-700	EA	BULB - LIGHT - MAKE-UP	RP1041
10	119252-01-01A	EA	SHADE - LAMP - GLASS SWIRL	
10	127050-01-01A	EA	LIGHT - CEILING - SINGLE	

**ELECTRICAL GROUP (CONTINUED)**



**CAB INTERIOR LIGHT**

KEY	PART NUMBER	U/M	DESCRIPTION
1	112643-01-000	EA	LIGHT - SINGLE - SWIVEL
1	112642-01-06A	EA	TRIM RING-SINGLE LIGHT - BLACK

**ELECTRICAL GROUP (CONTINUED)**

**CIRCUIT BREAKERS & FUSES**

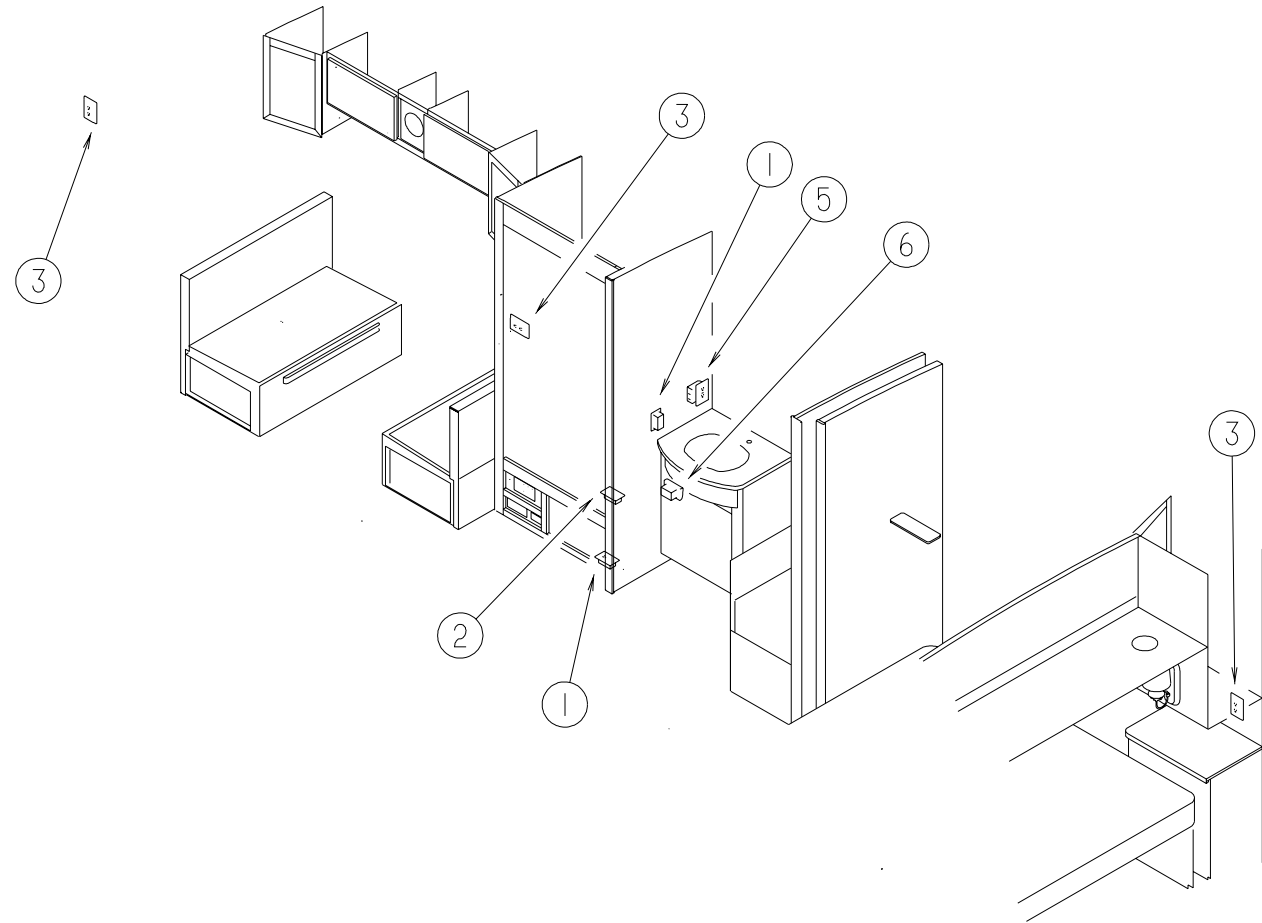
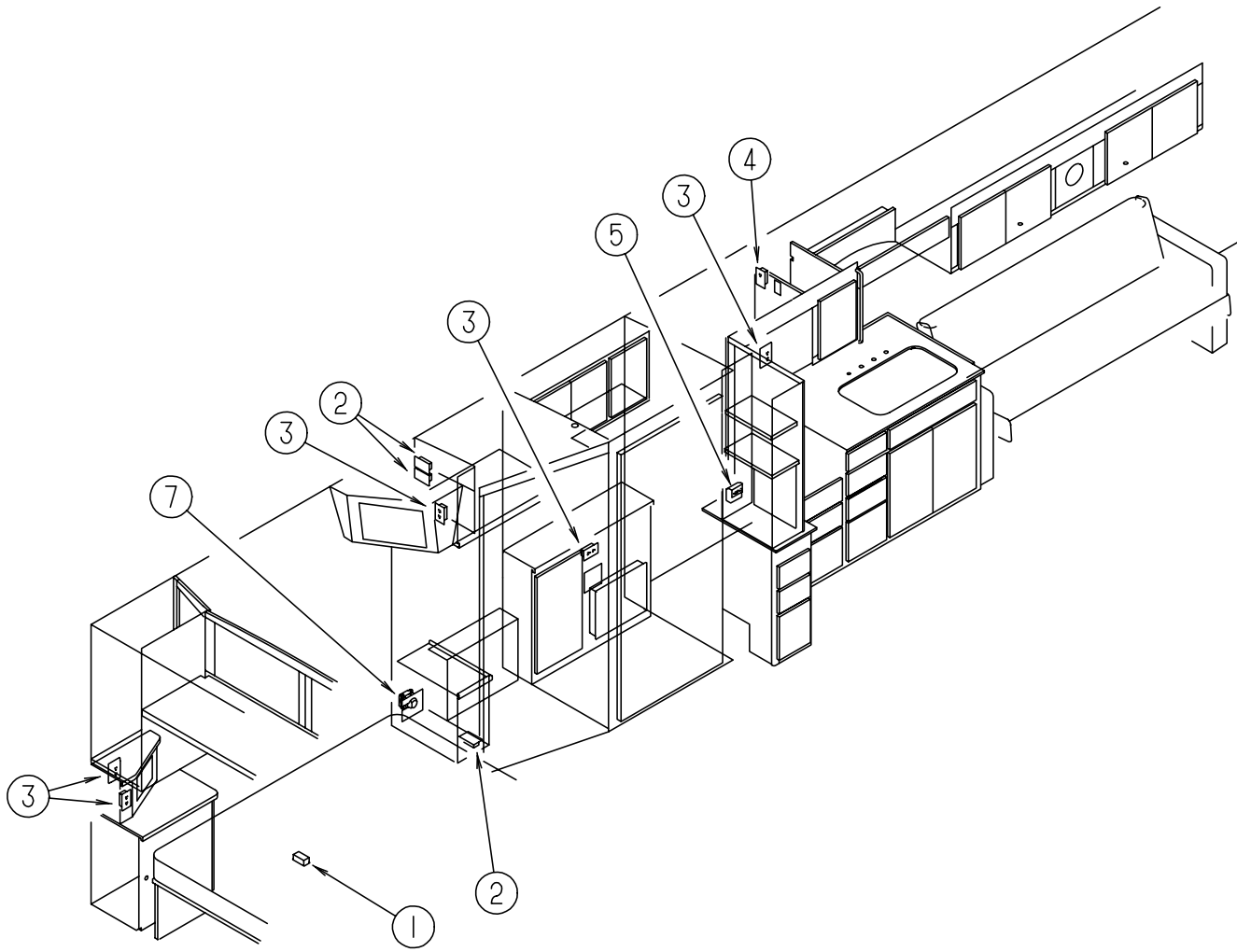
KEY	PART NUMBER	U/M	DESCRIPTION
	062037-01-000	EA	HOUSING - AUTO FUSE - NATURAL
	062037-02-000	EA	HOUSING - AUTO FUSE - GREEN
	062037-03-000	EA	HOUSING - AUTO FUSE - BLACK
	062037-04-000	EA	HOUSING - AUTO FUSE - BLUE
	062037-05-000	EA	HOUSING - AUTO FUSE - GRAY
	062037-06-000	EA	HOUSING - AUTO FUSE - BROWN
	062037-07-000	EA	HOUSING - AUTO FUSE - RED
	062901-02-000	EA	FUSE - 05 AMPS - AUTOMOTIVE
	062901-05-000	EA	FUSE - 15 AMPS - AUTOMOTIVE
	083209-01-000	EA	CIRCUIT BREAKER - 15 AMP - 120 VOLT - CANADIAN
	083209-02-000	EA	CIRCUIT BREAKER - 15/15 AMP - 120 VOLT
	083209-03-000	EA	CIRCUIT BREAKER - 15/20 AMP - 120 VOLT
	083209-04-000	EA	CIRCUIT BREAKER - 30 AMP - 120 VOLT
	083209-05-000	EA	CIRCUIT BREAKER - 20AMP - 120VOLT
	083209-06-000	EA	CIRCUIT BREAKER - 30/15 AMP - 120VOLT
	083209-07-000	EA	CIRCUIT BREAKER - 20/20AMP - 120VOLT
	083209-10-000	EA	CIRCUIT BREAKER - 20/30 AMP - 120 VOLT
	083209-11-000	EA	CIRCUIT BREAKER - 20/15 AMP - 120 VOLT
	093654-01-000	EA	CIRCUIT BREAKER - 6 AMP - 12 VOLT
	093654-02-000	EA	CIRCUIT BREAKER - 15 AMP - 12 VOLT
	093654-03-000	EA	CIRCUIT BREAKER - 20 AMP - 12 VOLT
	093655-01-000	EA	CIRCUIT BREAKER - 25 AMP - 12 VOLT
	093655-02-000	EA	CIRCUIT BREAKER - 30 AMP - 12 VOLT
	093655-03-000	EA	CIRCUIT BREAKER - 40 AMP - 12 VOLT
	093674-01-000	EA	PLA TE - CIRCUIT BREAKER - HOUSE - 8.4" X 4.1" - STEEL
	097611-01-000	EA	CIRCUIT BREAKER - 10 AMP - 12 VOLT
	108669-01-000	EA	HOUSING - AUTO FUSE HOLDER
	108916-01-000	EA	CIRCUIT BREAKER - 50 AMP - 12 VOLT - 2 POLE
	113482-01-000	EA	CIRCUIT BREAKER - 55AMP
	122811-01-000	EA	CIRCUIT BREAKER - 20/50/50/20
	125986-04-000	EA	FUSE - 10 AMP - AUTO - MINI BLADE

**CONVERTERS, LOAD CENTER, E.M.S. & INVERTER**

KEY	PART NUMBER	U/M	DESCRIPTION	VENDOR NO.
	099048-03-000	EA	INVERTER - 130 WATT	
	106071-03-000	EA	SWITCH - AUTOMATIC TRANSFER W/CONNECTION LUGS	
				FROM: 00-00-00 THRU: 03-14-99
	106071-04-000	EA	SWITCH - AUTOMATIC TRANSFER W/CONNECTION LUGS	
				FROM: 03-15-99 THRU: 99-99-99
	106071-03-700	EA	CIRCUIT BOARD/TIME DELAY SW	TD0001
	108915-02-000	EA	LOAD CENTER - 120/240 VOLT - 100 AMP	
				FROM: 00-00-00 THRU: 04-04-99
	108915-03-000	EA	LOAD CENTER - 120/240 - 100 AMP	
				FROM: 04-05-99 THRU: 99-99-99
	113132-01-000	EA	LOAD CENTER - 120/240 VOLT - 60 AMP	
	123058-01-000	EA	CONVERTER - 55 AMP - ELECTRONIC - 4 1/8"H X 7"W X 12 3/8"L	
	123058-02-000	EA	CONVERTER - 45 AMP - ELECTRONIC - 4 1/8"H X 7"W X 12 3/8"L	
	127002-01-000	EA	MODULE/CIRCUIT BOARD - ENERGY MANAGEMENT SYSTEM CONTROL	
	127002-02-000	EA	PANEL/MONITOR - ENERGY MANAGEMENT SYSTEM	

# ELECTRICAL GROUP (CONTINUED)

## RECEPTACLES

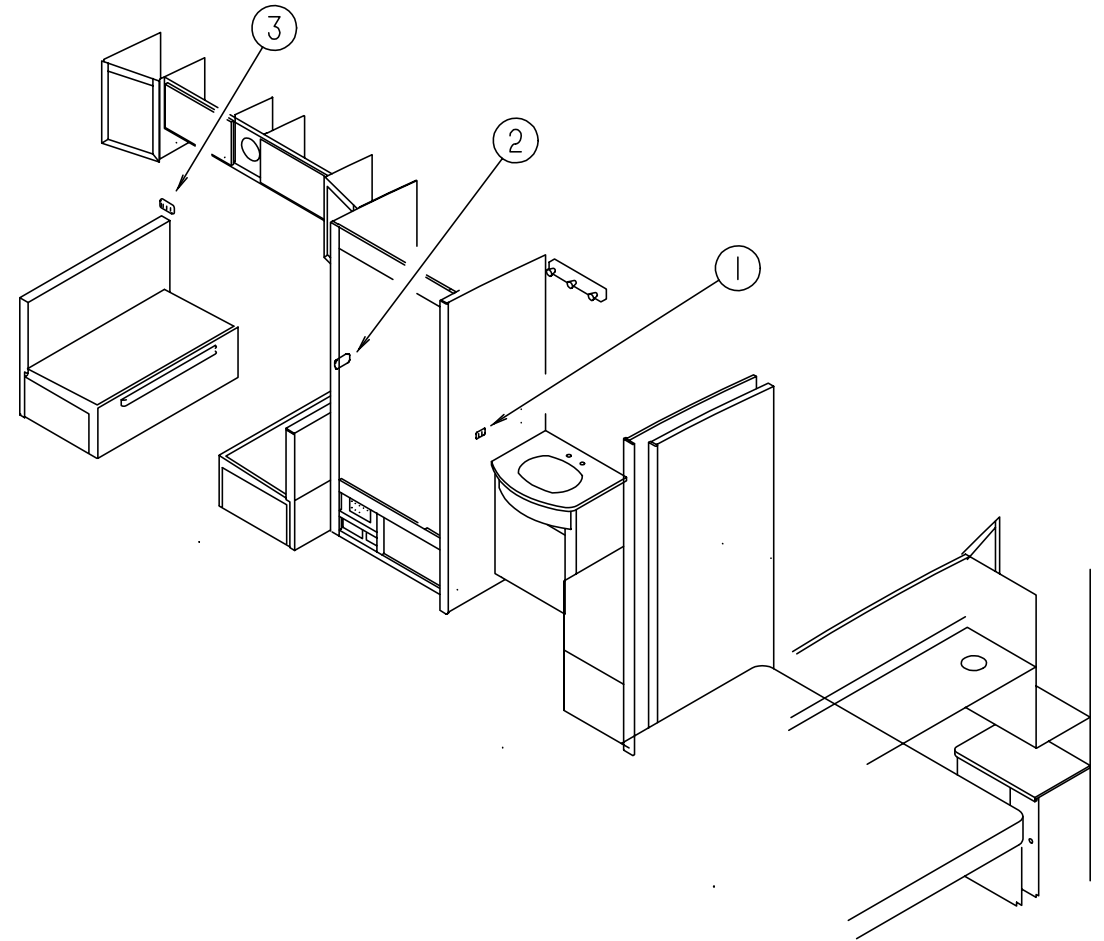
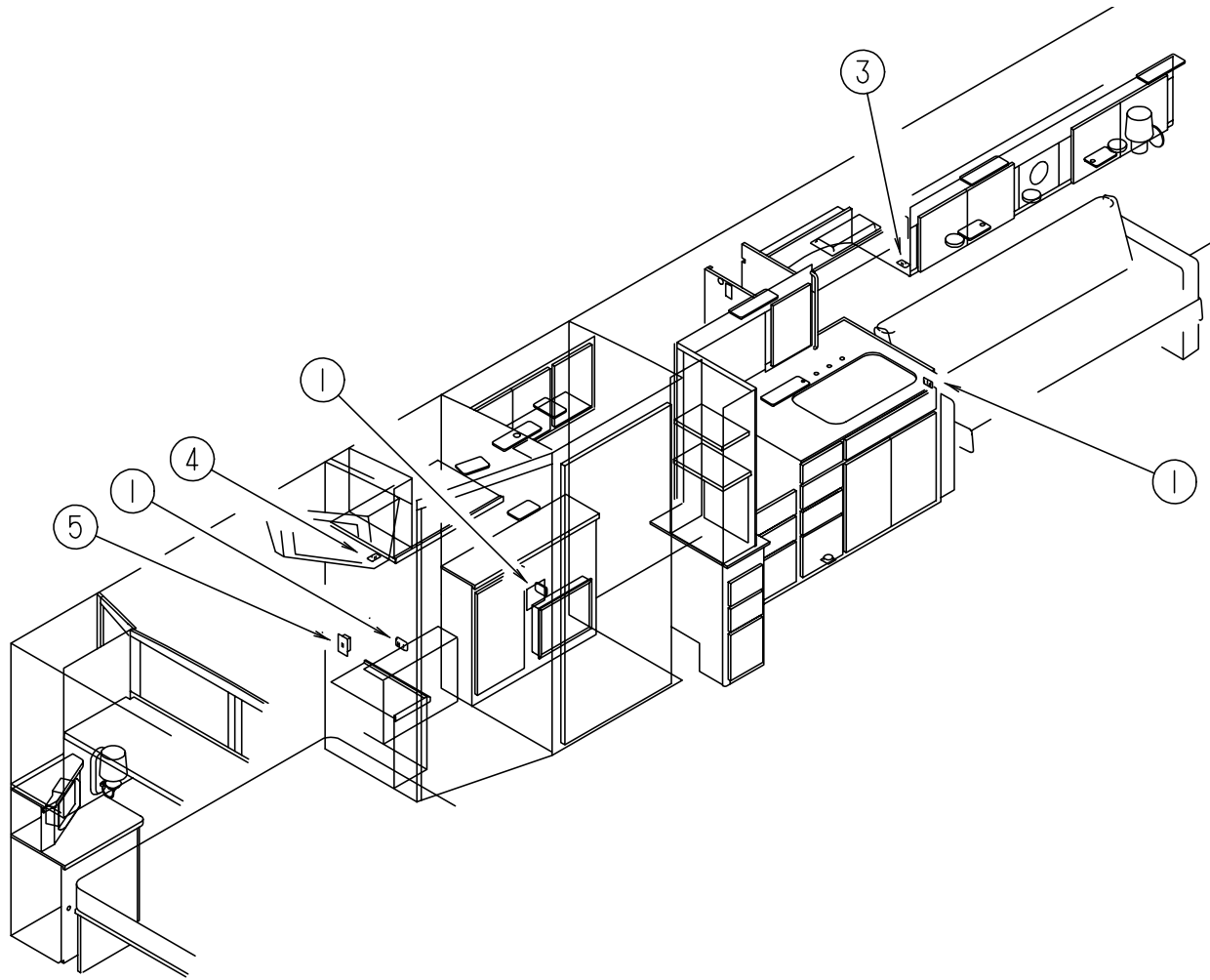


KEY	PART NUMBER	U/M	DESCRIPTION
1	058707-01-000	EA	RECEPTACLE - ELECTRIC - SINGLE - BROWN
2	058707-02-000	EA	RECEPTACLE - BLANK JUNCTION BOX
3	058708-01-000	EA	RECEPTACLE - ELECTRIC - DOUBLE - BROWN
3	058708-02-000	EA	RECEPTACLE - ELECTRIC - DOUBLE - IVORY
3	102568-01-GB1	EA	SPACER - RECEPTACLE - BTWN SIDEWALL & PLATE - WOOD - WATERFORD OAK
3	102568-01-J70	EA	SPACER - RECEPTACLE - BTWN SIDEWALL & PLATE - WOOD - WASHED MAPLE
4	058708-05-000	EA	RECEPTACLE - SINGLE - BROWN
5	084076-01-000	EA	RECEPTACLE - GFI - 15 AMP - 125 VOLT - IVORY
5	084076-02-000	EA	RECEPTACLE - GFI - 15 AMP - 125 VOLT - BROWN

KEY	PART NUMBER	U/M	DESCRIPTION
6	112822-01-01A	EA	RECEPTACLE - DUPLEX - IVORY
6	112824-01-03A	EA	COVER - EXTERIOR DUPLEX RECEPTACLE - WHITE PLASTIC FROM: 00-00-00 THRU: 11-15-98
6	131826-01-01A	EA	RECEPTACLE - EXTERIOR - W/COVER/GASKET - WHITE FROM: 11-16-98 THRU: 99-99-99
7	115930-01-000	EA	INLET - 30 AMP - 120 VOLT - EXTERIOR
7	115930-02-000	EA	INLET - 50 AMP - 240 VOLT - EXTERIOR

## ELECTRICAL GROUP (CONTINUED)

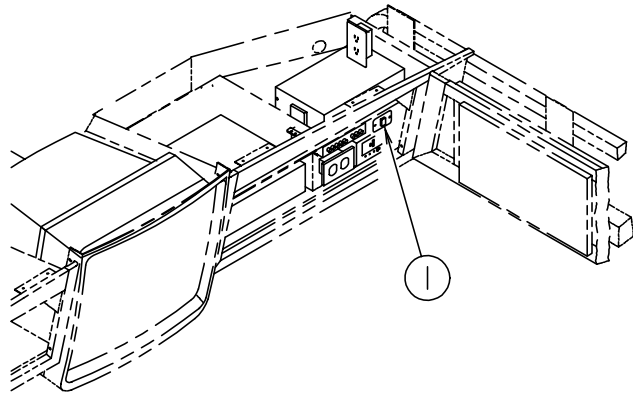
### SWITCHES



KEY	PART NUMBER	U/M	DESCRIPTION
1	098351-02-01A	EA	PLATE - SWITCH - 2 GANG POLISHED BRASS
1	079364-01-000	EA	SWITCH - ON/OFF ROCKER - 2 TERMINAL - BROWN
1	079364-03-000	EA	SWITCH - ON/OFF ROCKER - 3 TERMINAL - BROWN
1	095188-01-01A	EA	SPACER - SWITCH - 2.3" X 3.4" - PLASTIC - DARK BROWN
2	098351-03-01A	EA	PLATE - SWITCH - 3 GANG POLISHED BRASS
2	079364-01-000	EA	SWITCH - ON/OFF ROCKER - 2 TERMINAL - BROWN

KEY	PART NUMBER	U/M	DESCRIPTION
3	098351-05-01A	EA	PLATE - SWITCH - 3 GANG POLISHED BRASS
3	079364-01-000	EA	SWITCH - ON/OFF ROCKER - 2 TERMINAL - BROWN
3	095188-02-01A	EA	SPACER - SWITCH - 2.3" X 4.1" - PLASTIC - DARK BROWN
4	098351-14-01A	EA	PLATE - SWITCH - 1 GANG W/LABEL
4	079364-01-000	EA	SWITCH - ON/OFF ROCKER - 2 TERMINAL - BROWN
5	084420-01-000	EA	SWITCH - TOGGLE - 15 AMP - 120 VOLT - BROWN

## ELECTRICAL GROUP (CONTINUED)



### FRONT END SWITCHES

KEY	PART NUMBER	U/M	DESCRIPTION
1	098351-09-01A	EA	PLATE - SWITCH - SPEAKER SELECT - POLISHED BRASS
1	079364-01-000	EA	SWITCH - ON/OFF ROCKER - 2 TERMINAL - BROWN

### DASH SWITCHES

KEY	PART NUMBER	U/M	DESCRIPTION
	108355-01-000	EA	HOUSING - SWITCH
	108356-01-01A	EA	COVER/ACTUATOR SWITCH - 3 GROOVES - CONTURA III - BLACK
	108356-02-01A	EA	COVER/ACTUATOR SWITCH - 2 ROWS DIMPLES- CONTURA II - BLACK
	108356-03-01A	EA	COVER/ACTUATOR SWITCH - 3 GROOVES W/LENS-CONTURA III-BLACK
	108356-04-01A	EA	COVER/ACTUATOR SWITCH - 2 ROWS DIMPLES W/LENS-CONTURA-BLK
	108356-05-01A	EA	COVER/ACTUATOR SWITCH - 3 GROOVES W/LENS - GEN SET - CONTURA III
	108356-06-01A	EA	COVER/ACTUATOR SWITCH - 3 GROOVES - AUX START - CONTURA III - BLK
	108356-07-01A	EA	COVER/ACTUATOR SWITCH - 2 ROWS DIMPLES - AUX START - BLACK
	108356-08-01A	EA	COVER/ACTUATOR SWITCH - 2 ROW DIMPLES W/LENS - REAR - BLACK
	108356-09-01A	EA	COVER/ACTUATOR SWITCH - 2 ROWS DIMPLES W/LENS - WASH/BLACK
	108356-10-01A	EA	COVER/ACTUATOR SWITCH - 2 ROWS DIMPLES W/LENS-SHOWER DRAIN
	108356-11-01A	EA	COVER/ACTUATOR SWITCH - 3 GROOVES - AUX BATT - BLACK
	108357-01-000	EA	SWITCH - ROCKER SPST - ON/OFF - 2 TERMINAL
	108357-02-000	EA	SWITCH - ROCKER SPST - ON/MOM - 2 TERMINAL
	108357-03-000	EA	SWITCH - ROCKER SPDT - ON/OFF/ON - 3 TERMINAL
	108357-04-000	EA	SWITCH - ROCKER SPDT - MOM/OFF/ON - 3 TERMINAL
	108357-05-000	EA	SWITCH - ROCKER SPDT - ON/NONE/ON - 3 TERMINAL
	108357-06-000	EA	SWITCH - ROCKER DPDT - MOM/OFF/MOM - 6 TERMINAL
	108357-07-000	EA	SWITCH - ROCKER SPDT - MOM/OFF/MOM - 3 TERMINAL
	108357-08-000	EA	SWITCH - ROCKER DPDT - ON/NONE/ON - 6 TERMINAL
	108357-09-000	EA	SWITCH - ROCKER SPDT - ON/NONE/MOM - 3 TERMINAL
	108357-10-000	EA	SWITCH - ROCKER SPDT W/LIGHT - MOM/NONE/MOM - 5 TERMINAL
	108357-12-000	EA	SWITCH - ROCKER DPST W/LIGHT - MOM/NONE/OFF - 7 TERMINAL
	108357-13-000	EA	SWITCH - ROCKER DPDT W/LIGHT - MOM/ON-OFF/OFF - 7 TERMINAL
	108357-14-000	EA	SWITCH - ROCKER SPDT W/LIGHT - ON/NONE/OFF - 4 TERMINAL
	088246-01-000	EA	SWITCH - REMOTE - EXTERIOR - SQUARE PUSH
	096241-03-000	EA	SWITCH - BLANK
	096241-08-000	EA	SWITCH - BLANK

## ELECTRICAL GROUP (CONTINUED)

### ELECTRIC BOXES & CORDS

KEY	PART NUMBER	U/M	DESCRIPTION	VENDOR NO.
	008052-01-000	EA	CORD - POWER - 10/3 WIRE - 30 AMP - 25' - CANADIAN	
	008054-01-000	EA	CORD - POWER - 10/3 WIRE - 30 AMP - 25'	
	008054-02-000	EA	CORD - POWER - 10/3 WIRE - 30 AMP 33'	
	008289-01-000	EA	BOX - ELECTRIC/STEEL - 1/2" & 3/4" KNOCKOUTS - 4" X 4"	
	008289-02-000	EA	BOX - ELECTRIC/STEEL - 1/2" & 3/4" KNOCKOUTS - 4" X 4"-CAN	
	008294-01-000	EA	COVER - ELECTRICAL BOX - BLANK/STEEL - 4" X 4" - GRAY	
	008294-02-000	EA	COVER - ELECTRICAL BOX - BLANK STEEL - 4" X 4" - CANADIAN	
	091910-01-000	EA	BOX - ELECTRIC - 3.8" X 3.5" X 1.8" - PLASTIC	
	091910-02-000	EA	BOX - ELECTRIC - 2.2" X 3.5" X 1.8" - PLASTIC	
	092492-08-000	EA	SEAL - ELECTRIC BOX - 8" X 15" SQ	
	092492-11-000	EA	SEAL - ELECTRIC BOX - 7" X 18.4" SQ	
	098196-01-000	EA	LATCH - 1/4 TURN - T-BAR	
	106071-03-000	EA	SWITCH - AUTOMATIC TRANSFER W/CONNECTION LUGS	
				FROM: 00-00-00 THRU: 03-14-99
	106071-04-000	EA	SWITCH - AUTOMATIC TRANSFER W/CONNECTION LUGS	
				FROM: 03-15-99 THRU: 99-99-99
	106071-03-700	EA	CIRCUIT BOARD/TIME DELAY SW	TD0001
	108934-01-000	EA	POWER CORD - 36'/50 AMP - 4 WIRE	
	109925-03-000	EA	DOOR - ELECTRIC BOX, FREIGHTLINER	
	109925-04-000	EA	DOOR - ELECTRICAL BOX - GM/FORD	
	113096-01-000	EA	CORD - POWER - 50 AMP - 4 WIRE - 36' - CSA	
	118905-02-02B	EA	DOOR - ELECTRIC - 6.1" X 11.1" - CHEVY/FORD	
	121470-01-000	EA	CORD/EXTENSION - 6 FOOT - 16-2 WIRE	

### WIRE ASSEMBLIES

KEY	PART NUMBER	U/M	DESCRIPTION
	P27264-02-000	EA	WIRE ASSEMBLY - RADIO AM/FM CASSETTE
	P27516-04-000	EA	WIRE ASSEMBLY - RADIO AM/FM CD
	073328-B4-000	EA	CABLE ASSEMBLY - BATTERY - W/TERMINALS
	081059-02-000	EA	WIRE ASSEMBLY - 9PIN - F/RADIO - GM DIESEL ONLY
	090986-01-000	EA	WIRE ASSEMBLY - ELECTRIC STEP
			FROM: 00-00-00 THRU: 02-07-99
	090986-02-000	EA	WIRE ASSEMBLY - ELECTRIC STEP
			FROM: 02-08-99 THRU: 99-99-99
	096449-01-000	EA	WIRE ASSEMBLY - WATER TANK TO MONITOR PANEL
	096449-02-000	EA	WIRE ASSEMBLY - WATER TANK TO MONITOR PANEL
	096717-03-000	EA	WIRE ASSEMBLY - REAR MONITOR - AFTER MARKET INSTALLATION
			FROM: 00-00-00 THRU: 10-29-98
	096717-04-000	EA	WIRE ASSEMBLY - REAR MONITOR - UPPER
			FROM: 10-30-98 THRU: 99-99-99
	097618-01-000	EA	WIRE ASSEMBLY - MONITOR PANEL- W/3 WIRES & ORANGE RESISTOR
	100677-01-000	EA	WIRE ASSEMBLY - RADIO - GM DIESEL ONLY
	108029-01-000	EA	WIRE ASSEMBLY - POWER DRIVER SEAT
	112593-01-000	FT	CABLE - 3 WIRE - 16A - FLEX RUBBER - EUROPEAN
	112593-02-000	FT	CABLE - 3 WIRE - 25A - FLEX RUBBER - EUROPEAN
	113134-03-000	EA	WIRE ASSEMBLY - WIPER/WASHER - GM DIESEL
	113639-01-000	FT	CABLE - 3/0 AWG STRANDED - RED
	113639-02-000	FT	CABLE - 3/0 AWG STRANDED - BLACK
	116687-02-000	FT	WIRE - 6 AWG
	120233-05-000	EA	WIRE - 30" W/DIGITAL SENSOR CONNECTOR/STRIPED LEAD
	124336-03-000	EA	WIRE ASSEMBLY - REAR STEREO
	124336-09-000	EA	WIRE ASSEMBLY - REAR STEREO
	124882-01-000	EA	WIRE ASSEMBLY - AMPLIFIER
	127002-03-000	EA	WIRE ASSEMBLY - ENERGY MANAGEMENT SYSTEM
	127516-04-000	EA	WIRE ASSEMBLY - RADIO AM/FM CD
	131386-01-000	EA	WIRE ASSEMBLY - F/SLIDEOUT CONTROL (L33/L36)
	131386-02-000	EA	WIRE ASSEMBLY - F/SLIDEOUT CONTROL (L34/L35)



**ELECTRICAL GROUP (CONTINUED)****CONNECTORS & CONDUIT**

KEY	PART NUMBER	U/M	DESCRIPTION
	007942-01-000	EA	TAB - WIRE 10 TO 14 AWG
	007949-01-000	EA	TAB-HOUSING, 1 POSITION]
	007954-01-000	EA	RECEPTACLE - HOUSING - 6 POSITION
	007956-05-000	EA	INSULATOR - SHRINK - .25 ID X 1.50
	008311-01-000	EA	CONNECTOR - WIRE NUT - INSULATED - RED
	008312-01-000	EA	CONNECTOR - WIRE NUT - INSULATED - BLUE
	008313-01-000	EA	CONNECTOR - WIRE NUT - INSULATED - YELLOW
	008314-01-000	EA	CONNECTOR - WIRE NUT - INSULATED - GRAY
	008326-01-000	EA	TERMINAL - RING - 16/14 WIRE - 3/8" STUD
	008328-01-000	EA	TERMINAL - RING - 12/10 WIRE - #10 STUD FIT
	008331-01-000	EA	TERMINAL - RING - TONGUE - #4 WIRE - 3/8" STUD - COPPER
	008348-01-000	EA	TERMINAL - RING - 3/8" STUD 2 GA. WIRE
	008355-01-000	EA	CONNECTOR - CABLE CLAMPING - 3/4"
	008356-01-000	EA	CONNECTOR - PLASTIC - 3/8" AVG
	008356-02-000	EA	CONNECTOR - PLASTIC - 21/32
	008394-01-000	FT	CONDUIT - FLEXIBLE - 1/2"
	035416-04-000	EA	TERMINAL - RING - #10 STUD FIT - INSULATED BARREL #16/14
	041953-01-000	FT	CONDUIT - CONVOLUTE SLIT - .5" ID - POLYETHYLENE
	041953-03-000	FT	CONDUIT - CONVOLUTE SLIT - 1" ID (CLOTHES ROD COVER)
	041953-05-000	FT	CONDUIT - CONVOLUTE SOLID - .62" ID - POLYETHYLENE
	041953-06-000	FT	CONDUIT - CONVOLUTE SLIT - .375" ID - POLYETHYLENE
	041953-07-000	FT	CONDUIT - CONVOLUTE SLIT - .25" ID - POLYETHYLENE
	041953-08-000	FT	CONDUIT - CONVOLUTE SLIT - 1.50" ID - POLYETHYLENE
	041953-09-000	FT	CONDUIT - CONVOLUTE SLIT - .50" ID - NYLON
	041953-10-000	FT	CONDUIT - CONVOLUTE SLIT - .75" ID - NYLON
	041953-11-000	FT	CONDUIT - CONVOLUTE SLIT - 1.06" ID - NYLON
	041953-12-000	FT	CONDUIT - CONVOLUTE SOLID - 1.1" ID - NYLON
	041953-13-000	FT	CONDUIT - CONVOLUTE SOLID - 1.1" ID - NYLON
	047443-01-000	EA	TERMINAL - .250 RECEPTACLE FIT - INSULATED - 16/14 AWG
	047443-02-000	EA	TERMINAL - .250 RECEPTACLE FIT - INSULATED - 12/10 AWG
	058028-01-000	EA	CONNECTOR - ELECTRICAL PIGTAIL - NYLON - CLEAR
	062036-01-000	EA	TERMINAL - PACK - CON - 12/10 AWG
	062036-02-000	EA	TERMINAL - PACK - CON - 16/14 AWG
	077479-01-000	EA	BOOT - BATTERY TERMINAL - DOUBLE CABLE
	077479-02-000	EA	BOOT - BATTERY TERMINAL - SINGLE CABLE
	080015-02-000	EA	RECEPTACLE - FLAG - .185 - 16/14 GAUGE
	082109-01-000	EA	HOUSING - CONNECTOR - PACKARD
	082741-01-000	EA	CONNECTOR BODY - 2 CNCT MALE - SERV ELEC 2P-FYL
	087225-01-000	FT	SLEEVEING - 1/2" - TYPE H
	087225-02-000	FT	SLEEVEING - 5/8" - TYPE H
	087949-01-000	EA	BUSS BAR - 2 POSITION - .6" X 1.5"
	087949-02-000	EA	BUSS BAR - 3 POSITION - .6" X 2.4"
	087949-03-000	EA	BUSS BAR - 4 POSITION
	088267-01-000	EA	TERMINAL - FEMALE - 1/4
	088473-01-000	EA	HOUSING - PIN - 12 CAVITY (3 ROWS OF 4)
	088473-02-000	EA	HOUSING - PIN - 15 CAVITY (3 ROWS OF 5)
	088473-03-000	EA	HOUSING - PIN - 9 CAVITY (3 ROWS OF 3)
	088473-04-000	EA	HOUSING - PIN - 8 CAVITY IN-LINE
	088473-05-000	EA	HOUSING - PIN - 6 CAVITY
	088473-06-000	EA	HOUSING - PIN - 6 CAVITY (2 ROWS OF 3)
	088473-07-000	EA	HOUSING - PIN - 5 CAVITY
	088473-08-000	EA	HOUSING - PIN - 4 CAVITY - IN-LINE
	088473-09-000	EA	HOUSING - PIN - 3 CAVITY - IN-LINE
	088473-10-000	EA	HOUSING - PIN - 2 CAVITY - IN LINE
	088474-01-000	EA	HOUSING - SOCKET - 12 CAVITY
	088474-02-000	EA	HOUSING - SOCKET - 15 CAVITY
	088474-03-000	EA	HOUSING - SOCKET - 9 CAVITY
	088474-06-000	EA	HOUSING - SOCKET - 6 CAVITY
	088474-07-000	EA	HOUSING - SOCKET - 5 CAVITY
	088474-08-000	EA	HOUSING - SOCKET - 4 CAVITY
	088474-09-000	EA	HOUSING - ELECTRICAL - 3 TERMINAL
	088474-10-000	EA	HOUSING - SOCKET - 2 CAVITY
	088475-01-000	EA	PIN - CONNECTOR - 14-20 AWG
	088475-02-000	EA	PIN - CONNECTOR - 10 - 12 AWG

**ELECTRICAL GROUP (CONTINUED)****CONNECTORS & CONDUIT (CONTINUED)**

KEY	PART NUMBER	U/M	DESCRIPTION
	088476-01-000	EA	TERMINAL - ELECTRICAL
	088476-02-000	EA	SOCKET - CONNECTOR - 12-10 GA - PRE-TIN
	092786-03-000	EA	BUSS BAR - 6.9" LONG
	098260-01-000	EA	TERMINAL - MALE - 56 SERIES
	098261-02-000	EA	SOCKET - CONNECTOR - WEATHERPACK - 14-18 AWG
	098262-01-000	EA	SEAL - CONNECTOR - WEATHERPACK
	098262-05-000	EA	SEAL - CAVITY
	098262-06-000	EA	SEAL - CONNECTOR - M/P - 10 GAUGE
	098264-01-000	EA	HOUSING - 2 PIN - WEATHERPACK
	098264-02-000	EA	HOUSING - 2 PIN - WEATHERPACK
	098265-02-000	EA	PIN - CONNECTOR - WEATHERPACK
	100690-01-000	EA	HOUSING - 5 POSITION - MALE - WEATHERPACK
	100690-02-000	EA	HOUSING - 5 POSITION - FEMALE - WEATHERPACK
	101571-01-000	EA	HOUSING - 2 POSITION - MALE
	101751-01-000	EA	HOUSING - 1 PIN - WEATHER PACK
	102777-02-000	EA	TERMINAL - RING - #6 STUD - 10 AWG
	103608-01-000	EA	SOCKET - WEDGE BASE W/LEADS
	104100-01-000	EA	HOUSING - 1 POSITION - 75 AMPS
	104100-03-000	EA	TERMINAL - 75 AMP
	106006-01-000	EA	HOUSING - 1 POSITION - FEMALE
	106007-01-000	EA	TERMINAL - FEMALE - 14-16 AWG
	106655-01-000	EA	TERMINAL - FUSE BLOCK - 14-16 AWG
	110178-01-000	EA	HOUSING - WIPER MOTOR
	112823-01-000	EA	SPLICE - REDUCER - 16-14 TO 18-22
	113131-01-000	EA	HOUSING - 3 PIN
	113135-01-000	EA	TERMINAL - FEMALE - M/P - 14-16 - F/SEALED TERMINAL
	113135-02-000	EA	TERMINAL - FEMALE - M/P - 280 - 10-12
	113306-01-000	EA	TERMINAL - FEMALE - M/P - 14-16 - F/NON-SEALED TERMINAL
	113306-02-000	EA	TERMINAL - FEMALE - M/P - 10-12 - 480
	113307-01-000	EA	TERMINAL - FEMALE - M/P - 16-20
	113308-01-000	EA	TERMINAL - FEMALE - M/P - 14-16 - 280
	113452-01-000	FT	SEAL/TRIM - FRONT - VINYL W/WIRE CARRIER
	113468-01-000	EA	HOUSING - 2 POSITION - FEMALE
	115931-01-000	EA	COVER - CONNECTOR - 30 AMP W/LOCK RING
	115931-02-000	EA	COVER - CONNECTOR - 50 AMP W/LOCKING RING
	115932-01-000	EA	CONNECTOR - FEMALE - 30 AMP - 120 VOLT
	115932-02-000	EA	CONNECTOR - FEMALE - 50 AMP - 240 VOLT
	116811-01-000	EA	TERMINAL - .110 RECEPTACLE - 16-14 AWG
	118571-01-000	EA	CONNECTOR - 3-WAY - MALE/SEALED
	118571-02-000	EA	CONNECTOR - 3-WAY - FEMALE/SEALED
	118571-03-000	EA	BRACKET - MOUNTING
	118571-04-000	EA	GASKET
	118571-05-000	EA	LOCK - SECONDARY - FEMALE
	118571-06-000	EA	LOCK - SECONDARY - MALE
	118597-01-000	EA	TERMINAL - MALE - M/P - 480 - 14-16
	118599-01-000	EA	TERMINAL - MALE - M/P - 280 - 14-16
	119248-02-000	EA	HOUSING - 7 POSITION - FEMALE
	125323-01-000	EA	HOUSING - 10 POSITION - MALE
	125323-02-000	EA	HOUSING - 8 POSITION - MALE
	125323-03-000	EA	LOCK - SECONDARY 8 POSITION
	125323-04-000	EA	LOCK - SECONDARY 10 POSITION
	125324-01-000	EA	TERMINAL - MALE - METRI-PACK - 150
	125325-01-000	EA	SEAL - CAVITY
	126403-02-000	EA	CONNECTOR - 3 CIRCUIT
	126591-01-02B	EA	CARRIER - WIRE - SLIDEOUT (L35)
	129233-01-000	EA	HOUSING - 2-POSITION/FEMALE - 280-SERIES
	129233-02-000	EA	HOUSING - 2-POSITION/FEMALE - 280-SERIES
	129234-01-000	EA	HOUSING - 6-POSITION/FEMALE - 280-SERIES
	129234-02-000	EA	HOUSING - 6-POSITION/FEMALE - 280-SERIES
	129234-03-000	EA	LOCK - SECONDARY - 6-POSITION
	129235-01-000	EA	HOUSING - 2-POSITION/FEMALE - 630-SERIES
	129235-02-000	EA	LOCK - SECONDARY - 2-POSITION
	129236-01-000	EA	TERMINAL - FEMALE - M/P - 630 - 10-12

**ELECTRICAL GROUP (CONTINUED)****SOLAR PANEL**

<b>KEY</b>	<b>PART NUMBER</b>	<b>U/M</b>	<b>DESCRIPTION</b>	<b>VENDOR NO.</b>
	115504-01-000	EA	PANEL - SOLAR 10 WATT	
	115504-01-700	EA	PLUG & CABLE, 10 WATT PANEL	600-016
	115505-01-000	EA	LIGHT - MONITOR/SOLAR PANEL - RED LED INDICATOR	

**BATTERY BOOT & STUD**

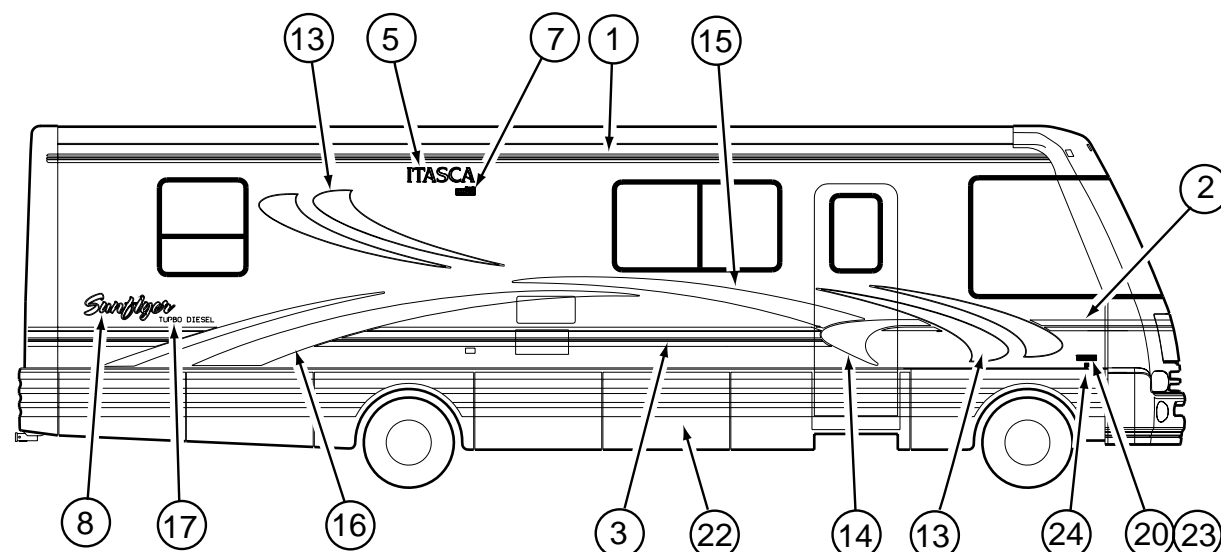
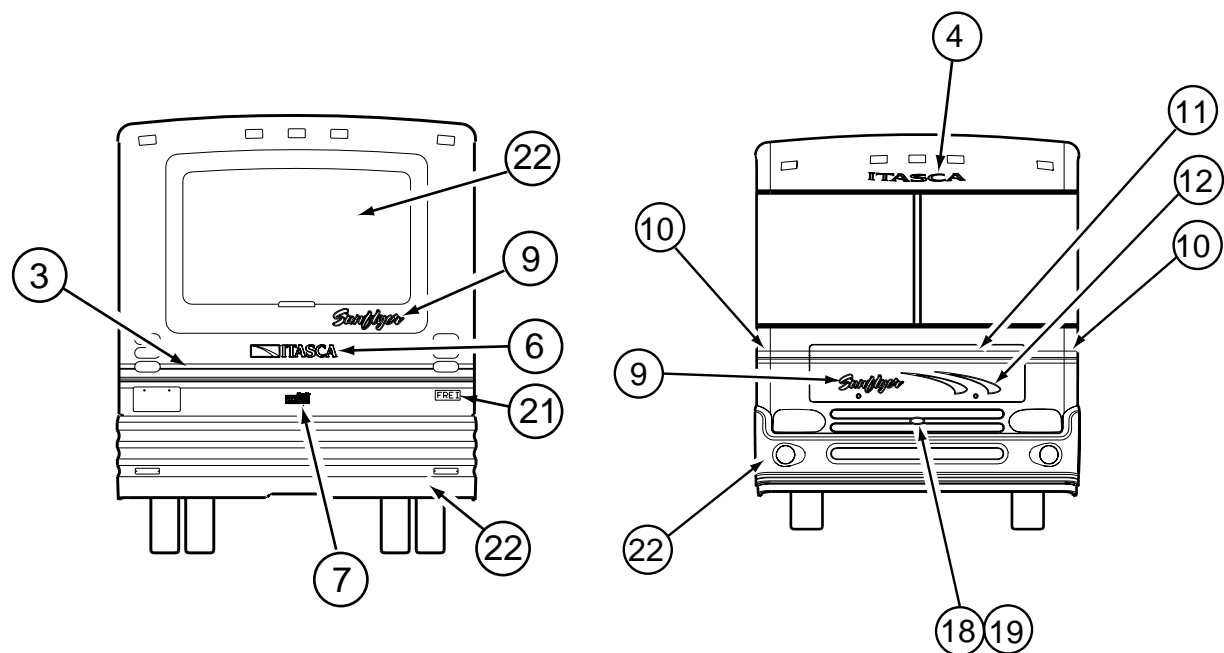
<b>KEY</b>	<b>PART NUMBER</b>	<b>U/M</b>	<b>DESCRIPTION</b>
	077479-01-000	EA	BOOT - BATTERY TERMINAL - DOUBLE CABLE
	077479-02-000	EA	BOOT - BATTERY TERMINAL - SINGLE CABLE
	086233-01-000	EA	STUD - ISOLATED - 3/8" X 7/8" LONG

**ELECTRICAL GROUP (CONTINUED)****SOLENOID & RELAYS**

<b>KEY</b>	<b>PART NUMBER</b>	<b>U/M</b>	<b>DESCRIPTION</b>
	008188-01-000	EA	SOLENOID - 3 POST - BATTERY CHANGE OVER
	008188-02-000	EA	SOLENOID - SEALED - HEAVY DUTY
	063910-01-000	EA	HOUSING - RELAY
	063912-02-000	EA	RELAY - CANISTER - SPDT
	086273-01-000	EA	RELAY - BATTERY DISCONNECT

## EXTERIOR BODY GROUP

### DECALS, MULTISTRIPES & PAINT



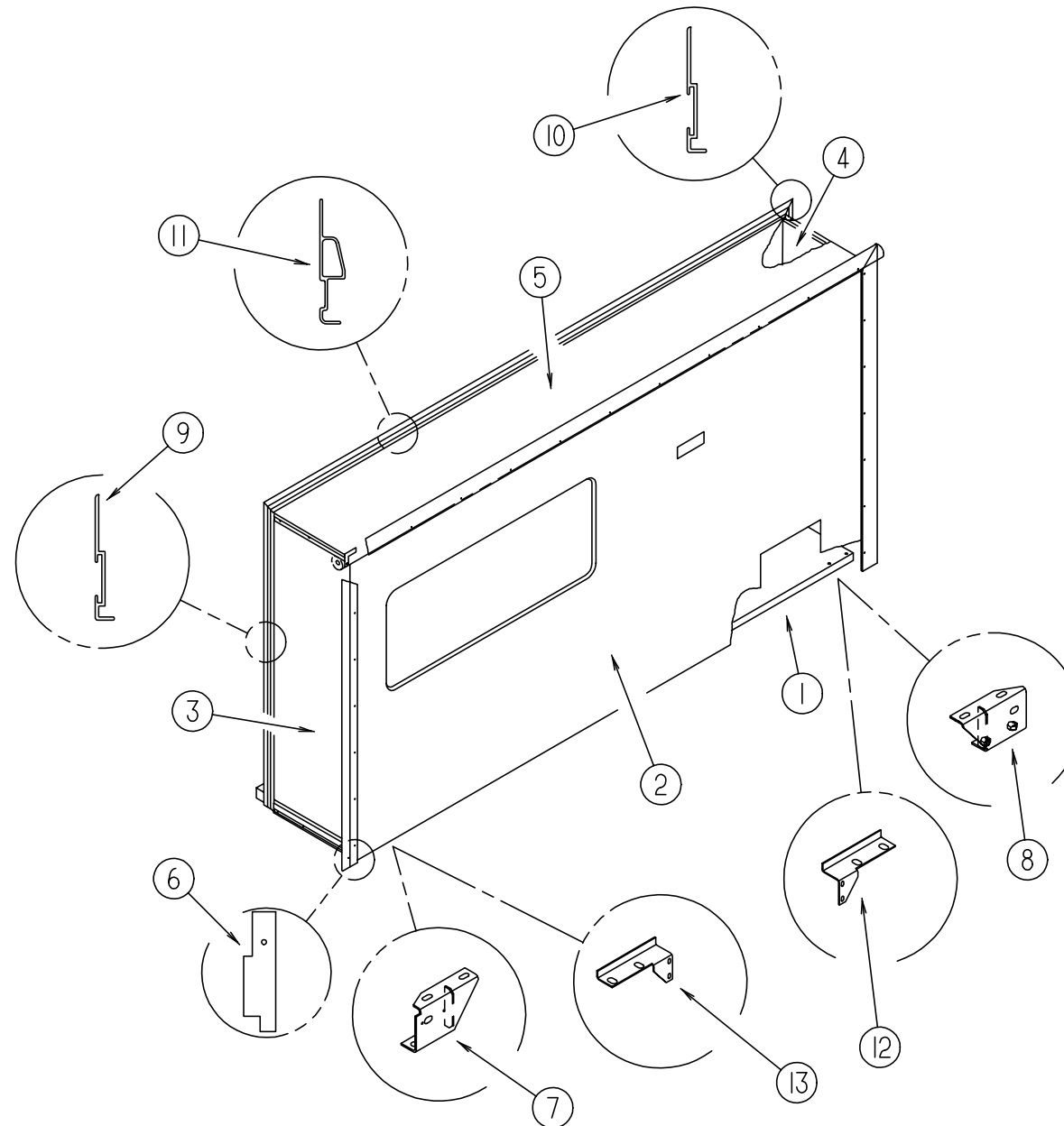
KEY	PART NUMBER	U/M	DESCRIPTION	VENDOR NO.
1	094443-58-01A	FT	FILM - MULTISTRIPE - 3"	
2	105781-68-01A	FT	FILM - MULTISTRIPE - 3.7"	
3	093689-26-01A	FT	FILM - MULTISTRIPE - 6.7"	
4	124989-01-05A	EA	DECAL - LOGO - ITASCA/SWEEP #15	
5	124811-01-08A	EA	DECAL - LOGO - ITASCA	
6	124806-01-07A	EA	DECAL - LOGO - ITASCA W/ICON	
7	122770-01-12A	EA	DECAL - "BUILT PROUDLY BY WINNEBAGO INDUSTRIES"	
8	120712-03-01A	EA	DECAL - LOGO - SUNFLYER/LARGE	
9	120712-04-01A	EA	DECAL - LOGO - SUNFLYER/SMALL	
10	129692-01-01A	EA	DECAL - FRONT CORNER/RIGHT HAND	
10	129692-02-01A	EA	DECAL - FRONT CORNER/LEFT HAND	
11	129693-01-01A	EA	DECAL - HOOD	
12	129694-01-01A	EA	DECAL - CURVES - HOOD	
13	129695-01-01A	EA	DECAL - CURVES - RIGHT HAND	
13	129695-02-01A	EA	DECAL - CURVES/LEFT HAND	
14	129696-01-01A	EA	DECAL - HOOK - RIGHT HAND	
14	129696-02-01A	EA	DECAL - HOOK - LEFT HAND	
15	129697-01-01A	EA	DECAL - SWEEP #1 - RIGHT HAND	
15	129697-02-01A	EA	DECAL - SWEEP #1 - LEFT HAND	
16	129698-01-01A	EA	DECAL - SWEEP #2 - RIGHT HAND	
16	129698-02-01A	EA	DECAL - SWEEP #2 - LEFT HAND	
17	111318-03-17A	EA	DECAL - TURBO - DIESEL	
18	120875-01-01A	EA	DECAL - LOGO - GRILLE/DOMED	
19	120994-01-01A	EA	BEZEL - DOMED GRILLE LOGO	
20	122312-02-01A	EA	DECAL - VORTEC 7400 FUEL INJECTED	
21	NA	EA	PLATE - FREIGHTLINER, LARGE - CHASSIS SUPPLIED	
22	NA	EA	PAINT - DUCK GREEN METALLIC	DUPONT #F1908U
22	NA	EA	PAINT - PLUM METALLIC	DUPONT # F4593U
22	NA	EA	PAINT - CHAMPAGNE METALLIC	DUPONT # F2997U
23	129922-01-01A	EA	EMBLEM - TRITON V10	
24	131432-01-01A	EA	DECAL - LOGO - DOMED	
	093681-40-01A	FT	FILM - 2" - FLAT BLACK	
	041561-03-000	EA	PAINT - 16 OUNCE SPRAY - OFF WHITE	
	099399-23-700	EA	PAINT-SPRAY-BRT WHITE ENAMEL	DUPONT # B8951U
			OCEAN BLUE METALLIC	DUPONT # GM240
			MOSAIC GREEN METALLIC	DUPONT # GM020
			FROSTED LOGANBERRY METALLIC	DUPONT # RM013

#### DUPONT PAINT COLORS

PAINT - DUCK GREEN METALLIC  
 F1908U  
 PAINT - PLUM METALLIC  
 F4593U  
 PAINT - CHAMPAGNE METALLIC  
 F2997U  
 PAINT-SPRAY-BRT WHITE ENAMEL  
 B8951U  
 OCEAN BLUE METALLIC  
 GM240  
 MOSAIC GREEN METALLIC  
 GM020  
 FROSTED LOGANBERRY METALLIC  
 RM013

## EXTERIOR BODY GROUP (CONTINUED)

### GALLEY SLIDEOUT PANELS & INNER TRIM SEAL

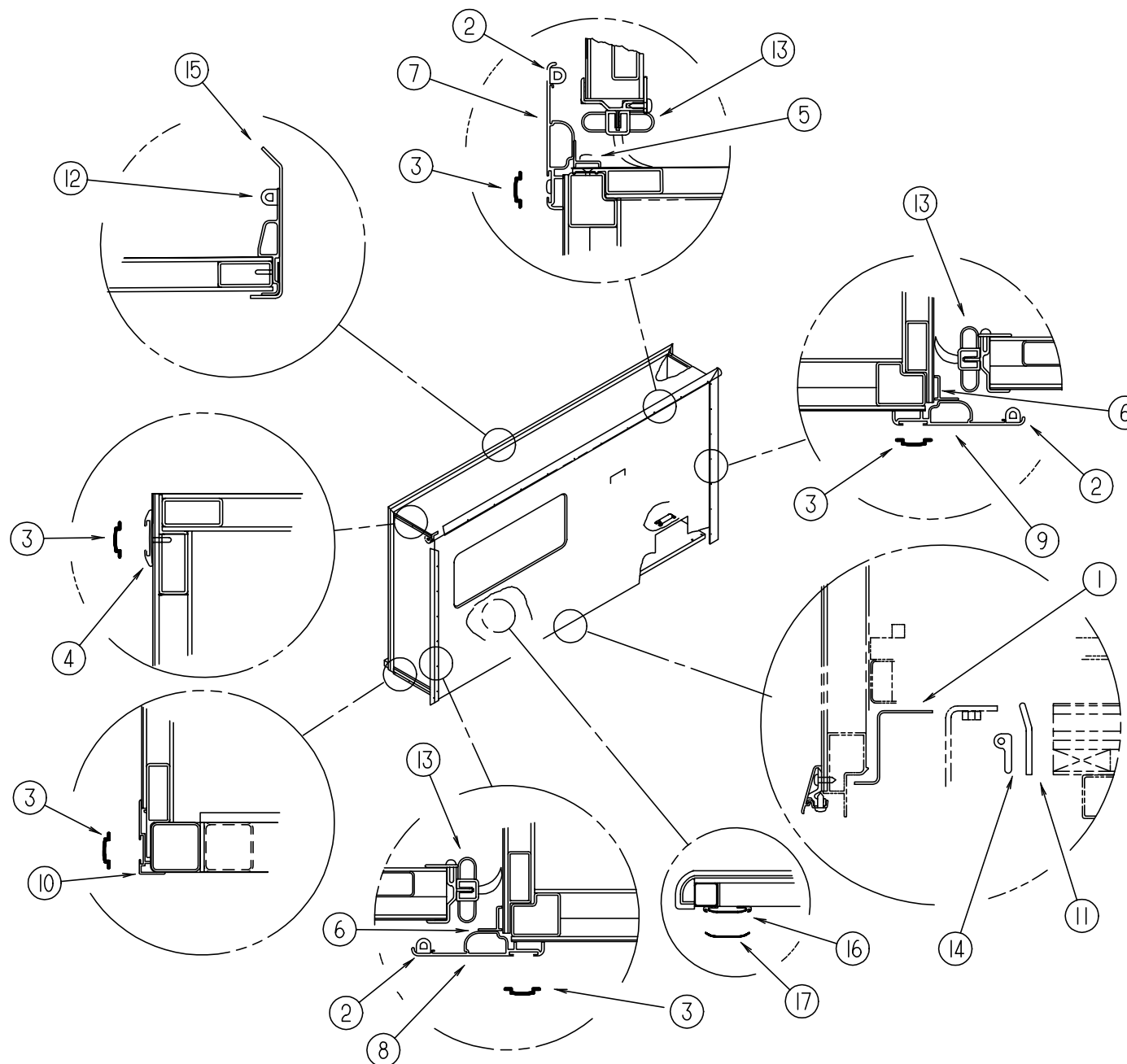


KEY	PART NUMBER	U/M	DESCRIPTION
1	126826-01-K36	EA	FLOOR ASM-SLIDEOUT
2	119783-17-K66	EA	PANEL - SLIDEOUT/OUTER (K66, K67)
2	119783-17-K68	EA	PANEL - SLIDEOUT/OUTER (K68, K69)
2	119783-17-K70	EA	PANEL - SLIDEOUT/OUTER (K70, K71)
3	121401-02-J60	EA	PANEL - SLIDEOUT/FRONT (K66, K67)
3	121401-02-J61	EA	PANEL - SLIDEOUT/FRONT (K68, K69)
3	121401-02-J62	EA	PANEL - SLIDEOUT/FRONT (K70, K71)
4	121402-03-J60	EA	PANEL - SLIDEOUT/REAR (K66, K67)
4	121402-03-J61	EA	PANEL - SLIDEOUT/REAR (K68, K69)
4	121402-03-J62	EA	PANEL - SLIDEOUT/REAR (K70, K71)

KEY	PART NUMBER	U/M	DESCRIPTION
5	P30619-01-000	EA	ROOF - SLIDEOUT - W/O LIGHTS/VENTS - W/WIRING
6	126546-01-02A	EA	COVER - END/SIDEWALL SLIDEOUT - BRIGHT WHITE
7	127030-01-02B	EA	BRACKET - INNER REAR/SLIDEOUT - E-COATED
8	127030-02-02B	EA	BRACKET - INNER FRONT/SLIDEOUT - E-COATED
9	117004-01-01A	EA	TRIM - SEAL/INNER VERTICAL-W/MITERED ENDS-73.5" OFF WHITE
10	117004-02-01A	EA	TRIM - SEAL/INNER HORIZONTAL W/MITERED ENDS-73.5" OFF WHITE
11	117004-03-01A	EA	TRIM - SEAL/INNER TOP W/MITERED ENDS - 145" - OFF WHITE
12	125888-01-02B	EA	BRACKET - SLIDEOUT COMPARTMENT - E-COATED - RIGHT HAND
13	125888-02-02B	EA	BRACKET - SLIDEOUT COMPARTMENT - E-COATED - LEFT HAND

## EXTERIOR BODY GROUP (CONTINUED)

### GALLEY SLIDEOUT SUPPORTS, SEALS & TRIMS

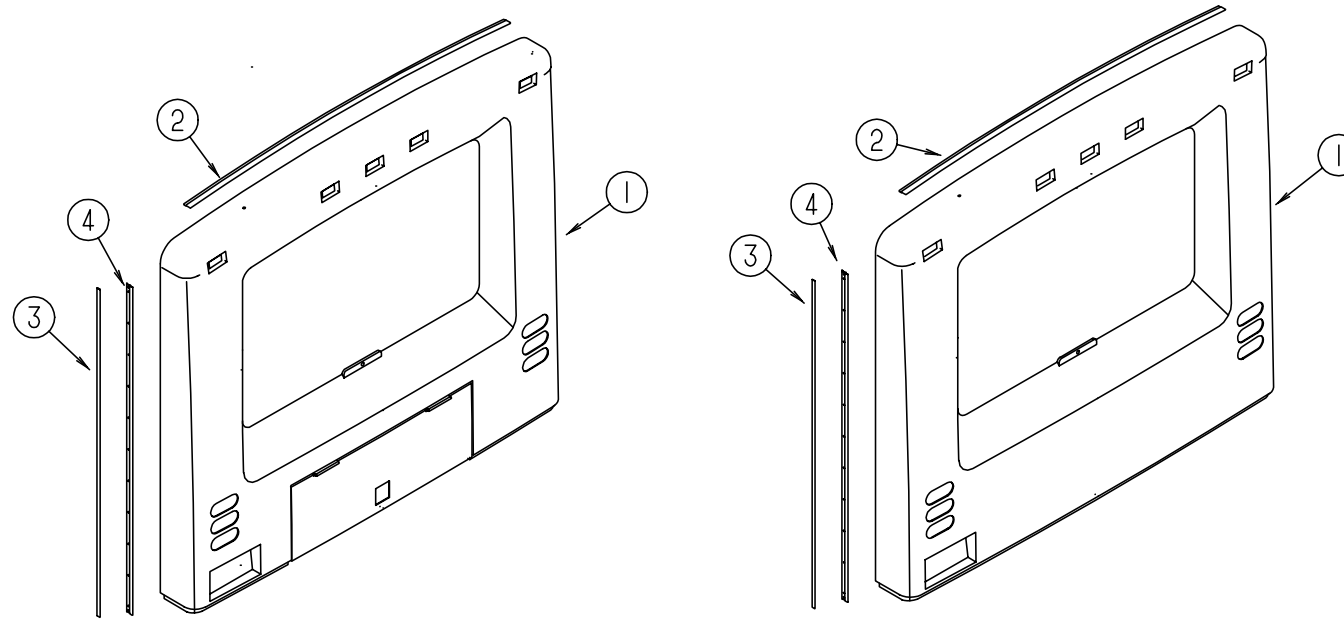


KEY	PART NUMBER	U/M	DESCRIPTION
1	128621-01-01A	EA	ZEE-SLIDEOUT, W/HOLES, MILL
2	099418-01-000	FT	SEAL - D-SECTION/ADHESIVE BACK - .44" X .44" - BLK RUBBER
3	105312-01-07A	FT	INSERT - VINYL FEATURE STRIP - BRIGHT WHITE
4	108688-01-03A	EA	STRIP - FEATURE - 15'
5	116933-07-01A	EA	TRIM - SEAL/FLOOR EDGE - 142" - BRIGHT WHITE
6	116933-09-01A	EA	TRIM - SEAL/FLOOR EDGE - 73.1" - BRIGHT WHITE
7	119992-10-01A	EA	TRIM - SEAL - W/MITERED ENDS - 75.7" - BRIGHT WHITE
8	119992-09-01A	EA	TRIM - SEAL - W/MITERED ENDS - 75.7" - BRIGHT WHITE
9	119992-10-01A	EA	TRIM - SEAL - W/MITERED ENDS - 75.7" - BRIGHT WHITE

KEY	PART NUMBER	U/M	DESCRIPTION
10	125051-01-01A	EA	STRIP - FEATURE - LOWER - BRIGHT WHITE
11	089275-02-000	FT	STRIP - 3/4" X 84" BLACK POLYETHYLENE
11	115075-02-000	FT	SEAL - WIPE - .25" X 3.15"
12	112091-01-000	FT	SEAL-D - NEOPRENE - TRUNK
13	115076-01-000	FT	SEAL - SLIDEOUT
14	121283-01-000	FT	SEAL - P SHAPED
15	125466-01-01A	EA	SUPPORT - ROOF/INTERIOR - OFF/WHITE
16	115325-01-02A	EA	RAIL - FLOOR/SLIDEOUT ROOM - BLACK
17	115661-01-000	FT	POLYETHYLENE - HIGH DENSITY - 1/16" X 3'

## EXTERIOR BODY GROUP (CONTINUED)

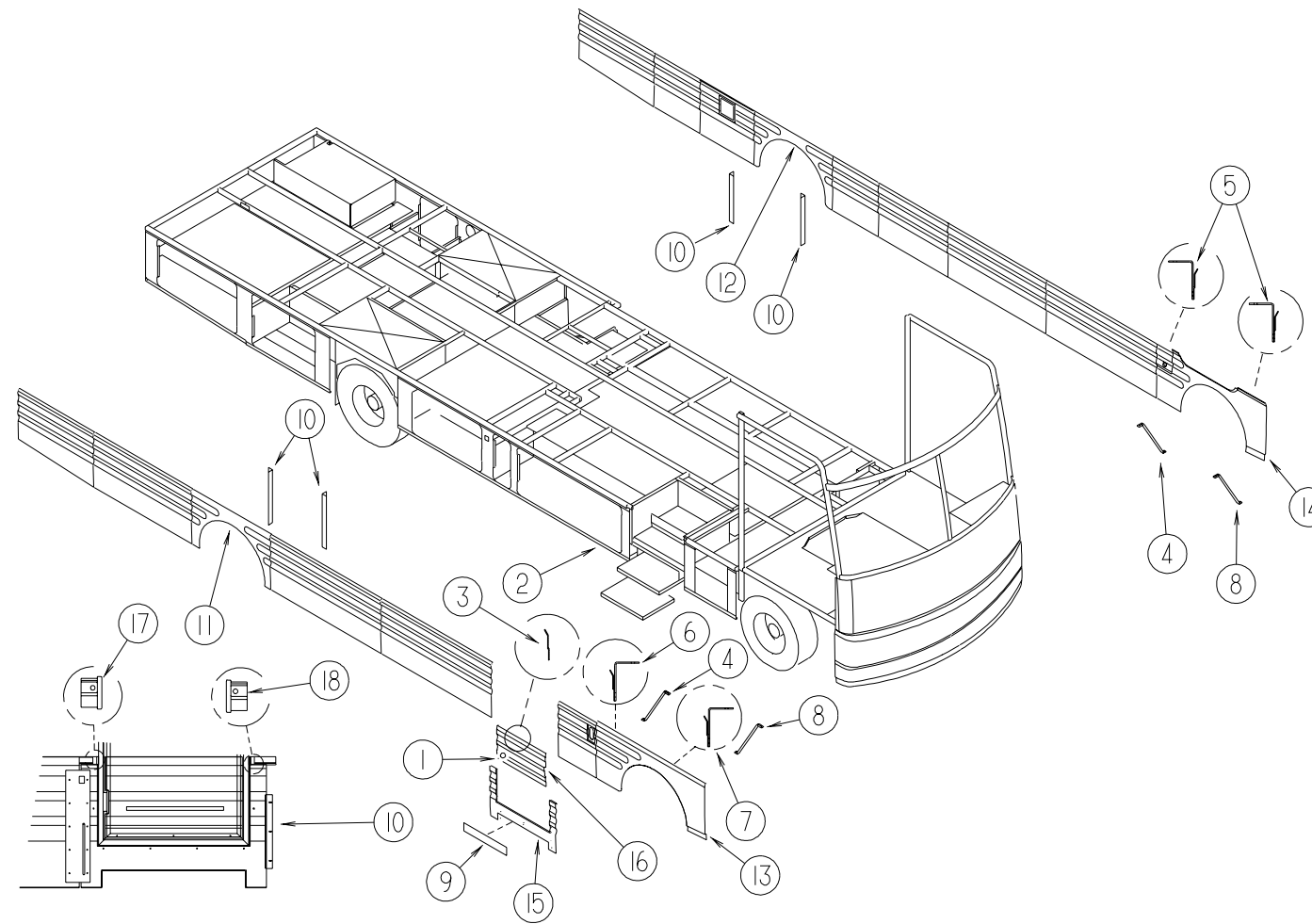
### REAR PANELS & TRIMS



KEY	PART NUMBER	U/M	DESCRIPTION
1	129820-04-K36	EA	PANEL - REAR CAP - W/DOOR
1	129820-02-K36	EA	PANEL - REAR CAP - W/O DOOR
	125259-01-01A	EA	SHROUD - CAMERA - INNER
2	083805-23-000	EA	TRIM - CAP - ROOF - 92"
3	091985-01-07A	FT	MOLDING - TRIM - BRIGHT WHITE
4	092041-04-01A	EA	TRIM - REAR - CAP TO SIDEWALL

## EXTERIOR BODY GROUP (CONTINUED)

### VALANCE PANELS & TRIM

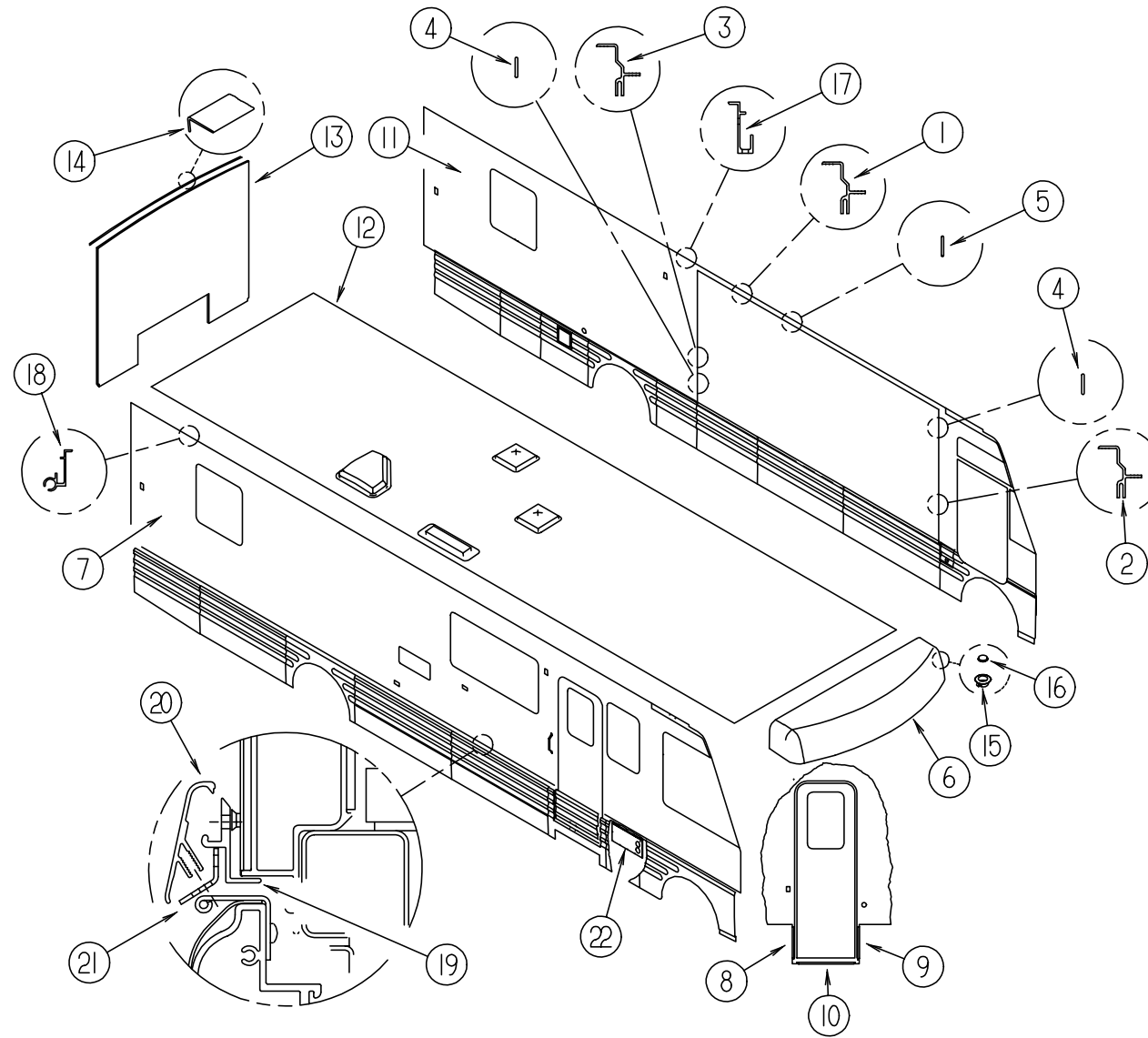


KEY	PART NUMBER	U/M	DESCRIPTION
1	069726-02-000	EA	BUMPER - .88" OD X .40" THICK - BLACK
2	099069-01-000	FT	SEAL - RUBBER - CLOSED SPONGE - .5" WIDE X .12" THICK -BLK
3	106105-03-000	EA	CLIP - VALANCE/RETAINING
4	107865-22-000	EA	ROD - SUPPORT - VALANCE PANEL - 23"
5	108455-05-000	EA	ANGLE - VALANCE/TRIM
5	108455-17-000	EA	ANGLE - VALANCE/TRIM
			FROM: 00-00-00 THRU: 09-27-98
			FROM: 09-28-98 THRU: 99-99-99
5	106105-05-000	EA	CLIP - VALANCE/RETAINING
6	108455-03-000	EA	ANGLE - VALANCE/TRIM
			FROM: 00-00-00 THRU: 09-27-98
6	108455-24-000	EA	ANGLE - VALANCE/TRIM
			FROM: 09-28-98 THRU: 99-99-99
6	106105-06-000	EA	CLIP - VALANCE/RETAINING
7	108455-14-000	EA	ANGLE - VALANCE/TRIM
			FROM: 00-00-00 THRU: 09-27-98
7	108455-21-000	EA	ANGLE - VALANCE/TRIM
			FROM: 09-28-98 THRU: 99-99-99
7	106105-17-000	EA	CLIP - VALANCE/RETAINING
8	107865-10-000	EA	ROD - SUPPORT - VALANCE PANEL - 15.1"

KEY	PART NUMBER	U/M	DESCRIPTION
9	109506-01-000	EA	FILM - URETHANE - PROTECTANT - 4.25" X 26.75"
10	113041-03-02B	EA	ANGLE - BUMPER MOUNT
11	126061-03-K66	EA	PANEL - WHEEL LIP - REAR/PASSENGER - GM
11	126061-14-J30	EA	PANEL - WHEEL LIP - REAR/PASSENGER - FORD
12	126061-12-J30	EA	PANEL - WHEEL LIP - REAR/DRIVER - GM
12	126061-13-J30	EA	PANEL - WHEEL LIP - REAR/DRIVER - FORD
13	126062-10-J60	EA	PANEL - WHEEL LIP - FRONT/PASSENGER - FORD
13	125553-06-J60	EA	PANEL - WHEEL LIP - FRONT/PASSENGER - GM
14	126062-04-J60	EA	PANEL - WHEEL LIP - FRONT/DRIVER - FORD
14	125553-04-J60	EA	PANEL - WHEEL LIP - FRONT/DRIVER - GM
15	126063-01-J60	EA	PANEL - VALANCE - HORSESHOE - FORD
15	126063-02-J60	EA	PANEL - VALANCE - HORSESHOE - GM
16	126159-01-J60	EA	PANEL - VALANCE - ENTRY DOOR
17	126775-01-01A	EA	END CAP - VALANCE - RIGHT HAND/LOWER
18	126775-02-01A	EA	END CAP - VALANCE - LEFT HAND/LOWER

## EXTERIOR BODY GROUP (CONTINUED)

### BODY PANELS & TRIMS



KEY	PART NUMBER	U/M	DESCRIPTION
1	115863-03-03A	EA	TRIM - SIDEWALL
2	115863-13-01A	EA	TRIM - SIDEWALL/SLIDEOUT - LEFT HAND - 75.4" - BRT WHT
3	115863-14-01A	EA	TRIM - SIDEWALL/SLIDEOUT - RIGHT HAND - 75.4" - BRT WHT
4	115886-02-03A	EA	RETAINER - SIDEWALL - BRIGHT WHITE 73.5"
5	115886-01-03A	EA	RETAINER - SIDEWALL - BRIGHT WHITE - 159.4"
6	125304-02-J60	EA	CAP - ROOF - W/O LIGHTS/WIRING
7	127133-04-J60	EA	SIDEWALL - PASSENGER - W/O WINDOWS/TRIMS (K66, K67)
7	127133-04-J61	EA	SIDEWALL - PASSENGER - W/O WINDOWS/TRIMS (K68, K69)
7	127133-04-J62	EA	SIDEWALL - PASSENGER - W/O WINDOWS/TRIMS (K70, K71)
8	121091-01-02A	EA	ANGLE - ENTRANCE DOOR - BRIGHT WHITE
9	121091-02-03A	EA	ANGLE - ENTRANCE DOOR - BRIGHT WHITE
10	121091-13-01A	EA	ANGLE - ENTRANCE DOOR - BRIGHT WHITE
11	130620-02-K66	EA	SIDEWALL - DRIVER - W/O WINDOWS/TRIMS (K66, K67)
11	130620-02-K68	EA	SIDEWALL - DRIVER - W/O WINDOWS/TRIMS (K68, K69)
11	130620-02-K70	EA	SIDEWALL - DRIVER - W/O WINDOWS/TRIMS (K70, K71)
12	127136-02-J60	EA	ROOF - W/O LIGHTS/VENTS - W/WIRING
13	125383-01-J60	EA	BACKWALL - W/O WINDOW/TRIM (K66, K67)
13	125383-01-J61	EA	BACKWALL - W/O WINDOW/TRIM (K68, K69)
13	125383-01-J62	EA	BACKWALL - W/O WINDOW/TRIM (K70, K71)

KEY	PART NUMBER	U/M	DESCRIPTION
14	114248-02-01A	EA	ANGLE - PLASTIC - 96.6"
15	118383-01-04A	EA	RETAINER - SCREW
16	118383-04-04A	EA	CAP - RETAINER/SCREW
17	120091-01-02A	EA	TRIM - ROOF
17	131483-01-01A	EA	RAIL - AWNING - 192" - BRIGHT WHITE
18	120092-01-02A	EA	RAIL - AWNING - 192" - BRIGHT WHITE
18	131483-01-01A	EA	RAIL - AWNING - 192" - BRIGHT WHITE
19	123880-01-01A	EA	TRIM - VALANCE/RETAINER - E-COATED
19	123880-02-01A	EA	TRIM - VALANCE/RETAINER - E-COATED (ENTRANCE DOOR)
20	123993-01-03A	EA	TRIM - COVER
21	124046-01-02B	EA	BRACKET - ANCHOR - E-COATED
21	124046-02-02B	EA	BRACKET - ANCHOR - E-COATED (NEXT TO ENTRY DOOR)
22	126693-01-02B	EA	PANEL - EXHAUST/FURNACE
	090340-02-000	FT	SEAL - FOAM - CLOSED CELL - 3/8" X 1/2" X 50'

FROM: 00-00-00 THRU: 10-25-98

FROM: 10-26-98 THRU: 99-99-99

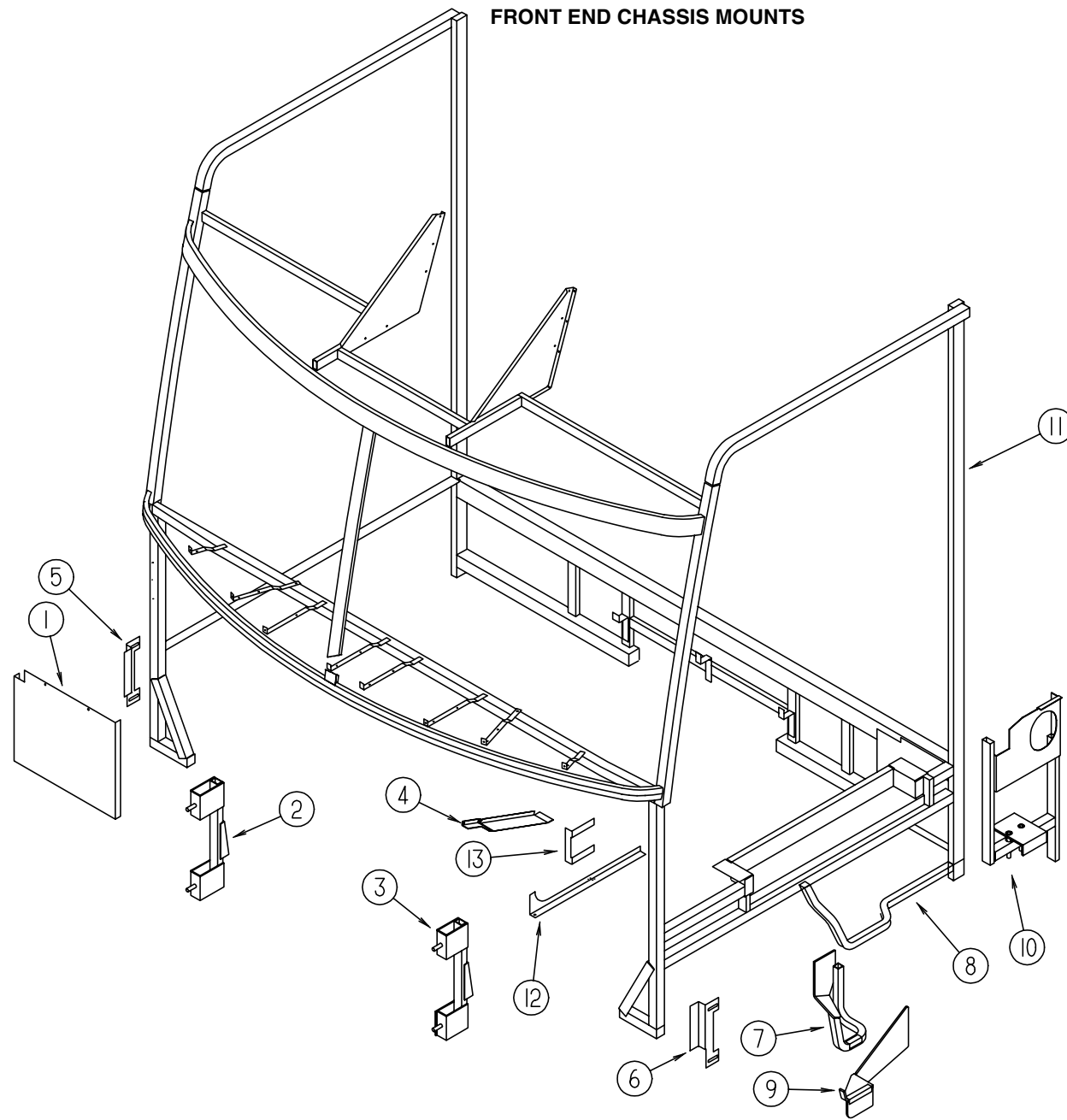
FROM: 00-00-00 THRU: 10-25-98

FROM: 10-26-98 THRU: 99-99-99



## EXTERIOR BODY GROUP (CONTINUED)

### FRONT END CHASSIS MOUNTS

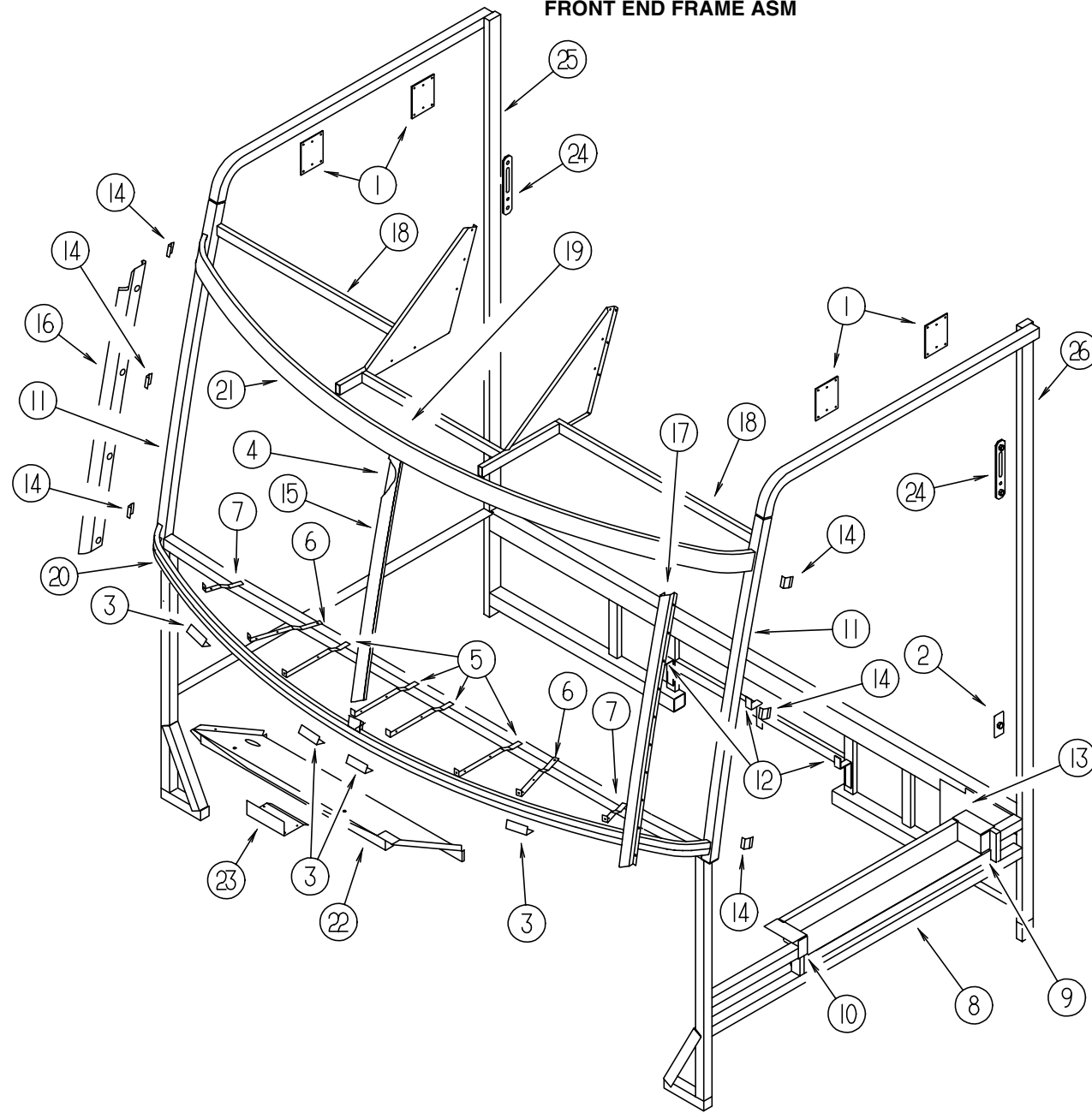


KEY	PART NUMBER	U/M	DESCRIPTION
1	104147-14-000	EA	SHIELD/SPLASH - HEADLIGHT
2	119892-13-02B	EA	SUPPORT ASM-FRT,FORD,RH,E-CT - FORD
2	119892-15-01B	EA	SUPPORT - FRONT - W/O WASHER BOTTLE - FREIGHTLINER
2	124762-13-02B	EA	SUPPORT - FRONT - W/O WASHER BOTTLE - HDGM
3	119892-14-02B	EA	SUPPORT ASM-FRT,FORD,LH,E-CT - FORD
3	124762-14-02B	EA	SUPPORT - FRONT - W/WASHER BOTTLE - HDGM
4	125061-01-02B	EA	PANEL - TOE KICK - E-COATED - HDGM
5	128019-01-02B	EA	SUPPORT - FRONT END/REAR - E-COATED
6	128019-02-02B	EA	SUPPORT - FRONT END/REAR - E-COATED
7	128075-01-04B	EA	STEP - UPPER - DRIVER DOOR - BLACK - HDGM
8	063977-14-000	EA	STEP ASM - DRIVER DOOR - LH - GM DIESEL
9	128255-01-04B	EA	STEP - DRIVER DOOR - BLACK
10	124762-18-02B	EA	SUPPORT - DRIVER STEP - E-COATED - FREIGHTLINER

KEY	PART NUMBER	U/M	DESCRIPTION
11	124763-03-02B	EA	FRONT END - TV/DRIVER DOOR - L-SERIES - FORD FROM: 00-00-00 THRU: 01-29-99
11	124763-07-02B	EA	FRONT END - TV/DRIVER DOOR - L-SERIES - FORD FROM: 01-30-99 THRU: 99-99-99
11	124763-11-02B	EA	FRONT END - TV/DRIVER DOOR - L-SERIES - FREIGHTLINER
11	124763-15-02B	EA	FRONT END - TV/DRIVER DOOR - L-SERIES - HDGM
	128419-03-01A	EA	BRACKET - ROD SUPPORT - FORD FROM: 00-00-00 THRU: 11-03-98
	129385-01-02B	EA	BRACKET - SEAL TRANSITION - E-COATED - FORD FROM: 00-00-00 THRU: 01-29-99
12	131859-01-02B	EA	BRACKET - SEAL - TRANSITION/LEFT HAND - E-COATED - FORD FROM: 01-30-99 THRU: 99-99-99
13	131860-01-02B	EA	BRACKET - SEAL - TRANSITION/LEFT HAND - E-COATED - FORD FROM: 01-30-99 THRU: 99-99-99

## EXTERIOR BODY GROUP (CONTINUED)

### FRONT END FRAME ASM

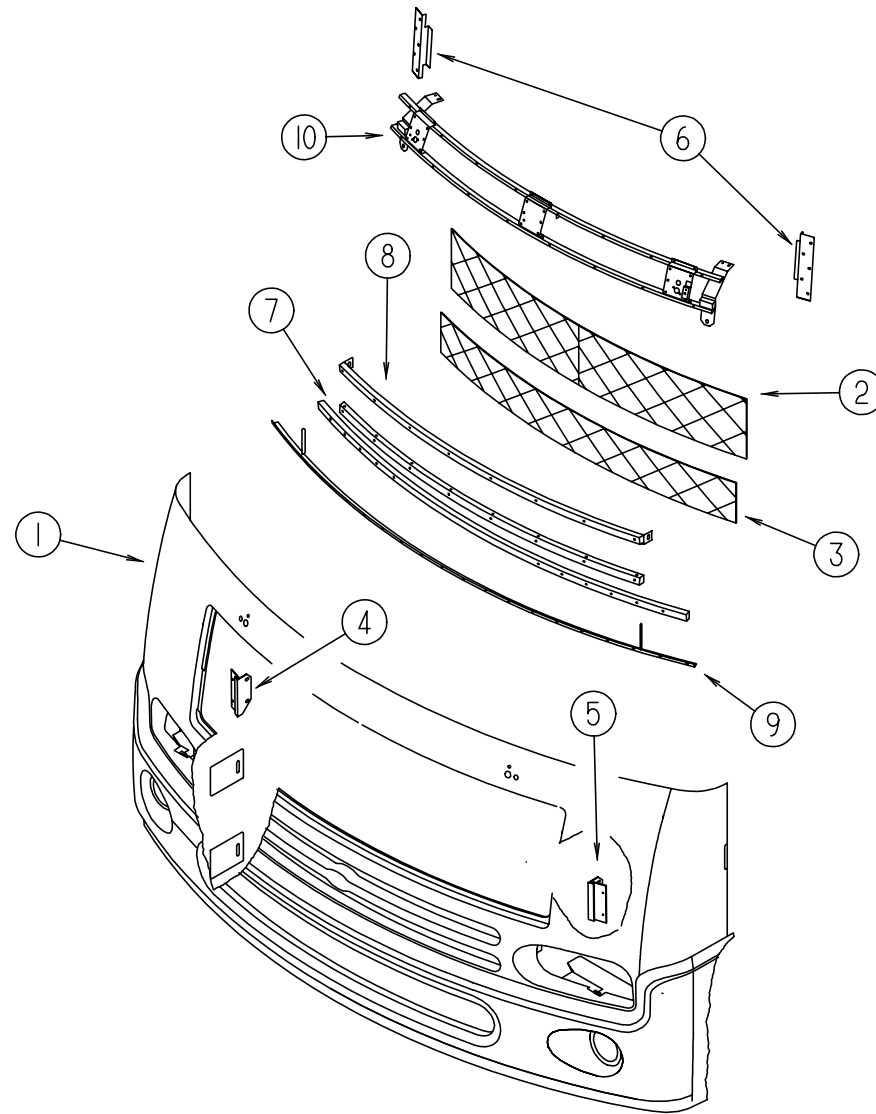


KEY	PART NUMBER	U/M	DESCRIPTION
	124763-03-02B	EA	FRONT END - TV/DRIVER DOOR - L-SERIES - FORD FROM: 00-00-00 THRU: 01-29-99
	124763-07-02B	EA	FRONT END - TV/DRIVER DOOR - L-SERIES - FORD FROM: 01-30-99 THRU: 99-99-99
	124763-11-02B	EA	FRONT END - TV/DRIVER DOOR - L-SERIES - FREIGHTLINER
	124763-15-02B	EA	FRONT END - TV/DRIVER DOOR - L-SERIES - HDGM
1	104409-01-000	EA	PLATE-MOUNT,SIDEWALL
2	070579-06-000	EA	PLATE - ANCHOR - W/7/16" WELD NUT - 1.5" X 3.3"
2	070579-07-000	EA	PLATE - ANCHOR - W/O WELD NUT - 1.5" X 3.3"
3	076364-57-000	EA	ANGLE - FORMED
4	078249-16-000	EA	TUBE-SWEPT,FRAME,CAB
5	104797-03-000	EA	BRACKET-DEFROSTER
6	104797-04-000	EA	BRACKET-DEFROSTER
7	104797-05-000	EA	BRACKET-DEFROSTER
8	106746-02-000	EA	PANEL - STEPWELL
9	106747-03-000	EA	PANEL - STEPWELL - RIGHT HAND END
10	106747-04-000	EA	PANEL - STEPWELL - LEFT HAND END
11	117273-01-01A	EA	TUBE - SUPPORT - A-PILLAR

KEY	PART NUMBER	U/M	DESCRIPTION
12	117287-01-01B	EA	BRACKET - MOUNT - CABLE
13	118592-01-01B	EA	SHIELD - SPLASH
14	120363-01-01B	EA	BRACKET - WINDSHIELD
15	120840-06-01B	EA	STRAP-W/HOLES,MILL
16	121269-07-01B	EA	FRAME-W/S,A PILLAR,MILL
17	121269-08-01B	EA	FRAME-W/S,A PILLAR,MILL
18	124763-51-01B	EA	HEADER ASM-W/TV,MILL
19	121481-02-01B	EA	HEADER - WINDSHIELD - CENTER
20	121267-01-01B	EA	SUPPORT-WINDSHIELD,LOWER,MLL
21	121268-01-01B	EA	SUPPORT-WINDSHIELD,UPPER,MLL
22	125836-02-01B	EA	ZEE-WIPER MOTOR,MILL
23	125837-02-01B	EA	BRACE-WIPER MOTOR,MILL
24	127461-02-01B	EA	PLATE - ANCHOR - SEAT BELT
25	127874-01-01B	EA	TUBE-B PILLAR,MILL
26	127874-01-01B	EA	TUBE-B PILLAR,MILL - HDGM/FORD/GM DIESEL
26	127874-02-01B	EA	TUBE-B PILLAR,MILL - FREIGHTLINER

## EXTERIOR BODY GROUP (CONTINUED)

### LOWER FRONT PANEL

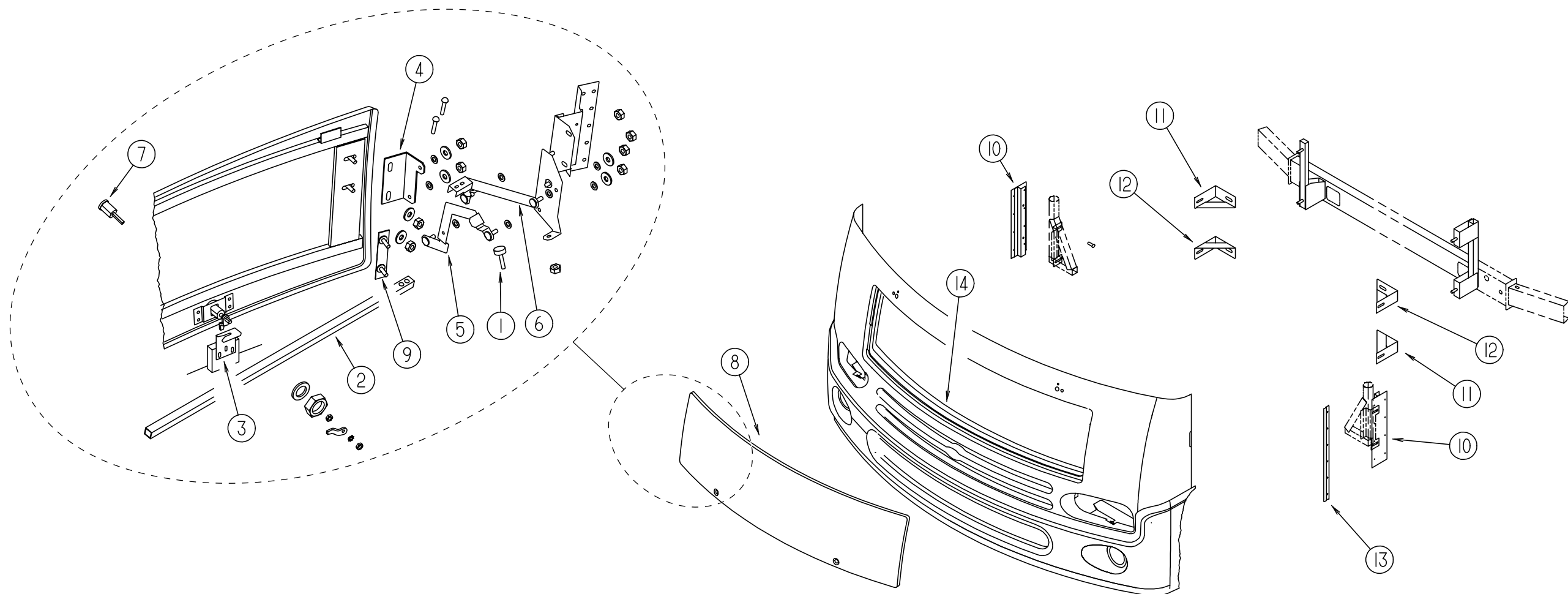


KEY	PART NUMBER	U/M	DESCRIPTION
1	125302-02-J60	EA	PANEL - FRONT/LOWER - FORD/GM DIESEL
1	125302-04-J60	EA	PANEL - FRONT/LOWER - HDGM
1	128945-02-J60	EA	PANEL - FRONT/LOWER - FREIGHTLINER
2	115924-12-02A	EA	WIRE MESH - F/GRILLE - FLAT BLACK - FORD/HDGM
2	115924-12-01A	EA	GRILLE - WOVEN WIRE - FORD/HDGM
3	115924-13-02A	EA	WIRE MESH - F/GRILLE - FLAT BLACK - FORD/HDGM
3	115924-13-01A	EA	GRILLE - WOVEN WIRE - FORD/HDGM
4	118595-01-03A	EA	SUPPORT - HINGE LINK - PASSENGER - BRIGHT WHITE
5	118595-02-03A	EA	SUPPORT - HINGE LINK - DRIVER - BRIGHT WHITE

KEY	PART NUMBER	U/M	DESCRIPTION
6	113495-03-02B	EA	SUPPORT - HINGE - RIGHT HAND/LEFT HAND - E-COATED
7	125709-08-J60	EA	TUBE ASM-GRILLE,LOWER - FORD/HDGM
7	125709-07-01A	EA	TUBE-GRILLE,LOWER,MILL - FORD/HDGM
8	125786-01-J60	EA	TUBE ASM-GRILLE,LOWER
8	125709-01-01A	EA	TUBE-GRILLE,LOWER MILL
9	125788-01-J60	EA	FRAME ASM-GRILLE/FOG LIGHT
9	125709-02-01A	EA	TUBE-GRILLE,LOWER MILL
10	125846-01-J60	EA	SUPPORT ASM-WIPER

## EXTERIOR BODY GROUP (CONTINUED)

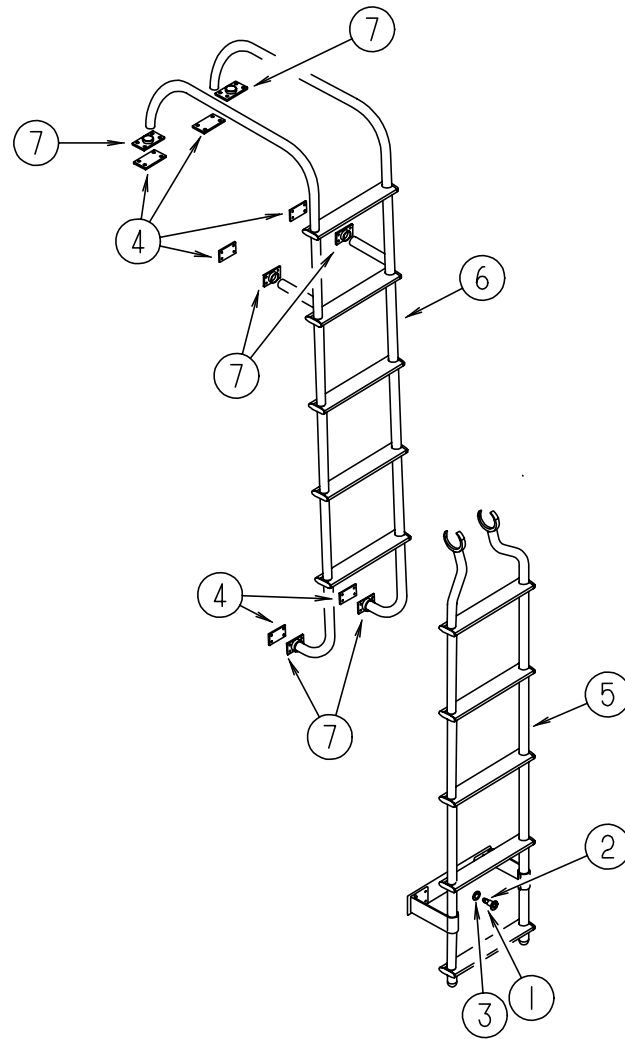
### FRONT BODY PANEL INSTALLATION



KEY	PART NUMBER	U/M	DESCRIPTION
1	058786-01-000	EA	BOLT - ADJUSTING HOOD - W/BLACK PAD
2	105096-10-000	EA	TUBE - HOOD HINGE TIMING W/WELDNUTS - CHEVY
3	106748-03-000	EA	LATCH - HOOD - FRONT END
4	109927-07-000	EA	ANGLE - LINK - HOOD/RIGHT HAND
4	109927-08-000	EA	ANGLE - LINK - HOOD/LEFT HAND
5	125778-03-02B	EA	LINK - HOOD HINGE - LOWER PASSENGER - E-COATED
5	125778-04-02B	EA	LINK - HOOD HINGE - LOWER DRIVER - E-COATED
6	125798-01-02B	EA	LINK - HOOD HINGE - UPPER PASSENGER - E-COATED
6	125798-02-02B	EA	LINK - HOOD HINGE - UPPER DRIVER - E-COATED
7	102330-02-000	EA	LATCH - VISE ACTION/KEY OPERATED
7	102328-01-000	EA	KEY

KEY	PART NUMBER	U/M	DESCRIPTION
8	125303-02-J60	EA	PANEL - HOOD - OUTER
9	106730-10-000	EA	PLATE - STUD - F/HOOD
10	128018-01-02B	EA	BRACKET - FRONT - RIGHT HAND/LEFT HAND - E-COAT
11	128455-03-02B	EA	BRACKET - BUMPER - RIGHT HAND UPPER/LEFT HAND LOWER
12	128455-04-02B	EA	BRACKET - BUMPER - LEFT HAND UPPER/RIGHT HAND LOWER
13	125818-01-01A	EA	TRIM-PANEL,FIBERGLASS,B/W
			FROM: 00-00-00 THRU: 10-27-98
13	125818-02-01A	EA	TRIM - PANEL - FIBERGLASS - BRIGHT WHITE
			FROM: 10-28-98 THRU: 99-99-99
13	091985-01-07A	FT	MOLDING - TRIM - BRIGHT WHITE
14	099418-01-000	FT	SEAL - D-SECTION/ADHESIVE BACK - .44" X .44"- BLK RUBBER

**EXTERIOR BODY GROUP (CONTINUED)**



**LADDER**

KEY	PART NUMBER	U/M	DESCRIPTION
1	081055-01-000	EA	SPRING GRIP - INTERNAL TOOTH - LADDER
2	081056-01-000	EA	PIN - QUICK RELEASE - SINGLE ACTION - LADDER
3	128197-01-01A	EA	WASHER - NEOPRENE - 1.1" X .62"
4	129375-01-000	EA	SEAL/FOAM - LADDER BRACKET
FROM: 00-00-00 THRU: 04-25-99			
4	129375-02-000	EA	SEAL - LADDER BRACKET
FROM: 04-26-99 THRU: 99-99-99			
5	130163-02-01A	EA	LADDER - LOWER - ANODIZED ALUMINUM
6	130164-02-01A	EA	LADDER - UPPER - ANODIZED ALUMINUM
7	131256-01-01A	EA	PLATE - LADDER

**EXTERIOR MIRRORS**

KEY	PART NUMBER	U/M	DESCRIPTION	VENDOR NO.
	106015-14-01A	EA	MIRROR - EXTERIOR ADJUSTABLE GLASS - PASSENGER	
	119774-09-700	EA	PLATE-INNER SUPT/MIRROR HEAD	709418-7RH
	106015-15-01A	EA	MIRROR - EXTERIOR ADJUSTABLE GLASS - DRIVER	
	119774-09-701	EA	PLATE INNER SUPT/MIRROR HEAD	709419-7LH
	106015-12-01A	EA	MIRROR - EXTERIOR REMOTE/HEAT - PASSENGER	
	106015-13-01A	EA	MIRROR - EXTERIOR REMOTE/HEAT - DRIVER	
	106015-12-700	EA	MIRROR-FLAT - W/W/O HEAT	709448
	106015-12-701	EA	MIRROR-CONVEX - W/W/O HEAT	709449
	106015-12-702	EA	SCREW CAP - (BAG OF 4)	748329

**EXTERIOR BODY GROUP (CONTINUED)**

**EXTERIOR SKIN, STYROFOAM & BRACES**

KEY	PART NUMBER	U/M	DESCRIPTION
	002726-01-001	EA	GARNISH - U-CHANNEL - 1.38" X 19' - SERRATED
	002766-01-001	EA	ANGLE - EXTRUDED - 1" X 1.5" X 17'
	068716-01-001	EA	BRACE - 90 DEGREE L-ANGLE - 16'
	076054-U4-000	EA	FIBERGLASS SHEET - 101" X 104" - BRIGHT WHITE
	076054-X6-000	EA	FIBERGLASS SHEET - 23" X 33" - BRIGHT WHITE
	083574-06-000	SF	STYROFOAM - .75 X 4' X 9' - INCREMENTS OF 14 SF
	089297-01-000	SF	PLYWOOD - LUAN - OVERLAY GRADE - 48" X 96"
	100619-01-000	BF	FOAM - EXPANDED POLYSTYRENE - 1.34" X 48" X 96"
	100619-02-000	BF	FOAM - EXPANDED POLYSTYRENE - 1.5" X 48" X 96"
	100619-05-000	BF	FOAM - EXPANDED POLYSTYRENE - .75" X 48" X 96"-1.5 DENSITY
	100619-10-000	BF	FOAM - EXPANDED POLYSTYRENE - 1.5" X 48" X 96"
	100619-11-000	BF	FOAM - EXPANDED POLYSTYRENE - 2" X 48" X 96"
	100619-13-000	BF	FOAM - EXPANDED POLYSTYRENE - .34" X 34.65" X 96"
	100619-16-000	BF	FOAM - EXPANDED POLYSTYRENE - .75" X 48" X 96"-2.0 DENSITY
	100619-21-000	BF	FOAM - EXPANDED POLYSTYRENE - 48" X 143" X .75"
	100619-22-000	BF	FOAM - EXPANDED POLYSTYRENE - 48" X 120" X 1.34"
	105077-08-000	EA	FOAM - PLUG - ROOF CAP
	108535-05-702	EA	FRP FLAT 108" X 396" BRT WHT PARTS DEPT
	120107-01-000	EA	FOAM - COVE - ROOF - 2.8" X 96" LONG
	120107-02-000	EA	FOAM - PLUG - ROOF TUBE - 2.2" X 2.9" X 1.8" LONG
	120107-03-000	EA	FOAM - PLUG - SIDEWALL TUBE - 1.2" X 2.1" X 1.8" LONG
	120107-04-000	EA	FOAM - ROOF COVE
	120107-05-000	EA	FOAM PLUG - ROOF TUBE
	128782-02-01A	EA	FIBERGLASS SHEET - 79" X 456"/HIGH GLOSS - BRIGHT WHITE
	128782-03-01A	EA	FIBERGLASS SHEET - 27.4" X 70.8"/HIGH GLOSS - BRIGHT WHITE

**AWNINGS**

FROM: 00-00-00 THRU: 03-07-99, THEN FROM: 06-14-99 THRU: 99-99-99

KEY	PART NUMBER	U/M	DESCRIPTION
	117058-01-01A	FT	TAPE - LOOP - 3/4" WIDE - ADHESIVE BACKED
	122977-08-01A	EA	AWNING - SLIDEOUT COVER - 24" ROOM EXTENSION - BRIGHT WHITE
	122977-07-01A	EA	AWNING - SLIDEOUT COVER - 147" - BRIGHT WHITE
	122977-06-01A	EA	AWNING - SLIDEOUT COVER - 160.24" - BRIGHT WHITE
	122977-05-01A	EA	AWNING - SLIDEOUT COVER - 90" - BRIGHT WHITE
*	113874-01-02A	EA	HARDWARE KIT - AWNING - W/O STANDOFF BRACKET-BRIGHT WHITE
	113874-06-14A	EA	AWNING - W/O HARDWARE - 16' (POLAR BLUE) METAL - L33 & L35U
	113874-06-18A	EA	AWNING - W/O HARDWARE - 16' (AMETHYST) METAL - L33 & L35U
	113874-07-14A	EA	AWNING - W/O HARDWARE - 18' (POLAR BLUE) METAL - L34 & L35C
	113874-07-18A	EA	AWNING - W/O HARDWARE - 18' (AMETHYST) METAL - L34 & L35C
	113874-08-14A	EA	AWNING - W/O HARDWARE - 19' - (POLAR BLUE) METAL - L36
	113874-08-18A	EA	AWNING - W/O HARDWARE - 19' (AMETHYST) METAL - L36
	113874-11-01A	EA	AWNING - LAG SCREW - 1/4" X 1" STAINLESS STEEL
	113874-12-01A	EA	SCREW/LAG - AWING - 1/4" X 2 3/4" STAINLESS STEEL
	127647-01-01A	EA	ROD/AWNING GUARD - ENTRY DOOR
	133088-01-02A	EA	BRACKET - AWNING - BRIGHT WHITE

FROM: 03-08-99 THRU: 06-13-99

KEY	PART NUMBER	U/M	DESCRIPTION
	117058-01-01A	FT	TAPE - LOOP - 3/4" WIDE - ADHESIVE BACKED
	122977-08-01A	EA	AWNING - SLIDEOUT COVER - 24" ROOM EXTENSION - BRIGHT WHITE
	122977-07-01A	EA	AWNING - SLIDEOUT COVER - 147" - BRIGHT WHITE
	122977-06-01A	EA	AWNING - SLIDEOUT COVER - 160.24" - BRIGHT WHITE
	122977-05-01A	EA	AWNING - SLIDEOUT COVER - 90" - BRIGHT WHITE
	132715-01-01A	EA	HARDWARE KIT - 2 STEP AWNING - BRIGHT WHITE
	132715-02-01A	EA	AWNING - 2 STEP W/O HDW - 16' W/METAL WRAP - AMETHYST
	132715-03-01A	EA	AWNING - 2 STEP W/O HDW - 18' W/METAL WRAP - AMETHYST
	132715-04-01A	EA	AWNING - 2 STEP W/O HDW - 19' W/METAL WRAP - AMETHYST
	127647-01-01A	EA	ROD/AWNING GUARD - ENTRY DOOR
	130320-01-02A	EA	BRACKET - AWNING - F/A&E INSTALLATION - BRIGHT WHITE

\*COMPONENT PARTS FOUND IN SERVICE PARTS LIBRARY

## GALLEY GROUP

### APPLIANCES & TIEDOWNS

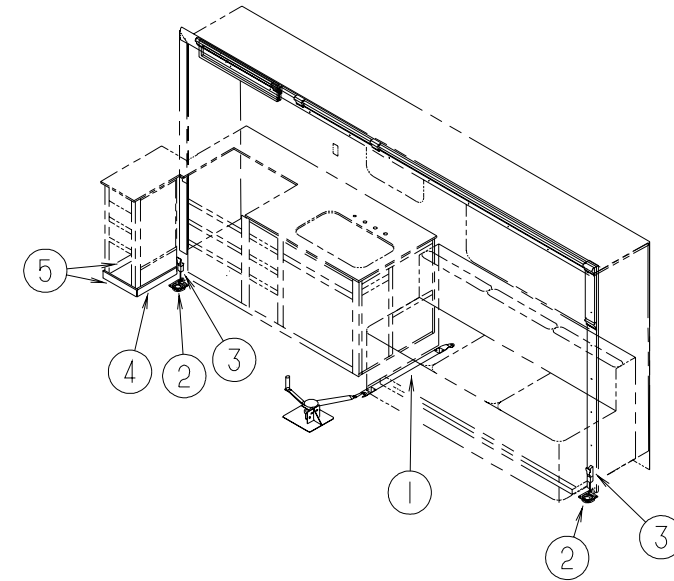
KEY	PART NUMBER	U/M	DESCRIPTION
*	100258-40-01A	EA	HOOD - RANGE 22" - W/MONITOR PANEL - BLACK TEXTURED (L33 & L34)
*	100258-41-01A	EA	HOOD - RANGE 22" - W/MONITOR PANEL - BLACK TEXTURED - CSA (L33 & L34)
	127426-01-01A	EA	SPACER - HOOD - 3.9" DEEP X 21.9" WIDE X 4.9" (L33 & L34)
	102482-11-J60	EA	FRAME - MICROWAVE (L33 & L34)
	093305-01-01A	FT	TRIM - EDGE C-TYPE - WIRE CARRIER - .35" X .24" - VINYL
	121850-04-02B	EA	STRAP - TIEDOWN - MICROWAVE - E-COATED (L33 & L34)
	122753-02-000	EA	OVEN - MICROWAVE - .9 CU. FT - CONVECTION - SHARP - UL(US) (L33 & L34)
	122753-06-000	EA	OVEN - MICROWAVE - .9 CU FT - CONVECTION - CSA (L33 & L34)
	119267-04-01A	EA	OVEN - MICROWAVE - W/HOOD (L35 & L36)
	093305-01-01A	FT	TRIM - EDGE C-TYPE - WIRE CARRIER - .35" X .24" - VINYL
	119267-05-000	EA	FILTER - HOOD - CHARCOAL (L35 & L36)
	121148-05-01A	EA	PANEL - MONITOR - 2 TANK LOW (KL36L DIESEL GENERATOR ONLY)
	121148-06-01A	EA	PANEL - MONITOR - 2 PANEL/2TANK (L35 & L36)
	130036-02-000	EA	FILTER/CHARCOAL - MICROWAVE - GE #C08-4030 (L35 & L36)
	130036-03-01A	EA	MICROWAVE OVEN - W/HOOD - CANADIAN (L35 & L36)
	129552-02-02B	EA	BRACKET - MICROWAVE - E-COATED (L36)
	107109-21-04B	EA	BRACKET - TIEDOWN (RANGE W/OVEN)
	107109-22-04B	EA	BRACKET - TIEDOWN (RANGE W/OVEN)
*	126023-01-01A	EA	RANGE - W/OVEN 22" - 3 BURNER/BLACK GLASS DOOR
*	126023-02-01A	EA	RANGE - W/OVEN - 22" - 3 BURNER/TEXTURED TOP - BLACK
	106936-21-04B	EA	BRACKET - STOVE TIEDOWN - BLACK (RANGE TOP)
	106936-22-04B	EA	BRACKET - STOVE TIEDOWN - BLACK (RANGE TOP)
	106936-35-04B	EA	BRACKET - TIEDOWN - STOVE FRONT (FL35U RANGE TOP)
	106936-36-04B	EA	BRACKET - TIEDOWN - STOVE REAR (FL35U RANGE TOP)
*	114030-02-01A	EA	RANGE - 3 BURNER TOP - W/O OVEN - BLACK - UL
*	114030-03-01A	EA	RANGE - 3 BURNER TOP - W/O OVEN - BLACK - CSA
	065225-02-000	EA	PLATE - TIEDOWN - REFRIGERATOR
	065225-01-000	EA	PLATE - TIEDOWN - REFRIGERATOR (4 DOOR REFRIGERATOR)
	090195-08-000	EA	BAFFLE - REFRIGERATOR - LOWER
	093369-03-000	EA	STRAP - REFRIGERATOR
	093646-01-000	EA	BRACKET - TIEDOWN/REFRIGERATOR - RIGHT HAND
	093646-02-000	EA	BRACKET - TIEDOWN/REFRIGERATOR - LEFT HAND
	103251-07-01A	EA	INSERT - ACRYLIC/BLACK - 21.6" X 14.5"
	103251-09-01A	EA	INSERT - ACRYLIC/BLACK - 21.6" X 38.6"
	103251-10-01A	EA	INSERT - ACRYLIC/BLACK - 16.2" X 18.4" (4 DOOR REFRIGERATOR)
	103251-11-01A	EA	INSERT - ACRYLIC/BLACK - 16.2" X 41.2" (4 DOOR REFRIGERATOR)
	116751-02-01A	EA	TRAY - REFRIGERATOR - BLACK - US
	116751-09-01A	EA	TRAY - REFRIGERATOR - BLACK - CSA
	118871-05-01A	EA	TRAY - REFRIGERATOR - SIDE/SIDE - BLACK (4 DOOR REFER) - US
	118871-03-01A	EA	TRAY - REFRIGERATOR - SIDE/SIDE - BLACK (4 DOOR REFER) - US (L36 ONLY)
	118871-11-01A	EA	TRAY - REFRIGERATOR - SIDE/SIDE - BLACK (4 DOOR REFER) - CSA
*	120075-07-01A	EA	REFRIGERATOR - LARGE DOUBLE DOOR/RIGHT HAND - BLACK 2-WAY
*	120075-03-01A	EA	REFRIGERATOR - LARGE DBL DOOR RH - W/ICE MAKER-BLACK 2-WAY FROM: 00-00-00 THRU: 08-19-98
*	120075-09-01A	EA	REFRIGERATOR - LARGE DBL DOOR RH - W/ICE MAKER-BLACK 2-WAY FROM: 08-20-98 THRU: 99-99-99
*	125242-01-01A	EA	REFRIGERATOR - 4 DOOR W/ICE MAKER
	129655-01-01A	EA	REFRIGERATOR - SMALL DOUBLE DOOR - 3 WAY - GERMANY
	090329-01-000	FT	SEAL/T - REFRIGERATOR CABINET
	054450-01-000	EA	LEVEL - REFRIGERATOR
	124649-02-01A	EA	COFFEEMAKER - BLACK/10 CUP/DEEP BREW - UL
	124649-03-01A	EA	COFFEEMAKER - BLACK/10 CUP/24 HOUR PROGRAM/DEEP BREW - CSA
	108464-03-GV4	EA	COVER - SINK - 15" X 11" - LAMINATED BOTH SIDES (K66, K67)
	108464-03-J31	EA	COVER - SINK - 15" X 11" - LAMINATED BOTH SIDES (K36, K37, K68, K69, K70, K71)
	108464-03-J74	EA	COVER - SINK - 15" X 11" - LAMINATED BOTH SIDES (K38, K39, K40, K41)
	108464-04-J94	EA	COVER - SINK - 15" X 15" - LAMINATED BOTH SIDES (K66, K67)
	108464-04-J31	EA	COVER - SINK - 15" X 15" - LAMINATED BOTH SIDES (K36, K37, K68, K69, K70, K71)

\*COMPONENT PARTS FOUND IN SERVICE PARTS LIBRARY

## GALLEY GROUP (CONTINUED)

### APPLIANCES & TIEDOWNS (CONTINUED)

KEY	PART NUMBER	U/M	DESCRIPTION
	108464-04-J23	EA	COVER - SINK - 15" X 15" -LAMINATED BOTH SIDES (K38, K39, K40, K41)
	M05904-03-J60	EA	COVER - STOVE/LAMINATED COUNTERTOP (K66, K67)
	M05904-03-J61	EA	COVER - STOVE/LAMINATED COUNTERTOP (K36, K37, K68, K69, K70, K71)
	M05904-03-J62	EA	COVER - STOVE/LAMINATED COUNTERTOP (K38, K39, K40, K41)
	126022-01-01A	EA	COVER - RANGE - BI-FOLD - 16" & 22" - BLACK TEXTURED
	130815-01-01A	EA	COVER - SINK - LARGE - JAMAICAN SAND - 1/4"
	130815-02-01A	EA	COVER - SINK - SMALL - JAMAICAN SAND - 1/4"
	130816-01-01A	EA	COVER - RANGE - JAMAICAN SAND - 1/4" X 5.4" X 24.3"
	130816-02-01A	EA	COVER - RANGE - JAMAICAN SAND - 1/4" X 11.7" X 24.3"

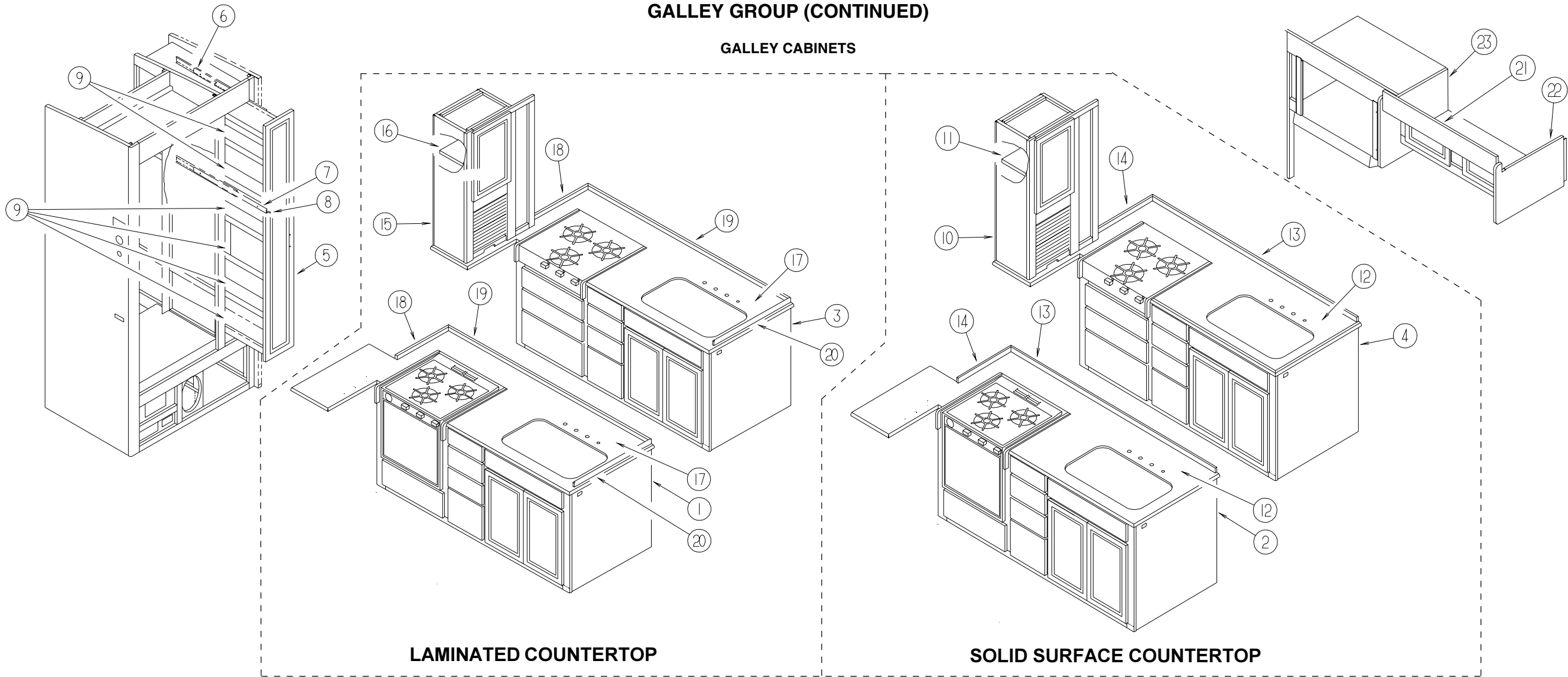


**GALLEY SLIDEOUT**

KEY	PART NUMBER	U/M	DESCRIPTION
1	116101-02-F31	EA	STRAP - WINCH - 34" CENTER BRACKET/STRAP END
2	116736-01-01A	EA	TIEDOWN - DROP/D - ZINC
3	116737-01-01A	EA	LATCH - DRAW - ADJUSTABLE - ZINC
4	129088-01-01A	EA	ANGLE - TRIM - BLACK
5	129088-02-01A	EA	ANGLE - TRIM - BLACK

# GALLEY GROUP (CONTINUED)

## GALLEY CABINETS



LAMINATED COUNTERTOP

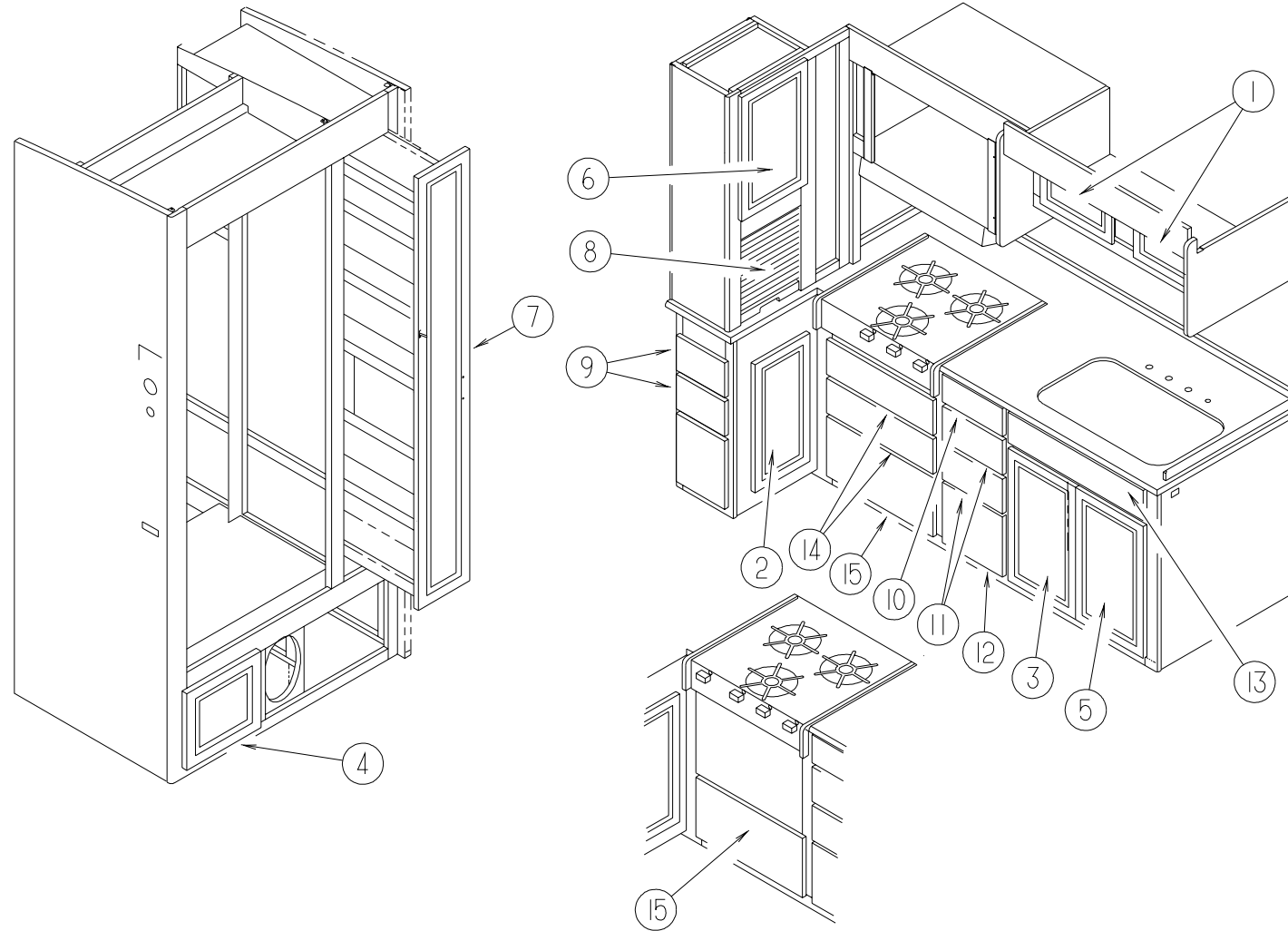
SOLID SURFACE COUNTERTOP

KEY	PART NUMBER	U/M	DESCRIPTION
1	126455-02-K66	EA	CABINET - GALLEY - W/O COUNTERTOP/DRS/DRWRS/HDW - WATERFORD OAK
1	126455-02-K67	EA	CABINET - GALLEY - W/O COUNTERTOP/DRS/DRWRS/HDW - WASHED MAPLE
2	126455-06-K66	EA	CABINET - GALLEY - W/O COUNTERTOP/DRS/DRWRS/HDW - WATERFORD OAK
2	126455-06-K67	EA	CABINET - GALLEY - W/O COUNTERTOP/DRS/DRWRS/HDW - WASHED MAPLE
3	126455-01-K66	EA	CABINET - GALLEY - W/O COUNTERTOP/DRS/DRWRS/HDW - WATERFORD OAK
3	126455-01-K67	EA	CABINET - GALLEY - W/O COUNTERTOP/DRS/DRWRS/HDW - WASHED MAPLE
4	126455-05-K66	EA	CABINET - GALLEY - W/O COUNTERTOP/DRS/DRWRS/HDW - WATERFORD OAK
4	126455-05-K67	EA	CABINET - GALLEY - W/O COUNTERTOP/DRS/DRWRS/HDW - WASHED MAPLE
5	122325-01-J94	EA	CABINET - PANTRY/RIGHT HAND SLIDING - W/O SLIDES/HDW - WATERFORD OAK
5	122325-01-H57	EA	CABINET - PANTRY/RIGHT HAND SLIDING - W/O SLIDES/HDW - WASHED MAPLE
6	122360-02-000	EA	SLIDE - PANTRY - W/O LOCK - RIGHT/LEFT HAND
7	122360-03-000	EA	SLIDE - PANTRY - W/LOCK - RIGHT HAND (FACING PANEL)
8	123673-01-01A	EA	KNOB - PANTRY SLIDE
9	122325-11-H17	EA	SHELF - W/PLASTIC EDGE MOLDING - WATERFORD OAK
9	122325-11-J70	EA	SHELF - W/PLASTIC EDGE MOLDING - WASHED MAPLE
10	130634-01-K66	EA	CABINET - STORAGE - W/O DOORS/HDW - WATERFORD OAK
10	130634-01-K67	EA	CABINET - STORAGE - W/O DOORS/HDW - WASHED MAPLE
11	130634-12-K66	EA	SHELF - W/PLASTIC EDGE MOLDING - WATERFORD OAK
11	130634-12-K67	EA	SHELF - W/PLASTIC EDGE MOLDING - WASHED MAPLE
12	130812-01-01A	EA	COUNTERTOP - JAMAICAN SAND - 1/4"
13	130813-01-01A	EA	BACKSPLASH - COUNTERTOP - JAMAICAN SAND
14	130813-02-01A	EA	BACKSPLASH - COUNTERTOP - JAMAICA SAND
15	130633-01-K66	EA	CABINET - STORAGE - W/O DOORS/HDW - WATERFORD OAK
15	130633-01-K67	EA	CABINET - STORAGE - W/O DOORS/HDW - WASHED MAPLE

KEY	PART NUMBER	U/M	DESCRIPTION
16	130633-12-K66	EA	SHELF - W/PLASTIC EDGE MOLDING - WATERFORD OAK
16	130633-12-K67	EA	SHELF - W/PLASTIC EDGE MOLDING - WASHED MAPLE
17	126455-16-J94	EA	COUNTERTOP - GALLEY (K66)
17	126455-16-K67	EA	COUNTERTOP - GALLEY (K67)
17	126455-16-J95	EA	COUNTERTOP - GALLEY (K68, K70)
17	126455-16-K69	EA	COUNTERTOP - GALLEY (K69, K71)
18	126455-17-J94	EA	RAIL - COUNTERTOP/GALLEY (K66)
18	126455-17-J60	EA	RAIL - COUNTERTOP/GALLEY (K67)
18	126455-17-J95	EA	RAIL - COUNTERTOP/GALLEY (K68, K70)
18	126455-17-J61	EA	RAIL - COUNTERTOP/GALLEY (K69, K71)
19	126455-18-J94	EA	RAIL - COUNTERTOP/GALLEY (K66)
19	126455-18-J60	EA	RAIL - COUNTERTOP/GALLEY (K67)
19	126455-18-J95	EA	RAIL - COUNTERTOP/GALLEY (K68, K70)
19	126455-18-J61	EA	RAIL - COUNTERTOP/GALLEY (K69, K71)
20	126455-19-J94	EA	WOOD TRIM - COUNTERTOP (K66)
20	126455-19-J60	EA	WOOD TRIM - COUNTERTOP (K67)
20	126455-19-J95	EA	WOOD TRIM - COUNTERTOP (K68, K70)
20	126455-19-J61	EA	WOOD TRIM - COUNTERTOP (K69, K71)
21	130630-01-K66	EA	CABINET - OVERHEAD/GALLEY - W/O DOORS/HDW - WATERFORD OAK
21	130630-01-K67	EA	CABINET - OVERHEAD/GALLEY - W/O DOORS/HDW - WASHED MAPLE
22	103128-42-K66	EA	END CAP - OVERHEAD CABINET - RIGHT HAND - WATERFORD OAK
22	103128-42-K67	EA	END CAP - OVERHEAD CABINET - RIGHT HAND - WASHED MAPLE
23	103128-43-K66	EA	END CAP - OVERHEAD CABINET - LEFT HAND - WATERFORD OAK
23	103128-43-K67	EA	END CAP - OVERHEAD CABINET - LEFT HAND - WASHED MAPLE

## GALLEY GROUP (CONTINUED)

### GALLEY DOORS & DRAWERS



KEY	PART NUMBER	U/M	DESCRIPTION
1	131995-L6-K66	EA	DOOR - SOLID PANEL - 14.5" X 9.8" - W/O HDW - WATERFORD OAK
1	131995-L6-K67	EA	DOOR - SOLID PANEL - 14.5" X 9.8" - W/O HDW - WASHED MAPLE
2	131995-26-K66	EA	DOOR - SOLID PANEL - 10" X 25.1" - W/O HDW - WATERFORD OAK
2	131995-26-K67	EA	DOOR - SOLID PANEL - 10" X 25.1" - W/O HDW - WASHED MAPLE
3	131995-97-K66	EA	DOOR - SOLID PANEL - 13.7" X 23.2" - W/O HDW - WATERFORD OAK
3	131995-97-K67	EA	DOOR - SOLID PANEL - 13.7" X 23.2" - W/O HDW - WASHED MAPLE
4	131995-L7-K66	EA	DOOR - SOLID PANEL - 9.8" X 12" - W/O HDW - WATERFORD OAK
4	131995-L7-K67	EA	DOOR - SOLID PANEL - 9.8" X 12" - W/O HDW - WASHED MAPLE
5	131995-99-K66	EA	DOOR - SOLID PANEL - 13.7" X 23.2" - W/O HDW - WATERFORD OAK
5	131995-99-K67	EA	DOOR - SOLID PANEL - 13.7" X 23.2" - W/O HDW - WASHED MAPLE
6	131995-89-K36	EA	DOOR - SOLID PANEL - 13.4" X 21.8" - W/O HDW - WATERFORD OAK
6	131995-89-K37	EA	DOOR - SOLID PANEL - 13.4" X 21.8" - W/O HDW - WASHED MAPLE
7	131995-J3-K29	EA	DOOR - ARCHED - 8" X 60.7" - W/O HDW - WATERFORD OAK
7	131995-J3-K81	EA	DOOR - ARCHED - 8" X 60.7" - W/O HDW - WASHED MAPLE
8	057882-04-700	EA	DOOR-TAMBOUR 4'X4' PC WINONA PART SALES
9	M05971-C8-J94	EA	DRAWER - OGEE EDGE - 7.6"W X 19.7"D - W/O SLIDES/HDW - WATERFORD OAK

KEY	PART NUMBER	U/M	DESCRIPTION
9	M05971-C8-J60	EA	DRAWER - OGEE EDGE - 7.6"W X 19.7"D - W/O SLIDES/HDW - WASHED MAPLE
10	M05971-FY-J94	EA	DRAWER - OGEE EDGE - 10"W X 23.6"D - W/O SLIDES/HDWR - WATERFORD OAK
10	M05971-FY-J60	EA	DRAWER - OGEE EDGE - 10"W X 23.6"D - W/O SLIDES/HDWR - WASHED MAPLE
11	M05971-FZ-J94	EA	DRAWER - OGEE EDGE - 10"W X 23.6"D - W/O SLIDES/HDWR - WATERFORD OAK
11	M05971-FZ-J60	EA	DRAWER - OGEE EDGE - 10"W X 23.6"D - W/O SLIDES/HDWR - WASHED MAPLE
12	M05971-GA-J94	EA	DRAWER - OGEE EDGE - 10"W X 23.6"D - W/O SLIDES/HDWR - WATERFORD OAK
12	M05971-GA-J60	EA	DRAWER - OGEE EDGE - 10"W X 23.6"D - W/O SLIDES/HDWR - WASHED MAPLE
13	M06810-15-J94	EA	DRAWER - TIPOUT - W/HIDDEN TRAY - WATERFORD OAK
13	M06810-15-J60	EA	DRAWER - TIPOUT - W/HIDDEN TRAY - WASHED MAPLE
13	108127-01-01A	EA	CAP - TRAY
13	108128-01-01A	EA	TRAY - HIDDEN
14	M05971-FM-J94	EA	DRAWER - OGEE EDGE - 19.5"W X 23.6"D - W/O SLIDES/HDW - WATERFORD OAK
14	M05971-FM-J60	EA	DRAWER - OGEE EDGE - 19.5"W X 23.6"D - W/O SLIDES/HDW - WASHED MAPLE
15	M05971-FN-J94	EA	DRAWER - OGEE EDGE - 19.5"W X 23.6"D - W/O SLIDES/HDW - WATERFORD OAK
15	M05971-FN-J60	EA	DRAWER - OGEE EDGE - 19.5"W X 23.6"D - W/O SLIDES/HDW - WASHED MAPLE



**GALLEY GROUP (CONTINUED)**

**GALLEY WATER SYSTEM COMPONENTS**

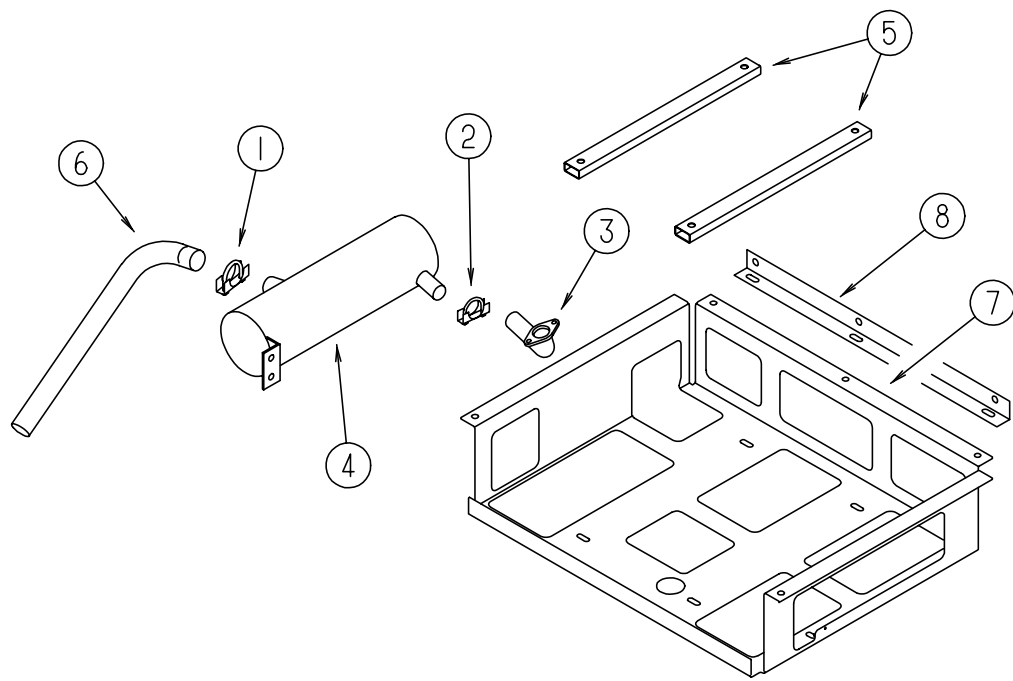
<b>KEY</b>	<b>PART NUMBER</b>	<b>U/M</b>	<b>DESCRIPTION</b>	<b>VENDOR NO.</b>
	103635-01-000	EA	FAUCET - SINGLE CONTROL DRINKING	
	103635-01-700	EA	FITTING KIT, FAUCET REPAIR	3071-70
	103635-01-701	EA	TUBING-PLASTIC	3019-20
	104114-02-01A	EA	FAUCET - GALLEY - SINGLE CONTROL	

**GALLEY GROUP (CONTINUED)**

**GALLEY DRAINAGE SYSTEM COMPONENTS**

<b>KEY</b>	<b>PART NUMBER</b>	<b>U/M</b>	<b>DESCRIPTION</b>
	092303-01-000	EA	STRAINER - SINK
	110654-01-000	EA	SINK - STAINLESS STEEL/DOUBLE BASIN (1 LG-1 SM BASIN)

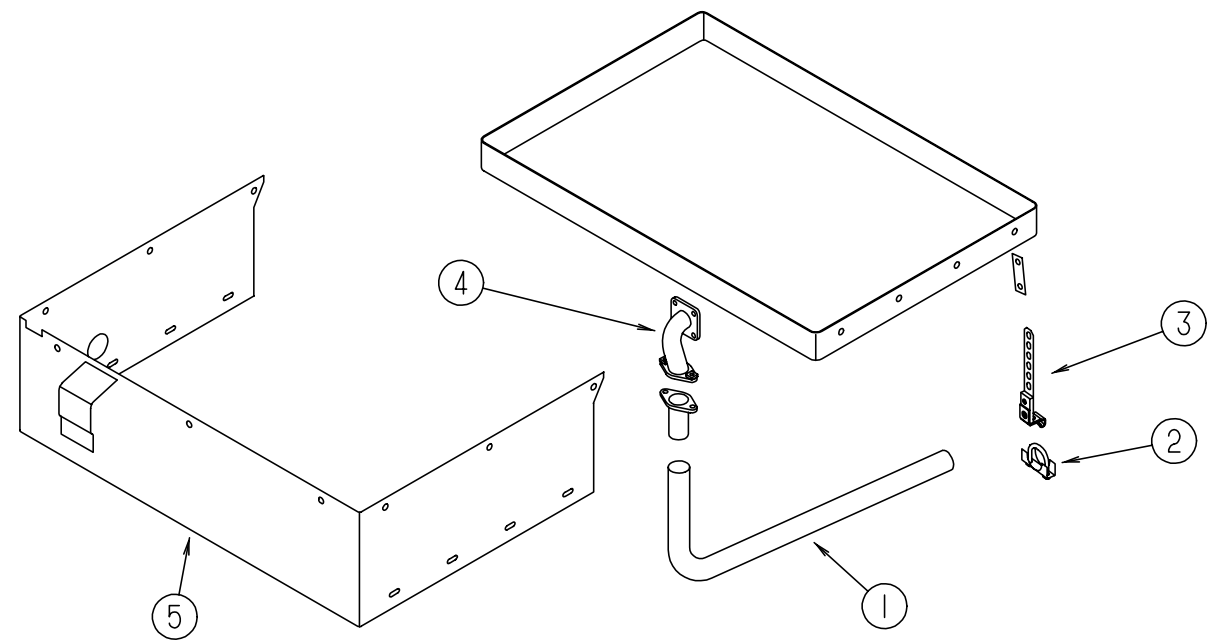
## GENERATOR GROUP



### EMERALD GENERATOR SYSTEM

KEY	PART NUMBER	U/M	DESCRIPTION
	112365-04-000	EA	BREAKER - 20 AMP
1	007125-03-000	EA	CLAMP - MUFFLER - 1.5" DIAMETER
2	007125-04-000	EA	CLAMP - MUFFLER - 1.12" DIAMETER
3	079654-05-000	EA	PIPE - EXHAUST - ANGLED W/FLANGE - 2" ID
4	082272-01-000	EA	MUFFLER - GENERATOR - NELSON #20892-A
5	094059-01-000	EA	SPACER - GENERATOR - ONAN
	109303-01-000	EA	GENERATOR - 5 KW - EMERALD PLUS
6	105958-14-000	EA	PIPE - EXHAUST - 1.4" INLET X 1.5" O.D. - 4.9" X 18.1"
7	127008-02-02B	EA	TRAY - GENERATOR - 16.2" X 20.8" X 6.9" - W/ANGLE & NUTS
	112365-03-000	EA	BREAKER - 30 AMP GENERATOR
8	104644-01-000	EA	ANGLE - FORMED - GENERATOR

## GENERATOR GROUP (CONTINUED)

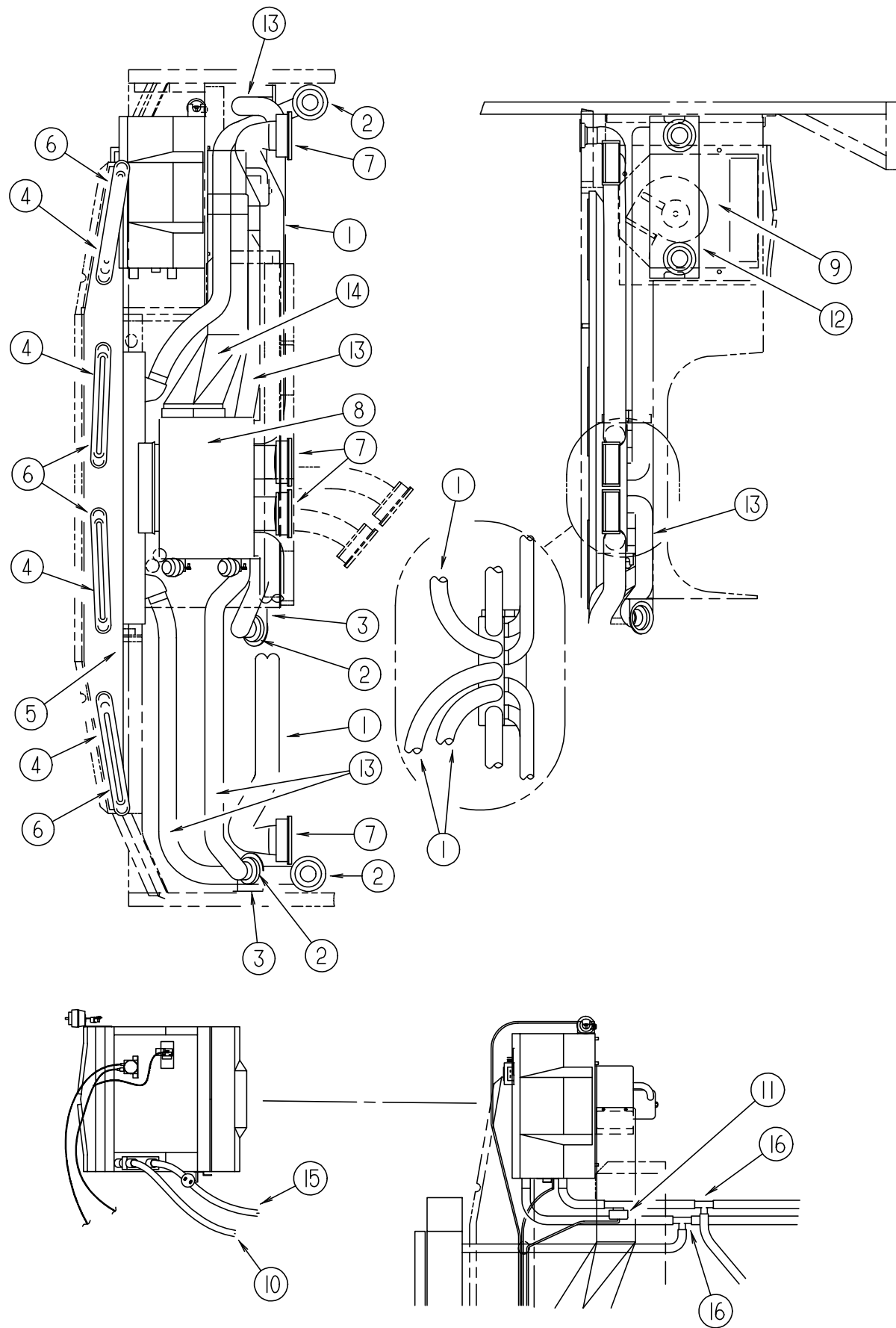


### MARQUIS GENERATOR SYSTEM

KEY	PART NUMBER	U/M	DESCRIPTION
1	105958-15-000	EA	PIPE - GENERATOR EXHAUST - 1.5" OD X 9.8" X 24" - HDGM CHASSIS
1	105958-17-000	EA	PIPE - GENERATOR EXHAUST - 1.5" OD X 4.9" X 24" - FORD CHASSIS
	112365-04-000	EA	BREAKER - 20 AMP
2	007125-03-000	EA	CLAMP - MUFFLER - 1.5" DIAMETER
3	007131-01-000	EA	HANGER - TAILPIPE - 6 SLOTS
	105559-01-000	EA	MARQUIE GENERATOR W/ MUFFLER W/ONAN TRAY #403-2893 - 30 AMP OPTION
	105559-03-000	EA	GENERATOR - 7 KW MARQUIS 30/30 - 50 AMP OPTION
4	106235-01-000	EA	ADAPTOR - GENERATOR EXHAUST
	112365-03-000	EA	BREAKER - 30 AMP GENERATOR
	065820-09-000	EA	HOSE - HIGH PRESSURE - 28" (OPTIONAL 39R)
5	116358-02-02B	EA	PANEL - GENERATOR - E-COAT
5	128084-01-02B	EA	PANEL - GENERATOR - E-COAT

# HEATING & AIR CONDITIONING GROUP

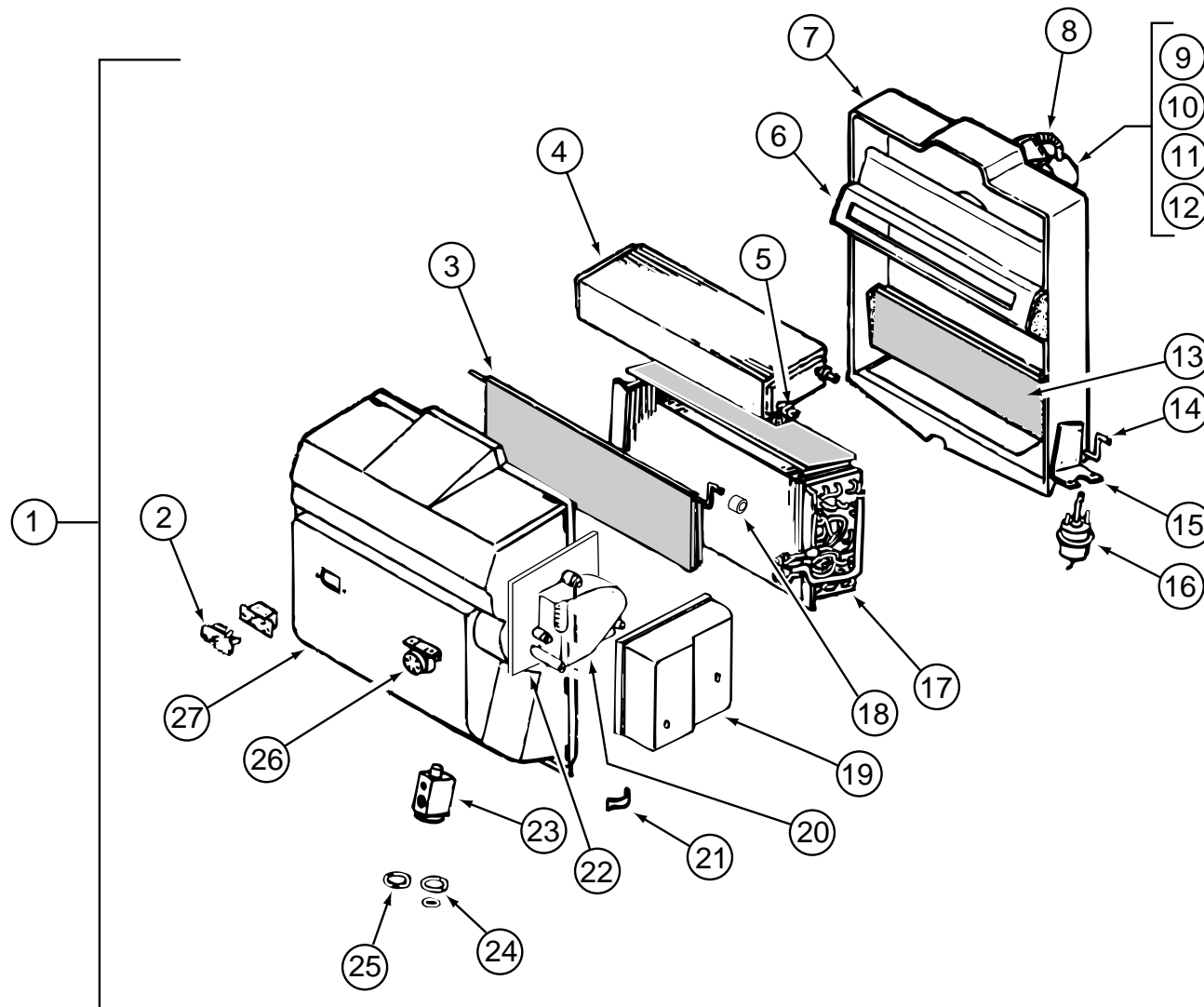
## AUTOMOTIVE HEATER & A/C



KEY	PART NUMBER	U/M	DESCRIPTION	VENDOR NO.
	007108-01-000	FT	HOSE - HEATER - 5/8" ID - HI-TEMP - FORD	
1	007281-01-000	EA	HOSE - FLEXIBLE PVC - 2.5" ID X 50'	
2	024990-05-000	EA	OUTLET - DEFROSTER - 4" DIAMETER W/SWIVEL DEFLECTORS	
3	056402-05-000	EA	BRACKET - HEATER VENT - ROUND W/BEND - BLACK	
4	077075-01-000	EA	GASKET - INSTRUMENT PANEL/DEFROSTER PLENUM - .6" X 10.2"	
5	103017-03-000	EA	PLENUM - DEFROSTER	
6	103558-01-10A	EA	VENT - DEFROSTER - 2" X 14.4" X 1.4" - ANTELOPE	
				FROM: 00-00-00 THRU: 11-08-98
6	103558-01-11A	EA	VENT - DEFROSTER - 2" X 14.4" X 1.4" - TITANIUM	
				FROM: 00-00-00 THRU: 11-08-98
6	103558-04-03A	EA	VENT - DEFROSTER - ANTELOPE	
				FROM: 11-09-98 THRU: 99-99-99
6	103558-04-04A	EA	VENT - DEFROSTER - TITANIUM	
				FROM: 11-09-98 THRU: 99-99-99
7	103796-01-01A	EA	LOUVER - A/C-ADJUSTABLE - 2.2" X 5.4" F/2.5" HOSE - BLACK	
8	103930-39-000	EA	CONTROL/PLENUM - ROTARY	
9	103930-30-000	EA	EVAPORATOR/HEATER - CHEVY - SERVO MOTOR CONTROLLED	
				98 HDGM/GM DIESEL
9	103930-43-000	EA	EVAPORATOR/HEATER ASSEMBLY - NON-CHARGED - FORD/99 HDGM	
9	103930-32-000	EA	EVAPORATOR/HEATER- FRTLINER/SPARTAN-SERVO MOTOR CONTROLLED	
				FREIGHTLINER
10	103930-29-000	EA	HOSE KIT - #10 F/GM L-29 & L-65 CHASSIS - 98 HDGM/GM DIESEL	
	103930-17-702	EA	O'RING #10	045-0127
	103930-29-701	EA	O'RING F/LOW PRESSURE SWITCH	045-0483
10	103930-46-000	EA	HOSE - EVAPORATOR/COMPRESSOR - EXP. BLOCK TO COMPRESSOR - 99 HDGM	
	103930-17-702	EA	O'RING #10	045-0127
	103930-29-701	EA	O'RING F/LOW PRESSURE SWITCH	045-0483
10	103930-47-000	EA	HOSE - EVAPORATOR/DRYER - EXP. VALVE TO REC. DRIER - 99 HDGM	
	113245-01-710	EA	O'RING, #12	045-0128
10	103930-45-000	EA	HOSE - EVAPORATOR/COMPRESSOR - FORD	
10	103930-16-000	EA	HOSE KIT - #12 PRE-CHARGED R134A - 389" - FREIGHTLINER	
	103930-07-704	EA	FITTING-QUICK CONNECT, #8	050-0081
	103930-13-702	EA	VALVE-SERVICE, W/O COMP.	050-0152
	103930-16-700	EA	HOSE ASM #12 SPARTON	085-0120
	103930-17-702	EA	O'RING #10	045-0127
	113245-01-710	EA	O'RING, #12	045-0128
11	103930-23-000	EA	VALVE - WATER - 2 PORT	
12	095757-05-K36	EA	COVER - HEATER (K36, K37, K70, K71)	
12	095757-05-K38	EA	COVER - HEATER (K38, K39)	
12	095757-05-J30	EA	COVER - HEATER (K40, K41)	
12	095757-05-J60	EA	COVER - HEATER (K66, K67)	
12	095757-05-J31	EA	COVER - HEATER (K68, K69)	
12	077539-01-000	EA	BRACKET - MOUNTING/DASH PANEL - L/SHAPED - 2.5"X1"X1.5"	
13	007076-01-000	EA	HOSE - FLEXIBLE PVC - 2" ID - INCREMENTS OF 50'	
14	103016-03-000	EA	PLENUM - TRANSITION	
15	103930-44-000	EA	HOSE - EVAPORATOR/DRYER - #6 - FORD	
	113245-01-710	EA	O'RING, #12	045-0128
	103930-45-000	EA	HOSE - EVAPORATOR/COMPRESSOR - FORD	
	103930-17-702	EA	O'RING #10	045-0127
16	076776-01-000	EA	TEE - BEADED - 5/8" X 5/8" X 5/8"	
	103930-42-000	EA	DRYER/HOSE KIT - PRECHARGED R134A - 98 HDGM	
	072342-10-701	EA	RECEIVER DRIER	054-0015
	072342-10-702	EA	FITTING-QUICK CONNECT#4 MALE	050-0148
	103930-12-709	EA	FITTING-QUICK CONNECT	050-0120
	110279-02-702	EA	O'RING #12	045-0125
	113245-01-711	EA	O'RING #6	045-0129
	103930-48-000	EA	DRYER/HOSE KIT - 99 HDGM	
	072342-12-703	EA	RECEIVER DRIER	054-0001
	103930-48-700	EA	HOSE #6 W/FITTINGS	085-0487
	103930-48-701	EA	HOSE #6 - W#6 FITTINGS	085-0497
	113245-01-710	EA	O'RING, #12	045-0128
	114802-01-000	EA	PUMP - VACUUM - 12V 16"HG (FOR AC CONTROLS ON DASH) - FREIGHTLINER	
	103930-37-000	EA	MANUAL - OWNERS - HEATER/A/C	

## HEATING & AIR CONDITIONING GROUP (CONTINUED)

### FORD & 1999 HDGM EVAPORATOR & HEATER

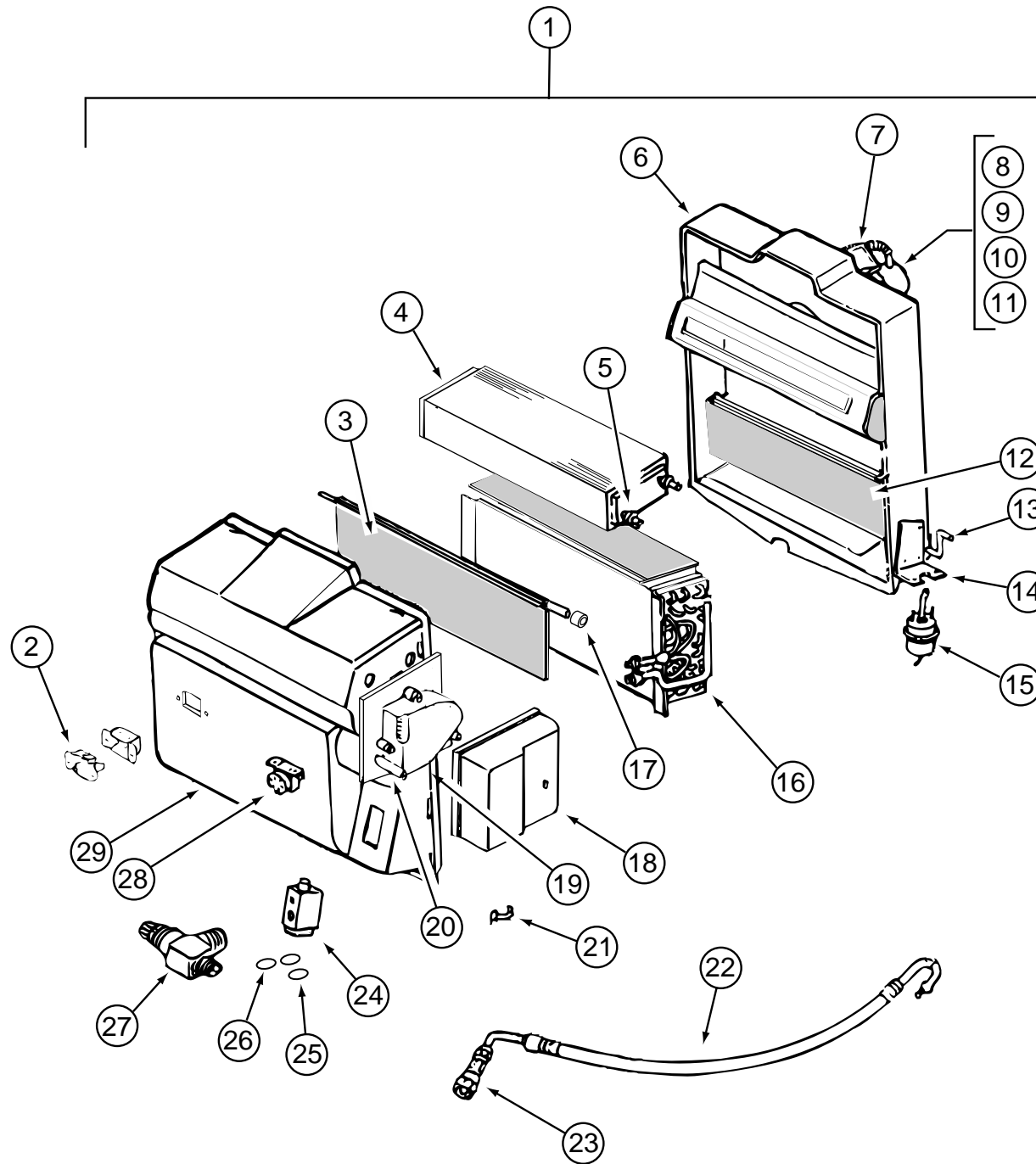


KEY	PART NUMBER	U/M	DESCRIPTION	VENDOR NO.
1	103930-43-000	EA	EVAPORATOR/HEATER ASSEMBLY - NON-CHARGED	
	094831-01-709	EA	CLAMP-ROD 3/16"	022-0025
2	103930-01-710	EA	RESISTOR-FUSED, A/C	035-0006
3	103930-43-700	EA	DOOR - BLEND AIR	071-0568
4	103930-01-703	EA	CORE-HEATER	042-0010
5	110279-01-712	EA	FITTING-HEATER	050-0076
6	103930-30-707	EA	DIVIDER ASM.	086-0061
7	103930-20-711	EA	CASE-BACK, SUB-ASSEMBLY	062-0147
8	110279-01-703	EA	HOSE-VENT F/BLOWER MOTOR	051-0034
9	103930-20-707	EA	HOUSING-BLOWER	062-0145
10	103930-30-706	EA	MOTOR-BLOWER PM147 W/ADAPTER	030-0109
11	103930-01-717	EA	WHEEL-BLOWER, CLOCKWISE	062-0010
12	103930-20-708	EA	CLIP-MOTOR SHAFT	022-0001
13	103930-20-705	EA	PANEL-DOOR, RECIRCULATING	071-0213
14	103930-20-704	EA	ROD - DOOR - RECIRCULATING	073-0018

KEY	PART NUMBER	U/M	DESCRIPTION	VENDOR NO.
15	103930-01-708	EA	BRACKET-VACUUM MOTOR	070-0113
16	103930-02-708	EA	MOTOR-VACUUM SERVO, A/C	030-0025
17	103930-01-704	EA	COIL-EVAPORATOR	041-0017
18	103930-30-702	EA	BUSHING - BLEND AIR DOOR	062-0168
19	103930-30-704	EA	COVER - SERVO	062-0545
20	103930-30-703	EA	MOTOR - SERVO	030-0104
21	103930-20-706	EA	CLIP-RETAINER - CASE ATTACH	022-0057
22	103930-30-701	EA	PLATE - MOTOR MOUNT	062-0544
23	103930-20-700	EA	VALVE-EXPANSION-BLOCK, 2 TON	034-0032
24	103930-17-702	EA	O'RING #10	045-0127
25	113245-01-707	EA	O'RING #8	045-0126
26	103930-01-711	EA	THERMOSTAT	033-0003
27	103930-30-700	EA	CASE - FRONT	062-0542
	103930-02-714	EA	CLAMP-CLUTCH, BARREL	022-0006
	113245-01-718	EA	HOSE - DRAIN/1/2" X 6"	051-0002

# HEATING & AIR CONDITIONING GROUP (CONTINUED)

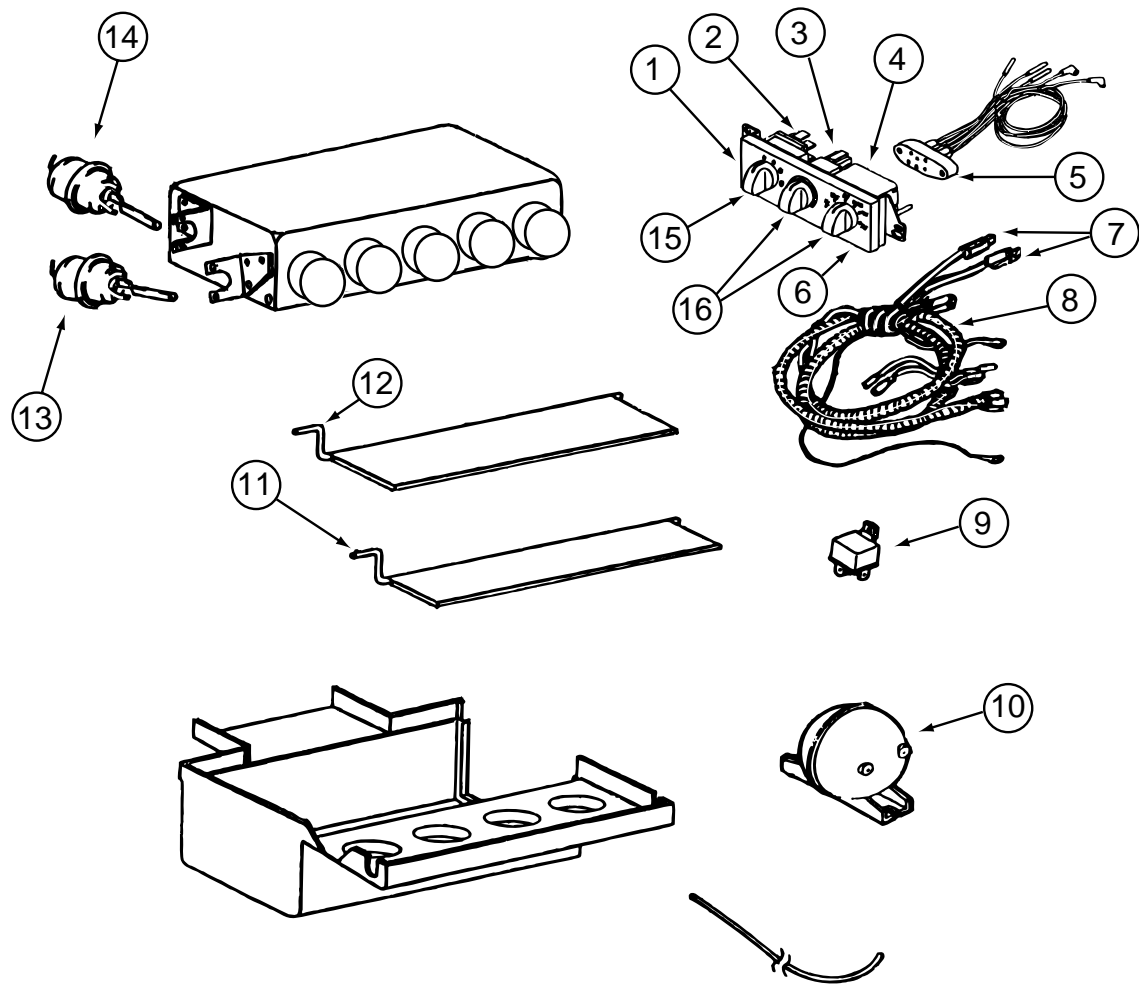
## 1998 HDGM & GM DIESEL EVAPORATOR & HEATER



KEY	PART NUMBER	U/M	DESCRIPTION	VENDOR NO.
1	103930-30-000	EA	EVAPORATOR/HEATER - CHEVY - SERVO MOTOR CONTROLLED	
2	103930-01-710	EA	RESISTOR-FUSED, A/C	035-0006
3	103930-30-705	EA	DOOR - BLEND AIR	071-0568
4	103930-01-703	EA	CORE-HEATER	042-0010
5	110279-01-712	EA	FITTING-HEATER	050-0076
6	103930-20-711	EA	CASE-BACK, SUB-ASSEMBLY	062-0147
7	110279-01-703	EA	HOSE-VENT F/BLOWER MOTOR	051-0034
8	103930-20-707	EA	HOUSING-BLOWER	062-0145
9	103930-30-706	EA	MOTOR-BLOWER PM147 W/ADAPTER	030-0109
10	103930-01-717	EA	WHEEL-BLOWER, CLOCKWISE	062-0010
11	103930-20-708	EA	CLIP-MOTOR SHAFT	022-0001
12	103930-20-705	EA	PANEL-DOOR, RECIRCULATING	071-0213
13	103930-20-704	EA	ROD - DOOR - RECIRCULATING	073-0018
14	103930-01-708	EA	BRACKET-VACUUM MOTOR	070-0113
15	103930-02-708	EA	MOTOR-VACUUM SERVO, A/C	030-0025

KEY	PART NUMBER	U/M	DESCRIPTION	VENDOR NO.
16	103930-01-704	EA	COIL-EVAPORATOR	041-0017
17	103930-30-702	EA	BUSHING - BLEND AIR DOOR	062-0168
18	103930-30-704	EA	COVER - SERVO	062-0545
19	103930-30-703	EA	MOTOR - SERVO	030-0104
20	103930-30-701	EA	PLATE - MOTOR MOUNT	062-0544
21	103930-20-706	EA	CLIP-RETAINER - CASE ATTACH	022-0057
22	103930-25-700	EA	HOSE ASM #6 EVAPORATOR/DRIER	085-0350
23	103930-12-709	EA	FITTING-QUICK CONNECT	050-0120
24	103930-20-700	EA	VALVE-EXPANSION-BLOCK, 2 TON	034-0032
25	103930-17-702	EA	O'RING #10	045-0127
26	113245-01-707	EA	O'RING #8	045-0126
27	103930-20-709	EA	VALVE-SERVICE	050-0159
28	103930-01-711	EA	THERMOSTAT	033-0003
29	103930-30-700	EA	CASE - FRONT	062-0542

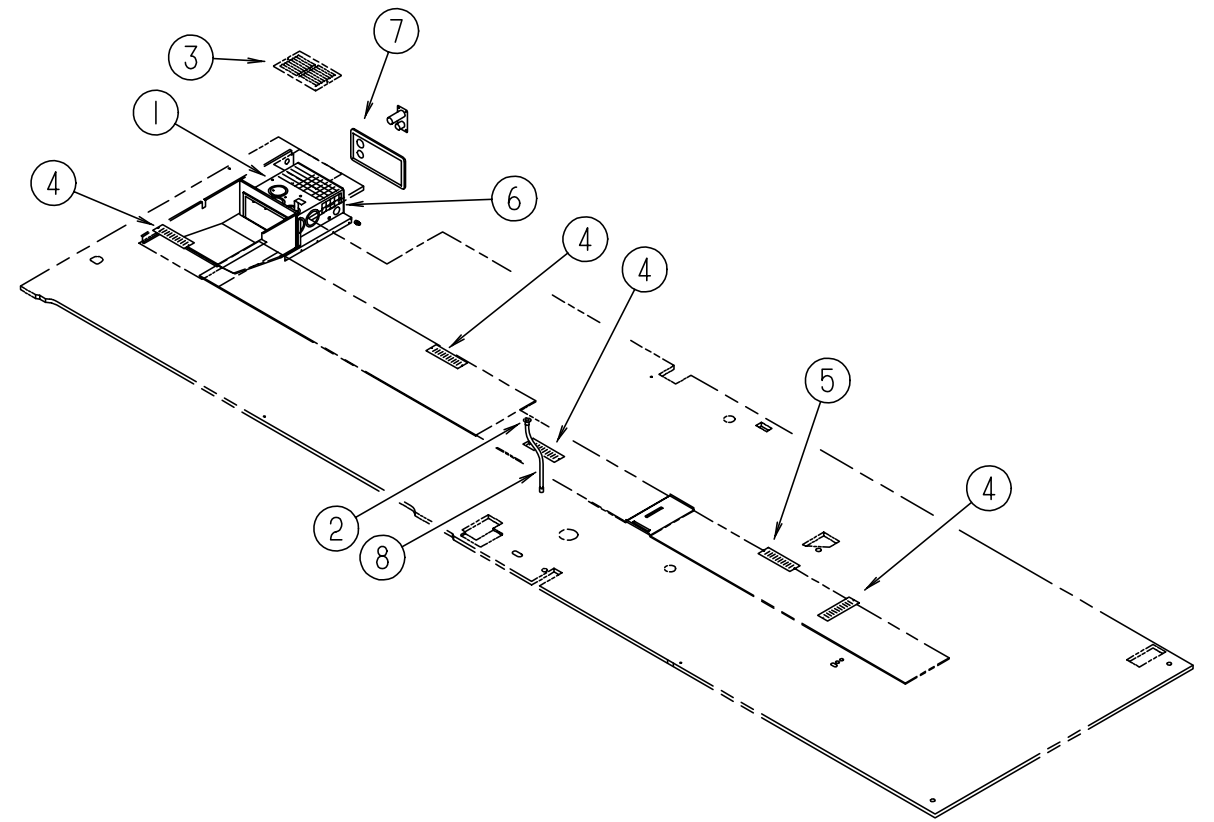
## HEATING & AIR CONDITIONING GROUP (CONTINUED)



**CONTROL & PLENUM**

KEY	PART NUMBER	U/M	DESCRIPTION	VENDOR NO.
	103930-39-000	EA	CONTROL/PLENUM - ROTARY	
1	103930-33-702	EA	CONTROL PANEL	083-0169
2	103930-33-707	EA	SWITCH - BLOWER	032-00066
3	103930-33-708	EA	SWITCH - POTENTIOMETER	032-0184
4	103930-33-709	EA	SWITCH - VACUUM	032-0183
5	103930-33-703	EA	VACUUM HARNESS	036-0466
6	103930-33-710	EA	DECAL F/CONTROL HEAD	058-0102
7	103930-33-705	EA	LIGHT BULBS	035-0030
8	103930-33-711	EA	WIRE HARNESS - MAIN	036-0496
9	103930-02-707	EA	RELAY - BOSCH W/RESISTER	031-0001
10	103930-02-710	EA	CANISTER - VACUUM	054-0002
11	103930-39-700	EA	ROD - DOOR - AC/HEAT	073-067
12	103930-39-701	EA	ROD - DOOR - AC/DEFROST	073-0069
13	103930-02-708	EA	MOTOR - VACUUM SERVO - A/C	030-0025
14	103930-33-701	EA	MOTOR - VACUUM - 3 STAGE	030-0105
15	103930-33-712	EA	KNOB - BLOWER	062-00539
16	103930-33-713	EA	KNOB	062-00540
	103930-39-704	EA	SPRING	022-0119

## HEATING & AIR CONDITIONING GROUP (CONTINUED)

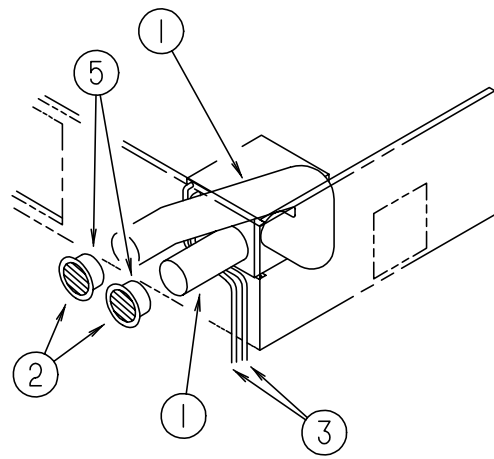


**FURNACE SYSTEM**

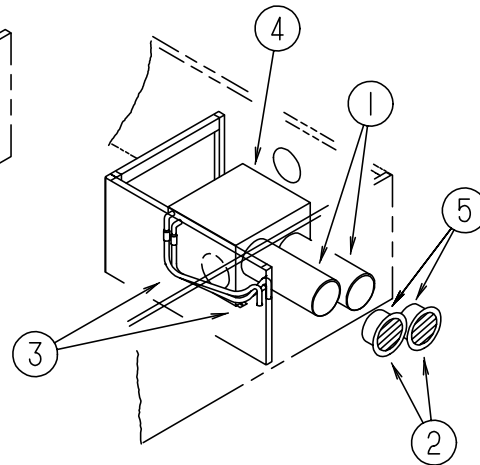
KEY	PART NUMBER	U/M	DESCRIPTION
1*	098668-22-000	EA	FURNACE - 40,000 BTU
	115764-01-01A	EA	THERMOSTAT - FURNACE
	009200-01-000	EA	TAPE - FURNACE - 1 1/2"
2	092776-01-000	EA	ADAPTER - DUCT - 2"
3	093614-03-02A	EA	GRILLE - RETURN AIR
4	094600-05-01A	EA	REGISTER - HEAT - W/O DAMPER - 11.3" - BEIGE
5	094600-06-01A	EA	REGISTER - HEAT - W/DAMPER
6	098668-14-000	EA	GASKET - FIBERGLASS - .5" X 18" X 18"
7	098668-23-000	EA	DOOR - ACCESS - FURNACE - BRIGHT WHITE
8	009198-02-000	FT	DUCT - FLEXIBLE - 2" ID X 25'

**\*COMPONENT PARTS FOUND IN SERVICE PARTS LIBRARY**

## HEATING & AIR CONDITIONING GROUP (CONTINUED)



TWIN BED



QUEEN BED

### REAR HEATER SYSTEM

KEY	PART NUMBER	U/M	DESCRIPTION	VENDOR NO.
1	009198-01-000	FT	DUCT - HEAT - FLEXIBLE - 4" ID X 25'	
2	056464-10-000	EA	REGISTER - 4" DIAMETER - PLASTIC - W/O DAMPER - BEIGE	
3	079059-03-000	EA	HOSE - 90 DEGREE - .61" ID X 4" X 18"	
3	079059-01-000	EA	HOSE - 90 DEGREE - 5/8" ID X 4" X 36"	
4	084405-01-000	EA	HEATER - REAR/DUCTED - W/MOTOR AID	
4	084405-01-700	EA	CORE-HEATER	FT200229
4	084405-01-701	EA	FAN BLADES	HV029931
4	084405-01-702	EA	MOTOR ASSEMBLY, 12 VOLT	RV010348
5	069636-02-000	EA	CONNECTOR - DUCT - 4" ID	

## HEATING & AIR CONDITIONING GROUP (CONTINUED)

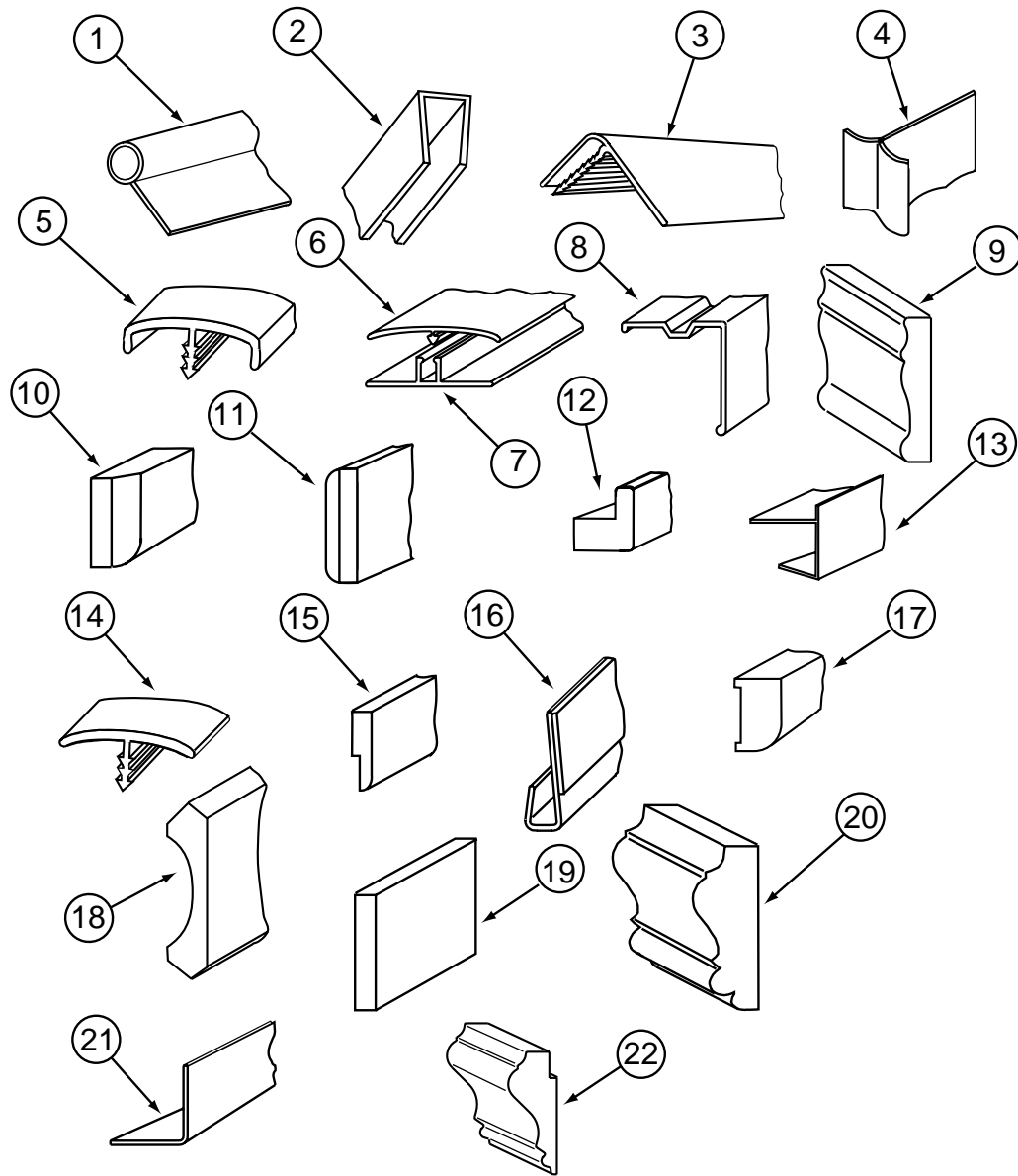
### ROOF A/C SYSTEM

KEY	PART NUMBER	U/M	DESCRIPTION
	117238-01-01A	EA	THERMOSTAT - A/C - FURNACE
	117238-02-01A	EA	THERMOSTAT - A/C ONLY
	120134-01-02A	EA	REGISTER - 4" TO 5" DIAMETER W/DAMPER
*	131184-01-01A	EA	CEILING ASSEMBLY - A/C DUCTED - WHITE
	131184-02-01A	EA	BOARD - DIVIDER - SILVER
*	131186-01-01A	EA	A/C - ROOF MACH 1 POWERSAVER - WHITE
*	131187-01-01A	EA	A/C - ROOF MACH 3 POWER SAVER - WHITE
	130671-01-01A	EA	A/C ROOF - 13,500 BTU - 220 VOLT - WHITE - EXPORT
*	130671-02-01A	EA	CEILING ASSEMBLY - A/C DUCTED - WHITE - EXPORT
	130671-04-01A	EA	THERMOSTAT - A/C AND FURNACE - EXPORT

\*COMPONENT PARTS FOUND IN SERVICE PARTS LIBRARY

# INTERIOR FINISH GROUP

## MOLDINGS, BATT STRIPES & TRIMS

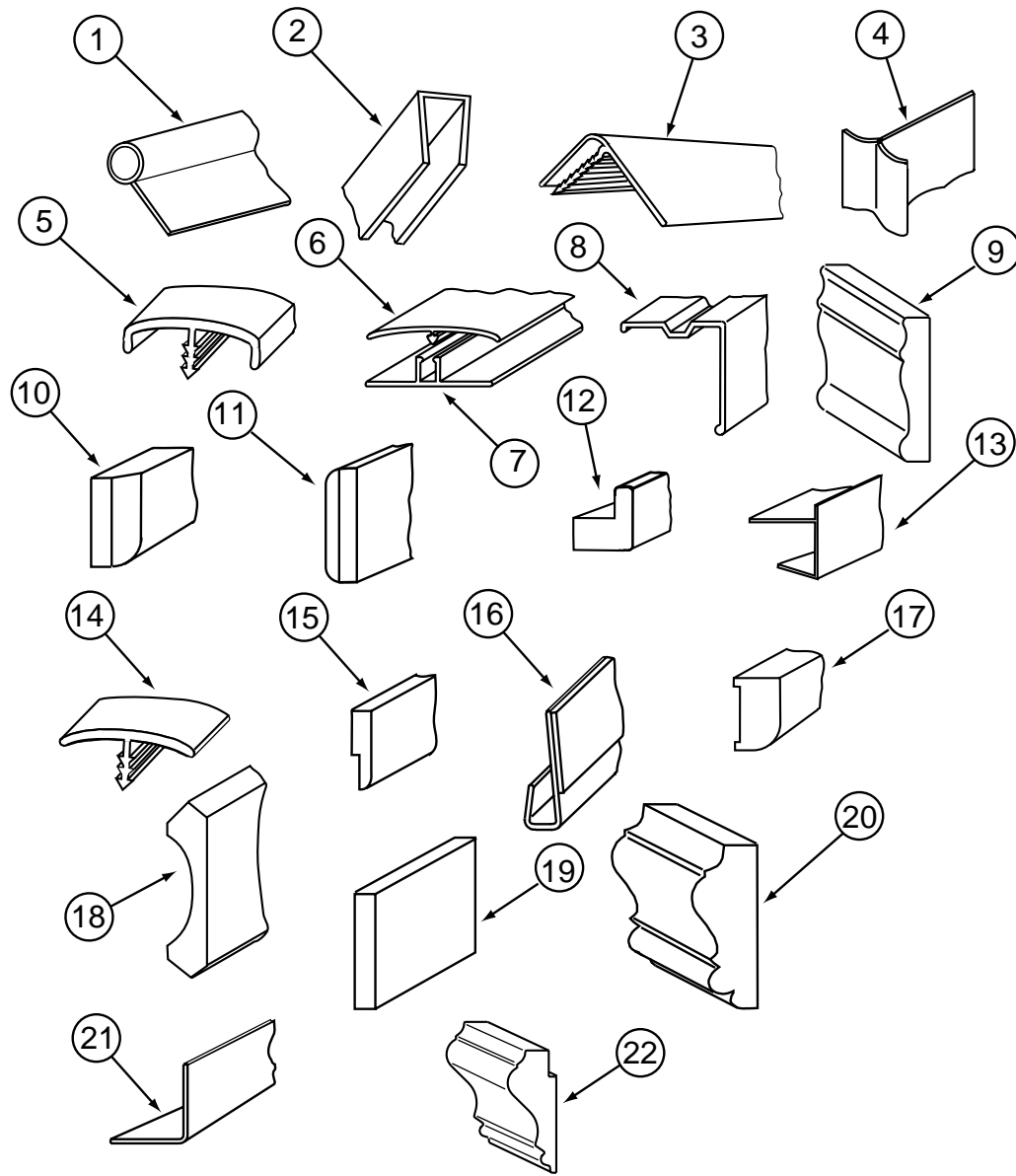


KEY	PART NUMBER	U/M	DESCRIPTION
1	009767-12-000	FT	WELTING - SIDEWALL/CEILING/CABINET - OFF/WHT
1	009767-12-000	FT	WELTING - SIDEWALL/CEILING/CABINET - OFF/WHT
1	009767-13-000	FT	WELTING - WATERFORD OAK - WATERFORD OAK
1	009767-16-000	FT	WELTING - REBER BIRCH - WASHED MAPLE
2	009778-21-000	FT	U-CHANNEL - 1" - WATERFORD OAK
2	009778-27-000	FT	U-CHANNEL - 1" - WASHED MAPLE
2	070504-18-000	FT	U-CHANNEL - PLASTIC - .65" X 84" - IVORY
2	070504-36-000	FT	U-CHANNEL - PLASTIC - .13" X 84" - WATERFORD OAK
2	070504-50-000	FT	U-CHANNEL - PLASTIC - .13" X 84" - WASHED MAPLE
2	070504-29-000	FT	U-CHANNEL - PLASTIC - .81" X 84" - WATERFORD OAK
2	070504-37-000	FT	U-CHANNEL - PLASTIC - .87" X 72" - WATERFORD OAK
2	070504-51-000	FT	U-CHANNEL - PLASTIC - .87" X 84" - WASHED MAPLE
3	009809-28-000	EA	MOLDING - CORNER - OUTSIDE - 1" X 84" - WATERFORD OAK
3	009809-31-000	EA	MOLDING - CORNER - OUTSIDE - 1" X 84" - WASHED MAPLE
3	009812-29-000	EA	MOLDING - CORNER - 1/2" W/1/4" CHAN X 84" - WATERFORD OAK
3	009812-33-000	EA	MOLDING - CORNER - 1/2" W/1/4" CHAN X 84" - WASHED MAPLE
4	022992-11-000	FT	MOLDING - REVERSE COVE - T-SHAPED VINYL - IVORY
	076325-37-000	FT	MOLDING - EDGE BAND - 1 5/16" X .030" - 1136 (K66, K67)
	076325-38-000	FT	MOLDING - EDGE BAND - .875" X .024" - 1136 (K66, K67)
	076325-76-000	FT	MOLDING - EDGE BAND - 1 5/16" X .030" - WASHED MAPLE
	076325-39-000	FT	MOLDING - EDGE BAND - 1 5/16" X .030"(K68, K69, K70, K71)
	076325-67-000	FT	MOLDING - EDGE BAND - .93" X .024" - WATERFORD OAK
	076325-68-000	FT	MOLDING - EDGE BAND - 1 5/16" X .038" - WATERFORD OAK
	076325-75-000	FT	MOLDING - EDGE BAND - .93" X .024" - WASHED MAPLE
	076325-73-000	FT	MOLDING - EDGE BAND - .93" X .024" - ST-3470 (EXTERIOR ENTERTAINMENT)
	076325-40-000	FT	MOLDING - EDGE BAND - .875" X .024"(K68, K69, K70, K71)
5	083620-12-000	FT	MOLDING-T - END CAP EDGE - W/EDGE LIPS - .75"-WATERFORD OAK
5	083620-19-000	FT	MOLDING-T - END CAP EDGE - W/EDGE LIPS - .75" - WASHED MAPLE
	085284-D6-000	FT	BATT TAPE - ADHESIVE BACKED - DECORATIVE/EMBOSSED ANTIQUE
	085284-E8-000	FT	BATT TAPE - ADHESIVE BACKED - DECORATIVE/BARCELONA LINEN (K66, K67)
	085284-F2-000	FT	BATT TAPE - ADHESIVE BACKED - DECORATIVE ARTESIA/SPRING (K68, K69)
	085284-B5-000	FT	BATT TAPE - ADHESIVE BACKED - WOODGRAINED/WATERFORD OAK
	085284-F5-000	FT	BATT TAPE - ADHESIVE BACKED - WOODGRAINED/WASHED MAPLE
	085284-E7-000	FT	BATT TAPE - ADHESIVE BACKED - DECOR/TUSCAN MINK (K70, K71)
6	086229-15-000	EA	BATTEN - 1" X 96" - MODERN IVORY
6	086229-19-000	EA	BATTEN - 1" X 98.43" - OFF WHITE
6	086229-20-000	EA	BATTEN - 1" X 96" - BEIGE
7	086229-01-000	EA	RETAINER-BATTEN, CEILING - .75" WIDE - 7.6' LONG
7	086229-14-000	EA	RETAINER - .75" X 98.43" - ANY COLOR
	088263-E3-000	EA	BATT STRIP - DECORATIVE - PEBBLE EMBOSSED/ANTIQU - 8'
	088263-F3-000	EA	BATT STRIP - DECORATIVE - BARCELONA LINEN - 8' (K66, K67)
	088263-F6-000	EA	BATT STRIP - DECORATIVE - ARTESIA/SPRING - 96" (K68, K69)
	088263-F2-000	EA	BATT STRIP - DECORATIVE - TUSCAN MINK - 8' LENGTHS (K70, K71)
8	093873-01-01A	EA	TRIM - CARPET - L-ANGLE 1.1" X 1.3" X 12' - GRAY VINYL
9	100182-01-G15	EA	TRIM - RAIL - WATERFORD OAK
9	100182-01-J60	EA	TRIM - RAIL - WASHED MAPLE
10	100659-01-G09	EA	MOLDING/TRIM - VINYL FLOOR - WATERFORD OAK
10	100659-01-J40	EA	MOLDING/TRIM - VINYL FLOOR - WASHED MAPLE
11	100818-01-05A	EA	MOLDING/VINYL WRAPPED - 1.6" X .4" X 84" - WATERFORD OAK
11	100818-01-08A	EA	MOLDING/VINYL WRAPPED - 1.6" X .4" X 84" - WASHED MAPLE
12	100819-01-05A	EA	MOLDING/VINYL WRAPPED - L-SHAPED - 1.5" X 1.5" X 84" - WATERFORD OAK
12	100819-01-08A	EA	MOLDING/VINYL WRAPPED - L-SHAPED - 1.5" X 1.5" X 84" - WASHED MAPLE
13	103186-01-05A	FT	MOLDING - PLASTIC/3/8" U-CHANNEL W/3/4" FACE - WATERFORD OAK
13	103186-01-08A	FT	MOLDING - PLASTIC/3/8" U-CHANNEL W/3/4" FACE - WASHED MAPLE
13	103186-02-05A	FT	MOLDING - PLASTIC/1" U-CHANNEL W/1 3/8" FACE - WATERFORD OAK
13	103186-02-08A	FT	MOLDING - PLASTIC/1" U-CHANNEL W/1 3/8" FACE - WASHED MAPLE
14	104676-02-04A	FT	MOLDING-T - 1/2" - WATERFORD OAK - WATERFORD OAK
14	104676-02-06A	FT	MOLDING-T - 1/2" - WASHED MAPLE
14	105709-01-000	FT	T-MOLDING - 1" - MODERN IVORY



## INTERIOR FINISH GROUP (CONTINUED)

### MOLDINGS, BATT STRIPES & TRIMS (CONTINUED)



KEY	PART NUMBER	U/M	DESCRIPTION
15	105004-01-05A	EA	MOLDING - VINYL WRAPPED - 1" X 96" - WATERFORD OAK
15	105004-01-03A	EA	MOLDING - VINYL WRAPPED - 1" X 96" - WASHED MAPLE
16	109332-02-05A	FT	TRIM-J - W/O ADHESIVE - WASHED MAPLE
17	117268-D2-134	EA	MOLDING - VINYL WRAPPED - .7" X 1.6" X 84" - WATERFORD OAK
17	126204-D2-134	EA	MOLDING - VINYL WRAPPED - .7" X 1.6" X 84" - WASHED MAPLE
17	117268-F2-134	EA	MOLDING - VINYL WRAPPED - .7" X 2.7" X 84" - WATERFORD OAK
17	126204-F2-134	EA	MOLDING - VINYL WRAPPED - .7" X 2.7" X 84" - WASHED MAPLE
17	117268-F2-438	EA	MOLDING - VINYL WRAPPED - .7" X 2.5" X 8' - WATERFORD OAK
17	126204-F2-438	EA	MOLDING - VINYL WRAPPED - .7" X 2.5" X 8' - WASHED MAPLE
18	113794-01-01A	FT	MOLDING - CROWN - 3.45" - ASH - WATERFORD OAK
18	113794-01-03A	FT	MOLDING - CROWN - 3.45" - MAPLE - WASHED MAPLE
19	116951-05-J94	EA	MOLDING - WOOD - 3.5" X 75.7" - WATERFORD OAK
19	116951-05-J60	EA	MOLDING - WOOD - 3.5" X 75.7" - WASHED MAPLE
19	116951-06-J94	EA	MOLDING - WOOD - 3.5" X 52" - WATERFORD OAK
19	116951-06-J60	EA	MOLDING - WOOD - 3.5" X 52" - WASHED MAPLE
19	116951-10-J94	EA	MOLDING - WOOD - 3.5" X 49.8" - WATERFORD OAK
19	116951-10-J60	EA	MOLDING - WOOD - 3.5" X 49.8" - WASHED MAPLE
20	131923-01-01A	FT	MOLDING - CROWN - ASH
20	131923-01-03A	FT	MOLDING - CROWN - 91" - HARD WHITE MAPLE
20	131923-03-01A	FT	MOLDING - CROWN - DIVIDER - 3" - ASH
20	131923-03-03A	FT	MOLDING - CROWN - DIVIDER - 3" - HARD WHITE MAPLE
21	130262-01-000	EA	PROTECTOR - CORNER SAVER - .7" X .7"
22	131923-02-01A	FT	MOLDING - PICTURE - 42.8" - ASH
22	131923-02-03A	FT	MOLDING - PICTURE - 42.8" - HARD WHITE MAPLE

**INTERIOR FINISH GROUP (CONTINUED)**

**PANELING, LAMINATES & PLASTICS**

KEY	PART NUMBER	U/M	DESCRIPTION
	000846-01-000	SF	PLYWOOD - 5/16" X 48" X 96" - CD GRADE
	000846-02-000	SF	PLYWOOD/UNDERLAYMENT - 5/16" X 48" X 96"
	000885-76-000	SF	PARTICLE BOARD-3/8" X 48" X 96"-WATERFORD OAK/VINYL 1 SIDE
	000885-77-000	SF	PARTICLE BOARD-3/8" X 48" X 96"-WATERFORD OAK/VINYL 2 SIDE
	000885-78-000	SF	PARTICLE BOARD-1/2" X 48" X 96"-WATERFORD OAK/VINYL 2 SIDE
	000885-79-000	SF	PARTICLE BOARD-3/4" X 48" X 96"-WATERFORD OAK/VINYL 2 SIDE
	000885-90-000	SF	PARTICLE BOARD - 1/2" X 48" X 96" - WASHED MAPLE - 2-SIDED
	000885-91-000	SF	PARTICLE BOARD - 3/4" X 48" X 96" - WASHED MAPLE - 2-SIDED
	000885-89-000	SF	PARTICLE BOARD - 3/8"X 48"X 96" - WASHED MAPLE - 2-SIDED
	057882-04-700	EA	DOOR-TAMBOUR 4'X4' PC WINONA PART SALES
	057882-05-700	EA	DOOR-TAMBOUR 4'X4' PC WINONA PART SALES
	074497-28-000	SF	PANELING - WATERFORD OAK - 4' X 8'
	074497-39-000	SF	PANELING - WASHED MAPLE - 48" X 96"
	074498-40-000	SF	LAMINATE - PLASTIC - OFF WHITE - 5' X 8'
	074498-72-000	SF	LAMINATE - PLASTIC - PEBBLE SANTOS - 5' X 8' (K66, K67)
	074498-77-000	SF	LAMINATE - PLASTIC - ART CABIN (WATERFORD OAK) - 4' X 8'
	074498-71-000	SF	LAMINATE - PLASTIC - NEUTRAL SANTOS - 5'X 8' (K68, K69, K70, K71)
	074498-82-000	SF	LAMINATE - PLASTIC - WASHED MAPLE - 4' X 8'
	088272-G1-000	SF	PANELING - PEBBLE EMBOSSED - ANTIQUE WHITE - 4' X 7'
	088272-H3-000	SF	PANELING - BARCELONA - 48" X 84" (K66, K67)
	088272-H6-000	SF	PANELING - ARTESIA SPRING - 4' X 8' (K68, K69)
	088272-H2-000	SF	PANELING - TUSCAN MINK - 4' X 7' (K70, K71)
	117267-D2-438	EA	LUMBER - VINYL WRAPPED - .7" X 1.5" X 96" - WATERFORD OAK
	117267-E2-438	EA	LUMBER - VINYL WRAPPED - .7" X 2" X 96" - WATERFORD OAK
	117267-F2-438	EA	LUMBER - VINYL WRAPPED - .7"X 2.5" X 96" - WATERFORD OAK
	117267-G2-438	EA	LUMBER - VINYL WRAPPED - .7" X 3" X 96" - WATERFORD OAK
	117267-J2-438	EA	LUMBER - VINYL WRAPPED - .7" X 5.5" X 96"- WATERFORD OAK
	126205-D2-438	EA	LUMBER - VINYL WRAPPED - .7" X 1.5" X 96" - WASHED MAPLE
	126205-E2-438	EA	LUMBER - VINYL WRAPPED - .7" X 2" X 96" - WASHED MAPLE
	126205-F2-438	EA	LUMBER - VINYL WRAPPED - .7" X 2" X 96" - WASHED MAPLE
	126205-G2-438	EA	LUMBER - VINYL WRAPPED - .7" X 3" X 96" - WASHED MAPLE
	126205-J2-438	EA	LUMBER - VINYL WRAPPED - .7" X 5.5" X 96" - WASHED MAPLE
	122481-16-000	FT	WALLPAPER - 6.8" BORDER (K68, K69)
	122481-17-000	FT	WALLPAPER - 6.8" BORDER (K66, K67)
	122481-18-000	FT	WALLPAPER - 6.8" BORDER (K70, K71)
	126339-01-000	SF	BOARD - WHEAT - 60" X 72"

**INTERIOR FINISH GROUP (CONTINUED)**

**CLOCK, FIRE EXTINGUISHER, DETECTOR PICTURES & HANDRAIL**

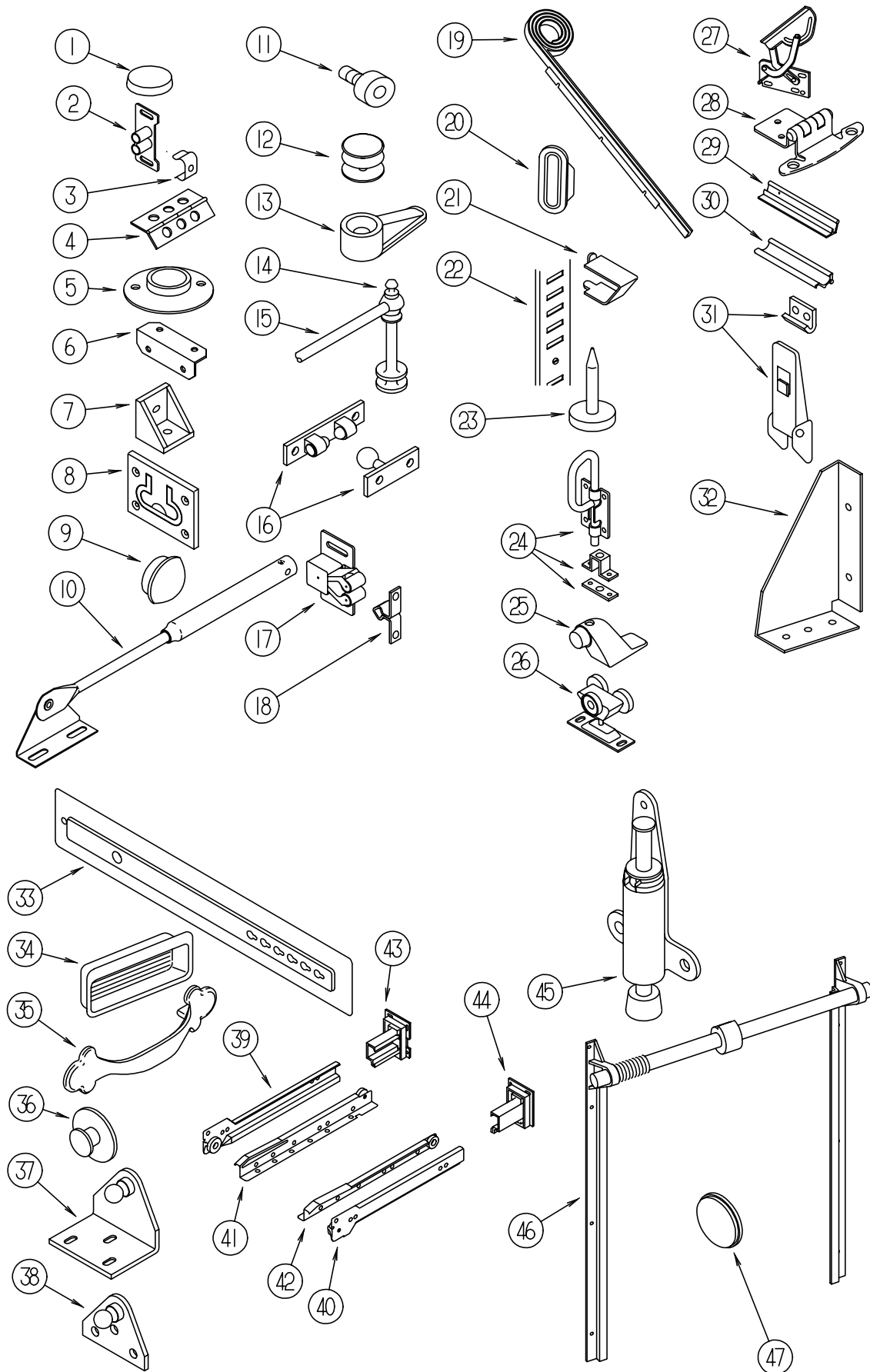
KEY	PART NUMBER	U/M	DESCRIPTION	VENDOR NO.
	072852-01-000	EA	DETECTOR - SMOKE - W/9 VOLT BATTERY - US	
	072852-02-000	EA	DETECTOR - SMOKE - W/9 VOLT BATTERY - CANADIAN	
	094499-03-000	EA	EXTINGUISHER/FIRE - DRY - 10B:C - W/O BRACKET	
	094499-04-000	EA	BRACKET - FIRE EXTINGUISHER	
	094499-02-000	EA	EXTINGUISHER/FIRE - DRY - 1A10BC - CANADIAN	
	094499-01-700	EA	BRACKET MTG. W/PLAS. STRAP	294039
	100793-02-01A	EA	CLOCK - WALL - QUARTZ/11" - BRASS	
	125136-01-000	EA	CO DETECTOR - GAS - ROUND W/2 SCREWS - 9 VOLT	
	130120-01-01A	EA	BRACKET - MOUNTING/MIRROR	
	P02786-03-K29	EA	HANDRAIL ONLY - W/O BRACKETS - MYSTIC OAK	
	P02786-03-E41	EA	HANDRAIL ONLY - W/O BRACKETS - SALEM CHERRY	
	P02786-03-J94	EA	HANDRAIL ONLY - W/O BRACKETS - WATERFORD OAK	
	P02786-03-J70	EA	HANDRAIL ONLY - W/O BRACKETS - WASHED MAPLE	
	099682-01-01A	EA	BRACKET - MOUNTING/HAND RAIL - ROUND BASE	
	108808-03-01A	EA	HANDRAIL - ENTRANCE - 26"H X 20.7"L - OFF WHITE	
	131332-01-01A	EA	HOLDER - CUP - HORIZONTAL	
	131333-01-01A	EA	HOLDER - CUP - VERTICAL DROP/FLUSH MOUNT - BLACK	
	131493-01-01A	EA	PICTURE - 10" X 16" - BONTANICA	

**FLOOR COVERINGS & MATS**

KEY	PART NUMBER	U/M	DESCRIPTION
	042720-24-000	SY	VINYL - FLOOR COVERING - 12' WIDE - TRADITIONS SOLARIAN
	091261-01-000	FT	SLIPNOT - ANTISLIP - 1' WIDE
	093486-01-000	SY	CARPET - COMPARTMENT - 72" WIDE - DARK GRAY
	096060-A1-000	SY	CARPET - ARTIC GRAY - INCREMENTS OF 4 SQ YDS (K36, K37, K70, K71)
	096060-E0-000	SY	CARPET - BAMBOO - INCREMENTS OF 4 SY (K38, K39)
	096060-C4-000	SY	CARPET - NIGHT NAVY - INCREMENTS OF 4 SY (K40, K41)
	096060-95-000	SY	CARPET - DOESKIN - INCREMENTS OF 4 SY (K66, K67)
	096060-98-000	SY	CARPET - SILVER ASPEN - INCREMENTS OF 4 SY (K68, K69)
	096764-02-000	FT	SLIPNOT - ANTISLIP - 1" WIDE (100' ROLLS)
	108152-01-000	EA	MAT - FLOOR - PASSENGER
	108152-02-000	EA	MAT - FLOOR - DRIVER - GM DIESEL
	108152-03-000	EA	MAT - FLOOR - DRIVER - HDGM/FORD/FREIGHTLINER
	122755-02-01A	EA	TILE - RUBBER/ENTRANCE DOOR - 18.5" X 29.3" FROM: 00-00-00 THRU: 09-03-98
	122755-06-01A	EA	TILE - RUBBER/ENTRANCE DOOR - 11.2" X 29.1" FROM: 09-04-98 THRU: 99-99-99
	122755-04-01A	EA	TILE - RUBBER/ENTRANCE DOOR - 17.7" X 28.5"
	124253-01-02A	EA	VINYL - FLOOR PLANK - 3" X 12" - MAPLE MYSTIC OAK/WATERFORD OAK/WASHED MAPLE
	124253-01-01A	EA	VINYL - FLOOR PLANK - 3" X 12" - CHERRY - SALEM CHERRY

# INTERIOR FINISH GROUP (CONTINUED)

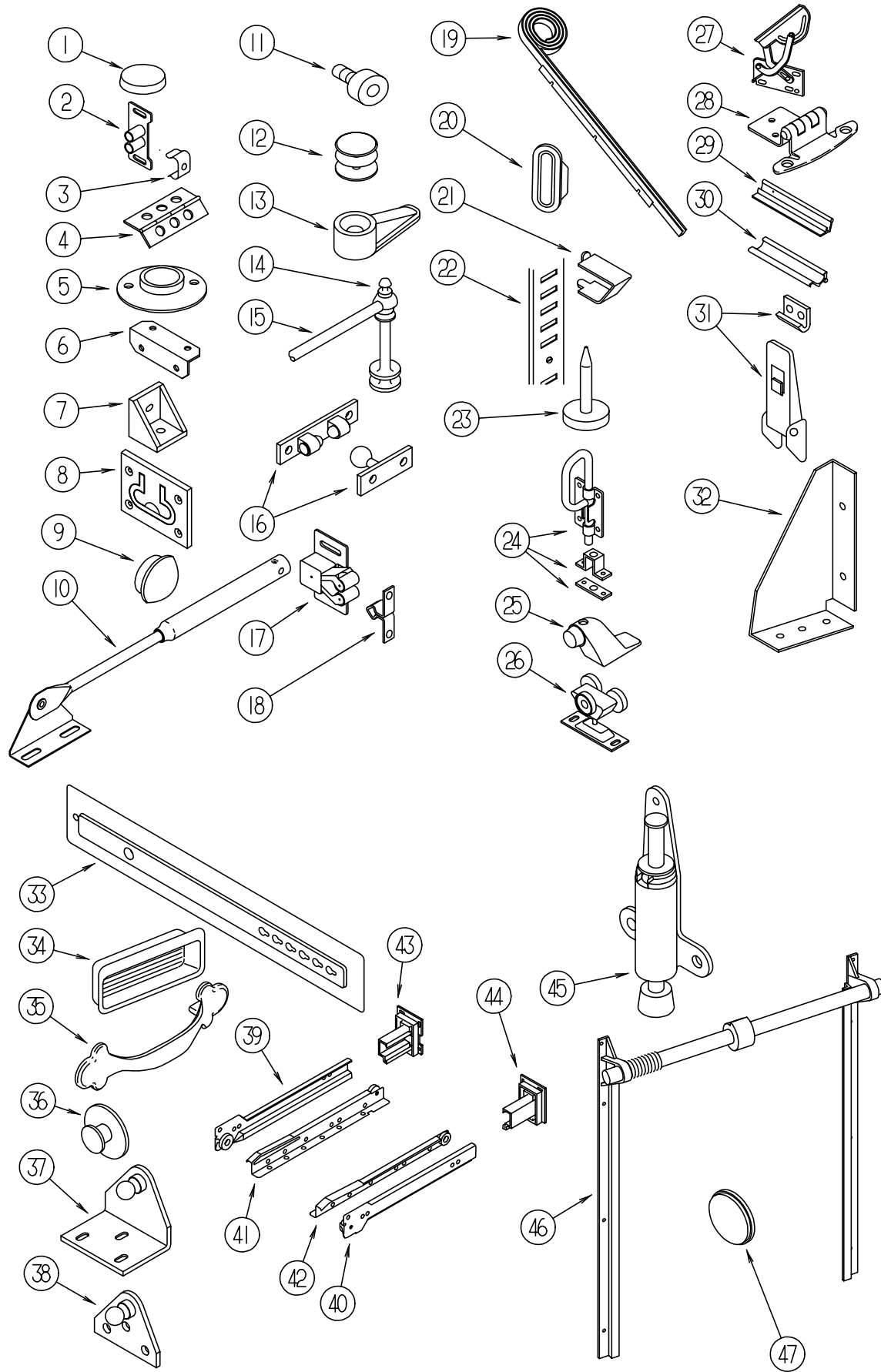
## CABINET HARDWARE



KEY	PART NUMBER	U/M	DESCRIPTION
1	004354-01-000	EA	BUMPER - RUBBER - .5" DIA - BROWN
2	009021-01-000	EA	CATCH - GRILLE - NYLON
3	009021-02-000	EA	STRIKE - SPRING STEEL
4	009059-01-000	EA	HINGE - DOOR - 2" X 1.4" - BRASS
4	009059-02-000	EA	HINGE - DOOR - 2" X 2.7" - BRASS
4	041389-18-000	EA	HINGE - PIANO - 1 1/2" X 19" - OFF WHITE
4	041389-25-000	EA	HINGE - PIANO - 1 1/2" X 55"
5	009112-01-000	EA	FLANGE - PLASTIC - 1" CLOTHES ROD - OFF WHITE
6	016604-01-000	EA	BRACE - CABINET - ANGLE - 2.5" - UNPAINTED METAL
6	016604-05-000	EA	BRACE - CABINET - ANGLE - 2.5" - OFF WHITE METAL
	042438-01-000	EA	DOWEL - WOOD - CLOTHES ROD - 1" DIAMETER X 4'
	042438-06-000	EA	DOWEL - WOOD - 1.5" X 26" - OAK
7	065740-01-000	EA	BRACE - CABINET/CORNER - PLASTIC
8	072871-01-000	EA	PULL - FLUSH - CHROME
9	074045-01-000	EA	PLUG - OAK - 1/2" DIAMETER - WATERFORD OAK
9	074045-08-000	EA	PLUG - OAK - 1/2" DIAMETER - SALEM CHERRY
9	074045-10-000	EA	PLUG - OAK - 1/2" DIAMETER - SOLAR MAPLE
9	074045-12-000	EA	PLUG - OAK - 3/8" - WASHED MAPLE
9	083166-01-03A	EA	PLUG - 3/8" DIAMETER - WATERFORD OAK
10	074493-02-000	EA	SUPPORT - PISTON SPRING - CABINET DOOR - 26 LBS
10	074493-04-000	EA	SUPPORT - PISTON SPRING - CABINET DOOR - 32 LBS
11	079921-01-000	EA	ROLLER - NYLON - W/STEEL SHAFT - BARBED
12	081114-02-000	EA	CAP - INSERT - ROUND - 1" DIAMETER - WHITE PLASTIC
13	083204-03-000	EA	BUTTON - RETAINING MIRROR 5/16" TIP
14	084070-03-000	EA	POST - END - 2.4" - BRASS
15	084071-05-000	EA	ROD - BRASS - 15"
15	084071-19-000	EA	ROD - BRASS - 7.1"
15	084071-20-000	EA	ROD - BRASS - 9.8"
15	084071-22-000	EA	ROD - BRASS - 15.3"
15	084071-23-000	EA	ROD - BRASS - 13.12"
15	084071-24-000	EA	ROD - BRASS - 3.8"
15	084071-27-000	EA	ROD - BRASS - 2.7"
16	084451-01-000	EA	CATCH & LATCH - 1.7" - BRASS
16	084451-02-000	EA	CATCH & LATCH - 1.9" - BRASS
17	093586-03-000	EA	CATCH - SPRING ROLLER
17	093586-06-000	EA	CATCH - SPRING ROLLER
18	093586-04-000	EA	STRIKE - SPRING STEEL
18	093586-05-000	EA	STRIKE - SPRING STEEL
19	097141-01-000	EA	TRACK - SPIRAL - TAMBOUR DOOR - 24"
19	097141-02-700	EA	KIT - TRACK - TAMBOUR DOOR - W/ONE RT & ONE LEFT TRACK
20	098410-01-01A	EA	PULL-FINGER, OVAL - BRASS
21	098979-01-000	EA	CLIP - ADJUSTABLE SHELF
22	098980-01-000	EA	PILASTER - ADJUSTABLE SHELF - 18"
22	098980-02-000	EA	PILASTER - ADJUSTABLE SHELF - 12"
22	098980-03-000	EA	PILASTER - ADJUSTABLE SHELF - 9"
22	098980-04-000	EA	PILASTER - ADJUSTABLE SHELF - 48"
22	098980-06-000	EA	PILASTER - ADJUSTABLE SHELF - 24"
23	102194-01-000	EA	GUIDE - PLASTIC
24	103256-01-000	EA	LATCH - SLIDE
25	103257-01-000	EA	STOP - DOOR
26	103874-01-000	EA	HANGER-SLIDING DOOR
27	108126-01-000	EA	TRAY HINGE SET (QTY. 2 PER SET)
28	108138-01-000	EA	HINGE - CABINET DOOR - BURNISHED BRASS
29	110107-01-04A	EA	PULL - DOOR - TERRATONE
30	110108-01-04A	EA	LATCH - DOOR - TERRATONE
31	116975-01-01A	EA	LATCH - W/O STRIKE - BLACK - NEW STYLE
32	116978-01-03B	EA	GUSSET - SLIDEOUT ROOM - OFF/WHITE
33	120974-01-000	EA	SLIDE - POCKET DOOR - RIGHT HAND

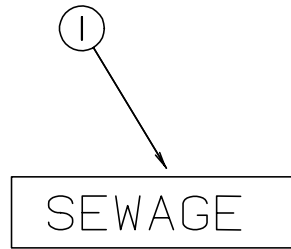
# INTERIOR FINISH GROUP (CONTINUED)

## CABINET HARDWARE (CONTINUED)

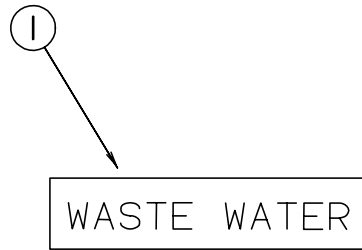


KEY	PART NUMBER	U/M	DESCRIPTION
34	124311-01-01A	EA	HANDLE - RECESSED - BRASS
35	125165-01-01A	EA	PULL - CABINET - ANTIQUE BRASS
36	125221-01-01A	EA	PULL - MIRROR - W/ROUND HANDLE
37	126263-06-02B	EA	BRACKET - GAS SPRING - E-COATED
38	126263-08-02B	EA	BRACKET - GAS SPRING - LOWER - E-COATED
	107796-06-000	EA	SPRING/GAS - 12" COMPRESSED/20" EXTENDED - 120 LB.
	126259-01-000	EA	STUD - BALL - GAS SHOCK MOUNTING
39	128810-01-01A	EA	SLIDE - DRAWER - 12" - LEFT CABINET
39	128810-05-01A	EA	SLIDE - DRAWER - 14" - LEFT CABINET
39	128810-09-01A	EA	SLIDE - DRAWER - 16" - LEFT CABINET
39	128810-13-01A	EA	SLIDE - DRAWER - 18" - LEFT CABINET
39	128810-17-01A	EA	SLIDE - DRAWER - 20" - LEFT CABINET
39	128810-21-01A	EA	SLIDE - DRAWER - 22" - LEFT CABINET
39	128810-25-01A	EA	SLIDE - DRAWER - 24" - LEFT CABINET
40	128810-02-01A	EA	SLIDE - DRAWER - 12" - RIGHT CABINET
40	128810-06-01A	EA	SLIDE - DRAWER - 14" - RIGHT CABINET
40	128810-10-01A	EA	SLIDE - DRAWER - 16" - RIGHT CABINET
40	128810-14-01A	EA	SLIDE - DRAWER - 18" - RIGHT CABINET
40	128810-18-01A	EA	SLIDE - DRAWER - 20" - RIGHT CABINET
40	128810-22-01A	EA	SLIDE - DRAWER - 22" - RIGHT CABINET
40	128810-26-01A	EA	SLIDE - DRAWER - 24" - RIGHT CABINET
41	128810-03-01A	EA	SLIDE - DRAWER - 12" - LEFT DRAWER
41	128810-07-01A	EA	SLIDE - DRAWER - 14" - LEFT DRAWER
41	128810-11-01A	EA	SLIDE - DRAWER - 16" - LEFT DRAWER
41	128810-15-01A	EA	SLIDE - DRAWER - 18" - LEFT DRAWER
41	128810-19-01A	EA	SLIDE - DRAWER - 20" - LEFT DRAWER
41	128810-23-01A	EA	SLIDE - DRAWER - 22" - LEFT DRAWER
41	128810-27-01A	EA	SLIDE - DRAWER - 24" - LEFT DRAWER
42	128810-04-01A	EA	SLIDE - DRAWER - 12" - RIGHT DRAWER
42	128810-08-01A	EA	SLIDE - DRAWER - 14" - RIGHT DRAWER
42	128810-12-01A	EA	SLIDE - DRAWER - 16" - RIGHT DRAWER
42	128810-16-01A	EA	SLIDE - DRAWER - 18" - RIGHT DRAWER
42	128810-20-01A	EA	SLIDE - DRAWER - 20" - RIGHT DRAWER
42	128810-24-01A	EA	SLIDE - DRAWER - 22" - RIGHT DRAWER
42	128810-28-01A	EA	SLIDE - DRAWER - 24" - RIGHT DRAWER
43	128811-01-01A	EA	BACKSOCKET - ADJUSTABLE - LEFT
44	128811-02-01A	EA	BACKSOCKET - ADJUSTABLE - RIGHT
45	129562-01-000	EA	STOP - DOOR - FOOT OPERATED
46	130787-02-000	EA	TRACK - TAMBOUR DOOR/SPRING
47	120760-01-000	EA	BUMPER - RUBBER - CLEAR

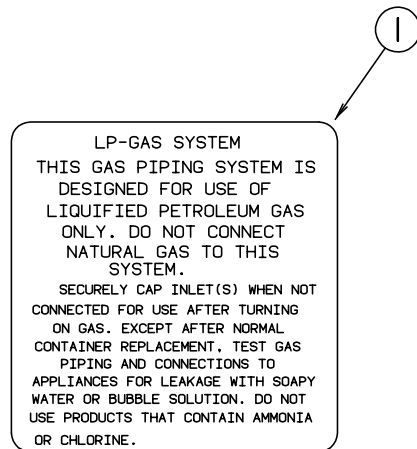
**LABELS GROUP**



KEY	PART NUMBER	U/M	DESCRIPTION
1	006187-01-000	EA	LABEL - SEWAGE

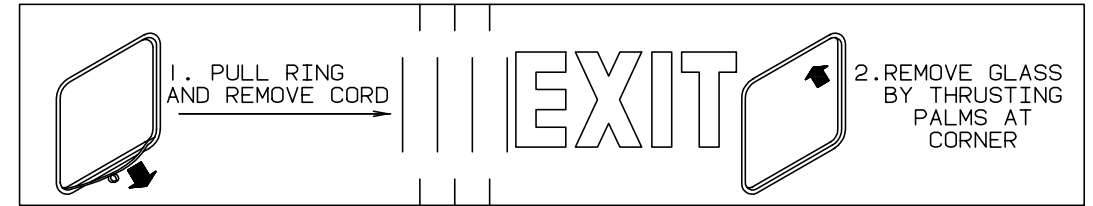


KEY	PART NUMBER	U/M	DESCRIPTION
1	006188-01-000	EA	LABEL - WASTE WATER

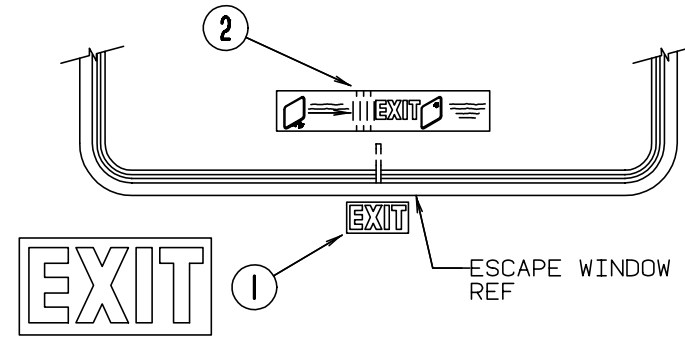


KEY	PART NUMBER	U/M	DESCRIPTION
1	023769-01-000	EA	LABEL - WARNING - LPG - CANADIAN

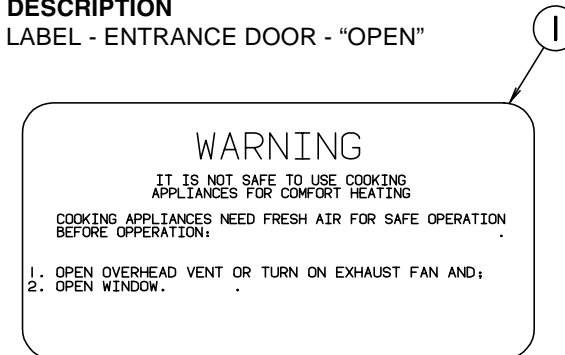
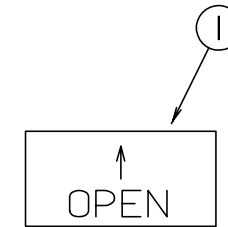
**LABELS GROUP (CONTINUED)**



KEY	PART NUMBER	U/M	DESCRIPTION
1	039290-01-000	EA	LABEL - WARNING - EXIT
2	107571-01-000	EA	LABEL - EXIT/ESCAPE WINDOW



KEY	PART NUMBER	U/M	DESCRIPTION
1	040944-01-000	EA	LABEL - ENTRANCE DOOR - "OPEN"



KEY	PART NUMBER	U/M	DESCRIPTION
1	050222-01-000	EA	LABEL - STOVE VENT - CANADIAN
1	050225-01-000	EA	LABEL - WARNING - STOVE VENT - US

**LABELS GROUP (CONTINUED)**

(I)

**CAUTION**

THIS MOTOR HOME HAS BEEN DESIGNED, MANUFACTURED AND TESTED WITH CONCERN FOR THE PROTECTION OF IT'S OCCUPANTS. WE RECOMMEND YOU PERFORM THE FOLLOWING INSPECTIONS FOR YOUR SAFETY AND THE SAFETY OF YOUR PASSENGERS BEFORE STARTING YOUR VEHICLE.

1. LP GAS SYSTEM- TURN OFF AT TANK FOR TRAVELING. TEST FOR LEAKS UPON ARRIVAL AT DESTINATION. BEFORE LIGHTING PILOTS.
2. WHEELS- INSPECT FOR DAMAGE AND CHECK LUG NUTS FOR TIGHTNESS.
3. TIRES- INSPECT FOR WEAR AND DAMAGE AND CHECK FOR RECOMMENDED AIR PRESSURE.
4. LIGHTING- TEST FOR PROPER OPERATION OF ALL INTERIOR AND EXTERIOR LIGHTS INCLUDING DASH LIGHTS, HEADLIGHTS, TAIL LIGHTS, BRAKE LIGHTS, CLEARANCE LIGHTS AND TURN SIGNALS.
5. EXITS- INSPECT RELEASE MECHANISM ON EMERGENCY EXIT WINDOW, TEST BOTH LOCKS ON MAIN ENTRANCE DOOR FOR EASE OF OPERATION AND INSTRUCT PASSENGERS HOW TO USE BOTH MEANS OF EXIT.
6. SEAT BELTS- DIRECT PASSENGERS TO DESIGNATED SEATS AND REQUIRE USE OF SEAT BELTS.
7. APPLIANCES- TURN OFF AND LATCH OR LOCK DOORS WHERE PROVIDED.
8. LOOSE PARCELS- STORE SECURELY.
9. UTILITY SUPPLY LINES- DISCONNECT ALL ELECTRIC, SEWER AND WATER LINES AND SECURE PROPERLY.
10. ENTRANCE DOOR STEP- PLACE IN RETRACTED POSITION FOR TRAVELING.

READ YOUR MOTOR HOME AND CHASSIS OWNER'S MANUAL FOR FURTHER PRECAUTIONS

**KEY PART NUMBER U/M DESCRIPTION**  
 1 056259-01-000 EA LABEL - SAFETY CHECK LIST

UNLEADED FUEL ONLY

(I)

**KEY PART NUMBER U/M DESCRIPTION**  
 1 062043-01-000 EA LABEL - FUEL - UNLEADED  
 1 098641-01-000 EA LABEL - FUEL - UNLEADED - DASH

WARNING: DISCONNECT BATTERIES BEFORE CONNECTING EXTERNAL CHARGING EQUIPMENT.

(I)

**KEY PART NUMBER U/M DESCRIPTION**  
 1 065748-01-000 EA LABEL - CAUTION - BATTERY CHARGING

AVERTISSEMENT: DEBRANCHER LES BATTERIES AVANT DE BRANCHER TOUT EQUIPEMENT DE CHARGE EXTERIEUR.

(I)

**KEY PART NUMBER U/M DESCRIPTION**  
 1 065748-02-000 EA LABEL - WARNING - BATTERY/FRENCH

**LABELS GROUP (CONTINUED)**

IF YOU SMELL GAS

1. EXTINGUISH ANY OPEN FLAME, PILOT LIGHTS AND ALL SMOKING MATERIALS.
2. DO NOT TOUCH ELECTRICAL SWITCHES.
3. SHUT OFF THE GAS SUPPLY AT THE TANK VALVE(S) OR GAS SUPPLY CONNECTION.
4. OPEN DOORS AND OTHER VENTILATING OPENINGS.
5. LEAVE THE AREA UNTIL ODOR CLEARS.
6. HAVE THE GAS SYSTEM CHECKED AND LEAKAGE SOURCE CORRECTED BEFORE USING AGAIN.

(I)

**KEY PART NUMBER U/M DESCRIPTION**  
 1 073998-01-000 EA LABEL - LPG ODOR WARNING

WARNING: TEST SMOKE DETECTOR OPERATION AFTER VEHICLE HAS BEEN IN STORAGE, BEFORE EACH TRIP AND AT LEAST ONCE PER WEEK DURING USE.

**KEY PART NUMBER U/M DESCRIPTION**  
 1 077956-01-000 EA LABEL - WARNING - SMOKE DETECTOR

DO NOT FILL LP-GAS CONTAINER(S) TO MORE THAN 80% OF CAPACITY.

(I)

**KEY PART NUMBER U/M DESCRIPTION**  
 1 079965-01-000 EA LABEL - LPG - 80% CAPACITY

ENGINE HEATER  
ON  
OFF

(I)

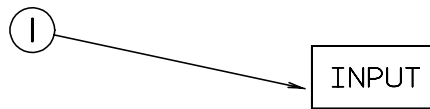
**KEY PART NUMBER U/M DESCRIPTION**  
 1 083588-02-000 EA LABEL - ON/OFF - ENGINE HEATER

<b>CAUTION</b>	TO HELP AVOID PERSONAL INJURY DURING REMOVAL OF FUEL FILLER CAP, SLOWLY LOOSEN CAP 1/2 TURN TO ALLOW ANY FUEL PRESSURE TO BE RELIEVED BEFORE TURNING CAP FURTHER.
FUEL SPRAY MAY CAUSE PERSONAL INJURY	STOP ADDING FUEL AFTER FIRST SHUTOFF BY AUTOMATIC NOZZLE WHEN TANK IS NEARLY FULL. DO NOT OVERFILL FUEL TANK. SEE OWNERS MANUAL FOR ADDITIONAL INFORMATION.
	PRINTED IN U.S.A. <span style="float: right;">WLC PT NO 15611763</span>

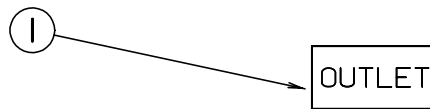
(I)

**KEY PART NUMBER U/M DESCRIPTION**  
 1 087207-05-000 EA LABEL - FUEL CAP REMOVAL

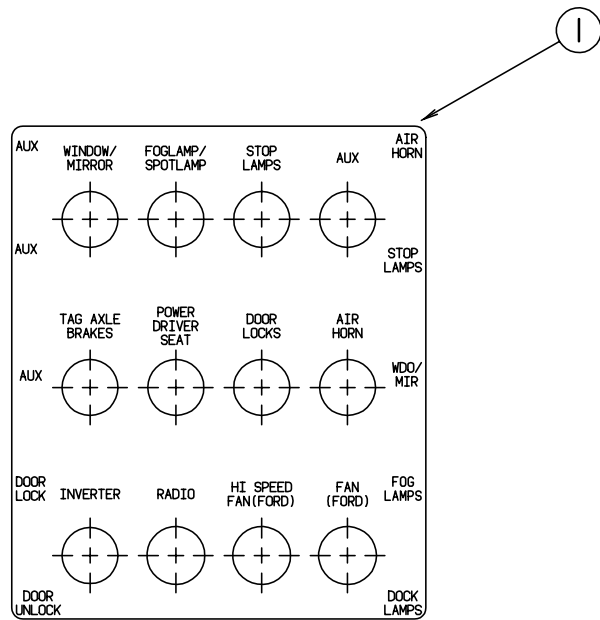
**LABELS GROUP (CONTINUED)**



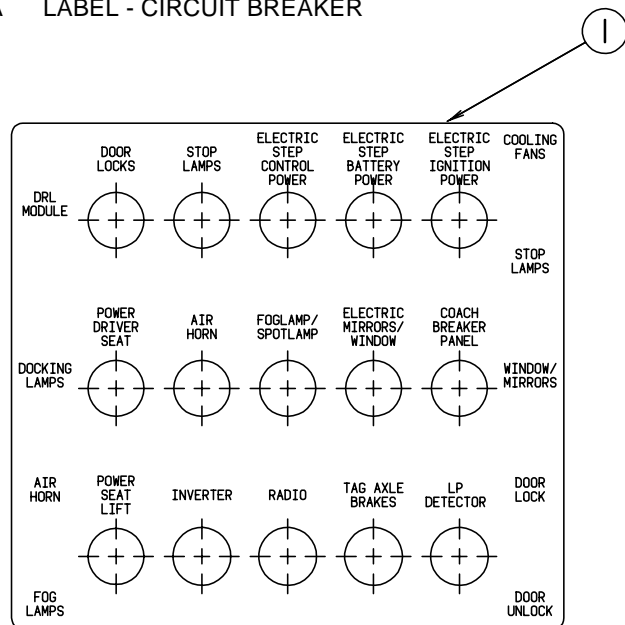
KEY	PART NUMBER	U/M	DESCRIPTION
1	087236-01-000	EA	LABEL - CABLE - INPUT



KEY	PART NUMBER	U/M	DESCRIPTION
1	087236-02-000	EA	LABEL - TV OUTLET

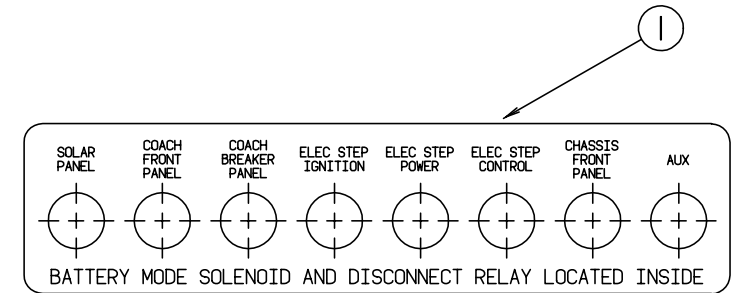


KEY	PART NUMBER	U/M	DESCRIPTION
1	092547-06-000	EA	LABEL - CIRCUIT BREAKER

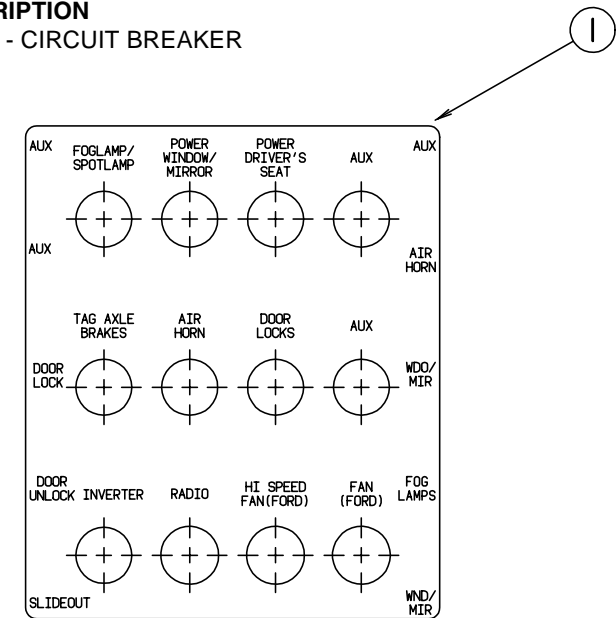


KEY	PART NUMBER	U/M	DESCRIPTION
1	093236-12-000	EA	LABEL - CIRCUIT BREAKER

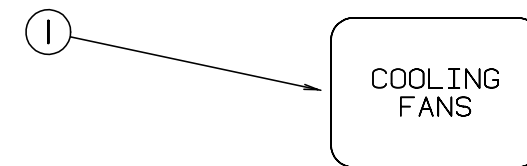
**LABELS GROUP (CONTINUED)**



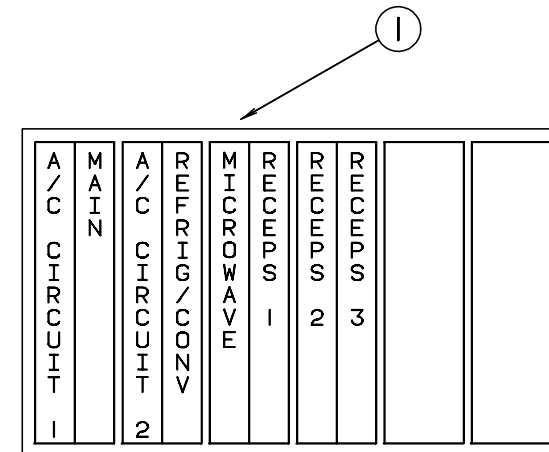
KEY	PART NUMBER	U/M	DESCRIPTION
1	093236-13-000	EA	LABEL - CIRCUIT BREAKER



KEY	PART NUMBER	U/M	DESCRIPTION
1	093236-16-000	EA	LABEL - CIRCUIT BREAKER

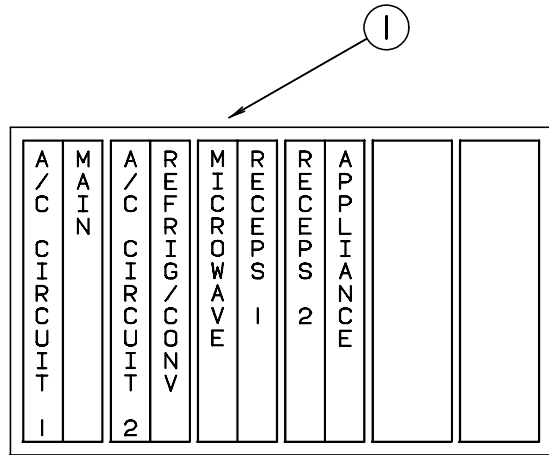


KEY	PART NUMBER	U/M	DESCRIPTION
1	093237-10-000	EA	LABEL - CIRCUIT BREAKER - FRONT - COOLING FANS

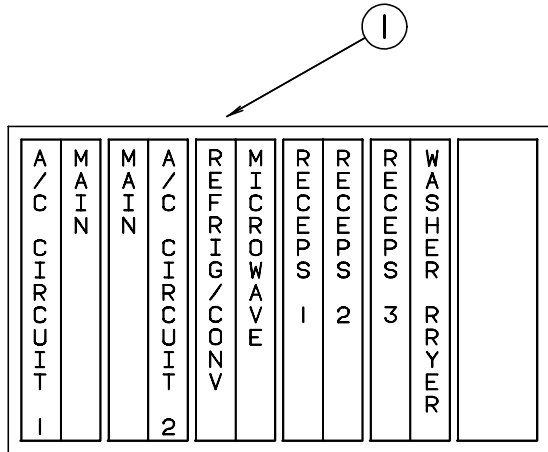


KEY	PART NUMBER	U/M	DESCRIPTION
1	095721-27-000	EA	LABEL - CONTROL CENTER - 30 AMP

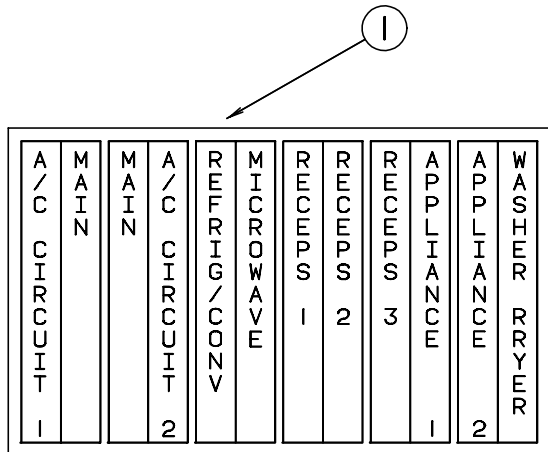
**LABELS GROUP (CONTINUED)**



KEY	PART NUMBER	U/M	DESCRIPTION
1	095721-28-000	EA	LABEL - CONTROL CENTER - 30 AMP - CANADIAN

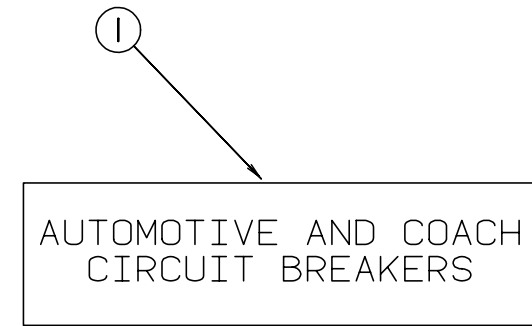


KEY	PART NUMBER	U/M	DESCRIPTION
1	095721-29-000	EA	LABEL - CONTROL CENTER - 50 AMP




KEY	PART NUMBER	U/M	DESCRIPTION
1	095721-30-000	EA	LABEL - CONTROL CENTER - 50 AMP - CANADIAN

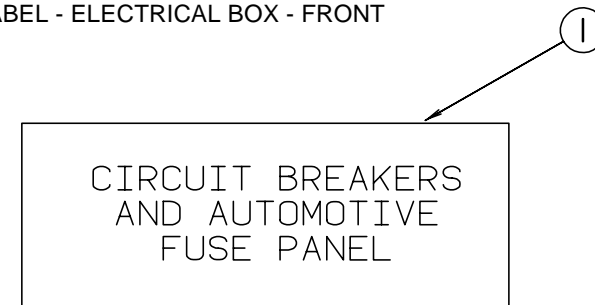
**LABELS GROUP (CONTINUED)**



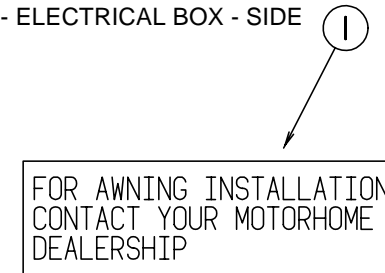
KEY	PART NUMBER	U/M	DESCRIPTION
1	098379-01-000	EA	LABEL - FRONT BOX - CIRCUIT BREAKER



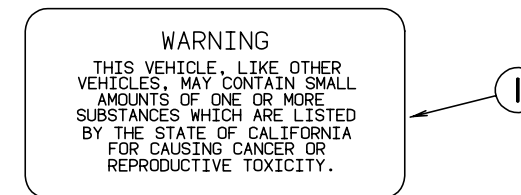
KEY	PART NUMBER	U/M	DESCRIPTION
1	098379-03-000	EA	LABEL - ELECTRICAL BOX - FRONT



KEY	PART NUMBER	U/M	DESCRIPTION
1	098379-04-000	EA	LABEL - ELECTRICAL BOX - SIDE



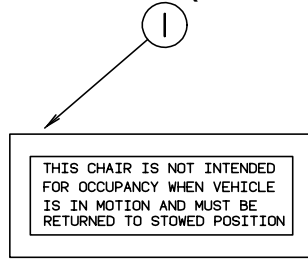
KEY	PART NUMBER	U/M	DESCRIPTION
1	099509-01-000	EA	LABEL - AWNING INSTALLATION




KEY	PART NUMBER	U/M	DESCRIPTION
1	099689-01-000	EA	LABEL - WARNING - CANCER/TOXICITY



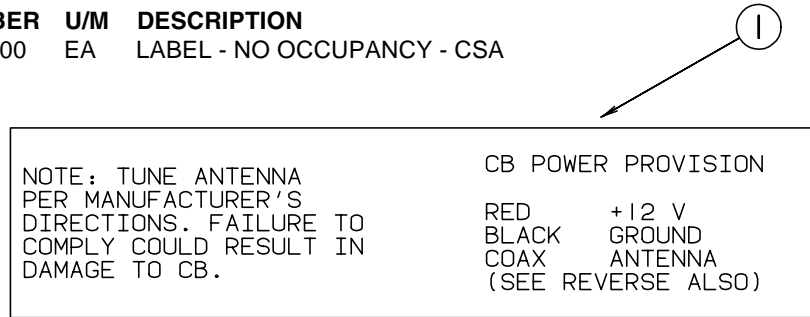
**LABELS GROUP (CONTINUED)**



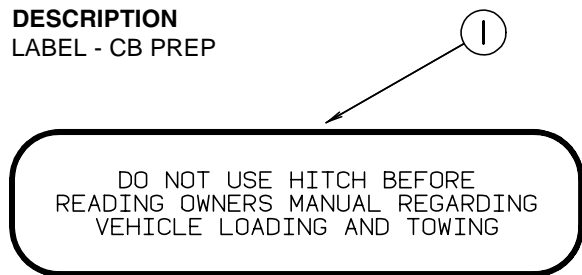
KEY	PART NUMBER	U/M	DESCRIPTION
1	102267-01-000	EA	LABEL - NO OCCUPANCY - US



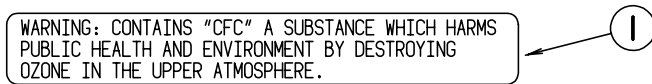
KEY	PART NUMBER	U/M	DESCRIPTION
1	102267-02-000	EA	LABEL - NO OCCUPANCY - CSA



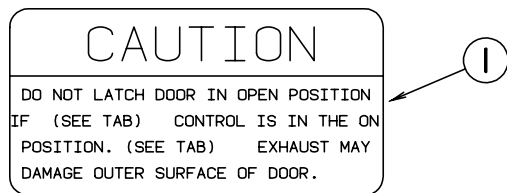
KEY	PART NUMBER	U/M	DESCRIPTION
1	104678-01-000	EA	LABEL - CB PREP



KEY	PART NUMBER	U/M	DESCRIPTION
1	111104-02-000	EA	LABEL - HITCH - READ MANUAL - BLACK

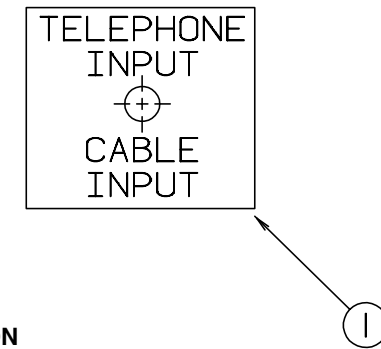


KEY	PART NUMBER	U/M	DESCRIPTION
1	111802-01-000	EA	LABEL - CFC WARNING

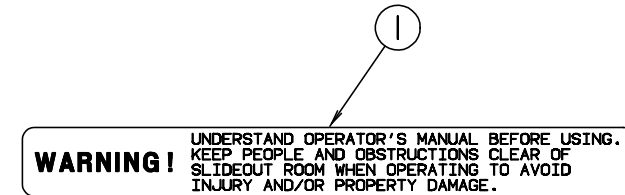


KEY	PART NUMBER	U/M	DESCRIPTION
1	113402-02-000	EA	LABEL - CAUTION - FURNACE EXHAUST

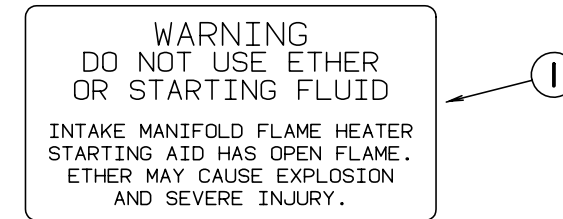
**LABELS GROUP (CONTINUED)**



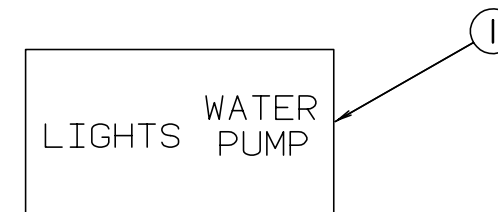
KEY	PART NUMBER	U/M	DESCRIPTION
1	114866-02-000	EA	LABEL - PHONE & CABLE INPUT - WHITE/CLEAR BACKGROUND
1	114866-03-000	EA	LABEL - PHONE & CABLE INPUT - BLACK/CLEAR BACKGROUND



KEY	PART NUMBER	U/M	DESCRIPTION
1	116549-01-000	EA	LABEL - WARNING - SLIDEOUT



KEY	PART NUMBER	U/M	DESCRIPTION
1	116756-01-000	EA	LABEL - WARNING - ETHER/STARTING

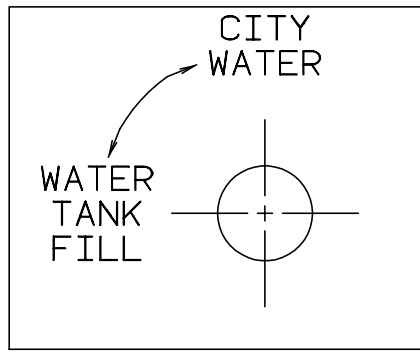


KEY	PART NUMBER	U/M	DESCRIPTION
1	117628-02-000	EA	LABEL - SWITCH - WATER PUMP/LIGHTS
1	130170-02-000	EA	LABEL - SWITCH PANEL

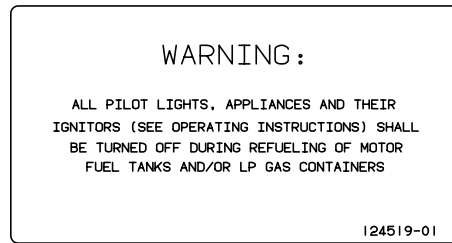


KEY	PART NUMBER	U/M	DESCRIPTION
1	117628-03-000	EA	LABEL - SWITCH - WATER PUMP/LIGHTS-BLACK/CLEAR BACKGROUND
1	130170-01-000	EA	LABEL - SWITCH PANEL

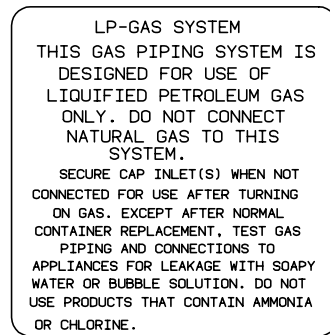
**LABELS GROUP (CONTINUED)**



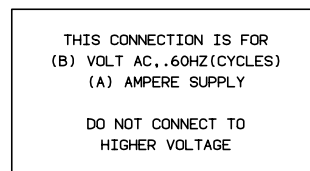
KEY	PART NUMBER	U/M	DESCRIPTION
1	117629-02-000	EA	LABEL - WATER PUMP/FILL
1	117629-03-000	EA	LABEL - WATER PUMP/FILL



KEY	PART NUMBER	U/M	DESCRIPTION
1	124519-01-02A	EA	LABEL - WARNING/REFUELING
1	124519-02-02A	EA	LABEL - WARNING/REFUELING - CSA

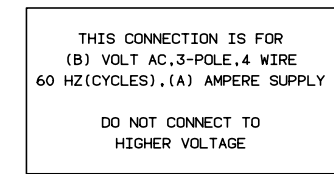


KEY	PART NUMBER	U/M	DESCRIPTION
1	124520-01-02A	EA	LABEL - LP GAS ONLY



KEY	PART NUMBER	U/M	DESCRIPTION
1	125306-01-01A	EA	LABEL - ELECTRICAL ENTRANCE - 110VOLT 30AMP

**LABELS GROUP (CONTINUED)**



KEY	PART NUMBER	U/M	DESCRIPTION
1	125306-04-01A	EA	LABEL - ELECTRICAL ENTRANCE - 120 VOLT 240 AMP



KEY	PART NUMBER	U/M	DESCRIPTION
1	126024-01-01A	EA	LABEL - TIRE HANGER REMOVAL



KEY	PART NUMBER	U/M	DESCRIPTION
1	126247-01-000	EA	LABEL - GRAY HOLDING TANK
1	126247-05-000	EA	LABEL - GRAY HOLDING TANK



KEY	PART NUMBER	U/M	DESCRIPTION
1	126247-02-000	EA	LABEL - BLACK HOLDING TANK
1	126247-06-000	EA	LABEL - HOLDING TANK - BLANK

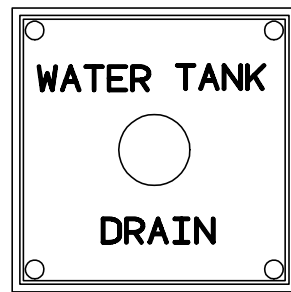


KEY	PART NUMBER	U/M	DESCRIPTION
1	126248-03-000	EA	LABEL - EXTERIOR SHOWER

**LABELS GROUP (CONTINUED)**



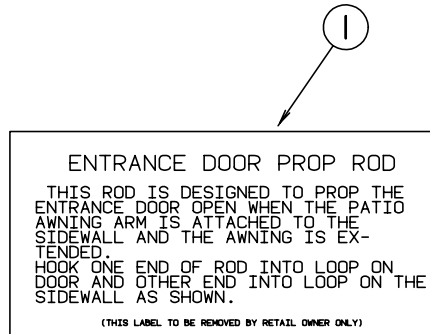
KEY	PART NUMBER	U/M	DESCRIPTION
1	126249-01-000	EA	LABEL - CITY WATER FILL
1	126249-03-000	EA	LABEL - CITY WATER FILL



KEY	PART NUMBER	U/M	DESCRIPTION
1	127170-01-000	EA	LABEL - WATER TANK DRAIN

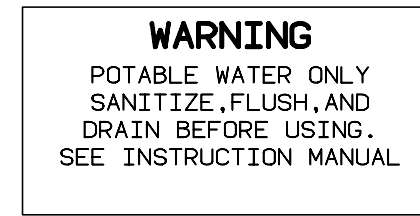


KEY	PART NUMBER	U/M	DESCRIPTION
1	128218-01-01A	EA	LABEL - WARNING - SLIPPERY ROOF

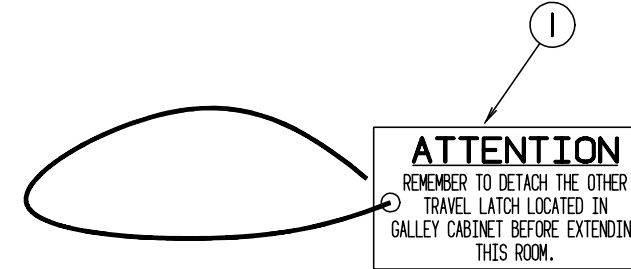


KEY	PART NUMBER	U/M	DESCRIPTION
1	128658-01-000	EA	LABEL - PROP ROD - ENTRY DOOR

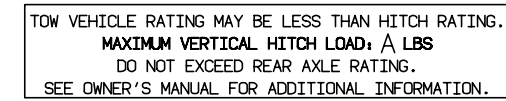
**LABELS GROUP (CONTINUED)**



KEY	PART NUMBER	U/M	DESCRIPTION
1	128725-01-02A	EA	LABEL - POTABLE WATER ONLY



KEY	PART NUMBER	U/M	DESCRIPTION
1	129033-01-000	EA	LABEL - HANG TAG - TRAVEL LATCH - 1.5" X 3"



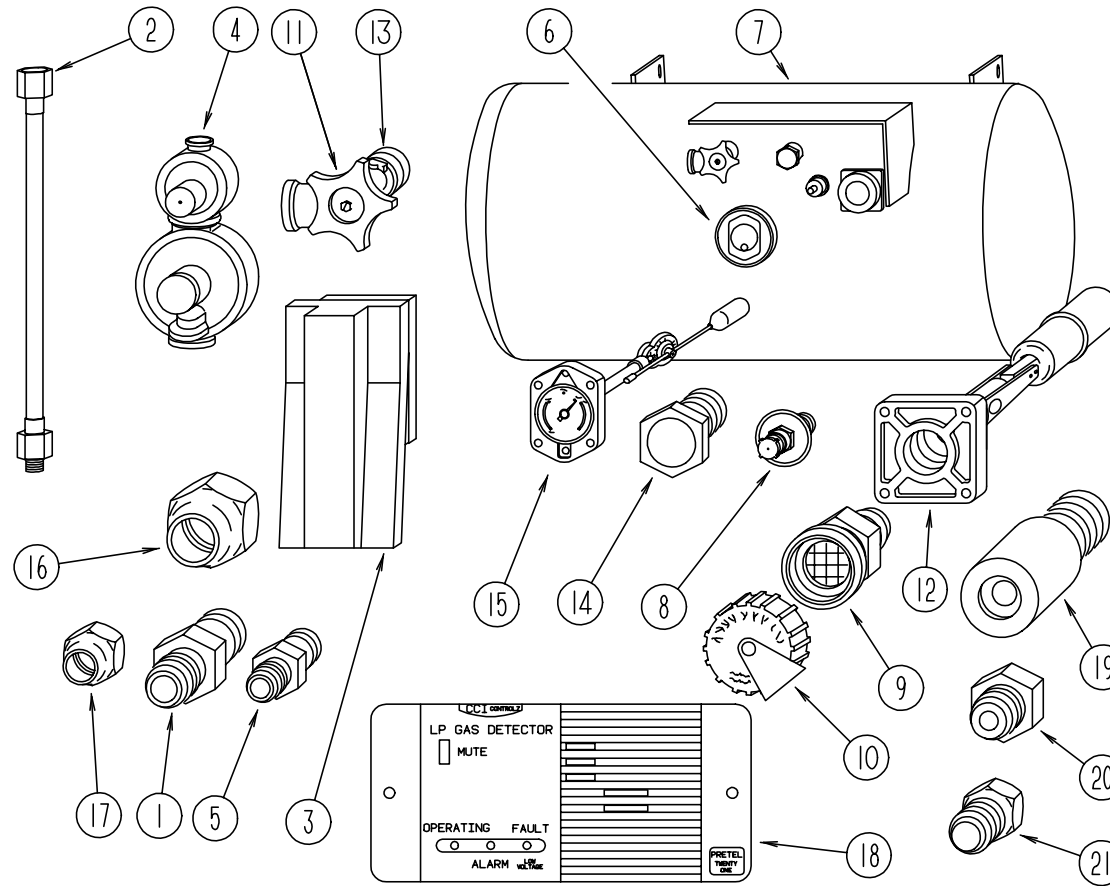
KEY	PART NUMBER	U/M	DESCRIPTION
1	129669-01-01A	EA	LABEL - HITCH/VEHICLE RATE - 350 - WHITE ON CLEAR
1	129669-02-01A	EA	LABEL - HITCH/VEHICLE RATE - 500 - WHITE ON CLEAR
1	129669-02-02A	EA	LABEL - HITCH/VEHICLE RATE - 500 - BLACK ON CLEAR

**MISCELLANEOUS LABELS**

KEY	PART NUMBER	U/M	DESCRIPTION
	093236-19-000	EA	LABEL - CIRCUIT BREAKER
	116273-01-000	EA	LABEL - WARNING - GENERATOR
	123562-01-000	EA	LABEL - SERVICE/UTILITY ACCESS
	125697-07-000	EA	LABEL - CAUTION - FLUSHING SYSTEM
	130168-01-000	EA	LABEL - WASTE TANK FLUSH
	131274-03-000	EA	STICKER - WINDOW - STATIC CLING - SLIDEOUT
	131274-04-000	EA	STICKER - WINDOW - STATIC CLING - SLIDEOUT
	131775-03-000	EA	LABEL - TIRE PRESSURE - BROWN/BLACK

# LP GROUP

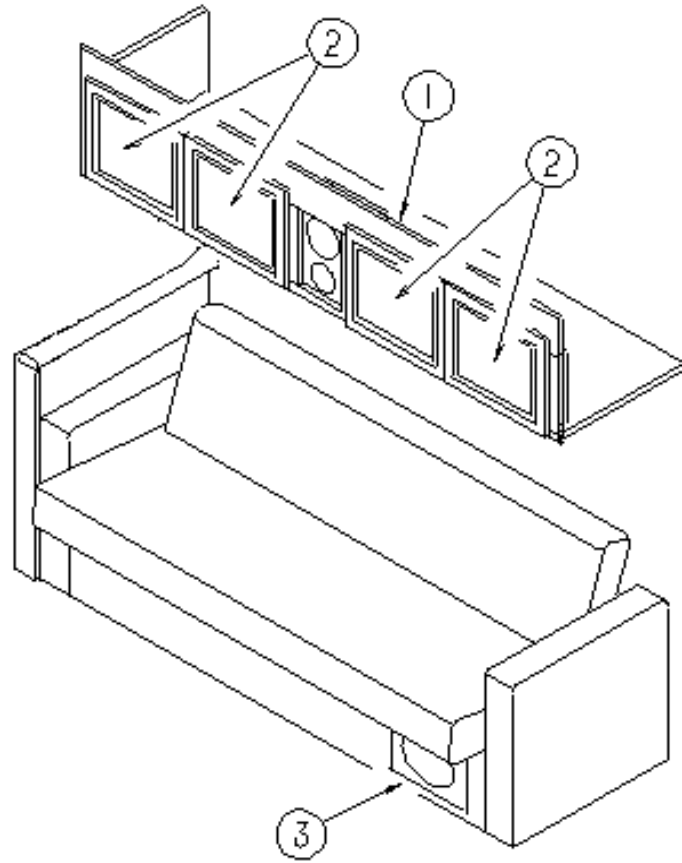
## LP TANK & COMPONENTS



KEY	PART NUMBER	U/M	DESCRIPTION	VENDOR NO.
1	010329-01-000	EA	ADAPTER - BRASS - 1/2"F X 1/2"MPT	
2	045703-01-000	EA	HOSE - LP - 3/8"ID X 24" - 3/8"MPT X 1/2"F SWIVEL - U.S.	
2	045703-02-000	EA	HOSE - LP - 3/8"ID X 24" - 3/8"MPT X 1/2"F SWIVEL - CANADA	
2	045703-05-000	EA	HOSE - LP - 3/8"ID X 28" - 3/8"MPT X 1/2"F	
2	045703-06-000	EA	HOSE - LP - 3/8"ID X 28" - 3/8"MPT X 1/2"F	
2	045703-11-000	EA	HOSE - LP - 3/8"ID X 36" - 3/8"MPT X 3/8"F	
2	045703-13-000	EA	HOSE - LP - 3/8"ID X 120" - 3/8"F SWIVEL X 1/2"F SWIVEL US	
2	045703-14-000	EA	HOSE - LP - 3/8"ID X 157.5" - 1/2"F SWIVEL X 1/2"F SWIVEL	
2	045703-15-000	EA	HOSE - LP - 3/8"ID X 142" - 1/2F SWIVEL X 3/8F	
2	045703-16-000	EA	HOSE - LP - 3/8ID X 109" - 1/2" F SWIV FLR	
3	105658-01-000	EA	COMPARTMENT - LP REGULATOR	
4	106150-01-000	EA	REGULATOR - TWO STAGE -W/90 DEGREE ELBOW & 3/8" FPT OUTLET	
5	010323-01-000	EA	ADAPTER - BRASS - 3/8"F X 1/2"MPT	
6	040440-02-000	EA	TRANSMITTER - DIAL - 0-90 OHM -2 TERMINAL (POWER & GROUND)	
7	088253-03-000	EA	TANK - LP - 100 LB - 16"DIAMETER X 36" LONG - SPL (L33, L34)	
7	088253-05-000	EA	TANK - LP - 130 LB - LIQUID DRAW (LP GENERATORS ONLY)	
7	088253-06-000	EA	TANK - LP - 130 LB (L36)	
7	088253-09-000	EA	TANK - LP - 100 LB - 14"DIAMETER X 47" LONG - SPL (L35)	

KEY	PART NUMBER	U/M	DESCRIPTION	VENDOR NO.
8	040421-01-700	EA	VALVE-LIQUID LEVEL, 20%	G-1013
9	040421-01-701	EA	VALVE-FILL-SHORT, LP	7547B
10	040421-01-702	EA	CAP-FILL VALVE, PLASTIC	G-1014-A
11	040421-01-708	EA	HANDWHEEL-SERVICE VALVE	G-1015-A
12	040421-01-711	EA	VALVE-80% FILL W/AUTO STOP	LLL/TL3
13	040421-01-710	EA	VALVE-SERVICE, LIQUID	910145
13	040421-01-712	EA	VALVE,SERV. W/O VAPOR RELIEF	29000853
14	040421-01-713	EA	VALVE-RELIEF 1" W/SPRING 7"	29000587
15	040421-01-707	EA	FLOAT ASM.(SIGHT GAUGE) 14"	14C
15	088253-01-700	EA	GAUGE-FLOAT ASSEMBLY, L.P.	16C
16	010377-02-000	EA	NUT - BRASS - 3/8" FLARE - FORGED	
17	010380-02-000	EA	NUT - BRASS - 1/2" FLARE - FORGED	
18	103613-03-000	EA	DETECTOR - LP GAS - W/O SHUT-OFF VALVE	
19	106846-01-000	EA	VALVE - RELIEF	
20	106871-01-000	EA	BUSHING - 1/2 X 1/4 - BLACK	
	010252-01-000	EA	ELBOW - BRASS - 90 DEGREE - 3/8"F X 1/2"MPT	
	010265-01-000	EA	ELBOW - BRASS - 90 DEGREE - 3/8"F X 1/2"FPT	
21	024250-01-000	EA	ADAPTER - BRASS - 3/8"F X 1/2"FPT	

## LOUNGE GROUP



### LOUNGE CABINETS

KEY	PART NUMBER	U/M	DESCRIPTION
1	126478-02-J94	EA	CABINET - OVHD/FRONT - LEFT HAND - W/O DOORS/HDWR - WATERFORD OAK
1	126478-02-J60	EA	CABINET - OVHD/FRONT - LEFT HAND - W/O DOORS/HDWR - WASHED MAPLE
2	131995-A1-K66	EA	DOOR - SOLID PANEL - 14.3" X 14.3" - W/O HDWR - WATERFORD OAK
2	131995-A1-K67	EA	DOOR - SOLID PANEL - 14.3" X 14.3" - W/O HDWR - WASHED MAPLE
3	129642-01-000	EA	CABINET - SPEAKER - W/O DOORS/HDWR

### ENTRY STEP LID

KEY	PART NUMBER	U/M	DESCRIPTION
	120234-03-H17	EA	LID - ENTRY STEP
	101222-01-04A	EA	BRACKET - CATCH - LID
	064075-07-000	FT	SEAL - BULB - W/WIRED U CHANNEL - .3" X .5" CHANNEL - BLK

## SEALANTS & FASTENERS GROUP

### SEALANTS & ADHESIVES

KEY	PART NUMBER	U/M	DESCRIPTION	VENDOR NO.
	004006-05-700	EA	ADHESIVE-NAT. STARCH (5 GAL)	0802
	004363-01-000	FT	TAPE - ADHESIVE FOAM/1 SIDE - 3/16" X 1/2" X 50' - GRAY	
	053766-02-000	EA	BEDDING COMPOUND - TUBE - WHITE	
	067788-01-000	EA	ADHESIVE - SPRAY - 3M - 19.5 AEROSOL CAN	
	069640-01-000	FT	SEALER - RIBBON - 1/4" DIAMETER X 30' - BLACK	
	069640-03-000	FT	SEALER - TAPE - .13"THICK X .75"WIDE X 60' - BLACK	
	069640-09-000	FT	SEALER - TAPE - .032"THICK X 2.50"WIDE X 80' - GREY	
	069640-15-000	FT	SEALER - TAPE - .06"THICK X .38"WIDE X 80' - GRAY	
	069640-18-000	FT	SEALER - TAPE - .50"THICK X 1/8"WIDE X 60' - BRIGHT WHITE	
	069640-19-000	FT	SEALER - TAPE - .75"THICK X 1/8"WIDE X 60' - BRIGHT WHITE	
	069640-20-000	FT	SEALER - TAPE - 1/2" X 1/8" X 60' - BLACK	
	069640-21-000	FT	SEALER - TAPE - .50" THICK X 1/16" X 100FT - BRIGHT WHITE	
	069640-23-000	FT	SEALER - TAPE - 1/16" X 3/4" X 100' - BRIGHT WHITE	
	072889-09-000	EA	SEALANT - URETHANE - BLACK (TUBE)	
	072889-10-000	EA	SEALANT - URETHANE (HV) - BRIGHT WHITE	
	072889-11-000	EA	SEALANT - URETHANE - (TUBE) - GRAY	
	072889-12-000	EA	SEALANT - URETHANE (LV) BRIGHT WHITE	
	072889-17-000	EA	SEALANT - URETHANE	
	072889-18-000	EA	SEALANT - URETHANE - BLACK (FOIL)	
	072889-19-000	EA	SEALANT - URETHANE - (FOIL) - BLACK - 10 OUNCE	
	072889-20-000	EA	SEALANT - URETHANE - (FOIL) - BRIGHT WHITE - 10 OUNCE	
	072889-21-000	EA	SEALANT - URETHANE - (FOIL) - BRIGHT WHITE - 20 OUNCE	
	076322-01-000	FT	TAPE - DOUBLE COATED/ADHESIVE BACK - .025"THK X .75"W X 18'	
	076322-02-000	FT	TAPE - DOUBLE COATED/ADHESIVE BACK - .045"THK X 1"W X 108'	
	076322-03-000	FT	TAPE - DOUBLE COATED/ADHESIVE BACK - .045"THK X .50"W X 9'	
	076322-05-000	FT	TAPE - DOUBLE COATED/ADHESIVE BACK - .045"THK X .75"W X 9'	
	076322-07-000	FT	TAPE - DOUBLE COATED/ADHESIVE BACK - .045"THK X .50"W X 9'	
	076322-12-000	FT	TAPE - DOUBLE COATED/ADHESIVE BACK - .45"THK X .25"W X 9'	
	087211-01-000	GL	PROMOTER - ADHESIVE	
	088479-01-000	EA	TAPE - ALUMINUM - 3"	
	091255-02-000	FT	SEAL - ADHESIVE BACKED/FOAM - .18" THICK X 1.5" WIDE	
	091255-03-000	FT	SEAL - FOAM, 1/4 X 3/16 ROLL	
	102352-01-000	EA	SEALER - PUMPABLE - BLACK	
	102352-02-000	EA	SEALER - PUMPABLE - CLEAR	
	104692-01-000	FT	SEAL - FOAM/ADHESIVE BACK - .75"THICK X .75"WIDE X 25'	
	104692-03-000	FT	SEAL - FOAM/ADHESIVE BACK - 1"THICK X 1.25"WIDE X 15'	
	106206-01-000	EA	SEALER - PUMPABLE - MANUS 30A - BLACK	
	108716-03-000	EA	SILICONE - TUBE - BRIGHT WHITE/SELF LEVELING - W/O NOZZLE	
	112864-01-000	FT	SEAL - FOAM/BUTYL COVERED - 3/8"	
	112901-02-000	EA	ADHESIVE - PLEXUS - 50ML	
	118085-02-01A	FT	TAPE - FOIL - 1"	
	120074-02-01A	EA	SEALANT - SILICONE - OFF WHITE	
	120534-01-01A	EA	TAPE - SCOTCH - 3M - 1/2" FINE LINE	
	123244-01-000	FT	TAPE - DOUBLE SIDED FOAM - 5/64" THICK X .75" WIDE	
	123244-02-000	FT	TAPE - DOUBLE SIDED FOAM - 5/64" THICK X .50" WIDE	
	123816-01-000	FT	TAPE - DOUBLE SIDED - 1"	
	123816-02-000	FT	TAPE - DOUBLE SIDED - 1/2" X 1 1/3" THICK	
	123816-03-000	FT	TAPE - DOUBLE SIDED - 1/2" X 3/4" - THICK	
	131264-01-01A	EA	SILICONE - W/O NOZZLE - BLACK	
	131264-01-02A	EA	SILICONE - W/O NOZZLE - CLEAR	
	131264-03-01A	EA	SILICONE - SELF LEVELING - W/O NOZZLE - BRIGHT WHITE	
	131384-01-000	EA	ADHESIVE - JET - WELD	
	900390-01-000	EA	TIP - 2 1/2" X 1/8" ORIFICE	
	900390-03-000	EA	NOZZLE - SILICONE TUBE	

## SEALANTS & FASTENERS GROUP (CONTINUED)

### BOLTS, NUTS & WASHERS

KEY	PART NUMBER	U/M	DESCRIPTION
	000C12-05-16B	EA	BOLT - HEX - 5/16-18 X 1 - ZINC 5
	000C12-05-12B	EA	BOLT - HEX - 5/16-18 X 3/4 - ZINC 5
	000C12-06-20B	EA	BOLT - HEX - 3/8 - 16 X 1 1/4 - ZINC #5
	000C12-06-16B	EA	BOLT - HEX - 3/8-16 X 1 LG - ZINC 5
	000C12-08-28B	EA	BOLT - HEX - 1/2-13 X 1 3/4 - ZINC 5
	000C12-08-24B	EA	BOLT - HEX - 1/2-13 X 1.50 - ZINC 5
	000C12-08-16B	EA	BOLT - HEX - 1/2-13 X 1.00 - GD5 - ZINC
	000C12-10-24B	EA	BOLT - HEX - 5/8-11 X 1.50 - ZINC 5
	000C13-07-48B	EA	BOLT - HEX - 7/16-20 X 3 - ZINC 5
	000C14-07-28B	EA	BOLT - HEX - 7/16-14 X 1.75 - GRADE 8 ZINC
	000C26-04-14B	EA	BOLT - HEX - SERRATED FLANGE - 1/4-20 X 7/8 - ZINC
	000C26-04-10B	EA	BOLT - HEX - SERRATED FLANGE - 1/4-20 X 5/8 - ZINC
	000C26-04-18B	EA	BOLT - HEX - SERRATED FLANGE - 1/4-20 X 1 1/8 - ZINC
	000C26-05-20B	EA	BOLT - HEX - SERRATED FLANGE - 5/16-18 X 1 1/4 - ZINC
	000C26-05-16B	EA	BOLT - HEX - SERRATED FLANGE - 5/16-18 X 1 - ZINC
	000C26-05-12B	EA	BOLT - HEX - SERRATED FLANGE - 5/16-18 X 3/4 - ZINC
	000C26-06-40B	EA	BOLT - HEX - SERRATED FLANGE - 3/8-16 X 1 3/4 - ZINC
	000C26-06-28B	EA	BOLT - HEX - SERRATED FLANGE - 3/8-16 X 1 3/4 - ZINC
	000C26-06-16B	EA	BOLT - HEX - SERRATED FLANGE - 3/8-16 X 1 - ZINC
	000C26-06-12B	EA	BOLT - HEX - SERRATED FLANGE - 3/8-16 X 3/4 - ZINC
	000C26-08-24B	EA	BOLT - HEX - SERRATED FLANGE - 1/2-13 X 1 1/2 ZINC
	000D24-10-00B	EA	NUT - HEX - SELF LOCKING - 10-32 ZINC
	000D29-05-00B	EA	NUT - HEX - LOCKING W/SERRATED FLANGE-NYLON WASHER INSERT
	000D34-04-00B	EA	NUT - HEX - LOCKING - 1/4-20 ZINC
	000D34-06-00B	EA	NUT - HEX - LOCKING - 3/8-16 GRADE C - ZINC-PREVAILING
	000D39-04-00B	EA	NUT - HEX - LOCKING W/SERRATED FLANGE - 1/4-20 - ZINC
	000D39-05-00B	EA	NUT - HEX - LOCKING W/SERRATED FLANGE - 5/16-18 - ZINC
	000D39-06-00B	EA	NUT - HEX - LOCKING W/SERRATED FLANGE - 3/8-18 - ZINC
	000D39-07-00B	EA	NUT - HEX - SERRATED FLANGE - LOCKING - 7/16 - 14 - ZINC
	000D39-08-00B	EA	NUT - HEX - LOCKING W/SERRATED FLANGE - 1/2-13 - ZINC
	000D44-04-00B	EA	NUT - HEX - LOCKING W/SERRATED FLANGE - 1/4-28 ZINC
	000D44-07-00B	EA	NUT - HEX - LOCKING W/SERRATED FLANGE - 7/16-20 - ZINC
	000D46-04-00A	EA	NUT - HEX - WELD - 1/4-20 - PLAIN
	000D65-08-00B	EA	NUT - HEX/SERRATED FLANGE - 8-32 ZINC
	000D73-07-00C	EA	NUT - HEX FLANGE - 7/16-14 - GRADE G
	000D73-08-00C	EA	NUT - HEX FLANGE - 1/2-13
	000D76-06-00B	EA	NUT - HEX FLANGE - 3/8-16
	000E11-07-00B	EA	WASHER - LOCKING - 7/16 MED SPLIT - ZINC
	000E13-14-00B	EA	WASHER - FLAT - 1/4 WIDE - ZINC
	000E13-18-00B	EA	WASHER - FLAT - 3/8 WIDE - ZINC
	000E13-20-00B	EA	WASHER - FLAT - 7/16 WIDE - ZINC
	000E13-22-00B	EA	WASHER - FLAT - 1/2 WIDE - ZINC
	000E13-26-00B	EA	WASHER - FLAT - 5/8 WIDE - ZINC
	000E14-10-00B	EA	WASHER - LOCKING - #10 EXTERNAL TOOTH - ZINC
	000G45-04-24B	EA	BOLT - LAG - 1/4-9 X 1 1/2 - ZINC
	000G45-04-24F	EA	BOLT - LAG - 1/4 #9 X 1 1/2SS
	005081-01-000	EA	NUT - SPEED - C-TYPE - #8 SCREW
	040921-04-000	EA	NUT - SPEED - U TYPE - 8-.59" LENGTH X .44" WIDTH
	040921-09-000	EA	NUT - SPEED - U TYPE - 8
	044364-02-000	EA	NUT - SPEED - FLAT - ROUND
	051387-06-000	EA	BOLT - CARRIAGE W/O HOLE - 5/16-18 X 9.5 - ZINC
	058716-02-000	EA	WASHER - FLAT NYLON
	077071-01-000	EA	WASHER - FENDER - 3/16"ID X 1" OD
	083163-06-000	EA	PUSHNUT - FLAT TYPE 3/8 STUD - FORD ONLY
	087234-01-000	EA	NUT - JACK - 1/4 X 20 THD - MOLLY
	088787-12-000	EA	STUD - WELD - 1/4 - 20 X 1.0 LG - MN
	091274-03-000	EA	BOLT-J - 3/8-16 X 12.0

## SEALANTS & FASTENERS GROUP (CONTINUED)

### BOLTS, NUTS & WASHERS (CONTINUED)

KEY	PART NUMBER	U/M	DESCRIPTION
	106166-01-000	EA	BOLT/COLLARED HANGER - 8-32 X 1"
	106648-01-000	EA	CAP - STUD - .120 TO .130 DIAMETER
	106956-03-000	EA	BOLT - HEX TAP - 1/2-12NC X 3 - GRADE 5 - FULL THREAD/ZINC
	106956-08-000	EA	BOLT - HEX TAP - 1/2-13NC X 4 - GRADE 5 - FULL THREAD/ZINC
	107397-01-000	EA	WASHER - FENDER - .25" ID X 1" OD
	108067-03-000	EA	STUD - WELD - 1/4 - 20 X 1/2 CD
	120506-01-01A	EA	RIVET - PLASTIC - 3/16 DIAMETER

### SCREWS

KEY	PART NUMBER	U/M	DESCRIPTION
	0G1108-12-170	EA	SCREW - 8-18 X .75 PPH - BRIGHT WHITE
	0G1208-12-170	EA	SCREW - 8-18 X .75 POH - BRIGHT WHITE
	0G3908-08-170	EA	SCREW - SF/DR - 8-18 X .50 PPH - BRIGHT WHITE
	0G3908-20-170	EA	SCREW - SF/DR - 8-18 X 1.25 PPH - BRIGHT WHITE
	0G3908-24-170	EA	SCREW - SF/DR - 8-18 X 1.50 PPH - BRIGHT WHITE
	0G3910-10-160	EA	SCREW - SF/DR - 10-16 X .62 PPH - BRIGHT WHITE
	0G3910-12-260	EA	SCREW - SF/DR - 10-16 X .75 PPH - ALLANTE ANTELOPE
	0G3910-12-270	EA	SCREW - SF/DR - 10-16 X .75 PPH - TITANIUM
	0G3910-12-170	EA	SCREW - SF/DR - 10-16 X .75 PPH - BRIGHT WHITE
	0G5508-12-170	EA	SCREW - SF/DR - 8-18 X .75 PWH - BRIGHT WHITE
	0G5508-12-270	EA	SCREW - SF/DR - 8-18 X .75 PWH - TITANIUM
	0G5508-12-260	EA	SCREW - SF/DR - 8-18 X .75 PWH - ALLANTE ANTELOPE
	0G5508-16-260	EA	SCREW - SF/DR - 8-18 X 1.00 PWH ZINC - INTERIOR ANTELOPE
	0G5508-16-270	EA	SCREW - SF/DR - 8-18 X 1.00 PWH ZINC - INTERIOR TITANIUM
	0G6710-08-170	EA	SCREW - 10-12 X 1/2 PPH - BRIGHT WHITE
	0G6710-12-170	EA	SCREW - 10-12X.75 PPH - BRIGHT WHITE
	0G6710-16-230	EA	SCREW - 10-12 X 1 PPH
	000G11-05-08B	EA	SCREW - 5-20 X .50 PPH - ZINC
	000G11-06-10B	EA	SCREW - 6-20 X 5/8 PPH - ZINC
	000G11-06-08B	EA	SCREW - 6-20 X 1/2 PPH - ZINC
	000G11-06-06B	EA	SCREW - 6-20 X 3/8 PPH - ZINC
	000G11-06-12B	EA	SCREW - 6-20 X 3/4" PPH - ZINC
	000G11-06-10J	EA	SCREW - 6-20 X 5/8 PPH - BRASS
	000G11-07-08B	EA	SCREW - 7-19 X 1/2 PPH - ZINC
	000G11-08-06B	EA	SCREW - 8-18 X 3/8 PPH ZINC
	000G11-08-06J	EA	SCREW - 8-18 X 3/8 PPH BRASS
	000G11-08-12D	EA	SCREW - 8-18 X 3/4 PPH - BLACK
	000G11-08-12B	EA	SCREW - 8-18 X 3/4 PPH - ZINC
	000G11-08-12T	EA	SCREW - 8-18 X .75 PPH - BLACK
	000G11-08-08T	EA	SCREW - 8-18 X 1/2 PPH - FLUOROCARBON COATING
	000G11-08-08B	EA	SCREW - 8-18 X 1/2 PPH - ZINC
	000G11-08-20B	EA	SCREW - 8-18 X 1 1/4 PPH - ZINC
	000G11-08-16S	EA	SCREW - 8-18 X 1 PPH - OFF WHITE
	000G11-08-16B	EA	SCREW-8-18X1 PPH ZN
	000G11-08-12P	EA	SCREW - 8-18 X 3/4 PPH - DARK BROWN
	000G11-08-12P	EA	SCREW - 8-18 X 3/4 PPH - DARK BROWN
	000G11-10-16B	EA	SCREW - 10-16 X 1 PPH - ZINC
	000G11-10-12S	EA	SCREW - 10-16 X 3/4 PPH - OFF WHITE
	000G11-10-12D	EA	SCREW - 10-16 X 3/4 PPH - BLACK
	000G13-06-08B	EA	SCREW - 6-20 X .50 PFH - ZINC
	000G12-06-08T	EA	SCREW - 6-20 X 1/2 POH - BLACK
	000G13-06-16E	EA	SCREW - 6-20 X 1 PFH - CHROME
	000G13-06-16J	EA	SCREW - 6-20 X 1 PFH - BRASS
	000G13-06-10G	EA	SCREW - 6-20 X 5/8 PFH - ANTIQUE BRASS
	000G13-06-08G	EA	SCREW - 6-20 X .50 PFH - ANTIQUE BRASS
	000G13-06-24J	EA	SCREW - 6-20 X 1 1/2 PFH - BRASS
	000G13-07-089	EA	SCREW - 7-19 X 1.2 PPH - SILVER
	000G13-07-12B	EA	SCREW - 7-19 X 3/4 PFH - ZINC
	000G13-08-109	EA	SCREW - 8-18 X 5/8 PFH
	000G18-08-16B	EA	SCREW - MACHINE - 8 X 32 X 1 - PPH ZINC

**SEALANTS & FASTENERS GROUP (CONTINUED)**

**SCREWS (CONTINUED)**

KEY	PART NUMBER	U/M	DESCRIPTION
	000G18-08-22B	EA	SCREW - MACHINE - 8-32 X 1 3/8 PPH - ZINC
	000G19-10-20B	EA	SCREW - MACHINE - 10-32 X 1 1/2 PPH - ZINC
	000G19-10-12F	EA	SCREW - MACHINE - 10-32 X 3/4 PPH - STAINLESS STEEL
	000G19-10-08B	EA	SCREW - MACHINE - 10-32 X 1/2 PPH - ZINC
	000G19-10-10B	EA	SCREW - MACHINE - 10-32 X 5/8 PPH - ZINC
	000G34-05-12B	EA	SCREW - HEX HEAD TAPPING - 5/16 X 3/4 LONG
	000G37-08-12B	EA	SCREW - 8-18 X 3/4 PPH
	000G38-04-16D	EA	SCREW - MACHINE - 1/4-20 X 1 PFN - BLACK
	000G39-06-10T	EA	SCREW - SF/DR - 6-20 X 5/8 PPH - BLACK
	000G39-06-08B	EA	SCREW - SF/DR - 6-18 X 1/2 - ZINC
	000G39-06-16T	EA	SCREW - SF/DR - 6-20 X 1 PPH - BLACK
	000G39-08-16R	EA	SCREW - SF/DR - 8-18 X 1 PPH - BEIGE
	000G39-08-16B	EA	SCREW - SF/DR - 8-18 X 1 PPH - ZINC
	000G39-08-12T	EA	SCREW - SF/DR - 8-18 X 3/4 PPH - BLACK
	000G39-08-12B	EA	SCREW - SF/DR - 8-18 X 3/4 PPH - ZINC
	000G39-08-08T	EA	SCREW - SF/DR - 8-18 X 1/2 PPH - BLACK
	000G39-08-08S	EA	SCREW - SF/DR - 8-18 X 1/2 PPH - OFF WHITE
	000G39-08-08B	EA	SCREW - SF/DR - 8-18 X 1/2 PPH - ZINC
	000G39-08-06B	EA	SCREW - SF/DR - 8-18 X 3/8 PPH - ZINC
	000G39-08-32B	EA	SCREW - SF/DR - 8-18 X 2 PPH - ZINC
	000G39-08-24B	EA	SCREW - SF/DR - 8-18 X 1 1/2 PPH - ZINC
	000G39-08-24S	EA	SCREW - SF/DR - 8-18 X 1.50 PPH OFF WHITE
	000G39-08-16T	EA	SCREW - SF/DR - 6-20 X 1 PPH - BLACK
	000G39-08-24T	EA	SCREW - SF/DR - 8-18 X 1.50 PPH BLACK
	000G39-10-088	EA	SCREW - SF/DR - 10-16 X .50 PPH - FLEX FLUOROCARBON
	000G39-10-08B	EA	SCREW - SF/DR - 10-16 X 1/2 PPH - ZINC
	000G39-10-48T	EA	SCREW - SF/DR - 10-16 X 3.00 PPH - BLACK
	000G39-10-209	EA	SCREW - SF/DR - 10-16 X 1 1/4 PPH - FLUOROCARBON SILVER
	000G39-10-20B	EA	SCREW - SF/DR - 10-16 X 1 1/4 PPH - ZINC
	000G39-10-129	EA	SCREW - SF/DR - 10-16 X 3/4 PPH - FLUOROCARBON SILVER
	000G39-10-12D	EA	SCREW - SF/DR - 10-16 X 3/4 PPH - BLACK
	000G39-10-12B	EA	SCREW - SF/DR - 10-16 X 3/4 PPH - ZINC
	000G39-10-10B	EA	SCREW - SF/DR - 10-16 X 5/8 - ZINC
	000G39-10-32B	EA	SCREW - SF/DR - 10- 6 X 2.00 PPH - ZINC
	000G42-04-12B	EA	SCREW - SF/DR - 1/4-14 X 3/4 HWH - ZINC
	000G50-04-12B	EA	SCREW - MACHINE - 1/4-20 X 3/4 PPH - ZINC
	000G51-08-08B	EA	SCREW - 8-18 X 1/2 PTH - ZINC
	000G52-08-18B	EA	SCREW - MACHINE - 8-32 X 1 1/8 PTH - ZINC
	000G54-04-20B	EA	SCREW - 1/4-20 X 1.25 PTH - TYPE 23 - ZINC PLATED
	000G55-08-12S	EA	SCREW - SF/DR - 8-18 X 3/4 PWH - OFF WHITE
	000G56-12-48B	EA	SCREW - WOOD - 12 - 11 X 3 POH - SPECIAL HARDENED
	000G57-05-16J	EA	SCREW - 5-20 X 1 PFH - BRASS
	000G67-08-32B	EA	SCREW - 8-15 X 2 PPH - ZINC
	000G67-10-10B	EA	SCREW - 10-12 X 5/8 PPH - ZINC - TYPE A
	000G67-10-10S	EA	SCREW - 10-12 X 5/8 PPH - OFF WHITE
	000G67-10-08B	EA	SCREW - 10-12 X 1/2 PPH - ZINC
	000G67-10-08R	EA	SCREW - 10-12 X 1/2 PPH - BEIGE - TYPE A
	000G67-10-16B	EA	SCREW - 10-12 X 1 PPH - ZINC
	000G67-10-36T	EA	SCREW - 10-12 X 2 1/4 - PPH - BLACK
	000G60-10-20B	EA	SCREW - SF/DR - 10-16 X 1 1/4 POH - ZINC
	000G67-10-24B	EA	SCREW - 10-12 X 1.50 PPH - ZINC
	000G67-10-20D	EA	SCREW - 10-12 X 1.25 PPH - BLACK
	000G67-10-120	EA	SCREW - 10-12 X 3/4 PPH - TAN
	000G67-10-12B	EA	SCREW - 10-12 X 3/4 PPH - ZINC
	000G67-10-10P	EA	SCREW - 10-12X.62 PPH - DARK BROWN
	000G67-10-10D	EA	SCREW - 10-12 X 5/8 PPH - BLACK - TYPE A
	000G67-10-16B	EA	SCREW - 10-12 X 1 PPH - ZINC
	000G67-10-32B	EA	SCREW - 10-12 X 2 PPH - ZINC
	000G68-06-10G	EA	SCREW - 6-18 X 5/8 POH - ANTIQUE BRASS
	000G68-10-20I	EA	SCREW - 10-12 X 1 1/4 POH - BLACK
	049465-01-000	EA	SCREW - 10-16 W/WASHER PTH - DARK BROWN

**SEALANTS & FASTENERS GROUP (CONTINUED)**

**SCREWS (CONTINUED)**

KEY	PART NUMBER	U/M	DESCRIPTION
	049465-17-000	EA	SCREW - 10-16 X 1 POH W/WASHER - BRIGHT WHITE
	049465-22-000	EA	SCREW - 10-16 X 1 1/2 POH W/WASHER - SABLE
	057671-01-000	EA	COVER - SCREW - #8 - PLASTIC - OFF WHITE
	057671-15-000	EA	COVER - SCREW - BRIGHT WHITE
	075908-01-000	EA	SCREW - MACHINE - 10-32 X .56 PTH - EXTERNAL TOOTH - ZINC
	076790-01-000	EA	SCREW - 6-20 X 1 1/4 PPH - BLACK
	076790-05-000	EA	SCREW - 6-20 X 1/2 PPH BLACK - THREADCUTTING - WOOD
	083554-01-000	EA	SCREW - DRYWALL - 8 X 1.25
	083554-04-000	EA	SCREW - DRYWALL - 8 X 2.50
	086256-01-000	EA	SCREW - SF/DR - 8 X 3/4 HWH LONG
	097974-01-000	EA	SCREW - PARTICLE BOARD - 7-9 X 3/4 PPH
	101618-01-000	EA	SCREW - 1/4-20 X 3/4 HEX - TAPPING - STALGARD TYPE F
	112782-08-01A	EA	SCREW - MOUNTING/PLATE - ZINC

## SEALANTS & FASTENERS GROUP (CONTINUED)

### CLAMPS, CLIPS & GROMMETS

KEY	PART NUMBER	U/M	DESCRIPTION
	000F10-04-16B	EA	PIN - COTTER - 1/8" X 1" - ZINC
	000F10-06-32B	EA	PIN - COTTER - 3/16" X 2" - ZINC
	000H14-04-04A	EA	RIVET - MANDREL BLIND - 1/8 X .400
	000H14-06-14R	EA	RIVET - MANDREL BLIND - 3/16"
	000H16-04-06R	EA	RIVET - POP ALUMINUM - 1/8 X .313 - .375
	000H16-06-10R	EA	RIVET - POP ALUMINUM - 3/16 X .501-.625
	007161-01-000	EA	CLAMP - HOSE - SPRING TYPE - 1/2"
	008386-01-000	EA	GROMMET - SNAP - 3/8"
	010495-01-000	EA	CLAMP - CABLE - 9/16"
	010495-02-000	EA	CLAMP - CABLE - 3/8
	010497-01-000	EA	CLAMP - CLOSED - 5/8" ID
	010497-03-000	EA	CLAMP - CLOSED - 1" ID - CUSHIONED
	010497-04-000	EA	CLAMP - CLOSED - 1.62" ID
	010497-05-000	EA	CLAMP - CLOSED - 1/2 ID
	010497-07-000	EA	CLAMP - CLOSED - 1/2 ID
	010499-01-000	EA	CLAMP - CLOSED - 3/8 ID
	016188-03-000	EA	GROMMET - L/P LINE - 3/8" HOLE X 2 1/2" LONG - RUBBER
	016188-04-000	EA	GROMMET-GAS LINE,.50,2.5 LONG
	016188-05-000	EA	GROMMET - L/P LINE - 3/8" HOLE X 1 1/4" LONG - RUBBER
	023942-01-000	EA	GROMMET - RUBBER - 2" OD
	061420-10-000	EA	PLUG/PLASTIC - 1.50" DIAMETER - BLACK
	062401-01-000	EA	CLAMP - HOSE - WORMGEAR - .25" - 1"
	062401-02-000	EA	CLAMP - HOSE - WORMGEAR - 1.56" - 2.5"
	062401-03-000	EA	CLAMP - HOSE - WORMGEAR - .22"- 1"
	062401-04-000	EA	CLAMP - HOSE - WORMGEAR - .69" - 1.25"
	062401-05-000	EA	CLAMP - HOSE - WORMGEAR - 2" TO 3" ID
	062401-06-000	EA	CLAMP - HOSE - WORMGEAR - .22" - .62" ID
	062401-11-000	EA	CLAMP - HOSE - WORMGEAR - 3.50" - 4.50"
	071015-11-000	EA	GROMMET - 1.00 ID - FITS .12 MATERIAL
	071015-21-000	EA	GROMMET - RUBBER - 1/2 ID X 1.06 OD - W/.19 GROOVE - BLACK
	071015-29-000	EA	GROMMET - RUBBER - .25 ID X 1.25 OD W/.12 GROOVE - BLK
	075148-02-000	EA	CLAMP - GROUNDING - BRONZE SCREWS
	080734-02-000	EA	CLIP - WIRE NYLON
	083609-01-000	EA	CLAMP - WIRE - DUAL - EQUAL DIAMETERS - 5/8"
	083610-01-000	EA	CLAMP - WIRE - DUAL - UNEQUAL DIAMETERS - 3/4" & 1 1/4"
	083610-02-000	EA	CLAMP - WIRE - DUAL - UNEQUAL DIAMETERS - 3/4" & 2"
	088756-01-000	EA	GROMMET - WEB - 1 1/8 " I.D.
	091952-01-000	EA	CLIP - GRIPPER - 1"
	094362-02-000	EA	CLIP - CHRISTMAS TREE - FLAT HEAD - .5" X .95"
	114208-05-000	EA	GROMMET - EDGE LINER - FITS 2"
	129962-01-01A	EA	CLIP - U-TYPE - BLACK

## SEALANTS & FASTENERS GROUP (CONTINUED)

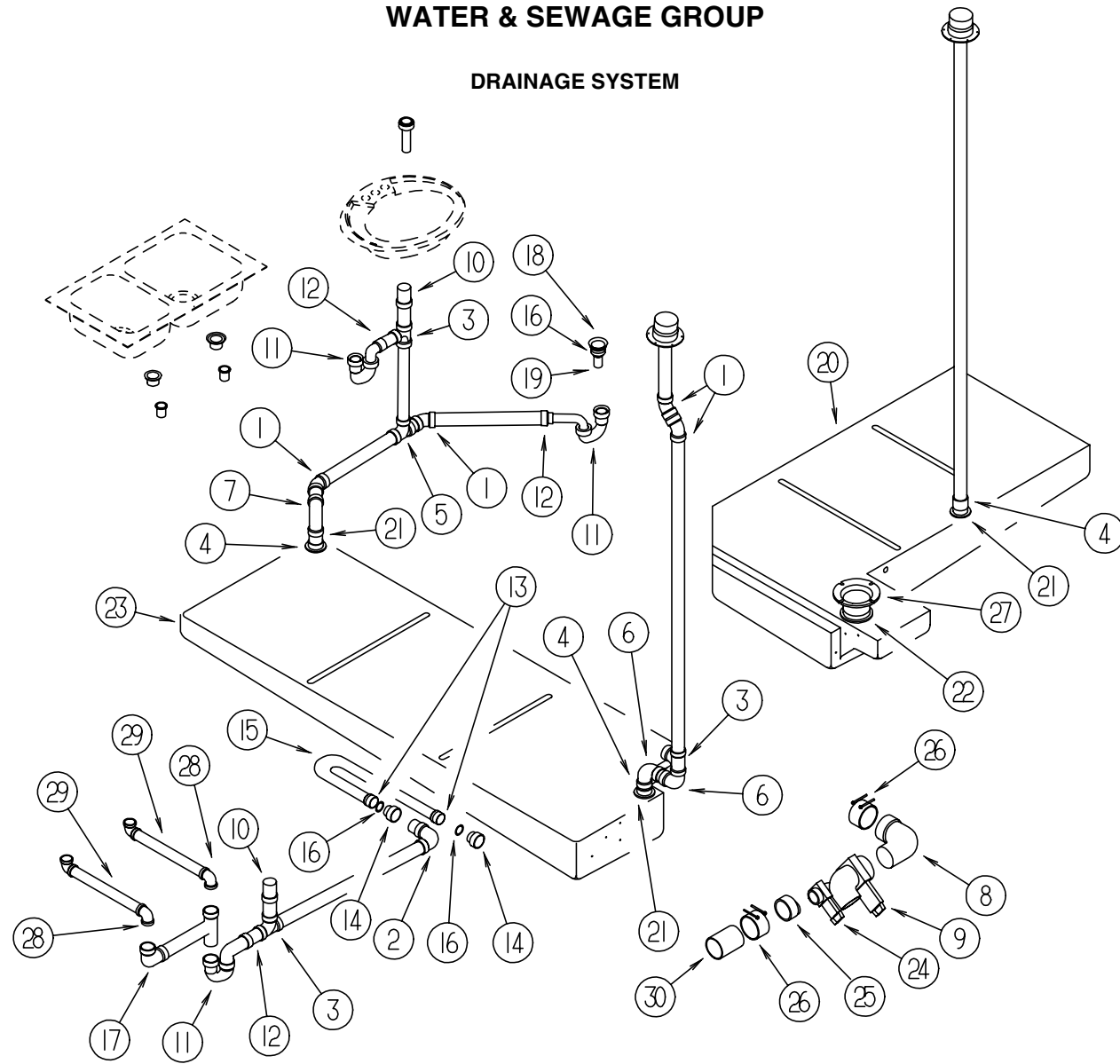
### MISCELLANEOUS FASTENERS

KEY	PART NUMBER	U/M	DESCRIPTION
	008343-01-000	EA	TIE - WIRE - 6"
	008343-02-000	EA	TIE - WIRE - 14"
	008343-03-000	EA	TIE - WIRE - 7 1/2" - BLACK
	029096-03-000	YD	VELCRO TAPE - HOOK - 1" WIDE - BLACK
	029094-04-000	YD	VELCRO TAPE - LOOP - 1" WIDE - BLACK
	029094-06-000	YD	VELCRO TAPE - LOOP - 2" WIDE - BLACK
	061420-05-000	EA	PLUG/PLASTIC - 1.8" DIAMETER
	061420-09-000	EA	PLUG/PLASTIC - 1.00" - DIAMETER
	081211-03-000	EA	PLUG - PLASTIC - .50 DIAMETER - BLACK
	081211-04-000	EA	PLUG - PLASTIC - .46" DIAMETER - BLACK
	085774-01-000	FT	FASTENER - DUAL LOCK - 1" WIDE - ADHESIVE BACK - BLACK
	085774-02-000	FT	FASTENER - DUAL HOOK - 1" WIDE - ADHESIVE BACK - BLACK
	085774-03-000	FT	FASTENER - DUAL HOOK - 1/2" WIDE - ADHESIVE BACK - BLACK
	088792-01-000	YD	VELCRO TAPE - HOOK - 5/8" - NON-ADHESIVE BACKED
	088792-02-000	YD	VELCRO TAPE - LOOP - 3/4" - ADHESIVE BACKED - BEIGE
	088792-05-000	YD	VELCRO TAPE - LOOP - 5/8" - NON-ADHESIVE BACKED - WHITE
	099856-11-000	EA	STRAP - TIEDOWN - 78.6"
	108046-01-000	EA	CABLE TIE - SCREW MOUNT 8"
	108046-02-000	EA	CABLE TIE - SCREW MOUNT 15"
	110943-02-000	FT	FELTSTRIP - 3/8" - ADHESIVE BACK - WHITE



# WATER & SEWAGE GROUP

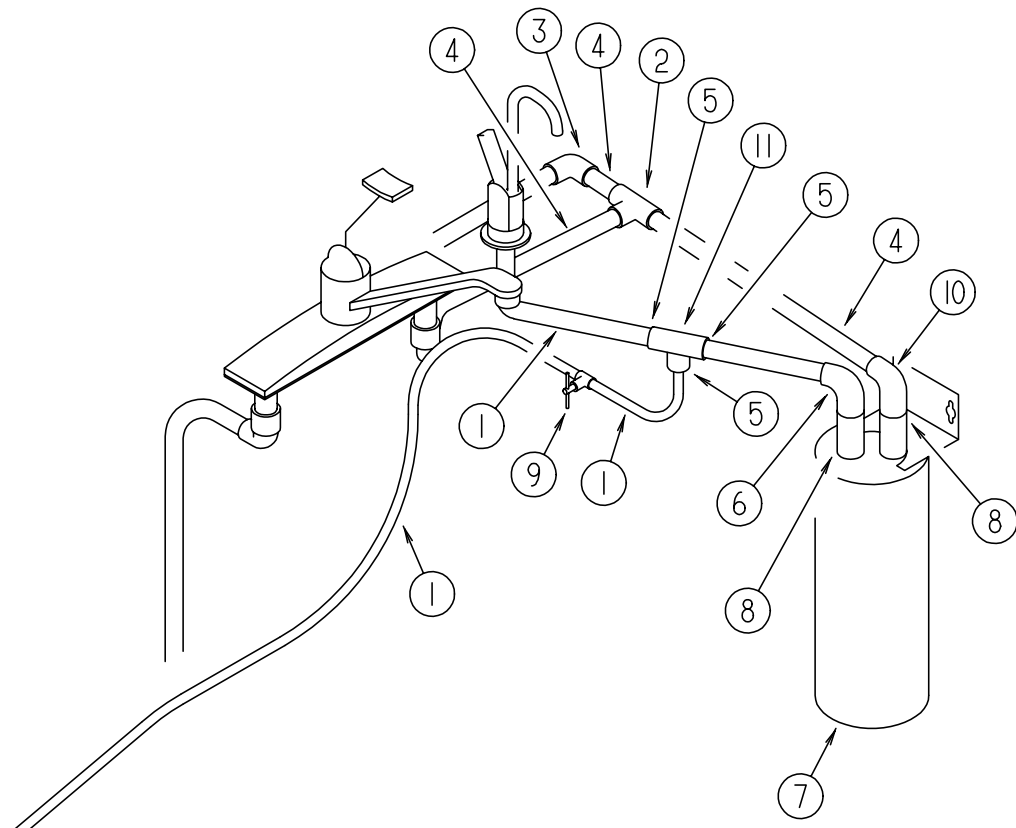
## DRAINAGE SYSTEM



KEY	PART NUMBER	U/M	DESCRIPTION	VENDOR NO
1	010006-01-000	EA	ELBOW - 45 DEGREE - 1 1/2" HUB X HUB - PLASTIC	
2	010008-01-000	EA	ELBOW - 90 DEGREE - 1 1/2" HUB X HUB - PLASTIC	
3	010071-01-000	EA	TEE - SANITARY - 1 1/2 HUB X HUB X HUB - PLASTIC	
4	010115-01-000	EA	COUPLING - 1 1/2" HUB X HUB - PLASTIC	
5	031365-02-000	EA	TEE - PLASTIC - 1 1/2" EXT LG TURN	
6	033761-01-000	EA	ELBOW - TURN - 90 DEGREE 1 1/2" HUB X 1 1/2" SPIGOT	
7	034250-01-000	EA	ELBOW - 90 DEGREE - LONG TURN - 1 1/2" HUB X HUB - ABS	
8	041956-01-000	EA	ELBOW - STREET - 1/4" BARB X 90 DEGREE X 3 XLT	
9	070916-01-000	EA	VALVE - DUAL DUMP - W/CAP - 3" X 1 1/2"	
9	070916-01-700	EA	VALVE ONLY (WASTE) 3"	T1003BU
9	070916-01-701	EA	VALVE ONLY (WASTE) 1 1/2"	T1001BU
10	079968-01-000	EA	VENT - MECHANICAL/TRAP ARM - ANTI-SIPHON-2" X 7.3" PLASTIC	
11	107538-01-000	EA	P TRAP - PLASTIC - 1 1/4" W/EXTENSION ARM	
11	011071-01-000	EA	P TRAP - PLASTIC - 1 1/2" (CSA)	
12	109571-01-000	EA	ADAPTER - P TRAP - 1 1/2" P X 1 1/4" MPT	
13	126424-01-000	EA	ADAPTER - 1 1/2" MPT X 1 1/2" HUB	
14	126425-02-000	EA	ADAPTER - SWIVEL - 1 1/2" FPT X SPIGOT	
15	126426-01-000	FT	PIPE - 1 1/2" FLEXIBLE	
	126427-01-000	EA	ADHESIVE - ALL PURPOSE - ABS/PVC	
	126427-02-000	EA	PRIMER - CLEANER - FLEX PIPING	

KEY	PART NUMBER	U/M	DESCRIPTION
16	127440-02-01A	EA	WASHER - RUBBER - 1.8" X .1"
17	011091-02-000	EA	WASTE - CONTINUOUS - DOUBLE SINK
17	011091-03-000	EA	WASTE - CONTINUOUS - DOUBLE SINK - CSA
18	120981-01-01A	EA	DRAIN - TIP TOE - BRASS
19	011069-02-000	EA	TAILPIECE - TUB/SHOWER - 1 1/2" X 1 1/4" X 4" - BRASS
20	121386-01-000	EA	TANK - HOLDING - 48 GALLON - W/O FITTINGS
21	061607-01-000	EA	GROMMET - HOLDING TANK - 1 1/2" NPS
22	061607-02-000	EA	GROMMET - HOLDING TANK - 3" NPS
23	121385-01-000	EA	TANK - HOLDING - 47 GALLON - W/O FITTINGS
	010201-01-000	EA	HOSE - SEWER - 3" ID X 8'
24	062416-01-000	EA	ADAPTER - SEWER HOSE TO 3" PIPE
25	062422-01-000	EA	ADAPTER - OFFSET REDUCER - 3" X 1 1/2" - PLASTIC
26	078406-01-000	EA	COUPLER - RUBBER - W/CLAMPS - 3" X 3"
27	116644-01-000	EA	FLANGE - CLOSET - 4" X 3"
28	125569-01-000	EA	ELBOW - 1 1/2" X 90 DEGREE - DOUBLE SLIP
29	126588-02-000	EA	ARM - WASTE - 1 1/2 X 20 - FEMALE
30	010129-03-000	EA	NIPPLE - PLASTIC - 3" X 3" TOE

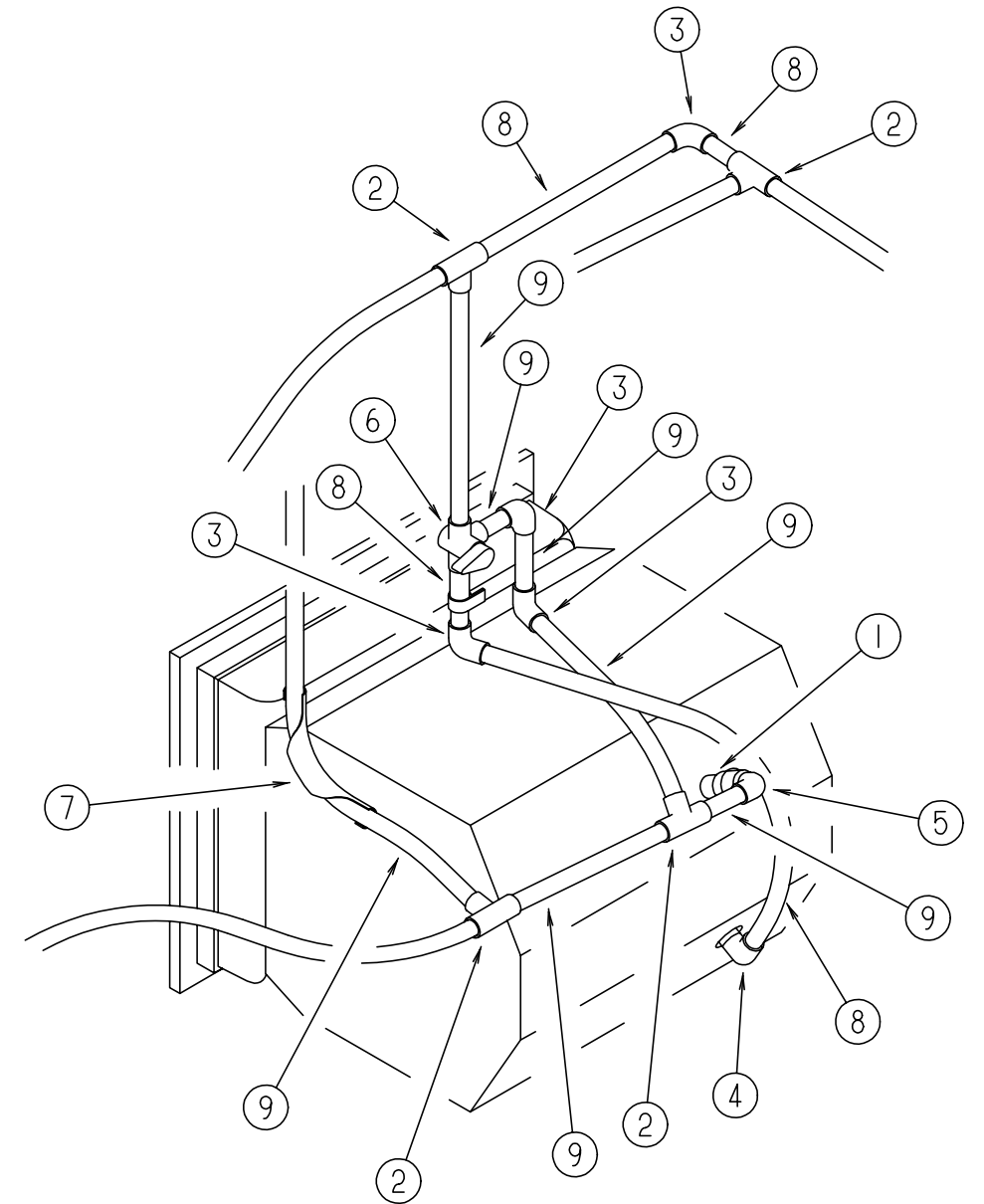
**WATER & SEWAGE GROUP (CONTINUED)**



**WATER PURIFICATION**

KEY	PART NUMBER	U/M	DESCRIPTION	VENDOR NO.
1	039800-04-000	FT	TUBING - POLYBUTYL - 1/4"OD	
2	114428-01-000	EA	TEE - 1/2"P X 1/2"P X 1/2"P	
3	114429-01-000	EA	ELBOW - 1/2"P X 1/2"P	
4	124188-01-000	FT	TUBING - PEX - 1/2" ID X 20' BLUE	
5	111888-01-000	EA	FERRULE - PLASTIC - .250 ID X .375 OD	
5	111888-02-000	EA	INSERT - BRASS - 1/4 COMP	
6	114429-04-000	EA	ELBOW - 1/2"P X 3/8"MPT	
7	701069-01-000	EA	WATER PURIFICATION SYSTEM	
7	701069-03-700	EA	CARTRIDGE RELACEMENT	9592-06
8	103798-01-000	EA	CONNECTOR - 1/4 OD X 3/8 MPT	
9	120868-01-000	EA	VALVE - NEEDLE - 1/4" COMPRESSION X 1/4" COMPRESSION	
10	065318-02-000	EA	ELBOW - 90 DEGREE - 3/8" MPT TO 3/8" FPT	
11	118423-01-000	EA	FITTING - BRASS-TEE - 1/4C X 1/4C X 1/4C	

**WATER & SEWAGE GROUP (CONTINUED)**

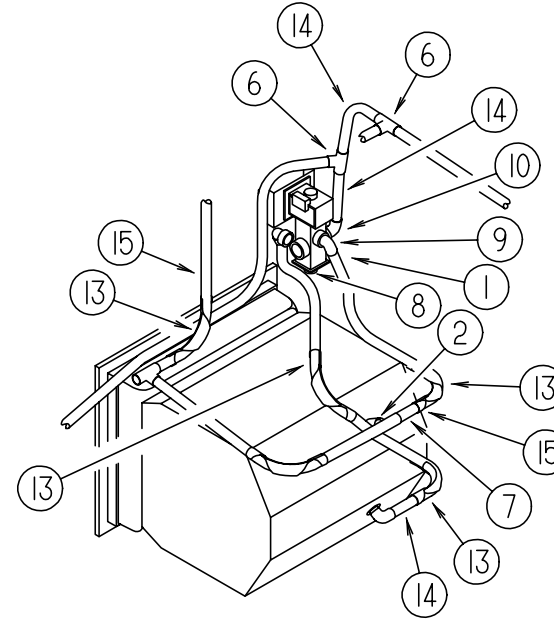
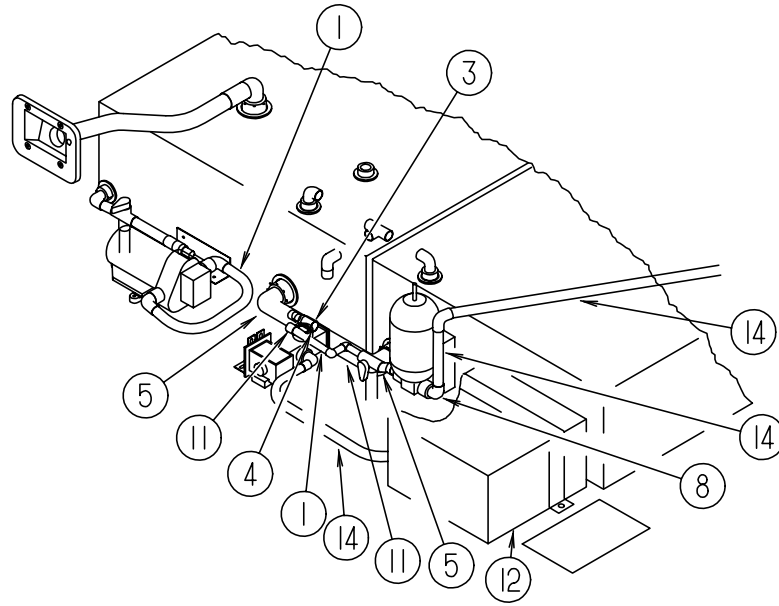


**WATER HEATER BY-PASS VALVE**

KEY	PART NUMBER	U/M	DESCRIPTION
1	110438-02-000	EA	VALVE - CHECK - BRASS - 1/2 MPT X 1/2 MPT
2	114428-01-000	EA	TEE - 1/2"P X 1/2"P X 1/2"P
3	114429-01-000	EA	ELBOW - 1/2"P X 1/2"P
4	114429-02-000	EA	ELBOW - 1/2"P X 1/2"MPT
5	114429-03-000	EA	ELBOW - FLAIR-IT SWIVEL - 1/2"P X 1/2"FPT
6	114431-02-000	EA	VALVE - WATER BYPASS - 1/2"P - THREE WAY (WATER HEATER)
7	124184-01-000	EA	SUPPORT - WATER LINE - BEND
8	124188-01-000	FT	TUBING - PEX - 1/2" ID X 20' BLUE
9	124188-02-000	FT	TUBING - PEX 1/2" ID X 20' RED

## WATER & SEWAGE GROUP (CONTINUED)

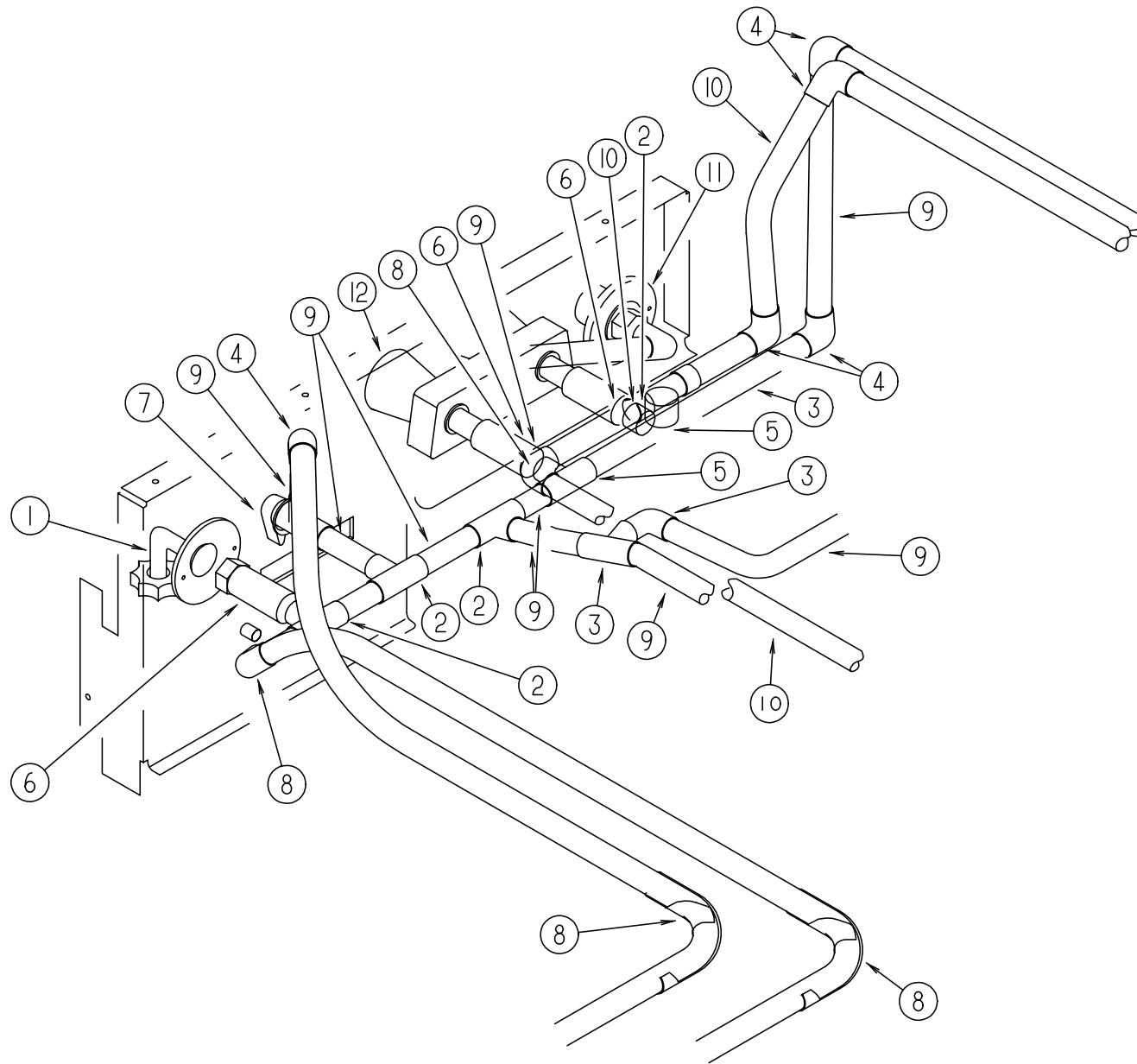
### WATER HEATER WINTERIZING KIT



KEY	PART NUMBER	U/M	DESCRIPTION
1	039808-03-000	EA	ELBOW - 1/2" MPT X 1/2" MPT - PLASTIC
2	110438-02-000	EA	VALVE - CHECK - BRASS - 1/2 MPT X 1/2 MPT
3	111223-03-000	EA	ELBOW - 3/4" MPT X 1/2" BARB - PLASTIC
4	111223-04-000	EA	ELBOW - 1/2" MPT X 1/2" BARB - PLASTIC
5	112176-01-000	FT	TUBING - VINYL - REINFORCED - 1/2" ID
6	114428-01-000	EA	TEE - 1/2"P X 1/2"P X 1/2"P
7	114428-02-000	EA	TEE - SWIVEL - 1/2"P X 1/2"P X 1/2"FPT
8	114429-02-000	EA	ELBOW - 1/2"P X 1/2"MPT
9	114429-03-000	EA	ELBOW - SWIVEL - 1/2"P X 1/2"FPT
10	114429-05-000	EA	ELBOW - 1/2"P X 3/4"MPT
11	114430-03-000	EA	ADAPTER - 1/2"P X 1/2"MPT

KEY	PART NUMBER	U/M	DESCRIPTION
12	118569-01-000	EA	WINTERIZATION SYSTEM
	118569-01-700	EA	VALVE/SOLENOID-ELECT CONTROL NO VDR#
	118569-01-701	EA	SWITCH - ELECTRIC NO VDR#
	118569-01-702	EA	PLATE - SWITCH NO VDR#
	118569-01-703	EA	TANK - 2 GALLON NO VDR#
	118569-01-704	EA	PLUG - 3/4 MPT NO VDR#
	118569-01-705	EA	PLUG - 1/2 MPT NO VDR#
	118569-01-706	EA	SCREEN - WHITE NO VDR#
13	124184-01-000	EA	SUPPORT - WATER LINE - BEND
14	124188-01-000	FT	TUBING - PEX - 1/2" ID X 20' - BLUE
15	124188-02-000	FT	TUBING - PEX - 1/2" ID X 20' - RED

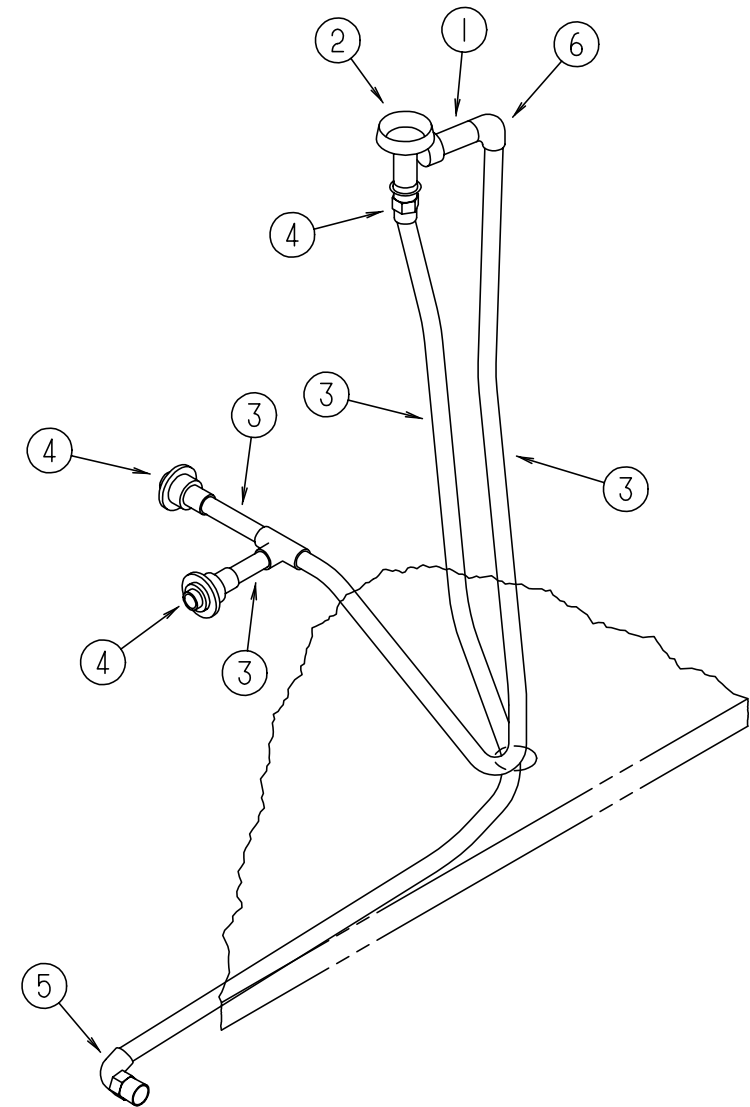
**WATER & SEWAGE GROUP (CONTINUED)**



**EXTERIOR WASH STATION**

KEY	PART NUMBER	U/M	DESCRIPTION
1	010230-06-000	EA	FILL - CITY WATER - W/CHECK VALVE - MPT
2	114428-01-000	EA	TEE - 1/2"P X 1/2"P X 1/2"P
3	114428-03-000	EA	TEE - 1/2"P X 1/2"P X 1/2"MPT
4	114429-01-000	EA	ELBOW - 1/2"P X 1/2"P
5	114429-03-000	EA	ELBOW - FLAIR-IT SWIVEL - 1/2"P X 1/2"FPT
6	114430-02-000	EA	ADAPTER - SWIVEL - 1/2"P X 1/2"FPT
7	114431-03-000	EA	VALVE - 90 DEGREE DRAIN - 1/2"P
8	124184-01-000	EA	SUPPORT - WATER LINE - BEND
9	124188-01-000	FT	TUBING - PEX - 1/2" ID X 20' BLUE
10	124188-02-000	FT	TUBING - PEX 1/2" ID X 20' RED
11	125697-05-000	EA	INLET - WATER - FLUSHING SYSTEM
	126398-01-000	EA	ELBOW - ENTRY HOSE - 90 DEGREE
12	075241-05-000	EA	FAUCET/SHOWER - BONE 3/4" MPT X 1.4" LONG INLET PIPES

**WATER & SEWAGE GROUP (CONTINUED)**



**FLUSHING SYSTEM**

KEY	PART NUMBER	U/M	DESCRIPTION
	125697-02-000	EA	NOZZLE - WELD-A-FLUSH - HOLDING TANK
1	125697-03-000	EA	CHECK VALVE - FLUSHING SYSTEM
2	125697-04-000	EA	BREAKER - VACUUM - FLUSHING SYSTEM
	125697-05-000	EA	INLET - WATER - FLUSHING SYSTEM
	125697-06-000	EA	INSTRUCTIONS - USER - FLUSHING SYSTEM
3	124188-01-000	FT	TUBING - PEX - 1/2" ID X 20' BLUE
4	114430-03-000	EA	ADAPTER - 1/2"P X 1/2"MPT
5	114429-02-000	EA	ELBOW - 1/2"P X 1/2"MPT
6	114429-03-000	EA	ELBOW - FLAIR-IT SWIVEL - 1/2"P X 1/2"FPT

## WATER & SEWAGE GROUP (CONTINUED)

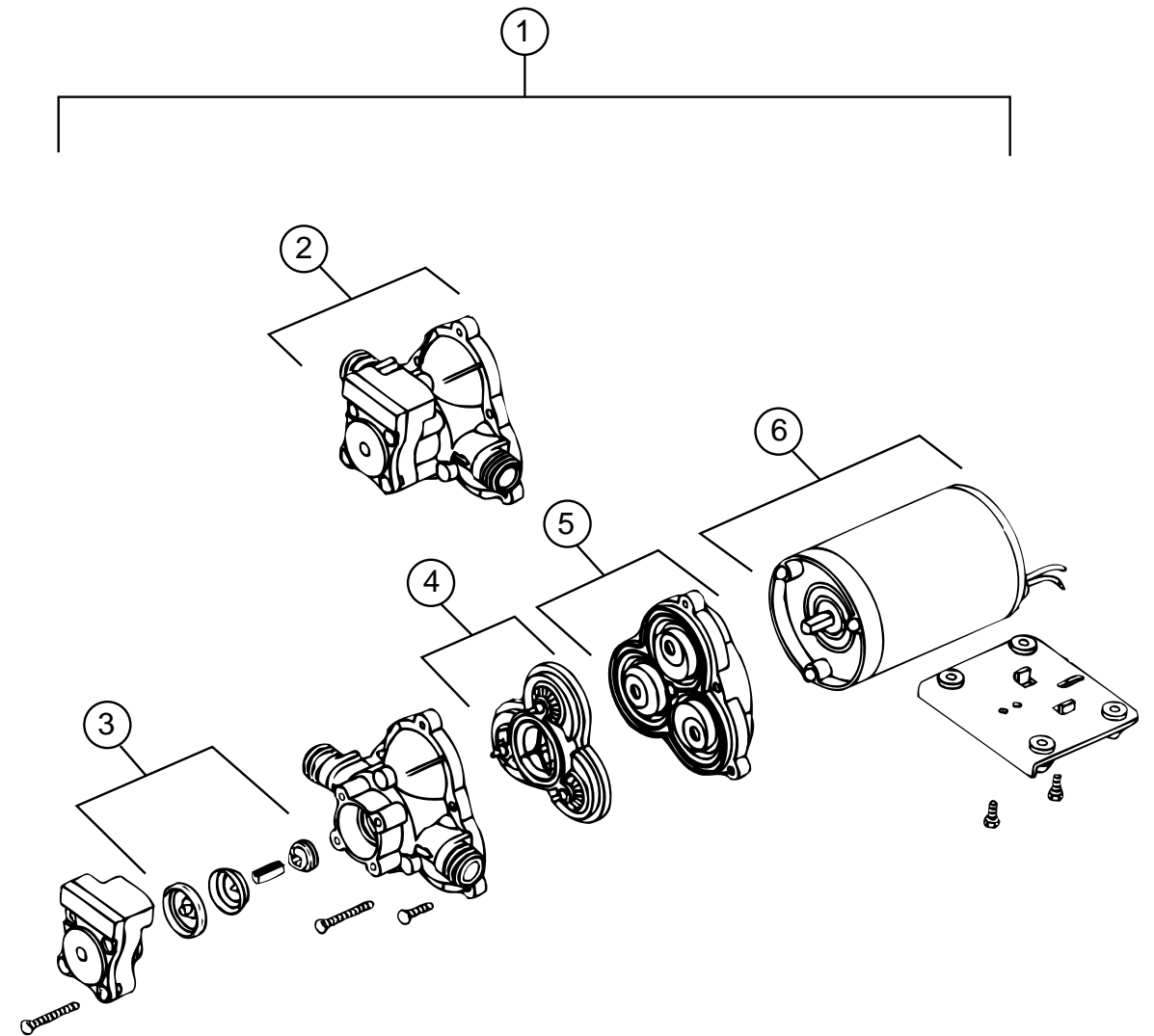
### FRESH WATER TANKS

KEY	PART NUMBER	U/M	DESCRIPTION
	117005-04-000	EA	TANK - WATER - 50 GALLON - W/FITTINGS
	117005-01-000	EA	TANK - WATER - 50 GALLON - W/O FITTINGS
	128015-02-000	EA	TANK - WATER - 45 GALLON - W/FITTINGS
	128015-01-000	EA	TANK - WATER - 45 GALLON - W/O FITTINGS

### WATER SYSTEM

KEY	PART NUMBER	U/M	DESCRIPTION
	010166-01-000	EA	PLUG - THREADED - 1 1/4" DIAMETER - PLASTIC - BLACK
	010219-01-000	EA	ELBOW - 1 1/4 MPT X 1 1/4 BARB - WATER FILL - PLASTIC
	010224-01-000	EA	ADAPTER - HOSE TO PIPE - 3/8 MPT X 3/8 BARB - PLASTIC
	010230-06-000	EA	FILL - CITY WATER - W/CHECK VALVE - MPT
	035539-01-000	EA	ELBOW - PLASTIC - 3/8 MPT X 3/8 BARB
	039800-04-000	FT	TUBING - POLYBUTYL - 1/4"OD
	039808-03-000	EA	ELBOW - 1/2" MPT X 1/2" MPT - PLASTIC
	039861-01-000	EA	SENDING UNIT - W/SCREW - WASHER - WELL NUT/TERMINAL RING
	042989-03-000	EA	FITTING - SPINWELD - 1 1/4"NPT - PLASTIC
	042989-05-000	EA	FITTING - SPINWELD - 1/2"FPT - PLASTIC
	049032-01-000	EA	PATCH - SPINWELD - 3/8" - PLASTIC
	044927-01-000	EA	ADAPTER - HOSE TO PIPE-1 1/4 MPTX1 1/4 BARB-BLACK PLASTIC
	062421-03-000	EA	VALVE - 1.5 HUB X HUB - REMOTE
	062421-04-000	EA	CABLE - VALVE - REMOTE W/HANDLE
	074462-02-000	FT	TUBING - VINYL - 3/8 ID X 20' - CLEAR
	077954-02-000	EA	FILTER - WATER TANK - W/SCREEN IN TANK
	079381-01-000	FT	TUBING - RIBBED FLEXIBLE - WATER FILL - 1.4" X 10"
	081240-20-000	EA	FILL - WATER - LOCKABLE - BRIGHT WHITE
	101814-01-000	EA	COUPLING - FEMALE - 1/2" X 1/2" FPT - GRAY
	103798-01-000	EA	CONNECTOR - 1/4 OD X 3/8 MPT
	110438-02-000	EA	VALVE - CHECK - BRASS - 1/2 MPT X 1/2 MPT
	111223-03-000	EA	ELBOW - 3/4" MPT X 1/2" BARB - PLASTIC
	111223-04-000	EA	ELBOW - 1/2" MPT X 1/2" BARB - PLASTIC
	111888-01-000	EA	FERRULE - PLASTIC - .250 ID X .375 OD
	111888-02-000	EA	INSERT - BRASS - 1/4 COMP
	112176-01-000	FT	TUBING - VINYL - REINFORCED - 1/2" ID
	112961-01-02B	EA	SUPPORT - WATER TANK - E-COATED
	113697-01-000	EA	CAP - 3/8 FTG
	114428-01-000	EA	TEE - 1/2"P X 1/2"P X 1/2"P
	114428-02-000	EA	TEE - SWIVEL - 1/2"P X 1/2"P X 1/2"FPT
	114428-03-000	EA	TEE - 1/2"P X 1/2"P X 1/2"MPT
	114429-01-000	EA	ELBOW - 1/2"P X 1/2"P
	114429-02-000	EA	ELBOW - 1/2"P X 1/2"MPT
	114429-03-000	EA	ELBOW - SWIVEL - 1/2"P X 1/2"FPT
	114429-04-000	EA	ELBOW - 1/2"P X 3/8"MPT
	114429-05-000	EA	ELBOW - 1/2"P X 3/4"MPT
	114430-02-000	EA	ADAPTER - SWIVEL - 1/2"P X 1/2"FPT
	114430-03-000	EA	ADAPTER - 1/2"P X 1/2"MPT
	114430-06-000	EA	ADAPTER - 1/2"P X 3/8"FPT
	114430-08-000	EA	ADAPTER - 1/2P X 3/4MPT
	114431-01-000	EA	VALVE - 180 DEGREE/CENTER DRAIN - 1/2"P - THREE WAY
	114431-02-000	EA	VALVE - WATER BYPASS - 1/2"P - THREE WAY (WATER HEATER)
	114431-03-000	EA	VALVE - 90 DEGREE DRAIN - 1/2"P
	118423-01-000	EA	FITTING - BRASS-TEE - 1/4C X 1/4C X 1/4C
	118809-01-000	EA	ADAPTER - PLASTIC - 1/2 MPT X 3/8 BARB
	118809-02-000	EA	ADAPTER - 1/2" MPT X 1/2" BARB - PLASTIC
	120868-01-000	EA	VALVE - NEEDLE - 1/4" COMPRESSION X 1/4" COMPRESSION
	123150-01-000	EA	ELBOW - 1/2 FPT X 1/2 BARB - SWIVEL
	123152-01-000	EA	ADAPTER - 1/2 FPT X 1/2 BARB - SWIVEL
	124184-01-000	EA	SUPPORT - WATER LINE - BEND
	124188-01-000	FT	TUBING - PEX - 1/2" ID X 20' - BLUE(COLD)
	124188-02-000	FT	TUBING - PEX - 1/2" ID X 20' - RED(HOT)
	126398-01-000	EA	ELBOW - ENTRY HOSE - 90 DEGREE
	132148-01-000	EA	CONNECTOR = 1/2 X 1/2 MPT - BRASS

## WATER & SEWAGE GROUP (CONTINUED)



### SHURFLO WATER PUMP

KEY	PART NUMBER	U/M	DESCRIPTION	VENDOR NO.
1	098607-01-000	EA	PUMP - WATER - W/.5" MPT FITTING - FLOW 2.8 GPM	
2	098607-01-706	EA	HOUSING, W/SWITCH ONLY	94-231-20
3	098607-01-705	EA	VALVE- CHECK, KIT	94-237-00
4	098607-01-703	EA	VALVE KIT	94-232-00
5	098607-01-702	EA	DIAPHRAGM/DRIVE ASSEMBLY KIT	94-238-04
6	098607-01-707	EA	MOTOR W/BASEPLATE	11-148-04

### WATER HEATER

KEY	PART NUMBER	U/M	DESCRIPTION
*	051391-03-000	EA	WATER HEATER G6A-8E ELECTRONIC IGNITION

\*COMPONENT PARTS FOUND IN SERVICE PARTS LIBRARY

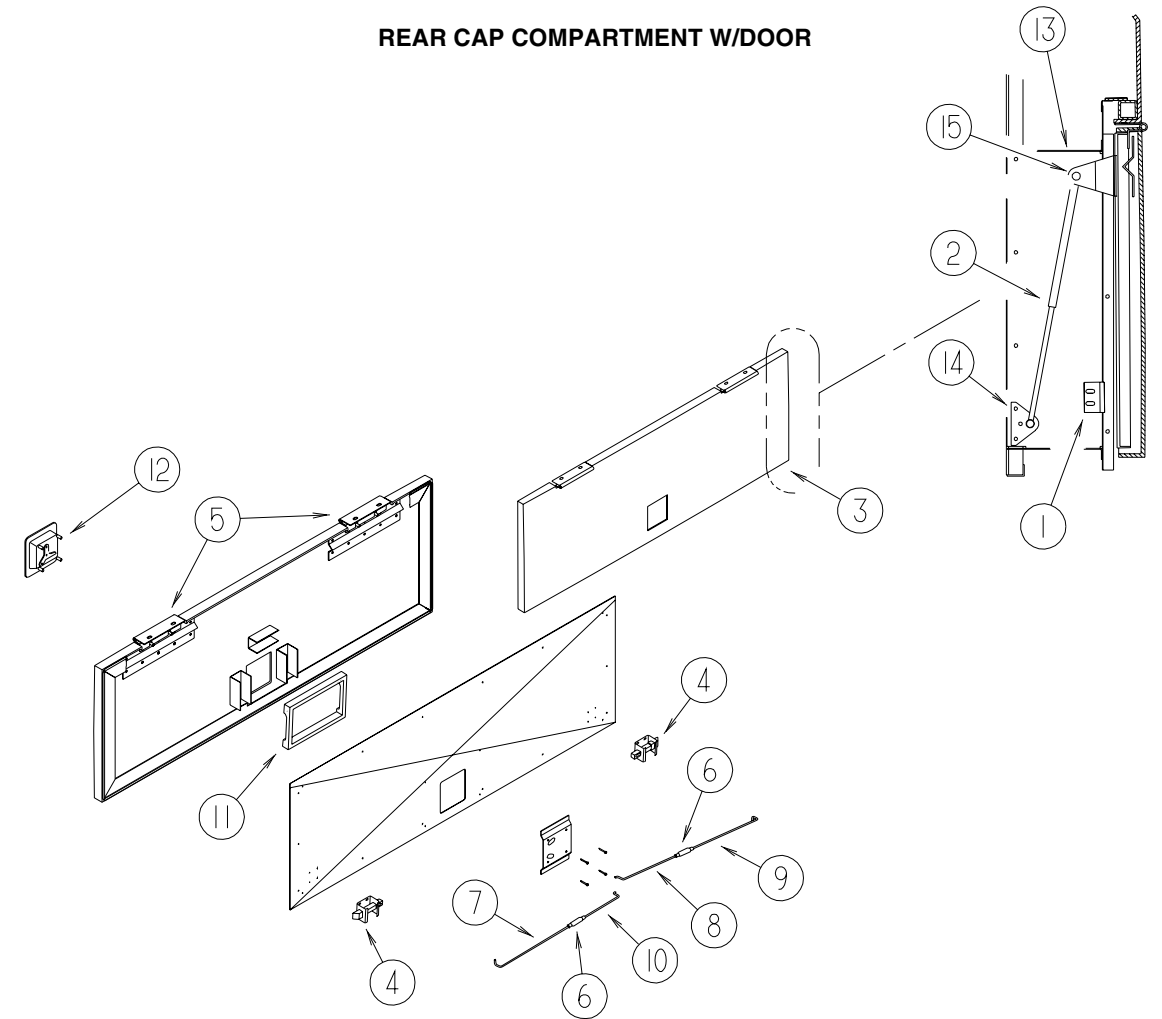
## WINDOW, VENT & EXTERIOR DOOR GROUP (CONTINUED)

### KEYS FOR ONE KEY SYSTEM

KEY	PART NUMBER	U/M	DESCRIPTION
	129676-01-000	EA	KEY - T/M 14472-07-1431
	129676-02-000	EA	KEY - T/M 14472-0701432
	129676-03-000	EA	KEY - T/M 14472-07-1443
	129676-04-000	EA	KEY - T/M 14472-07-1434
	129676-05-000	EA	KEY - T/M 14472-07-1435
	129676-06-000	EA	KEY - T/M 14472-07-1436
	129676-07-000	EA	KEY - T/M 14472-07-1437
	129676-08-000	EA	KEY - T/M 14472-07-1438
	129676-09-000	EA	KEY - T/M 14472-07-1439
	129676-10-000	EA	KEY - T/M 14472-07-1440
	129685-01-701	EA	KEY - BLANK KS 150

## WINDOW, VENT & EXTERIOR DOOR GROUP

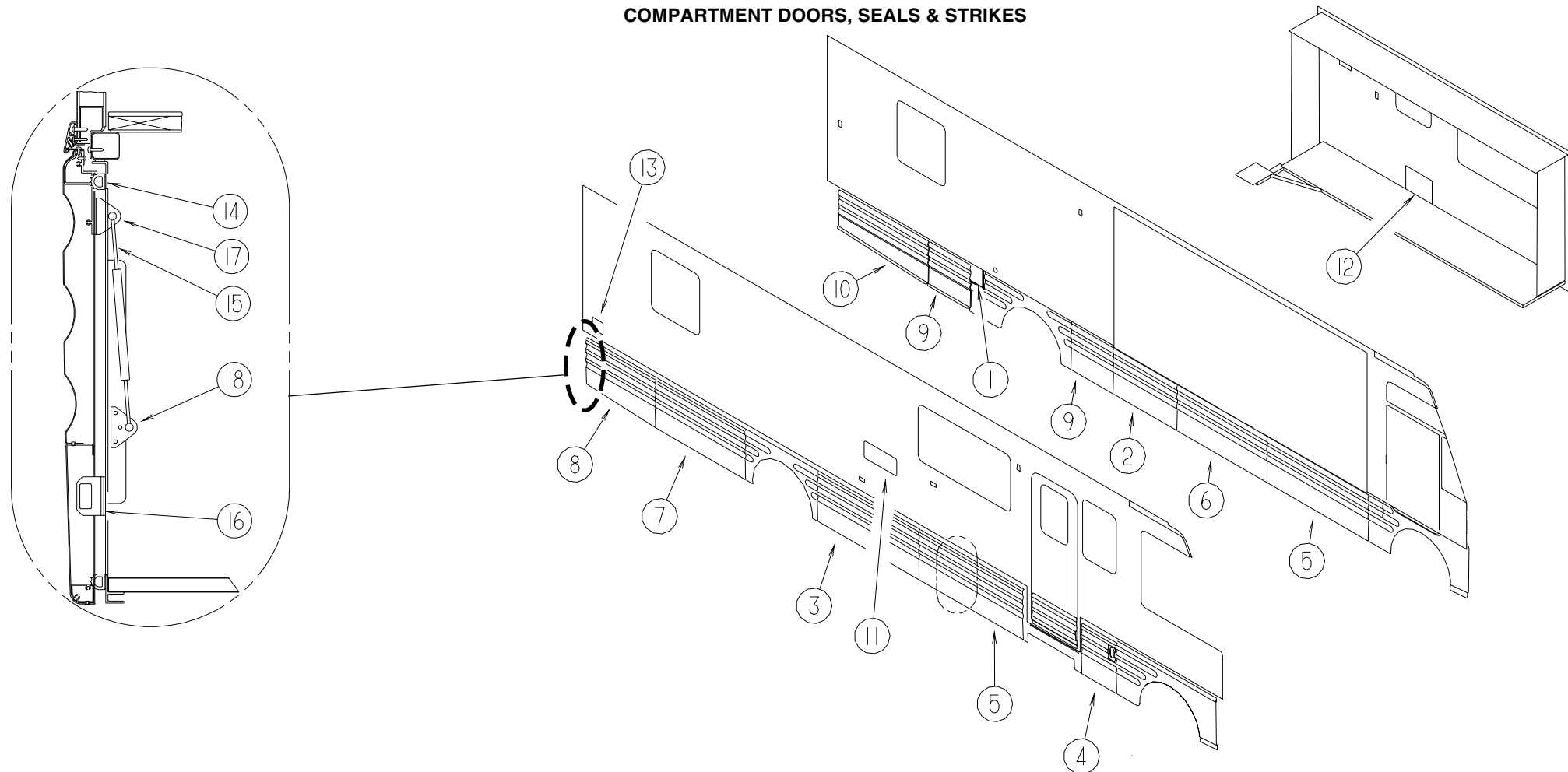
### REAR CAP COMPARTMENT W/DOOR



KEY	PART NUMBER	U/M	DESCRIPTION
1	107719-01-01A	EA	STRIKE - VALANCE DOOR
2	108998-01-000	EA	SPRING - GAS 12" COMPRESSED/20" EXTENDED - 30 LB
3	117593-02-K36	EA	DOOR - REAR CAP
4	101348-01-000	EA	BOLT/SLIDE - LATCH - NYLON - W SPRING & BRACKET
5	102325-02-07A	EA	HINGE - TRUNK DOOR
6	108561-01-000	EA	TURNBUCKLE - 10-24 THREAD
7	108562-14-000	EA	ROD - LATCH - THREADED - LEFT HAND - 8.1" LONG
8	108562-28-000	EA	ROD - LATCH - THREADED - LEFT HAND - 9.6" LONG
9	108562-29-000	EA	ROD - LATCH - THREADED - RIGHT HAND - 9.2" LONG
10	108562-33-000	EA	ROD - LATCH - THREADED - RIGHT HAND - 8.4" LONG
11	120619-01-000	FT	SEAL - .8" X 1.6" - PSA ONE SIDE
12	129675-01-02A	EA	LATCH - PADDLE - BRIGHT WHITE
13	117697-02-02B	EA	COMPARTMENT - STORAGE
14	126263-08-02B	EA	BRACKET - GAS SPRING - LOWER - E-COATED
15	126263-13-02B	EA	BRACKET - GAS SPRING - E-COATED
	107721-08-000	FT	SEAL - ACCESS DOOR

## WINDOW, VENT & EXTERIOR DOOR GROUP (CONTINUED)

### COMPARTMENT DOORS, SEALS & STRIKES

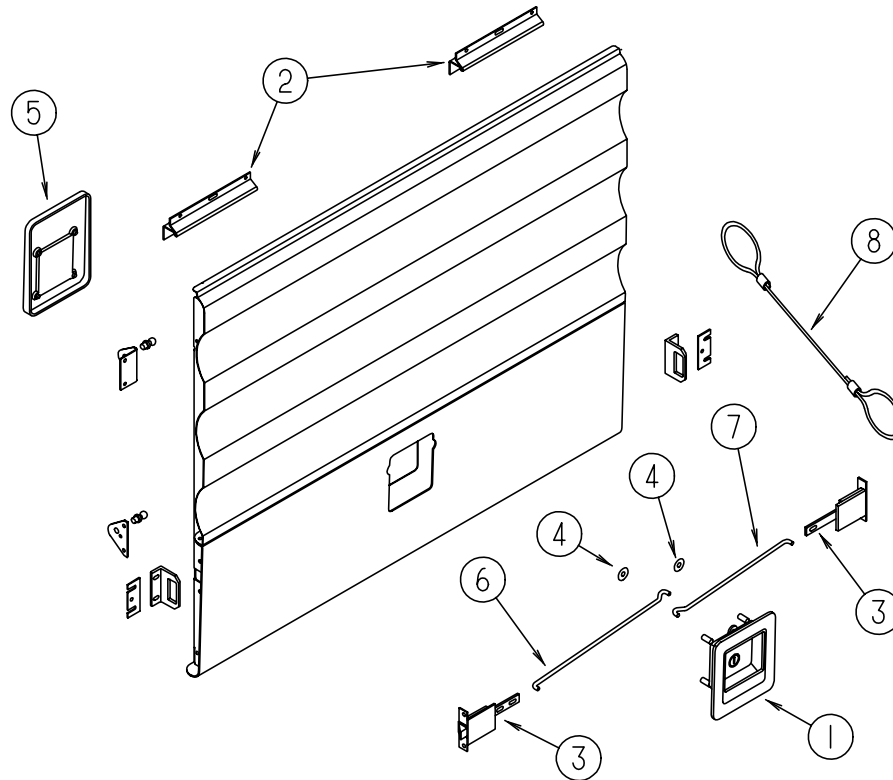


KEY	PART NUMBER	U/M	DESCRIPTION	VENDOR NO.
1	126060-02-K36	EA	DOOR - FUEL FILL	
1	125419-01-01A	EA	HINGE - SINGLE PIVOT	
1	130005-01-000	EA	LOCK - W/O CYLINDER & KEYS - W/CAM - F/KEY ONE SYSTEM	
2	126065-11-J60	EA	VALANCE/STATIONARY - 29.5" X 39.3" - GM	
2	126065-23-J30	EA	VALANCE/STATIONARY - 25" X 39.3" - FORD	
3	126065-17-J60	EA	VALANCE/DOOR - W/O LOCK/HINGE - 29.5" X 62.9" - GM	
3	126065-24-J30	EA	VALANCE/DOOR - W/O LOCK/HINGE - 25" X 62.9" - FORD	
3	125517-09-000	EA	ROD - LATCH - 27.43"	
3	125517-10-000	EA	ROD - LATCH - 25.61"	
4	126787-01-J60	EA	PANEL - VALANCE - FURNACE - W/O HDW - GM	
4	126787-02-J30	EA	PANEL - VALANCE - FURNACE - W/O HDW - FORD	
5	129759-07-K36	EA	VALANCE/DOOR - W/O PADDLE LATCH/HINGE - 63" X 29.5" - GM	
5	129759-04-K36	EA	VALANCE/DOOR - W/O PADDLE LATCH/HINGE - 63" X 25" - FORD	
5	125517-09-000	EA	ROD - LATCH - 27.43"	
5	125517-10-000	EA	ROD - LATCH - 25.61"	
6	129759-08-K36	EA	VALANCE/DOOR - W/O PADDLE LATCH/HINGE - 55.9" X 29.5" - GM	
6	129759-01-K36	EA	VALANCE/DOOR - W/O PADDLE LATCH/HINGE - 55.9" X 25" - FORD	
6	125517-01-000	EA	ROD - LATCH - 23.89"	
6	125517-02-000	EA	ROD - LATCH - 22.08"	
7	129759-09-K36	EA	VALANCE/DOOR - W/O PADDLE LATCH/HINGE - 43.1" X 29.5" - GM	
7	129759-02-K36	EA	VALANCE/DOOR - W/O PADDLE LATCH/HINGE - 43.1" X 25" - FORD	
7	125517-03-000	EA	ROD - LATCH - 17.50"	
7	125517-04-000	EA	ROD - LATCH - 15.69"	
8	129759-11-K36	EA	VALANCE/DOOR - PASS W/O PAD LATCH/HINGE - 26.6" X 55.9" X 29.5" - GM	
8	129759-06-K36	EA	VALANCE/DOOR - PASS W/O LATCH/HINGE - 22" X 55.9" X 25" - FORD	
8	125517-01-000	EA	ROD - LATCH - 23.89"	
8	125517-02-000	EA	ROD - LATCH - 22.08"	

KEY	PART NUMBER	U/M	DESCRIPTION	VENDOR NO.
9	129759-14-K36	EA	VALANCE/DOOR - W/O PADDLE LATCH/HINGE - 26" X 29.5" - GM	
9	129759-18-K36	EA	VALANCE/DOOR - W/O PADDLE LATCH/HINGE - 26" X 25" - FORD	
9	125517-05-000	EA	ROD - LATCH - 8.95"	
9	125517-06-000	EA	ROD - LATCH - 7.14"	
10	129759-17-K36	EA	VALANCE/DOOR-DR W/O PAD LATCH/HINGE- 26.6" X 55.9" X 29.5" - GM	
10	129759-05-K36	EA	VALANCE/DOOR - DR W/O PADDLE LATCH/HINGE-22" X 55.9" X 25" - FORD	
10	125517-01-000	EA	ROD - LATCH - 23.89"	
10	125517-02-000	EA	ROD - LATCH - 22.08"	
11	084103-08-000	EA	DOOR - VENT/REFRIGERATOR - W/O JAMB - BRIGHT WHITE	
11	084104-01-700	EA	LOCK-MALE, FASTENER	201-721-010
11	084104-01-701	EA	LOCK-FEMALE, FASTENER	201-802-010
11	084104-08-000	EA	JAMB - VENT DOOR/REFRIGERATOR - BRIGHT WHITE	
12	116424-01-000	EA	PROTECTOR - LATCH - WATER HEATER	
12	052009-06-000	EA	DOOR - WATER HEATER - BRIGHT WHITE - 18" X 14.6"	
13	081240-20-000	EA	DOOR - WATER FILL - W/O LOCK - BRIGHT WHITE	
13	130005-03-000	EA	LOCK - W/O CYLINDER & KEYS - W/CAM - F/KEY ONE SYSTEM	
14	107721-08-000	FT	SEAL - ACCESS DOOR	
15	107796-24-000	EA	SPRING/GAS - 11.3" COMPRESSED/18.5" EXTENDED - 60 LB. - GM	
15	107796-23-000	EA	SPRING/GAS - 11.3" COMPRESSED/18.5" EXTENDED - 45 LB. - FORD	
16	123783-01-01A	EA	STRIKER - DOOR - MILL	
				FROM: 00-00-00 THRU: 12-06-98
16	130053-01-01A	EA	STRIKER - LUGGAGE DOOR	
				FROM: 12-07-98 THRU: 99-99-99
16	130053-02-01A	EA	STRIKER - LUGGAGE DOOR - BLACK	
				FROM: 12-07-98 THRU: 99-99-99
17	126263-05-02B	EA	BRACKET - GAS SPRING - UPPER - E-COATED	
18	126263-08-02B	EA	BRACKET - GAS SPRING - LOWER - E-COATED	

## WINDOW, VENT & EXTERIOR DOOR GROUP (CONTINUED)

### COMPARTMENT DOORS

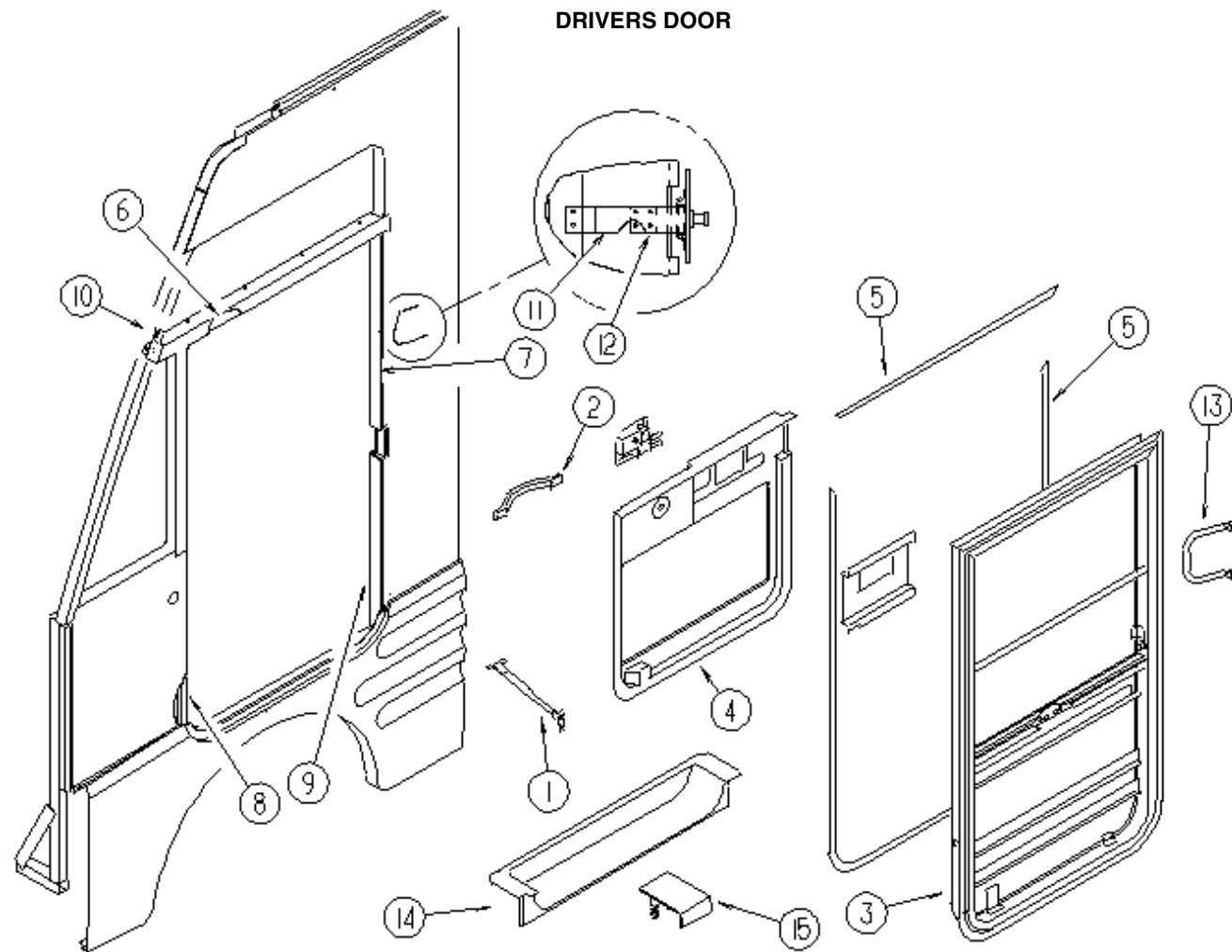


KEY	PART NUMBER	U/M	DESCRIPTION
1	129675-01-01A	EA	LATCH - LOCKING PADDLE - BLACK
1	129675-01-02A	EA	LATCH - PADDLE - BRIGHT WHITE
1	112949-02-05A	EA	LATCH - PADDLE NON-LOCKING - BLACK
	129686-01-000	EA	CYLINDER - LOCK ASSEMBLY - COMPARTMENT/DRIVER DOOR
	129686-02-000	EA	CYLINDER - LOCK ASSEMBLY - COMPARTMENT/DRIVER DOOR
	129686-03-000	EA	CYLINDER - LOCK ASSEMBLY - COMPARTMENT/DRIVER DOOR
	129686-04-000	EA	CYLINDER - LOCK ASSEMBLY - COMPARTMENT/DRIVER DOOR
	129686-05-000	EA	CYLINDER - LOCK ASSEMBLY - COMPARTMENT/DRIVER DOOR
	129686-06-000	EA	CYLINDER - LOCK ASSEMBLY - COMPARTMENT/DRIVER DOOR
	129686-07-000	EA	CYLINDER - LOCK ASSEMBLY - COMPARTMENT/DRIVER DOOR
	129686-08-000	EA	CYLINDER - LOCK ASSEMBLY - COMPARTMENT/DRIVER DOOR
	129686-09-000	EA	CYLINDER - LOCK ASSEMBLY - COMPARTMENT/DRIVER DOOR
	129686-10-000	EA	CYLINDER - LOCK ASSEMBLY - COMPARTMENT/DRIVER DOOR
2	121677-01-01A	EA	HINGE - SINGLE PIVOT
3	121947-01-01A	EA	BOLT - SLIDE W/PLASTIC PLUNGER
4	124304-01-000	EA	CLIP - ROUND PUSH ON
5	125257-01-01A	EA	COVER - LATCH/VALANCE DOOR

KEY	PART NUMBER	U/M	DESCRIPTION
6	125517-01-000	EA	ROD - LATCH - 23.89"
6	125517-02-000	EA	ROD - LATCH - 22.08"
6	125517-04-000	EA	ROD - LATCH - 15.69"
6	125517-05-000	EA	ROD - LATCH - 8.95"
6	125517-06-000	EA	ROD - LATCH - 7.14"
6	125517-08-000	EA	ROD - LATCH - 13.82"
6	125517-10-000	EA	ROD - LATCH - 25.61"
6	125517-12-000	EA	ROD - LATCH - 20.07"
7	125517-01-000	EA	ROD - LATCH - 23.89"
7	125517-02-000	EA	ROD - LATCH - 22.08"
7	125517-03-000	EA	ROD - LATCH - 17.50"
7	125517-05-000	EA	ROD - LATCH - 8.95"
7	125517-06-000	EA	ROD - LATCH - 7.14"
7	125517-07-000	EA	ROD - LATCH - 15.63"
7	125517-09-000	EA	ROD - LATCH - 27.43"
7	125517-11-000	EA	ROD - LATCH - 21.88"
8	076767-01-000	EA	CABLE - STEEL - 12"



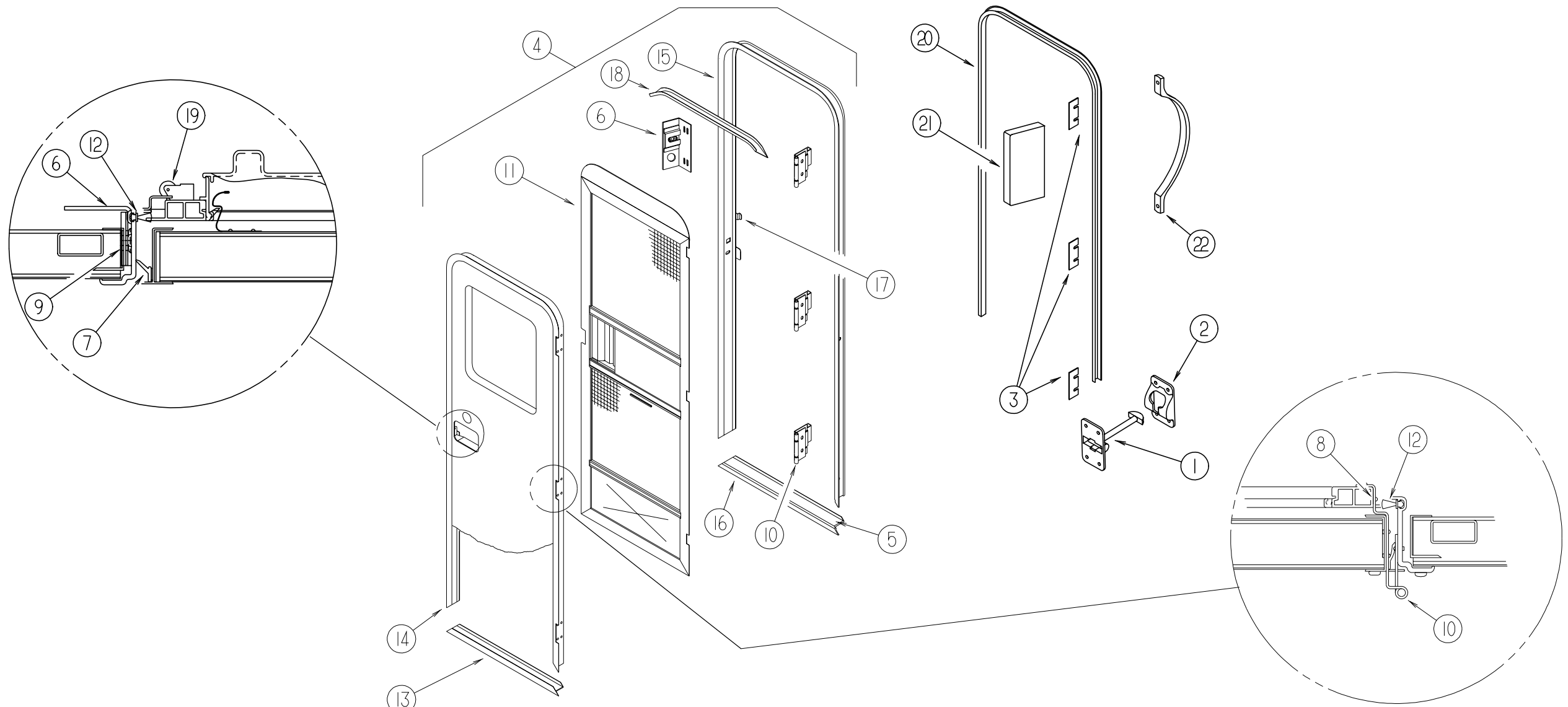
## WINDOW, VENT & EXTERIOR DOOR GROUP (CONTINUED)



KEY	PART NUMBER	U/M	DESCRIPTION	VENDOR NO.	KEY	PART NUMBER	U/M	DESCRIPTION	VENDOR NO.
1	109378-01-000	EA	STRAP - CHECK - DRIVER DOOR - 12.8"		125581-04-709	EA	REGULATOR - MANUAL	410-080389	
2	110604-01-01A	EA	HANDLE - ASSIST - DRIVER DOOR - 10.8" LONG - BLACK		125581-04-710	FT	VINYL - GLAZING	132-041484	
3	125581-05-01A	EA	DOOR - DRIVER - NON-POWER		125581-04-711	EA	CHANNEL-GLASS - LIFT BRKT	N135-66	
	106469-01-702	EA	SEAL-DOOR, (FRAME) EA=1	122-040984	125581-05-700	EA	INNER SILL - BLACK	V130-64L	
	106469-01-705	FT	CHANNEL-RUN, SLIDING	122-010850	125581-05-702	EA	HANDLE - REGULATOR	182-041785	
	106469-01-709	FT	WEATHERSTRIP FUZZY	171-040630	4	125899-03-02A	EA	PANEL - CAB DOOR - INNER/DRIVER - ANTELOPE	
	106469-01-723	EA	SEAL-BULB ASM. (JAMB)	171-040985	4	125899-03-01A	EA	PANEL - CAB DOOR - INNER/DRIVER - TITANIUM	
	106469-04-703	EA	BOLT-STRIKER, W/WASHER	248-041152	5	109235-01-01A	FT	COVER - SCREW - MAT BLACK	
	106469-04-704	EA	NUT ASSEMBLY-CAGED W/STRIKER	248-041151	5	109235-01-05A	FT	COVER - SCREW - BRIGHT WHITE	
	106469-04-705	EA	ROD-LATCH, HORIZONTAL	203-041139	6	125725-01-01A	EA	FRAME - DOOR - 33.5" - BLACK	
	106469-04-711	EA	ROD-LOCK, HORIZONTAL	203-041137	7	125725-03-01A	EA	FRAME - DOOR - BLACK	
	106469-04-712	EA	HANDLE/DOOR-INNER W/HARDWARE	248-041402	8	125725-07-01A	EA	FRAME - DOOR - BLACK	
	106469-04-713	EA	ROD-CLIP, LH	248-041154	9	125725-08-01A	EA	FRAME - DOOR - BLACK	
	106469-04-714	EA	ROD-CLIP, RH	248-041153	10	125804-01-02B	EA	ANGLE - DOOR SUPPORT - E-COATED (ITASCA 24 DEGREE FRONT)	
	106469-05-702	EA	HINGE - 42"	211-041194	10	125804-02-02B	EA	ANGLE - DOOR SUPPORT - E-COATED (WINNEBAGO 10 DEGREE FRONT))	
	106469-05-706	EA	LATCH-ROTARY, W/LINKAGE	248-041150	11	126506-01-02B	EA	BRACKET - STRIKE - DRIVER DOOR - E-COATED	
	125581-03-700	FT	MULLION RAIL- BLACK	V123-84	12	126534-01-02B	EA	SPACER - STRIKE - DRIVER DOOR - E-COATED	
	125581-03-703	FT	WEATHERSTRIP - BELTING	132-041069	13	108832-02-01A	EA	HANDLE - ASSIST - DOOR/DRIVER	
	125581-03-704	EA	PADDLE - W/O LOCK/RH - KEY 1	248-041524	14	102569-02-000	EA	MAT - ANTI SLIP - LOWER	
	125581-04-700	EA	ROD - LATCH/VERTICAL ADJUST.	203-041767	14	107818-05-03A	EA	TRIM - STEP/DRIVER DOOR - ANTELOPE	
	125581-04-701	EA	ROD - LOCK/VERTICAL ADJUST.	203-041768					FROM: 00-00-00 THRU: 12-06-98
	125581-04-703	EA	FRAME - MOUNTING - BLACK	V180-35L	14	131849-04-03A	EA	TRIM - STEP - DRIVER - ANTELOPE	
	125581-04-704	EA	GLASS - ROLL-UP	106-041821					FROM: 12-07-98 THRU: 99-99-99
	125581-04-705	EA	GLASS - STATIONARY	106-041547	14	107818-05-04A	EA	TRIM - STEP/DRIVER DOOR - TITANIUM	
	125581-04-706	EA	FRAME - DOOR - SUB-ASSEMBLY	V180-94L					FROM: 00-00-00 THRU: 12-06-98
	125581-04-707	EA	CHANNEL - ROLL UP GLASS	V156-60	14	131849-04-02A	EA	TRIM - STEP - DRIVER - TITANIUM	
	125581-04-708	EA	CHANNEL - STATIONARY GLASS	V156-61					FROM: 12-07-98 THRU: 99-99-99
					15	110063-01-000	EA	PLATE - STEP (FREIGHTLINER)	
					15	102569-03-000	EA	MAT - ANTI SLIP - 3.93" X 5.90" (FREIGHTLINER)	

## WINDOW, VENT & EXTERIOR DOOR GROUP (CONTINUED)

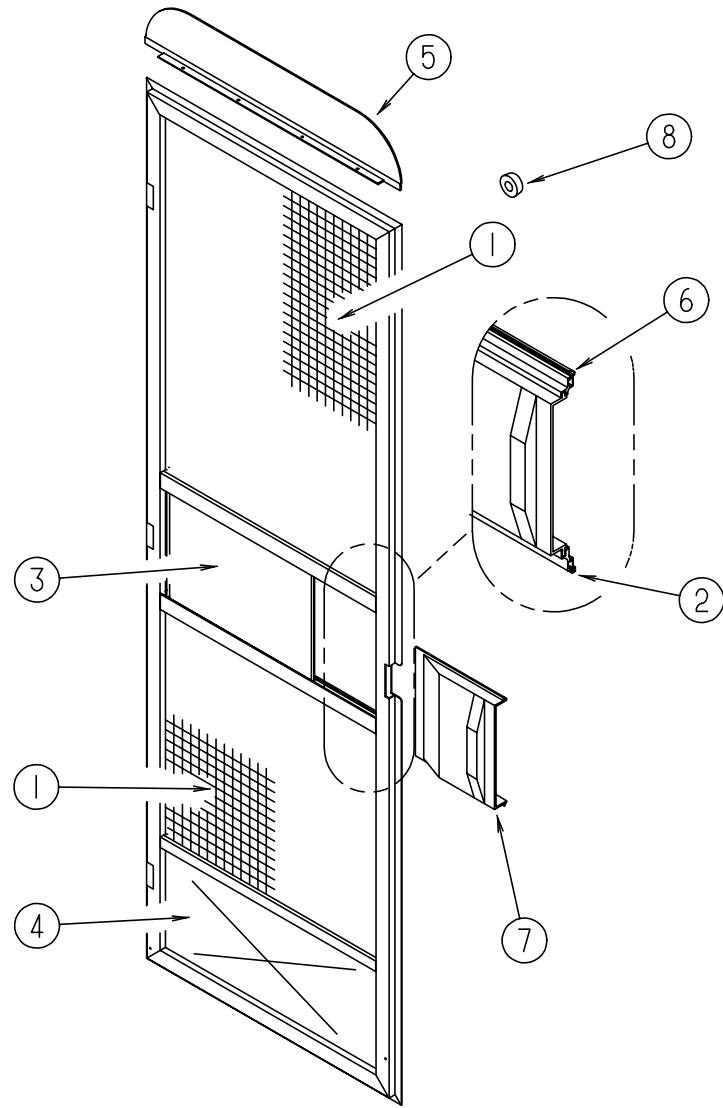
### ENTRY DOOR



KEY	PART NUMBER	U/M	DESCRIPTION
1	104099-01-04A	EA	CATCH - DOOR HOLDER - STRIKE - BRIGHT WHITE
1	104099-03-04A	EA	CATCH - DOOR HOLDER - STRIKE 6" (L36)
2	104099-02-04A	EA	CATCH - DOOR HOLDER - RETAINER - BRIGHT WHITE
3	102248-01-000	EA	SHIM - DOOR
4	115108-16-K36	EA	DOOR - ENTRY - W/SCREEN DOOR - W/O WINDOW (K36, K37)
4	115108-16-K38	EA	DOOR - ENTRY - W/SCREEN DOOR - W/O WINDOW (K38, K39)
4	115108-16-K40	EA	DOOR - ENTRY - W/SCREEN DOOR - W/O WINDOW (K40, K41)
4	115108-16-K66	EA	DOOR - ENTRY - W/SCREEN DOOR - W/O WINDOW (K66, K67)
4	115108-16-K82	EA	DOOR - ENTRY - W/SCREEN DOOR - W/O WINDOW (K68, K69)
4	115108-16-K28	EA	DOOR - ENTRY - W/SCREEN DOOR - W/O WINDOW (K70, K71)
5	038327-01-000	EA	TAPE - ANTI-SLIP - 2" X 60'
	039715-01-000	EA	NUT-SERT - 1/4" DIAMETER - 20 THREADS
6	041546-08-000	EA	BRACKET - DOOR ANGLE O/W
7	075671-04-000	FT	SEAL - SPONGE - LAZY T - W/ADHESIVE STRIP - .5" WIDE
8	100128-02-000	FT	SEAL - FOAM/ADHESIVE BACK - .37" WIDE X .37" THICK

KEY	PART NUMBER	U/M	DESCRIPTION
9	104692-01-000	FT	SEAL - FOAM/ADHESIVE BACK - .75"THICK X .75"WIDE X 25'
10	106719-01-05A	EA	HINGE - ENTRY DOOR - BRIGHT WHITE
	116111-02-01A	EA	SCREW - TAPTITE - 1/4-20 X 3/8 PPH - ZINC
11	117077-03-K80	EA	DOOR - SCREEN - W/O HARDWARE
12	118929-01-01A	FT	SEAL - PILE - PUSH ON
13	121893-03-01A	EA	FRAME - DOOR/ENTRANCE
14	121894-15-01A	EA	FRAME - ENTRY DOOR
15	121898-13-01A	EA	JAMB - ENTRY DOOR - BRIGHT WHITE
16	051049-05-000	EA	JAMB/DOOR - LOWER - ENTRANCE DOOR
17	118170-01-01A	EA	CATCH - RETAINER - DOOR
18	044582-50-000	EA	CAP - DRIP JAMB MITERED
19	109403-01-000	EA	CATCH - SINGLE ROLLER - SCREEN DOOR
20	115222-12-02A	EA	GARNISH - RADIUS - ENTRY DOOR
21	077461-03-000	EA	COVER - STRIKE - ENTRY DOOR - 6.5" X 2.5" - WHITE PLASTIC
22	115102-02-000	EA	HANDLE - ASSIST

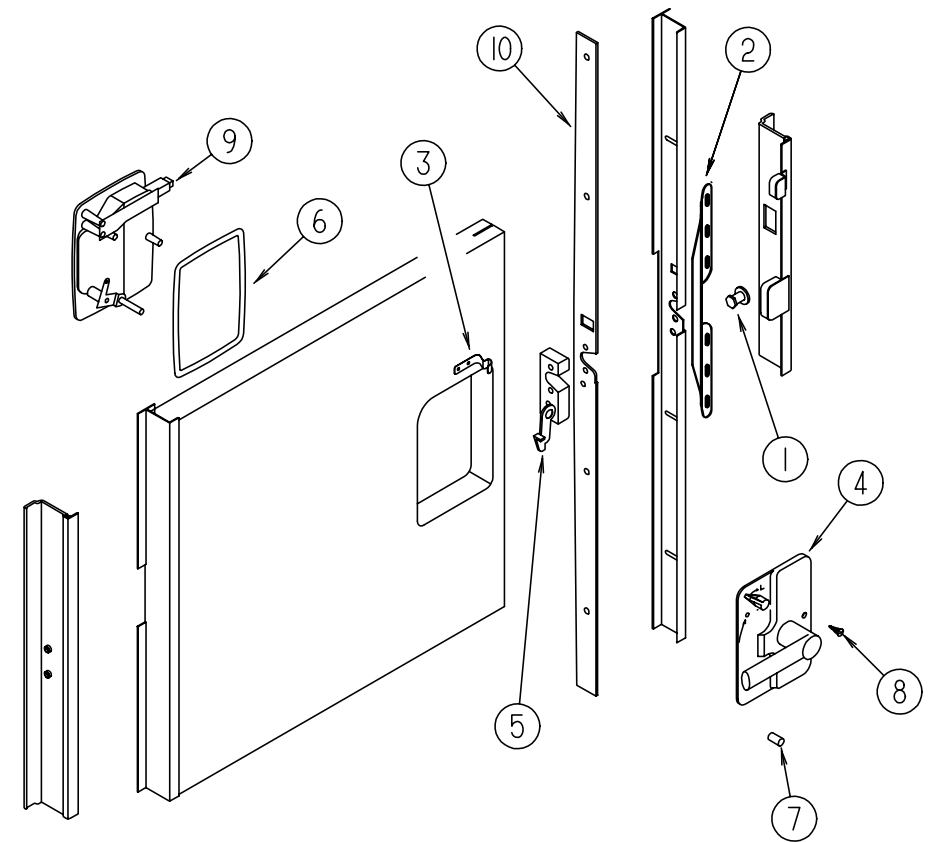
WINDOW, VENT & EXTERIOR DOOR GROUP (CONTINUED)



SCREEN DOOR COMPONENTS

KEY	PART NUMBER	U/M	DESCRIPTION
1	002293-02-000	SF	SCREENING - WINDOW/DOOR - 26" - CHARCOAL
2	002294-01-000	FT	SPLINE - SCREENING - .135" X .138"
3	016454-17-000	EA	INSERT - SCREEN DOOR - CTR - MILL
4	078552-09-000	EA	INSERT - SCREEN DOOR - LOWER
5	078595-03-000	EA	PLATE - SCREEN DOOR
6	078777-08-000	FT	CHANNEL - SLIDER
7	079086-03-000	EA	SLIDER - SCREEN DOOR - BRIGHT WHITE
8	120863-06-000	EA	BUMPER - RUBBER - 3/4" X 3/8"

WINDOW, VENT & EXTERIOR DOOR GROUP (CONTINUED)



ENTRY DOOR LATCH

KEY	PART NUMBER	U/M	DESCRIPTION
1	092927-03-000	EA	STRIKER - ROUND - JAMB MOUNTED
2	098173-01-04A	EA	STIFFENER - ENTRY DOOR - SUPPORTS LATCH/STRIKE/UNPAINTED
3	100412-01-000	EA	CATCH - SCREEN DOOR
4	112782-02-01A	EA	LATCH - INTERIOR PLATE
5	112782-03-01A	EA	LATCH - SINGLE ROTOR
6	112782-04-01A	EA	GASKET
7	112782-05-01A	EA	CAP - VINYL - RED
8	112782-08-01A	EA	SCREW - F/MOUNTING PLATE - ZINC
9	112782-07-01A	EA	LATCH - EXTERIOR - W/O MAIN CYLINDER W/DEADBOLT LOCK/KEY
	129685-01-000	EA	CYLINDER - LOCK ASSEMBLY - ENTRANCE DOOR (J)
	129685-02-000	EA	CYLINDER - LOCK ASSEMBLY - ENTRANCE DOOR (J)
	129685-03-000	EA	CYLINDER - LOCK ASSEMBLY - ENTRANCE DOOR (J)
	129685-04-000	EA	CYLINDER - LOCK ASSEMBLY - ENTRANCE DOOR (J)
	129685-05-000	EA	CYLINDER - LOCK ASSEMBLY - ENTRANCE DOOR (J)
	129685-06-000	EA	CYLINDER - LOCK ASSEMBLY - ENTRANCE DOOR (J)
	129685-07-000	EA	CYLINDER - LOCK ASSEMBLY - ENTRANCE DOOR (J)
	129685-08-000	EA	CYLINDER - LOCK ASSEMBLY - ENTRANCE DOOR (J)
	129685-09-000	EA	CYLINDER - LOCK ASSEMBLY - ENTRANCE DOOR (J)
	129685-10-000	EA	CYLINDER - LOCK ASSEMBLY - ENTRANCE DOOR (J)
10	121334-03-01A	EA	STIFFENER - DOOR - MILL

**WINDOW, VENT & EXTERIOR DOOR GROUP (CONTINUED)****NON POWERED ROOF VENTS**

KEY	PART NUMBER	U/M	DESCRIPTION
*	122882-01-01A	EA	VENT - ROOF - NONPOWERED - W/O INSIDE GARNISH
	122882-07-01A	EA	GARNISH - ROOF VENT - 2.5" TO 4"

\*COMPONENT PARTS FOUND IN SERVICE PARTS LIBRARY

**POWERED VENT**

KEY	PART NUMBER	U/M	DESCRIPTION
*	122882-02-01A	EA	VENT - ROOF - W/FAN - W/O INSIDE GARNISH - UL
*	122882-03-01A	EA	VENT - ROOF - W/FAN - W/O INSIDE GARNISH - CSA
	122882-07-01A	EA	GARNISH - ROOF VENT - 2.5" TO 4"

\*COMPONENT PARTS FOUND IN SERVICE PARTS LIBRARY

**EXHAUST VENT**

KEY	PART NUMBER	U/M	DESCRIPTION
*	123780-03-01A	EA	VENT - ROOF - 3" TO 4" - W/FAN/POWER LIFT - W/O THERMOSTAT

\*COMPONENT PARTS FOUND IN SERVICE PARTS LIBRARY

**WINDOW, VENT & EXTERIOR DOOR GROUP (CONTINUED)****PLUMBING & REFRIGERATOR ROOF VENTS**

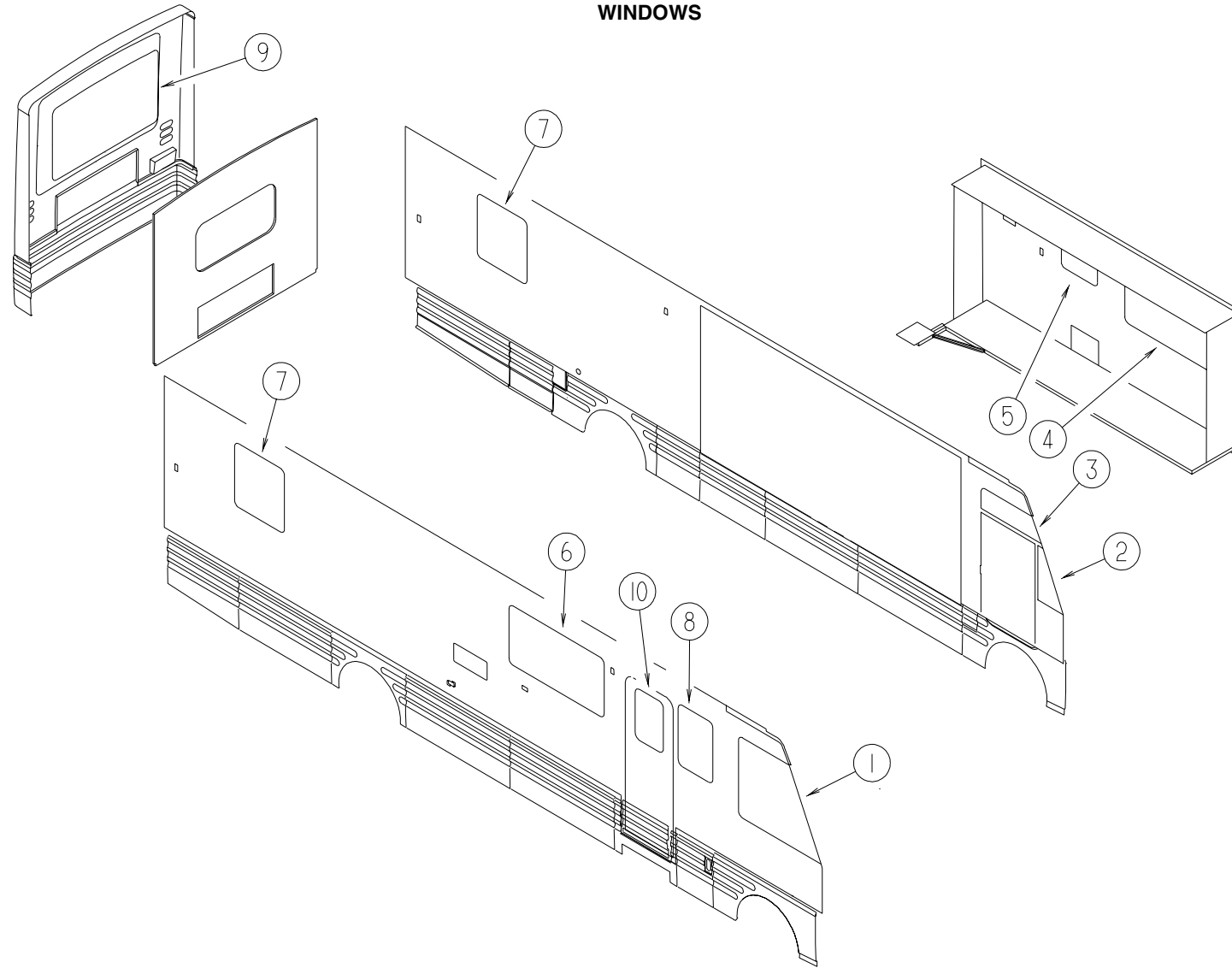
KEY	PART NUMBER	U/M	DESCRIPTION
	083558-06-000	EA	VENT - ROOF PLUMBING PIPE - COVERED
	084073-04-000	EA	BASE - ROOF VENT/REFRIGERATOR - BLACK - NORCOLD
	084073-07-000	EA	VENT - ROOF/REFRIGERATOR - BRIGHT WHITE - NORCOLD
	118369-01-02A	EA	CAP - REFRIGERATOR ROOF VENT - SIDE/SIDE - BRIGHT WHITE (EXPORT)
	118369-02-02A	EA	BASE - REFRIGERATOR ROOF VENT - SISE/SIDE - BRIGHT WHITE (EXPORT)

**RANGE HOOD VENT**

KEY	PART NUMBER	U/M	DESCRIPTION	VENDOR NO.
	092731-02-000	EA	DUCT - EXTENSION	
	092698-02-05A	EA	VENT - W/DOOR - BRIGHT WHITE	
	092698-02-700	EA	FASTENER - PUSH	VB430
	092698-02-701	EA	CLAMP-CONDUIT	VB334
	092698-03-06A	EA	VENT - W/DOOR AND SOLENOID - W/QUIET DIESEL GENERATOR ONLY	
	092698-03-706	EA	SOLENOID	VB0530-01

## WINDOW, VENT & EXTERIOR DOOR GROUP (CONTINUED)

### WINDOWS



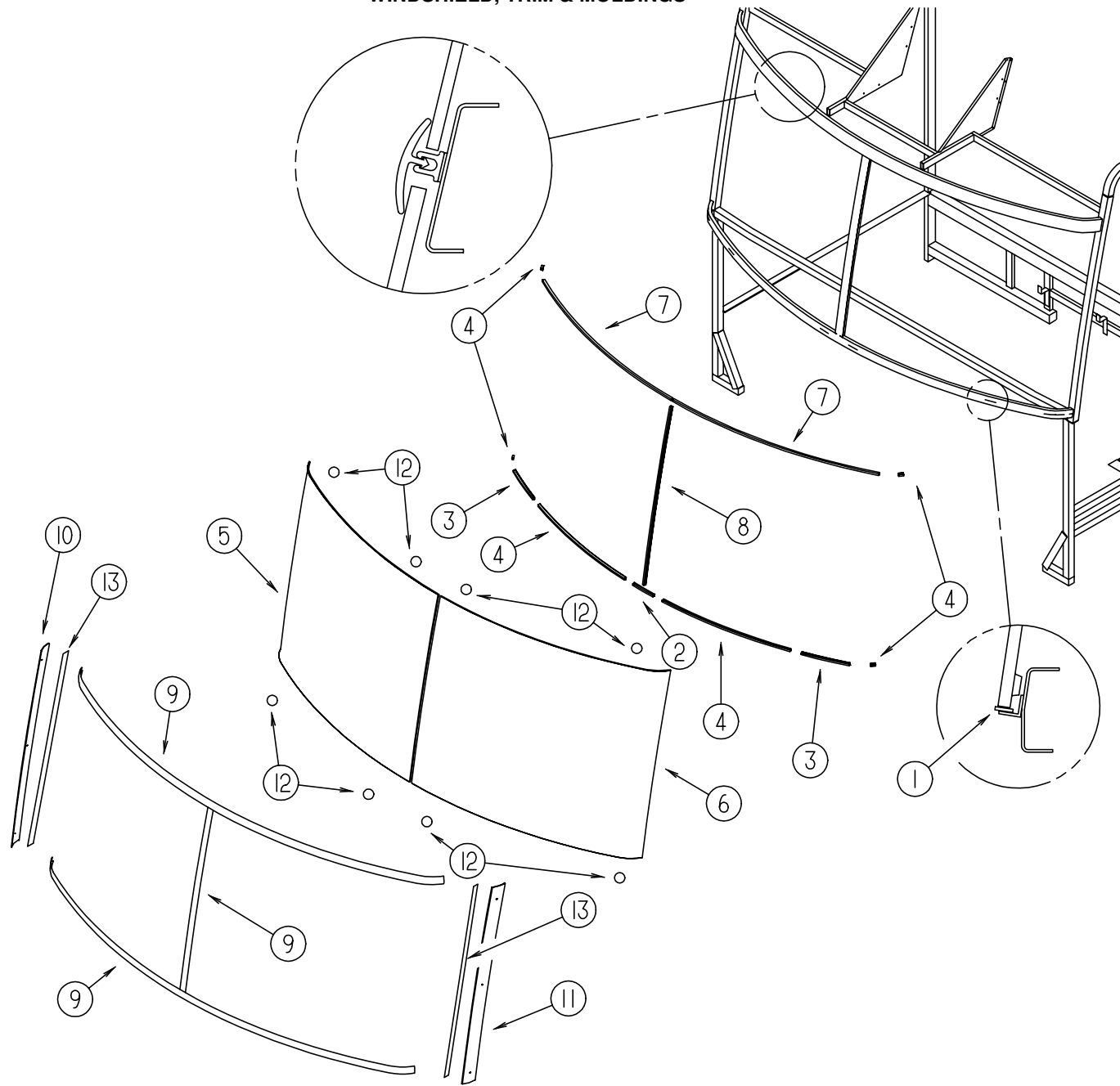
KEY	PART NUMBER	U/M	DESCRIPTION
1*	125583-03-01A	EA	WINDOW - PASS CAB-3 GLASS THERMO- 42.9"T X 51.2"B X 42.6"H
1*	125582-03-01A	EA	WINDOW - CAB - PASSENGER
2*	125585-02-01A	EA	WINDOW - FRONT SLANT - THERMO
2*	125584-02-01A	EA	WINDOW - FRONT SLANT - LEFT HAND
3*	125600-02-01A	EA	WINDOW - VISTA - THERMOPANE
3*	125586-02-01A	EA	WINDOW - VISTA
4*	112795-15-01A	EA	WINDOW - DRIVER HORIZONTAL SLIDER - THERMO - 26.4" X 60"
4*	098647-22-01A	EA	WINDOW - DRIVER HORIZ SLIDER W/TRIM-TINTED - 26.1" X 59.7"
5*	112795-20-01A	EA	WINDOW - DRIVER HORIZONTAL SLIDER - THERMO - 16" X 28.7"
5*	098647-34-01A	EA	WINDOW - DRIVER HORIZ SLIDER W/TRIM-TINTED - 15.7" X 28.5"
6*	112795-33-01A	EA	WINDOW - PASS HORIZONTAL SLIDER - THERMO - 30.7" X 57.8"
6*	098647-01-02A	EA	WINDOW - PASS HORIZ SLIDER W/TRIM - TINTED - 30.5" X 57.5"

KEY	PART NUMBER	U/M	DESCRIPTION
7*	112898-16-01A	EA	WINDOW - VERTICAL SLIDER - THERMO - 30.2" X 33.2"
7*	112463-03-01A	EA	WINDOW - TIPOUT W/RETAINER TRIM - 33.3" X 30.2"
8*	112898-20-01A	EA	WINDOW - VERTICAL SLIDER - THERMO - 21.1" X 31.7"
8*	098644-04-02A	EA	WINDOW - VERTICAL SLIDER W/TRIM - TINTED - 31.7" X 21.1"
9*	113502-01-01A	EA	WINDOW - REAR/CENTER ESCAPE - THERMO - 24.8" X 48.7"
9*	078528-06-E10	EA	WINDOW - ESCAPE - W/O RETAINER/TRIM - 48.5" X 24.5"
9	114507-03-01A	EA	FRAME - WINDOW/INSIDE
10*	117053-02-F36	EA	WINDOW - PICTURE - 60% TINTING - 17" X 26.4"
10	002181-25-000	EA	GLASS - PICTURE - 25.7" X 16.4"
10	087561-01-000	FT	SEAL - GLASS - EXTERIOR - .5" WIDE - VINYL BLACK
10	117054-02-02A	EA	RETAINER - TRIM - BRIGHT WHITE
10*	113733-01-01A	EA	WINDOW - STATIONARY THERMOPANE - 26.4" X 17"

\*COMPONENT PARTS FOUND IN SERVICE PARTS LIBRARY

# WINDSHIELD & WIPER GROUP

## WINDSHIELD, TRIM & MOLDINGS

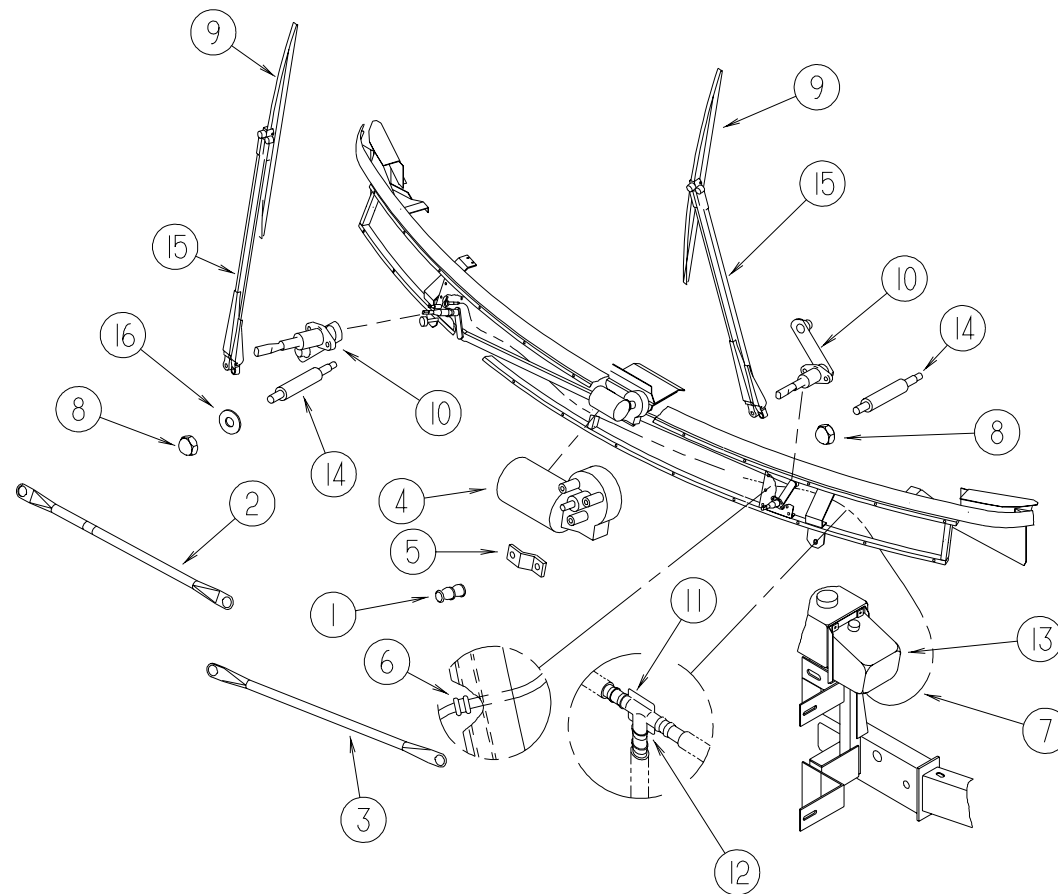


KEY	PART NUMBER	U/M	DESCRIPTION
1	002328-02-000	EA	BLOCK - WINDSHIELD - .062" X .5" X .98"
2	117335-04-000	EA	REVEAL CARRIER - 5.5"
			FROM: 11-10-97 THRU: 02-21-99
2	132375-01-000	EA	CARRIER - REVEAL - WINDSHIELD
			FROM: 02-22-99 THRU: 99-99-99
3	117335-05-000	EA	REVEAL CARRIER - 10"
			FROM: 11-10-97 THRU: 02-21-99
3	132375-02-000	EA	CARRIER-REVEAL,WINDSHIELD
			FROM: 02-22-99 THRU: 99-99-99
4	117335-06-000	EA	REVEAL CARRIER - 29.8"
5	124328-01-000	EA	WINDSHIELD - PASSENGER - 52" X 41" (CURVED) (10 DEG FRONT/WINNEBAGO)
5	124329-01-000	EA	WINDSHIELD - PASSENGER - 51.5" X 44.3" (CURVED) (24 DEG FRONT/ITASCA)
6	124328-02-000	EA	WINDSHIELD - DRIVERS - 52" X 41" (CURVED) (10 DEG FRONT/WINNEBAGO)
6	124329-02-000	EA	WINDSHIELD - DRIVERS - 51.5" X 44.3" (CURVED) ( 24 DEG FRONT/ITASCA)

KEY	PART NUMBER	U/M	DESCRIPTION
7	127862-01-000	EA	CARRIER - REVEAL - WINDSHIELD - 47.2"
8	127862-09-000	EA	CARRIER - REVEAL - WINDSHIELD - 38.6" (10 DEG FRONT/WINNEBAGO)
8	127862-06-000	EA	CARRIER - REVEAL - WINDSHIELD - 41.9" ( 24 DEG FRONT/ITASCA)
9	120533-01-000	FT	MOLDING - REVEAL - WINDSHIELD
10	125384-01-02A	EA	TRIM - WINDSHIELD - A-PILLAR - PASS - BLK (10 DEG FRONT/WINNEBAGO)
10	125384-01-01A	EA	TRIM - WINDSHIELD - A-PILLAR - PASS - MILL (10 DEG FRONT/WINNEBAGO)
10	125384-03-02A	EA	TRIM - WINDSHIELD - A-PILLAR - PAS - BLK ( 24 DEG FRONT/ITASCA)
10	125384-03-01A	EA	TRIM - WINDSHIELD - A-PILLAR - PASS - MILL ( 24 DEG FRONT/ITASCA)
11	125384-02-02A	EA	TRIM - WINDSHIELD - A-PILLAR - DR - BLK (10 DEG FRONT/WINNEBAGO)
11	125384-02-01A	EA	TRIM - WINDSHIELD - A-PILLAR - DR - MILL (10 DEG FRONT/WINNEBAGO)
11	125384-04-02A	EA	TRIM - WINDSHIELD - A-PILLAR - DR - BLK ( 24 DEG FRONT/ITASCA)
11	125384-04-01A	EA	TRIM - WINDSHIELD - A-PILLAR - DR - MILL ( 24 DEG FRONT/ITASCA)
12	081914-01-000	EA	BUMPER - RUBBER - ROUND - .43" DIAMETER
13	099418-01-000	FT	SEAL - D-SECTION/ADHESIVE BACK - .44" X .44"- BLK RUBBER

## WINDSHIELD & WIPER GROUP (CONTINUED)

### WIPER & WASHER



KEY	PART NUMBER	U/M	DESCRIPTION	VENDOR NO.
1	067188-01-000	EA	STUD - CRANK - WIPER MOTOR	
	117322-01-000	EA	SCREW - 1/4-28 UNFINISHED - 2A - TORX	
2	117770-01-000	EA	LINK - CONNECTING - 24" - CLOSED GROMMET/OPEN GROMMET	
3	117770-02-000	EA	LINK - CONNECTING - 24" - CLOSED GROMMET/CLOSED GROMMET	
4	104346-04-000	EA	WIPER MOTOR - "COAST TO PARK" W/BKR - W/GRN/RED/WHITE WIRE - GM	
4	104346-05-000	EA	WIPER MOTOR - W/INTERNAL BREAKER - DYNAMIC PARK - FORD/FRTLINER	
	091206-04-000	EA	MODULE/WIPER CONTROL KIT - DYNAMIC PARK - FREIGHTLINER	
	091206-02-700	EA	KNOB - INNER - FREIGHTLINER	66C-00019
	091206-02-701	EA	KNOB - OUTER - FREIGHTLINER	66C-00020
	091206-04-700	EA	SWITCH ASSEM. ONLY - FREIGHTLINER	250-6623
	102362-03-700	EA	MODULE - WIPER CONT. - DYNAMIC - FREIGHTLINER	66D-00093
5	104347-04-000	EA	ARM - DRIVE - WIPER MOTOR	
6	061603-01-000	EA	GROMMET - SNAP - 3/16"ID - 3/8" HOLE - PLASTIC BLACK	
7	045794-01-000	FT	HOSE - WASHER - WINDSHIELD - 5/32" ID - BLACK	

KEY	PART NUMBER	U/M	DESCRIPTION	VENDOR NO.
8	077049-02-000	EA	NUT - ACORN - 10-32 BLACK/ANODIZED	
9	095964-01-000	EA	BLADE - WINDSHIELD WIPER - 24"	
	095964-01-700	EA	BLADE - REFILL 24" EA= 1 PAIR	12360
10	096505-09-000	EA	SHAFT/PIVOT - WINDSHIELD WIPER	
	096505-02-700	EA	DRIVER - KNURLED - (HD) BRL .687	NT721017
	096505-02-701	EA	NUT - HEX (HD) W/.687 BARREL	NT721021
	096505-02-702	EA	CAP - RUBBER (HD) BARREL .687	CP721084
	096505-02-703	EA	CAP - NUT(ACORN) HD W/.687 BRL	51065-40-NT27WC
11	110605-01-000	EA	TEE - PLASTIC - BARBED - 1/8" X 1/8" X 3/16"	
12	117765-03-000	EA	CONNECTOR - 5/32" - WINDSHIELD WASHER	
13	117766-02-000	EA	RESERVOIR/PUMP - WINDSHIELD WASHER	
14	117768-01-000	EA	SHAFT - ADAPTER - PANTOGRAPH ARM	
15	117769-01-000	EA	ARM - WIPER - PANTOGRAPH - 28"	
16	110742-02-000	EA	GASKET - NEOPRENE - WIPER ADAPTER SHAFT - .5" ID X .9" OD	
	096931-01-700	FT	HOSE-WIPER	XTU-66-0001