


1999 IF431A



WASHED MAPLE

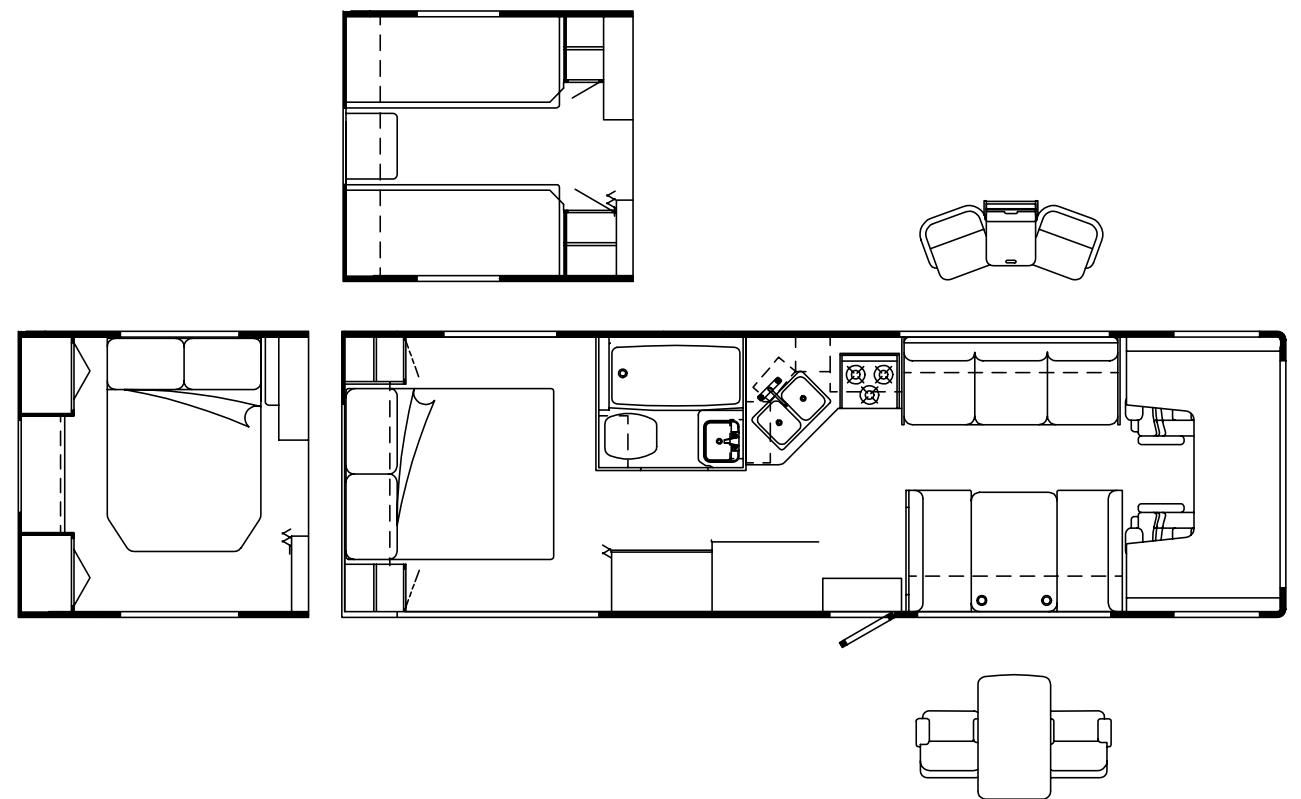
K09 "VILLAGE GREEN"

K11 "FLANNEL" (GRAY)

WATERFORD OAK

K10 "VILLAGE GREEN"

K12 "FLANNEL" (GRAY)



ACCESSORIES GROUP

OPERATORS MANUAL

KEY	PART NUMBER	U/M	DESCRIPTION
	054185-K2-000	EA	MANUAL - OPERATOR 99 SUNDANCER
	129079-01-01A	EA	CASE - VINYL/BLACK-EXPANDABLE ACCORDION SIDES-7"WX9"HX14"L
	128942-01-000	DW	TOP LEVEL-C,1999

AUDIO VIDEO GROUP

RADIO SYSTEM & ANTENNA

KEY	PART NUMBER	U/M	DESCRIPTION
	N/A	EA	SPEAKER - 5" X 7" OVAL - FORD F2UF-18814-CD
	111177-01-01A	EA	GRILLE - SPEAKER - 6.6" X 8.9" - HOUSING 5" X 7" SPEAKER
	125322-02-000	EA	RADIO - AM/FM STEREO - CASSETTE - AUDIOVOX - MODEL MS-306
	090944-01-000	EA	ANTENNA - RADIO - 16" RUBBER
	077069-02-000	EA	CABLE - ANTENNA/EXTENSION - RADIO - 96"
	108137-01-000	EA	PLUG - ANTENNA
	108847-01-000	EA	BRACKET - ANTENNA GROUND
	090944-01-000	EA	ANTENNA - RADIO - 16" RUBBER
	110470-01-01A	EA	GRILLE - 4" X 6" OVAL - BLACK
	110469-01-000	EA	SPEAKER - 4" X 6" OVAL - COAXIAL

TV & VCR SYSTEMS

KEY	PART NUMBER	U/M	DESCRIPTION	VENDOR NO.
	086231-08-000	EA	TV - 13" COLOR - DC - AUDIOVOX AVT-1475	
	086231-08-700	EA	REMOTE-UNIVERSAL	8822325
	086231-08-701	EA	ADAPTER - WIRE	0891436
	126696-02-000	EA	TV - 19" COLOR W/1/8" JACK - UL/CSA - GE19GT319M	
				FROM: 00-00-00 THRU: 06-09-99
	126696-01-700	EA	REMOTE	226725/228006
				FROM: 00-00-00 THRU: 06-09-99
	126696-03-000	EA	TV - 19" - 7/8" JACK - UL/CSA	
				FROM: 06-10-99 THRU: 99-99-99
	126697-02-000	EA	VCR-VHS - CABLE READY - W/REMOTE - GE VG2042	
				FROM: 00-00-00 THRU: 04-04-99
	126697-02-700	EA	REMOTE	238513
				FROM: 00-00-00 THRU: 04-04-99
	126697-03-000	EA	VCR-VHS - CABLE READY - W/REMOTE - GE VG2042	
				FROM: 04-05-99 THRU: 99-99-99
	094487-05-000	EA	VIDEO CASSETTE PLAYER - VERTIC - AVP-7000VF	
	086231-08-700	EA	REMOTE-UNIVERSAL	8822325
	086231-08-701	EA	ADAPTER - WIRE	0891436
	122790-02-02B	EA	BRACKET - VCP - E-COATED	
	082134-01-000	EA	ADAPTER - TV - CABLE TO CABLE	
	082136-01-000	EA	NUT - HEX JAM - 3/8-32	
	076319-03-000	FT	CABLE - COAXIAL - 75 OHM	
	076319-12-000	EA	CONNECTOR - COAXIAL - ONE PIECE	
	076319-09-000	EA	WALLPLATE - CABLE RECEPTACLE - TV - SINGLE - BROWN	
	076319-08-000	EA	WALLPLATE - CABLE RECEPTACLE - TV - SINGLE - IVORY	
	086777-02-000	EA	WALLPLATE - TV CABLE - W/ANTENNA SWITCH - BROWN	
	086777-06-000	EA	WALLPLATE - TV CABLE - ANTENNA BOOSTER/1 OUTPUT - BROWN	
	086756-01-000	EA	SPLITTER - TV - 2 WAY	
	086757-03-000	EA	CONTROL CENTER - SWITCH - VCR/TV	
				FROM: 00-00-00 THRU: 09-28-98
	086757-04-000	EA	CONTROL CENTER - SWITCH - 5 INPUTS	
				FROM: 09-29-98 THRU: 99-99-99
	099717-02-000	EA	STRAP - TV TIE DOWN W/29.9" FEMALE STRAP/14.2" MALE STRAP	
	099717-04-000	EA	STRAP - TIE DOWN W/21.3" FEMALE STRAP & 27.2" MALE STRAP	

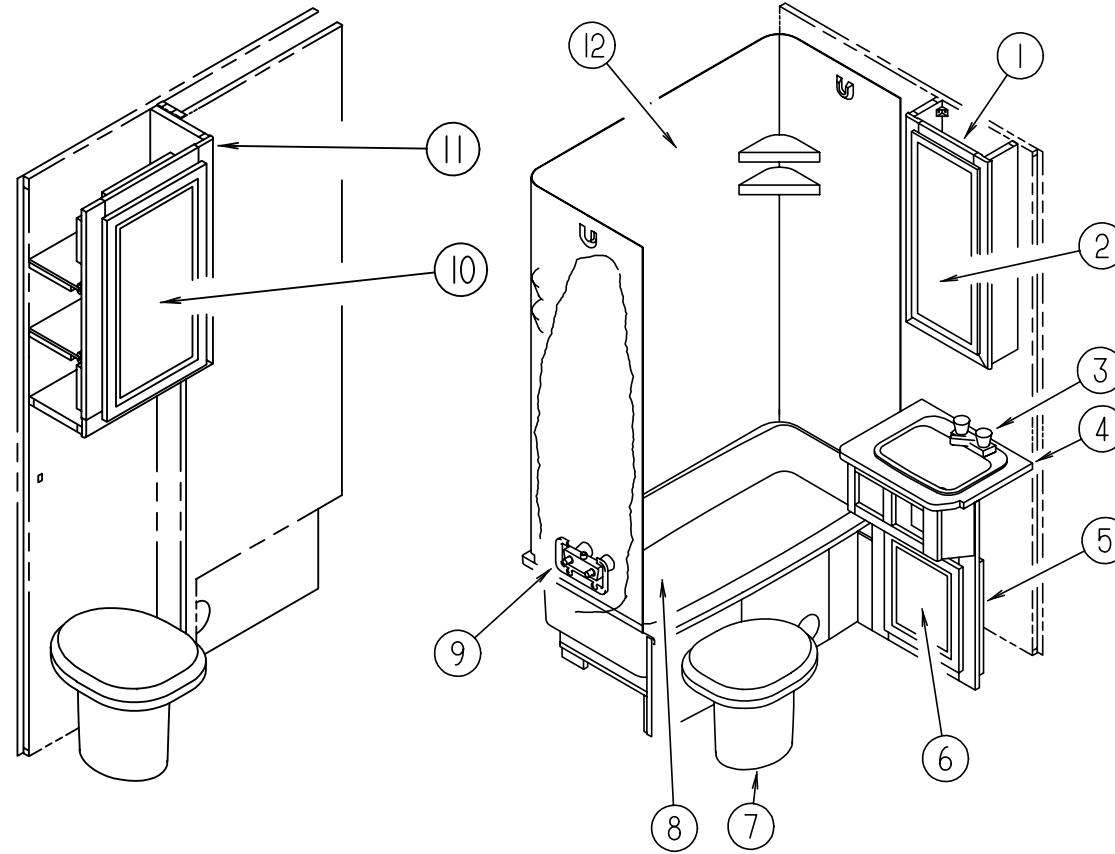
TV ANTENNA & SATELLITE DISH

KEY	PART NUMBER	U/M	DESCRIPTION
*	076319-23-000	EA	ANTENNA - TV ROOF MOUNT - 44.5" MAST
*	076319-25-000	EA	KIT - HARDWARE INTERIOR
*	120233-04-000	EA	ANTENNA - SATELLITE - W/DIGITAL SENSOR/READ OUT DISPLAY

*COMPONENT PARTS FOUND IN SERVICE PARTS LIBRARY

BATH GROUP

BATHROOM CABINETS & FIXTURES



KEY	PART NUMBER	U/M	DESCRIPTION	VENDOR NO.
1	127632-01-J40	EA	CABINET - MEDICINE - W/O DOORS/HARDWARE (K09,K11)	
1	127632-01-J05	EA	CABINET - MEDICINE - W/O DOORS/HARDWARE (K10,K12)	
	127632-11-J40	EA	SHELF - W/PLASTIC EDGE TRIM (K09,K11)	
	127632-11-J05	EA	SHELF - W/PLASTIC EDGE TRIM (K10,K12)	
2	132006-10-K09	EA	DOOR - MIRROR/MITERED RAIL - 15.5" X 29.5" - W/O HARDWARE (K09,K11)	
2	132006-10-K10	EA	DOOR - MIRROR/MITERED RAIL - 15.5" X 29.5" - W/O HARDWARE (K10,K12)	
3	075240-06-000	EA	FAUCET - LAVATORY/BONE	
3	096927-01-01A	EA	SINK - LAVATORY - RECTANGULAR - PLASTIC/BONE	
	096927-01-700	EA	SINK-STOPPER	M9801
	096927-01-701	EA	TAILPIECE-SINK	M9802
	091253-01-000	EA	GASKET - FAUCET - LAVATORY/GALLEY	
4	121282-12-G25	EA	COUNTERTOP - LAVATORY	
5	121282-01-J40	EA	CABINET - LAVATORY (K09,K11)	
5	121282-01-G25	EA	CABINET - LAVATORY (K10,K12)	
6	131995-R4-K09	EA	DOOR - RAIL/SOLID PANEL - 14.4" X 17.9" - W/O HARDWARE (K09,K11)	
6	131995-R4-K10	EA	DOOR - RAIL/SOLID PANEL - 14.4" X 17.9" - W/O HARDWARE (K10,K12)	
7*	063740-01-000	EA	TOILET - HIGH/HAND FLUSH	
			FROM: 00-00-00 THRU: 01-03-99	
7*	131932-01-01A	EA	TOILET - AQUA MAGIC 4 - HIGH - HAND FLUSH - IVORY	
			FROM: 01-04-99 THRU: 99-99-99	
8	M02630-32-G04	EA	TUB/SHOWER	

KEY	PART NUMBER	U/M	DESCRIPTION	VENDOR NO.
9	075242-04-000	EA	FAUCET-TUB/SHOWER - BONE	
	066729-01-000	EA	STRAINER-TUB/SHOWER - W/PLUG	
	131383-01-01A	EA	SHOWER HEAD - W/60" HOSE & BRACKET - IVORY	
	131383-02-01A	EA	SHOWER HEAD - W/60" HOSE & BRACKET - IVORY - CSA	
	103092-02-000	EA	SHOWER HEAD-W/HOSE - CSA	
	103092-01-700	EA	BRACKET ONLY-CLEAR - F/SHOWER HEAD	2328028
	103092-01-702	EA	SEALS-SPRAY HEAD	24466
	011048-03-700	EA	BRACKET-F/SHOWER HEAD	2328029-3
	075606-01-000	EA	PANEL-FAUCET BACK - SHOWER - 5" X 9" - PLASTIC	
10	131995-F2-K09	EA	DOOR - SOLID PANEL - 15.9" X 21.8" - W/O HARDWARE (K09,K11)	
10	131995-F2-K10	EA	DOOR - SOLID PANEL - 15.9" X 21.8" - W/O HARDWARE (K10,K12)	
11	121325-01-J40	EA	CABINET - LINEN - W/O DOORS/HARDWARE (K09,K11)	
11	121325-01-G04	EA	CABINET - LINEN - W/O DOORS/HARDWARE (K10,K12)	
	121325-11-J40	EA	SHELF - W/PLASTIC EDGE TRIM (K09,K11)	
	121325-11-G04	EA	SHELF - W/PLASTIC EDGE TRIM (K10,K12)	
12	110541-03-01A	EA	SURROUND - SHOWER/TUB - W/MOLDED ROD BRACKETS	
	113714-02-01A	EA	RETAINER - SHELF	
	102075-10-01A	EA	ROD - CURTAIN/SHOWER	
	085278-01-000	EA	HOLDER - TOILET PAPER - RECESSED - BRASS	
	114496-01-02A	EA	PANEL - OUTER SKYLIGHT - 22" X 37"	
	122191-01-02A	EA	PANEL - SKYLIGHT - INNER W/LIGHT CUTOUT - 20.7" X 35.4"	

*COMPONENT PARTS FOUND IN SERVICE PARTS LIBRARY

BATH GROUP (CONTINUED)

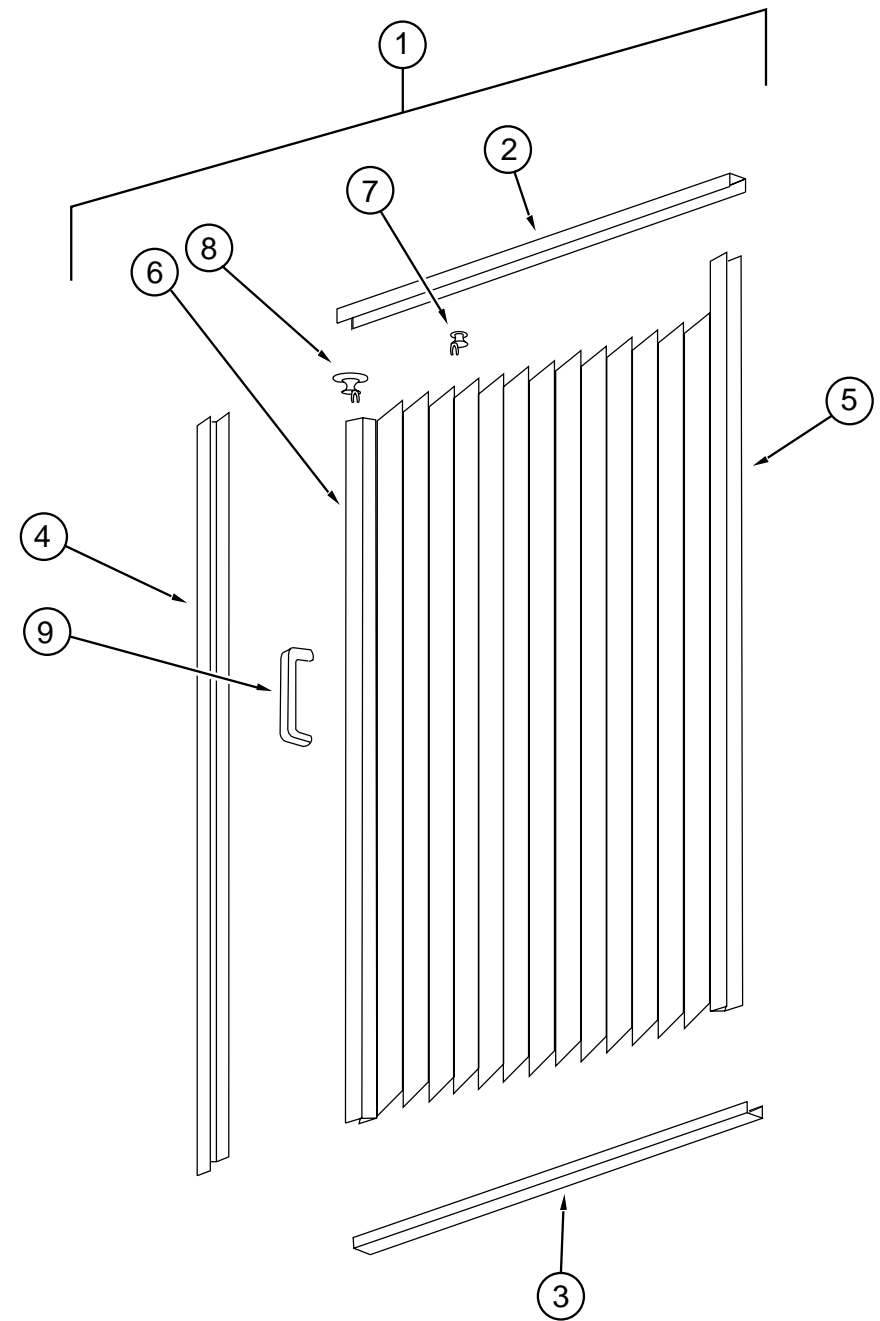
BATH DOOR

KEY	PART NUMBER	U/M	DESCRIPTION
	128967-14-K67	EA	DOOR - BATH (K09,K11)
	128967-14-K01	EA	DOOR - BATH (K10,K12)
	110496-01-01A	EA	HINGE - BRASS
	102920-01-01A	EA	HINGE - SPRING LOADED/BRASS
	111155-01-01A	EA	LOCK - PRIVACY/LOCKING - POLISHED BRASS
			FROM: 00-00-00 THRU: 01-03-99
	111155-03-01A	EA	LOCK - PRIVACY/LOCKING - POLISHED BRASS
			FROM: 01-04-99 THRU: 99-99-99
	128967-51-K80	EA	RACK - TOWEL/BATH DOOR
	128967-52-K80	EA	MOLDING/SIDE RAIL - TOWEL BAR RACK - LEFT SIDE (K09,K11)
	128967-52-J01	EA	MOLDING/SIDE RAIL - TOWEL BAR RACK - LEFT SIDE (K10,K12)
	128967-53-K80	EA	MOLDING/SIDE RAIL - TOWEL BAR RACK - RIGHT SIDE (K09,K11)
	128967-53-J01	EA	MOLDING/SIDE RAIL - TOWEL BAR RACK - RIGHT SIDE (K10,K12)
	100357-01-000	EA	ROD - F/TOWEL BAR - BRASS
	105394-01-05A	EA	EXTRUDED PLASTIC - DOOR JAMB - WATERFORD OAK - 7'

EXTERIOR SHOWER PARTS

KEY	PART NUMBER	U/M	DESCRIPTION	VENDOR NO.
	093527-02-000	EA	BRACKET - EXTERIOR SHOWER HEAD/SQUEEGEE	
				FROM: 00-00-00 THRU: 10-27-98
	131732-01-12B	EA	BRACKET - SQUEEGEE - BRIGHT WHITE	
				FROM: 10-28-98 THRU: 99-99-99
	091952-02-000	EA	CLIP - GRIPPER - 3/4"	
	075241-06-000	EA	FAUCET/SHOWER - BRIGHT WHITE - 1/2"MPT X 1.9" INLET PIPES	
	131383-01-01A	EA	SHOWER HEAD - W/60" HOSE & BRACKET - IVORY	
	131383-02-01A	EA	SHOWER HEAD - W/60" HOSE & BRACKET - IVORY - CSA	
	103092-01-700	EA	BRACKET-F/SHOWER HEAD, CLEAR	2328028
	103092-01-702	EA	SEALS-SPRAY HEAD	24466
	011048-03-700	EA	BRACKET - F/SHOWER HEAD	2328029-I
	131383-03-02A	EA	BRACKET - SHOWER HEAD - WHITE	
	118928-01-02B	EA	BRACKET - FAUCET SUPPORT- E/COATED	

BATH GROUP (CONTINUED)

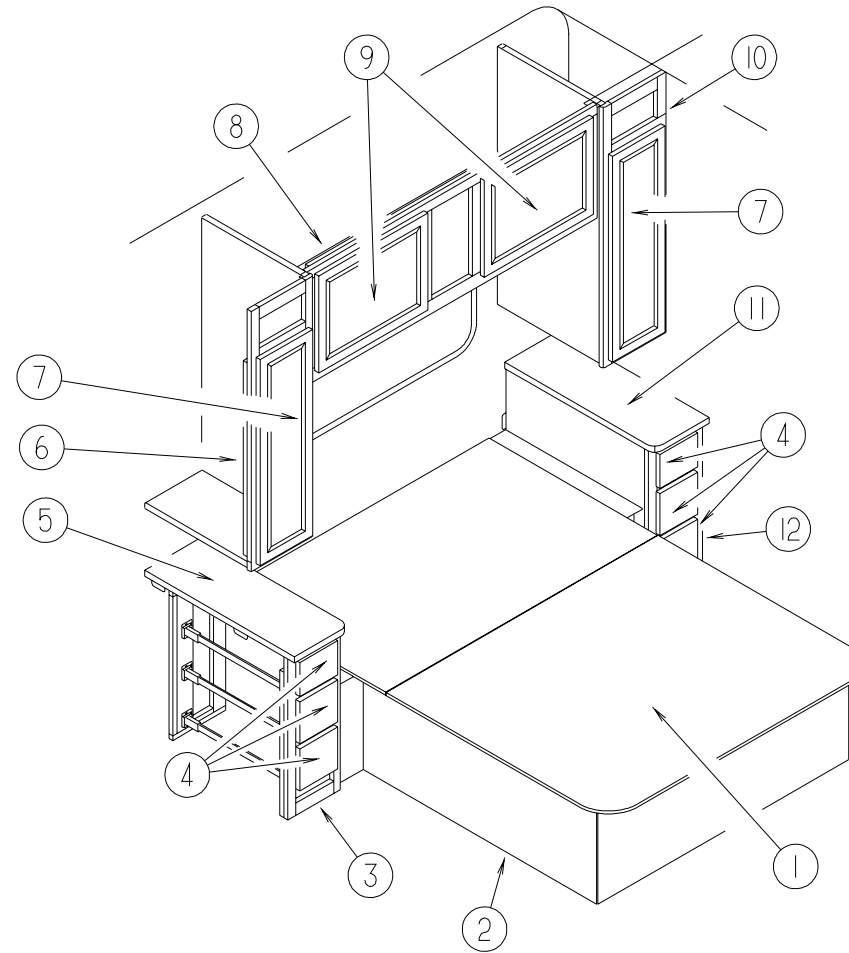


SHOWER DOOR - COASTAL

KEY	PART NUMBER	U/M	DESCRIPTION
1	117431-05-01A	EA	DOOR - SHOWER - PLEATED FABRIC
2	117431-01-700	EA	TRACK-TOP, ALUM.IVORY INSERT 48"
3	117431-01-701	EA	TRACK-BOTTOM, 48 "
4	117431-01-702	EA	RAIL-SIDE, 67"
5	117431-01-703	EA	RAIL-STATIONARY, 67"
6	117431-01-704	EA	RAIL-LEAD, 67"
7	117431-01-705	EA	GLIDE-IVORY, TRAVELER
8	117431-01-706	EA	GLIDE-IVORY LEAD, TRAVELER
	117431-01-707	EA	LATCH
9	117431-01-708	EA	HANDLES & SCREWS
	117431-05-700	EA	STRAP-VINYL SHOWER
	131381-02-01A	EA	TRACK - SHOWER DOOR, TOP, SABLE
			FROM: 03-22-99 THRU: 99-99-99

BEDROOM GROUP

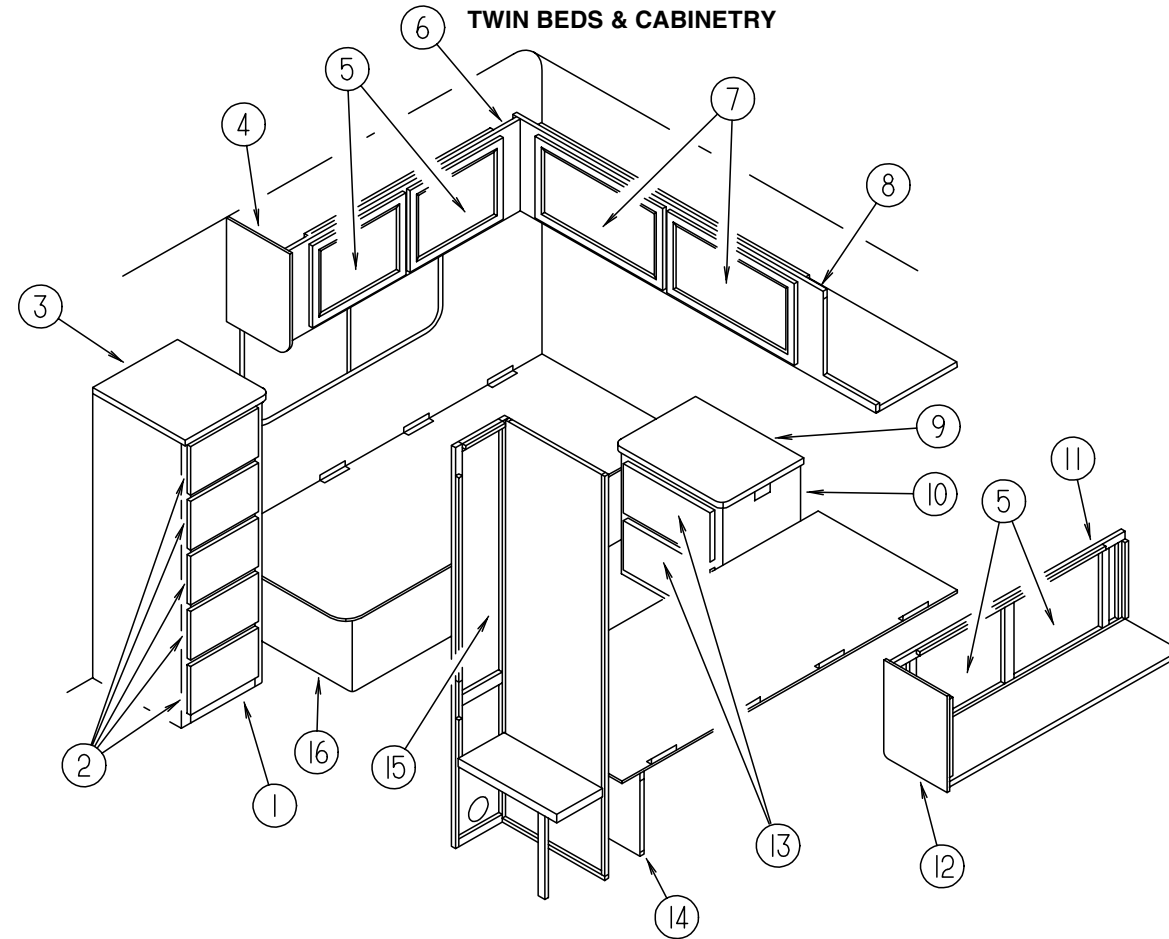
CENTER QUEEN BEDROOM



KEY	PART NUMBER	U/M	DESCRIPTION
1	M07550-01-G04	EA	TOP - QUEEN BED - W/O HARDWARE
	084413-01-000	EA	HINGE/CONTINUOUS - ALUMINUM 1" X 72" - W/HOLES
	091261-01-000	FT	SLIPNOT - ANTISLIP - 1" WIDE (100' ROLL)
	126263-06-02B	EA	BRACKET - GAS SPRING - E-COATED
	126263-08-02B	EA	BRACKET - GAS SPRING - LOWER - E-COATED
	107796-26-000	EA	SPRING/GAS - 12" COMPRESSED/20" EXTENDED - 90 LB.
	097872-04-000	EA	DOWEL - WOOD - 1" DIAMETER X 1.38" LONG
	091952-01-000	EA	CLIP-GRIPPER - 1"
2	P18430-04-J40	EA	CABINET - BASE - QUEEN BED - W/O DOORS/DRAWERS/HARDWARE (K09,K11)
2	P18430-04-G04	EA	CABINET - BASE - QUEEN BED - W/O DOORS/DRAWERS/HARDWARE (K10,K12)
3	129251-07-K69	EA	CABINET - NIGHTSTAND/RH - W/COUNTERTOP - W/O DRS/DWRS/HDW (K09,K11)
3	129251-07-K68	EA	CABINET - NIGHTSTAND/RH - W/COUNTERTOP - W/O DRS/DWRS/HDW (K10,K12)
4	M09316-14-K09	EA	DRAWER - OGEE EDGE - 10.7"W X 19.7"D - W/O SLIDES/HARDWARE (K09,K11)
4	M09316-14-K10	EA	DRAWER - OGEE EDGE - 10.7"W X 19.7"D - W/O SLIDES/HARDWARE (K10,K12)
5	129251-19-K28	EA	COUNTERTOP - NIGHTSTAND
6	121108-01-J40	EA	CABINET - SHIRT CLOSET/RIGHT HAND - W/O DOORS/HARDWARE (K09,K11)
6	121108-01-G04	EA	CABINET - SHIRT CLOSET/RIGHT HAND - W/O DOORS/HARDWARE (K10,K12)

KEY	PART NUMBER	U/M	DESCRIPTION
7	132006-02-K09	EA	DOOR - MIRROR/MITERED RAIL - 14.3" X 36.4" - W/O HARDWARE (K09,K11)
7	132006-02-K10	EA	DOOR - MIRROR/MITERED RAIL - 14.3" X 36.4" - W/O HARDWARE (K10,K12)
8	120419-01-J40	EA	CABINET - OVERHEAD REAR - W/O DOORS/HARDWARE (K09,K11)
			FROM: 00-00-00 THRU: 09-20-98
8	120419-01-G04	EA	CABINET - OVERHEAD REAR - W/O DOORS/HARDWARE (K10,K12)
			FROM: 00-00-00 THRU: 09-20-98
8	120419-02-K09	EA	CABINET - OVERHEAD REAR - W/O DOORS/HARDWARE (K09,K11)
			FROM: 09-21-98 THRU: 99-99-99
8	120419-02-K01	EA	CABINET - OVERHEAD REAR - W/O DOORS/HARDWARE (K10,K12)
			FROM: 09-21-98 THRU: 99-99-99
9	131995-D4-K09	EA	DOOR - RAIL/SOLID PANEL - 15.7" X 27.9" - W/O HARDWARE (K09,K11)
9	131995-D4-K10	EA	DOOR - RAIL/SOLID PANEL - 15.7" X 27.9" - W/O HARDWARE (K10,K12)
10	121112-01-J40	EA	CABINET - SHIRT CLOSET/LEFT HAND - W/O DOORS/HARDWARE (K09,K11)
10	121112-01-G04	EA	CABINET - SHIRT CLOSET/LEFT HAND - W/O DOORS/HARDWARE (K10,K12)
11	129251-20-K28	EA	COUNTERTOP - NIGHTSTAND
12	129251-08-K58	EA	CABINET - NIGHTSTAND/LH - W/COUNTERTOP - W/O DRS/DWRS/HDW (K09,K11)
12	129251-08-K68	EA	CABINET - NIGHTSTAND/LH - W/COUNTERTOP - W/O DRS/DWRS/HDW (K10,K12)

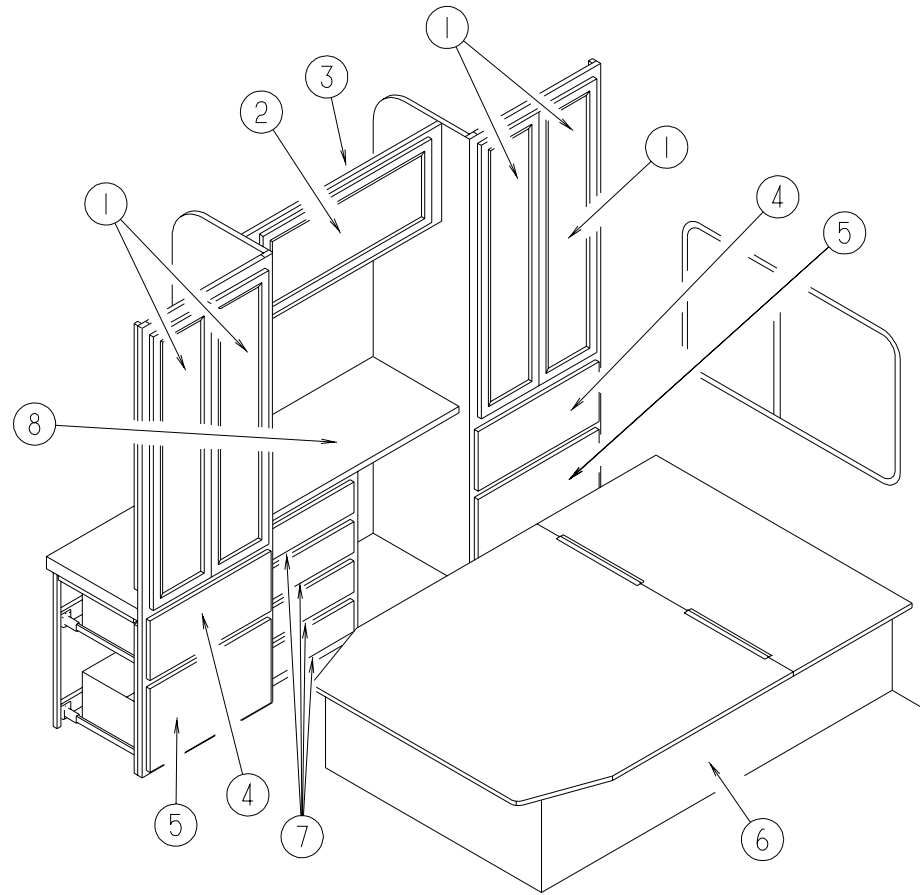
BEDROOM GROUP (CONTINUED)



KEY	PART NUMBER	U/M	DESCRIPTION	KEY	PART NUMBER	U/M	DESCRIPTION
1	P21604-01-J40	EA	CABINET - DRESSER/RH/TWIN - W/CTRTP - W/O DRAWERS/HARDWARE (K09,K11)	11	121345-02-J40	EA	CABINET - OVERHEAD REAR/LEFT HAND/TWIN - W/O DRS/HDW (K09,K11)
1	P21604-01-G04	EA	CABINET - DRESSER/RH/TWIN - W/CTRTP - W/O DRAWERS/HARDWARE (K10,K12)				FROM: 00-00-00 THRU: 09-20-98
2	M05971-BN-J40	EA	DRAWER - OGEE EDGE - 11.8"W X 15.7"D - W/O SLIDES/HARDWARE (K09,K11)	11	121345-02-G04	EA	CABINET - OVERHEAD REAR/LEFT HAND/TWIN - W/O DRS/HDW (K10,K12)
2	M05971-BN-K10	EA	DRAWER - OGEE EDGE - 11.8"W X 15.7"D - W/O SLIDES/HARDWARE (K10,K12)				FROM: 00-00-00 THRU: 09-20-98
3	121604-11-G25	EA	COUNTERTOP - DRESSER	11	121345-10-K09	EA	CABINET - OVERHEAD REAR/LEFT HAND/TWIN - W/O DRS/HDW (K09,K11)
4	109908-31-J40	EA	END CAP - OVERHEAD CABINET (K09,K11)				FROM: 09-21-98 THRU: 99-99-99
4	109908-31-GB1	EA	END CAP - OVERHEAD CABINET (K10,K12)	11	121345-10-K19	EA	CABINET - OVERHEAD REAR/LEFT HAND/TWIN - W/O DRS/HDW (K10,K12)
			FROM: 00-00-00 THRU: 09-20-98				FROM: 09-21-98 THRU: 99-99-99
4	109908-78-K09	EA	END CAP - OVERHEAD CABINET (K09,K11)	12	109908-30-J40	EA	END CAP - OVERHEAD CABINET (K09,K11)
			FROM: 00-00-00 THRU: 09-20-98				FROM: 00-00-00 THRU: 09-20-98
4	109908-78-K04	EA	END CAP - OVERHEAD CABINET (K10,K12)	12	109908-30-GB1	EA	END CAP - OVERHEAD CABINET (K10,K12)
			FROM: 09-21-98 THRU: 99-99-99				FROM: 00-00-00 THRU: 09-20-98
5	131995-D1-K09	EA	DOOR - SOLID PANEL - 15.7" X 20.4" - W/O HARDWARE (K09,K11)	12	109908-77-K09	EA	END CAP - OVERHEAD CABINET (K09,K11)
5	131995-D1-K10	EA	DOOR - SOLID PANEL - 15.7" X 20.4" - W/O HARDWARE (K10,K12)				FROM: 09-21-98 THRU: 99-99-99
6	121345-01-J40	EA	CABINET - OVERHEAD REAR/RIGHT HAND/TWIN - W/O DRS/HDW (K09,K11)	12	109908-77-K04	EA	END CAP - OVERHEAD CABINET (K10,K12)
			FROM: 00-00-00 THRU: 09-20-98				FROM: 09-21-98 THRU: 99-99-99
6	121345-09-K09	EA	CABINET - OVERHEAD REAR/RIGHT HAND/TWIN - W/O DRS/HDW (K09,K11)	13	M09316-70-K09	EA	DRAWER - OGEE EDGE - 13.5"W X 19.6"D - W/O SLIDES/HARDWARE (K09,K11)
			FROM: 00-00-00 THRU: 09-20-98	13	M09316-70-K10	EA	DRAWER - OGEE EDGE - 13.5"W X 19.6"D - W/O SLIDES/HARDWARE (K10,K12)
6	121345-09-K19	EA	CABINET - OVERHEAD REAR/RIGHT HAND/TWIN - W/O DRS/HDW (K10,K12)	14	P21137-01-J40	EA	CABINET - BASE - TWIN BED/LEFT HAND-W/O DOORS/DRAWERS/HDW (K09,K11)
			FROM: 09-21-98 THRU: 99-99-99	14	P21137-01-G04	EA	CABINET - BASE - TWIN BED/LEFT HAND-W/O DOORS/DRAWERS/HDW (K10,K12)
6	121345-09-K19	EA	CABINET - OVERHEAD REAR/RIGHT HAND/TWIN - W/O DRS/HDW (K10,K12)				121138-11-G04
			FROM: 09-21-98 THRU: 99-99-99	15	132006-13-K09	EA	DOOR - MIRROR/MITERED RAIL - 10" X 48" - W/O HARDWARE (K09,K11)
7	131995-D4-K09	EA	DOOR - RAIL/SOLID PANEL - 15.7" X 27.9" - W/O HARDWARE (K09,K11)	15	132006-13-K10	EA	DOOR - MIRROR/MITERED RAIL - 10" X 48" - W/O HARDWARE (K10,K12)
7	131995-D4-K10	EA	DOOR - RAIL/SOLID PANEL - 15.7" X 27.9" - W/O HARDWARE (K10,K12)	16	P21138-01-J40	EA	CABINET - BASE - TWIN BED/RIGHT HAND-W/O DOORS/DRAWERS/HDW (K09,K11)
8	121210-01-J40	EA	CABINET - OVERHEAD REAR - W/O DOORS/HARDWARE (K09,K11)	16	P21138-01-G04	EA	CABINET - BASE - TWIN BED/RIGHT HAND-W/O DOORS/DRAWERS/HDW (K10,K12)
8	121210-01-G04	EA	CABINET - OVERHEAD REAR - W/O DOORS/HARDWARE (K10,K12)				M07551-05-G04
9	131148-11-K19	EA	COUNTERTOP - NIGHTSTAND				EA
10	131148-01-K09	EA	CABINET - NIGHTSTAND - W/COUNTERTOP - W/O DOORS/DWRS/HDW (K09,K11)				084413-01-000
10	131148-01-K19	EA	CABINET - NIGHTSTAND - W/COUNTERTOP - W/O DOORS/DWRS/HDW (K10,K12)				EA
							HINGE/CONTINUOUS - ALUMINUM 1" X 72" - W/HOLES
							091261-01-000
							FT
							SLIPNOT - ANTISLIP - 1" WIDE (100' ROLL)
							126263-06-02B
							EA
							BRACKET - GAS SPRING - E-COATED
							126263-08-02B
							EA
							BRACKET - GAS SPRING - LOWER - E-COATED
							107796-06-000
							EA
							SPRING/GAS - 12" COMPRESSED/20" EXTENDED - 120 LB.
							097872-04-000
							EA
							DOWEL - WOOD - 1" DIAMETER X 1.38" LONG
							091952-01-000
							EA
							CLIP-GRIPPER - 1"

BEDROOM GROUP (CONTINUED)

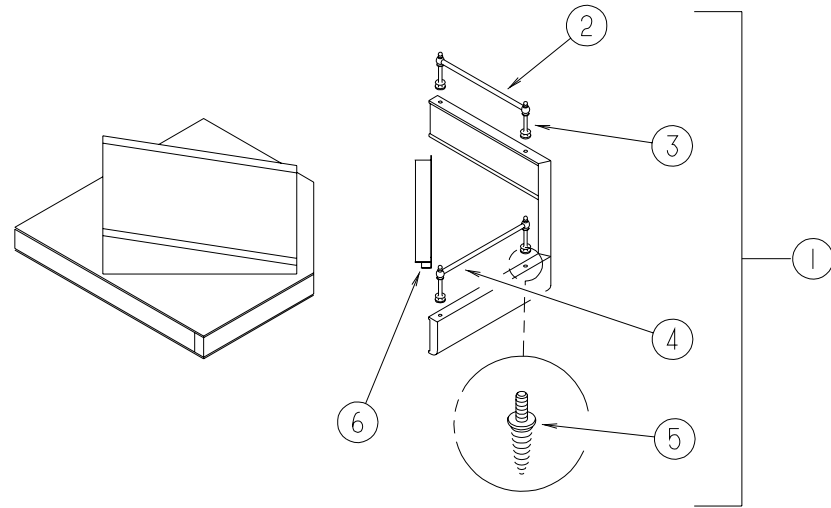
DOUBLE BED & WARDROBE CABINERY



KEY	PART NUMBER	U/M	DESCRIPTION
1	132258-01-K09	EA	DOOR - WARDROBE/BI-FOLD - W/MIRROR - W/O HARDWARE (K09,K11)
1	132258-01-K10	EA	DOOR - WARDROBE/BI-FOLD - W/MIRROR - W/O HARDWARE (K10,K12)
2	131995-B3-K09	EA	DOOR - SOLID PANEL - 14.3" X 33.4" - W/O HARDWARE (K09,K11)
2	131995-B3-K10	EA	DOOR - SOLID PANEL - 14.3" X 33.4" - W/O HARDWARE (K10,K12)
3	118677-01-J40	EA	CABINET - REAR OVERHEAD - W/O DOORS/HARDWARE FROM: 00-00-00 THRU: 09-20-98
3	118677-01-K10	EA	CABINET - REAR OVERHEAD - W/O DOORS/HARDWARE FROM: 00-00-00 THRU: 09-20-98
3	118677-01-K11	EA	CABINET - REAR OVERHEAD - W/O DOORS/HARDWARE FROM: 00-00-00 THRU: 09-20-98
3	118677-01-K12	EA	CABINET - REAR OVERHEAD - W/O DOORS/HARDWARE FROM: 00-00-00 THRU: 09-20-98
3	118677-04-K09	EA	CABINET - REAR OVERHEAD - W/O DOORS/HARDWARE FROM: 09-21-98 THRU: 99-99-99
3	118677-04-K10	EA	CABINET - REAR OVERHEAD - W/O DOORS/HARDWARE FROM: 09-21-98 THRU: 99-99-99
3	118677-04-K11	EA	CABINET - REAR OVERHEAD - W/O DOORS/HARDWARE FROM: 09-21-98 THRU: 99-99-99
3	118677-04-K12	EA	CABINET - REAR OVERHEAD - W/O DOORS/HARDWARE FROM: 09-21-98 THRU: 99-99-99

KEY	PART NUMBER	U/M	DESCRIPTION
4	M05971-T3-J40	EA	DRAWER - OGEE EDGE - 21.8"W X 13.8"D - W/O SLIDES/HARDWARE (K09,K11)
4	M05971-T3-K10	EA	DRAWER - OGEE EDGE - 21.8"W X 13.8"D - W/O SLIDES/HARDWARE (K10,K12)
5	M05971-T4-J40	EA	DRAWER - OGEE EDGE - 21.8"W X 13.8"D - W/O SLIDES/HARDWARE (K09,K11)
5	M05971-T4-K10	EA	DRAWER - OGEE EDGE - 21.8"W X 13.8"D - W/O SLIDES/HARDWARE (K10,K12)
6	P19644-02-J40	EA	CABINET - BASE - DOUBLE BED - W/O DOORS/DRAWERS/HARDWARE (K09,K11)
6	P19644-02-G04	EA	CABINET - BASE - DOUBLE BED - W/O DOORS/DRAWERS/HARDWARE (K10,K12)
	084413-01-000	EA	HINGE/CONTINUOUS - ALUMINUM 1" X 72" - W/HOLES
	091261-01-000	FT	SLIPNOT - ANTISLIP - 1" WIDE (100' ROLL)
	126263-06-02B	EA	BRACKET - GAS SPRING - E-COATED
	126263-08-02B	EA	BRACKET - GAS SPRING - LOWER - E-COATED
	107796-26-000	EA	SPRING/GAS - 12" COMPRESSED/20" EXTENDED - 90 LB.
	097872-04-000	EA	DOWEL - WOOD - 1" DIAMETER X 1.38" LONG
	091952-01-000	EA	CLIP-GRIPPER - 1"
7	M05971-T5-J40	EA	DRAWER - OGEE EDGE - 15.4"W X 13.8"D - W/O SLIDES/HARDWARE (K09,K11)
7	M05971-T5-K10	EA	DRAWER - OGEE EDGE - 15.4"W X 13.8"D - W/O SLIDES/HARDWARE (K10,K12)
8	118676-11-G25	EA	COUNTERTOP - VANITY - W/T MOLDING
	P18676-01-K09	EA	CABINET - VANITY - W/COUNTERTOP - W/O DOORS/DRAWERS/HDW (K09,K11)
	P18676-01-G25	EA	CABINET - VANITY - W/COUNTERTOP - W/O DOORS/DRAWERS/HDW (K10,K12)
	098442-02-GB1	EA	LEG - SUPPORT

BEDROOM GROUP (CONTINUED)



TV SHELF - BEDROOM

KEY	PART NUMBER	U/M DESCRIPTION
1	116553-01-J40	EA CABINET - TV SHELF - W/BRASS RODS/POST ENDS (K09,K11)
1	116553-01-GB1	EA CABINET - TV SHELF - W/BRASS RODS/POST ENDS (K10,K12)
2	084071-12-000	EA ROD - BRASS - 4.08" LONG
3	084070-03-000	EA POST - END - 2.4" - SHINY BRASS
4	084071-19-000	EA ROD - BRASS - 7.09" LONG
5	106166-01-000	EA BOLT/COLLARED HANGER - 8-32 X 1"
6	103186-01-08A	FT MOLDING - PLASTIC/3/8" U-CHANNEL W/3/4" FACE- WATERFORD OAK (K09,K11)
6	103186-01-05A	FT MOLDING - PLASTIC/3/8" U-CHANNEL W/3/4" FACE- WATERFORD OAK (K10,K12)

BEDROOM GROUP (CONTINUED)

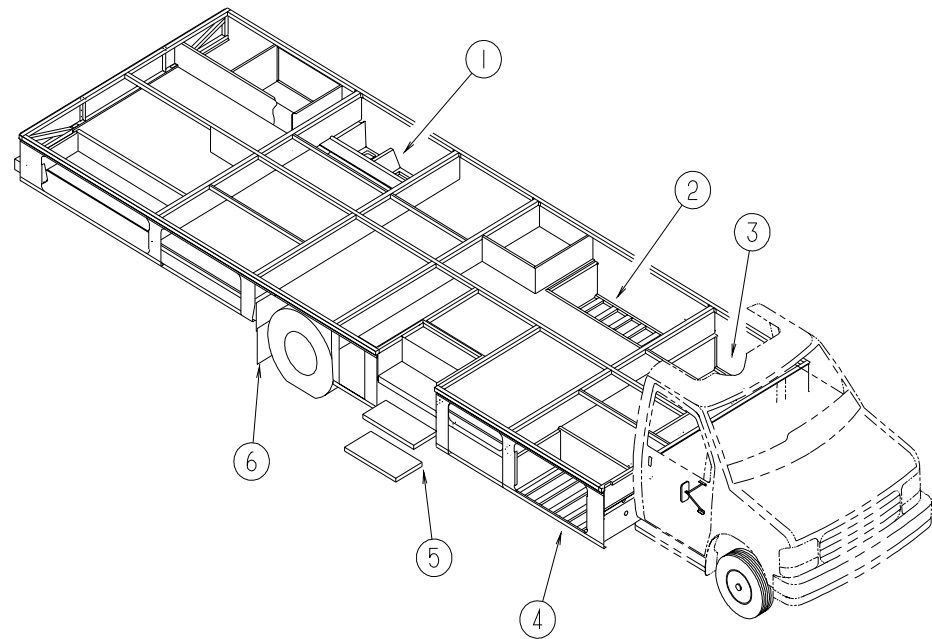
**FOLDING DOOR & HARDWARE
(FROM: 00-00-00 THRU: 03-07-99)**

KEY	PART NUMBER	U/M DESCRIPTION	VENDOR NO.
	042488-10-000	EA DOOR - FOLDING - OFF WHITE FABRIC - 37" X 75"	
	042488-10-700	EA LEADRAIL-PREPUNCHED F/HANDLE	DW2100
	080224-01-703	EA HANDLE W/LATCH-CATCH, ALMOND	DE03505
	080224-01-705	EA LATCH & CATCH ASM., ALMOND	DE25010 & DE25020
	042488-04-700	EA LATCH & CATCH ASM. LEAD EDGE	DW-21632
	094856-10-01A	EA TRACK - FOLDING DOOR - OFF WHITE	

**FOLDING DOOR & HARDWARE
(FROM: 03-08-99 THRU: 99-99-99)**

KEY	PART NUMBER	U/M DESCRIPTION	VENDOR NO.
	131595-01-01A	EA DOOR - FOLDING - 37" X 75" - W/4 CEILING MOUNTED BRACKETS	
	131595-10-700	EA END STOP ONLY-FABRIC DOOR	
	131595-01-701	EA BRACKET/MOUNTING-FABRIC DOOR	
	131595-01-702	EA TRACK/STRAIGHT-37" FABRIC DR	
	080224-01-703	EA HANDLE W/LATCH-CATCH, ALMOND	DE03505

CHASSIS GROUP

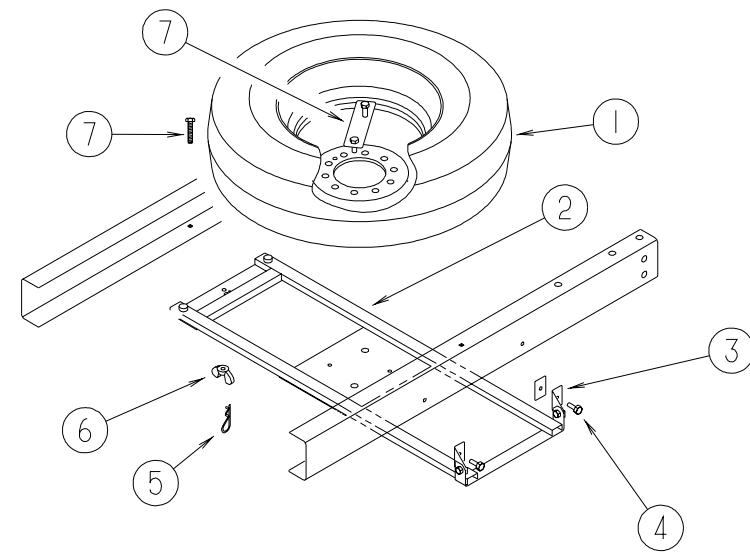


COMPARTMENTS, PLUGS & SEALS

KEY	PART NUMBER	U/M	DESCRIPTION
1	117186-02-G04	EA	COMPARTMENT - STORAGE
1	116926-02-01A	EA	COMPARTMENT - SEWER & 110V POWER CORD
1	M06991-02-FQ0	EA	HATCH - W/FOAM INSULATION (110 POWER)
1	M06991-04-FB1	EA	HATCH - W/FOAM INSULATION (WATER OR SEWER)
1	121175-01-01A	EA	LATCH - SWELL - BLACK
2	117928-05-01A	EA	COMPARTMENT - STORAGE - 23.4" X 53.6" - GRAY
3	117928-06-01A	EA	COMPARTMENT - STORAGE - 23.4" X 42.4"
4	117928-07-01A	EA	COMPARTMENT - STORAGE
	065450-05-000	EA	TIEDOWN - BATTERY - 8.4" TUBE
5*	094707-01-01A	EA	STEP - DOUBLE - ELECTRIC - KWIKEE
			FROM: 00-00-00 THRU: 01-13-99
5*	094707-03-01A	EA	STEP - DOUBLE - ELECTRIC - KWIKEE
			FROM: 01-14-99 THRU: 99-99-99
	116995-01-000	EA	SWITCH/MAGNET - ELECTRIC STEP
			FROM: 00-00-00 THRU: 01-13-99
	116995-02-000	EA	SWITCH/MAGNET - ELECTRIC STEP
			FROM: 01-14-99 THRU: 99-99-99
	091176-01-000	EA	SUPPORT - BASE - ENTRANCE STEP
6	017516-01-000	EA	MUD FLAP - 14" X 18" - BLACK
	119845-01-01A	EA	PLUG - PLASTIC - BLACK
	119636-01-01A	EA	TUBE - SUPPORT - 52"
	121948-01-000	EA	SHIELD - SIGHT
	123224-18-01A	EA	SEAL PLANE W/O GENERATOR - BLACK
	123224-13-01A	EA	SEAL PLANE ASM, BLACK
	123224-14-01A	EA	SEAL PLANE - BLACK
	123224-15-01A	EA	SEAL PLANE - BLACK
	123224-16-01A	EA	SEAL PLANE - BLACK
	123224-17-01A	EA	SEAL PLANE W/GENERATOR - BLACK

*COMPONENT PARTS FOUND IN SERVICE PARTS LIBRARY

CHASSIS GROUP (CONTINUED)



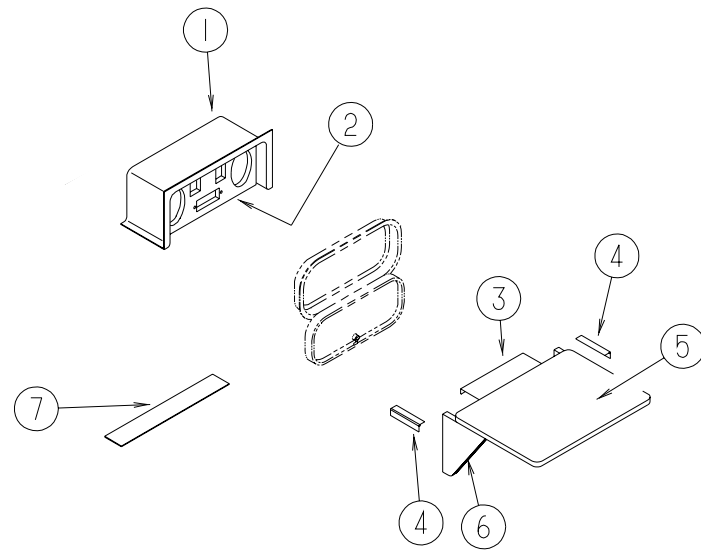
SPARE TIRE

KEY	PART NUMBER	U/M	DESCRIPTION
1	070917-06-000	EA	TIRE - LT225/75R16E - R4S - M/S - FIRESTONE
1	083617-03-000	EA	WHEEL - STEEL - 6" X 16"
			FROM: 00-00-00 THRU: 12-02-98
1	083617-04-000	EA	WHEEL - STEEL - 6" X 16" - '99 E350/E450
			FROM: 12-03-98 THRU: 99-99-99
	112358-01-000	EA	WRENCH - LUG - 7/8" - L-SHAPE
2	116348-01-02B	EA	CRADLE - SPARE TIRE - E-COATED
3	116349-01-02B	EA	BRACKET/HINGE - SPARE TIRE - E-COATED
4	000C26-06-12B	EA	BOLT-HEX-SER FLANGE - 3/8-16 X 3/4 - ZINC
4	000E13-17-00B	EA	WASHER-FLANGE - 3/8" AR ZINC
4	000D34-06-00B	EA	NUT-HEX, LK - 3/8 - 16 GRADE C ZN - PREVAILING TORQUE
5	034513-01-000	EA	PIN-HITCH - 3/16" WIRE
6	064081-03-000	EA	NUT - WING 3/8-16 - W/WELD NUT
6	116338-02-02B	EA	BRACKET/CLAMP - SPARE TIRE - E-COATED
7	000D29-09-00B	EA	NUT - HEX - SELF LOCKING - 9/16-12 - ZINC
	051377-04-000	EA	VALVE STEM

WHEEL LINERS

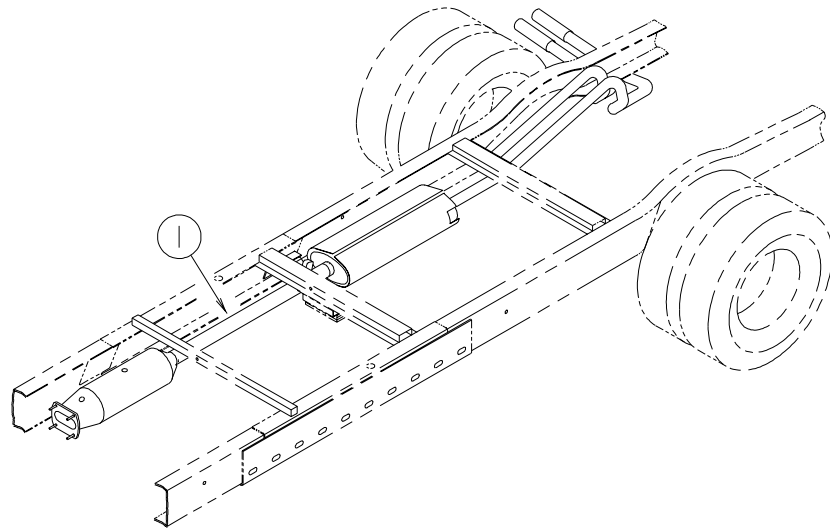
KEY	PART NUMBER	U/M	DESCRIPTION	VENDOR NO.
	110435-13-000	EA	LINER - WHEEL - SET OF 4	
	110435-01-711	EA	DECAL - CENTER CAP, 2"	2" DECAL
	110435-10-705	EA	TOOL - INSTALLATION	V195P7-TOL
	110435-13-700	EA	WHEEL COVER - FRONT	V160F7-FWC
	110435-13-701	EA	WHEEL COVER - REAR	V160F7-RWC
	110435-13-702	EA	COVER - LUG NUT/JAMB NUT	V160F7-EJN
	095012-05-000	EA	EXTENSION - VALVE STEM - LIVE 5"	
	095012-06-000	EA	STABILIZER - VALVE - EXTENSION - L	

CHASSIS GROUP (CONTINUED)



ENTERTAINMENT COMPARTMENT

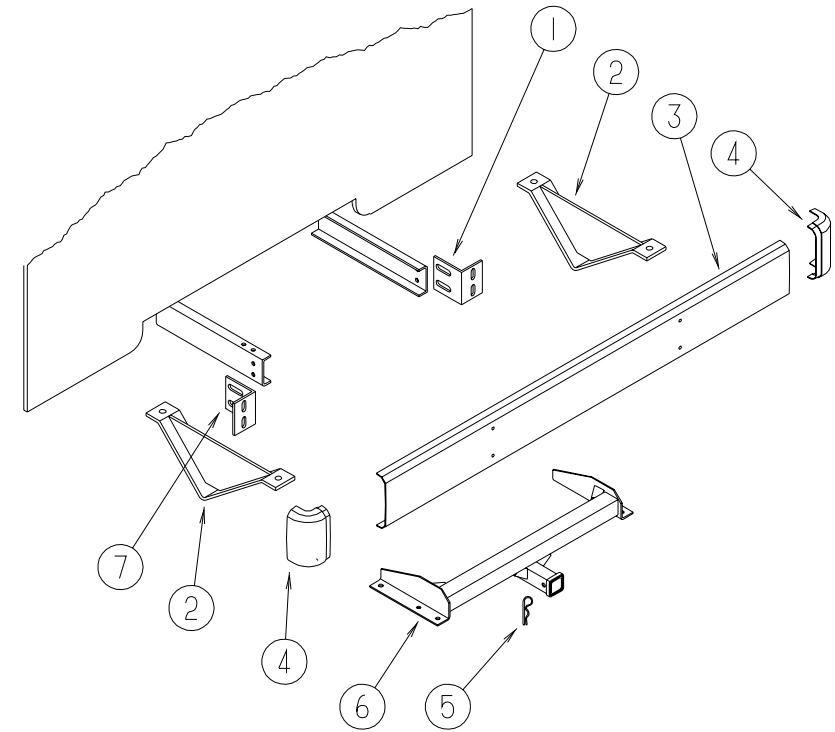
KEY	PART NUMBER	U/M	DESCRIPTION
1	104897-02-02A	EA	BOX - EXTERIOR ENTERTAINMENT CENTER
2	127409-01-J01	EA	PLATE - RADIO MOUNTING
			FROM: 00-00-00 THRU: 06-13-99
2	127409-01-L07	EA	PLATE - RADIO MOUNTING
			FROM: 06-14-99 THRU: 99-99-99
3	105377-01-04A	EA	BRACKET - TABLE HANGER - BRIGHT WHITE
4	105376-01-03A	EA	HINGE - CONTINUOUS - 2" X 5.5" - BRIGHT WHITE
5	105230-11-J01	EA	SHELF - EXTERIOR ENTERTAINMENT CENTER - W/O HARDWARE
6	105230-12-J01	EA	SUPPORT - EXTERIOR SHELF
7	104898-01-02A	EA	PLATE - PLASTIC BOTTOM - BRIGHT WHITE



EXHAUST SYSTEM COMPONENTS

KEY	PART NUMBER	U/M	DESCRIPTION
	094918-06-000	EA	CLAMP - EXHAUST - 3" - HEAVY DUTY
1	111478-03-000	EA	EXHAUST PIPE - DOUBLE WALL STAINLESS STEEL - 49" - OUTER WALL IS 42.7"
	098762-18-000	EA	PIPE - EXHAUST - STRAIGHT - 3"
	091182-08-000	EA	SHIELD - HEAT

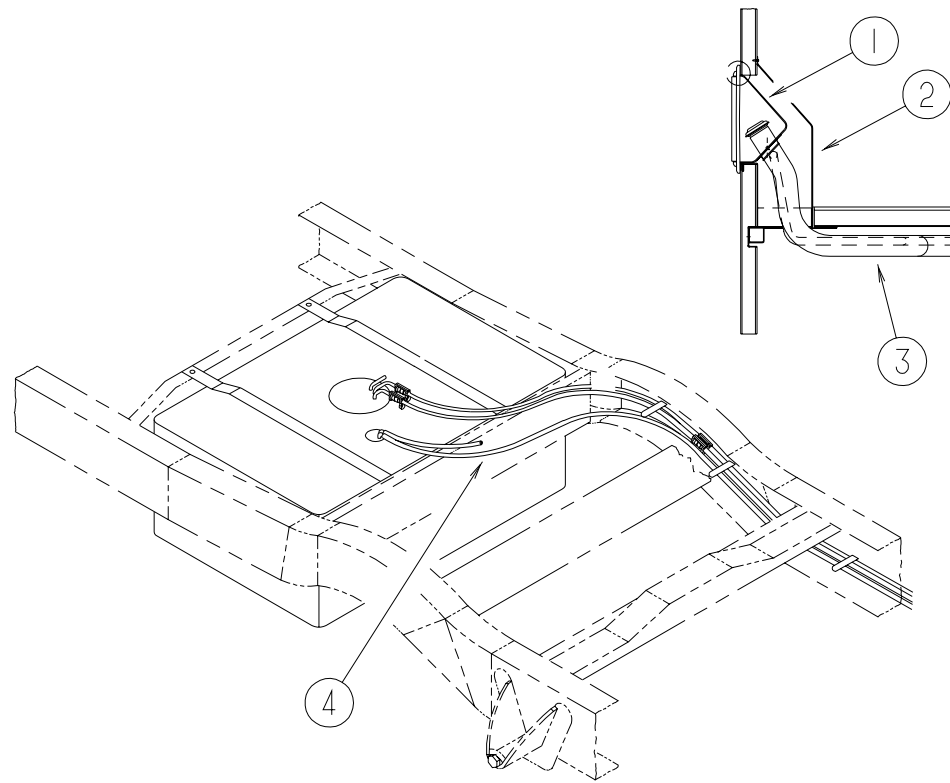
CHASSIS GROUP (CONTINUED)



REAR BUMPER & HITCH

KEY	PART NUMBER	U/M	DESCRIPTION
1	105933-01-000	EA	BRACKET - BUMPER - REAR/RIGHT HAND
2	083376-01-000	EA	PLATE/SKID - 13.2" X 6" X 2" STEEL
3	103099-05-02A	EA	BUMPER - REAR - BRIGHT WHITE
4	106147-01-02A	EA	END CAP - BUMPER - BLACK
5	034513-01-000	EA	PIN - HITCH - 3/16" WIRE
6	130339-04-000	EA	HITCH RECEIVER - BOLT-ON CLASS II
7	105933-02-000	EA	BRACKET - BUMPER - REAR/LEFT HAND
	113589-02-000	EA	CONNECTOR - SOCKET - TRAILER
	113589-01-000	EA	CONNECTOR - PLUG - TRAILER
	097744-02-000	EA	HOUSING - TRAILER PIN - 48"
	113634-01-000	EA	WIRE ASSEMBLY - TRAILER ADAPTER
	113588-02-01B	EA	BRACKET - CONNECTOR - TRAILER W/O LIP
	000C26-08-24B	EA	BOLT - HEX - SERRATED FLANGE - 1/2-13 X 1.5 ZINC
	000E13-21-00B	EA	WASHER - FLAT - W/2 NAR - ZINC

CHASSIS GROUP (CONTINUED)



FUEL SYSTEM COMPONENTS

KEY	PART NUMBER	U/M	DESCRIPTION
1	095854-01-04A	EA	SHROUD - FUEL FILL - BRIGHT WHITE
2	078040-06-000	EA	SHROUD - FUEL FILL - UPPER
3	124994-01-000	EA	NECK - FILLER - FUEL FILL - UNLEADED
	078200-01-000	EA	GASKET - FUEL FILL - 3.5" OD X 2" ID
4	128139-03-000	FT	HOSE - FUEL - LOW PERMEABILITY - 1/4" DIAMETER
	125187-01-000	FT	HOSE - FUEL - LOW PERM - 11.1 ID
	125187-02-000	FT	HOSE - FUEL - LOW PERM - 12.7 ID
	084884-01-000	EA	PLUG - BRASS - 3/8"

DRIVESHAFT & BRAKE LINE FLARE UNION

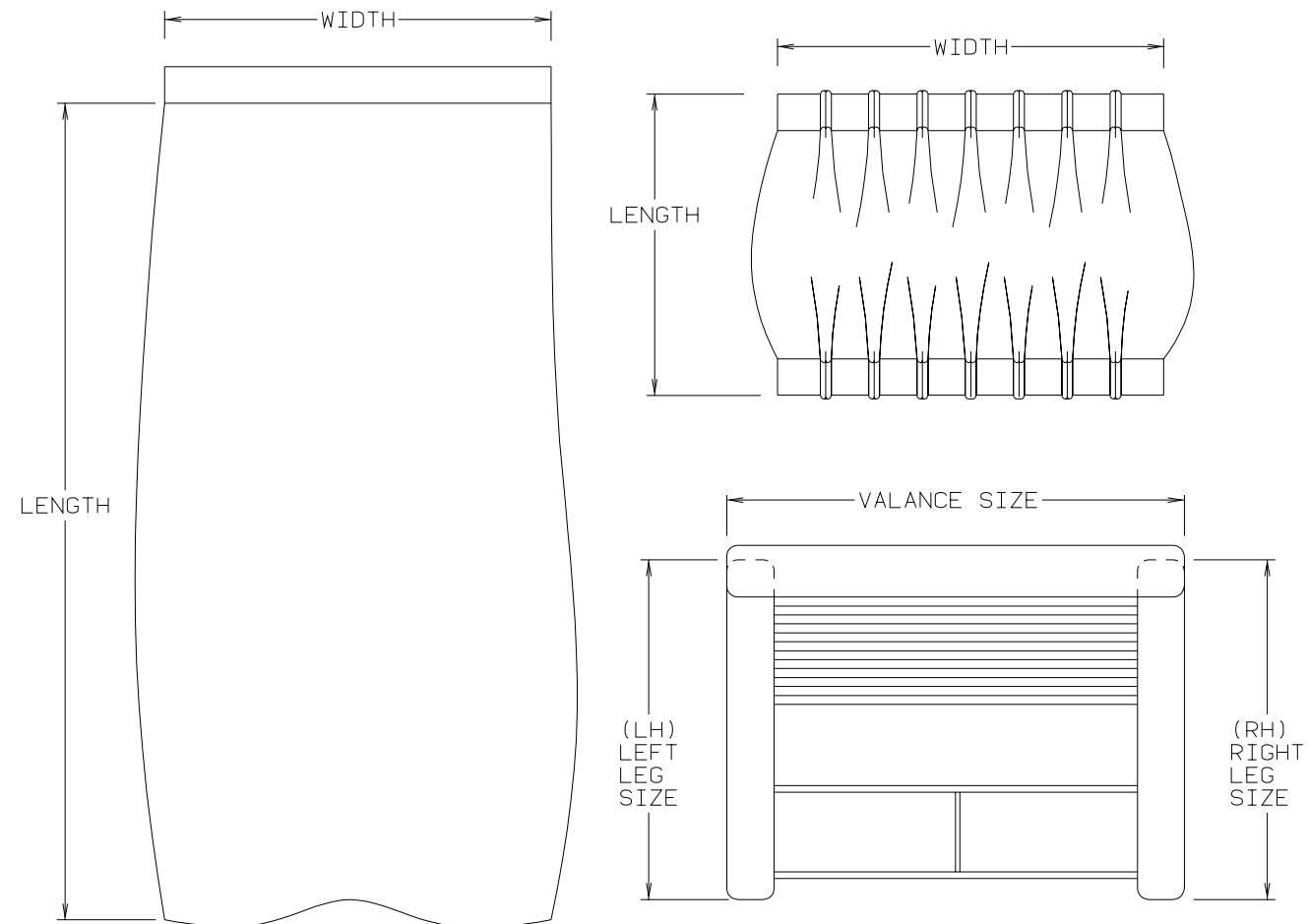
KEY	PART NUMBER	U/M	DESCRIPTION
	131695-01-000	EA	DRIVESHAFT ASSEMBLY - 3 BALANCED PAIR - 250" WHEEL BASE
	074833-01-000	EA	SPACER - BEARING - DRIVESHAFT - 2" X 8" X .5" THICK
	085771-03-000	EA	NUT - HEX - FLARE TORQUE - GRADE G - DRIVESHAFT
	088498-01-000	EA	UNION - INVERTED FLARE - BRASS - 3/16 - BRAKE LINE
	103653-23-000	EA	BOLT - U-JOINT - 5/16-24 X .75
	103653-24-000	EA	STRAP - U-JOINT

CURTAIN & CUSHION GROUP

NOTICE

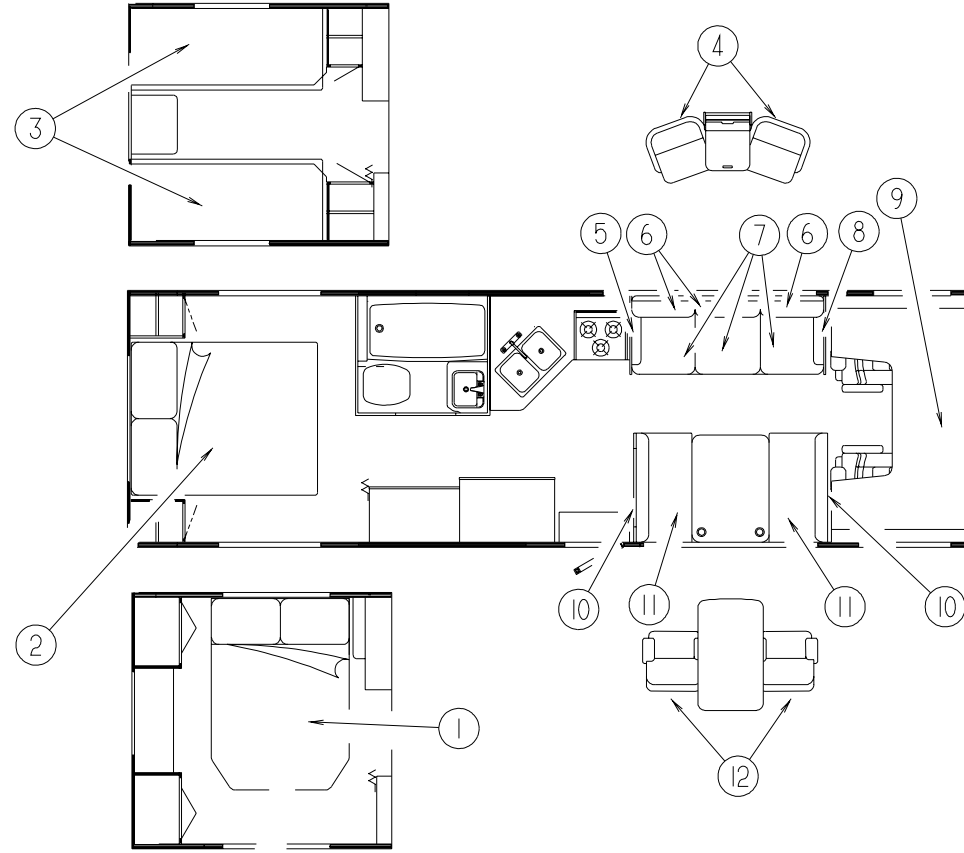
IN ORDER TO ASSIST OUR PARTS SALES DEPT. IN PROVIDING INTERIOR SOFTWARE ITEMS, PLEASE INCLUDE THE SERIAL NUMBER AND THE COLOR CODE NUMBER FROM THE VEHICLE CERTIFICATION LABEL WHEN ORDERING. THIS LABEL IS LOCATED ON THE LEFT SIDEWALL AT THE END OF THE DASH (A-BODY), OR ON THE DRIVER'S DOOR LATCH PLATE (C-BODY).

AN EXAMPLE OF A COLOR CODE NUMBER IS B07, WHICH DESIGNATES AN OVERALL COLOR SCHEME OF A PARTICULAR UNIT. THE COLOR LISTED AFTER THE ITEM DESCRIPTION ON THE MICROFICHE, INDICATES THE OVERALL UNIT COLOR. ORDER THE ITEM YOU DESIRE ACCORDING TO UNIT COLOR CODE.



NOTE: USE THIS ILLUSTRATION WHEN DETERMINING LENGTH AND WIDTH MEASUREMENTS FOR CURTAINS. YOU WILL NOTE THE WIDTH MEASUREMENT IS TAKEN ON THE TOP OF THE CURTAIN WITH THE CURTAIN FULLY EXTENDED. THE LENGTH MEASUREMENT IS TAKEN FROM TOP TO BOTTOM. LEFT AND RIGHT WINDOW LEGS ARE DETERMINED WHEN FACING THE WINDOW.

CURTAIN & CUSHION GROUP (CONTINUED)



DOUBLE BED

KEY	PART NUMBER	U/M	DESCRIPTION
1	101123-32-000	EA	MATTRESS - FOAM - 54" X 75"
1	P01123-16-000	EA	COVER - MATTRESS - 54" X 74" X 5" - W/CUT CORNER
1	123471-03-K09	EA	BEDSPREAD/THROW - 54" X 75" (K09,K10)
1	123471-10-K11	EA	BEDSPREAD/THROW - 54" X 75" (K11,K12)
	111637-09-K09	EA	PILLOW - 14" X 14" (K09,K10)
	111862-09-K11	EA	PILLOW - 15" X 15" (K11,K12)
	119555-03-K09	EA	PILLOW SHAM - 20" X 37" (K09,K10)
	104176-02-K11	EA	PILLOW SHAM (K11,K12)

QUEEN BED

KEY	PART NUMBER	U/M	DESCRIPTION
2	123015-06-000	EA	MATTRESS - INNERSPRING - 60" X 74.5"
2	123471-01-K09	EA	BEDSPREAD/THROW - 60" X 75" (K09,K10)
2	123471-11-K11	EA	BEDSPREAD/THROW - 60" X 75" (K11,K12)
	111637-09-K09	EA	PILLOW - 14" X 14" (K09,K10)
	111862-09-K11	EA	PILLOW - 15" X 15" (K11,K12)
	119555-02-K09	EA	PILLOW SHAM - 20" X 30" (K09,K10)
	104176-04-K11	EA	PILLOW SHAM - 30" (K11,K12)

TWIN BED

KEY	PART NUMBER	U/M	DESCRIPTION
3	101123-29-000	EA	MATTRESS - FOAM - 35" X 74"
3	P01123-29-000	EA	COVER - MATTRESS - 35" X 74"
3	123471-02-K09	EA	BEDSPREAD/THROW - 36" X 75" (K09,K10)
3	123471-17-K11	EA	BEDSPREAD/THROW - 36" X 75" (K11,K12)
	111637-09-K09	EA	PILLOW - 14" X 14" (K09,K10)
	111862-09-K11	EA	PILLOW - 15" X 15" (K11,K12)
	119555-01-K09	EA	PILLOW SHAM - 20" X 33" (K09,K10)
	104176-08-K11	EA	PILLOW SHAM - 33" (K11,K12)

SWIVEL CHAIR

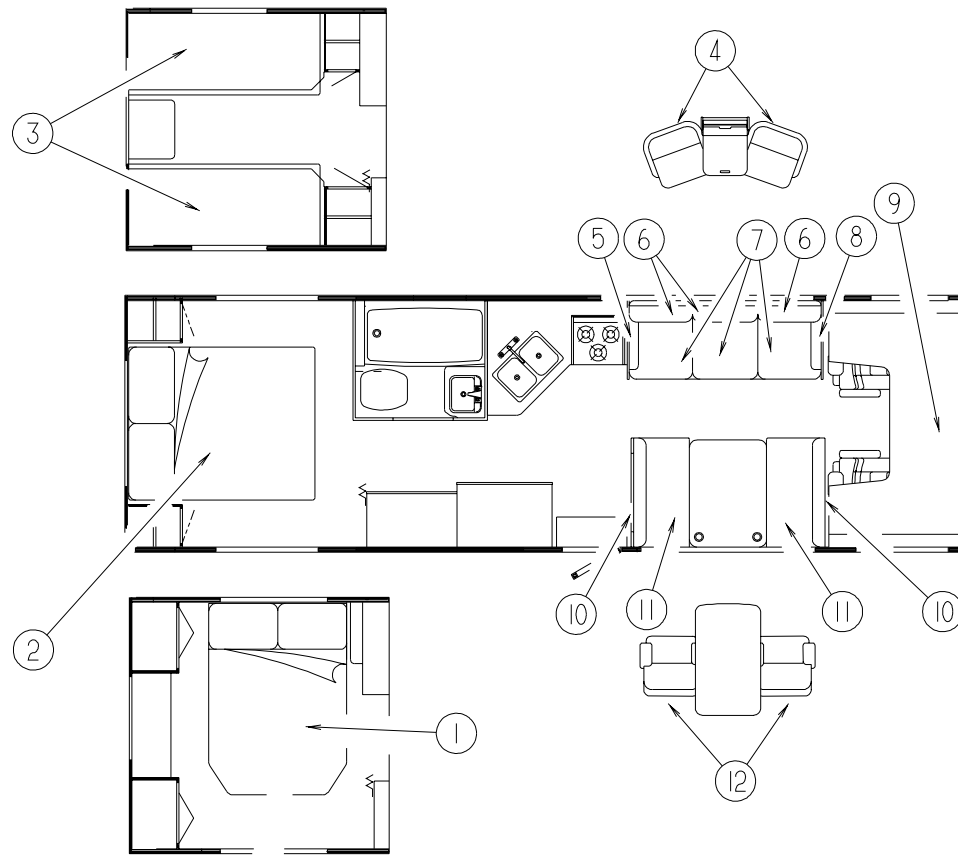
KEY	PART NUMBER	U/M	DESCRIPTION
4	115470-01-K09	EA	CHAIR - SWIVEL (K09,K10)
4	115470-01-K11	EA	CHAIR - SWIVEL (K11,K12)

SECTIONAL COUCH

KEY	PART NUMBER	U/M	DESCRIPTION
5	130718-01-K09	EA	ARMREST - REMOVABLE/RIGHT HAND (K09,K10)
5	130718-01-K11	EA	ARMREST - REMOVABLE/RIGHT HAND (K11,K12)
	P30718-01-K09	EA	COVER - ARMREST - REMOVABLE RIGHT HAND (K09,K10)
	P30718-01-K11	EA	COVER - ARMREST - REMOVABLE RIGHT HAND (K11,K12)
6	130573-01-K09	EA	BED - BACK - 74" (K09,K10)
6	130573-01-K11	EA	BED - BACK - 74" (K11,K12)
	P30573-01-K09	EA	COVER - BACK - SOFA/BED - 74" (K09,K10)
	P30573-01-K11	EA	COVER - BACK - SOFA/BED - 74" (K11,K12)
7	130573-02-K09	EA	BED - SEAT - 74" (K09,K10)
7	130573-02-K11	EA	BED - SEAT - 74" (K11,K12)
	P30573-02-K09	EA	COVER - SEAT - SOFA/BED - 74" (K09,K10)
	P30573-02-K11	EA	COVER - SEAT - SOFA/BED - 74" (K11,K12)
8	130718-02-K09	EA	ARMREST - REMOVABLE/LEFT HAND (K09,K10)
8	130718-02-K11	EA	ARMREST - REMOVABLE/LEFT HAND (K11,K12)
	P30718-02-K09	EA	COVER - ARMREST - REMOVABLE/LEFT HAND (K09,K10)
	P30718-02-K11	EA	COVER - ARMREST - REMOVABLE/LEFT HAND (K11,K12)
	111637-11-J20	EA	PILLOW - 16" X 16" (K09,K10)
	111637-23-K11	EA	PILLOW - 17" X 17" (K11,K12)
	127335-08-000	EA	BRACKET - REMOVABLE ARM/SOFA
	127335-09-000	EA	BRACKET - REMOVABLE ARM/CUSHION
	116104-03-02B	EA	BRACKET - ZEE W/HOLES - 5.9"
	116104-04-02B	EA	BRACKET - ZEE W/HOLES - 3.2"
	121906-01-02B	EA	BRACKET - KICKBOARD - E-COATED
	127335-12-000	EA	FRAME-10" LEG
	113990-09-000	EA	LOCK - BRACKET - MALE FLEXSTEEL
	122556-04-01A	EA	LOCK - JACK KNIFE SEAT

NOTE: COUCH FRONT AND SIDE PANELS ARE FOUND IN THE LOUNGE GROUP.

CURTAIN & CUSHION GROUP (CONTINUED)



BUNK CUSHIONS

KEY	PART NUMBER	U/M	DESCRIPTION
9	105573-10-K09	EA	CUSHION - OVERHEAD - BUNK - 27" X 23" X 80" X 5" (K09,K10)
9	105573-10-K11	EA	CUSHION - OVERHEAD - BUNK - 27" X 23" X 80" X 5" (K11,K12)
	P05573-10-K09	EA	COVER - OVERHEAD - REAR BUNK CUSHION - 27" X 23" X 80" X 5" (K09,K10)
	P05573-10-K11	EA	COVER - OVERHEAD - REAR BUNK CUSHION - 27" X 23" X 80" X 5" (K11,K12)
	105573-09-K09	EA	CUSHION - OVERHEAD - FRONT - 32.5" X 80" X 5" (K09,K10)
	105573-09-K11	EA	CUSHION - OVERHEAD - FRONT - 32.5" X 80" X 5" (K11,K12)
	P05573-09-K09	EA	COVER - OVERHEAD - FRONT BUNK CUSHION - 32.5" X 80" X 5" (K09,K10)
	P05573-09-K11	EA	COVER - OVERHEAD - FRONT BUNK CUSHION - 32.5" X 80" X 5" (K11,K12)
	079145-08-000	EA	CUSHION - BUNK - 25" X 74" X 3.5" - FRONT ENTERTAINMENT CENTER
	M79145-08-000	EA	COVER - BUNK CUSHION - 25" X 74" X 3.5" - FRONT ENTERTAINMENT CENTER
	094658-02-J40	EA	HANDLE-WASHED MAPLE (K09,K11)
	094658-02-G04	EA	HANDLE-WATERFORD OAK (K10,K12)

DINETTE CUSHIONS

KEY	PART NUMBER	U/M	DESCRIPTION
10	111897-05-J20	EA	CUSHION - BACK - 13.5" X 42" X 5" (K09,K10)
10	111897-05-K11	EA	CUSHION - BACK - 13.5" X 42" X 5" (K11,K12)
	P11897-05-J20	EA	COVER - BACK - 13.5" X 42" X 5" (K09,K10)
	P11897-05-K11	EA	COVER - BACK - 13.5" X 42" X 5" (K11,K12)
11	105603-15-J20	EA	CUSHION - SEAT - 23" X 42" X 5" (K09,K10)
11	105603-15-K11	EA	CUSHION - SEAT - 23" X 42" X 5" (K11,K12)
	P05603-15-J20	EA	COVER - SEAT - 23" X 42" X 5" (K09,K10)
	P05603-15-K11	EA	COVER - SEAT - 23" X 42" X 5" (K11,K12)

DINETTE CHAIRS

KEY	PART NUMBER	U/M	DESCRIPTION
12	122739-01-K09	EA	CHAIR/SWIVEL - KITCHEN (K09,K10)
12	122739-01-K11	EA	CHAIR/SWIVEL - KITCHEN (K11,K12)

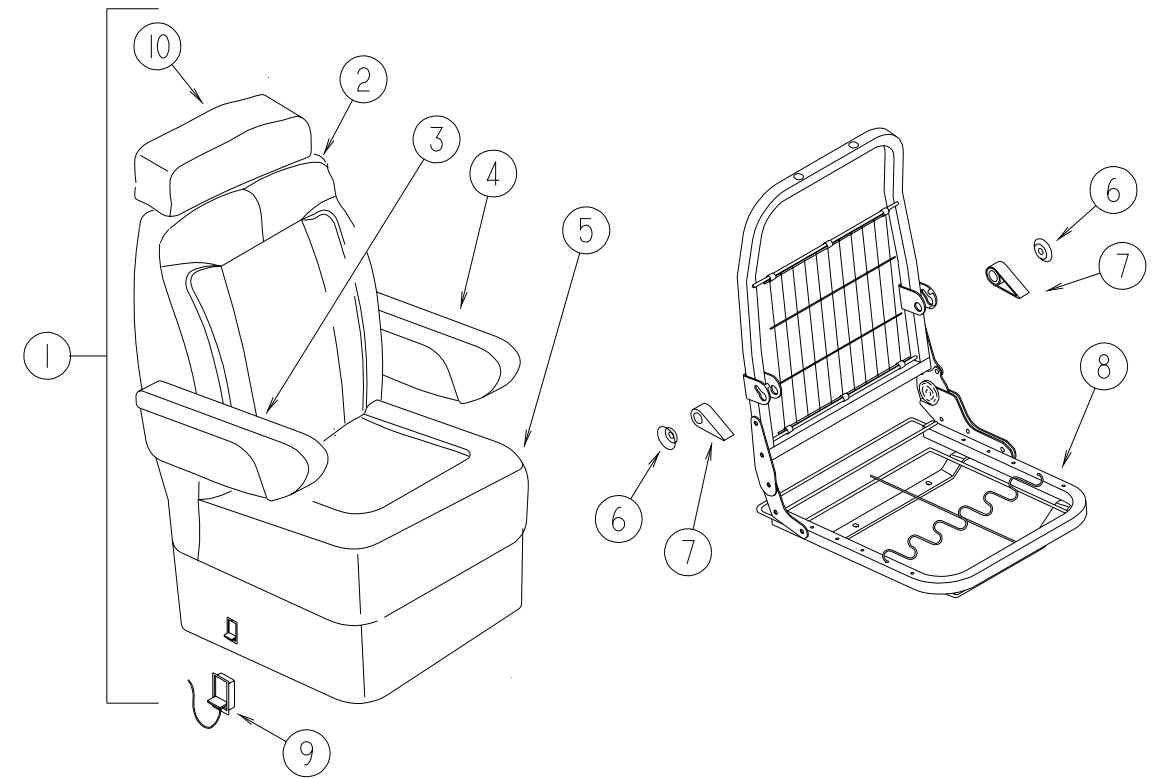
CURTAIN & CUSHION GROUP (CONTINUED)

SUNDANCER FABRICS

Family - 400 DL's	K09/K10 Village Green	K11/K12 Flannel
Bucket Seats	108446-G0-000 103907-01-04A	108446-77-000 103907-01-08A
Dinette	108446-T2-000	126883-17-000
Dinette Pads	108446-G0-000	108446-77-000
Sofa	108446-T2-000	126883-17-000
Swivel Chair	108446-T3-000	108446-L0-000
Lounge Window	108446-T3-000 108446-T2-000	108446-17-000 108446-L0-000
Lounge Pillow	108446-T3-000 084415-70-000	108446-L0-000
Overhead Bunk	108446-T3-000	108446-L0-000
Bedroom Window	105745-H0-000 105745-E7-000	105745-K3-000 105745-K4-000
Bedroom Legs	105745-H0-000	105745-K3-000
Bedroom Pillow	105745-E7-000 084415-70-000	105745-K4-000 105475-K3-000
Bedsread	105745-H0-000 084415-70-000	105745-K3-000 105745-K4-000
Pillow Shams	105745-H0-000 084415-70-000	105745-K3-000 105745-K4-000
Front Wraparound	07233-85-000	07233-88-000
Overhead Curtain	105745-H0-000	105745-K3-000
Day/Nighter	094911-30-000 094911-50-000	094911-52-000 094911-50-000
Ceiling Vinyl	113979-09-01A	113979-09-01A

NOTE: THE FABRIC LISTED FIRST, IN A BLOCK, IS THE LARGEST QUANTITY OF FABRIC USED.

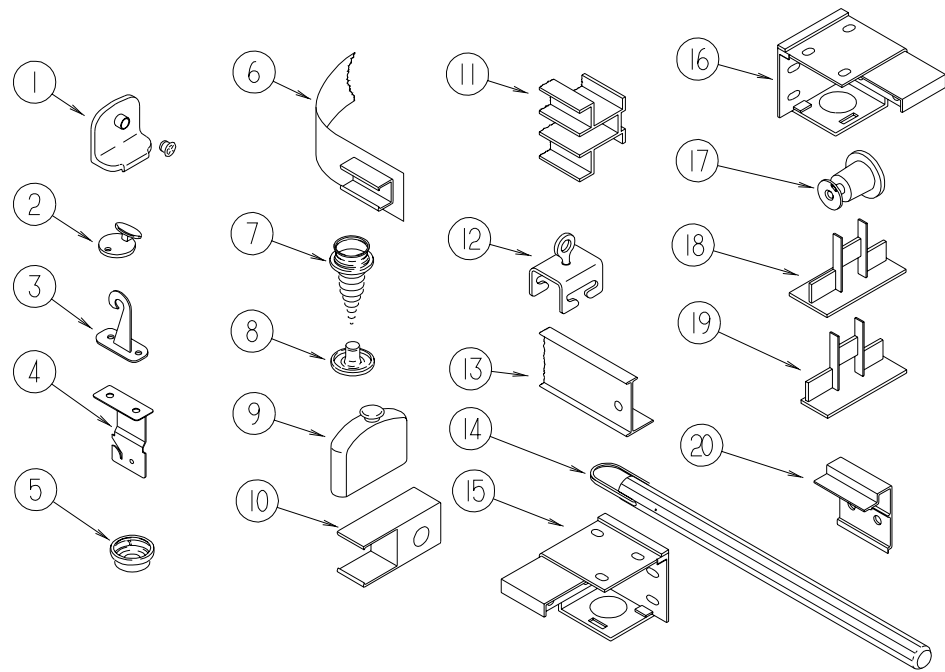
CURTAIN & CUSHION GROUP (CONTINUED)



BUCKET SEATS

KEY	PART NUMBER	U/M	DESCRIPTION
1	127581-02-K09	EA	SEAT - BUCKET - W/HEADREST/LEFT ARM REST - PASSENGER (K09,K10)
1	127581-02-K11	EA	SEAT - BUCKET - W/HEADREST/LEFT ARM REST - PASSENGER (K11,K12)
1	127581-01-K09	EA	SEAT - BUCKET - W/HEADREST/ARM REST - DRIVER (K09,K10)
1	127581-01-K11	EA	SEAT - BUCKET - W/HEADREST/ARM REST - DRIVER (K11,K12)
2	M05962-72-K09	EA	COVER - BACK/BUCKET (K09,K10)
2	M05962-72-K11	EA	COVER - BACK/BUCKET (K11,K12)
3	122780-01-H30	EA	ARMREST - RIGHT HAND (K09,K10)
3	122780-01-K11	EA	ARMREST - RIGHT HAND (K11,K12)
	P22780-01-H30	EA	COVER - ARMREST - RIGHT HAND (K09,K10)
	P22780-01-K11	EA	COVER - ARMREST - RIGHT HAND (K11,K12)
	115617-03-000	EA	ARMREST - W/O COVER - RIGHT HAND
4	122780-02-J26	EA	ARMREST - LEFT HAND (K09,K10)
4	122780-02-J11	EA	ARMREST - LEFT HAND (K11,K12)
	P22780-02-J26	EA	COVER - ARMREST - LEFT HAND (K09,K10)
	P22780-02-J11	EA	COVER - ARMREST - LEFT HAND (K11,K12)
	115617-04-000	EA	ARMREST - W/O COVER - LEFT HAND
5	M05962-60-K09	EA	COVER - SEAT (K09,K10)
5	M05962-60-K11	EA	COVER - SEAT (K11,K12)
6	125229-05-000	EA	PAL NUT
7	125229-03-000	EA	LEVER - RECLINING
8	125229-02-000	EA	FRAME - SEAT - PASSENGER - W/LEFT ARMREST BRACKET
8	125229-01-000	EA	FRAME - SEAT - DRIVER - W/RIGHT ARMREST BRACKET
9	108049-04-000	EA	CABLE - W/SWITCHES - W/26" MINI LEVER ACTION
	108049-02-000	EA	CLIP - CABLE/PEDESTAL
10	119509-01-J26	EA	HEADREST - BUCKET SEAT (K09,K10)
10	119509-01-H05	EA	HEADREST - BUCKET SEAT (K11,K12)
	P19509-01-J26	EA	COVER - HEADREST (K09,K10)
	P19509-01-H05	EA	COVER - HEADREST (K11,K12)
	113977-12-000	EA	HEADREST INSERT - W/O LOCK
	113977-13-000	EA	HEADREST INSERT - W/LOCK

CURTAIN & CUSHION GROUP (CONTINUED)



CURTAIN & BLIND HARDWARE

KEY	PART NUMBER	U/M DESCRIPTION
1	106544-01-000	EA PULL - SHADE/BRASS
	106544-01-001	EA SCREW - SHADE/BRASS
2	102555-03-000	EA CLEAT - BLIND CORD - MILKY WHITE PLASTIC
3	109441-03-000	EA HOLD DOWN - BLIND (CLOUDY)
4	084434-01-000	EA BRACKET - MOUNTING - ROLLER SHADE - 1 3/8"
5	029156-01-000	EA SOCKET - SNAP - 9/16" O.D.
6	101031-01-000	YD TAPE - GLIDE/CURTAIN - 4.25" SPACING
7	029130-01-000	EA SCREW - SNAP SOCKET - #8 PH X 5/8"
8	029155-01-000	EA CAP - SNAP - 5/32" OUTSIDE DIAMETER OF PIN
9	093475-01-701	EA CAP-END, WITH INVERTED STUD PAR
10	101033-02-000	EA END CAP - TRACK/CLEAR
11	101033-04-000	EA TRACK - WALL - 3'
11	101033-06-000	EA TRACK - WALL - 6.5'
12	009702-01-000	EA END STOP - CURTAIN CARRIER - L ROD
		FROM: 00-00-00 THRU: 03-07-99
13	009700-04-002	EA TRACK/CURTAIN - L SHAPED - 15.5' - OFF WHITE
14	093475-01-700	EA WAND-BLIND W/METAL CLIP, 8"
15	083170-01-000	EA BRACKET - BLIND - LEFT SIDE WHEN FACING WINDOW
16	083170-02-000	EA BRACKET - BLIND - RIGHT SIDE WHEN FACING WINDOW
17	097592-02-000	EA SPOOL - CORD - ELEVATED BLIND HOLDUP - LARGE - CLEAR
18	094907-04-000	EA END CAP - BOTTOM/PLEATED BLIND (RH & LH)
	094907-04-700	EA END CAP-RH BOTTOM BLIND
	094907-04-701	EA END CAP-LH BOTTOM BLIND
19	094907-02-000	EA END CAP - TOP/PLEATED BLIND - PLASTIC - GRAY
20	097565-01-000	EA BRACKET - MOUNTING/PLEATED BLIND
	046867-02-000	EA WASHER - HANDY BUTTON #3
	046867-03-000	EA GROMMET - HANDY BUTTON #3
	048394-02-000	YD VELCRO TAPE - HOOK - ADHESIVE BACK - .75" WIDE - BEIGE
	096843-01-000	EA SPRING - REWIND/ROLLER SHADE
	086276-01-000	EA TAPE - DOUBLE SIDED - 1/2"
	075943-10-000	EA BRACE - VALANCE - 20"
	083125-08-000	EA BRACE - WINDOW MOUNT - .75" - OFF WHITE
		FROM: 00-00-00 THRU: 05-23-99
	095567-01-000	EA TACK - STRIP - .5" X 625' ROLL
	094896-02-000	EA GROMMET - CORD/PLEATED BLIND - NYLON - GRAY
	097564-03-000	EA HANDLE - KNOB - E-Z LIFT SHADE - TAN (K09,K10)
	097564-07-000	EA HANDLE - KNOB - E-Z LIFT SHADE - TAN (K11,K12)
	097591-01-000	EA SPRING - EXTENSION/PLEATED BLIND
	097593-02-000	FT CORD - BLIND - PLEATED - GRAY (K09,K10)
	097593-06-000	FT CORD - BLIND - PLEATED - PEWTER (K11,K12)

CURTAIN & CUSHION GROUP (CONTINUED)

VINYL ASSIST HANDLE, BUTTONS, WELTING & SEATBELTS

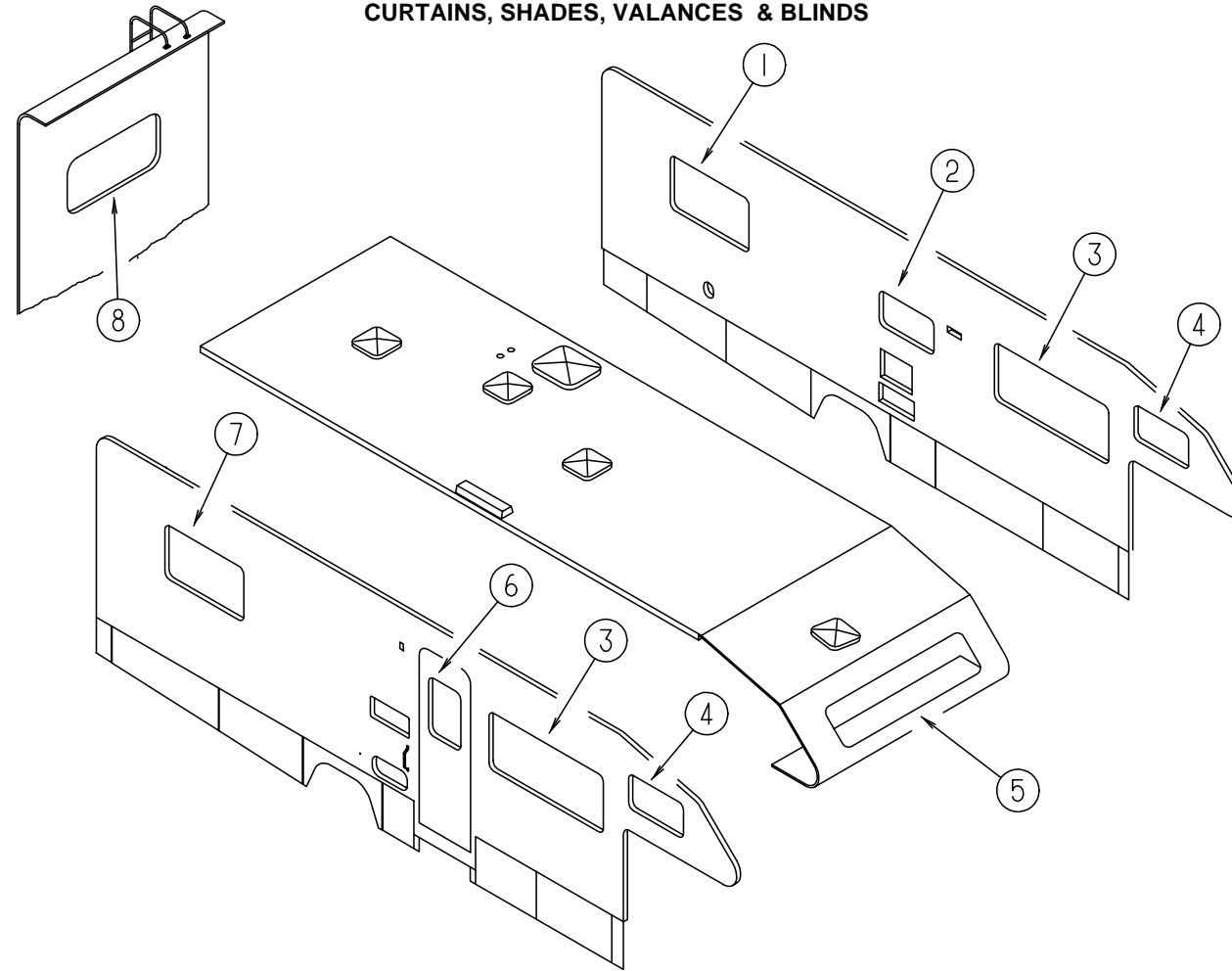
KEY	PART NUMBER	U/M DESCRIPTION
	084415-70-000	YD TRIM - BRAID - CORD (K09,K10)
	057759-01-000	EA WASHER BRACKET - SEAT BELT - 4" DIAMETER
	007021-01-000	EA SEAT BELT - 2" X 90" - BLACK
	056271-01-000	EA SEAT BELT - 2" X 102" - BLACK
	069178-02-000	EA BRACKET - MOUNTING/ASSIST HANDLE - GRAY
	000C16-07-16B	EA BOLT - CARRIAGE - ASSIST HANDLE - 7/16" - 14 X 1"
	000D20-07-00B	EA NUT - ACORN - ASSIST HANDLE - 7/16 - 14
	053552-02-K01	EA HANDLE - ASSIST - INTERIOR/ENTRY DOOR - VINYL/OFF WHITE
	109353-04-000	EA CLIP - VALANCE SLAT MOUNTING - CLEAR PLASTIC

FOLDING CHAIR

KEY	PART NUMBER	U/M DESCRIPTION
	101604-01-04A	EA CHAIR - FOLDING/DINETTE - LINEN FABRIC (K09,K11)
	101604-01-03A	EA CHAIR - FOLDING/DINETTE - LINEN FABRIC (K10,K12)
	099717-04-000	EA STRAP - TIE DOWN W/21.3" FEMALE STRAP & 27.2" MALE STRAP

CURTAIN & CUSHION GROUP (CONTINUED)

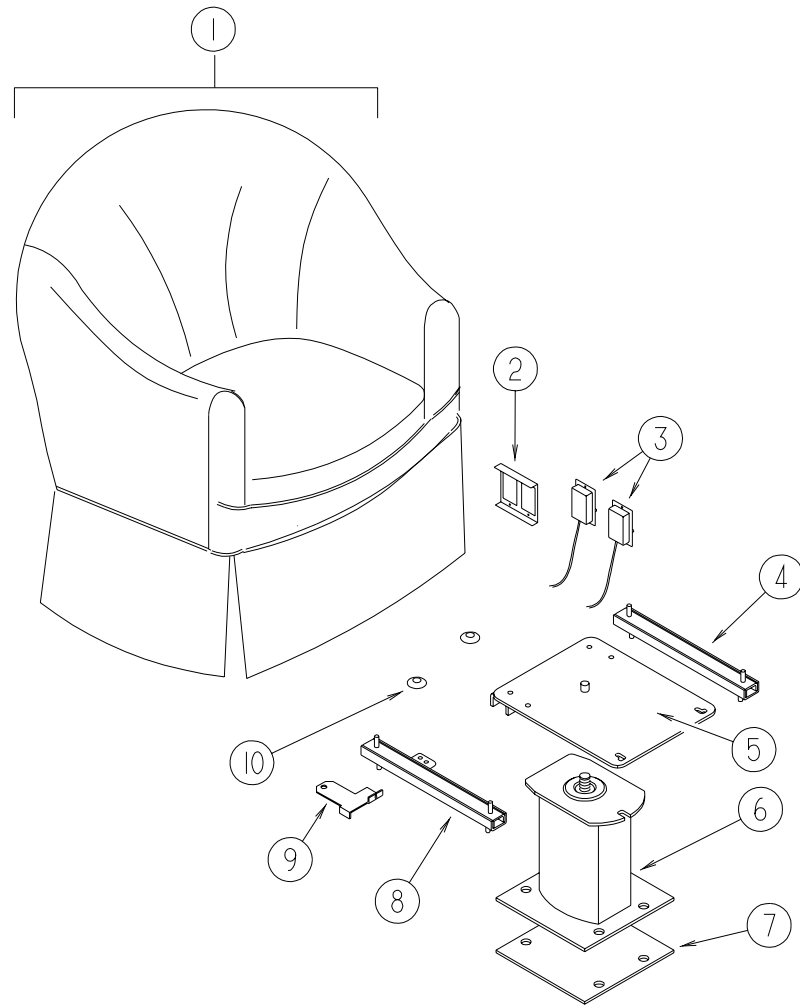
CURTAINS, SHADES, VALANCES & BLINDS



KEY	PART NUMBER	U/M	DESCRIPTION
1	127019-15-K09	EA	VALANCE - SARAH - 45" (QUEEN) (K09,K10)
1	127019-15-K11	EA	VALANCE - SARAH - 45" (QUEEN) (K11,K12)
1	127019-01-K09	EA	VALANCE - SARAH - 53' (TWIN/DOUBLE) (K09,K10)
1	127019-01-K11	EA	VALANCE - SARAH - 53' (TWIN/DOUBLE) (K11,K12)
1	111910-53-K09	EA	BLIND - DAY/NIGHTER - 42" X 28.5" (QUEEN) (K09,K10)
1	111910-53-K11	EA	BLIND - DAY/NIGHTER - 42" X 28.5" (QUEEN) (K11,K12)
1	111910-62-K09	EA	BLIND - DAY/NIGHTER - 49" X 27" (TWIN/DOUBLE) (K09,K10)
1	111910-62-K12	EA	BLIND - DAY/NIGHTER - 49" X 27" (TWIN/DOUBLE) (K11,K12)
1	127017-21-K09	EA	LEG - RIGHT - 27" (K09,K10)
1	127017-21-K11	EA	LEG - RIGHT - 27" (K11,K12)
1	127017-22-K09	EA	LEG - LEFT - 27" (K09,K10)
1	127017-22-K11	EA	LEG - LEFT - 27" (K11,K12)
2	109041-43-02A	EA	BLIND - MINI - 27" X 20" (K09,K10)
2	109041-43-01A	EA	BLIND - MINI - 27" X 20" (K11,K12)
3	127014-05-K09	EA	LAMBREQUIN - LESLEY - 63" X 27" (K09,K10)
3	127014-13-K11	EA	LAMBREQUIN - LESLEY - 63" X 27" (K11,K12)
3	111910-57-K06	EA	BLIND - DAY/NIGHTER - 61" X 28.5" (K09,K10)
3	111910-57-K11	EA	BLIND - DAY/NIGHTER - 61" X 28.5" (K11,K12)
3	127017-17-K09	EA	LEG - RIGHT - 25" (K09,K10)
3	127017-17-K11	EA	LEG - RIGHT - 25" (K11,K12)
3	127017-18-K09	EA	LEG - LEFT - 25" (K09,K10)
3	127017-18-K11	EA	LEG - LEFT - 25" (K11,K12)
4	101034-51-K09	EA	CURTAIN - RIGHT HAND - 19" X 34" (K09,K10)
4	101034-51-K11	EA	CURTAIN - RIGHT HAND - 19" X 34" (K11,K12)
4	101034-52-K09	EA	CURTAIN - LEFT HAND - 19" X 34" (K09,K10)
4	101034-52-K11	EA	CURTAIN - LEFT HAND - 19" X 34" (K11,K12)
5	101034-33-K09	EA	CURTAIN - RIGHT HAND - 21" X 60" (K09,K10)
5	101034-33-K11	EA	CURTAIN - RIGHT HAND - 21" X 60" (K11,K12)
5	101034-34-K09	EA	CURTAIN - LEFT HAND - 21" X 60" (K09,K10)
5	101034-34-K11	EA	CURTAIN - LEFT HAND - 21" X 60" (K11,K12)

KEY	PART NUMBER	U/M	DESCRIPTION
6	119262-74-K09	EA	VALANCE - MONACO - 31.75" (K09,K10)
6	119262-35-K11	EA	VALANCE - MONACO - 31.75" (K11,K12)
6	084755-57-E07	EA	SHADE - PULL - 27.25"
7	127019-15-K09	EA	VALANCE - SARAH - 45" (QUEEN) (K09,K10)
7	127019-15-K11	EA	VALANCE - SARAH - 45" (QUEEN) (K11,K12)
7	127019-01-K09	EA	VALANCE - SARAH - 53' (TWIN/DOUBLE) (K09,K10)
7	127019-01-K11	EA	VALANCE - SARAH - 53' (TWIN/DOUBLE) (K11,K12)
7	111910-53-K09	EA	BLIND - DAY/NIGHTER - 42" X 28.5" (QUEEN) (K09,K10)
7	111910-53-K11	EA	BLIND - DAY/NIGHTER - 42" X 28.5" (QUEEN) (K11,K12)
7	111910-62-K09	EA	BLIND - DAY/NIGHTER - 49" X 27" (TWIN/DOUBLE) (K09,K10)
7	111910-62-K12	EA	BLIND - DAY/NIGHTER - 49" X 27" (TWIN/DOUBLE) (K11,K12)
7	127017-21-K09	EA	LEG - RIGHT - 27" (K09,K10)
7	127017-21-K11	EA	LEG - RIGHT - 27" (K11,K12)
7	127017-22-K09	EA	LEG - LEFT - 27" (K09,K10)
7	127017-22-K11	EA	LEG - LEFT - 27" (K11,K12)
8	127019-01-K09	EA	VALANCE - SARAH - 53" (QUEEN/TWIN) (K09,K10)
8	127019-01-K11	EA	VALANCE - SARAH - 53" (QUEEN/TWIN) (K11,K12)
8	127019-14-K09	EA	VALANCE - SARAH - 31" (DOUBLE) (K09,K10)
8	127019-14-K11	EA	VALANCE - SARAH - 31" (DOUBLE) (K11,K12)
8	111910-62-K09	EA	BLIND - DAY/NIGHTER - 49" X 27" (QUEEN) (K09,K10)
8	111910-62-K12	EA	BLIND - DAY/NIGHTER - 49" X 27" (QUEEN) (K11,K12)
8	111910-20-K09	EA	BLIND - DAY/NIGHTER - 28" X 28" (TWIN/DOUBLE) (K09,K10)
8	111910-20-K12	EA	BLIND - DAY/NIGHTER - 28" X 28" (TWIN/DOUBLE) (K11,K12)
8	127017-21-K09	EA	LEG - RIGHT - 27" (K09,K10)
8	127017-21-K11	EA	LEG - RIGHT - 27" (K11,K12)
8	127017-22-K09	EA	LEG - LEFT - 27" (K09,K10)
8	127017-22-K11	EA	LEG - LEFT - 27" (K11,K12)
8	093487-10-01A	EA	CURTAIN - PLEATED 31" X 100" BUNK PRIVACY
8	076892-23-G05	EA	CURTAIN - 44" X 80"

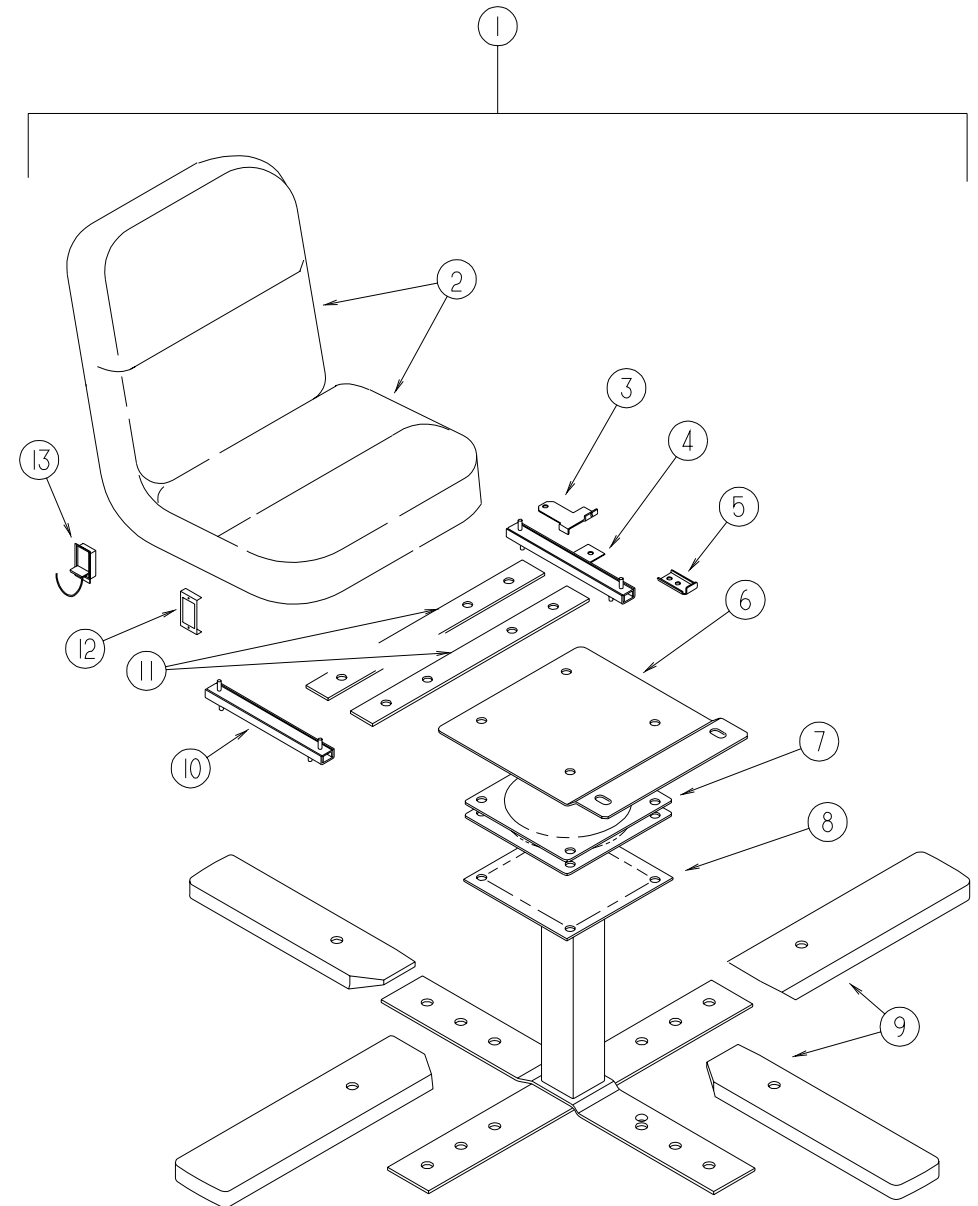
CURTAIN & CUSHION GROUP (CONTINUED)



SWIVEL CHAIR

KEY	PART NUMBER	U/M	DESCRIPTION
1	115470-01-K09	EA	CHAIR - SWIVEL (K09,K10)
1	115470-01-K11	EA	CHAIR - SWIVEL (K11,K12)
	P15470-01-K09	EA	COVER - CHAIR (K09,K10)
	P15470-01-K11	EA	COVER - CHAIR (K11,K12)
	P07977-01-K09	EA	COVER - SKIRT (K09,K10)
	P07977-01-K11	EA	COVER - SKIRT (K11,K12)
2	127159-02-02B	EA	BRACKET - SEAT RELEASE - REMOTE
3	108049-03-000	EA	CABLE - W/SWITCHES - 25.5" SHEATH/28.5" CABLE W/DOG LEG FROM: 00-00-00 THRU: 06-25-97
	108049-04-000	EA	CABLE - W/SWITCHES - W/26" MINI LEVER ACTION FROM: 06-26-97 THRU: 99-99-99
	108049-02-000	EA	CLIP - CABLE/PEDESTAL
4	119952-01-000	EA	SLIDE/SEAT - HEAVY DUTY NON LOCKING
5	107921-08-000	EA	TOP PLATE - PEDESTAL - W/O SEAT BELT BAR
	107921-06-000	EA	BEARING KIT - PEDESTAL
6	107921-01-000	EA	PEDESTAL/FLOOR MOUNTED - W/9.75" EXTENSION
7	108445-02-000	EA	PLATE/FLOOR MOUNTED - PEDESTAL SEAT
8	119952-03-000	EA	SLIDE/SEAT - HEAVY DUTY LOCKING - 2 STUDS
9	117125-01-02B	EA	BRACKET - CABLE MOUNT - ADJUSTER W/LOCK
10	007221-01-000	EA	SPACER - SEAT/ADJUSTER - 4 USED PER SWIVEL CHAIR

CURTAIN & CUSHION GROUP (CONTINUED)

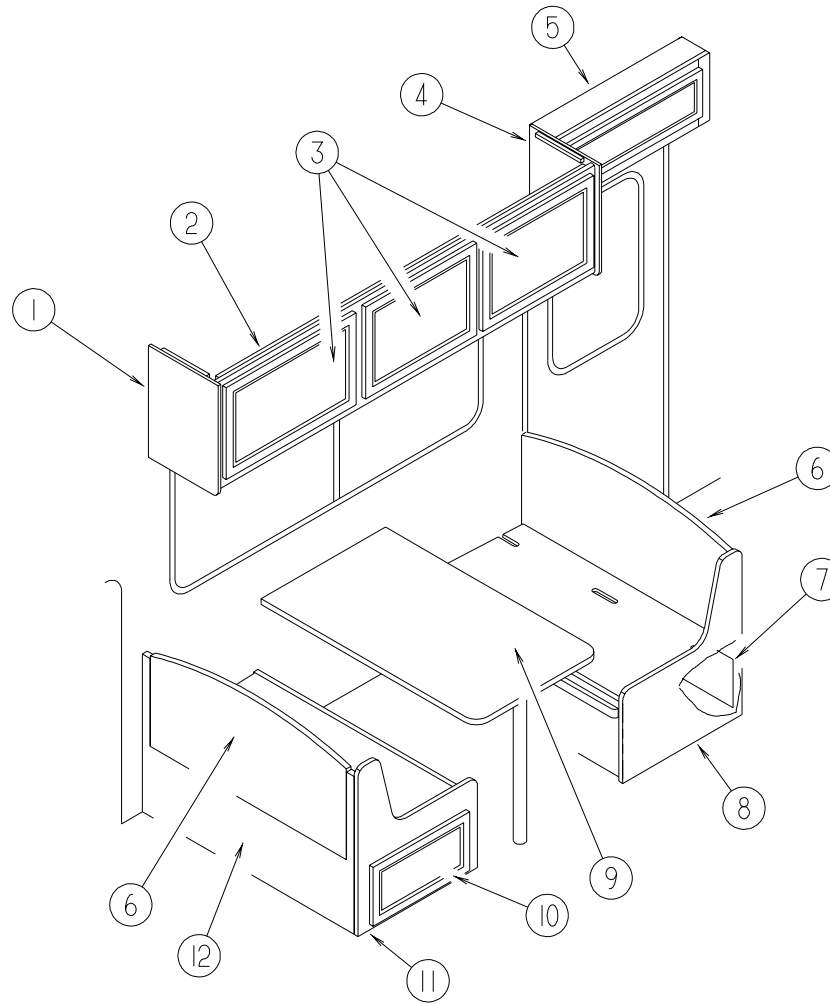


DINETTE SWIVEL CHAIR

KEY	PART NUMBER	U/M	DESCRIPTION
1	122739-01-K09	EA	CHAIR/SWIVEL - KITCHEN (K09,K10)
1	122739-01-K11	EA	CHAIR/SWIVEL - KITCHEN (K11,K12)
2	P22739-01-K09	EA	COVER - BACK/SEAT - SWIVEL CHAIR (K09,K10)
2	P22739-01-K11	EA	COVER - BACK/SEAT - SWIVEL CHAIR (K11,K12)
3	117125-01-02B	EA	BRACKET - CABLE MOUNT - ADJUSTER W/LOCK
4	119952-04-000	EA	SLIDE/SEAT - HEAVY DUTY LOCKING - 4 STUDS
5	114889-01-000	EA	STOP BAR - UNIVERSAL
6	119705-11-02B	EA	PLATE - SEAT
7	119105-01-000	EA	PLATE - SWIVEL - RETURN-0-MATIC
8	119705-02-03B	EA	PEDESTAL
9	116080-02-J40	EA	COVER - CHAIR LEG - 9.5" WASHED MAPLE
9	116080-02-G35	EA	COVER - CHAIR LEG - 9.5" WATERFORD OAK
10	119952-02-000	EA	SLIDE/SEAT - HEAVY DUTY NON LOCKING
11	120109-01-02B	EA	ADAPTER BRACKET - DINETTE SWIVEL CHAIR
12	097683-03-000	EA	BRACKET - REMOTE/SIDE MOUNT - SINGLE
13	108049-03-000	EA	CABLE - W/SWITCHES - 25.5" SHEATH/28.5" CABLE W/DOG LEG FROM: 00-00-00 THRU: 06-25-97
	108049-04-000	EA	CABLE - W/SWITCHES - W/26" MINI LEVER ACTION FROM: 06-26-97 THRU: 99-99-99
	108049-02-000	EA	CLIP - CABLE/PEDESTAL

DINETTE GROUP

DINETTE CABINETRY W/FRONT ENTERTAINMENT OPTION

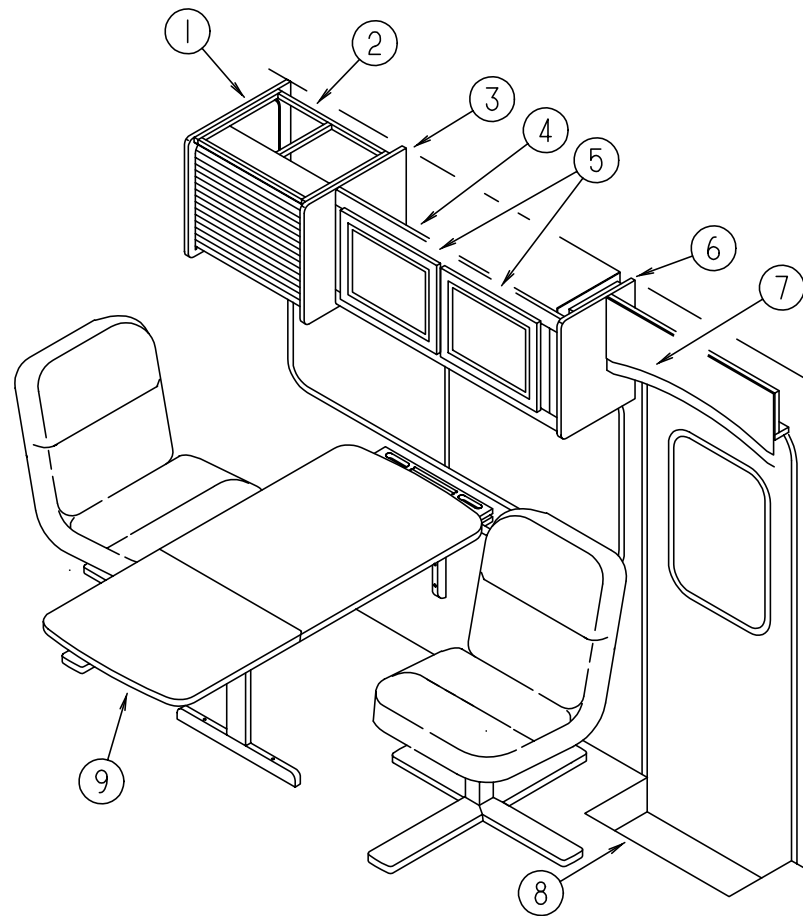


KEY	PART NUMBER	U/M	DESCRIPTION
1	109908-08-J40	EA	END CAP - OVERHEAD CABINET (K09,K11) FROM: 00-00-00 THRU: 09-20-98
1	109908-08-G04	EA	END CAP - OVERHEAD CABINET (K10,K12) FROM: 00-00-00 THRU: 09-20-98
1	109908-79-K09	EA	END CAP - OVERHEAD CABINET (K09,K11) FROM: 09-21-98 THRU: 99-99-99
1	109908-79-K01	EA	END CAP - OVERHEAD CABINET (K10,K12) FROM: 09-21-98 THRU: 99-99-99
2	124526-01-J40	EA	CABINET - OVERHEAD FRONT - W/O DOORS/HARDWARE (K09,K11) FROM: 00-00-00 THRU: 09-20-98
2	124526-01-H07	EA	CABINET - OVERHEAD FRONT - W/O DOORS/HARDWARE (K10,K12) FROM: 00-00-00 THRU: 09-20-98
2	124526-02-K09	EA	CABINET - OVERHEAD FRONT - W/O DOORS/HARDWARE (K09,K11) FROM: 09-21-98 THRU: 99-99-99
2	124526-02-K19	EA	CABINET - OVERHEAD FRONT - W/O DOORS/HARDWARE (K10,K12) FROM: 09-21-98 THRU: 99-99-99
3	131995-D1-K09	EA	DOOR - SOLID PANEL - 15.7" X 20.4" - W/O HARDWARE
4	109908-09-J40	EA	END CAP - OVERHEAD CABINET (K09,K11) FROM: 00-00-00 THRU: 09-20-98
4	109908-09-G04	EA	END CAP - OVERHEAD CABINET (K10,K12) FROM: 00-00-00 THRU: 09-20-98
4	109908-80-K09	EA	END CAP - OVERHEAD CABINET (K09,K11) FROM: 09-21-98 THRU: 99-99-99
4	109908-80-K04	EA	END CAP - OVERHEAD CABINET (K10,K12) FROM: 09-21-98 THRU: 99-99-99

KEY	PART NUMBER	U/M	DESCRIPTION
5	112964-05-J05	EA	CABINET - OVERHEAD ENTRANCE - W/O DOORS/HARDWARE
6	111338-06-G15	EA	PAD - SEATBACK (2 USED) (K09,K10)
6	111338-06-F09	EA	PAD - SEATBACK (2 USED) (K11,K12)
6	M08123-03-J40	EA	CABINET - SEATBACK - RIGHT HAND - W/O HARDWARE (K09,K11)
6	M08123-03-G04	EA	CABINET - SEATBACK - RIGHT HAND - W/O HARDWARE (K10,K12)
7	131995-G7-K09	EA	DOOR - SOLID PANEL - 10" X 29.5" - W/O HARDWARE (K09,K11)
7	131995-G4-K19	EA	DOOR - SOLID PANEL - 10" X 29.5" - W/O HARDWARE (K10,K12)
8	M08122-03-J40	EA	CABINET - SEATBASE - RIGHT HAND - W/O DOORS/DRAWERS/HDW (K09,K11)
8	M08122-03-G04	EA	CABINET - SEATBASE - RIGHT HAND - W/O DOORS/DRAWERS/HDW (K10,K12)
	081295-04-E01	EA	SUPPORT - BED/DINETTE - 40" LONG (K09,K11)
	081295-04-G04	EA	SUPPORT - BED/DINETTE - 40" LONG (K10,K12)
9	M81322-12-J01	EA	TABLE TOP ONLY
10	131995-G4-K09	EA	DOOR - RAIL/SOLID PANEL - 10" X 19.1" - W/O HARDWARE (K09,K11)
10	131995-G4-K01	EA	DOOR - RAIL/SOLID PANEL - 10" X 19.1" - W/O HARDWARE (K10,K12)
11	M08122-04-K09	EA	CABINET - SEATBASE - LEFT HAND - W/O DOORS/DRAWERS/HDW (K09,K11)
11	M08122-04-G04	EA	CABINET - SEATBASE - LEFT HAND - W/O DOORS/DRAWERS/HDW (K10,K12)
	081295-01-H37	EA	SUPPORT - BED/DINETTE - 28" LONG (K09,K11)
	081295-01-G01	EA	SUPPORT - BED/DINETTE - 28" LONG (K10,K12)
12	M08123-04-J40	EA	CABINET - SEATBACK - LEFT HAND - W/O HARDWARE (K09,K11)
12	M08123-04-G04	EA	CABINET - SEATBACK - LEFT HAND - W/O HARDWARE (K10,K12)
	101222-01-02A	EA	BRACKET - CATCH - LID - OFF WHITE
	P14437-02-000	EA	CABINET - LID ENTRANCE DOOR - W/O CARPET

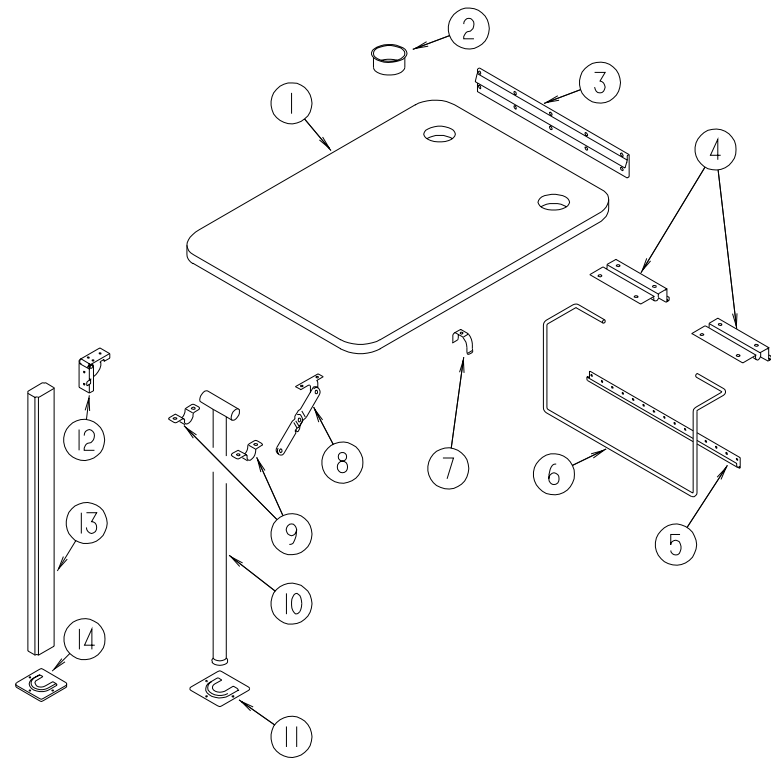
DINETTE GROUP (CONTINUED)

PASSENGER SIDE OVERHEAD CABINETY W/SIDE TV CABINETY



KEY	PART NUMBER	U/M	DESCRIPTION	KEY	PART NUMBER	U/M	DESCRIPTION
1	109908-58-J40	EA	END CAP - OVERHEAD CABINET (K09,K11) FROM: 00-00-00 THRU: 08-06-98	4	124527-02-K09	EA	CABINET - OVERHEAD FRONT - W/O DOORS/HARDWARE FROM: 09-21-98 THRU: 99-99-99
1	109908-58-J01	EA	END CAP - OVERHEAD CABINET (K10,K12) FROM: 00-00-00 THRU: 08-06-98	4	124527-02-K10	EA	CABINET - OVERHEAD FRONT - W/O DOORS/HARDWARE FROM: 09-21-98 THRU: 99-99-99
1	109908-98-J40	EA	END CAP - OVERHEAD CABINET (K09,K11) FROM: 08-07-98 THRU: 99-99-99	4	124527-02-K11	EA	CABINET - OVERHEAD FRONT - W/O DOORS/HARDWARE FROM: 09-21-98 THRU: 99-99-99
1	109908-98-J01	EA	END CAP - OVERHEAD CABINET (K10,K12) FROM: 08-07-98 THRU: 99-99-99	4	124527-02-K12	EA	CABINET - OVERHEAD FRONT - W/O DOORS/HARDWARE FROM: 09-21-98 THRU: 99-99-99
2	M08163-05-J40	EA	CABINET - TV/VCP - W/O SHELF/SLIDES/SWIVEL- W/TAMBOUR DOOR (K09,K11)	5	131995-A4-K09	EA	DOOR - RAIL/SOLID PANEL - 14.3" X 17.9" - W/O HARDWARE (K09,K11)
2	M08163-05-J01	EA	CABINET - TV/VCP - W/O SHELF/SLIDES/SWIVEL- W/TAMBOUR DOOR (K10,K12)	5	131995-A4-K10	EA	DOOR - RAIL/SOLID PANEL - 14.3" X 17.9" - W/O HARDWARE (K10,K12)
2	M08163-06-J40	EA	CABINET - TV/VCP - W/SHELF/SLIDES/SWIVEL/TAMBOUR DOOR (K09,K11)	6	109908-09-J40	EA	END CAP - OVERHEAD CABINET (K09,K11)
2	M08163-06-J01	EA	CABINET - TV/VCP - W/SHELF/SLIDES/SWIVEL/TAMBOUR DOOR (K10,K12)	6	109908-09-G04	EA	END CAP - OVERHEAD CABINET (K10,K12)
3	109908-58-J40	EA	END CAP - OVERHEAD CABINET (K09,K11) FROM: 00-00-00 THRU: 08-06-98	7	112964-05-J05	EA	CABINET - OVERHEAD ENTRANCE - W/O DOORS/HARDWARE
3	109908-58-J01	EA	END CAP - OVERHEAD CABINET (K10,K12) FROM: 00-00-00 THRU: 08-06-98	8	101222-01-02A	EA	BRACKET - CATCH - LID - OFF WHITE
3	109908-98-J40	EA	END CAP - OVERHEAD CABINET (K09,K11) FROM: 08-07-98 THRU: 99-99-99	8	P14437-02-000	EA	CABINET - LID ENTRANCE DOOR - W/O CARPET
3	109908-98-J01	EA	END CAP - OVERHEAD CABINET (K10,K12) FROM: 08-07-98 THRU: 99-99-99	9	101222-01-02A	EA	BRACKET - CATCH - LID - OFF WHITE
4	124527-01-K09	EA	CABINET - OVERHEAD FRONT - W/O DOORS/HARDWARE FROM: 00-00-00 THRU: 09-20-98	9	120898-21-J40	EA	TABLE TOP - DROP LEAF (K09,K11)
4	124527-01-K10	EA	CABINET - OVERHEAD FRONT - W/O DOORS/HARDWARE FROM: 00-00-00 THRU: 09-20-98	9	120898-21-G25	EA	TABLE TOP - DROP LEAF (K10,K12)
4	124527-01-K11	EA	CABINET - OVERHEAD FRONT - W/O DOORS/HARDWARE FROM: 00-00-00 THRU: 09-20-98				
4	124527-01-K12	EA	CABINET - OVERHEAD FRONT - W/O DOORS/HARDWARE FROM: 00-00-00 THRU: 09-20-98				

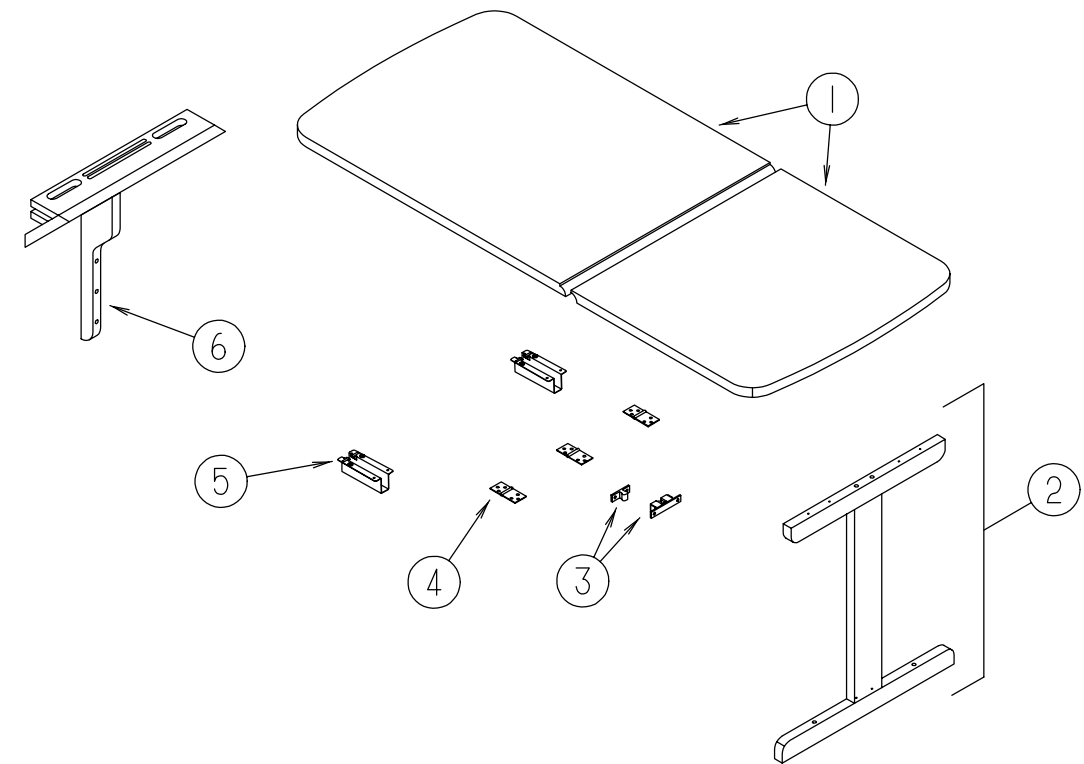
DINETTE GROUP (CONTINUED)



DINETTE TABLE

KEY	PART NUMBER	U/M	DESCRIPTION
1	M81322-12-J01	EA	TABLE TOP ONLY
2	064781-06-000	EA	HOLDER - CUP - TWO STEP - OFF WHITE
3	053200-12-000	EA	BRACKET - TABLE SUPPORT - UPPER WALL MOUNTED - 23.50"
4	088410-02-000	EA	BRACKET - LIFT - TABLE MOUNTED
5	024281-14-000	EA	BRACKET - LIFT ROD/LOWER WALL MOUNTED - 22.12"
6	024275-12-000	EA	ROD - TABLE LIFT
7	024283-01-000	EA	CLIP - LEG - 1" - 1.125" OD - BLACK
8	024282-01-000	EA	BRACE - TABLE LEG - HINGED
9	064050-05-000	EA	HINGE - TABLE LEG - OFF WHITE
10	024276-23-000	EA	LEG - TABLE - METAL - OFF WHITE
11	049493-11-700	EA	CATCH-TABLE LEG,E-COAT
	049493-12-000	EA	CATCH - TABLE LEG/FLOOR MOUNTED - OFF WHITE
12	093550-01-000	EA	BRACKET - HINGE - MOUNTS TO LEG & TABLE TOP - 1.7" X 2.6"
13	092707-04-08A	EA	LEG - TABLE - W/O HARDWARE - 27" - WASHED MAPLE
13	092707-04-05A	EA	LEG - TABLE - W/O HARDWARE - 27" - WATERFORD OAK
14	092593-01-05A	EA	CATCH - TABLE LEG - OFF/WHITE

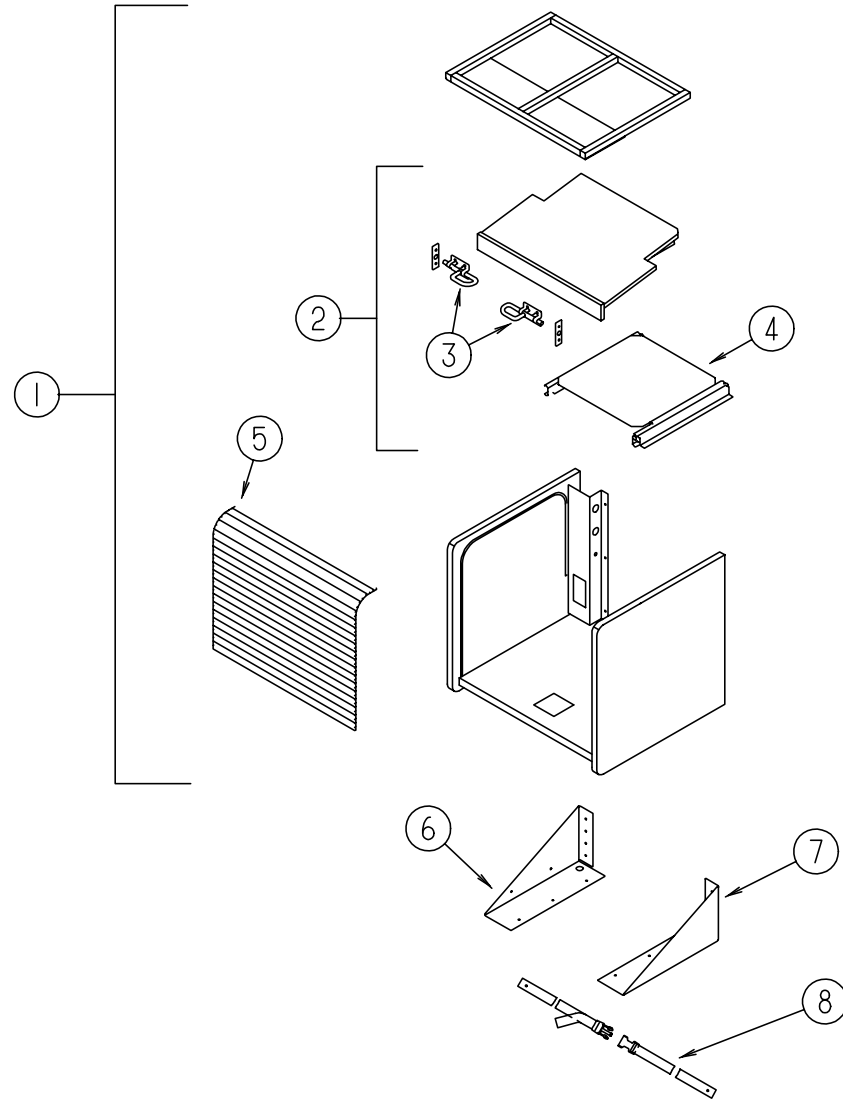
DINETTE GROUP (CONTINUED)



FOLDOUT TABLE & HARDWARE

KEY	PART NUMBER	U/M	DESCRIPTION
1	120898-21-J40	EA	TABLE TOP - DROP LEAF (K09,K11)
1	120898-21-G25	EA	TABLE TOP - DROP LEAF (K10,K12)
2	120898-26-K09	EA	LEG - W/O HARDWARE (K09,K11)
2	120898-26-G04	EA	LEG - W/O HARDWARE (K10,K12)
3	093550-01-000	EA	BRACKET - HINGE - MOUNTS TO LEG & TABLE TOP - 1.7" X 2.6"
4	120972-01-01A	EA	HINGE - TABLE/DROP - PAIR
5	120973-01-000	EA	SUPPORT - TABLE/DROP LEAF - PAIR
6	120898-25-J40	EA	MOUNT - WALL - DROP LEAF TABLE (K09,K11)
6	120898-25-H07	EA	MOUNT - WALL - DROP LEAF TABLE (K10,K12)
	065740-01-000	EA	BRACE - CABINET/CORNER - PLASTIC
	093586-03-000	EA	CATCH - SPRING ROLLER
	093586-04-000	EA	STRIKE - SPRING STEEL
	084451-01-000	EA	CATCH - BRASS

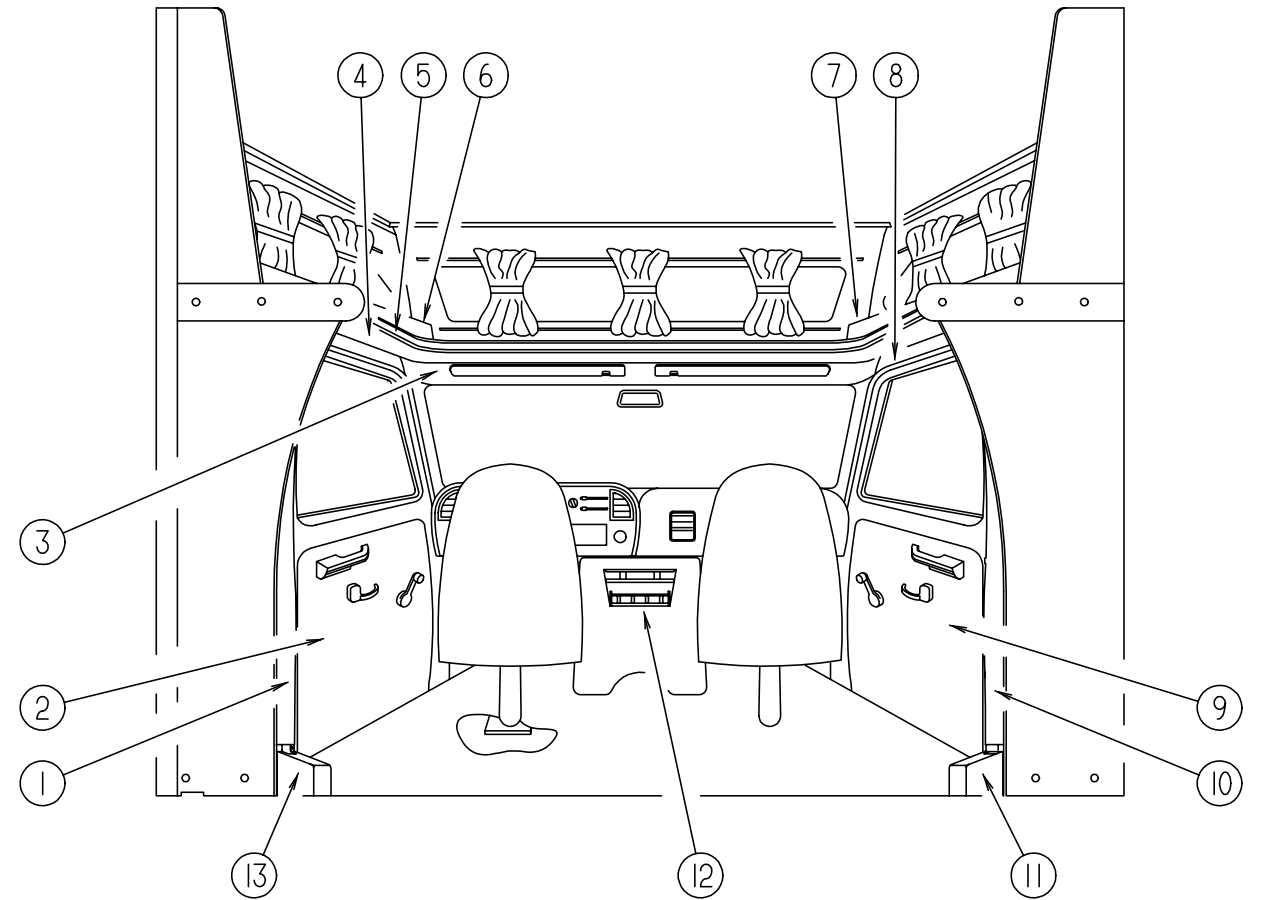
DINETTE GROUP (CONTINUED)



PASSENGER SIDE TV CABINET

KEY	PART NUMBER	U/M	DESCRIPTION
1	M08163-05-J40	EA	CABINET - TV/VCP - W/O SHELF/SLIDES/SWIVEL- W/TAMBOUR DOOR (K09,K11)
1	M08163-05-J01	EA	CABINET - TV/VCP - W/O SHELF/SLIDES/SWIVEL- W/TAMBOUR DOOR (K10,K12)
1	M08163-06-J40	EA	CABINET - TV/VCP - W/SHELF/SLIDES/SWIVEL/TAMBOUR DOOR (K09,K11)
1	M08163-06-J01	EA	CABINET - TV/VCP - W/SHELF/SLIDES/SWIVEL/TAMBOUR DOOR (K10,K12)
2	125722-13-J40	EA	SHELF - W/SLIDE & SWIVEL (K09,K11)
2	125722-13-J01	EA	SHELF - W/SLIDE & SWIVEL (K10,K12)
3	103256-01-000	EA	LATCH - SLIDE
4	116773-02-000	EA	SWIVEL/SLIDES - F/TV SHELF
5	057882-04-700	EA	TAMBOUR - 48" X 48" SHEET - UNFINISHED
6	122298-03-02B	EA	BRACKET - TV/VCR - RIGHT HAND
7	122298-02-02B	EA	BRACKET - TV/VCR - LEFT HAND
8	099717-04-000	EA	STRAP - TIE DOWN W/21.3" FEMALE STRAP & 27.2" MALE STRAP
	122469-01-02B	EA	BRACKET - ZEE
	122790-01-02B	EA	BRACKET - VCP - E-COATED

DRIVERS COMPARTMENT GROUP



DRIVERS COMPARTMENT

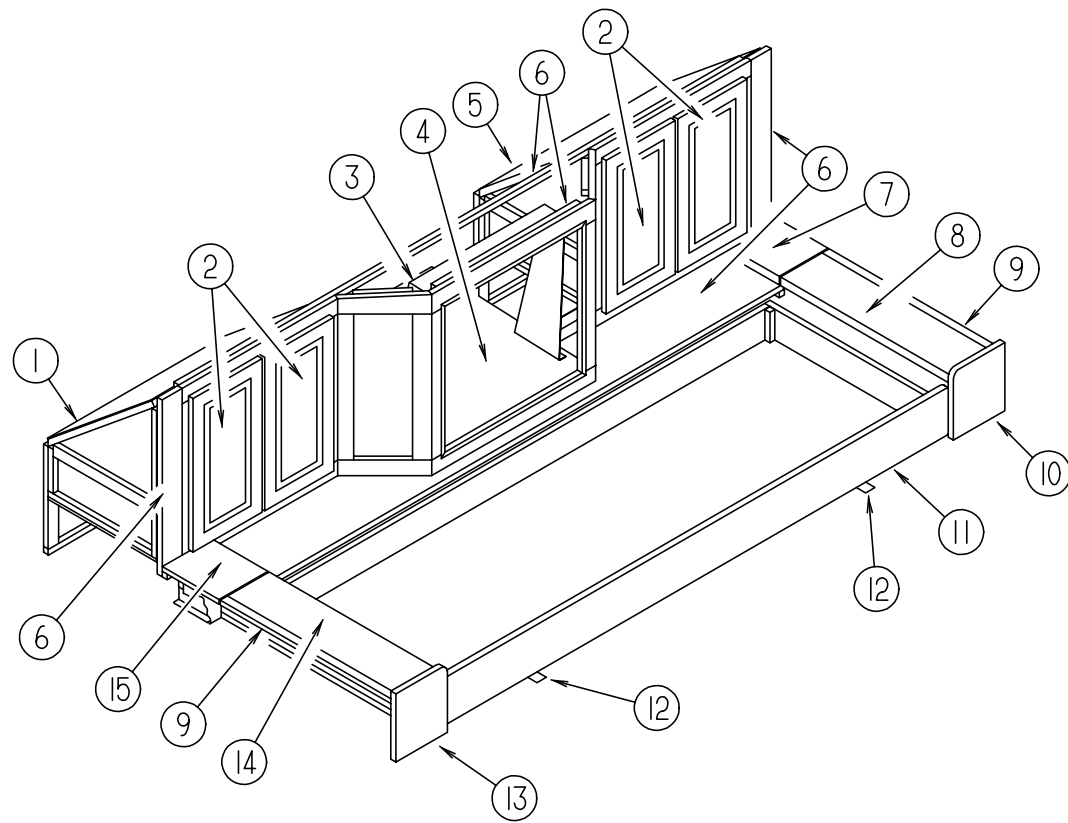
KEY	PART NUMBER	U/M	DESCRIPTION	VENDOR NO.
1	125031-02-H04	EA	TRIM - CAB - B-PILLAR	
2	N/A	EA	CHASSIS SUPPLIED	
3	106448-01-H04	EA	HEADLINER - W/VINYL	
4	106447-04-H04	EA	TRIM - CAB DOOR - UPPER/LEFT HAND	
5	119520-01-01A	FT	MOLDING-T - 1" - W/EDGE LIPS (OFF/WHITE-CREAM)	
6	109894-01-K09	EA	CABINET - HAMPER - DRIVER/Front (K09,K10)	
6	109894-01-J06	EA	CABINET - HAMPER - DRIVER/Front (K11,K12)	
7	109894-03-K09	EA	CABINET - HAMPER - PASSENGER/Front (K09,K10)	
7	109894-03-J06	EA	CABINET - HAMPER - PASSENGER/Front (K11,K12)	
8	106447-03-H04	EA	TRIM - CAB DOOR - UPPER/RIGHT HAND	
9	N/A	EA	CHASSIS SUPPLIED	
10	125031-01-H04	EA	TRIM - CAB - B-PILLAR	
11	106431-01-02A	EA	COVER - SEATBELT RECOIL - PASSENGER SIDE - VW GREY	
12	125291-01-01A	EA	TRAY - BEVERAGE - F/DELUXE MOTOR COVER	
13	106431-02-02A	EA	COVER - SEATBELT RECOIL - DRIVER SIDE - VW GREY	
	106025-03-01A	EA	LADDER - BUNK - BLACK - 47.3"	
	106025-01-700	EA	BRACKET SET-F/BUNK LADDER	08-0030-00
	091952-01-000	EA	CLIP-GRIPPER - 1"	

INSTRUMENT CLUSTERS & BATTERY SWITCH

KEY	PART NUMBER	U/M	DESCRIPTION
	111414-01-000	EA	RECEPTACLE - 12V - W/O BIMETAL
	094795-09-000	EA	CLUSTER - INSTRUMENT PANEL - KM - GAS/DIESEL - FORD
	100138-01-000	EA	MODULE - DAYTIME/RUNNING LIGHT
	108357-09-000	EA	SWITCH - ROCKER SPDT - ON/NONE/MOM - 3 TERMINAL
	108357-08-000	EA	SWITCH - ROCKER DPDT - ON/NONE/ON - 6 TERMINAL

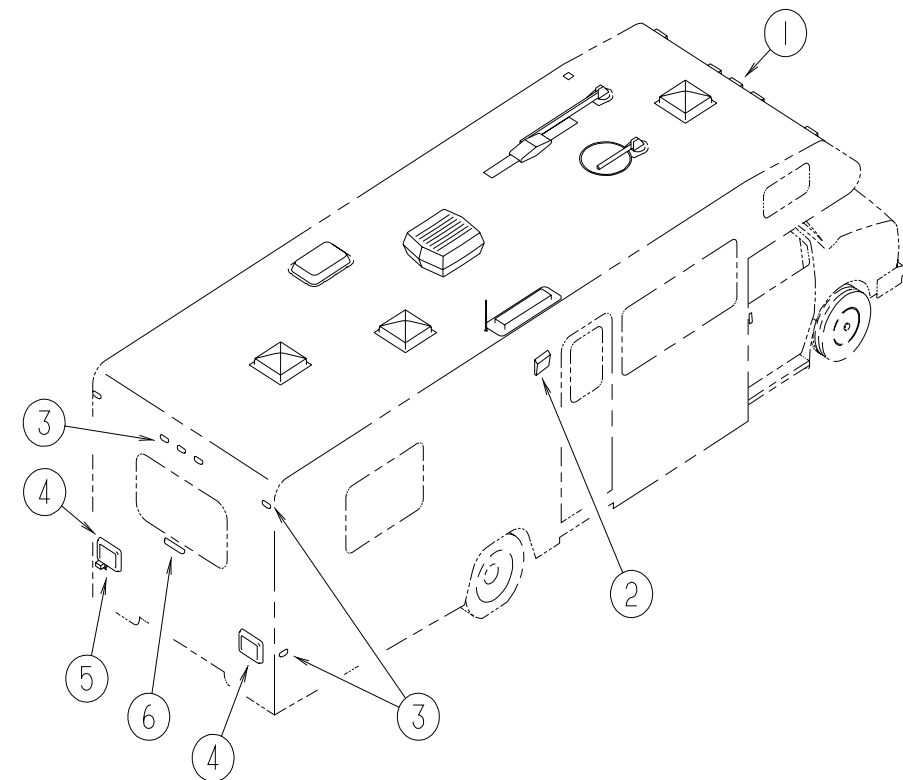
DRIVERS COMPARTMENT GROUP (CONTINUED)

ELECTRICAL GROUP



FRONT ENTERTAINMENT CENTER

KEY	PART NUMBER	U/M	DESCRIPTION
1	113156-02-J40	EA	CABINET-ENTERTAINMENT CTR-W/SHELF-DR SIDE-W/O DOOR/HDW (K09,K11)
1	113156-02-G04	EA	CABINET-ENTERTAINMENT CTR-W/SHELF-DR SIDE-W/O DOOR/HDW (K10,K12)
2	131995-35-K09	EA	DOOR - SOLID PANEL - 10.6" X 19.8" - W/O HARDWARE (K09,K11)
2	131995-35-K10	EA	DOOR - SOLID PANEL - 10.6" X 19.8" - W/O HARDWARE (K10,K12)
3	110790-03-000	EA	BRACKET - TIEDOWN/TV
4	111356-02-J40	EA	SHELF - TV - W/TIEDOWN BRACKET (K09,K11)
4	111356-02-J01	EA	SHELF - TV - W/TIEDOWN BRACKET (K10,K12)
5	113156-01-J40	EA	CABINET-ENTERTAINMENT CTR-W/SHELF-PASS SIDE-W/O DOOR/HDW (K09,K11)
5	113156-01-G04	EA	CABINET-ENTERTAINMENT CTR-W/SHELF-PASS SIDE-W/O DOOR/HDW (K10,K12)
6	121563-02-J40	EA	CABINET - FACE - ENTERTAINMENT CENTER - W/O HARDWARE (K09,K11)
6	121563-02-J05	EA	CABINET - FACE - ENTERTAINMENT CENTER - W/O HARDWARE (K10,K12)
	106699-01-01A	EA	BRACKET - OVERHEAD CABINET/TV
7	113155-11-F09	EA	COUNTERTOP - ENTERTAINMENT CENTER STORAGE
8	113155-12-G07	EA	COUNTERTOP - ENTERTAINMENT CENTER STORAGE
9	113155-21-F09	EA	COUNTERTOP - ENTERTAINMENT CENTER STORAGE
10	113155-01-J40	EA	CABINET/STORAGE - RIGHT END - W/FLIP UP COUNTERTOP (K09,K11)
10	113155-01-H07	EA	CABINET/STORAGE - RIGHT END - W/FLIP UP COUNTERTOP (K10,K12)
11	100847-11-J40	EA	FACE - DRAWER VINYL COVERED - 5.5" X 76.7" (K09,K11)
11	100847-11-J02	EA	FACE - DRAWER VINYL COVERED - 5.5" X 76.7" (K10,K12)
	100847-01-J40	EA	DRAWER - ENTERTAINMENT CENTER - W/O HARDWARE (K09,K11)
	100847-01-K10	EA	DRAWER - ENTERTAINMENT CENTER - W/O HARDWARE (K10,K12)
12	093673-01-01A	FT	TRIM/MOLDING - 1.4" WIDE X 8' LONG
13	113155-02-J40	EA	CABINET/STORAGE - LEFT END - W/FLIP UP COUNTERTOP (K09,K11)
13	113155-02-G25	EA	CABINET/STORAGE - LEFT END - W/FLIP UP COUNTERTOP (K10,K12)
14	113155-18-G07	EA	COUNTERTOP - ENTERTAINMENT CENTER STORAGE
15	113155-19-F09	EA	COUNTERTOP - ENTERTAINMENT CENTER STORAGE
	106699-01-01A	EA	BRACKET - OVERHEAD CABINET/TV
	122790-01-02B	EA	BRACKET - VCP - E-COATED



EXTERIOR LIGHTS

KEY	PART NUMBER	U/M	DESCRIPTION	VENDOR NO.
1	111102-01-000	EA	BASE - LAMP MARKER	
1	111102-02-000	EA	LENS - AMBER - MARKER LAMP	
	036196-01-000	EA	BULB - 12 VOLT - #194 - .27 AMP - BAYONETTE	
2	097917-01-06A	EA	LIGHT - PORCH - BRIGHT WHITE	
	097917-01-700	EA	LENS-LIGHT, CLEAR	30-78-021
	008215-01-000	EA	BULB - 12 VOLT - #1003 - .94 AMP	
2	008089-02-000	EA	LIGHT - PORCH - RECESSED - CANADIAN	
	008089-01-700	EA	LENS-LIGHT,RECESSED,PORCH	DECO
	008214-01-000	EA	BULB - 12 VOLT NO 67 - 0.59 AMP	
	091981-01-000	EA	GASKET	
3	111102-01-000	EA	BASE - LAMP MARKER	
3	111102-03-000	EA	LENS - RED - MARKER LAMP	
	036196-01-000	EA	BULB - 12 VOLT - #194 - .27 AMP - BAYONETTE	
4	081638-01-000	EA	TAILLIGHT/DOUBLE W/BLACK TRIM - DRIVER/PASSENGER SIDE	
4	081638-01-700	EA	LENS-TAILLIGHT, RED	30-84-010
4	081638-01-701	EA	LENS-TAILLIGHT, W/BACKUP	30-84-700
4	103355-01-05A	EA	POD - TAIL LIGHT	
4	037934-01-000	EA	BULB# 1156 - (BACK UP & TURN SIGNAL)	
4	037935-01-000	EA	BULB# 2057 OR #1157 - (BRAKE LIGHT)	
5	066432-02-000	EA	LIGHT - LICENSE - BLACK	
	066432-03-000	EA	BRACKET - LICENSE PLATE	
6	121950-01-000	EA	LIGHT - BRAKE - CENTER MOUNT	

ELECTRICAL GROUP (CONTINUED)**FUSES & CIRCUIT BREAKERS**

KEY	PART NUMBER	U/M	DESCRIPTION
	008235-01-000	EA	FUSE - 15 AMP/12VOLT - AUTOMOTIVE
	062901-02-000	EA	FUSE - 05 AMPS - AUTOMOTIVE
	062901-05-000	EA	FUSE - 15 AMPS - AUTOMOTIVE
	083209-02-000	EA	CIRCUIT BREAKER - 15/15 AMP - 120 VOLT
	083209-03-000	EA	CIRCUIT BREAKER - 15/20 AMP - 120 VOLT
	083209-04-000	EA	CIRCUIT BREAKER - 30 AMP - 120 VOLT
	083209-06-000	EA	CIRCUIT BREAKER - 30/15 AMP - 120 VOLT
	093654-01-000	EA	CIRCUIT BREAKER - 6 AMP - 12 VOLT
	093654-03-000	EA	CIRCUIT BREAKER - 20 AMP - 12 VOLT
	093655-01-000	EA	CIRCUIT BREAKER - 25 AMP - 12 VOLT
	093655-02-000	EA	CIRCUIT BREAKER - 30 AMP - 12 VOLT
	100341-01-000	EA	FUSE HOLDER - IN LINE TYPE
	108669-01-000	EA	HOUSING - AUTO FUSE HOLDER

POWER CONVERTER & INVERTER

KEY	PART NUMBER	U/M	DESCRIPTION
	099048-03-000	EA	INVERTER - 130 WATT
	113132-01-000	EA	LOAD CENTER - 120/240 VOLT - 60 AMP
	123058-02-000	EA	CONVERTER - 45 AMP - ELECTRONIC - 4 1/8"H X 7"W X 12 3/8"L

WIRING ASSEMBLIES

KEY	PART NUMBER	U/M	DESCRIPTION
	073328-B4-000	EA	CABLE ASSEMBLY - BATTERY - W/TERMINALS
	090986-01-000	EA	WIRE ASSEMBLY - ELECTRIC STEP
	096449-01-000	EA	WIRE ASSEMBLY - WATER TANK TO MONITOR PANEL
	106851-01-000	EA	WIRE ASSEMBLY - RUNNING LIGHTS - FUSE
	116894-01-000	EA	WIRE ASSEMBLY - SPEED SENSOR EXTENDED
	120233-05-000	EA	WIRE ASSEMBLY - 30" CONNECTS TO WALLPLATE DISPLAY

ELECTRIC BOXES, COVERS & POWER CORDS

KEY	PART NUMBER	U/M	DESCRIPTION
	008052-01-000	EA	CORD - POWER - 10/3 - 30 AMP - 25' - CANADIAN
	008054-01-000	EA	CORD - POWER - 10/3 - 30 AMP - 25'
	008289-01-000	EA	BOX - ELECTRIC/STEEL - 1/2" & 3/4" KNOCKOUTS - 4" X 4"
	069238-01-000	EA	COVER - ELECTRICAL BOX - W/HOLE - 4" X 4" - GRAY
	091910-01-000	EA	BOX - ELECTRIC - 3.8" X 3.5" X 1.8" - PLASTIC
	091910-02-000	EA	BOX - ELECTRIC - 2.2" X 3.5" X 1.7" - PLASTIC
	093257-02-000	EA	BOX - ELECTRIC - CIRCUIT BREAKER
	107165-01-01A	EA	BOX - CIRCUIT BREAKER - 14.6" X 4" - PLASTIC
	107165-03-01A	EA	BOX - CIRCUIT BREAKER

RELAY HOUSING & SOLENOID

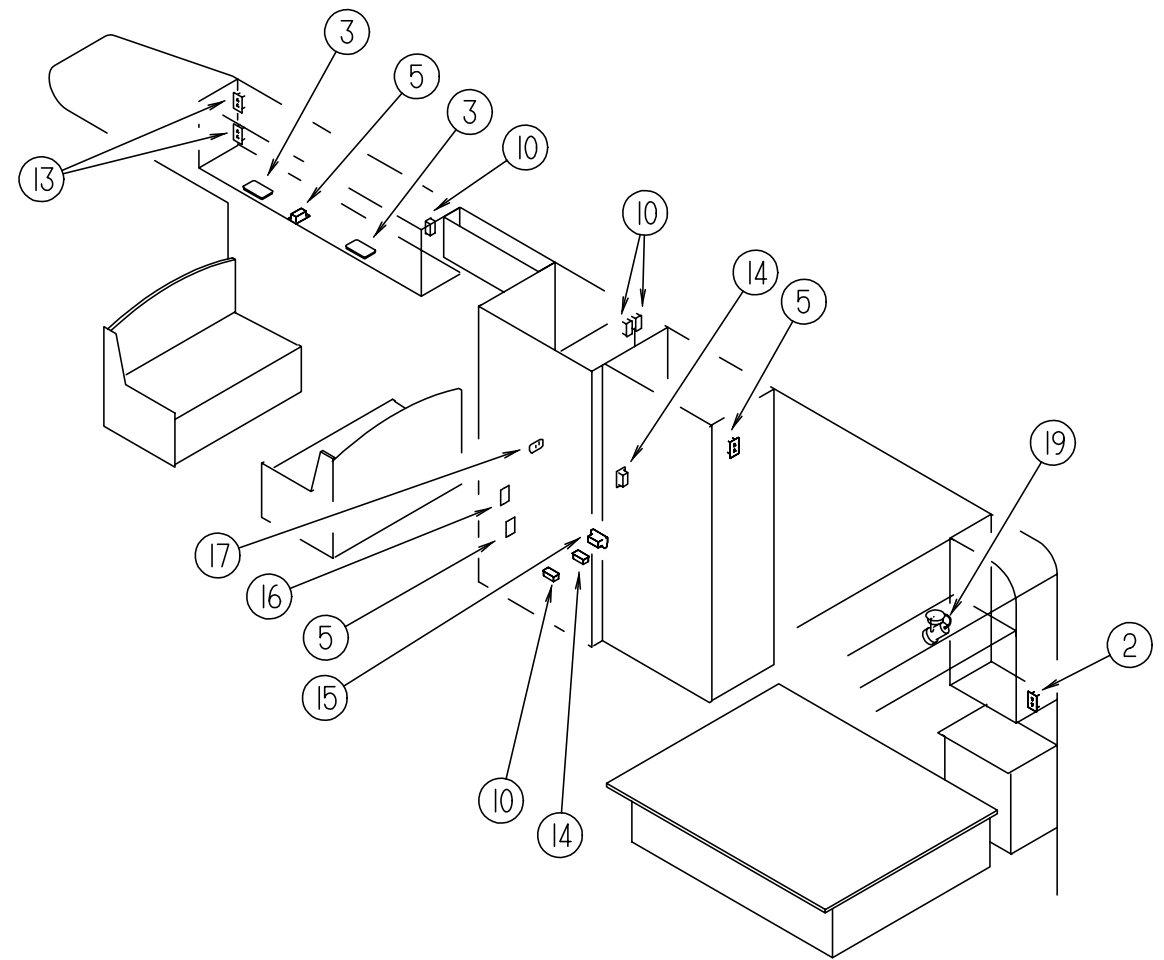
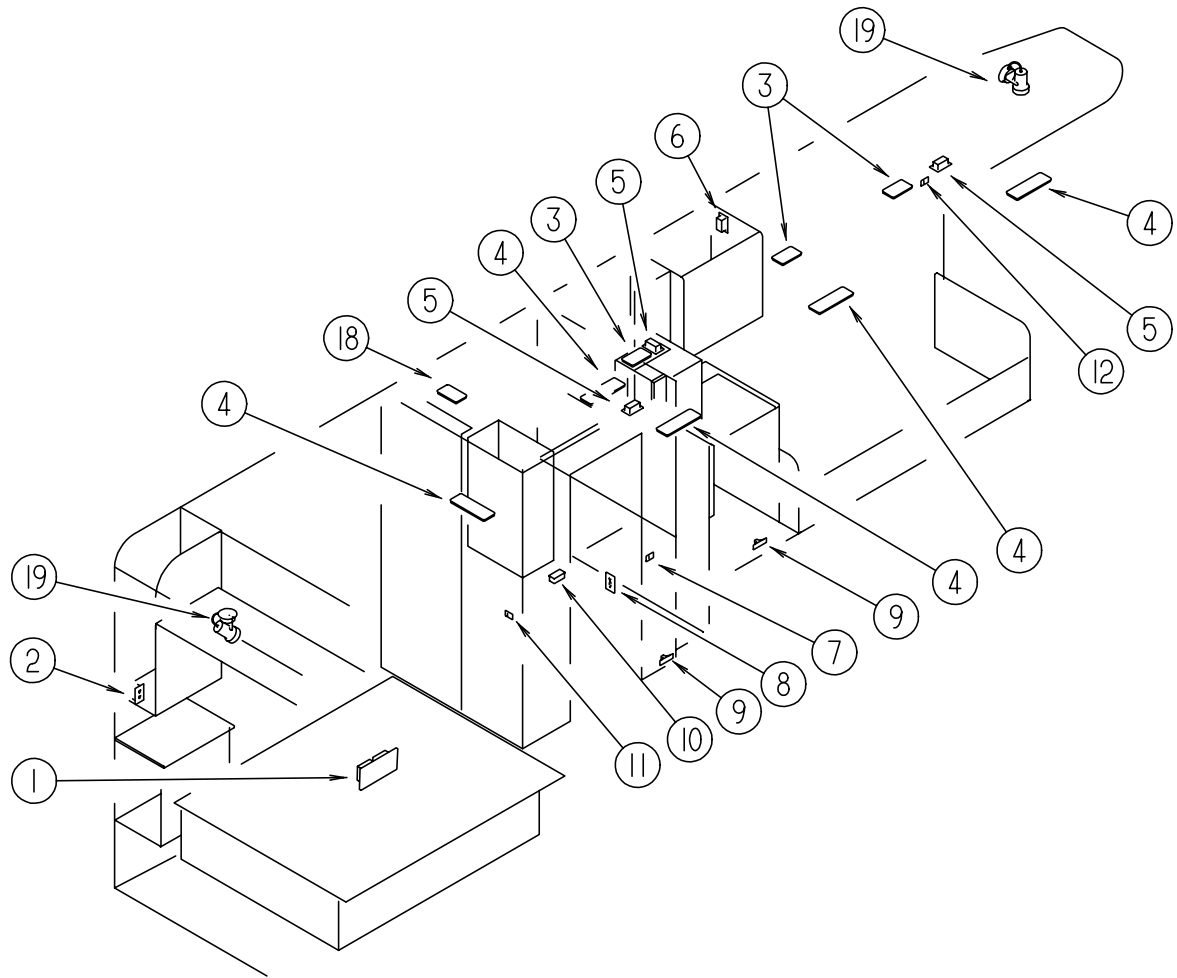
KEY	PART NUMBER	U/M	DESCRIPTION
	008188-01-000	EA	SOLENOID - 3 POST - BATTERY CHANGE OVER
	063910-01-000	EA	HOUSING - RELAY
	086273-01-000	EA	RELAY - BATTERY DISCONNECT

ELECTRICAL GROUP (CONTINUED)**CONDUIT, CONNECTORS, HOUSINGS & TERMINALS**

KEY	PART NUMBER	U/M	DESCRIPTION
	007956-05-000	EA	INSULATOR - SHRINK - .25 ID X 1.50
	008313-01-000	EA	CONNECTOR - WIRE NUT - INSULATED - YELLOW
	008314-01-000	EA	CONNECTOR - WIRE NUT - INSULATED - GRAY
	008326-01-000	EA	TERMINAL - RING - 16/14 WIRE - 3/8" STUD
	008328-01-000	EA	TERMINAL - RING - 12/10 WIRE - #10 STUD FIT
	008331-01-000	EA	TERMINAL - RING - TONGUE - #4 WIRE - 3/8" STUD - COPPER
	008348-01-000	EA	TERMINAL - RING - 3/8" STUD 2 GA. WIRE
	008355-01-000	EA	CONNECTOR - CABLE CLAMPING - 3/4"
	008356-01-000	EA	CONNECTOR - PLASTIC - 3/8" AVG
	008356-02-000	EA	CONNECTOR - PLASTIC - 21/32
	035416-04-000	EA	TERMINAL - RING - #10 STUD FIT - INSULATED BARREL #16/14
	041953-01-000	FT	CONDUIT - CONVOLUTE SLIT - .5" ID
	041953-03-000	FT	CONDUIT - CONVOLUTE SLIT - 1" ID (CLOTHES ROD COVER)
	041953-05-000	FT	CONDUIT - CONVOLUTE SOLID - .62" ID
	041953-06-000	FT	CONDUIT - CONVOLUTE SLIT - .375" ID
	041953-07-000	FT	CONDUIT - CONVOLUTE SLIT - .25" ID
	041953-08-000	FT	CONDUIT - CONVOLUTE SLIT - 1.50" ID
	041953-09-000	FT	CONDUIT - CONVOLUTE SLIT - .50" ID
	041953-10-000	FT	CONDUIT - CONVOLUTE SLIT - .75" ID
	041953-11-000	FT	CONDUIT - CONVOLUTE SLIT - 1.06" ID
	041953-12-000	FT	CONDUIT - CONVOLUTE NON SLIT - 1.1" ID
	047443-01-000	EA	TERMINAL - .250 RECEPTACLE FIT - INSULATED - 16/14 AWG
	058028-01-000	EA	CONNECTOR - ELECTRICAL PIGTAIL - NYLON - CLEAR
	077479-01-000	EA	BOOT - BATTERY TERMINAL - DOUBLE CABLE
	077479-02-000	EA	BOOT - BATTERY TERMINAL - SINGLE CABLE
	080015-02-000	EA	RECEPTACLE - FLAG - .185 - 16/14 GAUGE
	080015-03-000	EA	RECEPTACLE - FLAG - .250 - 14/16 GAUGE
	097734-01-02A	EA	EXTENSION - RECEPTACLE - 3.2" X 5" X .7" - BROWN PLASTIC
	087949-01-000	EA	BUSS BAR - 2 POSITION - .6" X 1.5"
	088473-01-000	EA	HOUSING - PIN - 12 CAVITY
	088473-06-000	EA	HOUSING - PIN - 6 CAVITY (2 ROWS OF 3)
	088473-07-000	EA	HOUSING - PIN - 5 CAVITY - IN-LINE
	088473-03-000	EA	HOUSING - PIN - 9 CAVITY
	088473-08-000	EA	HOUSING - PIN - 4 CAVITY
	088473-09-000	EA	HOUSING - PIN - 3 CAVITY
	088473-10-000	EA	HOUSING - PIN - 2 CAVITY
	088474-01-000	EA	HOUSING - SOCKET - 12 CAVITY
	088474-02-000	EA	HOUSING - SOCKET - 15 CAVITY
	088474-06-000	EA	HOUSING - SOCKET - 6 CAVITY
	088474-03-000	EA	HOUSING - SOCKET - 9 CAVITY
	088474-08-000	EA	HOUSING - SOCKET - 4 CAVITY
	088474-09-000	EA	HOUSING - ELECTRICAL - 3 TERMINAL
	088474-10-000	EA	HOUSING - SOCKET - 2 CAVITY
	088475-01-000	EA	PIN - CONNECTOR - 14 - 20 AWG
	088475-02-000	EA	PIN - CONNECTOR - 10-12 AWG
	088476-01-000	EA	TERMINAL - ELECTRICAL
	088476-02-000	EA	SOCKET - CONNECTOR - 12-10 GA - PRE-TIN
	098261-01-000	EA	SOCKET - CONNECTOR - WEATHERPACK
	098261-02-000	EA	SOCKET - CONNECTOR - WEATHERPACK
	098262-01-000	EA	SEAL - CONNECTOR - WEATHERPACK
	098265-02-000	EA	PIN - CONNECTOR - WEATHERPACK
	101751-02-000	EA	HOUSING - 1 PIN - WEATHER PACK
	047443-02-000	EA	TERMINAL - .250 RECEPTACLE FIT - INSULATED - 12/10 AWG
	102777-02-000	EA	TERMINAL - RING - #6 STUD - 10 AWG
	106655-01-000	EA	TERMINAL - FUSE BLOCK - 14-16 AWG
	106655-02-000	EA	TERMINAL - FUSE BLOCK - 10-12 AWG
	119223-01-000	EA	HOUSING - 6 POSITION - MALE - WEATHERPACK
	125323-02-000	EA	HOUSING - 8 POSITION - MALE
	125324-01-000	EA	TERMINAL - MALE - METRI-PACK - 150
	125325-01-000	EA	SEAL - CAVITY

ELECTRICAL GROUP (CONTINUED)

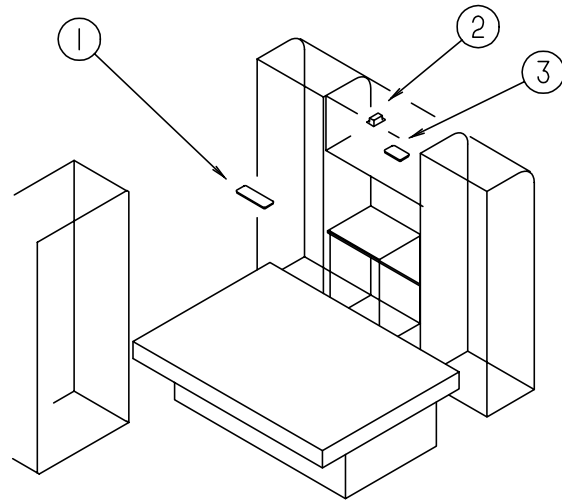
LIGHTS, SWITCHES & RECEPTACLES



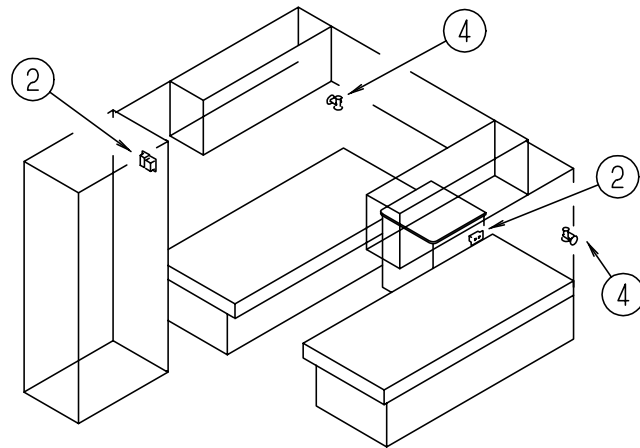
KEY	PART NUMBER	U/M	DESCRIPTION	VENDOR NO.
1	024924-02-000	EA	RECEPTACLE - POWER CORD - W/PARTIAL PLATE	
1	069238-01-000	EA	COVER - ELECTRICAL BOX - W/HOLE - 4" X 4" - GRAY	
2	058708-02-000	EA	RECEPTACLE - ELECTRIC - DOUBLE - IVORY	
3	098024-05-02A	EA	LIGHT - DOME - 1 BULB - SKYLITE - WHITE	
3	008218-01-000	EA	BULB - DOME LIGHT - 12 VOLT - NO. 1141	
3	098024-01-701	EA	LENS - OPTI CLEAR - SKYLITE	809902
4	098024-03-02A	EA	LIGHT - DOME - 2 BULB - WHITE	
4	008218-01-000	EA	BULB - DOME LIGHT - 12 VOLT - NO. 1141	
4	098024-01-700	EA	LENS-LIGHT	807877
5	058707-02-000	EA	RECEPTACLE - BLANK JUNCTION BOX	
6	058708-05-000	EA	RECEPTACLE - SINGLE - BROWN	
7	098351-03-01A	EA	PLATE - SWITCH - 3 GANG POLISHED BRASS	
7	079364-01-000	EA	SWITCH - ON/OFF ROCKER - 2 PRONGS - BROWN - CEILING/SHOWER	
7	079364-03-000	EA	SWITCH - ON/OFF ROCKER - 3 PRONGS - BROWN - PUMP	
7	095188-02-01A	EA	SPACER - SWITCH - 2.3" X 4.1" - PLASTIC - DARK BROWN	
8	084076-02-000	EA	RECEPTACLE - GFI - 15 AMP - 125 VOLT - BROWN	
9	061424-01-000	EA	LIGHT - AISLE - 12 VOLT - RECTANGULAR	
9	008103-01-000	EA	BULB - DASH/AISLE LIGHT - #53 - 12 VOLT - .12 AMP	
10	058708-01-000	EA	RECEPTACLE - ELECTRIC - DOUBLE - BROWN	
11	098351-02-01A	EA	PLATE - SWITCH - 2 GANG POLISHED BRASS	
11	079364-01-000	EA	SWITCH - ON/OFF ROCKER - 2 PRONGS - BROWN - CEILING LIGHT	
11	079364-03-000	EA	SWITCH - ON/OFF ROCKER - 3 PRONGS - BROWN - AISLE LIGHT	
11	095188-01-01A	EA	SPACER - SWITCH - 2.3" X 3.4" - PLASTIC - DARK BROWN	

KEY	PART NUMBER	U/M	DESCRIPTION	VENDOR NO.
12	098351-02-01A	EA	PLATE - SWITCH - 2 GANG POLISHED BRASS (W/SIDE TV CABINET)	
12	079364-01-000	EA	SWITCH - ON/OFF ROCKER - 2 PRONGS - BROWN - TV (W/SIDE TV CABINET)	
12	079364-03-000	EA	SWITCH - ON/OFF ROCKER - 3 PRONGS - BROWN - AISLE LIGHT	
12	098351-01-01A	EA	PLATE - SWITCH - 1 GANG POLISHED BRASS (W/O SIDE TV CABINET)	
13	111414-01-000	EA	RECEPTACLE - 12V - W/O BIMETAL	
	098351-15-01A	EA	PLATE - SWITCH - 2 GANG W/LABEL	
14	058707-01-000	EA	RECEPTACLE - ELECTRIC - SINGLE - BROWN	
15	112822-01-01A	EA	RECEPTACLE - DUPLEX - IVORY	
15	112824-01-03A	EA	COVER - RECEPTACLE - EXTERIOR DUPLEX	
16	098351-07-01A	EA	PLATE - SWITCH - GENERATOR - POLISHED BRASS	
16	108357-06-000	EA	SWITCH - ROCKER DPDT - MOM/OFF/MOM - 6 TERMINAL	
16	108356-11-01A	EA	COVER-ACTUATOR SWITCH - 3 GROOVES - AUX BATT - BLACK	
17	098351-05-01A	EA	PLATE - SWITCH - 3 GANG POLISHED BRASS	
17	079364-01-000	EA	SWITCH - ON/OFF ROCKER - 2 PRONGS - BROWN - STEP/CEILING/PORCH	
17	095188-02-01A	EA	SPACER - SWITCH - 2.3" X 4.1" - PLASTIC - DARK BROWN	
18	121935-01-01A	EA	LIGHT - DOME - SHOWER	
19	098351-01-03A	EA	LIGHT - DOME - 1 BULB - WHITE	
	086280-01-000	EA	LIGHT - SURFACE MOUNT - 12 VOLT	
	086280-01-700	EA	BULB,12V	ARP1089
	108355-01-000	EA	HOUSING - SWITCH	
	098351-01-01A	EA	PLATE/SWITCH - 1 GANG - POLISHEDBRASS - W/O LABEL	
	108357-01-000	EA	SWITCH - ROCKER SPST - ON/OFF - 2 TERMINAL	

ELECTRICAL GROUP (CONTINUED)



DOUBLE BED



TWIN BEDS

LIGHTS & RECEPTACLES W/ OPTIONAL BEDROOMS

KEY	PART NUMBER	U/M	DESCRIPTION	VENDOR NO.
1	098024-03-02A	EA	LIGHT - DOME - 2 BULB - WHITE	
1	008218-01-000	EA	BULB - DOME LIGHT - 12 VOLT - NO. 1141	
1	098024-01-700	EA	LENS-LIGHT	807877
2	058708-01-000	EA	RECEPTACLE - ELECTRIC - DOUBLE - BROWN	
3	098024-05-02A	EA	LIGHT - DOME - 1 BULB - SKYLITE - WHITE	
3	008218-01-000	EA	BULB - DOME LIGHT - 12 VOLT - NO. 1141	
3	098024-01-701	EA	LENS - OPTI CLEAR - SKYLITE	809902
4	104173-01-01A	EA	LIGHT - DESIGNER - BRASS	
4	104173-01-700	EA	BULB	81900
4	104172-01-01A	EA	LIGHT - BULLET - BULB #93 12V - CANADIAN	

EXTERIOR BODY GROUP

EXTERIOR MIRRORS

KEY	PART NUMBER	U/M	DESCRIPTION	VENDOR NO.
	120269-05-01A	EA	MIRROR - EXTERIOR - W/HEAT/REMOTE - PASSENGER	
	120269-06-01A	EA	MIRROR - EXTERIOR - W/HEAT/REMOTE - DRIVER	
	120269-05-701	EA	GLASS ONLY REPLACEMENT RH/LH	709411-8
	120269-07-01A	EA	PANEL - DRIVERS DOOR MIRROR CONTROL W/SWITCH & PIGTAIL	
	120269-08-000	EA	HARNES - ELECTRIC MIRROR	

RUNNING BOARDS

KEY	PART NUMBER	U/M	DESCRIPTION	VENDOR NO.
	072884-27-000	EA	RUNNING BOARD SET - 39" - FORD - ALUMINUM	
	072884-27-700	EA	BRACKET SET 12" 92	RB2BRK/M
	072884-27-701	EA	RUNNING BOARD-FORD 39",RT<	
	072884-27-702	FT	TREAD TAPE	RB9202
	072884-27-703	EA	MUD FLAP W/HOLES, 1EA=PAIR	99171
	072884-27-704	EA	CAP-ENDS, 1EA=PAIR	99148

AWNING & HARDWARE KIT - FAULKNER

KEY	PART NUMBER	U/M	DESCRIPTION
	113874-05-02A	EA	AWNING/W/O HARDWARE 14' (POLAR/NAVY/TEAL) VINYL
*	113874-01-02A	EA	AWNING - HARDWARE KIT - BRIGHT WHITE

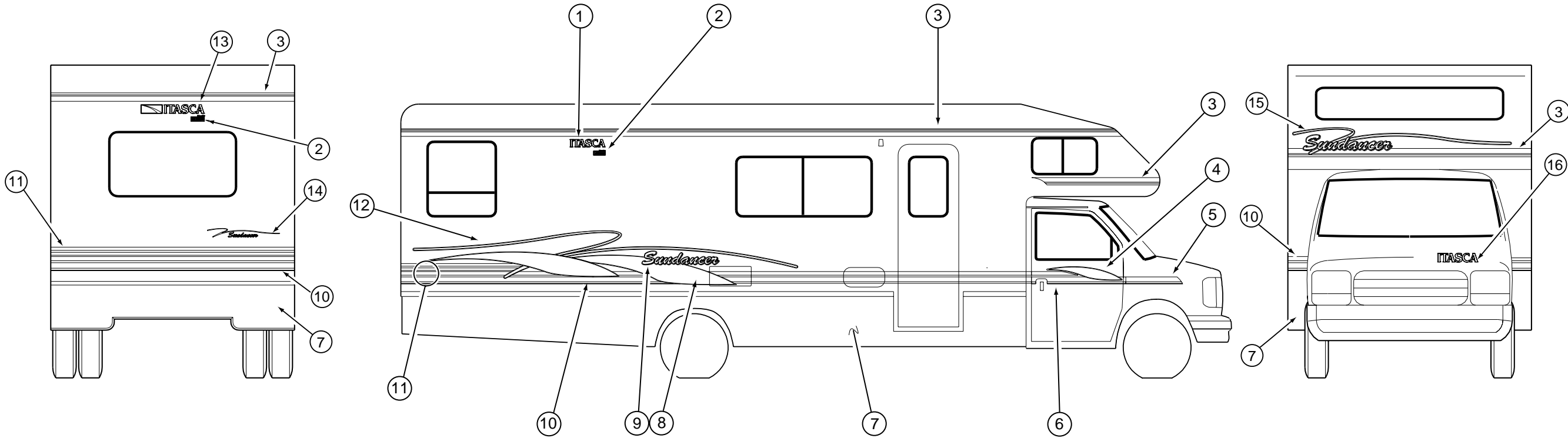
*COMPONENT PARTS FOUND IN SERVICE PARTS LIBRARY

FIBERGLASS, STYROFOAM & ALUMINUM CHANNEL

KEY	PART NUMBER	U/M	DESCRIPTION
	000870-08-000	SF	STYROFOAM - .75" X 48" X 96" PLANED EXPANDED BEAD BOARD
	002726-01-001	EA	GARNISH - U-CHANNEL - 1.38" X 19" - SERRATED
	068716-01-001	EA	BRACE - 90 DEGREE L-ANGLE - 16'
	076054-W2-000	EA	FIBERGLASS SHEET - 85" X 339" - BRIGHT WHITE
	076054-W5-000	EA	FIBERGLASS SHEET - 101.4" X 108.7" - BRIGHT WHITE
	076054-Z5-000	EA	FIBERGLASS SHEET - 27.4" X 66" - BRIGHT WHITE
	077517-62-000	EA	FIBERGLASS SHEET/SIDEWALL - 48" X 96" - BRIGHT WHITE
	117754-03-01A	EA	FIBERGLASS SHEET - 10.5" X 96" BRIGHT WHITE
	083574-06-000	SF	STYROFOAM - .75 X 48" X 108" - INCREMENTS OF 14 SF
	089297-01-000	SF	PLYWOOD - LUAN - OVERLAY GRADE - 48" X 96"
	100619-01-000	BF	FOAM - EXPANDED POLYSTYRENE - 1.34" X 48" X 96"
	100619-02-000	BF	FOAM - EXPANDED POLYSTYRENE - 1.5" X 48" X 96"
	100619-04-000	BF	FOAM - EXPANDED POLYSTYRENE - .5" X 48" X 96"
	100619-05-000	BF	FOAM - EXPANDED POLYSTYRENE - .75" X 48" X 96"
	100619-24-000	BF	FOAM - EXPANDED POLYSTYRENE - 48" X 96.3" X 3"
	100619-13-000	BF	FOAM - EXPANDED POLYSTYRENE - .34" X 34.65" X 96"
	100619-16-000	BF	FOAM - EXPANDED POLYSTYRENE - .75" X 48" X 96"
	002754-01-001	EA	ANGLE - EXTENDED - .75" X .75" X 16' - MILL ALUMINUM

EXTERIOR BODY GROUP (CONTINUED)

DECALS, STRIPES & PAINT



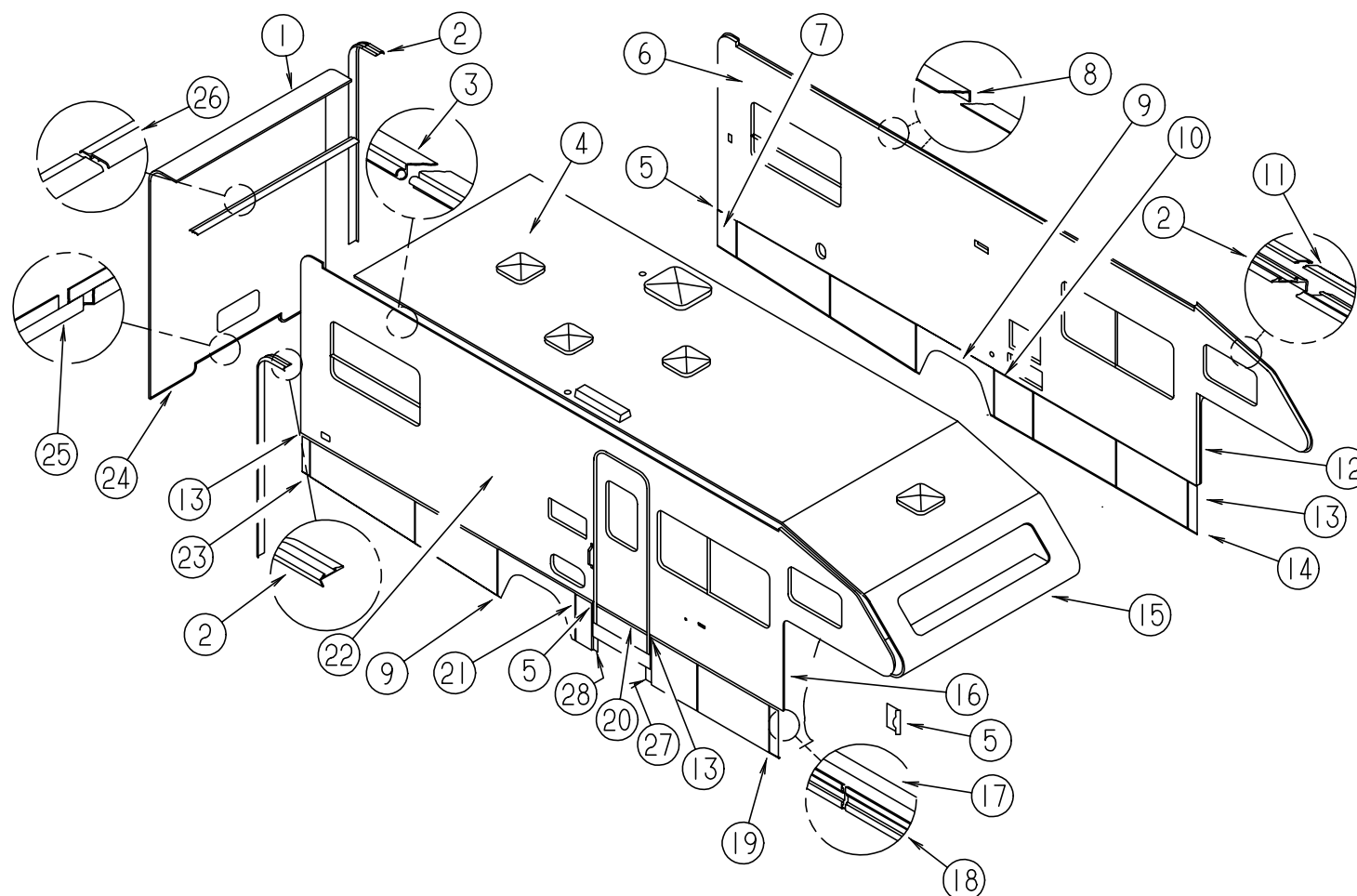
KEY	PART NUMBER	U/M	DESCRIPTION
1	124811-01-03A	EA	DECAL - LOGO - ITASCA
2	122770-02-06A	EA	DECAL - "BUILT PROUDLY BY WINNEBAGO INDUSTRIES"
3	105781-63-02A	FT	FILM - MULTISTRIPE - 3.2"
4	125099-01-02A	EA	DECAL - SWEEP - CAB - RIGHT HAND
	125099-02-02A	EA	DECAL - SWEEP - CAB - LEFT HAND
5	126679-01-02A	EA	DECAL - FENDER - RIGHT HAND
	126679-02-02A	EA	DECAL - FENDER - LEFT HAND
6	125098-01-02A	EA	DECAL - CAB DOOR - RIGHT HAND
	125098-02-02A	EA	DECAL - CAB DOOR - LEFT HAND
7	N/A	GL	PAINT - CHAMPAIGN MET - DUPONT F2997 U
7	N/A	GL	PAINT - BLUE GREEN MET - DUPONT F4591 U
8	125100-01-02A	EA	DECAL - SWEEP - RIGHT HAND
	125100-02-02A	EA	DECAL - SWEEP - LEFT HAND
9	125103-01-02A	EA	DECAL - LOGO - SUNDANCER
10	094423-11-02A	FT	FILM - OVERLAY - MULTISTRIPE - 5.5"
11	105781-62-02A	FT	FILM - MULTISTRIPE - 3.1"
12	125102-01-02A	EA	DECAL - SWEEP - REAR/RIGHT HAND
	125102-02-02A	EA	DECAL - SWEEP - REAR/LEFT HAND
13	124806-01-03A	EA	DECAL - LOGO - ITASCA W/ICON
14	125104-02-01A	EA	DECAL - SUNDANCER W/SPLASH
15	125101-02-01A	EA	DECAL - SLEEPER W/SUNDANCER
16	124811-02-01A	EA	DECAL - LOGO - ITASCA SMALL/HOOD
	041561-03-000	EA	PAINT - 16 OUNCE SPRAY - OFF WHITE

DUPONT COLOR CODES

OFF WHITE	L8723A
BRIGHT WHITE	B8951U
LT. BLUE MET	BM359
LIGHT GREEN MET	GM185
SMOKE MET	MM328
MAJESTIC PURPLE MET	F0704

EXTERIOR BODY GROUP (CONTINUED)

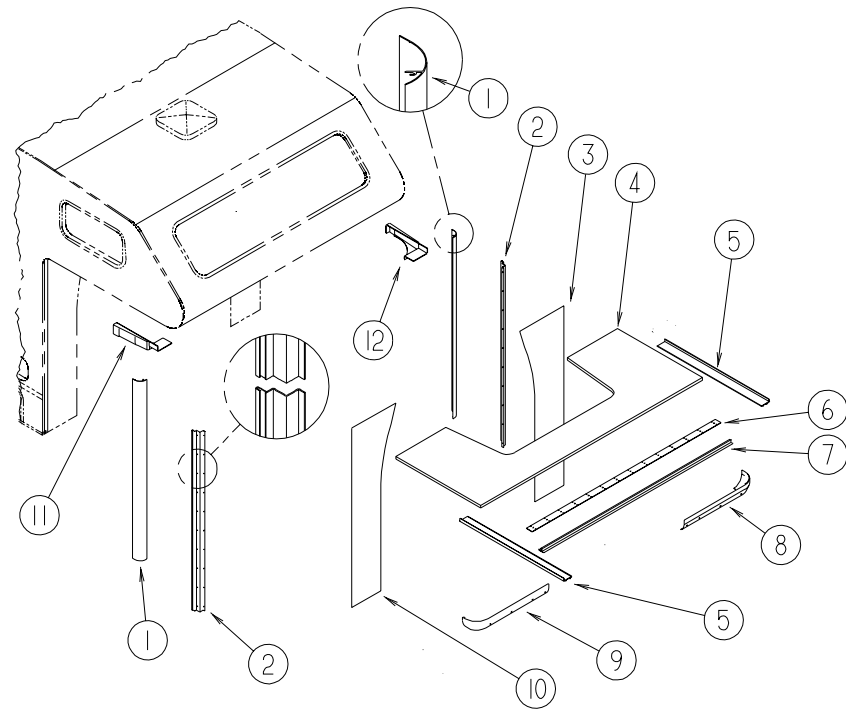
BODY PANELS & TRIMS



KEY	PART NUMBER	U/M	DESCRIPTION
1	P26657-01-K09	EA	BACKWALL - W/O WINDOW/TRIM - F/CENTER QUEEN BED (K09,K10)
1	P26657-01-J06	EA	BACKWALL - W/O WINDOW/TRIM - F/CENTER QUEEN BED (K11,K12)
1	P26657-02-K09	EA	BACKWALL - W/O WINDOW/TRIM - F/QUEEN BED (K09,K10)
1	P26657-02-J06	EA	BACKWALL - W/O WINDOW/TRIM - F/QUEEN BED (K11,K12)
1	P26657-03-K09	EA	BACKWALL - W/O WINDOW/TRIM - F/SIDE DOUBLE BED (K09,K10)
1	P26657-03-K11	EA	BACKWALL - W/O WINDOW/TRIM - F/SIDE DOUBLE BED (K11,K12)
2	096854-05-02A	EA	TRIM - CONTOUR - BRIGHT WHITE - 114" FROM: 00-00-00 THRU: 04-01-98
2	096854-06-02A	EA	TRIM - CONTOUR- 130" - BRIGHT WHITE FROM: 04-02-98 THRU: 99-99-99
3	099583-55-003	EA	RAIL - AWNING - 120"
4	P23310-01-H07	EA	ROOF - W/O FRONT CAP/VENTS/LIGHTS - W/WIRING
5	124132-01-01A	EA	CAP - TRIM/SIDEWALL - RIGHT HAND - BRIGHT WHITE
6	P25938-03-K09	EA	SIDEWALL - DRIVER - W/O WINDOWS/TRIMS (K09,K10)
6	P25938-01-J06	EA	SIDEWALL - DRIVER - W/O WINDOWS/TRIMS (K11,K12)
7	122732-07-JA1	EA	VALANCE/PANEL - REAR DRIVER - W/O HARDWARE - 12.6"
8	096864-01-02A	EA	TRIM - CONTOUR - ROOF TO SIDEWALL - 120" FROM: 00-00-00 THRU: 04-01-98
8	096864-04-01A	EA	TRIM - CONTOUR - ROOF TO SIDEWALL - BRIGHT WHITE FROM: 04-02-98 THRU: 99-99-99
9	121304-02-02A	EA	PANEL - WHEEL LIP - REAR
10	122776-11-JA1	EA	VALANCE/PANEL - W/O HARDWARE - 23.7"W X 21.7"H
11	105312-01-07A	FT	INSERT - VINYL FEATURE STRIP - BRIGHT WHITE
12	104444-02-02A	EA	COVER - WINGWALL TRIM - UPPER DRIVER - BRIGHT WHITE

KEY	PART NUMBER	U/M	DESCRIPTION
13	124132-02-01A	EA	CAP - TRIM/SIDEWALL - LEFT HAND - BRIGHT WHITE
14	122776-07-JA1	EA	VALANCE/PANEL - W/O HARDWARE - 4.8"W X 21.7"H
15	P21337-01-H07	EA	ROOF - FRONT ONLY - W/O LIGHTS/VENTS - W/WIRING
16	104444-01-02A	EA	COVER - WINGWALL TRIM - UPPER PASSENGER - BRIGHT WHITE
17	124299-51-001	EA	EXTRUDED - RETAINER - TRIM - 144"
18	124176-01-01A	EA	TRIM - SIDEWALL - BRIGHT WHITE - 16'
19	122776-06-JA1	EA	VALANCE/PANEL - W/O HARDWARE - 4.8"W X 21.7"H
20	108688-01-03A	EA	STRIP - FEATURE - 15'
	108651-01-01A	EA	END CAP - FEATURE STRIP
21	122776-08-JA1	EA	VALANCE/PANEL - W/O HARDWARE - 16.3"W X 21.7"H
22	P25937-02-K09	EA	SIDEWALL - PASSENGER - W/O WINDOWS/TRIM (K09,K10)
22	P25937-01-K11	EA	SIDEWALL - PASSENGER - W/O WINDOWS/TRIM (K11,K12)
23	122732-06-JA1	EA	VALANCE/PANEL - REAR PASSENGER - W/O HARDWARE - 7.2"
24	103334-03-02A	EA	TRIM - BACKWALL/LOWER
25	103335-02-02A	EA	TRIM - BACKWALL/LOWER
26	078580-02-000	EA	TRIM - ROOF/FRONT/REAR CAP
27	125089-01-JA1	EA	TRIM - ENTRANCE STEP
28	125089-02-JA1	EA	TRIM - ENTRANCE STEP
	107865-06-000	EA	ROD - SUPPORT - VALANCE PANEL - 15"
	107865-01-000	EA	ROD - SUPPORT - VALANCE PANEL - 14.3"
	107865-02-000	EA	ROD - SUPPORT - VALANCE PANEL - 13.2"
	119568-01-01A	EA	STANDOFF-VALANCE PNL,BLACK

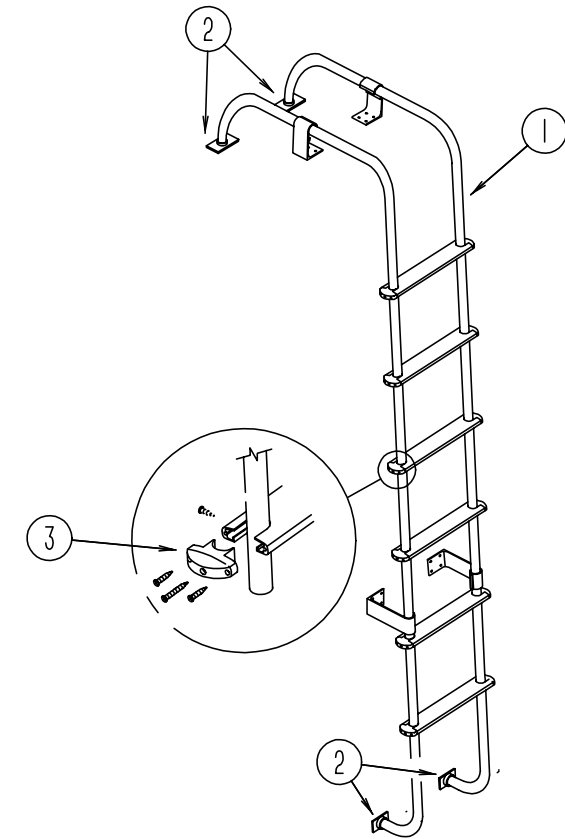
EXTERIOR BODY GROUP (CONTINUED)



WINGWALL, SLEEPERBOARD & TRIM

KEY	PART NUMBER	U/M	DESCRIPTION
1	108037-02-02A	EA	COVER - WINGWALL OUTER-CURVED BRIGHT WHITE ALUMINUM
2	105015-02-02A	EA	TRIM-WINGWALL/SIDEWALL INNER SUPPORT BRKT - BRIGHT WHITE
3	125128-02-J10	EA	WINGWALL - DRIVER
4	P25129-01-J01	EA	SLEEPERBOARD
5	096854-05-02A	EA	TRIM - CONTOUR - BRIGHT WHITE - 114"
5	105312-01-07A	FT	INSERT - VINYL FEATURE STRIP - BRIGHT WHITE
6	100086-04-01A	EA	TRIM - SLEEPER BOARD/ROOF - 2" X 96.6"
7	100085-05-01A	EA	TRIM - STRAP - SLEEPERBOARD
8	122910-02-G07	EA	COVER - WINGWALL - DRIVER
9	122910-01-G07	EA	COVER - WINGWALL - PASSENGER
10	125128-01-J10	EA	WINGWALL - PASSENGER
11	104444-01-02A	EA	COVER - WINGWALL TRIM - UPPER PASSENGER - BRIGHT WHITE
12	104444-02-02A	EA	COVER - WINGWALL TRIM - UPPER DRIVER - BRIGHT WHITE

EXTERIOR BODY GROUP (CONTINUED)

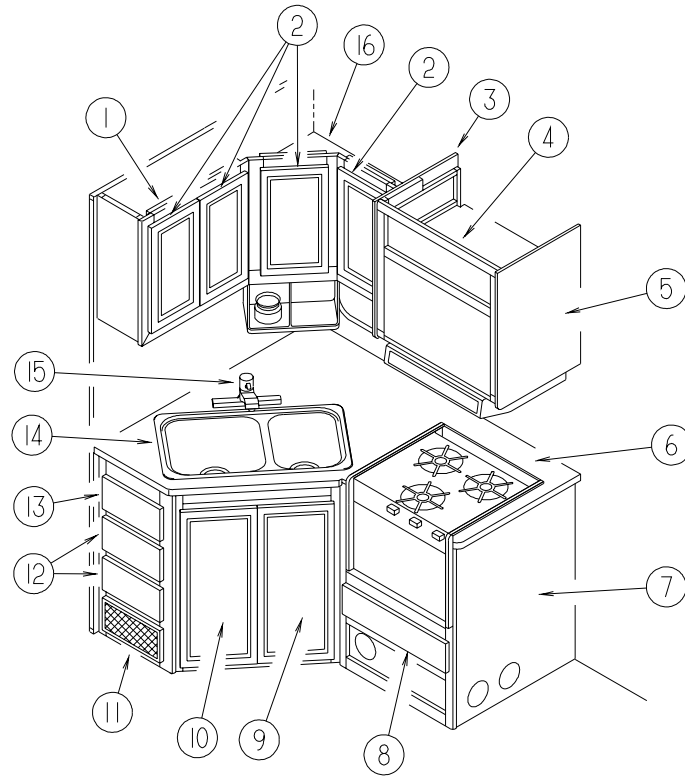


LADDER

KEY	PART NUMBER	U/M	DESCRIPTION
1	102953-15-G04	EA	LADDER
2	067165-01-000	EA	BRACKET - MOUNTING - LOWER LADDER
	000G39-06-10T	EA	SCREW-SF/DR - 6-20 X 5/8 PPH - BLACK
	000G68-10-36T	EA	SCREW-10-12 X 2.25 POH BLACK
3	076980-02-000	EA	END CAP - STEP - BLACK
	038327-01-000	EA	TAPE - ANTI-SLIP - 2" X 60'
	131256-01-01A	EA	PLATE - LADDER

FROM: 09-28-98 THRU: 99-99-99

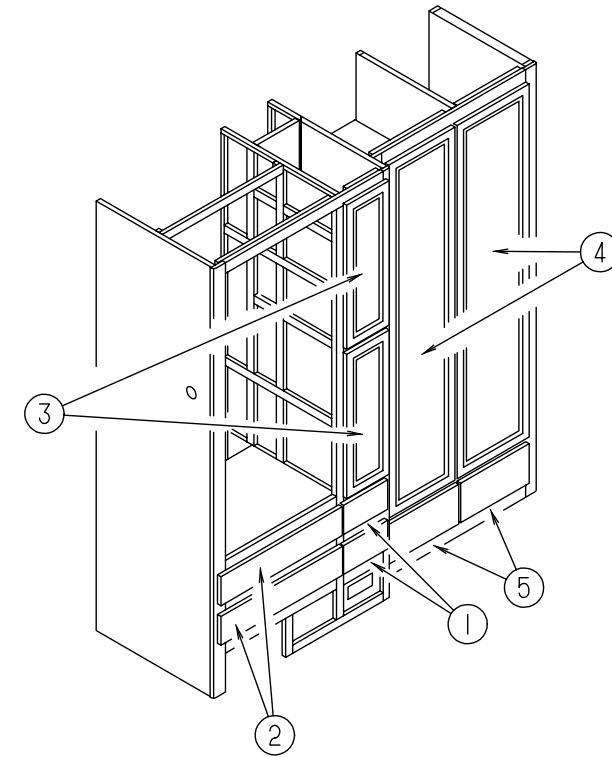
GALLEY GROUP



GALLEY CABINETRY

KEY	PART NUMBER	U/M	DESCRIPTION
1	121393-01-J40	EA	CABINET - OVERHEAD GALLEY - W/O DOORS/HARDWARE (K09,K11)
1	121393-01-G04	EA	CABINET - OVERHEAD GALLEY - W/O DOORS/HARDWARE (K10,K12)
	121393-13-J40	EA	SHELF - W/PLASTIC EDGE MOLDING (K09,K11)
	121393-13-H07	EA	SHELF - W/PLASTIC EDGE MOLDING (K10,K12)
2	131995-23-K09	EA	DOOR - RAIL/SOLID PANEL - 10" X 19.1" - W/O HARDWARE (K09,K11)
2	131995-23-K10	EA	DOOR - RAIL/SOLID PANEL - 10" X 19.1" - W/O HARDWARE (K10,K12)
3	109908-69-J40	EA	END CAP - OVERHEAD CABINET (K09,K11)
3	109908-69-J05	EA	END CAP - OVERHEAD CABINET (K10,K12)
4	128619-01-J40	EA	CABINET - MICROWAVE - W/O DOORS/HARDWARE (K09,K11)
4	128619-01-J05	EA	CABINET - MICROWAVE - W/O DOORS/HARDWARE (K10,K12)
5	109908-68-J40	EA	END CAP - OVERHEAD CABINET (K09,K11)
5	109908-68-J05	EA	END CAP - OVERHEAD CABINET (K10,K12)
6	121281-16-J11	EA	COUNTERTOP - GALLEY
7	P21281-03-K09	EA	CABINET - GALLEY - W/COUNTERTOP - W/O DOORS/DRAWERS/HDW (K09,K11)
7	P21281-03-K07	EA	CABINET - GALLEY - W/COUNTERTOP - W/O DOORS/DRAWERS/HDW (K10,K12)
8	M05971-X4-J40	EA	DRAWER - OGEE EDGE - 19.7"W X 21.6"D - W/O SLIDES/HARDWARE (K09,K11)
8	M05971-X4-K10	EA	DRAWER - OGEE EDGE - 19.7"W X 21.6"D - W/O SLIDES/HARDWARE (K10,K12)
9	131995-U8-K09	EA	DOOR - MITERED CORNER/OGEE EDGE - 10" X 29.5" - W/O HDW (K09,K11)
9	131995-U8-K10	EA	DOOR - MITERED CORNER/OGEE EDGE - 10" X 29.5" - W/O HDW (K10,K12)
10	131995-U9-K09	EA	DOOR - MITERED CORNER/OGEE EDGE - 10" X 29.5" - W/O HDW (K09,K11)
10	131995-U9-K10	EA	DOOR - MITERED CORNER/OGEE EDGE - 10" X 29.5" - W/O HDW (K10,K12)
11	118200-01-01A	SF	MESH - PLASTIC - 1/2 INCH
12	M05971-X3-J40	EA	DRAWER - OGEE EDGE - 10.2"W X 21.6"D - W/O SLIDES/HARDWARE (K09,K11)
12	M05971-X3-K10	EA	DRAWER - OGEE EDGE - 10.2"W X 21.6"D - W/O SLIDES/HARDWARE (K10,K12)
13	M05971-X2-J40	EA	DRAWER - OGEE EDGE - 10.2"W X 11.8"D - W/O SLIDES/HARDWARE (K09,K11)
13	M05971-X2-K10	EA	DRAWER - OGEE EDGE - 10.2"W X 11.8"D - W/O SLIDES/HARDWARE (K10,K12)
14	104113-01-000	EA	SINK - DOUBLE - STAINLESS STEEL
	092303-01-000	EA	STRAINER - SINK
	103610-03-H07	EA	COVER - SINK - 15.2" X 11"
15	104114-02-01A	EA	FAUCET - GALLEY - SINGLE CONTROL
	098335-07-G07	EA	RAIL - GALLEY - 22.2"
16	121393-11-J40	EA	SHELF - W/PLASTIC EDGE MOLDING (K09,K11)
16	121393-11-G04	EA	SHELF - W/PLASTIC EDGE MOLDING (K10,K12)

GALLEY GROUP (CONTINUED)



REFRIGERATOR & WARDROBE CABINETRY

KEY	PART NUMBER	U/M	DESCRIPTION
1	M05971-BA-J40	EA	DRAWER - OGEE EDGE - 7.4"W X 17.7"D - W/O SLIDES/HARDWARE (K09,K11)
1	M05971-BA-K10	EA	DRAWER - OGEE EDGE - 7.4"W X 17.7"D - W/O SLIDES/HARDWARE (K10,K12)
2	M05971-L9-J40	EA	DRAWER - OGEE EDGE - 22.5"W X 21.6"D - W/O SLIDES/HARDWARE (K09,K11)
2	M05971-L9-K10	EA	DRAWER - OGEE EDGE - 22.5"W X 21.6"D - W/O SLIDES/HARDWARE (K10,K12)
	091257-12-000	EA	HANDLE - ASSIST - WASHED MAPLE (K09,K11)
	091257-10-000	EA	HANDLE - ASSIST - WATERFORD OAK (K10,K12)
3	131995-05-K09	EA	DOOR - RAIL/SOLID PANEL - 9" X 26.5" - W/O HARDWARE (K09,K11)
3	131995-05-K10	EA	DOOR - RAIL/SOLID PANEL - 9" X 26.5" - W/O HARDWARE (K10,K12)
	121077-13-J40	EA	SHELF - W/PLASTIC EDGE TRIM (K09,K11)
	121077-13-G04	EA	SHELF - W/PLASTIC EDGE TRIM (K10,K12)
4	132006-03-K09	EA	DOOR - MIRROR/MITERED RAIL - 16.1" X 65.2" - W/O HARDWARE (K09,K11)
4	132006-03-K10	EA	DOOR - MIRROR/MITERED RAIL - 16.1" X 65.2" - W/O HARDWARE (K10,K12)
	121070-14-J40	EA	SHELF - W/PLASTIC EDGE TRIM (K09,K11)
	121070-14-G04	EA	SHELF - W/PLASTIC EDGE TRIM (K10,K12)
5	M05971-X1-J40	EA	DRAWER - OGEE EDGE - 13.2"W X 15.7"D - W/O SLIDES/HARDWARE (K09,K11)
5	M05971-X1-K10	EA	DRAWER - OGEE EDGE - 13.2"W X 15.7"D - W/O SLIDES/HARDWARE (K10,K12)
	090329-01-000	FT	SEAL/T - REFRIGERATOR CABINET

GALLEY GROUP (CONTINUED)

REFRIGERATOR - NORCOLD 9162

KEY	PART NUMBER	U/M	DESCRIPTION
*	121568-01-01A	EA	REFRIGERATOR - SMALL DBL DOOR/2 WAY-52.8"H X 23.5"W X 24"D FROM: 00-00-00 THRU: 07-20-98
	116751-05-01A	EA	TRAY - REFRIGERATOR FROM: 00-00-00 THRU: 02-24-98
	116751-02-01A	EA	TRAY - REFRIGERATOR0 FROM: 01-25-98 THRU: 99-99-99
*	121568-03-01A	EA	REFRIGERATOR - SMALL DBL DOOR/BLK-52.8"HX23.5"WX24"D-2-WAY FROM: 07-21-98 THRU: 99-99-99
	116751-09-01A	EA	TRAY - REFRIGERATOR - BLACK FROM: 07-21-98 THRU: 99-99-99
	093646-01-000	EA	BRACKET - TIEDOWN/REFRIGERATOR - RIGHT HAND
	093646-02-000	EA	BRACKET - TIEDOWN/REFRIGERATOR - LEFT HAND
	090329-01-000	EA	SEAL/T - REFRIGERATOR CABINET
	054450-01-000	EA	LEVEL - REFRIGERATOR
	065225-02-000	EA	PLATE - TIEDOWN - REFRIGERATOR

***COMPONENT PARTS FOUND IN SERVICE PARTS LIBRARY**

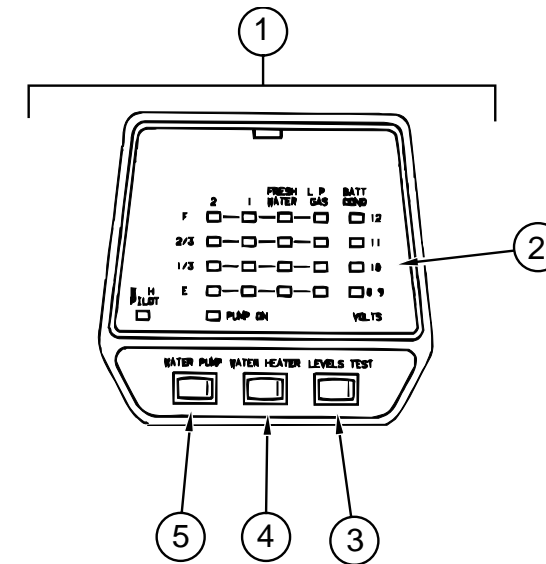
COFFEE MAKER - BLACK & DECKER

KEY	PART NUMBER	U/M	DESCRIPTION	VENDOR NO.
	126019-01-01A	EA	COFFEEMAKER - OPTIMA - W/BRACKETS - BLACK & DECKER	
	126019-01-700	EA	GLASS CARAFE	172547-00
	126019-01-701	EA	RESERVOIR- WATER	172554
	126019-01-702	EA	BASKET - FILTER	172553-00
	126019-01-703	EA	HARDWARE - MOUNTING	172174-00

MICROWAVE OVEN - SAMSUNG

KEY	PART NUMBER	U/M	DESCRIPTION
	128527-02-000	EA	OVEN - MICROWAVE - 1.2 CU FT - NON CONVECTION
	128527-02-700	EA	TRIM RING - F/1.2 CU.FT. SAMSUNG MICROWAVE
	128642-02-000	EA	TRIM KIT W/VENT - MICROWAVE - 1.2 CU FT SAMSUNG
	098916-22-02B	EA	BRACE - MICROWAVE CABINET - LEFT HAND
	098916-23-02B	EA	BRACE - MICROWAVE CABINET - RIGHT HAND
	094750-10-000	EA	BRACKET - MICROWAVE - 89 DEGREE

GALLEY GROUP (CONTINUED)



MONITOR PANEL

KEY	PART NUMBER	U/M	DESCRIPTION	VENDOR NO.
1	102765-04-01A	EA	PANEL - MONITOR - 2 HOLDING TANK - ADJUSTABLE	
2	102765-04-700	EA	CIRCUIT BOARD	5076-11
3	097617-01-702	EA	SWITCH - ALMOND	107
4	097617-01-701	EA	SWITCH-ON/OFF - ALMOND	106
5	102765-01-700	EA	SWITCH-ON/ON - ALMOND	110-01
	096449-01-000	EA	WIRE ASSEMBLY - WATER TANK TO MONITOR PANEL	
	097618-01-000	EA	WIRE ASSEMBLY - MONITOR PANEL- W/3 WIRES & ORANGE RESISTOR	

RANGE - MAGIC CHEF

KEY	PART NUMBER	U/M	DESCRIPTION
*	112881-02-03A	EA	RANGE - 16" - 3 BURNER - FRONT HI-OUTPUT BRNR - BLK TOP/DR
	105458-01-000	EA	BRACKET - STOVE TIEDOWN - RIGHT HAND FROM: 00-00-00 THRU: 02-01-98
	105458-02-000	EA	BRACKET - STOVE TIEDOWN - LEFT HAND FROM: 00-00-00 THRU: 02-01-98
	105458-03-000	EA	BRACKET - STOVE TIEDOWN - RIGHT HAND FROM: 02-02-98 THRU: 99-99-99
	105458-04-000	EA	BRACKET - STOVE TIEDOWN - LEFT HAND FROM: 02-02-98 THRU: 99-99-99

***COMPONENT PARTS FOUND IN SERVICE PARTS LIBRARY**

RANGE HOODS - VENTLINE

KEY	PART NUMBER	U/M	DESCRIPTION
*	100258-18-03A	EA	HOOD - RANGE - W/O MONITOR PANEL-W/HOUR METER/SWITCH - US
*	100258-16-04A	EA	HOOD - RANGE - W/O MONITOR PANEL-W/O HOUR METER/SWITCH-US
*	100258-17-04A	EA	HOOD - RANGE - W/O MONITOR PANEL-W/O HOUR METER/SWITCH-CSA
	103251-07-01A	EA	INSERT/REFRIGERATOR DOOR BLACK ACRYLIC - 21.6" X 14.5"
	103251-08-01A	EA	INSERT/REFRIGERATOR DOOR BLACK ACRYLIC - 21.6" X 31.6"

***COMPONENT PARTS FOUND IN SERVICE PARTS LIBRARY**

GENERATOR GROUP

4000 KW ONAN GENERATOR

KEY	PART NUMBER	U/M	DESCRIPTION
	007067-01-000	SF	INSULATION - FIBERGLASS - 1" THICK X 4' - INCREMENTS/4 SF
	109982-03-000	EA	GENERATOR - 4.0 MICROLITE
	118248-01-02B	EA	BRACKET - GENERATOR - W/O NOTCH - E-COATED
	118248-02-02B	EA	BRACKET - GENERATOR - W/NOTCH - E-COATED
	007125-04-000	EA	CLAMP - MUFFLER - 1.12" DIAMETER
	105958-09-000	EA	PIPE - GENERATOR EXHAUST 1.25" OD X 5.9" X 22"

NOTE: ADDITIONAL GENERATOR COMPONENTS ARE FOUND IN THE CHASSIS GROUP.

HEATING & AIR CONDITIONING GROUP

HEATING SYSTEM

KEY	PART NUMBER	U/M	DESCRIPTION
	007108-01-000	FT	HOSE - HEATER - 5/8" ID - HI-TEMP - FORD
	076776-01-000	EA	TEE - BEADED - 5/8" X 5/8" X 5/8"
	009200-01-000	EA	TAPE - FURNACE - 1 1/2"
	089367-02-000	EA	TEE - 4" X 2" X 4"
	093614-02-02A	EA	GRILLE - RETURN AIR - 9.9" X 9.9" - BEIGE
	094600-05-01A	EA	REGISTER - HEAT - W/O DAMPER - 11.3" - BEIGE
	056464-10-000	EA	REGISTER W/O DAMPER - 4" DIAMETER - PLASTIC - BEIGE
	056464-11-000	EA	REGISTER - 4" DIAMETER - PLASTIC - W/DAMPER - OFF WHITE

REAR HEATER - EVANS

KEY	PART NUMBER	U/M	DESCRIPTION	VENDOR NO.
	084405-01-000	EA	HEATER - REAR/DUCTED - W/MOTOR AID	
	084405-01-700	EA	CORE-HEATER	FT200229
	084405-01-701	EA	FAN BLADES	HV029931
	084405-01-702	EA	MOTOR ASSEMBLY, 12 VOLT	
	009198-01-000	FT	DUCT - HEAT - FLEXIBLE - 4" ID X 25'	
	069636-02-000	EA	CONNECTOR - DUCT - 4" ID	
	061673-01-000	EA	BRACKET - MOTOR AID TUBES - 4" X 1.5" - STEEL	
	081994-06-000	EA	PLATE - SWITCH - AUXILIARY START	
	087202-01-000	EA	SWITCH - 4 POSITION - W/KNOB/BEZEL - 5 TERMINAL	
	087202-01-701	EA	KNOB-SWITCH, ROTARY	062-0104
	087202-01-702	EA	PLATE F/ROTARY SWITCH	062-0105
	079059-01-000	EA	HOSE - 90 DEGREE - 5/8" ID X 4" X 36"	

13,500 AIR CONDITIONERS & CEILING ASM. - EUROPEAN

KEY	PART NUMBER	U/M	DESCRIPTION
*	131185-02-01A	EA	A/C - ROOF - 13,500 BTU - 220 VOLT - WHITE
*	131184-01-01A	EA	CEILING ASSEMBLY - A/C DUCTED - WHITE
	084077-03-000	EA	COVER/BLANK - ROOF A/C 5.2" X 3.5" - IVORY
	120134-01-02A	EA	REGISTER - 4.5" DIAMETER W/DAMPER - WHITE
	117238-01-01A	EA	THERMOSTAT - A/C - FURNACE
	102289-01-000	EA	SPRING - SCREW - ROOF A/C GASKET

*COMPONENT PARTS FOUND IN SERVICE PARTS LIBRARY

14,800 AIR CONDITIONERS & CEILING ASM.

KEY	PART NUMBER	U/M	DESCRIPTION
	131184-02-01A	EA	BOARD - DIVIDER - SILVER
*	115219-01-03A	EA	A/C - ROOF - 14,800 BTU - MACH 15 - WHITE
*	131184-01-01A	EA	CEILING ASSEMBLY - A/C DUCTED - WHITE
	120134-01-02A	EA	REGISTER - 4.5" DIAMETER W/DAMPER - WHITE
	117238-01-01A	EA	THERMOSTAT - A/C - FURNACE
	102289-01-000	EA	SPRING - SCREW - ROOF A/C GASKET

*COMPONENT PARTS FOUND IN SERVICE PARTS LIBRARY

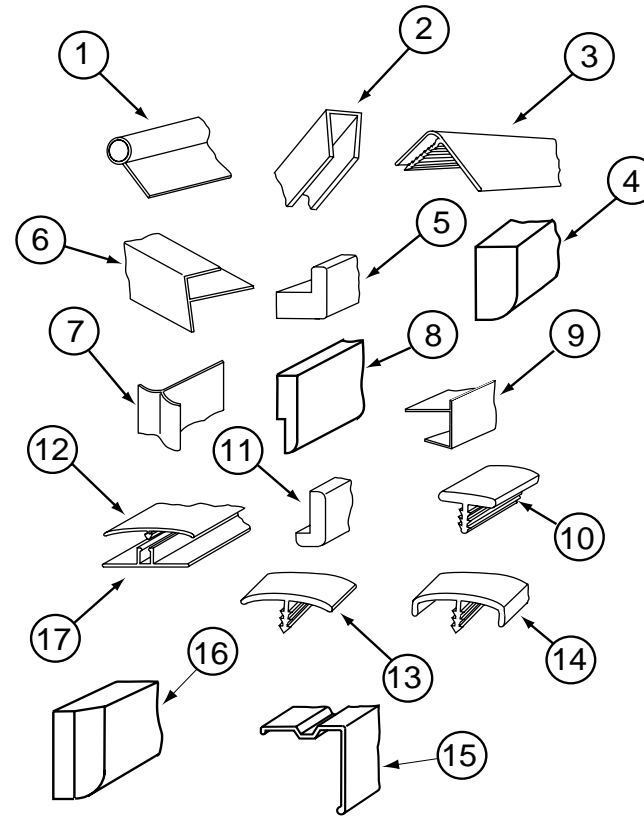
FURNACE - 30,000 BTU

KEY	PART NUMBER	U/M	DESCRIPTION
*	098668-20-000	EA	FURNACE - 30,000 BTU
	098668-23-000	EA	DOOR - ACCESS - FURNACE - BRIGHT WHITE

*COMPONENT PARTS FOUND IN SERVICE PARTS LIBRARY

INTERIOR FINISH GROUP

MOLDINGS & TRIMS



KEY	PART NUMBER	U/M	DESCRIPTION
1	009767-12-000	FT	WELTING - SIDEWALL/CEILING/CABINET - OFF/WHT
1	009767-16-000	FT	WELTING - REBER BIRCH
1	009767-15-000	FT	WELTING - WATERFORD OAK
2	009778-27-000	FT	U-CHANNEL - 1" - WASHED MAPLE
2	009778-28-000	EA	U-CHANNEL - 1 1/4" - WASHED MAPLE
2	009778-21-000	FT	U-CHANNEL - 1" - WATERFORD OAK
2	009778-22-000	EA	U-CHANNEL - 1 1/4" - WATERFORD OAK
2	070504-36-000	FT	U-CHANNEL - PLASTIC - .13" X 72" - WATERFORD OAK
2	070504-37-000	FT	U-CHANNEL - PLASTIC - .9" X 84" - WATERFORD OAK
2	070504-50-000	FT	U-CHANNEL - PLASTIC - .13" X 72" - WASHED MAPLE
2	070504-51-000	FT	U-CHANNEL - PLASTIC - .9" X 84" - WASHED MAPLE
2	070504-54-000	FT	U-CHANNEL - PLASTIC - .9" X 84" - VILLAGE OAK
3	009809-31-000	EA	MOLDING - CORNER - OUTSIDE - 1" X 84" - WASHED MAPLE
3	009809-28-000	EA	MOLDING - CORNER - OUTSIDE - 1" X 84" - WATERFORD OAK
4	100818-01-08A	EA	MOLDING - VINYL WRAPPED - 1.6" X .4" X 84" - WASHED MAPLE
4	100818-01-05A	EA	MOLDING - VINYL WRAPPED - 1.6" X .4" X 84" - WATERFORD OAK
5	100819-01-08A	EA	MOLDING - VINYL WRAPPED-L-SHAPED-1.5"X1.5"X84"-WSHD MAPLE
5	100819-01-05A	EA	MOLDING - VINYL WRAP - L-SHAPED - 1.5" X 1.5" X 7" - OAK
6	009812-33-000	EA	MOLDING - CORNER - 1/2" W/1/4" CHAN X 84" - WASHED MAPLE
6	009812-29-000	EA	MOLDING - CORNER - 1/2" W/1/4" CHAN X 84" - WATERFORD OAK
7	022992-11-000	FT	MOLDING - REVERSE COVE - T-SHAPED VINYL - IVORY
8	105004-01-08A	EA	MOLDING - VINYL WRAPPED - 1" X 96" - WASHED MAPLE
8	105004-01-05A	EA	MOLDING - VINYL WRAPPED - 1" X 96" - WATERFORD OAK
9	103186-01-08A	FT	MOLDING - PLASTIC - 3/8" U-CHANNEL W/3/4" FACE-WASHED MAPLE
9	103186-01-05A	FT	MOLDING - PLASTIC - 3/8" U-CHANNEL 3/4" FACE-WATERFORD OAK
10	104676-02-06A	FT	MOLDING-T - 1/2" - WASHED MAPLE
10	104676-02-04A	FT	MOLDING-T - 1/2" - WATERFORD OAK
11	077840-01-J70	EA	MOLDING - WALL CAP - 8' - WASHED MAPLE
11	077840-01-G01	EA	MOLDING - WALL CAP - 8' - WATERFORD OAK
12	086229-20-000	EA	BATTEN - 1" X 96" - BEIGE

KEY	PART NUMBER	U/M	DESCRIPTION
13	009815-09-000	FT	MOLDING - T - .75" IVORY
13	105709-01-000	FT	MOLDING-T - 1" - MODERN IVORY
14	083620-09-000	FT	MOLDING-T - END CAP EDGE - W/EDGE LIP - .75"-MODERN IVORY
14	083620-19-000	FT	MOLDING-T - END CAP EDGE - W/EDGE LIP - .75"-WASHED MAPLE
14	119520-01-01A	FT	MOLDING-T - 1" - W/EDGE LIPS (OFF/WHITE-CREAM)
15	093873-01-01A	EA	TRIM - CARPET - L-ANGLE 1.1" X 1.3" X 12' - GRAY VINYL
16	100659-01-J40	EA	MOLDING/TRIM - VINYL FLOOR (K09,K11)
16	100659-01-G09	EA	MOLDING/TRIM - VINYL FLOOR (K10,K12)
17	086229-11-000	EA	RETAINER - OFFSET - 97.01"
	042357-25-000	EA	MOLDING - CORNER - RADIUS/PLASTIC - WASHED MAPLE
	042357-20-000	EA	MOLDING - CORNER - RADIUS/PLASTIC - WATERFORD OAK
	126204-D2-134	EA	MOLDING - VINYL WRAPPED - WASHED MAPLE - .7" X 1.6" X 84"
	126204-F2-134	EA	MOLDING - VINYL WRAPPED - WASHED MAPLE - .7" X 2.5" X 84"
	126205-E2-438	EA	LUMBER - VINYL WRAPPED - .7" X 2" X 96" - WASHED MAPLE
	126205-F2-438	EA	LUMBER - VINYL WRAPPED - .7" X 2.5" X 96" - WASHED MAPLE
	126205-G2-438	EA	LUMBER - VINYL WRAPPED - .7" X 3" X 96" - WASHED MAPLE
	126205-J2-438	EA	LUMBER - VINYL WRAPPED - .7" X 5.5" X 96" - WASHED MAPLE
	117267-D2-438	EA	LUMBER - VINYL WRAPPED - .7" X 1.5" X 96" - WATERFORD OAK
	117267-E2-438	EA	LUMBER - VINYL WRAPPED - .7" X 2" X 96" - WATERFORD OAK
	117267-F2-438	EA	LUMBER - VINYL WRAPPED - .7" X 2.5" X 96" - WATERFORD OAK
	117267-J2-438	EA	LUMBER - VINYL WRAPPED - .7" X 5.5" X 96" - WATERFORD OAK
	117268-D2-134	EA	MOLDING - VINYL WRAPPED - .7" X 1.6" X 84" - WATERFORD OAK
	117268-D2-438	EA	MOLDING - VINYL WRAPPED - .7" X 1.5" X 96" - WATERFORD OAK
	117268-F2-134	EA	MOLDING - VINYL WRAPPED - .7" X 2.7" X 84" - WATERFORD OAK
	081521-02-007	EA	MOUNT - METAL MOLDING - F/RADIUS CORNER MOLDING - 12/5" EA

INTERIOR FINISH GROUP (CONTINUED)

EDGE BAND MOLDING

KEY	PART NUMBER	U/M	DESCRIPTION
	076325-75-000	FT	MOLDING - EDGE BAND - .93" X .024" - WASHED MAPLE
	076325-74-000	FT	MOLDING - EDGE BAND - 1 5/16" X .038" - WASHED MAPLE
	076325-67-000	FT	MOLDING - EDGE BAND - .93" X .024" - WATERFORD OAK
	076325-68-000	FT	MOLDING - EDGE BAND - 1 5/16" X .038" - WATERFORD OAK
	076325-39-000	FT	MOLDING - EDGE BAND - 1 5/16" X .030" - ALMOND
	076325-40-000	FT	MOLDING - EDGE BAND - .93" X .024" - ALMOND
	076325-73-000	FT	MOLDING - EDGE BAND - .93" X .024" - OFF WHITE (EXT ENTERTAINMENT CENTER)

BATT STRIP & TAPE

KEY	PART NUMBER	U/M	DESCRIPTION
	079653-39-000	EA	BATT STRIP - KERFED - WASHED MAPLE - 8'
	079653-28-000	EA	BATT STRIP - KERFED - WOODGRAINED/WATERFORD OAK - 8'
	069733-86-000	EA	BATT - STRIP - WOODGRAINED/WASHED MAPLE - 8' (K09,K11)
	069733-83-000	EA	BATT STRIP - WOODGRAINED/WATERFORD OAK - 8' (K10,K12)
	085284-F5-000	FT	BATT TAPE - ADHESIVE BACKED - WASHED MAPLE (K09,K11)
	085284-B5-000	FT	BATT TAPE - ADHESIVE BACKED - WOODGRAINED - WATERFORD OAK (K10,K12)
	088263-F6-000	EA	BATT STRIP - DECORATIVE - ARTESIA/SPRING - 96" (K09,K10)
	085284-F2-000	FT	BATT TAPE - ADHESIVE BACKED - DECORATIVE ARTESIA/SPRING (K09,K10)
	088263-F2-000	EA	BATT STRIP - DECORATIVE - TUSCAN MINK - 8' LENGTHS (K11,K12)
	085284-E7-000	FT	BATT TAPE - ADHESIVE BACKED - DECORATIVE/TUSCAN MINK (K11,K12)
	088263-E3-000	EA	BATT STRIP - DECORATIVE - PEBBLE EMBOSSED/ANTIQUÉ - 8' (BATH)
	085284-D6-000	EA	BATT TAPE - ADHESIVE BACKED - DECORATIVE/EMBOSSED ANTIQUÉ (BATH)

INTERIOR FINISH GROUP (CONTINUED)

PANELING, LAMINATES & PLASTIC

KEY	PART NUMBER	U/M	DESCRIPTION
	074497-39-000	SF	PANELING - WASHED MAPLE - 4' X 8' (K09,K11)
	074497-28-000	SF	PANELING - WATERFORD OAK - 4' X 8' (K10,K12)
	074497-41-000	SF	PANELING - CEILING - IMPACT PEARL - EMBOSSED - 4' X 9'
	088272-H6-000	SF	PANELING - ARTESIA SPRING - 48" X 96" (K09,K10)
	088272-H2-000	SF	PANELING - TUSCAN MINK - 48" X 84" (K11,K12)
	088272-G1-000	SF	PANELING - PEBBLE EMBOSSED - ANTIQUÉ WHITE - 48" X 84"(BATH)
	122481-16-000	FT	WALLPAPER - 6.8" BORDER (K09,K10)
	122481-18-000	FT	WALLPAPER - 6.5" BORDER (K11,K12)
	000885-89-000	SF	PARTICLE BOARD-3/8" X 48" X 96"-WASHED MAPLE/VINYL 2 SIDE
	000885-90-000	SF	PARTICLE BOARD-1/2" X 48" X 96"-WASHED MAPLE/VINYL 2 SIDE
	000885-91-000	SF	PARTICLE BOARD-3/4" X 48" X 96"-WASHED MAPLE/VINYL 2 SIDE
	000885-76-000	EA	PARTICLE BOARD-3/8" X 48" X 96"-WATERFORD OAK-VINYL 1 SIDE
	000885-77-000	SF	PARTICLE BOARD-3/8" X 48" X 96"-WATERFORD OAK/VINYL 2 SIDE
	000885-78-000	SF	PARTICLE BOARD-1/2" X 48" X 96"-WATERFORD OAK/VINYL 2 SIDE
	000885-79-000	SF	PARTICLE BOARD-3/4" X 48" X 96"-WATERFORD OAK/VINYL 2 SIDE
	074498-71-000	SF	LAMINATE - PLASTIC - NEUTRAL SANTOS - 5' X 8'
	074498-82-000	SF	LAMINATE - PLASTIC - WASHED MAPLE - 4' X 8' (K09,K11)
	074498-77-000	SF	LAMINATE - PLASTIC - ART CABIN - 4' X 8' (K10,K12)
	074498-40-000	SF	LAMINATE - PLASTIC - OFF WHITE - 5' X 8' (EXT ENTERTAINMENT CENTER)
	126339-01-000	SF	BOARD - WHEAT - 60" X 72"
	057882-05-700	EA	DOOR-TAMBOUR 4'X4' PC WINONA PART SALES (K09,K11)
	057882-04-700	EA	DOOR-TAMBOUR 4'X4' PC WINONA PART SALES (K10,K12)
	000846-01-000	SF	PLYWOOD - 5/16" X 48" X 96" - CD GRADE
	000846-02-000	SF	PLYWOOD/UNDERLAYMENT - 5/16" X 48" X 96"
	083618-07-000	SF	PLYWOOD - MAPLE - 1 SIDE 3/16"
	M79284-02-A54	EA	EXTRUSION - U-CHANNEL - .03" X 96" - VILLAGE OAK

FIRE EXTINGUISHER, DETECTORS & CLOCK

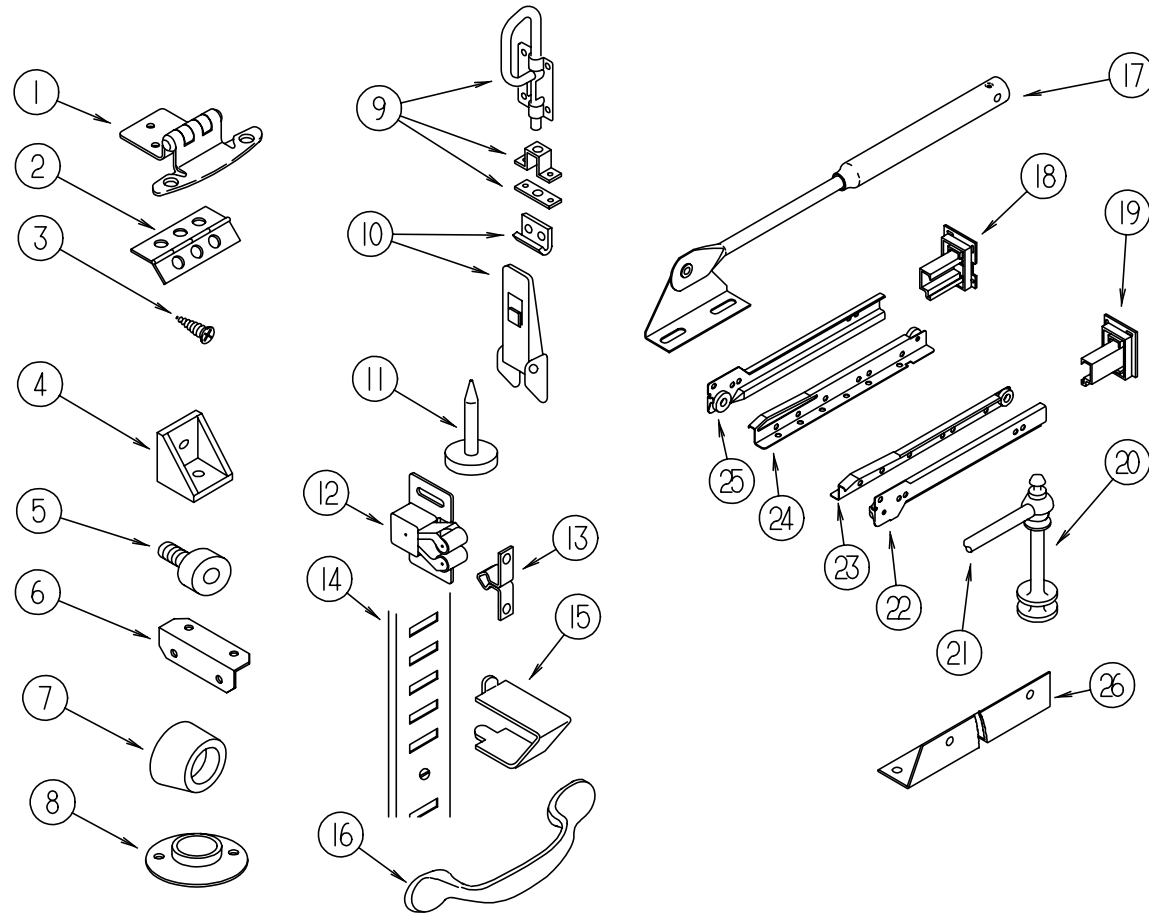
KEY	PART NUMBER	U/M	DESCRIPTION	VENDOR NO.
	072852-01-000	EA	DETECTOR - SMOKE - W/9 VOLT BATTERY - US	
	072852-02-000	EA	DETECTOR - SMOKE - W/9 VOLT BATTERY - CANADIAN	
	094499-03-000	EA	EXTINGUISHER/FIRE - DRY - 10B:C - W/O BRACKET	
	094499-04-000	EA	BRACKET - FIRE EXTINGUISHER	
	094499-02-000	EA	EXTINGUISHER/FIRE - DRY - 1A10BC - CANADIAN	
	094499-01-700	EA	BRACKET MTG. W/PLAS. STRAP	294039
	094499-01-701	EA	STRAP ONLY (METAL)	320351
	118081-02-01A	EA	CLOCK - WALL - ROUND 8" - BRASS	
	125136-01-000	EA	CO DETECTOR - GAS - ROUND W/2 SCREWS - 9 VOLT	

CARPETING & FLOOR MATS

KEY	PART NUMBER	U/M	DESCRIPTION
	096060-98-000	SY	CARPET - SILVER ASPEN - INCREMENTS OF 4 SQ YD (K09,K10)
	096060-A1-000	SY	CARPET - JUBILATION - BAMBOO (K11,K12)
	093486-01-000	SY	CARPET - COMPARTMENT - 72" WIDE - DARK GRAY
	093873-01-01A	EA	TRIM - CARPET - L-ANGLE 1.1" X 1.3" X 12' - GRAY VINYL
	122755-05-01A	EA	TILE - RUBBER/ENTRANCE DOOR - 11.2" X 26.9"
	125780-03-000	EA	MAT - FLOOR - FRONT/PASSENGER - "I" - FORD
	125780-04-000	EA	MAT - FLOOR - FRONT/DRIVER - "I" - FORD
	091261-01-000	FT	SLIPNOT - ANTISLIP - 1' WIDE
	096764-02-000	FT	SLIPNOT - ANTISLIP - 1" WIDE (100' ROLLS)

INTERIOR FINISH GROUP (CONTINUED)

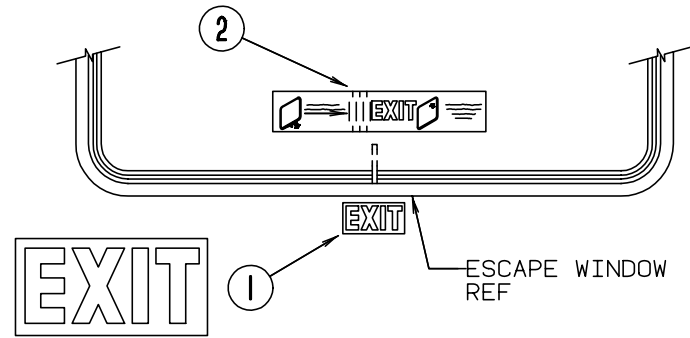
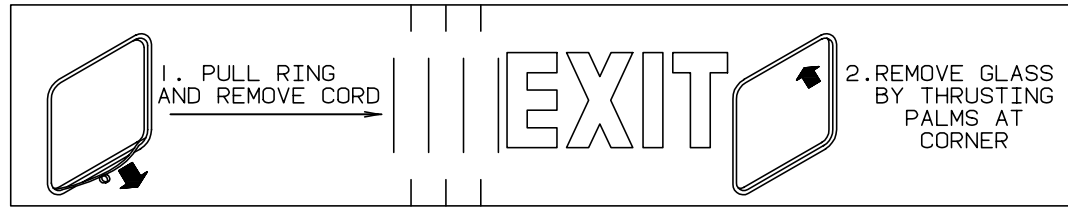
CABINET & TABLE



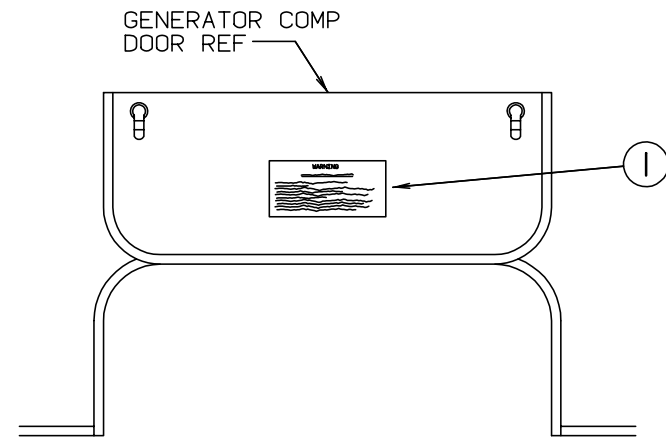
KEY	PART NUMBER	U/M	DESCRIPTION
1	108138-01-000	EA	HINGE - CABINET DOOR - BURNISHED BRASS
2	009059-02-000	EA	HINGE - DOOR - 2" X 2.7" - BRASS
3	000G13-06-08G	EA	SCREW - 6-20 X 5/8 PFH - ANTIQUE BRASS (HINGE 108138-01-000)
4	065740-01-000	EA	BRACE - CABINET/CORNER - PLASTIC
5	079921-01-000	EA	ROLLER - NYLON - W/STEEL SHAFT - BARBED
6	016604-01-000	EA	BRACE - CABINET - ANGLE - 2.5" - UNPAINTED METAL
6	016604-05-000	EA	BRACE - CABINET - ANGLE - 2.5" - OFF WHITE METAL
7	004354-01-000	EA	BUMPER - RUBBER - .5" DIA - BROWN
8	009112-01-000	EA	FLANGE - PLASTIC - 1" CLOTHES ROD - OFF WHITE
9	103256-01-000	EA	LATCH - SLIDE
10	116975-01-01A	EA	LATCH - W/O STRIKE - BLACK - NEW STYLE
	116975-02-01A	EA	KEEPER/STRIKE - BLACK - NEW STYLE
11	102194-01-000	EA	GUIDE - PLASTIC
12	093586-06-000	EA	CATCH - SPRING ROLLER
13	093586-05-000	EA	STRIKE - SPRING STEEL
14	098980-01-000	EA	PILASTER - ADJUSTABLE SHELF - 18"
15	098979-01-000	EA	CLIP - ADJUSTABLE SHELF
16	111093-01-000	EA	PULL - CABINET - BRASS
17	074493-02-000	EA	SUPPORT - PISTON SPRING - CABINET DOOR - 26 LBS
18	128811-01-01A	EA	BACKSOCKET - ADJUSTABLE - LEFT
19	128811-02-01A	EA	BACKSOCKET - ADJUSTABLE - RIGHT
20	084070-03-000	EA	POST - END - 2.4" - SHINY BRASS
21	084071-24-000	EA	ROD - BRASS - 3.8"
21	084071-19-000	EA	ROD - BRASS - 7.09" LONG

KEY	PART NUMBER	U/M	DESCRIPTION
22	128810-06-01A	EA	SLIDE - DRAWER - 14" - RIGHT CABINET
22	128810-10-01A	EA	SLIDE - DRAWER - 16" - RIGHT CABINET
22	128810-18-01A	EA	SLIDE - DRAWER - 20" - RIGHT CABINET
22	128810-22-01A	EA	SLIDE - DRAWER - 22" - RIGHT CABINET
23	128810-08-01A	EA	SLIDE - DRAWER - 14" - RIGHT DRAWER
23	128810-12-01A	EA	SLIDE - DRAWER - 16" - RIGHT DRAWER
23	128810-20-01A	EA	SLIDE - DRAWER - 20" - RIGHT DRAWER
23	128810-24-01A	EA	SLIDE - DRAWER - 22" - RIGHT DRAWER
24	128810-07-01A	EA	SLIDE - DRAWER - 14" - LEFT DRAWER
24	128810-11-01A	EA	SLIDE - DRAWER - 16" - LEFT DRAWER
24	128810-19-01A	EA	SLIDE - DRAWER - 20" - LEFT DRAWER
24	128810-23-01A	EA	SLIDE - DRAWER - 22" - LEFT DRAWER
25	128810-05-01A	EA	SLIDE - DRAWER - 14" - LEFT CABINET
25	128810-09-01A	EA	SLIDE - DRAWER - 16" - LEFT CABINET
25	128810-17-01A	EA	SLIDE - DRAWER - 20" - LEFT CABINET
25	128810-21-01A	EA	SLIDE - DRAWER - 22" - LEFT CABINET
26	114693-01-01A	EA	SUPPORT - BLACK - RIGHT HAND
26	114693-02-01A	EA	SUPPORT - BLACK - LEFT HAND
	023320-01-000	EA	PAD - FELT 3/8" DIAMETER
	042438-01-000	EA	DOWEL - WOOD - CLOTHES ROD - 1" DIAMETER X 4'
	118933-01-01A	EA	SUPPORT - HINGE LOCK
	124311-01-01A	EA	HANDLE - RECESSED - BRASS
	122021-02-02A	EA	ANGLE - W/HOLES

LABELS GROUP



KEY	PART NUMBER	U/M DESCRIPTION
1	039290-01-000	EA LABEL - WARNING - EXIT
2	107571-01-000	EA LABEL - EXIT/ESCAPE WINDOW



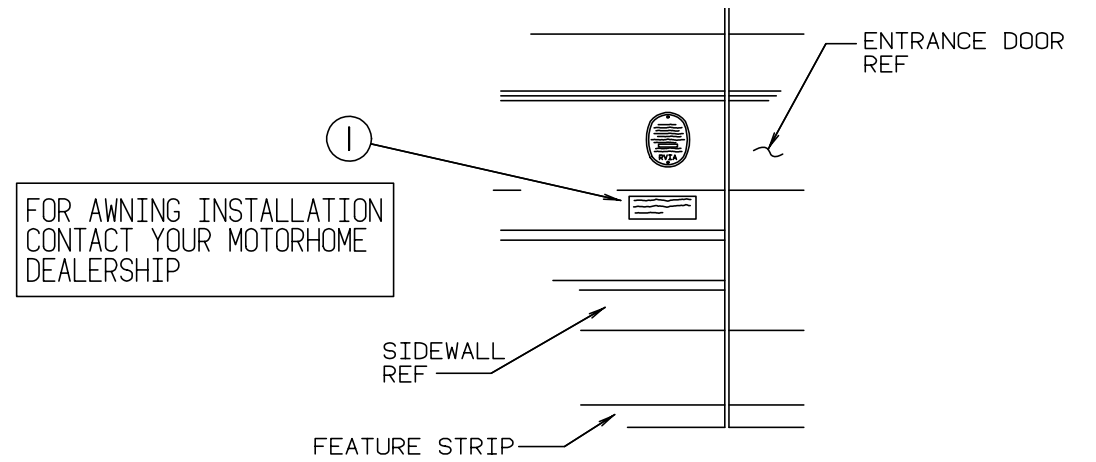
WARNING

WHEN ADDING A GENERATOR SET:

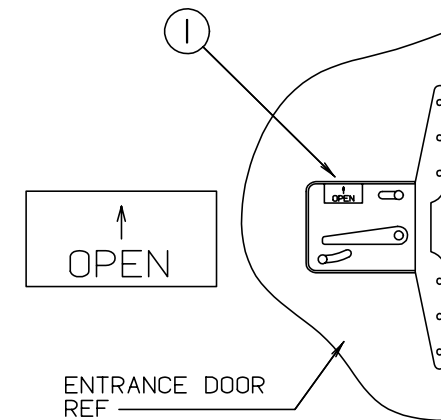
HIGH VOLTAGE-USE EXTREME CAUTION WHEN WORKING ON ELECTRICAL COMPONENTS.
 HAVE ALL ELECTRICAL INSTALLATION PERFORMED BY A QUALIFIED LICENSED ELECTRICIAN-FOLLOW ALL STATE AND LOCAL CODES.
 ONLY INSTALL GENERATOR SET APPROVED FOR R.V. APPLICATION. HAVE INSTALLED BY QUALIFIED TECHNICIAN.
 TO AVOID HEAT BUILD-UP AND TO GUARANTEE AN ADEQUATE AIR SUPPLY TO THE GENERATOR CARBURETOR, FOLLOW INSTALLATION INSTRUCTIONS.
 GENERATOR ENGINE EXHAUST GASES ARE TOXIC AND MUST NOT TERMINATE UNDER THE VEHICLE-DISCHARGE EXHAUST AWAY FROM VEHICLE.

KEY	PART NUMBER	U/M DESCRIPTION
1	077510-01-000	EA LABEL-GENERATOR PREP

LABELS GROUP (CONTINUED)

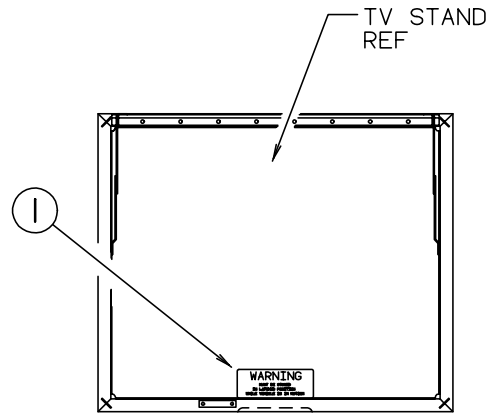


KEY	PART NUMBER	U/M DESCRIPTION
1	099509-01-000	EA LABEL - AWNING INSTALLATION



KEY	PART NUMBER	U/M DESCRIPTION
1	040944-01-000	EA LABEL - ENTRANCE DOOR - "OPEN"

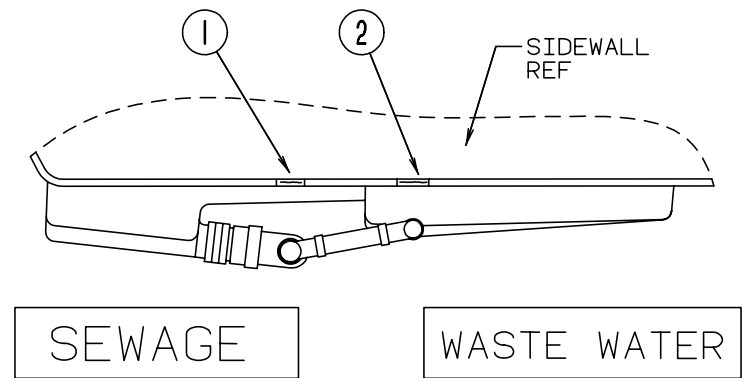
LABELS GROUP (CONTINUED)



WARNING
MUST BE STOWED
IN LATCHED POSITION
WHILE VEHICLE IS IN MOTION

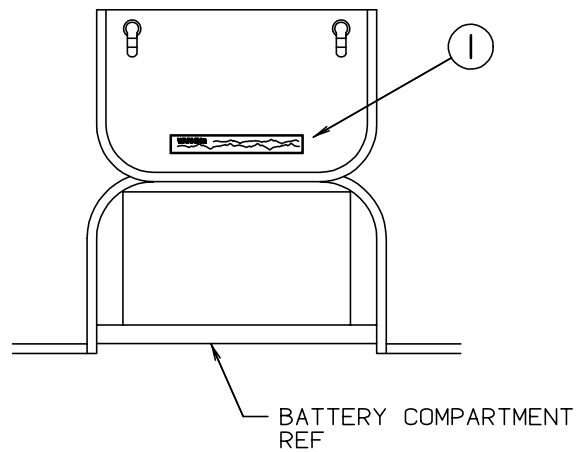
KEY	PART NUMBER	U/M	DESCRIPTION
1	079966-01-000	EA	LABEL - WARNING - STOWED - MOTION

LABELS GROUP (CONTINUED)

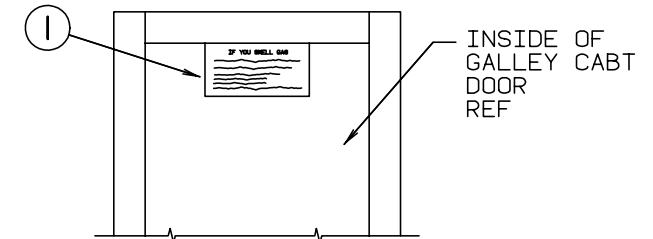


KEY	PART NUMBER	U/M	DESCRIPTION
1	006187-01-000	EA	LABEL - SEWAGE
2	006188-01-000	EA	LABEL - WASTE WATER

WARNING DISCONNECT BATTERIES BEFORE
CONNECTING EXTERNAL CHARGING EQUIPMENT.



KEY	PART NUMBER	U/M	DESCRIPTION
1	065748-01-000	EA	LABEL - CAUTION - BATTERY CHARGING

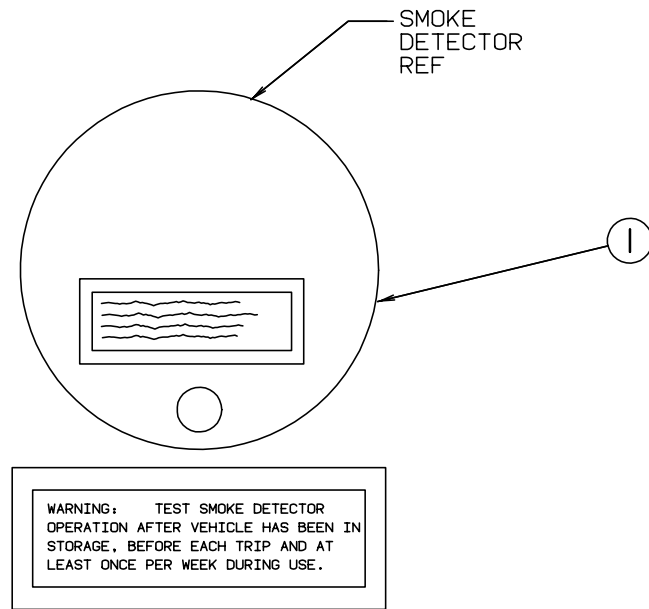


IF YOU SMELL GAS

1. EXTINGUISH ANY OPEN FLAME, PILOT LIGHTS AND ALL SMOKING MATERIALS.
2. SHUT OFF THE GAS SUPPLY AT THE TANK VALVE(OR GAS SUPPLY CONNECTION.
3. OPEN DOORS AND OTHER VENTILATING OPENINGS.
4. DO NOT TOUCH ELECTRICAL SWITCHES.
5. LEAVE THE AREA UNTIL ODOR CLEARS.
6. HAVE THE GAS SYSTEM CHECKED AND LEAKAGE SOURCE CORRECTED BEFORE USING AGAIN.

KEY	PART NUMBER	U/M	DESCRIPTION
1	073998-01-000	EA	LABEL - LPG ODOR WARNING

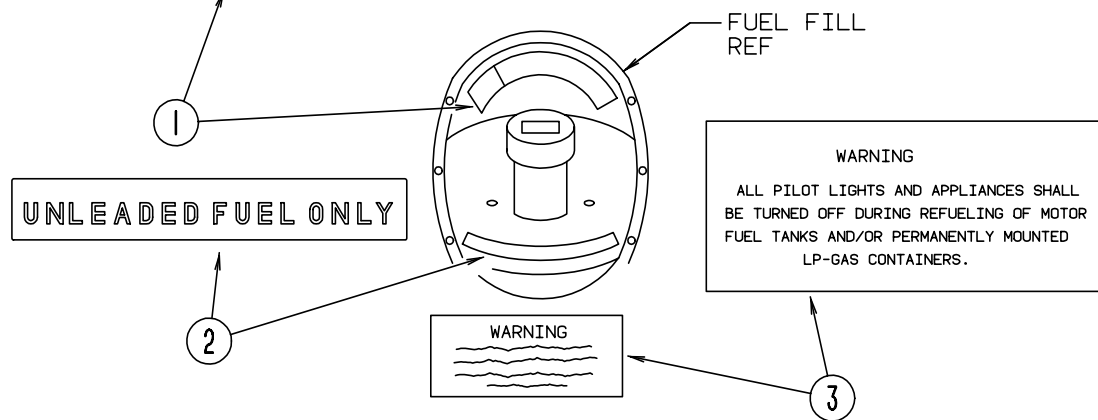
LABELS GROUP (CONTINUED)



WARNING: TEST SMOKE DETECTOR OPERATION AFTER VEHICLE HAS BEEN IN STORAGE, BEFORE EACH TRIP AND AT LEAST ONCE PER WEEK DURING USE.

KEY	PART NUMBER	U/M	DESCRIPTION
1	077956-01-000	EA	LABEL - WARNING - SMOKE DETECTOR

CAUTION	TO HELP AVOID PERSONAL INJURY DURING REMOVAL OF FUEL FILLER CAP, SLOWLY LOOSEN CAP 1/2 TURN TO ALLOW ANY FUEL PRESSURE TO BE RELIEVED BEFORE TURNING CAP FURTHER.
FUEL SPRAY MAY CAUSE PERSONAL INJURY	STOP ADDING FUEL AFTER FIRST SHUTOFF BY AUTOMATIC NOZZLE WHEN TANK IS NEARLY FULL. DO NOT OVERFILL FUEL TANK. SEE OWNERS MANUAL FOR ADDITIONAL INFORMATION.
	PRINTED IN U.S.A. MLC PT NO 15611763

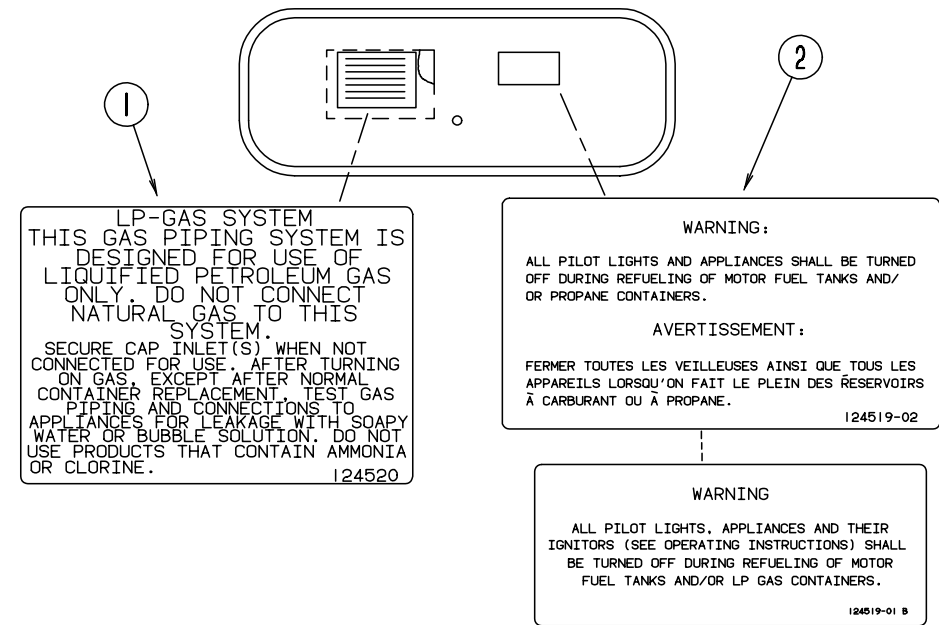


WARNING
ALL PILOT LIGHTS AND APPLIANCES SHALL BE TURNED OFF DURING REFUELING OF MOTOR FUEL TANKS AND/OR PERMANENTLY MOUNTED LP-GAS CONTAINERS.

WARNING

KEY	PART NUMBER	U/M	DESCRIPTION
1	087207-05-000	EA	LABEL - FUEL CAP REMOVAL
2	N/A	EA	LABEL - FUEL - UNLEADED
3	124519-01-01A	EA	LABEL - WARNING/REFUELING - BLACK ON CLEAR
3	124519-02-01A	EA	LABEL - WARNING/REFUELING - CSA

LABELS GROUP (CONTINUED)

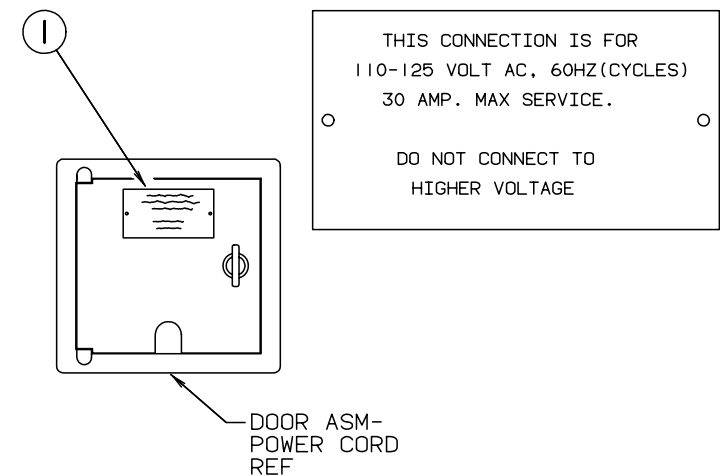


LP-GAS SYSTEM
THIS GAS PIPING SYSTEM IS DESIGNED FOR USE OF LIQUIFIED PETROLEUM GAS ONLY. DO NOT CONNECT NATURAL GAS TO THIS SYSTEM.
SECURE CAP INLET(S) WHEN NOT CONNECTED FOR USE. AFTER TURNING ON GAS, EXCEPT AFTER NORMAL CONTAINER REPLACEMENT, TEST GAS PIPING AND CONNECTIONS TO APPLIANCES FOR LEAKAGE WITH SOAPY WATER OR BUBBLE SOLUTION. DO NOT USE PRODUCTS THAT CONTAIN AMMONIA OR CLORINE. 124520

WARNING:
ALL PILOT LIGHTS AND APPLIANCES SHALL BE TURNED OFF DURING REFUELING OF MOTOR FUEL TANKS AND/OR PROPANE CONTAINERS.
AVERTISSEMENT:
FERMER TOUTES LES VEILLEUSES AINSI QUE TOUS LES APPAREILS LORSQU'ON FAIT LE PLEIN DES RESERVOIRS A CARBURANT OU A PROPANE. 124519-02

WARNING
ALL PILOT LIGHTS, APPLIANCES AND THEIR IGNITORS (SEE OPERATING INSTRUCTIONS) SHALL BE TURNED OFF DURING REFUELING OF MOTOR FUEL TANKS AND/OR LP GAS CONTAINERS. 124519-01 B

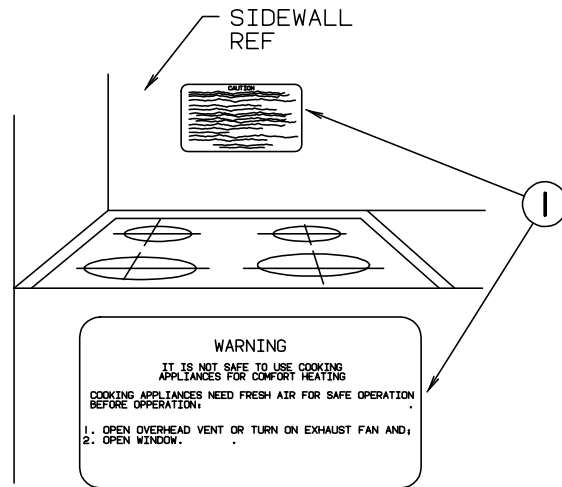
KEY	PART NUMBER	U/M	DESCRIPTION
1	124520-01-01A	EA	LABEL - LP GAS ONLY - US
	023769-01-000	EA	LABEL - WARNING - LPG - CANADIAN
2	124519-01-01A	EA	LABEL - WARNING/REFUELING - BLACK ON CLEAR
2	124519-02-01A	EA	LABEL - WARNING/REFUELING - CSA



THIS CONNECTION IS FOR
110-125 VOLT AC, 60HZ(CYCLES)
30 AMP. MAX SERVICE.
DO NOT CONNECT TO
HIGHER VOLTAGE

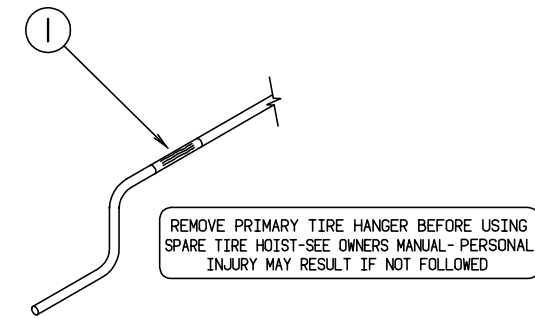
KEY	PART NUMBER	U/M	DESCRIPTION
1	125306-01-01A	EA	LABEL - ELECTRICAL ENTRANCE - 110VOLT 30AMP

LABELS GROUP (CONTINUED)

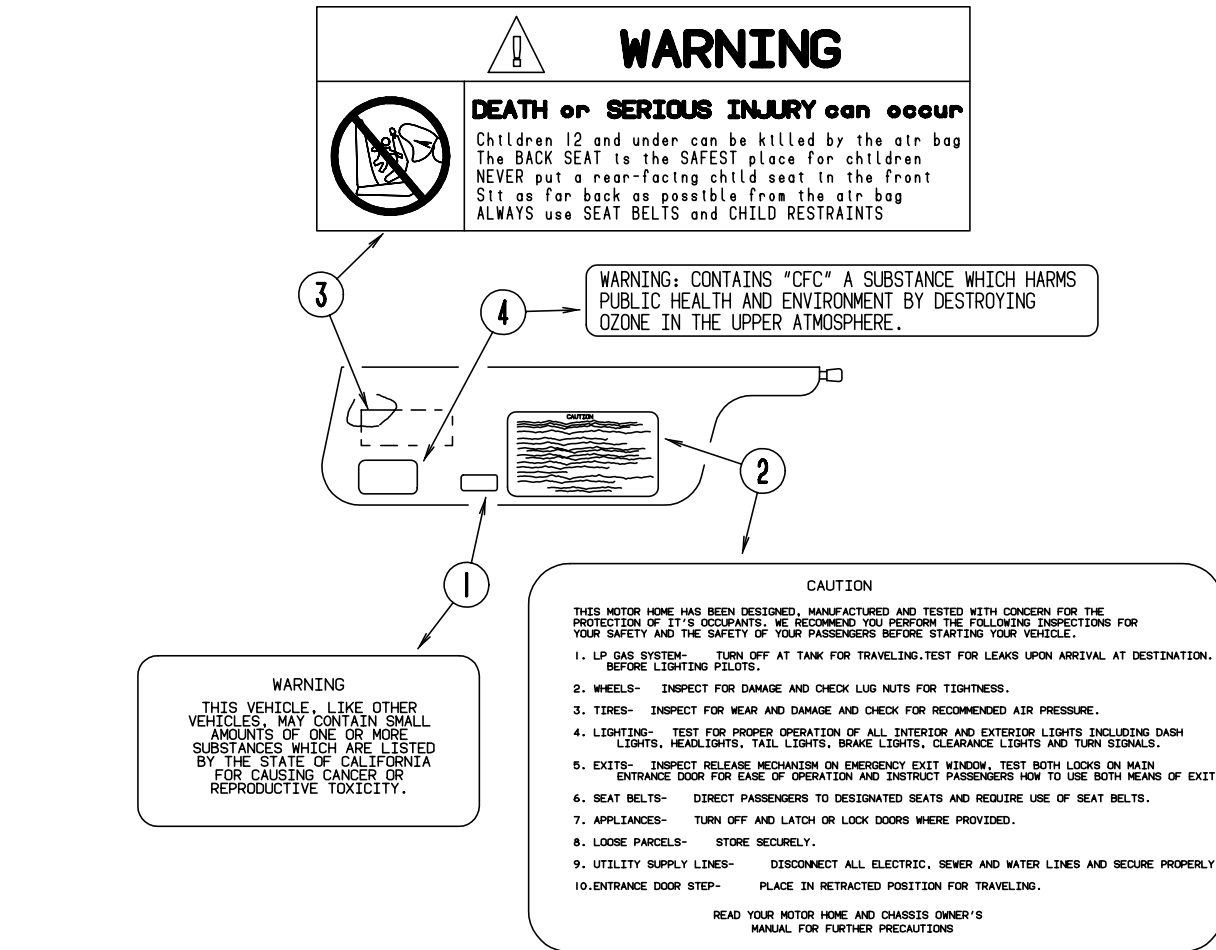


KEY	PART NUMBER	U/M DESCRIPTION
1	050225-01-000	EA LABEL - WARNING - STOVE VENT - US
1	050222-01-000	EA LABEL - STOVE VENT - CANADIAN

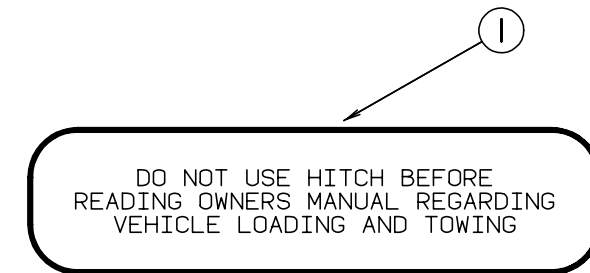
LABELS GROUP (CONTINUED)



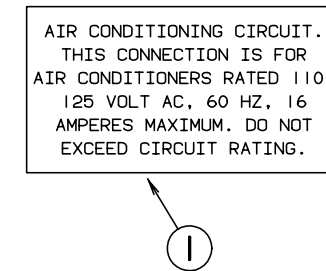
KEY	PART NUMBER	U/M DESCRIPTION
1	126024-01-01A	EA LABEL - TIRE HANGER REMOVAL



KEY	PART NUMBER	U/M DESCRIPTION
1	099689-01-000	EA LABEL - WARNING - CANCER/TOXICITY
2	056259-01-000	EA LABEL - SAFETY CHECK LIST
3	126611-01-000	EA LABEL - AIR BAG - VISOR
4	111802-01-000	EA LABEL - CFC WARNING


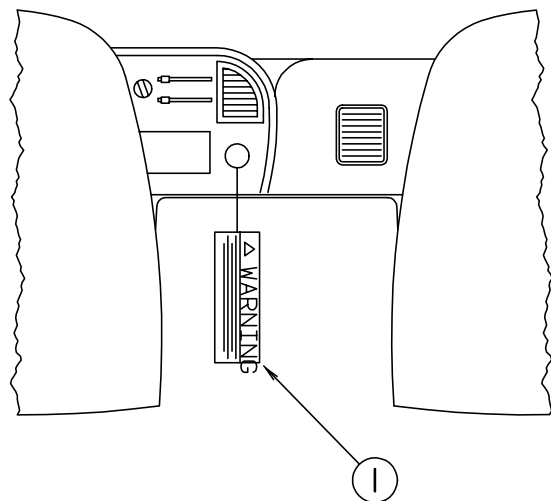


KEY	PART NUMBER	U/M DESCRIPTION
1	111104-01-000	EA LABEL - HITCH - READ MANUAL - WHITE



KEY	PART NUMBER	U/M DESCRIPTION
1	091243-01-000	EA LABEL - A/C COVER "AIR CONDITIONING CIRCUIT ETC."

LABELS GROUP (CONTINUED)



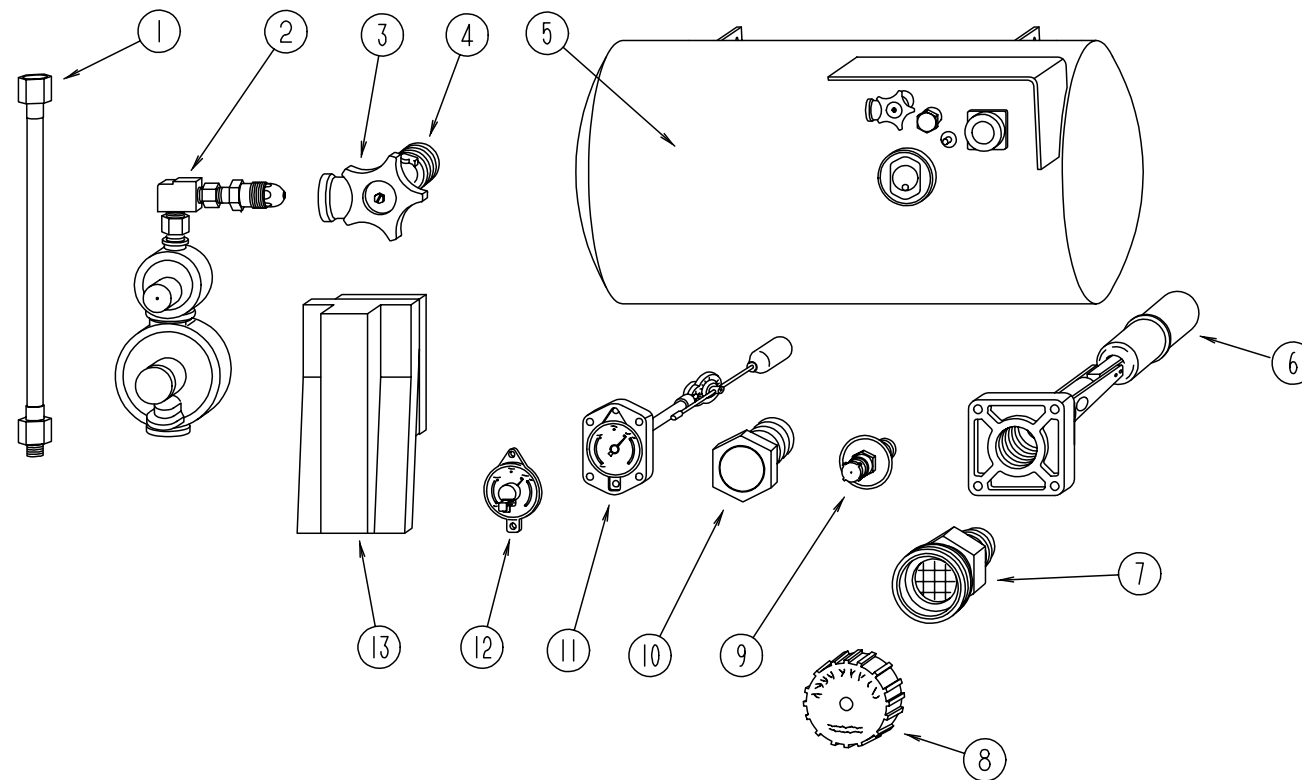
KEY	PART NUMBER	U/M	DESCRIPTION
1	126612-01-000	EA	LABEL - HANG TAG - AIR BAG - DASH

MISCELLANEOUS LABELS

KEY	PART NUMBER	U/M	DESCRIPTION
	006064-01-000	EA	LABEL - SEAT W/O SEATBELT
	061417-01-000	EA	LABEL - FUEL - ON FUEL FILL DOOR
	062043-01-000	EA	LABEL - FUEL - UNLEADED
	079965-01-000	EA	LABEL - LPG - 80% CAPACITY
	087207-05-000	EA	LABEL - FUEL CAP REMOVAL
	087236-01-000	EA	LABEL - CABLE - INPUT
	093236-08-000	EA	LABEL - CIRCUIT BREAKER
	111104-02-000	EA	LABEL - HITCH - READ MANUAL - BLACK
	113402-01-000	EA	LABEL - CAUTION - WATER HEATER EXHAUST
	126247-05-000	EA	LABEL - GRAY HOLDING TANK-BLACK LETTERS/CLEAR BACKGROUND
	126247-06-000	EA	LABEL - BLACK HOLDING TANK-BLACK LETTERS/CLEAR BACKGROUND
	128658-01-000	EA	LABEL - PROP ROD - ENTRY DOOR
	128218-01-01A	EA	LABEL - WARNING - ROOF SLIPPERY

FROM: 08-25-97 THRU: 99-99-99

LP GROUP

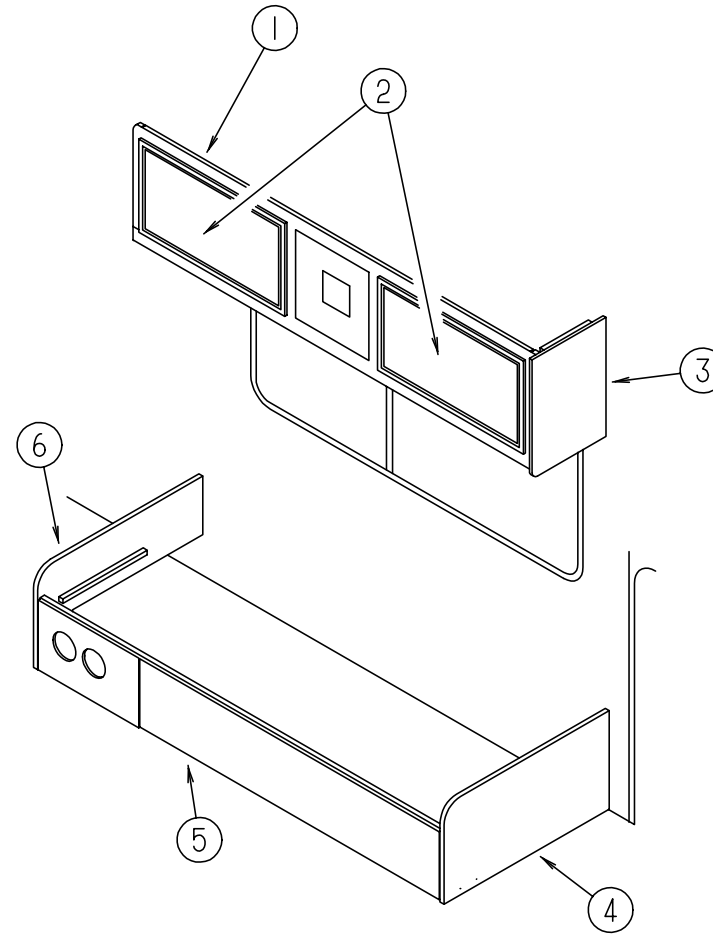


LP SYSTEM

KEY	PART NUMBER	U/M	DESCRIPTION	VENDOR NO.
1	045703-05-000	EA	HOSE - LP - 3/8"ID X 28" - 3/8"MPT X 1/2"F SWIVEL - U.S.	
1	045703-06-000	EA	HOSE - LP - 3/8"ID X 28" - 3/8"MPT X 1/2"F SWIVEL - CANADA	
2	106150-01-000	EA	REGULATOR - TWO STAGE -W/90 DEGREE ELBOW & 3/8" FPT OUTLET	
3	040421-01-708	EA	HANDWHEEL-SERVICE VALVE	G-1015-A
4	040421-01-712	EA	VALVE,SERV. W/O VAPOR RELIEF	29000853
5	097821-01-000	EA	TANK - LP - 60 LB BRUNNER - 14" X 30"	
6	040421-01-711	EA	VALVE-80% FILL W/AUTO STOP	LLL/TL3
7	040421-01-701	EA	VALVE-FILL-SHORT, LP	7547B
8	040421-01-702	EA	CAP-FILL VALVE, PLASTIC	G-1014-A
9	040421-01-700	EA	VALVE-LIQUID LEVEL, 20%	G-1013
10	040421-01-713	EA	VALVE-RELIEF 1" W/SPRING 7"	29000587
11	040421-01-707	EA	FLOAT ASM.(SIGHT GAUGE) 14"	14C
12	040440-02-000	EA	TRANSMITTER - DIAL - 0-90 OHM -2 TERMINAL (POWER & GROUND)	
13	105658-01-000	EA	COMPARTMENT - LP REGULATOR	
	024250-01-000	EA	ADAPTER - BRASS - 3/8" F X 1/2" FPT	
	010326-01-000	EA	ADAPTER - FLARE - W/CONE GASKET - 3/8" FEMALE X 1/2" MALE	
	010380-02-000	EA	NUT - BRASS - 1/2" FLARE - FORGED	
	010323-01-000	EA	ADAPTER - BRASS - 3/8" F X 1/2" MPT	
	010252-01-000	EA	ELBOW - BRASS - 90 DEGREE - 3/8" F X 1/2" MPT	
	010377-02-000	EA	NUT - BRASS - 3/8" FLARE - FORGED	
	103613-03-000	EA	DETECTOR - LP GAS - W/O SHUT-OFF VALVE	

LOUNGE GROUP

FRONT DRIVER SIDE LOUNGE CABINETRY W/O FRONT ENTERTAINMENT CENTER

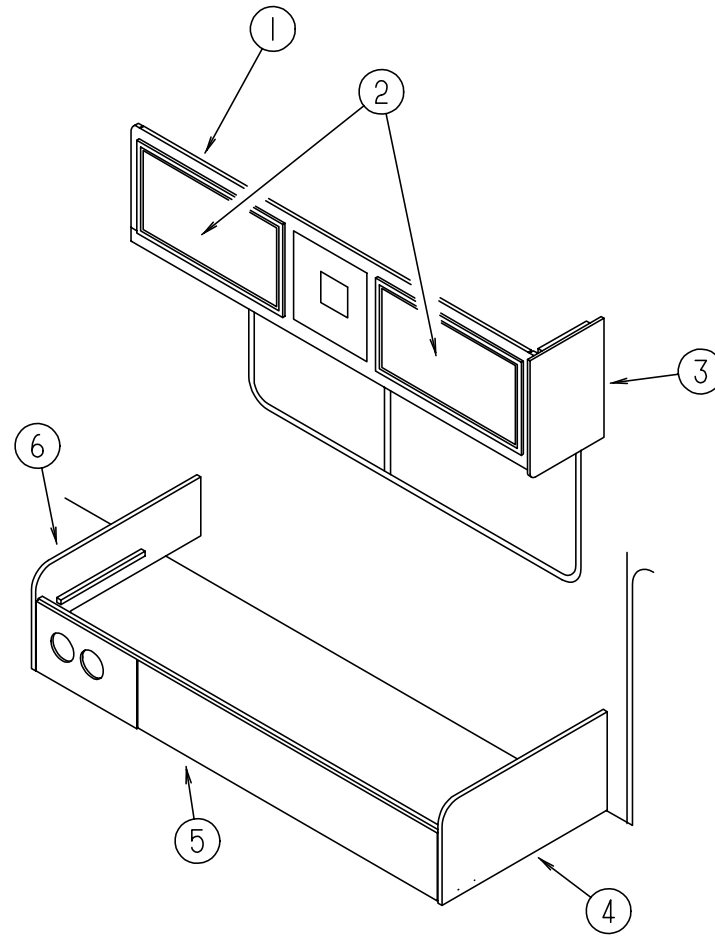


KEY	PART NUMBER	U/M	DESCRIPTION
1	122926-01-K09	EA	CABINET - OVERHEAD - W/O DOORS/HARDWARE FROM: 00-00-00 THRU: 09-20-98
1	122926-01-K10	EA	CABINET - OVERHEAD - W/O DOORS/HARDWARE FROM: 00-00-00 THRU: 09-20-98
1	122926-01-K11	EA	CABINET - OVERHEAD - W/O DOORS/HARDWARE FROM: 00-00-00 THRU: 09-20-98
1	122926-01-K12	EA	CABINET - OVERHEAD - W/O DOORS/HARDWARE FROM: 00-00-00 THRU: 09-20-98
1	122926-04-K09	EA	CABINET - OVERHEAD - W/O DOORS/HARDWARE FROM: 09-21-98 THRU: 99-99-99
1	122926-04-K10	EA	CABINET - OVERHEAD - W/O DOORS/HARDWARE FROM: 09-21-98 THRU: 99-99-99
1	122926-04-K11	EA	CABINET - OVERHEAD - W/O DOORS/HARDWARE FROM: 09-21-98 THRU: 99-99-99
1	122926-04-K12	EA	CABINET - OVERHEAD - W/O DOORS/HARDWARE FROM: 09-21-98 THRU: 99-99-99

KEY	PART NUMBER	U/M	DESCRIPTION
2	131995-62-K09	EA	DOOR - RAIL/SOLID PANEL - 11.4" X 28.1" - W/O HARDWARE (K09,K11)
2	131995-62-K10	EA	DOOR - RAIL/SOLID PANEL - 11.4" X 28.1" - W/O HARDWARE (K10,K12)
3	109908-09-J40	EA	END CAP - OVERHEAD CABINET (K09,K11)
3	109908-09-G04	EA	END CAP - OVERHEAD CABINET (K10,K12)
4	127840-02-J20	EA	PANEL - LEFT END - SOFA/BED - FABRIC COVERED (K09,K10)
4	127840-02-K11	EA	PANEL - LEFT END - SOFA/BED - FABRIC COVERED (K11,K12)
5	120992-12-K09	EA	PANEL - FRONT KICK W/VENT - SOFA/BED - FABRIC COVERED (K09,K10)
5	120992-12-K11	EA	PANEL - FRONT KICK W/VENT - SOFA/BED - FABRIC COVERED (K11,K12)
5	120992-08-J20	EA	PANEL - FRONT KICK W/VENT - SOFA/BED - FABRIC COVERED (K09,K10)
5	120992-08-K11	EA	PANEL - FRONT KICK W/VENT - SOFA/BED - FABRIC COVERED (K11,K12)
	121906-01-02B	EA	BRACKET - KICKBOARD - E-COATED
6	127840-06-J20	EA	PANEL - RIGHT END W/CUTOUT - SOFA/BED - FABRIC COVERED (K09,K10)
6	127840-06-K11	EA	PANEL - RIGHT END W/CUTOUT - SOFA/BED - FABRIC COVERED (K11,K12)
	083125-07-000	EA	BRACE-COUCH - OFF WHITE
	082525-01-000	EA	BRACE-COUCH - FLOOR MOUNT - ANGLE 3" LONG - METAL

LOUNGE GROUP (CONTINUED)

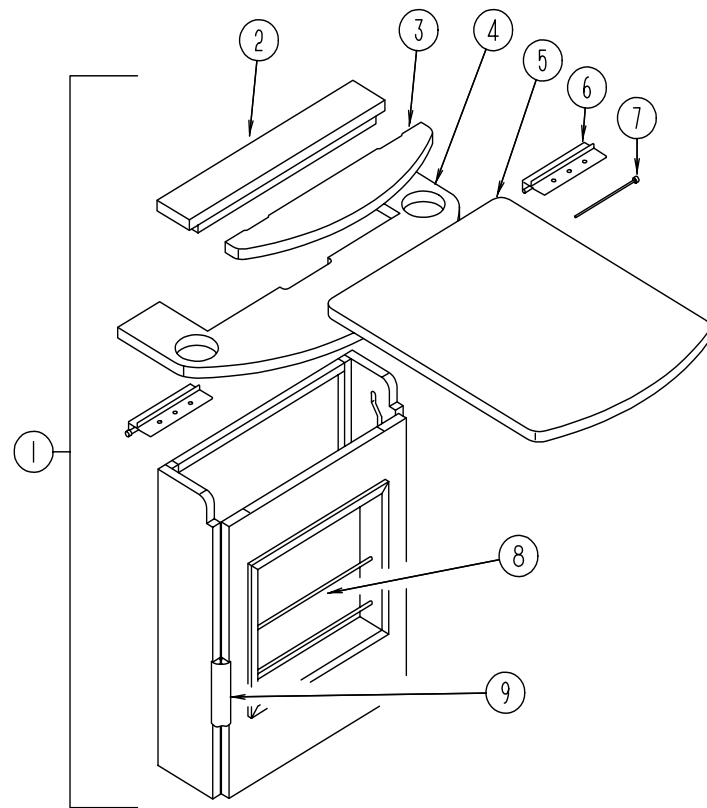
FRONT DRIVER SIDE LOUNGE CABINETRY W/FRONT ENTERTAINMENT CENTER



KEY	PART NUMBER	U/M	DESCRIPTION
1	122926-02-K09	EA	CABINET - OVERHEAD - W/O DOORS/HARDWARE FROM: 00-00-00 THRU: 09-20-98
1	122926-02-K10	EA	CABINET - OVERHEAD - W/O DOORS/HARDWARE FROM: 00-00-00 THRU: 09-20-98
1	122926-02-K11	EA	CABINET - OVERHEAD - W/O DOORS/HARDWARE FROM: 00-00-00 THRU: 09-20-98
1	122926-02-K12	EA	CABINET - OVERHEAD - W/O DOORS/HARDWARE FROM: 00-00-00 THRU: 09-20-98
1	122926-03-K09	EA	CABINET - OVERHEAD - W/O DOORS/HARDWARE FROM: 00-00-00 THRU: 99-99-99
1	122926-03-K10	EA	CABINET - OVERHEAD - W/O DOORS/HARDWARE FROM: 00-00-00 THRU: 99-99-99
1	122926-03-K11	EA	CABINET - OVERHEAD - W/O DOORS/HARDWARE FROM: 00-00-00 THRU: 99-99-99
1	122926-03-K12	EA	CABINET - OVERHEAD - W/O DOORS/HARDWARE FROM: 00-00-00 THRU: 99-99-99

KEY	PART NUMBER	U/M	DESCRIPTION
2	131995-B0-K09	EA	DOOR - RAIL/SOLID PANEL - 14.3" X 26.7" - W/O HARDWARE (K09,K10)
2	131995-B0-K10	EA	DOOR - RAIL/SOLID PANEL - 14.3" X 26.7" - W/O HARDWARE (K11,K12)
3	109908-09-J40	EA	END CAP - OVERHEAD CABINET (K09,K11)
3	109908-09-G04	EA	END CAP - OVERHEAD CABINET (K10,K12)
4	127840-02-J20	EA	PANEL - LEFT END - SOFA/BED - FABRIC COVERED (K09,K10)
4	127840-02-K11	EA	PANEL - LEFT END - SOFA/BED - FABRIC COVERED (K11,K12)
5	120992-12-K09	EA	PANEL - FRONT KICK W/VENT - SOFA/BED - FABRIC COVERED (K09,K10)
5	120992-12-K11	EA	PANEL - FRONT KICK W/VENT - SOFA/BED - FABRIC COVERED (K11,K12)
5	120992-08-J20	EA	PANEL - FRONT KICK W/VENT - SOFA/BED - FABRIC COVERED (K09,K10)
5	120992-08-K11	EA	PANEL - FRONT KICK W/VENT - SOFA/BED - FABRIC COVERED (K11,K12)
	121906-01-02B	EA	BRACKET - KICKBOARD - E-COATED
6	127840-06-J20	EA	PANEL - RIGHT END W/CUTOUT - SOFA/BED - FABRIC COVERED (K09,K10)
6	127840-06-K11	EA	PANEL - RIGHT END W/CUTOUT - SOFA/BED - FABRIC COVERED (K11,K12)
	083125-07-000	EA	BRACE-COUCH - OFF WHITE
	082525-01-000	EA	BRACE-COUCH - FLOOR MOUNT - ANGLE 3" LONG - METAL

LOUNGE GROUP (CONTINUED)



FRONT DRIVER'S SIDE PULLOUT TABLE

KEY	PART NUMBER	U/M	DESCRIPTION
1	096928-04-J40	EA	CABINET - F/TABLE - W/TOPS (K09,K11)
1	096928-04-G04	EA	CABINET - F/TABLE - W/TOPS (K10,K12)
2	096928-23-J40	EA	COVER - TOP/BACK PULLOUT TABLE (K09,K11)
2	096928-23-J40	EA	COVER - TOP/BACK PULLOUT TABLE (K10,K12)
3	096928-13-J40	EA	SHELF - SUPPORT OVER TABLE TOP (K09,K11)
3	096928-13-G04	EA	SHELF - SUPPORT OVER TABLE TOP (K10,K12)
4	096928-24-J40	EA	TOP - PULLOUT TABLE W/CUP HOLES (K09,K11)
4	096928-24-G04	EA	TOP - PULLOUT TABLE W/CUP HOLES (K10,K12)
5	096928-11-J40	EA	TOP - PULLOUT TABLE (K09,K11)
5	096928-11-G04	EA	TOP - PULLOUT TABLE (K10,K12)
6	009059-01-000	EA	HINGE - DOOR - 2" X 1.4" - BRASS
7	079921-01-000	EA	ROLLER - NYLON - W/STEEL SHAFT - BARBED
8	097208-01-J40	EA	MAGAZINE RACK (K09,K11)
8	097208-01-H07	EA	MAGAZINE RACK (K10,K12)
9	042357-20-000	EA	MOLDING - CORNER - RADIUS/PLASTIC - WATERFORD OAK
9	081521-02-007	EA	MOUNT - METAL MOLDING - F/RADIUS CORNER MOLDING - 12.5' EA
	079789-02-000	EA	SUPPORT - TABLE - PULLOUT
	079749-51-001	EA	SUPPORT - TABLE - EXTRUSION - 192"
	096928-21-J40	EA	SIDE END - TABLE - RIGHT SIDE - 27.6" X 6.2" (K09,K11)
	096928-21-G04	EA	SIDE END - TABLE - RIGHT SIDE - 27.6" X 6.2" (K10,K12)
	096928-22-J40	EA	SIDE END - TABLE - LEFT SIDE - 27.6" X 6.2" (K09,K11)
	096928-22-G04	EA	SIDE END - TABLE - LEFT SIDE - 27.6" X 6.2" (K10,K12)
	016604-01-000	EA	BRACE - CABINET - ANGLE - 2.5" - UNPAINTED METAL
	080728-01-000	EA	HANDLE - PULL - 1.3" X 4.4" - BROWN PLASTIC

SEALANTS & FASTENERS GROUP

BOLTS, NUTS & WASHERS

KEY	PART NUMBER	U/M	DESCRIPTION
	000C12-05-12B	EA	BOLT - HEX - 5/16-18 X 3/4 - ZINC 5
	000C12-05-16B	EA	BOLT - HEX - 5/16-18 X 1 - ZINC 5
	000C12-06-16B	EA	BOLT - HEX - 3/8-16 X 1 LG - ZINC 5
	000C12-07-20B	EA	BOLT - HEX - 7/16-14 X 1 1/4 - ZINC 5
	000C12-08-24B	EA	BOLT - HEX - 1/2-13 X 1.50 - ZINC 5
	000C13-07-48B	EA	BOLT - HEX - 7/16-20 X 3 - ZINC 5
	000C18-05-40A	EA	BOLT - ELEVATOR - 5/16-18 X 2.50 - PL
	000C18-06-48B	EA	BOLT - ELEVATOR - 3/8-16 X 3 - ZINC - GRADE 5
	000C26-04-14B	EA	BOLT - HEX - SERRATED FLANGE - 1/4-20 X 7/8 - ZINC
	000C26-04-10B	EA	BOLT - HEX - SERRATED FLANGE - 1/4-20 X 5/8 - ZINC
	000C26-05-12B	EA	BOLT - HEX - SERRATED FLANGE - 5/16-18 X 3/4 - ZINC
	000C26-05-16B	EA	BOLT - HEX - SERRATED FLANGE - 5/16-18 X 1 - ZINC
	000C26-06-16B	EA	BOLT - HEX - SERRATED FLANGE - 3/8-16 X 1 - ZINC
	000C26-08-24B	EA	BOLT - HEX - SERRATED FLANGE - 1/2-13 X 1.5 ZINC
			FROM: 10-07-97 THRU: 99-99-99
	051387-06-000	EA	BOLT - CARRIAGE W/O HOLE - 5/16-18 X 9.5 - ZINC
	106166-01-000	EA	BOLT/COLLARED HANGER - 8-32 X 1"
	000D24-10-00B	EA	NUT - HEX - SELF LOCKING - 10-32 ZINC
	000D29-09-00B	EA	NUT - HEX - SELF LOCKING - 9/16-12 ZINC
	000D34-06-00B	EA	NUT - HEX - LOCKING - 3/8 - 16 GRADE C - ZINC-PREVAILING T
	000D39-04-00B	EA	NUT - HEX - SERRATED FLANGE/LOCKING - 1/4 - 20 - ZINC
	000D39-05-00B	EA	NUT - HEX - SERRATED FLANGE/LOCKING - 5/16 - 18 - ZINC
	000D39-06-00B	EA	NUT - HEX - SERRATED FLANGE/LOCKING - 3/8 - 18 - ZINC
	000D39-07-00B	EA	NUT - HEX - SERRATED FLANGE/LOCKING - 7/16 - 14 - ZINC
	000D39-08-00B	EA	NUT - HEX - SERRATED FLANGE/LOCKING - 1/2 - 13 - ZINC
	000D44-07-00B	EA	NUT - HEX - SERRATED FLANGE/LOCKING - 7/16-20 - ZINC
	040921-01-000	EA	NUT - SPEED - U TYPE - 10-24 BLACK
	044364-02-000	EA	NUT - SPEED - FLAT - ROUND
	087234-01-000	EA	NUT - JACK - 1/4 X 20 THD - MOLLY
	000E11-07-00B	EA	WASHER - LOCKING - 7/16 MED SPLIT - ZINC
	000E11-08-00B	EA	WASHER - LOCKING - 1/2 MED SPLIT - ZINC
	000E13-17-00B	EA	WASHER - FLAT - 3/8 AR - ZINC
	000E13-18-00B	EA	WASHER - FLAT - 3/8 WIDE - ZINC
	000E13-20-00B	EA	WASHER - FLAT - 7/16 WIDE - ZINC
	000E13-21-00B	EA	WASHER - FLAT - W/2 NAR - ZINC
			FROM: 10-07-97 THRU: 99-99-99
	077071-01-000	EA	WASHER - FENDER - 3/16"ID X 1" OD
	008343-01-000	EA	TIE - WIRE - 6"
	081211-05-000	EA	PLUG - PLASTIC - .188 DIAMETER - NATURAL
	085774-01-000	FT	FASTENER - DUAL HOOK - 1" WIDE - ADHESIVE BACK - BLACK
	085774-02-000	FT	FASTENER - DUAL HOOK - 1" WIDE - ADHESIVE BACK - BLACK
	108046-01-000	EA	CABLE TIE - SCREW MOUNT 8"
	108046-02-000	EA	CABLE TIE - SCREW MOUNT 15"
	110943-02-000	FT	FELTSTRIP - 3/8" - ADHESIVE BACK - WHITE
	068938-03-000	EA	BEARING - SNAP IN - .38"ID - TYPE 7

SEALANTS & FASTENERS GROUP (CONTINUED)

SCREWS

KEY	PART NUMBER	U/M	DESCRIPTION
	0G1208-12-170	EA	SCREW - 8-18 X .75 POH - BRIGHT WHITE
	0G1108-12-170	EA	SCREW - 8-18 X .75 PPH - BRIGHT WHITE
	0G3908-08-170	EA	SCREW - SF/DR - 8-18 X .50 PPH - BRIGHT WHITE
	0G3908-20-170	EA	SCREW - SF/DR - 8-18 X 1.25 PPH - BRIGHT WHITE
			FROM: 12-01-97 THRU: 01-25-98
	0G3908-24-170	EA	SCREW - SF/DR - 8-18 X 1.50 PPH - BRIGHT WHITE
	0G5508-12-170	EA	SCREW - SF/DR - 8-18 X .75 PWH - BRIGHT WHITE
	0G5508-16-250	EA	SCREW - SF/DR - 8-18 X 1.00 PWH
	0G6710-08-170	EA	SCREW - 10-12 X 1/2 PPH - BRIGHT WHITE
	000C18-06-56A	EA	BOLT - ELEVATOR - 3/8-16 X 3 1/2 - GRADE 5
	106477-01-000	EA	SCREW - 14 - 10 X 3.00 - PFH
	000G13-05-10B	EA	SCREW - 5-12 X 5/8 PFH - ZINC
	000G68-06-12B	EA	SCREW - 6-18 X .75 POH
	000G12-06-08T	EA	SCREW - 6-20 X 1/2 POH - BLACK
	000G13-06-16J	EA	SCREW - 6-20 X 1 PFH - BRASS
	000G13-06-10G	EA	SCREW - 6-20 X 5/8 PFH - ANTIQUE BRASS
	000G13-06-08G	EA	SCREW - 6-20 X .50 PFH - ANTIQUE BRASS
	000G13-06-24J	EA	SCREW - 6-20 X 1.50 PFH - BRASS
	000G11-06-10J	EA	SCREW - 6-20 X 5/8 PPH - BRASS
	000G11-06-08B	EA	SCREW - 6-20 X .50 PPH - ZINC
	000G11-07-08B	EA	SCREW - 7-19 X .50 PPH - ZINC
	000G11-08-12B	EA	SCREW - 8-18 X .75 PPH - ZINC
	000G11-08-08B	EA	SCREW - 8-18 X .50 PPH - ZINC
	000G11-08-06B	EA	SCREW - 8-18 X 3/8 PPH - ZINC
	000G11-08-20B	EA	SCREW - 8-18 X 1.25 PPH - ZINC
	000G11-08-16S	EA	SCREW - 8-18 X 1 PPH - OFF WHITE
	000G11-08-12T	EA	SCREW - 8-18 X .75 PPH - BLACK
	000G11-08-12P	EA	SCREW - 8-18 X .75 PPH - DARK BROWN
	000G11-08-12D	EA	SCREW - 8-18 X .75 PPH - BLACK
	000G11-08-16B	EA	SCREW - 8-18 X 1 PPH - ZINC
	000G11-10-12S	EA	SCREW - 10-16 X .75 PPH - OFF WHITE
	000G68-10-36T	EA	SCREW - 10-12 X 2.25 POH BLACK
	000G12-08-12S	EA	SCREW - 8-18 X .75 POH - OFF WHITE
	000G13-08-16B	EA	SCREW - 8-18 X 1 PFH - ZINC
	000G18-08-22B	EA	SCREW - MACHINE - 8-32 X 1 3/8 PPH - ZINC
	000G19-10-12F	EA	SCREW - MACHINE - 10-32 X .75 - PPH - STAINLESS STEEL
	000G32-10-06B	EA	SCREW - 10-32 X 3/8 PPH - ZINC
	000G39-06-10T	EA	SCREW - SF/DR - 6-20 X 5/8 PPH - BLACK
	000G39-08-16T	EA	SCREW - SF/DR - 6-20 X 1 PPH - BLACK
	000G39-06-08B	EA	SCREW - SF/DR - 6-18 X .50 - ZINC
	000G39-08-06B	EA	SCREW - SF/DR - 8-18 X 3/8 PPH - ZINC
	000G39-08-12B	EA	SCREW - SF/DR - 8-18 X .75 PPH - ZINC
	000G39-08-08S	EA	SCREW - SF/DR - 8-18 X .50 PPH - OFF WHITE
	000G39-08-08B	EA	SCREW - SF/DR - 8-18 X 1.50 PPH - ZINC
	000G39-08-24B	EA	SCREW - SF/DR - 8-18 X 1 1/2 PPH - ZINC
	000G39-08-16R	EA	SCREW - SF/DR - 8-18 X 1 PPH - BEIGE
	000G39-10-08B	EA	SCREW - SF/DR - 10-16 X .50 PPH - ZINC
	000G39-10-10B	EA	SCREW - SF/DR - 10-16 X 5/8 PPH - ZINC
	000G39-10-32B	EA	SCREW - SF/DR - 10-16 X 2 - PPH - ZINC
	000G39-10-20B	EA	SCREW - SF/DR - 10-16 X 1.25 PPH - ZINC
	000G39-10-129	EA	SCREW - SF/DR - 10-16 X .75 PPH - FLUOROCARBON SILVER
	000G39-10-12D	EA	SCREW - SF/DR - 10-16 X .75 PPH - BLACK
	000G39-10-12B	EA	SCREW - SF/DR - 10-16 X .75 PPH - ZINC
	000G39-10-088	EA	SCREW - SF/DR - 10-16 X 1/2 PPH - FLEX FLUOROCARBON
	000G42-04-16B	EA	SCREW - SF/DR - 1/4-14 X 1 HWH - ZINC
	000G46-08-24T	EA	SCREW - MACHINE - 8-32 X 1.50 PFH - BLACK
	000G50-04-12B	EA	SCREW - MACHINE - 1/4-20 X .75 PPH - ZINC
	000G52-08-18B	EA	SCREW - MACHINE - 8-32 X 1 1/8 PTH - ZINC
	000G54-04-20B	EA	SCREW - 1/4-20 X 1.25 PTH - TYPE 23 - ZINC PLATED
	000G56-12-48B	EA	SCREW - WOOD - 12-11 X 3 POH - FLUOROCARBON SILVER
	000G60-10-20B	EA	SCREW - SF/DR - 10-16 X 1.25 POH - ZINC
	000G67-10-20D	EA	SCREW - 10-12 X 1.25 PPH - BLACK

SEALANTS & FASTENERS GROUP (CONTINUED)

SCREWS (CONTINUED)

KEY	PART NUMBER	U/M	DESCRIPTION
	000G67-10-16B	EA	SCREW - 10-12 X 1 PPH - ZINC
	000G67-10-120	EA	SCREW - 10-12 X .75 PPH - TAN
	000G67-10-12P	EA	SCREW - 10-12 X .75 - PPH - DARK BROWN
	000G67-10-12B	EA	SCREW - 10-12 X .75 PPH - ZINC
	000G67-10-10S	EA	SCREW - 10-12 X 5/8 PPH - OFF WHITE
	000G67-10-10D	EA	SCREW - 10-12 X 5/8 PPH - BLACK - TYPE A
	000G67-10-10B	EA	SCREW - 10-12 X 5/8 PPH - ZINC - TYPE A
	000G67-10-08R	EA	SCREW - 10-12 X 1/2 PPH - BEIGE - TYPE A
	000G67-10-08B	EA	SCREW - 10-12 X .50 PPH - ZINC
	000G67-10-36T	EA	SCREW - 10-12 X 2.25 PPH - BLACK
	000G67-10-32B	EA	SCREW - 10-12 X 2 PPH - ZINC
	000G67-10-24B	EA	SCREW - 10-12 X 1.25 PPH - ZINC
	000G68-06-10G	EA	SCREW - 6-18 X 5/8 POH - ANTIQUE BRASS
	049465-17-000	EA	SCREW - 10-16 X 1 POH W/WASHER
	054434-02-000	EA	SCREW - SF/DR - 10-16 X 2 - ZINC
	054434-03-000	EA	SCREW - SF/DR - 10-16 X 2 - PWH - ZINC - W/O WINGS
	057671-01-000	EA	COVER - SCREW - #8 - PLASTIC - OFF WHITE
	057671-15-000	EA	COVER - SCREW - BRIGHT WHITE
	075908-01-000	EA	SCREW - MACHINE - 10-32 X .56 PTH - EXTERNAL TOOTH - ZINC
	076790-01-000	EA	SCREW - 6-20 X 1 1/4 PPH - BLACK
	083554-01-000	EA	SCREW - DRYWALL - 8 X 1.25
	083554-04-000	EA	SCREW - DRYWALL - 8 X 2.50
	086256-01-000	EA	SCREW - SF/DR - 8 X 3/4 HWH LONG
	087721-01-000	EA	SCREW - FLAT HEAD - TAPPING - 1/4" X 1 1/4" LONG - ZINC
	105126-01-000	EA	SCREW - MACH - 8-32 X 1 PPH TAPIT

CLAMPS, GROMMETS, CLIPS & RIVETS

KEY	PART NUMBER	U/M	DESCRIPTION
	000H16-04-06R	EA	RIVET - POP ALUMINUM - 1/8" X .313 - .375
	007161-01-000	EA	CLAMP - HOSE - SPRING TYPE - 1/2"
	010495-01-000	EA	CLAMP - CABLE - 9/16"
	010497-01-000	EA	CLAMP - CLOSED - 5/8" ID
	010497-03-000	EA	CLAMP - CLOSED - 1" ID - CUSHIONED
	010497-04-000	EA	CLAMP - CLOSED - 1.62" ID
	010497-08-000	EA	CLAMP - CLOSED - .125"
	010499-01-000	EA	CLAMP - CLOSED - 3/8" ID
	016188-05-000	EA	GROMMET - L/P LINE - 3/8" HOLE X 1 1/4" LONG - RUBBER
	008386-01-000	EA	GROMMET - SNAP - 3/8"
	062401-01-000	EA	CLAMP - HOSE - WORMGEAR - .25" - 1"
	062401-02-000	EA	CLAMP - HOSE - WORMGEAR - 1.56" - 2.5"
	062401-03-000	EA	CLAMP - HOSE - WORMGEAR - .22" - 1"
	062401-04-000	EA	CLAMP - HOSE - WORMGEAR - .69" - 1.25"
	062401-06-000	EA	CLAMP - HOSE - WORMGEAR - .22" - .62" ID
	062401-11-000	EA	CLAMP - HOSE - WORMGEAR - 3.50" - 4.50"
	069592-02-000	EA	RIVET-T - POP - 1/4 X .093 - .156
	071015-11-000	EA	GROMMET - 1.00 ID - FITS .12 MATERIAL
	075148-02-000	EA	CLAMP - GROUNDING - BRONZE SCREWS
	080734-02-000	EA	CLIP - WIRE NYLON
	083610-01-000	EA	CLAMP - WIRE - DUAL - UNEQUAL DIAMETERS - 3/4" & 1 1/4"
	091952-01-000	EA	CLIP - GRIPPER - 1"
	091952-02-000	EA	CLIP - GRIPPER - 3/4"
	114208-02-000	EA	GROMMET - EDGE LINER - FITS .625

FROM: 00-00-00 THRU: 08-19-97

SEALANTS & FASTENERS GROUP (CONTINUED)

ADHESIVE & FASTENERS

KEY	PART NUMBER	U/M	DESCRIPTION	VENDOR NO.
	004006-05-700	EA	ADHESIVE-NAT. STARCH (5 GAL)	0802
	004020-01-000	QT	ADHESIVE - ABS CEMENT - QUART	
	053766-02-000	EA	BEDDING COMPOUND - TUBE - WHITE	
	053766-06-000	EA	BEDDING COMPOUND - TUBE - CLEAR	
	034552-02-000	EA	SILICONE - TUBE - 300 ML - W/O NOZZLE - CLEAR	
	039518-01-000	EA	SILICONE - TUBE - 300 ML - BLACK - W/O NOZZLE	
	108716-03-000	EA	SILICONE - TUBE - BRIGHT WHITE/SELF LEVELING - W/O NOZZLE	
	069640-01-000	FT	SEALER - RIBBON - 1/4" DIAMETER X 30'	
	069640-07-000	FT	SEALER - TAPE - 3/32"THICK X 2"WIDE X 45'	
	069640-09-000	FT	SEALER - TAPE - .032"THICK X 2.50"WIDE X 80'	
	069640-10-000	FT	SEALER - TAPE - 1/32"THICK X 1.50"WIDE X 90'	
	069640-11-000	FT	SEALER - TAPE - 3/16"THICK X 3/8"WIDE X 40'	
	069640-17-000	FT	SEALER - TAPE - 1/32" THICK X 1"WIDE X 90'	
	069640-18-000	FT	SEALER - TAPE - 1/2"THICK X 1/8"WIDE X 60' - BRT/WHITE	
	069640-19-000	FT	SEALER - TAPE - 3/4" X 1/8" X 60' - BRIGHT WHITE	
	069640-21-000	FT	SEALER - TAPE - 1/2" THICK X 1/16" WIDE X 100' - BRT WHT	
	069640-22-000	FT	SEALER - TAPE - 1/4" X 1/32" WIDE - BRIGHT WHITE	
	072889-09-000	EA	SEALANT - URETHANE - BLACK (TUBE)	
	072889-10-000	EA	SEALANT - URETHANE (HV) - BRIGHT WHITE	
	072889-12-000	EA	SEALANT - URETHANE (LV) BRIGHT WHITE	
	120074-02-01A	EA	SEALANT - SILICONE - OFF WHITE	
	076314-02-000	FT	TAPE - CARPET SEAM - HEAT-BOND - 4" WIDE	
	076322-01-000	FT	TAPE - DOUBLE COATED/ADHESIVE BACK - .025"THK X .75"W X18'	
	076322-02-000	FT	TAPE - DOUBLE COATED/ADHESIVE BACK - .045"THK X .1"W X108'	
	076322-05-000	FT	TAPE - DOUBLE COATED/ADHESIVE BACK - .045"THK X .75"W X 9'	
	076322-07-000	FT	TAPE - DOUBLE COATED/ADHESIVE BACK - .045"THK X .50"W X 9'	
	123816-01-000	FT	TAPE - DOUBLE SIDED - 1"	
	123816-02-000	FT	TAPE - DOUBLE SIDED - 1/2" X 35 MIL THICK	
	123816-03-000	FT	TAPE - DOUBLE SIDED - 1/2" X 20 MIL THICK	
	087211-01-000	GL	PROMOTER - ADHESIVE	
	091255-02-000	FT	SEAL - ADHESIVE BACKED/FOAM - .18" THICK X 1.5" WIDE	
	102352-01-000	EA	SEALER - PUMPABLE - BLACK	
	102352-02-000	EA	SEALER - PUMPABLE - CLEAR	
	106206-01-000	EA	SEALER - PUMPABLE - MANUS 30A - BLACK	
	120534-01-01A	EA	TAPE - SCOTCH - 3M - 1/2" FINE LINE	
	900390-01-000	EA	TIP - 2 1/2" X 1/8" ORIFICE	
	900390-03-000	EA	NOZZLE - SILICONE TUBE	

WATER & SEWAGE GROUP

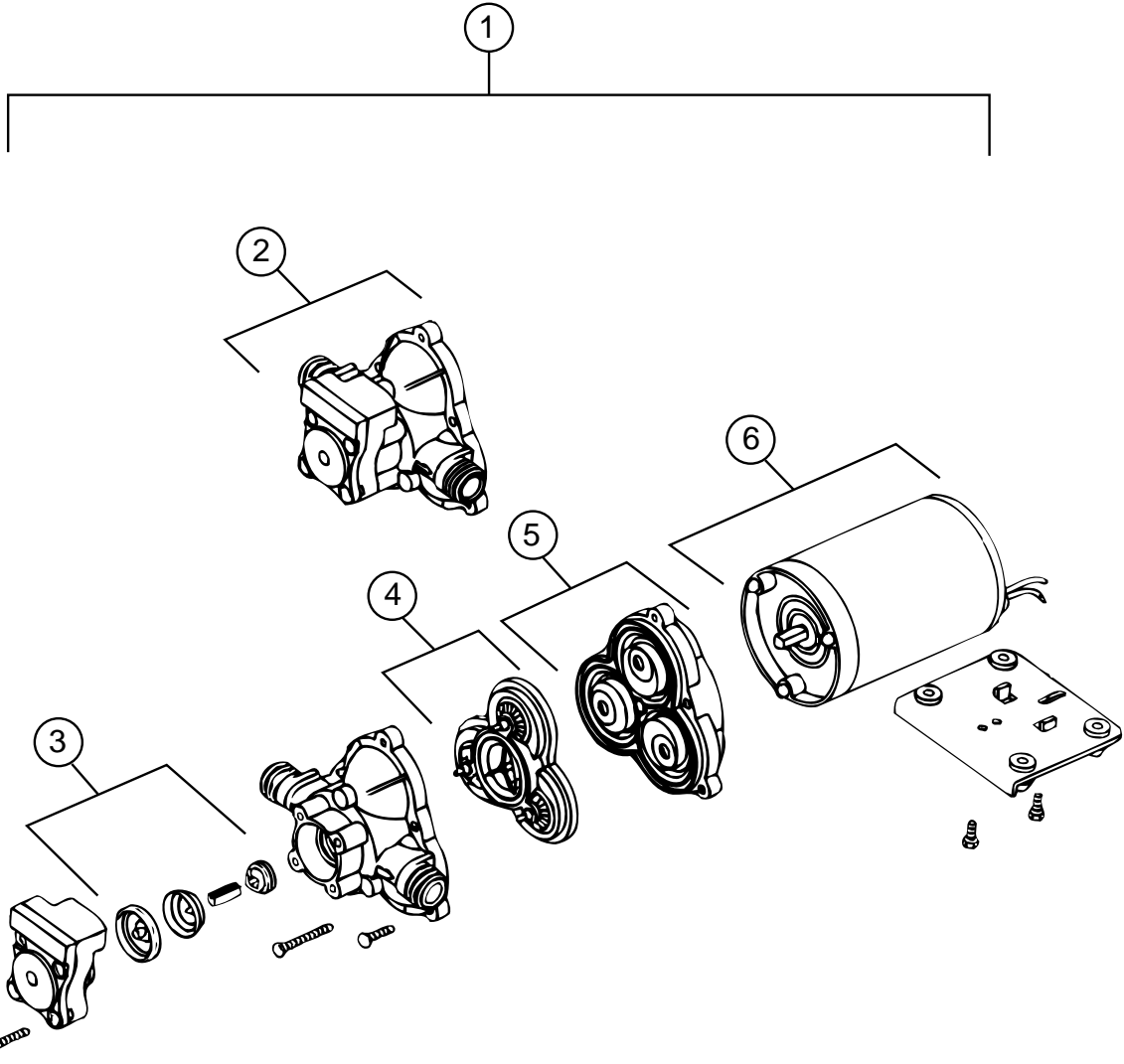
WATER TANK

KEY	PART NUMBER	U/M	DESCRIPTION
	119109-06-000	EA	TANK - WATER - 40 GALLON - W/FITTINGS
	119109-01-000	EA	TANK - WATER - 40 GALLON - W/O FITTINGS
	042989-03-000	EA	FITTING - WATER TANK - SPINWELD - 1 1/4"NPT - PLASTIC
	042989-04-000	EA	FITTING - WATER TANK - SPINWELD - 3/8 FPT - WHITE PLASTIC
	042989-05-000	EA	FITTING - WATER TANK - SPINWELD - 1/2"FPT - PLASTIC
	049032-01-000	EA	PATCH - SPINWELD - 3/8" - PLASTIC
	077954-02-000	EA	FILTER - WATER TANK - W/SCREEN IN TANK
	039861-01-000	EA	SENDING UNIT - W/SCREW - WASHER - WELL NUT/TERMINAL RING
	091208-01-000	EA	WASHER - RUBBER - .06" X .75" X .5"

WATER SYSTEM COMPONENTS

KEY	PART NUMBER	U/M	DESCRIPTION
	046128-01-000	EA	VALVE - DRAIN - PLASTIC - 1/2" FPT
	101814-01-000	EA	COUPLING - FEMALE - 1/2" X 1/2" FPT - GRAY
	110438-02-000	EA	VALVE - CHECK - BRASS - 1/2 MPT X 1/2 FPT
	010224-01-000	EA	ADAPTER - HOSE TO PIPE - 3/8 MPT X 3/8 BARB - PLASTIC
	044927-01-000	EA	ADAPTER - HOSE TO PIPE-1 1/4 MPTX1 1/4 BARB-BLACK PLASTIC
	123152-01-000	EA	ADAPTER - 1/2 FPT X 1/2 BARB - SWIVEL
	074462-02-000	FT	TUBING - VINYL - 3/8 ID X 20' - CLEAR
	079381-01-000	FT	TUBING - SMOOTH FLEXIBLE - 1 3/8 ID X 20'
	124188-02-000	FT	TUBING - PEX 1/2" ID X 20' (RED)
	010230-06-000	EA	FILL - CITY WATER - W/CHECK VALVE - MPT
	123150-01-000	EA	ELBOW - 1/2 FPT X 1/2 BARB - SWIVEL
	035539-01-000	EA	ELBOW - PLASTIC - 3/8 MPT X 3/8 BARB
	111223-02-000	EA	ELBOW - PLASTIC - 1/2MPT X 3/8 BARB
	113697-01-000	EA	CAP - 3/8 FTG
	115029-01-000	FT	HOSE - WATER - 3/8 ID
	114428-01-000	EA	TEE - 1/2"P X 1/2"P X 1/2"P
	114428-02-000	EA	TEE - SWIVEL - 1/2"P X 1/2"P X 1/2"FPT
	114428-03-000	EA	TEE - 1/2"P X 1/2"P X 1/2"MPT
	114429-01-000	EA	ELBOW - 1/2"P X 1/2"P
	114429-02-000	EA	ELBOW - 1/2"P X 1/2"MPT
	114429-03-000	EA	ELBOW - FLAIR-IT SWIVEL - 1/2"P X 1/2"FPT
	114430-02-000	EA	ADAPTER - SWIVEL - 1/2"P X 1/2"FPT
	114430-03-000	EA	ADAPTER - 1/2"P X 1/2"MPT
	114430-06-000	EA	ADAPTER - 1/2P X 3/8FPT
	114431-02-000	EA	VALVE - WATER BYPASS - 1/2"P - THREE WAY (WATER HEATER)
	114431-03-000	EA	VALVE - 90 DEGREE DRAIN - 1/2"P

WATER & SEWAGE GROUP (CONTINUED)



WATER PUMP - SHURFLO

KEY	PART NUMBER	U/M	DESCRIPTION	VENDOR NO.
1	098607-01-000	EA	PUMP - WATER - W/.5" MPT FITTING - FLOW W.9 GPM - UL	
2	098607-01-706	EA	HOUSING - W/ SWITCH ONLY	94-231-20
3	098607-01-705	EA	VALVE - CHECK - KIT	94-237-00
4	098607-01-703	EA	VALVE KIT	94-232-00
5	098607-01-702	EA	DIAPHRAGM/ DRIVE ASSEMBLY KIT	94-238-04
6	098607-01-707	EA	MOTOR W/ BASEPLATE	11-148-04

WATER & SEWAGE GROUP (CONTINUED)

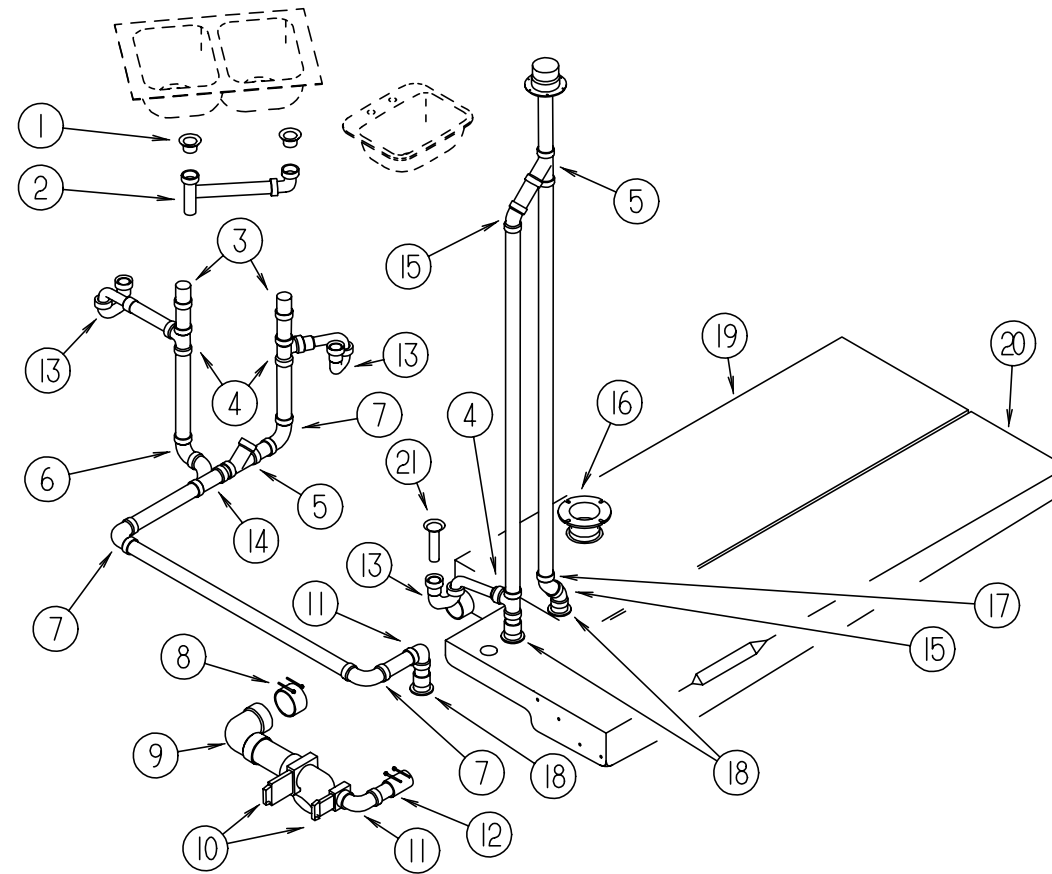
WATER HEATERS

KEY	PART NUMBER	U/M	DESCRIPTION
*	051393-01-000	EA	WATER HEATER - GH6-8E - ELECTRONIC IGNITION W/MOTOR AID
*	051391-03-000	EA	WATER HEATER G6A-8E ELECTRONIC IGNITION
	097967-01-000	EA	SWITCH - WATER HEATER - REMOTE W/LIGHT

***COMPONENT PARTS FOUND IN SERVICE PARTS LIBRARY**

WATER & SEWAGE GROUP (CONTINUED)

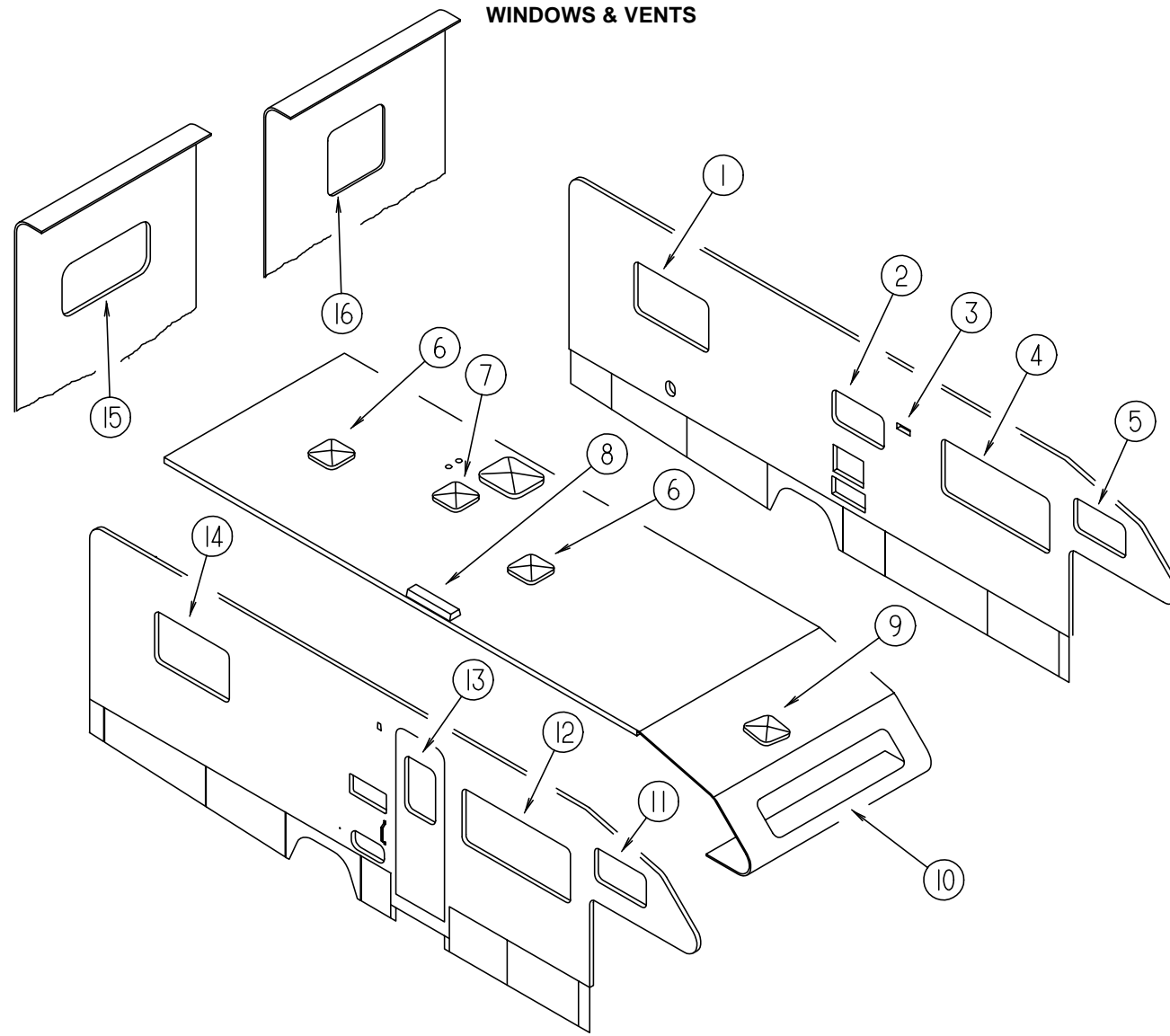
DRAINAGE SYSTEM



KEY	PART NUMBER	U/M	DESCRIPTION	VENDOR NO.	KEY	PART NUMBER	U/M	DESCRIPTION	VENDOR NO.
1	092303-01-000	EA	STRAINER - SINK		13	107538-01-000	EA	P TRAP - PLASTIC - 1 1/4" W/EXTENSION ARM	
2	011091-02-000	EA	WASTE - CONTINUOUS - DOUBLE SINK		13	011071-01-000	EA	P-TRAP - PLASTIC - 1 1/2" - CSA	
3	079968-01-000	EA	VENT - MECHANICAL/TRAP ARM - ANTI-SIPHON-2" X 7.3" PLASTIC		109571-01-000	EA	ADAPTER - P TRAP - 1 1/2"P X 1 1/4"MPT		
4	010071-01-000	EA	TEE - SANITARY - 1 1/2 HUB X HUB X HUB - PLASTIC		14	031365-02-000	EA	TEE - PLASTIC - 1 1/2" EXT LG TURN	
5	010073-01-000	EA	WYE - 45 DEGREE - 1 1/2" HUB X HUB X HUB - PLASTIC		15	010006-01-000	EA	ELBOW - 45 DEGREE - 1 1/2" HUB X HUB - PLASTIC	
	010122-01-000	EA	BUSHING - REDUCER - 1 1/2 SMTH X 1 1/4 THD - BLACK PLASTIC		16	116644-01-000	EA	FLANGE - CLOSET - 4" X 3"	
	010166-01-000	EA	PLUG - THREADED - 1 1/4" DIAMETER - PLASTIC - BLACK		061607-02-000	EA	GROMMET - HOLDING TANK - 3" NPS		
6	033761-01-000	EA	ELBOW - TURN - 90 DEGREE 1 1/2" HUB X 1 1/2" SPIGOT		17	010051-01-000	EA	ELBOW - 45 DEGREE - 1 1/2" SPIGOT & HUB - PLASTIC	
7	010008-01-000	EA	ELBOW - 90 DEGREE - 1 1/2" HUB X HUB - PLASTIC		18	061607-01-000	EA	GROMMET - HOLDING TANK - 1 1/2" NPS	
8	078406-01-000	EA	COUPLER - RUBBER - W/CLAMPS - 3" X 3"		010115-01-000	EA	COUPLING - 1 1/2" HUB X HUB - PLASTIC		
9	031126-01-000	EA	ELBOW - 1/4 BEND - 3" X 90" XLT - BLACK PLASTIC		19	117573-01-000	EA	TANK - HOLDING - 33 GALLON - W/O FITTINGS	
10	070916-01-000	EA	VALVE - DUAL DUMP - W/CAP - 3" X 1 1/2"		20	117580-01-000	EA	TANK - HOLDING - 33 GALLON - W/O FITTINGS	
	070916-01-700	EA	VALVE ONLY (WASTE) 3"	T1003BU	21	011069-04-000	EA	TAILPIECE - 1 1/2" X 1 1/4" X 8" - BRASS	
	070916-01-701	EA	VALVE ONLY (WASTE) 1 1/2"	T1001BU	010201-01-000	EA	HOSE - SEWER - 3" ID X 8'		
11	034250-01-000	EA	ELBOW - 90 DEGREE - LONG TURN - 1 1/2" HUB X HUB - ABS		062416-01-000	EA	ADAPTER - SEWER HOSE TO 3" PIPE		
12	089355-01-000	EA	COUPLER - RUBBER 1 1/2" X 1 1/2"		062415-01-000	EA	CAP - SEWER - 3" DIAMETER		
					062415-01-700	EA	STRING - SEWER CAP		
					127440-02-01A	EA	WASHER - RUBBER - 1.8" X .1"		

V#SV7 STRAP

WINDOW, VENT & EXTERIOR DOOR GROUP

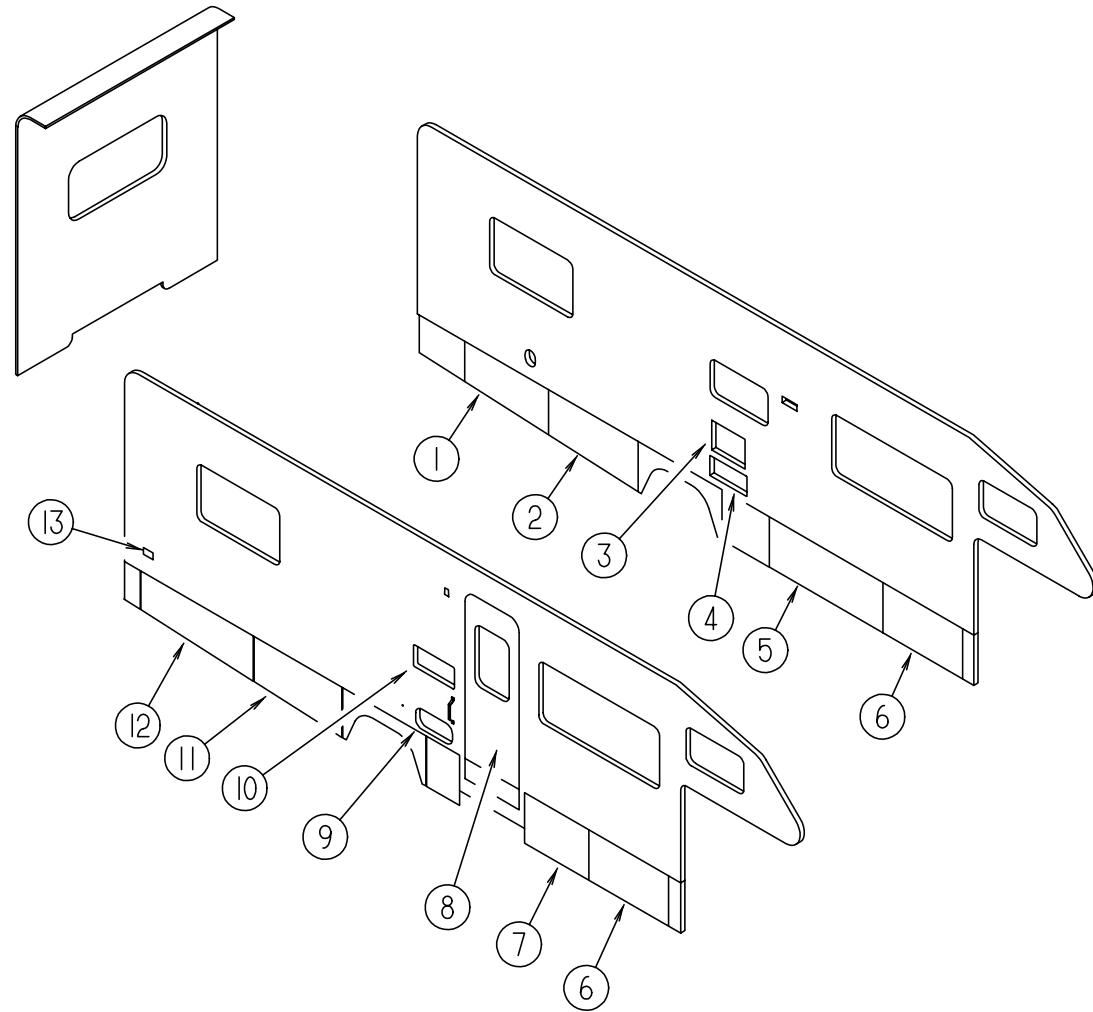


KEY	PART NUMBER	U/M	DESCRIPTION
1*	113500-01-01A	EA	WINDOW - DOUBLE TIPOUT 24.5 X 41.3"(QUEEN)
1*	129929-06-01A	EA	WINDOW - TORQUE - THERMO - 24.4" X 41.2" (QUEEN)
1*	104691-13-01A	EA	WINDOW - TIPOUT SINGLE - 26.3" X 47.9" (TWIN,DOUBLE)
1*	129929-05-01A	EA	WINDOW - TORQUE - THERMO - 26.3" X 47.9" (TWIN, DOUBLE)
			FROM: 00-00-00 THRU: 08-05-98
1*	112795-25-01A	EA	WINDOW - DRIVER HORIZONTAL SLIDER - THERMO - 26.4" X 48" (TWIN, DOUBLE)
			FROM: 08-06-98 THRU: 99-99-99
2*	098647-07-02A	EA	WINDOW - DRIVERS HORIZONTAL SLIDER 15" X 23.75"
2*	112795-56-01A	EA	WINDOW - DRIVERS/HORIZONTAL SLIDER THERMO 15.2" X 24"
3	084878-09-000	EA	VENT - EXHAUST/RANGE HOOD - OFF WHITE
3	084616-07-000	EA	SHROUD - EXHAUST VENT/RANGE HOOD - BRIGHT WHITE
4*	098647-22-01A	EA	WINDOW - DRIVERS - HORIZONTAL SLIDER - 26.1" X 59.7"
4*	112795-15-01A	EA	WINDOW - DRIVER - HORIZONTAL SLIDER-THERMO - 26 3/8" X 60"
5*	098647-34-01A	EA	WINDOW - DRIVERS - HORIZONTAL SLIDER - 15.7" X 28.5"
5*	112795-20-01A	EA	WINDOW - DRIVER - HORIZONTAL SLIDER-THERMO - 16.7" X 28.5"
6*	122882-01-01A	EA	VENT - ROOF - NONPOWERED
7*	122882-02-01A	EA	VENT - ROOF - W/FAN - POWERED
7*	122882-03-01A	EA	VENT - ROOF - W/FAN - CSA
8	084073-04-000	EA	BASE - ROOF VENT - REFRIGERATOR
8	084073-07-000	EA	VENT - ROOF - REFRIGERATOR - BRIGHT WHITE

KEY	PART NUMBER	U/M	DESCRIPTION
9*	122882-01-01A	EA	VENT - ROOF - NONPOWERED
9*	123780-01-01A	EA	VENT - ROOF - 1" - W/FAN/POWER LIFT - W/O THERMOSTAT
10*	103313-03-F15	EA	WINDOW - PICTURE - 23.3" X 71.3"
10*	115630-01-01A	EA	WINDOW - STATIONARY/THERMOPANE - 17.2" X 72"
11*	098647-33-01A	EA	WINDOW - PASSENGER - HORIZONTAL SLIDER - 15.7" X 28.5"
11*	112795-19-01A	EA	WINDOW - PASSENGER - HORIZONTAL SLIDER-THERMO - 16.7" X 28.5"
12*	098647-23-01A	EA	WINDOW - PASSENGER - HORIZONTAL SLIDER - 26.1" X 59.7"
12*	112795-16-01A	EA	WINDOW - PASSENGER - HORIZONTAL SLIDER-THERMO - 26 3/8" X 60"
13*	117053-02-F36	EA	WINDOW - PICTURE - ENTRANCE DOOR - 17" X 26.4"
13*	113733-01-01A	EA	WINDOW - STATIONARY - THERMOPANE - 17" X 26.4"
14*	113500-01-01A	EA	WINDOW - DOUBLE TIPOUT 24.5 X 41.3"(QUEEN)
14*	129929-06-01A	EA	WINDOW - TORQUE - THERMO - 24.4" X 41.2" (QUEEN)
14*	104691-13-01A	EA	WINDOW - TIPOUT SINGLE - 26.3" X 47.9" (TWIN,DOUBLE)
14*	129929-05-01A	EA	WINDOW - TORQUE - THERMO - 26.3" X 47.9" (TWIN, DOUBLE)
			FROM: 00-00-00 THRU: 08-05-98
14*	112795-22-01A	EA	WINDOW - RH - HORIZONTAL SLIDER/THERMO - 26 3/8" X 48"(TWIN,DOUBLE)
			FROM: 08-06-98 THRU: 99-99-99
15*	078528-06-E10	EA	WINDOW - ESCAPE - W/O RETAINER/TRIM - 48.5" X 24.5" (QUEEN,TWIN)
15*	113502-01-01A	EA	WINDOW - REAR/ESCAPE - THERMO - 24.8" X 48.7" (QUEEN,TWIN)
16*	116976-02-01A	EA	WINDOW - PICTURE/TINTED/ESCAPE - 26.4" X 25.3" (DOUBLE)

***COMPONENT PARTS FOUND IN SERVICE PARTS LIBRARY**

WINDOW, VENT & EXTERIOR DOOR GROUP (CONTINUED)



EXTERIOR DOORS

KEY	PART NUMBER	U/M	DESCRIPTION	VENDOR NO.
1	122391-38-JA1	EA	VALANCE/DOOR-DRIVER W/O PADDLE LATCH 19.3" X 49.5" X 16.8"	
2	122391-10-JA1	EA	VALANCE/DOOR-DRIVER W/O PADDLE LATCH 21.5" X 45.6" X 19.5"	
3	052009-06-000	EA	DOOR - WATER HEATER - BRIGHT WHITE - 18" X 14.6"	
3	116424-01-000	EA	PROTECTOR - LATCH - WATER HEATER	
4	098668-23-000	EA	DOOR - ACCESS - FURNACE - BRIGHT WHITE - SUBURBAN	
5	122239-24-JA1	EA	VALANCE/DOOR - W/O PADDLE LATCH/HINGE - 21.5" X 56"	
6	122239-17-JA1	EA	VALANCE/DOOR - W/O PADDLE LATCH/HINGE - 21.5" X 38"	
7	122239-23-JA1	EA	VALANCE/DOOR - W/O PADDLE LATCH/HINGE - 21.5" X 31.9"	
	123478-01-G04	EA	DOOR - COMPARTMENT - W/ LATCH/HINGE (BLACK)	
8	115108-02-J20	EA	DOOR - ENTRY - W/SCREEN DOOR - W/O WINDOW (K09,K10)	
8	115108-02-J06	EA	DOOR - ENTRY - W/SCREEN DOOR - W/O WINDOW (K11,K12)	
9	126945-01-J22	EA	DOOR - STORAGE - W/O HARDWARE - 8.3" X 18"	
10	084103-08-000	EA	DOOR - REFRIGERATOR - VENTED - W/O JAMB	
10	084104-08-000	EA	JAMB - REFRIGERATOR DOOR	
10	084104-01-700	EA	LOCK - MALE - FASTENER	201-721-010
10	084104-01-701	EA	LOCK - FEMALE - FASTENER	201-802-010
11	122391-37-JA1	EA	VALANCE/DOOR-PASS W/O PADDLE LATCH 21.5" X 43.7" X 19.6"	
12	122391-11-JA1	EA	VALANCE/DOOR-PASS W/O PADDLE LATCH 19.4" X 55.8" X 16.6"	
13	081240-20-000	EA	DOOR - WATER FILL - W/O LOCK - BRIGHT WHITE	

WINDOW, VENT & EXTERIOR DOOR GROUP (CONTINUED)

POWERED ROOF VENTILATOR - US - FANTASTIC

KEY	PART NUMBER	U/M	DESCRIPTION
*	123780-01-01A	EA	VENTILATOR - ROOF/1" - W/O THERMOSTAT/POWER LIFT

***COMPONENT PARTS FOUND IN SERVICE PARTS LIBRARY**

VENT

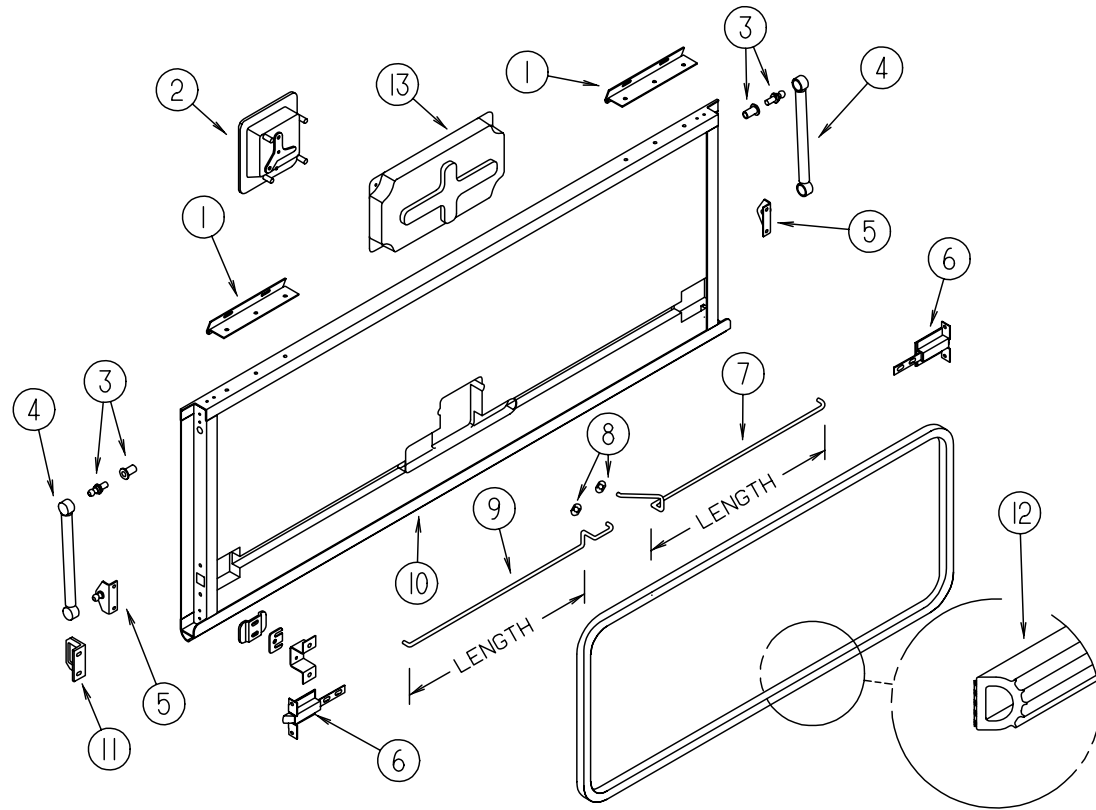
KEY	PART NUMBER	U/M	DESCRIPTION
*	122882-01-01A	EA	VENT - ROOF - NONPOWERED - W/O INSIDE GARNISH
*	122882-02-01A	EA	VENT - ROOF - W/FAN - W/O INSIDE GARNISH - UL
*	122882-03-01A	EA	VENT - ROOF - W/FAN - W/O INSIDE GARNISH - CSA
	122882-07-01A	EA	GARNISH - ROOF VENT - 2.50" TO 4.12"
	122882-06-01A	EA	GARNISH - ROOF VENT - 1" TO 2.56"

***COMPONENT PARTS FOUND IN SERVICE PARTS LIBRARY**

VENTS, SHROUDS AND ROOF COVERS

KEY	PART NUMBER	U/M	DESCRIPTION
	084073-07-000	EA	VENT - ROOF/REFRIGERATOR - BRIGHT WHITE - NORCOLD
	084073-04-000	EA	BASE - ROOF VENT/REFRIGERATOR - BLACK - NORCOLD
	083558-03-000	EA	VENT - PLUMBING - PIPE ROOF - W/COVER - OFF WHITE
	111222-01-02A	EA	COVER - VENT/REFRIGERATOR - SIDE - BRIGHT WHITE
	084616-07-000	EA	SHROUD - EXHAUST VENT/RANGE HOOD - BRIGHT WHITE
	084878-09-000	EA	VENT - EXHAUST/RANGE HOOD - OFF WHITE

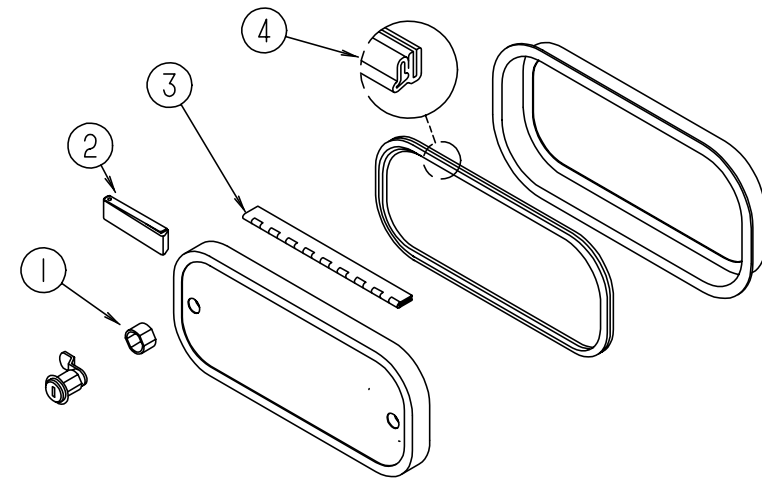
WINDOW, VENT & EXTERIOR DOOR GROUP (CONTINUED)



EXTERIOR DOOR & COMPONENTS

KEY	PART NUMBER	U/M	DESCRIPTION
1	121755-01-04A	EA	HINGE - 6.00 INCH
2	112949-01-04A	EA	LATCH - PADDLE W/LOCK - W/O KEY - BLACK
2	112949-02-05A	EA	LATCH - PADDLE NON-LOCKING - BLACK
	112949-03-000	EA	KEY - TRI-MARK #TM500
3	057460-08-000	EA	BALL STUD - 10MM BALL - 5/16-18 - STAINLESS STEEL
4	107796-18-000	EA	SPRING/GAS - 10" LENGTH - 80 LB
5	126263-02-02B	EA	BRACKET - GAS SPRING
6	121947-01-01A	EA	BOLT - SLIDE - LATCH - STEEL
7	122269-21-000	EA	ROD - LATCH - 4.52"
7	122269-18-000	EA	ROD - LATCH - 11.28"
7	122269-19-000	EA	ROD - LATCH - 14.22"
7	122269-24-000	EA	ROD - LATCH - 15.09"
7	122269-25-000	EA	ROD - LATCH - 17.04"
7	122269-23-000	EA	ROD - LATCH - 20.19"
8	124304-01-000	EA	CLIP - ROUND PUSH ON
9	122268-21-000	EA	ROD - LATCH - 4.52"
9	122268-18-000	EA	ROD - LATCH - 11.28"
9	122268-19-000	EA	ROD - LATCH - 14.22"
9	122268-24-000	EA	ROD - LATCH - 15.09"
9	122268-25-000	EA	ROD - LATCH - 17.04"
9	122268-23-000	EA	ROD - LATCH - 20.19"
10	122613-55-001	EA	EXTRUDED - ROCKER PANEL - 192" - BRIGHT WHITE
11	123783-01-01A	EA	STRIKER - DOOR - MILL
11	130053-01-01A	EA	STRIKER - LUGGAGE DOOR - FLUSH - BLACK
11	130053-01-02A	EA	STRIKER - LUGGAGE DOOR - OFF SET - BLACK
12	107721-08-000	FT	SEAL - ACCESS DOOR
13	122277-02-01A	EA	COVER - LATCH - BLACK
	122614-55-001	EA	EXTRUDED - H CHANNEL - 191" - BRIGHT WHITE
	123892-10-02B	EA	CORNER STABILIZER W/BALL STUD - LEFT HAND - E-COATED
	123892-12-02B	EA	CORNER STABILIZER W/BALL STUD - RIGHT HAND - E-COATED
	122612-55-007	EA	U-CHANNEL/EXTRUSION - 192" - BLACK
	122613-55-007	EA	ROCKER PANEL/EXTRUSION - 192" - BLACK
	122614-55-007	EA	H-CHANNEL/EXTRUSION - 192" - BLACK

WINDOW, VENT & EXTERIOR DOOR GROUP (CONTINUED)



EXTERIOR ENTERTAINMENT CENTER DOOR & COMPONENTS

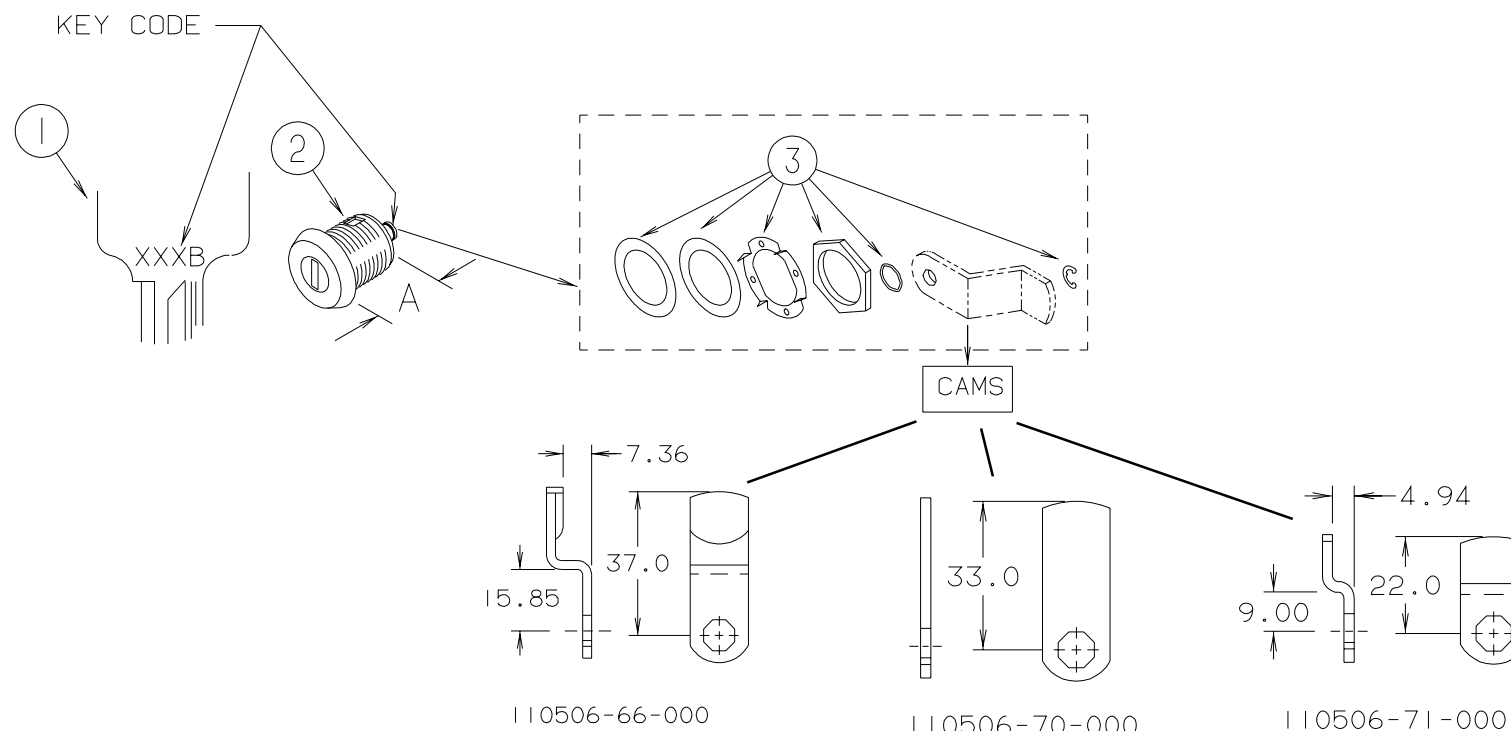
KEY	PART NUMBER	U/M	DESCRIPTION
1	107997-51-001	EA	SPACER - DOOR LOCK - .6" DEEP
	107997-51-002	EA	EXTRUDED - SPACER - 16'
2	102768-01-000	EA	HOLDER - COMPARTMENT/ENTRY DOOR - METAL - MILL FINISH
3	081801-V3-000	EA	HINGE - ALUMINUM - 2" X 96" - BRIGHT WHITE
3	009065-01-000	EA	HINGE - ALUMINUM - 1 1/2" X 96" - UNPAINTED
4	106850-02-000	FT	SEAL-E - SPONGE RUBBER - .43" X .75"
4	098408-01-000	FT	SEAL - SPONGE RUBBER - CLOSED CELL
	064075-07-000	FT	SEAL - BULB - W/WIRED U CHANNEL - .3" X .5" CHANNEL - BLK
	081801-02-000	EA	HINGE - DOOR - PIANO - 2" X 8'
	120863-02-000	EA	BUMPER - RUBBER - 1" DIAMETER X 1.50"

WINDOW, VENT & EXTERIOR DOOR GROUP (CONTINUED)

BRIGGS & STRATTON LOCKS & COMPONENTS

NOTE:

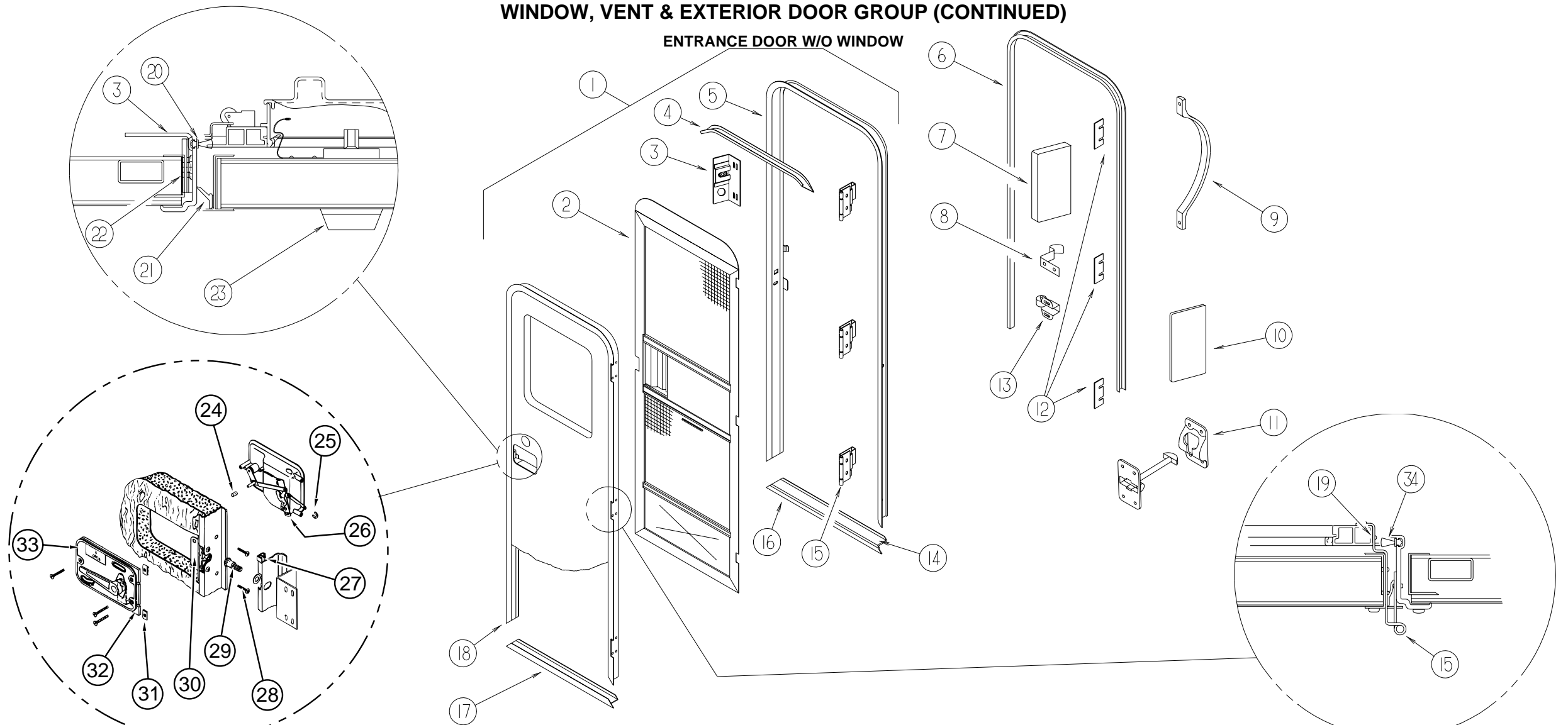
WHEN ORDERING THE LOCK CASE, THE KEY CODE MUST MATCH THE LAST DIGIT OF THE VEHICLE'S SERIAL NUMBER AND PART NUMBER; WHEN ORDERING THE KEYS, THE THIRD DIGIT OF THE KEY CODE MUST MATCH THE LAST DIGIT OF THE VEHICLE'S SERIAL NUMBER AND PART NUMBER.



KEY	PART NUMBER	U/M	DESCRIPTION	VENDOR NO.	KEY	PART NUMBER	U/M	DESCRIPTION	VENDOR NO.
1	110506-59-000	EA	KEYS - SET OF TWO	596720	1	110506-59-007	EA	KEYS - SET OF TWO	596727
2	110506-52-000	EA	CASE/CYLINDER - LOCKING - W/O CAM/KEY - .65"	702370	2	110506-52-007	EA	CASE/CYLINDER - LOCKING - W/O CAM/KEY - .65"	702377
2	110506-54-000	EA	CASE/CYLINDER - LOCKING - W/O CAM/KEY - 1.25"	703170	2	110506-54-007	EA	CASE/CYLINDER - LOCKING - W/O CAM/KEY - 1.25"	703177
1	110506-59-001	EA	KEYS - SET OF TWO	596721	1	110506-59-008	EA	KEYS - SET OF TWO	596728
2	110506-52-001	EA	CASE/CYLINDER - LOCKING - W/O CAM/KEY - .65"	702371	2	110506-52-008	EA	CASE/CYLINDER - LOCKING - W/O CAM/KEY - .65"	702378
2	110506-54-001	EA	CASE/CYLINDER - LOCKING - W/O CAM/KEY - 1.25"	703171	2	110506-54-008	EA	CASE/CYLINDER - LOCKING - W/O CAM/KEY - 1.25"	703178
1	110506-59-002	EA	KEYS - SET OF TWO	596722	1	110506-59-009	EA	KEYS - SET OF TWO	596729
2	110506-52-002	EA	CASE/CYLINDER - LOCKING - W/O CAM/KEY - .65"	702372	2	110506-52-009	EA	CASE/CYLINDER - LOCKING - W/O CAM/KEY - .65"	702379
2	110506-54-002	EA	CASE/CYLINDER - LOCKING - W/O CAM/KEY - 1.25"	703172	2	110506-54-009	EA	CASE/CYLINDER - LOCKING - W/O CAM/KEY - 1.25"	703179
1	110506-59-003	EA	KEYS - SET OF TWO	596723	3	110506-40-700	EA	HDWE KIT	596950AAL
2	110506-52-003	EA	CASE/CYLINDER - LOCKING - W/O CAM/KEY - .65"	702373		110506-66-000	EA	CAM - LATCHING - DOG LEGGED 1.5" LONG	
2	110506-54-003	EA	CASE/CYLINDER - LOCKING - W/O CAM/KEY - 1.25"	703173		110506-70-000	EA	CAM - LATCHING - STRAIGHT 1.3" LONG	
1	110506-59-004	EA	KEYS - SET OF TWO	596724		110506-71-000	EA	CAM - LATCHING - DOG LEGGED .86" LONG	
2	110506-52-004	EA	CASE/CYLINDER - LOCKING - W/O CAM/KEY - .65"	702374		110506-76-000	EA	CAM - LOCK	
2	110506-54-004	EA	CASE/CYLINDER - LOCKING - W/O CAM/KEY - 1.25"	703174		110506-59-701	EA	KEY BLANK	
1	110506-59-005	EA	KEYS - SET OF TWO	596725					
2	110506-52-005	EA	CASE/CYLINDER - LOCKING - W/O CAM/KEY - .65"	702375					
2	110506-54-005	EA	CASE/CYLINDER - LOCKING - W/O CAM/KEY - 1.25"	703175					
1	110506-59-006	EA	KEYS - SET OF TWO	596726					
2	110506-52-006	EA	CASE/CYLINDER - LOCKING - W/O CAM/KEY - .65"	702376					
2	110506-54-006	EA	CASE/CYLINDER - LOCKING - W/O CAM/KEY - 1.25"	703176					

WINDOW, VENT & EXTERIOR DOOR GROUP (CONTINUED)

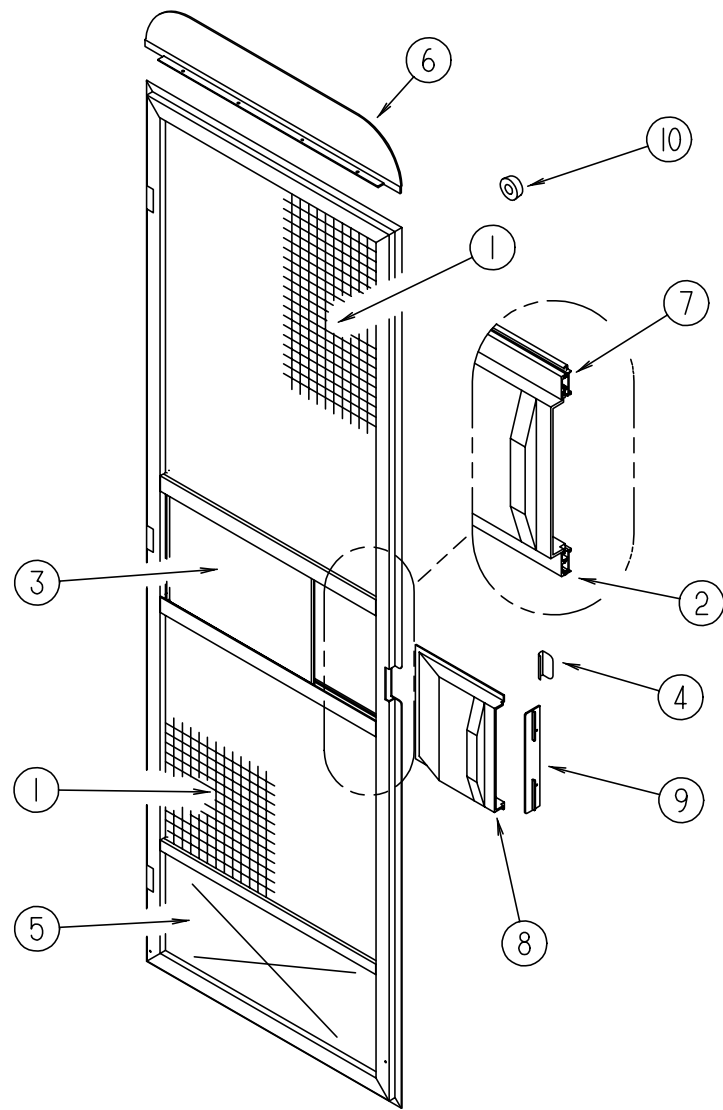
ENTRANCE DOOR W/O WINDOW



KEY	PART NUMBER	U/M	DESCRIPTION
1	115108-02-J20	EA	DOOR - ENTRY - W/SCREEN DOOR - W/O WINDOW (K09)
1	115108-02-J06	EA	DOOR - ENTRY - W/SCREEN DOOR - W/O WINDOW (K11,K12)
2	121899-01-G04	EA	DOOR - SCREEN - W/O HARDWARE - BRIGHT WHITE
3	041546-07-000	EA	BRACKET - DOOR ANGLE - OFF WHITE
4	044582-44-000	EA	CAP - DRIP - JAMB - BRIGHT WHITE
5	121898-01-01A	EA	JAMB - ENTRY DOOR
6	115222-05-01A	EA	GARNISH - RADIUS - ENTRY DOOR
7	077461-05-000	EA	COVER/BRACKET - STRIKE
8	100412-01-000	EA	CATCH - SCREEN DOOR
9	009126-03-000	EA	HANDLE - ASSIST - BLACK TEXTURED
10	076725-02-000	EA	COVER - HINGE - ENTRY DOOR - 6" X 3.2" - OFF WHITE
11	102768-01-000	EA	HOLDER - COMPARTMENT/ENTRY DOOR - METAL - MILL FINISH
12	102248-01-000	EA	SHIM - DOOR
13	079087-03-000	EA	STRIKE - SLIDER - SCREEN DOOR - BRIGHT WHITE
14	038327-01-000	EA	TAPE - ANTI-SLIP - 2" X 60'
15	106719-01-05A	EA	HINGE - ENTRY DOOR - BRIGHT WHITE
	039715-01-000	EA	NUT-SERT - 1/4" DIAMETER - 20 THREADS
16	051049-01-000	EA	JAMB - BOTTOM - ENTRY DOOR - 25.9" - UNPAINTED
	075673-05-000	FT	SEAL - PILE - ADHESIVE BACK - BLACK
	075673-01-000	FT	SEAL - PILE - ADHESIVE BACK - GRAY
17	121893-01-01A	EA	FRAME - ENTRY DOOR/BOTTOM - BRIGHT WHITE
18	121894-03-01A	EA	FRAME - ENTRY DOOR
	098173-01-04A	EA	STIFFENER - ENTRY DOOR - SUPPORTS LATCH/STRIKE - UNPAINTED
19	100128-02-000	FT	SEAL - FOAM/ADHESIVE BACK - .37" WIDE X .37" THICK
20	118929-01-01A	FT	SEAL - PILE - PUSH ON
21	075671-04-000	FT	SEAL - SPONGE - LAZY T - W/ADHESIVE STRIP - .5" WIDE

KEY	PART NUMBER	U/M	DESCRIPTION	VENDOR NO.
22	104692-01-000	FT	SEAL - FOAM/ADHESIVE BACK - .75"THICK X .75"WIDE X 25'	
	116111-02-01A	EA	SCREW - TAPTITE - 1/4-20 X 3/8 PPH - ZINC	
23	101145-01-06A	EA	DEADBOLT - ENTRY DOOR W/O SECURITY BOLT W/2 KEYS - BLACK	
	101147-01-000	EA	BOLT - SECURITY - 4.12"	
	095229-01-700	EA	KEY-BLANK, DEADBOLT	81205-03
	101145-01-701	EA	CYLINDER-LOCK ASM., W/KEY	81306-03
24	039984-01-000	EA	CAP - ROUND - VINYL - .28" ID X .62" - BLACK	
25	036618-02-000	EA	E-RING - EXTERNAL - 3/16" SHAFT DIAMETER - LYNOR DOOR LOCK	
26	045017-13-000	EA	LATCH - ENTRY DOOR - BLACK TEXTURED	
	045017-11-702	EA	KEY-MASTER, F SERIES	14264-02-2004
	045017-11-703	EA	CYLINDER-LOCK ASM. W/KEYS	81266-09
27	064075-07-000	FT	SEAL - BULB - W/WIRED U CHANNEL - .3" X .5" CHANNEL-BLACK	
28	000G54-04-20B	EA	SCREW - 1/4-20 X 1.25 PTH - TYPE 23 - ZINC PLATED	
29	039539-01-000	EA	STRIKE - LOCK - ENTRY DOOR - ROUND W/THREADED WASHER	
30	039540-01-000	EA	LATCH MECHANISM - HOOK - ENTRY DOOR - INTERIOR	
31	040921-01-000	EA	NUT - SPEED - U TYPE - 10-24 BLACK	
32	096810-01-01A	EA	PLATE - LATCH - ENTRY DOOR - BLACK	
33	039979-06-000	EA	COVER - LATCH PLATE - RIGHT HAND - BLACK TEXTURED	
	086285-05-000	EA	SPACER - NYLON - .7" X .56"	
	104099-01-04A	EA	CATCH - DOOR HOLDER - STRIKE - BRIGHT WHITE	
	104099-02-04A	EA	CATCH - DOOR HOLDER - RETAINER - BRIGHT WHITE	
	121676-01-01A	EA	ANGLE - ENTRY DOOR/LEFT SIDE - BRIGHT WHITE	
	121676-02-01A	EA	ANGLE - ENTRY DOOR/RIGHT SIDE - BRIGHT WHITE	
	121676-03-01A	EA	ANGLE - ENTRY DOOR - BRIGHT WHITE	
	039984-01-000	EA	CAP - ROUND - VINYL - .28" ID X .62" - BLACK	
	090340-01-000	FT	SEAL - FOAM - CLOSED CELL - 1/4" X 1/2" X 50'	

WINDOW, VENT & EXTERIOR DOOR GROUP (CONTINUED)



SCREEN DOOR COMPONENTS

KEY	PART NUMBER	U/M	DESCRIPTION
	121899-01-G04	EA	DOOR - SCREEN - W/O HARDWARE - BRIGHT WHITE
1	002293-02-000	SF	SCREENING - WINDOW/DOOR - 26" - CHARCOAL
2	002294-01-000	FT	SPLINE - SCREENING - .135" X .138"
3	016454-01-000	EA	INSERT - CENTER - LEATHER GRAIN ALUMINUM - UNPAINTED
	001014-01-013	EA	INSERT - CENTER - 10.25" X 16.31" - UNPAINTED
4	050712-06-000	EA	HANDLE - SCREEN DOOR - BRIGHT WHITE
5	078552-03-000	EA	KICK PANEL - SCREEN DOOR - LOWER INSERT - UNPAINTED
6	078595-01-000	EA	TOP PLATE - SCREEN DOOR - CURVED TOP - 4.7" X 25.35"
7	078777-01-000	EA	CHANNEL - SLIDE - SCREEN DOOR CENTER SLIDER COVER
			FROM: 00-00-00 THRU: 02-22-98
7	078777-08-000	FT	CHANNEL SLIDER
			FROM: 02-23-98 THRU: 99-99-99
8	079086-03-000	EA	SLIDER - SCREEN DOOR - BRIGHT WHITE
9	079087-03-000	EA	STRIKE - SLIDER - SCREEN DOOR - BRIGHT WHITE
10	120863-05-000	EA	BUMPER - RUBBER - 3/4" X 3/8"
			FROM: 00-00-00 THRU: 10-27-97
10	120863-06-000	EA	BUMPER - RUBBER - 3/4" X 3/8"
			FROM: 10-28-97 THRU: 99-99-99