

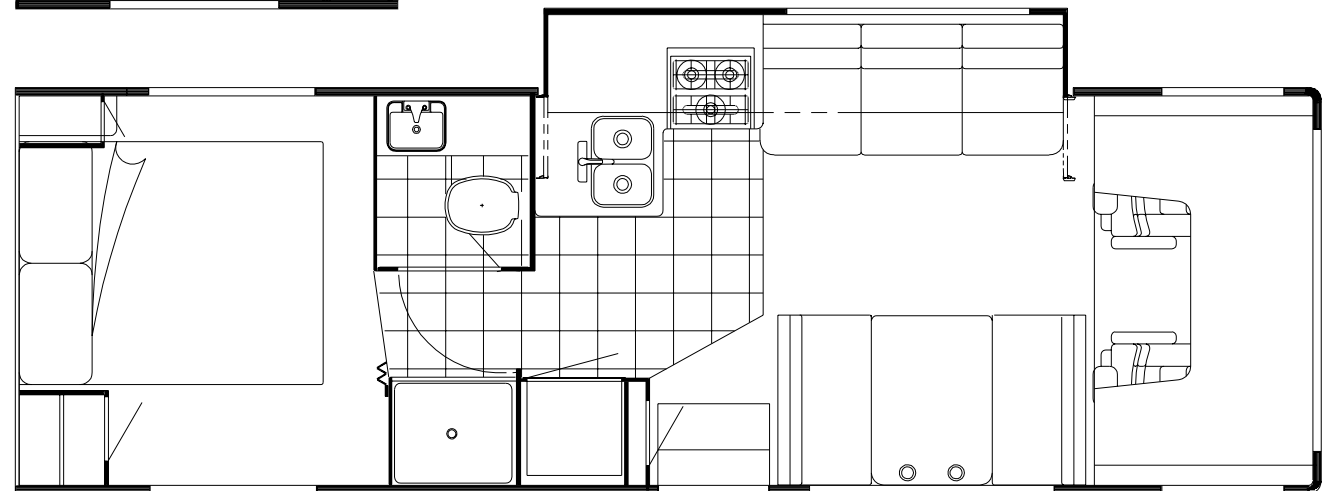
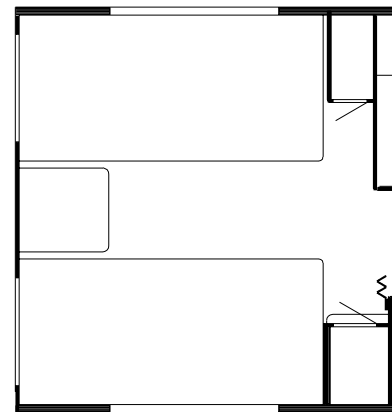

# 1999 IF430V

**WASHED MAPLE**

**K09 "VILLAGE GREEN"  
K11 "FLANNEL" (GRAY)**

**WATERFORD OAK**

**K10 "VILLAGE GREEN"  
K12 "FLANNEL" (GRAY)**



## ACCESSORIES GROUP

### OPERATORS MANUAL

| KEY | PART NUMBER   | U/M | DESCRIPTION  |
|-----|---------------|-----|--|
|     | 054185-K2-000 | EA  | MANUAL - OPERATOR 99 SUNDANCER                             |
|     | 131273-01-22A | EA  | STICKER-WDO,STATIC CLING                                   |
|     | 129079-01-01A | EA  | CASE - VINYL/BLACK-EXPANDABLE ACCORDION SIDES-7"WX9"HX14"L |
|     | 128942-01-000 | DW  | TOP LEVEL-C,1999   |

## AUDIO VIDEO GROUP

### RADIO SYSTEM & ANTENNA

| KEY | PART NUMBER   | U/M | DESCRIPTION  |
|-----|---------------|-----|--|
|     | N/A           | EA  | SPEAKER - 5" X 7" OVAL - FORD F2UF-18814-CD              |
|     | 111177-01-01A | EA  | GRILLE - SPEAKER - 6.6" X 8.9" - HOUSING 5" X 7" SPEAKER |
|     | 125322-02-000 | EA  | RADIO - AM-FM STEREO - CASSETTE - AUDIOVOX               |
|     | 090944-01-000 | EA  | ANTENNA - RADIO - 16" RUBBER                             |
|     | 077069-02-000 | EA  | CABLE - ANTENNA/EXTENSION - RADIO - 96"                  |
|     | 108137-01-000 | EA  | PLUG - ANTENNA   |
|     | 108847-01-000 | EA  | BRACKET - ANTENNA GROUND                                 |
|     | 109889-04-000 | EA  | EXTENDER - ANTENNA SHAFT - 3"                            |
|     | 110469-01-000 | EA  | SPEAKER - 4" X 6" OVAL - COAXIAL                         |
|     | 110470-01-01A | EA  | GRILLE - 4" X 6" OVAL - BLACK                            |

### TV & VCR SYSTEMS

| KEY | PART NUMBER   | U/M | DESCRIPTION   | VENDOR NO.                    |
|-----|---------------|-----|---|-------------------------------|
|     | 086231-08-000 | EA  | TV - 13" COLOR - DC - AUDIOVOX AVT-1475                   |                               |
|     | 086231-08-700 | EA  | REMOTE-UNIVERSAL  | 8822325                       |
|     | 086231-08-701 | EA  | ADAPTER - WIRE  | 0891436                       |
|     | 126696-02-000 | EA  | TV - 19" COLOR W/1/8" JACK - UL/CSA - GE19GT319M          |                               |
|     | 126696-01-700 | EA  | REMOTE  | 226725/228006                 |
|     | 126697-02-000 | EA  | VCR-VHS - CABLE READY - W/REMOTE - GE VG2042              |                               |
|     |               |     |   | FROM: 00-00-00 THRU: 04-04-99 |
|     | 126697-02-700 | EA  | REMOTE  | 238513                        |
|     | 126697-03-000 | EA  | VCR-VHS - CABLE READY - REMOTE                            |                               |
|     |               |     |   | FROM: 04-05-99 THRU: 99-99-99 |
|     | 094487-05-000 | EA  | VIDEO CASSETTE PLAYER - VERTIC                            |                               |
|     | 122790-02-02B | EA  | BRACKET - VCP - E-COATED                                  |                               |
|     | 082134-01-000 | EA  | ADAPTER - TV - CABLE TO CABLE                             |                               |
|     | 082136-01-000 | EA  | NUT - HEX JAM - 3/8-32                                    |                               |
|     | 076319-03-000 | FT  | CABLE - COAXIAL - 75 OHM                                  |                               |
|     | 076319-12-000 | EA  | CONNECTOR - COAXIAL - ONE PIECE                           |                               |
|     | 076319-09-000 | EA  | WALLPLATE - CABLE RECEPTACLE - TV - SINGLE - BROWN        |                               |
|     | 076319-08-000 | EA  | WALLPLATE - CABLE RECEPTACLE - TV - SINGLE - IVORY        |                               |
|     | 086777-02-000 | EA  | WALLPLATE - TV CABLE - W/ANTENNA SWITCH                   |                               |
|     | 086777-06-000 | EA  | WALLPLATE - TV CABLE - ANTENNA BOOSTER/1 OUTPUT - BROWN   |                               |
|     | 086756-01-000 | EA  | SPLITTER - TV - 2 WAY                                     |                               |
|     | 086757-03-000 | EA  | CONTROL CENTER - SWITCH - VCR/TV                          |                               |
|     |               |     |   | FROM: 00-00-00 THRU: 09-28-98 |
|     | 086757-04-000 | EA  | CONTROL CENTER - SWITCH - VCR/TV - 5 INPUTS               |                               |
|     |               |     |   | FROM: 09-29-98 THRU: 99-99-99 |
|     | 099717-02-000 | EA  | STRAP - TV TIE DOWN W/29.9" FEMALE STRAP/14.2" MALE STRAP |                               |
|     | 099717-04-000 | EA  | STRAP - TIE DOWN W/21.3" FEMALE STRAP & 27.2" MALE STRAP  |                               |

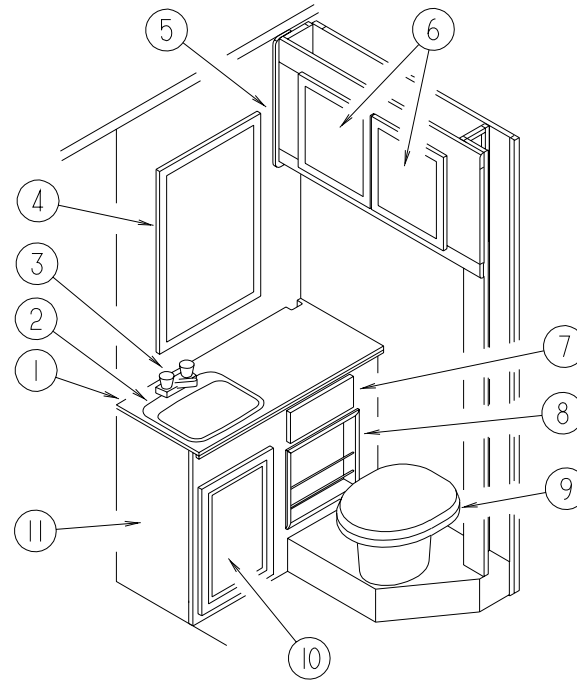
### TV ANTENNA & SATELLITE DISH

| KEY | PART NUMBER   | U/M | DESCRIPTION   |
|-----|---------------|-----|---|
| *   | 076319-23-000 | EA  | ANTENNA - TV ROOF MOUNT - 44.5" MAST                    |
| *   | 076319-25-000 | EA  | KIT - HARDWARE INTERIOR                                 |
| *   | 120233-04-000 | EA  | ANTENNA - SATELLITE - W/DIGITAL SENSOR/READ OUT DISPLAY |

\*COMPONENT PARTS FOUND IN SERVICE PARTS LIBRARY

# BATH GROUP

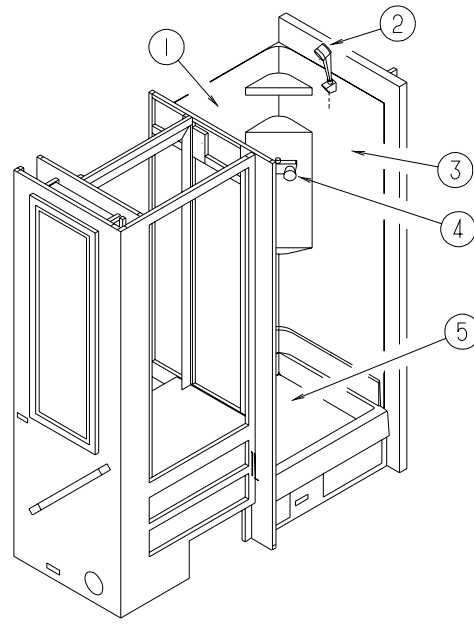
## BATHROOM CABINETS & FIXTURES



| KEY | PART NUMBER   | U/M | DESCRIPTION                                       | VENDOR NO. | KEY | PART NUMBER   | U/M | DESCRIPTION  |
|-----|---------------|-----|---|------------|-----|---------------|-----|--|
| 1   | 130488-12-K07 | EA  | COUNTERTOP - LAVATORY (K09,K11)                   |            |     | 130662-11-K09 | EA  | SHELF - W/PLASTIC EDGE TRIM (K09,K11)                                |
| 1   | 130488-12-K07 | EA  | COUNTERTOP - LAVATORY (K10,K12)                   |            |     | 130662-11-K07 | EA  | SHELF - W/PLASTIC EDGE TRIM (K10,K12)                                |
| 2   | 096927-01-01A | EA  | SINK - LAVATORY - RECTANGULAR - PLASTIC/BONE      |            | 6   | 131995-E9-K09 | EA  | DOOR - SOLID PANEL - 14.3" X 16.1" - W/O HARDWARE (K09,K11)          |
|     | 096927-01-700 | EA  | SINK STOPPER                                      | M9801      | 6   | 131995-E9-K10 | EA  | DOOR - SOLID PANEL - 14.3" X 16.1" - W/O HARDWARE (K10,K12)          |
|     | 096927-01-701 | EA  | TAILPIECE-DRAIN-LAVATORY                          | M9802      | 7   | M09316-59-K09 | EA  | DRAWER - OGEE EDGE - 10.7"W X 13.7"D - W/O SLIDES/HARDWARE (K09,K11) |
| 3   | 075240-06-000 | EA  | FAUCET - LAVATORY/BONE                            |            | 7   | M09316-59-K10 | EA  | DRAWER - OGEE EDGE - 10.7"W X 13.7"D - W/O SLIDES/HARDWARE (K10,K12) |
| 3   | 091253-01-000 | EA  | GASKET - FAUCET - LAVATORY/GALLEY                 |            | 8   | 131096-01-K09 | EA  | WALL POCKET - MAGAZINE RACK (K09,K11)                                |
| 4   | 058331-85-000 | EA  | MIRROR - SAFETY GLASS - 20.8" X 35.4"             |            | 8   | 131096-01-K07 | EA  | WALL POCKET - MAGAZINE RACK (K10,K12)                                |
| 5   | 130662-01-K09 | EA  | CABINET - MEDICINE - W/O DOORS/HARDWARE (K09,K11) |            | 9*  | 067487-01-000 | EA  | TOILET - 12.37" - IVORY - HAND FLUSH                                 |
|     |               |     | FROM: 00-00-00 THRU: 09-20-98                     |            | 10  | 131995-P0-K09 | EA  | DOOR - SOLID PANEL - 14.3" X 21.8" - W/O HARDWARE (K09,K11)          |
| 5   | 130662-01-K07 | EA  | CABINET - MEDICINE - W/O DOORS/HARDWARE (K10,K12) |            | 10  | 131995-P0-K10 | EA  | DOOR - SOLID PANEL - 14.3" X 21.8" - W/O HARDWARE (K10,K12)          |
|     |               |     | FROM: 00-00-00 THRU: 09-20-98                     |            | 11  | 130488-01-K09 | EA  | CABINET - LAVATORY - W/COUNTERTOP - W/O DOORS/DRAWERS/HDW (K09,K11)  |
| 5   | 130662-02-K09 | EA  | CABINET - MEDICINE - W/O DOORS/HARDWARE (K09,K11) |            | 11  | 130488-01-K07 | EA  | CABINET - LAVATORY - W/COUNTERTOP - W/O DOORS/DRAWERS/HDW (K10,K12)  |
|     |               |     | FROM: 09-21-98 THRU: 99-99-99                     |            |     | 075454-02-000 | EA  | RING - TOWEL - W/MOUNTING HARDWARE - BRASS                           |
| 5   | 130662-02-K19 | EA  | CABINET - MEDICINE - W/O DOORS/HARDWARE (K10,K12) |            |     | 084017-30-000 | EA  | ROD - BRASS - 11.6" LONG   |
|     |               |     | FROM: 09-21-98 THRU: 99-99-99                     |            |     | 075453-02-000 | EA  | BAR - TOWEL - 18" BRASS  |
| 5   | 109908-72-K09 | EA  | END CAP - OVERHEAD CABINET (K09,K11)              |            |     | 075452-02-000 | EA  | HOLDER - TOILET TISSUE - BRASS                                       |
|     |               |     | FROM: 00-00-00 THRU: 09-20-98                     |            |     |               |     |  |
| 5   | 109908-72-K07 | EA  | END CAP - OVERHEAD CABINET (K10,K12)              |            |     |               |     |  |
|     |               |     | FROM: 00-00-00 THRU: 09-20-98                     |            |     |               |     |  |
| 5   | 109908-A3-K09 | EA  | END CAP - OVERHEAD CABINET (K09,K11)              |            |     |               |     |  |
|     |               |     | FROM: 09-21-98 THRU: 99-99-99                     |            |     |               |     |  |
| 5   | 109908-A3-K19 | EA  | END CAP - OVERHEAD CABINET (K10,K12)              |            |     |               |     |  |
|     |               |     | FROM: 09-21-98 THRU: 99-99-99                     |            |     |               |     |  |

\*COMPONENT PARTS FOUND IN SERVICE PARTS LIBRARY

## BATH GROUP (CONTINUED)



## BATH GROUP (CONTINUED)

### BATH DOOR

| KEY | PART NUMBER   | U/M | DESCRIPTION   |
|-----|---------------|-----|---|
|     | 128967-14-K67 | EA  | DOOR - BATH (K09,K11)                                     |
|     | 128967-14-K01 | EA  | DOOR - BATH (K10,K12)                                     |
|     | 102920-01-01A | EA  | HINGE/SPRING LOADED - BRASS                               |
|     | 110496-01-01A | EA  | HINGE - BRASS   |
|     | 111155-01-01A | EA  | LOCK - PRIVACY - POLISHED BRASS                           |
|     | 100357-01-000 | EA  | ROD - F/TOWEL BAR - BRASS                                 |
|     | 128967-52-K80 | EA  | MOLDING/SIDE RAIL - TOWEL BAR RACK - LEFT SIDE (K09,K11)  |
|     | 128967-52-J01 | EA  | MOLDING/SIDE RAIL - TOWEL BAR RACK - LEFT SIDE (K10,K12)  |
|     | 128967-53-K80 | EA  | MOLDING/SIDE RAIL - TOWEL BAR RACK - RIGHT SIDE (K09,K11) |
|     | 128967-53-J01 | EA  | MOLDING/SIDE RAIL - TOWEL BAR RACK - RIGHT SIDE (K10,K12) |

## SHOWER CABINETS & FIXTURES

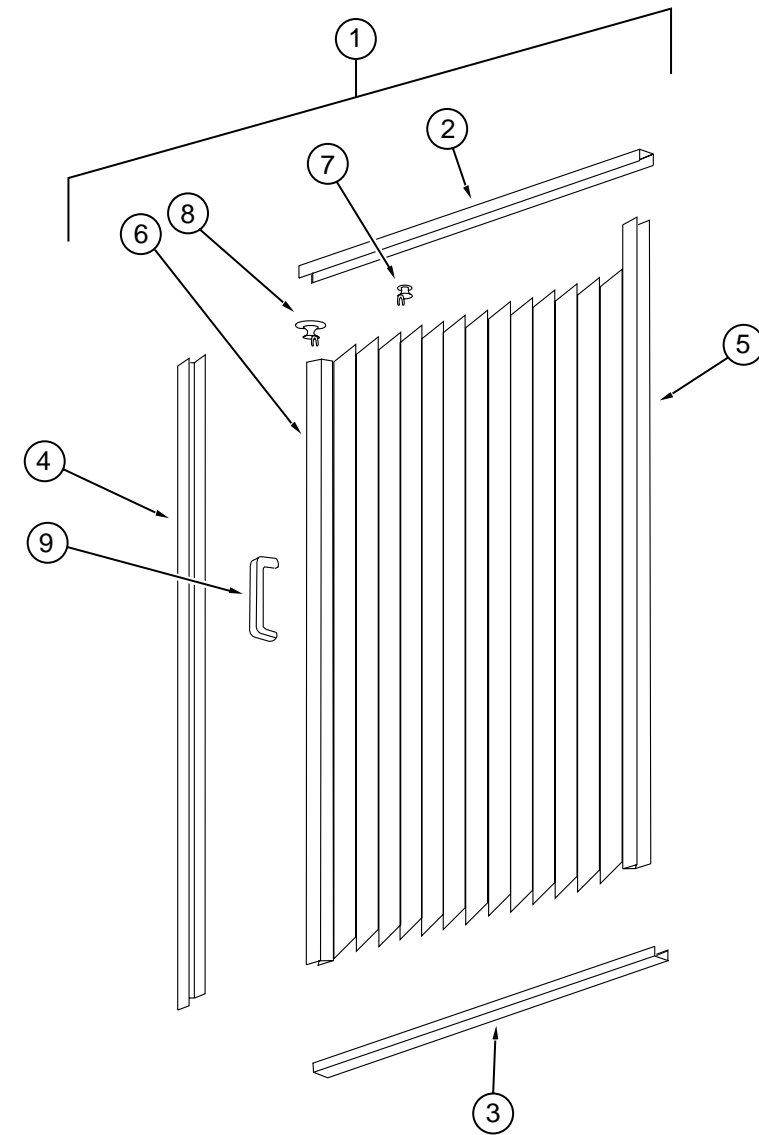
| KEY | PART NUMBER   | U/M | DESCRIPTION  | VENDOR NO. |
|-----|---------------|-----|--|------------|
| 1   | 105629-01-01A | EA  | SURROUND - SHOWER                                      |            |
|     | 117431-01-01A | EA  | DOOR - SHOWER - FABRIC PLEATED - 29.6" X 63.0"         |            |
|     | 117431-01-709 | EA  | STRAP - VINYL  |            |
|     | 113714-02-01A | EA  | RETAINER - SHELF                                       |            |
|     | 102075-10-01A | EA  | ROD - CURTAIN/SHOWER                                   |            |
| 2   | 103092-01-000 | EA  | SHOWER HEAD - W/60" HOSE - IVORY                       |            |
|     |               |     | FROM: 00-00-00 THRU: 07-12-98                          |            |
| 2   | 103092-02-000 | EA  | SHOWER HEAD - W/HOSE & BRACKET - 60" - CSA- IVORY      |            |
|     |               |     | FROM: 00-00-00 THRU: 07-12-98                          |            |
|     | 103092-01-700 | EA  | BRACKET-F/SHOWER HEAD, CLEAR                           | 2328028    |
|     | 011048-03-700 | EA  | BRACKET - F/SHOWER HEAD                                | 2328029-I  |
|     | 103092-01-702 | EA  | SEALS-SPRAY HEAD                                       | 24466      |
| 2   | 131383-01-01A | EA  | SHOWER HEAD - W/HOSE & BRACKET - 60" - IVORY           |            |
|     |               |     | FROM: 07-13-98 THRU: 99-99-99                          |            |
| 2   | 131383-02-01A | EA  | SHOWER HEAD - W/HOSE & BRACKET - 60" - CSA- IVORY      |            |
|     |               |     | FROM: 07-13-98 THRU: 99-99-99                          |            |
|     | 103092-01-700 | EA  | BRACKET-F/SHOWER HEAD, CLEAR                           | 2328028    |
|     | 011048-03-700 | EA  | BRACKET - F/SHOWER HEAD                                | 2328029-I  |
|     | 103092-01-702 | EA  | SEALS-SPRAY HEAD                                       | 24466      |
| 3   | 075606-01-000 | EA  | PANEL - PLASTIC - FAUCET BACK - 5" X 9"                |            |
| 4   | 075241-05-000 | EA  | FAUCET/SHOWER - BONE - 3/4"MPT X 1.4" LONG INLET PIPES |            |
| 5   | M02673-10-K07 | EA  | PAN - SHOWER - W/STRAINER                              |            |
|     | 122192-01-02A | EA  | PANEL - SKYLIGHT - OUTER - 16.4" X 27.8"               |            |
|     | 122193-01-02A | EA  | PANEL - SKYLIGHT - INNER                               |            |

## BATH GROUP (CONTINUED)

### EXTERIOR SHOWER PARTS

| KEY | PART NUMBER   | U/M | DESCRIPTION   | VENDOR NO. |
|-----|---------------|-----|---|------------|
|     | 093527-02-000 | EA  | BRACKET - EXTERIOR SHOWER HEAD/SQUEEGEE               |            |
|     |               |     | FROM: 00-00-00 THRU: 10-27-98                         |            |
|     | 131732-01-12B | EA  | BRACKET - SQUEEGEE - BRIGHT WHITE                     |            |
|     |               |     | FROM: 10-28-98 THRU: 99-99-99                         |            |
|     | 131383-03-02A | EA  | BRACKET - SHOWER HEAD - WHITE                         |            |
|     |               |     | FROM: 09-13-98 THRU: 99-99-99                         |            |
|     | 091952-02-000 | EA  | CLIP - GRIPPER - 3/4"                                 |            |
|     | 075241-05-000 | EA  | FAUCET/SHOWER - BONE 3/4" MPT X 1.4" LONG INLET PIPES |            |
|     |               |     | FROM: 00-00-00 THRU: 07-12-98                         |            |
|     | 075241-06-000 | EA  | FAUCET - SHOWER CONTROL - BRIGHT WHITE                |            |
|     |               |     | FROM: 07-13-98 THRU: 99-99-99                         |            |
|     | 118928-01-02B | EA  | BRACKET - FAUCET SUPPORT - E/COATED                   |            |
|     | 103092-01-000 | EA  | SHOWER HEAD - W/60" HOSE - IVORY                      |            |
|     |               |     | FROM: 00-00-00 THRU: 07-12-98                         |            |
|     | 103092-02-000 | EA  | SHOWER HEAD - W/60" HOSE - CSA                        |            |
|     |               |     | FROM: 07-13-98 THRU: 99-99-99                         |            |
|     | 103092-01-700 | EA  | BRACKET-F/SHOWER HEAD, CLEAR                          | 2328028    |
|     | 011048-03-700 | EA  | BRACKET - F/SHOWER HEAD                               | 2328029-I  |
|     | 103092-01-702 | EA  | SEALS-SPRAY HEAD                                      | 24466      |
|     | 131383-01-02A | EA  | SHOWER HEAD - W/HOSE & BRACKET - 60" - WHITE          |            |
|     |               |     | FROM: 07-13-98 THRU: 99-99-99                         |            |
|     | 131383-02-02A | EA  | SHOWER HEAD - W/HOSE & BRACKET - 60" - CSA - WHITE    |            |
|     |               |     | FROM: 07-13-98 THRU: 99-99-99                         |            |
|     | 121577-04-01A | EA  | PLATE - EXTERIOR SHOWER - BRIGHT WHITE                |            |
|     | 108357-01-000 | EA  | SWITCH - ROCKER SPST - ON/OFF - 2 TERMINAL            |            |

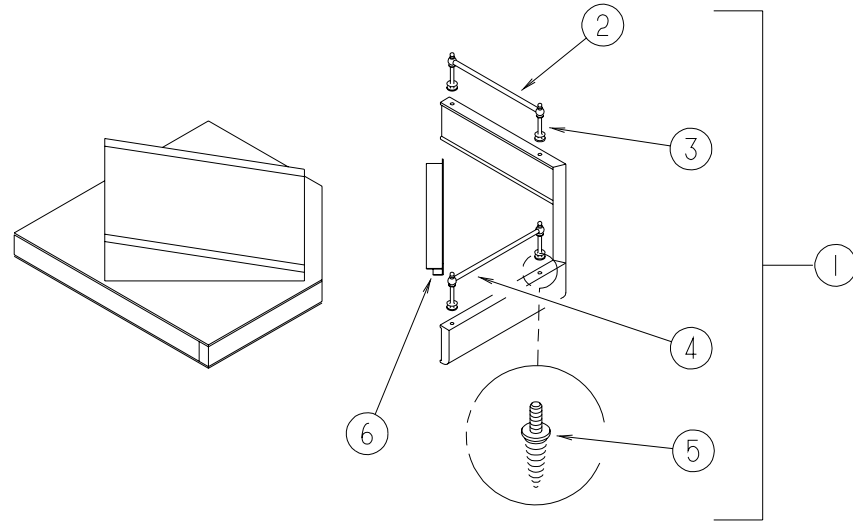
## BATH GROUP (CONTINUED)



SHOWER DOOR - COASTAL

| KEY | PART NUMBER   | U/M | DESCRIPTION                                    |
|-----|---------------|-----|--|
| 1   | 117431-01-01A | EA  | DOOR - SHOWER - FABRIC PLEATED - 29.6" X 63.0" |
| 2   | 117431-01-700 | EA  | TRACK-TOP, ALUM.IVORY INSERT 48"               |
| 3   | 117431-01-701 | EA  | TRACK-BOTTOM, 48"                              |
| 4   | 117431-01-702 | EA  | RAIL - SIDE, 67"                               |
| 5   | 117431-01-703 | EA  | RAIL - STATIONARY, 67"                         |
| 6   | 117431-01-704 | EA  | RAIL-LEAD, 67" - W/LATCH                       |
| 7   | 117431-01-705 | EA  | GLIDE - IVORY, TRAVELER                        |
| 8   | 117431-01-706 | EA  | GLIDE - IVORY LEAD, TRAVELER                   |
|     | 117431-01-707 | EA  | CATCH - BATH DOOR                              |
| 9   | 117431-01-708 | EA  | HANDLE - W/SCREWS                              |
|     | 117431-01-709 | EA  | STRAP - VINYL                                  |

**BEDROOM GROUP**



**TV SHELF - BEDROOM**

| KEY | PART NUMBER   | U/M | DESCRIPTION   |
|-----|---------------|-----|---|
| 1   | 116553-01-J40 | EA  | CABINET - TV SHELF - W/BRASS RODS/POST ENDS (K09,K11) |
| 1   | 116553-01-GB1 | EA  | CABINET - TV SHELF - W/BRASS RODS/POST ENDS (K10,K12) |
|     | 116773-02-000 | EA  | SWIVEL/SLIDES - F/TV SHELF                            |
| 2   | 084071-24-000 | EA  | ROD - BRASS - 3.8"                                    |
| 3   | 084070-03-000 | EA  | POST - END - 2.4" - SHINY BRASS                       |
| 4   | 084071-19-000 | EA  | ROD - BRASS - 7.1"                                    |
| 5   | 106166-01-000 | EA  | BOLT/COLLARED HANGER - 8-32 X 1"                      |
| 6   | 103186-01-04A | FT  | MOLDING - PLASTIC - 3/8" U-CHANNEL 3/4" FACE - CHERRY |

**TV SHELF - BEDROOM - TWIN BED**

| KEY | PART NUMBER   | U/M | DESCRIPTION  |
|-----|---------------|-----|--|
|     | 084357-02-J40 | EA  | TV STAND - FOLD DOWN W/MIRROR (K09,K11)<br>FROM: 10-27-98 THRU: 99-99-99 |
|     | 084357-02-H07 | EA  | TV STAND - FOLD DOWN W/MIRROR (K10,K12)<br>FROM: 10-27-98 THRU: 99-99-99 |
|     | 058331-14-000 | EA  | MIRROR - SAFETY GLASS - 14" X 12.7"                                      |
|     | 084356-08-000 | EA  | INSERT - TV STAND - W/SUPPORT HINGES - OFF WHITE                         |
|     | 084412-01-000 | EA  | SUPPORT/HINGE KIT (LEFT & RIGHT HINGES)                                  |
|     | 084413-01-000 | EA  | HINGE/CONTINUOUS - ALUMINUM 1" X 72" - W/HOLES                           |
|     | 084451-01-000 | EA  | CATCH & LATCH - 1.7" - BRASS   |

**BEDROOM GROUP (CONTINUED)**

**FOLDING DOOR & HARDWARE  
FROM: 00-00-00 THRU: 12-22-98**

| KEY | PART NUMBER   | U/M | DESCRIPTION                                   | VENDOR NO.        |
|-----|---------------|-----|---|-------------------|
|     | 042488-10-000 | EA  | DOOR - FOLDING - OFF WHITE FABRIC - 37" X 75" |                   |
|     | 042488-10-700 | EA  | LEADRAIL-PREPUNCHED F/HANDLE                  | DW2100            |
|     | 080224-01-703 | EA  | HANDLE W/LATCH-CATCH, ALMOND                  | DE03505           |
|     | 080224-01-705 | EA  | LATCH & CATCH ASM., ALMOND                    | DE25010 & DE25020 |
|     | 094856-13-01A | EA  | TRACK - FOLDING DOOR - OFF WHITE              |                   |

**FOLDING DOOR & HARDWARE  
FROM: 12-23-98 THRU: 01-31-99**

| KEY | PART NUMBER   | U/M | DESCRIPTION   |
|-----|---------------|-----|---|
|     | 131595-01-01A | EA  | DOOR - FOLDING - 37" X 75" - W/4 CEILING MOUNTED BRACKETS |
|     | 131595-01-700 | EA  | END STOP ONLY - FABRIC DOOR                               |
|     | 131595-01-701 | EA  | BRACKET/MOUNTING-FABRIC DOOR                              |
|     | 131595-01-702 | EA  | TRACK/STRAIGHT-37"FABRIC DR                               |

**FOLDING DOOR & HARDWARE  
FROM: 02-01-99 THRU: 03-07-99**

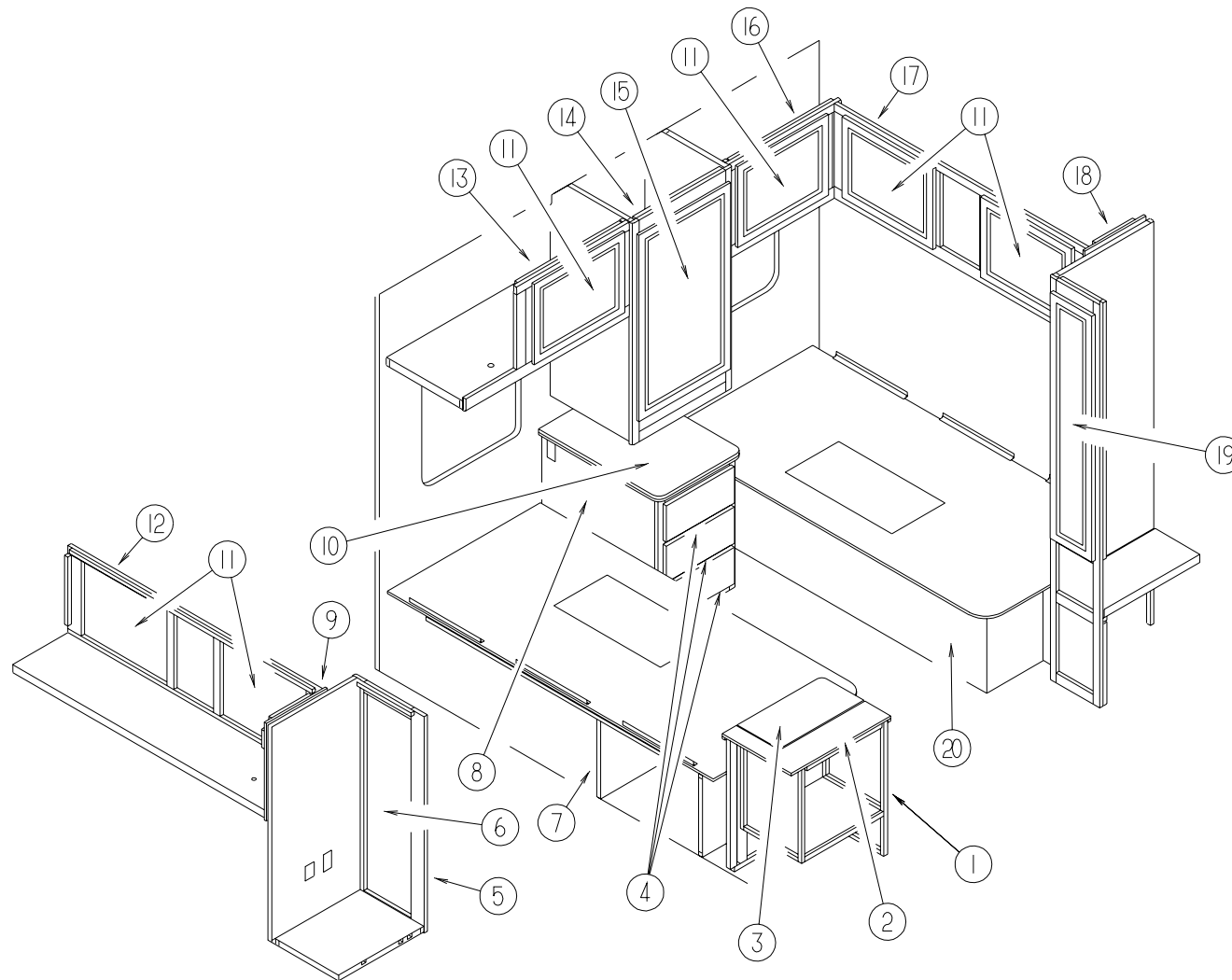
| KEY | PART NUMBER   | U/M | DESCRIPTION                                   | VENDOR NO.        |
|-----|---------------|-----|---|-------------------|
|     | 042488-10-000 | EA  | DOOR - FOLDING - OFF WHITE FABRIC - 37" X 75" |                   |
|     | 042488-10-700 | EA  | LEADRAIL-PREPUNCHED F/HANDLE                  | DW2100            |
|     | 080224-01-703 | EA  | HANDLE W/LATCH-CATCH, ALMOND                  | DE03505           |
|     | 080224-01-705 | EA  | LATCH & CATCH ASM., ALMOND                    | DE25010 & DE25020 |
|     | 094856-13-01A | EA  | TRACK - FOLDING DOOR - OFF WHITE              |                   |

**FOLDING DOOR & HARDWARE  
FROM: 03-08-99 THRU: 99-99-99**

| KEY | PART NUMBER   | U/M | DESCRIPTION   |
|-----|---------------|-----|---|
|     | 131595-01-01A | EA  | DOOR - FOLDING - 37" X 75" - W/4 CEILING MOUNTED BRACKETS |
|     | 131595-01-700 | EA  | END STOP ONLY - FABRIC DOOR                               |
|     | 131595-01-701 | EA  | BRACKET/MOUNTING-FABRIC DOOR                              |
|     | 131595-01-702 | EA  | TRACK/STRAIGHT-37"FABRIC DR                               |

## BEDROOM GROUP (CONTINUED)

### TWIN BEDROOM

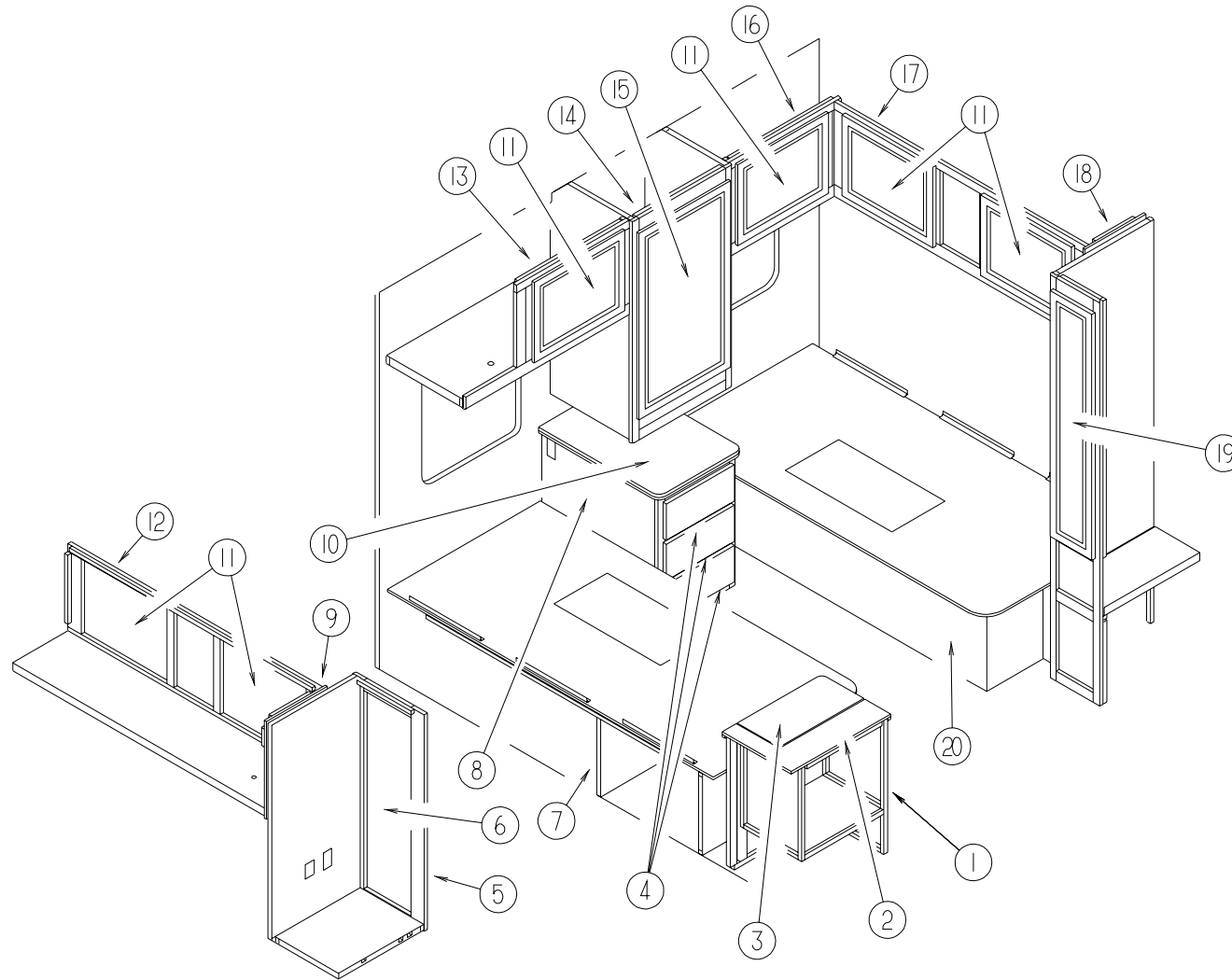


| KEY | PART NUMBER   | U/M | DESCRIPTION  |
|-----|---------------|-----|--|
| 1   | 131364-01-K09 | EA  | CABINET - HAMPER - W/O DOOR/HARDWARE (K09,K11)                       |
| 1   | 131364-01-K19 | EA  | CABINET - HAMPER - W/O DOOR/HARDWARE (K10,K12)                       |
| 2   | 131364-11-K09 | EA  | COUNTERTOP/HAMPER CABINET - STATIONARY                               |
| 3   | 131364-12-K09 | EA  | COUNTERTOP/HAMPER CABINET - LIFT UP                                  |
| 4   | M09316-70-K13 | EA  | DRAWER - OGEE EDGE - 13.5"W X 19.6"D - W/O SLIDES/HARDWARE (K09,K11) |
| 4   | M09316-70-K10 | EA  | DRAWER - OGEE EDGE - 13.5"W X 19.6"D - W/O SLIDES/HARDWARE (K10,K12) |
| 5   | 112831-01-J40 | EA  | CABINET - SHIRT CLOSET/RIGHT HAND - W/O DOORS/HARDWARE (K09,K11)     |
| 5   | 112831-01-G04 | EA  | CABINET - SHIRT CLOSET/RIGHT HAND - W/O DOORS/HARDWARE (K10,K12)     |
| 6   | 131995-74-K09 | EA  | DOOR - SOLID PANEL - 12" X 39.9" - W/O HARDWARE (K09,K11)            |
| 6   | 131995-74-K10 | EA  | DOOR - SOLID PANEL - 12" X 39.9" - W/O HARDWARE (K10,K12)            |
| 7   | P31129-01-K09 | EA  | CABINET - BASE/TWIN BED/LEFT HAND - W/O DOORS/DRAWERS/HDW (K09,K11)  |
| 7   | P31129-01-K19 | EA  | CABINET - BASE/TWIN BED/LEFT HAND - W/O DOORS/DRAWERS/HDW (K10,K12)  |
| 8   | 131148-01-K09 | EA  | CABINET - NIGHTSTAND - W/COUNTERTOP - W/O DRS/DWRS/HDW (K09,K11)     |
| 8   | 131148-01-K19 | EA  | CABINET - NIGHTSTAND - W/COUNTERTOP - W/O DRS/DWRS/HDW (K10,K12)     |
| 9   | 109908-09-J40 | EA  | END CAP - OVERHEAD CABINET (K09,K11)                                 |
| 9   | 109908-09-G04 | EA  | END CAP - OVERHEAD CABINET (K10,K12)                                 |
| 10  | 131148-11-K19 | EA  | COUNTERTOP - NIGHTSTAND  |
| 11  | 131995-D1-K09 | EA  | DOOR - SOLID PANEL - 15.7" X 20.4" - W/O HARDWARE (K09,K11)          |
| 11  | 131995-D1-K10 | EA  | DOOR - SOLID PANEL - 15.7" X 20.4" - W/O HARDWARE (K10,K12)          |

| KEY | PART NUMBER   | U/M | DESCRIPTION   |
|-----|---------------|-----|---|
| 12  | 131087-01-K09 | EA  | CABINET - OVERHEAD/REAR - W/O DOORS/HARDWARE (K09)                |
| 12  | 131087-01-K19 | EA  | CABINET - OVERHEAD/REAR - W/O DOORS/HARDWARE (K10)                |
| 12  | 131087-01-K11 | EA  | CABINET - OVERHEAD/REAR - W/O DOORS/HARDWARE (K11)                |
| 12  | 131087-01-K12 | EA  | CABINET - OVERHEAD/REAR - W/O DOORS/HARDWARE (K12)                |
| 13  | 110004-03-J40 | EA  | CABINET - OVERHEAD/REAR/RIGHT HAND TWIN - W/O DOORS/HDW (K09,K11) |
|     |               |     | FROM: 00-00-00 THRU: 09-20-98                                     |
| 13  | 110004-03-G04 | EA  | CABINET - OVERHEAD/REAR/RIGHT HAND TWIN - W/O DOORS/HDW (K10,K12) |
|     |               |     | FROM: 00-00-00 THRU: 09-20-98                                     |
| 13  | 110004-07-K09 | EA  | CABINET - OVERHEAD/REAR/RIGHT HAND TWIN - W/O DOORS/HDW (K09,K11) |
|     |               |     | FROM: 09-21-98 THRU: 99-99-99                                     |
| 13  | 110004-07-K19 | EA  | CABINET - OVERHEAD/REAR/RIGHT HAND TWIN - W/O DOORS/HDW (K10,K12) |
|     |               |     | FROM: 09-21-98 THRU: 99-99-99                                     |
| 14  | 123051-01-J40 | EA  | CABINET - SHIRT CLOSET/RIGHT REAR - W/O DOORS/HARDWARE (K09,K11)  |
| 14  | 123051-01-H07 | EA  | CABINET - SHIRT CLOSET/RIGHT REAR - W/O DOORS/HARDWARE (K10,K12)  |
| 15  | 132006-12-K09 | EA  | DOOR - MITERED RAIL - 20.6" X 36.4" - W/O HARDWARE (K09,K11)      |
| 15  | 132006-12-K10 | EA  | DOOR - MITERED RAIL - 20.6" X 36.4" - W/O HARDWARE (K10,K12)      |

## BEDROOM GROUP (CONTINUED)

### TWIN BEDROOM (CONTINUED)



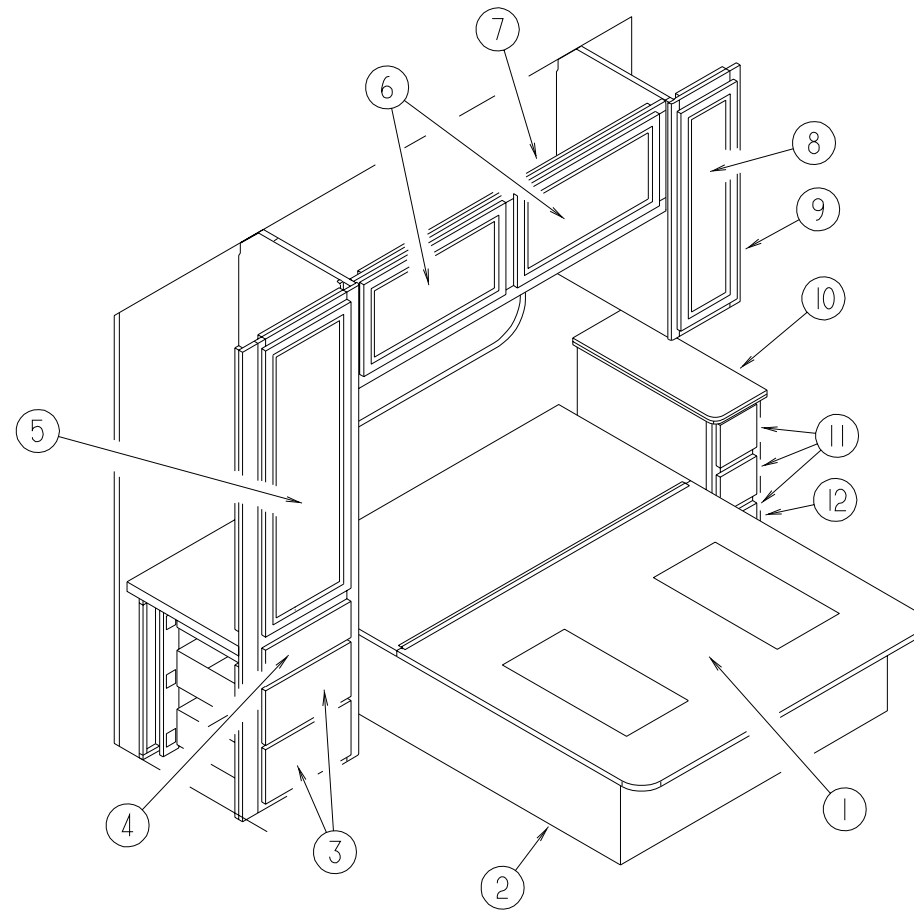
| KEY | PART NUMBER   | U/M | DESCRIPTION   |
|-----|---------------|-----|---|
| 16  | 110004-04-J40 | EA  | CABINET - OVERHEAD/REAR - LEFT HAND TWIN - W/O DRS/HDW (K09,K11)<br>FROM: 00-00-00 THRU: 09-20-98 |
| 16  | 110004-04-G04 | EA  | CABINET - OVERHEAD/REAR - LEFT HAND TWIN - W/O DRS/HDW (K10,K12)<br>FROM: 00-00-00 THRU: 09-20-98 |
| 16  | 110004-08-K09 | EA  | CABINET - OVERHEAD/REAR/LEFT HAND TWIN - W/O DOORS/HDW (K09,K11)<br>FROM: 09-21-98 THRU: 99-99-99 |
| 16  | 110004-08-K19 | EA  | CABINET - OVERHEAD/REAR/LEFT HAND TWIN - W/O DOORS/HDW (K10,K12)<br>FROM: 09-21-98 THRU: 99-99-99 |
| 17  | 131087-02-K09 | EA  | CABINET - OVERHEAD/REAR - W/O DOORS/HARDWARE (K09)  |
| 17  | 131087-02-K19 | EA  | CABINET - OVERHEAD/REAR - W/O DOORS/HARDWARE (K10)  |
| 17  | 131087-02-K11 | EA  | CABINET - OVERHEAD/REAR - W/O DOORS/HARDWARE (K11)  |
| 17  | 131087-02-K12 | EA  | CABINET - OVERHEAD/REAR - W/O DOORS/HARDWARE (K12)  |
| 18  | 109908-08-J40 | EA  | END CAP - OVERHEAD CABINET (K09,K11)  |
| 18  | 109908-08-G04 | EA  | END CAP - OVERHEAD CABINET (K10,K12)  |

| KEY | PART NUMBER   | U/M | DESCRIPTION   |
|-----|---------------|-----|---|
| 19  | 132006-13-K09 | EA  | DOOR - MIRROR/MITERED RAIL - 10" X 48" - W/O HARDWARE (K09,K11)                                 |
| 19  | 132006-13-K10 | EA  | DOOR - MIRROR/MITERED RAIL - 10" X 48" - W/O HARDWARE (K10,K12)                                 |
|     | 058331-F7-000 | EA  | MIRROR - SAFETY GLASS - 6.8" X 44.7"  |
| 20  | P18433-01-J40 | EA  | CABINET - TWIN BED - LH - W/O DOORS/DRAWERS/HARDWARE (K09,K11)<br>FROM: 00-00-00 THRU: 10-26-98 |
| 20  | P18433-01-K07 | EA  | CABINET - TWIN BED - LH - W/O DOORS/DRAWERS/HARDWARE (K10,K12)<br>FROM: 00-00-00 THRU: 10-26-98 |
| 20  | P15315-02-K09 | EA  | CABINET - TWIN BED - LH - W/O DOORS/DRAWERS/HARDWARE (K09,K11)<br>FROM: 10-27-98 THRU: 99-99-99 |
| 20  | P15315-02-K19 | EA  | CABINET - TWIN BED - LH - W/O DOORS/DRAWERS/HARDWARE (K10,K12)<br>FROM: 10-27-98 THRU: 99-99-99 |
|     | 096764-02-000 | FT  | SLIPNOT-ANTISLIP - 1' WIDE (100' ROLLS)   |
|     | 126263-08-02B | EA  | BRACKET - GAS SPRING - LOWER - E-COATED   |
|     | 126263-06-02B | EA  | BRACKET - GAS SPRING - E-COATED   |
|     | 107796-26-000 | EA  | SPRING/GAS - 12" COMPRESSED/20" EXTENDED - 90 LB.   |
|     | 105376-01-02A | EA  | HINGE - CONTINUOUS - 2" X 5.5" - OFF WHITE  |
|     | 042438-01-000 | EA  | DOWEL - WOOD - CLOTHES ROD - 1" DIAMETER X 4'   |
|     | 009112-01-000 | EA  | FLANGE - PLASTIC - 1" CLOTHES ROD - OFF WHITE   |



## BEDROOM GROUP (CONTINUED)

### CENTER QUEEN BEDROOM

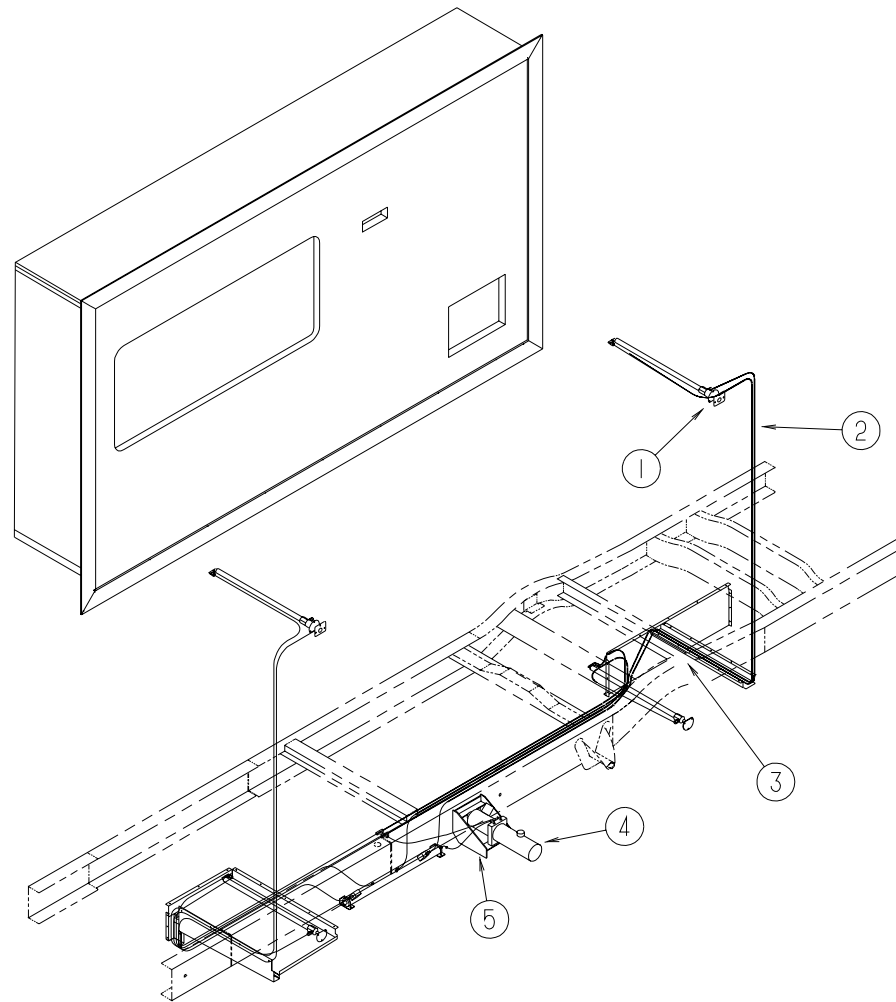


| KEY | PART NUMBER   | U/M | DESCRIPTION  |
|-----|---------------|-----|--|
| 1   | M08789-02-000 | EA  | TOP - QUEEN BED - W/O HARDWARE                                       |
|     | 096764-02-000 | FT  | SLIPNOT-ANTISLIP - 1' WIDE (100' ROLLS)                              |
|     | 126263-08-02B | EA  | BRACKET - GAS SPRING - LOWER - E-COATED                              |
|     | 126263-06-02B | EA  | BRACKET - GAS SPRING - E-COATED                                      |
|     | 107796-06-000 | EA  | SPRING/GAS - 12" COMPRESSED/20" EXTENDED - 90 LB.                    |
| 2   | P30243-01-K09 | EA  | CABINET/BASE - QUEEN BED - W/O HARDWARE (K09,K11)                    |
| 2   | P30243-01-K07 | EA  | CABINET/BASE - QUEEN BED - W/O HARDWARE (K10,K12)                    |
| 3   | M09316-37-K09 | EA  | DRAWER - OGEE EDGE - 14.7"W X 17.7"D - W/O SLIDES/HARDWARE (K09,K11) |
| 3   | M09316-37-K10 | EA  | DRAWER - OGEE EDGE - 14.7"W X 17.7"D - W/O SLIDES/HARDWARE (K10,K12) |
| 4   | M09316-36-K09 | EA  | DRAWER - OGEE EDGE - 14.7"W X 17.7"D - W/O SLIDES/HARDWARE (K09,K11) |
| 4   | M09316-36-K10 | EA  | DRAWER - OGEE EDGE - 14.7"W X 17.7"D - W/O SLIDES/HARDWARE (K10,K12) |
| 5   | 132006-08-K09 | EA  | DOOR - MITERED RAIL - 16.7" X 48" - W/O HARDWARE (K09,K11)           |
| 5   | 132006-08-K10 | EA  | DOOR - MITERED RAIL - 16.7" X 48" - W/O HARDWARE (K10,K12)           |
|     | 058331-A3-000 | EA  | MIRROR - SAFETY GLASS - 13.4" X 44.7"                                |
|     | 042438-01-000 | EA  | DOWEL - WOOD - CLOTHES ROD - 1" DIAMETER X 4'                        |
|     | 009112-01-000 | EA  | FLANGE - PLASTIC - 1" CLOTHES ROD - OFF WHITE                        |
| 6   | 131995-D4-K09 | EA  | DOOR - SOLID PANEL - 15.7" X 27.9" - W/O HARDWARE (K09,K11)          |
| 6   | 131995-D4-K10 | EA  | DOOR - SOLID PANEL - 15.7" X 27.9" - W/O HARDWARE (K10,K12)          |

| KEY | PART NUMBER   | U/M | DESCRIPTION   |
|-----|---------------|-----|---|
| 7   | 130237-01-K09 | EA  | CABINET - OVERHEAD/REAR - W/O DOORS/HARDWARE (K09,K11)<br>FROM: 00-00-00 THRU: 09-20-98 |
| 7   | 130237-01-K07 | EA  | CABINET - OVERHEAD/REAR - W/O DOORS/HARDWARE (K10,K12)<br>FROM: 00-00-00 THRU: 09-20-98 |
| 7   | 130237-02-K09 | EA  | CABINET - OVERHEAD/REAR - W/O DOORS/HARDWARE (K09,K11)<br>FROM: 09-21-98 THRU: 99-99-99 |
| 7   | 130237-02-K07 | EA  | CABINET - OVERHEAD/REAR - W/O DOORS/HARDWARE (K10,K12)<br>FROM: 09-21-98 THRU: 99-99-99 |
| 8   | 131995-50-K09 | EA  | DOOR - SOLID PANEL - 10.8" X 36.4" - W/O HARDWARE (K09,K11)                             |
| 8   | 131995-50-K10 | EA  | DOOR - SOLID PANEL - 10.8" X 36.4" - W/O HARDWARE (K10,K12)                             |
| 9   | P30687-01-K09 | EA  | CABINET - SHIRT CLOSET - W/O DOORS/HARDWARE (K09,K11)                                   |
| 9   | P30687-01-K07 | EA  | CABINET - SHIRT CLOSET - W/O DOORS/HARDWARE (K10,K12)                                   |
| 10  | 129251-21-K07 | EA  | COUNTERTOP - NIGHTSTAND   |
| 11  | M09316-58-K09 | EA  | DRAWER - OGEE EDGE - 10.7"W X 19.6"D - W/O SLIDES/HARDWARE (K09,K11)                    |
| 11  | M09316-58-K10 | EA  | DRAWER - OGEE EDGE - 10.7"W X 19.6"D - W/O SLIDES/HARDWARE (K11,K12)                    |
| 12  | 129251-09-K09 | EA  | CABINET/NIGHTSTAND/LH - W/COUNTERTOP - W/O DRS/DWRS/HDW (K09,K11)                       |
| 12  | 129251-09-K07 | EA  | CABINET/NIGHTSTAND/LH - W/COUNTERTOP - W/O DRS/DWRS/HDW (K10,K12)                       |

# CHASSIS GROUP

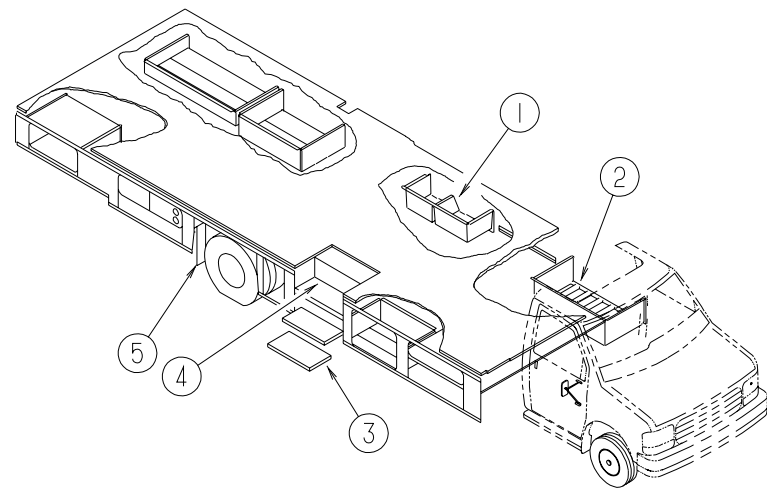
## SLIDEOUT HARDWARE



| KEY | PART NUMBER   | U/M | DESCRIPTION   | VENDOR NO. |
|-----|---------------|-----|---|------------|
| 1   | 131014-01-01A | EA  | BEZEL - SLIDEOUT - UPPER - BRIGHT WHITE               |            |
| 1   | 102333-02-01A | EA  | BOLT - CARRIAGE - 1/4-20                              |            |
| 1   | 000D39-04-00B | EA  | NUT - HEX - LOCKING W/SERRATED FLANGE - 1/4-20 - ZINC |            |
| 2   | 130606-02-000 | EA  | CONTROL - PUMP/SLIDEOUT                               |            |
| 3   | 114208-04-000 | EA  | GROMMET - EDGE LINER - FITS 1.00"                     |            |
| 4   | 130606-01-000 | EA  | SLIDEOUT - HYDRAULIC                                  |            |
| 5   | 107938-08-000 | EA  | BRACKET - PUMP  |            |

| KEY | PART NUMBER   | U/M | DESCRIPTION                | VENDOR NO. |
|-----|---------------|-----|----------------------------|------------|
|     | 100532-09-710 | EA  | SOLENOID-INTERMITENT DUTY  | RAP0533    |
|     | 130606-01-700 | EA  | CYLINDER - LOWER SLIDE     | RAP90650   |
|     | 130606-01-701 | EA  | RELAY - 5-TERMINAL         | RAP90653   |
|     | 130606-01-702 | EA  | CYLINDER - FRONT/UPPER     | RAP90647   |
|     | 130606-01-703 | EA  | CYLINDER - REAR/UPPER      | RAP90648   |
|     | 130606-01-704 | EA  | SYNCRONIZING CYLINDER      | AP18543    |
|     | 130606-01-705 | EA  | PUMP/RESERVOIR W/SOLENOIDS | AP17438    |
|     | 130606-01-706 | EA  | PRESSURE SWITCH F/SYNC CYL | RAP90654   |

## CHASSIS GROUP (CONTINUED)

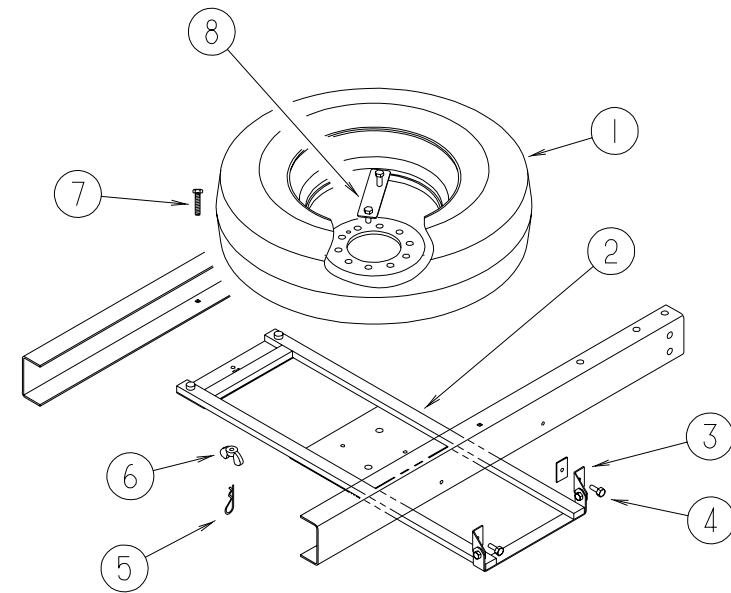


### COMPARTMENTS, PLUGS & SEALS

| KEY | PART NUMBER   | U/M | DESCRIPTION  |
|-----|---------------|-----|--|
| 1   | 117186-03-J05 | EA  | COMPARTMENT - STORAGE                                      |
| 1   | 116926-03-01A | EA  | COMPARTMENT - SEWER  |
| 1   | M06991-02-FQ0 | EA  | HATCH/COMPARTMENT - W/FOAMED INSULATION - 3.8" X 8.2"      |
| 1   | M06991-04-FB1 | EA  | HATCH/COMPARTMENT - W/FOAMED INSULATION - 5.3" X 15.3"     |
| 1   | 121175-01-01A | EA  | LATCH - SWELL - BLACK                                      |
| 2   | 117928-06-01A | EA  | COMPARTMENT - STORAGE - 23.4" X 42.4"                      |
| 3*  | 094707-01-01A | EA  | STEP - DOUBLE - ELECTRIC - KWIKEE                          |
|     |               |     | FROM: 00-00-00 THRU: 01-13-99                              |
|     | 116995-01-000 | EA  | SWITCH/MAGNET - ELECTRIC STEP - WHITE/WHITE - OPEN CIRCUIT |
|     |               |     | FROM: 00-00-00 THRU: 01-13-99                              |
| 3*  | 094707-03-01A | EA  | STEP - ELECTRIC DOUBLE - W/BLACK CONTROL BOX - KWIKEE      |
|     |               |     | FROM: 01-14-99 THRU: 99-99-99                              |
|     | 116995-02-000 | EA  | SWITCH/MAGNET - ELECTRIC STEP - BLACK/WHITE-CLOSED CIRCUIT |
|     |               |     | FROM: 01-14-99 THRU: 99-99-99                              |
|     | 091176-01-000 | EA  | SUPPORT - BASE - ENTRANCE STEP                             |
| 4   | 122755-05-01A | EA  | TILE - RUBBER/ENTRANCE DOOR - 11.2" X 26.9"                |
| 4   | P14437-02-000 | EA  | CABINET - LID ENTRANCE DOOR - W/O CARPET                   |
| 5   | 017516-01-000 | EA  | MUD FLAP - 14" X 18" - BLACK                               |
|     | 065450-05-000 | EA  | TIEDOWN - BATTERY - 8.4" TUBE                              |
|     | 121948-01-000 | EA  | SHIELD - SIGHT   |
|     |               |     | FROM: 00-00-00 THRU: 09-20-98                              |
|     | 119845-01-01A | EA  | PLUG - PLASTIC - BLACK - 1 1/2" SQUARE                     |

\*COMPONENT PARTS FOUND IN SERVICE PARTS LIBRARY

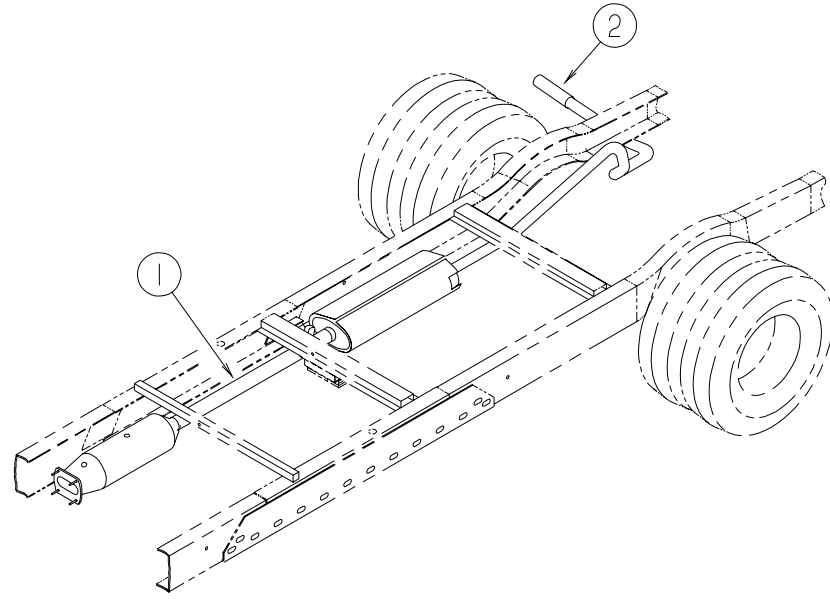
## CHASSIS GROUP (CONTINUED)



### SPARE TIRE

| KEY | PART NUMBER   | U/M | DESCRIPTION  |
|-----|---------------|-----|--|
| 1   | 070917-06-000 | EA  | TIRE - LT225/75R16E - R4S - M/S - FIRESTONE        |
| 1   | 083617-03-000 | EA  | WHEEL - STEEL - 6" X 16"                           |
|     |               |     | FROM: 00-00-00 THRU: 12-02-98                      |
| 1   | 083617-04-000 | EA  | WHEEL - STEEL - 6" X 16" - '99 E350/E450           |
|     |               |     | FROM: 12-03-98 THRU: 99-99-99                      |
|     | 051377-04-000 | EA  | VALVE STEM - .5" X 2"                              |
|     | 095012-05-000 | EA  | EXTENSION - VALVE STEM - LIVE 5"                   |
|     | 095012-06-000 | EA  | STABILIZER - VALVE EXTENSION - LIVE                |
| 2   | 116348-01-02B | EA  | CRADLE - SPARE TIRE - E-COATED                     |
| 3   | 116349-01-02B | EA  | BRACKET/HINGE - SPARE TIRE - E-COATED              |
| 4   | 000C26-06-12B | EA  | BOLT - HEX - SERRATED FLANGE - 3/8-16 X 3/4 - ZINC |
| 4   | 000E13-17-00B | EA  | WASHER - FLAT - 3/8" AR - ZINC                     |
| 4   | 000D34-06-00B | EA  | NUT - HEX - LOCKING - 3/8-16 GRADE C - ZINC        |
| 5   | 034513-01-000 | EA  | PIN-HITCH - 3/16" WIRE                             |
| 6   | 064081-03-000 | EA  | NUT - WING 3/8-16 - W/WELD NUT                     |
| 7   | 000C18-06-56A | EA  | BOLT - ELEVATOR - 3/8-16 X 3 1/2 - GRADE 5         |
| 8   | 116338-02-02B | EA  | BRACKET/CLAMP - SPARE TIRE - E-COATED              |
| 8   | 000D29-09-00B | EA  | NUT - HEX - SELF LOCKING - 9/16-12 ZINC            |
|     | 112358-01-000 | EA  | WRENCH - LUG - 7/8" - L-SHAPE                      |

## CHASSIS GROUP (CONTINUED)

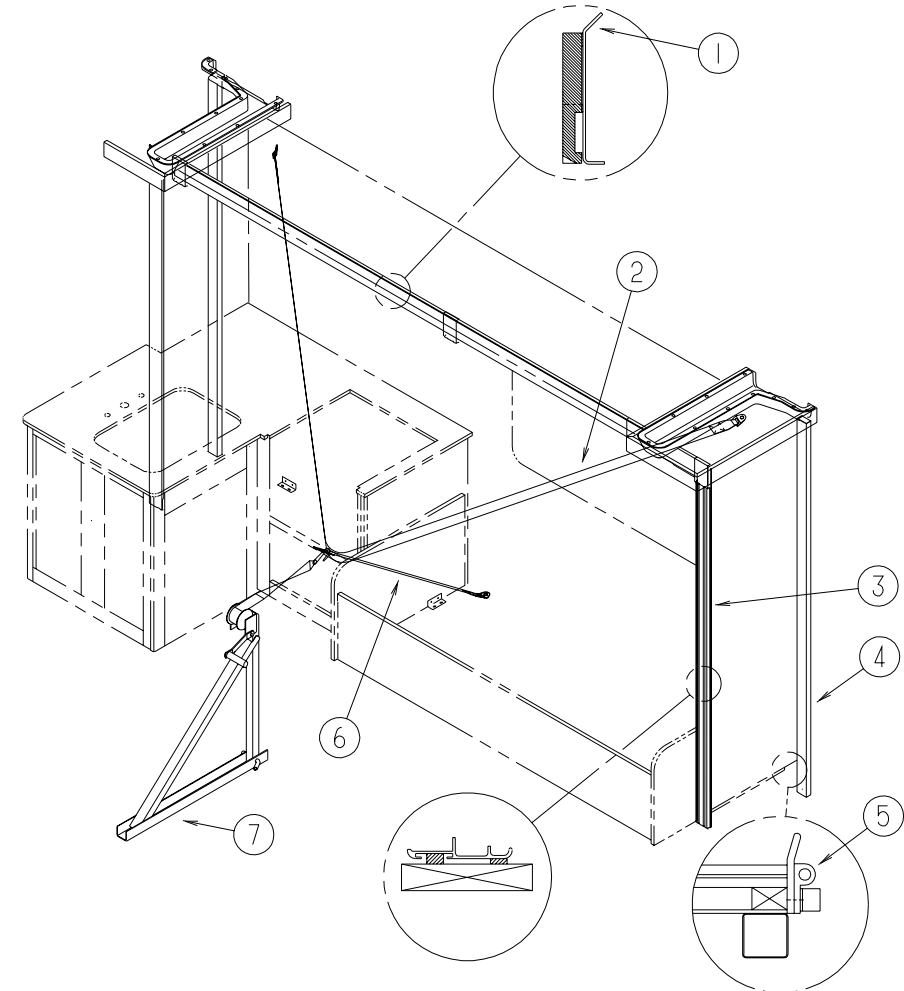


### EXHAUST SYSTEM COMPONENTS

| KEY | PART NUMBER   | U/M | DESCRIPTION  |
|-----|---------------|-----|--|
| 1   | 111478-03-000 | EA  | EXHAUST PIPE - DOUBLE WALL STAINLESS STEEL - 49" - OUTER WALL IS 42.7" |
|     | 094918-06-000 | EA  | CLAMP - EXHAUST - 3" - HEAVY DUTY                                      |
| 1   | 098762-13-000 | EA  | PIPE - EXHAUST - STRAIGHT - 3.5" - DIESEL                              |
|     | 094918-02-000 | EA  | CLAMP - EXHAUST - 3.5"   |
| 2   | 098762-18-000 | EA  | PIPE - EXHAUST - STRAIGHT - 3"   |
|     | 091182-14-000 | EA  | SHIELD - HEAT  |

FROM: 00-00-00 THRU: 12-30-98

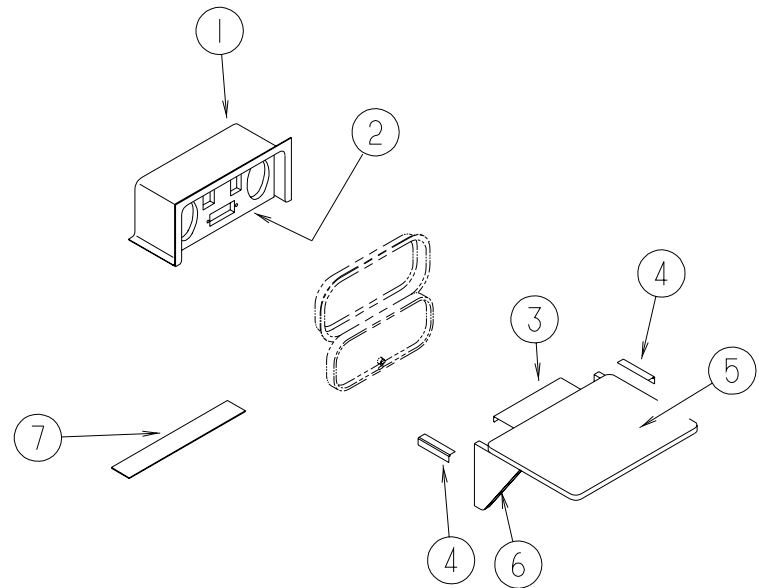
## CHASSIS GROUP (CONTINUED)



### SLIDEOUT HARDWARE

| KEY | PART NUMBER   | U/M | DESCRIPTION                                   |
|-----|---------------|-----|---|
| 1   | 116967-06-K09 | EA  | TRIM - CENTER - WOOD - 3.8" X 57.9" (K09,K11) |
| 1   | 116967-06-K07 | EA  | TRIM - CENTER - WOOD - 3.8" X 57.9" (K10,K12) |
| 2   | 116101-05-K19 | EA  | STRAP - WINCH - 149.8" CENTER/CENTER BRACKET  |
| 3   | 116951-14-K09 | EA  | MOLDING - TRIM - 3" X 70.6" (K09,K11)         |
| 3   | 116951-14-K19 | EA  | MOLDING - TRIM - 3" X 70.6" (K10,K12)         |
| 4   | 119992-18-01A | EA  | TRIM - SEAL - W/MITERED ENDS - BRIGHT WHITE   |
| 5   | 121283-01-000 | FT  | SEAL - P SHAPED                               |
| 6   | 116101-06-K19 | EA  | STRAP - WINCH - 53" CENTER BRACKET/STRAP END  |
| 7   | 115767-02-000 | EA  | WINCH - SLIDEOUT                              |
|     | 128599-03-000 | EA  | PAD - SLIDEOUT - HYDRAULIC                    |
|     | 131014-01-01A | EA  | BEZEL - SLIDEOUT - UPPER - BRIGHT WHITE       |
|     | 130792-01-02B | EA  | BRACKET - MOUNT - SLIDEOUT - E-COATED         |
|     | 130792-02-02B | EA  | BRACKET - MOUNT - SLIDEOUT - E-COATED         |
|     | 131007-01-12B | EA  | BRACKET - SLIDEOUT - BRIGHT WHITE             |
|     | 131007-02-12B | EA  | BRACKET - SLIDEOUT - BRIGHT WHITE             |
|     | 130606-01-000 | EA  | SLIDEOUT - HYDRAULIC                          |
|     | 130606-02-000 | EA  | CONTROL - PUMP/SLIDEOUT                       |

### CHASSIS GROUP (CONTINUED)



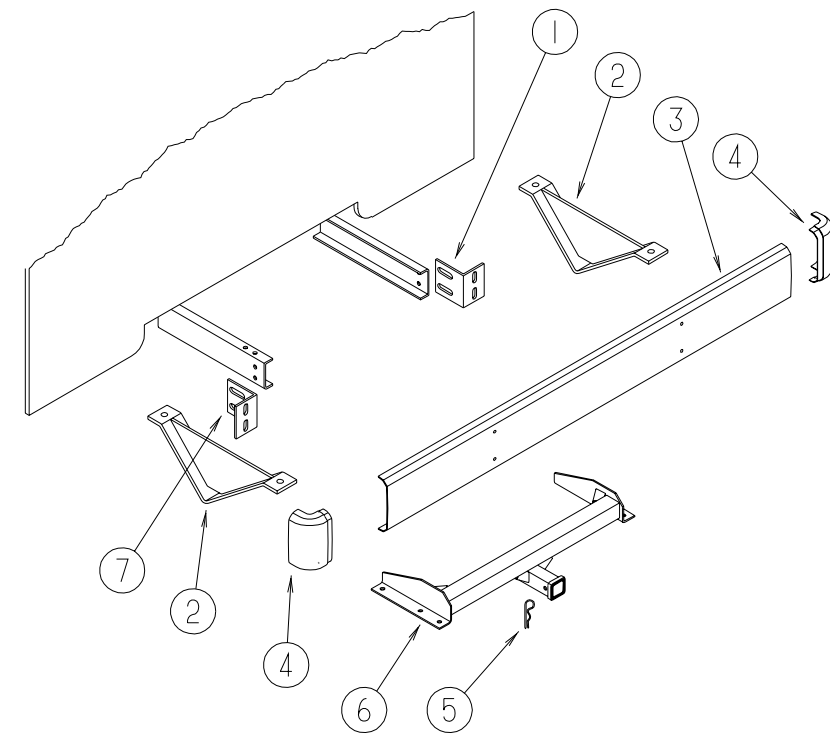
#### ENTERTAINMENT COMPARTMENT

| KEY | PART NUMBER   | U/M | DESCRIPTION  |
|-----|---------------|-----|--|
| 1   | 104898-02-02A | EA  | PLATE - PLASTIC BACK - BRIGHT WHITE                  |
| 2   | 127409-02-J01 | EA  | PLATE - RADIO MOUNTING                               |
| 3   | 105377-01-04A | EA  | BRACKET - TABLE HANGER - BRIGHT WHITE                |
| 4   | 105376-01-03A | EA  | HINGE - CONTINUOUS - 2" X 5.5" - BRIGHT WHITE        |
| 5   | 105230-11-J01 | EA  | SHELF - EXTERIOR ENTERTAINMENT CENTER - W/O HARDWARE |
| 6   | 105230-13-J01 | EA  | SUPPORT - EXTERIOR SHELF                             |
| 7   | 104898-01-02A | EA  | PLATE - PLASTIC BOTTOM - BRIGHT WHITE                |
|     | 124696-01-01A | EA  | BOX - ENTERTAINMENT CENTER/EXTERIOR                  |

#### WHEEL LINERS

| KEY | PART NUMBER   | U/M | DESCRIPTION                         | VENDOR NO. |
|-----|---------------|-----|-------------------------------------|------------|
|     | 110435-13-000 | EA  | LINER - WHEEL - SET OF 4            |            |
|     | 110435-10-705 | EA  | TOOL - INSTALLATION                 | V195P7-TOL |
|     | 110435-13-700 | EA  | LINER - WHEEL - FRONT               | V160F7-FWC |
|     | 110435-13-701 | EA  | LINER - WHEEL - REAR                | V160F7-RWC |
|     | 110435-13-702 | EA  | COVER-LUG NUT W/JAMB NUT FT         | V160F7-EJN |
|     | 095012-05-000 | EA  | EXTENSION - VALVE STEM - LIVE 5"    |            |
|     | 095012-06-000 | EA  | STABILIZER - VALVE EXTENSION - LIVE |            |

### CHASSIS GROUP (CONTINUED)



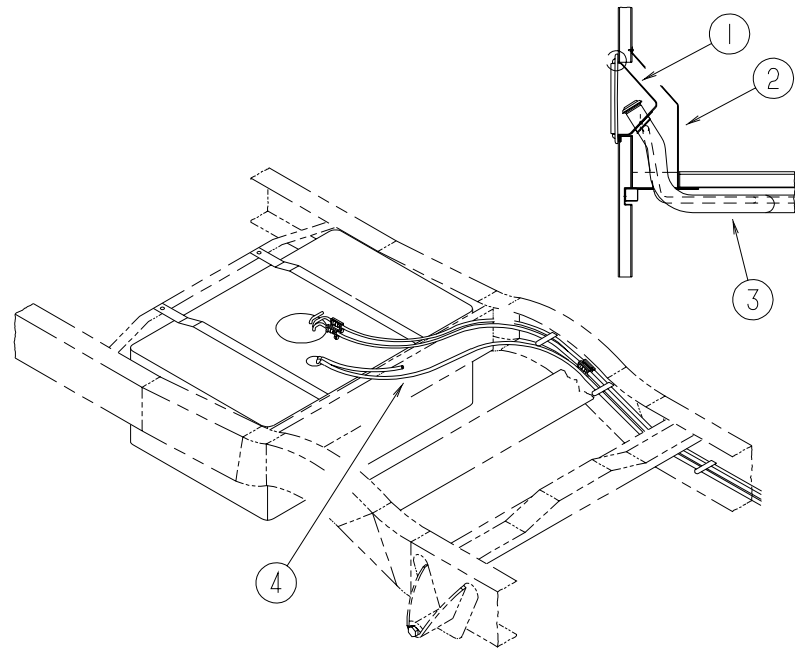
#### REAR BUMPER & HITCH

| KEY | PART NUMBER   | U/M | DESCRIPTION                                      |
|-----|---------------|-----|--|
| 1   | 105933-01-000 | EA  | BRACKET - BUMPER - REAR/RIGHT HAND               |
| 2   | 083376-01-000 | EA  | PLATE/SKID - 13.2" X 6" X 2" STEEL               |
| 3   | 103099-05-02A | EA  | BUMPER - REAR - BRIGHT WHITE                     |
| 4   | 106147-01-02A | EA  | END CAP - BUMPER - BLACK                         |
| 5   | 034513-01-000 | EA  | PIN - HITCH - 3/16" WIRE                         |
| 6   | 107707-08-000 | EA  | HITCH RECEIVER - BOLT-ON CLASS II                |
|     |               |     | FROM: 00-00-00 THRU: 07-12-98                    |
| 6   | 107707-04-000 | EA  | HITCH RECEIVER - BOLT-ON CLASS II                |
|     |               |     | FROM: 07-13-98 THRU: 99-99-99                    |
| 7   | 105933-02-000 | EA  | BRACKET - BUMPER - REAR/LEFT HAND                |
|     | 113589-02-000 | EA  | CONNECTOR - SOCKET - TRAILER                     |
|     | 113589-01-000 | EA  | CONNECTOR - PLUG - TRAILER                       |
|     | 113588-02-01B | EA  | BRACKET - CONNECTOR - TRAILER W/O LIP            |
|     | 000C26-08-24B | EA  | BOLT - HEX - SERRATED FLANGE - 1/2-13 X 1.5 ZINC |
|     | 000E13-21-00B | EA  | WASHER - FLAT - W/2 NAR - ZINC                   |

#### DRIVESHAFT & BRAKE LINE FLARE UNION

| KEY | PART NUMBER   | U/M | DESCRIPTION   |
|-----|---------------|-----|---|
|     | 131232-01-000 | EA  | DRIVESHAFT ASM-3 BAL W/FLG - E40 205"WB STR         |
|     |               |     | FROM: 00-00-00 THRU: 09-14-98                       |
|     | 131695-01-000 | EA  | DRIVESHAFT ASSEMBLY - 3 BALANCED - 205" WHEEL BASE  |
|     |               |     | FROM: 09-15-98 THRU: 99-99-99                       |
|     | 074833-01-000 | EA  | SPACER - BEARING - DRIVESHAFT - 2" X 8" X .5" THICK |
|     | 085771-03-000 | EA  | NUT - HEX - FLARE TORQUE - GRADE G - DRIVESHAFT     |
|     | 088498-01-000 | EA  | UNION - INVERTED FLARE - BRASS - 3/16 - BRAKE LINE  |
|     | 103653-23-000 | EA  | BOLT - U-JOINT - 5/16-24 X .75                      |
|     | 103653-24-000 | EA  | STRAP - U-JOINT                                     |

## CHASSIS GROUP (CONTINUED)



### FUEL SYSTEM COMPONENTS

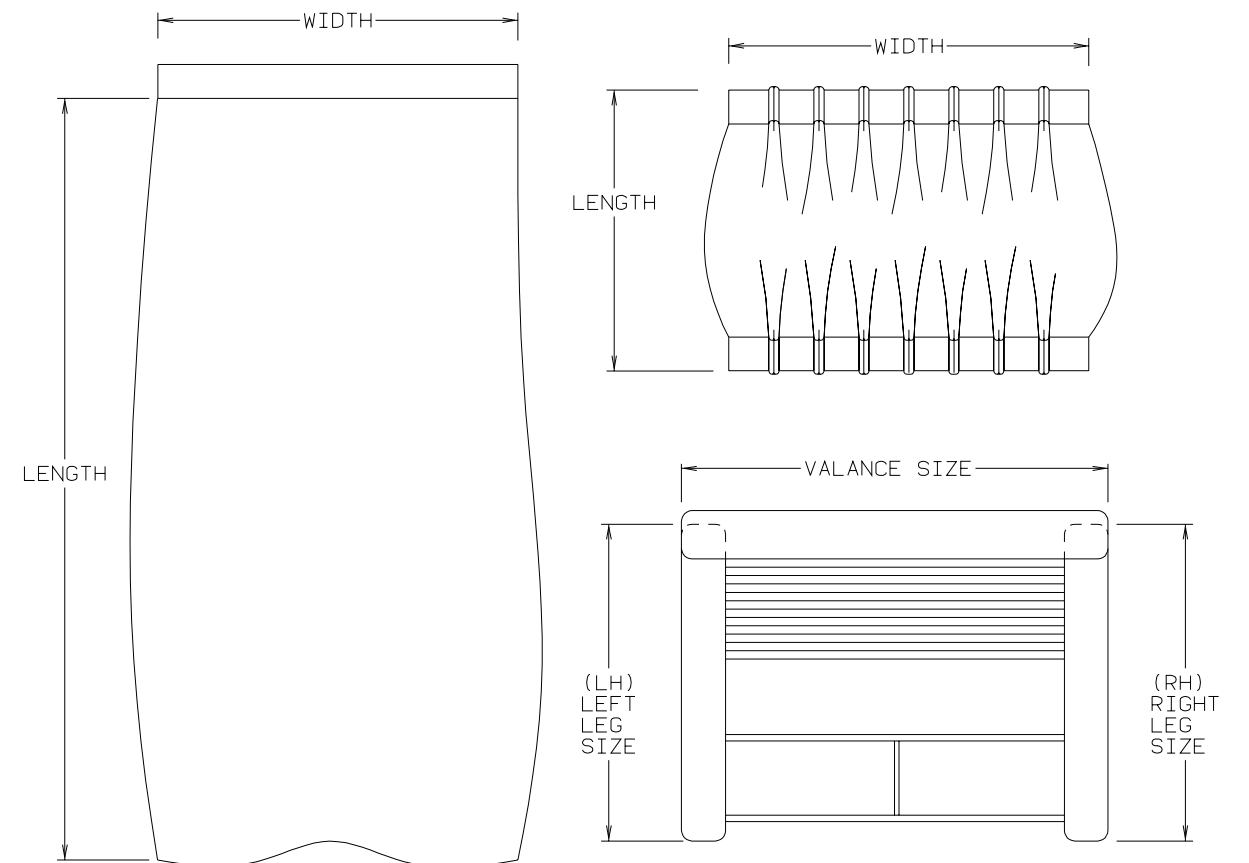
| KEY | PART NUMBER   | U/M | DESCRIPTION                                    |
|-----|---------------|-----|--|
| 1   | 095854-01-04A | EA  | SHROUD - FUEL FILL - BRIGHT WHITE              |
| 2   | 078040-06-000 | EA  | SHROUD - FUEL FILL - UPPER                     |
| 3   | 124994-01-000 | EA  | NECK - FILLER - FUEL FILL - UNLEADED           |
| 3   | 117934-02-000 | EA  | NECK - FILLER - FUEL FILL - DIESEL             |
|     | 078200-01-000 | EA  | GASKET - FUEL FILL - 3.5"OD X 2"ID             |
| 4   | 125187-01-000 | FT  | HOSE - FUEL - LOW PERM - 11.1 ID               |
| 4   | 125187-02-000 | FT  | HOSE - FUEL - LOW PERM - 12.7 ID               |
| 4   | 128139-03-000 | FT  | HOSE - FUEL - LOW PERMEABILITY - 1/4" DIAMETER |
|     | 084884-01-000 | EA  | PLUG - BRASS - 3/8"                            |
|     | 129505-02-000 | EA  | TUBE - STEEL - 5/8" X 13.5"                    |

## CURTAIN & CUSHION GROUP

### NOTICE

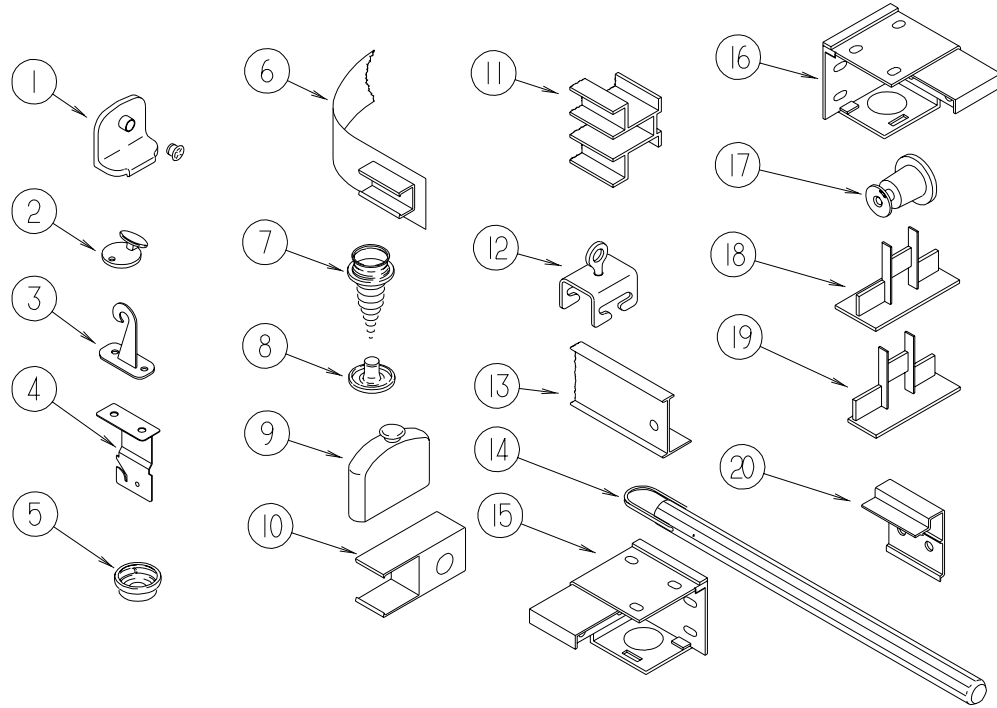
IN ORDER TO ASSIST OUR PARTS SALES DEPT. IN PROVIDING INTERIOR SOFTWARE ITEMS, PLEASE INCLUDE THE SERIAL NUMBER AND THE COLOR CODE NUMBER FROM THE VEHICLE CERTIFICATION LABEL WHEN ORDERING. THIS LABEL IS LOCATED ON THE LEFT SIDEWALL AT THE END OF THE DASH (A-BODY), OR ON THE DRIVER'S DOOR LATCH PLATE (C-BODY).

AN EXAMPLE OF A COLOR CODE NUMBER IS B07, WHICH DESIGNATES AN OVERALL COLOR SCHEME OF A PARTICULAR UNIT. THE COLOR LISTED AFTER THE ITEM DESCRIPTION ON THE MICROFICHE, INDICATES THE OVERALL UNIT COLOR. ORDER THE ITEM YOU DESIRE ACCORDING TO UNIT COLOR CODE.



NOTE: USE THIS ILLUSTRATION WHEN DETERMINING LENGTH AND WIDTH MEASUREMENTS FOR CURTAINS. YOU WILL NOTE THE WIDTH MEASUREMENT IS TAKEN ON THE TOP OF THE CURTAIN WITH THE CURTAIN FULLY EXTENDED. THE LENGTH MEASUREMENT IS TAKEN FROM TOP TO BOTTOM. LEFT AND RIGHT WINDOW LEGS ARE DETERMINED WHEN FACING THE WINDOW.

**CURTAIN & CUSHION GROUP (CONTINUED)**



**CURTAIN & BLIND HARDWARE**

| KEY | PART NUMBER   | U/M | DESCRIPTION  |
|-----|---------------|-----|--|
| 1   | 106544-01-000 | EA  | PULL - SHADE/BRASS                                     |
|     | 106544-01-001 | EA  | SCREW - SHADE/BRASS                                    |
| 2   | 102555-03-000 | EA  | CLEAT - BLIND CORD - MILKY WHITE PLASTIC               |
| 3   | 109441-03-000 | EA  | HOLD DOWN - BLIND (CLOUDY)                             |
| 4   | 084434-01-000 | EA  | BRACKET - MOUNTING - ROLLER SHADE - 1 3/8"             |
| 5   | 029156-01-000 | EA  | SOCKET - SNAP - 9/16" O.D.                             |
| 6   | 101031-01-000 | YD  | TAPE - GLIDE/CURTAIN - 4.25" SPACING                   |
| 7   | 029130-01-000 | EA  | SCREW - SNAP SOCKET - #8 PH X 5/8"                     |
| 8   | 029155-01-000 | EA  | CAP - SNAP - 5/32" OUTSIDE DIAMETER OF PIN             |
| 9   | 093475-01-701 | EA  | CAP-END, WITH INVERTED STUD PAR                        |
| 10  | 101033-02-000 | EA  | END CAP - TRACK/CLEAR                                  |
| 11  | 101033-04-000 | EA  | TRACK - WALL - 3'                                      |
| 11  | 101033-06-000 | EA  | TRACK - WALL - 6.5'                                    |
| 12  | 009702-01-000 | EA  | END STOP - CURTAIN CARRIER - L ROD                     |
| 13  | 009700-04-002 | EA  | TRACK/CURTAIN - L SHAPED - 15.5' - OFF WHITE           |
| 14  | 093475-01-700 | EA  | WAND-BLIND W/METAL CLIP, 8"                            |
| 15  | 083170-01-000 | EA  | BRACKET - BLIND - LEFT SIDE WHEN FACING WINDOW         |
| 16  | 083170-02-000 | EA  | BRACKET - BLIND - RIGHT SIDE WHEN FACING WINDOW        |
| 17  | 097592-02-000 | EA  | SPOOL - CORD - ELEVATED BLIND HOLDUP - LARGE - CLEAR   |
| 18  | 094907-04-000 | EA  | END CAP - BOTTOM/PLEATED BLIND (RH & LH)               |
|     | 094907-04-700 | EA  | END CAP-RH BOTTOM BLIND                                |
|     | 094907-04-701 | EA  | END CAP-LH BOTTOM BLIND                                |
| 19  | 094907-02-000 | EA  | END CAP - TOP/PLEATED BLIND - PLASTIC - GRAY           |
| 20  | 097565-01-000 | EA  | BRACKET - MOUNTING/PLEATED BLIND                       |
|     | 046867-02-000 | EA  | WASHER - HANDY BUTTON #3                               |
|     | 046867-03-000 | EA  | GROMMET - HANDY BUTTON #3                              |
|     | 048394-02-000 | YD  | VELCRO TAPE - HOOK - ADHESIVE BACK - .75" WIDE - BEIGE |
|     | 075943-10-000 | EA  | BRACE - VALANCE - 20"                                  |
|     | 095567-01-000 | EA  | TACK - STRIP - .5" X 625' ROLL                         |
|     | 096843-01-000 | EA  | SPRING - REWIND/ROLLER SHADE                           |
|     | 083125-08-000 | EA  | BRACE - WINDOW MOUNT - 3/4 - OFF WHITE                 |
|     | 086276-01-000 | EA  | TAPE - DOUBLE SIDED - 1/2"                             |
|     | 094896-02-000 | EA  | GROMMET - CORD/PLEATED BLIND - NYLON - GRAY            |
|     | 097564-03-000 | EA  | HANDLE - KNOB - E-Z LIFT SHADE - TAN (K09,K10)         |
|     | 097564-07-000 | EA  | HANDLE - KNOB - SILVER (K11,K12)                       |
|     | 097591-01-000 | EA  | SPRING - EXTENSION/PLEATED BLIND                       |
|     | 097593-02-000 | FT  | CORD - BLIND - PLEATED - GRAY (K09,K10)                |
|     | 097593-06-000 | FT  | CORD - BLIND - PLEATED - PEWTER (K11,K12)              |

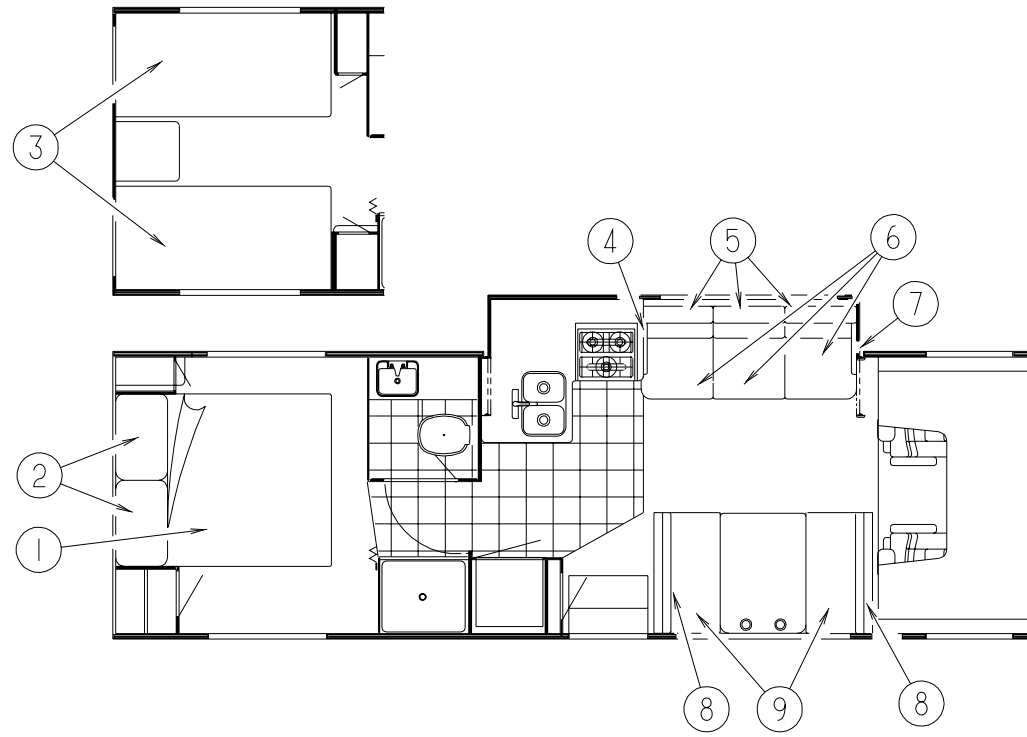
**CURTAIN & CUSHION GROUP (CONTINUED)**

**SUNDANCER FABRICS**

| Family - 400 DL's       | K09/K10<br>Village Green       | K11/K12<br>Flannel             |
|-------------------------|--------------------------------|--------------------------------|
| <b>Bucket Seats</b>     | 108446-G0-000<br>103907-01-04A | 108446-77-000<br>103907-01-08A |
| <b>Dinette</b>          | 108446-T2-000                  | 126883-17-000                  |
| <b>Dinette Pads</b>     | 108446-G0-000                  | 108446-77-000                  |
| <b>Sofa</b>             | 108446-T2-000                  | 126883-17-000                  |
| <b>Swivel Chair</b>     | 108446-T3-000                  | 108446-L0-000                  |
| <b>Lounge Window</b>    | 108446-T3-000<br>108446-T2-000 | 108446-17-000<br>108446-L0-000 |
| <b>Lounge Pillow</b>    | 108446-T3-000<br>084415-70-000 | 108446-L0-000                  |
| <b>Overhead Bunk</b>    | 108446-T3-000                  | 108446-L0-000                  |
| <b>Bedroom Window</b>   | 105745-H0-000<br>105745-E7-000 | 105745-K3-000<br>105745-K4-000 |
| <b>Bedroom Legs</b>     | 105745-H0-000                  | 105745-K3-000                  |
| <b>Bedroom Pillow</b>   | 105745-E7-000<br>084415-70-000 | 105745-K4-000<br>105475-K3-000 |
| <b>Bedsread</b>         | 105745-H0-000<br>084415-70-000 | 105745-K3-000<br>105745-K4-000 |
| <b>Pillow Shams</b>     | 105745-H0-000<br>084415-70-000 | 105745-K3-000<br>105745-K4-000 |
| <b>Front Wraparound</b> | 07233-85-000                   | 07233-88-000                   |
| <b>Overhead Curtain</b> | 105745-H0-000                  | 105745-K3-000                  |
| <b>Day/Nighter</b>      | 094911-30-000<br>094911-50-000 | 094911-52-000<br>094911-50-000 |
| <b>Ceiling Vinyl</b>    | 113979-09-01A                  | 113979-09-01A                  |

NOTE: THE FABRIC LISTED FIRST, IN A BLOCK, IS THE LARGEST QUANTITY OF FABRIC USED.

**CURTAIN & CUSHION GROUP (CONTINUED)**



**QUEEN BEDSPREAD, PILLOW & MATTRESS**

| KEY | PART NUMBER   | U/M | DESCRIPTION                           |
|-----|---------------|-----|---------------------------------------|
| 1   | 123015-06-000 | EA  | MATTRESS - INNERSPRING - 60" X 74.5"  |
| 1   | 123471-01-K09 | EA  | BEDSPREAD/THROW - 60" X 75" (K09,K10) |
| 1   | 123471-11-K11 | EA  | BEDSPREAD/THROW - 60" X 75" (K11,K12) |
| 2   | 119555-01-K09 | EA  | PILLOW SHAM - 30" (K09,K10)           |
| 2   | 104176-04-K11 | EA  | PILLOW SHAM - 30" (K11,K12)           |
|     | 103669-09-K09 | EA  | PILLOW - 15" X 15" (K09,K10)          |
|     | 111862-09-K11 | EA  | PILLOW - 15" X 15" (K11,K12)          |

**TWIN BEDSPREAD, PILLOW & MATTRESS**

| KEY | PART NUMBER   | U/M | DESCRIPTION                           |
|-----|---------------|-----|---------------------------------------|
| 3   | 101123-29-000 | EA  | MATTRESS - COMPLETE FOAM - 35" X 74"  |
| 3   | P01123-29-000 | EA  | COVER - MATTRESS - 35" X 74"          |
| 3   | 123471-02-K09 | EA  | BEDSPREAD/THROW - 36" X 75" (K09,K10) |
| 3   | 123471-17-K11 | EA  | BEDSPREAD/THROW - 36" X 80" (K11,K12) |
|     | 119555-03-K09 | EA  | PILLOW SHAM - 33" (K09,K10)           |
|     | 104176-08-K11 | EA  | PILLOW SHAM - 33" (K11,K12)           |
|     | 103669-09-K09 | EA  | PILLOW - 15" X 15" (K09,K10)          |
|     | 111862-09-K11 | EA  | PILLOW - 15" X 15" (K11,K12)          |

**COUCH**

| KEY | PART NUMBER   | U/M | DESCRIPTION                          |
|-----|---------------|-----|--------------------------------------|
| 4   | 123381-05-K09 | EA  | ARMREST - RIGHT HAND (K09,K10)       |
| 4   | 123381-05-K11 | EA  | ARMREST - RIGHT HAND (K11,K12)       |
|     | P23381-05-K09 | EA  | COVER - ARMREST/RIGHT HAND (K09,K10) |
|     | P23381-05-K11 | EA  | COVER - ARMREST/RIGHT HAND (K11,K12) |
|     | 123499-04-000 | EA  | SOFA - ARM - WOOD - RIGHT HAND       |
| 5   | 130573-03-K09 | EA  | SOFA - BACK - 67.5" (K09,K10)        |
| 5   | 130573-03-K11 | EA  | SOFA - BACK - 67.5" (K11,K12)        |
|     | P30573-03-K09 | EA  | COVER - BACK - 67.5" (K09,K10)       |
|     | P30573-03-K11 | EA  | COVER - BACK - 67.5" (K11,K12)       |

**COUCH (CONTINUED)**

| KEY | PART NUMBER   | U/M | DESCRIPTION                         |
|-----|---------------|-----|-------------------------------------|
| 6   | 130573-04-K09 | EA  | SOFA - SEAT - 67.5" (K09,K10)       |
| 6   | 130573-04-K11 | EA  | SOFA - SEAT - 67.5" (K11,K12)       |
|     | P30573-04-K09 | EA  | COVER - SEAT - 67.5" (K09,K10)      |
|     | P30573-04-K11 | EA  | COVER - SEAT - 67.5" (K11,K12)      |
| 7   | 123381-06-K09 | EA  | ARMREST - LEFT HAND (K09,K10)       |
| 7   | 123381-06-K11 | EA  | ARMREST - LEFT HAND (K11,K12)       |
|     | P23381-06-K09 | EA  | COVER - ARMREST/LEFT HAND (K09,K10) |
|     | P23381-06-K11 | EA  | COVER - ARMREST/LEFT HAND (K11,K12) |
|     | 111637-11-J20 | EA  | PILLOW - 16" X 16" (K09,K10)        |
|     | 111637-23-K11 | EA  | PILLOW - 16" X 16" (K11,K12)        |
|     | 123499-05-000 | EA  | SOFA - ARM - WOOD - LEFT HAND       |
|     | 116104-03-02B | EA  | BRACKET - ZEE W/HOLES - 5.9"        |
|     | 116104-04-02B | EA  | BRACKET - ZEE W/HOLES - 3.2"        |
|     | 121906-01-02B | EA  | BRACKET - KICKBOARD - E-COATED      |
|     | 124656-96-000 | EA  | LOCK - CANADIAN - #3380EZLK         |
|     | 127335-07-000 | EA  | FRAME - 8" LEG                      |

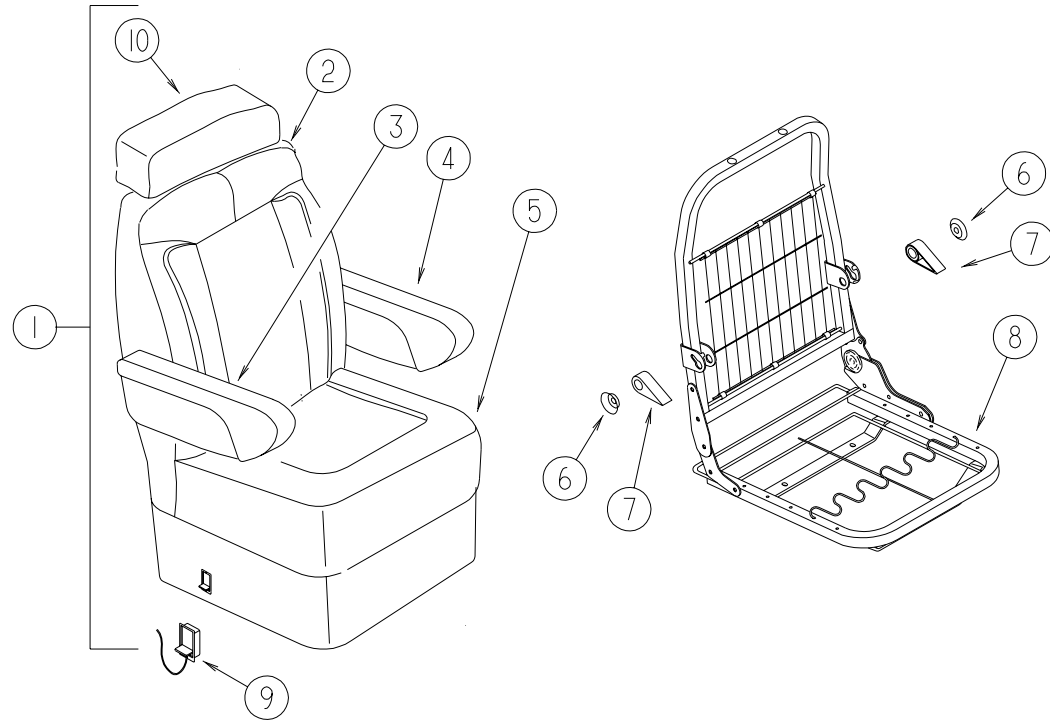
**NOTE: COUCH FRONT AND SIDE PANELS ARE FOUND IN THE LOUNGE GROUP.**

**DINETTE CUSHIONS**

| KEY | PART NUMBER   | U/M | DESCRIPTION                                 |
|-----|---------------|-----|---|
| 8   | 111897-05-J20 | EA  | CUSHION - BACK - 13.5" X 42" X 5" (K09,K10) |
| 8   | 111897-05-K11 | EA  | CUSHION - BACK - 13.5" X 42" X 5" (K11,K12) |
|     | P11897-05-J20 | EA  | COVER - BACK - 13.5" X 42" X 5" (K09,K10)   |
|     | P11897-05-K11 | EA  | COVER - BACK - 13.5" X 42" X 5" (K11,K12)   |
| 9   | 105603-15-J20 | EA  | CUSHION - SEAT - 23" X 42" X 5" (K09,K10)   |
| 9   | 105603-15-K11 | EA  | CUSHION - SEAT - 23" X 42" X 5" (K11,K12)   |
|     | P05603-15-J20 | EA  | COVER - SEAT - 23" X 42" X 5" (K09,K10)     |
|     | P05603-15-K11 | EA  | COVER - SEAT - 23" X 42" X 5" (K11,K12)     |
|     | 078155-01-000 | EA  | STRAP - SNAP - BACK CUSHION                 |



## CURTAIN & CUSHION GROUP (CONTINUED)



### BUCKET SEATS

| KEY | PART NUMBER   | U/M | DESCRIPTION                                       |
|-----|---------------|-----|---|
| 1   | 127581-01-K09 | EA  | SEAT - BUCKET - DRIVER - W/ARMREST (K09,K10)      |
| 1   | 127581-01-K11 | EA  | SEAT - BUCKET - DRIVER - W/ARMREST (K11,K12)      |
| 1   | 127581-02-K09 | EA  | SEAT - BUCKET - PASSENGER - W/ARMREST (K09,K10)   |
| 1   | 127581-02-K11 | EA  | SEAT - BUCKET - PASSENGER - W/ARMREST (K11,K12)   |
| 2   | M05962-72-K09 | EA  | COVER - BACK (K09,K10)                            |
| 2   | M05962-72-K11 | EA  | COVER - BACK (K11,K12)                            |
| 3   | 122780-01-H30 | EA  | ARMREST - RIGHT HAND (K09,K10)                    |
| 3   | 122780-01-K11 | EA  | ARMREST - RIGHT HAND (K11,K12)                    |
|     | P22780-01-H30 | EA  | COVER - ARMREST - RIGHT HAND (K09,K10)            |
|     | P22780-01-K11 | EA  | COVER - ARMREST - RIGHT HAND (K11,K12)            |
|     | 115617-03-000 | EA  | ARMREST - W/O COVER - RIGHT HAND                  |
| 4   | 122780-02-J26 | EA  | ARMREST - LEFT HAND (K09,K10)                     |
| 4   | 122780-02-J11 | EA  | ARMREST - LEFT HAND (K11,K12)                     |
|     | P22780-02-J26 | EA  | COVER - ARMREST - LEFT HAND (K09,K10)             |
|     | P22780-02-J11 | EA  | COVER - ARMREST - LEFT HAND (K11,K12)             |
|     | 115617-04-000 | EA  | ARMREST - W/O COVER - LEFT HAND                   |
| 5   | M05962-60-K09 | EA  | COVER - SEAT (K09,K10)                            |
| 5   | M05962-60-K11 | EA  | COVER - SEAT (K11,K12)                            |
| 6   | 130802-03-000 | EA  | LEVER - SCREW                                     |
| 7   | 130802-01-000 | EA  | LEVER - LEFT HAND                                 |
|     | 130802-02-000 | EA  | LEVER - RIGHT HAND                                |
| 8   | 125229-06-000 | EA  | FRAME - SEAT - DRIVER - W/RIGHT ARMREST BRACKET   |
| 8   | 125229-07-000 | EA  | FRAME - SEAT - PASSENGER - W/LEFT ARMREST BRACKET |
| 9   | 108049-04-000 | EA  | CABLE - W/SWITCHES - W/26" MINI LEVER ACTION      |
|     | 108049-02-000 | EA  | CLIP - CABLE/PEDESTAL                             |
| 10  | 119509-01-J26 | EA  | HEADREST - BUCKET SEAT (K09,K10)                  |
| 10  | 119509-01-H05 | EA  | HEADREST - BUCKET SEAT (K11,K12)                  |
|     | P19509-01-J26 | EA  | COVER - HEADREST (K09,K10)                        |
|     | P19509-01-H05 | EA  | COVER - HEADREST (K11,K12)                        |
|     | 113977-12-000 | EA  | HEADREST INSERT - W/O LOCK                        |
|     | 113977-13-000 | EA  | HEADREST INSERT - W/LOCK                          |
|     | 007221-01-000 | EA  | SPACER - SEAT/ADJUSTER - 4 USED PER SWIVEL CHAIR  |
|     | 130800-01-000 | EA  | GUARD - HINGE                                     |

## CURTAIN & CUSHION GROUP (CONTINUED)

### BUNK CUSHIONS

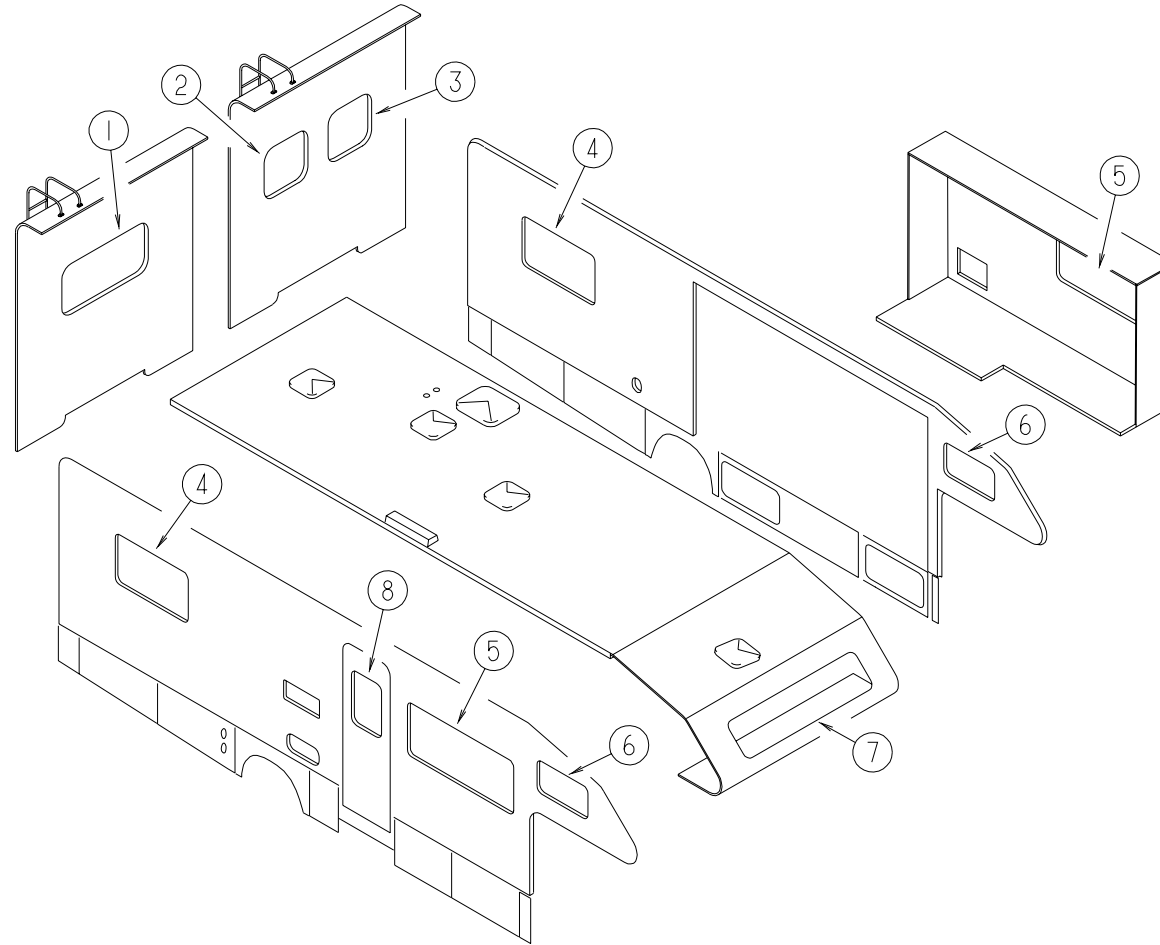
| KEY | PART NUMBER   | U/M | DESCRIPTION   |
|-----|---------------|-----|---|
|     | 105573-10-K09 | EA  | CUSHION - OVERHEAD BUNK/REAR - 27" X 23" X 80" X 5" (K09,K10)       |
|     | 105573-10-K11 | EA  | CUSHION - OVERHEAD BUNK/REAR - 27" X 23" X 80" X 5" (K11,K12)       |
|     | P05573-10-K09 | EA  | COVER - CUSHION/OVERHEAD BUNK/REAR - 27" X 23" X 80" X 5" (K09,K10) |
|     | P05573-10-K11 | EA  | COVER - CUSHION/OVERHEAD BUNK/REAR - 27" X 23" X 80" X 5" (K11,K12) |
|     | 105573-09-K09 | EA  | CUSHION - OVERHEAD BUNK/Front - 32.5" X 80" X 5" (K09,K10)          |
|     | 105573-09-K11 | EA  | CUSHION - OVERHEAD BUNK/Front - 32.5" X 80" X 5" (K11,K12)          |
|     | P05573-09-K09 | EA  | COVER - CUSHION/OVERHEAD BUNK/Front - 32.5" X 80" X 5" (K09,K10)    |
|     | P05573-09-K11 | EA  | COVER - CUSHION/OVERHEAD BUNK/Front - 32.5" X 80" X 5" (K11,K12)    |
|     | 079145-08-000 | EA  | CUSHION - BUNK - 25" X 74" X 3.5"                                   |
|     | M79145-08-000 | EA  | COVER - CUSHION/BUNK - 25" X 74" X 3.5"                             |
|     | 094658-02-J40 | EA  | OAK HANDLE - WASHED MAPLE (K09,K10)                                 |
|     | 094658-02-G04 | EA  | OAK HANDLE - WATERFORD OAK (K11,K12)                                |

### VINYL ASSIST HANDLE, BUTTONS, & SEATBELTS

| KEY | PART NUMBER   | U/M | DESCRIPTION   |
|-----|---------------|-----|---|
|     | 069178-02-000 | EA  | BRACKET - MOUNTING/ASSIST HANDLE - GRAY                 |
|     | 053552-02-K01 | EA  | HANDLE - ASSIST - INTERIOR/ENTRY DOOR - VINYL/OFF WHITE |
|     | 000C16-07-16B | EA  | BOLT - CARRIAGE - ASSIST HANDLE - 7/16" - 14 X 1"       |
|     | 000D20-07-00B | EA  | NUT - ACORN - ASSIST HANDLE - 7/16 - 14                 |
|     | 057759-01-000 | EA  | WASHER - FLAT F/SEAT BELT - 4" DIAMETER                 |
|     | 007021-01-000 | EA  | SEAT BELT - 2" X 90" - BLACK                            |
|     | 056271-01-000 | EA  | SEAT BELT - 2" X 102" - BLACK                           |
|     | 084415-70-000 | YD  | TRIM - BRAID (K09,K10)                                  |

## CURTAIN & CUSHION GROUP (CONTINUED)

### CURTAINS, SHADES VALANCES & BLINDS

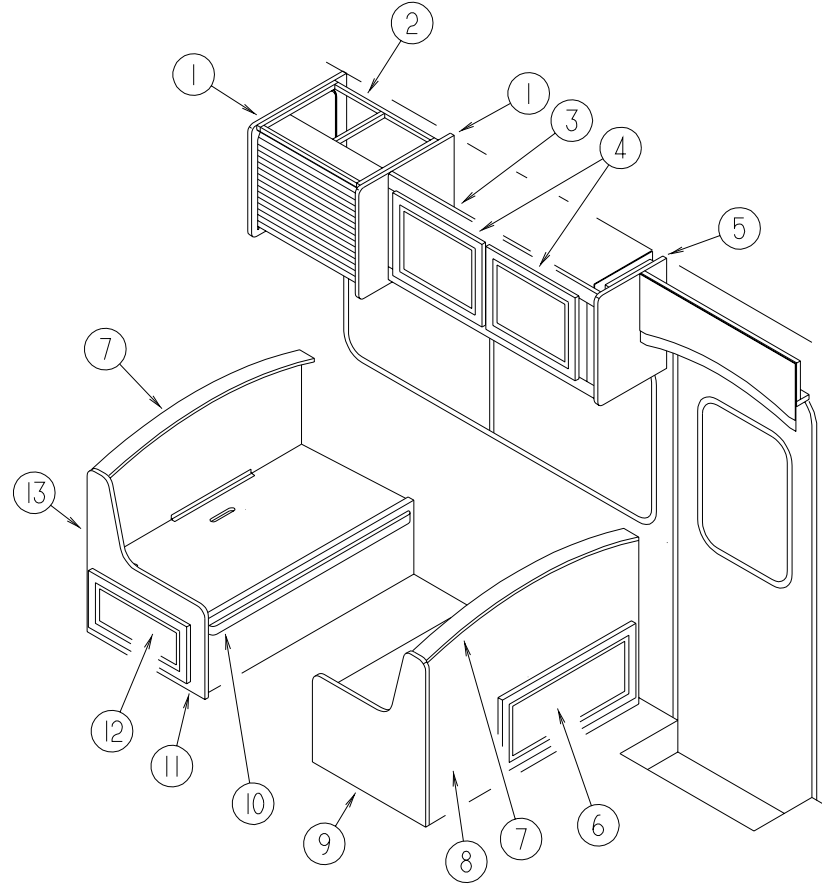


| KEY | PART NUMBER   | U/M | DESCRIPTION                                       |
|-----|---------------|-----|---|
| 1   | 127019-01-K09 | EA  | VALANCE - SARAH - 53" (K09,K10) (QUEEN)           |
| 1   | 127019-01-K11 | EA  | VALANCE - SARAH - 53" (K11,K12) (QUEEN)           |
| 1   | 127017-21-K09 | EA  | LEG - RIGHT - 27" (K09,K10) (QUEEN)               |
| 1   | 127017-21-K11 | EA  | LEG - RIGHT - 27" (K11,K12) (QUEEN)               |
| 1   | 127017-22-K09 | EA  | LEG - LEFT - 27" (K09,K10) (QUEEN)                |
| 1   | 127017-22-K11 | EA  | LEG - LEFT - 27" (K11,K12) (QUEEN)                |
| 1   | 111910-62-K09 | EA  | BLIND - DAY/NIGHTER - 49" X 27" (K09,K10) (QUEEN) |
| 1   | 111910-62-K11 | EA  | BLIND - DAY/NIGHTER - 49" X 27" (K11,K12) (QUEEN) |
| 2   | 127019-13-K09 | EA  | VALANCE - SARAH - 31" (K09,K10) (TWIN)            |
| 2   | 127019-13-K11 | EA  | VALANCE - SARAH - 31" (K11,K12) (TWIN)            |
| 2   | 127017-21-K09 | EA  | LEG - RIGHT - 27" (K09,K10) (TWIN)                |
| 2   | 127017-21-K11 | EA  | LEG - RIGHT - 27" (K11,K12) (TWIN)                |
| 2   | 127017-22-K09 | EA  | LEG - LEFT - 27" (K09,K10) (TWIN)                 |
| 2   | 127017-22-K11 | EA  | LEG - LEFT - 27" (K11,K12) (TWIN)                 |
| 2   | 111910-20-K09 | EA  | BLIND - DAY/NIGHTER - 28" X 28" (K09,K10) (TWIN)  |
| 2   | 111910-20-K11 | EA  | BLIND - DAY/NIGHTER - 28" X 28" (K11,K12) (TWIN)  |
| 3   | 127019-14-K09 | EA  | VALANCE - SARAH - 31" (K09,K10) (TWIN)            |
| 3   | 127019-14-K11 | EA  | VALANCE - SARAH - 31" (K11,K12) (TWIN)            |
| 3   | 123910-17-K09 | EA  | LEG - RIGHT - 27" (K09,K10) (TWIN)                |
| 3   | 123910-17-K11 | EA  | LEG - RIGHT - 27" (K11,K12) (TWIN)                |
| 3   | 123910-18-K09 | EA  | LEG - LEFT - 27" (K09,K10) (TWIN)                 |
| 3   | 123910-18-K11 | EA  | LEG - LEFT - 27" (K11,K12) (TWIN)                 |
| 3   | 111910-20-K09 | EA  | BLIND - DAY/NIGHTER - 28" X 28" (K09,K10) (TWIN)  |
| 3   | 111910-20-K11 | EA  | BLIND - DAY/NIGHTER - 28" X 28" (K11,K12) (TWIN)  |

| KEY | PART NUMBER   | U/M | DESCRIPTION                                 |
|-----|---------------|-----|---|
| 4   | 127019-15-K09 | EA  | VALANCE - SARAH - 45" (K09,K10) (QUEEN)     |
| 4   | 127019-15-K11 | EA  | VALANCE - SARAH - 45" (K11,K12) (QUEEN)     |
| 4   | 127019-01-K09 | EA  | VALANCE - SARAH - 53" (K09,K10) (TWIN)      |
| 4   | 127019-01-K11 | EA  | VALANCE - SARAH - 53" (K11,K12) (TWIN)      |
| 4   | 127017-21-K09 | EA  | LEG - RIGHT - 27" (K09,K10)                 |
| 4   | 127017-21-K11 | EA  | LEG - RIGHT - 27" (K11,K12)                 |
| 4   | 127017-22-K09 | EA  | LEG - LEFT - 27" (K09,K10)                  |
| 4   | 127017-22-K11 | EA  | LEG - LEFT - 27" (K11,K12)                  |
| 4   | 111910-53-K09 | EA  | BLIND - DAY/NIGHTER - 42" X 28.5" (K09,K10) |
| 4   | 111910-53-K11 | EA  | BLIND - DAY/NIGHTER - 42" X 28.5" (K11,K12) |
| 5   | 127014-05-K09 | EA  | LAMBREQUIN - LESLIE - 63" X 27" (K09,K10)   |
| 5   | 127014-13-K11 | EA  | LAMBREQUIN - LESLIE - 63" X 27" (K11,K12)   |
| 5   | 111910-57-K58 | EA  | BLIND - DAY/NIGHTER - 61" X 28.5" (K09,K10) |
| 5   | 111910-57-K11 | EA  | BLIND - DAY/NIGHTER - 61" X 28.5" (K11,K12) |
| 6   | 101034-33-K09 | EA  | CURTAIN - RIGHT HAND - 21" X 60" (K09,K10)  |
| 6   | 101034-33-K11 | EA  | CURTAIN - RIGHT HAND - 21" X 60" (K11,K12)  |
| 6   | 101034-34-K09 | EA  | CURTAIN - LEFT HAND - 21" X 60" (K09,K10)   |
| 6   | 101034-34-K11 | EA  | CURTAIN - LEFT HAND - 21" X 60" (K11,K12)   |
| 7   | 101034-51-K09 | EA  | CURTAIN - RIGHT HAND - 19" X 34" (K09,K10)  |
| 7   | 101034-51-K11 | EA  | CURTAIN - RIGHT HAND - 19" X 34" (K11,K12)  |
| 7   | 101034-52-K09 | EA  | CURTAIN - LEFT HAND - 19" X 34" (K09,K10)   |
| 7   | 101034-52-K11 | EA  | CURTAIN - LEFT HAND - 19" X 34" (K11,K12)   |
| 8   | 120820-34-K09 | EA  | VALANCE - 14" X 31.8" - W/CLOCK OPENING     |
| 8   | 120820-35-K11 | EA  | VALANCE - 14" X 31.8" - W/CLOCK OPENING     |
| 8   | 084755-57-E07 | EA  | SHADE - PULL - 27.25"                       |
|     | 093487-10-01A | EA  | CURTAIN - BUNK/PRIVACY/PLEATED - 31" X 100" |
|     | 076892-23-G07 | EA  | CURTAIN - 44" X 80" (K09,K10)               |
|     | 076892-23-K11 | EA  | CURTAIN - 44" X 80" (K11,K12)               |

## DINETTE GROUP

### DINETTE CABINETRY W/O FRONT ENTERTAINMENT CENTER

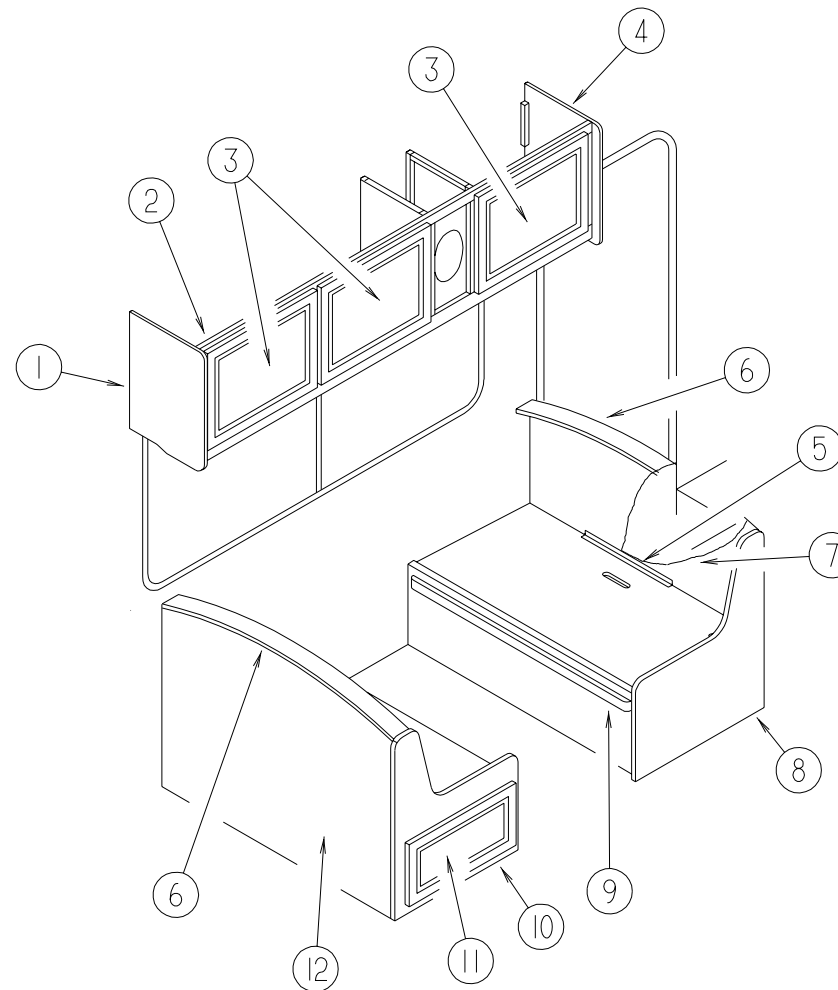


| KEY | PART NUMBER   | U/M | DESCRIPTION   |
|-----|---------------|-----|---|
| 1   | 109908-58-J40 | EA  | END CAP - OVERHEAD CABINET (K09,K11)<br>FROM: 00-00-00 THRU: 08-06-98                                 |
| 1   | 109908-58-J01 | EA  | END CAP - OVERHEAD CABINET (K10,K12)<br>FROM: 00-00-00 THRU: 08-06-98                                 |
| 1   | 109908-98-J40 | EA  | END CAP - OVERHEAD CABINET (K09,K11)<br>FROM: 08-07-98 THRU: 99-99-99                                 |
| 1   | 109908-98-J01 | EA  | END CAP - OVERHEAD CABINET (K10,K12)<br>FROM: 08-07-98 THRU: 99-99-99                                 |
| 2   | M08163-05-J01 | EA  | CABINET - TV/VCP - W/O SHELF/SLIDES/SWIVEL- W/TAMBOUR DOOR (K09,K11)<br>FROM: 00-00-00 THRU: 10-04-98 |
| 2   | M08163-05-J40 | EA  | CABINET - TV/VCP - W/O SHELF/SLIDES/SWIVEL- W/TAMBOUR DOOR (K10,K12)<br>FROM: 00-00-00 THRU: 10-04-98 |
| 2   | M08163-09-K09 | EA  | CABINET - TV/VCP - W/O SHELF/SLIDES/SWIVEL- W/TAMBOUR DOOR (K09,K11)<br>FROM: 10-05-98 THRU: 99-99-99 |
| 2   | M08163-09-J03 | EA  | CABINET - TV/VCP - W/O SHELF/SLIDES/SWIVEL- W/TAMBOUR DOOR (K10,K12)<br>FROM: 10-05-98 THRU: 99-99-99 |
| 3   | 131028-01-K09 | EA  | CABINET - OVERHEAD/FRONT - W/O DOORS/HARDWARE   |
| 3   | 131028-01-K10 | EA  | CABINET - OVERHEAD/FRONT - W/O DOORS/HARDWARE   |
| 3   | 131028-01-K11 | EA  | CABINET - OVERHEAD/FRONT - W/O DOORS/HARDWARE   |
| 3   | 131028-01-K12 | EA  | CABINET - OVERHEAD/FRONT - W/O DOORS/HARDWARE   |

| KEY | PART NUMBER   | U/M | DESCRIPTION   |
|-----|---------------|-----|---|
| 4   | 131995-A4-K09 | EA  | DOOR - SOLID PANEL - 14.3" X 17.9" - W/O HARDWARE (K09,K11)     |
| 4   | 131995-A4-K10 | EA  | DOOR - SOLID PANEL - 14.3" X 17.9" - W/O HARDWARE (K10,K12)     |
| 5   | 109908-74-K09 | EA  | END CAP - OVERHEAD CABINET (K09,K11)                            |
| 5   | 109908-74-K07 | EA  | END CAP - OVERHEAD CABINET (K10,K12)                            |
| 6   | 131995-G7-K09 | EA  | DOOR - SOLID PANEL - 10" X 29.5" - W/O HARDWARE (K09,K11)       |
| 6   | 131995-G7-K19 | EA  | DOOR - SOLID PANEL - 10" X 29.5" - W/O HARDWARE (K10,K12)       |
|     | 101222-01-02A | EA  | BRACKET - CATCH - LID - OFF WHITE                               |
| 7   | 111338-06-G15 | EA  | PAD - DINETTE SEATBACK (K09,K10)                                |
| 7   | 111338-06-F09 | EA  | PAD - DINETTE SEATBACK (K11,K12)                                |
| 8   | M08123-04-J40 | EA  | CABINET - SEATBACK - RIGHT HAND (K09,K11)                       |
| 8   | M08123-04-G04 | EA  | CABINET - SEATBACK - RIGHT HAND (K10,K12)                       |
| 9   | M08122-27-K09 | EA  | CABINET - SEATBASE - RIGHT HAND - W/O DOOR/DRAWER/HDW (K09,K11) |
| 9   | M08122-27-K07 | EA  | CABINET - SEATBASE - RIGHT HAND - W/O DOOR/DRAWER/HDW (K10,K12) |
| 10  | 081295-01-G01 | EA  | SUPPORT - BED/DINETTE - 28" LONG                                |
| 11  | M08122-04-K09 | EA  | CABINET - SEATBASE - LEFT HAND - W/O DOOR/DRAWER/HDW (K09,K11)  |
| 11  | M08122-04-G04 | EA  | CABINET - SEATBASE - LEFT HAND - W/O DOOR/DRAWER/HDW (K10,K12)  |
| 12  | 131995-G4-K09 | EA  | DOOR - SOLID PANEL - 10" X 19.1" - W/O HARDWARE (K09,K11)       |
| 12  | 131995-G4-K01 | EA  | DOOR - SOLID PANEL - 10" X 19.1" - W/O HARDWARE (K10,K12)       |
| 13  | M08123-03-J40 | EA  | CABINET - SEATBACK - LEFT HAND (K09,K11)                        |
| 13  | M08123-03-G04 | EA  | CABINET - SEATBACK - LEFT HAND (K10,K12)                        |
|     | 122021-02-02A | EA  | ANGLE - W/HOLES - 13.7" LONG - OFF WHITE                        |

## DINETTE GROUP (CONTINUED)

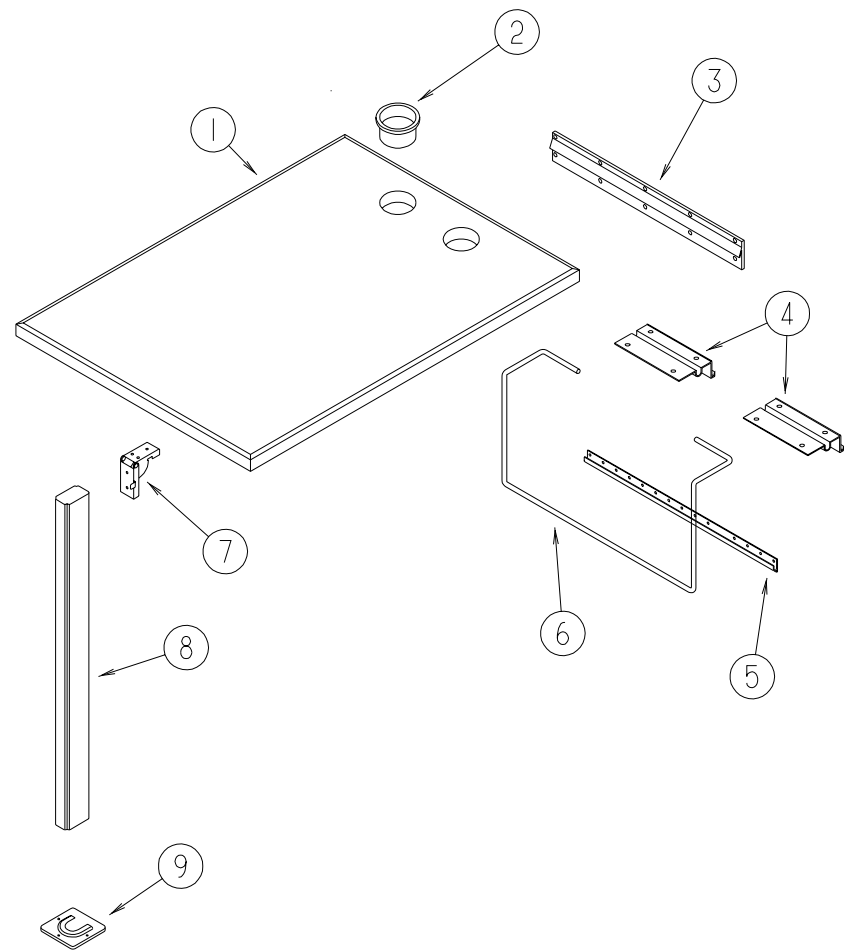
### DINETTE CABINETRY W/FRONT ENTERTAINMENT CENTER



| KEY | PART NUMBER   | U/M | DESCRIPTION   |
|-----|---------------|-----|---|
| 1   | 109908-73-K09 | EA  | END CAP - OVERHEAD CABINET (K09,K11)                        |
| 1   | 109908-73-K07 | EA  | END CAP - OVERHEAD CABINET (K10,K12)                        |
| 2   | 131027-01-K09 | EA  | CABINET - OVERHEAD/FRONT - W/O DOORS/HARDWARE               |
| 2   | 131027-01-K10 | EA  | CABINET - OVERHEAD/FRONT - W/O DOORS/HARDWARE               |
| 2   | 131027-01-K11 | EA  | CABINET - OVERHEAD/FRONT - W/O DOORS/HARDWARE               |
| 2   | 131027-01-K12 | EA  | CABINET - OVERHEAD/FRONT - W/O DOORS/HARDWARE               |
| 3   | 131995-D1-K09 | EA  | DOOR - SOLID PANEL - 15.7" X 20.4" - W/O HARDWARE (K09,K11) |
| 3   | 131995-D1-K10 | EA  | DOOR - SOLID PANEL - 15.7" X 20.4" - W/O HARDWARE (K10,K12) |
| 4   | 109908-74-K09 | EA  | END CAP - OVERHEAD CABINET (K09,K11)                        |
| 4   | 109908-74-K07 | EA  | END CAP - OVERHEAD CABINET (K10,K12)                        |
| 5   | 131995-G7-K09 | EA  | DOOR - SOLID PANEL - 10" X 29.5" - W/O HARDWARE (K09,K11)   |
| 5   | 131995-G7-K19 | EA  | DOOR - SOLID PANEL - 10" X 29.5" - W/O HARDWARE (K10,K12)   |
|     | 101222-01-02A | EA  | BRACKET - CATCH - LID - OFF WHITE                           |

| KEY | PART NUMBER   | U/M | DESCRIPTION   |
|-----|---------------|-----|---|
| 6   | 111338-06-G15 | EA  | PAD - DINETTE SEATBACK (K09,K10)                                |
| 6   | 111338-06-F09 | EA  | PAD - DINETTE SEATBACK (K11,K12)                                |
| 7   | M08123-04-J40 | EA  | CABINET - SEATBACK - RIGHT HAND (K09,K11)                       |
| 7   | M08123-04-G04 | EA  | CABINET - SEATBACK - RIGHT HAND (K10,K12)                       |
| 8   | M08122-27-K09 | EA  | CABINET - SEATBASE - RIGHT HAND - W/O DOOR/DRAWER/HDW (K09,K11) |
| 8   | M08122-27-K07 | EA  | CABINET - SEATBASE - RIGHT HAND - W/O DOOR/DRAWER/HDW (K10,K12) |
| 9   | 081295-01-H37 | EA  | SUPPORT - BED/DINETTE - 28" LONG                                |
| 10  | M08122-04-K09 | EA  | CABINET - SEATBASE - LEFT HAND - W/O DOOR/DRAWER/HDW (K09,K11)  |
| 10  | M08122-04-G04 | EA  | CABINET - SEATBASE - LEFT HAND - W/O DOOR/DRAWER/HDW (K10,K12)  |
| 11  | 131995-G4-K09 | EA  | DOOR - SOLID PANEL - 10" X 19.1" - W/O HARDWARE (K09,K11)       |
| 11  | 131995-G4-K01 | EA  | DOOR - SOLID PANEL - 10" X 19.1" - W/O HARDWARE (K10,K12)       |
| 12  | M08123-03-J40 | EA  | CABINET - SEATBACK - LEFT HAND (K09,K11)                        |
| 12  | M08123-03-G04 | EA  | CABINET - SEATBACK - LEFT HAND (K10,K12)                        |
|     | 122021-02-02A | EA  | ANGLE - W/HOLES - 13.7" LONG - OFF WHITE                        |

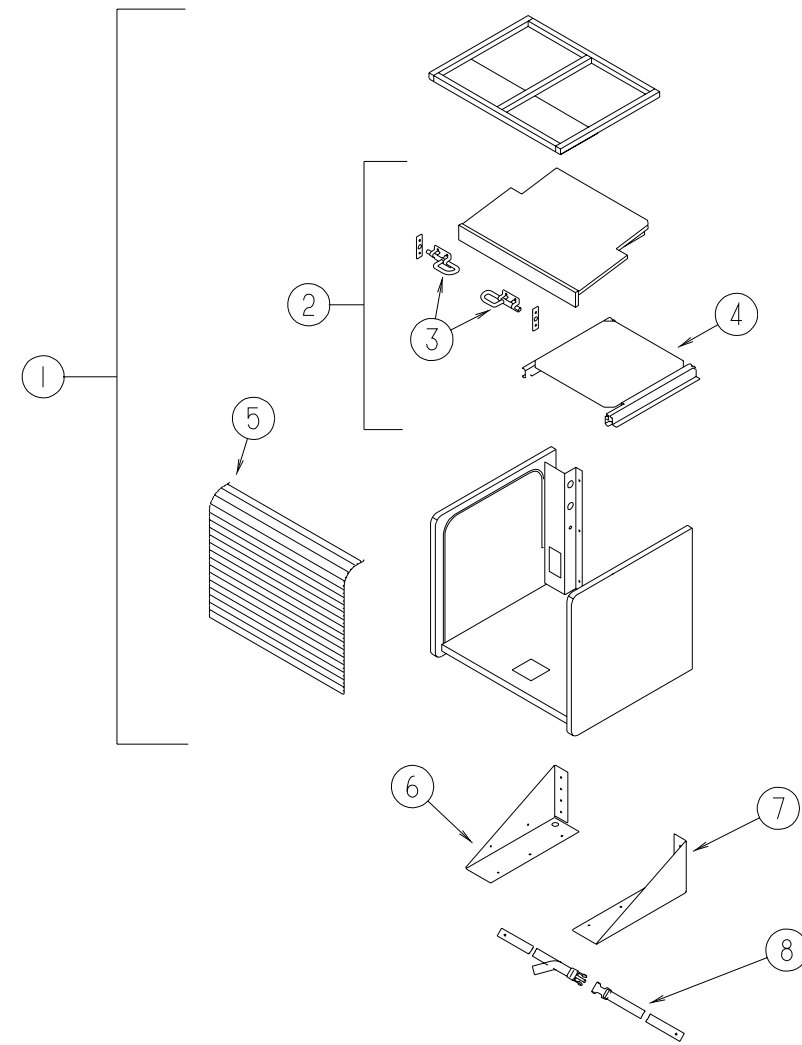
## DINETTE GROUP (CONTINUED)



**DINETTE TABLE**

| KEY | PART NUMBER   | U/M | DESCRIPTION  |
|-----|---------------|-----|--|
| 1   | 081322-27-K07 | EA  | TABLE TOP ONLY   |
| 2   | 064781-06-000 | EA  | HOLDER - CUP - TWO STEP - OFF WHITE                        |
| 3   | 053200-12-000 | EA  | BRACKET - TABLE SUPPORT - UPPER/WALL MOUNTED - 23.50"      |
| 4   | 088410-02-000 | EA  | BRACKET - LIFT - TABLE MOUNTED                             |
| 5   | 024281-14-000 | EA  | BRACKET/TABLE - LIFT ROD/LOWER WALL MOUNTED - 22.12"       |
| 6   | 024275-12-000 | EA  | ROD - TABLE LIFT   |
| 7   | 093550-01-000 | EA  | BRACKET - HINGE - MOUNTS TO LEG & TABLE TOP - 1.7" X 2.6"  |
| 8   | 092707-04-08A | EA  | LEG - TABLE - W/O HARDWARE - 27" - WASHED MAPLE (K09,K11)  |
| 8   | 092707-04-05A | EA  | LEG - TABLE - W/O HARDWARE - 27" - WATERFORD OAK (K11,K12) |
|     | 092593-01-05A | EA  | CATCH - TABLE LEG - OFF/WHITE                              |
| 9   | 049493-11-700 | EA  | CATCH - TABLE LEG - E-COAT                                 |
| 9   | 049493-12-000 | EA  | CATCH - TABLE LEG/FLOOR MOUNTED - OFF WHITE                |
|     | 102194-01-000 | EA  | GUIDE - PLASTIC  |

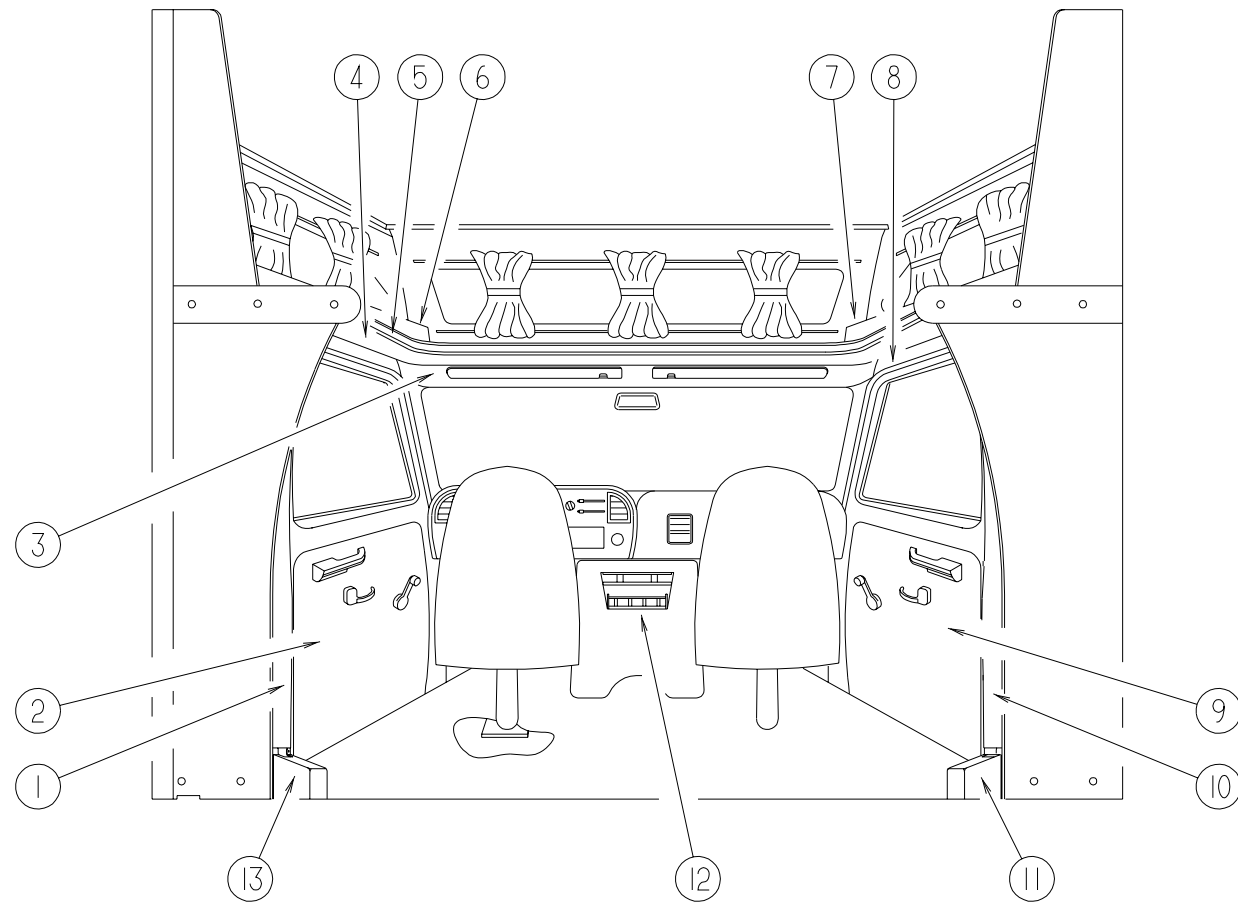
## DINETTE GROUP (CONTINUED)



**PASSENGER SIDE TV CABINET**

| KEY | PART NUMBER   | U/M | DESCRIPTION  |
|-----|---------------|-----|--|
| 1   | M08163-06-J40 | EA  | CABINET - TV/VCP - W/SHELF/SLIDES/SWIVEL - W/TAMBOUR DOOR (K09,K11)<br>FROM: 00-00-00 THRU: 10-04-98 |
| 1   | M08163-06-J01 | EA  | CABINET - TV/VCP - W/SHELF/SLIDES/SWIVEL - W/TAMBOUR DOOR (K10,K12)<br>FROM: 00-00-00 THRU: 10-04-98 |
| 1   | M08163-10-K09 | EA  | CABINET - TV/VCP - W/SHELF/SLIDES/SWIVEL - W/TAMBOUR DOOR (K09,K11)<br>FROM: 10-05-98 THRU: 99-99-99 |
| 1   | M08163-10-J03 | EA  | CABINET - TV/VCP - W/SHELF/SLIDES/SWIVEL - W/TAMBOUR DOOR (K10,K12)<br>FROM: 10-05-98 THRU: 99-99-99 |
| 2   | 125722-13-J10 | EA  | SHELF - W/SLIDE & SWIVEL   |
| 3   | 103256-01-000 | EA  | LATCH - SLIDE  |
| 4   | 116773-02-000 | EA  | SWIVEL/SLIDES - F/TV SHELF   |
| 5   | 057882-04-700 | EA  | TAMBOUR - 48" X 48" SHEET - UNFINISHED   |
|     | 126866-05-K09 | EA  | HANDLE - TAMBOUR DOOR (K09,K11)  |
|     | 126866-05-K07 | EA  | HANDLE - TAMBOUR DOOR (K10,K12)  |
| 6   | 122298-03-02B | EA  | BRACKET - TV/VCR - RIGHT HAND  |
| 7   | 122298-02-02B | EA  | BRACKET - TV/VCR - LEFT HAND   |
| 8   | 099717-04-000 | EA  | STRAP - TIE DOWN W/21.3" FEMALE STRAP & 27.2" MALE STRAP   |
|     | 122469-01-02B | EA  | BRACKET - ZEE  |

## DRIVERS COMPARTMENT GROUP



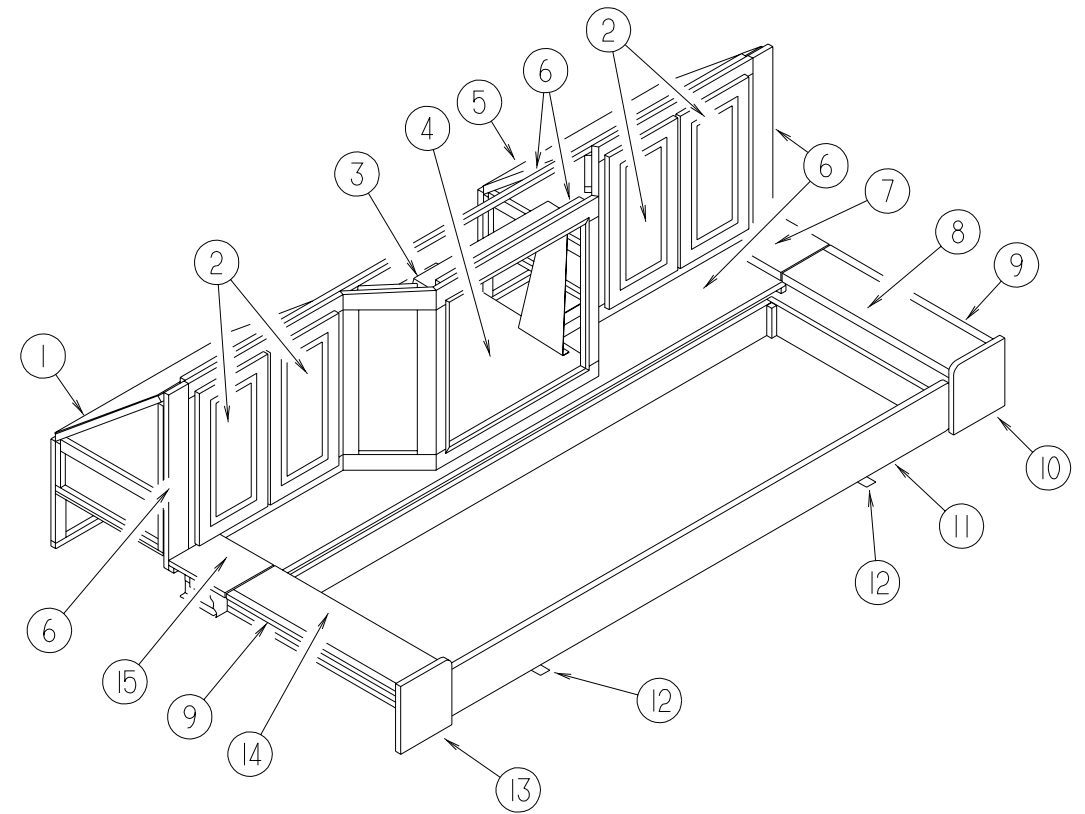
DRIVERS COMPARTMENT

| KEY | PART NUMBER   | U/M | DESCRIPTION  | VENDOR NO. |
|-----|---------------|-----|--|------------|
| 1   | 125031-02-H04 | EA  | TRIM - CAB - B-PILLAR - DRIVER SIDE                |            |
| 2   | N/A           | EA  | CHASSIS SUPPLIED                                   |            |
| 3   | 106448-01-H04 | EA  | HEADLINER - W/VINYL                                |            |
| 4   | 106447-04-H04 | EA  | TRIM - CAB DOOR - UPPER/LEFT HAND                  |            |
| 5   | 119520-01-01A | FT  | MOLDING - T - 1" - W/EDGE LIPS (OFF/WHITE-CREAM)   |            |
| 6   | 109894-01-K09 | EA  | CABINET - HAMPER - DRIVER/FRONT (K09,K10)          |            |
| 6   | 109894-01-J06 | EA  | CABINET - HAMPER - DRIVER/FRONT (K11,K12)          |            |
| 7   | 109894-03-K09 | EA  | CABINET - HAMPER - PASSENGER/FRONT (K09,K10)       |            |
| 7   | 109894-03-J06 | EA  | CABINET - HAMPER - PASSENGER/FRONT (K11,K12)       |            |
| 8   | 106447-03-H04 | EA  | TRIM - CAB DOOR - UPPER/RIGHT HAND                 |            |
| 9   | N/A           | EA  | CHASSIS SUPPLIED                                   |            |
| 10  | 125031-01-H04 | EA  | TRIM - CAB - B-PILLAR - PASSENGER SIDE             |            |
| 11  | 106431-01-02A | EA  | COVER - SEATBELT RECOIL - PASSENGER SIDE - VW GRAY |            |
| 12  | 125291-01-01A | EA  | TRAY - BEVERAGE - F/DELUXE MOTOR COVER             |            |
| 13  | 106431-02-02A | EA  | COVER - SEATBELT RECOIL - DRIVER SIDE - VW GRAY    |            |
|     | 106025-03-01A | EA  | LADDER - BUNK - BLACK - 47.3"                      |            |
|     | 106025-01-700 | EA  | BRACKET SET-F/BUNK LADDER                          | 08-0030-00 |
|     | 091952-01-000 | EA  | CLIP-GRIPPER - 1"                                  |            |

### INSTRUMENT CLUSTERS & BATTERY SWITCH

| KEY | PART NUMBER   | U/M | DESCRIPTION  |
|-----|---------------|-----|--|
|     | 111414-01-000 | EA  | RECEPTACLE - 12V - W/O BIMETAL                             |
|     | 094795-09-000 | EA  | CLUSTER - INSTRUMENT PANEL - KILOMETERS - GAS/DIESEL-FORD  |
|     | 100138-01-000 | EA  | MODULE - DAYTIME/RUNNING LIGHT                             |
|     | 108355-01-000 | EA  | HOUSING - SWITCH   |
|     | 108356-02-01A | EA  | COVER/ACTUATOR SWITCH - 2 ROWS DIMPLES- CONTURA II - BLACK |
|     | 108357-08-000 | EA  | SWITCH - ROCKER DPDT - ON/NONE/ON - 6 TERMINAL             |
|     | 108357-09-000 | EA  | SWITCH - ROCKER SPDT - ON/NONE/MOM - 3 TERMINAL            |
|     | 081994-07-000 | EA  | PLATE - SWITCH - AUX. START                                |
|     | 108356-07-01A | EA  | COVER/ACTUATOR SWITCH - 2 ROWS DIMPLES - AUX START - BLACK |

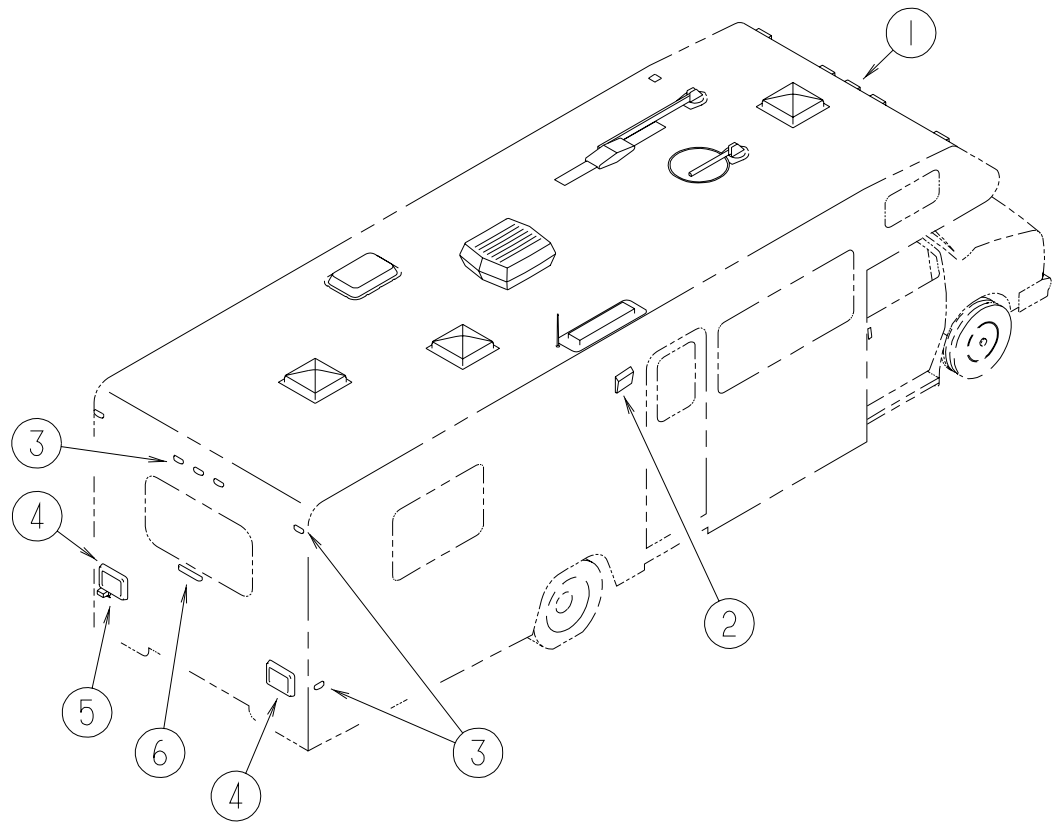
## DRIVERS COMPARTMENT GROUP (CONTINUED)



FRONT ENTERTAINMENT CENTER

| KEY | PART NUMBER   | U/M | DESCRIPTION  |
|-----|---------------|-----|--|
| 1   | 113156-02-J40 | EA  | CABINET-ENTERTAINMENT CTR-W/SHELF-DRIVER SIDE-W/O DOOR/HDW (WASHED MAPLE)  |
| 1   | 113156-02-G04 | EA  | CABINET-ENTERTAINMENT CTR-W/SHELF-DRIVER SIDE-W/O DOOR/HDW (WATERFORD OAK) |
| 2   | 131995-35-K09 | EA  | DOOR - STRAIGHT CORNER/OGEE EDGE - 10.6" X 19.9" - W/O HDW (K09,K11)       |
| 2   | 131995-35-K10 | EA  | DOOR - STRAIGHT CORNER/OGEE EDGE - 10.6" X 19.9" - W/O HDW (K10,K12)       |
| 3   | 110790-03-000 | EA  | BRACKET - TIEDOWN/TV   |
| 4   | 111356-02-J40 | EA  | SHELF - TV - W/TIEDOWN BRACKET (WASHED MAPLE)                              |
| 4   | 111356-02-J01 | EA  | SHELF - TV - W/TIEDOWN BRACKET (WATERFORD OAK)                             |
| 5   | 113156-01-J40 | EA  | CABINET-ENTERTAINMENT CTR-W/SHELF-PASS SIDE-W/O DOOR/HDW (WASHED MAPLE)    |
| 5   | 113156-01-G04 | EA  | CABINET-ENTERTAINMENT CTR-W/SHELF-PASS SIDE-W/O DOOR/HDW (WATERFORD OAK)   |
| 6   | 121563-03-J40 | EA  | FACE - ENTERTAINMENT CENTER - W/O HARDWARE (K09,K11)                       |
| 6   | 121563-03-J05 | EA  | FACE - ENTERTAINMENT CENTER - W/O HARDWARE (K10,K12)                       |
| 7   | 113155-11-F09 | EA  | COUNTERTOP - ENTERTAINMENT CENTER STORAGE                                  |
| 8   | 113155-12-G07 | EA  | COUNTERTOP - ENTERTAINMENT CENTER STORAGE                                  |
| 9   | 113155-21-F09 | EA  | COUNTERTOP - ENTERTAINMENT CENTER STORAGE                                  |
| 10  | 113155-03-K09 | EA  | CABINET/STORAGE - RIGHT END - W/FLIP UP COUNTERTOP (K09,K11)               |
| 10  | 113155-03-K19 | EA  | CABINET/STORAGE - RIGHT END - W/FLIP UP COUNTERTOP (K10,K12)               |
| 11  | 100847-01-J40 | EA  | DRAWER - ENTERTAINMENT CENTER - W/O HARDWARE (K09,K11)                     |
| 11  | 100847-01-K10 | EA  | DRAWER - ENTERTAINMENT CENTER - W/O HARDWARE (K10,K12)                     |
|     | 100847-11-J40 | EA  | FACE - DRAWER VINYL COVERED - 5.5" X 76.7" (K09,K11)                       |
|     | 100847-11-J02 | EA  | FACE - DRAWER VINYL COVERED - 5.5" X 76.7" (K10,K12)                       |
| 12  | 093673-01-01A | FT  | TRIM/MOLDING - 1.4" WIDE X 8' LONG   |
| 13  | 113155-04-K09 | EA  | CABINET/STORAGE - LEFT END - W/FLIP UP COUNTERTOP (K09,K11)                |
| 13  | 113155-04-K19 | EA  | CABINET/STORAGE - LEFT END - W/FLIP UP COUNTERTOP (K10,K12)                |
| 14  | 113155-18-G07 | EA  | COUNTERTOP - ENTERTAINMENT CENTER STORAGE                                  |
| 15  | 113155-19-F09 | EA  | COUNTERTOP - ENTERTAINMENT CENTER STORAGE                                  |
|     | 106699-01-01A | EA  | BRACKET - OVERHEAD CABINET/TV  |

## ELECTRICAL GROUP



### EXTERIOR LIGHTS

| KEY | PART NUMBER   | U/M | DESCRIPTION   | VENDOR NO. |
|-----|---------------|-----|---|------------|
| 1   | 111102-01-000 | EA  | BASE - MARKER LAMP                                    |            |
| 1   | 111102-02-000 | EA  | LENS - AMBER - MARKER LAMP                            |            |
|     | 036196-01-000 | EA  | BULB - 12V - #194 - .27 AMP - BAYONETTE               |            |
| 2   | 097917-01-06A | EA  | LIGHT - PORCH - BRIGHT WHITE                          |            |
|     | 097917-01-700 | EA  | LENS-LIGHT, CLEAR                                     | 30-78-021  |
|     | 008215-01-000 | EA  | BULB - 12 VOLT - #1003 - .94 AMP                      |            |
| 2   | 008089-02-000 | EA  | LIGHT - PORCH - RECESSED - CANADIAN                   |            |
|     | 008089-01-700 | EA  | LENS-LIGHT,RECESSED,PORCH                             | DECO       |
|     | 008214-01-000 | EA  | BULB - 12 VOLT - #67 - .59 AMP                        |            |
|     | 091981-01-000 | EA  | GASKET - PORCH LIGHT                                  |            |
| 3   | 111102-01-000 | EA  | BASE - MARKER LAMP                                    |            |
| 3   | 111102-03-000 | EA  | LENS - RED - MARKER LAMP                              |            |
|     | 036196-01-000 | EA  | BULB - 12V - #194 - .27 AMP - BAYONETTE               |            |
| 4   | 081638-01-000 | EA  | TAILLIGHT/DOUBLE W/BLACK TRIM - DRIVER/PASSENGER SIDE |            |
| 4   | 081638-01-700 | EA  | LENS-TAILLIGHT, RED                                   | 30-84-010  |
| 4   | 081638-01-701 | EA  | LENS-TAILLIGHT, W/BACKUP                              | 30-84-700  |
| 4   | 103355-01-05A | EA  | POD - TAIL LIGHT - BRIGHT WHITE                       |            |
|     |               |     | FROM: 00-00-00 THRU: 11-22-98                         |            |
| 4   | 103355-02-01A | EA  | POD - TAIL LIGHT - BRIGHT WHITE                       |            |
|     |               |     | FROM: 11-23-98 THRU: 99-99-99                         |            |
| 4   | 037934-01-000 | EA  | BULB# 1156 - (BACK UP & TURN SIGNAL)                  |            |
| 4   | 037935-01-000 | EA  | BULB# 2057 OR #1157 - (BRAKE LIGHT)                   |            |
| 5   | 066432-02-000 | EA  | LIGHT - LICENSE - BLACK                               |            |
|     | 066432-03-000 | EA  | BRACKET - LICENSE PLATE                               |            |
| 6   | 121950-01-000 | EA  | LIGHT - BRAKE - CENTER MOUNT                          |            |

## ELECTRICAL GROUP (CONTINUED)

### FUSES & CIRCUIT BREAKERS

| KEY | PART NUMBER   | U/M | DESCRIPTION                            |
|-----|---------------|-----|--|
|     | 008235-01-000 | EA  | FUSE - 15 AMP/12VOLT - AUTOMOTIVE      |
|     | 062901-02-000 | EA  | FUSE - 05 AMPS - AUTOMOTIVE            |
|     | 062901-05-000 | EA  | FUSE - 15 AMPS - AUTOMOTIVE            |
|     | 083209-02-000 | EA  | CIRCUIT BREAKER - 15/15 AMP - 120 VOLT |
|     | 083209-03-000 | EA  | CIRCUIT BREAKER - 15/20 AMP - 120 VOLT |
|     | 083209-04-000 | EA  | CIRCUIT BREAKER - 30 AMP - 120 VOLT    |
|     | 083209-06-000 | EA  | CIRCUIT BREAKER - 30/15 AMP - 120 VOLT |
|     | 093654-01-000 | EA  | CIRCUIT BREAKER - 6 AMP - 12 VOLT      |
|     | 093654-03-000 | EA  | CIRCUIT BREAKER - 20 AMP - 12 VOLT     |
|     | 093655-01-000 | EA  | CIRCUIT BREAKER - 25 AMP - 12 VOLT     |
|     | 093655-02-000 | EA  | CIRCUIT BREAKER - 30 AMP - 12 VOLT     |
|     | 100341-01-000 | EA  | FUSE HOLDER - IN LINE TYPE             |
|     | 108669-01-000 | EA  | HOUSING - AUTO FUSE HOLDER             |

### WIRING ASSEMBLIES

| KEY | PART NUMBER   | U/M | DESCRIPTION   |
|-----|---------------|-----|---|
|     | 073328-B4-000 | EA  | CABLE ASSEMBLY - BATTERY - W/TERMINALS                      |
|     | 090986-01-000 | EA  | WIRE ASSEMBLY - ELECTRIC STEP                               |
|     | 096449-01-000 | EA  | WIRE ASSEMBLY - WATER TANK TO MONITOR PANEL                 |
|     | 097618-01-000 | EA  | WIRE ASSEMBLY - MONITOR PANEL - W/3 WIRES & ORANGE RESISTOR |
|     | 106851-01-000 | EA  | WIRE ASSEMBLY - RUNNING LIGHTS - FUSE                       |
|     | 116894-01-000 | EA  | WIRE ASSEMBLY - SPEED SENSOR EXTENDED                       |
|     | 120233-05-000 | EA  | WIRE ASSEMBLY - 30" CONNECTS TO WALLPLATE DISPLAY           |
|     | 105306-03-000 | EA  | WIRE - MONITOR PANEL ADAPTER                                |
|     | 130232-01-000 | EA  | WIRE ASSEMBLY - EXTENSION/SLIDEOUT                          |
|     | 130233-01-000 | EA  | WIRE ASSEMBLY - SLIDEOUT ROOM                               |

### RELAY HOUSING & SOLENOID

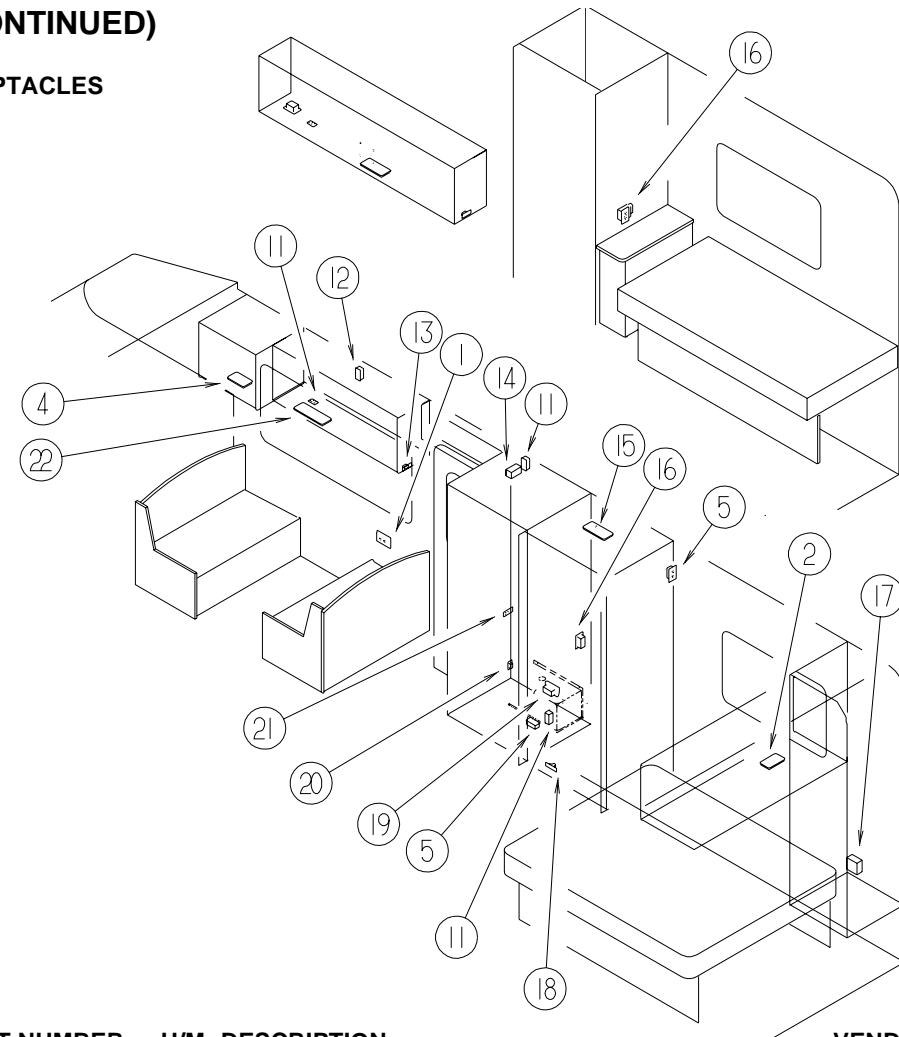
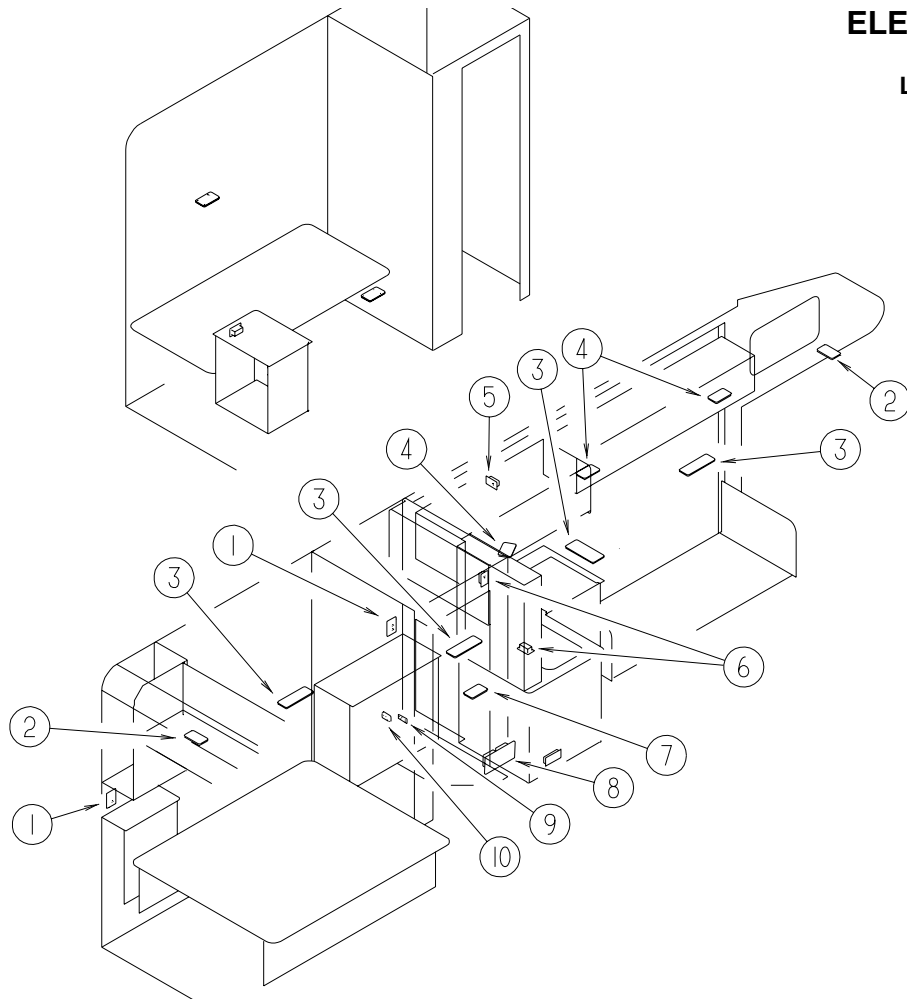
| KEY | PART NUMBER   | U/M | DESCRIPTION                             |
|-----|---------------|-----|---|
|     | 008188-01-000 | EA  | SOLENOID - 3 POST - BATTERY CHANGE OVER |
|     | 063910-01-000 | EA  | HOUSING - RELAY                         |
|     | 063912-02-000 | EA  | RELAY - CANISTER - SPDT                 |
|     | 086273-01-000 | EA  | RELAY - BATTERY DISCONNECT              |

### POWER CONVERTER & INVERTER

| KEY | PART NUMBER   | U/M | DESCRIPTION  |
|-----|---------------|-----|--|
|     | 099048-03-000 | EA  | INVERTER - 130 WATT  |
|     | 113132-01-000 | EA  | LOAD CENTER - 120/240 VOLT - 60 AMP                        |
|     | 123058-02-000 | EA  | CONVERTER - 45 AMP - ELECTRONIC - 4 1/8"H X 7"W X 12 3/8"L |

## ELECTRICAL GROUP (CONTINUED)

### LIGHTS, SWITCHES & RECEPTACLES



| KEY | PART NUMBER   | U/M | DESCRIPTION  | VENDOR NO. |
|-----|---------------|-----|--|------------|
| 1   | 102568-01-J70 | EA  | SPACER - RECEPTACLE - BETWEEN SIDEWALL & PLATE - WOOD  |            |
| 1   | 058708-02-000 | EA  | RECEPTACLE - ELECTRIC - DOUBLE - IVORY                 |            |
| 2   | 104172-01-01A | EA  | LIGHT - BULLET - UL/CSA                                |            |
| 2   | 104173-01-01A | EA  | LIGHT - DESIGNER - BRASS - UL                          |            |
| 3   | 098024-01-03A | EA  | LIGHT - DOME - 1 BULB - WHITE                          |            |
| 3   | 008218-01-000 | EA  | BULB - 12 VOLT - #1141 - 1.44 AMP                      |            |
| 3   | 098024-01-700 | EA  | LENS-LIGHT   | 807877     |
| 4   | 098024-05-02A | EA  | LIGHT - DOME - 1 BULB - SKYLITE - WHITE                |            |
| 4   | 008218-01-000 | EA  | BULB - 12 VOLT - #1141 - 1.44 AMP                      |            |
| 4   | 098024-01-701 | EA  | LENS - OPTI CLEAR - SKYLITE                            | 809902     |
| 5   | 058708-05-000 | EA  | RECEPTACLE - ELECTRIC - SINGLE - BROWN                 |            |
| 6   | 058708-01-000 | EA  | RECEPTACLE - ELECTRIC - DOUBLE - BROWN                 |            |
| 7   | 098024-03-02A | EA  | LIGHT - DOME - 2 BULB - WHITE                          |            |
| 7   | 008218-01-000 | EA  | BULB - 12 VOLT - #1141 - 1.44 AMP                      |            |
| 7   | 098024-01-700 | EA  | LENS-LIGHT   | 807877     |
| 8   | 024924-02-000 | EA  | RECEPTACLE - POWER CORD - W/PARTIAL PLATE              |            |
| 9   | 079364-01-000 | EA  | SWITCH - ON/OFF ROCKER - 2 TERMINAL - BROWN            |            |
| 9   | 079364-03-000 | EA  | SWITCH - ON/OFF ROCKER - 3 TERMINAL - BROWN            |            |
| 9   | 098351-03-01A | EA  | PLATE/SWITCH - 3 GANG - POLISHED BRASS - W/O LABEL     |            |
| 9   | 095188-02-01A | EA  | SPACER - SWITCH - 2.3" X 4.1" - PLASTIC - DARK BROWN   |            |
| 10  | 079364-01-000 | EA  | SWITCH - ON/OFF ROCKER - 2 TERMINAL - BROWN            |            |
| 10  | 079364-03-000 | EA  | SWITCH - ON/OFF ROCKER - 3 TERMINAL - BROWN            |            |
| 10  | 098351-02-01A | EA  | PLATE/SWITCH - 2 GANG - POLISHED BRASS - W/O LABEL     |            |
| 10  | 095188-01-01A | EA  | SPACER - SWITCH - 2.3" X 3.4" - PLASTIC - DARK BROWN   |            |
|     | 086280-01-000 | EA  | LIGHT - SURFACE MOUNT - 12 VOLT                        |            |
|     | 086280-01-700 | EA  | BULB - 12V   | ARP1089    |
|     | 081994-08-000 | EA  | PLATE - SWITCH - F/SLIDEOUT                            |            |
|     | 108357-01-000 | EA  | SWITCH - ROCKER SPST - ON/OFF - 2 TERMINAL             |            |
| 11  | 079364-03-000 | EA  | SWITCH - ON/OFF ROCKER - 3 TERMINAL - BROWN            |            |
| 11  | 098351-01-01A | EA  | PLATE/SWITCH - 1 GANG - POLISHED BRASS - COURTESY LAMP |            |
| 11  | 079364-01-000 | EA  | SWITCH - ON/OFF ROCKER - 2 TERMINAL - BROWN            |            |

| KEY | PART NUMBER   | U/M | DESCRIPTION  | VENDOR NO. |
|-----|---------------|-----|--|------------|
| 11  | 079364-03-000 | EA  | SWITCH - ON/OFF ROCKER - 3 TERMINAL - BROWN                |            |
| 11  | 098351-15-01A | EA  | PLATE/SWITCH - 2 GANG - POLISHED BRASS - COURTESY LAMP/TV  |            |
| 12  | 058707-02-000 | EA  | RECEPTACLE - BLANK - JUNCTION BOX                          |            |
| 13  | 108356-02-01A | EA  | COVER/ACTUATOR SWITCH - 2 ROWS DIMPLES- CONTURA II - BLACK |            |
| 13  | 108357-06-000 | EA  | SWITCH - ROCKER DPDT - MOM/OFF/MOM - 6 TERMINAL            |            |
| 14  | 093603-01-000 | EA  | BOX - ELECTRIC - 4" X 2 1/8" X 2 1/8"                      |            |
| 14  | 091243-01-000 | EA  | LABEL - A/C COVER "AIR CONDITIONING CIRCUIT ETC."          |            |
| 15  | 121935-01-01A | EA  | LIGHT - DOME - SHOWER                                      |            |
| 16  | 058707-01-000 | EA  | RECEPTACLE - ELECTRIC - SINGLE - BROWN                     |            |
| 17  | 084076-01-000 | EA  | RECEPTACLE - GFI - 15 AMP/125 VOLT - IVORY                 |            |
| 17  | 084076-02-000 | EA  | RECEPTACLE - GFI - 15 AMP/125 VOLT - BROWN                 |            |
| 18  | 061424-01-000 | EA  | LIGHT - AISLE - 12 VOLT - RECTANGULAR                      |            |
| 18  | 008103-01-000 | EA  | BULB - DASH/AISLE LIGHT - #53 - 12 VOLT - .12 AMP          |            |
| 19  | 112822-01-01A | EA  | RECEPTACLE - DUPLEX - IVORY                                |            |
|     |               |     | FROM: 00-00-00 THRU: 11-15-98                              |            |
| 19  | 112824-01-03A | EA  | COVER - EXTERIOR DUPLEX RECEPTACLE - WHITE PLASTIC         |            |
|     |               |     | FROM: 00-00-00 THRU: 11-15-98                              |            |
| 19  | 131826-01-01A | EA  | RECEPTACLE - EXTERIOR - W/COVER/GASKET - WHITE             |            |
|     |               |     | FROM: 11-16-98 THRU: 99-99-99                              |            |
| 20  | 098351-07-01A | EA  | PLATE/SWITCH - 1 GANG - POLISHED BRASS - GENERATOR         |            |
| 20  | 108357-06-000 | EA  | SWITCH - ROCKER DPDT - MOM/OFF/MOM - 6 TERMINAL            |            |
| 20  | 108356-11-000 | EA  | COVER/ACTUATOR SWITCH - 3 GROOVES - AUX BATT - BLACK       |            |
| 21  | 098351-05-01A | EA  | PLATE/SWITCH - 3 GANG - POLISHED BRASS-PORCH/CEILING/STEP  |            |
| 21  | 095188-02-01A | EA  | SPACER - SWITCH - 2.3" X 4.1" - PLASTIC - DARK BROWN       |            |
| 21  | 079364-03-000 | EA  | SWITCH - ON/OFF ROCKER - 3 PRONGS - BROWN - AISLE LIGHT    |            |
| 22  | 098024-06-02A | EA  | LIGHT - DOME - 2 BULB - SKYLITE                            |            |
| 22  | 008218-01-000 | EA  | BULB - 12 VOLT - #1141 - 1.44 AMP                          |            |
| 22  | 098024-01-700 | EA  | LENS-LIGHT   | 807877     |
|     | 130338-01-01A | EA  | LIGHT - FLUORESCENT 18" - THIN LITE                        |            |
|     | 117806-01-000 | EA  | BULB - 12 VOLT #912 - 1.0 AMPS                             |            |



## ELECTRICAL GROUP (CONTINUED)

### CONDUIT, CONNECTORS, HOUSINGS & TERMINALS

| KEY | PART NUMBER   | U/M | DESCRIPTION  |
|-----|---------------|-----|--|
|     | 007956-05-000 | EA  | INSULATOR - SHRINK - .25 ID X 1.50                       |
|     | 008311-01-000 | EA  | CONNECTOR - WIRE NUT - INSULATED - RED                   |
|     | 008313-01-000 | EA  | CONNECTOR - WIRE NUT - INSULATED - YELLOW                |
|     | 008314-01-000 | EA  | CONNECTOR - WIRE NUT - INSULATED - GRAY                  |
|     | 008326-01-000 | EA  | TERMINAL - RING - 16/14 WIRE - 3/8" STUD                 |
|     | 008328-01-000 | EA  | TERMINAL - RING - 12/10 WIRE - #10 STUD FIT              |
|     | 008331-01-000 | EA  | TERMINAL - RING - TONGUE - #4 WIRE - 3/8" STUD - COPPER  |
|     | 008348-01-000 | EA  | TERMINAL - RING - 3/8" STUD 2 GA. WIRE                   |
|     | 008355-01-000 | EA  | CONNECTOR - CABLE CLAMPING - 3/4"                        |
|     | 008356-01-000 | EA  | CONNECTOR - PLASTIC - 3/8" AVG                           |
|     | 008356-02-000 | EA  | CONNECTOR - PLASTIC - 21/32                              |
|     | 035416-04-000 | EA  | TERMINAL - RING - #10 STUD FIT - INSULATED BARREL #16/14 |
|     | 041953-01-000 | FT  | CONDUIT - CONVOLUTE SLIT - .5" ID - POLYETHELENE         |
|     | 041953-03-000 | FT  | CONDUIT - CONVOLUTE SLIT - 1" ID (CLOTHES ROD COVER)     |
|     | 041953-05-000 | FT  | CONDUIT - CONVOLUTE SOLID - .62" ID - POLYETHELENE       |
|     | 041953-06-000 | FT  | CONDUIT - CONVOLUTE SLIT - .375" ID - POLYETHELENE       |
|     | 041953-07-000 | FT  | CONDUIT - CONVOLUTE SLIT - .25" ID - POLYETHELENE        |
|     | 041953-08-000 | FT  | CONDUIT - CONVOLUTE SLIT - 1.50" ID - POLYETHELENE       |
|     | 041953-09-000 | FT  | CONDUIT - CONVOLUTE SLIT - .50" ID - NYLON               |
|     | 041953-10-000 | FT  | CONDUIT - CONVOLUTE SLIT - .75" ID - NYLON               |
|     | 041953-11-000 | FT  | CONDUIT - CONVOLUTE SLIT - 1.06" ID - NYLON              |
|     | 041953-12-000 | FT  | CONDUIT - CONVOLUTE SOLID - 1.1" ID - NYLON              |
|     | 047443-01-000 | EA  | TERMINAL - .250 RECEPTACLE FIT - INSULATED - 16/14 AWG   |
|     | 047443-02-000 | EA  | TERMINAL - .250 RECEPTACLE FIT - INSULATED - 12/10 AWG   |
|     | 058028-01-000 | EA  | CONNECTOR - ELECTRICAL PIGTAIL - NYLON - CLEAR           |
|     | 077479-01-000 | EA  | BOOT - BATTERY TERMINAL - DOUBLE CABLE                   |
|     | 077479-02-000 | EA  | BOOT - BATTERY TERMINAL - SINGLE CABLE                   |
|     | 080015-02-000 | EA  | RECEPTACLE - FLAG - .185 - 16/14 GAUGE                   |
|     | 080015-03-000 | EA  | RECEPTACLE - FLAG - .250 - 14/16 GAUGE                   |
|     | 087949-01-000 | EA  | BUSS BAR - 2 POSITION - .6" X 1.5"                       |
|     | 088473-01-000 | EA  | HOUSING - PIN - 12 CAVITY (3 ROWS OF 4)                  |
|     | 088473-02-000 | EA  | HOUSING - PIN - 15 CAVITY (3 ROWS OF 5)                  |
|     | 088473-07-000 | EA  | HOUSING - PIN - 5 CAVITY - IN-LINE                       |
|     | 088473-08-000 | EA  | HOUSING - PIN - 4 CAVITY - IN-LINE                       |
|     | 088473-09-000 | EA  | HOUSING - PIN - 3 CAVITY - IN-LINE                       |
|     | 088473-10-000 | EA  | HOUSING - PIN - 2 CAVITY - IN LINE                       |
|     | 088474-01-000 | EA  | HOUSING - SOCKET - 12 CAVITY                             |
|     | 088474-02-000 | EA  | HOUSING - SOCKET - 15 CAVITY                             |
|     | 088474-03-000 | EA  | HOUSING - SOCKET - 9 CAVITY                              |
|     | 088474-07-000 | EA  | HOUSING - SOCKET - 5 CAVITY                              |
|     | 088474-08-000 | EA  | HOUSING - SOCKET - 4 CAVITY                              |
|     | 088474-09-000 | EA  | HOUSING - ELECTRICAL - 3 TERMINAL                        |
|     | 088474-10-000 | EA  | HOUSING - SOCKET - 2 CAVITY                              |
|     | 088475-01-000 | EA  | PIN - CONNECTOR - 14-20 AWG                              |
|     | 088475-02-000 | EA  | PIN - CONNECTOR - 10 - 12 AWG                            |
|     | 088476-01-000 | EA  | TERMINAL - ELECTRICAL                                    |
|     | 088476-02-000 | EA  | SOCKET - CONNECTOR - 12-10 GA - PRE-TIN                  |
|     | 098261-02-000 | EA  | SOCKET - CONNECTOR - WEATHERPACK                         |
|     | 098262-01-000 | EA  | SEAL - CONNECTOR - WEATHERPACK                           |
|     | 098265-02-000 | EA  | PIN - CONNECTOR - WEATHERPACK                            |
|     | 101751-02-000 | EA  | HOUSING - 1 PIN - WEATHERPACK                            |
|     | 102777-02-000 | EA  | TERMINAL - RING - #6 STUD - 10 AWG                       |
|     | 106655-01-000 | EA  | TERMINAL - FUSE BLOCK - 14-16 AWG                        |
|     | 106655-02-000 | EA  | TERMINAL - FUSE BLOCK - 10-12 AWG                        |
|     | 119223-01-000 | EA  | HOUSING - 6 POSITION - MALE - WEATHERPACK                |
|     | 125323-02-000 | EA  | HOUSING - 8 POSITION - MALE                              |
|     | 125324-01-000 | EA  | TERMINAL - MALE - METRI-PACK - 150                       |
|     | 125325-01-000 | EA  | SEAL - CAVITY  |

## EXTERIOR BODY GROUP

### AWNING - A & E

| KEY | PART NUMBER   | U/M | DESCRIPTION   |
|-----|---------------|-----|---|
|     | 113874-05-02A | EA  | AWNING/W/O HARDWARE 14' (POLAR/NAVY/TEAL) VINYL           |
| *   | 113874-01-02A | EA  | HARDWARE KIT - AWNING - W/O STANDOFF BRACKET-BRIGHT WHITE |
|     | 111038-01-01A | EA  | SPACER - AWNING - LOWER                                   |
|     | 130320-01-02A | EA  | BRACKET - AWNING - F/A&E INSTALLATION - BRIGHT WHITE      |
|     | 113874-11-01A | EA  | AWNING - LAG SCREW - 1/4" X 1" STAINLESS STEEL            |
|     |               |     | FROM: 07-17-98 THRU: 99-99-99                             |
|     | 129375-01-000 | EA  | SEAL/FOAM - LADDER BRACKET                                |

### \*COMPONENT PARTS FOUND IN SERVICE PARTS LIBRARY

#### RUNNING BOARDS

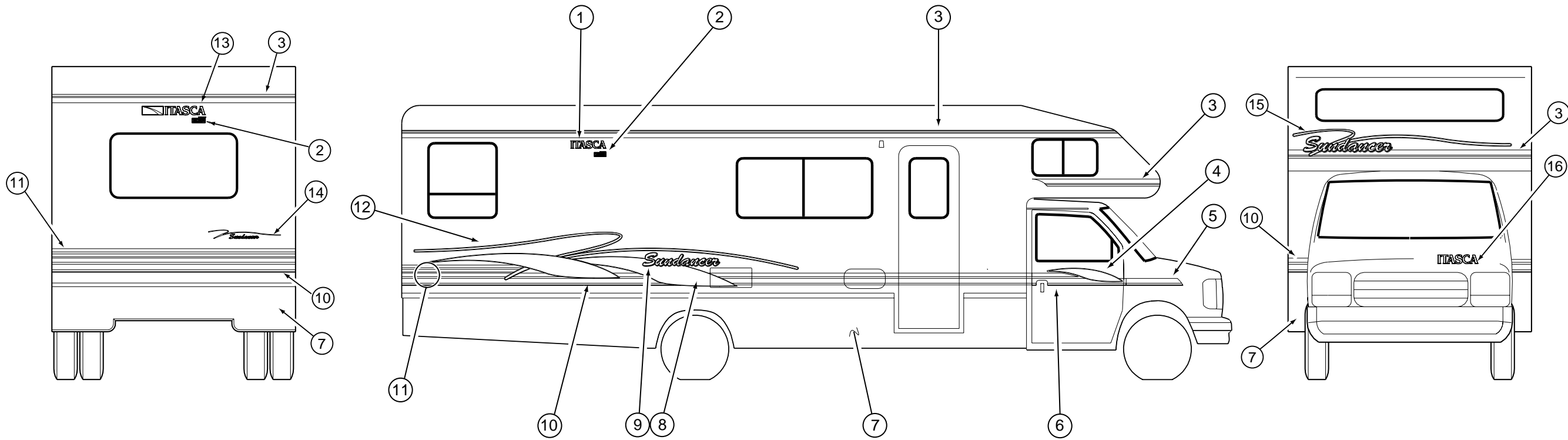
| KEY | PART NUMBER   | U/M | DESCRIPTION                               | VENDOR NO. |
|-----|---------------|-----|---|------------|
|     | 072884-27-000 | EA  | RUNNING BOARD SET - 39" - FORD - ALUMINUM |            |
|     | 072884-27-700 | EA  | BRACKET SET 12" 92                        | RB2BRK/M   |
|     | 072884-27-701 | EA  | RUNNING BOARD-FORD 39",RT&LT              |            |
|     | 072884-27-702 | FT  | TREAD TAPE                                | RB9202     |
|     | 072884-27-703 | EA  | MUD FLAP W/HOLES, 1EA=PAIR                | 99171      |
|     | 072884-27-704 | EA  | CAP-ENDS, 1EA=PAIR                        | 99148      |

#### FIBERGLASS, STYROFOAM & ALUMINUM CHANNEL

| KEY | PART NUMBER   | U/M | DESCRIPTION  |
|-----|---------------|-----|--|
|     | 100619-01-000 | BF  | FOAM - EXPANDED POLYSTYRENE - 1.34" X 48" X 96"            |
|     | 100619-02-000 | BF  | FOAM - EXPANDED POLYSTYRENE - 1.5" X 48" X 96"             |
|     | 100619-04-000 | BF  | FOAM - EXPANDED POLYSTYRENE - .5" X 48" X 96"              |
|     | 100619-05-000 | BF  | FOAM - EXPANDED POLYSTYRENE - .75" X 48" X 96"-1.5 DENSITY |
|     | 100619-13-000 | BF  | FOAM - EXPANDED POLYSTYRENE - .34" X 34.65" X 96"          |
|     | 100619-16-000 | BF  | FOAM - EXPANDED POLYSTYRENE - .75" X 48" X 96"-2.0 DENSITY |
|     | 076054-AC-000 | EA  | FIBERGLASS SHEET - 20" X 99.8" - OFF WHITE                 |
|     | 076054-W2-000 | EA  | FIBERGLASS SHEET - 85" X 339" - BRIGHT WHITE               |
|     | 076054-W5-000 | EA  | FIBERGLASS SHEET - 101.4" X 108.7" - BRIGHT WHITE          |
|     | 077517-62-000 | EA  | FIBERGLASS SHEET/SIDEWALL - 48" X 96" - BRIGHT WHITE       |
|     | 076054-P9-000 | EA  | FIBERGLASS SHEET - 37.4" X 99.3" - BRIGHT WHITE            |
|     | 076054-U4-000 | EA  | FIBERGLASS SHEET - 101" X 104" - BRIGHT WHITE              |
|     | 000870-08-000 | SF  | STYROFOAM - 3/4" X 48" X 96" PLANED EXPANDED BEAD BOARD    |
|     | 002726-01-001 | EA  | GARNISH - U-CHANNEL - 1.38" X 19' - SERRATED               |
|     | 089297-01-000 | SF  | PLYWOOD - LUAN - OVERLAY GRADE - 48" X 96"                 |
|     | 089297-02-000 | SF  | PLYWOOD - LUAN - OVERLAY GRADE - 48" X 108"                |
|     | 117754-03-01A | EA  | FIBERGLASS SHEET - 10.5" X 96" - BRIGHT WHITE              |
|     | 002754-01-001 | EA  | ANGLE- EXTRUDED - .75" X .75" X 18' - MILL ALUMINUM        |

## EXTERIOR BODY GROUP (CONTINUED)

### DECALS, STRIPES & PAINT



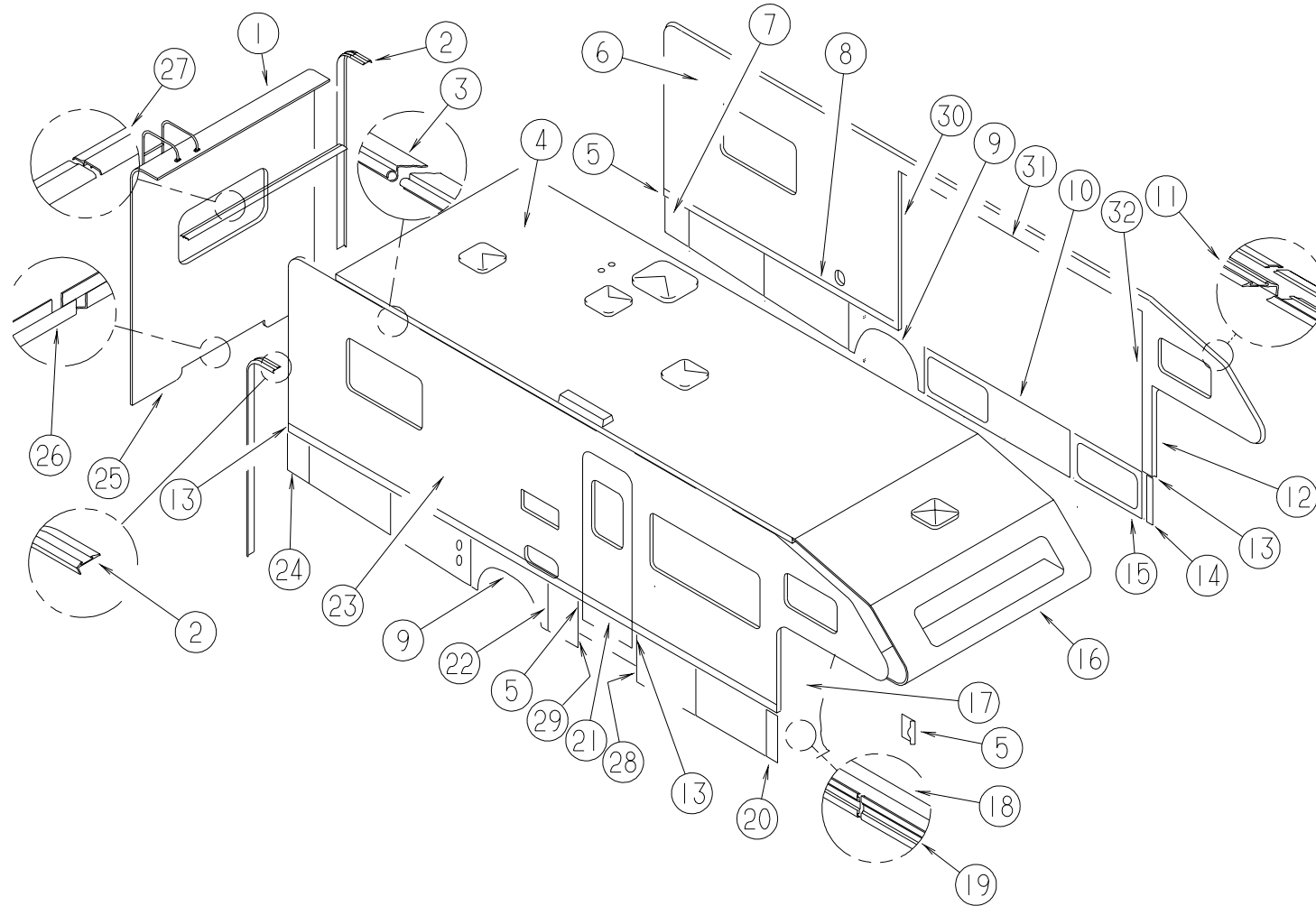
| KEY | PART NUMBER   | U/M | DESCRIPTION                                     |
|-----|---------------|-----|---|
| 1   | 124811-01-03A | EA  | DECAL - LOGO - ITASCA                           |
| 2   | 122770-02-06A | EA  | DECAL - "BUILT PROUDLY BY WINNEBAGO INDUSTRIES" |
| 3   | 105781-63-02A | FT  | FILM - MULTISTRIPE - 3.2"                       |
| 4   | 125099-01-02A | EA  | DECAL - SWEEP - CAB - RIGHT HAND                |
|     | 125099-02-02A | EA  | DECAL - SWEEP - CAB - LEFT HAND                 |
| 5   | 126679-01-02A | EA  | DECAL - FENDER - RIGHT HAND                     |
|     | 126679-02-02A | EA  | DECAL - FENDER - LEFT HAND                      |
| 6   | 125098-01-02A | EA  | DECAL - CAB DOOR - RIGHT HAND                   |
|     | 125098-02-02A | EA  | DECAL - CAB DOOR - LEFT HAND                    |
| 7   | N/A           | GL  | PAINT - CHAMPAIGN MET - DUPONT F2997 U          |
| 7   | N/A           | GL  | PAINT - BLUE GREEN MET - DUPONT F4591 U         |
| 8   | 125100-01-02A | EA  | DECAL - SWEEP - RIGHT HAND                      |
|     | 125100-02-02A | EA  | DECAL - SWEEP - LEFT HAND                       |
| 9   | 125103-01-02A | EA  | DECAL - LOGO - SUNDANCER                        |
| 10  | 094423-11-02A | FT  | FILM - OVERLAY - MULTISTRIPE - 5.5"             |
| 11  | 105781-62-02A | FT  | FILM - MULTISTRIPE - 3.1"                       |
| 12  | 125102-01-02A | EA  | DECAL - SWEEP - REAR/RIGHT HAND                 |
|     | 125102-02-02A | EA  | DECAL - SWEEP - REAR/LEFT HAND                  |
| 13  | 124806-01-03A | EA  | DECAL - LOGO - ITASCA W/ICON                    |
| 14  | 125104-02-01A | EA  | DECAL - SUNDANCER W/SPLASH                      |
| 15  | 125101-02-01A | EA  | DECAL - SLEEPER W/SUNDANCER                     |
| 16  | 124811-02-01A | EA  | DECAL - LOGO - ITASCA SMALL/HOOD                |
|     | 041561-03-000 | EA  | PAINT - 16 OUNCE SPRAY - OFF WHITE              |

#### DUPONT COLOR CODES

|                     |        |
|---------------------|--------|
| OFF WHITE           | L8723A |
| BRIGHT WHITE        | B8951U |
| LT. BLUE MET        | BM359  |
| LIGHT GREEN MET     | GM185  |
| SMOKE MET           | MM328  |
| MAJESTIC PURPLE MET | F0704  |

## EXTERIOR BODY GROUP (CONTINUED)

### BODY PANELS & TRIMS

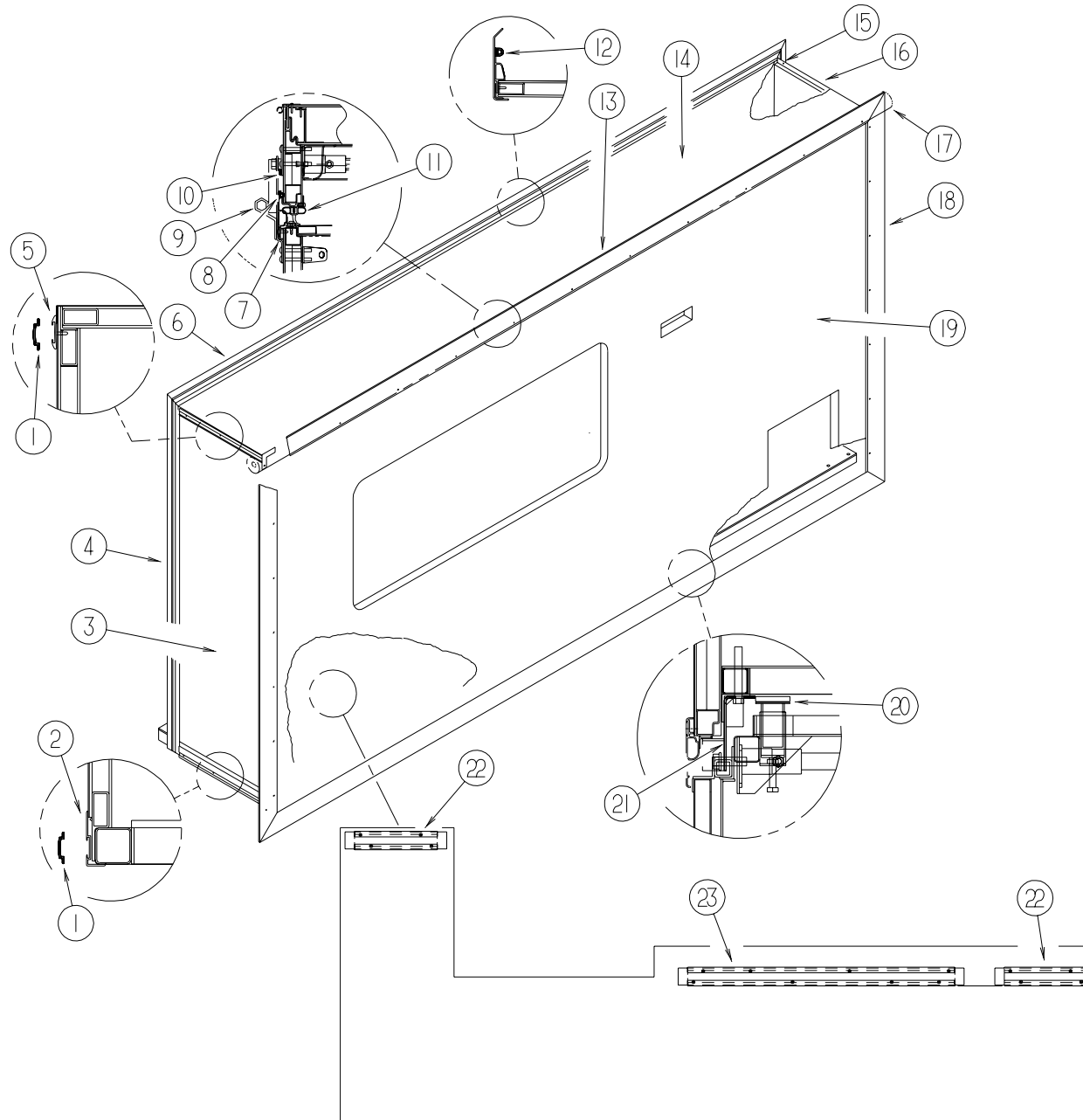


| KEY | PART NUMBER    | U/M | DESCRIPTION  |
|-----|----------------|-----|--|
| 1   | M07432-08-K09  | EA  | BACKWALL - W/O WINDOW/TRIM - QUEEN BED (K09,K10)       |
| 1   | M07432-08-K11  | EA  | BACKWALL - W/O WINDOW/TRIM - QUEEN BED (K11,K12)       |
| 1   | M07432-09-K09  | EA  | BACKWALL - W/O WINDOW/TRIM - TWIN BED                  |
| 1   | M07432-09-K10  | EA  | BACKWALL - W/O WINDOW/TRIM - TWIN BED                  |
| 1   | M07432-09-K11  | EA  | BACKWALL - W/O WINDOW/TRIM - TWIN BED                  |
| 1   | M07432-09-K12  | EA  | BACKWALL - W/O WINDOW/TRIM - TWIN BED                  |
| 2   | 096854-05-02A  | EA  | TRIM - CONTOUR - BRIGHT WHITE - 114"                   |
|     | 105312-01-07A  | FT  | INSERT - VINYL FEATURE STRIP - BRIGHT WHITE            |
| 3   | 099583-55-003  | EA  | RAIL - AWNING - 120" (PASSENGER SIDE)                  |
|     | 099583-55-005  | EA  | RAIL - AWNING - 144" (DRIVER SIDE)                     |
| 4   | P30288-01-K07  | EA  | ROOF - W/O LIGHTS/VENTS - W/WIRING                     |
| 5   | 124132-01-01A  | EA  | CAP - SIDEWALL TRIM - RIGHT HAND - 1.4" - BRIGHT WHITE |
| 6   | P30287-02-K09  | EA  | SIDEWALL - DRIVER - W/O WINDOWS/TRIMS (K09,K10)        |
| 6   | P30287-02-K11  | EA  | SIDEWALL - DRIVER - W/O WINDOWS/TRIMS (K11,K12)        |
| 7   | 122732-34-K13  | EA  | VALANCE/PANEL - REAR DRIVER - W/O HARDWARE - 12.5"     |
| 8   | 124176-01-01A  | EA  | TRIM - SIDEWALL - BRIGHT WHITE - 16'                   |
| 8   | 124299-51-001  | EA  | EXTRUDED - RETAINER - TRIM - 144"                      |
| 9   | 121304-02-02A  | EA  | PANEL - WHEEL LIP - REAR                               |
| 10  | 122776-33-K13  | EA  | VALANCE/PANEL - W/O HARDWARE - 80"                     |
| 11  | 096854-07-02A  | EA  | TRIM - CONTOUR - 144" - BRIGHT WHITE                   |
|     | 105312-01-07A  | FT  | INSERT - VINYL FEATURE STRIP - BRIGHT WHITE            |
| 12  | 104479-06-02A  | EA  | TRIM - FRONT CONTOUR - BRIGHT WHITE - LEFT HAND        |
| 13  | 124132-02-01A  | EA  | CAP - SIDEWALL TRIM - LEFT HAND - 1.4" - BRIGHT WHITE  |
| 14  | 122776-39-K13  | EA  | VALANCE/PANEL - W/O HARDWARE - 22"                     |
| 14  | 1233512-01-02B | EA  | BRACKET - VALANCE DOOR - E-COATED                      |
| 15  | 122776-32-K13  | EA  | VALANCE/PANEL - W/O HARDWARE - 37.3"                   |
| 16  | P21337-01-H07  | EA  | ROOF - FRONT ONLY - W/O LIGHTS/VENTS - W/WIRING        |
| 17  | 104479-05-02A  | EA  | TRIM - FRONT CONTOUR - BRIGHT WHITE - RIGHT HAND       |

| KEY | PART NUMBER   | U/M | DESCRIPTION  |
|-----|---------------|-----|--|
| 18  | 124299-51-001 | EA  | EXTRUDED - RETAINER - TRIM - 144"                          |
| 19  | 124176-01-01A | EA  | TRIM - SIDEWALL - BRIGHT WHITE - 16'                       |
| 20  | 122776-06-JA1 | EA  | VALANCE/PANEL - W/O HARDWARE - 4.8"W X 21.7"H              |
| 21  | 108688-01-03A | EA  | STRIP - FEATURE - 15'                                      |
| 21  | 105312-01-07A | FT  | INSERT - VINYL FEATURE STRIP - BRIGHT WHITE                |
| 21  | 108651-01-01A | EA  | END CAP - FEATURE STRIP                                    |
| 22  | 122776-08-JA1 | EA  | VALANCE/PANEL - W/O HARDWARE - 16.3"W X 21.7"H             |
| 23  | P30286-02-K09 | EA  | SIDEWALL - PASSENGER - W/O WINDOWS/TRIMS (K09,K10)         |
| 23  | P30286-02-K11 | EA  | SIDEWALL - PASSENGER - W/O WINDOWS/TRIMS (K11,K12)         |
| 24  | 122732-33-K13 | EA  | VALANCE/PANEL - REAR PASSENGER - W/O HARDWARE - 4.6"       |
| 25  | 103334-03-02A | EA  | TRIM - BACKWALL/LOWER - 25.6"                              |
| 26  | 103335-02-02A | EA  | TRIM - BACKWALL/LOWER - 46.2"                              |
| 27  | 078580-02-000 | EA  | TRIM - ROOF/FRONT/REAR CAP                                 |
| 28  | 125089-02-JA1 | EA  | TRIM - ENTRANCE STEP                                       |
| 29  | 125089-01-JA1 | EA  | TRIM - ENTRANCE STEP                                       |
| 30  | 115863-26-01A | EA  | TRIM - SIDEWALL/SLIDEOUT - RIGHT HAND - 76.8" - BRT WHT    |
| 30  | 115886-02-03A | EA  | RETAINER - SIDEWALL - BRIGHT WHITE 73.5"                   |
| 31  | 115863-24-01A | EA  | TRIM - SIDEWALL/SLIDEOUT - TOP - 133.7" - BRIGHT WHITE     |
| 31  | 115886-10-01A | EA  | RETAINER - SIDEWALL - BRIGHT WHITE                         |
| 32  | 115863-25-01A | EA  | TRIM - SIDEWALL/SLIDEOUT - LEFT HAND - 76.8" - BRT WHT     |
| 32  | 115886-02-03A | EA  | RETAINER - SIDEWALL - BRIGHT WHITE 73.5"                   |
|     | 107865-01-000 | EA  | ROD - SUPPORT - VALANCE PANEL - 14.3"                      |
|     | 107865-02-000 | EA  | ROD - SUPPORT - VALANCE PANEL - 13.2"                      |
|     | 107865-06-000 | EA  | ROD - SUPPORT - VALANCE PANEL - 15"                        |
|     | 002726-01-001 | EA  | GARNISH - U-CHANNEL - 1.38" X 19' - SERRATED               |
|     | 002365-03-006 | EA  | U-CHANNEL - EXTRUDED - 1" X 192" - BRIGHT WHITE            |
|     | 099069-01-000 | FT  | SEAL - RUBBER - CLOSED SPONGE - .5" WIDE X .12" THICK -BLK |
|     | 119568-01-01A | EA  | STANDOFF - VALANCE PANEL - BLACK                           |

## EXTERIOR BODY GROUP (CONTINUED)

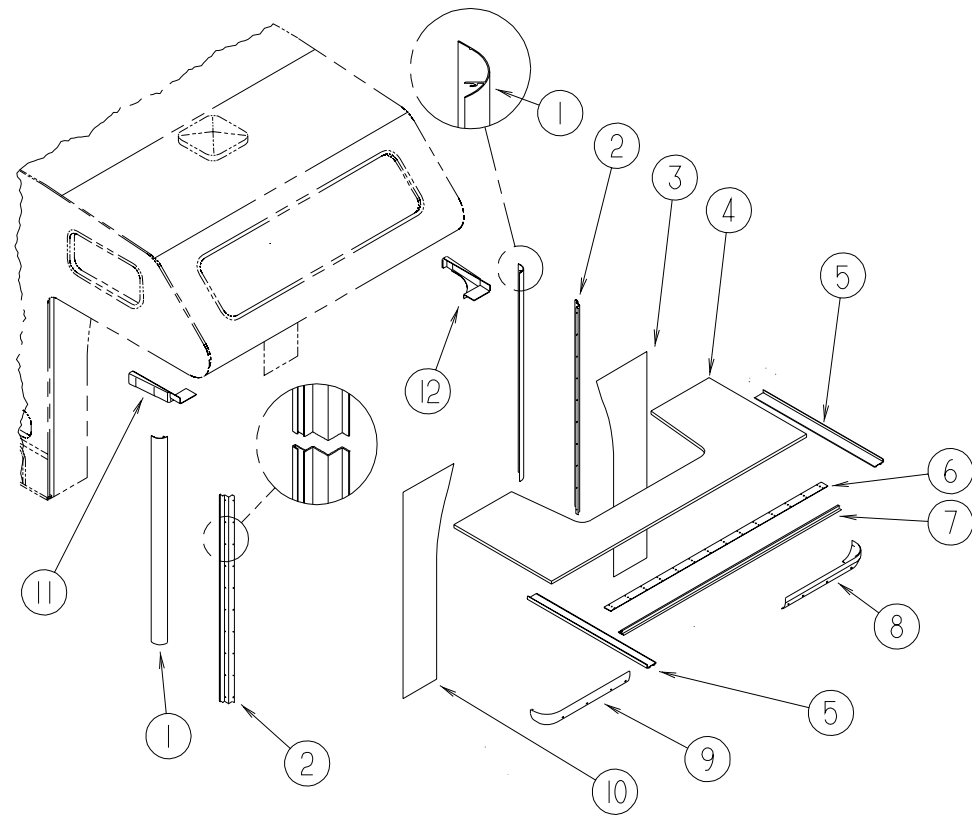
### BODY PANELS & TRIMS



| KEY | PART NUMBER   | U/M | DESCRIPTION  |
|-----|---------------|-----|--|
| 1   | 105312-01-07A | FT  | INSERT - VINYL FEATURE STRIP - BRIGHT WHITE                |
| 2   | 125051-01-01A | EA  | STRIP - FEATURE - LOWER - BRIGHT WHITE                     |
| 3   | 121401-01-J61 | EA  | PANEL - SLIDEOUT/FRONT (K09,K10)                           |
| 3   | 121401-01-J62 | EA  | PANEL - SLIDEOUT/FRONT (K11,K12)                           |
| 4   | 117004-01-03A | EA  | TRIM - SEAL/INNER VERTICAL-W/MITERED ENDS-73.5" - BRT WHT  |
| 5   | 108688-01-03A | EA  | STRIP - FEATURE - 15'                                      |
| 6   | 125466-06-02A | EA  | SUPPORT - ROOF/INTERIOR - BRIGHT WHITE                     |
| 6   | 117004-10-01A | EA  | TRIM - SEAL/INNER VERTICAL-W/MITERED ENDS-132.7" OFF WHITE |
| 7   | 131007-01-12B | EA  | BRACKET - SLIDEOUT/RIGHT HAND - BRIGHT WHITE               |
| 7   | 131007-02-12B | EA  | BRACKET - SLIDEOUT/LEFT HAND - BRIGHT WHITE                |
| 8   | 099418-01-000 | FT  | SEAL - D-SECTION/ADHESIVE BACK - .44" X .44"- BLK RUBBER   |
| 9   | 049465-22-000 | EA  | SCREW - 10-16 X 1 1/2 POH W/WASHER - SABLE                 |
| 10  | 069726-02-000 | EA  | BUMPER - .88" OD X .40" THICK - BLACK                      |
| 11  | 115076-01-000 | FT  | SEAL - SLIDEOUT  |
| 12  | 112091-01-000 | FT  | D-SEAL - NEOPRENE - TRUNK - HEAT ACTIVE ADHESIVE           |
| 13  | 119992-16-01A | EA  | TRIM - SEAL - W/MITERED ENDS                               |

| KEY | PART NUMBER   | U/M | DESCRIPTION  |
|-----|---------------|-----|--|
| 13  | 116933-14-01A | EA  | TRIM - SEAL/FLOOR EDGE - 129.6" - BRIGHT WHITE             |
| 14  | 130786-01-K07 | EA  | ROOF - F/SLIDEOUT - W/O VENTS/TRIMS                        |
| 15  | 117004-02-03A | EA  | TRIM - SEAL/INNER HORIZONTAL W/MITERED ENDS-73.5 - BRT WHT |
| 16  | 121402-05-K13 | EA  | PANEL - SLIDEOUT/REAR (K09,K11)                            |
| 16  | 121402-05-K07 | EA  | PANEL - SLIDEOUT/REAR (K10,K12)                            |
| 17  | 122977-08-01A | EA  | AWNING - SLIDEOUT COVER - 24" ROOM EXTENSION - BRIGHT WHT  |
| 18  | 119992-18-01A | EA  | TRIM - SEAL - W/MITERED ENDS - BRIGHT WHITE                |
|     | 105312-01-07A | FT  | INSERT - VINYL FEATURE STRIP - BRIGHT WHITE                |
| 19  | 125665-02-K13 | EA  | PANEL - SLIDEOUT/OUTER (K09,K11)                           |
| 19  | 125665-02-K07 | EA  | PANEL - SLIDEOUT/OUTER (K10,K12)                           |
| 20  | 128599-03-000 | EA  | PAD - SLIDEOUT - HYDRAULIC                                 |
| 21  | 130792-01-02B | EA  | BRACKET - MOUNT - SLIDEOUT/RIGHT HAND - E-COATED           |
| 21  | 130792-02-02B | EA  | BRACKET - MOUNT - SLIDEOUT/LEFT HAND - E-COATED            |
| 22  | 115325-08-01A | EA  | RAIL - FLOOR/SLIDEOUT ROOM - BLACK                         |
| 23  | 115325-07-01A | EA  | RAIL - FLOOR/SLIDEOUT ROOM                                 |
|     | 115661-01-000 | EA  | POLYETHYLENE - HIGH DENSITY - 1/16" X 3'                   |
|     | 121283-01-000 | FT  | SEAL - P SHAPED  |

**EXTERIOR BODY GROUP (CONTINUED)**



**WINGWALL, SLEEPERBOARD & TRIM**

| KEY | PART NUMBER   | U/M | DESCRIPTION  |
|-----|---------------|-----|--|
| 1   | 108037-02-02A | EA  | COVER - WINGWALL OUTER-CURVED BRIGHT WHITE ALUMINUM      |
| 2   | 105015-02-02A | EA  | TRIM-WINGWALL/SIDEWALL INNER SUPPORT BRKT - BRIGHT WHITE |
| 3   | 125128-02-J10 | EA  | WINGWALL - DRIVER  |
| 4   | P25129-01-J01 | EA  | SLEEPERBOARD   |
| 5   | 096854-05-02A | EA  | TRIM - CONTOUR - BRIGHT WHITE - 114"                     |
| 5   | 105312-01-07A | FT  | INSERT - VINYL FEATURE STRIP - BRIGHT WHITE              |
| 6   | 100086-04-01A | EA  | TRIM - SLEEPER BOARD/ROOF - 2" X 96.6"                   |
| 7   | 100085-05-01A | EA  | TRIM - STRAP - SLEEPERBOARD                              |
| 8   | 122910-02-G07 | EA  | COVER - WINGWALL - DRIVER                                |
| 9   | 122910-01-G07 | EA  | COVER - WINGWALL - PASSENGER                             |
| 10  | 125128-01-J10 | EA  | WINGWALL - PASSENGER                                     |
| 11  | 104444-01-02A | EA  | COVER - WINGWALL TRIM - UPPER PASSENGER - BRIGHT WHITE   |
| 12  | 104444-02-02A | EA  | COVER - WINGWALL TRIM - UPPER DRIVER - BRIGHT WHITE      |

**EXTERIOR BODY GROUP (CONTINUED)**

**LADDER**

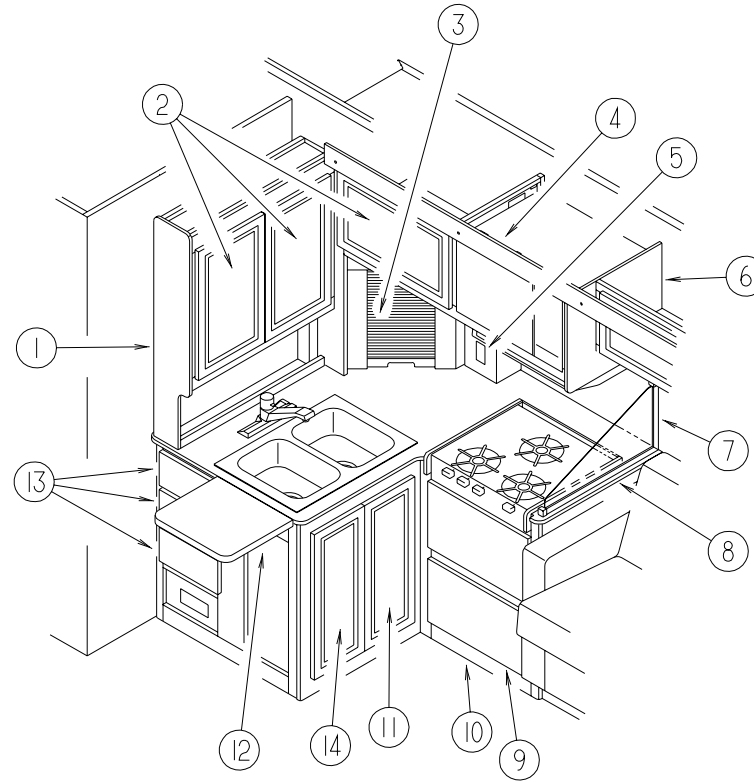
| KEY | PART NUMBER   | U/M | DESCRIPTION                | VENDOR NO.                    |
|-----|---------------|-----|----------------------------|-------------------------------|
|     | 129639-05-01A | EA  | LADDER - BRUSHED ALUMINUM  |                               |
|     | 131256-01-01A | EA  | PLATE - LADDER             | FROM: 06-06-98 THRU: 99-99-99 |
|     | 129375-01-000 | EA  | SEAL/FOAM - LADDER BRACKET |                               |

**EXTERIOR MIRRORS - VELVAC**

| KEY | PART NUMBER   | U/M | DESCRIPTION  | VENDOR NO. |
|-----|---------------|-----|--|------------|
|     | 120269-05-01A | EA  | MIRROR - EXTERIOR - W/HEAT/REMOTE - PASSENGER          |            |
|     | 120269-06-01A | EA  | MIRROR - EXTERIOR - W/HEAT/REMOTE - DRIVER             |            |
|     | 120269-05-701 | EA  | GLASS ONLY REPLACEMENT RH/LH 709411-8                  |            |
|     | 120269-07-01A | EA  | PANEL - DRIVERS DOOR MIRROR CONTROL W/SWITCH & PIGTAIL |            |
|     | 120269-08-000 | EA  | HARNES - ELECTRIC MIRROR                               |            |

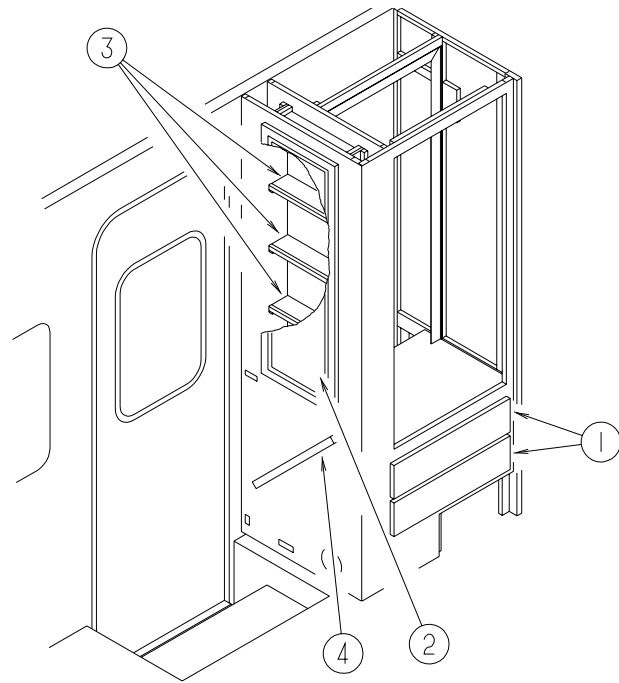
## GALLEY GROUP

### CABINETS & FIXTURES



| KEY | PART NUMBER   | U/M | DESCRIPTION   | KEY | PART NUMBER   | U/M | DESCRIPTION  |
|-----|---------------|-----|---|-----|---------------|-----|--|
| 1   | 131060-01-K09 | EA  | CABINET - HUTCH - W/O DOORS/DRAWERS/HARDWARE                      | 6   | 109908-71-K09 | EA  | END CAP - OVERHEAD CABINET (K09,K11)                                 |
| 1   | 131060-01-K10 | EA  | CABINET - HUTCH - W/O DOORS/DRAWERS/HARDWARE                      |     |               |     | FROM: 00-00-00 THRU: 09-20-98  |
| 1   | 131060-01-K11 | EA  | CABINET - HUTCH - W/O DOORS/DRAWERS/HARDWARE                      | 6   | 109908-71-K07 | EA  | END CAP - OVERHEAD CABINET (K10,K12)                                 |
| 1   | 131060-01-K12 | EA  | CABINET - HUTCH - W/O DOORS/DRAWERS/HARDWARE                      |     |               |     | FROM: 00-00-00 THRU: 09-20-98  |
|     | 131060-12-K07 | EA  | SHELF - W/PLASTIC EDGE MOLDING (K09,K11)                          | 6   | 109908-A4-K09 | EA  | END CAP - OVERHEAD CABINET (K09,K11)                                 |
|     | 131060-12-K09 | EA  | SHELF - W/PLASTIC EDGE MOLDING (K10,K12)                          |     |               |     | FROM: 09-21-98 THRU: 99-99-99  |
|     | 116951-13-K09 | EA  | MOLDING - TRIM - 3.4" X 28.3" (K09,K11)                           | 6   | 109908-A4-K19 | EA  | END CAP - OVERHEAD CABINET (K10,K12)                                 |
|     | 116951-13-K19 | EA  | MOLDING - TRIM - 3.4" X 28.3" (K10,K12)                           |     |               |     | FROM: 09-21-98 THRU: 99-99-99  |
|     | 116951-15-K09 | EA  | MOLDING - WOOD - 1.7" X 11" (K09,K11)                             | 7   | 126875-02-K09 | EA  | TRIM/SPLASHGUARD - GALLEY CABINET (K09,K11)                          |
|     | 116951-15-K19 | EA  | MOLDING - WOOD - 1.7" X 11" (K10,K12)                             | 7   | 126875-02-K07 | EA  | TRIM/SPLASHGUARD - GALLEY CABINET (K10,K12)                          |
| 2   | 131995-98-K09 | EA  | DOOR - SOLID PANEL - 13.7" X 23.2" - W/O HARDWARE (K09,K11)       |     | 127117-02-01A | EA  | GLASS - STATIONARY - SPLASHGUARD                                     |
| 2   | 131995-98-K10 | EA  | DOOR - SOLID PANEL - 13.7" X 23.2" - W/O HARDWARE (K10,K12)       | 8   | 130157-12-K07 | EA  | COUNTERTOP - GALLEY  |
| 3   | 130454-01-K09 | EA  | CABINET - OVERHEAD/FRONT/LEFT HAND - W/O DOORS/HARDWARE (K09,K11) |     | 104113-01-000 | EA  | SINK - DOUBLE - STAINLESS STEEL                                      |
| 3   | 130454-01-K07 | EA  | CABINET - OVERHEAD/FRONT/LEFT HAND - W/O DOORS/HARDWARE (K10,K12) |     | 104114-02-01A | EA  | FAUCET - GALLEY - SINGLE CONTROL                                     |
|     | 126866-05-K09 | EA  | HANDLE - TAMBOUR DOOR (K09,K11)                                   |     | 092303-01-000 | EA  | STRAINER - SINK  |
|     | 126866-05-K07 | EA  | HANDLE - TAMBOUR DOOR (K10,K12)                                   |     | 103610-03-H07 | EA  | COVER - SINK - 15.2" X 11"   |
|     | 057882-04-700 | EA  | TAMBOUR - 48" X 48" SHEET - UNFINISHED                            | 9   | M09316-27-K09 | EA  | DRAWER - OGEE EDGE - 19.8"W X 15.7"D - W/O SLIDES/HARDWARE (K09,K11) |
| 4   | 130580-01-K09 | EA  | CABINET - OVERHEAD/MICROWAVE - W/O DOOR/HARDWARE (K09,K11)        | 9   | M09316-27-K10 | EA  | DRAWER - OGEE EDGE - 19.8"W X 15.7"D - W/O SLIDES/HARDWARE (K10,K12) |
|     |               |     | FROM: 00-00-00 THRU: 09-20-98                                     | 10  | 130157-01-K09 | EA  | CABINET - GALLEY - W/COUNTERTOP - W/O DOORS/DRAWERS/HDW (K09,K11)    |
| 4   | 130580-01-K07 | EA  | CABINET - OVERHEAD/MICROWAVE - W/O DOOR/HARDWARE (K10,K12)        | 10  | 130157-01-K07 | EA  | CABINET - GALLEY - W/COUNTERTOP - W/O DOORS/DRAWERS/HDW (K10,K12)    |
|     |               |     | FROM: 00-00-00 THRU: 09-20-98                                     | 11  | 131995-N6-K09 | EA  | DOOR - SOLID PANEL - 14.3" X 17.9" - W/O HARDWARE (K09,K11)          |
| 4   | 130580-02-K09 | EA  | CABINET - OVERHEAD/MICROWAVE - W/O DOOR/HARDWARE (K09,K11)        | 11  | 131995-N6-K10 | EA  | DOOR - SOLID PANEL - 14.3" X 17.9" - W/O HARDWARE (K10,K12)          |
|     |               |     | FROM: 09-21-98 THRU: 99-99-99                                     | 12  | 080812-06-GD1 | EA  | EXTENSION - GALLEY COUNTERTOP (K09,K11)                              |
| 4   | 130580-02-K19 | EA  | CABINET - OVERHEAD/MICROWAVE - W/O DOOR/HARDWARE (K10,K12)        | 12  | 080812-06-K09 | EA  | EXTENSION - GALLEY COUNTERTOP (K10,K12)                              |
|     |               |     | FROM: 09-21-98 THRU: 99-99-99                                     | 13  | M09316-60-K09 | EA  | DRAWER - OGEE EDGE - 10.3"W X 19.6"D - W/O SLIDES/HARDWARE (K09,K11) |
| 5   | 131059-02-K09 | EA  | CABINET - MONITOR PANEL - W/O DOORS/HARDWARE (K09,K11)            | 13  | M09316-60-K10 | EA  | DRAWER - OGEE EDGE - 10.3"W X 19.6"D - W/O SLIDES/HARDWARE (K10,K12) |
| 5   | 131059-02-K07 | EA  | CABINET - MONITOR PANEL - W/O DOORS/HARDWARE (K10,K12)            | 14  | 131995-N7-K09 | EA  | DOOR - SOLID PANEL - 14.3" X 17.9" - W/O HARDWARE (K09,K11)          |
|     |               |     |   | 14  | 131995-N7-K10 | EA  | DOOR - SOLID PANEL - 14.3" X 17.9" - W/O HARDWARE (K10,K12)          |

## GALLEY GROUP



### REFRIGERATOR CABINETRY

| KEY | PART NUMBER   | U/M | DESCRIPTION  |
|-----|---------------|-----|--|
| 1   | M09316-57-K09 | EA  | DRAWER - OGEE EDGE - 22.5"W X 13.7"D - W/O SLIDES/HARDWARE (K09,K11) |
| 1   | M09316-57-K10 | EA  | DRAWER - OGEE EDGE - 22.5"W X 13.7"D - W/O SLIDES/HARDWARE (K10,K12) |
| 2   | 131995-C8-K09 | EA  | DOOR - SOLID PANEL - 15.5" X 45.4" - W/O HARDWARE (K09,K11)          |
| 2   | 131995-C8-K10 | EA  | DOOR - SOLID PANEL - 15.5" X 45.4" - W/O HARDWARE (K10,K12)          |
| 3   | 130158-13-K09 | EA  | SHELF - W/PLASTIC EDGE MOLDING (K09,K11)                             |
| 3   | 130158-13-K07 | EA  | SHELF - W/PLASTIC EDGE MOLDING (K10,K12)                             |
| 4   | 091257-12-000 | EA  | HANDLE - ASSIST - WASHED MAPLE (K09,K11)                             |
| 4   | 091257-10-000 | EA  | HANDLE - ASSIST - WATERFORD OAK (K10,K12)                            |
|     | 103251-07-01A | EA  | INSERT/REFRIGERATOR DOOR-BLACK ACRYLIC - 21.6" X 14.5"               |
|     | 103251-08-01A | EA  | INSERT/REFRIGERATOR DOOR-BLACK ACRYLIC - 21.6" X 31.6"               |
|     | 090329-01-000 | FT  | SEAL/T - REFRIGERATOR CABINET  |

### RANGE - MAGIC CHEF

| KEY | PART NUMBER   | U/M | DESCRIPTION  |
|-----|---------------|-----|--|
| *   | 112881-02-01A | EA  | RANGE - 16" - 3 BURNER - FRONT 9100/REAR 6500 BTU-BLK TOP (US) |
| *   | 112881-03-01A | EA  | RANGE - 16" - 3 BURNER - BLACK DOOR/BLACK GLASS (CSA)          |
|     | 105458-01-000 | EA  | BRACKET - STOVE TIEDOWN - RIGHT HAND                           |
|     | 105458-02-000 | EA  | BRACKET - STOVE TIEDOWN - LEFT HAND                            |

\*COMPONENT PARTS FOUND IN SERVICE PARTS LIBRARY

## GALLEY GROUP (CONTINUED)

### REFRIGERATOR - NORCOLD 9162

| KEY | PART NUMBER   | U/M | DESCRIPTION   |
|-----|---------------|-----|---|
| *   | 121568-01-01A | EA  | REFRIGERATOR - SMALL DBL DOOR/2 WAY-52.8"H X 23.5"W X 24"D<br>FROM: 00-00-00 THRU: 07-19-98 |
| *   | 121568-03-01A | EA  | REFRIGERATOR - SMALL DBL DOOR/2 WAY-52.8"H X 23.5"W X 24"D<br>FROM: 07-20-98 THRU: 99-99-99 |
|     | 065225-02-000 | EA  | PLATE - TIEDOWN - REFRIGERATOR  |
|     | 103251-07-01A | EA  | INSERT/REFRIGERATOR DOOR BLACK ACRYLIC - 21.6" X 14.5"                                      |
|     | 103251-08-01A | EA  | INSERT/REFRIGERATOR DOOR BLACK ACRYLIC - 21.6" X 31.6"                                      |
|     | 093646-01-000 | EA  | BRACKET - TIEDOWN/REFRIGERATOR - RIGHT HAND   |
|     | 093646-02-000 | EA  | BRACKET - TIEDOWN/REFRIGERATOR - LEFT HAND  |
|     | 090329-01-000 | FT  | SEAL/T - REFRIGERATOR CABINET   |
|     | 054450-01-000 | EA  | LEVEL - REFRIGERATOR  |
|     | 116751-05-01A | EA  | TRAY - REFRIGERATOR - BLACK   |

\*COMPONENT PARTS FOUND IN SERVICE PARTS LIBRARY

### MICROWAVE OVEN - SAMSUNG FROM: 00-00-00 THRU: 02-07-99

| KEY | PART NUMBER   | U/M | DESCRIPTION                                       | VENDOR NO. |
|-----|---------------|-----|---|------------|
|     | 128527-02-000 | EA  | OVEN - MICROWAVE - 1.2 CU FT - NON CONVECTION     |            |
|     | 128527-02-700 | EA  | TRIM RING-F/1.2 CU.FT. MICRO                      | MC-6471-EA |
|     | 128642-02-000 | EA  | TRIM KIT W/VENT - MICROWAVE - 1.2 CU FT - SAMSUNG |            |

### MICROWAVE OVEN - SAMSUNG FROM: 02-08-99 THRU: 99-99-99

| KEY | PART NUMBER   | U/M | DESCRIPTION                  |
|-----|---------------|-----|------------------------------|
|     | 128527-04-000 | EA  | OVEN - MICROWAVE - 1.2 CU FT |

## GALLEY GROUP (CONTINUED)

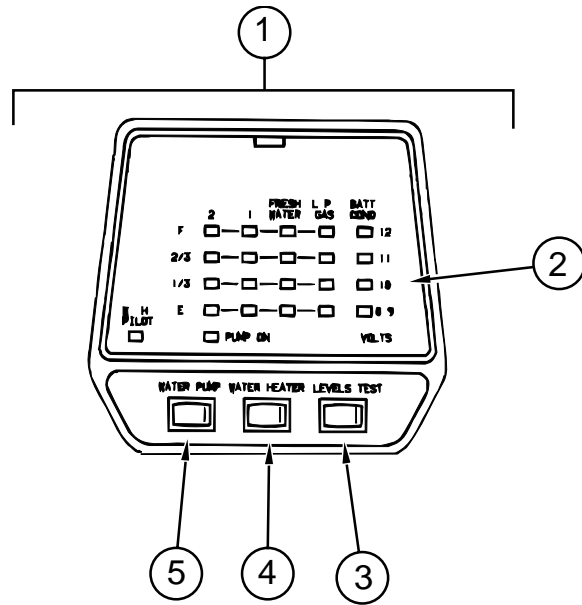
### RANGE HOODS - VENTLINE

| KEY | PART NUMBER   | U/M | DESCRIPTION  |
|-----|---------------|-----|--|
| *   | 100258-18-03A | EA  | HOOD - RANGE - W/O MONITOR PANEL-W/HOUR METER/SWITCH - US  |
| *   | 100258-16-04A | EA  | HOOD - RANGE - W/O MONITOR PANEL-W/O HOUR METER/SWITCH-US  |
| *   | 100258-17-04A | EA  | HOOD - RANGE - W/O MONITOR PANEL-W/O HOUR METER/SWITCH-CSA |

#### \*COMPONENT PARTS FOUND IN SERVICE PARTS LIBRARY

### COFFEE MAKER - BLACK & DECKER

| KEY | PART NUMBER   | U/M | DESCRIPTION  |
|-----|---------------|-----|--|
|     | 124649-02-01A | EA  | COFFEEMAKER - BLACK/10 CUP/DEEP BREW - UL                  |
|     | 124649-03-01A | EA  | COFFEEMAKER - BLACK/10 CUP/24 HOUR PROGRAM/DEEP BREW - CSA |



### MONITOR PANEL - LVS

| KEY | PART NUMBER   | U/M | DESCRIPTION                                   |
|-----|---------------|-----|---|
| 1   | 102765-04-01A | EA  | PANEL - MONITOR - 2 HOLDING TANK - ADJUSTABLE |
| 2   | 102765-04-700 | EA  | CIRCUIT BOARD 5076-11                         |
| 3   | 097617-01-702 | EA  | SWITCH - ALMOND 107                           |
| 4   | 097617-01-701 | EA  | SWITCH-ON/OFF - ALMOND 106                    |
| 5   | 102765-01-700 | EA  | SWITCH-ON/ON - ALMOND 110-01                  |

## GENERATOR GROUP

### 4000 KW ONAN GENERATOR

| KEY | PART NUMBER   | U/M | DESCRIPTION   |
|-----|---------------|-----|---|
|     | 007067-01-000 | SF  | INSULATION - FIBERGLASS - 1" THICK X 4'-INCREMENTS 4 SF |
|     | 109982-03-000 | EA  | GENERATOR - 4.0 MICROLITE                               |
|     | 118248-01-02B | EA  | BRACKET - GENERATOR - W/O NOTCH - E-COATED              |
|     | 118248-02-02B | EA  | BRACKET - GENERATOR - W/NOTCH - E-COATED                |
|     | 007125-04-000 | EA  | CLAMP - MUFFLER - 1.12" DIAMETER                        |
|     | 105958-09-000 | EA  | PIPE - GENERATOR EXHAUST - 1.3" OD X 5.9" X 22"         |

### 3.6 KW ONAN GENERATOR

| KEY | PART NUMBER   | U/M | DESCRIPTION   |
|-----|---------------|-----|---|
|     | 007067-01-000 | SF  | INSULATION - FIBERGLASS - 1" THICK X 4'-INCREMENTS 4 SF |
|     | 109982-04-000 | EA  | GENERATOR - 3.6 MICROLITE                               |
|     | 118248-01-02B | EA  | BRACKET - GENERATOR - W/O NOTCH - E-COATED              |
|     | 118248-02-02B | EA  | BRACKET - GENERATOR - W/NOTCH - E-COATED                |
|     | 007125-04-000 | EA  | CLAMP - MUFFLER - 1.12" DIAMETER                        |
|     | 105958-09-000 | EA  | PIPE - GENERATOR EXHAUST - 1.3" OD X 5.9" X 22"         |

**NOTE: ADDITIONAL GENERATOR COMPONENTS ARE FOUND IN THE CHASSIS GROUP.**



## HEATING & AIR CONDITIONING GROUP

### HEATING SYSTEM

| KEY | PART NUMBER   | U/M | DESCRIPTION  |
|-----|---------------|-----|--|
|     | 007108-01-000 | FT  | HOSE - HEATER - 5/8" ID - HI-TEMP - FORD                                       |
|     | 076776-01-000 | EA  | TEE - BEADED - 5/8" X 5/8" X 5/8"  |
|     | 009198-02-000 | FT  | DUCT - FLEXIBLE - 2" ID X 25'  |
|     | 009200-01-000 | EA  | TAPE - FURNACE - 1 1/2"  |
|     | 089367-02-000 | EA  | TEE - 4" X 2" X 4"   |
|     | 093614-01-02A | EA  | GRILLE - RETURN AIR - 15.6" X 7.6" - BEIGE                                     |
|     | 040731-01-000 | EA  | NIPPLE - INLET MANIFOLD - GM —3838094  |
|     | 094600-05-01A | EA  | REGISTER W/O DAMPER-3.6" X 11.3" FACE/2.1" X 9.9" RO-BEIGE                     |
|     | 056464-11-000 | EA  | REGISTER - 4" DIAMETER - PLASTIC - W/DAMPER - OFF WHITE                        |
|     | 093741-01-000 | EA  | BOX - BOOT - FLOOR REGISTER  |
|     | 092777-01-000 | EA  | ADAPTER - DUCT - 4"  |
|     | 092776-01-000 | EA  | ADAPTER - DUCT - 2"  |
|     | 079059-01-000 | EA  | HOSE - 90 DEGREE - 5/8"ID X 4" X 36"   |
|     | 079059-02-000 | EA  | HOSE - 90 DEGREE - .61" ID X 4" X 6"   |
|     | 118761-01-000 | EA  | REDUCER - 4"-2" - GALVANIZED   |
|     | 061673-01-000 | EA  | BRACKET - MOTOR AID TUBES - 4" X 1.5" - STEEL<br>FROM: 00-00-00 THRU: 12-11-98 |

### REAR HEATER - EVANS

| KEY | PART NUMBER   | U/M | DESCRIPTION   | VENDOR NO. |
|-----|---------------|-----|---|------------|
|     | 084405-01-000 | EA  | HEATER - REAR/DUCTED - W/MOTOR AID                    |            |
|     | 084405-01-700 | EA  | CORE-HEATER   | FT200229   |
|     | 084405-01-701 | EA  | FAN BLADES  | HV029931   |
|     | 084405-01-702 | EA  | MOTOR ASSEMBLY, 12 VOLT                               | RV010348   |
|     | 009198-01-000 | FT  | DUCT - HEAT - FLEXIBLE - 4" ID X 25'                  |            |
|     | 069636-02-000 | EA  | CONNECTOR - DUCT - 4" ID                              |            |
|     | 061673-01-000 | EA  | BRACKET - MOTOR AID TUBES - 4" X 1.5" - STEEL         |            |
|     | 056464-10-000 | EA  | REGISTER - 4" DIAMETER - PLASTIC - W/O DAMPER - BEIGE |            |

### AIR CONDITIONERS & CEILING ASM.

| KEY | PART NUMBER   | U/M | DESCRIPTION   |
|-----|---------------|-----|---|
| *   | 108889-02-03A | EA  | AIR CONDITIONER - 13,500 BTU/220 VOLT - BRIGHT WHITE - EXP<br>FROM: 00-00-00 THRU: 08-02-98 |
| *   | 131185-02-01A | EA  | A/C ROOF - 13,500 BTU - 220 VOLT - WHITE<br>FROM: 08-03-98 THRU: 99-99-99                   |
| *   | 115219-01-03A | EA  | A/C - ROOF - 14,800 MACH 15 - BRIGHT WHITE<br>FROM: 00-00-00 THRU: 07-05-98                 |
| *   | 131188-01-01A | EA  | A/C - ROOF - 14,800 MACH 15 - WHITE<br>FROM: 07-06-98 THRU: 99-99-99                        |
| *   | 108892-01-01A | EA  | CEILING ASSEMBLY - A/C DUCTED<br>FROM: 00-00-00 THRU: 07-05-98                              |
| *   | 131184-01-01A | EA  | CEILING ASSEMBLY - A/C DUCTED - WHITE<br>FROM: 07-06-98 THRU: 99-99-99                      |
|     | 131184-02-01A | EA  | BOARD - DIVIDER - SILVER<br>FROM: 06-15-98 THRU: 99-99-99                                   |
|     | 120134-01-02A | EA  | REGISTER - 4.5" DIAMETER W/DAMPNER  |
|     | 117238-01-01A | EA  | THERMOSTAT - A/C - FURNACE  |
|     | 102289-01-000 | EA  | SPRING - SCREW - ROOF A/C GASKET<br>FROM: 00-00-00 THRU: 08-02-98                           |
|     | 084077-03-000 | EA  | COVER/BLANK - ROOF A/C 5.2" X 3.5" - IVORY<br>FROM: 00-00-00 THRU: 09-30-98                 |

#### \*COMPONENT PARTS FOUND IN SERVICE PARTS LIBRARY

### FURNACE - 30,000 BTU

| KEY | PART NUMBER   | U/M | DESCRIPTION                            |
|-----|---------------|-----|--|
| *   | 098668-20-000 | EA  | FURNACE - 30,000 BTU                   |
|     | 098668-23-000 | EA  | DOOR - ACCESS - FURNACE - BRIGHT WHITE |
|     | 115764-01-01A | EA  | THERMOSTAT - FURNACE                   |

#### \*COMPONENT PARTS FOUND IN SERVICE PARTS LIBRARY

## INTERIOR FINISH GROUP

### PANELING, LAMINATES & PLASTIC

| KEY | PART NUMBER   | U/M | DESCRIPTION   |
|-----|---------------|-----|---|
|     | 074497-39-000 | SF  | PANELING - WASHED MAPLE - 4' X 8' (K09,K11)                                     |
|     | 074497-28-000 | SF  | PANELING - WATERFORD OAK - 4' X 8' (K10,K12)                                    |
|     | 074497-41-000 | SF  | PANELING - CEILING - IMPACT PEARL - EMBOSSED - 4' X 9'                          |
|     | 088272-H6-000 | SF  | PANELING - ARTESIA SPRING - 48" X 96" (K09,K10)                                 |
|     | 088272-H2-000 | SF  | PANELING - TUSCAN MINK - 48" X 84" (K11,K12)                                    |
|     | 088272-G1-000 | SF  | PANELING - PEBBLE EMBOSSED - ANTIQUE WHITE - 48" X 84"(BATH)                    |
|     | 122481-16-000 | FT  | WALLPAPER - 6.8" BORDER (K09,K10)   |
|     | 122481-18-000 | FT  | WALLPAPER - 6.5" BORDER (K11,K12)   |
|     | 000885-89-000 | SF  | PARTICLE BOARD-3/8" X 48" X 96"-WASHED MAPLE/VINYL 2 SIDE                       |
|     | 000885-90-000 | SF  | PARTICLE BOARD-1/2" X 48" X 96"-WASHED MAPLE/VINYL 2 SIDE                       |
|     | 000885-91-000 | SF  | PARTICLE BOARD-3/4" X 48" X 96"-WASHED MAPLE/VINYL 2 SIDE                       |
|     | 000885-77-000 | SF  | PARTICLE BOARD-3/8" X 48" X 96"-WATERFORD OAK/VINYL 2 SIDE                      |
|     | 000885-78-000 | SF  | PARTICLE BOARD-1/2" X 48" X 96"-WATERFORD OAK/VINYL 2 SIDE                      |
|     | 000885-79-000 | SF  | PARTICLE BOARD-3/4" X 48" X 96"-WATERFORD OAK/VINYL 2 SIDE                      |
|     | 074498-71-000 | SF  | LAMINATE - PLASTIC - NEUTRAL SANTOS - 5'X 8'                                    |
|     | 074498-82-000 | SF  | LAMINATE - PLASTIC - WASHED MAPLE - 4' X 8' (K09,K11)                           |
|     | 074498-77-000 | SF  | LAMINATE - PLASTIC - ART CABIN - 4' X 8' (K10,K12)                              |
|     | 074498-40-000 | SF  | LAMINATE - PLASTIC - OFF WHITE - 5' X 8' (EXT ENTERTAINMENT CENTER)             |
|     | 126339-01-000 | SF  | BOARD - WHEAT - 60" X 72"   |
|     | 057882-05-700 | EA  | DOOR-TAMBOUR 4'X4' PC WINONA PART SALES (K09,K11)                               |
|     | 057882-04-700 | EA  | DOOR-TAMBOUR 4'X4' PC WINONA PART SALES (K10,K12)                               |
|     | 093743-05-01A | SF  | PLASTIC - ABS COIL - BRIGHT WHITE - 20" X 108"<br>FROM: 06-03-96 THRU: 02-08-98 |
|     | 000846-01-000 | SF  | PLYWOOD - 5/16" X 48" X 96" - CD GRADE  |
|     | 000846-02-000 | SF  | PLYWOOD/UNDERLAYMENT - 5/16" X 48" X 96"  |
|     | 083618-07-000 | SF  | PLYWOOD - MAPLE - 1 SIDE 3/16"  |
|     | M79284-02-A54 | EA  | EXTRUSION - U-CHANNEL - .03" X 96" - VILLAGE OAK                                |

### FIRE EXTINGUISHER, DETECTORS & CLOCK

| KEY | PART NUMBER   | U/M | DESCRIPTION                                    | VENDOR NO. |
|-----|---------------|-----|--|------------|
|     | 072852-01-000 | EA  | DETECTOR - SMOKE - W/9 VOLT BATTERY - US       |            |
|     | 072852-02-000 | EA  | DETECTOR - SMOKE - W/9 VOLT BATTERY - CANADIAN |            |
|     | 094499-03-000 | EA  | EXTINGUISHER/FIRE - DRY - 10B:C - W/O BRACKET  |            |
|     | 094499-04-000 | EA  | BRACKET - FIRE EXTINGUISHER                    |            |
|     | 094499-02-000 | EA  | EXTINGUISHER/FIRE - DRY - 1A10BC - CANADIAN    |            |
|     | 094499-01-700 | EA  | BRACKET MTG. W/PLAS. STRAP                     | 294039     |
|     | 094499-01-701 | EA  | STRAP ONLY (METAL)                             | 320351     |
|     | 118081-02-01A | EA  | CLOCK - WALL - ROUND 8" - BRASS                |            |
|     | 125136-01-000 | EA  | CO DETECTOR - GAS - ROUND W/2 SCREWS - 9 VOLT  |            |

**INTERIOR FINISH GROUP (CONTINUED)****CARPETING & FLOOR MATS**

| KEY | PART NUMBER   | U/M | DESCRIPTION   |
|-----|---------------|-----|---|
|     | 096060-98-000 | SY  | CARPET - SILVER ASPEN - INCREMENTS OF 4 SQ YD (K09,K10) |
|     | 096060-A1-000 | SY  | CARPET - JUBILATION - BAMBOO (K11,K12)                  |
|     | 093486-01-000 | SY  | CARPET - COMPARTMENT - 72" WIDE - DARK GRAY             |
|     | 093873-01-01A | EA  | TRIM - CARPET - L-ANGLE 1.1" X 1.3" X 12' - GRAY VINYL  |
|     | 122755-05-01A | EA  | TILE - RUBBER/ENTRANCE DOOR - 11.2" X 26.9"             |
|     | 125780-03-000 | EA  | MAT - FLOOR - FRONT/PASSENGER - "I" - FORD              |
|     | 125780-04-000 | EA  | MAT - FLOOR - FRONT/DRIVER - "I" - FORD                 |
|     | 091261-01-000 | FT  | SLIPNOT - ANTISLIP - 1' WIDE                            |
|     | 096764-02-000 | FT  | SLIPNOT - ANTISLIP - 1" WIDE (100' ROLLS)               |

**INTERIOR FINISH GROUP (CONTINUED)****EDGE BAND MOLDING**

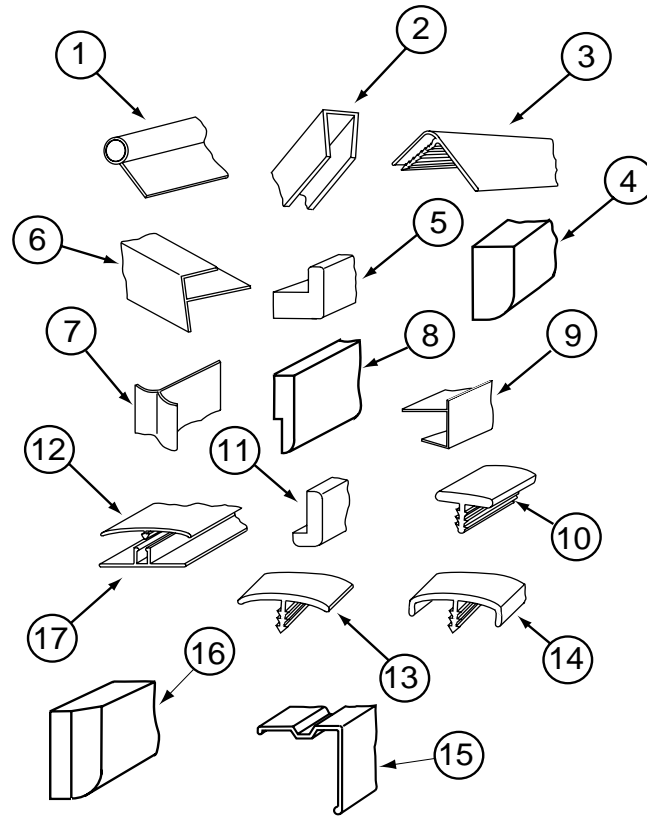
| KEY | PART NUMBER   | U/M | DESCRIPTION   |
|-----|---------------|-----|---|
|     | 076325-75-000 | FT  | MOLDING - EDGE BAND - .93" X .024" - WASHED MAPLE                         |
|     | 076325-74-000 | FT  | MOLDING - EDGE BAND - 1 5/16" X .038" - WASHED MAPLE                      |
|     | 076325-67-000 | FT  | MOLDING - EDGE BAND - .93" X .024" - WATERFORD OAK                        |
|     | 076325-68-000 | FT  | MOLDING - EDGE BAND - 1 5/16" X .038" - WATERFORD OAK                     |
|     | 076325-39-000 | FT  | MOLDING - EDGE BAND - 1 5/16" X .030" - ALMOND                            |
|     | 076325-40-000 | FT  | MOLDING - EDGE BAND - .93" X .024" - ALMOND                               |
|     | 076325-73-000 | FT  | MOLDING - EDGE BAND - .93" X .024" - OFF WHITE (EXT ENTERTAINMENT CENTER) |

**BATT STRIP & TAPE**

| KEY | PART NUMBER   | U/M | DESCRIPTION   |
|-----|---------------|-----|---|
|     | 079653-39-000 | EA  | BATT STRIP - KERFED - WASHED MAPLE - 8'                             |
|     | 079653-28-000 | EA  | BATT STRIP - KERFED - WOODGRAINED/WATERFORD OAK - 8'                |
|     | 069733-86-000 | EA  | BATT - STRIP - WOODGRAINED/WASHED MAPLE - 8' (K09,K11)              |
|     | 069733-83-000 | EA  | BATT STRIP - WOODGRAINED/WATERFORD OAK - 8' (K10,K12)               |
|     | 085284-F5-000 | FT  | BATT TAPE - ADHESIVE BACKED - WASHED MAPLE (K09,K11)                |
|     | 085284-B5-000 | FT  | BATT TAPE - ADHESIVE BACKED - WOODGRAINED - WATERFORD OAK (K10,K12) |
|     | 088263-F6-000 | EA  | BATT STRIP - DECORATIVE - ARTESIA/SPRING - 96" (K09,K10)            |
|     | 085284-F2-000 | FT  | BATT TAPE - ADHESIVE BACKED - DECORATIVE ARTESIA/SPRING (K09,K10)   |
|     | 088263-F2-000 | EA  | BATT STRIP - DECORATIVE - TUSCAN MINK - 8' LENGTHS (K11,K12)        |
|     | 085284-E7-000 | FT  | BATT TAPE - ADHESIVE BACKED - DECORATIVE/TUSCAN MINK (K11,K12)      |
|     | 088263-E3-000 | EA  | BATT STRIP - DECORATIVE - PEBBLE EMBOSSED/ANTIQUE - 8' (BATH)       |
|     | 085284-D6-000 | EA  | BATT TAPE - ADHESIVE BACKED - DECORATIVE/EMBOSSSED ANTIQUE (BATH)   |

## INTERIOR FINISH GROUP (CONTINUED)

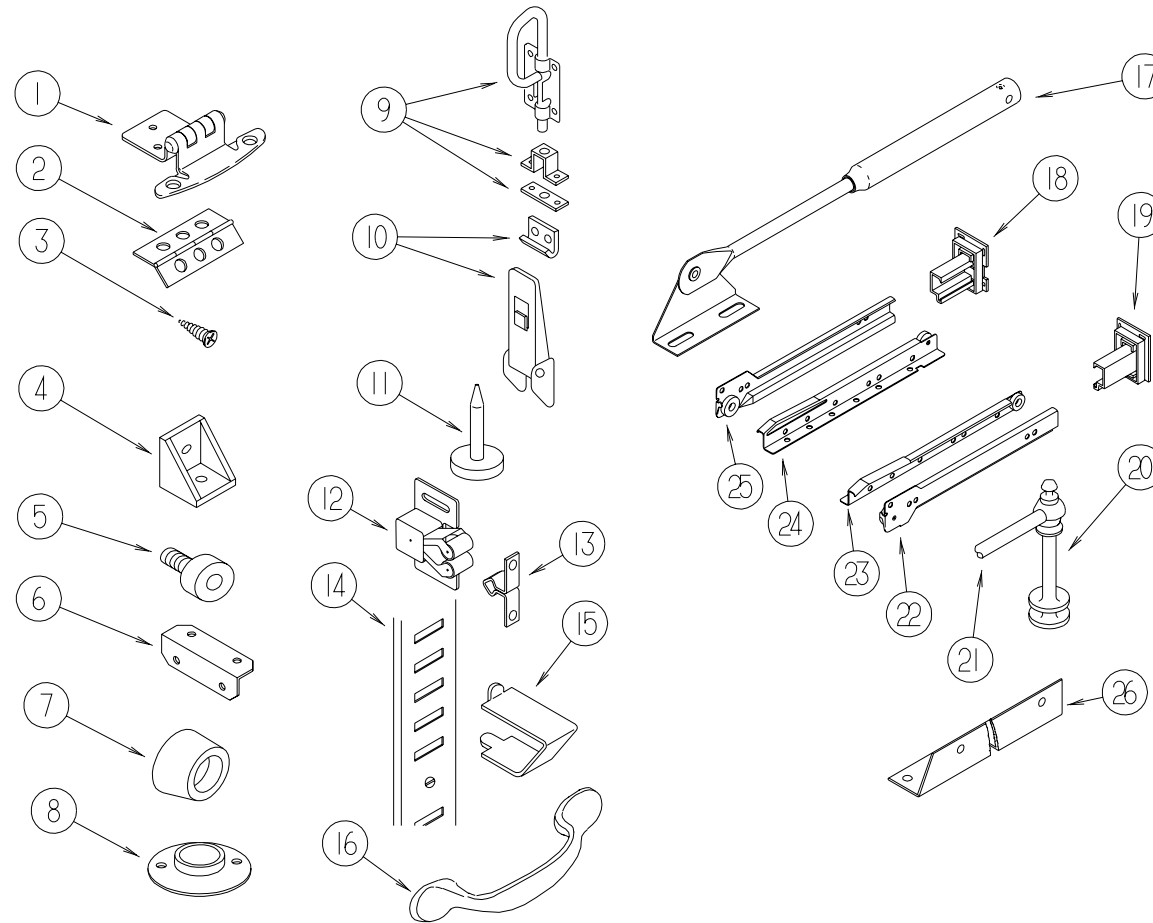
### MOLDINGS & TRIMS



| KEY | PART NUMBER   | U/M | DESCRIPTION  | VENDOR NO. | KEY           | PART NUMBER   | U/M  | DESCRIPTION  |
|-----|---------------|-----|--|------------|---------------|---------------|--|--|
| 1   | 009767-12-000 | FT  | WELTING - SIDEWALL/CEILING/CABINET - OFF/WHT               |            | 12            | 086229-20-000 | EA   | BATTEN - 1" X 96" - BEIGE                                  |
| 1   | 009767-16-000 | FT  | WELTING - REBER BIRCH                                      |            | 13            | 009815-09-000 | FT   | MOLDING - T - .75" IVORY                                   |
| 1   | 009767-15-000 | FT  | WELTING - WATERFORD OAK                                    |            | 13            | 105709-01-000 | FT   | MOLDING-T - 1" - MODERN IVORY                              |
| 2   | 009778-27-000 | FT  | U-CHANNEL - 1" - WASHED MAPLE                              |            | 14            | 083620-09-000 | FT   | MOLDING-T - END CAP EDGE - W/EDGE LIP - .75"-MODERN IVORY  |
| 2   | 009778-28-000 | EA  | U-CHANNEL - 1 1/4" - WASHED MAPLE                          |            | 14            | 083620-19-000 | FT   | MOLDING-T - END CAP EDGE - W/EDGE LIP - .75"-WASHED MAPLE  |
| 2   | 009778-21-000 | FT  | U-CHANNEL - 1" - WATERFORD OAK                             |            | 14            | 083620-12-000 | FT   | MOLDING-T - END CAP EDGE - W/EDGE LIP - .75"-WATERFORD OAK |
| 2   | 009778-22-000 | EA  | U-CHANNEL - 1 1/4" - WATERFORD OAK                         |            | 14            | 119520-01-01A | FT   | MOLDING-T - 1" - W/EDGE LIPS (OFF/WHITE-CREAM)             |
| 2   | 070504-36-000 | FT  | U-CHANNEL - PLASTIC - .13" X 72" - WATERFORD OAK           |            | 15            | 093873-01-01A | EA   | TRIM - CARPET - L-ANGLE 1.1" X 1.3" X 12' - GRAY VINYL     |
| 2   | 070504-37-000 | FT  | U-CHANNEL - PLASTIC - .9" X 84" - WATERFORD OAK            |            | 16            | 100659-01-J40 | EA   | MOLDING/TRIM - VINYL FLOOR (K09,K11)                       |
| 2   | 070504-50-000 | FT  | U-CHANNEL - PLASTIC - .13" X 72" - WASHED MAPLE            |            | 16            | 100659-01-G09 | EA   | MOLDING/TRIM - VINYL FLOOR (K10,K12)                       |
| 2   | 070504-51-000 | FT  | U-CHANNEL - PLASTIC - .9" X 84" - WASHED MAPLE             |            | 17            | 086229-11-000 | EA   | RETAINER - OFFSET - 97.01"                                 |
| 3   | 009809-31-000 | EA  | MOLDING - CORNER - OUTSIDE - 1" X 84" - WASHED MAPLE       |            | 126204-D2-134 | EA            | MOLDING - VINYL WRAPPED - WASHED MAPLE - .7" X 1.6" X 84"  |  |
| 3   | 009809-28-000 | EA  | MOLDING - CORNER - OUTSIDE - 1" X 84" - WATERFORD OAK      |            | 126204-F2-134 | EA            | MOLDING - VINYL WRAPPED - WASHED MAPLE - .7" X 2.5" X 84"  |  |
| 4   | 100818-01-08A | EA  | MOLDING - VINYL WRAPPED - 1.6" X .4" X 84"-WASHED MAPLE    |            | 126205-E2-438 | EA            | LUMBER - VINYL WRAPPED - .7" X 2" X 96" - WASHED MAPLE     |  |
| 4   | 100818-01-05A | EA  | MOLDING - VINYL WRAPPED - 1.6" X .4" X 84" - WATERFORD OAK |            | 126205-F2-438 | EA            | LUMBER - VINYL WRAPPED - .7" X 2.5" X 96" - WASHED MAPLE   |  |
| 5   | 100819-01-08A | EA  | MOLDING - VINYL WRAPPED-L-SHAPED-1.5"X1.5"X84"-WSHD MAPLE  |            | 126205-D2-438 | EA            | LUMBER - VINYL WRAPPED - .7" X 1.5" X 96" - WASHED MAPLE   |  |
| 5   | 100819-01-05A | EA  | MOLDING - VINYL WRAP - L-SHAPED - 1.5" X 1.5" X 7' - OAK   |            | 126205-G2-438 | EA            | LUMBER - VINYL WRAPPED - .7" X 3" X 96" - WASHED MAPLE     |  |
| 6   | 009812-33-000 | EA  | MOLDING - CORNER - 1/2" W/1/4" CHAN X 84" - WASHED MAPLE   |            | 126205-J2-438 | EA            | LUMBER - VINYL WRAPPED - .7" X 5.5" X 96" - WASHED MAPLE   |  |
| 6   | 009812-29-000 | EA  | MOLDING - CORNER - 1/2" W/1/4" CHAN X 84" - WATERFORD OAK  |            | 117267-E2-438 | EA            | LUMBER - VINYL WRAPPED - .7" X 2" X 96" - WATERFORD OAK    |  |
| 7   | 022992-11-000 | FT  | MOLDING - REVERSE COVE - T-SHAPED VINYL - IVORY            |            | 117267-F2-438 | EA            | LUMBER - VINYL WRAPPED - .7"X 2.5" X 96" - WATERFORD OAK   |  |
| 8   | 105004-01-08A | EA  | MOLDING - VINYL WRAPPED - 1" X 96" - WASHED MAPLE          |            | 117267-J2-438 | EA            | LUMBER - VINYL WRAPPED - .7" X 5.5" X 96"- WATERFORD OAK   |  |
| 8   | 105004-01-05A | EA  | MOLDING - VINYL WRAPPED - 1" X 96" - WATERFORD OAK         |            | 117268-D2-134 | EA            | MOLDING - VINYL WRAPPED - .7" X 1.6" X 84" - WATERFORD OAK |  |
| 9   | 103186-01-08A | FT  | MOLDING - PLASTIC -3/8" U-CHANNEL W/3/4" FACE-WASHED MAPLE |            | 117268-D2-438 | EA            | MOLDING - VINYL WRAPPED - .7" X 1.5" X 96" - WATERFORD OAK |  |
| 9   | 103186-01-05A | FT  | MOLDING - PLASTIC - 3/8" U-CHANNEL 3/4" FACE-WATERFORD OAK |            | 117268-F2-134 | EA            | MOLDING - VINYL WRAPPED - .7" X 2.7" X 84" - WATERFORD OAK |  |
| 10  | 104676-02-06A | FT  | MOLDING-T - 1/2" - WASHED MAPLE                            |            | 081521-02-007 | EA            | MOUNT - METAL MOLDING - F/RADIUS CORNER MOLDING - 12/5" EA |  |
| 10  | 104676-02-04A | FT  | MOLDING-T - 1/2" - WATERFORD OAK                           |            |               |               |  |  |
| 11  | 077840-01-J70 | EA  | MOLDING - WALL CAP - 8' - WASHED MAPLE                     |            |               |               |  |  |
| 11  | 077840-01-G01 | EA  | MOLDING - WALL CAP - 8' - WATERFORD OAK                    |            |               |               |  |  |

## INTERIOR FINISH GROUP (CONTINUED)

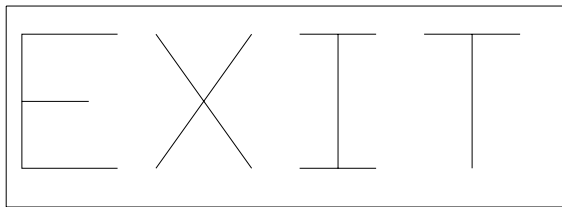
### CABINET & TABLE HARDWARE



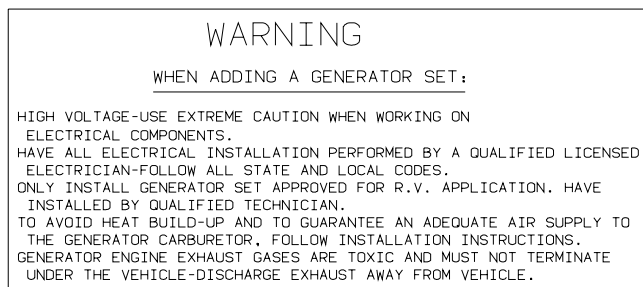
| KEY | PART NUMBER   | U/M | DESCRIPTION  |
|-----|---------------|-----|--|
| 1   | 108138-01-000 | EA  | HINGE - CABINET DOOR - BURNISHED BRASS                       |
| 2   | 009059-02-000 | EA  | HINGE - DOOR - 2" X 2.7" - BRASS                             |
| 3   | 000G13-06-08G | EA  | SCREW - 6-20 X 5/8 PFH - ANTIQUE BRASS (HINGE 108138-01-000) |
| 4   | 065740-01-000 | EA  | BRACE - CABINET/CORNER - PLASTIC                             |
| 5   | 079921-01-000 | EA  | ROLLER - NYLON - W/STEEL SHAFT - BARBED                      |
| 6   | 016604-01-000 | EA  | BRACE - CABINET - ANGLE - 2.5" - UNPAINTED METAL             |
| 6   | 016604-05-000 | EA  | BRACE - CABINET - ANGLE - 2.5" - OFF WHITE METAL             |
| 7   | 004354-01-000 | EA  | BUMPER - RUBBER - .5" DIA - BROWN                            |
| 8   | 009112-01-000 | EA  | FLANGE - PLASTIC - 1" CLOTHES ROD - OFF WHITE                |
| 9   | 103256-01-000 | EA  | LATCH - SLIDE  |
| 10  | 116975-01-01A | EA  | LATCH - W/O STRIKE - BLACK - NEW STYLE                       |
|     | 116975-02-01A | EA  | KEEPER/STRIKE - BLACK - NEW STYLE                            |
| 11  | 102194-01-000 | EA  | GUIDE - PLASTIC  |
| 12  | 093586-06-000 | EA  | CATCH - SPRING ROLLER  |
| 13  | 093586-05-000 | EA  | STRIKE - SPRING STEEL  |
| 14  | 098980-01-000 | EA  | PILASTER - ADJUSTABLE SHELF - 18"                            |
| 15  | 098979-01-000 | EA  | CLIP - ADJUSTABLE SHELF                                      |
| 16  | 111093-01-000 | EA  | PULL - CABINET - BRASS                                       |
| 17  | 074493-02-000 | EA  | SUPPORT - PISTON SPRING - CABINET DOOR - 26 LBS              |
| 18  | 128811-01-01A | EA  | BACKSOCKET - ADJUSTABLE - LEFT                               |
| 19  | 128811-02-01A | EA  | BACKSOCKET - ADJUSTABLE - RIGHT                              |
| 20  | 084070-03-000 | EA  | POST - END - 2.4" - SHINY BRASS                              |
| 21  | 084071-24-000 | EA  | ROD - BRASS - 3.8"   |
| 21  | 084071-19-000 | EA  | ROD - BRASS - 7.09" LONG                                     |

| KEY | PART NUMBER   | U/M | DESCRIPTION                                   |
|-----|---------------|-----|---|
| 22  | 128810-06-01A | EA  | SLIDE - DRAWER - 14" - RIGHT CABINET          |
| 22  | 128810-10-01A | EA  | SLIDE - DRAWER - 16" - RIGHT CABINET          |
| 22  | 128810-18-01A | EA  | SLIDE - DRAWER - 20" - RIGHT CABINET          |
| 22  | 128810-22-01A | EA  | SLIDE - DRAWER - 22" - RIGHT CABINET          |
| 23  | 128810-08-01A | EA  | SLIDE - DRAWER - 14" - RIGHT DRAWER           |
| 23  | 128810-12-01A | EA  | SLIDE - DRAWER - 16" - RIGHT DRAWER           |
| 23  | 128810-20-01A | EA  | SLIDE - DRAWER - 20" - RIGHT DRAWER           |
| 23  | 128810-24-01A | EA  | SLIDE - DRAWER - 22" - RIGHT DRAWER           |
| 24  | 128810-07-01A | EA  | SLIDE - DRAWER - 14" - LEFT DRAWER            |
| 24  | 128810-11-01A | EA  | SLIDE - DRAWER - 16" - LEFT DRAWER            |
| 24  | 128810-19-01A | EA  | SLIDE - DRAWER - 20" - LEFT DRAWER            |
| 24  | 128810-23-01A | EA  | SLIDE - DRAWER - 22" - LEFT DRAWER            |
| 25  | 128810-05-01A | EA  | SLIDE - DRAWER - 14" - LEFT CABINET           |
| 25  | 128810-09-01A | EA  | SLIDE - DRAWER - 16" - LEFT CABINET           |
| 25  | 128810-17-01A | EA  | SLIDE - DRAWER - 20" - LEFT CABINET           |
| 25  | 128810-21-01A | EA  | SLIDE - DRAWER - 22" - LEFT CABINET           |
| 26  | 114693-01-01A | EA  | SUPPORT - BLACK - RIGHT HAND                  |
| 26  | 114693-02-01A | EA  | SUPPORT - BLACK - LEFT HAND                   |
|     | 023320-01-000 | EA  | PAD - FELT 3/8" DIAMETER                      |
|     | 042438-01-000 | EA  | DOWEL - WOOD - CLOTHES ROD - 1" DIAMETER X 4' |
|     | 118933-01-01A | EA  | SUPPORT - HINGE LOCK                          |
|     | 124311-01-01A | EA  | HANDLE - RECESSED - BRASS                     |
|     | 122021-02-02A | EA  | ANGLE - W/HOLES                               |

**LABELS GROUP**



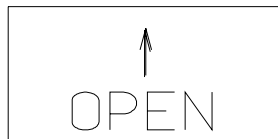
| KEY | PART NUMBER   | U/M DESCRIPTION               |
|-----|---------------|-------------------------------|
|     | 039290-01-000 | EA LABEL - WARNING - EXIT     |
|     | 107571-01-000 | EA LABEL - EXIT/ESCAPE WINDOW |



| KEY | PART NUMBER   | U/M DESCRIPTION         |
|-----|---------------|-------------------------|
|     | 077510-01-000 | EA LABEL-GENERATOR PREP |



| KEY | PART NUMBER   | U/M DESCRIPTION                |
|-----|---------------|--------------------------------|
|     | 099509-01-000 | EA LABEL - AWNING INSTALLATION |



| KEY | PART NUMBER   | U/M DESCRIPTION                   |
|-----|---------------|-----------------------------------|
|     | 040944-01-000 | EA LABEL - ENTRANCE DOOR - "OPEN" |



| KEY | PART NUMBER   | U/M DESCRIPTION                    |
|-----|---------------|------------------------------------|
|     | 128218-01-01A | EA LABEL - WARNING - SLIPPERY ROOF |

**LABELS GROUP (CONTINUED)**



| KEY | PART NUMBER   | U/M DESCRIPTION                      |
|-----|---------------|--------------------------------------|
|     | 079966-01-000 | EA LABEL - WARNING - STOWED - MOTION |



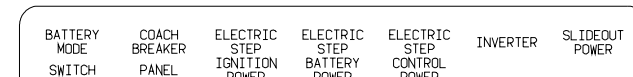
| KEY | PART NUMBER   | U/M DESCRIPTION                       |
|-----|---------------|---------------------------------------|
|     | 065748-01-000 | EA LABEL - CAUTION - BATTERY CHARGING |



| KEY | PART NUMBER   | U/M DESCRIPTION   |
|-----|---------------|-------------------|
|     | 126247-05-000 | EA LABEL - SEWAGE |



| KEY | PART NUMBER   | U/M DESCRIPTION        |
|-----|---------------|------------------------|
|     | 126247-06-000 | EA LABEL - WASTE WATER |



| KEY | PART NUMBER   | U/M DESCRIPTION            |
|-----|---------------|----------------------------|
|     | 093236-18-000 | EA LABEL - CIRCUIT BREAKER |

**MISCELLANEOUS LABELS**

| KEY | PART NUMBER   | U/M DESCRIPTION               |
|-----|---------------|-------------------------------|
|     | 116549-01-000 | EA LABEL - WARNING - SLIDEOUT |

**LABELS GROUP (CONTINUED)**



IF YOU SMELL GAS

1. EXTINGUISH ANY OPEN FLAME, PILOT LIGHTS AND ALL SMOKING MATERIALS.
2. DO NOT TOUCH ELECTRICAL SWITCHES.
3. SHUT OFF THE GAS SUPPLY AT THE TANK VALVE(S) OR GAS SUPPLY CONNECTION.
4. OPEN DOORS AND OTHER VENTILATING OPENINGS.
5. LEAVE THE AREA UNTIL ODOR CLEARS.
6. HAVE THE GAS SYSTEM CHECKED AND LEAKAGE SOURCE CORRECTED BEFORE USING AGAIN.

**KEY PART NUMBER U/M DESCRIPTION**  
073998-01-000 EA LABEL - LPG ODOR WARNING

WARNING: TEST SMOKE DETECTOR OPERATION AFTER VEHICLE HAS BEEN IN STORAGE, BEFORE EACH TRIP AND AT LEAST ONCE PER WEEK DURING USE.

**KEY PART NUMBER U/M DESCRIPTION**  
077956-01-000 EA LABEL - WARNING - SMOKE DETECTOR

|   |  |
|---|--|
|  | <b>WARNING</b>   |
|  | <p><b>DEATH or SERIOUS INJURY can occur</b></p> <p>Children 12 and under can be killed by the air bag<br/>The BACK SEAT is the SAFEST place for children<br/>NEVER put a rear-facing child seat in the front<br/>Sit as far back as possible from the air bag<br/>ALWAYS use SEAT BELTS and CHILD RESTRAINTS</p> |

**KEY PART NUMBER U/M DESCRIPTION**  
126612-01-000 EA LABEL - HANG TAG - AIR BAG - DASH

WARNING

ALL PILOT LIGHTS, APPLIANCES AND THEIR IGNITORS (SEE OPERATING INSTRUCTIONS) SHALL BE TURNED OFF DURING REFUELING OF MOTOR FUEL TANKS AND/OR LP GAS CONTAINERS

**KEY PART NUMBER U/M DESCRIPTION**  
124519-01-01A EA LABEL - WARNING/REFUELING - BLACK ON CLEAR  
124519-02-01A EA LABEL - WARNING/REFUELING - CSA

**LABELS GROUP (CONTINUED)**

WARNING

THIS SYSTEM IS DESIGNED FOR USE WITH PROPANE ONLY  
DO NOT CONNECT NATURAL GAS TO THIS SYSTEM

BEFORE TURNING ON PROPANE:

- (A) BE CERTAIN APPLIANCES ARE CERTIFIED FOR PROPANE AND ARE EQUIPPED WITH CORRECT BURNING ORIFICES.
- (B) MAKE CERTAIN ALL PROPANE CONNECTIONS ARE TIGHT BY TESTING WITH SOAPY WATER. ALL APPLIANCE VALVES ARE TURNED OFF, AND ANY UNCONNECTED OUTLETS ARE CAPPED.

AFTER TURNING ON PROPANE:

- (A) LIGHT ALL PILOT LIGHTS
- (B) ALL CONNECTIONS, INCLUDING THOSE AT THE APPLIANCES, REGULATORS AND CYLINDERS SHOULD BE LEAK-TESTED PERIODICALLY WITH SOAPY WATER BY THE OCCUPANT. NEVER USE A LIGHTED MATCH OR OTHER FLAME WHEN CHECKING FOR LEAKS.
- (C) DO NOT LEAVE SYSTEM TURNED ON OF CONTAINERS CONNECTED UNTIL THE SYSTEM HAS BEEN PROVEN TO BE FREE OF LEAKS.
- (D) COOKING APPLIANCES SHOULD NOT BE USED FOR SPACE HEATING.
- (E) WHEN THE CONTAINERS ARE DISCONNECTED THE PROPANE SUPPLY LINE SHOULD BE CAPPED OR PLUGGED.

AVERTISSEMENT

CETTE INSTALLATION EST CONCUE POUR LE PROPANE SEULEMENT  
NE PAS L'ALIMENTER EN GAZ NATUREL

AVANT LA MISE EN SERVICE:

- (A) S'ASSURER QUE LES APPARELS SONT CERTIFIES POUR LE PROPANE ET MUNIS D'ORIFICES DE BRULEUR APPROPRIES.
- (B) VERIFIER L'ETANCHEITE DE TOUS LES RACCORDEMENTS AU PROPANE, LA PERMUTURE DE TOUS LES ROBINETS D'APPAREILS ET L'OBTURATION DE TOUTES LES SORTIES NON RACCORDEES.

APRES LA MISE EN SERVICE:

- (A) ALLUMER TOUTES LES VEILLEUSES.
- (B) L'OCCUPANT DOIT EPROUVER PERIODIQUEMENT L'ETANCHEITE DE TOUS LES RACCORDEMENTS Y COMPRIS CEUX AUX APPAREILS, AUX DETENDEURS ET AUX BOUTEELLES, EN Y APPLIQUANT DE L'EAU SAVONNEUSE NE JAMAIS SE SERVIR D'UNE ALLUMETTE OU AUTRE POUR LA DETECTION DES FUITEES.
- (C) NE PAS LAISSER L'ALIMENTATION OUVERTE NI LES RECIPIENTS RACCORDES AVANT D'AVOIR COMPLETE L'EPREUVE D'ETANCHEITE AU PROPANE DE L'INSTALLATION.
- (D) LES APPAREILS DE CUISSON NE DOIVENT PAS ETRE UTILISES POUR LE CHAUFFAGE DES LOCAUX.
- (E) LORSQUE LES RECIPIENTS SONT DECONNECTES, L'ALIMENTATION DE PROPANE DOIT ETRE OBTUREE OU SCELLEE.

**KEY PART NUMBER U/M DESCRIPTION**  
023769-01-000 EA LABEL - WARNING - LPG - CANADIAN

LP-GAS SYSTEM  
THIS GAS PIPING SYSTEM IS  
DESIGNED FOR USE OF  
LIQUIFIED PETROLEUM GAS  
ONLY. DO NOT CONNECT  
NATURAL GAS TO THIS  
SYSTEM.  
SECURE CAP INLET(S) WHEN NOT  
CONNECTED FOR USE. AFTER TURNING  
ON GAS, EXCEPT AFTER NORMAL  
CONTAINER REPLACEMENT, TEST GAS  
PIPING AND CONNECTIONS TO  
APPLIANCES FOR LEAKAGE WITH SOAPY  
WATER OR BUBBLE SOLUTION. DO NOT  
USE PRODUCTS THAT CONTAIN AMMONIA  
OR CLORINE.

124520

**KEY PART NUMBER U/M DESCRIPTION**  
124520-01-01A EA LABEL - LP GAS ONLY - BLACK ON CLEAR

ENTRANCE DOOR PROP ROD

THIS ROD IS DESIGNED TO PROP THE  
ENTRANCE DOOR OPEN WHEN THE PATIO  
AWNING ARM IS ATTACHED TO THE  
SIDEWALL AND THE AWNING IS EX-  
TENDED.  
HOOK ONE END OF ROD INTO LOOP ON  
DOOR AND OTHER END INTO LOOP ON THE  
SIDEWALL AS SHOWN.

(THIS LABEL TO BE REMOVED BY RETAIL OWNER ONLY)

**KEY PART NUMBER U/M DESCRIPTION**  
128658-01-000 EA LABEL - PROP ROD - ENTRY DOOR

**LABELS GROUP (CONTINUED)**

THIS CONNECTION IS FOR  
110-125 VOLT AC, 60HZ(CYCLES)  
30 AMP. MAX SERVICE.

DO NOT CONNECT TO  
HIGHER VOLTAGE

**KEY PART NUMBER U/M DESCRIPTION**  
125306-01-01A EA LABEL - ELECTRICAL ENTRANCE - 110 VOLT - 30 AMP

**WARNING**  
IT IS NOT SAFE TO USE COOKING  
APPLIANCES FOR COMFORT HEATING  
COOKING APPLIANCES NEED FRESH AIR FOR SAFE OPERATION  
BEFORE OPERATION:  
1. OPEN OVERHEAD VENT OR TURN ON EXHAUST FAN AND;  
2. OPEN WINDOW.

**KEY PART NUMBER U/M DESCRIPTION**  
050225-01-000 EA LABEL - STOVE VENT - US  
050222-01-000 EA LABEL - STOVE VENT - CANADIAN

**WARNING**  
THIS VEHICLE, LIKE OTHER  
VEHICLES, MAY CONTAIN SMALL  
AMOUNTS OF ONE OR MORE  
SUBSTANCES WHICH ARE LISTED  
BY THE STATE OF CALIFORNIA  
FOR CAUSING CANCER OR  
REPRODUCTIVE TOXICITY.

**KEY PART NUMBER U/M DESCRIPTION**  
099689-01-000 EA LABEL - WARNING - CANCER/TOXICITY

THIS CHAIR IS NOT INTENDED  
FOR OCCUPANCY WHEN VEHICLE  
IS IN MOTION AND MUST BE  
RETURNED TO STOWED POSITION

**KEY PART NUMBER U/M DESCRIPTION**  
102267-01-000 EA LABEL - NO OCCUPANCY - US

DTS ISICE SIEGE N/EST PAS  
DESTINE A ETRE OCCUPE LORSQUE  
LE VEHICULE EST EN MOUVEMENT  
ET IL FAUT QUE LE RANGER

THIS CHAIR IS NOT INTENDED  
FOR OCCUPANCY WHEN VEHICLE  
IS IN MOTION AND MUST BE  
RETURNED TO STOWED POSITION

**KEY PART NUMBER U/M DESCRIPTION**  
102267-02-000 EA LABEL - NO OCCUPANCY - CSA

**LABELS GROUP (CONTINUED)**

**CAUTION**

THIS MOTOR HOME HAS BEEN DESIGNED, MANUFACTURED AND TESTED WITH CONCERN FOR THE PROTECTION OF IT'S OCCUPANTS. WE RECOMMEND YOU PERFORM THE FOLLOWING INSPECTIONS FOR YOUR SAFETY AND THE SAFETY OF YOUR PASSENGERS BEFORE STARTING YOUR VEHICLE.

1. LP GAS SYSTEM- TURN OFF AT TANK FOR TRAVELING. TEST FOR LEAKS UPON ARRIVAL AT DESTINATION. BEFORE LIGHTING PILOTS.
2. WHEELS- INSPECT FOR DAMAGE AND CHECK LUG NUTS FOR TIGHTNESS.
3. TIRES- INSPECT FOR WEAR AND DAMAGE AND CHECK FOR RECOMMENDED AIR PRESSURE.
4. LIGHTING- TEST FOR PROPER OPERATION OF ALL INTERIOR AND EXTERIOR LIGHTS INCLUDING DASH LIGHTS, HEADLIGHTS, TAIL LIGHTS, BRAKE LIGHTS, CLEARANCE LIGHTS AND TURN SIGNALS.
5. EXITS- INSPECT RELEASE MECHANISM ON EMERGENCY EXIT WINDOW, TEST BOTH LOCKS ON MAIN ENTRANCE DOOR FOR EASE OF OPERATION AND INSTRUCT PASSENGERS HOW TO USE BOTH MEANS OF EXIT.
6. SEAT BELTS- DIRECT PASSENGERS TO DESIGNATED SEATS AND REQUIRE USE OF SEAT BELTS.
7. APPLIANCES- TURN OFF AND LATCH OR LOCK DOORS WHERE PROVIDED.
8. LOOSE PARCELS- STORE SECURELY.
9. UTILITY SUPPLY LINES- DISCONNECT ALL ELECTRIC, SEWER AND WATER LINES AND SECURE PROPERLY.
10. ENTRANCE DOOR STEP- PLACE IN RETRACTED POSITION FOR TRAVELING.

READ YOUR MOTOR HOME AND CHASSIS OWNER'S  
MANUAL FOR FURTHER PRECAUTIONS

**KEY PART NUMBER U/M DESCRIPTION**  
056259-01-000 EA LABEL - SAFETY CHECK LIST

**WARNING**

Children Can be **KILLED** or **INJURED**  
by Passenger Air Bag

The back seat is the safest place for children 12 and under.  
Make sure all children use seat belts or child seats.

**KEY PART NUMBER U/M DESCRIPTION**  
126611-01-000 EA LABEL - AIR BAG - VISOR

**WARNING:** CONTAINS "CFC" A SUBSTANCE WHICH HARMS  
PUBLIC HEALTH AND ENVIRONMENT BY DESTROYING  
OZONE IN THE UPPER ATMOSPHERE.

**KEY PART NUMBER U/M DESCRIPTION**  
111802-01-000 EA LABEL - CFC WARNING

|   |  |
|---|--|
| <b>CAUTION</b>                                | TO HELP AVOID PERSONAL INJURY DURING REMOVAL OF FUEL FILLER CAP, SLOWLY LOOSEN CAP 1/2 TURN TO ALLOW ANY FUEL PRESSURE TO BE RELIEVED BEFORE TURNING CAP FURTHER.                                      |
| FUEL SPRAY<br>MAY CAUSE<br>PERSONAL<br>INJURY | STOP ADDING FUEL AFTER FIRST SHUTOFF BY AUTOMATIC NOZZLE WHEN TANK IS NEARLY FULL. DO NOT OVERFILL FUEL TANK.<br>SEE OWNERS MANUAL FOR ADDITIONAL INFORMATION.<br>PRINTED IN U.S.A. WLC PT NO 15611763 |

**KEY PART NUMBER U/M DESCRIPTION**  
087207-05-000 EA LABEL - FUEL CAP REMOVAL

**LABELS GROUP (CONTINUED)**

REMOVE PRIMARY TIRE HANGER BEFORE USING  
SPARE TIRE HOIST-SEE OWNERS MANUAL- PERSONAL  
INJURY MAY RESULT IF NOT FOLLOWED

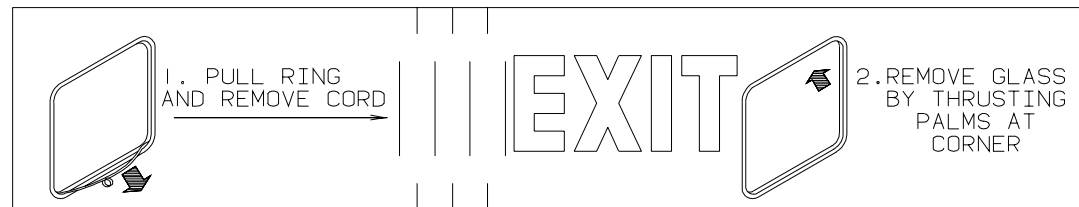
**KEY PART NUMBER U/M DESCRIPTION**  
126024-01-01A EA LABEL - TIRE HANGER REMOVAL

DO NOT USE HITCH BEFORE  
READING OWNERS MANUAL REGARDING  
VEHICLE LOADING AND TOWING

**KEY PART NUMBER U/M DESCRIPTION**  
111104-01-000 EA LABEL - HITCH - READ MANUAL - WHITE

**CAUTION**  
DO NOT LATCH DOOR IN OPEN POSITION  
IF WATER HEATER CONTROL IS IN THE ON  
POSITION. WATER HEATER EXHAUST MAY  
DAMAGE OUTER SURFACE OF DOOR.

**KEY PART NUMBER U/M DESCRIPTION**  
113402-01-000 EA LABEL - CAUTION - WATER HEATER EXHAUST



**KEY PART NUMBER U/M DESCRIPTION**  
107571-01-000 EA LABEL - EXIT/ESCAPE WINDOW

**LABELS GROUP (CONTINUED)**

|                                      |   |
|--------------------------------------|---|
| <b>CAUTION</b>                       | TO HELP AVOID PERSONAL INJURY DURING REMOVAL OF FUEL FILLER CAP, SLOWLY LOOSEN CAP 1/2 TURN TO ALLOW ANY FUEL PRESSURE TO BE RELIEVED BEFORE TURNING CAP FURTHER. |
| FUEL SPRAY MAY CAUSE PERSONAL INJURY | STOP ADDING FUEL AFTER FIRST SHUTOFF BY AUTOMATIC NOZZLE WHEN TANK IS NEARLY FULL. DO NOT OVERFILL FUEL TANK. SEE OWNERS MANUAL FOR ADDITIONAL INFORMATION.       |
|                                      | PRINTED IN U.S.A. <span style="float: right;">WLC PT NO 15611763</span>   |

**KEY PART NUMBER U/M DESCRIPTION**  
087207-05-000 EA LABEL - FUEL CAP REMOVAL

AIR CONDITIONING CIRCUIT.  
THIS CONNECTION IS FOR  
AIR CONDITIONERS RATED 110-  
125 VOLT AC, 60 HZ, 16  
AMPERES MAXIMUM. DO NOT  
EXCEED CIRCUIT RATING.

**KEY PART NUMBER U/M DESCRIPTION**  
1 091243-01-000 EA LABEL - A/C COVER "AIR CONDITIONING CIRCUIT ETC."

**INPUT**

**KEY PART NUMBER U/M DESCRIPTION**  
1 087236-01-000 EA LABEL - CABLE INPUT

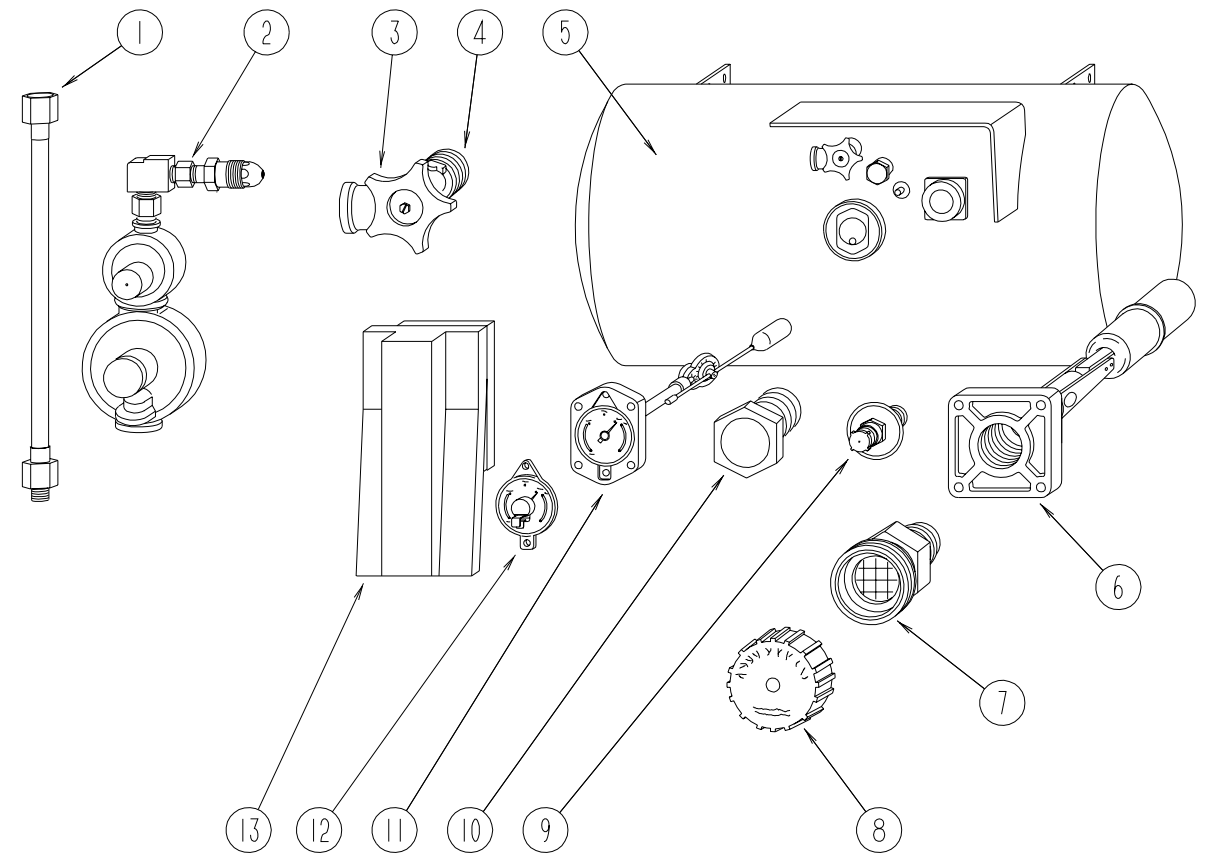


**LABELS GROUP (CONTINUED)**

DO NOT FILL  
LP-GAS CONTAINER(S)  
TO MORE THAN 80%  
OF CAPACITY.

| KEY | PART NUMBER   | U/M | DESCRIPTION                |
|-----|---------------|-----|----------------------------|
| 1   | 079965-01-000 | EA  | LABEL - LPG - 80% CAPACITY |

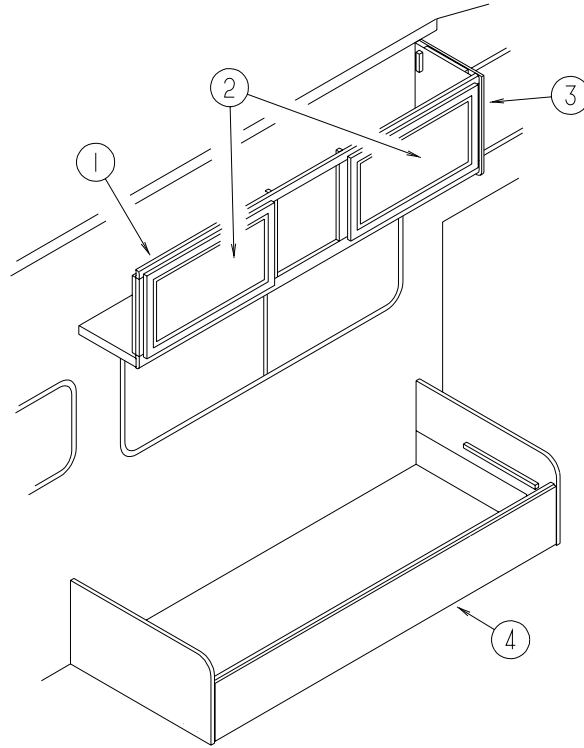
**LP GROUP**



**LP SYSTEM**

| KEY | PART NUMBER   | U/M | DESCRIPTION   | VENDOR NO. |
|-----|---------------|-----|---|------------|
| 1   | 045703-05-000 | EA  | HOSE - LP - 3/8"ID X 28" - 3/8"MPT X 1/2"F SWIVEL - U.S.                  |            |
| 1   | 045703-02-000 | EA  | HOSE - LP - 3/8"ID X 24" - 3/8"MPT X 1/2"F SWIVEL - CANADA                |            |
|     | 045703-09-000 | EA  | HOSE ASM-LP 3/8" ID X 24" US & CGA 3/8" F SWIVEL X 3/8" F SWIVEL (DIESEL) |            |
| 2   | 106150-01-000 | EA  | REGULATOR - TWO STAGE -W/90 DEGREE ELBOW & 3/8" FPT OUTLET                |            |
| 2   | 106150-02-000 | EA  | REGULATOR - TWO STAGE - 1/4" FPT INLET/3/8" FPT OUTLET (DIESEL)           |            |
| 3   | 040421-01-708 | EA  | HANDWHEEL-SERVICE VALVE   | G-1015-A   |
| 4   | 040421-01-712 | EA  | VALVE,SERV. W/O VAPOR RELIEF  | 29000853   |
| 5   | 097821-01-000 | EA  | TANK - LP - 60 LB BRUNNER - 14" X 30"                                     |            |
| 6   | 040421-01-711 | EA  | VALVE-80% FILL W/AUTO STOP  | LLL/TL3    |
| 7   | 040421-01-701 | EA  | VALVE-FILL-SHORT, LP  | 7547B      |
| 8   | 040421-01-702 | EA  | CAP-FILL VALVE, PLASTIC   | G-1014-A   |
| 9   | 040421-01-700 | EA  | VALVE-LIQUID LEVEL, 20%   | G-1013     |
| 10  | 040421-01-713 | EA  | VALVE-RELIEF 1" W/SPRING 7"   | 29000587   |
| 11  | 040421-01-707 | EA  | FLOAT ASM.(SIGHT GAUGE) 14"   | 14C        |
| 12  | 040440-02-000 | EA  | TRANSMITTER - DIAL - 0-90 OHM -2 TERMINAL (POWER & GROUND)                |            |
| 13  | 105658-01-000 | EA  | COMPARTMENT - LP REGULATOR  |            |
|     | 010265-01-000 | EA  | ELBOW - BRASS - 90 DEGREE - 3/8"F X 1/2"FPT                               |            |
|     | 010323-01-000 | EA  | ADAPTER - BRASS - 3/8"F X 1/2"MPT   |            |
|     | 010326-01-000 | EA  | ADAPTER - FLARE - W/CONE GASKET - 3/8"F X 1/2"F                           |            |
|     | 010377-02-000 | EA  | NUT - BRASS - 3/8" FLARE - FORGED   |            |
|     | 010380-02-000 | EA  | NUT - BRASS - 1/2" FLARE - FORGED   |            |
|     | 103613-03-000 | EA  | DETECTOR - LP GAS - W/O SHUT-OFF VALVE                                    |            |
|     | 008042-01-000 | FT  | TUBING - VINYL - .65" ID  |            |
|     | 065318-02-000 | EA  | ELBOW - 90 DEGREE - 3/8" MPT TO 3/8" FPT                                  |            |

## LOUNGE GROUP



FRONT FACING COUCH, TABLE & CABINETS

| KEY | PART NUMBER   | U/M | DESCRIPTION   |
|-----|---------------|-----|---|
| 1   | 130579-01-K09 | EA  | CABINET - OVERHEAD/FRONT - LEFT HAND - W/O DOORS/HARDWARE   |
| 1   | 130579-01-K10 | EA  | CABINET - OVERHEAD/FRONT - LEFT HAND - W/O DOORS/HARDWARE   |
| 1   | 130579-01-K11 | EA  | CABINET - OVERHEAD/FRONT - LEFT HAND - W/O DOORS/HARDWARE   |
| 1   | 130579-01-K12 | EA  | CABINET - OVERHEAD/FRONT - LEFT HAND - W/O DOORS/HARDWARE   |
| 2   | 131995-47-K09 | EA  | DOOR - SOLID PANEL - 10.8" X 27.9" - W/O HARDWARE (K09,K11) |
| 2   | 131995-47-K10 | EA  | DOOR - SOLID PANEL - 10.8" X 27.9" - W/O HARDWARE (K10,K12) |
| 3   | 109908-A5-K09 | EA  | END CAP - OVERHEAD CABINET (K09,K11)                        |
| 3   | 109908-A5-K19 | EA  | END CAP - OVERHEAD CABINET (K10,K12)                        |
| 4   | 120992-09-K09 | EA  | PANEL - FRONT KICK - SOFA/BED - FABRIC COVERED (K09,K10)    |
| 4   | 120992-09-K11 | EA  | PANEL - FRONT KICK - SOFA/BED - FABRIC COVERED (K11,K12)    |
|     | 083125-07-000 | EA  | BRACE - COUCH - 2.5" - OFF WHITE                            |
|     | 114693-01-01A | EA  | SUPPORT - BLACK - RIGHT HAND                                |
|     | 114693-02-01A | EA  | SUPPORT - BLACK - LEFT HAND                                 |
|     | 114739-01-01A | EA  | PAD - NON SKID - PSA - 1 EACH = PAIR                        |

## SEALANTS & FASTENERS GROUP

### BOLTS, NUTS & WASHERS

| KEY | PART NUMBER   | U/M | DESCRIPTION  |
|-----|---------------|-----|--|
|     | 000C12-05-16B | EA  | BOLT - HEX - 5/16-18 X 1 - ZINC 5                      |
|     | 000C12-05-12B | EA  | BOLT - HEX - 5/16-18 X 3/4 - ZINC 5                    |
|     | 000C12-06-16B | EA  | BOLT - HEX - 3/8-16 X 1 LG - ZINC 5                    |
|     | 000C12-07-20B | EA  | BOLT - HEX - 7/16-14 X 1 1/4 - ZINC 5                  |
|     | 000C12-08-24B | EA  | BOLT - HEX - 1/2-13 X 1.50 - ZINC 5                    |
|     | 000C13-07-48B | EA  | BOLT - HEX - 7/16-20 X 3 - ZINC 5                      |
|     | 000C18-05-40A | EA  | BOLT - ELEVATOR - 5/16-18 X 2.50 - PL                  |
|     | 000C18-06-48B | EA  | BOLT - ELEVATOR - 3/8-16 X 3 - ZINC - GRADE 5          |
|     | 000C26-04-10B | EA  | BOLT - HEX - SERRATED FLANGE - 1/4-20 X 5/8 - ZINC     |
|     | 000C26-04-14B | EA  | BOLT - HEX - SERRATED FLANGE - 1/4-20 X 7/8 - ZINC     |
|     | 000C26-05-12B | EA  | BOLT - HEX - SERRATED FLANGE - 5/16-18 X 3/4 - ZINC    |
|     | 000C26-05-16B | EA  | BOLT - HEX - SERRATED FLANGE - 5/16-18 X 1 - ZINC      |
|     | 000C26-06-16B | EA  | BOLT - HEX - SERRATED FLANGE - 3/8-16 X 1 - ZINC       |
|     | 000C26-06-12B | EA  | BOLT - HEX - SERRATED FLANGE - 3/8-16 X 3/4 - ZINC     |
|     | 000C26-08-24B | EA  | BOLT - HEX - SERRATED FLANGE - 1/2-13 X 1 1/2 ZINC     |
|     | 000D24-10-00B | EA  | NUT - HEX - SELF LOCKING - 10-32 ZINC                  |
|     | 000D29-09-00B | EA  | NUT - HEX - SELF LOCKING - 9/16-12 - ZINC              |
|     | 000D34-06-00B | EA  | NUT - HEX - LOCKING - 3/8-16 GRADE C - ZINC-PREVAILING |
|     | 000D39-04-00B | EA  | NUT - HEX - LOCKING W/SERRATED FLANGE - 1/4-20 - ZINC  |
|     | 000D39-05-00B | EA  | NUT - HEX - LOCKING W/SERRATED FLANGE - 5/16-18 - ZINC |
|     | 000D39-06-00B | EA  | NUT - HEX - LOCKING W/SERRATED FLANGE - 3/8-18 - ZINC  |
|     | 000D39-07-00B | EA  | NUT - HEX - LOCKING W/SERRATED FLANGE - 7/16-14 - ZINC |
|     | 000D39-08-00B | EA  | NUT - HEX - LOCKING W/SERRATED FLANGE - 1/2-13 - ZINC  |
|     | 000D44-07-00B | EA  | NUT - HEX - LOCKING W/SERRATED FLANGE - 7/16-20 - ZINC |
|     | 000D46-04-00A | EA  | NUT - HEX - WELD - 1/4-20 - PLAIN                      |
|     | 000D65-08-00B | EA  | NUT - HEX/SERRATED FLANGE - 8-32 ZINC                  |
|     | 000E11-07-00B | EA  | WASHER - LOCKING - 7/16 MED SPLIT - ZINC               |
|     | 000E11-08-00B | EA  | WASHER - LOCKING - 1/2 MED SPLIT - ZINC                |
|     | 000E13-17-00B | EA  | WASHER - FLAT - 3/8" AR - ZINC                         |
|     | 000E13-18-00B | EA  | WASHER - FLAT - 3/8 WIDE - ZINC                        |
|     | 000E13-20-00B | EA  | WASHER - FLAT - 7/16 WIDE - ZINC                       |
|     | 000E13-21-00B | EA  | WASHER - FLAT - 1/2 NARROW - ZINC                      |
|     | 058716-03-000 | EA  | WASHER - FLAT/NYLON - .500 X 1.25 X .060               |
|     | 040921-01-000 | EA  | NUT - SPEED - U TYPE - 10-24 BLACK                     |
|     | 044364-02-000 | EA  | NUT - SPEED - FLAT - ROUND                             |
|     | 051387-06-000 | EA  | BOLT - CARRIAGE W/O HOLE - 5/16-18 X 9.5 - ZINC        |
|     | 102333-02-01A | EA  | BOLT - CARRIAGE - 1/4-20                               |
|     | 102333-02-06A | EA  | BOLT - CARRIAGE - 7/16-14 STAINLESS STEEL CAP          |
|     | 077071-01-000 | EA  | WASHER - FENDER - 3/16"ID X 1" OD                      |
|     | 106166-01-000 | EA  | BOLT/COLLARED HANGER - 8-32 X 1"                       |
|     | 088787-12-000 | EA  | STUD - WELD - 1/4 - 20 X X1.0 LG - MN                  |

**SEALANTS & FASTENERS GROUP (CONTINUED)**

**SCREWS**

| KEY | PART NUMBER   | U/M | DESCRIPTION   |
|-----|---------------|-----|---|
|     | 0G1208-12-170 | EA  | SCREW - 8-18 X .75 POH - BRIGHT WHITE                 |
|     | 0G3908-08-170 | EA  | SCREW - SF/DR - 8-18 X .50 PPH - BRIGHT WHITE         |
|     | 0G3908-20-170 | EA  | SCREW - SF/DR - 8-18 X 1.25 PPH - BRIGHT WHITE        |
|     | 0G3908-24-170 | EA  | SCREW - SF/DR - 8-18 X 1.50 PPH - BRIGHT WHITE        |
|     | 0G3910-12-170 | EA  | SCREW - SF/DR - 10-16 X .75 PPH - BRIGHT WHITE        |
|     | 0G5508-12-170 | EA  | SCREW - SF/DR - 8-18 X .75 PWH - BRIGHT WHITE         |
|     | 0G5508-16-250 | EA  | SCREW - SF/DR - 8-18 X 1.00 PWH - VW DARK GRAY        |
|     | 0G6710-08-170 | EA  | SCREW - 10-12 X 1/2 PPH - BRIGHT WHITE                |
|     | 000G11-06-10B | EA  | SCREW - 6-20 X 5/8 PPH - ZINC                         |
|     | 000G11-06-08B | EA  | SCREW - 6-20 X 1/2 PPH - ZINC                         |
|     | 000G11-06-10J | EA  | SCREW - 6-20 X 5/8 PPH - BRASS                        |
|     | 000G11-07-08B | EA  | SCREW - 7-19 X 1/2 PPH - ZINC                         |
|     | 000G11-08-08B | EA  | SCREW - 8-18 X 1/2 PPH - ZINC                         |
|     | 000G11-08-06B | EA  | SCREW - 8-18 X 3/8 PPH - ZINC                         |
|     | 000G11-08-20B | EA  | SCREW - 8-18 X 1 1/4 PPH - ZINC                       |
|     | 000G11-08-16S | EA  | SCREW - 8-18 X 1 PPH - OFF WHITE                      |
|     | 000G11-08-16B | EA  | SCREW - 8-18 X 1 PPH - ZINC                           |
|     | 000G11-08-12T | EA  | SCREW - 8-18 X 3/4 PPH - BLACK                        |
|     | 000G11-08-12P | EA  | SCREW - 8-18 X 3/4 PPH - DARK BROWN                   |
|     | 000G11-08-12D | EA  | SCREW - 8-18 X 3/4 PPH - BLACK                        |
|     | 000G11-08-12B | EA  | SCREW - 8-18 X 3/4 PPH - ZINC                         |
|     | 000G11-10-12S | EA  | SCREW - 10-16 X 3/4 PPH - OFF WHITE                   |
|     | 000G11-10-16B | EA  | SCREW - 10-16 X 1 PPH - ZINC                          |
|     | 000G12-08-12S | EA  | SCREW - 8-18 X 3/4 POH - OFF WHITE                    |
|     | 000G13-05-10B | EA  | SCREW - 5-12 X 5/8 PFH - ZINC                         |
|     | 000G13-06-08B | EA  | SCREW - 6-20 X 1/2 PFH - ZINC                         |
|     | 000G13-06-24J | EA  | SCREW - 6-20 X 1 1/2 PFH - BRASS                      |
|     | 000G13-06-16J | EA  | SCREW - 6-20 X 1 PFH - BRASS                          |
|     | 000G13-06-10G | EA  | SCREW - 6-20 X 5/8 PFH - ANTIQUE BRASS                |
|     | 000G13-06-08G | EA  | SCREW - 6-20 X .50 PFH - ANTIQUE BRASS                |
|     | 000G13-07-12B | EA  | SCREW - 7-19 X 3/4 PFH - ZINC                         |
|     | 000G13-08-16B | EA  | SCREW - 8-18 X 1 PFH - ZINC                           |
|     | 000G18-08-22B | EA  | SCREW - MACHINE - 8-32 X 1 3/8 PPH - ZINC             |
|     | 000G19-10-12F | EA  | SCREW - MACHINE - 10-32 X 3/4 PPH - STAINLESS STEEL   |
|     | 000G32-10-06B | EA  | SCREW - 10-32 X 3/8 PPH - ZINC                        |
|     | 000G37-08-089 | EA  | SCREW - 8 X 18 X 1/2 PPH                              |
|     | 000G39-06-10T | EA  | SCREW - SF/DR - 6-20 X 5/8 PPH - BLACK                |
|     | 000G39-06-08B | EA  | SCREW - SF/DR - 6-18 X 1/2 - ZINC                     |
|     | 000G39-08-32B | EA  | SCREW - SF/DR - 8-18 X 2 PPH - ZINC                   |
|     | 000G39-08-24B | EA  | SCREW - SF/DR - 8-18 X 1 1/2 PPH - ZINC               |
|     | 000G39-08-16T | EA  | SCREW - SF/DR - 6-20 X 1 PPH - BLACK                  |
|     | 000G39-08-16R | EA  | SCREW - SF/DR - 8-18 X 1 PPH - BEIGE                  |
|     | 000G39-08-16B | EA  | SCREW - SF/DR - 8-18 X 1 PPH - ZINC                   |
|     | 000G39-08-12B | EA  | SCREW - SF/DR - 8-18 X 3/4 PPH - ZINC                 |
|     | 000G39-08-08T | EA  | SCREW - SF/DR - 8-18 X 1/2 PPH - BLACK                |
|     | 000G39-08-08S | EA  | SCREW - SF/DR - 8-18 X 1/2 PPH - OFF WHITE            |
|     | 000G39-08-08B | EA  | SCREW - SF/DR - 8-18 X 1/2 PPH - ZINC                 |
|     | 000G39-08-06B | EA  | SCREW - SF/DR - 8-18 X 3/8 PPH - ZINC                 |
|     | 000G39-10-088 | EA  | SCREW - SF/DR - 10-16 X 1/2 PPH - FLEX FLUOROCARBON   |
|     | 000G39-10-08B | EA  | SCREW - SF/DR - 10-16 X 1/2 PPH - ZINC                |
|     | 000G39-10-32B | EA  | SCREW - SF/DR - 10-16 X 2 - PPH - ZINC                |
|     | 000G39-10-20B | EA  | SCREW - SF/DR - 10-16 X 1 1/4 PPH - ZINC              |
|     | 000G39-10-129 | EA  | SCREW - SF/DR - 10-16 X 3/4 PPH - FLUOROCARBON SILVER |
|     | 000G39-10-12D | EA  | SCREW - SF/DR - 10-16 X 3/4 PPH - BLACK               |
|     | 000G39-10-12B | EA  | SCREW - SF/DR - 10-16 X 3/4 PPH - ZINC                |
|     | 000G39-10-10B | EA  | SCREW - SF/DR - 10-16 X 5/8 - ZINC                    |
|     | 000G42-04-16B | EA  | SCREW - SF/DR - 1/4-14 X 1 HWH - ZINC                 |
|     | 000G46-08-24T | EA  | SCREW - MACHINE - 8-32 X 1 1/2 PFH - BLACK            |
|     | 000G50-04-12B | EA  | SCREW - MACHINE - 1/4-20 X 3/4 PPH - ZINC             |

**SEALANTS & FASTENERS GROUP (CONTINUED)**

**SCREWS (CONTINUED)**

| KEY | PART NUMBER   | U/M | DESCRIPTION   |
|-----|---------------|-----|---|
|     | 000G52-08-18B | EA  | SCREW - MACHINE - 8-32 X 1 1/8 PTH - ZINC                 |
|     | 000G54-04-20B | EA  | SCREW - 1/4-20 X 1.25 PTH - TYPE 23 - ZINC PLATED         |
|     | 000G60-10-20B | EA  | SCREW - SF/DR - 10-16 X 1 1/4 POH - ZINC                  |
|     | 000G67-08-32B | EA  | SCREW - 8-15 X 2 PPH - ZINC                               |
|     | 000G67-10-08B | EA  | SCREW - 10-12 X 1/2 PPH - ZINC                            |
|     | 000G67-10-36T | EA  | SCREW - 10-12 X 2 1/4 - PPH - BLACK                       |
|     | 000G67-10-32B | EA  | SCREW - 10-12 X 2 PPH - ZINC                              |
|     | 000G67-10-24B | EA  | SCREW - 10-12 X 1.50 PPH - ZINC                           |
|     | 000G67-10-20D | EA  | SCREW - 10-12 X 1.25 PPH - BLACK                          |
|     | 000G67-10-16B | EA  | SCREW - 10-12 X 1 PPH - ZINC                              |
|     | 000G67-10-12P | EA  | SCREW - 10-12 X 3/4 PPH - DARK BROWN                      |
|     | 000G67-10-12B | EA  | SCREW - 10-12 X 3/4 PPH - ZINC                            |
|     | 000G67-10-10S | EA  | SCREW - 10-12 X 5/8 PPH - OFF WHITE                       |
|     | 000G67-10-10D | EA  | SCREW - 10-12 X 5/8 PPH - BLACK - TYPE A                  |
|     | 000G67-10-10B | EA  | SCREW - 10-12 X 5/8 PPH - ZINC - TYPE A                   |
|     | 000G67-10-08S | EA  | SCREW - 10-12 X 1/2 PPH - OFF WHITE                       |
|     | 000G67-10-08R | EA  | SCREW - 10-12 X 1/2 PPH - BEIGE - TYPE A                  |
|     | 000G68-06-12B | EA  | SCREW - 6-18 X .75 POH                                    |
|     | 000G68-06-10G | EA  | SCREW - 6-18 X 5/8 POH - ANTIQUE BRASS                    |
|     | 049465-01-000 | EA  | SCREW - 10-16 PTH W/WASHER - DARK BROWN                   |
|     | 049465-17-000 | EA  | SCREW - 10-16 X 1 POH W/WASHER - BRIGHT WHITE             |
|     | 049465-22-000 | EA  | SCREW - 10-16 X 1 1/2 POH W/WASHER - SABLE                |
|     | 054434-02-000 | EA  | SCREW - SF/DR - 10-16 X 2 - ZINC                          |
|     | 054434-03-000 | EA  | SCREW - SF/DR - 10-16 X 2 - PWH - ZINC - W/O WINGS        |
|     | 057671-01-000 | EA  | COVER - SCREW - #8 - PLASTIC - OFF WHITE                  |
|     | 057671-15-000 | EA  | COVER - SCREW - BRIGHT WHITE                              |
|     | 075908-01-000 | EA  | SCREW - MACHINE - 10-32 X .56 PTH - EXTERNAL TOOTH - ZINC |
|     | 076790-01-000 | EA  | SCREW - 6-20 X 1 1/4 PPH - BLACK                          |
|     | 083554-01-000 | EA  | SCREW - DRYWALL - 8 X 1.25                                |
|     | 086256-01-000 | EA  | SCREW - SF/DR - 8 X 3/4 HWH LONG                          |
|     | 105126-01-000 | EA  | SCREW - MACH - 8-32 X 1 PPH TAPIT                         |

**CLAMPS, GROMMETS, CLIPS & RIVETS**

| KEY | PART NUMBER   | U/M | DESCRIPTION   |
|-----|---------------|-----|---|
|     | 000H16-04-06R | EA  | RIVET - POP ALUMINUM - 1/8 X .313 - .375              |
|     | 007161-01-000 | EA  | CLAMP - HOSE - SPRING TYPE - 1/2"                     |
|     | 010495-01-000 | EA  | CLAMP - CABLE - 9/16"                                 |
|     | 010497-01-000 | EA  | CLAMP - CLOSED - 5/8" ID                              |
|     | 010497-03-000 | EA  | CLAMP - CLOSED - 1" ID - CUSHIONED                    |
|     | 010497-04-000 | EA  | CLAMP - CLOSED - 1.62" ID                             |
|     | 010497-08-000 | EA  | CLAMP - CLOSED - .125"                                |
|     | 010499-01-000 | EA  | CLAMP - CLOSED - 3/8 ID                               |
|     | 016188-03-000 | EA  | GROMMET - L/P LINE - 3/8" HOLE X 2 1/2" LONG - RUBBER |
|     | 062401-01-000 | EA  | CLAMP - HOSE - WORMGEAR - .25" - 1"                   |
|     | 062401-02-000 | EA  | CLAMP - HOSE - WORMGEAR - 1.56" - 2.5"                |
|     | 062401-03-000 | EA  | CLAMP - HOSE - WORMGEAR - .22" - 1"                   |
|     | 062401-04-000 | EA  | CLAMP - HOSE - WORMGEAR - .69" - 1.25"                |
|     | 062401-06-000 | EA  | CLAMP - HOSE - WORMGEAR - .22" - .62" ID              |
|     | 062401-11-000 | EA  | CLAMP - HOSE - WORMGEAR - 3.50" - 4.50"               |
|     | 071015-11-000 | EA  | GROMMET - 1.00 ID - FITS .12 MATERIAL                 |
|     | 080734-02-000 | EA  | CLIP - WIRE NYLON                                     |
|     | 091952-01-000 | EA  | CLIP - GRIPPER - 1"                                   |
|     | 091952-02-000 | EA  | CLIP - GRIPPER - 3/4"                                 |
|     | 094362-02-000 | EA  | CLIP - XMAS - BINDER HEAD - .9" LONG                  |

**SEALANTS & FASTENERS GROUP (CONTINUED)**

**BOLTS, NUTS & WASHERS**

| KEY | PART NUMBER   | U/M | DESCRIPTION  |
|-----|---------------|-----|--|
|     | 000C12-05-16B | EA  | BOLT - HEX - 5/16-18 X 1 - ZINC 5                      |
|     | 000C12-05-12B | EA  | BOLT - HEX - 5/16-18 X 3/4 - ZINC 5                    |
|     | 000C12-06-16B | EA  | BOLT - HEX - 3/8-16 X 1 LG - ZINC 5                    |
|     | 000C12-07-20B | EA  | BOLT - HEX - 7/16-14 X 1 1/4 - ZINC 5                  |
|     | 000C12-08-24B | EA  | BOLT - HEX - 1/2-13 X 1.50 - ZINC 5                    |
|     | 000C13-07-48B | EA  | BOLT - HEX - 7/16-20 X 3 - ZINC 5                      |
|     | 000C18-05-40A | EA  | BOLT - ELEVATOR - 5/16-18 X 2.50 - PL                  |
|     | 000C18-06-48B | EA  | BOLT - ELEVATOR - 3/8-16 X 3 - ZINC - GRADE 5          |
|     | 000C26-04-10B | EA  | BOLT - HEX - SERRATED FLANGE - 1/4-20 X 5/8 - ZINC     |
|     | 000C26-04-14B | EA  | BOLT - HEX - SERRATED FLANGE - 1/4-20 X 7/8 - ZINC     |
|     | 000C26-05-12B | EA  | BOLT - HEX - SERRATED FLANGE - 5/16-18 X 3/4 - ZINC    |
|     | 000C26-05-16B | EA  | BOLT - HEX - SERRATED FLANGE - 5/16-18 X 1 - ZINC      |
|     | 000C26-06-16B | EA  | BOLT - HEX - SERRATED FLANGE - 3/8-16 X 1 - ZINC       |
|     | 000C26-06-12B | EA  | BOLT - HEX - SERRATED FLANGE - 3/8-16 X 3/4 - ZINC     |
|     | 000C26-08-24B | EA  | BOLT - HEX - SERRATED FLANGE - 1/2-13 X 1 1/2 ZINC     |
|     | 000D24-10-00B | EA  | NUT - HEX - SELF LOCKING - 10-32 ZINC                  |
|     | 000D29-09-00B | EA  | NUT - HEX - SELF LOCKING - 9/16-12 - ZINC              |
|     | 000D34-06-00B | EA  | NUT - HEX - LOCKING - 3/8-16 GRADE C - ZINC-PREVAILING |
|     | 000D39-04-00B | EA  | NUT - HEX - LOCKING W/SERRATED FLANGE - 1/4-20 - ZINC  |
|     | 000D39-05-00B | EA  | NUT - HEX - LOCKING W/SERRATED FLANGE - 5/16-18 - ZINC |
|     | 000D39-06-00B | EA  | NUT - HEX - LOCKING W/SERRATED FLANGE - 3/8-18 - ZINC  |
|     | 000D39-07-00B | EA  | NUT - HEX - LOCKING W/SERRATED FLANGE - 7/16-14 - ZINC |
|     | 000D39-08-00B | EA  | NUT - HEX - LOCKING W/SERRATED FLANGE - 1/2-13 - ZINC  |
|     | 000D44-07-00B | EA  | NUT - HEX - LOCKING W/SERRATED FLANGE - 7/16-20 - ZINC |
|     | 000D46-04-00A | EA  | NUT - HEX - WELD - 1/4-20 - PLAIN                      |
|     | 000D65-08-00B | EA  | NUT - HEX/SERRATED FLANGE - 8-32 ZINC                  |
|     | 000E11-07-00B | EA  | WASHER - LOCKING - 7/16 MED SPLIT - ZINC               |
|     | 000E11-08-00B | EA  | WASHER - LOCKING - 1/2 MED SPLIT - ZINC                |
|     | 000E13-17-00B | EA  | WASHER - FLAT - 3/8" AR - ZINC                         |
|     | 000E13-18-00B | EA  | WASHER - FLAT - 3/8 WIDE - ZINC                        |
|     | 000E13-20-00B | EA  | WASHER - FLAT - 7/16 WIDE - ZINC                       |
|     | 000E13-21-00B | EA  | WASHER - FLAT - 1/2 NARROW - ZINC                      |
|     | 058716-03-000 | EA  | WASHER - FLAT/NYLON - .500 X 1.25 X .060               |
|     | 040921-01-000 | EA  | NUT - SPEED - U TYPE - 10-24 BLACK                     |
|     | 044364-02-000 | EA  | NUT - SPEED - FLAT - ROUND                             |
|     | 051387-06-000 | EA  | BOLT - CARRIAGE W/O HOLE - 5/16-18 X 9.5 - ZINC        |
|     | 102333-02-01A | EA  | BOLT - CARRIAGE - 1/4-20                               |
|     | 102333-02-06A | EA  | BOLT - CARRIAGE - 7/16-14 STAINLESS STEEL CAP          |
|     | 077071-01-000 | EA  | WASHER - FENDER - 3/16"ID X 1" OD                      |
|     | 106166-01-000 | EA  | BOLT/COLLARED HANGER - 8-32 X 1"                       |
|     | 088787-12-000 | EA  | STUD - WELD - 1/4 - 20 X X1.0 LG - MN                  |

**TIES & FASTENERS**

| KEY | PART NUMBER   | U/M | DESCRIPTION   |
|-----|---------------|-----|---|
|     | 008343-01-000 | EA  | TIE - WIRE - 6"   |
|     | 085774-01-000 | FT  | FASTENER - DUAL LOCK - 1" WIDE - ADHESIVE BACK - BLACK  |
|     | 085774-02-000 | FT  | FASTENER - DUAL HOOK - 1" WIDE - ADHESIVE BACK - BLACK  |
|     | 088792-04-000 | YD  | VELCRO TAPE - LOOP - 5/8" - NON-ADHESIVE BACK - WHITE   |
|     | 088792-05-000 | YD  | VELCRO TAPE - LOOP - 5/8" - NON-ADHESIVE BACKED - WHITE |
|     | 088792-02-000 | YD  | VELCRO TAPE - LOOP - 3/4" - ADHESIVE BACKED - BEIGE     |
|     | 108046-01-000 | EA  | CABLE TIE - SCREW MOUNT 8"                              |
|     | 108046-02-000 | EA  | CABLE TIE - SCREW MOUNT 15"                             |
|     | 110943-02-000 | FT  | FELTSTRIP - 3/8" - ADHESIVE BACK - WHITE                |

**SEALANTS & FASTENERS GROUP (CONTINUED)**

**ADHESIVE & FASTENERS**

| KEY | PART NUMBER   | U/M | DESCRIPTION   | VENDOR NO. |
|-----|---------------|-----|---|------------|
|     | 004006-05-700 | EA  | ADHESIVE-NAT. STARCH (5 GAL)                                | 0802       |
|     | 004020-01-000 | QT  | ADHESIVE - ABS CEMENT - QUART                               |            |
|     | 034552-02-000 | EA  | SILICONE - TUBE - W/O NOZZLE - CLEAR                        |            |
|     | 039518-01-000 | EA  | SILICONE - TUBE - W/O NOZZLE - BLACK                        |            |
|     | 053766-06-000 | EA  | BEDDING COMPOUND - TUBE - CLEAR                             |            |
|     | 069640-01-000 | FT  | SEALER - RIBBON - 1/4" DIAMETER X 30' - BLACK               |            |
|     | 069640-02-000 | FT  | SEALER - TAPE - .13"THICK X .5"WIDE X 60' - GRAY            |            |
|     | 069640-07-000 | FT  | SEALER - TAPE - .09"THICK X 2"WIDE X 45' - GRAY             |            |
|     | 069640-09-000 | FT  | SEALER - TAPE - .032"THICK X 2.50"WIDE X 80' - GREY         |            |
|     | 069640-11-000 | FT  | SEALER - TAPE - .19"THICK X .38"WIDE X 40' - BLACK          |            |
|     | 069640-17-000 | FT  | SEALER - TAPE - .03"THICK X 1"WIDE X 90' - GRAY             |            |
|     | 069640-18-000 | FT  | SEALER - TAPE - .50"THICK X 1/8"WIDE X 60' - BRIGHT WHITE   |            |
|     | 069640-19-000 | FT  | SEALER - TAPE - .75"THICK X 1/8"WIDE X 60' - BRIGHT WHITE   |            |
|     | 069640-21-000 | FT  | SEALER - TAPE - .50" THICK X 1/16 X 100FT - BRIGHT WHITE    |            |
|     | 069640-23-000 | FT  | SEALER - TAPE - 1/16"THICK X 3/4"WIDE X 100' - BRIGHT WHITE |            |
|     | 072889-09-000 | EA  | SEALANT - URETHANE - BLACK (TUBE)                           |            |
|     |               |     | FROM: 00-00-00 THRU: 09-06-98                               |            |
|     | 072889-10-000 | EA  | SEALANT - URETHANE (HV) - BRIGHT WHITE                      |            |
|     |               |     | FROM: 00-00-00 THRU: 09-06-98                               |            |
|     | 072889-12-000 | EA  | SEALANT - URETHANE (LV) BRIGHT WHITE                        |            |
|     |               |     | FROM: 00-00-00 THRU: 09-06-98                               |            |
|     | 072889-18-000 | EA  | SEALANT - URETHANE - BLACK (FOIL)                           |            |
|     |               |     | FROM: 09-07-98 THRU: 99-99-99                               |            |
|     | 072889-19-000 | EA  | SEALANT - URETHANE - (FOIL) - BLACK - 10 OUNCE              |            |
|     |               |     | FROM: 09-07-98 THRU: 99-99-99                               |            |
|     | 072889-20-000 | EA  | SEALANT - URETHANE - (FOIL) - BRIGHT WHITE - 10 OUNCE       |            |
|     |               |     | FROM: 09-07-98 THRU: 99-99-99                               |            |
|     | 076314-02-000 | FT  | TAPE - CARPET SEAM - HEAT-BOND - 4" WIDE                    |            |
|     | 123816-04-000 | FT  | TAPE - DOUBLE SIDED - 6"                                    |            |
|     | 076322-01-000 | FT  | TAPE - DOUBLE COATED/ADHESIVE BACK - .025"THK X .75"W X18'  |            |
|     | 076322-02-000 | FT  | TAPE - DOUBLE COATED/ADHESIVE BACK - .045"THK X 1"W X 108'  |            |
|     | 076322-03-000 | FT  | TAPE - DOUBLE COATED/ADHESIVE BACK - .045"THK X .50"W X 9'  |            |
|     | 076322-04-000 | FT  | TAPE - DOUBLE COATED/ADHESIVE BACK - .045"THK X .75"W X 9'  |            |
|     | 076322-05-000 | FT  | TAPE - DOUBLE COATED/ADHESIVE BACK - .045"THK X .75"W X 9'  |            |
|     | 076322-07-000 | FT  | TAPE - DOUBLE COATED/ADHESIVE BACK - .045"THK X .50"W X 9'  |            |
|     | 087211-01-000 | GL  | PROMOTER - ADHESIVE   |            |
|     | 091255-02-000 | FT  | SEAL - ADHESIVE BACKED/FOAM - .18" THICK X 1.5" WIDE        |            |
|     | 102352-01-000 | EA  | SEALER - PUMPABLE - BLACK                                   |            |
|     | 102352-02-000 | EA  | SEALER - PUMPABLE - CLEAR                                   |            |
|     | 104692-01-000 | FT  | SEAL - FOAM/ADHESIVE BACK - .75"THICK X .75"WIDE X 25'      |            |
|     | 106206-01-000 | EA  | SEALER - PUMPABLE - MANUS 30A - BLACK                       |            |
|     | 108716-03-000 | EA  | SILICONE - TUBE - BRIGHT WHITE/SELF LEVELING - W/O NOZZLE   |            |
|     |               |     | FROM: 00-00-00 THRU: 09-06-98                               |            |
|     | 131264-03-01A | EA  | SILICONE - SELF LEVELING - W/O NOZZLE - BRIGHT WHITE        |            |
|     |               |     | FROM: 09-07-98 THRU: 99-99-99                               |            |
|     | 112864-01-000 | FT  | SEAL - FOAM/BUTYL COVERED - 3/8"                            |            |
|     | 118085-02-01A | FT  | TAPE - FOIL - 1"  |            |
|     | 120074-02-01A | EA  | SEALANT - SILICONE - OFF WHITE                              |            |
|     | 120534-01-01A | EA  | TAPE - SCOTCH - 3M - 1/2" FINE LINE                         |            |
|     | 123816-01-000 | FT  | TAPE - DOUBLE SIDED - 1"                                    |            |
|     | 123816-02-000 | FT  | TAPE - DOUBLE SIDED - 1/2" X 1 1/3" THICK                   |            |
|     | 123816-03-000 | FT  | TAPE - DOUBLE SIDED - 1/2" X 3/4" - THICK                   |            |
|     | 900390-01-000 | EA  | TIP - 2 1/2" X 1/8" ORIFICE                                 |            |
|     | 900390-03-000 | EA  | NOZZLE - SILICONE TUBE                                      |            |

## WATER & SEWAGE GROUP

### FRESH WATER TANK & WATER SYSTEM

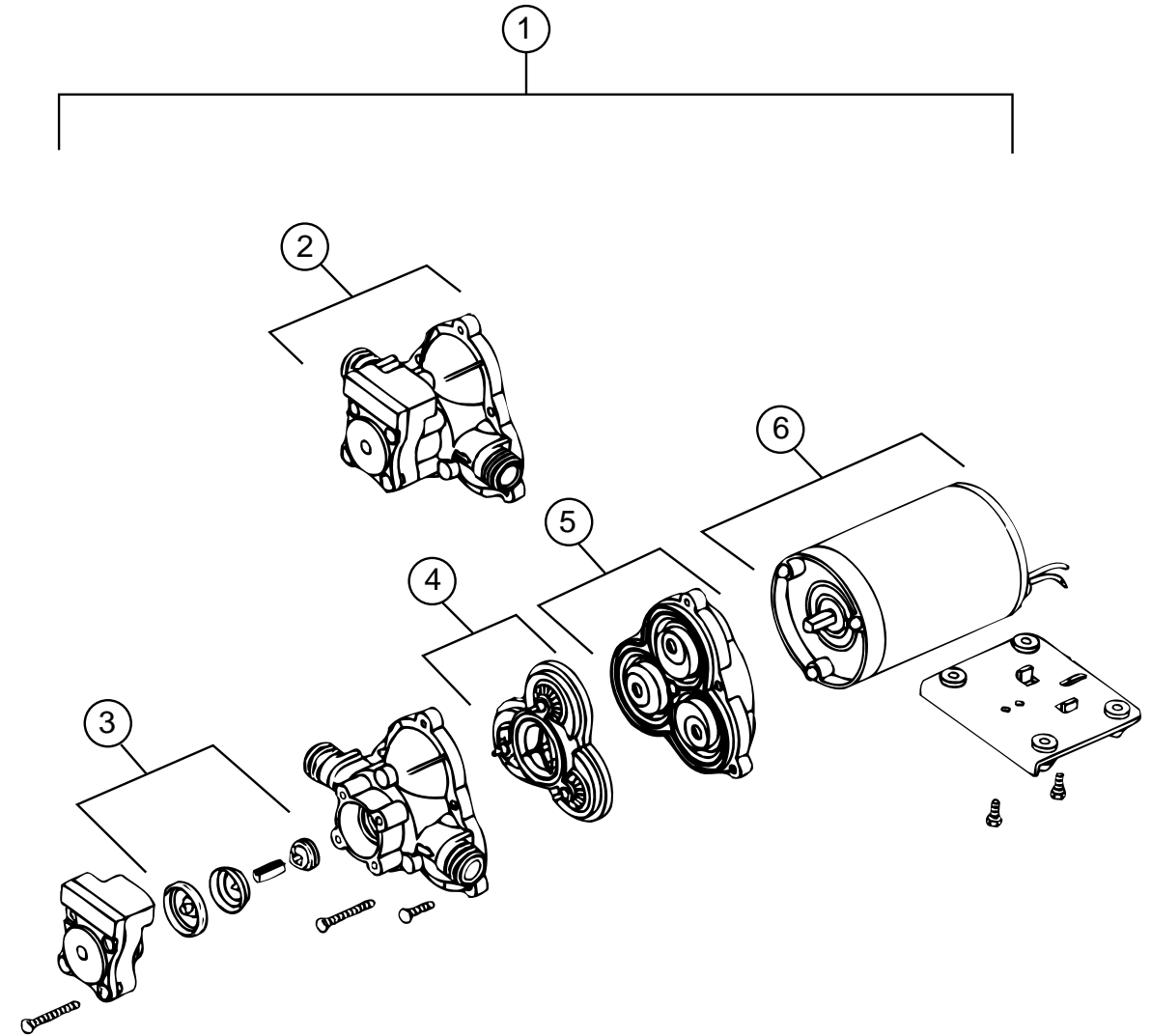
| KEY | PART NUMBER   | U/M | DESCRIPTION   |
|-----|---------------|-----|---|
|     | 126086-03-000 | EA  | TANK - WATER - 35 GALLON - W/FITTINGS                     |
|     | 126086-01-000 | EA  | TANK - WATER - 35 GALLON - W/O FITTINGS                   |
|     | 077954-02-000 | EA  | FILTER - WATER TANK - W/SCREEN IN TANK                    |
|     | 042989-03-000 | EA  | FITTING - SPINWELD - 1 1/4"NPT - PLASTIC                  |
|     | 042989-04-000 | EA  | FITTING - SPINWELD - 3/8"FPT - WHITE PLASTIC              |
|     | 042989-05-000 | EA  | FITTING - SPINWELD - 1/2"FPT - PLASTIC                    |
|     | 049032-01-000 | EA  | PATCH - SPINWELD - 3/8" - PLASTIC                         |
|     | 039861-01-000 | EA  | SENDING UNIT - W/SCREW - WASHER - WELL NUT/TERMINAL RING  |
|     | 079381-01-000 | FT  | TUBING - RIBBED FLEXIBLE - WATER FILL - 1.4" X 10"        |
|     | 010224-01-000 | EA  | ADAPTER - HOSE TO PIPE - 3/8 MPT X 3/8 BARB - PLASTIC     |
|     | 044927-01-000 | EA  | ADAPTER - HOSE TO PIPE-1 1/4 MPTX1 1/4 BARB-BLACK PLASTIC |
|     | 114430-02-000 | EA  | ADAPTER - SWIVEL - 1/2"P X 1/2"FPT                        |
|     | 114430-03-000 | EA  | ADAPTER - 1/2"P X 1/2"MPT                                 |
|     | 114430-06-000 | EA  | ADAPTER - 1/2"P X 3/8"FPT                                 |
|     | 123152-01-000 | EA  | ADAPTER - 1/2 FPT X 1/2 BARB - SWIVEL                     |
|     | 113697-01-000 | EA  | CAP - 3/8 FTG   |
|     | 114429-01-000 | EA  | ELBOW - 1/2"P X 1/2"P                                     |
|     | 114429-02-000 | EA  | ELBOW - 1/2"P X 1/2"MPT                                   |
|     | 114429-03-000 | EA  | ELBOW - SWIVEL - 1/2"P X 1/2"FPT                          |
|     | 123150-01-000 | EA  | ELBOW - 1/2 FPT X 1/2 BARB - SWIVEL                       |
|     | 114429-02-000 | EA  | ELBOW - 1/2"P X 1/2"MPT                                   |
|     | 110915-01-01A | EA  | FILL - CITY WATER - CHROME                                |
|     | 110438-02-000 | EA  | VALVE - CHECK - BRASS - 1/2 MPT X 1/2 MPT                 |
|     | 114293-01-01A | EA  | PAN - DRIP - EXTERIOR - OFF WHITE                         |
|     | 114293-01-02A | EA  | PAN - DRIP - EXTERIOR - BRIGHT WHITE                      |
|     |               |     | FROM: 00-00-00 THRU: 11-15-98                             |
|     |               |     | FROM: 11-16-98 THRU: 99-99-99                             |
|     | 124184-01-000 | EA  | SUPPORT - WATER LINE - BEND                               |
|     | 114428-01-000 | EA  | TEE - 1/2"P X 1/2"P X 1/2"P                               |
|     | 114428-03-000 | EA  | TEE - 1/2"P X 1/2"P X 1/2"MPT                             |
|     | 074462-02-000 | FT  | TUBING - VINYL - 3/8 ID X 20' - CLEAR                     |
|     | 124188-01-000 | FT  | TUBING - PEX - 1/2" ID X 20' - BLUE(COLD)                 |
|     | 124188-02-000 | FT  | TUBING - PEX - 1/2" ID X 20' - RED(HOT)                   |
|     | 112176-01-000 | FT  | TUBING - VINYL - REINFORCED - 1/2" ID                     |
|     | 114431-01-000 | EA  | VALVE - 180 DEGREE/CENTER DRAIN - 1/2"P - THREE WAY       |
|     | 114431-02-000 | EA  | VALVE - WATER BYPASS - 1/2"P - THREE WAY (WATER HEATER)   |
|     | 114431-03-000 | EA  | VALVE - 90 DEGREE DRAIN - 1/2"P                           |

### WATER HEATER W/ELECTRIC IGNITION ATWOOD (G6A-8E)

| KEY | PART NUMBER   | U/M | DESCRIPTION   |
|-----|---------------|-----|---|
| *   | 051391-03-000 | EA  | WATER HEATER G6A-8E - ELECTRONIC IGNITION               |
| *   | 051393-01-000 | EA  | WATER HEATER - GH6-8E - ELECTRONIC IGNITION W/MOTOR AID |

\*COMPONENT PARTS FOUND IN SERVICE PARTS LIBRARY

## WATER & SEWAGE GROUP (CONTINUED)

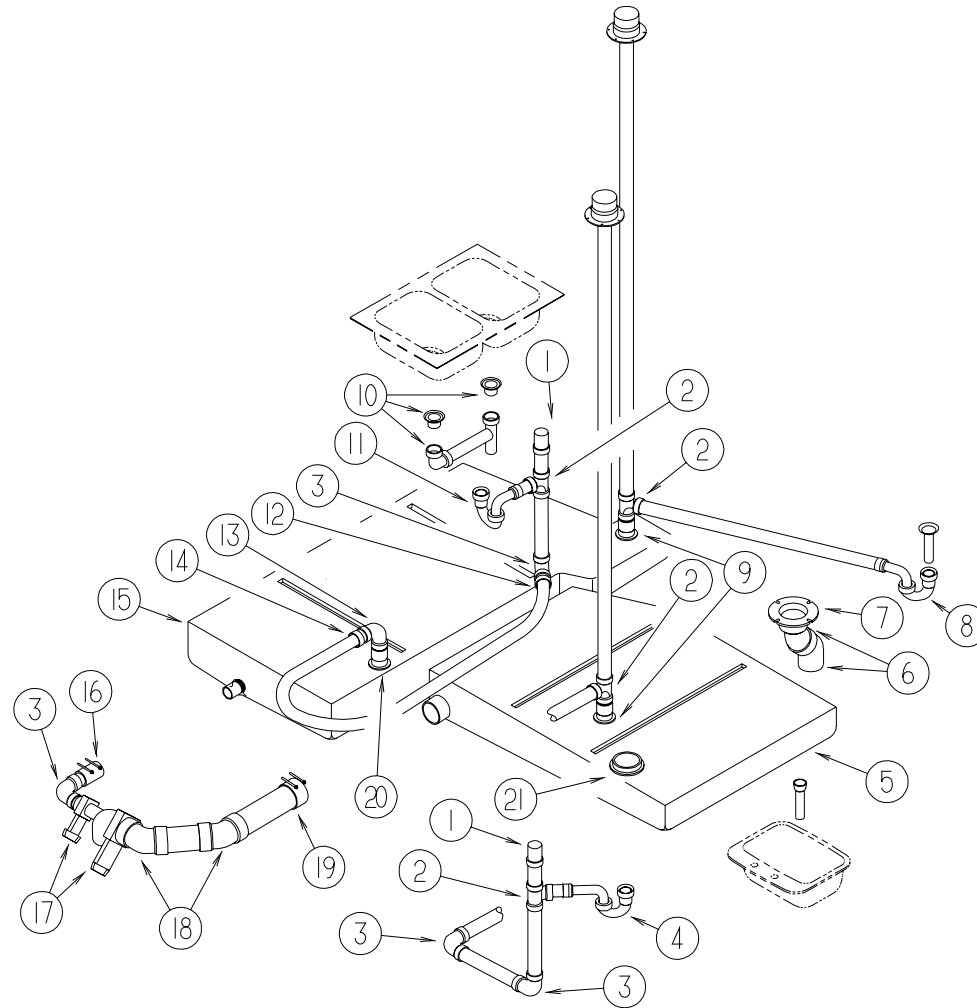


**WATER PUMP - SHURFLO**

| KEY | PART NUMBER   | U/M | DESCRIPTION                                     | VENDOR NO. |
|-----|---------------|-----|---|------------|
| 1   | 098607-01-000 | EA  | PUMP - WATER - W/.5" MPT FITTING - FLOW 2.8 GPM |            |
| 2   | 098607-01-706 | EA  | HOUSING, W/SWITCH ONLY                          | 94-231-20  |
| 3   | 098607-01-705 | EA  | VALVE-CHECK, KIT                                | 94-237-00  |
| 4   | 098607-01-703 | EA  | VALVE KIT                                       | 94-232-00  |
| 5   | 098607-01-702 | EA  | DIAPHRAGM/DRIVE ASSEMBLY KIT                    | 94-238-04  |
| 6   | 098607-01-707 | EA  | MOTOR W/BASEPLATE                               | 11-148-04  |

# WATER & SEWAGE GROUP (CONTINUED)

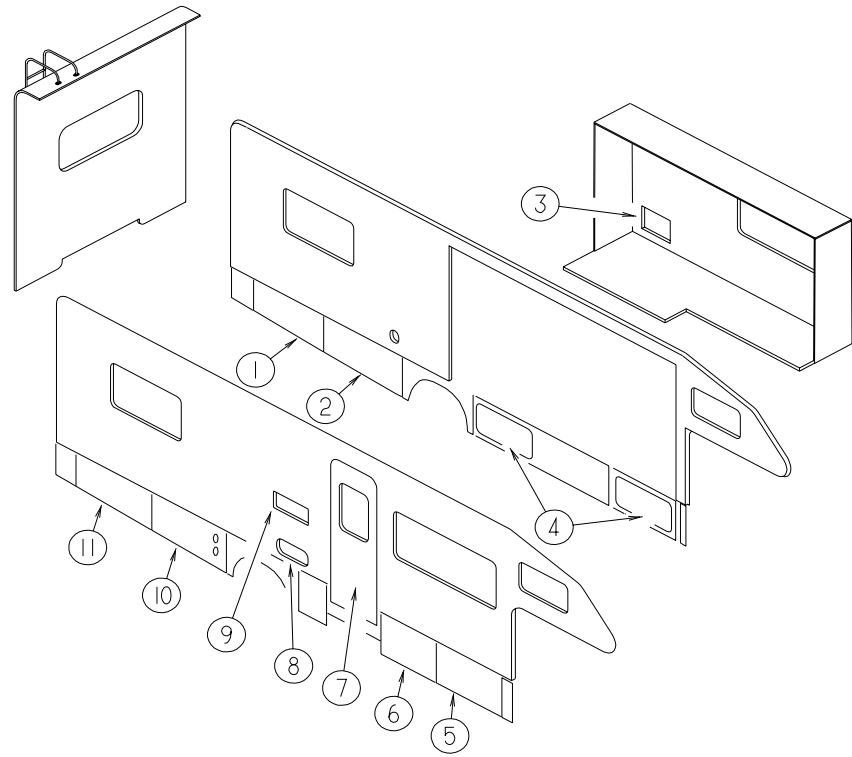
## DRAINAGE SYSTEM



| KEY | PART NUMBER   | U/M | DESCRIPTION  | VENDOR NO. |
|-----|---------------|-----|--|------------|
| 1   | 079968-01-000 | EA  | VENT - MECHANICAL/TRAP ARM - ANTI-SIPHON-2" X 7.3" PLASTIC |            |
| 2   | 010071-01-000 | EA  | TEE - SANITARY - 1 1/2" HUB X HUB X HUB - PLASTIC          |            |
| 3   | 010008-01-000 | EA  | ELBOW - 90 DEGREE - 1 1/2" HUB X HUB - PLASTIC             |            |
| 4   | 109571-01-000 | EA  | ADAPTER - P TRAP - 1 1/2"P X 1 1/4"MPT                     |            |
| 4   | 011071-01-000 | EA  | P-TRAP - PLASTIC - 1 1/2" - CSA                            |            |
| 4   | 107538-01-000 | EA  | P TRAP - PLASTIC - 1 1/4" W/EXTENSION ARM                  |            |
| 5   | 129964-01-000 | EA  | TANK - HOLDING - 38 GALLON - W/O FITTINGS                  |            |
| 6   | 010061-01-000 | EA  | ELBOW - 45 DEGREE ST - 3" SPIGOT & HUB - PLASTIC           |            |
| 7   | 063641-01-000 | EA  | FLANGE - CLOSET - 4" X 3"                                  |            |
| 8   | 011071-01-000 | EA  | P-TRAP - PLASTIC - 1 1/2" - CSA                            |            |
| 8   | 107538-01-000 | EA  | P TRAP - PLASTIC - 1 1/4" W/EXTENSION ARM                  |            |
| 8   | 066440-01-000 | EA  | STRAINER - SHOWER DRAIN - W/RUBBER WASHER                  |            |
| 8   | 130403-01-000 | EA  | NUT - SLIP - W/WINGS 1 1/2"                                |            |
| 8   | 127440-02-01A | EA  | WASHER - RUBBER - 1.8" X .1"                               |            |
| 9   | 010115-01-000 | EA  | COUPLING - 1 1/2" HUB X HUB - PLASTIC                      |            |
| 10  | 011091-02-000 | EA  | WASTE - CONTINUOUS - DOUBLE SINK                           |            |
| 11  | 109450-01-000 | EA  | ADAPTER - SEWER HOSE - PLASTIC                             |            |
| 11  | 011071-01-000 | EA  | P-TRAP - PLASTIC - 1 1/2" - CSA                            |            |
| 11  | 107538-01-000 | EA  | P TRAP - PLASTIC - 1 1/4" W/EXTENSION ARM                  |            |

| KEY | PART NUMBER   | U/M | DESCRIPTION  | VENDOR NO. |
|-----|---------------|-----|--|------------|
| 12  | 126424-01-000 | EA  | ADAPTER - 1 1/2" MPT X 1 1/2" HUB                      |            |
| 12  | 126425-02-000 | EA  | ADAPTER - SWIVEL - 1 1/2 FPT X SPIGOT                  |            |
| 13  | 034250-01-000 | EA  | ELBOW - 90 DEGREE - LONG TURN - 1 1/2" HUB X HUB - ABS |            |
| 14  | 010115-01-000 | EA  | COUPLING - 1 1/2" HUB X HUB - PLASTIC                  |            |
| 14  | 126424-01-000 | EA  | ADAPTER - 1 1/2" MPT X 1 1/2" HUB                      |            |
| 14  | 126425-02-000 | EA  | ADAPTER - SWIVEL - 1 1/2 FPT X SPIGOT                  |            |
| 15  | 129966-01-000 | EA  | TANK - HOLDING - 40 GALLON - W/O FITTINGS              |            |
| 16  | 089355-01-000 | EA  | COUPLER - RUBBER - 1 1/2" X 1 1/2"                     |            |
| 17  | 070916-01-000 | EA  | VALVE - DUAL DUMP - W/CAP - 3" X 1 1/2"                |            |
| 17  | 070916-01-700 | EA  | VALVE ONLY (WASTE) 3"                                  | T1003BU    |
| 17  | 070916-01-701 | EA  | VALVE ONLY (WASTE) 1 1/2"                              | T1001BU    |
| 18  | 010024-01-000 | EA  | ELBOW - 45 DEGREE - 3" HUB X HUB - PLASTIC             |            |
| 19  | 078406-01-000 | EA  | COUPLER - RUBBER - W/CLAMPS - 3" X 3"                  |            |
| 20  | 061607-01-000 | EA  | GROMMET - HOLDING TANK - 1 1/2" NPS                    |            |
| 21  | 061607-02-000 | EA  | GROMMET - HOLDING TANK - 3" NPS                        |            |
|     | 126427-01-000 | EA  | ADHESIVE - ALL PURPOSE - ABS/PVC                       |            |
|     | 126427-02-000 | EA  | PRIMER - CLEANER - FLEX PIPING                         |            |
|     | 109571-02-000 | EA  | ADAPTER - 1 1/2" HUB X 1 1/2" MPT                      |            |
|     | 010201-01-000 | EA  | HOSE - SEWER - 3" ID X 8'                              |            |
|     | 062416-01-000 | EA  | ADAPTER - SEWER HOSE TO 3" PIPE                        |            |

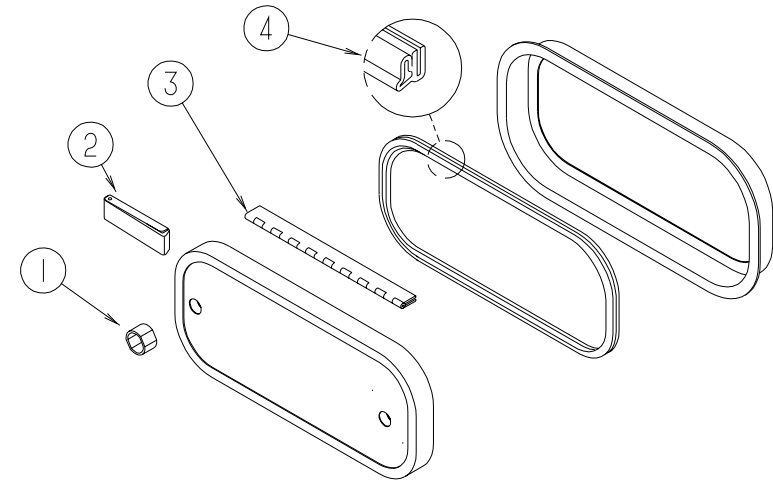
**WINDOW, VENT & EXTERIOR DOOR GROUP**



**EXTERIOR DOORS**

| KEY | PART NUMBER   | U/M | DESCRIPTION  | VENDOR NO.  |
|-----|---------------|-----|--|-------------|
| 1   | 122391-78-K13 | EA  | VALANCE/DOOR-DRIVER W/O PADDLE LATCH 18.5" X 40.6" X 16.5" |             |
| 2   | 122391-79-K13 | EA  | VALANCE/DOOR-DRIVER W/O PADDLE LATCH 20.7" X 45.6" X 18.7" |             |
| 3   | 052009-06-000 | EA  | DOOR - WATER HEATER - BRIGHT WHITE - 18" X 14.6"           |             |
| 3   | 116424-01-000 | EA  | PROTECTOR - LATCH - WATER HEATER                           |             |
| 4   | 126946-24-K13 | EA  | DOOR/STORAGE - W/O HARDWARE - 31" X 15.4"                  |             |
| 5   | 122239-B7-K13 | EA  | VALANCE/DOOR - W/O PADDLE LATCH/HINGE                      |             |
| 6   | 122239-B8-K13 | EA  | VALANCE/DOOR - W/O PADDLE LATCH/HINGE                      |             |
|     | 123478-01-G04 | EA  | DOOR - COMPARTMENT - W/O LATCH/HINGE                       |             |
| 7   | 115108-02-J20 | EA  | DOOR - ENTRY - W/SCREEN DOOR - W/O WINDOW (K09,K10)        |             |
| 7   | 115108-02-J06 | EA  | DOOR - ENTRY - W/SCREEN DOOR - W/O WINDOW (K11,K12)        |             |
| 8   | 126945-01-J22 | EA  | DOOR/STORAGE - W/O HARDWARE - 18" X 8.3"                   |             |
| 9   | 084103-08-000 | EA  | DOOR - VENT/REFRIGERATOR - W/O JAMB - BRIGHT WHITE         |             |
| 9   | 084104-08-000 | EA  | JAMB - VENT DOOR/REFRIGERATOR - BRIGHT WHITE               |             |
| 9   | 084104-01-700 | EA  | LOCK-MALE, FASTENER  | 201-721-010 |
| 9   | 084104-01-701 | EA  | LOCK-FEMALE, FASTENER                                      | 201-802-010 |
| 10  | 122391-77-K13 | EA  | VALANCE/DOOR-PASS W/O PADDLE LATCH 21.5" X 43.7" X 19.6"   |             |
|     | 098668-23-000 | EA  | DOOR - ACCESS - FURNACE - BRIGHT WHITE                     |             |
| 11  | 122391-80-K13 | EA  | VALANCE/DOOR-PASS W/O PADDLE LATCH 18.9" X 50.5" X 16.1"   |             |

**WINDOW, VENT & EXTERIOR DOOR GROUP (CONTINUED)**

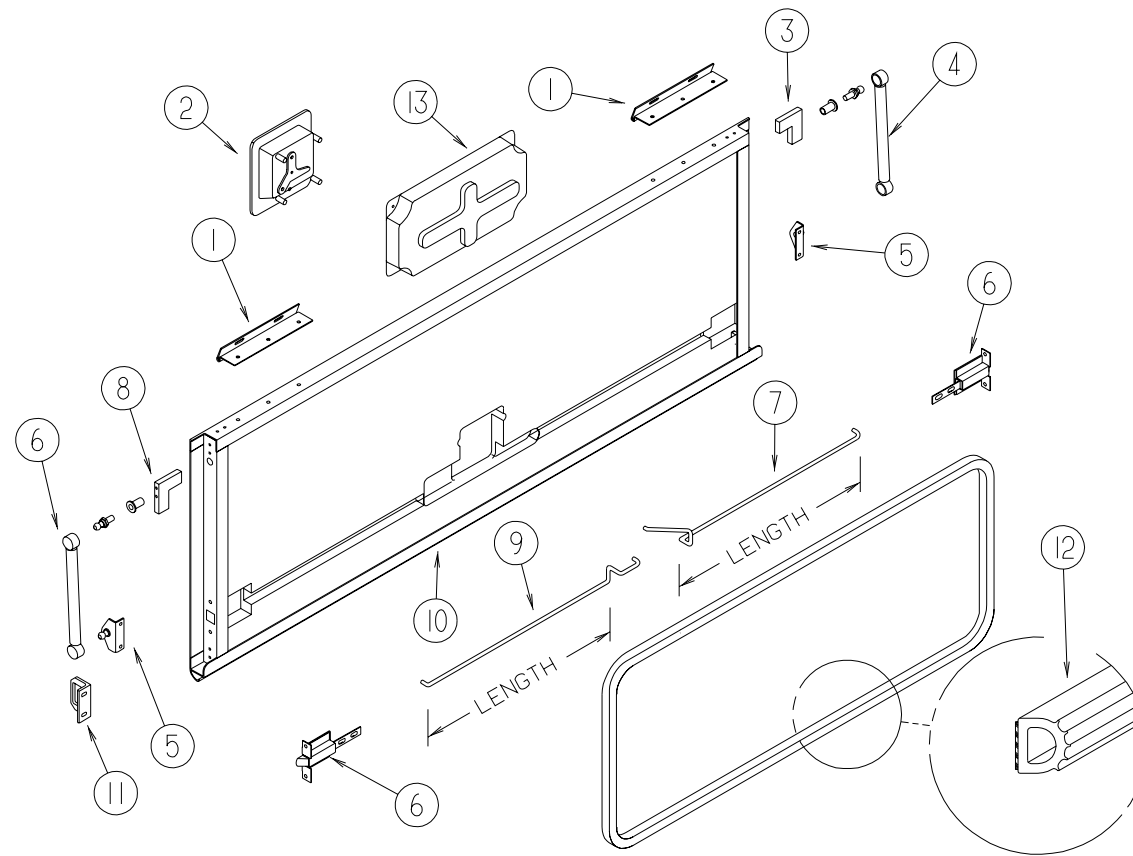


**EXTERIOR DOOR COMPONENTS**

| KEY | PART NUMBER   | U/M | DESCRIPTION   |
|-----|---------------|-----|---|
| 1   | 107997-51-001 | EA  | SPACER - DOOR LOCK - .6" DEEP                             |
|     | 107997-51-002 | EA  | EXTRUDED - SPACER - 16'                                   |
| 2   | 102768-01-000 | EA  | HOLDER - COMPARTMENT/ENTRY DOOR - METAL - MILL FINISH     |
| 3   | 081801-V3-000 | EA  | HINGE - ALUMINUM - 2" X 96" - BRIGHT WHITE                |
| 3   | 081801-02-000 | EA  | HINGE - DOOR - PIANO - 2" X 96"                           |
| 3   | 009065-01-000 | EA  | HINGE - ALUMINUM - 1 1/2" X 96" - UNPAINTED               |
|     | 064075-07-000 | FT  | SEAL - BULB - W/WIRED U CHANNEL - .3" X .5" CHANNEL-BLACK |
| 4   | 106850-02-000 | FT  | SEAL-E - SPONGE RUBBER - .43" X .75"                      |
| 4   | 104692-01-000 | FT  | SEAL - FOAM/ADHESIVE BACK - .75"THICK X .75"WIDE X 25'    |

# WINDOW, VENT & EXTERIOR DOOR GROUP (CONTINUED)

## EXTERIOR DOOR COMPONENTS



| KEY | PART NUMBER   | U/M | DESCRIPTION   |
|-----|---------------|-----|---|
| 1   | 121755-01-04A | EA  | HINGE - 6.00 INCH                                     |
| 2   | 112949-01-03A | EA  | LATCH - PADDLE W/LOCK - W/O KEY - BRIGHT WHITE        |
| 2   | 112949-02-04A | EA  | LATCH - PADDLE NON-LOCKING - BRIGHT WHITE             |
|     | 112949-03-000 | EA  | KEY - TRI-MARK #TM500                                 |
| 3   | 123892-10-02B | EA  | CORNER STABILIZER W/BALL STUD - RIGHT HAND - E-COATED |
|     | 126259-01-000 | EA  | STUD - BALL - GAS SHOCK MOUNTING                      |
| 4   | 107796-18-000 | EA  | SPRING/GAS - 7" COMPRESSED/10" EXTENDED - 80 LB.      |
| 5   | 126263-02-02B | EA  | BRACKET - GAS SPRING                                  |
| 6   | 121947-01-01A | EA  | BOLT - SLIDE W/PLASTIC PLUNGER                        |
| 7   | 122269-27-000 | EA  | ROD - LATCH - 8.22"                                   |
| 7   | 122269-18-000 | EA  | ROD - LATCH - 11.28"                                  |
| 7   | 122269-24-000 | EA  | ROD - LATCH - 15.09"                                  |
| 7   | 122269-67-000 | EA  | ROD - LATCH - 12.6"                                   |
| 7   | 122269-68-000 | EA  | ROD - LATCH - 17.5"                                   |
| 8   | 123892-12-02B | EA  | CORNER STABILIZER W/BALL STUD - LEFT HAND - E-COATED  |
|     | 126259-01-000 | EA  | STUD - BALL - GAS SHOCK MOUNTING                      |

| KEY | PART NUMBER   | U/M | DESCRIPTION   |
|-----|---------------|-----|---|
| 9   | 122268-27-000 | EA  | ROD - LATCH - 8.22"                                       |
| 9   | 122268-18-000 | EA  | ROD - LATCH - 11.28"                                      |
| 9   | 122268-24-000 | EA  | ROD - LATCH - 15.09"                                      |
| 9   | 122268-68-000 | EA  | ROD - LATCH - 12.6"                                       |
| 9   | 122268-69-000 | EA  | ROD - LATCH - 17.5"                                       |
| 10  | 122613-55-001 | EA  | ROCKER PANEL/EXTRUSION - 192" - BRIGHT WHITE              |
| 11  | 123783-01-01A | EA  | STRIKER - DOOR - MILL                                     |
| 12  | 107721-07-000 | FT  | SEAL - ACCESS DOOR (SEWAGE & 110V DOOR ONLY)              |
| 12  | 107721-08-000 | FT  | SEAL - ACCESS DOOR  |
| 13  | 122277-02-01A | EA  | COVER - LATCH - BLACK                                     |
|     | 088270-01-000 | FT  | SEAL/BULB - RIGID WIRED U-CHANNEL - .5" - RUBBER - BLACK  |
|     | 122612-55-001 | EA  | U-CHANNEL/EXTRUSION - 192" - BRIGHT WHITE                 |
|     | 122614-55-001 | EA  | H-CHANNEL/EXTRUSION - 192" - BRIGHT WHITE                 |
|     | 122613-55-001 | EA  | EXTRUDED - ROCKER PANEL - 192" - BRIGHT WHITE             |
|     | 099418-01-000 | FT  | SEAL - D-SECTION/ADHESIVE BACK - .44" X .44" - BLK RUBBER |
|     | 098408-01-000 | FT  | SEAL - SPONGE RUBBER - CLOSED CELL                        |

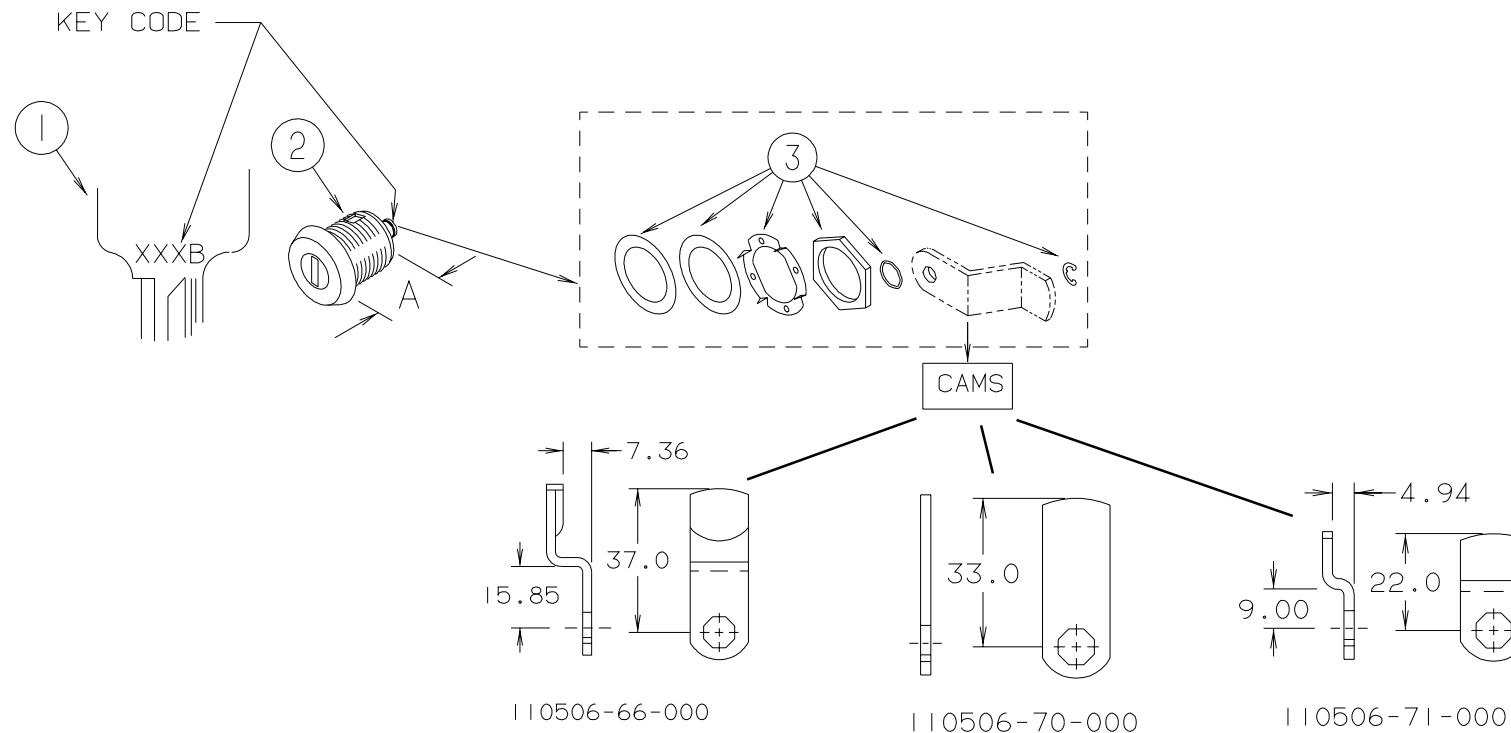


# WINDOW, VENT & EXTERIOR DOOR GROUP (CONTINUED)

## BRIGGS & STRATTON LOCKS & COMPONENTS

**NOTE:**

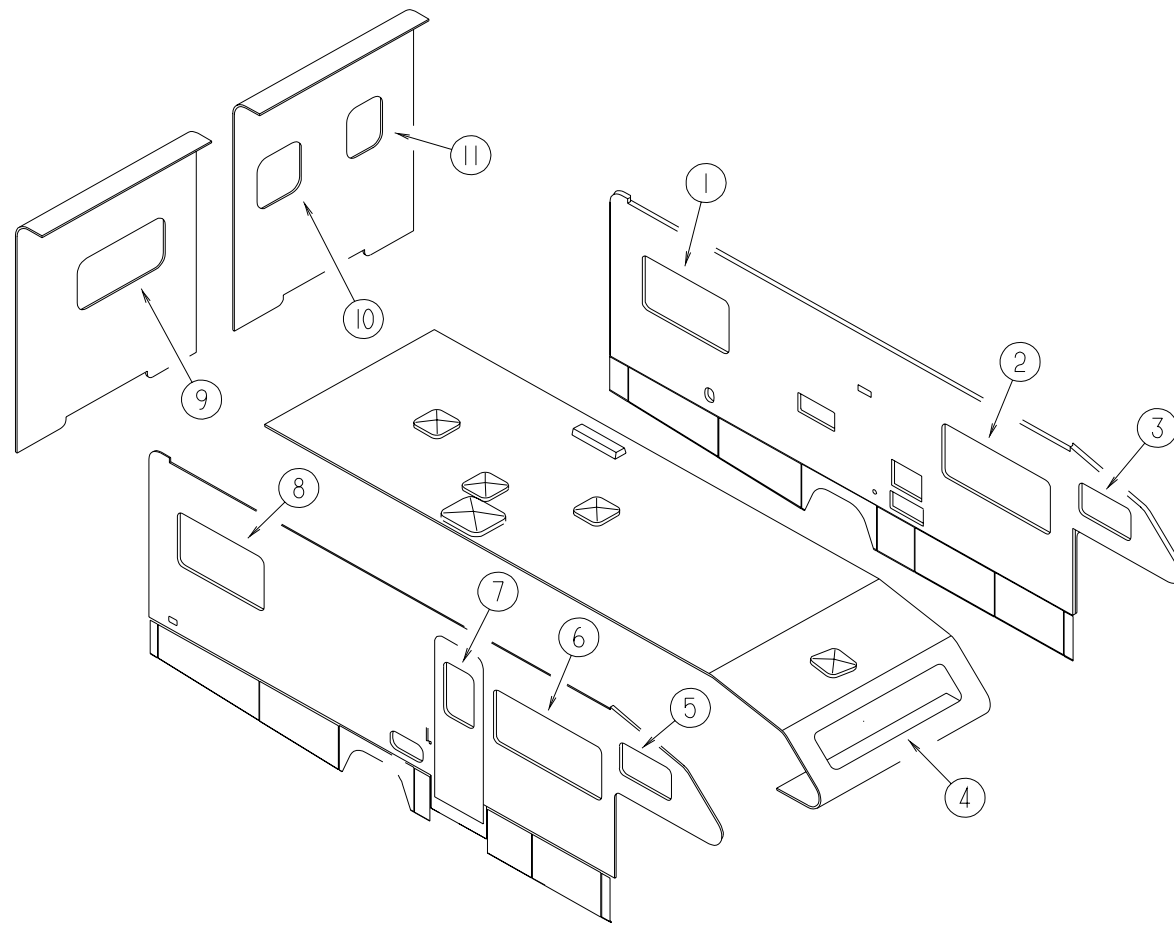
WHEN ORDERING THE LOCK CASE, THE KEY CODE MUST MATCH THE LAST DIGIT OF THE VEHICLE'S SERIAL NUMBER AND PART NUMBER; WHEN ORDERING THE KEYS, THE THIRD DIGIT OF THE KEY CODE MUST MATCH THE LAST DIGIT OF THE VEHICLE'S SERIAL NUMBER AND PART NUMBER.



| KEY | PART NUMBER   | U/M | DESCRIPTION                                   | VENDOR NO. | KEY | PART NUMBER   | U/M | DESCRIPTION                                   | VENDOR NO. |
|-----|---------------|-----|---|------------|-----|---------------|-----|---|------------|
| 1   | 110506-59-000 | EA  | KEYS - SET OF TWO                             | 596720     | 1   | 110506-59-007 | EA  | KEYS - SET OF TWO                             | 596727     |
| 2   | 110506-52-000 | EA  | CASE/CYLINDER - LOCKING - W/O CAM/KEY - .65"  | 702370     | 2   | 110506-52-007 | EA  | CASE/CYLINDER - LOCKING - W/O CAM/KEY - .65"  | 702377     |
| 2   | 110506-54-000 | EA  | CASE/CYLINDER - LOCKING - W/O CAM/KEY - 1.25" | 703170     | 2   | 110506-54-007 | EA  | CASE/CYLINDER - LOCKING - W/O CAM/KEY - 1.25" | 703177     |
| 1   | 110506-59-001 | EA  | KEYS - SET OF TWO                             | 596721     | 1   | 110506-59-008 | EA  | KEYS - SET OF TWO                             | 596728     |
| 2   | 110506-52-001 | EA  | CASE/CYLINDER - LOCKING - W/O CAM/KEY - .65"  | 702371     | 2   | 110506-52-008 | EA  | CASE/CYLINDER - LOCKING - W/O CAM/KEY - .65"  | 702378     |
| 2   | 110506-54-001 | EA  | CASE/CYLINDER - LOCKING - W/O CAM/KEY - 1.25" | 703171     | 2   | 110506-54-008 | EA  | CASE/CYLINDER - LOCKING - W/O CAM/KEY - 1.25" | 703178     |
| 1   | 110506-59-002 | EA  | KEYS - SET OF TWO                             | 596722     | 1   | 110506-59-009 | EA  | KEYS - SET OF TWO                             | 596729     |
| 2   | 110506-52-002 | EA  | CASE/CYLINDER - LOCKING - W/O CAM/KEY - .65"  | 702372     | 2   | 110506-52-009 | EA  | CASE/CYLINDER - LOCKING - W/O CAM/KEY - .65"  | 702379     |
| 2   | 110506-54-002 | EA  | CASE/CYLINDER - LOCKING - W/O CAM/KEY - 1.25" | 703172     | 2   | 110506-54-009 | EA  | CASE/CYLINDER - LOCKING - W/O CAM/KEY - 1.25" | 703179     |
| 1   | 110506-59-003 | EA  | KEYS - SET OF TWO                             | 596723     | 3   | 110506-40-700 | EA  | HDWE KIT                                      | 596950AAL  |
| 2   | 110506-52-003 | EA  | CASE/CYLINDER - LOCKING - W/O CAM/KEY - .65"  | 702373     |     | 110506-66-000 | EA  | CAM - LATCHING - DOG LEGGED 1.5" LONG         |            |
| 2   | 110506-54-003 | EA  | CASE/CYLINDER - LOCKING - W/O CAM/KEY - 1.25" | 703173     |     | 110506-70-000 | EA  | CAM - LATCHING - STRAIGHT 1.3" LONG           |            |
| 1   | 110506-59-004 | EA  | KEYS - SET OF TWO                             | 596724     |     | 110506-71-000 | EA  | CAM - LATCHING - DOG LEGGED .86" LONG         |            |
| 2   | 110506-52-004 | EA  | CASE/CYLINDER - LOCKING - W/O CAM/KEY - .65"  | 702374     |     | 110506-76-000 | EA  | CAM - LOCK                                    |            |
| 2   | 110506-54-004 | EA  | CASE/CYLINDER - LOCKING - W/O CAM/KEY - 1.25" | 703174     |     | 110506-59-701 | EA  | KEY BLANK                                     |            |
| 1   | 110506-59-005 | EA  | KEYS - SET OF TWO                             | 596725     |     |               |     |   |            |
| 2   | 110506-52-005 | EA  | CASE/CYLINDER - LOCKING - W/O CAM/KEY - .65"  | 702375     |     |               |     |   |            |
| 2   | 110506-54-005 | EA  | CASE/CYLINDER - LOCKING - W/O CAM/KEY - 1.25" | 703175     |     |               |     |   |            |
| 1   | 110506-59-006 | EA  | KEYS - SET OF TWO                             | 596726     |     |               |     |   |            |
| 2   | 110506-52-006 | EA  | CASE/CYLINDER - LOCKING - W/O CAM/KEY - .65"  | 702376     |     |               |     |   |            |
| 2   | 110506-54-006 | EA  | CASE/CYLINDER - LOCKING - W/O CAM/KEY - 1.25" | 703176     |     |               |     |   |            |

## WINDOW, VENT & EXTERIOR DOOR GROUP (CONTINUED)

### WINDOWS



| KEY | PART NUMBER   | U/M | DESCRIPTION   |
|-----|---------------|-----|---|
| 1*  | 104691-13-01A | EA  | WINDOW - SINGLE TIPOUT - 48" X 26.4"(TWIN BED)  |
| 1*  | 129929-05-01A | EA  | WINDOW - TORQUE - THERMO - 26.3" X 47.9"(TWIN BED)<br>FROM: 00-00-00 THRU: 08-05-98                 |
| 1*  | 112795-25-01A | EA  | WINDOW - DRIVER HORIZONTAL SLIDER - THERMO - 26.4" X 48"(TWIN BED)<br>FROM: 08-06-98 THRU: 99-99-99 |
| 1*  | 113500-01-01A | EA  | WINDOW - DOUBLE TIPOUT - TINTED - 24.5" X 41.3" (QUEEN)   |
| 1*  | 129929-06-01A | EA  | WINDOW - TORQUE - THERMO - 24.4" X 41.2" (QUEEN)  |
| 2*  | 098647-22-01A | EA  | WINDOW - DRIVER HORIZ SLIDER W/TRIM-TINTED - 26.1" X 59.7"  |
| 2*  | 112795-15-01A | EA  | WINDOW - DRIVER HORIZONTAL SLIDER - THERMO - 26.4" X 60"  |
| 3*  | 098647-34-01A | EA  | WINDOW - DRIVER HORIZ SLIDER W/TRIM-TINTED - 15.7" X 28.5"  |
| 3*  | 112795-20-01A | EA  | WINDOW - DRIVER HORIZONTAL SLIDER - THERMO - 16" X 28.7"  |
| 4*  | 103313-03-F15 | EA  | WINDOW - PICTURE - 11.6" X 58.6" (INSIDE FRAME #117054)   |
| 4*  | 115630-01-01A | EA  | WINDOW - STATIONARY/THERMOPANE - 17.2" X 72"  |
| 5*  | 098647-33-01A | EA  | WINDOW - PASS HORIZ SLIDER W/TRIM - TINTED - 15.7" X 28.5"  |
| 5*  | 112795-19-01A | EA  | WINDOW - PASSENGER HORIZ SLIDER - THERMO - 15.7" X 28.5"  |
| 6*  | 098647-23-01A | EA  | WINDOW - PASS HORIZ SLIDER W/TRIM - TINTED - 26.1" X 59.7"  |
| 6*  | 112795-16-01A | EA  | WINDOW - PASSENGER HORIZ SLIDER - THERMO - 26.1" X 59.8"  |

| KEY | PART NUMBER   | U/M | DESCRIPTION  |
|-----|---------------|-----|--|
| 7*  | 117053-02-F36 | EA  | WINDOW - PICTURE - 60% TINTING - 17" X 26.4"   |
| 7*  | 113733-01-01A | EA  | WINDOW - STATIONARY THERMOPANE - 26.4" X 17"   |
| 8*  | 104691-13-01A | EA  | WINDOW - SINGLE TIPOUT - 48" X 26.4"(TWIN BED)   |
| 8*  | 129929-05-01A | EA  | WINDOW - TORQUE - THERMO - 26.3" X 47.9" (TWIN BED)<br>FROM: 00-00-00 THRU: 08-05-98                 |
| 8*  | 112795-22-01A | EA  | WINDOW - PASSENGER HORIZ SLIDER - THERMO - 26.1" X 47.8" (TWIN BED)<br>FROM: 08-06-98 THRU: 99-99-99 |
| 8*  | 113500-01-01A | EA  | WINDOW - DOUBLE TIPOUT - TINTED - 24.5" X 41.3" (QUEEN)  |
| 8*  | 129929-06-01A | EA  | WINDOW - TORQUE - THERMO - 24.4" X 41.2" (QUEEN)   |
| 9*  | 078528-06-E10 | EA  | WINDOW - ESCAPE - W/O RETAINER/TRIM - 48.5" X 24.5"  |
| 9*  | 113502-01-01A | EA  | WINDOW - REAR/CENTER ESCAPE - THERMO - 24.8" X 48.7"   |
| 10* | 116976-04-01A | EA  | WINDOW - PICTURE/TINTED - 26.4" X 26.3"  |
| 10* | 113733-02-01A | EA  | WINDOW - STATIONARY THERMOPANE - 26.4" X 26.4"   |
| 11* | 116976-02-01A | EA  | WINDOW - PICTURE/TINTED/ESCAPE - 26.4" X 25.3"   |
| 11* | 113502-04-01A | EA  | WINDOW - REAR ESCAPE - THERMO - 26.4" X 26.3"  |

**\*COMPONENT PARTS FOUND IN SERVICE PARTS LIBRARY**

**WINDOW, VENT & EXTERIOR DOOR GROUP (CONTINUED)**

**POWERED ROOF VENTILATOR - US - FANTASTIC**

| KEY | PART NUMBER   | U/M | DESCRIPTION  |
|-----|---------------|-----|--|
| *   | 122882-02-01A | EA  | VENT - ROOF - W/FAN - W/O INSIDE GARNISH - UL        |
| *   | 123780-01-01A | EA  | VENT - ROOF - 1" - W/FAN/POWER LIFT - W/O THERMOSTAT |

**\*COMPONENT PARTS FOUND IN SERVICE PARTS LIBRARY**

**VENT**

| KEY | PART NUMBER   | U/M | DESCRIPTION                                    |
|-----|---------------|-----|--|
| *   | 122882-01-01A | EA  | VENT - ROOF - NONPOWERED - W/O INSIDE GARNISH  |
| *   | 122882-02-01A | EA  | VENT - ROOF - W/FAN - W/O INSIDE GARNISH - UL  |
| *   | 122882-03-01A | EA  | VENT - ROOF - W/FAN - W/O INSIDE GARNISH - CSA |
|     | 122882-07-01A | EA  | GARNISH - ROOF VENT - 2.5" TO 4"               |

**\*COMPONENT PARTS FOUND IN SERVICE PARTS LIBRARY**

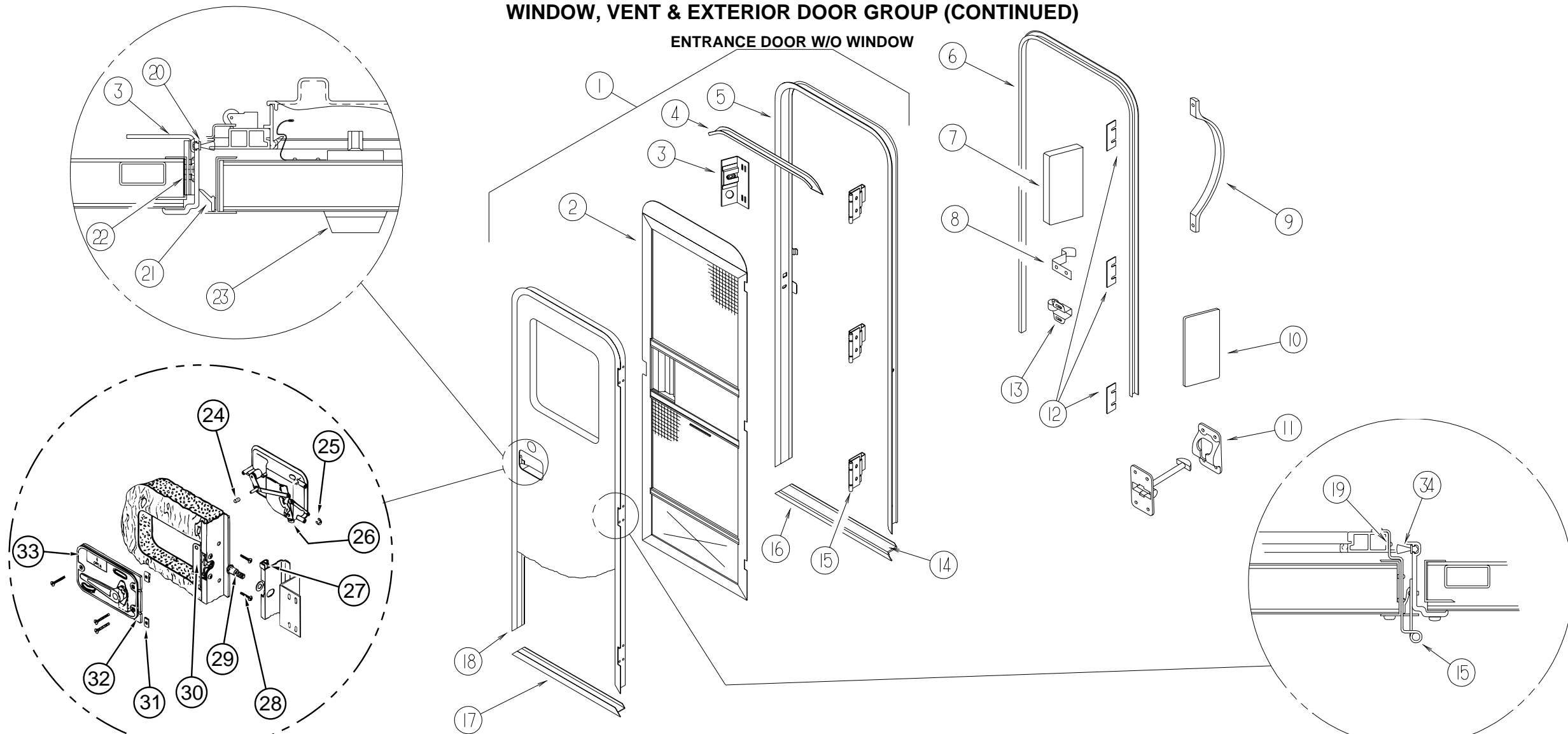
**WINDOW, VENT & EXTERIOR DOOR GROUP (CONTINUED)**

**VENTS, SHROUDS AND ROOF COVERS**

| KEY | PART NUMBER   | U/M | DESCRIPTION                                       | VENDOR NO. |
|-----|---------------|-----|---|------------|
|     | 084073-04-000 | EA  | BASE - ROOF VENT/REFRIGERATOR - BLACK - NORCOLD   |            |
|     | 084073-07-000 | EA  | VENT - ROOF/REFRIGERATOR - BRIGHT WHITE - NORCOLD |            |
|     | 083558-03-000 | EA  | VENT - PLUMBING - ROOF PIPE COVERED - OFF WHITE   |            |
|     | 111222-01-02A | EA  | COVER - VENT - SIDE - BRIGHT WHITE                |            |
|     | 092698-02-05A | EA  | VENT - W/DOOR - BRIGHT WHITE                      |            |
|     | 092698-02-700 | EA  | FASTENER - PUSH                                   | VB430      |
|     | 092698-02-701 | EA  | CLAMP-CONDUIT                                     | VB334      |

## WINDOW, VENT & EXTERIOR DOOR GROUP (CONTINUED)

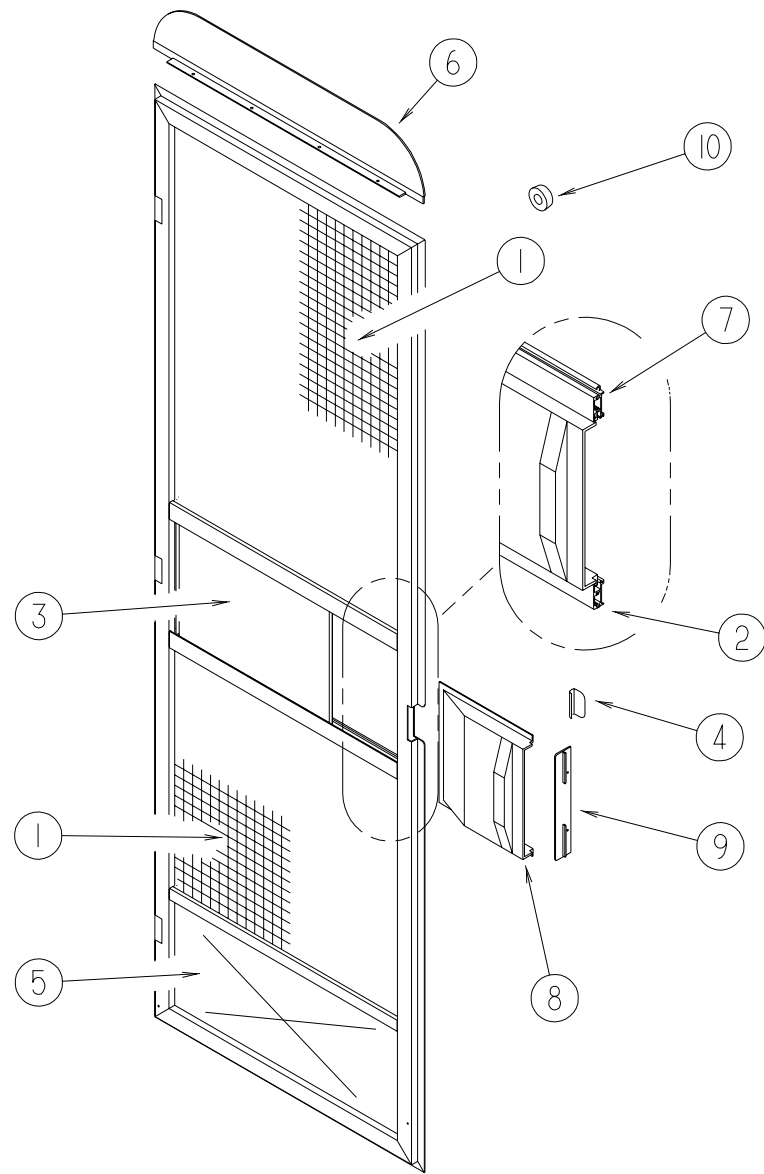
### ENTRANCE DOOR W/O WINDOW



| KEY | PART NUMBER   | U/M | DESCRIPTION  |
|-----|---------------|-----|--|
| 1   | 115108-02-J20 | EA  | DOOR - ENTRY - W/SCREEN DOOR - W/O WINDOW (K09)            |
| 1   | 115108-02-J06 | EA  | DOOR - ENTRY - W/SCREEN DOOR - W/O WINDOW (K11,K12)        |
| 2   | 121899-01-G04 | EA  | DOOR - SCREEN - W/O HARDWARE - BRIGHT WHITE                |
| 3   | 041546-07-000 | EA  | BRACKET - DOOR ANGLE - OFF WHITE                           |
| 4   | 044582-44-000 | EA  | CAP - DRIP - JAMB - BRIGHT WHITE                           |
| 5   | 121898-01-01A | EA  | JAMB - ENTRY DOOR  |
| 6   | 115222-05-01A | EA  | GARNISH - RADIUS - ENTRY DOOR                              |
| 7   | 077461-05-000 | EA  | COVER/BRACKET - STRIKE                                     |
| 8   | 100412-01-000 | EA  | CATCH - SCREEN DOOR  |
| 9   | 009126-03-000 | EA  | HANDLE - ASSIST - BLACK TEXTURED                           |
| 10  | 076725-02-000 | EA  | COVER - HINGE - ENTRY DOOR - 6" X 3.2" - OFF WHITE         |
| 11  | 102768-01-000 | EA  | HOLDER - COMPARTMENT/ENTRY DOOR - METAL - MILL FINISH      |
| 12  | 102248-01-000 | EA  | SHIM - DOOR  |
| 13  | 079087-03-000 | EA  | STRIKE - SLIDER - SCREEN DOOR - BRIGHT WHITE               |
| 14  | 038327-01-000 | EA  | TAPE - ANTI-SLIP - 2" X 60'                                |
| 15  | 106719-01-05A | EA  | HINGE - ENTRY DOOR - BRIGHT WHITE                          |
|     | 039715-01-000 | EA  | NUT-SERT - 1/4" DIAMETER - 20 THREADS                      |
| 16  | 051049-01-000 | EA  | JAMB - BOTTOM - ENTRY DOOR - 25.9" - UNPAINTED             |
|     | 075673-05-000 | FT  | SEAL - PILE - ADHESIVE BACK - BLACK                        |
|     | 075673-01-000 | FT  | SEAL - PILE - ADHESIVE BACK - GRAY                         |
| 17  | 121893-01-01A | EA  | FRAME - ENTRY DOOR/BOTTOM - BRIGHT WHITE                   |
| 18  | 121894-03-01A | EA  | FRAME - ENTRY DOOR   |
|     | 098173-01-04A | EA  | STIFFENER - ENTRY DOOR - SUPPORTS LATCH/STRIKE - UNPAINTED |
| 19  | 100128-02-000 | FT  | SEAL - FOAM/ADHESIVE BACK - .37" WIDE X .37" THICK         |
| 20  | 118929-01-01A | FT  | SEAL - PILE - PUSH ON                                      |
| 21  | 075671-04-000 | FT  | SEAL - SPONGE - LAZY T - W/ADHESIVE STRIP - .5" WIDE       |

| KEY | PART NUMBER   | U/M | DESCRIPTION  | VENDOR NO.    |
|-----|---------------|-----|--|---------------|
| 22  | 104692-01-000 | FT  | SEAL - FOAM/ADHESIVE BACK - .75"THICK X .75"WIDE X 25'     |               |
|     | 116111-02-01A | EA  | SCREW - TAPTITE - 1/4-20 X 3/8 PPH - ZINC                  |               |
| 23  | 101145-01-06A | EA  | DEADBOLT - ENTRY DOOR W/O SECURITY BOLT W/2 KEYS - BLACK   |               |
|     | 101147-01-000 | EA  | BOLT - SECURITY - 4.12"                                    |               |
|     | 095229-01-700 | EA  | KEY-BLANK, DEADBOLT  | 81205-03      |
|     | 101145-01-701 | EA  | CYLINDER-LOCK ASM., W/KEY                                  | 81306-03      |
| 24  | 039984-01-000 | EA  | CAP - ROUND - VINYL - .28" ID X .62" - BLACK               |               |
| 25  | 036618-02-000 | EA  | E-RING - EXTERNAL - 3/16" SHAFT DIAMETER - LYNOR DOOR LOCK |               |
| 26  | 045017-13-000 | EA  | LATCH - ENTRY DOOR - BLACK TEXTURED                        |               |
|     | 045017-11-702 | EA  | KEY-MASTER, F SERIES                                       | 14264-02-2004 |
|     | 045017-11-703 | EA  | CYLINDER-LOCK ASM. W/KEYS                                  | 81266-09      |
| 27  | 064075-07-000 | FT  | SEAL - BULB - W/WIRED U CHANNEL - .3" X .5" CHANNEL-BLACK  |               |
| 28  | 000G54-04-20B | EA  | SCREW - 1/4-20 X 1.25 PTH - TYPE 23 - ZINC PLATED          |               |
| 29  | 039539-01-000 | EA  | STRIKE - LOCK - ENTRY DOOR - ROUND W/THREADED WASHER       |               |
| 30  | 039540-01-000 | EA  | LATCH MECHANISM - HOOK - ENTRY DOOR - INTERIOR             |               |
| 31  | 040921-01-000 | EA  | NUT - SPEED - U TYPE - 10-24 BLACK                         |               |
| 32  | 096810-01-01A | EA  | PLATE - LATCH - ENTRY DOOR - BLACK                         |               |
| 33  | 039979-06-000 | EA  | COVER - LATCH PLATE - RIGHT HAND - BLACK TEXTURED          |               |
|     | 086285-05-000 | EA  | SPACER - NYLON - .7" X .56"                                |               |
|     | 104099-01-04A | EA  | CATCH - DOOR HOLDER - STRIKE - BRIGHT WHITE                |               |
|     | 104099-02-04A | EA  | CATCH - DOOR HOLDER - RETAINER - BRIGHT WHITE              |               |
|     | 121676-01-01A | EA  | ANGLE - ENTRY DOOR/LEFT SIDE - BRIGHT WHITE                |               |
|     | 121676-02-01A | EA  | ANGLE - ENTRY DOOR/RIGHT SIDE - BRIGHT WHITE               |               |
|     | 121676-03-01A | EA  | ANGLE - ENTRY DOOR - BRIGHT WHITE                          |               |
|     | 039984-01-000 | EA  | CAP - ROUND - VINYL - .28" ID X .62" - BLACK               |               |
|     | 090340-01-000 | FT  | SEAL - FOAM - CLOSED CELL - 1/4" X 1/2" X 50'              |               |

## WINDOW, VENT & EXTERIOR DOOR GROUP (CONTINUED)



**SCREEN DOOR COMPONENTS**

| KEY | PART NUMBER   | U/M | DESCRIPTION  |
|-----|---------------|-----|--|
|     | 121899-01-G04 | EA  | DOOR - SCREEN - W/O HARDWARE - BRIGHT WHITE          |
| 1   | 002293-02-000 | SF  | SCREEN - 26" - CHARCOAL                              |
| 2   | 002294-01-000 | FT  | SPLINE - SCREENING - .135" X .138"                   |
| 3   | 016454-01-000 | EA  | INSERT - CENTER - LEATHER GRAIN ALUMINUM - UNPAINTED |
|     | 001014-01-013 | EA  | INSERT - CENTER - 10.25" X 16.31" - UNPAINTED        |
| 4   | 050712-06-000 | EA  | HANDLE - SCREEN DOOR - BRIGHT WHITE                  |
| 5   | 078552-03-000 | EA  | KICK PANEL - SCREEN DOOR - LOWER INSERT - UNPAINTED  |
| 6   | 078595-01-000 | EA  | TOP PLATE - SCREEN DOOR - CURVED TOP - 4.7" X 25.35" |
| 7   | 078777-08-000 | FT  | CHANNEL - SLIDER                                     |
| 8   | 079086-03-000 | EA  | SLIDER - SCREEN DOOR - BRIGHT WHITE                  |
| 9   | 079087-03-000 | EA  | STRIKE - SLIDER - SCREEN DOOR - BRIGHT WHITE         |
| 10  | 120863-06-000 | EA  | BUMPER - RUBBER - 3/4" X 3/8"                        |
|     | 109403-01-000 | EA  | CATCH - SINGLE ROLLER - SCREEN DOOR                  |