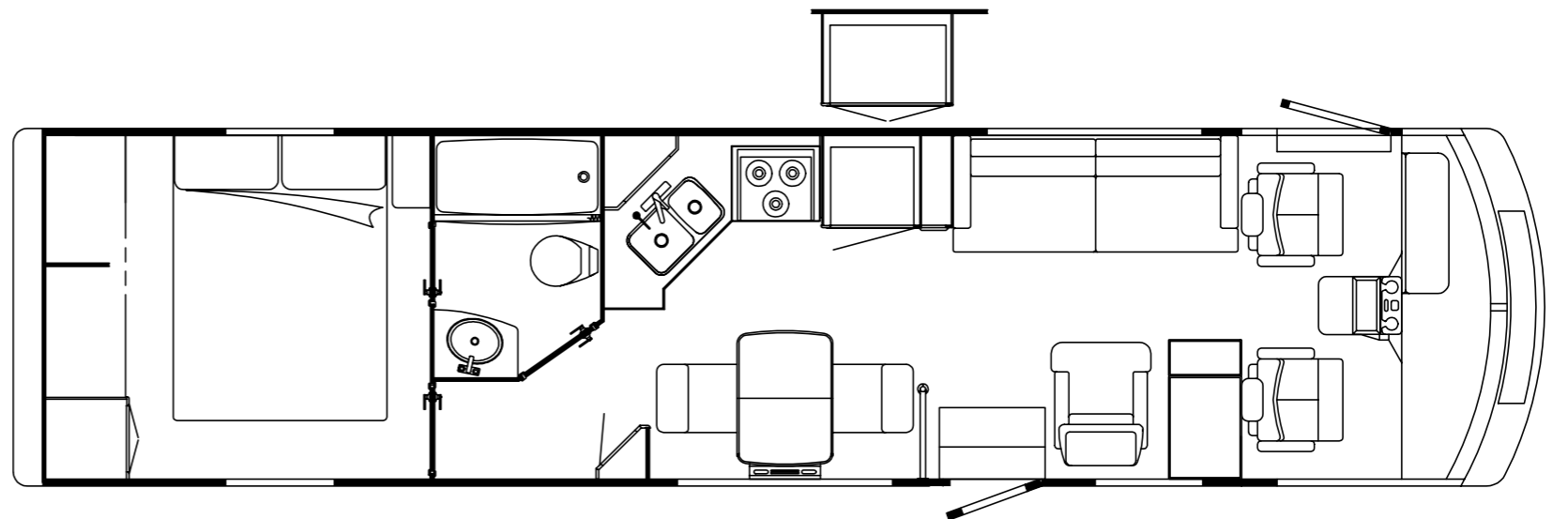
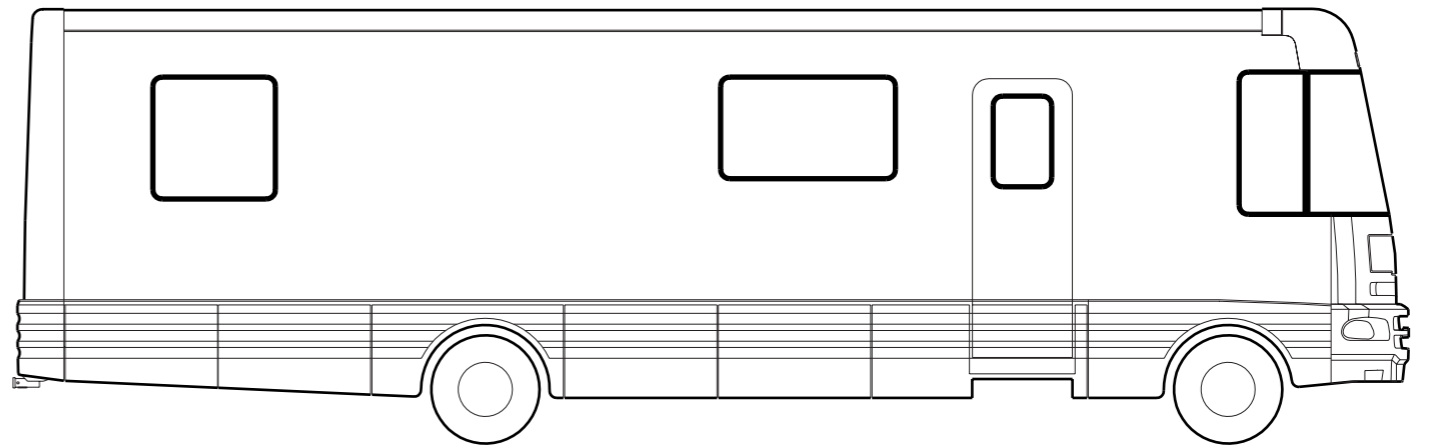


**1998
WCL35WH**

**MYSTIC OAK
J90 CHAMELEON
J91 MERCURY
J92 FOSSIL
J93 BARCELONA**

**SALEM CHERRY
J30 CHAMELEON
J31 MERCURY**

**WHITE GRANITE
J32 FOSSIL
J33 BARCELONA**



ACCESSORIES GROUP

OPERATORS MANUAL

KEY	PART NUMBER	U/M	DESCRIPTION
	054185-H3-000	EA	MANUAL - OPERATOR 98 CHIEFTAIN - L SERIES
	092318-01-000	EA	BINDER - 3 RING - MOTOR HOME MANUAL
	092319-01-000	EA	POCKET PAGE - 3 RING BINDER - PLASTIC - (50 PER PKG)
	125976-01-000	DW	TOP LEVEL-L,1998
	129079-01-01A	EA	CASE - VINYL/BLACK-EXPANDABLE ACCORDION SIDES-7"WX9"HX14"L
	077960-01-000	EA	BAG-PLASTIC,10X12,W/ZIPPER

AUDIO VIDEO GROUP

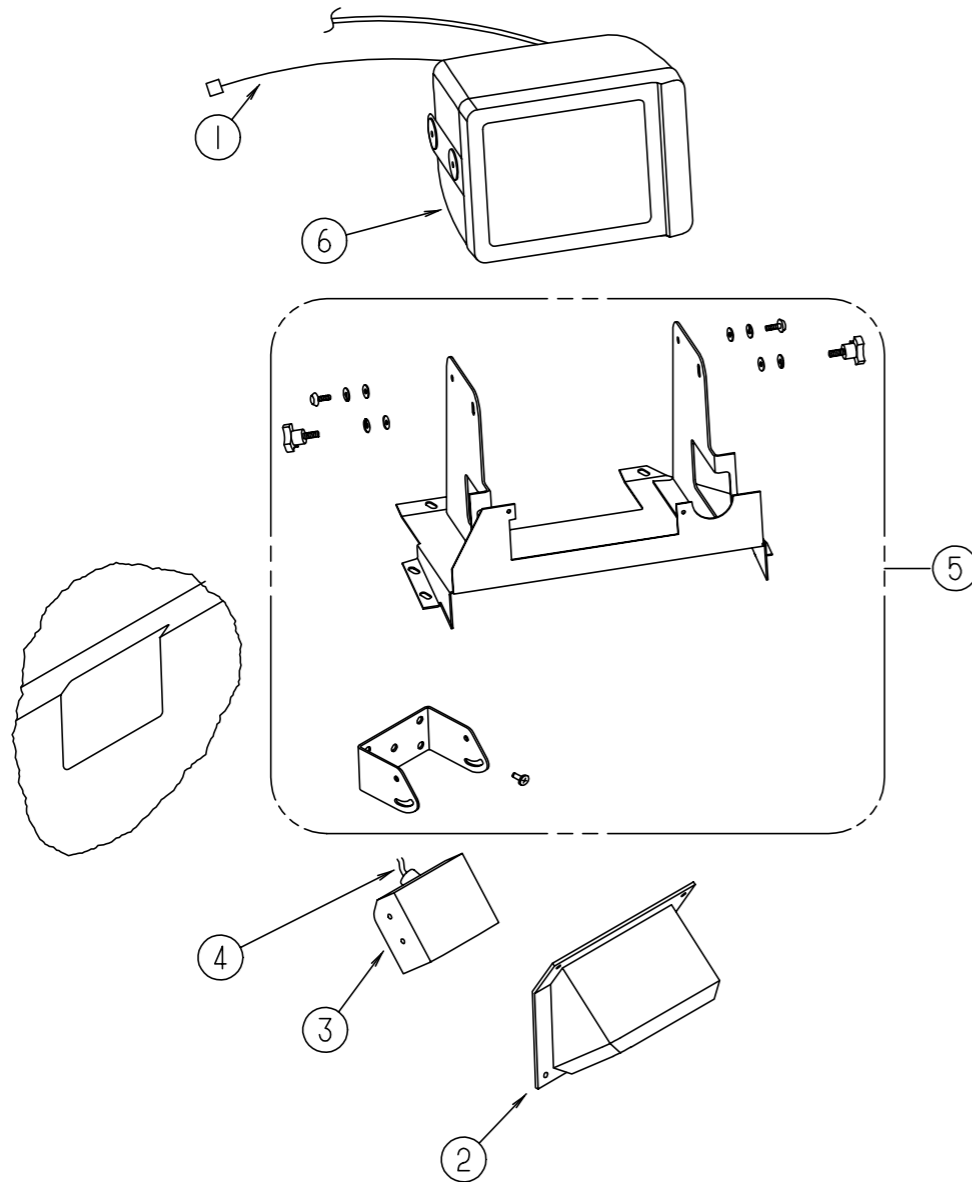
RADIO SYSTEM COMPONENTS

KEY	PART NUMBER	U/M	DESCRIPTION	VENDOR NO.
	077069-02-000	EA	CABLE - ANTENNA/EXTENSION - RADIO - 96"	
	089340-02-000	EA	GRILLE - SPEAKER - 6.5" SQUARE	
	090944-01-000	EA	ANTENNA - RADIO - 16" RUBBER	
	094097-01-000	EA	SPEAKER - RADIO/TV - W/O GRILLE - 5.25" DIAMETER	
	108847-01-000	EA	BRACKET - ANTENNA GROUND	
	109889-04-000	EA	EXTENDER - ANTENNA SHAFT - 3"	
	110469-01-000	EA	SPEAKER - 4" X 6" OVAL - COAXIAL	
	110470-01-01A	EA	GRILLE - 4" X 6" OVAL - BLACK	
	115916-01-01B	EA	BRACKET - ANTENNA MOUNT	
	123256-01-000	EA	ANTENNA - CB - W/O CABLE	
	123256-02-000	EA	CABLE - CB - COAX	
	124881-01-000	EA	AMPLIFIER - AUDIO	
	124882-01-000	EA	WIRE ASSEMBLY - AMPLIFIER	
	124883-02-000	EA	SPEAKER - CUBE - W/BRACKET	
	124884-01-000	EA	SPEAKER - 6" X 9" - SUB-WOOFER	
	124885-01-000	EA	GRILLE - SPEAKER - 6" X 9" - SUB-WOOFER	
	125322-02-000	EA	RADIO - AM-FM STEREO - CASSETTE - AUDIOVOX	
	126958-01-000	EA	RADIO - WALL MOUNT - AM/FM CASSETTE - AUDIOVOX	
	127516-01-000	EA	RADIO - AM/FM STEREO - CD PLAYER	
	127516-01-700	EA	FACE - REMOVEABLE	YEPOFX3114
	127516-01-701	EA	TRIM RING	YGFC025263
	127516-01-702	EA	FACTORY HARNESS	YGAJ02719
	127516-01-703	EA	CARRIER F/REMOVEABLE FACE	YEFA131290
	127264-01-000	EA	RADIO - AM/FM STEREO/CASSETTE	
	127264-01-700	EA	TRIM RING	YFC054C044ZB
	127264-01-701	EA	KNOB - VOLUME	YFE074C045ZA
	127264-01-702	EA	KNOB - FADER	YEFE074C026
	127264-01-703	EA	FACTORY HARNESS	YAJ024C048ZB
	127515-01-000	EA	CHANGER - COMPACT DISC	
	127515-02-000	EA	CHANGER - COMPACT DISC	FROM: 00-00-00 THRU: 10-23-97
	127515-02-700	EA	POWER CABLE	FROM: 10-24-97 THRU: 99-99-99
	127515-02-701	EA	OWNERS MANUAL	YEAJ071117
	127515-03-000	EA	CHANGER - CONTROL/FM MODULATOR	OM-CXDP601
	127515-03-700	EA	REMOTE CONTROL	FROM: 10-24-97 THRU: 99-99-99
	127515-03-701	EA	OWNERS MANUAL	YFX994C047D
				OM-CYRM600

TELEPHONE SYSTEM

KEY	PART NUMBER	U/M	DESCRIPTION
	093253-01-01A	EA	PLATE - WALL - TELEPHONE - BEIGE
	093253-01-02A	EA	PLATE - WALL - TELEPHONE - BROWN
	093254-01-000	EA	HOUSING - TELEPHONE

AUDIO VIDEO GROUP (CONTINUED)



REAR VIEW MONITOR & SHROUDS

KEY	PART NUMBER	U/M DESCRIPTION
1	096717-03-000	EA WIRE - REAR MONITOR - AFTER MARKET INSTALLATION
	093040-06-000	EA WIRE ASM-MONITOR- F/NON PREWIRED AFTER MARKET INSTALLATION
2	125258-01-01A	EA SHROUD - CAMERA - OUTER
	125259-01-01A	EA SHROUD - CAMERA - INNER
3	093040-09-000	EA CAMERA - REAR VIEW - W/BRACKET
4	093041-01-000	EA CABLE - MONITOR/CAMERA - INTERNAL USE - 65.6'
5	N/A	PARTS ARE INCLUDED W/TELEVISION SYSTEM
6	093040-10-000	EA MONITOR - 7" REAR VIEW - W/BRACKET

AUDIO VIDEO GROUP (CONTINUED)

TV ANTENNA

KEY	PART NUMBER	U/M DESCRIPTION
*	076319-21-000	EA ANTENNA - TV ROOF MOUNT 3" ROOF FROM: 00-00-00 THRU: 12-07-97
*	076319-23-000	EA ANTENNA-TV - ROOF MOUNT - 44.5" MAST FROM: 12-08-97 THRU: 99-99-99
	076319-25-000	EA KIT-HARDWARE INTERIOR

* COMPONENT PARTS FOUND IN SERVICE PARTS LIBRARY

SATELLITE DISH

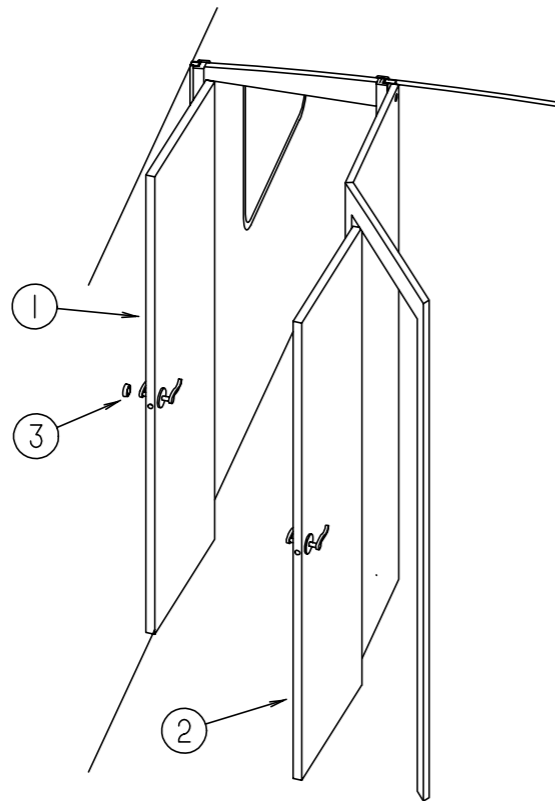
KEY	PART NUMBER	U/M DESCRIPTION
*	120233-01-000	EA ANTENNA - SATELLITE (DISH & HDW) W/O RECEIVER - MANUAL

* COMPONENT PARTS FOUND IN SERVICE PARTS LIBRARY

TV & VCR SYSTEMS

KEY	PART NUMBER	U/M DESCRIPTION	VENDOR NO.
	076319-03-000	FT CABLE - COAXIAL - 75 OHM	
	076319-08-000	EA WALLPLATE - CABLE RECEPTACLE - TV - SINGLE/IVORY	
	076319-09-000	EA WALLPLATE - CABLE RECEPTACLE - TV - SINGLE - BROWN	
	076319-12-000	EA CONNECTOR - COAXIAL - ONE PIECE	
	082134-01-000	EA ADAPTER - TV - CABLE TO CABLE	
	082136-01-000	EA NUT - HEX JAM - 3/8 - 32	
	086231-08-000	EA TV - 13" COLOR - DC - AUDIOVOX	
	086231-08-700	EA REMOTE-UNIVERSAL	8822325
	086231-08-701	EA ADAPTER - WIRE	0891436
	086756-01-000	EA SPLITTER - TV - 2 WAY	
	086757-03-000	EA CONTROL CENTER - SWITCH - VCR/TV	
	086777-01-000	EA WALLPLATE - TV CABLE - W/ANTENNA SWITCH - IVORY	
	086777-02-000	EA WALLPLATE - TV CABLE - W/ANTENNA SWITCH - BROWN	
	086777-05-000	EA WALLPLATE - TV CABLE - ANTENNA/1 OUTPUT - IVORY	
	086777-06-000	EA WALLPLATE - TV CABLE - ANTENNA/1 OUTPUT - BROWN	
	089340-02-000	EA GRILLE - SPEAKER - 6.5" SQUARE	
	093901-06-000	EA PLATE - TV	
	094097-01-000	EA SPEAKER - RADIO/TV - W/O GRILLE - 5.25" DIAMETER	
	114870-02-000	EA PLUG - .14" AUDIO W/LEADS	
	115539-01-000	EA RELAY - RADIO/TV SPEAKER - SWITCH	
	115540-01-000	EA AMPLIFIER - TV SPEAKERS	
	126696-01-000	EA TV - 19" COLOR W/1/8" JACK - UL/CSA - GE	
	126696-01-700	EA REMOTE	
	126697-01-000	EA VCR-VHS - CABLE READY - W/REMOTE - GE	
	126697-01-700	EA REMOTE - F/VCR	2040R
	099717-01-000	EA STRAP - TV TIE DOWN W/24" FEMALE STRAP & 14.2" MALE STRIP	
	099717-02-000	EA STRAP - TV TIE DOWN W/29.9" FEMALE STRAP & 14.2" MALE STRP	

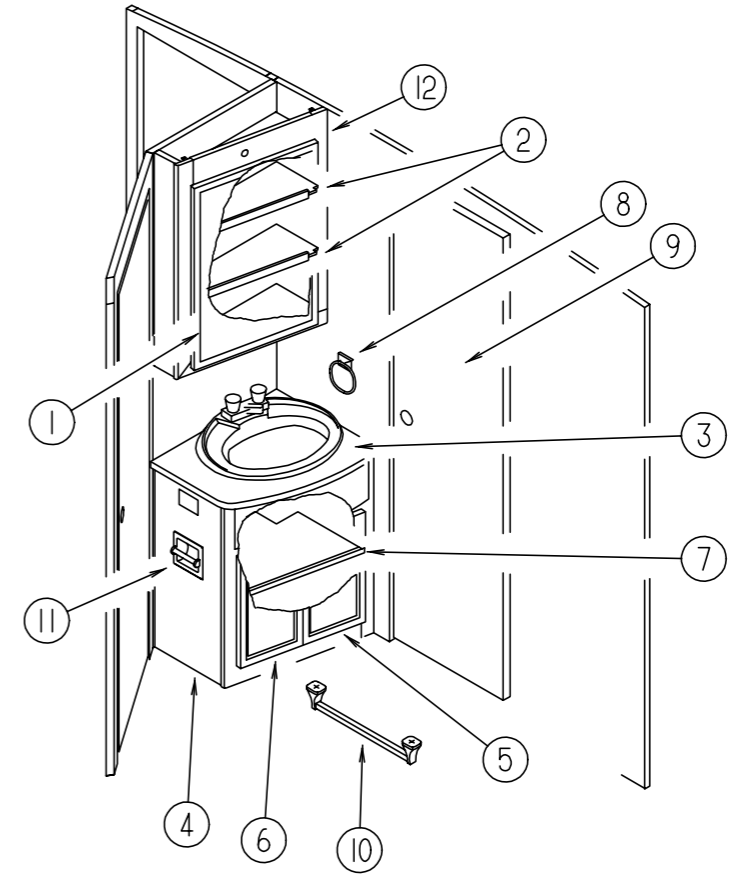
BATH GROUP



BATH & BEDROOM HALLWAY DOORS

KEY	PART NUMBER	U/M	DESCRIPTION
1	M87868-38-J90	EA	DOOR - BATH - W/O HARDWARE - MYSTIC OAK
1	M87868-38-J30	EA	DOOR - BATH - W/O HARDWARE - SALEM CHERRY
1	M87868-38-J62	EA	DOOR - BATH - W/O HARDWARE - WHITE GRANITE
1	102920-01-01A	EA	HINGE - SPRING LOADED/BRASS
1	111155-01-01A	EA	LOCK - PRIVACY - POLISHED BRASS
1	111155-02-01A	EA	LOCK - PASSAGE - NON-LOCKING - POLISHED BRASS FROM: 00-00-00 THRU: 08-24-97 FROM: 08-25-97 THRU: 99-99-99
2	121449-29-J90	EA	DOOR - BATH - W/O HARDWARE - MYSTIC OAK
2	121449-29-H57	EA	DOOR - BATH - W/O HARDWARE - SALEM CHERRY
2	121449-29-J62	EA	DOOR - BATH - W/O HARDWARE - WHITE GRANITE
2	111155-01-01A	EA	LOCK - PRIVACY - POLISHED BRASS
2	121449-12-G27	EA	RACK - TOWEL - BATH DOOR
2	100357-01-000	EA	ROD - F/TOWEL BAR - BRASS
3	120760-01-000	EA	BUMPER - RUBBER - CLEAR

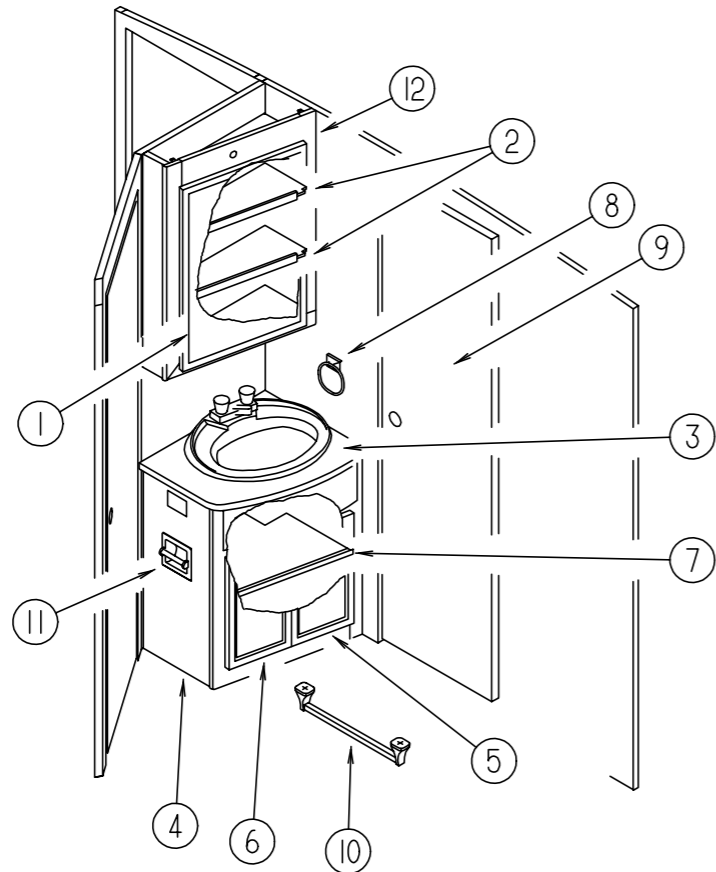
BATH GROUP (CONTINUED)



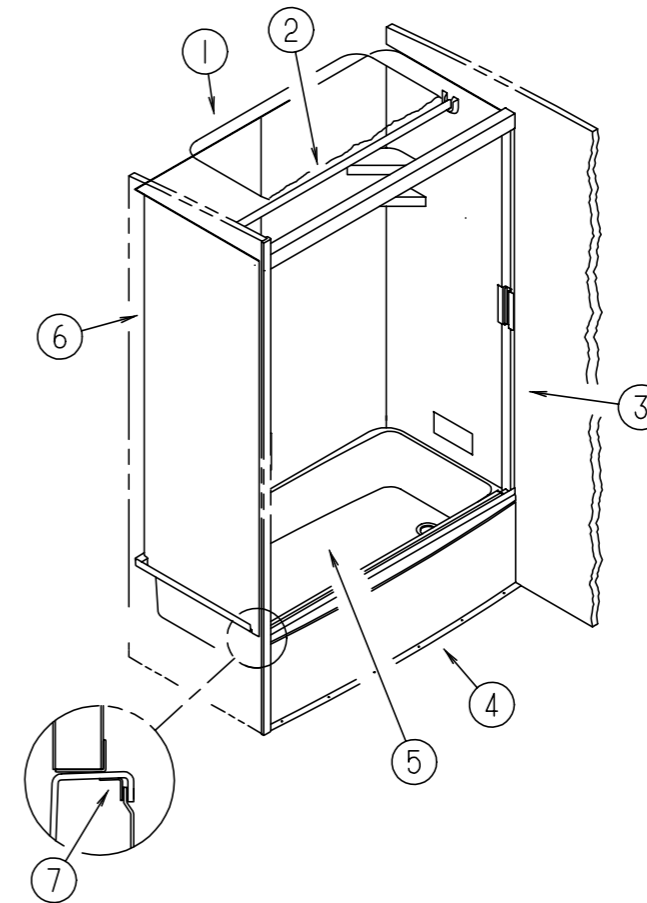
LAVATORY CABINETS & BATH TO BEDROOM DOOR

KEY	PART NUMBER	U/M	DESCRIPTION
1	115237-01-E37	EA	DOOR - MIRRORED/MEDICINE CABINET - 19.7" X 29.5" - W/O HDW - MYSTIC OAK
1	115237-01-E41	EA	DOOR - MIRRORED/MEDICINE CABINET - 19.7" X 29.5" - W/O HDW - SALEM CHERRY
1	115237-01-H40	EA	DOOR - MIRRORED/MEDICINE CABINET - 19.7" X 29.5" - W/O HDW - WHITE GRANITE
1	093606-18-000	EA	MIRROR - BEVELED PANEL 1/8" - 19.7" X 29.5"
1	076767-04-000	EA	CABLE - SUPPORT - 5.9" STAINLESS STEEL
2	127022-12-J90	EA	SHELF - W/PLASTIC EDGE TRIM - MYSTIC OAK
2	127022-12-J30	EA	SHELF - W/PLASTIC EDGE TRIM - SALEM CHERRY
2	127022-12-J62	EA	SHELF - W/PLASTIC EDGE TRIM - WHITE GRANITE
3	126808-13-J30	EA	COUNTERTOP - LAVATORY (J90, J30)
3	126808-13-J61	EA	COUNTERTOP - LAVATORY (J91, J31)
3	126808-13-J62	EA	COUNTERTOP - LAVATORY (J92, J93, J32, J33)
4	126808-01-J90	EA	CABINET - LAVATORY - W/O DOORS/HARDWARE (J90)
4	126808-01-J91	EA	CABINET - LAVATORY - W/O DOORS/HARDWARE (J91)
4	126808-01-J92	EA	CABINET - LAVATORY - W/O DOORS/HARDWARE (J92, J93)
4	126808-01-J30	EA	CABINET - LAVATORY - W/O DOORS/HARDWARE (J30)
4	126808-01-J31	EA	CABINET - LAVATORY - W/O DOORS/HARDWARE (J31)
4	126808-01-J62	EA	CABINET - LAVATORY - W/O DOORS/HARDWARE (J32, J33)

BATH GROUP (CONTINUED)



BATH GROUP (CONTINUED)



LAVATORY CABINETS & BATH TO BEDROOM DOOR (CONTINUED)

KEY	PART NUMBER	U/M	DESCRIPTION
5	M05992-X4-J90	EA	DOOR - STRAIGHT CORNER/OGEE EDGE - 9.2" X 21.8" - W/O HDW - MYSTIC OAK
5	M05992-X4-J30	EA	DOOR - STRAIGHT CORNER/OGEE EDGE - 9.2" X 21.8" - W/O HDW - SALEM CHERRY
5	122715-C0-01A	EA	DOOR - MOLDED/VINYL - 9.2" X 21.8" - WHITE GRANITE
6	M05992-X3-J90	EA	DOOR - STRAIGHT CORNER/OGEE EDGE - 9.2" X 21.8" - W/O HDW - MYSTIC OAK
6	M05992-X3-J30	EA	DOOR - STRAIGHT CORNER/OGEE EDGE - 9.2" X 21.8" - W/O HDW - SALEM CHERRY
6	122715-C0-01A	EA	DOOR - MOLDED/VINYL - 9.2" X 21.8" - WHITE GRANITE
7	126808-12-J90	EA	SHELF - W/PLASTIC EDGE TRIM - MYSTIC OAK
7	126808-12-J30	EA	SHELF - W/PLASTIC EDGE TRIM - SALEM CHERRY
7	126808-12-J62	EA	SHELF - W/PLASTIC EDGE TRIM - WHITE GRANITE
8	075454-02-000	EA	RING - TOWEL - W/MOUNTING HARDWARE - BRASS
9	M87868-34-GV0	EA	DOOR - BATH - 20.4" X 73.5" - W/O HARDWARE - MYSTIC OAK
9	M87868-34-GV1	EA	DOOR - BATH - 20.4" X 73.5" - W/O HARDWARE - SALEM CHERRY
9	M87868-34-J62	EA	DOOR - BATH - 20.4" X 73.5" - W/O HARDWARE - WHITE GRANITE
9	102920-01-01A	EA	HINGE - SPRING LOADED/BRASS
9	110496-01-01A	EA	HINGE - BRASS
9	111155-01-01A	EA	LOCK - PRIVACY - POLISHED BRASS
10	075453-02-000	EA	BAR - TOWEL - 18" BRASS
11	085278-01-000	EA	HOLDER - TOILET PAPER - RECESSED - BRASS
12	127022-01-J90	EA	CABINET - OVERHEAD/MEDICINE - W/O DOORS/HARDWARE - MYSTIC OAK
12	127022-01-J30	EA	CABINET - OVERHEAD/MEDICINE - W/O DOORS/HARDWARE - SALEM CHERRY
12	127022-01-J62	EA	CABINET - OVERHEAD/MEDICINE - W/O DOORS/HARDWARE - WHITE GRANITE

SHOWER CABINET

KEY	PART NUMBER	U/M	DESCRIPTION
1	114496-01-02A	EA	PANEL - OUTER SKYLIGHT - 22" X 37"
1	122191-01-02A	EA	PANEL - SKYLITE - INNER W/LIGHT CUTOUT - 20.7" X 35.4"
2	102075-10-01A	EA	ROD - CURTAIN/SHOWER
3	117431-05-01A	EA	DOOR - SHOWER - PLEATED FABRIC
	117431-01-700	EA	TRACK-TOP, ALUM.IVORY INSERT 48"
	117431-01-701	EA	TRACK-BOTTOM, 40"
	117431-01-702	EA	RAIL-SIDE, 67"
	117431-01-703	EA	RAIL-STATIONARY, 67"
	117431-01-704	EA	RAIL-LEAD, 67"
	117431-01-705	EA	GLIDE-IVORY, TRAVELER
	117431-01-706	EA	GLIDE-IVORY LEAD, TRAVELER
	117431-01-707	EA	LATCH
	117431-01-708	EA	HANDLES & SCREWS
	117431-05-700	EA	STRAP-VINYL SHOWER
4	111035-01-01A	EA	PANEL - FILLER - TUB/SHOWER
5	M02630-33-GV0	EA	SHOWER PAN W/PLUG
5	M02630-25-E37	EA	SHOWER PAN W/STRAINER & TAIL PIECE
	066729-01-000	EA	STRAINER - TUB/SHOWER - W/PLUG
6	110541-01-01A	EA	SURROUND - SHOWER/TUB W/MOLDED ROD BRACKETS
7	115793-01-01A	EA	ANGLE - PLASTIC

BATH GROUP (CONTINUED)

BATH FIXTURES

KEY	PART NUMBER	U/M	DESCRIPTION
	089366-01-000	EA	SINK - OVAL - PLASTIC - IVORY FROM: 00-00-00 THRU: 07-20-97
	105921-01-01A	EA	SINK - LAVATORY - LARGE/OVAL - 17" X 20" PLASTIC/OFF WHITE FROM: 07-21-97 THRU: 99-99-99
	105218-01-01A	EA	SPACER - FAUCET/LAVATORY SINK - 2" X 5.9" - ABS PLASTIC FROM: 07-21-97 THRU: 99-99-99
*	085330-06-000	EA	TOILET - STANDARD CHINA W/SPRAYER - BONE
	106116-01-01A	EA	STRAINER - SINK-W/STOPPER/TAILPIECE/GASKET & NUT - PLASTIC FROM: 07-21-97 THRU: 99-99-99

*** COMPONENT PARTS FOUND IN SERVICE PARTS LIBRARY**

BATH WATER SYSTEM

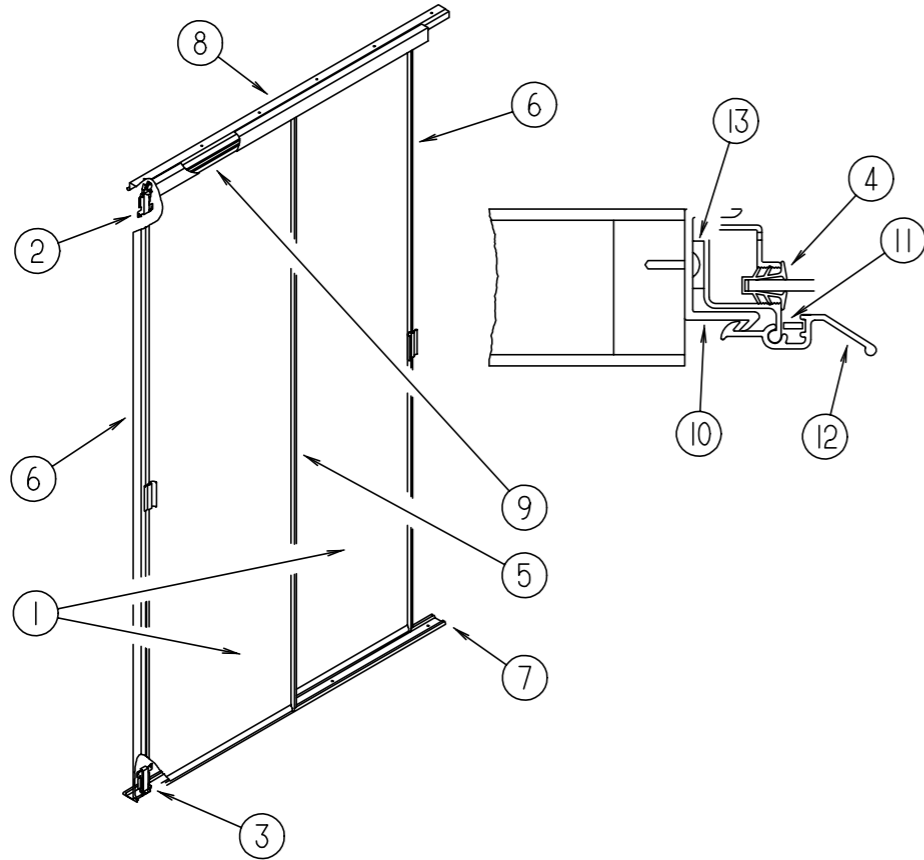
KEY	PART NUMBER	U/M	DESCRIPTION	VENDOR NO.
	075242-03-000	EA	FAUCET - TUB/SHOWER - BRASS	
	075606-01-000	EA	PANEL - PLASTIC - FAUCET BACK - 5" X 9"	
	103092-01-000	EA	SHOWER HEAD - W/60" HOSE - WHITE	
	103092-02-000	EA	SHOWER HEAD - W/60" HOSE - CSA	
	103092-01-700	EA	BRACKET-F/SHOWER HEAD, CLEAR	2328028
	011048-03-700	EA	BRACKET - F/SHOWER HEAD	2328029-3
	075240-05-000	EA	FAUCET - LAVATORY - BRASS	

BEDROOM GROUP

BEDROOM PRIVACY DOORS

KEY	PART NUMBER	U/M	DESCRIPTION
	M87868-38-J90	EA	DOOR - BATH - W/O HARDWARE - MYSTIC OAK (HALLWAY)
	M87868-38-J30	EA	DOOR - BATH - W/O HARDWARE - SALEM CHERRY (HALLWAY)
	M87868-38-J62	EA	DOOR - BATH - W/O HARDWARE - WHITE GRANITE (HALLWAY)
	102920-01-01A	EA	HINGE - SPRING LOADED/BRASS (HALLWAY)
	111155-01-01A	EA	LOCK - PRIVACY - POLISHED BRASS (HALLWAY) FROM: 00-00-00 THRU: 08-24-97
	111155-02-01A	EA	LOCK - PASSAGE - NON-LOCKING - POLISHED BRASS (HALLWAY) FROM: 08-25-97 THRU: 99-99-99
	M87868-34-GV0	EA	DOOR - BATH - 20.4" X 73.5" - W/O HARDWARE - MYSTIC OAK (BATH)
	M87868-34-GV1	EA	DOOR - BATH - 20.4" X 73.5" - W/O HARDWARE - SALEM CHERRY (BATH)
	M87868-34-J62	EA	DOOR - BATH - 20.4" X 73.5" - W/O HARDWARE - WHITE GRANITE (BATH)
	102920-01-01A	EA	HINGE - SPRING LOADED/BRASS (BATH)
	110496-01-01A	EA	HINGE - BRASS (BATH)
	111155-01-01A	EA	LOCK - PRIVACY - POLISHED BRASS (BATH)

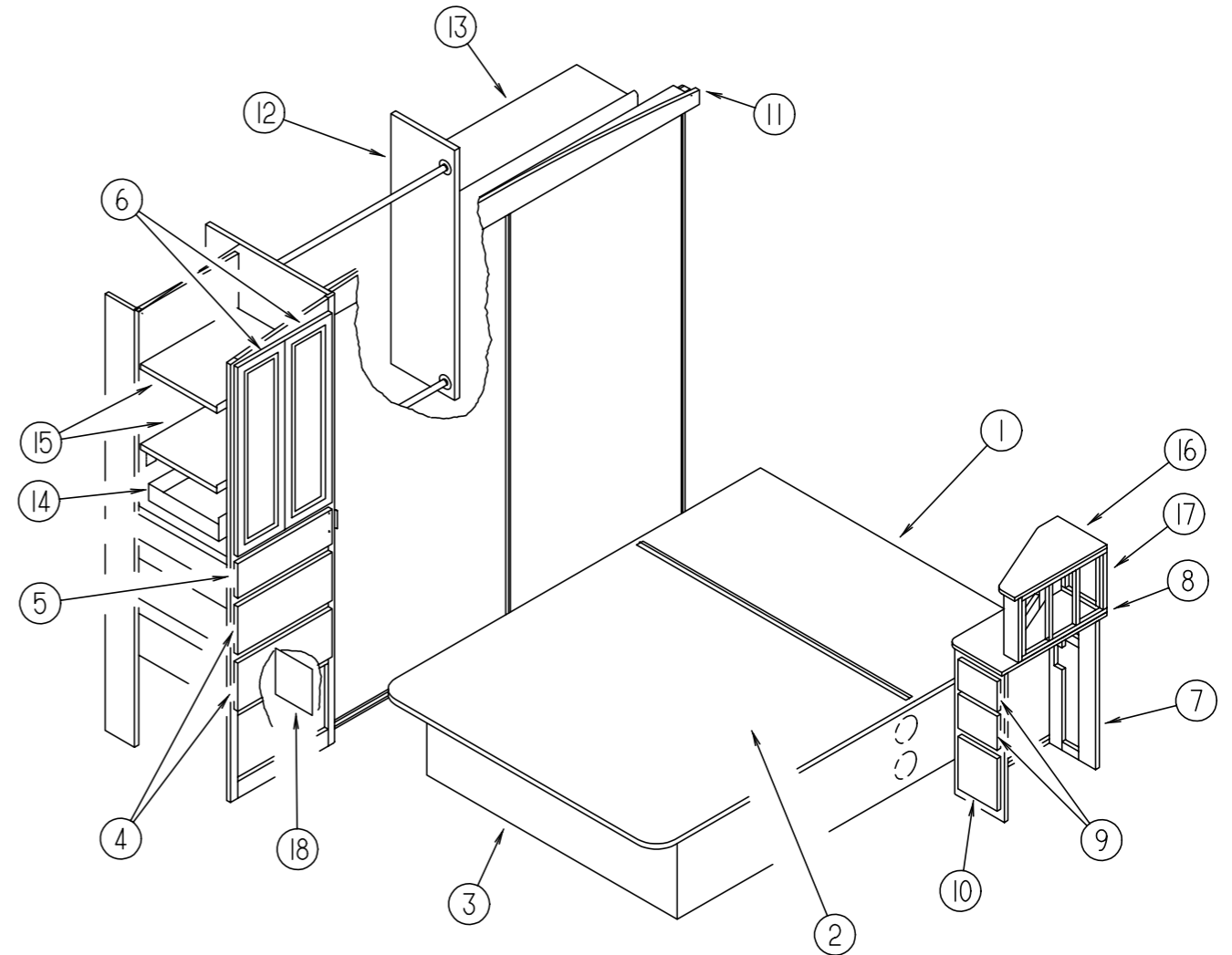
BEDROOM GROUP (CONTINUED)



WARDROBE MIRRORED DOOR

KEY	PART NUMBER	U/M	DESCRIPTION
	114149-08-GV0	EA	DOOR - WARDROBE/MIRRORED
1	058331-E1-000	EA	MIRROR - SAFETY GLASS - 36.6" X 73.7"
2	107390-02-000	EA	CORNER HANGER (DOUBLE ROLLER W/BRACKET) (SOLD AS A PAIR)
3	107391-01-000	EA	GUIDE - BOTTOM - BY-PASS (PAIR)
4	111575-01-01A	FT	CHANNEL - GLAZING - SWING DOOR
5	114104-03-01A	EA	STILE-DOOR,SLIDING,TERRATONE
6	114104-07-01A	EA	STILE-DOOR,SLIDING,TERRATONE
7	114105-08-01A	EA	TRACK - DOOR - SLIDING/LOWER
8	114106-08-01A	EA	TRACK - DOOR - SLIDING/UPPER
9	114107-07-01A	EA	RAIL - SLIDING DOOR
10	115538-03-01A	EA	JAMB - DOOR - WARDROBE/MIRRORED
11	115541-01-000	EA	SPRING - DOOR - SLIDING
12	115553-01-01A	EA	LATCH - DOOR - WARDROBE/MIRRORED
			FROM: 00-00-00 THRU: 10-19-97
12	128587-01-01A	EA	LATCH - DOOR - WARDROBE/MIRRORED
			FROM: 10-20-97 THRU: 99-99-99
13	123655-01-000	FT	SEAL - CLOSED CELL/FOAM

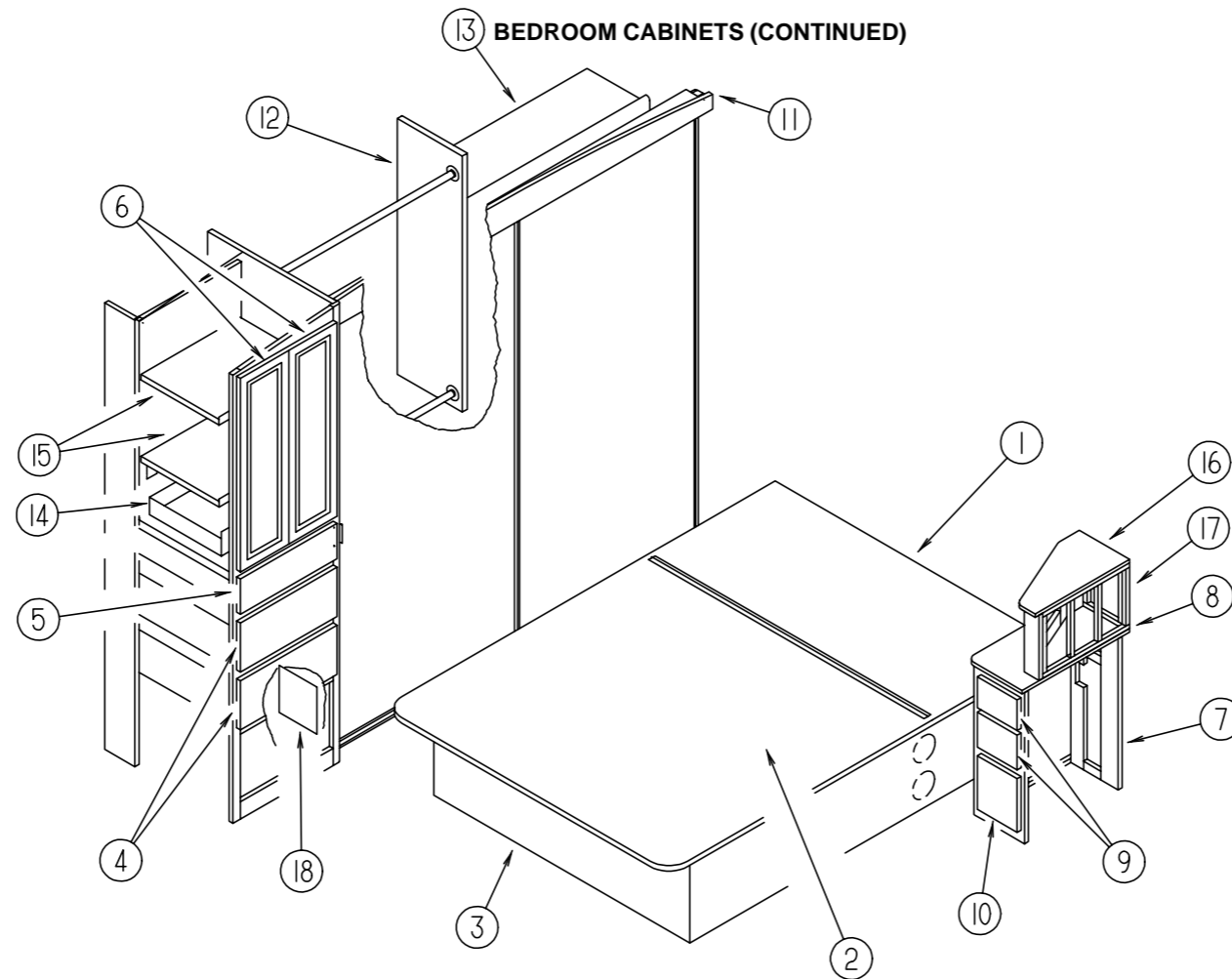
BEDROOM GROUP (CONTINUED)



BEDROOM CABINETS

KEY	PART NUMBER	U/M	DESCRIPTION
1	M08110-07-J60	EA	TOP - QUEEN BED - W/O HARDWARE
2	M08110-08-000	EA	TOP - QUEEN BED - W/O HARDWARE
2	107796-06-000	EA	SPRING/GAS - 12" COMPRESSED/20" EXTENDED - 120 LB.
2	107796-05-000	EA	BRACKET - SUPPORT - GAS SPRING TO BED - FLAT (LOWER)
			FROM: 00-00-00 THRU: 06-03-97
2	107796-07-000	EA	BRACKET - SUPPORT - GAS SPRING TO BED - ANGLE(UPPER)
			FROM: 00-00-00 THRU: 06-03-97
2	126263-06-02B	EA	BRACKET ASM-GAS SPRING,E-CT
			FROM: 06-04-97 THRU: 99-99-99
2	126263-08-02B	EA	BRACKET ASM-GAS SPRING,E-CT
			FROM: 06-04-97 THRU: 99-99-99
2	126259-01-000	EA	STUD - BALL
3	P26780-01-J90	EA	CABINET - QUEEN BED BASE - W/O DOORS/DRAWERS/HARDWARE
			MYSTIC OAK
3	P26780-01-J30	EA	CABINET - QUEEN BED BASE - W/O DOORS/DRAWERS/HARDWARE
			SALEM CHERRY
3	P26780-01-J62	EA	CABINET - QUEEN BED BASE - W/O DOORS/DRAWERS/HARDWARE
			WHITE GRANITE
4	M05971-15-J90	EA	DRAWER - OGEE EDGE - 17.4"W X 21.6"D - W/O SLIDES/HARDWARE
			MYSTIC OAK
4	M05971-15-J30	EA	DRAWER - OGEE EDGE - 17.4"W X 21.6"D - W/O SLIDES/HARDWARE
			SALEM CHERRY
4	P10163-GD-J62	EA	DRAWER - SQUARE EDGE - 17.4"W X 21.6"D - W/O SLIDES/HDW - WHITE GRANITE

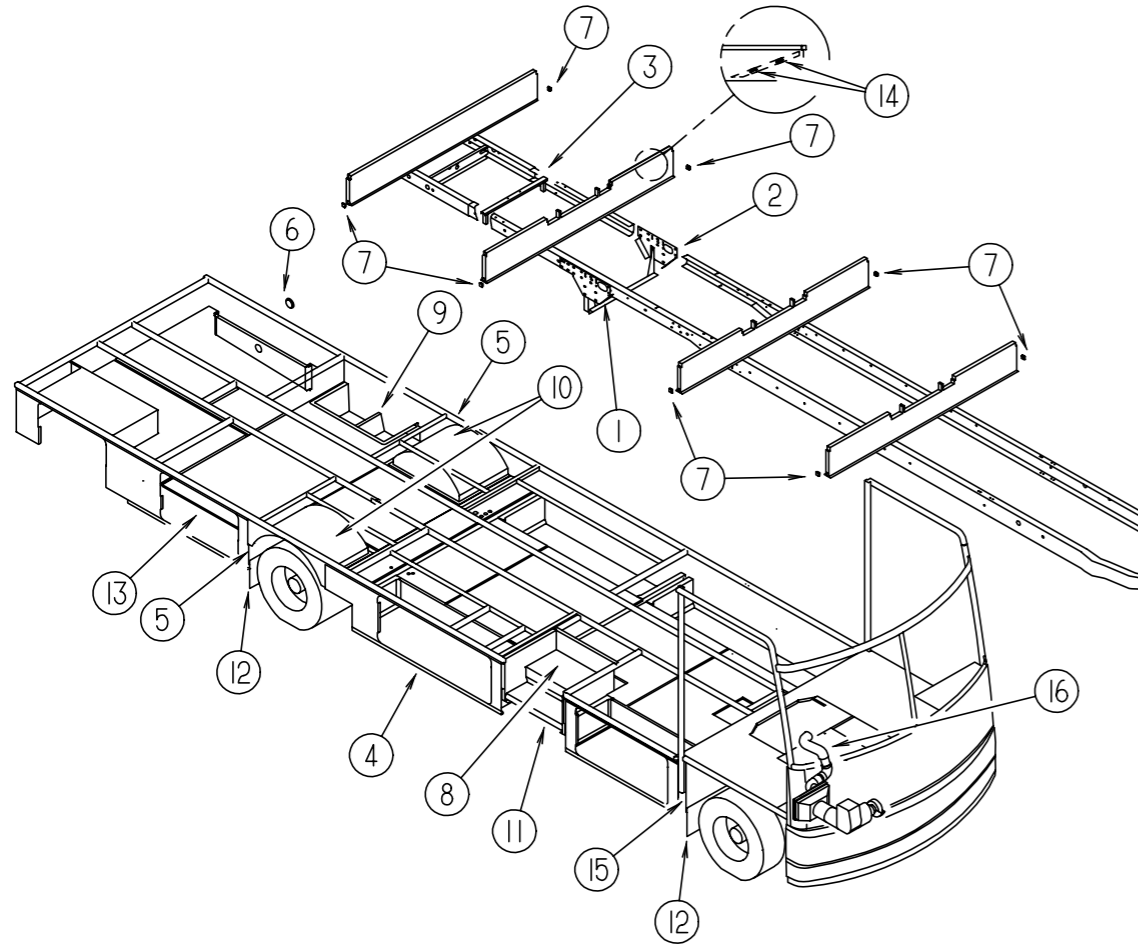
BEDROOM GROUP (CONTINUED)



KEY	PART NUMBER	U/M	DESCRIPTION
5	M05971-GB-J90	EA	DRAWER - OGEE EDGE - 19.7"W X 21.6"D - W/O SLIDES/HDW MYSTIC OAK
5	M05971-GB-J30	EA	DRAWER - OGEE EDGE - 19.7"W X 21.6"D - W/O SLIDES/HDW SALEM CHERRY
5	P10163-GC-J62	EA	DRAWER - SQUARE EDGE - 19.7"W X 21.6"D - W/O SLIDES/HDW - WHITE GRANITE
6	M05992-01-J90	EA	DOOR - STRAIGHT CORNER/OGEE EDGE - 9.8" X 33.4" - W/O HDW - MYSTIC OAK
6	M05992-01-J10	EA	DOOR - STRAIGHT CORNER/OGEE EDGE - 9.8" X 33.4" - W/O HDW SALEM CHERRY
6	122715-99-01A	EA	DOOR - MOLDED VINYL - 9.8" X 33.4" - W/O HDW - WHT GRANITE
7	119290-02-J90	EA	CABINET - NIGHTSTAND - KING/FOOT - W/O DOORS/DRAWERS/HDW (J90)
7	119290-02-J91	EA	CABINET - NIGHTSTAND - KING/FOOT - W/O DOORS/DRAWERS/HDW (J91)
7	119290-02-J92	EA	CABINET - NIGHTSTAND - KING/FOOT - W/O DOORS/DRAWERS/HDW (J92, J93)
7	119290-02-J30	EA	CABINET - NIGHTSTAND - KING/FOOT - W/O DOORS/DRAWERS/HDW (J30)
7	119290-02-J31	EA	CABINET - NIGHTSTAND - KING/FOOT - W/O DOORS/DRAWERS/HDW (J31)
7	119290-02-J62	EA	CABINET - NIGHTSTAND - KING/FOOT - W/O DOORS/DRAWERS/HDW (J32, J33)
8	119290-13-J30	EA	COUNTERTOP - NIGHTSTAND (J90, J30)
8	119290-13-J61	EA	COUNTERTOP - NIGHTSTAND (J91, J31)
8	119290-13-J74	EA	COUNTERTOP - NIGHTSTAND (J92, J93)
8	119290-13-J62	EA	COUNTERTOP - NIGHTSTAND (J32, J33)
9	M05971-U2-J90	EA	DRAWER - OGEE EDGE - 6.9"W X 17.7"D - W/O SLIDES/HARDWARE MYSTIC OAK
9	M05971-U2-J30	EA	DRAWER - OGEE EDGE - 6.9"W X 17.7"D - W/O SLIDES/HARDWARE SALEM CHERRY
9	P10163-B0-J62	EA	DRAWER - SQUARE EDGE - 6.9"W X 17.7"D - W/O SLIDES/HDW - WHITE GRANITE
10	M05971-U1-J90	EA	DRAWER - OGEE EDGE - 6.9"W X 15.7"D - W/O SLIDES/HARDWARE MYSTIC OAK
10	M05971-U1-J30	EA	DRAWER - OGEE EDGE - 6.9"W X 15.7"D - W/O SLIDES/HARDWARE SALEM CHERRY
10	P10163-B1-J62	EA	DRAWER - SQUARE EDGE - 6.9"W X 17.7"D - W/O SLIDES/HDW - WHITE GRANITE

KEY	PART NUMBER	U/M	DESCRIPTION
11	119543-01-GV0	EA	HEADER ASM-WARDROBE,REAR - MYSTIC OAK
11	119543-01-GV1	EA	HEADER ASM-WARDROBE,REAR - SALEM CHERRY
11	119543-01-J62	EA	HEADER ASM-WARDROBE,REAR - WHITE GRANITE
12	119896-01-GV0	EA	CABINET - DIVIDER - WARDROBE - W/O HARDWARE - MYSTIC OAK
12	119896-01-GV1	EA	CABINET - DIVIDER - WARDROBE - W/O HARDWARE - SALEM CHERRY
12	119896-01-J62	EA	CABINET - DIVIDER - WARDROBE - W/O HARDWARE - WHITE GRANITE
13	119897-01-GV0	EA	SHELF/WARDROBE - W/VINYL MOLDING - MYSTIC OAK
13	119897-01-GV1	EA	SHELF/WARDROBE - W/VINYL MOLDING - SALEM CHERRY
13	119897-01-J62	EA	SHELF/WARDROBE - W/VINYL MOLDING - WHITE GRANITE
14	126781-18-J90	EA	SHELF - W/PLASTIC EDGE TRIM - MYSTIC OAK
14	126781-18-J30	EA	SHELF - W/PLASTIC EDGE TRIM - SALEM CHERRY
14	126781-18-J62	EA	SHELF - W/PLASTIC EDGE TRIM - WHITE GRANITE
14	116773-02-000	EA	SWIVEL/SLIDES - F/TV SHELF
15	126781-13-J90	EA	SHELF - W/PLASTIC EDGE TRIM - MYSTIC OAK
15	126781-13-J30	EA	SHELF - W/PLASTIC EDGE TRIM - SALEM CHERRY
15	126781-13-J62	EA	SHELF - W/PLASTIC EDGE TRIM - WHITE GRANITE
16	126941-15-J30	EA	COUNTERTOP - RADIO CABINET (J90, J30)
16	126941-15-J31	EA	COUNTERTOP - RADIO CABINET (J91, J31)
16	126941-15-J92	EA	COUNTERTOP - RADIO CABINET (J92, J93, J32, J33)
17	126941-01-J90	EA	CABINET - F/RADIO - W/O DOORS/HARDWARE (J90)
17	126941-01-J91	EA	CABINET - F/RADIO - W/O DOORS/HARDWARE (J91)
17	126941-01-J92	EA	CABINET - F/RADIO - W/O DOORS/HARDWARE (J92, J93)
17	126941-01-J30	EA	CABINET - F/RADIO - W/O DOORS/HARDWARE (J30)
17	126941-01-J31	EA	CABINET - F/RADIO - W/O DOORS/HARDWARE (J31)
17	126941-01-J62	EA	CABINET - F/RADIO - W/O DOORS/HARDWARE (J32, J33)
18	127942-01-J30	EA	CABINET - COVER - WATER FILL - W/O DOORS/HARDWARE (J90, J30)
18	127942-01-J31	EA	CABINET - COVER - WATER FILL - W/O DOORS/HARDWARE (J91, J31)
18	127942-01-J32	EA	CABINET - COVER - WATER FILL - W/O DOORS/HARDWARE (J92, J32)
18	127942-01-J33	EA	CABINET - COVER - WATER FILL - W/O DOORS/HARDWARE (J93, J33)
18	P27942-01-000	EA	CABINET - COVER - WATER FILL - W/O DOORS/HARDWARE
18	127942-11-000	EA	WEDGE - WATER FILL CABINET

CHASSIS GROUP

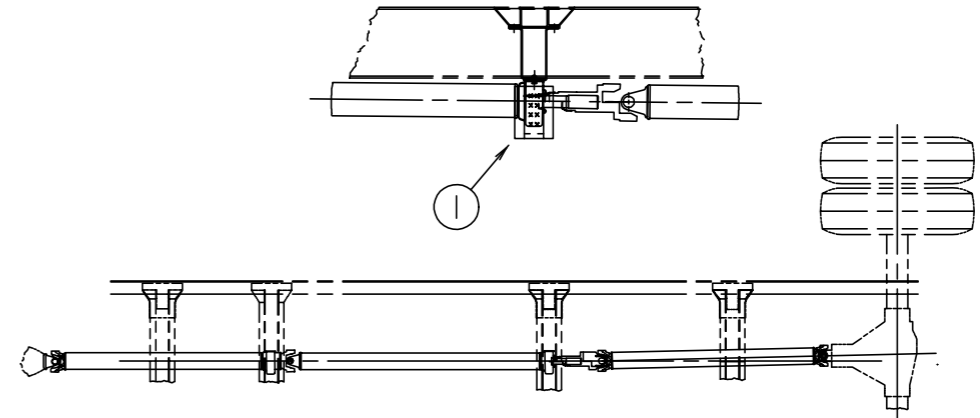


COMPARTMENTS, WHEEL WELLS, MUD FLAPS & FRAME

KEY	PART NUMBER	U/M	DESCRIPTION
1	126311-01-02B	EA	BRACKET - LEVELING JACK
2	121177-02-02B	EA	BRACKET - DRVR REAR LEVEL JACK (STRAIGHT)/SLIDEOUT RM SYST
3	093362-06-000	EA	CHANNEL - TIRE HOIST
4	126125-01-J60	EA	TABLE - ENTERTAINMENT CENTER (J94, J60)
4	126125-01-J61	EA	TABLE - ENTERTAINMENT CENTER (J95, J61)
4	126125-01-J62	EA	TABLE - ENTERTAINMENT CENTER (J96, J62)
5	020167-08-000	EA	DIRT GUARD
6	061420-10-000	EA	PLUG/PLASTIC - 1.50" DIAMETER - BLACK
7	119845-01-01A	EA	PLUG - PLASTIC - BLACK
8	065450-05-000	EA	TIEDOWN - BATTERY - 8.4" TUBE
9	126419-01-J60	EA	COMPARTMENT - DRAINAGE
	084852-51-003	EA	EXTRUDED - ANGLE - 1.25" X .75" X 15'
9	M08628-01-H17	EA	HATCH W/FOAM INSERT
9	121175-02-01A	EA	LATCH-SWELL
10	055374-01-000	EA	WHEELWELL - PLASTIC
11*	094707-01-01A	EA	STEP - DOUBLE - ELECTRIC - KWIKEE
11	116995-01-000	EA	SWITCH/MAGNET - ELECTRIC STEP
12	017516-01-000	EA	MUD FLAP - 14" X 18" - BLACK
13	P13380-01-01A	EA	PANEL - COVER SEAL
14	115392-01-01A	EA	STRAP - VELCRO (LUG WRENCH HOLDER)
14	064219-01-000	EA	RETAINER - CHECK STRAP - DRIVER DOOR
15	020167-02-000	EA	DIRT GUARD
16	123361-01-000	EA	DUCT - AIR INTAKE

* COMPONENT PARTS FOUND IN SERVICE PARTS LIBRARY

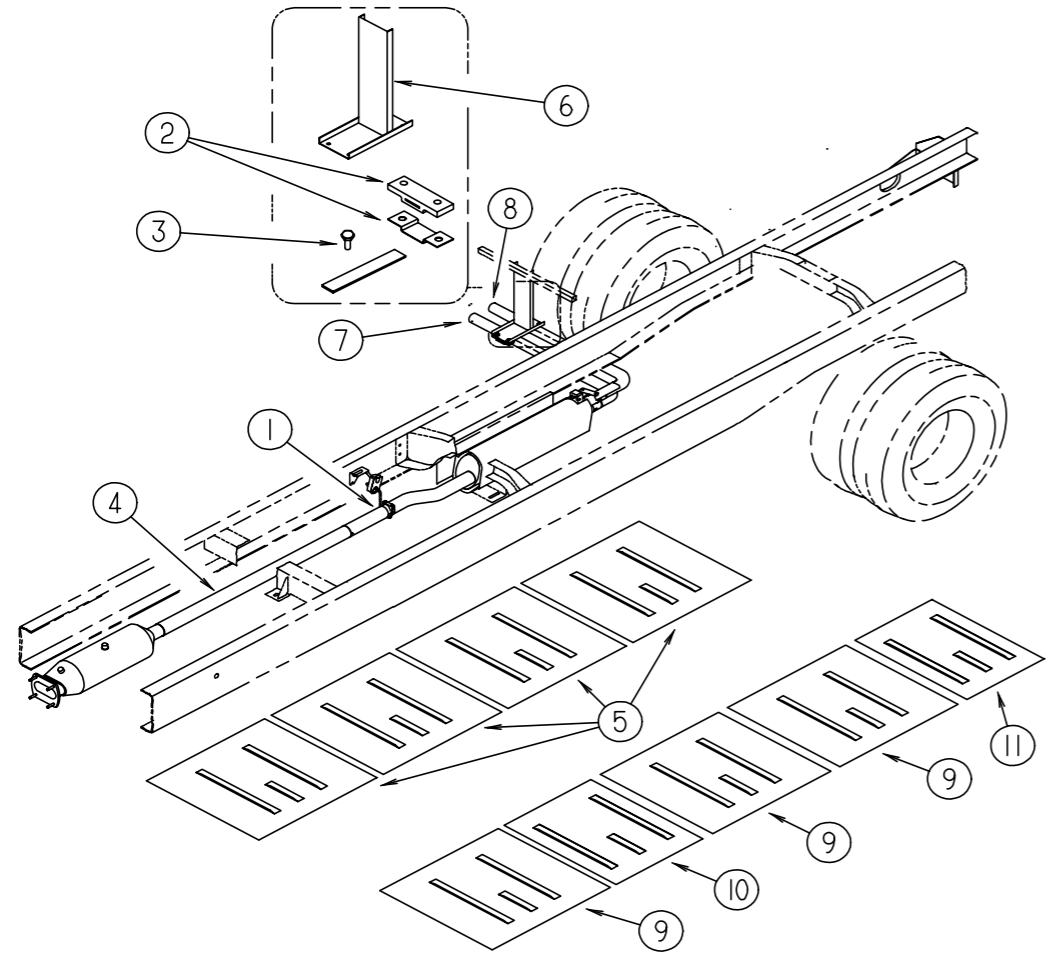
CHASSIS GROUP (CONTINUED)



DRIVETRAIN

KEY	PART NUMBER	U/M	DESCRIPTION
1	083415-01-000	EA	SHIELD - HEAT - DRIVESHAFT BEARING - 4" X 5.5" - STEEL

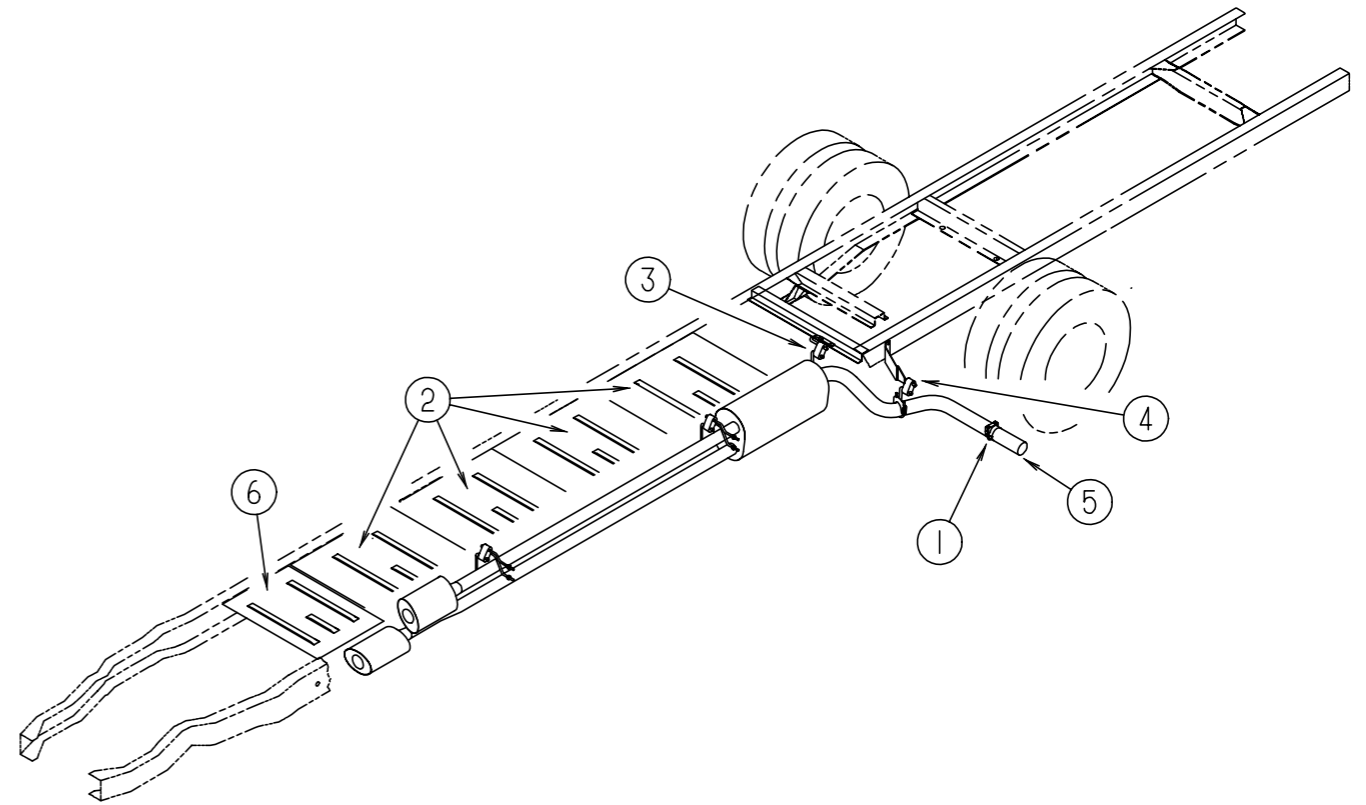
CHASSIS GROUP (CONTINUED)



FORD EXHAUST SYSTEM

KEY	PART NUMBER	U/M	DESCRIPTION
1	094918-06-000	EA	CLAMP - EXHAUST - 3" - HEAVY DUTY
2	095190-01-000	EA	HANGER - EXHAUST - 4" X 1.4"
3	096055-06-000	EA	SUPPORT - EXHAUST PIPE
4	098762-16-000	EA	PIPE - EXHAUST - STRAIGHT - 3" (208"-216"WHEELBASE 33' CHASSIS)
5	101544-06-000	EA	SHIELD - HEAT/EXHAUST - 33.9" X 29.1" (208"-216" WHEELBASE 33' CHASSIS)
6	118000-02-02B	EA	HANGER - TAILPIPE
7	122242-02-000	EA	PIPE - EXHAUST/TAIL - FRONT - FORD
8	122243-02-000	EA	PIPE - EXHAUST/TAIL - REAR - FORD
9	101544-06-000	EA	SHIELD - HEAT/EXHAUST - 33.9" X 29.1" (228" WHEELBASE 35' CHASSIS)
10	101544-02-000	EA	SHIELD - HEAT/EXHAUST - 30" X 29.1" (228" WHEELBASE 35' CHASSIS)
11	101544-01-000	EA	SHIELD - HEAT/EXHAUST - 19.7" X 29.1" (228" WHEELBASE 35' CHASSIS)
	007125-05-000	EA	CLAMP - MUFFLER - 2" DIAMETER

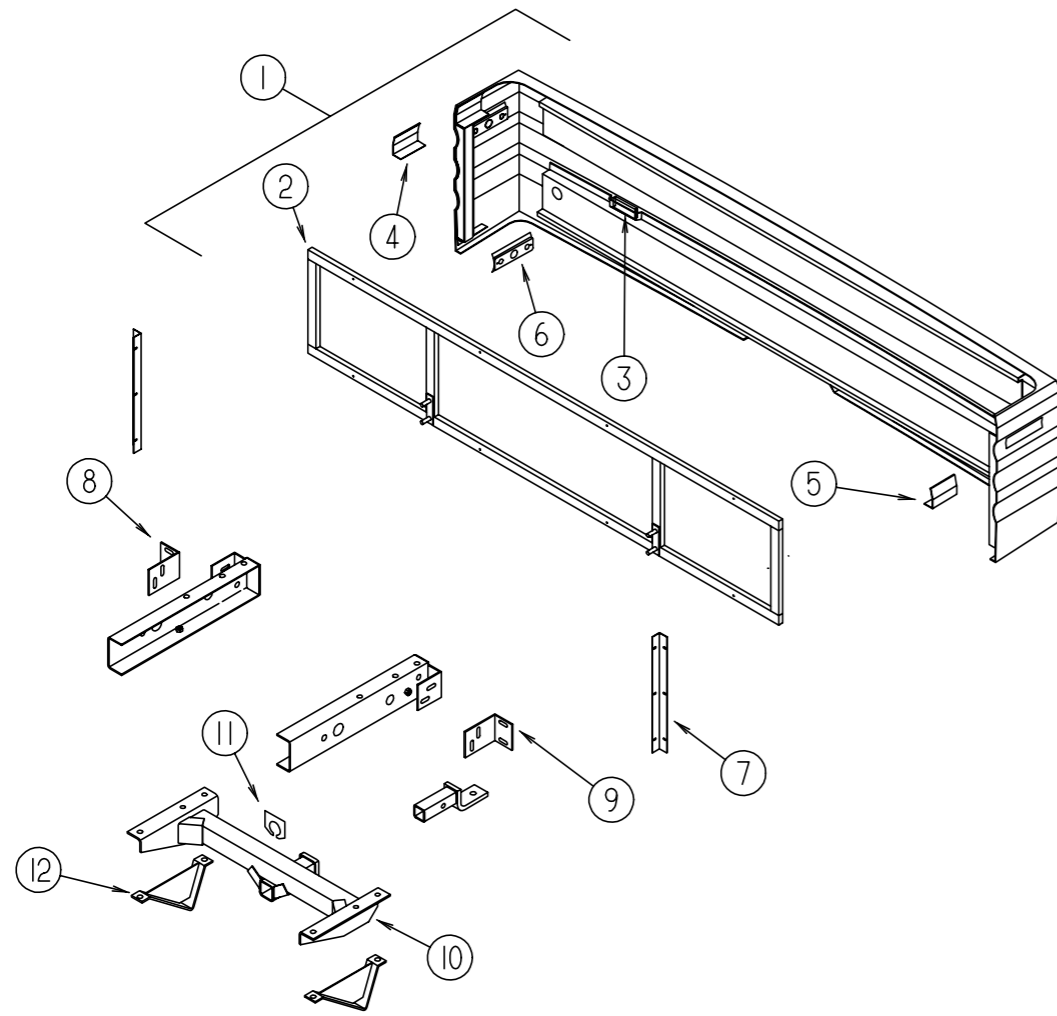
CHASSIS GROUP (CONTINUED)



CHEVY EXHAUST SYSTEM

KEY	PART NUMBER	U/M	DESCRIPTION
1	094918-01-000	EA	CLAMP - EXHAUST - 3" - GUILLOTINE STYLE
2	101544-02-000	EA	SHIELD - HEAT/EXHAUST - 30" X 29.1"
3	122392-01-02B	EA	HANGER - TAILPIPE
4	122392-03-02B	EA	HANGER - TAILPIPE - REAR
5	122529-02-000	EA	PIPE - EXHAUST
6	101544-01-000	EA	SHIELD - HEAT/EXHAUST - 19.7" X 29.1" (ALL BUT 216 WHEELBASE ON 33')

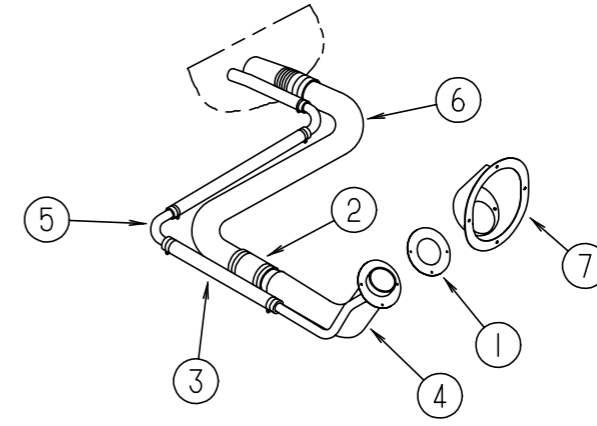
CHASSIS GROUP (CONTINUED)



REAR BUMPER & TRAILER HITCH

KEY	PART NUMBER	U/M	DESCRIPTION
1	M08673-03-J60	EA	BUMPER - REAR
	M08673-04-J60	EA	BUMPER - REAR - F/HEAVY DUTY GM CHASSIS (L34WY, L36WL)
2	118833-01-02B	EA	FRAME - BUMPER/REAR
2	118833-02-02B	EA	FRAME - BUMPER/REAR - HEAVY DUTY GM CHASSIS (L34WY, L36WL)
3	104319-51-007	EA	EXTRUDED - FRAME - GRILLE - 4"
4	124837-01-01A	EA	SUPPORT - BUMPER - REAR/PASS
4	124837-03-01A	EA	SUPPORT - BUMPER - REAR/PASS - HEAVY DUTY GM CHASSIS (L34WY, L36WL)
5	124837-02-01A	EA	SUPPORT - BUMPER - REAR/DRIVER
5	124837-04-01A	EA	SUPPORT - BUMPER - REAR/DRIVER - HEAVY DUTY GM CHASSIS (L34WY, L36WL)
6	125541-01-01A	EA	POCKET - LIGHT - SIDE MARKER
7	113041-08-02B	EA	ANGLE - MOUNT/BUMPER
			FROM: 00-00-00 THRU: 10-18-97
7	113041-07-02B	EA	ANGLE - MOUNT/BUMPER
			FROM: 10-19-97 THRU: 12-04-97
7	113041-03-02B	EA	ANGLE - MOUNT/BUMPER
			FROM: 12-05-97 THRU: 99-99-997
8	107524-01-000	EA	ANGLE - BUMPER - INNER/RIGHT HAND
9	107524-02-000	EA	ANGLE - BUMPER - INNER/LEFT HAND
10	107707-01-000	EA	HITCH RECEIVER - BOLT-ON CLASS II
11	113588-02-01B	EA	BRACKET - CONNECTOR - TRAILER W/O LIP
11	113588-01-01B	EA	BRACKET - CONNECTOR - TRAILER W/LIP - HEAVY DUTY GM CHASSIS (L34WY, L36WL)
12	111742-01-000	EA	PLATE - SKID
	113589-01-000	EA	CONNECTOR - PLUG - TRAILER
	113589-02-000	EA	CONNECTOR - SOCKET - TRAILER

CHASSIS GROUP (CONTINUED)

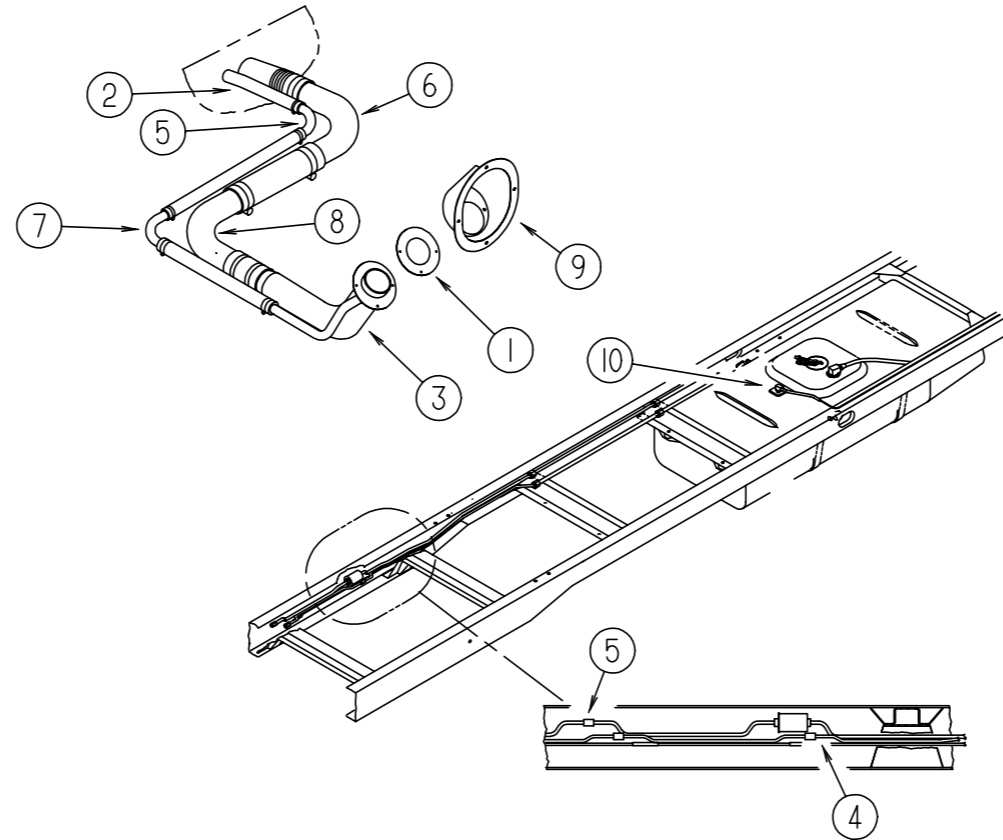


FORD FUEL SYSTEM

KEY	PART NUMBER	U/M	DESCRIPTION
1	078200-01-000	EA	GASKET - FUEL FILL - 3.5" OD X 2" ID
2	007111-02-000	EA	HOSE - FUEL FILL - 2" ID
	044317-01-000	FT	HOSE - FUEL - 3/8" ID
3	066732-01-000	FT	HOSE - FUEL .62" ID
4	087256-07-000	EA	NECK - FUEL FILL - FORD
5	098806-01-000	EA	PIPE - FILL VENT - 90 DEGREE BEND - .635 OD - STEEL
6	100140-03-000	EA	TUBE - FUEL INLET
7	102951-01-01A	EA	SHROUD - FUEL FILL - UNFINISHED
	007063-01-000	FT	HOSE - FUEL - 1/4"ID X 1/2"OD
	084884-01-000	EA	PLUG - BRASS - 3/8"

CHASSIS GROUP (CONTINUED)

CHEVY FUEL SYSTEM

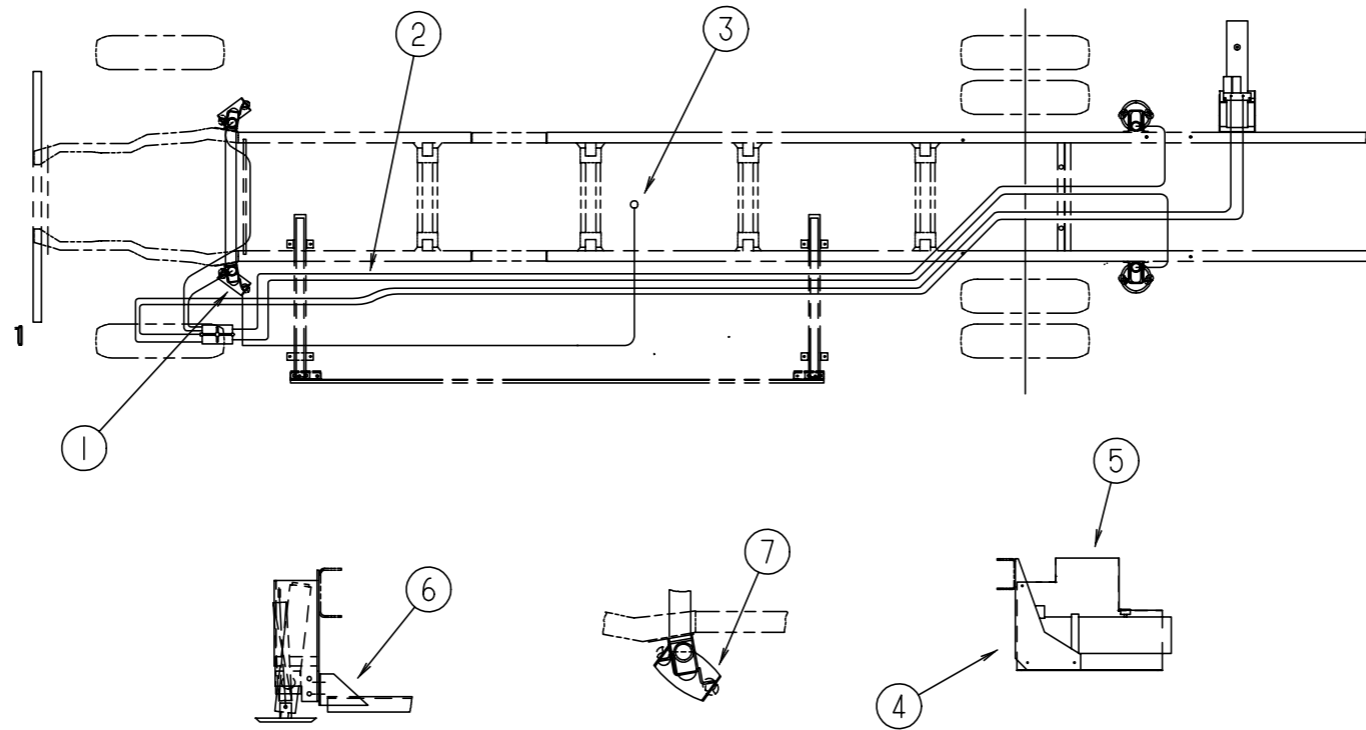


KEY	PART NUMBER	U/M	DESCRIPTION
1	078200-01-000	EA	GASKET - FUEL FILL - 3.5" OD X 2" ID
	044317-01-000	FT	HOSE - FUEL - 3/8" ID
	084884-01-000	EA	PLUG - BRASS - 3/8"
	007063-01-000	FT	HOSE - FUEL - 1/4"ID X 1/2"OD
			FROM: 00-00-00 THRU: 10-26-97
	128139-03-000	FT	HOSE - FUEL - LOW PERMEABILITY - 1/4" DIAMETER
			FROM: 10-27-97 THRU: 99-99-99
2	066732-01-000	FT	HOSE - FUEL .62" ID
			FROM: 00-00-00 THRU: 10-26-97
2	128139-02-000	FT	HOSE - FUEL - LOW PERMEABILITY - 5/8" DIAMETER
			FROM: 10-27-97 THRU: 99-99-99
3	087256-10-000	EA	NECK - FUEL FILL
			FROM: 00-00-00 THRU: 10-26-97
3	127301-03-000	EA	NECK - FUEL FILL
			FROM: 10-27-97 THRU: 99-99-99
4	098779-01-000	EA	COUPLER - FUEL LINE (STRETCHED 208"-216" WHEELBASE CHASSIS ONLY)

KEY	PART NUMBER	U/M	DESCRIPTION
5	098779-02-000	EA	COUPLER - FUEL LINE (STRETCHED 208"-216" WHEELBASE CHASSIS ONLY)
6	098803-01-000	EA	PIPE - FUEL FILL - 90 DEGREE BEND - 13.2" - 1 3/4" OD
7	098806-01-000	EA	PIPE - FILL VENT - 90 DEGREE BEND - .635 OD - STEEL
8	098807-01-000	EA	PIPE - FUEL FILL - 90 DEGREE BEND - 6.6" - 1 3/4 OD
9	102951-01-01A	EA	SHROUD - FUEL FILL - UNFINISHED
			FROM: 00-00-00 THRU: 10-26-97
9	128299-01-01A	EA	SHROUD - FUEL FILL - UNFINISHED
			FROM: 10-27-97 THRU: 99-99-99
10	068382-06-000	EA	BUSHING - BRASS - 3/8 MPT X 1/8 FPT
10	114254-01-000	EA	ADAPTER - 1/4 BARB X 1/8 MPT
	008042-01-000	FT	TUBING - VINYL - .65" ID

CHASSIS GROUP (CONTINUED)

FORD & CHEVY HWH HYDRAULIC LEVELING SYSTEM

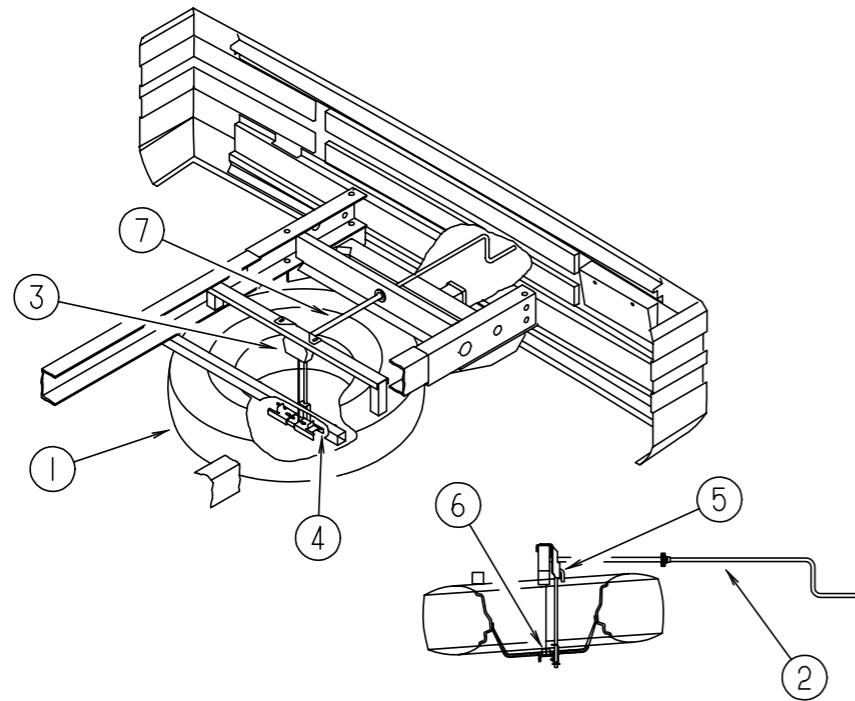


KEY	PART NUMBER	U/M	DESCRIPTION	VENDOR NO.
1	100532-32-000	EA	LEVELING SYSTEM - HYDRAULIC (CHEVY)	
			FROM: 00-00-00 THRU: 08-17-97	
	100532-01-714	EA	SCREW KIT (LEVELING JACKS)	R1280
	100532-32-702	EA	CYLINDER ONLY F/9000 LB JACK	RAP1927
1	100532-44-000	EA	LEVELING SYSTEM - HYDRAULIC (CHEVY)	
			FROM: 08-18-97 THRU: 99-99-99	
	100532-01-713	EA	PUMP-RESERVOIR ASM.-MONARCHRAP90014	
	100532-03-710	EA	SENSING UNIT 21' MTA	RAP6798
	100532-03-715	EA	CAP-BREATHER W/DIPSTICK	RAP7876
	100532-03-723	EA	O-RING/SEAL KIT	RAP9171
	100532-08-700	EA	POWER UNIT ASM.	AP10470
	100532-08-702	EA	VALVE,BI-AXIS	RAP9589
	100532-08-703	EA	PANEL ASM.-200 BI-AXIS SYS.	RAP9755
	100532-08-705	EA	KNOB-3/4" BLACK, SET OF FOUR	RAP1379
	100532-08-706	EA	KNOB-1 3/16" BLACK	RAP9734
	100532-08-707	EA	BEZEL W/GASKET, F/SYSTEM 200	RAP9592
	100532-09-710	EA	SOLENOID-INTERMITTENT DUTY	RAP0533
	100532-12-706	EA	SWITCH - WARNING/MAGNETIC	RAP1008
	100532-12-707	EA	SPRING KIT	R3847
	100532-18-700	EA	JACK - 9K STRAIGHT ACTING	RAP90177
	100532-32-701	EA	BUZZER - JACK DOWN WARNING	RAP0325
	100532-32-702	EA	CYLINDER ONLY F/9000 LB JACK	RAP1927

KEY	PART NUMBER	U/M	DESCRIPTION	VENDOR NO.
1	100532-33-000	EA	LEVELING SYSTEM - HYDRAULIC (FORD)	
	100532-01-713	EA	PUMP-RESERVOIR ASM.-MONARCHRAP90014	
	100532-01-714	EA	SCREW KIT (LEVELING JACKS)	R1280
	100532-03-710	EA	SENSING UNIT 21' MTA	RAP6798
	100532-03-715	EA	CAP-BREATHER W/DIPSTICK	RAP7876
	100532-03-723	EA	O-RING/SEAL KIT	RAP9171
	100532-08-702	EA	VALVE,BI-AXIS	RAP9589
	100532-08-703	EA	PANEL ASM.-200 BI-AXIS SYS.	RAP9755
	100532-08-705	EA	KNOB-3/4" BLACK, SET OF FOUR	RAP1379
	100532-08-706	EA	KNOB-1 3/16" BLACK	RAP9734
	100532-08-707	EA	BEZEL W/GASKET, F/SYSTEM 200	RAP9592
	100532-09-710	EA	SOLENOID-INTERMITTENT DUTY	RAP0533
	100532-12-706	EA	SWITCH - WARNING/MAGNETIC	RAP1008
	100532-12-707	EA	SPRING KIT	R3847
	100532-16-700	EA	JACK ASM. 6K, STATIONARY	RAP0468
	100532-18-700	EA	JACK - 9K STRAIGHT ACTING	RAP90177
	100532-32-702	EA	CYLINDER ONLY F/9000 LB JACK	RAP1927
2	100536-28-000	EA	HOSE KIT - LEVELING JACKS	
	100536-09-701	EA	HOSE-HYDRAULIC-60"	RAP4073
	100536-10-701	EA	HOSE-HYDRAULIC-116"	RAP5384
	100536-25-700	EA	HOSE-HYDRAULIC-306"	RAP4904
	100536-25-701	EA	HOSE-HYDRAULIC-312"	RAP5216
	100536-28-700	EA	HOSE-HYDRAULIC-372"	RAP4391
	107890-01-000	EA	ELBOW - STEEL - 90 D - 1/4 X 37 D - FLARE	
3	117183-01-02B	EA	COVER - SENSOR - LEVELING	
4	107938-07-000	EA	BRACKET - PUMP	
5	108629-01-000	EA	SHIELD - PUMP	
6	121651-01-02B	EA	CROSSMEMBER - REAR JACK MOUNTING	
7	128285-01-000	EA	JACK/CROSSMEMBER ASSEMBLY - FRONT - CHEVY	

FROM: 08-18-97 THRU: 99-99-99

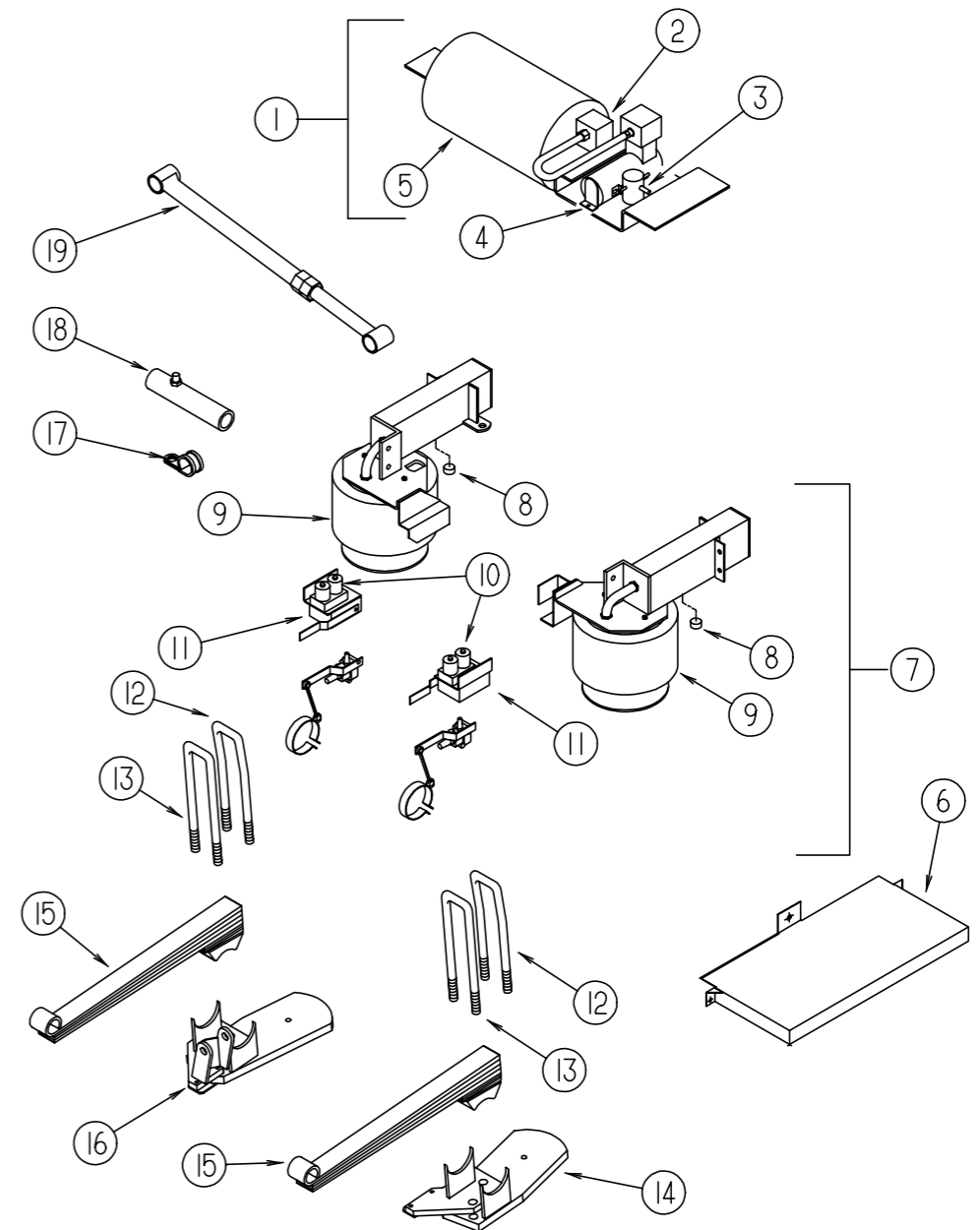
CHASSIS GROUP (CONTINUED)



TIRE, MOUNT & HOIST

KEY	PART NUMBER	U/M	DESCRIPTION
1	051377-01-000	EA	VALVE STEM - CHEVY
1	051377-05-000	EA	VALVE STEM - 1998 FORD
1	091673-01-000	EA	TIRE - 225.70 R19.5 LRF - XZA - CHEVY
1	083425-05-000	EA	TIRE - MICHELIN - LT 235/85R16 - LOAD RANGE E - 1998 FORD
1	102340-04-000	EA	TIRE - 245/70R - 19.5F - GOODYEAR - 1999 FORD
1	064963-01-000	EA	WHEEL - STEEL - 19.5" X 6" - GM 14005758 - CHEVY
1	095853-02-000	EA	WHEEL - STEEL - 16" X 6K - F2TA-1015-NA - 1998 FORD 1999 FORD IS CHASSIS SUPPLIED
1	077030-02-000	EA	EXTENSION - VALVE STEM - 1.25"
2	093376-02-000	EA	HANDLE - CRANK - TIRE HOIST
	114376-01-000	EA	PIN - DRIVE - .156 X .750 - TYPE E - TIRE HOIST
3	093267-03-000	EA	HOIST - SPARE TIRE - #100 LB
4	105499-01-000	EA	BRACKET - TIRE HOIST
5	124751-01-02B	EA	HANGER - SPARE TIRE - E-COATED
6	124754-01-02B	EA	CATCH - SPARE TIRE
7	093375-01-000	EA	EXTENSION - TIRE HOIST - 33.3' LONG
7	093375-06-000	EA	EXTENSION - TIRE HOIST - 25.2" LONG
	080208-02-000	EA	BAR - LEVERAGE - LUG WRENCH - GM FORD IS CHASSIS SUPPLIED
	080208-05-000	EA	BAR - LEVERAGE - LUG WRENCH 3/4D - HDGM/FREIGHTLINER
	080208-06-000	EA	LUG WRENCH - 1" X 1.06" W/DEEP SOCKET ENDS - GM FORD IS CHASSIS SUPPLIED
	080208-04-000	EA	WRENCH - LUG - 30MM (1 3/16") - HDGM/FREIGHTLINER

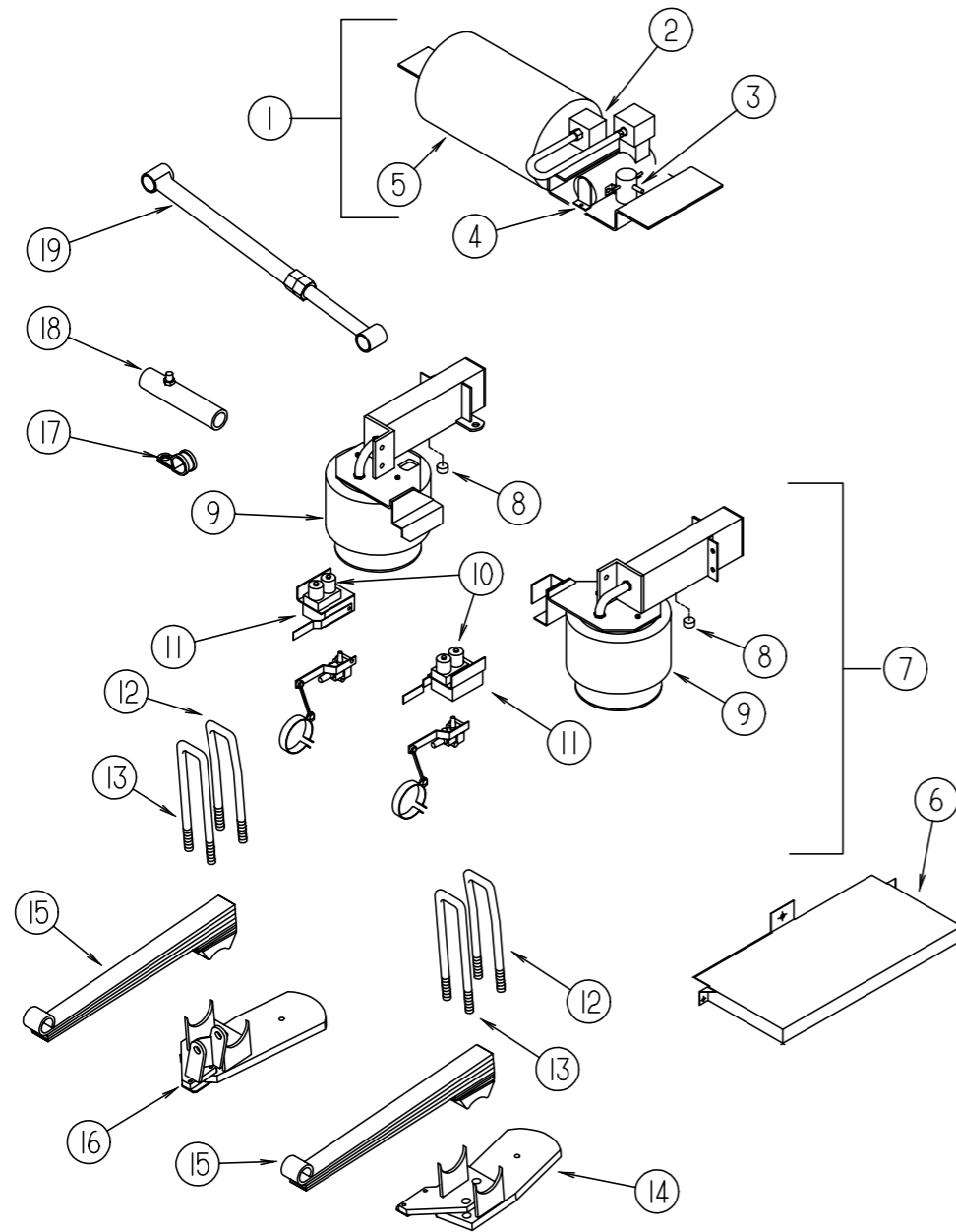
CHASSIS GROUP (CONTINUED)



FORD SUSPENSION SYSTEM

KEY	PART NUMBER	U/M	DESCRIPTION	VENDOR NO.
1	090436-35-000	EA	COMPRESSOR - TANK - W/O WIRING	
2	090436-07-701	EA	SWITCH - AIR PRESSURE	50732
3	090436-07-704	EA	SOLENOID-ELECTRONIC	50702 JET
	090436-40-000	EA	FILTER - AIR INTAKE - COMPRESSOR	
	090436-67-000	EA	WIRING HARNESS - F/JET AIR SYSTEM W/WARNING LIGHT	
4	090436-07-700	EA	COMPRESSOR ONLY	50701 JET
5	090436-07-702	EA	TANK-AIR, ALL MODELS	50703 JET
6	090436-28-000	EA	SHIELD - HEAT - FUEL TANK	
7	090436-71-000	EA	MOUNT - SPRING - W/LIGHT TAG - LEFT HAND/UPPER	
7	090436-72-000	EA	MOUNT - SPRING - W/LIGHT TAG - RIGHT HAND/UPPER	
8	090436-36-700	EA	PET COCK-AIR TANK F/SPRING	50720 JET
9	090436-15-704	EA	BAG-AIR, BELLOWS, 1EA=1 ONLY	50752
10	090436-15-710	EA	VALVE-ELECTRONIC, RH	50786 JET
10	090436-15-709	EA	VALVE-ELECTRONIC, LH	50785 JET
11	090436-15-712	EA	BOX-HEIGHT CONT., RH W/LIGHT	50872
11	090436-15-711	EA	BOX-HEIGHT CONT., LH W/LIGHT	50871
	090436-15-713	EA	LOOM-WIRE, F/AXLE POS. LIGHT	50875

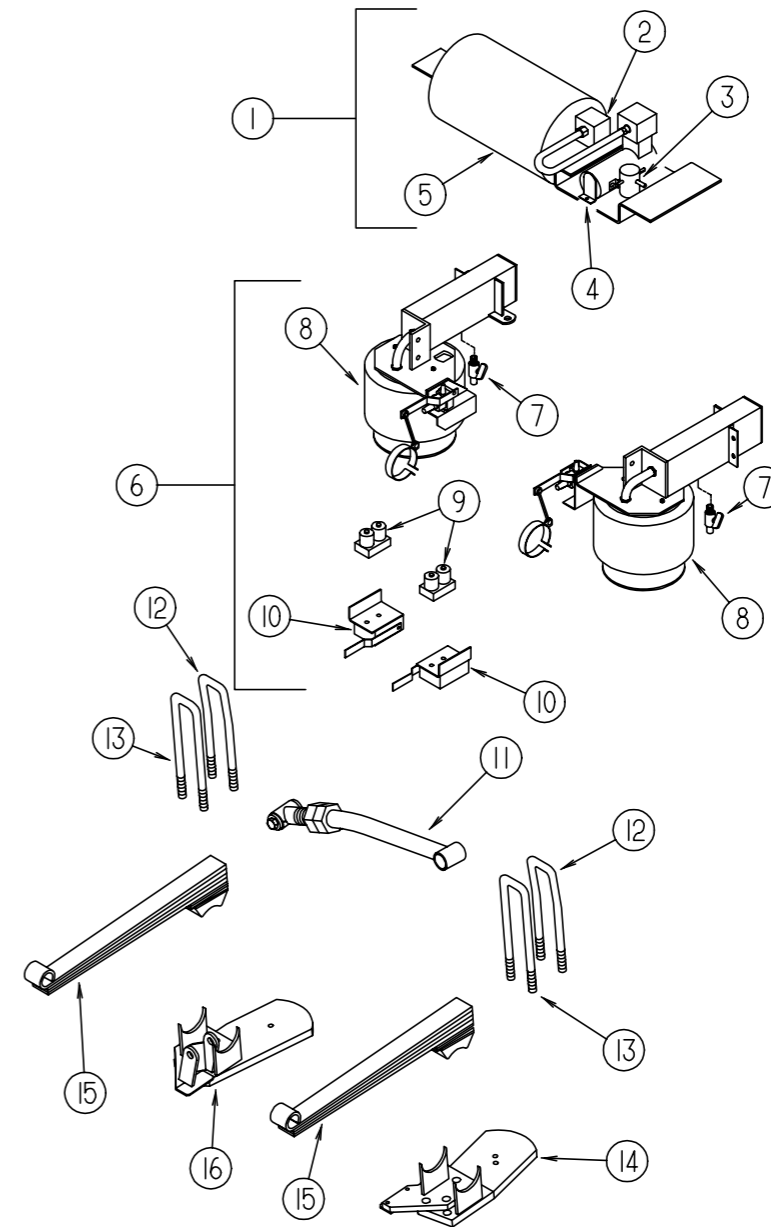
CHASSIS GROUP (CONTINUED)



FORD SUSPENSION SYSTEM (CONTINUED)

KEY	PART NUMBER	U/M DESCRIPTION
	090436-15-714	EA LOCK OUT KIT
	090436-79-000	EA STABILIZER BUSHING KIT F/FRONT AND REAR BARS 11/28/94 & UP
12	090436-25-000	EA U-BOLT - 1-14 X 4 X 15 - W/NUTS
13	090436-22-000	EA U-BOLT - 1-14 X 4 X 14 - W/NUTS
14	090436-20-000	EA MOUNT - SPRING/AXLE - LOWER DRIVER
15	090436-81-000	EA SPRING - LEAF
16	090436-21-000	EA MOUNT - SPRING/AXLE - LOWER PASSENGER
17	090436-29-000	EA BRACKET - BRAKE HOSE/FRAME
18	090436-82-000	EA BRACKET - BRAKE HOSE/CALIPERS
19	090436-31-000	EA BAR - TRACK - W/BOLTS & BRACKETS
	090436-85-000	EA BOLT - HEX - 1/4-20 X 1/2 LONG
	090436-86-000	EA NUT - HEX LK - 1/4-20
	090436-87-000	EA CLAMP - BRAKE HOSE POSITION

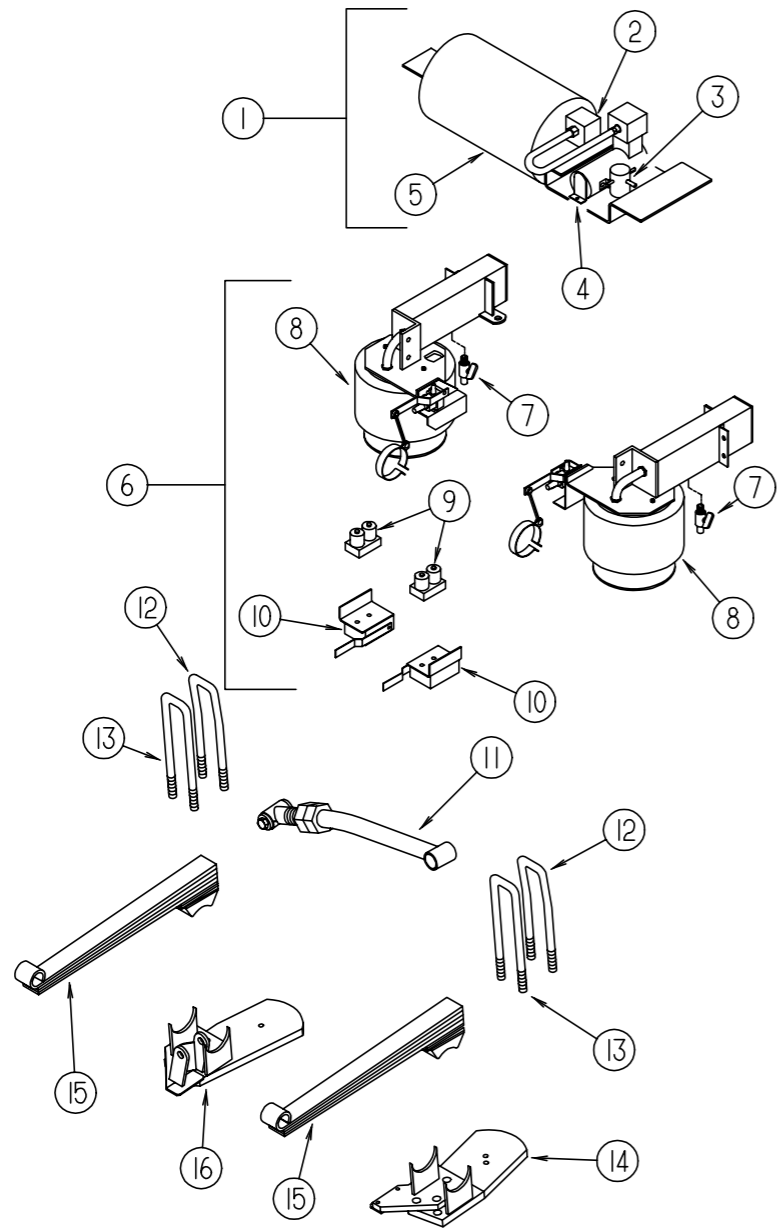
CHASSIS GROUP (CONTINUED)



CHEVY SUSPENSION SYSTEM

KEY	PART NUMBER	U/M DESCRIPTION	VENDOR NO.
1	090436-35-000	EA COMPRESSOR - TANK - W/O WIRING	
2	090436-07-701	EA SWITCH - AIR PRESSURE	50732
3	090436-07-704	EA SOLENOID-ELECTRONIC	50702 JET
4	090436-40-000	EA FILTER - AIR INTAKE - COMPRESSOR	
5	090436-07-700	EA COMPRESSOR ONLY	50701 JET
5	090436-07-702	EA TANK-AIR, ALL MODELS	50703 JET
6	090436-69-000	EA MOUNT - SPRING - W/LIGHT TAG - LEFT HAND/UPPER	
6	090436-70-000	EA MOUNT - SPRING - W/LIGHT TAG - RIGHT HAND/UPPER	
7	090436-36-700	EA PET COCK-AIR TANK F/SPRING	50720 JET
8	090436-15-704	EA BAG-AIR, BELLOWS, 1EA=1 ONLY	50752
9	090436-15-709	EA VALVE-ELECTRONIC, LH	50785 JET
9	090436-15-710	EA VALVE-ELECTRONIC, RH	50786 JET

CHASSIS GROUP (CONTINUED)



CHEVY SUSPENSION SYSTEM (CONTINUED)

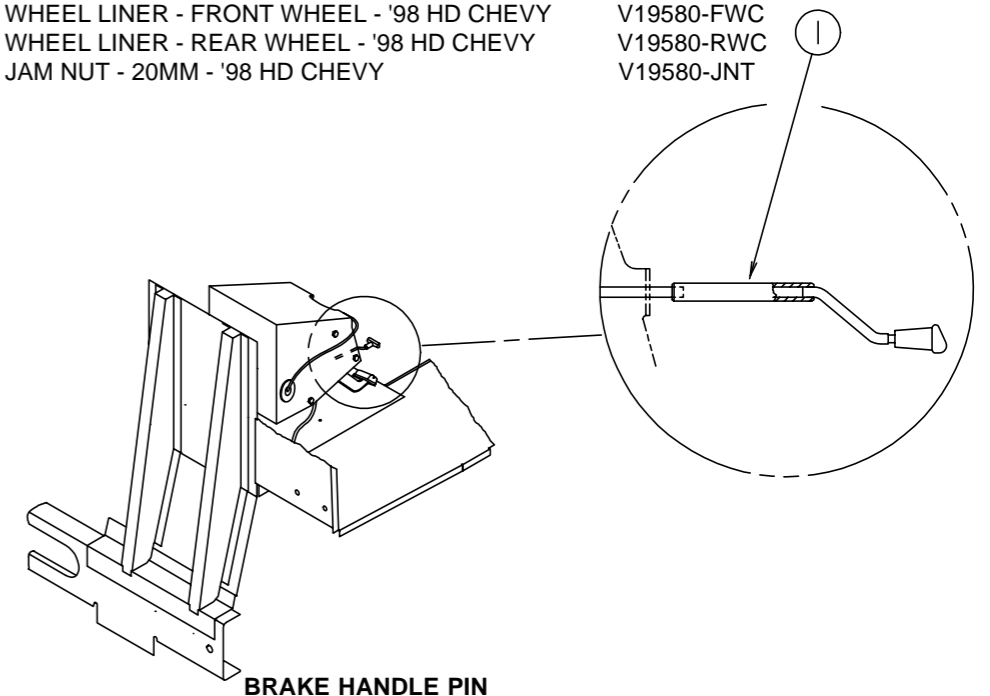
KEY	PART NUMBER	U/M DESCRIPTION	VENDOR NO.
10	090436-15-711	EA BOX-HEIGHT CONT., LH W/LIGHT	50871
10	090436-15-712	EA BOX-HEIGHT CONT., RH W/LIGHT	50872
	090436-15-713	EA LOOM-WIRE, F/AXLE POS. LIGHT	50875
11	090436-47-000	EA BAR - TRACK - W/PIVOT BOLTS	
12	090436-12-000	EA U-BOLT - FOREWARD - STRAIGHT - 7/8"	
13	090436-13-000	EA U-BOLT - REARWARD - BENT - 7/8"	
14	090436-10-000	EA MOUNT - SPRING/AXLE - LOWER DRIVER	
	090436-52-000	EA BRACKET - TRACK BAR - STANDARD - 3.25	
	090436-67-000	EA WIRING HARNESS - F/JET AIR SYSTEM W/WARNING LIGHT	
15	090436-80-000	EA SPRING - 95 - P30 - 14/16500	
16	090436-46-000	EA MOUNT - SPRING - CHEVY - RIGHT HAND/LOWER	
	091250-03-000	EA BUSHING - SWAY BAR - 1.75" CUT	

**CHASSIS GROUP (CONTINUED)
CHEVY SHOCKS**

KEY	PART NUMBER	U/M DESCRIPTION	VENDOR NO.
	122756-02-000	EA SHOCK AND STABILIZER (BLUE BOOT) KIT - FRONT END P30 CHASS	
	122756-02-700	EA BRACKET ASM - DRIVERS SIDE	T818L
	122756-02-701	EA BRACKET ASM - PASSENGER SIDE	T818R
	122756-02-702	EA BRACKET ONLY - DRIVERS SIDE	T818L
	122756-02-703	EA BRACKET ONLY -PASSENGER SIDE	T818R
	122756-02-704	EA BOLT PACKAGE -BOLTS/NUTS ETC	T818R
	122756-02-705	EA SHOCK	T818SH
	122756-02-706	EA STUD - SHOCK MOUNTING	T818S
	122756-02-707	EA DAMPENER - STEERING	T818SD
	122756-02-708	EA BOOT - STEERING DAMPNER	T818SDB
	122756-02-709	EA BUSHING PKG-STEERING DAMPNER	T818SDBSH
	122756-02-710	EA BOLT PKG - STEERING DAMPENER	T818S

WHEEL LINERS

KEY	PART NUMBER	U/M DESCRIPTION	VENDOR NO.
	110435-08-000	EA LINER - WHEEL SET (SET=4) 16" - '98 FORD	
	110435-01-711	EA DECAL-CENTER CAP, 2" - '98 FORD	2" DECAL
	110435-02-702	EA STUD EXTENDER - '98 FORD	V160SD-STX
	110435-02-703	EA NUT (JAMB) - '98 FORD	V160SD-JNT
	110435-02-704	EA COVER-LUG NUT - '98 FORD	V160F0-LNC
	110435-02-705	EA TOOL F/ JAMB NUT, INSTALL - '98 FORD.	V160FO-TOL
	110435-08-700	EA LINER-WHEEL, FRONT - '98 FORD	V160SD-FWC
	110435-08-701	EA LINER-WHEEL, REAR - '98 FORD	V160SD-RWC
	100435-15-000	EA LINER - WHEEL SET/4 - 19.5" - '99 FORD	
	110435-10-000	EA LINER - WHEEL - SET 4 - 19.5" - '97 CHEVY	
	110435-10-700	EA LINER - WHEEL - FRONT - 1 PC - '97 CHEVY	V195P7-FWC
	110435-10-701	EA LINER - WHEEL - REAR - 1 PC - '97 CHEVY	V195P7-RWC
	110435-10-702	EA JAMB NUT - ENCLOSED/LNC - '97 CHEVY	V195P7-EJN
	110435-10-703	EA STUD - PLASTIC - '97 CHEVY	V195P7-PST
	110435-10-704	EA JAMB NUT - PLASTIC/LNC - '97 CHEVY	V195P7-PJN
	110435-10-705	EA TOOL - INSTALLATION - '97 CHEVY	V195P7-TOL
	110435-12-000	EA LINER - WHEEL - SET/4 - 19.5" - '98 HD CHEVY	
	110435-05-700	EA CAP-CENTER, POP-OUT - '98 HD CHEVY	V22510-POC
	110435-05-711	EA COVER - LUG NUT - '98 HD CHEVY	V22506-LNC
	110435-05-712	EA TOOL INSTALLATION - '98 HD CHEVY	V22506-TOL
	110435-12-700	EA WHEEL LINER - FRONT WHEEL - '98 HD CHEVY	V19580-FWC
	110435-12-701	EA WHEEL LINER - REAR WHEEL - '98 HD CHEVY	V19580-RWC
	110435-12-702	EA JAM NUT - 20MM - '98 HD CHEVY	V19580-JNT



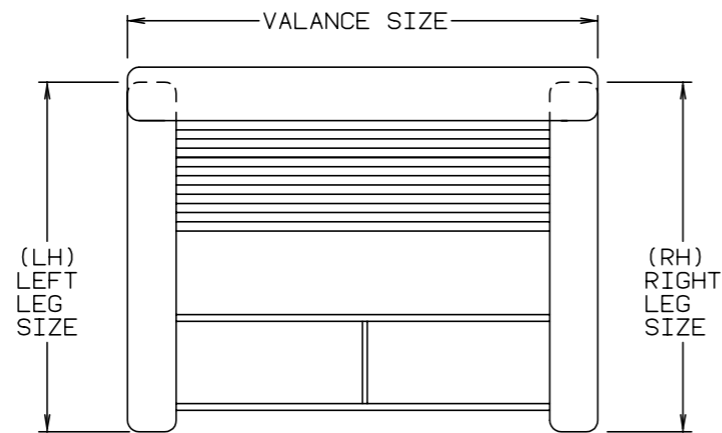
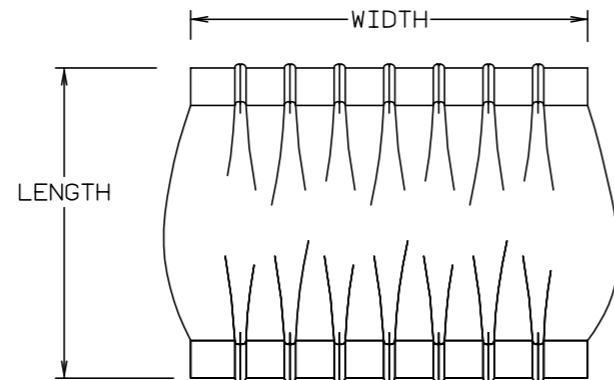
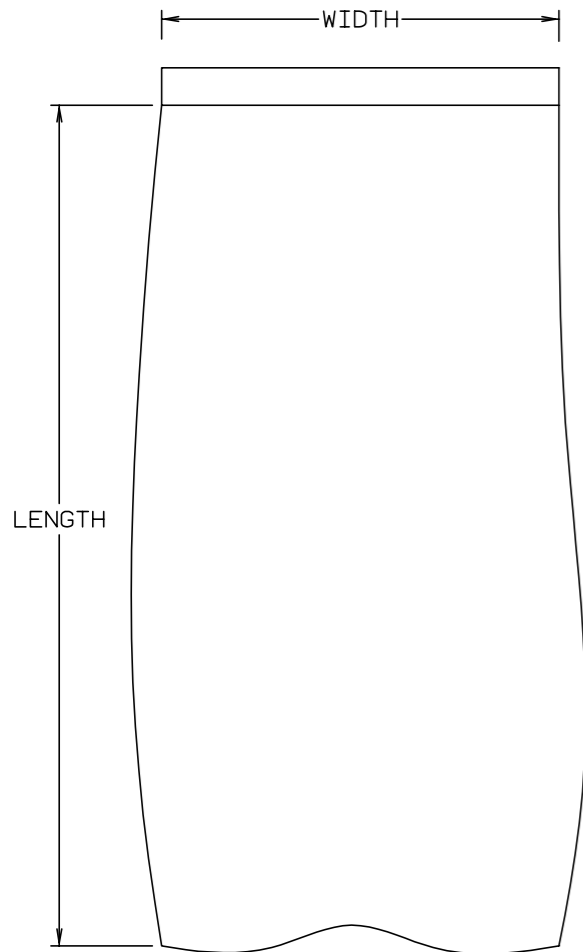
KEY	PART NUMBER	U/M DESCRIPTION
1	113007-01-000	EA PIN - SPRING - .375 X 3"

CURTAIN & CUSHION GROUP

NOTICE

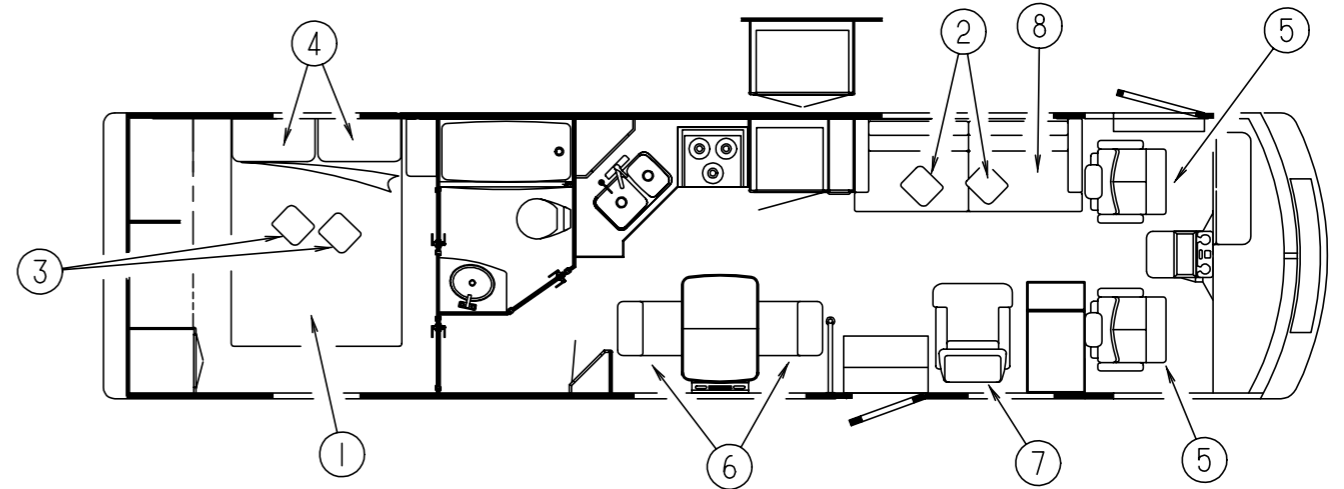
IN ORDER TO ASSIST OUR PARTS SALES DEPT. IN PROVIDING INTERIOR SOFTWARE ITEMS, PLEASE INCLUDE THE SERIAL NUMBER AND THE COLOR CODE NUMBER FROM THE VEHICLE CERTIFICATION LABEL WHEN ORDERING. THIS LABEL IS LOCATED ON THE LEFT SIDEWALL AT THE END OF THE DASH (A-BODY), OR ON THE DRIVER'S DOOR LATCH PLATE (C-BODY).

AN EXAMPLE OF A COLOR CODE NUMBER IS B07, WHICH DESIGNATES AN OVERALL COLOR SCHEME OF A PARTICULAR UNIT. THE COLOR LISTED AFTER THE ITEM DESCRIPTION ON THE MICROFICHE, INDICATES THE OVERALL UNIT COLOR. ORDER THE ITEM YOU DESIRE ACCORDING TO UNIT COLOR CODE. IF ALL COLORS USE THE SAME ITEM NO COLOR CODE WILL BE NOTED.



NOTE: USE THIS ILLUSTRATION WHEN DETERMINING LENGTH AND WIDTH MEASUREMENTS FOR CURTAINS. YOU WILL NOTE THE WIDTH MEASUREMENT IS TAKEN ON THE TOP OF THE CURTAIN WITH THE CURTAIN FULLY EXTENDED. THE LENGTH MEASUREMENT IS TAKEN FROM TOP TO BOTTOM. LEFT AND RIGHT WINDOW LEGS ARE DETERMINED WHEN FACING THE WINDOW.

CURTAIN & CUSHION GROUP (CONTINUED)



MATTRESSES, PILLOWS & BEDSPREADS

KEY	PART NUMBER	U/M	DESCRIPTION
1	123015-07-000	EA	MATTRESS - INNERSPRING - 60" X 79.5"
1	119141-17-J30	EA	BEDSPREAD/THROW - 60" X 80" (J90, J30)
1	119141-18-J31	EA	BEDSPREAD/THROW - 60" X 80" (J91, J31)
1	119141-18-J32	EA	BEDSPREAD/THROW - 60" X 80" (J92, J32)
1	119141-18-J33	EA	BEDSPREAD/THROW - 60" X 80" (J93, J33)
2	111637-18-J30	EA	PILLOW - 14" X 14" (J90, J30)
2	111637-11-J31	EA	PILLOW - 17" X 17" (J91, J31)
2	111637-18-J32	EA	PILLOW - 14" X 14" (J92, J32)
2	111637-16-J33	EA	PILLOW - 14" X 14" (J93, J33)
3	111637-12-J30	EA	PILLOW - 17" X 17" (J90, J30)
3	111637-12-J31	EA	PILLOW - 17" X 17" (J91, J31)
3	111637-17-J32	EA	PILLOW - 14" X 14" (J92, J32)
3	111637-19-J33	EA	PILLOW - 17" X 17" (J93, J33)
4	119249-01-000	EA	PILLOW/CASE - 20" X 33"

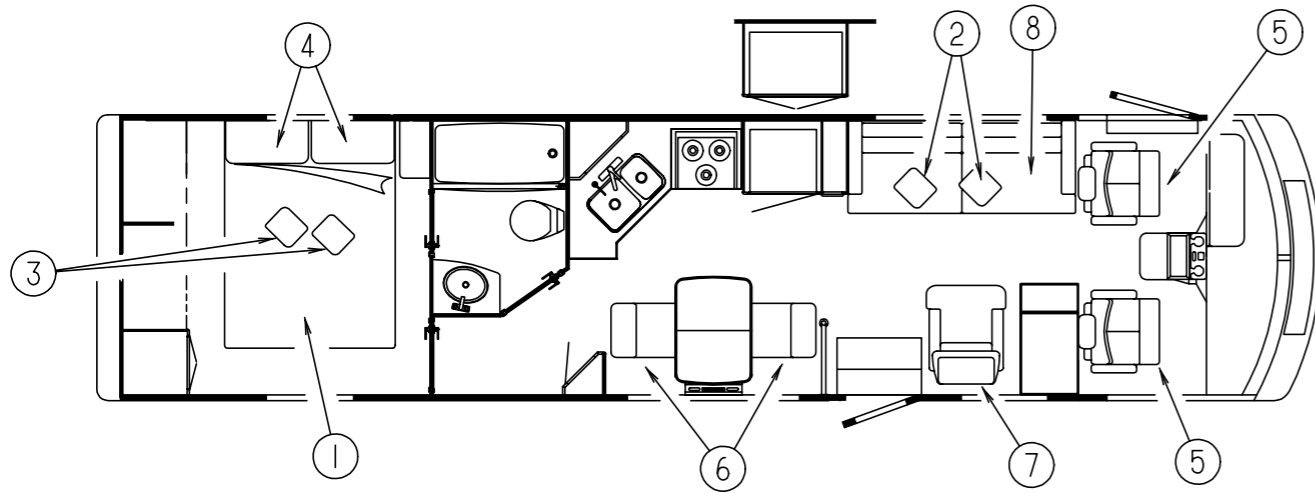
BUCKET SEATS

KEY	PART NUMBER	U/M	DESCRIPTION	
5	125682-01-000	EA	BUCKET SEAT (J90, J30)	FROM: 00-00-00 THRU: 01-18-98
5	129492-01-000	EA	BUCKET SEAT (J90, J30)	FROM: 01-19-98 THRU: 99-99-99
5	125682-02-000	EA	BUCKET SEAT (J91, J31)	FROM: 00-00-00 THRU: 01-18-98
5	129492-02-000	EA	BUCKET SEAT (J91, J31)	FROM: 01-19-98 THRU: 99-99-99
5	125682-03-000	EA	BUCKET SEAT (J92, J32)	FROM: 00-00-00 THRU: 01-18-98
5	129492-03-000	EA	BUCKET SEAT (J92, J32)	FROM: 01-19-98 THRU: 99-99-99
5	125682-07-000	EA	BUCKET SEAT (J93, J33)	FROM: 00-00-00 THRU: 01-18-98
5	129492-07-000	EA	BUCKET SEAT (J93, J33)	FROM: 01-19-98 THRU: 99-99-99
5	125682-08-000	EA	BUCKET SEAT - LEATHER	FROM: 00-00-00 THRU: 01-18-98
5	129492-08-000	EA	BUCKET SEAT - LEATHER	FROM: 01-19-98 THRU: 99-99-99

DINETTE CHAIRS

KEY	PART NUMBER	U/M	DESCRIPTION
6	126637-01-000	EA	CHAIR - DINETTE (J90, J30)
6	126637-02-000	EA	CHAIR - DINETTE (J91, J31)
6	126637-03-000	EA	CHAIR - DINETTE (J92, J32)
6	126637-07-000	EA	CHAIR - DINETTE (J93, J33)

CURTAIN & CUSHION GROUP (CONTINUED)



LOUNGE CHAIRS

KEY	PART NUMBER	U/M DESCRIPTION
7	125678-01-000	EA CHAIR - LOUNGE - EXTRA WIDE - CHAMELON (J90, J30) FROM: 00-00-00 THRU: 01-04-98
7	128891-01-000	EA CHAIR - RECLINER (J90, J30) FROM: 01-05-98 THRU: 99-99-99
7	125678-02-000	EA CHAIR - LOUNGE - EXTRA WIDE - MERCURY (J91, J31) FROM: 00-00-00 THRU: 01-04-98
7	128891-02-000	EA CHAIR - RECLINER (J91, J31) FROM: 01-05-98 THRU: 99-99-99
7	125678-03-000	EA CHAIR - LOUNGE - EXTRA WIDE - FOSSIL (J92, J32) FROM: 00-00-00 THRU: 01-04-98
7	128891-03-000	EA CHAIR - RECLINER (J92, J32) FROM: 01-05-98 THRU: 99-99-99
7	125678-07-000	EA CHAIR - LOUNTE - EXTRA WIDE - BARCELONA (J93, J33) FROM: 00-00-00 THRU: 01-04-98
7	128891-07-000	EA CHAIR - RECLINER (J93, J33) FROM: 01-05-98 THRU: 99-99-99

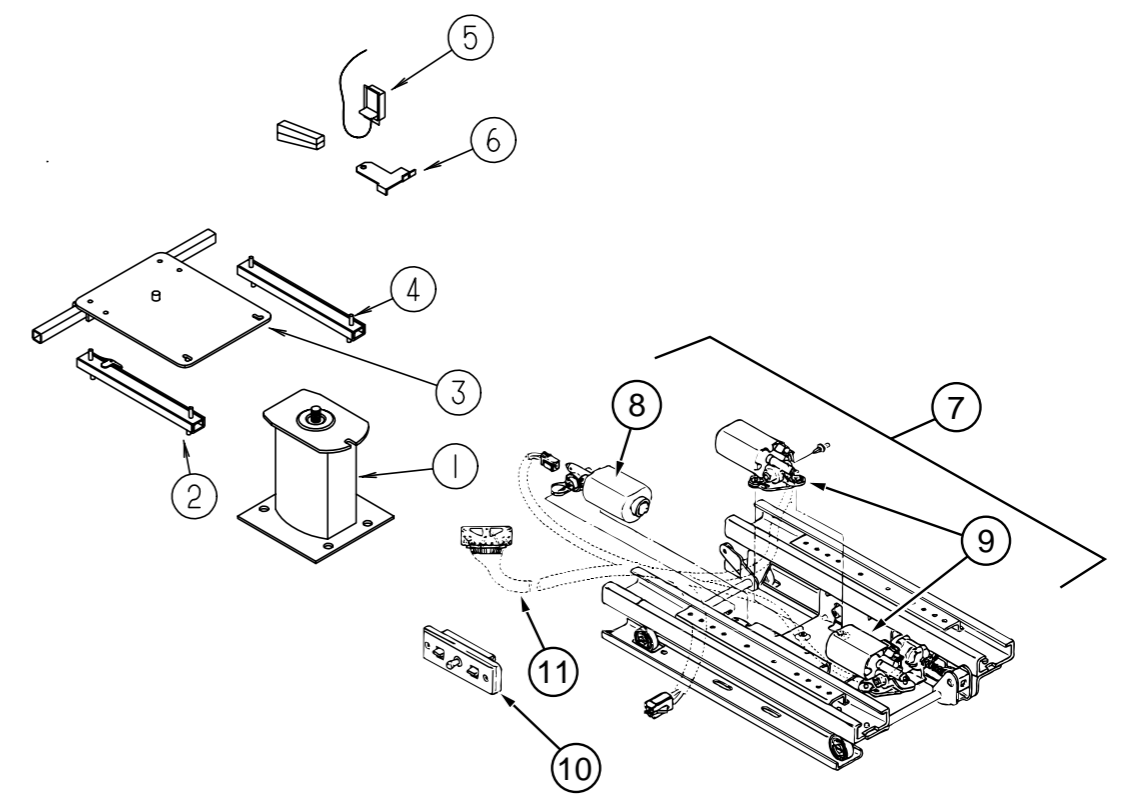
FOLDING CHAIRS

KEY	PART NUMBER	U/M DESCRIPTION
	101604-01-04A	EA CHAIR - FOLDING/DINETTE - W/O FABRIC - MYSTIC OAK
	101604-01-02A	EA CHAIR - FOLDING/DINETTE - W/O FABRIC - SALEM CHERRY
	101604-01-05A	EA CHAIR - FOLDING/DINETTE - W/O FABRIC - WHITE GRANITE

COUCH

KEY	PART NUMBER	U/M DESCRIPTION
8	125676-07-000	EA SOFA (J90, J30)
8	125676-08-000	EA SOFA (J91, J31)
8	125676-09-000	EA SOFA (J92, J32)
8	125676-14-000	EA SOFA (J93, J33)
	116104-03-02B	EA BRACKET - ZEE W/HOLES
	124656-97-000	EA LOCK - NON-SLIDE
	124656-98-000	EA LOCK - SLIDE

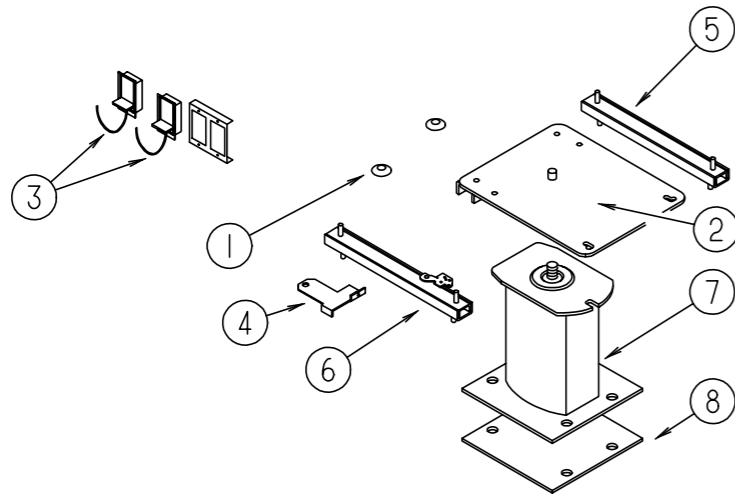
CURTAIN & CUSHION GROUP (CONTINUED)



BUCKET SEAT PEDESTALS

KEY	PART NUMBER	U/M DESCRIPTION	VENDOR NO.
1	107921-01-000	EA PEDESTAL/FLOOR MOUNTED - W/9.75" EXTENSION	
1	107921-14-000	EA PEDESTAL - SEAT W/5.75" EXTENSION - F/MANUAL SEAT	
2	119952-06-000	EA SLIDE/SEAT - HEAVY DUTY LOCKING - 4 STUDS FROM: 00-00-00 THRU: 11-02-97	
2	119952-04-000	EA SLIDE/SEAT - HEAVY DUTY LOCKING - 4 STUDS FROM: 11-03-97 THRU: 99-99-99	
3	107921-05-000	EA PLATE - TOP - W/SEAT BELT BAR	
	107921-06-000	EA BEARING KIT - PEDESTAL	
4	119952-07-000	EA WIRE - LATCH RELEASE/ROTARY	
5	108049-04-000	EA CABLE/CONTROL - 26" W/MINI LEVER ACTION	
	108049-02-000	EA CLIP - CABLE/PEDESTAL	
6	117125-01-02B	EA BRACKET - CABLE MOUNT - ADJUSTER W/LOCK	
7	081373-03-000	EA SEAT - POWER 6 WAY	
	081373-01-700	EA BRACKET-L, CONTROL SWITCH	H-171
8	081373-02-703	EA MOTOR PKG. ADJ. HORIZONTAL	22063237 & H-195
9	081373-02-704	EA MOTOR PKG. ADJ. VERTICAL	22063238 & H-196
10	081373-03-700	EA SWITCH ASM F/BRN-GRAY (FLAT)	22138182 & H-441
11	081373-03-701	EA WIRE HARNESS ASM., LT. SIDE	6000
11	081373-03-702	EA WIRE HARNESS ASM., RT. SIDE	6001

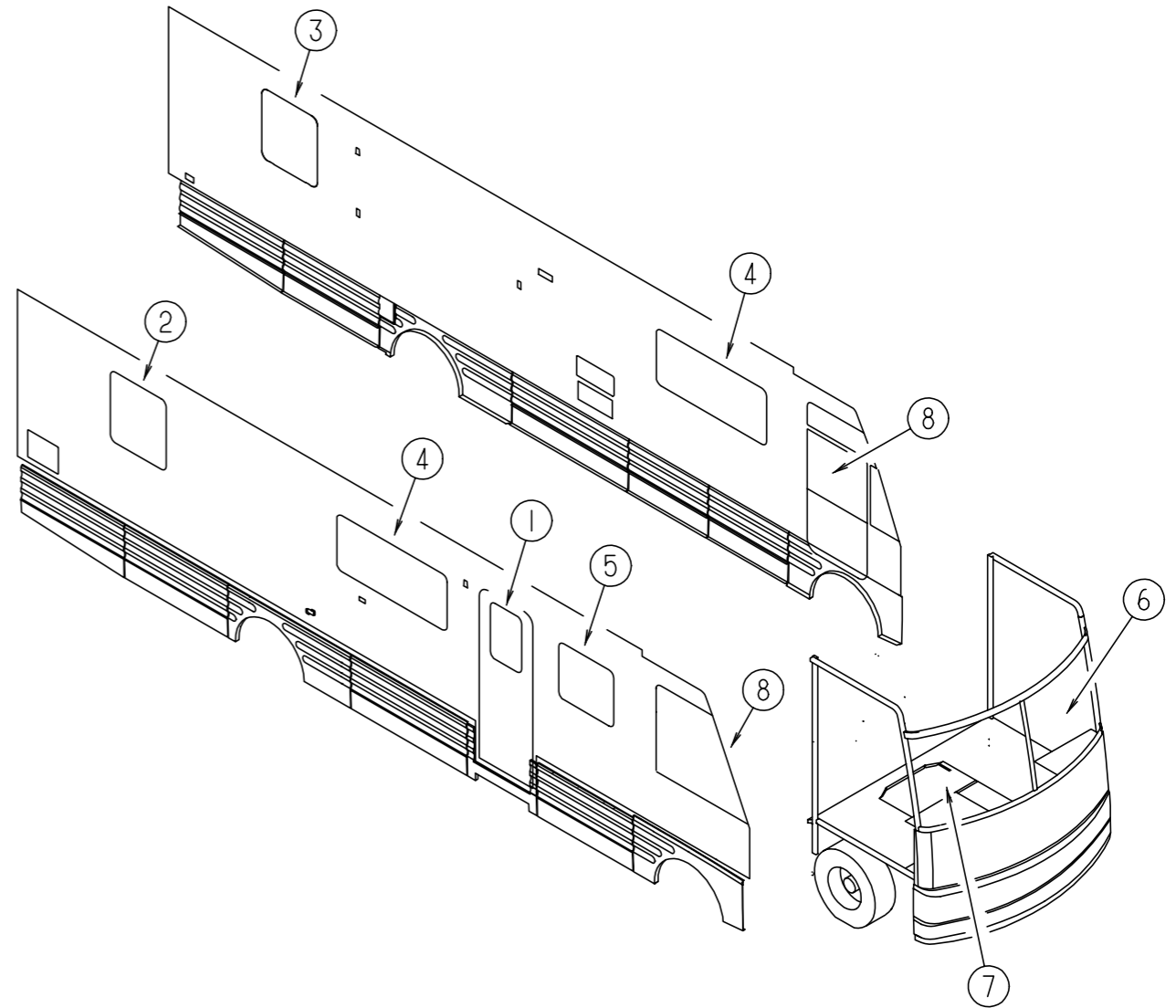
CURTAIN & CUSHION GROUP (CONTINUED)



LOUNGE CHAIR PEDESTAL

KEY	PART NUMBER	U/M DESCRIPTION
1	007221-01-000	EA SPACER - SEAT/ADJUSTER
	107921-06-000	EA BEARING KIT - PEDESTAL
2	107921-08-000	EA TOP PLATE - PEDESTAL - W/O SEAT BELT BAR
	108049-02-000	EA CLIP - CABLE/PEDESTAL
3	108049-04-000	EA CABLE/CONTROL - 26" W/MINI LEVER ACTION
4	117125-01-02B	EA BRACKET - CABLE MOUNT - ADJUSTER W/LOCK
5	119952-02-000	EA SLIDE/SEAT - HEAVY DUTY NON LOCKING
6	119952-04-000	EA SLIDE/SEAT - HEAVY DUTY LOCKING - 4 STUDS
7	107921-01-000	EA PEDESTAL/FLOOR MOUNTED - W/9.75" EXTENSION
		FROM: 00-00-00 THRU: 01-04-98
7	107921-07-000	EA PEDESTAL BASE - POWER
		FROM: 01-05-98 THRU: 99-99-99
8	108445-02-000	EA PLATE/FLOOR MOUNTED - PEDESTAL SEAT

CURTAIN & CUSHION GROUP (CONTINUED)

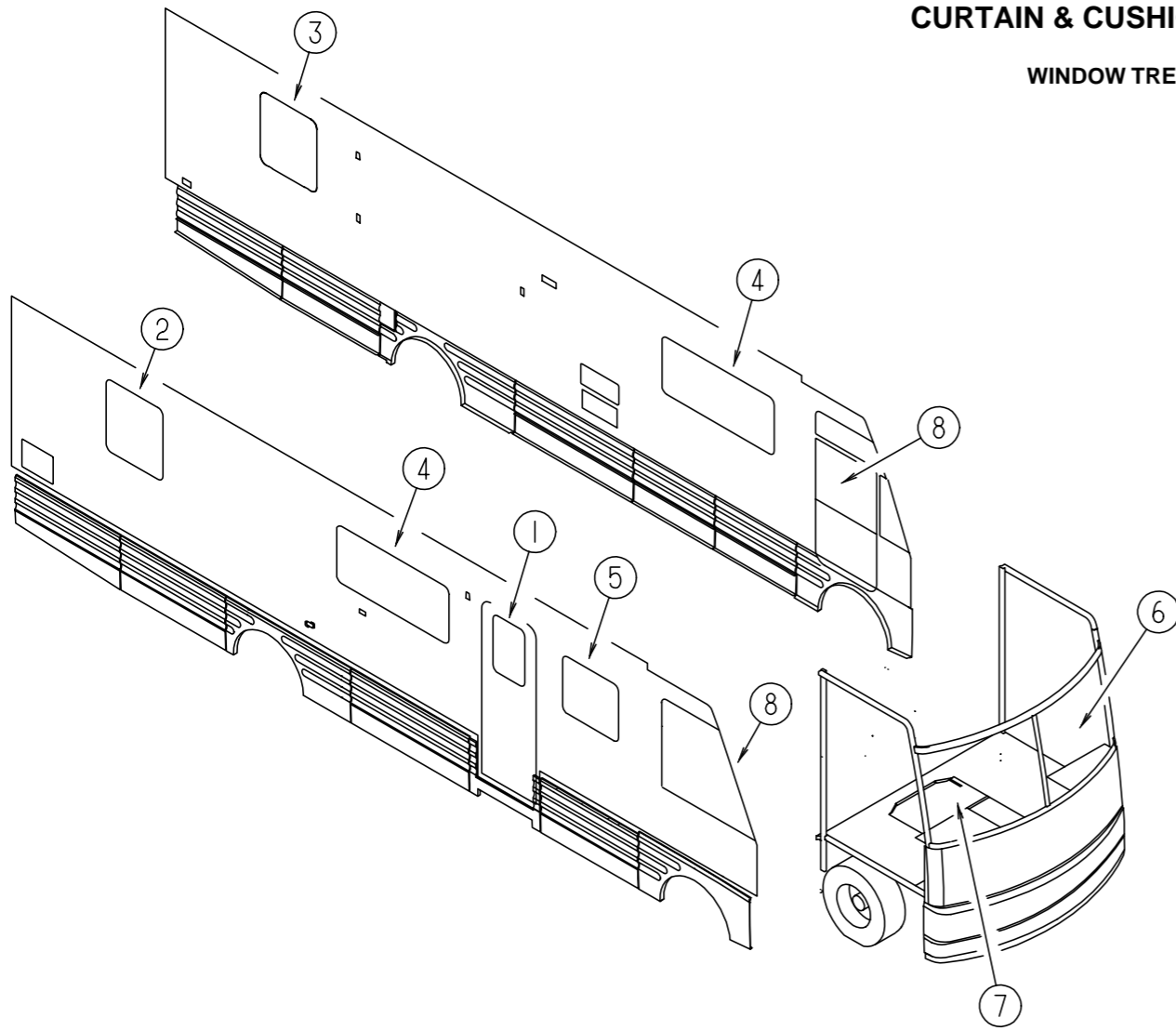


WINDOW TREATMENT

KEY	PART NUMBER	U/M DESCRIPTION
1	084755-60-F01	EA SHADE - PULL - 29.25"
1	120820-27-J30	EA VALANCE - 14.5" X 31.5" - W/CLOCK CUTOUT (J90, J30)
1	120820-27-J31	EA VALANCE - 14.5" X 31.5" - W/CLOCK CUTOUT (J91, J31)
1	120820-27-J32	EA VALANCE - 14.5" X 31.5" - W/CLOCK CUTOUT (J92, J32)
1	120820-27-J33	EA VALANCE - 14.5" X 31.5" - W/CLOCK CUTOUT (J93, J33)

CURTAIN & CUSHION GROUP (CONTINUED)

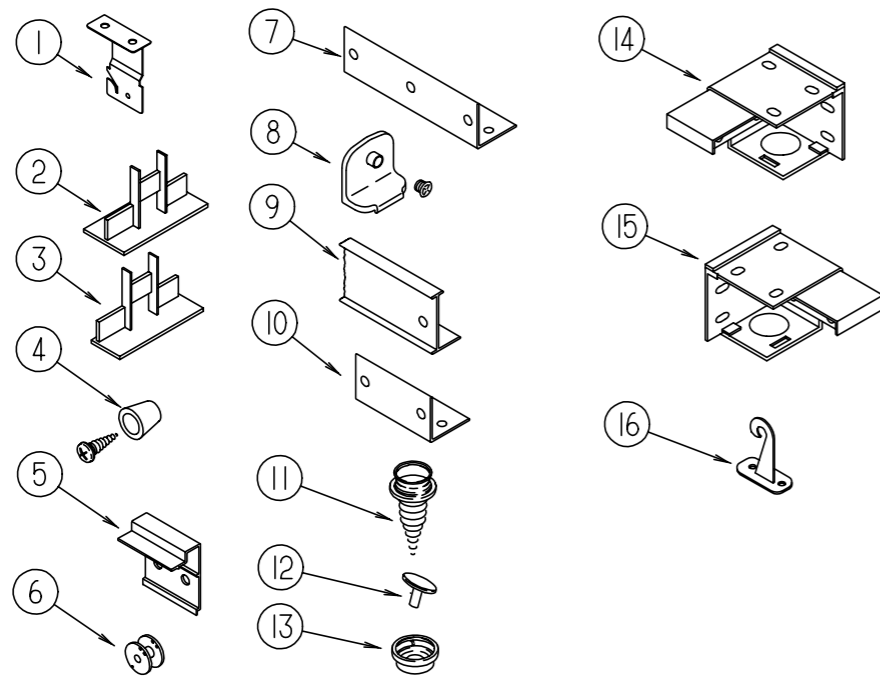
WINDOW TREATMENT (CONTINUED)



KEY	PART NUMBER	U/M	DESCRIPTION
2	111910-58-J30	EA	BLIND - DAY/NIGHTER - 31" X 37" (J90, J30)
2	111910-58-J20	EA	BLIND - DAY/NIGHTER - 31" X 37" (J91, J93, J31, J33)
2	111910-58-J32	EA	BLIND - DAY/NIGHTER - 31" X 37" (J92, J32)
2	119299-18-J30	EA	VALANCE - WHITNEY - 34" - W/O REAR STEREO (J90, J30)
2	127019-02-J31	EA	VALANCE - SARAH - 34" - W/O REAR STEREO (J91, J31)
2	127019-06-J32	EA	VALANCE - SARAH - 34" - W/O REAR STEREO (J92, J32)
2	127019-02-J33	EA	VALANCE - SARAH - 34" - W/O REAR STEREO (J93, J33)
2	119299-21-J30	EA	VALANCE - WHITNEY - 34" - W/REAR STEREO (J90, J30)
2	127019-09-J31	EA	VALANCE - SARAH - 34" - W/REAR STEREO (J91, J31)
2	127019-10-J32	EA	VALANCE - SARAH - 34" - W/REAR STEREO (J92, J32)
2	127019-09-J33	EA	VALANCE - SARAH - 34" - W/REAR STEREOE (J93, J33)
2	123910-15-J30	EA	LEG - RIGHT HAND - 34" - W/O REAR STEREO (J90, J30)
2	123910-15-J31	EA	LEG - RIGHT HAND - 34" - W/O REAR STEREO (J91, J31)
2	123910-15-J32	EA	LEG - RIGHT HAND - 34" - W/O REAR STEREO (J92, J32)
2	123910-15-J21	EA	LEG - RIGHT HAND - 34" - W/O REAR STEREO (J93, J33)
2	123910-16-J30	EA	LEG - LEFT HAND - 34" - W/O REAR STEREO (J90, J30)
2	123910-16-J31	EA	LEG - LEFT HAND - 34" - W/O REAR STEREO (J91, J31)
2	123910-16-J32	EA	LEG - LEFT HAND - 34" - W/O REAR STEREO (J92, J32)
2	123910-16-J21	EA	LEG - LEFT HAND - 34" - W/O REAR STEREO (J93, J33)

KEY	PART NUMBER	U/M	DESCRIPTION
2	127017-09-J30	EA	LEG - RIGHT - 34" - W/REAR STEREO (J90, J30)
2	127017-09-J31	EA	LEG - RIGHT - 34" - W/REAR STEREO (J91, J31)
2	127017-09-J32	EA	LEG - RIGHT - 34" - W/REAR STEREO (J92, J32)
2	127017-09-J21	EA	LEG - RIGHT - 34" - W/REAR STEREOE (J93, J33)
2	127017-10-J30	EA	LEG - LEFT - 34" - W/REAR STEREO (J90, J30)
2	127017-10-J31	EA	LEG - LEFT - 34" - W/REAR STEREO (J91, J31)
2	127017-10-J32	EA	LEG - LEFT - 34" - W/REAR STEREO (J92, J32)
2	127017-10-J21	EA	LEG - LEFT - 34" - W/REAR STEREOE (J93, J33)
3	111910-58-J30	EA	BLIND - DAY/NIGHTER - 31" X 37" (J90, J30)
3	111910-58-J20	EA	BLIND - DAY/NIGHTER - 31" X 37" (J91, J93, J31, J33)
3	111910-58-J32	EA	BLIND - DAY/NIGHTER - 31" X 37" (J92, J32)
3	119299-19-J30	EA	VALANCE - WHITNEY - 34" - W/O REAR STEREO (J90, J30)
3	127019-03-J31	EA	VALANCE - SARAH - 34" - W/O REAR STEREO (J91, J31)
3	127019-08-J32	EA	VALANCE - SARAH - 34" - W/O REAR STEREO (J92, J32)
3	127019-03-J33	EA	VALANCE - SARAH - 34" - W/O REAR STEREO (J93, J33)
3	119299-21-J30	EA	VALANCE - WHITNEY - 34" - W/REAR STEREO (J90, J30)
3	127019-09-J31	EA	VALANCE - SARAH - 34" - W/REAR STEREO (J91, J31)
3	127019-10-J32	EA	VALANCE - SARAH - 34" - W/REAR STEREO (J92, J32)
3	127019-09-J33	EA	VALANCE - SARAH - 34" - W/REAR STEREO (J93, J33)
3	123910-15-J30	EA	LEG - RIGHT HAND - 34" (J90, J30)
3	123910-15-J31	EA	LEG - RIGHT HAND - 34" (J91, J31)
3	123910-15-J32	EA	LEG - RIGHT HAND - 34" (J92, J32)
3	123910-15-J21	EA	LEG - RIGHT HAND - 34" (J93, J33)
3	123910-16-J30	EA	LEG - LEFT HAND - 34" (J90, J30)
3	123910-16-J31	EA	LEG - LEFT HAND - 34" (J91, J31)
3	123910-16-J32	EA	LEG - LEFT HAND - 34" (J92, J32)
3	123910-16-J21	EA	LEG - LEFT HAND - 34" (J93, J33)
4	109802-58-J22	EA	BLIND - PLEATED - 61" X 28.5" (J90, J30)
4	109802-58-J20	EA	BLIND - PLEATED - 61" X 28.5" (J91, J93, J31, J33)
4	109802-58-J32	EA	BLIND - PLEATED - 61" X 28.5" (J92, J32)
4	111910-57-J30	EA	BLIND - DAY/NIGHTER - 61" X 28.5" (J90, J30)
4	111910-57-J20	EA	BLIND - DAY/NIGHTER - 61" X 28.5" (J91, J93, J31, J33)
4	111910-57-J32	EA	BLIND - DAY/NIGHTER - 61" X 28.5" (J92, J32)
4	127014-05-J30	EA	LAMBREQUIN - LESLEY - 63" X 27" (J90, J30)
4	127014-05-J31	EA	LAMBREQUIN - LESLEY - 63" X 27" (J91, J31)
4	127014-06-J32	EA	LAMBREQUIN - LESLEY - 63" X 27" (J92, J32)
4	127014-05-J33	EA	LAMBREQUIN - LESLEY - 63" X 27" (J93, J33)
5	109802-60-J52	EA	BLIND - PLEATED - 31" X 28.5" (J90, J30)
5	109802-60-J60	EA	BLIND - PLEATED - 31" X 28.5" (J91, J93, J31, J33)
5	109802-60-J32	EA	BLIND - PLEATED - 31" X 28.5" (J92, J32)
5	111910-59-J30	EA	BLIND - DAY/NIGHTER - 31" X 28.5" (J90, J30)
5	111910-59-J60	EA	BLIND - DAY/NIGHTER - 31" X 28.5" (J91, J93, J31, J33)
5	111910-59-J32	EA	BLIND - DAY/NIGHTER - 31" X 28.5" (J92, J32)
5	127014-07-J30	EA	LAMBREQUIN - LESLEY - 33" X 37" (J90, J30)
5	127014-07-J31	EA	LAMBREQUIN - LESLEY - 33" X 37" (J91, J31)
5	127014-08-J32	EA	LAMBREQUIN - LESLEY - 33" X 37" (J92, J32)
5	127014-07-J33	EA	LAMBREQUIN - LESLEY - 33" X 37" (J93, J33)
6	093487-13-01A	EA	WRAP AROUND - FRONT - RIGHT HAND/PLEATED - 37.25" X 108" FROM: 00-00-00 THRU: 01-04-98
6	093487-16-01A	EA	WRAP AROUND - FRONT - RIGHT HAND/PLEATED - 38.25" X 108" FROM: 01-05-98 THRU: 99-99-99
7	093487-14-01A	EA	WRAPAROUND - FRONT - LEFT HAND/PLEATED - 37.25" X 108" FROM: 00-00-00 THRU: 01-04-98
7	093487-17-01A	EA	WRAPAROUND - FRONT - LEFT HAND/PLEATED - 38.25" X 108" FROM: 01-05-98 THRU: 99-99-99
6	093487-13-01A	EA	WRAP AROUND - FRONT - RIGHT HAND/PLEATED - 37.25" X 108"
7	093487-14-01A	EA	WRAPAROUND - FRONT - LEFT HAND/PLEATED - 37.25" X 108"
8	126841-03-000	EA	SHADE - PULL - CHARCOAL MESH - 40.25" X 60"

CURTAIN & CUSHION GROUP (CONTINUED)



CURTAIN HARDWARE

KEY	PART NUMBER	U/M	DESCRIPTION
	046867-03-000	EA	GROMMET - HANDY BUTTON #3
	048394-02-000	YD	VELCRO TAPE - HOOK - ADHESIVE BACK - .75" WIDE - BEIGE
1	084434-01-000	EA	BRACKET - MOUNTING - ROLLER SHADE - 1 3/8"
	086276-01-000	EA	TAPE - DOUBLE SIDED - 1/2"
	094896-02-000	EA	GROMMET - CORD/PLEATED BLIND - NYLON - GRAY
2	094907-02-000	EA	END CAP - TOP/PLEATED BLIND - PLASTIC - GRAY
3	094907-04-000	EA	HARDWARE - END CAP BOTTOM - PULL TYPE (RH & LH)
	096843-01-000	EA	SPRING - REWIND/ROLLER SHADE
4	097564-01-000	EA	HANDLE-T - EZ LIFT SHADE
4	097564-03-000	EA	HANDLE - KNOB - TAN
4	097564-04-000	EA	HANDLE - KNOB - NAVY
4	097564-05-000	EA	HANDLE - KNOB - TEAL
5	097565-01-000	EA	BRACKET - MOUNTING/PLEATED BLIND
	097591-01-000	EA	SPRING - EXTENSION/PLEATED BLIND
6	097592-01-000	EA	SPOOL - CORD - ELEVATED BLIND HOLDUP - CLEAR PLASTIC
	097593-06-000	FT	CORD - BLIND - PLEATED - PEWTER (J90, J30)
	097593-02-000	FT	CORD - BLIND - PLEATED - GRAY (J91, J93, J31, J33)
	097593-07-000	FT	CORD - BLIND - PLEATED - PALE JADE (J92, J32)
7	105648-01-02A	EA	BRACE - VALANCE - OFF/WHITE - 14"
8	106544-01-001	EA	SCREW - SHADE/BRASS
8	106544-01-000	EA	PULL - SHADE/BRASS
9	126456-01-01A	EA	TRACK - CURTAIN - RIGHT HAND - ITASCA SUNFLYER
9	126456-02-01A	EA	TRACK - CURTAIN - LEFT HAND - ITASCA SUNFLYER
9	126456-03-01A	EA	TRACK - CURTAIN - RIGHT HAND - WINNEBAGO CHIEFTAIN
9	126456-04-01A	EA	TRACK - CURTAIN - LEFT HAND - WINNEBAGO CHIEFTAIN
10	083125-07-000	EA	BRACE - COUCH - 2.5"

CURTAIN & CUSHION GROUP (CONTINUED)

CURTAIN HARDWARE (CONTINUED)

KEY	PART NUMBER	U/M	DESCRIPTION
11	029130-01-000	EA	SCREW - SNAP SOCKET - #8 PH X 5/8"
12	029155-01-000	EA	CAP - SNAP - 5/32" O.D. OF PIN
13	029156-01-000	EA	SOCKET - SNAP - 9/16" O.D.
14	083170-01-000	EA	BRACKET - BLIND - LEFT SIDE WHEN FACING WINDOW
15	083170-02-000	EA	BRACKET - BLIND - RIGHT SIDE WHEN FACING WINDOW
16	109441-03-000	EA	HOLD DOWN - BLIND (CLOUDY)

SEATBELTS, ASSIST HANDLES, TIEDOWNS, BUTTONS & TRIMS

KEY	PART NUMBER	U/M	DESCRIPTION
	007021-01-000	EA	SEAT BELT - 2" X 90" - BLACK
	057759-01-000	EA	WASHER BRACKET - SEAT BELT - 4" DIAMETER
	000D20-07-00B	EA	NUT - ACORN - ASSIST HANDLE - 7/16 - 14
	084415-88-000	YD	TRIM - BRAID - AMBER (J90, J30)
	084415-87-000	YD	TRIM - BRAID - AMBER (J90, J30)
	084415-95-000	YD	TRIM - BRAID - MERCURY (J91, J31)
	084415-80-000	YD	TRIM - BRAID - COZUMEL (J92, J93, J32, J33)
	084415-91-000	YD	TRIM - BRAID - SILVERSAGEG (J92, J93, J32, J33)
	084415-66-000	YD	TRIM - BRAID (J93, J33)
	057534-01-000	EA	TIEBACK/TIEDOWN - 6" CLEAR PLASTIC
	127038-01-01A	EA	TIEDOWN STRAP - W/VELCRO ENDS
	000C16-07-16B	EA	BOLT - CARRIAGE - ASSIST HANDLE - 7/16" - 14 X 1"
	000D20-07-00B	EA	NUT - ACORN - ASSIST HANDLE - 7/16 - 14
	053552-02-AA8	EA	HANDLE - ASSIST - INTERIOR/ENTRY DOOR - VINYL/OFF WHITE
	057534-01-000	EA	TIEBACK/TIEDOWN - 6" CLEAR PLASTIC
	069178-02-000	EA	BRACKET - MOUNTING/ASSIST HANDLE
	069178-03-000	EA	BRACKET - MOUNTING - ASSIST HANDLE
	099717-01-000	EA	STRAP - TV TIE DOWN W/24" FEMALE STRAP & 14.2" MALE STRIP
	099717-02-000	EA	STRAP - TV TIE DOWN W/29.9" FEMALE STRAP & 14.2" MALE STRIP
	099717-09-000	EA	TIEDOWN - STRAP W/BUCKLE
	108808-03-01A	EA	HANDRAIL - ENTRANCE STEP
	P02786-03-J70	EA	HANDRAIL ONLY - W/O BRACKETS - MYSTIC OAK
	P02786-03-E41	EA	HANDRAIL ONLY - W/O BRACKETS - SALEM CHERRY
	P02786-03-J32	EA	HANDRAIL ONLY - W/O BRACKETS - WHITE GRANITE
	099682-01-01A	EA	BRACKET - MOUNTING/HAND RAIL - ROUND BASE

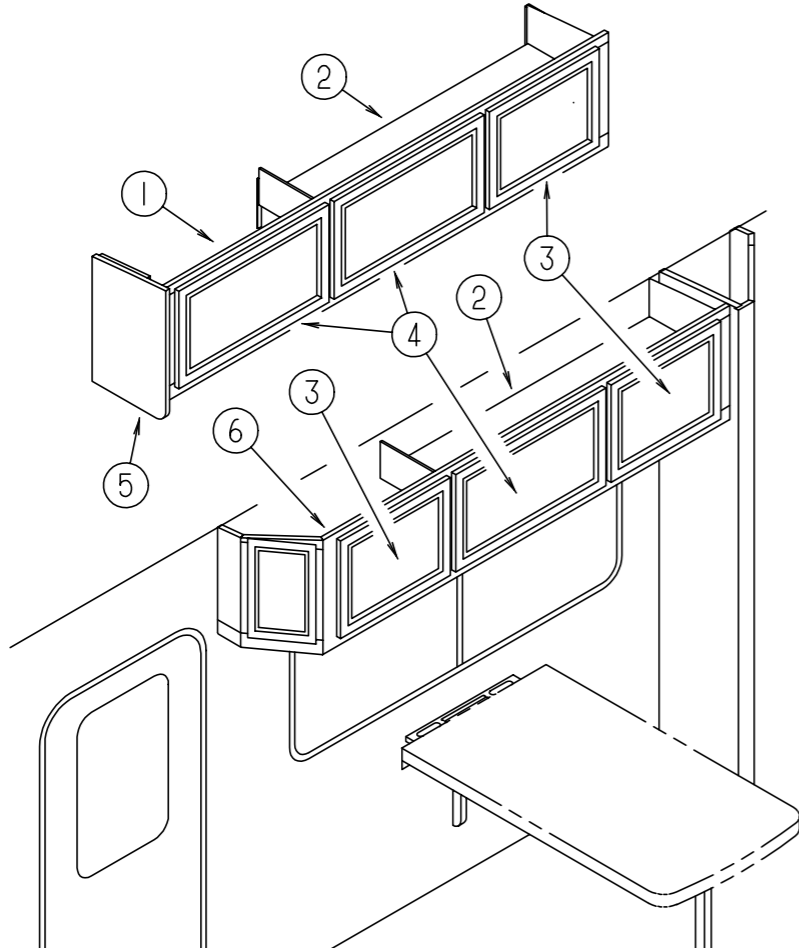
CURTAIN & CUSHION GROUP (CONTINUED)

WINNEBAGO CHIEFTAIN FABRICS

Family - "L Series"	J30 / J90 - Chamelon	J31 / J91 - Mercury	J32 / J92 - Fossil	J33 / J93 - Barcelona
Bucket Seats	108446-G3-000	108446-77-000	108446-C5-000	108446-W7-000
Lounge Overhead	108446-G3-000	108446-S0-000	108446-S7-000	108446-W7-000
Slide-Out Overhead	108446-M8-000	108446-R9-000	108446-S8-000	108446-W8-000
Bedroom Overhead	105745-E3-000	105745-B5-000	105745-G8-000	105745-B5-000
Map Pockets	108446-G3-000	108446-S0-000	108446-S7-000	108446-W7-000
Dinette	108446-M8-000	108446-R9-000	108446-S8-000	108446-W8-000
Dinette Pads	108446-G3-000	108446-S0-000	J32 - 108446-S8-000	J33 - 108446-W8-000
			J92 - 108446-C5-000	J93 - 108446-W7-000
Dinette Chairs	108446-G3-000	108446-R9-000	108446-S8-000	108446-W8-000
Sofa	108446-M8-000	108446-R9-000	108446-S8-000	108446-W8-000
	108446-M8-000	108446-R9-000	108446-S8-000	108446-W8-000
Lounge Pillows (2)	108446-G3-000 084415-88-000	108446-S0-000 084415-95-000	108446-S8-000 084415-80-000	108446-W8-000 084415-66-000
TT	108446-G3-000	108446-S0-000	108446-S7-000	108446-W7-000
Lounge Blinds	094911-25-000	094911-30-000	094911-31-000	094911-30-000
Lounge Windows	108446-M8-000 108446-G3-000	108446-R9-000 108446-S0-000	108446-S8-000 108446-C5-000	108446-W8-000 108446-W7-000
Day/Nighter Opt.	094911-25-000 094911-38-000	094911-30-000 094911-50-000	094911-31-000 094911-50-000	094911-30-000 094911-50-00
Bedroom Blinds	094911-25-000	94911-30-000	094911-31-000	94911-30-000
Bedroom Valance	105745-E9-000 105745-E3-000	105745-G6-000 105745-B5-000	105745-G8-000	105745-H5-000 105745-B5-000
Day/Nighter Opt.	094911-25-000 094911-38-000	094911-30-000 094911-50-000	094911-31-000 094911-50-000	094911-30-000 094911-50-000
Bedsread	105745-E9-000 084415-87-000	105745-G6-000 084415-95-000	105745-G8-000 084415-91-000	105745-H5-000 084415-66-000
Headboard	105745-E9-000 105745-E3-000	105745-G6-000 105745-B5-000	105745-G8-000	105745-H5-000 105745-B5-000
Bedroom Pillows	105745-E3-000 084415-88-000	105745-B5-000 084415-95-000	105745-G8-000 084415-91-000	105745-H5-000
Gathered Legs	105745-E9-000	105745-G6-000	105745-G8-000	105745-H5-000
Ceiling Material	113979-01-01A	113979-01-01A	113979-01-01A	113979-01-01A

NOTE: FABRIC LISTED FIRST IN A BLOCK IS THE LARGEST QUANTITY OF FABRIC USED.

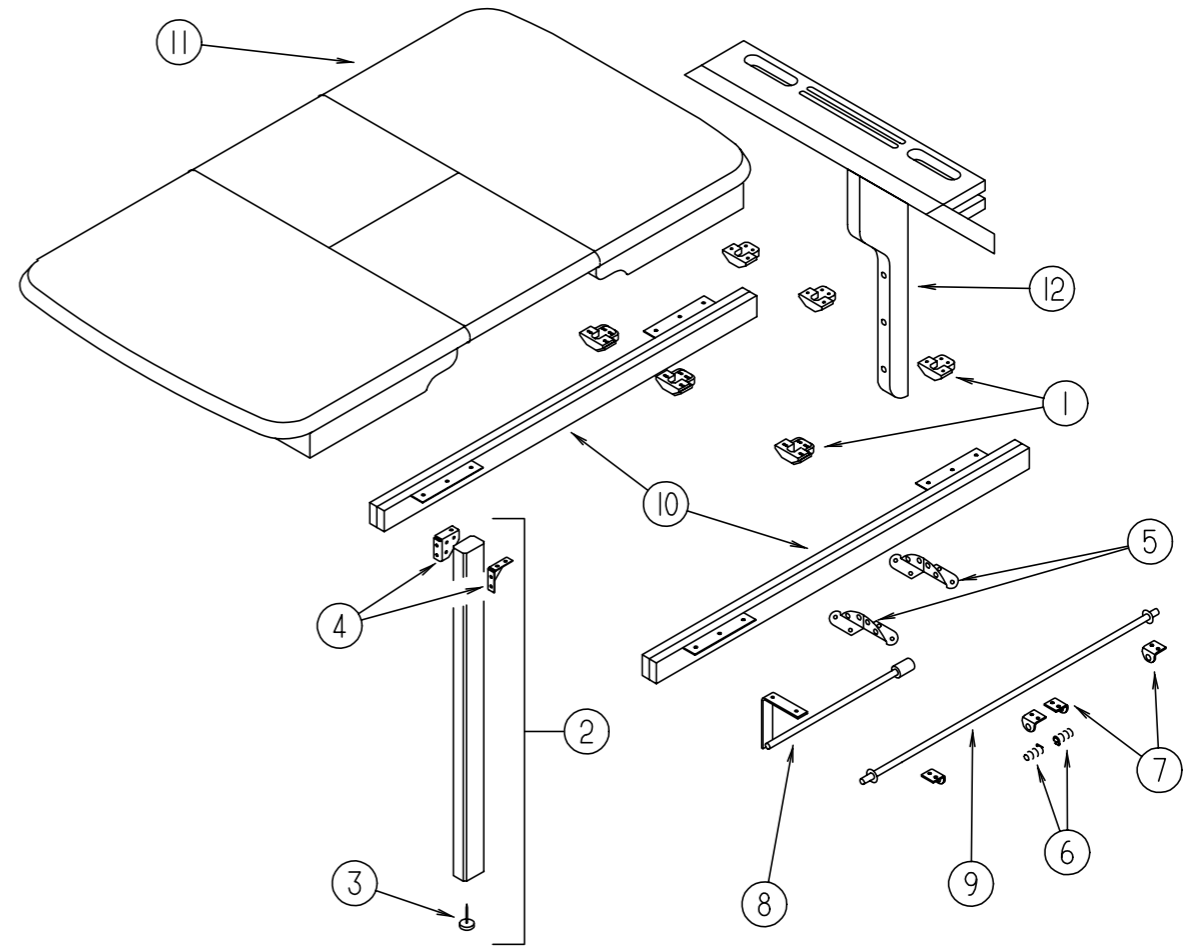
DINETTE GROUP



DINETTE CABINETS

KEY	PART NUMBER	U/M	DESCRIPTION
1	127024-01-J90	EA	CABINET - OVERHEAD/DINETTE - W/O DOORS/HARDWARE
1	127024-01-J91	EA	CABINET - OVERHEAD/DINETTE - W/O DOORS/HARDWARE
1	127024-01-J92	EA	CABINET - OVERHEAD/DINETTE - W/O DOORS/HARDWARE
1	127024-01-J93	EA	CABINET - OVERHEAD/DINETTE - W/O DOORS/HARDWARE
1	127024-01-J30	EA	CABINET - OVERHEAD/DINETTE - W/O DOORS/HARDWARE
1	127024-01-J31	EA	CABINET - OVERHEAD/DINETTE - W/O DOORS/HARDWARE
1	127024-01-J32	EA	CABINET - OVERHEAD/DINETTE - W/O DOORS/HARDWARE
1	127024-01-J33	EA	CABINET - OVERHEAD/DINETTE - W/O DOORS/HARDWARE
2	127024-13-J90	EA	SHELF - W/PLASTIC EDGE TRIM - MYSTIC OAK
2	127024-13-J30	EA	SHELF - W/PLASTIC EDGE TRIM - SALEM CHERRY
2	127024-13-J62	EA	SHELF - W/PLASTIC EDGE TRIM - WHITE GRANITE
3	M05992-41-J90	EA	DOOR - STRAIGHT CORNER/OGEE EDGE - 15.7" X 20.4" - W/O HDW MYSTIC OAK
3	M05992-41-J10	EA	DOOR - STRAIGHT CORNER/OGEE EDGE - 15.7" X 20.4" - W/O HDW SALEM CHERRY
3	122715-27-01A	EA	DOOR - MOLDED VINYL - 15.7" X 20.4" - W/O HDW - WHT GRANITE
4	M05992-48-J10	EA	DOOR - STRAIGHT CORNER/OGEE EDGE - 15.7" X 27.9" - W/O HDW MYSTIC OAK
4	M05992-48-J90	EA	DOOR - STRAIGHT CORNER/OGEE EDGE - 15.7" X 27.9" - W/O HDW SALEM CHERRY
4	122715-08-01A	EA	DOOR - MOLDED VINYL - 15.7" X 27.9" - W/O HDW - WHT GRANITE
5	103128-02-J90	EA	END CAP - OVERHEAD CABINET/LEFT HAND - MYSTIC OAK FROM: 10-13-97 THRU: 99-99-99
5	103128-02-J30	EA	END CAP - OVERHEAD CABINET/LEFT HAND - SALEM CHERRY FROM: 10-13-97 THRU: 99-99-99
5	103128-02-J62	EA	END CAP - OVERHEAD CABINET/LEFT HAND - WHITE GRANITE FROM: 10-13-97 THRU: 99-99-99
6	NA	EA	CABINET - OVERHEAD/DINETTE - W/O DOORS/HARDWARE

DINETTE GROUP (CONTINUED)

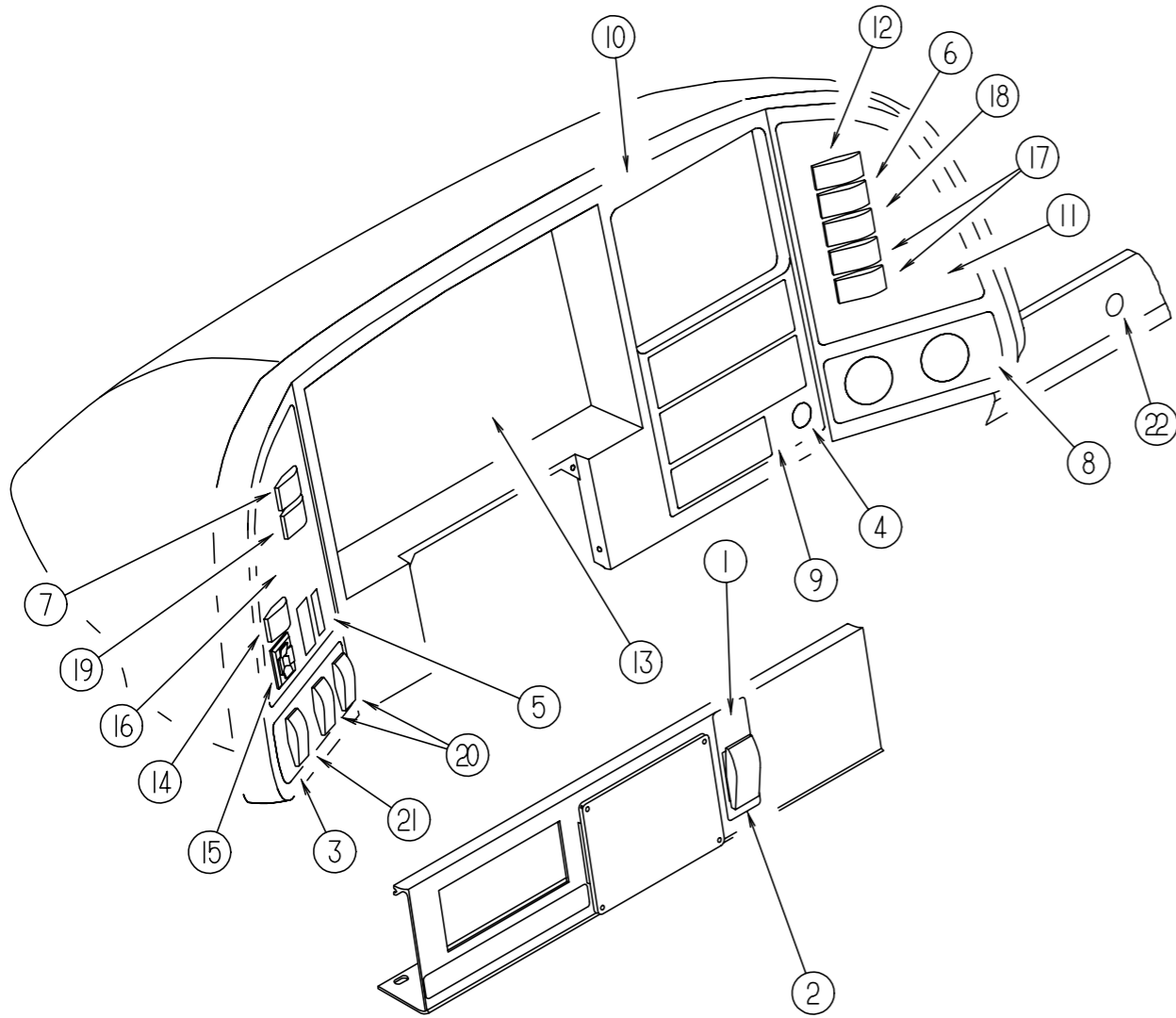


PULL OUT TABLE

KEY	PART NUMBER	U/M	DESCRIPTION
	P18322-02-J90	EA	TABLE - PULLOUT/SELF STORING - W/O HARDWARE - MYSTIC OAK
	P18322-02-J91	EA	TABLE - PULLOUT/SELF STORING - W/O HARDWARE - MYSTIC OAK
	P18322-02-J92	EA	TABLE - PULLOUT/SELF STORING - W/O HARDWARE - MYSTIC OAK (J92, J93)
	P18322-02-J30	EA	TABLE - PULLOUT/SELF STORING - W/O HARDWARE - SALEM CHERRY
	P18322-02-J31	EA	TABLE - PULLOUT/SELF STORING - W/O HARDWARE - SALEM CHERRY
	P18322-02-J32	EA	TABLE - PULLOUT/SELF STORING - W/O HARDWARE - WHITE GRANITE (J32, J33)
1	009050-02-000	EA	LEVELER - TABLE TOP - MALE END W/4 SCREWS - PLASTIC
1	009050-03-000	EA	LEVELER - TABLE TOP - FEMALE END W/2 SCREWS - PLASTIC
2	092707-07-02A	EA	MOLDING - TABLE LEG - 27.8" - MYSTIC OAK
2	092707-07-03A	EA	MOLDING - TABLE LEG - 27.8" - SALEM CHERRY
2	092707-07-07A	EA	MOLDING - TABLE LEG - 27.8" - WHITE GRANITE
3	092593-01-05A	EA	CATCH-TABLE LEG,O/W
4	102810-01-04A	EA	BRACE - LEG - TABLE
4	102810-01-03A	EA	BRACE - LEG - TABLE
5	108663-01-000	EA	HINGE - LEAF - FOLDING
6	108664-01-000	EA	SPRING - COMPRESSION - .51" X 1.96"
7	108874-01-000	EA	BRACKET - HINGE - TABLE LEAF
8	108905-01-000	EA	SUPPORT - TABLE LEAF
9	108932-01-000	EA	ROD - PIVOT
10	110749-01-000	EA	SLIDE - TABLE - 19 3/4" LONG
11	118322-20-J90	EA	TABLE TOP ONLY - PULLOUT - MYSTIC OAK
11	118322-20-J91	EA	TABLE TOP ONLY - PULLOUT - MYSTIC OAK
11	118322-20-J92	EA	TABLE TOP ONLY - PULLOUT - MYSTIC OAK (J92, J93)
11	118322-20-J30	EA	TABLE TOP ONLY - PULLOUT - SALEM CHERRY
11	118322-20-J31	EA	TABLE TOP ONLY - PULLOUT - SALEM CHERRY
11	118322-20-J62	EA	TABLE TOP ONLY - PULLOUT - WHITE GRANITE (J32, J33)
12	118322-16-J90	EA	MOUNT-WALL - MYSTIC OAK
12	118322-16-J30	EA	MOUNT-WALL - SALEM CHERRY
12	118322-16-J62	EA	MOUNT-WALL - WHITE GRANITE
	108808-03-01A	EA	HANDRAIL - ENTRANCE STEP

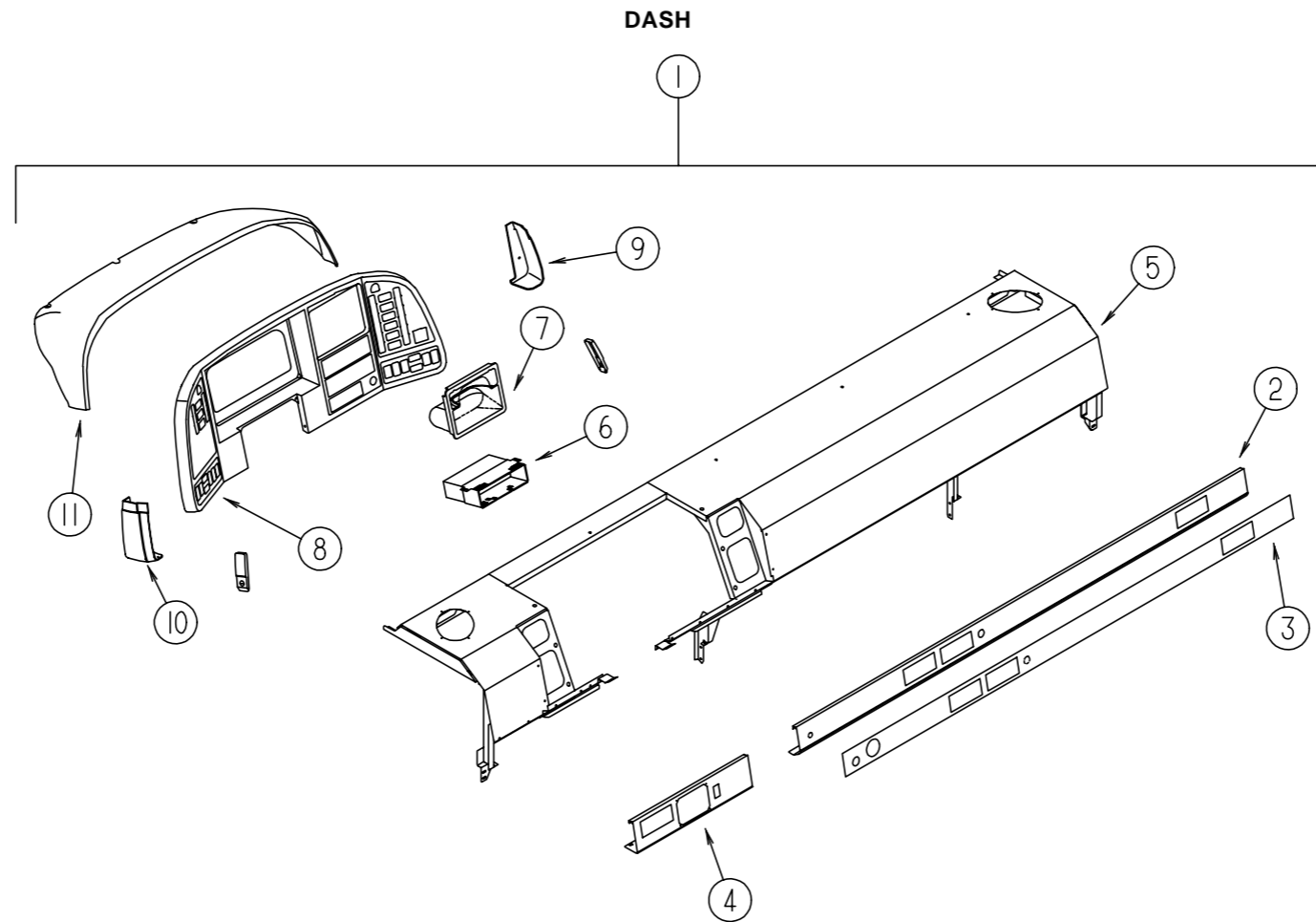
DRIVERS COMPARTMENT GROUP

DASH WIRING



KEY	PART NUMBER	U/M	DESCRIPTION
1	116220-01-000	EA	APPLIQUE - SWITCH/SLIDEOUT
2	108357-07-000	EA	SWITCH - ROCKER SPDT - MOM/OFF/MOM - 3 TERMINAL
2	108356-02-01A	EA	COVER/ACTUATOR SWITCH - 2 ROWS DIMPLES- CONTURA II - BLACK
3	110420-04-01A	EA	APPLIQUE - BEZEL - LOWER/LEFT - WITHOUT PARK AND LEVEL - GM/FORD
3	110420-05-01A	EA	APPLIQUE - BEZEL - LOWER/LEFT - PARK & LEVEL - GM/FORD
3	100420-24-01A	EA	APPLIQUE - BEZEL - LOWER/LEFT - FREIGHTLINER
4	089294-01-000	EA	LIGHTER - CIGARETTE - W/O WIRES
5	096674-01-000	EA	NUT - HEADLAMP KNOB - BLACK - FORD ONLY
5	096675-01-000	EA	KNOB - HEADLAMP - W/SHAFT - FORD ONLY
6	108357-06-000	EA	SWITCH - ROCKER DPDT - MOM/OFF/MOM - 6 TERMINAL
6	108356-01-01A	EA	COVER/ACTUATOR SWITCH - 3 GROOVES - CONTURA III - BLACK
7	108357-09-000	EA	SWITCH - ROCKER SPDT - ON/NONE/MOM - 3 TERMINAL
7	108356-01-01A	EA	COVER/ACTUATOR SWITCH - 3 GROOVES - CONTURA III - BLACK
8	110420-06-01A	EA	APPLIQUE - BEZEL - LOWER/RIGHT
9	110420-07-01A	EA	APPLIQUE - BEZEL - CENTER
10	110420-08-01A	EA	APPLIQUE - BEZEL - UPPER CENTER
11	110420-23-01A	EA	APPLIQUE - BEZEL - RIGHT HAND
12	108357-08-000	EA	SWITCH - ROCKER DPDT - ON/NONE/ON - 6 TERMINAL
12	108356-01-01A	EA	COVER/ACTUATOR SWITCH - 3 GROOVES - CONTURA III - BLACK
13	094794-04-000	EA	CLUSTER - INSTRUMENT PANEL - KILOMETERS - FORD FROM: 00-00-00 THRU: 10-15-97
13	094794-06-000	EA	CLUSTER - INSTRUMENT PANEL - KILLOMETERS - FORD FROM: 10-16-97 THRU: 99-99-99
13	100138-01-000	EA	MODULE - DAYTIME/RUNNING LIGHT
13	125001-02-000	EA	CLUSTER-INSTRUMENT-KILO REGISTERED/MPH READING-GAS CSA - GM FROM: 00-00-00 THRU: 10-15-97
13	127244-02-000	EA	CLUSTER - INSTRUMENT PANEL - K/M - GAS - CANADIAN - GM FROM: 10-16-97 THRU: 99-99-99
13	127244-06-000	EA	CLUSTER - INSTRUMENT PANEL - K/M - GAS - CANADIAN - HDGM
14	108357-14-000	EA	SWITCH - ROCKER SPDT W/LIGHT - ON/NONE/OFF - 4 TERMINAL
14	108356-03-01A	EA	COVER/ACTUATOR SWITCH - 3 GROOVES W/LIGHT-CONTURA III-BLACK
15	088246-01-000	EA	SWITCH - REMOTE - EXTERIOR - SQUARE PUSH
16	110420-19-01A	EA	APPLIQUE - BEZEL - LEFT HAND - GM
16	110420-17-01A	EA	APPLIQUE - BEZEL - LEFT HAND - FORD
16	110420-18-01A	EA	APPLIQUE - BEZEL - LEFT HAND - POWER MIRROR - FORD
16	110420-20-01A	EA	APPLIQUE - BEZEL - LEFT HAND - POWER MIRROR - GM
16	110420-21-01A	EA	APPLIQUE - BEZEL - LEFT HAND - FREIGHTLINER
16	110420-22-01A	EA	APPLIQUE - BEZEL - LEFT HAND - POWER MIRROR - FREIGHTLINER
17	108357-03-000	EA	SWITCH - ROCKER SPDT - ON/OFF/ON - 3 TERMINAL
17	108356-01-01A	EA	COVER/ACTUATOR SWITCH - 3 GROOVES - CONTURA III - BLACK
17	096241-08-000	EA	SWITCH-BLANK
18	108357-10-000	EA	SWITCH - ROCKER SPDT W/LIGHT - MOM/NONE/MOM - 5 TERMINAL
18	108356-03-01A	EA	COVER/ACTUATOR SWITCH - 3 GROOVES W/LIGHT-CONTURA III-BLACK
19	108357-01-000	EA	SWITCH - ROCKER SPST - ON/OFF - 2 TERMINAL
19	108356-01-01A	EA	COVER/ACTUATOR SWITCH - 3 GROOVES - CONTURA III - BLACK
20	108357-07-000	EA	SWITCH - ROCKER SPDT - MOM/OFF/MOM - 3 TERMINAL - FORD/GM
20	108356-01-02A	EA	COVER/ACTUATOR SWITCH - 3 GROOVES - CONTURA III - BLACK - FORD/GM
21	108357-05-000	EA	SWITCH - ROCKER SPDT - ON/NONE/ON - 3 TERMINAL - FORD/GM
21	108356-01-01A	EA	COVER/ACTUATOR SWITCH - 3 GROOVES - CONTURA III - BLACK - FORD/GM
21	108357-01-000	EA	SWITCH - ROCKER SPST - ON/OFF - 2 TERMINAL - FREIGHTLINER
21	108356-01-01A	EA	COVER/ACTUATOR SWITCH - 3 GROOVES - CONTURA III - BLACK - FREIGHTLINER
22	111414-01-000	EA	RECEPTACLE - 12V - W/O BIMETAL
	077031-03-000	EA	FILM - WHITE - .75" X 1"
	103603-01-000	EA	BULB-12V, #74 - .12A WEDGE - GE 22-25 - USED IN DASH

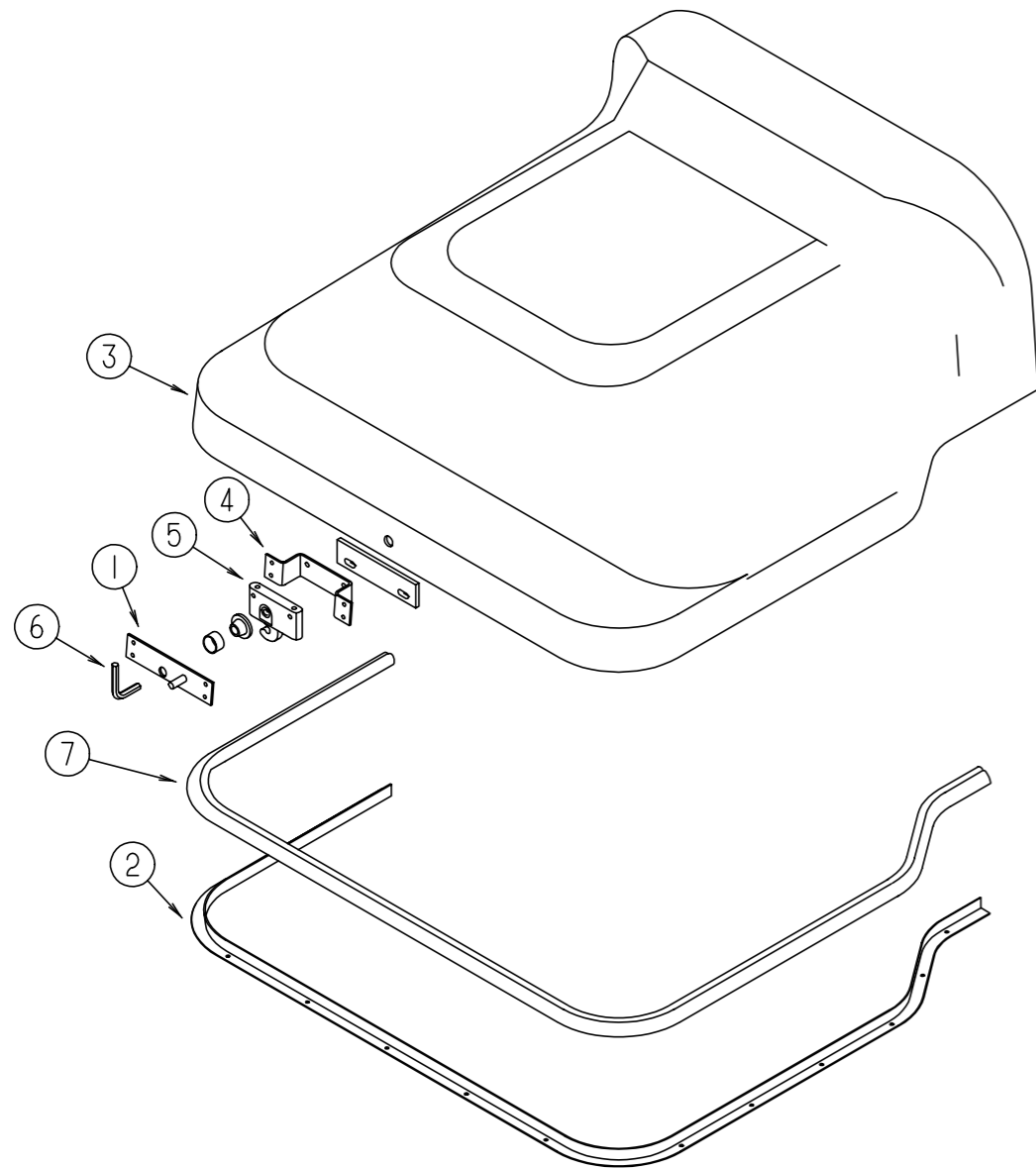
DRIVERS COMPARTMENT GROUP (CONTINUED)



KEY	PART NUMBER	U/M DESCRIPTION
1	126154-02-J30	EA DASH - W/VINYL - 97 FORD
1	126154-21-J30	EA DASH - W/VINYL - 98 FORD
1	126154-01-J30	EA DASH - W/VINYL - 97 GM
1	126154-17-J30	EA DASH - W/VINYL - 98 GM
1	126154-06-J30	EA DASH - W/VINYL - F/LEVELING JACKS - 97 FORD
1	126154-22-J30	EA DASH - W/VINYL - F/LEVELING JACKS - 98 FORD
1	126154-05-J30	EA DASH - W/VINYL - F/LEVELING JACKS - 97 GM
1	126154-18-J30	EA DASH - W/VINYL - F/LEVELING JACKS - 98 GM
1	126154-14-J30	EA DASH - W/VINYL - F/LEVELING JACKS/SLIDEOUT - 97 FORD
1	126154-24-J30	EA DASH - W/VINYL - F/LEVELING JACKS/SLIDEOUT - 98 FORD
1	126154-13-J30	EA DASH - W/VINYL - F/LEVELING JACKS/SLIDEOUT - 97 GM
1	126154-20-J30	EA DASH - W/VINYL - F/LEVELING JACKS/SLIDEOUT - 98 GM
1	126154-16-J30	EA DASH - W/VINYL - F/LEVELING JACKS/SLIDEOUT - 98 HDGM
1	126154-15-J30	EA DASH - W/VINYL - F/LEVELING JACKS/SLIDEOUT - FREIGHTLINER
	106569-11-01A	EA VINYL - LAMINATE - ALLANTE ALTELOPE - 1/4" X 21" X 100"
2	126044-02-01A	EA TRIM - DASH - LOWER/PASSENGER - ANTELOPE - FORD
2	126044-01-01A	EA TRIM - DASH - LOWER/PASSENGER - ANTELOPE - GM
2	126044-04-01A	EA TRIM - DASH - LOWER/PASSENGER - ANTELOPE - HDGM
3	126044-03-01A	EA TRIM - DASH - LOWER/PASSENGER - ANTELOPE - FREIGHTLINER
4	126045-11-01A	EA TRIM - DASH - LOWER/DRIVER - ANTELOPE - FORD (SLIDEOUT)
4	126045-10-01A	EA TRIM - DASH - LOWER/DRIVER - ANTELOPE - GM/FREIGHTLINER (SLIDEOUT)
4	126045-02-01A	EA TRIM - DASH - LOWER/DRIVER - ANTELOPE - FORD (W/O HWH LEVELING)
4	126045-05-01A	EA TRIM - DASH - LOWER/DRIVER - ANTELOPE - FORD (W/HWH LEVELING)
4	126045-01-01A	EA TRIM - DASH - LOWER/DRIVER - ANTELOPE - GM (W/O HWH LEVELING)
4	126045-04-01A	EA TRIM - DASH - LOWER/DRIVER - ANTELOPE - GM (W/HWH LEVELING)
4	126045-12-01A	EA TRIM - DASH - LOWER/DRIVER - ANTELOPE - HDGM (W/HWH LEVELING)

KEY	PART NUMBER	U/M DESCRIPTION
5	126053-01-02B	EA DASH - E/COATED - 97 CHASSIS - GM/FORD
5	126053-04-02B	EA DASH - E/COATED - 98 CHASSIS - GM/FORD
5	126053-03-02B	EA DASH - E/COATED - HDGM
5	126053-02-02B	EA DASH - E/COATED - FREIGHTLINER
6	096776-02-000	EA BOX - CASSETTE - 4 TAPE HOLDER
7	111350-01-01A	EA POCKET - INSTRUMENT PANEL - UPPER - BLACK
8	108954-01-01A	EA BEZEL - INSTRUMENT PANEL - GM - 97 GM
8	108954-06-01A	EA BEZEL - INSTRUMENT PANEL - GM - 98 GM
8	108954-04-01A	EA BEZEL - INSTRUMENT PANEL - HDGM
8	108954-02-01A	EA BEZEL - INSTRUMENT PANEL - FORD - 97 FORD
8	108954-07-01A	EA BEZEL - INSTRUMENT PANEL - FORD - 98 FORD
8	108954-05-01A	EA BEZEL - INSTRUMENT PANEL - FREIGHTLINER
9	125467-03-J30	EA POD - INSTRUMENT PANEL - LOWER/PASSENGER - GM/FORD/FREIGHTLINER
9	126483-03-J30	EA POD - INSTRUMENT PANEL - LOWER/PASSENGER - HDGM
10	125467-04-J30	EA POD - INSTRUMENT PANEL - LOWER/DRIVER - 97 GM/97 FORD/FREIGHTLINER
10	125467-06-J30	EA POD - INSTRUMENT PANEL - LOWER/DRIVER - 98 GM/98 FORD
10	126483-04-J30	EA POD - INSTRUMENT PANEL - LOWER/DRIVER - HDGM
11	125445-02-J30	EA POD - INSTRUMENT PANEL - GM/FORD/FREIGHTLINER
11	126485-02-J30	EA POD - INSTRUMENT PANEL - HDGM
	110530-01-000	FT SEAL - SPONGE - .31" X .62"

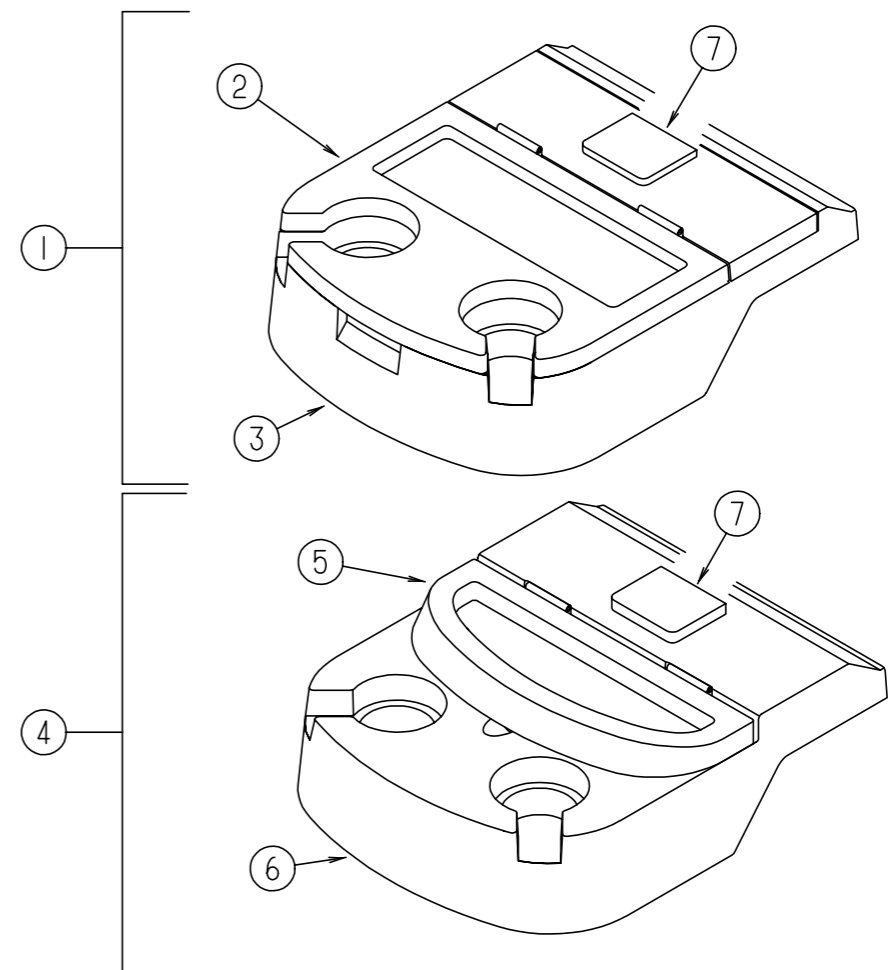
DRIVERS COMPARTMENT GROUP (CONTINUED)



MOTOR COVER

KEY	PART NUMBER	U/M DESCRIPTION
1	115852-01-02B	EA STRIKE ASM-MOTOR COVER,E-CT
2	115860-01-01A	EA TRIM-MOTOR COVER MILL
3	115840-02-01A	EA COVER - MOTOR - W/O CARPET - GM
3	115840-01-01A	EA COVER - MOTOR - W/O CARPET - 97 FORD
3	115840-03-01A	EA COVER - MOTOR - W/O CARPET - 99 HD FORD
4	115850-01-02B	EA RETAINER - LATCH - MOTOR COVER - RIGHT HAND - E-COAT
5	116581-01-000	EA LATCH - MOTOR COVER
6	116833-01-02B	EA WRENCH - HEX MOTOR COVER - E-COATED
7	039623-01-000	FT SEAL - MOTOR COVER - RUBBER BULB TYPE

DRIVERS COMPARTMENT GROUP (CONTINUED)

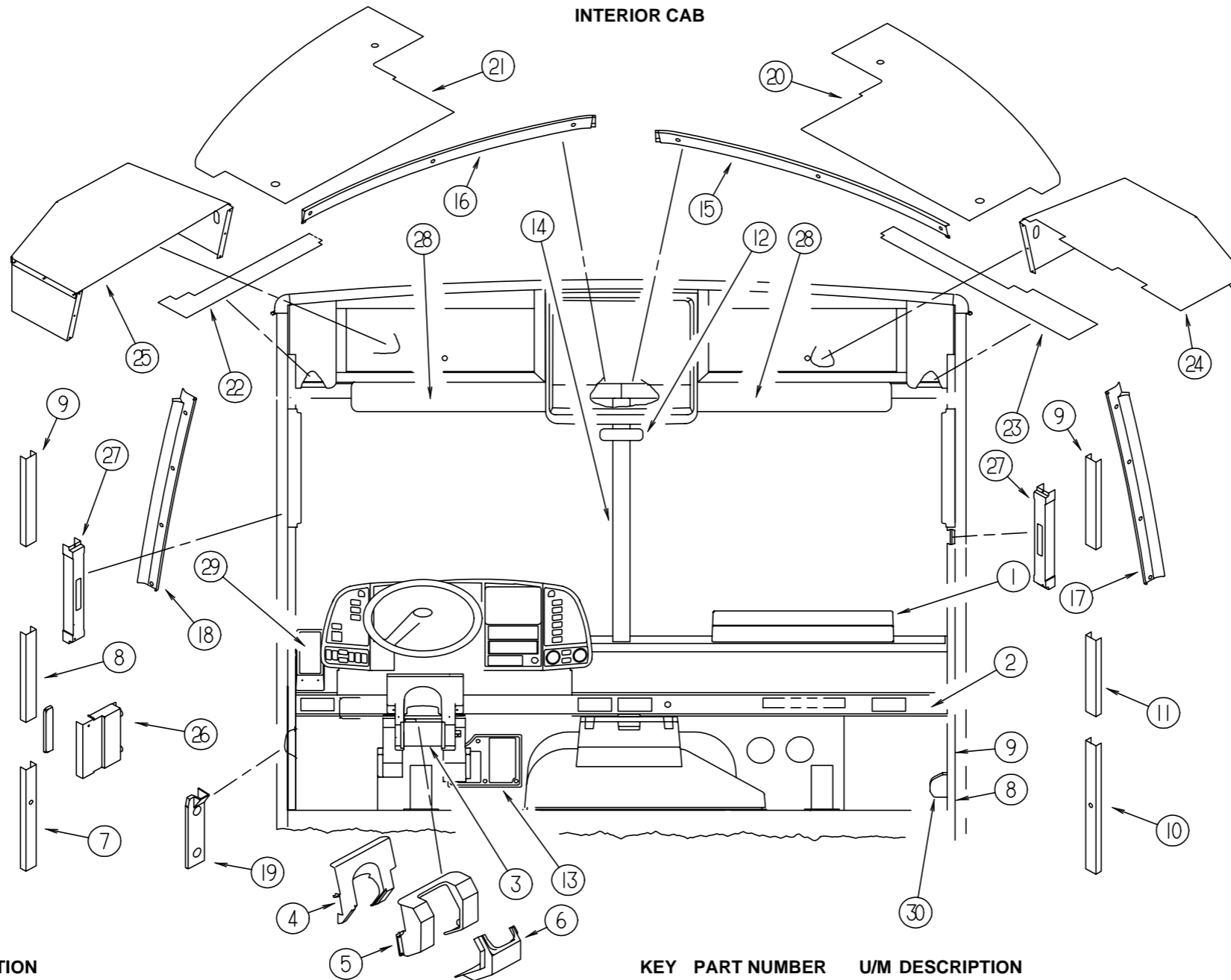


BEVERAGE TRAY

KEY	PART NUMBER	U/M DESCRIPTION
1	126008-01-J90	EA TRAY - BEVERAGE - W/DOOR - MYSTIC OAK (J90, J91, J92, J93) FROM: 00-00-00 THRU: 10-24-97
1	126008-01-J30	EA TRAY - BEVERAGE - W/DOOR - SALEM CHERRY (J30, J31)
1	126008-01-J62	EA TRAY - BEVERAGE - W/DOOR - WHITE GRANITE (J32, J33) FROM: 00-00-00 THRU: 10-24-97
2	126011-01-J90	EA LID - BEVERAGE TRAY - MYSTIC OAK (J90, J91, J92, J93) FROM: 00-00-00 THRU: 10-24-97
2	126011-01-J30	EA LID - BEVERAGE TRAY - SALEM CHERRY (J30, J31)
2	126011-01-J62	EA LID - BEVERAGE TRAY - WHITE GRANITE (J32, J33) FROM: 00-00-00 THRU: 10-24-97
3	126009-01-01A	EA TRAY-BEVERAGE
4	126008-02-J30	EA TRAY - BEVERAGE - W/DOOR (J90, J91, J92, J93, J32, J33) FROM: 10-25-97 THRU: 99-99-99
5	128113-01-J30	EA LID ASM-TRAYBEVERAGE
6	128114-01-01A	EA TRAY-BEVERAGE ANTELOPE (J90, J91, J92, J93, J32, J33) FROM: 10-25-97 THRU: 99-99-99
7	118718-01-01A	EA ASHTRAY - TOP MOUNT - BLACK PLASTIC
	126010-01-01A	EA SPACER - BEVERAGE TRAY - GM

DRIVERS COMPARTMENT GROUP (CONTINUED)

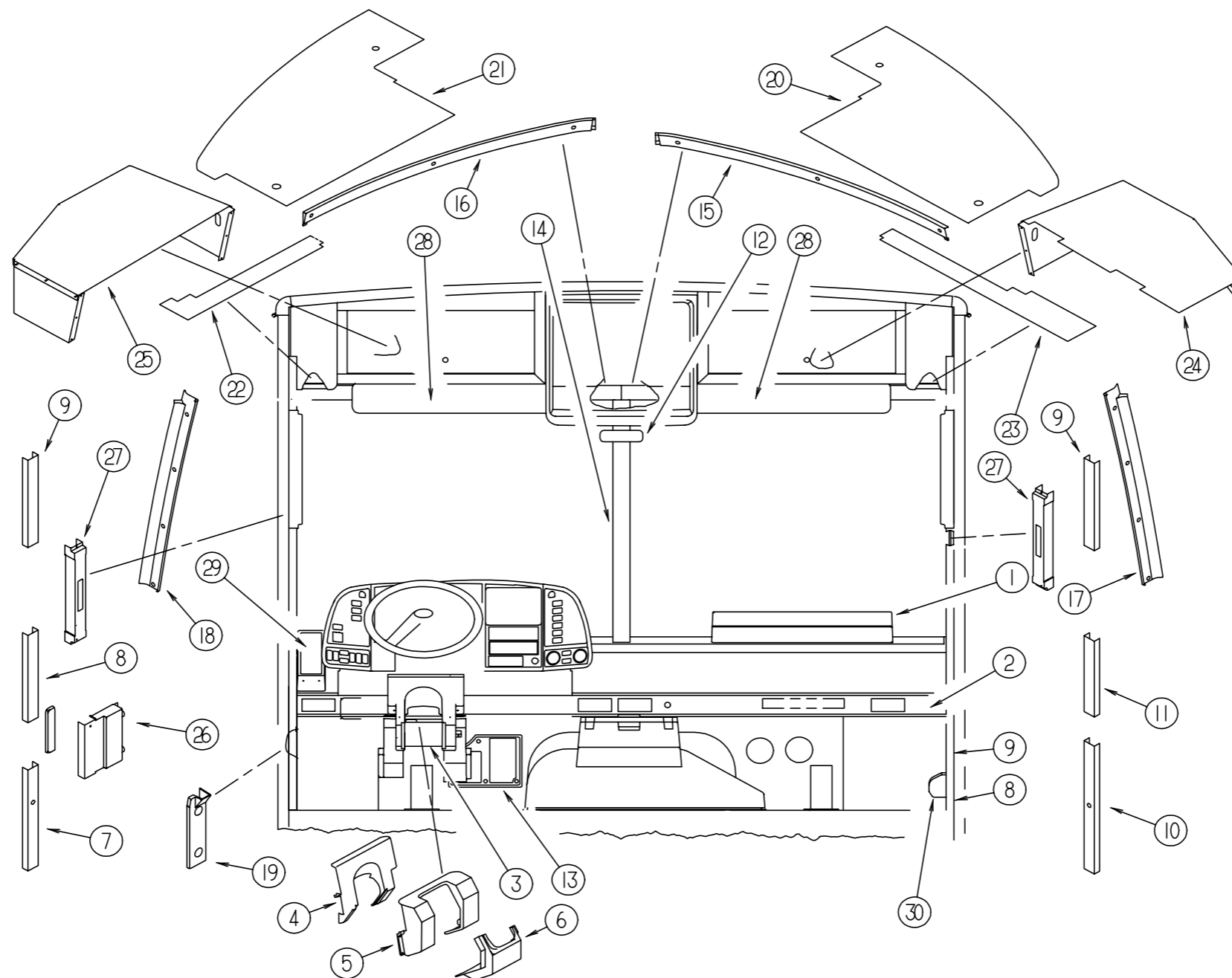
INTERIOR CAB



KEY	PART NUMBER	U/M	DESCRIPTION
1	127495-01-J30	EA	TABLE - DASH
1	127147-01-02B	EA	BRACKET-SLIDE,MOUNTING,E-CT
1	127597-01-000	EA	SLIDE - WORK STATION - DASH
2	127488-01-01A	EA	APPLIQUE - DASH - LOWER - CHIEFTAIN
3	103498-09-000	EA	BOOT - STEERING COLUMN - W/1/2 CIRCLE - GM
3	110002-04-000	EA	PATCH - COLUMN - L-SERIES - 9" X 10" - HDGM
3	110002-01-000	EA	PATCH - COLUMN - L-SERIES - 9" X 10" - FREIGHTLINER
4	125796-02-J30	EA	COVER - STEERING COLUMN - GM/FREIGHTLINER
4	127362-02-01A	EA	COVER - STEERING COLUMN - HDGM
5	125794-02-J30	EA	COVER - STEERING COLUMN - FORD
6	125795-01-01A	EA	COVER - STEERING COLUMN - LOWER - FORD
7	024700-56-000	EA	COVER - ROLL BAR - SIDEWALL - OFF WHITE - 19.1" W/HOLE
8	024700-48-000	EA	COVER - ROLL BAR - 25"
8	024700-58-000	EA	COVER - ROLL BAR - SIDEWALL - 16.54" - OFF WHITE FROM: 00-00-00 THRU: 07-22-97 FROM: 07-23-97 THRU: 99-99-99
9	024700-46-000	EA	COVER - ROLL BAR - 21.20" - UPPER - DRIVER/PASSENGER FROM: 00-00-00 THRU: 07-22-97
9	024700-58-000	EA	COVER - ROLL BAR - SIDEWALL - 16.54" - OFF WHITE FROM: 07-23-97 THRU: 99-99-99

KEY	PART NUMBER	U/M	DESCRIPTION
10	024700-44-000	EA	COVER - ROLL BAR - 53" - LOWER - DRIVER/PASSENGER FROM: 00-00-00 THRU: 07-22-97
10	024700-59-000	EA	COVER - ROLL BAR - SIDEWALL - 44.09" - OFF WHITE FROM: 07-23-97 THRU: 11-02-97
10	024700-60-000	EA	COVER - SIDEWALL ROLL BAR - 11.30" - OFF WHITE FROM: 11-03-97 THRU: 12-14-97
10	024700-63-000	EA	COVER - SIDEWALL ROLL BAR - 10.5" - OFF WHITE FROM: 12-15-97 THRU: 99-99-99
11	024700-61-000	EA	COVER - SIDEWALL ROLL BAR - 30.4" - OFF WHITE FROM: 11-03-97 THRU: 99-99-99
12	040714-01-000	EA	MIRROR - REAR VIEW/ARM MOUNT & SET SCREW - GM # 911722
12	067490-01-000	EA	BUTTON - MIRROR/REAR VIEW
13	116993-01-01A	EA	COVER - PEDALS - BLACK - FREIGHTLINER
14	118452-04-01A	EA	TRIM - WINDSHIELD - CENTER
14	P18452-04-01A	EA	TRIM - WINDSHIELD - CENTER - ANTELOPE
15	118453-03-01A	EA	TRIM - WINDSHIELD - INNER/TOP/PASSENGER
16	118453-04-01A	EA	TRIM - WINDSHIELD - INNER/TOP/DRIVER
17	125508-01-01A	EA	TRIM - A-PILLAR - INTERIOR - ANTELOPE
17	123045-11-02A	EA	BACKING - SCREW - ANTELOPE

DRIVERS COMPARTMENT GROUP (CONTINUED)
INTERIOR CAB (CONTINUED)

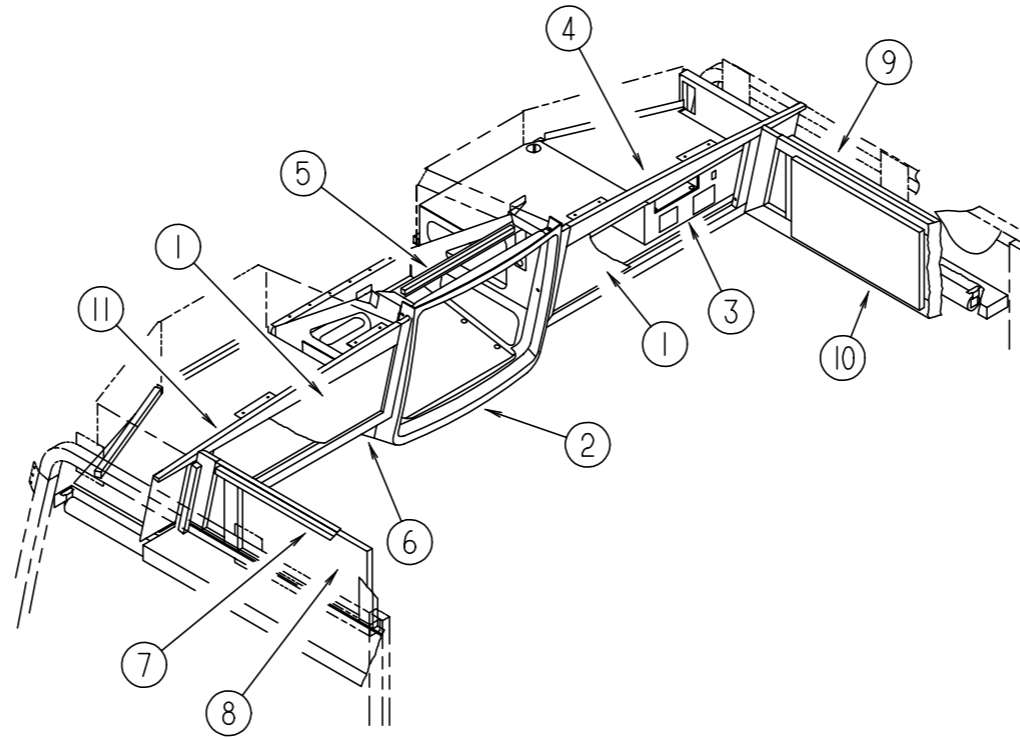


KEY	PART NUMBER	U/M DESCRIPTION
18	125508-02-01A	EA TRIM - A-PILLAR - INTERIOR - ANTELOPE
18	123045-11-02A	EA BACKING - SCREW - ANTELOPE
19	125900-01-01A	EA PANEL - TOE KICK - LEFT HAND - ANTELOPE
20	126440-01-J20	EA PANEL - OVERHEAD - FRONT/BOTTOM/RIGHT HAND
21	126440-02-J20	EA PANEL - OVERHEAD - FRONT/BOTTOM/LEFT HAND
22	126443-04-J22	EA PANEL - OVERHEAD - FRONT/LEFT HAND - 5.8" X 38.4"
23	126443-06-J30	EA PANEL - OVERHEAD - FRONT/RIGHT HAND - 5.8" X 50.6"
24	126457-01-J20	EA PANEL - CLOSEOUT - OVERHEAD FRONT
25	126457-02-J20	EA PANEL - CLOSEOUT - OVERHEAD FRONT
26	126701-01-03A	EA COVER - ASSIST HANDLE - OFF WHITE

KEY	PART NUMBER	U/M DESCRIPTION
27	103961-02-01A	EA COVER - BRACKET - OFF WHITE SEATBELT - F/DRVRS DOOR OPTION FROM: 00-00-00 THRU: 07-22-97
27	127721-01-01A	EA COVER - SLIDE - OFF WHITE FROM: 07-23-97 THRU: 99-99-99
27	127798-01-01A	EA COVER - SLIDE - INNER - BLACK - 1.5" X 11.4" FROM: 07-23-97 THRU: 99-99-99
28	123298-02-04A	EA SUNVISOR - 10.5" X 28.5"
29	126237-01-01A	EA POD - CONTROL - SHIFTER
30	103961-03-01A	EA COVER - BRACKET - SEATBELT/OFF WHITE - F/DRVRS DOOR OPTION
	086120-01-J30	EA PAD - MAP POCKET - 12" X 16" (J90, J30)
	086120-01-H34	EA PAD - MAP POCKET - 12" X 16" (J91, J31)
	086120-01-G30	EA PAD - MAP POCKET - 12" X 16" (J92, J32)
	086120-01-J21	EA PAD - MAP POCKET - 12" X 16" (J93, J33)

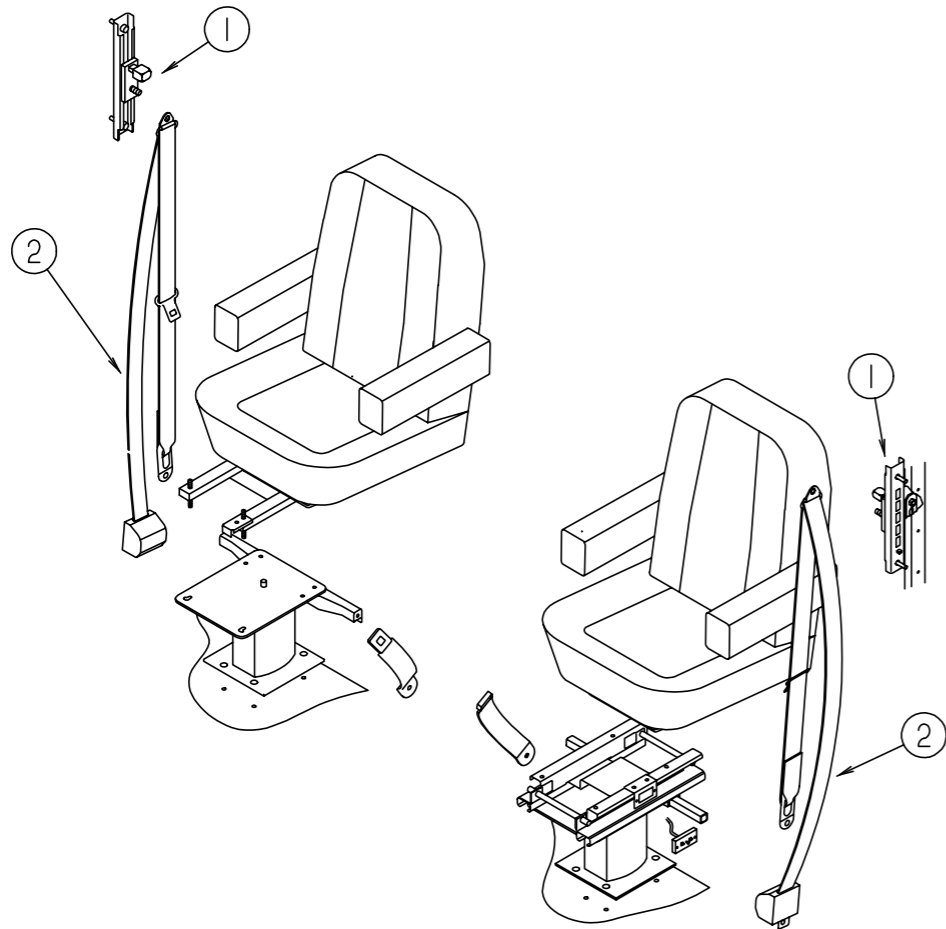
DRIVERS COMPARTMENT GROUP (CONTINUED)

OVERHEAD STORAGE & TV CABINETS



KEY	PART NUMBER	U/M	DESCRIPTION	KEY	PART NUMBER	U/M	DESCRIPTION
1	100708-08-000	EA	DOOR - GLASS - TV CABINET - 9.7" X 27" - W/O HARDWARE	9	126358-02-J90	EA	CABINET - OVERHEAD/FRONT/RIGHT HAND - W/O DOORS/HARDWARE MYSTIC OAK
2	125977-01-02A	EA	COVER - TV - OVERHEAD/FRONT - ANTELOPE		103128-17-J90	EA	END CAP - OVERHEAD/RIGHT HAND - MYSTIC OAK
3	126601-03-J20	EA	PANEL - SHELF - VINYL COVERED - W/O INVERTOR CUTOUT	9	126358-02-J30	EA	CABINET - OVERHEAD/FRONT/RIGHT HAND - W/O DOORS/HARDWARE SALEM CHERRY
3	126601-07-J20	EA	PANEL - SHELF - VINYL COVERED - W/INVERTOR CUTOUT		103128-17-J30	EA	END CAP - OVERHEAD/RIGHT HAND - SALEM CHERRY
4	126876-01-J90	EA	CABINET - OVERHEAD - FRONT/RIGHT HAND - W/O DOORS/HARDWARE MYSTIC OAK	9	126358-02-J32	EA	CABINET - OVERHEAD/FRONT/RIGHT HAND - W/O DOORS/HARDWARE WHITE GRANITE
4	126876-01-J30	EA	CABINET - OVERHEAD - FRONT/RIGHT HAND - W/O DOORS/HARDWARE SALEM CHERRY		103128-17-J23	EA	END CAP - OVERHEAD/RIGHT HAND - WHITE GRANITE
4	126876-01-J62	EA	CABINET - OVERHEAD - FRONT/RIGHT HAND - W/O DOORS/HARDWARE WHITE GRANITE	10	M05992-L9-J90	EA	DOOR - STRAIGHT CORNER/OGEE EDGE - 10" X 29.5" - W/O HDW MYSTIC OAK
	106699-01-01A	EA	BRACKET - OVERHEAD CABINET/TV	10	M05992-L9-J30	EA	DOOR - STRAIGHT CORNER/OGEE EDGE - 10" X 29.5" - W/O HDW SALEM CHERRY
5	114706-04-02B	EA	SUPPORT - SHELF/TV	10	122715-87-01A	EA	DOOR - MOLDED VINYL - 10.3" X 29.5" - W/O HDW-WHT GRANITE
6	126006-02-J20	EA	COVER - TV - OVERHEAD/BOTTOM	11	126876-02-J90	EA	CABINET - OVERHEAD - FRONT/LEFT HAND - W/O DOORS/HARDWARE MYSTIC OAK
7	126301-02-J90	EA	CABINET - OVERHEAD/FRONT LEFT HAND - W/O DOORS/HARDWARE MYSTIC OAK	11	126876-02-J30	EA	CABINET - OVERHEAD - FRONT/LEFT HAND - W/O DOORS/HARDWARE SALEM CHERRY
	103128-18-J90	EA	END CAP - OVERHEAD/LEFT HAND - MYSTIC OAK	11	126876-02-J62	EA	CABINET - OVERHEAD - FRONT/LEFT HAND - W/O DOORS/HARDWARE WHITE GRANITE
7	126301-02-J30	EA	CABINET - OVERHEAD/FRONT LEFT HAND - W/O DOORS/HARDWARE SALEM CHERRY		106699-01-01A	EA	BRACKET - OVERHEAD CABINET/TV
	103128-18-J30	EA	END CAP - OVERHEAD/LEFT HAND - SALEM CHERRY				
7	126301-02-J32	EA	CABINET - OVERHEAD/FRONT LEFT HAND - W/O DOORS/HARDWARE WHITE GRANITE				
	103128-18-J23	EA	END CAP - OVERHEAD/LEFT HAND - WHITE GRANITE				
8	M05992-L9-J90	EA	DOOR - STRAIGHT CORNER/OGEE EDGE - 10" X 29.5" - W/O HDW MYSTIC OAK				
8	M05992-L9-J30	EA	DOOR - STRAIGHT CORNER/OGEE EDGE - 10" X 29.5" - W/O HDW SALEM CHERRY				
8	122715-87-01A	EA	DOOR - MOLDED VINYL - 10.3" X 29.5" - W/O HDW-WHT GRANITE				

DRIVERS COMPARTMENT GROUP (CONTINUED)



CAB SEAT BELT

KEY	PART NUMBER	U/M DESCRIPTION
1	109146-01-000	EA BOLT - SHOULDER/SEAT BELT
1	127598-01-01A	EA ADJUSTER - SEATBELT - D-LOOP - ADJUSTER
		FROM: 00-00-00 THRU: 07-16-97
	127598-02-000	EA NUT - HEX FLANGE- M10 X 1.5 CLASS 10
	128444-01-000	EA WASHER - SPRING - CONICAL
2	091990-04-01A	EA SEAT BELT/SHOULDER HARNESS - DRIVERS/PASSENGER - BLACK
		FROM: 00-00-00 THRU: 07-22-97
2	091990-01-701	EA EXTENDER 9" FOR A8408 3 PT
		I-1331-02
2	091990-05-01A	EA SEAT BELT - 3 POINT
		FROM: 07-23-97 THRU: 99-99-99

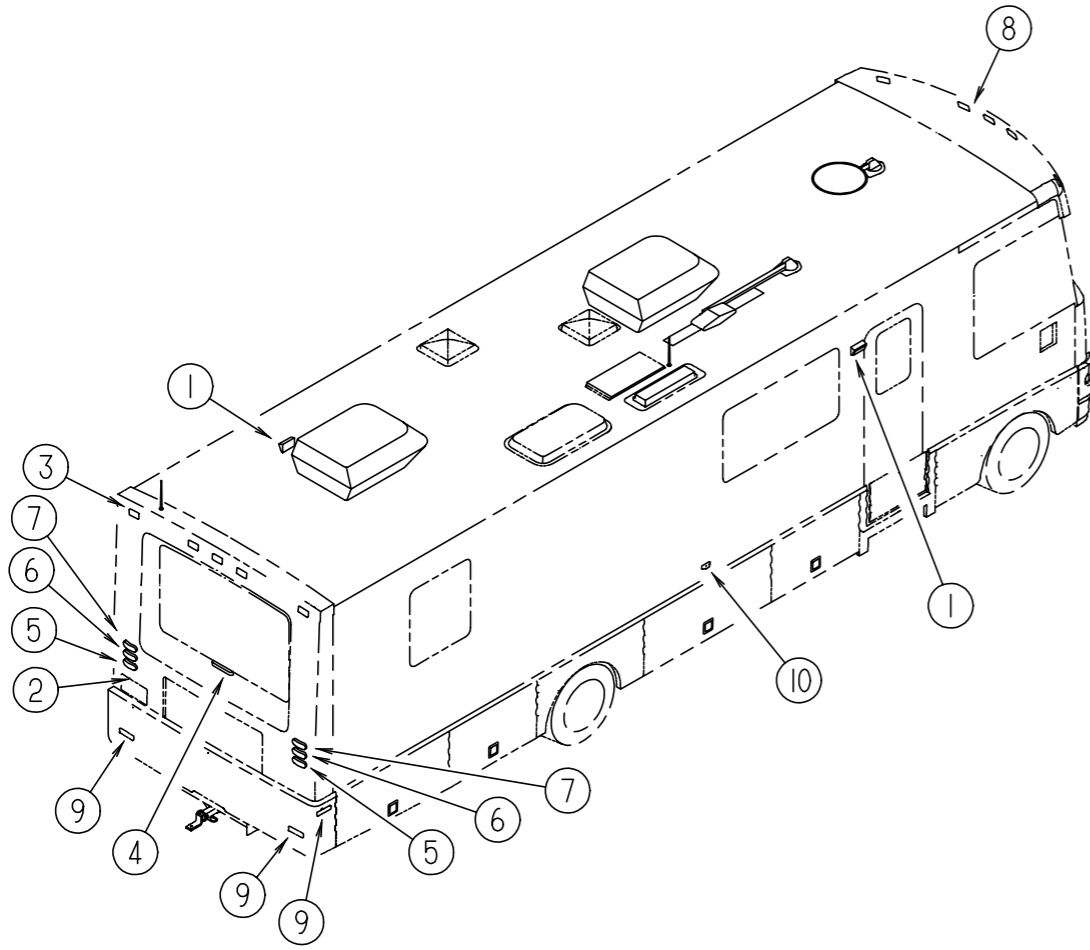
DRIVERS COMPARTMENT GROUP (CONTINUED)

DEFROSTER FAN & MAP POCKETS

KEY	PART NUMBER	U/M DESCRIPTION
	122856-01-01A	EA FAN - DEFROSTER - 2 SPEED W/SWIVEL BASE - CHROME
	086120-01-J30	EA PAD - MAP POCKET - 12" X 16" (J90, J30)
	086120-01-H34	EA PAD - MAP POCKET - 12" X 16" (J91, J31)
	086120-01-G30	EA PAD - MAP POCKET - 12" X 16" (J92, J32)
	086120-01-J21	EA PAD - MAP POCKET - 12" X 16" (J93, J33)

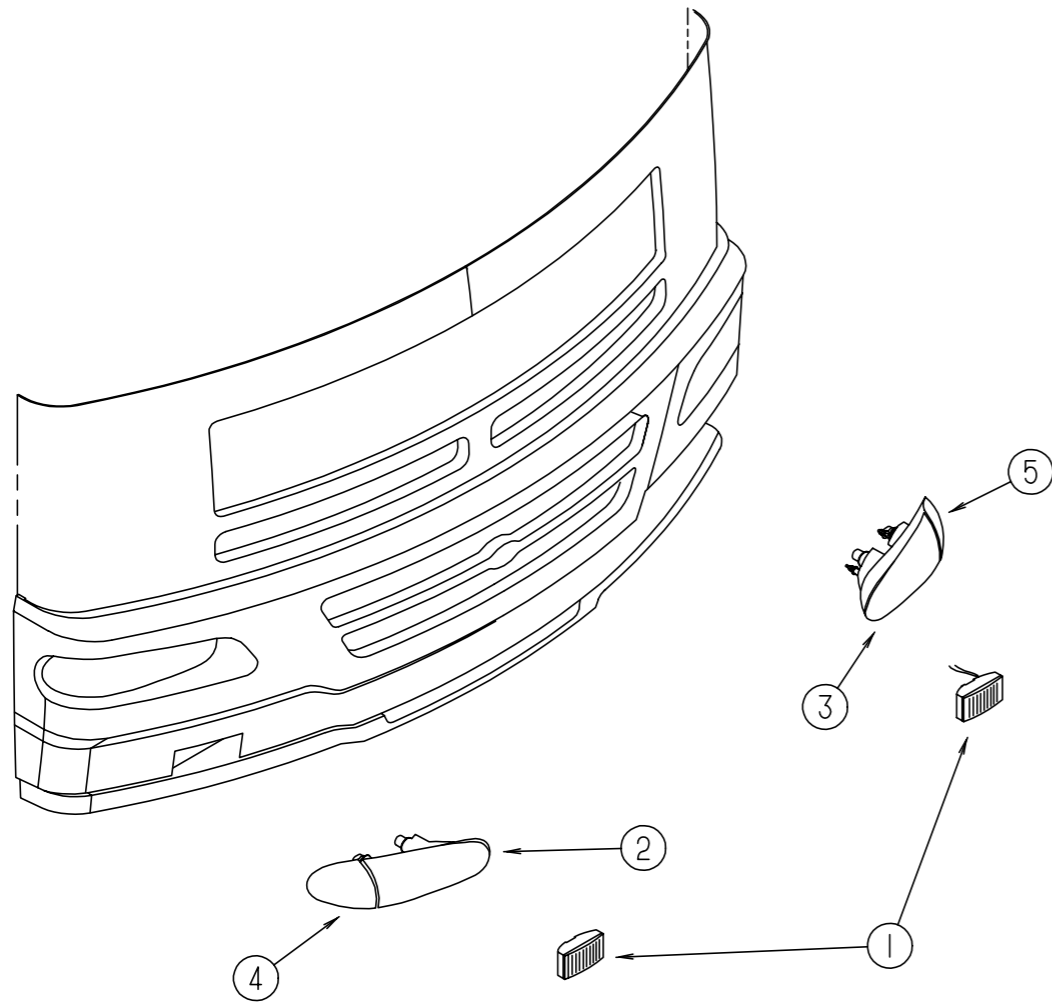
ELECTRICAL GROUP

EXTERIOR BODY LIGHTS



KEY	PART NUMBER	U/M	DESCRIPTION	VENDOR NO.
1	097917-01-06A	EA	LIGHT - PORCH - BRIGHT WHITE	
1	008215-01-000	EA	BULB - 12 VOLT - #1003 - .94 AMP	
1	097917-01-700	EA	LENS-LIGHT, CLEAR	30-78-021
1	008089-02-000	EA	LIGHT - PORCH - RECESSED - CANADIAN	
1	008089-01-700	EA	LENS-LIGHT, RECESSED, PORCH	DECO
1	008214-01-000	EA	BULB - 12 VOLT NO 67 - 0.59 AMP	
2	087201-01-000	EA	LIGHT - HALF ROUND - 1" X 1.7" - PLASTIC - BLACK	
3	102520-02-000	EA	LIGHT - CLEARANCE - W/O SOCKET/HOUSING - RED	
3	067789-02-000	EA	SOCKET - LAMP	
3	036196-01-000	EA	BULB - 12 VOLT - #194 - .27 AMP - BAYONETTE	
3	102540-01-000	EA	SEAL - SCREW - ROUND - RUBBER	
3	102541-01-000	EA	GASKET - CLEARANCE LIGHT	
3	102582-01-000	EA	BRACKET - LIGHT - CLEARANCE - L-SHAPED METAL - 2.2" X 4.7"	
4	121950-01-000	EA	LIGHT - BRAKE - CENTER MOUNT	
4	067789-02-000	EA	SOCKET - LAMP	
4	036196-01-000	EA	BULB - 12 VOLT - #194 - .27 AMP - BAYONETTE	
5	126203-01-000	EA	LAMP - WHITE/CLEAR BACK-UP	
5	126203-04-000	EA	GROMMET - MOUNT - LIGHT OVAL	
6	126203-02-000	EA	LAMP - AMBER TURN	
6	126203-04-000	EA	GROMMET - MOUNT - LIGHT OVAL	
7	126203-03-000	EA	LAMP - RED STOP/TAIL	
7	126203-04-000	EA	GROMMET - MOUNT - LIGHT OVAL	
8	036196-01-000	EA	BULB - 12 VOLT - #194 - .27 AMP - BAYONETTE	
8	102520-01-000	EA	LIGHT - CLEARANCE - W/O SOCKET/HOUSING - AMBER	
8	102540-01-000	EA	SEAL - SCREW - ROUND - RUBBER	
8	102541-01-000	EA	GASKET - CLEARANCE LIGHT	
8	067789-02-000	EA	SOCKET - LAMP	
9	036196-01-000	EA	BULB - 12 VOLT - #194 - .27 AMP - BAYONETTE	
9	067789-02-000	EA	SOCKET - LAMP	
9	117826-01-000	EA	SIDE MARKER LAMP ASSEMBLY - RED	
9	117826-03-000	EA	GASKET - MARKER LIGHT	
10	111102-01-000	EA	BASE - LAMP MARKER	
10	111102-02-000	EA	LENS - AMBER - LAMP MARKER	
10	036196-01-000	EA	BULB - 12 VOLT - #194 - .27 AMP - BAYONETTE	

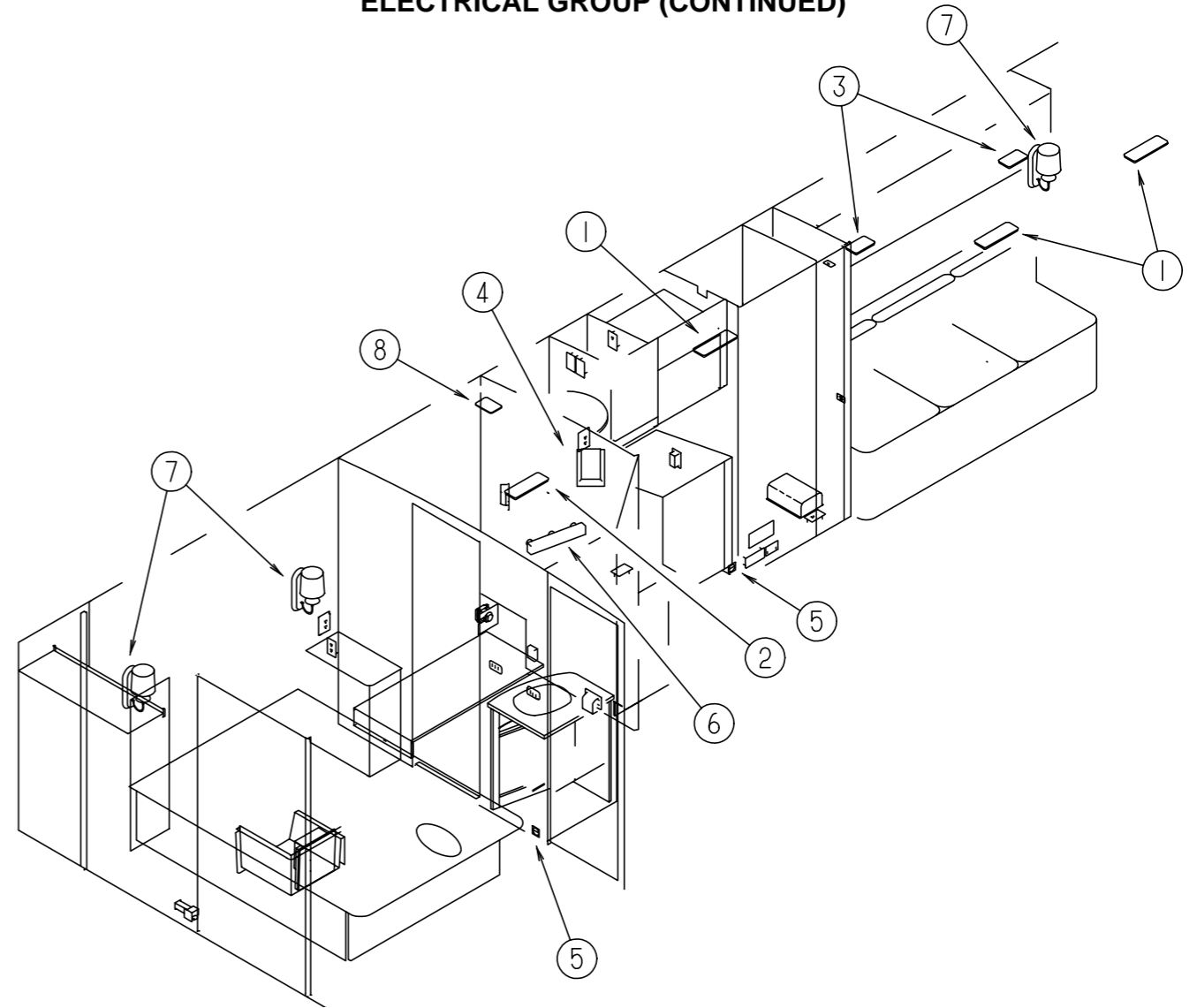
ELECTRICAL GROUP (CONTINUED)



EXTERIOR FRONT END LIGHTS

KEY	PART NUMBER	U/M	DESCRIPTION
1	124215-01-000	EA	FOG LIGHT - RECTANGULAR/CLEAR LENS
2	088758-01-000	EA	HOUSING - HEADLAMP - CONNECTOR TERMINAL W/3 WIRES
2	126200-01-000	EA	HEADLAMP - PASSENGER W/BULB
3	088758-01-000	EA	HOUSING - HEADLAMP - CONNECTOR TERMINAL W/3 WIRES
3	126200-02-000	EA	HEADLAMP - DRIVERS W/BULB
4	126201-01-000	EA	LAMP - PASSENGER SIDE MARKER - AMBER
5	126201-02-000	EA	LAMP - DRIVERS SIDE MARKER - AMBER
	072368-02-000	EA	TRIM - VINYL - EDGE - BLACK

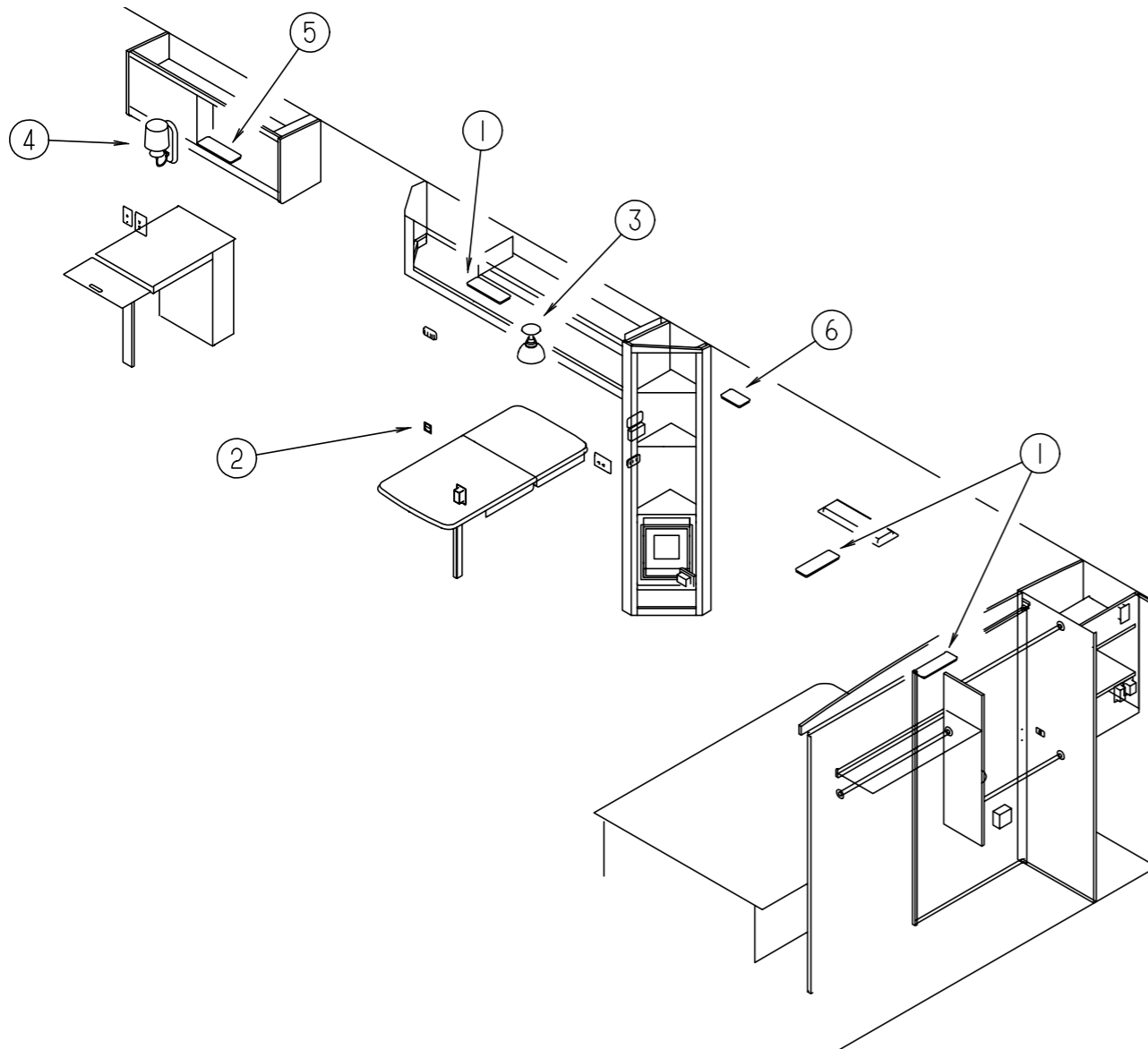
ELECTRICAL GROUP (CONTINUED)



DRIVER SIDE INTERIOR LIGHTS

KEY	PART NUMBER	U/M	DESCRIPTION	VENDOR NO.
1	098024-03-02A	EA	LIGHT - DOME - 2 BULB - WHITE	
1	008218-01-000	EA	BULB - DOME LIGHT - 12 VOLT - NO. 1141	
1	098024-01-700	EA	LENS-LIGHT	807877
1	091937-04-000	EA	LIGHT - FLUORESCENT - 12V/30 WATT - 20.8" LONG - THIN LITE	
2	098024-03-02A	EA	LIGHT - DOME - 2 BULB - WHITE	
2	008218-01-000	EA	BULB - DOME LIGHT - 12 VOLT - NO. 1141	
2	098024-01-700	EA	LENS-LIGHT	807877
2	091937-05-000	EA	LIGHT - FLUORESCENT - 12V/30 WATT - 20.8" LONG - THIN LITE	
2	091937-05-701	EA	LENS-LIGHT, FLUORESCENT	D-732
3	098024-05-02A	EA	LIGHT - DOME - 1 BULB - SKYLITE - WHITE	
3	008218-01-000	EA	BULB - DOME LIGHT - 12 VOLT - NO. 1141	
3	098024-01-701	EA	LENS - OPTI CLEAR - SKYLITE	809902
4	091937-05-000	EA	LIGHT - FLUORESCENT - 12V/30 WATT - 20.8" LONG - THIN LITE	
4	091937-05-701	EA	LENS-LIGHT, FLUORESCENT	D-732
5	108354-01-01A	EA	LIGHT - COURTESY	
5	108354-01-700	EA	BULB-COURTESY LIGHT	395-B
6	110235-01-01A	EA	LIGHT - MAKE UP - 3 BULB	
6	081633-01-700	EA	BULB-LIGHT, MAKE-UP	RP1041
7	119257-04-01A	EA	SHADE - LAMP - LINEN WHITE	
7	119258-05-01A	EA	LAMP - WALL	
7	119258-01-700	EA	FINIAL (PYRAMID)	12-0322
8	121935-01-01A	EA	LIGHT - DOME - SHOWER	

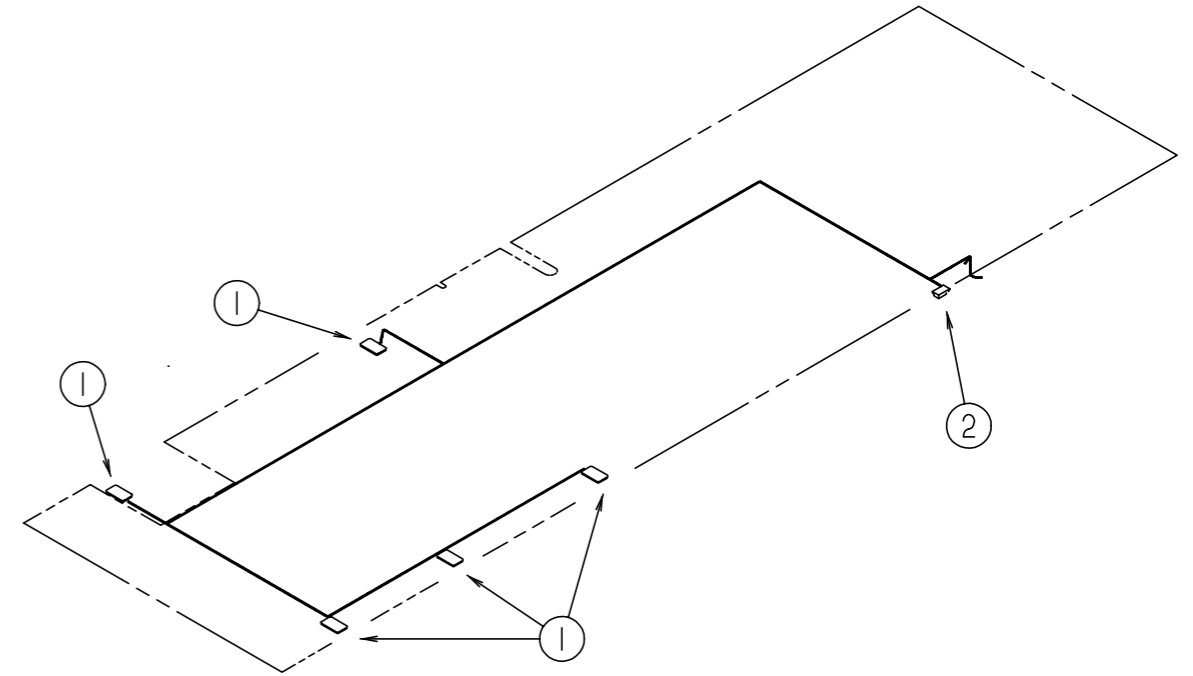
ELECTRICAL GROUP (CONTINUED)



PASSENGER SIDE INTERIOR LIGHTS

KEY	PART NUMBER	U/M	DESCRIPTION	VENDOR NO.
1	098024-03-02A	EA	LIGHT - DOME - 2 BULB - WHITE	
1	008218-01-000	EA	BULB - DOME LIGHT - 12 VOLT - NO. 1141	
1	098024-01-700	EA	LENS-LIGHT	807877
1	091937-04-000	EA	LIGHT - FLUORESCENT - 12V/30 WATT - 20.8" LONG - THIN LITE	
2	108354-01-01A	EA	LIGHT - COURTESY	
2	108354-01-700	EA	BULB-COURTESY LIGHT	395-B
3	119252-01-01A	EA	SHADE - LAMP - GLASS SWIRL	
3	127050-01-01A	EA	LIGHT - CEILING - SINGLE	
4	119257-04-01A	EA	SHADE - LAMP - LINEN WHITE	
4	119258-05-01A	EA	LAMP - WALL	
4	119258-01-700	EA	FINIAL (PYRAMID)	12-0322
5	098024-06-02A	EA	LIGHT - BOME - 2 BULB - SKYLITE	
5	008218-01-000	EA	BULB - DOME LIGHT - 12 VOLT - NO. 1141	
5	098024-01-700	EA	LENS-LIGHT	807877
6	098024-01-03A	EA	LIGHT - DOME - 1 BULB - WHITE	
6	008218-01-000	EA	BULB - DOME LIGHT - 12 VOLT - NO. 1141	
6	098024-01-700	EA	LENS-LIGHT	807877
6	091937-05-000	EA	LIGHT - FLUORESCENT - 12V/30 WATT - 20.8" LONG - THIN LITE	
6	091937-05-701	EA	LENS-LIGHT, FLUORESCENT	D-732

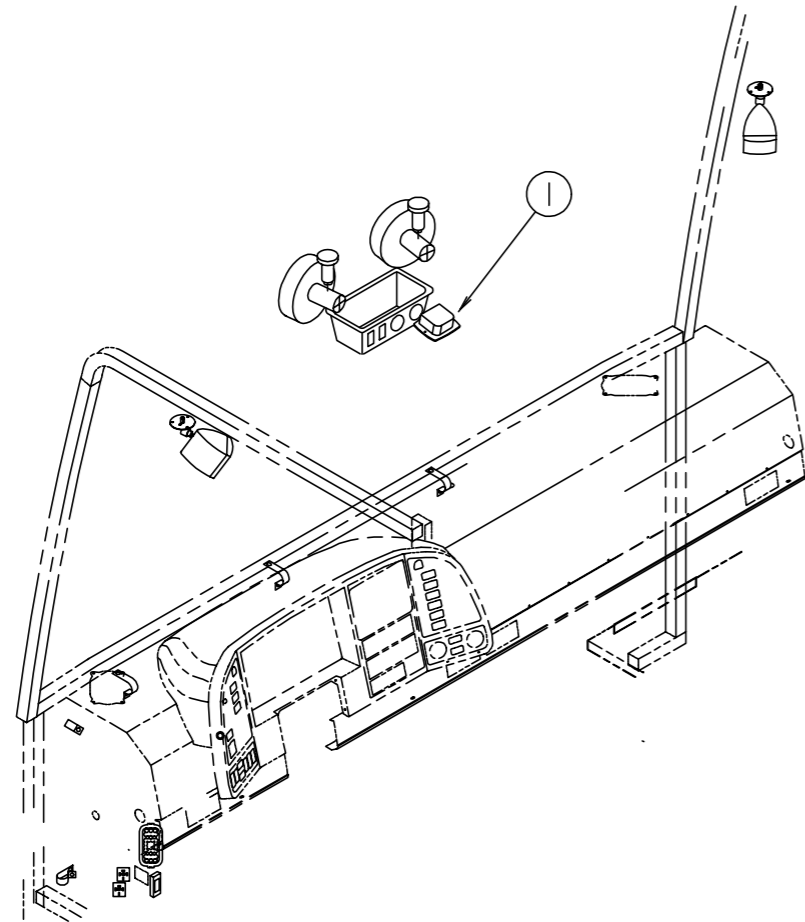
ELECTRICAL GROUP (CONTINUED)



COMPARTMENT INTERIOR LIGHTS

KEY	PART NUMBER	U/M	DESCRIPTION	VENDOR NO.
1	098024-01-03A	EA	LIGHT - DOME - 1 BULB - WHITE	
1	008218-01-000	EA	BULB - DOME LIGHT - 12 VOLT - NO. 1141	
1	098024-01-700	EA	LENS-LIGHT	807877
2	086280-01-000	EA	LIGHT - SURFACE MOUNT - 12 VOLT	
2	086280-01-700	EA	BULB,12V	ARP1089

ELECTRICAL GROUP (CONTINUED)



CAB INTERIOR LIGHT

KEY	PART NUMBER	U/M DESCRIPTION
1	112643-01-000	EA LIGHT - SINGLE - SWIVEL
1	112642-01-06A	EA TRIM RING-SINGLE LIGHT, BLACK

ELECTRICAL GROUP (CONTINUED)

CIRCUIT BREAKERS & FUSES

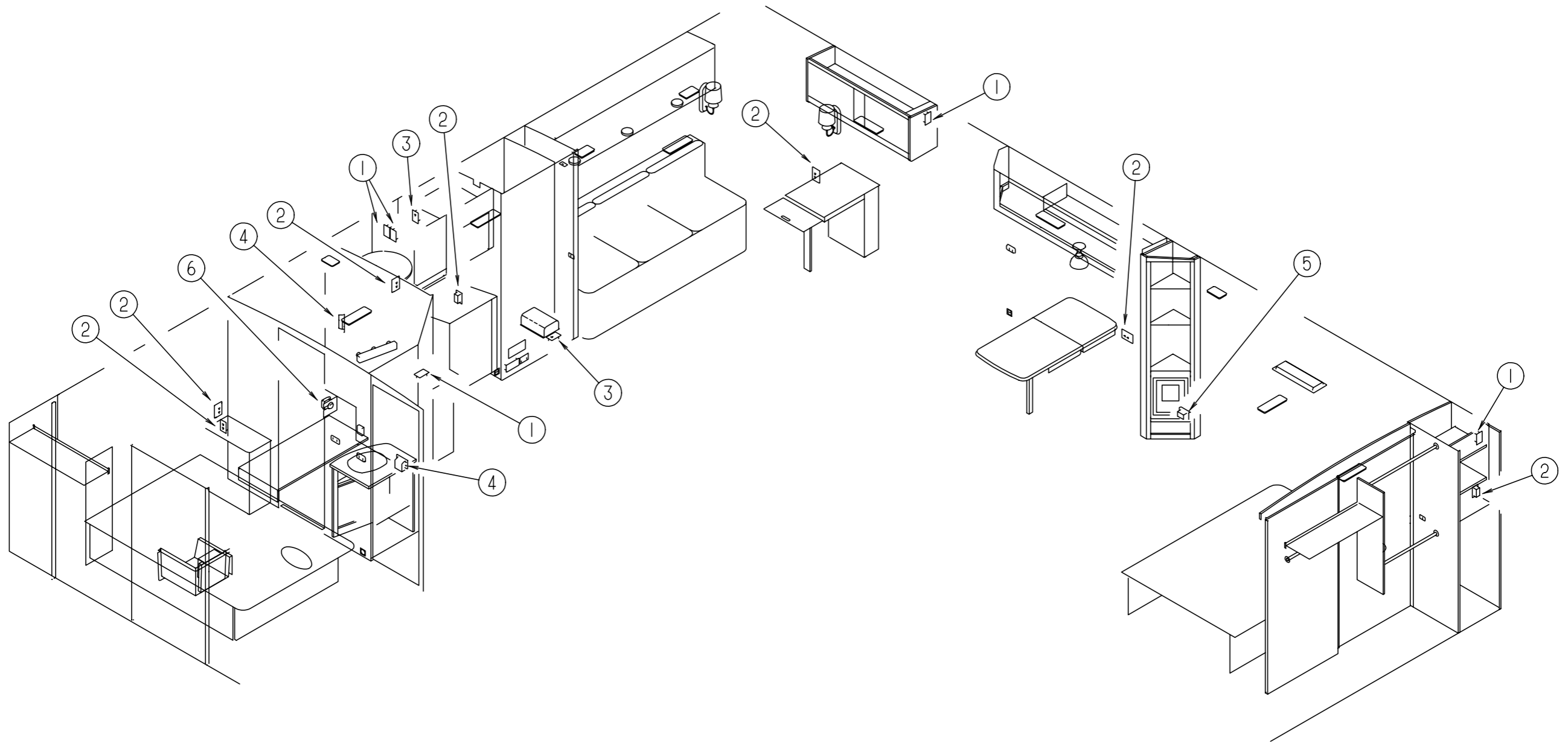
KEY	PART NUMBER	U/M DESCRIPTION
	062037-01-000	EA HOUSING - AUTO FUSE - NATURAL
	062037-02-000	EA HOUSING - AUTO FUSE - GREEN
	062037-03-000	EA HOUSING - AUTO FUSE - BLACK
	062037-04-000	EA HOUSING - AUTO FUSE - BLUE
	062037-05-000	EA HOUSING - AUTO FUSE, GRAY
	062037-06-000	EA HOUSING - AUTO FUSE - BROWN
	062037-07-000	EA HOUSING - AUTO FUSE - RED
	062901-02-000	EA FUSE - 05 AMPS - AUTOMOTIVE
	062901-05-000	EA FUSE - 15 AMPS -AUTOMOTIVE
	083209-01-000	EA CIRCUIT BREAKER - 15 AMP - 120 VOLT - CANADIAN
	083209-02-000	EA CIRCUIT BREAKER - 15/15 AMP - 120 VOLT
	083209-03-000	EA CIRCUIT BREAKER - 15/20 AMP - 120 VOLT
	083209-04-000	EA CIRCUIT BREAKER - 30 AMP - 120 VOLT
	083209-05-000	EA CIRCUIT BREAKER - 20AMP - 120VOLT
	083209-06-000	EA CIRCUIT BREAKER - 30/15 AMP - 120VOLT
	083209-07-000	EA CIRCUIT BREAKER - 20/20AMP - 120VOLT
	083209-10-000	EA CIRCUIT BREAKER - 20/30 AMP - 120 VOLT
	093654-01-000	EA CIRCUIT BREAKER - 6 AMP - 12 VOLT
	093654-02-000	EA CIRCUIT BREAKER - 15 AMP - 12 VOLT
	093654-03-000	EA CIRCUIT BREAKER - 20AMP - 12 VOLT
	093655-01-000	EA CIRCUIT BREAKER - 25 AMP - 12 VOLT
	093655-02-000	EA CIRCUIT BREAKER - 30 AMP - 12 VOLT
	093655-03-000	EA CIRCUIT BREAKER - 40 AMP - 12 VOLT
	093674-01-000	EA PLATE - CIRCUIT BREAKER - HOUSE - 8.4" X 4.1" - STEEL
	097611-01-000	EA CIRCUIT BREAKER - 10 AMP - 12 VOLT
	108669-01-000	EA HOUSING - AUTO FUSE HOLDER
	108916-01-000	EA CIRCUIT BREAKER - 50 AMP - 12 VOLT - 2 POLE
	113482-01-000	EA CIRCUIT BREAKER - 55AMP
	122811-01-000	EA CIRCUIT BREAKER - 20/50/50/20

CONVERTERS, LOAD CENTER & INVERTER

KEY	PART NUMBER	U/M DESCRIPTION
	099048-03-000	EA INVERTER - 130 WATT
	106071-03-000	EA SWITCH - AUTOMATIC TRANSFER
	108915-02-000	EA LOAD CENTER - 120/240 VOLT - 100 AMP
	113132-01-000	EA LOAD CENTER - 120/240 VOLT - 60 AMP
	123058-01-000	EA CONVERTER - 55 AMP - ELECTRONIC - 4 1/8"H X 7"W X 12 3/8"L
	123058-02-000	EA CONVERTER - 45 AMP - ELECTRONIC - 4 1/8"H X 7"W X 12 3/8"L
	127002-01-000	EA MODULE - CONTROL - ENERGY MANAGEMENT SYSTEM
	127002-02-000	EA PANEL - MONITOR - ENERGY MANAGEMENT SYSTEM
	127002-03-000	EA WIRE ASSEMBLY - ENERGY MANAGEMENT SYSTEM

ELECTRICAL GROUP (CONTINUED)

RECEPTACLES

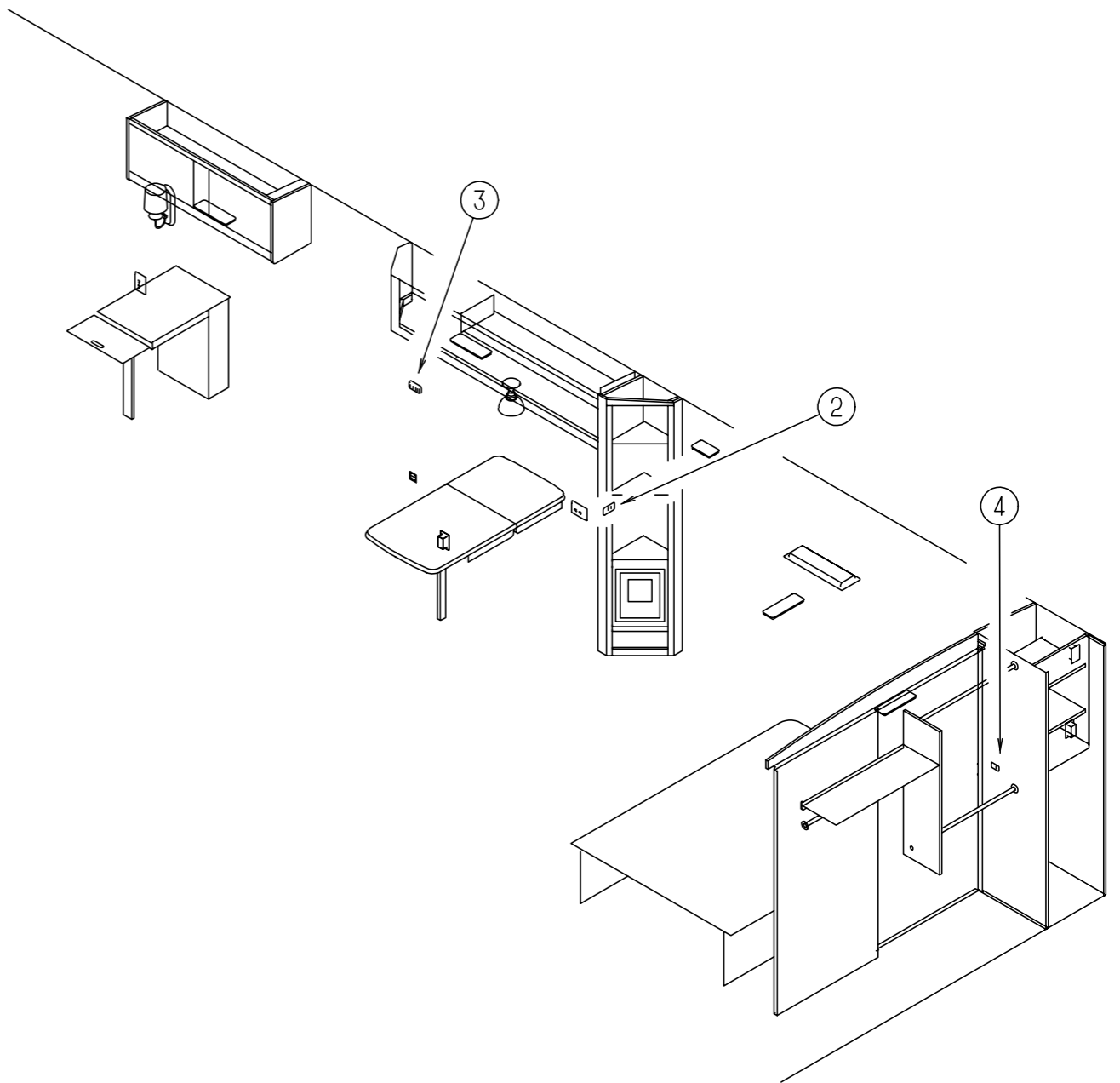
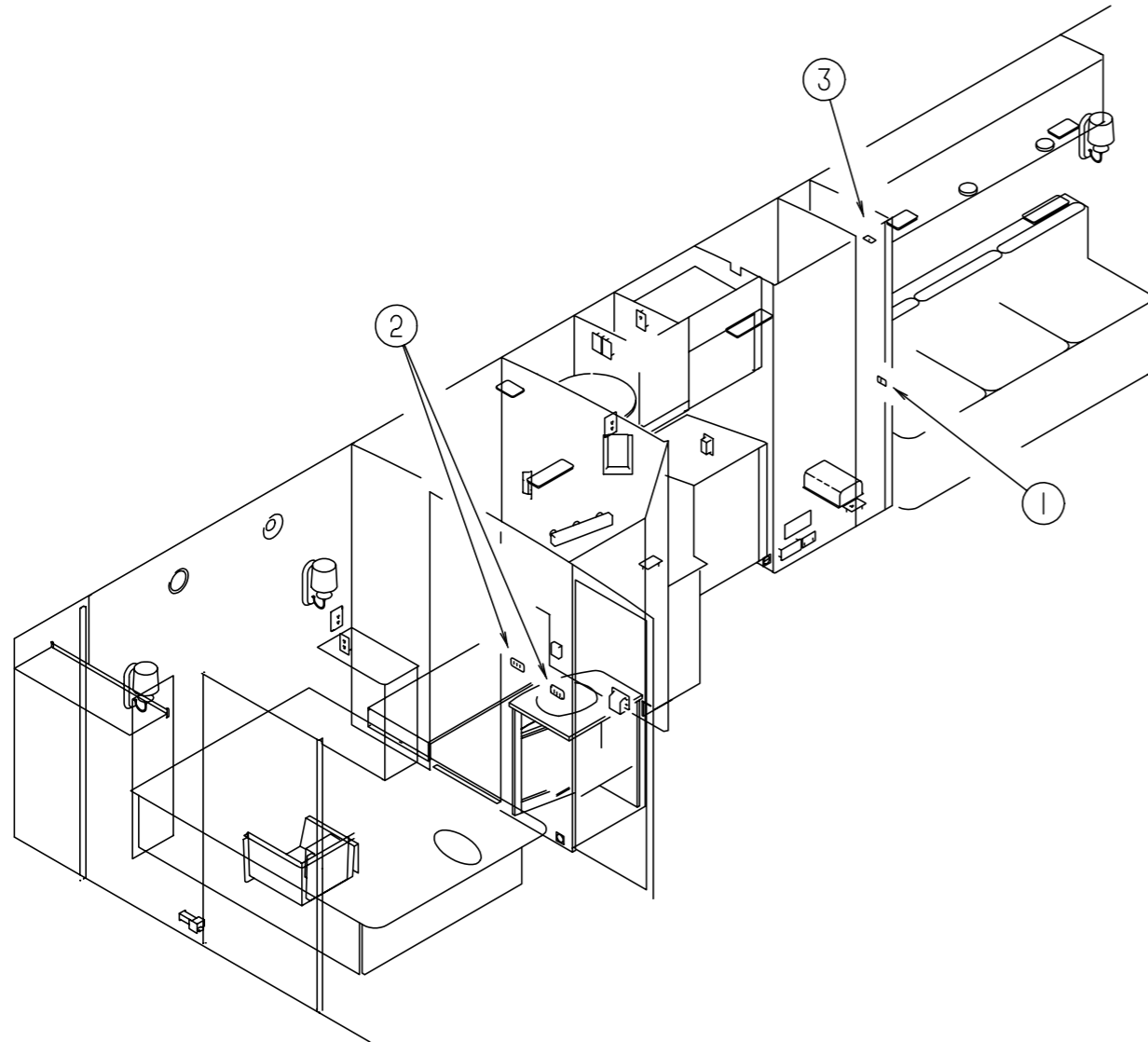


KEY	PART NUMBER	U/M	DESCRIPTION
1	058707-02-000	EA	RECEPTACLE - BLANK JUNCTION BOX
2	058708-01-000	EA	RECEPTACLE - ELECTRIC - DOUBLE - BROWN
2	058708-02-000	EA	RECEPTACLE - ELECTRIC - DOUBLE - IVORY
2	102568-01-J90	EA	SPACER - RECEPTACLE - SIDEWALL - MYSTIC OAK
2	102568-01-E41	EA	SPACER - RECEPTACLE - SIDEWALL - SALEM CHERRY
2	102568-01-H23	EA	SPACER - RECEPTACLE - SIDEWALL - WHITE GRANITE
3	058708-05-000	EA	RECEPTACLE - SINGLE - BROWN

KEY	PART NUMBER	U/M	DESCRIPTION
4	084076-01-000	EA	RECEPTACLE - GFI - 15 AMP - 125 VOLT - IVORY
4	084076-02-000	EA	RECEPTACLE - GFI - 15 AMP - 125 VOLT - BROWN
5	112822-01-01A	EA	RECEPTACLE - DUPLEX - IVORY
5	112824-01-03A	EA	COVER - RECEPTACLE - EXTERIOR DUPLEX
6	115930-01-000	EA	INLET - 30 AMP - 120 VOLT - EXTERIOR
6	115930-02-000	EA	INLET - 50 AMP - 240 VOLT - EXTERIOR

ELECTRICAL GROUP (CONTINUED)

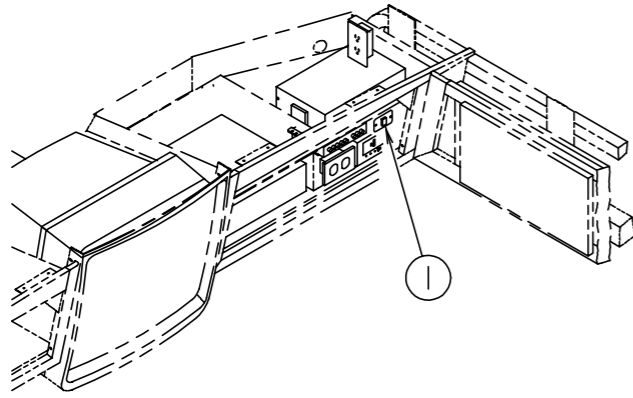
BODY SWITCHES



KEY	PART NUMBER	U/M	DESCRIPTION
1	098351-01-01A	EA	PLATE - SWITCH - 1 GANG POLISHED BRASS
1	079364-01-000	EA	SWITCH - ON/OFF ROCKER - 2 TERMINAL - BROWN
1	079364-03-000	EA	SWITCH - ON/OFF ROCKER - 3 TERMINAL - BROWN
2	098351-03-01A	EA	PLATE - SWITCH - 3 GANG POLISHED BRASS
2	079364-01-000	EA	SWITCH - ON/OFF ROCKER - 2 TERMINAL - BROWN
2	079364-03-000	EA	SWITCH - ON/OFF ROCKER - 3 TERMINAL - BROWN

KEY	PART NUMBER	U/M	DESCRIPTION
3	098351-05-01A	EA	PLATE - SWITCH - 3 GANG POLISHED BRASS
3	079364-01-000	EA	SWITCH - ON/OFF ROCKER - 2 TERMINAL - BROWN
3	095188-02-01A	EA	SPACER - SWITCH - 2.3" X 4.1" - PLASTIC - DARK BROWN
4	098351-14-01A	EA	PLATE - SWITCH - 1 GANG W/LABEL
4	079364-01-000	EA	SWITCH - ON/OFF ROCKER - 2 TERMINAL - BROWN

ELECTRICAL GROUP (CONTINUED)



FRONT END SWITCHES

KEY	PART NUMBER	U/M DESCRIPTION
1	098351-09-01A	EA PLATE - SWITCH - SPEAKER SELECT - POLISHED BRASS
1	079364-01-000	EA SWITCH - ON/OFF ROCKER - 2 TERMINAL - BROWN

DASH SWITCHES

KEY	PART NUMBER	U/M DESCRIPTION
	108355-01-000	EA HOUSING - SWITCH
	108356-01-01A	EA COVER/ACTUATOR SWITCH - 3 GROOVES - CONTURA III - BLACK
	108356-02-01A	EA COVER/ACTUATOR SWITCH - 2 ROWS DIMPLES- CONTURA II - BLACK
	108356-03-01A	EA COVER/ACTUATOR SWITCH - 3 GROOVES W/LIGHT-CONTURA III-BLACK
	108356-04-01A	EA COVER/ACTUATOR SWITCH-2 ROWS DIMPLES W/LENS-CONTURAIIBLK
	108356-05-01A	EA COVER/ACTUATOR SWITCH-3 GROOVES W/LENS-GEN SET-CONTURA III
	108356-06-01A	EA COVER/ACTUATOR SWITCH-3 GROOVES-AUX START-CONTURA III-BLK
	108356-07-01A	EA COVER/ACTUATOR SWITCH - 2 ROWS DIMPLES - AUX START - BLACK
	108356-08-01A	EA COVER/ACTUATOR SWITCH-2 ROW DIMPLES W/LENS-REAR-BLACK
	108356-09-01A	EA SWITCH COVER W/DIMPLES - LIGHTED - CARLIN VVAACXX-XGO
	108356-10-01A	EA COVER/ACTUATOR SWITCH-2 ROWS DIMPLES W/LENS-SHOWER DRAIN
	108356-11-01A	EA COVER-ACTUATOR SWITCH - 3 GROOVES - AUX BATT - BLACK
	108357-01-000	EA SWITCH - ROCKER SPST - ON/OFF - 2 TERMINAL
	108357-02-000	EA SWITCH - ROCKER SPST - ON/MOM - 2 TERMINAL
	108357-03-000	EA SWITCH - ROCKER SPDT - ON/OFF/ON - 3 TERMINAL
	108357-04-000	EA SWITCH - ROCKER SPDT - MOM/OFF/ON - 3 TERMINAL
	108357-05-000	EA SWITCH - ROCKER SPDT - ON/NONE/ON - 3 TERMINAL
	108357-06-000	EA SWITCH - ROCKER DPDT - MOM/OFF/MOM - 6 TERMINAL
	108357-07-000	EA SWITCH - ROCKER SPDT - MOM/OFF/MOM - 3 TERMINAL
	108357-08-000	EA SWITCH - ROCKER DPDT - ON/NONE/ON - 6 TERMINAL
	108357-09-000	EA SWITCH - ROCKER SPDT - ON/NONE/MOM - 3 TERMINAL
	108357-10-000	EA SWITCH - ROCKER SPDT W/LIGHT - MOM/NONE/MOM - 5 TERMINAL
	108357-11-000	EA SWITCH - ROCKER SPDT W/LIGHT - MOM/NONE/MOM - 5 TERMINAL
	108357-12-000	EA SWITCH - ROCKER DPST W/LIGHT - MOM/NONE/OFF - 7 TERMINAL
	108357-13-000	EA SWITCH - ROCKER DPDT W/LIGHT - MOM/ON-OFF/OFF - 7 TERMINAL
	108357-14-000	EA SWITCH - ROCKER SPDT W/LIGHT - ON/NONE/OFF - 4 TERMINAL
	096241-03-000	EA SWITCH-BLANK
	096241-08-000	EA SWITCH-BLANK

ELECTRICAL GROUP (CONTINUED)

ELECTRIC BOXES & CORDS

KEY	PART NUMBER	U/M DESCRIPTION
	008052-01-000	EA CORD - POWER - 10/3 - 30 AMP - 25' - CANADIAN
	008054-01-000	EA CORD - POWER - 10/3 - 30 AMP - 25'
	008054-02-000	EA CORD - POWER - 10/3 WIRE - 30 AMP 33'
	008289-01-000	EA BOX - ELECTRIC/STEEL - 1/2" & 3/4" KNOCKOUTS - 4" X 4"
	008289-02-000	EA BOX - ELECTRIC/STEEL - 1/2" & 3/4" KNOCKOUTS - 4" X 4"-CAN
	008294-01-000	EA COVER - ELECTRICAL BOX - BLANK/STEEL - 4" X 4" - GRAY
	008294-02-000	EA COVER - ELECTRICAL BOX - BLANK STEEL - 4" X 4" - CANADIAN
	091910-01-000	EA BOX - ELECTRIC - 3.8" X 3.5" X 1.8" - PLASTIC
	091910-02-000	EA BOX - ELECTRIC - 2.2" X 3.5" X 1.7" - PLASTIC
	092492-08-000	EA SEAL - ELECTRIC BOX
	092492-11-000	EA SEAL - ELECTRICAL BOX
	098196-01-000	EA LATCH - 1/4 TURN - T-BAR
	108934-01-000	EA CORD - POWER - 50 AMP - 4 WIRE - 36'
	109925-03-000	EA DOOR - ELECTRIC BOX, OSHKOSH
	109925-04-000	EA DOOR - ELECTRICAL BOX, GM/FORD
	113096-01-000	EA CORD - POWER - 50 AMP - 4 WIRE - 36' - CSA
	118905-02-02B	EA DOOR - ELECTRIC
	118905-02-02B	EA DOOR - ELECTRIC, CHEVY & FORD

WIRE ASSEMBLIES

KEY	PART NUMBER	U/M DESCRIPTION
	P27264-02-000	EA WIRE ASSEMBLY - RADIO AM/FM CASSETTE
	127264-02-000	EA WIRE ASSEMBLY - RADIO AM/FM CASSETTE
	P27516-02-000	EA WIRE ASSEMBLY - RADIO AM/FM CD
	127516-02-000	EA WIRE ASSEMBLY - RADIO AM/FM CD
	073328-B4-000	EA CABLE ASSEMBLY - BATTERY - W/TERMINALS
	090986-01-000	EA WIRE ASSEMBLY - ELECTRIC STEP
	096449-01-000	EA WIRE ASSEMBLY - WATER TANK TO MONITOR PANEL (GM/FORD)
	096449-02-000	EA WIRE ASSEMBLY-WATER TANK TO MONITOR PANEL (FREIGHTLINER)
	096717-03-000	EA WIRE - REAR MONITOR - AFTER MARKET INSTALLATION
	097618-01-000	EA WIRE ASSEMBLY - MONITOR PANEL- W/3 WIRES & ORANGE RESISTOR
	108029-01-000	EA WIRE ASSEMBLY - POWER DRIVER SEAT
	111915-01-000	EA WIRE ASSEMBLY - DAYTIME RUNNING LAMPS - FUSED
	111915-03-000	EA WIRE ASSEMBLY - DAYTIME RUNNING LAMPS - FUSED
	113134-03-000	EA WIRE ASSEMBLY - WIPER/WASHER
	113639-01-000	FT CABLE - 3/0 AWG STRANDED - RED
	113639-02-000	FT CABLE - 3/9 AWG STRANDED
	123452-01-000	EA WIRE - PUMP - SLIDEOUT
	124336-01-000	EA WIRE - REAR STEREO - 12 PIN
	127002-03-000	EA WIRE ASSEMBLY - ENERGY MANAGEMENT SYSTEM

CONNECTORS & CONDUIT

KEY	PART NUMBER	U/M DESCRIPTION
	007942-01-000	EA TAB - WIRE 10 TO 14 AWG
	007954-01-000	EA RECEPTACLE - HOUSING - 6 POSITION
	007956-05-000	EA INSULATOR - SHRINK - .25 ID X 1.50
	008311-01-000	EA CONNECTOR - WIRE NUT - INSULATED - RED
	008312-01-000	EA CONNECTOR - WIRE NUT - INSULATED - BLUE
	008313-01-000	EA CONNECTOR - WIRE NUT - INSULATED - YELLOW
	008314-01-000	EA CONNECTOR - WIRE NUT - INSULATED - GRAY
	008326-01-000	EA TERMINAL - RING - 16/14 WIRE - 3/8" STUD
	008328-01-000	EA TERMINAL - RING - 12/10 WIRE - #10 STUD FIT
	008331-01-000	EA TERMINAL-RING, TONGUE - #4 WIRE - 3/8" STUD - COPPER
	008348-01-000	EA TERMINAL - RING - 3/8" STUD 2 GA. WIRE
	008355-01-000	EA CONNECTOR - CABLE CLAMPING - 3/4"
	008356-01-000	EA CONNECTOR - PLASTIC - 3/8" AVG
	008356-02-000	EA CONNECTOR - PLASTIC - 21/32
	008394-01-000	FT CONDUIT - FLEXIBLE - 1/2"
	035416-04-000	EA TERMINAL - RING - #10 STUD FIT - INSULATED BARREL #16/14
	041480-01-000	EA CONNECTOR - STRAIGHT - 1/2' FLEX CONDUIT
	041953-01-000	FT CONDUIT - CONVOLUTE SLIT - .5" ID

ELECTRICAL GROUP (CONTINUED)

CONNECTORS & CONDUIT (CONTINUED)

KEY	PART NUMBER	U/M DESCRIPTION
	041953-03-000	FT CONDUIT - CONVOLUTE SLIT - 1" ID (CLOTHES ROD COVER)
	041953-05-000	FT CONDUIT - CONVOLUTE SOLID - .62" ID
	041953-06-000	FT CONDUIT - CONVOLUTE SLIT - .375" ID
	041953-07-000	FT CONDUIT - CONVOLUTE SLIT - .25" ID
	041953-08-000	FT CONDUIT - CONVOLUTE SLIT - 1.50" ID
	041953-09-000	FT CONDUIT - CONVOLUTE SLIT - .50" ID
	041953-10-000	FT CONDUIT - CONVOLUTE SLIT - .75" ID
	041953-11-000	FT CONDUIT - CONVOLUTE SLIT - 1.06" ID
	041953-12-000	FT CONDUIT - CONVOLUTE NON SLIT - 1.1" ID
	047443-01-000	EA TERMINAL - .250 RECEPTACLE FIT - INSULATED - 16/14 AWG
	047443-02-000	EA TERMINAL - .250 RECEPTACLE FIT - INSULATED - 12/10 AWG
	058028-01-000	EA CONNECTOR - ELECTRICAL PIGTAIL - NYLON - CLEAR
	062036-01-000	EA TERMINAL - PACK - CON - 12/10 AWG
	062036-02-000	EA TERMINAL - PACK - CON - 16/14 AWG
	074017-02-000	EA HOUSING-5 POSITION, RIGHT ANGLED
	077479-01-000	EA BOOT - BATTERY TERMINAL - DOUBLE CABLE
	077479-02-000	EA BOOT - BATTERY TERMINAL - SINGLE CABLE
	080015-02-000	EA RECEPTACLE - FLAG - .185 - 16/14 GAUGE
	080015-03-000	EA RECEPTACLE-FLAG, .250 - 14/16 GA
	082109-01-000	EA HOUSING - CONNECTOR - PACKARD
	082741-01-000	EA CONNECTOR BODY-2 CNCT MALE - SERV ELEC 2P-FYL
	087225-01-000	FT SLEEVING - 1/2" - TYPE H
	087225-02-000	FT SLEEVING - 5/8" - TYPE H
	087949-01-000	EA BUSS BAR - 2 POSITION - .6" X 1.5"
	087949-02-000	EA BUSS BAR - 3 POSITION - .6" X 2.4"
	087949-03-000	EA BUSS BAR - 4 POSITION
	088267-01-000	EA TERMINAL - FEMALE - 1/4
	088473-01-000	EA HOUSING - PIN - 12 CAVITY
	088473-02-000	EA HOUSING - PIN - 15 CAVITY
	088473-03-000	EA HOUSING - PIN - 9 CAVITY
	088473-05-000	EA HOUSING - PIN - 6 CAVITY
	088473-06-000	EA HOUSING - PIN - 6 CAVITY
	088473-07-000	EA HOUSING - PIN - 5 CAVITY
	088473-08-000	EA HOUSING - PIN - 4 CAVITY
	088473-09-000	EA HOUSING - PIN - 3 CAVITY
	088473-10-000	EA HOUSING - PIN - 2 CAVITY
	088474-01-000	EA HOUSING - SOCKET - 12 CAVITY
	088474-02-000	EA HOUSING - SOCKET - 15 CAVITY
	088474-03-000	EA HOUSING - SOCKET - 9 CAVITY
	088474-06-000	EA HOUSING - SOCKET - 6 CAVITY
	088474-07-000	EA HOUSING - SOCKET - 5 CAVITY
	088474-08-000	EA HOUSING - SOCKET - 4 CAVITY
	088474-09-000	EA HOUSING - ELECTRICAL - 3 TERMINAL
	088474-10-000	EA HOUSING - SOCKET - 2 CAVITY
	088475-01-000	EA PIN - CONNECTOR - 14 - 20 AWG
	088475-02-000	EA PIN - CONNECTOR - 10-12 AWG
	088476-01-000	EA TERMINAL - ELECTRICAL
	088476-02-000	EA SOCKET - CONNECTOR - 12-10 GA - PRE-TIN
	092786-02-000	EA BUSS BAR - 3.3" LONG
	092786-03-000	EA BUSS BAR - 6.9" LONG
	098260-01-000	EA TERMINAL - MALE - 56 SERIES
	098261-02-000	EA SOCKET - CONNECTOR - WEATHERPACK
	098262-01-000	EA SEAL - CONNECTOR - WEATHERPACK
	098262-05-000	EA SEAL - CAVITY
	098262-06-000	EA SEAL - CONNECTOR - M/P - 10 GAUGE
	098264-01-000	EA HOUSING - 2 PIN - WEATHERPACK
	098264-02-000	EA HOUSING - 2 PIN - WEATHER PACK
	098265-02-000	EA PIN - CONNECTOR - WEATHERPACK
	101571-01-000	EA HOUSING - 2 POSITION - MALE
	102777-02-000	EA TERMINAL - RING - #6 STUD - 10 AWG
	103608-01-000	EA SOCKET - WEDGE BASE W/LEADS
	104100-01-000	EA HOUSING - 1 POSITION - 75 AMPS
	104100-02-000	EA TERMINAL - 75 AMP

ELECTRICAL GROUP (CONTINUED)

CONNECTORS & CONDUIT (CONTINUED)

KEY	PART NUMBER	U/M DESCRIPTION
	104100-03-000	EA TERMINAL - 75 AMP
	106006-01-000	EA HOUSING - 1 POSITION - FEMALE
	106007-01-000	EA TERMINAL - FEMALE - 14-16 AWG
	106655-01-000	EA TERMINAL - FUSE BLOCK - 14-16 AWG
	110178-01-000	EA HOUSING - WIPER MOTOR
	112823-01-000	EA SPLICE - REDUCER - 16-4 TO 18-22
	113131-01-000	EA HOUSING - 3 PIN
	113135-01-000	EA TERMINAL - FEMALE- M/P - 14-16
	113135-02-000	EA TERMINAL - FEMALE- M/P - 280 - 10-12
	113306-01-000	EA TERMINAL - FEMALE - M/P - 14-16
	113306-02-000	EA TERMINAL - FEMALE - M/P - 10-12 - 480
	113307-01-000	EA TERMINAL - FEMALE - M/P - 16-20
	113308-01-000	EA TERMINAL - FEMALE - M/P - 14-16 - 280
	113468-01-000	EA HOUSING - 2 POSITION - FEMALE
	115931-01-000	EA COVER - CONNECTOR - W/LOCK RING
	115931-02-000	EA COVER - CONNECTOR
	115932-01-000	EA CONNECTOR - FEMALE - 30 AMP - 120 VOLT
	115932-02-000	EA CONNECTOR - FEMALE - 50 AMP - 240 VOLT
	116811-01-000	EA TERMINAL - .110 RECEPTACLE - 16-14 AWG
	118571-01-000	EA CONNECTOR - 30WAY - MALE/SEALED
	118571-02-000	EA CONNECTOR - 30WAY - FEMALE/SEALED
	118571-03-000	EA BRACKET - MOUNTING
	118571-04-000	EA GASKET - MACK120MF2136M
	118571-05-000	EA LOCK - SECONDARY - FEMALE
	118571-06-000	EA LOCK - SECONDARY - MALE
	118597-01-000	EA TERMINAL - MALE - M/P - 480 - 14-16
	118597-02-000	EA TERMINAL - MALE - M/P - 480 - 10-12
	118599-01-000	EA TERMINAL - MALE - M/P - 280 - 14-16
	119248-02-000	EA HOUSING - 7 POSITION - FEMALE
	125323-01-000	EA HOUSING - 10 POSITION - MALE
	125323-02-000	EA HOUSING - 8 POSITION - MALE
	125323-03-000	EA LOCK - SECONDARY 8 POSITION
	125323-04-000	EA LOCK - SECONDARY 10 POSITION
	125324-01-000	EA TERMINAL - MALE
	125325-01-000	EA SEAL - CAVITY
	126403-01-000	EA CONNECTOR - 2 CIRCUIT
	126403-02-000	EA CONNECTOR - 3 CIRCUIT
	129233-01-000	EA HOUSING - 2-POSITION/FEMALE - 280-SERIES
	129234-02-000	EA HOUSING - 6-POSITION/FEMALE - 280-SERIES
	129234-03-000	EA LOCK - SECONDARY - 6-POSITION
	129235-01-000	EA HOUSING - 2-POSITION/FEMALE - 630-SERIES
	129236-01-000	EA TERMINAL - FEMALE - M/P- 630 - 10-12

SOLAR PANEL

KEY	PART NUMBER	U/M DESCRIPTION	VENDOR NO.
	115504-01-000	EA PANEL - SOLAR 10 WATT	
	115504-01-700	EA PLUG & CABLE, 10 WATT PANEL	600-016
	115505-01-000	EA LIGHT - MONITOR/SOLAR PANEL - RED LED INDICATOR	

BATTERY BOOT & STUD

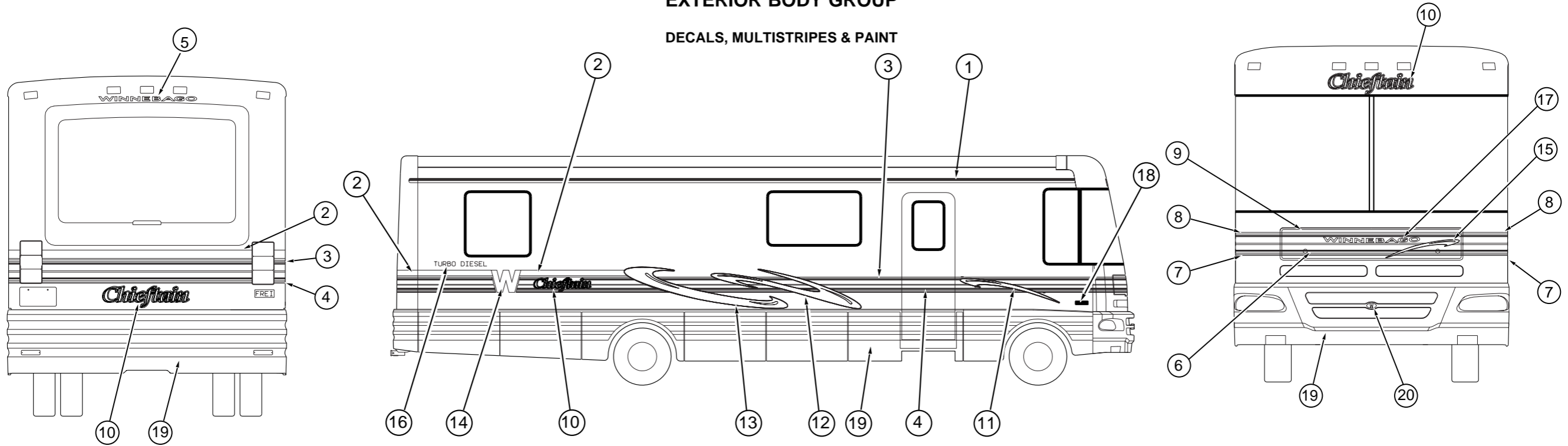
KEY	PART NUMBER	U/M DESCRIPTION
	077479-01-000	EA BOOT-BATTERY TERMINAL, DOUBLE CABLE
	077479-02-000	EA BOOT-BATTERY TERMINAL, SINGLE CABLE
	086233-01-000	EA STUD-ISOLATED, 3/8" X 7/8" LONG

SOLENOID & RELAYS

KEY	PART NUMBER	U/M DESCRIPTION
	008188-01-000	EA SOLENOID - 3 POST - BATTERY CHANGE OVER
	063910-01-000	EA HOUSING - RELAY
	063912-02-000	EA RELAY - CANISTER - SPDT
	086273-01-000	EA RELAY - BATTERY DISCONNECT

EXTERIOR BODY GROUP

DECALS, MULTISTRIPE & PAINT

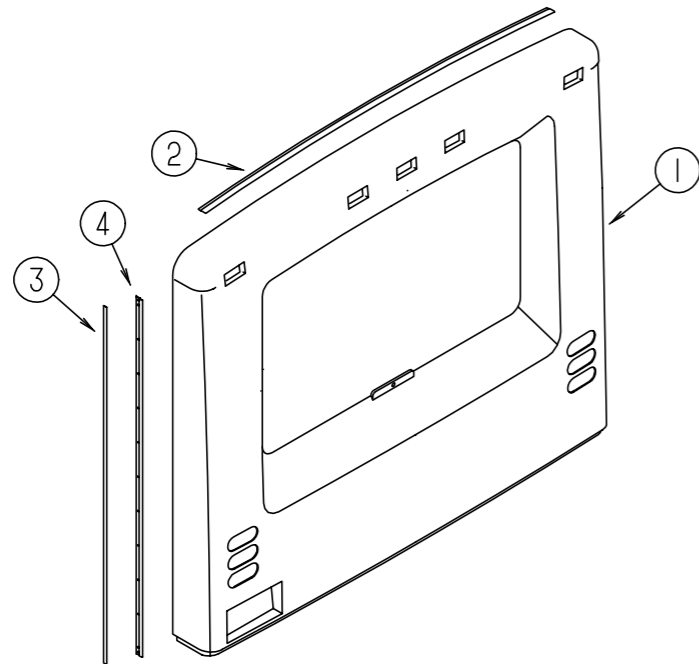


KEY	PART NUMBER	U/M	DESCRIPTION
1	094423-08-01A	FT	FILM - OVERLAY - MULTISTRIPE - 2.4"
2	093681-48-01A	FT	FILM - 3"
3	094433-09-01A	FT	FILM - OVERLAY - 4"
4	118710-02-01A	FT	FILM - MULTISTRIPE - OVERLAY - 4"
5	120702-02-01A	EA	DECAL - LOGO - WINNEBAGO
6	120697-01-01A	EA	DECAL - HOOD - LOWER
7	120699-01-01A	EA	DECAL - CORNER - LOWER/RIGHT HAND
7	120699-02-01A	EA	DECAL - CORNER - LOWER/LEFT HAND
8	120698-01-01A	EA	DECAL - CORNER - UPPER/RIGHT HAND
8	120698-02-01A	EA	DECAL - CORNER - UPPER/LEFT HAND
9	120696-01-01A	EA	DECAL - HOOD - UPPER
10	120701-01-01A	EA	DECAL - LOGO - CHIEFTAIN
11	120693-01-01A	EA	DECAL - SWIRL - FRONT/RIGHT HAND
11	120693-02-01A	EA	DECAL - SWIRL - FRONT/LEFT HAND
12	120694-01-01A	EA	DECAL - SWIRL - CENTER/RIGHT HAND
12	120694-02-01A	EA	DECAL - SWIRL - CENTER/LEFT HAND
13	120695-01-01A	EA	DECAL - SWIRL - REAR/RIGHT HAND
13	120695-02-01A	EA	DECAL - SWIRL - REAR/LEFT HAND
14	120700-01-01A	EA	DECAL - LOGO - W
15	121125-01-01A	EA	DECAL - SWIRL - HOOD
16	111318-03-10A	EA	DECAL - TURBO - DIESEL
17	121510-01-01A	EA	DECAL - LOGO - WINNEBAGO - SWEEP
18	122312-01-01A	EA	DECAL - VORTEC 7400
			FROM: 00-00-00 THRU: 09-14-97
18	122312-02-01A	EA	DECAL - VORTEC 7400
			FROM: 09-15-97 THRU: 99-99-99
18	129922-01-01A	EA	EMBLEM - TRITON V10
19	NA	EA	PAINT - PLATINUM
19	NA	EA	PAINT - LIGHT SILVER METALIC
20	120875-01-01A	EA	DECAL - LOGO - GRILLE - DOMED
20	120994-01-01A	EA	BEZEL - DOMED GRILLE LOGO
	093681-40-01A	FT	FILM - 2" - FLAT BLACK (DRIVERS DOOR)
	041561-03-000	EA	PAINT - 16 OUNCE SPRAY - OFF WHITE
	099399-23-700	EA	PAINT-SPRAY-BRT WHITE ENAMEL

DUPONT COLOR CODES

BRIGHT WHITE ENAMEL	B8951U
DARK GREEN METALLIC	MM172
DARK PURPLE METALLIC	F0740
SUNSET METALLIC	YM430
BURGUNDY METALLIC	RM195
PLATINUM	F2528U
LIGHT SILVER METALIC	F2573U

EXTERIOR BODY GROUP (CONTINUED)



REAR PANELS & TRIMS

KEY	PART NUMBER	U/M DESCRIPTION
1	124720-02-J60	EA PANEL - REAR CAP - W/O DOOR
2	083805-23-000	EA TRIM - CAP - ROOF - 92"
3	091985-01-07A	FT MOLDING - TRIM - BRIGHT WHITE
4	092041-04-01A	EA TRIM - REAR - CAP TO SIDEWALL
	104692-03-000	FT SEAL - FOAM/ADHESIVE BACK - 1"THICK X 1.25"WIDE X 15'
	104692-01-000	FT SEAL - FOAM/ADHESIVE BACK - .75"THICK X .75"WIDE X 25'

EXTERIOR BODY GROUP (CONTINUED)

EXTERIOR SKIN, STYROFOAM & PLYWOOD

KEY	PART NUMBER	U/M DESCRIPTION
	002726-01-001	EA GARNISH - U-CHANNEL - 1.38" X 19' - SERRATED
	002766-01-001	EA ANGLE - EXTRUDED - 1" X 1.5" X 17'
	068716-01-001	EA BRACE - 90 DEGREE L-ANGLE - 16'
	076054-X6-000	EA FIBERGLASS SHEET - 23" X 33" - BRIGHT WHITE
	076054-X9-000	EA FIBERGLASS SHEET - 22.1" X 70.6" - BRIGHT WHITE
	076054-Y3-000	EA FIBERGLASS SHEET - 78" X 797" - BRIGHT WHITE
	076054-Z3-000	EA FIBERGLASS SHEET - 4" X 86" - BRIGHT WHITE
	083574-06-000	SF STYROFOAM - .75 X 48" X 108" - INCREMENTS OF 14 SF
	089297-01-000	SF PLYWOOD - LUAN - OVERLAY GRADE - 48" X 96"
	100619-01-000	BF FOAM - EXPANDED POLYSTYRENE - 1.34" X 48" X 96"
	100619-02-000	BF FOAM - EXPANDED POLYSTYRENE - 1.5" X 48" X 96"
	100619-05-000	BF FOAM - EXPANDED POLYSTYRENE - .75" X 48" X 96"
	100619-10-000	BF FOAM - EXPANDED POLYSTYRENE - 1.5" X 48" X 96"
	100619-11-000	BF FOAM - EXPANDED POLYSTYRENE - 2" X 48" X 96"
	100619-13-000	BF FOAM - EXPANDED POLYSTYRENE - .34" X 34.65" X 96"
	100619-16-000	BF FOAM - EXPANDED POLYSTYRENE - .75" X 48" X 96"
	105077-08-000	EA FOAM - PLUG - ROOF CAP
	108535-05-702	EA FIBERGLASS SHEET - FLAT - 110" X 396" BRIGHT WHITE - ROOF
	116942-03-01A	EA ALUMINUM - .7" X 40" X 158"
	117754-02-01A	EA FIBERGLASS SHEET - 12.6" X 86" - ANY COLOR
	120107-01-000	EA FOAM - COVE - ROOF
	120107-02-000	EA FOAM - PLUG - ROOF TUBE
	120107-03-000	EA FOAM - PLUG - SIDEWALL TUBE
	126404-01-000	LB ALUMINUM - .063" X 48" X 96"
	128782-01-01A	EA FIBERGLASS SHEET - 79" X 417"/HIGH GLOSS - BRIGHT WHITE
	128782-02-01A	EA FIBERGLASS SHEET - 79" X 456"/HIGH GLOSS - BRIGHT WHITE
	128782-03-01A	EA FIBERGLASS SHEET - 27.4" X 70.8"/HIGH GLOSS - BRIGHT WHITE

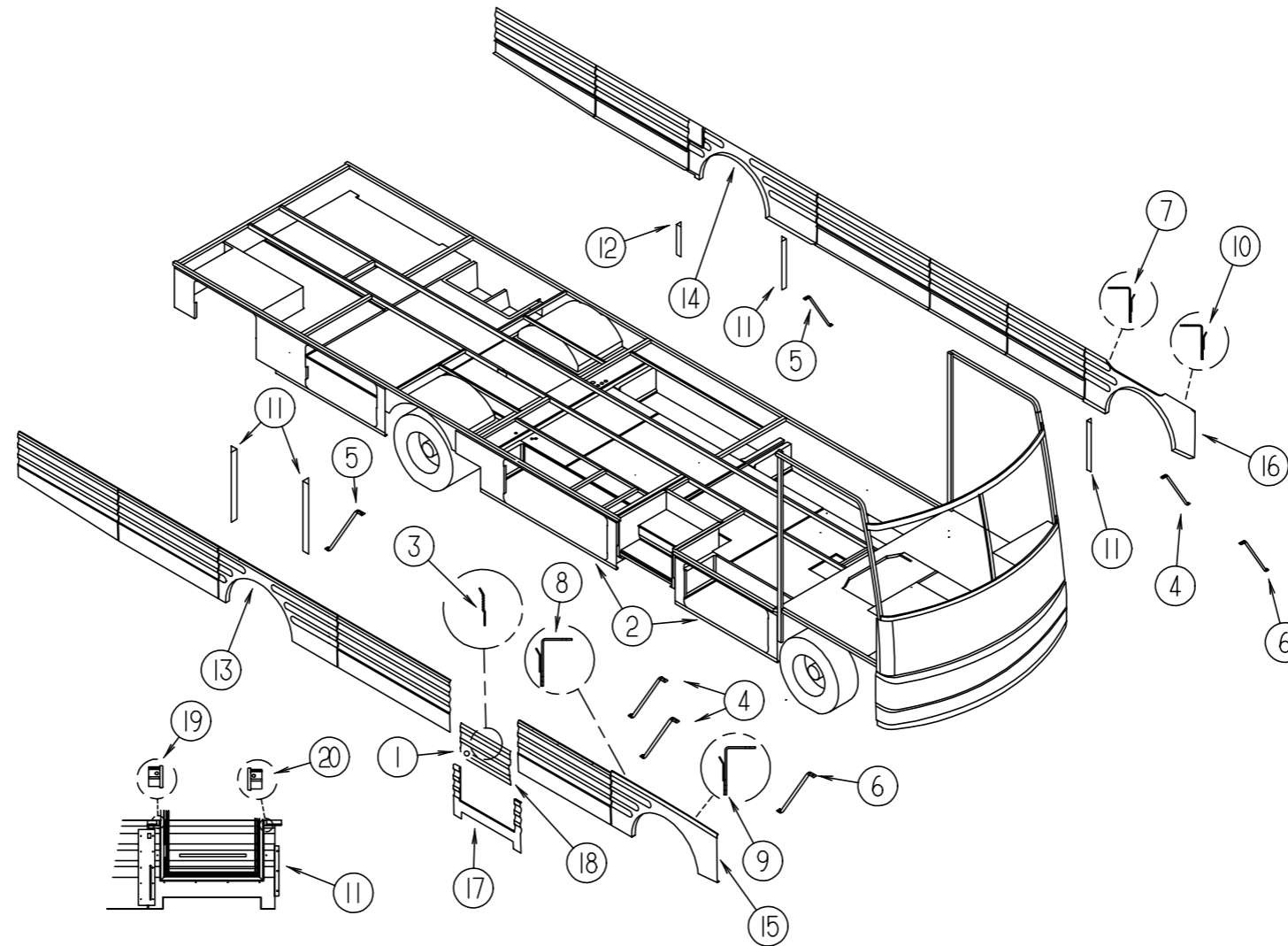
AWNINGS

KEY	PART NUMBER	U/M DESCRIPTION
	111037-01-01A	EA SPACER - AWNING - UPPER - BLACK
*	113874-01-02A	EA HARDWARE KIT - AWNING- W/O STANDOFF BRACKET - BRIGHT WHITE
	113874-07-07A	EA AWNING - W/O HARDWARE - 18' (POLAR BURGUNDY) VINYL
	119496-01-02A	EA SPACER/ZEE - AWNING

* COMPONENT PARTS FOUND IN SERVICE PARTS LIBRARY

EXTERIOR BODY GROUP (CONTINUED)

VALANCE PANELS & TRIMS

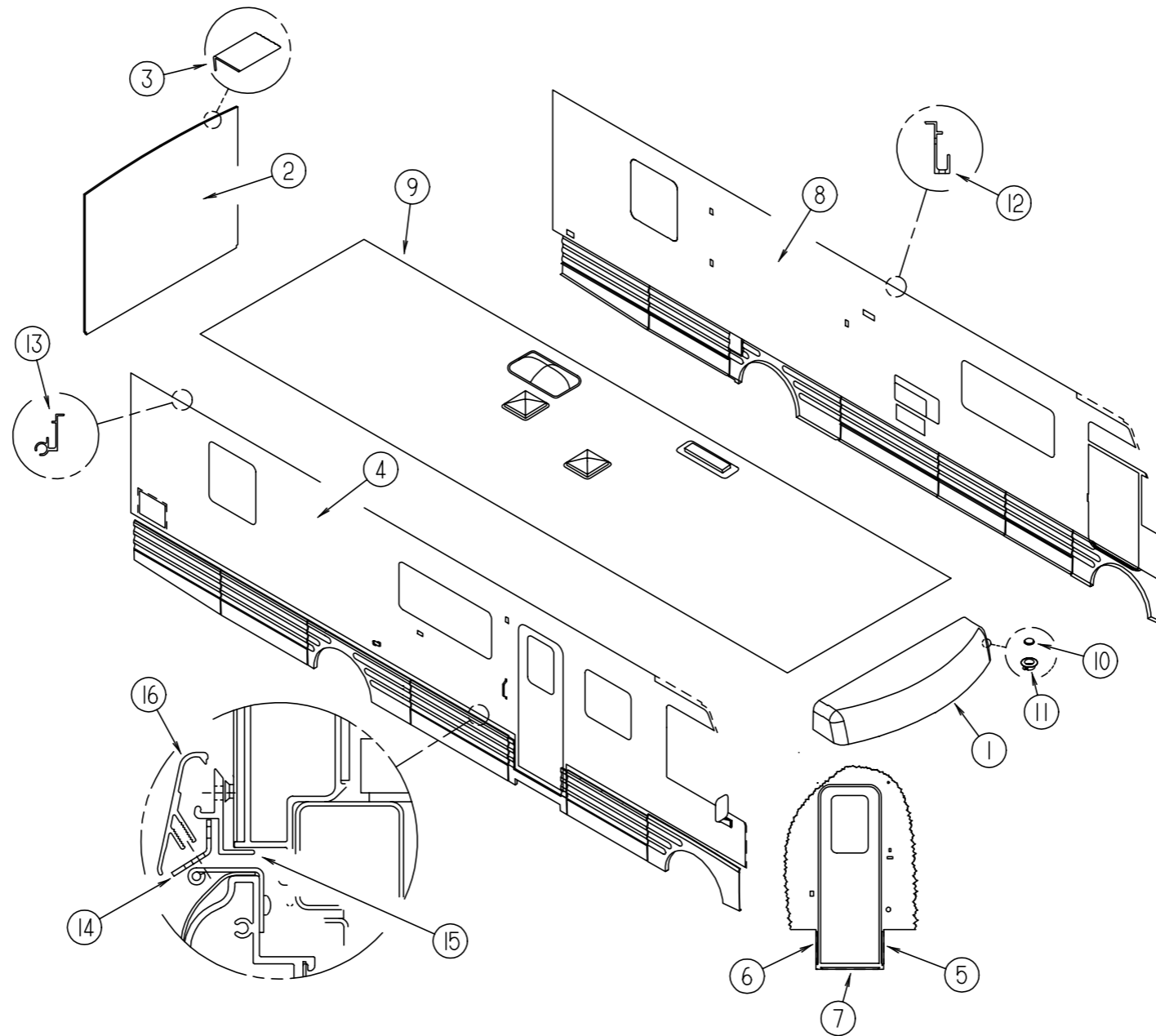


KEY	PART NUMBER	U/M DESCRIPTION
1	069726-02-000	EA BUMPER - .88" OD X .40" THICK - BLACK
2	099069-01-000	FT SEAL - RUBBER - CLOSED SPONGE - .5" WIDE X .12" THICK -BLK
3	106105-03-000	EA CLIP - VALANCE/RETAINING
4	107865-01-000	EA ROD - SUPPORT - VALANCE PANEL - 14.3"
		FROM: 00-00-00 THRU: 09-21-97
4	107865-02-000	EA ROD - SUPPORT - VALANCE PANEL - 13.2"
		FROM: 09-22-97 THRU: 99-99-99
5	107865-02-000	EA ROD - SUPPORT - VALANCE PANEL - 13.2"
6	107865-10-000	EA ROD - SUPPORT - VALANCE PANEL - 15.1"
7	108455-05-000	EA ANGLE - VALANCE/TRIM
7	106105-05-000	EA CLIP - VALANCE/RETAINING
8	108455-06-000	EA ANGLE - VALANCE/TRIM
8	106105-09-000	EA CLIP - VALANCE/RETAINING
9	108455-15-000	EA ANGLE - VALANCE/TRIM
9	127373-01-01B	EA CLIP - TRIM - BACKWALL

KEY	PART NUMBER	U/M DESCRIPTION
10	108455-16-000	EA ANGLE - VALANCE/TRIM
10	127373-02-01B	EA CLIP-TRIM, BACKWALL, MILL
11	113041-03-02B	EA ANGLE - MOUNT/BUMPER
12	113041-07-02B	EA ANGLE - BUMPER MOUNT
13	126061-05-J60	EA PANEL - WHEEL LIP - REAR/PASSENGER
14	126061-06-J60	EA PANEL - WHEEL LIP - REAR/DRIVER
15	126062-05-J30	EA PANEL - WHEEL LIP - FRONT/PASSENGER
16	126062-06-J30	EA PANEL - WHEEL LIP - FRONT/DRIVER
17	126063-01-J60	EA PANEL - VALANCE - HORSEHOE - W/O HARDWARE
18	126159-01-J60	EA PANEL - VALANCE - ENTRY DOOR
19	126775-01-01A	EA END CAP - VALANCE - RIGHT HAND/LOWER
20	126775-02-01A	EA END CAP - VALANCE - LEFT HAND/LOWER

EXTERIOR BODY GROUP (CONTINUED)

BODY PANELS & TRIMS

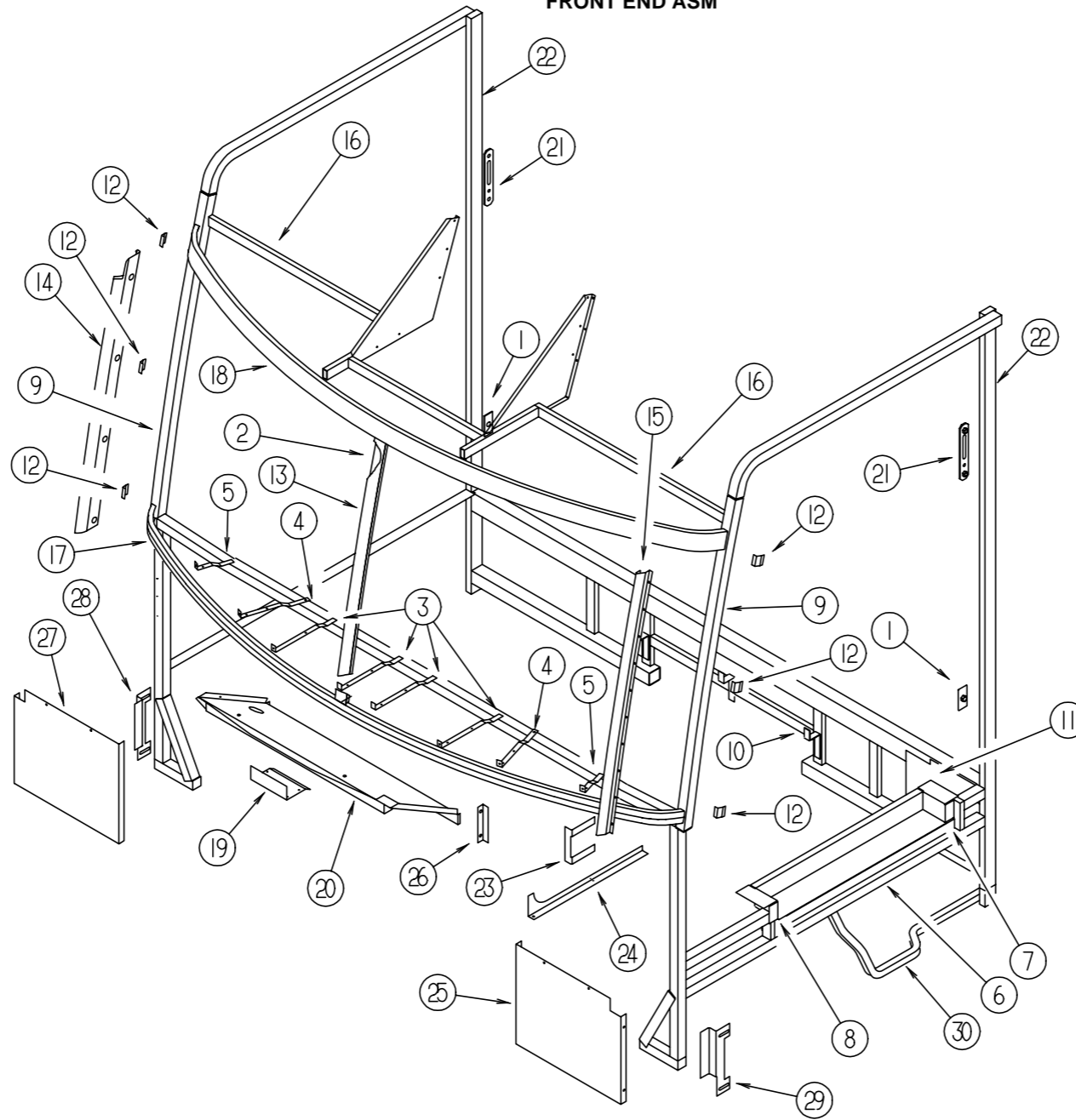


KEY	PART NUMBER	U/M DESCRIPTION
1	125052-02-J20	EA CAP - ROOF
2	126323-01-J30	EA BACKWALL - W/O WINDOW/TRIM (J90, J30)
2	126323-01-J31	EA BACKWALL - W/O WINDOW/TRIM (J91, J31)
2	126323-01-J32	EA BACKWALL - W/O WINDOW/TRIM (J92, J32)
2	126323-01-J33	EA BACKWALL - W/O WINDOW/TRIM (J93, J33)
3	114248-02-01A	EA ANGLE - PLASTIC - 96.6"
4	126325-01-J30	EA SIDEWALL - PASSENGER - W/O WINDOWS/TRIMS (J90, J30)
4	126325-01-J31	EA SIDEWALL - PASSENGER - W/O WINDOWS/TRIMS (J91, J31)
4	126325-01-J32	EA SIDEWALL - PASSENGER - W/O WINDOWS/TRIMS (J92, J32)
4	126325-01-J33	EA SIDEWALL - PASSENGER - W/O WINDOWS/TRIMS (J93, J33)
5	121091-01-02A	EA ANGLE-DOOR, ENTRANCE B/WHITE
6	121091-02-03A	EA ANGLE-ENTRANCE DOOR - BRIGHT WHITE
7	121091-13-01A	EA ANGLE-ENTRANCE DOOR - BRIGHT WHITE

KEY	PART NUMBER	U/M DESCRIPTION
8	126326-01-J30	EA SIDEWALL - DRIVER - W/O WINDOWS/TRIMS (J90, J30)
8	126326-01-J31	EA SIDEWALL - DRIVER - W/O WINDOWS/TRIMS (J91, J31)
8	126326-01-J32	EA SIDEWALL - DRIVER - W/O WINDOWS/TRIMS (J92, J32)
8	126326-01-J33	EA SIDEWALL - DRIVER - W/O WINDOWS/TRIMS (J93, J33)
9	126858-01-J30	EA ROOF - W/O LIGHTS/VENTS - W/WIRING
10	118383-01-04A	EA RETAINER - SCREW
11	118383-04-04A	EA CAP - RETAINER/SCREW
12	120091-02-02A	EA TRIM - ROOF
13	120092-01-02A	EA RAIL - AWNING
14	123880-01-01A	EA TRIM-RETAINER, MILL
15	123880-02-01A	EA TRIM-RETAINER, MILL
16	123993-01-03A	EA TRIM - COVER
	090340-02-000	FT SEAL - FOAM - CLOSED CELL - 3/8" X 1/2" X 50'

EXTERIOR BODY GROUP (CONTINUED)

FRONT END ASM

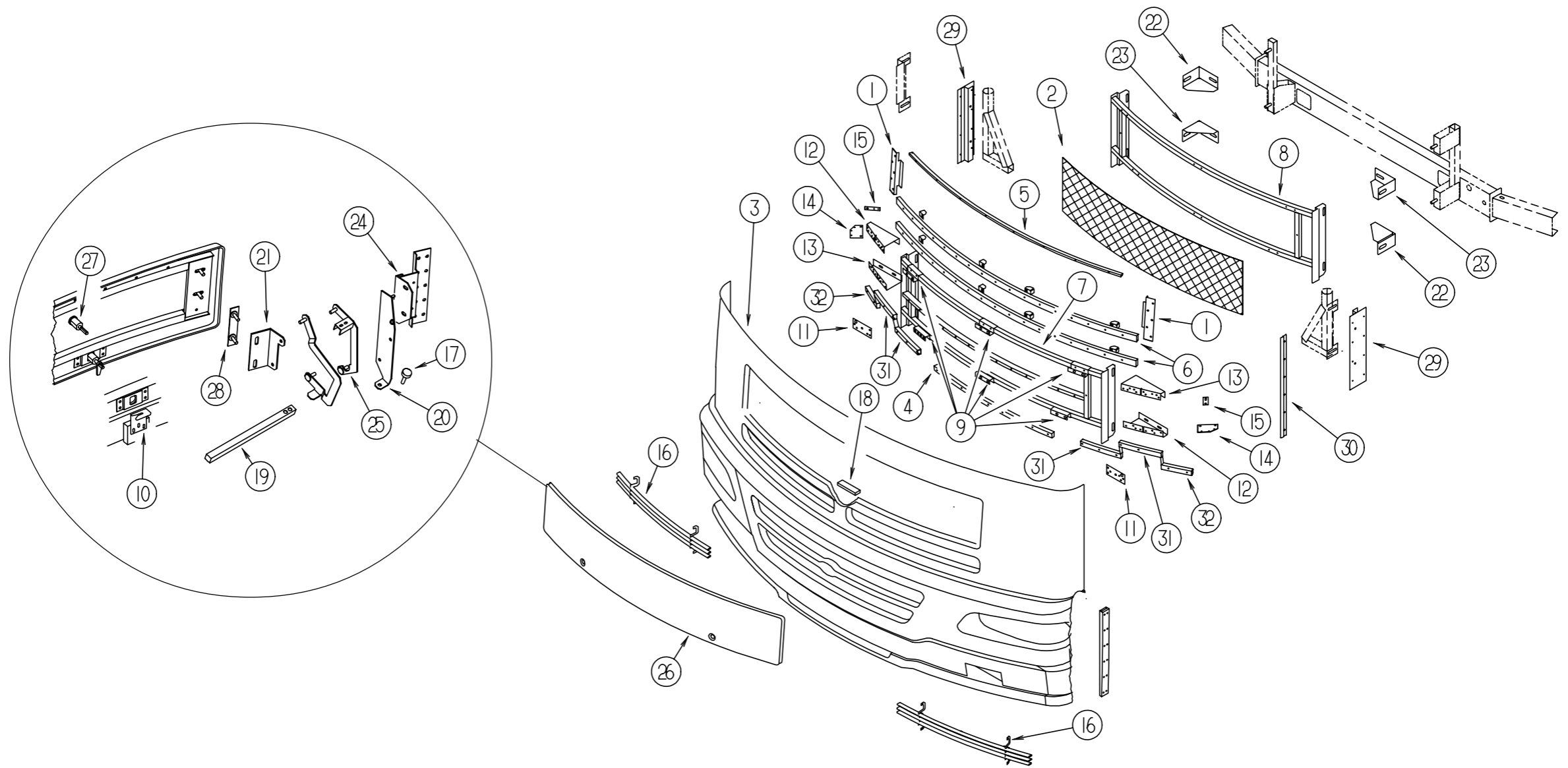


KEY	PART NUMBER	U/M	DESCRIPTION
1	070579-06-000	EA	PLATE - ANCHOR - W/7/16 WELD NUT - 1.5" X 3.3"
1	070579-07-000	EA	PLATE - ANCHOR - W/O WELD NUT - 1.5" X 3.3"
2	078249-17-000	EA	TUBE-SWEPT, FRAME CAB
3	104797-03-000	EA	BRACKET-DEFROSTER
4	104797-04-000	EA	BRACKET-DEFROSTER
5	104797-05-000	EA	BRACKET-DEFROSTER
6	106746-02-000	EA	PANEL - STEPWELL
7	106747-03-000	EA	PANEL - STEPWELL - RIGHT HAND END
8	106747-04-000	EA	PANEL - STEPWELL - LEFT HAND END
9	117273-01-01A	EA	TUBE - SUPPORT - A-PILLAR
10	117287-01-01B	EA	BRACKET-MOUNT,CABLE
11	118592-01-01B	EA	SHIELD-SPLASH,RH,MILL
12	120363-01-01B	EA	BRACKET - WINDSHIELD
13	120840-07-01B	EA	STRAP-W/HOLES,MILL
14	121269-05-01B	NC	FRAME-W/S,A PILLAR,MILL
15	121269-06-01B	EA	FRAME-W/S,A PILLAR,MILL

KEY	PART NUMBER	U/M	DESCRIPTION
16	124764-51-01B	EA	HEADER ASM-W/TV,MILL
	124904-03-01B	EA	HEADER - WINDSHIELD - CENTER
17	124974-01-01B	EA	SUPPORT-WINDSHIELD,LOWER,MLL
18	124975-01-01B	EA	SUPPORT-WINDSHIELD,UPPER,MLL
19	125836-02-01B	EA	ZEE-WIPER MOTOR,MILL
20	125837-02-01B	EA	BRACE-WIPER MOTOR,MILL
21	127461-02-01B	EA	PLATE-ANCHOR,SEAT BELT,MILL
22	127874-01-01B	EA	TUBE-B PILLAR,MILL
22	127874-02-01B	EA	TUBE-B PILLAR,MILL (LEFT SIDE ON FREIGHTLINER ONLY)
23	097123-01-000	EA	MOUNT-AIR INTAKE,FORD
24	099102-01-000	EA	BRACKET-LINKAGE,THROTTLE - FORD
25	104147-14-000	EA	SHIELD ASM-SPLASH,HEADLIGHT - FORD
26	123262-02-02B	EA	BRACKET ASM-FUSE PANEL,E-CT - FORD
27	121962-02-02B	EA	SHIELD ASM-SPLASH,HDLGT,E-CT - GM
28	128019-01-02B	EA	SUPPORT - FRONT END/REAR
29	128019-02-02B	EA	SUPPORT - FRONT END/REAR
30	063977-14-000	EA	STEP ASM-DRIVER DOOR,LH - GM/FORD

EXTERIOR BODY GROUP (CONTINUED)

FRONT BODY PANELS & TRIM



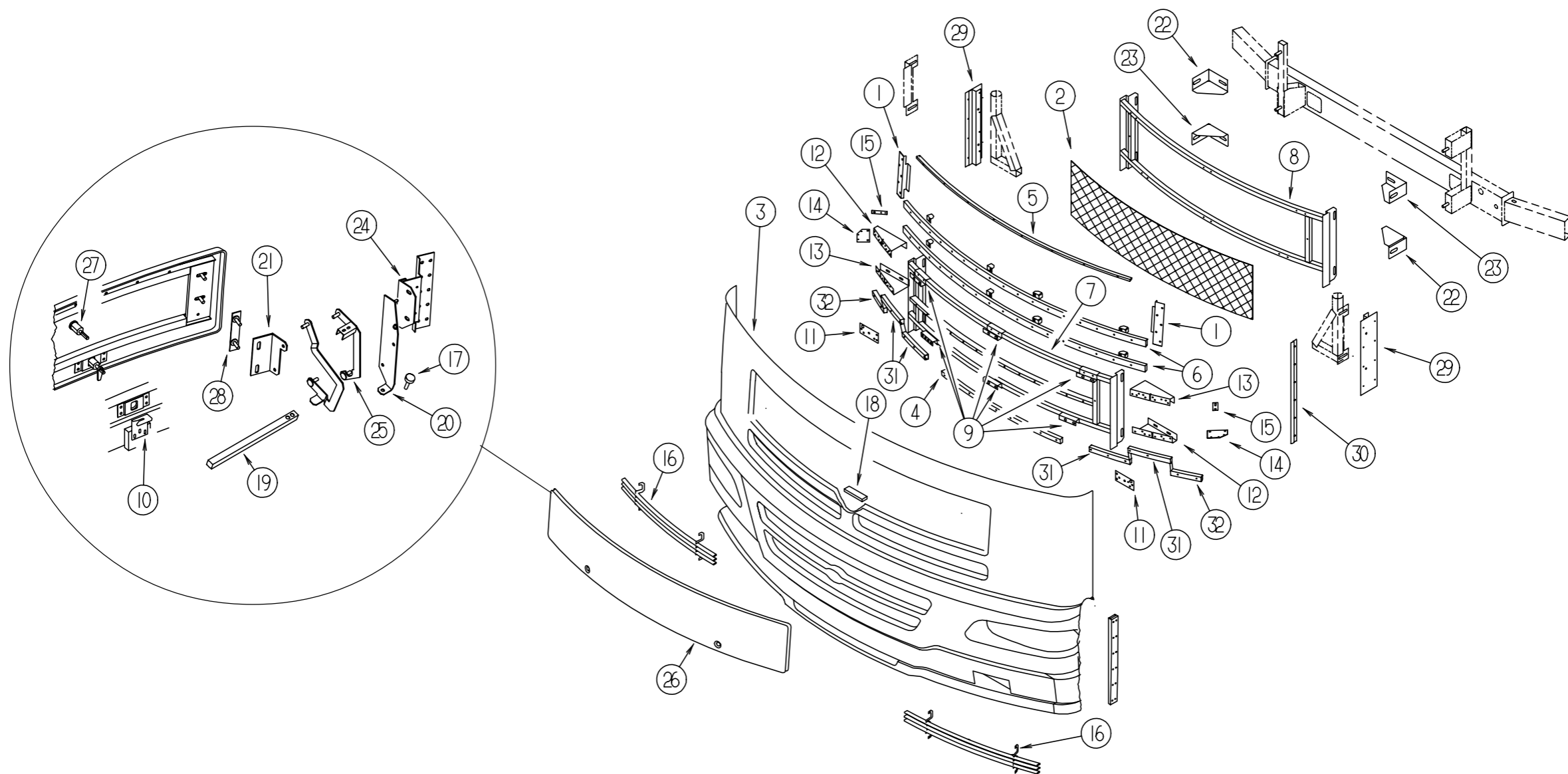
KEY	PART NUMBER	U/M DESCRIPTION
1	113495-03-02B	EA SUPPORT - HINGE
2	115924-14-02A	EA GRILLE - WOVEN WIRE - GM/FORD/HDGM
3	125440-02-J30	EA PANEL - FRONT/LOWER - GM/FORD
3	125440-04-J30	EA PANEL - FRONT/LOWER - HDGM
3	125440-04-J30	EA PANEL - FRONT/LOWER - FREIGHTLINER
		FROM: 00-00-00 THRU: 01-13-98
3	125440-06-J30	EA PANEL - FRONT/LOWER - FREIGHTLINER
		FROM: 01-14-98 THRU: 99-99-99
4	125709-03-01A	EA TUBE-GRILLE,LOWER,BLK
5	125846-02-J20	EA SUPPORT ASM-WIPER
6	126331-01-01A	EA TUBE-GRILLE,HORIZONTAL BLACK
7	126332-01-01A	EA TUBE-GRILLE,HORIZONTAL BLACK
8	126334-01-J30	EA GRILLE - LOWER
9	126335-01-02B	EA BRACKET-GRILLE SUPPORT,E-CT
10	126352-01-02B	EA LATCH-HOOD,FRONT END

KEY	PART NUMBER	U/M DESCRIPTION
11	126370-01-02B	EA PLATE-FOGLAMP,E-COAT
12	126491-01-02B	EA SUPP-HEADLAMP,RH,E-COAT
13	126491-02-02B	EA SUPP-HEADLAMP,LH,E-COAT
14	127415-01-02B	EA SUPPORT-PARKLAMP,LOWER,E-CT
15	127835-01-02B	EA STRAP-PARKLAMP,E-COAT
16	126503-01-J30	EA GRILLE ASM - UPPER
17	058786-01-000	EA BOLT - ADJUSTING HOOD - W/BLACK PAD -
18	099418-01-000	FT SEAL - D-SECTION/ADHESIVE BACK - .44" X .44" - BLK RUBBER
19	105096-10-000	EA TUBE - HOOD HINGE TIMING W/WELDNUTS
20	109926-11-000	EA BRACKET - LINK - HINGE/RIGHT HAND
	109926-12-000	EA BRACKET - LINK - HINGE/LEFT HAND
21	109927-05-000	EA ANGLE - LINK - HOOD
	109927-06-000	EA ANGLE - LINK - HOOD
22	117611-09-02B	EA BRACKET - BUMPER - E-COAT

FROM: 00-00-00 THRU: 12-16-97

EXTERIOR BODY GROUP (CONTINUED)

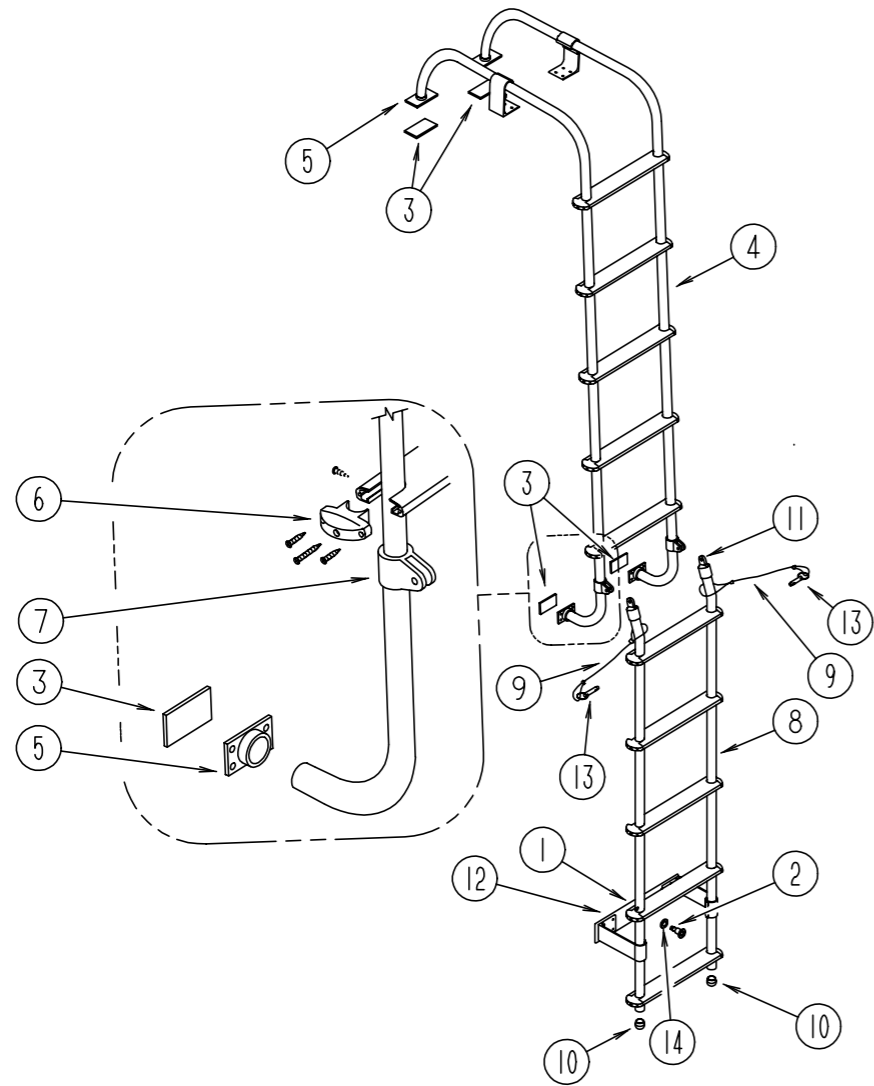
FRONT BODY PANELS & TRIM (CONTINUED)



KEY	PART NUMBER	U/M	DESCRIPTION	
22	128455-03-02B	EA	BRACKET-BUMPER	
23	117611-10-02B	EA	BRACKET - BUMPER - E-COAT	FROM: 12-17-97 THRU: 99-99-99
23	128455-04-02B	EA	BRACKET - BUMER - E-COAT	FROM: 00-00-00 THRU: 12-16-97
24	126353-01-02B	EA	LINK - HINGE - UPPER/RIGHT HAND	FROM: 12-17-97 THRU: 99-99-99
	126353-02-02B	EA	LINK - HINGE - UPPER/LEFT HAND	
25	126356-02-02B	EA	LINK ASM-HINGE,HOOD,LWR,E-CT	
	126356-04-02B	EA	LINK ASM-HINGE,HOOD,LWR,E-CT	
26	126536-01-J30	EA	HOOD - FRONT	
27	102330-02-000	EA	LATCH - VISE ACTION/KEY OPERATED	
	102328-01-000	EA	KEY - BARREL - NICKEL PLATED	

KEY	PART NUMBER	U/M	DESCRIPTION	
28	106730-10-000	EA	PLATE - STUD	
29	120932-01-02B	EA	ANGLE - WHEEL LIP - RIGHT HAND	FROM: 00-00-00 THRU: 06-20-97
29	120932-02-02B	EA	ANGLE - WHEEL LIP - LEFT HAND	FROM: 00-00-00 THRU: 06-20-97
29	128018-01-02B	EA	BRACKET - FRONT	FROM: 06-21-97 THRU: 99-99-99
30	125818-02-01A	EA	TRIM-PANEL,FIBERGLASS,B/W	
30	091985-01-07A	FT	MOLDING - TRIM - BRIGHT WHITE	
31	125709-04-01A	EA	TUBE-GRILLE,LOWER MILL	
32	125709-05-01A	EA	TUBE-GRILLE,LOWER MILL	
	110530-01-000	FT	SEAL - SPONGE - .31" X .62"	

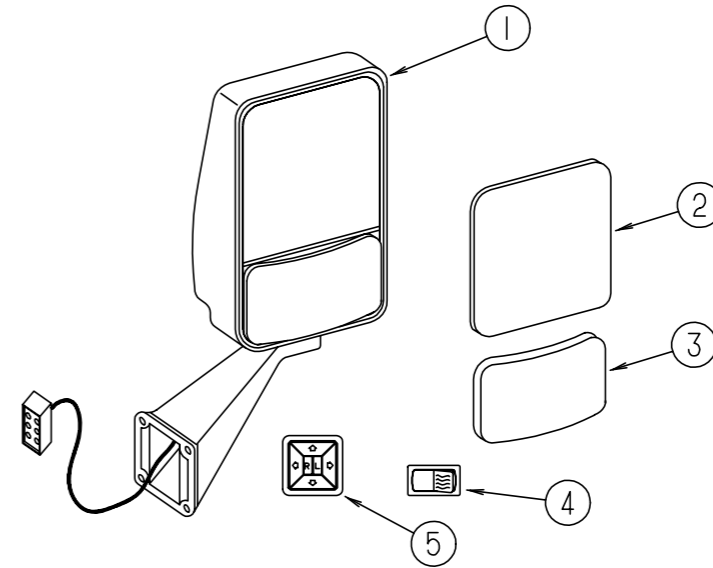
EXTERIOR BODY GROUP (CONTINUED)



LADDER

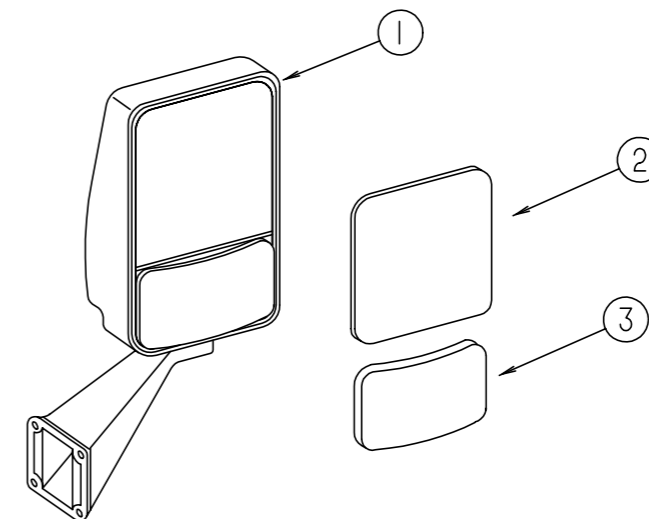
KEY	PART NUMBER	U/M DESCRIPTION
1	081055-01-000	EA SPRING GRIP - INTERNAL TOOTH - LADDER
2	081056-01-000	EA PIN - QUICK RELEASE - SINGLE ACTION - LADDER
3	112384-01-000	EA SPONGE - BRACKET - RACK & LADDER
4	125261-01-J60	EA LADDER - UPPER
5	067165-01-000	EA BRACKET - MOUNTING - LOWER LADDER
6	076980-02-000	EA END CAP - STEP - BLACK
7	081116-01-000	EA SLIDE - TOP - RACK & LADDER - 1"
8	125262-01-J60	EA LADDER - UPPER
9	076767-11-000	EA CABLE - 1/16" X 5.9"
10	081114-01-000	EA CAP - INSERT - ROUND - 1" DIAMETER - BLACK PLASTIC
11	081115-01-000	EA TOP CAP - RACK & LADDER - 1"
12	108423-01-02A	EA PLATE - BUMPER - LOWER LADDER
13	114834-01-000	EA PIN - QUICK RELEASE
14	128197-01-01A	EA WASHER - NEOPRENE - 1.1" X .62"

EXTERIOR BODY GROUP (CONTINUED)



EXTERIOR MIRROR OPTION (REMOTE & HEAT)

KEY	PART NUMBER	U/M DESCRIPTION
1	106015-12-01A	EA MIRROR - EXTERIOR REMOTE/HEAT - PASSENGER
1	106015-13-01A	EA MIRROR - EXTERIOR REMOTE/HEAT - DRIVER
2	106015-12-700	EA MIRROR - FLAT HEATED W/CLIP
3	106015-12-701	EA MIRROR - CONVEX HEATED W/CLIP
4	087695-02-000	EA SWITCH - HEATER - EXTERIOR MIRROR
5	088246-01-000	EA SWITCH - REMOTE - EXTERIOR - SQUARE PUSH
	087695-03-000	EA CONNECTOR - ASSEMBLY

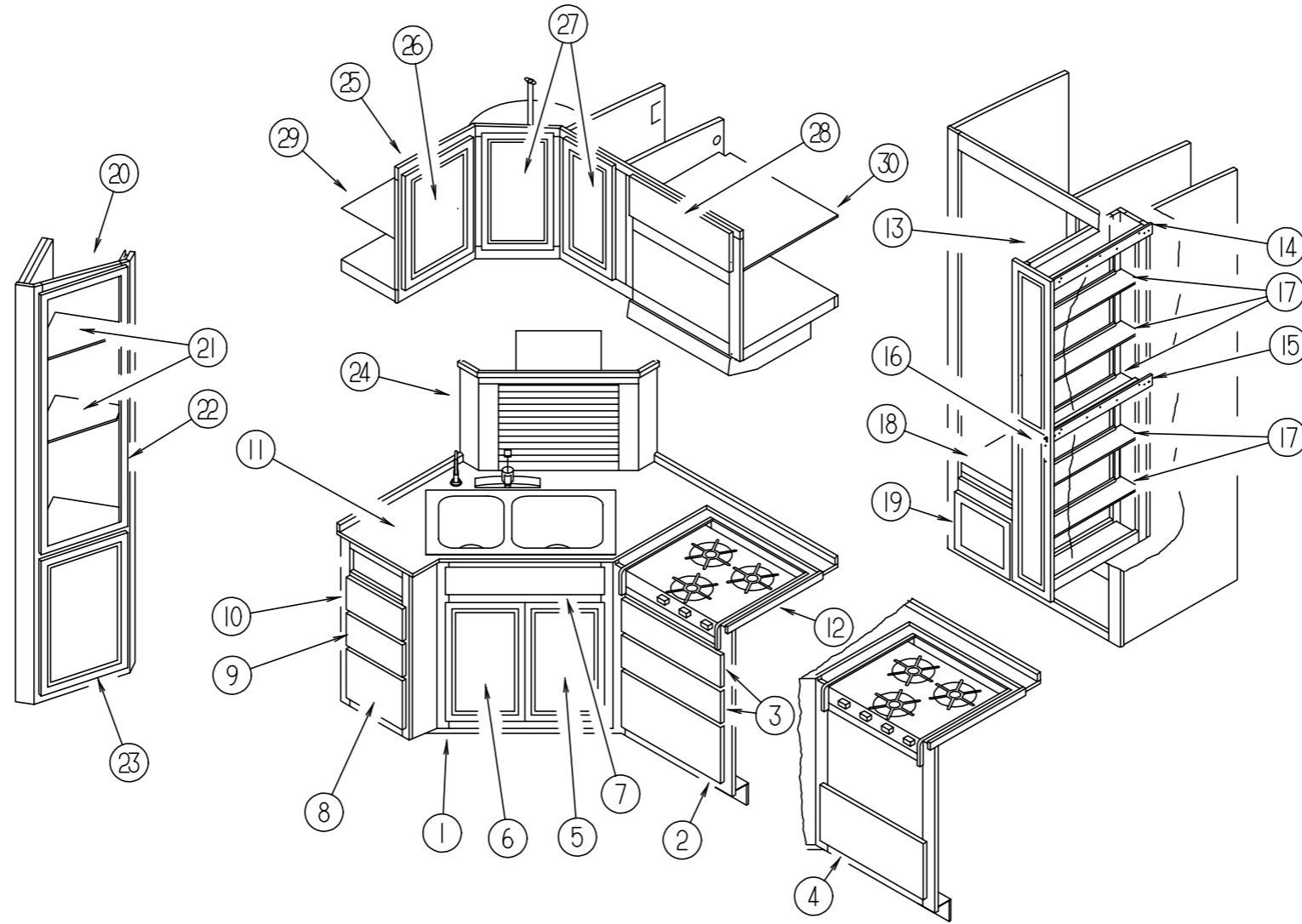


EXTERIOR MIRROR (ADJUSTABLE)

KEY	PART NUMBER	U/M DESCRIPTION
1	106015-14-01A	EA MIRROR - EXTERIOR ADJUSTABLE GLASS - PASSENGER
1	106015-15-01A	EA MIRROR - EXTERIOR ADJUSTABLE GLASS - DRIVER
2	106015-14-700	EA MIRROR - FLAT
3	106015-14-701	EA MIRROR - CONVEX

GALLEY GROUP (CONTINUED)

CABINETS, DOORS & DRAWERS

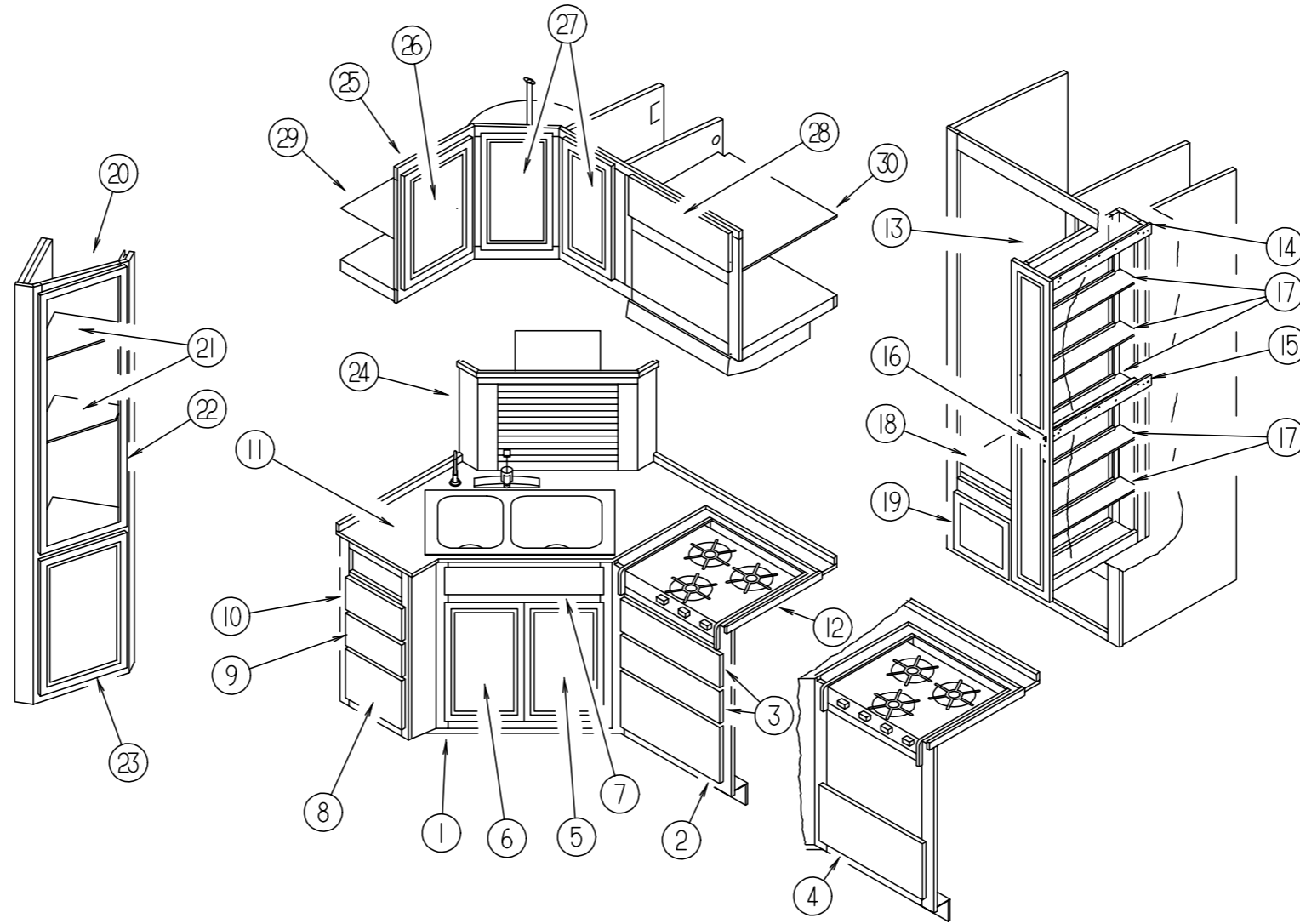


KEY	PART NUMBER	U/M	DESCRIPTION
1	126809-02-J90	EA	CABINET - GALLEY - W/O DOORS/DRAWERS/HARDWARE - RANGE W/OVEN (J90)
1	126809-02-J91	EA	CABINET - GALLEY - W/O DOORS/DRAWERS/HARDWARE - RANGE W/OVEN (J91)
1	126809-02-J92	EA	CABINET - GALLEY - W/O DOORS/DRAWERS/HARDWARE - RANGE W/OVEN (J92)
1	126809-02-J93	EA	CABINET - GALLEY - W/O DOORS/DRAWERS/HARDWARE - RANGE W/OVEN (J93)
1	126809-02-J30	EA	CABINET - GALLEY - W/O DOORS/DRAWERS/HARDWARE - RANGE W/OVEN (J30)
1	126809-02-J31	EA	CABINET - GALLEY - W/O DOORS/DRAWERS/HARDWARE - RANGE W/OVEN (J31)
1	126809-02-J32	EA	CABINET - GALLEY - W/O DOORS/DRAWERS/HARDWARE - RANGE W/OVEN (J32)
1	126809-02-J62	EA	CABINET - GALLEY - W/O DOORS/DRAWERS/HARDWARE - RANGE W/OVEN (J33)
1	126809-01-J90	EA	CABINET - GALLEY - W/O DOORS/DRAWERS/HARDWARE - RANGE TOP
1	126809-01-J91	EA	CABINET - GALLEY - W/O DOORS/DRAWERS/HARDWARE - RANGE TOP
1	126809-01-J92	EA	CABINET - GALLEY - W/O DOORS/DRAWERS/HARDWARE - RANGE TOP
1	126809-01-J93	EA	CABINET - GALLEY - W/O DOORS/DRAWERS/HARDWARE - RANGE TOP
1	126809-01-J30	EA	CABINET - GALLEY - W/O DOORS/DRAWERS/HARDWARE - RANGE TOP
1	126809-01-J31	EA	CABINET - GALLEY - W/O DOORS/DRAWERS/HARDWARE - RANGE TOP
1	126809-01-J32	EA	CABINET - GALLEY - W/O DOORS/DRAWERS/HARDWARE - RANGE TOP
1	126809-01-J33	EA	CABINET - GALLEY - W/O DOORS/DRAWERS/HARDWARE - RANGE TOP
2	M05971-GE-J90	EA	DRAWER - OGEE EDGE - 19.7"W X 19.7"D - W/O SLIDES/HDW - MYSTIC OAK
2	M05971-GE-J30	EA	DRAWER - OGEE EDGE - 19.7"W X 19.7"D - W/O SLIDES/HDW - SALEM CHERRY
2	P10163-GF-J62	EA	DRAWER - SQUARE EDGE - 19.7"W X 19.6"D - W/O SLIDES/HDW - WHITE GRANITE

KEY	PART NUMBER	U/M	DESCRIPTION
3	M05971-GG-J90	EA	DRAWER - OGEE EDGE - 19.7"W X 19.7"D - W/O SLIDES/HDW - MYSTIC OAK
3	M05971-GG-J30	EA	DRAWER - OGEE EDGE - 19.7"W X 19.7"D - W/O SLIDES/HDW - SALEM CHERRY
3	P10163-GH-J62	EA	DRAWER - SQUARE EDGE - 19.7"W X 19.6"D - W/O SLIDES/HDW - WHITE GRANITE
4	M05971-GJ-J90	EA	DRAWER - OGEE EDGE - 19.7"W X 19.7"D - W/O SLIDES/HDW - MYSTIC OAK
4	M05971-GJ-J30	EA	DRAWER - OGEE EDGE - 19.7"W X 19.7"D - W/O SLIDES/HDW - SALEM CHERRY
4	P10163-GK-J62	EA	DRAWER - SQUARE EDGE - 19.7"W X 19.6"D - W/O SLIDES/HDW - WHITE GRANITE
5	M05992-E8-J90	EA	DOOR - STRAIGHT CORNER/OGEE EDGE - 12" X 21.8" - W/O HDW - MYSTIC OAK
5	M05992-E8-J30	EA	DOOR - STRAIGHT CORNER/OGEE EDGE - 12" X 21.8" - W/O HDW - SALEM CHERRY
5	122715-04-01A	EA	DOOR - MOLDED VINYL - 12" X 21.9" - W/O HDW - WHT GRANITE
6	M05992-E9-J90	EA	DOOR - STRAIGHT CORNER/OGEE EDGE - 12" X 21.8" - W/O HDW - MYSTIC OAK
6	M05992-E9-J30	EA	DOOR - STRAIGHT CORNER/OGEE EDGE - 12" X 21.8" - W/O HDW - SALEM CHERRY
6	122715-04-01A	EA	DOOR - MOLDED VINYL - 12" X 21.9" - W/O HDW - WHT GRANITE
7	M06810-17-J90	EA	DRAWER - TIPOUT/W HIDDEN TRAY
7	M06810-17-J30	EA	DRAWER - TIPOUT/W HIDDEN TRAY
7	110941-18-J62	EA	DRAWER - TIPOUT/W HIDDEN TRAY
7	108127-01-01A	EA	CAP - TRAY
7	108128-01-01A	EA	TRAY - HIDDEN

GALLEY GROUP (CONTINUED)

CABINETS, DOORS & DRAWERS (CONTINUED)

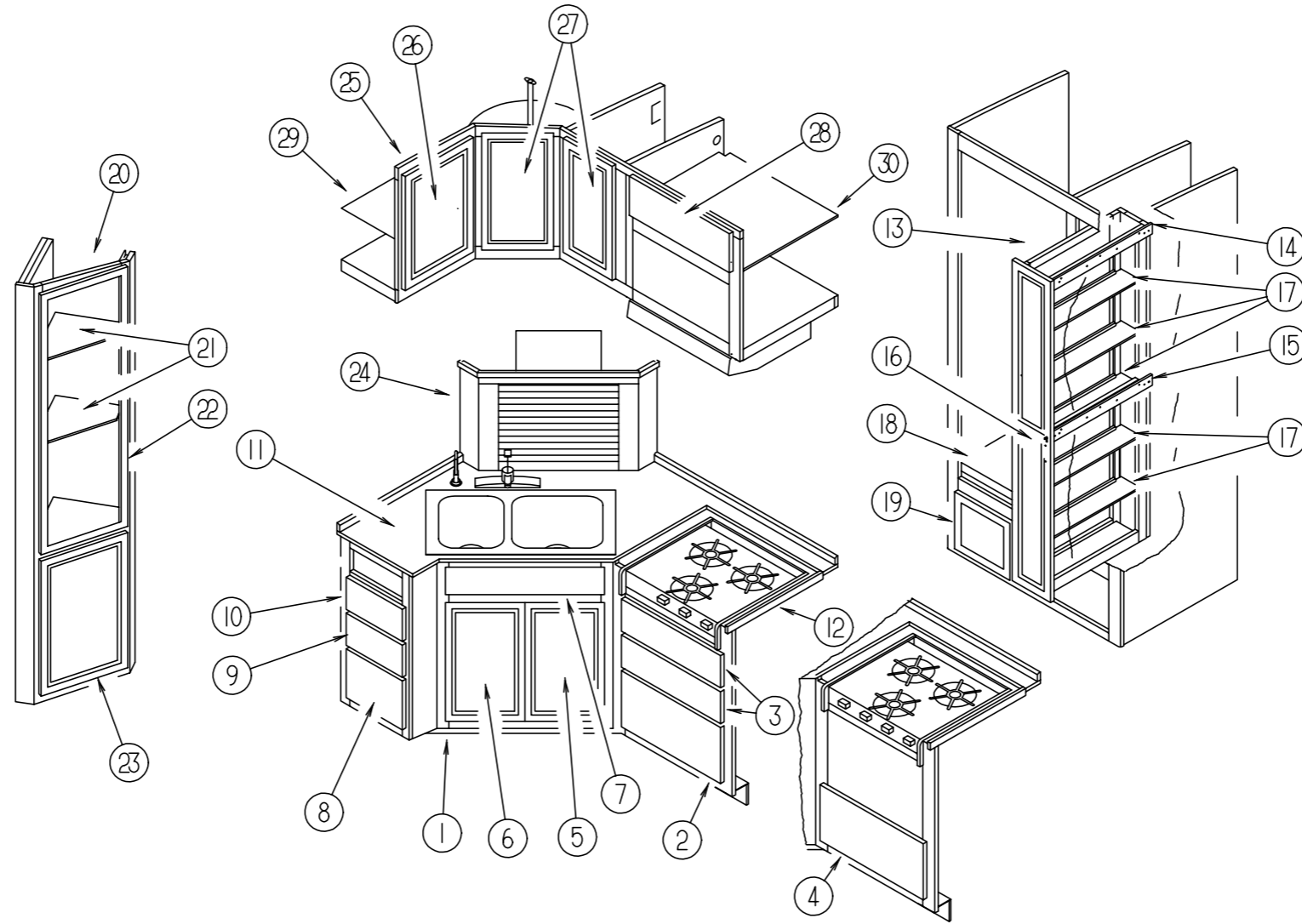


KEY	PART NUMBER	U/M	DESCRIPTION
8	M05971-GL-J90	EA	DRAWER - OGEE EDGE - 10.3"W X 19.7"D - W/O SLIDES/HDW - MYSTIC OAK
8	M05971-GL-J30	EA	DRAWER - OGEE EDGE - 10.3"W X 19.7"D - W/O SLIDES/HDW - SALEM CHERRY
8	P10163-GM-J62	EA	DRAWER - SQUARE EDGE - 10.3"W X 19.6"D - W/O SLIDES/HDW
9	M05971-GN-J90	EA	DRAWER - OGEE EDGE - 10.3"W X 19.7"D - W/O SLIDES/HDW - MYSTIC OAK
9	M05971-GN-J30	EA	DRAWER - OGEE EDGE - 10.3"W X 19.7"D - W/O SLIDES/HDW - SALEM CHERRY
9	P10163-GP-J62	EA	DRAWER - SQUARE EDGE - 10.3"W X 19.6"D - W/O SLIDES/HDW
10	M05971-GR-J90	EA	DRAWER - OGEE EDGE - 10.3"W X 13.8"D - W/O SLIDES/HDW - MYSTIC OAK
10	M05971-GR-J30	EA	DRAWER - OGEE EDGE - 10.3"W X 13.8"D - W/O SLIDES/HDW - SALEM CHERRY
10	P10163-GS-J62	EA	DRAWER - SQUARE EDGE - 10.3"W X 13.8"D - W/O SLIDES/HDW
11	126809-28-J90	EA	COUNTERTOP - GALLEY (J90)
11	126809-28-J91	EA	COUNTERTOP - GALLEY (J91)
11	126809-28-J92	EA	COUNTERTOP - GALLEY (J92)
11	126809-28-J93	EA	COUNTERTOP - GALLEY (J93)
11	126809-28-J30	EA	COUNTERTOP - GALLEY (J30)
11	126809-28-J31	EA	COUNTERTOP - GALLEY (J31)
11	126809-28-J32	EA	COUNTERTOP - GALLEY (J32)
11	126809-28-J62	EA	COUNTERTOP - GALLEY (J33)
12	126809-29-J30	EA	BACKSPLASH - COUNTERTOP (J90, J30)
12	126809-29-J61	EA	BACKSPLASH - COUNTERTOP (J91, J31)
12	126809-29-J62	EA	BACKSPLASH - COUNTERTOP (J92, J93, J32, J33)
13	122325-01-J90	EA	CABINET - PANTRY - SLIDING/RIGHT HAND - W/O SLIDES/HDW - MYSTIC OAK
13	122325-01-H57	EA	CABINET - PANTRY - SLIDING/RIGHT HAND - W/O SLIDES/HDW - SALEM CHERRY
13	122325-01-J23	EA	CABINET - PANTRY - SLIDING/RIGHT HAND - W/O SLIDES/HDW - WHITE GRANITE

KEY	PART NUMBER	U/M	DESCRIPTION
13	M05992-Z2-J90	EA	DOOR - STRAIGHT CORNER/OGEE EDGE - 8.5" X 60.7" - W/O HDW - MYSTIC OAK
13	M05992-Z2-J30	EA	DOOR - STRAIGHT CORNER/OGEE EDGE - 8.5" X 60.7" - W/O HDW - SALEM CHERRY
13	122715-24-01A	EA	DOOR - MOLDED VINYL - 8.5" X 60.7" - W/O HDW - WHT GRANITE
14	122360-02-000	EA	SLIDE - PANTRY - W/O LOCK - RIGHT/LEFT HAND
15	122360-03-000	EA	SLIDE - PANTRY - W/LOCK - RIGHT HAND
16	123673-01-01A	EA	KNOB - PANTRY SLIDE
17	122325-11-J90	EA	SHELF - W/PLASTIC EDGE MOLDING - MYSTIC OAK
17	122325-11-H57	EA	SHELF - W/PLASTIC EDGE MOLDING - SALEM CHERRY
17	122325-11-H40	EA	SHELF - W/PLASTIC EDGE MOLDING - WHITE GRANITE
18	P13147-01-000	EA	SHELF-REFR/WARDROBE
19	M05992-Q3-J90	EA	DOOR - STRAIGHT CORNER/OGEE EDGE - 12.6" X 6.1" - W/O HDW - MYSTIC OAK FROM: 00-00-00 THRU: 08-10-97
19	M05992-Q3-J30	EA	DOOR - STRAIGHT CORNER/OGEE EDGE - 12.6" X 6.1" - W/O HDW - SALEM CHERRY FROM: 00-00-00 THRU: 08-10-97
19	M05992-Y0-J90	EA	DOOR - STRAIGHT CORNER/OGEE EDGE - 12.6" X 6.1" - W/O HDW - MYSTIC OAK FROM: 08-11-97 THRU: 99-99-99
19	M05992-Y0-J30	EA	DOOR - STRAIGHT CORNER/OGEE EDGE - 12.6" X 6.1" - W/O HDW - SALEM CHERRY FROM: 08-11-97 THRU: 99-99-99
19	122715-83-01A	EA	DOOR - MOLDED VINYL - 6.1" X 12.6" - W/O HDW - WHT GRANITE

GALLEY GROUP (CONTINUED)

CABINETS, DOORS & DRAWERS (CONTINUED)



KEY	PART NUMBER	U/M	DESCRIPTION
20	126807-01-J90	EA	CABINET - HUTCH - W/O DOORS/HARDWARE - MYSTIC OAK
20	126807-01-J30	EA	CABINET - HUTCH - W/O DOORS/HARDWARE - SALEM CHERRY
20	126807-01-J62	EA	CABINET - HUTCH - W/O DOORS/HARDWARE - WHITE GRANITE
21	126807-17-J90	EA	SHELF - W/PLASTIC EDGE TRIM - MYSTIC OAK
21	126807-17-J30	EA	SHELF - W/PLASTIC EDGE TRIM - SALEM CHERRY
21	126807-17-J62	EA	SHELF - W/PLASTIC EDGE TRIM - WHITE GRANITE
22	M05992-Q9-J90	EA	DOOR - STRAIGHT CORNER/OGEE EDGE - 15.3" X 49" - W/O HDW - MYSTIC OAK
22	M05992-Q9-J30	EA	DOOR - STRAIGHT CORNER/OGEE EDGE - 15.3" X 49" - W/O HDW - SALEM CHERRY
22	122715-A2-01A	EA	DOOR - MOLDED VINYL - 15.3" X 49" - W/O HDW - WHT GRANITE
22	108536-18-10A	EA	MIRROR - GLASS - GAZEBO - 12.5" X 46.4"
23	M05992-T8-J90	EA	DOOR - STRAIGHT CORNER/OGEE EDGE - 15.3" X 25.6" - W/O HDW - MYSTIC OAK
23	M05992-T8-J30	EA	DOOR - STRAIGHT CORNER/OGEE EDGE - 15.3" X 25.6" - W/O HDW - SALEM CHERRY
23	122715-A1-01A	EA	DOOR - MOLDED VINYL - 15.3" X 25.6" - W/O HDW - WHT GRANITE
24	126857-01-J90	EA	CABINET - STORAGE/APPLIANCE - W/O DOORS/HARDWARE - MYSTIC OAK
24	126857-01-J30	EA	CABINET - STORAGE/APPLIANCE - W/O DOORS/HARDWARE - SALEM CHERRY
24	126857-01-J62	EA	CABINET - STORAGE/APPLIANCE - W/O DOORS/HARDWARE - WHITE GRANITE
24	126866-02-J90	EA	HANDLE - DOOR - TAMBOUR - MYSTIC OAK
24	126866-02-J30	EA	HANDLE - DOOR - TAMBOUR - SALEM CHERRY
24	126866-02-J62	EA	HANDLE - DOOR - TAMBOUR - WHTIE GRANITE

KEY	PART NUMBER	U/M	DESCRIPTION
25	127023-01-J90	EA	CABINET - OVERHEAD/GALLEY - W/O DOORS/HARDWARE - MYSTIC OAK
25	127023-01-J30	EA	CABINET - OVERHEAD/GALLEY - W/O DOORS/HARDWARE - SALEM CHERRY
25	127023-01-J62	EA	CABINET - OVERHEAD/GALLEY - W/O DOORS/HARDWARE - WHITE GRANITE
103128-23-J90		EA	END CAP - OVERHEAD/LEFT HAND - MYSTIC OAK
103128-23-J30		EA	END CAP - OVERHEAD/LEFT HAND - SALEM CHERRY
103128-23-J62		EA	END CAP - OVERHEAD/LEFT HAND - WHITE GRANITE
26	M05992-42-J90	EA	DOOR - STRAIGHT CORNER/OGEE EDGE - 14.9" X 21.8" - W/O HDW - MYSTIC OAK
26	M05992-42-J30	EA	DOOR - STRAIGHT CORNER/OGEE EDGE - 14.9" X 21.8" - W/O HDW - SALEM CHERRY
26	122715-06-01A	EA	DOOR - MOLDED VINYL - 15" X 21.8" - W/O HDW - WHT GRANITE
27	M05992-17-J90	EA	DOOR - STRAIGHT CORNER/OGEE EDGE - 11" X 21.8" - W/O HDW - MYSTIC OAK
27	M05992-17-J10	EA	DOOR - STRAIGHT CORNER/OGEE EDGE - 11" X 21.8" - W/O HDW - SALEM CHERRY
27	122715-25-01A	EA	DOOR - MOLDED VINYL - 11" X 21.8" - W/O HDW - WHT GRANITE
28	M05992-11-J90	EA	DOOR - STRAIGHT CORNER/OGEE EDGE - 7.1" X 21.8" - W/O HDW - MYSTIC OAK
28	M05992-11-J30	EA	DOOR - STRAIGHT CORNER/OGEE EDGE - 7.1" X 21.8" - W/O HDW - SALEM CHERRY
28	122715-A0-01A	EA	DOOR - MOLDED VINYL - 7.1" X 21.8" - W/O HDW - WHT GRANITE
29	127023-12-J90	EA	SHELF - W/PLASTIC EDGE TRIM - MYSTIC OAK
29	127023-12-J30	EA	SHELF - W/PLASTIC EDGE TRIM - SALEM CHERRY
29	127023-12-J62	EA	SHELF - W/PLASTIC EDGE TRIM - WHITE GRANITE
30	127023-13-J90	EA	SHELF - W/PLASTIC EDGE TRIM - MYSTIC OAK
30	127023-13-J30	EA	SHELF - W/PLASTIC EDGE TRIM - SALEM CHERRY
30	127023-13-J62	EA	SHELF - W/PLASTIC EDGE TRIM - WHITE GRANITE

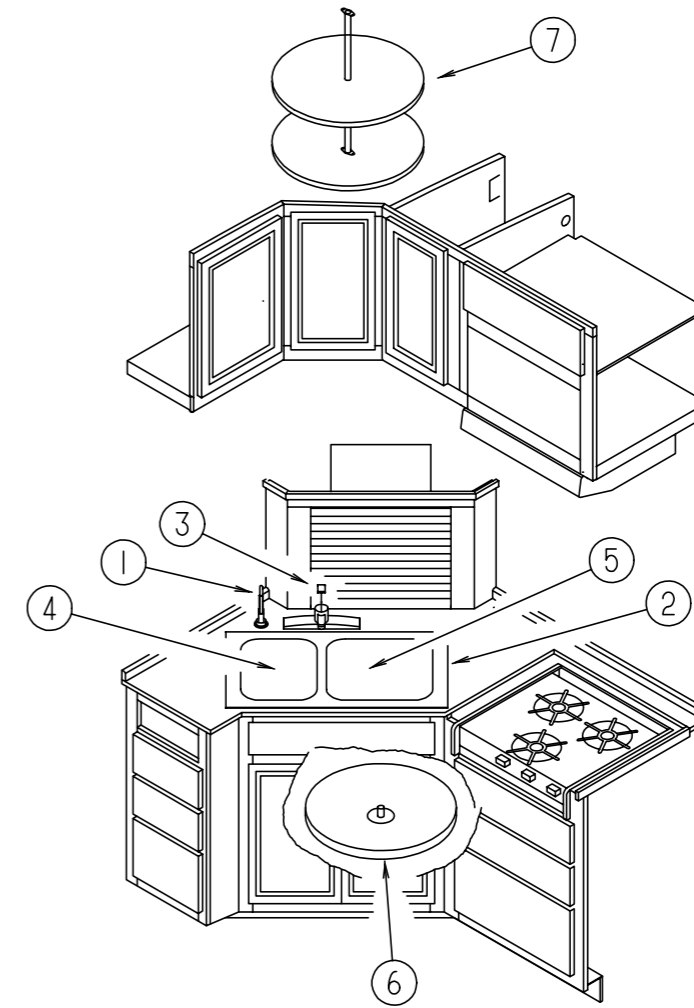
GALLEY GROUP

APPLIANCES & TIEDOWNS

KEY	PART NUMBER	U/M	DESCRIPTION
*	100258-40-01A	EA	HOOD - RANGE - 22" - W/MONITOR PANEL - BLACK TEXTURED
*	100258-41-01A	EA	HOOD - RANGE - 22" - W/MONITOR PANEL - BLACK TEXTURED
	127426-01-01A	EA	SPACER - HOOD - 3.9" DEEP X 21.9" WIDE X 4.9"
	122753-02-000	EA	OVEN - MICROWAVE - .9 CU. FT CONVECTION
	122753-04-000	EA	OVEN - MICROWAVE - .9 CU. FT. CSA CONVECTION
	107109-23-04B	EA	BRACKET - TIEDOWN (RANGE W/OVEN)
	107109-24-04B	EA	BRACKET - TIEDOWN (RANGE W/OVEN)
*	126023-01-01A	EA	RANGE - W/OVEN 22" - 3 BURNER/BLACK GLASS DOOR
	106936-19-04B	EA	BRACKET - TIEDOWN - RANGE/FRONT (RANGE TOP)
	106936-20-04B	EA	BRACKET - TIEDOWN - RANGE/FRONT (RANGE TOP)
*	114030-02-01A	EA	RANGE - 3 BURNER TOP - W/O OVEN - BLACK
	065225-02-000	EA	PLATE - TIEDOWN - REFRIGERATOR
	065225-01-000	EA	PLATE - TIEDOWN - REFRIGERATOR (4 DOOR REFRIGERATOR)
	090195-08-000	EA	BAFFLE - REFRIGERATOR - LOWER
	093369-03-000	EA	STRAP - REFRIGERATOR
	093646-01-000	EA	BRACKET - TIEDOWN/REFRIGERATOR - RIGHT HAND
	093646-02-000	EA	BRACKET - TIEDOWN/REFRIGERATOR - LEFT HAND
	103251-07-01A	EA	INSERT - ACRYLIC/BLACK - 21.60" X 14.53"
	103251-09-01A	EA	INSERT - ACRYLIC/BLACK - 21.60" X 38.62"
	103251-10-01A	EA	INSERT - ACRYLIC/BLACK - 16.2" X 18.4" (4 DOOR REFRIGERATOR)
	103251-11-01A	EA	INSERT - ACRYLIC/BLACK - 16.2" X 41.2" (4 DOOR REFRIGERATOR)
	116751-02-01A	EA	TRAY - REFRIGERATOR - BLACK
	118871-04-01A	EA	TRAY - REFRIGERATOR - SIDE/SIDE - BLACK (4 DOOR REFRIGERATOR)
			FROM: 00-00-00 THRU: 11-10-97
	118871-05-01A	EA	TRAY - REFRIGERATOR - SIDE/SIDE (4 DOOR REFRIGERATOR)
			FROM: 11-11-97 THRU: 99-99-99
*	120075-01-01A	EA	REFRIGERATOR - LARGE DOUBLE DOOR/RIGHT HAND - 2-WAY
*	120075-03-01A	EA	REFRIGERATOR - LARGE DOUBLE DOOR/RIGHT HAND - 2-WAY W/ICE
*	125242-01-01A	EA	REFRIGERATOR - 4 DOOR W/ICE MAKER
	054450-01-000	EA	LEVEL - REFRIGERATOR
	124649-02-01A	EA	COFFEEMAKER - BLACK/10 CUP/DEEP BREW - UL
	124649-02-02A	EA	COFFEEMAKER - COUNTERTOP WHITE
	124649-03-01A	EA	COFFEEMAKER - BLACK/10 CUP/24 HOUR PROGRAM/DEEP BREW - CSA
	124649-03-02A	EA	COFFEEMAKER - COUNTERTOP WHITE
	M05904-03-J30	EA	COVER - STOVE - W/SOLID COUNTERTOP (J90, J30)
	M05904-03-J61	EA	COVER - STOVE - W/SOLID COUNTERTOP (J91, J31)
	M05904-03-J62	EA	COVER - STOVE - W/SOLID COUNTERTOP (J92, J93, J32, J33)
	126022-01-01A	EA	COVER - RANGE - BIFOLD - 22" BLACK TEXTURED

*** COMPONENT PARTS FOUND IN SERVICE PARTS LIBRARY**

GALLEY GROUP (CONTINUED)

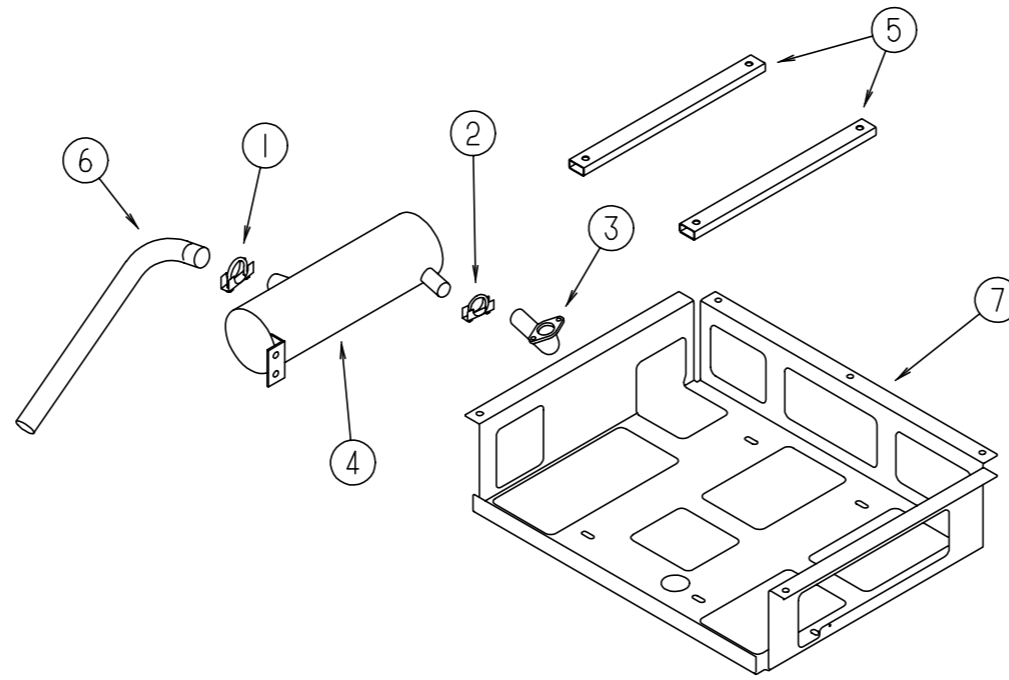


GALLEY FIXTURES & SINK COVERS

KEY	PART NUMBER	U/M	DESCRIPTION
	090329-01-000	FT	SEAL/T - REFRIGERATOR CABINET
	100128-02-000	FT	SEAL - FOAM - ADHESIVE BACK - .37" WIDE X .37" THICK
1	103635-01-000	EA	FAUCET - SINGLE CONTROL
2	092303-01-000	EA	STRAINER - SINK
2	110654-01-000	EA	SINK - STAINLESS STEEL/DOUBLE BASIN (1 LG-1 SM BASIN)
3	104114-01-01A	EA	FAUCET - GALLEY - SINGLE CONTROL W/SEPARATE WATER PIPES
			FROM: 00-00-00 THRU: 09-21-97
3	104114-02-01A	EA	FAUCET - GALLEY - SINGLE CONTROL
			FROM: 09-22-97 THRU: 99-99-99
4	108464-03-E38	EA	COVER - SINK - SMALL - 15" X 11" (J90, J30)
4	108464-03-J31	EA	COVER - SINK - SMALL - 15" X 11" (J91, J31)
4	108464-03-J74	EA	COVER - SINK - SMALL - 15" X 11" (J92, J93, J32, J33)
5	108464-04-E38	EA	COVER - SINK - LARGE - 15" X 15" (J90, J30)
5	108464-04-J31	EA	COVER - SINK - LARGE - 15" X 15" (J91, J31)
5	108464-04-J23	EA	COVER - SINK - LARGE - 15" X 15" (J92, J93, J32, J33)
6	116382-01-01A	EA	SHELF - ROUND - PLASTIC
6	116590-01-02B	EA	BASE - SHELF
6	116591-01-01A	EA	SPACER - NYLON
7	127629-01-01A	EA	LAZY SUSAN - 20"

GENERATOR GROUP

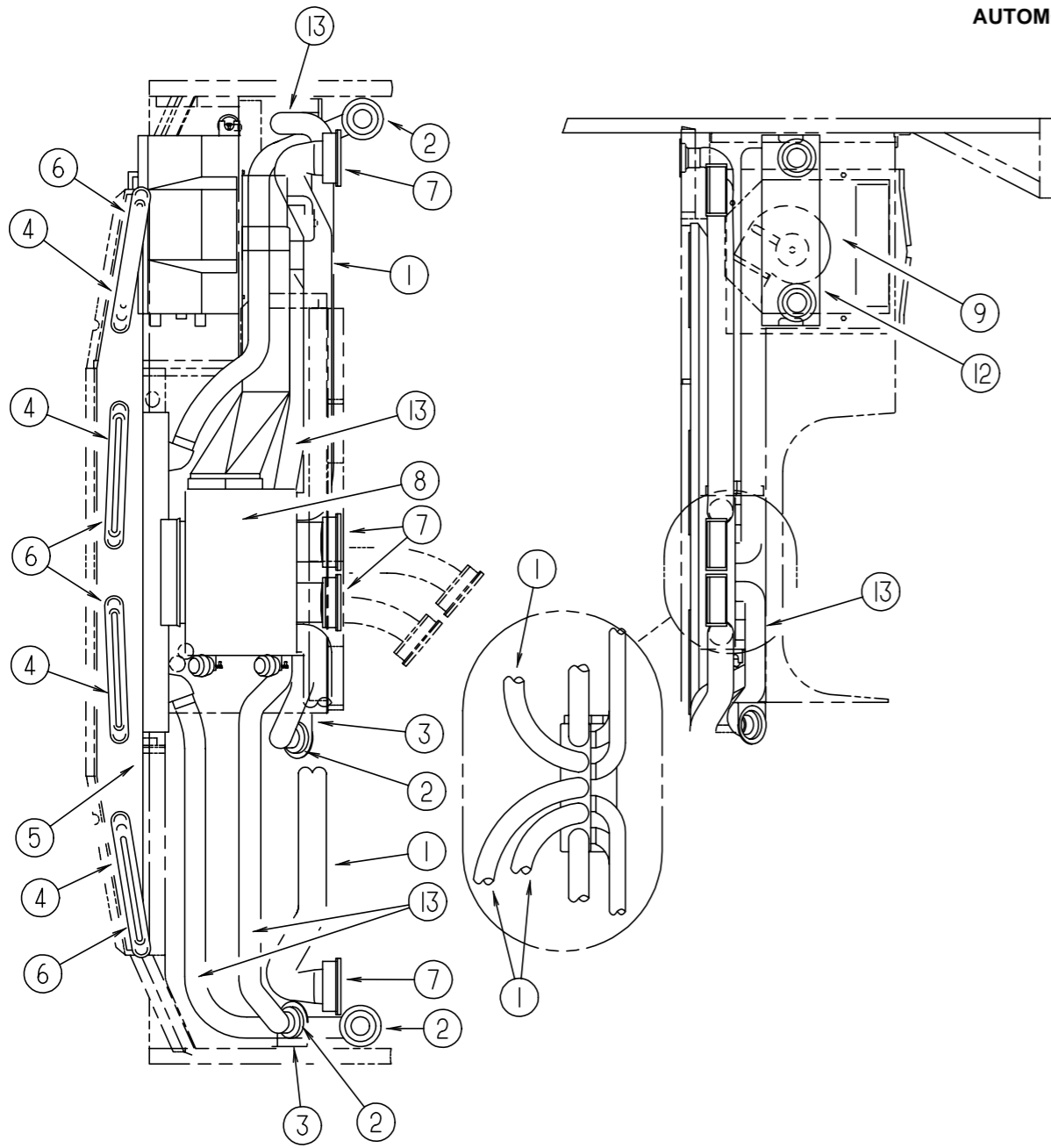
GENERATOR SYSTEM



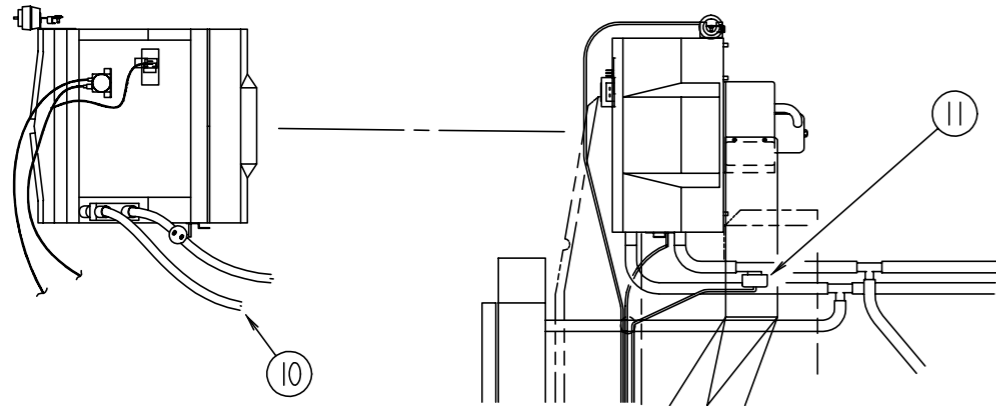
KEY	PART NUMBER	U/M	DESCRIPTION
	112365-04-000	EA	BREAKER - 20 AMP
1	007125-03-000	EA	CLAMP - MUFFLER - 1.5" DIAMETER
2	007125-04-000	EA	CLAMP - MUFFLER - 1.12" DIAMETER
3	079654-05-000	EA	PIPE - EXHAUST - ANGLED W/FLANGE - 2" ID
4	082272-01-000	EA	MUFFLER - GENERATOR
5	094059-01-000	EA	SPACER - GENERATOR - ONAN
	100975-01-000	EA	GENERATOR - 6.5 KW EMERALD PLUS (OPTIONAL)
	109303-01-000	EA	GENERATOR - 5 KW - EMERALD PLUS (STANDARD)
6	105958-14-000	EA	PIPE - EXHAUST - 1.4" INLET X 1.5" O.D. - 4.9" X 18.1"
7	127008-02-02B	EA	TRAY - GENERATOR
	112365-03-000	EA	BREAKER - 30 AMP GENERATOR

HEATING & AIR CONDITIONING GROUP

AUTOMOTIVE HEATER & A/C

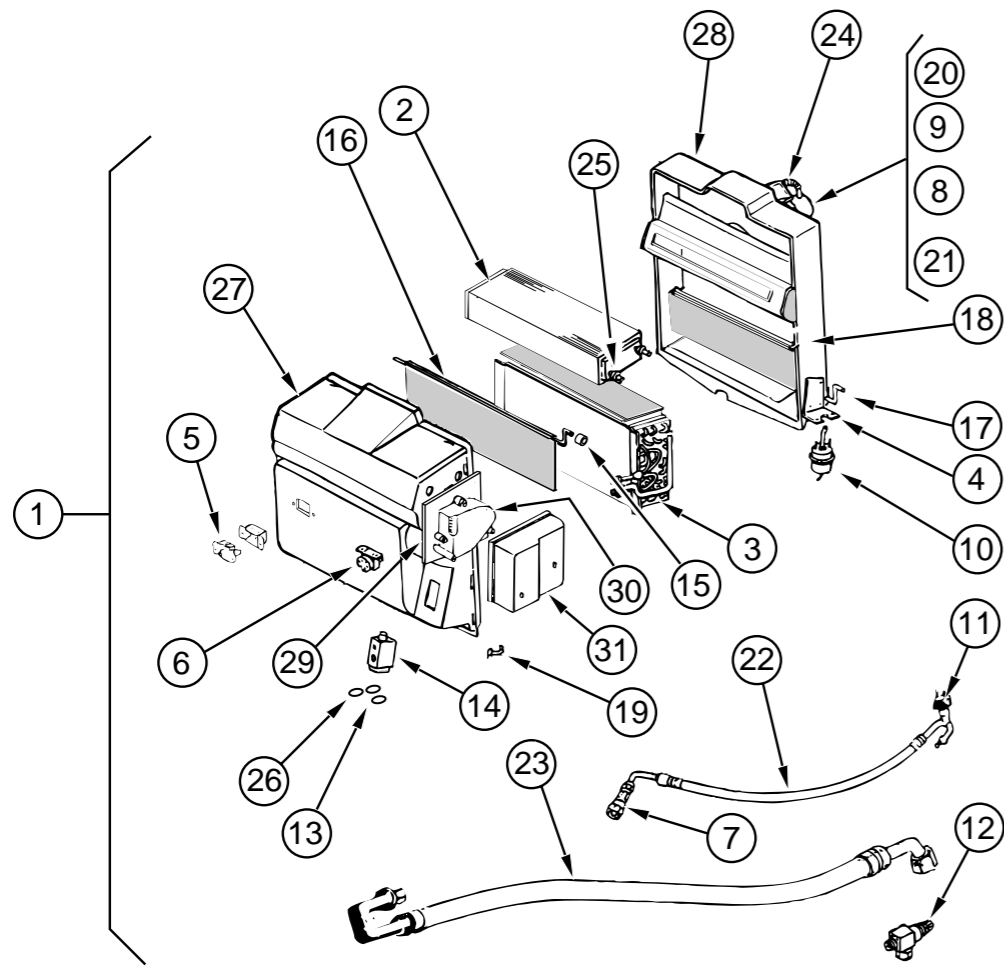


KEY	PART NUMBER	U/M DESCRIPTION
	007108-01-000	FT HOSE - HEATER - 5/8" ID - HI-TEMP - FORD
1	007281-01-000	EA HOSE - FLEXIBLE PVC - 2.5" ID X 50'
2	024990-05-000	EA OUTLET - DEFROSTER - 4" DIAMETER W/SWIVEL DEFLECTORS
3	056402-05-000	EA BRACKET - HEATER VENT - ROUND W/BEND - BLACK
4	077075-01-000	EA GASKET - INSTRUMENT PANEL TO DEFROSTER PLENUM
5	103017-03-000	EA PLENUM - DEFROSTER
6	103558-01-10A	EA VENT - DEFROSTER - 2" X 14.4" X 1.4" - ANTELOPE
7	103796-01-01A	EA LOUVER - A/C
8	103930-39-000	EA CONTROL/PLENUM - ROTARY
9	103930-30-000	EA EVAPORATOR/HEATER - CHEVY - SERVO MOTOR CONTROLLED
9	103930-31-000	EA EVAPORATOR/HEATER - FORD - SERVO MOTOR CONTROLLED
9	103930-32-000	EA EVAPORATOR/HEATER- FRTLINER/SPARTAN-SERVO MOTOR CONTROLLED
10	103930-29-000	EA HOSE KIT - #10 F/GM L-29 & L-65 CHASSIS (GM)
10	103930-15-000	EA HOSE KIT #12 PRECHARGED R134
	076776-01-000	EA TEE - BEADED - 5/8" X 5/8" X 5/8" - GM/FORD
11	103930-23-000	EA VALVE - WATER - 2 PORT
	089353-01-000	EA UNION - 5/8" - TUBE TO TUBE - GM/FORD
	077539-01-000	EA BRACKET - MOUNTING/DASH PANEL - L/SHAPED - 2.5"X1"X1.5"
12	095757-05-J30	EA COVER - HEATER (J90, J30)
12	095757-05-J31	EA COVER - HEATER (J91, J31)
12	095757-05-J17	EA COVER - HEATER (J92, J32)
12	095757-05-G16	EA COVER - HEATER (J93, J33)
13	007076-01-000	EA HOSE - FLEXIBLE PVC - 2" ID - INCREMENTS OF 50'
	103930-37-000	EA MANUAL - OWNERS - HEATER/A/C



HEATING & AIR CONDITIONING GROUP (CONTINUED)

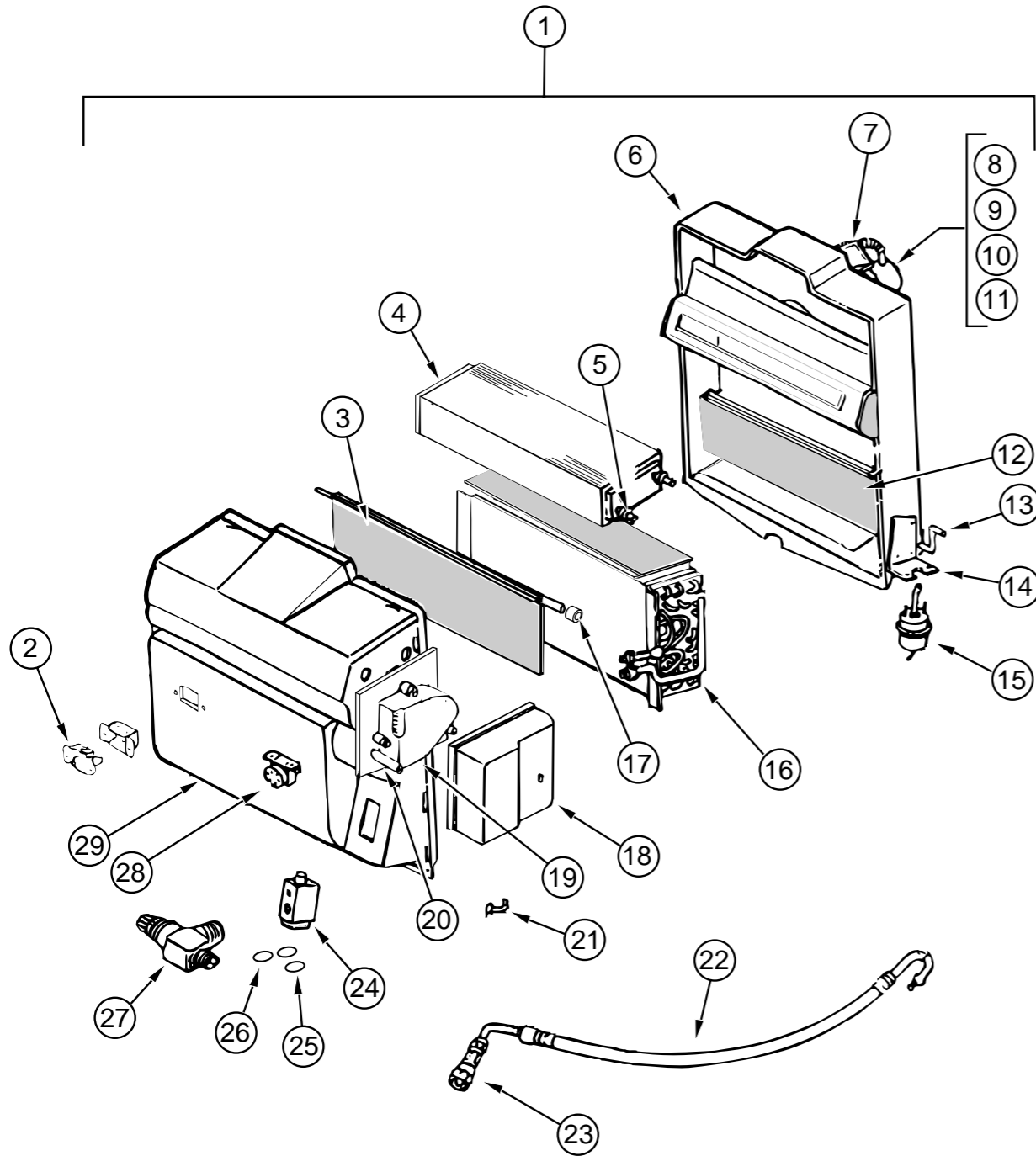
FORD EVAPORATOR & HEATER



KEY	PART NUMBER	U/M DESCRIPTION	VENDOR NO.
1	103930-31-000	EA EVAPORATOR/HEATER - FORD - SERVO MOTOR CONTROLLED	
2	103930-01-703	EA CORE-HEATER	042-0010
3	103930-01-704	EA COIL-EVAPORATOR	041-0017
4	103930-01-708	EA BRACKET-VACUUM MOTOR	070-0113
5	103930-01-710	EA RESISTOR-FUSED, A/C	035-0006
6	103930-01-711	EA THERMOSTAT	033-0003
7	103930-01-713	EA FITTING-QUICK CONNECT, #4	050-0030
8	103930-01-717	EA WHEEL-BLOWER, CLOCKWISE	062-0010
9	103930-30-706	EA MOTOR - BLOWER W/PIGTAIL HARNESS	030-0109
10	103930-02-708	EA MOTOR-VACUUM SERVO, A/C	030-0025
11	103930-12-708	EA SWITCH-BINARY, HI-LOW CUTOUT	032-0048
12	103930-13-702	EA VALVE-SERVICE, W/O COMP.	050-0152
13	103930-17-702	EA O'RING #10	045-0127
14	103930-20-700	EA VALVE-EXPANSION-BLOCK, 2 TON	034-0032
15	103930-30-702	EA BUSHING - BLEND AIR DOOR	062-0168
16	103930-20-703	EA DOOR-BLEND AIR	071-0212
17	103930-20-704	EA ROD-DOOR-RECIRCULATING	073-0018
18	103930-20-705	EA PANEL-DOOR, RECIRCULATING	071-0213
19	103930-20-706	EA CLIP-RETAINER	022-0057
20	103930-20-707	EA HOUSING-BLOWER	062-0145
21	103930-20-708	EA CLIP-MOTOR SHAFT	022-0001
22	103930-21-700	EA HOSE ASM. #6 EXP. VALVE-DRIER	085-0139
23	103930-21-701	EA HOSE ASM #10, EXP. VALVE-COMP	085-0149
24	110279-01-703	EA HOSE-VENT, BLOWER MOTOR	051-0034
25	110279-01-712	EA FITTING-HEATER	050-0076
26	113245-01-707	EA O'RING #8	045-0126
27	103930-30-700	EA CASE - FRONT	062-0542
28	103930-20-711	EA CASE-BACK, SUB-ASSEMBLY	062-0147
29	103930-30-701	EA PLATE - MOTOR MOUNT	062-0544
30	103930-30-703	EA MOTOR - SERVO	030-0104
31	103930-30-704	EA COVER - SERVO	062-0545

HEATING & AIR CONDITIONING GROUP (CONTINUED)

CHEVY EVAPORATOR & HEATER



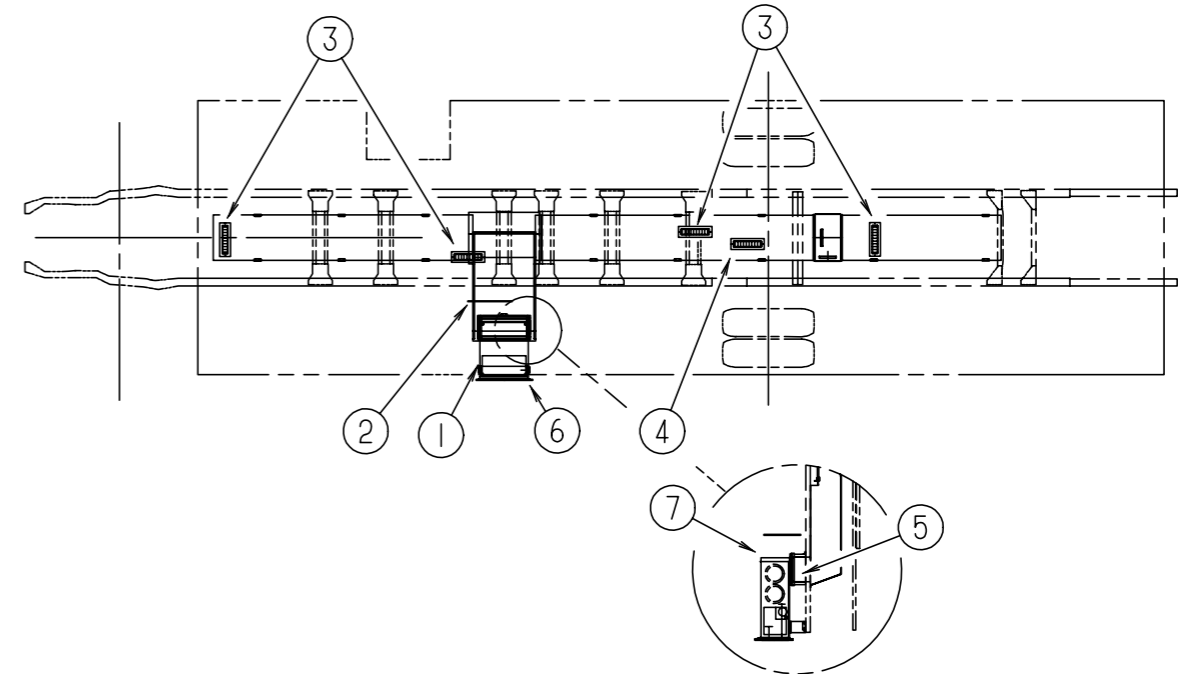
KEY	PART NUMBER	U/M	DESCRIPTION	VENDOR NO.
1	103930-30-000	EA	EVAPORATOR/HEATER - CHEVY - SERVO MOTOR CONTROLLED	
2	103930-01-710	EA	RESISTOR-FUSED, A/C	035-0006
3	103930-20-703	EA	DOOR-BLEND AIR	071-0212
4	103930-01-703	EA	CORE-HEATER	042-0010
5	110279-01-712	EA	FITTING-HEATER	050-0076
6	103930-20-711	EA	CASE-BACK, SUB-ASSEMBLY	062-0147
7	110279-01-703	EA	HOSE-VENT, BLOWER MOTOR	051-0034
8	103930-20-707	EA	HOUSING-BLOWER	062-0145
9	103930-30-706	EA	MOTOR - BLOWER W/PIGTAIL HARNESS	030-0109
10	103930-01-717	EA	WHEEL-BLOWER, CLOCKWISE	062-0010
11	103930-20-708	EA	CLIP-MOTOR SHAFT	022-0001
12	103930-20-705	EA	PANEL-DOOR, RECIRCULATING	071-0213
13	103930-20-704	EA	ROD-DOOR-RECIRCULATING	073-0018
14	103930-01-708	EA	BRACKET-VACUUM MOTOR	070-0113
15	103930-02-708	EA	MOTOR-VACUUM SERVO, A/C	030-0025
16	103930-01-704	EA	COIL-EVAPORATOR	041-0017
17	103930-30-702	EA	BUSHING - BLEND AIR DOOR	062-0168
18	103930-30-704	EA	COVER - SERVO	062-0545
19	103930-30-703	EA	MOTOR - SERVO	030-0104
20	103930-30-701	EA	PLATE - MOTOR MOUNT	062-0544
21	103930-20-706	EA	CLIP-RETAINER	022-0057
22	103930-25-700	EA	HOSE ASM., #6 EVAP TO DRIER	085-0350
23	103930-12-709	EA	FITTING-QUICK CONNECT	050-0120
24	103930-20-700	EA	VALVE-EXPANSION-BLOCK, 2 TON	034-0032
25	103930-17-702	EA	O'RING #10	045-0127
26	113245-01-707	EA	O'RING #8	045-0126
27	103930-20-709	EA	VALVE-SERVICE	050-0159
28	103930-01-711	EA	THERMOSTAT	033-0003
29	103930-30-700	EA	CASE - FRONT	062-0542

HEATING & AIR CONDITIONING GROUP (CONTINUED)

CONTROL & PLENUM

KEY	PART NUMBER	U/M	DESCRIPTION	VENDOR NO.
	103930-39-000	EA	CONTROL/PLENUM - ROTARY	
	103930-02-707	EA	RELAY-BOSCH W/RESISTER	031-0001
	103930-02-708	EA	MOTOR-VACUUM SERVO, A/C	030-0025
	103930-02-710	EA	CANISTER-VACUUM	054-0002
	103930-33-701	EA	MOTOR - VACUUM, 3 STAGE	030-0105
	103930-33-702	EA	CONTROL PANEL	083-0169
	103930-33-703	EA	VACUUM HARNESS	036-0466
	103930-33-705	EA	LIGHT BULBS	035-0030
	103930-33-707	EA	SWITCH - BLOWER	032-00066
	103930-33-708	EA	SWITCH - POTENTIOMETER	032-0184
	103930-33-709	EA	SWITCH - VACUUM	032-0183
	103930-33-710	EA	DECAL F/CONTROL HEAD	058-0102
	103930-33-711	EA	WIRE HARNESS - MAIN	036-0496
	103930-39-700	EA	ROD - DOOR - AC/HEAT	073-067
	103930-39-701	EA	ROD - DOOR - AC/DEFROST	073-0069
	103930-39-702	EA	KNOB - BLOWER	062-0539
	103930-39-703	EA	KNOB - TEMPERATURE	062-0540
	103930-39-704	EA	SPRING	022-0119

HEATING & AIR CONDITIONING GROUP (CONTINUED)



FURNACE SYSTEM

KEY	PART NUMBER	U/M	DESCRIPTION
1*	098668-22-000	EA	FURNACE - 49.000 BTU
	115764-01-01A	EA	THERMOSTAT - FURNACE
2	093614-09-01A	EA	GRILL - RETURN AIR
3	094600-05-01A	EA	REGISTER - HEAT - W/O DAMPER - 11.3" - BEIGE
4	094600-06-01A	EA	REGISTER - HEAT - W/DAMPER
5	098668-14-000	EA	GASKET - FIBERGLASS - .5" X 18" X 18"
6	098668-23-000	EA	DOOR - ACCESS - FURNACE
7	098668-26-000	EA	BOTTOM DUCT KIT - 40.000 BTU

* COMPONENT PARTS FOUND IN SERVICE PARTS LIBRARY

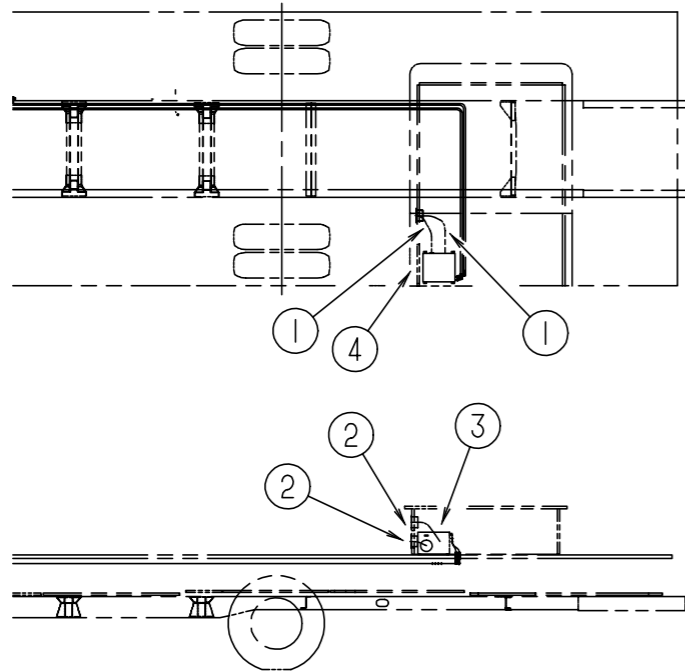
HEATING & AIR CONDITIONING GROUP (CONTINUED)

HEATING & AIR CONDITIONING GROUP (CONTINUED)

ROOF A/C SYSTEM

KEY	PART NUMBER	U/M	DESCRIPTION
	102289-01-000	EA	SPRING - SCREW - ROOF A/C GASKET
*	108892-01-01A	EA	CEILING ASSEMBLY - A/C DUCTED
	117238-01-01A	EA	THERMOSTAT - A/C - FURNACE
	117238-02-01A	EA	THERMOSTAT - A/C ONLY
	120134-01-02A	EA	REGISTER - 4" TO 5" IN DIAMETER W/DAMPER
*	126859-01-01A	EA	A/C - ROOF MACH 1 POWERSAVER
*	126860-01-01A	EA	A/C - ROOF MACH 3 POWERSAVER

* COMPONENT PARTS FOUND IN SERVICE PARTS LIBRARY

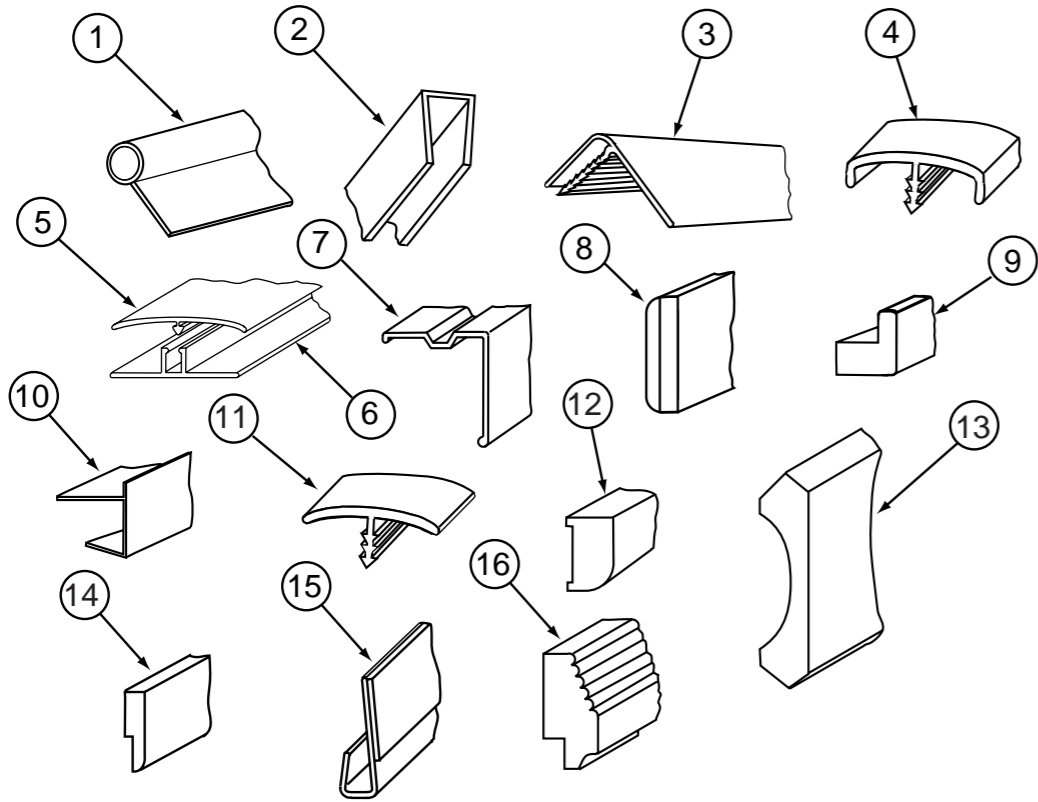


REAR HEATER SYSTEM

KEY	PART NUMBER	U/M	DESCRIPTION	VENDOR NO.
1	009198-01-000	FT	DUCT - HEAT - FLEXIBLE - 4" ID X 25'	
2	056464-10-000	EA	REGISTER - 4" DIAMETER - PLASTIC - W/O DAMPENER - BEIGE	
3	084405-01-000	EA	HEATER - REAR/DUCTED - W/MOTOR AID	
	084405-01-700	EA	CORE-HEATER	FT200229
	084405-01-701	EA	FAN BLADES	HV029931
	084405-01-702	EA	MOTOR ASSEMBLY, 12 VOLT	R0200180
4	093614-01-02A	EA	GRILL - RETURN AIR - 15.6" X 7.6" - BEIGE	

INTERIOR FINISH GROUP

MOLDINGS, BATT STRIPES & TRIMS



KEY	PART NUMBER	U/M	DESCRIPTION
1	009767-13-000	FT	WELTING - PICKLED ASH - MYSTIC OAK
1	009767-14-000	FT	WELTING - CHERRY - SALEM CHERRY
1	009767-12-000	FT	WELTING - SIDEWALL/CEILING/CABINET - OFF/WHT - WHITE GRANITE
2	009778-16-000	FT	U-CHANNEL - 1" - PICKLED ASH - MYSTIC OAK
2	009778-18-000	FT	U-CHANNEL - 1" - CHERRY-CHERRY - SALEM CHERRY
2	009778-25-000	FT	U-CHANNEL - 1" - BEIGE ILLUSION - WHITE GRANITE
2	070504-18-000	FT	U-CHANNEL - PLASTIC - .65" X 84" - IVORY
2	070504-41-000	FT	U-CHANNEL - PLASTIC - .13" X 84" - SOLAR MAPLE - MYSTIC OAK
2	070504-30-000	FT	U-CHANNEL - PLASTIC - .13" X 84" - CHERRY - SALEM CHERRY
2	070504-45-000	FT	U-CHANNEL - PLASTIC - .13" X 72" - WHITE GRANITE
2	070504-28-000	FT	U-CHANNEL - PLASTIC - .65" X 84" - PICKLED ASH - MYSTIC OAK
2	070504-30-000	FT	U-CHANNEL - PLASTIC - .65" X 84" - CHERRY - SALEM CHERRY
2	070504-42-000	FT	U-CHANNEL - PLASTIC - .65" X 84" - BEIGE ILLUSION - WHITE GRANITE
2	070504-29-000	FT	U-CHANNEL - PLASTIC - .81" X 84" - PICKLED ASH - MYSTIC OAK
2	070504-31-000	FT	U-CHANNEL - PLASTIC - .81" X 84" - CHERRY - SALEM CHERRY
2	070504-43-000	FT	U-CHANNEL - PLASTIC - .81" X 96" - BEIGE ILLUSION - WHITE GRANITE
3	009809-26-000	EA	MOLDING - CORNER - OUTSIDE - 1" X 84" - PICKLED ASH - MYSTIC OAK
3	009809-27-000	EA	MOLDING - CORNER - OUTSIDE - 1" X 84" - CHERRY - SALEM CHERRY
3	009809-30-000	EA	MOLDING - CORNER - OUTSIDE - 1" X 84" - BEIGE ILLUSION - WHITE GRANITE
3	009812-27-000	EA	MOLDING - PLASTIC - 1/2" O/S CORNER - PICKLED ASH - MYSTIC OAK
3	009812-26-000	EA	MOLDING - PLASTIC - 1/2" O/S CORNER - CHERRY - SALEM CHERRY
3	009812-31-000	EA	MOLDING - PLASTIC - 1/2" O/S CORNER - BEIGE ILLUS - WHITE GRANITE
	076325-43-000	FT	MOLDING - EDGE BAND .876" X .024" - CLOUD (J90, J30)
	076325-40-000	FT	MOLDING - EDGE BAND - .875" X .024" - EXTERIOR ENTERTAINMENT TABLE
	076325-46-000	FT	MOLDING - EDGE BAND 1 5/16" X .030" - CLOUD (J90, J30)
	076325-49-000	FT	MOLDING - EDGE BAND - 1 5/16" X .030" - PICKLED ASH - MYSTIC OAK
	076325-50-000	FT	MOLDING - EDGE BAND - 1 5/16" X .030" - CHERRY - SALEM CHERRY
	076325-53-000	FT	MOLDING - EDGE BAND - 1 5/16" X .030" - NEUTRAL - WHITE GRANITE
	076325-39-000	FT	MOLDING - EDGE BAND - 1 5/16" X .030" (J91, J92, J93, J31, J32, J33)
	076325-51-000	FT	MOLDING - EDGE BAND - .93" X .024" - PICKLED ASH - MYSTIC OAK
	076325-52-000	FT	MOLDING - EDGE BAND - .93" X .024" - CHERRY - SALEM CHERRY

KEY	PART NUMBER	U/M	DESCRIPTION
	076325-54-000	FT	MOLDING - EDGE BAND - .875" X .024" - NEUTRAL - WHITE GRANITE
	076325-73-000	FT	MOLDING - EDGE BAND - .93" X .024" - ST-3470 (EXTERIOR ENTERTAINMENT)
	079653-19-000	EA	BATT STRIP - PICKLED ASH - 8' - MYSTIC OAK
	079653-41-000	EA	BATT STRIP - MONTANA FROST - 8' (J90, J30)
	079653-43-000	EA	BATT STRIP - LA JOLLA SEAMIST - 8' (J92, J32)
	079653-38-000	EA	BATT STRIP - WHITE GRANITE - 8'
	079653-20-000	EA	BATT STRIP - CHERRY/CHERRY - 8' - SALEM CHERRY
	079653-42-000	EA	BATT STRIP - TRAVIS FAWN - 8' (J91, J31)
	079653-44-000	EA	BATT STRIP - PRIMAVERA STONE - 8' (J93, J33)
4	083620-10-000	FT	MOLDING-T - END CAP EDGE - W/EDGE LIPS - .75"-PICKLED ASH - MYSTIC OAK
4	083620-11-000	FT	MOLDING-T - END CAP EDGE - W/EDGE LIPS - .75"-CHERRY - SALEM CHERRY
4	083620-15-000	FT	MOLDING-T - END CAP EDGE - W/EDGE LIPS - .75" -BEIGE ILLUS WHITE GRANITE
	085284-E0-000	FT	BATT TAPE - ADHESIVE BACKED - DECORATIVE - MONTANA FROST (J90, J30)
	085284-E9-000	FT	BATT TAPE - ADHESIVE BACKED - DECORATIVE/TRAVIS MERCURY (J91, J31)
	085284-D7-000	FT	BATT TAPE - ADHESIVE BACKED - DECORATIVE -LA JOLLA/SEAMIST (J92, J32)
	085284-D5-000	FT	BATT TAPE - ADHESIVE BACKED - DECORATIVE - PRIMAVERA/STONE (J93, J33)
	085284-96-000	FT	BATT TAPE - ADHESIVE BACKED - WOODGRAINED/PICKLED ASH - MYSTIC OAK
	085284-97-000	FT	BATT TAPE - ADHESIVE BACKED - WOODGRAINED/SALEM CHERRY
	085284-E6-000	FT	BATT TAPE - ADHESIVE BACKED - DECORATIVE/WHITE GRANITE
5	086229-01-000	EA	RETAINER-BATTEN, CEILING - .75" WIDE - 7.6' LING
6	086229-13-000	EA	BATTEN - 1" X 96" - IVORY
6	086229-20-000	EA	BATTEN - 1" X 96" - BEIGE
7	093873-01-01A	EA	TRIM - CARPET - L-ANGLE 1.1" X 1.3" X 12' - GRAY VINYL
8	100818-01-03A	EA	MOLDING - VINYL WRAPPED - 1.65" X .4" X 7' - MYSTIC OAK
8	100818-01-04A	EA	MOLDING - VINYL WRAPPED - 1.65" X .4" X 7' - SALEM CHERRY
8	100818-01-07A	EA	MOLDING - VINYL WRAPPED - 1.65" X .4" X 7' - WHITE GRANITE
9	100819-01-03A	EA	MOLDING - VINYL WRAPPED - L-SHAPED - 1.5" X 1.5" X 7' - MYSTIC OAK
9	100819-01-04A	EA	MOLDING - VINYL WRAPPED - L-SHAPED - 1.5" X 1.5" X 7' - SALEM CHERRY
9	100819-01-07A	EA	MOLDING - VINYL WRAPPED - L-SHAPED - 1.5" X 1.5" X 7' - WHITE GRANITE
10	103186-01-03A	FT	MOLDING - PLASTIC/3/8" U-CHANNEL W/3/4" FACE - PICKLED ASH - MYSTIC OAK
10	103186-01-04A	FT	MOLDING - PLASTIC/3/8" U-CHANNEL W/3/4" FACE - CHERRY - SALEM CHERRY
10	103186-01-07A	FT	MOLDING - PLASTIC/3/8" U-CHANNEL W/3/4" FACE - BEIGE ILLUS - WHITE GRANITE
10	103186-02-03A	FT	MOLDING - PLASTIC/1" U-CHANNEL W/1 3/8" FACE - PICKLED ASH - MYSTIC OAK
10	103186-02-04A	FT	MOLDING - PLASTIC/1" U-CHANNEL W/1 3/8" FACE - CHERRY - SALEM CHERRY
10	103186-02-07A	FT	MOLDING - PLASTIC/1" U-CHANNEL W/1 3/8" FACE - BEIGE ILLUS - WHITE GRANITE
11	104676-02-02A	FT	MOLDING-T - 1/2" - PICKLED ASH - MYSTIC OAK
11	104676-02-03A	FT	MOLDING-T - 1/2" - CHERRY - SALEM CHERRY
11	104676-02-07A	FT	MOLDING-T - 1/2" - DESIGNER BEIGE - WHITE GRANITE
11	105709-01-000	FT	T-MOLDING - 1" - MODERN IVORY
12	111135-D2-134	EA	MOLDING - VINYL WRAPPED - .7" X 1.6" X 7' - PICKLED ASH - MYSTIC OAK
12	111136-D2-134	EA	MOLDING - VINYL WRAPPED - .7" X 1.6" X 7' - CHERRY - SALEM CHERRY
12	122668-D2-134	EA	MOLDING - VINYL WRAPPED - .7" X 1.6" X 7' - WHITE GRANITE
12	111135-F2-134	EA	MOLDING - VINYL WRAPPED - .7" X 2.6" X 7' - PICKLED ASH - MYSTIC OAK
12	111136-F2-134	EA	MOLDING - VINYL WRAPPED - .7" X 2.6" X 7' - CHERRY - SALEM CHERRY
12	122668-F2-134	EA	MOLDING - VINYL WRAPPED - .7" X 2.6" X 7' - WHITE GRANITE
12	111135-F2-438	EA	MOLDING - VINYL WRAPPED - .7" X 2.5" X 8' - PICKLED ASH - MYSTIC OAK
12	111136-F2-438	EA	MOLDING - VINYL WRAPPED - .7" X 2.5" X 8' - CHERRY - SALEM CHERRY
12	122668-F2-438	EA	MOLDING - VINYL WRAPPED - .7" X 2.5" X 8' - WHITE GRANITE
13	113794-01-03A	FT	MOLDING - CROWN - MYSTIC OAK/WHITE GRANITE
13	113794-01-02A	FT	MOLDING - CROWN - SALEM CHERRY
14	105004-01-04A	EA	MOLDING - VINYL WRAPPED - 1" X 96" - PICKLED ASH - MYSTIC OAK
14	105004-01-03A	EA	MOLDING - VINYL WRAPPED - 1" X 96" - PICKLED ASH - SALEM CHERRY
15	109332-02-02A	FT	TRIM-J - W/O ADHESIVE - PICKLED ASH - MYSTIC OAK
15	109332-02-03A	FT	TRIM-J - W/O ADHESIVE - SALEM CHERRY
16	126902-01-01A	EA	MOLDING-PLASTIC WRAP - CRACKLE GOLD - WHITE GRANITE

INTERIOR FINISH GROUP (CONTINUED)

PANELING, LAMINATES & PLASTICS

KEY	PART NUMBER	U/M	DESCRIPTION
	000846-01-000	SF	PLYWOOD - 5/16" X 48" X 96" - CD GRADE
	000846-02-000	SF	PLYWOOD/UNDERLAYMENT - 5/16" X 48" X 96"
	000885-66-000	SF	PARTICLE BOARD-1/2" X 60" X 96"-PICKLED ASH-2 SIDED VINYL - MYSTIC OAK
	000885-67-000	SF	PARTICLE BOARD - 3/4" X 60" X 96"-PICKLED ASH-2 SIDE VINYL - MYSTIC OAK
	000885-68-000	SF	PARTICLE BOARD - 3/8" X 48" X 96"-PICKLED ASH-2 SIDE VINYL - MYSTIC OAK
	000885-72-000	SF	PARTICLE BOARD - 1/2" X 48" X 96" - CHERRY/VINYL 2 SIDED - SALEM CHERRY
	000885-73-000	SF	PARTICLE BOARD - 3/4" X 48" X 96" - CHERRY/VINYL 2 SIDED - SALEM CHERRY
	000885-74-000	SF	PARTICLE BOARD - 3/8"X 48"X 96" - CHERRY/VINYL 2 SIDED - SALEM CHERRY
	074497-22-000	SF	PANELING-PICKLED ASH 3MM X 48" X 96" - MYSTIC OAK
	074497-23-000	SF	PANELING - CHERRY - .1" X 48" X 96" - SALEM CHERRY
	074497-36-000	SF	PANELING - WHITE GRANITE - 4' X 8' - WHITE GRANITE
	074498-57-000	SF	LAMINATE-PLASTIC - PICKLED ASH - MYSTIC OAK
	074498-58-000	SF	LAMINATE - PLASTIC - CHERRY - 5' X 8' - INC OF 40 SF - SALEM CHERRY
	074498-81-000	SF	LAMINATE - PLASTIC - ALMOND JAGUARD - 5' X 8' INCR OF 40SF - WHITE GRANITE
	074498-62-000	SF	LAMINATE - PLASTIC - GREY FINESSE - 5' X 8' - INC OF 40SF (J90, J30)
	074498-71-000	SF	LAMINATE - PLASTIC - NEUTRAL SANTOS - 5'X8' - INC OF 40SF (J91, J31)
	074498-81-000	SF	LAMINATE - PLASTIC - ALMOND JAGUARD - 5' X 8' INCR OF 40SF (J92, J93, J32, J33)
	074498-40-000	SF	LAMINATE - PLASTIC - OFF WHITE - 5' X 8' - INC OF 40 SF (EXT ENTERTAINMENT)
	085217-12-000	SF	COUNTERTOP - SIERRA AURORA - 1/2"
	085217-18-000	SF	COUNTERTOP - SIERRA AURORA - 1/4"
	088272-G1-000	SF	PANELING - PEBBLE EMBOSSED - ANTIQUE WHITE - 4' X 7'
	088272-G4-000	SF	PANELING - MONTANA FROST - 4' X 8' (J90, J30)
	088272-H4-000	SF	PANELING - TRAVIS - 4' X 7' (J91, J31)
	088272-G2-000	SF	PANELING - LA JOLLA - SEAMIST - 4' X 7' (J92, J32)
	088272-F9-000	SF	PANELING - PRIMAVERA STONE - 4' X 8' (J93, J33)
	111133-A2-438	EA	LUMBER - VINYL WRAPPED - .7" X .7" X 96" - PICKLED ASH - MYSTIC OAK
	111133-D2-438	EA	LUMBER-.7" X 1.49" X 96" VINYL WRAPPED - PICKLED ASH - MYSTIC OAK
	111133-E2-438	EA	LUMBER-.7" X 2" X 96" VINYL WRAPPED PICKLED ASH - MYSTIC OAK
	111133-G2-438	EA	LUMBER - .7" X 3" X 96" - VINYL WRAPPED PICKLED ASH - MYSTIC OAK
	111133-H2-134	EA	LUMBER - VINYL WRAPPED - .7" X 3.5" X 84" - PICKLED ASH - MYSTIC OAK
	111133-J2-040	EA	LUMBER-018X140X2040 MM VINYL - MYSTIC OAK
	111133-J2-036	EA	LUMBER-018X140X2036 MM VINYL - MYSTIC OAK
	111133-J2-438	EA	LUMBER-018X140X2438 MM VINYL - MYSTIC OAK
	111134-A2-438	EA	LUMBER - VINYL WRAPPED - .7" X .7" X 96" - CHERRY - SALEM CHERRY
	111134-D2-438	EA	LUMBER-.7" X 1.49" X 96" VINYL WRAPPED - CHERRY - SALEM CHERRY
	111134-E2-438	EA	LUMBER-.7" X 2" X 96" VINYL WRAPPED CHERRY - SALEM CHERRY
	111134-G2-438	EA	LUMBER - .7" X 3" X 96" - VINYL WRAPPED CHERRY - SALEM CHERRY
	111134-H2-134	EA	LUMBER - VINYL WRAPPED - .7" X 3.5" X 84" - CHERRY - SALEM CHERRY
	111134-J2-040	EA	LUMBER-018X140X2040 MM VINYL - SALEM CHERRY
	111134-J2-036	EA	LUMBER-018X140X2036 MM VINYL - SALEM CHERRY
	111134-J2-438	EA	LUMBER-018X140X2438 MM VINYL - SALEM CHERRY
	114129-01-02A	SF	LINER - CABINET - .02" X 48" X 96"
	126339-01-000	SF	BOARD - WHEAT - 60" X 72"

FLOOR COVERINGS & MATS

KEY	PART NUMBER	U/M	DESCRIPTION
	042720-24-000	SY	VINYL - FLOOR COVERING
	093486-01-000	SY	CARPET - COMPARTMENT - 72" WIDE - DARK GRAY
	091261-01-000	FT	SLIPNOT - ANTISLIP - 1" WIDE (100' ROLL)
	096060-C4-000	SY	CARPET - NIGHT NAVY - INCREMENTS OF 4 SQ. YARDS (J90, J30)
	096060-A1-000	SY	CARPET - ARTIC GRAY - INCREMENTS OF 4 SQ YDS (J91, J31)
	096060-A2-000	SY	CARPET - NEW MEADOW - INCREMENTS OF 4 SQ YD (J92, J32)
	096060-99-000	SY	CARPET - PARCHMENT - INCREMENTS OF 4 SQ. YARDS (J93, J33)
	108152-01-000	EA	MAT - FLOOR - PASSENGER
	108152-02-000	EA	MAT - FLOOR - DRIVER
	108152-03-000	EA	MAT - FLOOR - DRIVER - FREIGHTLINER ONLY
	122755-02-01A	EA	TILE - RUBBER/ENTRANCE DOOR - 18.5" X 29.3"
	122755-04-01A	EA	TILE - RUBBER/ENTRANCE DOOR - 17.7" X 28.5"
	124253-01-02A	EA	VINYL -FLOOR PLANK - 3" X 12" - MAPLE - MYSTIC OAK/WHITE GRANITE
	124253-01-02A	EA	VINYL -FLOOR PLANK - 3" X 12" - CHERRY - SALEM CHERRY

INTERIOR FINISH GROUP (CONTINUED)

FLOOR COVERINGS & MATS

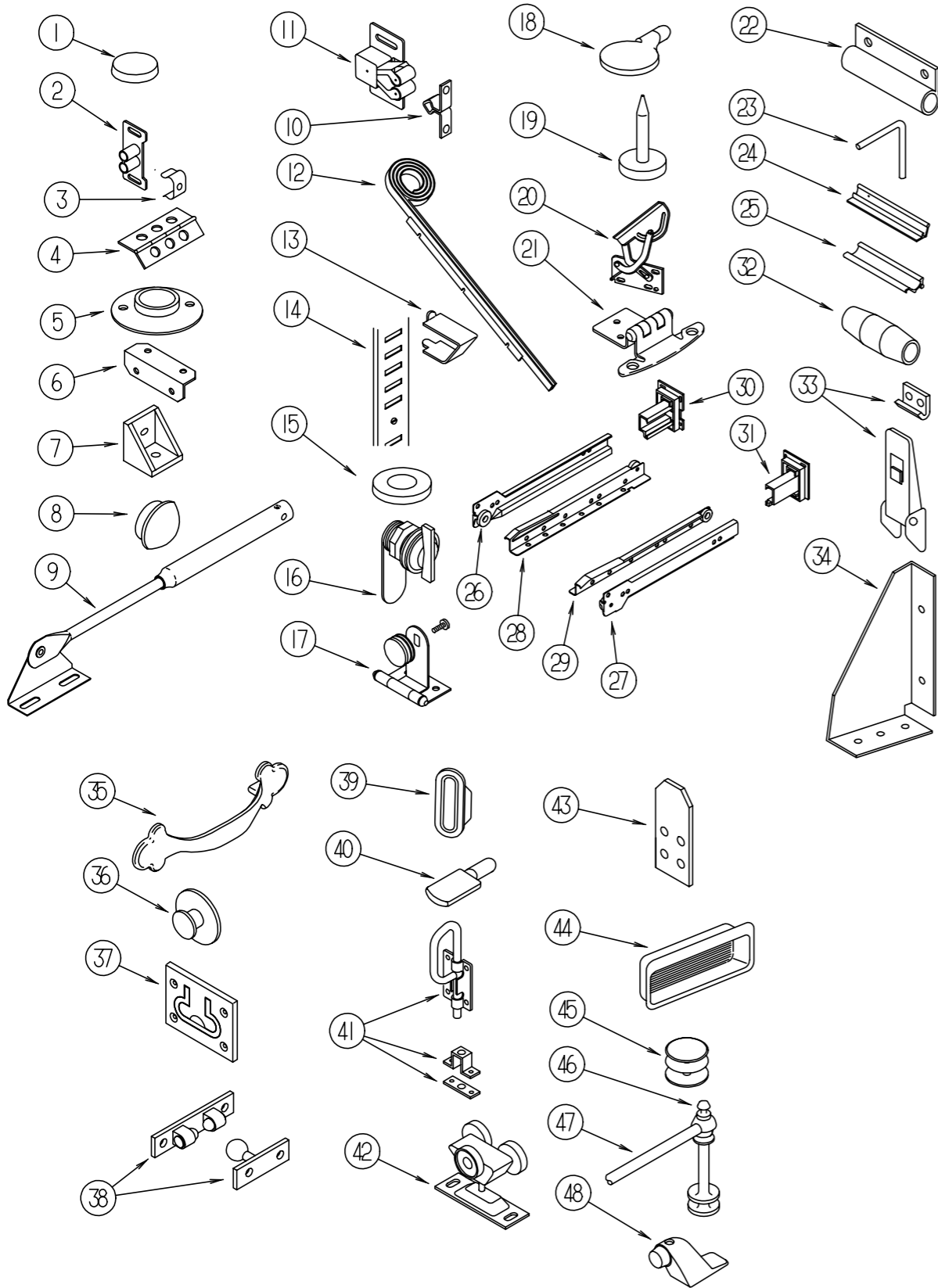
KEY	PART NUMBER	U/M	DESCRIPTION
	042720-24-000	SY	VINYL - FLOOR COVERING
	093486-01-000	SY	CARPET - COMPARTMENT - 72" WIDE - DARK GRAY
	091261-01-000	FT	SLIPNOT - ANTISLIP - 1" WIDE (100' ROLL)
	096060-C4-000	SY	CARPET - NIGHT NAVY - INCREMENTS OF 4 SQ. YARDS (J90, J30)
	096060-A1-000	SY	CARPET - ARTIC GRAY - INCREMENTS OF 4 SQ YDS (J91, J31)
	096060-A2-000	SY	CARPET - NEW MEADOW - INCREMENTS OF 4 SQ YD (J92, J32)
	096060-99-000	SY	CARPET - PARCHMENT - INCREMENTS OF 4 SQ. YARDS (J93, J33)
	108152-01-000	EA	MAT - FLOOR - PASSENGER
	108152-02-000	EA	MAT - FLOOR - DRIVER
	108152-03-000	EA	MAT - FLOOR - DRIVER - FREIGHTLINER ONLY
	122755-02-01A	EA	TILE - RUBBER/ENTRANCE DOOR - 18.5" X 29.3"
	122755-04-01A	EA	TILE - RUBBER/ENTRANCE DOOR - 17.7" X 28.5"
	124253-01-02A	EA	VINYL -FLOOR PLANK - 3" X 12" - MAPLE - MYSTIC OAK/WHITE GRANITE
	124253-01-02A	EA	VINYL -FLOOR PLANK - 3" X 12" - CHERRY - SALEM CHERRY

CLOCK, FIRE EXTINGUISHER, DETECTOR & HANDRAIL

KEY	PART NUMBER	U/M	DESCRIPTION	VENDOR NO.
	072852-01-000	EA	DETECTOR - SMOKE - W/9 VOLT BATTERY - US	
	072852-02-000	EA	DETECTOR - SMOKE - W/9/VOLT BATTERY - CANADIAN	
	094499-01-000	EA	EXTINGUISHER/FIRE - DRY W/MOUNTING BRACKET	
	094499-02-000	EA	EXTINGUISHER/FIRE - DRY - 1A10BC - CANADIAN	
	094499-01-700	EA	BRACKET MTG. W/PLAS. STRAP	294039
	094499-01-701	EA	STRAP ONLY (METAL)	320351
	100793-02-01A	EA	CLOCK - WALL - QUARTZ/11" - BRASS	
	125136-01-000	EA	DETECTOR - CO - GAS - MODEL 9L-I	
	108808-03-01A	EA	HANDRAIL - ENTRANCE STEP	

INTERIOR FINISH GROUP (CONTINUED)

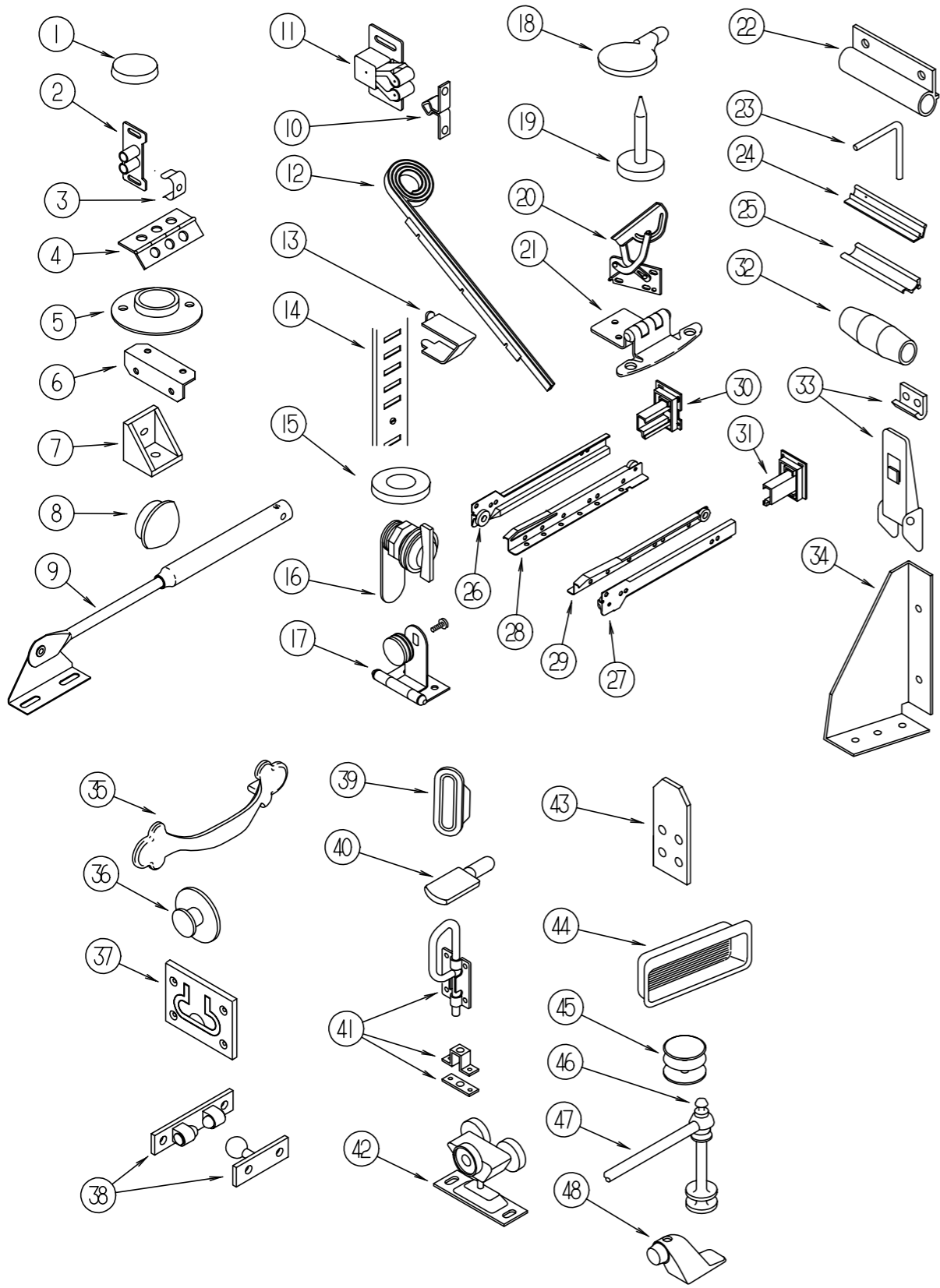
CABINET HARDWARE



KEY	PART NUMBER	U/M	DESCRIPTION
1	004354-01-000	EA	BUMPER - RUBBER - .5" DIA - BROWN
2	009021-01-000	EA	CATCH - GRILLE - NYLON
3	009021-02-000	EA	STRIKE - SPRING STEEL
4	009059-01-000	EA	HINGE - DOOR - 2" X 1.4" - BRASS
4	009059-02-000	EA	HINGE - DOOR - 2" X 2.7" - BRASS
4	041389-18-000	EA	HINGE - PIANO - 1.50" X 19" - OFF WHITE
4	041389-25-000	EA	HINGE - PIANO - 1.50" X 55"
4	073151-02-000	EA	HINGE-CONTINUOUS, 22.3" LONG - METAL - OFF WHITE
4	110496-03-01A	EA	HINGE - BRASS
5	009112-01-000	EA	FLANGE - PLASTIC - 1" CLOTHES ROD - OFF WHITE
6	016604-01-000	EA	BRACE - CABINET - ANGLE - 2.5" - UNPAINTED METAL
6	016604-05-000	EA	BRACE - CABINET - ANGLE - 2.5" - OFF WHITE METAL
	023320-01-000	EA	PAD - FELT 3/8" DIAMETER
	042438-01-000	EA	DOWEL - WOOD - CLOTHES ROD - 1" DIAMETER X 4'
	042438-06-000	EA	DOWEL - WOOD - 1.5" X 26" - OAK
7	065740-01-000	EA	BRACE - CABINET/CORNER - PLASTIC
8	074045-01-000	EA	PLUG - OAK - 1/2" DIAMETER - WATERFORD OAK
8	074045-09-000	EA	PLUG - OAK - 1/2" DIAMETER - PICKLED ASH - MYSTIC OAK
8	074045-08-000	EA	PLUG - OAK - 1/2" DIAMETER - SALEM CHERRY
8	074045-11-000	EA	PLUG - OAK - 1/2" DIAMETER - WHITE GRANITE
9	074493-02-000	EA	SUPPORT - PISTON SPRING - CABINET DOOR
	091261-01-000	FT	SLIPNOT - ANTISLIP - 1" WIDE (100' ROLL)
10	093586-05-000	EA	STRIKE - SPRING STEEL
11	093586-06-000	EA	CATCH - SPRING - ROLLER
12	097141-02-700	EA	KIT - TRACK - TAMBOUR DOOR - W/ONE RT & ONE LEFT TRACK
	097872-04-000	EA	DOWEL - WOOD - 1" DIAMETER X 1.38" LONG
13	098979-01-000	EA	CLIP - ADJUSTABLE SHELF
14	098980-02-000	EA	PILASTER - ADJUSTABLE SHELF - 12"
14	098980-04-000	EA	PILASTER - ADJUSTABLE SHELF - 48"
14	098980-06-000	EA	PILASTER - ADJUSTABLE SHELF - 24"
15	100707-01-000	EA	SPACER - GLASS DOOR - .8" DIA - .3" HOLE - PLASTIC
16	100710-01-01A	EA	LOCK - GLASS DOOR/TWIST TYPE - BRASS
17	100711-01-01A	EA	HINGE - GLASS DOOR
18	101766-01-000	EA	PIN - SUPPORT/GLASS DOOR
19	102194-01-000	EA	GUIDE - PLASTIC
20	108126-01-000	EA	TRAY HINGE SET (QTY. 2 PER SET)
21	108138-01-000	EA	HINGE - CABINET DOOR - BURNISHED BRASS
21	108138-02-000	EA	HINGE - CABINET DOOR - BRIGHT BRASS - WHITE GRANITE
22	108486-01-01A	EA	BRACKET - PROP ROD/OVERHEAD - BLACK
23	108487-02-01A	EA	SUPPORT - PROP ROD/OVERHEAD - BLACK
24	110107-01-04A	EA	PULL - DOOR - TERRATONE
25	110108-01-04A	EA	LATCH - DOOR - TERRATONE

INTERIOR FINISH GROUP (CONTINUED)

CABINET HARDWARE (CONTINUED)



KEY	PART NUMBER	U/M	DESCRIPTION
26	114031-05-000	EA	SLIDE - 14" - LEFT SIDE/CABINET
27	114031-06-000	EA	SLIDE - 14" - RIGHT SIDE/CABINET
28	114031-07-000	EA	SLIDE - 14" - LEFT SIDE/DRAWER
29	114031-08-000	EA	SLIDE - 14" - RIGHT SIDE/DRAWER
26	114031-09-000	EA	SLIDE - 16" - LEFT SIDE/CABINET
27	114031-10-000	EA	SLIDE - 16" - RIGHT SIDE/CABINET
28	114031-11-000	EA	SLIDE - 16" - LEFT SIDE/DRAWER
29	114031-12-000	EA	SLIDE - 16" - RIGHT SIDE/DRAWER
26	114031-13-000	EA	SLIDE - 18" - LEFT SIDE/CABINET
27	114031-14-000	EA	SLIDE - 18" - RIGHT SIDE/CABINET
28	114031-15-000	EA	SLIDE - 18" - LEFT SIDE/DRAWER
29	114031-16-000	EA	SLIDE - 18" - RIGHT SIDE/DRAWER
26	114031-17-000	EA	SLIDE - 20" - LEFT SIDE/CABINET
27	114031-18-000	EA	SLIDE - 20" - RIGHT SIDE/CABINET
28	114031-19-000	EA	SLIDE - 20" - LEFT SIDE/DRAWER
29	114031-20-000	EA	SLIDE - 20" - RIGHT SIDE/DRAWER
26	114031-21-000	EA	SLIDE - 22" - LEFT SIDE/CABINET
27	114031-22-000	EA	SLIDE - 22" - RIGHT SIDE/CABINET
28	114031-23-000	EA	SLIDE - 22" - LEFT SIDE/DRAWER
29	114031-24-000	EA	SLIDE - 22" - RIGHT SIDE/DRAWER
26	114031-25-000	EA	SLIDE - 24" - LEFT SIDE/CABINET
27	114031-26-000	EA	SLIDE - 24" - RIGHT SIDE/CABINET
28	114031-27-000	EA	SLIDE - 24" - LEFT SIDE/DRAWER
29	114031-28-000	EA	SLIDE - 24" - RIGHT SIDE/DRAWER
30	114045-01-000	EA	BACKSOCKET - ADJUSTABLE LEFT
31	114045-02-000	EA	BACKSOCKET - ADJUSTABLE RIGHT
32	114130-02-000	EA	BALLS - SPACER - DOOR
33	116975-01-01A	EA	LATCH - W/O STRIKE - BLACK - NEW STYLE
34	116978-01-03B	EA	GUSSET - SLIDEOUT ROOM - OFF/WHITE
35	125165-01-01A	EA	PULL - CABINET - BRIGHT BRASS
35	121891-01-01A	EA	PULL - CABINET - BRASS - WHITE GRANITE
36	125221-01-01A	EA	PULL - MIRROR - W/ROUND HANDLE
37	072871-01-000	EA	PULL-FLUSH, CHROME
38	084451-01-000	EA	CATCH - TV SHELF - BRASS
39	098410-01-01A	EA	PULL-FINGER, OVAL - BRASS
40	101766-01-000	EA	PIN-SUPPORT, GLASS DOOR
41	103256-01-000	EA	LATCH-SLIDE
42	103874-01-000	EA	HANGER-SLIDING DOOR
43	112053-01-01A	EA	STOP - DRAWER - BLACK
44	124311-01-01A	EA	HANDLE - RECESSED - BRASS
45	081114-02-000	EA	CAP - INSERT - ROUND 1" DIAMETER - WHITE
46	084070-03-000	EA	POST - END - 2.4" - BRASS
47	084071-05-000	EA	ROD - BRASS - 15"
47	084071-19-000	EA	ROD - BRASS - 7.09" LONG
47	084071-20-000	EA	ROD - BRASS, 250MM LONG
47	084071-23-000	EA	ROD - BRASS - 13.12" LONG
48	103257-01-000	EA	STOP - DOOR

LABELS GROUP

WARNING:
 ALL PILOT LIGHTS AND APPLIANCES SHALL BE TURNED OFF DURING REFUELLING OF MOTOR FUEL TANKS AND/OR PROPANE CONTAINERS.
 AVERTISSEMENT:
 FERMER TOUTES LES VEILLEUSES AINSI QUE TOUS LES APPAREILS LORSQU'ON FAIT LE PLEIN DES RESERVOIRS A CARBURANT QU A PROPANE.

1

2

DIESEL FUEL ONLY

LABEL-DIESEL FUEL ONLY

KEY	PART NUMBER	U/M DESCRIPTION
1	006040-01-000	EA TAG-GAS REFUELING WARNING
1	006040-02-000	EA TAG-GAS REFUEL WARNING, CANADIAN
2	068383-01-000	EA LABEL-DIESEL FUEL ONLY

1

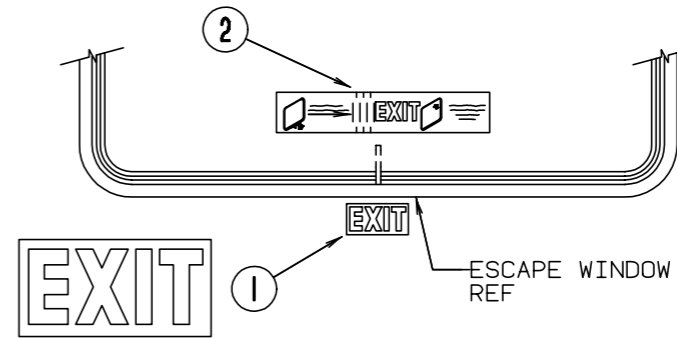
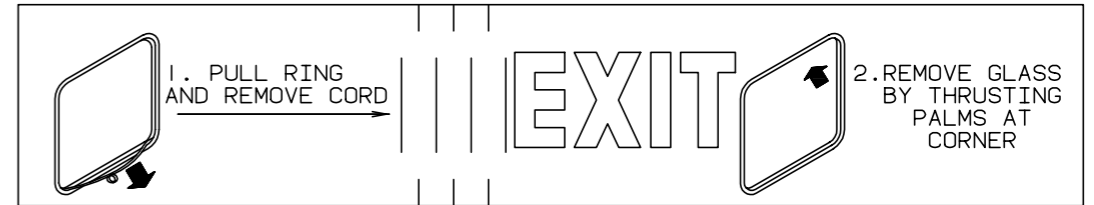
THIS CONNECTION IS FOR
 110-125 VOLT AC, 60HZ(CYCLES)
 30 AMP. MAX SERVICE.
 DO NOT CONNECT TO
 HIGHER VOLTAGE

KEY	PART NUMBER	U/M DESCRIPTION
1	006062-01-000	EA LABEL - ELECTRIC - 110 VOLT CONNECTION FROM: 00-00-00 THRU: 07-13-97

THIS LADDER IS DUTY RATED (USER AND MATERIAL) AT 200 POUNDS. PERSONAL INJURY MAY RESULT IF THE DUTY RATING IS EXCEEDED

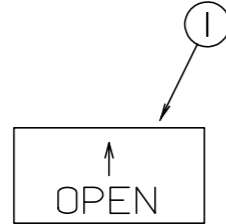
KEY	PART NUMBER	U/M DESCRIPTION
1	125841-01-000	EA LABEL-LADDER DUTY RATING - BLACK ON CLEAR

LABELS GROUP (CONTINUED)

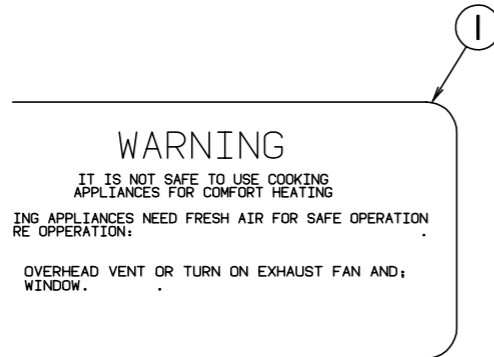


KEY	PART NUMBER	U/M DESCRIPTION
1	039290-01-000	EA LABEL - WARNING - EXIT
2	107571-01-000	EA LABEL - EXIT/ESCAPE WINDOW

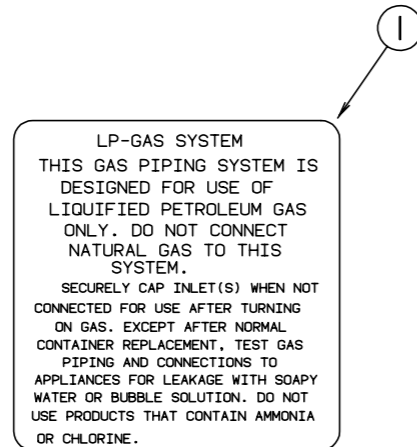
LABELS GROUP (CONTINUED)



KEY	PART NUMBER	U/M DESCRIPTION
1	040944-01-000	EA LABEL - ENTRANCE DOOR - "OPEN"



KEY	PART NUMBER	U/M DESCRIPTION
1	050222-01-000	EA LABEL - STOVE VENT - CANADIAN
1	050225-01-000	EA LABEL - WARNING - STOVE VENT - US

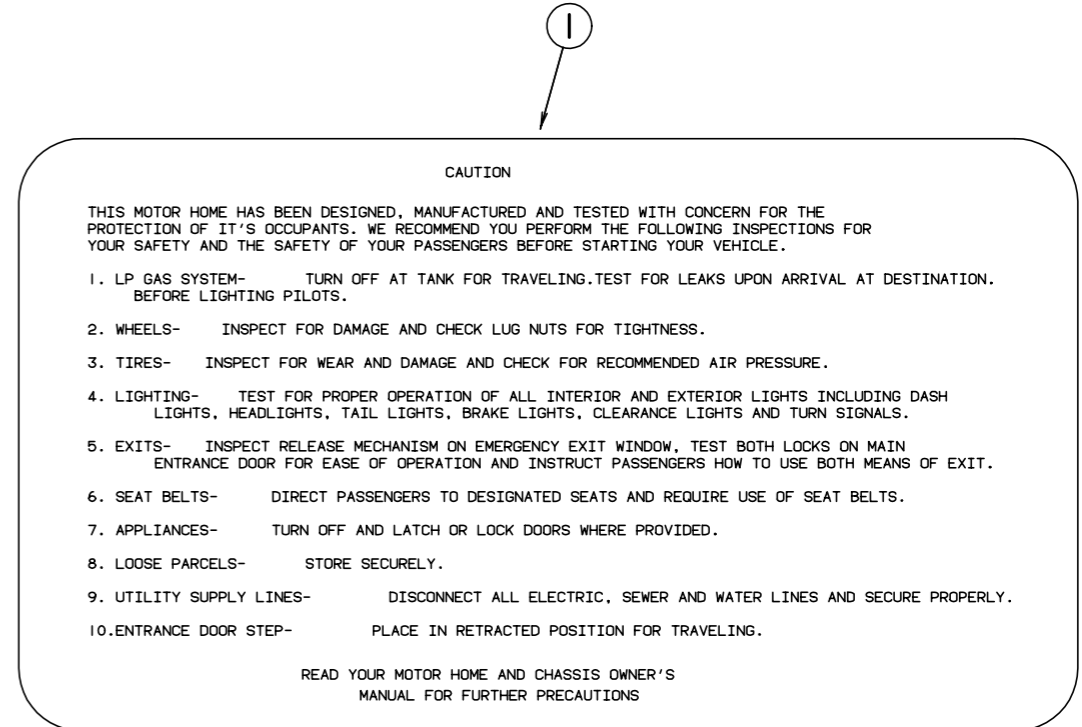


KEY	PART NUMBER	U/M DESCRIPTION
1	054531-01-000	EA LABEL - LP GAS ONLY
	023769-01-000	EA LABEL - WARNING - LPG - CANADIAN

WARNING: DISCONNECT BATTERIES BEFORE CONNECTING EXTERNAL CHARGING EQUIPMENT.

KEY	PART NUMBER	U/M DESCRIPTION
1	065748-01-000	EA LABEL - CAUTION - BATTERY CHARGING

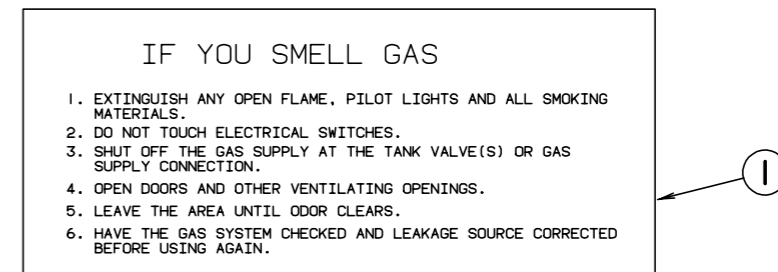
LABELS GROUP (CONTINUED)



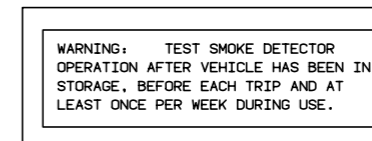
KEY	PART NUMBER	U/M DESCRIPTION
1	056259-01-000	EA LABEL - SAFETY CHECK LIST

ERTISSEMENT : DEBRANCHER LES BATTERIES AVA BRANCHER TOUT EQUIPEMENT DE CHARGE EXTERIEU

KEY	PART NUMBER	U/M DESCRIPTION
1	065748-02-000	EA LABEL - WARNING - BATTERY/FRENCH

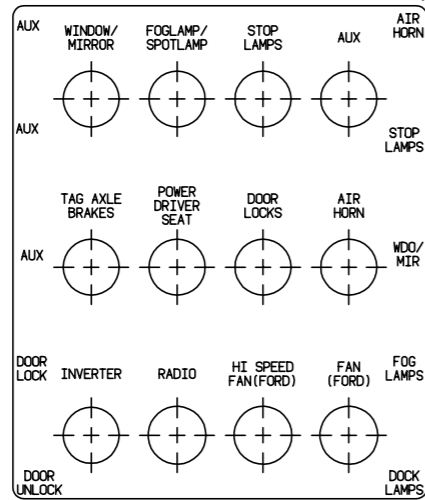


KEY	PART NUMBER	U/M DESCRIPTION
1	073998-01-000	EA LABEL - LPG ODOR WARNING

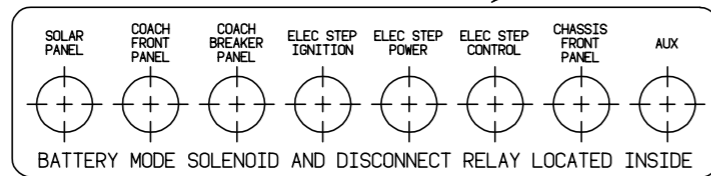


KEY	PART NUMBER	U/M DESCRIPTION
1	077956-01-000	EA LABEL - WARNING - SMOKE DETECTOR

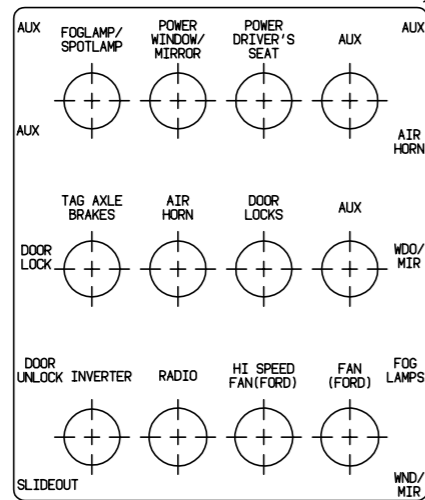
LABELS GROUP (CONTINUED)



KEY PART NUMBER U/M DESCRIPTION
 1 092547-06-000 EA LABEL - CIRCUIT BREAKER

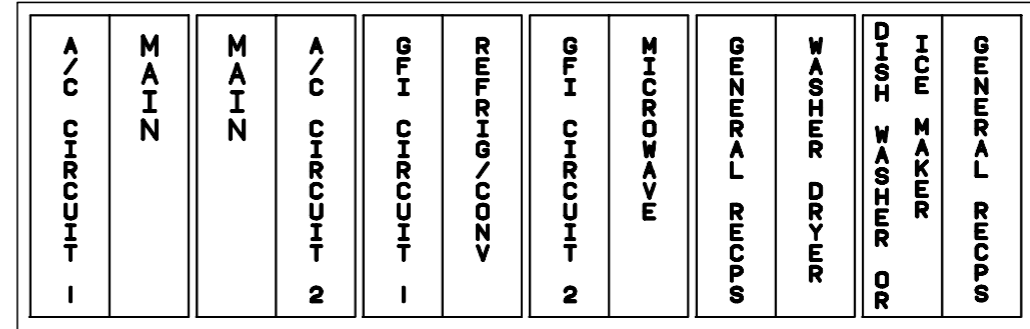


KEY PART NUMBER U/M DESCRIPTION
 1 093236-13-000 EA LABEL - CIRCUIT BREAKER

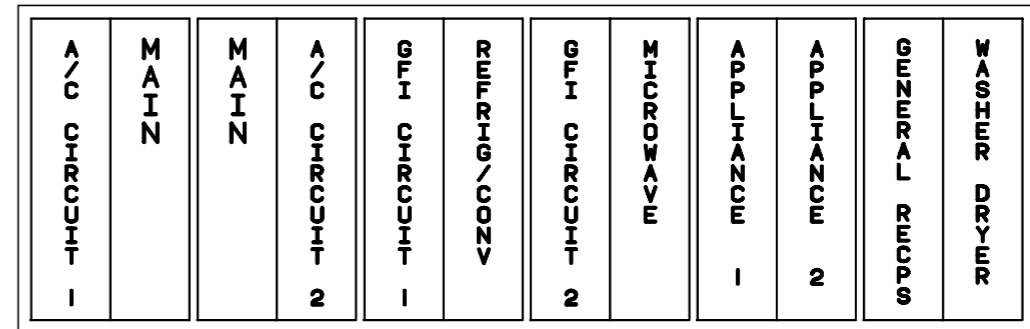


KEY PART NUMBER U/M DESCRIPTION
 1 093236-16-000 EA LABEL - CIRCUIT BREAKER

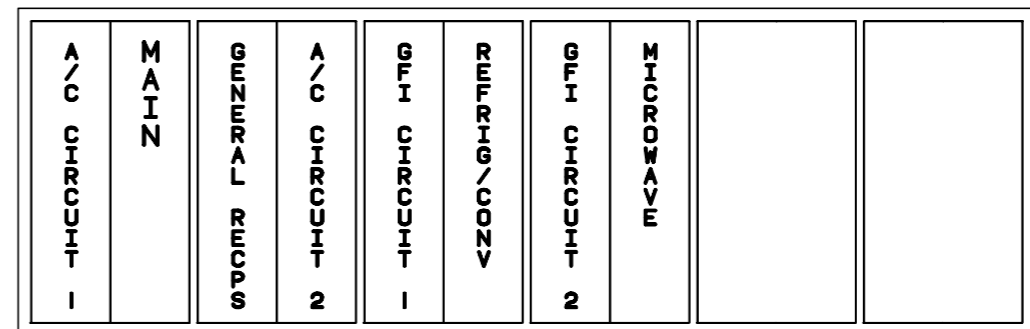
LABELS GROUP (CONTINUED)



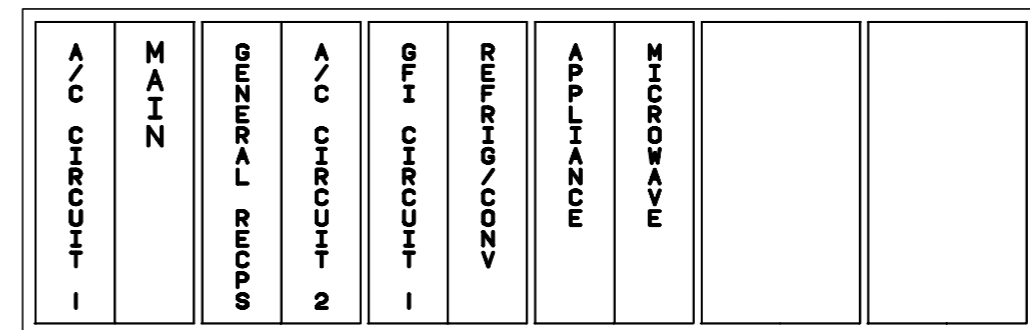
KEY PART NUMBER U/M DESCRIPTION
 1 095721-17-000 EA LABEL - CONTROL CENTER - 50 AMP



KEY PART NUMBER U/M DESCRIPTION
 1 095721-18-000 EA LABEL - CONTROL CENTER - 50 AMP - CSA



KEY PART NUMBER U/M DESCRIPTION
 1 095721-23-000 EA LABEL - CONTROL CENTER - 30 AMP



KEY PART NUMBER U/M DESCRIPTION
 1 095721-24-000 EA LABEL - CONTROL CENTER - 30 AMP - CSA

LABELS GROUP (CONTINUED)

ⓘ
AUTOMOTIVE AND COACH
CIRCUIT BREAKERS

KEY PART NUMBER U/M DESCRIPTION
1 098379-01-000 EA LABEL - FRONT BOX - CIRCUIT BREAKER

CIRCUIT BREAKERS
AND AUTOMOTIVE
FUSE PANEL ⓘ

KEY PART NUMBER U/M DESCRIPTION
1 098379-03-000 EA LABEL - ELECTRICAL BOX - FRONT

ⓘ
CIRCUIT BREAKERS
AND AUTOMOTIVE
FUSE PANEL

KEY PART NUMBER U/M DESCRIPTION
1 098379-04-000 EA LABEL - ELECTRICAL BOX - SIDE

UNLEADED FUEL ONLY ⓘ

KEY PART NUMBER U/M DESCRIPTION
1 098641-01-000 EA LABEL - FUEL - UNLEADED - DASH

ⓘ
FOR AWNING INSTALLATION
CONTACT YOUR MOTORHOME
DEALERSHIP

KEY PART NUMBER U/M DESCRIPTION
1 099509-01-000 EA LABEL - AWNING INSTALLATION

LABELS GROUP (CONTINUED)

NOTE: TUNE ANTENNA
PER MANUFACTURER'S
DIRECTIONS. FAILURE TO
COMPLY COULD RESULT IN
DAMAGE TO CB.

ⓘ
CB POWER PROVISION
RED +12 V
BLACK GROUND
COAX ANTENNA
(SEE REVERSE ALSO)

KEY PART NUMBER U/M DESCRIPTION
1 104678-01-000 EA LABEL - CB PREP

ⓘ
DO NOT USE HITCH BEFORE
READING OWNERS MANUAL REGARDING
VEHICLE LOADING AND TOWING

KEY PART NUMBER U/M DESCRIPTION
1 111104-01-000 EA LABEL - HITCH - READ MANUAL - WHITE

ⓘ
WARNING: CONTAINS "CFC" A SUBSTANCE WHICH HARMS
PUBLIC HEALTH AND ENVIRONMENT BY DESTROYING
OZONE IN THE UPPER ATMOSPHERE.

KEY PART NUMBER U/M DESCRIPTION
1 111802-01-000 EA LABEL - CFC WARNING

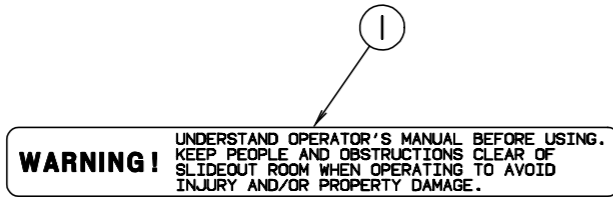
ⓘ
CAUTION
DO NOT LATCH DOOR IN OPEN POSITION
IF (SEE TAB) CONTROL IS IN THE ON
POSITION. (SEE TAB) EXHAUST MAY
DAMAGE OUTER SURFACE OF DOOR.

KEY PART NUMBER U/M DESCRIPTION
1 113402-02-000 EA LABEL - CAUTION - FURNACE EXHAUST

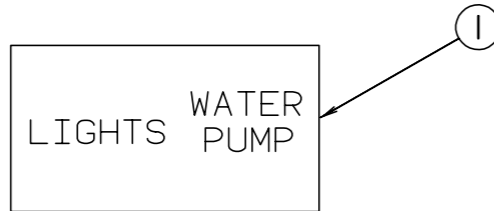
TELEPHONE
INPUT
⊕
CABLE
INPUT ⓘ

KEY PART NUMBER U/M DESCRIPTION
1 114866-02-000 EA LABEL - PHONE & CABLE INPUT

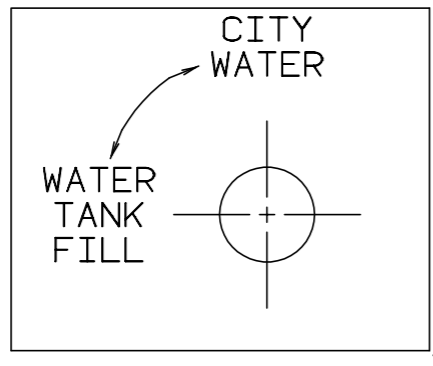
LABELS GROUP (CONTINUED)



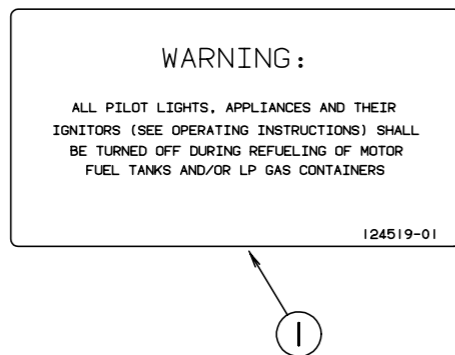
KEY PART NUMBER U/M DESCRIPTION
 1 116549-01-000 EA LABEL - WARNING - SLIDEOUT



KEY PART NUMBER U/M DESCRIPTION
 1 117628-02-000 EA LABEL - SWITCH - WATER PUMP/LIGHTS

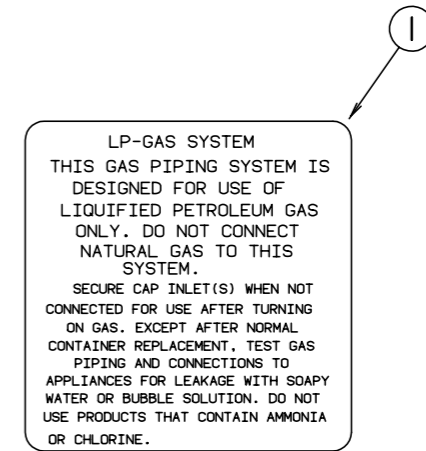


KEY PART NUMBER U/M DESCRIPTION
 1 117629-02-000 EA LABEL - WATER PUMP/FILL

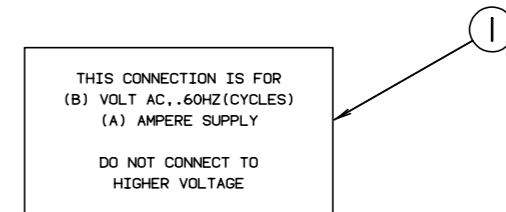


KEY PART NUMBER U/M DESCRIPTION
 1 124519-01-01A EA LABEL - WARNING/REFUELING - BLACK ON CLEAR
 1 124519-01-02A EA LABEL - WARNING/REFUELING - WHITE ON CLEAR

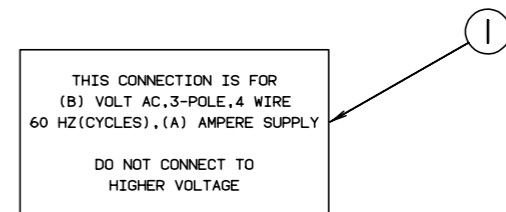
LABELS GROUP (CONTINUED)



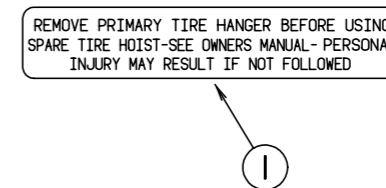
KEY PART NUMBER U/M DESCRIPTION
 1 124520-01-02A EA LABEL - LP GAS ONLY



KEY PART NUMBER U/M DESCRIPTION
 1 125306-01-01A EA LABEL - ELECTRICAL ENTRANCE - 110VOLT 30AMP FROM: 07-14-97 THRU: 99-99-99

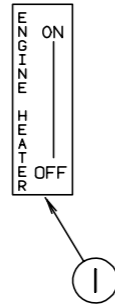


KEY PART NUMBER U/M DESCRIPTION
 1 125306-04-01A EA LABEL - ELECTRICAL ENTRANCE - 120 VOLT 240 AMP FROM: 07-14-97 THRU: 99-99-99

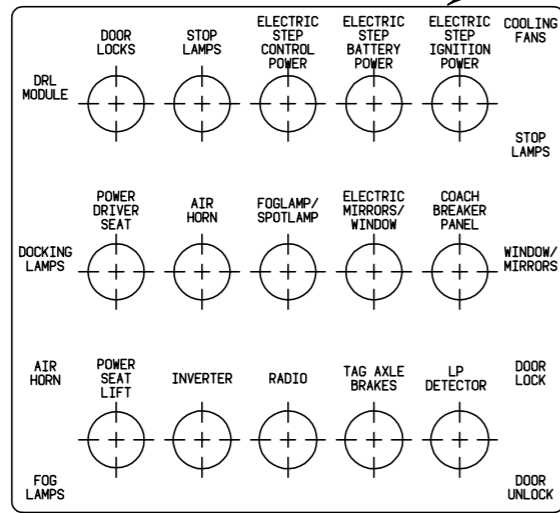


KEY PART NUMBER U/M DESCRIPTION
 1 126024-01-01A EA LABEL - TIRE HANGER REMOVAL FROM: 01-20-97 THRU: 99-99-99

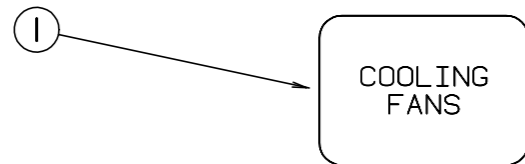
LABELS GROUP (CONTINUED)



KEY PART NUMBER U/M DESCRIPTION
 1 083588-01-000 EA LABEL - ON/OFF - WATER HEATER

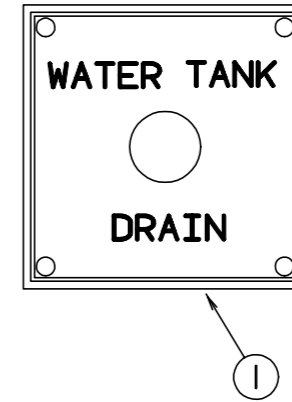


KEY PART NUMBER U/M DESCRIPTION
 1 093236-12-000 EA LABEL - CIRCUIT BREAKER



KEY PART NUMBER U/M DESCRIPTION
 1 093237-10-000 EA LABEL - CIRCUIT BREAKER - FRONT - COOLING FANS

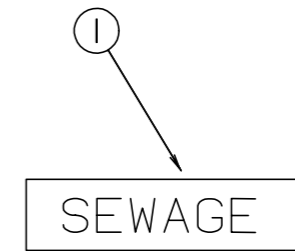
LABELS GROUP (CONTINUED)



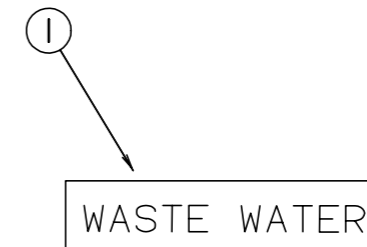
KEY PART NUMBER U/M DESCRIPTION
 1 127170-01-000 EA LABEL - WATER TANK DRAIN



KEY PART NUMBER U/M DESCRIPTION
 1 128218-01-000 EA LABEL - WATER TANK DRAIN



KEY PART NUMBER U/M DESCRIPTION
 1 006187-01-000 EA LABEL - SEWAGE

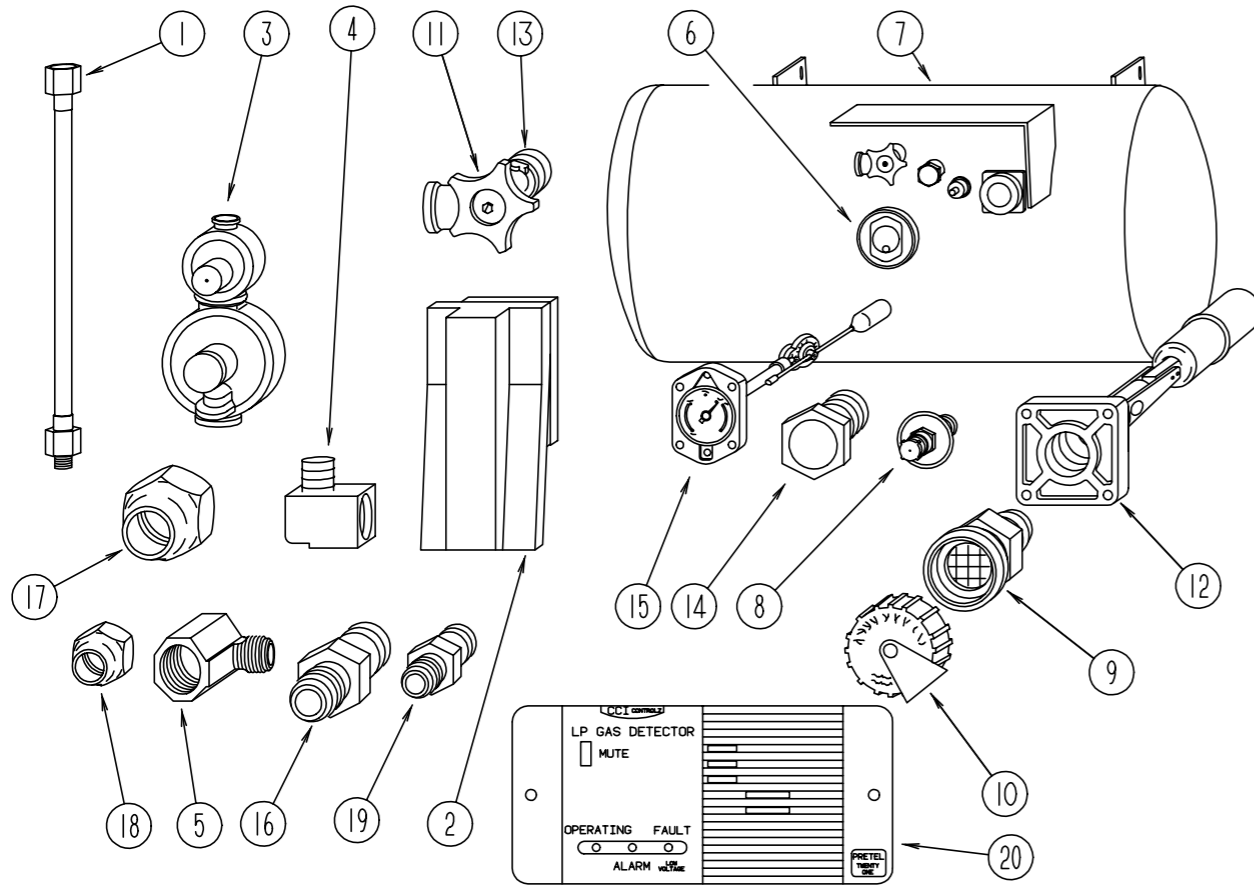


KEY PART NUMBER U/M DESCRIPTION
 1 006188-01-000 EA LABEL - WASTE WATER

MISCELLANEOUS LABELS

KEY PART NUMBER U/M DESCRIPTION
 128658-01-000 EA LABEL - PROP ROD - ENTRY DOOR

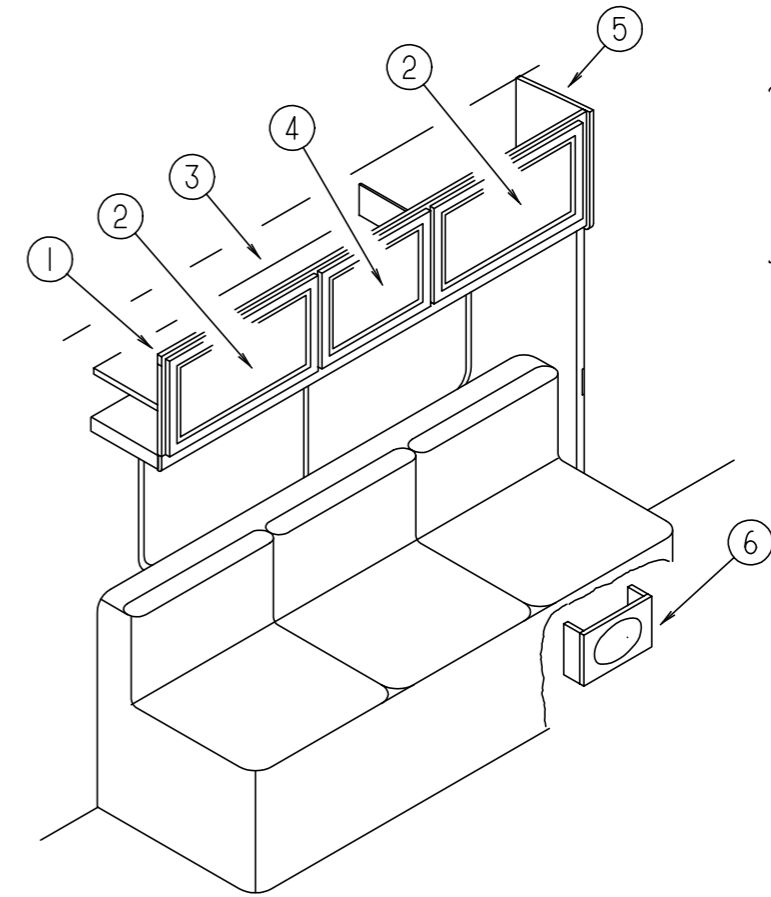
LP GROUP



LP TANK & COMPONENTS

KEY	PART NUMBER	U/M	DESCRIPTION	VENDOR NO.
1	045703-05-000	EA	HOSE - LP - 3/8" ID X 28" - 3.8 MPT X 1/2 F SWIVEL - US	
1	045703-06-000	EA	HOSE - LP - 3/8" ID X 28" - 3/8 MPT X 1/2 F SWIVEL - CANAD	
2	105658-01-000	EA	COMPARTMENT - LP REGULATOR	
3	106150-01-000	EA	REGULATOR - TWO STAGE	
4	010252-01-000	EA	ELBOW - BRASS - 90 DEGREE - 3/8"F X 1/2"MPT	
5	010265-01-000	EA	ELBOW - BRASS - 90 DEGREE - 3/8"F X 1/2"FPT	
6	040440-02-000	EA	TRANSMITTER - DIAL - 0-90 OHM -2 TERMINAL (POWER & GROUND)	
7	088253-03-000	EA	TANK - LP - 100 LB - 16"DIAMETER X 36" LONG - SPL	
8	040421-01-700	EA	VALVE-LIQUID LEVEL, 20%	G-1013
9	040421-01-701	EA	VALVE-FILL-SHORT, LP	7547B
10	040421-01-702	EA	CAP-FILL VALVE, PLASTIC	G-1014-A
11	040421-01-708	EA	HANDWHEEL-SERVICE VALVE	G-1015-A
12	040421-01-711	EA	VALVE-80% FILL W/AUTO STOP	LLL/TL3
13	040421-01-712	EA	VALVE,SERV. W/O VAPOR RELIEF	29000853
14	040421-01-713	EA	VALVE-RELIEF 1" W/SPRING 7"	29000587
15	088253-01-700	EA	GAUGE-FLOAT ASSEMBLY, L.P.	16C
16	010329-01-000	EA	ADAPTER - BRASS - 1/2" F X 1/2" MPT	
17	010377-02-000	EA	NUT - BRASS - 3/8" FLARE - FORGED	
18	010380-02-000	EA	NUT - BRASS - 1/2" FLARE - FORGED	
19	010326-01-000	EA	ADAPTER - FLARE - W/CONE GASKET - 3/8"FEMALE X 1/2"MALE	
20	103613-03-000	EA	DETECTOR - LP GAS - W/O SHUT-OFF VALVE	

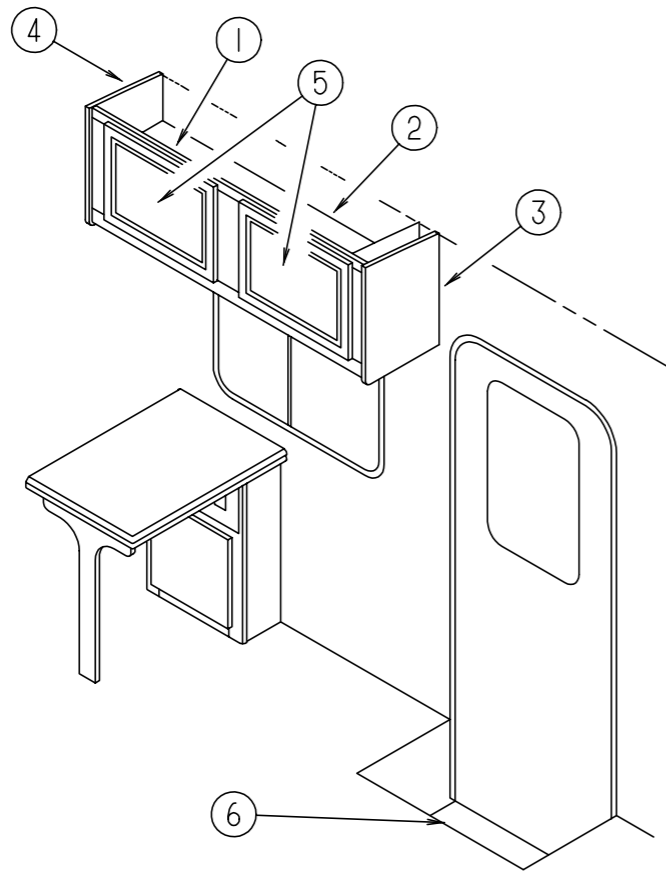
LOUNGE GROUP



LOUNGE CABINETS ON DRIVERS SIDE

KEY	PART NUMBER	U/M	DESCRIPTION
1	127020-01-J90	EA	CABINET - OVERHEAD - FRONT/LEFT HAND - W/O DOORS/HARDWARE MYSTIC OAK
1	127020-01-J30	EA	CABINET - OVERHEAD - FRONT/LEFT HAND - W/O DOORS/HARDWARE SALEM CHERRY
1	127020-01-J62	EA	CABINET - OVERHEAD - FRONT/LEFT HAND - W/O DOORS/HARDWARE WHITE GRANITE
2	M05992-48-J90	EA	DOOR - STRAIGHT CORNER/OGEE EDGE - 15.7" X 27.9" - W/O HDW - MYSTIC OAK
2	M05992-48-J10	EA	DOOR - STRAIGHT CORNER/OGEE EDGE - 15.7" X 27.9" - W/O HDW SALEM CHERRY
2	122715-08-01A	EA	DOOR - MOLDED VINYL - 15.7" X 27.9" - W/O HDW - WHT GRANITE
3	127020-11-J90	EA	SHELF - W/PLASTIC EDGE TRIM - MYSTIC OAK
3	127020-11-J30	EA	SHELF - W/PLASTIC EDGE TRIM - SALEM CHERRY
3	127020-11-J62	EA	SHELF - W/PLASTIC EDGE TRIM - WHITE GRANITE
4	M05992-41-J90	EA	DOOR - STRAIGHT CORNER/OGEE EDGE - 15.7" X 20.4" - W/O HDW - MYSTIC OAK
4	M05992-41-J10	EA	DOOR - STRAIGHT CORNER/OGEE EDGE - 15.7" X 20.4" - W/O HDW SALEM CHERRY
4	122715-27-01A	EA	DOOR - MOLDED VINYL - 15.7" X 20.4" - W/O HDW-WHT GRANITE
5	103128-02-J90	EA	END CAP - OVERHEAD CABINET/LEFT HAND - MYSTIC OAK
5	103128-02-J30	EA	END CAP - OVERHEAD CABINET/LEFT HAND - SALEM CHERRY
5	103128-02-J23	EA	END CAP - OVERHEAD CABINET/LEFT HAND - WHITE GRANITE
6	126989-01-000	EA	CABINET - F/SPEAKER - W/O DOORS/HARDWARE

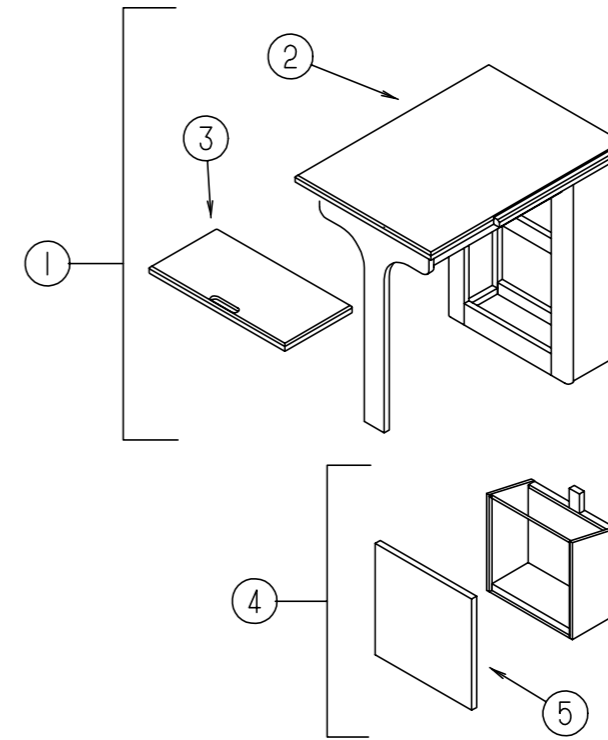
LOUNGE GROUP (CONTINUED)



LOUNGE CABINETS ON PASSENGER SIDE

KEY	PART NUMBER	U/M	DESCRIPTION
1	127021-01-J90	EA	CABINET - OVERHEAD - FRONT/LEFT HAND - W/O DOORS/HARDWARE MYSTIC OAK
1	127021-01-J30	EA	CABINET - OVERHEAD - FRONT/LEFT HAND - W/O DOORS/HARDWARE SALEM CHERRY
1	127021-01-J62	EA	CABINET - OVERHEAD - FRONT/LEFT HAND - W/O DOORS/HARDWARE WHITE GRANITE
2	127021-12-J90	EA	SHELF - W/PLASTIC EDGE TRIM - MYSTIC OAK
2	127021-12-J30	EA	SHELF - W/PLASTIC EDGE TRIM - SALEM CHERRY
2	127021-12-J62	EA	SHELF - W/PLASTIC EDGE TRIM - WHITE GRANITE
3	103128-01-J90	EA	END CAP - OVERHEAD CABINET/RIGHT HAND - MYSTIC OAK
3	103128-01-J30	EA	END CAP - OVERHEAD CABINET/RIGHT HAND - SALEM CHERRY
3	103128-01-J23	EA	END CAP - OVERHEAD CABINET/RIGHT HAND - WHITE GRANITE
4	103128-02-J90	EA	END CAP - OVERHEAD CABINET/LEFT HAND - MYSTIC OAK
4	103128-02-J30	EA	END CAP - OVERHEAD CABINET/LEFT HAND - SALEM CHERRY
4	103128-02-J23	EA	END CAP - OVERHEAD CABINET/LEFT HAND - WHITE GRANITE
5	M05992-41-J90	EA	DOOR - STRAIGHT CORNER/OGEE EDGE - 15.7" X 20.4" - W/O HDW - MYSTIC OAK
5	M05992-41-J10	EA	DOOR - STRAIGHT CORNER/OGEE EDGE - 15.7" X 20.4" - W/O HDW SALEM CHERRY
5	122715-27-01A	EA	DOOR - MOLDED VINYL - 15.7" X 20.4" - W/O HDW-WHT GRANITE
6	120234-03-H17	EA	LID - ENTRY STEP
	101222-01-04A	EA	BRACKET - CATCH - LID
	064075-07-000	FT	SEAL - BULB - W/WIRED U CHANNEL - .3" X .5" CHANNEL - BLK

LOUNGE GROUP (CONTINUED)



LOUNGE TABLE

KEY	PART NUMBER	U/M	DESCRIPTION
1	127194-01-J90	EA	CABINET - PULLOUT - W/O DOORS/HARDWARE (J90)
1	127194-01-J91	EA	CABINET - PULLOUT - W/O DOORS/HARDWARE (J91)
1	127194-01-J92	EA	CABINET - PULLOUT - W/O DOORS/HARDWARE (J92)
1	127194-01-J93	EA	CABINET - PULLOUT - W/O DOORS/HARDWARE (J93)
1	127194-01-J30	EA	CABINET - PULLOUT - W/O DOORS/HARDWARE (J30)
1	127194-01-J31	EA	CABINET - PULLOUT - W/O DOORS/HARDWARE (J31)
1	127194-01-J62	EA	CABINET - PULLOUT - W/O DOORS/HARDWARE (J32, J33)
2	127194-21-J90	EA	COUNTERTOP - PULLOUT CABINET (J90)
2	127194-21-J91	EA	COUNTERTOP - PULLOUT CABINET (J91)
2	127194-21-J92	EA	COUNTERTOP - PULLOUT CABINET (J92)
2	127194-21-J93	EA	COUNTERTOP - PULLOUT CABINET (J93)
2	127194-21-J30	EA	COUNTERTOP - PULLOUT CABINET (J30)
2	127194-21-J31	EA	COUNTERTOP - PULLOUT CABINET (J31)
2	127194-21-J62	EA	COUNTERTOP - PULLOUT CABINET (J32, J33)
3	127194-22-J90	EA	COUNTERTOP - PULLOUT CABINET (J90)
3	127194-22-J91	EA	COUNTERTOP - PULLOUT CABINET (J91)
3	127194-22-J92	EA	COUNTERTOP - PULLOUT CABINET (J92)
3	127194-22-J93	EA	COUNTERTOP - PULLOUT CABINET (J93)
3	127194-22-J30	EA	COUNTERTOP - PULLOUT CABINET (J30)
3	127194-22-J31	EA	COUNTERTOP - PULLOUT CABINET (J31)
3	127194-22-J62	EA	COUNTERTOP - PULLOUT CABINET (J32, J33)
4	127209-01-J90	EA	CABINET - STORAGE/TIPOUT - W/O DOORS/HARDWARE - MYSTIC OAK
4	127209-01-J30	EA	CABINET - STORAGE/TIPOUT - W/O DOORS/HARDWARE - SALEM CHERRY
4	127209-02-J62	EA	CABINET - STORAGE/TIPOUT - W/O DOORS/HARDWARE - WHITE GRANITE
5	M05992-Q8-J90	EA	DOOR - STRAIGHT CORNER/OGEE EDGE - 14.3" X 14.3" - W/O HDW - MYSTIC OAK
5	M05992-Q8-J30	EA	DOOR - STRAIGHT CORNER/OGEE EDGE - 14.3" X 14.3" - W/O HDW SALEM CHERRY
5	122715-57-01A	EA	DOOR - MOLDED VINYL - 14.3" X 14.3" - W/O HDW-WHT GRANITE

SEALANTS & FASTENERS GROUP

BOLTS, NUTS & WASHERS

KEY	PART NUMBER	U/M	DESCRIPTION
	000C12-05-12B	EA	BOLT - HEX - 5/16 - 18 X 3/4 - ZINC 5
	000C12-05-16B	EA	BOLT - HEX - 5/16 - 18 X 1 - ZINC 5
	000C12-05-40B	EA	BOLT - HEX - 5/16 - 18 X 2.5 - ZINC 5
	000C12-06-16B	EA	BOLT - HEX - 3/8 - 16 X 1 LG - ZINC 5
	000C12-06-20B	EA	BOLT - HEX - 3/8 - 16 X 1 1/4 - ZINC 5
	000C12-06-32B	EA	BOLT - HEX - 3/8 - 16 X 2LG - ZINC 5
	000C12-06-44B	EA	BOLT - HEX - 3/8 - 16 X 2 3/4 - ZINC 5
	000C12-07-20B	EA	BOLT - HEX - 7/16 - 14 X 1 1/4 - ZINC 5
	000C12-08-16B	EA	BOLT - HEX - 1/2-13 X 1.00 - GD5 - ZINC
	000C12-08-24B	EA	BOLT - HEX - 1/2-13 X 1.50 - ZINC 5
	000C12-08-28B	EA	BOLT - HEX - 1/2-13 X 1 3/4 - ZINC 5
	000C12-10-24B	EA	BOLT - HEX - 5/8-11 X 1.50 - ZINC 5
	000C13-07-48B	EA	BOLT - HEX - 7/16-20 X 3 - ZINC 5
	000C14-06-32B	EA	BOLT - HEX - 3/8-16 X 2.00 - GRADE 8 - ZINC
	000C26-04-10B	EA	BOLT - HEX - SERRATED FLANGE - 1/4-20 X 5/8 - ZINC
	000C26-04-14B	EA	BOLT - HEX - SERRATED FLANGE - 1/4-20 X 7/8 - ZINC
	000C26-04-18B	EA	BOLT - HEX - SERRATED FLANGE - 1/4-20 X 1 1/8 - ZINC
	000C26-05-12B	EA	BOLT - HEX - SERRATED FLANGE - 5/16-18 X 3/4 - ZINC
	000C26-05-20B	EA	BOLT - HEX - SERRATED FLANGE - 5/16-18 X 1 1/4 - ZINC
	000C26-05-16B	EA	BOLT - HEX - SERRATED FLANGE - 5/16-18 X 3/4 - ZINC
	000C26-06-28B	EA	BOLT - HEX - SERRATED FLANGE - 3/8-16 X 1 3/4 - ZINC
	000C26-06-16B	EA	BOLT - HEX - SERRATED FLANGE - 3/8-16 X 1 - ZINC
	000C26-06-12B	EA	BOLT - HEX - SERRATED FLANGE - 3/8-16 X 3/4 - ZINC
	000C26-08-24B	EA	BOLT - HEX - SERRATED FLANGE - 1/2-134 X 1.5 ZINC
	000D24-10-00B	EA	NUT - HEX - SELF LOCKING - 10-32 ZINC
	000D29-05-00B	EA	NUT - 5/16 - 18 UNC - SF/LOCKING - NYLON WASHER INSERT
	000D34-06-00B	EA	NUT - HEX - LOCKING - 3/8 - 16 GRADE C - ZINC-PREVAILING T
	000D39-04-00B	EA	NUT - HEX - SERRATED FLANGE - LOCKING - 1/4 - 20 - ZINC
	000D39-05-00B	EA	NUT - HEX - SERRATED FLANGE - LOCKING - 5/16 - 18 - ZINC
	000D39-06-00B	EA	NUT - HEX - SERRATED FLANGE - LOCKING - 3/8 - 18 - ZINC
	000D39-07-00B	EA	NUT - HEX - SERRATED FLANGE - LOCKING - 7/16 - 14 - ZINC
	000D39-08-00B	EA	NUT - HEX - SERRATED FLANGE - LOCKING - 1/2 - 13 - ZINC
	000D44-07-00B	EA	NUT - HEX - SERRATED FLANGE - LOCKING - 7/16-20 - ZINC
	000D46-04-00A	EA	NUT - HEX - WELD - 1/4 - 20 - PLAIN
	000D73-07-00C	EA	NUT - HEX FLANGE - 7/16 - 14 - GRADE G
	000D73-08-00C	EA	NUT - HEX FLANGE - 1/2-13
	000D76-06-00B	EA	NUT - HEX FLANGE - 3/8-16
	000E11-05-00B	EA	WASHER-LK - 5/16" MED - SPLIT - ZN
	000E11-07-00B	EA	WASHER - LOCKING - 7/16 MED SPLIT - ZINC
	000E11-08-00B	EA	WASHER - LOCKING - 1/2 MED SPLIT - ZINC
	000E13-14-00B	EA	WASHER - FLAT - 1/4 WIDE - ZINC
	000E13-17-00B	EA	WASHER - FLAT - 3/8" AR - ZINC
	000E13-18-00B	EA	WASHER - FLAT - 3/8 WIDE - ZINC
	000E13-20-00B	EA	WASHER - FLAT - 7/16 WIDE - ZINC
	000E13-21-00B	EA	WASHER - FLAT - W/2 NAR - ZINC
	000E13-22-00B	EA	WASHER - FLAT - 1/2 WIDE - ZINC
	000E13-26-00B	EA	WASHER - FLAT - 5/8 WIDE - ZINC
	000E14-10-00B	EA	WASHER - LOCKING - #10 EXTERNAL TOOTH - ZINC
	000G45-04-24B	EA	BOLT - LAG - 1/4-9 X 1.50 ZINC
	005081-01-000	EA	NUT - SPEED - C-TYPE - #8 SCREW
	040921-01-000	EA	NUT - SPEED - U TYPE - 10-24 BLACK
	040921-03-000	EA	NUT - SPEED - U TYPE - #10
	040921-05-000	EA	NUT - SPEED - U-TYPE #8 - .67" X .44" WIDE
	040921-09-000	EA	NUT - SPEED - U TYPE - # 8
	044364-02-000	EA	NUT - SPEED - FLAT - ROUND
	051387-05-000	EA	BOLT - CARRIAGE W/O HOLE - 5/16-18 X 9.5 - ZINC
	051387-06-000	EA	BOLT - CARRIAGE W/O HOLE - 5/16-18 X 9.5 - ZINC
	058716-02-000	EA	WASHER - FLAT NYLON
	063253-07-000	EA	NUT - J - #8A - .120 - .130 PNL THK
	077049-01-000	EA	NUT-ACORN - 10 - 32 ALUMINUM
	077049-02-000	EA	NUT - ACORN - 10-32 BLACK/ANODIZED
	077071-01-000	EA	WASHER - FENDER - 3/16"ID X 1"OD

SEALANTS & FASTENERS GROUP (CONTINUED)

BOLTS, NUTS & WASHERS (CONTINUED)

KEY	PART NUMBER	U/M	DESCRIPTION
	083163-06-000	EA	PUSHNUT - FLAT TYPE 3/8 STUD - FORD ONLY
	087234-01-000	EA	NUT - JACK - 1/4 X 20 THD - MOLLY
	088787-12-000	EA	STUD - WELD - 1/4 - 20 X 1.0 LG - MN
	091274-03-000	EA	BOLT-J - 3/8-16 X 12.0
	102378-01-02A	EA	WASHER - BLACK
	102540-01-000	EA	SEAL - SCREW - ROUND - RUBBER
	106166-01-000	EA	BOLT/COLLARED HANGER - 8-32 X 1"
	106648-01-000	EA	CAP - STUD - .120 TO .130 DIAMETER
	106956-03-000	EA	BOLT - HEX TAP - 1/2-12NC X 3 - GRADE 5 - FULL THREAD/ZINC
	107397-01-000	EA	WASHER - FENDER - .25" ID X 1" OD
	108067-03-000	EA	STUD - WELD - 1/4 - 20 X 1/2 CD
	110794-01-000	EA	WASHER - FLAT - 1" ID X 1 3/4" OD
	120506-01-01A	EA	RIVET - PLASTIC - 3/16 DIAMETER

MISCELLANEOUS FASTENERS

KEY	PART NUMBER	U/M	DESCRIPTION
	008343-01-000	EA	TIE - WIRE - 6"
	008343-02-000	EA	TIE-WIRE - 14"
	008343-03-000	EA	TIE - WIRE - 7 1/5" - BLACK
	029094-04-000	YD	VELCRO TAPE - LOOP - 1" WIDE - BLACK
	029094-06-000	YD	VELCRO TAPE-LOOP - 2" WIDE - BLACK
	029096-03-000	YD	VELCRO TAPE - HOOK - 1" WIDE - BLACK
	029096-04-000	YD	TAPE - HOOK - VELCRO - 1" WIDE - BLACK
	061420-11-000	EA	PLUG/PLASTIC - .50" DIAMETER
	081211-03-000	EA	PLUG - PLASTIC - .50 DIAMETER - BLACK
	081211-04-000	EA	PLUG-PLASTIC - .46" DIAMETER - BLACK
	085774-01-000	FT	FASTENER - DUAL HOOK - 1" WIDE - ADHESIVE BACK - BLACK
	085774-02-000	FT	FASTENER - DUAL LOOP - 1" WIDE - ADHESIVE BACK - BLACK
	085774-03-000	FT	FASTENER - DUAL LOOP - 1/2" WIDE
	086285-01-000	EA	SPACER-NYLON - .5" OD X .257" ID
	108046-01-000	EA	CABLE TIE - SCREW MOUNT 8"
	110943-02-000	FT	FELTSTRIP - 3/8" - ADHESIVE BACK - WHITE
	115361-01-01A	EA	PLUG - PLASTIC

SEALANTS & FASTENERS GROUP (CONTINUED)

SCREWS

KEY	PART NUMBER	U/M DESCRIPTION
	0G1108-12-170	EA SCREW - 8-18 X .75 PPH - BRIGHT WHITE
	0G1208-12-170	EA SCREW - 8-18 X .75 POH - BRIGHT WHITE
	0G3908-08-170	EA SCREW - SF/DR - 8-18 X .50 PPH - BRIGHT WHITE
	0G3908-20-170	EA SCREW - SF/DR - 8-18 X 1.25 PPH - BRIGHT WHITE
	0G3910-12-260	EA SCREW - SF/DR - 10-16 X .75 PPH
	0G3910-12-270	EA SCREW - SF/DR - 10-16 X .75 PPH
	0G3910-12-170	EA SCREW - SF/DR - 10-16 X .75 PPH
	0G5508-12-170	EA SCREW - SF/DR - 8-18 X .75 PWH
	0G5508-12-270	EA SCREW - SF/DR - 8-18 X .75 PWH
	0G5508-12-260	EA SCREW - SF/DR - 8-18 X .75 PWH
	0G5508-16-260	EA SCREW - SF/DR - 8-18 X 1.00 PWH ZINC
	0G5508-16-270	EA SCREW - SF/DR - 8-18 X 1.00 PWH ZINC
	0G6710-12-170	EA SCREW - 10-12X.75 PPH - BRIGHT WHITE
	0G6710-16-230	EA SCREW - 10-12X1 PPH - DURA-BEIGE
	000C20-06-20T	EA SCREW - 3/8-16 X 1 1/4,FLAT SOC
	000G11-05-08B	EA SCREW - 5-20 X .50 PPH - ZINC
	000G11-06-06B	EA SCREW - 6-20 X 3/8 PPH - ZINC
	000G11-06-08B	EA SCREW - 6-20 X .50 PPH - ZINC
	000G11-06-10B	EA SCREW - 6-20 X 5/8 PPH - ZINC
	000G11-06-10J	EA SCREW - 6-20 X 5/8 PPH - BRASS
	000G11-06-12B	EA SCREW - 6-20 X 3/4" PPH - ZINC
	000G11-06-18B	EA SCREW - 6-20 X 1 1/8 PPH - ZINC
	000G11-07-08B	EA SCREW - 7-19 X .50 PPH - ZINC
	000G11-08-08T	EA SCREW - 8-18 X 1/5 PPH - FLUORO CARBON COATING
	000G11-08-08B	EA SCREW - 8-18 X .50 PPH - ZINC
	000G11-08-06B	EA SCREW - 8-18 X 3/8 PPH - ZINC
	000G11-08-06J	EA SCREW - 8-18X3/8 PPH BRASS
	000G11-08-20B	EA SCREW - 8-18 X 1.25 PPH - ZINC
	000G11-08-16S	EA SCREW - 8-18 X 1 PPH - OFF WHITE
	000G11-08-12T	EA SCREW - 8-18 X .75 PPH - BLACK
	000G11-08-12P	EA SCREW - 8-18 X .75 PPH - DARK BROWN
	000G11-08-12D	EA SCREW - 8-18 X .75 PPH - BLACK
	000G11-08-12B	EA SCREW - 8-18 X .75 PPH - ZINC
	000G11-08-10B	EA SCREW - 8-18 X .50 PPH - ZINC
	000G11-08-12R	EA SCREW - 8-18 X 3/4 PPH - BEIGE
	000G11-08-12S	EA SCREW - 8-18 X 3/4 PPH - OFF WHITE
	000G11-10-16B	EA SCREW - 10-16 X 1 PPH - ZINC
	000G11-10-12S	EA SCREW - 10-16 X .75 PPH - OFF WHITE
	000G11-10-12D	EA SCREW - 10-16 X .75 PPH - BLACK
	000G11-10-40B	EA SCREW - 10-16 X 2 1/2 PPH CAD
	000G12-06-08T	EA SCREW - 6-20 X 1/2 POH - BLACK
	000G12-06-14A	EA SCREW - 6-20 X .87 POH PLAIN
	000G12-06-20B	EA SCREW - 6-20 X 1.25 POH ZINC
	000G13-05-16S	EA SCREW - 5-20 X 1 PFH - OFF WHITE
	000G13-06-06B	EA SCREW - 6-20 X 3/8 PFH ZINC
	000G13-06-16E	EA SCREW - 6-20 X 1.00 PFH CHROME
	000G13-06-24J	EA SCREW - 6-20 X 1.50 PFH - BRASS
	000G13-06-16J	EA SCREW - 6-20 X 1 PFH - BRASS
	000G13-06-10G	EA SCREW - 6-20 X 5/8 PFH - ANTIQUE BRASS
	000G13-06-08G	EA SCREW - 6-20 X .50 PFH - ANTIQUE BRASS
	000G13-06-08B	EA SCREW - 6-20 X .50 PFH - ZINC
	000G13-07-12B	EA SCREW - 7-19 X .75 PFH - ZINC
	000G13-07-089	EA SCREW - 7-19 X 1.2 PPH - SILVER
	000G13-08-10B	EA SCREW - 8-18 X 5/8 PFH - ZINC
	000G13-08-16B	EA SCREW - 8-18 X 1 PFH - ZINC
	000G13-08-109	EA SCREW - 8-18 X 5/8 PFH
	000G16-04-24B	EA SCREW - MACHINE - 1/4 - 20 X 1-1/2 PPH
	000G18-08-12B	EA SCREW - MACHINE - 8-32 X 3/4" PPH ZN
	000G18-08-16B	EA SCREW - MACHINE - 8 X 32 X 1 - PPH ZINC
	000G18-08-22B	EA SCREW - MACHINE - 8-32 X 1 3/8 PPH - ZINC
	000G19-10-10B	EA SCREW - MACHINE - 10-32 X 5/8 - PPH - ZINC
	000G19-10-24B	EA SCREW - MACHINE - 10-32 X 1.5 PPH ZINK
	000G19-10-20B	EA SCREW - MACHINE - 10-32 X 1.25 PPH - ZINC

SEALANTS & FASTENERS GROUP (CONTINUED)

SCREWS (CONTINUED)

KEY	PART NUMBER	U/M DESCRIPTION
	000G19-10-12F	EA SCREW - MACHINE - 10-32 X .75 - PPH - STAINLESS STEEL
	000G19-10-08B	EA SCREW - MACHINE - 10-32 X .50 - PPH - ZINC
	000G32-10-06B	EA SCREW - 10-32 X 3/8" - PPH - ZINC
	000G32-10-06D	EA SCREW - 10 - 32 X 3/8 PPH TYPE1 BLACK
	000G37-08-12B	EA SCREW - 8-18 X 3/4 PPH
	000G39-06-10T	EA SCREW - SF/DR - 6-20 X 5/8 PPH - BLACK
	000G39-06-08B	EA SCREW - SF/DR - 6-18 X .50 - ZINC
	000G39-06-16T	EA SCREW - SF/DR - 6-20 X 1 PPH - BLACK
	000G39-08-06B	EA SCREW - SF/DR - 8-18 X 3/8 PPH - ZINC
	000G39-08-24B	EA SCREW - SF/DR - 8-18 X 1 1/2 PPH - ZINC
	000G39-08-16T	EA SCREW - SF/DR - 6-20 X 1 PPH - BLACK
	000G39-08-16R	EA SCREW - SF/DR - 8-18 X 1 PPH - BEIGE
	000G39-08-16B	EA SCREW - SF/DR - 8-18 X 1 PPH - ZINC
	000G39-08-12T	EA SCREW - SF/DR - 8-18 X .75 PPH - BLACK
	000G39-08-12B	EA SCREW - SF/DR - 8-18 X .75 PPH - ZINC
	000G39-08-08T	EA SCREW - SF/DR - 8-18 X 1/2 PPH - BLACK
	000G39-08-08S	EA SCREW - SF/DR - 8-18 X .50 PPH - OFF WHITE
	000G39-08-08B	EA SCREW - SF/DR - 8-18 X 1.50 PPH - ZINC
	000G39-08-08R	EA SCREW - SF/DR - 8-18 X 1/2 PPH - BEIGE
	000G39-08-083	EA SCREW - SF/DR - 8-18 X 1/2 PAH - BUFF
	000G39-08-16S	EA SCREW - SF/DR - 8-18 X 1 PPH OFF WHITE
	000G39-08-24S	EA SCREW - SF/DR - 8-18 X 1.50 PPH OFF WHITE
	000G39-08-24T	EA SCREW - SF/DR - 8-18 X 1.50 PPH
	000G39-08-32B	EA SCREW - SF/DR - 8-18 X 2 PPH - ZINC
	000G39-10-12B	EA SCREW - SF/DR - 10-16 X .75 PPH - ZINC
	000G39-10-10B	EA SCREW - SF/DR - 10-16 X .625 - ZINC
	000G39-10-08B	EA SCREW - SF/DR - 10-16 X .50 PPH - ZINC
	000G39-10-209	EA SCREW - SF/DR - 10-16 X 1 1/4 PPH - FLUOROCARBON SILVER
	000G39-10-20B	EA SCREW - SF/DR - 10-16 X 1.25 PPH - ZINC
	000G39-10-129	EA SCREW - SF/DR - 10-16 X .75 PPH - FLUOROCARBON SILVER
	000G39-10-12D	EA SCREW - SF/DR - 10-16 X .75 PPH - BLACK
	000G39-10-088	EA SCREW - SF/DR - 10-16 X .50 P&H - DRILL-FLEX F'CARBON
	000G39-10-32B	EA SCREW - SF/DR - 10- 6 X 2.00 PPH - ZINC
	000G39-10-40D	EA SCREW - SF/DR - 10-16X2.50 PPH
	000G39-10-48B	EA SCREW - SF/DR - 10-16 X 3.00 PPH - ZINC
	000G39-10-48T	EA SCREW - SF/DR - 10-16X3.00 PPH - BLACK-FLUROCARBON
	000G42-04-16B	EA SCREW - SF/DR - 1/4-14 X 1 HWH - ZINC
	000G42-04-12B	EA SCREW - SF/DR - 1/4-14 X .75 HWH - ZINC
	000G46-08-24T	EA SCREW - MACHINE - 8-32 X 1.50 PFH - BLACK
	000G50-04-12B	EA SCREW - MACHINE - 1/4-20 X .75 PPH - ZINC
	000G50-04-08B	EA SCREW - MACHINE - 1/4-20 X 1/2 PTH
	000G51-08-08B	EA SCREW - 8-18 X 1/2 PTH - ZINC
	000G52-08-06B	EA SCREW - MACHINE - 8-32 X 3/8 PTH ZINC
	000G52-08-18B	EA SCREW - MACHINE - 8-32 X 11/8 PTH ZN
	000G53-04-06B	EA SCREW - MACHINE - 1/4-20 X 3/8 PPH ZINC - UNDERCUT HEAD
	000G54-04-20B	EA SCREW - 1/4-20 X 1.25 PTH - TYPE 23 - ZINC PLATED
	000G55-08-12S	EA SCREW - SF/DR - 8-18 X .75 PWH - OFF WHITE
	000G55-08-12M	EA SCREW - SF/DR - 8-18 X .75 PWH - GRAY
	000G55-08-162	EA SCREW - SF/DR - 8-18 X 1.00 - BEIGE
	000G56-10-24J	EA SCREW - WOOD - 10-13X1.5 POH - BRIGHT BRASS
	000G56-12-48B	EA SCREW - WOOD - 12 - 11 X 3 POH - SPECIAL HARDENED
	000G57-05-16J	EA SCREW - 5-20 X 1 PFH - BRASS
	000G57-10-16B	EA SCREW - 10-13X1 PFH BLACK
	000G60-08-163	EA SCREW - SF/DR - 8-18 X 1.00 POH - BUFF
	000G60-10-16J	EA SCREW - SF/DR - 10-16 X 1 POH - BRIGHT BRASS
	000G60-10-20I	EA SCREW - SF/DR - 10-16 X 1.25 POH - BLACK
	000G60-10-20B	EA SCREW - SF/DR - 10-16 X 1.25 POH - ZINC
	000G67-08-32B	EA SCREW - 8-15 X 2 PPH - ZINC
	000G67-10-10B	EA SCREW - 10-12 X 5/8 PPH - ZINC - TYPE A
	000G67-10-08B	EA SCREW - 10-12 X .50 PPH - ZINC
	000G67-10-36T	EA SCREW - 10-12 X 2.25 - PPH - BLACK
	000G67-10-24B	EA SCREW - 10-12 X 1.25 PPH - ZINC
	000G67-10-20D	EA SCREW - 10-12 X 1.25 PPH - BLACK

SEALANTS & FASTENERS GROUP (CONTINUED)

SCREWS (CONTINUED)

KEY	PART NUMBER	U/M	DESCRIPTION
	000G67-10-16B	EA	SCREW - 10-12 X 1 PPH - ZINC
	000G67-10-120	EA	SCREW - 10-12 X .75 PPH - TAN
	000G67-10-12P	EA	SCREW - 10-12 X .75 - PPH - DARK BROWN
	000G67-10-12B	EA	SCREW - 10-12 X .75 PPH - ZINC
	000G67-10-10D	EA	SCREW - 10-12 X 5/8 PPH - BLACK - TYPE A
	000G67-10-08R	EA	SCREW - 10-12 X 1/2 PPH - BEIGE - TYPE A
	000G67-10-10P	EA	SCREW - 10-12X.62 PPH - DARK BROWN
	000G67-10-10R	EA	SCREW - 10-12 X 5/8 PPH - TYPE A - BEIGE
	000G67-10-10S	EA	SCREW - 10-12 X 5/8 PPH - OFF WHITE
	000G67-10-12D	EA	SCREW - 10-12 X 3/4" PPH - BLACK
	000G67-10-16P	EA	SCREW - 10-12 X 1 PPH - DARK BROWN
	000G67-10-32B	EA	SCREW - 10-12 X 2 PPH - ZINC
	000G67-10-20D	EA	SCREW - 10-12 X 1 1/4 PPH - ZINC
	000G67-10-48B	EA	SCREW - 10-12 X 3 PPH ZINC
	000G67-10-489	EA	SCREW - 10-12 X 3 PPH SILVER
	000G68-06-10G	EA	SCREW - 6-18 X 5/8 POH - ANTIQUE BRASS
	000G68-10-20I	EA	SCREW - 10-12 X 1 1/4 POH - BLACK
	000G68-06-12S	EA	SCREW - 6-18X.75 POH
	049465-01-000	EA	SCREW - 10-16 W/WASHER PTH - DARK BROWN
	049465-04-000	EA	SCREW - 10-16 W/WASHER PTH - BEIGE
	049465-17-000	EA	SCREW - 10-16 X 1 POH W/WASHER
	054434-02-000	EA	SCREW - SF/DR-10-16X2 ZN
	054434-03-000	EA	SCREW - SF/DR-10-16X2 PWH ZN
	057671-01-000	EA	COVER - SCREW - #8 - PLASTIC - OFF WHITE
	057671-03-000	EA	COVER - SCREW - #8 - PLASTIC - WILLOW
	057671-15-000	EA	COVER - SCREW
	075908-01-000	EA	SCREW - MACHINE - 10-32 X .56 PTH - EXTERNAL TOOTH - ZINC
	076790-01-000	EA	SCREW - 6-20 X 1 1/4 PPH - BLACK
	083554-01-000	EA	SCREW - DRYWALL - 8 X 1.25
	086256-01-000	EA	SCREW - SF/DR - 8 X 3/4 HWH LONG
	087721-01-000	EA	SCREW - FLAT HEAD - TAPPING - 1/4" X 1 1/4" LG ZINC
	091230-03-000	EA	SCREW - MACHINE - 8-32 X 3/4 POH SS - BUFF
	101289-01-01A	EA	SCREW - MACHINE - 8-32 X 4 - POH - BRASS - FOR EXTENDED KNOB
	101289-02-01A	EA	SCREW - MACHINE - 8-32 X 4.5 - POH - BRASS - FOR EXTENDED KNOB
	101618-01-000	EA	SCREW - 1/4-20 X 3/4 HEX - TAPPING - STALGARD TYPE F
	109152-01-000	EA	SCREW - 3/8-16 X 1 1/4 - FLAT SOC - DORRLEMATE COATED
	110460-03-01A	EA	SCREW - MACHINE - 10-24 X 3 3/4 PFH - ALMOND
	115430-01-01B	EA	SCREW - 18X1/2 POH W/WASHER
	116111-01-01A	EA	SCREW - TAPTITE - 1/4-20 X 1/2 PPH - ZINC

SEALANTS & FASTENERS GROUP (CONTINUED)

CLAMPS, CLIPS & GROMMETS

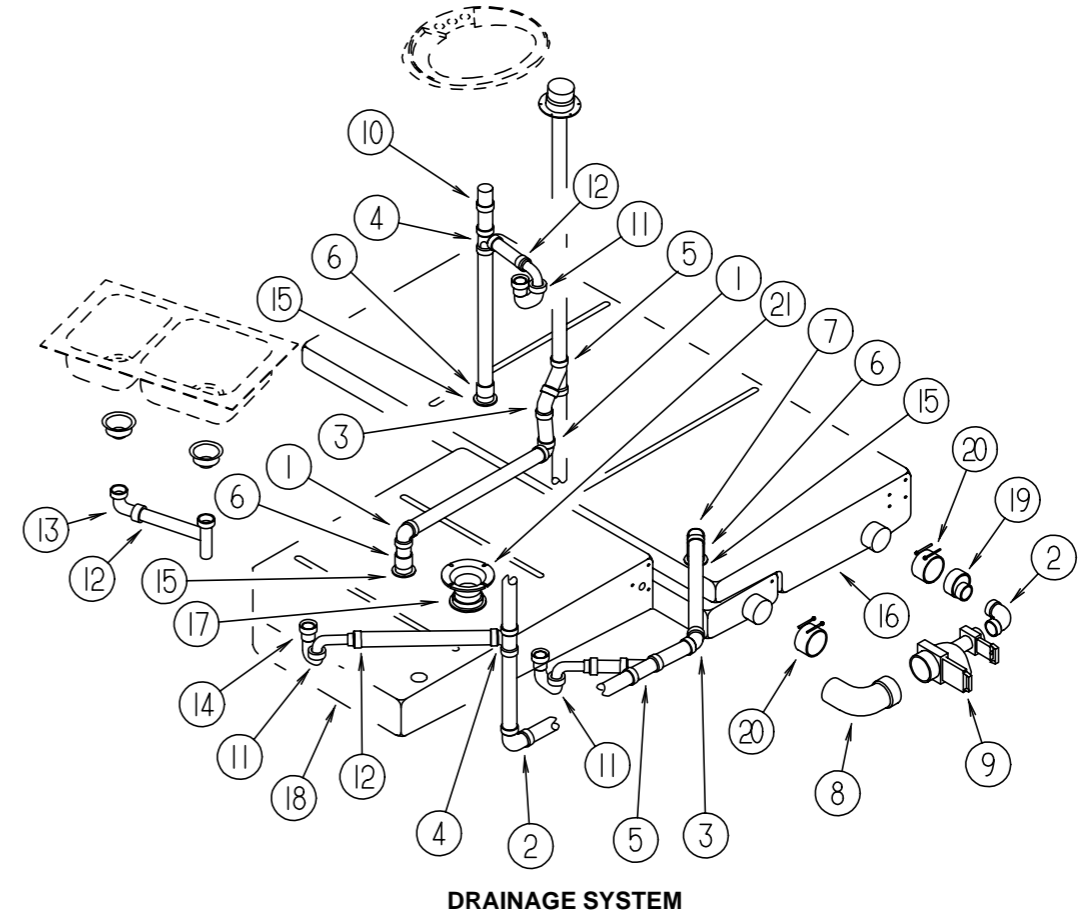
KEY	PART NUMBER	U/M	DESCRIPTION
	000F10-04-16B	EA	PIN - COTTER - 1/8" X 1" - ZINC
	000F10-06-32B	EA	PIN - COTTER - 3/16" X 2" - ZINC
	000H14-04-04A	EA	RIVET - MANDREL BLIND - 1/8 X .400
	000H14-06-14R	EA	RIVET-MANDREL BLIND - 3/16"
	000H16-04-06R	EA	RIVET - POP ALUMINUM - 1/8" X .313 - .375
	000H16-06-10R	EA	RIVET - POP ALUMINUM - 3/16 X .501-.625
	007161-01-000	EA	CLAMP - HOSE - SPRING TYPE - 1/2"
	008380-01-000	EA	GROMMET-RUBBER - 5/8" HOLE X 1 1/2" DIAMETER - BLACK
	008386-01-000	EA	GROMMET-SNAP - 3/8"
	010495-01-000	EA	CLAMP - CABLE - 9/16"
	010495-02-000	EA	CLAMP - CABLE - 3/8
	010497-01-000	EA	CLAMP - CLOSED - 5/8" ID
	010497-03-000	EA	CLAMP - CLOSED - 1" ID - CUSHIONED
	010497-04-000	EA	CLAMP - CLOSED - 1.62" ID
	010497-05-000	EA	CLAMP - CLOSED - 1/2 ID
	010497-07-000	EA	CLAMP - CLOSED - 3/8" ID
	010497-08-000	EA	CLAMP - CLOSED - .125" ID
	010499-01-000	EA	CLAMP - CLOSED - 3/8" ID
	016188-03-000	EA	GROMMET - L/P LINE - 3/8" HOLE X 2 1/2" LONG - RUBBER
	016188-05-000	EA	GROMMET - L/P LINE - 3/8" HOLE X 1 1/4" LONG - RUBBER
	023146-01-000	EA	CLAMP-SCREW TYPE - 4"
	023942-01-000	EA	GROMMET - RUBBER - 2" OD
	062401-01-000	EA	CLAMP - HOSE - WORMGEAR - .25" - 1"
	062401-02-000	EA	CLAMP - HOSE - WORMGEAR - 1.56" - 2.5"
	062401-03-000	EA	CLAMP - HOSE - WORMGEAR - .22"- 1"
	062401-04-000	EA	CLAMP - HOSE - WORMGEAR - .69" - 1.25"
	062401-05-000	EA	CLAMP-HOSE - WORMGEAR 2" - 3"
	062401-06-000	EA	CLAMP - HOSE - WORMGEAR - .22" - .62" ID
	062401-11-000	EA	CLAMP - HOSE - WORMGEAR - 3.50" - 4.50"
	071015-11-000	EA	GROMMET - 1.00 ID - FITS .12 MATERIAL
	071015-13-000	EA	GROMMET - RUBBER - .62" ID X 1" OD W/.09" GROOVE - BLACK
	071015-19-000	EA	GROMMET - .38 ID - FITS .06 MATERIAL
	071015-21-000	EA	GROMMET-RUBBER - .5" ID X 1.06" OD W/.19" GROOVE - BLACK
	071015-26-000	EA	GROMMET-RUBBER - 1.5" ID X 2.12" OD W/.06" GROOVE - BLACK
	071015-29-000	EA	GROMMET - RUBBER - 1/4 ID X 1 1/4 OD W .12 GROOVE - BLK
	071015-30-000	EA	GROMMET-RUBBER - .31" ID X .81" OD W/.12" GROOVE - BLACK
	075148-02-000	EA	CLAMP-GROUNDING - BRONZE SCREWS
	077953-01-000	EA	GROMMET-EDGE LINER - FITS 1"
	077955-01-000	EA	CLIP-J,VINYL COATED - 3/8" - USED TO SUPPORT WIRING TO LIGHTS
	080211-03-000	EA	CLIP-MOUNTING - XMAS TREE - DECORATIVE WALL PADS
	080734-02-000	EA	CLIP-WIRE - NYLON
	083609-01-000	EA	CLAMP - WIRE - DUAL - EQUAL DIAMETERS - 5/8"
	083610-01-000	EA	CLAMP - WIRE - DUAL - UNEQUAL DIAMETERS - 3/4" & 1 1/4"
	083610-02-000	EA	CLAMP-WIRE - DUAL UNEQUAL DIA
	083610-03-000	EA	CLAMP - DUAL WIRE
	088756-01-000	EA	GROMMET-WEB - 1 1/8 I.D.
	091952-01-000	EA	CLIP - GRIPPER - 1"
	091952-02-000	EA	CLIP-GRIPPER - 3/4"
	094362-02-000	EA	CLIP-CHRISTMAS TREE - FLAT HEAD - .5" X .95"
	101447-01-000	EA	CLIP - U TYPE
	106648-01-000	EA	CAP-STUD .120 TO.130 STUD DIA - T'MN C30017-014-27
	114208-01-000	EA	GROMMET-EDGE LINER - FITS 1.75 - HEYCO 2300
	114208-02-000	EA	GROMMET - EDGE LINER - FITS .625
	114208-05-000	EA	GROMMET - EDGE LINER - FITS 2"

SEALANTS & FASTENERS GROUP (CONTINUED)

SEALANTS & ADHESIVES

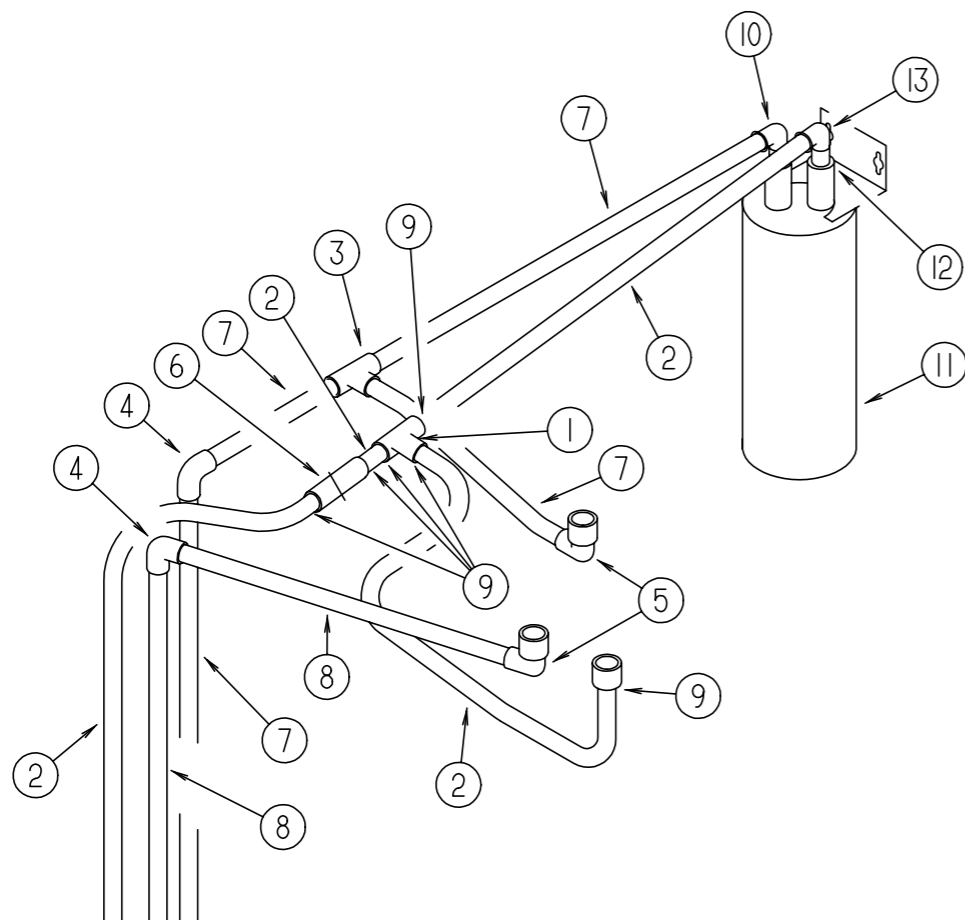
KEY	PART NUMBER	U/M	DESCRIPTION
	004006-05-700	EA	ADHESIVE-NAT. STARCH (5 GAL) 0802
	004020-01-000	QT	ADHESIVE-ABS CEMENT - QUART
	004363-01-000	FT	TAPE - ADHESIVE FOAM/1 SIDE - 3/16" X 1/2" X 50' - GRAY
	034552-02-000	EA	SILICONE - TUBE - 300 ML - W/O NOZZLE - CLEAR
	034552-06-000	EA	SILICONE - TUBE - 300 ML - W/O NOZZLE - OFF WHITE
	039518-01-000	EA	SILICONE - TUBE - 300 ML - BLACK - W/O NOZZLE
	053766-02-000	EA	BEDDING COMPOUND - TUBE - WHITE
	053766-08-000	EA	BEDDING COMPOUND - TUBE/GRAY
	062917-03-000	EA	ADHESIVE - LOCTITE 242
	067788-01-000	EA	ADHESIVE - SPRAY - 3M - 19.5 AEROSOL CAN
	069640-01-000	FT	SEALER - RIBBON - 1/4"DIAMETER X 30'
	069640-03-000	FT	SEALER - TAPE - 1/8"THICK X .75"WIDE X 60'
	069640-07-000	FT	SEALER - TAPE - 3/32"THICK X 2"WIDE X 45'
	069640-09-000	FT	SEALER - TAPE - 1/32"THICK X 2.50"WIDE X 80'
	069640-11-000	FT	SEALER - TAPE - 3/16"THICK X 3/8"WIDE X 40'
	069640-14-000	FT	SEALER - TAPE - 1/16"THICK X 1"WIDE X 100'
	069640-15-000	FT	SEALER - TAPE - 1/16" THICK X 3/8" WIDE X 80' - GRAY
	069640-18-000	FT	SEALER - TAPE - 1/2" THICK X 1/8" X 60'
	069640-19-000	FT	SEALER - TAPE - 3/4" X 1/8" X 60' - BRIGHT WHITE
	069640-21-000	FT	SEALER - TAPE - 1/2" X 1/16" X 100' - BRIGHT WHITE
	072889-01-000	EA	SEALANT - URETHANE - BLACK - 1/10
	072889-09-000	EA	SEALANT - URETHANE - BLACK (TUBE)
	072889-10-000	EA	SEALANT - URETHANE (HV) - BRIGHT WHITE
	072889-11-000	EA	SEALANT - URETHANE - (TUBE) - GRAY
	072889-12-000	EA	SEALANT - URETHANE (LV) BRIGHT WHITE
	072889-17-000	EA	SEALANT - URETHANE
	076322-01-000	FT	TAPE - DOUBLE COATED/ADHESIVE BACK- .025"THK X .75"W X 18'
	076322-02-000	FT	TAPE - DOUBLE COATED/ADHESIVE BACK - .045"THK X 1"W X 9'
	076322-03-000	FT	TAPE - DOUBLE COATED/ADHESIVE BACK - .045THK X .50"W X 9'
	076322-05-000	FT	TAPE - DOUBLE COATED/ADHESIVE BACK - .045"THK X .75"W X 9'
	076322-05-000	FT	TAPE - DOUBLE COATED/ADHESIVE BACK - .045"THK X .75"W X 9'
	076322-07-000	FT	TAPE - DOUBLE COATED/ADHESIVE BACK - .045"THK X .50"W X 9'
	076322-12-000	FT	TAPE - DOUBLE COATED/ADHESIVE BACK - .45"THK X .25"W X 9'
	087211-01-000	GL	PROMOTER - ADHESIVE
	088479-01-000	EA	TAPE - ALUMINUM - 3"
	091255-02-000	EA	SEAL - ADHESIVE BACKED/FOAM - .18" THICK X 1.5" WIDE
	102352-01-000	EA	SEALER - PUMPABLE - BLACK
	102352-02-000	EA	SEALER - PUMPABLE - CLEAR
	106206-01-000	EA	SEALER - PUMPABLE - MANUS 30A - BLACK
	107828-01-000	EA	SEALANT - SB - 190 EVERSEAL
	108716-03-000	EA	SILICONE - TUBE - BRIGHT WHITE/SELF LEVELING - W/O NOZZLE
	110274-01-000	FT	TAPE - DOUBLE SIDED FOAM - .45" X 1"
	112901-02-000	EA	ADHESIVE - PLEXUS - 50ML
	118085-02-01A	FT	TAPE - FOIL - 1"
	120074-01-01A	EA	SILICONE TUBE - OFF WHITE W/O NOZZLE - LOW ODOR
	120074-02-01A	EA	SEALANT - SILICONE - OFF WHITE
	120534-01-01A	EA	TAPE - SCOTCH - 3M - 1/2" FINE LINE
	123244-01-000	FT	TAPE - DOUBLE COATED FOAM .8" THICK X .75" WIDE
	123816-01-000	FT	TAPE - DOUBLE SIDED - 1"
	123816-02-000	FT	TAPE - DOUBLE SIDED - 1/2"
	123816-03-000	FT	TAPE - DOUBLE SIDED - 1/2"
	900390-01-000	EA	TIP - 2 1/2" X 1/8" ORIFICE
	900390-03-000	EA	NOZZLE - SILICONE TUBE

WATER & SEWAGE GROUP



KEY	PART NUMBER	U/M	DESCRIPTION	VENDOR NO.
1	010006-01-000	EA	ELBOW - 45 DEGREE - 1 1/2" HUB X HUB - PLASTIC	
2	010008-01-000	EA	ELBOW - 90 DEGREE - 1 1/2" HUB X HUB - PLASTIC	
3	010051-01-000	EA	ELBOW - 45 DEGREE - 1 1/2" SPIGOT & HUB - PLASTIC	
4	010071-01-000	EA	TEE - SANITARY - 1 1/2 HUB X HUB X HUB - PLASTIC	
5	010073-01-000	EA	WYE - 45 DEGREE - 1 1/2" HUB X HUB X HUB - PLASTIC	
6	010115-01-000	EA	COUPLING - 1 1/2" HUB X HUB - PLASTIC	
7	034250-01-000	EA	ELBOW - 90 DEGREE - LONG TURN - 1 1/2" HUB X HUB - ABS	
8	041956-01-000	EA	ELBOW - STREET - 1/4" BARB X 90 DEGREE X 3 XLT	
9	070916-01-000	EA	VALVE - DUAL DUMP - W/CAP - 3" X 1 1/2"	
9	070916-01-700	EA	VALVE ONLY (WASTE) 3"	T1003BU
9	070916-01-701	EA	VALVE ONLY (WASTE) 1 1/2"	T1001BU
10	079968-01-000	EA	VENT - MECHANICAL/TRAP ARM - ANTI-SIPHON-2" X 7.3" PLASTIC	
11	107538-01-000	EA	P TRAP - PLASTIC - 1 1/4" W/EXTENSION ARM	
11	011071-01-000	EA	P TRAP - PLASTIC - 1 1/2"	
12	109571-01-000	EA	ADAPTER - P TRAP - 1 1/2"P X 1 1/4"MPT	
13	011091-02-000	EA	WASTE - CONTINUOUS - DOUBLE SINK	
13	011091-03-000	EA	WASTE - CONTINUOUS - DOUBLE SINK - CSA	
14	069735-01-000	EA	WASHER - STRAINER TO TAILPIECE - PLASTIC - 1.5"	
14	120981-01-01A	EA	DRAIN - TIP TOE - BRASS	
14	127440-02-01A	EA	WASHER - RUBBER - 1.8" X 1"	
14	011069-03-000	EA	TAILPIECE - TUB/SHOWER - 1 1/2" X 1 3/4" - PLASTIC	
15	061607-01-000	EA	GROMMET - HOLDING TANK - 1 1/2" NPS	
16	125948-01-000	EA	TANK - HOLDING - W/O FITTINGS	
17	061607-02-000	EA	GROMMET - HOLDING TANK - 3" NPS	
18	125947-01-000	EA	TANK - HOLDING - W/O FITTINGS	
	010201-01-000	EA	HOSE - SEWER - 3" ID X 8'	
	062416-01-000	EA	ADAPTER - SEWER HOSE TO 3" PIPE	
19	062422-01-000	EA	ADAPTER - OFFSET REDUCER - 3" X 1 1/2" - PLASTIC	
20	078406-01-000	EA	COUPLER - RUBBER - W/CLAMPS - 3" X 3"	
21	116644-01-000	EA	FLANGE - CLOSET - 4" X 3"	
	094756-02-01A	EA	BRACKET - L - MICROWAVE - 6.1" LONG X 3.9" WIDE - STEEL	

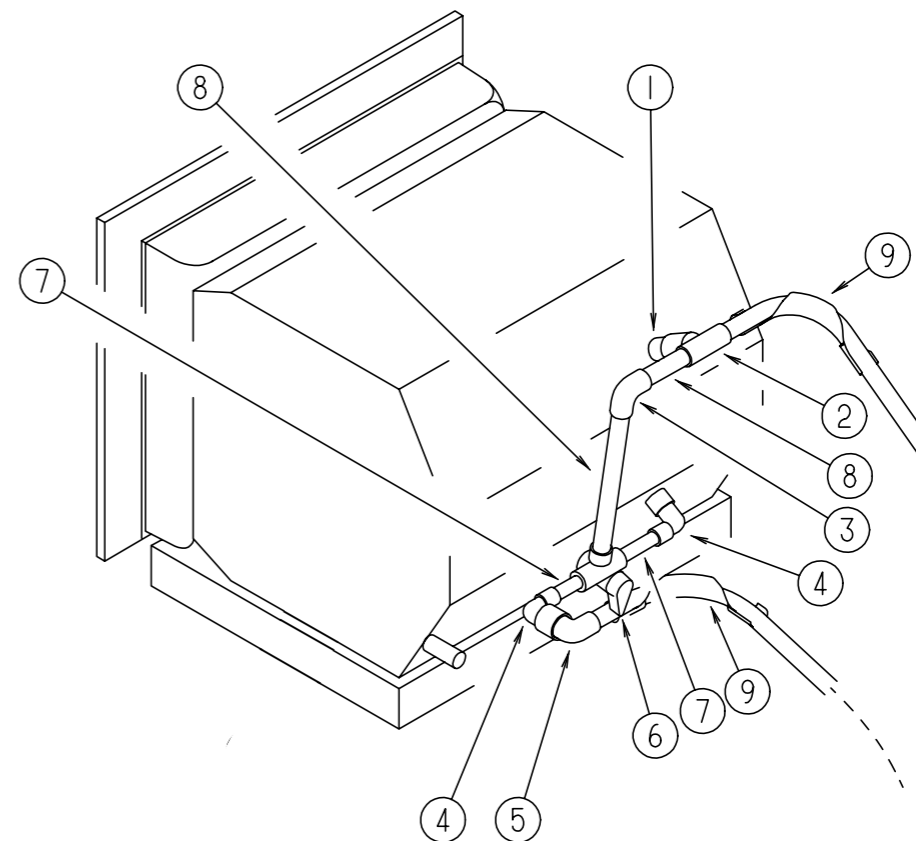
WATER & SEWAGE GROUP (CONTINUED)



WATER PURIFICATION

KEY	PART NUMBER	U/M	DESCRIPTION	VENDOR NO.
1	118423-01-000	EA	FITTING - BRASS-TEE - 1/4C X 1/4C X 1/4C	
2	039800-04-000	FT	TUBING - POLYBUTYL - 1/4"OD	
3	114428-01-000	EA	TEE - 1/2"P X 1/2"P X 1/2"P	
4	114429-01-000	EA	ELBOW - 1/2"P X 1/2"P	
5	114429-03-000	EA	ELBOW - FLAIR-IT SWIVEL - 1/2"P X 1/2"FPT	
6	120868-01-000	EA	VALVE - NEEDLE - 1/4" COMPRESSION X 1/4" COMPRESSION	
7	124188-01-000	FT	TUBING - PEX - 1/2" ID X 20' BLUE	
8	124188-02-000	FT	TUBING - PEX 1/2" ID X 20' RED	
9	111888-01-000	EA	FERRULE - PLASTIC - .250 ID X .375 OD	
9	111888-02-000	EA	INSERT - BRASS - 1/4 COMP	
10	114429-04-000	EA	ELBOW - 1/2"P X 3/8"MPT	
11	701069-01-000	EA	WATER PURIFICATION SYSTEM	
11	701069-03-700	EA	CARTRIDGE RELACEMENT	9592-06
12	103798-01-000	EA	CONNECTOR - 1/4 OD X 3/8 MPT	
13	065318-02-000	EA	ELBOW - 90 DEGREE - 3/8" MPT TO 3/8" FPT	

WATER & SEWAGE GROUP (CONTINUED)

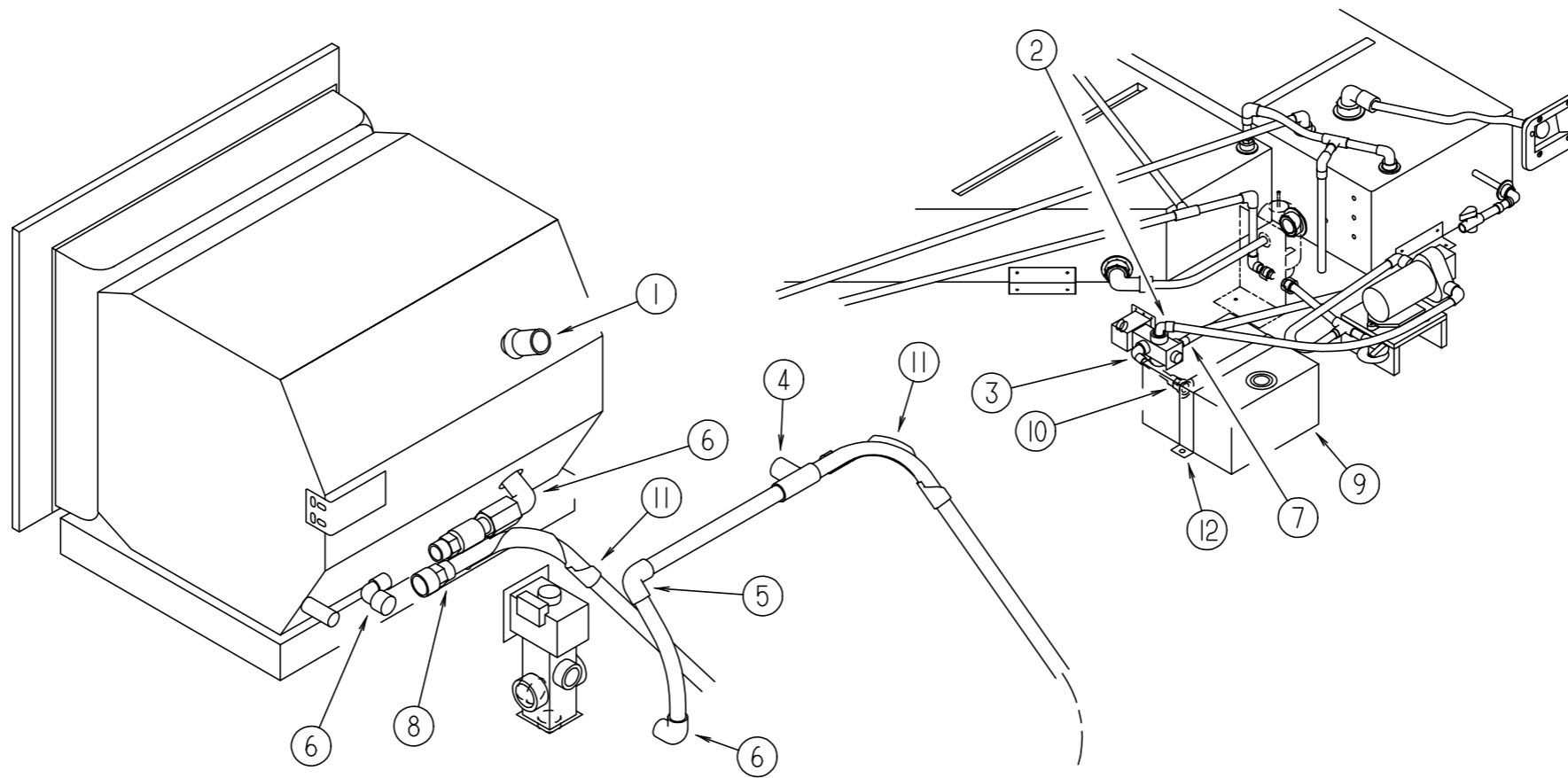


WATER HEATER BY-PASS VALVE

KEY	PART NUMBER	U/M	DESCRIPTION
1	110438-02-000	EA	VALVE - CHECK - BRASS - 1/2 MPT X 1/2 MPT
2	114428-02-000	EA	TEE - SWIVEL - 1/2"P X 1/2"P X 1/2"FPT
3	114429-01-000	EA	ELBOW - 1/2"P X 1/2"P
4	114429-02-000	EA	ELBOW - 1/2"P X 1/2"MPT
5	114429-03-000	EA	ELBOW - FLAIR-IT SWIVEL - 1/2"P X 1/2"FPT
6	114431-02-000	EA	VALVE - WATER BYPASS - 1/2"P - THREE WAY (WATER HEATER)
7	124188-01-000	FT	TUBING - PEX - 1/2" ID X 20' BLUE
8	124188-02-000	FT	TUBING - PEX 1/2" ID X 20' RED
9	124184-01-000	EA	SUPPORT - WATER LINE - BEND

WATER & SEWAGE GROUP (CONTINUED)

WATER HEATER WINTERIZING KIT

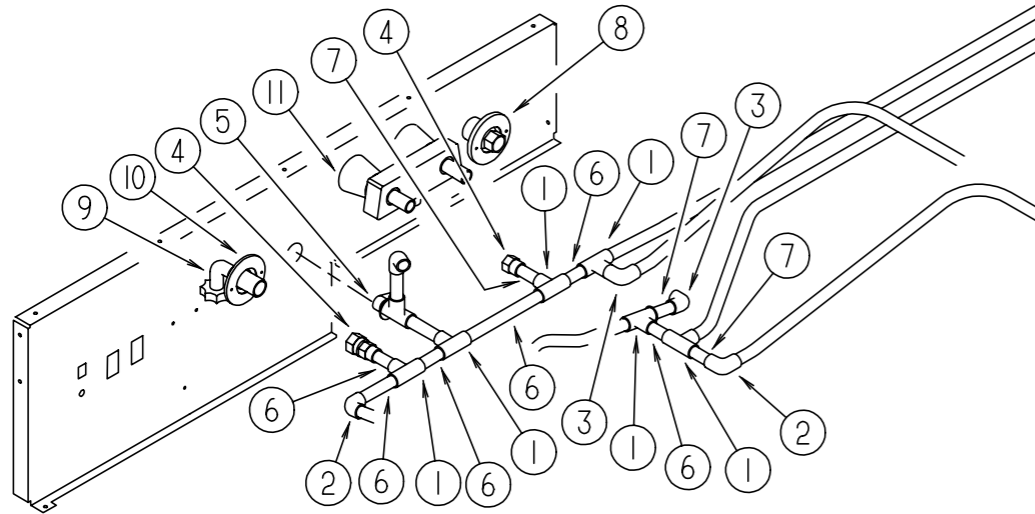


KEY	PART NUMBER	U/M DESCRIPTION
1	110438-02-000	EA VALVE - CHECK - BRASS - 1/2 MPT X 1/2 MPT
2	111223-03-000	EA ELBOW - 3/4" MPT X 1/2" BARB - PLASTIC
3	111223-04-000	EA ELBOW - 1/2" MPT X 1/2" BARB - PLASTIC
4	114428-02-000	EA TEE - SWIVEL - 1/2"P X 1/2"P X 1/2"FPT
5	114429-01-000	EA ELBOW - 1/2"P X 1/2"P
6	114429-02-000	EA ELBOW - 1/2"P X 1/2"MPT
7	114430-03-000	EA ADAPTER - 1/2"P X 1/2"MPT
8	114430-08-000	EA ADAPTER - 1/2P X 3/4MPT
9	118569-01-000	EA WINTERIZATION SYSTEM - SWAN RFQ 314-W
9	118569-01-700	EA VALVE/SOLENOID-ELECT CONTROL

KEY	PART NUMBER	U/M DESCRIPTION
9	118569-01-701	EA SWITCH - ELECTRIC
9	118569-01-702	EA PLATE - SWITCH
9	118569-01-703	EA TANK - 2 GALLON
9	118569-01-704	EA PLUG - 3/4 MPT
9	118569-01-705	EA PLUG - 1/2 MPT
9	118569-01-706	EA SCREEN - WHITE
10	118809-02-000	EA ADAPTER - 1/2" MPT X 1/2" BARB - PLASTIC
	124188-01-000	FT TUBING - PEX - 1/2" ID X 20' BLUE
	091208-01-000	EA WASHER - RUBBER - .06" X .75" X .5"
11	124184-01-000	EA SUPPORT - WATER LINE - BEND
12	099717-09-000	EA TIEDOWN - STRAP W/BUCKLE

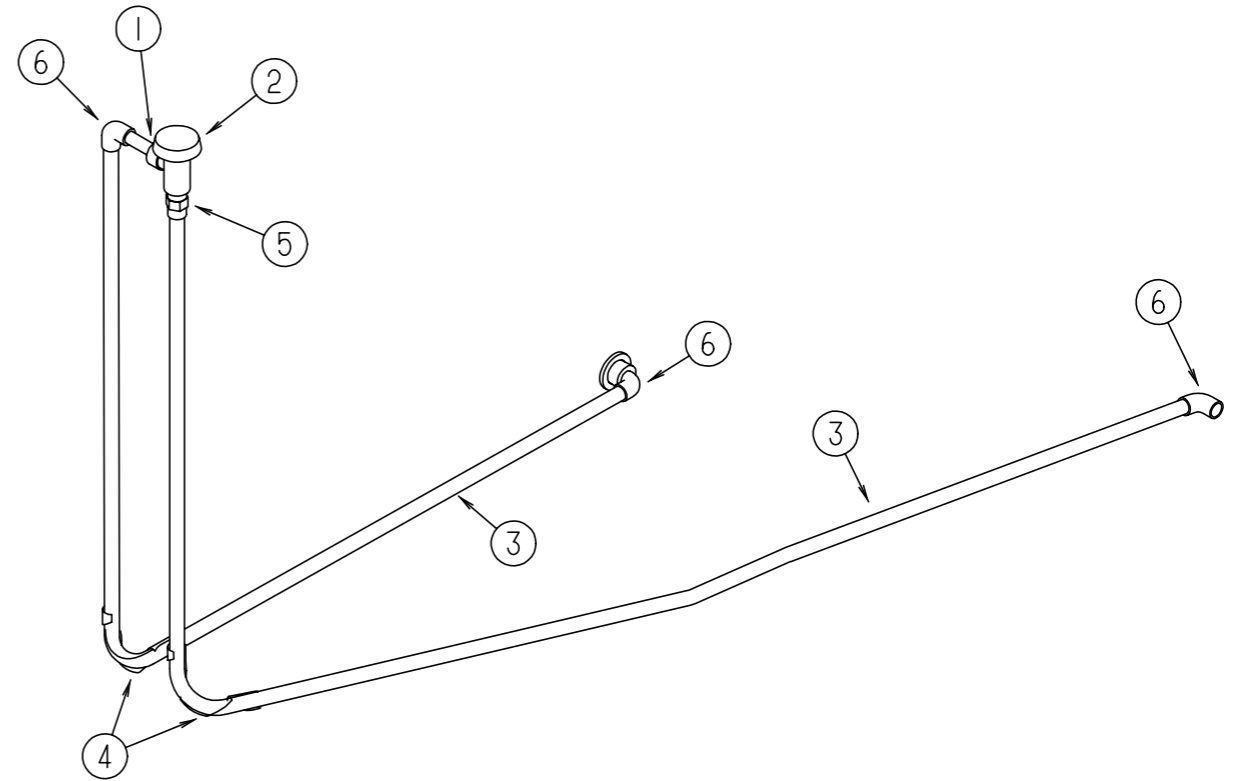
WATER & SEWAGE GROUP (CONTINUED)

WATER & SEWAGE GROUP (CONTINUED)



EXTERIOR WASH STATION

KEY	PART NUMBER	U/M	DESCRIPTION
1	114428-01-000	EA	TEE - 1/2"P X 1/2"P X 1/2"P
2	114429-01-000	EA	ELBOW - 1/2"P X 1/2"P
3	114429-03-000	EA	ELBOW - FLAIR-IT SWIVEL - 1/2"P X 1/2"FPT
4	114430-02-000	EA	ADAPTER - SWIVEL - 1/2"P X 1/2"FPT
5	114431-03-000	EA	VALVE - 90 DEGREE DRAIN - 1/2"P
6	124188-01-000	FT	TUBING - PEX - 1/2" ID X 20' BLUE
7	124188-02-000	FT	TUBING - PEX 1/2" ID X 20' RED
8	125697-05-000	EA	INLET - WATER - FLUSHING SYSTEM
9	126398-01-000	EA	ELBOW - ENTRY HOSE - 90 DEGREE
10	010230-06-000	EA	FILL - CITY WATER - W/CHECK VALVE - MPT
11	075241-05-000	EA	FAUCET/SHOWER - BONE 3/4" MPT X 1.4" LONG INLET PIPES



FLUSHING SYSTEM

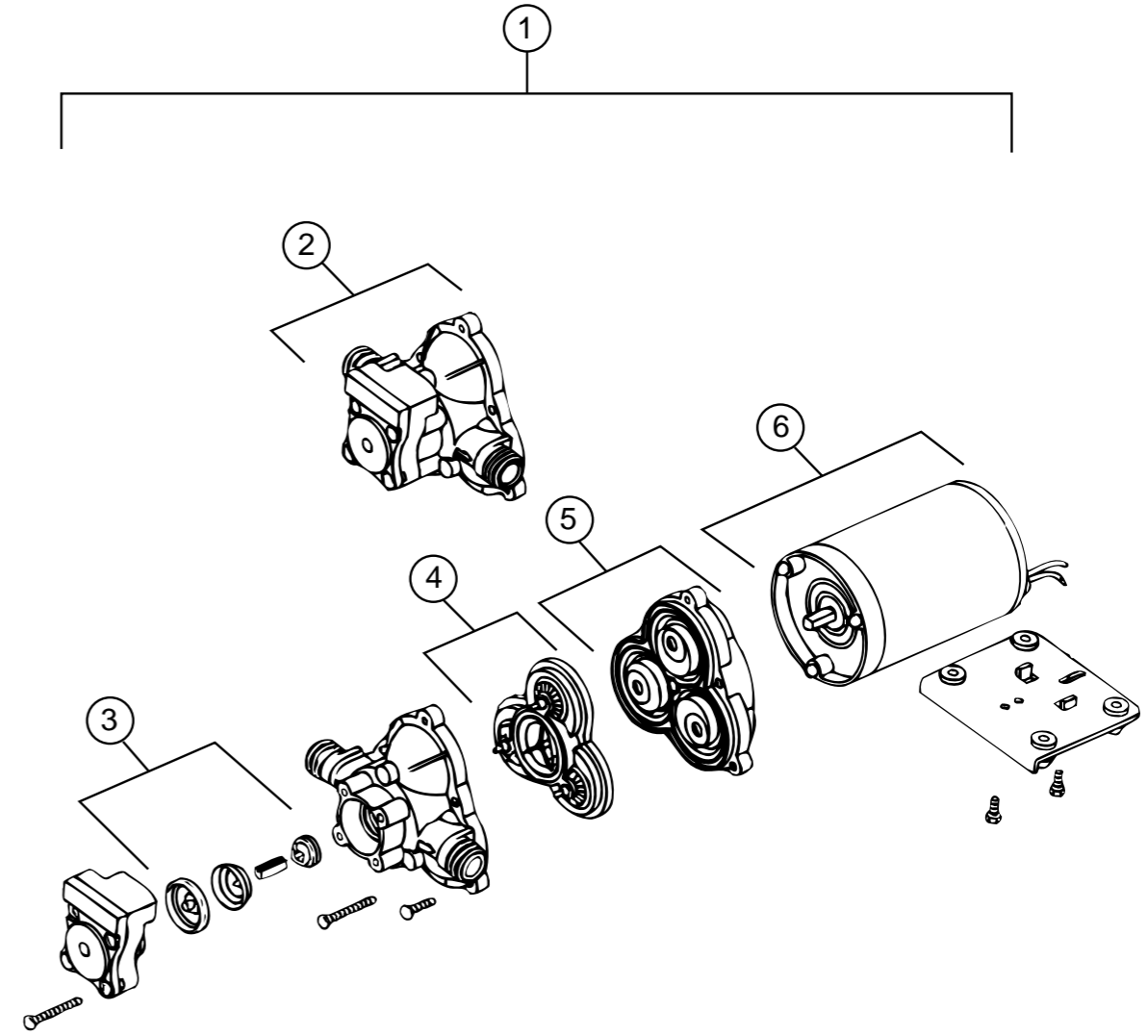
KEY	PART NUMBER	U/M	DESCRIPTION
	125697-02-000	EA	NOZZLE - WELD-A-FLUSH
1	125697-03-000	EA	CHECK VALVE - FLUSHING SYSTEM
2	125697-04-000	EA	BREAKER - VACUUM - FLUSHING SYSTEM
	125697-05-000	EA	INLET - WATER - FLUSHING SYSTEM
	125697-06-000	EA	INSTRUCTIONS - USER - FLUSHING SYSTEM
3	124188-01-000	FT	TUBING - PEX - 1/2" ID X 20' BLUE
4	124184-01-000	EA	SUPPORT - WATER LINE - BEND
5	114430-03-000	EA	ADAPTER - 1/2"P X 1/2"MPT
6	114429-02-000	EA	ELBOW - 1/2"P X 1/2"MPT

WATER & SEWAGE GROUP (CONTINUED)

WATER SYSTEM

KEY	PART NUMBER	U/M DESCRIPTION
	010219-01-000	EA ELBOW - 1 1/4 MPT X 1 1/4 BARB - WATER FILL - PLASTIC
	077954-02-000	EA FILTER - WATER TANK - W/SCREEN IN TANK
	119109-08-000	EA TANK - WATER - 40 GALLON - W/FITTINGS
	117217-09-000	EA TANK - WATER - 30 GALLON - W/FITTINGS
	042989-03-000	EA FITTING - WATER TANK - SPINWELD - 1 1/4"NPT - PLASTIC
	042989-05-000	EA FITTING - WATER TANK - SPINWELD - 1/2"FPT - PLASTIC
	049032-01-000	EA PATCH - SPINWELD - 3/8" - PLASTIC
	119109-01-000	EA TANK - WATER - 40 GALLON - W/O FITTINGS
	117217-01-000	EA TANK - FRESH WATER - 30 GALLON - W/O FITTINGS
	039861-01-000	EA SENDING UNIT - W/SCREW - WASHER - WELL NUT/TERMINAL RING
	044927-01-000	EA ADAPTER - HOSE TO PIPE - 1 1/4 MPT X 1 1/4 BARB - BLK PLS
	079381-01-000	FT TUBING - SMOOTH FLEXIBLE - 1 3/8 ID X 20'
	114429-02-000	EA ELBOW - 1/2"P X 1/2"MPT
	010224-01-000	EA ADAPTER - HOSE TO PIPE - 3/8 MPT X 3/8 BARB - PLASTIC
	074462-02-000	FT TUBING - VINYL - 3/8 ID X 20' - CLEAR
	110438-02-000	EA VALVE - CHECK - BRASS - 1/2 MPT X 1/2 MPT
	111223-04-000	EA ELBOW - 1/2" MPT X 1/2" BARB - PLASTIC
	112176-01-000	FT TUBING - VINYL - REINFORCED - 1/2" ID
	113697-01-000	EA CAP - 3/8 FTG
	114427-02-000	EA PLUG - 1/2 P
	114428-01-000	EA TEE - 1/2"P X 1/2"P X 1/2"P
	114428-03-000	EA TEE - 1/2"P X 1/2"P X 1/2"MPT
	114429-01-000	EA ELBOW - 1/2"P X 1/2"P
	114429-02-000	EA ELBOW - 1/2"P X 1/2"MPT
	114429-03-000	EA ELBOW - FLAIR-IT SWIVEL - 1/2"P X 1/2"FPT
	114430-02-000	EA ADAPTER - SWIVEL - 1/2"P X 1/2"FPT
	114430-03-000	EA ADAPTER - 1/2"P X 1/2"MPT
	114430-06-000	EA ADAPTER - 1/2"P X 3/8"FPT
	114431-01-000	EA VALVE - 180 DEGREE/CENTER DRAIN - 1/2P - THREE WAY
	114431-02-000	EA VALVE - WATER BYPASS - 1/2"P - THREE WAY (WATER HEATER)
	114431-03-000	EA VALVE - 90 DEGREE DRAIN - 1/2"P
	115029-01-000	FT HOSE - WATER - 3/8 ID
	123150-01-000	EA ELBOW - 1/2 FPT X 1/2 BARB - SWIVEL
	123152-01-000	EA ADAPTER - 1/2 FPT X 1/2 BARB - SWIVEL
	123243-01-000	EA TANK - ACCUMULATOR - 24 OZ
	124188-01-000	FT TUBING - PEX - 1/2" ID X 20' BLUE
	124188-02-000	FT TUBING - PEX 1/2" ID X 20' RED
	124184-01-000	EA SUPPORT - WATER LINE - BEND

WATER & SEWAGE GROUP (CONTINUED)



SHURFLO WATER PUMP

KEY	PART NUMBER	U/M DESCRIPTION	VENDOR NO.
1	098607-01-000	EA PUMP - WATER - W/.5"MPT FITTING - FLOW 2.8 GPM - UL	
2	098607-01-706	EA UPPER HOUSING/ SWITCH KIT	94-231-20
3	098607-01-705	EA CHECK VALVE - KIT	94-237-00
4	098607-01-703	EA VALVE ASM	94-232-00
5	098607-01-702	EA DRIVE/ DIAPHRAGM - KIT	94-238-04
6	098607-01-707	EA MOTOR/ BASEPLATE REPLACEMENT	94-235-03

GARDEN HOSE

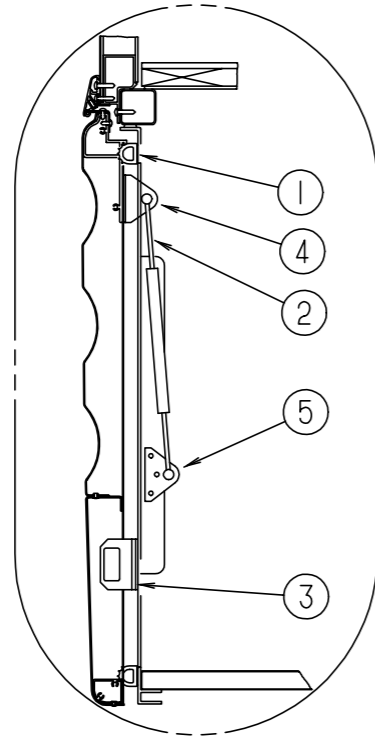
KEY	PART NUMBER	U/M DESCRIPTION
	117089-01-000	FT HOSE - 1/2" ID - GARDEN

WATER HEATER

KEY	PART NUMBER	U/M DESCRIPTION
*	051391-03-000	EA WATER HEATER G6A-8E ELECTRONIC IGNITION

* COMPONENT PARTS FOUND IN SERVICE PARTS LIBRARY

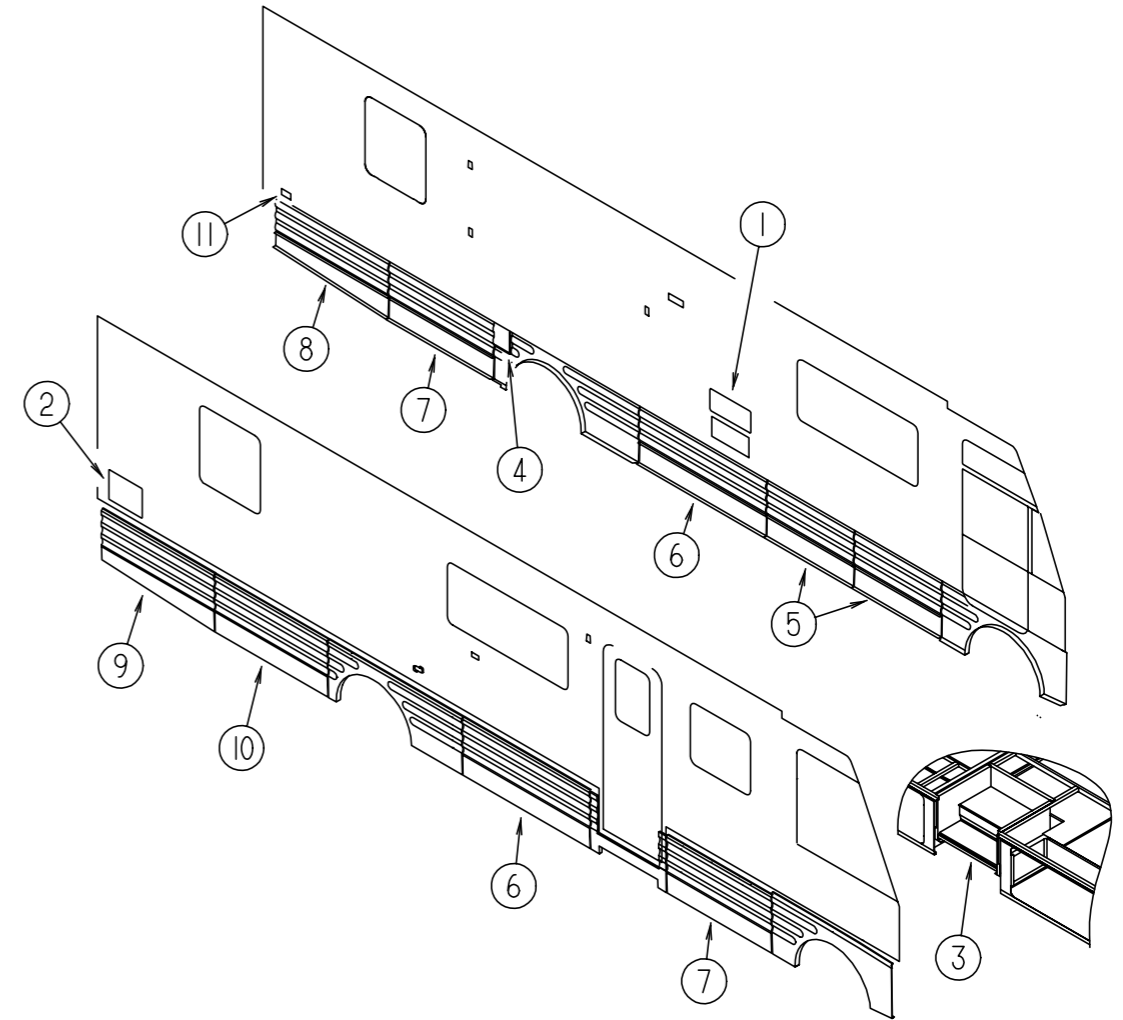
WINDOW, VENT & EXTERIOR DOOR GROUP



COMPARTMENT DOOR GAS SPRINGS, SEALS & STRIKES

KEY	PART NUMBER	U/M DESCRIPTION
1	107721-08-000	FT SEAL - ACCESS DOOR
2	107796-23-000	EA SPRING - GAS - 18.5" - 45 LB
3	123783-01-01A	EA STRIKER - DOOR - MILL
4	126263-05-02B	EA BRACKET ASM-GAS SPRING,E-COAT
	126259-01-000	EA STUD - BALL
5	126263-08-02B	EA BRACKET ASM-GAS SPRING,E-COAT
	126259-01-000	EA STUD - BALL

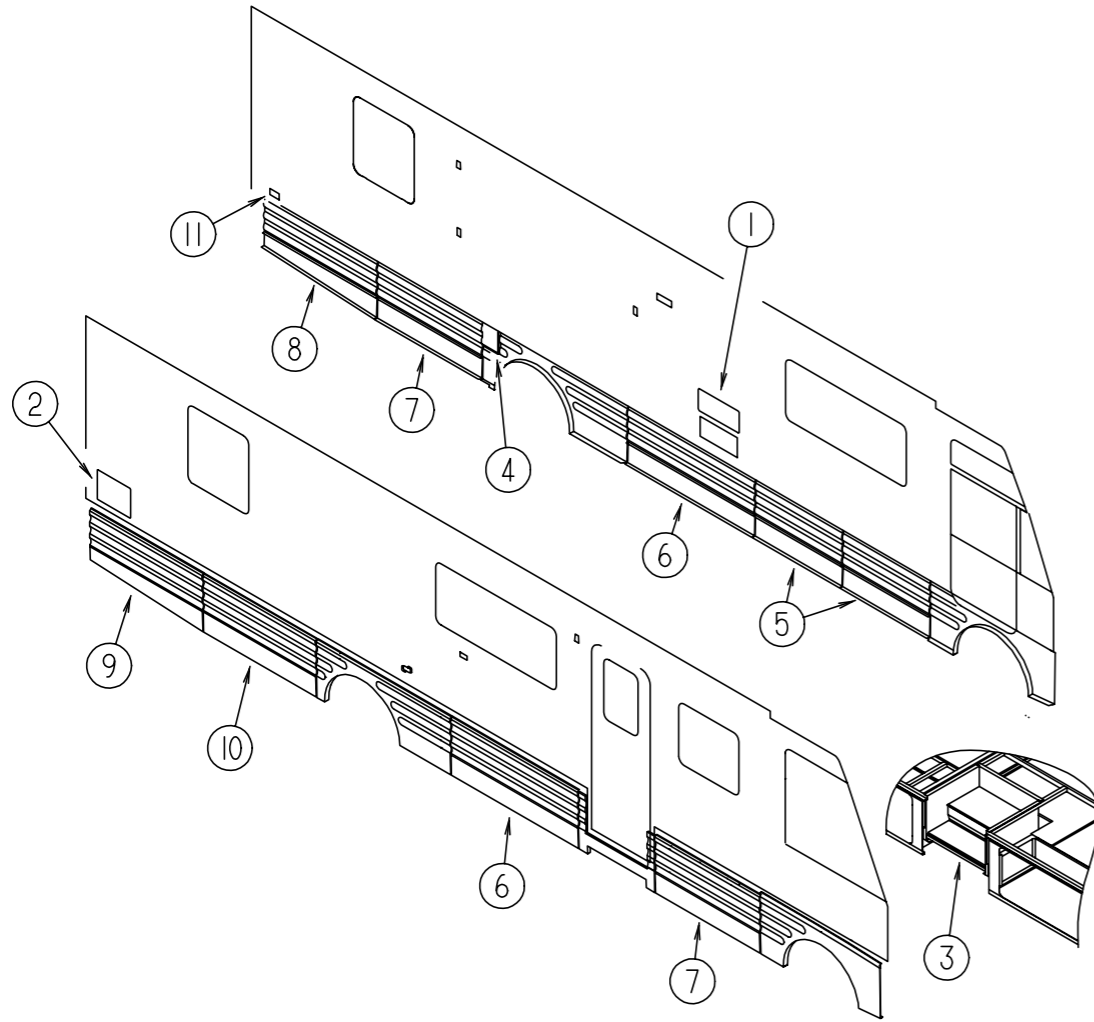
WINDOW, VENT & EXTERIOR DOOR GROUP (CONTINUED)



COMPARTMENT DOORS & LATCH RODS

KEY	PART NUMBER	U/M DESCRIPTION	VENDOR NO.
1	084103-08-000	EA DOOR - REFRIGERATOR - VENTED - W/O JAMB	
1	084104-01-700	EA LOCK-MALE, FASTENER	201-721-010
1	084104-01-701	EA LOCK-FEMALE, FASTENER	201-802-010
1	084104-08-000	EA JAMB - REFRIGERATOR DOOR	
2	052009-06-000	EA DOOR - WATER HEATER - BRIGHT WHITE - 18" X 14.6"	
3	064075-07-000	FT SEAL - BULB - W/WIRED U CHANNEL - .3" X .5" CHANNEL - BLK	
4	126060-01-J60	EA DOOR - FUEL FILL	
4	125419-01-01A	EA HINGE - SINGLE PIVOT	
4	125640-01-01A	EA DOOR - FUEL FILL	
5	126065-02-J60	EA PANEL - VALANCE	
5	125517-03-000	EA ROD - LATCH - 17.5"	
5	125517-04-000	EA ROD - LATCH - 15.69"	
6	126065-05-J60	EA PANEL - VALANCE	
6	125517-09-000	EA ROD - LATCH - 27.43"	
6	125517-10-000	EA ROD - LATCH - 25.61"	
7	126065-06-J60	EA PANEL - VALANCE	
7	125517-11-000	EA ROD - LATCH - 21.88"	
7	125517-12-000	EA ROD - LATCH - 20.07"	

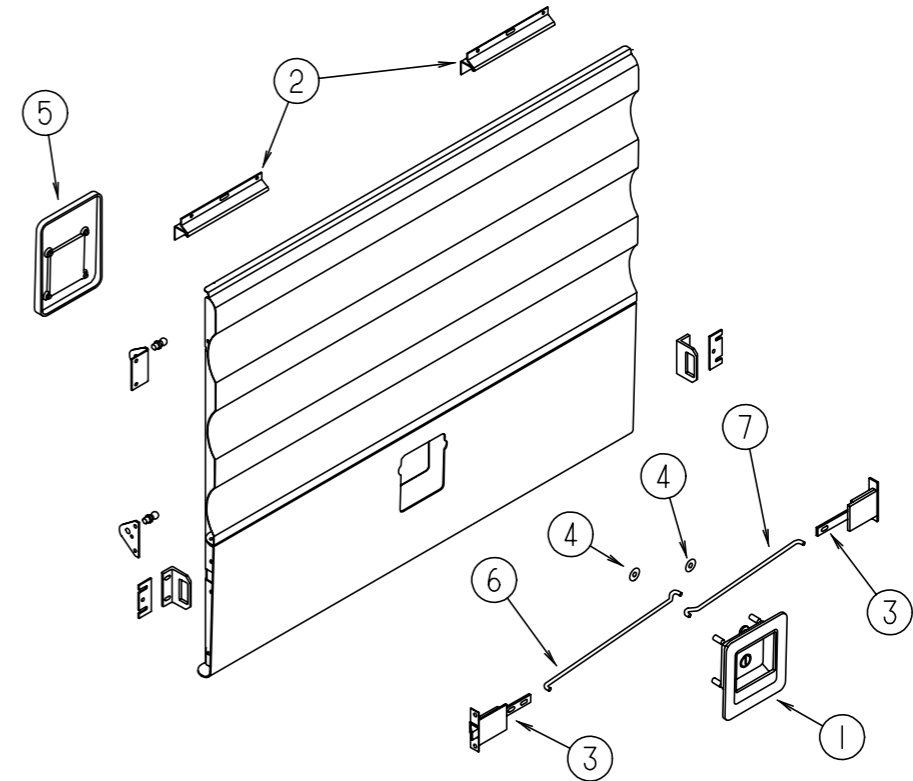
WINDOW, VENT & EXTERIOR DOOR GROUP (CONTINUED)



COMPARTMENT DOORS & LATCH RODS (CONTINUED)

KEY	PART NUMBER	U/M DESCRIPTION
8	126065-07-J60	EA PANEL - VALANCE
8	125517-01-000	EA ROD - LATCH - 23.89"
8	125517-02-000	EA ROD - LATCH - 22.08"
9	126065-08-J60	EA PANEL - VALANCE
9	125517-01-000	EA ROD - LATCH - 23.89"
9	125517-02-000	EA ROD - LATCH - 22.08"
10	126065-15-J60	EA PANEL - VALANCE
10	125517-01-000	EA ROD - LATCH - 23.89"
10	125517-02-000	EA ROD - LATCH - 22.08"
11	081240-16-000	EA DOOR - WATER FILL - LOCKABLE W/O LOCK - 4" X 4 5/8"

WINDOW, VENT & EXTERIOR DOOR GROUP (CONTINUED)



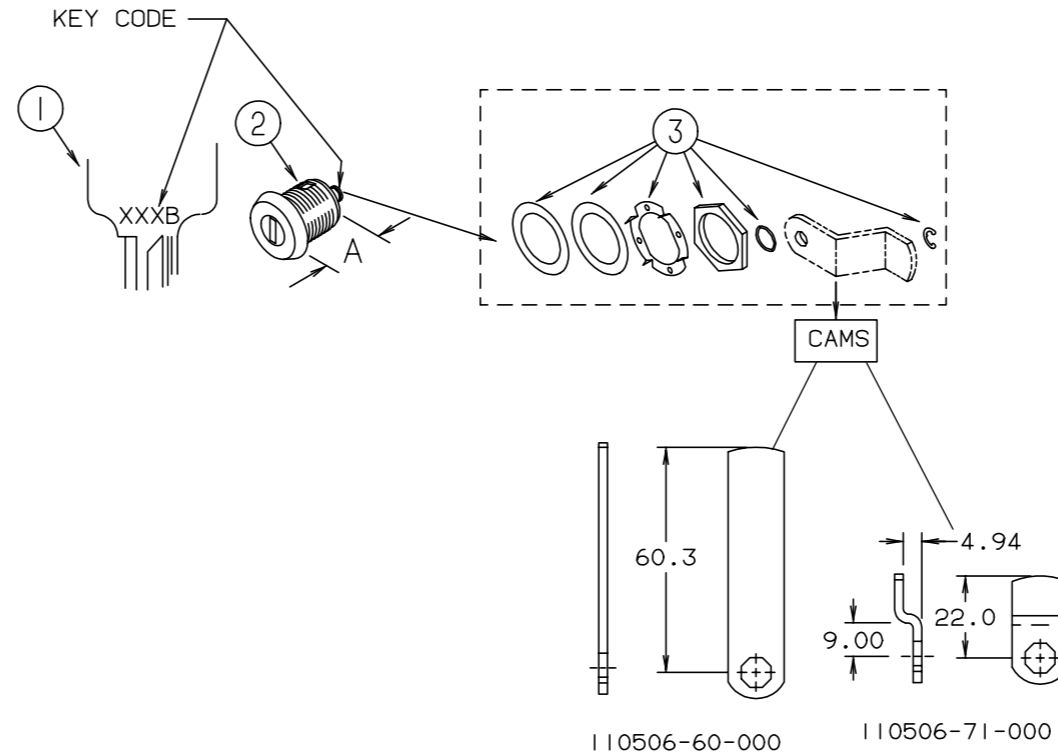
COMPARTMENT DOORS

KEY	PART NUMBER	U/M DESCRIPTION
1	112949-01-04A	EA LATCH - PADDLE W/LOCK - W/O KEY - BLACK
1	112949-03-000	EA KEY - TRI-MARK #TM500
1	112949-02-05A	EA LATCH - PADDLE NON-LOCKING - BLACK
2	121677-01-01A	EA HINGE - SINGLE PIVOT
3	121947-01-01A	EA BOLT - SLIDE - LATCH - STEEL
4	124304-01-000	EA CLIP - ROUND PUSH ON
5	125257-01-01A	EA COVER - LATCH/VALANCE DOOR
6	125517-03-000	EA ROD - LATCH - 17.5"
6	125517-09-000	EA ROD - LATCH - 27.43"
6	125517-11-000	EA ROD - LATCH - 21.88"
6	125517-01-000	EA ROD - LATCH - 23.89"
6	125517-02-000	EA ROD - LATCH - 22.08"
7	125517-04-000	EA ROD - LATCH - 15.69"
7	125517-10-000	EA ROD - LATCH - 25.61"
7	125517-12-000	EA ROD - LATCH - 20.07"
7	125517-01-000	EA ROD - LATCH - 23.89"
7	125517-02-000	EA ROD - LATCH - 22.08"

WINDOW, VENT & EXTERIOR DOOR GROUP (CONTINUED)

BRIGGS & STRATTON LOCKS

NOTE:
 WHEN ORDERING THE LOCK CASE, THE KEY CODE MUST MATCH THE LAST DIGIT OF THE VEHICLE'S SERIAL NUMBER AND PART NUMBER; WHEN ORDERING THE KEYS, THE THIRD DIGIT OF THE KEY CODE MUST MATCH THE LAST DIGIT OF THE VEHICLE'S SERIAL NUMBER AND PART NUMBER

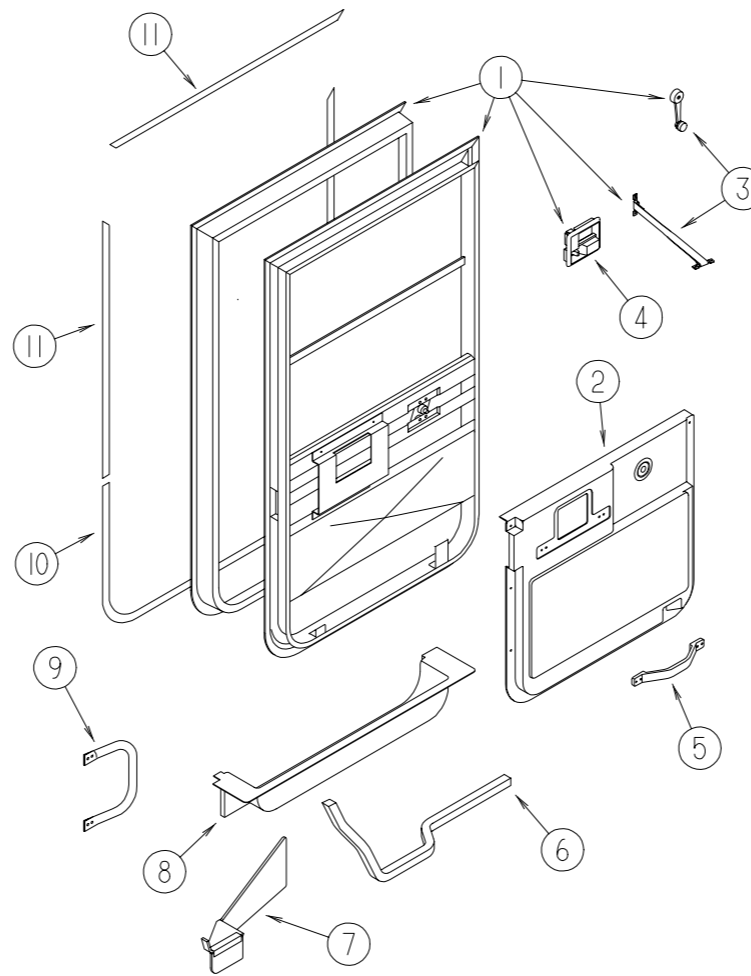


KEY	PART NUMBER	U/M	DESCRIPTION	VENDOR NO.
1	110506-59-000	EA	KEY SET (SOLD AS PAIR)	596720
2	110506-52-000	EA	CASE ASM-LOCK 17 MM	702370
2	110506-53-000	EA	CASE ASM-LOCK 25 MM	702380
1	110506-59-001	EA	KEY SET (SOLD AS PAIR)	596721
2	110506-52-001	EA	CASE ASM-LOCK 17 MM	702371
2	110506-53-001	EA	CASE ASM-LOCK 25 MM	702381
1	110506-59-002	EA	KEY SET (SOLD AS PAIR)	596722
2	110506-52-002	EA	CASE ASM-LOCK 17 MM	702372
2	110506-53-002	EA	CASE ASM-LOCK 25 MM	702382
1	110506-59-003	EA	KEY SET (SOLD AS PAIR)	596723
2	110506-52-003	EA	CASE ASM-LOCK 17 MM	702373
2	110506-53-003	EA	CASE ASM-LOCK 25 MM	702383
1	110506-59-004	EA	KEY SET (SOLD AS PAIR)	596724
2	110506-52-004	EA	CASE ASM-LOCK 17 MM	702374
2	110506-53-004	EA	CASE ASM-LOCK 25 MM	702384
1	110506-59-005	EA	KEY SET (SOLD AS PAIR)	596725
2	110506-52-005	EA	CASE ASM-LOCK 17 MM	702375
2	110506-53-005	EA	CASE ASM-LOCK 25 MM	702385

KEY	PART NUMBER	U/M	DESCRIPTION	VENDOR NO.
1	110506-59-006	EA	KEY SET (SOLD AS PAIR)	596726
2	110506-52-006	EA	CASE ASM-LOCK 17 MM	702376
2	110506-53-006	EA	CASE ASM-LOCK 25 MM	702386
1	110506-59-007	EA	KEY SET (SOLD AS PAIR)	596727
2	110506-52-007	EA	CASE ASM-LOCK 17 MM	702377
2	110506-53-007	EA	CASE ASM-LOCK 25 MM	702387
1	110506-59-008	EA	KEY SET (SOLD AS PAIR)	596728
2	110506-52-008	EA	CASE ASM-LOCK 17 MM	702378
2	110506-53-008	EA	CASE ASM-LOCK 25 MM	702388
1	110506-59-009	EA	KEY SET (SOLD AS PAIR)	596729
2	110506-52-009	EA	CASE-LOCK - A = 17 MM	702379
2	110506-53-009	EA	CASE-LOCK - A = 25 MM	702389
3	110506-40-700	EA	HDW KIT (CONTAINS:NUT, FLAT WASHER, E-RING, SPRING WASHER GASKET, AND SPUR WASHER)	
	110506-60-000	EA	CAM-LOCK	322276
	110506-71-000	EA	CAM-LOCK	322287
	110506-59-701	EA	KEY BLANK (GOLD)	

WINDOW, VENT & EXTERIOR DOOR GROUP (CONTINUED)

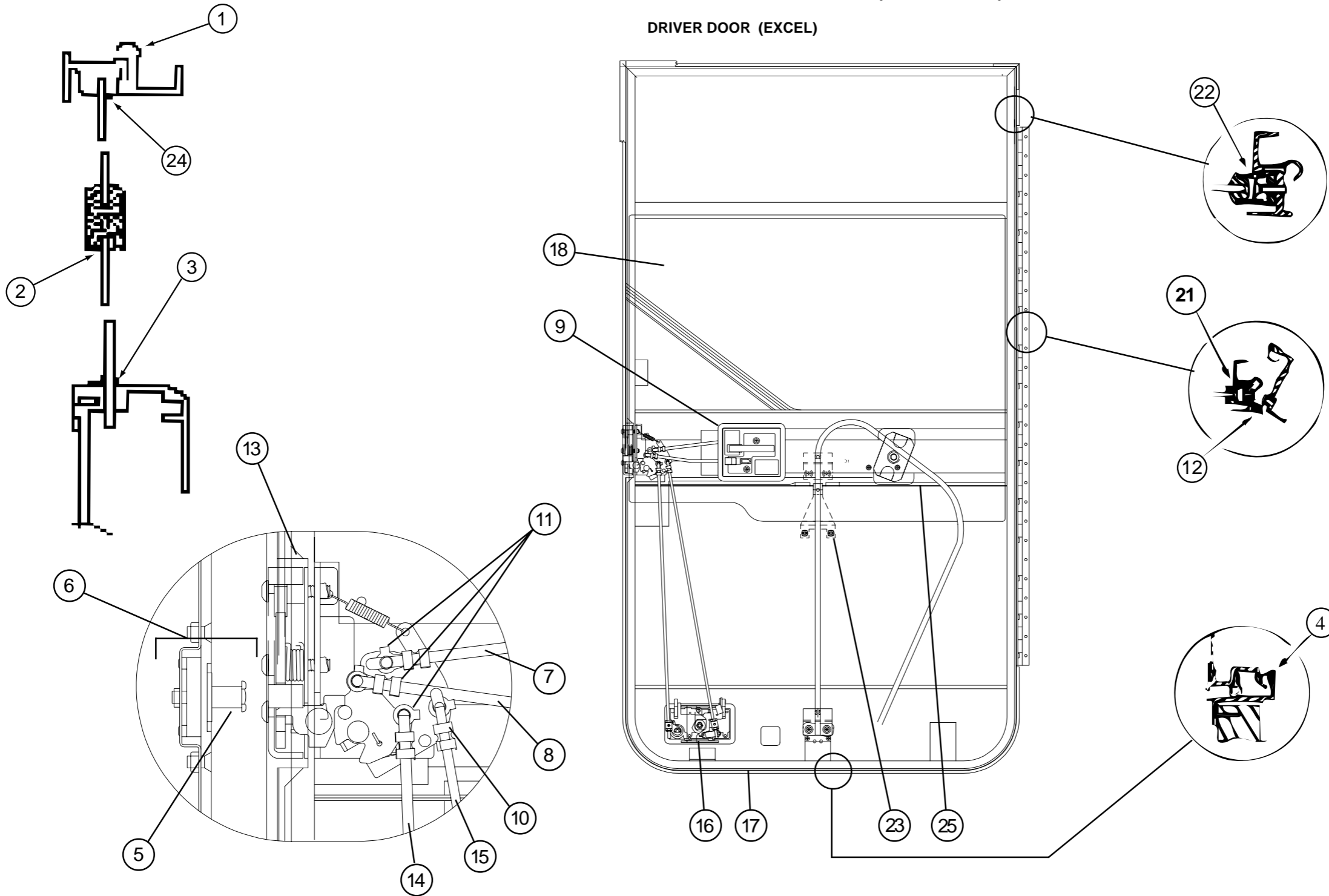
DRIVER DOOR (EXCEL)



KEY	PART NUMBER	U/M DESCRIPTION	VENDOR NO.	KEY	PART NUMBER	U/M DESCRIPTION	VENDOR NO.
1	125581-04-01A	EA DOOR - DRIVER - NON-POWER		8	107818-03-04A	EA TRIM - STEP/DRIVERS DOOR	
2	125899-03-01A	EA PANEL - CAB DOOR - INNER/DRIVER					FROM: 00-00-00 THRU: 02-08-98
3	106469-02-704	EA PARTS BAG (WINDOW HANDLE & CHECK STRAP)	V068-16	8	107818-05-02A	EA TRIM - STEP/DRIVERS DOOR	FROM: 02-09-98 THRU: 99-99-99
	109378-01-000	EA STRAP - CHECK - DRIVER DOOR - 12.8"					
4	106469-04-712	EA HANDLE/DOOR - INNER W/HARDWARE	248-041402		102569-02-000	EA MAT - ANTI SLIP - LOWER	
5	110604-01-01A	EA HANDLE - ASSIST - DRIVERS DOOR		9	108832-02-01A	EA HANDLE - ASSIST - DOOR/DRIVER	
6	063977-14-000	EA STEP - DRIVER DOOR - LEFT HAND			126701-01-03A	EA COVER - ASSIST HANDLE - OFF WHITE	
7	128255-01-04B	EA STEP - DRIVER DOOR - BLACK		10	109235-01-05A	FT COVER - SCREW - BRIGHT WHITE	
				11	109235-01-01A	FT COVER - SCREW - MAT BLACK	
					P01713-01-000	EA SWITCH - PUSH BUTTON - ELECTRIC STEP	

WINDOW, VENT & EXTERIOR DOOR GROUP (CONTINUED)

DRIVER DOOR (EXCEL)

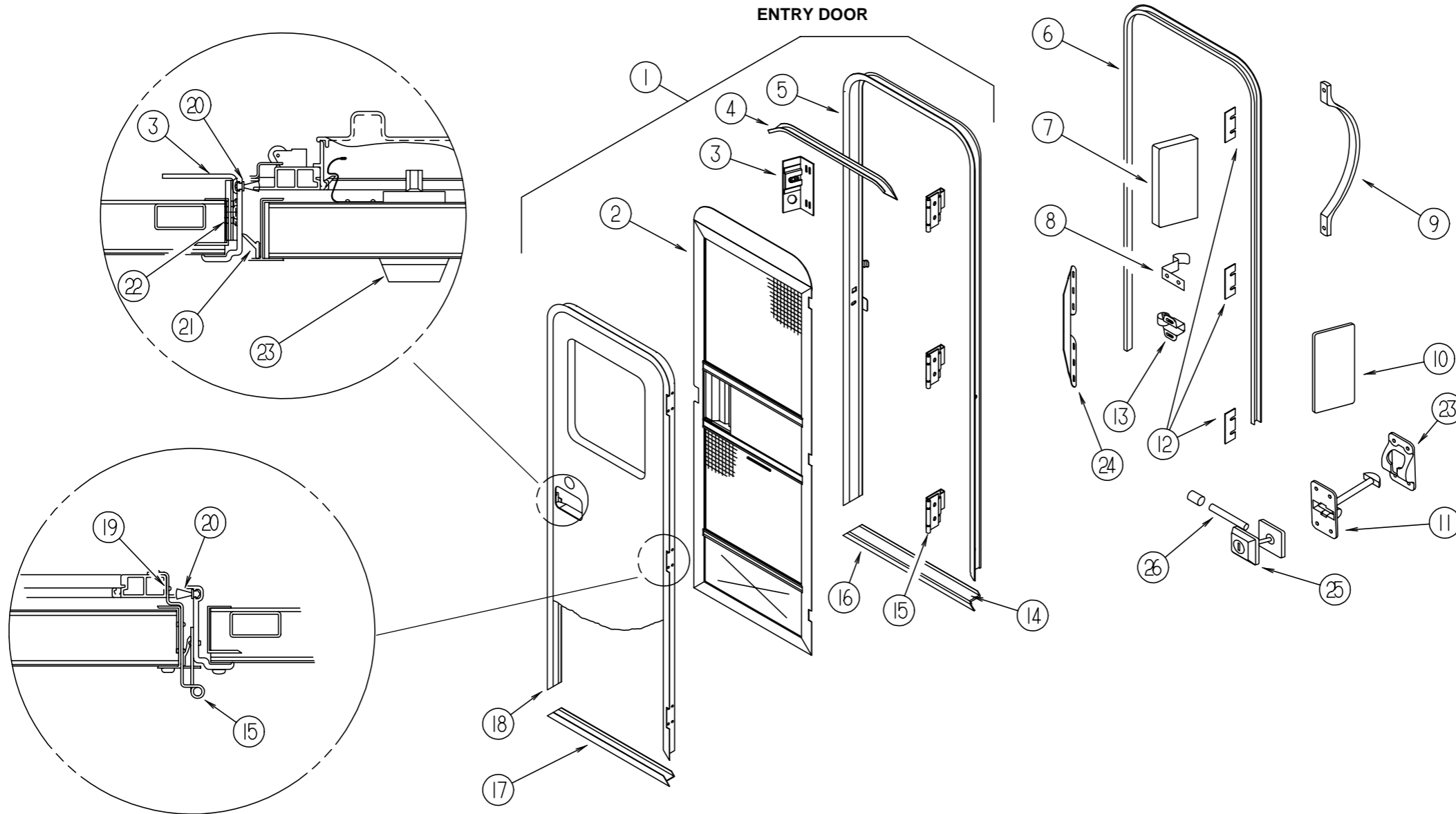


KEY	PART NUMBER	U/M	DESCRIPTION	VENDOR NO.
1	106469-01-702	EA	DOOR SEAL	122-040984
2	106469-01-705	FT	CHANNEL - RUN - SLIDING	122-010850
3	106469-01-709	FT	WEATHERSTRIP - FUZZY	171-040630
4	106469-01-723	EA	SEAL - BULB ASM. (JAMB)	171-040985
5	106469-04-703	EA	BOLT - STRIKER (W/ WASHER)	248-041152
6	106469-04-704	EA	NUT ASSEMBLY - CAGED - W/STRIKER	248-041151
7	106469-04-705	EA	LATCH ROD - HORIZONTAL	203-041139
8	106469-04-711	EA	LOCK ROD - HORIZONTAL	203-041137
9	106469-04-712	EA	HANDLE/DOOR - INNER W/HARDWARE	248-041402
10	106469-04-713	EA	ROD CLIP L.H.	248-041154
11	106469-04-714	EA	ROD CLIP R.H.	248-041153
12	106469-05-702	EA	HINGE - 42"	211-041194
13	106469-05-706	EA	LATCH - ROTARY - W/LINKAGE	248-041150

KEY	PART NUMBER	U/M	DESCRIPTION	VENDOR NO.
14	125581-04-700	EA	ROD - LATCH/VERTICAL ADJUST.	203041767
15	125581-04-701	EA	ROD - LOCK/VERTICAL ADJUST.	203-041768
16	125581-04-702	EA	PADDLE RH-W/COLLAR BLACK TEX	248-041403
17	125581-04-703	EA	FRAME - MOUNTING - BLACK	V180-35L
18	125581-04-704	EA	GLASS - ROLL-UP	106-041821
19	125581-04-705	EA	GLASS - STATIONARY	106-041547
20	125581-04-706	EA	FRAME - DOOR - SUB-ASSEMBLY	V180-94L
21	125581-04-707	EA	CHANNEL - ROLL UP GLASS	V156-60
22	125581-04-708	EA	CHANNEL - STATIONARY GLASS	V156-61
23	125581-04-709	EA	REGULATOR - MANUAL	410-08389
24	125581-04-710	EA	VINYL - GLAZING	132-041484
25	125581-04-711	EA	CHANNEL- GLASS	N135-66
	106469-04-701	EA	TUMBLER & KEYS (TRI-MARK)	248-041179
	106469-04-702	EA	KEYS (BLANK)	248-041180

WINDOW, VENT & EXTERIOR DOOR GROUP (CONTINUED)

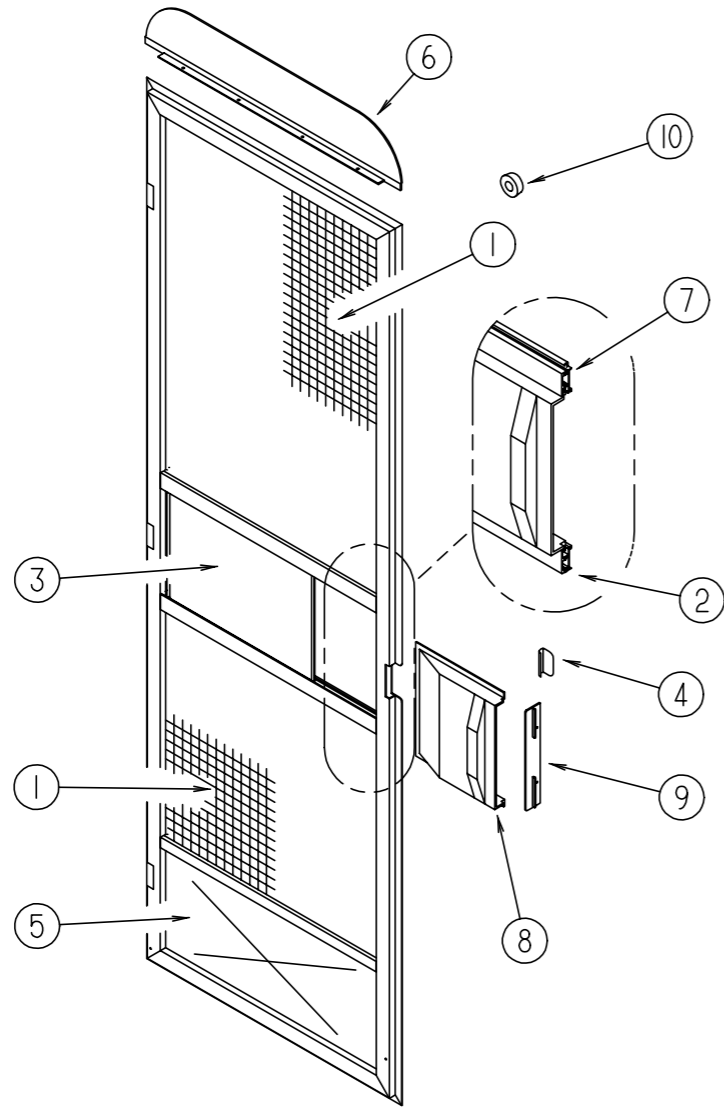
ENTRY DOOR



KEY	PART NUMBER	U/M	DESCRIPTION
	090430-01-000	FT	SEAL - FOAM - CLOSED CELL - 1/4" X 1/2" X 50'
1	115108-10-J60	EA	DOOR - ENTRY W/SCREEN DOOR - W/O WINDOW (J94, J60)
1	115108-10-J61	EA	DOOR - ENTRY W/SCREEN DOOR - W/O WINDOW (J95, J61)
1	115108-10-J62	EA	DOOR - ENTRY W/SCREEN DOOR - W/O WINDOW (J96, J62)
2	121899-05-H17	EA	DOOR - SCREEN - W/O HARDWARE
3	041546-07-000	EA	BRACKET - DOOR ANGLE
4	044582-50-000	EA	CAP - DRIP JAMB MITERED
5	121898-09-01A	EA	JAMB - ENTRANCE DOOR
6	115222-12-02A	EA	GARNISH - RADIUS - ENTRY DOOR
7	077461-03-000	EA	COVER - STRIKE - ENTRY DOOR - 6.5" X 2.5" - WHITE PLASTIC
8	100412-01-000	EA	CATCH - SCREEN DOOR
9	115102-02-000	EA	HANDLE - ASSIST
10	076725-02-000	EA	COVER - ACCESS - HINGE - ENTRY DOOR - 6" X 3.2"
11	104099-01-04A	EA	CATCH - DOOR HOLDER - STRIKE
12	102248-01-000	EA	SHIM-DOOR
13	109403-01-000	EA	CATCH-SINGLE ROLLER, SCREEN DOOR
14	038327-01-000	EA	TAPE - ANTI-SLIP - 2" X 60'
	075673-05-000	FT	SEAL - PILE - ADHESIVE BACK - BLACK

KEY	PART NUMBER	U/M	DESCRIPTION	VENDOR NO.
15	106719-01-05A	EA	HINGE - ENTRANCE DOOR - BRIGHT WHITE	
15	106719-01-01A	EA	HINGE - ENTRANCE DOOR - MILL	
	116111-02-01A	EA	SCREW - TAPTITE - 1/4-20 X 3/8 PPH - ZINC	
	039715-01-000	EA	NUT-SERT - 1/4" DIAMETER - 20 THREADS	
16	051049-05-000	EA	JAMB - DOOR - BOTTOM/ENTRY	
17	121893-03-02A	EA	FRAME - ENTRY DOOR - BRIGHT WHITE	
18	121894-11-01A	EA	FRAME - ENTRY DOOR	
19	100128-02-000	FT	SEAL - FOAM - ADHESIVE BACK - .37" WIDE X .37" THICK	
20	118929-01-01A	FT	SEAL - PILE - PUSH ON	
21	075671-04-000	FT	SEAL - SPONGE - LAZY T - W/ADHESIVE STRIP - .5" WIDE	
22	104692-01-000	FT	SEAL - FOAM/ADHESIVE BACK - .75"THICK X .75"WIDE X 25'	
23	104099-02-04A	EA	CATCH - DOOR HOLDER - RETAINER	
24	098173-01-07A	EA	STIFFENER - ENTRY DOOR - SUPPORTS LATCH/STRIKE AREA	
24	098173-01-04A	EA	STIFFENER - ENTRY DOOR - SUPPORTS LATCH/STRIKE AREA - UNPAINTED	
25	101145-01-06A	EA	DEADBOLT - ENTRY DOOR W/O SECURITY BOLT W/2 KEYS - BLACK	
25	095229-01-700	EA	KEY-BLANK, DEADBOLT	81205-03
25	101145-01-701	EA	CYLINDER-LOCK ASM., W/KEY	81306-03
26	101147-01-000	EA	BOLT - SECURITY - 4.12"	

WINDOW, VENT & EXTERIOR DOOR GROUP (CONTINUED)



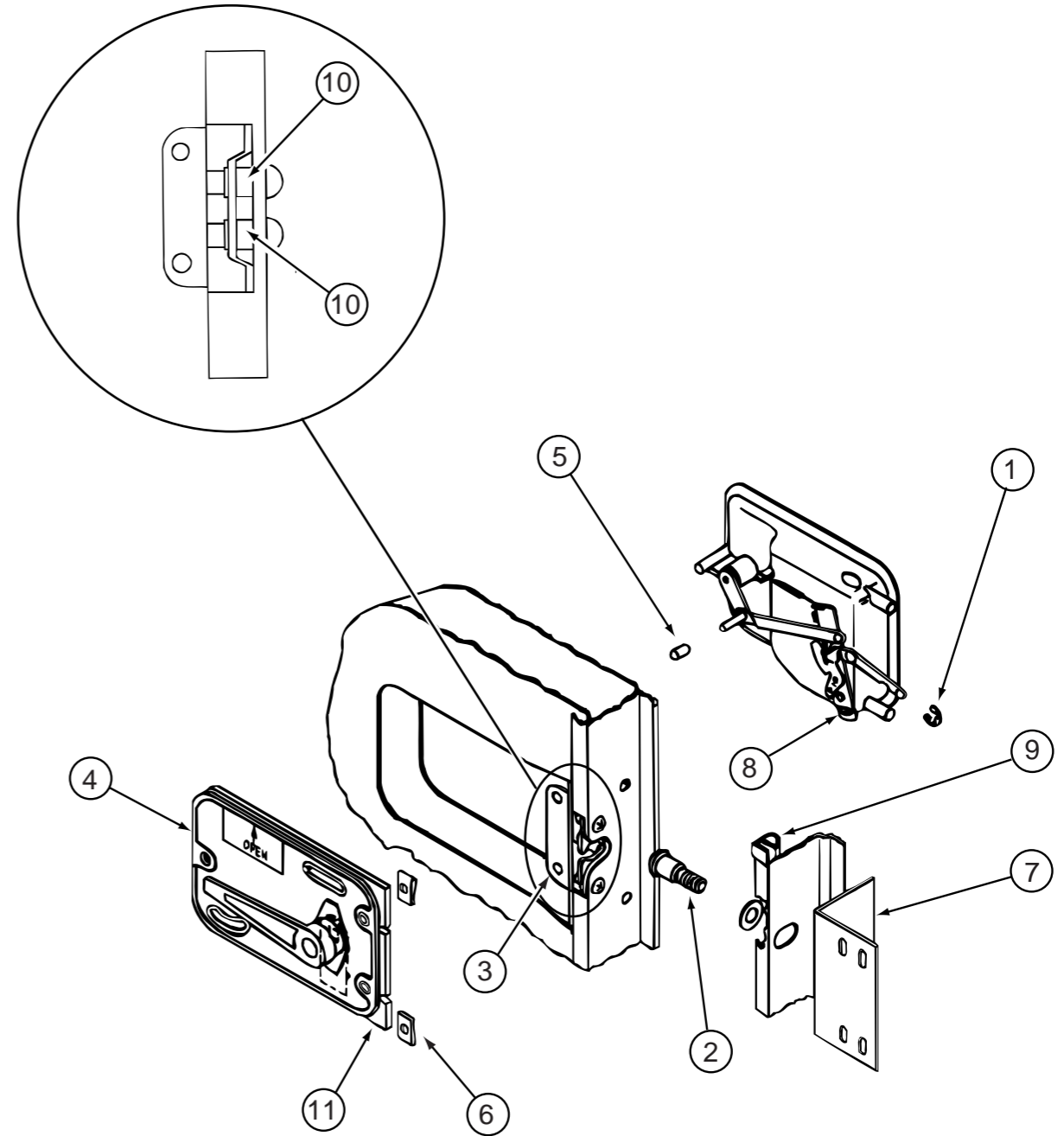
SCREEN DOOR COMPONENTS

KEY	PART NUMBER	U/M	DESCRIPTION
1	002293-02-000	SF	SCREENING - WINDOW/DOOR - 26"
2	002294-01-000	FT	SPLINE - SCREENING - .135" X .138"
3	016454-15-000	EA	INSERT-SCREEN DOOR,CTR,MILL - *97 F33RQ
4	050712-06-000	EA	HANDLE - SCREEN DOOR - BRIGHT WHITE
5	078552-09-000	EA	INSERT - SCREEN DOOR - LOWER
6	078595-03-000	EA	PLATE - SCREEN DOOR
7	078777-06-000	EA	CHANNEL - SLIDER - 24"
7	078777-08-000	EA	CHANNEL SLIDER
8	079086-03-000	EA	SLIDER - SCREEN DOOR - BRIGHT WHITE
9	079087-03-000	EA	STRIKE - SLIDER - SCREEN DOOR - BRIGHT WHITE
10	120863-06-000	EA	BUMPER - RUBBER

FROM: 00-00-00 THRU: 01-25-98

FROM: 01-26-98 THRU: 99-99-99

WINDOW, VENT & EXTERIOR DOOR GROUP (CONTINUED)



ENTRY DOOR LOCK

KEY	PART NUMBER	U/M	DESCRIPTION	VENDOR NO.
1	036618-02-000	EA	E RING - EXTERNAL - 3/16" SHAFT DIAMETER - LYNOR DOOR LOCK	
2	039539-01-000	EA	STRIKE - LOCK - ENTRY DOOR - ROUND W/THREADED WASHER	
3	039540-01-000	EA	LATCH MECHANISM - HOOK - ENTRY DOOR - INTERIOR	
4	039979-06-000	EA	COVER - LATCH PLATE - RIGHT HAND - BLACK TEXTURED	
5	039984-01-000	EA	CAP - ROUND - VINYL - .28" ID X .62" - BLACK	
6	040921-01-000	EA	NUT - SPEED - U TYPE - 10-24 BLACK	
7	041546-07-000	EA	BRACKET - DOOR ANGLE	
8	045017-13-000	EA	LATCH - ENTRY DOOR - BLACK TEXTURED	
8	045017-11-701	EA	KEY-BLANK, F1 SERIES	81312-02
8	045017-11-702	EA	KEY-MASTER, F SERIES	81313-02
8	045017-11-703	EA	CYLINDER-LOCK ASM. W/KEYS	81266-09
9	064075-07-000	FT	SEAL - BULB - W/WIRED U CHANNEL - .3" X .5" CHANNEL - BLK	
10	086285-05-000	EA	SPACER - NYLON - .7" X .56"	
11	096810-01-01A	EA	PLATE - LATCH - ENTRY DOOR	

WINDOW, VENT & EXTERIOR DOOR GROUP (CONTINUED)

NON POWERED ROOF VENTS

KEY	PART NUMBER	U/M	DESCRIPTION
*	122882-01-01A	EA	VENT - ROOF - NONPOWERED - W/O INSIDE GARNISH
	122882-07-01A	EA	GARNISH - ROOF VENT - 2.50" TO 4.12"

* COMPONENT PARTS FOUND IN SERVICE PARTS LIBRARY

POWERED VENT

KEY	PART NUMBER	U/M	DESCRIPTION
*	122882-02-01A	EA	VENT - ROOF - W/FAN - POWERED - W/O INSIDE GARNISH
*	122882-03-01A	EA	VENT - ROOF - W/FAN - CSA - W/O INSIDE GARNISH
	122882-07-01A	EA	GARNISH - ROOF VENT - 2.50" TO 4.12"

* COMPONENT PARTS FOUND IN SERVICE PARTS LIBRARY

EXHAUST VENT

KEY	PART NUMBER	U/M	DESCRIPTION
*	123780-03-01A	EA	VENT - EXHAUST - 3" ROOF
*	123780-04-01A	EA	VENT - EXHAUST - 3" CEILING - VDS
			FROM: 00-00-00 THRU: 10-05-97
*	123780-03-01A	EA	VENT - EXHAUST - 3" ROOF
			FROM: 10-06-97 THRU: 99-99-99

* COMPONENT PARTS FOUND IN SERVICE PARTS LIBRARY

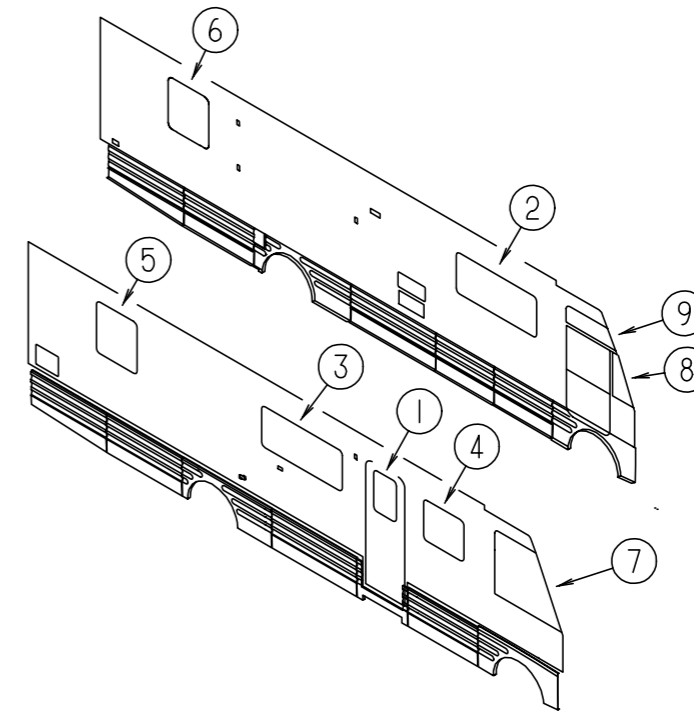
PLUMBING & REFRIGERATOR ROOF VENTS

KEY	PART NUMBER	U/M	DESCRIPTION
	084073-04-000	EA	BASE - ROOF VENT - REFRIGERATOR
	084073-07-000	EA	VENT - ROOF - REFRIGERATOR - BRIGHT WHITE
	083558-06-000	EA	VENT - ROOF PLUMBING PIPE - COVERED

RANGE HOOD VENT

KEY	PART NUMBER	U/M	DESCRIPTION	VENDOR NO.
	092698-02-05A	EA	VENT - W/DOOR - BRIGHT WHITE	
	092698-02-700	EA	FASTENER - PUSH	VB430
	092698-02-701	EA	CLAMP-CONDUIT	VB334
	092731-02-000	EA	DUCT - EXTENSION	

WINDOW, VENT & EXTERIOR DOOR GROUP (CONTINUED)



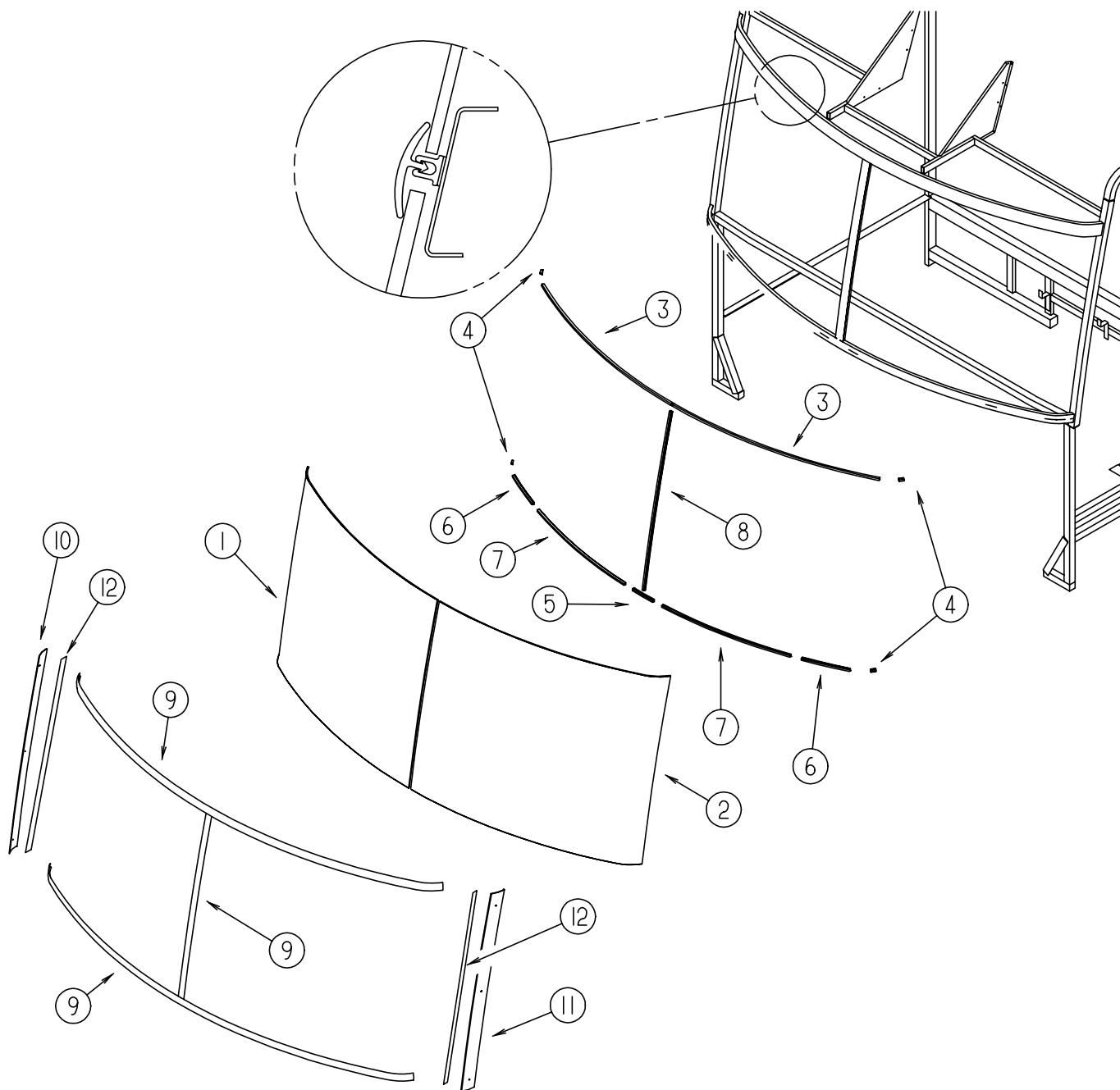
WINDOWS

KEY	PART NUMBER	U/M	DESCRIPTION	VENDOR NO.
1*	113733-01-01A	EA	WINDOW - STATIONARY - THERMOPANE - 17" X 26.4"	
1*	117053-02-F36	EA	WINDOW - PICTURE - ENTRANCE DOOR - 17" X 26.4"	
2*	112795-15-01A	EA	WINDOW - DRIVER - HORIZONTAL SLIDER-THERMO - 26 3/8" X 60"	
2*	098647-22-01A	EA	WINDOW - DRIVER/HORIZONTAL SLIDER - 26.1" X 59.7"	
3*	112795-16-01A	EA	WINDOW - PASSENGER - HORIZONTAL SLIDER-THERMO-26 3/8"X 60"	
3*	098647-23-01A	EA	WINDOW - PASSENGER - HORIZONTAL SLIDER - 26.1" X 59.7"	
4*	112795-18-01A	EA	WINDOW - PASSENGER - HORIZONTAL SLIDER-THERMO-26 3/8"X 30"	
4*	098647-25-01A	EA	WINDOW - PASSENGER - HORIZONTAL SLIDER - 26.1" X 29.6"	
5*	112898-16-01A	EA	WINDOW - SLIDER/VERTICAL - THERMOPANE - 33.2" X 30.2"	
5*	112463-03-01A	EA	WINDOW - TIPOUT W/RETAINER TRIM - 33.3" X 30.2"	
6*	112898-18-01A	EA	WINDOW - VERTICAL SLIDER - THERMOPANE - 33.2" X 30.1"	
6*	112463-05-01A	EA	WINDOW - TIPOUT/ESCAPE W/RETAINER TRIM - 33.3" X 30.2"	
7*	125583-01-01A	EA	WINDOW - PASS CAB-3 GLASS THERMO- 42.9"T X 51.2"B X 42.6"H	
7*	125582-01-01A	EA	WINDOW - CAB - PASSENGER	
8*	125585-01-01A	EA	WINDOW - FRONT SLANT - THERMO	
8*	125584-01-01A	EA	WINDOW - FRONT SLANT - LEFT HAND	
9*	125600-01-01A	EA	WINDOW - VISTA - THERMOPANE	
9*	125586-01-01A	EA	WINDOW - VISTA	

* COMPONENT PARTS FOUND IN SERVICE PARTS LIBRARY

WINDSHIELD & WIPER

WINDSHIELD, TRIM & MOLDINGS

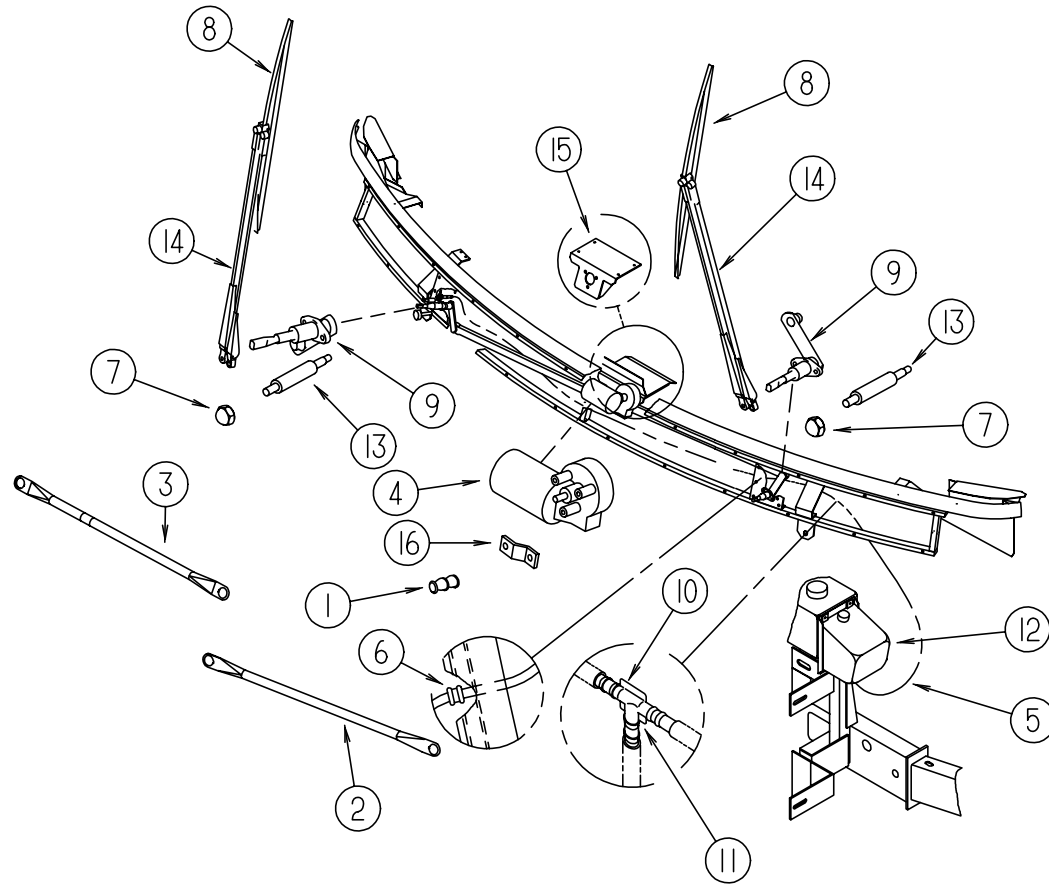


KEY	PART NUMBER	U/M	DESCRIPTION
1	124328-01-000	EA	GLASS - WINDSHIELD RIGHT HAND
2	124328-02-000	EA	GLASS - WINDSHIELD LEFT HAND
3	127862-01-000	EA	CARRIER - REVEAL - WINDSHIELD - 47.2"
4	127862-02-000	EA	CARRIER - REVEAL - WINDSHIELD - 1"
			FROM: 00-00-00 THRU: 12-03-97
5	127862-03-000	EA	CARRIER - REVEAL - WINDSHIELD - 5.5"
			FROM: 00-00-00 THRU: 11/09/97
5	117335-04-000	EA	REVEAL CARRIER - 5.5"
			FROM: 11-10-97 THRU: 99-99-99
6	127862-04-000	EA	CARRIER - REVEAL - WINDSHIELD - 10"
			FROM: 00-00-00 THRU: 11/09/97
6	117335-05-000	EA	REVEAL CARRIER - 10"
			FROM: 11-10-97 THRU: 99-99-99

KEY	PART NUMBER	U/M	DESCRIPTION
7	127862-05-000	EA	CARRIER - REVEAL - WINDSHIELD - 30"
			FROM: 00-00-00 THRU: 11/09/97
7	117335-06-000	EA	REVEAL CARRIER - 29.8"
			FROM: 11-10-97 THRU: 99-99-99
8	127862-09-000	EA	CARRIER - REVEAL - WINDSHIELD - 38.6"
9	120533-01-000	FT	MOLDING - REVEAL - WINDSHIELD
10	125384-01-02A	EA	TRIM - WINDSHIELD - A-PILLAR - PASSENGER - BLACK
10	125384-01-01A	EA	TRIM - WINDSHIELD - A-PILLAR - PASSENGER - MILL
11	125384-02-02A	EA	TRIM - WINDSHIELD - A-PILLAR - DRIVER - BLACK
11	125384-02-01A	EA	TRIM - WINDSHIELD - A-PILLAR - DRIVER - MILL
12	099418-01-000	FT	SEAL - D-SECTION/ADHESIVE BACK - .44" X .44" - BLK RUBBER
	002328-02-0000	EA	BLOCK - WINDSHIELD - .062" X .5" X .98"

WINDSHIELD & WIPER GROUP (CONTINUED)

WIPER & WASHER



KEY	PART NUMBER	U/M	DESCRIPTION	VENDOR NO.
1	067188-01-000	EA	STUD - CRANK - WIPER MOTOR	
	117322-01-000	EA	SCREW - 1/4-28 UNFINISHED - 2A - TORX	
2	117770-02-000	EA	LINK - CONNECTING - 24" - CLOSED GROMMET/CLOSED GROMMET	
3	117770-01-000	EA	LINK - CONNECTING - 24" - CLOSED GROMMET/OPEN GROMMET	
4	104346-04-000	EA	MOTOR - WIPER W/INTERNAL BREAKER - GM ONLY	
4	104346-05-000	EA	MOTOR - WIPER W/INTERNAL BREAKER - DYNAMIC PARK - FORD/FREIGHTLINER	
	091206-04-000	EA	MODULE/WIPER CONTROL KIT - DYNAMIC PARK - FREIGHTLINER	
	091206-02-700	EA	KNOB - INNER - FREIGHTLINER	66C-00019
	091206-02-701	EA	KNOB - OUTER - FREIGHTLINER	66C-00020
	091206-04-700	EA	SWITCH ASSEM. ONLY - FREIGHTLINER	250-6623
	102362-03-700	EA	MODULE-WIPER CONT., DYNAMIC - FREIGHTLINER	66D-00093
5	045794-01-000	FT	HOSE - WASHER - WINDSHIELD - 5/32" ID - BLACK	
6	061603-01-000	EA	GROMMET - SNAP - 3/16"ID - 3/8" HOLE - PLASTIC BLACK	
7	077049-02-000	EA	NUT - ACORN - 10-32 BLACK/ANODIZED	

KEY	PART NUMBER	U/M	DESCRIPTION	VENDOR NO.
8	095964-01-000	EA	BLADE - WINDSHIELD WIPER - 24"	
	095964-01-700	EA	BLADE - REFILL 24" EA = 1 PAIR	12360
9	096505-09-000	EA	SHAFT/PIVOT - WINDSHIELD WIPER	
	096505-02-700	EA	DRIVER - KNURLED - (HD) BRL .687	NT721017
	096505-02-701	EA	NUT - HEX (HD) W/.687 BARREL	NT721021
	096505-02-702	EA	CAP - RUBBER (HD) BARREL .687	CP721084
	096505-02-703	EA	CAP - NUT(ACORN) HD W/.687 BRL	51065-40-NT27WC
10	110605-01-000	EA	TEE - PLASTIC - BARBED - 1/8" X 1/8" X 3/16"	
11	117765-03-000	EA	CONNECTOR - 5/32" - WINDSHIELD WASHER	
12	117766-02-000	EA	RESERVOIR/PUMP - WINDSHIELD WASHER	
13	117768-01-000	EA	SHAFT - ADAPTER - PANTOGRAPH ARM	
14	117769-01-000	EA	ARM - WIPER - PANTOGRAPH - 28"	
15	125829-02-02B	EA	BRACKET ASM-WIPER MOTOR,E-CT - WINNEBAGO	
15	125829-03-02B	EA	BRACKET ASM-WIPER MOTOR,E-CT - ITASCA	
16	104347-04-000	EA	ARM - DRIVE - WIPER MOTOR	