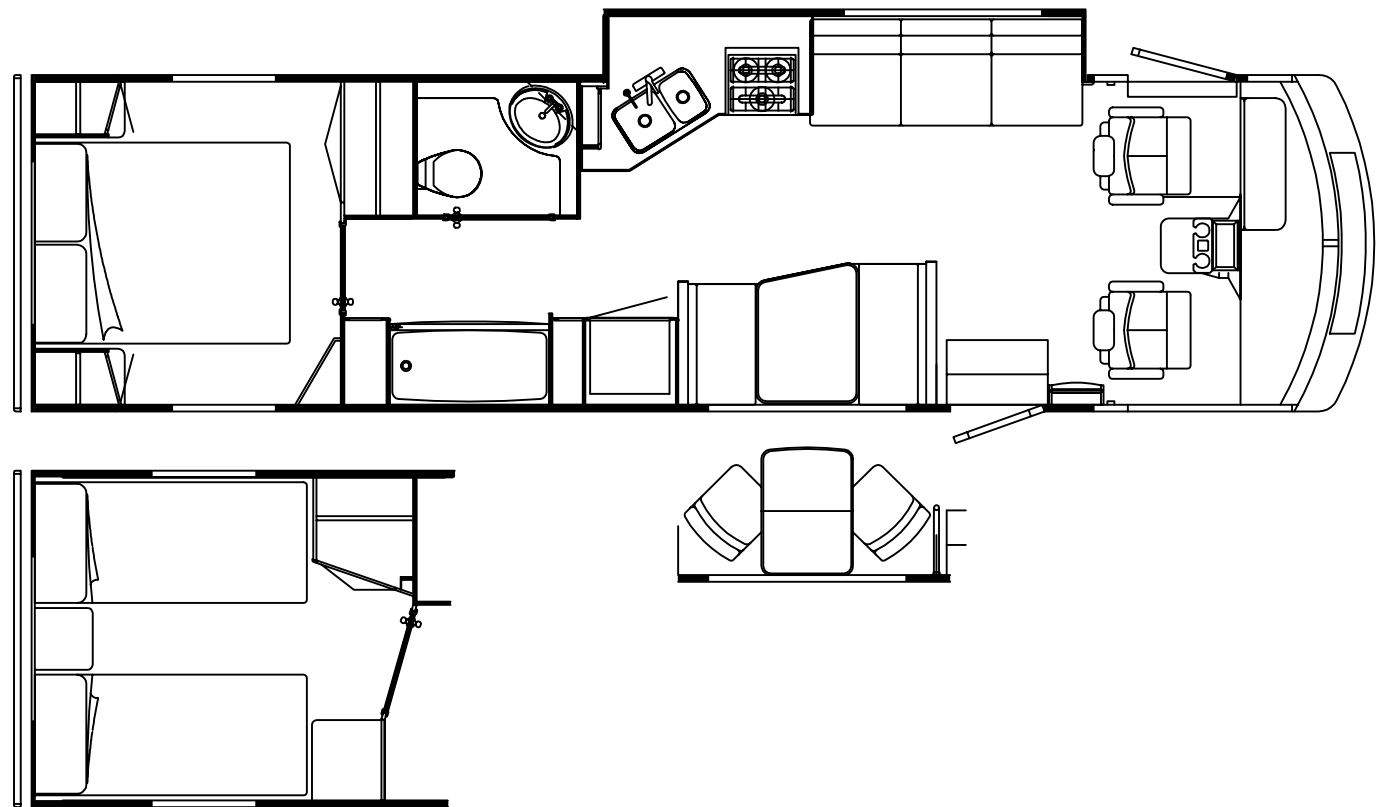



1998 WFG33WQ

- J22 MADISON (BLUE)
(OAK)
- J23 MADISON (BLUE)
(WHITE GRANITE)
- J24 MINK (TAUPE)
(OAK)
- J25 MINK (TAUPE)
(WHITE GRANITE)
- J26 PICASSO (NEUTRAL)
(OAK)
- J27 PICASSO (NEUTRAL)
(WHITE GRANITE)
- J28 SILVERSAGE (GREEN)
(OAK)
- J29 SILVERSAGE (GREEN)
(WHITE GRANITE)



ACCESSORIES GROUP

OPERATOR MANUAL

KEY	PART NUMBER	U/M DESCRIPTION
	054185-H2-000	EA MANUAL - OPERATOR 98 ADVENTURER - G SERIES
	092318-01-000	EA BINDER - 3 RING - MOTOR HOME MANUAL FROM: 00-00-00 THRU: 01-25-98
	129079-01-01A	EA CASE - VINYL/BLACK-EXPANDABLE ACCORDION SIDES-7"WX9"HX14"L FROM: 01-26-98 THRU: 99-99-99
	092319-01-000	EA POCKET PAGE - 3 RING BINDER - PLASTIC - (50 PER PKG)
	125247-01-000	EA TOP LEVEL - G,1998

AUDIO VIDEO GROUP

RADIO SYSTEMS & ANTENNA

KEY	PART NUMBER	U/M DESCRIPTION	VENDOR NO.
	127516-01-000	EA RADIO - AM/FM STEREO - CD PLAYER	
	127516-01-700	EA FACE - REMOVEABLE	YEPOFX3114
	127516-01-701	EA TRIM RING	YGFC025263
	127516-01-702	EA FACTORY HARNESS	YGAJ02719
	127516-01-703	EA CARRIER F/REMOVEABLE FACE	YEFA131290
	127264-01-000	EA RADIO - AM/FM STEREO - CASSETTE	
	127264-01-700	EA TRIM RING	YFC054C044ZB
	127264-01-701	EA KNOB - VOLUME	YFE074C045ZA
	127264-01-702	EA KNOB - FADER	YEFE074C026
	127264-01-703	EA FACTORY HARNESS	YAJ024C048ZB
	125322-02-000	EA RADIO - AM-FM STEREO - CASSETTE - AUDIOVOX	
	124881-01-000	EA AMPLIFIER - AUDIO	
	110469-01-000	EA SPEAKER - 4" X 6" OVAL - COAXIAL	
	110470-01-01A	EA GRILLE - 4" X 6" OVAL - BLACK	
	094097-01-000	EA SPEAKER - RADIO/TV - W/O GRILLE - 5.25" DIAMETER	
	089340-02-000	EA GRILLE - SPEAKER - 6.5" SQUARE	
	089340-03-000	EA SPACER - SPEAKER GRILLE	
	077069-02-000	EA CABLE - ANTENNA/EXTENSION - RADIO - 96"	
	123256-01-000	EA ANTENNA - CB - W/O CABLE	
	090944-01-000	EA ANTENNA - RADIO - 16" RUBBER	
	108847-01-000	EA BRACKET - ANTENNA GROUND	
	115916-01-01B	EA BRACKET - ANTENNA MOUNT	
	109889-04-000	EA EXTENDER - ANTENNA SHAFT - 3"	

DELUXE SOUND SYSTEM

KEY	PART NUMBER	U/M DESCRIPTION
	124883-02-000	EA SPEAKER - CUBE - W/BRACKET
	124884-01-000	EA SPEAKER - 6" X 9" - SUB-WOOFER
	124885-01-000	EA GRILLE - SPEAKER - 6" X 9" - SUB-WOOFER
	125634-01-02B	EA COVER/PLATE - SPEAKER - E-COAT (DASH - 5" X 6")

REAR MONITOR SYSTEM

KEY	PART NUMBER	U/M DESCRIPTION
	093040-09-000	EA CAMERA - REAR VIEW - W/BRACKET - SONY
	093040-10-000	EA MONITOR - 7" REAR VIEW - W/BRACKET - SONY
	108885-02-000	EA WIRE - REAR MONITOR (W/3 PIN HOUSING F/FUSE BLOCK) CHEVY
	093041-01-000	EA CABLE - MONITOR/CAMERA - INTERNAL USE - 65.6'
	096717-03-000	EA WIRE ASSEMBLY - REAR MONITOR - AFTER MARKET INSTALLATION

PATIO ENTERTAINMENT CENTER

KEY	PART NUMBER	U/M DESCRIPTION
	110469-01-000	EA SPEAKER - OVAL - 4" X 6" - BLACK
	110470-01-01A	EA GRILLE - SPEAKER - OVAL - 4" X 6" - BLACK
	077069-02-000	EA CABLE - ANTENNA - RADIO - EXTENSION 96" - ARA 6700667
	127516-01-000	EA RADIO - AM/FM STEREO - CD PLAYER
	090944-01-000	EA ANTENNA - RADIO - 16" RUBBER
	108847-01-000	EA BRACKET - ANTENNA GROUND
	109889-04-000	EA ANTENNA - 3" SHAFT EXTENDER - MAGNADYNE RV71EX3

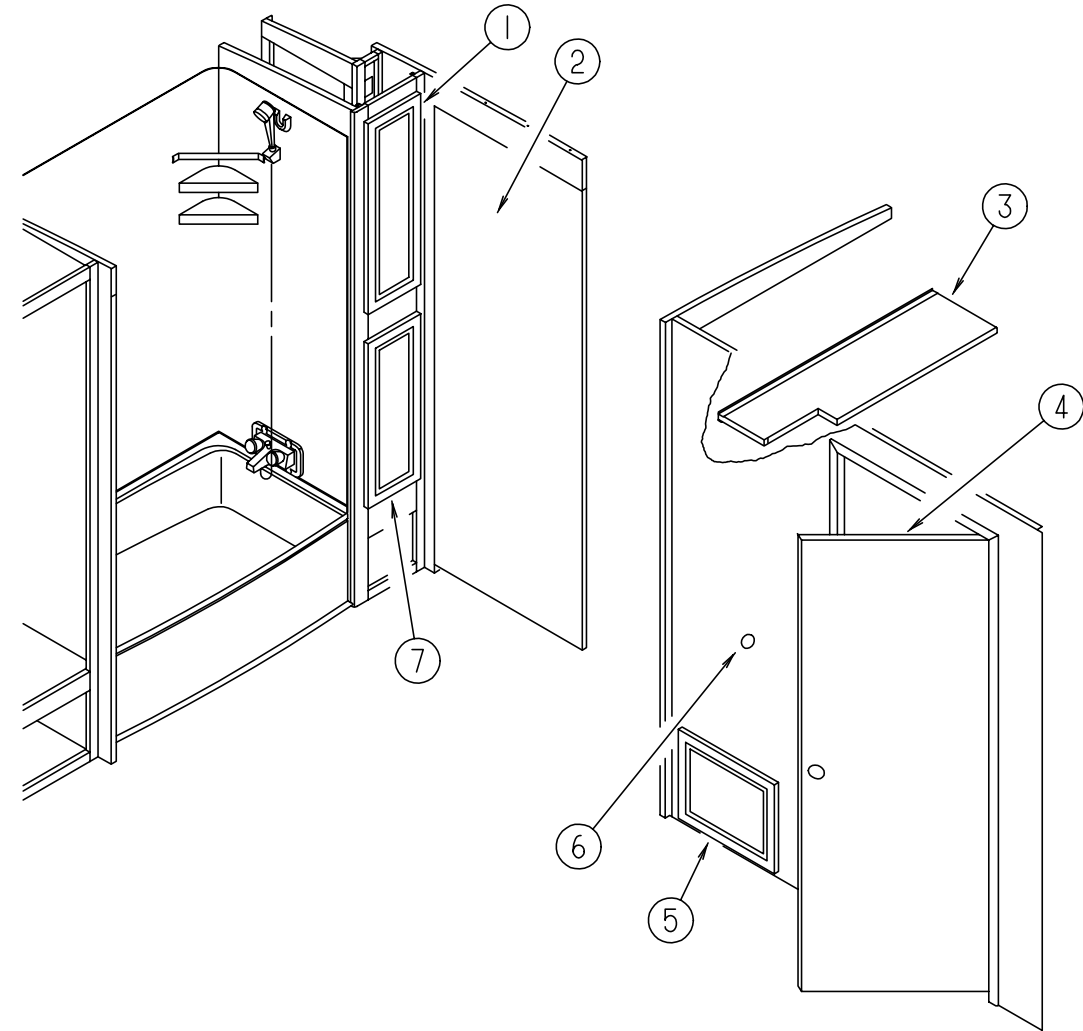
AUDIO VIDEO GROUP (CONTINUED)

TV & VCR SYSTEMS

KEY	PART NUMBER	U/M	DESCRIPTION	VENDOR NO.
*	076319-23-000	EA	ANTENNA - TV - ROOF MOUNT - 44.5" MAST	
*	120233-01-000	EA	ANTENNA - SATELLITE (DISH & HDW) W/O RECEIVER - MANUAL	
	120233-03-000	EA	CERTIFICATE - SATELLITE RECEIVER DISH	
	086231-08-000	EA	TV - 13" COLOR - DC - AUDIOVOX	
	086231-08-700	EA	REMOTE - UNIVERSAL	8822325
	086231-08-701	EA	ADAPTER - WIRE	0891436
	126696-01-000	EA	TV - 19" COLOR W/1/8" JACK - UL/CSA - GE	
	126696-01-700	EA	REMOTE	226725
	126697-01-000	EA	VCR-VHS - CABLE READY - W/REMOTE - GE	
	126697-01-700	EA	REMOTE - F/VCR	2040R
	086757-03-000	EA	CONTROL CENTER - SWITCH - VCR/TV	
	086777-02-000	EA	WALLPLATE - TV CABLE - W/ANTENNA SWITCH - BROWN	
	086777-01-000	EA	WALLPLATE - TV CABLE - W/ANTENNA SWITCH - IVORY	
	076319-09-000	EA	WALLPLATE - CABLE RECEPTACLE - TV - SINGLE - BROWN	
	093214-01-02A	EA	GRILLE - SPEAKER - 4" BROWN	
	098819-01-000	EA	SPEAKER - 4" - 2 WATT - 8 OHM	
	086756-01-000	EA	SPLITTER - TV - 2 WAY	
	076319-03-000	FT	CABLE - COAXIAL - 75 OHM	
	076319-12-000	EA	CONNECTOR - COAXIAL - ONE PIECE	
	114870-02-000	EA	PLUG - .14" AUDIO W/LEADS	
	082134-01-000	EA	ADAPTER - TV - CABLE TO CABLE	
	082136-01-000	EA	NUT - HEX JAM - 3/8 - 32	

* COMPONENT PARTS FOUND IN SERVICE PARTS LIBRARY

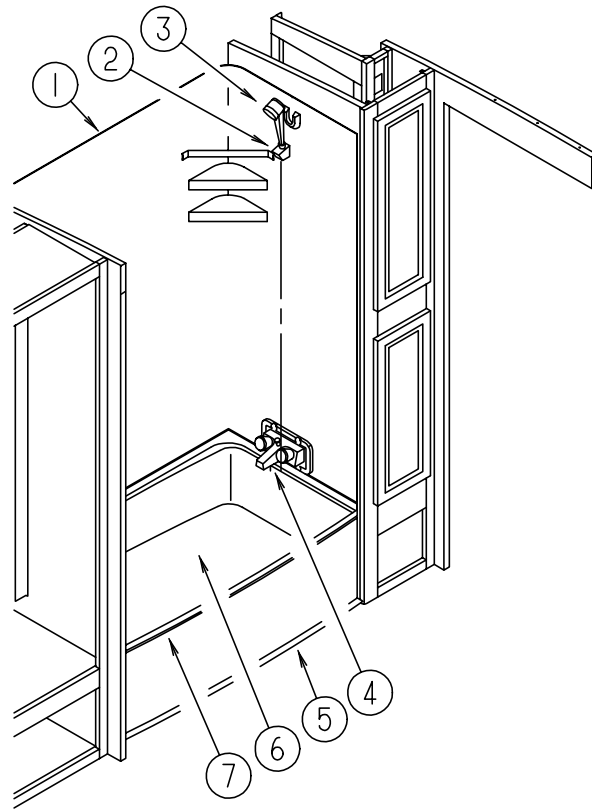
BATH GROUP



LINEN & BATH CABINETS (QUEEN BED)

KEY	PART NUMBER	U/M	DESCRIPTION
1	M05992-M2-J22	EA	DOOR - STRAIGHT CORNER/OGEE EDGE - 10" X 25.2" - W/O HDW (OAK)
1	122715-44-01A	EA	DOOR - MOLDED VINYL - 10" X 25.2" - W/O HARDWARE (WHITE)
2	M87868-36-J94	EA	DOOR - BATH - 24.8" X 73.1" - W/O HARDWARE (OAK)
2	M87868-36-J62	EA	DOOR - BATH - 24.8" X 73.1" - W/O HARDWARE (WHITE)
3	128228-23-J22	EA	SHELF - W/PLASTIC EDGE TRIM
3	128228-23-J23	EA	SHELF - W/PLASTIC EDGE TRIM
3	128228-23-J24	EA	SHELF - W/PLASTIC EDGE TRIM
3	128228-23-J25	EA	SHELF - W/PLASTIC EDGE TRIM
3	128228-23-J26	EA	SHELF - W/PLASTIC EDGE TRIM
3	128228-23-J27	EA	SHELF - W/PLASTIC EDGE TRIM
3	128228-23-J28	EA	SHELF - W/PLASTIC EDGE TRIM
3	128228-23-J29	EA	SHELF - W/PLASTIC EDGE TRIM
4	121449-31-H17	EA	DOOR - BATH (OAK)
4	121449-31-H40	EA	DOOR - BATH (WHITE)
	102920-01-01A	EA	HINGE/SPRING LOADED - BRASS
	110496-01-01A	EA	HINGE - BRASS
	111155-01-01A	EA	LOCK - PRIVACY - POLISHED BRASS
	121449-12-J70	EA	RACK - TOWEL - BATH DOOR
	100357-01-000	EA	ROD - F/TOWEL BAR - BRASS
5	M05992-30-J22	EA	DOOR - STRAIGHT CORNER/OGEE EDGE - 14.3" X 17.9" - W/O HDW (OAK)
5	122715-77-01A	EA	DOOR - MOLDED VINYL - 14.3" X 17.9" - W/O HARDWARE (WHITE)
6	120760-01-000	EA	BUMPER - RUBBER - CLEAR
7	M05992-13-J53	EA	DOOR - STRAIGHT CORNER/OGEE EDGE - 10" X 19.1" - W/O HDW (OAK)
7	122715-03-01A	EA	DOOR - MOLDED VINYL - 10" X 19.1" - W/O HARDWARE (WHITE)

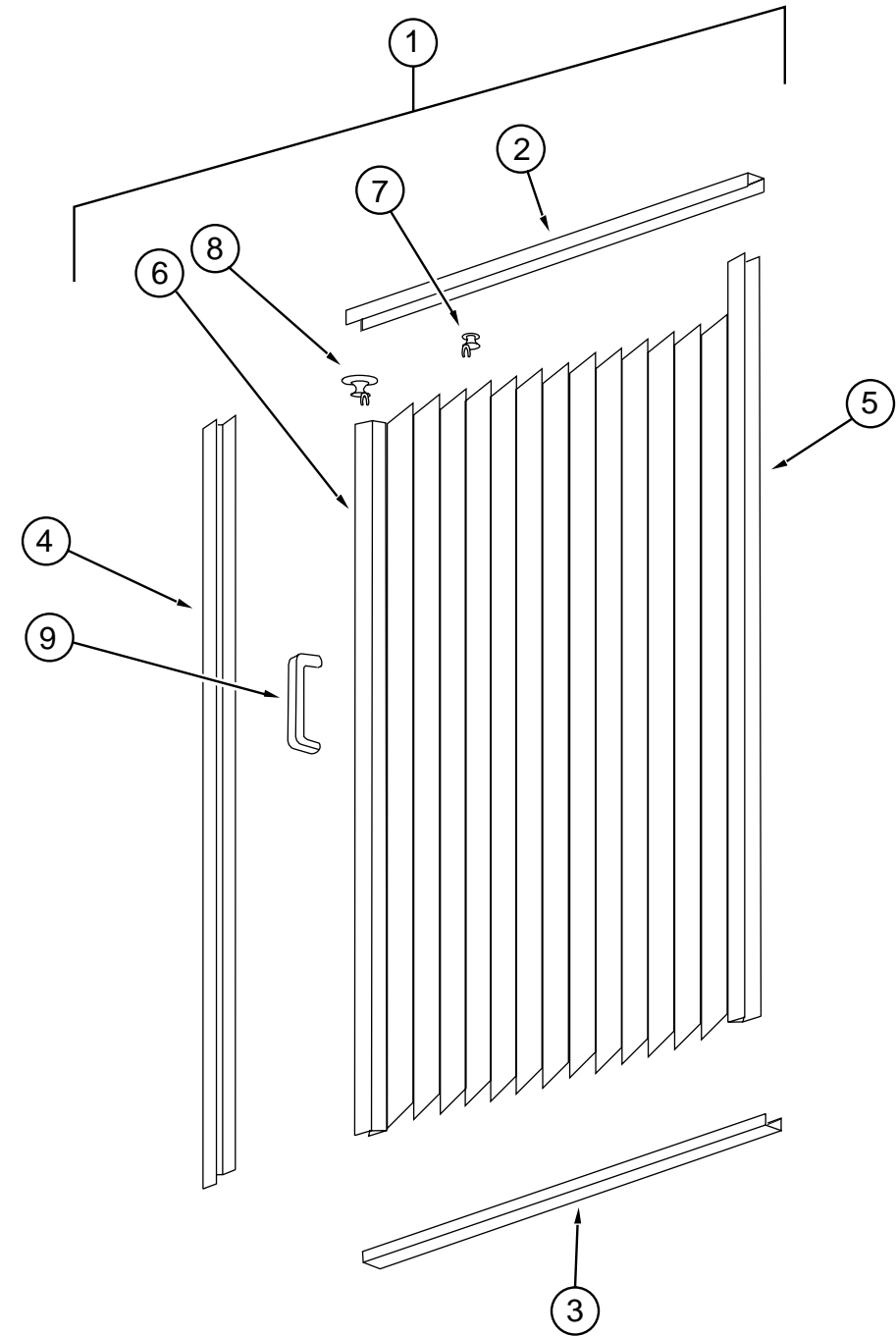
BATH GROUP (CONTINUED)



SHOWER CABINET

KEY	PART NUMBER	U/M	DESCRIPTION	VENDOR NO.
1	110541-01-01A	EA	SURROUND - SHOWER/TUB W/MOLDED ROD BRACKETS	2328029-1
2	011048-03-700	EA	BRACKET - F/SHOWER HEAD	
3	131383-01-01A	EA	SHOWER HEAD - W/HOSE & BRACKET - 60" - IVORY	
3	131383-02-01A	EA	SHOWER HEAD - W/HOSE & BRACKET - 60" - CSA- IVORY	
	103092-01-702	EA	SEALS - SPRAY HEAD	24466
4	075242-03-000	EA	FAUCET - TUB/SHOWER - BONE (WHITE)	
4	075242-04-000	EA	FAUCET - TUB/SHOWER - BONE (OAK)	
	075606-01-000	EA	PANEL - PLASTIC - FAUCET BACK - 5" X 9"	
5	111035-01-01A	EA	PANEL - FILLER - TUB/SHOWER	
6	M02630-33-GV0	EA	SHOWER PAN - W/SPRING LOADED DRAIN PLUNGER	
6	M02630-25-E37	EA	SHOWER PAN - W/STRAINER/TAIPIECE - CSA	
7	115793-01-01A	EA	ANGLE - PLASTIC	
	117431-05-01A	EA	DOOR - SHOWER - PLEATED FABRIC	

BATH GROUP (CONTINUED)

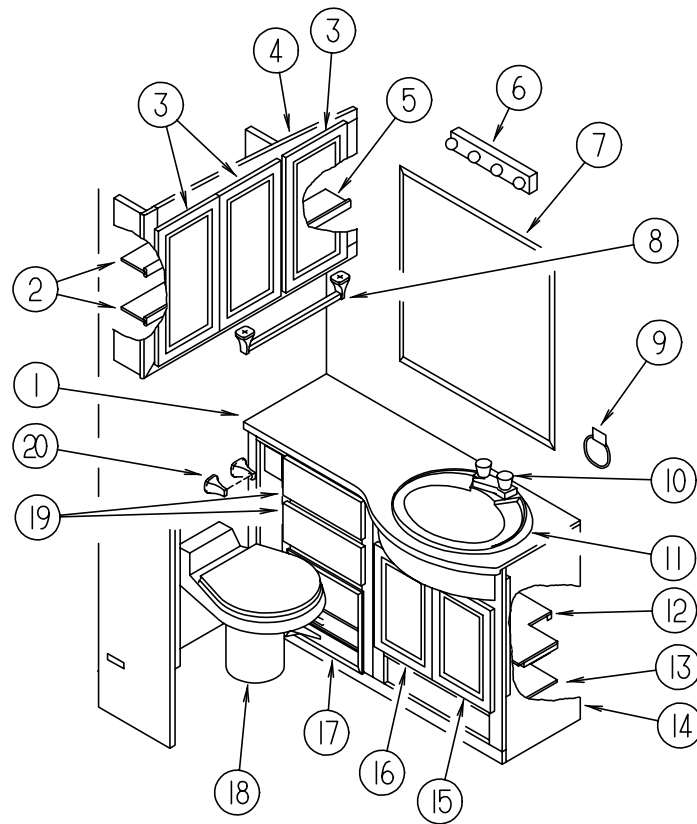


SHOWER DOOR

KEY	PART NUMBER	U/M	DESCRIPTION
1	117431-05-01A	EA	DOOR - SHOWER - PLEATED FABRIC
2	117431-01-700	EA	TRACK - TOP - ALUM. IVORY INSERT - 48"
3	117431-01-701	EA	TRACK - BOTTOM - 48 "
4	117431-01-702	EA	RAIL - SIDE - 67"
5	117431-01-703	EA	RAIL - STATIONARY - 67"
6	117431-01-704	EA	RAIL - LEAD - 67"
7	117431-01-705	EA	GLIDE - IVORY - TRAVELER
8	117431-01-706	EA	GLIDE - IVORY LEAD - TRAVELER
9	117431-01-708	EA	HANDLES & SCREWS
	117431-01-707	EA	LATCH
	117431-05-700	EA	STRAP - VINYL SHOWER

BATH GROUP (CONTINUED)

BATH CABINETS & COMPONENTS

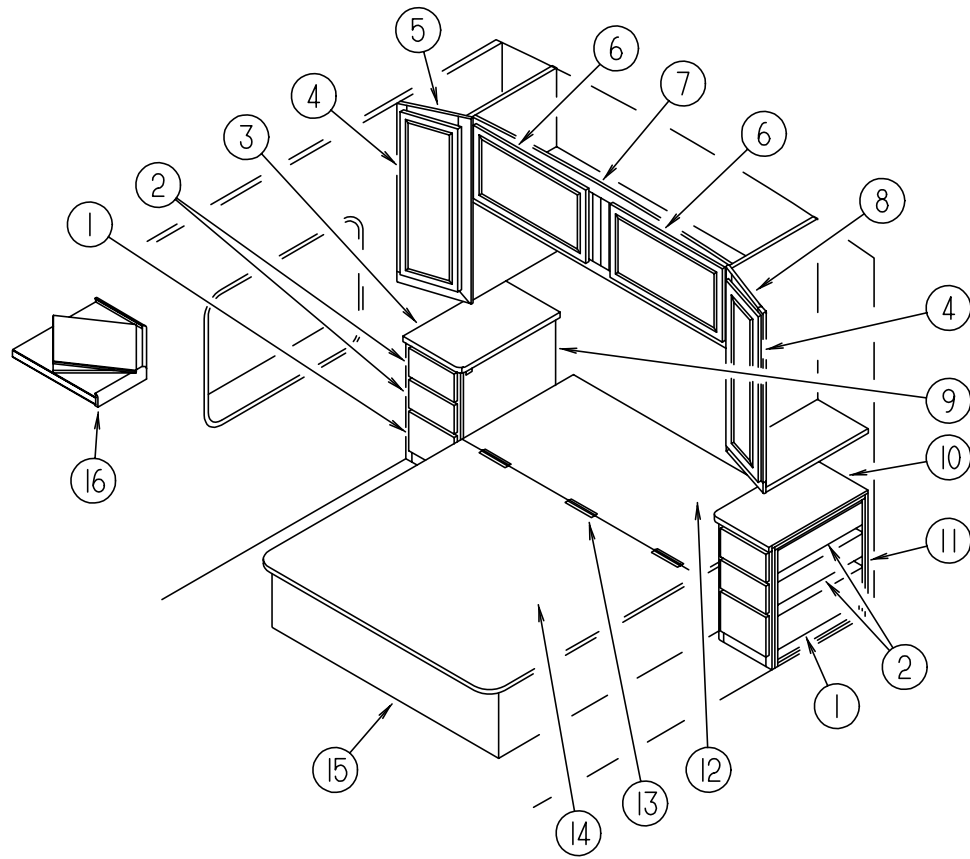


KEY	PART NUMBER	U/M	DESCRIPTION
1	128234-14-J22	EA	COUNTERTOP - LAVATORY (J22)
1	128234-14-J23	EA	COUNTERTOP - LAVATORY (J23, J25, J27, J29)
1	128234-14-J24	EA	COUNTERTOP - LAVATORY (J24)
1	128234-14-J26	EA	COUNTERTOP - LAVATORY (J26, J28)
2	126980-11-J62	EA	SHELF - W/PLASTIC EDGE MOLDING (WHITE)
2	126980-11-J94	EA	SHELF - W/PLASTIC EDGE MOLDING (OAK)
3	122715-88-01A	EA	DOOR - MOLDED VINYL - 11.4" X 21.8" - W/O HARDWARE (WHITE)
3	M05992-E0-J22	EA	DOOR - STRAIGHT CORNER/OGEE EDGE - 11.4" X 21.8" - W/O HARDWARE (OAK)
4	126980-01-J62	EA	CABINET - OVERHEAD/BATH - W/O DOORS/HARDWARE (WHITE)
4	126980-01-J94	EA	CABINET - OVERHEAD/BATH - W/O DOORS/HARDWARE (OAK)
5	126980-12-J62	EA	SHELF - W/PLASTIC EDGE MOLDING (WHITE)
5	126980-12-J94	EA	SHELF - W/PLASTIC EDGE MOLDING (OAK)
6	110235-02-01A	EA	LIGHT - MAKE UP - 4 BULB PANLESS
7	058331-51-000	EA	MIRROR - SAFETY GLASS - 25.9" X 40"
8	075453-02-000	EA	BAR - TOWEL - 18" BRASS
9	075454-02-000	EA	RING - TOWEL - W/MOUNTING HARDWARE - BRASS
10	075240-06-000	EA	FAUCET - LAVATORY - BONE (OAK)
10	075240-05-000	EA	FAUCET - LAVATORY - BRASS (WHITE)
	105218-01-01A	EA	SPACER - FAUCET/LAVATORY SINK - 2" X 5.9" - ABS PLASTIC
11	105921-01-01A	EA	SINK - LAVATORY - LARGE/OVAL - 17" X 20" PLASTIC/OFF WHITE
	106116-01-01A	EA	STRAINER - SINK - W/STOPPER/TAILPIECE/GASKET & NUT - PLASTIC
12	128234-12-J23	EA	SHELF - W/PLASTIC EDGE TRIM (WHITE)
12	128234-12-J22	EA	SHELF - W/PLASTIC EDGE TRIM (OAK)
13	128234-13-J23	EA	SHELF - W/PLASTIC EDGE TRIM (WHITE)
13	128234-13-J22	EA	SHELF - W/PLASTIC EDGE TRIM (OAK)
14	128234-01-J23	EA	CABINET - LAVATORY - W/COUNTERTOP - W/O DOORS/DRAWERS/HDW (WHITE)
14	128234-01-J22	EA	CABINET - LAVATORY - W/COUNTERTOP - W/O DOORS/DRAWERS/HDW (OAK)
15	122715-C4-01A	EA	DOOR - MOLDED VINYL - 10.8" X 16.5" - W/O HARDWARE (WHITE)
15	M05992-AH-J22	EA	DOOR - STRAIGHT CORNER/OGEE EDGE - 10.8" X 16.5" - W/O HDW (OAK)
16	122715-C4-01A	EA	DOOR - MOLDED VINYL - 10.8" X 16.5" - W/O HARDWARE (WHITE)
16	M05992-Z5-J22	EA	DOOR - STRAIGHT CORNER/OGEE EDGE - 10.8" X 21.8" - W/O HDW (OAK)
17	097208-07-J23	EA	MAGAZINE RACK (WHITE)
17	097208-07-J22	EA	MAGAZINE RACK (OAK)
18*	085330-06-000	EA	TOILET - STANDARD CHINA W/SPRAYER - BONE
19	P10163-DA-J23	EA	DRAWER - SQUARE EDGE - 12.2"W X 11.8"D - W/O SLIDES/HARDWARE (WHITE)
19	M05971-65-H17	EA	DRAWER - OGEE EDGE - 12.2"W X 11.8"D - W/O SLIDES/HARDWARE (OAK)
20	075452-02-000	EA	HOLDER - TOILET TISSUE - BRASS

* COMPONENT PARTS FOUND IN SERVICE PARTS LIBRARY

BEDROOM GROUP

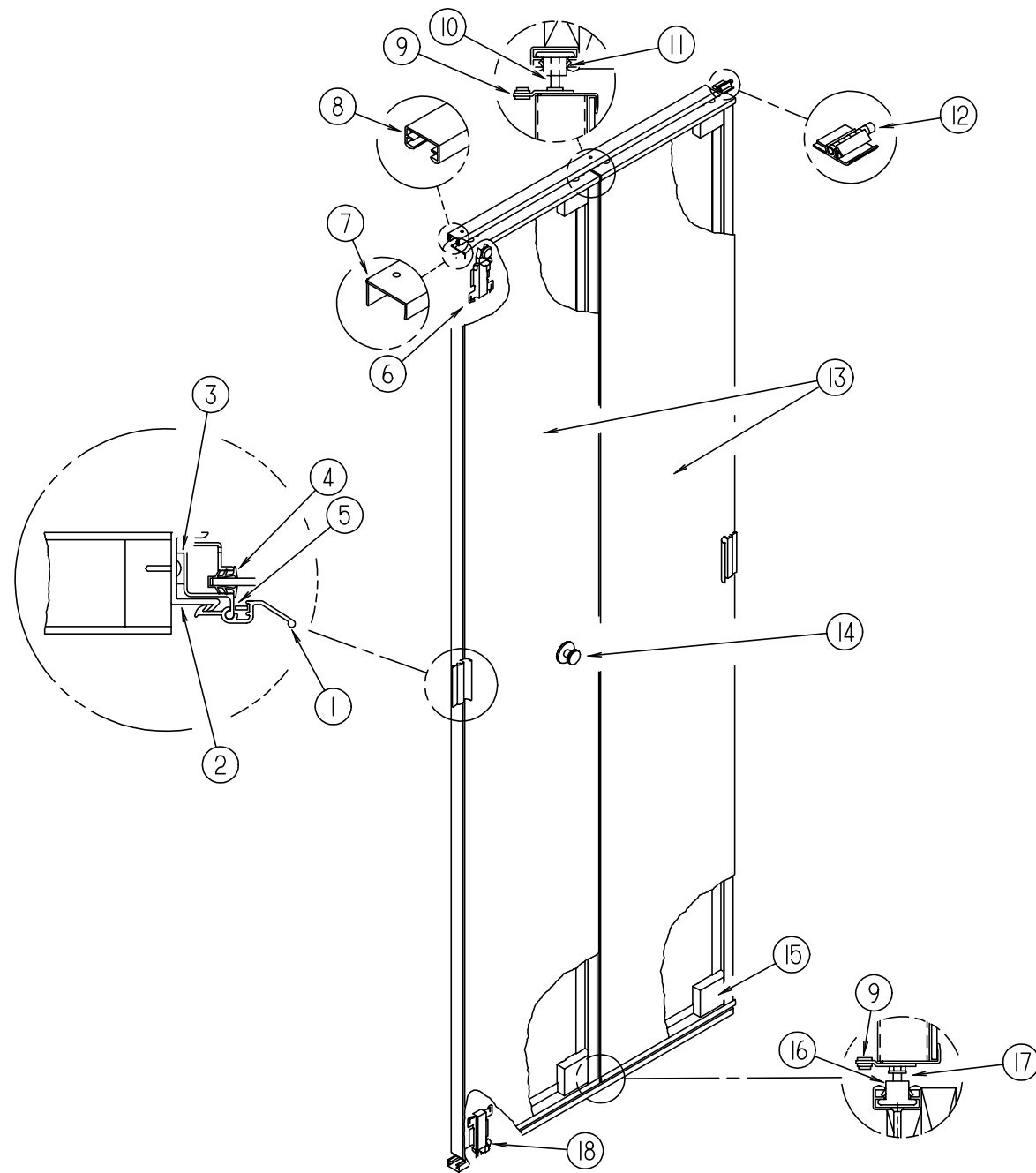
QUEEN BEDROOM



KEY	PART NUMBER	U/M	DESCRIPTION
1	P10163-CW-J23	EA	DRAWER - SQUARE EDGE - 11.5"W X 21.6"D - W/O SLIDES/HARDWARE (WHITE)
1	M05971-W3-H17	EA	DRAWER - OGEE EDGE - 11.5"W X 21.6"D - W/O SLIDES/HARDWARE (OAK)
1	P10163-CV-J23	EA	DRAWER - SQUARE EDGE - 11.5"W X 21.6"D - W/O SLIDES/HARDWARE (WHITE)
2	M05971-L5-H17	EA	DRAWER - OGEE EDGE - 11.5"W X 21.6"D - W/O SLIDES/HARDWARE (OAK)
3	116193-11-H37	EA	COUNTERTOP - NIGHTSTAND (J22)
3	116193-11-J23	EA	COUNTERTOP - NIGHTSTAND/RIGHT HAND (J23, J25, J27, J29)
3	116193-11-J24	EA	COUNTERTOP - NIGHTSTAND (J24)
3	116193-11-J54	EA	COUNTERTOP - NIGHTSTAND (J26, J28)
4	122715-34-01A	EA	DOOR - MOLDED VINYL - 14.3" X 36.4" - W/O HARDWARE (WHITE)
4	M06803-R5-J22	EA	DOOR - MIRROR/MTRD CRNR/OGEE EDGE - 14.3" X 36.4" - W/O HARDWARE (OAK)
5	116142-01-J23	EA	CABINET - SHIRT CLOSET - RIGHT HAND - W/O DOOR/HARDWARE (WHITE)
5	116142-01-J22	EA	CABINET - SHIRT CLOSET - RIGHT HAND - W/O DOOR/HARDWARE (OAK)
6	122715-08-01A	EA	DOOR - MOLDED VINYL - 15.7" X 27.9" - W/O HARDWARE (WHITE)
6	M05992-48-J22	EA	DOOR - STRAIGHT CORNER/OGEE EDGE - 15.7" X 27.9" - W/O HARDWARE (OAK)
7	106523-01-J23	EA	CABINET - OVERHEAD REAR - W/O DOORS/HARDWARE (WHITE)
7	106523-01-G09	EA	CABINET - OVERHEAD REAR - W/O DOORS/HARDWARE (OAK)
8	116142-02-J23	EA	CABINET - SHIRT CLOSET - LEFT HAND - W/O DOOR/HARDWARE (WHITE)
8	116142-02-J22	EA	CABINET - SHIRT CLOSET - LEFT HAND - W/O DOOR/HARDWARE (OAK)
9	116193-01-J97	EA	CABINET/NIGHTSTAND/RH - W/COUNTERTOP - W/O DRAWERS/ HARDWARE (J22)
	116193-01-J23	EA	CABINET/NIGHTSTAND/RH - W/COUNTERTOP - W/O DRAWERS/ HARDWARE (J23, J25, J27, J29)
9	116193-01-J24	EA	CABINET/NIGHTSTAND/RH - W/COUNTERTOP - W/O DRAWERS/ HARDWARE (J24)
9	116193-01-J55	EA	CABINET/NIGHTSTAND/RH - W/COUNTERTOP - W/O DRAWERS/ HARDWARE (J26, J28)
10	116193-12-H37	EA	COUNTERTOP - NIGHTSTAND (J22)
10	116193-12-J23	EA	COUNTERTOP - NIGHTSTAND (J23, J25, J27, J29)
10	116193-12-J24	EA	COUNTERTOP - NIGHTSTAND (J24)
10	116193-12-J54	EA	COUNTERTOP - NIGHTSTAND (J26, J28)
11	116193-02-J97	EA	CABINET/NIGHTSTAND/LH - W/COUNTERTOP - W/O DRAWERS/ HARDWARE (J22)
11	116193-02-J23	EA	CABINET/NIGHTSTAND/LH - W/COUNTERTOP - W/O DRAWERS/ HARDWARE (J23, J25, J27, J29)
11	116193-02-J24	EA	CABINET/NIGHTSTAND/LH - W/COUNTERTOP - W/O DRAWERS/ HARDWARE (J24)
11	116193-02-J55	EA	CABINET/NIGHTSTAND/LH - W/COUNTERTOP - W/O DRAWERS/ HARDWARE (J26, J28)
12	M05087-32-000	EA	TOP - QUEEN BED - W/O HARDWARE
13	041389-25-000	EA	HINGE - PIANO - 1.50" X 55"
14	M05087-31-000	EA	TOP - QUEEN BED - W/O HARDWARE
15	P26750-01-J23	EA	CABINET - BASE/QUEEN BED (WHITE)
15	P26750-01-J22	EA	CABINET - BASE/QUEEN BED (OAK)
16	127486-02-J62	EA	SHELF - TV - W/BRASS POST ENDS & RODS (WHITE)
16	127486-02-J94	EA	SHELF - TV - W/BRASS POST ENDS & RODS (OAK)
	107796-06-000	EA	SPRING/GAS - 12" COMPRESSED/20" EXTENDED - 120 LB.
	126263-06-02B	EA	BRACKET - GAS SPRING - E-COATED (UPPER)
	126263-08-02B	EA	BRACKET - GAS SPRING - LOWER - E-COATED
	097872-04-000	EA	DOWEL - WOOD - 1" DIAMETER X 1.38" LONG
	091952-01-000	EA	CLIP - GRIPPER - 1"

BEDROOM GROUP (CONTINUED)

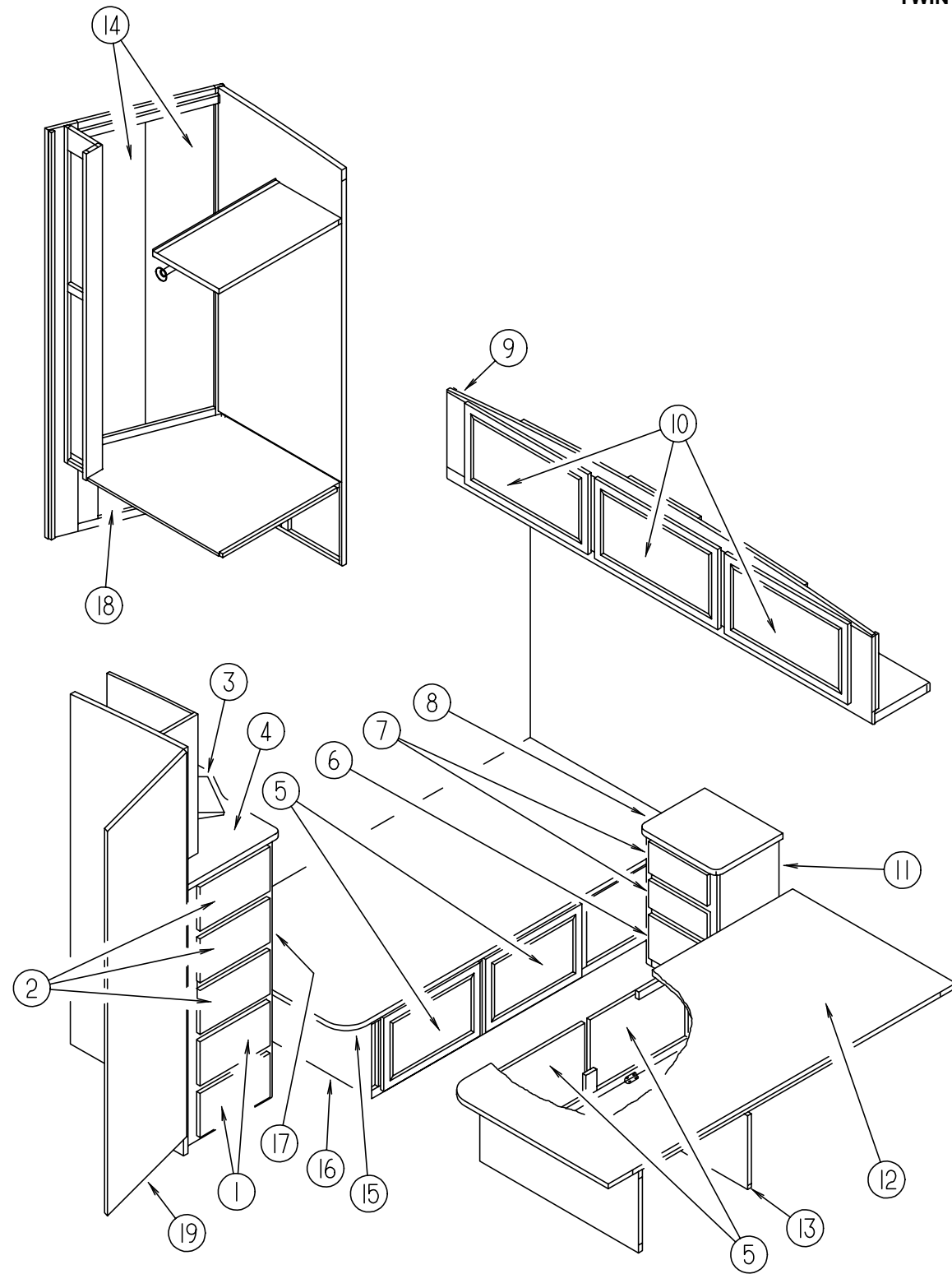
QUEEN BED WARDROBE DOOR



KEY	PART NUMBER	U/M	DESCRIPTION
	127931-01-J60	EA	DOOR - MIRRORED
			FROM: 00-00-00 THRU: 01-09-98
	114149-17-J22	EA	DOOR - MIRRORED/WARDROBE
			FROM: 01-10-98 THRU: 99-99-99
1	128587-01-01A	EA	LATCH - WARDROBE DOOR - W/O SPRING
2	115538-03-01A	EA	JAMB - DOOR - WARDROBE/MIRRORED
3	123655-01-000	FT	SEAL - CLOSED CELL/FOAM
4	111575-01-01A	FT	CHANNEL - GLAZING - SWING DOOR
5	115541-01-000	EA	SPRING - DOOR - SLIDING
6	107390-01-000	EA	CORNER HANGER (SINGLE ROLLER W/BACKET) (SOLD AS 1 EACH)
7	113975-06-01A	EA	RAIL - DOOR - BIFOLD - TERRATONE
8	113974-07-01A	EA	TRACK - DOOR - BIFOLD - TERRATONE
9	110246-01-01A	EA	HINGE - DOOR
10	114135-01-000	EA	PIVOT - TOP
11	114137-01-000	EA	WHEEL - GUIDE
12	114783-01-000	EA	SPRING - DOOR - SNUGGER
13	058331-H0-000	EA	MIRROR - SAFETY GLASS - 17.8" X 73.4"
14	125221-01-01A	EA	PULL - MIRROR - W/ROUND HANDLE
15	110245-01-01A	EA	CORNER - BIFOLD DOOR
16	114136-01-000	EA	BRACKET - PIVOT - TRACK
17	114135-02-000	EA	PIVOT - BOTTOM
18	107391-01-000	EA	GUIDE - BOTTOM - BY-PASS (4 USED PER DOOR)

BEDROOM GROUP (CONTINUED)

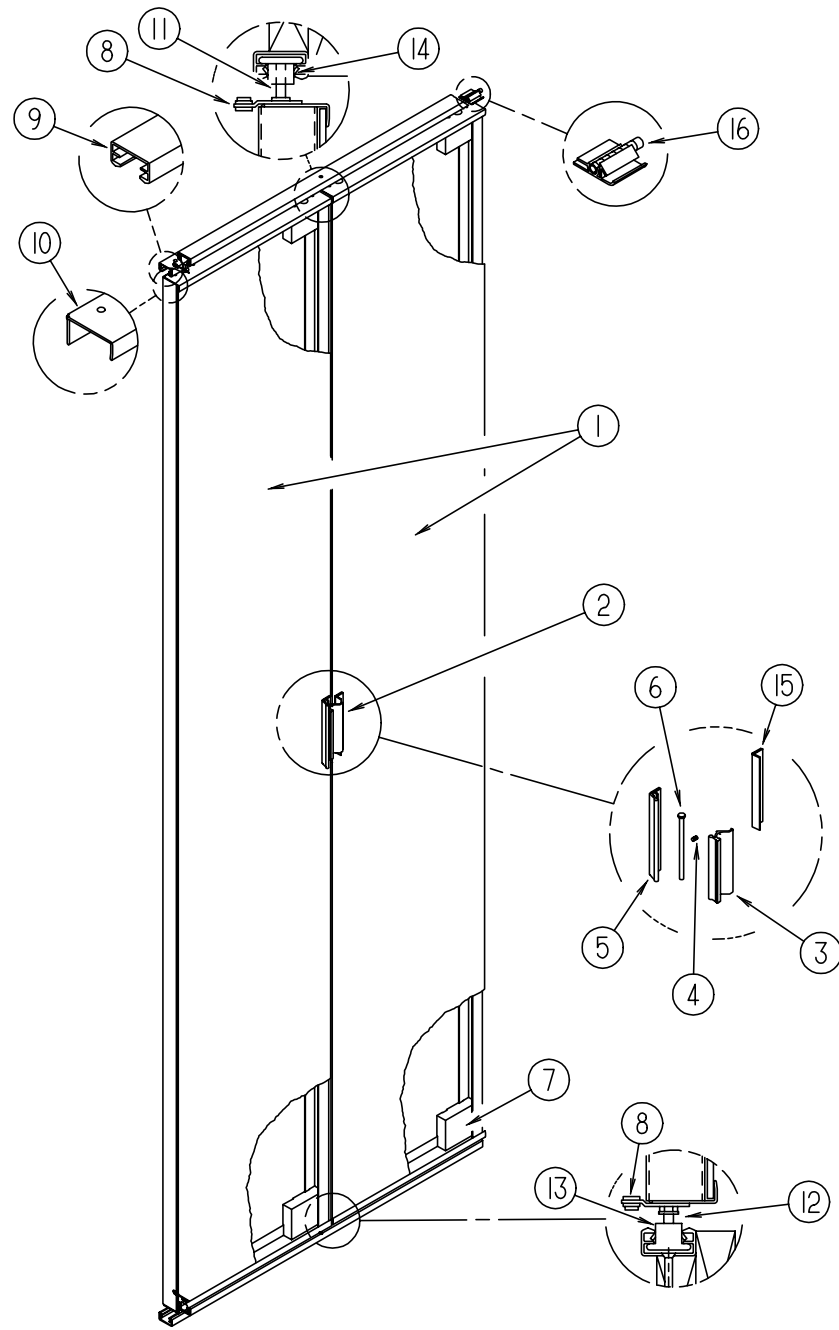
TWIN BEDROOM



KEY	PART NUMBER	U/M DESCRIPTION
1	P10163-HL-J23	EA DRAWER - SQUARE EDGE - 14.8"W X 13.8"D - W/O SLIDES/HDW (WHITE)
1	M05971-HJ-J22	EA DRAWER - OGEE EDGE - 14.8"W X 13.8"D - W/O SLIDES/HDW (OAK)
2	P10163-HM-J23	EA DRAWER - SQUARE EDGE - 14.8"W X 15.8"D - W/O SLIDES/HDW (WHITE)
2	M05971-HK-J22	EA DRAWER - OGEE EDGE - 14.8"W X 15.8"D - W/O SLIDES/HDW (OAK)
3	127486-02-J62	EA SHELF - TV - W/BRASS POST ENDS & RODS (WHITE)
3	127486-02-J94	EA SHELF - TV - W/BRASS POST ENDS & RODS (OAK)
4	127631-15-J30	EA COUNTERTOP - CHEST DRAWERS - TWIN - RIGHT HAND (J22)
4	127631-15-J62	EA COUNTERTOP - CHEST DRAWERS - TWIN - RIGHT HAND (J23, J25, J27, J29)
4	127631-15-J24	EA COUNTERTOP - CHEST DRAWERS - TWIN - RIGHT HAND (J24)
4	127631-15-J61	EA COUNTERTOP - CHEST DRAWERS - TWIN - RIGHT HAND (J26, J28)
5	122715-04-01A	EA DOOR - MOLDED VINYL - 12" X 21.8" - W/O HDW (WHITE)
5	M05992-14-J22	EA DOOR - STRAIGHT CORNER/OGEE EDGE - 12" X 21.8" - W/O HDW (OAK)
6	P10163-DA-J23	EA DRAWER - SQUARE EDGE - 12.2"W X 11.8"D - W/O SLIDES/HDW (WHITE)
6	M05971-73-H17	EA DRAWER - OGEE EDGE - 12.2"W X 11.8"D - W/O SLIDES/HDW (OAK)
7	P10163-CZ-J23	EA DRAWER - SQUARE EDGE - 12.2"W X 11.8"D - W/O SLIDES/HDW (WHITE)
7	M05971-65-H17	EA DRAWER - OGEE EDGE - 12.2"W X 11.8"D - W/O SLIDES/HDW (OAK)
8	104507-11-H37	EA COUNTERTOP - NIGHTSTAND (J22)
8	104507-11-J23	EA COUNTERTOP - NIGHTSTAND (J23, J25, J27, J29)
8	104507-11-J24	EA COUNTERTOP - NIGHTSTAND (J24)
8	104507-11-F12	EA COUNTERTOP - NIGHTSTAND (J26, J28)
9	116187-01-J23	EA CABINET - OVERHEAD/REAR - W/O DOORS/HDW - F/TWIN BED (WHITE)
9	116187-01-H17	EA CABINET - OVERHEAD/REAR - W/O DOORS/HDW - F/TWIN BED (OAK)
10	122715-08-01A	EA DOOR - MOLDED VINYL - 15.7" X 27.9" - W/O HDW (WHITE)
10	M05992-48-J22	EA DOOR - STRAIGHT CORNER/OGEE EDGE - 15.7" X 27.9" - W/O HDW (OAK)
11	104507-01-J47	EA CABINET/NIGHTSTAND - W/CTRTP - W/O DRAWERS/HDW (J22)
11	104507-01-J23	EA CABINET/NIGHTSTAND - W/CTRTP - W/O DRAWERS/HDW (J23, J25, J27, J29)
11	104507-01-J24	EA CABINET/NIGHTSTAND - W/CTRTP - W/O DRAWERS/HDW (J24)
11	104507-01-G15	EA CABINET/NIGHTSTAND - W/CTRTP - W/O DRAWERS/HDW (J26, J28)
12	M07464-02-000	EA TOP - TWIN BED - DRIVER SIDE - W/O HDW
13	P16194-02-H40	EA CABINET - BASE/TWIN BED - LEFT HAND - W/O DOORS/HDW (WHITE)
13	P16194-02-G15	EA CABINET - BASE/TWIN BED - LEFT HAND - W/O DOORS/HDW (OAK)
14	113970-07-J60	EA DOOR - BIFOLD/MIRRORED
15	M07464-01-000	EA TOP - TWIN BED - PASSENGER SIDE - W/O HDW
16	P16194-01-H40	EA CABINET - BASE/TWIN BED - RIGHT HAND - W/O DOORS/HDW (WHITE)
16	P16194-01-G15	EA CABINET - BASE/TWIN BED - RIGHT HAND - W/O DOORS/HDW (OAK)
17	127631-01-J22	EA CABINET/CHEST - TWIN BED/RH - W/CTRTP - W/O DRAWERS/HDW (J22)
17	127631-01-J62	EA CABINET/CHEST-TWIN BED/RH - W/CTRTP - W/O DRAWERS/HDW (J23, J25, J27, J29)
17	127631-01-J24	EA CHEST OF DRAWERS - TWIN BED/RH - W/CTRTP - W/O DRAWERS/HDW (J24)
17	127631-01-J26	EA CHEST OF DRAWERS - TWIN BED/RH - W/CTRTP - W/O DRAWERS/HDW (J26, J28)
18	122715-77-01A	EA DOOR - MOLDED VINYL - 14.3" X 17.9" - W/O HDW (WHITE)
18	M05992-L2-J22	EA DOOR - STRAIGHT CORNER/OGEE EDGE - 14.3" X 17.9" - W/O HDW (OAK)
19	M87868-40-J23	EA DOOR - BATH - 27.8" X 72.7" (WHITE)
19	M87868-40-J94	EA DOOR - BATH - 27.8" X 72.7" (OAK)

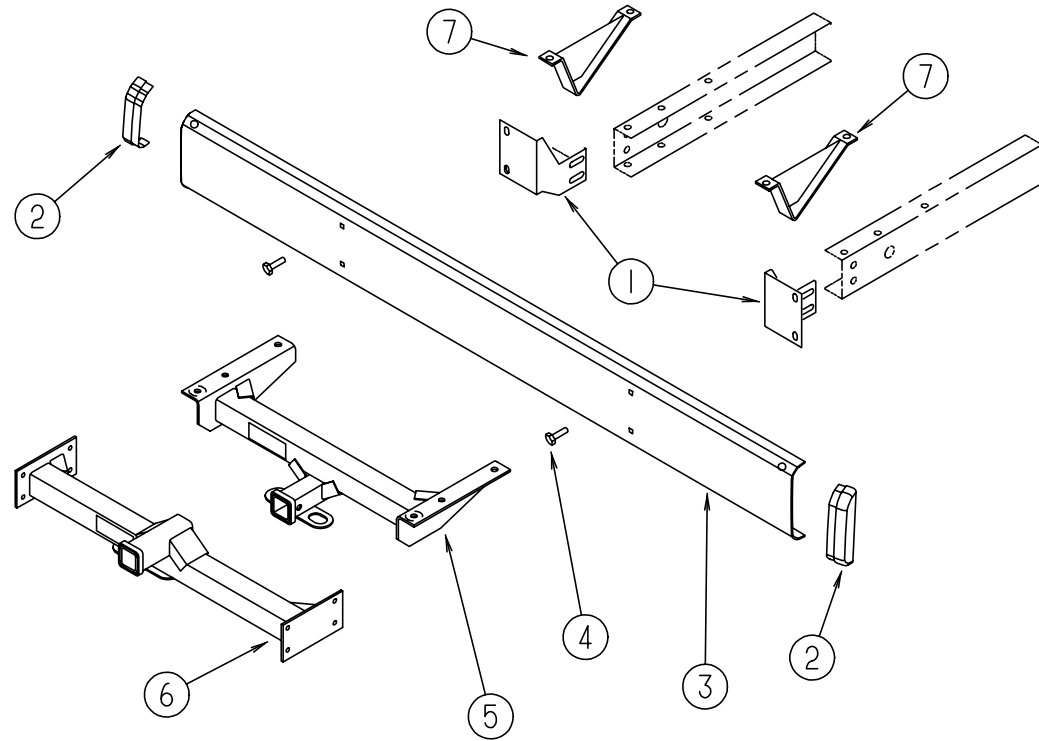
BEDROOM GROUP (CONTINUED)

TWIN BED WARDROBE DOOR



KEY	PART NUMBER	U/M	DESCRIPTION
	113970-07-J60	EA	DOOR - BIFOLD/MIRRORED - W/O HARDWARE
1	058331-H2-000	EA	MIRROR - SAFETY GLASS - 11.6" X 57.9"
2	110106-01-HQ0	EA	LATCH ASSEMBLY COMPLETE
3	NA	EA	LATCH - DOOR BLACK
4	111564-01-000	EA	SPRING - LATCH - FLAT
5	NA	EA	PULL - DOOR BLACK
6	113007-03-000	EA	PIN - SPRING - .188" X .50"
7	110245-01-01A	EA	CORNER - BIFOLD DOOR
8	110246-01-01A	EA	HINGE - DOOR
9	113974-08-01A	EA	TRACK - DOOR - BIFOLD - TERRATONE
10	113975-07-01A	EA	RAIL - DOOR - BIFOLD - TERRATONE
11	114135-01-000	EA	PIVOT - TOP
12	114135-02-000	EA	PIVOT - BOTTOM
13	114136-01-000	EA	BRACKET - PIVOT - TRACK
14	114137-01-000	EA	WHEEL - GUIDE
15	110346-01-04A	EA	ANGLE - CATCH - TERRATONE
16	114783-01-000	EA	SPRING - DOOR - SNUGGER

CHASSIS GROUP



REAR BUMPER & COMPONENTS

KEY	PART NUMBER	U/M DESCRIPTION
1	104418-07-000	EA ANGLE - BUMPER REAR SUPPORT
2	103228-01-05A	EA END CAP - REAR BUMPER - DRIVER/ PASSENGER SIDE
3	103099-10-02A	EA BUMPER - REAR - BRIGHT WHITE
4	102333-01-05A	EA BOLT - CARRIAGE - 7/16 - 14 STAINLESS STEEL CAP
5	107707-01-000	EA HITCH RECEIVER - BOLT-ON CLASS II
6	117313-03-04B	EA DRAWBAR - HITCH CLASS III
7	111742-01-000	EA PLATE - SKID
	113589-01-000	EA CONNECTOR - PLUG - TRAILER
	113589-02-000	EA CONNECTOR - SOCKET - TRAILER
	070579-09-000	EA PLATE - ANCHOR
	113588-02-01B	EA BRACKET - CONNECTOR - TRAILER W/O LIP
	113588-01-01B	EA BRACKET - CONNECTOR - TRAILER W/LIP

CHASSIS GROUP (CONTINUED)

SUSPENSION SYSTEM (CHEVY)

KEY	PART NUMBER	U/M DESCRIPTION	VENDOR NO.
	122756-02-000	EA SHOCK AND STABILIZER (BLUE BOOT) KIT - FRONT END P30 CHASS	
	122756-02-700	EA BRACKET ASM - DRIVER SIDE	T818L
	122756-02-701	EA BRACKET ASM - PASSENGER SIDE	T818R
	122756-02-702	EA BRACKET ONLY - DRIVER SIDE	T818L
	122756-02-703	EA BRACKET ONLY -PASSENGER SIDE	T818R
	122756-02-704	EA BOLT PACKAGE -BOLTS/NUTS ETC	T818R
	122756-02-705	EA SHOCK	T818SH
	122756-02-706	EA STUD - SHOCK MOUNTING	T818S
	122756-02-707	EA DAMPNER	T818SD
	122756-02-708	EA BOOT	T818SDB
	122756-02-709	EA BUSHING PKG	T818SDBSH
	122756-02-710	EA BOLT PKG	T818SBS

CHEVY DRIVETRAIN

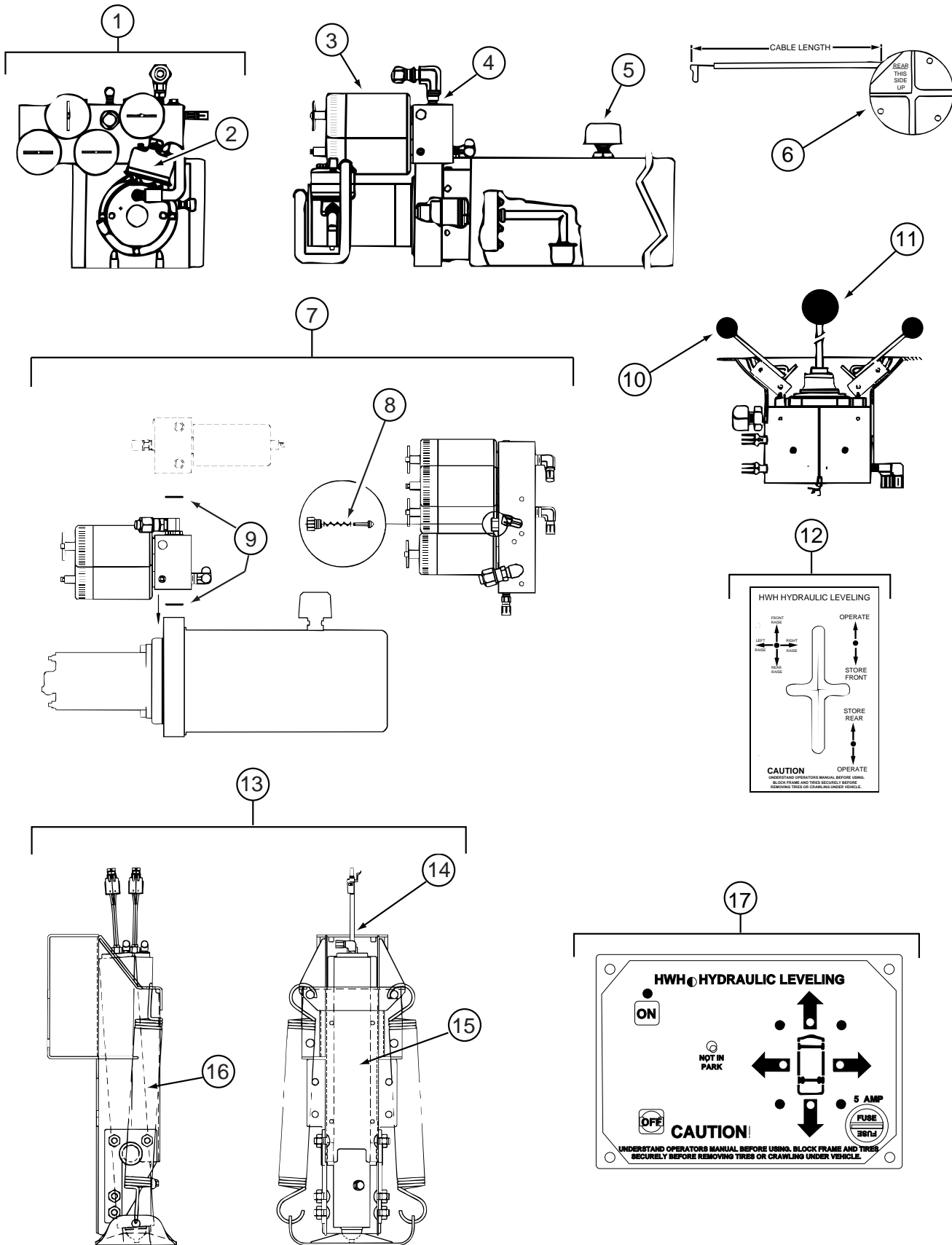
KEY	PART NUMBER	U/M DESCRIPTION
	074833-04-000	EA SPACER - BEARING - DRIVESHAFT - 8" X 2" STEEL
	129690-01-000	EA DEADENER - DRIVESHAFT - 3.5"
	088498-01-000	EA UNION - INVERTED FLARE - BRASS - 3/16 - BRAKE LINE
	075302-29-000	EA DRIVESHAFT ASSEMBLY - 3 PIECES BALANCED - CHEVY 216"
	M75302-17-000	EA DRIVESHAFT - YOKE/BEARING/SPLINE
	M75302-31-000	EA DRIVESHAFT - SPLINE/YOKE/YOKE
	M75302-28-000	EA DRIVESHAFT ASM -YOKE/YOKE/BEARING
	075466-01-000	EA UNION - INVERTED FLAIR - 1/4"
	088497-02-000	EA NUT - INVERTED FLARE - 1/4"
	083415-01-000	EA SHIELD - HEAT - DRIVESHAFT BEARING - 4" X 5.5" - STEEL

HYDRAULIC SLIDEOUT

KEY	PART NUMBER	U/M DESCRIPTION	VENDOR NO.
	125687-01-000	EA SLIDEOUT - HYDRAULIC	
	125687-01-700	EA CYLINDER - 21" STROKE	RAP90512
	125687-01-701	EA HOSE - HYDRAULIC - 120"	RAP90428
	125687-01-702	EA CYLINDER - SYCRONIZING	RAP90471
	115767-02-000	EA WINCH - SLIDEOUT	
	116082-03-02B	EA BRACKET - WINCH	
	121177-01-02B	EA BRACKET - PASS REAR LEVEL JACK (STRAIGHT)/SLIDEOUT RM SYST	
	121177-02-02B	EA BRACKET - DRIVER REAR LEVEL JACK (STRAIGHT)/SLIDEOUT RM SYST	

CHASSIS GROUP (CONTINUED)

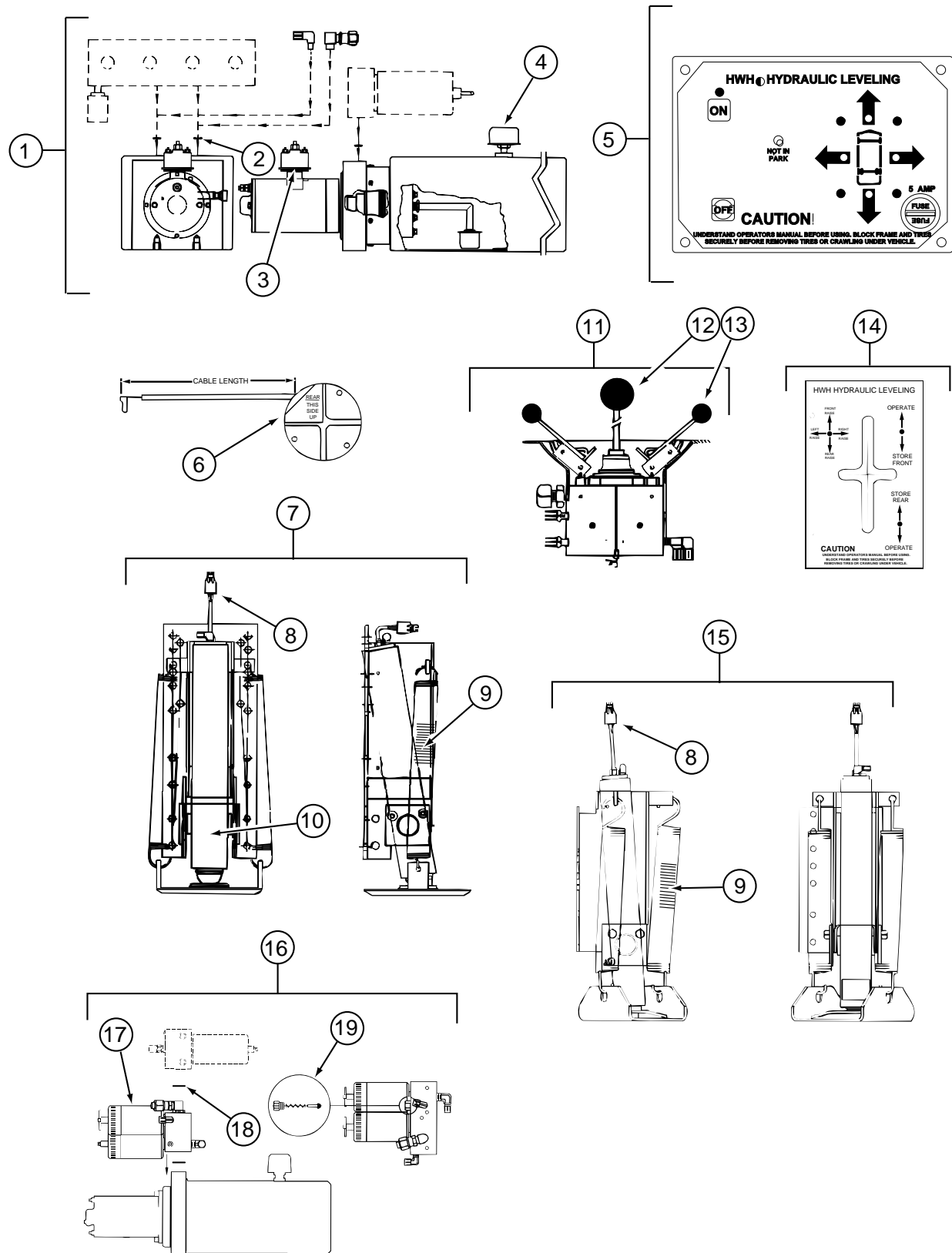
HWH HYDRAULIC LEVELING SYSTEM (FORD CHASSIS)



KEY	PART NUMBER	U/M DESCRIPTION	VENDOR NO.
	100532-52-000	EA LEVELING SYSTEM - HYDRAULIC F/SLIDEOUT SYSTEM	
			FROM: 00-00-00 THRU: 08-03-98
	131306-02-000	EA LEVELING SYSTEM - OPERATES SLIDEOUT ROOM W/OUT JACKS DOWN	
			FROM: 08-04-98 THRU: 99-99-99
1	100532-16-701	EA MANIFOLD ASM. F/SLIDE OUT	RAP1716
2	100532-09-710	EA SOLENOID-INTERMITTENT DUTY	RAP0533
3	100532-09-704	EA VALVE-PRESSURE SOLENOID	RAP0642
4	100532-37-701	EA PUMP/RESERVOIR/MANIFOLD ASM	RAP13232
5	100532-03-715	EA CAP-BREATHER W/DIPSTICK	RAP7876
6	100532-03-710	EA SENSING UNIT 21' MTA	RAP6798
7	100532-01-713	EA PUMP-RESERVOIR ASM.-MONARCH	RAP90014
8	100532-31-701	EA CHECK VALVE & KIT	RAP10021
9	100532-31-702	EA O-RING/SEAL KIT - MANIFOLD	RAP90127
10	100532-08-705	EA KNOB-3/4" BLACK, SET OF FOUR	RAP1379
11	100532-08-706	EA KNOB-1 3/16" BLACK	RAP9734
12	100532-08-707	EA BEZEL W/GASKET, F/SYSTEM 200	RAP9592
13	100532-51-700	EA JACK - 6K STRAIGHT ACTING	RAP90502
14	100532-12-706	EA SWITCH - WARNING/MAGNETIC	RAP1008 / RAP90496
15	100532-53-700	EA CYLINDER ASM. - 9K	RAP90491
16	100532-12-707	EA SPRING KIT	R3847
17	100532-08-703	EA PANEL ASM.-200 BI-AXIS SYS.	RAP9755
	100532-03-722	EA O-RING KIT	R7430
	100532-03-723	EA O-RING/SEAL KIT	RAP9171
	100532-08-702	EA VALVE,BI-AXIS	RAP9589
	100532-32-703	EA BUZZER - JACK WARNING	RAP90403
	100532-45-700	EA CYLINDER W/O FOOT - 6K X 13"	RAP90490
	100532-47-701	EA VALVE - BI-AXIS - W/O LEVERS	RAP0367
	100536-10-000	EA HOSE KIT - LEVELING SYSTEM/JACKS	
	100536-09-700	EA HOSE-HYDRAULIC-324"	RAP2464
	100536-09-701	EA HOSE-HYDRAULIC-60"	RAP4073
	100536-09-702	EA HOSE-HYDRAULIC-354"	RAP4311
	100536-10-700	EA HOSE-HYDRAULIC-84"	RAP1412
	100536-10-701	EA HOSE-HYDRAULIC-116"	RAP90349
	112235-02-06A	EA BEZEL - MONITOR - SLIDEOUT - TITANIUM	
	112235-03-04A	EA BEZEL - MONITOR - SLIDEOUT - TITANIUM	
	117183-01-02B	EA COVER - SENSOR - LEVELING	
	128571-03-000	EA JACK ASSEMBLY - REAR LEVELING - W/CROSSMEMBER - MANUAL	
	100532-12-706	EA SWITCH - WARNING/MAGNETIC	RAP1008 / RAP90496
	100532-12-707	EA SPRING KIT	R3847
	100532-53-700	EA CYLINDER ASM. - 9K	RAP90491
	121651-01-02B	EA CROSSMEMBER - REAR JACK MOUNTING	

CHASSIS GROUP (CONTINUED)

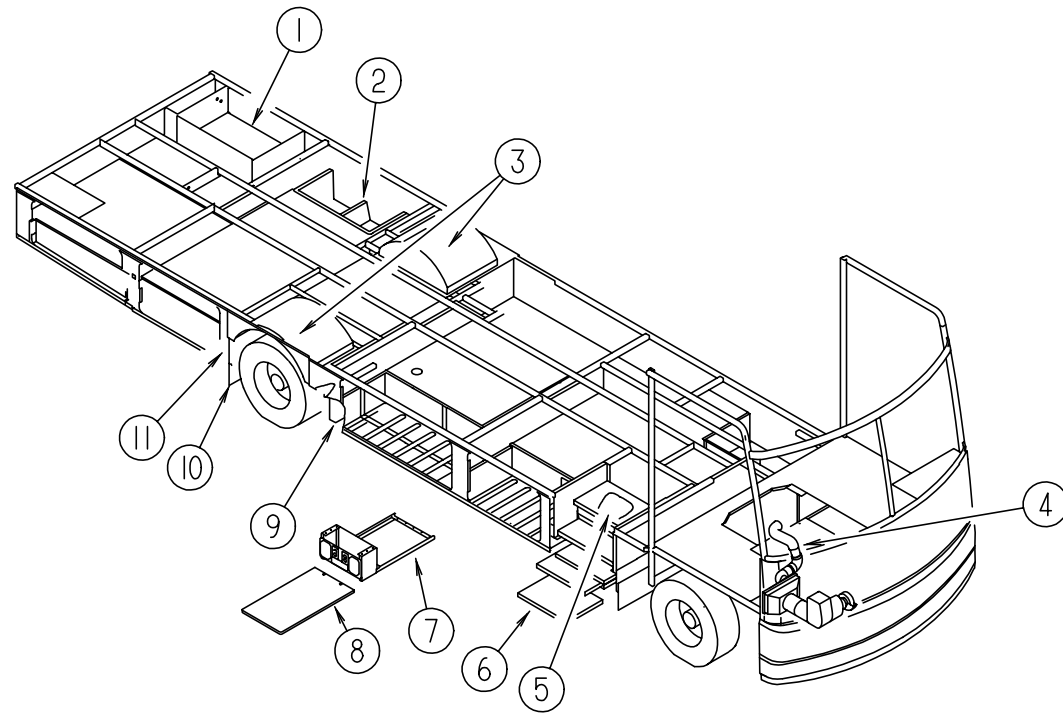
HWH HYDRAULIC LEVELING SYSTEM (CHEVY)



KEY	PART NUMBER	U/M	DESCRIPTION	VENDOR NO.
	100532-43-000	EA	LEVELING SYSTEM - HYDRAULIC	
1	100532-01-713	EA	PUMP-RESERVOIR ASM.-MONARCH	RAP90014
2	100532-03-723	EA	O-RING/SEAL KIT	RAP9171
3	100532-09-710	EA	SOLENOID-INTERMITTENT DUTY	RAP0533
4	100532-03-715	EA	CAP-BREATHER W/DIPSTICK	RAP7876
5	100532-08-703	EA	PANEL ASM.-200 BI-AXIS SYS.	RAP9755
6	100532-03-710	EA	SENSING UNIT 21' MTA	RAP6798
7	100532-18-700	EA	JACK - 9K STRAIGHT ACTING	RAP90177
8	100532-12-706	EA	SWITCH - WARNING/MAGNETIC	RAP1008 / RAP90496
9	100532-12-707	EA	SPRING KIT	R3847
10	100532-32-702	EA	CYLINDER ONLY F/9000 LB JACK	RAP1927
11	100532-08-702	EA	VALVE,BI-AXIS	RAP9589
12	100532-08-705	EA	KNOB-3/4" BLACK, SET OF FOUR	RAP1379
13	100532-08-706	EA	KNOB-1 3/16" BLACK	RAP9734
14	100532-08-707	EA	BEZEL W/GASKET, F/SYSTEM 200	RAP9592
15	100532-42-700	EA	JACK - DRIVERS - 6K	RAP90245
15	100532-42-701	EA	JACK - PASSENGER - 6K	RAP90246
16	100532-16-701	EA	MANIFOLD ASM. F/SLIDE OUT	RAP1716
17	100532-09-704	EA	VALVE-PRESSURE SOLENOID	RAP0642
18	100532-31-702	EA	O-RING/SEAL KIT - MANIFOLD	RAP90127
19	100532-31-701	EA	CHECK VALVE & KIT	RAP10021
	100532-32-703	EA	BUZZER - JACK WARNING	RAP90403
	100532-37-701	EA	PUMP/RESERVOIR/MANIFOLD ASM	RAP13232
	100536-10-000	EA	HOSE KIT - LEVELING SYSTEM/JACKS	
	100536-09-700	EA	HOSE - HYDRAULIC - 324"	AP2464
	100536-09-701	EA	HOSE - HYDRAULIC - 60"	RAP4073
	100536-09-702	EA	HOSE - HYDRAULIC - 354"	RAP4311
	100536-10-700	EA	HOSE - HYDRAULIC - 84"	RAP1412
	100536-10-701	EA	HOSE - HYDRAULIC - 116"	RAP90349
	107890-01-000	EA	ELBOW - STEEL - 90 D - 1/4 X 37 D - FLARE	
	112235-02-05A	EA	BEZEL - MONITOR - SLIDEOUT - ANTELOPE	
	117183-01-02B	EA	COVER - SENSOR - LEVELING	
	128285-01-000	EA	JACK/CROSSMEMBER ASSEMBLY - FRONT - CHEVY	
	126311-01-02B	EA	BRACKET - LEVELING JACK	
	120916-01-02B	EA	BRACKET - PUMP - LEVELING SYSTEM	
	121651-01-02B	EA	CROSSMEMBER - REAR JACK MOUNTING	

CHASSIS GROUP (CONTINUED)

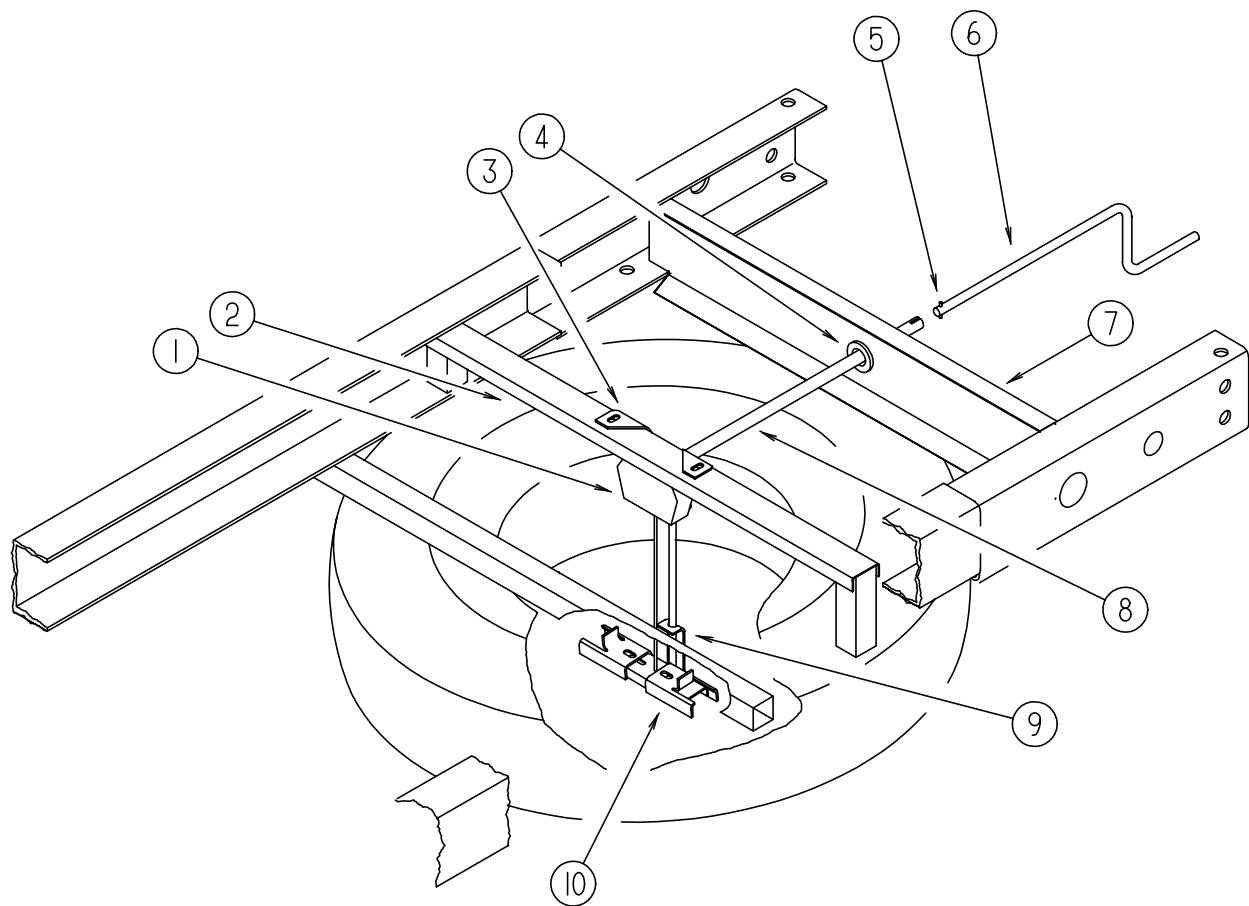
COMPARTMENTS & TRAYS



KEY	PART NUMBER	U/M	DESCRIPTION
1	094657-02-000	EA	TRAY - GENERATOR - 22.5" X 30.4" X 6.9" - W/ANGLE & NUTS FROM: 00-00-00 THRU: 01-28-98
1	127008-02-02B	EA	TRAY - GENERATOR FROM: 01-29-98 THRU: 99-99-99
	104644-01-000	EA	ANGLE - FORMED - GENERATOR
	104644-02-000	EA	ANGLE - FORMED - GENERATOR
2	126419-01-J60	EA	COMPARTMENT - DRAINAGE
2	M08628-01-H17	EA	HATCH W/FOAM INSERT
	121175-02-01A	EA	LATCH - SWELL
3	055374-01-000	EA	WHEELWELL - PLASTIC
4	123361-01-000	EA	DUCT - AIR INTAKE
5	120234-03-H13	EA	LID - ENTRY STEP
5	101222-01-04A	EA	BRACKET - CATCH - LID - E-COATED
6*	094707-01-01A	EA	STEP - DOUBLE - ELECTRIC - KWIKEE
	116995-01-000	EA	SWITCH/MAGNET - ELECTRIC STEP
7	126119-02-02B	EA	FRAME - ENTERTAINMENT CENTER - E-COATED
8	126125-01-J60	EA	TABLE - ENTERTAINMENT CENTER
9	020167-08-000	EA	DIRT GUARD - STEEL - 13.6" LONG
10	017516-01-000	EA	FLAP - MUD - 14" X 18" - BLACK
11	020167-03-000	EA	DIRT GUARD - STEEL - 11" LONG
	065450-05-000	EA	TIEDOWN - BATTERY - 8.4" TUBE
	126123-01-J60	EA	PLATE - RADIO MOUNTING
	104803-01-000	EA	ANGLE - FORMED W/SLOTS
	119845-01-01A	EA	PLUG - PLASTIC - BLACK
	119845-01-01A	EA	PLUG - PLASTIC - BLACK

* COMPONENT PARTS FOUND IN SERVICE PARTS LIBRARY

CHASSIS GROUP (CONTINUED)



SPARE TIRE & HOIST

KEY	PART NUMBER	U/M DESCRIPTION	
1	093267-03-000	EA HOIST - SPARE TIRE - 100#	
2	093362-06-000	EA CHANNEL - TIRE HOIST	
3	124751-01-02B	EA HANGER - SPARE TIRE - E-COATED	
4	071015-11-000	EA GROMMET - 1" ID	
5	114376-01-000	EA PIN - DRIVE - .156 X .750 - TYPE E - TIRE HOIST	
6	093376-02-000	EA HANDLE - CRANK - TIRE HOIST	
7	129006-01-02B	EA SUPPORT/CARRIER - TIRE	
8	093375-06-000	EA EXTENSION - TIRE HOIST	
9	124754-01-02B	EA CATCH - SPARE TIRE	
	129085-01-02B	EA PLATE - SUPPORT - SPARE TIRE	FROM: 00-00-00 THRU: 02-21-98
	129086-01-02B	EA SUPPORT - SPARE TIRE	FROM: 02-22-98 THRU: 99-99-99
10	105499-01-000	EA BRACKET - TIRE HOIST	FROM: 02-22-98 THRU: 99-99-99
	095012-07-000	EA STABILIZER - VALVE EXTENSION	
	077030-02-000	EA EXTENSION - VALVE STEM - 1.25"	
	077030-05-000	EA EXTENSION - VALVE STEM - 95 DEGREE	
	077030-06-000	EA EXTENSION - VALVE STEM - 45 DEGREE	
	095012-10-000	EA EXTENSION - VALVE STEM - 8.5"	

CHASSIS GROUP (CONTINUED)

FORD TIRE & WHEEL (FROM: 00-00-00 THRU: 02-22-98)

KEY	PART NUMBER	U/M DESCRIPTION
	051377-05-000	EA VALVE STEM
	083425-05-000	EA TIRE - MICHELIN - LT 235/85R16 - LOAD RANGE E
	095853-02-000	EA WHEEL - STEEL - 16" X 6K

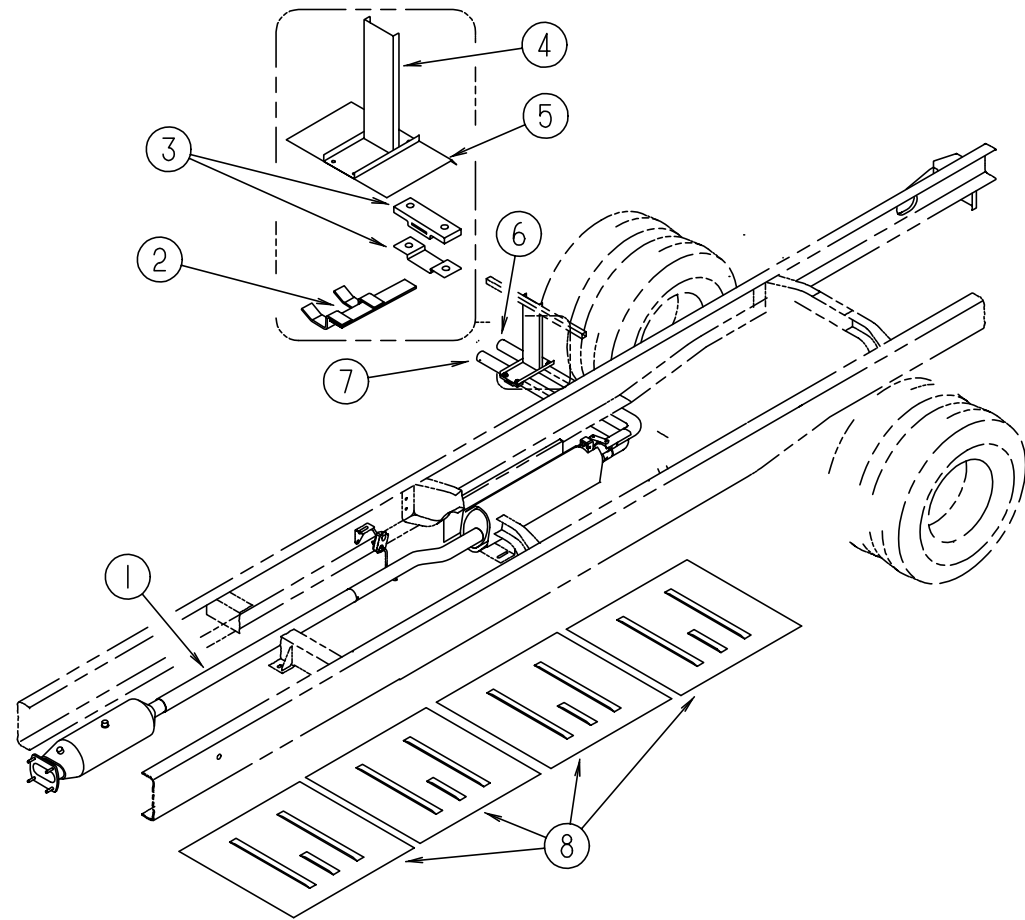
FORD TIRE & WHEEL (FROM: 02-23-98 THRU: 99-99-99)

KEY	PART NUMBER	U/M DESCRIPTION
	051377-04-000	EA VALVE STEM - .5" X 2"
	102340-04-000	EA TIRE - 245/70R - 19.5F - GOODYEAR
	118814-04-700	EA WHEEL/TAKE OFF (19.5X6.75RW) 8 BOLT ACCURIDE F53

CHEVY TIRE & WHEEL

KEY	PART NUMBER	U/M DESCRIPTION
	051377-01-000	EA VALVE STEM
	064963-01-000	EA WHEEL - STEEL - 19.5" X 6" - GM 14005758
	091673-01-000	EA TIRE - 225.70 R19.5 LRF - XZA
	080208-06-000	EA LUG WRENCH - 1" X 1.06" W/DEEP SOCKET ENDS
	115392-01-01A	EA STRAP - VELCRO (LUG WRENCH HOLDER)
	080208-02-000	EA BAR - LEVERAGE - LUG WRENCH

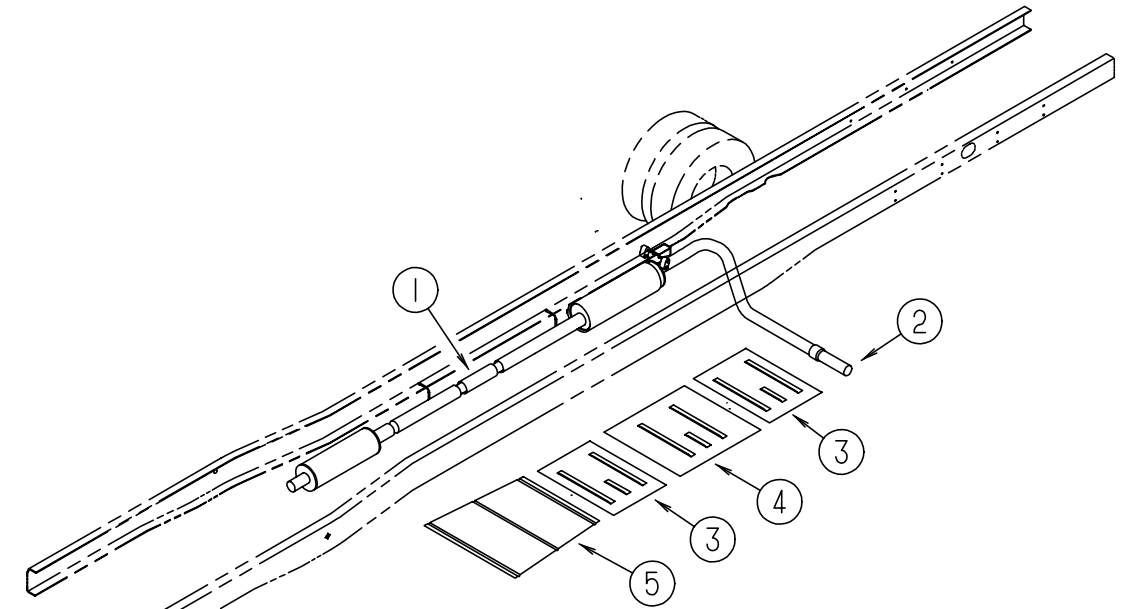
CHASSIS GROUP (CONTINUED)



EXHAUST SYSTEM (97 FORD CHASSIS)

KEY	PART NUMBER	U/M DESCRIPTION
1	098762-16-000	EA PIPE - EXHAUST - STRAIGHT - 3" FROM: 00-00-00 THRU: 02-28-98
	094918-06-000	EA CLAMP - EXHAUST - 3" - HEAVY DUTY
	007125-05-000	EA CLAMP - MUFFLER - 2" DIAMETER
2	096055-06-000	EA SUPPORT - EXHAUST PIPE
3	095190-01-000	EA HANGER - EXHAUST - 4" X 1.4"
4	118000-02-02B	EA HANGER - TAILPIPE
4	118000-04-02B	EA HANGER - TAILPIPE - E-COATED FROM: 00-00-00 THRU: 02-27-98
5	099307-05-000	EA PANEL - HEATSHIELD - BOTTOM FROM: 02-28-98 THRU: 99-99-99
6	122243-02-000	EA PIPE - EXHAUST/TAIL - REAR - FORD FROM: 00-00-00 THRU: 02-27-98
6	129206-01-000	EA PIPE - EXHAUST/TAIL - FORD FROM: 02-28-98 THRU: 99-99-99
7	122242-02-000	EA PIPE - EXHAUST/TAIL - FRONT - FORD FROM: 00-00-00 THRU: 02-27-98
7	129206-02-000	EA PIPE - EXHAUST/TAIL - FORD FROM: 02-28-98 THRU: 99-99-99
8	101544-06-000	EA SHIELD - HEAT/EXHAUST - 33.9" X 29.1"

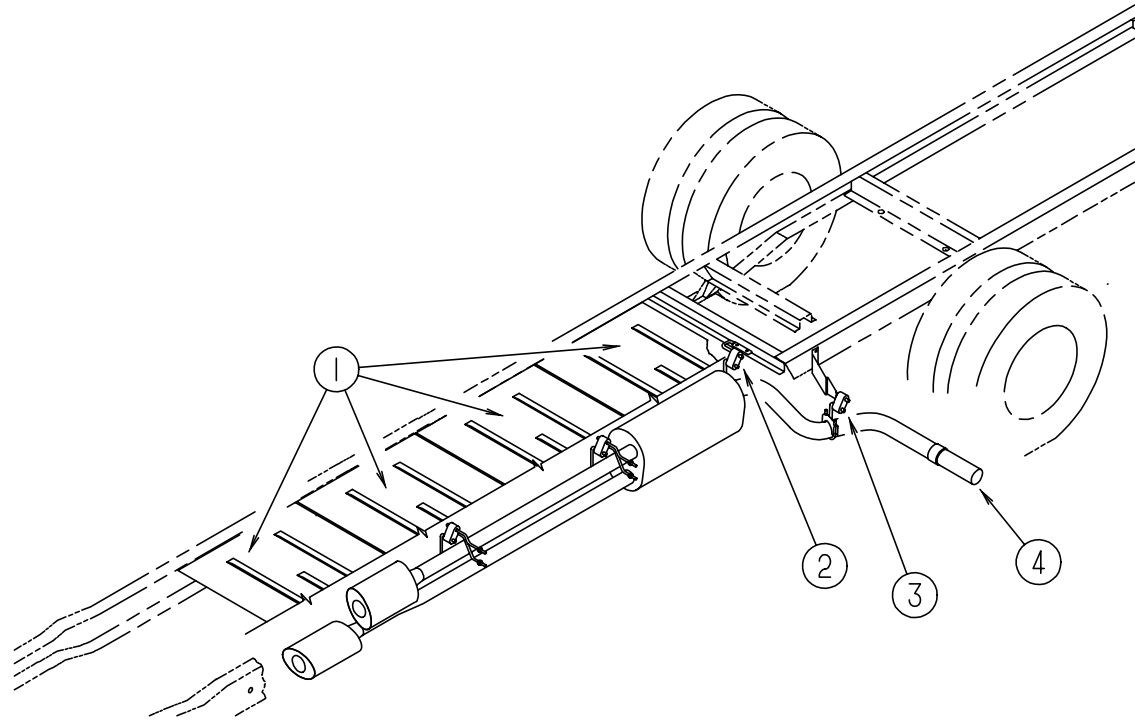
CHASSIS GROUP (CONTINUED)



EXHAUST SYSTEM (99 FORD CHASSIS)

KEY	PART NUMBER	U/M DESCRIPTION
1	112012-04-000	EA PIPE - EXHAUST - 76.2" DIAMETER
2	098762-08-000	EA PIPE - EXHAUST - STRAIGHT
3	101544-06-000	EA SHIELD - HEAT/EXHAUST - 33.9" X 29.1"
4	101544-02-000	EA SHIELD - HEAT/EXHAUST - 30" X 29.1"
5	128756-01-02B	EA SHIELD - HEAT EXHAUST - E-COATED

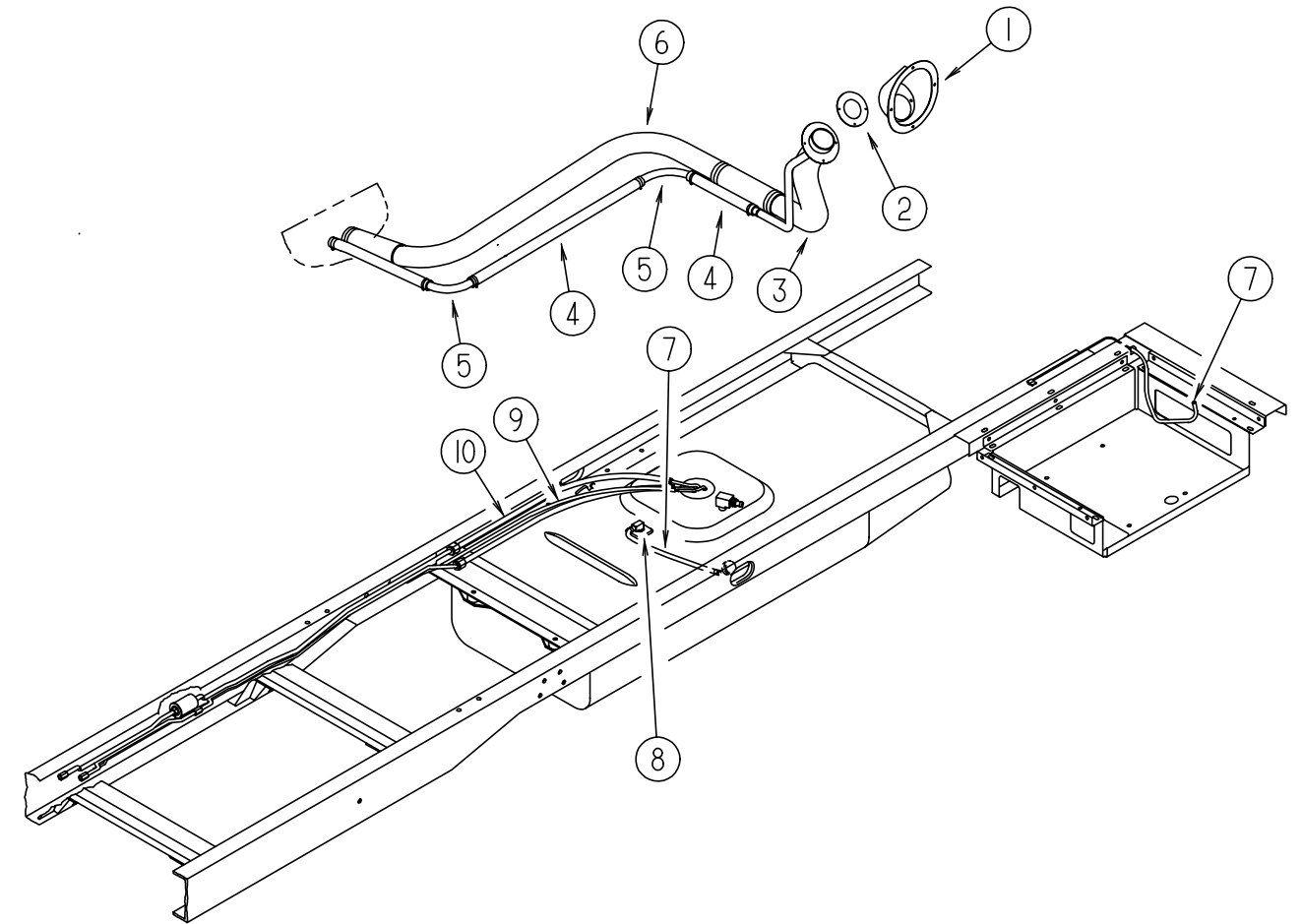
CHASSIS GROUP (CONTINUED)



CHEVY EXHAUST SYSTEM

KEY	PART NUMBER	U/M	DESCRIPTION
1	101544-02-000	EA	SHIELD - HEAT EXHAUST - 30" X 29.1"
2	122392-01-02B	EA	HANGER - TAILPIPE
3	122392-03-02B	EA	HANGER - TAILPIPE - REAR
4	122529-02-000	EA	PIPE - EXHAUST
4	094918-01-000	EA	CLAMP - EXHAUST - 3" - GUILLOTINE STYLE

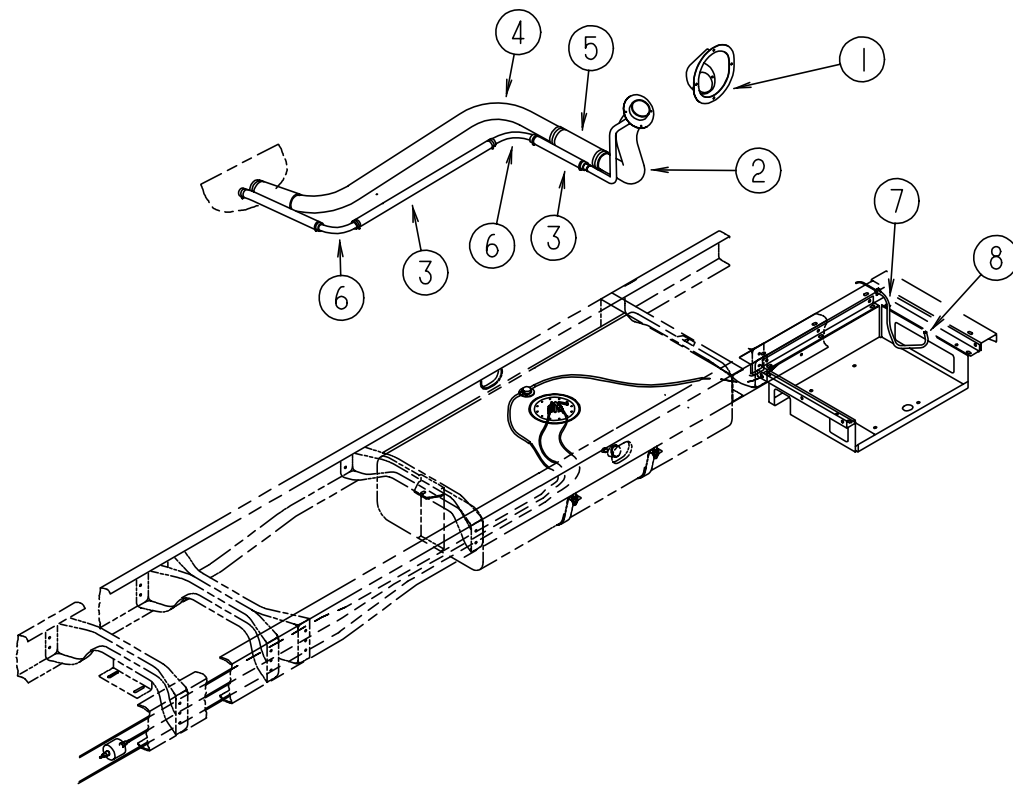
CHASSIS GROUP (CONTINUED)



FUEL SYSTEM (CHEVY)

KEY	PART NUMBER	U/M	DESCRIPTION
1	127291-01-01A	EA	SHROUD - FUEL FILL - BRIGHT WHITE
2	078200-01-000	EA	GASKET - FUEL FILL - 3.5"OD X 2"ID
3	127301-03-000	EA	NECK - FUEL FILL
4	128139-02-000	FT	HOSE - FUEL - LOW PERMEABILITY - 5/8" DIAMETER
5	098806-01-000	EA	PIPE - FILL VENT - 90 DEGREE BEND - .625" OD - STEEL
6	124327-03-000	EA	TUBE - FUEL INLET
7	128139-02-000	FT	HOSE - FUEL - LOW PERMEABILITY - 5/8" DIAMETER
8	068382-06-000	EA	BUSHING - BRASS - 3/8 MPT X 1/8 FPT
8	114254-01-000	EA	ADAPTER - 1/4 BARB X 1/8 MPT
9	127393-01-000	EA	HOSE - FUEL VAPOR/EMISSION - 64"
10	098759-07-000	EA	FUEL LINE - SUPPLY - 3/8" STEEL X 10" LONG W/16MM NUTS
	098758-07-000	EA	FUEL LINE - RETURN - 5/16" STEEL X 10" LONG W/14MM NUTS
	098779-02-000	EA	COUPLER - FUEL LINE - 1.2" LONG X 16MM THREAD
	084884-01-000	EA	PLUG - BRASS - 3/8

CHASSIS GROUP (CONTINUED)



CHASSIS GROUP (CONTINUED)

FUEL SYSTEM (99 FORD CHASSIS)

KEY	PART NUMBER	U/M	DESCRIPTION
	128139-02-000	FT	HOSE - FUEL - LOW PERMEABILITY - 5/8" DIAMETER
	129494-01-000	EA	FUEL LINE - 5/16" X 9.3" - FORD CHASSIS
	129505-01-000	EA	TUBE - STEEL - 5/8" X 7.5"
	007063-01-000	FT	HOSE - FUEL - 1/4"ID X 1/2"OD

FUEL SYSTEM (97 FORD CHASSIS)

KEY	PART NUMBER	U/M	DESCRIPTION
1	102951-01-01A	EA	SHROUD - FUEL FILL - UNFINISHED
	078200-01-000	EA	GASKET - FUEL FILL - 3.5"OD X 2"ID
2	087256-07-000	EA	NECK - FUEL FILL - FORD
3	066732-01-000	FT	HOSE - FUEL FILL - .62" ID
4	100140-03-000	EA	TUBE - FUEL INLET
5	007111-02-000	EA	HOSE - FUEL FILL - 2" ID
6	098806-01-000	EA	PIPE - FILL VENT - 90 DEGREE BEND - .625" OD - STEEL
7	092889-17-000	EA	FUEL LINE - SUPPLY - GENERATOR - 1/4" X 85.4" - STEEL
8	007063-01-000	FT	HOSE - FUEL - 1/4"ID X 1/2"OD
	044317-01-000	FT	HOSE - FUEL - 3/8" ID
	084884-01-000	EA	PLUG - BRASS - 3/8"

CHASSIS GROUP (CONTINUED)

WHEEL LINERS, (FORD 16")

KEY	PART NUMBER	U/M DESCRIPTION	VENDOR NO.
	110435-08-000	EA LINER - WHEEL SET (SET=4) 16"	
	110435-01-711	EA DECAL - CENTER CAP - 2"	2" DECAL
	110435-02-702	EA STUD EXTENDER	V160SD-STX
	110435-02-703	EA NUT (JAMB)	V160SD-JNT
	110435-02-704	EA COVER - LUG NUT	V160F0-LNC
	110435-02-705	EA TOOL F/ JAMB NUT - INSTALL	V160F0-TOL
	110435-08-700	EA LINER - WHEEL - FRONT	V160SD-FWC
	110435-08-701	EA LINER - WHEEL - REAR	V160SD-RWC

WHEEL LINERS, (FORD 19.5")

KEY	PART NUMBER	U/M DESCRIPTION	VENDOR NO.
	110435-15-000	EA LINER - WHEEL SET/4 - 19.5"	
	110435-10-705	EA TOOL - INSTALLATION	V195P7-TOL
	110435-15-700	EA LINER - WHEEL - FRONT	V195F9-FWC
	110435-15-701	EA LINER - WHEEL - REAR	V195F9-RWC
	110435-15-702	EA NUT - JAM - ENCLOSED - 14M	V195F9-EJN
	095012-07-000	EA STABILIZER - VALVE EXTENSION	

WHEEL COVERS, DICOR (FORD 16")

KEY	PART NUMBER	U/M DESCRIPTION	VENDOR NO.
	098532-01-000	EA COVER - WHEEL - FORD - 16" - SET OF 4 DICOR SH-SD-16	
	098532-01-700	EA COVER - LUG NUT (CHROME)	SHAU-LNC
	098532-01-701	EA COVER - WHEEL (FRONT & REAR) 1 ONLY	SH-SD-16COV

WHEEL COVERS, DICOR (FORD 19.5")

KEY	PART NUMBER	U/M DESCRIPTION	VENDOR NO.
	109443-07-000	EA WHEEL COVER - 4/SET - 19.5"	
	109443-01-703	EA CAP-CENTER, HUB - DICOR	SHAU95-CAP
	109443-07-700	EA COVER - WHEEL - 8 LUG	SHAF95-COV
	109443-07-701	EA BRACKET SET - FRONT	SHAF95-FBS
	109443-07-702	EA BRACKET SET - REAR	SHAF95-RBS

CHASSIS GROUP (CONTINUED)

WHEEL LINERS (CHEVY)

KEY	PART NUMBER	U/M DESCRIPTION	VENDOR NO.
	110435-10-000	EA LINER - WHEEL - SET 4 - 19.5"	
	110435-10-700	EA LINER - WHEEL - FRONT - 1 PC	V195P7-FWC
	110435-10-701	EA LINER - WHEEL - REAR - 1 PC.	V195P7-RWC
	110435-10-702	EA COVER - LUG - NUT/JAMB NUT	V195P7-EJN
	110435-10-703	EA STUD - PLASTIC	V195P7-PST
	110435-10-704	EA JAMB NUT - PLASTIC/LNC	V195P7-PJN
	110435-10-705	EA TOOL - INSTALLATION	V195P7-TOL

WHEEL COVERS, DICOR (CHEVY)

KEY	PART NUMBER	U/M DESCRIPTION	VENDOR NO.
	109443-06-000	EA WHEEL - COVER - 4/SET - 19.5"	
	109443-01-700	EA COVER - WHEEL 19.5 FRT/RR EA=1	SHAG95
	109443-01-701	EA BRACKET - RETENTION FRONT	SHAG95-FBS
	109443-01-703	EA CAP - CENTER - HUB - DICOR	SHAU95-CAP
	109443-01-704	EA CLIP - RETAINER	V160GM-PNT
	109443-06-701	EA BRACKET - RETENTION REAR	SHG795-RBS

SHOCK ABSORBER (CHEVY)

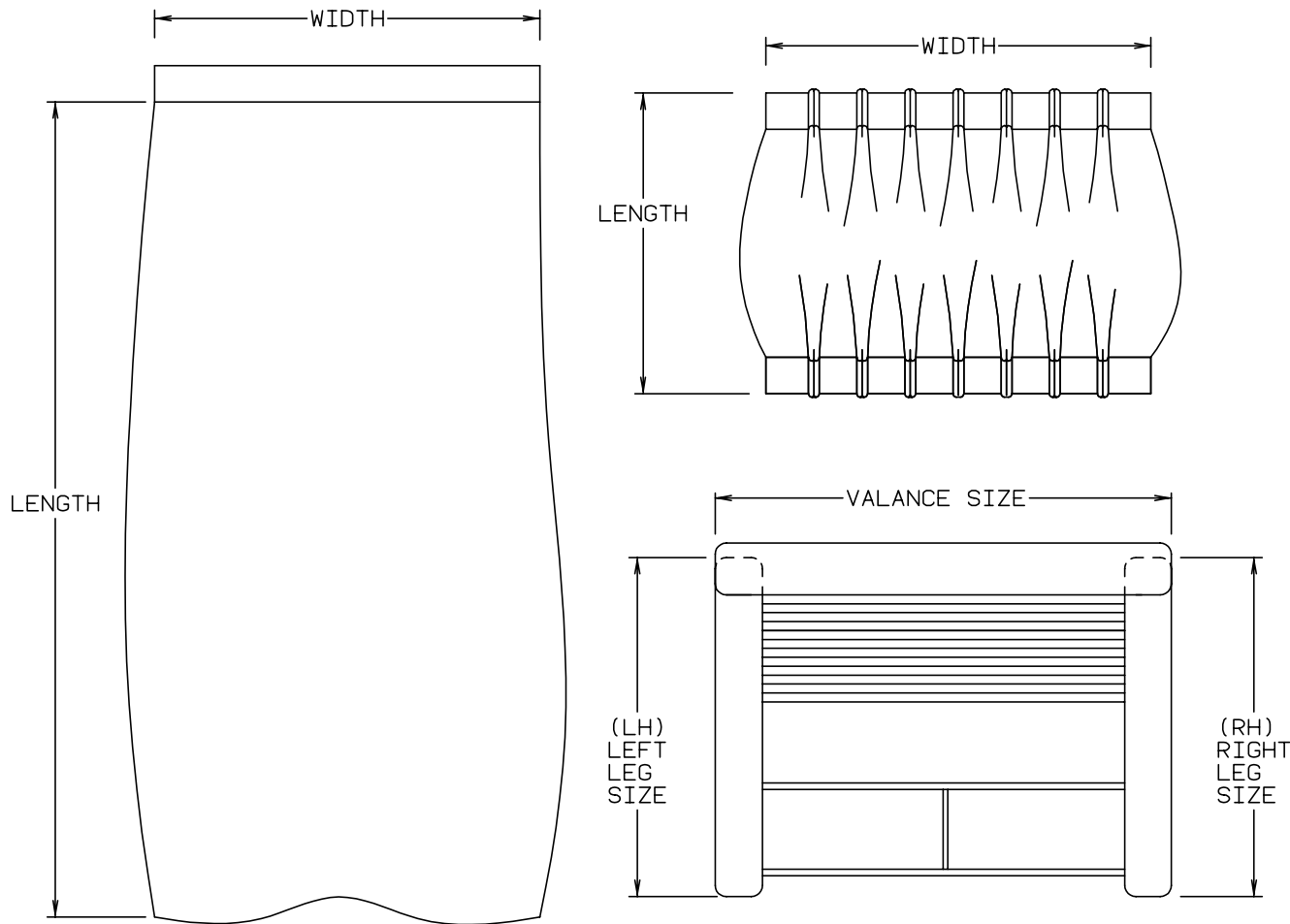
KEY	PART NUMBER	U/M DESCRIPTION	VENDOR NO.
	122756-02-000	EA SHOCK AND STABILIZER (BLUE BOOT) KIT - FRONT END P30 CHASS	
	122756-02-700	EA BRACKET ASM - DRIVER SIDE	T818L
	122756-02-701	EA BRACKET ASM - PASSENGER SIDE	T818R
	122756-02-702	EA BRACKET ONLY - DRIVER SIDE	T818L
	122756-02-703	EA BRACKET ONLY - PASS. SIDE	T818R
	122756-02-704	EA BOLT PACKAGE -BOLTS/NUTS ETC	T818R
	122756-02-705	EA SHOCK	T818SH
	122756-02-706	EA STUD - SHOCK MOUNTING	T818S
	122756-02-707	EA DAMPNER	T818SD
	122756-02-708	EA BOOT	T818SDB
	122756-02-709	EA BUSHING PKG	T818SDBSH
	122756-02-710	EA BOLT PKG	T818SBS

CURTAIN & CUSHION GROUP

NOTICE

IN ORDER TO ASSIST OUR PARTS SALES DEPT. IN PROVIDING INTERIOR SOFTGOODS ITEMS, PLEASE INCLUDE THE SERIAL NUMBER AND THE COLOR CODE NUMBER FROM THE VEHICLE CERTIFICATION LABEL WHEN ORDERING. THIS LABEL IS LOCATED ON THE LEFT SIDEWALL AT THE END OF THE DASH (A-BODY), OR ON THE DRIVER'S DOOR LATCH PLATE (C-BODY).

AN EXAMPLE OF A COLOR CODE NUMBER IS B07, WHICH DESIGNATES AN OVERALL COLOR SCHEME OF A PARTICULAR UNIT. THE COLOR LISTED AFTER THE ITEM DESCRIPTION ON THE MICROFICHE, INDICATES THE OVERALL UNIT COLOR. ORDER THE ITEM YOU DESIRE ACCORDING TO UNIT COLOR CODE.



NOTE: USE THIS ILLUSTRATION WHEN DETERMINING LENGTH AND WIDTH MEASUREMENTS FOR CURTAINS. YOU WILL NOTE THE WIDTH MEASUREMENT IS TAKEN ON THE TOP OF THE CURTAIN WITH THE CURTAIN FULLY EXTENDED. THE LENGTH MEASUREMENT IS TAKEN FROM TOP TO BOTTOM. LEFT AND RIGHT WINDOW LEGS ARE DETERMINED WHEN FACING THE WINDOW.

CURTAIN & CUSHION GROUP (CONTINUED)

ADVENTURER FABRICS				
COLOR CODES	J22, J23	J24, J25	J26, J27	J28, J29
MARKETING COLORS	MADISON (BLUE)	MINK (TAUPE)	PICASSO (NEUTRAL)	SILVERSAGE (GREEN)
MAIN PLAIN	108446-U3-000	108446-S3-000	108446-U2-000	108446-W5-000
ACCENT	108446-X3-000	108446-S6-000	108446-G0-000	108446-W4-000
PATTERN ACCENT	108446-X3-000	108446-T4-000	108446-T5-000	108446-U8-000
BUCKET SEAT	108446-X3-000	108446-T4-000	108446-T5-000	108446-U8-000
DINETTE	108446-U4-000	108446-S3-000	108446-U2-000	108446-W5-000
DINETTE PAD	108446-X3-000	108446-S6-000	108446-G0-000	108446-W4-000
DINETTE SWIVEL CHAIR	108446-X3-000	108446-T4-000	108446-T5-000	1108446-U8-000
SOFA	108446-U3-000	108446-S3-000	108446-U2-000	108446-W5-000
RECLINER CHAIR	108446-X3-000	108446-T4-000	108446-T5-000	108446-U8-000
LOUNGE WINDOW VALANCE	108446-U3-000	108446-S3-000	108446-U2-000	108446-W5-000
LOUNGE WINDOW LEGS	108446-X3-000	108446-T4-000	108446-T5-000	108446-U8-000
BEDSPREAD MAIN	105745-H2-000	105745-G5-000	105745-H3-000	105745-H6-000
BEDSPREAD ACCENT	105745-E3-000	105745-B5-000	105745-E7-000	105745-E7-000
BEDSPREAD TRIM	084415-81-000	084415-98-000	084415-97-000	084415-91-000
BEDROOM WINDOW VALANCE	105745-H2-000	105745-G5-000	1105745-H3-000	105745-H6-000
BEDROOM WINDOW LEGS	105745-H2-000	105745-G5-000	105745-H3-000	105745-H6-000
LOUNGE PILLOW TRIM BRAID	108446-X3-000 084415-81-000	108446-T4-000 084415-98-000	108446-T5-000 084415-97-000	108446-U8-000 084415-91-000
MAP POCKETS	108446-X3-000	108446-T4-000	1108446-T5-000	108446-U8-000
FRONT WRAP AROUND	072333-85-000	072333-85-000	072333-85-000	072333-85-000
CEILING	113979-01-01A	113979-01-01A	113979-01-01A	113979-01-01A

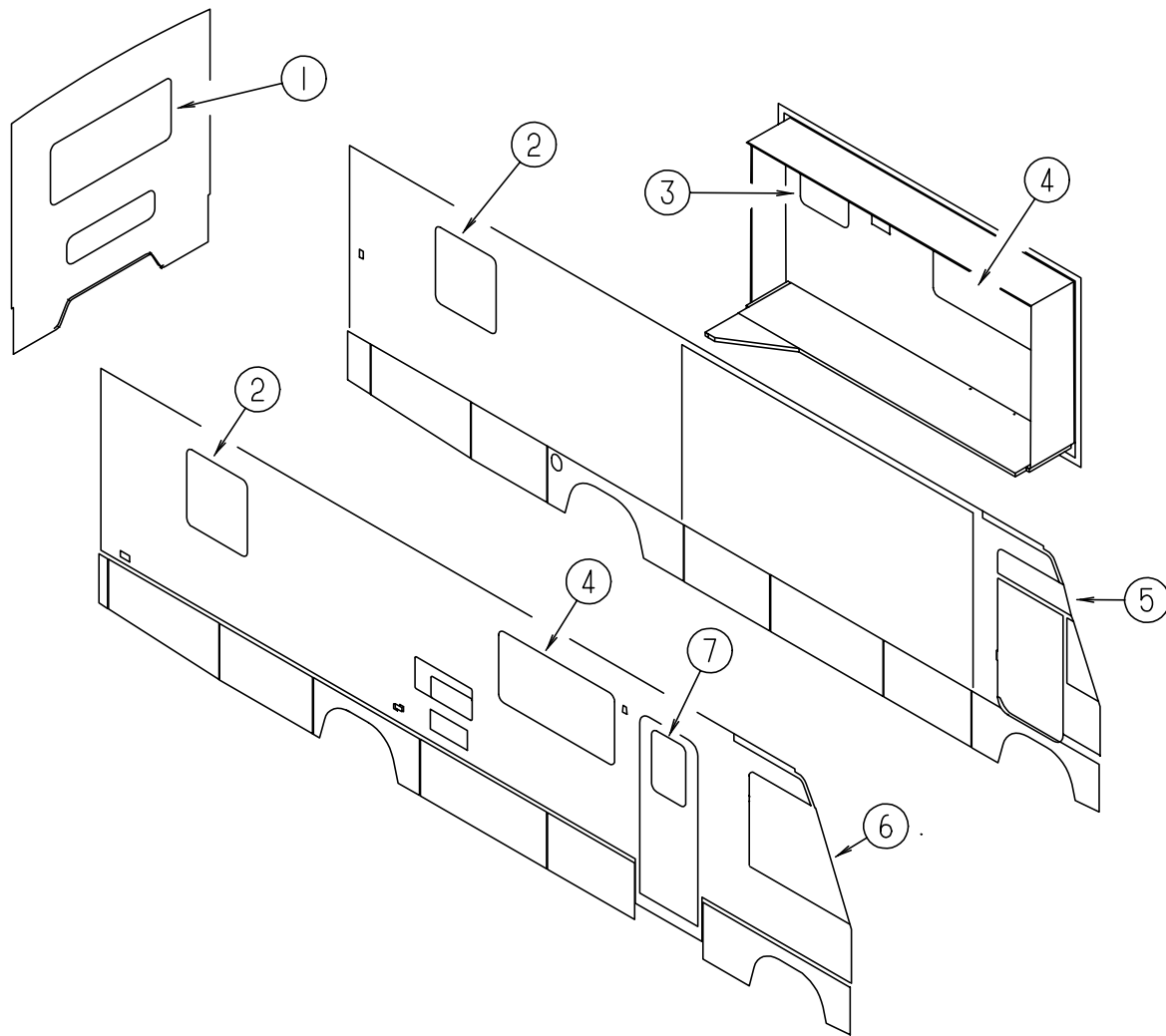
NOTE: THE FABRIC LISTED FIRST, IN A BLOCK, IS THE LARGEST QUANTITY OF FABRIC USED

ASSIST HANDLE & BUTTONS

KEY	PART NUMBER	U/M	DESCRIPTION
	070578-02-J22	EA	BUTTON - #30 - VINYL
	079349-08-J22	YD	WELT - VINYL
	079349-04-J22	YD	WELT - NARROW
	057759-01-000	EA	WASHER BRACKET - SEAT BELT - 4" DIAMETER
	007021-01-000	EA	SEAT BELT - 2" X 90" - BLACK
	056271-01-000	EA	BELT - SEAT - 2" X 102" - BLACK
	000C16-07-16B	EA	BOLT - CARRIAGE - ASSIST HANDLE - 7/16" - 14 X 1"
	000D20-07-00B	EA	NUT - ACORN - ASSIST HANDLE - 7/16 - 14
	053552-02-AA8	EA	HANDLE - ASSIST - INTERIOR/ENTRY DOOR - VINYL/OFF WHITE
	057534-03-000	EA	TIEBACK - PLASTIC - 7.50" - CLEAR

CURTAIN & CUSHION GROUP (CONTINUED)

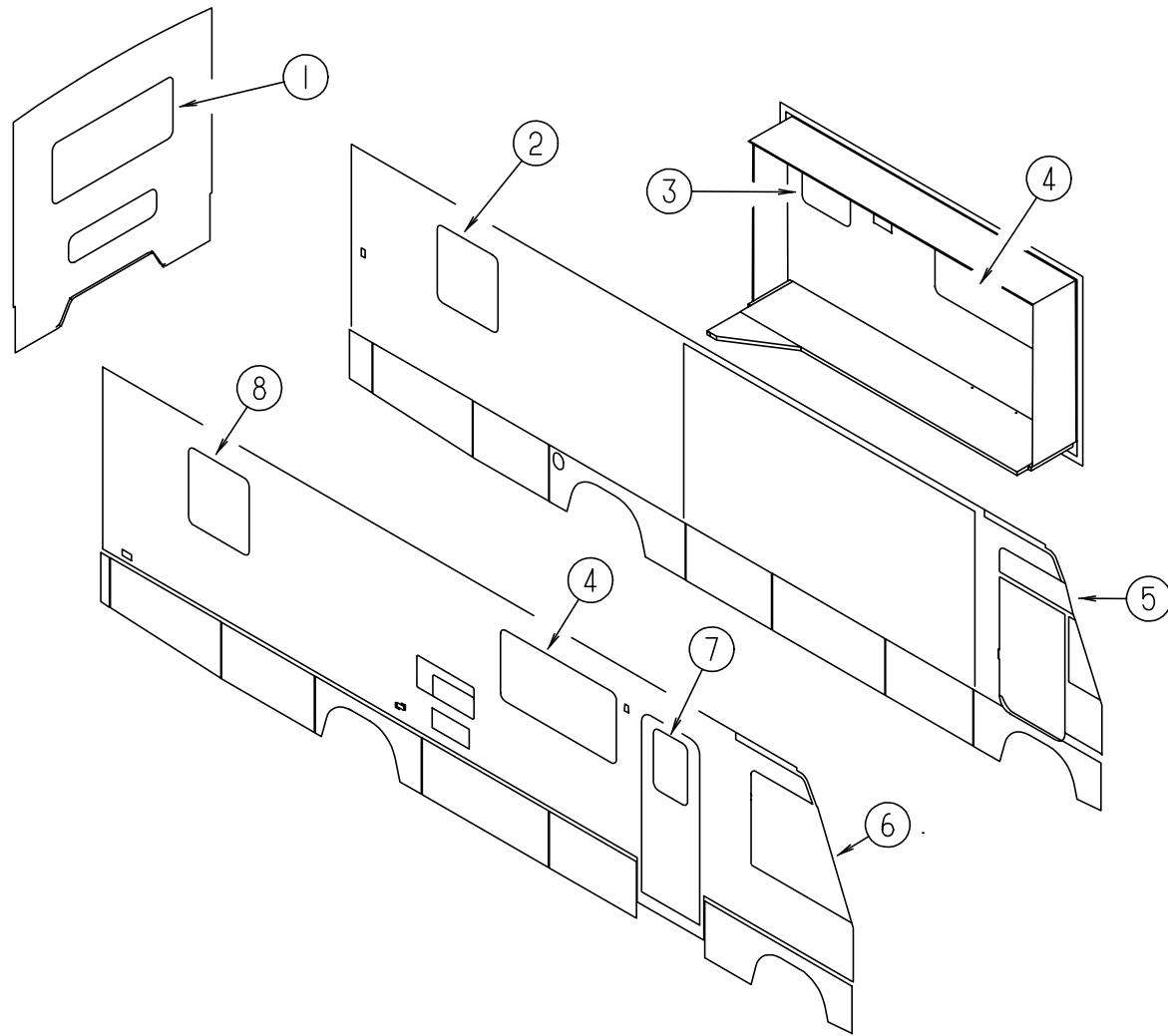
CURTAINS & WINDOW TREATMENT (QUEEN BED)



KEY	PART NUMBER	U/M	DESCRIPTION
1	119299-01-J22	EA	VALANCE - WHITNEY - 53" (J22, J23)
1	119299-01-J24	EA	VALANCE - WHITNEY - 53" (J24, J25)
1	119299-01-J26	EA	VALANCE - WHITNEY - 53" (J26, J27)
1	119299-01-J28	EA	VALANCE - WHITNEY - 53" (J28, J29)
1	127017-07-J22	EA	LEG - RIGHT - 25" (J22, J23)
1	127017-07-J24	EA	LEG - RIGHT - 25" (J24, J25)
1	127017-07-J26	EA	LEG - RIGHT - 25" (J26, J27)
1	127017-07-J28	EA	LEG - RIGHT - 25" (J28, J29)
1	127017-08-J22	EA	LEG - LEFT - 25" (J22, J23)
1	127017-08-J24	EA	LEG - LEFT - 25" (J24, J25)
1	127017-08-J26	EA	LEG - LEFT - 25" (J26, J27)
1	127017-08-J28	EA	LEG - LEFT - 25" (J28, J29)
1	109802-55-J30	EA	BLIND - PLEATED - 49" X 27" (J22, J23)
1	109802-55-J31	EA	BLIND - PLEATED - 49" X 27" (J24, J25, J26, J27, J28, J29)
2	119299-18-J22	EA	VALANCE - WHITNEY - 34" (J22, J23)
2	119299-18-J24	EA	VALANCE - WHITNEY - 34" (J24, J25)
2	119299-18-J26	EA	VALANCE - WHITNEY - 34" (J26, J27)
2	119299-18-J28	EA	VALANCE - WHITNEY - 34" (J28, J29)
2	127017-09-J22	EA	LEG - RIGHT - 34" (J22, J23)
2	127017-09-J24	EA	LEG - RIGHT - 34" (J24, J25)
2	127017-09-J26	EA	LEG - RIGHT - 34" (J26, J27)
2	127017-09-J28	EA	LEG - RIGHT - 34" (J28, J29)
2	127017-10-J22	EA	LEG - LEFT - 34" (J22, J23)
2	127017-10-J24	EA	LEG - LEFT - 34" (J24, J25)
2	127017-10-J26	EA	LEG - LEFT - 34" (J26, J27)
2	127017-10-J28	EA	LEG - LEFT - 34" (J28, J29)
2	109802-56-J30	EA	BLIND - PLEATED - 30" X 37" (J22, J23)
2	109802-56-J31	EA	BLIND - PLEATED - 30" X 37" (J24, J25, J26, J27, J28, J29)
3	109041-57-01A	EA	BLIND - MINI - 26" X 17" (J22, J23)
3	109041-57-02A	EA	BLIND - MINI - 26" X 17" (J24, J25, J26, J27, J28, J29)
4	121410-44-J22	EA	VALANCE - MODERATE - 64.5" (J22, J23)
4	121410-44-J24	EA	VALANCE - MODERATE - 64.5" (J24, J25)
4	121410-67-J26	EA	VALANCE - MODERATE - 64.5" (J26, J27)
4	121410-67-J28	EA	VALANCE - MODERATE - 64.5" (J28, J29)
4	127017-47-J22	EA	LEG - RIGHT - 23.5" (J22, J23)
4	127017-47-J24	EA	LEG - RIGHT - 23.5" (J24, J25)
4	127017-43-J26	EA	LEG - RIGHT - 23.5" (J26, J27)
4	127017-41-J28	EA	LEG - RIGHT - 23.5" (J28, J29)
4	127017-48-J22	EA	LEG - LEFT - 23.5" (J22, J23)
4	127017-48-J24	EA	LEG - LEFT - 23.5" (J24, J25)
4	127017-44-J26	EA	LEG - LEFT - 23.5" (J26, J27)
4	127017-42-J28	EA	LEG - LEFT - 23.5" (J28, J29)
4	109802-58-J22	EA	BLIND - PLEATED - 61" X 28.5" (J22, J23)
4	109802-58-J20	EA	BLIND - PLEATED - 61" X 28.5" (J24, J25, J26, J27, J28, J29)
5	101668-68-J22	EA	CURTAIN - LEFT HAND - 42" X 106"
5	073260-42-C18	EA	TIEBACK - 6" X 18"
5	126841-01-000	EA	SHADE - PULL - CHARCOAL MESH - 45" X 60"
6	101668-67-J22	EA	CURTAIN - RIGHT HAND - 42" X 106"
6	073260-42-C18	EA	TIEBACK - 6" X 18"
6	126841-01-000	EA	SHADE - PULL - CHARCOAL MESH - 45" X 60"
7	120820-29-J22	EA	VALANCE - 15" X 31.5" - W/CLOCK CUTOUT (J22, J23)
7	120820-29-J24	EA	VALANCE - 15" X 31.5" - W/CLOCK CUTOUT (J24, J25)
7	120820-29-J26	EA	VALANCE - 15" X 31.5" - W/CLOCK CUTOUT (J26, J27)
7	120820-31-J28	EA	VALANCE - 15" X 31.5" - W/CLOCK CUTOUT (J28, J29)
7	084755-60-F01	EA	SHADE - PULL - 29.25"

CURTAIN & CUSHION GROUP (CONTINUED)

CURTAINS & WINDOW TREATMENT (TWIN BED)

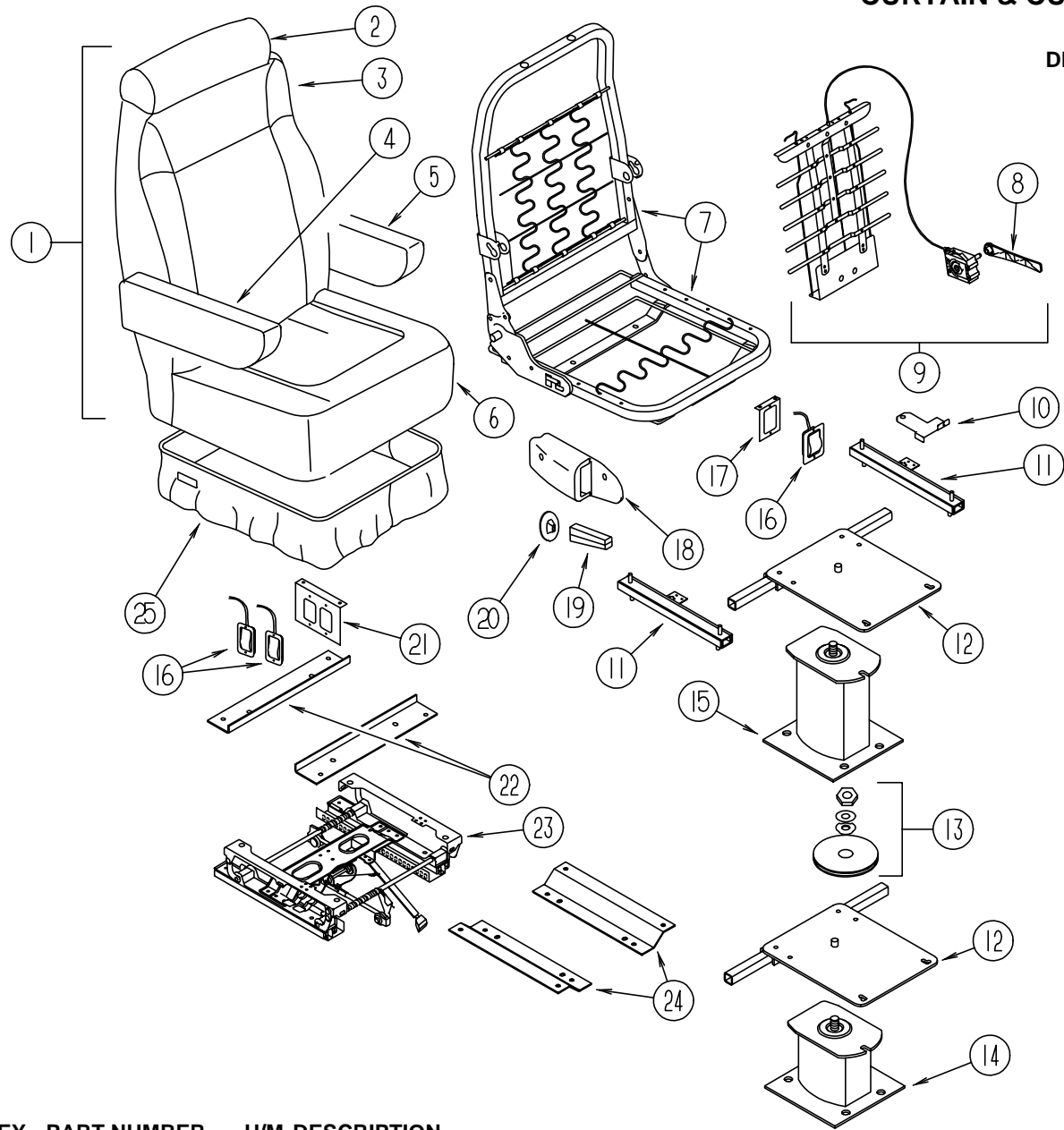


KEY	PART NUMBER	U/M DESCRIPTION
1	119299-07-J22	EA VALANCE - WHITNEY - 65" (J22, J23)
1	119299-07-J24	EA VALANCE - WHITNEY - 65" (J24, J25)
1	119299-07-J26	EA VALANCE - WHITNEY - 53" (J26, J27)
1	119299-07-J28	EA VALANCE - WHITNEY - 65" (J28, J29)
1	127017-07-J22	EA LEG - RIGHT - 25" (J22, J23)
1	127017-07-J24	EA LEG - RIGHT - 25" (J24, J25)
1	127017-07-J26	EA LEG - RIGHT - 25" (J26, J27)
1	127017-07-J28	EA LEG - RIGHT - 25" (J28, J29)
1	127017-08-J22	EA LEG - LEFT - 25" (J22, J23)
1	127017-08-J24	EA LEG - LEFT - 25" (J24, J25)
1	127017-08-J26	EA LEG - LEFT - 25" (J26, J27)
1	127017-08-J28	EA LEG - LEFT - 25" (J28, J29)
1	109802-58-J22	EA BLIND - PLEATED - 61" X 28.5" (J22, J23)
1	109802-58-J20	EA BLIND - PLEATED - 61" X 28.5" (J24, J25, J26, J27, J28, J29)

KEY	PART NUMBER	U/M DESCRIPTION
2	119299-19-J22	EA VALANCE - WHITNEY - 34" (J22, J23)
2	119299-19-J24	EA VALANCE - WHITNEY - 34" (J24, J25)
2	119299-19-J26	EA VALANCE - WHITNEY - 34" (J26, J27)
2	119299-19-J29	EA VALANCE - WHITNEY - 34" (J28, J29)
2	123910-15-J22	EA LEG - RIGHT - 34" (J22, J23)
2	123910-15-J24	EA LEG - RIGHT - 34" (J24, J25)
2	123910-15-J26	EA LEG - RIGHT - 34" (J26, J27)
2	123910-15-J28	EA LEG - RIGHT - 34" (J28, J29)
2	123910-16-J22	EA LEG - LEFT - 34" (J22, J23)
2	123910-16-J24	EA LEG - LEFT - 34" (J24, J25)
2	123910-16-J26	EA LEG - LEFT - 34" (J26, J27)
2	123910-16-J28	EA LEG - LEFT - 34" (J28, J29)
2	109802-56-J30	EA BLIND - PLEATED - 30" X 37" (J22, J23)
2	109802-56-J31	EA BLIND - PLEATED - 30" X 37" (J24, J25, J26, J27, J28, J29)
3	109041-57-01A	EA BLIND - MINI - 26" X 17" (J22, J23)
3	109041-57-02A	EA BLIND - MINI - 26" X 17" (J24, J25, J26, J27, J28, J29)
4	121410-44-J22	EA VALANCE - MODERATE - 64.5" (J22, J23)
4	121410-44-J24	EA VALANCE - MODERATE - 64.5" (J24, J25)
4	121410-67-J26	EA VALANCE - MODERATE - 64.5" (J26, J27)
4	121410-67-J28	EA VALANCE - MODERATE - 64.5" (J28, J29)
4	127017-47-J22	EA LEG - RIGHT - 23.5" (J22, J23)
4	127017-47-J24	EA LEG - RIGHT - 23.5" (J24, J25)
4	127017-43-J26	EA LEG - RIGHT - 23.5" (J26, J27)
4	127017-41-J28	EA LEG - RIGHT - 23.5" (J28, J29)
4	127017-48-J22	EA LEG - LEFT - 23.5" (J22, J23)
4	127017-48-J24	EA LEG - LEFT - 23.5" (J24, J25)
4	127017-44-J26	EA LEG - LEFT - 23.5" (J26, J27)
4	127017-42-J28	EA LEG - LEFT - 23.5" (J28, J29)
4	109802-58-J22	EA BLIND - PLEATED - 61" X 28.5" (J22, J23)
4	109802-58-J20	EA BLIND - PLEATED - 61" X 28.5" (J24, J25, J26, J27, J28, J29)
5	101668-68-J22	EA CURTAIN - LEFT HAND - 42" X 106"
5	073260-42-C18	EA TIEBACK - 6" X 18"
5	126841-01-000	EA SHADE - PULL - CHARCOAL MESH - 45" X 60"
6	101668-67-J22	EA CURTAIN - RIGHT HAND - 42" X 106"
6	073260-42-C18	EA TIEBACK - 6" X 18"
6	126841-01-000	EA SHADE - PULL - CHARCOAL MESH - 45" X 60"
7	120820-29-J22	EA VALANCE - 15" X 31.5" - W/CLOCK CUTOUT (J22, J23)
7	120820-29-J24	EA VALANCE - 15" X 31.5" - W/CLOCK CUTOUT (J24, J25)
7	120820-29-J26	EA VALANCE - 15" X 31.5" - W/CLOCK CUTOUT (J26, J27)
7	120820-31-J28	EA VALANCE - 15" X 31.5" - W/CLOCK CUTOUT (J28, J29)
7	084755-60-F01	EA SHADE - PULL - 29.25"
8	119299-18-J22	EA VALANCE - WHITNEY - 34" (J22, J23)
8	119299-18-J24	EA VALANCE - WHITNEY - 34" (J24, J25)
8	119299-18-J26	EA VALANCE - WHITNEY - 34" (J26, J27)
8	119299-18-J28	EA VALANCE - WHITNEY - 34" (J28, J29)
8	127017-09-J22	EA LEG - RIGHT - 34" (J22, J23)
8	127017-09-J24	EA LEG - RIGHT - 34" (J24, J25)
8	127017-09-J26	EA LEG - RIGHT - 34" (J26, J27)
8	127017-09-J28	EA LEG - RIGHT - 34" (J28, J29)
8	127017-10-J22	EA LEG - LEFT - 34" (J22, J23)
8	127017-10-J24	EA LEG - LEFT - 34" (J24, J25)
8	127017-10-J26	EA LEG - LEFT - 34" (J26, J27)
8	127017-10-J28	EA LEG - LEFT - 34" (J28, J29)
8	109802-56-J30	EA BLIND - PLEATED - 30" X 37" (J22, J23)
8	109802-56-J31	EA BLIND - PLEATED - 30" X 37" (J24, J25, J26, J27, J28, J29)

CURTAIN & CUSHION GROUP (CONTINUED)

DRIVER BUCKET SEAT

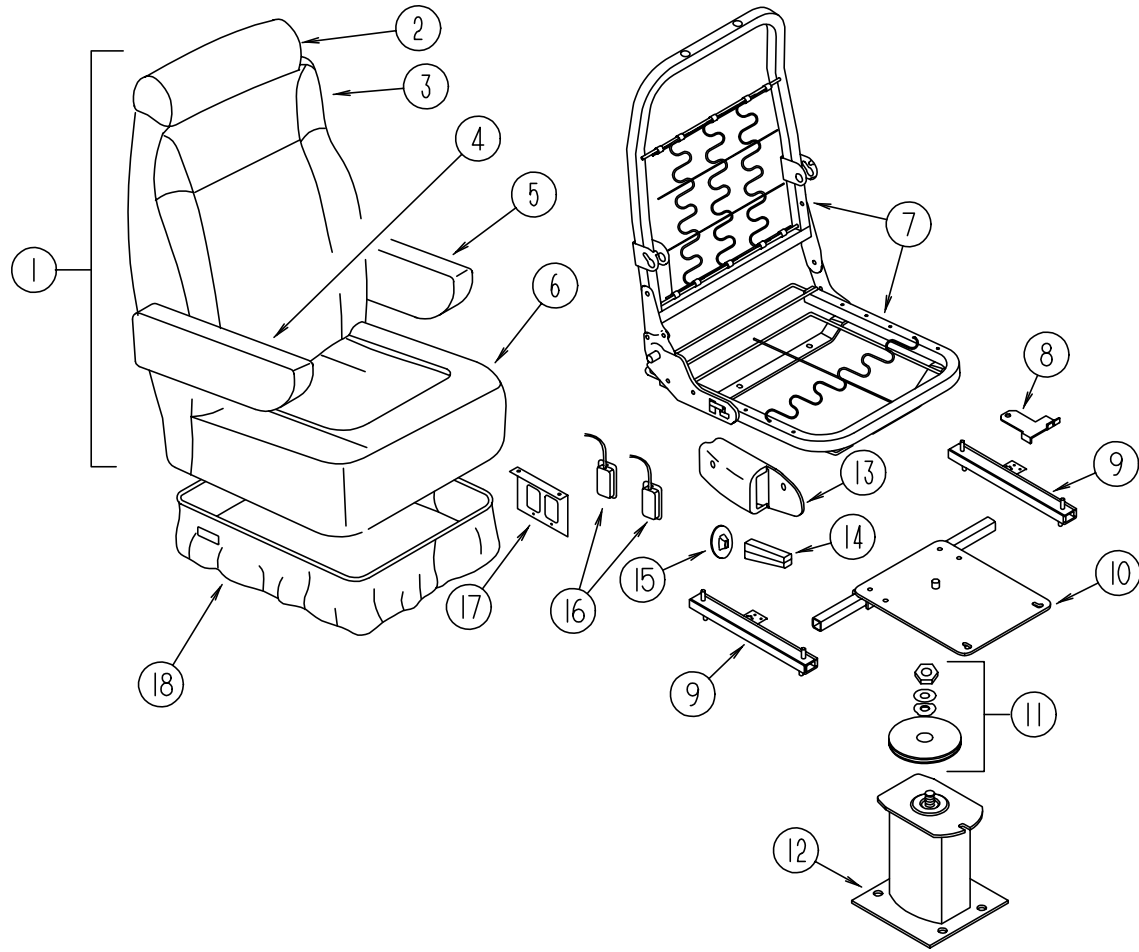


KEY	PART NUMBER	U/M DESCRIPTION
1	127540-01-J22	EA SEAT - BUCKET - DRIVERS WIDE W/LUMBAR SUPPORT (J22, J23)
1	127540-01-J24	EA SEAT - BUCKET - DRIVERS WIDE W/LUMBAR SUPPORT (J24, J25)
1	127540-01-J26	EA SEAT - BUCKET - DRIVERS WIDE W/LUMBAR SUPPORT (J26, J27)
1	127540-01-J50	EA SEAT - BUCKET - DRIVERS WIDE W/LUMBAR SUPPORT (J28, J29)
1	127540-10-J22	EA SEAT - BUCKET - DRIVERS WIDE W/LUMBAR SUPPORT (LEATHER)
2	119509-01-J22	EA HEADREST - BUCKET SEAT (J22, J23)
2	119509-01-J24	EA HEADREST - BUCKET SEAT (J24, J25)
2	119509-01-J26	EA HEADREST - BUCKET SEAT (J26, J27)
2	119509-01-J50	EA HEADREST - BUCKET SEAT (J28, J29)
2	119509-02-J22	EA HEADREST - BUCKET SEAT (LEATHER)
2	P19509-01-J22	EA COVER - HEADREST (J22, J23)
2	P19509-01-J24	EA COVER - HEADREST (J24, J25)
2	P19509-01-J26	EA COVER - HEADREST (J26, J27)
2	P19509-01-J50	EA COVER - HEADREST (J28, J29)
2	P19509-02-J22	EA COVER - HEADREST (LEATHER)
	113977-12-000	EA HEADREST INSERT - W/O LOCK
	113977-13-000	EA HEADREST INSERT - W/ LOCK
	114791-03-000	EA FRAME - HEADREST
3	M05962-71-J22	EA COVER - BACK - WIDE (J22, J23)
3	M05962-71-J24	EA COVER - BACK - WIDE (J24, J25)
3	M05962-71-J26	EA COVER - BACK - WIDE (J26, J27)
3	M05962-71-J50	EA COVER - BACK - WIDE (J28, J29)
3	M05962-78-J22	EA COVER - BACK - BUCKET (LEATHER)

KEY	PART NUMBER	U/M DESCRIPTION
4	122780-01-J22	EA ARMREST - RIGHT HAND (J22, J23)
4	122780-01-J24	EA ARMREST - RIGHT HAND (J24, J25)
4	122780-01-J26	EA ARMREST - RIGHT HAND (J26, J27)
4	122780-01-J50	EA ARMREST - RIGHT HAND (J28, J29)
4	122780-03-J22	EA ARMREST - RIGHT HAND (LEATHER)
4	P22780-01-J22	EA COVER - ARMREST - RIGHT HAND (J22, J23)
4	P22780-01-J24	EA COVER - ARMREST - RIGHT HAND (J24, J25)
4	P22780-01-J26	EA COVER - ARMREST - RIGHT HAND (J26, J27)
4	P22780-01-J50	EA COVER - ARMREST - RIGHT HAND (J28, J29)
4	122780-03-J22	EA COVER - ARMREST - RIGHT HAND (LEATHER)
4	115617-03-000	EA ARMREST - W/O COVER - RIGHT
5	122780-02-J22	EA ARMREST - LEFT HAND (J22, J23)
5	122780-02-J24	EA ARMREST - LEFT HAND (J24, J25)
5	122780-02-J26	EA ARMREST - LEFT HAND (J26, J27)
5	122780-02-J50	EA ARMREST - LEFT HAND (J28, J29)
5	122780-04-J22	EA ARMREST - LEFT HAND (LEATHER)
5	P22780-02-J22	EA COVER - ARMREST - LEFT HAND (J22, J23)
5	P22780-02-J24	EA COVER - ARMREST - LEFT HAND (J24, J25)
5	P22780-02-J26	EA COVER - ARMREST - LEFT HAND (J26, J27)
5	P22780-02-J50	EA COVER - ARMREST - LEFT HAND (J28, J29)
5	P22780-04-J22	EA COVER - ARMREST - LEFT HAND (LEATHER)
5	115617-04-000	EA ARMREST - W/O COVER - LEFT
6	M05962-40-J22	EA COVER - SEAT - WIDE (J22, J23)
6	M05962-40-J24	EA COVER - SEAT - WIDE (J24, J25)
6	M05962-40-J26	EA COVER - SEAT - WIDE (J26, J27)
6	M05962-40-J50	EA COVER - SEAT - WIDE (J28, J29)
6	M05962-79-J22	EA COVER - SEAT - BUCKET (LEATHER)
7	122695-01-01B	EA FRAME ASM - SEAT/BACK
8	122611-02-701	EA LUMBAR - LEVER
9	122611-02-000	EA LUMBAR - W/LEVER
10	117125-01-02B	EA BRACKET - CABLE MOUNT - ADJUSTER W/ LOCK
11	119952-04-000	EA SLIDE/SEAT - HEAVY DUTY LOCKING - 4 STUDS
	119952-07-000	EA WIRE - LATCH RELEASE/ ROTARY
12	107921-05-000	EA PLATE TOP - W/ SEAT BELT BAR
13	107921-06-000	EA BEARING KIT - PEDESTAL
14	107921-07-000	EA PEDESTAL BASE - POWER
15	107921-01-000	EA PEDESTAL FLOOR MOUNTED - W/9.75" EXTENSION
16	108049-04-000	EA CABLE - W/SWITCHES - W/26" MINI LEVER ACTION
	108049-02-000	EA CLIP - CABLE/ PEDESTAL
17	127159-01-02B	EA BRACKET - SEAT RELEASE - SINGLE REMOTE
18	080730-09-000	EA SHIELD - RECLINER HANDLE
19	080730-08-000	EA HANDLE - RECLINER
20	080730-11-000	EA SHIELD - RUBBER BOOT
21	127159-02-02B	EA BRACKET - SEAT RELEASE - DUAL REMOTE
22	116215-02-000	EA BRACKET - UPPER MOUNT - 6-WAY MANUAL SEAT
	007221-01-000	EA SPACER - SEAT/ ADJUSTER
23	116215-01-000	EA ADJUSTER/SLIDE - DRIVERS SEAT - 6-WAY MANUAL
24	116215-03-000	EA BRACKET - LOWER MOUNT - 6-WAY MANUAL SEAT
25	071126-58-J22	EA SKIRT - SINGLE 10.5" - W/SEAT BELT SLOT (J22, J23)
25	071126-58-J24	EA SKIRT - SINGLE 10.5" - W/SEAT BELT SLOT (J24, J25)
25	071126-58-H17	EA SKIRT - SINGLE 10.5" - W/SEAT BELT SLOT (J26, J27)
25	071126-58-J50	EA SKIRT - SINGLE 10.5" - W/SEAT BELT SLOT (J28, J29)
25	071126-62-J22	EA SKIRT - SINGLE 10.5" - W/SEAT BELT SLOT (LEATHER)
25	071126-60-J22	EA SKIRT - SINGLE - 10.5" - 6-WAY MANUAL (J22, J23)
25	071126-60-J24	EA SKIRT - SINGLE - 10.5" - 6-WAY MANUAL (J24, J25)
25	071126-60-J26	EA SKIRT - SINGLE - 10.5" - 6-WAY MANUAL (J26, J27)
25	071126-60-J28	EA SKIRT - SINGLE - 10.5" - 6-WAY MANUAL (J28, J29)
25	071126-67-J22	EA SKIRT - SINGLE - 10.5" - 6-WAY MANUAL (LEATHER)

CURTAIN & CUSHION GROUP (CONTINUED)

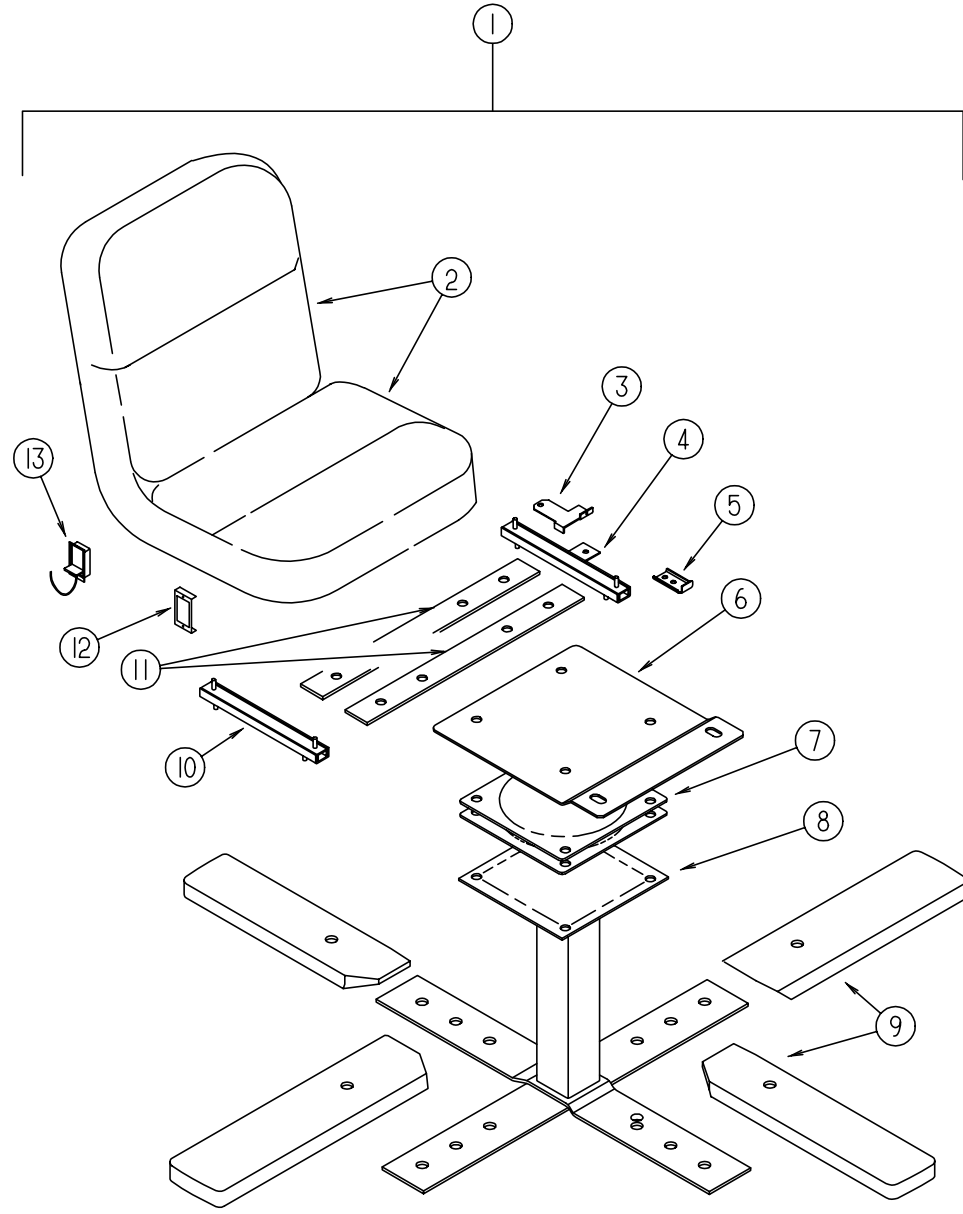
PASSENGER BUCKET SEAT



KEY	PART NUMBER	U/M DESCRIPTION
1	127540-02-J22	EA SEAT - BUCKET - PASSENGER - WIDE (J22, J23)
1	127540-02-J24	EA SEAT - BUCKET - PASSENGER - WIDE (J24, J25)
1	127540-02-J26	EA SEAT - BUCKET - PASSENGER - WIDE (J26, J27)
1	127540-02-J50	EA SEAT - BUCKET - PASSENGER - WIDE (J28, J29)
1	127540-11-J22	EA SEAT - BUCKET - PASSENGER - WIDE (LEATHER)
2	119509-01-J22	EA HEADREST - BUCKET SEAT (J22, J23)
2	119509-01-J24	EA HEADREST - BUCKET SEAT (J24, J25)
2	119509-01-J26	EA HEADREST - BUCKET SEAT (J26, J27)
2	119509-01-J50	EA HEADREST - BUCKET SEAT (J28, J29)
2	119509-02-J22	EA HEADREST - BUCKET SEAT (LEATHER)
2	P19509-01-J22	EA COVER - HEADREST (J22, J23)
2	P19509-01-J24	EA COVER - HEADREST (J24, J25)
2	P19509-01-J26	EA COVER - HEADREST (J26, J27)
2	P19509-01-J50	EA COVER - HEADREST (J28, J29)
2	P19509-02-J22	EA COVER - HEADREST (LEATHER)
	113977-12-000	EA HEADREST INSERT - W/O LOCK
	113977-13-000	EA HEADREST INSERT - W/ LOCK
	114791-03-000	EA FRAME - HEADREST

KEY	PART NUMBER	U/M DESCRIPTION
3	M05962-71-J22	EA COVER - BACK - WIDE (J22, J23)
3	M05962-71-J24	EA COVER - BACK - WIDE (J24, J25)
3	M05962-71-J26	EA COVER - BACK - WIDE (J26, J27)
3	M05962-71-J50	EA COVER - BACK - WIDE (J28, J29)
3	M05962-78-J22	EA COVER - BACK - BUCKET (LEATHER)
4	122780-01-J22	EA ARMREST - RIGHT HAND (J22, J23)
4	122780-01-J24	EA ARMREST - RIGHT HAND (J24, J25)
4	122780-01-J26	EA ARMREST - RIGHT HAND (J26, J27)
4	122780-01-J50	EA ARMREST - RIGHT HAND (J28, J29)
4	122780-03-J22	EA ARMREST - RIGHT HAND (LEATHER)
4	P22780-01-J22	EA COVER - ARMREST - RIGHT HAND (J22, J23)
4	P22780-01-J24	EA COVER - ARMREST - RIGHT HAND (J24, J25)
4	P22780-01-J26	EA COVER - ARMREST - RIGHT HAND (J26, J27)
4	P22780-01-J50	EA COVER - ARMREST - RIGHT HAND (J28, J29)
4	122780-03-J22	EA COVER - ARMREST - RIGHT HAND (LEATHER)
4	115617-03-000	EA ARMREST - W/O COVER - RIGHT
5	122780-02-J22	EA ARMREST - LEFT HAND (J22, J23)
5	122780-02-J24	EA ARMREST - LEFT HAND (J24, J25)
5	122780-02-J26	EA ARMREST - LEFT HAND (J26, J27)
5	122780-02-J50	EA ARMREST - LEFT HAND (J28, J29)
5	122780-04-J22	EA ARMREST - LEFT HAND (LEATHER)
5	P22780-02-J22	EA COVER - ARMREST - LEFT HAND (J22, J23)
5	P22780-02-J24	EA COVER - ARMREST - LEFT HAND (J24, J25)
5	P22780-02-J26	EA COVER - ARMREST - LEFT HAND (J26, J27)
5	P22780-02-J50	EA COVER - ARMREST - LEFT HAND (J28, J29)
5	P22780-04-J22	EA COVER - ARMREST - LEFT HAND (LEATHER)
5	115617-04-000	EA ARMREST - W/O COVER - LEFT
6	M05962-40-J22	EA COVER - SEAT - WIDE (J22, J23)
6	M05962-40-J24	EA COVER - SEAT - WIDE (J24, J25)
6	M05962-40-J26	EA COVER - SEAT - WIDE (J26, J27)
6	M05962-40-J50	EA COVER - SEAT - WIDE (J28, J29)
6	M05962-79-J22	EA COVER - SEAT - BUCKET (LEATHER)
7	122695-01-01B	EA FRAME - SEAT & BACK
8	117125-01-02B	EA BRACKET - CABLE MOUNT - ADJUSTER W/ LOCK
9	119952-04-000	EA SLIDE/SEAT - HEAVY DUTY LOCKING - 4 STUDS
	119952-07-000	EA WIRE - LATCH RELEASE/ ROTARY
10	107921-05-000	EA PLATE TOP - W/ SEAT BELT BAR
11	107921-06-000	EA BEARING KIT - PEDESTAL
12	107921-01-000	EA PEDESTAL FLOOR MOUNTED - W/9.75" EXTENSION
13	080730-09-000	EA SHIELD - RECLINER HANDLE
14	080730-08-000	EA HANDLE - RECLINER
15	080730-11-000	EA SHIELD - RUBBER BOOT
16	108049-04-000	EA CABLE - W/SWITCHES - W/26" MINI LEVER ACTION
17	127159-02-02B	EA BRACKET - SEAT RELEASE - DUAL REMOTE
18	071126-58-J22	EA SKIRT - SINGLE 10.5" - W/SEAT BELT SLOT (J22, J23)
18	071126-58-J24	EA SKIRT - SINGLE 10.5" - W/SEAT BELT SLOT (J24, J25)
18	071126-58-H17	EA SKIRT - SINGLE 10.5" - W/SEAT BELT SLOT (J26, J27)
18	071126-58-J50	EA SKIRT - SINGLE 10.5" - W/SEAT BELT SLOT (J28, J29)
18	071126-62-J22	EA SKIRT - SINGLE 10.5" - W/SEAT BELT SLOT (LEATHER)

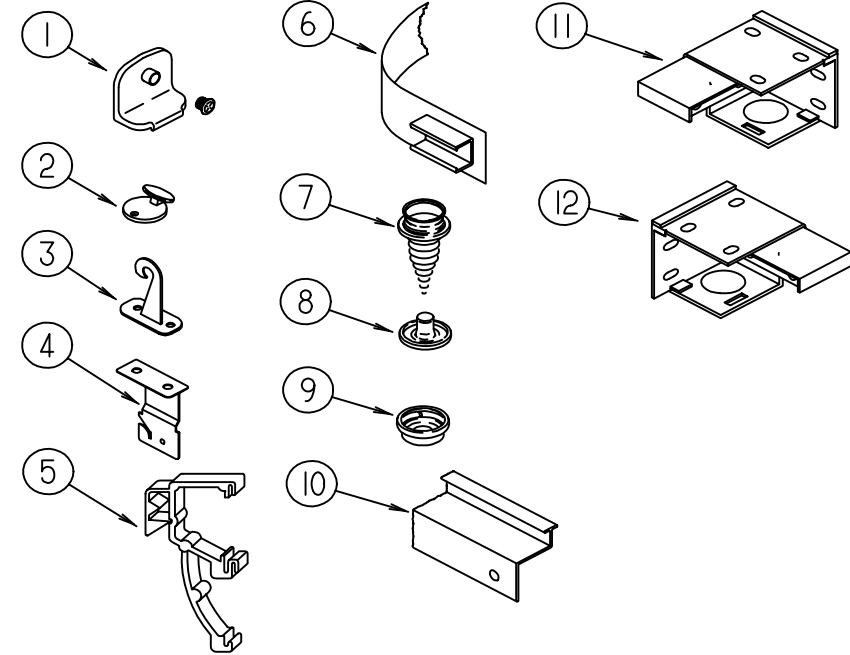
CURTAIN & CUSHION GROUP (CONTINUED)



DINETTE SWIVEL CHAIR ASM (210 KC)

KEY	PART NUMBER	U/M DESCRIPTION
1	122739-01-J22	EA CHAIR - SWIVEL - KITCHEN (W/O CHAIR LEG COVER) (J22, J23)
1	122739-01-J24	EA CHAIR - SWIVEL - KITCHEN (W/O CHAIR LEG COVER) (J24, J25)
1	122739-01-J26	EA CHAIR - SWIVEL - KITCHEN (W/O CHAIR LEG COVER) (J26, J27)
1	122739-01-J28	EA CHAIR - SWIVEL - KITCHEN (W/O CHAIR LEG COVER) (J28, J29)
2	P22739-01-J22	EA COVER - BACK/SEAT - SWIVEL CHAIR (J22, J23)
2	P22739-01-J24	EA COVER - BACK/SEAT - SWIVEL CHAIR (J24, J25)
2	P22739-01-J26	EA COVER - BACK/SEAT - SWIVEL CHAIR (J26, J27)
2	P22739-01-J28	EA COVER - BACK/SEAT - SWIVEL CHAIR (J28, J29)
3	117125-01-02B	EA BRACKET - CABLE MOUNT - ADJUSTER W/LOCK
4	119952-04-000	EA SLIDE - SEAT - HEAVY DUTY LOCKING - 4 STUDS
5	007221-01-000	EA SPACER - SEAT ADJUSTER
6	119705-11-02B	EA PLATE - SEAT
7	119105-01-000	EA PLATE - SWIVEL - RETURN-0-MATIC
8	119705-02-03B	EA PEDESTAL
9	116080-02-G35	EA COVER - CHAIR LEG - 9.5" WATERFORD OAK
9	116080-02-J40	EA COVER - CHAIR LEG - 9.5" WASHED MAPLE (WHITE)
10	119952-02-000	EA SLIDE - SEAT - HEAVY DUTY NONLOCKING
11	120109-01-02B	EA ADAPTER BRACKET - DINETTE SWIVEL CHAIR
12	127159-01-02B	EA BRACKET - SEAT RELEASE - REMOTE
13	108049-04-000	EA CABLE - W/SWITCHES - W/26" MINI LEVER ACTION

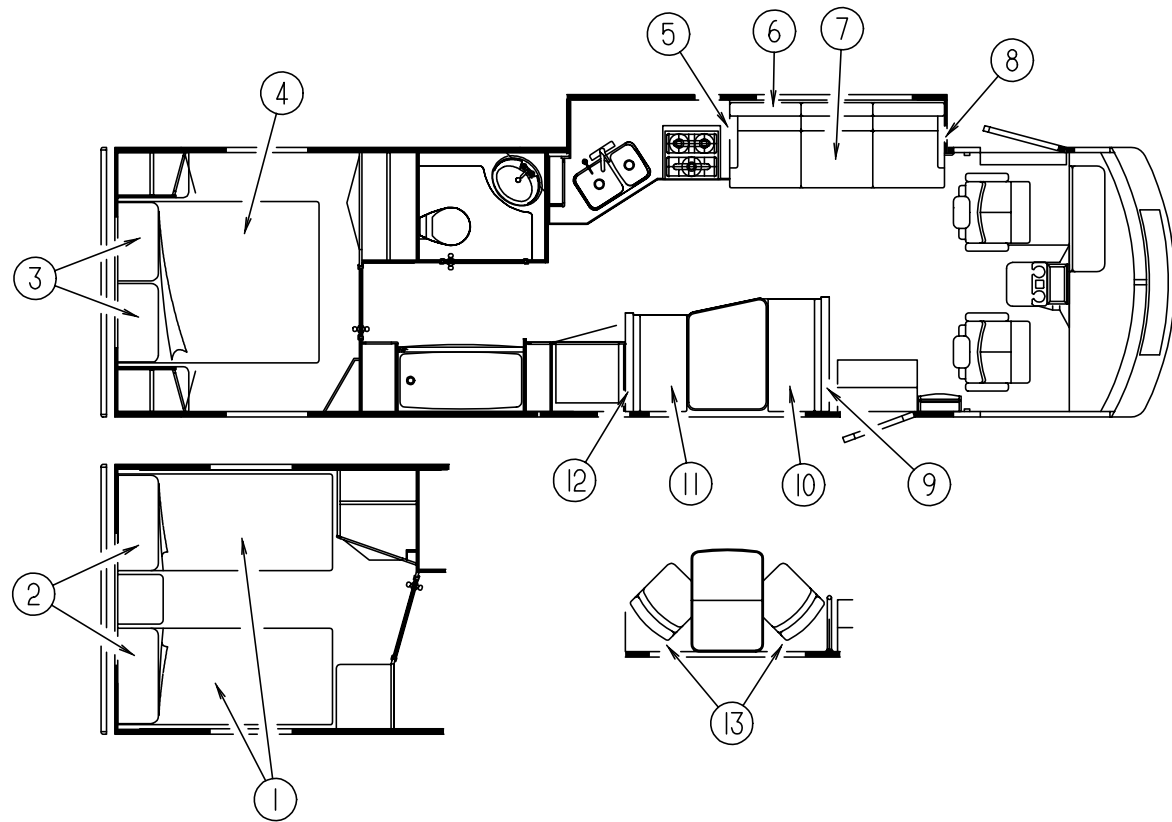
CURTAIN & CUSHION GROUP (CONTINUED)



CURTAIN & BLIND HARDWARE

KEY	PART NUMBER	U/M DESCRIPTION
1	106544-01-000	EA PULL - SHADE/BRASS
	106544-01-001	EA SCREW - SHADE/BRASS
2	102555-03-000	EA CLEAT - BLIND CORD - MILKY WHITE PLASTIC
2	102555-01-000	EA CLEAT - BLIND CORD - CLEAR PLASTIC
3	109441-03-000	EA HOLD DOWN - BLIND (CLOUDY)
4	084434-01-000	EA BRACKET - MOUNTING - ROLLER SHADE - 1 3/8"
5	109353-04-000	EA CLIP - VALANCE SLAT MOUNTING - CLEAR PLASTIC
6	101031-01-000	YD TAPE - GLIDE/CURTAIN - 4.25" SPACING
7	029130-01-000	EA SCREW - SNAP SOCKET - #8 PH X 5/8"
8	029155-01-000	EA CAP - SNAP - 5/32" OUTSIDE DIAMETER OF PIN
9	029156-01-000	EA SOCKET - SNAP - 9/16" O.D.
10	127254-03-02A	EA TRACK - CURTAIN/RIGHT HAND - ANTELOPE
10	127254-04-02A	EA TRACK - CURTAIN/LEFT HAND - ANTELOPE
11	083170-02-000	EA BRACKET - BLIND - RIGHT SIDE WHEN FACING WINDOW
12	083170-01-000	EA BRACKET - BLIND - LEFT SIDE WHEN FACING WINDOW
	046867-03-000	EA GROMMET - HANDY BUTTON #3
	046867-02-000	EA WASHER - HANDY BUTTON #3
	048394-02-000	YD VELCRO TAPE - HOOK - ADHESIVE BACK - .75" WIDE - BEIGE
	086276-01-000	EA TAPE - DOUBLE SIDED - 1/2"
	094896-02-000	EA GROMMET - CORD/PLEATED BLIND - NYLON - GRAY
	094907-02-000	EA END CAP - TOP/PLEATED BLIND - PLASTIC - GRAY
	094907-04-000	EA END CAP - BOTTOM/PLEATED BLIND (RH & LH)
	095567-01-000	EA TACK - STRIP - .5" X 625' ROLL
	096843-01-000	EA SPRING - REWIND/ROLLER SHADE
	097564-04-000	EA HANDLE - KNOB - E-Z LIFT SHADE - NAVY
	097565-01-000	EA BRACKET - MOUNTING/PLEATED BLIND
	097591-01-000	EA SPRING - EXTENSION/PLEATED BLIND
	097592-01-000	EA SPOOL - CORD - ELEVATED BLIND HOLDUP - SMALL - CLEAR
	097592-02-000	EA SPOOL - CORD - ELEVATED BLIND HOLDUP - LARGE - CLEAR
	097593-06-000	FT CORD - BLIND - PLEATED - PEWTER

CURTAIN & CUSHION GROUP (CONTINUED)



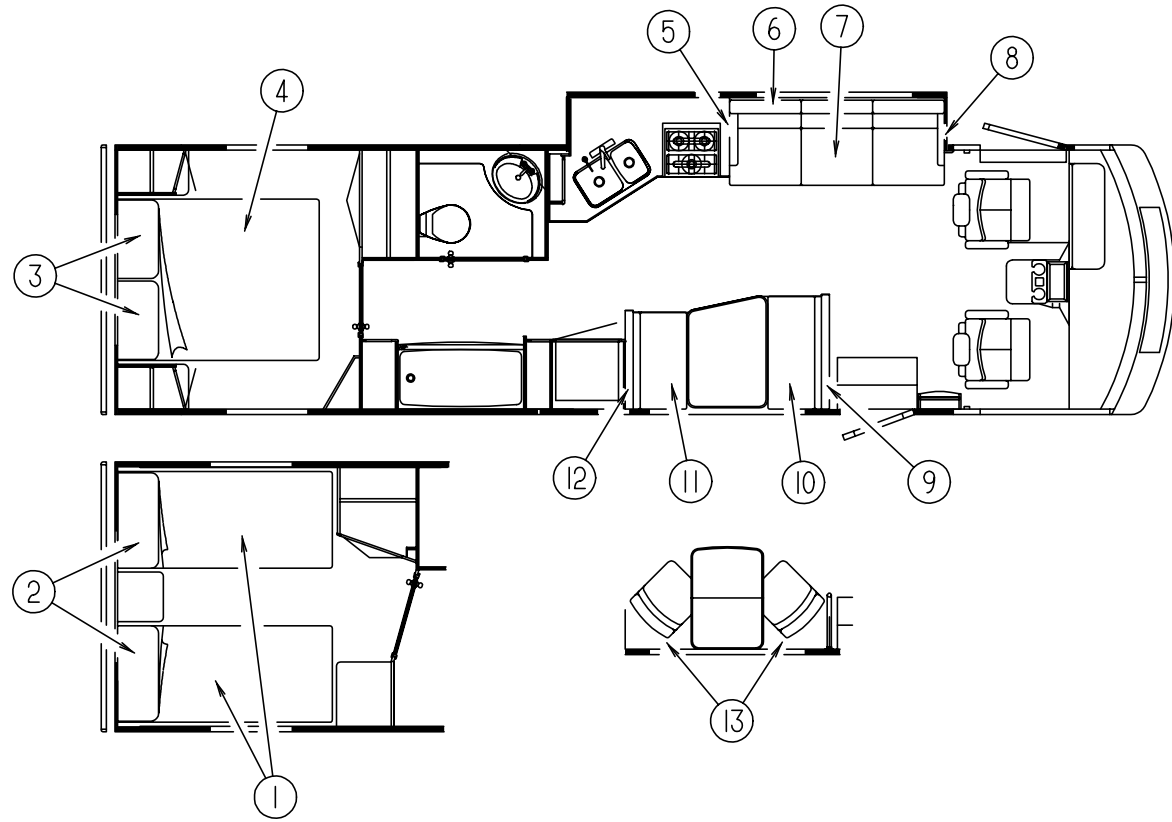
QUEEN & TWIN BED

KEY	PART NUMBER	U/M	DESCRIPTION
1	119141-15-J22	EA	BEDSPREAD/THROW - 36" X 80" (J22, J23)
1	119141-16-J24	EA	BEDSPREAD/THROW - 36" X 80" (J24, J25)
1	119141-16-J26	EA	BEDSPREAD/THROW - 36" X 80" (J26, J27)
1	119141-16-J28	EA	BEDSPREAD/THROW - 36" X 80" (J28, J29)
1	123015-04-000	EA	MATTRESS - INNERSPRING - 36" X 79.5"
2	119249-02-000	EA	PILLOW - 22" X 37" - TWIN
3	119249-01-000	EA	PILLOW - 20" X 33" - QUEEN
4	119141-13-J22	EA	BEDSPREAD/THROW - 60" X 75" (J22, J23)
4	119141-14-J24	EA	BEDSPREAD/THROW - 60" X 75" (J24, J25)
4	119141-14-J26	EA	BEDSPREAD/THROW - 60" X 75" (J26, J27)
4	119141-14-J28	EA	BEDSPREAD/THROW - 60" X 75" (J28, J29)
4	123015-06-000	EA	MATTRESS - INNERSPRING - 60" X 74.5"
	111637-08-J22	EA	PILLOW - 16" X 16" (J22, J23)
	111637-08-J24	EA	PILLOW - 16" X 16" (J24, J25)
	111637-08-J26	EA	PILLOW - 16" X 16" (J26, J27)
	111637-08-J28	EA	PILLOW - 16" X 16" (J28, J29)

SOFA BED

KEY	PART NUMBER	U/M	DESCRIPTION
5	127840-04-J22	EA	PANEL - RIGHT END - SOFA/BED - FABRIC COVERED (J22, J23)
5	127840-04-J24	EA	PANEL - RIGHT END - SOFA/BED - FABRIC COVERED (J24, J25)
5	127840-04-J26	EA	PANEL - RIGHT END - SOFA/BED - FABRIC COVERED (J26, J27)
5	127840-04-J28	EA	PANEL - RIGHT END - SOFA/BED - FABRIC COVERED (J28, J29)
5	127562-01-J22	EA	ARMREST - REMOVEABLE RIGHT HAND (J22, J23)
5	127562-01-J24	EA	ARMREST - REMOVEABLE RIGHT HAND (J24, J25)
5	127562-01-J26	EA	ARMREST - REMOVEABLE RIGHT HAND (J26, J27)
5	127562-01-J50	EA	ARMREST - REMOVEABLE RIGHT HAND (J28, J29)
5	P27562-01-J22	EA	COVER - ARMREST - RIGHT (J22, J23)
5	P27562-01-J24	EA	COVER - ARMREST - RIGHT (J24, J25)
5	P27562-01-J26	EA	COVER - ARMREST - RIGHT (J26, J27)
5	P27562-01-J50	EA	COVER - ARMREST - RIGHT (J28, J29)
6	127561-01-J22	EA	BACK - SOFA/BED - 74" (J22, J23)
6	127561-01-J24	EA	BACK - SOFA/BED - 74" (J24, J25)
6	127561-01-J26	EA	BACK - SOFA/BED - 74" (J26, J27)
6	127561-01-J50	EA	BACK - SOFA/BED - 74" (J28, J29)
6	P27561-01-J22	EA	COVER - BACK - SOFA/BED - 74" (J22, J23)
6	P27561-01-J24	EA	COVER - BACK - SOFA/BED - 74" (J24, J25)
6	P27561-01-J26	EA	COVER - BACK - SOFA/BED - 74" (J26, J27)
6	P27561-01-J50	EA	COVER - BACK - SOFA/BED - 74" (J28, J29)
7	127561-02-J22	EA	SEAT - SOFA/BED - 74" (J22, J23)
7	127561-02-J24	EA	SEAT - SOFA/BED - 74" (J24, J25)
7	127561-02-J26	EA	SEAT - SOFA/BED - 74" (J26, J27)
7	127561-02-J50	EA	SEAT - SOFA/BED - 74" (J28, J29)
7	P27561-02-J22	EA	COVER - SEAT - SOFA/BED - 74" (J22, J23)
7	P27561-02-J24	EA	COVER - SEAT - SOFA/BED - 74" (J24, J25)
7	P27561-02-J26	EA	COVER - SEAT - SOFA/BED - 74" (J26, J27)
7	P27561-02-J50	EA	COVER - SEAT - SOFA/BED - 74" (J28, J29)
8	127840-05-J22	EA	PANEL - LEFT END - SOFA/BED - FABRIC COVERED (J22, J23)
8	127840-05-J24	EA	PANEL - LEFT END - SOFA/BED - FABRIC COVERED (J24, J25)
8	127840-05-J26	EA	PANEL - LEFT END - SOFA/BED - FABRIC COVERED (J26, J27)
8	127840-05-J28	EA	PANEL - LEFT END - SOFA/BED - FABRIC COVERED (J28, J29)
8	127562-02-J22	EA	ARMREST - REMOVEABLE LEFT HAND (J22, J23)
8	127562-02-J24	EA	ARMREST - REMOVEABLE LEFT HAND (J24, J25)
8	127562-02-J26	EA	ARMREST - REMOVEABLE LEFT HAND (J26, J27)
8	127562-02-J50	EA	ARMREST - REMOVEABLE LEFT HAND (J28, J29)
8	P27562-02-J22	EA	COVER - ARMREST - LEFT (J22, J23)
8	P27562-02-J24	EA	COVER - ARMREST - LEFT (J24, J25)
8	P27562-02-J26	EA	COVER - ARMREST - LEFT (J26, J27)
8	P27562-02-J50	EA	COVER - ARMREST - LEFT (J28, J29)
	127335-08-000	EA	BRACKET - REMOVABLE ARM/COUCH
	127335-09-000	EA	BRACKET - REMOVABLE ARM/CUSHION
	116104-03-02B	EA	BRACKET - ZEE W/HOLES
	120992-07-J22	EA	PANEL - COUCH FRONT - FABRIC COVERED (J22, J23)
	120992-07-J24	EA	PANEL - COUCH FRONT - FABRIC COVERED (J24, J25)
	120992-07-J26	EA	PANEL - COUCH FRONT - FABRIC COVERED (J26, J27)
	120992-07-J50	EA	PANEL - COUCH FRONT - FABRIC COVERED (J28, J29)
	111637-03-J22	EA	PILLOW - 22" X 22" (J22, J23)
	111637-03-J24	EA	PILLOW - 22" X 22" (J24, J25)
	111637-03-J26	EA	PILLOW - 22" X 22" (J26, J27)
	111637-03-J28	EA	PILLOW - 22" X 22" (J28, J29)
	127335-12-000	EA	FRAME-10" LEG

CURTAIN & CUSHION GROUP (CONTINUED)



DINETTE CUSHIONS

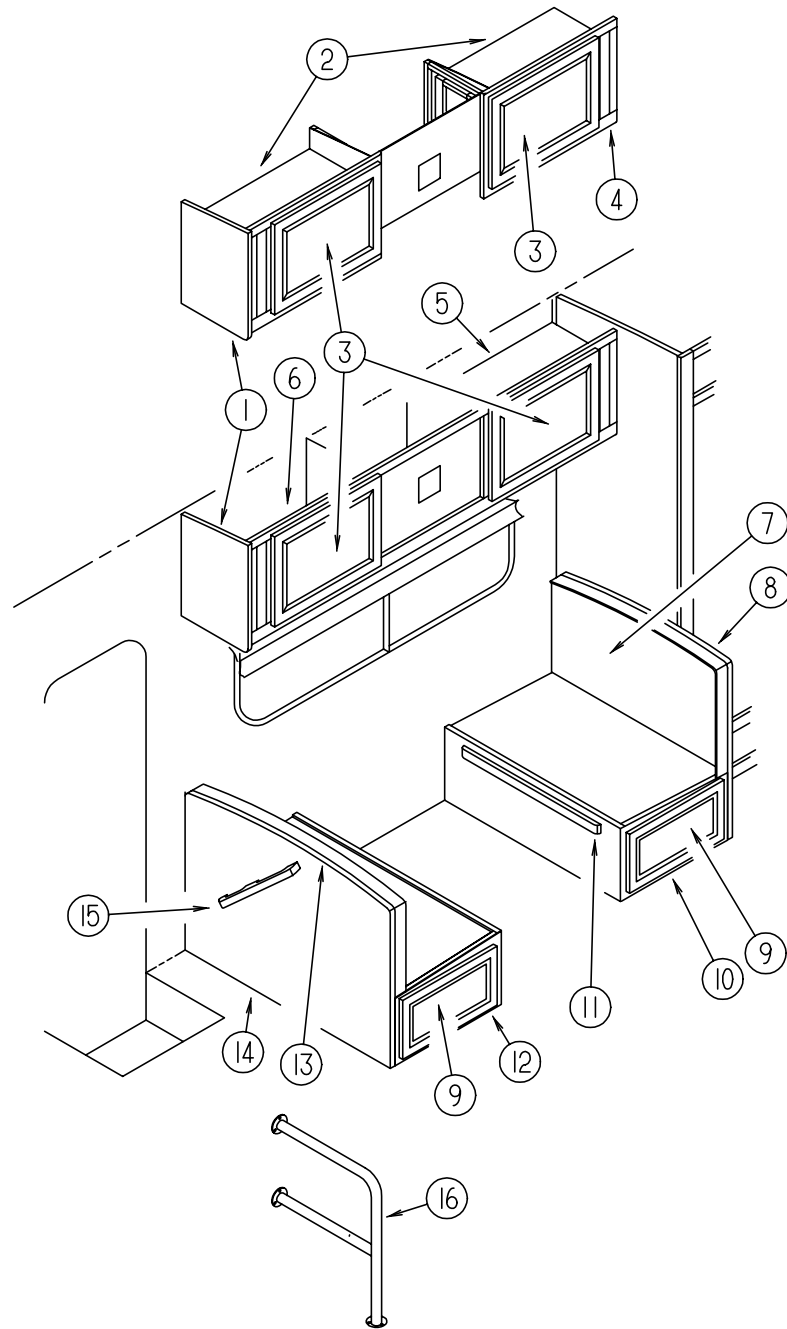
KEY	PART NUMBER	U/M	DESCRIPTION
9	111897-10-J22	EA	CUSHION - BACK - 13.5" X 42" X 5" (J22, J23)
9	111897-05-J24	EA	CUSHION - BACK - 13.5" X 42" X 5" (J24, J25)
9	111897-05-J26	EA	CUSHION - BACK - 13.5" X 42" X 5" (J26, J27)
9	111897-05-J28	EA	CUSHION - BACK - 13.5" X 42" X 5" (J28, J29)
9	P11897-10-J22	EA	COVER - BACK - 13.5" X 42" X 5" (J22, J23)
9	P11897-05-J24	EA	COVER - BACK - 13.5" X 42" X 5" (J24, J25)
9	P11897-05-J26	EA	COVER - BACK - 13.5" X 42" X 5" (J26, J27)
9	P11897-05-J28	EA	COVER - BACK - 13.5" X 42" X 5" (J28, J29)
10	105603-20-J22	EA	CUSHION - SEAT - 23" X 42" X 5" (J22, J23)
10	105603-15-J24	EA	CUSHION - SEAT - 23" X 42" X 5" (J24, J25)
10	105603-15-J26	EA	CUSHION - SEAT - 23" X 42" X 5" (J26, J27)
10	105603-15-J28	EA	CUSHION - SEAT - 23" X 42" X 5" (J28, J29)
10	P05603-20-J22	EA	COVER - SEAT - 23" X 42" X 5" (J22, J23)
10	P05603-15-J24	EA	COVER - SEAT - 23" X 42" X 5" (J24, J25)
10	P05603-15-J26	EA	COVER - SEAT - 23" X 42" X 5" (J26, J27)
10	P05603-15-J28	EA	COVER - SEAT - 23" X 42" X 5" (J28, J29)
11	105603-28-J22	EA	CUSHION - SEAT - 23" X 36" X 5" (J22, J23)
11	105603-01-J24	EA	CUSHION - SEAT - 23" X 36" X 5" (J24, J25)
11	105603-01-J26	EA	CUSHION - SEAT - 23" X 36" X 5" (J26, J27)
11	105603-01-J28	EA	CUSHION - SEAT - 23" X 36" X 5" (J28, J29)
11	P05603-28-J22	EA	COVER - SEAT - 23" X 36" X 5" (J22, J23)
11	P05603-01-J24	EA	COVER - SEAT - 23" X 36" X 5" (J24, J25)
11	P05603-01-J26	EA	COVER - SEAT - 23" X 36" X 5" (J26, J27)
11	P05603-01-J28	EA	COVER - SEAT - 23" X 36" X 5" (J28, J29)
12	111897-20-J22	EA	CUSHION - BACK - 13.5" X 36" X 5" (J22, J23)
12	111897-03-J24	EA	CUSHION - BACK - 13.5" X 36" X 5" (J24, J25)
12	111897-03-J26	EA	CUSHION - BACK - 13.5" X 36" X 5" (J26, J27)
12	111897-03-J28	EA	CUSHION - BACK - 13.5" X 36" X 5" (J28, J29)
12	P11897-20-J22	EA	COVER - BACK - 13.5" X 36" X 5" (J22, J23)
12	P11897-03-J24	EA	COVER - BACK - 13.5" X 36" X 5" (J24, J25)
12	P11897-03-J26	EA	COVER - BACK - 13.5" X 36" X 5" (J26, J27)
12	P11897-03-J28	EA	COVER - BACK - 13.5" X 36" X 5" (J28, J29)
12	078155-01-000	EA	STRAP - SNAP - BACK CUSHION

DINETTE OPTION

KEY	PART NUMBER	U/M	DESCRIPTION
13	122739-01-J22	EA	CHAIR - SWIVEL - KITCHEN (W/O CHAIR LEG COVER) (J22, J23)
13	122739-01-J24	EA	CHAIR - SWIVEL - KITCHEN (W/O CHAIR LEG COVER) (J24, J25)
13	122739-01-J26	EA	CHAIR - SWIVEL - KITCHEN (W/O CHAIR LEG COVER) (J26, J27)
13	122739-01-J28	EA	CHAIR - SWIVEL - KITCHEN (W/O CHAIR LEG COVER) (J28, J29)
	101604-01-04A	EA	CHAIR - DINETTE FOLDING - W/O FABRIC - SOLAR MAPLE (WHITE)
	101604-01-03A	EA	CHAIR - DINETTE FOLDING - W/O FABRIC - WATERFORD OAK

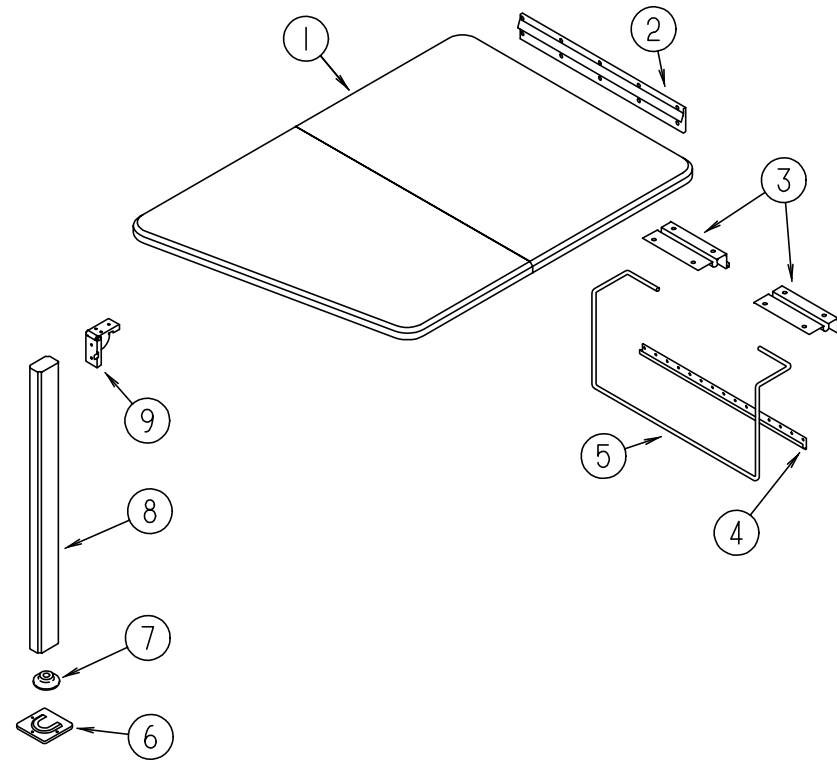
DINETTE GROUP

DINETTE & OVERHEAD CABINETS



KEY	PART NUMBER	U/M DESCRIPTION
1	103128-02-J23	EA END CAP - OVHD CABINET - LEFT HAND (WHITE)
1	103128-02-G09	EA END CAP - OVHD CABINET - LEFT HAND (OAK)
2	117579-13-H40	EA SHELF - W/PLASTIC EDGE TRIM (WHITE)
2	117579-13-G09	EA SHELF - W/PLASTIC EDGE TRIM (OAK)
3	122715-35-01A	EA DOOR - MOLDED VINYL - 14.4" X 33.5" - W/O HARDWARE (WHITE)
3	M05992-58-J22	EA DOOR - STRAIGHT CORNER/OGEE EDGE - 14.3" X 33.4" - W/O HARDWARE (OAK)
4	117579-55-J22	EA CABINET - OVHD/DINETTE - W/O DOORS/HDW - F/COFFEEMAKER
4	117579-55-J23	EA CABINET - OVHD/DINETTE - W/O DOORS/HDW - F/COFFEEMAKER
4	117579-55-J24	EA CABINET - OVHD/DINETTE - W/O DOORS/HDW - F/COFFEEMAKER
4	117579-55-J25	EA CABINET - OVHD/DINETTE - W/O DOORS/HDW - F/COFFEEMAKER
4	117579-55-J26	EA CABINET - OVHD/DINETTE - W/O DOORS/HDW - F/COFFEEMAKER
4	117579-55-J27	EA CABINET - OVHD/DINETTE - W/O DOORS/HDW - F/COFFEEMAKER
4	117579-55-J28	EA CABINET - OVHD/DINETTE - W/O DOORS/HDW - F/COFFEEMAKER
4	117579-55-J29	EA CABINET - OVHD/DINETTE - W/O DOORS/HDW - F/COFFEEMAKER
4	117579-52-J22	EA CABINET - OVHD/DINETTE - W/O DOORS/HDW (F/SND SYS. & COFFEEMAKER (J22)
4	117579-52-J23	EA CABINET - OVHD/DINETTE - W/O DOORS/HDW (F/SND SYS. & COFFEEMAKER (J23)
4	117579-52-J24	EA CABINET - OVHD/DINETTE - W/O DOORS/HDW (F/SND SYS. & COFFEEMAKER (J24)
4	117579-52-J25	EA CABINET - OVHD/DINETTE - W/O DOORS/HDW (F/SND SYS. & COFFEEMAKER (J25)
4	117579-52-J26	EA CABINET - OVHD/DINETTE - W/O DOORS/HDW (F/SND SYS. & COFFEEMAKER (J26)
4	117579-52-J27	EA CABINET - OVHD/DINETTE - W/O DOORS/HDW (F/SND SYS. & COFFEEMAKER (J27)
4	117579-52-J50	EA CABINET - OVHD/DINETTE - W/O DOORS/HDW (F/SND SYS. & COFFEEMAKER (J28)
4	117579-52-J29	EA CABINET - OVHD/DINETTE - W/O DOORS/HDW (F/SND SYS. & COFFEEMAKER (J29)
5	128056-12-J23	EA SHELF - W/PLASTIC EDGE TRIM (WHITE)
5	128056-12-J22	EA SHELF - W/PLASTIC EDGE TRIM (OAK)
6	128056-01-J22	EA CABINET - OVHD DINETTE - W/O DOORS/HDW
6	128056-01-J23	EA CABINET - OVHD DINETTE - W/O DOORS/HDW
6	128056-01-J24	EA CABINET - OVHD DINETTE - W/O DOORS/HDW
6	128056-01-J25	EA CABINET - OVHD DINETTE - W/O DOORS/HDW
6	128056-01-J26	EA CABINET - OVHD DINETTE - W/O DOORS/HDW
6	128056-01-J27	EA CABINET - OVHD DINETTE - W/O DOORS/HDW
6	128056-01-J28	EA CABINET - OVHD DINETTE - W/O DOORS/HDW
6	128056-01-J29	EA CABINET - OVHD DINETTE - W/O DOORS/HDW
7	M07514-14-J23	EA CABINET - SEATBACK - RIGHT HAND (WHITE)
7	M07514-14-J22	EA CABINET - SEATBACK - RIGHT HAND (OAK)
8	104787-08-J22	EA PAD - DINETTE SEATBACK (J22, J23)
8	104787-08-J24	EA PAD - DINETTE SEATBACK (J24, J25)
8	104787-08-J20	EA PAD - DINETTE SEATBACK (J26, J27)
8	104787-08-J50	EA PAD - DINETTE SEATBACK (J28, J29)
9	P27054-01-J23	EA DRAWER - OGEE EDGE - 11.8"W X 33.4"D - W/O SLIDES/HARDWARE (WHITE)
9	P27054-01-J94	EA DRAWER - OGEE EDGE - 11.8"W X 33.4"D - W/O SLIDES/HARDWARE (OAK)
	126908-01-J60	EA GUIDE - DRAWER (WOOD) - 19.5"W X 34.9"D
10	M07515-11-J60	EA CABINET - SEATBOTTOM/RIGHT HAND - W/O DRAWER/HARDWARE (WHITE)
10	M07515-11-J94	EA CABINET - SEATBASE/RIGHT HAND - W/O DRAWER/HARDWARE (OAK)
11	081295-01-H40	EA SUPPORT - BED/DINETTE - 28" LONG (WHITE)
11	081295-01-G01	EA SUPPORT - BED/DINETTE - 28" LONG (OAK)
12	M07515-12-J23	EA CABINET - SEATBASE/LEFT HAND - W/O DRAWER/HARDWARE (WHITE)
12	M07515-12-J94	EA CABINET - SEATBASE/LEFT HAND - W/O DRAWER/HARDWARE (OAK)
13	104787-17-J22	EA PAD - DINETTE SEATBACK (J22, J23)
13	104787-17-J24	EA PAD - DINETTE SEATBACK (J24, J25)
13	104787-17-J26	EA PAD - DINETTE SEATBACK (J26, J27)
13	104787-17-J28	EA PAD - DINETTE SEATBACK (J28, J29)
14	M07514-15-J23	EA CABINET - SEATBACK - LEFT HAND (WHITE)
14	M07514-15-J22	EA CABINET - SEATBACK - LEFT HAND (OAK)
15	P02786-03-J62	EA HANDRAIL ONLY - W/O BRACKETS (WHITE)
15	P02786-03-J94	EA HANDRAIL ONLY - W/O BRACKETS (OAK)
	099682-01-01A	EA BRACKET - MOUNTING/HAND RAIL - ROUND BASE
16	108808-03-01A	EA HANDRAIL - ENTRANCE - 26"H X 20.7"L - OFF WHITE

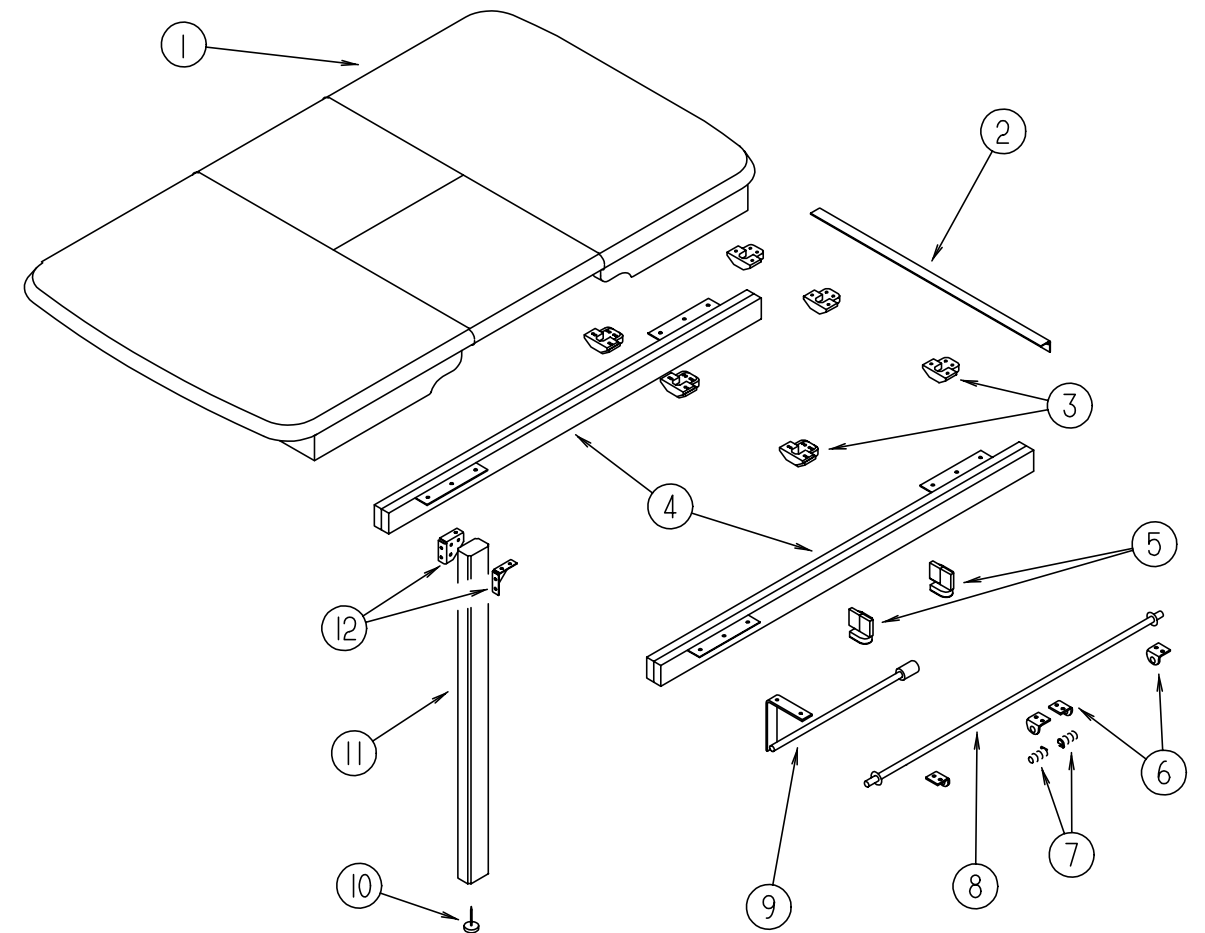
DINETTE GROUP (CONTINUED)



DINETTE TABLE

KEY	PART NUMBER	U/M DESCRIPTION
1	127121-11-J90	EA TABLE TOP ONLY (J22)
1	127121-11-J62	EA TABLE TOP ONLY (J23, J25, J27, J29)
1	127121-11-J24	EA TABLE TOP ONLY (J24)
1	127121-11-J91	EA TABLE TOP ONLY (J26, J28)
2	053200-12-000	EA BRACKET - TABLE SUPPORT - UPPER/WALL MOUNTED - 23.50"
3	088410-02-000	EA BRACKET - LIFT - TABLE MOUNTED
4	024281-14-000	EA BRACKET/TABLE - LIFT ROD/LOWER WALL MOUNTED - 22.12"
5	024275-12-000	EA ROD - TABLE LIFT
6	049493-12-000	EA CATCH - TABLE LEG/FLOOR MOUNTED - OFF WHITE
6	049493-11-700	EA CATCH - TABLE LEG - E-COAT
7	092593-01-05A	EA CATCH - TABLE LEG - OFF/WHITE
8	092707-04-05A	EA LEG - TABLE - W/O HARDWARE - 27" - WATERFORD OAK
8	092707-04-07A	EA LEG - TABLE - W/O HARDWARE - 27" - WHITE GRANITE
9	093550-01-000	EA BRACKET - HINGE - MOUNTS TO LEG & TABLE TOP - 1.7" X 2.6"

DINETTE GROUP (CONTINUED)

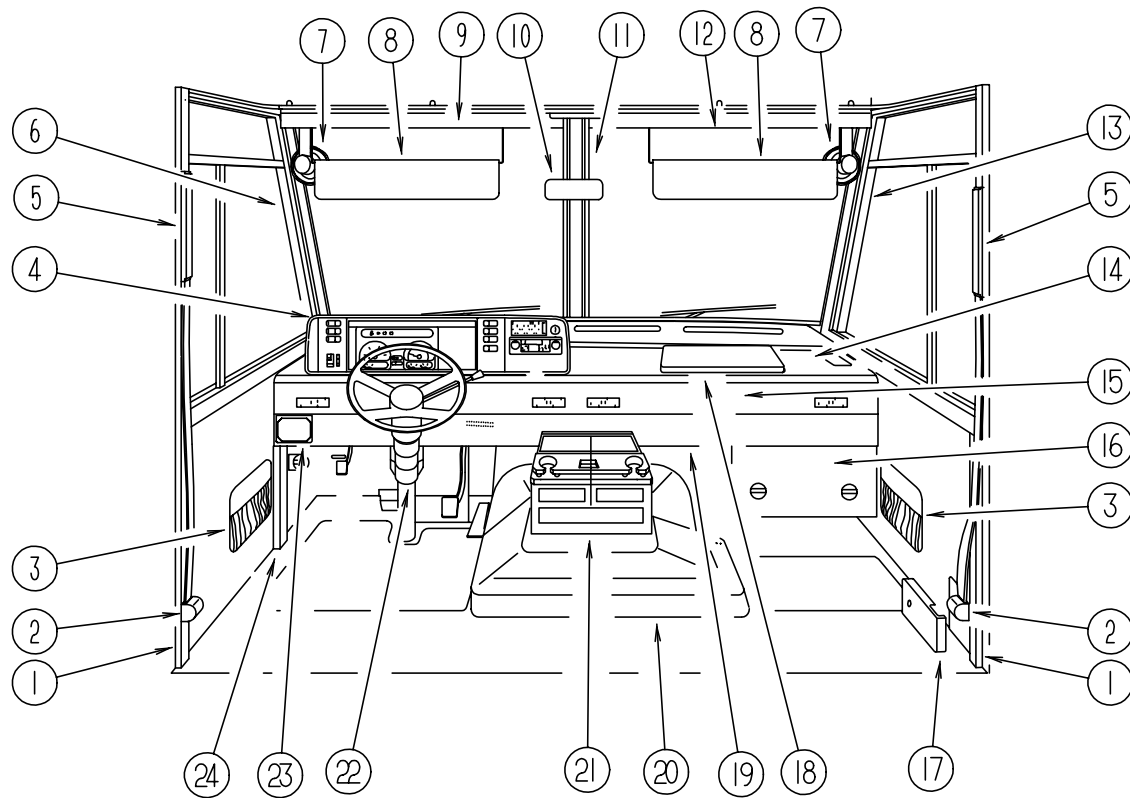


DINETTE TABLE ASM. W/ DROP LEAF

KEY	PART NUMBER	U/M DESCRIPTION
	P18322-03-J23	EA TABLE - PULLOUT/SELF STORING (WHITE)
	P18322-03-J22	EA TABLE - PULLOUT/SELF STORING (OAK)
1	118322-20-J23	EA TABLE TOP ONLY - W/O HARDWARE (WHITE)
1	118322-20-J22	EA TABLE TOP ONLY - W/O HARDWARE (OAK)
2	041389-18-000	EA HINGE - PIANO - 1 1/2" X 19" - OFF WHITE
3	009050-02-000	EA LEVELER - TABLE TOP - MALE END W/4 SCREWS - PLASTIC
3	009050-03-000	EA LEVELER - TABLE TOP - FEMALE END W/2 SCREWS - PLASTIC
4	110749-01-000	EA SLIDE/EXTENSION - 19 3/4" TO 33 1/4"
5	108663-01-000	EA HINGE - LEAF - FOLDING
6	108874-01-000	EA BRACKET - HINGE - TABLE LEAF
7	108664-01-000	EA SPRING - COMPRESSION - .51" X 1.96"
8	108932-01-000	EA ROD - PIVOT
9	108905-01-000	EA SUPPORT - TABLE LEAF
10	102194-01-000	EA GUIDE - PLASTIC
11	092707-07-07A	EA LEG - TABLE - W/O HARDWARE - 27.8" - WHITE GRANITE
11	092707-07-05A	EA LEG - TABLE - W/O HARDWARE - 27.8" - WATERFORD OAK
12	102810-01-04A	EA BRACE - TABLE LEG - BLACK
12	102810-01-03A	EA BRACE - TABLE LEG - MILL

DRIVERS COMPARTMENT GROUP

LOWER DRIVER COMPARTMENT

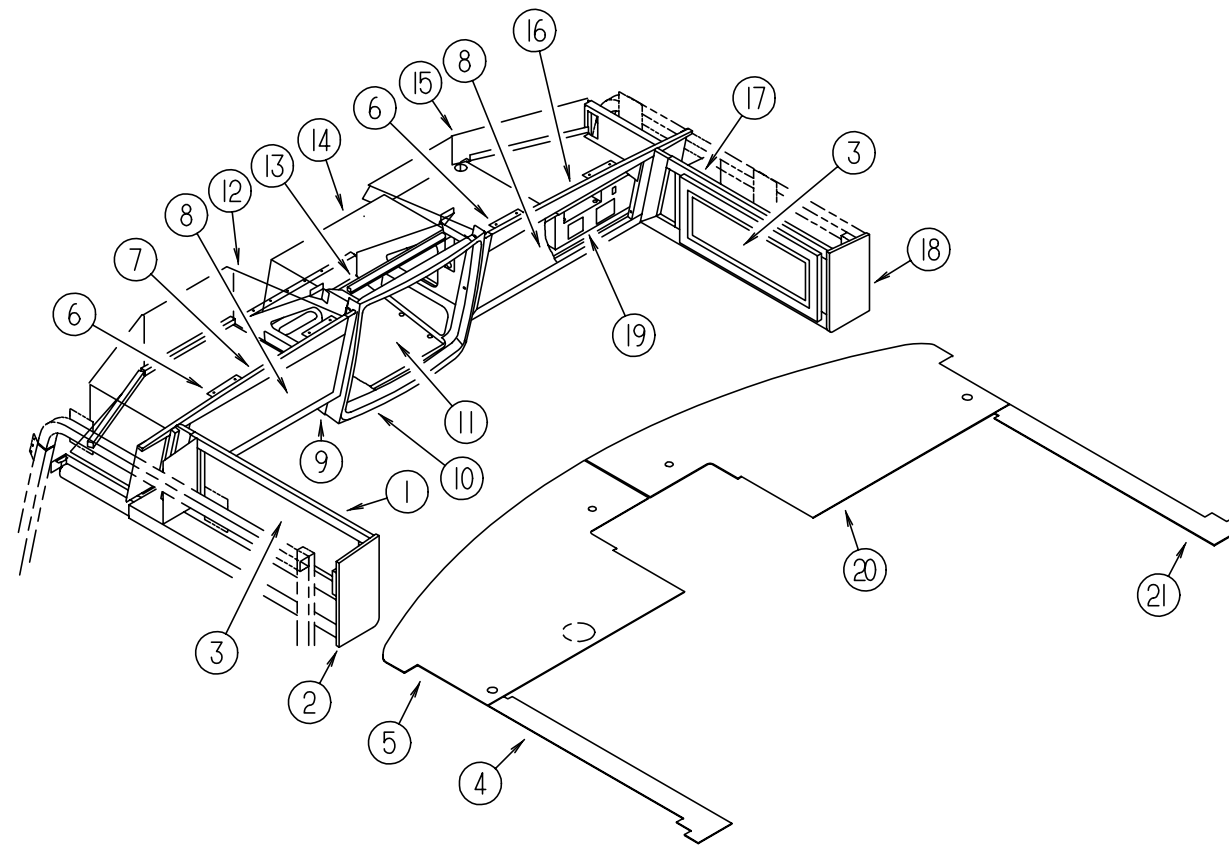


KEY	PART NUMBER	U/M	DESCRIPTION
1	024700-51-000	EA	COVER - ROLL BAR - 88" - OFF WHITE
2	091990-05-01A	EA	SEAT BELT/SHOULDER HARNESS - DRIVER/PASSENGER - BLACK
	127598-01-01A	EA	ADJUSTER - SEATBELT - D-LOOP - ADJUSTER
	091990-01-701	EA	EXTENDER 9" FOR A8408 3 PT
	109146-01-000	EA	BOLT - SHOULDER/SEAT BELT
	127598-02-000	EA	NUT - HEX FLANGE - M10 X 1.5 - CLASS 10
	128444-01-000	EA	WASHER - SPRING - CONICAL
3	086120-01-J22	EA	PAD - MAP POCKET - 12" X 16" (J22, J23)
3	086120-01-J24	EA	PAD - MAP POCKET - 12" X 16" (J24, J25)
3	086120-01-J61	EA	PAD - MAP POCKET - 12" X 16" (J26, J27)
3	086120-01-J50	EA	PAD - MAP POCKET - 12" X 16" (J28, J29)
4	M05946-53-J22	EA	DASH POD - CHEVY - W/O CLUSTER
4	M05946-54-J22	EA	DASH POD - FORD - W/O CLUSTER
5	127721-01-01A	EA	COVER - SLIDE - OFF WHITE
5	127798-01-01A	EA	COVER - SLIDE - INNER - BLACK - 1.5" X 11.4"

KEY	PART NUMBER	U/M	DESCRIPTION
6	125508-02-01A	EA	TRIM - A-PILLAR - INTERIOR - ANTELOPE
6	123045-11-02A	EA	BACKING - SCREW - ANTELOPE
7	122856-01-01A	EA	FAN- DEFROSTER-2 SPEED W/SWIVEL BASE/NON-OSCILATING-CHROME
8	123298-02-04A	EA	SUNVISOR - 10.5" X 28.5"
9	118453-04-01A	EA	TRIM - WINDSHIELD - INNER/TOP/DRIVER
10	040714-01-000	EA	MIRROR - REAR VIEW/ARM MOUNT & SET SCREW
10	067490-01-000	EA	BUTTON - MIRROR/REAR VIEW
11	118452-04-01A	EA	TRIM - WINDSHIELD - CENTER
12	118453-03-01A	EA	TRIM - WINDSHIELD - INNER/TOP/PASSENGER
13	125508-01-01A	EA	TRIM - A-PILLAR - INTERIOR - ANTELOPE
13	123045-11-02A	EA	BACKING - SCREW - ANTELOPE
14	P26082-01-000	EA	DASH - W/O VINYL - E-COATED (CHEVY)
14	P26082-03-000	EA	DASH - W/O VINYL - E-COATED (FORD)
14	106569-11-01A	EA	VINYL - LAMINATE - ALLANTE ANTELOPE - 1/4" X 21" X 100"
15	104354-09-04A	EA	APPLIQUE - LOWER DASH - GM/FORD
15	114620-05-04A	EA	TRIM - LOWER DASH - GM - 96" - ANTELOPE - F/ELECTRIC MIRRORS
15	114620-08-02A	EA	TRIM - LOWER DASH - GM - 96" - ANTELOPE - W/O ELECTRIC MIRRORS
15	111528-07-04A	EA	TRIM - DASH - LOWER/PASSENGER - ANTELOPE - FORD
16	095757-05-H37	EA	COVER - HEATER (J22, J23)
16	095757-05-G16	EA	COVER - HEATER (J24 J25)
16	095757-05-H37	EA	COVER - HEATER (J26, J27, J28, J29)
17	103961-03-01A	EA	COVER - BRACKET - SEATBELT/OFF WHITE
18	127692-01-J20	EA	TABLE - DASH
18	127597-01-000	EA	SLIDE - WORK STATION - DASH
19	104354-09-04A	EA	APPLIQUE - LOWER DASH - GM/FORD
20	115840-01-01A	EA	COVER - MOTOR - W/O CARPET (FORD)
20	115840-03-01A	EA	COVER - MOTOR - W/O CARPET (1999 FORD CHASSIS)
20	115840-02-01A	EA	COVER - MOTOR - W/O CARPET (CHEVY)
21	126680-01-H17	EA	TRAY - BEVERAGE - W/SHELF/CUPHOLDERS - W/O DRAWER (FORD) (OAK)
21	126680-01-J23	EA	TRAY - BEVERAGE - W/SHELF/CUPHOLDERS - W/O DRAWER (FORD) (WHITE)
21	126680-02-H17	EA	TRAY - BEVERAGE - W/SHELF/CUPHOLDERS - W/O DRAWER (CHEVY) (OAK)
21	126680-02-J23	EA	TRAY - BEVERAGE - W/SHELF/CUPHOLDERS - W/O DRAWER (CHEVY) (WHITE)
22	111521-05-01A	EA	COVER - STEERING COLUMN - BLACK
			FROM: 00-00-00 THRU: 02-22-98
22	130111-01-01A	EA	COVER - STEERING COLUMN - BLACK
			FROM: 02-23-98 THRU: 99-99-99
22	103498-09-000	EA	BOOT - STEERING COLUMN - W/1/2 CIRCLE
23	112236-01-J20	EA	BEZEL - LEVELING PANEL
23	112236-02-J22	EA	BEZEL - F/SLIDEOUT ROOM CONTROL
23	116220-01-000	EA	APPLIQUE - SWITCH/SLIDEOUT
23	108357-07-000	EA	SWITCH - ROCKER SPDT - MOM/OFF/MOM - 3 TERMINAL
24	127901-02-01A	EA	PANEL - TOEKICK - LEFT HAND - ANTELOPE (W/DRIVER DOOR)
24	127901-01-01A	EA	PANEL - TOEKICK - LEFT HAND - ANTELOPE (W/O DRIVER DOOR)
	125655-01-01A	EA	TRIM - STEERING COLUMN - RIGHT HAND/FORD
	125655-02-01A	EA	TRIM - STEERING COLUMN - LEFT HAND/FORD
	111528-04-04A	EA	TRIM - DASH - LOWER DRIVER - FORD

DRIVERS COMPARTMENT GROUP (CONTINUED)

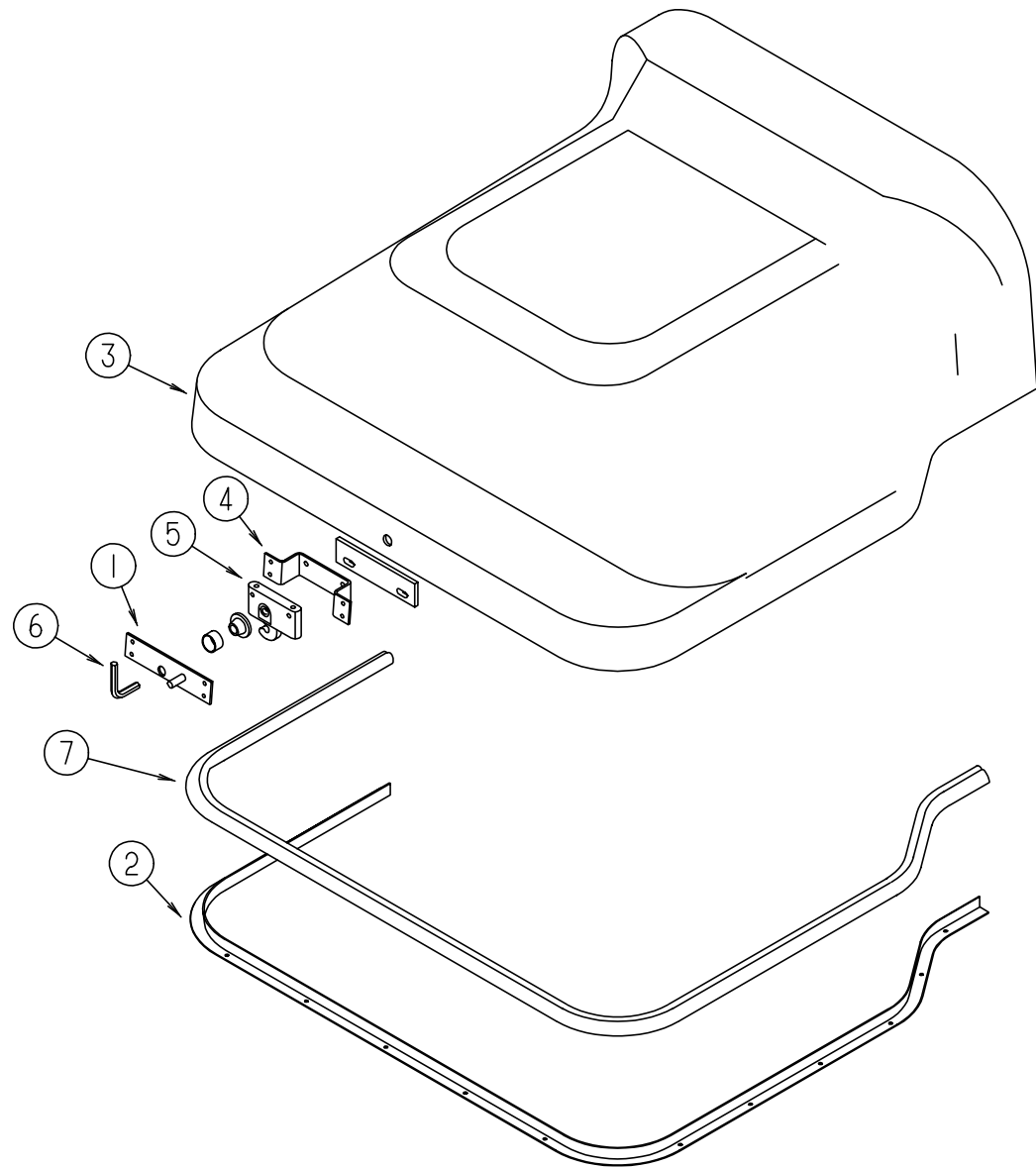
OVERHEAD CABINETS (DRIVER COMPARTMENT)



KEY	PART NUMBER	U/M	DESCRIPTION
1	126301-02-J22	EA	CABINET - OVERHEAD/FRONT LEFT HAND - W/O DOORS/HARDWARE (OAK)
1	126301-02-J23	EA	CABINET - OVERHEAD/FRONT LEFT HAND - W/O DOORS/HARDWARE (WHITE)
2	103128-18-J20	EA	END CAP - OVERHEAD CABINET - LEFT HAND (OAK)
2	103128-18-J23	EA	END CAP - OVERHEAD CABINET - LEFT HAND (WHITE)
3	M05992-L9-J22	EA	DOOR - STRAIGHT CORNER/OGEE EDGE - 10" X 29.5" - W/O HDW (OAK)
3	122715-87-01A	EA	DOOR - MOLDED VINYL - 10" X 29.5" - W/O HARDWARE (WHITE)
4	126443-04-J22	EA	PANEL - OVERHEAD - FRONT/LEFT HAND - 5.8" X 38.4"
5	126440-02-J20	EA	PANEL - OVERHEAD - FRONT/BOTTOM/LEFT HAND
6	106699-01-01A	EA	BRACKET - OVERHEAD CABINET/TV
7	126876-02-J20	EA	CABINET - OVERHEAD - FRONT/LEFT HAND - W/O DOORS/HARDWARE (OAK)
7	126876-02-J23	EA	CABINET - OVERHEAD - FRONT/LEFT HAND - W/O DOORS/HARDWARE (WHITE)
8	100708-08-000	EA	DOOR - GLASS - CABINET - 9.7" X 27" - W/O HARDWARE
9	126006-02-J20	EA	COVER - TV - OVERHEAD/BOTTOM
10	125977-01-02A	EA	COVER - TV - OVERHEAD/FRONT - ANTELOPE
10	126602-02-J22	EA	COVER - OVERHEAD FRONT - W/O TV OPTION
11	091261-01-000	FT	SLIPNOT - ANTISLIP - 1" WIDE
	100708-16-000	EA	DOOR - GLASS - CABINET - 15.5" X 15.7" - W/O HARDWARE

KEY	PART NUMBER	U/M	DESCRIPTION
12	126457-02-J20	EA	PANEL - CLOSEOUT - OVERHEAD FRONT - UPPER/LOWER LEFT HAND
13	114706-04-02B	EA	SUPPORT - SHELF/TV
14	126854-01-J20	EA	PANEL - HEADLINER/TV/TOP
15	126457-01-J20	EA	PANEL - CLOSEOUT - OVERHEAD FRONT - UPPER/LOWER RIGHT HAND
16	126876-01-J20	EA	CABINET - OVERHEAD - FRONT/RIGHT HAND - W/O DOORS/HARDWARE (OAK)
16	126876-01-J23	EA	CABINET - OVERHEAD - FRONT/RIGHT HAND - W/O DOORS/HARDWARE (WHITE)
17	126358-02-J22	EA	CABINET - OVERHEAD/FRONT - RIGHT HAND - W/O DOORS/HARDWARE (OAK)
17	126358-02-J23	EA	CABINET - OVERHEAD/FRONT - RIGHT HAND - W/O DOORS/HARDWARE (WHITE)
18	103128-17-J20	EA	END CAP - OVERHEAD CABINET - RIGHT HAND (OAK)
18	103128-17-J23	EA	END CAP - OVERHEAD CABINET - RIGHT HAND (WHITE)
19	126601-03-J20	EA	PANEL SHELF/VINYL CVRD - W/O INVERTER CUTOUT - W/NOTCH SWITCH
19	126601-07-J20	EA	PANEL SHELF - VINYL CVRD - W/INVERTER CUTOUT - W/NOTCH SWITCH
19	126601-01-J20	EA	PANEL - SHELF - VINYL COVERED - W/O INVERTOR CUTOUT
20	126440-01-J20	EA	PANEL - OVERHEAD - FRONT/BOTTOM/RIGHT HAND
21	126443-03-J22	EA	PANEL - OVERHEAD - FRONT/RIGHT HAND - 5.8' X 39.2"

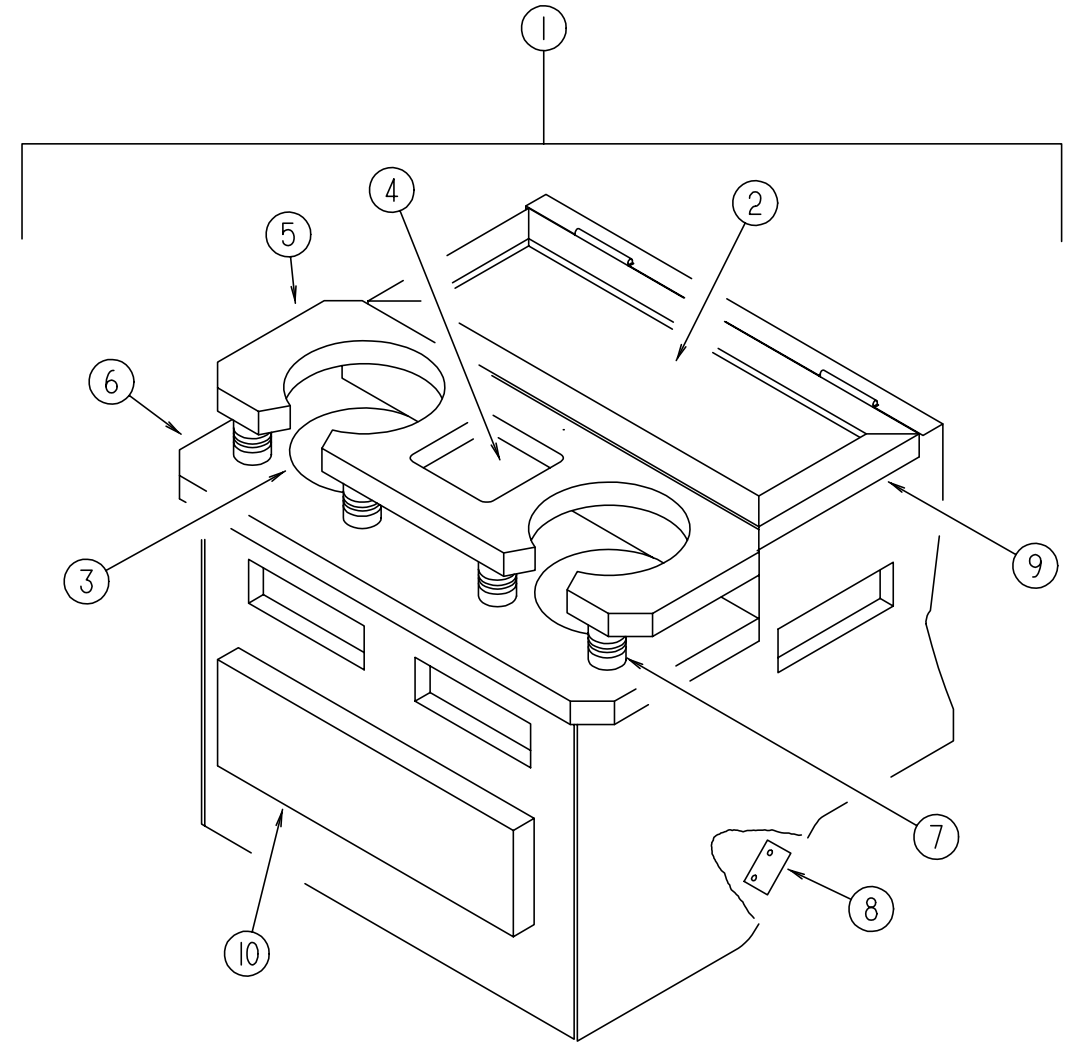
DRIVERS COMPARTMENT GROUP (CONTINUED)



MOTOR COVER

KEY	PART NUMBER	U/M DESCRIPTION
1	115852-01-02B	EA STRIKE - LATCH - MOTOR COVER - E-COATED
2	115860-01-01A	EA TRIM - MOTOR COVER
2	115860-03-01A	EA TRIM - MOTOR COVER (1999 FORD CHASSIS)
3	115840-01-01A	EA COVER - MOTOR - W/O CARPET (FORD)
3	115840-03-01A	EA COVER - MOTOR - W/O CARPET (1999 FORD CHASSIS)
3	115840-02-01A	EA COVER - MOTOR - W/O CARPET (CHEVY)
4	115850-01-02B	EA RETAINER - LATCH - MOTOR COVER - RIGHT HAND - E-COAT FROM: 00-00-00 THRU: 05-17-98
4	115850-03-02B	EA RETAINER - LATCH - MOTOR COVER - RIGHT HAND - E-COAT FROM: 05-18-98 THRU: 99-99-99
5	116581-01-000	EA LATCH - MOTOR COVER
6	116833-01-02B	EA WRENCH - HEX MOTOR COVER - E-COATED
7	039623-01-000	FT SEAL - MOTOR COVER - RUBBER BULB TYPE

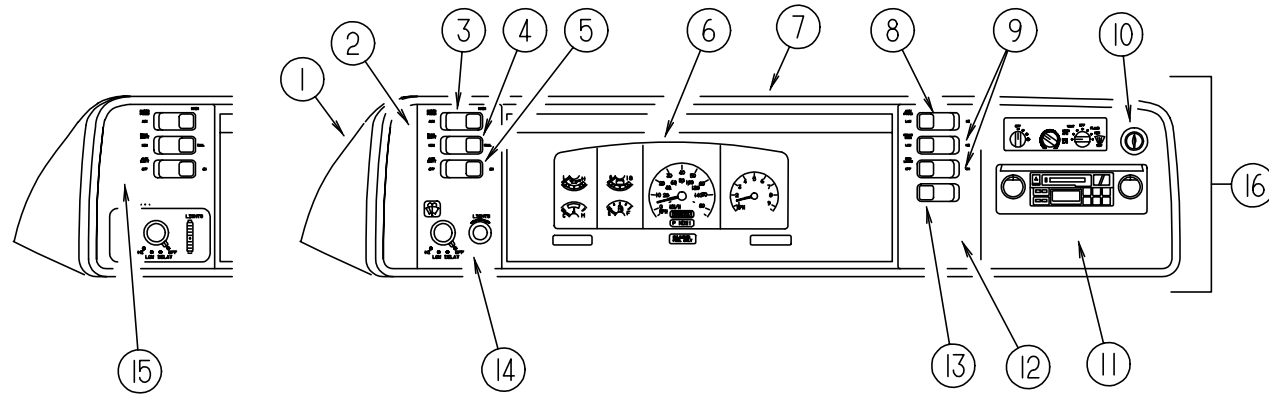
DRIVERS COMPARTMENT GROUP (CONTINUED)



BEVERAGE TRAY, DRIVER COMPARTMENT

KEY	PART NUMBER	U/M DESCRIPTION
1	126680-01-H17	EA TRAY - BEVERAGE - W/SHELF/CUPHOLDERS - W/O DRAWER (FORD) (OAK)
1	126680-01-J23	EA TRAY - BEVERAGE - W/SHELF/CUPHOLDERS - W/O DRAWER (FORD) (WHITE)
1	126680-02-H17	EA TRAY - BEVERAGE - W/SHELF/CUPHOLDERS - W/O DRAWER (CHEVY) (OAK)
1	126680-02-J23	EA TRAY - BEVERAGE - W/SHELF/CUPHOLDERS - W/O DRAWER (CHEVY) (WHITE)
2	122717-06-01A	FT PAD - NON SKID - PSA - 6.5" X 13.8"
3	122717-01-01A	EA PAD - NON SKID - 4" DIAMETER ROUND
4	122717-02-01A	EA PAD - NON SKID - 4" X 4"
5	126680-15-H17	EA SHELF/CUPHOLDER (OAK)
5	126680-15-H37	EA SHELF/CUPHOLDER (WHITE)
6	126680-14-H17	EA SHELF/CUPHOLDER - W/PADS (OAK)
6	126680-14-H37	EA SHELF/CUPHOLDER - W/PADS (WHITE)
7	097872-04-000	EA DOWEL - WOOD - 1" DIAMETER X 1.38" LONG
8	122832-01-02B	EA BRACKET - MOUNTING - BEVERAGE TRAY
	122772-02-02B	EA BRACKET - MOUNTING - BEVERAGE TRAY(W/ STUD BOLTS)
9	126680-16-H17	EA LID - BEVERAGE TRAY (OAK)
9	126680-16-J23	EA LID - BEVERAGE TRAY (WHITE)
10	M05971-AZ-H17	EA DRAWER - OGEE EDGE - 9.9"W X 11.8"D - W/O SLIDES/HARDWARE (OAK)
10	P10163-DN-H40	EA DRAWER - SQUARE EDGE - 9.9"W X 11.8"D - W/O SLIDES/HDW (WHITE)
	100128-02-000	FT SEAL - FOAM - ADHESIVE BACK - .37" WIDE X .37" THICK

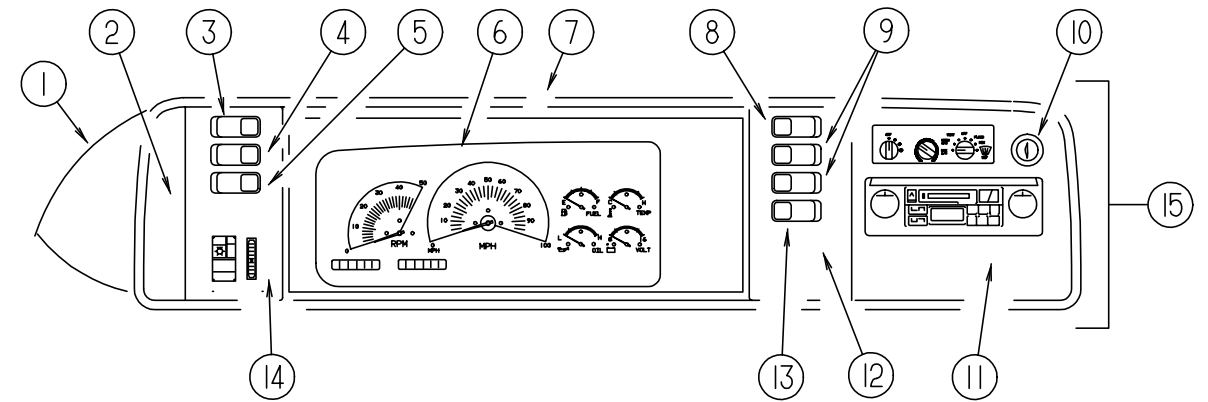
DRIVERS COMPARTMENT GROUP (CONTINUED)



DASH, GAUGES & SWITCHES (FORD)

KEY	PART NUMBER	U/M	DESCRIPTION
1	125677-02-J20	EA	POD - INSTRUMENT PANEL
2	104056-01-08A	EA	APPLIQUE - BEZEL - DRIVER DRESS UP
3	108357-08-000	EA	SWITCH - ROCKER DPDT - ON/NONE/ON - 6 TERMINAL
3	108356-02-01A	EA	COVER/ACTUATOR SWITCH - 2 ROWS DIMPLES- CONTURA II - BLACK
4	108357-09-000	EA	SWITCH - ROCKER SPDT - ON/NONE/MOM - 3 TERMINAL
4	108356-02-01A	EA	COVER/ACTUATOR SWITCH - 2 ROWS DIMPLES- CONTURA II - BLACK
5	108357-06-000	EA	SWITCH - ROCKER DPDT - MOM/OFF/MOM - 6 TERMINAL
5	108356-02-01A	EA	COVER/ACTUATOR SWITCH - 2 ROWS DIMPLES- CONTURA II - BLACK
6	094795-02-000	EA	CLUSTER - INSTRUMENT PANEL - KILOMETERS
7	103662-05-01A	EA	BEZEL - INSTRUMENT PANEL - FORD
			FROM: 00-00-00 THRU: 02-22-98
7	103662-09-01A	EA	BEZEL - INSTRUMENT PANEL - FORD
			FROM: 02-23-98 THRU: 03-20-98
7	103662-11-01A	EA	BEZEL - INSTRUMENT PANEL - FORD
			FROM: 03-21-98 THRU: 04-14-98
7	103662-12-01A	EA	BEZEL - INSTRUMENT PANEL - FORD
			FROM: 04-15-98 THRU: 99-99-99
8	108357-10-000	EA	SWITCH - ROCKER SPDT W/LIGHT - MOM/NONE/MOM - 5 TERMINAL
8	108356-04-01A	EA	COVER/ACTUATOR SWITCH-2 ROWS DIMPLES W/LENS-CONTURAIIBLK
9	108357-03-000	EA	SWITCH - ROCKER SPDT - ON/OFF/ON - 3 TERMINAL
9	108356-02-01A	EA	COVER/ACTUATOR SWITCH - 2 ROWS DIMPLES- CONTURA II - BLACK
	096241-03-000	EA	SWITCH - BLANK
	077942-01-000	EA	SWITCH - DUMMY - BLACK
10	089294-01-000	EA	LIGHTER - CIGARETTE - W/SOCKET & WIRE
11	104056-06-08A	EA	APPLIQUE - BEZEL - PASSENGER DRESS UP
12	104056-21-01A	EA	APPLIQUE - BEZEL - PASSENGER DRESS UP
12	104056-08-01A	EA	APPLIQUE - BEZEL - PASSENGER - 6 SWITCH (W/FOG LAMPS)
13	108357-01-000	EA	SWITCH - ROCKER SPST - ON/OFF - 2 TERMINAL
13	108356-02-01A	EA	COVER/ACTUATOR SWITCH - 2 ROWS DIMPLES- CONTURA II - BLACK
14	104056-24-01A	EA	APPLIQUE - BEZEL - DRIVER DRESS UP
15	104056-39-01A	EA	APPLIQUE - BEZEL - DRIVER DRESS UP
16	M05946-54-J22	EA	DASH POD - FORD - W/O CLUSTER
	100138-01-000	EA	MODULE - DAYTIME/RUNNING LIGHT
	077031-01-000	EA	FILM - BLACK - 1" X 1.75"
	077031-03-000	EA	FILM - WHITE - .75" X 1"
	096674-01-000	EA	NUT - HEADLAMP KNOB - BLACK
	096675-01-000	EA	KNOB - HEADLAMP - W/SHAFT
	111904-01-000	EA	CABLE/INDICATOR - TRANSMISSION - 23.1" EYE/EYE

DRIVERS COMPARTMENT GROUP (CONTINUED)

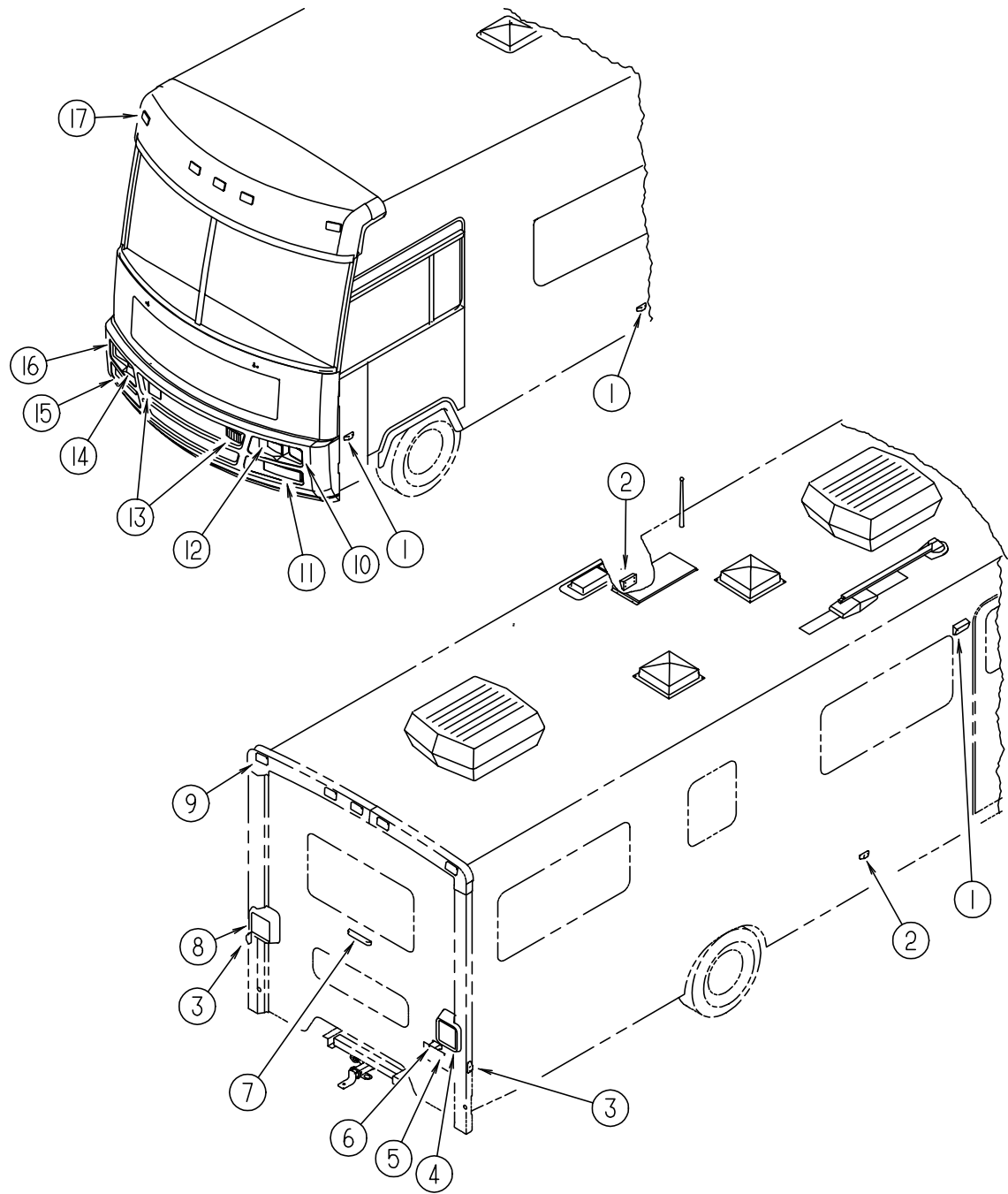


DASH, GAUGES & SWITCHES (CHEVY)

KEY	PART NUMBER	U/M	DESCRIPTION
1	125677-02-J20	EA	POD - INSTRUMENT PANEL
2	104056-01-08A	EA	APPLIQUE - BEZEL - DRIVER DRESS UP
3	108357-08-000	EA	SWITCH - ROCKER DPDT - ON/NONE/ON - 6 TERMINAL
3	108356-02-01A	EA	COVER/ACTUATOR SWITCH - 2 ROWS DIMPLES- CONTURA II - BLACK
4	108357-09-000	EA	SWITCH - ROCKER SPDT - ON/NONE/MOM - 3 TERMINAL
4	108356-02-01A	EA	COVER/ACTUATOR SWITCH - 2 ROWS DIMPLES- CONTURA II - BLACK
5	108357-06-000	EA	SWITCH - ROCKER DPDT - MOM/OFF/MOM - 6 TERMINAL
5	108356-02-01A	EA	COVER/ACTUATOR SWITCH - 2 ROWS DIMPLES- CONTURA II - BLACK
6	094795-02-000	EA	CLUSTER - INSTRUMENT PANEL - KILOMETERS
7	103662-06-01A	EA	BEZEL - INSTRUMENT PANEL
8	108357-10-000	EA	SWITCH - ROCKER SPDT W/LIGHT - MOM/NONE/MOM - 5 TERMINAL
8	108356-04-01A	EA	COVER/ACTUATOR SWITCH-2 ROWS DIMPLES W/LENS-CONTURAIIBLK
9	108357-03-000	EA	SWITCH - ROCKER SPDT - ON/OFF/ON - 3 TERMINAL
9	108356-02-01A	EA	COVER/ACTUATOR SWITCH - 2 ROWS DIMPLES- CONTURA II - BLACK
	096241-03-000	EA	SWITCH - BLANK
	077942-01-000	EA	SWITCH - DUMMY - BLACK
10	089294-01-000	EA	LIGHTER - CIGARETTE - W/SOCKET & WIRE
11	104056-06-08A	EA	APPLIQUE - BEZEL - PASSENGER DRESS UP
12	104056-21-01A	EA	APPLIQUE - BEZEL - PASSENGER DRESS UP
12	104056-08-01A	EA	APPLIQUE - BEZEL - PASSENGER - 6 SWITCH (W/FOG LAMPS)
13	108357-01-000	EA	SWITCH - ROCKER SPST - ON/OFF - 2 TERMINAL
13	108356-02-01A	EA	COVER/ACTUATOR SWITCH - 2 ROWS DIMPLES- CONTURA II - BLACK
14	104056-22-01A	EA	APPLIQUE - BEZEL - DRIVER SWITCHES
15	M05946-53-J22	EA	DASH POD - CHEVY - W/O CLUSTER
	100138-01-000	EA	MODULE - DAYTIME/RUNNING LIGHT
	077031-01-000	EA	FILM - BLACK - 1" X 1.75"
	077031-03-000	EA	FILM - WHITE - .75" X 1"

ELECTRICAL GROUP

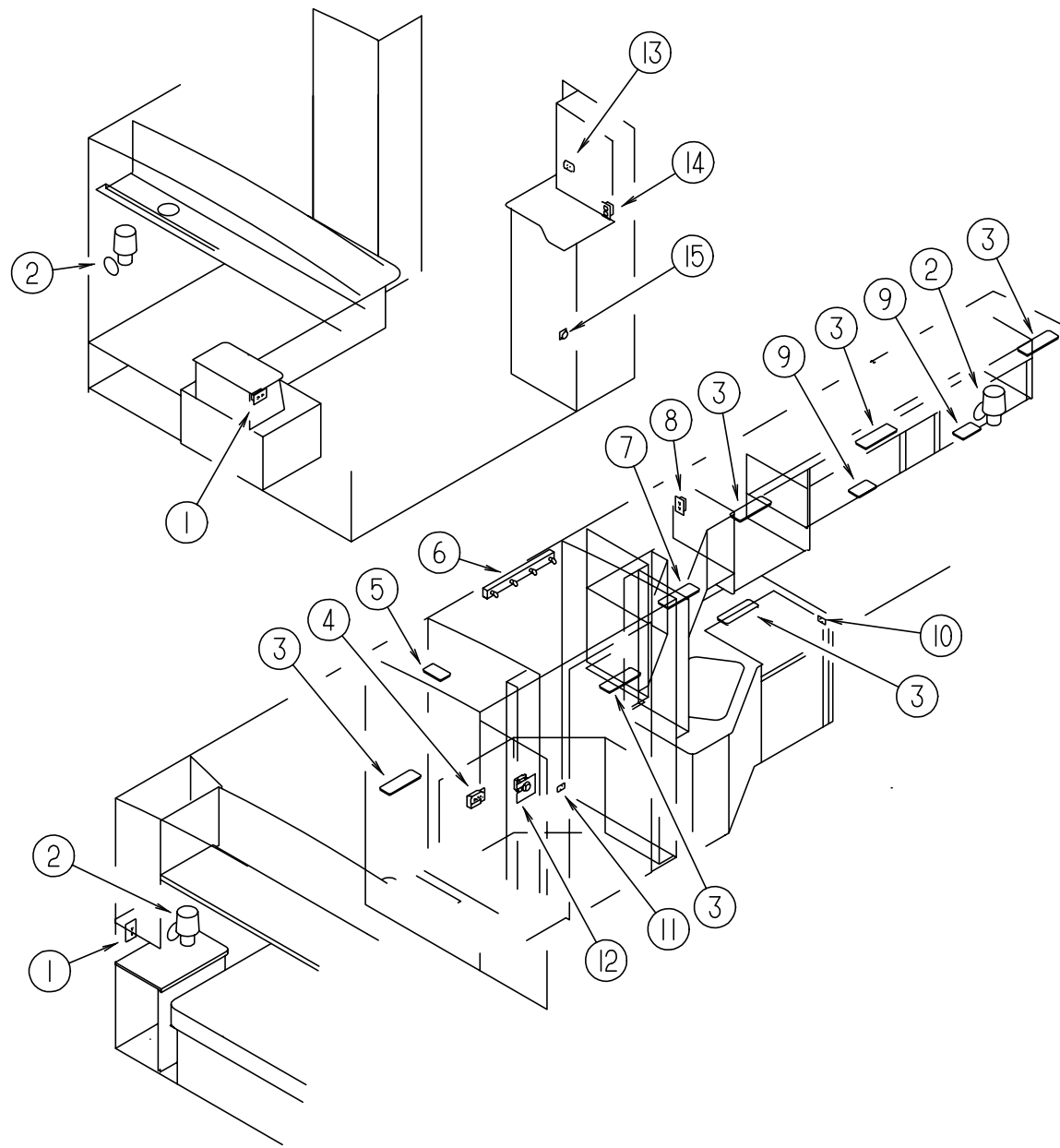
EXTERIOR LIGHTS



KEY	PART NUMBER	U/M	DESCRIPTION
1	097917-01-06A	EA	LIGHT - PORCH - BRIGHT WHITE
1	008215-01-000	EA	BULB - 12 VOLT - #1003 - .94 AMP
1	097917-01-700	EA	LENS - LIGHT - CLEAR
1	008089-02-000	EA	LIGHT - PORCH - RECESSED - CANADIAN
1	008089-01-700	EA	LENS - LIGHT - RECESSED - PORCH - DECO
1	008214-01-000	EA	BULB - 12 VOLT - #67 - .59 AMP
2	111102-02-000	EA	LENS - AMBER - MARKER LAMP
2	111102-01-000	EA	BASE - LAMP MARKER
2	036196-01-000	EA	BULB - 12 VOLT - #194 - .27 AMP - BAYONETTE
3	111102-03-000	EA	LENS - RED - MARKER LAMP
3	111102-01-000	EA	BASE - LAMP MARKER
3	036196-01-000	EA	BULB - 12 VOLT - #194 - .27 AMP - BAYONETTE
4	117831-01-000	EA	LAMP - STOP/TURN/TAIL/BACKUP
4	119157-01-000	EA	SOCKET - SINGLE CONTACT
4	119158-01-000	EA	SOCKET - DOUBLE CONTACT
4	037935-01-000	EA	BULB - 12V - #1157 OR #2057 - 2.1 AMP - CLEAR GLASS
4	037934-01-000	EA	BULB - 12V - #1156 - 2.1 AMP CLEAR GLASS
5	066432-03-000	EA	BRACKET - LICENSE PLATE
6	066432-02-000	EA	LIGHT - LICENSE - BLACK
7	121950-01-000	EA	LIGHT - BRAKE - CENTER MOUNT
8	117831-02-000	EA	LAMP - STOP/TURN/TAIL/BACKUP
8	119157-01-000	EA	SOCKET - SINGLE CONTACT
8	119158-01-000	EA	SOCKET - DOUBLE CONTACT
8	037935-01-000	EA	BULB - 12V - #1157 OR #2057 - 2.1 AMP - CLEAR GLASS
8	037934-01-000	EA	BULB - 12V - #1156 - 2.1 AMP CLEAR GLASS
9	127536-01-000	EA	LIGHT - CLEARANCE - RED
9	127536-02-000	EA	SOCKET - LIGHT - 194 WEDGE
9	036196-01-000	EA	BULB - 12 VOLT - #194 - .27 AMP - BAYONETTE
10	049186-04-000	EA	HEADLAMP - DRIVER - HIGH/LOW - HALOGEN
11	113294-04-000	EA	LAMP - PARK/TURN - AMBER - LEFT HAND
12	049188-04-000	EA	HEADLAMP - DRIVER - HIGH BEAM/HALOGEN
13	124215-01-000	EA	FOG LIGHT - RECTANGULAR/CLEAR LENS
13	125787-03-J30	EA	SUPPORT ASM-FOG LIGHT - 98 L-SERIES
14	049187-04-000	EA	HEADLAMP - PASSENGER - HIGH BEAM - HALOGEN
15	113294-03-000	EA	LAMP - PARK/TURN - AMBER - RIGHT HAND
16	049185-04-000	EA	HEADLAMP - PASSENGER - HIGH/LOW - HALOGEN
	049359-01-000	EA	SPRING - RETAINER - HEADLAMP - GM #496096
	110750-01-000	EA	SCREW - HEADLAMP ADJUSTING
17	102520-01-000	EA	LIGHT - CLEARANCE - W/O SOCKET/HOUSING - AMBER
17	102540-01-000	EA	SEAL - SCREW - ROUND - RUBBER
17	102541-01-000	EA	GASKET - CLEARANCE LIGHT
17	067789-02-000	EA	SOCKET - LAMP

ELECTRICAL GROUP (CONTINUED)

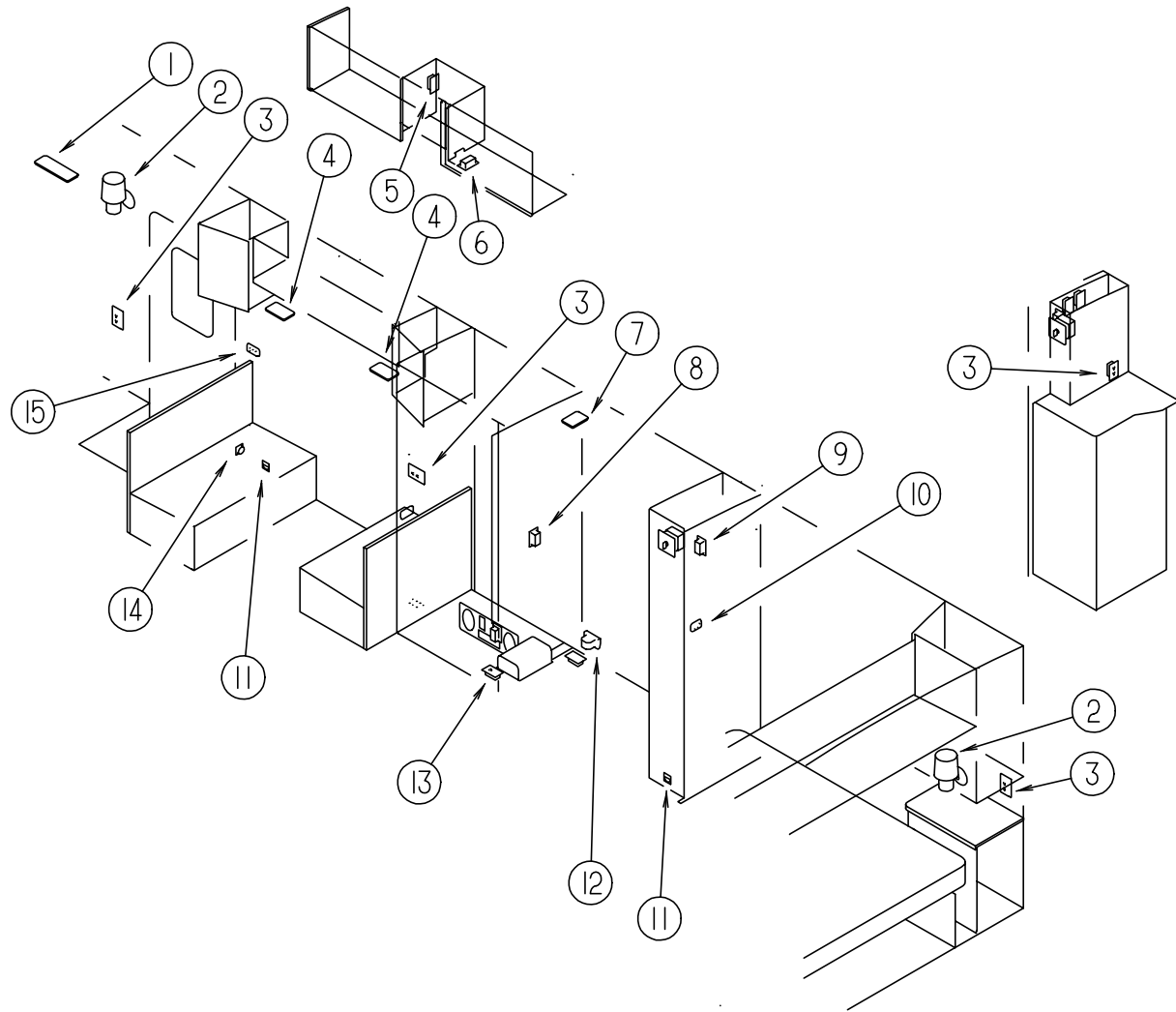
LIGHTS, RECEPTACLES, & SWITCHES (DRIVER SIDE)



KEY	PART NUMBER	U/M	DESCRIPTION	VENDOR NO.
1	058708-02-000	EA	RECEPTACLE - ELECTRIC - DOUBLE - IVORY	
1	102568-01-GB1	EA	SPACER - RECEPTACLE - BETWEEN SIDEWALL & PLATE - WOOD (OAK)	
1	102568-01-H23	EA	SPACER - RECEPTACLE - BETWEEN SIDEWALL & PLATE - WOOD (WHITE)	
2	065202-24-000	EA	LAMP - WALL/BRASS - W/O SHADE	
2	119257-01-01A	EA	SHADE - LAMP - POTPOUM	
2	067479-01-000	EA	BULB - 12 VOLT - #1076 - 1.80 AMP	
3	098024-03-02A	EA	LIGHT - DOME - 2 BULB - WHITE	
3	008218-01-000	EA	BULB - DOME LIGHT - 12 VOLT - 1141	
3	098024-01-700	EA	LENS-LIGHT	807877
4	084076-02-000	EA	RECEPTACLE - GFI - 15 AMP/125 VOLT - BROWN	
5	098024-01-03A	EA	LIGHT - DOME - 1 BULB - WHITE	
5	008218-01-000	EA	BULB - 12 VOLT - #1141 - 1.44AMP	
5	098024-01-700	EA	LENS-LIGHT	807877
6	110235-02-01A	EA	LIGHT - MAKE UP - 4 BULB PANLESS	
6	081633-01-700	EA	BULB - LIGHT - MAKE-UP	RP1041
7	098024-06-02A	EA	LIGHT - DOME - 2 BULB - SKYLITE	
7	008218-01-000	EA	BULB - DOME LIGHT - 12 VOLT - 1141	
7	098024-01-701	EA	LENS - OPTI CLEAR - SKYLITE	809902
8	058708-05-000	EA	RECEPTACLE - ELECTRIC - SINGLE - BROWN	
9	098024-05-02A	EA	LIGHT - DOME - 1 BULB - SKYLITE - WHITE	
9	008218-01-000	EA	BULB - 12 VOLT - #1141 - 1.44AMP	
9	098024-01-701	EA	LENS - OPTI CLEAR - SKYLITE	809902
10	079364-03-000	EA	SWITCH - ON/OFF ROCKER - 3 TERMINAL - BROWN	
10	098351-01-01A	EA	PLATE - SWITCH - 1 GANG POLISHED BRASS	
10	095188-01-01A	EA	SPACER - SWITCH - 2.3" X 3.4" - PLASTIC - DARK BROWN	
11	079364-01-000	EA	SWITCH - ON/OFF ROCKER - 2 TERMINAL - BROWN	
11	098351-01-01A	EA	PLATE - SWITCH - 1 GANG POLISHED BRASS	
11	095188-01-01A	EA	SPACER - SWITCH - 2.3" X 3.4" - PLASTIC - DARK BROWN	
12	115930-01-000	EA	INLET - 30 AMP - 120 VOLT - EXTERIOR	
12	115930-02-000	EA	INLET - 50 AMP - 240 VOLT - EXTERIOR	
13	079364-01-000	EA	SWITCH - ON/OFF ROCKER - 2 TERMINAL - BROWN	
13	079364-03-000	EA	SWITCH - ON/OFF ROCKER - 3 TERMINAL - BROWN	
13	098351-02-01A	EA	PLATE - SWITCH - 2 GANG POLISHED BRASS	
13	095188-01-01A	EA	SPACER - SWITCH - 2.3" X 3.4" - PLASTIC - DARK BROWN	
14	058708-01-000	EA	RECEPTACLE - ELECTRIC - DOUBLE - BROWN	
15	108354-01-01A	EA	LIGHT - COURTESY	
15	108354-01-700	EA	BULB - COURTESY LIGHT	395-B

ELECTRICAL GROUP (CONTINUED)

LIGHTS, RECEPTACLES, & SWITCHES (PASSENGER SIDE)



KEY	PART NUMBER	U/M	DESCRIPTION	VENDOR NO.
1	098024-03-02A	EA	LIGHT - DOME - 2 BULB - WHITE	
1	008218-01-000	EA	BULB - DOME LIGHT - 12 VOLT - 1141	
1	098024-01-700	EA	LENS-LIGHT	807877
2	065202-24-000	EA	LAMP - WALL/BRASS - W/O SHADE	
2	119257-01-01A	EA	SHADE - LAMP - POTPOUM	
2	067479-01-000	EA	BULB - 12 VOLT - #1076 - 1.80 AMP	
3	058708-02-000	EA	RECEPTACLE - ELECTRIC - DOUBLE - IVORY	
3	102568-01-GB1	EA	SPACER - RECEPTACLE - BETWEEN SIDEWALL & PLATE - WOOD (OAK)	
3	102568-01-H23	EA	SPACER - RECEPTACLE - BETWEEN SIDEWALL & PLATE - WOOD (WHITE)	
4	098024-05-02A	EA	LIGHT - DOME - 1 BULB - SKYLITE - WHITE	
4	008218-01-000	EA	BULB - 12 VOLT - #1141 - 1.44AMP	
4	098024-01-701	EA	LENS - OPTI CLEAR - SKYLITE	809902
5	058707-01-000	EA	RECEPTACLE - ELECTRIC - SINGLE - BROWN	
6	058708-01-000	EA	RECEPTACLE - ELECTRIC - DOUBLE - BROWN	
7	121935-01-01A	EA	LIGHT - DOME - SHOWER	
8	058707-01-000	EA	RECEPTACLE - ELECTRIC - SINGLE - BROWN	
9	058708-05-000	EA	RECEPTACLE - ELECTRIC - SINGLE - BROWN	
10	079364-01-000	EA	SWITCH - ON/OFF ROCKER - 2 TERMINAL - BROWN	
10	079364-03-000	EA	SWITCH - ON/OFF ROCKER - 3 TERMINAL - BROWN	
10	098351-02-01A	EA	PLATE - SWITCH - 2 GANG POLISHED BRASS	
10	095188-01-01A	EA	SPACER - SWITCH - 2.3" X 3.4" - PLASTIC - DARK BROWN	
11	108354-01-700	EA	BULB - COURTESY LIGHT	395-B
12	112822-01-01A	EA	RECEPTACLE - DUPLEX - IVORY	
13	058707-01-000	EA	RECEPTACLE - ELECTRIC - SINGLE - BROWN	
14	061424-01-000	EA	LIGHT - AISLE - 12 VOLT - RECTANGULAR	
15	079364-01-000	EA	SWITCH - ON/OFF ROCKER - 2 TERMINAL - BROWN	
15	095188-02-01A	EA	SPACER - SWITCH - 2.3" X 4.1" - PLASTIC - DARK BROWN	
15	098351-05-01A	EA	PLATE - SWITCH - 3 GANG POLISHED BRASS	

ELECTRICAL GROUP (CONTINUED)

CONVERTER & LOAD CENTER

KEY	PART NUMBER	U/M	DESCRIPTION
	099048-03-000	EA	INVERTER - 130 WATT
	106071-01-000	EA	SWITCH - AUTOMATIC TRANSFER - 30 AMP - MAGNETEK
	106071-02-000	EA	SWITCH - AUTOMATIC TRANSFER - 50 AMP - MAGNETEK
	106071-03-000	EA	SWITCH - AUTOMATIC TRANSFER - 50 AMP - TODD
	108915-02-000	EA	LOAD CENTER - 120/240 VOLT - 100 AMP
	109677-01-000	EA	LOAD CENTER - 120 VOLT - 40 AMP
	113132-01-000	EA	LOAD CENTER - 120/240 VOLT - 60 AMP
	123058-02-000	EA	CONVERTER - 45 AMP - ELECTRONIC - 4 1/8"H X 7"W X 12 3/8"L

ELECTRICAL SWITCHES

KEY	PART NUMBER	U/M	DESCRIPTION
	073626-04-000	EA	COVER - ELECTRIC - 10.4" X 7.8"
	077942-01-000	EA	SWITCH - DUMMY - BLACK
	079364-01-000	EA	SWITCH - ON/OFF ROCKER - 2 TERMINAL - BROWN
	079364-03-000	EA	SWITCH - ON/OFF ROCKER - 3 TERMINAL - BROWN
	079364-04-000	EA	SWITCH - ON/OFF ROCKER - 2 TERMINAL - BLACK
	095188-01-01A	EA	SPACER - SWITCH - 2.3" X 3.4" - PLASTIC - DARK BROWN
	095188-02-01A	EA	SPACER - SWITCH - 2.3" X 4.1" - PLASTIC - DARK BROWN
	096241-03-000	EA	SWITCH - BLANK - BLACK
	098351-02-01A	EA	PLATE - SWITCH - 2 GANG POLISHED BRASS
	098351-05-01A	EA	PLATE - SWITCH - 3 GANG POLISHED BRASS
	098351-09-01A	EA	PLATE - SWITCH - SPEAKER SELECT - POLISHED BRASS
	098351-14-01A	EA	PLATE - SWITCH - 1 GANG W/LABEL
	108355-01-000	EA	HOUSING - SWITCH
	108356-02-01A	EA	COVER/ACTUATOR SWITCH - 2 ROWS DIMPLES - CONTURA II - BLACK
	108356-03-01A	EA	COVER/ACTUATOR SWITCH -3 GROOVES W/LENS-CONTURA III-BLACK
	108356-04-01A	EA	COVER/ACTUATOR SWITCH - 2 ROWS DIMPLES W/LENS - CONTURAI - BLACK
	108356-01-01A	EA	COVER/ACTUATOR SWITCH - 3 GROOVES - CONTURA III - BLACK
	108357-01-000	EA	SWITCH - ROCKER SPST - ON/OFF - 2 TERMINAL
	108357-06-000	EA	SWITCH - ROCKER DPDT - MOM/OFF/MOM - 6 TERMINAL
	108357-07-000	EA	SWITCH - ROCKER SPDT - MOM/OFF/MOM - 3 TERMINAL
	108357-08-000	EA	SWITCH - ROCKER DPDT - ON/NONE/ON - 6 TERMINAL

ROCKER SWITCHES (DASH)

KEY	PART NUMBER	U/M	DESCRIPTION
	108357-03-000	EA	SWITCH - ROCKER SPDT - ON/OFF/ON - 3 TERMINAL
	108356-02-01A	EA	COVER/ACTUATOR SWITCH - 2 ROWS DIMPLES- CONTURA II - BLACK
	108357-08-000	EA	SWITCH - ROCKER DPDT - ON/NONE/ON - 6 TERMINAL
	108357-06-000	EA	SWITCH - ROCKER DPDT - MOM/OFF/MOM - 6 TERMINAL
	108357-09-000	EA	SWITCH - ROCKER SPDT - ON/NONE/MOM - 3 TERMINAL
	108357-10-000	EA	SWITCH - ROCKER SPDT - W/LIGHT - MOM/NONE/MOM - 5 TERMINAL
	108356-04-01A	EA	COVER/ACTUATOR SWITCH - 2 ROWS DIMPLES W/LENS-CONTURAI-BLK
	096241-03-000	EA	SWITCH - BLANK
	077942-01-000	EA	SWITCH - DUMMY - BLACK

RECEPTACLES

KEY	PART NUMBER	U/M	DESCRIPTION
	058707-01-000	EA	RECEPTACLE - ELECTRIC - SINGLE - BROWN
	058707-02-000	EA	RECEPTACLE - BLANK - JUNCTION BOX
	058708-01-000	EA	RECEPTACLE - ELECTRIC - DOUBLE - BROWN
	058708-02-000	EA	RECEPTACLE - ELECTRIC - DOUBLE - IVORY
	058708-05-000	EA	RECEPTACLE - ELECTRIC - SINGLE - BROWN
	084076-02-000	EA	RECEPTACLE - GFI - 15 AMP/125 VOLT - BROWN
	091927-01-000	EA	COVER - RECEPTACLE - DOUBLE - IVORY
	097734-01-01A	EA	EXTENSION/RECEPTACLE - .7" 3.2" X 5" - IVORY
	102568-01-GB1	EA	SPACER - RECEPTACLE - BETWEEN SIDEWALL & PLATE - WOOD
	112822-01-01A	EA	RECEPTACLE - DUPLEX - IVORY
	112824-01-03A	EA	COVER - EXTERIOR DUPLEX RECEPTACLE - WHITE PLASTIC
	115930-01-000	EA	INLET - 30 AMP - 120 VOLT - EXTERIOR
	115930-02-000	EA	INLET - 50 AMP - 240 VOLT - EXTERIOR

ELECTRICAL GROUP (CONTINUED)

WIRE ASSEMBLIES

KEY	PART NUMBER	U/M	DESCRIPTION
	P27264-02-000	EA	WIRE ASSEMBLY - RADIO AM/FM CASSETTE
	P27516-02-000	EA	WIRE ASSEMBLY - RADIO AM/FM/CD
			FROM: 00-00-00 THRU: 06-01-98
	P27516-04-000	EA	WIRE ASSEMBLY - RADIO AM/FM CD
			FROM: 06-02-98 THRU: 99-99-99
	073328-B4-000	EA	CABLE ASSEMBLY - BATTERY - W/TERMINALS
	090986-01-000	EA	WIRE ASSEMBLY - ELECTRIC STEP
	096449-01-000	EA	WIRE ASSEMBLY - WATER TANK TO MONITOR PANEL
	096717-03-000	EA	WIRE ASSEMBLY - REAR MONITOR - AFTER MARKET INSTALLATION
	097618-01-000	EA	WIRE ASSEMBLY - MONITOR PANEL- W/3 WIRES & ORANGE RESISTOR
	108303-01-000	EA	WIRE ASSEMBLY - REAR AUTO HEATER
	108304-01-000	EA	WIRE ASSEMBLY - INSTRUMENT PANEL - AUXILIARY FANS
	110256-01-000	EA	WIRE ASSEMBLY - INSTRUMENT PANEL - GENERATOR
	111915-01-000	EA	WIRE ASSEMBLY - DAYTIME RUNNING LAMPS - FUSED - GM
	111915-03-000	EA	WIRE ASSEMBLY - DAYTIME RUNNING LAMPS - FUSED - FORD
	113134-03-000	EA	WIRE ASSEMBLY - WIPER/WASHER
	120233-05-000	EA	WIRE - 30" W/DIGITAL SENSOR CONNECTOR/STRIPED LEAD
	124096-01-000	EA	WIRE - INSTRUMENT PANEL - FOG LAMPS
	126392-01-000	EA	WIRE ASSEMBLY - REMOTE MIRRORS
	127516-04-000	EA	WIRE ASSEMBLY - RADIO AM/FM CD
	131386-01-000	EA	WIRE ASSEMBLY - F/SLIDEOUT CONTROL

CIRCUIT BREAKERS & FUSES

KEY	PART NUMBER	U/M	DESCRIPTION
	062037-01-000	EA	HOUSING - AUTO FUSE - NATURAL
	062037-02-000	EA	HOUSING - AUTO FUSE - GREEN
	062037-03-000	EA	HOUSING - AUTO FUSE - BLACK
	062037-04-000	EA	HOUSING - AUTO FUSE - BLUE
	062037-06-000	EA	HOUSING - AUTO FUSE - BROWN
	062037-07-000	EA	HOUSING - AUTO FUSE - RED
	062901-02-000	EA	FUSE - 05 AMPS - AUTOMOTIVE
	062901-05-000	EA	FUSE - 15 AMPS - AUTOMOTIVE
	062901-06-000	EA	FUSE - 20 AMPS - AUTOMOTIVE
	062901-07-000	EA	FUSE - 25 AMPS - AUTOMOTIVE
	062901-08-000	EA	FUSE - 30 AMPS - AUTOMOTIVE
	083209-01-000	EA	CIRCUIT BREAKER - 15 AMP - 120 VOLT - CANADIAN
	083209-02-000	EA	CIRCUIT BREAKER - 15/15 AMP - 120 VOLT
	083209-03-000	EA	CIRCUIT BREAKER - 15/20 AMP - 120 VOLT
	083209-04-000	EA	CIRCUIT BREAKER - 30 AMP - 120 VOLT
	083209-06-000	EA	CIRCUIT BREAKER - 30/15 AMP - 120 VOLT
	093654-01-000	EA	CIRCUIT BREAKER - 6 AMP - 12 VOLT
	093654-02-000	EA	CIRCUIT BREAKER - 15 AMP - 12 VOLT
	093655-03-000	EA	CIRCUIT BREAKER - 40 AMP - 12 VOLT
	097611-01-000	EA	CIRCUIT BREAKER - 10 AMP - 12 VOLT
	093674-01-000	EA	PLATE - CIRCUIT BREAKER - HOUSE - 8.4" X 4.1" - STEEL
	106656-01-000	EA	FUSE BLOCK - 4 CAVITY - AUTOFUSE
	108669-01-000	EA	HOUSING - AUTO FUSE HOLDER
	122811-01-000	EA	CIRCUIT BREAKER - 20/50/50/20

ELECTRICAL MISCELLANEOUS

KEY	PART NUMBER	U/M	DESCRIPTION
	007093-01-000	EA	SIGNAL FLASHER
	008188-01-000	EA	SOLENOID - 3 POST - BATTERY CHANGE OVER
	063910-01-000	EA	HOUSING - RELAY
	063912-02-000	EA	RELAY - CANISTER - SPDT
	086233-01-000	EA	STUD - ISOLATED - 3/8" X 7/8" LONG
	086273-01-000	EA	RELAY - BATTERY DISCONNECT
	115504-01-000	EA	PANEL - SOLAR 10 WATT
	115504-01-700	EA	PLUG & CABLE, 10 WATT PANEL 600-016
	115505-01-000	EA	LIGHT - MONITOR/SOLAR PANEL - RED LED INDICATOR

ELECTRICAL GROUP (CONTINUED)**ELECTRICAL CONNECTORS & CONDUIT**

KEY	PART NUMBER	U/M	DESCRIPTION
	007954-01-000	EA	RECEPTACLE - HOUSING - 6 POSITION
	007956-05-000	EA	INSULATOR - SHRINK - .25 ID X 1.50
	008311-01-000	EA	CONNECTOR - WIRE NUT - INSULATED - RED
	008312-01-000	EA	CONNECTOR - WIRE NUT - INSULATED - BLUE
	008313-01-000	EA	CONNECTOR - WIRE NUT - INSULATED - YELLOW
	008314-01-000	EA	CONNECTOR - WIRE NUT - INSULATED - GRAY
	008326-01-000	EA	TERMINAL - RING - 16/14 WIRE - 3/8" STUD
	008328-01-000	EA	TERMINAL - RING - 12/10 WIRE - #10 STUD FIT
	008331-01-000	EA	TERMINAL - RING - TONGUE - #4 WIRE - 3/8" STUD - COPPER
	008348-01-000	EA	TERMINAL - RING - 3/8" STUD 2 GA. WIRE
	008355-01-000	EA	CONNECTOR - CABLE CLAMPING - 3/4"
	008356-01-000	EA	CONNECTOR - PLASTIC - 3/8" AVG
	008356-02-000	EA	CONNECTOR - PLASTIC - 21/32
	008394-01-000	FT	CONDUIT - FLEXIBLE - 1/2"
	008398-01-000	EA	CONNECTOR - 1/2" X 90 DEGREE - FLEX CONDUIT - UL & CSA
	035416-04-000	EA	TERMINAL - RING - #10 STUD FIT - INSULATED BARREL #16/14
	041480-01-000	EA	CONNECTOR - STRAIGHT - 1/2' FLEX CONDUIT
	041953-01-000	FT	CONDUIT - CONVOLUTE SLIT - .5" ID
	041953-03-000	FT	CONDUIT - CONVOLUTE SLIT - 1" ID (CLOTHES ROD COVER)
	041953-05-000	FT	CONDUIT - CONVOLUTE SOLID - .62" ID
	041953-06-000	FT	CONDUIT - CONVOLUTE SLIT - .375" ID
	041953-07-000	FT	CONDUIT - CONVOLUTE SLIT - .25" ID
	041953-08-000	FT	CONDUIT - CONVOLUTE SLIT - 1.50" ID
	041953-09-000	FT	CONDUIT - CONVOLUTE SLIT - .50" ID
	041953-10-000	FT	CONDUIT - CONVOLUTE SLIT - .75" ID
	041953-11-000	FT	CONDUIT - CONVOLUTE SLIT - 1.06" ID
	041953-12-000	FT	CONDUIT - CONVOLUTE NON SLIT - 1.1" ID
	047443-01-000	EA	TERMINAL - .250 RECEPTACLE FIT - INSULATED - 16/14 AWG
	047443-02-000	EA	TERMINAL - .250 RECEPTACLE FIT - INSULATED - 12/10 AWG
	058028-01-000	EA	CONNECTOR - ELECTRICAL PIGTAIL - NYLON - CLEAR
	062036-01-000	EA	TERMINAL - PACK - CON - 12/10 AWG
	062036-02-000	EA	TERMINAL - PACK - CON - 16/14 AWG
	077479-01-000	EA	BOOT - BATTERY TERMINAL - DOUBLE CABLE
	077479-02-000	EA	BOOT - BATTERY TERMINAL - SINGLE CABLE
	080015-02-000	EA	RECEPTACLE - FLAG - .185 - 16/14 GAUGE
	085724-01-000	EA	SOCKET - DOUBLE CONTACT - TAILLIGHT
	087225-01-000	FT	SLEEVING - 1/2" - TYPE H
	087225-02-000	FT	SLEEVING - 5/8" - TYPE H
	087949-01-000	EA	BUSS BAR - 2 POSITION - .6" X 1.5"
	087949-02-000	EA	BUSS BAR - 3 POSITION - .6" X 2.4"
	088267-01-000	EA	TERMINAL - FEMALE - 1/4
	088473-01-000	EA	HOUSING - PIN - 12 CAVITY (3 ROWS OF 4)
	088473-02-000	EA	HOUSING - PIN - 15 CAVITY (3 ROWS OF 5)
	088473-03-000	EA	HOUSING - PIN - 9 CAVITY (3 ROWS OF 3)
	088473-06-000	EA	HOUSING - PIN - 6 CAVITY (2 ROWS OF 3)
	088473-08-000	EA	HOUSING - PIN - 4 CAVITY - IN-LINE
	088473-09-000	EA	HOUSING - PIN - 3 CAVITY IN-LINE
	088473-10-000	EA	HOUSING - PIN - 2 CAVITY
	088474-01-000	EA	HOUSING - SOCKET - 12 CAVITY
	088474-02-000	EA	HOUSING - SOCKET - 15 CAVITY
	088474-03-000	EA	HOUSING - SOCKET - 9 CAVITY
	088474-06-000	EA	HOUSING - SOCKET - 6 CAVITY
	088474-07-000	EA	HOUSING - SOCKET - 5 CAVITY
	088474-08-000	EA	HOUSING - SOCKET - 4 CAVITY
	088474-09-000	EA	HOUSING - ELECTRICAL - 3 TERMINAL
	088474-10-000	EA	HOUSING - SOCKET - 2 CAVITY
	088475-01-000	EA	PIN - CONNECTOR - 14 - 20 AWG
	088475-02-000	EA	PIN - CONNECTOR - 10-12 AWG
	088476-01-000	EA	TERMINAL - ELECTRICAL
	088476-02-000	EA	SOCKET - CONNECTOR - 12-10 GA - PRE-TIN

ELECTRICAL GROUP (CONTINUED)**ELECTRICAL CONNECTORS & CONDUIT (CONTINUED)**

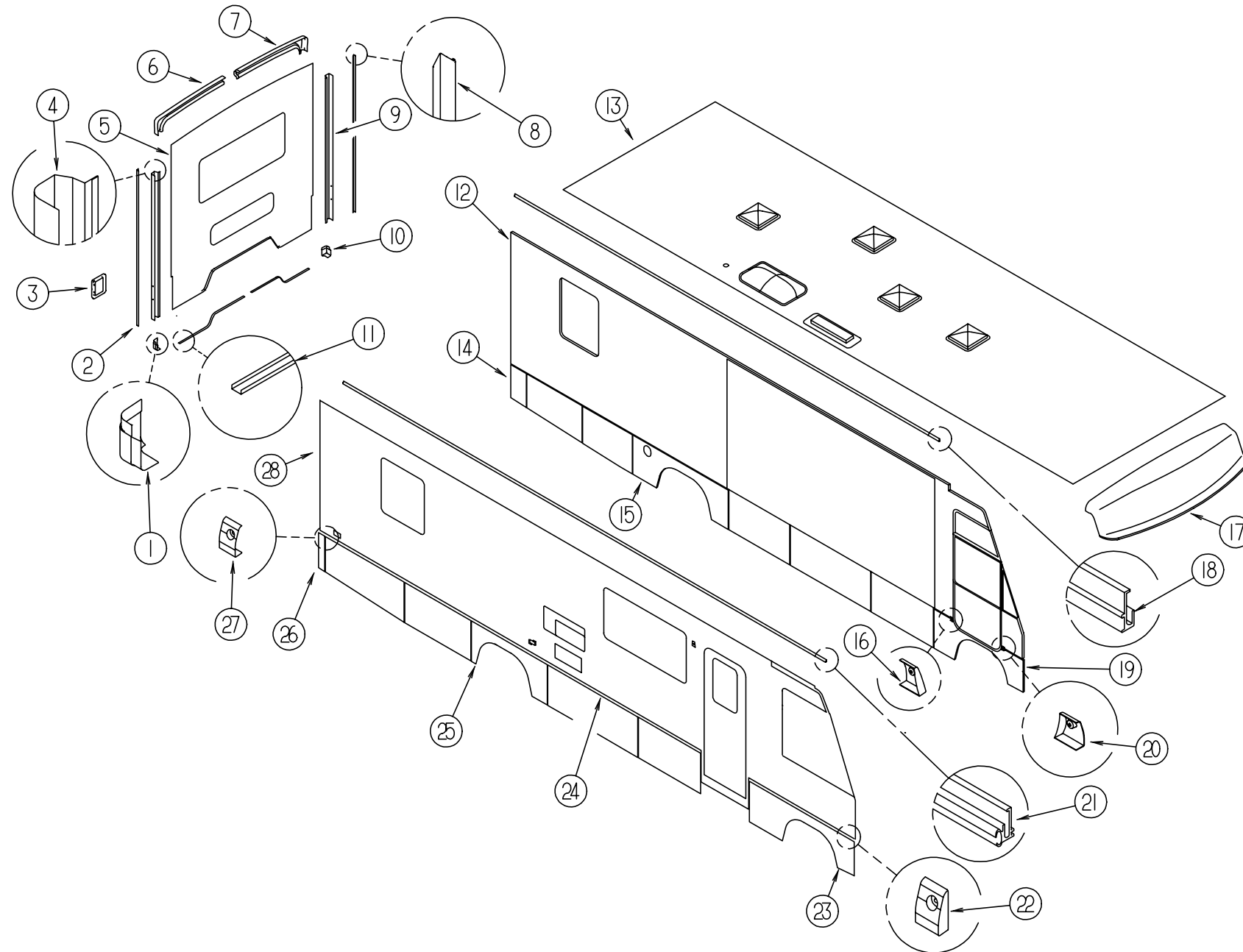
KEY	PART NUMBER	U/M	DESCRIPTION
	092786-02-000	EA	BUSS BAR - 3.3" LONG
	098260-01-000	EA	TERMINAL - MALE - 56 SERIES
	098261-02-000	EA	SOCKET - CONNECTOR - WEATHERPACK
	098262-01-000	EA	SEAL - CONNECTOR - WEATHERPACK
	098264-01-000	EA	HOUSING - 2 PIN - WEATHERPACK
	101571-01-000	EA	HOUSING - 2 POSITION - MALE
	103608-01-000	EA	SOCKET - WEDGE BASE W/LEADS
	103987-02-000	EA	SEAL - SOLENOID ACCESS
	104016-01-000	EA	WIRE ASSEMBLY - AUXILIARY FANS
	104100-01-000	EA	HOUSING - 1 POSITION - 75 AMPS
	104100-03-000	EA	TERMINAL - 75 AMP
	106006-01-000	EA	HOUSING - 1 POSITION - FEMALE
	106007-01-000	EA	TERMINAL - FEMALE - 14-16 AWG
	106655-01-000	EA	TERMINAL - FUSE BLOCK - 14-16 AWG
	106655-02-000	EA	TERMINAL - FUSE BLOCK - 10-12 AWG
	110178-01-000	EA	HOUSING - WIPER MOTOR
	112823-01-000	EA	SPLICE - REDUCER - 16-14 TO 18-22
	113131-01-000	EA	HOUSING - 3 PIN
	113135-01-000	EA	TERMINAL - FEMALE - M/P - 14-16 - F/SEALED TERMINAL
	113306-01-000	EA	TERMINAL - FEMALE - M/P - 14-16 - F/NON-SEALED TERMINAL
	113307-01-000	EA	TERMINAL - FEMALE - M/P - 16-20
	113468-01-000	EA	HOUSING - 2 POSITION - FEMALE
	115556-01-000	EA	HOUSING - 3 POSITION - FEMALE
	115556-02-000	EA	HOUSING - 2 POSITION - FEMALE
	115931-02-000	EA	COVER - CONNECTOR
	115932-02-000	EA	CONNECTOR - FEMALE - 50 AMP - 240 VOLT
	116811-01-000	EA	TERMINAL - .110 RECEPTACLE - 16-14 AWG
	119248-02-000	EA	HOUSING - 7 POSITION - FEMALE
	125323-02-000	EA	HOUSING - 8 POSITION - MALE
	125324-01-000	EA	TERMINAL - MALE - METRI-PACK - 150
	125325-01-000	EA	SEAL - CAVITY

ELECTRICAL BOXES & CORDS

KEY	PART NUMBER	U/M	DESCRIPTION
	008054-01-000	EA	CORD - POWER - 10/3 WIRE - 30 AMP - 25'
	113096-01-000	EA	CORD - POWER - 50 AMP - 4 WIRE - 36' - CSA
	008289-01-000	EA	BOX - ELECTRIC/STEEL - 1/2" & 3/4" KNOCKOUTS - 4" X 4"
	008289-02-000	EA	BOX - ELECTRIC/STEEL - 1/2" & 3/4" KNOCKOUTS - 4" X 4"-CAN
	008294-01-000	EA	COVER - ELECTRICAL BOX - BLANK/STEEL - 4" X 4" - GRAY
	008294-02-000	EA	COVER - ELECTRICAL BOX - BLANK STEEL - 4" X 4" - CANADIAN
	074890-01-000	EA	BOX - EXTENSION/STEEL - OPEN SIDES - 4" X 4" X 1 1/2"
	074897-01-000	EA	COVER - ELECTRICAL BOX W/HOLES - 4" X 4"
	091910-02-000	EA	BOX - ELECTRIC - 2.2" X 3.5" X 1.8" - PLASTIC
	108934-01-000	EA	POWER CORD - 36/50 AMP - 4 WIRE
	111509-01-000	EA	BOX - ELECTRICAL - E-COATED
	111510-01-000	EA	DOOR/ACCESS PANEL - ELECTRICAL BOX
	092492-11-000	EA	SEAL - ELECTRIC BOX - 7" X 18.4" SQ
	098196-01-000	EA	LATCH - 1/4 TURN - T-BAR
	109925-04-000	EA	DOOR - ELECTRICAL BOX - GM/FORD

EXTERIOR BODY GROUP

EXTERIOR BODY PANELS & TRIM

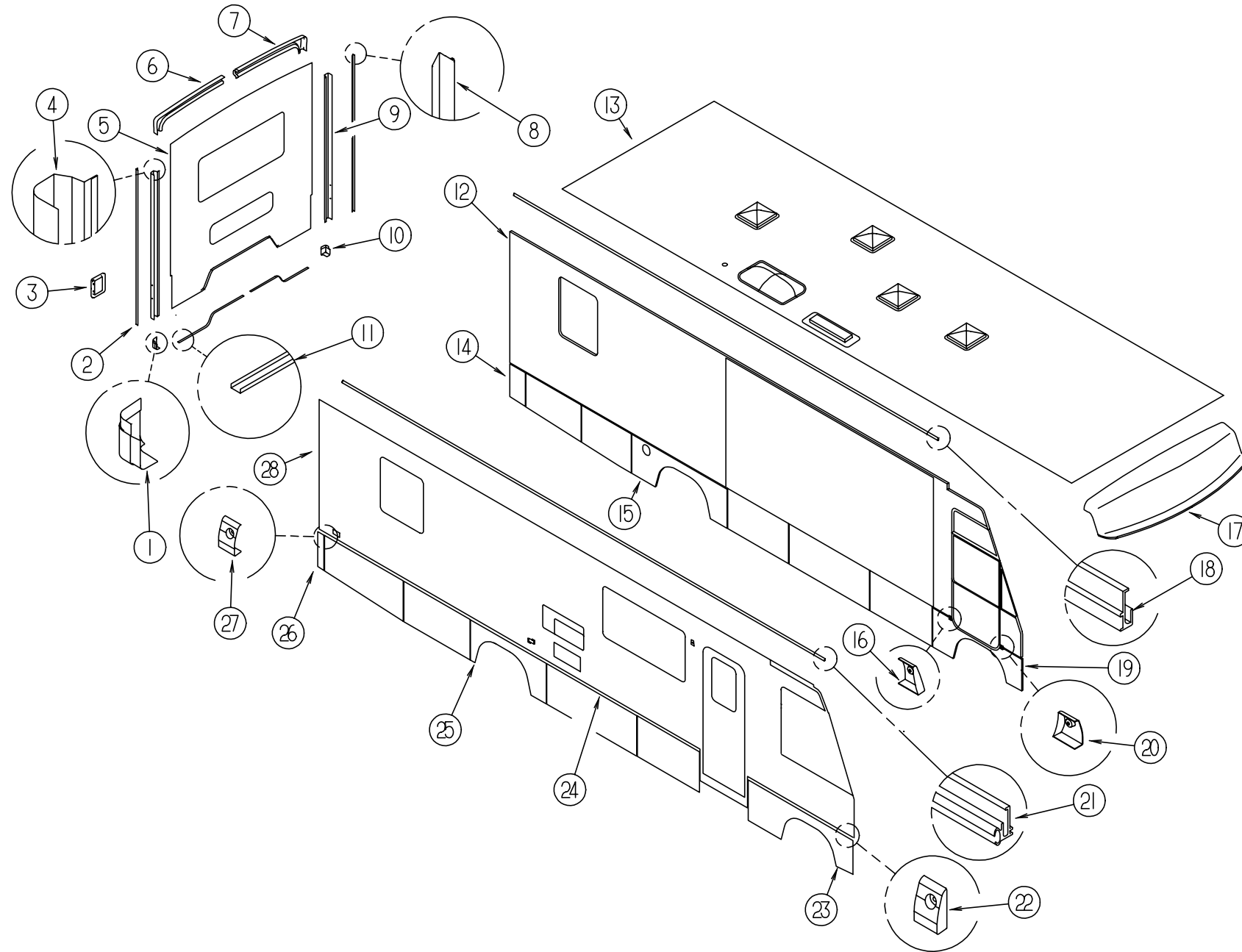


KEY	PART NUMBER	U/M DESCRIPTION
1	125873-01-01A	EA TRIM - BACKWALL - LOWER/RIGHT HAND
2	120548-01-02A	EA TRIM-J - BACKWALL - PASSENGER/NOTCHED
3	126210-01-J20	EA TRIM - TAILLIGHT/DRIVER/PASSENGER - BRIGHT WHITE
4	126096-01-12B	EA TRIM - BACKWALL/PASSENGER SIDE - BRIGHT WHITE
5	M08153-08-J22	EA BACKWALL - W/O WINDOW/TRIM - TWIN BED (J22, J23)
5	M08153-08-J24	EA BACKWALL - W/O WINDOW/TRIM - TWIN BED (J24, J25)
5	M08153-08-J26	EA BACKWALL - W/O WINDOW/TRIM - TWIN BED (J26, J27)
5	M08153-08-J28	EA BACKWALL - W/O WINDOW/TRIM - TWIN BED (J28, J29)
5	M08153-07-J22	EA BACKWALL - W/O WINDOW/TRIM - QUEEN BED (J22, J23)
5	M08153-07-J24	EA BACKWALL - W/O WINDOW/TRIM - QUEEN BED (J24, J25)
5	M08153-07-J26	EA BACKWALL - W/O WINDOW/TRIM - QUEEN BED (J26, J27)
5	M08153-07-J28	EA BACKWALL - W/O WINDOW/TRIM - QUEEN BED (J28, J29)
6	125690-01-01A	EA TRIM - BACKWALL - TOP/RIGHT HAND

KEY	PART NUMBER	U/M DESCRIPTION
7	125689-01-01A	EA TRIM - BACKWALL - TOP/LEFT HAND
8	120548-02-02A	EA TRIM-J - BACKWALL - LEFT HAND/NOTCHED
9	126096-02-12B	EA TRIM - BACKWALL/DRIVER SIDE - BRIGHT WHITE
10	125873-02-01A	EA TRIM - BACKWALL - LOWER/LEFT HAND
11	050406-25-000	EA TRIM - BACKWALL - LOWER
12	125375-03-J22	EA SIDEWALL - DRIVER - W/O WINDOWS/TRIM (J22, J23)
12	125375-03-J24	EA SIDEWALL - DRIVER - W/O WINDOWS/TRIM (J24, J25)
12	125375-03-J26	EA SIDEWALL - DRIVER - W/O WINDOWS/TRIM (J26, J27)
12	125375-03-J28	EA SIDEWALL - DRIVER - W/O WINDOWS/TRIM (J28, J29)
13	125377-03-J22	EA ROOF - W/O VENTS/LIGHTS - W/WIRING
14	122732-29-JA1	EA VALANCE/PANEL - REAR DRIVER - W/O HARDWARE - 11.2" FROM: 00-00-00 THRU: 03-26-98
14	122732-32-JA1	EA VALANCE/PANEL - REAR DRIVER - W/O HARDWARE - 11.2" FROM: 03-27-98 THRU: 99-99-99

EXTERIOR BODY GROUP (CONTINUED)

EXTERIOR BODY PANELS & TRIM (CONTINUED)

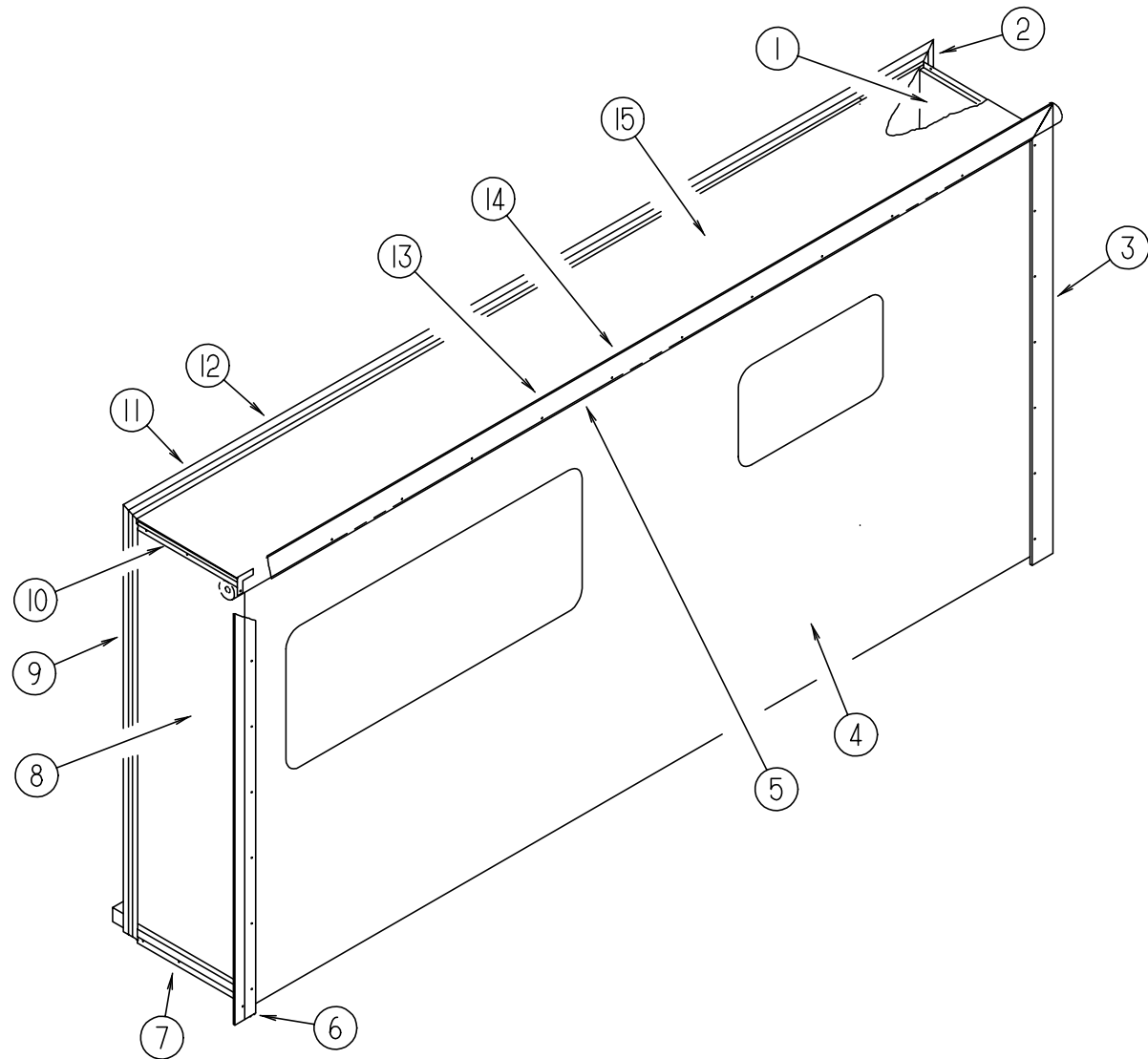


KEY	PART NUMBER	U/M	DESCRIPTION
15	125663-10-JA1	EA	VALANCE/WHEEL LIP - REAR DRIVER
16	124178-04-01A	EA	CAP - TRIM/DRIVER DOOR
17	125052-02-J20	EA	CAP - ROOF - W/O LIGHTS/WIRING
18	120091-02-02A	EA	TRIM - ROOF
19	125664-04-JA1	EA	PANEL - WHEEL LIP - FRONT - DRIVER
19	125664-03-JA1	EA	PANEL - WHEEL LIP - FRONT - DRIVER - W/DRIVER DOOR
20	124178-03-01A	EA	CAP - TRIM/DRIVER DOOR
21	120092-01-02A	EA	RAIL - AWNING - BRIGHT WHITE
22	124132-01-01A	EA	CAP - TRIM/SIDEWALL - RIGHT HAND - BRIGHT WHITE
23	125648-10-JA1	EA	VALANCE/WHEEL LIP - FRONT - PASSENGER
24	124176-01-01A	EA	TRIM - SIDEWALL - BRIGHT WHITE - 16'
24	105312-01-03A	FT	INSERT - VINYL FEATURE STRIP - GRAY METALLIC

KEY	PART NUMBER	U/M	DESCRIPTION
25	125647-11-JA1	EA	VALANCE/WHEEL LIP - REAR - PASSENGER
26	122732-28-JA1	EA	VALANCE/PANEL - REAR PASSENGER - W/O HARDWARE - 4.4" FROM: 00-00-00 THRU: 03-26-98
26	122732-31-JA1	EA	VALANCE/PANEL - REAR PASSENGER - W/O HARDWARE - 4.4" FROM: 03-27-98 THRU: 99-99-99
27	124132-02-01A	EA	CAP - TRIM/SIDEWALL - LEFT HAND - BRIGHT WHITE
28	125375-03-J22	EA	SIDEWALL - PASSENGER - W/O WINDOWS/TRIM (J22, J23)
28	125375-03-J24	EA	SIDEWALL - PASSENGER - W/O WINDOWS/TRIM (J24, J25)
28	125375-03-J26	EA	SIDEWALL - PASSENGER - W/O WINDOWS/TRIM (J26, J27)
28	125375-03-J28	EA	SIDEWALL - PASSENGER - W/O WINDOWS/TRIM (J28, J29)

EXTERIOR BODY GROUP (CONTINUED)

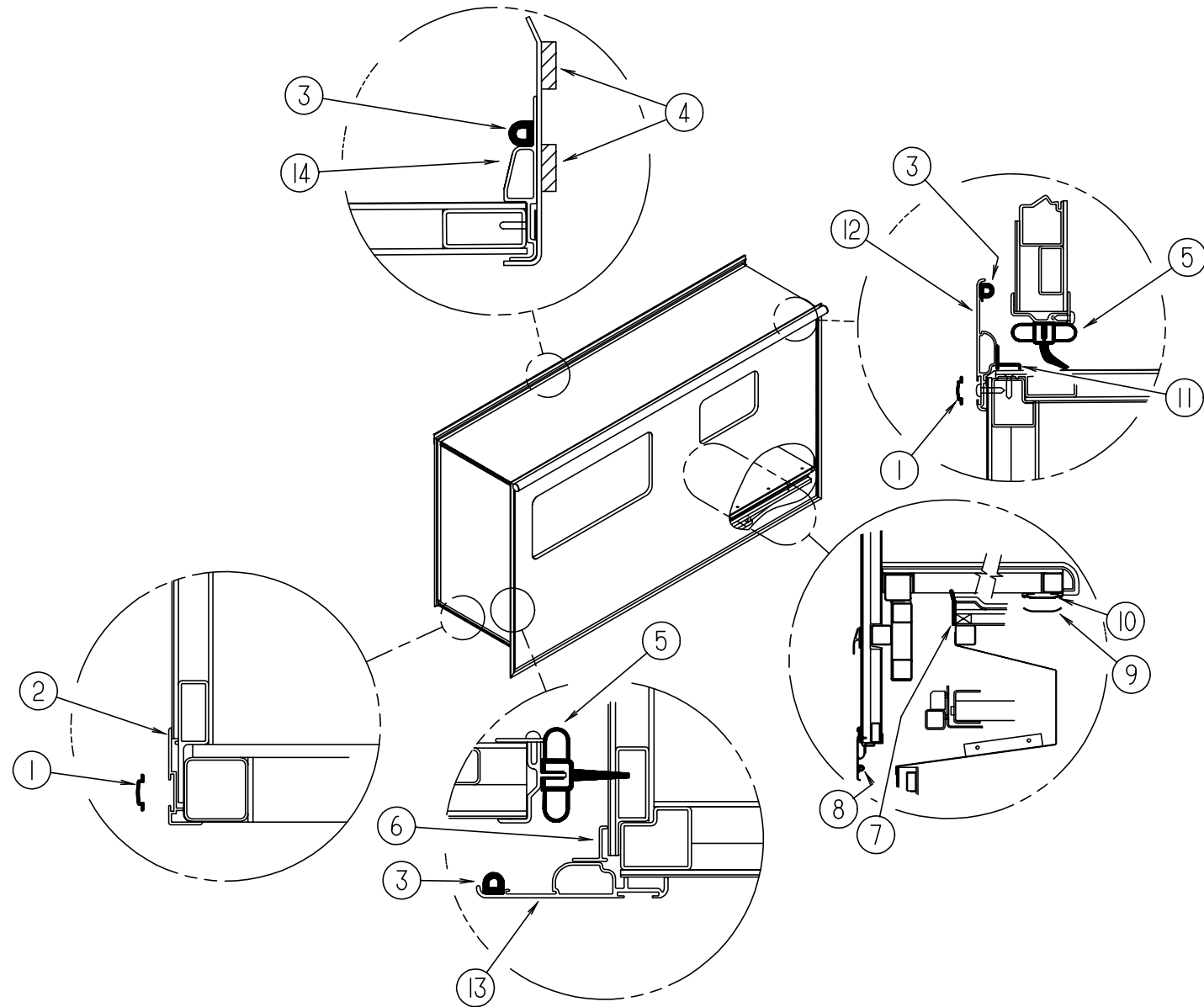
EXTERIOR SLIDEOUT PANELS & TRIMS



KEY	PART NUMBER	U/M	DESCRIPTION
1	121402-02-J32	EA	PANEL - SLIDEOUT - REAR (J22, J53)
1	121402-02-J62	EA	PANEL - SLIDEOUT - REAR (J24, J25)
1	121402-02-J31	EA	PANEL - SLIDEOUT - REAR (J26, J27)
1	121402-02-J28	EA	PANEL - SLIDEOUT - REAR (J28, J29)
2	117004-02-01A	EA	TRIM - SEAL/INNER RIGHT SIDE-W/MITERED ENDS-73.5"OFF WHITE
3	119992-12-01A	EA	TRIM - SEAL - W/MITERED ENDS - BRIGHT WHITE
3	105312-01-07A	FT	INSERT - VINYL FEATURE STRIP - BRIGHT WHITE
3	116933-09-01A	EA	TRIM - SEAL
4	119783-10-J22	EA	PANEL - SLIDEOUT - OUTER (J22, J23)
4	119783-10-J24	EA	PANEL - SLIDEOUT - OUTER (J24, J25)
4	119783-10-J26	EA	PANEL - SLIDEOUT - OUTER (J26, J27)
4	119783-10-J28	EA	PANEL - SLIDEOUT - OUTER (J28, J29)
5	122977-07-01A	EA	AWNING - SLIDEOUT COVER - 147" - BRIGHT WHITE
	127647-01-01A	EA	ROD/AWNING GUARD - ENTRANCE DOOR
6	119992-11-01A	EA	TRIM - SEAL - W/MITERED ENDS - BRIGHT WHITE
6	105312-01-07A	FT	INSERT - VINYL FEATURE STRIP - BRIGHT WHITE
6	116933-09-01A	EA	TRIM - SEAL
7	125051-01-01A	EA	STRIP - FEATURE - LOWER - BRIGHT WHITE
7	105312-01-03A	FT	INSERT - VINYL FEATURE STRIP - GRAY METALLIC
8	121401-01-H19	EA	PANEL - SLIDEOUT - FRONT (J22, J23)
8	121401-01-J62	EA	PANEL - SLIDEOUT - FRONT (J24, J25)
8	121401-01-J31	EA	PANEL - SLIDEOUT - FRONT (J26, J27)
8	121401-01-J28	EA	PANEL - SLIDEOUT - FRONT (J28, J29)
9	117004-01-01A	EA	TRIM - SEAL/INNER LEFT SIDE-W/MITERED ENDS-73.5" OFF WHITE
10	108688-01-03A	EA	STRIP - FEATURE - 15'
10	105312-01-03A	FT	INSERT - VINYL FEATURE STRIP - GRAY METALLIC
11	117004-08-01A	EA	TRIM - SEAL/INNER TOP W/MITERED ENDS - 145" - OFF WHITE
12	125466-01-01A	EA	SUPPORT - ROOF - INTERIOR - OFF WHITE
13	119992-07-02A	EA	TRIM - SEAL/ROOF EDGE W/MITERED ENDS - 147" - BRIGHT WHITE
13	105312-01-07A	FT	INSERT - VINYL FEATURE STRIP - BRIGHT WHITE
13	116933-09-01A	EA	TRIM - SEAL
14	117058-01-01A	FT	TAPE - LOOP - 3/4" WIDE - ADHESIVE BACKED
15	126221-01-J22	EA	ROOF - F/SLIDEOUT - W/O LIGHTS/VENTS - W/WIRING
	P26222-01-J60	EA	FLOOR ASM - SLIDEOUT

EXTERIOR BODY GROUP (CONTINUED)

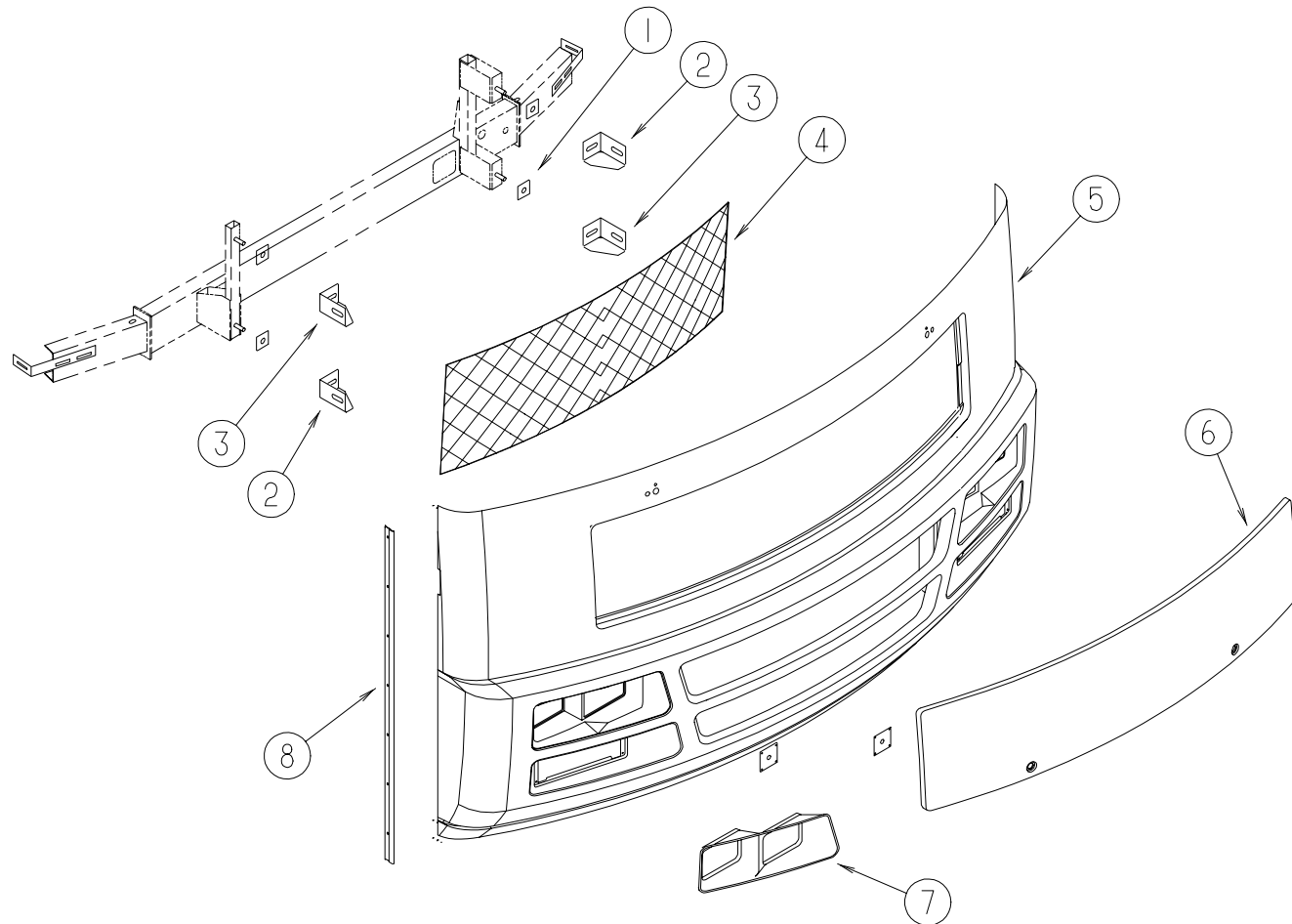
EXTERIOR SLIDEOUT HARDWARE



KEY	PART NUMBER	U/M	DESCRIPTION
1	105312-01-03A	FT	INSERT - VINYL FEATURE STRIP - GRAY METALLIC
2	108688-01-03A	EA	STRIP - FEATURE - 15'
3	112091-01-000	FT	SEAL-D - NEOPRENE
4	100128-02-000	FT	SEAL - FOAM/ADHESIVE BACK - .37" WIDE X .37" THICK
5	115076-01-000	FT	SEAL - SLIDEOUT
6	116933-15-01A	EA	TRIM - SEAL/FLOOR EDGE - 166.7" - BRIGHT WHITE
7	115075-02-000	FT	SEAL - WIPE - .25" X 3.15"
8	089275-02-000	FT	STRIP - 3/4" X 84" BLACK POLYETHELENE
8	121283-01-000	FT	SEAL - P SHAPED

KEY	PART NUMBER	U/M	DESCRIPTION
9	115661-01-000	FT	POLYETHYLENE - HIGH DENSITY - 1/16" X 3'
10	115325-04-02A	EA	RAIL - FLOOR/SLIDEOUT ROOM - BLACK
11	116933-09-01A	EA	TRIM - SEAL
12	119992-12-01A	EA	TRIM - SEAL - W/MITERED ENDS - BRIGHT WHITE
13	119992-11-01A	EA	TRIM - SEAL - W/MITERED ENDS - BRIGHT WHITE
14	117004-08-01A	EA	TRIM - SEAL/INNER TOP W/MITERED ENDS - 145" - OFF WHITE
	117004-01-01A	EA	TRIM - SEAL/INNER LEFT SIDE - W/MITERED ENDS-73.5" OFF WHITE (FORWARD)
	117004-02-01A	EA	TRIM - SEAL/INNER RIGHT SIDE - W/MITERED ENDS-73.5"OFF WHITE (REARWARD)
	117004-08-01A	EA	TRIM - SEAL/INNER TOP W/MITERED ENDS - 145" - OFF WHITE

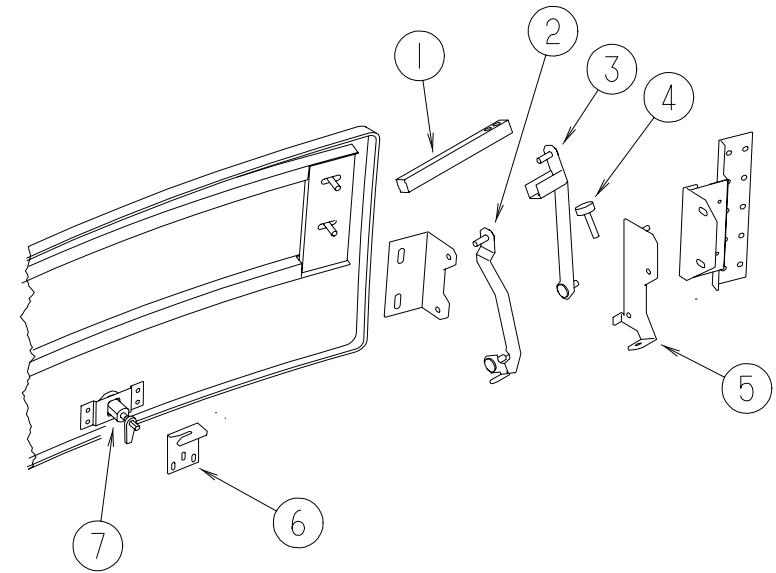
EXTERIOR BODY GROUP (CONTINUED)



FRONT END ASM

KEY	PART NUMBER	U/M DESCRIPTION
1	116617-02-02B	EA SPACER - BUMPER
2	117611-02-02B	EA BRACKET - BUMPER - LEFT HAND UPPER/RIGHT HAND LOWER FROM: 00-00-00 THRU: 12-16-97
2	128455-02-02B	EA BRACKET - BUMPER FROM: 12-17-97 THRU: 99-99-99
3	117611-01-02B	EA BRACKET - BUMPER - RIGHT HAND UPPER/LEFT HAND LOWER FROM: 00-00-00 THRU: 12-16-97
3	128455-01-02B	EA BRACKET - BUMPER FROM: 12-17-97 THRU: 99-99-99
4	115924-18-02A	EA WIRE MESH - F/GRILLE - FLAT BLACK
5	126251-06-J22	EA PANEL - FRONT/LOWER - W/O NOTCH
6	127075-01-J22	EA HOOD - FRONT - W/O HARDWARE
7	126252-01-01A	EA BEZEL - HEADLAMP - PASSENGER
7	126252-02-01A	EA BEZEL - HEADLAMP - DRIVER
7	110690-02-D18	EA PLATE - HEADLAMP - QUAD/LEFT HAND
7	110690-01-D18	EA PLATE - HEADLAMP - QUAD/RIGHT HAND
8	123680-05-01A	EA TRIM - FIBERGLASS PANEL - BRIGHT WHITE
	106730-10-000	EA PLATE - STUD - F/HOOD

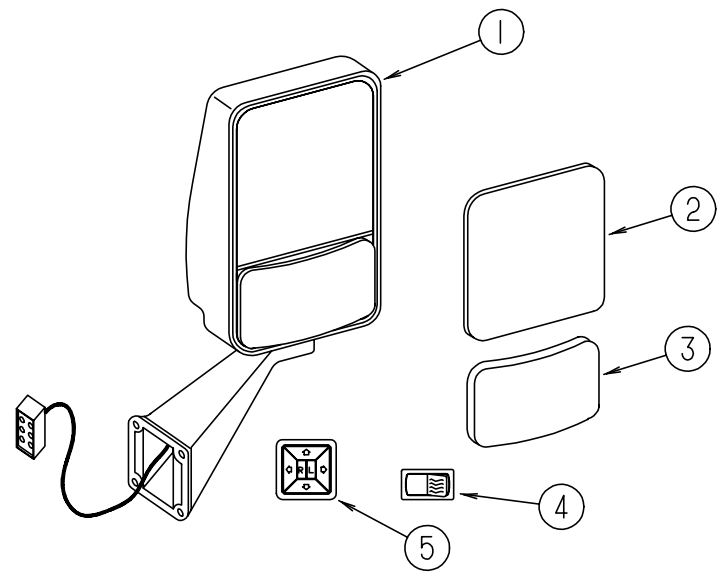
EXTERIOR BODY GROUP (CONTINUED)



HOOD ASM

KEY	PART NUMBER	U/M DESCRIPTION
1	105096-10-000	EA TUBE - HOOD HINGE TIMING W/WELDNUTS
2	127180-03-02B	EA LINK - HINGE - LOWER - HOOD/RIGHT HAND
2	127180-04-02B	EA LINK - HINGE - LOWER - HOOD/LEFT HAND
3	127182-01-02B	EA LINK - HINGE - UPPER/RIGHT HAND
3	127182-02-02B	EA LINK - HINGE - UPPER/LEFT HAND
4	058786-01-000	EA BOLT - ADJUSTING HOOD - W/BLACK PAD
5	127181-03-02B	EA BRACKET - LINK/HINGE - HOOD/RIGHT HAND
5	127181-04-02B	EA BRACKET - LINK/HINGE - HOOD/LEFT HAND
6	126352-01-02B	EA LATCH - HOOD - FRONT END
7	102330-02-000	EA LATCH - VISE ACTION/KEY OPERATED

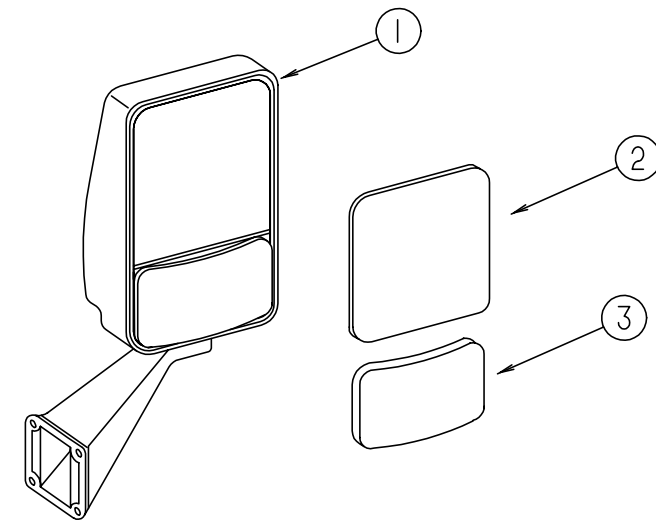
EXTERIOR BODY GROUP (CONTINUED)



EXTERIOR MIRROR OPTION (REMOTE & HEAT)

KEY	PART NUMBER	U/M	DESCRIPTION
1	106015-12-01A	EA	MIRROR - EXTERIOR REMOTE/HEAT - PASSENGER
1	106015-13-01A	EA	MIRROR - EXTERIOR REMOTE/HEAT - DRIVER
2	106015-12-700	EA	MIRROR - FLAT HEATED W/CLIP
3	106015-12-701	EA	MIRROR - CONVEX HEATED W/CLIP
4	087695-02-000	EA	SWITCH - HEATER - EXTERIOR MIRROR
5	088246-01-000	EA	SWITCH - REMOTE - EXTERIOR - SQUARE PUSH
	087695-03-000	EA	CONNECTOR - ASSEMBLY

EXTERIOR BODY GROUP (CONTINUED)

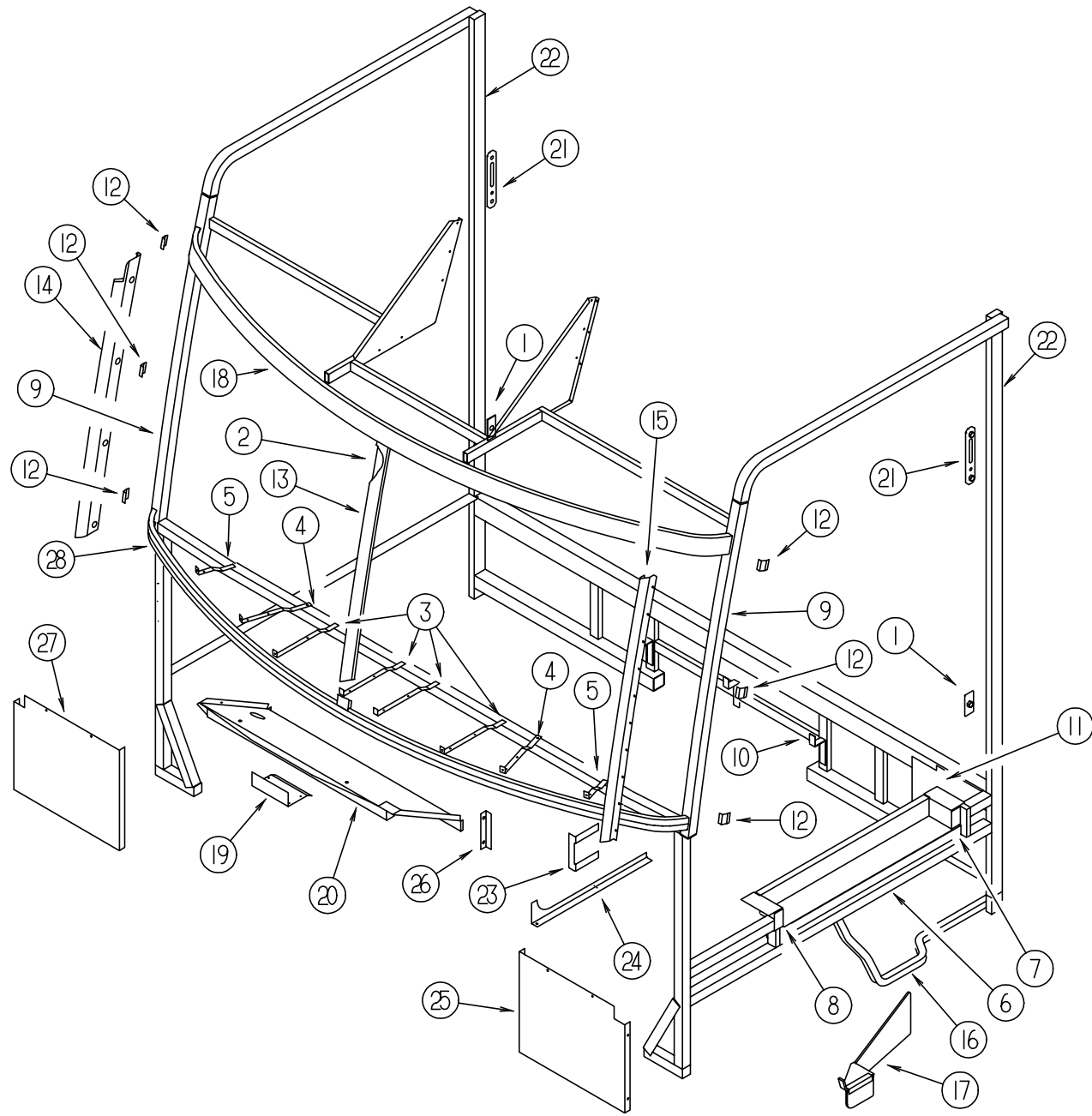


EXTERIOR MIRROR (ADJUSTABLE)

KEY	PART NUMBER	U/M	DESCRIPTION
1	106015-14-01A	EA	MIRROR - EXTERIOR ADJUSTABLE GLASS - PASSENGER
1	106015-15-01A	EA	MIRROR - EXTERIOR ADJUSTABLE GLASS - DRIVER
2	106015-14-700	EA	MIRROR - FLAT
3	106015-14-701	EA	MIRROR - CONVEX

EXTERIOR BODY GROUP (CONTINUED)

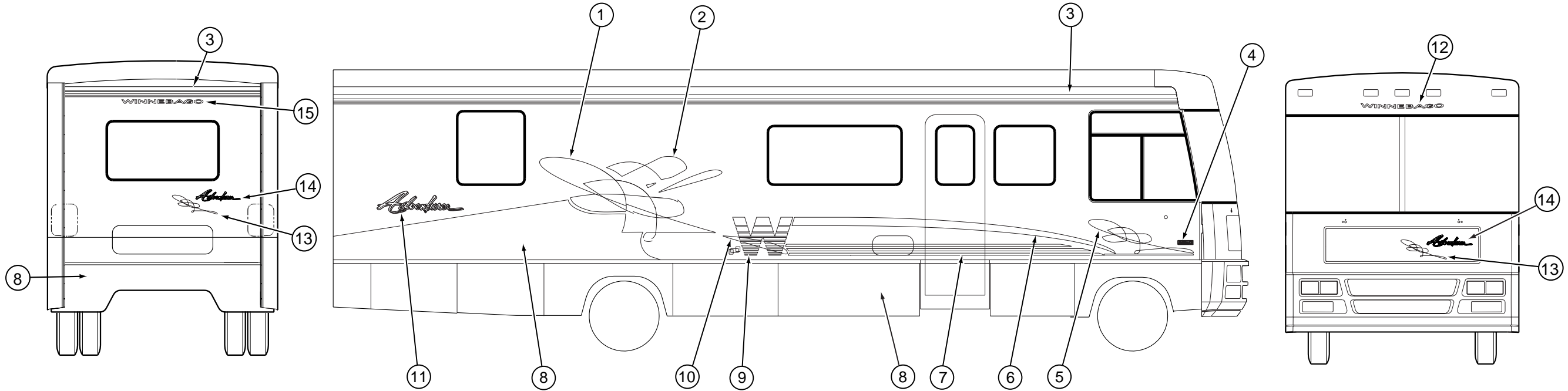
FRONT END ASM.



KEY	PART NUMBER	U/M	DESCRIPTION
1	070579-06-000	EA	PLATE - ANCHOR - W/7/16" WELD NUT - 1.5" X 3.3"
1	070579-07-000	EA	PLATE - ANCHOR - W/O WELD NUT - 1.5" X 3.3"
2	078249-17-000	EA	TUBE - SWEPT - CAB FRAME
3	104797-03-000	EA	BRACKET - DEFROSTER
4	104797-04-000	EA	BRACKET - DEFROSTER
5	104797-05-000	EA	BRACKET - DEFROSTER
6	106746-02-000	EA	PANEL - STEPWELL
7	106747-03-000	EA	PANEL - STEPWELL - RIGHT HAND END
8	106747-04-000	EA	PANEL - STEPWELL - LEFT HAND END
9	117273-01-01A	EA	TUBE - SUPPORT - A-PILLAR
10	117287-01-01B	EA	BRACKET - MOUNT - CABLE
11	118592-01-01B	EA	SHIELD - SPLASH - RIGHT HAND
12	120363-01-01B	EA	BRACKET - WINDSHIELD
13	120840-07-01B	EA	STRAP - W/HOLES - MILL
14	121269-05-01B	EA	FRAME - WINDSHIELD - A-PILLAR - MILL
15	121269-06-01B	EA	FRAME - WINDSHIELD - A-PILLAR - MILL
16	063977-14-000	EA	STEP - DRIVER DOOR - LEFT HAND
17	128255-01-04B	EA	STEP - DRIVER DOOR - BLACK
18	124975-01-01B	EA	SUPPORT - WINDSHIELD - UPPER - MLL
19	125836-02-01B	EA	ZEE-WIPER MOTOR - MILL
20	125837-02-01B	EA	BRACE - WIPER MOTOR - MILL
21	127461-02-01B	EA	PLATE - ANCHOR - SEAT BELT
22	127874-01-01B	EA	TUBE-B PILLAR - MILL
23	097123-01-000	EA	MOUNT - AIR INTAKE - FORD
24	099102-01-000	EA	BRACKET - LINKAGE - THROTTLE
25	104147-14-000	EA	SHIELD/SPLASH - HEADLIGHT
26	123262-02-02B	EA	BRACKET ASM - FUSE PANEL - E-CT
27	121962-02-02B	EA	SHIELD/SPLASH - HEADLIGHT
28	124974-01-01B	EA	SUPPORT - WINDSHIELD, LOWER - MLL
	124904-03-01B	EA	HEADER - WINDSHIELD - CENTER

EXTERIOR BODY GROUP (CONTINUED)

DECALS, FILM STRIPES & PAINT



DUPONT PAINT COLOR CODES

KEY	PART NUMBER	U/M	DESCRIPTION
1	125589-01-01A	EA	DECAL - CHECKSPLASH - RIGHT HAND
1	125589-02-01A	EA	DECAL - CHECKSPLASH - LEFT HAND
2	125588-01-01A	EA	DECAL - CHECKSPLASH - TOP/RIGHT HAND
2	125588-02-01A	EA	DECAL - CHECKSPLASH - TOP/RIGHT HAND
3	094443-53-01A	FT	FILM - MULTISTRIPE - 4.24"
4	122312-02-01A	EA	DECAL - VORTEC 7400 FUEL INJECTED
4	129922-01-01A	EA	EMBLEM - TRITON V10
5	125593-01-01A	EA	DECAL - CHECKSPLASH - SMALL/RIGHT HAND
5	125593-02-01A	EA	DECAL - CHECKSPLASH - SMALL/LEFT HAND
6	125591-01-01A	EA	DECAL - TAIL - RIGHT HAND
6	125591-02-01A	EA	DECAL - TAIL - LEFT HAND
7	125592-01-01A	EA	DECAL - STRIPE
8	N/A		PAINT - CHAMPAGNE MET
8	N/A		PAINT - WINTER GREEN MET
9	125595-01-01A	EA	DECAL - W
10	125590-01-01A	EA	DECAL - CHECKSPLASH - FRONT/RIGHT HAND
10	125590-02-01A	EA	DECAL - CHECKSPLASH - FRONT/LEFT HAND
11	122001-01-03A	EA	DECAL - LOGO - ADVENTURER
12	125597-01-01A	EA	DECAL - LOGO - WINNEBAGO/SWEEP #8
13	125594-01-01A	EA	DECAL - CHECKSPLASH
14	122001-02-01A	EA	DECAL - LOGO - ADVENTURER - SMALL
15	120702-03-02A	EA	DECAL - LOGO - WINNEBAGO - SMALL
	093681-17-02A	FT	FILM - 3.73" - 1 STRIPE (GREEN, REAR END OF SLIDEOUT)
	094443-55-01A	FT	FILM - MULTISTRIPE - 5" (FRONT END OF SLIDEOUT)
	004308-01-000	EA	PAINT - BLACK SPRAY
	041561-03-000	EA	PAINT - 16 OUNCE SPRAY - OFF WHITE
	099399-23-700	EA	PAINT - SPRAY - BRT WHITE ENAMEL

OFF WHITE	(INTERIOR)	L8723
CHAMPAGNE METALLIC	(EXTERIOR)	F2997U
WINTER GREEN METALLIC	(EXTERIOR)	F3326U
BRIGHT WHITE	(EXTERIOR)	B8951U
LIGHT BRIAR BROWN	(FILM)	MM073
PINE GREEN METALLIC	(FILM)	GM256
LIGHT IVY GREEN METALLIC	(FILM)	YM537
BLUE PEARL	(FILM)	F4576
BAYBERRY METALLIC	(FILM)	F4577

EXTERIOR BODY GROUP (CONTINUED)

STYROFOAM & FIBERGLASS SHEETING

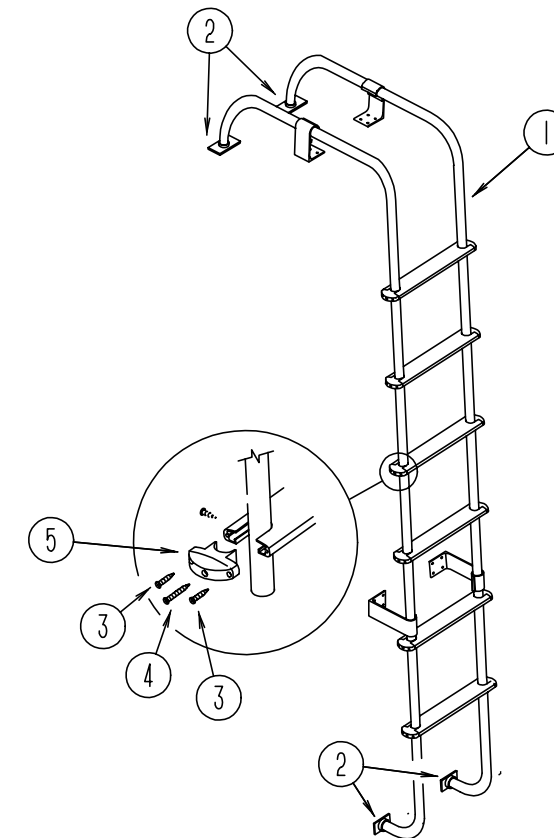
KEY	PART NUMBER	U/M	DESCRIPTION
	083574-06-000	SF	STYROFOAM - .75 X 4' X 9' - INCREMENTS OF 14 SF
	002726-01-001	EA	GARNISH - U-CHANNEL - 1.38" X 19' - SERRATED
	002766-01-001	EA	ANGLE - EXTRUDED - 1" X 1.5" X 17'
	033381-17-001	FT	STEEL - TUBE - 16 GAUGE 1.5" X 1.5" X 16'
	068716-01-001	EA	BRACE - 90 DEGREE L-ANGLE - 16'
	076054-U4-000	EA	FIBERGLASS SHEET - 101" X 104" - BRIGHT WHITE
	076054-Y3-000	EA	FIBERGLASS SHEET - 78" X 797" - BRIGHT WHITE
	089297-01-000	SF	PLYWOOD - LUAN - OVERLAY GRADE - 48" X 96"
	100619-01-000	BF	FOAM - EXPANDED POLYSTYRENE - 1.34" X 48" X 96"
	100619-02-000	BF	FOAM - EXPANDED POLYSTYRENE - 1.5" X 48" X 96"
	100619-04-000	BF	FOAM - EXPANDED POLYSTYRENE - .5" X 48" X 96"
	100619-05-000	BF	FOAM - EXPANDED POLYSTYRENE - .75" X 48" X 96"
	100619-11-000	BF	FOAM - EXPANDED POLYSTYRENE - 2" X 48" X 96"
	100619-13-000	BF	FOAM - EXPANDED POLYSTYRENE - .34" X 34.65" X 96"
	100619-16-000	BF	FOAM - EXPANDED POLYSTYRENE - .75" X 48" X 96"
	105077-08-000	EA	FOAM - PLUG - ROOF CAP
	108535-05-702	SF	FIBERGLASS SHEET - FLAT - 110" X 396" BRIGHT WHITE - ROOF
	108535-06-700	EA	FRP FLAT 102" X 102" BRT WHT PARTS SALES
	120107-01-000	EA	FOAM - COVE - ROOF - 2.8" X 96" LONG
	120107-02-000	EA	FOAM - PLUG - ROOF TUBE - 2.2" X 2.9" X 1.8" LONG
	120107-03-000	EA	FOAM - PLUG - SIDEWALL TUBE - 1.2" X 2.1" X 1.8" LONG
	125838-01-002	EA	ACRYLIC SHEET - .125 X 1.8" X 2"

EXTERIOR BODY HARDWARE

KEY	PART NUMBER	U/M	DESCRIPTION
	114248-03-01A	EA	ANGLE - PLASTIC - 92.2"
	099069-01-000	FT	SEAL - RUBBER - CLOSED SPONGE - .5" WIDE X .12" THICK -BLK
	107865-02-000	EA	ROD - SUPPORT - VALANCE PANEL - 13.2"
	119568-01-01A	EA	STANDOFF - VALANCE PANEL - BLACK
	121117-01-02B	EA	ANGLE - W/HOLES - E-COATED
	124299-51-001	EA	EXTRUDED - RETAINER - TRIM - 144"
	122977-07-01A	EA	AWNING - SLIDEOUT COVER - 147" - BRIGHT WHITE
	127647-01-01A	EA	ROD/AWNING GUARD - ENTRANCE DOOR
	113874-06-07A	EA	AWNING - W/O HARDWARE - 16' (POLAR BURGUNDY) VINYL
*	113874-01-02A	EA	HARDWARE KIT - AWNING - W/O STANDOFF BRACKET - BRIGHT WHT

* COMPONENT PARTS FOUND IN SERVICE PARTS LIBRARY

EXTERIOR BODY GROUP (CONTINUED)

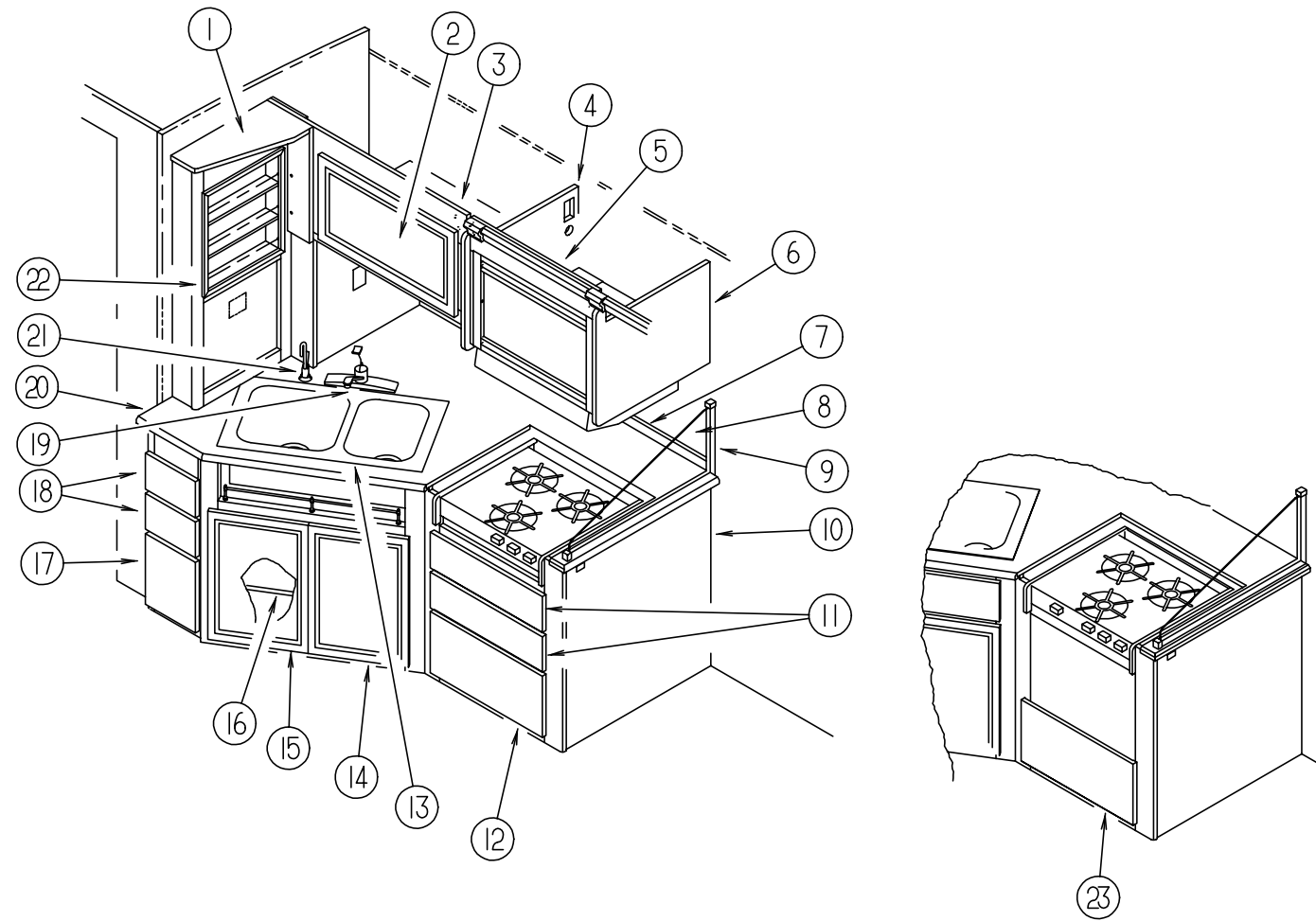


LADDER

KEY	PART NUMBER	U/M	DESCRIPTION
1	102953-11-F31	EA	LADDER
2	067165-01-000	EA	MOUNTING BRACKET - LADDER - LOWER
3	000G39-06-10T	EA	SCREW-SF/ DR - 6 - 20 X 5/8 PPH - BLACK
4	000G68-10-36T	EA	SCREW - 10 - 12 X 2.25 POH BLACK
5	076980-02-000	EA	END CAP - STEP - BLACK
	038327-01-000	FT	TAPE - ANTI SLIP - 2" X 60FT
	112384-01-000	EA	SPONGE - BRACKET - RACK & LADDER

GALLEY GROUP

MICROWAVE OVEN & GALLEY HARDWARE

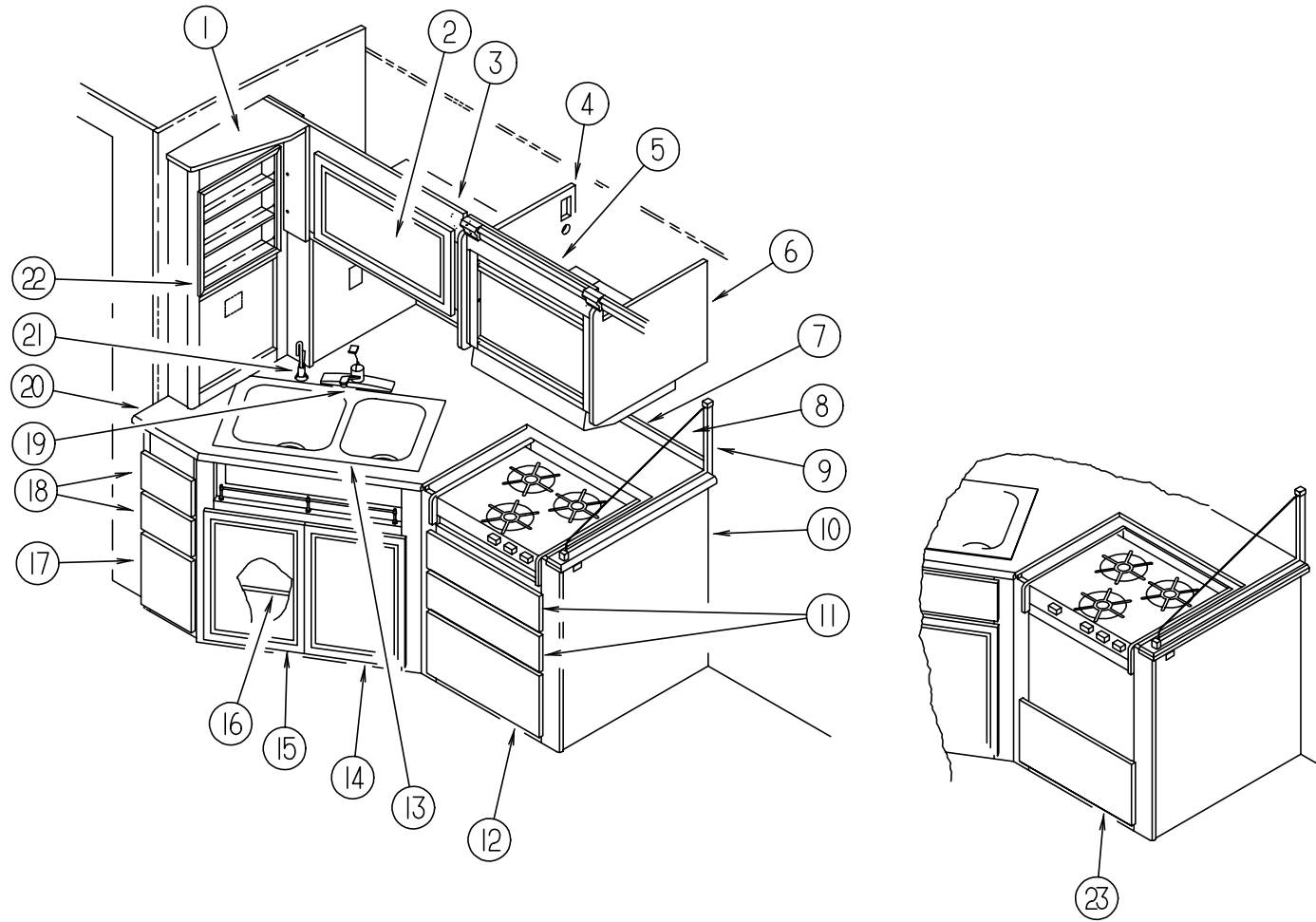


KEY	PART NUMBER	U/M	DESCRIPTION
1	128226-01-J23	EA	CABINET - SPICE RACK - W/O HARDWARE (WHITE)
	128226-01-J22	EA	CABINET - SPICE RACK - W/O HARDWARE (OAK)
2	122715-56-01A	EA	DOOR - MOLDED VINYL - 14.3" X 26.7" - W/O HARDWARE (WHITE)
2	M05992-89-J22	EA	DOOR - STRAIGHT CORNER/OGEE EDGE - 14.3" X 26.7" - W/O HDW (OAK)
3	128227-01-J23	EA	CABINET - OVERHEAD/GALLEY - W/O DOORS/HARDWARE (WHITE)
3	128227-01-J22	EA	CABINET - OVERHEAD/GALLEY - W/O DOORS/HARDWARE (OAK)
4	103128-41-J62	EA	END CAP - OVERHEAD CABINET (WHITE)
4	103128-41-J94	EA	END CAP - OVERHEAD CABINET (OAK)
5	P26479-02-J23	EA	CABINET - OVERHEAD/MICROWAVE - W/O DOOR/HARDWARE (WHITE)
5	P26479-02-J22	EA	CABINET - OVERHEAD/MICROWAVE - W/O DOOR/HARDWARE (OAK)
6	103128-40-J62	EA	END CAP - OVERHEAD CABINET - RIGHT HAND (WHITE)
6	103128-40-J94	EA	END CAP - OVERHEAD CABINET - RIGHT HAND (OAK)
7	128229-18-J22	EA	BACKSPLASH - COUNTERTOP (J22)
7	128229-18-J23	EA	BACKSPLASH - COUNTERTOP (J23, J25, J27, J29)
7	128229-18-J24	EA	BACKSPLASH - COUNTERTOP (J24)
7	128229-18-J26	EA	BACKSPLASH - COUNTERTOP (J26, J28)
	128229-19-J22	EA	BACKSPLASH - COUNTERTOP (J22)
	128229-19-J23	EA	BACKSPLASH - COUNTERTOP (J23, J25, J27, J29)
	128229-19-J24	EA	BACKSPLASH - COUNTERTOP (J24)
	128229-19-J26	EA	BACKSPLASH - COUNTERTOP (J26, J28)

KEY	PART NUMBER	U/M	DESCRIPTION	VENDOR NO.
8	127117-01-01A	EA	GLASS - STATIONARY - SPLASHGUARD	
9	126875-01-J62	EA	TRIM/GALLEY CABINET - F/SPLASHGUARD (WHITE)	
9	126875-01-J94	EA	TRIM/GALLEY CABINET - F/SPLASHGUARD (OAK)	
10	128229-01-J22	EA	CABINET -GALLEY -W/CTRTP -W/O DOORS/DWR/HDW (OVEN) (J22)	
10	128229-01-J23	EA	CABINET -GALLEY -W/CTRTP -W/O DOORS/DWR W/HDW (OVEN)(J23, J25, J27, J29)	
10	128229-01-J24	EA	CABINET - GALLEY - W/CTRTP - W/O DOORS/DWR/HDW (OVEN) (J24)	
10	128229-01-J26	EA	CABINET - GALLEY - W/CTRTP - W/O DOORS/DWR/HDW (OVEN) (J26, J28)	
10	128229-02-J22	EA	CABINET - GALLEY - W/CTRTP - W/O DOORS/DWR/HDW (RANGE TOP) (J22)	
10	128229-02-J23	EA	CABINET -GALLEY - W/CTRTP -W/O DRS/DWR/HDW (RANGE TOP)(J23, J25, J27, J29)	
10	128229-02-J24	EA	CABINET - GALLEY - W/CTRTP - W/O DOORS/DWR/HDW (RANGE TOP) (J24)	
10	128229-02-J26	EA	CABINET - GALLEY - W/CTRTP - W/O DOORS/DWR/HDW (RANGE TOP)(J26, J28)	
11	P10163-FP-J23	EA	DRAWER - SQUARE EDGE - 19.5"W X 23.6"D - W/O SLIDES/HARDWARE (WHITE)	
11	M05971-FM-J22	EA	DRAWER - OGEE EDGE - 19.5"W X 23.6"D - W/O SLIDES/HARDWARE (OAK)	
12	P10163-LN-J23	EA	DRAWER - MOLDED VINYL - 19.6"W X 23.6"D - W/O SLIDES/HARDWARE (WHITE)	
12	M05971-LK-J22	EA	DRAWER - OGEE EDGE - 19.6"W X 23.6"D - W/O SLIDES/HARDWARE (OAK)	

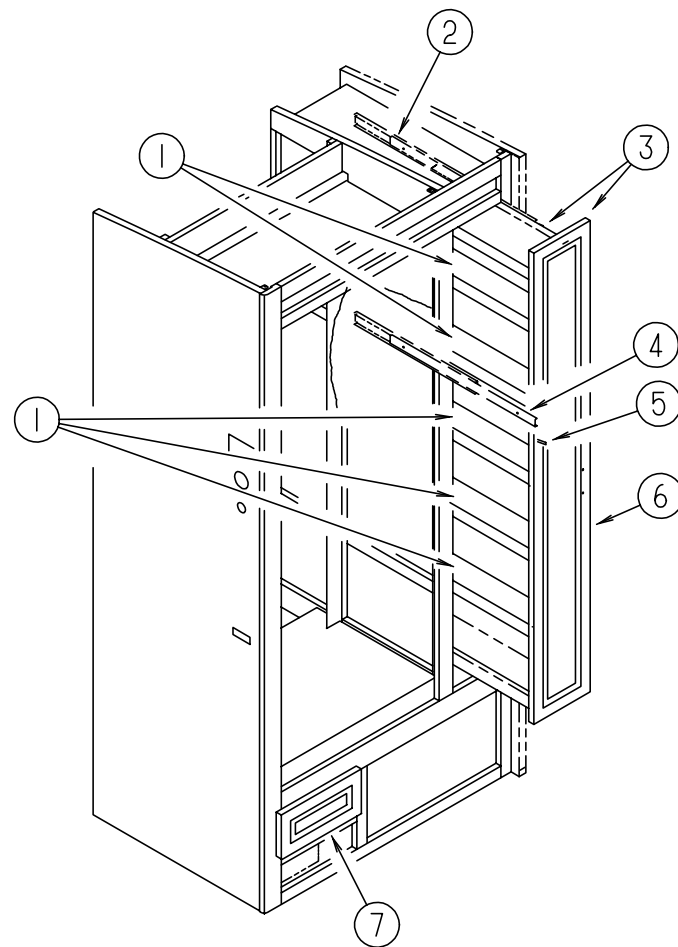
GALLEY GROUP

MICROWAVE OVEN & GALLEY HARDWARE



KEY	PART NUMBER	U/M	DESCRIPTION	VENDOR NO.	KEY	PART NUMBER	U/M	DESCRIPTION	VENDOR NO.
13	110654-01-000	EA	SINK - STAINLESS STEEL/DOUBLE BASIN (1 LG-1 SM BASIN)		17	122715-25-01A	EA	DOOR - MOLDED VINYL - 11" X 21.8" - W/O HARDWARE (WHITE)	
	092303-01-000	EA	STRAINER - SINK		17	M05992-N0-J22	EA	DOOR - STRAIGHT CORNER/OGEE EDGE - 9.8" X 12" - W/O HDW (OAK)	
	108464-03-E38	EA	COVER - SINK - 15" X 11" - LAMINATED BOTH SIDES (J22)		18	P10163-FL-J23	EA	DRAWER - SQUARE EDGE - 7.5"W X 21.6"D - W/O SLIDES/HARDWARE (WHITE)	
	108464-03-J74	EA	COVER - SINK - 15" X 11" - LAMINATED BOTH SIDES (J23, J25, J27, J29)		18	M05971-FS-J22	EA	DRAWER - OGEE EDGE - 7.5"W X 21.6"D - W/O SLIDES/HARDWARE (OAK)	
	108464-03-J21	EA	COVER - SINK - 15" X 11" - LAMINATED BOTH SIDES (J24)		19	104114-02-01A	EA	FAUCET - GALLEY - SINGLE CONTROL	
	108464-03-J31	EA	COVER - SINK - 15" X 11" - LAMINATED BOTH SIDES (J26, J28)		20	128229-17-J22	EA	COUNTERTOP - GALLEY (J22)	
	108464-04-E38	EA	COVER - SINK - 15" X 15" - LAMINATED BOTH SIDES (J22)		20	128229-17-J23	EA	COUNTERTOP - GALLEY (J23, J25, J27, J29)	
	108464-04-J23	EA	COVER - SINK - 15" X 15" - LAMINATED BOTH SIDES (J23, J25, J27, J29)		20	128229-17-J24	EA	COUNTERTOP - GALLEY (J24)	
	108464-04-J21	EA	COVER - SINK - 15" X 15" - LAMINATED BOTH SIDES (J24)		20	128229-17-J26	EA	COUNTERTOP - GALLEY (J26, J28)	
	108464-04-J31	EA	COVER - SINK - 15" X 15" - LAMINATED BOTH SIDES (J26, J28)		21	103635-01-000	EA	FAUCET - SINGLE CONTROL DRINKING	
14	122715-07-01A	EA	DOOR - MOLDED VINYL - 14.3" X 21.8" - W/O HARDWARE (WHITE)			103635-01-700	EA	FITTING KIT - FAUCET REPAIR	3071-70
14	M05992-37-J22	EA	DOOR - STRAIGHT CORNER/OGEE EDGE - 14.3" X 21.8" - W/O HDW (OAK)			103635-01-701	EA	TUBING - PLASTIC	3019-20
15	122715-07-01A	EA	DOOR - MOLDED VINYL - 14.3" X 21.8" - W/O HARDWARE (WHITE)		22	126847-01-J62	EA	SPICE RACK (WHITE)	
15	M05992-39-J22	EA	DOOR - STRAIGHT CORNER/OGEE EDGE - 14.3" X 21.8" - W/O HDW (OAK)		22	126847-01-J94	EA	SPICE RACK (OAK)	
16	128229-14-J23	EA	SHELF - W/PLASTIC EDGE TRIM (WHITE)		23	P10163-LM-J23	EA	DRAWER - MOLDED VINYL - 19.6"W X 23.6"D - W/O SLIDES/HARDWARE (WHITE)	
16	128229-14-J22	EA	SHELF - W/PLASTIC EDGE TRIM (OAK)		23	M05971-LL-J52	EA	DRAWER - OGEE EDGE - 19.6"W X 23.6"D - W/O SLIDES/HARDWARE (OAK)	

GALLEY GROUP (CONTINUED)



REFRIGERATOR & PANTRY CABINET

KEY	PART NUMBER	U/M DESCRIPTION
1	122325-11-H40	EA SHELF - W/EDGE MOLDING (WHITE)
1	122325-11-H17	EA SHELF - W/EDGE MOLDING (OAK)
2	122360-03-000	EA SLIDE - PANTRY - W/LOCK - RIGHT HAND
3	122325-01-J23	EA CABINET - PANTRY/RIGHT HAND SLIDING - W/O SLIDES/HARDWARE (WHITE)
3	122325-01-J22	EA CABINET - PANTRY/RIGHT HAND SLIDING - W/O SLIDES/HARDWARE (OAK)
4	122360-02-000	EA SLIDE - PANTRY - W/O LOCK - RIGHT/LEFT HAND
5	123673-01-01A	EA KNOB - PANTRY SLIDE
6	122715-24-01A	EA DOOR - MOLDED VINYL - 8.5" X 60.7" - W/O HARDWARE (WHITE)
6	M05992-Z2-J22	EA DOOR - STRAIGHT CORNER/OGEE EDGE - 8.5" X 60.7" - W/O HARDWARE (OAK)
7	122715-83-01A	EA DOOR - MOLDED VINYL - 6.1" X 12.6" - W/O HARDWARE (WHITE)
7	M05992-Y0-J22	EA DOOR - STRAIGHT CORNER/OGEE EDGE - 12.6" X 6.1" - W/O HARDWARE (OAK)

GALLEY GROUP (CONTINUED)

REFRIGERATORS & HARDWARE

KEY	PART NUMBER	U/M DESCRIPTION	VENDOR NO.
*	121569-03-01A	EA REFRIGERATOR - LARGE DOUBLE DOOR/RIGHT HAND - 2-WAY-BLACK	
*	118367-01-01A	EA REFRIGERATOR - SIDE BY SIDE DOOR - 2 WAY	
*	120075-03-01A	EA REFRIGERATOR - LARGE DOUBLE DOOR/RIGHT HAND - 2-WAY W/ICE	
			FROM: 00-00-00 THRU: 08-19-98
*	120075-09-01A	EA REFRIGERATOR - LARGE DBL DOOR W/ICE MAKER - RH/BLK - 2-WAY	
			FROM: 08-20-98 THRU: 99-99-99
	054450-01-000	EA LEVEL - REFRIGERATOR	
	065225-02-000	EA PLATE - TIEDOWN - REFRIGERATOR	
	090195-08-000	EA BAFFLE - REFRIGERATOR - LOWER	
	093369-03-000	EA STRAP - REFRIGERATOR	
	093646-01-000	EA BRACKET - TIEDOWN/REFRIGERATOR - RIGHT HAND	
	093646-02-000	EA BRACKET - TIEDOWN/REFRIGERATOR - LEFT HAND	

* COMPONENT PARTS FOUND IN SERVICE PARTS LIBRARY

GALLEY GROUP (CONTINUED)

STOVE APPLIANCES & HARDWARE

KEY	PART NUMBER	U/M	DESCRIPTION
*	126023-01-01A	EA	RANGE - W/OVEN 22" - 3 BURNER/BLACK GLASS DOOR
*	114030-02-01A	EA	RANGE - 3 BURNER TOP - W/O OVEN - BLACK
	122753-02-000	EA	OVEN - MICROWAVE - .9 CU. FT - CONVECTION - SHARP - UL
	122753-06-000	EA	OVEN - MICROWAVE - .9 CU FT - CONVECTION - CSA
	122753-05-000	EA	OVEN - MICROWAVE - 1 CU. FT. - NON CONVECTION - SHARP - UL
	102482-11-J60	EA	FRAME - MICROWAVE
	121850-04-02B	EA	STRAP - TIEDOWN - MICROWAVE - E-COATED
	081587-09-000	EA	BRACKET - RANGE TIEDOWN - RIGHT HAND
	081587-10-000	EA	BRACKET - RANGE TIEDOWN - LEFT HAND
	105458-05-000	EA	BRACKET - STOVE TIEDOWN
	105458-06-000	EA	BRACKET - STOVE TIEDOWN

* COMPONENT PARTS FOUND IN SERVICE PARTS LIBRARY

RANGE HOODS & MONITOR PANEL

KEY	PART NUMBER	U/M	DESCRIPTION
*	100258-18-03A	EA	HOOD - RANGE - W/O MONITOR PANEL - W/HOUR METER/SWITCH - US
*	100258-17-04A	EA	HOOD - RANGE - W/O MONITOR PANEL - W/O HOUR METER/SWITCH - CSA
*	100258-16-04A	EA	HOOD - RANGE - W/O MONITOR PANEL - W/O HOUR METER/SWITCH - US
*	102765-04-01A	EA	PANEL - MONITOR - W/ PLUG - 2 TANKS & WATER HEATER - LVS

* COMPONENT PARTS FOUND IN SERVICE PARTS LIBRARY

GENERATOR GROUP

ONAN GENERATOR, 5.0 KW EMERALD PLUS

KEY	PART NUMBER	U/M	DESCRIPTION
	109303-01-000	EA	GENERATOR - 5 KW - EMERALD PLUS
	007125-03-000	EA	CLAMP - MUFFLER - 1.50" DIAMETER
	007125-04-000	EA	CLAMP - MUFFLER - 1.12" DIAMETER
	007131-01-000	EA	HANGER - TAILPIPE - 6 SLOTS
	079654-05-000	EA	PIPE - EXHAUST - ANGLED W/FLANGE - 2" ID
	105958-17-000	EA	PIPE - GENERATOR EXHAUST - 1.5" OD X 4.9" X 24"
	082272-01-000	EA	MUFFLER - GENERATOR - NELSON #20892-A
	094059-01-000	EA	SPACER - GENERATOR - ONAN
	094657-02-000	EA	TRAY - GENERATOR - 22.5" X 30.4" X 6.9" - W/ANGLE & NUTS FROM: 00-00-00 THRU: 01-28-98
	127008-02-02B	EA	TRAY - GENERATOR - 16.2" X 20.8" X 6.9" - W/ANGLE & NUTS FROM: 01-29-98 THRU: 99-99-99

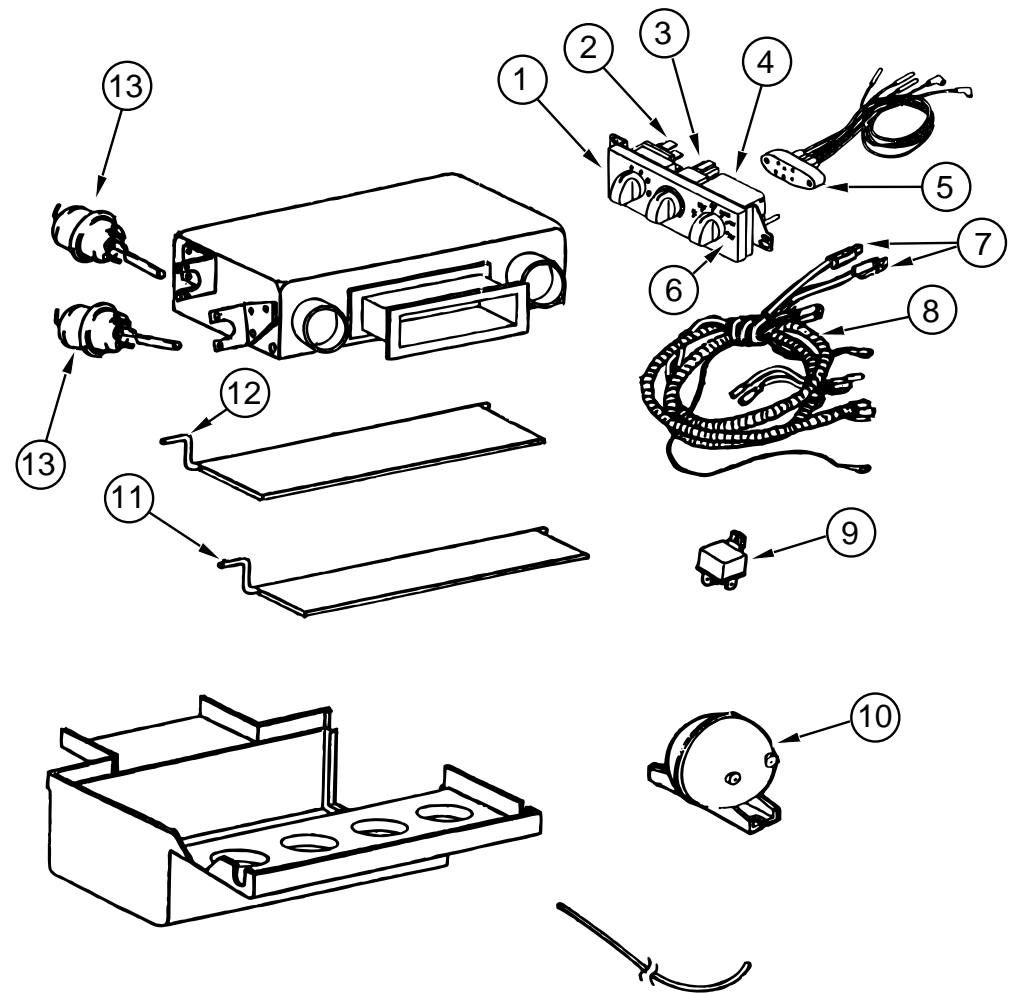
ONAN GENERATOR, 6.5 KW EMERALD PLUS (NHE-FA/26100G)

KEY	PART NUMBER	U/M	DESCRIPTION
	100975-01-000	EA	GENERATOR - 6.5 KW EMERALD PLUS
	007125-03-000	EA	CLAMP - MUFFLER - 1.5" DIA
	007125-04-000	EA	CLAMP - MUFFLER - 1.1" DIA
	007131-01-000	EA	HANGER - TAILPIPE - 6 SLOTS
	079654-05-000	EA	PIPE - EXHAUST - ANGLED - W/FLANGE - 2" ID - ONAN# 154-2539
	105958-17-000	EA	PIPE - GENERATOR EXHAUST - 1.5" OD X 4.9" X 24"
	082272-01-000	EA	MUFFLER - GENERATOR - NELSON #20892-A
	094059-01-000	EA	SPACER - GENERATOR - ONAN
	094657-02-000	EA	TRAY - GENERATOR - 16.2" X 20.8" X 6.9" - W/ANGLE & NUTS FROM: 00-00-00 THRU: 01-28-98
	127008-02-02B	EA	TRAY - GENERATOR - 16.2" X 20.8" X 6.9" FROM: 01-29-98 THRU: 99-99-99
	007067-01-000	SF	INSULATION - FIBERGLASS - 1" THICK X 4'-INCREMENTS 4 SF

NOTE: ADDITIONAL GENERATOR COMPONENTS ARE FOUND IN THE CHASSIS GROUP

HEATING & AIR CONDITIONING GROUP

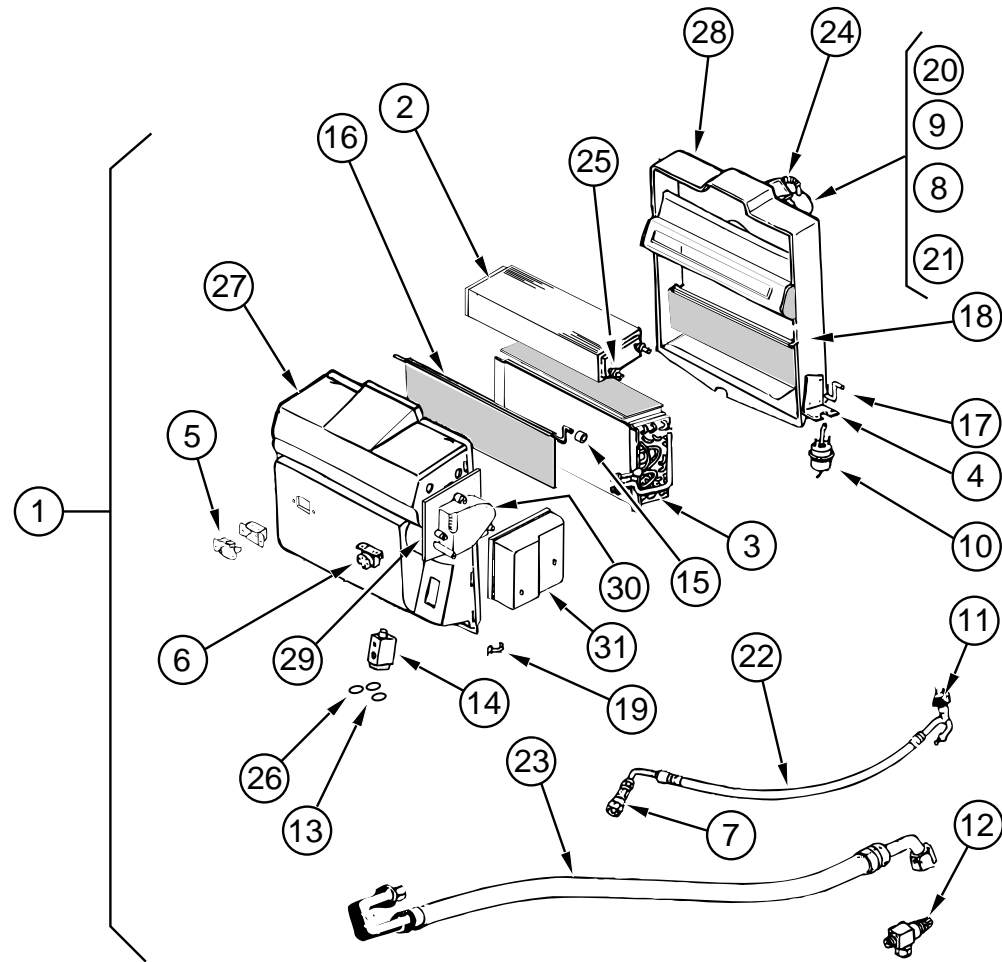
SCS CONTROL/ PLENUM



KEY	PART NUMBER	U/M	DESCRIPTION	VENDOR NO.
	103930-39-000	EA	CONTROL/PLENUM - ROTARY	
1	103930-33-702	EA	CONTROL PANEL	083-0169
2	103930-33-707	EA	SWITCH - BLOWER	032-0186
3	103930-33-708	EA	SWITCH - POTENTIOMETER	032-0184
4	103930-33-709	EA	SWITCH - VACUUM	032-0183
5	103930-33-703	EA	VACUUM HARNESS	036-0466
6	103930-33-710	EA	DECAL F/CONTROL HEAD	058-0102
7	103930-33-705	EA	LIGHT BULBS	035-0030
8	103930-33-711	EA	WIRE HARNESS MAIN	036-0496
9	103930-02-707	EA	RELAY-BOSCH W/RESISTER	031-0001
10	103930-02-710	EA	CANISTER-VACUUM	054-0002
11	103930-39-700	EA	ROD - DOOR - AC/HEAT	073-067
12	103930-39-701	EA	ROD - DOOR AC/DEFROST	073-0069
13	103930-02-708	EA	MOTOR - VACUUM SERVO, A/C	030-0025
	103930-33-701	EA	MOTOR - VACUUM, 3 STAGE	030-0105
	103930-33-712	EA	KNOB - BLOWER	062-00539
	103930-33-713	EA	KNOB	062-00540
	103930-39-704	EA	SPRING	022-0119

HEATING & AIR CONDITIONING GROUP (CONTINUED)

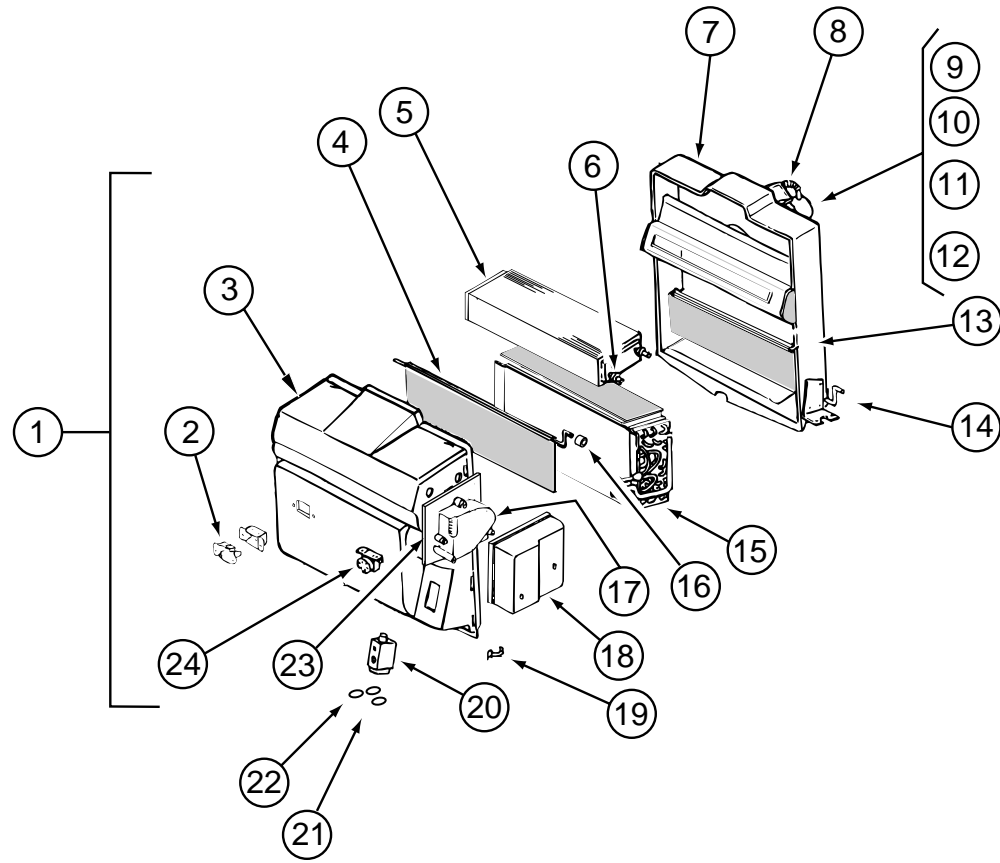
AUTOMOTIVE AIR CONDITIONING (FORD) (FROM: 00-00-00 THRU: 03-01-98)



KEY	PART NUMBER	U/M DESCRIPTION	VENDOR NO.
1	103930-31-000	EA EVAPORATOR/HEATER - FORD - SERVO MOTOR CONTROLLED	
2	103930-01-703	EA CORE - HEATER	042-0010
3	103930-01-704	EA COIL - EVAPORATOR	041-0017
4	103930-01-708	EA BRACKET - VACUUM MOTOR	070-0113
5	103930-01-710	EA RESISTOR - FUSED - A/C	035-0006
6	103930-01-711	EA THERMOSTAT	033-0003
7	103930-01-713	EA FITTING - QUICK CONNECT - #4	050-0030
8	103930-01-717	EA WHEEL - BLOWER - CLOCKWISE	062-0010
9	103930-30-706	EA MOTOR - BLOWER PM147 W/ADAPTER	030-0109
10	103930-02-708	EA MOTOR - VACUUM SERVO - A/C	030-0025
11	103930-12-708	EA SWITCH - BINARY - HI/LOW CUTOUT	032-0048
12	103930-13-702	EA VALVE - SERVICE - W/O COMP.	050-0152
13	103930-17-702	EA O'RING #10	045-0127
14	103930-20-700	EA VALVE - EXPANSION-BLOCK - 2 TON	034-0032
15	103930-30-702	EA BUSHING - BLEND AIR DOOR	062-0168
16	103930-30-705	EA DOOR - BLEND AIR	071-0568
17	103930-20-704	EA ROD - DOOR - RECIRCULATING	073-0018
18	103930-20-705	EA PANEL - DOOR - RECIRCULATING	071-0213
19	103930-20-706	EA CLIP - RETAINER - CASE ATTACH	022-0057
20	103930-20-707	EA HOUSING - BLOWER	062-0145
21	103930-20-708	EA CLIP - MOTOR SHAFT	022-0001
22	103930-21-700	EA HOSE ASM - #6 EVAPORATOR/DRIER	085-0139
23	103930-21-701	EA HOSE ASM - #10 EVAPORATOR/COMP	085-0149
24	110279-01-703	EA HOSE - VENT F/BLOWER MOTOR	051-0034
25	110279-01-712	EA FITTING - HEATER	050-0076
26	113245-01-707	EA O'RING #8	045-0126
27	103930-30-700	EA CASE - FRONT	062-0542
28	103930-20-711	EA CASE - BACK - SUB-ASSEMBLY	062-0147
29	103930-30-701	EA PLATE - MOTOR MOUNT	062-0544
30	103930-30-703	EA MOTOR - SERVO	030-0104
31	103930-30-704	EA COVER - SERVO	062-0545
	103796-01-01A	EA LOUVER - A/C	
	126692-01-H17	EA PLENUM ASM - A/C	

HEATING & AIR CONDITIONING GROUP (CONTINUED)

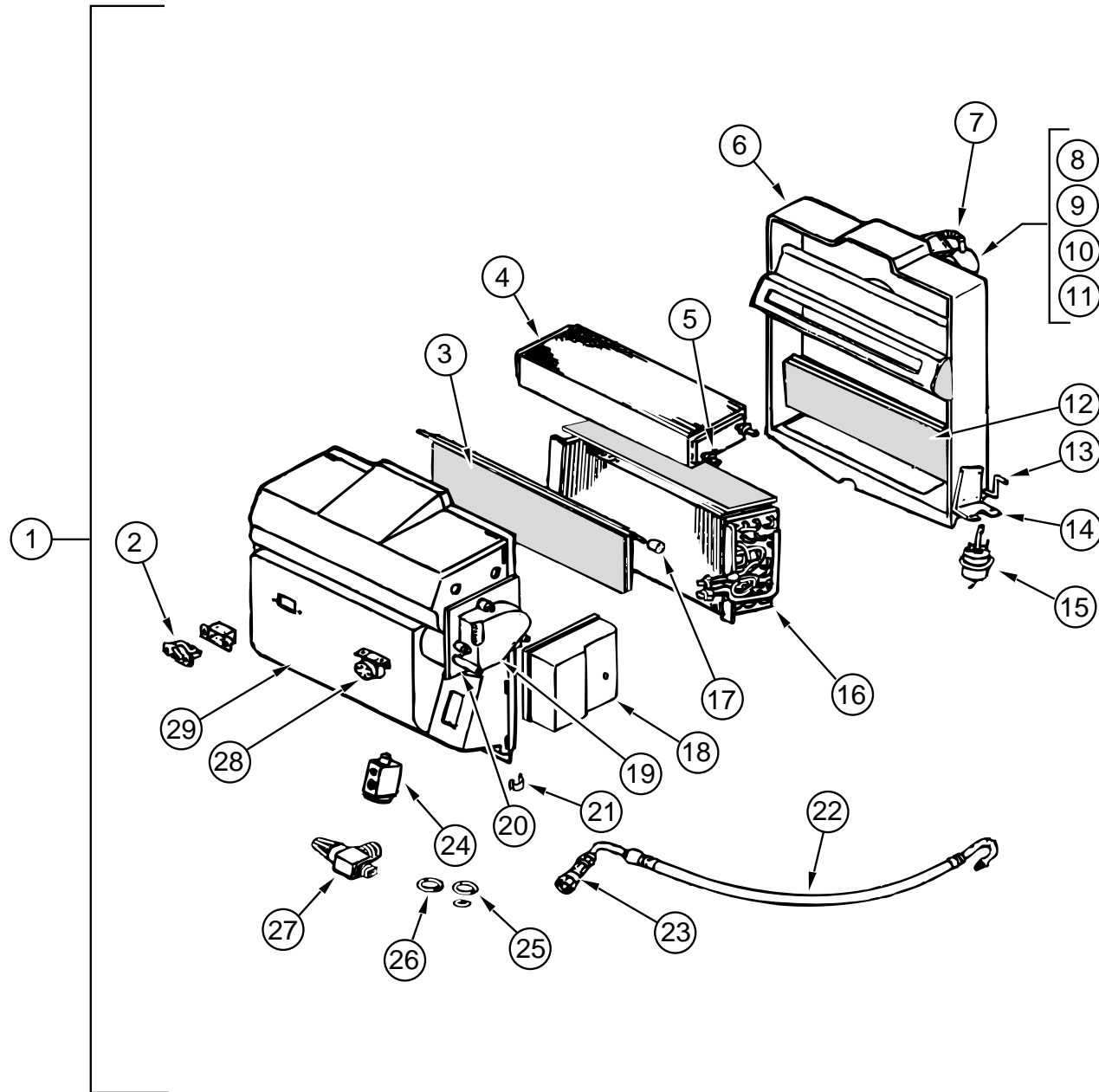
AUTOMOTIVE AIR CONDITIONING (FORD) (NON-CHARGED) (FROM: 03-02-98 THRU: 99-99-99)



KEY	PART NUMBER	U/M DESCRIPTION	VENDOR NO.
1	103930-43-000	EA EVAPORATOR/HEATER ASSEMBLY - NON-CHARGED	
2	103930-01-710	EA RESISTOR - FUSED - A/C	035-0006
3	103930-30-700	EA CASE - FRONT	062-0542
4	103930-43-700	EA DOOR - BLEND AIR	071-0568
5	103930-01-703	EA CORE - HEATER	042-0010
6	110279-01-712	EA FITTING - HEATER	050-0076
7	103930-20-711	EA CASE - BACK - SUB-ASSEMBLY	062-0147
8	110279-01-703	EA HOSE - VENT F/BLOWER MOTOR	051-0034
9	103930-20-707	EA HOUSING - BLOWER	062-0145
10	103930-30-706	EA MOTOR - BLOWER PM147 W/ADAPTER	030-0109
11	103930-01-717	EA WHEEL - BLOWER - CLOCKWISE	062-0010
12	103930-20-708	EA CLIP - MOTOR SHAFT	022-0001
13	103930-20-705	EA PANEL - DOOR - RECIRCULATING	071-0213
14	103930-20-704	EA ROD - DOOR - RECIRCULATING	073-0018
15	103930-01-704	EA COIL - EVAPORATOR	041-0017
16	103930-30-702	EA BUSHING - BLEND AIR DOOR	062-0168
17	103930-30-703	EA MOTOR - SERVO	030-0104
18	103930-30-704	EA COVER - SERVO	062-0545
19	103930-20-706	EA CLIP - RETAINER - CASE ATTACH	022-0057
20	103930-20-700	EA VALVE - EXPANSION-BLOCK - 2 TON	034-0032
21	103930-17-702	EA O'RING #10	045-0127
22	103930-01-707	EA O'RING #8	045-0126
23	103930-30-701	EA PLATE - MOTOR MOUNT	062-0544
24	103930-01-711	EA THERMOSTAT	033-0003
	103930-30-707	EA DIVIDER ASM.	086-0061
	103930-23-000	EA VALVE - WATER - 2 PORT	
	103930-44-000	EA HOSE - EVAPORATOR/DRYER - #6	
	103930-45-000	EA HOSE - EVAPORATOR/COMPRESSOR - FORD	
	103930-29-000	EA HOSE KIT - #10 F/GM L-29 & L-65 CHASSIS	
	103930-29-000	EA HOSE KIT - #10 F/GM L-29 & L-65 CHASSIS	
	103930-29-701	EA O'RING F/LOW PRESSURE SWITCH 045-0483	
	007076-01-000	EA HOSE - FLEXIBLE PVC - 2" ID - INCREMENTS OF 50'	
	007108-01-000	FT HOSE - HEATER - 5/8" ID - HI-TEMP - FORD	
	007281-01-000	EA HOSE - FLEXIBLE PVC - 2.5" ID X 50'	
	024990-05-000	EA OUTLET - DEFROSTER - 4" DIAMETER W/SWIVEL DEFLECTORS	
	056402-05-000	EA BRACKET - HEATER VENT - ROUND W/BEND - BLACK	
	077075-01-000	EA GASKET - INSTRUMENT PANEL TO DEFROSTER PLENUM - .6"X10.2"	
	103016-01-000	EA PLENUM - TRANSITION	
	103017-03-000	EA PLENUM - DEFROSTER	
	103558-01-11A	EA VENT - DEFROSTER - 2" X 14.4" X 1.4" - TITANIUM	
	103796-01-01A	EA LOUVER - A/C	

HEATING & AIR CONDITIONING GROUP (CONTINUED)

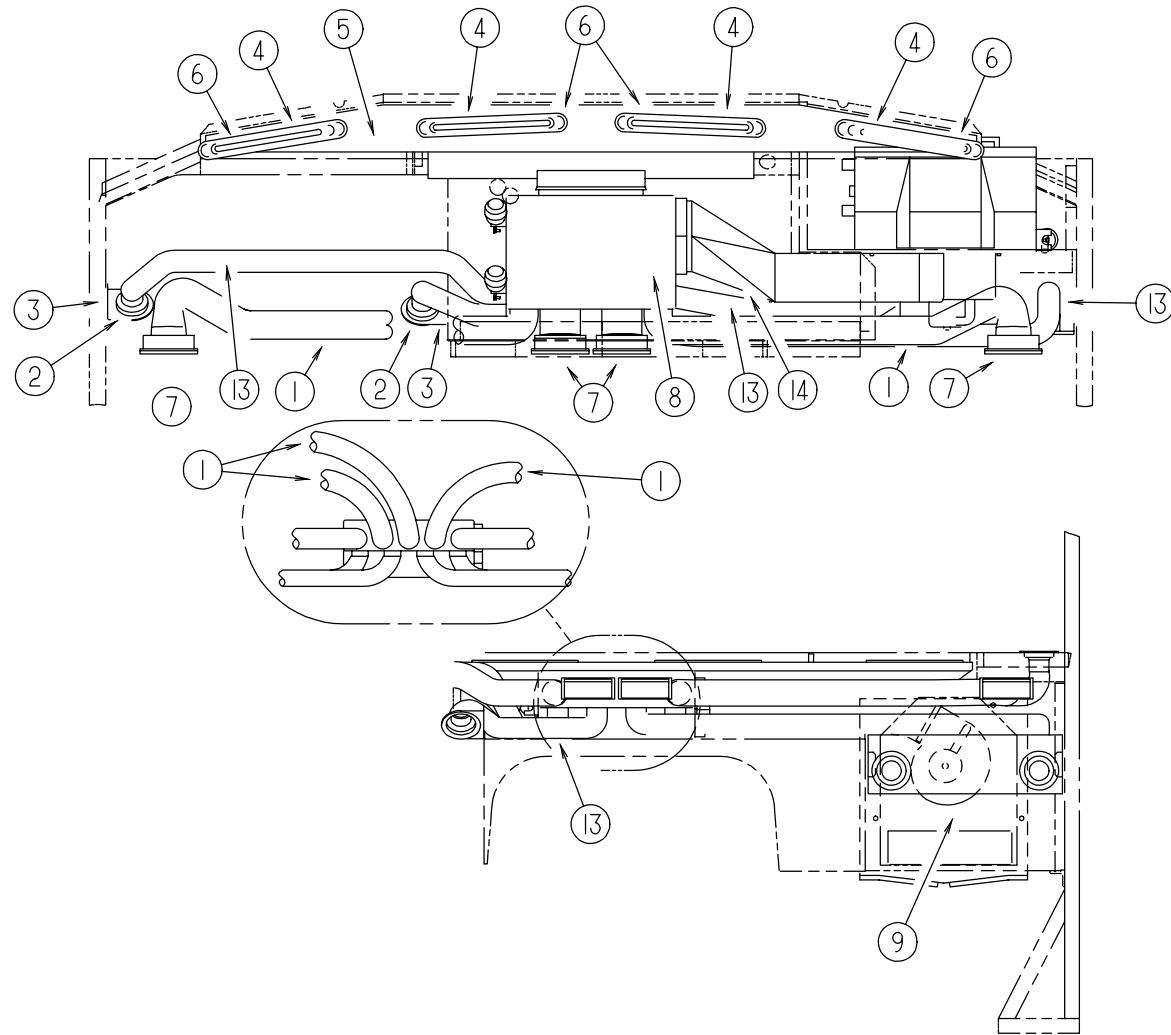
SCS EVAPORATOR/ HEATER - CHEVY



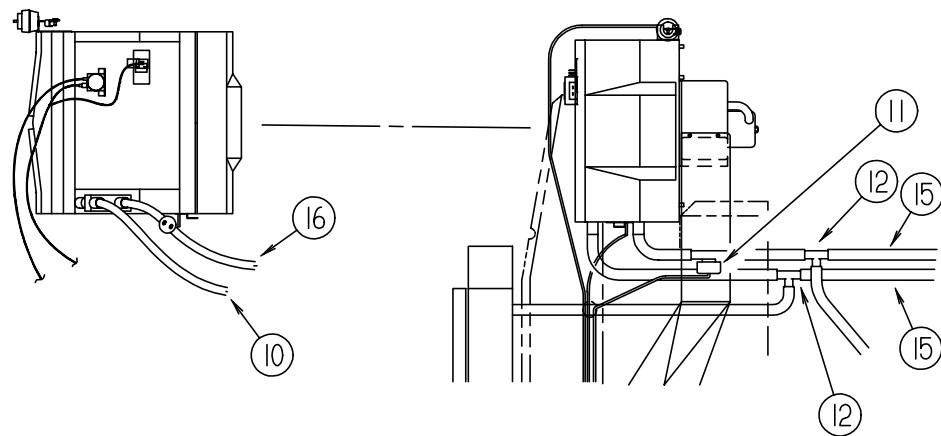
KEY	PART NUMBER	U/M DESCRIPTION	VENDOR NO.
1	103930-30-000	EA EVAPORATOR/HEATER - CHEVY - SERVO MOTOR CONTROLLED	
2	103930-01-710	EA RESISTOR - FUSED - A/C	035-0006
3	103930-30-705	EA DOOR - BLEND AIR	071-0568
4	103930-01-703	EA CORE - HEATER	042-0010
5	110279-01-712	EA FITTING - HEATER	050-0076
6	103930-20-711	EA CASE - BACK - SUB-ASSEMBLY	062-0147
7	110279-01-703	EA HOSE - VENT - BLOWER MOTOR	051-0034
8	103930-20-707	EA HOUSING - BLOWER	062-0145
9	103930-30-706	EA MOTOR - BLOWER - (PM147)	030-0109
10	103930-01-717	EA WHEEL - BLOWER - CLOCKWISE	062-0010
11	103930-20-708	EA CLIP - MOTOR SHAFT	022-0001
12	103930-20-705	EA PANEL - DOOR - RECIRCULATING	071-0213
13	103930-20-704	EA ROD - DOOR - RECIRCULATING	073-0018
14	103930-01-708	EA BRACKET - VACUUM MOTOR	070-0113
15	103930-02-708	EA MOTOR - VACUUM SERVO - A/C	030-0025
16	103930-01-704	EA COIL - EVAPORATOR	041-0017
17	103930-30-702	EA BUSHING - BLEND AIR DOOR	062-0168
18	103930-30-704	EA COVER - SERVO	062-0545
19	103930-30-703	EA MOTOR - SERVO	030-0104
20	103930-30-701	EA PLATE - MOTOR MOUNT	062-0544
21	103930-20-706	EA CLIP-RETAINER - CASE ATTACH	022-0057
22	103930-25-700	EA HOSE ASM. - #6 EVAP TO DRIER	085-0350
23	103930-12-709	EA FITTING - QUICK CONNECT	050-0120
24	103930-20-700	EA VALVE - EXPANSION-BLOCK - 2 TON	034-0032
25	103930-17-702	EA O'RING #10	045-0127
26	113245-01-707	EA O'RING #8	045-0126
27	103930-20-709	EA VALVE - SERVICE	050-0159
28	103930-01-711	EA THERMOSTAT	033-0003
29	103930-30-700	EA CASE - FRONT	062-0542
	103796-01-01A	EA LOUVER - A/C	
	126692-01-H17	EA PLENUM ASM - A/C	

HEATING & AIR CONDITIONING GROUP (CONTINUED)

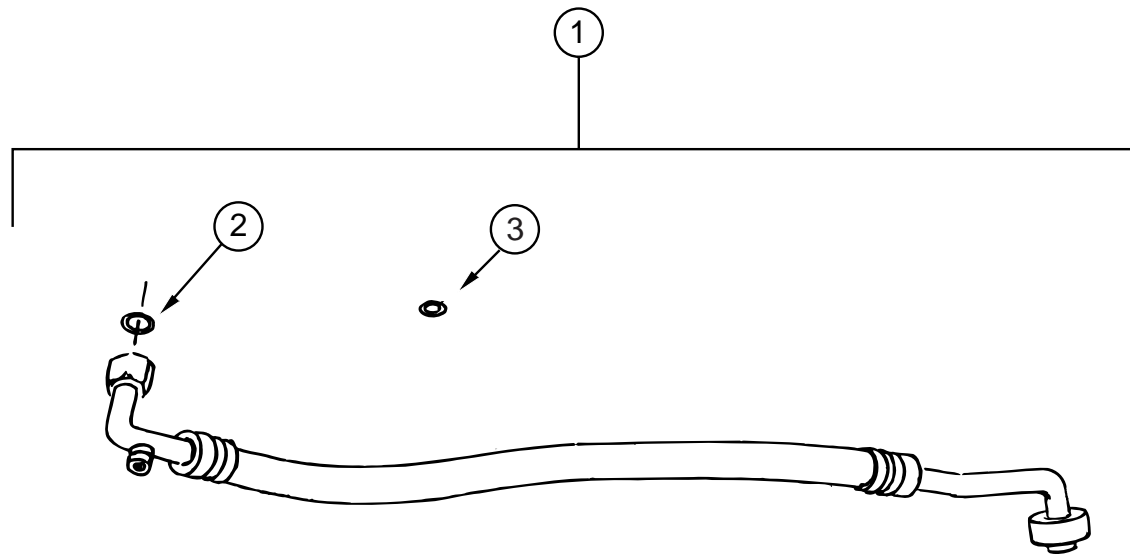
AUTOMOTIVE AIR CONDITIONING MISCELLANEOUS



KEY	PART NUMBER	U/M DESCRIPTION	VENDOR NO.
1	007281-01-000	EA HOSE - FLEXIBLE PVC - 2.5" ID X 50'	
2	024990-05-000	EA OUTLET - DEFROSTER - 4" DIAMETER W/SWIVEL DEFLECTORS	
3	056402-05-000	EA BRACKET - HEATER VENT - ROUND W/BEND - BLACK	
4	077075-01-000	EA GASKET - INSTRUMENT PANEL TO DEFROSTER PLENUM - .6"X10.2"	
5	103017-03-000	EA PLENUM - DEFROSTER	
6	103558-01-10A	EA VENT - DEFROSTER - 2" X 14.4" X 1.4" - ANTELOPE	
7	103796-01-01A	EA LOUVER - A/C-ADJUSTABLE - 2.2" X 5.4" F/2.5" HOSE - BLACK	
8	103930-40-000	EA CONTROL/PLENUM - ROTARY CONTROL HEAD	
9	103930-30-000	EA EVAPORATOR/HEATER - CHEVY - SERVO MOTOR CONTROLLED	
9	103930-31-000	EA EVAPORATOR/HEATER - FORD - SERVO MOTOR CONTROLLED - 1997 CHASSIS	
9	103930-43-000	EA EVAPORATOR/HEATER ASSEMBLY - NON-CHARGED - FORD - 1999 CHASSIS	
10	103930-29-000	EA HOSE KIT - #10 F/GM L-29 & L-65 CHASSIS	
	103930-17-702	EA O'RING #10	045-0127
	103930-29-701	EA O'RING F/LOW PRESSURE SWITCH	045-0483
10	103930-45-000	EA HOSE - EVAPORATOR/COMPRESSOR - FORD - 1999 CHASSIS	
11	103930-23-000	EA VALVE - WATER - 2 PORT	
12	076776-01-000	EA TEE - BEADED - 5/8" X 5/8" X 5/8"	
13	007076-01-000	EA HOSE - FLEXIBLE PVC - 2" ID - INCREMENTS OF 50'	
14	103016-01-000	EA PLENUM - TRANSITION	
15	007108-01-000	FT HOSE - HEATER - 5/8" ID - HI-TEMP - FORD	
16	103930-44-000	EA HOSE - EVAPORATOR/DRYER - #6 - FORD - 1999 CHASSIS	
	103930-37-000	EA MANUAL - OWNERS - HEATER/AC	



HEATING & AIR CONDITIONING GROUP (CONTINUED)



CHEVY HOSE KIT - VORTEC GAS OR DIESEL OPTION

KEY	PART NUMBER	U/M DESCRIPTION	VENDOR NO.
1	103930-29-000	EA HOSE KIT - #10 W/GM L-29 & L-65 CHASSIS	
2	103930-17-702	EA O'RING #10	045-0127
3	103930-29-701	EA O'RING F/LOW PRESSURE SWITCH	045-0483

HEATING & AIR CONDITIONING GROUP (CONTINUED)

FURNACE

KEY	PART NUMBER	U/M DESCRIPTION
*	098668-22-000	EA FURNACE - 40,000 BTU
	098668-23-000	EA DOOR - ACCESS - FURNACE - BRIGHT WHITE
	009200-01-000	EA TAPE - FURNACE - 1 1/2"
	089367-02-000	EA TEE - 4" X 2" X 4"
	094600-05-01A	EA REGISTER - HEAT - W/O DAMPER - 11.3" - BEIGE
	098668-14-000	EA GASKET - FIBERGLASS - .5" X 18" X 18"
	115764-01-01A	EA THERMOSTAT - FURNACE

*** COMPONENT PARTS FOUND IN SERVICE PARTS LIBRARY**

AUTOMOTIVE REAR HEATER SYSTEM

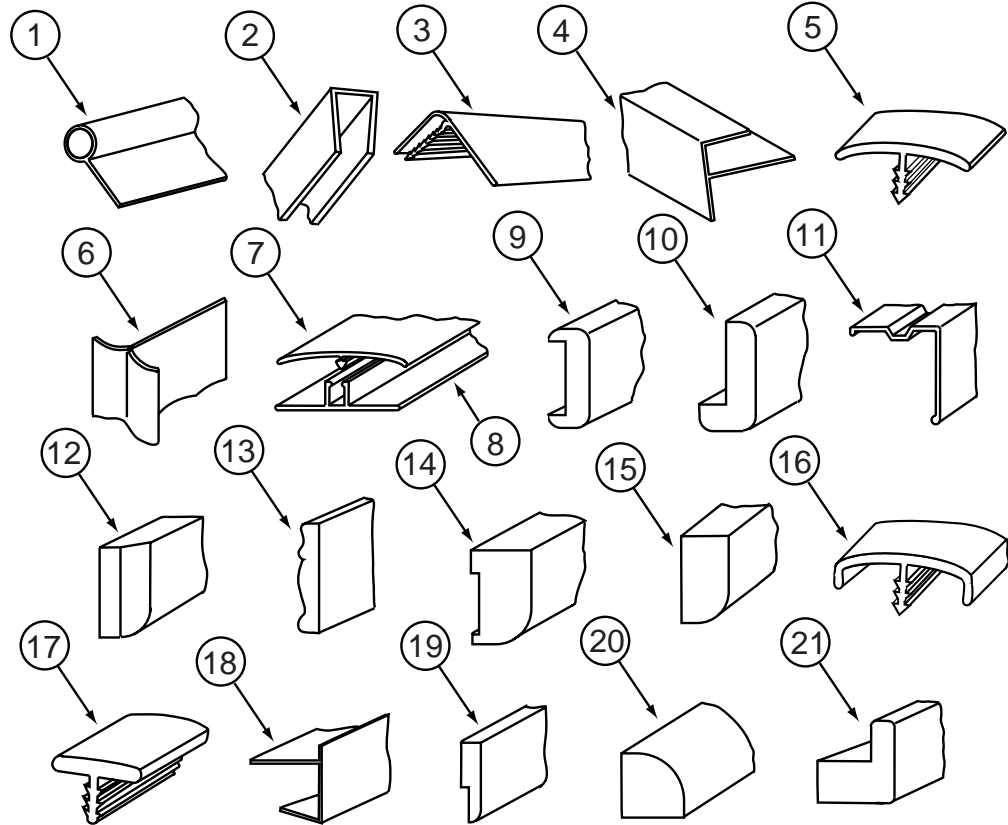
KEY	PART NUMBER	U/M DESCRIPTION	VENDOR NO.
	084405-01-000	EA HEATER - REAR/DUCTED - W/MOTOR AID	
	084405-01-700	EA CORE-HEATER	FT200229
	084405-01-701	EA FAN BLADES	HV029931
	084405-01-702	EA MOTOR ASSEMBLY, 12 VOLT	RV010348
	061673-01-000	EA BRACKET - MOTOR AID TUBES - 4" X 1.5" - STEEL	
	009198-01-000	FT DUCT - HEAT - FLEXIBLE - 4" ID X 25'	
	069636-02-000	EA CONNECTOR - DUCT - 4" ID	
	079059-01-000	EA HOSE - 90 DEGREE - 5/8" ID X 4" X 36"	
	056464-10-000	EA REGISTER - 4" DIAMETER - PLASTIC - W/O DAMPER - BEIGE	
	007108-01-000	FT HOSE - HEATER - 5/8" ID - HI-TEMP - FORD	
	076776-01-000	EA TEE - BEADED - 5/8" X 5/8" X 5/8"	

A/C - ROOF & CEILING ASSEMBLY

KEY	PART NUMBER	U/M DESCRIPTION
*	108889-01-05A	EA A/C - ROOF - 13,500 TSR
		FROM: 00-00-00 THRU: 07-05-98
*	131185-01-01A	EA A/C ROOF - 13,500 BTU - 220 VOLT - WHITE
		FROM: 07-06-98 THRU: 99-99-99
*	108892-01-01A	EA CEILING ASSEMBLY - A/C DUCTED
		FROM: 00-00-00 THRU: 07-05-98
*	131184-01-01A	EA CEILING ASSEMBLY - A/C DUCTED - WHITE
		FROM: 07-06-98 THRU: 99-99-99
	102289-01-000	EA SPRING - SCREW - ROOF A/C GASKET
	117238-01-01A	EA THERMOSTAT - A/C - FURNACE
	117238-02-01A	EA THERMOSTAT - A/C ONLY
	120134-01-02A	EA REGISTER - 4" TO 5" IN DIAMETER W/DAMPER
	073937-03-000	EA SWITCH - ROTARY- AC - SELECTOR - 3 DECK
	121365-01-01A	EA COVER - A/C SWITCH - DUAL

*** COMPONENT PARTS FOUND IN SERVICE PARTS LIBRARY**

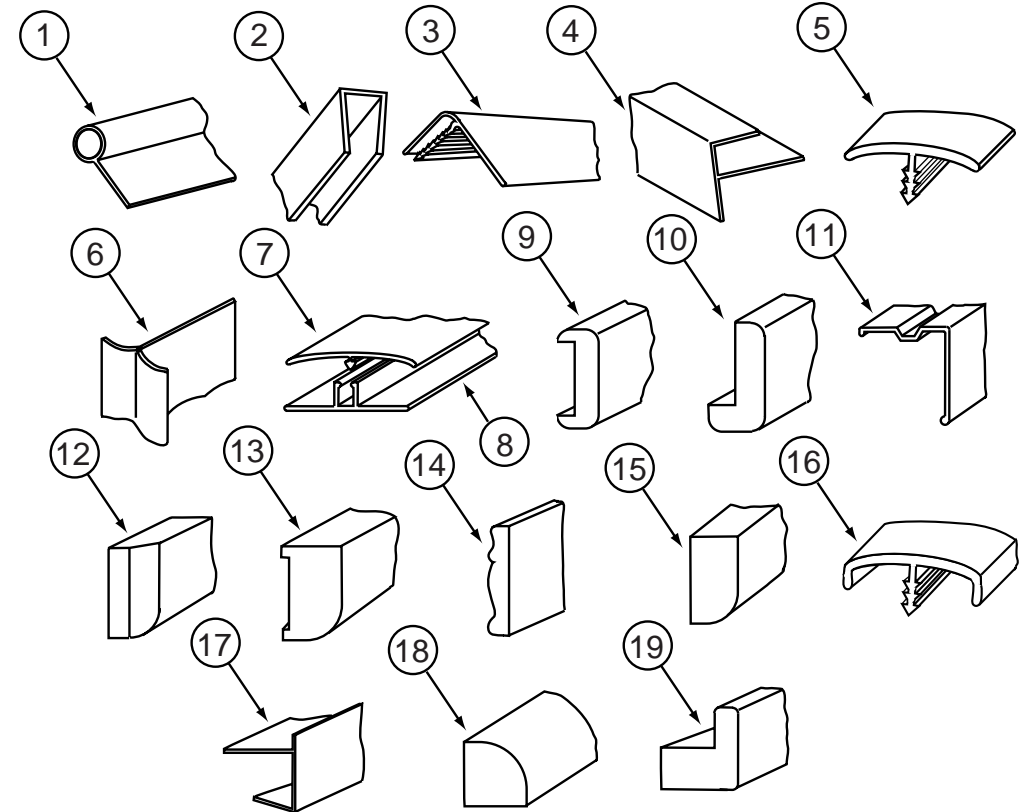
INTERIOR FINISH GROUP



INTERIOR TRIM & MOLDINGS (OAK)

KEY	PART NUMBER	U/M	DESCRIPTION
1	009767-12-000	FT	WELTING - SIDEWALL/CEILING/CABINET - OFF/WHT
2	009778-21-000	FT	U-CHANNEL - 1" - WATERFORD OAK
2	070504-36-000	FT	U-CHANNEL - PLASTIC - .13" X 72" - WATERFORD OAK
2	070504-03-000	FT	U-CHANNEL - PLASTIC - .9" X 96" - GRADY BROWN
2	070504-18-000	FT	U-CHANNEL - PLASTIC - .13" X 84" - IVORY
3	009809-28-000	EA	MOLDING - CORNER - OUTSIDE - 1" X 84" - WATERFORD OAK
4	009812-29-000	EA	MOLDING - PLASTIC - 1/2" O/S CORNER - WATERFORD OAK
5	105709-01-000	FT	MOLDING-T - 1" - MODERN IVORY
6	022992-11-000	FT	MOLDING - REVERSE COVE - T-SHAPED VINYL - IVORY
7	086229-15-000	EA	BATTEN - 1" X 96" - MODERN IVORY
7	086229-20-000	EA	BATTEN - 1" X 96" - BEIGE
8	086229-01-000	EA	RETAINER - BATTEN - .75" WIDE - 7.6'
8	086229-14-000	EA	RETAINER - .75" X 98.43" - ANY COLOR
9	078323-06-G15	EA	MOLDING - CAP - WALL - 78"
10	077840-01-G01	EA	MOLDING - CAP/WALL - 8' WATERFORD OAK
11	093873-01-01A	EA	TRIM - CARPET - L-ANGLE 1.1" X 1.3" X 12' - GRAY VINYL
12	100659-01-G09	EA	MOLDING/TRIM - VINYL FLOOR
13	100182-10-G29	EA	TRIM - RAIL/CHAIR - 8'
14	117268-D2-134	EA	MOLDING - VINYL WRAPPED - .7" X 1.6" X 84" - WATERFORD OAK
14	117268-F2-438	EA	MOLDING - VINYL WRAPPED - .7" X 2.6" X 96" - WATERFORD OAK
14	117268-F2-134	EA	MOLDING - VINYL WRAPPED - .7" X 2.7" X 84" - WATERFORD OAK
15	100818-01-05A	EA	MOLDING - VINYL WRAPPED - 1.65" X .4" X 84"-WATERFORD OAK
16	083620-12-000	FT	MOLDING-T - END CAP EDGE - W/EDGE LIP - .75"-WATERFORD OAK
16	104676-02-04A	FT	MOLDING-T - 1/2" - WATERFORD OAK
17	104676-01-01A	FT	MOLDING-T - 5/16" RIGID GOLD
18	103186-01-05A	FT	MOLDING - PLASTIC - 3/8" U-CHANNEL 3/4" FACE-WATERFORD OAK
18	103186-02-05A	FT	MOLDING - PLASTIC/1" U-CHANNEL W/1 3/8" FACE-WATERFORD OAK
19	105004-01-05A	EA	MOLDING - VINYL WRAPPED - 1" X 96" - WATERFORD OAK
20	109410-01-G15	EA	MOLDING - TRIM - 8'- ASH/WATERFORD OAK STAIN
21	100819-01-05A	EA	MOLDING - VINYL WRAPPED - L-SHAPED - 1.5" X 1.5" X 84"
	076325-46-000	FT	MOLDING - EDGE BAND - 1 5/16" X .001" - CLOUD
	076325-67-000	FT	MOLDING - EDGE BAND - .93" X .024" - WATERFORD OAK

INTERIOR FINISH GROUP (CONTINUED)

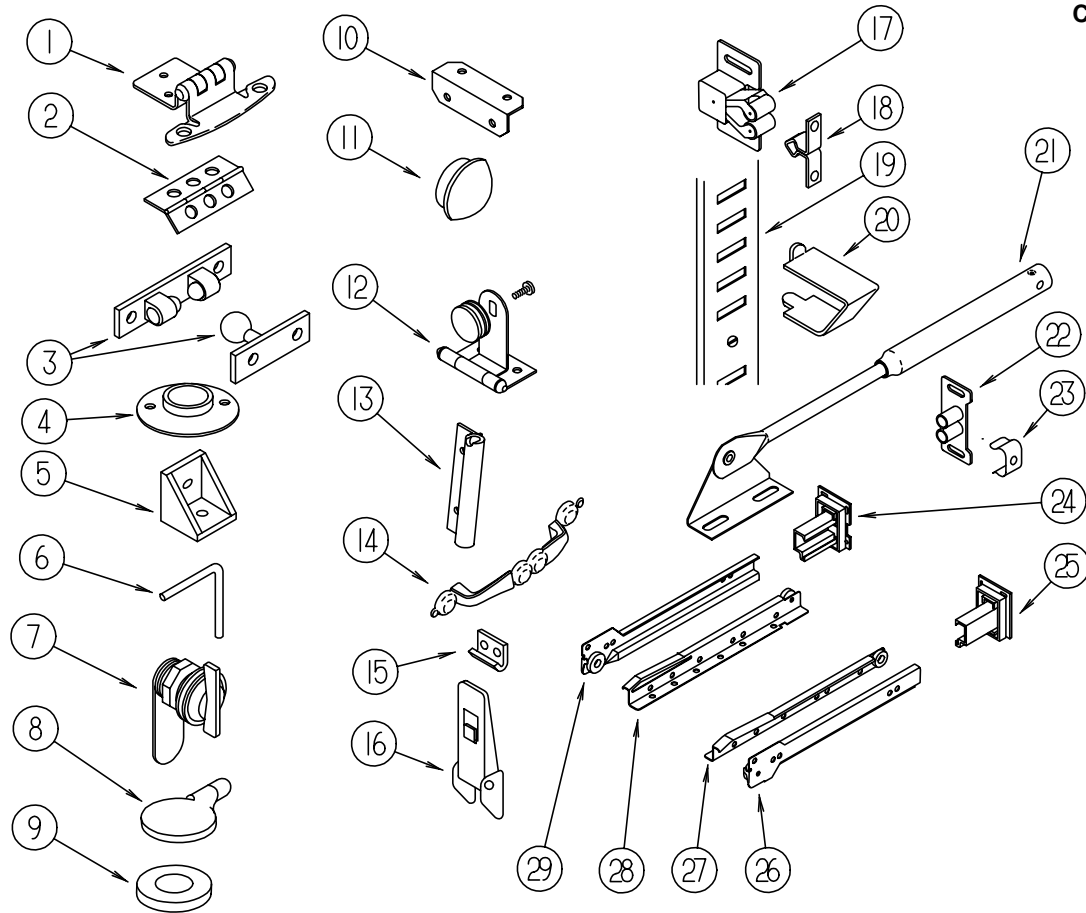


INTERIOR TRIM & MOLDINGS (WHITE GRANITE)

KEY	PART NUMBER	U/M	DESCRIPTION
1	009767-12-000	FT	WELTING - SIDEWALL/CEILING/CABINET - OFF/WHT
2	009778-25-000	FT	U-CHANNEL - 1" - BEIGE ILLUSION
2	070504-43-000	FT	U-CHANNEL - PLASTIC - .87" X 96" - BEIGE ILLUSION
2	070504-45-000	FT	U-CHANNEL - PLASTIC - .13" X 72" - WHITE GRANITE
3	009809-30-000	EA	MOLDING - CORNER - OUTSIDE - 1" X 84" - BEIGE ILLUSION
4	009812-31-000	EA	MOLDING - PLASTIC - 1/2" O/S CORNER - BEIGE ILLUS
5	105709-01-000	FT	MOLDING - T - 1" - MODERN IVORY
6	022992-11-000	FT	MOLDING - REVERSE COVE - T-SHAPED VINYL - IVORY
7	086229-15-000	EA	BATTEN - 1" X 96" - MODERN IVORY
7	086229-19-000	EA	BATTEN - 1" X 98.43" - OFF WHITE
7	086229-20-000	EA	BATTEN - 1" X 96" - BEIGE
8	086229-14-000	EA	RETAINER - 3/4" X 98.43" - ANY COLOR
9	078323-06-H40	EA	MOLDING - CAP/WALL - 6.6'
10	077840-01-H23	EA	MOLDING - CAP/WALL 8' - WHITE MAPLE
10	077840-96-H40	EA	MOLDING - CAP - WALL - 96" - MOONLIT
11	093873-01-01A	EA	TRIM - CARPET - L-ANGLE 1.1" X 1.3" X 12' - GRAY VINYL
12	100659-01-E01	EA	MOLDING/TRIM - VINYL FLOOR
13	122668-D2-134	EA	MOLDING - VINYL WRAPPED - .7" X 1.6" X 84" - WHITE GRANITE
13	122668-F2-134	EA	MOLDING - VINYL WRAPPED - .7" X 2.6" X 84" - WHITE GRANITE
13	122668-F2-438	EA	MOLDING - VINYL WRAPPED - .7" X 2.5" X 96" - WHITE GRANITE
14	100182-10-H40	EA	TRIM - RAIL
15	100818-01-07A	EA	MOLDING - VINYL WRAPPED - 1.65" X .4" X 7' - WHITE GRANITE
16	104676-02-07A	FT	MOLDING - T - 1/2" - DESIGNER BEIGE
16	083620-15-000	FT	MOLDING - T - END CAP EDGE - W/EDGE LIPS - .75" -BEIGE ILLUS
17	103186-01-07A	FT	MOLDING - PLASTIC/3/8" U-CHANNEL W/3/4" FACE - BEIGE ILLUS
17	103186-02-07A	FT	MOLDING - PLASTIC/1" U-CHANNEL W/1 3/8" FACE - BEIGE ILLUS
18	109410-01-H40	EA	MOLDING - TRIM - 8'- WHITE MAPLE/CLEAR FINISH
19	100819-01-07A	EA	MOLDING - VINYL WRAPPED - L-SHAPED - 1.5" X 1.5" X 7' - WHITE GRANITE
	109736-01-01A	FT	T-MOLDING - 1" - BRASS/BLACK
	076325-39-000	FT	MOLDING - EDGE BAND - 1 5/16" X .030"
	076325-40-000	FT	MOLDING - EDGE BAND - .875" X .024"
	076325-73-000	FT	MOLDING - EDGE BAND - .93" X .024"
	113794-01-03A	FT	MOLDING - CROWN
	122670-D2-438	EA	LUMBER - 018 X 038 X 2438 MM VINYL - WRAPPED WHITE GRANITE
	126902-01-01A	EA	MOLDING - PLASTIC WRAP

INTERIOR FINISH GROUP (CONTINUED)

CABINET HARDWARE



KEY	PART NUMBER	U/M	DESCRIPTION
1	108138-01-000	EA	HINGE - CABINET DOOR - BURNISHED BRASS (OAK)
1	108138-02-000	EA	HINGE - BRIGHT BRASS (WHITE GRANITE)
2	009059-01-000	EA	HINGE - DOOR - 2" X 1.4" - BRASS
2	009059-02-000	EA	HINGE - DOOR - 2" X 2.7" - BRASS
3	084451-02-000	EA	CATCH - BRASS
4	009112-01-000	EA	FLANGE - PLASTIC - 1" CLOTHES ROD - OFF WHITE
5	065740-01-000	EA	BRACE - CABINET/CORNER - PLASTIC
6	108487-02-01A	EA	SUPPORT - PROP ROD/OVERHEAD - BLACK
	039984-01-000	EA	CAP - ROUND - VINYL - .28" ID X .62" - BLACK (PROP ROD)
7	100710-01-01A	EA	LOCK - GLASS DOOR/TWIST TYPE - BRASS
8	101766-01-000	EA	PIN - SUPPORT/GLASS DOOR
9	100707-01-000	EA	SPACER - GLASS DOOR - .8" DIA - .3" HOLE - PLASTIC
10	016604-01-000	EA	BRACE - CABINET - ANGLE - 2.5" - UNPAINTED METAL
10	016604-05-000	EA	BRACE - CABINET - ANGLE - 2.5" - OFF WHITE METAL
11	074045-01-000	EA	PLUG - OAK - 1/2" DIAMETER (OAK)
11	074045-11-000	EA	PLUG - OAK - 3/8" DIAMETER (WHITE)
12	100711-01-01A	EA	HINGE - GLASS DOOR
13	108486-01-01A	EA	BRACKET - PROP ROD/OVERHEAD - BLACK
14	121890-01-01A	EA	PULL - CABINET - BRASS
15	042541-05-000	EA	STRIKE - BRASS - W/O LATCH
16	116975-01-01A	EA	LATCH - W/O STRIKE - BLACK - NEW STYLE
17	093586-06-000	EA	CATCH - SPRING - ROLLER
18	093586-05-000	EA	STRIKE - SPRING STEEL
19	098980-01-000	EA	PILASTER - ADJUSTABLE SHELF - 18"
19	098980-02-000	EA	PILASTER - ADJUSTABLE SHELF - 12"
19	098980-03-000	EA	PILASTER - ADJUSTABLE SHELF - 9"
20	098979-01-000	EA	CLIP - ADJUSTABLE SHELF
21	074493-02-000	EA	SUPPORT - PISTON SPRING - CABINET DOOR
22	009021-01-000	EA	CATCH - GRILLE - NYLON
23	009021-02-000	EA	STRIKE - SPRING STEEL
	023320-01-000	EA	PAD - FELT 3/8" DIAMETER

KEY	PART NUMBER	U/M	DESCRIPTION
	041389-18-000	EA	HINGE - PIANO - 1.50" X 19" - OFF WHITE
	041389-25-000	EA	HINGE - PIANO - 1.50" X 55"
	042438-01-000	EA	DOWEL - WOOD - CLOTHES ROD - 1" DIAMETER X 4'
	042438-06-000	EA	DOWEL - WOOD - 1.5" X 26" - OAK
	101272-01-000	EA	CATCH - GLASS DOOR
	102194-01-000	EA	GUIDE - PLASTIC
	004354-01-000	EA	BUMPER - RUBBER - .5" DIA - BROWN
24	128811-01-01A	EA	BACKSOCKET - ADJUSTABLE - LEFT
25	128811-02-01A	EA	BACKSOCKET - ADJUSTABLE - RIGHT
26	128810-02-01A	EA	SLIDE - DRAWER - 12" - RIGHT CABINET
26	128810-06-01A	EA	SLIDE - DRAWER - 14" - RIGHT CABINET
26	128810-10-01A	EA	SLIDE - DRAWER - 16" - RIGHT CABINET
26	128810-14-01A	EA	SLIDE - DRAWER - 18" - RIGHT CABINET
26	128810-18-01A	EA	SLIDE - DRAWER - 20" - RIGHT CABINET
26	128810-22-01A	EA	SLIDE - DRAWER - 22" - RIGHT CABINET
26	128810-26-01A	EA	SLIDE - DRAWER - 24" - RIGHT CABINET
27	128810-04-01A	EA	SLIDE - DRAWER - 12" - RIGHT DRAWER
27	128810-08-01A	EA	SLIDE - DRAWER - 14" - RIGHT DRAWER
27	128810-12-01A	EA	SLIDE - DRAWER - 16" - RIGHT DRAWER
27	128810-16-01A	EA	SLIDE - DRAWER - 18" - RIGHT DRAWER
27	128810-20-01A	EA	SLIDE - DRAWER - 20" - RIGHT DRAWER
27	128810-24-01A	EA	SLIDE - DRAWER - 22" - RIGHT DRAWER
27	128810-28-01A	EA	SLIDE - DRAWER - 24" - RIGHT DRAWER
28	128810-03-01A	EA	SLIDE - DRAWER - 12" - LEFT DRAWER
28	128810-07-01A	EA	SLIDE - DRAWER - 14" - LEFT DRAWER
28	128810-11-01A	EA	SLIDE - DRAWER - 16" - LEFT DRAWER
28	128810-15-01A	EA	SLIDE - DRAWER - 18" - LEFT DRAWER
28	128810-19-01A	EA	SLIDE - DRAWER - 20" - LEFT DRAWER
28	128810-23-01A	EA	SLIDE - DRAWER - 22" - LEFT DRAWER
28	128810-27-01A	EA	SLIDE - DRAWER - 24" - LEFT DRAWER
29	128810-01-01A	EA	SLIDE - DRAWER - 12" - LEFT CABINET
29	128810-05-01A	EA	SLIDE - DRAWER - 14" - LEFT CABINET
29	128810-09-01A	EA	SLIDE - DRAWER - 16" - LEFT CABINET
29	128810-13-01A	EA	SLIDE - DRAWER - 18" - LEFT CABINET
29	128810-17-01A	EA	SLIDE - DRAWER - 20" - LEFT CABINET
29	128810-21-01A	EA	SLIDE - DRAWER - 22" - LEFT CABINET
29	128810-25-01A	EA	SLIDE - DRAWER - 24" - LEFT CABINET

INTERIOR FINISH GROUP (CONTINUED)

PANELING & PLASTIC LAMINATE (OAK)

KEY	PART NUMBER	U/M DESCRIPTION
	000846-01-000	SF PLYWOOD - 5/16" X 48" X 96" - CD GRADE
	000846-02-000	SF PLYWOOD/UNDERLAYMENT - 5/16" X 48" X 96"
	000885-76-000	SF PARTICLE BOARD - 3/8" X 48" X 96" - WATERFORD OAK/VINYL 1 SIDE
	000885-77-000	SF PARTICLE BOARD - 3/8" X 48" X 96" - WATERFORD OAK/VINYL 2 SIDE
	000885-79-000	SF PARTICLE BOARD - 3/4" X 48" X 96" - WATERFORD OAK/VINYL 2 SIDE
	074497-28-000	SF PANELING - WATERFORD OAK - 48" X 96"
	074498-40-000	SF LAMINATE - PLASTIC - OFF WHITE - 5' X 8' - INC OF 40 SF
	074498-62-000	SF LAMINATE - PLASTIC - GREY FINESSE - 5' X 8' - INC OF 40SF (J22)
	074498-88-000	SF LAMINATE - PLASTIC - 5' X 8' - INCREMENTS OF 40 SF (J24)
	074498-71-000	SF LAMINATE - PLASTIC - NEUTRAL SANTOS - 5' X 8' -INC OF 40 SF (J26, J28)
	074498-77-000	SF LAMINATE - PLASTIC - ART CABIN - 4' X 8' - INC OF 32 SF
	080215-10-000	SF PANELING - 2 SIDED - WATERFORD - .2" X 48" X 96"
	088272-G1-000	SF PANELING - PEBBLE EMBOSSED - ANTIQUE WHITE - 4' X 7' (WET BATH)
	088272-G2-000	SF PANELING - LA JOLLA/SEAMIST - 4' X 8' (J22)
	088272-H4-000	SF PANELING - TRAVIS - 4' X 7'(28 SQ.FT.) (J26)
	088272-H7-000	SF PANELING - CAIRO/SILVERSAGE (J28)
	114129-01-02A	SF LINER - CABINET - .02" X 48" X 96"
	117267-D2-438	EA LUMBER - VINYL WRAPPED - .7" X 1.5" X 96" - WATERFORD OAK
	117267-E2-438	EA LUMBER - VINYL WRAPPED - .7" X 2" X 96" - WATERFORD OAK
	117267-G2-438	EA LUMBER - VINYL WRAPPED - .7" X 3" X 96" - WATERFORD OAK
	117267-J2-438	EA LUMBER - VINYL WRAPPED - .7" X 5.5" X 96" - WATERFORD OAK
	117267-R2-438	EA LUMBER - VINYL WRAPPED - .7" X 3" X 96" - WATERFORD OAK
	126339-01-000	SF BOARD - WHEAT - 60" X 72"

FIRE EXTINGUISHER, DETECTORS & WALL CLOCK

KEY	PART NUMBER	U/M DESCRIPTION	VENDOR NO.
	072852-02-000	EA DETECTOR - SMOKE - W/9 VOLT BATTERY - CANADIAN	
	094499-02-000	EA EXTINGUISHER/FIRE - DRY - 1A10BC - CANADIAN	
	094499-01-700	EA BRACKET MTG. W/PLAS. STRAP	294039
	072852-01-000	EA DETECTOR - SMOKE - W/9 VOLT BATTERY - US	
	094499-01-000	EA EXTINGUISHER/FIRE - DRY W/MOUNTING BRACKET	
		FROM: 00-00-00 THRU: 02-24-98	
	094499-01-700	EA BRACKET MTG. W/PLAS. STRAP	294039
	094499-01-701	EA STRAP ONLY (METAL)	320351
	094499-03-000	EA EXTENGUISHER/FIRE - DRY - 10B:C	
		FROM: 02-25-98 THRU: 99-99-99	
	094499-04-000	EA BRACKET - FIRE EXTINGUISHER	
		FROM: 02-25-98 THRU: 99-99-99	
	100793-02-01A	EA CLOCK - WALL - QUARTZ/11" - BRASS	
	125136-01-000	EA CO DETECTOR - GAS - ROUND W/2 SCREWS - 9 VOLT	

INTERIOR FINISH GROUP (CONTINUED)

PANELING & PLASTIC LAMINATE (WHITE GRANITE)

KEY	PART NUMBER	U/M DESCRIPTION
	000846-01-000	SF PLYWOOD - 5/16" X 48" X 96" - CD GRADE
	000846-02-000	SF PLYWOOD/UNDERLAYMENT - 5/16" X 48" X 96"
	000885-84-000	SF PARTICLE BOARD - 3/8" X 48" X 96" - WHITE GRANITE/1 SIDED
	000885-85-000	SF PARTICLE BOARD - 3/8" X 48" X 96" - WHITE GRANITE/2 SIDED
	000885-87-000	SF PARTICLE BOARD - 3/4" X 48" X 96" - WHITE GRANIE/2 SIDED
	074497-36-000	SF PANELING - WHITE GRANITE - 1/8" X 48" X 96"
	074498-40-000	SF LAMINATE - PLASTIC - OFF WHITE - 5' X 8' - INC OF 40 SF (EXTERIOR ENTRTNT.)
	074498-81-000	SF LAMINATE - PLASTIC - ALMOND JAGUARD - 5' X 8' INCR OF 40SF
	080215-12-000	SF PANELING - 2 SIDED - WHITE GRANITE - 4' X 8'
	088272-G1-000	SF PANELING - PEBBLE EMBOSSED - ANTIQUE WHITE - 4' X 7' (WET BATH)
	088272-G2-000	SF PANELING - LA JOLLA/SEAMIST - 4' X 8' (J23)
	088272-H2-000	SF PANELING - TUSCAN MINK - 4' X 7' (J25)
	088272-H4-000	SF PANELING - TRAVIS - 4' X 7'(28 SQ.FT.) (J27)
	088272-H7-000	SF PANELING - CAIRO/SILVERSAGE (J29)
	114129-01-02A	SF LINER - CABINET - .02" X 48" X 96"
	114129-01-01A	SF LINER - CABINET - .02" X 48" X 96" - INCREMENTS OF 32 SF
	126339-01-000	SF BOARD - WHEAT - 60" X 72"

BATT STRIPS & BATT TAPE

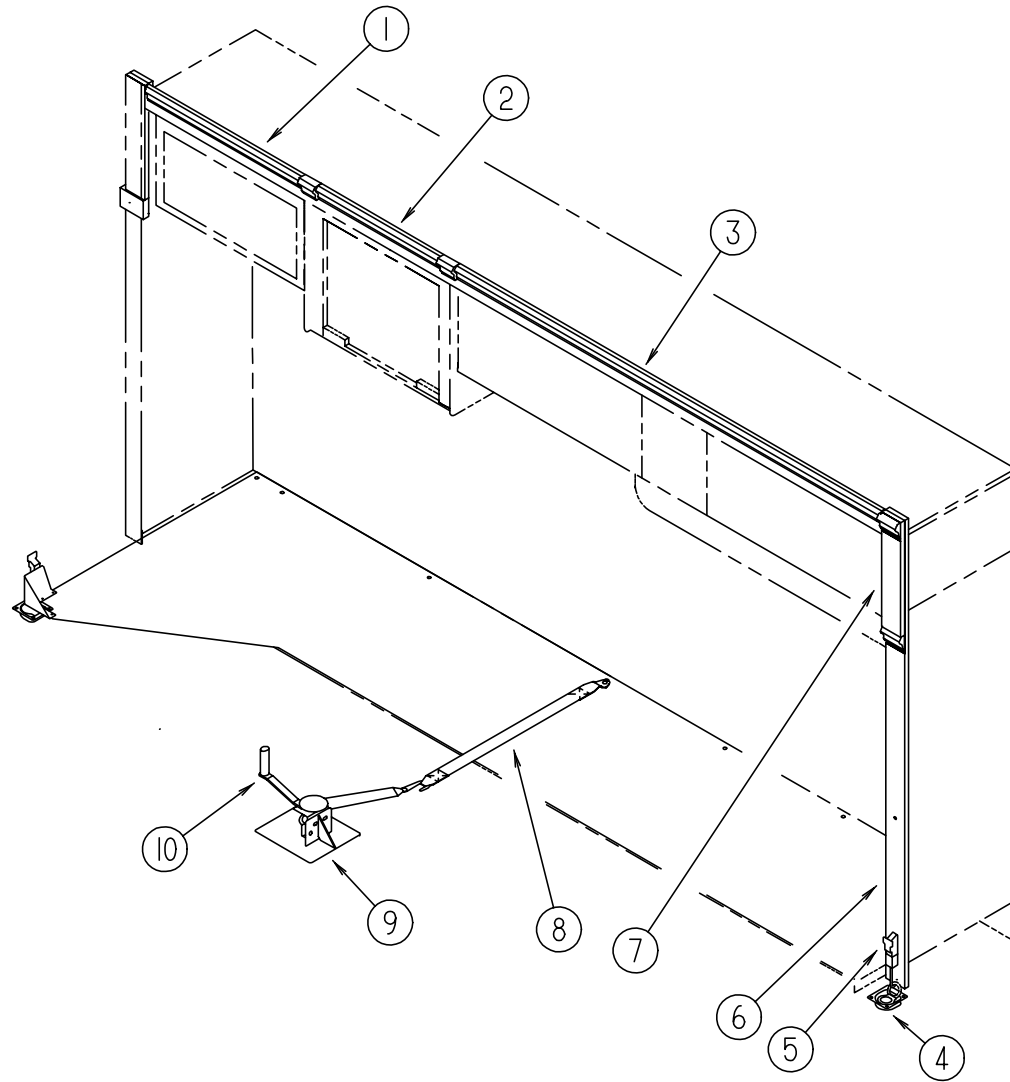
KEY	PART NUMBER	U/M DESCRIPTION
	085284-D7-000	FT BATT TAPE - ADHESIVE BACKED - DECORATIVE -LA JOLLA/SEAMIST (J22, J23)
	085284-E7-000	FT BATT TAPE - ADHESIVE BACKED - DECORATIVE/TUSCAN MINK (J24, J25)
	085284-E9-000	FT BATT TAPE - ADHESIVE BACKED - DECORATIVE/TRAVIS MERCURY (J26, J27)
	085284-D7-000	FT BATT TAPE - ADHESIVE BACKED - CAIRO SILVERSAGE (J28, J29)
	085284-F4-000	FT BATT TAPE - ADHESIVE BACKED - DECORATIVE - WHITE GRANITE
	085284-B5-000	FT BATT TAPE - ADHESIVE BACKED - WOODGRAINED - WATERFORD OAK
	079653-13-000	EA BATT STRIP - KERFED - TRAVERTINE WHITE - 8'
	079653-38-000	EA BATT STRIP - KERFED - WHITE GRANITE - 8'
	069733-85-000	EA BATT STRIP - WOODGRAINED - WHITE GRANITE - 8'
	069733-83-000	EA BATT STRIP - WOODGRAINED - WATERFORD OAK - 8'
	088263-E4-000	EA BATT STRIP - DECORATIVE - LAJOLLA/SEAMIST - 8' LONG (J22, J23)
	088263-F2-000	EA BATT STRIP - DECORATIVE - TUSCAN MINK - 8' LENGTHS (J24, J25)
	088263-F4-000	EA BATT STRIP - DECORATIVE - TRAVIS MERCURY - 8' LENGTHS (J26, J27)
	088263-F8-000	EA BATT STRIP - DECORATIVE - CAIRO SILVERSAGE - INC OF 8' (J28, J29)

FLOOR COVERINGS

KEY	PART NUMBER	U/M DESCRIPTION
	093486-01-000	SY CARPET - COMPARTMENT - 72" WIDE - DARK GRAY
	096060-A8-000	SY CARPET - BLUE LAGOON (J22, J23)
	096060-99000	SY CARPET - PARCHMENT (J24, J25)
	096060-98-000	SY CARPET - SILVER ASPEN (J26, J27, J28, J29)
	042720-21-000	SY VINYL - FLOOR COVERING - 7' WIDE - MODULATION
	105924-01-F25	EA MAT - FLOOR - 18" X 27" (J22, J23)
	105924-01-F12	EA MAT - FLOOR - 18" X 27" (J24, J25)
	105924-01-F06	EA MAT - FLOOR - 18" X 27" (J26, J27, J28, J29)
	122755-02-01A	EA TILE - RUBBER/ENTRANCE DOOR - 18.5" X 29.3"
	122755-04-01A	EA TILE - RUBBER/ENTRANCE DOOR - 17.7" X 28.5"

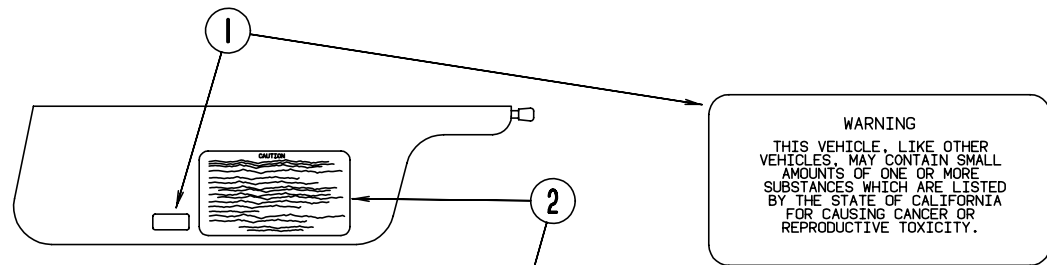
INTERIOR FINISH GROUP (CONTINUED)

SLIDEOUT HARDWARE & MOLDINGS



KEY	PART NUMBER	U/M	DESCRIPTION
1	128432-03-J23	EA	MOLDING - CROWN - 29.2" (WHITE)
1	128432-03-J22	EA	MOLDING - CROWN - 29.2" (OAK)
2	128432-02-J23	EA	MOLDING - CROWN - 23.3" (WHITE)
2	128432-02-J22	EA	MOLDING - CROWN - 23.3" (OAK)
3	128432-01-J23	EA	MOLDING - CROWN - 79.1" (WHITE)
3	128432-01-J22	EA	MOLDING - CROWN - 79.1" (OAK)
4	116736-01-01A	EA	TIEDOWN - DROP/D - ZINC
5	116737-01-01A	EA	LATCH - DRAW - ADJUSTABLE - ZINC
6	116951-05-J62	EA	MOLDING - WOOD - 3.5" X 75.7" (WHITE)
6	116951-05-J94	EA	MOLDING - WOOD - 3.5" X 75.7" (OAK)
7	116951-09-J23	EA	MOLDING - WOOD - 3.5" X 18.5" (WHITE)
7	116951-09-J22	EA	MOLDING - WOOD - 3.5" X 18.5" (OAK)
8	116101-09-F31	EA	STRAP - WINCH
9	116082-03-02B	EA	BRACKET - WINCH
10	115767-02-000	EA	WINCH - SLIDEOUT

LABELS GROUP



WARNING
THIS VEHICLE, LIKE OTHER VEHICLES, MAY CONTAIN SMALL AMOUNTS OF ONE OR MORE SUBSTANCES WHICH ARE LISTED BY THE STATE OF CALIFORNIA FOR CAUSING CANCER OR REPRODUCTIVE TOXICITY.

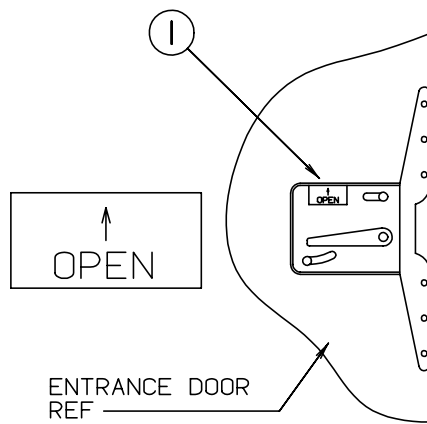
CAUTION

THIS MOTOR HOME HAS BEEN DESIGNED, MANUFACTURED AND TESTED WITH CONCERN FOR THE PROTECTION OF IT'S OCCUPANTS. WE RECOMMEND YOU PERFORM THE FOLLOWING INSPECTIONS FOR YOUR SAFETY AND THE SAFETY OF YOUR PASSENGERS BEFORE STARTING YOUR VEHICLE.

1. LP GAS SYSTEM- TURN OFF AT TANK FOR TRAVELING. TEST FOR LEAKS UPON ARRIVAL AT DESTINATION. BEFORE LIGHTING PILOTS.
2. WHEELS- INSPECT FOR DAMAGE AND CHECK LUG NUTS FOR TIGHTNESS.
3. TIRES- INSPECT FOR WEAR AND DAMAGE AND CHECK FOR RECOMMENDED AIR PRESSURE.
4. LIGHTING- TEST FOR PROPER OPERATION OF ALL INTERIOR AND EXTERIOR LIGHTS INCLUDING DASH LIGHTS, HEADLIGHTS, TAIL LIGHTS, BRAKE LIGHTS, CLEARANCE LIGHTS AND TURN SIGNALS.
5. EXITS- INSPECT RELEASE MECHANISM ON EMERGENCY EXIT WINDOW, TEST BOTH LOCKS ON MAIN ENTRANCE DOOR FOR EASE OF OPERATION AND INSTRUCT PASSENGERS HOW TO USE BOTH MEANS OF EXIT.
6. SEAT BELTS- DIRECT PASSENGERS TO DESIGNATED SEATS AND REQUIRE USE OF SEAT BELTS.
7. APPLIANCES- TURN OFF AND LATCH OR LOCK DOORS WHERE PROVIDED.
8. LOOSE PARCELS- STORE SECURELY.
9. UTILITY SUPPLY LINES- DISCONNECT ALL ELECTRIC, SEWER AND WATER LINES AND SECURE PROPERLY.
10. ENTRANCE DOOR STEP- PLACE IN RETRACTED POSITION FOR TRAVELING.

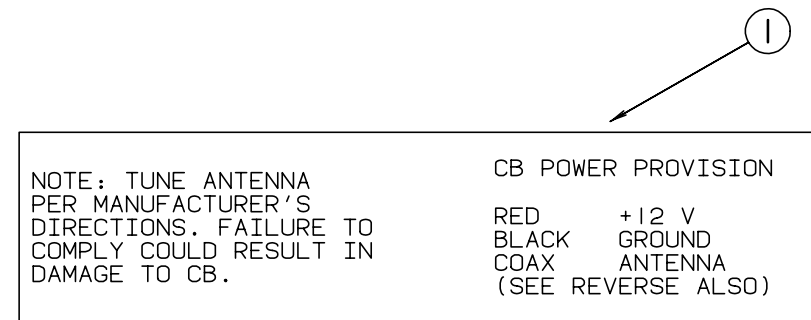
READ YOUR MOTOR HOME AND CHASSIS OWNER'S MANUAL FOR FURTHER PRECAUTIONS

KEY	PART NUMBER	U/M DESCRIPTION
1	099689-01-000	EA LABEL - WARNING - CANCER/TOXICITY
2	056259-01-000	EA LABEL - SAFETY CHECK LIST
	111802-01-000	EA LABEL - CFC WARNING



KEY	PART NUMBER	U/M DESCRIPTION
1	040944-01-000	EA LABEL - ENTRANCE DOOR - "OPEN"

LABELS GROUP (CONTINUED)

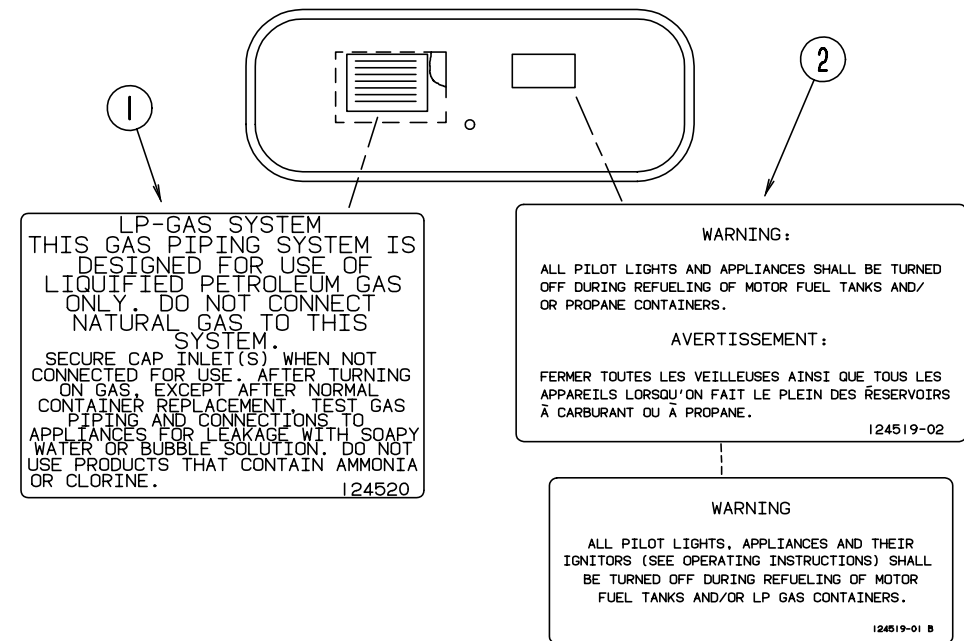


NOTE: TUNE ANTENNA PER MANUFACTURER'S DIRECTIONS. FAILURE TO COMPLY COULD RESULT IN DAMAGE TO CB.

CB POWER PROVISION

RED +12 V
BLACK GROUND
COAX ANTENNA
(SEE REVERSE ALSO)

KEY	PART NUMBER	U/M DESCRIPTION
1	104678-01-000	EA LABEL - CB PREP



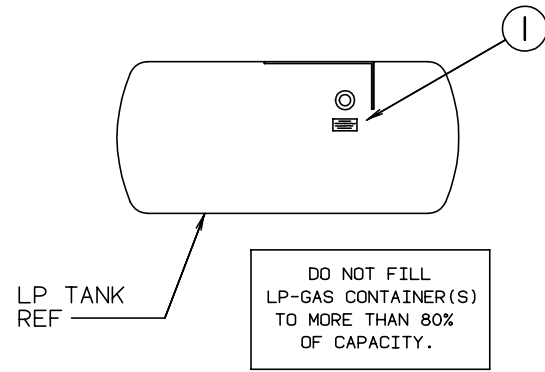
LP-GAS SYSTEM
THIS GAS PIPING SYSTEM IS DESIGNED FOR USE OF LIQUIFIED PETROLEUM GAS ONLY. DO NOT CONNECT NATURAL GAS TO THIS SYSTEM.
SECURE CAP INLET(S) WHEN NOT CONNECTED FOR USE. AFTER TURNING ON GAS, EXCEPT AFTER NORMAL CONTAINER REPLACEMENT, TEST GAS PIPING AND CONNECTIONS TO APPLIANCES FOR LEAKAGE WITH SOAPY WATER OR BUBBLE SOLUTION. DO NOT USE PRODUCTS THAT CONTAIN AMMONIA OR CLORINE.
124520

WARNING:
ALL PILOT LIGHTS AND APPLIANCES SHALL BE TURNED OFF DURING REFUELING OF MOTOR FUEL TANKS AND/OR PROPANE CONTAINERS.
AVERTISSEMENT:
FERMER TOUTES LES VEILLEUSES AINSI QUE TOUTS LES APPAREILS LORSQU'ON FAIT LE PLEIN DES RESERVOIRS A CARBURANT OU A PROPANE.
124519-02

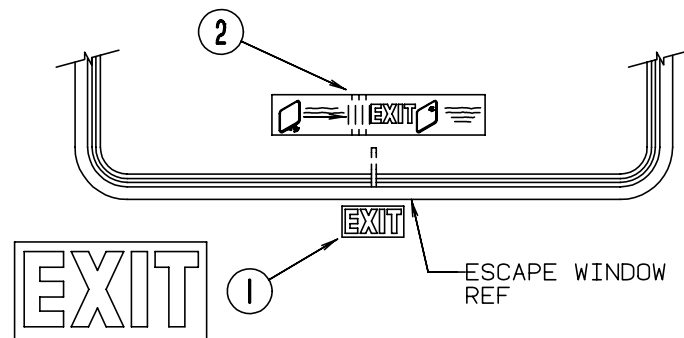

WARNING
ALL PILOT LIGHTS, APPLIANCES AND THEIR IGNITORS (SEE OPERATING INSTRUCTIONS) SHALL BE TURNED OFF DURING REFUELING OF MOTOR FUEL TANKS AND/OR LP GAS CONTAINERS.
124519-01 B

KEY	PART NUMBER	U/M DESCRIPTION
1	124520-01-02A	EA LABEL - LP GAS ONLY
	023769-01-000	EA LABEL - WARNING - LPG - CANADIAN
2	124519-01-02A	EA LABEL - WARNING/REFUELING
2	124519-02-02A	EA LABEL - WARNING/REFUELING - CSA

LABELS GROUP (CONTINUED)



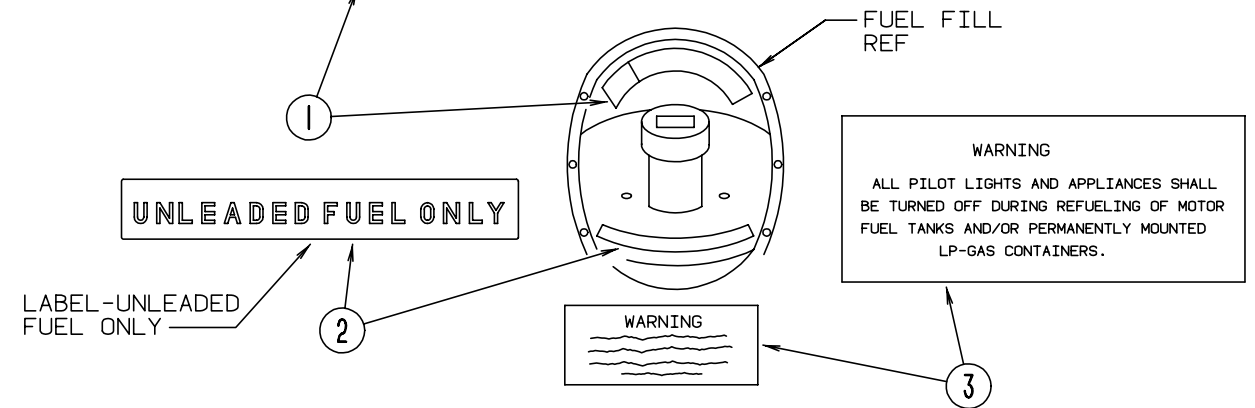
KEY	PART NUMBER	U/M DESCRIPTION
1	079965-01-000	EA LABEL - LPG - 80% CAPACITY



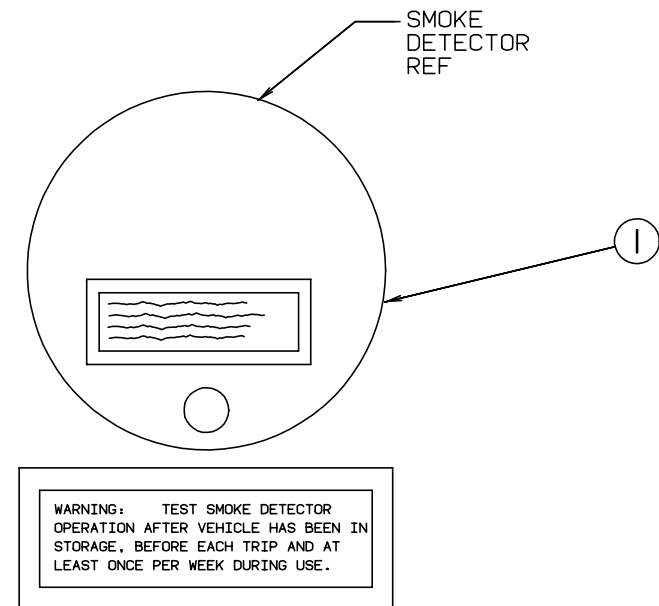
KEY	PART NUMBER	U/M DESCRIPTION
1	107571-01-000	EA LABEL - EXIT/ESCAPE WINDOW
2	039290-01-000	EA LABEL - EXIT WARNING

LABELS GROUP (CONTINUED)

CAUTION	TO HELP AVOID PERSONAL INJURY DURING REMOVAL OF FUEL FILLER CAP, SLOWLY LOOSEN CAP 1/2 TURN TO ALLOW ANY FUEL PRESSURE TO BE RELIEVED BEFORE TURNING CAP FURTHER.
FUEL SPRAY MAY CAUSE PERSONAL INJURY	STOP ADDING FUEL AFTER FIRST SHUTOFF BY AUTOMATIC NOZZLE WHEN TANK IS NEARLY FULL. DO NOT OVERFILL FUEL TANK. SEE OWNERS MANUAL FOR ADDITIONAL INFORMATION.
	PRINTED IN U.S.A. MLC PT NO 15611763

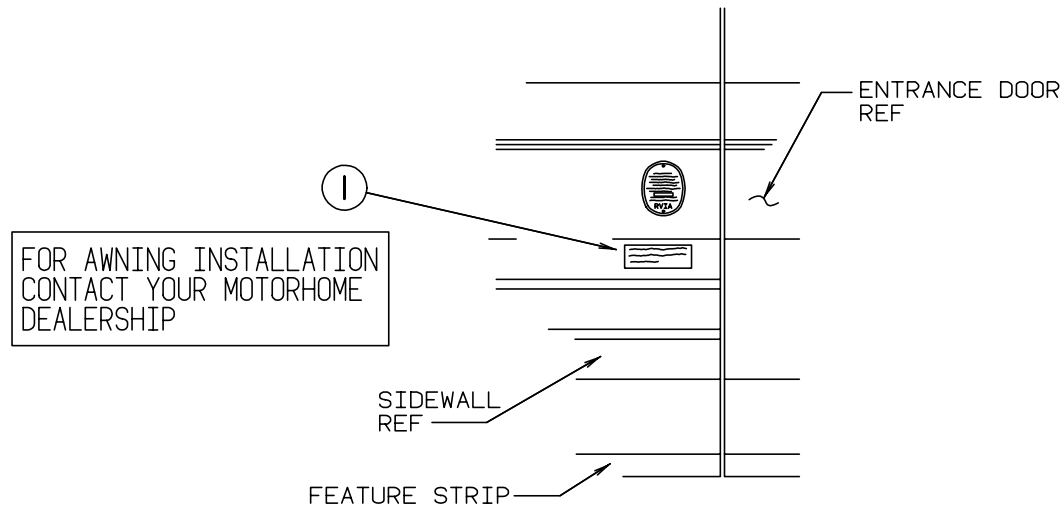


KEY	PART NUMBER	U/M DESCRIPTION
1	087207-05-000	EA LABEL - FUEL CAP REMOVAL
2	062043-01-000	EA LABEL - FUEL - UNLEADED
3	124519-01-01A	EA LABEL - WARNING/REFUELING - BLACK ON CLEAR
3	124519-01-02A	EA LABEL - WARNING/REFUELING - WHITE ON CLEAR
3	124519-02-02A	EA LABEL - WARNING/REFUELING - CSA



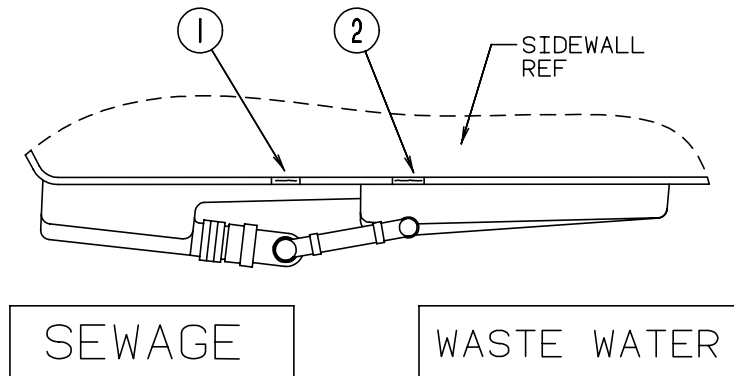
KEY	PART NUMBER	U/M DESCRIPTION
1	077956-01-000	EA LABEL - WARNING - SMOKE DETECTOR

LABELS GROUP (CONTINUED)



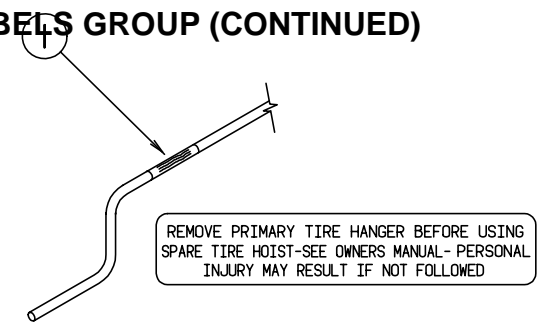
FOR AWNING INSTALLATION
CONTACT YOUR MOTORHOME
DEALERSHIP

KEY	PART NUMBER	U/M DESCRIPTION
1	099509-01-000	EA LABEL - AWNING INSTALLATION

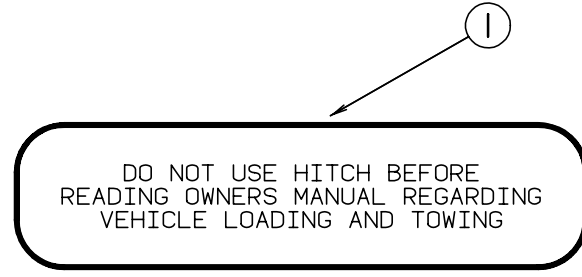


KEY	PART NUMBER	U/M DESCRIPTION
1	006187-01-000	EA LABEL - SEWAGE
2	006188-01-000	EA LABEL - WASTE WATER

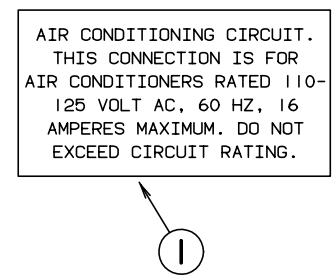
LABELS GROUP (CONTINUED)



KEY	PART NUMBER	U/M DESCRIPTION
1	126024-01-01A	EA LABEL - TIRE HANGER REMOVAL

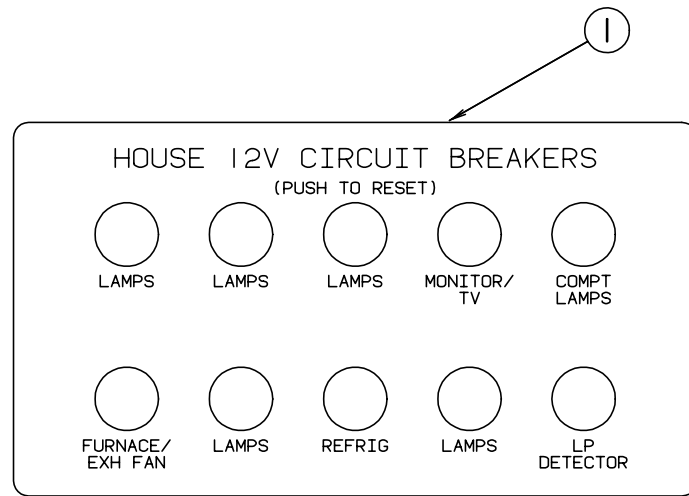


KEY	PART NUMBER	U/M DESCRIPTION
1	111104-01-000	EA LABEL - HITCH - READ MANUAL - WHITE



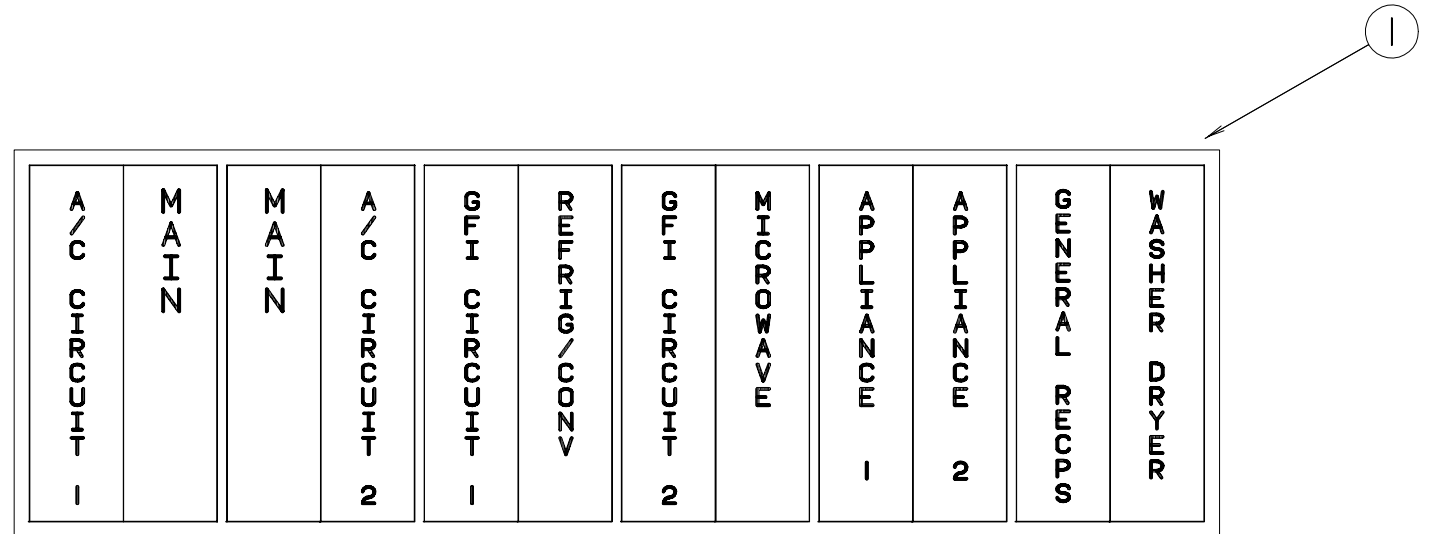
KEY	PART NUMBER	U/M DESCRIPTION
1	091243-01-000	EA LABEL - A/C COVER "AIR CONDITIONING CIRCUIT ETC."

LABELS GROUP (CONTINUED)

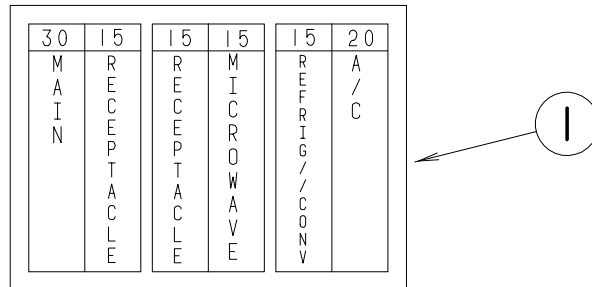


KEY PART NUMBER U/M DESCRIPTION
 1 092547-06-000 EA LABEL-CIRCUIT BREAKER

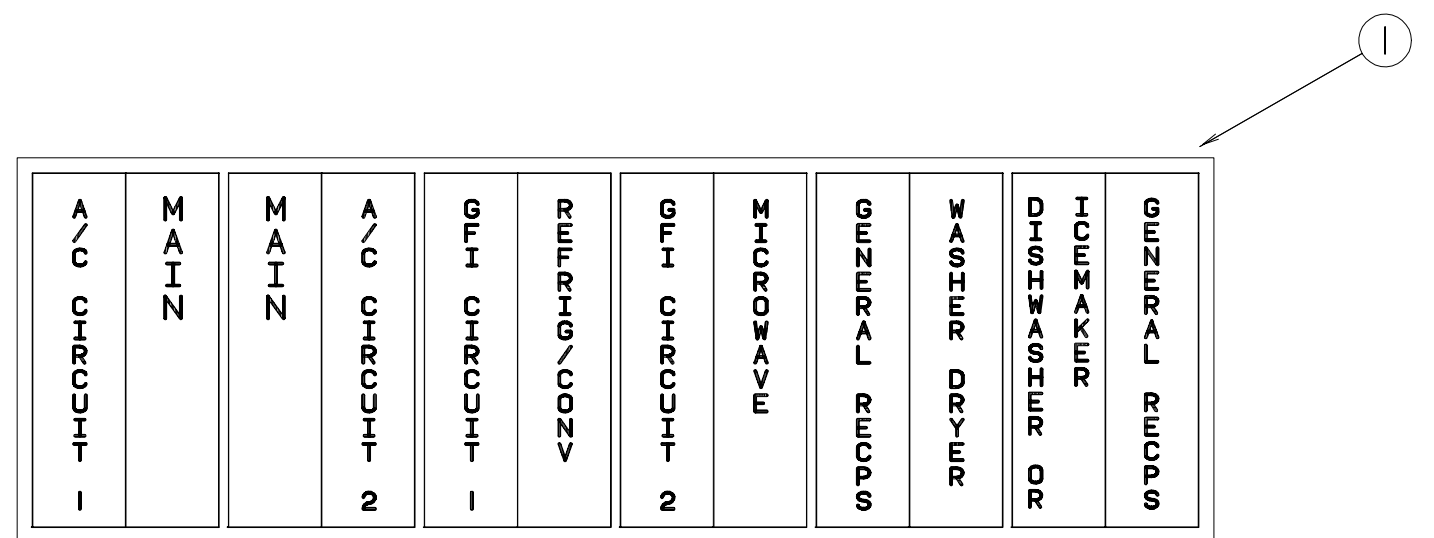
LABELS GROUP (CONTINUED)



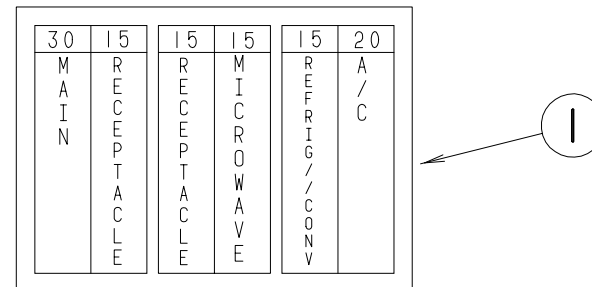
KEY PART NUMBER U/M DESCRIPTION
 1 095721-18-000 EA LABEL-CONTROL CENTER, 50 AMP - CSA



KEY PART NUMBER U/M DESCRIPTION
 1 095721-10-000 EA LABEL-CONTROL CENTER (30A) CSA

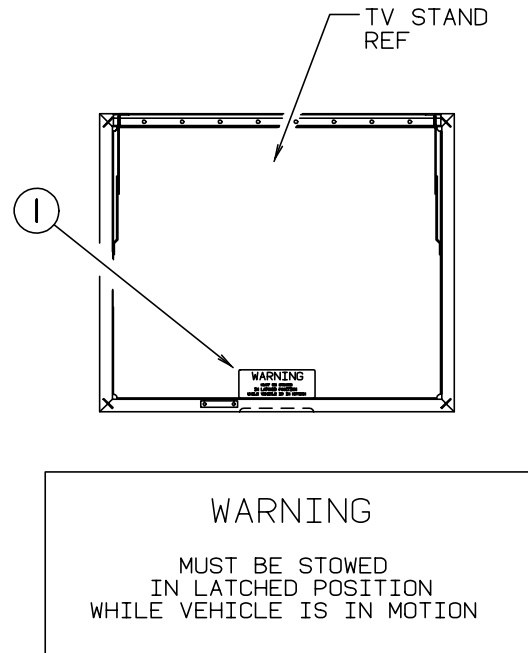


KEY PART NUMBER U/M DESCRIPTION
 1 095721-17-000 EA LABEL-CONTROL CENTER, 50 AMP - US



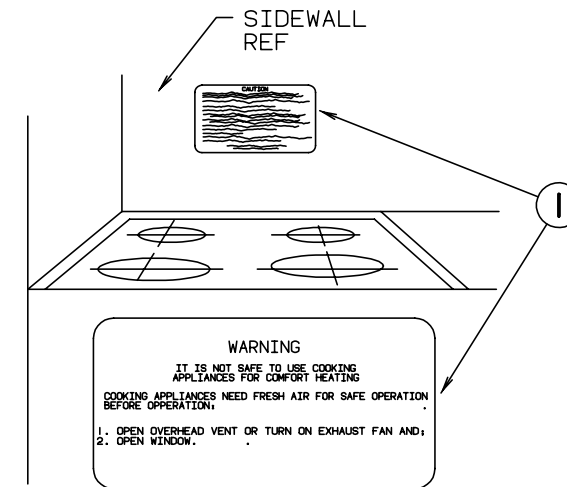
KEY PART NUMBER U/M DESCRIPTION
 1 095721-14-000 EA LABEL-CONTROL CENTER (30A)

LABELS GROUP (CONTINUED)



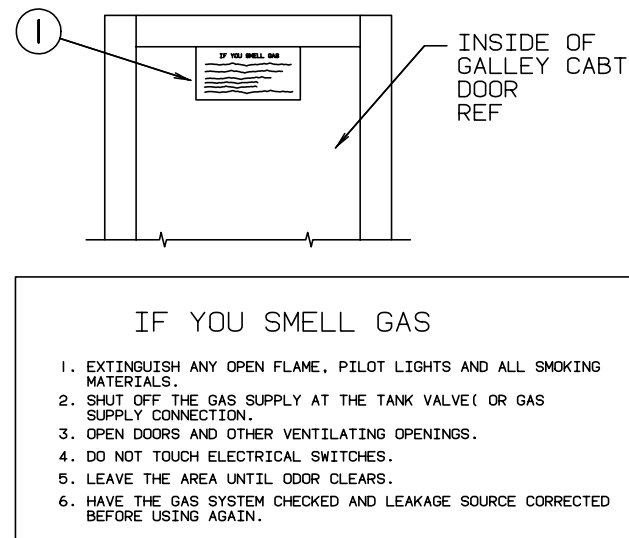
KEY	PART NUMBER	U/M DESCRIPTION
1	079966-01-000	EA LABEL - WARNING - STOWED - MOTION

LABELS GROUP (CONTINUED)



KEY	PART NUMBER	U/M DESCRIPTION
1	050225-01-000	EA LABEL - WARNING - STOVE VENT - US
1	050222-01-000	EA LABEL - WARNING - STOVE VENT - CSA

MISCELLANEOUS LABELS

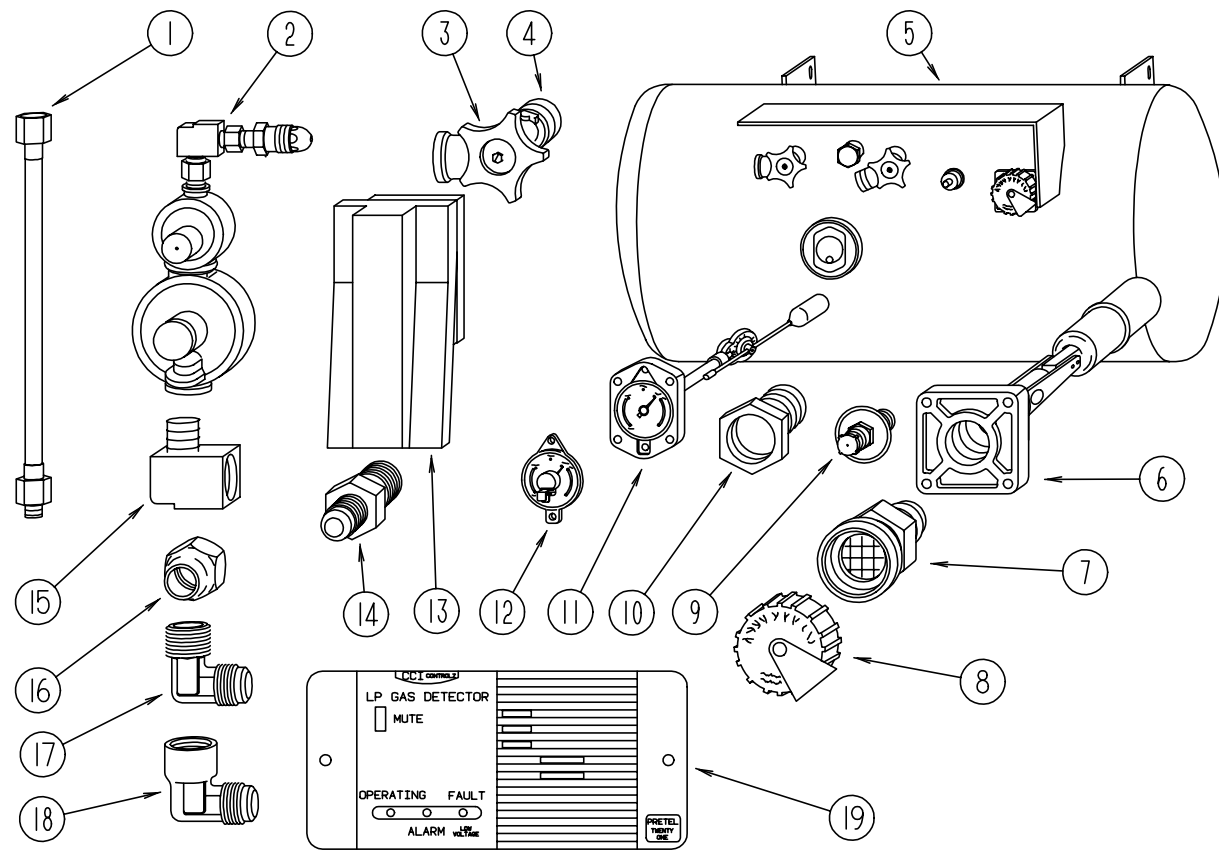


KEY	PART NUMBER	U/M DESCRIPTION
1	073998-01-000	EA LABEL - LPG ODOR WARNING

KEY	PART NUMBER	U/M DESCRIPTION
	098379-04-000	EA LABEL - ELECTRICAL BOX - SIDE
	098641-01-000	EA LABEL - FUEL - UNLEADED - DASH
	111537-07-000	EA LABEL - FUSES
	111802-01-000	EA LABEL - CFC WARNING
	113402-01-000	EA LABEL - CAUTION - WATER HEATER EXHAUST
	125306-01-01A	EA LABEL - ELECTRICAL ENTRANCE - 110VOLT 30AMP
	128218-01-01A	EA LABEL - WARNING - ROOF SLIPPERY
	116549-01-000	EA LABEL - WARNING - SLIDEOUT
	111537-05-000	EA LABEL - SLIDEOUT CONTROL
	065748-01-000	EA LABEL - CAUTION - BATTERY CHARGING
	065748-02-000	EA LABEL - WARNING - BATTERY/FRENCH
	093236-13-000	EA LABEL - CIRCUIT BREAKER
	098379-01-000	EA LABEL - FRONT BOX - CIRCUIT BREAKER
	098379-04-000	EA LABEL - ELECTRICAL BOX - SIDE
	102267-01-000	EA LABEL - NO OCCUPANCY - US
	102267-02-000	EA LABEL - NO OCCUPANCY - CSA
	114866-02-000	EA LABEL - PHONE & CABLE INPUT
	116549-01-000	EA LABEL - WARNING - SLIDEOUT
	117628-02-000	EA LABEL - SWITCH - WATER PUMP/LIGHTS
	117629-02-000	EA LABEL - WATER PUMP/FILL
	126247-01-000	EA LABEL - GRAY HOLDING TANK
	126247-02-000	EA LABEL - BLACK HOLDING TANK
	126249-01-000	EA LABEL - CITY WATER FILL
	128658-01-000	EA LABEL - PROP ROD - ENTRY DOOR

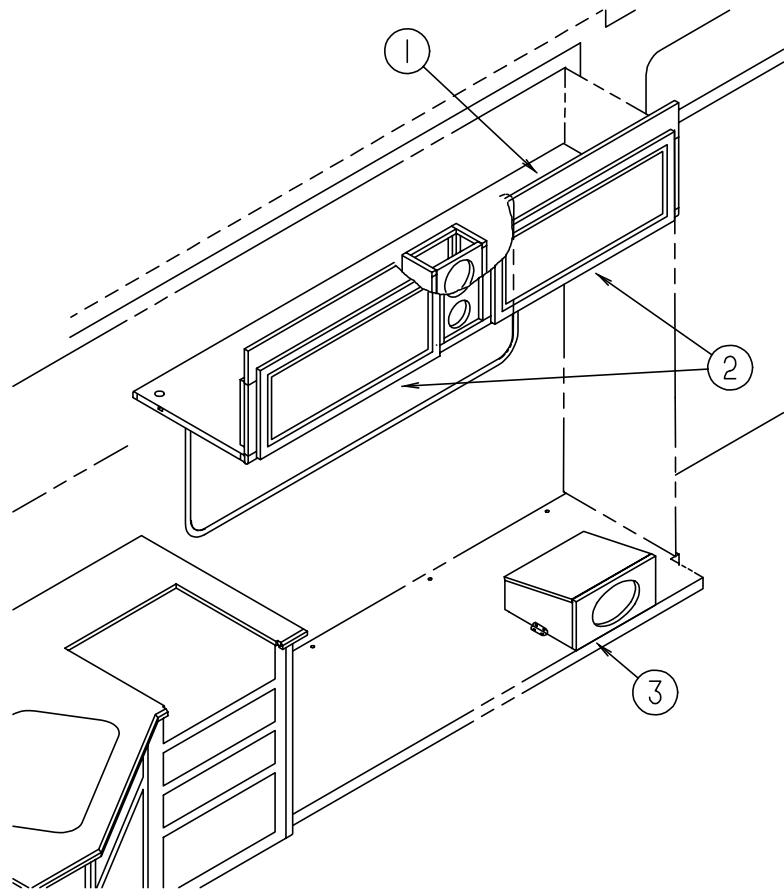
LP GROUP

LP TANK & COMPONENTS



KEY	PART NUMBER	U/M DESCRIPTION	VENDOR NO.
1	045703-01-000	EA HOSE - LP - 3/8"ID X 24" - 3/8"MPT X 1/2"F SWIVEL - U.S.	
1	045703-02-000	EA HOSE - LP - 3/8"ID X 24" - 3/8"MPT X 1/2"F SWIVEL - CANADA	
1	045703-15-000	EA HOSE - LP - 3/8"ID X 142" - 1/2F SWIVEL X 3/8F	
1	045703-14-000	EA HOSE - LP - 3/8"ID X 157.5" - 1/2"F SWIVEL X 1/2"F SWIVEL	
1	045703-13-000	EA HOSE - LP - 3/8"ID X 120" - 3/8"F SWIVEL X 1/2"F SWIVEL US	
2	106150-01-000	EA REGULATOR - TWO STAGE -W/90 DEGREE ELBOW & 3/8" FPT OUTLET	
3	040421-01-708	EA HANDWHEEL - SERVICE VALVE	G-1015-A
4	040421-01-712	EA VALVE - SERV. W/O VAPOR RELIEF	29000853
5	088253-03-000	EA TANK - LP - 100 LB - 16"DIAMETER X 36" LONG - SPL	
6	040421-01-711	EA VALVE - 80% FILL W/AUTO STOP	LLL/TL3
7	040421-01-701	EA VALVE - FILL - SHORT, LP	7547B
8	040421-01-702	EA CAP - FILL VALVE - PLASTIC	G-1014-A
9	040421-01-700	EA VALVE - LIQUID LEVEL - 20%	G-1013
10	040421-01-713	EA VALVE - RELIEF 1" W/SPRING 7"	29000587
11	088253-01-700	EA GAUGE - FLOAT ASSEMBLY - L.P.	16C
12	040440-02-000	EA TRANSMITTER - DIAL - 0-90 OHM - 2 TERMINAL (POWER & GROUND)	
13	105658-01-000	EA COMPARTMENT - LP REGULATOR	
14	010329-01-000	EA ADAPTER - BRASS - 1/2" F X 1/2" MPT	
14	010323-01-000	EA ADAPTER - BRASS - 3/8"F X 1/2"MPT	
15	065318-02-000	EA ELBOW - 90 DEGREE - 3/8" MPT TO 3/8" FPT	
16	010377-02-000	EA NUT - BRASS - 3/8" FLARE - FORGED	
16	010380-02-000	EA NUT - BRASS - 1/2" FLARE - FORGED	
17	010252-01-000	EA ELBOW - BRASS - 90 DEGREE - 3/8"F X 1/2"MPT	
18	010265-01-000	EA ELBOW - BRASS - 90 DEGREE - 3/8"F X 1/2"FPT	
19	103613-03-000	EA DETECTOR - LP GAS - W/O SHUT-OFF VALVE	

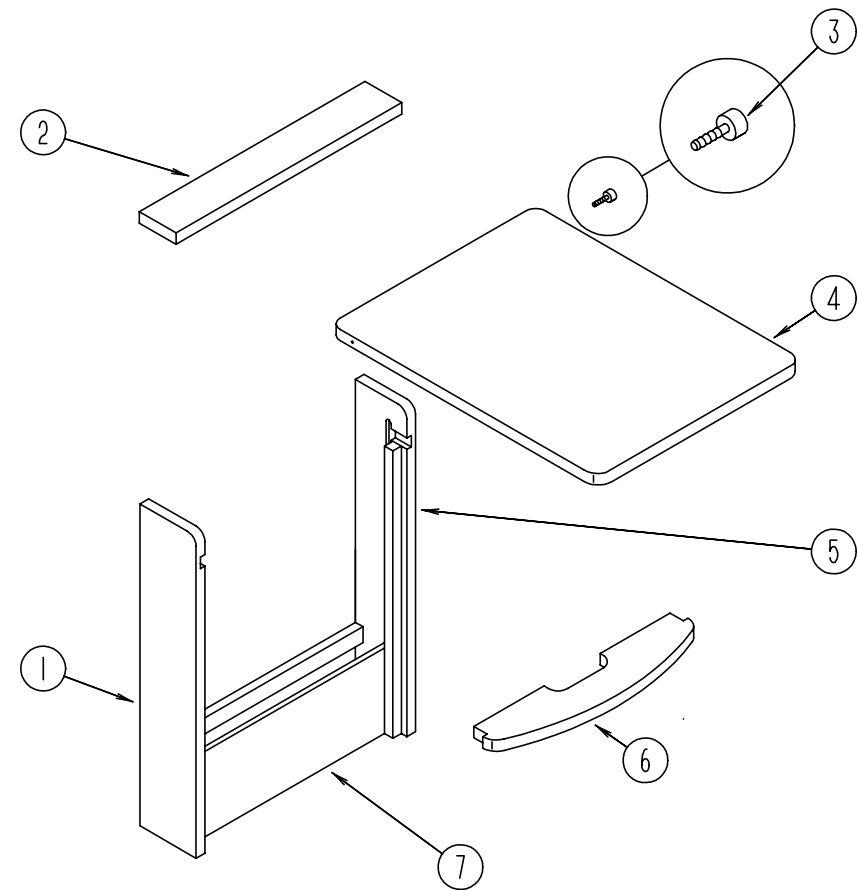
LOUNGE GROUP



LOUNGE OVERHEAD CABINET (DRIVER SIDE)

KEY	PART NUMBER	U/M	DESCRIPTION
1	128328-01-J22	EA	CABINET - OVERHEAD - FRONT/LEFT HAND - W/O DOORS/HARDWARE
1	128328-01-J23	EA	CABINET - OVERHEAD - FRONT/LEFT HAND - W/O DOORS/HARDWARE
1	128328-01-J24	EA	CABINET - OVERHEAD - FRONT/LEFT HAND - W/O DOORS/HARDWARE
1	128328-01-J25	EA	CABINET - OVERHEAD - FRONT/LEFT HAND - W/O DOORS/HARDWARE
1	128328-01-J26	EA	CABINET - OVERHEAD - FRONT/LEFT HAND - W/O DOORS/HARDWARE
1	128328-01-J27	EA	CABINET - OVERHEAD - FRONT/LEFT HAND - W/O DOORS/HARDWARE
1	128328-01-J28	EA	CABINET - OVERHEAD - FRONT/LEFT HAND - W/O DOORS/HARDWARE
1	128328-01-J29	EA	CABINET - OVERHEAD - FRONT/LEFT HAND - W/O DOORS/HARDWARE
2	122715-35-01A	EA	DOOR - MOLDED VINYL - 14.4" X 33.5" - W/O HARDWARE (WHITE)
2	M05992-58-J22	EA	DOOR - STRAIGHT CORNER/OGEE EDGE - 14.3" X 33.4" - W/O HARDWARE (OAK)
3	129642-01-000	EA	CABINET - SPEAKER - W/O DOORS/HARDWARE

LOUNGE GROUP (CONTINUED)



PULLOUT TABLE

KEY	PART NUMBER	U/M	DESCRIPTION
	P19559-02-J23	EA	CABINET - W/PULLOUT TABLE (WHITE)
	P19559-02-J22	EA	CABINET - W/PULLOUT TABLE (OAK)
1	119559-12-J23	EA	CABINET/LEFT SIDE - F/PULLOUT TABLE - 5.7" X 28.7" (WHITE)
1	119559-12-G35	EA	CABINET/LEFT SIDE - F/PULLOUT TABLE - 5.7" X 28.7" (OAK)
2	119559-18-J23	EA	TOP - F/CABINET/PULLOUT TABLE (WHITE)
2	119559-18-J22	EA	TOP - F/CABINET/PULLOUT TABLE (OAK)
3	079921-01-000	EA	NYLON ROLLER W/ SHAFT
4	119559-21-J23	EA	TABLE TOP ONLY (WHITE)
4	119559-21-J22	EA	TABLE TOP ONLY (OAK)
5	119559-11-J23	EA	CABINET/RIGHT SIDE - F/PULLOUT TABLE - 5.7" X 28.7" (WHITE)
5	119559-11-G35	EA	CABINET/RIGHT SIDE - F/PULLOUT TABLE - 5.7" X 28.7" (OAK)
6	119559-19-J23	EA	SHELF - PULLOUT TABLE (WHITE)
6	119559-19-J22	EA	SHELF - PULLOUT TABLE (OAK)
7	119559-20-J23	EA	PANEL - PULLOUT TABLE (WHITE)
7	119559-20-J22	EA	PANEL - PULLOUT TABLE (OAK)
	080736-01-000	EA	PULL - RECESSED - 1.25 X 4" - OAK

SEALANTS & FASTENERS GROUP

ADHESIVE AND TAPE SEALERS

KEY	PART NUMBER	U/M	DESCRIPTION
	004006-05-700	EA	ADHESIVE-NAT. STARCH (5 GAL) 0802
	004020-01-000	QT	ADHESIVE - ABS CEMENT - QUART
	004363-01-000	FT	TAPE - ADHESIVE FOAM/1 SIDE - 3/16" X 1/2" X 50' - GRAY
	034552-02-000	EA	SILICONE - TUBE - 300 ML - W/O NOZZLE - CLEAR ALSO ORDER P.N.#900390-03-000 NOZZLE SEPARATELY
	039518-01-000	EA	SILICONE - TUBE - 300 ML - BLACK - W/O NOZZLE ALSO ORDER P.N.#900390-03-000 NOZZLE SEPARATELY
	053766-02-000	EA	BEDDING COMPOUND - TUBE - WHITE
	067788-01-000	EA	ADHESIVE - SPRAY - 3M - 19.5 AEROSOL CAN
	069640-01-000	FT	SEALER - RIBBON - 1/4" DIAMETER X 30'
	069640-02-000	FT	SEALER - TAPE - 1/8"THICK X .50"WIDE X 60'
	069640-03-000	FT	SEALER - TAPE - 1/8"THICK X .75"WIDE X 60' - BLACK
	069640-09-000	FT	SEALER - TAPE - 1/32"THICK X 2.50"WIDE X 80' - GREY
	069640-14-000	FT	SEALER - TAPE - 1/16"THICK X 1"WIDE X 100'
	069640-17-000	FT	SEALER - TAPE - 1/32" THICK X 1"WIDE X 90'
	069640-18-000	FT	SEALER - TAPE - 1/2"THICK X 1/8"WIDE X 60' - BRT/WHITE
	069640-19-000	FT	SEALER - TAPE - 3/4" X 1/8" X 60' - BRIGHT WHITE
	069640-21-000	FT	SEALER - TAPE - 1/2" X 1/16" X 100' - BRIGHT WHITE
	072889-01-000	EA	SEALANT - URETHANE - BLACK - 1/10
	072889-09-000	EA	SEALANT - URETHANE - BLACK (TUBE)
	072889-10-000	EA	SEALANT - URETHANE (HV) - BRIGHT WHITE
	072889-11-000	EA	SEALANT - URETHANE - (TUBE) - GRAY
	072889-12-000	EA	SEALANT - URETHANE (LV) BRIGHT WHITE
	076322-01-000	FT	TAPE - DOUBLE COATED/ADHESIVE BACK - .025"THK X .75"W X 18'
	076322-02-000	FT	TAPE - DOUBLE COATED/ADHESIVE BACK - .045"THK X 1"W X 108'
	076322-05-000	FT	TAPE - DOUBLE COATED/ADHESIVE BACK - .045"THK X .75"W X 9'
	076322-07-000	FT	TAPE - DOUBLE COATED/ADHESIVE BACK - .045"THK X .50"W X 9'
	087211-01-000	GL	PROMOTER - ADHESIVE
	088479-01-000	EA	TAPE - ALUMINUM - 3"
	091255-02-000	FT	SEAL - ADHESIVE BACKED/FOAM - .18" THICK X 1.5" WIDE
	102352-01-000	EA	SEALER - PUMPABLE - BLACK
	102352-02-000	EA	SEALER - PUMPABLE - CLEAR
	106206-01-000	EA	SEALER - PUMPABLE - MANUS 30A - BLACK
	107828-01-000	EA	SEALANT - SB - 190 EVERSEAL
	108716-03-000	EA	SILICONE - TUBE - BRIGHT WHITE/SELF LEVELING - W/O NOZZLE
	110274-01-000	FT	TAPE - DOUBLE SIDED FOAM - .45" X 1"
	112864-01-000	FT	SEAL - FOAM/BUTYL COVERED - 3/8"
	112901-02-000	EA	ADHESIVE - PLEXUS - 50ML
	118085-02-01A	FT	TAPE - FOIL - 1"
	120074-02-01A	EA	SEALANT - SILICONE - OFF WHITE
	120534-01-01A	EA	TAPE - SCOTCH - 3M - 1/2" FINE LINE
	123244-01-000	FT	TAPE - DOUBLE SIDED FOAM 5/64" THICK X .75" WIDE
	123816-01-000	FT	TAPE - DOUBLE SIDED - 1"
	123816-02-000	FT	TAPE - DOUBLE SIDED - 1/2" X 35 MIL THICK
	123816-03-000	FT	TAPE - DOUBLE SIDED - 1/2" X 20 MIL THICK
	900390-01-000	EA	TIP - 2 1/2" X 1/8" ORIFICE
	900390-03-000	EA	NOZZLE - SILICONE TUBE

SEALANTS & FASTENERS GROUP (CONTINUED)

BOLTS, NUTS & WASHERS

KEY	PART NUMBER	U/M	DESCRIPTION
	000C12-05-16B	EA	BOLT - HEX - 5/16-18 X 1 - ZINC 5
	000C12-05-12B	EA	BOLT - HEX - 5/16-18 X 3/4 - ZINC 5
	000C12-06-16B	EA	BOLT - HEX - 3/8-16 X 1 LG - ZINC 5
	000C12-08-24B	EA	BOLT - HEX - 1/2-13 X 1.50 - ZINC 5
	000C12-08-16B	EA	BOLT - HEX - 1/2-13 X 1.00 - GD5 - ZINC
	000C12-10-24B	EA	BOLT - HEX - 5/8-11 X 1.50 - ZINC 5
	000C13-07-48B	EA	BOLT - HEX - 7/16-20 X 3 - ZINC 5
	000C26-04-14B	EA	BOLT - HEX - SERRATED FLANGE - 1/4-20 X 7/8 - ZINC
	000C26-04-10B	EA	BOLT - HEX - SERRATED FLANGE - 1/4-20 X 5/8 - ZINC
	000C26-04-18B	EA	BOLT - HEX - SERRATED FLANGE - 1/4-20 X 1 1/8 - ZINC
	000C26-05-16B	EA	BOLT - HEX - SERRATED FLANGE - 5/16-18 X 1 - ZINC
	000C26-05-12B	EA	BOLT - HEX - SERRATED FLANGE - 5/16-18 X 3/4 - ZINC
	000C26-06-12B	EA	BOLT - HEX - SERRATED FLANGE - 3/8-16 X 3/4 - ZINC
	000C26-06-16B	EA	BOLT - HEX - SERRATED FLANGE - 3/8-16 X 1 - ZINC
	000C26-08-24B	EA	BOLT - HEX - SERRATED FLANGE - 1/2-13 X 1.5 ZINC
	000G45-04-24B	EA	BOLT - LAG - 1/4-9 X 1.50 ZINC
	051387-06-000	EA	BOLT - CARRIAGE W/O HOLE - 5/16-18 X 9.5 - ZINC
	102333-01-06A	EA	BOLT - CARRIAGE - 7/16-14 STAINLESS STEEL CAP
	091274-03-000	EA	BOLT-J - 3/8-16 X 12.0
	106166-01-000	EA	BOLT/COLLARED HANGER - 8-32 X 1"
	106956-03-000	EA	BOLT - HEX TAP - 1/2-12NC X 3 - GRADE 5 - FULL THREAD/ZINC
	000D29-05-00B	EA	NUT - 5/16 - 18 UNC - SF/LOCKING - NYLON WASHER INSERT
	000D24-10-00B	EA	NUT - HEX - SELF LOCKING - 10-32 ZINC
	000D34-04-00B	EA	NUT - HEX - LOCKING - 1/4-20 ZINC
	000D34-06-00B	EA	NUT - HEX - LOCKING - 3/8 - 16 GRADE C - ZINC-PREVAILING T
	000D39-04-00B	EA	NUT - HEX - LOCKING W/SERRATED FLANGE - 1/4-20 - ZINC
	000D39-05-00B	EA	NUT - HEX - LOCKING W/SERRATED FLANGE - 5/16-18 - ZINC
	000D39-06-00B	EA	NUT - HEX - LOCKING W/SERRATED FLANGE - 3/8-18 - ZINC
	000D39-07-00B	EA	NUT - HEX - LOCKING W/SERRATED FLANGE - 7/16-14 - ZINC
	000D39-08-00B	EA	NUT - HEX - LOCKING W/SERRATED FLANGE - 1/2-13 - ZINC
	000D44-07-00B	EA	NUT - HEX - SERRATED FLANGE/LOCKING - 7/16-20 - ZINC
	000D46-04-00A	EA	NUT - HEX - WELD - 1/4 - 20 - PLAIN
	040921-01-000	EA	NUT - SPEED - U TYPE - 10-24 BLACK
	040921-04-000	EA	NUT - SPEED - U TYPE - # 8 - .59" LENGTH X .44" WIDTH
	040921-05-000	EA	NUT - SPEED - U-TYPE #8 - .67" X .44" WIDE
	040921-09-000	EA	NUT - SPEED - U TYPE - # 8
	044364-01-000	EA	NUT - SPEED - FLAT - RECTANGULAR - SELF LOCKING/ONE PIECE
	044364-02-000	EA	NUT - SPEED - FLAT - ROUND
	000D76-06-00B	EA	NUT - HEX FLANGE - 3/8-16
	063253-07-000	EA	NUT - J - #8A - .120 - .130 PNL THK
	083163-06-000	EA	PUSHNUT - FLAT TYPE 3/8 STUD - FORD ONLY
	000E11-08-00B	EA	WASHER - LOCKING - 1/2 MED SPLIT - ZINC
	000E13-14-00B	EA	WASHER - FLAT - 1/4 WIDE - ZINC
	000E13-18-00B	EA	WASHER - FLAT - 3/8 WIDE - ZINC
	000E13-20-00B	EA	WASHER - FLAT - 7/16 WIDE - ZINC
	000E13-21-00B	EA	WASHER - FLAT - W/2 NAR - ZINC
	000E13-22-00B	EA	WASHER - FLAT - 1/2 WIDE - ZINC
	000E13-26-00B	EA	WASHER - FLAT - 5/8 WIDE - ZINC
	058716-02-000	EA	WASHER - FLAT NYLON
	107397-01-000	EA	WASHER - FENDER - .25" ID X 1" OD
	110794-01-000	EA	WASHER - FLAT - 1" ID X 1 3/4' OD
	088787-12-000	EA	STUD - WELD - 1/4 - 20 X 1.0 LG - MN
	108067-03-000	EA	STUD - WELD - 1/4 - 20 X 1/2 CD

SEALANTS & FASTENERS GROUP (CONTINUED)

SCREWS

KEY	PART NUMBER	U/M	DESCRIPTION
	0G3908-08-170	EA	SCREW - SF/DR - 8-18 X .50 PPH - BRIGHT WHITE
	0G3908-20-170	EA	SCREW - SF/DR - 8-18 X 1.25 PPH - BRIGHT WHITE
	0G3908-24-170	EA	SCREW - SF/DR - 8-18 X 1.50 PPH - BRIGHT WHITE
	0G5508-12-260	EA	SCREW - SF/DR - 8-18 X .75 PWH - ALLANTE ANTELOPE
	0G5508-12-270	EA	SCREW - SF/DR - 8-18 X .75 PWH - TITANIUM
	000G11-05-08B	EA	SCREW - 5-20 X .50 PPH - ZINC
	000G11-06-10J	EA	SCREW - 6-20 X 5/8 PPH - BRASS
	000G11-06-08B	EA	SCREW - 6-20 X .50 PPH - ZINC
	000G11-06-06B	EA	SCREW - 6-20 X 3/8 PPH - ZINC
	000G11-07-08B	EA	SCREW - 7-19 X .50 PPH - ZINC
	000G11-08-08T	EA	SCREW - 8-18 X 1/5 PPH - FLUOROCARBON COATING
	000G11-08-08B	EA	SCREW - 8-18 X .50 PPH - ZINC
	000G11-08-06B	EA	SCREW - 8-18 X 3/8 PPH - ZINC
	000G11-08-20B	EA	SCREW - 8-18 X 1.25 PPH - ZINC
	000G11-08-16S	EA	SCREW - 8-18 X 1 PPH - OFF WHITE
	000G11-08-12T	EA	SCREW - 8-18 X .75 PPH - BLACK
	000G11-08-12P	EA	SCREW - 8-18 X .75 PPH - DARK BROWN
	000G11-08-12D	EA	SCREW - 8-18 X .75 PPH - BLACK
	000G11-08-12B	EA	SCREW - 8-18 X .75 PPH - ZINC
	000G11-10-12D	EA	SCREW - 10-16 X .75 PPH - BLACK
	000G11-10-40B	EA	SCREW - 10-16 X 2 1/2 PPH CAD - 34927-01-000
	000G11-10-16B	EA	SCREW - 10-16 X 1 PPH - ZINC
	000G11-10-12S	EA	SCREW - 10-16 X .75 PPH - OFF WHITE
	000G12-06-08T	EA	SCREW - 6-20 X 1/2 POH - BLACK
	000G13-06-24J	EA	SCREW - 6-20 X 1.50 PFH - BRASS
	000G13-06-16J	EA	SCREW - 6-20 X 1 PFH - BRASS
	000G13-06-10G	EA	SCREW - 6-20 X 5/8 PFH - ANTIQUE BRASS
	000G13-06-08B	EA	SCREW - 6-20 X .50 PFH - ZINC
	000G13-07-12B	EA	SCREW - 7-19 X .75 PFH - ZINC
	000G18-08-22B	EA	SCREW - MACHINE - 8-32 X 1 3/8 PPH - ZINC
	000G19-10-12F	EA	SCREW - MACHINE - 10-32 X .75 - PPH - STAINLESS STEEL
	000G19-10-08B	EA	SCREW - MACHINE - 10-32 X .50 - PPH - ZINC
	000G19-10-20B	EA	SCREW - MACHINE - 10-32 X 1.25 PPH - ZINC
	000G32-10-06B	EA	SCREW - 10-32 X 3/8 PPH - ZINC
	000G37-08-089	EA	SCREW - 8 X 18 X 1/2 PPH
	000G39-06-08B	EA	SCREW - SF/DR - 6-18 X .50 - ZINC
	000G39-06-16T	EA	SCREW - SF/DR - 6-20 X 1 PPH - BLACK
	000G39-06-10T	EA	SCREW - SF/DR - 6-20 X 5/8 PPH - BLACK
	000G39-08-08B	EA	SCREW - SF/DR - 8-18 X 1/2 PPH - ZINC
	000G39-08-06B	EA	SCREW - SF/DR - 8-18 X 3/8 PPH - ZINC
	000G39-08-24S	EA	SCREW - SF/DR - 8-18 X 1.50 - OFF WHITE
	000G39-08-24B	EA	SCREW - SF/DR - 8-18 X 1 1/2 PPH - ZINC
	000G39-08-16T	EA	SCREW - SF/DR - 6-20 X 1 PPH - BLACK
	000G39-08-16R	EA	SCREW - SF/DR - 8-18 X 1 PPH - BEIGE
	000G39-08-16B	EA	SCREW - SF/DR - 8-18 X 1 PPH - ZINC
	000G39-08-12T	EA	SCREW - SF/DR - 8-18 X .75 PPH - BLACK
	000G39-08-12B	EA	SCREW - SF/DR - 8-18 X .75 PPH - ZINC
	000G39-08-08T	EA	SCREW - SF/DR - 8-18 X 1/2 PPH - BLACK
	000G39-08-08S	EA	SCREW - SF/DR - 8-18 X .50 PPH - OFF WHITE
	000G39-10-10B	EA	SCREW - SF/DR - 10-16 X .625 - ZINC
	000G39-10-088	EA	SCREW - SF/DR - 10-16 X 1/2 PPH - FLEX FLUOROCARBON
	000G39-10-08B	EA	SCREW - SF/DR - 10-16 X .50 PPH - ZINC
	000G39-10-48B	EA	SCREW - SF/DR - 10-16 X 3 - PPH - ZINC
	000G39-10-32B	EA	SCREW - SF/DR - 10-16 X 2 - PPH - ZINC
	000G39-10-209	EA	SCREW - SF/DR - 10-16 X 1 1/4 PPH - FLUOROCARBON SILVER
	000G39-10-20B	EA	SCREW - SF/DR - 10-16 X 1.25 PPH - ZINC
	000G39-10-129	EA	SCREW - SF/DR - 10-16 X .75 PPH - FLUOROCARBON SILVER
	000G39-10-12R	EA	SCREW - SF/DR - 10-16 X .75 PPH - BEIGE
	000G39-10-12D	EA	SCREW - SF/DR - 10-16 X .75 PPH - BLACK
	000G39-10-12B	EA	SCREW - SF/DR - 10-16 X .75 PPH - ZINC

SEALANTS & FASTENERS GROUP (CONTINUED)

SCREWS (CONTINUED)

KEY	PART NUMBER	U/M	DESCRIPTION
	000G39-12-12E	EA	SCREW - SF/DR - 12-14 X .75 PPH - CHROME
	000G42-04-12B	EA	SCREW - SF/DR - 1/4-14 X .75 HWH - ZINC
	000G43-06-24B	EA	SCREW - MACHINE - 6-32 X 1.50 - ZINC
	000G46-08-24T	EA	SCREW - MACHINE - 8-32 X 1.50 PFH - BLACK
	000G50-04-12B	EA	SCREW - MACHINE - 1/4-20 X .75 PPH - ZINC
	000G50-04-08B	EA	SCREW - MACHINE - 1/4-20 X .50 PTH - ZINC
	000G52-08-18B	EA	SCREW - MACHINE - 8-32 X 1 1/8 PTH - ZINC
	000G54-04-20B	EA	SCREW - 1/4-20 X 1.25 PTH - TYPE 23 - ZINC PLATED
	000G55-08-16S	EA	SCREW - SF/DR - 8-18 X 1.00 - PWH - OFF WHITE
	000G55-08-12S	EA	SCREW - SF/DR - 8-18 X .75 PWH - OFF WHITE
	000G57-05-16J	EA	SCREW - 5-20 X 1 PFH - BRASS
	000G60-10-28T	EA	SCREW - SF/DR - 10-16 X 1.75 - BLACK
	000G60-10-209	EA	SCREW - SF/DR - 10-16 X 1.25 POH - SILVER STALGAARD
	000G60-10-20B	EA	SCREW - SF/DR - 10-16 X 1.25 POH - ZINC
	000G67-08-32B	EA	SCREW - 8-15 X 2 PPH - ZINC
	000G67-10-10D	EA	SCREW - 10-12 X 5/8 PPH - BLACK - TYPE A
	000G67-10-10B	EA	SCREW - 10-12 X 5/8 PPH - ZINC - TYPE A
	000G67-10-08B	EA	SCREW - 10-12 X .50 PPH - ZINC
	000G67-10-120	EA	SCREW - 10-12 X .75 PPH - TAN
	000G67-10-12P	EA	SCREW - 10-12 X .75 - PPH - DARK BROWN
	000G67-10-12B	EA	SCREW - 10-12 X .75 PPH - ZINC
	000G67-10-10S	EA	SCREW - 10-12 X 5/8 PPH - OFF WHITE
	000G67-10-48B	EA	SCREW - 10-12 X 3 PPH - ZINC
	000G67-10-36T	EA	SCREW - 10-12 X 2.25 PPH - BLACK
	000G67-10-24B	EA	SCREW - 10-12 X 1.25 PPH - ZINC
	000G67-10-16B	EA	SCREW - 10-12 X 1 PPH - ZINC
	000G67-10-120	EA	SCREW - 10-12 X .75 PPH - TAN
	000G68-06-12S	EA	SCREW - 6-18 X 3/4 POH
	000G68-06-10G	EA	SCREW - 6-18 X 5/8 POH - ANTIQUE BRASS
	049465-01-000	EA	SCREW - 10-16 W/WASHER PTH - DARK BROWN
	049465-03-000	EA	SCREW - 10-16 X 1 POH W/WASHER - OFF WHITE
	054434-03-000	EA	SCREW - SF/DR - 10-16 X 2 - PWH - ZINC - W/O WINGS
	057671-01-000	EA	COVER - SCREW - #8 - PLASTIC - OFF WHITE
	057671-03-000	EA	COVER - SCREW - #8 - WILLOW
	057671-15-000	EA	COVER - SCREW - BRIGHT WHITE
	075908-01-000	EA	SCREW - MACHINE - 10-32 X .56 PTH - EXTERNAL TOOTH - ZINC
	076790-01-000	EA	SCREW - 6-20 X 1 1/4 PPH - BLACK
	083554-01-000	EA	SCREW - DRYWALL - 8 X 1.25
	083554-04-000	EA	SCREW - DRYWALL - 8 X 2.50
	086256-01-000	EA	SCREW - SF/DR - 8 X 3/4 HWH LONG
	097974-01-000	EA	SCREW - PARTICLE BOARD - 7-9 X 3/4 PPH
	101618-01-000	EA	SCREW - 1/4-20 X 3/4 HEX - TAPPING - STALGARD TYPE F
	106477-01-000	EA	SCREW - 14 - 10 X 3.00 - PFH

SEALANTS & FASTENERS GROUP (CONTINUED)

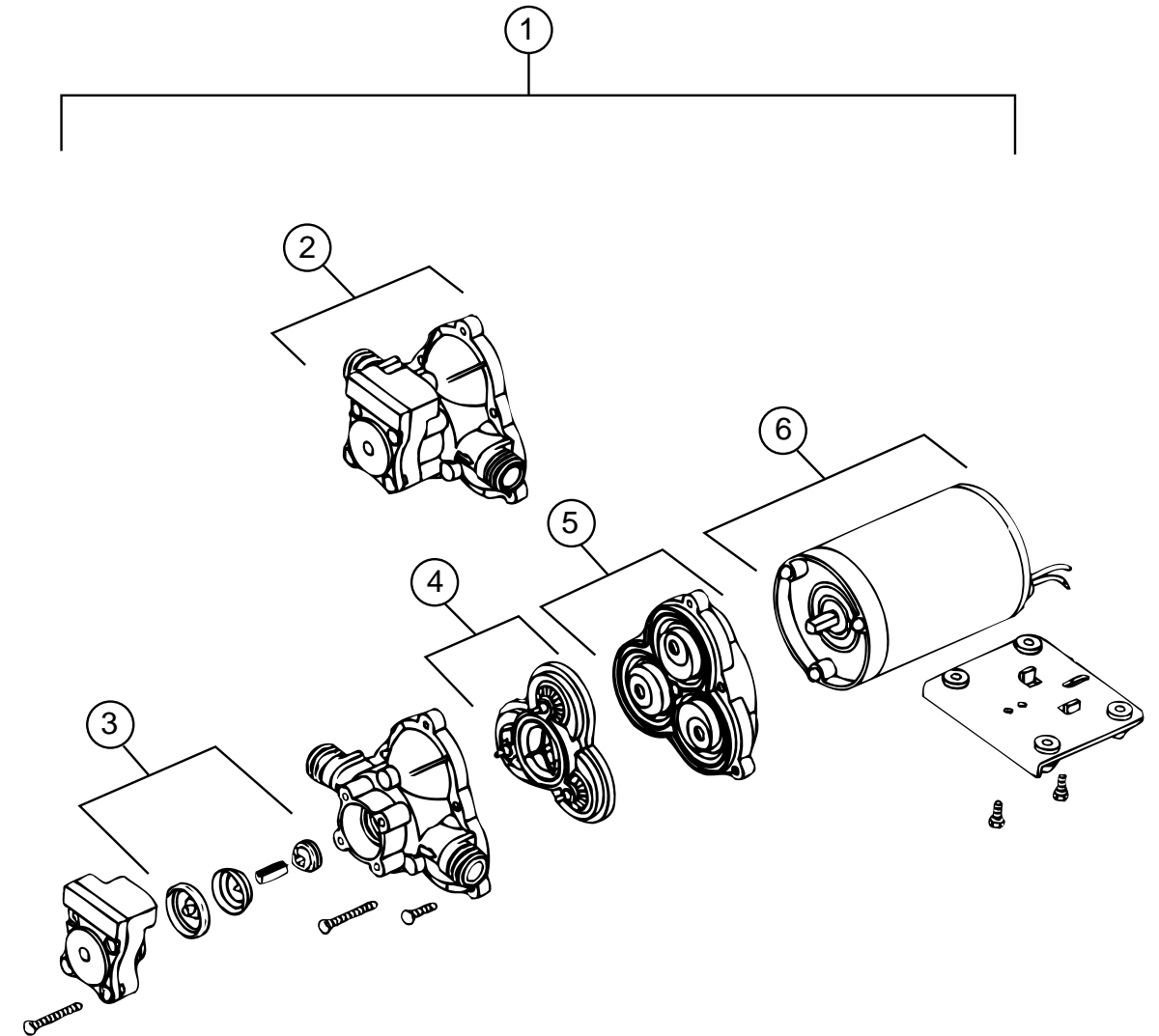
CLAMPS, CLIPS, & GROMMETS

KEY	PART NUMBER	U/M DESCRIPTION
	000F10-04-16B	EA PIN - COTTER - 1/8" X 1" - ZINC
	000F10-06-32B	EA PIN - COTTER - 3/16" X 2" - ZINC
	000H14-04-04A	EA RIVET - MANDREL BLIND - 1/8 X .400
	000H14-06-14R	EA RIVET - MANDREL BLIND - 3/16"
	000H16-04-06R	EA RIVET - POP ALUMINUM - 1/8" X .313 - .375
	000H16-06-10R	EA RIVET - POP ALUMINUM - 3/16 X .501-.625
	007161-01-000	EA CLAMP - HOSE - SPRING TYPE - 1/2"
	010495-01-000	EA CLAMP - CABLE - 9/16"
	010497-01-000	EA CLAMP - CLOSED - 5/8" ID
	010497-03-000	EA CLAMP - CLOSED - 1" ID - CUSHIONED
	010497-04-000	EA CLAMP - CLOSED - 1.62" ID
	010499-01-000	EA CLAMP - CLOSED - 3/8" ID
	062401-01-000	EA CLAMP - HOSE - WORMGEAR - .25" - 1"
	062401-02-000	EA CLAMP - HOSE - WORMGEAR - 1.56" - 2.5"
	062401-04-000	EA CLAMP - HOSE - WORMGEAR - .69" - 1.25"
	062401-06-000	EA CLAMP - HOSE - WORMGEAR - .22" - .62" ID
	083609-01-000	EA CLAMP - WIRE - DUAL - EQUAL DIAMETERS - 5/8"
	083610-01-000	EA CLAMP - WIRE - DUAL - UNEQUAL DIAMETERS - 3/4" & 1 1/4"
	083610-02-000	EA CLAMP - WIRE - DUAL - UNEQUAL DIAMETERS - 3/4" & 2"
	016188-05-000	EA GROMMET - L/P LINE - 3/8" HOLE X 1 1/4" LONG - RUBBER
	023942-01-000	EA GROMMET - RUBBER - 2" OD
	071015-11-000	EA GROMMET - 1.00 ID - FITS .12 MATERIAL
	008380-01-000	EA GROMMET - RUBBER - 5/8" HOLE X 1 1/2" DIAMETER - BLACK
	071015-29-000	EA GROMMET - RUBBER - 1/4 ID X 1 1/4 OD W .12 GROOVE - BLK
	071015-30-000	EA GROMMET - RUBBER - .31" ID X .81" OD W/.12" GROOVE - BLK
	088756-01-000	EA GROMMET - WEB - 1 1/8" I.D.
	091952-01-000	EA CLIP - GRIPPER - 1"
	094362-02-000	EA CLIP - XMAS TREE - BINDER HEAD - .9" LONG

MISCELLANEOUS FASTENERS

KEY	PART NUMBER	U/M DESCRIPTION
	008343-01-000	EA TIE - WIRE - 6"
	008343-02-000	EA TIE - WIRE - 14"
	029094-04-000	YD VELCRO TAPE - LOOP - 1" WIDE - BLACK
	029096-03-000	YD VELCRO TAPE - HOOK - 1" WIDE - BLACK
	081211-04-000	EA PLUG - PLASTIC - .46" DIAMETER - BLACK
	081211-05-000	EA PLUG - PLASTIC - .188 DIAMETER - NATURAL
	085774-01-000	FT FASTENER - DUAL LOCK - 1" WIDE - ADHESIVE BACK - BLACK
	085774-02-000	FT FASTENER - DUAL HOOK - 1" WIDE - ADHESIVE BACK - BLACK
	086285-01-000	EA SPACER - NYLON - .5" OD X .257" ID
	088792-02-000	YD VELCRO TAPE - LOOP - .75" - ADHESIVE BACKED - BEIGE
	108046-02-000	EA CABLE TIE - SCREW MOUNT 15"
	110943-02-000	FT FELTSTRIP - 3/8" - ADHESIVE BACK - WHITE
	115361-01-01A	EA PLUG - PLASTIC
	123816-04-000	FT TAPE - DOUBLE SIDED - 6"

WATER & SEWAGE GROUP



WATER PUMP (SHURFLO)

KEY	PART NUMBER	U/M DESCRIPTION	VENDOR NO.
1	098607-01-000	EA PUMP - WATER - W/.5" MPT FITTING - FLOW 2.8 GPM	
2	098607-01-706	EA HOUSING - W/SWITCH ONLY	94-231-20
3	098607-01-705	EA VALVE - CHECK - KIT	94-237-00
4	098607-01-703	EA VALVE KIT	94-232-00
5	098607-01-702	EA DIAPHRAGM/DRIVE ASSEMBLY KIT	94-238-04
6	098607-01-707	EA MOTOR W/BASEPLATE	11-148-04

WATER & SEWAGE GROUP (CONTINUED)

FRESH WATER TANK

KEY	PART NUMBER	U/M DESCRIPTION
	123243-01-000	EA TANK - ACCUMULATOR, 24 OZ
	119109-07-000	EA TANK - WATER - 40 GALLON - W/FITTINGS
	119109-01-000	EA TANK - WATER - 40 GALLON - W/O FITTINGS
	117217-01-000	EA TANK - FRESH WATER - 30 GALLON - W/O FITTINGS
	117217-08-000	EA TANK - FRESH WATER - 30 GALLON - W/FITTINGS
	042989-03-000	EA FITTING - WATER TANK - SPINWELD - 1 1/4"NPT - PLASTIC
	042989-05-000	EA FITTING - SPINWELD - 1/2" FPT - PLASTIC
	049032-01-000	EA PATCH - SPINWELD - 3/8" - PLASTIC
	039861-01-000	EA SENDING UNIT - W/SCREW - WASHER - WELL NUT & TERMINAL RING
	091208-01-000	EA WASHER - RUBBER - .06" X .75" X .5"
	077954-02-000	EA FILTER - WATER TANK - SCREEN IN TANK

WATER SYSTEM COMPONENTS (FLAIR - IT)

KEY	PART NUMBER	U/M DESCRIPTION
	114427-01-000	EA CAP - 1/2P - 02860
	114427-02-000	EA PLUG - 1/2P - 02863
	114427-03-000	EA NUT - 1/2"Q - #6453
	114428-01-000	EA TEE - 1/2P X 1/2P X 1/2P - 02820
	114428-02-000	EA TEE - SWIVEL - 1/2P X 1/2P X 1/2FPT - 02821
	114428-03-000	EA TEE - 1/2P X 1/2P X 1/2MPT - 02822
	114428-04-000	EA TEE - 1/2P X 1/2P X 1/8FPT - 02834
	114429-01-000	EA ELBOW - 1/2P X 1/2P - 02800
	114429-02-000	EA ELBOW - 1/2P X 1/2MPT - 02803
	114429-03-000	EA ELBOW - SWIVEL - 1/2P X 1/2FPT - 02816
	114429-04-000	EA ELBOW - 1/2P X 3/8MPT - 02810
	114429-05-000	EA ELBOW - 1/2P X 3/4MPT - 02812
	114429-06-000	EA ELBOW - SWIVEL - 1/2P X 3/4FPT - 02811
	114429-07-000	EA ELBOW - 1/2P X 1/2FPT DROPEAR - 02801
	114430-01-000	EA ADAPTER - 1/2P X 1/2P - 02840
	114430-02-000	EA ADAPTER - SWIVEL - 1/2P X 1/2FPT -02873
	114430-03-000	EA ADAPTER - 1/2P X 1/2MPT - 02842
	114430-04-000	EA ADAPTER - 1/2P X 3/8MPT - 02852
	114430-06-000	EA ADAPTER - 1/2P X 3/8FPT - 02851
	114430-08-000	EA ADAPTER - 1/2P X 3/4MPT - 02868
	114431-01-000	EA VALVE - LINE DRAIN 1/2P - 02914
	114431-02-000	EA VALVE - 1/2P - BYPASS - 02910
	114431-03-000	EA VALVE - 1/2P X 1/2P - 02884
	114431-04-000	EA VALVE - STOP - 1/2P X 1/2P - 02880
	114431-05-000	EA VALVE - NEEDLE - COMP 1/8MPTX1/4 - 64858
	114431-06-000	EA VALVE - 3/8P X 3/8P - 02882
	114431-07-000	EA VALVE - 3/8P THREE - WAY - 02900
	114431-08-000	EA STRAIGHT STOP VALVE - 3/8P X 3/8P - 02879

WATER & SEWAGE GROUP (CONTINUED)

WATER SYSTEM COMPONENTS

KEY	PART NUMBER	U/M DESCRIPTION	VENDOR NO.
*	051391-03-000	EA WATER HEATER G6A-8E ELECTRONIC IGNITION	
	701069-01-000	EA WATER PURIFICATION SYSTEM	
	701069-03-700	EA CARTRIDGE RELACEMENT	9592-06
	010224-01-000	EA ADAPTER - HOSE TO PIPE - 3/8" MPT X 3/8" BARB - BLACK PLASTIC	
	044927-01-000	EA ADAPTER - HOSE TO PIPE - 1 1/4" MPT X 1 1/4" BARB - BLACK PLASTIC	
	123152-01-000	EA ADAPTER - 1/2 FPT X 1/2 BARB - SWIVEL	
	010230-06-000	EA FILL - CITY WATER - W/CHECK VALVE - MPT	
	125697-05-000	EA INLET - WATER - FLUSHING SYSTEM	
	125697-03-000	EA CHECK VALVE - FLUSHING SYSTEM	
	125697-04-000	EA BREAKER - VACUUM - FLUSHING SYSTEM	
	124188-01-000	FT TUBING - PEX - 1/2" ID X 20' - BLUE	
	124188-02-000	FT TUBING - PEX - 1/2" ID X 20' - RED	
	112176-01-000	FT TUBING - VINYL - REINFORCED - 1/2" ID	
	074462-02-000	FT TUBING - VINYL - 3/8 ID X 20' - CLEAR	
	039800-04-000	FT TUBING - POLYBUTYL - 1/4"OD	
	079381-01-000	FT TUBING - RIBBED FLEXIBLE - WATER FILL - 1.4" X 10"	
	010219-01-000	EA ELBOW - 1 1/4" MPT X 1 1/4" BARB - WATER FILL - PLASTIC	
	123150-01-000	EA ELBOW - 1/2" FPT X 1/2" BARB - SWIVEL	
	126398-01-000	EA ELBOW - ENTRY HOSE - 90 DEGREE	
	110438-02-000	EA VALVE - CHECK - BRASS - 1/2" MPT X 1/2" MPT	
	113697-01-000	EA CAP - 3/8" FTG	
	118423-01-000	EA FITTING - BRASS-TEE - 1/4C X 1/4C X 1/4C	
	111888-01-000	EA FERRULE - PLASTIC - .250 ID X .375 OD	
	111888-02-000	EA INSERT - BRASS - 1/4 COMP	
	124184-01-000	EA SUPPORT - WATER LINE - BEND	
	125697-06-000	EA INSTRUCTIONS - USER - FLUSHING SYSTEM	

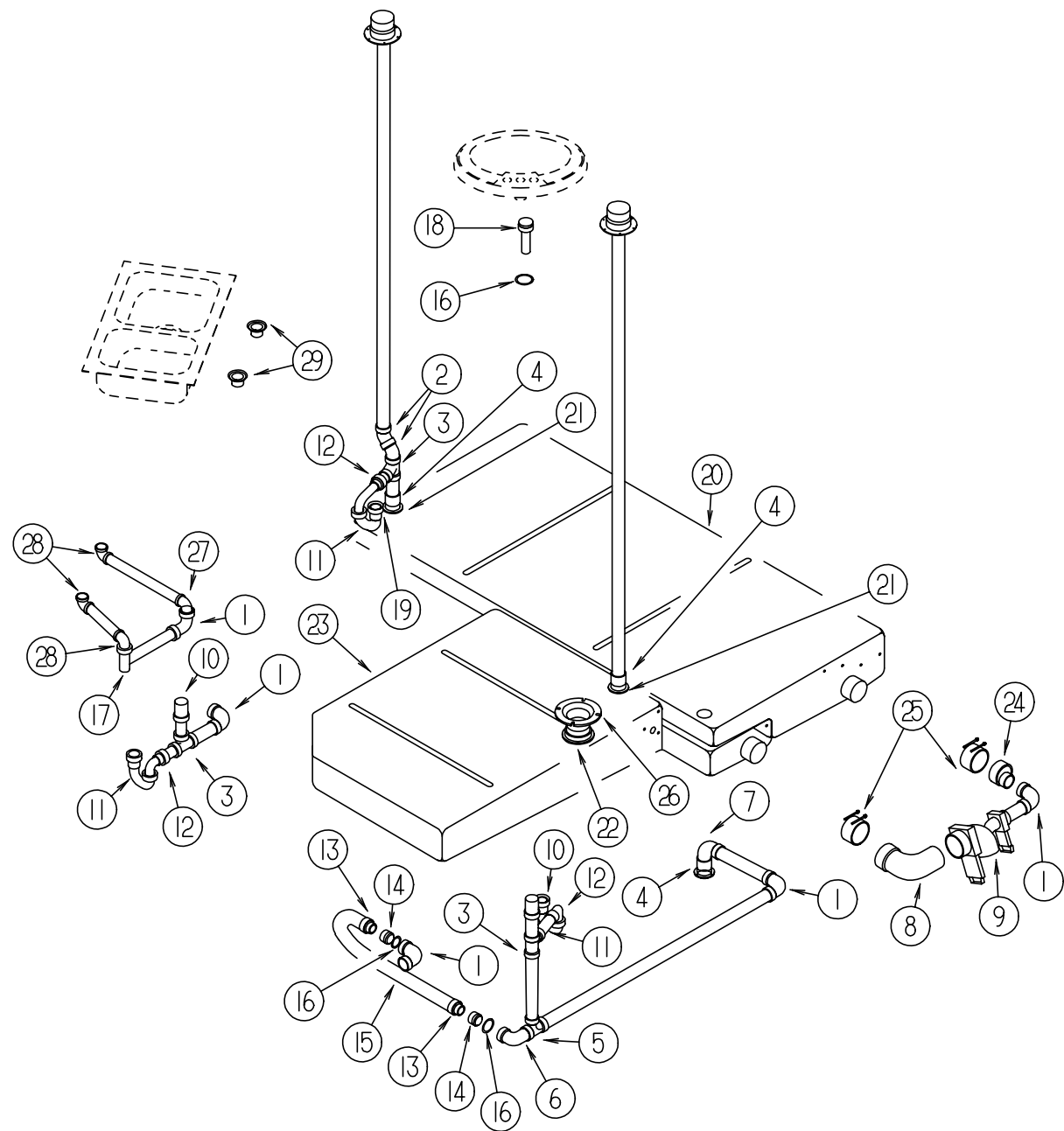
* COMPONENT PARTS FOUND IN SERVICE PARTS LIBRARY

EXTERIOR SHOWER COMPONENTS

KEY	PART NUMBER	U/M DESCRIPTION
	131383-01-01A	EA SHOWER HEAD - W/HOSE & BRACKET - 60" - IVORY
	131383-02-01A	EA SHOWER HEAD - W/HOSE & BRACKET - 60" - CSA- IVORY
	075241-05-000	EA FAUCET/SHOWER - BONE 3/4" MPT X 1.4" LONG INLET PIPES

WATER & SEWAGE GROUP (CONTINUED)

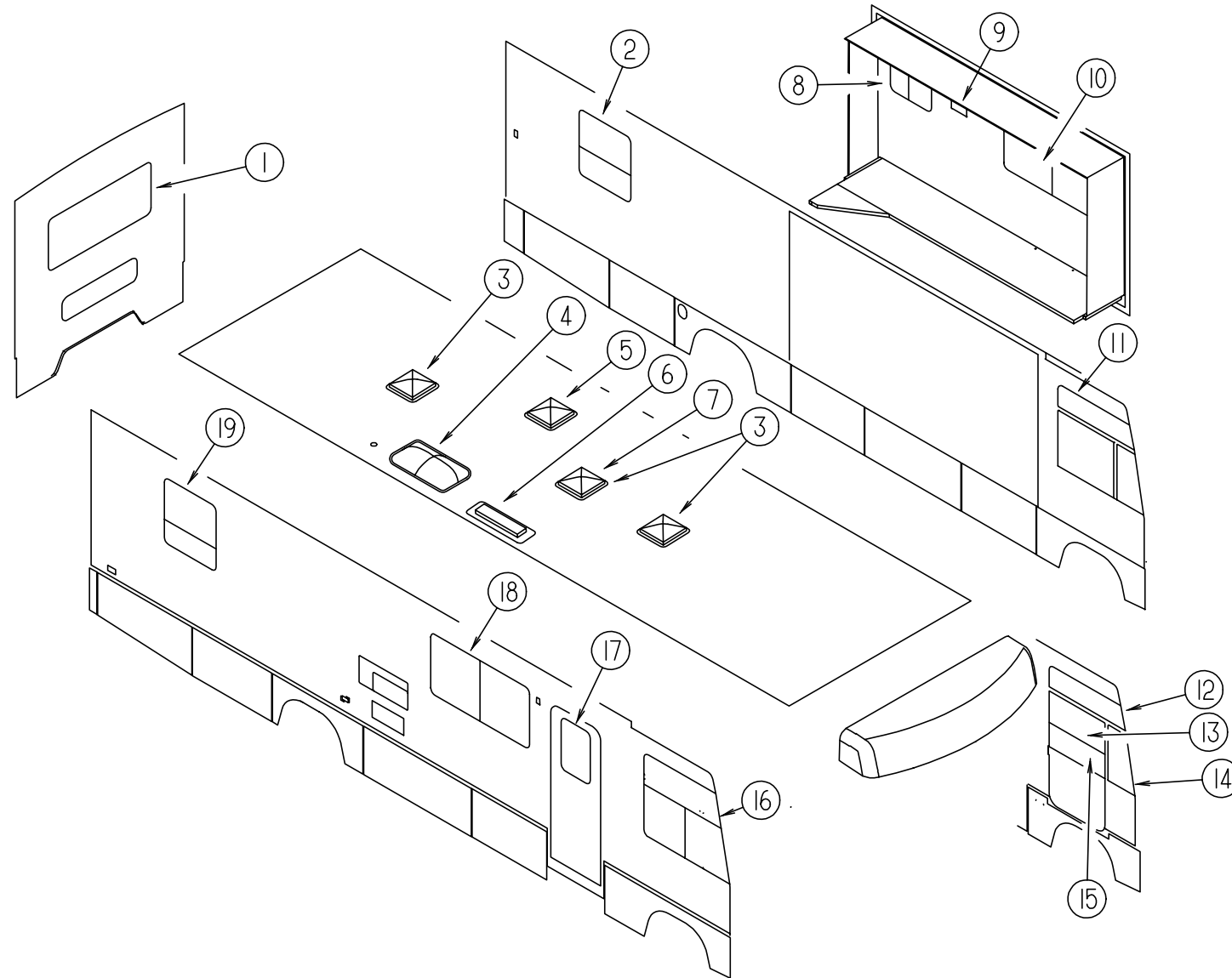
DRAINAGE SYSTEM



KEY	PART NUMBER	U/M	DESCRIPTION
1	010008-01-000	EA	ELBOW - 90 DEGREE - 1 1/2" HUB X HUB - PLASTIC
2	010051-01-000	EA	ELBOW - 45 DEGREE - 1 1/2" SPIGOT & HUB - PLASTIC
3	010071-01-000	EA	TEE - SANITARY - 1 1/2 HUB X HUB X HUB - PLASTIC
4	010115-01-000	EA	COUPLING - 1 1/2" HUB X HUB - PLASTIC
5	031365-02-000	EA	TEE - PLASTIC - 1 1/2" EXT LG TURN
6	033761-01-000	EA	ELBOW - TURN - 90 DEGREE 1 1/2" HUB X 1 1/2" SPIGOT
7	034250-01-000	EA	ELBOW - 90 DEGREE - LONG TURN - 1 1/2" HUB X HUB - ABS
8	041956-01-000	EA	ELBOW - STREET - 1/4" BARB X 90 DEGREE X 3 XLT
9	070916-01-000	EA	VALVE - DUAL DUMP - W/CAP - 3" X 1 1/2"
9	070916-01-700	EA	VALVE ONLY (WASTE) 3" T1003BU
9	070916-01-701	EA	VALVE ONLY (WASTE) 1 1/2" T1001BU
10	079968-01-000	EA	VENT - MECHANICAL/TRAP ARM - ANTI-SIPHON-2" X 7.3" PLASTIC
11	107538-01-000	EA	P TRAP - PLASTIC - 1 1/4" W/EXTENSION ARM
11	011071-01-000	EA	P TRAP - PLASTIC - 1 1/2" (CSA)
12	109571-01-000	EA	ADAPTER - P TRAP - 1 1/2"P X 1 1/4"MPT
13	126424-01-000	EA	ADAPTER - 1 1/2" MPT X 1 1/2" HUB
14	126425-01-000	EA	ADAPTER - SWIVEL - 1 1/2 FPT X 1 1/2" HUB
15	126426-01-000	FT	PIPE - 1 1/2" FLEXABLE
	126427-01-000	EA	ADHESIVE - ALL PURPOSE - ABS/PVC
	126427-02-000	EA	PRIMER - CLEANER - FLEX PIPING
16	127440-02-01A	EA	WASHER - RUBBER - 1.8" X .1"
17	011091-02-000	EA	WASTE - CONTINUOUS - DOUBLE SINK
17	011091-03-000	EA	WASTE - CONTINUOUS - DOUBLE SINK - CSA
18	120981-01-01A	EA	DRAIN - TIP TOE - BRASS
	066436-01-000	EA	NUT - SLIP - TAILPIECE 1.5"
19	069735-01-000	EA	WASHER - STRAINER TO TAILPIECE - PLASTIC - 1.5"
20	125948-01-000	EA	TANK - HOLDING - W/O FITTINGS
21	061607-01-000	EA	GROMMET - HOLDING TANK - 1 1/2" NPS
22	061607-02-000	EA	GROMMET - HOLDING TANK - 3" NPS
23	125947-01-000	EA	TANK - HOLDING - W/O FITTINGS
	010201-01-000	EA	HOSE - SEWER - 3" ID X 8'
	062416-01-000	EA	ADAPTER - SEWER HOSE TO 3" PIPE
24	062422-01-000	EA	ADAPTER - OFFSET REDUCER - 3" X 1 1/2" - PLASTIC
25	078406-01-000	EA	COUPLER - RUBBER - W/CLAMPS - 3" X 3"
26	116644-01-000	EA	FLANGE - CLOSET - 4" X 3"
27	125569-01-000	EA	ELBOW - 1 1/2" X 90 DEGREE - DOUBLE SLIP
28	126588-02-000	EA	ARM - WASTE - 1 1/2 X 20 - FEMALE
29	092303-01-000	EA	STRAINER - SINK
	094756-02-01A	EA	BRACKET - L - 6.1" LONG X 3.9" WIDE - STEEL

WINDOW, VENT & EXTERIOR DOOR GROUP

WINDOWS & VENTS



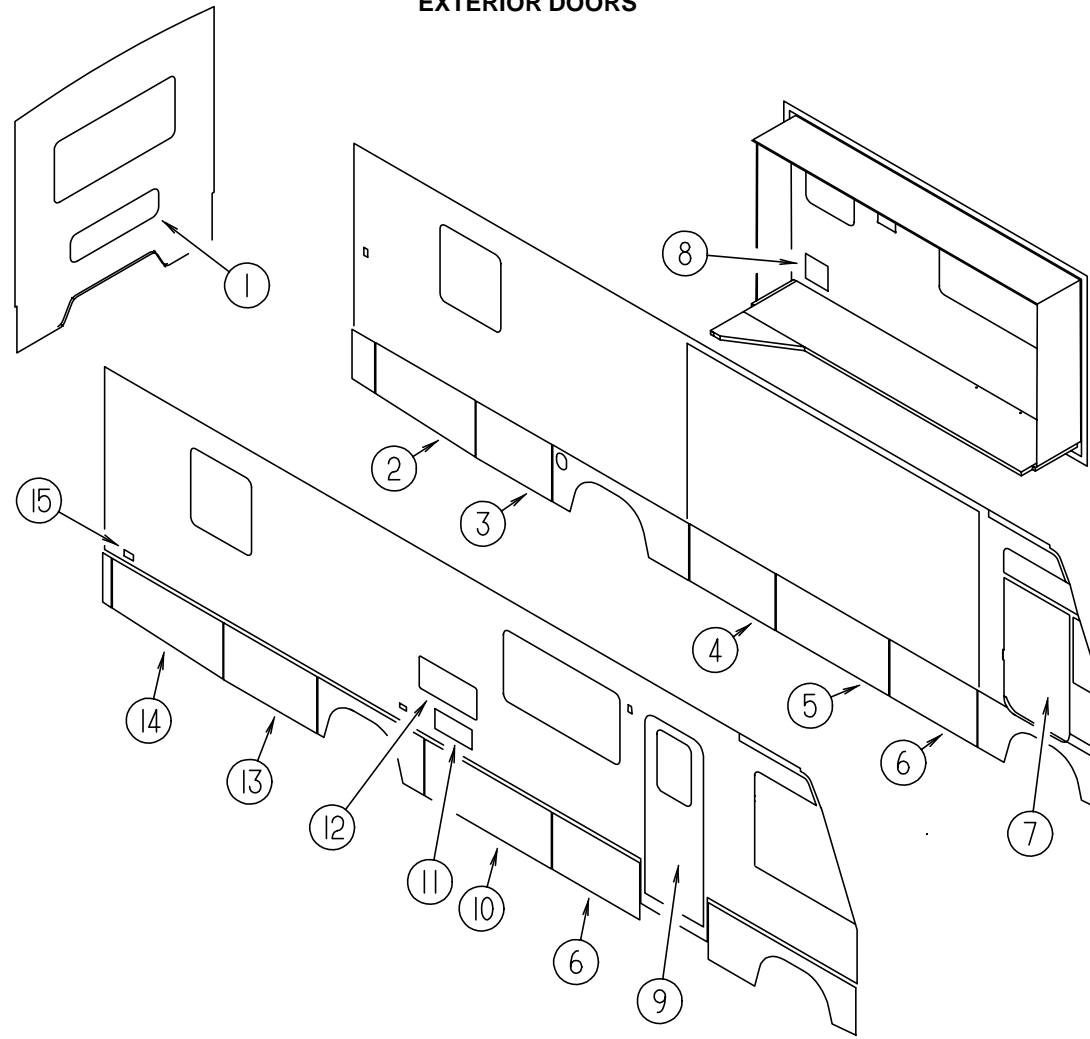
KEY	PART NUMBER	U/M	DESCRIPTION
1*	078528-06-E10	EA	WINDOW - ESCAPE W/O RETAINER TRIM 48.5" X 24.5" (QUEEN BED)
1*	113502-01-01A	EA	WINDOW - REAR ESCAPE THERMO - 24.8" X 48.7" (QUEEN BED)
1*	078528-13-F11	EA	WINDOW - ESCAPE W/O INSIDE TRIM - 59.8" X 26" (TWIN BEDS)
1*	113733-07-01A	EA	WINDOW - STATIONARY THERMOPANE/ EUROPEAN 26.4" X 60" (TWIN BEDS)
2*	112463-03-01A	EA	WINDOW - TIPOUT W/ RETAINER RING - 33.3" X 30.2" (QUEEN BED)
2*	112898-16-01A	EA	WINDOW - VERTICAL SLIDER - THERMO - 30.2" X 33.2" (QUEEN BED)
2*	112463-05-01A	EA	WINDOW - TIPOUT/ ESCAPE W/ RETAINER TRIM - 33.3" X 30.2" (TWIN BEDS)
2*	112898-18-01A	EA	WINDOW - VERTICAL SLIDER - THERMO - ESCAPE - 30.2" X 33.2" (TWIN BEDS)
3*	122882-01-01A	EA	VENT - ROOF - NONPOWERED
3	122882-07-01A	EA	VENT - ROOF - GARNISH 63.5-104.6
4	114496-01-02A	EA	PANEL - SKYLIGHT - OUTER - 22" X 37"
4	122191-01-02A	EA	PANEL - SKYLIGHT - INNER W/LIGHT CUTOUT - 20.7" X 35.4"
5*	122882-02-01A	EA	VENT - ROOF - POWERED
5*	122882-03-01A	EA	VENT - ROOF - POWERED CSA
5	122882-07-01A	EA	VENT - ROOF - GARNISH 63.5-104.6
6	084073-04-000	EA	BASE - ROOF VENT - REFRIGERATOR
6	084073-07-000	EA	VENT - ROOF - REFRIGERATOR - BRIGHT WHITE - NORCOLD
6	118369-01-02A	EA	CAP - REFRIGERATOR ROOF VENT - SIDE/SIDE - BRIGHT WHITE
6	118369-02-02A	EA	BASE - REFRIGERATOR ROOF VENT - SIDE/SIDE - BRIGHT WHITE
7*	123780-03-01A	EA	VENT - ROOF - 3" TO 4" - W/FAN/POWER LIFT - W/O THERMOSTAT
8*	098647-07-02A	EA	WINDOW - DR HORIZ SLIDER W/TRIM - TINTED - 15" X 23.7"
8*	112795-56-01A	EA	WINDOW - DRIVER HORIZONTAL SLIDER - THERMO - 15.2" X 24"

KEY	PART NUMBER	U/M	DESCRIPTION
9	084616-07-000	EA	SHROUD - EXHAUST VENT/RANGE HOOD - BRIGHT WHITE
9	084878-09-000	EA	VENT - EXHAUST/RANGE HOOD - OFF WHITE
10*	098647-22-01A	EA	WINDOW - DRIVER HORIZONTAL SLIDER - 26.1" X 59.7"
10*	112795-15-01A	EA	WINDOW - DRIVERS HORIZONTAL SLIDER THERMO 26 3/8" X 60"
	083558-03-000	EA	VENT - PLUMBING PIPE ROOF - W/ COVER - OFF WHITE
11*	125582-02-01A	EA	WINDOW - CAB - DRIVER
11*	125583-02-01A	EA	WINDOW - DRIVER CAB-3 GLASS THERMO - 42.9"T X 51.2"B X 42.6"H
12*	125586-01-01A	EA	WINDOW - VISTA
12*	125600-01-01A	EA	WINDOW - VISTA - THERMOPANE
13	125581-04-705	EA	GLASS - STATIONARY 106-041547
14*	125584-01-01A	EA	WINDOW - FRONT SLANT - LEFT HAND
14*	125585-01-01A	EA	WINDOW - FRONT SLANT - THERMO
15	125581-04-704	EA	GLASS - ROLL-UP 106-041821
16*	125582-01-01A	EA	WINDOW - CAB - PASSENGER
16*	125583-01-01A	EA	WINDOW - PASS CAB-3 GLASS THERMO - 42.9"T X 51.2"B X 42.6"H
17*	117053-02-F36	EA	WINDOW - PICTURE - 17" X 26.4"
17*	113733-01-01A	EA	WINDOW - STATIONARY THERMOPANE - 17" X 26.4"
18*	098647-23-01A	EA	WINDOW - PASS HORIZ SLIDER W/TRIM - TINTED - 26.1" X 59.7"
18*	112795-16-01A	EA	WINDOW - PASSENGER HORIZONTAL SLIDER -THERMO-26.1" X 59.8"
19*	112463-03-01A	EA	WINDOW - TIPOUT W/ RETAINER TRIM - 33.3" X 30.2"
19*	112898-16-01A	EA	WINDOW - VERTICAL SLIDER - THERMO - 30.2" X 33.2"

* COMPONENT PARTS FOUND IN SERVICE PARTS LIBRARY

WINDOW, VENT & EXTERIOR DOOR GROUP (CONTINUED)

EXTERIOR DOORS



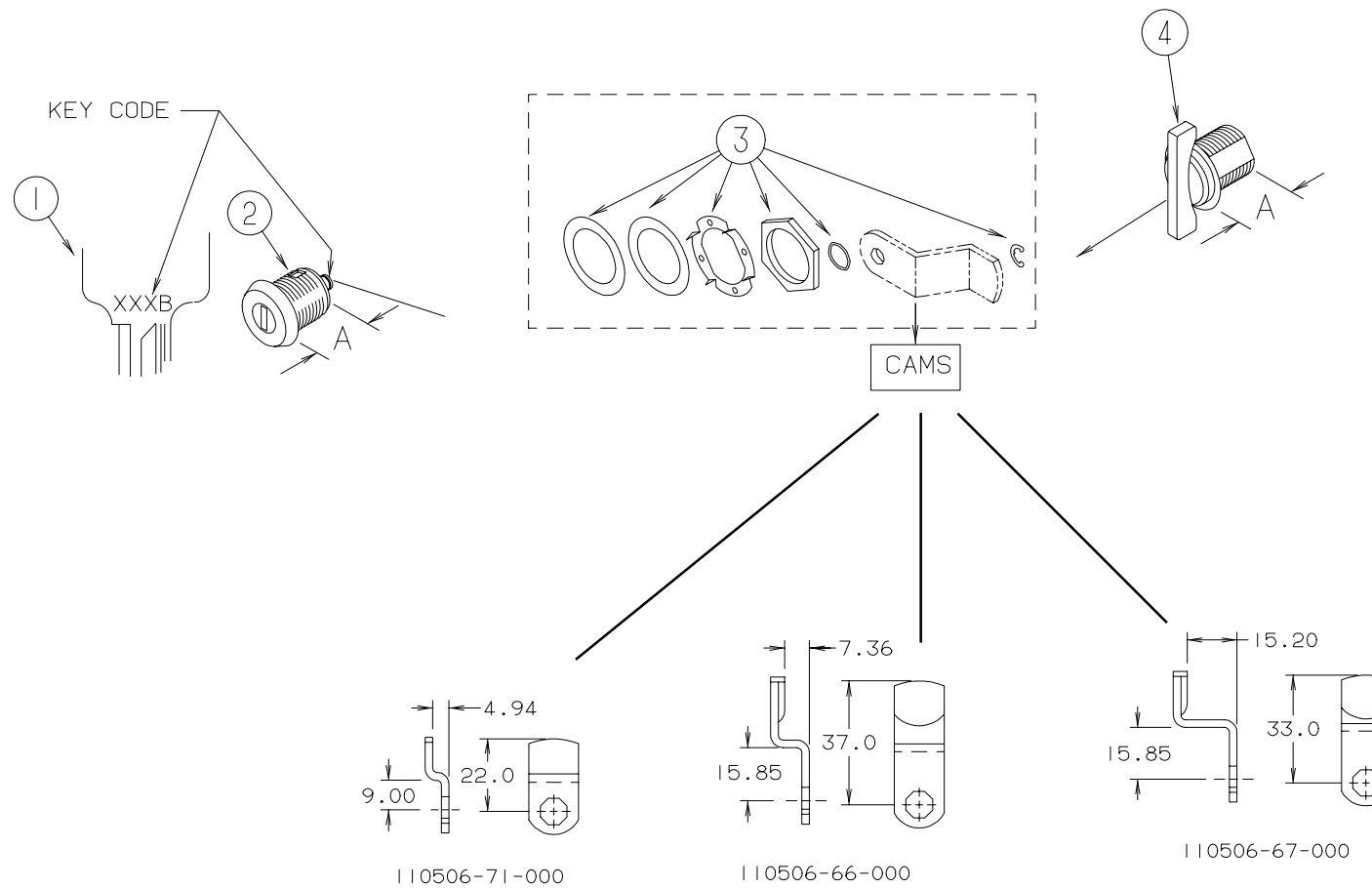
KEY	PART NUMBER	U/M	DESCRIPTION	VENDOR NO.	KEY	PART NUMBER	U/M	DESCRIPTION	VENDOR NO.
1	126944-02-J22	EA	DOOR/STORAGE - W/O HARDWARE - 11.7" X 43.5"		10	122239-29-JA1	EA	VALANCE/DOOR - W/O PADDLE LATCH/HINGE - 23.7" X 62.9"	
2	122391-63-JA1	EA	VALANCE/DOOR - DRIVER W/O PADDLE LATCH 23.8" X 49.5" X 21.5" FROM: 00-00-00 THRU: 03-26-98		11	098668-23-000	EA	DOOR - ACCESS - FURNACE - BRIGHT WHITE	
2	122391-76-JA1	EA	VALANCE/DOOR - DRIVER W/O PADDLE LATCH 23.8" X 49.4" X 20.8" FROM: 03-27-98 THRU: 99-99-99		12	084103-08-000	EA	DOOR - REFRIGERATOR - VENTED - W/O JAMB	
3	122239-05-JA1	EA	VALANCE/DOOR - W/O PADDLE LATCH/HINGE - 23.7" X 37.7"		12	084104-01-700	EA	LOCK - MALE - FASTENER	201-721-010
4	122239-40-JA1	EA	VALANCE/DOOR - W/O PADDLE LATCH/HINGE - 23.7" X 42.5"		12	084104-01-701	EA	LOCK - FEMALE - FASTENER	201-802-010
5	122239-81-JA1	EA	VALANCE/DOOR - W/O PADDLE LATCH/HINGE - 23.7" X 56"		12	084104-08-000	EA	JAMB - REFRIGERATOR DOOR	
6	122239-22-JA1	EA	VALANCE/DOOR - W/O PADDLE LATCH/HINGE - 23.7" X 43.5"		12	125481-01-02A	EA	DOOR - REFRIGERATOR VENT (SIDE BY SIDE)	
7	125581-04-01A	EA	DOOR - DRIVER - NON-POWER		13	122239-35-JA1	EA	VALANCE/DOOR - W/O PADDLE LATCH/HINGE - 23.7" X 46.3"	
8	052009-06-000	EA	DOOR - WATER HEATER - BRIGHT WHITE - 18" X 14.6"		14	122391-62-JA1	EA	VALANCE/DOOR - PASS W/O PADDLE LATCH 23.7" X 55" X 21.2" FROM: 00-00-00 THRU: 03-26-98	
8	116424-01-000	EA	PROTECTOR - LATCH - WATER HEATER		14	122391-75-JA1	EA	VALANCE/DOOR - PASS W/O PADDLE LATCH 23.7" X 55" X 20.4" FROM: 03-27-98 THRU: 99-99-99	
9	115108-10-H19	EA	DOOR - ENTRY - W/SCREEN DOOR - W/O WINDOW (J22, J23)		15	081240-16-000	EA	DOOR - WATER FILL - LOCKABLE W/O LOCK - 4" X 4 5/8"	
9	115108-10-J62	EA	DOOR - ENTRY - W/SCREEN DOOR - W/O WINDOW (J24, J25)						
9	115108-10-J31	EA	DOOR - ENTRY - W/SCREEN DOOR - W/O WINDOW (J26, J27)						
9	115108-10-J28	EA	DOOR - ENTRY - W/SCREEN DOOR - W/O WINDOW (J28, J29)						

WINDOW, VENT & EXTERIOR DOOR GROUP (CONTINUED)

NOTE:

WHEN ORDERING THE LOCK CASE, THE KEY CODE MUST MATCH THE LAST DIGIT OF THE VEHICLE'S SERIAL NUMBER AND PART NUMBER; WHEN ORDERING THE KEYS, THE THIRD DIGIT OF THE KEY CODE MUST MATCH THE LAST DIGIT OF THE VEHICLE'S SERIAL NUMBER AND PART NUMBER

BRIGGS & STRATTON LOCKS & COMPONENTS

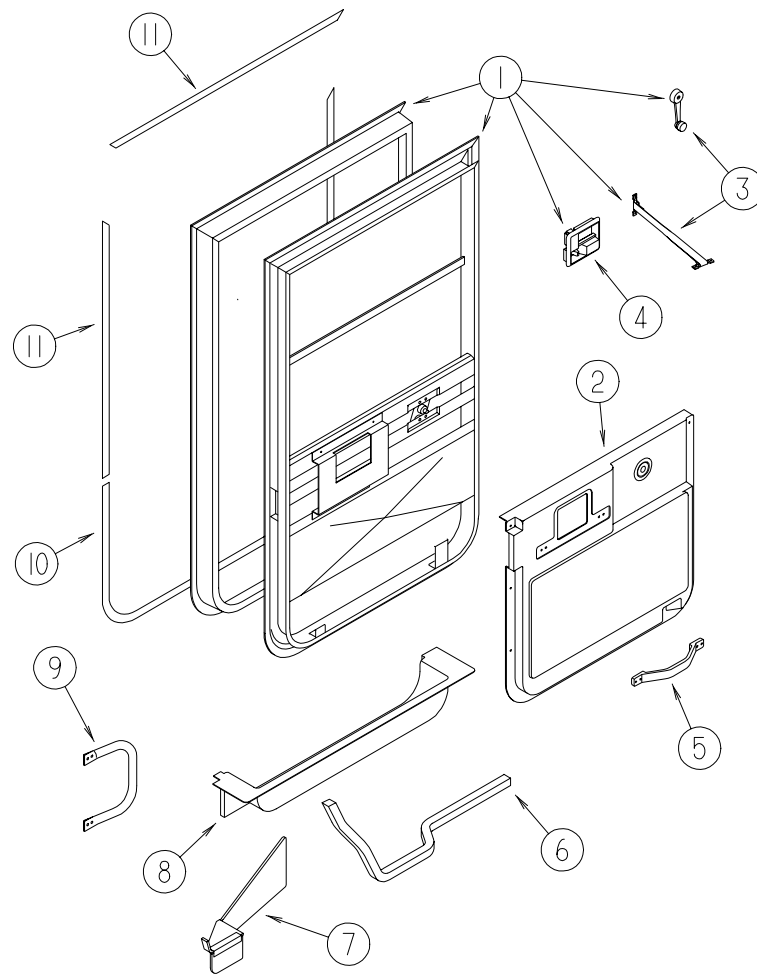


KEY	PART NUMBER	U/M	DESCRIPTION	VENDOR NO.
1	110506-59-000	EA	KEYS - SET OF TWO	596720
2	110506-52-000	EA	CASE - LOCK - A= 17 MM	702370
2	110506-53-000	EA	CASE - LOCK - A= 25 MM	702380
2	110506-54-000	EA	CASE - LOCK - A= 32 MM	703170
1	110506-59-001	EA	KEYS - SET OF TWO	596721
2	110506-52-001	EA	CASE - LOCK - A= 17 MM	702371
2	110506-53-001	EA	CASE - LOCK - A= 25 MM	702381
2	110506-54-001	EA	CASE - LOCK - A= 32 MM	703171
1	110506-59-002	EA	KEYS - SET OF TWO	596722
2	110506-52-002	EA	CASE - LOCK - A= 17 MM	702372
2	110506-53-002	EA	CASE - LOCK - A= 25 MM	702382
2	110506-54-002	EA	CASE - LOCK - A= 32 MM	703172
1	110506-59-003	EA	KEYS - SET OF TWO	596723
2	110506-52-003	EA	CASE - LOCK - A= 17 MM	702373
2	110506-53-003	EA	CASE - LOCK - A= 25 MM	702383
2	110506-54-003	EA	CASE - LOCK - A= 32 MM	703173
1	110506-59-004	EA	KEYS - SET OF TWO	596724
2	110506-52-004	EA	CASE - LOCK - A= 17 MM	702374
2	110506-53-004	EA	CASE - LOCK - A= 25 MM	702384
2	110506-54-004	EA	CASE - LOCK - A= 32 MM	703174
1	110506-59-005	EA	KEYS - SET OF TWO	596725
2	110506-52-005	EA	CASE - LOCK - A= 17 MM	702375
2	110506-53-005	EA	CASE - LOCK - A= 25 MM	702385
2	110506-54-005	EA	CASE - LOCK - A= 32 MM	703175

KEY	PART NUMBER	U/M	DESCRIPTION	VENDOR NO.
1	110506-59-006	EA	KEYS - SET OF TWO	596726
2	110506-52-006	EA	CASE - LOCK - A= 17 MM	702376
2	110506-53-006	EA	CASE - LOCK - A= 25 MM	702386
2	110506-54-006	EA	CASE - LOCK - A= 32 MM	703176
1	110506-59-007	EA	KEYS - SET OF TWO	596727
2	110506-52-007	EA	CASE - LOCK - A= 17 MM	702377
2	110506-53-007	EA	CASE - LOCK - A= 25 MM	702387
2	110506-54-007	EA	CASE - LOCK - A= 32 MM	703177
1	110506-59-008	EA	KEYS - SET OF TWO	596728
2	110506-52-008	EA	CASE - LOCK - A= 17 MM	702378
2	110506-53-008	EA	CASE - LOCK - A= 25 MM	702388
2	110506-54-008	EA	CASE - LOCK - A= 32 MM	703178
1	110506-59-009	EA	KEYS - SET OF TWO	596729
2	110506-52-009	EA	CASE - LOCK - A= 17 MM	702379
2	110506-53-009	EA	CASE - LOCK - A= 25 MM	702389
2	110506-54-009	EA	CASE - LOCK - A= 32 MM	703179
3	110506-40-700	EA	HARDWARE KIT	
4	110506-50-000	EA	CASE - TWIST LOCK - A= 17 MM	596952
4	110506-51-000	EA	CASE - TWIST LOCK - A= 25 MM	596669
	110506-40-000	EA	CLIP-E - LOCK ASM.	93981
	110506-66-000	EA	CAM - LOCK	322282
	110506-67-000	EA	CAM - LOCK	322283
	110506-71-000	EA	CAM - LOCK	322287
	110506-59-701	EA	KEY BLANK - GOLD	

WINDOW, VENT & EXTERIOR DOOR GROUP (CONTINUED)

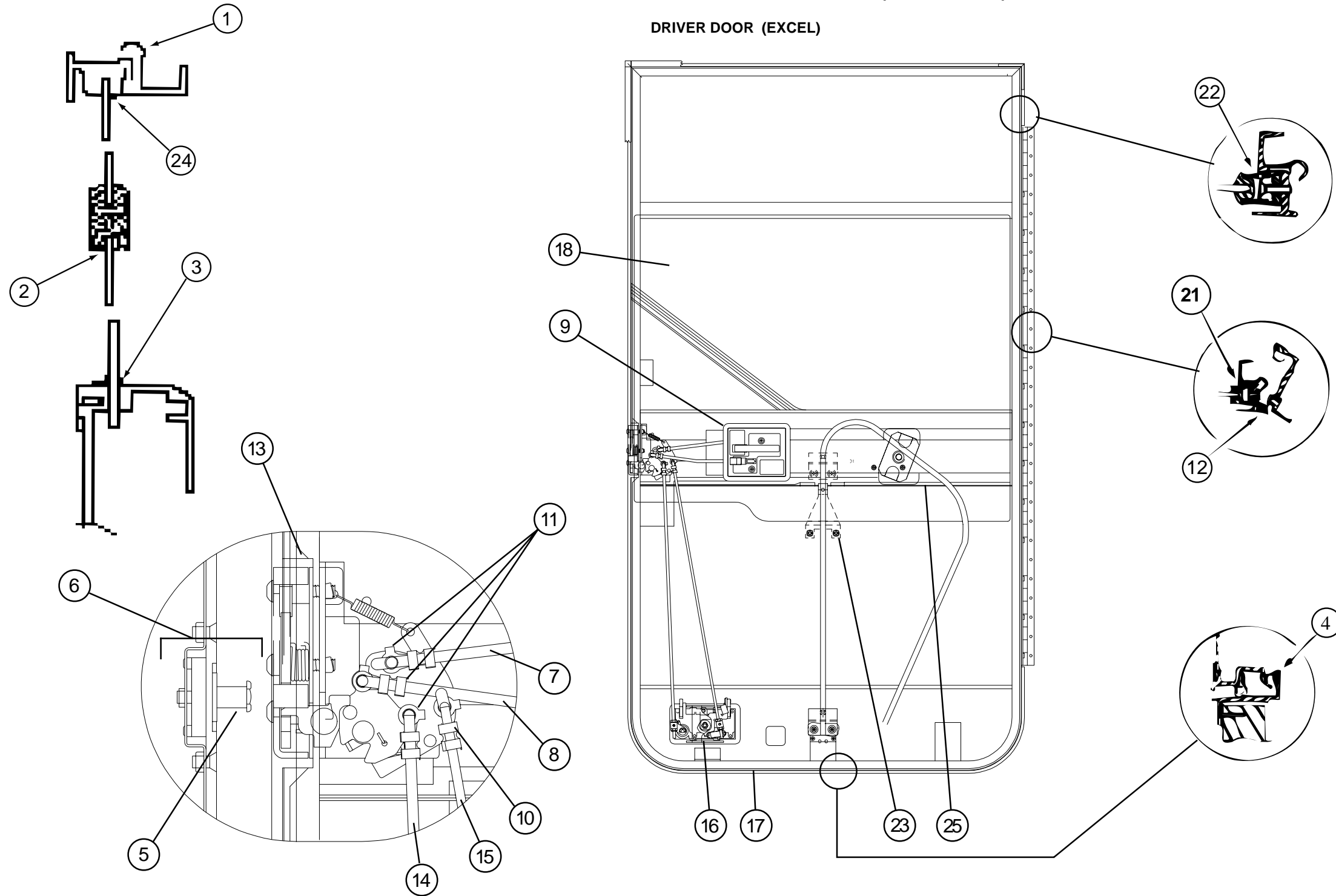
DRIVER DOOR (EXCEL)



KEY	PART NUMBER	U/M	DESCRIPTION	VENDOR NO.	KEY	PART NUMBER	U/M	DESCRIPTION	VENDOR NO.
1	125581-04-01A	EA	DOOR - DRIVER - NON-POWER		8	107818-03-04A	EA	TRIM - STEP/DRIVERS DOOR	
2	125899-03-01A	EA	PANEL - CAB DOOR - INNER/DRIVER						FROM: 00-00-00 THRU: 02-08-98
3	106469-02-704	EA	PARTS BAG (WINDOW HANDLE & CHECK STRAP)	V068-16	8	107818-05-02A	EA	TRIM - STEP/DRIVERS DOOR	FROM: 02-09-98 THRU: 99-99-99
	109378-01-000	EA	STRAP - CHECK - DRIVER DOOR - 12.8"						
4	106469-04-712	EA	HANDLE/DOOR - INNER W/HARDWARE	248-041402		102569-02-000	EA	MAT - ANTI SLIP - LOWER	
5	110604-01-01A	EA	HANDLE - ASSIST - DRIVERS DOOR		9	108832-02-01A	EA	HANDLE - ASSIST - DOOR/DRIVER	
6	063977-14-000	EA	STEP - DRIVER DOOR - LEFT HAND			126701-01-03A	EA	COVER - ASSIST HANDLE - OFF WHITE	
7	128255-01-04B	EA	STEP - DRIVER DOOR - BLACK		10	109235-01-05A	FT	COVER - SCREW - BRIGHT WHITE	
					11	109235-01-01A	FT	COVER - SCREW - MAT BLACK	
						P01713-01-000	EA	SWITCH - PUSH BUTTON - ELECTRIC STEP	

WINDOW, VENT & EXTERIOR DOOR GROUP (CONTINUED)

DRIVER DOOR (EXCEL)

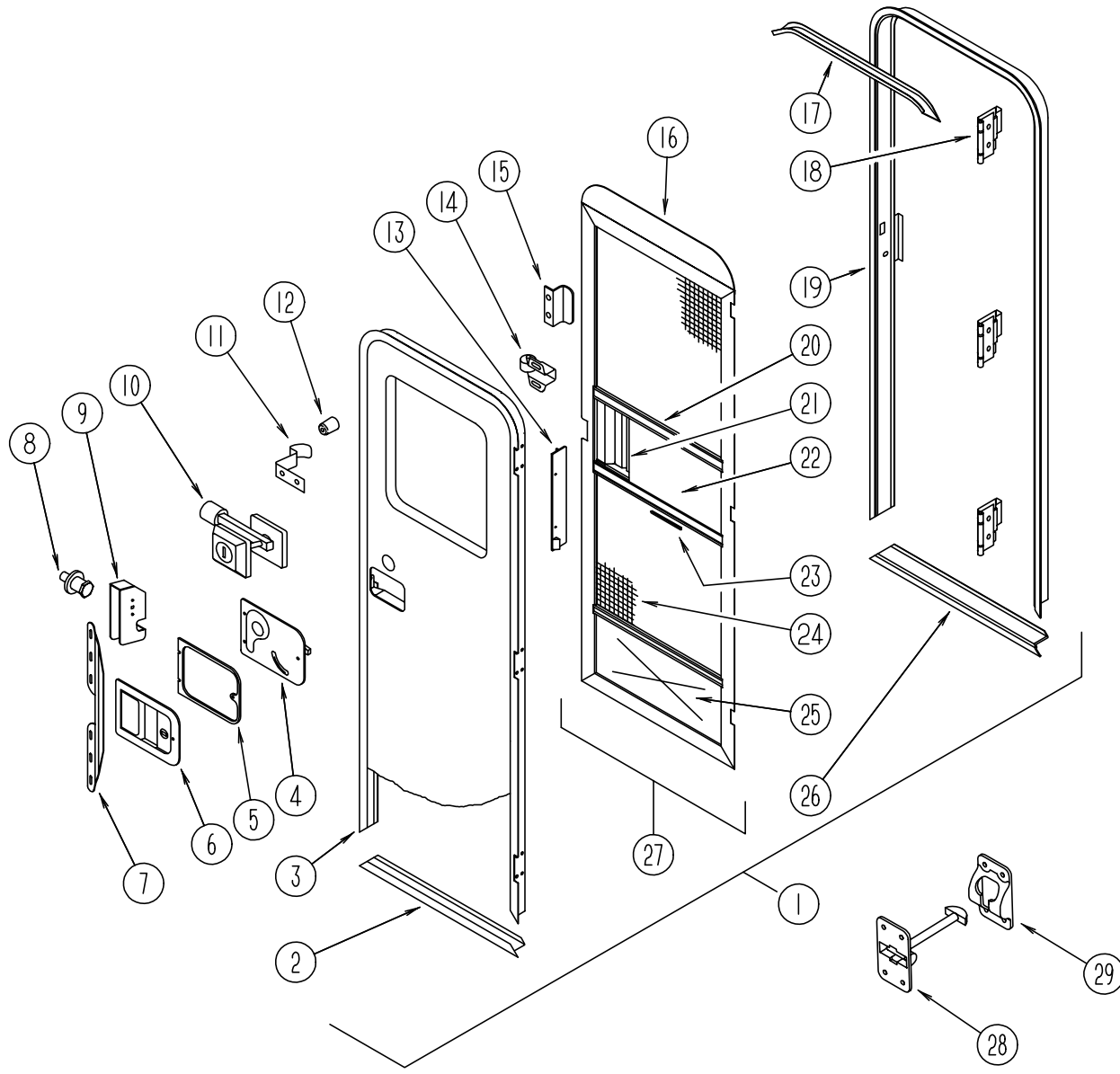


KEY	PART NUMBER	U/M	DESCRIPTION	VENDOR NO.
1	106469-01-702	EA	DOOR SEAL	122-040984
2	106469-01-705	FT	CHANNEL - RUN - SLIDING	122-010850
3	106469-01-709	FT	WEATHERSTRIP - FUZZY	171-040630
4	106469-01-723	EA	SEAL - BULB ASM. (JAMB)	171-040985
5	106469-04-703	EA	BOLT - STRIKER (W/ WASHER)	248-041152
6	106469-04-704	EA	NUT ASSEMBLY - CAGED - W/STRIKER	248-041151
7	106469-04-705	EA	LATCH ROD - HORIZONTAL	203-041139
8	106469-04-711	EA	LOCK ROD - HORIZONTAL	203-041137
9	106469-04-712	EA	HANDLE/DOOR - INNER W/HARDWARE	248-041402
10	106469-04-713	EA	ROD CLIP L.H.	248-041154
11	106469-04-714	EA	ROD CLIP R.H.	248-041153
12	106469-05-702	EA	HINGE - 42"	211-041194
13	106469-05-706	EA	LATCH - ROTARY - W/LINKAGE	248-041150

KEY	PART NUMBER	U/M	DESCRIPTION	VENDOR NO.
14	125581-04-700	EA	ROD - LATCH/VERTICAL ADJUST.	203041767
15	125581-04-701	EA	ROD - LOCK/VERTICAL ADJUST.	203-041768
16	125581-04-702	EA	PADDLE RH-W/COLLAR BLACK TEX	248-041403
17	125581-04-703	EA	FRAME - MOUNTING - BLACK	V180-35L
18	125581-04-704	EA	GLASS - ROLL-UP	106-041821
19	125581-04-705	EA	GLASS - STATIONARY	106-041547
20	125581-04-706	EA	FRAME - DOOR - SUB-ASSEMBLY	V180-94L
21	125581-04-707	EA	CHANNEL - ROLL UP GLASS	V156-60
22	125581-04-708	EA	CHANNEL - STATIONARY GLASS	V156-61
23	125581-04-709	EA	REGULATOR - MANUAL	410-08389
24	125581-04-710	EA	VINYL - GLAZING	132-041484
25	125581-04-711	EA	CHANNEL- GLASS	N135-66
	106469-04-701	EA	TUMBLER & KEYS (TRI-MARK)	248-041179
	106469-04-702	EA	KEYS (BLANK)	248-041180

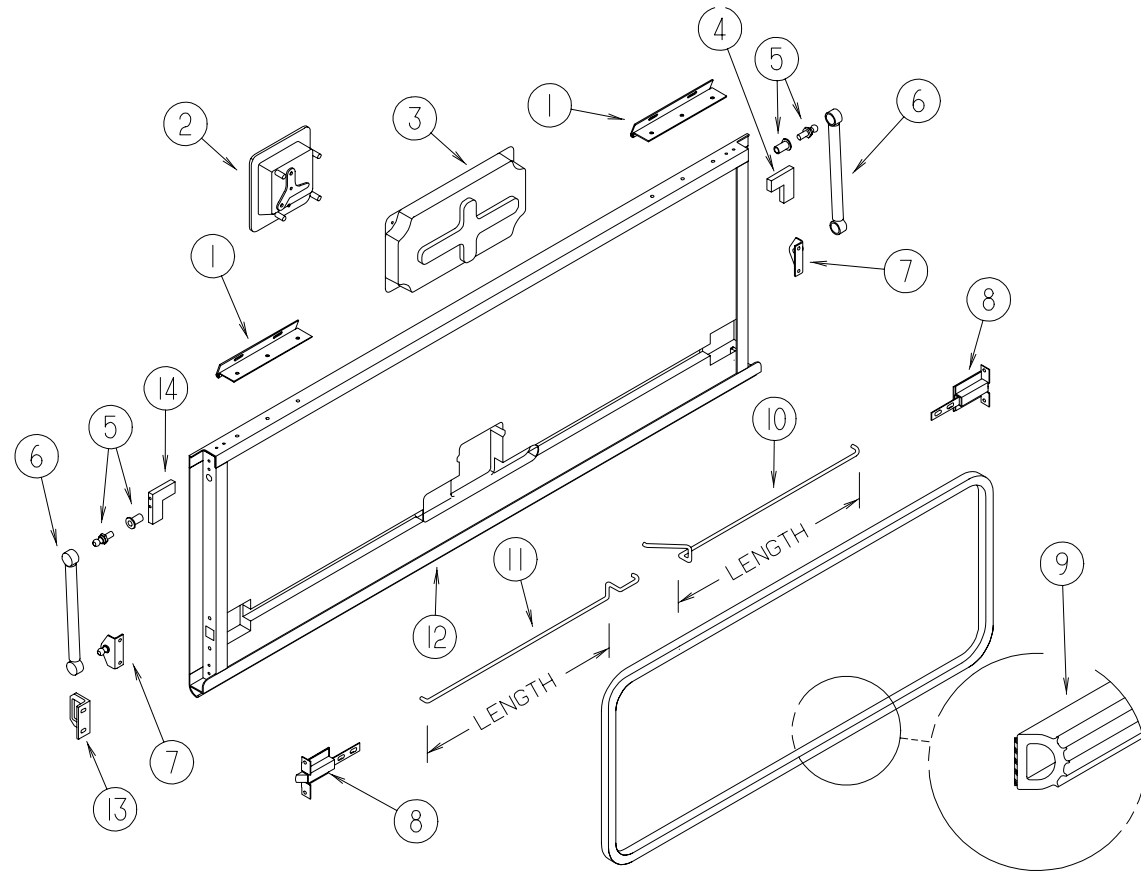
WINDOW, VENT & EXTERIOR DOOR GROUP (CONTINUED)

ENTRY DOOR W/O WINDOW



KEY	PART NUMBER	U/M DESCRIPTION
1	115108-10-H19	EA DOOR - ENTRY - W/SCREEN DOOR - W/O WINDOW (J22, J23)
1	115108-10-J62	EA DOOR - ENTRY - W/SCREEN DOOR - W/O WINDOW (J24, J25)
1	115108-10-J31	EA DOOR - ENTRY - W/SCREEN DOOR - W/O WINDOW (J26, J27)
1	115108-10-J28	EA DOOR - ENTRY - W/SCREEN DOOR - W/O WINDOW (J28, J29)
2	121893-01-01A	EA FRAME - DOOR - ENTRANCE - BOTTOM - BRIGHT WHITE
3	121894-03-01A	EA FRAME - DOOR - ENTRANCE
4	039979-06-000	EA COVER - LATCH PLATE - RIGHT HAND - BLACK TEXTURED
5	096810-01-01A	EA PLATE - LATCH - ENTRY DOOR - BLACK
6	045017-13-000	EA LATCH - ENTRANCE DOOR - BLACK TEXTURED
7	098173-01-04A	EA STIFFENER - ENTRY DOOR - SUPPORTS LATCH/ STRIKE AREA - UNPAINTED
8	039539-01-000	EA STRIKE - LOCK - ENTRY DOOR - ROUND W/ THREADED WASHER
9	039540-01-000	EA LATCH MECHANISM - HOOK - ENTRY DOOR - INTERIOR
	077461-03-000	EA COVER - STRIKE - ENTRY DOOR - 6.5" X 2.5" - WHITE PLASTIC
	039715-01-000	EA NUT-SERT - 1/4" DIAMETER - 20 THREADS (ENTRANCE DOOR HINGE)
	041546-07-000	EA BRACKET - DOOR ANGLE - OFF WHITE
	036618-02-000	EA E-RING - EXTERNAL - 3/16" SHAFT DIAMETER - LYNOR DOOR LOCK
	045017-11-701	EA KEY - BLANK - F1 SERIES
	045017-11-703	EA CYLINDER - LOCK ASM. W/ KEYS
	075671-04-000	FT SEAL - SPONGE - LAZY T SHAPE - W/ ADHESIVE STRIP - .5" WIDE
	086285-05-000	EA SPACER - NYLON - .7" X .56"
10	101145-01-06A	EA DEADBOLT - ENTRY DOOR W/O SECURITY BOLT W/2 KEYS - BLACK
	095229-01-700	EA KEY - BLANK - DEADBOLT
	101145-01-701	EA CYLINDER - LOCK ASM. - W/ KEY
	101147-01-000	EA BOLT - SECURITY - 4.12" BACKSET
11	100412-01-000	EA CATCH - SCREEN DOOR - THUMB CLIP
12	117046-01-000	EA BUMPER - RUBBER - ROUND END
13	079087-03-000	EA STRIKE - SLIDER - SCREEN DOOR - BRIGHT WHITE
14	109403-01-000	EA CATCH - SCREEN DOOR ROLLER
15	050712-06-000	EA HANDLE - SCREEN DOOR - BRIGHT WHITE
16	078595-01-000	EA TOP PLATE - SCREEN DOOR - CURVED TOP - 4.7" X 25.35"
17	044582-44-000	EA CAP - DRIP - ENTRY DOOR - ALUMINUM - BRIGHT WHITE
18	106719-01-05A	EA HINGE - ENTRANCE DOOR - BRIGHT WHITE
18	106719-01-01A	EA HINGE - ENTRANCE DOOR - MILL
	102248-01-000	EA SHIM - DOOR
	116111-02-01A	EA SCREW - TAPTITE - 1/4-20 X 3/8 PPH - ZINC
	118929-01-01A	FT SEAL - PILE - PUSH ON
19	121898-01-01A	EA JAMB - DOOR - ENTRANCE
20	078777-01-000	EA CHANNEL - SLIDE - SCREEN DOOR CENTER SLIDER COVER FROM: 00-00-00 THRU: 02-22-98
20	078777-08-000	FT CHANNEL SLIDER FROM: 02-23-98 THRU: 99-99-99
21	079086-03-000	EA SLIDER - SCREEN DOOR - BRIGHT WHITE
22	016454-01-000	EA INSERT - CENTER - LEATHER GRAIN ALUMINUM - UNPAINTED
	001014-01-013	EA INSERT - CENTER - 10.25" X 16.31" - UNPAINTED
23	002294-01-000	FT SPLINE - SCREENING - .135" X .138"
24	002293-02-000	SF SCREENING - WINDOW/ DOOR - 26"
	075673-01-000	FT SEAL - PILE - ADHESIVE BACK - GRAY
25	078552-03-000	EA KICK PANEL - SCREEN DOOR - LOWER INSERT - UNPAINTED
	078595-01-000	EA TOP PLATE - SCREEN DOOR - CURVED TOP - 4.7" X 25.35"
26	051049-01-000	EA JAMB - BOTTOM - ENTRY DOOR - 25.9" - UNPAINTED
27	121899-01-G04	EA DOOR - SCREEN - W/O HARDWARE
28	104099-01-04A	EA CATCH - DOOR HOLDER - STRIKE - BRIGHT WHITE
29	104099-02-04A	EA CATCH - DOOR HOLDER - RETAINER - BRIGHT WHITE
	115222-02-01A	EA GARNISH - RADIUS - ENTRY DOOR
	009126-03-000	EA HANDLE - ASSIST - BLACK TEXTURED
	120863-06-000	EA BUMPER - RUBBER - 3/4" X 3/8"

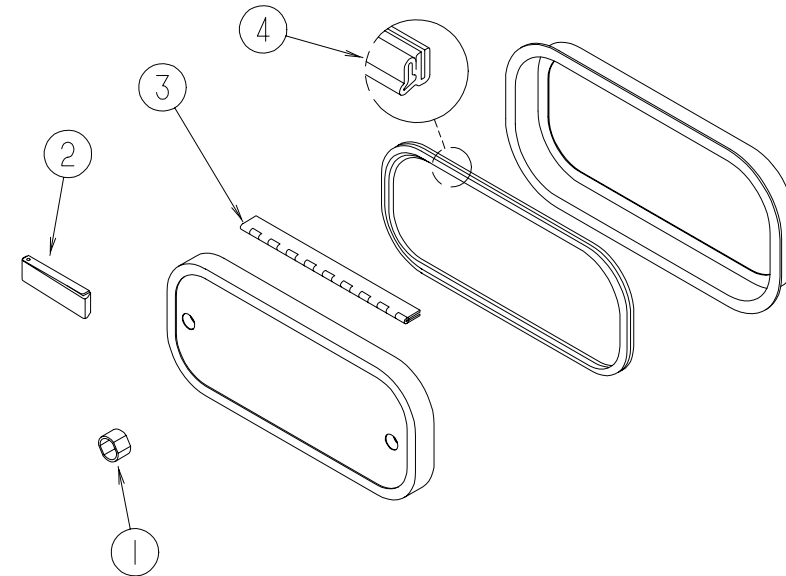
WINDOW, VENT & EXTERIOR DOOR GROUP (CONTINUED)



EXTERIOR DOOR COMPONENTS

KEY	PART NUMBER	U/M	DESCRIPTION
1	121755-01-04A	EA	HINGE - 6.00 INCH
2	112949-01-04A	EA	LATCH - PADDLE W/LOCK - W/O KEY - BLACK
	112949-03-000	EA	KEY - TRI-MARK #TM500
3	122277-02-01A	EA	COVER - LATCH - BLACK
4	123892-12-02B	EA	CORNER STABILIZER W/BALL STUD - LEFT HAND - E-COATED
5	N/A	EA	BALL STUD - 10MM BALL - 5/16-18 - STAINLESS STEEL
6	107796-20-000	EA	SPRING/GAS - 7" COMPRESSED/10" EXTENDED - 60 LB
7	107796-19-000	EA	BRACKET - GAS SPRING
8	121947-01-01A	EA	BOLT - SLIDE - LATCH - STEEL
9	107721-07-000	FT	SEAL - ACCESS DOOR
10	122269-04-000	EA	ROD - LATCH - 15.42"
10	122269-06-000	EA	ROD - LATCH - 24.07"
10	122269-12-000	EA	ROD - LATCH - 22.28"
10	122269-20-000	EA	ROD - LATCH - 2.56"
10	122269-33-000	EA	ROD - LATCH - 9.24"
10	122269-35-000	EA	ROD - LATCH - 7.09"
10	122269-36-000	EA	ROD - LATCH - 12.18"
10	122269-37-000	EA	ROD - LATCH - 5.70"
10	122269-65-000	EA	ROD - LATCH - 21.06"
11	122268-04-000	EA	ROD - LATCH - 15.42"
11	122268-06-000	EA	ROD - LATCH - 24.07"
11	122268-12-000	EA	ROD - LATCH - 22.28"
11	122268-20-000	EA	ROD - LATCH - 2.56"
11	122268-33-000	EA	ROD - LATCH - 9.24"
11	122268-35-000	EA	ROD - LATCH - 7.09"
11	122268-36-000	EA	ROD - LATCH - 12.18"
11	122268-37-000	EA	ROD - LATCH - 5.70"
11	122268-65-000	EA	ROD - LATCH - 21.06"
12	122613-55-007	EA	ROCKER PANEL/EXTRUSION - 192" - BLACK
	122612-55-007	EA	U-CHANNEL/EXTRUSION - 192" - BLACK
	122614-55-007	EA	H-CHANNEL/EXTRUSION - 192" - BLACK
13	123783-01-01A	EA	STRIKER - DOOR - MILL
14	123892-10-02B	EA	CORNER STABILIZER W/BALL STUD - RIGHT HAND - E-COATED

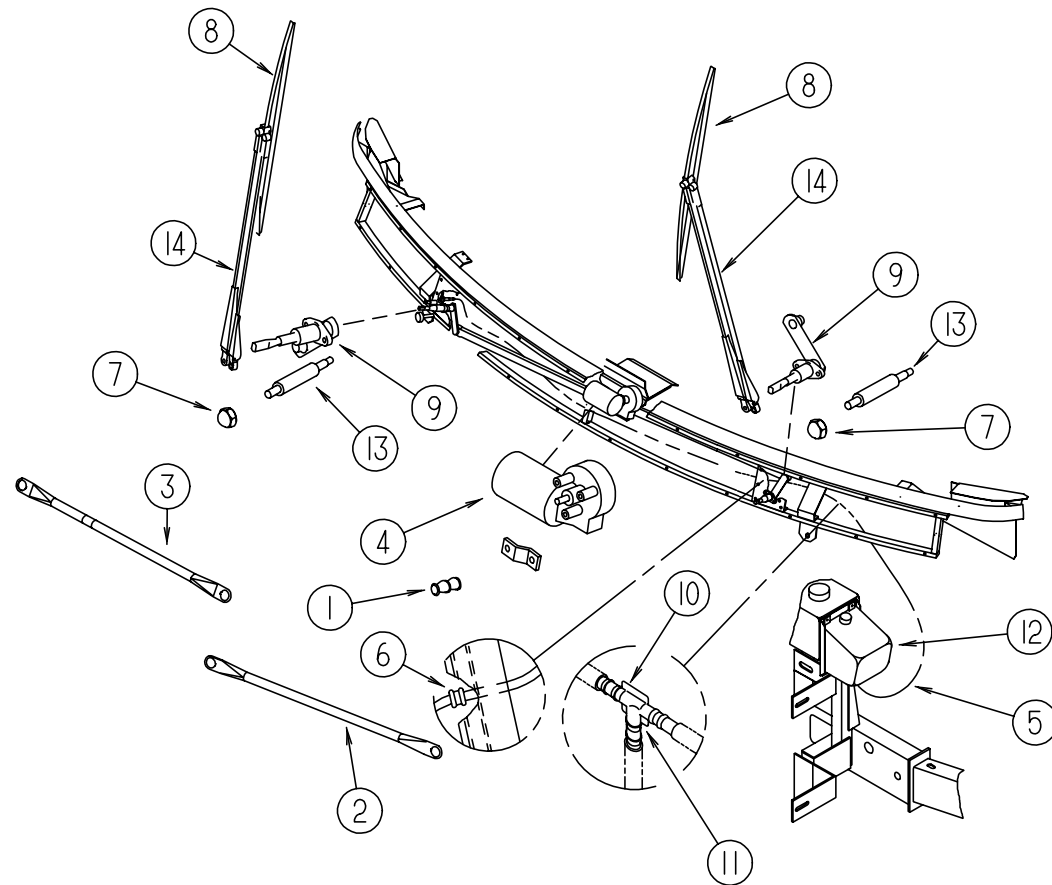
WINDOW, VENT & EXTERIOR DOOR GROUP (CONTINUED)



EXTERIOR DOOR COMPONENTS

KEY	PART NUMBER	U/M	DESCRIPTION
1	107997-51-001	EA	SPACER - DOOR LOCK - .6" DEEP
	107997-51-002	EA	EXTRUDED - SPACER - 16'
2	102768-01-000	EA	HOLDER - COMPARTMENT/ENTRY DOOR - METAL - MILL FINISH
3	081801-V3-000	EA	HINGE - ALUMINUM - 2" X 96" - BRIGHT WHITE
4	106850-02-000	FT	SEAL-E - SPONGE RUBBER - .43" X .75"

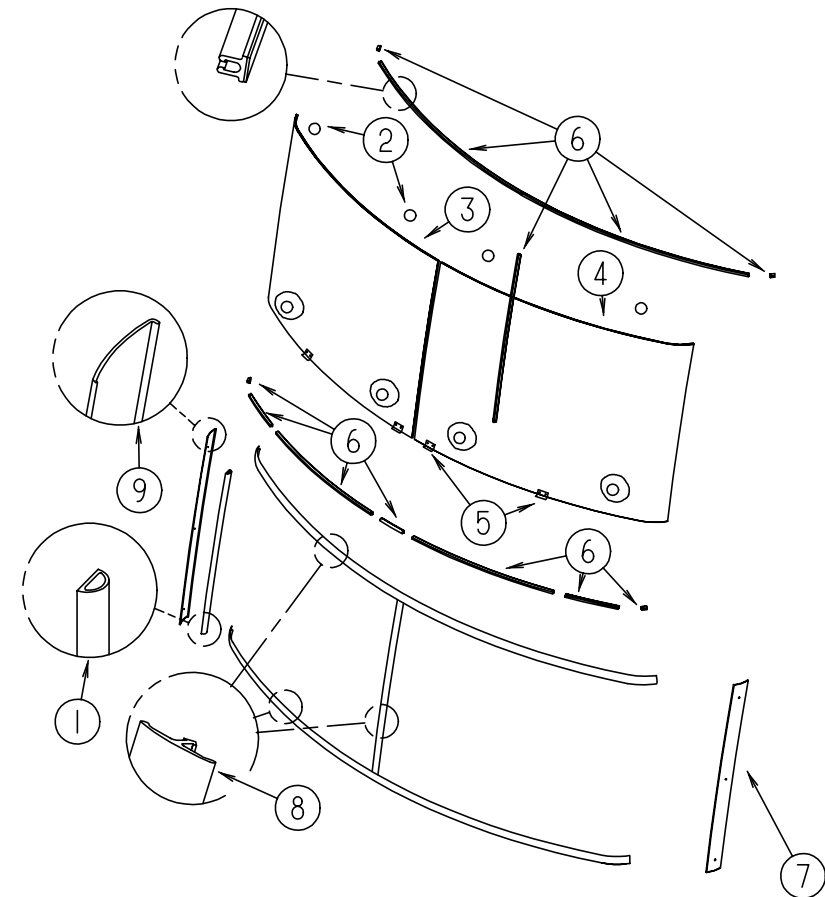
WINDSHIELD & WIPER GROUP



WINDSHIELD WIPER ASM

KEY	PART NUMBER	U/M DESCRIPTION	VENDOR NO.
1	067188-01-000	EA STUD - CRANK - WIPER MOTOR	
	117322-01-000	EA SCREW - 1/4-28 UNFINISHED - 2A - TORX	
2	117770-01-000	EA LINK - CONNECTING - PASSENGER - 24"	
3	117770-02-000	EA LINK - CONNECTING - DRIVER - 24"	
4	104346-04-000	EA MOTOR - WIPER W/INTERNAL BREAKER (GM)	
4	104346-05-000	EA MOTOR - WIPER W/INTERNAL BREAKER - DYNAMIC PARK (FORD)	
	104347-04-000	EA ARM - DRIVE - WIPER MOTOR	
5	045794-01-000	FT HOSE - WASHER - WINDSHIELD - 5/32" ID - BLACK	
6	061603-01-000	EA GROMMET - SNAP - 3/16"ID - 3/8" HOLE - PLASTIC BLACK	
7	077049-02-000	EA NUT - ACORN - 10-32 BLACK/ANODIZED	
8	095964-01-000	EA BLADE - WINDSHIELD WIPER - 24"	
	095964-01-700	EA BLADE - REFILL 24" EA = 1 PAIR	12360
9	096505-09-000	EA SHAFT/PIVOT - WINDSHIELD WIPER	NT721017
	096505-02-700	EA DRIVER - KNURLED,(HD) BRL .687	NT721021
	096505-02-701	EA NUT - HEX (HD) W/.687 BARREL	CP721084
	096505-02-702	EA CAP - RUBBER (HD) BARREL .687	51065-40-NT27WC
	096505-02-703	EA CAP - NUT(ACORN) HD W/.687 BRL	
10	110605-01-000	EA TEE - PLASTIC - BARBED - 1/8" X 1/8" X 3/16"	
11	117765-03-000	EA CONNECTOR - 5/32" - WINDSHIELD WASHER	
12	117766-02-000	EA RESERVOIR/PUMP - WINDSHIELD WASHER	
13	117768-01-000	EA SHAFT - ADAPTER - PANTOGRAPH ARM	
14	117769-01-000	EA ARM - WIPER - PANTOGRAPH - 28"	

WINDSHIELD & WIPER GROUP (CONTINUED)



WINDSHIELD MOLDINGS & GLASS

KEY	PART NUMBER	U/M DESCRIPTION
1	099418-01-000	FT SEAL - D-SECTION/ADHESIVE BACK - .44" X .44" - BLK RUBBER
2	081914-01-000	EA BUMPER - RUBBER - ROUND - .43" DIAMETER
3	124328-01-000	EA WINDSHIELD - PASSENGER - 52" X 41" (CURVED)
4	124328-02-000	EA WINDSHIELD - DRIVERS - 52" X 41" (CURVED)
5	002328-02-000	EA BLOCK - WINDSHIELD - .062" X .5" X .98"
6	127862-01-000	EA CARRIER - REVEAL - WINDSHIELD - 47.2"
7	125384-02-02A	EA TRIM - WINDSHIELD - A-PILLAR - DRIVER - BLACK
7	125384-02-01A	EA TRIM - WINDSHIELD - A-PILLAR - DRIVER - MILL
8	118586-01-000	FT MOLDING - REVEAL - WINDSHIELD
		FROM: 00-00-00 THRU: 09-14-97
8	120533-01-000	FT MOLDING - REVEAL - WINDSHIELD
		FROM: 09-15-97 THRU: 99-99-99
9	125384-01-02A	EA TRIM - WINDSHIELD - A-PILLAR - PASSENGER - BLACK
9	125384-01-01A	EA TRIM - WINDSHIELD - A-PILLAR - PASSENGER - MILL