

# 1998 IFG37WW

**J52    KEEPSAKE (BLUE)  
(WASHED MAPLE)**

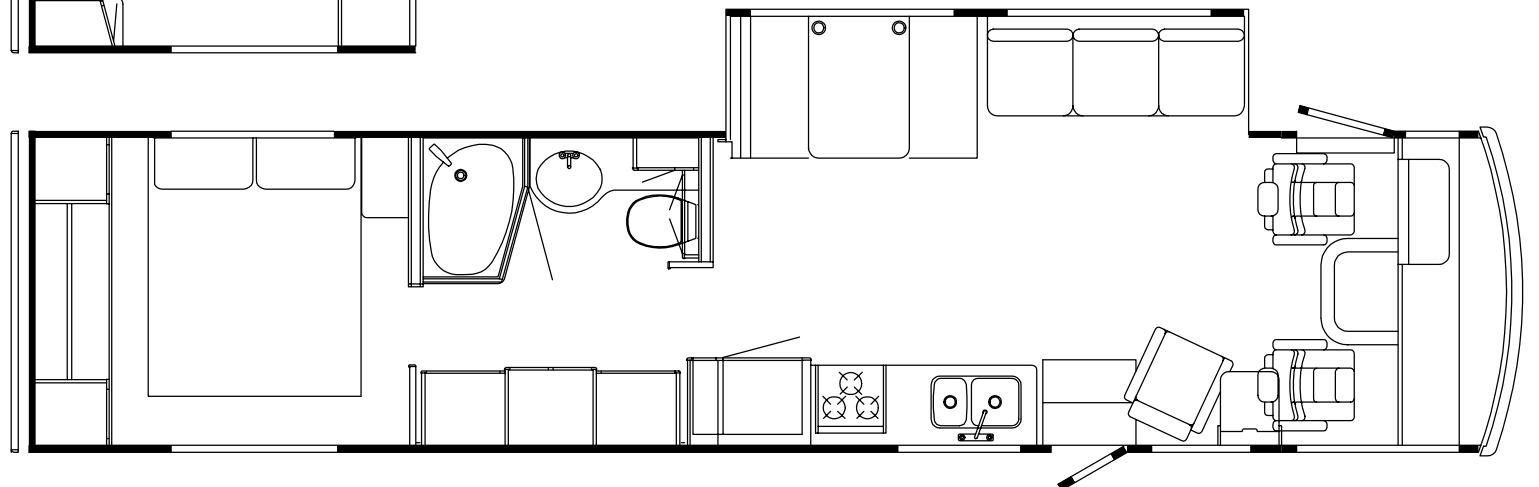
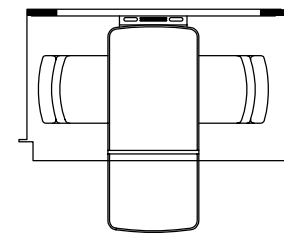
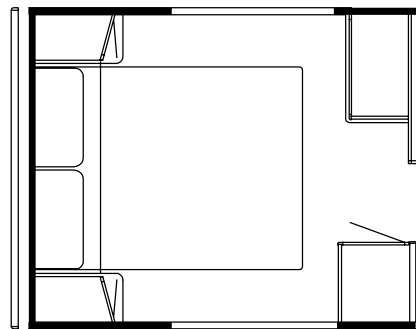

**J53    KEEPSAKE (BLUE)  
(WATERFORD OAK)**

**J54    CLOUD (GRAY)  
(WASHED MAPLE)**

**J55    CLOUD (GRAY)  
(WATERFORD OAK)**

**J56    VINEYARD (GREEN)  
(WASHED MAPLE)**

**J57    VINEYARD (GREEN)  
(WATERFORD OAK)**



## ACCESSORIES GROUP

### OPERATOR MANUAL

KEY	PART NUMBER	U/M DESCRIPTION
	054185-H9-000	EA MANUAL - OPERATOR 98 SUNCRUISER - G SERIES
	092318-01-000	EA BINDER - 3 RING - MOTOR HOME MANUAL FROM: 00-00-00 THRU: 01-11-98
	129079-01-01A	EA CASE - VINYL/BLACK - EXPANDABLE ACCORDION SIDES - 7"W X 9"H X 14"L FROM: 01-12-98 THRU: 99-99-99
	092319-01-000	EA POCKET PAGE - 3 RING BINDER - PLASTIC - (50 PER PKG) FROM: 00-00-00 THRU: 02-15-98
	125247-01-000	EA TOP LEVEL - G - 1998

## AUDIO VIDEO GROUP

### RADIO SYSTEMS & ANTENNA

KEY	PART NUMBER	U/M DESCRIPTION	VENDOR NO.
	125322-02-000	EA RADIO - AM/FM STEREO - CASSETTE - AUDIOVOX	
	127516-01-000	EA RADIO - AM/FM STEREO - CD PLAYER	
	127516-01-700	EA FACE - REMOVABLE	YEPOFX3114
	127516-01-701	EA TRIM RING	YGFC025263
	127516-01-702	EA FACTORY HARNESS	YGAJ02719
	127516-01-703	EA CARRIER F/REMOVEABLE FACE	YEFA131290
	127264-01-000	EA RADIO - AM/FM STEREO - CASSETTE	
	127264-01-700	EA TRIM RING	YFC054C044ZB
	127264-01-701	EA KNOB - VOLUME	YFE074C045ZA
	127264-01-702	EA KNOB - FADER	YEFE074C026
	127264-01-703	EA FACTORY HARNESS	YAJ024C048ZB
	094097-01-000	EA SPEAKER - RADIO/TV - W/O GRILLE - 5.25" DIAMETER	
	124883-02-000	EA SPEAKER - CUBE - W/BRACKET (DELUXE SOUND)	
	124884-01-000	EA SPEAKER - 6" X 9" - SUB-WOOFER (DELUXE SOUND)	
	124885-01-000	EA GRILLE - SPEAKER - 6" X 9" - SUB-WOOFER (DELUXE SOUND)	
	124881-01-000	EA AMPLIFIER - AUDIO (DELUXE SOUND)	
	125634-01-02B	EA COVER/PLATE - SPEAKER - E-COAT (DELUXE SOUND)	
	110469-01-000	EA SPEAKER - 4" X 6" OVAL - COAXIAL	
	110470-01-01A	EA GRILLE - 4" X 6" OVAL - BLACK	
	089340-02-000	EA GRILLE - SPEAKER - 6.5" SQUARE	
	089340-03-000	EA SPACER - SPEAKER GRILLE	

### RADIO & CB ANTENNA

KEY	PART NUMBER	U/M DESCRIPTION
	123256-01-000	EA ANTENNA - CB - W/O CABLE
	123256-02-000	EA CABLE - CB COAX
	090944-01-000	EA ANTENNA - RADIO - 16" RUBBER
	108847-01-000	EA BRACKET - ANTENNA GROUND
	109889-04-000	EA EXTENDER - ANTENNA SHAFT - 3"
	077069-02-000	EA CABLE - ANTENNA/EXTENSION - RADIO - 96"
	115916-01-01B	EA BRACKET - ANTENNA MOUNT

### REAR MONITOR SYSTEM

KEY	PART NUMBER	U/M DESCRIPTION
	093040-09-000	EA CAMERA - REAR VIEW - W/BRACKET - SONY
	093040-10-000	EA MONITOR - 7" REAR VIEW - W/BRACKET - SONY
	093040-06-000	EA WIRE ASM - MONITOR - F/NON-PREWired AFTER MARKET INSTALLATION
	096717-03-000	EA WIRE - REAR MONITOR - AFTER MARKET INSTALLATION
	093041-01-000	EA CABLE - MONITOR/ CAMERA - INTERNAL USE - 65.6'

**AUDIO VIDEO GROUP (CONTINUED)**  
TV - VCR SYSTEMS

KEY	PART NUMBER	U/M DESCRIPTION	VENDOR NO.
	086231-08-000	EA TV - 13" COLOR - DC - AUDIOVOX	
	086231-08-700	EA REMOTE - UNIVERSAL	8822325
	086231-08-701	EA ADAPTER - WIRE	0891436
	119120-02-700	EA REMOTE	0994569
	126696-01-000	EA TV - 19" COLOR W/1/8" JACK - UL/CSA	
	126696-01-700	EA REMOTE	FROM: 00-00-00 THRU: 04-12-98 226725
	126696-02-000	EA TV - 19" COLOR W/1/8" JACK - UL/CSA	
	126697-01-000	EA VCR - VHS/CABLE READY - W/REMOTE - GE	FROM: 04-13-98 THRU: 99-99-99
	126697-01-700	EA REMOTE - F/VCR	FROM: 00-00-00 THRU: 03-22-98 2040R
	126697-02-000	EA VCR - VHS/CABLE READY - W/REMOTE	FROM: 03-23-98 THRU: 99-99-99
	086757-03-000	EA CONTROL CENTER - SWITCH - VCR/TV	
	076319-03-000	FT CABLE - COAXIAL - 75 OHM	
	076319-09-000	EA WALLPLATE - CABLE RECEPTACLE - TV - SINGLE - BROWN	
	086777-01-000	EA WALLPLATE - TV CABLE - W/ANTENNA SWITCH - IVORY	
	086777-06-000	EA WALLPLATE - TV CABLE - ANTENNA/1 OUTPUT - BROWN	
	086756-01-000	EA SPLITTER - TV - 2 WAY	
	076319-12-000	EA CONNECTOR - COAXIAL - ONE PIECE	
	093214-01-02A	EA GRILLE - SPEAKER - 4" BROWN	
	098819-01-000	EA SPEAKER - 4" - 2 WATT - 8 OHM	
	114870-02-000	EA PLUG - .14" AUDIO W/LEADS	
	082136-01-000	EA NUT - HEX JAM - 3/8 - 32	
	082134-01-000	EA ADAPTER - TV - CABLE TO CABLE	

**SATELLITE DISH**

KEY	PART NUMBER	U/M DESCRIPTION
*	120233-01-000	EA ANTENNA - SATELLITE (DISH & HDW) W/O RECEIVER - MANUAL
	120233-03-000	EA CERTIFICATE - SATELLITE RECEIVER DISH

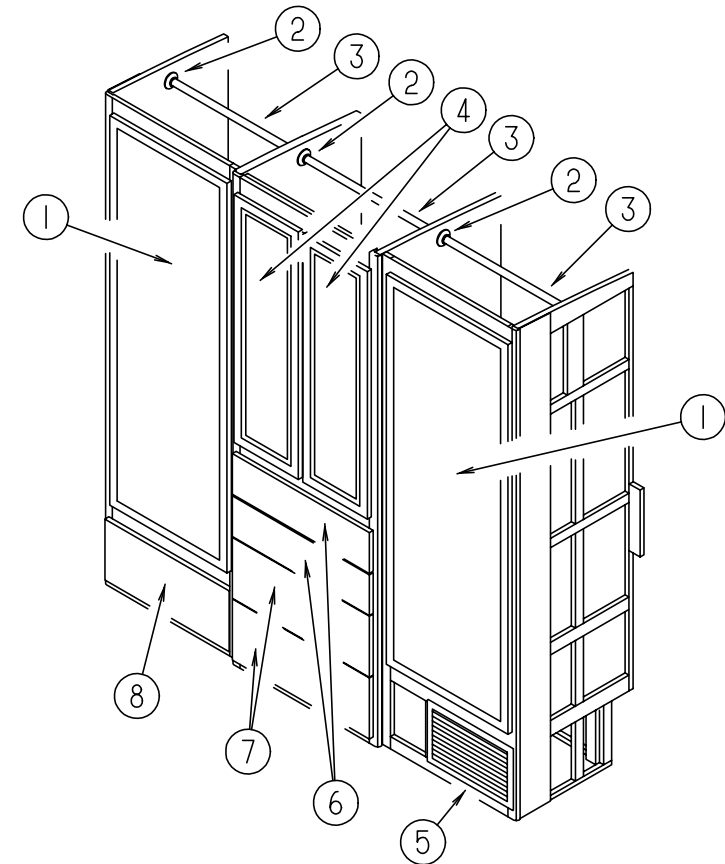
\* COMPONENT PARTS FOUND IN SERVICE PARTS LIBRARY

**TV ANTENNA**

KEY	PART NUMBER	U/M DESCRIPTION
*	076319-21-000	EA ANTENNA-TV - ROOF MOUNT - 3" ROOF
		FROM: 00-00-00 THRU: 12-07-97
*	076319-23-000	EA ANTENNA-TV - ROOF MOUNT - 44.5" MAST
		FROM: 12-08-97 THRU: 99-99-99
*	076319-25-000	EA KIT - HARDWARE INTERIOR

\* COMPONENT PARTS FOUND IN SERVICE PARTS LIBRARY

**BATH GROUP**

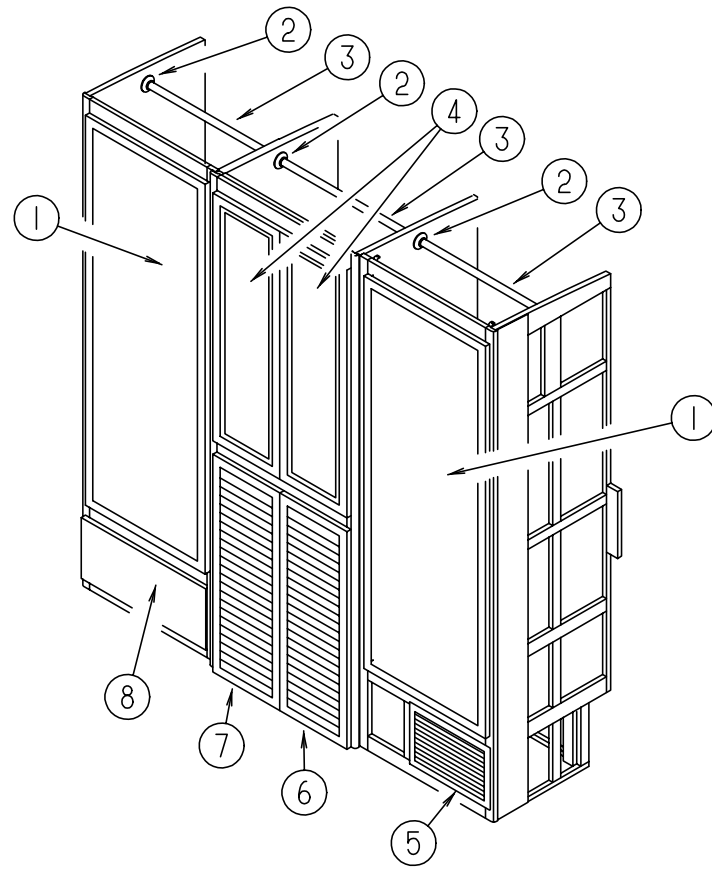


**WARDROBE CABINET**

KEY	PART NUMBER	U/M DESCRIPTION
1	P13922-02-H37	EA DOOR - MIRRORED
2	009112-01-000	EA FLANGE - PLASTIC - 1" CLOTHES ROD - OFF WHITE
3	042438-01-000	EA DOWEL - WOOD - CLOTHES ROD - 1" DIAMETER X 4'
4	M05992-47-J52	EA DOOR - STRAIGHT CORNER/OGEE EDGE - 12" X 39.9" - W/O HDW (WASHED MAPLE)
4	M05992-47-J22	EA DOOR - STRAIGHT CORNER/OGEE EDGE - 12" X 39.9" - W/O HDW (WATERFORD OAK)
5	093614-03-02A	EA GRILLE - RETURN AIR
6	M05971-BR-J52	EA DRAWER - OGEE EDGE - 23.1"W X 19.7"D - W/O SLIDES/HARDWARE (WASHED MAPLE)
6	M05971-BR-H17	EA DRAWER - OGEE EDGE - 23.1"W X 19.7"D - W/O SLIDES/HARDWARE (WATERFORD OAK)
7	M05971-BS-J52	EA DRAWER - OGEE EDGE - 23.1"W X 19.7"D - W/O SLIDES/HARDWARE (WASHED MAPLE)
7	M05971-BS-H17	EA DRAWER - OGEE EDGE - 23.1"W X 19.7"D - W/O SLIDES/HARDWARE (WATERFORD OAK)
8	M05971-BY-J52	EA DRAWER - OGEE EDGE - 20.8"W X 15.7"D - W/O SLIDES/HARDWARE (WASHED MAPLE)
8	M05971-BY-H17	EA DRAWER - OGEE EDGE - 20.8"W X 15.7"D - W/O SLIDES/ HARDWARE (WATERFORD OAK)

## BATH GROUP (CONTINUED)

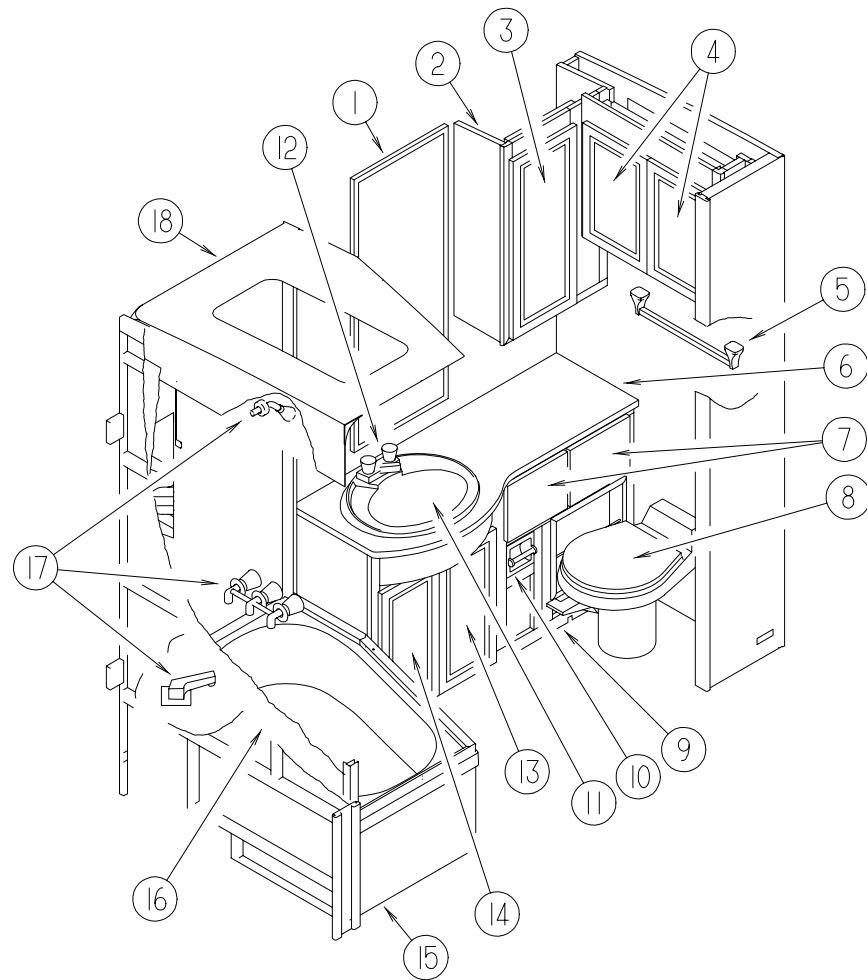
### WARDROBE CABINET W/WASHER/DRYER



KEY	PART NUMBER	U/M	DESCRIPTION
1	P13922-02-H37	EA	DOOR - MIRRORED
2	009112-01-000	EA	FLANGE - PLASTIC - 1" CLOTHES ROD - OFF WHITE
3	042438-01-000	EA	DOWEL - WOOD - CLOTHES ROD - 1" DIAMETER X 4'
4	M05992-47-J52	EA	DOOR - STRAIGHT CORNER/OGEE EDGE - 12" X 39.9" - W/O HDW (WASHED MAPLE)
4	M05992-47-J22	EA	DOOR - STRAIGHT CORNER/OGEE EDGE - 12" X 39.9" - W/O HDW (WATERFORD OAK)
5	093614-03-02A	EA	GRILLE - RETURN AIR
6	M07411-14-J52	EA	DOOR - LOUVERED/OGEE EDGE - 33.4" X 12.3" - W/O HARDWARE (WASHED MAPLE)
6	M07411-14-H17	EA	DOOR - LOUVERED/OGEE EDGE - 33.4" X 12.3" - W/O HARDWARE (WATERFORD OAK)
7	M07411-13-J52	EA	DOOR - LOUVERED/OGEE EDGE - 33.4" X 12.3" - W/O HARDWARE (WASHED MAPLE)
7	M07411-13-H17	EA	DOOR - LOUVERED/OGEE EDGE - 33.4" X 12.3" - W/O HARDWARE (WATERFORD OAK)
8	M05971-BY-J52	EA	DRAWER - OGEE EDGE - 20.8"W X 15.7"D - W/O SLIDES/HARDWARE (WASHED MAPLE)
8	M05971-BY-H17	EA	DRAWER - OGEE EDGE - 20.8"W X 15.7"D - W/O SLIDES/ HARDWARE (WATERFORD OAK)

## BATH GROUP (CONTINUED)

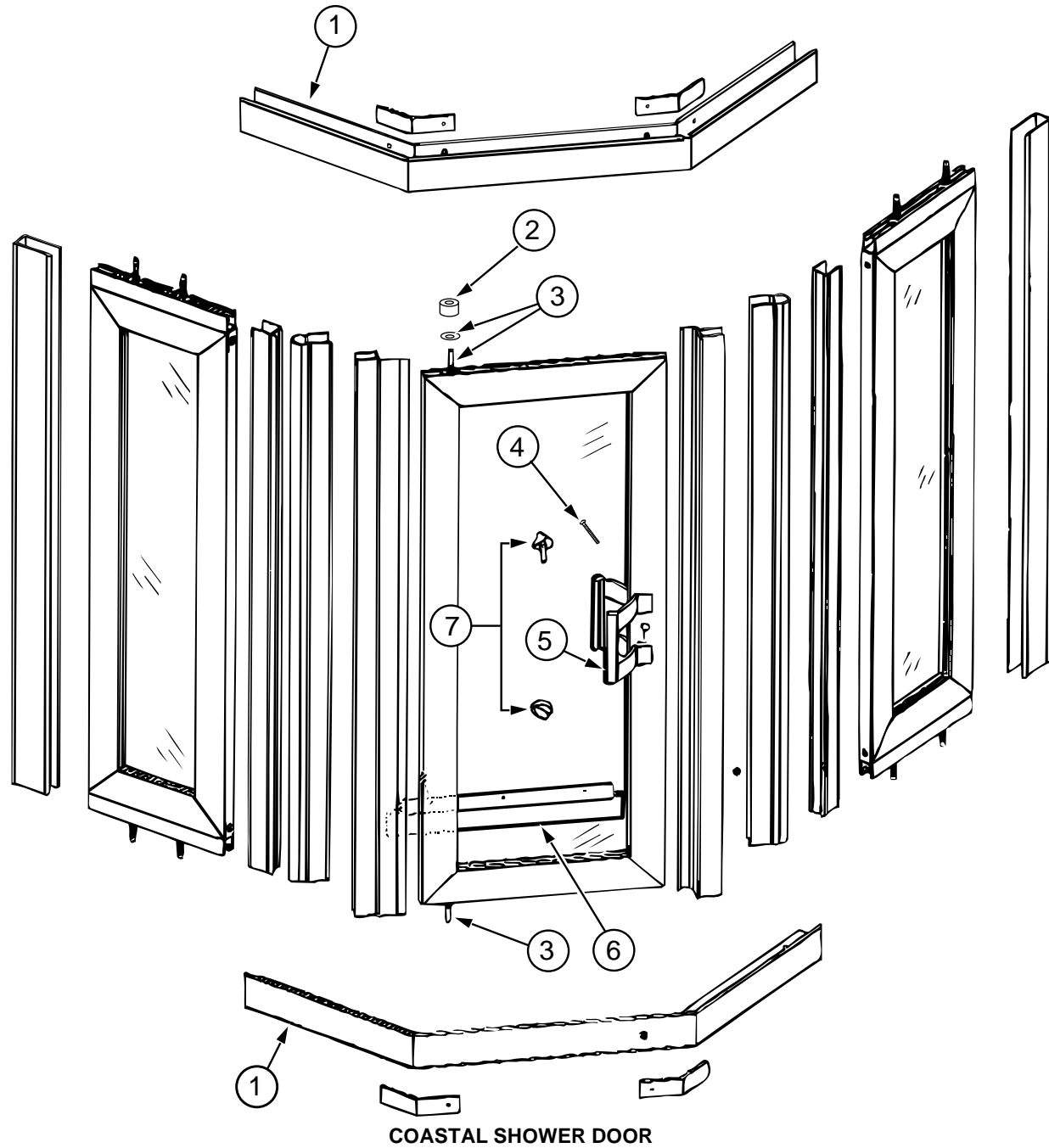
### BATH CABINETS & SHOWER COMPONENTS



KEY	PART NUMBER	U/M	DESCRIPTION	VENDOR NO.
1	058331-62-000	EA	MIRROR - SAFETY GLASS - 21.1" X 38.9"	
2	127906-01-J52	EA	CABINET - OVERHEAD/MEDICINE - W/O DOORS/HARDWARE (WASHED MAPLE)	
2	127906-01-J22	EA	CABINET - OVERHEAD/MEDICINE - W/O DOORS/HARDWARE (WATERFORD OAK)	
	127906-11-J52	EA	SHelf - W/PLASTIC EDGE TRIM (WASHED MAPLE)	
	127906-11-J22	EA	SHelf - W/PLASTIC EDGE TRIM (WATERFORD OAK)	
3	M05992-35-J52	EA	DOOR - STRAIGHT CORNER/OGEE EDGE - 12" X 29" - W/O HDW (WASHED MAPLE)	
3	M05992-35-J22	EA	DOOR - STRAIGHT CORNER/OGEE EDGE - 12" X 29" - W/O HDW (WATERFORD OAK)	
4	M05992-42-J52	EA	DOOR - STRAIGHT CORNER/OGEE EDGE - 14.9" X 21.8" - W/O HDW (WASHED MAPLE)	
4	M05992-42-J22	EA	DOOR - STRAIGHT CORNER/OGEE EDGE - 14.9" X 21.8" - W/O HDW (WATERFORD OAK)	
	127906-12-J52	EA	SHelf - W/PLASTIC EDGE TRIM (WASHED MAPLE)	
	127906-12-J22	EA	SHelf - W/PLASTIC EDGE TRIM (WATERFORD OAK)	
5	075453-02-000	EA	BAR - TOWEL - 18" BRASS	
6	128638-12-J22	EA	COUNTERTOP - LAVATORY (J52,J53)	
6	128628-12-J26	EA	COUNTERTOP - LAVATORY (J54,H55)	
6	128638-12-J56	EA	COUNTERTOP - LAVATORY (J56,J57)	
7	M05971-BP-J52	EA	DRAWER - OGEE EDGE - 9.1"W X 11.8"D - W/O SLIDES/HARDWARE (WASHED MAPLE)	
7	M05971-BP-H17	EA	DRAWER - OGEE EDGE - 9.1"W X 11.8"D - W/O SLIDES/HARDWARE (WATERFORD OAK)	
8*	085330-06-000	EA	TOILET - STANDARD CHINA W/ SPRAYER - BONE	
9	128638-01-J52	EA	CABINET - LAVATORY - W/COUNTERTOP - W/O DOORS/DRAWERS/HDW (WASHED MAPLE)	
9	128638-01-J22	EA	CABINET - LAVATORY - W/COUNTERTOP - W/O DOORS/DRAWERS/HDW (WATERFORD OAK)	
10	085278-01-000	EA	HOLDER - TOILET PAPER - RECESSED - BRASS	
11	105921-01-01A	EA	SINK - LAVATORY - LARGE/ OVAL - 17" X 20" PLASTIC/ OFF WHITE	
	106116-01-01A	EA	STRAINER - SINK-W/ STOPPER/ TAILPIECE/ GASKET & NUT - PLASTIC	
12	075240-06-000	EA	FAUCET - LAVATORY/ BONE	
	105218-01-01A	EA	SPACER - FAUCET/ LAVATORY SINK - 2" X 5.9" - ABS PLASTIC	
13	M05992-V7-J52	EA	DOOR - STRAIGHT CORNER/OGEE EDGE - 11" X 21.8" - W/O HDW HDW (WASHED MAPLE)	
13	M05992-V7-J22	EA	DOOR - STRAIGHT CORNER/OGEE EDGE - 11" X 21.8" - W/O HDW (WATERFORD OAK)	
14	M05992-V8-J52	EA	DOOR - STRAIGHT CORNER/OGEE EDGE - 11" X 21.8" - W/O HDW (WASHED MAPLE)	
14	M05992-V8-J22	EA	DOOR - STRAIGHT CORNER/OGEE EDGE - 11" X 21.8" - W/O HDW (WATERFORD OAK)	
15	M02630-31-GV0	EA	TUB/SHOWER - W/SPRING LOADED DRAIN PLUNGER	
16	119336-01-01A	EA	ENCLOSURE - SHOWER	
17	119677-01-01A	EA	SHOWER - 3 PIECES - HEAD/ FAUCET/ SPOUT	
	119677-01-700	EA	HANDLE - SHOWER/BATH CLEAR	38-9
	119677-01-701	EA	SHOWERHEAD ONLY 1/2"	34PB
	119677-01-702	EA	SPOUT - BATH	39-7PB-0
	119677-01-703	EA	DIVERTER KIT	639-5-0
	119677-01-704	EA	STEM & BONNET	61-5-0
	119677-01-705	EA	PLATE-STRAINER(SHOWER HEAD)	34-3PL
	119677-01-706	EA	ARM - SHOWER HEAD	61-10-PB
	119677-01-707	EA	BUTTON	38-16A
	119677-01-708	EA	BUTTON - COLD	38-16C
	119677-01-709	EA	BUTTON - HOT	38-16H
	119677-01-710	EA	FLANGE - SHOWERHEAD	60-10-8PB
	119677-01-711	EA	FLANGE - AROUND TURN HANDLE	38-8PB
18	119338-01-01A	EA	CAP - TUB/ SHOWER	

\* COMPONENT PARTS FOUND IN SERVICE PARTS LIBRARY

**BATH GROUP (CONTINUED)**



**COASTAL SHOWER DOOR**

KEY	PART NUMBER	U/M	DESCRIPTION	VENDOR NO.
	119622-01-01A	EA	DOOR - SOLID PANEL SHOWER - WINNEBAGO #33G-A	
1	107878-01-704	EA	HEADER OR SILL	70
2	092574-01-707	EA	BUSHING - PIVOT - TOP	18712B
3	089318-01-704	EA	BOLT - PIVOT - TOP OR BOTTOM	1428B
4	092574-01-710	EA	SCREW - GOLD - FOR TOWEL BAR	832G
5	092574-01-703	EA	PULL - DOOR - GOLD (INSIDE)	8149G
5	092574-01-711	EA	PULL - DOOR - GOLD (OUTSIDE)	8153G
6	089318-01-701	FT	SWEEP - VINYL 500 FT ROLL	C171G
	107878-01-703	EA	CAP - DRIP - PLUG SET	DCP2
7	092574-01-700	EA	KNOB - SAFETY LATCH	9728G
	092574-01-705	EA	STRIP - MAGNETIC - 56 7/8"	98-41G
	119622-01-700	EA	TOWEL BAR KIT	WINN-33TBL

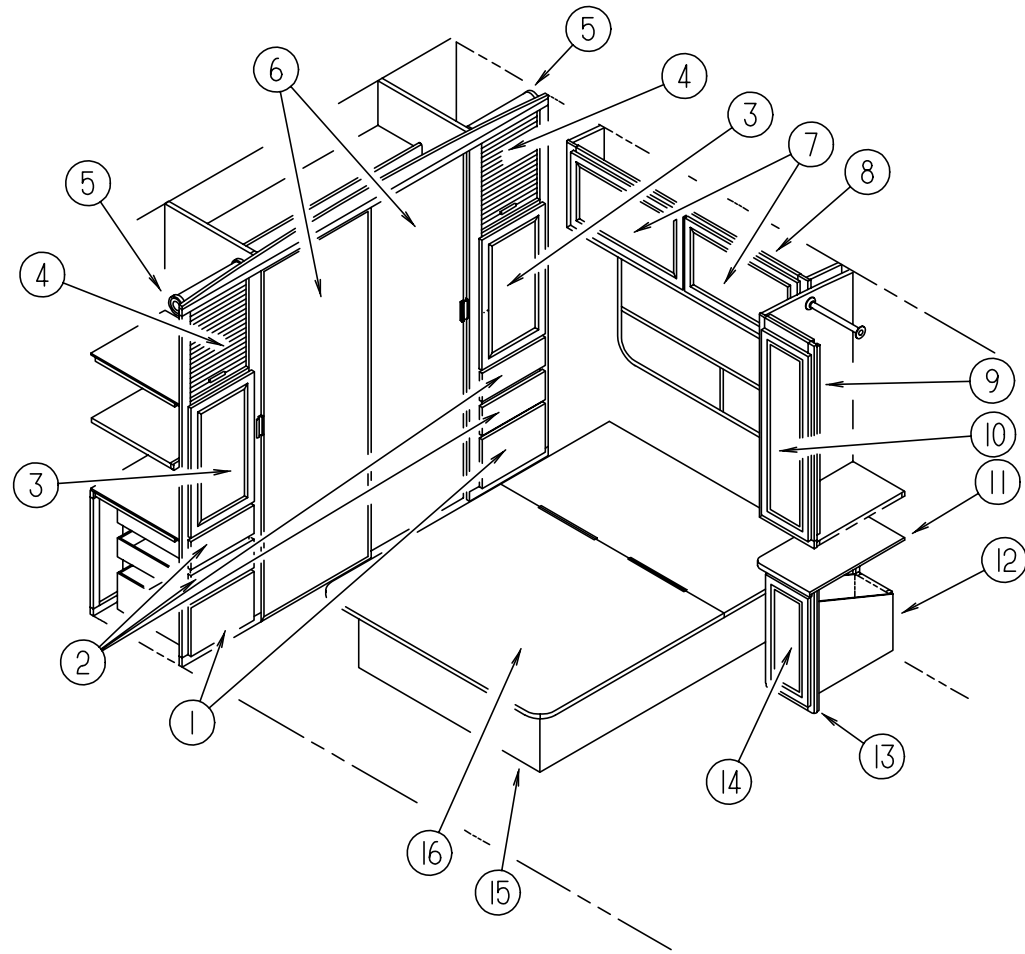
**BATH GROUP (CONTINUED)**

**PRIVACY DOORS**

KEY	PART NUMBER	U/M	DESCRIPTION
	104013-08-J70	EA	DOOR - SLIDING - W/O HARDWARE (BATH & GALLEY) (WASHED MAPLE) FROM: 00-00-00 THRU: 11-01-97
	104013-08-G15	EA	DOOR - SLIDING - W/O HARDWARE (BATH & GALLEY) (WATERFORD OAK) FROM: 00-00-00 THRU: 11-01-97
	104013-12-J52	EA	DOOR - SLIDING - W/O HARDWARE (BATH & GALLEY) (WASHED MAPLE) FROM: 11-02-97 THRU: 99-99-99
	104013-12-J22	EA	DOOR - SLIDING - W/O HARDWARE (BATH & GALLEY) (WATERFORD OAK) FROM: 11-02-97 THRU: 99-99-99
	104013-09-J52	EA	DOOR - SLIDING - W/O HARDWARE (BATH & GALLEY) (WASHER & DRYER) (WASHED MAPLE) FROM: 00-00-00 THRU: 11-01-97
	104013-09-H17	EA	DOOR - SLIDING - W/O HARDWARE (BATH & GALLEY) (WASHER & DRYER) (WATERFORD OAK) FROM: 00-00-00 THRU: 11-01-97
	104013-13-J52	EA	DOOR - SLIDING - W/O HARDWARE (BATH & GALLEY) (WASHER & DRYER) (WASHED MAPLE) FROM: 11-02-97 THRU: 99-99-99
	104013-13-J22	EA	DOOR - SLIDING - W/O HARDWARE (BATH & GALLEY) (WASHER & DRYER) (WATERFORD OAK) FROM: 11-02-97 THRU: 99-99-99
	103874-01-000	EA	HANGER - SLIDING DOOR
	121449-36-J52	EA	DOOR - BATH (BATH & BEDROOM) (WASHED MAPLE)
	121449-36-J22	EA	DOOR - BATH (BATH & BEDROOM) (WATERFORD OAK)
	094485-03-01A	EA	KNOB - BRASS
	111155-02-01A	EA	LOCK - PASSAGE - NON-LOCKING - POLISHED BRASS FROM: 00-00-00 THRU: 12-18-97
	102920-01-01A	EA	HINGE - SPRING LOADED/BRASS FROM: 12-19-97 THRU: 99-99-99

## BEDROOM GROUP

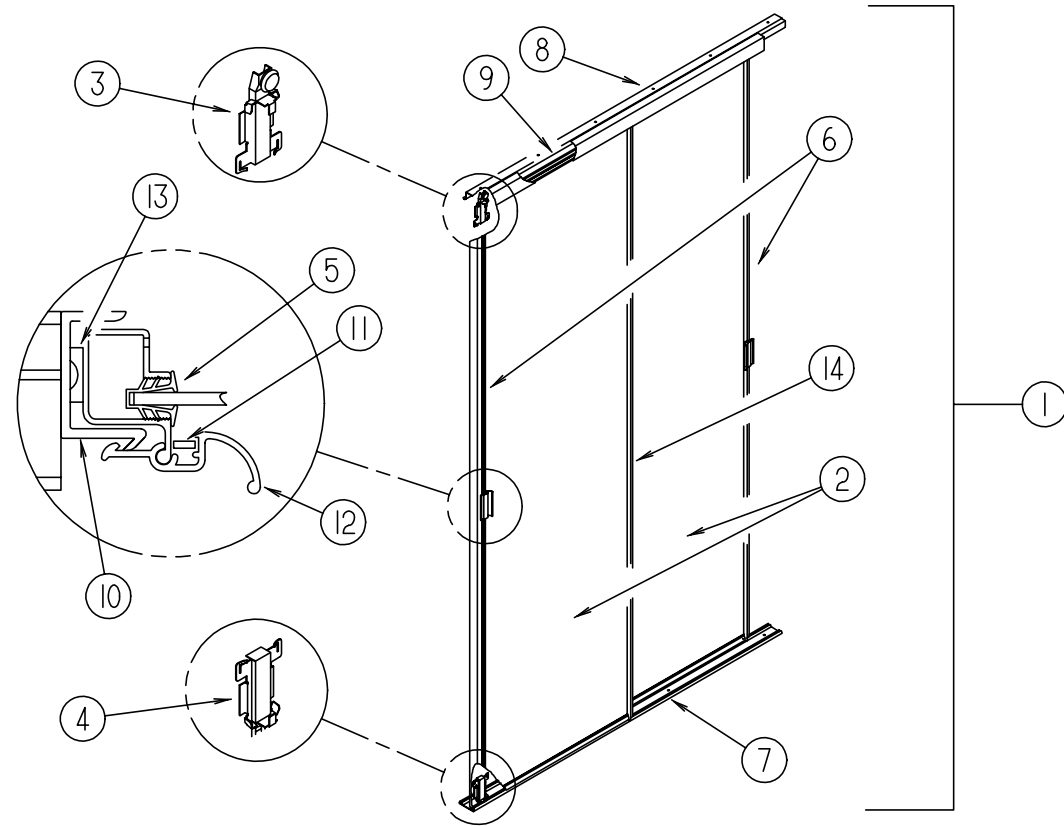
### QUEEN BED



KEY	PART NUMBER	U/M	DESCRIPTION
1	M05971-CB-J52	EA	DRAWER - OGEE EDGE - 14.0"W X 17.7"D - W/O SLIDES/HARDWARE (WASHED MAPLE)
1	M05971-CB-J22	EA	DRAWER - OGEE EDGE - 14.0"W X 17.7"D - W/O SLIDES/HARDWARE (WATERFORD OAK)
2	M05971-CC-J52	EA	DRAWER - OGEE EDGE - 14.0"W X 17.7"D - W/O SLIDES/HARDWARE (WASHED MAPLE)
2	M05971-CC-J22	EA	DRAWER - OGEE EDGE - 14.0"W X 17.7"D - W/O SLIDES/HARDWARE (WATERFORD OAK)
3	M05992-Z9-J52	EA	DOOR - STRAIGHT CORNER/OGEE EDGE - 15.7" X 27.9" - W/O HDW (WASHED MAPLE)
3	M05992-Z9-J22	EA	DOOR - STRAIGHT CORNER/OGEE EDGE - 15.7" X 27.9" - W/O HDW (WATERFORD OAK)
4	057882-05-700	EA	TAMBOUR - 48" X 48" SHEET - UNFINISHED (WASHED MAPLE)
4	057882-04-700	EA	TAMBOUR - 48" X 48" SHEET - UNFINISHED (WATERFORD OAK)
	097191-01-J70	EA	HANDLE - TAMBOUR DOOR (WASHED MAPLE)
	097191-01-G15	EA	HANDLE - TAMBOUR DOOR (WATERFORD OAK)
5	097141-02-700	EA	KIT-TRACK TAMBOUR DOOR - W/ ONE RIGHT & ONE LEFT TRACK
6	114149-15-H17	EA	DOOR - MIRRORED WARDROBE
7	M05992-M6-J52	EA	DOOR - STRAIGHT CORNER/OGEE EDGE - 9" X 26.5" - W/O HDW (WASHED MAPLE)
7	M05992-M6-J22	EA	DOOR - STRAIGHT CORNER/OGEE EDGE - 9" X 26.5" - W/O HDW (WATERFORD OAK)
8	123473-02-J52	EA	CABINET - OVERHEAD REAR - W/O DOORS/HARDWARE (WASHED MAPLE)
8	123473-02-H17	EA	CABINET - OVERHEAD REAR - W/O DOORS/HARDWARE (WATERFORD OAK)
9	124105-01-J52	EA	CABINET - SHIRT CLOSET - W/O DOORS/HARDWARE (WASHED MAPLE) FROM: 00-00-00 THRU: 01-28-98
9	124105-01-J22	EA	CABINET - SHIRT CLOSET - W/O DOORS/HARDWARE (WATERFORD OAK) FROM: 00-00-00 THRU: 01-28-98
9	129520-01-J52	EA	CABINET - SHIRT CLOSET - W/O DOORS/HARDWARE (WASHED MAPLE) FROM: 01-29-98 THRU: 99-99-99
9	129520-01-J22	EA	CABINET - SHIRT CLOSET - W/O DOORS/HARDWARE (WATERFORD OAK) FROM: 01-29-98 THRU: 99-99-99
10	M05992-47-J52	EA	DOOR - STRAIGHT CORNER/OGEE EDGE - 12" X 39.9" - W/O HDW HDW (WASHED MAPLE)
10	M05992-47-J22	EA	DOOR - STRAIGHT CORNER/OGEE EDGE - 12" X 39.9" - W/O HDW HDW (WATERFORD OAK)
11	125163-11-H19	EA	COUNTERTOP - NIGHTSTAND (J52,J53)
11	125163-11-H17	EA	COUNTERTOP - NIGHTSTAND (J54,J55)
11	125163-11-J56	EA	COUNTERTOP - NIGHTSTAND (J56,J57)
12	125164-04-J52	EA	CABINET - HAMPER - W/O DOORS/ DRAWERS/ HARDWARE (WASHED MAPLE)
12	125164-04-J53	EA	CABINET - HAMPER - W/O DOORS/ DRAWERS/ HARDWARE (WATERFORD OAK)
13	125163-01-J52	EA	CABINET/NIGHTSTAND - LH - W/CTRTP - W/O DRS/DWRS/HDW - F/QN BED (J52)
13	125163-01-H19	EA	CABINET/NIGHTSTAND - LH - W/CTRTP - W/O DRS/DWRS/HDW - F/QN BED (J53)
13	125163-01-J54	EA	CABINET/NIGHTSTAND - LH - W/CTRTP - W/O DRS/DWRS/HDW - F/QN BED (J54)
13	125163-01-H17	EA	CABINET/NIGHTSTAND - LH - W/CTRTP - W/O DRS/DWRS/HDW - F/QN BED (J55)
13	125163-01-J56	EA	CABINET/NIGHTSTAND - LH - W/CTRTP - W/O DRS/DWRS/HDW - F/QN BED (J56)
13	125163-01-J57	EA	CABINET/NIGHTSTAND - LH - W/CTRTP - W/O DRS/DWRS/HDW - F/QN BED (J57)
14	M05992-W0-J52	EA	DOOR - STRAIGHT CORNER/OGEE EDGE - 10.8" X 23.8" - W/O HDW (WASHED MAPLE)
14	M05992-W0-J22	EA	DOOR - STRAIGHT CORNER/OGEE EDGE - 10.8" X 23.8" - W/O HDW (WATERFORD OAK)
15	P26437-02-J52	EA	CABINET - BASE/QUEEN BED - W/O DOORS/DRAWERS/HARDWARE (WASHED MAPLE)
15	P26437-02-J22	EA	CABINET - BASE/QUEEN BED - W/O DOORS/DRAWERS/HARDWARE (WATERFORD OAK)
	057460-02-000	EA	STUD BALL - GAS SPRING - .39" - 5/16"-18
	107796-06-000	EA	SPRING/GAS - 12" COMPRESSED/20" EXTENDED - 120 LB.
	107796-07-000	EA	BRACKET - SUPPORT - GAS SPRING TO BED - ANGLE (UPPER)
	107796-05-000	EA	BRACKET - SUPPORT - GAS SPRING TO BED - FLAT (LOWER)
	091952-01-000	EA	CLIP - GRIPPER - 1"
	097872 04 000	EA	DOWEL - WOOD - 1" DIAMETER X 1.38" LONG
16	M07571-03-J22	EA	TOP - QUEEN BED - W/O HARDWARE

## BEDROOM GROUP (CONTINUED)

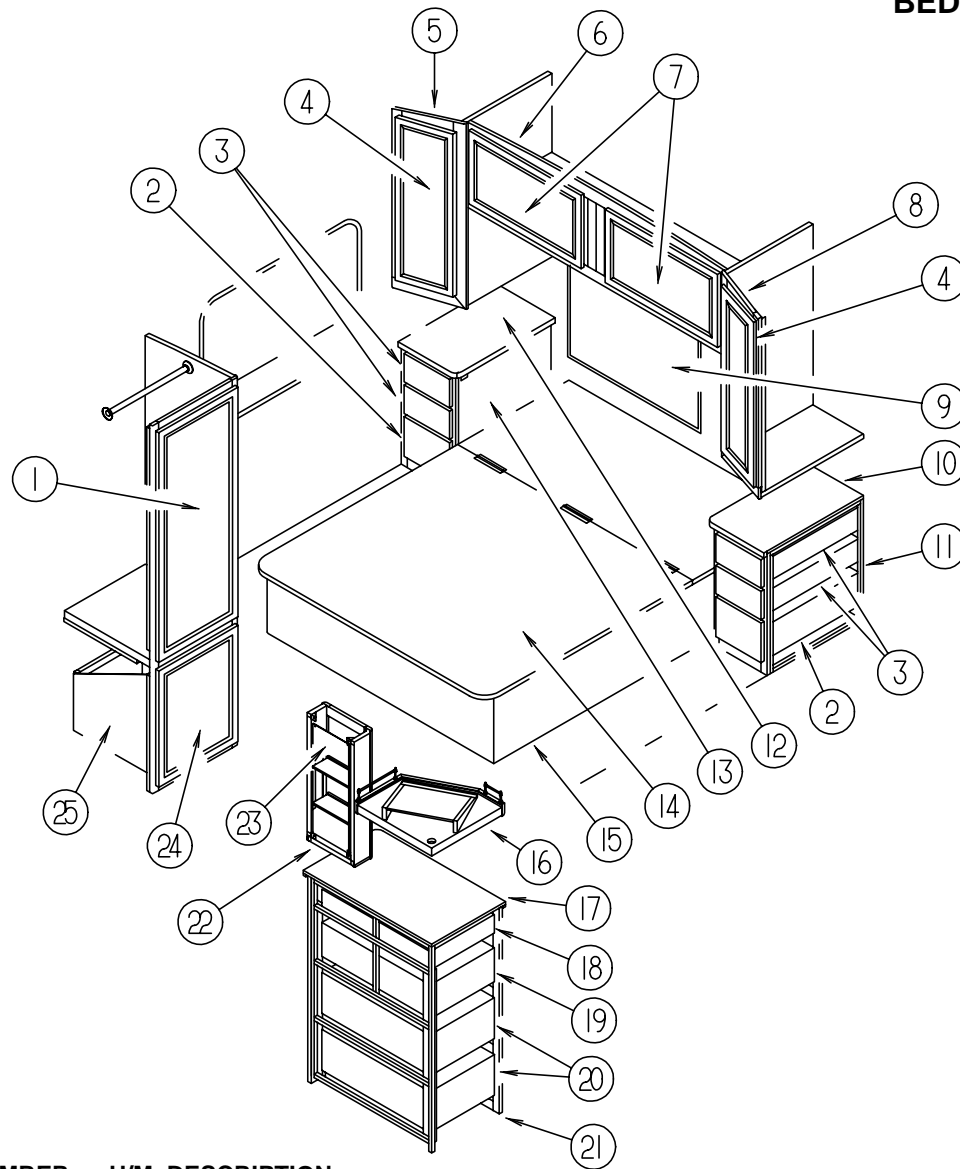
### MIRRORED WARDROBE DOORS



KEY	PART NUMBER	U/M	DESCRIPTION
1	114149-15-H17	EA	DOOR - MIRRORED WARDROBE
2	058331-D2-000	EA	MIRROR - SAFETY GLASS - 24.4" X 74.6"
3	107390-01-000	EA	CORNER HANGER (SINGLE ROLLER W/BRACKET) (SOLD AS 1 EACH)
4	107391-01-000	EA	GUIDE - BOTTOM - BY-PASS (4 USED PER DOOR)
5	111575-01-01A	FT	CHANNEL - GLAZING - SWING DOOR
6	114104-02-01A	EA	STILE - DOOR - SLIDING
7	114105-08-01A	EA	TRACK - DOOR - SLIDING/LOWER
8	114106-08-01A	EA	TRACK - DOOR - SLIDING/UPPER
9	114107-07-01A	EA	RAIL - SLIDING DOOR
10	115538-03-01A	EA	JAMB - DOOR - WARDROBE/MIRRORED
11	115541-01-000	EA	SPRING - DOOR - SLIDING
12	128587-01-01A	EA	LATCH - WARDROBE DOOR - MIRRORED
13	090340-01-000	EA	SEAL - FOAM - CLOSED CELL - 1/4" X 1/2" X 50'
14	114104-02-01A	EA	STILE - DOOR - SLIDING



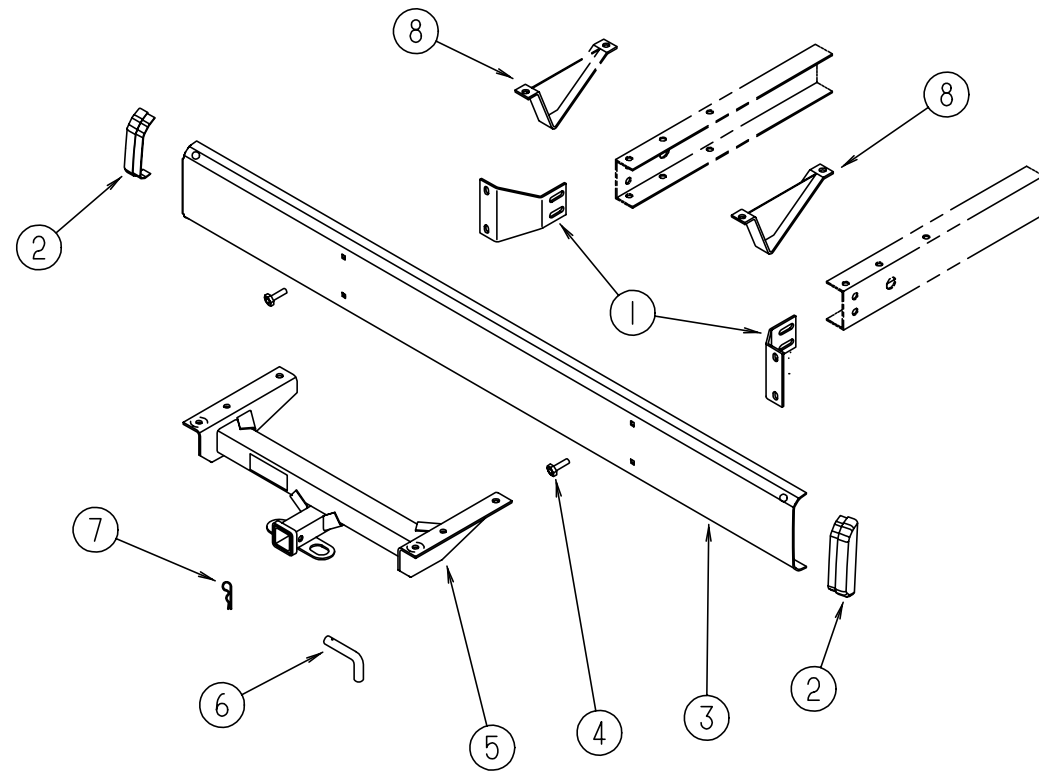
**BEDROOM GROUP (CONTINUED)**  
**BACKWALL QUEEN BED**



KEY	PART NUMBER	U/M	DESCRIPTION
1	M05992-Y2-J52	EA	DOOR - STRAIGHT CORNER/OGEE EDGE - 15.5" X 45" - W/O HDW (WASHED MAPLE)
1	M05992-Y2-J22	EA	DOOR - STRAIGHT CORNER/OGEE EDGE - 15.5" X 45" - W/O HDW (WATERFORD OAK)
2	M05971-W3-J52	EA	DRAWER - OGEE EDGE - 11.5"W X 21.6"D - W/O SLIDES/HARDWARE (WASHED MAPLE)
2	M05971-W3-H17	EA	DRAWER - OGEE EDGE - 11.5"W X 21.6"D - W/O SLIDES/HARDWARE (WATERFORD OAK)
3	M05971-L5-J52	EA	DRAWER - OGEE EDGE - 11.5"W X 21.6"D - W/O SLIDES/HARDWARE (WASHED MAPLE)
3	M05971-L5-H17	EA	DRAWER - OGEE EDGE - 11.5"W X 21.6"D - W/O SLIDES/HARDWARE (WATERFORD OAK)
4	M06803-G1-J52	EA	DOOR - MIRROR/MTRD CRNR/OGEE EDGE - 14.3"X 36.3" - W/O HDW (WASHED MAPLE)
4	M06803-G1-H17	EA	DOOR - MIRROR/MTRD CRNR/OGEE EDGE - 14.3"X 36.3" - W/O HDW (WATERFORD OAK)
5	116142-01-J54	EA	CABINET - SHIRT CLOSET/RIGHT HAND - W/O DOORS/HARDWARE (WASHED MAPLE)
5	116142-01-J55	EA	CABINET - SHIRT CLOSET/RIGHT HAND - W/O DOORS/HARDWARE (WATERFORD OAK)
6	106523-01-J60	EA	CABINET - OVERHEAD/REAR - W/O DOORS/HARDWARE (WASHED MAPLE)
6	106523-01-G09	EA	CABINET - OVERHEAD/REAR - W/O DOORS/HARDWARE (WATERFORD OAK)
7	M05992-Z9-J52	EA	DOOR - STRAIGHT CORNER/OGEE EDGE - 15.7" X 27.9" - W/O HDW (WASHED MAPLE)
7	M05992-Z9-J22	EA	DOOR - STRAIGHT CORNER/OGEE EDGE - 15.7" X 27.9" - W/O HDW (WATERFORD OAK)

KEY	PART NUMBER	U/M	DESCRIPTION
8	116142-02-J60	EA	CABINET - SHIRT CLOSET/LEFT HAND - W/O DOORS/HARDWARE (WASHED MAPLE)
8	116142-02-J22	EA	CABINET - SHIRT CLOSET/LEFT HAND - W/O DOORS/HARDWARE (WATERFORD OAK)
9	058331-93-000	EA	MIRROR - SAFETY GLASS - 27.6" X 63"
10	116193-12-H37	EA	COUNTERTOP - NIGHTSTAND (J52,J53)
10	116193-12-J54	EA	COUNTERTOP - NIGHTSTAND (J54,J55)
10	116193-12-G36	EA	COUNTERTOP - NIGHTSTAND (J56,J57)
11	116193-02-J52	EA	CABINET/NIGHTSTAND/LH - W/COUNTERTOP - W/O DOORS/DWRS/HDW (J52)
11	116193-02-J97	EA	CABINET/NIGHTSTAND/LH - W/COUNTERTOP - W/O DOORS/DWRS/HDW (J53)
11	116193-02-J54	EA	CABINET/NIGHTSTAND/LH - W/COUNTERTOP - W/O DOORS/DWRS/HDW (J54)
11	116193-02-J55	EA	CABINET/NIGHTSTAND/LH - W/COUNTERTOP - W/O DOORS/DWRS/HDW (J55)
11	116193-02-J60	EA	CABINET/NIGHTSTAND/LH - W/COUNTERTOP - W/O DOORS/DWRS/HDW (J56)
11	116193-02-J94	EA	CABINET/NIGHTSTAND/LH - W/COUNTERTOP - W/O DOORS/DWRS/HDW (J57)
12	116193-11-H37	EA	COUNTERTOP - NIGHTSTAND (J52,J53)
12	116193-11-J54	EA	COUNTERTOP - NIGHTSTAND (J54,J55)
12	116193-11-G36	EA	COUNTERTOP - NIGHTSTAND (J56,J57)
13	116193-01-J52	EA	CABINET/NIGHTSTAND/RH - W/COUNTERTOP - W/O DOORS/DWRS/HDW (J52)
13	116193-01-J97	EA	CABINET/NIGHTSTAND/RH - W/COUNTERTOP - W/O DOORS/DWRS/HDW (J53)
13	116193-01-J54	EA	CABINET/NIGHTSTAND/RH - W/COUNTERTOP - W/O DOORS/DWRS/HDW (J54)
13	116193-01-J55	EA	CABINET/NIGHTSTAND/RH - W/COUNTERTOP - W/O DOORS/DWRS/HDW (J55)
13	116193-01-J60	EA	CABINET/NIGHTSTAND/RH - W/COUNTERTOP - W/O DOORS/DWRS/HDW (J56)
13	116193-01-J94	EA	CABINET/NIGHTSTAND/RH - W/COUNTERTOP - W/O DOORS/DWRS/HDW (J57)
14	M07571-03-J22	EA	TOP - QUEEN BED - W/O HARDWARE
15	P26437-03-J52	EA	CABINET - BASE/QUEEN BED - W/O DOORS/DRAWERS/HARDWARE (WASHED MAPLE)
15	P26437-03-J22	EA	CABINET - BASE/QUEEN BED - W/O DOORS/DRAWERS/HARDWARE (WATERFORD OAK)
16	124026-01-J52	EA	SHELF - W/ PLASTIC EDGE TRIM (WASHED MAPLE)
16	124026-01-H17	EA	SHELF - W/ PLASTIC EDGE TRIM (WATERFORD OAK)
17	123936-11-H19	EA	COUNTERTOP - DRESSER (J52,J53)
17	123936-11-H38	EA	COUNTERTOP - DRESSER (J54,J55)
17	123936-11-J56	EA	COUNTERTOP - DRESSER (J56,J57)
18	M05971-BT-J52	EA	DRAWER - OGEE EDGE - 27.0"W X 15.7"D - W/O SLIDES/HARDWARE (WASHED MAPLE)
18	M05971-BT-H17	EA	DRAWER - OGEE EDGE - 27.0"W X 15.7"D - W/O SLIDES/HARDWARE (WATERFORD OAK)
19	M05971-BU-J52	EA	DRAWER - OGEE EDGE - 26.8"W X 15.7"D - W/O SLIDES/HARDWARE (WASHED MAPLE)
19	M05971-BU-H17	EA	DRAWER - OGEE EDGE - 26.8"W X 15.7"D - W/O SLIDES/HARDWARE (WATERFORD OAK)
20	M05971-BV-J52	EA	DRAWER - OGEE EDGE - 26.9"W X 15.7"D - W/O SLIDES/HARDWARE (WASHED MAPLE)
20	M05971-BV-H17	EA	DRAWER - OGEE EDGE - 26.9"W X 15.7"D - W/O SLIDES/HARDWARE (WATERFORD OAK)
21	123936-01-J52	EA	DRESSER - W/COUNTERTOP - W/O DRAWERS/HARDWARE-F/QUEEN BED (J52)
21	123936-01-H19	EA	DRESSER - W/COUNTERTOP - W/O DRAWERS/HARDWARE-F/QUEEN BED (J53)
21	123936-01-J54	EA	DRESSER - W/COUNTERTOP - W/O DRAWERS/HARDWARE-F/QUEEN BED (J54)
21	123936-01-H17	EA	DRESSER - W/COUNTERTOP - W/O DRAWERS/HARDWARE-F/QUEEN BED (J55)
21	123936-01-J56	EA	DRESSER - W/COUNTERTOP - W/O DRAWERS/HARDWARE-F/QUEEN BED (J56)
21	123936-01-J57	EA	DRESSER - W/COUNTERTOP - W/O DRAWERS/HARDWARE-F/QUEEN BED (J57)
22	124659-01-J52	EA	CABINET - LINEN - W/O DOORS/DRAWERS/HARDWARE (WASHED MAPLE)
22	124659-01-H17	EA	CABINET - LINEN - W/O DOORS/DRAWERS/HARDWARE (WATERFORD OAK)
23	M05992-77-J52	EA	DOOR - STRAIGHT CORNER/OGEE EDGE - 10" X 25.2" - W/O HDW (WASHED MAPLE)
23	M05992-77-J22	EA	DOOR - STRAIGHT CORNER/OGEE EDGE - 10" X 25.2" - W/O HDW (WATERFORD OAK)
24	M05992-Z8-J52	EA	DOOR - STRAIGHT CORNER/OGEE EDGE - 15.5" X 29.5" - W/O HDW (WASHED MAPLE)
24	M05992-Z8-J22	EA	DOOR - STRAIGHT CORNER/OGEE EDGE - 15.5" X 29.5" - W/O HDW (WATERFORD OAK)
25	127907-01-J52	EA	CABINET - HAMPER - W/O DOORS/HARDWARE (WASHED MAPLE)
25	127907-01-J22	EA	CABINET - HAMPER - W/O DOORS/HARDWARE (WATERFORD OAK)

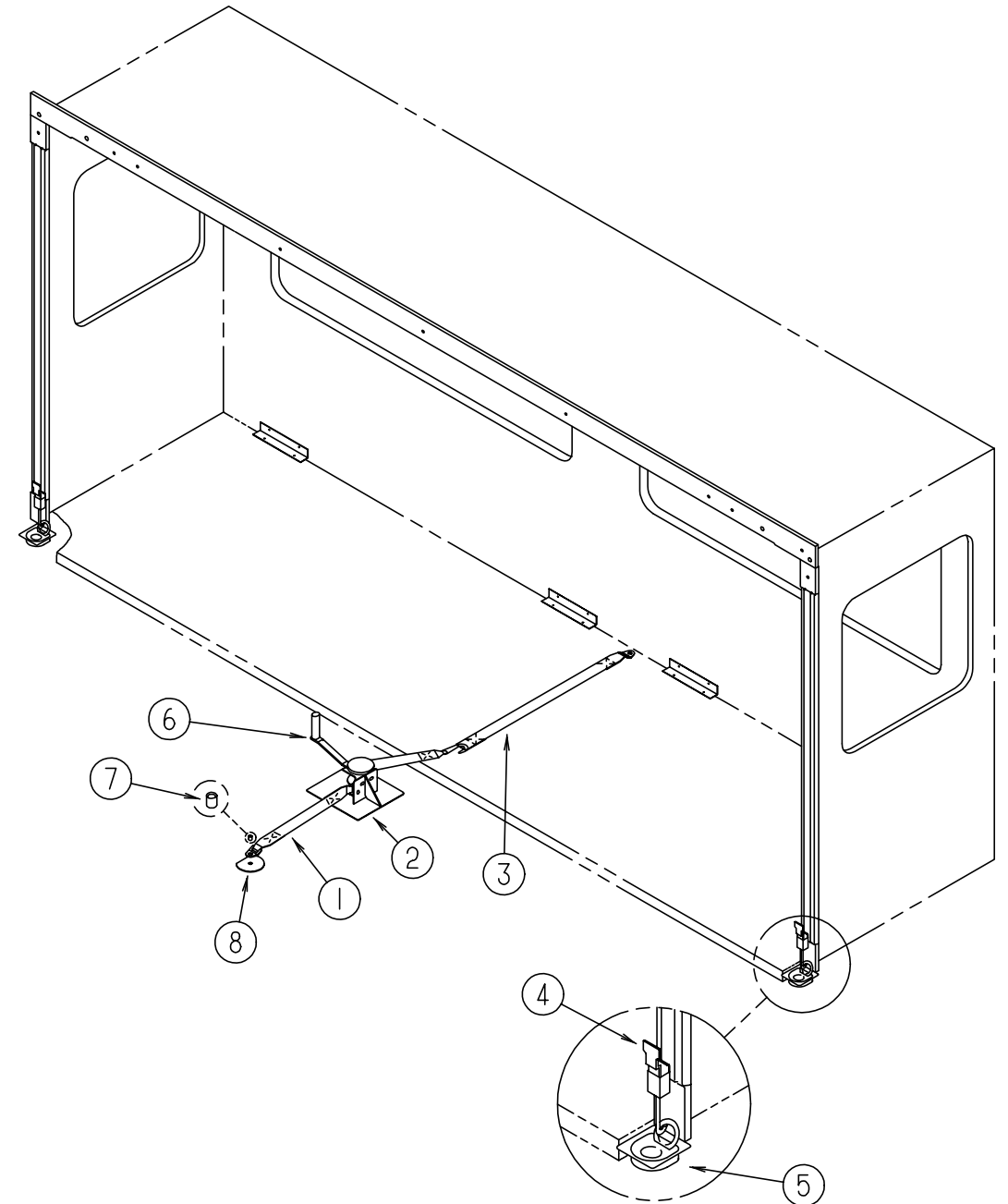
## CHASSIS GROUP



### REAR BUMPER & COMPONENTS

KEY	PART NUMBER	U/M	DESCRIPTION
1	104418-07-000	EA	ANGLE - BUMPER - REAR SUPPORT
2	103228-01-05A	EA	END CAP - REAR BUMPER - DRIVER/PASSENGER SIDE
3	103099-10-02A	EA	BUMPER - REAR - BRIGHT WHITE
4	102333-01-05A	EA	BOLT - 7/16"
5	107707-01-000	EA	HITCH RECEIVER - BOLT-ON CLASS II
	070579-09-000	EA	PLATE - ANCHOR
6	034512-01-000	EA	PIN - LOCKING - DRAWBAR
7	034513-01-000	EA	PIN - 3/16" WIRE
8	111742-01-000	EA	PLATE - SKID
	113589-01-000	EA	CONNECTOR - PLUG - TRAILER
	113589-02-000	EA	CONNECTOR - SOCKET - TRAILER
	113588-02-01B	EA	BRACKET - CONNECTOR - TRAILER W/O LIP

## CHASSIS GROUP (CONTINUED)

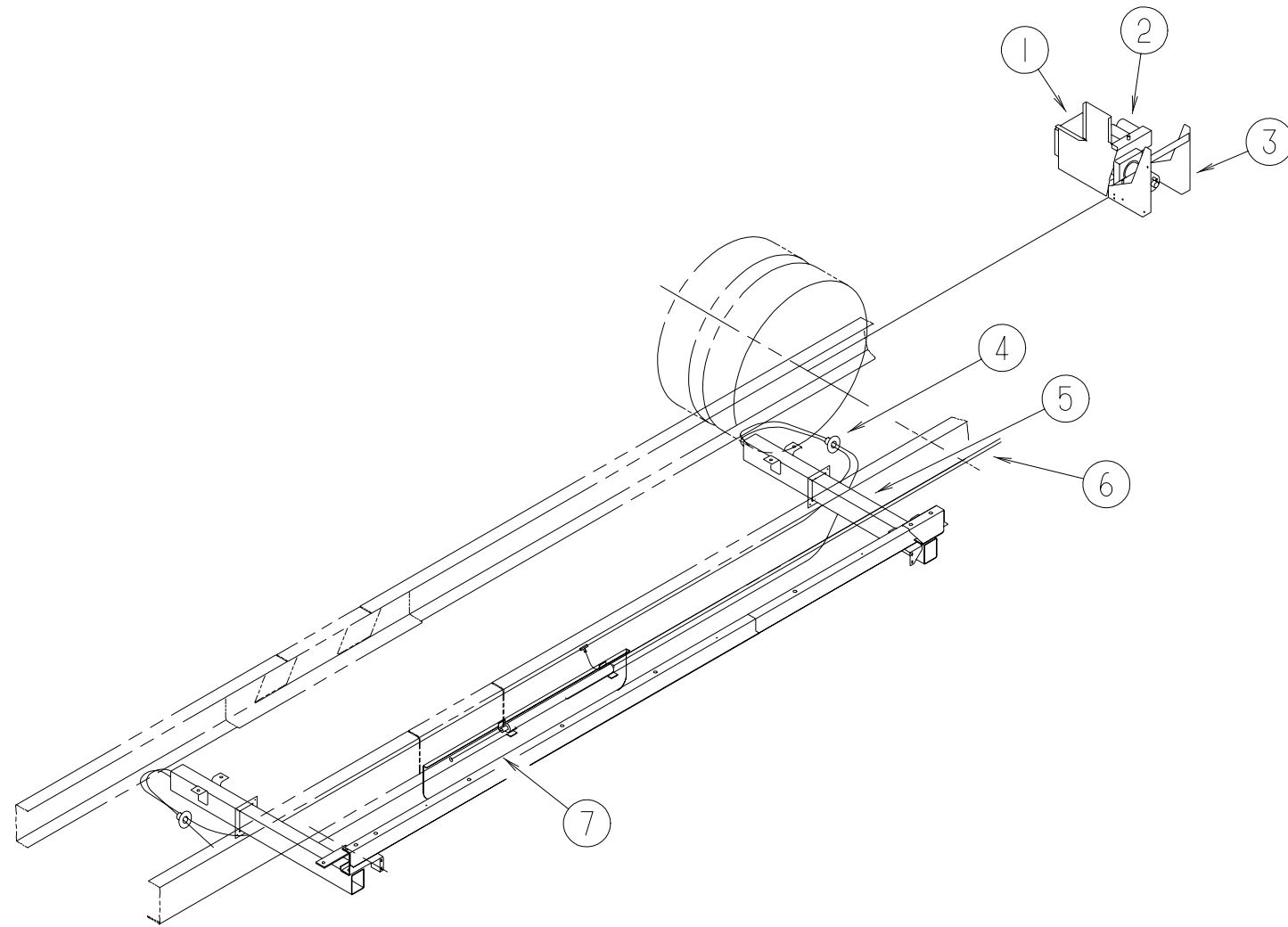


### SLIDEOUT HARDWARE

KEY	PART NUMBER	U/M	DESCRIPTION
1	116101-01-F31	EA	STRAP - WINCH
2	116082-03-02B	EA	BRACKET - WINCH
3	116101-02-F31	EA	STRAP - WINCH
4	116737-01-01A	EA	LATCH - DRAW - ADJUSTABLE - ZINC
5	116736-01-01A	EA	TIEDOWN - DROP/D - ZINC
6	115767-02-000	EA	SLIDEOUT - WINCH
7	116743-01-01A	EA	CAP - LUG COVER - THREAD - BLACK
8	057759-01-000	EA	WASHER BRACKET - SEAT BELT - 4" DIAMETER
8	064081-03-000	EA	NUT - WING 3/8-16 - W/WELD NUT
	077298-55-003	EA	EXTRUSION - TUBE - .275"

## CHASSIS GROUP (CONTINUED)

### SLIDEOUT HARDWARE



KEY	PART NUMBER	U/M	DESCRIPTION	VENDOR NO.
1	108629-01-000	EA	SHIELD - PUMP	
2	122359-04-000	EA	PUMP/RESERVOIR - SLIDE-OUT - HYDRAULIC - W/O JACKS SYSTEM	
3	107938-07-000	EA	BRACKET - PUMP	
4	125687-01-000	EA	SLIDEOUT - HYDRAULIC	
	100536-10-701	EA	HOSE - HYDRAULIC - 116"	RAP90349
	125687-01-700	EA	CYLINDER	AP15190
	125687-01-701	EA	HOSE - HYDRAULIC - 120"	RAP13772
	125687-01-702	EA	CYLINDER - SYCRONIZING	AP13607
5	100536-29-000	EA	HOSE KIT - PUMP TO SLIDE-OUT VALVING	
6	088756-01-000	EA	GROMMET - WEB - 1 1/8" I.D.	
7	053322-10-000	EA	SHIELD - HEAT - EXHAUST - 48" X 7.5" - STEEL	

## CHASSIS GROUP (CONTINUED)

### DRIVESHAFT PARTS

KEY	PART NUMBER	U/M	DESCRIPTION
	088498-01-000	EA	UNION - INVERTED FLARE - BRASS - 3/16 - 3/8 - 24THD
	085771-03-000	EA	NUT - HEX - FLARE TORQUE - GRADE G - DRIVE SHAFT

### TIRE & WHEEL HARDWARE

KEY	PART NUMBER	U/M	DESCRIPTION
	077030-02-000	EA	EXTENSION - VALVE STEM - 1.25"
	051377-05-000	EA	VALVE STEM (FORD)
	083425-05-000	EA	TIRE - MICHELIN - LT 235/85R16 - LOAD RANGE E (FORD)
	095853-02-000	EA	WHEEL - STEEL - 16 X 6K - F2TA-1015-NA (FORD)
	113007-01-000	EA	PIN - SPRING - .375 X 3" (FORD)
	112358-01-000	EA	WRENCH - LUG - 7/8" - L-SHAPED

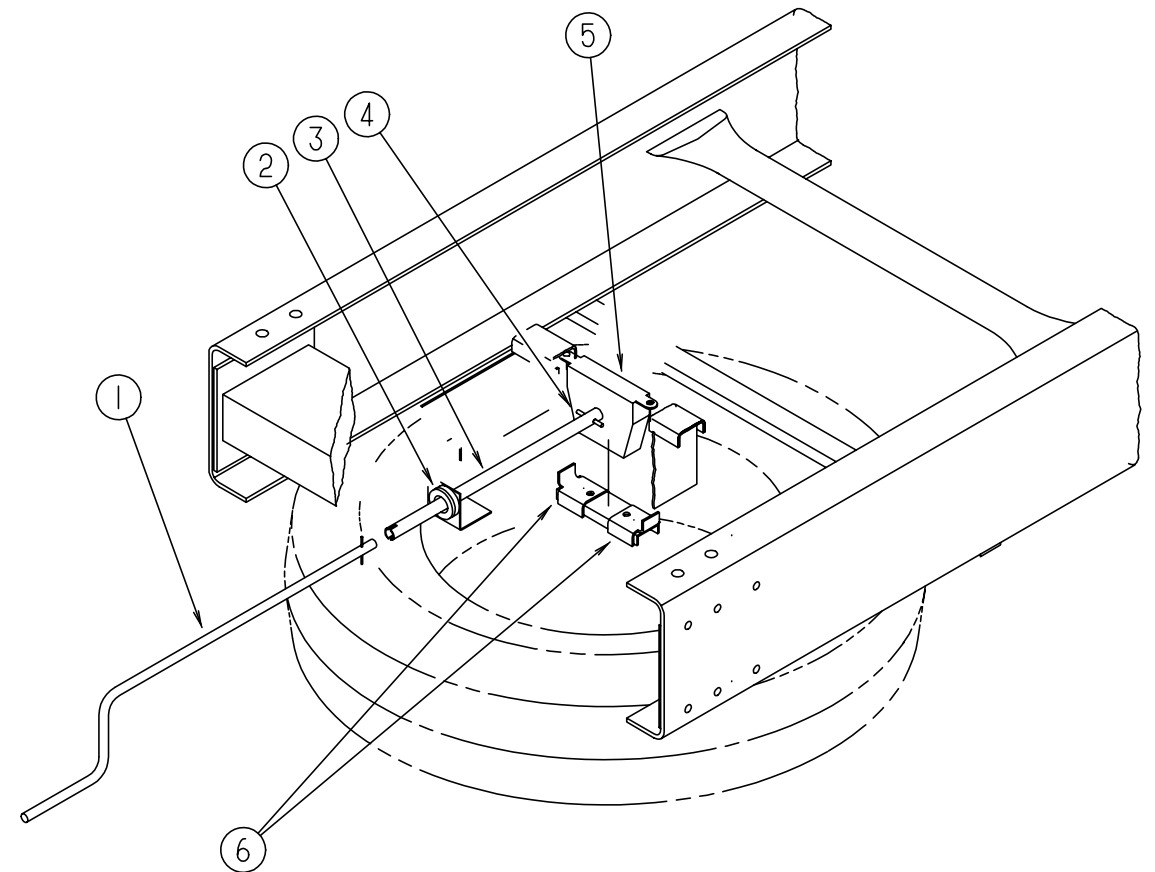
### WHEEL LINERS

KEY	PART NUMBER	U/M	DESCRIPTION	VENDOR NO.
	110435-08-000	EA	LINER - WHEEL SET (SET=4) 16"	
	110435-01-711	EA	DECAL-CENTER CAP, 2"	2" DECAL
	110435-02-702	EA	STUD EXTENDER	V160SD-STX
	110435-02-703	EA	NUT (JAMB)	V160SD-JNT
	110435-02-704	EA	COVER-LUG NUT	V160F0-LNC
	110435-02-705	EA	TOOL F/ JAMB NUT, INSTALL.	V160FO-TOL
	110435-08-700	EA	LINER-WHEEL, FRONT	V160SD-FWC
	110435-08-701	EA	LINER-WHEEL, REAR	V160SD-RWC
	110435-09-000	EA	LINER - WHEEL - SET/2 - REAR 16"	
	110435-01-711	EA	DECAL-CENTER CAP, 2"	2" DECAL
	110435-02-702	EA	STUD EXTENDER	V160SD-STX
	110435-02-703	EA	NUT (JAMB)	V160SD-JNT
	110435-02-704	EA	COVER-LUG NUT	V160F0-LNC
	110435-02-705	EA	TOOL F/ JAMB NUT, INSTALL.	V160FO-TOL
	110435-06-702	EA	BRACKET - BRIDGE	V195P5-BRK
	110435-08-701	EA	LINER-WHEEL, REAR	V160SD-RWC
	110435-09-700	EA	JAMB NUT - BRIDGE BRACKET	V160SD-BJN

### WHEEL COVERS

KEY	PART NUMBER	U/M	DESCRIPTION	VENDOR NO.
	098532-01-000	EA	COVER - WHEEL - FORD - 16" - SET OF 4 DICOR SH-SD-16	
	098532-02-000	EA	COVER - WHEEL - 16" FORD - SET OF 2	
	098532-01-700	EA	COVER-LUG NUT (CHROME)	SHAU-LNC
	098532-01-701	EA	COVER-WHEEL (FRT & REAR)	SH-SD-16COV 1 ONLY

## CHASSIS GROUP (CONTINUED)

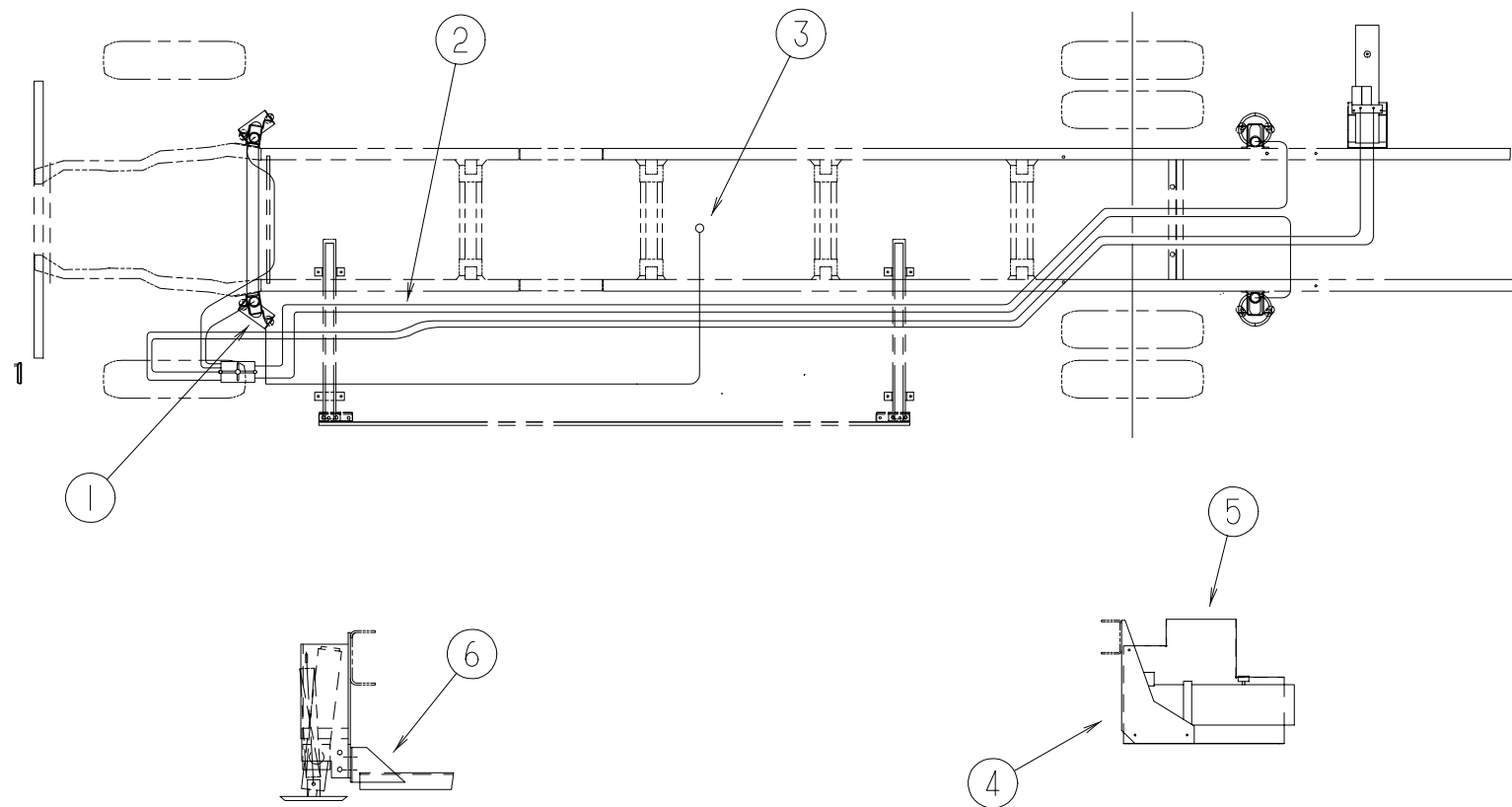


### SPARE TIRE & HOIST

KEY	PART NUMBER	U/M	DESCRIPTION
1	093376-02-000	EA	HANDLE - CRANK - TIRE HOIST
2	071015-11-000	EA	GROMMET - 1.00 ID
3	093375-06-000	EA	EXTENSION - TIRE HOIST
	093362-06-000	EA	CHANNEL - TIRE HOIST
4	114376-01-000	EA	PIN - DRIVE - .156 X .750 - TYPE E - TIRE HOIST
5	093267-03-000	EA	HOIST - SPARE TIRE - 100#
6	105499-01-000	EA	BRACKET - TIRE HOIST
	077030-02-000	EA	EXTENSION - VALVE STEM - 1.25"
	124751-01-02B	EA	HANGER - SPARE TIRE - E-COATED
	124754-01-02B	EA	CATCH - SPARE TIRE
	129085-01-02B	EA	PLATE - SUPPORT - SPARE TIRE
			FROM: 02-22-98 THRU: 99-99-99
	129086-01-02B	EA	SUPPORT - SPARE TIRE
			FROM: 02-22-98 THRU: 99-99-99

## CHASSIS GROUP (CONTINUED)

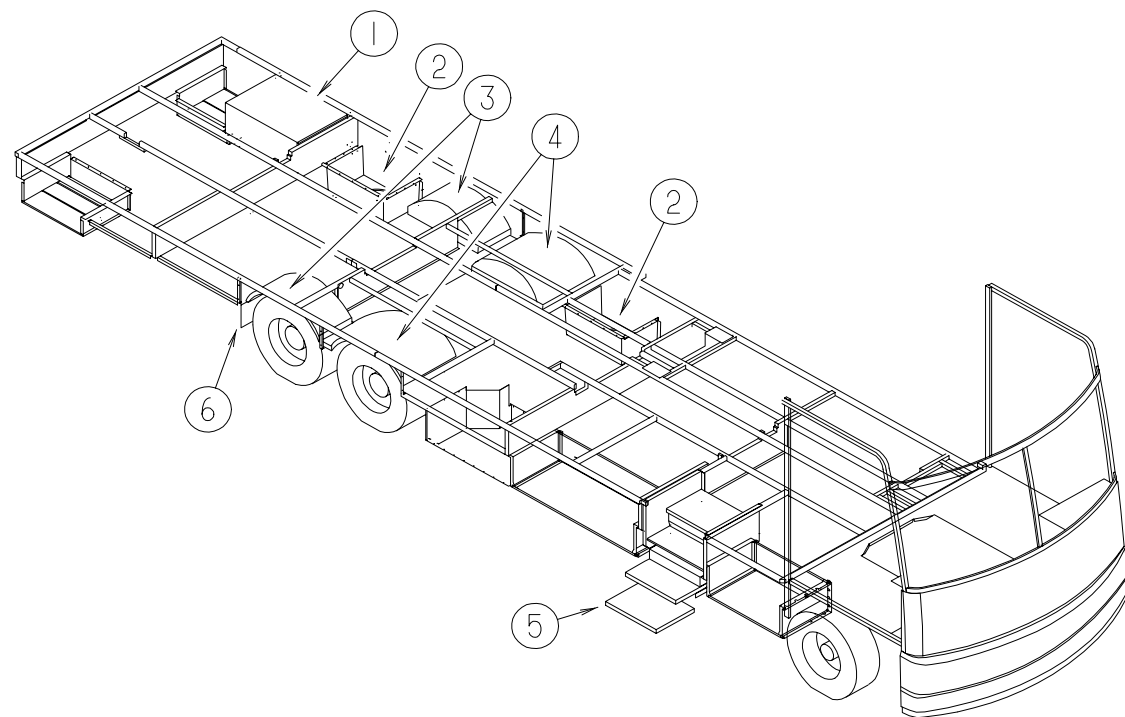
### HWH LEVELING SYSTEM - SLIDE OUT (FORD)



KEY	PART NUMBER	U/M	DESCRIPTION	VENDOR NO.
1	100532-17-000	EA	LEVELING SYSTEM - HYDRAULIC - USED W/SLIDEOUT ROOM	
	100532-03-710	EA	SENSING UNIT 21' MTA	RAP6798
	100532-03-714	EA	MODULAR CABLE 5'	RAP9226
	100532-03-715	EA	CAP - BREATHER W/ DIPSTICK	RAP7876
	100532-03-723	EA	MANIFOLD HDWE MTG KIT	RAP9171
	100532-08-702	EA	VALVE - BI-AXIS	RAP9589
	100532-08-703	EA	PANEL ASM. - 200 BI-AXIS SYS.	RAP9755
	100532-08-705	EA	KNOB - 3/4" BLACK - SET OF FOUR	RAP1379
	100532-08-706	EA	KNOB - 1 3/16" BLACK	RAP9734
	100532-08-707	EA	BEZEL W/ GASKET - F/ SYSTEM 200	RAP9592
	100532-09-704	EA	VALVE - PRESSURE SOLENOID	RAP0642
	100532-09-710	EA	SOLENOID - INTERMITENT DUTY	RAP0533
	100532-12-701	EA	PUMP & MOTOR W/ TANK 1.7	RAP0588
	100532-12-706	EA	SWITCH - WARNING/ MAGNETIC	RAP1008
	100532-12-707	EA	SPRING KIT	R3847
	100532-16-700	EA	JACK ASM. 6K - STATIONARY	RAP0468
	100532-16-701	EA	MANIFOLD ASM. F/ SLIDE OUT	RAP1716
	100532-17-700	EA	JACK ASM. - 9K W/ SWITCH - 2 WIRE	RAP10107

KEY	PART NUMBER	U/M	DESCRIPTION	VENDOR NO.
2	100536-28-000	EA	HOSE KIT - LEVELING JACKS	
	100536-09-701	EA	HOSE - HYDRAULIC - 60"	RAP4073
	100536-10-701	EA	HOSE - HYDRAULIC - 116"	RAP5384
	100536-25-700	EA	HOSE - HYDRAULIC - 306"	RAP4904
	100536-25-701	EA	HOSE - HYDRAULIC - 312"	RAP5216
	100536-28-700	EA	HOSE - HYDRAULIC - 372"	RAP4391
	100536-29-000	EA	HOSE KIT - SLIDEOUT ROOM	
	100536-14-700	EA	HOSE - HYDRAULIC - 288"	RAP4063
	100536-29-700	EA	HOSE - HYDRAULIC - 280"	RAP4729
3	117183-01-02B	EA	COVER - SENSOR - LEVELING	
4	107938-07-000	EA	BRACKET - PUMP	
5	108629-01-000	EA	SHIELD - PUMP	
6	121651-01-02B	EA	CROSSMEMBER - REAR JACK MOUNTING	
	112235-02-06A	EA	BEZEL - MONITOR - SLIDEOUT - TITANIUM	
	112235-03-04A	EA	BEZEL - MONITOR - SLIDEOUT - TITANIUM	
	123264-01-000	EA	TEE - UNION - 1/4" X 1/4" X 1/4"	
	100534-13-000	EA	BRACKETS - REAR LEVELING JACKS	

## CHASSIS GROUP (CONTINUED)

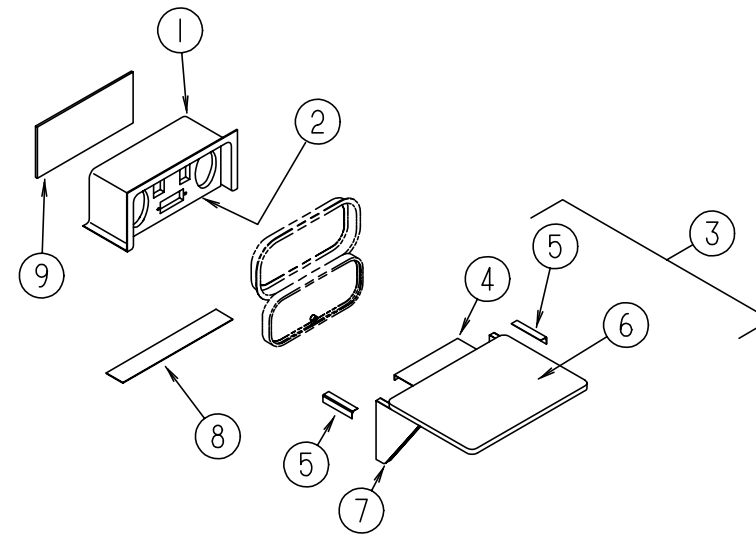


### COMPARTMENTS & TRAYS

KEY	PART NUMBER	U/M	DESCRIPTION
1	094657-02-000	EA	TRAY - GENERATOR - 22.5" X 30.4" X 6.9" - W/ANGLE & NUTS FROM: 00-00-00 THRU: 01-28-98
2	M08627-01-H17	EA	COMPARTMENT - ELECTRICAL/DRAINAGE
2	M08628-01-H17	EA	HATCH W/FOAM INSERT
2	121175-01-01A	EA	LATCH - SWELL - BLACK
3	055374-02-000	EA	WHEELWELL - PLASTIC
4	055374-01-000	EA	WHEELWELL - PLASTIC
5*	094707-01-01A	EA	STEP - DOUBLE - ELECTRIC - KWIKEE
6	020167-08-000	EA	DIRT GUARD - STEEL - 13.6" LONG
6	017516-01-000	EA	MUD FLAP - 14" X 18" - BLACK
	065450-05-000	EA	TIEDOWN - BATTERY - 8.4" TUBE
	102805-01-000	EA	CHANNEL - EXTENSION - FRONT FRAME
	102805-03-000	EA	CHANNEL - EXTENSION - FRONT FRAME
	119845-01-01A	EA	PLUG - PLASTIC - BLACK

\* COMPONENT PARTS FOUND IN SERVICE PARTS LIBRARY

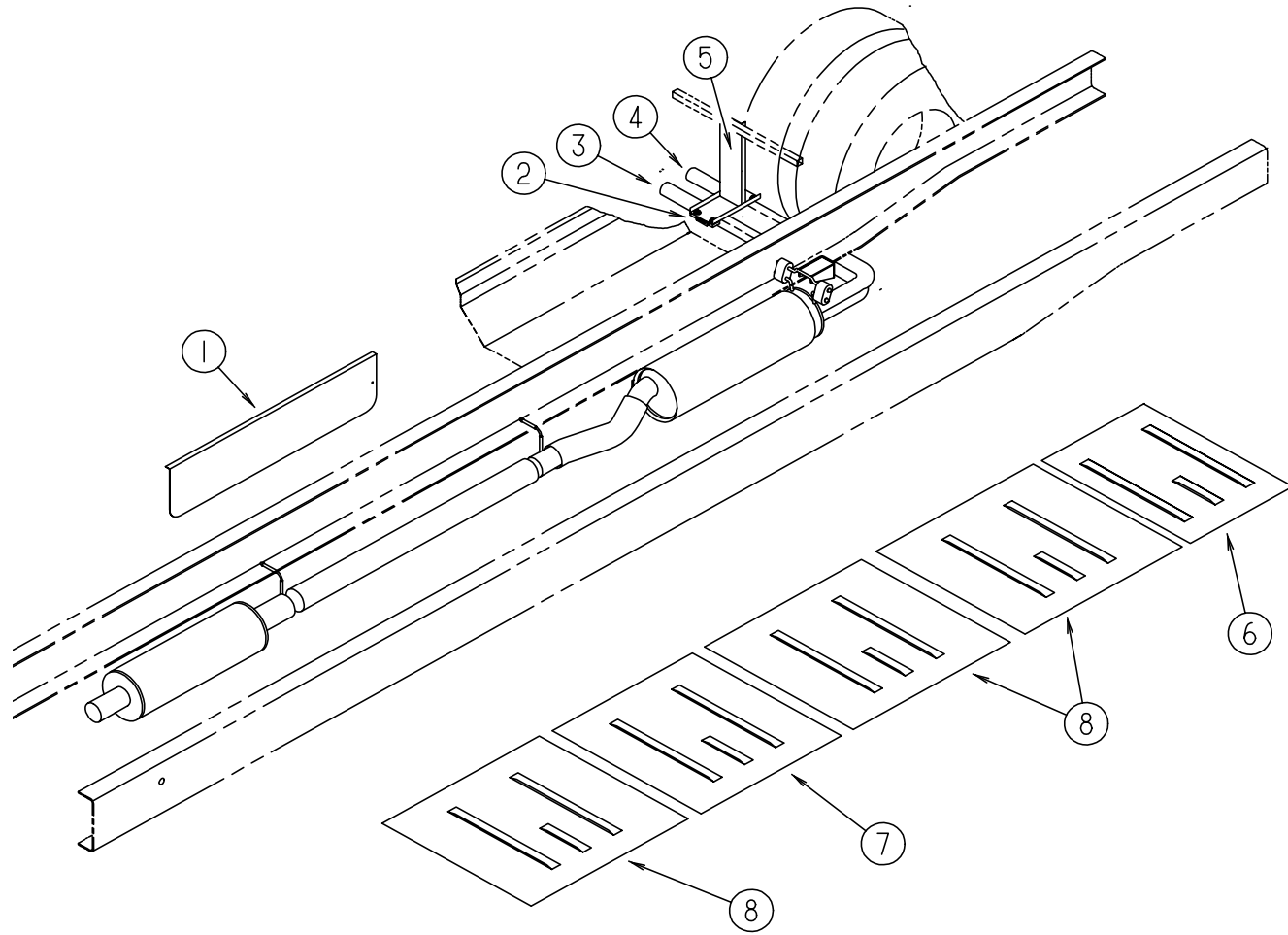
## CHASSIS GROUP (CONTINUED)



### COMPARTMENT (ENTERTAINMENT CENTER)

KEY	PART NUMBER	U/M	DESCRIPTION
1	124696-01-01A	EA	BOX - ENTERTAINMENT CENTER
2	127409-02-J01	EA	PLATE - RADIO MOUNTING
3	N/A	EA	EXTERIOR SHELF
4	105377-01-04A	EA	BRACKET - TABLE HANGER
5	105376-01-03A	EA	HINGE - CONTINUOUS - 2" X 5.5"
6	105230-11-J01	EA	SHELF - EXTERIOR ENTERTAINMENT CENTER - W/O HARDWARE
7	105230-12-F11	EA	SUPPORT - EXTERIOR SHELF
8	104898-01-02A	EA	PLATE - PLASTIC BOTTOM
9	104898-02-02A	EA	PLATE - PLASTIC BOTTOM

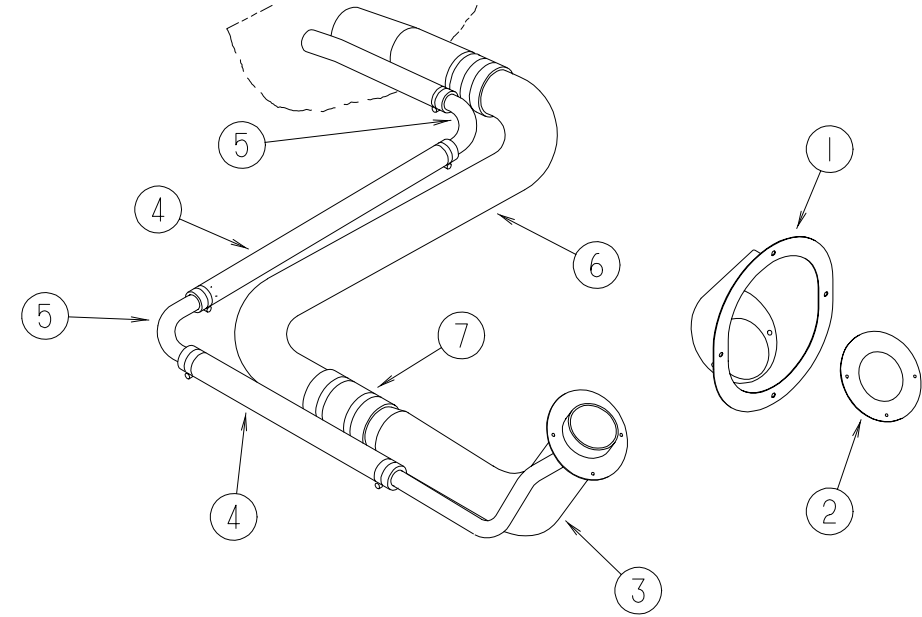
### CHASSIS GROUP (CONTINUED)



#### FORD EXHAUST SYSTEM

KEY	PART NUMBER	U/M	DESCRIPTION
1	053322-07-000	EA	SHIELD - HEAT - EXHAUST
2	095190-01-000	EA	HANGER - EXHAUST - 4" X 1.4"
2	096055-06-000	EA	SUPPORT - EXHAUST PIPE
2	000C26-05-20B	EA	BOLT - HEX - SERRATED FLANGE - 5/16-18 X 1 1/4 - ZINC
3	129206-01-000	EA	PIPE/TAIL - EXHAUST - FORD
4	129206-02-000	EA	PIPE/TAIL - EXHAUST - FORD
5	118000-04-02B	EA	HANGER - TAILPIPE
6	101544-01-000	EA	SHIELD - HEAT/EXHAUST - 19.7" X 29.1"
7	101544-02-000	EA	SHIELD - HEAT/EXHAUST - 30" X 29.1"
8	101544-06-000	EA	SHIELD - HEAT/EXHAUST - 33.9" X 29.1"
	007125-05-000	EA	CLAMP - MUFFLER - 2" DIAMETER
	094918-06-000	EA	CLAMP - EXHAUST - 3" - HEAVY DUTY

### CHASSIS GROUP (CONTINUED)



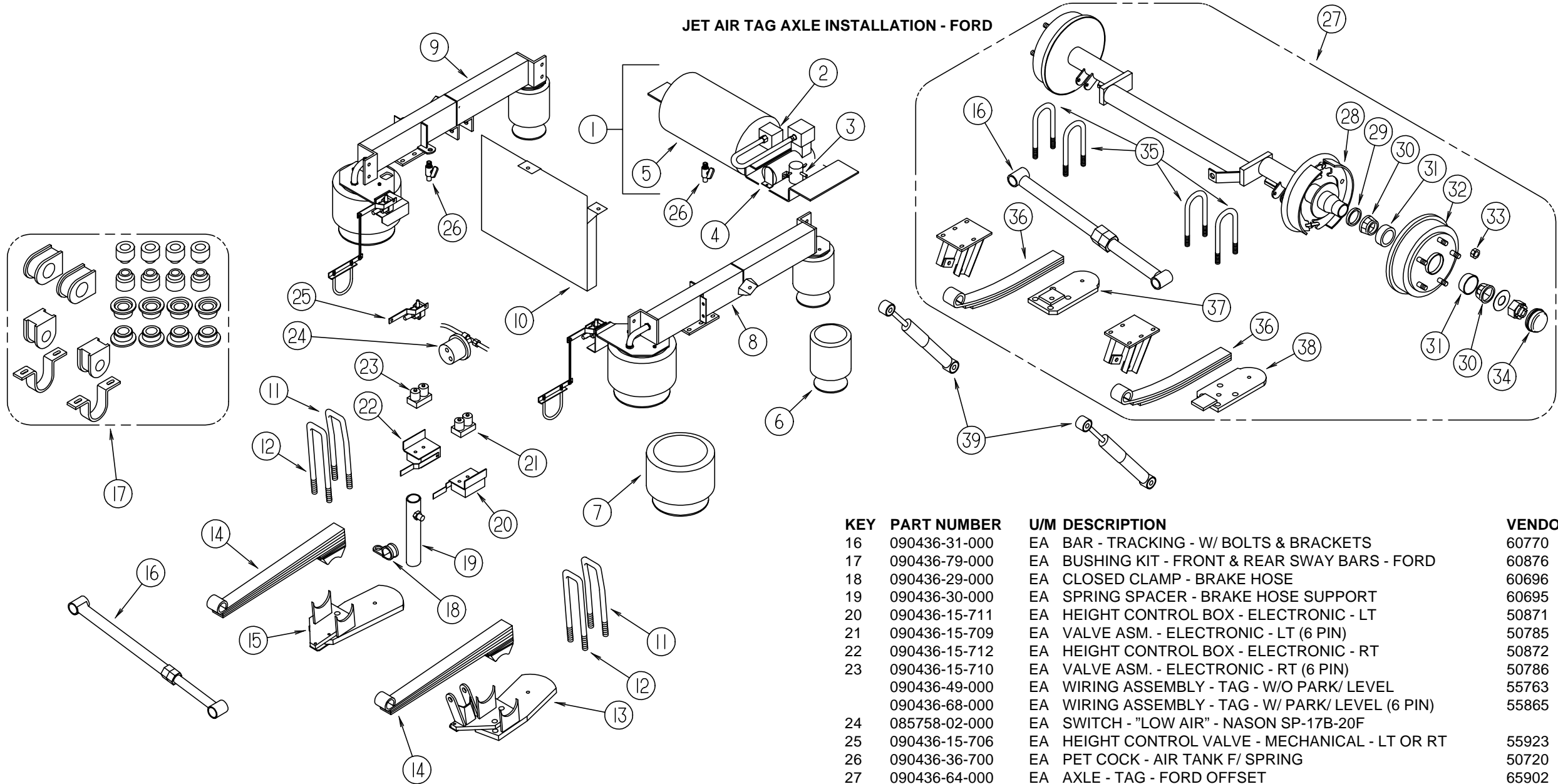
#### FUEL SYSTEM (FORD)

KEY	PART NUMBER	U/M	DESCRIPTION
1	095854-01-04A	EA	SHROUD - FUEL FILL - BRIGHT WHITE
2	078200-01-000	EA	GASKET - FUEL FILL - 3.5" OD X 2" ID
3	087256-07-000	EA	NECK - FUEL FILL
4	066732-01-000	FT	HOSE - FUEL - .62"ID
5	098806-01-000	EA	PIPE - FILL VENT - 90 DEGREE BEND - .635 OD - STEEL
6	100140-08-000	EA	TUBE - FUEL INLET
7	007111-02-000	EA	HOSE - FUEL FILL - 2" ID
	007063-01-000	FT	HOSE - FUEL 1/4" ID X 1/2" OD
	044317-01-000	FT	HOSE - FUEL - 3/8" ID
	084884-01-000	EA	PLUG - BRASS - 3/8"
	104932-02-000	EA	PANEL - FUEL FILL

FROM: 00-00-00 THRU: 02-22-98

## CHASSIS GROUP (CONTINUED)

### JET AIR TAG AXLE INSTALLATION - FORD



KEY	PART NUMBER	U/M	DESCRIPTION	VENDOR NO.
1	090436-35-000	EA	COMPRESSOR & TANK ASM. - SINGLE COMPRESSOR	60703
1	090436-54-000	EA	COMPRESSOR & TANK ASM. - DUAL COMPRESSOR	60803
2	090436-07-701	EA	SWITCH - AIR PRESSURE	50732
3	090436-07-704	EA	SOLENOID - ELECTRONIC	50702
4	090436-07-700	EA	COMPRESSOR (ONLY)	50701
5	090436-07-702	EA	TANK ONLY - ALL MODELS	50703
	090436-40-000	EA	FILTER - AIR INTAKE - COMPRESSOR	50822
6	090436-42-716	EA	AIR BAG - TAG AXLE	55930
7	090436-15-704	EA	AIR BAG - F53 MAIN AXLE	60752
8	090436-60-000	EA	MOUNT - SPRING - LH - W/O PARK/ LEVEL	50752
8	090436-76-000	EA	MOUNT - SPRING - LH - W/ PARK/ LEVEL	65853
9	090436-65-000	EA	MOUNT - SPRING - RH - W/O PARK/ LEVEL	65858
9	090436-78-000	EA	MOUNT - SPRING - RH - W/ PARK/ LEVEL	65855
10	090436-28-000	EA	SHIELD - HEAT - FUEL TANK	60697
11	090436-25-000	EA	U-BOLT - 1" X 15" - W/ NUTS	60759
12	090436-22-000	EA	U-BOLT - 1" X 14" - W/ NUTS	60758
13	090436-20-000	EA	MOUNT - SPRING - MAIN AXLE - LOWER LH	60753
14	090436-23-000	EA	SPRING - LEAF - MAIN AXLE - SEMI F53 FORD	60762
15	090436-21-000	EA	MOUNT - SPRING - MAIN AXLE - LOWER RH	60754

KEY	PART NUMBER	U/M	DESCRIPTION	VENDOR NO.
16	090436-31-000	EA	BAR - TRACKING - W/ BOLTS & BRACKETS	60770
17	090436-79-000	EA	BUSHING KIT - FRONT & REAR SWAY BARS - FORD	60876
18	090436-29-000	EA	CLOSED CLAMP - BRAKE HOSE	60696
19	090436-30-000	EA	SPRING SPACER - BRAKE HOSE SUPPORT	60695
20	090436-15-711	EA	HEIGHT CONTROL BOX - ELECTRONIC - LT	50871
21	090436-15-709	EA	VALVE ASM. - ELECTRONIC - LT (6 PIN)	50785
22	090436-15-712	EA	HEIGHT CONTROL BOX - ELECTRONIC - RT	50872
23	090436-15-710	EA	VALVE ASM. - ELECTRONIC - RT (6 PIN)	50786
	090436-49-000	EA	WIRING ASSEMBLY - TAG - W/O PARK/ LEVEL	55763
	090436-68-000	EA	WIRING ASSEMBLY - TAG - W/ PARK/ LEVEL (6 PIN)	55865
24	085758-02-000	EA	SWITCH - "LOW AIR" - NASON SP-17B-20F	
25	090436-15-706	EA	HEIGHT CONTROL VALVE - MECHANICAL - LT OR RT	55923
26	090436-36-700	EA	PET COCK - AIR TANK F/ SPRING	50720
27	090436-64-000	EA	AXLE - TAG - FORD OFFSET	65902
28	090436-42-707	EA	BRAKE ASM W/ BACK PLATE LH	55914
	090436-42-708	EA	BRAKE ASM W/ BACK PLATE RH	55915
29	090436-42-706	EA	GREASE SEAL - TAG AXLE	55913
30	090436-42-704	EA	WHEEL BEARING - TAG AXLE	55911
31	090436-42-705	EA	RACE - WHEEL BRG TAG AXLE	55912
32	090436-59-702	EA	HUB & DRUM ASM - FORD TAG AXLE	65907
33	077043-03-000	EA	LUG NUTS - FORD TAG AXLE	
	090436-59-701	EA	WHEEL STUD - FORD TAG AXLE	65906
34	090436-59-703	EA	DUST CAP - FORD TAG AXLE	65908
35	090436-42-711	EA	U-BOLT - 7/8" X 8" TAG AXLE SPRING	55918
36	090436-59-706	EA	LEAF SPRING - FORD TAG AXLE	65919
37	090436-59-705	EA	SPRING HOLDER - RH LOWER - FORD	65917
38	090436-59-704	EA	SPRING HOLDER - LH LOWER - FORD	65916
39	090436-42-714	EA	SHOCK ABSORBER - TAG AXLE	55924
	085759-01-000	EA	LIGHT - WARNING - "LOW AIR" - HENSCHEN	510633
	090436-42-715	EA	BRAKE CONTROLLER - TAG AXLE	55928
	061673-01-000	EA	CLAMP - MOTOR AID	
	077043-03-000	EA	NUT - WHEEL 9/16-18 2 PC	
	000C12-07-20B	EA	BOLT - HEX - 7/16-14 X 11/4 ZINC	
	000D39-06-00B	EA	NUT - HEX - SERRATED FLANGE LOCK 3/8-16 ZINC	
	000D39-08-00B	EA	NUT - HEX - SERRATED FLANGE LOCK 1/2-13 ZINC	
	000G39-10-12B	EA	SCREW - SF/DR -10-16 X .75 PPH ZINC	

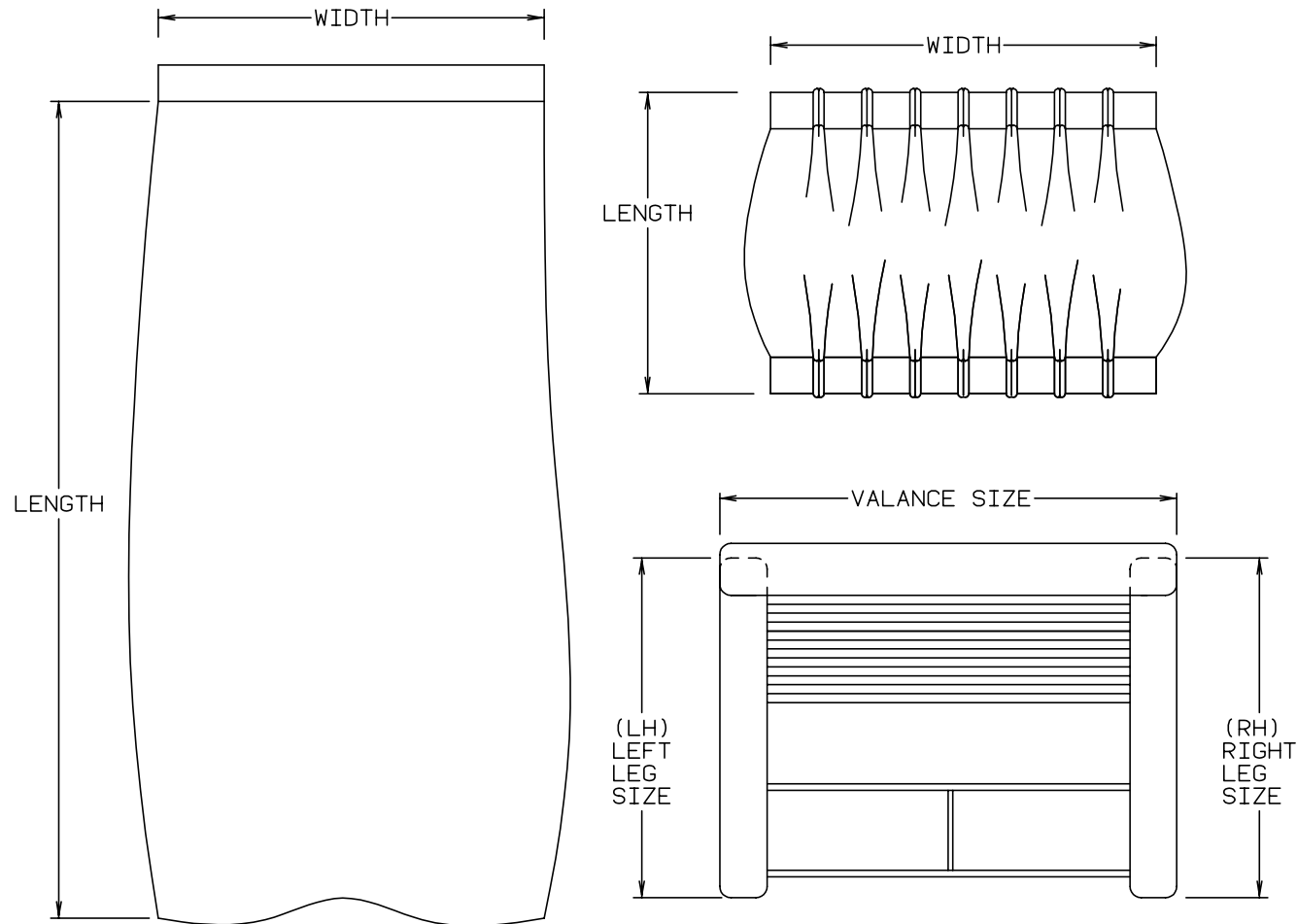


## CURTAIN & CUSHION GROUP

### NOTICE

IN ORDER TO ASSIST OUR PARTS SALES DEPT. IN PROVIDING INTERIOR SOFTGOODS ITEMS, PLEASE INCLUDE THE SERIAL NUMBER AND THE COLOR CODE NUMBER FROM THE VEHICLE CERTIFICATION LABEL WHEN ORDERING. THIS LABEL IS LOCATED ON THE LEFT SIDEWALL AT THE END OF THE DASH (A-BODY), OR ON THE DRIVER'S DOOR LATCH PLATE (C-BODY).

AN EXAMPLE OF A COLOR CODE NUMBER IS B07, WHICH DESIGNATES AN OVERALL COLOR SCHEME OF A PARTICULAR UNIT. THE COLOR LISTED AFTER THE ITEM DESCRIPTION ON THE MICROFICHE, INDICATES THE OVERALL UNIT COLOR. ORDER THE ITEM YOU DESIRE ACCORDING TO UNIT COLOR CODE.



NOTE: USE THIS ILLUSTRATION WHEN DETERMINING LENGTH AND WIDTH MEASUREMENTS FOR CURTAINS. YOU WILL NOTE THE WIDTH MEASUREMENT IS TAKEN ON THE TOP OF THE CURTAIN WITH THE CURTAIN FULLY EXTENDED. THE LENGTH MEASUREMENT IS TAKEN FROM TOP TO BOTTOM. LEFT AND RIGHT WINDOW LEGS ARE DETERMINED WHEN FACING THE WINDOW.

## CURTAIN & CUSHION GROUP (CONTINUED)

### ASSIST HANDLE, SEAT BELTS & BUTTONS

KEY	PART NUMBER	U/M	DESCRIPTION
	069178-02-000	EA	BRACKET - MOUNTING/ASSIST HANDLE - GRAY
	000C16-07-16B	EA	BOLT - CARRIAGE - ASSIST HANDLE - 7/16" - 14 X 1"
	000D20-07-00B	EA	NUT - ACORN - ASSIST HANDLE - 7/16 - 14
	053552-02-AA8	EA	HANDLE - ASSIST - INTERIOR/ENTRY DOOR - VINYL/OFF WHITE
	070578-02-J52	EA	BUTTON - #30 - VINYL
	079349-08-J52	YD	WELT - VINYL
	084415-82-000	YD	TRIM - BRAID - .5 CORD - ZEPHYR (J52,J53)
	084415-93-000	YD	TRIM - BRAID - CD-15340 - .5"CORD (J54,J55)
	084415-94-000	YD	TRIM - BRAID - CD-15341 - .5"CORD (J56,J57)
	007021-01-000	EA	SEAT BELT - 2" X 90" - BLACK
	056271-01-000	EA	BELT - SEAT - 2" X 102" - BLACK
	057759-01-000	EA	WASHER BRACKET - SEAT BELT - 4" DIAMETER

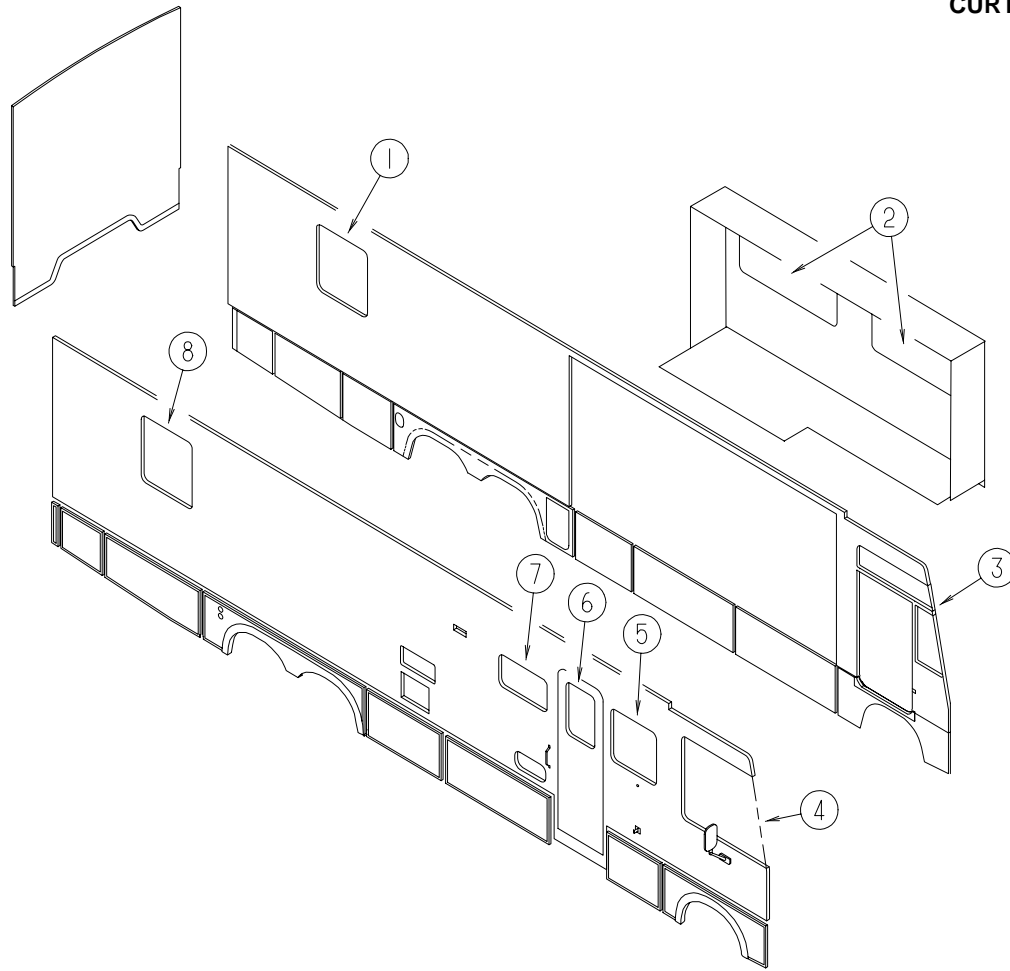
**CURTAIN & CUSHION GROUP (CONTINUED)**

SUNCRUISER FABRIC								
COLOR CODES	J52,J53	J54,J55	J56,J57		COLOR CODES	J52,J53	J54,J55	J56,J57
MARKETING COLORS	KEEPSAKE BLUE	CLOUD GRAY	VINEYARD GREEN		MARKETING COLORS	KEEPSAKE BLUE	CLOUD GRAY	VINEYARD GREEN
BUCKET SEAT	108446-M4-000 079680-24-000	108446-W2-000 103970-01-05A	108446-W2-000 103907-01-04A		DINETTE CHAIRS	108446-M4-000	108446-W3-000	108446-W0-000
DINETTE	108446-U5-000	108446-U6-000	108446-U7-000		LOUNGE PILLOWS	108446-M4-000 084415-82-000	108446-W3-000 084415-93-000	108446-W0-000 084415-94-000
SOFA	108446-U5-000	108446-U6-000	108446-U7-000		BEDROOM PILLOWS	105745-64-000 084415-82-000	105745-H8-000 084415-93-000	105745-J0-000 084415-94-000
TT CHAIR	108446-M4-000	108446-W3-000	108446-W0-000		BEDROOM WINDOWS	105745-H7-000 105745-64-000	105745-H4-000 105745-H8-000	105745-H1-000 105745-J0-000
LOUNGE WINDOW	108446-S5-000 084415-82-000	108446-U6-000 084415-93-000	108446-U7-000 084415-94-000		BEDROOM LEGS	105745-H7-000	105745-H4-000	105745-J0-000
LOUNGE LEGS	108446-M4-000	108446-U6-000	108446-U7-000		BEDSPREAD & SHAMS	105745-H7-000 084415-82-000	105745-H4-000 084415-93-000	105745-H1-000 084415-94-000
FRONT WRAP CURTAIN	072333-85-000	072333-88-000	072333-85-000		BEDROOM DAY-NITERS	094911-25-000 094911-38-000	094911-30-000 094911-50-000	094911-30-000 094911-50-000
LOUNGE PLEATEDS	094911-25-000	094911-30-000	094911-30-000		DINETTE PADS	108446-M4-000	108446-W2-000	108446-W1-000
MAP POCKETS	108446-M4-000	108446-W2-000	108446-W1-000		HEADBOARD	105745-H7-000	105745-H4-000	105745-H1-000
SLIDEOUT CABINET INSERTS	108446-U5-000	108446-U6-000	108446-U7-000		LOUNGE CABINET INSERTS	108446-M4-000	108446-W3-000	108446-W0-000
BEDROOM CABINET INSERTS	105745-64-000	105745-H8-000	105745-J0-000		CEILING MATERIAL	113979-01-01A	113979-01-01A	113979-01-01A

**NOTE: THE FABRIC LISTED FIRST, IN A BLOCK, IS THE LARGEST QUANTITY OF FABRIC USED**

# CURTAIN & CUSHION GROUP (CONTINUED)

## CURTAINS & WINDOW TREATMENT

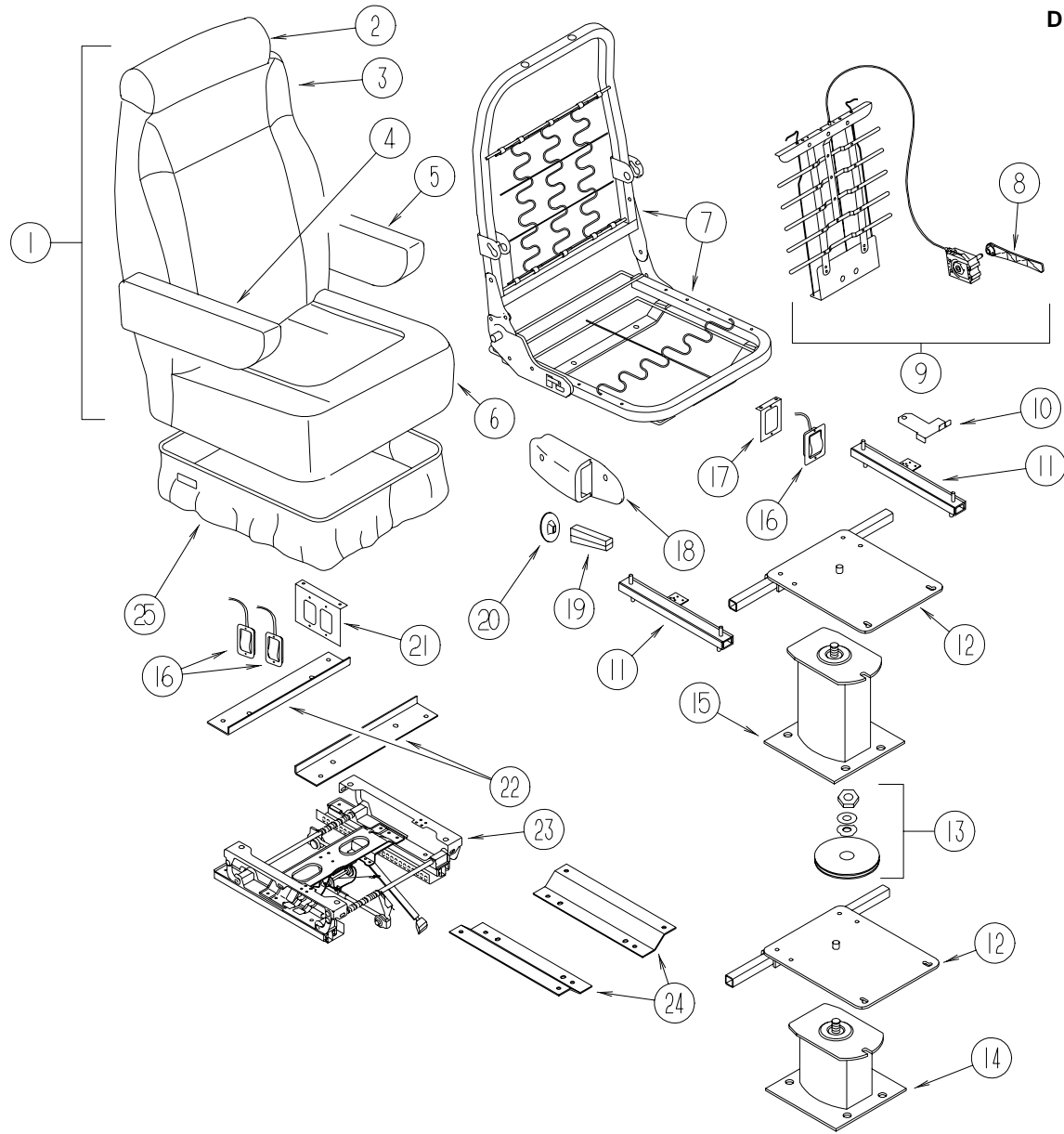


KEY	PART NUMBER	U/M	DESCRIPTION
1	119299-19-J52	EA	VALANCE - WHITNEY - 34" (J52,J53)
1	119299-19-J54	EA	VALANCE - WHITNEY - 34" (J54,J55)
1	119299-19-J56	EA	VALANCE - WHITNEY - 34" (J56,J57)
1	123910-15-J52	EA	LEG - RIGHT - 34" (J52,J53)
1	123910-15-J54	EA	LEG - RIGHT - 34" (J54,J55)
1	123910-19-J56	EA	LEG - RIGHT - 34" (J56,J57)
1	123910-16-J52	EA	LEG - LEFT - 34" (J52,J53)
1	123910-16-J54	EA	LEG - LEFT - 34" (J54,J55)
1	123910-20-J56	EA	LEG - LEFT - 34" (J56,J57)
1	111910-58-J30	EA	BLIND - DAY/NIGHTER - 31" X 37" (J52,J53)
1	111910-58-J20	EA	BLIND - DAY/NIGHTER - 31" X 37" (J54,J55,J56,J57)
2	126609-11-J52	EA	VALANCE - MONA - 62.5" (J52,J53)
2	126609-11-J54	EA	VALANCE - MONA - 62.5" (J54,J55)
2	126609-11-J56	EA	VALANCE - MONA - 62.5" (J56,J57)
2	127017-11-J52	EA	LEG - RIGHT - 25" (J52,J53)
			FROM: 00-00-00 THRU: 11-16-97
2	127017-11-JA2	EA	LEG - RIGHT - 25" (J52,J53)
			FROM: 11-17-97 THRU: 99-99-99
2	127017-01-J54	EA	LEG - RIGHT - 25" (J54,J55)
2	127017-01-J56	EA	LEG - RIGHT - 25" (J56,J57)
2	127017-12-J52	EA	LEG - LEFT - 25" (J52,J53)
			FROM: 00-00-00 THRU: 11-16-97
2	127017-14-JA2	EA	LEG - LEFT - 25" (J52,J53)
			FROM: 11-17-97 THRU: 99-99-99
2	127017-02-J54	EA	LEG - LEFT - 25" (J54,J55)
2	127017-02-J56	EA	LEG - LEFT - 25" (J56,J57)

KEY	PART NUMBER	U/M	DESCRIPTION
2	109802-48-G45	EA	BLIND - PLEATED - 59" X 26.5" (J52,J53)
2	109802-48-G35	EA	BLIND - PLEATED - 59" X 26.5" (J54,J55,J56,J57)
2	111910-55-J03	EA	BLIND - DAY/NIGHTER - 59" X 26.5" (J52,J53)
2	111910-55-J31	EA	BLIND - DAY/NIGHTER - 59" X 26.5" (J54,J55,J56,J57)
3	101668-68-J22	EA	CURTAIN - LEFT HAND - 42" X 106" (J52,J53)
3	101668-68-J54	EA	CURTAIN - LEFT HAND - 42" X 106" (J54,J55,J56,J57)
4	101668-67-J22	EA	CURTAIN - RIGHT HAND - 42" X 106" (J52,J53)
4	101668-67-J54	EA	CURTAIN - RIGHT HAND - 42" X 106" (J54,J55,J56,J57)
	073260-42-C18	EA	TIEBACK - 6" X 18" (J52,J53)
	073260-42-C17	EA	TIEBACK - 6" X 18" (J54,J55,J56,J57)
5	126609-06-J52	EA	VALANCE - MONA - 31.5" (J52,J53)
5	126609-06-J54	EA	VALANCE - MONA - 31.5" (J54,J55)
5	126609-06-J56	EA	VALANCE - MONA - 31.5" (J56,J57)
5	127017-11-J52	EA	LEG - RIGHT - 25" (J52,J53)
			FROM: 00-00-00 THRU: 11-16-97
5	127017-11-JA2	EA	LEG - RIGHT - 25" (J52,J53)
			FROM: 11-17-97 THRU: 99-99-99
5	127017-01-J54	EA	LEG - RIGHT - 25" (J54,J55)
5	127017-01-J56	EA	LEG - RIGHT - 25" (J56,J57)
5	127017-12-J52	EA	LEG - LEFT - 25" (J52,J53)
			FROM: 00-00-00 THRU: 11-16-97
5	127017-14-JA2	EA	LEG - LEFT - 25" (J52,J53)
			FROM: 11-17-97 THRU: 99-99-99
5	127017-02-J54	EA	LEG - LEFT - 25" (J54,J55)
5	127017-02-J56	EA	LEG - LEFT - 25" (J56,J57)
5	109802-54-J22	EA	BLIND - PLEATED - 28" X 28" (J52,J53)
5	109802-54-J24	EA	BLIND - PLEATED - 28" X 28" (J54,J55,J56,J57)
5	111910-20-J03	EA	BLIND - DAY/NIGHTER - 28" X 28" (J52,J53)
5	111910-20-J04	EA	BLIND - DAY/NIGHTER - 28" X 28" (J54,J55,J56,J57)
6	120820-22-J52	EA	VALANCE - 31.5" - W/CLOCK CUTOUT (J52,J53)
6	120820-22-J54	EA	VALANCE - 31.5" - W/CLOCK CUTOUT (J54,J55)
6	120820-22-J56	EA	VALANCE - 31.5" - W/CLOCK CUTOUT (J56,J57)
6	084755-57-E07	EA	SHADE - PULL - 27.25"
7	109041-44-01A	EA	BLIND - MINI - 30.5" X 18" (J52,J53)
7	109041-44-02A	EA	BLIND - MINI - 30.5" X 18" (J54,J55,J56,J57)
8	119299-18-J52	EA	VALANCE - WHITNEY - 34" (J52,J53)
8	119299-18-J54	EA	VALANCE - WHITNEY - 34" (J54,J55)
8	119299-18-J56	EA	VALANCE - WHITNEY - 34" (J56,J57)
8	127017-09-J52	EA	LEG - RIGHT - 34" (J52,J53)
8	127017-09-J54	EA	LEG - RIGHT - 34" (J54,J55)
8	127017-17-J56	EA	LEG - RIGHT - 34" (J56,J57)
8	127017-10-J52	EA	LEG - LEFT - 34" (J52,J53)
8	127017-10-J54	EA	LEG - LEFT - 34" (J54,J55)
8	127017-18-J56	EA	LEG - LEFT - 34" (J56,J57)
8	111910-58-J30	EA	BLIND - DAY/NIGHTER - 31" X 37" (J52,J53)
8	111910-58-J20	EA	BLIND - DAY/NIGHTER - 31" X 37" (J54,J55,J56,J57)
	126841-01-000	EA	SHADE - PULL - CHARCOAL MESH - 45" X 60"
	126841-02-000	EA	SHADE - PULL - CHARCOAL MESH - 34" X 60"
	084434-01-000	EA	BRACKET - MOUNTING - ROLLER SHADE - 1 3/8"

## CURTAIN & CUSHION GROUP (CONTINUED)

### DRIVER BUCKET SEAT

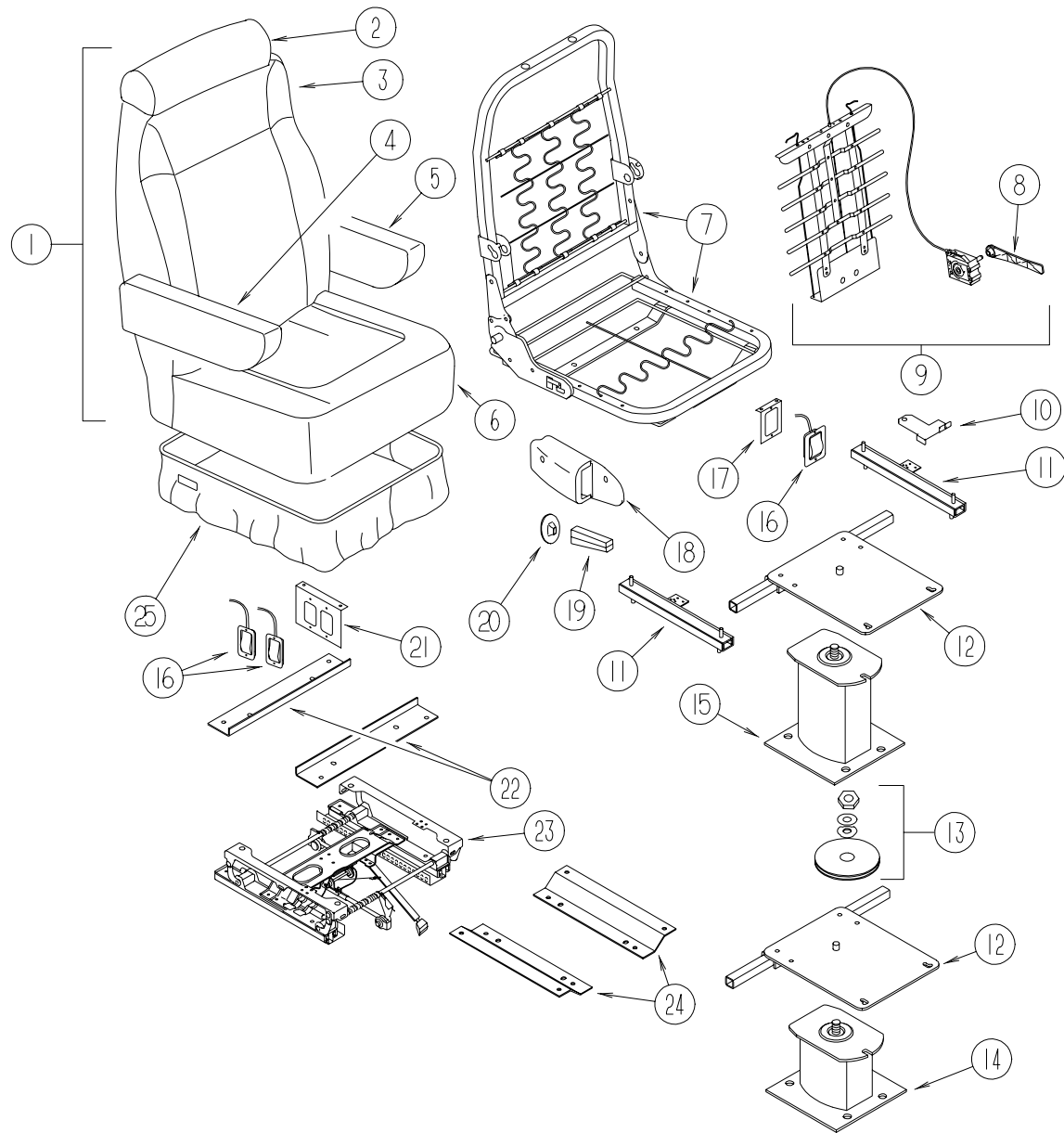


KEY	PART NUMBER	U/M	DESCRIPTION
1	127581-03-J52	EA	SEAT - WIDE BUCKET - W/ADJUSTABLE LUMBAR SUPPORT/ARMREST (J52,J53)
1	127581-03-J54	EA	SEAT - WIDE BUCKET - W/ADJUSTABLE LUMBAR SUPPORT/ARMREST (J54,J55)
1	127581-03-J56	EA	SEAT - WIDE BUCKET - W/ADJUSTABLE LUMBAR SUPPORT/ARMREST (J56,J57)
1	127540-10-J52	EA	SEAT - BUCKET - DRIVER - W/LUMBAR SUPPORT (LEATHER OPTION)
2	119509-01-H19	EA	HEADREST - BUCKET SEAT (J52,J53)
			FROM: 00-00-00 THRU: 11-16-97
2	119509-01-JA2	EA	HEADREST - BUCKET SEAT (J52,J53)
			FROM: 11-17-97 THRU: 99-99-99
2	119509-01-J54	EA	HEADREST - BUCKET SEAT (J54,J55)
2	119509-01-J56	EA	HEADREST - BUCKET SEAT (J56,J57)
2	119509-02-J52	EA	HEADREST - BUCKET SEAT (LEATHER OPTION)
2	P19509-01-H19	EA	COVER - HEADREST (J52,J53)
			FROM: 00-00-00 THRU: 11-16-97
2	P19509-01-JA2	EA	COVER - HEADREST (J52,J53)
			FROM: 11-17-97 THRU: 99-99-99
2	P19509-01-J54	EA	COVER - HEADREST (J54,J55)
2	P19509-01-J56	EA	COVER - HEADREST (J56,J57)
2	P19509-02-J52	EA	COVER - HEADREST (LEATHER OPTION)

KEY	PART NUMBER	U/M	DESCRIPTION	VENDOR NO.
	113977-12-000	EA	INSERT/HEADREST - W/O LOCK	
	113977-13-000	EA	INSERT/HEADREST - W/LOCK	
	114791-03-000	EA	FRAME - HEADREST	
3	M05962-73-J52	EA	COVER - BACK (J52,J53)	
				FROM: 00-00-00 THRU: 11-16-97
3	M05962-73-JA2	EA	COVER - BACK (J52,J53)	
				FROM: 11-17-97 THRU: 99-99-99
3	M05962-73-J54	EA	COVER - BACK (J54,J55)	
3	M05962-73-J56	EA	COVER - BACK (J56,J57)	
3	M05962-78-J52	EA	COVER - BACK (LEATHER OPTION)	
	089323-01-000	FT	STRIP - POLYENTHYLENE - J-CHANNEL	
4	122780-01-J35	EA	ARMREST - RIGHT HAND (J52,J53)	
				FROM: 00-00-00 THRU: 11-16-97
4	122780-01-JA2	EA	ARMREST - RIGHT HAND (J52,J53)	
				FROM: 11-17-97 THRU: 99-99-99
4	122780-01-J54	EA	ARMREST - RIGHT HAND (J54,J55)	
4	122780-01-J56	EA	ARMREST - RIGHT HAND (J56,J57)	
4	122780-03-J52	EA	ARMREST - RIGHT HAND (LEATHER OPTION)	
4	P22780-01-J35	EA	COVER - ARMREST - RIGHT HAND (J52,J53)	
				FROM: 00-00-00 THRU: 11-16-97
4	P22780-01-JA2	EA	COVER - ARMREST - RIGHT HAND (J52,J53)	
				FROM: 11-17-97 THRU: 99-99-99
4	P22780-01-J54	EA	COVER - ARMREST - RIGHT HAND (J54,J55)	
4	P22780-01-J56	EA	COVER - ARMREST - RIGHT HAND (J56,J57)	
4	115617-03-000	EA	ARMREST - W/O COVER - RIGHT HAND	
5	122780-02-H08	EA	ARMREST - LEFT HAND (J52,J53)	
				FROM: 00-00-00 THRU: 11-16-97
5	122780-02-JA2	EA	ARMREST - LEFT HAND (J52,J53)	
				FROM: 11-17-97 THRU: 99-99-99
5	122780-02-J54	EA	ARMREST - LEFT HAND (J54,J55)	
5	122780-02-J56	EA	ARMREST - LEFT HAND (J56,J57)	
5	122780-04-J52	EA	ARMREST - LEFT HAND (LEATHER OPTION)	
5	P22780-02-H08	EA	COVER - ARMREST - LEFT HAND (J52,J53)	
				FROM: 00-00-00 THRU: 11-16-97
5	P22780-02-JA2	EA	COVER - ARMREST - LEFT HAND (J52,J53)	
				FROM: 11-17-97 THRU: 99-99-99
5	P22780-02-J54	EA	COVER - ARMREST - LEFT HAND (J54,J55)	
5	P22780-02-J56	EA	COVER - ARMREST - LEFT HAND (J56,J57)	
5	P22780-04-J52	EA	COVER - ARMREST - LEFT HAND (LEATHER OPTION)	
5	115617-04-000	EA	ARMREST - W/O COVER - LEFT HAND	
6	M05962-38-J52	EA	COVER - SEAT (J52,J53)	
				FROM: 00-00-00 THRU: 11-16-97
6	M05962-38-JA2	EA	COVER - SEAT (J52,J53)	
				FROM: 11-17-97 THRU: 99-99-99
6	M05962-38-J54	EA	COVER - SEAT (J54,J55)	
6	M05962-38-J56	EA	COVER - SEAT (J56,J57)	
6	M05962-79-J52	EA	COVER - SEAT (LEATHER OPTION)	
7	122695-01-01B	EA	FRAME - SEAT/BACK	
8	122611-02-701	EA	LUMBAR - LEVER	412
9	122611-02-000	EA	LUMBAR - W/LEVER	
10	117125-01-02B	EA	BRACKET - CABLE MOUNT - ADJUSTER W/LOCK	
11	119952-06-000	EA	SLIDE/SEAT - HEAVY DUTY LOCKING - 4 STUDS	
				FROM: 00-00-00 THRU: 11-02-97
11	119952-04-000	EA	SLIDE/SEAT - HEAVY DUTY LOCKING - 4 STUDS	
				FROM: 11-03-97 THRU: 99-99-99
	119952-07-000	EA	WIRE - LATCH RELEASE/ROTARY	
12	107921-05-000	EA	PLATE - TOP - W/SEAT BELT BAR	
13	107921-06-000	EA	BEARING KIT - PEDESTAL	
14	107921-07-000	EA	PEDESTAL BASE - POWER	
15	107921-01-000	EA	PEDESTAL/FLOOR MOUNTED - W/9.75" EXTENSION	
				FROM: 00-00-00 THRU: 01-04-98
15	107921-14-000	EA	PEDESTAL/FLOOR MOUNTED - W/5.75" EXTENSION - MANUAL SEAT	
				FROM: 01-05-98 THRU: 99-99-99

## CURTAIN & CUSHION GROUP (CONTINUED)

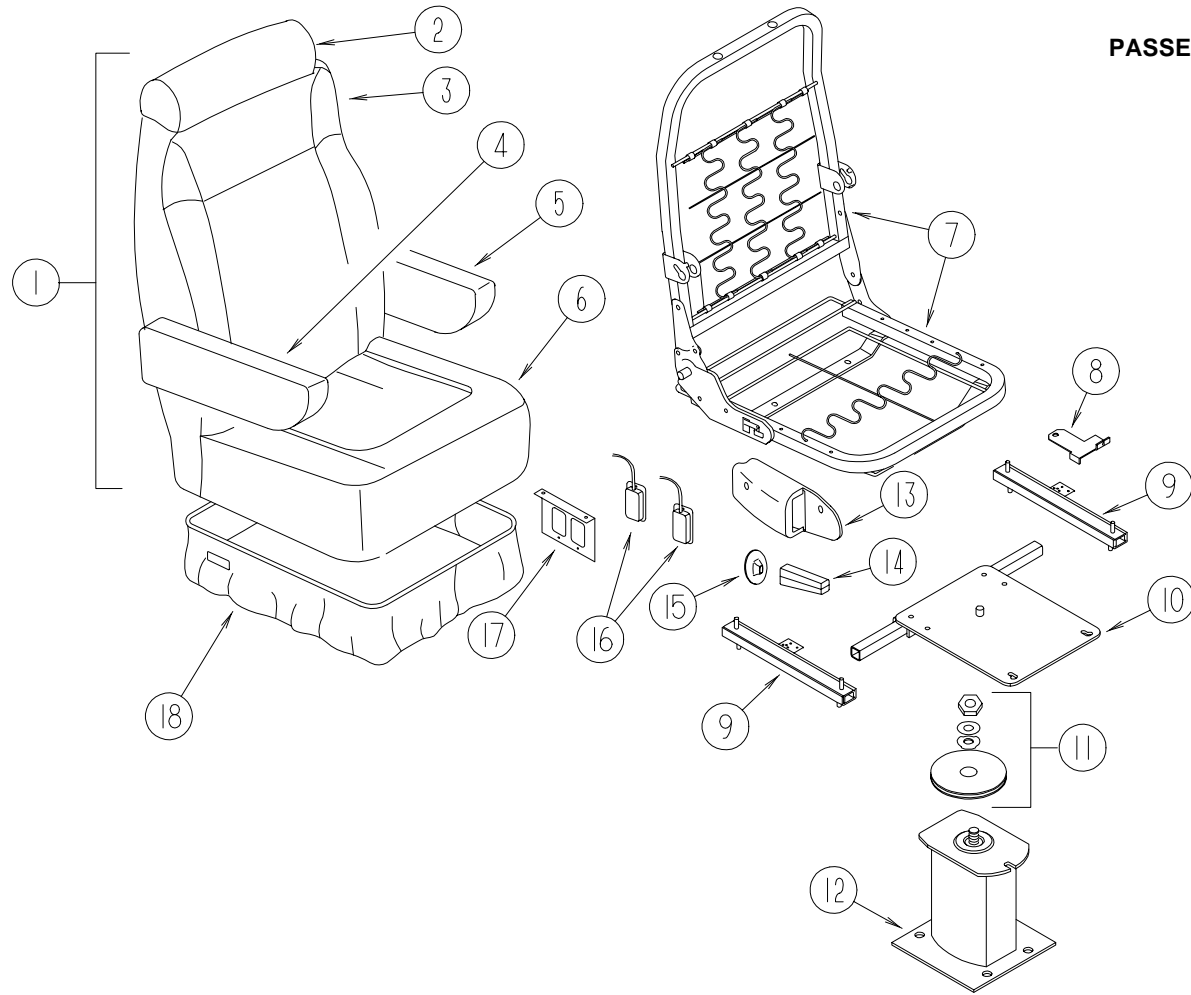
### DRIVER BUCKET SEAT (CONTINUED)



KEY	PART NUMBER	U/M	DESCRIPTION
16	108049-03-000	EA	CABLE - W/SWITCHES - 25.5" SHEATH/28.5" CABLE W/DOG LEG
	108049-02-000	EA	CLIP - CABLE/PEDESTAL
17	127159-01-02B	EA	BRACKET - SEAT RELEASE - SINGLE REMOTE
18	080730-09-000	EA	SHIELD - RECLINER HANDLE
19	080730-08-000	EA	HANDLE - RECLINER
20	080730-11-000	EA	SHIELD - RUBBER BOOT
21	127159-02-02B	EA	BRACKET - SEAT RELEASE - DUAL REMOTE
22	116215-02-000	EA	PLATE - UPPER - 6-WAY MANUAL CONTROL
	007221-01-000	EA	SPACER - SEAT/ADJUSTER
23	116215-01-000	EA	PLATE - UPPER PEDESTAL - 6-WAY MANUAL - DRIVER
24	116215-03-000	EA	PLATE - LOWER - 6-WAY MANUAL CONTROL
25	071126-58-H19	EA	SKIRT - SINGLE 10.5" - W/SEAT BELT SLOT (J52,J53) FROM: 00-00-00 THRU: 11-16-97
25	071126-58-JA2	EA	SKIRT - SINGLE 10.5" - W/SEAT BELT SLOT (J52,J53) FROM: 11-17-97 THRU: 99-99-99
25	071126-58-J54	EA	SKIRT - SINGLE 10.5" - W/SEAT BELT SLOT (J54,J55)
25	071126-58-J56	EA	SKIRT - SINGLE 10.5" - W/SEAT BELT SLOT (J56,J57)
25	071126-62-J52	EA	SKIRT - SINGLE 10.5" - W/SEAT BELT SLOT (LEATHER OPTION)
25	071126-60-J52	EA	SKIRT - SINGLE 10.5" - 6-WAY MANUAL (J52,J53)
25	071126-60-J54	EA	SKIRT - SINGLE 10.5" - 6 WAY MANUAL (J54,J55)
25	071126-60-J56	EA	SKIRT - SINGLE 10.5" - 6 WAY MANUAL (J56,J57)

## CURTAIN & CUSHION GROUP (CONTINUED)

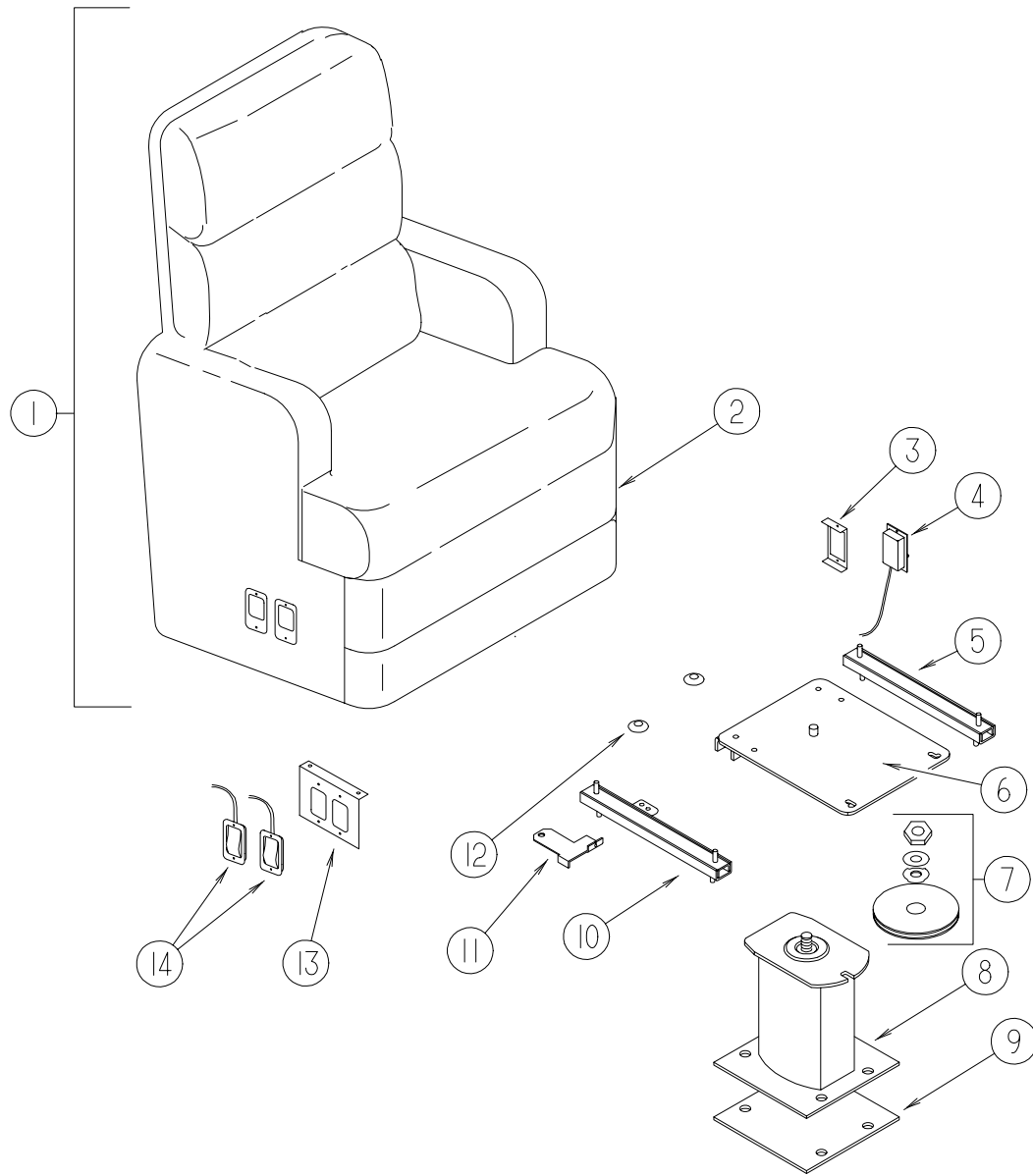
### PASSENGER BUCKET SEAT



KEY	PART NUMBER	U/M DESCRIPTION
1	127581-04-J52	EA SEAT - WIDE BUCKET - W/FIXED LUMBAR SUPPORT/ARMREST (J52,J53)
1	127581-04-J54	EA SEAT - WIDE BUCKET - W/FIXED LUMBAR SUPPORT/ARMREST (J54,J55)
1	127581-04-J56	EA SEAT - WIDE BUCKET - W/FIXED LUMBAR SUPPORT/ARMREST (J56,J57)
1	127540-11-J52	EA SEAT - BUCKET - PASSENGER (LEATHER OPTION)
2	119509-01-H19	EA HEADREST - BUCKET SEAT (J52,J53)
		FROM: 00-00-00 THRU: 11-16-97
2	119509-01-JA2	EA HEADREST - BUCKET SEAT (J52,J53)
		FROM: 11-17-97 THRU: 99-99-99
2	119509-01-J54	EA HEADREST - BUCKET SEAT (J54,J55)
2	119509-01-J56	EA HEADREST - BUCKET SEAT (J56,J57)
2	119509-02-J52	EA HEADREST - BUCKET SEAT (LEATHER OPTION)
2	P19509-01-H19	EA COVER - HEADREST (J52,J53)
		FROM: 00-00-00 THRU: 11-16-97
2	P19509-01-JA2	EA COVER - HEADREST (J52,J53)
		FROM: 11-17-97 THRU: 99-99-99
2	P19509-01-J54	EA COVER - HEADREST (J54,J55)
2	P19509-01-J56	EA COVER - HEADREST (J56,J57)
2	P19509-02-J52	EA COVER - HEADREST (LEATHER OPTION)
	113977-12-000	EA INSERT/HEADREST - W/O LOCK
	113977-13-000	EA INSERT/HEADREST - W/LOCK
	114791-03-000	EA FRAME - HEADREST
3	M05962-73-J52	EA COVER - BACK (J52,J53)
		FROM: 00-00-00 THRU: 11-16-97
3	M05962-73-JA2	EA COVER - BACK (J52,J53)
		FROM: 11-17-97 THRU: 99-99-99
3	M05962-73-J54	EA COVER - BACK (J54,J55)
3	M05962-73-J56	EA COVER - BACK (J56,J57)
3	M05962-78-J52	EA COVER - BACK (LEATHER OPTION)
	089323-01-000	FT STRIP - POLYENTHYLENE - J-CHANNEL
4	122780-01-J35	EA ARMREST - RIGHT HAND (J52,J53)
		FROM: 00-00-00 THRU: 11-16-97
4	122780-01-JA2	EA ARMREST - RIGHT HAND (J52,J53)
		FROM: 11-17-97 THRU: 99-99-99
4	122780-01-J54	EA ARMREST - RIGHT HAND (J54,J55)
4	122780-01-J56	EA ARMREST - RIGHT HAND (J56,J57)
4	122780-03-J52	EA ARMREST - RIGHT HAND (LEATHER OPTION)
4	P22780-01-J35	EA COVER - ARMREST - RIGHT HAND (J52,J53)
		FROM: 00-00-00 THRU: 11-16-97
4	P22780-01-JA2	EA COVER - ARMREST - RIGHT HAND (J52,J53)
		FROM: 11-17-97 THRU: 99-99-99
4	P22780-01-J54	EA COVER - ARMREST - RIGHT HAND (J54,J55)
4	P22780-01-J56	EA COVER - ARMREST - RIGHT HAND (J56,J57)
4	115617-03-000	EA ARMREST - W/O COVER - RIGHT HAND
5	122780-02-H08	EA ARMREST - LEFT HAND (J52,J53)
		FROM: 00-00-00 THRU: 11-16-97
5	122780-02-JA2	EA ARMREST - LEFT HAND (J52,J53)
		FROM: 11-17-97 THRU: 99-99-99
5	122780-02-J54	EA ARMREST - LEFT HAND (J54,J55)
5	122780-02-J56	EA ARMREST - LEFT HAND (J56,J57)
5	122780-04-J52	EA ARMREST - LEFT HAND (LEATHER OPTION)
5	P22780-02-H08	EA COVER - ARMREST - LEFT HAND (J52,J53)
		FROM: 00-00-00 THRU: 11-16-97
5	P22780-02-JA2	EA COVER - ARMREST - LEFT HAND (J52,J53)
		FROM: 11-17-97 THRU: 99-99-99
5	P22780-02-J54	EA COVER - ARMREST - LEFT HAND (J54,J55)
5	P22780-02-J56	EA COVER - ARMREST - LEFT HAND (J56,J57)
5	P22780-04-J52	EA COVER - ARMREST - LEFT HAND (LEATHER OPTION)
5	115617-04-000	EA ARMREST - W/O COVER - LEFT HAND
6	M05962-38-J52	EA COVER - SEAT (J52,J53)
		FROM: 00-00-00 THRU: 11-16-97
6	M05962-38-JA2	EA COVER - SEAT (J52,J53)
		FROM: 11-17-97 THRU: 99-99-99
6	M05962-38-J54	EA COVER - SEAT (J54,J55)
6	M05962-38-J56	EA COVER - SEAT (J56,J57)
6	M05962-79-J52	EA COVER - SEAT (LEATHER OPTION)
7	122695-01-01B	EA FRAME - SEAT/BACK
8	117125-01-02B	EA BRACKET - CABLE MOUNT - ADJUSTER W/LOCK
9	119952-06-000	EA SLIDE/SEAT - HEAVY DUTY LOCKING - 4 STUDS
		FROM: 00-00-00 THRU: 11-02-97
9	119952-04-000	EA SLIDE/SEAT - HEAVY DUTY LOCKING - 4 STUDS
		FROM: 11-03-97 THRU: 99-99-99
	119952-07-000	EA WIRE - LATCH RELEASE/ROTARY
10	107921-05-000	EA PLATE - TOP - W/SEAT BELT BAR
11	107921-06-000	EA BEARING KIT - PEDESTAL
12	107921-01-000	EA PEDESTAL/FLOOR MOUNTED - W/9.75" EXTENSION
13	080730-09-000	EA SHIELD - RECLINER HANDLE
14	080730-08-000	EA HANDLE - RECLINER
15	080730-11-000	EA SHIELD - RUBBER BOOT
16	108049-04-000	EA CABLE - W/SWITCHES - W/26" MINI LEVER ACTION
	108049-02-000	EA CLIP - CABLE/PEDESTAL
17	127159-02-02B	EA BRACKET - SEAT RELEASE - DUAL REMOTE
18	071126-58-H19	EA SKIRT - SINGLE 10.5" - W/SEAT BELT SLOT (J52,J53)
		FROM: 00-00-00 THRU: 11-16-97
18	071126-58-JA2	EA SKIRT - SINGLE 10.5" - W/SEAT BELT SLOT (J52,J53)
		FROM: 11-17-97 THRU: 99-99-99
18	071126-58-J54	EA SKIRT - SINGLE 10.5" - W/SEAT BELT SLOT (J54,J55)
18	071126-58-J56	EA SKIRT - SINGLE 10.5" - W/SEAT BELT SLOT (J56,J57)
18	071126-62-J52	EA SKIRT - SINGLE 10.5" - W/SEAT BELT SLOT (LEATHER OPTION)

## CURTAIN & CUSHION GROUP (CONTINUED)

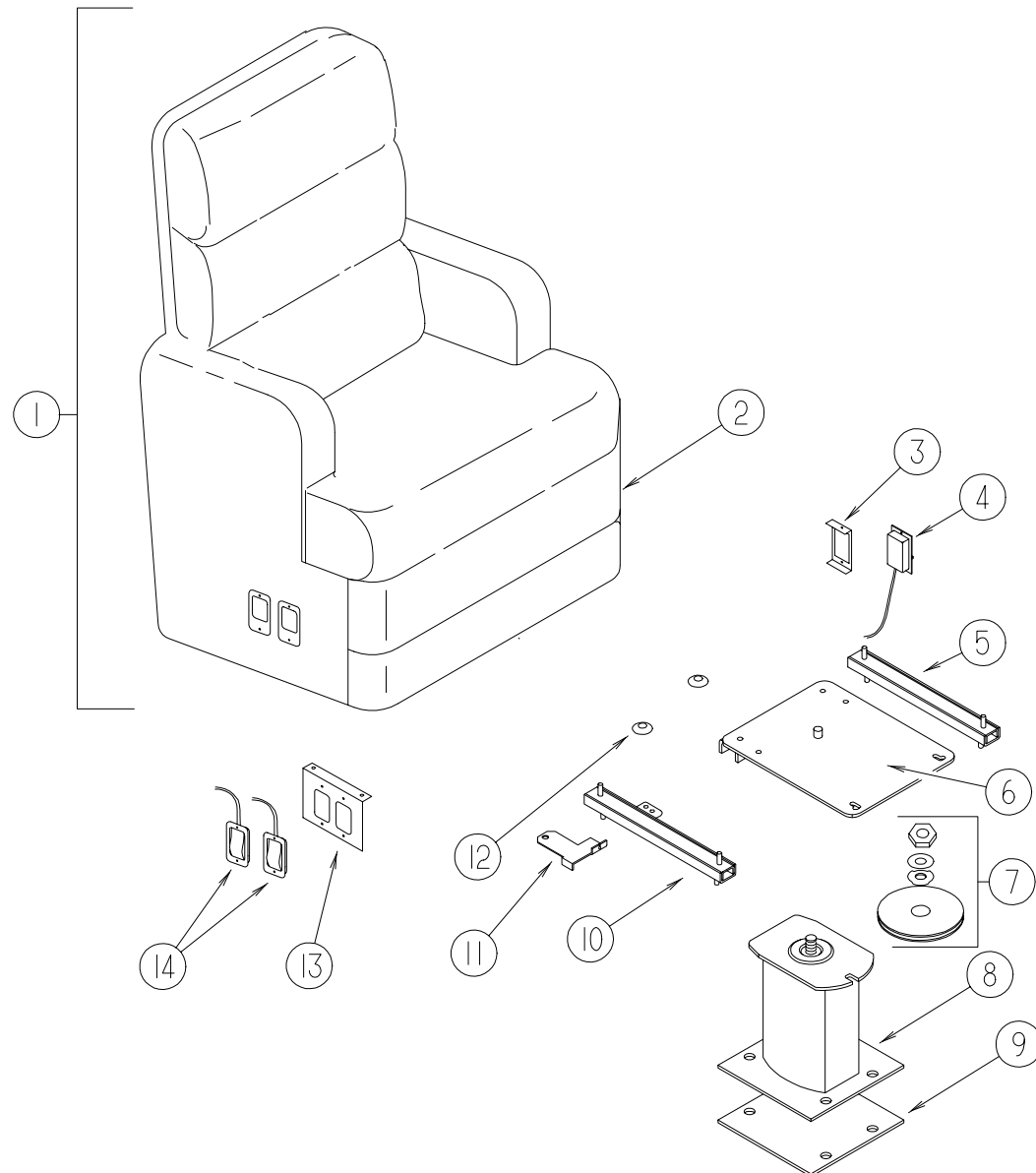
SWIVEL CHAIR (RECLINER) (FROM: 00-00-00 THRU: 11-02-97)



KEY	PART NUMBER	U/M	DESCRIPTION
1	118538-01-J52	EA	CHAIR - RECLINER (J52,J53)
1	118538-01-J54	EA	CHAIR - RECLINER (J54,J55)
1	118538-01-J56	EA	CHAIR - RECLINER (J56,J57)
1	P18538-01-J52	EA	COVER - RECLINER CHAIR (J52,J53)
1	P18538-01-J54	EA	COVER - RECLINER CHAIR (J54,J55)
1	P18538-01-J56	EA	COVER - RECLINER CHAIR (J56,J57)
2	118539-01-H19	EA	SKIRT - RECLINER CHAIR (J52,J53)
2	118539-01-J54	EA	SKIRT - RECLINER CHAIR (J54,J55)
2	118539-01-J56	EA	SKIRT - RECLINER CHAIR (J56,J57)
3	127159-01-02B	EA	BRACKET - SEAT RELEASE - SINGLE REMOTE
4	108049-05-000	EA	FRAME - CABLE - REMOTE RECLINE - W/MINI LEVER ACTION
5	119952-01-000	EA	SLIDE/SEAT - HEAVY DUTY NON LOCKING
6	107921-08-000	EA	TOP PLATE - PEDESTAL - W/O SEAT BELT BAR
7	107921-06-000	EA	BEARING KIT - PEDESTAL
8	107921-01-000	EA	PEDESTAL/FLOOR MOUNTED - W/9.75" EXTENSION
9	108445-02-000	EA	PLATE/FLOOR MOUNTED - PEDESTAL SEAT
10	119952-03-000	EA	SLIDE/SEAT - HEAVY DUTY LOCKING - 2 STUDS
11	117125-01-02B	EA	BRACKET - CABLE MOUNT - ADJUSTER W/LOCK
12	007221-01-000	EA	SPACER - SEAT/ADJUSTER
13	127159-02-02B	EA	BRACKET - SEAT RELEASE - DUAL REMOTE
14	108049-04-000	EA	CABLE - W/SWITCHES - W/26" MINI LEVER ACTION
	108049-02-000	EA	CLIP - CABLE/PEDESTAL
	057759-01-000	EA	WASHER BRACKET - SEAT BELT - 4" DIAMETER
	007021-01-000	EA	SEAT BELT - 2" X 90" - BLACK

## CURTAIN & CUSHION GROUP (CONTINUED)

SWIVEL CHAIR (RECLINER) (FROM: 11-03-97 THRU: 01-04-98)

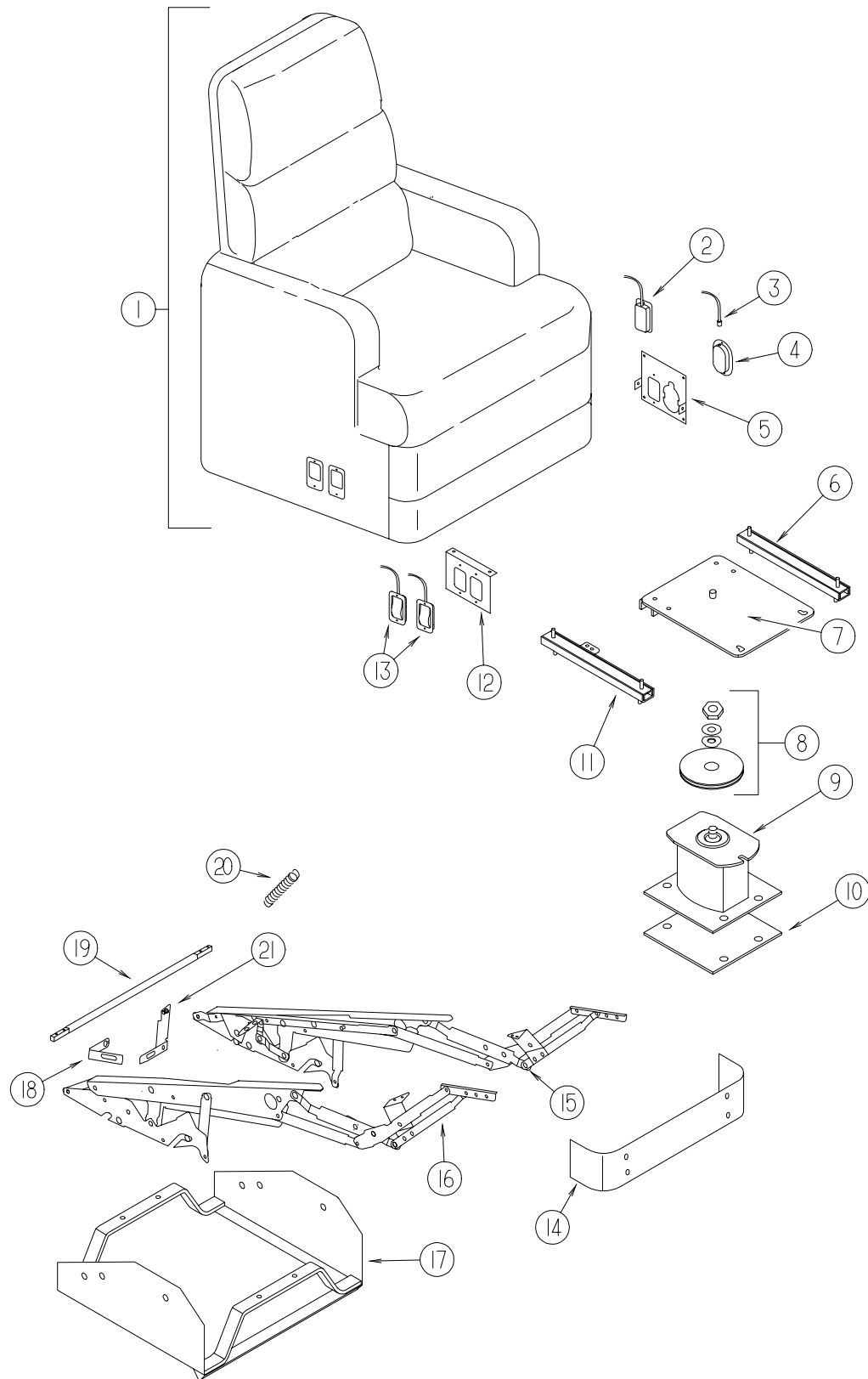


KEY	PART NUMBER	U/M	DESCRIPTION
1	118538-02-J52	EA	CHAIR - RECLINER/HIGHBACK (J52,J53) FROM: 11-03-97 THRU: 11-16-97
1	118538-02-JA2	EA	CHAIR - RECLINER/HIGHBACK (J52,J53) FROM: 11-17-97 THRU: 01-04-98
1	118538-02-J54	EA	CHAIR - RECLINER/HIGHBACK (J54,J55) FROM: 11-03-97 THRU: 01-04-98
1	118538-02-J56	EA	CHAIR - RECLINER/HIGHBACK (J56,J57) FROM: 11-03-97 THRU: 01-04-98
1	P18538-02-J52	EA	COVER - RECLINER/HIGHBACK (J52,J53) FROM: 11-03-97 THRU: 11-16-97
1	P18538-02-JA2	EA	COVER - RECLINER/HIGHBACK (J52,J53) FROM: 11-17-97 THRU: 01-04-98
1	P18538-02-J54	EA	COVER - RECLINER/HIGHBACK (J54,J55) FROM: 11-03-97 THRU: 01-04-98
1	P18538-02-J56	EA	COVER - RECLINER/HIGHBACK (J56,J57) FROM: 11-03-97 THRU: 01-04-98
2	118539-01-H19	EA	SKIRT - RECLINER CHAIR (J52,J53) FROM: 11-03-97 THRU: 11-16-97
2	118539-01-JA2	EA	SKIRT - RECLINER CHAIR (J52,J53) FROM: 11-17-97 THRU: 01-04-98
2	118539-01-J54	EA	SKIRT - RECLINER CHAIR (J54,J55) FROM: 11-03-97 THRU: 01-04-98
2	118539-01-J56	EA	SKIRT - RECLINER CHAIR (J56,J57) FROM: 11-03-97 THRU: 01-04-98
3	127159-01-02B	EA	BRACKET - SEAT RELEASE - SINGLE REMOTE
4	108049-05-000	EA	FRAME - CABLE - REMOTE RECLINE - W/MINI LEVER ACTION
5	119952-01-000	EA	SLIDE/SEAT - HEAVY DUTY NON LOCKING
6	107921-08-000	EA	TOP PLATE - PEDESTAL - W/O SEAT BELT BAR
7	107921-06-000	EA	BEARING KIT - PEDESTAL
8	107921-01-000	EA	PEDESTAL/FLOOR MOUNTED - W/9.75" EXTENSION
9	108445-02-000	EA	PLATE/FLOOR MOUNTED - PEDESTAL SEAT
10	119952-03-000	EA	SLIDE/SEAT - HEAVY DUTY LOCKING - 2 STUDS
11	117125-01-02B	EA	BRACKET - CABLE MOUNT - ADJUSTER W/LOCK
12	007221-01-000	EA	SPACER - SEAT/ADJUSTER
13	127159-02-02B	EA	BRACKET - SEAT RELEASE - DUAL REMOTE
14	108049-04-000	EA	CABLE - W/SWITCHES - W/26" MINI LEVER ACTION
	108049-02-000	EA	CLIP - CABLE/PEDESTAL
	057759-01-000	EA	WASHER BRACKET - SEAT BELT - 4" DIAMETER
	007021-01-000	EA	SEAT BELT - 2" X 90" - BLACK



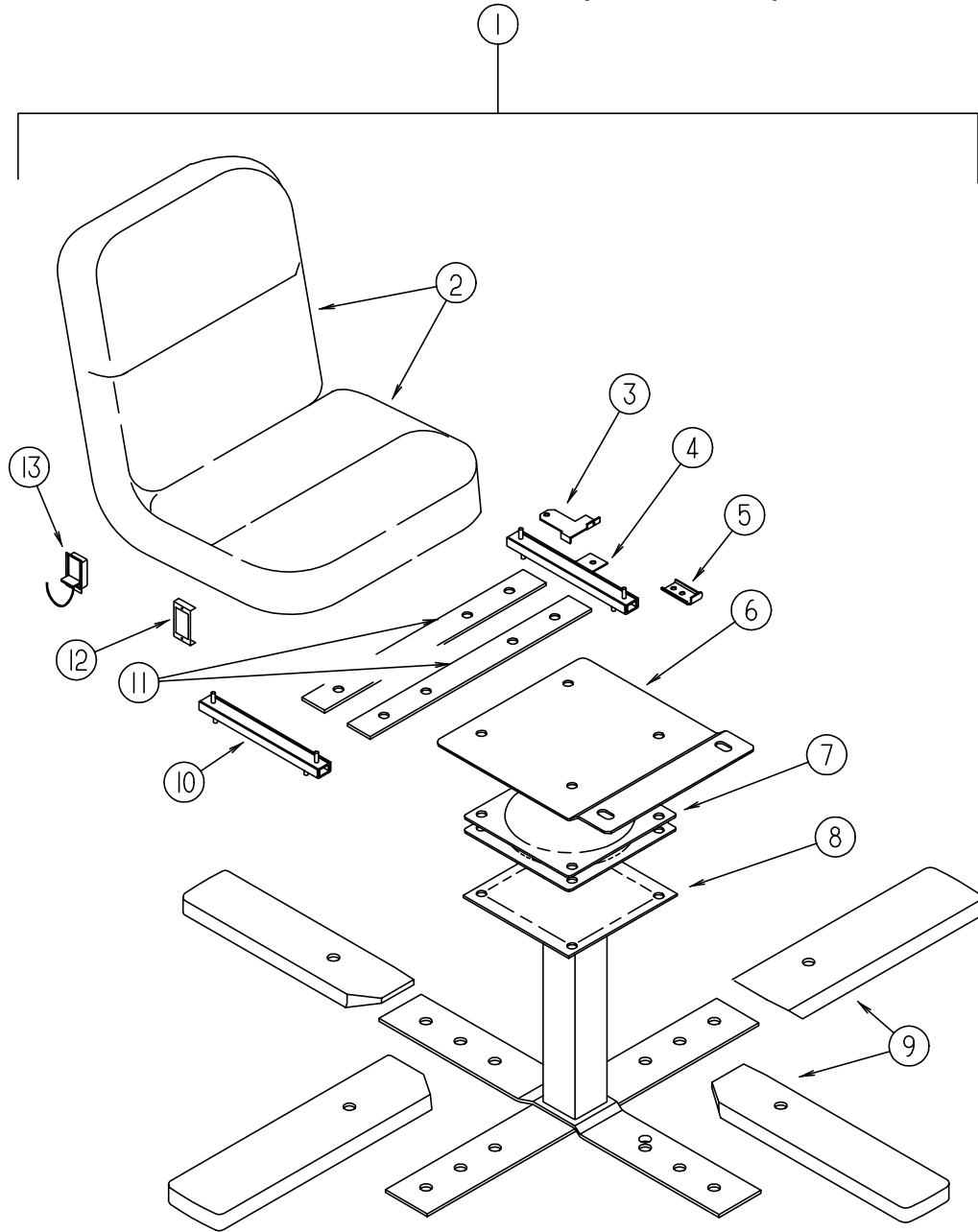
## CURTAIN & CUSHION GROUP (CONTINUED)

SWIVEL CHAIR (INCLINER) (FROM: 01-05-98 THRU: 99-99-99)



KEY	PART NUMBER	U/M	DESCRIPTION
1	129327-01-J52	EA	CHAIR - INCLINER W/FOOTREST (J52,J53)
1	129327-01-J54	EA	CHAIR - INCLINER W/FOOTREST (J54,J55)
1	129327-01-J56	EA	CHAIR - INCLINER W/FOOTREST (J56,J57)
1	P29327-01-J52	EA	COVER - CHAIR - INCLINER W/FOOTREST (J52,J53)
1	P29327-01-J54	EA	COVER - CHAIR - INCLINER W/FOOTREST (J54,J55)
1	P29327-01-J56	EA	COVER - CHAIR - INCLINER W/FOOTREST (J56,J57)
2	108049-05-000	EA	FRAME - CABLE - REMOTE RECLINE - W/MINI LEVER ACTION
3	129148-05-000	EA	INCLINER - CABLE - 30"
4	129148-06-000	EA	INCLINER - LEVER F/CABLE
5	129164-01-02B	EA	BRACKET - SEAT RELEASE - REMOTE
6	119952-02-000	EA	SLIDE/SEAT - HEAVY DUTY NON LOCKING
7	107921-08-000	EA	TOP PLATE - PEDESTAL - W/O SEAT BELT BAR
8	107921-06-000	EA	BEARING KIT - PEDESTAL
9	107921-14-000	EA	PEDESTAL/FLOOR MOUNTED - W/5.75" EXTENSION - MANUAL SEAT
10	108445-02-000	EA	PLATE/FLOOR MOUNTED - PEDESTAL SEAT
11	119952-04-000	EA	SLIDE/SEAT - HEAVY DUTY LOCKING - 4 STUDS
12	129162-01-02B	EA	BRACKET - SEAT RELEASE - REMOTE
13	108049-04-000	EA	CABLE - W/SWITCHES - W/26" MINI LEVER ACTION
	108049-02-000	EA	CLIP - CABLE/PEDESTAL
14	119901-04-000	EA	FOOT REST - RECLINER - W/O FOAM/FABRIC
15	129148-01-000	EA	INCLINER - LEFT
16	129148-02-000	EA	INCLINER - RIGHT
17	129173-01-02B	EA	FRAME - INCLINER - E-COATED
	129148-09-000	EA	INCLINER - CLIP/HAIRPIN - 1 7/16 X .07
18	129148-08-000	EA	INCLINER - CLIP F/CABLE
19	129148-10-000	EA	INCLINER TUBE - MODIFIED
20	129148-03-000	EA	SPRING - INCLINER
21	129148-07-000	EA	INCLINER - CABLE F/BREAK RELEASE

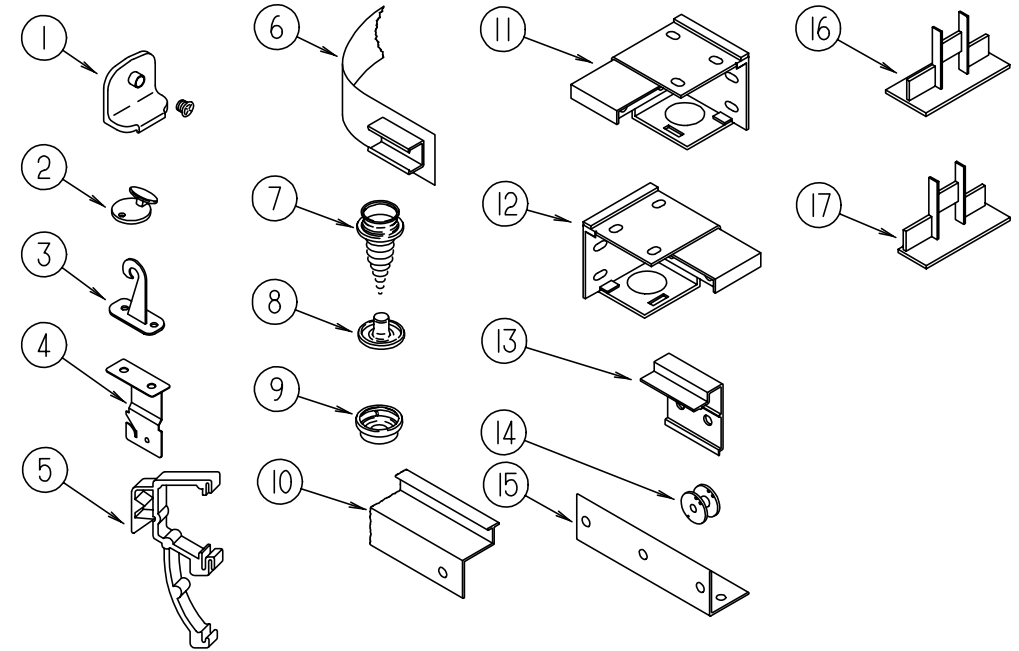
**CURTAIN & CUSHION GROUP (CONTINUED)**



**DINETTE SWIVEL CHAIR ASM**

KEY	PART NUMBER	U/M	DESCRIPTION
1	122739-01-J52	EA	CHAIR - SWIVEL (J52,J53)
1	122739-01-J54	EA	CHAIR - SWIVEL (J54,J55)
1	122739-01-J56	EA	CHAIR - SWIVEL (J56,J57)
2	P22739-01-H19	EA	COVER - BACK/SEAT - SWIVEL CHAIR (J52,J53)
2	P22739-01-J54	EA	COVER - BACK/SEAT - SWIVEL CHAIR (J54,J55)
2	P22739-01-J56	EA	COVER - BACK/SEAT - SWIVEL CHAIR (J56,J57)
3	117125-01-02B	EA	BRACKET - CABLE MOUNT - ADJUSTER W/LOCK
4	119952-04-000	EA	SLIDE/SEAT - HEAVY DUTY LOCKING - 4 STUDS
5	114889-01-000	EA	STOP BAR - UNIVERSAL
6	119705-11-02B	EA	PLATE - SEAT
7	119105-01-000	EA	PLATE - SWIVEL - RETURN-O-MATIC
8	119705-02-03B	EA	PEDESTAL
9	116080-02-J40	EA	COVER - CHAIR LEG - 9.5" WASHED MAPLE
9	116080-02-G35	EA	COVER - CHAIR LEG - 9.5" WATERFORD OAK
10	119952-02-000	EA	SLIDE/SEAT - HEAVY DUTY NONLOCKING
11	120109-01-02B	EA	ADAPTER BRACKET - DINETTE SWIVEL CHAIR
12	097683-03-000	EA	BRACKET - REMOTE/SIDE MOUNT - SINGLE
13	108049-04-000	EA	CABLE/CONTROL 25.5" SHEATH/28.5" CABLE W/DOG LEG
	108049-02-000	EA	CLIP - CABLE/PEDESTAL

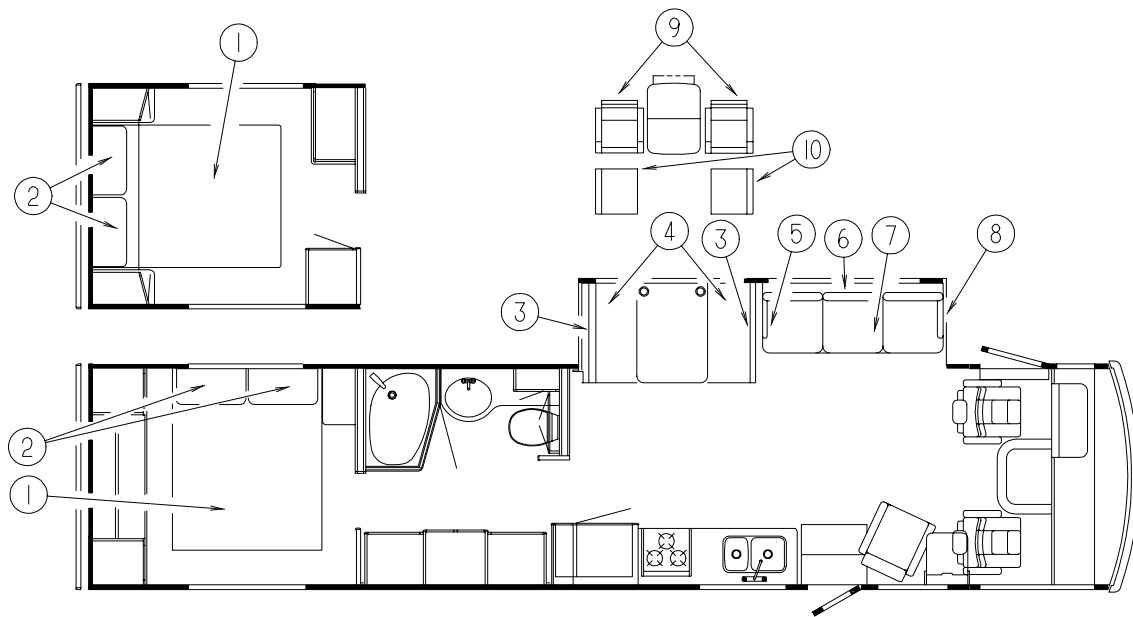
**CURTAIN & CUSHION GROUP (CONTINUED)**



**CURTAIN & BLIND HARDWARE**

KEY	PART NUMBER	U/M	DESCRIPTION
1	106544-01-000	EA	PULL - SHADE/BRASS
	106544-01-001	EA	SCREW - SHADE/BRASS
2	102555-03-000	EA	CLEAT - BLIND CORD - MILKY WHITE PLASTIC
3	109441-03-000	EA	HOLD DOWN - BLIND (CLOUDY)
4	084434-01-000	EA	BRACKET - MOUNTING - ROLLER SHADE - 1 3/8"
	096843-01-000	EA	SPRING - REWIND/ROLLER SHADE
5	109353-04-000	EA	CLIP - VALANCE SLAT MOUNTING - CLEAR PLASTIC
6	101031-01-000	YD	TAPE - GLIDE/CURTAIN - 4.25" SPACING
7	029130-01-000	EA	SCREW - SNAP SOCKET - #8 PH X 5/8"
8	029155-01-000	EA	CAP - SNAP - 5/32" O.D. OF PIN
	046867-03-000	EA	GROMMET - HANDY BUTTON #3
9	029156-01-000	EA	SOCKET - SNAP - 9/16" O.D.
10	127254-01-02A	EA	TRACK - CURTAIN/RIGHT HAND - TITANIUM
10	127254-02-02A	EA	TRACK - CURTAIN/LEFT HAND - TITANIUM
11	083170-02-000	EA	BRACKET - BLIND - RIGHT SIDE WHEN FACING WINDOW
12	083170-01-000	EA	BRACKET - BLIND - LEFT SIDE WHEN FACING WINDOW
13	097565-01-000	EA	BRACKET - MOUNTING/PLEATED BLIND
14	097592-01-000	EA	SPOOL - CORD - ELEVATED BLIND HOLDUP - CLEAR PLASTIC
15	105648-01-02A	EA	BRACE - VALANCE - OFF/WHITE
16	094907-02-000	EA	END CAP - TOP/PLEATED BLIND - PLASTIC - GRAY
17	094907-04-000	EA	HARDWARE - END CAP BOTTOM - PULL TYPE (RH & LH)
	094907-04-700	EA	END CAP-RH BOTTOM BLIND
	094907-04-701	EA	END CAP-LH BOTTOM BLIND
	088792-02-000	YD	VELCRO TAPE - LOOP - .75" - ADHESIVE BACKED - BEIGE
	048394-02-000	YD	VELCRO TAPE - HOOK - ADHESIVE BACK - .75" WIDE - BEIGE
	097591-01-000	EA	SPRING - EXTENSION/PLEATED BLIND
	097593-06-000	FT	CORD - BLIND - PLEATED - PEWTER (J52,J53)
	097593-02-000	FT	CORD - BLIND - PLEATED - GRAY (J54,J55,J56,J57)
	086276-01-000	EA	TAPE - DOUBLE SIDED - 1/2"
	094896-02-000	EA	GROMMET - CORD/PLEATED BLIND - NYLON - GRAY
	097564-04-000	EA	HANDLE - KNOB - E-Z LIFT SHADE - NAVY

## CURTAIN & CUSHION GROUP (CONTINUED)



### CONTINENTAL SOFA BED

KEY	PART NUMBER	U/M DESCRIPTION
5	127840-01-J52	EA PANEL - RIGHT END - SOFA/BED - FABRIC COVERED (J52,J53)
5	127840-01-J54	EA PANEL - RIGHT END - SOFA/BED - FABRIC COVERED (J54,J55)
5	127840-01-J56	EA PANEL - RIGHT END - SOFA/BED - FABRIC COVERED (J56,J57)
5	127562-01-J52	EA ARMREST/REMOVABLE - RIGHT HAND (J52,J53)
5	127562-01-J54	EA ARMREST/REMOVABLE - RIGHT HAND (J54,J55)
5	127562-01-J56	EA ARMREST/REMOVABLE - RIGHT HAND (J56,J57)
5	P27562-01-J52	EA COVER - ARMREST - RIGHT (J52,J53)
5	P27562-01-J54	EA COVER - ARMREST - RIGHT (J54,J55)
5	P27562-01-J56	EA COVER - ARMREST - RIGHT (J56,J57)
6	127561-01-J52	EA BACK - SOFA/BED - 74" (J52,J53)
6	127561-01-J54	EA BACK - SOFA/BED - 74" (J54,J55)
6	127561-01-J56	EA BACK - SOFA/BED - 74" (J56,J57)
6	P27561-01-J52	EA COVER - BACK - SOFA/BED - 74" (J52,J53)
6	P27561-01-J54	EA COVER - BACK - SOFA/BED - 74" (J54,J55)
6	P27561-01-J56	EA COVER - BACK - SOFA/BED - 74" (J56,J57)
7	127561-02-J52	EA SEAT - SOFA/BED - 74" (J52,J53)
7	127561-02-J54	EA SEAT - SOFA/BED - 74" (J54,J55)
7	127561-02-J56	EA SEAT - SOFA/BED - 74" (J56,J57)
7	P27561-02-J52	EA COVER - SEAT - SOFA/BED - 74" (J52,J53)
7	P27561-02-J54	EA COVER - SEAT - SOFA/BED - 74" (J54,J55)
7	P27561-02-J56	EA COVER - SEAT - SOFA/BED - 74" (J56,J57)
8	127840-02-J52	EA PANEL - LEFT END - SOFA/BED - FABRIC COVERED (J52,J53)
8	127840-02-J54	EA PANEL - LEFT END - SOFA/BED - FABRIC COVERED (J54,J55)
8	127840-02-J56	EA PANEL - LEFT END - SOFA/BED - FABRIC COVERED (J56,J57)
8	127562-02-J52	EA ARMREST/REMOVABLE - LEFT HAND (J52,J53)
8	127562-02-J54	EA ARMREST/REMOVABLE - LEFT HAND (J54,J55)
8	127562-02-J55	EA ARMREST/REMOVABLE - LEFT HAND (J56,J57)
8	P27562-02-J52	EA COVER - ARMREST - LEFT (J52,J53)
8	P27562-02-J54	EA COVER - ARMREST - LEFT (J54,J55)
8	P27562-02-J56	EA COVER - ARMREST - LEFT (J56,J57)
	127335-07-000	EA FRAME - 8" LEG
	120992-14-J52	EA PANEL - FRONT KICK - SOFA/BED - FABRIC COVERED (J52,J53)
	120992-14-J54	EA PANEL - FRONT KICK - SOFA/BED - FABRIC COVERED (J54,J55)
	120992-14-J56	EA PANEL - FRONT KICK - SOFA/BED - FABRIC COVERED (J56,J57)
	120992-15-J52	EA PANEL - FRONT KICK - SOFA/BED - FABRIC COVERED (J52,J53)
	120992-15-J54	EA PANEL - FRONT KICK - SOFA/BED - FABRIC COVERED (J54,J55)
	120992-15-J56	EA PANEL - FRONT KICK - SOFA/BED - FABRIC COVERED (J56,J57)
	116104-03-02B	EA BRACKET - ZEE W/HOLES
	121906-01-02B	EA BRACKET - KICKBOARD - E-COATED
	127335-08-000	EA BRACKET - REMOVABLE ARM/COUCH
	127335-09-000	EA BRACKET - REMOVABLE ARM/CUSHION
	106728-02-J52	EA PILLOW - 9" X 20" (J52,J53)

FROM: 00-00-00 THRU: 11-16-97

FROM: 11-17-97 THRU: 99-99-99

### DINETTE OPTION

KEY	PART NUMBER	U/M DESCRIPTION
9	122739-01-J52	EA CHAIR - SWIVEL (J52,J53)
9	122739-01-J54	EA CHAIR - SWIVEL (J54,J55)
9	122739-01-J56	EA CHAIR - SWIVEL (J56,J57)
10	101604-01-04A	EA CHAIR - FOLDING/DINETTE - W/O FABRIC - SOLAR MAPLE
10	101604-01-03A	EA CHAIR - FOLDING/DINETTE - WATERFORD OAK - W/O FABRIC
	099717-04-000	EA STRAP - TIE DOWN W/21.3" FEMALE STRAP & 27.2" MALE STRAP

### QUEEN BEDS

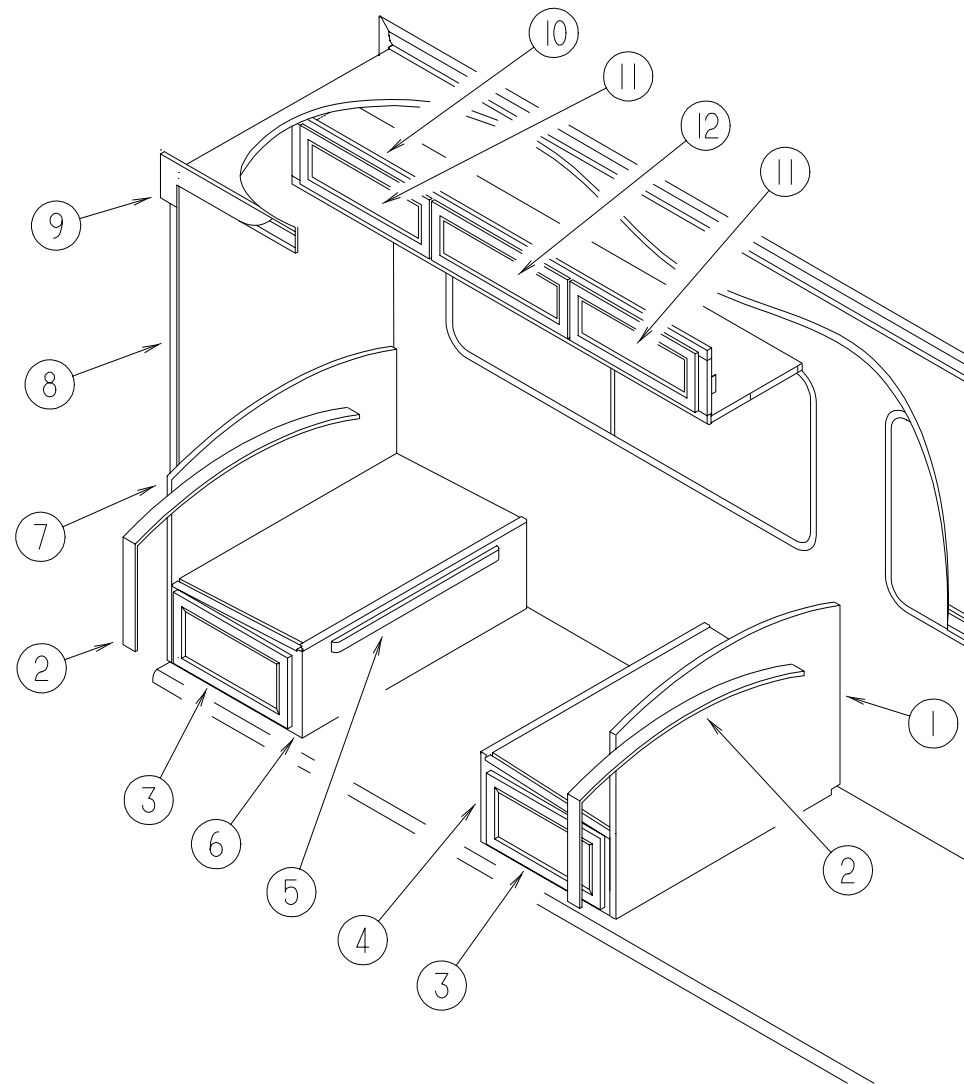
KEY	PART NUMBER	U/M DESCRIPTION
1	123015-07-000	EA MATTRESS - INNERSPRING - 60" X 79.5"
1	119141-17-J52	EA BEDSPREAD/THROW - 60" X 80" (J52,J53)
1	119141-18-J54	EA BEDSPREAD/THROW - 60" X 80" (J54,J55)
1	119141-17-J56	EA BEDSPREAD/THROW - 60" X 80" (J56,J57)
2	119249-01-000	EA PILLOW - 20" X 33" - QUEEN
	103669-09-J52	EA PILLOW - 15" X 15" (J52,J53)
	103669-09-J54	EA PILLOW - 15" X 15" (J54,J55)
	103669-09-J56	EA PILLOW - 15" X 15" (J56,J57)

### DINETTE CUSHIONS

KEY	PART NUMBER	U/M DESCRIPTION
3	111897-05-J52	EA CUSHION - BACK - 13.5" X 42" X 5" (J52,J53)
3	111897-05-J54	EA CUSHION - BACK - 13.5" X 42" X 5" (J54,J55)
3	111897-05-J56	EA CUSHION - BACK - 13.5" X 42" X 5" (J56,J57)
3	P11897-05-J52	EA COVER - BACK - 13.5" X 42" X 5" (J52,J53)
3	P11897-05-J54	EA COVER - BACK - 13.5" X 42" X 5" (J54,J55)
3	P11897-05-J56	EA COVER - BACK - 13.5" X 42" X 5" (J56,J57)
4	105603-15-J52	EA CUSHION - SEAT - 23" X 42" X 5" (J52,J53)
4	105603-15-J54	EA CUSHION - SEAT - 23" X 42" X 5" (J54,J55)
4	105603-15-J56	EA CUSHION - SEAT - 23" X 42" X 5" (J56,J57)
4	P05603-15-J52	EA COVER - SEAT - 23" X 42" X 5" (J52,J53)
4	P05603-15-J54	EA COVER - SEAT - 23" X 42" X 5" (J54,J55)
4	P05603-15-J56	EA COVER - SEAT - 23" X 42" X 5" (J56,J57)
	078155-01-000	EA STRAP - SNAP - BACK CUSHION

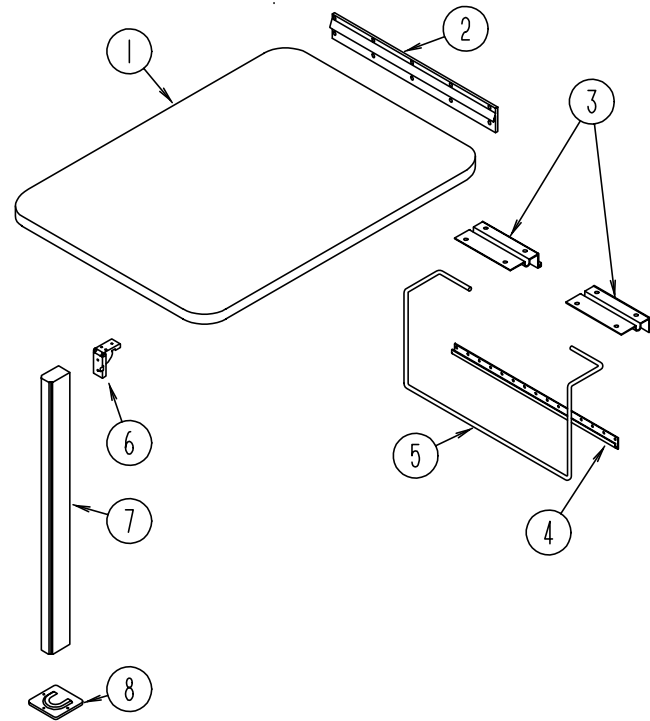
# DINETTE GROUP

## DINETTE CABINETS



KEY	PART NUMBER	U/M	DESCRIPTION
1	M08755-01-J52	EA	CABINET - SEATBACK/RIGHT HAND - W/O HARDWARE (WASHED MAPLE)
1	M08755-01-J22	EA	CABINET - SEATBACK/RIGHT HAND - W/O HARDWARE (WATERFORD OAK)
2	104787-08-H19	EA	PAD - DINETTE (J52,J53)
			FROM: 00-00-00 THRU: 11-16-97
2	104787-08-JA2	EA	PAD - DINETTE (J52,J53)
			FROM: 11-17-97 THRU: 99-99-99
2	104787-08-J54	EA	PAD - DINETTE (J54,J55)
2	104787-08-J56	EA	PAD - DINETTE (J56,J57)
3	M05971-KU-J52	EA	DRAWER - OGEE EDGE - 16.6"W X 21.6"D - W/O SLIDES/HARDWARE (WASHED MAPLE)
3	M05971-KU-J22	EA	DRAWER - OGEE EDGE - 16.6"W X 21.6"D - W/O SLIDES/HARDWARE (WATERFORD OAK)
4	M08756-01-J52	EA	CABINET - SEAT BOTTOM/RIGHT HAND - W/O DOORS/DRAWERS/HDW (WASHED MAPLE)
4	M08756-01-J22	EA	CABINET - SEAT BOTTOM/RIGHT HAND - W/O DOORS/DRAWERS/HDW (WATERFORD OAK)
5	081295-01-H37	EA	SUPPORT - BED/DINETTE - 28" LONG (WASHED MAPLE)
5	081295-01-G01	EA	SUPPORT - BED/DINETTE - 28" LONG (WATERFORD OAK)
6	M08756-02-J52	EA	CABINET - SEAT BOTTOM/LEFT HAND - W/O DOORS/DRAWERS/HDW (WASHED MAPLE)
6	M08756-02-J22	EA	CABINET - SEAT BOTTOM/LEFT HAND - W/O DOORS/DRAWERS/HDW (WATERFORD OAK)
7	M08755-02-J52	EA	CABINET - SEATBACK/LEFT HAND - W/O HARDWARE (WASHED MAPLE)
7	M08755-02-J22	EA	CABINET - SEATBACK/LEFT HAND - W/O HARDWARE (WATERFORD OAK)
8	116951-01-J40	EA	MOLDING - WOOD - 3" X 70.5" (WASHED MAPLE)
8	116951-01-G35	EA	MOLDING - WOOD - 3" X 70.5" (WATERFORD OAK)
9	115811-20-J52	EA	OVERLAY - NOVEAU - 7.5" X 23.75" - LEFT HAND (J52,J53)
			FROM: 00-00-00 THRU: 11-16-97
9	115811-20-JA2	EA	OVERLAY - NOVEAU - 7.5" X 23.75" - LEFT HAND (J52,J53)
			FROM: 11-17-97 THRU: 99-99-99
9	115811-20-J54	EA	OVERLAY - NOVEAU - 7.5" X 23.75" - LEFT HAND (J54,J55)
9	115811-20-J56	EA	OVERLAY - NOVEAU - 7.5" X 23.75" - LEFT HAND (J56,J57)
10	126310-01-J52	EA	CABINET - OVERHEAD/DINETTE - W/O DOORS/HARDWARE (WASHED MAPLE)
10	126310-01-J22	EA	CABINET - OVERHEAD/DINETTE - W/O DOORS/HARDWARE (WATERFORD OAK)
11	M05992-T5-J52	EA	DOOR - STRAIGHT CORNER/OGEE EDGE - 10.8" X 21.8" - W/O HDW (WASHED MAPLE)
11	M05992-T5-J22	EA	DOOR - STRAIGHT CORNER/OGEE EDGE - 10.8" X 21.8" - W/O HDW (WATERFORD OAK)
12	M05992-T4-J52	EA	DOOR - STRAIGHT CORNER/OGEE EDGE - 10.8" X 23.8" - W/O HDW (WASHED MAPLE)
12	M05992-T4-J22	EA	DOOR - STRAIGHT CORNER/OGEE EDGE - 10.8" X 23.8" - W/O HDW (WATERFORD OAK)
	058331-08-000	EA	MIRROR - SAFETY GLASS - 24" X 30"

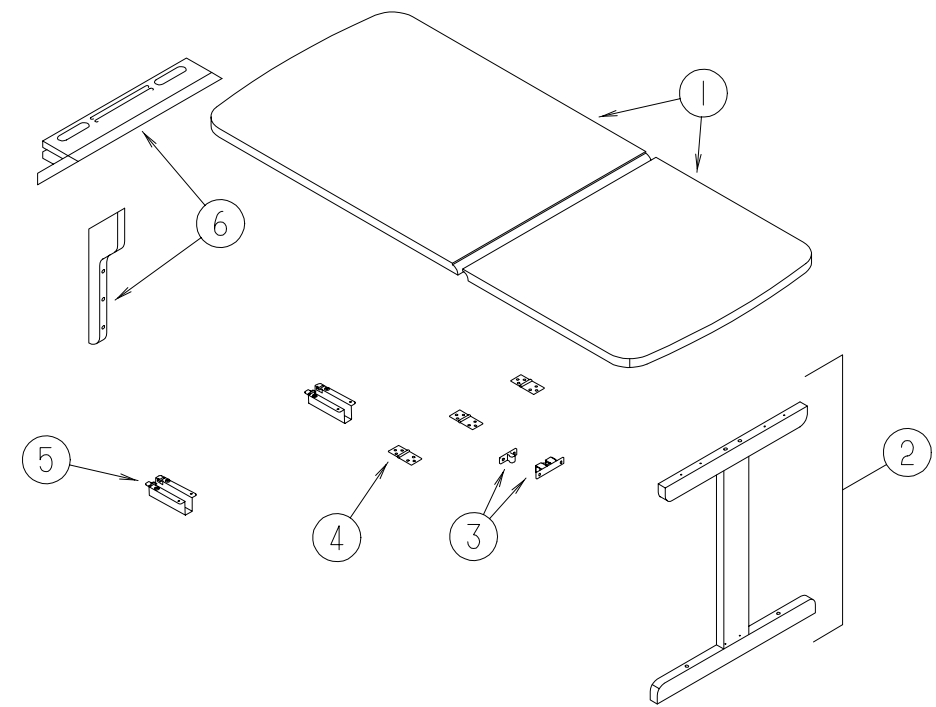
## DINETTE GROUP (CONTINUED)



**DINETTE TABLE**

KEY	PART NUMBER	U/M DESCRIPTION
1	127121-20-J52	EA TABLE TOP ONLY (J52)
1	127121-20-J22	EA TABLE TOP ONLY (J53)
1	127121-20-J54	EA TABLE TOP ONLY (J54)
1	127121-20-J55	EA TABLE TOP ONLY (J55)
1	127121-20-J56	EA TABLE TOP ONLY (J56)
1	127121-20-J57	EA TABLE TOP ONLY (J57)
2	053200-12-000	EA BRACKET - TABLE SUPPORT - UPPER WALL MOUNTED - 23.50"
3	088410-02-000	EA BRACKET - LIFT - TABLE MOUNTED
4	024281-14-000	EA BRACKET - LIFT ROD/LOWER WALL MOUNTED - 22.12"
5	024275-12-000	EA ROD - TABLE LIFT
6	093550-01-000	EA BRACKET - HINGE - MOUNTS TO LEG & TABLE TOP - 1.7" X 2.6"
7	092708-06-J52	EA LEG - TABLE - W/O HARDWARE (WASHED MAPLE)
	092707-04-08A	EA MOLDING - TABLE LEG - 27" (WASHED MAPLE)
7	092708-06-J01	EA LEG - TABLE - W/O HARDWARE (SALEM CHERRY)
	092707-04-04A	EA MOLDING - TABLE LEG - 27" (SALEM CHERRY)
8	049493-12-000	EA CATCH - TABLE LEG/FLOOR MOUNTED - OFF WHITE
	049493-11-700	EA CATCH-LEG - FLOOR MOUNTED - 2.5" X 2.7" - METAL - E-COAT

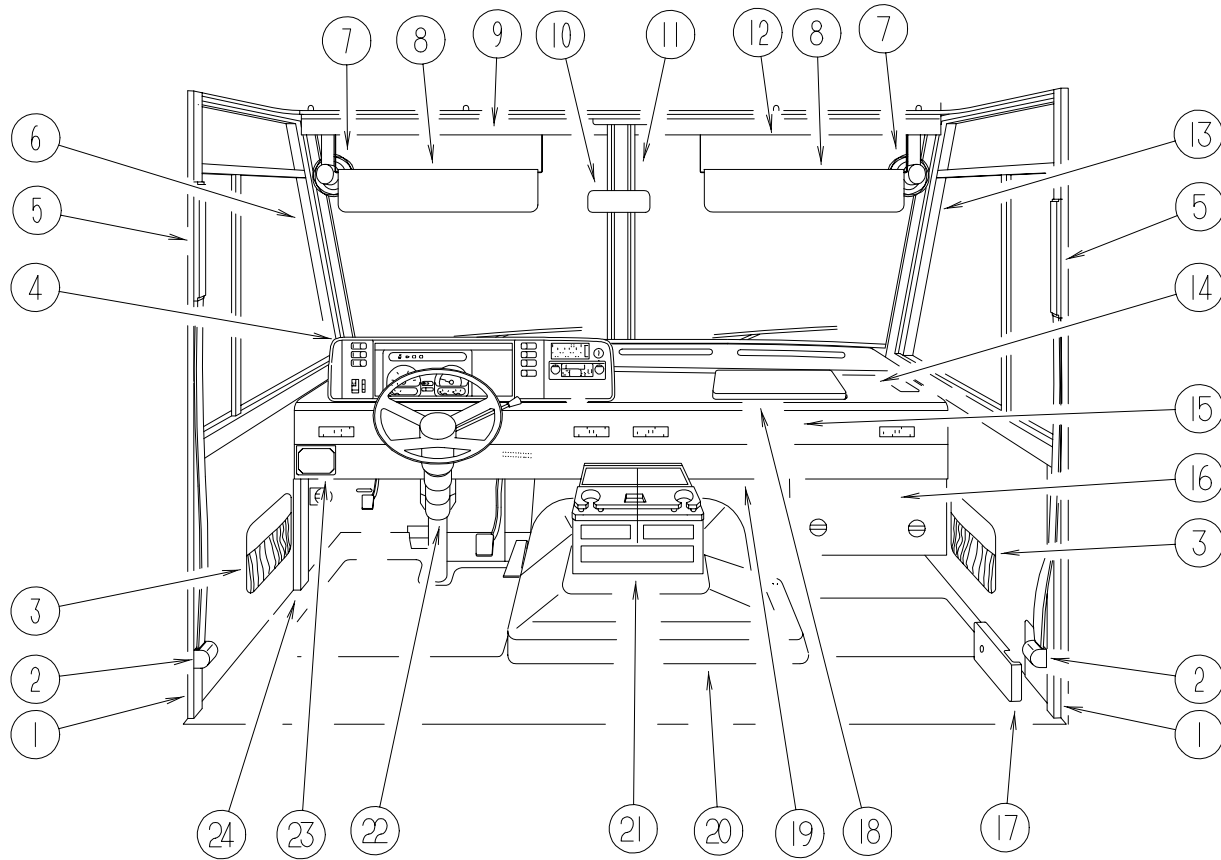
## DINETTE GROUP (CONTINUED)



**DINETTE TABLE ASM. W/ DROP LEAF**

KEY	PART NUMBER	U/M DESCRIPTION
1	120898-27-J52	EA TABLE TOP ONLY (WASHED MAPLE)
1	120898-27-J22	EA TABLE TOP ONLY (WATERFORD OAK)
2	120898-24-J52	EA LEG - W/O HARDWARE (WASHED MAPLE)
2	120898-24-H17	EA LEG - W/O HARDWARE (WATERFORD OAK)
3	084451-01-000	EA CATCH - BRASS
4	120972-01-01A	EA HINGE - TABLE/ DROP LEAF
5	120973-01-000	EA SUPPORT - TABLE/ DROP LEAF - PAIR
6	120898-25-J40	EA MOUNT - WALL - DROP LEAF TABLE (WASHED MAPLE)
6	120898-25-H19	EA MOUNT - WALL - DROP LEAF TABLE (WATERFORD OAK)

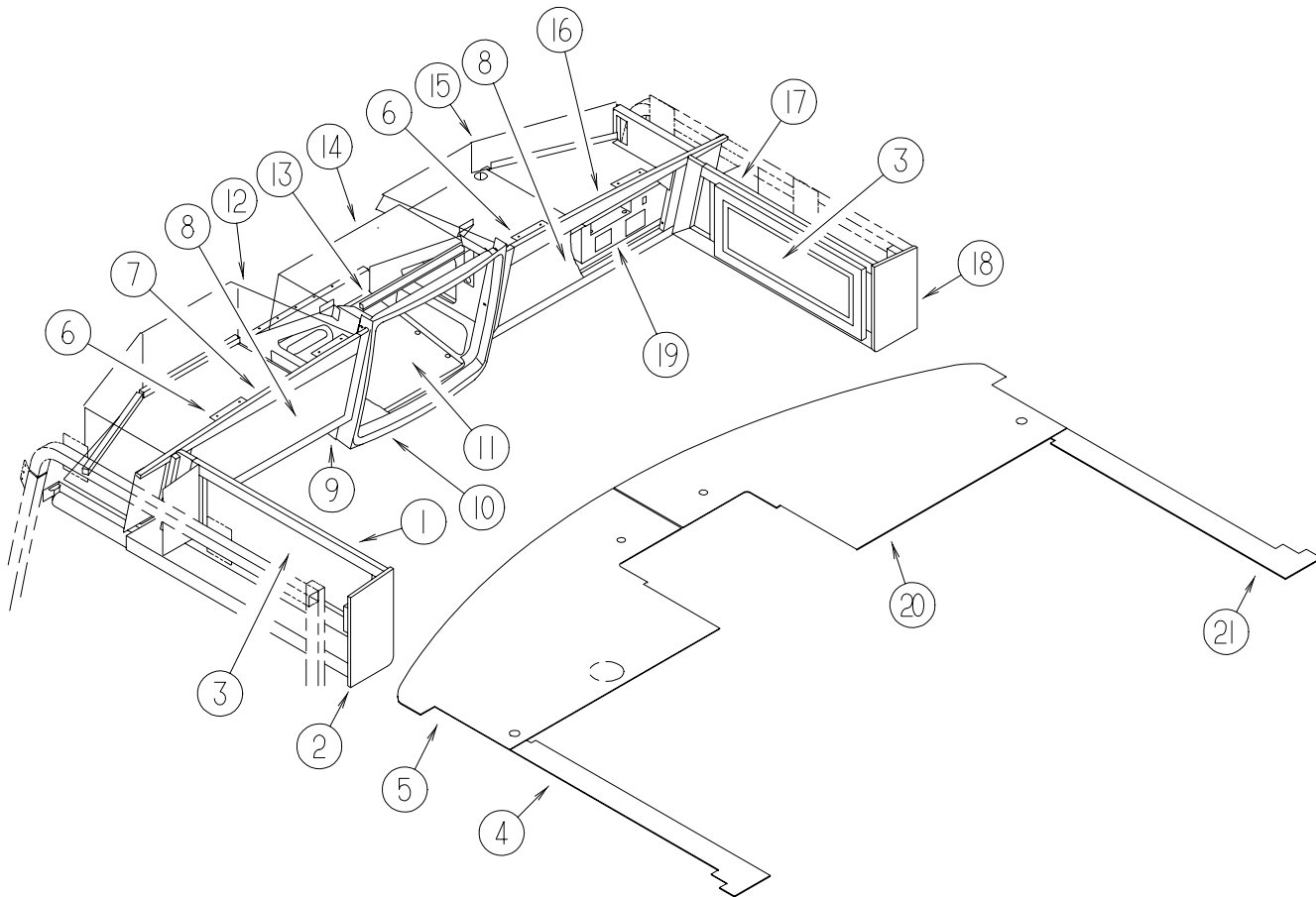
**DRIVERS COMPARTMENT GROUP  
LOWER DRIVER COMPARTMENT**



KEY	PART NUMBER	U/M	DESCRIPTION
1	024700-51-000	EA	COVER - ROLL BAR
2	091990-05-01A	EA	SEAT BELT/SHOULDER HARNESS - DRIVER/PASSENGER - BLACK
	127598-01-01A	EA	ADJUSTER - SEATBELT - D-LOOP - ADJUSTER
	091990-01-701	EA	EXTENDER 9" FOR A8408 3 PT
	109146-01-000	EA	BOLT - SHOULDER/SEAT BELT
	127598-02-000	EA	NUT - HEX FLANGE - M10 X 1.5 - CLASS 10
	128444-01-000	EA	WASHER - SPRING - CONICAL
3	086120-10-H19	EA	PAD - MAP POCKET - 12" X 16" (J52,J53) FROM: 00-00-00 THRU: 11-16-97
3	086120-10-JA2	EA	PAD - MAP POCKET - 12" X 16" (J52,J53) FROM: 11-17-97 THRU: 99-99-99
3	086120-10-J54	EA	PAD - MAP POCKET - 12" X 16" (J54,J55)
3	086120-10-J56	EA	PAD - MAP POCKET - 12" X 16" (J56,J57)
4	M05946-54-J52	EA	DASH POD - FORD - W/O CLUSTER
5	127721-01-01A	EA	COVER - SLIDE - OFF WHITE
5	127798-01-01A	EA	COVER - SLIDE - INNER - BLACK - 1.5" X 11.4"
6	125444-02-02A	EA	TRIM - A-PILLAR/DRIVER - INTERIOR - TITANIUM
	123045-11-03A	EA	BACKING - SCREW - TITANIUM
7	122856-01-01A	EA	FAN - DEFROSTER - 2 SPEED W/SWIVEL BASE/NON - OSCILATING - CHROME
8	123298-02-05A	EA	SUNVISOR - 10.5" X 28.5"
9	118453-06-02A	EA	TRIM - WINDSHIELD - INNER/TOP/DRIVER
10	040714-01-000	EA	MIRROR - REAR VIEW/ARM MOUNT & SET SCREW
	067490-01-000	EA	BUTTON - MIRROR/REAR VIEW
11	118452-03-02A	EA	TRIM - WINDSHIELD - CENTER
12	118453-05-02A	EA	TRIM - WINDSHIELD - INNER/TOP/PASSENGER
13	125444-01-02A	EA	TRIM - A-PILLAR/PASSENGER - INTERIOR - TITANIUM
	123045-11-03A	EA	BACKING - SCREW - TITANIUM
14	P26082-10-000	EA	DASH - W/O VINYL - E-COATED
15	104354-09-05A	EA	APPLIQUE - LOWER DASH - GM/FORD
16	095757-05-H19	EA	COVER - HEATER (J52,J53)
16	095757-05-J54	EA	COVER - HEATER (J54,J55)
16	095757-05-J56	EA	COVER - HEATER (J56,J57)
17	103961-03-01A	EA	COVER - BRACKET - SEATBELT/OFF WHITE
18	127692-01-J50	EA	TABLE - DASH
18	127597-01-000	EA	SLIDE - WORK STATION - DASH
19	104354-09-05A	EA	APPLIQUE - LOWER DASH - GM/FORD
20	115840-01-01A	EA	COVER - MOTOR - W/O CARPET
21	126680-01-J52	EA	TRAY - BEVERAGE - W/SHELF/CUPHOLDERS - W/O DRAWER (WASHED MAPLE)
21	126680-01-H17	EA	TRAY - BEVERAGE - W/SHELF/CUPHOLDERS - W/O DRAWER (WATERFORD OAK)
22	111521-05-01A	EA	COVER - STEERING COLUMN - BLACK FROM: 00-00-00 THRU: 02-22-98
22	130111-01-01A	EA	COVER - STEERING COLUMN - BLACK FROM: 02-23-98 THRU: 99-99-99
	125655-01-01A	EA	TRIM - STEERING COLUMN - RIGHT HAND/FORD FROM: 00-00-00 THRU: 02-22-98
	125655-03-01A	EA	TRIM - STEERING COLUMN - RIGHT HAND/FORD FROM: 02-23-98 THRU: 99-99-99
	125655-02-01A	EA	TRIM - STEERING COLUMN - LEFT HAND/FORD FROM: 00-00-00 THRU: 02-22-98
	125655-04-01A	EA	TRIM - STEERING COLUMN - LEFT HAND/FORD FROM: 02-23-98 THRU: 99-99-99
23	112236-02-J52	EA	BEZEL - F/SLIDEOUT ROOM CONTROL
24	127901-02-02A	EA	PANEL - TOEKICK/LEFT HAND - TITANIUM (W/DRIVER DOOR)
24	127901-01-02A	EA	PANEL - TOEKICK/LEFT HAND - TITANIUM (W/O DRIVER DOOR)

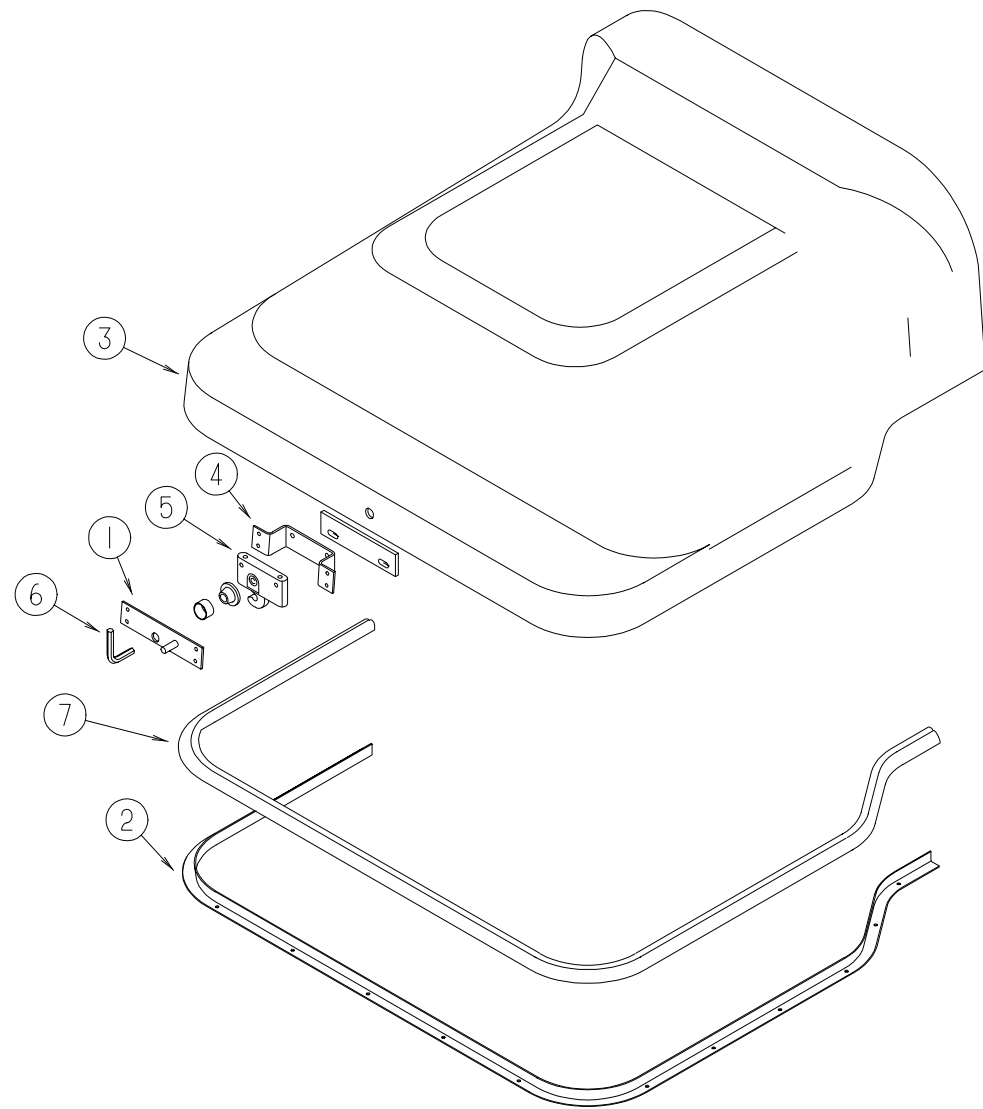
## DRIVERS COMPARTMENT GROUP (CONTINUED)

### UPPER DRIVER COMPARTMENT



KEY	PART NUMBER	U/M	DESCRIPTION
1	126301-01-J52	EA	CABINET - OVERHEAD/FRONT/LEFT HAND - W/O DOORS/HARDWARE (WASHED MAPLE)
1	126301-01-J53	EA	CABINET - OVERHEAD/FRONT/LEFT HAND - W/O DOORS/HARDWARE (WATERFORD OAK)
2	103128-18-J60	EA	END CAP - OVERHEAD CABINET - LEFT HAND (WASHED MAPLE)
2	103128-18-J20	EA	END CAP - OVERHEAD CABINET - LEFT HAND (WATERFORD OAK)
3	M05992-L9-J52	EA	DOOR - STRAIGHT CORNER/OGEE EDGE - 10" X 29.5" - W/O HDW (WASHED MAPLE)
3	M05992-L9-J22	EA	DOOR - STRAIGHT CORNER/OGEE EDGE - 10" X 29.5" - W/O HDW (WATERFORD OAK)
4	126443-02-J52	EA	PANEL - OVERHEAD - FRONT/LEFT HAND - 5.8" X 27.6"
5	126440-02-J52	EA	PANEL - OVERHEAD/FRONT - BOTTOM/LEFT HAND
6	106699-01-01A	EA	BRACKET - OVERHEAD CABINET/TV
7	126876-02-J60	EA	CABINET - OVERHEAD/FRONT - LEFT HAND - W/O DOORS/HARDWARE (WASHED MAPLE)
7	126876-02-J20	EA	CABINET - OVERHEAD/FRONT - LEFT HAND - W/O DOORS/HARDWARE (WATERFORD OAK)
8	100708-08-000	EA	DOOR - GLASS - TV CABINET - 9.7" X 27" - W/O HARDWARE
	100707-01-000	EA	SPACER - GLASS DOOR - .8" DIA - .3" HOLE - PLASTIC
	100710-01-01A	EA	LOCK - GLASS DOOR/TWIST TYPE - BRASS
	100711-01-01A	EA	HINGE - GLASS DOOR
9	126006-02-J60	EA	COVER - TV - OVERHEAD/BOTTOM
10	125977-01-01A	EA	COVER - TV - OVERHEAD/FRONT - TITANIUM
10	126602-02-J52	EA	COVER - FRONT/OVERHEAD - W/O TV OPTION
11	091261-01-000	FT	SLIPNOT - ANTISLIP - 1" WIDE
12	126457-02-J20	EA	PANEL - CLOSEOUT - OVERHEAD FRONT - UPPER/LOWER LEFT HAND
13	114706-04-02B	EA	SUPPORT - SHELF/TV
14	126854-01-J20	EA	PANEL - HEADLINER/TV/TOP
15	126457-01-J20	EA	PANEL - CLOSEOUT - OVERHEAD FRONT - UPPER/LOWER RIGHT HAND
16	126876-01-J60	EA	CABINET - OVERHEAD/FRONT - RIGHT HAND - W/O DOORS/HARDWARE (WASHED MAPLE)
16	126876-01-J20	EA	CABINET - OVERHEAD/FRONT - RIGHT HAND - W/O DOORS/HARDWARE (WATERFORD OAK)
17	126358-01-J52	EA	CABINET - OVERHEAD/FRONT - RIGHT HAND - W/O DOORS/HARDWARE (WASHED MAPLE)
17	126358-01-J53	EA	CABINET - OVERHEAD/FRONT - RIGHT HAND - W/O DOORS/HARDWARE (WATERFORD OAK)
18	103128-17-J52	EA	END CAP - OVERHEAD CABINET - RIGHT HAND (WASHED MAPLE)
18	103128-17-J20	EA	END CAP - OVERHEAD CABINET - RIGHT HAND (WATERFORD OAK)
19	126601-03-J60	EA	PANEL - SHELF - VINYL COVERED - W/O INVERTOR CUTOUT
19	126601-07-J60	EA	PANEL - SHELF - VINYL COVERED - W/INVERTOR CUTOUT
20	126440-01-J52	EA	PANEL - OVERHEAD/FRONT - BOTTOM/RIGHT HAND
21	126443-05-J52	EA	PANEL - OVERHEAD/FRONT - RIGHT HAND - 5.8" X 28.5"

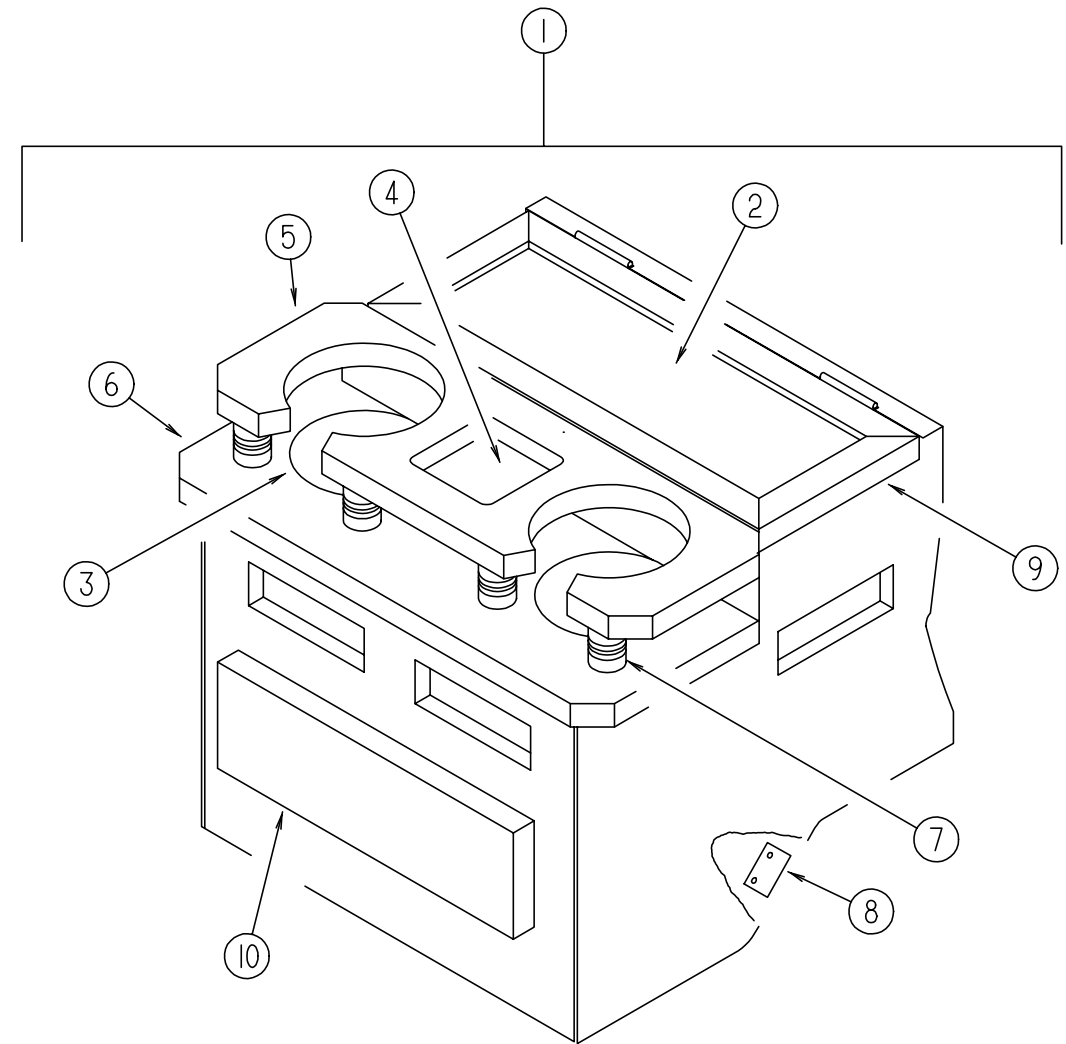
**DRIVERS COMPARTMENT GROUP (CONTINUED)**



**MOTOR COVER**

KEY	PART NUMBER	U/M DESCRIPTION
1	115852-01-02B	EA STRIKE - LATCH - MOTOR COVER - E-COATED
2	115860-01-01A	EA TRIM - MOTOR COVER
3	115840-01-01A	EA COVER - MOTOR - W/O CARPET
4	115850-01-02B	EA RETAINER - LATCH - MOTOR COVER - RIGHT HAND - E-COAT FROM: 00-00-00 THRU: 05-17-98
4	115850-03-02B	EA RETAINER - LATCH - MOTOR COVER - RIGHT HAND - E-COAT FROM: 05-18-98 THRU: 99-99-99
5	116581-01-000	EA LATCH - MOTOR COVER
6	116833-01-02B	EA WRENCH - HEX MOTOR COVER - E-COATED
7	039623-01-000	FT SEAL - MOTOR COVER - RUBBER BULB TYPE

**DRIVERS COMPARTMENT GROUP (CONTINUED)**



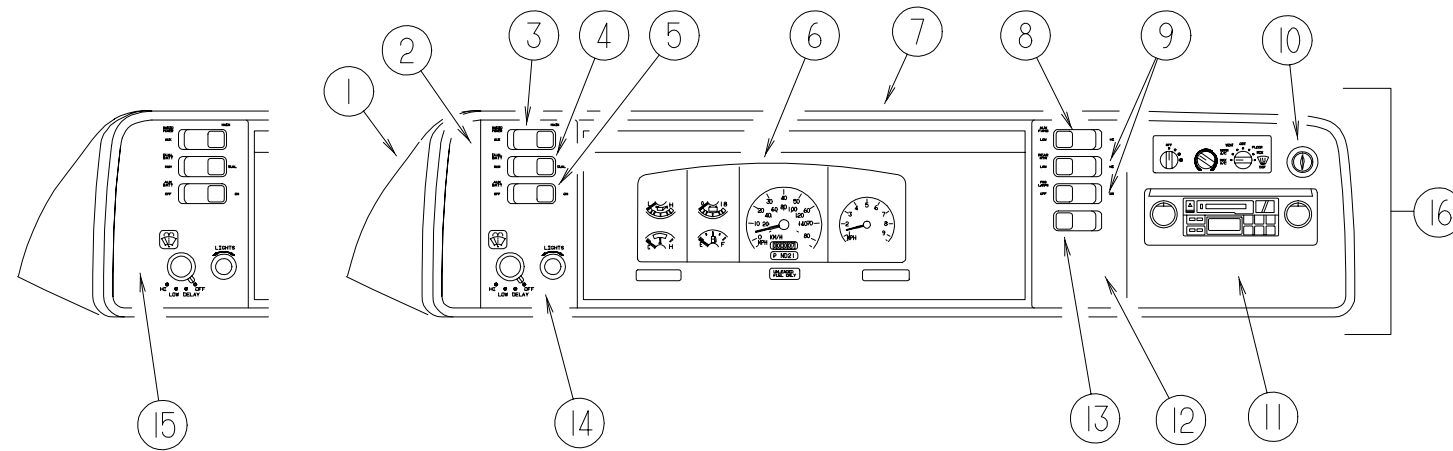
**BEVERAGE TRAY**

KEY	PART NUMBER	U/M DESCRIPTION
1	126680-01-J52	EA TRAY - BEVERAGE - W/SHELF/CUPHOLDERS - W/O DRAWER (WASHED MAPLE)
1	126680-01-H17	EA TRAY - BEVERAGE - W/SHELF/CUPHOLDERS - W/O DRAWER (WATERFORD OAK)
2	122717-06-01A	FT PAD - NON-SKID - PSA - 6.5" X 13.8"
3	122717-01-01A	EA PAD - NON SKID - 4" DIAMETER ROUND
4	122717-02-01A	EA PAD - NON SKID - 4" X 4"
5	126680-15-H37	EA SHELF/CUPHOLDER (WASHED MAPLE)
5	126680-15-H17	EA SHELF/CUPHOLDER (WATERFORD OAK)
6	126680-14-H37	EA SHELF/CUPHOLDER - W/PADS (WASHED MAPLE)
6	126680-14-H17	EA SHELF/CUPHOLDER - W/PADS (WATERFORD OAK)
7	097872-04-000	EA DOWEL - WOOD - 1" DIAMETER X 1.38" LONG
8	122832-01-02B	EA BRACKET - MOUNTING - BEVERAGE TRAY
9	126680-16-J52	EA LID - BEVERAGE TRAY (WASHED MAPLE)
9	126680-16-H17	EA LID - BEVERAGE TRAY (WATERFORD OAK)
10	M08168-AZ-H37	EA DRAWER - SQUARE EDGE - 10.0"W X 11.8"D - W/O SLIDES/HDW (WASHED MAPLE)
10	M05971-AZ-H17	EA DRAWER - SQUARE EDGE - 10.0"W X 11.8"D - W/O SLIDES/HDW (WATERFORD OAK)
	100128-02-000	FT SEAL - FOAM/ADHESIVE BACK - .37" WIDE X .37" THICK



## DRIVERS COMPARTMENT GROUP (CONTINUED)

### DASH, GAUGES & SWITCHES - FORD

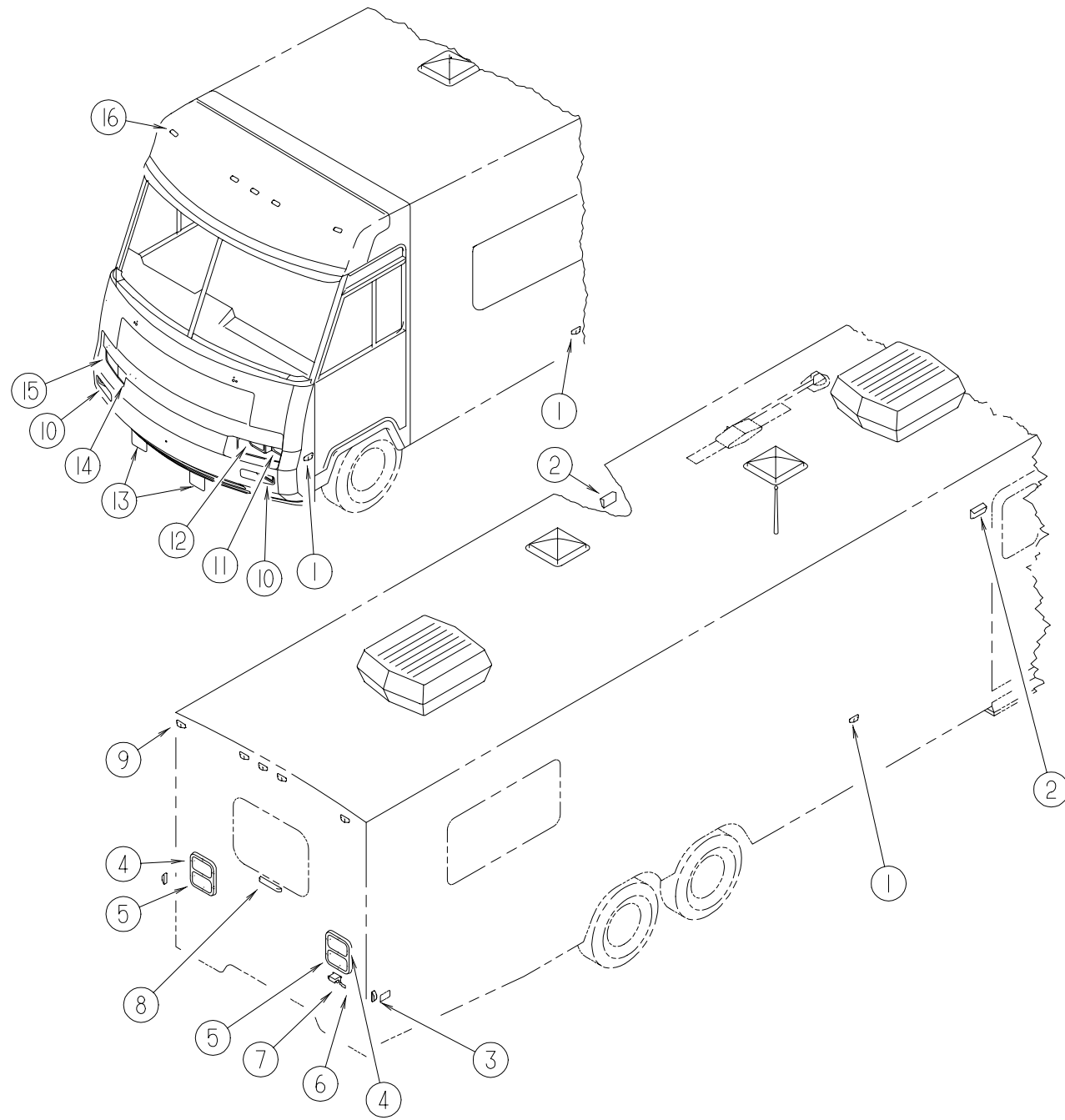


KEY	PART NUMBER	U/M DESCRIPTION
1	111499-01-07A	EA POD - INSTRUMENT PANEL - TITANIUM FROM: 00-00-00 THRU: 04-16-98
1	125677-02-J52	EA POD - INSTRUMENT PANEL - TITANIUM FROM: 04-17-98 THRU: 99-99-99
2	104056-01-08A	EA APPLIQUE - BEZEL - DRIVER DRESS UP
3	108357-08-000	EA SWITCH - ROCKER DPDT - ON/NONE/ON - 6 TERMINAL
3	108356-02-01A	EA COVER/ACTUATOR SWITCH - 2 ROWS DIMPLES- CONTURA II - BLACK
4	108357-09-000	EA SWITCH - ROCKER SPDT - ON/NONE/MOM - 3 TERMINAL
4	108356-02-01A	EA COVER/ACTUATOR SWITCH - 2 ROWS DIMPLES- CONTURA II - BLACK
5	108357-06-000	EA SWITCH - ROCKER DPDT - MOM/OFF/MOM - 6 TERMINAL
5	108356-02-01A	EA COVER/ACTUATOR SWITCH - 2 ROWS DIMPLES- CONTURA II - BLACK
6	N/A	EA CLUSTER - INSTRUMENT PANEL - KILO/FORD F53 - F5TD-10849-BB
7	103662-05-01A	EA BEZEL - INSTRUMENT PANEL FROM: 00-00-00 THRU: 02-22-98
7	103662-09-01A	EA BEZEL - INSTRUMENT PANEL FROM: 02-23-98 THRU: 03-20-98
7	103662-11-01A	EA BEZEL - INSTRUMENT PANEL FROM: 03-21-98 THRU: 04-14-98
7	103662-12-01A	EA BEZEL - INSTRUMENT PANEL FROM: 04-15-98 THRU: 99-99-99
8	108357-10-000	EA SWITCH - ROCKER SPDT - W/LIGHT - MOM/NONE/MOM - 5 TERMINAL
8	108356-04-01A	EA COVER/ACTUATOR SWITCH - 2 ROWS DIMPLES W/LENS-CONTURAI-BLK

KEY	PART NUMBER	U/M DESCRIPTION
9	108357-03-000	EA SWITCH - ROCKER SPDT - ON/OFF/ON - 3 TERMINAL
9	108356-02-01A	EA COVER/ACTUATOR SWITCH - 2 ROWS DIMPLES- CONTURA II - BLACK
	096241-03-000	EA SWITCH - BLANK - BLACK
	077942-01-000	EA SWITCH - DUMMY - BLACK
10	089294-01-000	EA LIGHTER - CIGARETTE - W/SOCKET & WIRE
11	104056-06-08A	EA APPLIQUE - BEZEL - PASSENGER DRESS UP - BURLWOOD FROM: 00-00-00 THRU: 05-10-98
11	104056-06-01A	EA APPLIQUE - BEZEL - PASSENGER DRESS UP - FLAT BLACK FROM: 05-11-98 THRU: 99-99-99
12	104056-21-01A	EA APPLIQUE - BEZEL - PASSENGER DRESS UP
12	104056-08-01A	EA APPLIQUE - BEZEL - PASSENGER - 6 SWITCH
13	108357-01-000	EA SWITCH - ROCKER SPST - ON/OFF - 2 TERMINAL
13	108356-02-01A	EA COVER/ACTUATOR SWITCH - 2 ROWS DIMPLES- CONTURA II - BLACK
14	104056-24-01A	EA APPLIQUE - BEZEL - DRIVER DRESS UP
15	104056-39-01A	EA APPLIQUE - BEZEL - DRIVER DRESS UP
16	M05946-54-J52	EA DASH POD - FORD - W/O CLUSTER
	100138-01-000	EA MODULE - DAYTIME/RUNNING LIGHT
	077031-01-000	EA FILM - BLACK - 1" X 1.75"
	077031-03-000	EA FILM - WHITE - .75" X 1"
	106569-11-02A	EA VINYL - LAMINATE - TITANIUM - 1/4" X 21" X 100"
	111528-07-05A	EA TRIM - LOWER DASH - PASSENGER - FORD - TITANIUM
	117306-02-J52	EA TRIM - LOWER DASH - DRIVER - 15" W/O CUTOUT - FORD/TITANIUM FROM: 00-00-00 THRU: 10-27-97
	111528-04-05A	EA TRIM - LOWER DASH - DRIVER - TITANIUM FROM: 10-28-97 THRU: 99-99-99
	096674-01-000	EA NUT - HEADLAMP KNOB - BLACK
	096675-01-000	EA KNOB - HEADLAMP - W/SHAFT
	111904-01-000	EA CABLE/INDICATOR - TRANSMISSION - 23.1" EYE/EYE

# ELECTRICAL GROUP

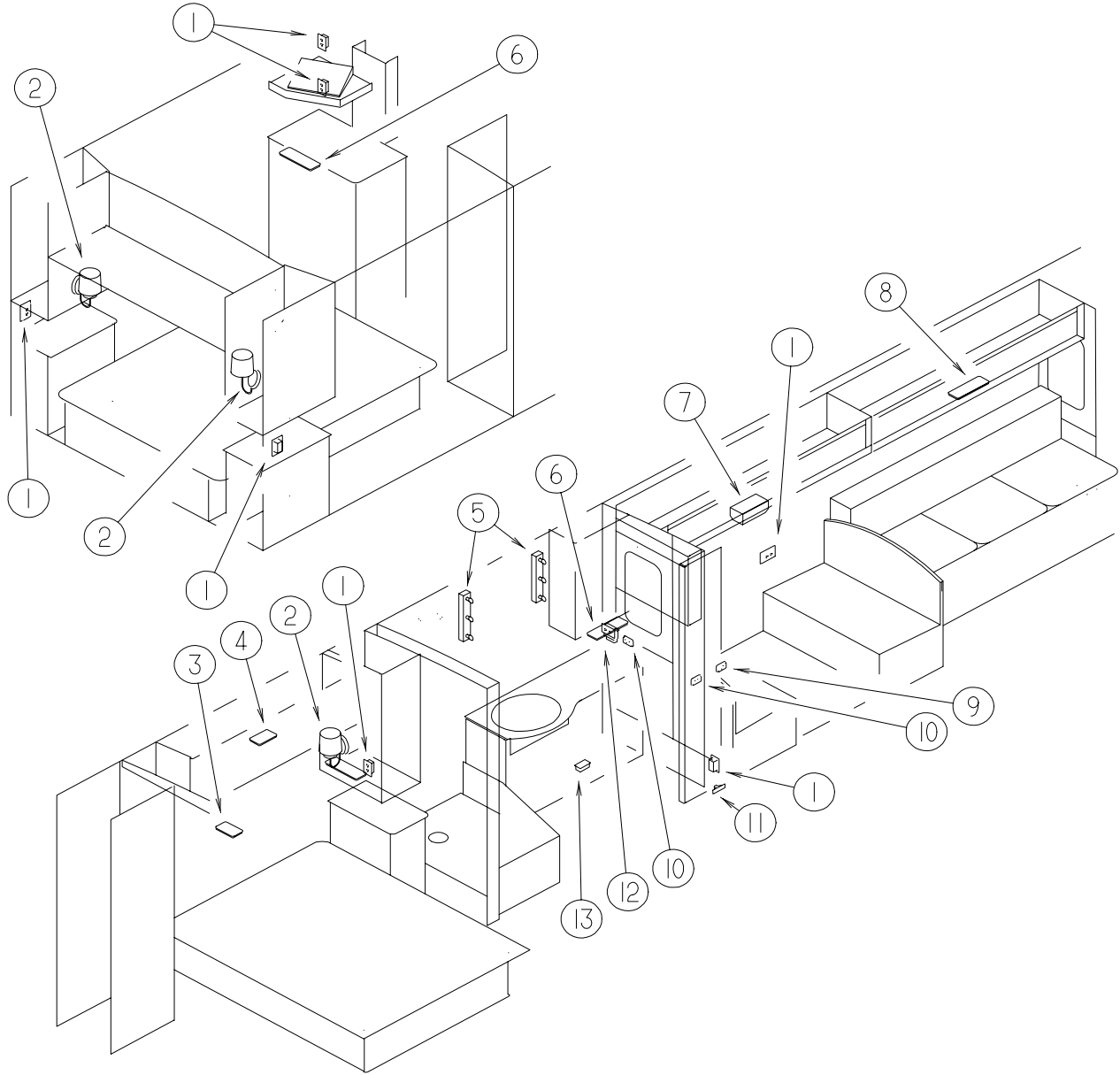
## EXTERIOR LIGHTS



KEY	PART NUMBER	U/M DESCRIPTION
1	111102-02-000	EA LENS - MARKER LAMP - AMBER
1	111102-01-000	EA LAMP - MARKER - BASE
1	036196-01-000	EA BULB - 12 VOLT - #194 - .27 AMP - BAYONETTE
2	097917-01-06A	EA LIGHT - PORCH - BRIGHT WHITE
2	008215-01-000	EA BULB - 12 VOLT - #1003 - .94 AMP
2	097917-01-700	EA LENS - LIGHT - CLEAR
3	111102-03-000	EA LENS - MARKER LAMP - RED
3	111102-01-000	EA LAMP - MARKER - BASE
3	036196-01-000	EA BULB - 12 VOLT - #194 - .27 AMP - BAYONETTE
4	115632-01-02A	EA LIGHT - STOP/ TURN/ TAIL RED
5	115632-03-02A	EA LIGHT - STOP/ TAIL/ BACKUP
6	066432-03-000	EA BRACKET - LICENSE PLATE
7	066432-02-000	EA LIGHT - LICENSE - BLACK
8	121950-01-000	EA LIGHT - BRAKE - CENTER MOUNT
9	127536-01-000	EA LIGHT - CLEARANCE - RED
9	127536-02-000	EA SOCKET - LIGHT - 194 WEDGE
9	036196-01-000	EA BULB - 12 VOLT - #194 - .27 AMP - BAYONETTE
10	106688-02-000	EA LIGHT - AMBER TURN SIGNAL (LENS/BACK PAN)
11	049188-04-000	EA HEADLAMP - DRIVER - HIGH BEAM - HALOGEN
12	049186-04-000	EA HEADLAMP - DRIVER - HIGH/LOW - HALOGEN
13	124215-01-000	EA FOG LIGHT - RECTANGULAR/ CLEAR LENS
14	049185-04-000	EA HEADLAMP - PASSENGER - HIGH/LOW - HALOGEN
15	049187-04-000	EA HEADLAMP - PASSENGER - HIGH BEAM - HALOGEN
	110750-01-000	EA SCREW - HEADLAMP ADJUSTING
	049359-01-000	EA SPRING - RETAINER - HEADLAMP - GM #496096
	119157-01-000	EA SOCKET - SINGLE CONTACT
	119158-01-000	EA SOCKET - DOUBLE CONTACT
16	102520-01-000	EA LIGHT - CLEARANCE - W/O SOCKET CONNECTIONS - AMBER
16	036196-01-000	EA BULB - 12 VOLT - #194 - .27 AMP - BAYONETTE
16	102540-01-000	EA SEAL - SCREW - ROUND - RUBBER
16	102541-01-000	EA GASKET - CLEARANCE LIGHT
16	067789-02-000	EA SOCKET - LAMP

## ELECTRICAL GROUP (CONTINUED)

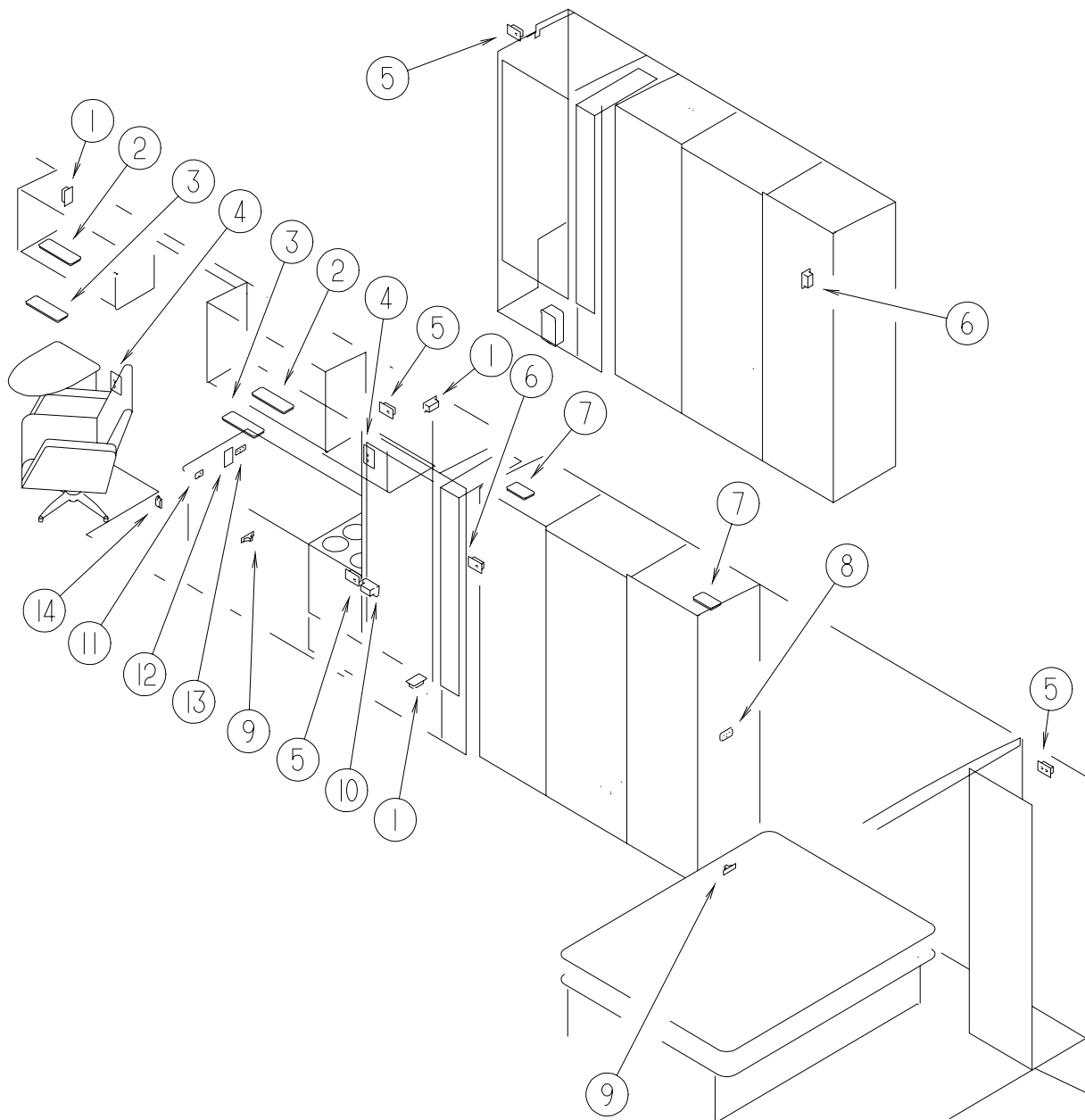
### LIGHTS, RECEPTACLES, & SWITCHES - DRIVERS SIDE



KEY	PART NUMBER	U/M	DESCRIPTION	VENDOR NO.
1	058708-02-000	EA	RECEPTACLE - ELECTRIC - DOUBLE - IVORY	
1	102568-01-J70	EA	SPACER - RECEPTACLE - BETWEEN SIDEWALL & PLATE - WOOD (WASHED MAPLE)	
1	102568-01-GB1	EA	SPACER - RECEPTACLE - BETWEEN SIDEWALL & PLATE - WOOD (WATERFORD OAK)	
2	065202-38-000	EA	LAMP - WALL	
2	117806-01-000	EA	BULB - 12 VOLT #912 - 1.0 AMPS	
2	119257-01-01A	EA	SHADE - LAMP - POTPOUR	
3	098024-01-03A	EA	LIGHT - DOME - 1 BULB - WHITE	
3	008218-01-000	EA	BULB - DOME LIGHT - 12 VOLT - NO. 1141	
3	098024-01-700	EA	LENS-LIGHT	807877
4	098024-05-02A	EA	LIGHT - DOME - 1 BULB - SKYLITE - WHITE	
4	008218-01-000	EA	BULB - DOME LIGHT - 12 VOLT - NO. 1141	
4	098024-01-701	EA	LENS - OPTI CLEAR - SKYLITE	809902
5	110235-01-01A	EA	LIGHT - MAKE UP - 3 BULB - 12 VOLT	
5	081633-01-700	EA	BULB-LIGHT, MAKE-UP	RP1041
6	098024-03-02A	EA	LIGHT - DOME - 2 BULB - WHITE	
6	008218-01-000	EA	BULB - DOME LIGHT - 12 VOLT - NO. 1141	
6	098024-01-700	EA	LENS-LIGHT	807877
7	093575-06-01A	EA	LIGHT - CEILING - FLUTED	
8	098024-06-02A	EA	LIGHT - DOME - 2 BULB - SKYLITE	
8	008218-01-000	EA	BULB - DOME LIGHT - 12 VOLT - NO. 1141	
8	098024-01-701	EA	LENS - OPTI CLEAR - SKYLITE	809902
9	079364-01-000	EA	SWITCH - ON/OFF ROCKER - 2 TERMINAL - BROWN	
9	098351-01-01A	EA	PLATE - SWITCH - 1 GANG POLISHED BRASS	
9	095188-01-01A	EA	SPACER - SWITCH - 2.3" X 3.4" - PLASTIC - DARK BROWN	
10	079364-03-000	EA	SWITCH - ON/OFF ROCKER - 3 TERMINAL - BROWN	
10	079364-01-000	EA	SWITCH - ON/OFF ROCKER - 2 TERMINAL - BROWN	
10	098351-02-01A	EA	PLATE - SWITCH - 2 GANG POLISHED BRASS	
10	095188-01-01A	EA	SPACER - SWITCH - 2.3" X 3.4" - PLASTIC - DARK BROWN	
11	061424-01-000	EA	LIGHT - AISLE - 12 VOLT - RECTANGULAR	
11	008103-01-000	EA	BULB - DASH/AISLE LIGHT - #53 - 12 VOLT - .12 AMP	
12	084076-01-000	EA	RECEPTACLE - GFI - 15 AMP/125 VOLT - IVORY	
13	058707-02-000	EA	RECEPTACLE - BLANK JUNCTION BOX	

## ELECTRICAL GROUP (CONTINUED)

### LIGHTS, RECEPTACLES, & SWITCHES - PASSENGER SIDE



KEY	PART NUMBER	U/M	DESCRIPTION	VENDOR NO.
1	058707-02-000	EA	RECEPTACLE - BLANK JUNCTION BOX	
2	098024-06-02A	EA	LIGHT - DOME - 2 BULB - SKYLITE	
2	008218-01-000	EA	BULB - DOME LIGHT - 12 VOLT - NO. 1141	809902
2	098024-01-701	EA	LENS - OPTI CLEAR - SKYLITE	
3	098024-03-02A	EA	LIGHT - DOME - 2 BULB - WHITE	
3	008218-01-000	EA	BULB - DOME LIGHT - 12 VOLT - NO. 1141	
3	098024-01-700	EA	LENS-LIGHT	807877
4	058708-02-000	EA	RECEPTACLE - ELECTRIC - DOUBLE - IVORY	
4	102568-01-J70	EA	SPACER - RECEPTACLE - BETWEEN SIDEWALL & PLATE - WOOD (WASHED MAPLE)	
4	102568-01-GB1	EA	SPACER - RECEPTACLE - BETWEEN SIDEWALL & PLATE - WOOD (WATERFORD OAK)	
5	058708-05-000	EA	RECEPTACLE - SINGLE - BROWN	
6	058707-01-000	EA	RECEPTACLE - ELECTRIC - SINGLE - BROWN	
6	058708-01-000	EA	RECEPTACLE - ELECTRIC - DOUBLE - BROWN	
7	098024-01-03A	EA	LIGHT - DOME - 1 BULB - WHITE	
7	008218-01-000	EA	BULB - DOME LIGHT - 12 VOLT - NO. 1141	
7	098024-01-700	EA	LENS-LIGHT	807877
8	079364-03-000	EA	SWITCH - ON/OFF ROCKER - 3 TERMINAL - BROWN	
8	079364-01-000	EA	SWITCH - ON/OFF ROCKER - 2 TERMINAL - BROWN	
8	098351-05-01A	EA	PLATE - SWITCH - 3 GANG POLISHED BRASS	
8	095188-02-01A	EA	SPACER - SWITCH - 2.3" X 4.1" - PLASTIC - DARK BROWN	
9	061424-01-000	EA	LIGHT - AISLE - 12 VOLT - RECTANGULAR	
9	008103-01-000	EA	BULB - DASH/AISLE LIGHT - #53 - 12 VOLT - .12 AMP	
10	112822-01-01A	EA	RECEPTACLE - DUPLEX - IVORY	
10	112824-01-03A	EA	COVER - RECEPTACLE - EXTERIOR DUPLEX	
11	079364-01-000	EA	SWITCH - ON/OFF ROCKER - 2 TERMINAL - BROWN	
11	098351-05-01A	EA	PLATE - SWITCH - 3 GANG POLISHED BRASS	
11	095188-01-01A	EA	SPACER - SWITCH - 2.3" X 3.4" - PLASTIC - DARK BROWN	
12	084076-02-000	EA	RECEPTACLE - GFI - 15 AMP/125 VOLT - BROWN	
13	079364-03-000	EA	SWITCH - ON/OFF ROCKER - 3 TERMINAL - BROWN	
13	098351-05-01A	EA	PLATE - SWITCH - 3 GANG POLISHED BRASS	
13	095188-02-01A	EA	SPACER - SWITCH - 2.3" X 4.1" - PLASTIC - DARK BROWN	
14	116995-01-000	EA	SWITCH/MAGNET - ELECTRIC STEP	

## ELECTRICAL GROUP (CONTINUED)

### CONVERTER & LOAD CENTER

KEY	PART NUMBER	U/M	DESCRIPTION
	083208-02-000	EA	CONVERTER - POWER - 45A - 120/12V
	099048-03-000	EA	INVERTER - 130 WATT
	108915-02-000	EA	LOAD CENTER - 120/240 VOLT - 100 AMP
	109677-01-000	EA	LOAD CENTER - 120 VOLT - 40 AMP
	113132-01-000	EA	LOAD CENTER - 120/240 VOLT - 60 AMP
	123058-02-000	EA	CONVERTER - 45 AMP - ELECTRONIC- 4 1/8" H X 7" W X 12 3/8" L

### ELECTRICAL SWITCHES

KEY	PART NUMBER	U/M	DESCRIPTION
	106071-01-000	EA	SWITCH - AUTOMATIC TRANSFER - 30 AMP - MAGNETEK
	106071-02-000	EA	SWITCH - AUTOMATIC TRANSFER - 50 AMP - MAGNETEK
	108355-01-000	EA	HOUSING - SWITCH
	108357-01-000	EA	SWITCH - ROCKER SPST - ON/OFF - 2 TERMINAL
	108357-08-000	EA	SWITCH - ROCKER SPDT - ON/NONE/ON - 6 TERMINAL

### RECEPTACLES

KEY	PART NUMBER	U/M	DESCRIPTION
	024924-02-000	EA	RECEPTACLE - POWER CORD - W/PARTIAL PLATE
	115930-02-000	EA	INLET - 50 AMP - 240 VOLT - EXTERIOR

### ELECTRICAL BOXES & CORDS

KEY	PART NUMBER	U/M	DESCRIPTION
	008052-01-000	EA	CORD - POWER - 10/3 - 30 AMP - 25' - CANADIAN
	008054-01-000	EA	CORD - POWER - 10/3 - 30 AMP - 25'
	008289-01-000	EA	BOX - ELECTRIC/STEEL - 1/2" & 3/4" KNOCKOUTS - 4" X 4"
	008289-02-000	EA	BOX - ELECTRICAL/STEEL - 4" X 4" - 1/2" & 3/4" KNOCKOUTS - CANADIAN
	008294-01-000	EA	COVER - ELECTRICAL BOX - BLANK STEEL - 4" X 4" - GRAY
	008294-02-000	EA	COVER - ELECTRICAL BOX - BLANK STEEL - 4" X 4" - CANADIAN
	069238-01-000	EA	COVER - ELECTRICAL BOX - W/HOLE - 4" X 4" - GRAY
	074890-01-000	EA	BOX - EXTENSION/STEEL - OPEN SIDES - 4" X 4" X 1 1/2"
	074897-01-000	EA	COVER - ELECTRICAL BOX W/HOLES - 4" X 4"
	091910-01-000	EA	BOX - ELECTRIC - 3.75" X 3.5" X 1.75" - PLASTIC
	091910-02-000	EA	BOX - ELECTRIC - 2.24" X 3.45" X 1.69" - PLASTIC
	108934-01-000	EA	CORD - POWER - 50 AMP - 4 WIRE - 36'
	113096-01-000	EA	CORD - POWER - 50 AMP - 4 WIRE - 4' - CSA
	111509-01-000	EA	BOX - ELECTRICAL - FRONT - E-COATED
	111510-01-000	EA	DOOR/ACCESS PANEL - ELECTRICAL BOX - FRONT
	121470-01-000	EA	CORD - EXTENSION - 6 FOOT - 16-2 WIRE

## ELECTRICAL GROUP (CONTINUED)

### WIRE ASSEMBLIES

KEY	PART NUMBER	U/M	DESCRIPTION
	073328-B4-000	EA	CABLE ASSEMBLY - BATTERY - W/TERMINALS
	081059-02-000	EA	WIRE ASSEMBLY - 9 PIN - F/RADIO
	090986-01-000	EA	WIRE ASSEMBLY - ELECTRIC STEP - KWIKEE 9009
	096449-01-000	EA	WIRE ASSEMBLY - WATER TANK TO MONITOR PANEL
	093040-06-000	EA	WIRE ASM-MONITOR- F/NON PREWIRED AFTER MARKET INSTALLATION
	096717-03-000	EA	WIRE - REAR MONITOR - AFTER MARKET INSTALLATION
	097618-01-000	EA	WIRE ASSEMBLY - MONITOR PANEL- W/3 WIRES & ORANGE RESISTOR ORANGE RESISTOR W/3 (ORANGE-GREEN-BLUE) WIRES
	P27264-02-000	EA	WIRE ASSEMBLY - RADIO AM/FM CASSETTE
	P27516-02-000	EA	WIRE ASSEMBLY - RADIO AM/FM/CD
	102636-02-000	EA	WIRE ASSEMBLY - CLEARANCE LAMPS
	103330-02-000	EA	WIRE ASSEMBLY - OVERHEAD SPEAKERS
	104271-02-000	EA	WIRE ASSEMBLY - TV SPEAKER
	108303-01-000	EA	WIRE ASSEMBLY - REAR AUTO HEATER
	108304-01-000	EA	WIRE ASSEMBLY - INSTRUMENT PANEL - AUXILIARY FANS
	110256-01-000	EA	WIRE ASSEMBLY - INSTRUMENT PANEL - GENERATOR
	111915-03-000	EA	WIRE ASSEMBLY - DAYTIME RUNNING LAMPS - FUSE
	124096-01-000	EA	WIRE - INSTRUMENT PANEL - FOG LAMPS
	126392-01-000	EA	WIRE ASSEMBLY - REMOTE MIRRORS
	113134-03-000	EA	WIRE ASSEMBLY - WIPER/WASHER

### CIRCUIT BREAKERS & FUSES

KEY	PART NUMBER	U/M	DESCRIPTION
	062037-01-000	EA	HOUSING - AUTO FUSE - NATURAL
	062037-06-000	EA	HOUSING - AUTO FUSE - BROWN
	108669-01-000	EA	HOUSING - AUTO FUSE HOLDER
	062901-02-000	EA	FUSE - 5 AMPS - AUTOMOTIVE
	062901-05-000	EA	FUSE - 15 AMPS - AUTOMOTIVE
	062901-06-000	EA	FUSE - 20 AMPS - AUTOMOTIVE
	062901-07-000	EA	FUSE - 25 AMPS - AUTOMOTIVE
	062901-08-000	EA	FUSE - 30 AMPS - AUTOMOTIVE
	083209-01-000	EA	CIRCUIT BREAKER - 15 AMP - 120 VOLT - CANADIAN
	083209-02-000	EA	CIRCUIT BREAKER - 15/15 AMP - 120 VOLT
	083209-03-000	EA	CIRCUIT BREAKER - 15/20 AMP - 120 VOLT
	083209-04-000	EA	CIRCUIT BREAKER - 30 AMP - 120 VOLT
	083209-06-000	EA	CIRCUIT BREAKER - 30/15 AMP - 120 VOLT
	093654-01-000	EA	CIRCUIT BREAKER - 6 AMP - 12 VOLT
	093654-02-000	EA	CIRCUIT BREAKER - 15 AMP - 12 VOLT
	093655-03-000	EA	CIRCUIT BREAKER - 40 AMP - 12 VOLT
	108916-01-000	EA	CIRCUIT BREAKER - 50 AMP - 12 VOLT - 2 POLE
	112591-01-000	EA	CIRCUIT BREAKER - 16 AMP - 240 VOLT
	122811-01-000	EA	CIRCUIT BREAKER - 20/50/50/20
	093674-01-000	EA	PLATE - CIRCUIT BREAKER - HOUSE - 8.4" X 4.1" - STEEL
	106656-01-000	EA	FUSE BLOCK - 4 CAVITY - AUTOFUSE

## ELECTRICAL GROUP (CONTINUED)

### ELECTRICAL CONNECTORS & CONDUIT

KEY	PART NUMBER	U/M	DESCRIPTION
	007954-01-000	EA	RECEPTACLE - HOUSING - 6 POSITION
	007956-05-000	EA	INSULATOR - SHRINK - .25 ID X 1.50
	008311-01-000	EA	CONNECTOR - WIRE NUT - INSULATED - RED
	008312-01-000	EA	CONNECTOR - WIRE NUT - INSULATED - BLUE
	008313-01-000	EA	CONNECTOR - WIRE NUT - INSULATED - YELLOW
	008314-01-000	EA	CONNECTOR - WIRE NUT - INSULATED - GRAY
	115932-02-000	EA	CONNECTOR - FEMALE - 50 AMP - 240 VOLT
	008355-01-000	EA	CONNECTOR - CABLE CLAMPING - 3/4"
	008356-01-000	EA	CONNECTOR - PLASTIC - 3/8" AVG
	008398-01-000	EA	CONNECTOR - 1/2" X 90 DEGREE - FLEX CONDUIT - UL & CSA
	041480-01-000	EA	CONNECTOR - STRAIGHT - 1/2' FLEX CONDUIT
	058028-01-000	EA	CONNECTOR - ELECTRICAL PIGTAIL - NYLON - CLEAR
	008356-02-000	EA	CONNECTOR - PLASTIC - 21/32
	008326-01-000	EA	TERMINAL - RING - 16/14 WIRE - 3/8" STUD
	008328-01-000	EA	TERMINAL - RING - 12/10 WIRE - #10 STUD FIT
	008331-01-000	EA	TERMINAL - RING - TONGUE - #4 WIRE - 3/8" STUD - COPPER
	008348-01-000	EA	TERMINAL - RING - 3/8" STUD 2 GA. WIRE
	035416-04-000	EA	TERMINAL - RING - #10 STUD FIT - INSULATED BARREL #16/14
	047443-01-000	EA	TERMINAL - .250 RECEPTACLE FIT - INSULATED - 16/14 AWG
	047443-02-000	EA	TERMINAL - .250 RECEPTACLE FIT - INSULATED - 12/10 AWG
	062036-01-000	EA	TERMINAL - PACK - CON - 12/10 AWG
	062036-02-000	EA	TERMINAL - PACK - CON - 16/14 AWG
	088267-01-000	EA	TERMINAL - FEMALE - 1/4
	098260-01-000	EA	TERMINAL - MALE - 56 SERIES
	113306-01-000	EA	TERMINAL - FEMALE - M/P - 14-16 - F/SEALED TERMINAL
	113307-01-000	EA	TERMINAL - FEMALE - M/P - 16-20
	116811-01-000	EA	TERMINAL - .110 RECEPTACLE - 16-14 AWG
	008394-01-000	FT	CONDUIT - FLEXIBLE - 1/2"
	041953-01-000	FT	CONDUIT - CONVOLUTE SLIT - .5" ID
	041953-03-000	FT	CONDUIT - CONVOLUTE SLIT - 1" ID (CLOTHES ROD COVER)
	041953-05-000	FT	CONDUIT - CONVOLUTE SOLID - .62" ID
	041953-06-000	FT	CONDUIT - CONVOLUTE SLIT - .375" ID
	041953-07-000	FT	CONDUIT - CONVOLUTE SLIT - .25" ID
	041953-08-000	FT	CONDUIT - CONVOLUTE SLIT - 1.50" ID
	041953-09-000	FT	CONDUIT - CONVOLUTE SLIT - .50" ID
	041953-10-000	FT	CONDUIT - CONVOLUTE SLIT - .75" ID
	041953-11-000	FT	CONDUIT - CONVOLUTE SLIT - 1.06" ID
	041953-12-000	FT	CONDUIT - CONVOLUTE NON SLIT - 1.1" ID
	077479-01-000	EA	BOOT - BATTERY TERMINAL - DOUBLE CABLE
	077479-02-000	EA	BOOT - BATTERY TERMINAL - SINGLE CABLE
	080015-02-000	EA	RECEPTACLE - FLAG - .185 - 16/14 GAUGE
	087225-01-000	FT	SLEEVEING - 1/2" - TYPE H
	087225-02-000	FT	SLEEVEING - 5/8" - TYPE H
	087949-01-000	EA	BUSS BAR - 2 POSITION - .6" X 1.5"
	087949-02-000	EA	BUSS BAR - 3 POSITION - .6" X 2.4"
	088473-01-000	EA	HOUSING - PIN - 12 CAVITY
	088473-02-000	EA	HOUSING - PIN - 15 CAVITY
	088473-03-000	EA	HOUSING - PIN - 9 CAVITY
	088473-05-000	EA	HOUSING - PIN - 6 CAVITY
	088473-06-000	EA	HOUSING - PIN - 6 CAVITY
	088473-08-000	EA	HOUSING - PIN - 4 CAVITY
	088473-09-000	EA	HOUSING - PIN - 3 CAVITY
	088473-10-000	EA	HOUSING - PIN - 2 CAVITY
	088474-01-000	EA	HOUSING - SOCKET - 12 CAVITY
	088474-02-000	EA	HOUSING - SOCKET - 15 CAVITY
	088474-03-000	EA	HOUSING - SOCKET - 9 CAVITY
	088474-06-000	EA	HOUSING - SOCKET - 6 CAVITY
	088474-07-000	EA	HOUSING - SOCKET - 5 CAVITY
	088474-08-000	EA	HOUSING - SOCKET - 4 CAVITY
	088474-09-000	EA	HOUSING - SOCKET - 3 CAVITY
	088474-10-000	EA	HOUSING - SOCKET - 2 CAVITY

## ELECTRICAL GROUP (CONTINUED)

### ELECTRICAL CONNECTORS & CONDUIT (CONTINUED)

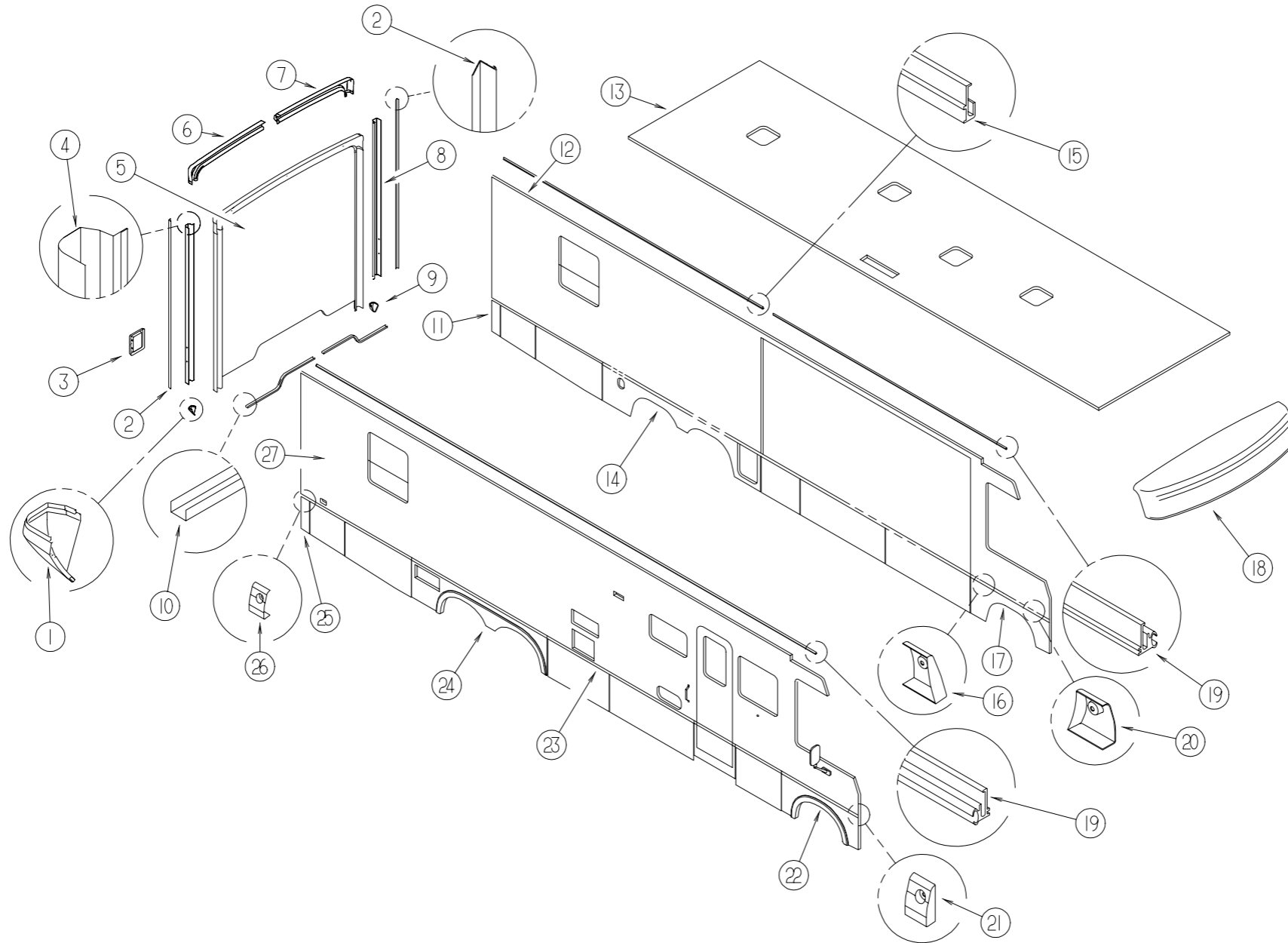
KEY	PART NUMBER	U/M	DESCRIPTION	VENDOR NO.
	088475-01-000	EA	PIN - CONNECTOR - 14 - 20 AWG	
	088475-02-000	EA	PIN - CONNECTOR - 10-12 AWG	
	088476-01-000	EA	SOCKET - CONNECTOR - BRASS - PRE-TIN	
	088476-02-000	EA	SOCKET - CONNECTOR - 12-10 GA - PRE-TIN	
	092786-03-000	EA	BUSS BAR - 6.9" LONG	
	098261-02-000	EA	SOCKET - CONNECTOR - WEATHERPACK	
	098262-01-000	EA	SEAL - CONNECTOR - WEATHER PACK	
	098264-01-000	EA	HOUSING - 2 PIN - WEATHER PACK	
	102777-02-000	EA	TERMINAL - RING - #6 STUD - 10 AWG	
	103608-01-000	EA	SOCKET - WEDGE BASE W/LEADS	
	103987-02-000	EA	SEAL - SOLENOID ACCESS	
	104016-01-000	EA	WIRE ASSEMBLY - AUXILIARY FANS	
	104100-01-000	EA	HOUSING - 1 POSITION - 75 AMPS	
	104100-03-000	EA	TERMINAL - 75 AMP	
	106655-01-000	EA	TERMINAL - FUSE BLOCK - 14-16 AWG	
	106655-02-000	EA	TERMINAL - FUSE BLOCK - 10-12 AWG	
	110178-01-000	EA	HOUSING - WIPER MOTOR	
	112823-01-000	EA	SPLICE - REDUCER - 16-14 TO 18-22	
	113468-01-000	EA	HOUSING - 2 POSITION - FEMALE (WIPER/WASHER WIRE ASM)	
	115556-01-000	EA	HOUSING - 3 POSITION - FEMALE	
	115556-02-000	EA	HOUSING - 2 POSITION - FEMALE	
	119248-02-000	EA	HOUSING - 7 POSITION - FEMALE	
	115931-02-000	EA	COVER - CONNECTOR	
	125323-02-000	EA	HOUSING - 8 POSITION - MALE	
	125324-01-000	EA	TERMINAL - MALE	
	125325-01-000	EA	SEAL - CAVITY	
	125323-03-000	EA	LOCK - SECONDARY 8 POSITION	
<b>SOLAR PANEL</b>				
KEY	PART NUMBER	U/M	DESCRIPTION	VENDOR NO.
	115504-01-000	EA	PANEL - SOLAR 10 WATT	
	115504-01-700	EA	PLUG & CABLE - 10 WATT PANEL	600-016
	115505-01-000	EA	MONITOR LIGHT - SOLAR PANEL - RED LED INDICATOR	

### ELECTRICAL MISCELLANEOUS

KEY	PART NUMBER	U/M	DESCRIPTION
	008188-01-000	EA	SOLENOID - 3 POST - BATTERY CHANGE OVER
	022756-03-000	EA	COVER - A/C PLASTIC
	063910-01-000	EA	HOUSING - RELAY
	063912-02-000	EA	RELAY - CANISTER - SPDT
	086233-01-000	EA	STUD - ISOLATED - 3/8" X 7/8" LONG
	086273-01-000	EA	RELAY - BATTERY DISCONNECT
	007093-01-000	EA	SIGNAL FLASHER

# EXTERIOR BODY GROUP

## EXTERIOR BODY PANELS & TRIM

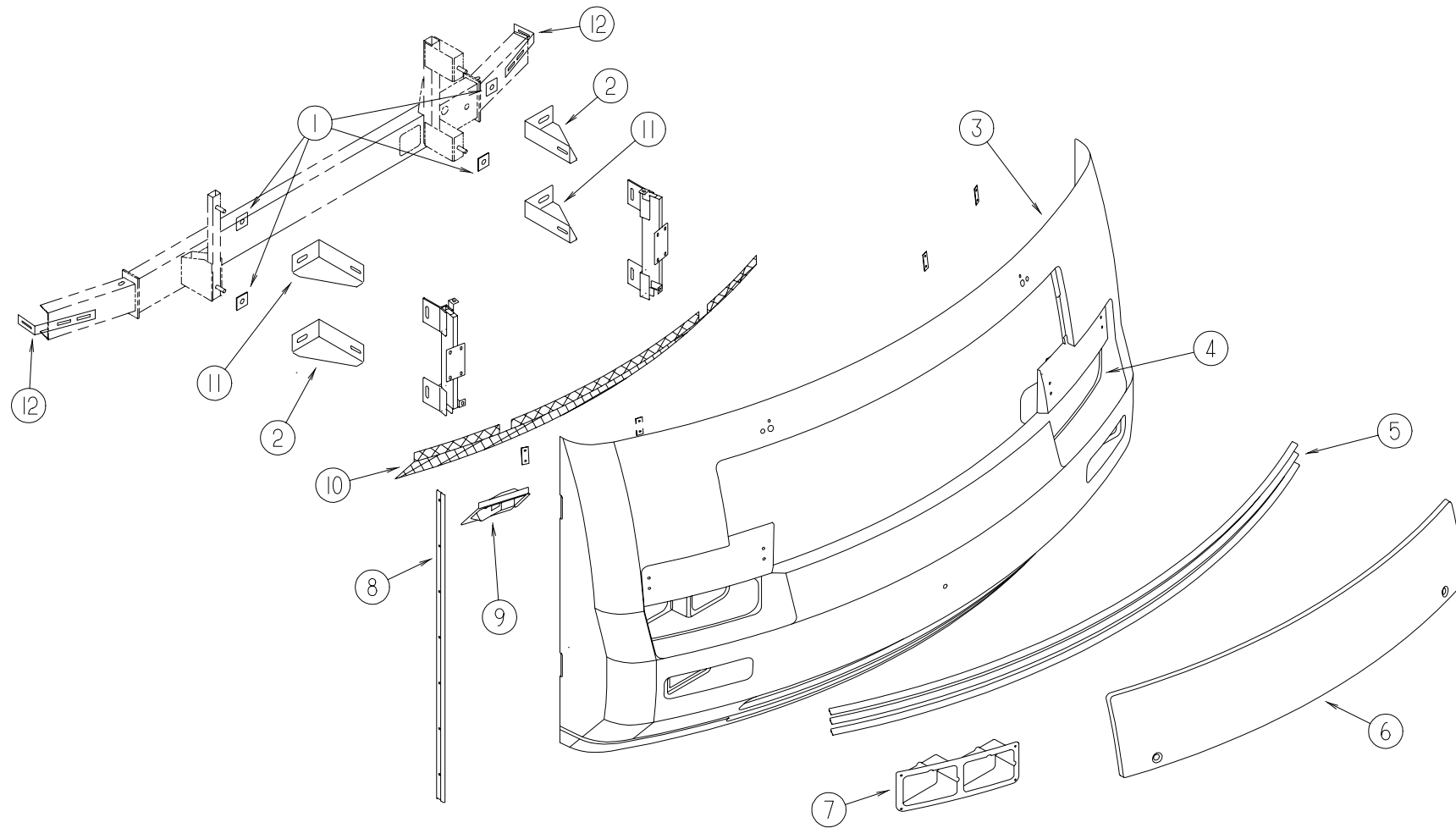


KEY	PART NUMBER	U/M	DESCRIPTION
1	125626-01-01A	EA	TRIM - BACKWALL - LOWER/PASSENGER
2	120548-01-02A	EA	TRIM-J - BACKWALL - PASSENGER/NOTCHED
2	120548-02-02A	EA	TRIM-J - BACKWALL - DRIVER/NOTCHED
3	125646-01-01A	EA	TRIM - TAIL LIGHT/REAR - BRIGHT WHITE
4	125649-01-12B	EA	TRIM - BACKWALL - PASSENGER/SIDE - BRIGHT WHITE
5	127371-01-J22	EA	BACKWALL - W/O WINDOW/TRIM (J52,J53)
5	127371-01-J26	EA	BACKWALL - W/O WINDOW/TRIM (J54,J55)
5	127371-01-J56	EA	BACKWALL - W/O WINDOW/TRIM (J56,J57)
6	125518-01-01A	EA	TRIM - BACKWALL - TOP/RIGHT HAND
7	125519-01-01A	EA	TRIM - BACKWALL - TOP/LEFT HAND
8	125649-02-12B	EA	TRIM - BACKWALL - DRIVERS/SIDE - BRIGHT WHITE
9	125626-02-01A	EA	TRIM - BACKWALL - LOWER/DRIVER
10	050406-27-000	EA	TRIM - LOWER BACKWALL - EITHER SIDE
11	122732-26-JA1	EA	VALANCE/PANEL - REAR DRIVER - W/O HARDWARE - 4.9"
12	127487-02-J52	EA	SIDEWALL - DRIVER - W/O WINDOWS/TRIMS (J52,J53)
12	127487-02-J54	EA	SIDEWALL - DRIVER - W/O WINDOWS/TRIMS (J54,J55)
12	127487-02-J56	EA	SIDEWALL - DRIVER - W/O WINDOWS/TRIMS (J56,J57)
13	127370-02-J52	EA	ROOF - W/O LIGHTS/VENTS - W/WIRING
14	125663-09-JA1	EA	VALANCE/WHEEL LIP - REAR - DRIVER
14	124020-06-J22	EA	TRIM - WHEELWELL - REAR/DRIVER

KEY	PART NUMBER	U/M	DESCRIPTION
15	120091-02-02A	EA	TRIM - ROOF
16	124178-02-01A	EA	CAP - TRIM/DRIVER DOOR
17	125664-03-JA1	EA	VALANCE/WHEEL LIP - FRONT - DRIVER - W/DRIVER DOOR
17	125664-04-JA1	EA	VALANCE/WHEEL LIP - FRONT - DRIVER
17	124019-03-01A	EA	TRIM - WHEELWELL - DRIVER/Front - PLASTIC - F/DRIVER DOOR
18	125304-02-J60	EA	CAP - ROOF
19	120092-01-02A	EA	RAIL - AWNING - BRIGHT WHITE
20	124178-02-01A	EA	CAP - TRIM/DRIVER DOOR
21	124132-01-01A	EA	CAP - SIDEWALL TRIM - RIGHT HAND - 1.4" - BRIGHT WHITE
22	125648-01-JA1	EA	VALANCE/WHEEL LIP - FRONT - PASSENGER
22	124019-01-01A	EA	TRIM - WHEELWELL - PASSENGER/Front - PLASTIC
23	124176-01-01A	EA	TRIM - SIDEWALL - BRIGHT WHITE - 16'
23	105312-01-03A	FT	INSERT - VINYL FEATURE STRIP - GRAY METTALIC
24	125647-10-JA1	EA	VALANCE/WHEEL LIP - REAR - PASSENGER
24	124020-04-H37	EA	TRIM - WHEELWELL - REAR/PASSENGER
25	122732-25-JA1	EA	VALANCE/PANEL - REAR PASSENGER - W/O HARDWARE - 4.9"
26	124132-02-01A	EA	CAP - SIDEWALL TRIM - LEFT HAND - 1.4" - BRIGHT WHITE
27	127437-02-J52	EA	SIDEWALL - PASSENGER - W/O WINDOWS/TRIMS (J52,J53)
27	127437-02-J54	EA	SIDEWALL - PASSENGER - W/O WINDOWS/TRIMS (J54,J55)
27	127437-02-J56	EA	SIDEWALL - PASSENGER - W/O WINDOWS/TRIMS (J56,J57)

## EXTERIOR BODY GROUP (CONTINUED)

### FRONT LOWER PANEL ASM AND COMPONENTS



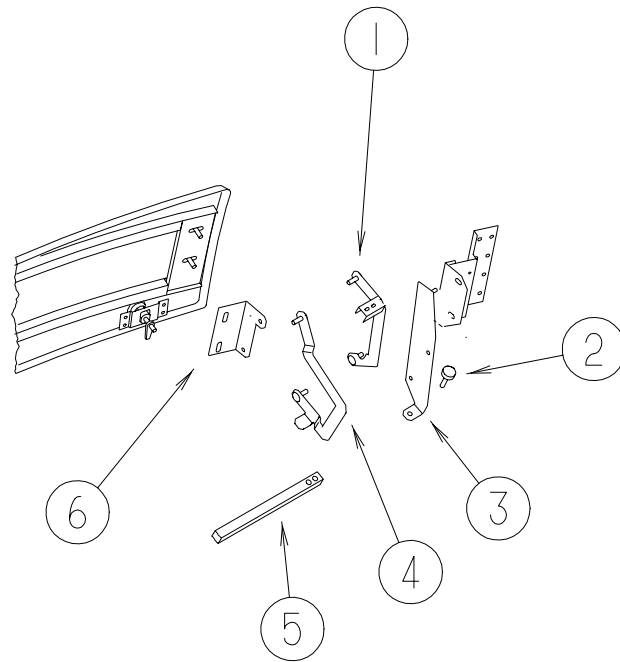
KEY	PART NUMBER	U/M	DESCRIPTION
1	116617-02-02B	EA	SPACER - BUMPER
2	117611-08-02B	EA	BRACKET - BUMPER - LEFT HAND UPPER/RIGHT HAND LOWER
3	125703-06-J52	EA	PANEL - FRONT/LOWER - W/O NOTCH
4	125713-02-01A	EA	BEZEL - HEADLAMP - LEFT HAND - BLACK
4	110690-02-D18	EA	PLATE - HEADLAMP - QUAD/LEFT HAND
5	126777-01-J52	EA	GRILLE - FRONT END
5	126777-02-J52	EA	GRILLE - FRONT END/PASSENGER
			FROM: 00-00-00 THRU: 12-06-97
5	126777-03-J52	EA	GRILLE - FRONT END/DRIVER
			FROM: 00-00-00 THRU: 12-06-97
5	128741-01-J52	EA	GRILLE - FRONT END
			FROM: 12-07-97 THRU: 99-99-99
5	128740-01-01A	EA	RETAINER - GRILLE - BRIGHT WHITE
6	126862-01-J52	EA	HOOD - FRONT
7	125713-01-01A	EA	BEZEL - HEADLAMP - RIGHT HAND
7	110690-01-D18	EA	PLATE - HEADLAMP - QUAD/RIGHT HAND
8	123680-05-01A	EA	TRIM - FIBERGLASS PANEL - BRIGHT WHITE
9	127013-01-01A	EA	BEZEL - FOGLAMP - RIGHT HAND
9	127013-02-01A	EA	BEZEL - FOGLAMP - LEFT HAND

KEY	PART NUMBER	U/M	DESCRIPTION
10	115924-16-02A	EA	WIRE MESH - F/GRILLE - FLAT BLACK
11	117611-07-02B	EA	BRACKET - BUMPER - RIGHT HAND UPPER/LEFT HAND LOWER
12	128251-01-02B	EA	SUPPORT - VALANCE - E-COATED
	077001-01-000	EA	ANGLE - MOUNTING - ROOF PANEL - V ANGLE - 3" X 2.4" X 1.5"
	106746-02-000	EA	PANEL - STEPWELL
	106747-02-000	EA	PANEL - STEPWELL - END RH
	106747-03-000	EA	PANEL - STEPWELL - END LH



## EXTERIOR BODY GROUP (CONTINUED)

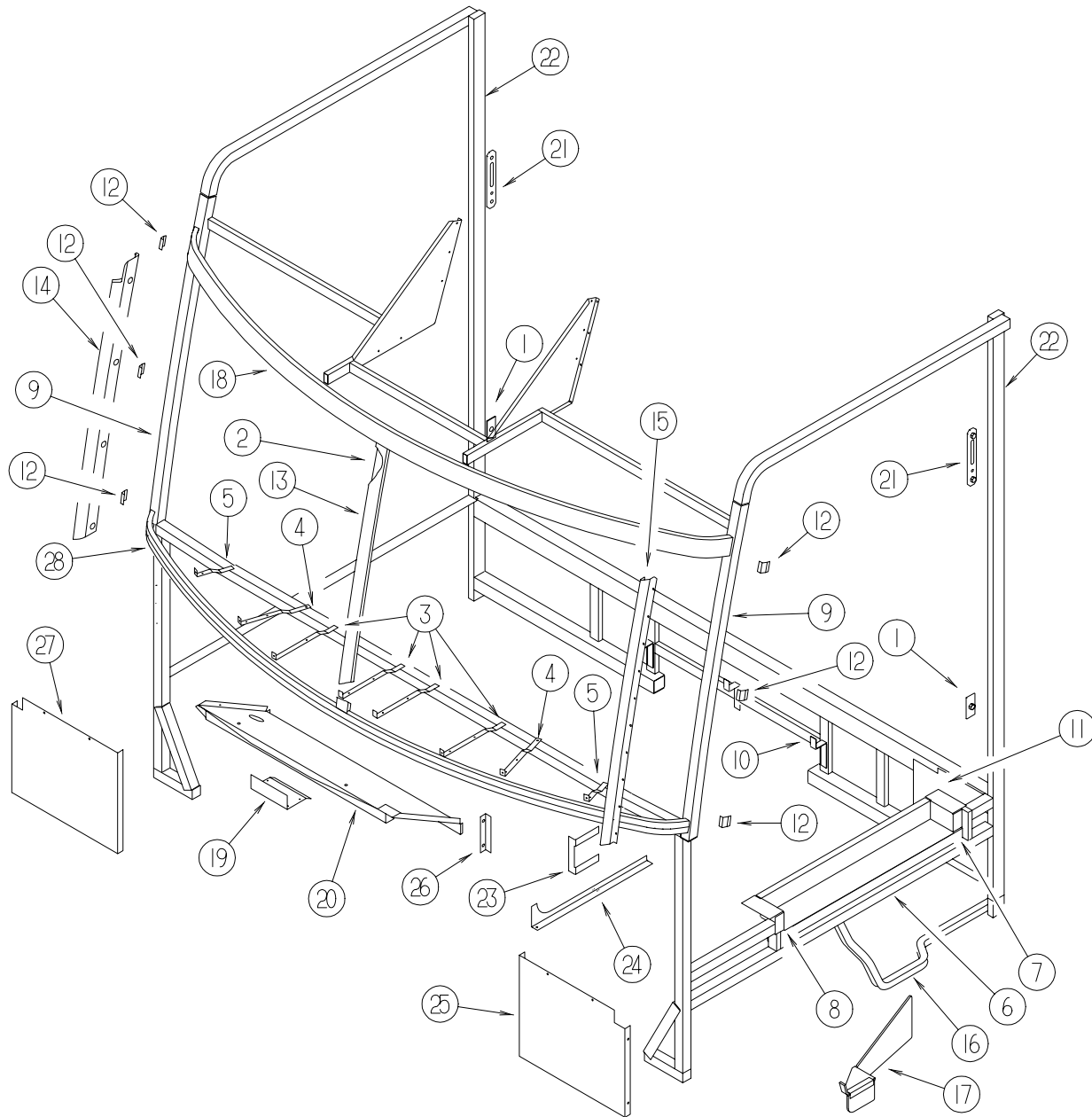
### HOOD ASM



KEY	PART NUMBER	U/M	DESCRIPTION
1	126353-01-02B	EA	LINK - HINGE - UPPER/RIGHT HAND
1	126353-02-02B	EA	LINK - HINGE - UPPER/LEFT HAND
2	058786-01-000	EA	BOLT - ADJUSTING HOOD - W/BLACK PAD
3	126867-06-02B	EA	BRACKET - LINK - HOOD HINGE - PASSENGER - E-COATED
3	126867-08-02B	EA	BRACKET - LINK - HOOD HINGE - DRIVER - E-COATED
4	126356-02-02B	EA	LINK - HINGE - LOWER - HOOD/RIGHT HAND
4	126356-04-02B	EA	LINK - HINGE - LOWER - HOOD/LEFT HAND
5	105096-10-000	EA	TUBE - HOOD HINGE TIMING W/WELDNUTS
6	109927-05-000	EA	ANGLE - LINK - HOOD/RIGHT HAND
6	109927-06-000	EA	ANGLE - LINK - HOOD/LEFT HAND

# EXTERIOR BODY GROUP (CONTINUED)

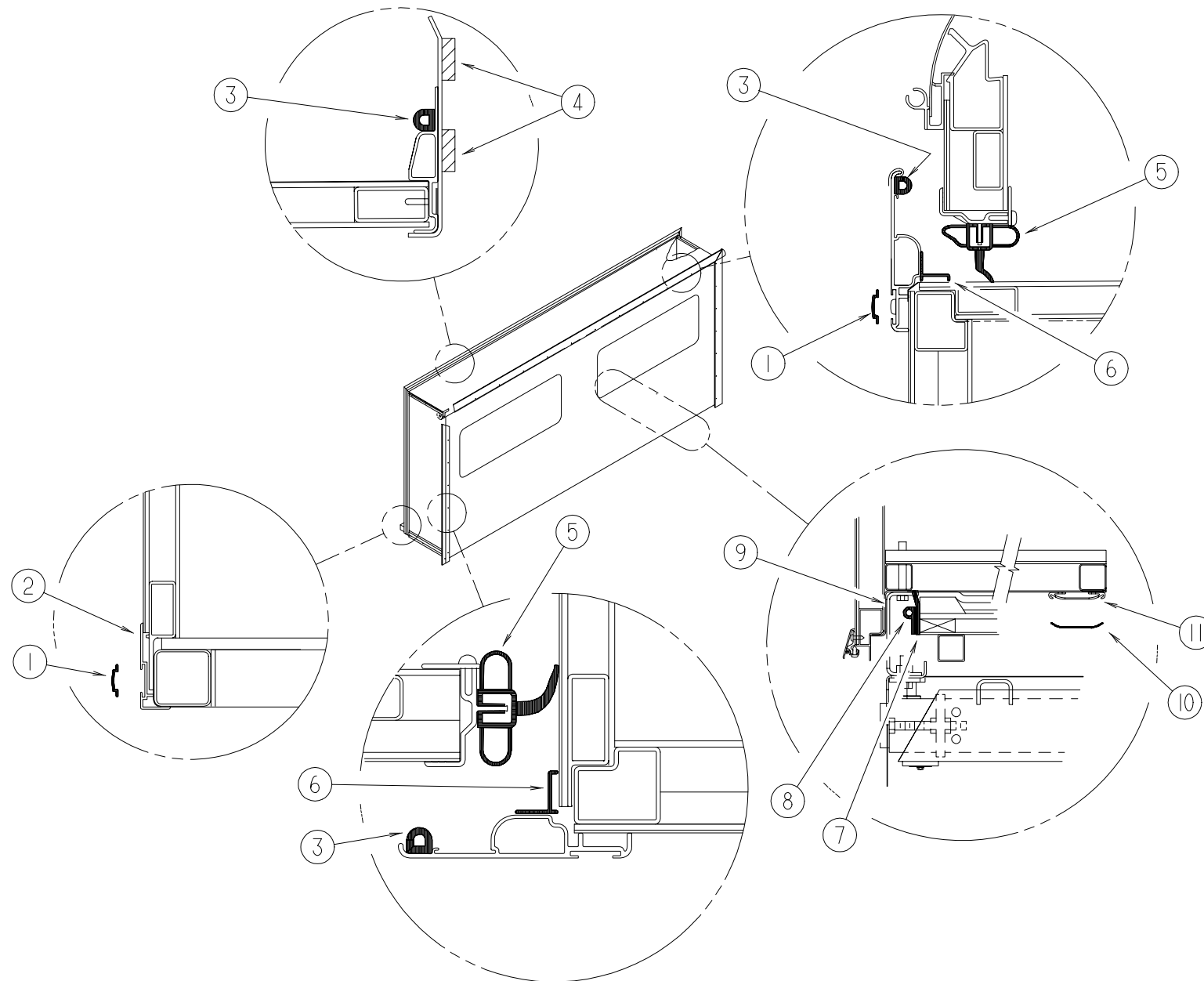
## FRONT END ASM



KEY	PART NUMBER	U/M	DESCRIPTION
1	070579-06-000	EA	PLATE - ANCHOR - W/7/16" WELD NUT - 1.5" X 3.3"
1	070579-07-000	EA	PLATE - ANCHOR - W/O WELD NUT - 1.5" X 3.3"
2	078249-16-000	EA	TUBE - SWEPT - CAB FRAME
3	104797-03-000	EA	BRACKET - DEFROSTER
4	104797-04-000	EA	BRACKET - DEFROSTER
5	104797-05-000	EA	BRACKET - DEFROSTER
6	106746-02-000	EA	PANEL - STEPWELL
7	106747-03-000	EA	PANEL - STEPWELL - RIGHT HAND END
8	106747-04-000	EA	PANEL - STEPWELL - LEFT HAND END
9	117273-01-01A	EA	TUBE - SUPPORT - A-PILLAR
10	117287-01-01B	EA	BRACKET - MOUNT - CABLE
11	118592-01-01B	EA	SHIELD - SPLASH - RIGHT HAND
12	120363-01-01B	EA	BRACKET - WINDSHIELD
13	120840-06-01B	EA	STRAP - W/HOLES - MILL
14	121269-07-01B	EA	FRAME - WINDSHIELD - A-PILLAR - MILL
15	121269-08-01B	EA	FRAME - WINDSHIELD - A-PILLAR - MILL
16	063977-14-000	EA	STEP - DRIVER DOOR - LEFT HAND
17	128255-01-04B	EA	STEP - DRIVER DOOR - BLACK
18	121268-01-01B	EA	SUPPORT - WINDSHIELD - UPPER - MLL
19	125836-02-01B	EA	ZEE - WIPER MOTOR - MILL
20	125837-02-01B	EA	BRACE - WIPER MOTOR - MILL
21	127461-02-01B	EA	PLATE - ANCHOR - SEAT BELT
22	127874-01-01B	EA	TUBE - B-PILLAR - MILL
23	097123-01-000	EA	MOUNT - AIR INTAKE - FORD
24	099102-01-000	EA	BRACKET - LINKAGE - THROTTLE
25	104147-14-000	EA	SHIELD/SPLASH - HEADLIGHT
26	123262-02-02B	EA	BRACKET ASM - FUSE PANEL - E-CT
27	121962-02-02B	EA	SHIELD/SPLASH - HEADLIGHT - E-COATED
28	121267-01-01B	EA	SUPPORT - WINDSHIELD - LOWER - MLL

## EXTERIOR BODY GROUP (CONTINUED)

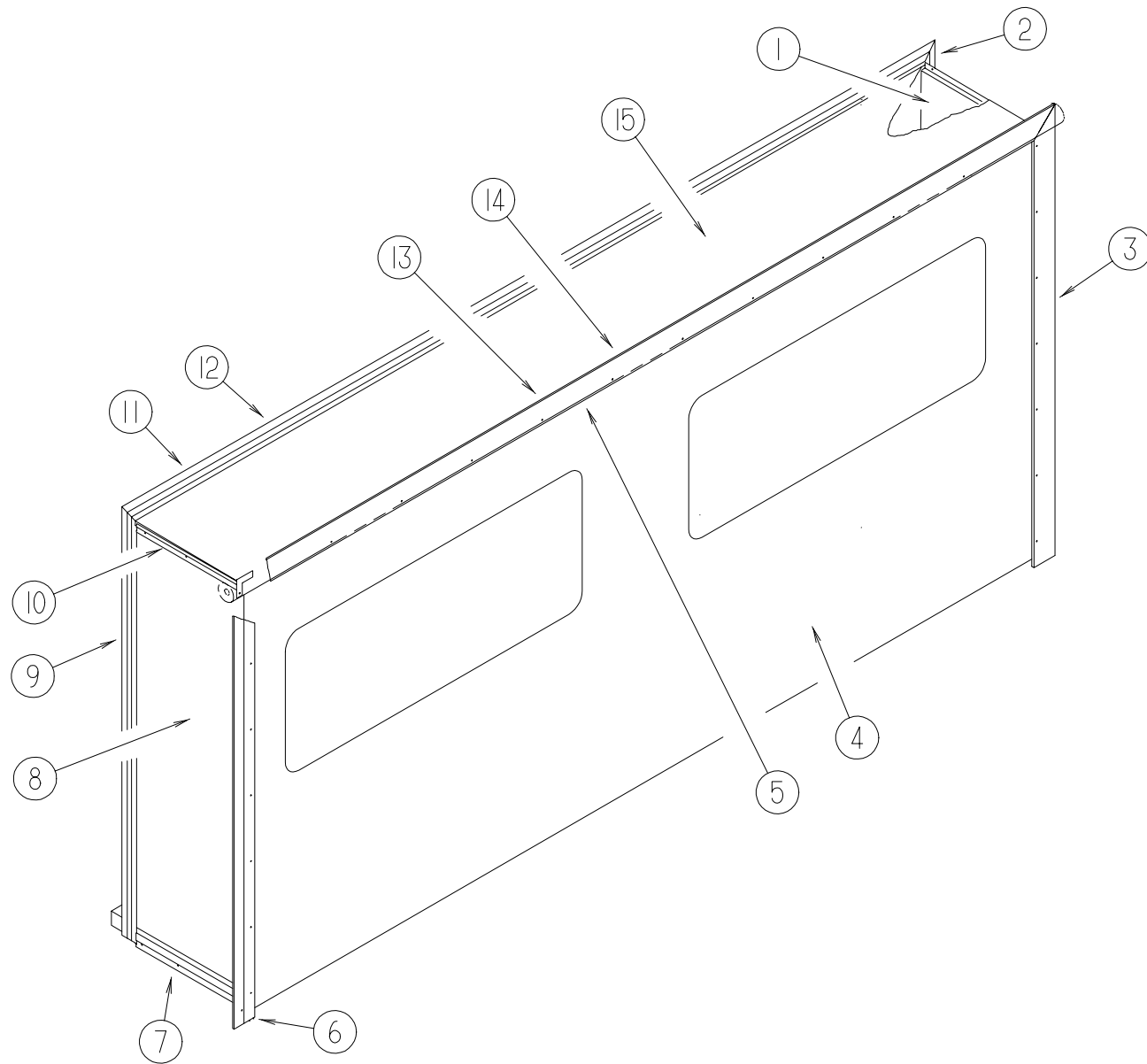
### EXTERIOR SLIDEOUT HARDWARE



KEY	PART NUMBER	U/M	DESCRIPTION
1	105312-01-03A	FT	INSERT - VINYL FEATURE STRIP - GRAY METALLIC
2	108688-01-03A	EA	STRIP - FEATURE - 15'
3	112091-01-000	FT	SEAL-D - NEOPRENE - TRUNK
4	100128-02-000	FT	SEAL - FOAM - ADHESIVE BACK - .37" WIDE X .37" THICK
5	115076-01-000	FT	SEAL - SLIDEOUT
6	116933-01-02A	EA	TRIM - SEAL
7	115075-02-000	FT	SEAL - WIPE - .25" X 3.15"
8	089275-02-000	FT	STRIP - 3/4" X 84" BLACK POLYETHELENE
9	121283-01-000	FT	SEAL - P SHAPED - EPDM FOAM
10	104692-01-000	FT	SEAL - FOAM/ADHESIVE BACK - .75"THICK X .75"WIDE X 25'
11	115661-01-000	FT	POLYETHYLENE - HIGH DENSITY - 1/16" X 3'
	115325-06-02A	EA	RAIL - FLOOR - SLIDEOUT ROOM
	117004-01-01A	EA	TRIM - SEAL/INNER LEFT SIDE - W/MITERED ENDS - 73.5" OFF WHITE
	117004-02-01A	EA	TRIM - SEAL/INNER RIGHT SIDE - W/MITERED ENDS - 73.5" OFF WHITE
	117004-03-01A	EA	TRIM - SEAL/INNER - OFF WHITE

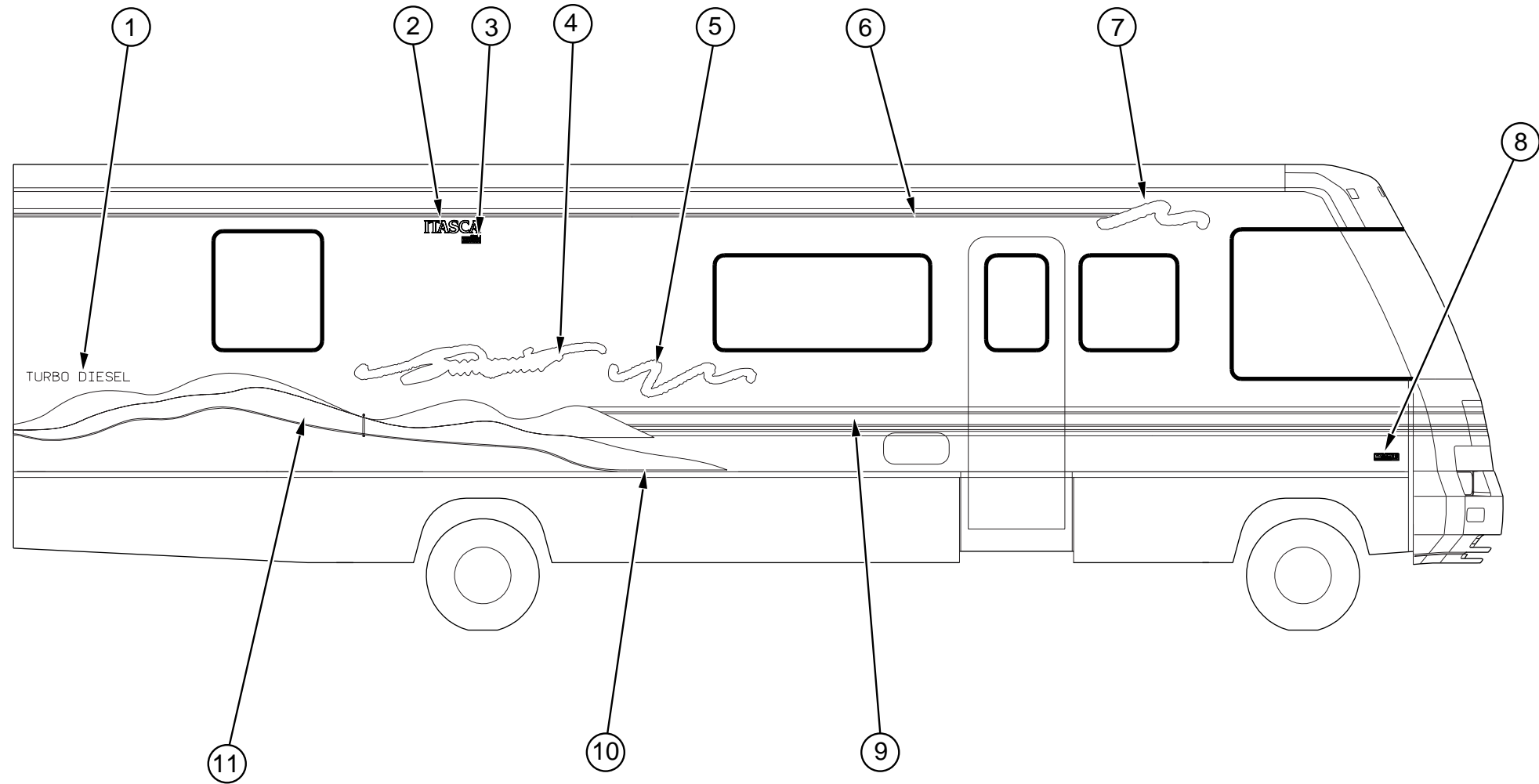
## EXTERIOR BODY GROUP (CONTINUED)

### EXTERIOR SLIDEOUT PANELS & TRIMS



KEY	PART NUMBER	U/M	DESCRIPTION
1	126570-01-J22	EA	PANEL - SLIDEOUT - REAR (J52,J53)
1	126570-01-J26	EA	PANEL - SLIDEOUT - REAR (J54,J55)
1	126570-01-J56	EA	PANEL - SLIDEOUT - REAR (J56,J57)
2	117004-02-01A	EA	TRIM - SEAL/INNER RIGHT SIDE - W/MITERED ENDS - 73.5" OFF WHITE
3	119992-12-01A	EA	TRIM - SEAL - W/MITERED ENDS - BRIGHT WHITE
3	105312-01-03A	EA	INSERT - VINYL FEATURE STRIP - GRAY METALLIC
3	116933-01-02A	EA	TRIM - SEAL
4	119783-08-J22	EA	PANEL - SLIDEOUT - OUTER (J52,J53)
4	119783-08-J26	EA	PANEL - SLIDEOUT - OUTER (J54,J55)
4	119783-08-J56	EA	PANEL - SLIDEOUT - OUTER (J56,J57)
5	122977-06-01A	EA	AWNING - SLIDEOUT - W/COVER - 160.24"
6	119992-11-01A	EA	TRIM - SEAL - W/MITERED ENDS - BRIGHT WHITE
6	105312-01-03A	EA	INSERT - VINYL FEATURE STRIP - GRAY METALLIC
6	116933-01-02A	EA	TRIM - SEAL
7	125051-01-01A	EA	STRIP - FEATURE - LOWER - BRIGHT WHITE
7	105312-01-03A	EA	INSERT - VINYL FEATURE STRIP - GRAY METALLIC
8	126569-01-J22	EA	PANEL - SLIDEOUT - FRONT (J52,J53)
8	126569-01-J26	EA	PANEL - SLIDEOUT - FRONT (J54,J55)
8	126569-01-J56	EA	PANEL - SLIDEOUT - FRONT (J56,J57)
9	117004-01-01A	EA	TRIM - SEAL/INNER LEFT SIDE - W/MITERED ENDS - 73.5" OFF WHITE
10	108688-01-03A	EA	STRIP - FEATURE - 15'
10	105312-01-03A	EA	INSERT - VINYL FEATURE STRIP - GRAY METALLIC
11	117004-03-01A	EA	TRIM - SEAL/INNER - OFF WHITE
12	125466-01-01A	EA	SUPPORT - ROOF - INTERIOR - OFF WHITE
13	119992-01-02A	EA	TRIM - SEAL - W/MITERED ENDS
13	105312-01-03A	EA	INSERT - VINYL FEATURE STRIP - GRAY METALLIC
13	116933-01-02A	EA	TRIM - SEAL
14	117058-01-01A	EA	TAPE - LOOP - 3/4" WIDE - ADHESIVE BACKED
15	126571-01-J22	EA	ROOF - W/O LIGHTS/VENTS - W/WIRING - SLIDEOUT

## EXTERIOR BODY GROUP (CONTINUED)



**DECALS, FILM STRIPES & PAINT - SIDE VIEW**

**DUPONT PAINT COLOR CODES**

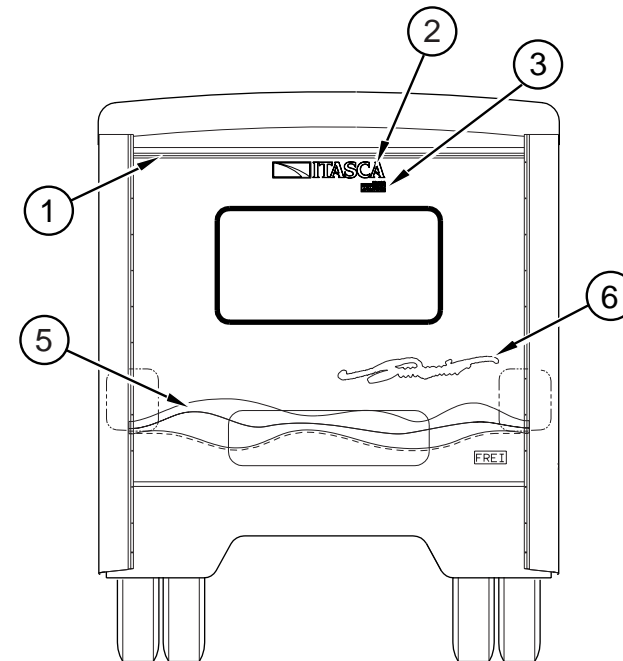
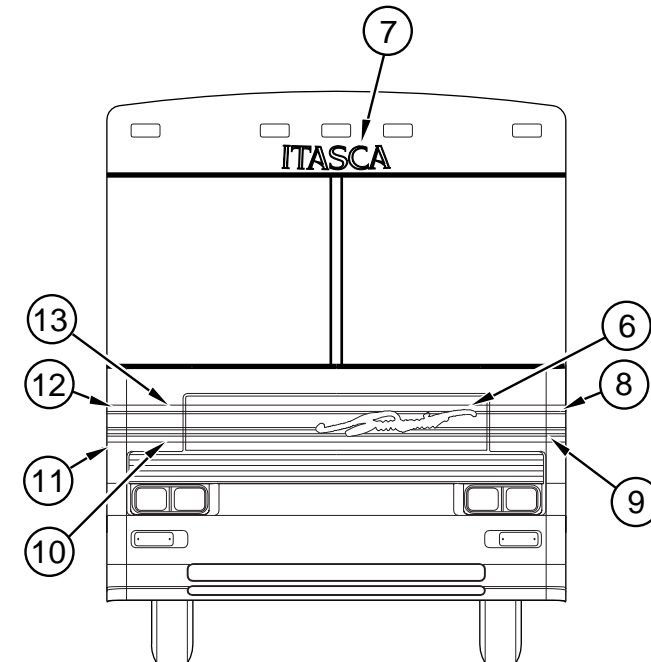
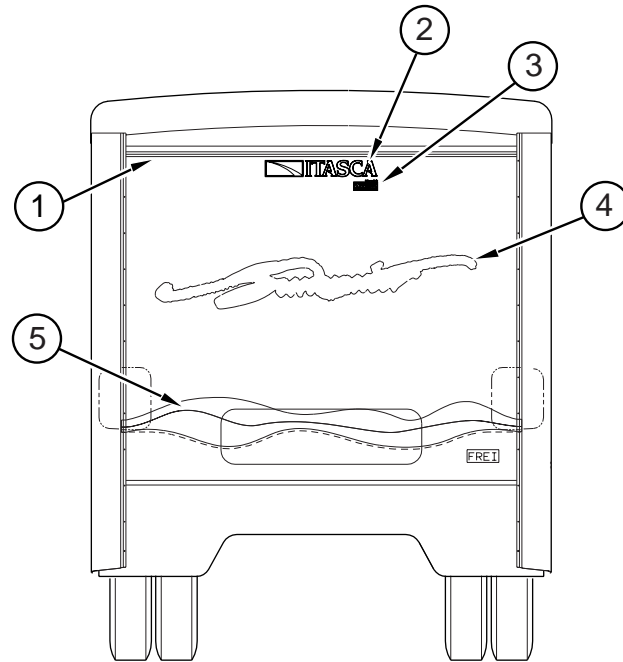
KEY	PART NUMBER	U/M	DESCRIPTION
1	111318-03-13A	EA	DECAL - TURBO - DIESEL
2	124811-01-05A	EA	DECAL - LOGO - ITASCA
3	122770-02-07A	EA	DECAL - "BUILT PROUDLY BY WINNEBAGO INDUSTRIES"
4	125492-01-01A	EA	DECAL - "SUNCRUISER" BRUSHSTROKE - LARGE - PASSENGER
4	125492-02-01A	EA	DECAL - "SUNCRUISER" BRUSHSTROKE - LARGE - DRIVER
5	125495-01-01A	EA	DECAL - BRUSHSTROKE - LARGE - PASSENGER
5	125495-02-01A	EA	DECAL - BRUSHSTROKE - LARGE - DRIVER
6	105781-64-01A	FT	FILM - MULTISTRIPE - 2.25"
7	125493-01-01A	EA	DECAL - BRUSHSTROKE - SMALL - PASSENGER
7	125493-02-01A	EA	DECAL - BRUSHSTROKE - SMALL - DRIVER
8	129922-01-01A	EA	EMBLEM - TRITON V10
9	093689-24-01A	FT	FILM - MULTISTRIPE - 8" WIDE
10	125499-01-01A	EA	DECAL - WAVES - #1 PASSENGER
10	125499-02-01A	EA	DECAL - WAVES - #1 DRIVER
11	125500-01-01A	EA	DECAL - WAVES - #2 PASSENGER
11	125500-02-01A	EA	DECAL - WAVES - #2 DRIVER

MANHATTAN MIST MET.  
 LT. TURQUOISE MET.  
 VIOLET FIREMIST MET.  
 ORCHID MIST MET.

DUPONT GM182  
 DUPONT GM188  
 DUPONT F4572  
 DUPONT F1916K

## EXTERIOR BODY GROUP (CONTINUED)

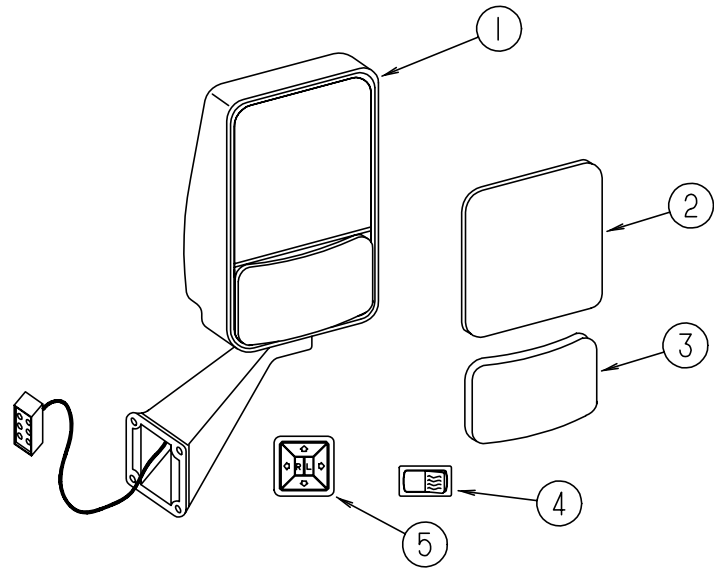
### DECALS, FILM STRIPES & PAINT - FRONT AND REAR VIEW



KEY	PART NUMBER	U/M DESCRIPTION
1	105781-64-01A	FT FILM - MULTISTRIPE - 2.25"
2	124806-01-04A	EA DECAL - LOGO - ITASCA W/ICON
3	122770-02-07A	EA DECAL - "BUILT PROUDLY BY WINNEBAGO INDUSTRIES"
4	125492-01-01A	EA DECAL - "SUNCRUISER" BRUSHSTROKE - LARGE - PASSENGER
5	125501-01-01A	EA DECAL - WAVES - BACKWALL
6	125502-01-01A	EA DECAL - "SUNCRUISER" - BRUSHSTROKE - SMALL

KEY	PART NUMBER	U/M DESCRIPTION
7	124989-01-03A	EA DECAL - LOGO - ITASCA - SWEEP #15
8	125494-02-01A	EA DECAL - CORNER - UPPER DRIVER
9	125498-02-01A	EA DECAL - CORNER - LOWER DRIVER
10	125497-01-01A	EA DECAL - HOOD - LOWER
11	125498-01-01A	EA DECAL - CORNER - LOWER PASSENGER
12	125494-01-01A	EA DECAL - CORNER - UPPER PASSENGER
13	125496-01-01A	EA DECAL - HOOD - UPPER
	041561-03-000	EA PAINT - 16 OUNCE SPRAY - OFF WHITE
	004308-01-000	EA PAINT - BLACK SPRAY

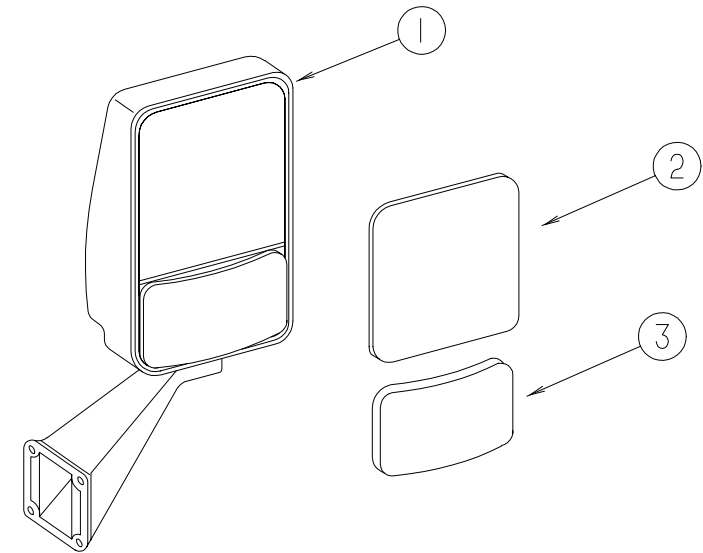
**EXTERIOR BODY GROUP (CONTINUED)**



**EXTERIOR MIRROR OPTION (REMOTE & HEAT)**

KEY	PART NUMBER	U/M	DESCRIPTION	VENDOR NO.
1	106015-12-01A	EA	MIRROR - EXTERIOR REMOTE/HEAT - PASSENGER	
1	106015-13-01A	EA	MIRROR - EXTERIOR REMOTE/HEAT - DRIVER	
2	106015-12-700	EA	MIRROR - FLAT - W/W/O HEAT	709448
3	106015-12-701	EA	MIRROR - CONVEX - W/W/O HEAT	709449
	106015-12-702	EA	SCREW CAP - (BAG OF 4)	748329
4	087695-02-000	EA	SWITCH - HEATER - EXTERIOR MIRROR	
5	088246-01-000	EA	SWITCH - REMOTE - EXTERIOR - SQUARE PUSH	
	087695-03-000	EA	CONNECTOR - ASSEMBLY	

**EXTERIOR BODY GROUP (CONTINUED)**



**EXTERIOR MIRROR**

KEY	PART NUMBER	U/M	DESCRIPTION	VENDOR NO.
1	106015-14-01A	EA	MIRROR - EXTERIOR ADJUSTABLE GLASS - PASSENGER	
1	106015-15-01A	EA	MIRROR - EXTERIOR ADJUSTABLE GLASS - DRIVER	
2	106015-12-700	EA	MIRROR - FLAT - W/W/O HEAT	709448
3	106015-12-701	EA	MIRROR - CONVEX - W/W/O HEAT	709449
	106015-12-702	EA	SCREW CAP - (BAG OF 4)	748329

## EXTERIOR BODY GROUP (CONTINUED)

### STYROFOAM & FIBERGLASS SHEETING

KEY	PART NUMBER	U/M	DESCRIPTION
	076054-U4-000	EA	FIBERGLASS SHEET - 101" X 104" - BRIGHT WHITE
	076054-W6-000	EA	FIBERGLASS SHEET - 79" X 367" - BRIGHT WHITE
	076054-X9-000	EA	FIBERGLASS SHEET - 22.1" X 70.6" - BRIGHT WHITE
	076054-Y5-000	EA	FIBERGLASS SHEET - 79" X 425" - BRIGHT WHITE
	108535-05-702	EA	FIBERGLASS SHEET - FLAT - 110" X 396" BRIGHT WHITE - ROOF
	117754-01-03A	EA	FIBERGLASS SHEET - 12.6" X 96" - SABLE
	089297-01-000	SF	PLYWOOD - LUAN - OVERLAY GRADE - 48" X 96"
	089297-02-000	SF	PLYWOOD - LUAN - OVERLAY GRADE - 48" X 108"
	092321-01-000	FT	INSULATION-FIBERGLASS W/FOIL BACKING
	100619-01-000	BF	FOAM - EXPANDED POLYSTYRENE - 1.34" X 48" X 96"
	100619-02-000	BF	FOAM - EXPANDED POLYSTYRENE - 1.5" X 48" X 96"
	100619-04-000	BF	FOAM - EXPANDED POLYSTYRENE - .5" X 48" X 96"
	100619-05-000	BF	FOAM - EXPANDED POLYSTYRENE - .75" X 48" X 96"-1.5 DENSITY
	100619-11-000	BF	FOAM - EXPANDED POLYSTYRENE - 2" X 48" X 96"
	100619-13-000	BF	FOAM - EXPANDED POLYSTYRENE - .34" X 34.65" X 96"
	100619-16-000	BF	FOAM - EXPANDED POLYSTYRENE - .75" X 48" X 96"-2.0 DENSITY
	105077-08-000	EA	FOAM - PLUG - ROOF CAP
	120107-01-000	EA	FOAM - COVE - ROOF - 2.8" X 96" LONG
	120107-02-000	EA	FOAM - PLUG - ROOF TUBE - 2.2" X 2.9" X 1.8" LONG
	120107-03-000	EA	FOAM - PLUG - SIDEWALL TUBE - 1.2" X 2.1" X 1.8" LONG
	125838-01-002	EA	ACRYLIC SHEET - .125 X 1.8" X 2"

FROM: 00-00-00 THRU: 03-08-98

### EXTERIOR BODY HARDWARE

KEY	PART NUMBER	U/M	DESCRIPTION
	002726-01-001	EA	GARNISH - U-CHANNEL - 1.38" X 19' - SERRATED - MILL ALUMINUM
	002766-01-001	EA	ANGLE - EXTRUDED - 1" X 1.5" X 17'
	116942-03-01A	LB	ALUMINUM - .7" X 40" X 158"
	055278-51-259	FT	TUBING - STEEL - .75" X 1.5" X 12.5' LONG
	058267-01-000	FT	CHANNEL - STEEL - W/ HOLES - SIDEWALL STIFFENER - 2" X 20'
	068716-01-001	EA	BRACE - 90 DEGREE L-ANGLE - 192" - EXTRUDED ALUMINUM

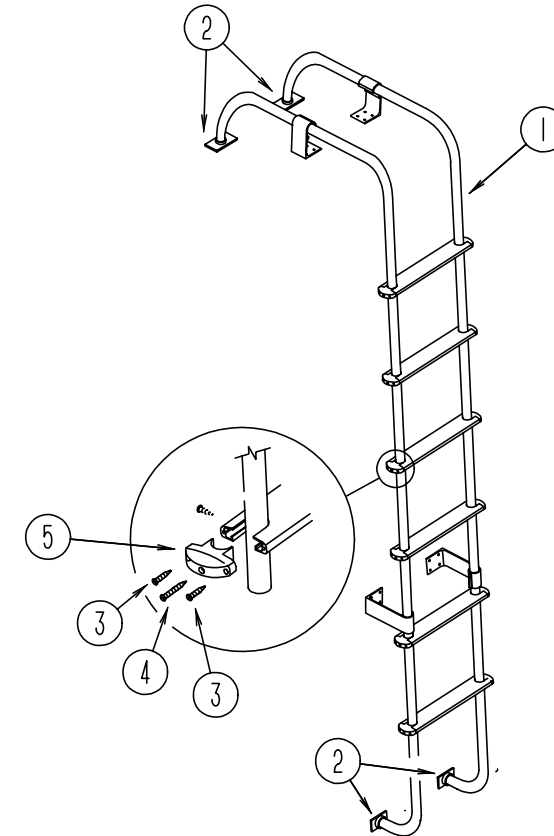
FROM: 00-00-00 THRU: 03-23-98

### EXTERIOR AWNING (A & E)

KEY	PART NUMBER	U/M	DESCRIPTION
	113874-08-06A	EA	AWNING - W/O HARDWARE - 19' (POLAR MAUVE) VINYL
*	113874-01-02A	EA	HARDWARE KIT - AWNING - W/O STANDOFF BRACKET - BRIGHT WHT
	111037-01-01A	EA	SPACER - AWNING - UPPER - BLACK
	119496-01-02A	EA	SPACER/ZEE - AWNING
	130320-01-02A	EA	BRACKET - AWNING - F/A&E INSTALLATION - BRIGHT WHITE
	117058-01-01A	FT	TAPE - LOOP - 3/4" WIDE - ADHESIVE BACKED USED WITH CAREFREE AWNING ON SLIDEOUT ROOMS
	122977-06-01A	EA	AWNING - SLIDEOUT - W/COVER - 160.24"

\* COMPONENT PARTS FOUND IN SERVICE PARTS LIBRARY

## EXTERIOR BODY GROUP (CONTINUED)



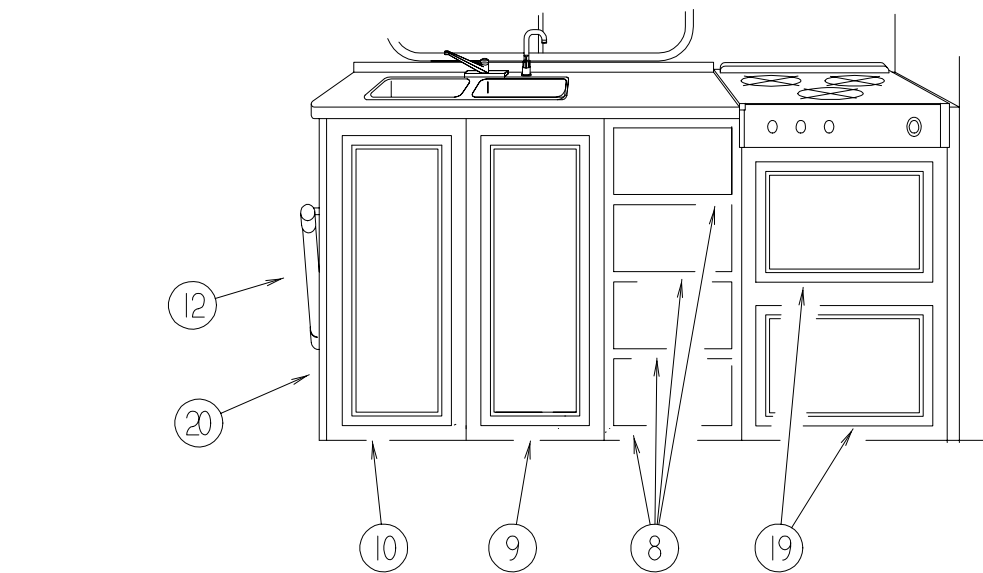
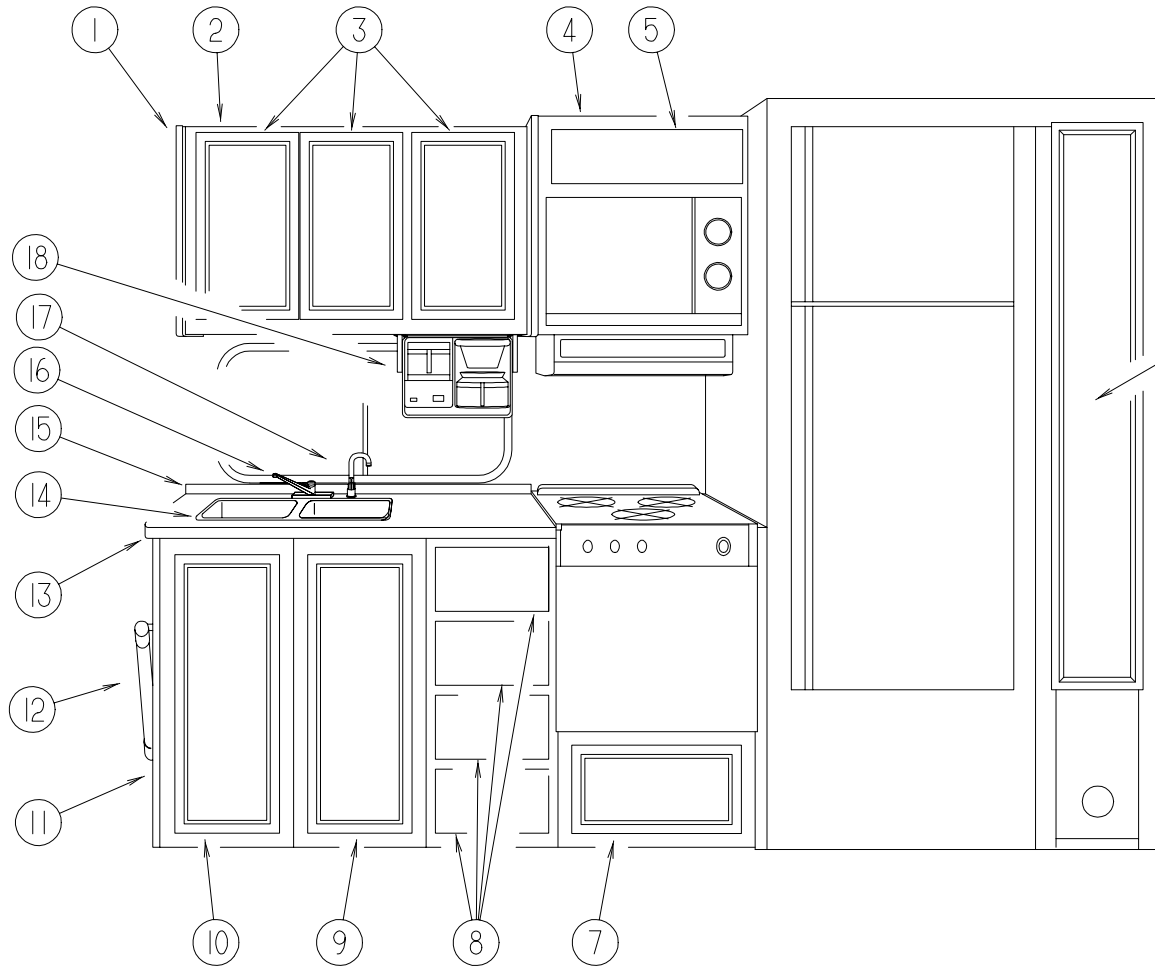
LADDER

KEY	PART NUMBER	U/M	DESCRIPTION
1	102953-11-F31	EA	LADDER
2	067165-01-000	EA	BRACKET - MOUNTING - RACK & LADDER
3	000G39-06-10T	EA	SCREW-SF/ DR - 6 - 20 X 5/8 PPH - BLACK
4	000G68-10-36T	EA	SCREW - 10 - 12 X 2.25 POH BLACK
5	076980-02-000	EA	END CAP - STEP - BLACK
	038327-01-000	FT	TAPE - ANTI SLIP - 2" X 60FT
	038327-04-000	EA	TAPE - ANTI SLIP - 12" X 60'
	112384-01-000	EA	SPONGE - BRACKET - RACK & LADDER



# GALLEY GROUP

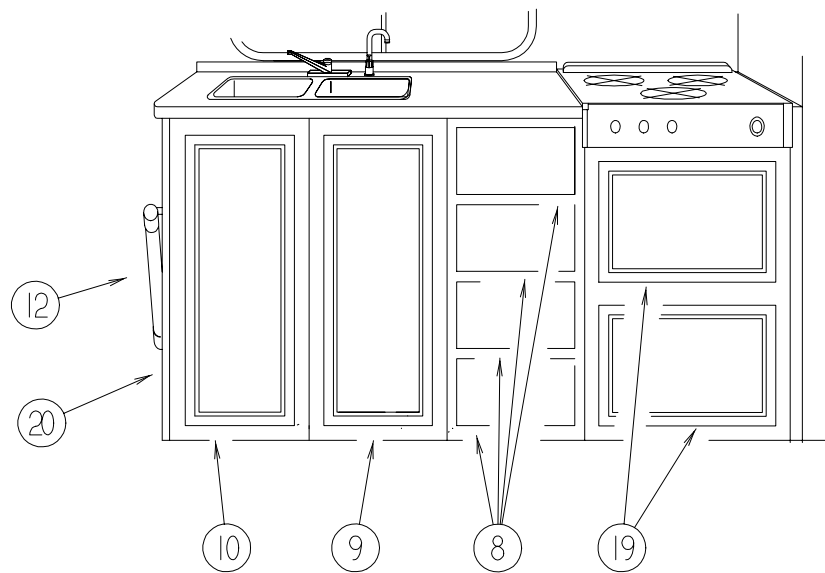
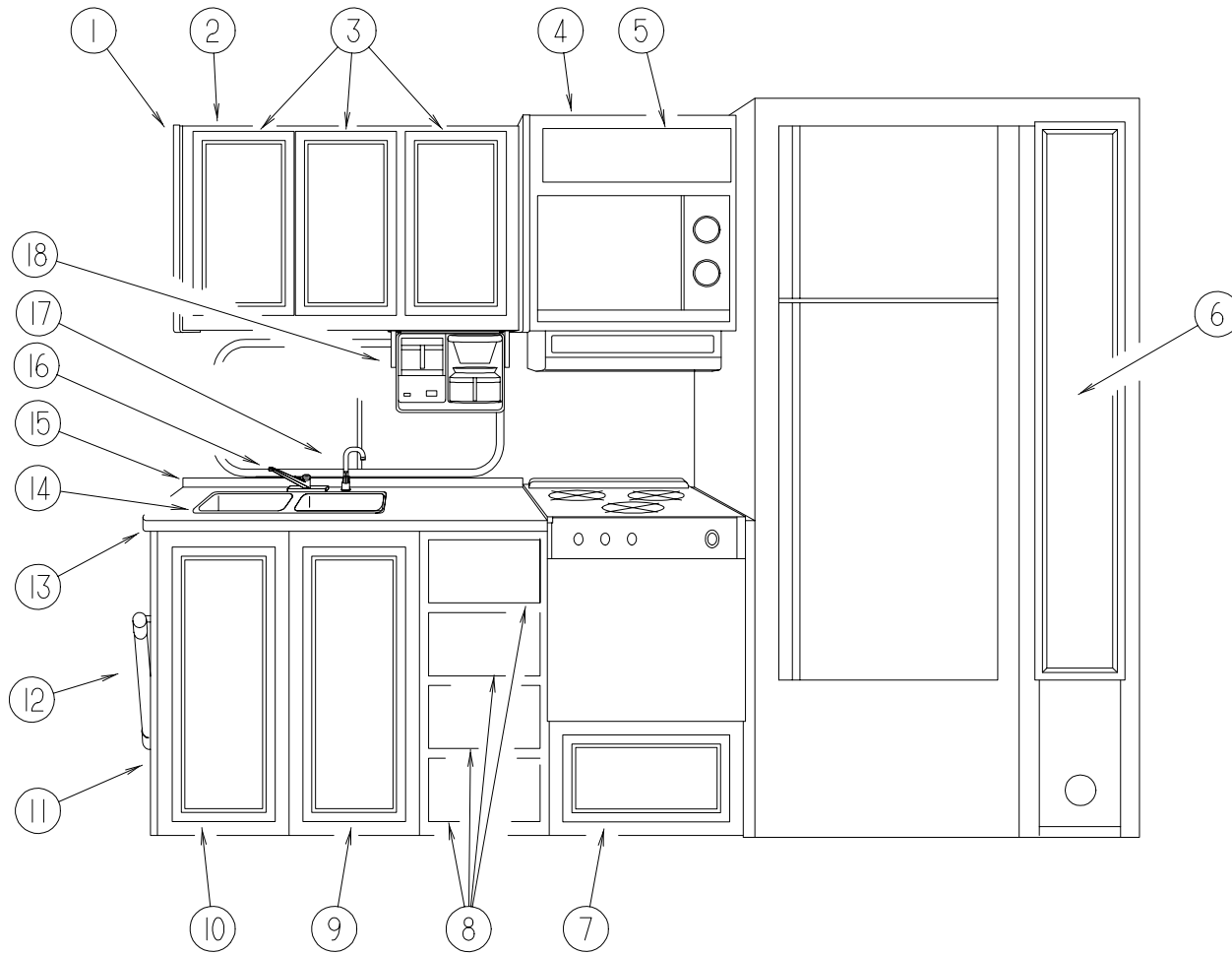
## GALLEY CABINETRY & FIXTURES



KEY	PART NUMBER	U/M	DESCRIPTION
1	081319-20-J52	EA	END CAP - OVERHEAD CABINET (WASHED MAPLE)
1	081319-20-G15	EA	END CAP - OVERHEAD CABINET (WATERFORD OAK)
2	P22393-01-J52	EA	CABINET - OVERHEAD/GALLEY - W/O DOORS/HARDWARE (WASHED MAPLE)
2	P22393-01-H17	EA	CABINET - OVERHEAD/GALLEY - W/O DOORS/HARDWARE (WATERFORD OAK)
2	122393-11-J52	EA	SHELF/LARGE - W/PLASTIC EDGE MOLDING (WASHED MAPLE)
2	122393-11-H17	EA	SHELF/LARGE - W/PLASTIC EDGE MOLDING (WATERFORD OAK)
2	122393-12-J52	EA	SHELF/SMALL - W/PLASTIC EDGE MOLDING (WASHED MAPLE)
2	122393-12-H17	EA	SHELF/SMALL - W/PLASTIC EDGE MOLDING (WATERFORD OAK)
3	M05992-14-J52	EA	DOOR - STRAIGHT CORNER/OGEE EDGE - 12" X 21.8" - W/O HDW (WASHED MAPLE)
3	M05992-14-J22	EA	DOOR - STRAIGHT CORNER/OGEE EDGE - 12" X 21.8" - W/O HDW (WATERFORD OAK)
4	P26057-02-J52	EA	CABINET - OVERHEAD/MICROWAVE - W/O DOORS/HARDWARE (WASHED MAPLE)
4	P26057-02-J22	EA	CABINET - OVERHEAD/MICROWAVE - W/O DOORS/HARDWARE (WATERFORD OAK)
5	100708-05-000	EA	DOOR - GLASS - TV CABINET - 8.5" X 23.4" - W/O HARDWARE
	100710-01-01A	EA	LOCK - GLASS DOOR/TWIST TYPE - BRASS
	100711-01-01A	EA	HINGE - GLASS DOOR
	100707-01-000	EA	SPACER - GLASS DOOR - .8" DIA - .3" HOLE - PLASTIC
6	122325-01-J60	EA	CABINET - PANTRY/RIGHT HAND SLIDING - W/O SLIDES/HARDWARE (WASHED MAPLE)
6	122325-01-J22	EA	CABINET - PANTRY/RIGHT HAND SLIDING - W/O SLIDES/HARDWARE (WATERFORD OAK)
	122325-11-J70	EA	SHELF - W/PLASTIC EDGE MOLDING (WASHED MAPLE)
	122325-11-H17	EA	SHELF - W/PLASTIC EDGE MOLDING (WATERFORD OAK)
6	M05992-Z2-J60	EA	DOOR - STRAIGHT CORNER/OGEE EDGE - 8.5" X 60.7" - W/O HDW (WASHED MAPLE)
6	M05992-Z2-J22	EA	DOOR - STRAIGHT CORNER/OGEE EDGE - 8.5" X 60.7" - W/O HDW (WATERFORD OAK)
	122360-02-000	EA	SLIDE - PANTRY - W/O LOCK - RIGHT/LEFT HAND
	122360-03-000	EA	SLIDE - PANTRY - W/LOCK - RIGHT HAND
	123673-01-01A	EA	KNOB - PANTRY SLIDE
7	M05971-W3-J52	EA	DRAWER - OGEE EDGE - 11.5"W X 21.6"D - W/O SLIDES/HARDWARE (WASHED MAPLE) (W/OVEN)
7	M05971-W3-H17	EA	DRAWER - OGEE EDGE - 11.5"W X 21.6"D - W/O SLIDES/HARDWARE (WATERFORD OAK) (W/OVEN)
8	M05971-11-J52	EA	DRAWER - OGEE EDGE - 9.9"W X 17.7"D - W/O SLIDES/HARDWARE (WASHED MAPLE)
8	M05971-11-J22	EA	DRAWER - OGEE EDGE - 9.9"W X 17.7"D - W/O SLIDES/HARDWARE (WATERFORD OAK)
9	M05992-M1-J52	EA	DOOR - STRAIGHT CORNER/OGEE EDGE - 13.3" X 27" - W/O HDW (WASHED MAPLE)
9	M05992-M1-J22	EA	DOOR - STRAIGHT CORNER/OGEE EDGE - 13.3" X 27" - W/O HDW (WATERFORD OAK)
10	M05992-L5-J52	EA	DOOR - STRAIGHT CORNER/OGEE EDGE - 13.6" X 27" - W/O HDW (WASHED MAPLE)
10	M05992-L5-J22	EA	DOOR - STRAIGHT CORNER/OGEE EDGE - 13.6" X 27" - W/O HDW (WATERFORD OAK)

# GALLEY GROUP (CONTINUED)

## GALLEY CABINETRY & FIXTURES (CONTINUED)



KEY	PART NUMBER	U/M	DESCRIPTION	VENDOR NO.
11	127612-02-J52	EA	CABINET - GALLEY - W/COUNTERTOP - W/O DOORS/DRAWERS/HDW (W/OVEN)	
11	127612-02-J53	EA	CABINET - GALLEY - W/COUNTERTOP - W/O DOORS/DRAWERS/HDW (W/OVEN)	
11	127612-02-J54	EA	CABINET - GALLEY - W/COUNTERTOP - W/O DOORS/DRAWERS/HDW (W/OVEN)	
11	127612-02-J55	EA	CABINET - GALLEY - W/COUNTERTOP - W/O DOORS/DRAWERS/HDW (W/OVEN)	
11	127612-02-J56	EA	CABINET - GALLEY - W/COUNTERTOP - W/O DOORS/DRAWERS/HDW (W/OVEN)	
11	127612-02-J57	EA	CABINET - GALLEY - W/COUNTERTOP - W/O DOORS/DRAWERS/HDW (W/OVEN)	
	127612-12-J52	EA	SHELF - W/ PLASTIC EDGE MOLDING (WASHED MAPLE)	
	127612-12-J22	EA	SHELF - W/ PLASTIC EDGE MOLDING (WATERFORD OAK)	
12	102786-04-J52	EA	HANDRAIL - ENTRANCE DOOR W/O BRACKETS (WASHED MAPLE)	
12	102786-04-G15	EA	HANDRAIL - ENTRANCE DOOR W/O BRACKETS (WATERFORD OAK)	
12	099682-01-01A	EA	BRACKET - MOUNTING/ HAND RAIL - ROUND BASE	
13	127612-11-J52	EA	COUNTERTOP - GALLEY CABINET (J52)	
13	127612-11-J22	EA	COUNTERTOP - GALLEY CABINET (J53)	
13	127612-11-J54	EA	COUNTERTOP - GALLEY CABINET (J54)	
13	127612-11-J55	EA	COUNTERTOP - GALLEY CABINET (J55)	
13	127612-11-J56	EA	COUNTERTOP - GALLEY CABINET (J56)	
13	127612-11-J57	EA	COUNTERTOP - GALLEY CABINET (J57)	
14	110654-01-000	EA	SINK - STAINLESS STEEL/ DOUBLE BASIN (1 LG-1 SM BASIN)	
	092303-01-000	EA	STRAINER - SINK	
	108464-03-E38	EA	COVER - SINK - 11" X 15" - LAMINATED BOTH SIDES (J52,J53,J54,J55)	
	108464-06-J56	EA	COVER - SINK - 11" X 15" - LAMINATED BOTH SIDES (J56,J57)	
	108464-04-E38	EA	COVER - SINK - 15" X 15" - LAMINATED BOTH SIDES (J52,J53,J54,J55)	
	108464-07-J56	EA	COVER - SINK - 15" X 15" - LAMINATED BOTH SIDES (J56,J57)	
15	127612-16-J22	EA	BACKSPLASH - GALLEY COUNTERTOP (J52,J53)	
15	127612-16-J23	EA	BACKSPLASH - GALLEY COUNTERTOP (J54,J55)	
15	127612-16-J26	EA	BACKSPLASH - GALLEY COUNTERTOP (J56,J57)	
16	104114-02-01A	EA	FAUCET - GALLEY - SINGLE CONTROL	
17	103635-01-000	EA	FAUCET - SINGLE CONTROL - DRINKING	
18	126019-01-01A	EA	COFFEEMAKER - OPTIMA - W/BRACKETS - BLACK & DECKER	
	126019-01-700	EA	GLASS CARAFE	172547-00
	126019-01-701	EA	RESERVOIR - WATER	172554
	126019-01-702	EA	BASKET - FILTER	172553-00
	126019-01-703	EA	HARDWARE - MOUNTING	172174-00
19	M05971-JS-J52	EA	DRAWER - OGEE EDGE - 19.7"W X 11.8"D - W/O SLIDES/HARDWARE (WASHED MAPLE) (W/RANGE TOP)	
19	M05971-JS-J22	EA	DRAWER - OGEE EDGE - 19.7"W X 11.8"D - W/O SLIDES/HARDWARE (WATERFORD OAK) (W/RANGE TOP)	
20	127612-04-J52	EA	CABINET - GALLEY - W/COUNTERTOP - W/O DOORS/DRAWERS/HDW (W/RANGE TOP)	
20	127612-04-J53	EA	CABINET - GALLEY - W/COUNTERTOP - W/O DOORS/DRAWERS/HDW (W/RANGE TOP)	
20	127612-04-J54	EA	CABINET - GALLEY - W/COUNTERTOP - W/O DOORS/DRAWERS/HDW (W/RANGE TOP)	
20	127612-04-J55	EA	CABINET - GALLEY - W/COUNTERTOP - W/O DOORS/DRAWERS/HDW (W/RANGE TOP)	
20	127612-04-J56	EA	CABINET - GALLEY - W/COUNTERTOP - W/O DOORS/DRAWERS/HDW (W/RANGE TOP)	
20	127612-04-J57	EA	CABINET - GALLEY - W/COUNTERTOP - W/O DOORS/DRAWERS/HDW (W/RANGE TOP)	
	090329-01-000	FT	SEAL/ T - REFRIGERATOR CABINET	
	054450-01-000	EA	LEVEL - REFRIGERATOR	

## GALLEY GROUP (CONTINUED)

### RANGE W/OVEN

KEY	PART NUMBER	U/M	DESCRIPTION
*	126023-01-01A	EA	RANGE - W/OVEN 22" - 3 BURNER/BLACK GLASS DOOR

\* COMPONENT PARTS FOUND IN SERVICE PARTS LIBRARY

### RANGE TOP

KEY	PART NUMBER	U/M	DESCRIPTION
*	114030-02-01A	EA	RANGE - 3 BURNER TOP - W/O OVEN - BLACK

\* COMPONENT PARTS FOUND IN SERVICE PARTS LIBRARY

### RANGE COVER

KEY	PART NUMBER	U/M	DESCRIPTION
	126022-02-01A	EA	COVER - RANGE - BI-FOLD - 22" - BLACK TEXTURED

### RANGE HOOD

KEY	PART NUMBER	U/M	DESCRIPTION
*	100258-17-04A	EA	HOOD - RANGE - W/O MONITOR PANEL - W/O HOUR METER/SWITCH - CSA
*	100258-18-03A	EA	HOOD - RANGE - W/O MONITOR PANEL - W/HOUR METER/SWITCH - US
*	100258-16-04A	EA	HOOD - RANGE - W/O MONITOR PANEL - W/O HOUR METER/SWITCH - US

\* COMPONENT PARTS FOUND IN SERVICE PARTS LIBRARY

### REFRIGERATOR

KEY	PART NUMBER	U/M	DESCRIPTION
*	121569-01-01A	EA	REFRIGERATOR - LARGE DOUBLE DOOR - RIGHT HAND - 2-WAY
*	120075-03-01A	EA	REFRIGERATOR - LARGE DOUBLE DOOR/RIGHT HAND - 2-WAY W/ICE
*	118367-01-01A	EA	REFRIGERATOR - SIDE BY SIDE DOOR - 2 WAY
	118871-02-01A	EA	TRAY - REFRIGERATOR - SIDE/SIDE
	065225-01-000	EA	PLATE - TIEDOWN - REFRIGERATOR
	090195-08-000	EA	BAFFLE - REFRIGERATOR - LOWER
	093369-03-000	EA	STRAP - REFRIGERATOR
	093646-01-000	EA	BRACKET - TIEDOWN/REFRIGERATOR - RIGHT HAND
	093646-02-000	EA	BRACKET - TIEDOWN/REFRIGERATOR - LEFT HAND
	054450-01-000	EA	LEVEL - REFRIGERATOR

\* COMPONENT PARTS FOUND IN SERVICE PARTS LIBRARY

### MICROWAVE OVEN

KEY	PART NUMBER	U/M	DESCRIPTION
	122753-05-000	EA	OVEN - MICROWAVE - 1 CU. FT. 0 NON CONVECTION - SHARP - UL
	122753-02-000	EA	OVEN - MICROWAVE - .9 CU. FT - CONVECTION - SHARP - UL
	122753-04-000	EA	OVEN - MICROWAVE - .9 CU FT - CONVECTION - SHARP - CSA
	082227-06-000	EA	TRIM - BOTTOM/MICROWAVE - BLACK
	102486-13-01A	EA	TRIM - MICROWAVE - VERTICAL - BLACK
	102482-09-H56	EA	FRAME - MICROWAVE
	094756-03-G15	EA	BRACKET - ANGLE - W/HOLES
	122799-01-02B	EA	SUPPORT - MICROWAVE
	122799-02-02B	EA	SUPPORT - MICROWAVE

## GENERATOR GROUP

### ONAN GENERATOR, 5.0 KW EMERALD PLUS

KEY	PART NUMBER	U/M	DESCRIPTION
	109303-01-000	EA	GENERATOR - 5 KW - EMERALD PLUS
	007125-03-000	EA	CLAMP - MUFFLER - 1.5" DIAMETER
	007125-04-000	EA	CLAMP - MUFFLER - 1.12" DIAMETER
	007131-01-000	EA	HANGER - TAILPIPE - 6 SLOTS
	079654-05-000	EA	PIPE - EXHAUST - ANGLED W/FLANGE - 2" ID
	081364-03-000	EA	MUFFLER - GENERATOR - ONAN
	094059-01-000	EA	SPACER - GENERATOR - ONAN
	106602-01-000	EA	PIPE - EXHAUST - GENERATOR
	106607-01-000	EA	ANGLE - SUPPORT - EXHAUST
	127008-02-02B	EA	TRAY - GENERATOR

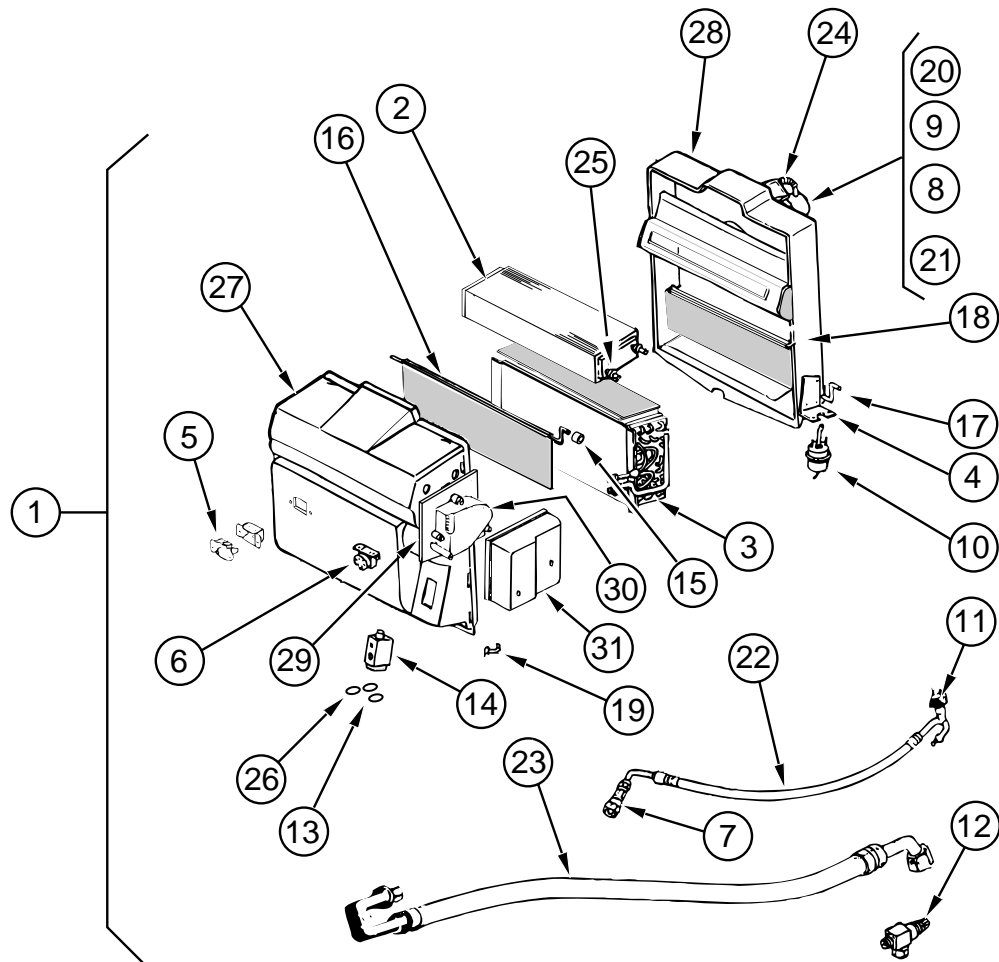
### ONAN GENERATOR, 6.5 KW EMERALD PLUS

KEY	PART NUMBER	U/M	DESCRIPTION
	100975-01-000	EA	GENERATOR - 6.5 KW EMERALD PLUS
	007125-03-000	EA	CLAMP - MUFFLER - 1.5" DIAMETER
	007125-04-000	EA	CLAMP - MUFFLER - 1.12" DIAMETER
	007131-01-000	EA	HANGER - TAILPIPE - 6 SLOTS
	079654-05-000	EA	PIPE - EXHAUST - ANGLED W/FLANGE - 2" ID
	081364-03-000	EA	MUFFLER - GENERATOR - ONAN
	094059-01-000	EA	SPACER - GENERATOR - ONAN
	106602-01-000	EA	PIPE - EXHAUST - GENERATOR
	106607-01-000	EA	ANGLE - SUPPORT - EXHAUST
	127008-02-02B	EA	TRAY - GENERATOR

**NOTE: ADDITIONAL GENERATOR COMPONENTS ARE FOUND IN THE CHASSIS GROUP**

# HEATING & AIR CONDITIONING GROUP

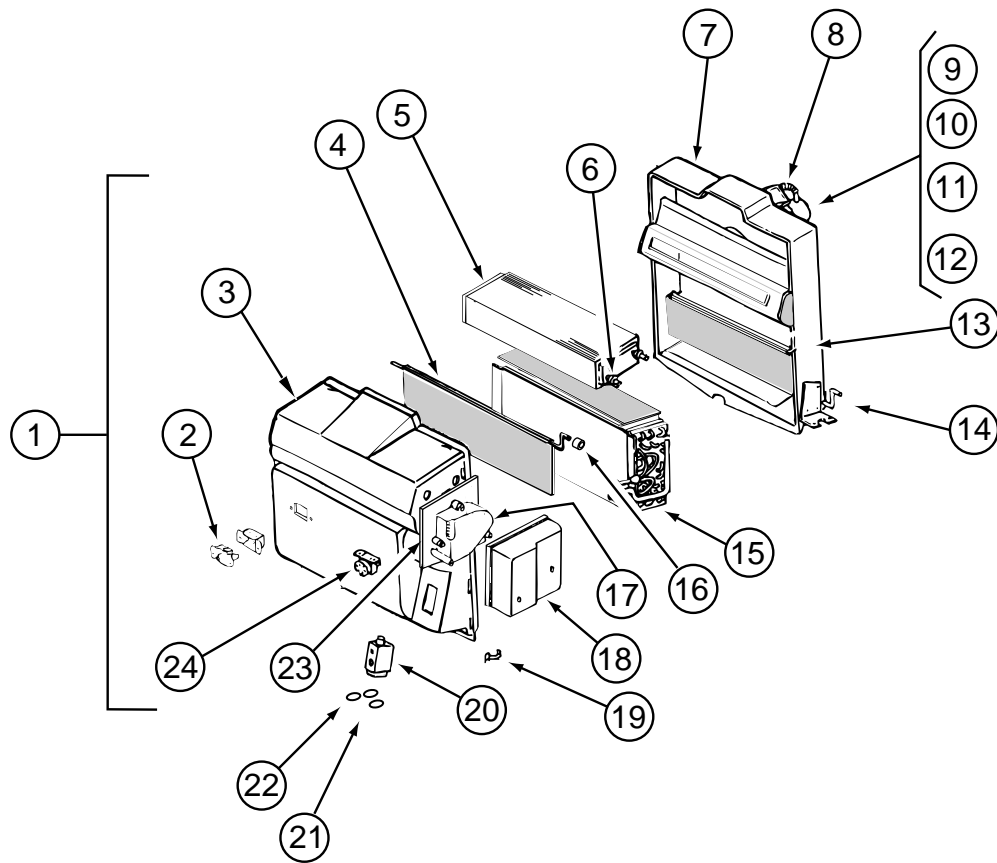
## AUTOMOTIVE AIR CONDITIONING - FORD



KEY	PART NUMBER	U/M	DESCRIPTION	VENDOR NO.
1	103930-31-000	EA	EVAPORATOR/HEATER - FORD - SERVO MOTOR CONTROLLED	
2	103930-01-703	EA	CORE - HEATER	042-0010
3	103930-01-704	EA	COIL - EVAPORATOR	041-0017
4	103930-01-708	EA	BRACKET - VACUUM MOTOR	070-0113
5	103930-01-710	EA	RESISTOR - FUSED - A/C	035-0006
6	103930-01-711	EA	THERMOSTAT	033-0003
7	103930-01-713	EA	FITTING - QUICK CONNECT - #4	050-0030
8	103930-01-717	EA	WHEEL - BLOWER - CLOCKWISE	062-0010
9	103930-30-706	EA	MOTOR - BLOWER - (PM147)	030-0109
10	103930-02-708	EA	MOTOR - VACUUM SERVO - A/C	030-0025
11	103930-12-708	EA	SWITCH - BINARY - HI-LOW CUTOUT	032-0048
12	103930-13-702	EA	VALVE - SERVICE - W/O COMP.	050-0152
13	103930-17-702	EA	O'RING #10	045-0127
14	103930-20-700	EA	VALVE - EXPANSION - BLOCK - 2 TON	034-0032
15	103930-30-702	EA	BUSHING - BLEND AIR DOOR	062-0168
16	103930-30-705	EA	DOOR - BLEND AIR	071-0568
17	103930-20-704	EA	ROD - DOOR - RECIRCULATING	073-0018
18	103930-20-705	EA	PANEL - DOOR - RECIRCULATING	071-0213
19	103930-20-706	EA	CLIP - RETAINER	022-0057
20	103930-20-707	EA	HOUSING - BLOWER	062-0145
21	103930-20-708	EA	CLIP - MOTOR SHAFT	022-0001
22	103930-21-700	EA	HOSE ASM. - #6 EXP. VALVE-DRIER	085-0139
23	103930-21-701	EA	HOSE ASM. - #10 - EXP. VALVE-COMP	085-0149
24	110279-01-703	EA	HOSE-VENT - BLOWER MOTOR	051-0034
25	110279-01-712	EA	FITTING - HEATER	050-0076
26	113245-01-707	EA	O'RING #8	045-0126
27	103930-30-700	EA	CASE - FRONT	062-0542
28	103930-20-711	EA	CASE - BACK - SUB-ASSEMBLY	062-0147
29	103930-30-701	EA	PLATE - MOTOR MOUNT	062-0544
30	103930-30-703	EA	MOTOR - SERVO	030-0104
31	103930-30-704	EA	COVER - SERVO	062-0545
	103796-01-01A	EA	LOUVER - A/C-ADJUSTABLE - 2.2" X 5.4" F/2.5" HOSE - BLACK	
	126692-01-H17	EA	PLENUM - A/C	

# HEATING & AIR CONDITIONING GROUP (CONTINUED)

## AUTOMOTIVE AIR CONDITIONING - FORD (NON-CHARGED)



KEY	PART NUMBER	U/M DESCRIPTION	VENDOR NO.
1	103930-43-000	EA EVAPORATOR/HEATER ASSEMBLY - NON-CHARGED	
2	103930-01-710	EA RESISTOR - FUSED - A/C	035-0006
3	103930-30-700	EA CASE - FRONT	062-0542
4	103930-43-700	EA DOOR - AIR BLEND	071-0568
5	103930-01-703	EA CORE - HEATER	042-0010
6	110279-01-712	EA FITTING - HEATER	050-0076
7	103930-20-711	EA CASE - BACK - SUB-ASSEMBLY	062-0147
8	110279-01-703	EA HOSE - VENT F/BLOWER MOTOR	051-0034
9	103930-20-707	EA HOUSING - BLOWER	062-0145
10	103930-30-706	EA MOTOR - BLOWER W/PIGTAIL HARNESS	030-0109
11	103930-01-717	EA WHEEL - BLOWER - CLOCKWISE	062-0010
12	103930-20-708	EA CLIP - MOTOR SHAFT	022-0001
13	103930-20-705	EA PANEL - DOOR - RECIRCULATING	071-0213
14	103930-20-704	EA ROD - DOOR - RECIRCULATING	073-0018
15	103930-01-704	EA COIL - EVAPORATOR	041-0017
16	103930-30-702	EA BUSHING - BLEND AIR DOOR	062-0168
17	103930-30-703	EA MOTOR - SERVO	030-0104
18	103930-30-704	EA COVER - SERVO	062-0545
19	103930-20-706	EA CLIP - RETAINER - CASE ATTACH	022-0057
20	103930-20-700	EA VALVE - EXPANSION - BLOCK - 2 TON	034-0032
21	103930-17-702	EA O'RING #10	045-0127
22	103930-01-707	EA GASKET - O'RING - #8	045-0012
23	103930-30-701	EA PLATE - MOTOR MOUNT	062-0544
24	103930-01-711	EA THERMOSTAT	033-0003
	103930-30-707	EA DIVIDER ASM.	086-0061
	103930-23-000	EA VALVE - WATER - 2 PORT	
	103930-44-000	EA HOSE - EVAPORATOR/DRYER - #6	
	103930-45-000	EA HOSE - EVAPORATOR/COMPRESSOR - FORD	
	007076-01-000	EA HOSE - FLEXIBLE PVC - 2" ID - INCREMENTS OF 50'	
	007108-01-000	FT HOSE - HEATER - 5/8" ID - HI-TEMP - FORD	
	007281-01-000	EA HOSE - FLEXIBLE PVC - 2.5" ID X 50'	
	024990-05-000	EA OUTLET - DEFROSTER - 4" DIAMETER W/SWIVEL DEFLECTORS	
	056402-05-000	EA BRACKET - HEATER VENT - ROUND W/BEND - BLACK	
	077075-01-000	EA GASKET - INSTRUMENT PANEL/DEFROSTER PLENUM - .6" X 10.2"	
	103017-03-000	EA PLENUM - DEFROSTER	
	103558-01-11A	EA VENT - DEFROSTER - 2" X 14.4" X 1.4" - TITANIUM	
	103558-04-04A	EA VENT - DEFROSTER - ABS TITANIUM	
		FROM: 05-10-98 THRU: 99-99-99	
	103796-01-01A	EA LOUVER - A/C-ADJUSTABLE - 2.2" X 5.4" F/2.5" HOSE - BLACK	

## HEATING & AIR CONDITIONING GROUP (CONTINUED)

### FURNACE-SUBURBAN - 40,000 BTU - SF-422275

KEY	PART NUMBER	U/M	DESCRIPTION
*	098668-22-000	EA	FURNACE - 40,000 BTU
	094600-05-01A	EA	REGISTER W/O DAMPER-3.6" X 11.3" FACE/2.1" X 9.9" RO-BEIGE
	094600-06-01A	EA	REGISTER W/DAMPER-3.6" X 11.3" FACE/2.1" X 9.9" RO-BEIGE
	089367-02-000	EA	TEE - 4" X 2" X 4"
	092776-01-000	EA	ADAPTER - DUCT - 2"
	098668-14-000	EA	GASKET - FIBERGLASS - .5" X 18" X 18"
	117357-02-02B	EA	TRANSITION - FURNACE
	115764-01-01A	EA	THERMOSTAT - FURNACE
	093614-03-02A	EA	GRILLE - RETURN AIR - 14" X 8" - BEIGE
	009200-01-000	EA	TAPE - FURNACE - 1 1/2"

#### \* COMPONENT PARTS FOUND IN SERVICE PARTS LIBRARY

### AUTOMOTIVE REAR HEATER SYSTEM

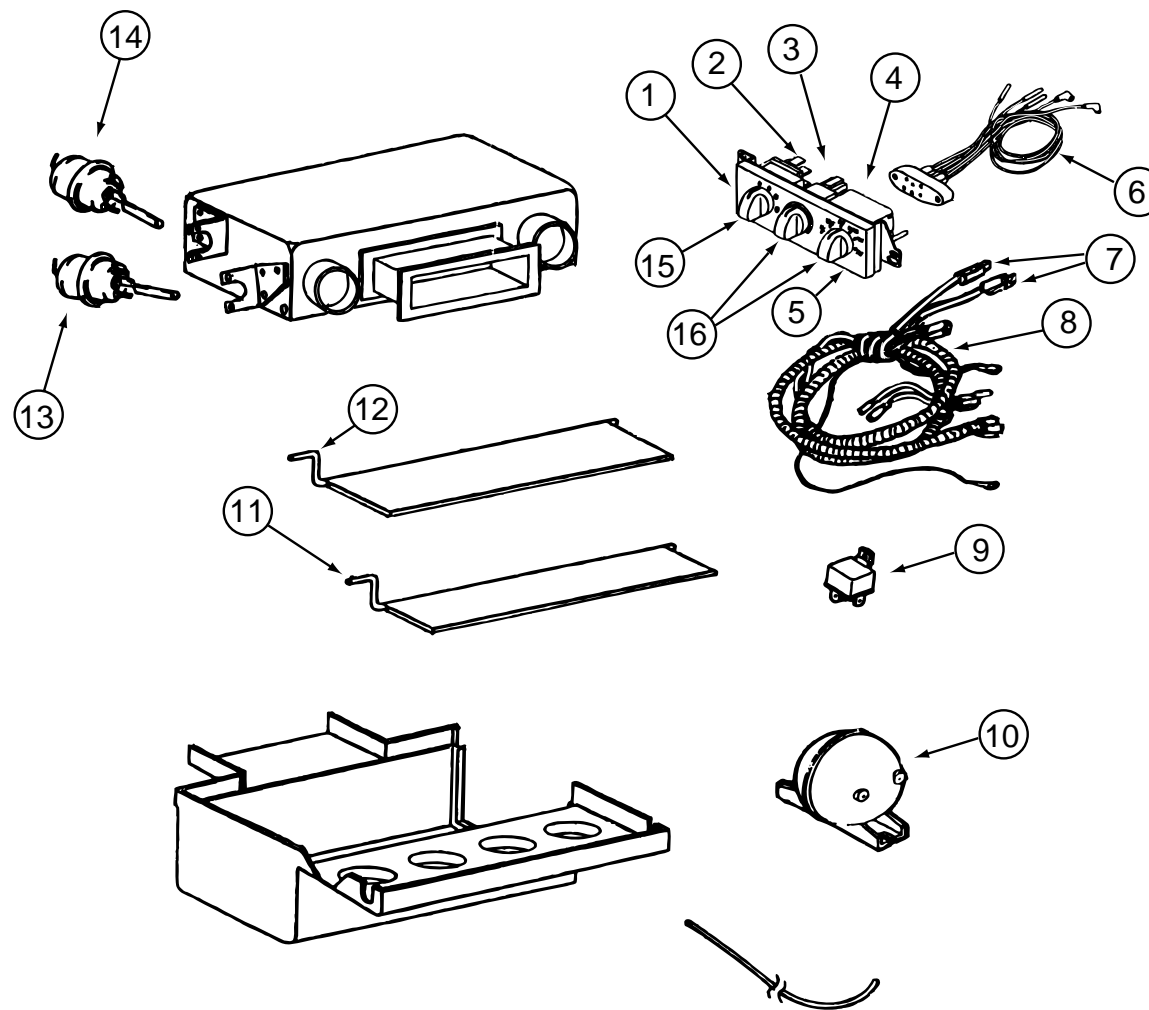
KEY	PART NUMBER	U/M	DESCRIPTION	VENDOR NO.
	084405-01-000	EA	HEATER - REAR/DUCTED - W/MOTOR AID	
	084405-01-700	EA	CORE-HEATER	FT200229
	084405-01-701	EA	FAN BLADES	HV029931
	084405-01-702	EA	MOTOR ASSEMBLY, 12 VOLT	RV010348
	009198-01-000	FT	DUCT - HEAT - FLEXIBLE - 4" ID X 25'	
	061673-01-000	EA	BRACKET - MOTOR AID TUBES - 4" X 1.5" - STEEL	
	009198-01-000	FT	DUCT - HEAT - FLEXIBLE - 4" ID X 25'	
	079059-01-000	EA	HOSE - 90 DEGREE - 5/8"ID X 4" X 36"	
	056464-10-000	EA	REGISTER - 4" DIAMETER - PLASTIC - W/O DAMPER - BEIGE	

### A/C - ROOF & CEILING ASSEMBLY

KEY	PART NUMBER	U/M	DESCRIPTION
*	108889-01-05A	EA	A/C - ROOF - 13,500 TSR
*	108892-01-01A	EA	CEILING ASSEMBLY - A/C DUCTED
	102289-01-000	EA	SPRING - SCREW - ROOF A/C GASKET
	110403-01-G09	EA	SPACER - RETURN AIR (WATERFORD OAK)
	110403-01-G09	EA	SPACER - RETURN AIR (WHITE GRANITE)
	117238-01-01A	EA	THERMOSTAT - A/C - FURNACE
	117238-02-01A	EA	THERMOSTAT - A/C ONLY
	120134-01-02A	EA	REGISTER - 4" TO 5" IN DIAMETER W/DAMPER
	073937-03-000	EA	SWITCH - ROTARY- AC - SELECTOR - 3 DECK
	121365-01-01A	EA	COVER - A/C SWITCH - DUAL

#### \* COMPONENT PARTS FOUND IN SERVICE PARTS LIBRARY

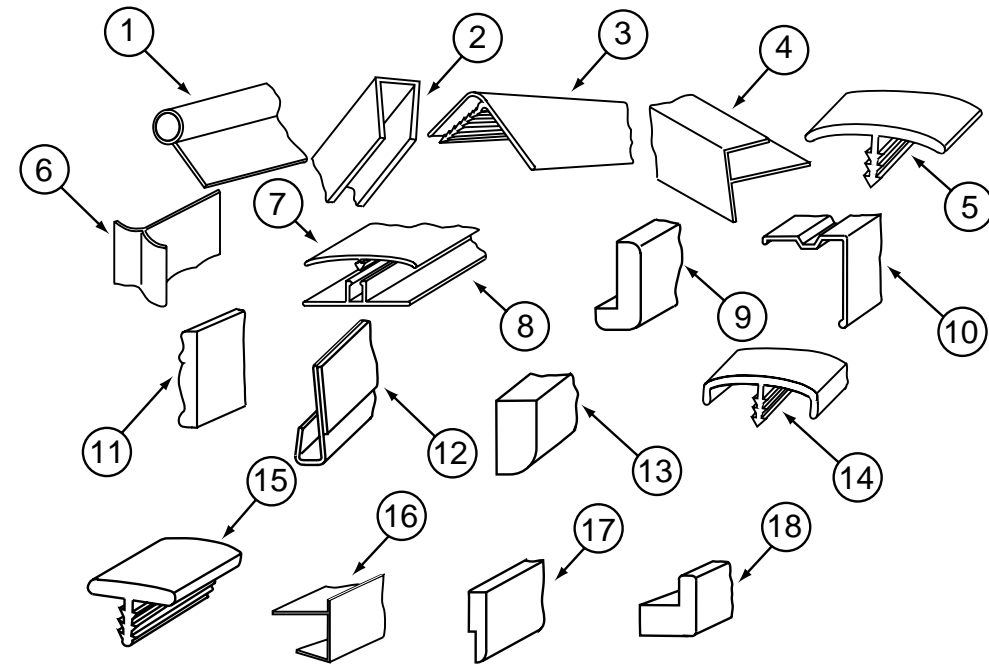
## HEATING & AIR CONDITIONING GROUP (CONTINUED)



### SCS CONTROL/PLENUM

KEY	PART NUMBER	U/M	DESCRIPTION	VENDOR NO.
	103930-40-000	EA	CONTROL/PLENUM - ROTARY	
1	103930-33-702	EA	CONTROL PANEL	083-0169
2	103930-33-707	EA	SWITCH - BLOWER	032-00066
3	103930-33-708	EA	SWITCH - POTENTIOMETER	032-0184
4	103930-33-709	EA	SWITCH - VACUUM	032-0183
5	103930-33-710	EA	DECAL F/CONTROL HEAD	058-0102
6	103930-33-703	EA	VACUUM HARNESS	036-0466
7	103930-33-705	EA	LIGHT BULBS	035-0030
8	103930-33-711	EA	WIRE HARNESS - MAIN	036-0496
9	103930-02-707	EA	RELAY-BOSCH W/RESISTER	031-0001
10	103930-02-710	EA	CANISTER-VACUUM	054-0002
11	103930-39-700	EA	ROD - DOOR - AC/HEAT	073-067
12	103930-39-701	EA	ROD - DOOR - AC/DEFROST	073-0069
13	103930-02-708	EA	MOTOR-VACUUM SERVO, A/C	030-0025
14	103930-33-701	EA	MOTOR - VACUUM, 3 STAGE	030-0105
15	103930-33-712	EA	KNOB - BLOWER	062-00539
16	103930-33-713	EA	KNOB	062-00540
	103930-39-704	EA	SPRING	022-0119

## INTERIOR FINISH GROUP



### INTERIOR TRIM & MOLDINGS

KEY	PART NUMBER	U/M DESCRIPTION
1	009767-12-000	FT WELTING - SIDEWALL/CEILING/CABINET - OFF/WHT
2	070504-18-000	FT U-CHANNEL - PLASTIC - .13" X 84" - IVORY
2	070504-37-000	FT U-CHANNEL - PLASTIC - .9" X 84" - WATERFORD OAK
2	070504-50-000	FT U-CHANNEL - PLASTIC - .13" X 84" - WASHED MAPLE
2	070504-51-000	FT U-CHANNEL - PLASTIC - .9" X 84" - WASHED MAPLE
2	070504-03-000	FT U-CHANNEL - PLASTIC - .9" X 84" - GRADY BROWN
2	070504-36-000	FT U-CHANNEL - PLASTIC - .13" X 72" - WATERFORD OAK
2	009778-27-000	FT U-CHANNEL - 1" - WASHED MAPLE
2	009778-21-000	FT U-CHANNEL - 1" - WATERFORD OAK
3	009809-23-000	EA MOLDING - CORNER - OUTSIDE - 1" X 84" - MODERN IVORY
4	009812-33-000	EA MOLDING - CORNER - 1/2" W/1/4" CHAN X 84" - WASHED MAPLE
4	009812-29-000	EA MOLDING - CORNER - 1/2" W/1/4" CHAN X 84" - WATERFORD OAK
5	105709-01-000	FT MOLDING-T - 1" - MODERN IVORY
6	022992-11-000	FT MOLDING - REVERSE COVE - T-SHAPED VINYL - IVORY
7	086229-13-000	EA BATTEN - 1" X 96" - IVORY
7	086229-19-000	EA BATTEN - 1" X 98.43" - OFF WHITE
7	086229-20-000	EA BATTEN - 1" X 96" - BEIGE
8	086229-01-000	EA RETAINER - BATTEN - .75" X 92.3" - ANY COLOR
8	086229-14-000	EA RETAINER - 3/4" X 98.43" - ANY COLOR
9	077840-01-J70	EA MOLDING - CAP/WALL - 8' - WASHED MAPLE
9	077840-01-G01	EA MOLDING - WALL CAP - 8' - WATERFORD OAK
10	093873-01-000	EA TRIM - CARPET - L-ANGLE 1.1" X 1.3" X 12" - GRAY VINYL
11	100182-10-J70	EA TRIM - RAIL - WASHED MAPLE
11	100182-10-G29	EA TRIM - RAIL/CHAIR - 8' - WATERFORD OAK
12	109332-02-05A	FT TRIM-J - W/O ADHESIVE - WASHED MAPLE
12	109332-02-01A	FT TRIM-J - W/O ADHESIVE - BRASS
13	100818-01-08A	FT MOLDING - VINYL WRAP - 1.65" X .4" X 7' - WASHED MAPLE
13	100818-01-05A	FT MOLDING - VINYL WRAP - 1.65" X .4" X 84" - WATERFORD OAK
14	104676-02-06A	FT MOLDING-T - 1/2" - WASHED MAPLE
14	104676-02-04A	FT MOLDING-T - 1/2" - WATERFORD OAK
14	083620-19-000	FT MOLDING-T - END CAP EDGE - W/EDGE LIPS - .75" - WASHED MAPLE
14	083620-12-000	FT MOLDING-T - END CAP EDGE - W/EDGE LIP - .75" - WATERFORD OAK
15	104676-01-01A	FT MOLDING-T - 5/16" RIGID GOLD

## INTERIOR FINISH GROUP (CONTINUED)

### INTERIOR TRIM & MOLDINGS (CONTINUED)

KEY	PART NUMBER	U/M DESCRIPTION
16	103186-01-08A	FT MOLDING - PLASTIC/3/8" U-CHANNEL W/3/4" FACE - WASHED MAPLE
16	103186-01-05A	FT MOLDING - PLASTIC - 3/8" U-CHANNEL 3/4" FACE - WATERFORD OAK
16	103186-02-08A	FT MOLDING - PLASTIC/1" U-CHANNEL W/1 3/8" FACE - WASHED MAPLE
16	103186-02-05A	FT MOLDING - PLASTIC - 1" U-CHANNEL 1 3/8" FACE - WATERFORD OAK
17	105004-01-08A	EA MOLDING - VINYL WRAPPED - 1" X 96" - WASHED MAPLE
17	105004-01-05A	EA MOLDING - VINYL WRAPPED - 1" X 96" - WATERFORD OAK
18	100819-01-08A	EA MOLDING - VINYL WRAP - L-SHAPED - 1.5" X 1.5" X 7' - MAPLE
18	100819-01-05A	FT MOLDING - VINYL WRAP - L-SHAPED - 1.5" X 1.5" X 84" - OAK
	076325-43-000	FT MOLDING - EDGE BAND - .875" X .024" - CLOUD
	076325-46-000	FT MOLDING - EDGE BAND - 1 5/16" X .030" - CLOUD
	076325-73-000	FT MOLDING - EDGE BAND - .93" X .024" - OFF WHITE
	076325-75-000	FT MOLDING - EDGE BAND - .93" X .024" - WASHED MAPLE
	076325-67-000	FT MOLDING - EDGE BAND - .93" X .024" - WATERFORD OAK
	116951-01-J40	EA MOLDING - WOOD - 3" X 70.5"
	116951-01-G35	EA MOLDING - WOOD - 3" X 70.5"

### BATT STRIPS

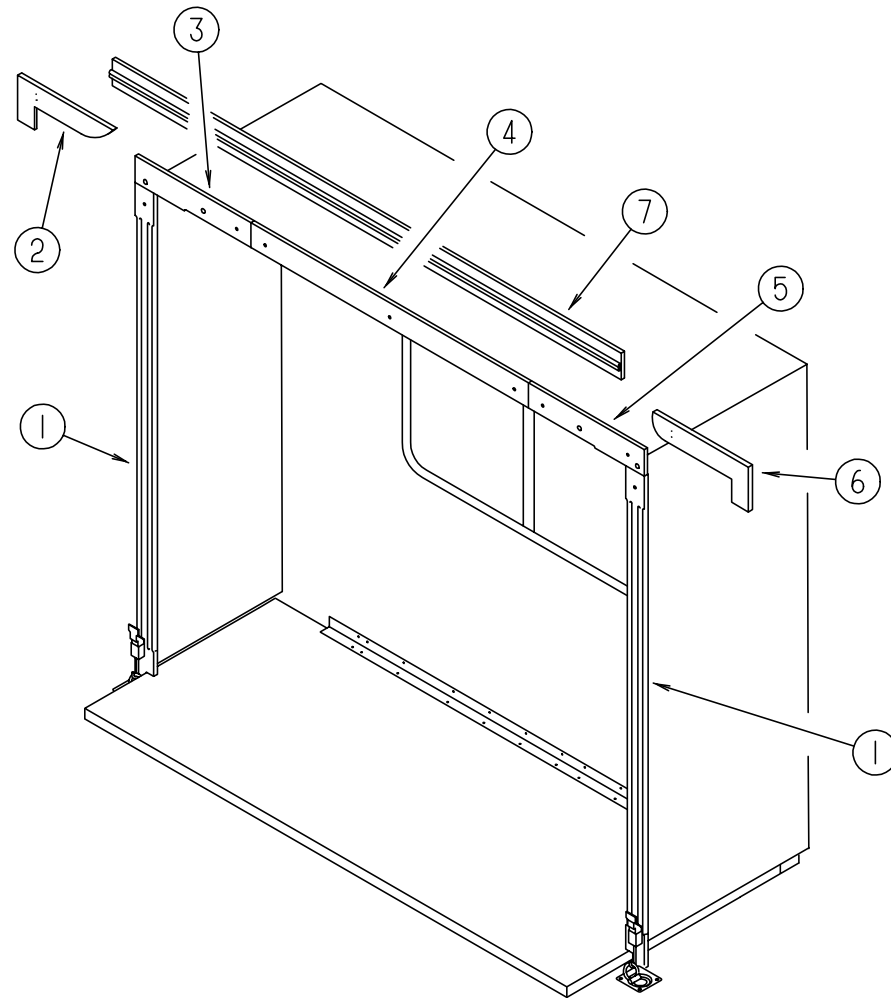
KEY	PART NUMBER	U/M DESCRIPTION
	069733-86-000	EA BATT - STRIP - WOODGRAINED/WASHED MAPLE - 8'
	085284-F5-000	FT BATT TAPE - ADHESIVE BACKED - WASHED MAPLE
	069733-83-000	EA BATT STRIP - WOODGRAINED/WATERFORD OAK - 8'
	085284-B5-000	FT BATT TAPE - ADHESIVE BACKED - WOODGRAINED - WATERFORD OAK
	088263-E4-000	EA BATT STRIP - DECORATIVE - LAJOLLA/SEAMIST - INC OF 8' (J52,J53)
	088263-F4-000	EA BATT - STRIP - DECORATIVE - TRAVIS MERCURY - 8' (J54,J55)
	085284-E9-000	FT BATT TAPE - ADHESIVE BACKED - DECORATIVE/TRAVIS MERCURY (J54,J55)
	088263-E7-000	EA BATT STRIP - DECORATIVE - GAZEBO STRIPE/SAG - 8' LONG (J56,J57)
	085284-E1-000	FT BATT TAPE - ADHESIVE BACKED - DECORATIVE-GAZEBO/STRIPE/SAG (J56,J57)

### CARPET & FLOOR COVERING

KEY	PART NUMBER	U/M DESCRIPTION
	075233-01-000	SY PAD - CARPET - 3/8" X 6' ROLL
	093486-01-000	SY CARPET - COMPARTMENT - 54" WIDE - DARK GRAY
	096060-C2-000	SY CARPET - BISCANYN - INCREMENTS OF 4 SQ. YARDS (J52,J53)
	096060-98-000	SY CARPET - SILVER ASPEN - INCREMENTS OF 4 SQ YD (J54,J55)
	096060-C3-000	SY CARPET - SPRUCE - INCREMENTS OF 4 SQ. YARDS (J56,J57)
	105924-01-H19	EA MAT - FLOOR - 18" X 27" (J52,J53)
	105924-01-J54	EA MAT - FLOOR - 18" X 27" (J54,J55)
	105924-01-J56	EA MAT - FLOOR - 18" X 27" (J56,J57)
	122755-01-01A	EA TILE - RUBBER/ENTRANCE DOOR - 18.5" X 27.2"
	122755-03-01A	EA TILE - RUBBER/ENTRANCE DOOR - 17.7" X 26.4"

## INTERIOR FINISH GROUP (CONTINUED)

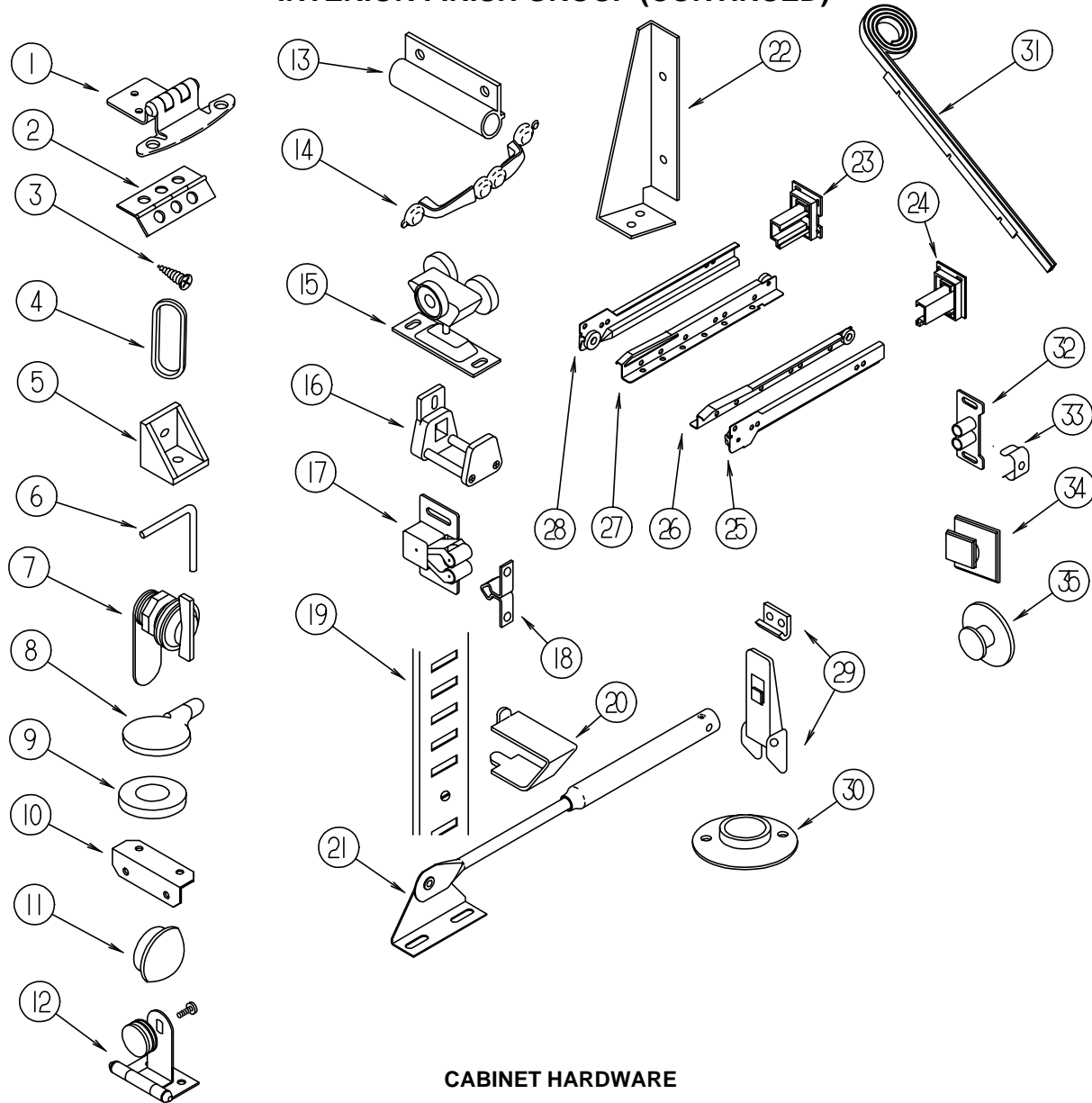
### SLIDEOUT HARDWARE & MOLDINGS



KEY	PART NUMBER	U/M	DESCRIPTION
1	116951-01-J40	EA	MOLDING - WOOD - 3" X 70.5" - WASHED MAPLE
1	116951-01-G35	EA	MOLDING - WOOD - 3" X 70.5" - WATERFORD OAK
2	115811-20-J52	EA	OVERLAY - NOVEAU - 7.5" X 23.75" - LEFT HAND (J52,J53) FROM: 00-00-00 THRU: 11-16-97
2	115811-20-JA2	EA	OVERLAY - NOVEAU - 7.5" X 23.75" - LEFT HAND (J52,J53) FROM: 11-17-97 THRU: 99-99-99
2	115811-20-J54	EA	OVERLAY - NOVEAU - 7.5" X 23.75" - LEFT HAND (J54,J55)
2	115811-20-J56	EA	OVERLAY - NOVEAU - 7.5" X 23.75" - LEFT HAND (J56,J57)
3	116968-01-J52	EA	TRIM - END/ RIGHT HAND - WOOD - 3.8" X 19.1" (WASHED MAPLE)
3	116968-01-G35	EA	TRIM - END/ RIGHT HAND - WOOD - 3.8" X 19.1" (WATERFORD OAK)
4	116967-01-J52	EA	TRIM - CENTER - WOOD - 3.8" X 119.7" (WASHED MAPLE)
4	116967-01-G35	EA	TRIM - CENTER - WOOD - 3.8" X 119.7" (WATERFORD OAK)
5	116968-02-J52	EA	TRIM - END/ LEFT HAND - WOOD - 3.8" X 19.1" (WASHED MAPLE)
5	116968-02-G35	EA	TRIM - END/ LEFT HAND - WOOD - 3.8" X 19.1" (WATERFORD OAK)
6	115811-19-J52	EA	OVERLAY - NOVEAU - 7.5" X 23.75" - RIGHT HAND (J52,J53) FROM: 00-00-00 THRU: 11-16-97
6	115811-19-JA2	EA	OVERLAY - NOVEAU - 7.5" X 23.75" - RIGHT HAND (J52,J53) FROM: 11-17-97 THRU: 99-99-99
6	115811-19-J54	EA	OVERLAY - NOVEAU - 7.5" X 23.75" - RIGHT HAND (J54,J55)
6	115811-19-J56	EA	OVERLAY - NOVEAU - 7.5" X 23.75" - RIGHT HAND (J56,J57)
7	NOT AVAILABLE		



**INTERIOR FINISH GROUP (CONTINUED)**



**CABINET HARDWARE**

KEY	PART NUMBER	U/M	DESCRIPTION
1	108138-01-000	EA	HINGE - CABINET DOOR - BURNISHED BRASS
2	041389-18-000	EA	HINGE - PIANO - 1.50 X 482.6 - OFF WHITE
2	041389-25-000	EA	HINGE - PIANO - 1.50 X 55
2	009059-01-000	EA	HINGE - DOOR - 2" X 1.4" - BRASS
2	009059-02-000	EA	HINGE - DOOR - 2" X 2.7" - BRASS
3	000G13-06-10G	EA	SCREW - 6-20 X 5/8 PFH - ANTIQUE BRASS
3	000G13-06-08G	EA	SCREW
4	098410-01-01A	EA	PULL - FINGER - BRASS
5	065740-01-000	EA	BRACE - CABINET/CORNER - PLASTIC
6	108487-02-01A	EA	SUPPORT - PROP ROD/OVERHEAD - BLACK
7	100710-01-01A	EA	LOCK - GLASS DOOR/TWIST TYPE - BRASS
	101272-01-000	EA	CATCH - GLASS DOOR
8	101766-01-000	EA	PIN - SUPPORT/GLASS DOOR
9	100707-01-000	EA	SPACER - GLASS DOOR - .8" DIA - .3" HOLE - PLASTIC
10	016604-05-000	EA	BRACE - CABINET - ANGLE - 2.5" OFF WHITE METAL
10	016604-01-000	EA	BRACE - CABINET - ANGLE - 2.5" - UNPAINTED METAL
11	042356-01-000	EA	PLUG - BUTTON - MAHOGANY - 3/8" DIAMETER - WOOD
11	074045-12-000	EA	PLUG - OAK - 3/8" DIAMETER - WASHED MAPLE
11	074045-01-000	EA	PLUG - OAK - 3/8" DIAMETER - OAK
12	100711-01-01A	EA	HINGE - GLASS DOOR
13	108486-01-01A	EA	BRACKET - PROP ROD/OVERHEAD - BLACK
14	121891-01-01A	EA	PULL - CABINET - BRASS (MAPLE)
14	121890-01-01A	EA	PULL - CABINET - BRASS (OAK)
15	103874-01-000	EA	HANGER - SLIDING DOOR

**INTERIOR FINISH GROUP (CONTINUED)**

**CABINET HARDWARE (CONTINUED)**

KEY	PART NUMBER	U/M	DESCRIPTION
16	064467-01-000	EA	GUIDE - POCKET - SLIDING DOOR - WALL MOUNTED
	076790-01-000	EA	SCREW - 6-20 X 1 1/4 PPH - BLACK
17	093586-06-000	EA	CATCH - SPRING - ROLLER
17	093586-03-000	EA	CATCH - SPRING - ROLLER
18	093586-05-000	EA	STRIKE - SPRING STEEL
18	093586-04-000	EA	STRIKE - SPRING STEEL
19	098980-01-000	EA	PILASTER - ADJUSTABLE SHELF - 18" - WOODGRAIN APPEARANCE
19	098980-02-000	EA	PILASTER - ADJUSTABLE SHELF - 12" - WOODGRAIN APPEARANCE
19	098980-04-000	EA	PILASTER - ADJUSTABLE SHELF - 48" - WOODGRAIN APPEARANCE
20	098979-01-000	EA	CLIP - ADJUSTABLE SHELF
21	074493-02-000	EA	SUPPORT - PISTON SPRING - CABINET DOOR
22	116978-01-03B	EA	GUSSET - SLIDEOUT ROOM - OFF/WHITE
23	128811-01-01A	EA	BACKSOCKET - ADJUSTABLE LEFT
24	128810-02-01A	EA	BACKSOCKET - ADJUSTABLE RIGHT
25	128810-02-01A	EA	SLIDE - DRAWER - 12" - RIGHT CABINET
25	128810-10-01A	EA	SLIDE - DRAWER - 16" - RIGHT CABINET
25	128810-14-01A	EA	SLIDE - DRAWER - 18" - RIGHT CABINET
25	128810-18-01A	EA	SLIDE - DRAWER - 20" - RIGHT CABINET
25	128810-22-01A	EA	SLIDE - DRAWER - 22" - RIGHT CABINET
25	128810-26-01A	EA	SLIDE - DRAWER - 24" - RIGHT CABINET
26	128810-04-01A	EA	SLIDE - DRAWER - 12" - RIGHT DRAWER
26	128810-12-01A	EA	SLIDE - DRAWER - 16" - RIGHT DRAWER
26	128810-16-01A	EA	SLIDE - DRAWER - 18" - RIGHT DRAWER
26	128810-20-01A	EA	SLIDE - DRAWER - 20" - RIGHT DRAWER
26	128810-24-01A	EA	SLIDE - DRAWER - 22" - RIGHT DRAWER
26	128810-28-01A	EA	SLIDE - DRAWER - 24" - RIGHT DRAWER
27	128810-03-01A	EA	SLIDE - DRAWER - 12" - LEFT DRAWER
27	128810-11-01A	EA	SLIDE - DRAWER - 16" - LEFT DRAWER
27	128810-15-01A	EA	SLIDE - DRAWER - 18" - LEFT DRAWER
27	128810-19-01A	EA	SLIDE - DRAWER - 20" - LEFT DRAWER
27	128810-23-01A	EA	SLIDE - DRAWER - 22" - LEFT DRAWER
27	128810-27-01A	EA	SLIDE - DRAWER - 24" - LEFT DRAWER
28	128810-01-01A	EA	SLIDE - DRAWER - 12" - LEFT CABINET
28	128810-09-01A	EA	SLIDE - DRAWER - 16" - LEFT CABINET
28	128810-13-01A	EA	SLIDE - DRAWER - 18" - LEFT CABINET
28	128810-17-01A	EA	SLIDE - DRAWER - 20" - LEFT CABINET
28	128810-21-01A	EA	SLIDE - DRAWER - 22" - LEFT CABINET
28	128810-25-01A	EA	SLIDE - DRAWER - 24" - LEFT CABINET
29	116975-01-01A	EA	LATCH - W/O STRIKE
29	042541-05-000	EA	STRIKE
30	009112-01-000	EA	FLANGE - 1" CLOTHES ROD - OFF WHITE PLASTIC
31	097141-02-700	EA	KIT-TRACK TAMBOUR DOOR - W/ONE RIGHT & ONE LEFT TRACK
32	009021-01-000	EA	CATCH - GRILLE - NYLON
33	009021-02-000	EA	STRIKE - SPRING STEEL
34	102327-01-01A	EA	PULL - MIRROR - W/SQUARE HANDLE
35	125221-01-01A	EA	PULL - MIRROR - W/ROUND HANDLE
	004354-01-000	EA	BUMPER - RUBBER - .5" DIA - BROWN
	042438-01-000	EA	DOWEL - WOOD - CLOTHES ROD - 1" DIAMETER X 4'
	042438-06-000	EA	DOWEL - WOOD - 1.5" X 26" - OAK
	023320-01-000	EA	PAD - FELT 3/8" DIAMETER
	079921-01-000	EA	ROLLER - NYLON - W/STEEL SHAFT - BARBED
	084070-03-000	EA	POST - END - 2.4" - SHINY BRASS
	084071-23-000	EA	ROD - BRASS - 13.12"
	102194-01-000	EA	GUIDE - PLASTIC

## INTERIOR FINISH GROUP (CONTINUED)

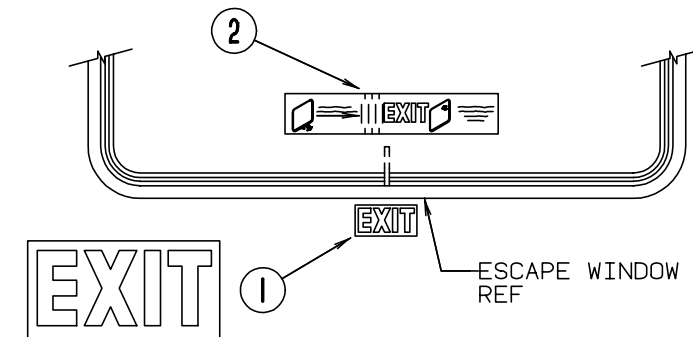
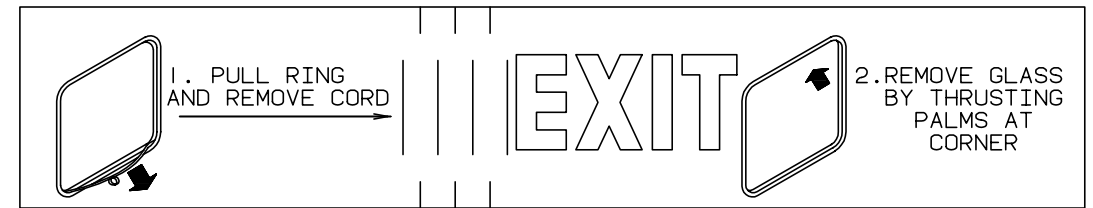
### PANELING, PLASTIC LAMINATE & PARTICLE BOARD

KEY	PART NUMBER	U/M	DESCRIPTION
	000846-01-000	SF	PLYWOOD - 5/16" X 48" X 96" - CD GRADE
	000846-02-000	SF	PLYWOOD/UNDERLAYMENT - 5/16" X 48" X 96"
	000885-89-000	SF	PARTICLE BOARD-3/8" X 48" X 96" - WASHED MAPLE - 2-SIDED
	000885-91-000	SF	PARTICLE BOARD-3/4" X 48" X 96" - WASHED MAPLE - 2-SIDED
	000885-77-000	SF	PARTICLE BOARD-3/8" X 48" X 96"-WATERFORD OAK/VINYL 2 SIDE
	000885-79-000	SF	PARTICLE BOARD-3/4" X 48" X 96"-WATERFORD OAK/VINYL 2 SIDE
	057882-05-700	EA	TAMBOUR - 48" X 48" SHEET - UNFINISHED - WASHED MAPLE
	057882-04-700	EA	TAMBOUR - 48" X 48" SHEET - UNFINISHED - WATERFORD OAK
	074497-39-000	SF	PANELING - WASHED MAPLE - 4' X 8'
	074497-28-000	SF	PANELING - WATERFORD OAK - 48" X 96"
	074498-40-000	SF	LAMINATE - PLASTIC - OFF WHITE - 5' X 8' - INC OF 40 SF
	074498-62-000	SF	LAMINATE - PLASTIC - GREY FINESSE - 5' X 8' - INC OF 40SF
	074498-82-000	SF	LAMINATE - PLASTIC - WASHED MAPLE - 5' X 8' - INC OF 40 SF
	074498-77-000	SF	LAMINATE - PLASTIC - ART CABIN - 4' X 8'
	080215-13-000	SF	PANELING - 2 SIDED - WASHED MAPLE - .2" X 4' X 8'
	080215-10-000	SF	PANELING - 2 SIDED - WATERFORD - .2" X 48" X 96"
	088272-G1-000	SF	PANELING - PEBBLE EMBOSSED - ANTIQUE WHITE - 4' X 7'
	088272-G2-000	SF	PANELING - LA JOLLA/SEAMIST - 4' X 8'
	117267-D2-438	EA	LUMBER - VINYL WRAPPED - .7" X 1.5" X 96" - WATERFORD OAK
	126205-D2-438	EA	LUMBER - VINYL WRAPPED - WASHED MAPLE - .7" X 1.5" X 96"
	126205-E2-438	EA	LUMBER - VINYL WRAPPED - WASHED MAPLE - .7" X 2" X 96"
	117267-E2-438	EA	LUMBER - VINYL WRAPPED - .7" X 2" X 96" - WATERFORD OAK
	126205-G2-438	EA	LUMBER - VINYL WRAPPED - WASHED MAPLE - .7" X 3" X 96"
	117267-R2-438	EA	LUMBER - VINYL WRAPPED - .7" X 3" X 96" - WATERFORD OAK
	126205-J2-438	EA	LUMBER - VINYL WRAPPED - WASHED MAPLE - .7" X 5.5" X 96"
	117267-J2-438	EA	LUMBER - VINYL WRAPPED - .7" X 5.5" X 96"- WATERFORD OAK
	126339-01-000	SF	BOARD - WHEAT - 60" X 72"

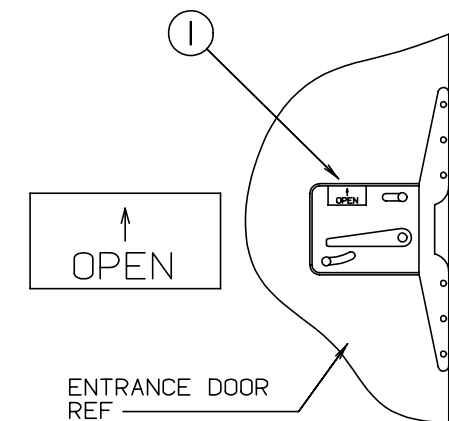
### FIRE EXTINGUISHER, SMOKE DETECTORS & WALL CLOCK

KEY	PART NUMBER	U/M	DESCRIPTION	VENDOR NO.
	072852-01-000	EA	DETECTOR - SMOKE - W/9 VOLT BATTERY - US	
	072852-02-000	EA	DETECTOR - SMOKE - W/9/VOLT BATTERY - CANADIAN	
	094499-01-000	EA	EXTINGUISHER/FIRE - DRY W/MOUNTING BRACKET - 10 B:C	
	094499-02-000	EA	EXTINGUISHER/FIRE - DRY - 1A10BC - CANADIAN	
			FROM: 00-00-00 THRU: 02-24-98	
	094499-01-700	EA	BRACKET MTG. W/PLAS. STRAP	294039
			FROM: 00-00-00 THRU: 02-24-98	
	094499-03-000	EA	EXTINGUISHER/FIRE - DRY - 10B:C - W/O BRACKET	
			FROM: 02-25-98 THRU: 99-99-99	
	094499-04-000	EA	BRACKET - FIRE EXTINGUISHER	
			FROM: 02-25-98 THRU: 99-99-99	
	094499-01-701	EA	STRAP ONLY (METAL)	320351
	125136-01-000	EA	DETECTOR - CO - GAS - MODEL 9L-I	

## LABELS GROUP

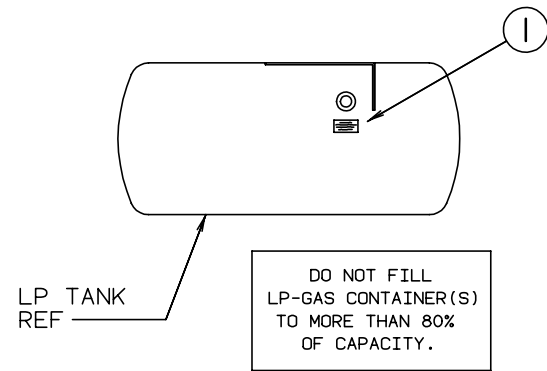


KEY	PART NUMBER	U/M	DESCRIPTION
1	039290-01-000	EA	LABEL - WARNING - EXIT
2	107571-01-000	EA	LABEL - ESCAPE EXIT - WINDOW

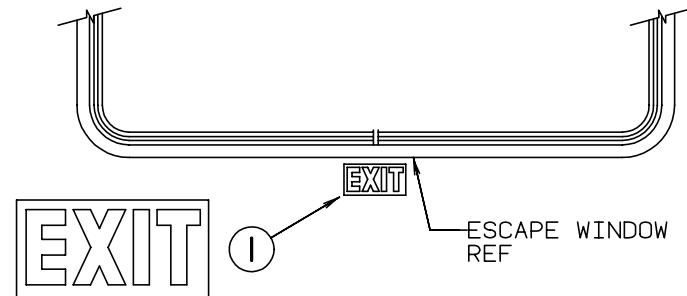
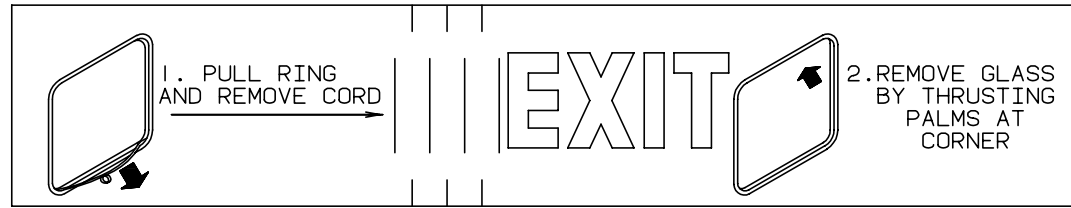


KEY	PART NUMBER	U/M	DESCRIPTION
1	040944-01-000	EA	LABEL - ENTRANCE DOOR - "OPEN"

**LABELS GROUP (CONTINUED)**



KEY	PART NUMBER	U/M DESCRIPTION
1	079965-01-000	EA LABEL - LPG - 80% CAPACITY



KEY	PART NUMBER	U/M DESCRIPTION
1	107571-01-000	EA LABEL - EXIT/ ESCAPE WINDOW

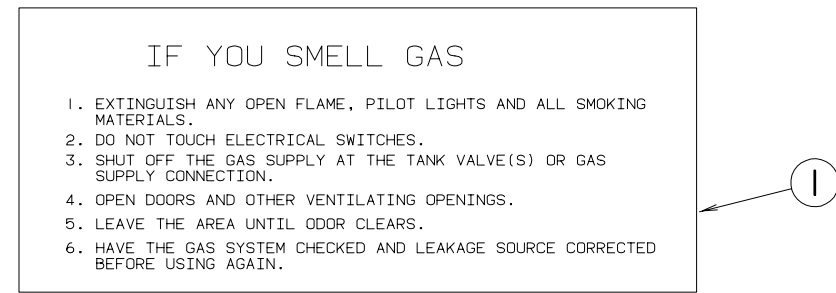
REMOVE PRIMARY TIRE HANGER BEFORE USING SPARE TIRE HOIST-SEE OWNERS MANUAL- PERSONAL INJURY MAY RESULT IF NOT FOLLOWED

KEY	PART NUMBER	U/M DESCRIPTION
1	126024-01-01A	EA LABEL - TIRE HANGER REMOVAL

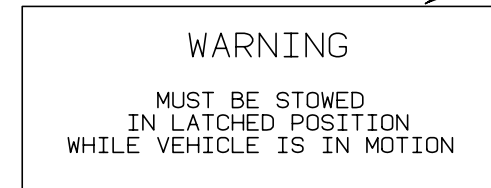


KEY	PART NUMBER	U/M DESCRIPTION
1	087236-01-000	EA LABEL - CABLE - INPUT

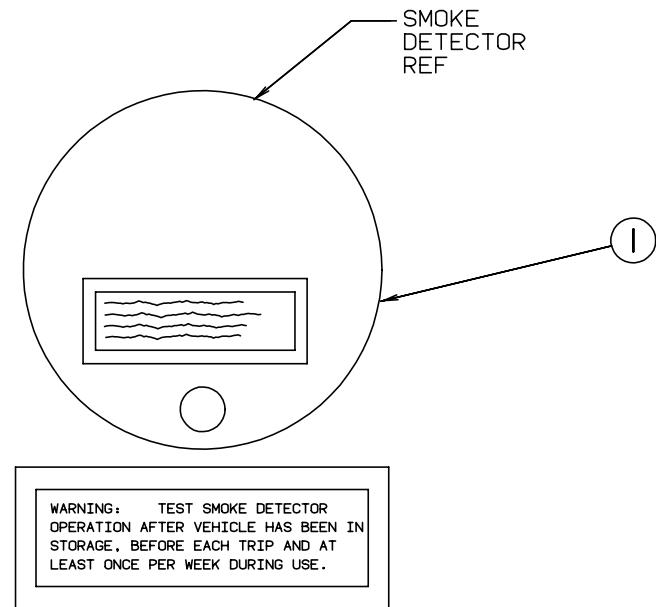
**LABELS GROUP (CONTINUED)**



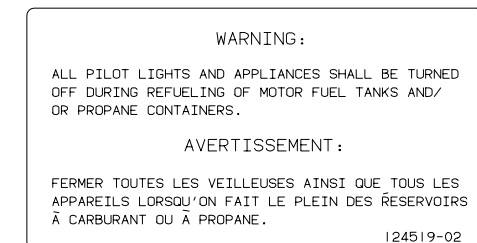
KEY	PART NUMBER	U/M DESCRIPTION
1	073998-01-000	EA LABEL - LPG ODOR WARNING



KEY	PART NUMBER	U/M DESCRIPTION
1	079966-01-000	EA LABEL - WARNING - STOWED - MOTION

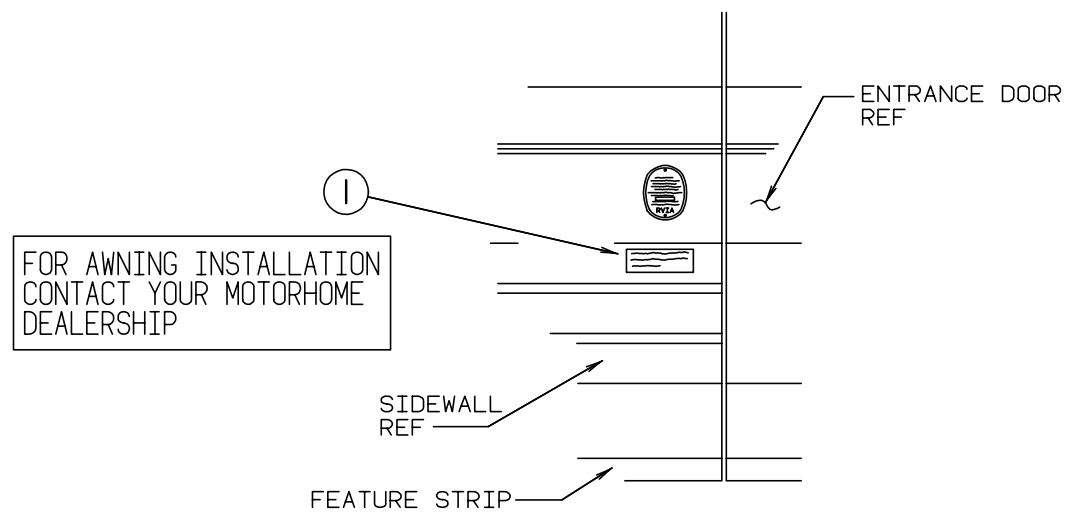


KEY	PART NUMBER	U/M DESCRIPTION
1	077956-01-000	EA LABEL - WARNING - SMOKE DETECTOR

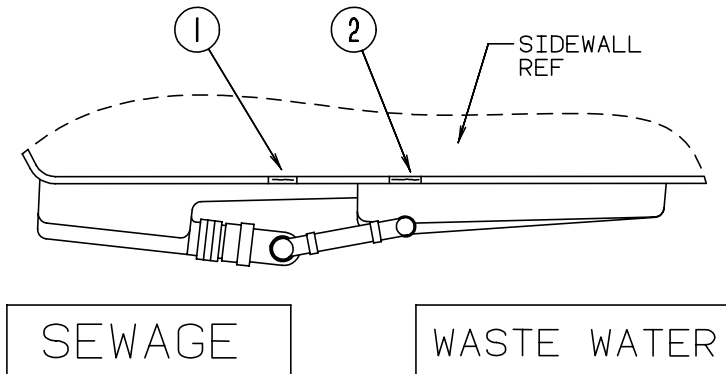


KEY	PART NUMBER	U/M DESCRIPTION
1	124519-02-02A	EA LABEL - WARNING/REFUELING - CSA

**LABELS GROUP (CONTINUED)**



KEY	PART NUMBER	U/M DESCRIPTION
1	099509-01-000	EA LABEL - AWNING INSTALLATION



KEY	PART NUMBER	U/M DESCRIPTION
1	006187-01-000	EA LABEL - SEWAGE
2	006188-01-000	EA LABEL - WASTE WATER

WARNING: CONTAINS "CFC" A SUBSTANCE WHICH HARMS PUBLIC HEALTH AND ENVIRONMENT BY DESTROYING OZONE IN THE UPPER ATMOSPHERE.

KEY	PART NUMBER	U/M DESCRIPTION
1	111802-01-000	EA LABEL - CFC WARNING

**LABELS GROUP (CONTINUED)**

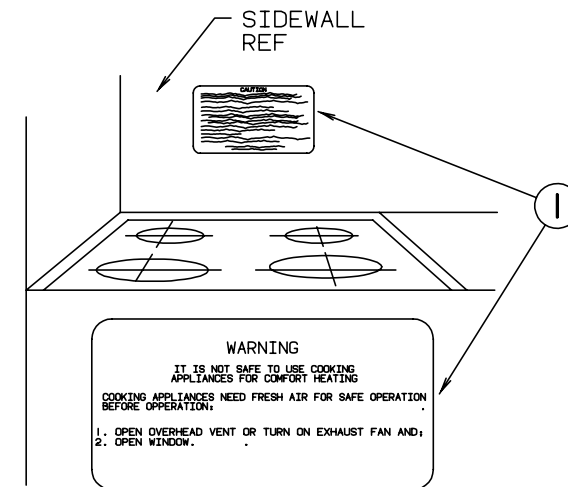
DO NOT USE HITCH BEFORE READING OWNERS MANUAL REGARDING VEHICLE LOADING AND TOWING

KEY	PART NUMBER	U/M DESCRIPTION
1	111104-01-000	EA LABEL - HITCH - READ MANUAL

NOTE: TUNE ANTENNA PER MANUFACTURER'S DIRECTIONS. FAILURE TO COMPLY COULD RESULT IN DAMAGE TO CB.

CB POWER PROVISION  
 RED +12 V  
 BLACK GROUND  
 COAX ANTENNA  
 (SEE REVERSE ALSO)

KEY	PART NUMBER	U/M DESCRIPTION
1	104678-01-000	EA LABEL - CB PREP



KEY	PART NUMBER	U/M DESCRIPTION
1	050225-01-000	EA LABEL - WARNING - STOVE VENT - US
1	050222-01-000	EA LABEL - WARNING - STOVE VENT - CSA

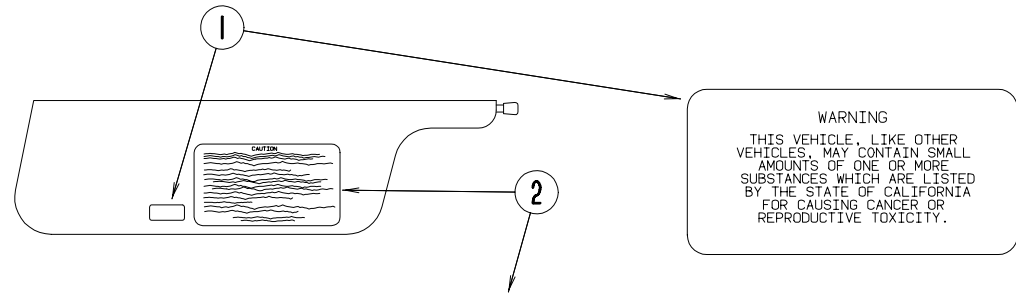
**WARNING**  
 ROOF SURFACE MAY BE SLIPPERY ESPECIALLY WHERE MOISTURE IS PRESENT SLIPPING MAY RESULT IN PERSONAL INJURY.  
 128218-01

KEY	PART NUMBER	U/M DESCRIPTION
1	128218-01-01A	EA LABEL - WARNING - ROOF SLIPPERY

**LABELS GROUP (CONTINUED)**

LP-GAS SYSTEM  
 THIS GAS PIPING SYSTEM IS DESIGNED FOR USE OF LIQUIFIED PETROLEUM GAS ONLY. DO NOT CONNECT NATURAL GAS TO THIS SYSTEM.  
 SECURE CAP INLET(S) WHEN NOT CONNECTED FOR USE AFTER TURNING ON GAS. EXCEPT AFTER NORMAL CONTAINER REPLACEMENT, TEST GAS PIPING AND CONNECTIONS TO APPLIANCES FOR LEAKAGE WITH SOAPY WATER OR BUBBLE SOLUTION. DO NOT USE PRODUCTS THAT CONTAIN AMMONIA OR CHLORINE.

KEY	PART NUMBER	U/M DESCRIPTION
1	124520-01-02A	EA LABEL - LP GAS ONLY



**WARNING**  
 THIS VEHICLE, LIKE OTHER VEHICLES, MAY CONTAIN SMALL AMOUNTS OF ONE OR MORE SUBSTANCES WHICH ARE LISTED BY THE STATE OF CALIFORNIA FOR CAUSING CANCER OR REPRODUCTIVE TOXICITY.

**CAUTION**

THIS MOTOR HOME HAS BEEN DESIGNED, MANUFACTURED AND TESTED WITH CONCERN FOR THE PROTECTION OF IT'S OCCUPANTS. WE RECOMMEND YOU PERFORM THE FOLLOWING INSPECTIONS FOR YOUR SAFETY AND THE SAFETY OF YOUR PASSENGERS BEFORE STARTING YOUR VEHICLE.

1. LP GAS SYSTEM- TURN OFF AT TANK FOR TRAVELING. TEST FOR LEAKS UPON ARRIVAL AT DESTINATION. BEFORE LIGHTING PILOTS.
2. WHEELS- INSPECT FOR DAMAGE AND CHECK LUG NUTS FOR TIGHTNESS.
3. TIRES- INSPECT FOR WEAR AND DAMAGE AND CHECK FOR RECOMMENDED AIR PRESSURE.
4. LIGHTING- TEST FOR PROPER OPERATION OF ALL INTERIOR AND EXTERIOR LIGHTS INCLUDING DASH LIGHTS, HEADLIGHTS, TAIL LIGHTS, BRAKE LIGHTS, CLEARANCE LIGHTS AND TURN SIGNALS.
5. EXITS- INSPECT RELEASE MECHANISM ON EMERGENCY EXIT WINDOW, TEST BOTH LOCKS ON MAIN ENTRANCE DOOR FOR EASE OF OPERATION AND INSTRUCT PASSENGERS HOW TO USE BOTH MEANS OF EXIT.
6. SEAT BELTS- DIRECT PASSENGERS TO DESIGNATED SEATS AND REQUIRE USE OF SEAT BELTS.
7. APPLIANCES- TURN OFF AND LATCH OR LOCK DOORS WHERE PROVIDED.
8. LOOSE PARCELS- STORE SECURELY.
9. UTILITY SUPPLY LINES- DISCONNECT ALL ELECTRIC, SEWER AND WATER LINES AND SECURE PROPERLY.
10. ENTRANCE DOOR STEP- PLACE IN RETRACTED POSITION FOR TRAVELING.

READ YOUR MOTOR HOME AND CHASSIS OWNER'S MANUAL FOR FURTHER PRECAUTIONS

KEY	PART NUMBER	U/M DESCRIPTION
1	099689-01-000	EA LABEL - WARNING - CANCER/TOXICITY
2	056259-01-000	EA LABEL - SAFETY CHECK LIST

**LABELS GROUP (CONTINUED)**

A/C CIRCUIT 1	MAIN	MAIN	A/C CIRCUIT 2	GTI CIRCUIT 1	REFRIG/CONV	GTI CIRCUIT 2	MICROWAVE	APPLIANCE 1	APPLIANCE 2	GENERAL REEFS	WASHER DRYER
---------------	------	------	---------------	---------------	-------------	---------------	-----------	-------------	-------------	---------------	--------------

KEY	PART NUMBER	U/M DESCRIPTION
1	095721-18-000	EA LABEL-CONTROL CENTER, 50 AMP - CSA

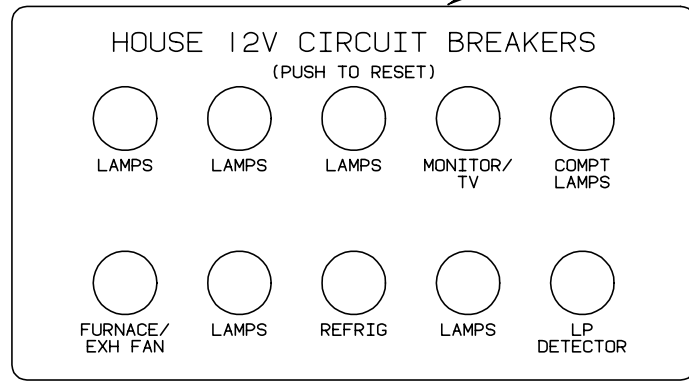
A/C CIRCUIT 1	MAIN	MAIN	A/C CIRCUIT 2	GTI CIRCUIT 1	REFRIG/CONV	GTI CIRCUIT 2	MICROWAVE	GENERAL REEFS	WASHER DRYER	DISHWASHER	ICE MAKER	GENERAL REEFS
---------------	------	------	---------------	---------------	-------------	---------------	-----------	---------------	--------------	------------	-----------	---------------

KEY	PART NUMBER	U/M DESCRIPTION
1	095721-17-000	EA LABEL-CONTROL CENTER, 50 AMP - US

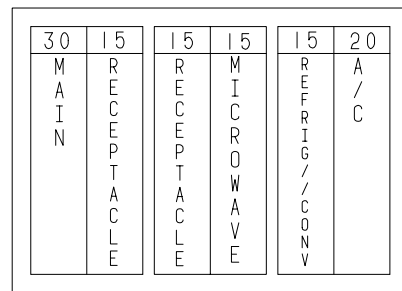
**MISCELLANEOUS LABELS**

KEY	PART NUMBER	U/M DESCRIPTION
	023769-01-000	EA LABEL - WARNING - LPG - CANADIAN
	091243-01-000	EA LABEL - A/C COVER "AIR CONDITIONING CIRCUIT ETC."
	093237-05-000	EA LABEL - CIRCUIT BREAKER - FRONT - TAG AXLE BRAKES
	094675-01-000	EA LABEL - EXTERIOR LIGHT SERVICE
	098379-04-000	EA LABEL - ELECTRICAL BOX - SIDE
	111537-05-000	EA LABEL - SLIDEOUT CONTROL
	111537-07-000	EA LABEL - FUSES
	113402-01-000	EA LABEL - CAUTION - WATER HEATER EXHAUST
	116549-01-000	EA LABEL - WARNING - SLIDEOUT

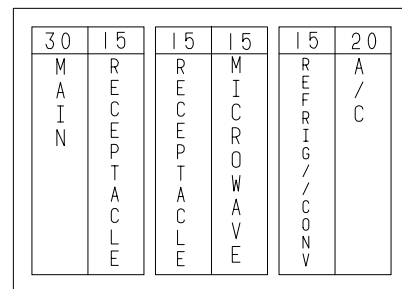
**LABELS GROUP (CONTINUED)**



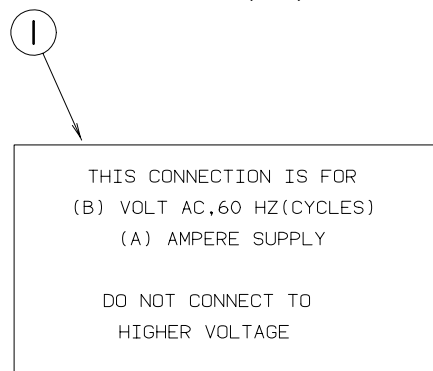
**KEY PART NUMBER U/M DESCRIPTION**  
 1 092547-06-000 EA LABEL-CIRCUIT BREAKER



**KEY PART NUMBER U/M DESCRIPTION**  
 1 095721-10-000 EA LABEL-CONTROL CENTER (30A) CSA

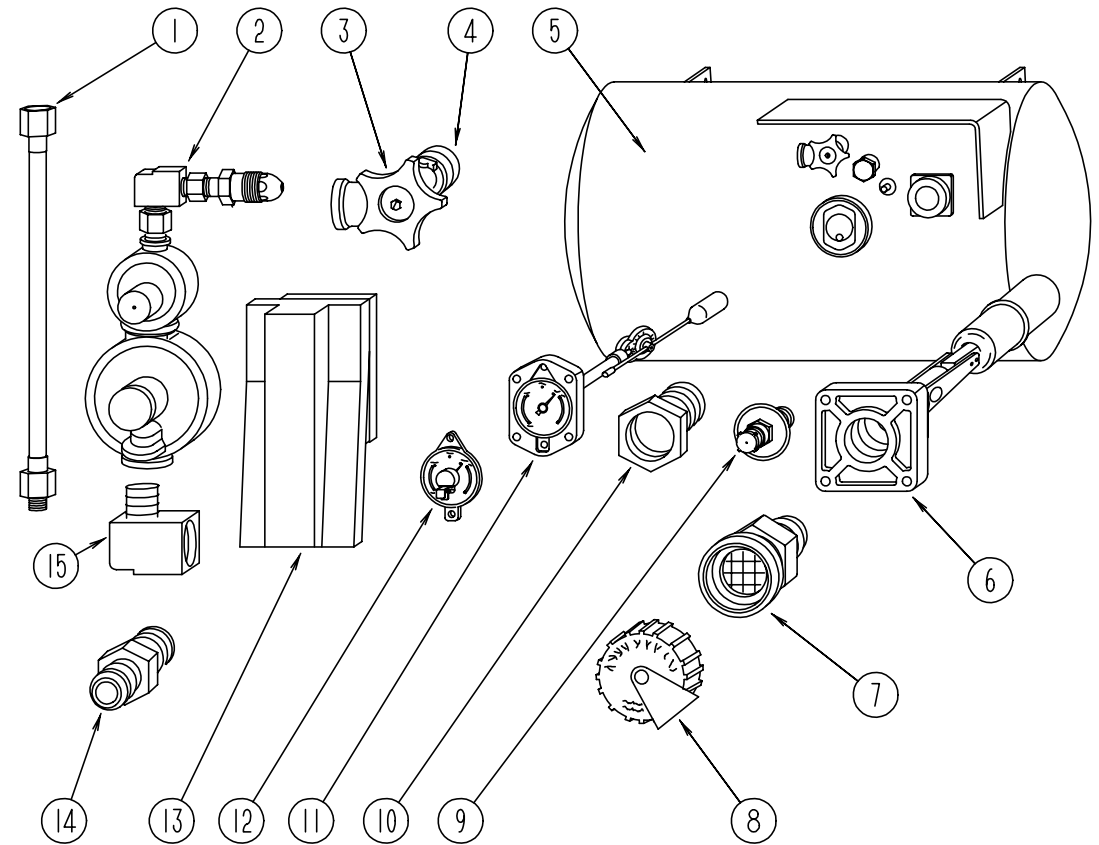


**KEY PART NUMBER U/M DESCRIPTION**  
 1 095721-14-000 EA LABEL-CONTROL CENTER (30A)



**KEY PART NUMBER U/M DESCRIPTION**  
 1 125306-01-01A EA LABEL - ELECTRICAL ENTRANCE - 110VOLT 30AMP

**LP GROUP**

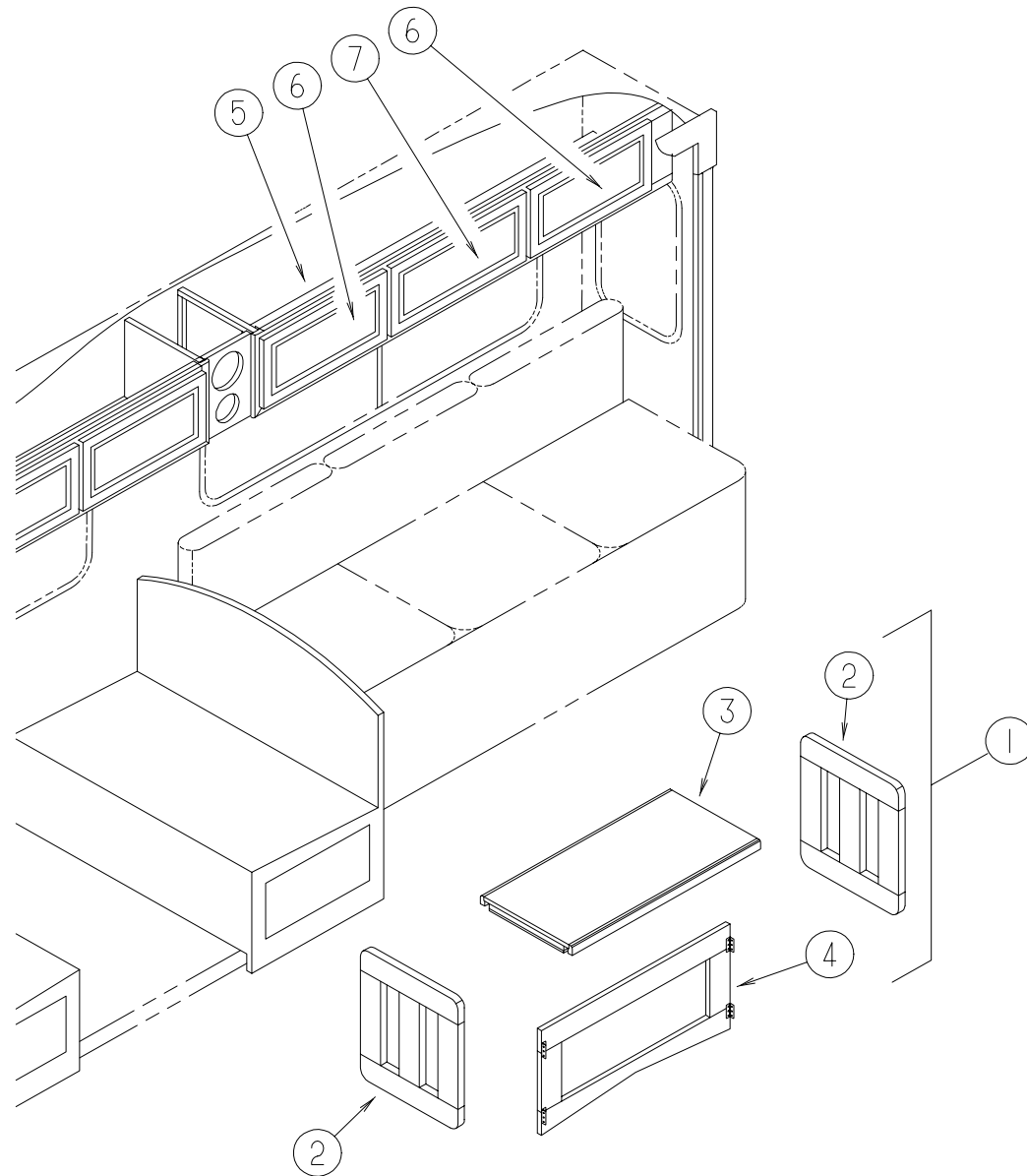


**LP TANK & COMPONENTS**

KEY	PART NUMBER	U/M DESCRIPTION	VENDOR NO.
1	045703-05-000	EA HOSE - L/P - 3/8" ID X 28" - 3/8" MPT X 1/2" F SWIVEL - US	
1	045703-06-000	EA HOSE - LP - 3/8" ID X 28" - 3/8" MPT X 1/2" F SWIVEL - CANADA	
2	106150-01-000	EA REGULATOR - TWO STAGE	
3	040421-01-708	EA HANDWHEEL - VAPOR RELIEF VALVE	G-1015-A
4	040421-01-712	EA VALVE - SERVICE - W/HANDWHEEL	29000853
5	088253-03-000	EA TANK - LP - 100 LB - 16" DIAMETER X 36" - SPL	
6	040421-01-711	EA VALVE - 80% W/FLOAT - PLATE - BOLTS & GASKET	
7	040421-01-701	EA VALVE - SHORT LP FILLER - W/YELLOW CAP	75478
8	040421-01-702	EA CAP - LP FILLER VALVE - PLASTIC - YELLOW	G-1014-A
9	040421-01-700	EA VALVE - LIQUID LEVEL - 20% LP	G-1013
10	040421-01-713	EA VALVE - PRESSURE RELIEF	29000587
11	088253-01-700	EA GAUGE - LP FLOAT - 4 MACHINE SCREW STYLE	
12	040440-02-000	EA TRANSMITTER - DIAL - 0-90 OHM -2 TERMINAL (POWER & GROUND)	
13	105658-01-000	EA COMPARTMENT - LP REGULATOR	
14	010326-01-000	EA ADAPTER - FLARE - W/CONE GASKET - 3/8" FEMALE X 1/2" MALE	
15	065318-02-000	EA ELBOW - 90 DEGREE - 3/8" MPT TO 3/8" FPT	
	010323-01-000	EA ADAPTER - BRASS - 3/8" F X 1/2" MPT	
	010329-01-000	EA ADAPTER - BRASS - 1/2" F X 1/2" MPT	
	010265-01-000	EA ELBOW - BRASS - 90 DEGREE - 3/8" F X 1/2" FPT	
	103613-03-000	EA DETECTOR - LP GAS	
	113542-11-02B	EA MOUNT ASM - LP TANK - E-COAT	
	010252-01-000	EA ELBOW - BRASS - 90 DEGREE - 3/8" F X 1/2" MPT	
	010377-02-000	EA NUT - BRASS - 3/8" FLARE - FORGED	
	010380-02-000	EA NUT - BRASS - 1/2" FLARE - FORGED	

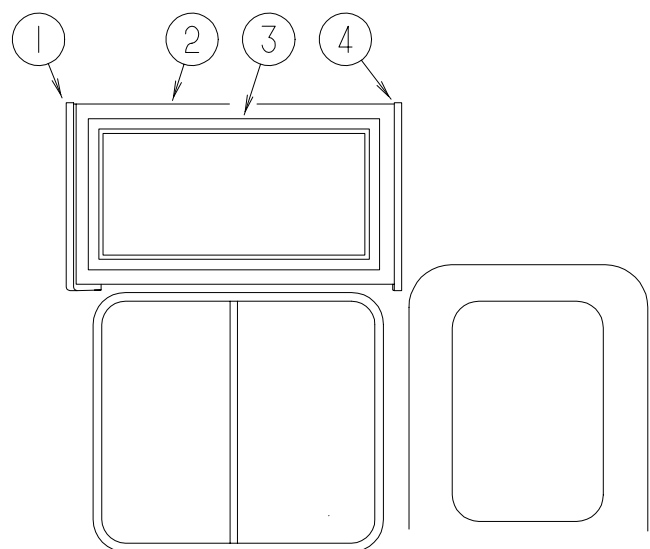
# LOUNGE GROUP

## DRIVER SIDE FRONT OVERHEAD AND LOUNGE CABINTRY



PART NUMBER	U/M	DESCRIPTION
116957-01-J70	EA	TABLE - FOLDING - W/O HARDWARE (WASHED MAPLE)
116957-01-G15	EA	TABLE - FOLDING - W/O HARDWARE (WATERFORD OAK)
116957-15-H23	EA	LEG - FOR NEW STYLE TABLE (WASHED MAPLE)
116957-15-F31	EA	LEG - FOR NEW STYLE TABLE (WATERFORD OAK)
116957-12-J70	EA	TABLE TOP - FOLDING (WASHED MAPLE)
116957-12-G15	EA	TABLE TOP - FOLDING (WATERFORD OAK)
116957-11-H23	EA	BRACE - FOLDING TABLE - SOFA/BED (WASHED MAPLE)
116957-11-F31	EA	BRACE - FOLDING TABLE - SOFA/BED (WATERFORD OAK)
126433-01-J52	EA	CABINET - OVERHEAD/COUCH - W/O DOORS/HARDWARE (WASHED MAPLE)
126433-01-J22	EA	CABINET - OVERHEAD/COUCH - W/O DOORS/HARDWARE (WATERFORD OAK)
M05992-T5-J52	EA	DOOR - STRAIGHT CORNER/OGEE EDGE - 10.8" X 21.8" - W/O HDW (WASHED MAPLE)
M05992-T5-J22	EA	DOOR - STRAIGHT CORNER/OGEE EDGE - 10.8" X 21.8" - W/O HDW (WATERFORD OAK)
M05992-T4-J52	EA	DOOR - STRAIGHT CORNER/OGEE EDGE - 10.8" X 23.8" - W/O HDW (WASHED MAPLE)
M05992-T4-J22	EA	DOOR - STRAIGHT CORNER/OGEE EDGE - 10.8" X 23.8" - W/O HDW (WATERFORD OAK)

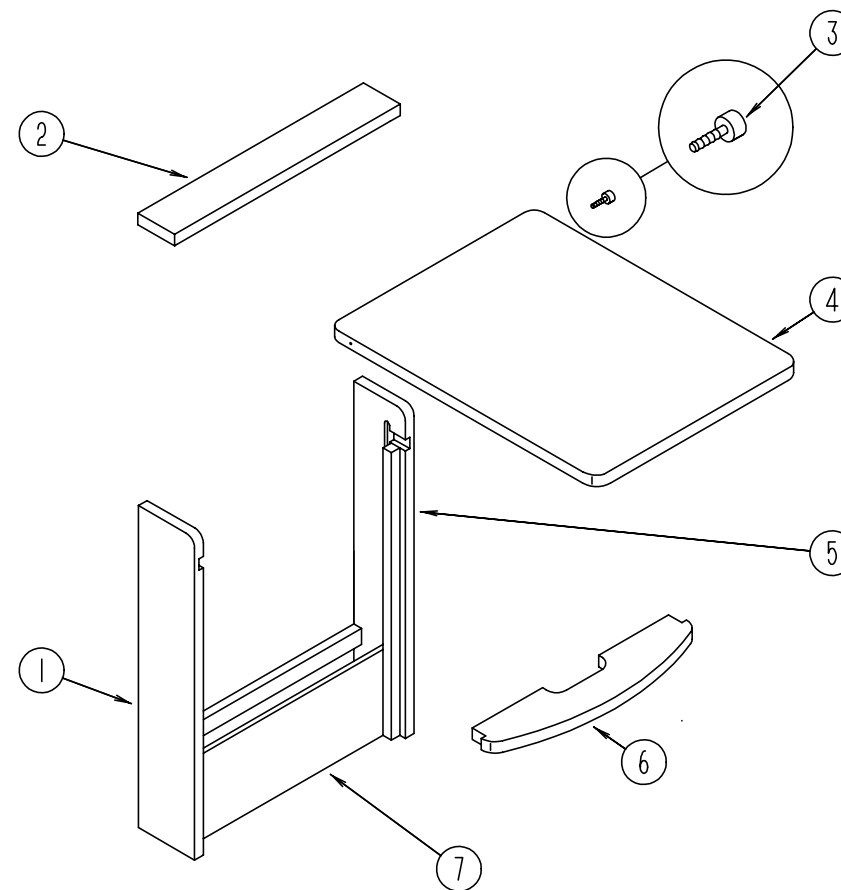
## LOUNGE GROUP (CONTINUED)



### PASSENGER SIDE FRONT OVERHEAD CABINETRY

KEY	PART NUMBER	U/M	DESCRIPTION
1	103128-38-J52	EA	END CAP - OVERHEAD CABINET - LEFT HAND (WASHED MAPLE)
1	103128-38-G15	EA	END CAP - OVERHEAD CABINET - LEFT HAND (WATERFORD OAK)
2	M06838-AB-J52	EA	CABINET - OVERHEAD - FRONT/RIGHT HAND - W/O DOORS/HARDWARE (WASHED MAPLE)
2	M06838-AB-J22	EA	CABINET - OVERHEAD - FRONT/RIGHT HAND - W/O DOORS/HARDWARE (WATERFORD OAK)
2	104414-03-J52	EA	CABINET - OVERHEAD - FRONT/RIGHT HAND - W/O HARDWARE (WASHED MAPLE) (DELUXE SOUND)
2	104414-03-J22	EA	CABINET - OVERHEAD - FRONT/RIGHT HAND - W/O HARDWARE (WATERFORD OAK) (DELUXE SOUND)
3	M05992-M0-J52	EA	DOOR - STRAIGHT CORNER/OGEE EDGE - 15.5" X 29.5" - W/O HDW (WASHED MAPLE)
3	M05992-M0-J22	EA	DOOR - STRAIGHT CORNER/OGEE EDGE - 15.5" X 29.5" - W/O HDW (WATERFORD OAK)
4	103128-10-J52	EA	END CAP - OVERHEAD CABINET - RIGHT HAND (WASHED MAPLE)
4	103128-10-G15	EA	END CAP - OVERHEAD CABINET - RIGHT HAND (WATERFORD OAK)
	104414-12-J52	EA	SHELF - W/PLASTIC EDGE MOLDING (WASHED MAPLE)
	104414-12-G35	EA	SHELF - W/PLASTIC EDGE MOLDING (WATERFORD OAK)
	101222-01-04A	EA	BRACKET - CATCH - LID - E-COAT
	120234-04-H13	EA	LID - ENTRY STEP

## LOUNGE GROUP (CONTINUED)



### PULLOUT TABLE

KEY	PART NUMBER	U/M	DESCRIPTION
	P19559-02-J52	EA	CABINET - W/PULLOUT TABLE (WASHED MAPLE)
	P19559-02-J22	EA	CABINET - W/PULLOUT TABLE (WATERFORD OAK)
1	119559-12-J52	EA	CABINET/LEFT SIDE - F/DROP LEAF TABLE - 5.7" X 28.7" (WASHED MAPLE)
1	119559-12-G35	EA	CABINET/LEFT SIDE - F/DROP LEAF TABLE - 5.7" X 28.7" (WATERFORD OAK)
2	119559-18-J52	EA	TOP - F/CABINET/PULLOUT TABLE (WASHED MAPLE)
2	119559-18-J22	EA	TOP - F/CABINET/PULLOUT TABLE (WATERFORD OAK)
3	079921-01-000	EA	NYLON ROLLER W/ SHAFT
4	119559-21-J52	EA	TABLE TOP ONLY (WASHED MAPLE)
4	119559-21-J22	EA	TABLE TOP ONLY (WATERFORD OAK)
5	119559-11-J52	EA	CABINET/RIGHT SIDE - F/DROP LEAF TABLE - 5.7" X 28.7" (WASHED MAPLE)
5	119559-11-G35	EA	CABINET/RIGHT SIDE - F/DROP LEAF TABLE - 5.7" X 28.7" (WATERFORD OAK)
6	119559-19-J52	EA	SHELF - PULLOUT TABLE (WASHED MAPLE)
6	119559-19-J22	EA	SHELF - PULLOUT TABLE (WATERFORD OAK)
7	119559-20-J52	EA	PANEL - PULLOUT TABLE (WASHED MAPLE)
7	119559-20-J22	EA	PANEL - PULLOUT TABLE (WATERFORD OAK)
	080736-01-000	EA	PULL - RECESSED - 1.25" X 4" - OAK



**SEALANTS & FASTENERS GROUP**

**SCREWS**

KEY	PART NUMBER	U/M	DESCRIPTION
	0G3908-08-170	EA	SCREW - SF/DR - 8-18 X .50 PPH - BRIGHT WHITE
	0G3908-20-170	EA	SCREW - SF/DR - 8-18 X 1.25 PPH - BRIGHT WHITE
			FROM: 12-01-97 THRU: 01-25-98
	0G3908-24-170	EA	SCREW - SF/DR - 8-18 X 1.50 PPH - BRIGHT WHITE
			FROM: 01-26-98 THRU: 99-99-99
	0G5508-12-270	EA	SCREW - SF/DR - 8-18 X .75 PWH - TITANIUM
	000G11-05-08B	EA	SCREW - 5-20 X .50 PPH - ZINC
	000G11-06-08B	EA	SCREW - 6-20 X 1/2 PPH - ZINC
	000G11-06-06B	EA	SCREW - 6-20 X 3/8 PPH - ZINC
	000G11-06-10J	EA	SCREW - 6-20 X 5/8 PPH - BRASS
	000G11-06-10B	EA	SCREW - 6-20 X 5/8 PPH - ZINC
			FROM: 03-06-98 THRU: 99-99-99
	000G11-07-08B	EA	SCREW - 7-19 X 1/2 PPH - ZINC
	000G11-08-06B	EA	SCREW - 8-18 X 3/8 PPH - ZINC
	000G11-08-16S	EA	SCREW - 8-18 X 1 PPH - OFF WHITE
	000G11-08-12T	EA	SCREW - 8-18 X 3/4 PPH - BLACK
	000G11-08-12P	EA	SCREW - 8-18 X 3/4 PPH - DARK BROWN
	000G11-08-12P	EA	SCREW - 8-18 X 3/4 PPH - DARK BROWN
	000G11-08-12D	EA	SCREW - 8-18 X 3/4 PPH - BLACK
	000G11-08-12B	EA	SCREW - 8-18 X 3/4 PPH - ZINC
	000G11-08-08T	EA	SCREW - 8-18 X 1/2 PPH - FLUOROCARBON COATING
	000G11-08-08B	EA	SCREW - 8-18 X 1/2 PPH - ZINC
	000G11-08-20B	EA	SCREW - 8-18 X 1 1/4 PPH - ZINC
	000G11-10-16B	EA	SCREW - 10-16 X 1 PPH - ZINC
	000G11-10-12S	EA	SCREW - 10-16 X 3/4 PPH - OFF WHITE
	000G11-10-12D	EA	SCREW - 10-16 X 3/4 PPH - BLACK
	000G11-10-40B	EA	SCREW - 10-16 X 2 1/2 PPH CAD - 34927-01-000
	000G12-06-14A	EA	SCREW - 6-20 X .87 POH - PLAIN
	000G12-06-08T	EA	SCREW - 6-20 X 1/2 POH - BLACK
	000G13-06-08B	EA	SCREW - 6-20 X 1/2 PFH - ZINC
	000G13-06-24J	EA	SCREW - 6-20 X 1 1/2 PFH - BRASS
	000G13-06-16J	EA	SCREW - 6-20 X 1 PFH - BRASS
	000G13-06-10G	EA	SCREW - 6-20 X 5/8 PFH - ANTIQUE BRASS
	000G13-07-12B	EA	SCREW - 7-19 X 3/4 PFH - ZINC
	000G18-08-22B	EA	SCREW - MACHINE - 8-32 X 1 3/8 PPH - ZINC
	000G19-10-20B	EA	SCREW - MACHINE - 10-32 X 1 1/2 PPH - ZINC
	000G19-10-12F	EA	SCREW - MACHINE - 10-32 X 3/4 PPH - STAINLESS STEEL
	000G19-10-08B	EA	SCREW - MACHINE - 10-32 X 1/2 PPH - ZINC
	000G32-10-06B	EA	SCREW - 10-32 X 3/8 PPH - ZINC
	000G37-08-089	EA	SCREW - 8 X 18 X 1/2 PPH
			FROM: 03-02-98 THRU: 99-99-99
	000G39-06-10T	EA	SCREW - SF/DR - 6-20 X 5/8 PPH - BLACK
	000G39-06-08B	EA	SCREW - SF/DR - 6-18 X 1/2 - ZINC
	000G39-06-16T	EA	SCREW - SF/DR - 6-20 X 1 PPH - BLACK
	000G39-08-08S	EA	SCREW - SF/DR - 8-18 X 1/2 PPH - OFF WHITE
	000G39-08-08B	EA	SCREW - SF/DR - 8-18 X 1/2 PPH - ZINC
	000G39-08-06B	EA	SCREW - SF/DR - 8-18 X 3/8 PPH - ZINC
	000G39-08-24S	EA	SCREW - SF/DR - 8-18 X 1 1/2 - OFF WHITE
	000G39-08-24B	EA	SCREW - SF/DR - 8-18 X 1 1/2 PPH - ZINC
	000G39-08-16T	EA	SCREW - SF/DR - 6-20 X 1 PPH - BLACK
	000G39-08-16R	EA	SCREW - SF/DR - 8-18 X 1 PPH - BEIGE
	000G39-08-16B	EA	SCREW - SF/DR - 8-18 X 1 PPH - ZINC
	000G39-08-12T	EA	SCREW - SF/DR - 8-18 X 3/4 PPH - BLACK
	000G39-08-12B	EA	SCREW - SF/DR - 8-18 X 3/4 PPH - ZINC
	000G39-08-08T	EA	SCREW - SF/DR - 8-18 X 1/2 PPH - BLACK
	000G39-10-209	EA	SCREW - SF/DR - 10-16 X 1 1/4 PPH - FLUOROCARBON SILVER
	000G39-10-20B	EA	SCREW - SF/DR - 10-16 X 1 1/4 PPH - ZINC
	000G39-10-129	EA	SCREW - SF/DR - 10-16 X 3/4 PPH - FLUOROCARBON SILVER
	000G39-10-12D	EA	SCREW - SF/DR - 10-16 X 3/4 PPH - BLACK
	000G39-10-12B	EA	SCREW - SF/DR - 10-16 X 3/4 PPH - ZINC
	000G39-10-10B	EA	SCREW - SF/DR - 10-16 X 5/8 - ZINC
	000G39-10-088	EA	SCREW - SF/DR - 10-16 X 1/2 PPH - FLEX FLUOROCARBON
	000G39-10-08B	EA	SCREW - SF/DR - 10-16 X 1/2 PPH - ZINC

**SEALANTS & FASTENERS GROUP (CONTINUED)**

**SCREWS (CONTINUED)**

KEY	PART NUMBER	U/M	DESCRIPTION
	000G42-04-12B	EA	SCREW - SF/DR - 1/4-14 X 3/4 HWH - ZINC
	000G46-08-24T	EA	SCREW - MACHINE - 8-32 X 1 1/2 PFH - BLACK
	000G50-04-08B	EA	SCREW - MACHINE - 1/4-20 X 1/2 PTH - ZINC
	000G50-04-12B	EA	SCREW - MACHINE - 1/4-20 X 3/4 PPH - ZINC
	000G52-08-18B	EA	SCREW - MACHINE - 8-32 X 1 1/8 PTH - ZINC
	000G54-04-20B	EA	SCREW - 1/4-20 X 1.25 PTH - TYPE 23 - ZINC PLATED
	000G55-08-12S	EA	SCREW - SF/DR - 8-18 X 3/4 PWH - OFF WHITE
	000G55-08-16S	EA	SCREW - SF/DR - 8-18 X 1.00 - PWH - OFF WHITE
	000G55-08-125	EA	SCREW - SF/DR - 8-18 X 3/4 PWH - WILLOW
	000G57-05-16J	EA	SCREW - 5-20 X 1 PFH - BRASS
	000G60-10-20B	EA	SCREW - SF/DR - 10-16 X 1 1/4 POH - ZINC
	000G60-10-28T	EA	SCREW - SF/DR - 10-16 X 1 3/4 - BLACK
	000G67-08-32B	EA	SCREW - 8-15 X 2 PPH - ZINC
	000G67-10-10B	EA	SCREW - 10-12 X 5/8 PPH - ZINC - TYPE A
	000G67-10-08B	EA	SCREW - 10-12 X 1/2 PPH - ZINC
	000G67-10-36T	EA	SCREW - 10-12 X 2 1/4 - PPH - BLACK
	000G67-10-24B	EA	SCREW - 10-12 X 1 1/2 PPH - ZINC
	000G67-10-16B	EA	SCREW - 10-12 X 1 PPH - ZINC
	000G67-10-120	EA	SCREW - 10-12 X 3/4 PPH - TAN
	000G67-10-12B	EA	SCREW - 10-12 X 3/4 PPH - ZINC
	000G67-10-10S	EA	SCREW - 10-12 X 5/8 PPH - OFF WHITE
	000G67-10-10P	EA	SCREW - 10-12X.62 PPH - DARK BROWN
	000G67-10-10D	EA	SCREW - 10-12 X 5/8 PPH - BLACK - TYPE A
	000G67-10-48B	EA	SCREW - 10-12 X 3 PPH - ZINC
	000G68-06-12S	EA	SCREW - 6-18 X 3/4 POH
	000G68-06-10G	EA	SCREW - 6-18 X 5/8 POH - ANTIQUE BRASS
	049465-01-000	EA	SCREW - 10-16 W/WASHER PTH - DARK BROWN
	049465-03-000	EA	SCREW - 10-16 X 1 POH W/WASHER - OFF WHITE
	054434-03-000	EA	SCREW - SF/DR - 10-16 X 2 - PWH - ZINC - W/O WINGS
	057671-01-000	EA	COVER - SCREW - #8 - PLASTIC - OFF WHITE
	057671-15-000	EA	COVER - SCREW - BRIGHT WHITE
	075908-01-000	EA	SCREW - MACHINE - 10-32 X .56 PTH - EXTERNAL TOOTH - ZINC
	076790-01-000	EA	SCREW - 6-20 X 1 1/4 PPH - BLACK
	076790-05-000	EA	SCREW - 6-20 X 1/2 PPH BLACK - THREADCUTTING - WOOD
	083554-01-000	EA	SCREW - DRYWALL - 8 X 1.25
	083554-04-000	EA	SCREW - DRYWALL - 8 X 2.50
	086256-01-000	EA	SCREW - SF/DR - 8 X 3/4 HWH LONG
	097974-01-000	EA	SCREW - PARTICLE BOARD - 7-9 X 3/4 PPH
	101618-01-000	EA	SCREW - 1/4-20 X 3/4 HEX - TAPPING - STALGARD TYPE F
	106477-01-000	EA	SCREW - 14 - 10 X 3.00 - PFH

**SEALANTS & FASTENERS GROUP (CONTINUED)**

**BOLTS & NUTS**

KEY	PART NUMBER	U/M DESCRIPTION
	000C12-05-16B	EA BOLT - HEX - 5/16-18 X 1 - ZINC 5
	000C12-05-12B	EA BOLT - HEX - 5/16-18 X 3/4 - ZINC 5
	000C12-06-44B	EA BOLT - HEX - 3/8-16 X 2 3/4 - ZINC 5
	000C12-06-20B	EA BOLT - HEX - 3/8 - 16 X 1 1/4 - ZINC #5
	000C12-06-16B	EA BOLT - HEX - 3/8-16 X 1 LG - ZINC 5
	000C12-07-20B	EA BOLT - HEX - 7/16-14 X 1 1/4 - ZINC 5
	000C12-08-24B	EA BOLT - HEX - 1/2-13 X 1.50 - ZINC 5
	000C12-08-16B	EA BOLT - HEX - 1/2-13 X 1.00 - GD5 - ZINC
	000C12-10-24B	EA BOLT - HEX - 5/8-11 X 1.50 - ZINC 5
	000C13-07-48B	EA BOLT - HEX - 7/16-20 X 3 - ZINC 5
	000C26-04-18B	EA BOLT - HEX - SERRATED FLANGE - 1/4-20 X 1 1/8 - ZINC
	000C26-04-10B	EA BOLT - HEX - SERRATED FLANGE - 1/4-20 X 5/8 - ZINC
	000C26-05-16B	EA BOLT - HEX - SERRATED FLANGE - 5/16-18 X 1 - ZINC
	000C26-05-12B	EA BOLT - HEX - SERRATED FLANGE - 5/16-18 X 3/4 - ZINC
	000C26-06-16B	EA BOLT - HEX - SERRATED FLANGE - 3/8-16 X 1 - ZINC
	000C26-06-12B	EA BOLT - HEX - SERRATED FLANGE - 3/8-16 X 3/4 - ZINC
	000C26-08-24B	EA BOLT - HEX - SERRATED FLANGE - 1/2-13 X 1 1/2 ZINC
	000D24-10-00B	EA NUT - HEX - SELF LOCKING - 10-32 ZINC
	000D29-05-00B	EA NUT - HEX - LOCKING W/SERRATED FLANGE-NYLON WASHER INSERT
	000D34-04-00B	EA NUT - HEX - LOCKING - 1/4-20 ZINC
		FROM: 02-22-98 THRU: 99-99-99
	000D34-06-00B	EA NUT - HEX - LOCKING - 3/8-16 GRADE C - ZINC-PREVAILING
	000D39-04-00B	EA NUT - HEX - LOCKING W/SERRATED FLANGE - 1/4-20 - ZINC
	000D39-05-00B	EA NUT - HEX - LOCKING W/SERRATED FLANGE - 5/16-18 - ZINC
	000D39-06-00B	EA NUT - HEX - LOCKING W/SERRATED FLANGE - 3/8-18 - ZINC
	000D39-07-00B	EA NUT - HEX - LOCKING W/SERRATED FLANGE - 7/16-14 - ZINC
	000D39-08-00B	EA NUT - HEX - LOCKING W/SERRATED FLANGE - 1/2-13 - ZINC
	000D44-07-00B	EA NUT - HEX - LOCKING W/SERRATED FLANGE - 7/16-20 - ZINC
	000D46-04-00A	EA NUT - HEX - WELD - 1/4-20 - PLAIN
	000D76-06-00B	EA NUT - HEX FLANGE - 3/8-16
		FROM: 00-00-00 THRU: 02-21-98
	000E11-07-00B	EA WASHER - LOCKING - 7/16 MED SPLIT - ZINC
	000E11-08-00B	EA WASHER - LOCKING - 1/2 MED SPLIT - ZINC
	000E13-14-00B	EA WASHER - FLAT - 1/4 WIDE - ZINC
	000E13-18-00B	EA WASHER - FLAT - 3/8 WIDE - ZINC
	000E13-20-00B	EA WASHER - FLAT - 7/16 WIDE - ZINC
	000E13-21-00B	EA WASHER - FLAT - 1/2 NARROW - ZINC
	000E13-22-00B	EA WASHER - FLAT - 1/2 WIDE - ZINC
	000E13-26-00B	EA WASHER - FLAT - 5/8 WIDE - ZINC
	000G45-04-24B	EA BOLT - LAG - 1/4-9 X 1 1/2 - ZINC
	040921-01-000	EA NUT - SPEED - U TYPE - 10-24 BLACK
	040921-04-000	EA NUT - SPEED - U TYPE - 8-.59" LENGTH X .44" WIDTH
	040921-09-000	EA NUT - SPEED - U TYPE - 8
	044364-02-000	EA NUT - SPEED - FLAT - ROUND
	051387-06-000	EA BOLT - CARRIAGE W/O HOLE - 5/16-18 X 9.5 - ZINC
	058716-02-000	EA WASHER - FLAT NYLON
	063253-07-000	EA NUT - J - #8A - .120 - .130 PNL THK
	083163-06-000	EA PUSHNUT - FLAT TYPE 3/8 STUD - FORD ONLY TO RETAIN THE AIR BAFFLE ON THE OIL DIPSTICK TUBE
	087234-01-000	EA NUT - JACK - 1/4 X 20 THD - MOLLY MOUNTS LICENSE PLATES
	088787-12-000	EA STUD - WELD - 1/4 - 20 X 1.0 LG - MN
	091274-03-000	EA BOLT-J - 3/8-16 X 12.0
		FROM: 00-00-00 THRU: 02-21-98
	102333-01-06A	EA BOLT - CARRIAGE - 7/16-14 STAINLESS STEEL CAP
	106166-01-000	EA BOLT/COLLARED HANGER - 8-32 X 1"
	106956-03-000	EA BOLT - HEX TAP - 1/2-12NC X 3 - GRADE 5 - FULL THREAD/ZINC
	106956-08-000	EA BOLT - HEX TAP 1/2-13 NC X 4 GRADE 5
		FROM: 04-20-98 THRU: 99-99-99

**SEALANTS & FASTENERS GROUP (CONTINUED)**

**BOLTS & NUTS (CONTINUED)**

KEY	PART NUMBER	U/M DESCRIPTION
	107397-01-000	EA WASHER - FENDER - .25" ID X 1" OD
	108067-03-000	EA STUD - WELD - 1/4 - 20 X 1/2 CD
	110794-01-000	EA WASHER - FLAT - 1"ID X 1 3/4"OD
		<b>MISCELLANEOUS FASTENERS</b>
		<b>KEY PART NUMBER U/M DESCRIPTION</b>
	008343-01-000	EA TIE - WIRE - 6"
	008343-02-000	EA TIE - WIRE - 14"
	081211-03-000	EA PLUG - PLASTIC - .50 DIAMETER - BLACK
	081211-04-000	EA PLUG - PLASTIC - .46 DIAMETER - BLACK USED IN HOUSE CIRCUIT BREAKER PANELS
	081211-05-000	EA PLUG - PLASTIC - .188 DIAMETER - NATURAL
	085774-01-000	FT FASTENER - DUAL HOOK - 1" WIDE - ADHESIVE BACK - BLACK USE WITH #08577402000 DUAL HOOK TAPE
	085774-02-000	FT FASTENER - DUAL HOOK - 1" WIDE - ADHESIVE BACK - BLACK USE WITH #08577401000 DUAL LOCK TAPE
	086285-01-000	EA SPACER - NYLON - .5" OD X .257" ID
	088792-02-000	YD VELCRO TAPE - LOOP - 3/4" - ADHESIVE BACKED - BEIGE
	088792-05-000	YD VELCRO TAPE - LOOP - 5/8" - NON-ADHESIVE BACKED - WHITE
	108046-02-000	EA CABLE TIE - SCREW MOUNT 15"
	110943-02-000	FT FELTSTRIP - 3/8" - ADHESIVE BACK - WHITE

**SEALANTS & FASTENERS GROUP (CONTINUED)**

**ADHESIVE AND TAPE SEALERS**

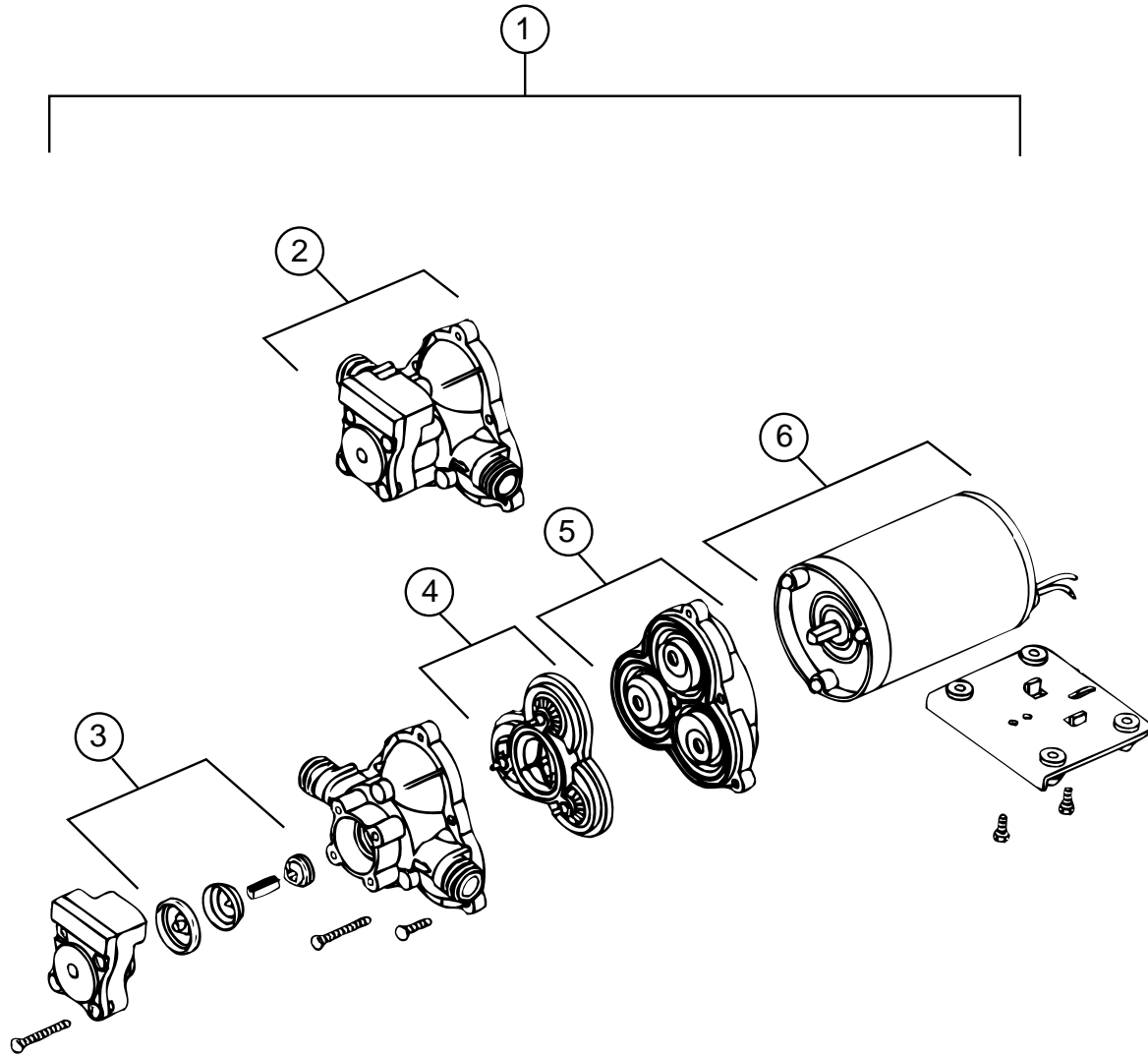
KEY	PART NUMBER	U/M	DESCRIPTION
	004006-05-700	EA	ADHESIVE-NAT. STARCH (5 GAL) 0802
	004363-01-000	FT	TAPE - ADHESIVE FOAM/1 SIDE - 3/16" X 1/2" X 50' - GRAY
	034552-02-000	EA	SILICONE - TUBE - 300 ML - W/O NOZZLE - CLEAR ALSO ORDER P.N.#900390-03-000 NOZZLE SEPARATELY
	034552-15-000	EA	SILICONE - TUBE - 300 ML - W/O NOZZLE - BRIGHT WHITE ALSO ORDER #900390-03-000 NOZZLE FROM: 00-00-00 THRU: 11-16-97
	039518-01-000	EA	SILICONE - TUBE - 300 ML - BLACK - W/O NOZZLE ALSO ORDER P.N.#900390-03-000 NOZZLE SEPARATELY
	053766-02-000	EA	BEDDING COMPOUND - TUBE - WHITE
	062917-03-000	EA	ADHESIVE - LOCTITE 242
	067788-01-000	EA	ADHESIVE - SPRAY - 3M - 19.5 AEROSOL CAN
	069640-01-000	FT	SEALER - RIBBON - 1/4" DIAMETER X 30' - BLACK
	069640-02-000	FT	SEALER - TAPE - .13"THICK X .5"WIDE X 60' - GRAY
	069640-03-000	FT	SEALER - TAPE - .13"THICK X .75"WIDE X 60' - BLACK
	069640-07-000	FT	SEALER - TAPE - .09"THICK X 2"WIDE X 45' - GRAY
	069640-09-000	FT	SEALER - TAPE - .032"THICK X 2.50"WIDE X 80' - GREY
	069640-11-000	FT	SEALER - TAPE - .19"THICK X .38"WIDE X 40' - BLACK
	069640-15-000	FT	SEALER - TAPE - .06"THICK X .38"WIDE X 80' - GREY
	069640-17-000	FT	SEALER - TAPE - .03"THICK X 1"WIDE X 90' - GRAY
	069640-18-000	FT	SEALER - TAPE - .50"THICK X 1/8"WIDE X 60' - BRIGHT WHITE
	069640-19-000	FT	SEALER - TAPE - .75"THICK X 1/8"WIDE X 60' - BRIGHT WHITE
	069640-21-000	FT	SEALER - TAPE - .50" X 1/16" X 100' - BRIGHT WHITE
	072889-09-000	EA	SEALANT - URETHANE - BLACK (TUBE)
	072889-10-000	EA	SEALANT - URETHANE (HV) - BRIGHT WHITE
	072889-11-000	EA	SEALANT - URETHANE - (TUBE) - GRAY
	072889-12-000	EA	SEALANT - URETHANE (LV) BRIGHT WHITE
	076322-01-000	FT	TAPE - DOUBLE COATED/ADHESIVE BACK - .025"THK X .75"W X 18'
	076322-05-000	FT	TAPE - DOUBLE COATED/ADHESIVE BACK - .045"THK X .75"W X 9'
	076322-05-000	FT	TAPE - DOUBLE COATED/ADHESIVE BACK - .045"THK X .75"W X 9'
	076322-07-000	FT	TAPE - DOUBLE COATED/ADHESIVE BACK - .045"THK X .50"W X 9'
	076322-07-000	FT	TAPE - DOUBLE COATED/ADHESIVE BACK - .045"THK X .50"W X 9' FROM: 00-00-00 THRU: 04-12-98
	087211-01-000	GL	PROMOTER - ADHESIVE
	088479-01-000	EA	TAPE - ALUMINUM - 3"
	102352-01-000	EA	SEALER - PUMPABLE - BLACK
	102352-02-000	EA	SEALER - PUMPABLE - CLEAR
	106206-01-000	EA	SEALER - PUMPABLE - MANUS 30A - BLACK
	107828-01-000	EA	SEALANT - SB - 190 EVERSEAL
	108716-03-000	EA	SILICONE - TUBE - BRIGHT WHITE/SELF LEVELING - W/O NOZZLE
	110274-01-000	FT	TAPE - DOUBLE SIDED FOAM - .45" X 1"
	111940-02-000	LB	SEALER - PUTTY - THUMBING FROM: 03-08-98 THRU: 99-99-99
	112864-01-000	FT	SEAL - FOAM/BUTYL COVERED - 3/8" USED BETWEEN SIDEWALL & FLOOR, ALSO USED BETWEEN STEEL COMPARTMENT COMPONENTS
	112901-02-000	EA	ADHESIVE - PLEXUS - 50ML
	120074-02-01A	EA	SEALANT - SILICONE - OFF WHITE
	120534-01-01A	EA	TAPE - SCOTCH - 3M - 1/2" FINE LINE
	123244-01-000	FT	TAPE - DOUBLE SIDED FOAM 5/64" THICK X .75" WIDE
	123816-01-000	FT	TAPE - DOUBLE SIDED - 1"
	123816-02-000	FT	TAPE - DOUBLE SIDED - 1/2" X 35 MIL THICK
	123816-03-000	FT	TAPE - DOUBLE SIDED - 1/2" X 20 MIL THICK
	900390-01-000	EA	TIP - 2 1/2" X 1/8" ORIFICE
	900390-03-000	EA	NOZZLE - SILICONE TUBE

**SEALANTS & FASTENERS GROUP (CONTINUED)**

**CLAMPS, CLIPS, & GROMMETS**

KEY	PART NUMBER	U/M	DESCRIPTION
	000F10-04-16B	EA	PIN - COTTER - 1/8" X 1" - ZINC
	000F10-06-32B	EA	PIN - COTTER - 3/16" X 2" - ZINC FROM: 02-22-98 THRU: 99-99-99
	000H14-04-04A	EA	RIVET - MANDREL BLIND - 1/8 X .400
	000H16-04-06R	EA	RIVET - POP ALUMINUM - 1/8 X .313 - .375
	000H16-06-10R	EA	RIVET - POP ALUMINUM - 3/16 X .501-.625
	007161-01-000	EA	CLAMP - HOSE - SPRING TYPE - 1/2"
	008380-01-000	EA	GROMMET - RUBBER - 5/8" HOLE X 1 1/2" DIAMETER - BLACK
	010495-01-000	EA	CLAMP - CABLE - 9/16"
	010497-01-000	EA	CLAMP - CLOSED - 5/8" ID
	010497-03-000	EA	CLAMP - CLOSED - 1" ID - CUSHIONED
	010497-04-000	EA	CLAMP - CLOSED - 1.62" ID
	010497-05-000	EA	CLAMP - CLOSED - 1/2 ID
	010499-01-000	EA	CLAMP - CLOSED - 3/8 ID
	016188-05-000	EA	GROMMET - L/P LINE - 3/8" HOLE X 1 1/4" LONG - RUBBER
	023942-01-000	EA	GROMMET - RUBBER - 2" OD
	062401-01-000	EA	CLAMP - HOSE - WORMGEAR - .25" - 1"
	062401-02-000	EA	CLAMP - HOSE - WORMGEAR - 1.56" - 2.5"
	062401-04-000	EA	CLAMP - HOSE - WORMGEAR - .69" - 1.25"
	062401-05-000	EA	CLAMP - HOSE - WORMGEAR - 2" TO 3" ID
	062401-06-000	EA	CLAMP - HOSE - WORMGEAR - .22" - .62" ID
	071015-11-000	EA	GROMMET - 1.00 ID - FITS .12 MATERIAL
	071015-19-000	EA	GROMMET - .38 ID - FITS .06 MATERIAL
	071015-29-000	EA	GROMMET - RUBBER - .25 ID X 1.25 OD W .12 GROOVE - BLK
	071015-30-000	EA	GROMMET - RUBBER - .31" ID X .81" OD W/.12" GROOVE - BLK
	080734-02-000	EA	CLIP - WIRE NYLON
	083609-01-000	EA	CLAMP - WIRE - DUAL - EQUAL DIAMETERS - 5/8"
	083610-01-000	EA	CLAMP - WIRE - DUAL - UNEQUAL DIAMETERS - 3/4" & 1 1/4"
	083610-02-000	EA	CLAMP - WIRE - DUAL - UNEQUAL DIAMETERS - 3/4" & 2"
	083610-03-000	EA	CLAMP - DUAL WIRE
	088756-01-000	EA	GROMMET - WEB - 1 1/8" I.D.
	091952-01-000	EA	CLIP - GRIPPER - 1"
	094362-02-000	EA	CLIP - XMAS TREE - BINDER HEAD - .9" LONG

## WATER & SEWAGE GROUP



**WATER PUMP (SHURFLOW)**

KEY	PART NUMBER	U/M DESCRIPTION	VENDOR NO.
1	098607-01-000	EA PUMP - WATER - W/.5" MPT FITTING - FLOW 2.8 GPM	
2	098607-01-706	EA HOUSING - W/SWITCH ONLY	94-231-20
3	098607-01-705	EA CHECK VALVE - KIT	94-237-00
4	098607-01-703	EA VALVE KIT	94-232-00
5	098607-01-702	EA DIAPHRAGM/DRIVE ASSEMBLY KIT	94-238-04
6	098607-01-707	EA MOTOR W/BASEPLATE	94-235-03

### FRESH WATER TANK

KEY	PART NUMBER	U/M DESCRIPTION
	116881-12-000	EA TANK - WATER - 48 GALLON - W/NOTCHED CORNER/FITTINGS
	116881-01-000	EA TANK - FRESH WATER - 48 GAL - W/NOTCHED CORNER W/O FITTINGS
	118645-03-000	EA TANK - WATER - 17 GALLON - W/FITTINGS
	118645-01-000	EA TANK - WATER - 17 GALLON - W/O FITTINGS
	123243-01-000	EA TANK - ACCUMULATOR - 24 OZ
	042989-03-000	EA FITTING - WATER TANK - SPINWELD - 1 1/4"NPT - PLASTIC
	042989-05-000	EA FITTING - WATER TANK - SPINWELD - 1/2"FPT - PLASTIC
	049032-01-000	EA PATCH - SPINWELD - 3/8" - PLASTIC
	039861-01-000	EA SENDING UNIT W/SCREW - WASHER
	091208-01-000	EA WASHER - RUBBER - .06" X .75" X .5"
	077954-02-000	EA FILTER - WATER TANK - W/SCREEN IN TANK

## WATER & SEWAGE GROUP (CONTINUED)

### WATER SYSTEM COMPONENTS (FLAIR-IT)

KEY	PART NUMBER	U/M DESCRIPTION
	114428-01-000	EA TEE - 1/2"P X 1/2"P X 1/2"P
	114428-02-000	EA TEE - SWIVEL - 1/2"P X 1/2"P X 1/2"FPT
	114428-03-000	EA TEE - 1/2"P X 1/2"P X 1/2"MPT
	114429-01-000	EA ELBOW - 1/2"P X 1/2"P
	114429-02-000	EA ELBOW - 1/2"P X 1/2"MPT
	114429-03-000	EA ELBOW - SWIVEL - 1/2"P X 1/2"FPT
	114430-02-000	EA ADAPTER - SWIVEL - 1/2"P X 1/2"FPT
	114430-03-000	EA ADAPTER - 1/2"P X 1/2"MPT
	114430-06-000	EA ADAPTER - 1/2"P X 3/8"FPT
	114431-02-000	EA VALVE - WATER BYPASS - 1/2"P - THREE WAY (WATER HEATER)
	114431-03-000	EA VALVE - 90 DEGREE DRAIN - 1/2"P
	114431-04-000	EA VALVE - "INLINE SHUT-OFF" - 1/2"P

### WATER SYSTEM COMPONENTS

KEY	PART NUMBER	U/M DESCRIPTION	VENDOR NO.
	701069-01-000	EA WATER PURIFICATION SYSTEM	
	701069-03-700	EA CARTRIDGE RELACEMENT	9592-06
	079381-01-000	FT TUBING - SMOOTH FLEXIBLE - 1 3/8"ID X 10'	
	039800-04-000	FT TUBING - POLYBUTYL - 1/4"OD	
	112176-01-000	FT TUBING - VINYL - REINFORCED - 1/2" ID	
	124188-01-000	FT TUBING - PEX - 1/2" ID X 20' - BLUE	
	124188-02-000	FT TUBING - PEX - 1/2" ID X 20' - RED	
	110438-02-000	EA VALVE - CHECK - BRASS - 1/2 MPT X 1/2 MPT	
	010219-01-000	EA ELBOW - 1 1/4 MPT X 1 1/4 BARB - WATER FILL - PLASTIC	
	123150-01-000	EA ELBOW - 1/2 FPT X 1/2 BARB - SWIVEL	
	123152-01-000	EA ADAPTER - 1/2 FPT X 1/2 BARB - SWIVEL	
	118051-01-02B	EA BRACKET - FAUCET SUPPORT - E-COAT	
	113697-01-000	EA CAP - 3/8 FTG	
	010224-01-000	EA ADAPTER - HOSE TO PIPE - 3/8 MPT X 3/8 BARB - PLASTIC	
	044927-01-000	EA ADAPTER - HOSE TO PIPE - 1 1/4 MPT X 1 1/4 BARB - BLACK PLASTIC	
	111888-01-000	EA FERRULE - PLASTIC - .250 ID X .375 OD	
	111888-02-000	EA INSERT - BRASS - 1/4 COMP	
	118423-01-000	EA FITTING - BRASS-TEE - 1/4C X 1/4C X 1/4C	
	120868-01-000	EA VALVE - NEEDLE - 1/4" COMPRESSION X 1/4" COMPRESSION	
	010230-06-000	EA FILL - CITY WATER - W/CHECK VALVE - MPT	

### EXTERIOR SHOWER COMPONENTS

KEY	PART NUMBER	U/M DESCRIPTION
	103092-01-000	EA SHOWER HEAD - W/ 60" HOSE (US)
	103092-02-000	EA SHOWER HEAD - W/ HOSE (CSA)
	104044-01-000	EA BRACKET - SUPPORT - FAUCET
	103092-01-701	EA BRACKET (FOR SHOWER HEAD) BONE
	075241-05-000	EA FAUCET/SHOWER - BONE 3/4" MPT X 1.4" LONG INLET PIPES

### WASHER, DRYER COMPONENTS

KEY	PART NUMBER	U/M DESCRIPTION
	107753-02-01A	EA WASHER - DRYER - WHITE
	110438-01-000	EA VALVE - CHECK - BRASS
	098419-01-000	EA FAUCET - WASHER - 90 DEGREE
	111842-01-01A	EA BRACKET - FAUCET - WASHER - E-COAT
	111913-01-01A	EA BRACKET - WASHER - TIE DOWN - BLACK
	113795-01-02B	EA BRACKET - WASHER
	113795-02-02B	EA BRACKET - WASHER

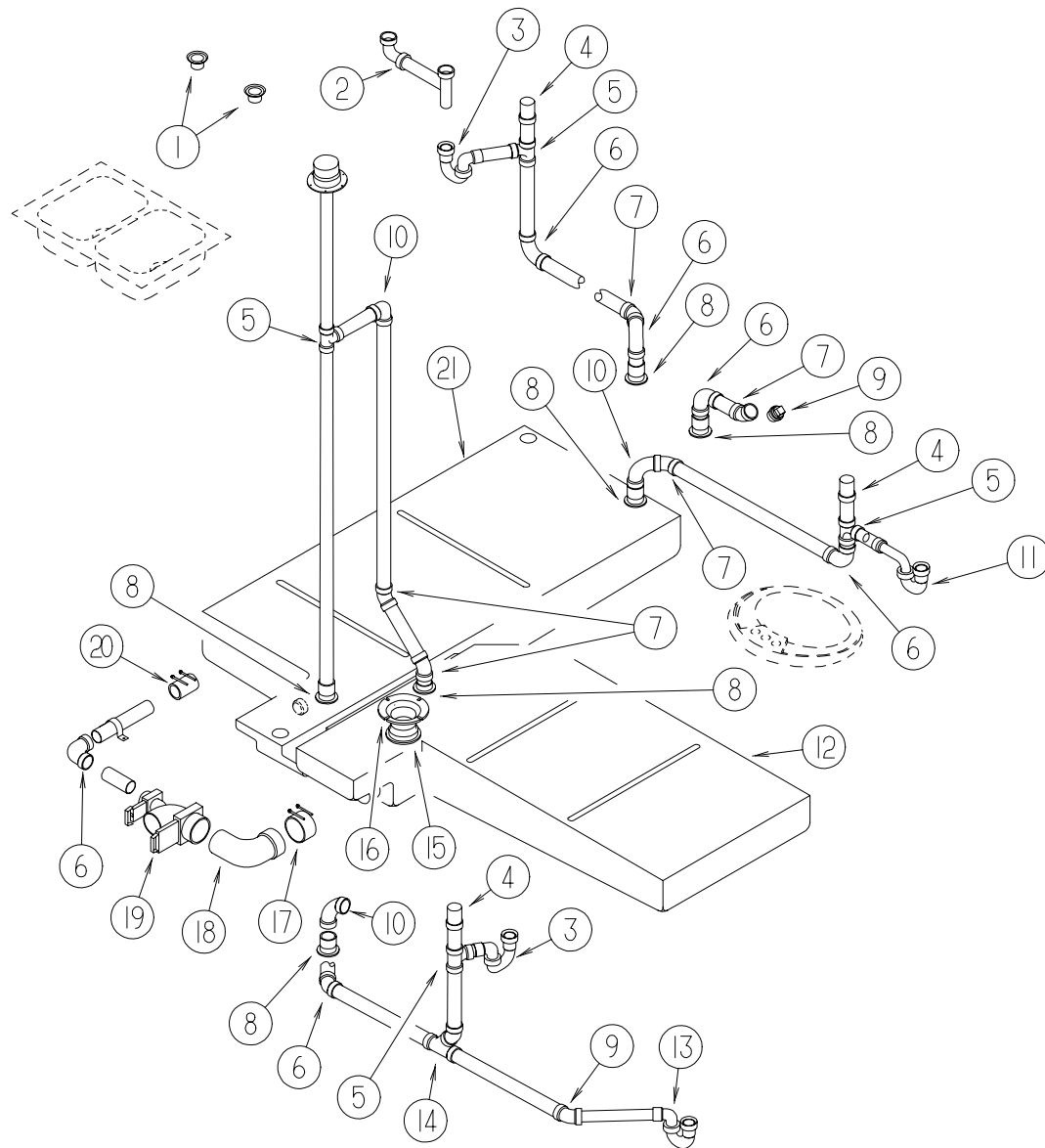
### WATER HEATER G6A-7 GAS IGNITION

KEY	PART NUMBER	U/M DESCRIPTION
*	051391-01-000	EA WATER HEATER G6A-7 GAS IGNITION

\* COMPONENT PARTS FOUND IN SERVICE PARTS LIBRARY

# WATER & SEWAGE GROUP (CONTINUED)

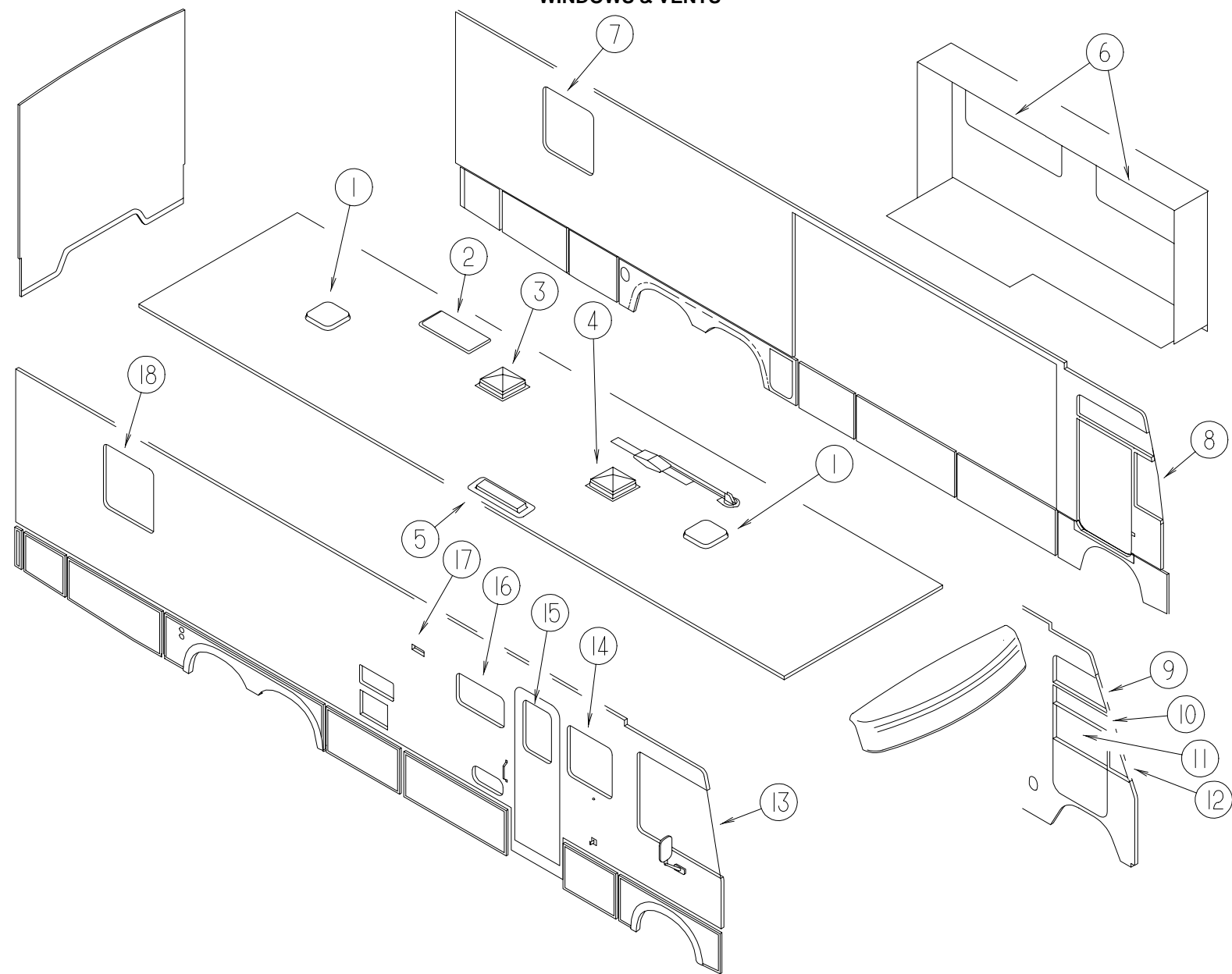
## DRAINAGE SYSTEM



KEY	PART NUMBER	U/M	DESCRIPTION
1	092303-01-000	EA	STRAINER - SINK
2	011091-02-000	EA	WASTE - CONTINUOUS - DOUBLE SINK
3	107538-01-000	EA	P TRAP - PLASTIC - 1 1/4" W/EXTENSION ARM
3	109571-01-000	EA	ADAPTER - P TRAP - 1 1/2" P X 1 1/4" MPT
3	011071-01-000	EA	P-TRAP - PLASTIC - 1 1/2" - CSA
4	079968-01-000	EA	VENT - MECHANICAL/TRAP ARM - ANTI-SIPHON - 2" X 7.3" PLASTIC
5	010071-01-000	EA	TEE - SANITARY - 1 1/2" HUB X HUB X HUB - PLASTIC
6	010008-01-000	EA	ELBOW - 90 DEGREE - 1 1/2" HUB X HUB - PLASTIC
7	010006-01-000	EA	ELBOW - 45 DEGREE - 1 1/2" HUB X HUB - PLASTIC
8	010115-01-000	EA	COUPLING - 1 1/2" HUB X HUB - PLASTIC
8	061607-01-000	EA	GROMMET - HOLDING TANK - 1 1/2" NPS
9	010166-01-000	EA	PLUG - THREADED - 1 1/4" DIAMETER - PLASTIC - BLACK
9	109571-01-000	EA	ADAPTER - P TRAP - 1 1/2" P X 1 1/4" MPT
	010024-01-000	EA	ELBOW - 1/8 BEND - 3" X 45" - HUB X HUB - PLASTIC
10	034250-01-000	EA	ELBOW - 90 DEGREE - LONG TURN - 1 1/2" HUB X HUB - ABS
11	107538-01-000	EA	P TRAP - PLASTIC - 1 1/4" W/EXTENSION ARM
11	011071-01-000	EA	P-TRAP - PLASTIC - 1 1/2" - CSA
12	121386-01-000	EA	TANK - HOLDING - 48 GALLON - W/O FITTINGS
13	107538-01-000	EA	P TRAP - PLASTIC - 1 1/4" W/EXTENSION ARM
13	109571-01-000	EA	ADAPTER - P TRAP - 1 1/2" P X 1 1/4" MPT
13	011071-01-000	EA	P-TRAP - PLASTIC - 1 1/2" - CSA
	011069-02-000	EA	TAILPIECE - TUB/SHOWER - 1 1/2" X 1 1/4" X 4" - BRASS
	069735-01-000	EA	WASHER - STRAINER TO TAILPIECE - PLASTIC - 1.5"
14	031365-02-000	EA	TEE - PLASTIC - 1 1/2" EXT LG TURN
15	061607-02-000	EA	GROMMET - HOLDING TANK - 3" NPS
16	063641-01-000	EA	FLANGE - CLOSET - 4" X 3"
17	078406-01-000	EA	COUPLER - RUBBER - W/CLAMPS - 3" X 3"
	103354-01-000	EA	CONNECTOR - HOSE - SEWER
18	041956-01-000	EA	ELBOW - STREET - PLASTIC - 1/4 BEND - 3" X 90 XLT
19	070916-01-000	EA	VALVE - DUAL DUMP - W/CAP - 3" X 1 1/2"
	070916-01-700	EA	VALVE ONLY (WASTE) 3" T1003BU
	070916-01-701	EA	VALVE ONLY (WASTE) 1 1/2" T1001BU
19	062416-01-000	EA	ADAPTER - SEWER HOSE TO 3" PIPE
	010201-01-000	EA	HOSE - SEWER - 3" ID X 8'
20	089355-01-000	EA	COUPLER - RUBBER - 1 1/2" X 1 1/2"
	102024-01-000	EA	NIPPLE - PLASTIC - 1.5" X 2.62" TOE
21	128182-01-700	EA	TANK - HOLDING - 55 GALLON W/1.5" OUTLET NIPPLE

# WINDOW, VENT & EXTERIOR DOOR GROUP

## WINDOWS & VENTS

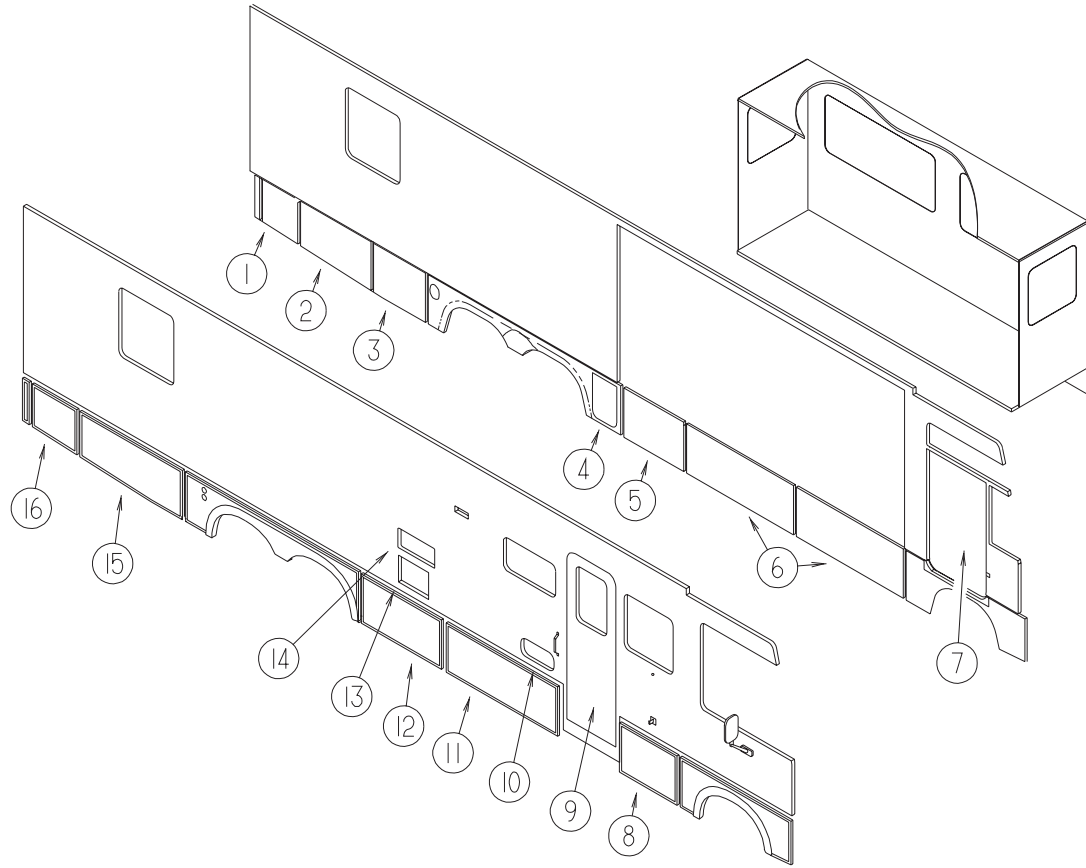


KEY	PART NUMBER	U/M	DESCRIPTION
1*	122882-01-01A	EA	VENT - ROOF - NONPOWERED - W/O INSIDE GARNISH
1	122882-07-01A	EA	GARNISH - ROOF VENT - 2.50" TO 4.12"
2	114496-01-02A	EA	PANEL - SKYLIGHT - OUTER - 22" X 37"
2	122191-01-02A	EA	PANEL - SKYLIGHT - INNER W/LIGHT CUTOUT - 20.7" X 35.4"
3*	122882-02-01A	EA	VENT - ROOF - W/FAN - W/O INSIDE GARNISH - UL
3*	122882-03-01A	EA	VENT - ROOF - W/FAN - W/O INSIDE GARNISH - CSA
3	122882-07-01A	EA	GARNISH - ROOF VENT - 2.50" TO 4.12"
4*	122882-01-01A	EA	VENT - ROOF - NONPOWERED - W/O INSIDE GARNISH
4	122882-07-01A	EA	GARNISH - ROOF VENT - 2.50" TO 4.12"
4*	123780-03-01A	EA	VENTILATOR - ROOF/3"-4" - W/O THERMOSTAT/POWER LIFT
5	084073-04-000	EA	BASE - ROOF VENT/REFRIGERATOR - BLACK - NORCOLD
5	084073-07-000	EA	VENT - ROOF/REFRIGERATOR - BRIGHT WHITE - NORCOLD
5	118369-01-02A	EA	CAP - REFRIGERATOR ROOF VENT - SIDE/SIDE - BRIGHT WHITE
5	118369-02-02A	EA	BASE - REFRIGERATOR ROOF VENT - SIDE/SIDE - BRIGHT WHITE
6*	098647-47-01A	EA	WINDOW - DRIVER/HORIZONTAL SLIDER W/TRIM - TINTED - 23.6" X 57.5"
6*	112795-54-01A	EA	WINDOW - DRIVER/HORIZONTAL SLIDER - THERMO - 23.9" X 57.8"
7*	112463-05-01A	EA	WINDOW - TIPOUT/ESCAPE W/RETAINER TRIM - 33.3" X 30.2"
7*	112898-18-01A	EA	WINDOW - VERTICAL SLIDER - THERMO - ESCAPE - 33.2" X 30.2"
8*	125582-04-01A	EA	WINDOW - CAB - DRIVER
8*	125583-04-01A	EA	WINDOW - DRVR CAB - 3 GLASS THERMO - 31.8"T X 51.6"B X 42.6"H

KEY	PART NUMBER	U/M	DESCRIPTION	VENDOR NO.
9*	125586-02-01A	EA	WINDOW - VISTA	
9*	125600-02-01A	EA	WINDOW - VISTA - THERMOPANE	
10	125581-04-705	EA	GLASS - STATIONARY	106-041547
11	125581-04-704	EA	GLASS - ROLL-UP	106-041821
12*	125584-02-01A	EA	WINDOW - FRONT SLANT - DRIVER	
12*	125585-02-01A	EA	WINDOW - FRONT SLANT - THERMO	
13*	125582-03-01A	EA	WINDOW - CAB - PASSENGER	
13*	125583-03-01A	EA	WINDOW - PASS CAB - 3 GLASS THERMO - 31.8"T X 51.6"B X 42.6"H	
14*	098644-11-01A	EA	WINDOW - VERTICAL SLIDER W/TRIM - TINTED - 26.4" X 27"	
14*	112898-19-01A	EA	WINDOW - VERTICAL SLIDER - THERMO - 26.4" X 27"	
15*	117053-02-F36	EA	WINDOW - PICTURE - 60% TINTING - 17" X 26.4"	
15*	113733-01-01A	EA	WINDOW - STATIONARY THERMOPANE - 17" X 26.4"	
16*	098647-33-01A	EA	WINDOW - PASS HORIZ SLIDER W/TRIM - TINTED - 15.7" X 28.5"	
16*	112795-19-01A	EA	WINDOW - PASSENGER HORIZ SLIDER - THERMO - 16" X 28.7"	
17	084616-07-000	EA	SHROUD - EXHAUST VENT/RANGE HOOD - BRIGHT WHITE	
17	084878-09-000	EA	VENT - EXHAUST/RANGE HOOD - OFF WHITE	
18*	112463-03-01A	EA	WINDOW - TIPOUT W/RETAINER TRIM - 33.3" X 30.2"	
18*	112898-16-01A	EA	WINDOW - VERTICAL SLIDER - THERMO - 33.2" X 30.2"	

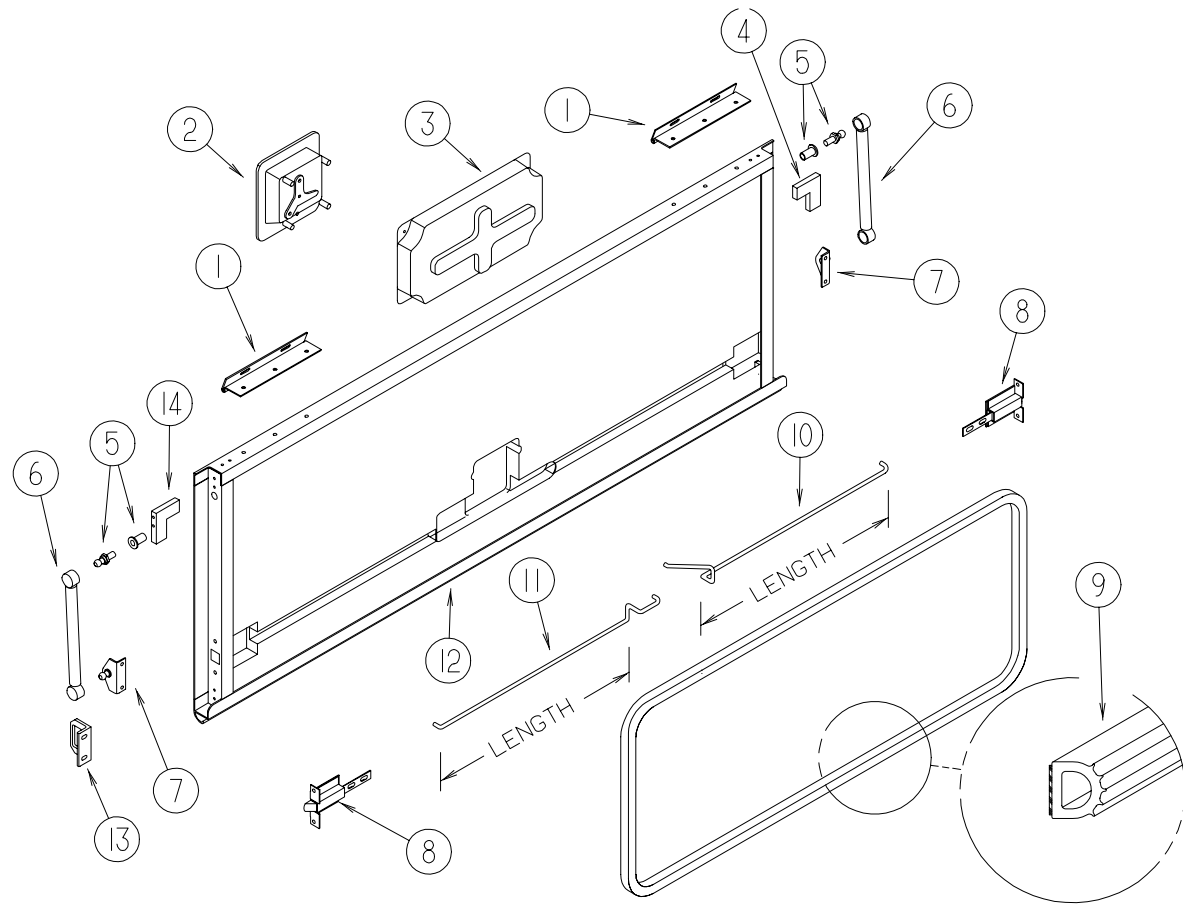
\* COMPONENT PARTS FOUND IN SERVICE PARTS LIBRARY

**WINDOW, VENT & EXTERIOR DOOR GROUP (CONTINUED)**  
**EXTERIOR DOORS**



KEY	PART NUMBER	U/M DESCRIPTION
1	122391-60-JA1	EA VALANCE/DOOR - DRIVER W/O PADDLE LATCH 21.4" X 20.6" X 20.5"
2	122391-59-JA1	EA VALANCE/DOOR - DRIVER W/O PADDLE LATCH 23.4" X 39.8" X 21.5"
3	122391-57-JA1	EA VALANCE/DOOR - DRIVER W/O PADDLE LATCH 23.7" X 29.6" X 23.5"
4	123973-02-JA1	EA DOOR - DRAINAGE
5	122239-80-JA1	EA VALANCE/DOOR - W/O PADDLE LATCH/HINGE - 23.7" X 35.1"
6	122239-57-JA1	EA VALANCE/DOOR - W/O PADDLE LATCH/HINGE - 23.7" X 60"
7	125581-04-01A	EA DOOR - DRIVER - NON-POWER
8	122239-28-JA1	EA VALANCE/DOOR - W/O PADDLE LATCH/HINGE - 23.7" X 33.9"
9	115108-02-H08	EA DOOR - ENTRY - W/SCREEN DOOR - W/O WINDOW (J52, J53)
9	115108-02-J11	EA DOOR - ENTRY - W/SCREEN DOOR - W/O WINDOW (J54, J55)
9	115108-02-H23	EA DOOR - ENTRY - W/SCREEN DOOR - W/O WINDOW (J56, J57)
10	126945-01-J22	EA DOOR/STORAGE - W/O HARDWARE - 18" X 8.3"
11	122239-06-JA1	EA VALANCE/DOOR - W/O PADDLE LATCH/HINGE - 23.7" X 63.6"
12	122239-35-JA1	EA VALANCE/DOOR - W/O PADDLE LATCH/HINGE - 23.7" X 46.3"
13	052009-06-000	EA DOOR - WATER HEATER - BRIGHT WHITE - 18" X 14.6"
13	116424-01-000	EA PROTECTOR - LATCH - WATER HEATER
14	084103-08-000	EA DOOR - VENT/REFRIGERATOR - W/O JAMB - BRIGHT WHITE
14	084104-08-000	EA JAMB - VENT DOOR/REFRIGERATOR - BRIGHT WHITE
14	125481-01-02A	EA DOOR - REFRIGERATOR VENT (SIDE BY SIDE DOMETIC)
15	122391-58-JA1	EA VALANCE/DOOR - PASS W/O PADDLE LATCH 22" X 57.6" X 23.7"
16	122391-61-JA1	EA VALANCE/DOOR - PASS W/O PADDLE LATCH 21.7" X 26.8" X 20.5"
	081240-16-000	EA DOOR - WATER FILL - LOCKABLE W/O LOCK - 4" X 4 5/8" - BRIGHT WHITE

**WINDOW, VENT & EXTERIOR DOOR GROUP (CONTINUED)**



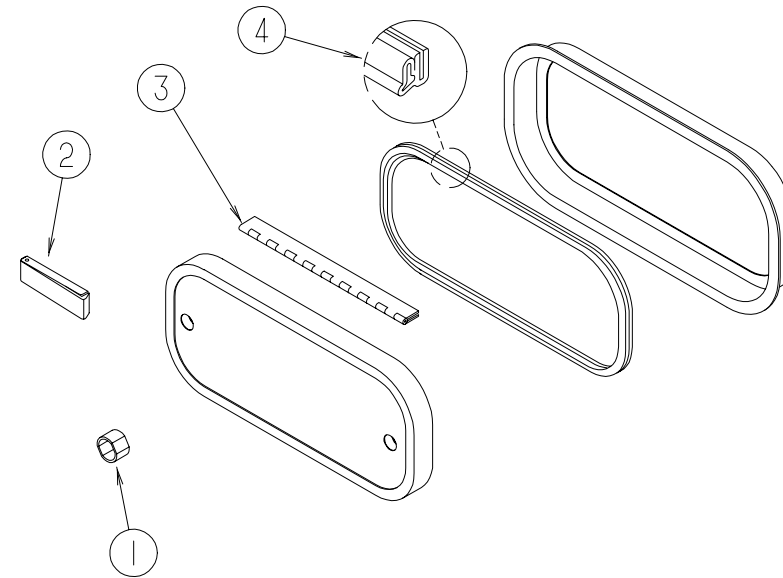
**EXTERIOR DOOR COMPONENTS**

KEY	PART NUMBER	U/M DESCRIPTION
1	121755-01-04A	EA HINGE - 6.00 INCH
2	112949-01-04A	EA LATCH - PADDLE W/LOCK - W/O KEY - BLACK
	112949-03-000	EA KEY - TRI-MARK #TM500
3	122277-02-01A	EA COVER - LATCH - BLACK
4	123892-12-02B	EA CORNER STABILIZER W/BALL STUD - LEFT HAND - E-COATED
5	N/A	EA BALL STUD - 10MM BALL - 5/16-18 - STAINLESS STEEL
6	107796-20-000	EA SPRING/GAS - 7" COMPRESSED/10" EXTENDED - 60 LB
7	107796-19-000	EA BRACKET - GAS SPRING
8	121947-01-01A	EA BOLT - SLIDE - LATCH - STEEL
9	107721-07-000	FT SEAL - ACCESS DOOR
10	122269-04-000	EA ROD - LATCH - 15.42"
10	122269-06-000	EA ROD - LATCH - 24.07"
10	122269-12-000	EA ROD - LATCH - 22.28"
10	122269-20-000	EA ROD - LATCH - 2.56"
10	122269-33-000	EA ROD - LATCH - 9.24"
10	122269-35-000	EA ROD - LATCH - 7.09"
10	122269-36-000	EA ROD - LATCH - 12.18"
10	122269-37-000	EA ROD - LATCH - 5.70"
10	122269-65-000	EA ROD - LATCH - 21.06"
11	122268-04-000	EA ROD - LATCH - 15.42"
11	122268-06-000	EA ROD - LATCH - 24.07"
11	122268-12-000	EA ROD - LATCH - 22.28"
11	122268-20-000	EA ROD - LATCH - 2.56"
11	122268-33-000	EA ROD - LATCH - 9.24"
11	122268-35-000	EA ROD - LATCH - 7.09"
11	122268-36-000	EA ROD - LATCH - 12.18"
11	122268-37-000	EA ROD - LATCH - 5.70"
11	122268-65-000	EA ROD - LATCH - 21.06"

**WINDOW, VENT & EXTERIOR DOOR GROUP (CONTINUED)**

**EXTERIOR DOOR COMPONENTS (CONTINUED)**

KEY	PART NUMBER	U/M DESCRIPTION
12	122613-55-007	EA U-CHANNEL/EXTRUSION - 192" - BLACK
	122612-55-007	EA U-CHANNEL/EXTRUSION - 192" - BLACK
	122614-55-007	EA U-CHANNEL/EXTRUSION - 192" - BLACK
13	123783-01-01A	EA STRIKER - DOOR - MILL
14	123892-10-02B	EA CORNER STABILIZER W/BALL STUD - RIGHT HAND - E-COATED



**EXTERIOR DOOR COMPONENTS**

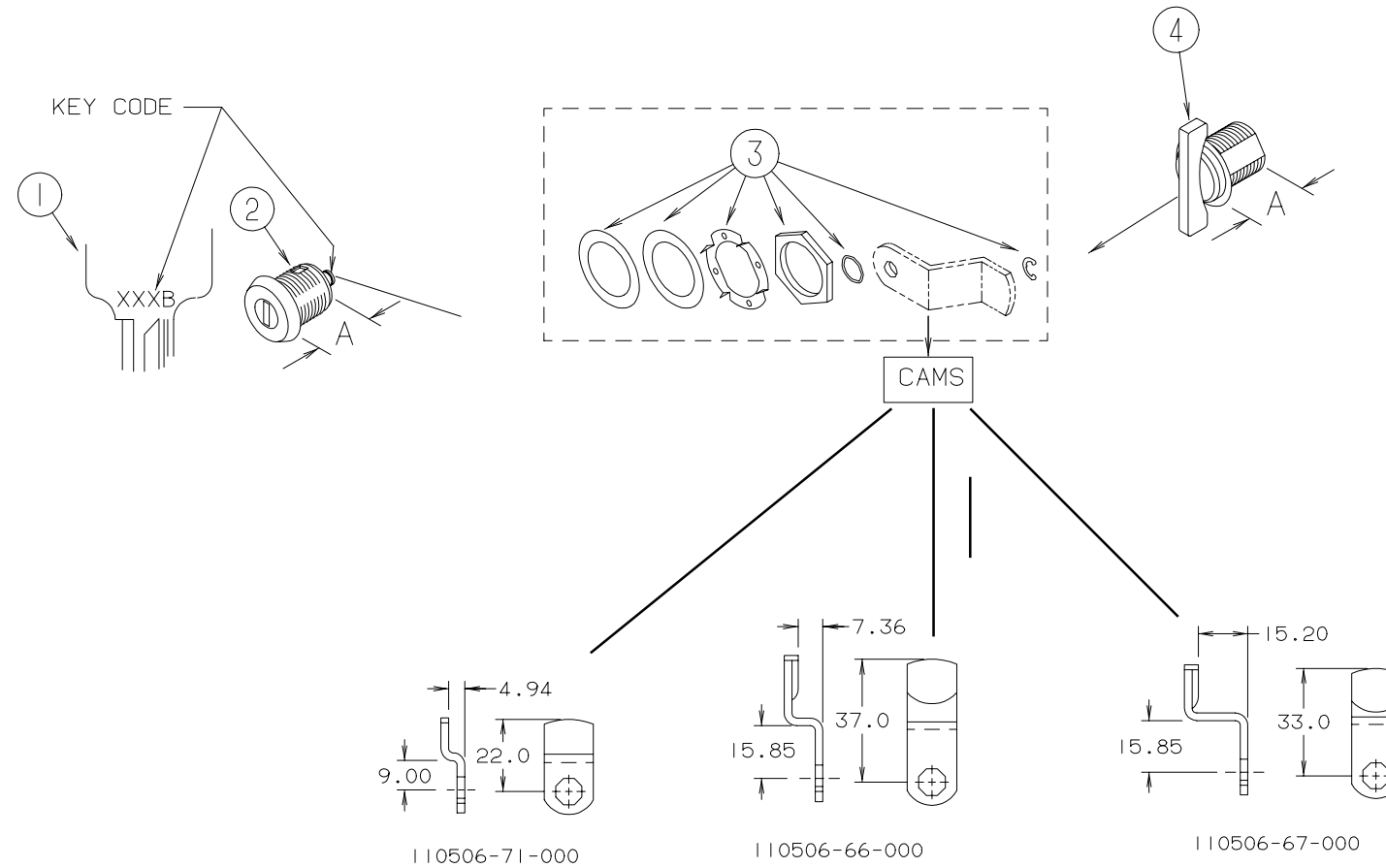
KEY	PART NUMBER	U/M DESCRIPTION
1	107997-51-001	EA SPACER - DOOR LOCK - .6" DEEP
	107997-51-002	EA EXTRUDED - SPACER - 16'
2	102768-01-000	EA HOLDER - COMPARTMENT/ENTRY DOOR - METAL - MILL FINISH
3	081801-V3-000	EA HINGE - ALUMINUM - 2" X 96" - BRIGHT WHITE
4	106850-02-000	FT SEAL-E - SPONGE RUBBER - .43" X .75"



## WINDOW, VENT & EXTERIOR DOOR GROUP (CONTINUED)

NOTE:  
 WHEN ORDERING THE LOCK CASE, THE KEY CODE MUST MATCH THE LAST DIGIT OF THE VEHICLE'S SERIAL NUMBER AND PART NUMBER; WHEN ORDERING THE KEYS, THE THIRD DIGIT OF THE KEY CODE MUST MATCH THE LAST DIGIT OF THE VEHICLE'S SERIAL NUMBER AND PART NUMBER

### BRIGGS & STRATTON LOCKS & COMPONENTS

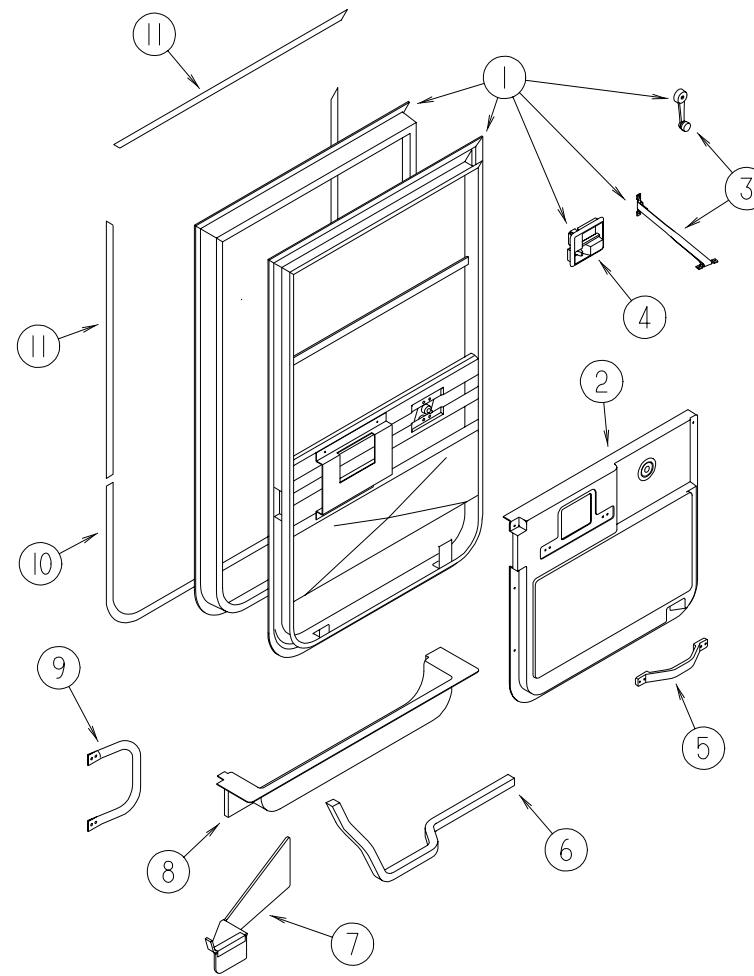


KEY	PART NUMBER	U/M	DESCRIPTION	VENDOR NO.
1	110506-59-000	EA	KEYS - SET OF TWO	596720
2	110506-52-000	EA	CASE - LOCK - A= 17 MM	702370
2	110506-53-000	EA	CASE - LOCK - A= 25 MM	702380
2	110506-54-000	EA	CASE - LOCK - A= 32 MM	703170
1	110506-59-001	EA	KEYS - SET OF TWO	596721
2	110506-52-001	EA	CASE - LOCK - A= 17 MM	702371
2	110506-53-001	EA	CASE - LOCK - A= 25 MM	702381
2	110506-54-001	EA	CASE - LOCK - A= 32 MM	703171
1	110506-59-002	EA	KEYS - SET OF TWO	596722
2	110506-52-002	EA	CASE - LOCK - A= 17 MM	702372
2	110506-53-002	EA	CASE - LOCK - A= 25 MM	702382
2	110506-54-002	EA	CASE - LOCK - A= 32 MM	703172
1	110506-59-003	EA	KEYS - SET OF TWO	596723
2	110506-52-003	EA	CASE - LOCK - A= 17 MM	702373
2	110506-53-003	EA	CASE - LOCK - A= 25 MM	702383
2	110506-54-003	EA	CASE - LOCK - A= 32 MM	703173
1	110506-59-004	EA	KEYS - SET OF TWO	596724
2	110506-52-004	EA	CASE - LOCK - A= 17 MM	702374
2	110506-53-004	EA	CASE - LOCK - A= 25 MM	702384
2	110506-54-004	EA	CASE - LOCK - A= 32 MM	703174
1	110506-59-005	EA	KEYS - SET OF TWO	596725
2	110506-52-005	EA	CASE - LOCK - A= 17 MM	702375
2	110506-53-005	EA	CASE - LOCK - A= 25 MM	702385
2	110506-54-005	EA	CASE - LOCK - A= 32 MM	703175

KEY	PART NUMBER	U/M	DESCRIPTION	VENDOR NO.
1	110506-59-006	EA	KEYS - SET OF TWO	596726
2	110506-52-006	EA	CASE - LOCK - A= 17 MM	702376
2	110506-53-006	EA	CASE - LOCK - A= 25 MM	702386
2	110506-54-006	EA	CASE - LOCK - A= 32 MM	703176
1	110506-59-007	EA	KEYS - SET OF TWO	596727
2	110506-52-007	EA	CASE - LOCK - A= 17 MM	702377
2	110506-53-007	EA	CASE - LOCK - A= 25 MM	702387
2	110506-54-007	EA	CASE - LOCK - A= 32 MM	703177
1	110506-59-008	EA	KEYS - SET OF TWO	596728
2	110506-52-008	EA	CASE - LOCK - A= 17 MM	702378
2	110506-53-008	EA	CASE - LOCK - A= 25 MM	702388
2	110506-54-008	EA	CASE - LOCK - A= 32 MM	703178
1	110506-59-009	EA	KEYS - SET OF TWO	596729
2	110506-52-009	EA	CASE - LOCK - A= 17 MM	702379
2	110506-53-009	EA	CASE - LOCK - A= 25 MM	702389
2	110506-54-009	EA	CASE - LOCK - A= 32 MM	703179
3	110506-40-700	EA	HARDWARE KIT	
4	110506-50-000	EA	CASE - TWIST LOCK - A= 17 MM	596952
4	110506-51-000	EA	CASE - TWIST LOCK - A= 25 MM	596669
	110506-40-000	EA	CLIP-E - LOCK ASM.	93981
	110506-66-000	EA	CAM - LOCK	322282
	110506-67-000	EA	CAM - LOCK	322283
	110506-71-000	EA	CAM - LOCK	322287
	110506-59-701	EA	KEY BLANK - GOLD	

## WINDOW, VENT & EXTERIOR DOOR GROUP (CONTINUED)

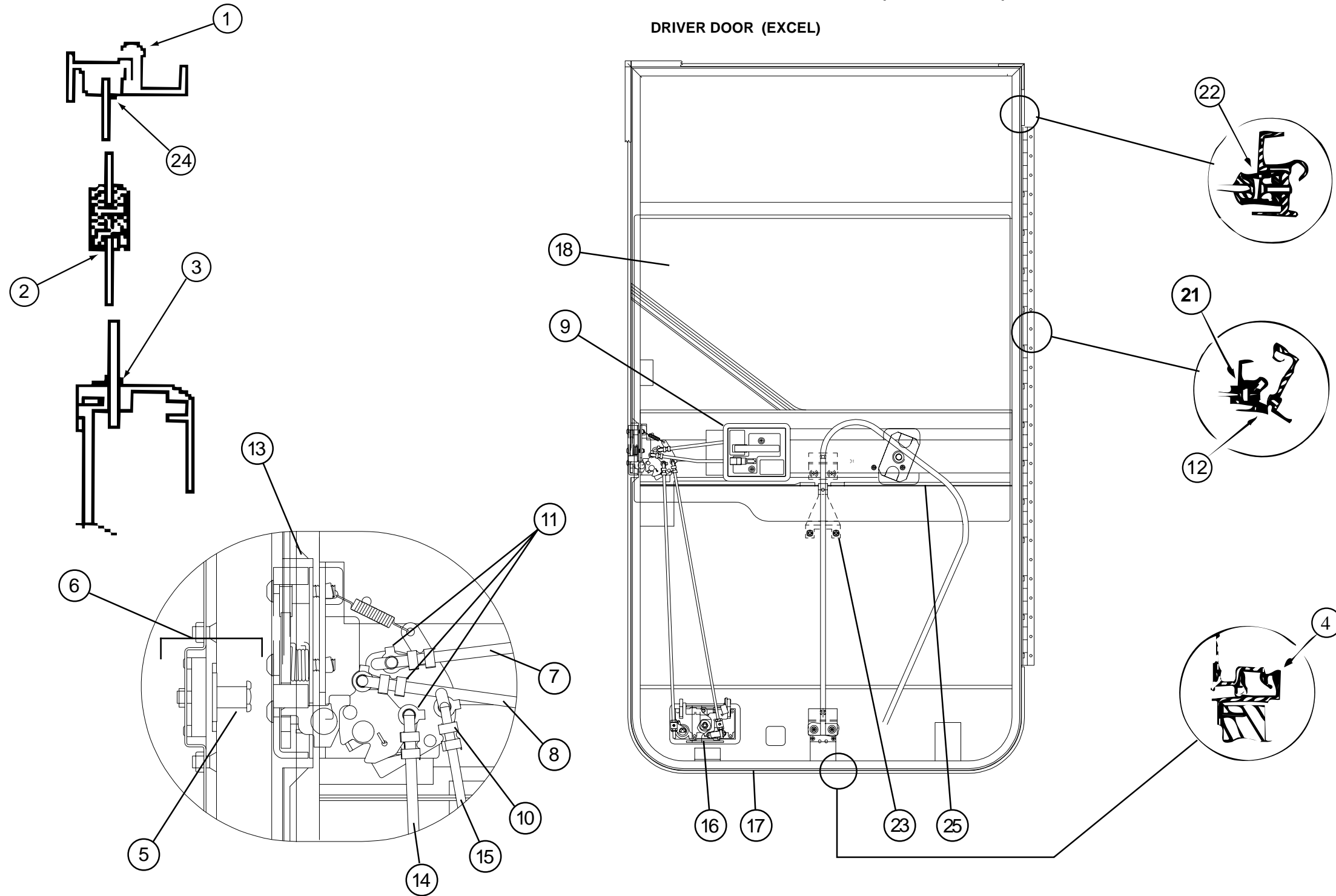
### DRIVER DOOR (EXCEL)



KEY	PART NUMBER	U/M DESCRIPTION	VENDOR NO.
1	125581-04-01A	EA DOOR - DRIVER - NON-POWER	
2	125899-03-01A	EA PANEL - CAB DOOR - INNER/DRIVER	
3	106469-02-704	EA PARTS BAG (WINDOW HANDLE & CHECK STRAP)	V068-16
	109378-01-000	EA STRAP - CHECK - DRIVER DOOR - 12.8"	
4	106469-04-712	EA HANDLE/DOOR - INNER W/HARDWARE	248-041402
5	110604-01-01A	EA HANDLE - ASSIST - DRIVERS DOOR	
6	063977-14-000	EA STEP - DRIVER DOOR - LEFT HAND	
7	128255-01-04B	EA STEP - DRIVER DOOR - BLACK	
8	107818-03-04A	EA TRIM - STEP/DRIVERS DOOR	
		FROM: 00-00-00 THRU: 02-08-98	
8	107818-05-02A	EA TRIM - STEP/DRIVERS DOOR	
		FROM: 02-09-98 THRU: 99-99-99	
	102569-02-000	EA MAT - ANTI SLIP - LOWER	
9	108832-02-01A	EA HANDLE - ASSIST - DOOR/DRIVER	
	126701-01-03A	EA COVER - ASSIST HANDLE - OFF WHITE	
10	109235-01-05A	FT COVER - SCREW - BRIGHT WHITE	
11	109235-01-01A	FT COVER - SCREW - MAT BLACK	
	P01713-01-000	EA SWITCH - PUSH BUTTON - ELECTRIC STEP	

# WINDOW, VENT & EXTERIOR DOOR GROUP (CONTINUED)

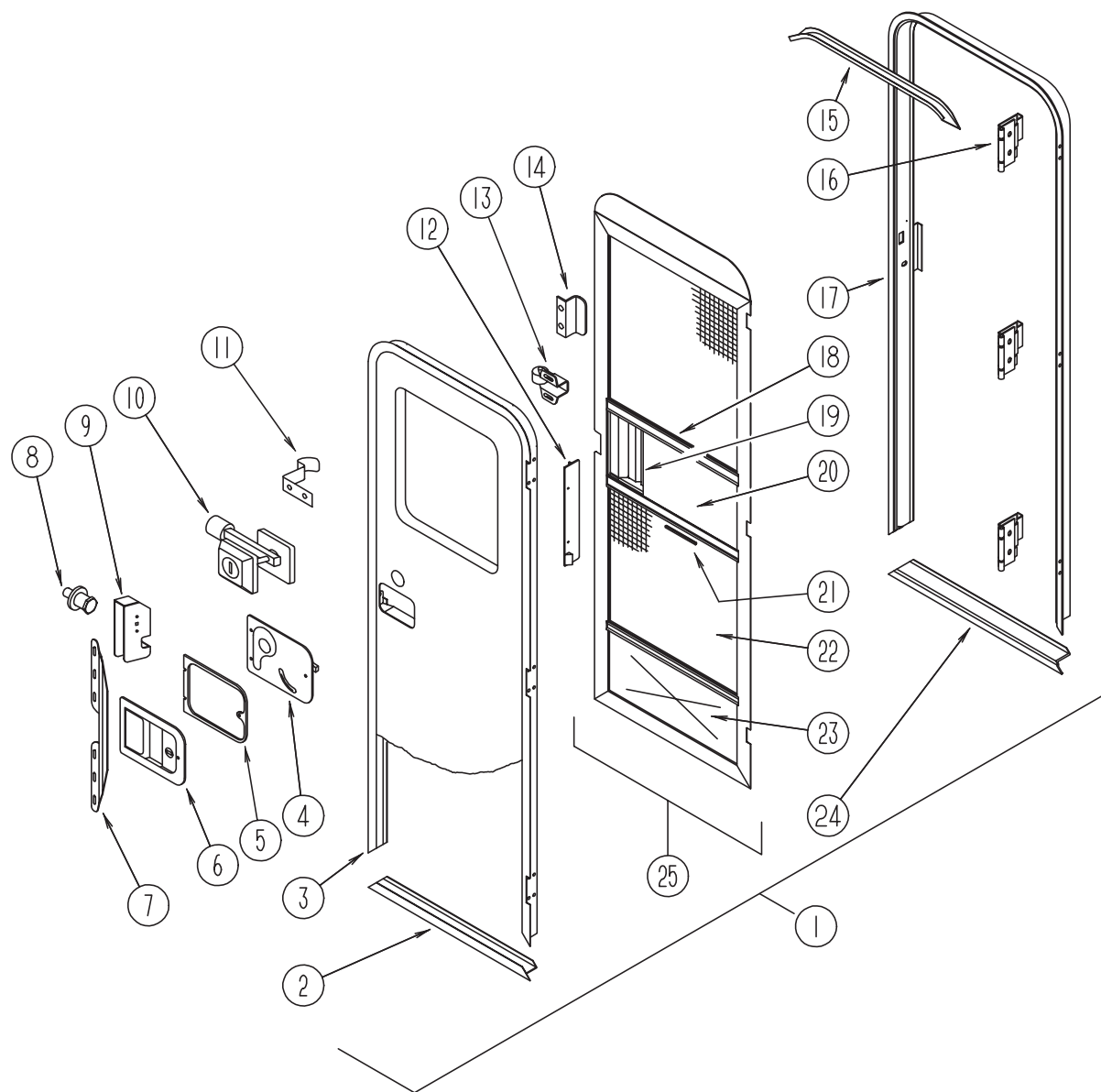
## DRIVER DOOR (EXCEL)



KEY	PART NUMBER	U/M	DESCRIPTION	VENDOR NO.
1	106469-01-702	EA	DOOR SEAL	122-040984
2	106469-01-705	FT	CHANNEL - RUN - SLIDING	122-010850
3	106469-01-709	FT	WEATHERSTRIP - FUZZY	171-040630
4	106469-01-723	EA	SEAL - BULB ASM. (JAMB)	171-040985
5	106469-04-703	EA	BOLT - STRIKER (W/ WASHER)	248-041152
6	106469-04-704	EA	NUT ASSEMBLY - CAGED - W/STRIKER	248-041151
7	106469-04-705	EA	LATCH ROD - HORIZONTAL	203-041139
8	106469-04-711	EA	LOCK ROD - HORIZONTAL	203-041137
9	106469-04-712	EA	HANDLE/DOOR - INNER W/HARDWARE	248-041402
10	106469-04-713	EA	ROD CLIP L.H.	248-041154
11	106469-04-714	EA	ROD CLIP R.H.	248-041153
12	106469-05-702	EA	HINGE - 42"	211-041194
13	106469-05-706	EA	LATCH - ROTARY - W/LINKAGE	248-041150

KEY	PART NUMBER	U/M	DESCRIPTION	VENDOR NO.
14	125581-04-700	EA	ROD - LATCH/VERTICAL ADJUST.	203041767
15	125581-04-701	EA	ROD - LOCK/VERTICAL ADJUST.	203-041768
16	125581-04-702	EA	PADDLE RH-W/COLLAR BLACK TEX	248-041403
17	125581-04-703	EA	FRAME - MOUNTING - BLACK	V180-35L
18	125581-04-704	EA	GLASS - ROLL-UP	106-041821
19	125581-04-705	EA	GLASS - STATIONARY	106-041547
20	125581-04-706	EA	FRAME - DOOR - SUB-ASSEMBLY	V180-94L
21	125581-04-707	EA	CHANNEL - ROLL UP GLASS	V156-60
22	125581-04-708	EA	CHANNEL - STATIONARY GLASS	V156-61
23	125581-04-709	EA	REGULATOR - MANUAL	410-08389
24	125581-04-710	EA	VINYL - GLAZING	132-041484
25	125581-04-711	EA	CHANNEL- GLASS	N135-66
	106469-04-701	EA	TUMBLER & KEYS (TRI-MARK)	248-041179
	106469-04-702	EA	KEYS (BLANK)	248-041180

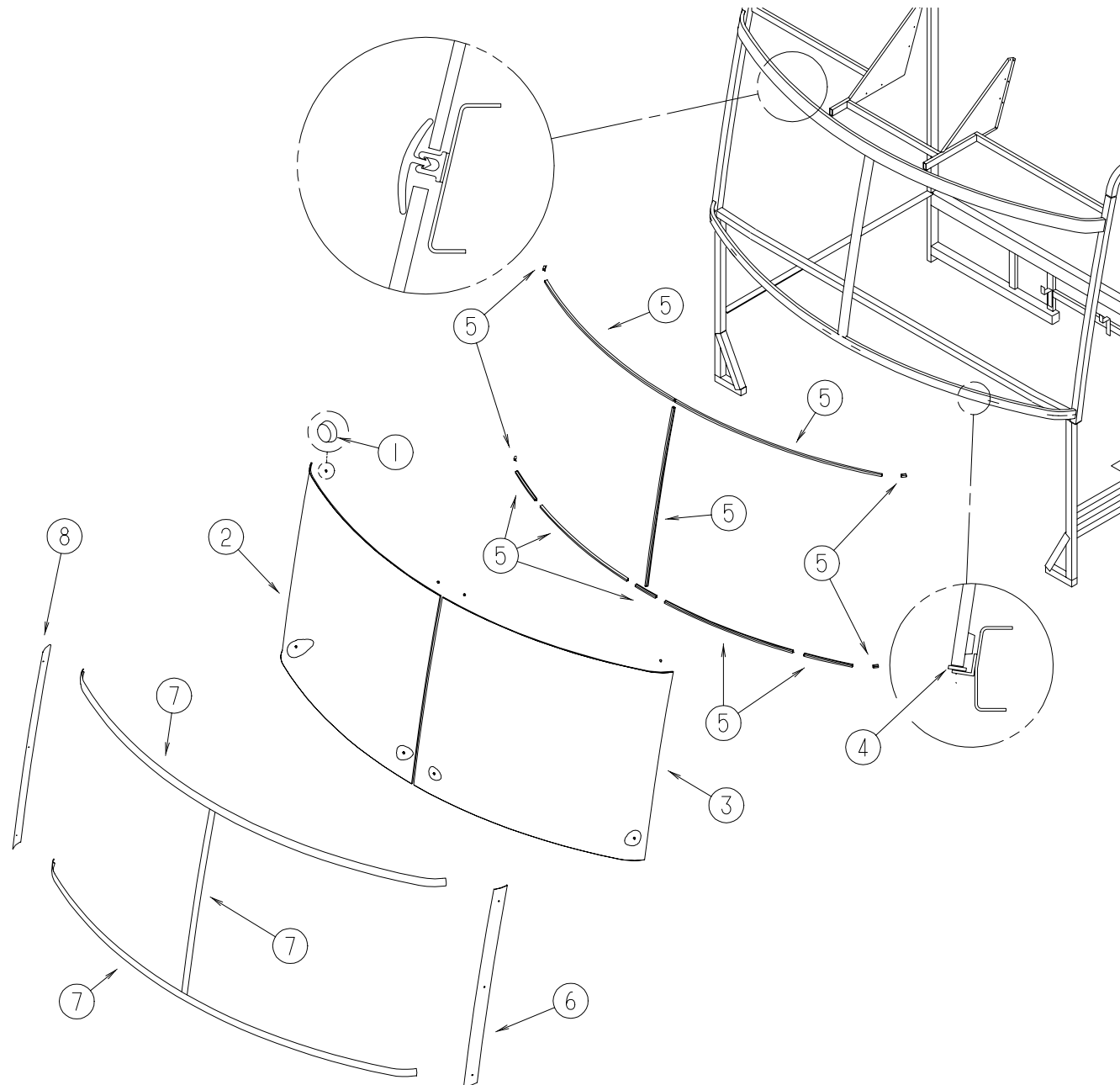
**WINDOW, VENT & EXTERIOR DOOR GROUP (CONTINUED)**  
**ENTRY DOOR W/O WINDOW**



KEY	PART NUMBER	U/M	DESCRIPTION
1	115108-02-H08	EA	DOOR - ENTRY - W/SCREEN DOOR - W/O WINDOW (J52, J53)
1	115108-02-J11	EA	DOOR - ENTRY - W/SCREEN DOOR - W/O WINDOW (J54, J55)
1	115108-02-H23	EA	DOOR - ENTRY - W/SCREEN DOOR - W/O WINDOW (J56, J57)
	041546-07-000	EA	BRACKET - DOOR ANGLE
	115222-02-01A	EA	GARNISH - RADIUS - ENTRY DOOR - OFF WHITE
2	121893-01-01A	EA	FRAME - ENTRY DOOR/BOTTOM - BRIGHT WHITE
3	121894-03-01A	EA	FRAME - ENTRY DOOR
4	039979-06-000	EA	COVER - LATCH PLATE - RIGHT HAND - BLACK TEXTURED
5	096810-01-01A	EA	PLATE - LATCH - ENTRY DOOR - BLACK
6	045017-13-000	EA	LATCH - ENTRY DOOR - BLACK TEXTURED
	045017-11-701	EA	KEY BLANK
7	098173-01-04A	EA	STIFFENER - ENTRY DOOR - SUPPORTS LATCH/STRIKE - UNPAINTED
8	039539-01-000	EA	STRIKE - LOCK - ENTRY DOOR - ROUND W/THREADED WASHER
	077461-03-000	EA	COVER - STRIKE - ENTRY DOOR - 6.5" X 2.5" - WHITE PLASTIC
9	039540-01-000	EA	LATCH MECHANISM - HOOK - ENTRY DOOR - INTERIOR
	039715-01-000	EA	NUT - SERT - 1/4" DIAMETER - 20 THREADS
	039984-01-000	EA	CAP - ROUND - VINYL - .28" ID X .62" LONG - BLACK
	040944-01-000	EA	LABEL - ENTRANCE DOOR - "OPEN"
10	101145-01-06A	EA	DEADBOLT - ENTRY DOOR - BLACK
	095229-01-700	EA	KEY ONLY - BLANK
	101147-01-000	EA	BOLT - SECURITY - 4.12"
	101145-01-701	EA	CYLINDER - LOCK ASM. - W/ KEY
	102524-01-000	EA	BUMPER - RUBBER - FLAT - BLACK
11	100412-01-000	EA	CATCH - SCREEN DOOR - THUMB CLIP
12	079087-03-000	EA	STRIKE - SLIDER - SCREEN DOOR - BRIGHT WHITE
13	109403-01-000	EA	CATCH - SCREEN DOOR ROLLER
	063729-04-000	EA	RIVNUT - 10-32 UNFINISHED - .010-.080
	072893-01-000	EA	NUTSERT - M5 X 0 - 8
	075671-04-000	FT	SEAL - SPONGE - LAZY T - W/ADHESIVE STRIP - .5" WIDE
	118929-01-01A	FT	SEAL - PILE - PUSH-ON
14	050712-06-000	EA	HANDLE - SCREEN DOOR - BRIGHT WHITE
15	044582-44-000	EA	CAP - DRIP - JAMB - BRIGHT WHITE
16	106719-01-05A	EA	HINGE - ENTRANCE DOOR
16	106719-01-01A	EA	HINGE - ENTRANCE DOOR - MILL
	116111-02-01A	EA	SCREW - TAPTITE - 1/4-20 X 3/8 PPH - ZINC
	102248-01-000	EA	SHIM - DOOR
17	121898-01-01A	EA	JAMB - ENTRY DOOR
18	078777-01-000	EA	CHANNEL - SLIDER - SCREEN DOOR CENTER SLIDER COVER
			FROM: 00-00-00 THRU: 02-22-98
18	078777-08-000	FT	CHANNEL - SLIDER
			FROM: 02-23-98 THRU: 99-99-99
19	079086-03-000	EA	SLIDER - SCREEN DOOR - BRIGHT WHITE
	078595-01-000	EA	TOP PLATE - SCREEN DOOR - CURVED TOP - 4.7" X 25.35"
20	016454-01-000	EA	INSERT - CENTER - LEATHER GRAIN ALUMINUM - UNPAINTED
21	002294-01-000	FT	SPLINE - SCREENING - .135" X .138" - BLACK
22	002293-02-000	SF	SCREENING - 26" - CHARCOAL
23	078552-03-000	EA	KICK PANEL - SCREEN DOOR - LOWER INSERT - UNPAINTED
24	051049-01-000	EA	JAMB - BOTTOM - ENTRY DOOR - 25.9" - UNPAINTED
	075673-01-000	FT	SEAL - PILE - ADHESIVE BACK - GRAY
	075673-05-000	FT	SEAL - PILE - ADHESIVE BACK - BLACK
25	121899-01-G04	EA	DOOR - SCREEN - W/O HARDWARE - BRIGHT WHITE
	100128-02-000	FT	SEAL - SCREEN DOOR
	009126-03-000	EA	HANDLE - ASSIST - BLACK TEXTURED

# WINDSHIELD & WIPER GROUP

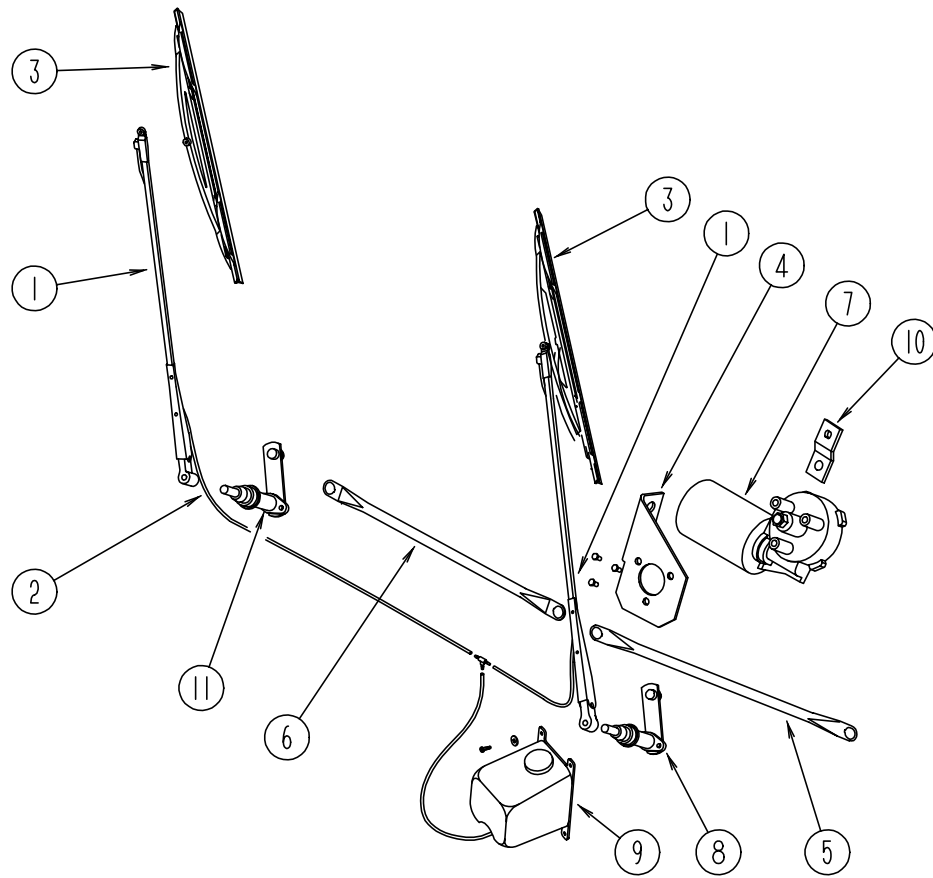
## WINDSHIELD MOLDINGS & GLASS



KEY	PART NUMBER	U/M	DESCRIPTION
1	081914-01-000	EA	BUMPER - RUBBER - ROUND - .43" DIAMETER
2	124329-01-000	EA	WINDSHIELD - PASSENGER - 51.5" X 44.3" (CURVED)
3	124329-02-000	EA	WINDSHIELD - DRIVER - 51.5" X 44.3" (CURVED)
4	002328-02-000	EA	BLOCK - WINDSHIELD - .062" X .5" X .98"
5	127862-01-000	EA	CARRIER - REVEAL - WINDSHIELD - 47.2"
6	125384-04-02A	EA	TRIM - WINDSHIELD - A-PILLAR - DRIVER - BLACK
6	125384-04-01A	EA	TRIM - WINDSHIELD - A-PILLAR - DRIVER - MILL
7	120533-01-000	FT	MOLDING - REVEAL - WINDSHIELD
7	118586-01-000	FT	MOLDING - REVEAL - WINDSHIELD (CENTER POST)
8	125384-03-02A	EA	TRIM - WINDSHIELD - A-PILLAR - PASSENGER - BLACK
8	125384-03-01A	EA	TRIM - WINDSHIELD - A-PILLAR - PASSENGER - MILL

# WINDSHIELD & WIPER GROUP (CONTINUED)

## WINDSHIELD WIPER ASM (FORD)



KEY	PART NUMBER	U/M	DESCRIPTION	VENDOR NO.
1	117769-01-000	EA	ARM - WIPER - PANTOGRAPH - 28"	
2	045794-01-000	FT	HOSE - WASHER - WINDSHIELD - 5/32" ID - BLACK	
3	095964-01-000	EA	BLADE - WINDSHIELD WIPER - 24"	
	095964-01-700	EA	BLADE - REFILL 24" (PAIR)	
4	125829-03-02B	EA	BRACKET ASM - WIPER MOTOR	
5	117770-01-000	EA	LINK - CONNECTING - 24" - CLOSED GROMMET/OPEN GROMMET	
6	117770-02-000	EA	LINK - CONNECTING - 24" - CLOSED GROMMET/CLOSED GROMMET	
7	104346-04-000	EA	WIPER MOTOR - "COAST TO PARK" W/BKR - W/GRN/RED/WHITE WIRE	
8	096505-09-000	EA	SHAFT/PIVOT - WINDSHIELD WIPER	
9	117766-02-000	EA	RESERVOIR/PUMP - WINDSHIELD WASHER	
	110605-01-000	EA	TEE - PLASTIC - BARBED - 1/8" X 1/8" X 3/16"	
9	117765-03-000	EA	CONNECTOR - 5/32" - WINDSHIELD WASHER	
10	104347-04-000	EA	ARM - DRIVE - WIPER MOTOR	
11	096505-09-000	EA	SHAFT/PIVOT - WINDSHIELD WIPER	
	061603-01-000	EA	GROMMET - SNAP - 3/16"ID - 3/8" HOLE - PLASTIC - BLACK	
	067188-01-000	EA	STUD - CRANK - WIPER MOTOR	
	117322-01-000	EA	SCREW - 1/4-28 UNFINISHED - 2A - TORX	
	077049-02-000	EA	NUT - ACORN - 10-32 BLACK/ANODIZED	
	096505-02-700	EA	DRIVER - KNURLED - (HD) BRL .687	NT721017
	096505-02-701	EA	NUT - HEX (HD) W/.687 BARREL	NT721021
	096505-02-702	EA	CAP - RUBBER (HD) BARREL .687	CP721084
	096505-02-703	EA	CAP - NUT (ACORN) HD W/.687 BRL 51065-40	NT27WC
	117768-01-000	EA	SHAFT - ADAPTER - PANTOGRAPH ARM	