


# 1998 ICG35WP



**J52**    **KEEPSAKE (BLUE)**  
**(MAPLE)**

**J53**    **KEEPSAKE (BLUE)**  
**(OAK)**

**J54**    **CLOUD (GRAY)**  
**(MAPLE)**

**J55**    **CLOUD (GRAY)**  
**(OAK)**

**J56**    **VINEYARD (GREEN)**  
**(MAPLE)**

**J57**    **VINEYARD (GREEN)**  
**(OAK)**



## ACCESSORIES GROUP

### OPERATOR MANUAL

| KEY | PART NUMBER   | U/M DESCRIPTION  |
|-----|---------------|--|
|     | 054185-H9-000 | EA MANUAL - OPERATOR 98 SUNCRUISER - G SERIES  |
|     | 092318-01-000 | EA BINDER - 3 RING - MOTOR HOME MANUAL<br>FROM: 00-00-00 THRU: 01-25-98                        |
|     | 092319-01-000 | EA POCKET PAGE - 3 RING BINDER - PLASTIC - (50 PER PKG)<br>FROM: 00-00-00 THRU: 02-15-98       |
|     | 129079-01-01A | EA CASE - VINYL/BLACK-EXPANDABLE ACCORDION SIDES-7"WX9"HX14"L<br>FROM: 01-26-98 THRU: 99-99-99 |
|     | 125247-01-000 | EA TOP LEVEL - G,1998  |

## AUDIO VIDEO GROUP

### RADIO SYSTEMS & ANTENNA

| KEY | PART NUMBER   | U/M DESCRIPTION  | VENDOR NO.   |
|-----|---------------|--|--------------|
|     | 127516-01-000 | EA RADIO - AM/FM STEREO - CD PLAYER - PANASONIC                                |              |
|     | 127516-01-700 | EA FACE - REMOVEABLE   | YEPOFX3114   |
|     | 127516-01-701 | EA TRIM RING   | YGFC025263   |
|     | 127516-01-702 | EA FACTORY HARNESS   | YGAJ02719    |
|     | 127516-01-703 | EA CARRIER F/REMOVEABLE FACE   | YEFA131290   |
|     | 127264-01-000 | EA RADIO - AM/FM STEREO - CASSETTE - PANASONIC                                 |              |
|     | 127264-01-700 | EA TRIM RING   | YFC054C044ZB |
|     | 127264-01-701 | EA KNOB - VOLUME   | YFE074C045ZA |
|     | 127264-01-702 | EA KNOB - FADER  | YEFE074C026  |
|     | 127264-01-703 | EA FACTORY HARNESS   | YAJ024C048ZB |
|     | 125322-01-000 | EA RADIO - AM-FM STEREO - CASSETTE - AUDIOVOX<br>FROM: 00-00-00 THRU: 07-06-97 |              |
|     | 125322-02-000 | EA RADIO - AM-FM STEREO - CASSETTE - AUDIOVOX<br>FROM: 07-07-97 THRU: 99-99-99 |              |
|     | 124881-01-000 | EA AMPLIFIER - AUDIO   |              |
|     | 110469-01-000 | EA SPEAKER - 4" X 6" OVAL - COAXIAL  |              |
|     | 110470-01-01A | EA GRILLE - 4" X 6" OVAL - BLACK   |              |
|     | 094097-01-000 | EA SPEAKER - RADIO/TV - W/O GRILLE - 5.25" DIAMETER                            |              |
|     | 089340-02-000 | EA GRILLE - SPEAKER - 6.5" SQUARE  |              |
|     | 089340-03-000 | EA SPACER - SPEAKER GRILLE   |              |
|     | 077069-02-000 | EA CABLE - ANTENNA/EXTENSION - RADIO - 96"                                     |              |
|     | 123256-01-000 | EA ANTENNA - CB - W/O CABLE  |              |
|     | 090944-01-000 | EA ANTENNA - RADIO - 16" RUBBER  |              |
|     | 108847-01-000 | EA BRACKET - ANTENNA GROUND  |              |
|     | 115916-01-01B | EA BRACKET - ANTENNA MOUNT   |              |
|     | 109889-04-000 | EA EXTENDER - ANTENNA SHAFT - 3"   |              |

### DELUXE SOUND SYSTEM

| KEY | PART NUMBER   | U/M DESCRIPTION  |
|-----|---------------|--|
|     | 126387-01-000 | EA BRACKET - SPEAKER MOUNTING<br>FROM: 00-00-00 THRU: 06-22-97 |
|     | 124883-02-000 | EA SPEAKER - CUBE - W/BRACKET<br>FROM: 06-23-97 THRU: 99-99-99 |
|     | 124884-01-000 | EA SPEAKER - 6" X 9" - SUB-WOOFER                              |
|     | 124885-01-000 | EA GRILLE - SPEAKER - 6" X 9" - SUB-WOOFER                     |
|     | 125634-01-02B | EA COVER/PLATE - SPEAKER - E-COAT (DASH - 5" X 6")             |

### REAR MONITOR SYSTEM

| KEY | PART NUMBER   | U/M DESCRIPTION   |
|-----|---------------|---|
|     | 093040-08-000 | EA MONITOR SYSTEM - REAR VIEW 7" - W/AUDIO JACK - SONY<br>FROM: 00-00-00 THRU: 07-27-97 |
|     | 093040-09-000 | EA CAMERA - REAR VIEW - W/BRACKET - SONY<br>FROM: 07-28-97 THRU: 99-99-99               |
|     | 093040-10-000 | EA MONITOR - 7" REAR VIEW - W/BRACKET - SONY<br>FROM: 07-28-97 THRU: 99-99-99           |
|     | 108885-02-000 | EA WIRE - REAR MONITOR (W/3 PIN HOUSING F/FUSE BLOCK) CHEVY                             |
|     | 093041-01-000 | EA CABLE - MONITOR/CAMERA - INTERNAL USE - 65.6'  |
|     | 096717-03-000 | EA WIRE ASSEMBLY - REAR MONITOR - AFTER MARKET INSTALLATION                             |

### PATIO ENTERTAINMENT CENTER

| KEY | PART NUMBER   | U/M DESCRIPTION  |
|-----|---------------|--|
|     | 110469-01-000 | EA SPEAKER - OVAL - 4" X 6" - BLACK                      |
|     | 110470-01-01A | EA GRILLE - SPEAKER - OVAL - 4" X 6" - BLACK             |
|     | 077069-02-000 | EA CABLE - ANTENNA - RADIO - EXTENSION 96" - ARA 6700667 |
|     | 127516-01-000 | EA RADIO - AM/FM STEREO - CD PLAYER                      |
|     | 090944-01-000 | EA ANTENNA - RADIO - 16" RUBBER                          |
|     | 108847-01-000 | EA BRACKET - ANTENNA GROUND                              |
|     | 109889-04-000 | EA ANTENNA - 3" SHAFT EXTENDER - MAGNADYNE RV71EX3       |

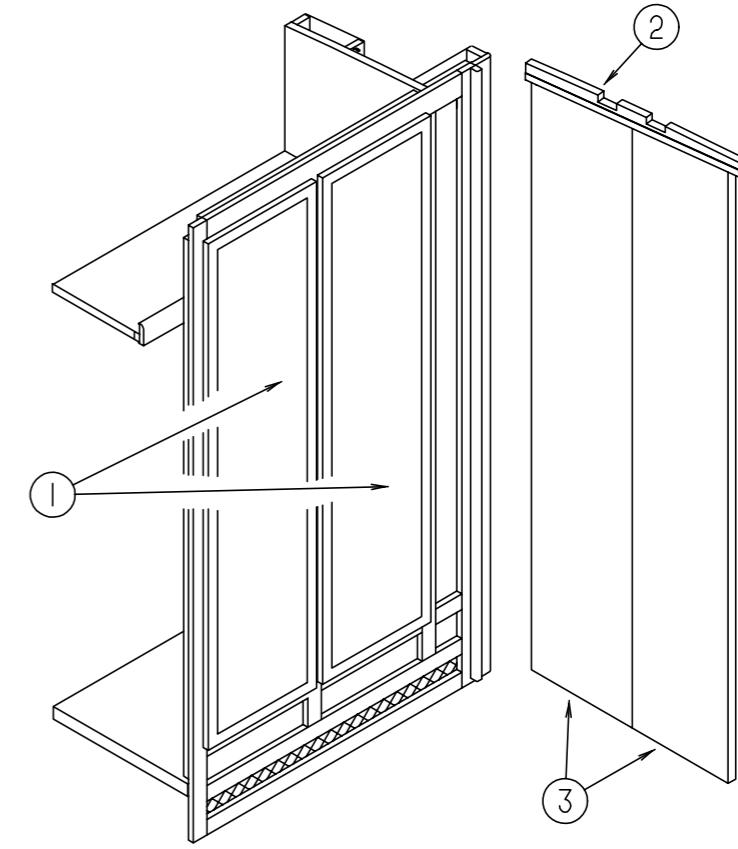
## AUDIO VIDEO GROUP (CONTINUED)

### TV & VCR SYSTEMS

| KEY | PART NUMBER   | U/M | DESCRIPTION  | VENDOR NO. |
|-----|---------------|-----|--|------------|
| *   | 076319-23-000 | EA  | ANTENNA - TV - ROOF MOUNT - 44.5" MAST                 |            |
| *   | 120233-01-000 | EA  | ANTENNA - SATELLITE (DISH & HDW) W/O RECEIVER - MANUAL |            |
|     | 120233-03-000 | EA  | CERTIFICATE - SATELLITE RECEIVER DISH                  |            |
|     | 086231-08-000 | EA  | TV - 13" COLOR - DC - AUDIOVOX                         |            |
|     | 086231-08-700 | EA  | REMOTE - UNIVERSAL                                     | 8822325    |
|     | 086231-08-701 | EA  | ADAPTER - WIRE   | 0891436    |
|     | 126696-01-000 | EA  | TV - 19" COLOR W/1/8" JACK - UL/CSA - GE               |            |
|     | 126696-01-700 | EA  | REMOTE   | 226725     |
|     | 126697-01-000 | EA  | VCR-VHS - CABLE READY - W/REMOTE - GE                  |            |
|     | 126697-01-700 | EA  | REMOTE - F/VCR   | 2040R      |
|     | 086757-03-000 | EA  | CONTROL CENTER - SWITCH - VCR/TV                       |            |
|     | 086777-06-000 | EA  | WALLPLATE - TV CABLE - ANTENNA/1 OUTPUT - BROWN        |            |
|     | 086777-01-000 | EA  | WALLPLATE - TV CABLE - W/ANTENNA SWITCH - IVORY        |            |
|     | 076319-09-000 | EA  | WALLPLATE - CABLE RECEPTACLE - TV - SINGLE - BROWN     |            |
|     | 093214-01-02A | EA  | GRILLE - SPEAKER - 4" BROWN                            |            |
|     | 098819-01-000 | EA  | SPEAKER - 4" - 2 WATT - 8 OHM                          |            |
|     | 086756-01-000 | EA  | SPLITTER - TV - 2 WAY                                  |            |
|     | 076319-03-000 | FT  | CABLE - COAXIAL - 75 OHM                               |            |
|     | 076319-12-000 | EA  | CONNECTOR - COAXIAL - ONE PIECE                        |            |
|     | 114870-02-000 | EA  | PLUG - .14" AUDIO W/LEADS                              |            |
|     | 082134-01-000 | EA  | ADAPTER - TV - CABLE TO CABLE                          |            |
|     | 082136-01-000 | EA  | NUT - HEX JAM - 3/8 - 32                               |            |

\* COMPONENT PARTS FOUND IN SERVICE PARTS LIBRARY

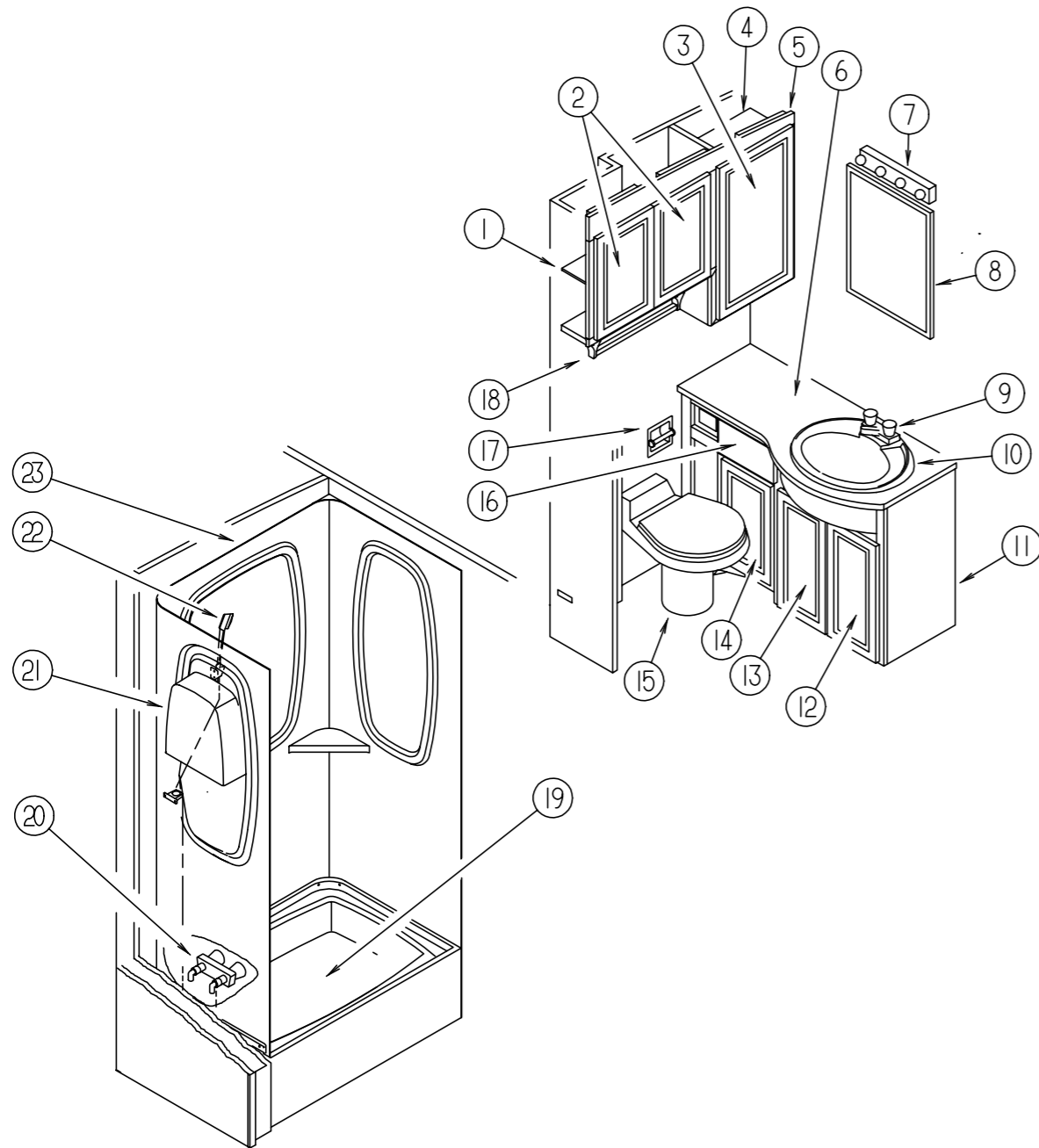
## BATH GROUP



### WARDROBE CABINET & FOLDING DOOR

| KEY | PART NUMBER   | U/M | DESCRIPTION   |
|-----|---------------|-----|---|
| 1   | M06803-11-J52 | EA  | DOOR - MIRROR/MTRD CRNR/OGEE EDGE - 16.1" X 65.3" - W/O HDW (MAPLE) |
| 1   | M06803-11-H17 | EA  | DOOR - MIRROR/MTRD CRNR/OGEE EDGE - 16.1" X 65.3" - W/O HDW (OAK)   |
| 2   | 103908-51-J52 | EA  | HEADER - DOOR (MAPLE)   |
| 2   | 103908-51-J22 | EA  | HEADER - DOOR (OAK)   |
| 3   | M03866-05-J52 | EA  | DOOR - BI-FOLD (MAPLE)  |
| 3   | M03866-05-J22 | EA  | DOOR - BI-FOLD (OAK)  |
|     | 092652-01-000 | EA  | GUIDE WHEEL - DOOR - TOP MOUNT                                      |
|     | 102920-01-01A | EA  | HINGE - DOOR - SPRING LOADED/ BRASS                                 |
|     | 117978-01-01A | EA  | KNOB - DOOR - BRIGHT BRASS  |
|     | 093170-09-01A | EA  | TRACK - BATH DOOR - 43.2" - OFF WHITE                               |
|     | 084451-01-000 | EA  | CATCH - BRASS   |

**BATH GROUP (CONTINUED)**  
**BATH CABINETS, PRIVACY DOOR & SHOWER COMPONENTS**



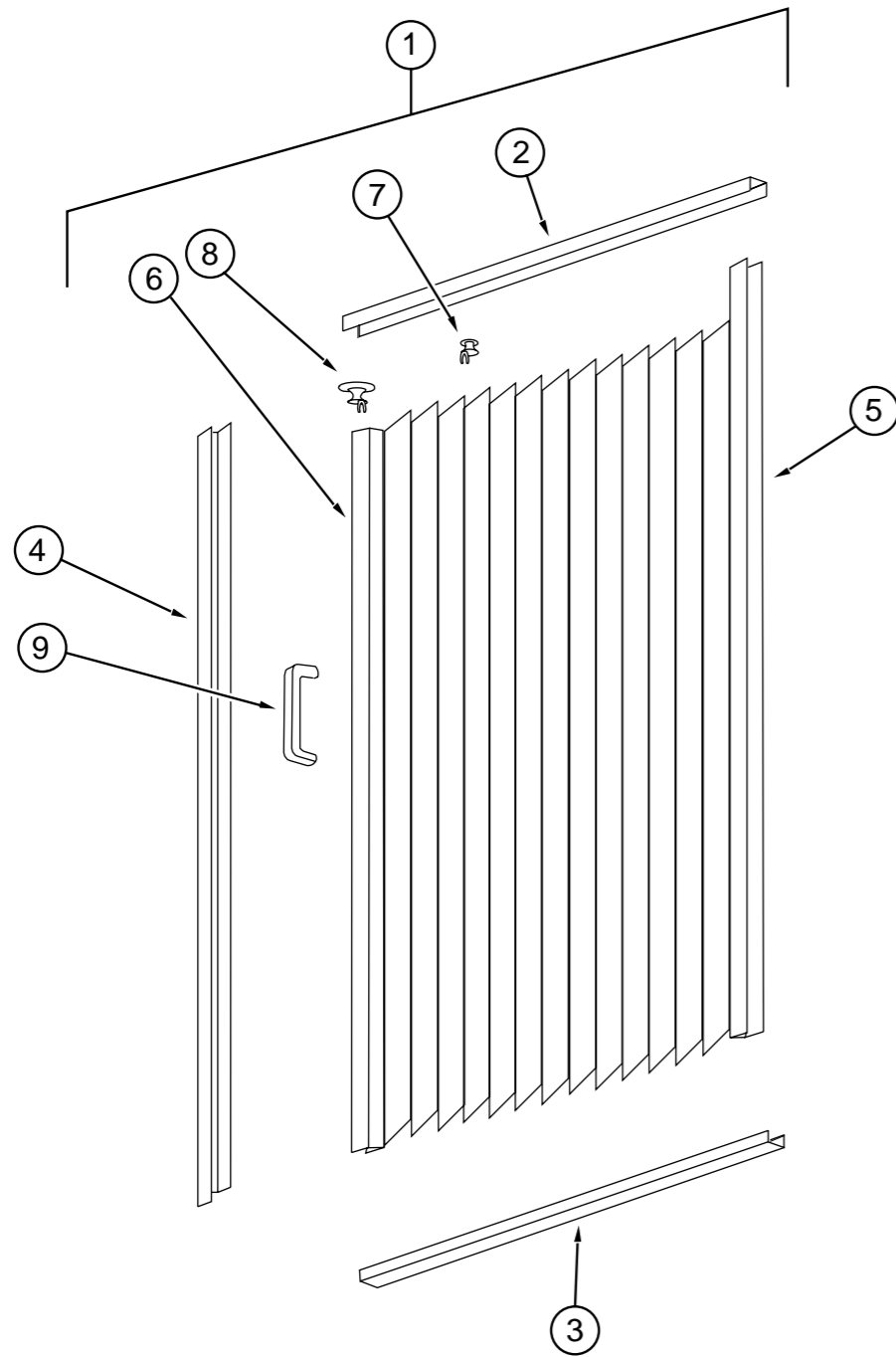
| KEY | PART NUMBER   | U/M | DESCRIPTION   | VENDOR NO. |
|-----|---------------|-----|---|------------|
| 1   | 126307-14-J22 | EA  | SHELF - W/PLASTIC EDGE MOLDING (OAK)                                    |            |
| 1   | 126307-14-J52 | EA  | SHELF - W/PLASTIC EDGE MOLDING (MAPLE)                                  |            |
| 2   | M05992-38-J52 | EA  | DOOR - STRAIGHT CORNER/OGEE EDGE - 12" X 18.7" - W/O HARDWARE (MAPLE)   |            |
| 2   | M05992-38-J22 | EA  | DOOR - STRAIGHT CORNER/OGEE EDGE - 12" X 18.7" - W/O HARDWARE (OAK)     |            |
| 3   | M05992-48-J52 | EA  | DOOR - STRAIGHT CORNER/OGEE EDGE - 15.7" X 27.9" - W/O HARDWARE (MAPLE) |            |
| 3   | M05992-48-J22 | EA  | DOOR - STRAIGHT CORNER/OGEE EDGE - 15.7" X 27.9" - W/O HARDWARE (OAK)   |            |
| 4   | 126307-15-J52 | EA  | SHELF - W/PLASTIC EDGE MOLDING (MAPLE)                                  |            |
| 4   | 126307-15-J22 | EA  | SHELF - W/PLASTIC EDGE MOLDING (OAK)                                    |            |
| 5   | 126307-01-J52 | EA  | CABINET - MEDICINE - W/O DOORS/HARDWARE (MAPLE)                         |            |
| 5   | 126307-01-J22 | EA  | CABINET - MEDICINE - W/O DOORS/HARDWARE (OAK)                           |            |
| 6   | 126309-16-J52 | EA  | COUNTERTOP - LAVATORY (J52, J53)  |            |
| 6   | 126309-16-J26 | EA  | COUNTERTOP - LAVATORY (J54, J55)  |            |
| 6   | 126309-16-J56 | EA  | COUNTERTOP - LAVATORY (J56, J57)  |            |
| 7   | 110235-02-01A | EA  | LIGHT - MAKE UP - 4 BULB PANLESS  |            |
| 8   | 058331-51-000 | EA  | MIRROR - SAFETY GLASS - 25.9" X 40"                                     |            |
| 9   | 075240-06-000 | EA  | FAUCET - LAVATORY - BONE  |            |
| 9   | 075240-05-000 | EA  | FAUCET - LAVATORY - BRASS   |            |
|     | 105218-01-01A | EA  | SPACER - FAUCET/LAVATORY SINK - 2" X 5.9" - ABS PLASTIC                 |            |
|     | 091253-01-000 | EA  | GASKET - FAUCET - LAVATORY/GALLEY                                       |            |
| 10  | 105921-01-01A | EA  | SINK - LAVATORY - LARGE OVAL - 17" X 20" PLASTIC/OFF WHITE              |            |
|     | 106116-01-01A | EA  | STRAINER - SINK - W/STOPPER/TAILPIECE/GASKET & NUT - PLASTIC            |            |
| 11  | 126309-01-J52 | EA  | CABINET - LAVATORY - W/COUNTERTOP - W/O DOORS/DRAWERS/HDW (J52)         |            |
| 11  | 126309-01-J22 | EA  | CABINET - LAVATORY - W/COUNTERTOP - W/O DOORS/DRAWERS/HDW (J53)         |            |
| 11  | 126309-01-J54 | EA  | CABINET - LAVATORY - W/COUNTERTOP - W/O DOORS/DRAWERS/HDW (J54)         |            |
| 11  | 126309-01-J26 | EA  | CABINET - LAVATORY - W/COUNTERTOP - W/O DOORS/DRAWERS/HDW (J55)         |            |
| 11  | 126309-01-J56 | EA  | CABINET - LAVATORY - W/COUNTERTOP - W/O DOORS/DRAWERS/HDW (J56)         |            |
| 11  | 126309-01-J57 | EA  | CABINET - LAVATORY - W/COUNTERTOP - W/O DOORS/DRAWERS/HDW (J57)         |            |
| 11  | 126309-12-J22 | EA  | SHELF - W/PLASTIC EDGE TRIM (OAK)                                       |            |
| 11  | 126309-12-J52 | EA  | SHELF - W/PLASTIC EDGE TRIM (MAPLE)                                     |            |
| 12  | M05992-T7-J52 | EA  | DOOR - STRAIGHT CORNER/OGEE EDGE - 10.2" X 21.4" - W/O HARDWARE (MAPLE) |            |
| 12  | M05992-T7-J22 | EA  | DOOR - STRAIGHT CORNER/OGEE EDGE - 10.2" X 21.4" - W/O HARDWARE (OAK)   |            |
| 13  | M05992-T6-J52 | EA  | DOOR - STRAIGHT CORNER/OGEE EDGE - 10.2" X 21.4" - W/O HARDWARE (MAPLE) |            |
| 13  | M05992-T6-J22 | EA  | DOOR - STRAIGHT CORNER/OGEE EDGE - 10.2" X 21.4" - W/O HARDWARE (OAK)   |            |
| 14  | 125162-04-J52 | EA  | CABINET - HAMPER - W/O HARDWARE (MAPLE)                                 |            |
| 14  | 125162-04-J22 | EA  | CABINET - HAMPER - W/O HARDWARE (OAK)                                   |            |
| 15* | 085330-06-000 | EA  | TOILET - STANDARD CHINA W/SPRAYER - BONE                                |            |
| 16  | M05971-CM-J52 | EA  | DRAWER - OGEE EDGE - 9.4"W X 11.8"D - W/O SLIDES/HARDWARE (MAPLE)       |            |
| 16  | M05971-CM-H18 | EA  | DRAWER - OGEE EDGE - 9.4"W X 11.8"D - W/O SLIDES/HARDWARE (OAK)         |            |
| 17  | 075452-02-000 | EA  | HOLDER - TOILET TISSUE - BRASS  |            |
| 18  | 075453-02-000 | EA  | BAR - TOWEL - 18" BRASS   |            |
| 19  | M02630-34-GV0 | EA  | SHOWER PAN - W/SPRING LOADED DRAIN PLUNGER                              |            |
| 20  | 075242-04-000 | EA  | FAUCET - TUB/SHOWER - BONE  |            |
| 21  | 104462-02-01A | EA  | CADDY - SHOWER - OFF WHITE  |            |
| 22  | 103092-01-000 | EA  | SHOWER HEAD - W/60" HOSE (US)   |            |
| 22  | 103092-02-000 | EA  | SHOWER HEAD - W/HOSE (CSA)  |            |
| 23  | 115612-01-01A | EA  | SURROUND - SHOWER - OFF WHITE   |            |
|     | 075606-01-000 | EA  | PANEL - FAUCET BACK - SHOWER - 5" X 9" - PLASTIC                        |            |
|     | 103092-01-702 | EA  | SEALS - SPRAY HEAD  | 24466      |
|     | 011048-03-700 | EA  | BRACKET - F/SHOWER HEAD   |            |
|     | 121449-33-J52 | EA  | DOOR - BATH (MAPLE)   |            |
|     | 121449-33-J22 | EA  | DOOR - BATH (OAK)   |            |
|     | 094485-03-01A | EA  | KNOB - BRASS  |            |
|     |               |     | FROM: 00-00-00 THRU: 10-19-97   |            |
|     | 111155-01-01A | EA  | LOCK - PRIVACY - POLISHED BRASS   |            |
|     |               |     | FROM: 10-20-97 THRU: 99-99-99   |            |
|     | 121449-12-J70 | EA  | RACK - TOWEL - BATH DOOR (MAPLE)  |            |
|     | 121449-12-G04 | EA  | RACK - TOWEL - BATH DOOR (OAK)  |            |
|     | 100357-01-000 | EA  | ROD - F/TOWEL BAR - BRASS   |            |
|     | 102920-01-01A | EA  | HINGE/SPRING LOADED - BRASS   |            |
|     | 117431-03-01A | EA  | DOOR - SHOWER - PLEATED FABRIC  |            |
|     | 057671-01-000 | EA  | COVER - SCREW - #8 - PLASTIC - OFF WHITE                                |            |

\* COMPONENT PARTS FOUND IN SERVICE PARTS LIBRARY

# BATH GROUP (CONTINUED)

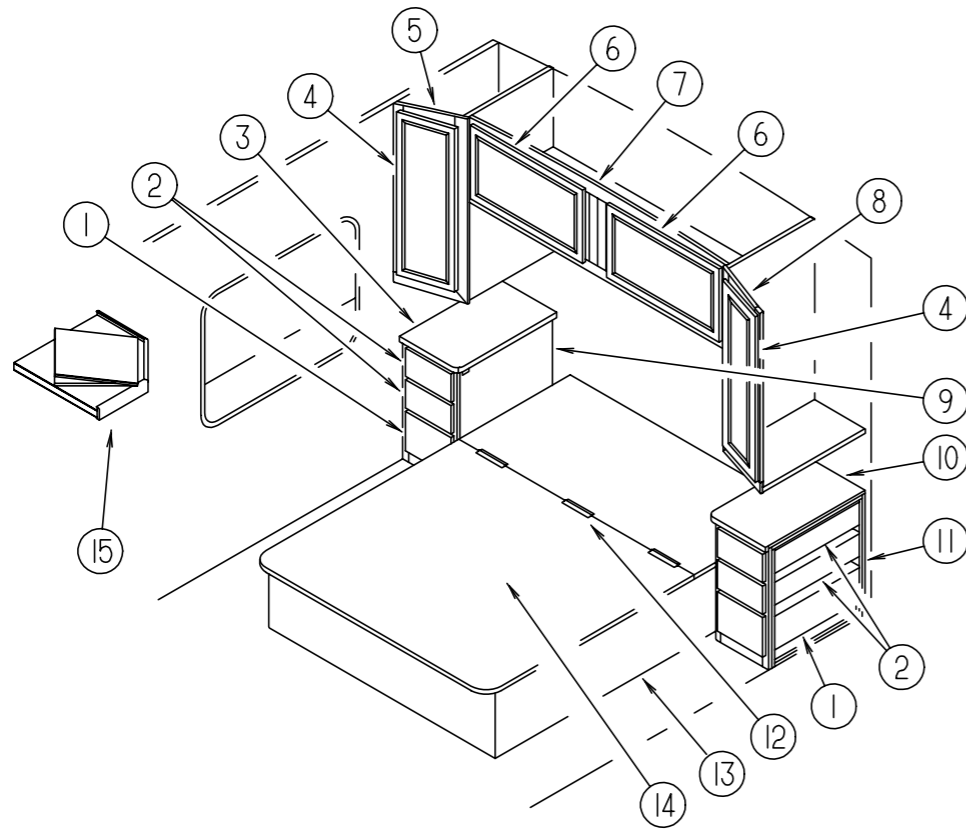
## SHOWER DOOR

| KEY | PART NUMBER   | U/M | DESCRIPTION                            |
|-----|---------------|-----|--|
| 1   | 117431-03-01A | EA  | DOOR - SHOWER - PLEATED FABRIC         |
| 2   | 117431-01-700 | EA  | TRACK - TOP - ALUM. IVORY INSERT - 48" |
| 3   | 117431-01-701 | EA  | TRACK - BOTTOM - 48 "                  |
| 4   | 117431-01-702 | EA  | RAIL - SIDE - 67"                      |
| 5   | 117431-01-703 | EA  | RAIL - STATIONARY - 67"                |
| 6   | 117431-01-704 | EA  | RAIL - LEAD - 67"                      |
| 7   | 117431-01-705 | EA  | GLIDE - IVORY - TRAVELER               |
| 8   | 117431-01-706 | EA  | GLIDE - IVORY LEAD - TRAVELER          |
| 9   | 117431-01-708 | EA  | HANDLES & SCREWS                       |
|     | 117431-01-707 | EA  | LATCH                                  |
|     | 117431-03-700 | EA  | STRAP - VINYL SHOWER                   |



# BEDROOM GROUP

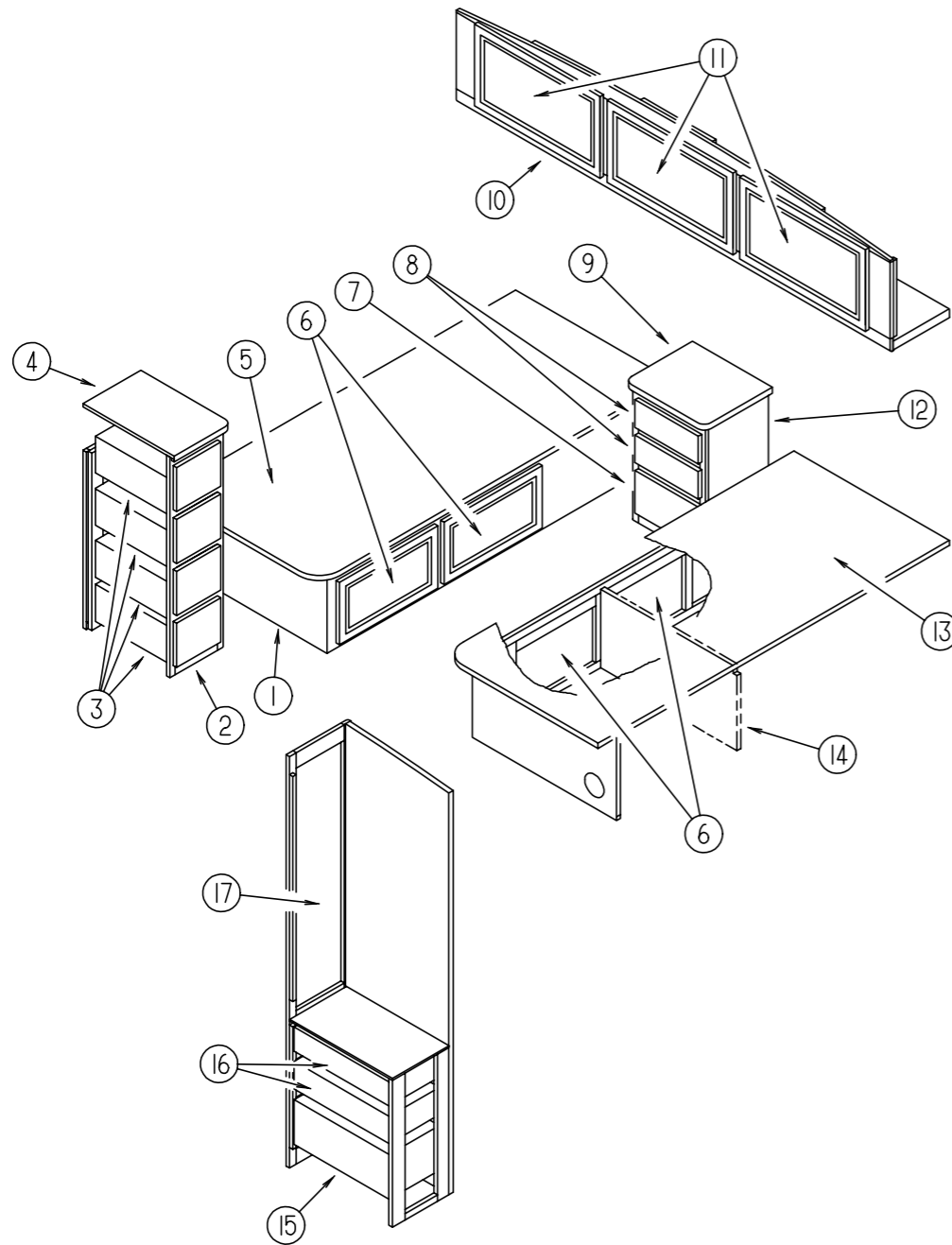
## QUEEN BEDROOM



| KEY | PART NUMBER   | U/M | DESCRIPTION   |
|-----|---------------|-----|---|
| 1   | M05971-W3-J52 | EA  | DRAWER - OGEE EDGE - 11.5"W X 21.6"D - W/O SLIDES/HARDWARE (MAPLE)      |
| 1   | M05971-W3-H17 | EA  | DRAWER - OGEE EDGE - 11.5"W X 21.6"D - W/O SLIDES/HARDWARE (OAK)        |
| 2   | M05971-L5-J52 | EA  | DRAWER - OGEE EDGE - 11.5"W X 21.6"D - W/O SLIDES/HARDWARE (MAPLE)      |
| 2   | M05971-L5-H17 | EA  | DRAWER - OGEE EDGE - 11.5"W X 21.6"D - W/O SLIDES/HARDWARE (OAK)        |
| 3   | 116193-11-H37 | EA  | COUNTERTOP - NIGHTSTAND (J52, J53)                                      |
| 3   | 116193-11-F12 | EA  | COUNTERTOP - NIGHTSTAND (J54, J55)                                      |
| 3   | 116193-11-G36 | EA  | COUNTERTOP - NIGHTSTAND (J56, J57)                                      |
| 4   | M06803-R5-J52 | EA  | DOOR - MIRROR/MTRD CRNR/OGEE EDGE - 14.3" X 36.4" - W/O HDW (MAPLE)     |
| 4   | M06803-R5-J22 | EA  | DOOR - MIRROR/MTRD CRNR/OGEE EDGE - 14.3" X 36.4" - W/O HARDWARE (OAK)  |
| 5   | 116142-01-J60 | EA  | CABINET - SHIRT CLOSET - RIGHT HAND - W/O DOOR/HARDWARE (MAPLE)         |
| 5   | 116142-01-J22 | EA  | CABINET - SHIRT CLOSET - RIGHT HAND - W/O DOOR/HARDWARE (OAK)           |
| 6   | M05992-48-J52 | EA  | DOOR - STRAIGHT CORNER/OGEE EDGE - 15.7" X 27.9" - W/O HARDWARE (MAPLE) |
| 6   | M05992-48-J22 | EA  | DOOR - STRAIGHT CORNER/OGEE EDGE - 15.7" X 27.9" - W/O HARDWARE (OAK)   |
| 7   | 106523-01-J60 | EA  | CABINET - OVERHEAD REAR - W/O DOORS/HARDWARE (MAPLE)                    |
| 7   | 106523-01-G09 | EA  | CABINET - OVERHEAD REAR - W/O DOORS/HARDWARE (OAK)                      |
| 8   | 116142-02-J60 | EA  | CABINET - SHIRT CLOSET - LEFT HAND - W/O DOOR/HARDWARE (MAPLE)          |
| 8   | 116142-02-J22 | EA  | CABINET - SHIRT CLOSET - LEFT HAND - W/O DOOR/HARDWARE (OAK)            |
| 9   | 116193-01-J52 | EA  | CABINET/NIGHTSTAND/RH - W/COUNTERTOP - W/O DRAWERS/ HARDWARE (J52)      |
| 9   | 116193-01-H47 | EA  | CABINET/NIGHTSTAND/RH - W/COUNTERTOP - W/O DRAWERS/ HARDWARE (J53)      |
| 9   | 116193-01-J54 | EA  | CABINET/NIGHTSTAND/RH - W/COUNTERTOP - W/O DRAWERS/ HARDWARE (J54)      |
| 9   | 116193-01-G15 | EA  | CABINET/NIGHTSTAND/RH - W/COUNTERTOP - W/O DRAWERS/ HARDWARE (J55)      |
| 9   | 116193-01-J60 | EA  | CABINET/NIGHTSTAND/RH - W/COUNTERTOP - W/O DRAWERS/ HARDWARE (J56)      |
| 9   | 116193-01-G36 | EA  | CABINET/NIGHTSTAND/RH - W/COUNTERTOP - W/O DRAWERS/ HARDWARE (J57)      |
| 10  | 116193-12-H37 | EA  | COUNTERTOP - NIGHTSTAND (J52, J53)                                      |
| 10  | 116193-12-F12 | EA  | COUNTERTOP - NIGHTSTAND (J54, J55)                                      |
| 10  | 116193-12-G36 | EA  | COUNTERTOP - NIGHTSTAND (J56, J57)                                      |
| 11  | 116193-02-J52 | EA  | CABINET/NIGHTSTAND/LH - W/COUNTERTOP - W/O DRAWERS/ HARDWARE (J52)      |
| 11  | 116193-02-H47 | EA  | CABINET/NIGHTSTAND/LH - W/COUNTERTOP - W/O DRAWERS/ HARDWARE (J53)      |
| 11  | 116193-02-J54 | EA  | CABINET/NIGHTSTAND/LH - W/COUNTERTOP - W/O DRAWERS/ HARDWARE (J54)      |
| 11  | 116193-02-G15 | EA  | CABINET/NIGHTSTAND/LH - W/COUNTERTOP - W/O DRAWERS/ HARDWARE (J55)      |
| 11  | 116193-02-J60 | EA  | CABINET/NIGHTSTAND/LH - W/COUNTERTOP - W/O DRAWERS/ HARDWARE (J56)      |
| 11  | 116193-02-G36 | EA  | CABINET/NIGHTSTAND/LH - W/COUNTERTOP - W/O DRAWERS/ HARDWARE (J57)      |
| 12  | 041389-25-000 | EA  | HINGE - PIANO - 1.50" X 55"   |
| 13  | P26437-01-J52 | EA  | CABINET - BASE/QUEEN BED (MAPLE)  |
| 13  | P26437-01-J22 | EA  | CABINET - BASE/QUEEN BED (OAK)  |
| 14  | M07571-03-J22 | EA  | TOP - QUEEN BED - W/O HARDWARE  |
| 15  | 126418-01-J52 | EA  | SHELF - T.V. (MAPLE)  |
| 15  | 126418-01-J22 | EA  | SHELF - T.V. (OAK)  |
|     | 107796-06-000 | EA  | SPRING/GAS - 12" COMPRESSED/20" EXTENDED - 120 LB.                      |
|     | 126263-06-02B | EA  | BRACKET - GAS SPRING - E-COATED (UPPER)                                 |
|     | 126263-08-02B | EA  | BRACKET - GAS SPRING - LOWER - E-COATED                                 |
|     | 097872-04-000 | EA  | DOWEL - WOOD - 1" DIAMETER X 1.38" LONG                                 |
|     | 091952-01-000 | EA  | CLIP - GRIPPER - 1"   |

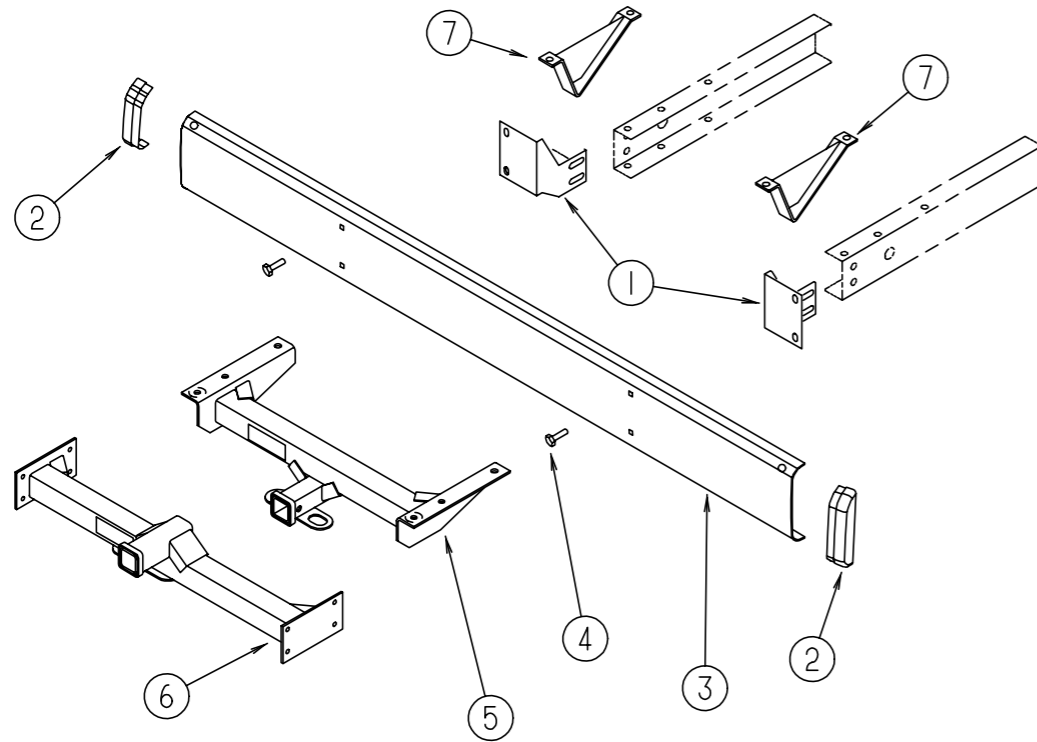
# BEDROOM GROUP (CONTINUED)

## TWIN BEDROOM



| KEY | PART NUMBER   | U/M | DESCRIPTION   |
|-----|---------------|-----|---|
| 1   | P26436-01-J52 | EA  | CABINET - BASE/TWIN BED - RIGHT HAND - W/O DOORS/HARDWARE (MAPLE)       |
| 1   | P26436-01-J22 | EA  | CABINET - BASE/TWIN BED - RIGHT HAND - W/O DOORS/HARDWARE (OAK)         |
| 2   | 126434-01-J52 | EA  | CABINET - DRESSER/RH TWIN - W/COUNTERTOP - W/O DRAWERS/HDW (J52)        |
| 2   | 126434-01-J22 | EA  | CABINET - DRESSER/RH TWIN - W/COUNTERTOP - W/O DRAWERS/HDW (J53)        |
| 2   | 126434-01-J54 | EA  | CABINET - DRESSER/RH TWIN - W/COUNTERTOP - W/O DRAWERS/HDW (J54)        |
| 2   | 126434-01-J26 | EA  | CABINET - DRESSER/RH TWIN - W/COUNTERTOP - W/O DRAWERS/HDW (J55)        |
| 2   | 126434-01-J56 | EA  | CABINET - DRESSER/RH TWIN - W/COUNTERTOP - W/O DRAWERS/HDW (J56)        |
| 2   | 126434-01-J57 | EA  | CABINET - DRESSER/RH TWIN - W/COUNTERTOP - W/O DRAWERS/HDW (J57)        |
| 3   | M05971-71-J52 | EA  | DRAWER - OGEE EDGE - 8"W X 17.7"D - W/O SLIDES/HARDWARE (MAPLE)         |
| 3   | M05971-71-H17 | EA  | DRAWER - OGEE EDGE - 8"W X 17.7"D - W/O SLIDES/HARDWARE (OAK)           |
| 4   | 126434-11-J22 | EA  | COUNTERTOP - DRESSER (J52, J53)   |
| 4   | 126434-11-J26 | EA  | COUNTERTOP - DRESSER (J54, J55)   |
| 4   | 126434-11-J56 | EA  | COUNTERTOP - DRESSER (J56, J57)   |
| 5   | M08754-02-000 | EA  | TOP - TWIN BED/RIGHT HAND - W/O HARDWARE                                |
| 6   | M05992-14-J52 | EA  | DOOR - STRAIGHT CORNER/OGEE EDGE - 12" X 21.8" - W/O HARDWARE (MAPLE)   |
| 6   | M05992-14-J22 | EA  | DOOR - STRAIGHT CORNER/OGEE EDGE - 12" X 21.8" - W/O HARDWARE (OAK)     |
| 7   | M05971-73-J52 | EA  | DRAWER - OGEE EDGE - 12.2"W X 11.8"D - W/O SLIDES/HARDWARE (MAPLE)      |
| 7   | M05971-73-H17 | EA  | DRAWER - OGEE EDGE - 12.2"W X 11.8"D - W/O SLIDES/HARDWARE (OAK)        |
| 8   | M05971-65-J52 | EA  | DRAWER - OGEE EDGE - 12.2"W X 11.8"D - W/O SLIDES/HARDWARE (MAPLE)      |
| 8   | M05971-65-H17 | EA  | DRAWER - OGEE EDGE - 12.2"W X 11.8"D - W/O SLIDES/HARDWARE (OAK)        |
| 9   | 104507-11-H37 | EA  | COUNTERTOP - NIGHTSTAND (J52, J53)                                      |
| 9   | 104507-11-F12 | EA  | COUNTERTOP - NIGHTSTAND (J54, J55)                                      |
| 9   | 104507-11-F32 | EA  | COUNTERTOP - NIGHTSTAND (J56, J57)                                      |
| 10  | 116187-01-J52 | EA  | CABINET - OVERHEAD/REAR - W/O DOORS/HARDWARE - F/TWIN BED (MAPLE)       |
| 10  | 116187-01-H17 | EA  | CABINET - OVERHEAD/REAR - W/O DOORS/HARDWARE - F/TWIN BED (OAK)         |
| 11  | M05992-48-J52 | EA  | DOOR - STRAIGHT CORNER/OGEE EDGE - 15.7" X 27.9" - W/O HARDWARE (MAPLE) |
| 11  | M05992-48-J22 | EA  | DOOR - STRAIGHT CORNER/OGEE EDGE - 15.7" X 27.9" - W/O HARDWARE (OAK)   |
| 12  | 104507-01-J52 | EA  | CABINET/NIGHTSTAND - W/COUNTERTOP - W/O DRAWERS/HDW (J52)               |
| 12  | 104507-01-H47 | EA  | CABINET/NIGHTSTAND - W/COUNTERTOP - W/O DRAWERS/HDW (J53)               |
| 12  | 104507-01-J54 | EA  | CABINET/NIGHTSTAND - W/COUNTERTOP - W/O DRAWERS/HDW (J54)               |
| 12  | 104507-01-G15 | EA  | CABINET/NIGHTSTAND - W/COUNTERTOP - W/O DRAWERS/HDW (J55)               |
| 12  | 104507-01-J56 | EA  | CABINET/NIGHTSTAND - W/COUNTERTOP - W/O DRAWERS/HDW (J56)               |
| 12  | 104507-01-G36 | EA  | CABINET/NIGHTSTAND - W/COUNTERTOP - W/O DRAWERS/HDW (J57)               |
| 13  | M08754-01-000 | EA  | TOP - TWIN BED/LEFT HAND - W/O HARDWARE                                 |
| 14  | P26435-01-J52 | EA  | CABINET - BASE/TWIN BED - LEFT HAND - W/O DOORS/DWRS/HDW (MAPLE)        |
| 14  | P26435-01-J22 | EA  | CABINET - BASE/TWIN BED - LEFT HAND - W/O DOORS/DWRS/HDW (OAK)          |
| 15  | M05971-W5-J52 | EA  | DRAWER - OGEE EDGE - 9.6"W X 21.6"D - W/O SLIDES/HARDWARE (MAPLE)       |
| 15  | M05971-W5-H17 | EA  | DRAWER - OGEE EDGE - 9.6"W X 21.6"D - W/O SLIDES/HARDWARE (OAK)         |
| 16  | M05971-58-J52 | EA  | DRAWER - OGEE EDGE - 9.6"W X 21.6"D - W/O SLIDES/HARDWARE (MAPLE)       |
| 16  | M05971-58-J22 | EA  | DRAWER - OGEE EDGE - 9.6"W X 21.6"D - W/O SLIDES/HARDWARE (OAK)         |
| 17  | M05992-15-J52 | EA  | DOOR - STRAIGHT CORNER/OGEE EDGE - 12" X 48" - W/O HARDWARE (MAPLE)     |
| 17  | M05992-15-J22 | EA  | DOOR - STRAIGHT CORNER/OGEE EDGE - 12" X 48" - W/O HARDWARE (OAK)       |
|     | 096764-02-000 | FT  | SLIPNOT - ANTISLIP - 1" WIDE (100' ROLLS)                               |

## CHASSIS GROUP



### REAR BUMPER & COMPONENTS

| KEY | PART NUMBER   | U/M DESCRIPTION                                    |
|-----|---------------|--|
| 1   | 104418-07-000 | EA ANGLE - BUMPER REAR SUPPORT                     |
| 2   | 103228-01-05A | EA END CAP - REAR BUMPER - DRIVER/ PASSENGER SIDE  |
| 3   | 103099-11-02A | EA BUMPER - REAR - BRIGHT WHITE                    |
|     |               | FROM: 00-00-00 THRU: 08-05-97                      |
| 3   | 103099-10-02A | EA BUMPER - REAR - BRIGHT WHITE                    |
|     |               | FROM: 08-06-97 THRU: 99-99-99                      |
| 4   | 102333-01-05A | EA BOLT - CARRIAGE - 7/16 - 14 STAINLESS STEEL CAP |
| 5   | 130339-01-000 | EA HITCH RECEIVER - BOLT-ON CLASS II               |
| 6   | 117313-03-04B | EA DRAWBAR - HITCH CLASS III                       |
| 7   | 111742-01-000 | EA PLATE - SKID                                    |
|     | 113589-01-000 | EA CONNECTOR - PLUG - TRAILER                      |
|     | 113589-02-000 | EA CONNECTOR - SOCKET - TRAILER                    |
|     | 070579-09-000 | EA PLATE - ANCHOR                                  |
|     | 113588-02-01B | EA BRACKET - CONNECTOR - TRAILER W/O LIP           |
|     | 113588-01-01B | EA BRACKET - CONNECTOR - TRAILER W/LIP             |

## CHASSIS GROUP (CONTINUED)

### SUSPENSION SYSTEM (CHEVY)

| KEY | PART NUMBER   | U/M DESCRIPTION   | VENDOR NO. |
|-----|---------------|---|------------|
|     | 122756-02-000 | EA SHOCK AND STABILIZER (BLUE BOOT) KIT - FRONT END P30 CHASSIS |            |
|     | 122756-02-700 | EA BRACKET ASM - DRIVER SIDE                                    | T818L      |
|     | 122756-02-701 | EA BRACKET ASM - PASSENGER SIDE                                 | T818R      |
|     | 122756-02-702 | EA BRACKET ONLY - DRIVER SIDE                                   | T818L      |
|     | 122756-02-703 | EA BRACKET ONLY -PASSENGER SIDE                                 | T818R      |
|     | 122756-02-704 | EA BOLT PACKAGE -BOLTS/NUTS ETC                                 | T818R      |
|     | 122756-02-705 | EA SHOCK  | T818SH     |
|     | 122756-02-706 | EA STUD - SHOCK MOUNTING  | T818S      |
|     | 122756-02-707 | EA DAMPNER  | T818SD     |
|     | 122756-02-708 | EA BOOT   | T818SDB    |
|     | 122756-02-709 | EA BUSHING PKG  | T818SDBSH  |
|     | 122756-02-710 | EA BOLT PKG - STEERING DAMPNER                                  | T818SBS    |

### CHEVY DRIVETRAIN

| KEY | PART NUMBER   | U/M DESCRIPTION   |
|-----|---------------|---|
|     | 074833-04-000 | EA SPACER - BEARING - DRIVESHAFT - 8" X 2" STEEL          |
|     | 129690-01-000 | EA DEADENER - DRIVESHAFT - 3.5"                           |
|     | 088498-01-000 | EA UNION - INVERTED FLARE - BRASS - 3/16 - BRAKE LINE     |
|     | 075302-29-000 | EA DRIVESHAFT ASSEMBLY - 3 PIECES BALANCED - CHEVY 216"   |
|     | M75302-17-000 | EA DRIVESHAFT - YOKE/BEARING/SPLINE                       |
|     | M75302-31-000 | EA DRIVESHAFT - SPLINE/YOKE/YOKE                          |
|     | M75302-28-000 | EA DRIVESHAFT ASM -YOKE/YOKE/BEARING                      |
|     | 075466-01-000 | EA UNION - INVERTED FLAIR - 1/4"                          |
|     | 088497-02-000 | EA NUT - INVERTED FLARE - 1/4"                            |
|     | 083415-01-000 | EA SHIELD - HEAT - DRIVESHAFT BEARING - 4" X 5.5" - STEEL |

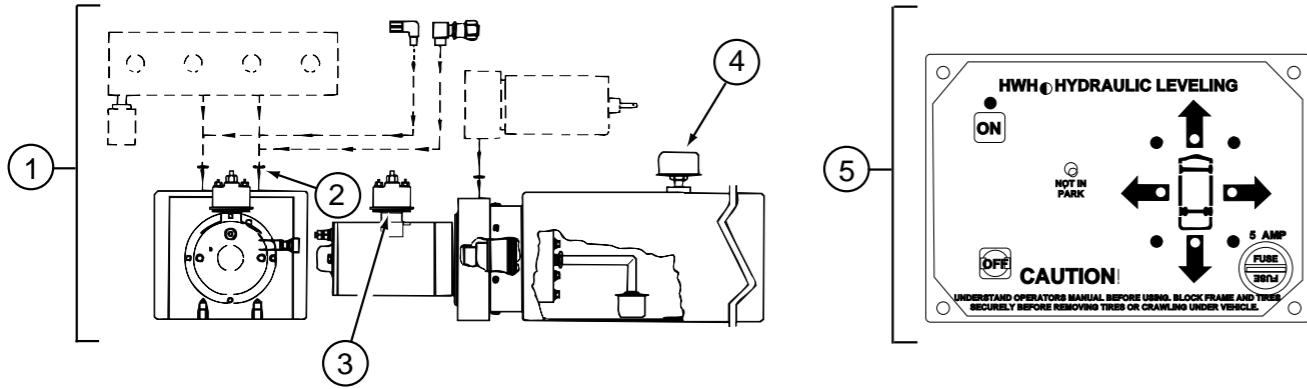
### HYDRAULIC SLIDEOUT

| KEY | PART NUMBER   | U/M DESCRIPTION            | VENDOR NO.                    |
|-----|---------------|----------------------------|-------------------------------|
|     | 125687-01-000 | EA SLIDEOUT - HYDRAULIC    |                               |
|     | 125687-01-700 | EA CYLINDER - 21" STROKE   | RAP90512                      |
|     | 125687-01-701 | EA HOSE - HYDRAULIC - 120" | RAP90428                      |
|     | 125687-01-702 | EA CYLINDER - SYCRONIZING  | RAP90471                      |
|     | 115767-02-000 | EA WINCH - SLIDEOUT        |                               |
|     | 116082-01-02B | EA BRACKET - WINCH         |                               |
|     |               |                            | FROM: 00-00-00 THRU: 08-17-97 |
|     | 116082-03-02B | EA BRACKET - WINCH         |                               |
|     |               |                            | FROM: 08-18-97 THRU: 99-99-99 |

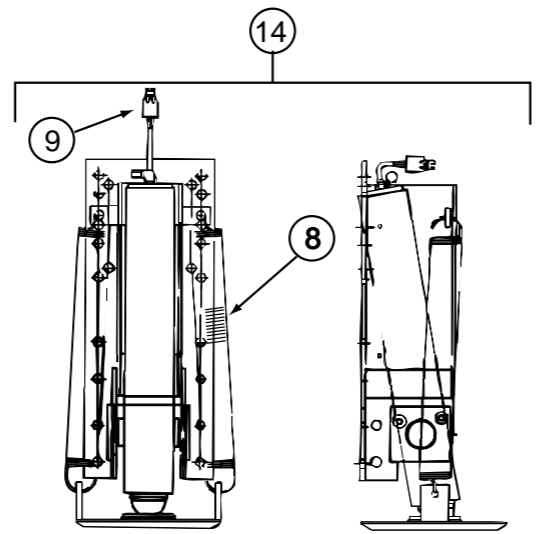
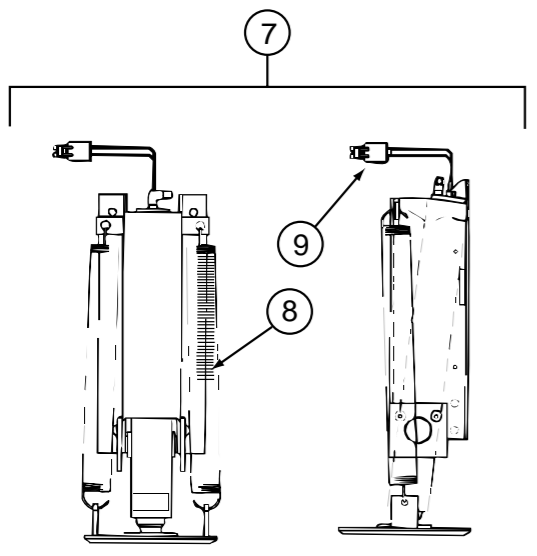
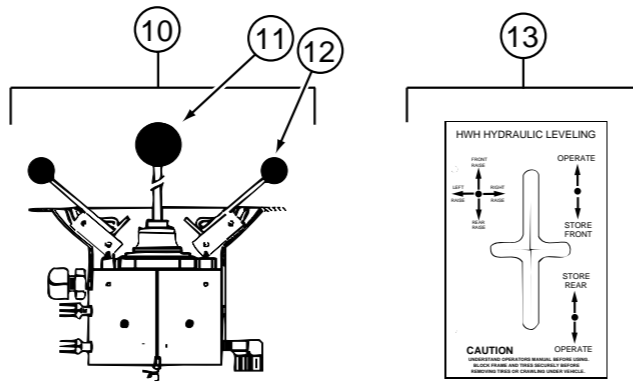
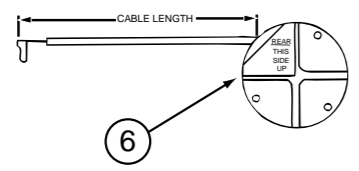


# CHASSIS GROUP (CONTINUED)

## HWH HYDRAULIC LEVELING SYSTEM (AP15569) (1997 FORD CHASSIS)

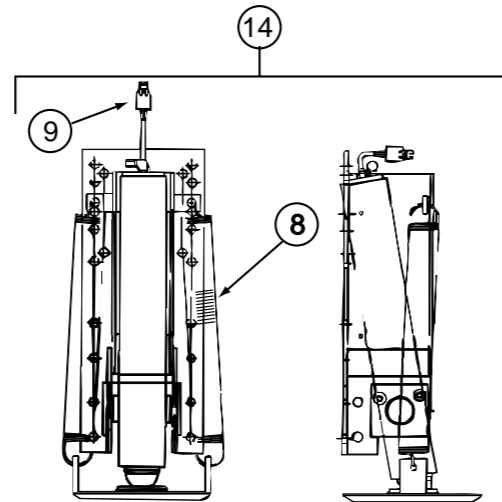
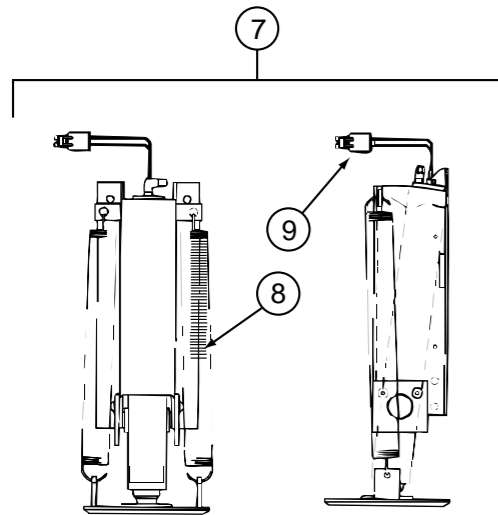
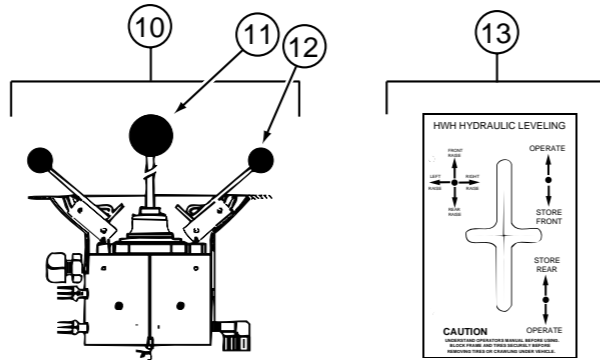
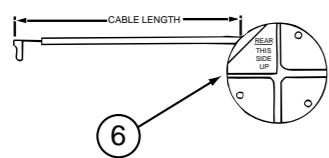
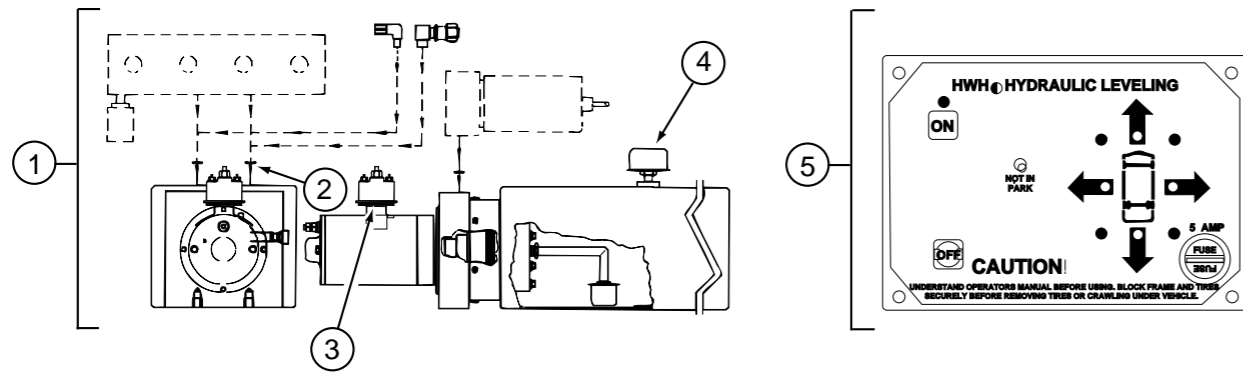


| KEY | PART NUMBER   | U/M | DESCRIPTION                               | VENDOR NO.         |
|-----|---------------|-----|---|--------------------|
|     | 100532-41-000 | EA  | LEVELING SYSTEM - HYDRAULIC               |                    |
| 1   | 100532-01-713 | EA  | PUMP - RESERVOIR ASM. - MONARCH           | RAP90014           |
| 2   | 100532-03-723 | EA  | O-RING - SEAL KIT                         | RAP9171            |
| 3   | 100532-09-710 | EA  | SOLENOID - INTERMITTENT DUTY              | RAP0533            |
| 4   | 100532-03-715 | EA  | CAP - BREATHER W/DIPSTICK                 | RAP7876            |
| 5   | 100532-08-703 | EA  | PANEL ASM. - 200 BI-AXIS SYS.             | RAP9755            |
| 6   | 100532-03-710 | EA  | SENSING UNIT - 21' MTA                    | RAP6798            |
| 7   | 100532-16-700 | EA  | JACK ASM. 6K - STATIONARY                 | RAP0468            |
| 8   | 100532-12-707 | EA  | SPRING KIT                                | R3847              |
| 9   | 100532-12-706 | EA  | SWITCH - WARNING/MAGNETIC                 | RAP1008 / RAP90496 |
| 10  | 100532-08-702 | EA  | VALVE - BI-AXIS                           | RAP9589            |
| 11  | 100532-08-705 | EA  | KNOB - 3/4" BLACK - SET OF FOUR           | RAP1379            |
| 12  | 100532-08-706 | EA  | KNOB - 1 3/16" BLACK                      | RAP9734            |
| 13  | 100532-08-707 | EA  | BEZEL W/GASKET - F/SYSTEM 200             | RAP9592            |
| 14  | 100532-18-700 | EA  | JACK - 9K STRAIGHT ACTING                 | RAP90177           |
|     | 100532-08-700 | EA  | POWER UNIT ASM.                           | AP10470            |
|     | 100532-32-701 | EA  | BUZZER - JACK DOWN WARNING                | RAP0325            |
|     | 100536-11-000 | EA  | HOSE KIT - HWH #AP0013                    |                    |
|     | 107890-01-000 | EA  | ELBOW - STEEL - 90 D - 1/4 X 37 D - FLARE |                    |
|     | 117183-01-02B | EA  | COVER - SENSOR - LEVELING                 |                    |
|     | 120916-01-02B | EA  | BRACKET - PUMP - LEVELING SYSTEM          |                    |



## CHASSIS GROUP (CONTINUED)

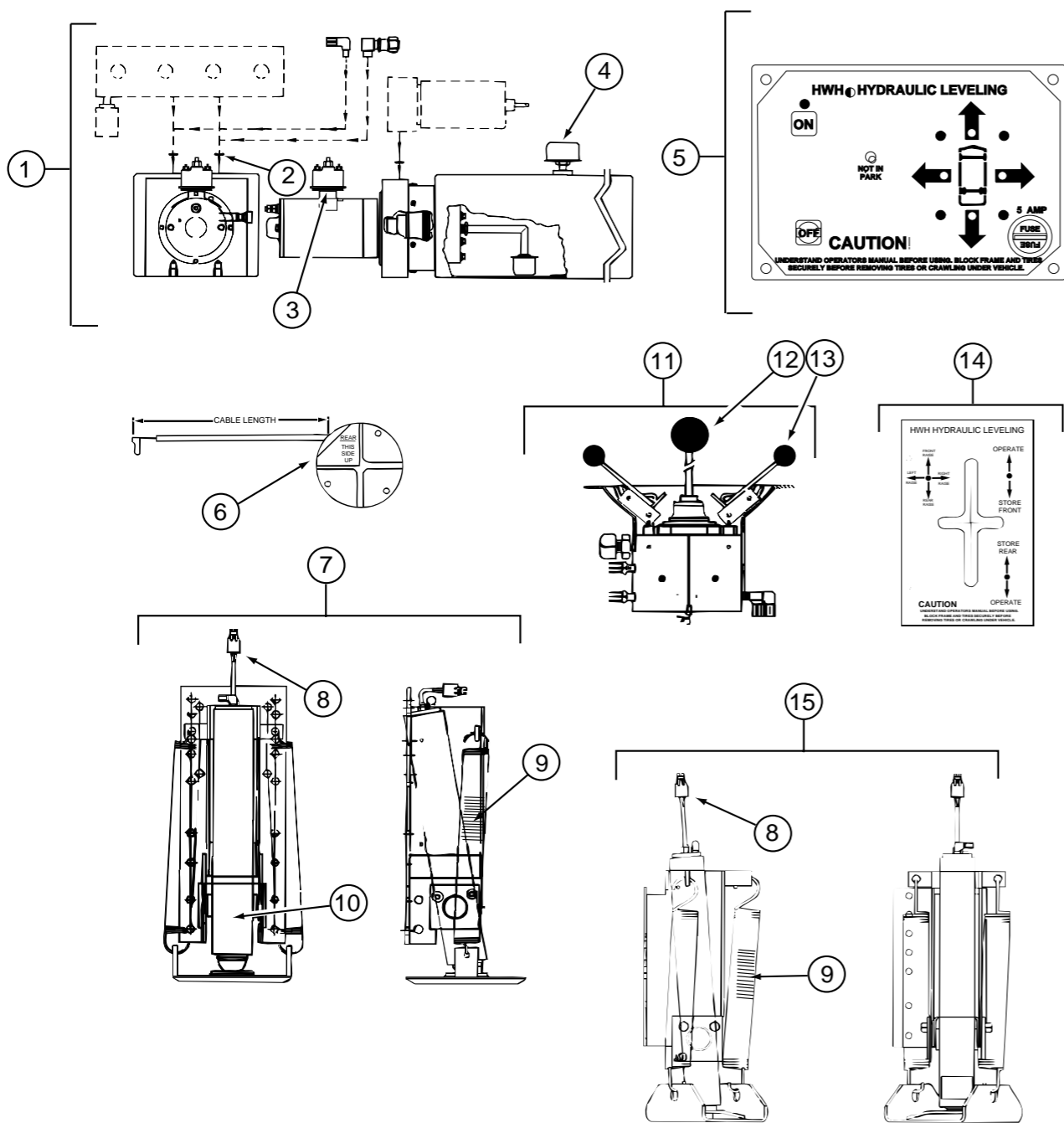
### HWH HYDRAULIC LEVELING SYSTEM (AP16915) (1999 FORD CHASSIS)



| KEY | PART NUMBER   | U/M | DESCRIPTION                     | VENDOR NO.         |
|-----|---------------|-----|---------------------------------|--------------------|
|     | 100532-51-000 | EA  | LEVELING SYSTEM - HYDRAULIC     |                    |
| 1   | 100532-01-713 | EA  | PUMP - RESERVOIR ASM. - MONARCH | RAP90014           |
| 2   | 100532-03-723 | EA  | O-RING - SEAL KIT               | RAP9171            |
| 3   | 100532-09-710 | EA  | SOLENOID - INTERMITTENT DUTY    | RAP0533            |
| 4   | 100532-03-715 | EA  | CAP - BREATHER W/DIPSTICK       | RAP7876            |
| 5   | 100532-08-703 | EA  | PANEL ASM. - 200 BI-AXIS SYS.   | RAP9755            |
| 6   | 100532-03-710 | EA  | SENSING UNIT - 21" MTA          | RAP6798            |
| 7   | 100532-45-700 | EA  | CYLINDER W/O FOOT - 6K X 13"    | RAP90490           |
| 8   | 100532-12-707 | EA  | SPRING KIT                      | R3847              |
| 9   | 100532-12-706 | EA  | SWITCH - WARNING/MAGNETIC       | RAP1008 / RAP90496 |
| 10  | 100532-08-702 | EA  | VALVE - BI-AXIS                 | RAP9589            |
| 11  | 100532-08-705 | EA  | KNOB - 3/4" BLACK - SET OF FOUR | RAP1379            |
| 12  | 100532-08-706 | EA  | KNOB - 1 3/16" BLACK            | RAP9734            |
| 13  | 100532-08-707 | EA  | BEZEL W/GASKET - F/SYSTEM 200   | RAP9592            |
| 14  | 100532-51-700 | EA  | JACK - 6K STRAIGHT ACTING       | RAP90502           |
|     | 100532-32-703 | EA  | BUZZER - JACK DOWN WARNING      | RAP90403           |
|     | 100532-47-701 | EA  | VALVE - BI-AXIS - W/O LEVERS    | RAP0367            |
|     | 100532-53-700 | EA  | CYLINDER ASM. 9K                | RAP0367            |

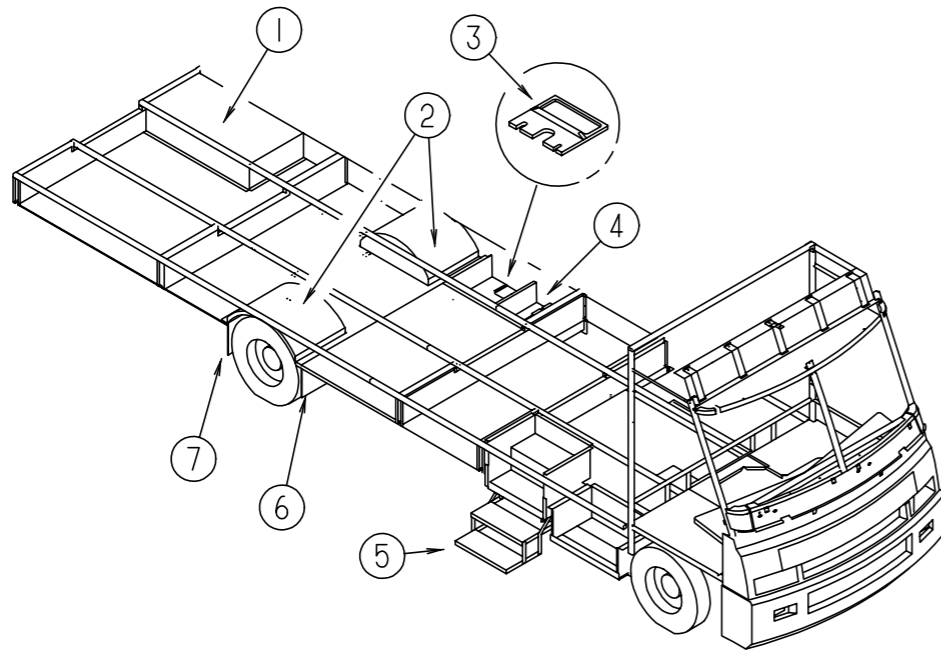
# CHASSIS GROUP (CONTINUED)

## HWH HYDRAULIC LEVELING SYSTEM (AP15570) (CHEVY)



| KEY | PART NUMBER   | U/M | DESCRIPTION                                | VENDOR NO.         |
|-----|---------------|-----|--|--------------------|
| 1   | 100532-42-000 | EA  | LEVELING SYSTEM - HYDRAULIC                | RAP90014           |
| 2   | 100532-01-713 | EA  | PUMP - RESERVOIR ASM. - MONARCH            | RAP9171            |
| 3   | 100532-03-723 | EA  | O-RING - SEAL KIT                          | RAP0533            |
| 4   | 100532-09-710 | EA  | SOLENOID - INTERMITTENT DUTY               | RAP0533            |
| 5   | 100532-03-715 | EA  | CAP - BREATHER W/DIPSTICK                  | RAP7876            |
| 6   | 100532-08-703 | EA  | PANEL ASM. - 200 BI-AXIS SYS.              | RAP9755            |
| 7   | 100532-03-710 | EA  | SENSING UNIT 21' MTA                       | RAP6798            |
| 8   | 100532-18-700 | EA  | JACK - 9K STRAIGHT ACTING                  | RAP90177           |
| 9   | 100532-12-706 | EA  | SWITCH - WARNING - MAGNETIC                | RAP1008 / RAP90496 |
| 10  | 100532-12-707 | EA  | SPRING KIT                                 | R3847              |
| 11  | 100532-32-702 | EA  | CYLINDER ONLY F/9000 LB JACK               | RAP1927            |
| 12  | 100532-08-702 | EA  | VALVE - BI-AXIS                            | RAP9589            |
| 13  | 100532-08-705 | EA  | KNOB - 3/4" BLACK - SET OF FOUR            | RAP1379            |
| 14  | 100532-08-706 | EA  | KNOB - 1 3/16" BLACK                       | RAP9734            |
| 15  | 100532-08-707 | EA  | BEZEL W/GASKET - F/SYSTEM 200              | RAP9592            |
|     | 100532-42-700 | EA  | JACK - DRIVERS - 6K                        | RAP90245           |
|     | 100532-42-701 | EA  | JACK - PASSENGER - 6K                      | RAP90246           |
|     | 100532-08-700 | EA  | POWER UNIT ASM.                            | AP10470            |
|     | 100532-32-701 | EA  | BUZZER - JACK DOWN WARNING                 | RAP0325            |
|     | 100536-11-000 | EA  | HOSE KIT - HWH #AP0013                     |                    |
|     | 107890-01-000 | EA  | ELBOW - STEEL - 90 D - 1/4 X 3/8 D - FLARE |                    |
|     | 117183-01-02B | EA  | COVER - SENSOR - LEVELING                  |                    |
|     | 120916-01-02B | EA  | BRACKET - PUMP - LEVELING SYSTEM           |                    |
|     | 121177-01-02B | EA  | BRACKET - PASS REAR LEVEL JACK (STRAIGHT)  |                    |
|     | 121177-02-02B | EA  | BRACKET - DRVR REAR LEVEL JACK (STRAIGHT)  |                    |
|     | 122297-01-01A | EA  | SPACER - LEVELING JACK                     |                    |
|     | 128285-01-000 | EA  | JACK/CROSSMEMBER ASSEMBLY - FRONT - CHEVY  |                    |

## CHASSIS GROUP (CONTINUED)

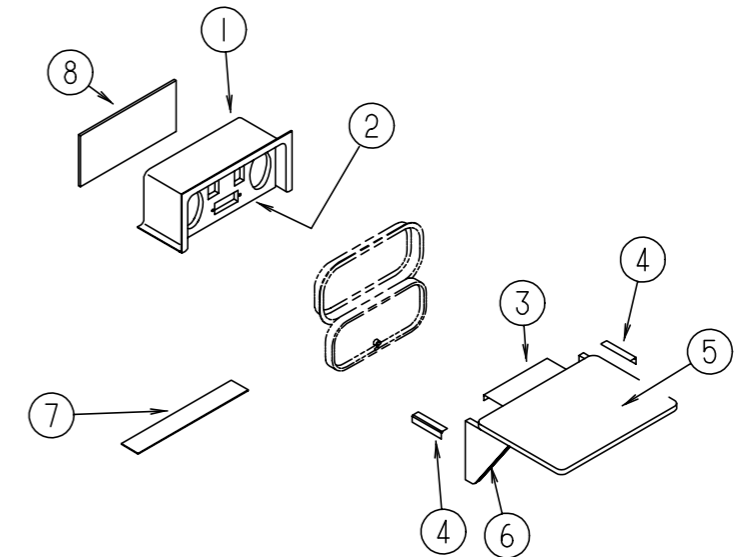


### COMPARTMENTS & TRAYS

| KEY | PART NUMBER   | U/M | DESCRIPTION   |
|-----|---------------|-----|---|
| 1   | 094657-02-000 | EA  | TRAY - GENERATOR - 22.5" X 30.4" X 6.9" - W/ANGLE & NUTS<br>FROM: 00-00-00 THRU: 01-28-98 |
| 1   | 127008-02-02B | EA  | TRAY - GENERATOR<br>FROM: 01-29-98 THRU: 99-99-99   |
| 2   | 055374-03-000 | EA  | WHEELWELL - PLASTIC<br>FROM: 00-00-00 THRU: 09-07-97                                      |
| 2   | 055374-01-000 | EA  | WHEELWELL - PLASTIC<br>FROM: 09-08-97 THRU: 99-99-99                                      |
| 3   | M08628-01-H17 | EA  | HATCH W/FOAM INSERT   |
|     | 121175-02-01A | EA  | LATCH - SWELL   |
| 4   | M08627-01-H17 | EA  | COMPARTMENT - ELECTRICAL/DRAINAGE   |
| 5*  | 094707-01-01A | EA  | STEP - DOUBLE - ELECTRIC - KWIKEE   |
|     | 116995-01-000 | EA  | SWITCH/MAGNET - ELECTRIC STEP   |
|     | 120234-03-H13 | EA  | LID - ENTRY STEP  |
|     | 101222-01-04A | EA  | BRACKET - CATCH - LID - E-COATED  |
| 6   | 020167-08-000 | EA  | DIRT GUARD - STEEL - 13.6" LONG   |
| 7   | 017516-01-000 | EA  | FLAP - MUD - 14" X 18" - BLACK  |
| 7   | 020167-03-000 | EA  | DIRT GUARD - STEEL - 11" LONG   |
|     | 065450-05-000 | EA  | TIEDOWN - BATTERY - 8.4" TUBE   |
|     | 119845-01-01A | EA  | PLUG - PLASTIC - BLACK  |
|     | 123361-01-000 | EA  | DUCT - AIR INTAKE   |
|     | 120867-01-02B | EA  | MOUNT - LP TANK   |
|     | 104644-01-000 | EA  | ANGLE - FORMED - GENERATOR  |
|     | 104644-02-000 | EA  | ANGLE - FORMED - GENERATOR  |
|     | 113452-01-000 | FT  | SEAL/TRIM - FRONT - VINYL W/WIRE CARRIER  |
|     | 061420-10-000 | EA  | PLUG/PLASTIC - 1.50" DIAMETER - BLACK   |
|     | 119845-01-01A | EA  | PLUG - PLASTIC - BLACK  |

\* COMPONENT PARTS FOUND IN SERVICE PARTS LIBRARY

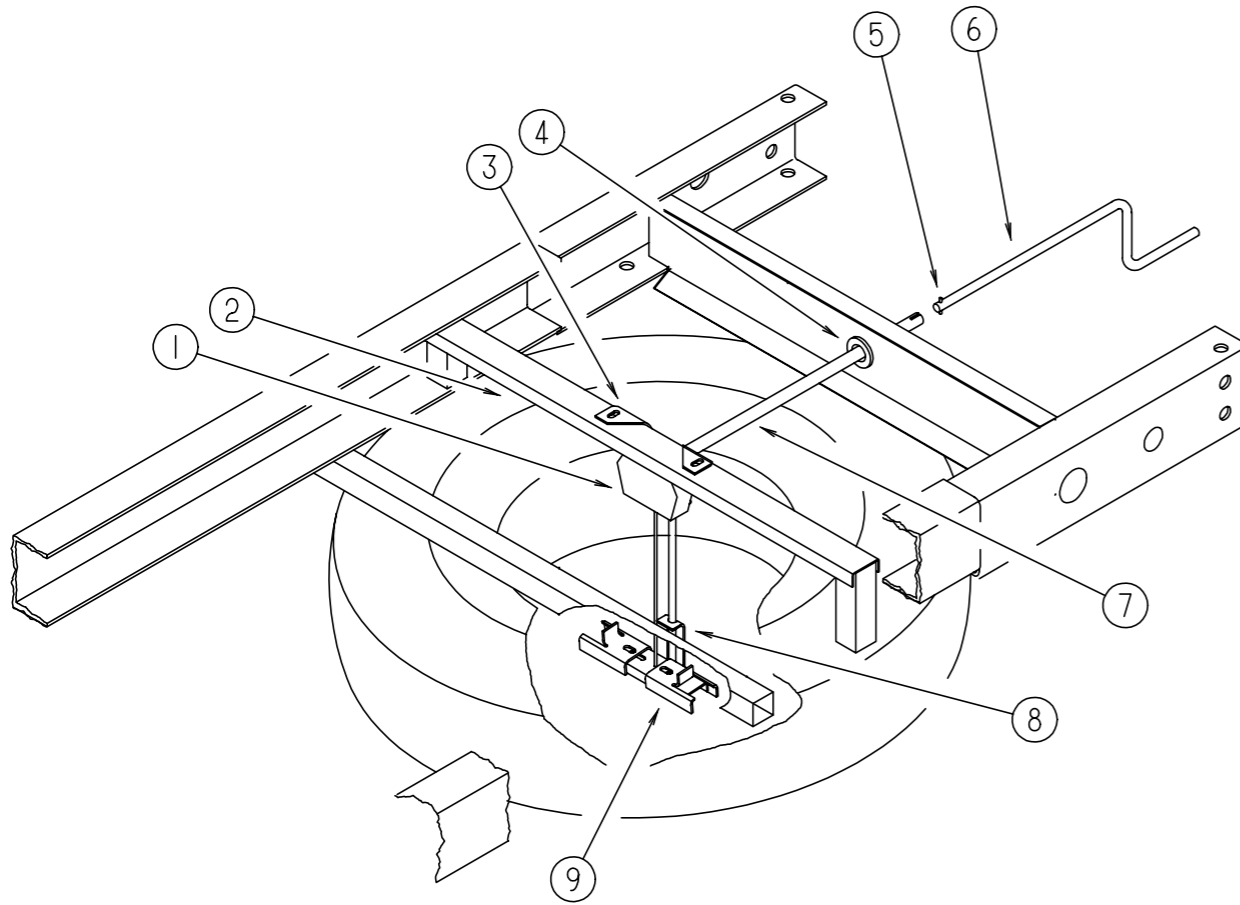
## CHASSIS GROUP (CONTINUED)



### COMPARTMENT (ENTERTAINMENT CENTER)

| KEY | PART NUMBER   | U/M | DESCRIPTION                                   |
|-----|---------------|-----|---|
| 1   | 124696-01-01A | EA  | BOX - ENTERTAINMENT CENTER - EXTERIOR         |
| 2   | 127409-02-J01 | EA  | PLATE - RADIO MOUNTING                        |
| 3   | 105377-01-04A | EA  | BRACKET - TABLE HANGER - BRIGHT WHITE         |
| 4   | 105376-01-03A | EA  | HINGE - CONTINUOUS - 2" X 5.5" - BRIGHT WHITE |
| 5   | 105230-11-J01 | EA  | SHELF - EXTERIOR ENTERTAINMENT CENTER         |
| 6   | 105230-12-J01 | EA  | SUPPORT - EXTERIOR SHELF                      |
| 7   | 104898-01-02A | EA  | PLATE - PLASTIC BOTTOM - BRIGHT WHITE         |
| 8   | 104898-02-02A | EA  | PLATE - PLASTIC BACK - BRIGHT WHITE           |

## CHASSIS GROUP (CONTINUED)



### SPARE TIRE & HOIST

| KEY | PART NUMBER   | U/M DESCRIPTION                                    |                               |
|-----|---------------|--|-------------------------------|
| 1   | 093267-03-000 | EA HOIST - SPARE TIRE - 100#                       |                               |
| 2   | 093362-06-000 | EA CHANNEL - TIRE HOIST                            |                               |
| 3   | 124751-01-02B | EA HANGER - SPARE TIRE - E-COATED                  |                               |
| 4   | 071015-11-000 | EA GROMMET - 1" ID                                 |                               |
| 5   | 114376-01-000 | EA PIN - DRIVE - .156 X .750 - TYPE E - TIRE HOIST |                               |
| 6   | 093376-02-000 | EA HANDLE - CRANK - TIRE HOIST                     |                               |
| 7   | 093375-14-000 | EA EXTENSION - TIRE HOIST                          |                               |
| 8   | 124754-01-02B | EA CATCH - SPARE TIRE                              |                               |
|     | 129085-01-02B | EA PLATE - SUPPORT - SPARE TIRE                    | FROM: 00-00-00 THRU: 02-21-98 |
|     | 129086-01-02B | EA SUPPORT - SPARE TIRE                            | FROM: 02-22-98 THRU: 99-99-99 |
| 9   | 105499-01-000 | EA BRACKET - TIRE HOIST                            | FROM: 02-22-98 THRU: 99-99-99 |
|     | 077030-02-000 | EA EXTENSION - VALVE STEM - 1.25"                  |                               |
|     | 077030-05-000 | EA EXTENSION - VALVE STEM - 95 DEGREE              |                               |
|     | 077030-06-000 | EA EXTENSION - VALVE STEM - 45 DEGREE              |                               |
|     | 095012-10-000 | EA EXTENSION - VALVE STEM - 8.5"                   |                               |

## CHASSIS GROUP (CONTINUED)

### FORD TIRE & WHEEL 16" (FROM: 00-00-00 THRU: 02-22-98)

| KEY | PART NUMBER   | U/M DESCRIPTION                                  |
|-----|---------------|--|
|     | 051377-05-000 | EA VALVE STEM                                    |
|     | 083425-05-000 | EA TIRE - MICHELIN - LT 235/85R16 - LOAD RANGE E |
|     | 095853-02-000 | EA WHEEL - STEEL - 16" X 6K                      |

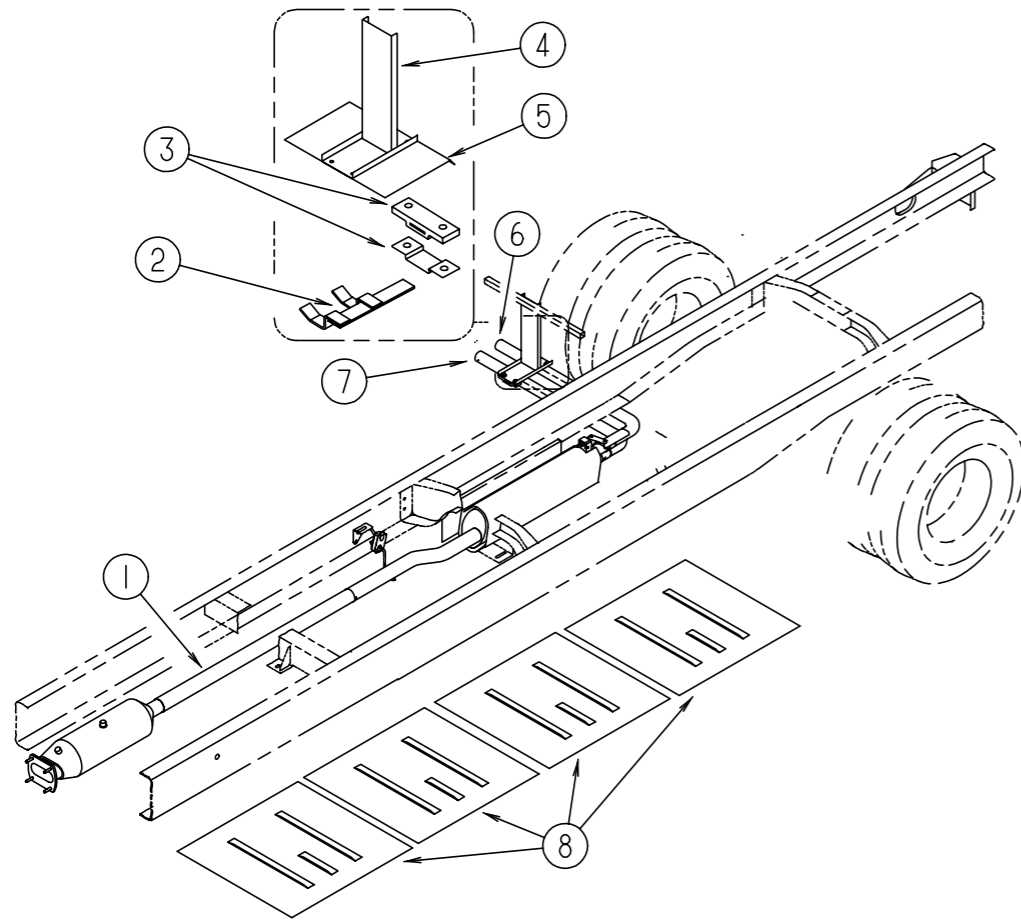
### FORD TIRE & WHEEL 19.5" (FROM: 02-23-98 THRU: 99-99-99)

| KEY | PART NUMBER   | U/M DESCRIPTION                                       |
|-----|---------------|---|
|     | 102340-04-000 | EA TIRE - 245/70R - 19.5F - GOODYEAR                  |
|     | 118814-04-700 | EA WHEEL/TAKE OFF (19.5 X 6.75RW) 8 BOLT ACCURIDE F53 |

### CHEVY TIRE & WHEEL

| KEY | PART NUMBER   | U/M DESCRIPTION                               |
|-----|---------------|---|
|     | 051377-01-000 | EA VALVE STEM                                 |
|     | 064963-01-000 | EA WHEEL - STEEL - 19.5" X 6" - GM 14005758   |
|     | 091673-01-000 | EA TIRE - 225.70 R19.5 LRF - XZA              |
|     | 080208-06-000 | EA LUG WRENCH - 1" X 1.06" W/DEEP SOCKET ENDS |
|     | 080208-02-000 | EA BAR - LEVERAGE - LUG WRENCH                |

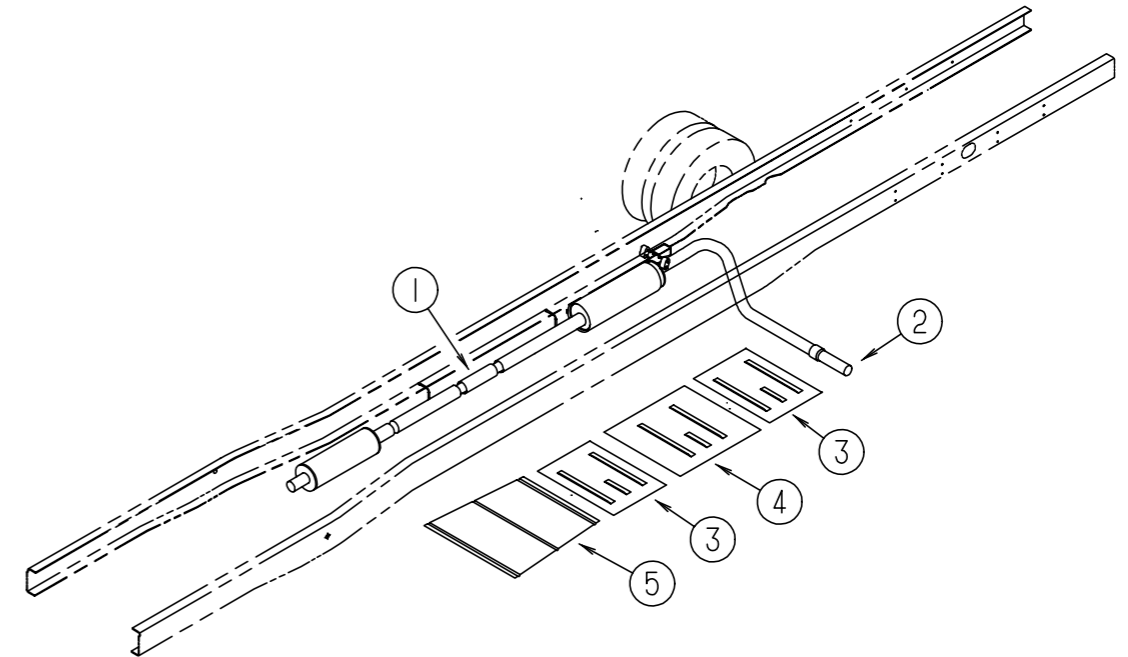
**CHASSIS GROUP (CONTINUED)**



**EXHAUST SYSTEM - FORD (97 CHASSIS)**

| KEY | PART NUMBER   | U/M | DESCRIPTION   |
|-----|---------------|-----|---|
| 1   | 098762-16-000 | EA  | PIPE - EXHAUST - STRAIGHT - 3"<br>FROM: 00-00-00 THRU: 02-28-98     |
|     | 094918-06-000 | EA  | CLAMP - EXHAUST - 3" - HEAVY DUTY                                   |
|     | 007125-05-000 | EA  | CLAMP - MUFFLER - 2" DIAMETER                                       |
| 2   | 096055-06-000 | EA  | SUPPORT - EXHAUST PIPE  |
| 3   | 095190-01-000 | EA  | HANGER - EXHAUST - 4" X 1.4"  |
| 4   | 118000-02-02B | EA  | HANGER - TAILPIPE<br>FROM: 00-00-00 THRU: 02-27-98                  |
| 4   | 118000-04-02B | EA  | HANGER - TAILPIPE - E-COATED<br>FROM: 02-28-98 THRU: 99-99-99       |
| 5   | 099307-05-000 | EA  | PANEL - HEATSHIELD - BOTTOM   |
| 6   | 122243-02-000 | EA  | PIPE - EXHAUST/TAIL - REAR - FORD<br>FROM: 00-00-00 THRU: 02-27-98  |
| 6   | 129206-01-000 | EA  | PIPE - EXHAUST/TAIL - FORD<br>FROM: 02-28-98 THRU: 99-99-99         |
| 7   | 122242-02-000 | EA  | PIPE - EXHAUST/TAIL - FRONT - FORD<br>FROM: 00-00-00 THRU: 02-27-98 |
| 7   | 129206-02-000 | EA  | PIPE - EXHAUST/TAIL - FORD<br>FROM: 02-28-98 THRU: 99-99-99         |
| 8   | 101544-06-000 | EA  | SHIELD - HEAT/EXHAUST - 33.9" X 29.1"                               |

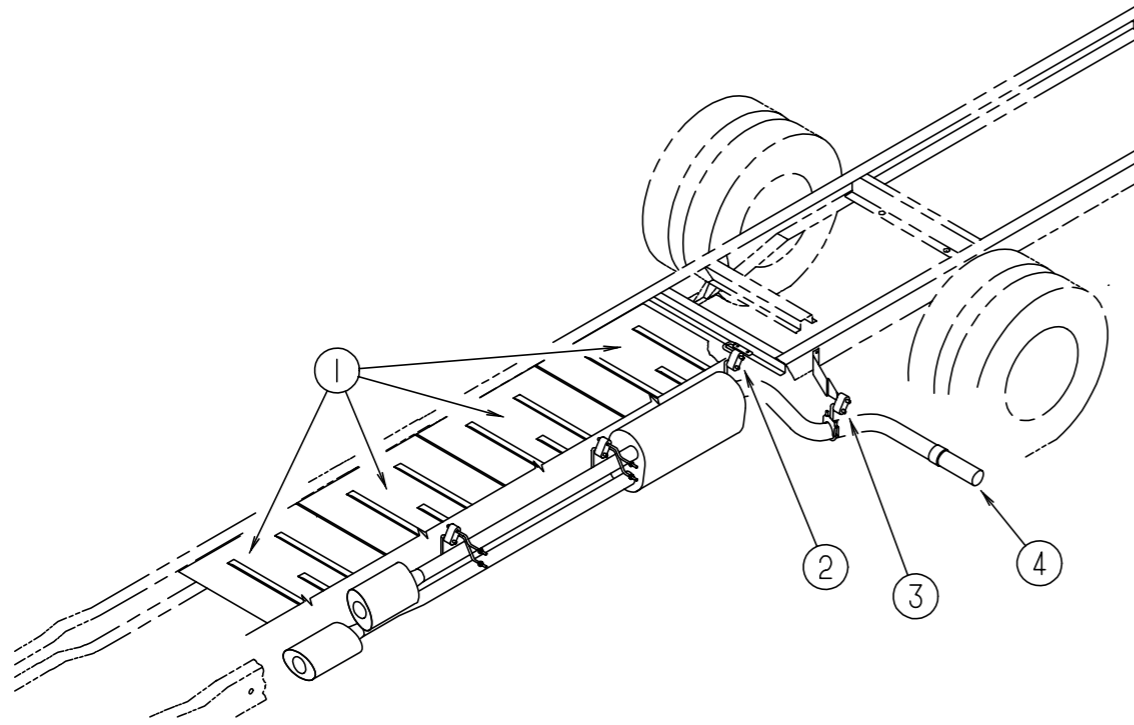
**CHASSIS GROUP (CONTINUED)**



**EXHAUST SYSTEM - FORD (99 CHASSIS)**

| KEY | PART NUMBER   | U/M | DESCRIPTION                           |
|-----|---------------|-----|---------------------------------------|
| 1   | 112012-04-000 | EA  | PIPE - EXHAUST - 76.2" DIAMETER       |
| 2   | 098762-08-000 | EA  | PIPE - EXHAUST - STRAIGHT             |
| 3   | 101544-06-000 | EA  | SHIELD - HEAT/EXHAUST - 33.9" X 29.1" |
| 4   | 101544-02-000 | EA  | SHIELD - HEAT/EXHAUST - 30" X 29.1"   |
| 5   | 128756-01-02B | EA  | SHIELD - HEAT EXHAUST - E-COATED      |

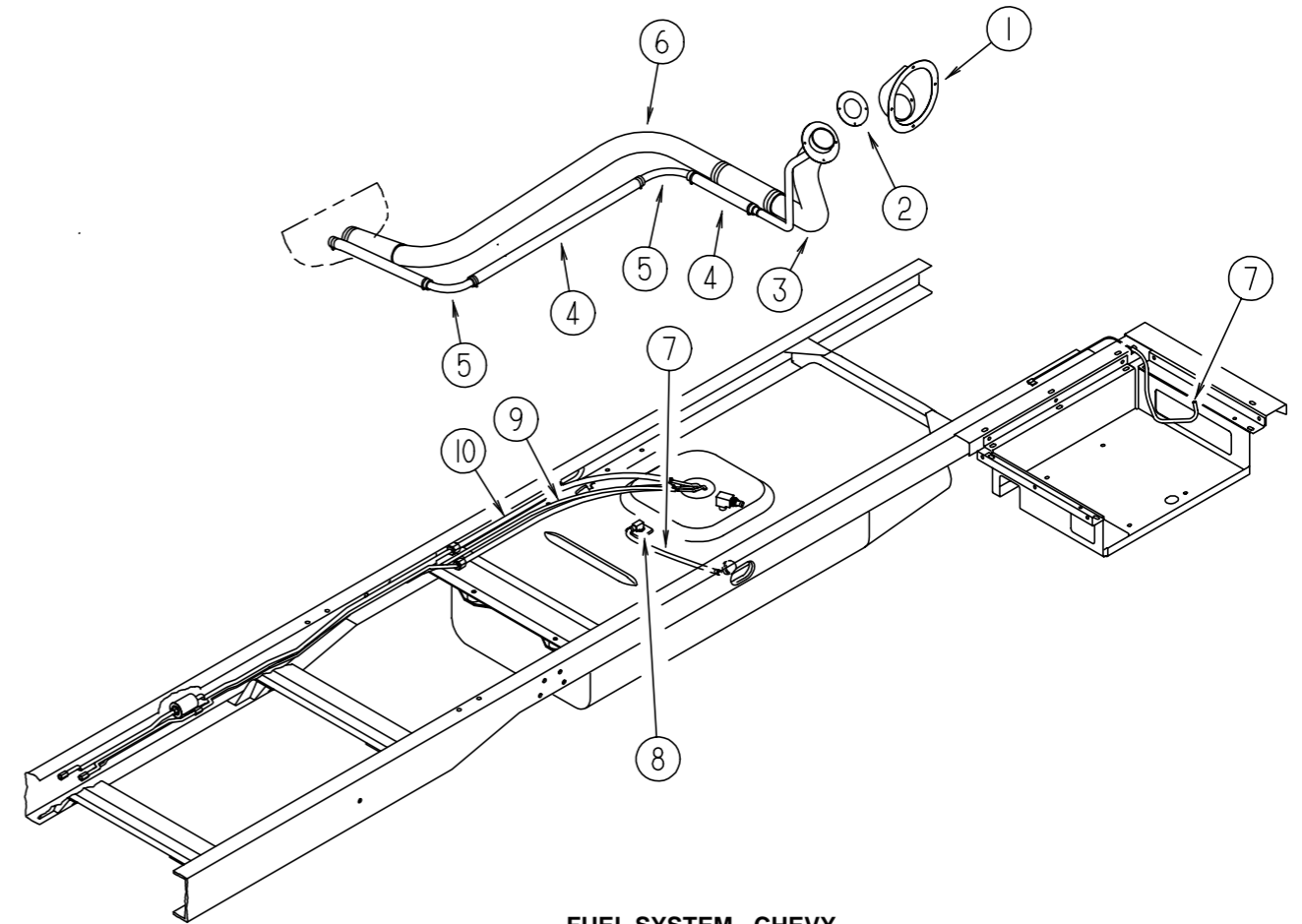
### CHASSIS GROUP (CONTINUED)



**EXHAUST SYSTEM - CHEVY**

| KEY | PART NUMBER   | U/M | DESCRIPTION                             |
|-----|---------------|-----|---|
| 1   | 101544-02-000 | EA  | SHIELD - HEAT EXHAUST - 30" X 29.1"     |
| 2   | 122392-01-02B | EA  | HANGER - TAILPIPE                       |
| 3   | 122392-03-02B | EA  | HANGER - TAILPIPE - REAR                |
| 4   | 122529-02-000 | EA  | PIPE - EXHAUST                          |
| 4   | 094918-01-000 | EA  | CLAMP - EXHAUST - 3" - GUILLOTINE STYLE |

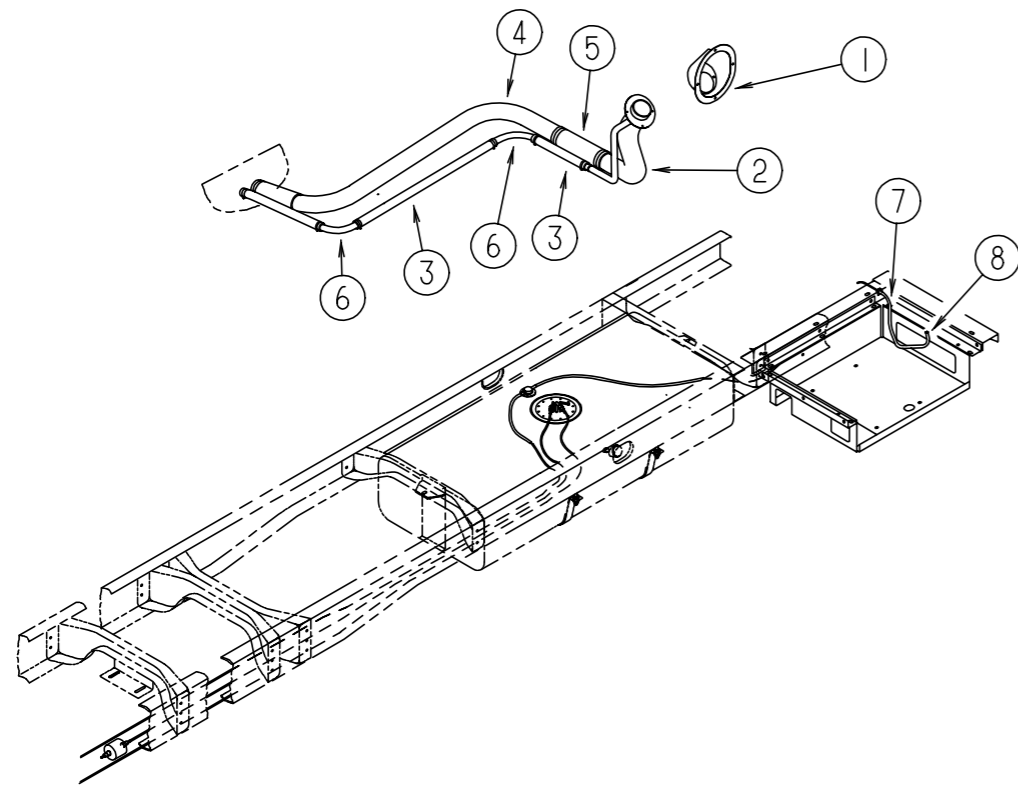
### CHASSIS GROUP (CONTINUED)



**FUEL SYSTEM - CHEVY**

| KEY | PART NUMBER   | U/M | DESCRIPTION   |
|-----|---------------|-----|---|
| 1   | 095854-01-04A | EA  | SHROUD - FUEL FILL - BRIGHT WHITE<br>FROM: 00-00-00 THRU: 10-05-97              |
| 1   | 127291-01-01A | EA  | SHROUD - FUEL FILL - BRIGHT WHITE<br>FROM: 10-06-97 THRU: 99-99-99              |
| 2   | 078200-01-000 | EA  | GASKET - FUEL FILL - 3.5"OD X 2"ID  |
| 3   | 087256-10-000 | EA  | NECK - FUEL FILL<br>FROM: 00-00-00 THRU: 10-05-97                               |
| 3   | 127301-03-000 | EA  | NECK - FUEL FILL<br>FROM: 10-06-97 THRU: 99-99-99                               |
| 4   | 066732-01-000 | FT  | HOSE - FUEL - .62"ID<br>FROM: 00-00-00 THRU: 10-05-97                           |
| 4   | 128139-02-000 | FT  | HOSE - FUEL - LOW PERMEABILITY - 5/8" DIAMETER<br>FROM: 10-06-97 THRU: 99-99-99 |
| 5   | 098806-01-000 | EA  | PIPE - FILL VENT - 90 DEGREE BEND - .625" OD - STEEL                            |
| 6   | 124327-03-000 | EA  | TUBE - FUEL INLET   |
| 7   | 128139-03-000 | FT  | HOSE - FUEL - LOW PERMEABILITY - 1/4" DIAMETER                                  |
| 8   | 068382-06-000 | EA  | BUSHING - BRASS - 3/8 MPT X 1/8 FPT   |
| 8   | 114254-01-000 | EA  | ADAPTER - 1/4 BARB X 1/8 MPT  |
| 9   | 127393-01-000 | EA  | HOSE - FUEL VAPOR/EMISSION - 64" - GM CHASSIS                                   |
| 10  | 127391-01-000 | EA  | FUEL LINE - DOUBLE (3/8" FEED/5/16" RETURN) 70" - GM CHASSIS                    |
|     | 092889-19-000 | EA  | FUEL LINE - SUPPLY - GENERATOR - 1/4" X 87.8" - STEEL                           |
|     | 084884-01-000 | EA  | PLUG - BRASS - 3/8  |

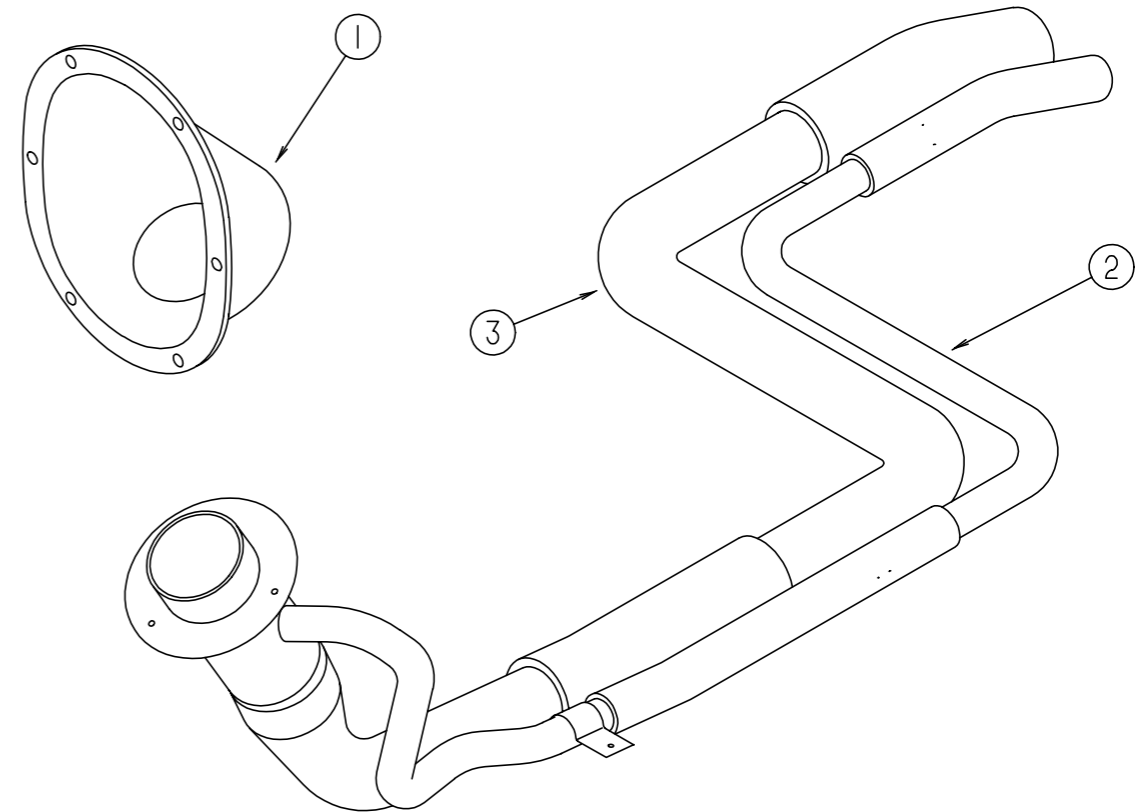
### CHASSIS GROUP (CONTINUED)



### FUEL SYSTEM - FORD (97 CHASSIS)

| KEY | PART NUMBER   | U/M | DESCRIPTION   |
|-----|---------------|-----|---|
| 1   | 095854-01-04A | EA  | SHROUD - FUEL FILL - BRIGHT WHITE                     |
|     | 078200-01-000 | EA  | GASKET - FUEL FILL - 3.5"OD X 2"ID                    |
| 2   | 087256-07-000 | EA  | NECK - FUEL FILL - FORD                               |
| 3   | 066732-01-000 | FT  | HOSE - FUEL FILL - .62" ID                            |
| 4   | 100140-08-000 | EA  | TUBE - FUEL INLET                                     |
| 5   | 007111-02-000 | EA  | HOSE - FUEL FILL - 2" ID                              |
| 6   | 098806-01-000 | EA  | PIPE - FILL VENT - 90 DEGREE BEND - .625" OD - STEEL  |
| 7   | 092889-17-000 | EA  | FUEL LINE - SUPPLY - GENERATOR - 1/4" X 85.4" - STEEL |
| 7   | 092889-22-000 | EA  | FUEL LINE - SUPPLY - GENERATOR - 1/4" X 63.1" - STEEL |
| 8   | 007063-01-000 | FT  | HOSE - FUEL - 1/4"ID X 1/2"OD                         |
|     | 044317-01-000 | FT  | HOSE - FUEL - 3/8" ID                                 |
|     | 084884-01-000 | EA  | PLUG - BRASS - 3/8"                                   |

### CHASSIS GROUP (CONTINUED)



### FUEL SYSTEM - FORD (99 CHASSIS)

| KEY | PART NUMBER   | U/M | DESCRIPTION                                    |
|-----|---------------|-----|--|
| 1   | 127291-02-01A | EA  | SHROUD - FUEL FILL - BRIGHT WHITE              |
| 2   | 129320-04-000 | EA  | PIPE - VENT - FILL                             |
| 3   | 129321-04-000 | EA  | TUBE - FUEL - INLET                            |
|     | 007063-01-000 | FT  | HOSE - FUEL - 1/4"ID X 1/2"OD                  |
|     | 128139-02-000 | FT  | HOSE - FUEL - LOW PERMEABILITY - 5/8" DIAMETER |



**CHASSIS GROUP (CONTINUED)****WHEEL LINERS, (FORD 16")**

| KEY | PART NUMBER   | U/M DESCRIPTION                  | VENDOR NO. |
|-----|---------------|----------------------------------|------------|
|     | 110435-08-000 | EA LINER - WHEEL SET (SET=4) 16" |            |
|     | 110435-01-711 | EA DECAL - CENTER CAP - 2"       | 2" DECAL   |
|     | 110435-02-702 | EA STUD EXTENDER                 | V160SD-STX |
|     | 110435-02-703 | EA NUT (JAMB)                    | V160SD-JNT |
|     | 110435-02-704 | EA COVER - LUG NUT               | V160F0-LNC |
|     | 110435-02-705 | EA TOOL F/ JAMB NUT - INSTALL    | V160F0-TOL |
|     | 110435-08-700 | EA LINER - WHEEL - FRONT         | V160SD-FWC |
|     | 110435-08-701 | EA LINER - WHEEL - REAR          | V160SD-RWC |

**WHEEL LINERS, (FORD 19.5")**

| KEY | PART NUMBER   | U/M DESCRIPTION                 | VENDOR NO. |
|-----|---------------|---------------------------------|------------|
|     | 110435-15-000 | EA LINER - WHEEL SET/4 - 19.5"  |            |
|     | 110435-10-705 | EA TOOL - INSTALLATION          | V195P7-TOL |
|     | 110435-15-700 | EA LINER - WHEEL - FRONT        | V195F9-FWC |
|     | 110435-15-701 | EA LINER - WHEEL - REAR         | V195F9-RWC |
|     | 110435-15-702 | EA NUT - JAM - ENCLOSED - 14M   | V195F9-EJN |
|     | 095012-07-000 | EA STABILIZER - VALVE EXTENSION |            |

**WHEEL COVERS, DICOR (FORD 16")**

| KEY | PART NUMBER   | U/M DESCRIPTION   | VENDOR NO.  |
|-----|---------------|---|-------------|
|     | 098532-01-000 | EA COVER - WHEEL - FORD - 16" - SET OF 4 DICOR SH-SD-16 |             |
|     | 098532-01-700 | EA COVER - LUG NUT (CHROME)                             | SHAU-LNC    |
|     | 098532-01-701 | EA COVER - WHEEL (FRONT & REAR) 1 ONLY                  | SH-SD-16COV |

**WHEEL COVERS, DICOR (FORD 19.5")**

| KEY | PART NUMBER   | U/M DESCRIPTION                | VENDOR NO. |
|-----|---------------|--------------------------------|------------|
|     | 109443-07-000 | EA WHEEL COVER - 4/SET - 19.5" |            |
|     | 109443-01-703 | EA CAP-CENTER, HUB - DICOR     | SHAU95-CAP |
|     | 109443-07-700 | EA COVER - WHEEL - 8 LUG       | SHAF95-COV |
|     | 109443-07-701 | EA BRACKET SET - FRONT         | SHAF95-FBS |
|     | 109443-07-702 | EA BRACKET SET - REAR          | SHAF95-RBS |

**CHASSIS GROUP (CONTINUED)****WHEEL LINERS (CHEVY)**

| KEY | PART NUMBER   | U/M DESCRIPTION                  | VENDOR NO. |
|-----|---------------|----------------------------------|------------|
|     | 110435-10-000 | EA LINER - WHEEL - SET 4 - 19.5" |            |
|     | 110435-10-700 | EA LINER - WHEEL - FRONT - 1 PC  | V195P7-FWC |
|     | 110435-10-701 | EA LINER - WHEEL - REAR - 1 PC.  | V195P7-RWC |
|     | 110435-10-702 | EA COVER - LUG - NUT/JAMB NUT    | V195P7-EJN |
|     | 110435-10-703 | EA STUD - PLASTIC                | V195P7-PST |
|     | 110435-10-704 | EA JAMB NUT - PLASTIC/LNC        | V195P7-PJN |
|     | 110435-10-705 | EA TOOL - INSTALLATION           | V195P7-TOL |

**WHEEL COVERS, DICOR (CHEVY)**

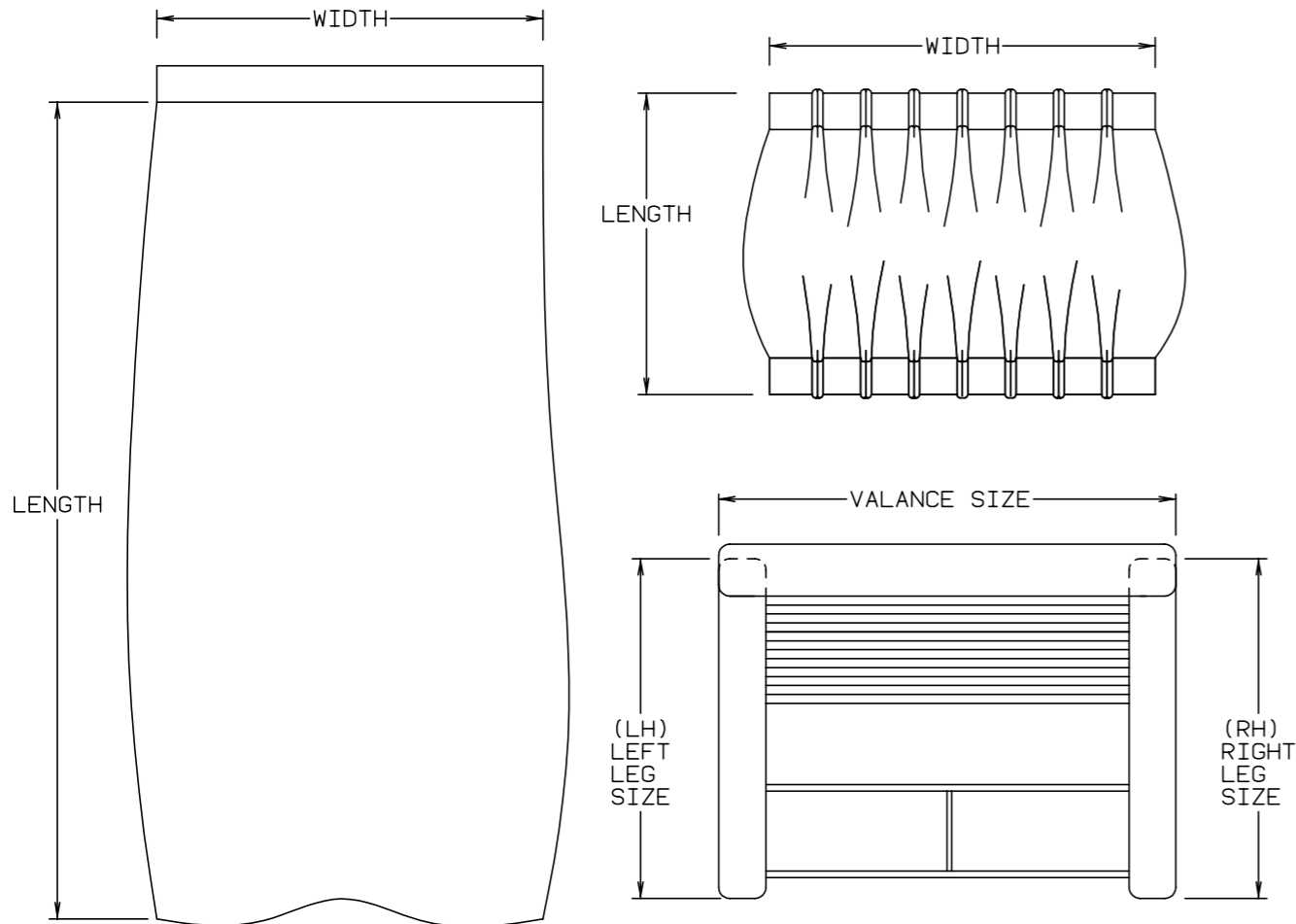
| KEY | PART NUMBER   | U/M DESCRIPTION                   | VENDOR NO. |
|-----|---------------|-----------------------------------|------------|
|     | 109443-06-000 | EA WHEEL - COVER - 4/SET - 19.5"  |            |
|     | 109443-01-700 | EA COVER - WHEEL 19.5 FRT/RR EA=1 | SHAG95     |
|     | 109443-01-701 | EA BRACKET - RETENTION FRONT      | SHAG95-FBS |
|     | 109443-01-703 | EA CAP - CENTER - HUB - DICOR     | SHAU95-CAP |
|     | 109443-01-704 | EA CLIP - RETAINER                | V160GM-PNT |
|     | 109443-06-701 | EA BRACKET - RETENTION REAR       | SHG795-RBS |

## CURTAIN & CUSHION GROUP

### NOTICE

IN ORDER TO ASSIST OUR PARTS SALES DEPT. IN PROVIDING INTERIOR SOFTGOODS ITEMS, PLEASE INCLUDE THE SERIAL NUMBER AND THE COLOR CODE NUMBER FROM THE VEHICLE CERTIFICATION LABEL WHEN ORDERING. THIS LABEL IS LOCATED ON THE LEFT SIDEWALL AT THE END OF THE DASH (A-BODY), OR ON THE DRIVER'S DOOR LATCH PLATE (C-BODY).

AN EXAMPLE OF A COLOR CODE NUMBER IS B07, WHICH DESIGNATES AN OVERALL COLOR SCHEME OF A PARTICULAR UNIT. THE COLOR LISTED AFTER THE ITEM DESCRIPTION ON THE MICROFICHE, INDICATES THE OVERALL UNIT COLOR. ORDER THE ITEM YOU DESIRE ACCORDING TO UNIT COLOR CODE.



NOTE: USE THIS ILLUSTRATION WHEN DETERMINING LENGTH AND WIDTH MEASUREMENTS FOR CURTAINS. YOU WILL NOTE THE WIDTH MEASUREMENT IS TAKEN ON THE TOP OF THE CURTAIN WITH THE CURTAIN FULLY EXTENDED. THE LENGTH MEASUREMENT IS TAKEN FROM TOP TO BOTTOM. LEFT AND RIGHT WINDOW LEGS ARE DETERMINED WHEN FACING THE WINDOW.

## CURTAIN & CUSHION GROUP (CONTINUED)

| SUNCRUISER FABRICS  |   |   |   |
|---|---|---|---|
| COLOR CODES   | J52, J53  | J54, J55  | J56, J57  |
| MARKETING COLORS  | KEEPSAKE (BLUE)                                 | CLOUD (GRAY)                                    | VINEYARD (GREEN)                                |
| <b>MAIN ACCENT PATTERN ACCENT</b>                             | 108446-S5-000<br>108446-06-000<br>108446-06-000 | 108446-U6-000<br>108446-W2-000<br>108446-W3-000 | 108446-U7-000<br>108446-W1-000<br>108446-W0-000 |
| <b>BUCKET SEAT</b>  | 108446-06-000<br>079680-24-000                  | 108446-W2-000<br>103907-01-05A                  | 108446-W1-000<br>103907-01-04A                  |
| <b>DINETTE</b>  | 108446-S5-000                                   | 108446-U6-000                                   | 108446-U7-000                                   |
| <b>DINETTE PAD</b>  | 108446-06-000                                   | 108446-W2-000                                   | 108446-W1-000                                   |
| <b>DINETTE SWIVEL CHAIR</b>                                   | 108446-M4-000                                   | 108446-W3-000                                   | 108446-W0-000                                   |
| <b>SOFA</b>   | 108446-S5-000                                   | 108446-U6-000                                   | 108446-U7-000                                   |
| <b>RECLINER CHAIR</b>   | 108446-M4-000                                   | 108446-W3-000                                   | 108446-W0-000                                   |
| <b>LOUNGE WINDOW VALANCE</b>                                  | 108446-S5-000<br>084415-82-000                  | 108446-U6-000<br>084415-93-000                  | 108446-U7-000<br>084415-94-000                  |
| <b>LOUNGE WINDOW LEGS</b>                                     | 108446-X3-000                                   | 108446-T4-000                                   | 108446-T5-000                                   |
| <b>BEDSPREAD MAIN<br/>BEDSPREAD ACCENT<br/>BEDSPREAD TRIM</b> | 105745-H7-000<br>105745-64-000<br>084415-82-000 | 105745-H4-000<br>105745-H8-000<br>084415-93-000 | 105745-H1-000<br>105745-J0-000<br>084415-94-000 |
| <b>BEDROOM WINDOW VALANCE</b>                                 | 105745-H7-000<br>084415-82-000                  | 105745-H4-000<br>084415-93-000                  | 105745-H1-000<br>084415-94-000                  |
| <b>BEDROOM WINDOW LEGS</b>                                    | 105745-H7-000                                   | 105745-H4-000                                   | 105745-J0-000                                   |
| <b>LOUNGE PILLOW TRIM BRAID</b>                               | 108446-M4-000<br>084415-82-000                  | 108446-W3-000<br>084415-93-000                  | 108446-W0-000<br>084415-94-000                  |
| <b>MAP POCKETS</b>  | 108446-M4-000                                   | 108446-W2-000                                   | 1108446-W1-000                                  |
| <b>FRONT WRAP AROUND</b>                                      | 072333-85-000                                   | 072333-88-000                                   | 072333-85-000                                   |
| <b>CEILING</b>  | 113979-01-01A                                   | 113979-01-01A                                   | 113979-01-01A                                   |

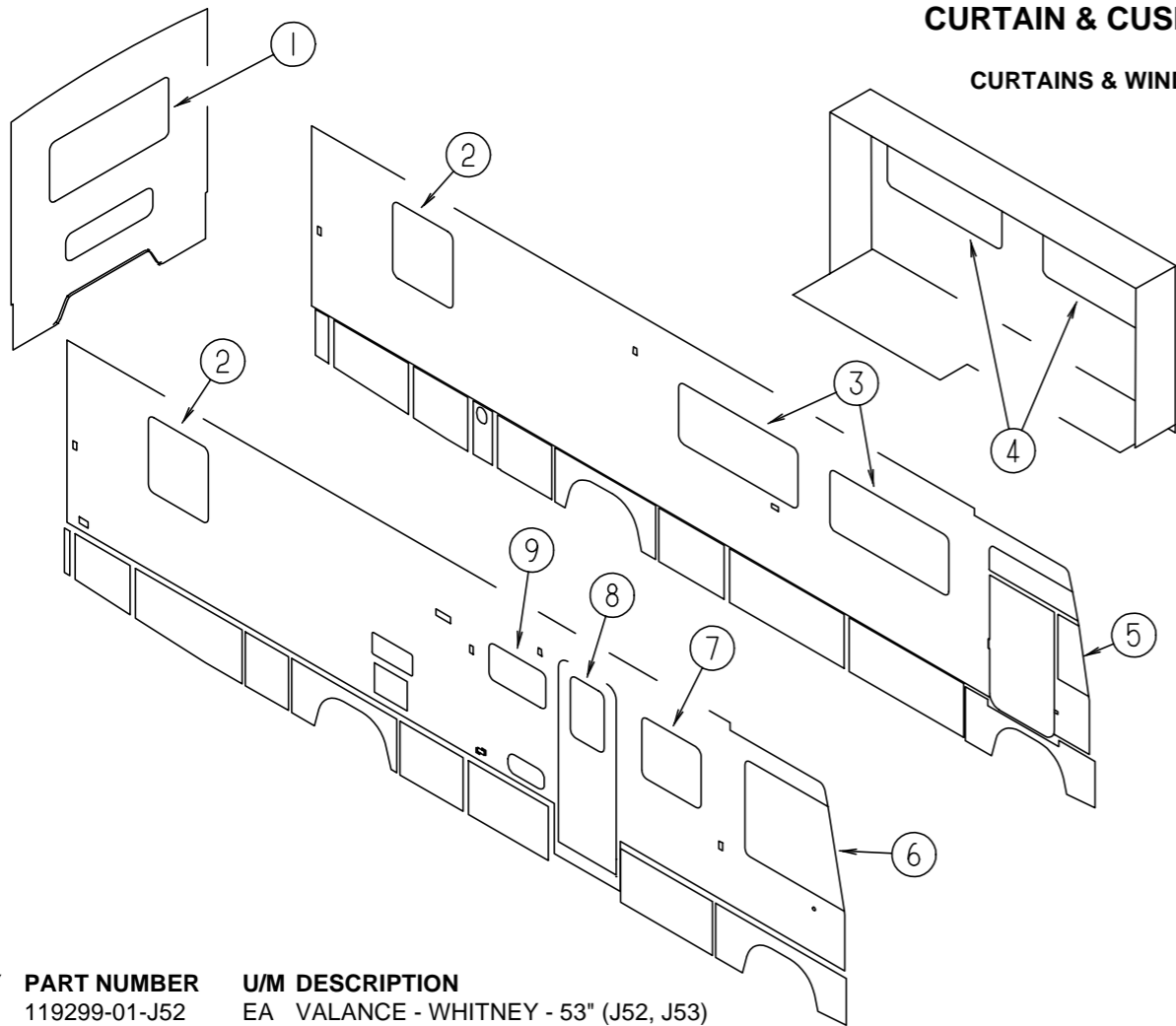
NOTE: THE FABRIC LISTED FIRST, IN A BLOCK, IS THE LARGEST QUANTITY OF FABRIC USED

### ASSIST HANDLE & BUTTONS

| KEY | PART NUMBER   | U/M | DESCRIPTION   |
|-----|---------------|-----|---|
|     | 070578-02-J52 | EA  | BUTTON - #30 - VINYL                                    |
|     | 079349-08-J52 | YD  | WELT - VINYL  |
|     | 057759-01-000 | EA  | WASHER - FLAT F/SEAT BELT - 4" DIAMETER                 |
|     | 007021-01-000 | EA  | SEAT BELT - 2" X 90" - BLACK                            |
|     | 056271-01-000 | EA  | BELT - SEAT - 2" X 102" - BLACK                         |
|     | 069178-02-000 | EA  | BRACKET - MOUNTING/ASSIST HANDLE - GRAY                 |
|     | 000C16-07-16B | EA  | BOLT - CARRIAGE - ASSIST HANDLE - 7/16" - 14 X 1"       |
|     | 000D20-07-00B | EA  | NUT - ACORN - ASSIST HANDLE - 7/16 - 14                 |
|     | 053552-02-AA8 | EA  | HANDLE - ASSIST - INTERIOR/ENTRY DOOR - VINYL/OFF WHITE |
|     | 057534-03-000 | EA  | TIEBACK - CLEAR PLASTIC - 7.5"                          |

## CURTAIN & CUSHION GROUP (CONTINUED)

### CURTAINS & WINDOW TREATMENT - QUEEN BED



| KEY | PART NUMBER   | U/M | DESCRIPTION  |
|-----|---------------|-----|--|
| 1   | 119299-01-J52 | EA  | VALANCE - WHITNEY - 53" (J52, J53)                   |
| 1   | 119299-01-J54 | EA  | VALANCE - WHITNEY - 53" (J54, J55)                   |
| 1   | 119299-01-J56 | EA  | VALANCE - WHITNEY - 53" (J56, J57)                   |
| 1   | 127017-07-J52 | EA  | LEG - RIGHT - 25" (J52, J53)                         |
| 1   | 127017-07-J54 | EA  | LEG - RIGHT - 25" (J54, J55)                         |
| 1   | 127017-23-J56 | EA  | LEG - RIGHT - 25" (J56, J57)                         |
| 1   | 127017-08-J52 | EA  | LEG - LEFT - 25" (J52, J53)                          |
| 1   | 127017-08-J54 | EA  | LEG - LEFT - 25" (J54, J55)                          |
| 1   | 127017-24-J56 | EA  | LEG - LEFT - 25" (J56, J57)                          |
| 1   | 111910-62-J10 | EA  | BLIND - DAY/NIGHTER - 49" X 27" (J52, J53)           |
| 1   | 111910-62-J11 | EA  | BLIND - DAY/NIGHTER - 49" X 27" (J54, J55, J56, J57) |
| 2   | 119299-18-J52 | EA  | VALANCE - WHITNEY - 34" (J52, J53)                   |
| 2   | 119299-18-J54 | EA  | VALANCE - WHITNEY - 34" (J54, J55)                   |
| 2   | 119299-18-J56 | EA  | VALANCE - WHITNEY - 34" (J56, J57)                   |
| 2   | 127017-09-J52 | EA  | LEG - RIGHT - 25" (J52, J53)                         |
| 2   | 127017-09-J54 | EA  | LEG - RIGHT - 25" (J54, J55)                         |
| 2   | 127017-17-J56 | EA  | LEG - RIGHT - 25" (J56, J57)                         |
| 2   | 127017-10-J52 | EA  | LEG - LEFT - 25" (J52, J53)                          |
| 2   | 127017-10-J54 | EA  | LEG - LEFT - 25" (J54, J55)                          |
| 2   | 127017-18-J56 | EA  | LEG - LEFT - 25" (J56, J57)                          |
| 2   | 111910-58-J51 | EA  | BLIND - DAY/NIGHTER - 31" X 37" (J52, J53)           |
| 2   | 111910-58-J20 | EA  | BLIND - DAY/NIGHTER - 31" X 37" (J54, J55, J56, J57) |
| 3   | 126609-01-J52 | EA  | VALANCE - MONA - 64.5" (J52, J53)                    |
| 3   | 126609-01-J54 | EA  | VALANCE - MONA - 64.5" (J54, J55)                    |
| 3   | 126609-01-J56 | EA  | VALANCE - MONA - 64.5" (J56, J57)                    |
| 3   | 127017-11-J52 | EA  | LEG - RIGHT - 25" (J52, J53)                         |
| 3   | 127017-11-JA2 | EA  | LEG - RIGHT - 25" (J52, J53)                         |
| 3   | 127017-01-J54 | EA  | LEG - RIGHT - 25" (J54, J55)                         |
| 3   | 127017-01-J56 | EA  | LEG - RIGHT - 25" (J56, J57)                         |
| 3   | 127017-12-J52 | EA  | LEG - LEFT - 25" (J52, J53)                          |
| 3   | 127017-12-J52 | EA  | LEG - LEFT - 25" (J52, J53)                          |

FROM: 00-00-00 THRU: 11-16-97

FROM: 11-17-97 THRU: 99-99-99

FROM: 00-00-00 THRU: 11-16-97

| KEY | PART NUMBER   | U/M | DESCRIPTION  |
|-----|---------------|-----|--|
| 3   | 127017-14-JA2 | EA  | LEG - LEFT - 25" (J52, J53)                            |
| 3   | 127017-02-J54 | EA  | LEG - LEFT - 25" (J54, J55)                            |
| 3   | 127017-02-J56 | EA  | LEG - LEFT - 25" (J56, J57)                            |
| 3   | 109802-58-J51 | EA  | BLIND - PLEATED - 61" X 28.5" (J52, J53)               |
| 3   | 109802-58-J20 | EA  | BLIND - PLEATED - 61" X 28.5" (J54, J55, J56, J57)     |
| 3   | 111910-57-J51 | EA  | BLIND - DAY/NIGHTER - 61" X 28.5" (J52, J53)           |
| 3   | 111910-57-J20 | EA  | BLIND - DAY/NIGHTER - 61" X 28.5" (J54, J55, J56, J57) |
| 4   | 126609-11-J52 | EA  | VALANCE - MONA - 64.5" (J52, J53)                      |
| 4   | 126609-11-J54 | EA  | VALANCE - MONA - 64.5" (J54, J55)                      |
| 4   | 126609-11-J56 | EA  | VALANCE - MONA - 64.5" (J56, J57)                      |
| 4   | 127017-43-J52 | EA  | LEG - RIGHT - 23.5" (J52, J53)                         |
| 4   | 127017-43-JA2 | EA  | LEG - RIGHT - 23.5" (J52, J53)                         |
| 4   | 127017-41-J54 | EA  | LEG - RIGHT - 23.5" (J54, J55)                         |
| 4   | 127017-41-J56 | EA  | LEG - RIGHT - 23.5" (J56, J57)                         |
| 4   | 127017-44-J52 | EA  | LEG - LEFT - 23.5" (J52, J53)                          |
| 4   | 127017-44-JA2 | EA  | LEG - LEFT - 23.5" (J52, J53)                          |
| 4   | 127017-42-J54 | EA  | LEG - LEFT - 23.5" (J54, J55)                          |
| 4   | 127017-42-J56 | EA  | LEG - LEFT - 23.5" (J56, J57)                          |
| 4   | 109802-48-G45 | EA  | BLIND - PLEATED - 58" X 26.5" (J52, J53)               |
| 4   | 109802-48-G35 | EA  | BLIND - PLEATED - 58" X 26.5" (J54, J55, J56, J57)     |
| 4   | 111910-55-J03 | EA  | BLIND - DAY/NIGHTER - 61" X 28.5" (J52, J53)           |
| 4   | 111910-55-J01 | EA  | BLIND - DAY/NIGHTER - 61" X 28.5" (J54, J55, J56, J57) |
| 5   | 101668-68-J22 | EA  | CURTAIN - LEFT HAND - 42" X 106" (J52, J53, J56, J57)  |
| 5   | 101668-68-J54 | EA  | CURTAIN - LEFT HAND - 42" X 106" (J54, J55)            |
| 5   | 073260-42-C18 | EA  | TIEBACK - 6" X 18" (J52, J53, J56, J57)                |
| 5   | 073260-42-C17 | EA  | TIEBACK - 6" X 18" (J54, J55)                          |
| 5   | 126841-02-000 | EA  | SHADE - PULL - CHARCOAL MESH - 34" X 60"               |
| 6   | 101668-67-J22 | EA  | CURTAIN - RIGHT HAND - 42" X 106" (J52, J53, J56, J57) |
| 6   | 101668-67-J54 | EA  | CURTAIN - RIGHT HAND - 42" X 106" (J54, J55)           |
| 6   | 073260-42-C18 | EA  | TIEBACK - 6" X 18" (J52, J53, J56, J57)                |
| 6   | 073260-42-C17 | EA  | TIEBACK - 6" X 18" (J54, J55)                          |
| 6   | 126841-02-000 | EA  | SHADE - PULL - CHARCOAL MESH - 34" X 60"               |
| 7   | 126609-10-J52 | EA  | VALANCE - MONA - 34" (J52, J53)                        |
| 7   | 126609-10-J54 | EA  | VALANCE - MONA - 34" (J54, J55)                        |
| 7   | 126609-10-J56 | EA  | VALANCE - MONA - 34" (J56, J57)                        |
| 7   | 127017-11-J52 | EA  | LEG - RIGHT - 25" (J52, J53)                           |
| 7   | 127017-11-JA2 | EA  | LEG - RIGHT - 25" (J52, J53)                           |
| 7   | 127017-01-J54 | EA  | LEG - RIGHT - 25" (J54, J55)                           |
| 7   | 127017-01-J56 | EA  | LEG - RIGHT - 25" (J56, J57)                           |
| 7   | 127017-12-J52 | EA  | LEG - LEFT - 25" (J52, J53)                            |
| 7   | 127017-14-JA2 | EA  | LEG - LEFT - 25" (J52, J53)                            |
| 7   | 127017-02-J54 | EA  | LEG - LEFT - 25" (J54, J55)                            |
| 7   | 127017-02-J56 | EA  | LEG - LEFT - 25" (J56, J57)                            |
| 7   | 109802-60-J52 | EA  | BLIND - PLEATED - 31" X 28.5" (J52, J53)               |
| 7   | 109802-60-J60 | EA  | BLIND - PLEATED - 31" X 28.5" (J54, J55, J56, J57)     |
| 7   | 111910-59-J30 | EA  | BLIND - DAY/NIGHTER - 31" X 28.5" (J52, J53)           |
| 7   | 111910-59-J60 | EA  | BLIND - DAY/NIGHTER - 31" X 28.5" (J54, J55, J56, J57) |
| 8   | 121410-95-J52 | EA  | VALANCE - MODERATE - 15" X 36" (J52, J53)              |
| 8   | 121410-95-J54 | EA  | VALANCE - MODERATE - 15" X 36" (J54, J55)              |
| 8   | 121410-95-J56 | EA  | VALANCE - MODERATE - 15" X 36" (J56, J57)              |
| 8   | 084755-60-F01 | EA  | SHADE - PULL - 29.25"                                  |
| 9   | 109041-44-01A | EA  | BLIND - MINI - 30.5" X 18"                             |
| 9   | 109353-10-01A | EA  | BLIND - SLAT - 30.5" - PURE SILVER                     |

FROM: 11-17-97 THRU: 99-99-99

FROM: 00-00-00 THRU: 11-16-97

FROM: 11-17-97 THRU: 99-99-99

FROM: 00-00-00 THRU: 11-16-97

FROM: 11-17-97 THRU: 99-99-99

FROM: 00-00-00 THRU: 11-16-97

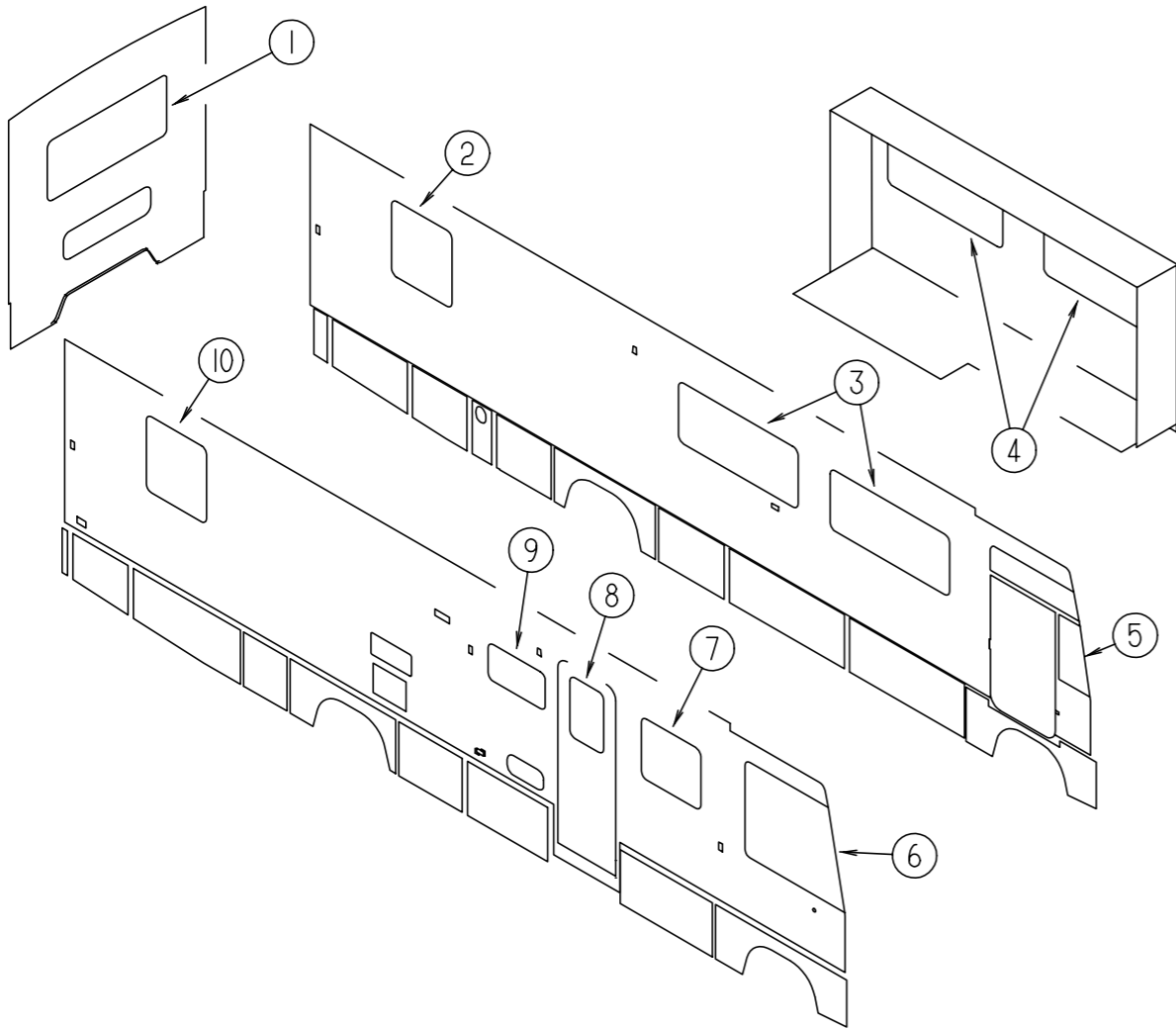
FROM: 11-17-97 THRU: 99-99-99

FROM: 00-00-00 THRU: 11-16-97

FROM: 11-17-97 THRU: 99-99-99

# CURTAIN & CUSHION GROUP (CONTINUED)

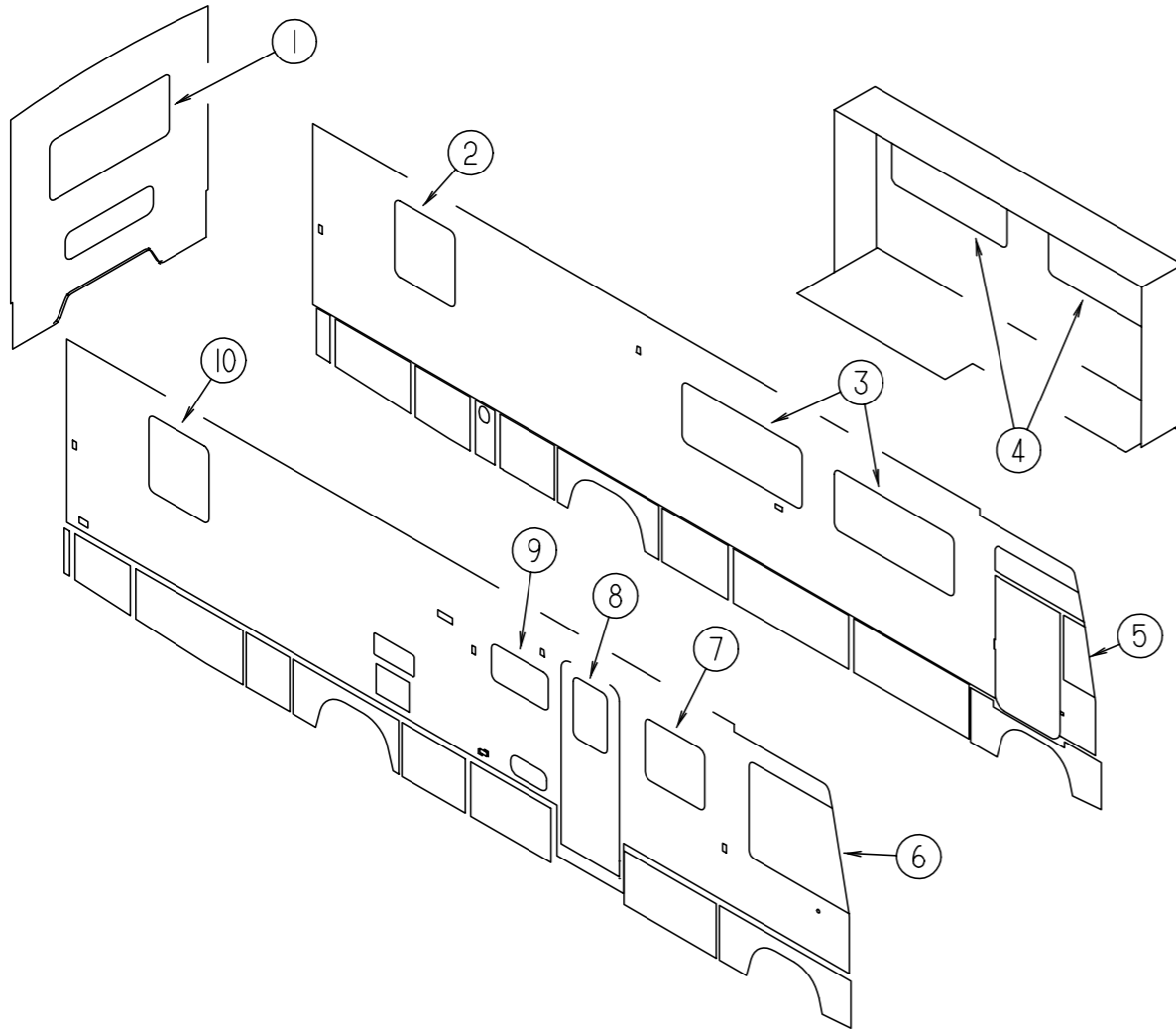
## CURTAINS & WINDOW TREATMENT - TWIN BED



| KEY | PART NUMBER   | U/M | DESCRIPTION  |                               |
|-----|---------------|-----|--|-------------------------------|
| 1   | 119299-07-J52 | EA  | VALANCE - WHITNEY - 65" (J52, J53)                     |                               |
| 1   | 119299-07-J54 | EA  | VALANCE - WHITNEY - 65" (J54, J55)                     |                               |
| 1   | 119299-07-J56 | EA  | VALANCE - WHITNEY - 65" (J56, J57)                     |                               |
| 1   | 127017-07-J52 | EA  | LEG - RIGHT - 25" (J52, J53)                           |                               |
| 1   | 127017-07-J54 | EA  | LEG - RIGHT - 25" (J54, J55)                           |                               |
| 1   | 127017-23-J56 | EA  | LEG - RIGHT - 25" (J56, J57)                           |                               |
| 1   | 127017-08-J52 | EA  | LEG - LEFT - 25" (J52, J53)                            |                               |
| 1   | 127017-08-J54 | EA  | LEG - LEFT - 25" (J54, J55)                            |                               |
| 1   | 127017-24-J56 | EA  | LEG - LEFT - 25" (J56, J57)                            |                               |
| 1   | 111910-57-J51 | EA  | BLIND - DAY/NIGHTER - 61" X 28.5" (J52, J53)           |                               |
| 1   | 111910-57-J20 | EA  | BLIND - DAY/NIGHTER - 61" X 28.5" (J54, J55, J56, J57) |                               |
| 2   | 119299-19-J52 | EA  | VALANCE - WHITNEY - 34" (J52, J53)                     |                               |
| 2   | 119299-19-J54 | EA  | VALANCE - WHITNEY - 34" (J54, J55)                     |                               |
| 2   | 119299-19-J56 | EA  | VALANCE - WHITNEY - 34" (J56, J57)                     |                               |
| 2   | 123910-15-J52 | EA  | LEG - RIGHT - 34" (J52, J53)                           |                               |
| 2   | 123910-15-J54 | EA  | LEG - RIGHT - 34" (J54, J55)                           |                               |
| 2   | 123910-19-J56 | EA  | LEG - RIGHT - 34" (J56, J57)                           |                               |
| 2   | 123910-16-J52 | EA  | LEG - LEFT - 34" (J52, J53)                            |                               |
| 2   | 123910-16-J54 | EA  | LEG - LEFT - 34" (J54, J55)                            |                               |
| 2   | 123910-20-J56 | EA  | LEG - LEFT - 34" (J56, J57)                            |                               |
| 2   | 111910-58-J51 | EA  | BLIND - DAY/NIGHTER - 31" X 37" (J52, J53)             |                               |
| 2   | 111910-58-J20 | EA  | BLIND - DAY/NIGHTER - 31" X 37" (J54, J55, J56, J57)   |                               |
| 3   | 126609-01-J52 | EA  | VALANCE - MONA - 64.5" (J52, J53)                      |                               |
| 3   | 126609-01-J54 | EA  | VALANCE - MONA - 64.5" (J54, J55)                      |                               |
| 3   | 126609-01-J56 | EA  | VALANCE - MONA - 64.5" (J56, J57)                      |                               |
| 3   | 127017-11-J52 | EA  | LEG - RIGHT - 25" (J52, J53)                           |                               |
| 3   | 127017-11-JA2 | EA  | LEG - RIGHT - 25" (J52, J53)                           | FROM: 00-00-00 THRU: 11-16-97 |
| 3   | 127017-01-J54 | EA  | LEG - RIGHT - 25" (J54, J55)                           | FROM: 11-17-97 THRU: 99-99-99 |
| 3   | 127017-01-J56 | EA  | LEG - RIGHT - 25" (J56, J57)                           |                               |
| 3   | 127017-12-J52 | EA  | LEG - LEFT - 25" (J52, J53)                            |                               |
| 3   | 127017-14-JA2 | EA  | LEG - LEFT - 25" (J52, J53)                            | FROM: 00-00-00 THRU: 11-16-97 |
| 3   | 127017-02-J54 | EA  | LEG - LEFT - 25" (J54, J55)                            | FROM: 11-17-97 THRU: 99-99-99 |
| 3   | 127017-02-J56 | EA  | LEG - LEFT - 25" (J56, J57)                            |                               |
| 3   | 109802-58-J51 | EA  | BLIND - PLEATED - 61" X 28.5" (J52, J53)               |                               |
| 3   | 109802-58-J20 | EA  | BLIND - PLEATED - 61" X 28.5" (J54, J55, J56, J57)     |                               |
| 3   | 111910-57-J51 | EA  | BLIND - DAY/NIGHTER - 61" X 28.5" (J52, J53)           |                               |
| 3   | 111910-57-J20 | EA  | BLIND - DAY/NIGHTER - 61" X 28.5" (J54, J55, J56, J57) |                               |
| 4   | 126609-11-J52 | EA  | VALANCE - MONA - 64.5" (J52, J53)                      |                               |
| 4   | 126609-11-J54 | EA  | VALANCE - MONA - 64.5" (J54, J55)                      |                               |
| 4   | 126609-11-J56 | EA  | VALANCE - MONA - 64.5" (J56, J57)                      |                               |
| 4   | 127017-43-J52 | EA  | LEG - RIGHT - 23.5" (J52, J53)                         |                               |
| 4   | 127017-43-JA2 | EA  | LEG - RIGHT - 23.5" (J52, J53)                         | FROM: 00-00-00 THRU: 11-16-97 |
| 4   | 127017-41-J54 | EA  | LEG - RIGHT - 23.5" (J54, J55)                         | FROM: 11-17-97 THRU: 99-99-99 |
| 4   | 127017-41-J56 | EA  | LEG - RIGHT - 23.5" (J56, J57)                         |                               |
| 4   | 127017-44-J52 | EA  | LEG - LEFT - 23.5" (J52, J53)                          |                               |
| 4   | 127017-44-JA2 | EA  | LEG - LEFT - 23.5" (J52, J53)                          | FROM: 00-00-00 THRU: 11-16-97 |
| 4   | 127017-42-J54 | EA  | LEG - LEFT - 23.5" (J54, J55)                          | FROM: 11-17-97 THRU: 99-99-99 |
| 4   | 127017-42-J56 | EA  | LEG - LEFT - 23.5" (J56, J57)                          |                               |
| 4   | 109802-48-G45 | EA  | BLIND - PLEATED - 58" X 26.5" (J52, J53)               |                               |
| 4   | 109802-48-G35 | EA  | BLIND - PLEATED - 58" X 26.5" (J54, J55, J56, J57)     |                               |
| 4   | 111910-55-J03 | EA  | BLIND - DAY/NIGHTER - 61" X 28.5" (J52, J53)           |                               |
| 4   | 111910-55-J01 | EA  | BLIND - DAY/NIGHTER - 61" X 28.5" (J54, J55, J56, J57) |                               |

## CURTAIN & CUSHION GROUP (CONTINUED)

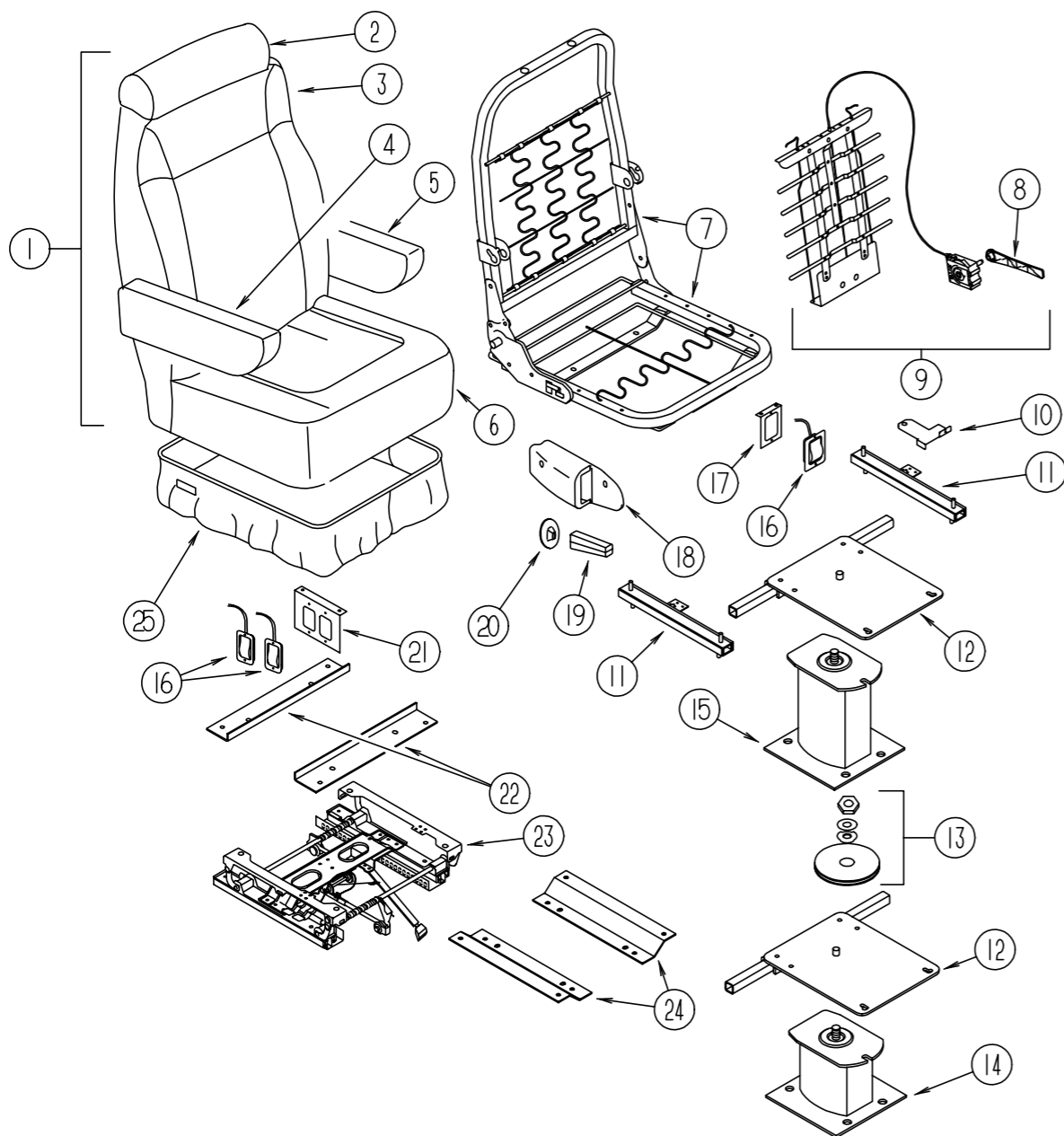
### CURTAINS & WINDOW TREATMENT - TWIN BED (CONTINUED)



| KEY | PART NUMBER   | U/M | DESCRIPTION  |                               |
|-----|---------------|-----|--|-------------------------------|
| 5   | 101668-68-J22 | EA  | CURTAIN - LEFT HAND - 42" X 106" (J52, J53, J56, J57)  |                               |
| 5   | 101668-68-J54 | EA  | CURTAIN - LEFT HAND - 42" X 106" (J54, J55)            |                               |
| 5   | 073260-42-C18 | EA  | TIEBACK - 6" X 18" (J52, J53, J56, J57)                |                               |
| 5   | 073260-42-C17 | EA  | TIEBACK - 6" X 18" (J54, J55)                          |                               |
| 5   | 126841-02-000 | EA  | SHADE - PULL - CHARCOAL MESH - 34" X 60"               |                               |
| 6   | 101668-67-J22 | EA  | CURTAIN - RIGHT HAND - 42" X 106" (J52, J53, J56, J57) |                               |
| 6   | 101668-67-J54 | EA  | CURTAIN - RIGHT HAND - 42" X 106" (J54, J55)           |                               |
| 6   | 073260-42-C18 | EA  | TIEBACK - 6" X 18" (J52, J53, J56, J57)                |                               |
| 6   | 073260-42-C17 | EA  | TIEBACK - 6" X 18" (J54, J55)                          |                               |
| 6   | 126841-02-000 | EA  | SHADE - PULL - CHARCOAL MESH - 34" X 60"               |                               |
| 7   | 126609-10-J52 | EA  | VALANCE - MONA - 34" (J52, J53)                        |                               |
| 7   | 126609-10-J54 | EA  | VALANCE - MONA - 34" (J54, J55)                        |                               |
| 7   | 126609-10-J56 | EA  | VALANCE - MONA - 34" (J56, J57)                        |                               |
| 7   | 127017-11-J52 | EA  | LEG - RIGHT - 25" (J52, J53)                           |                               |
| 7   | 127017-11-JA2 | EA  | LEG - RIGHT - 25" (J52, J53)                           | FROM: 00-00-00 THRU: 11-16-97 |
| 7   | 127017-01-J54 | EA  | LEG - RIGHT - 25" (J54, J55)                           | FROM: 11-17-97 THRU: 99-99-99 |
| 7   | 127017-01-J56 | EA  | LEG - RIGHT - 25" (J56, J57)                           |                               |
| 7   | 127017-12-J52 | EA  | LEG - LEFT - 25" (J52, J53)                            |                               |
| 7   | 127017-14-JA2 | EA  | LEG - LEFT - 25" (J52, J53)                            | FROM: 00-00-00 THRU: 11-16-97 |
| 7   | 127017-02-J54 | EA  | LEG - LEFT - 25" (J54, J55)                            | FROM: 11-17-97 THRU: 99-99-99 |
| 7   | 127017-02-J56 | EA  | LEG - LEFT - 25" (J56, J57)                            |                               |
| 7   | 109802-60-J52 | EA  | BLIND - PLEATED - 31" X 28.5" (J52, J53)               |                               |
| 7   | 109802-60-J60 | EA  | BLIND - PLEATED - 31" X 28.5" (J54, J55, J56, J57)     |                               |
| 7   | 111910-59-J30 | EA  | BLIND - DAY/NIGHTER - 31" X 28.5" (J52, J53)           |                               |
| 7   | 111910-59-J60 | EA  | BLIND - DAY/NIGHTER - 31" X 28.5" (J54, J55, J56, J57) |                               |
| 8   | 121410-95-J52 | EA  | VALANCE - MODERATE - 15" X 36" (J52, J53)              |                               |
| 8   | 121410-95-J54 | EA  | VALANCE - MODERATE - 15" X 36" (J54, J55)              |                               |
| 8   | 121410-95-J56 | EA  | VALANCE - MODERATE - 15" X 36" (J56, J57)              |                               |
| 8   | 084755-60-F01 | EA  | SHADE - PULL - 29.25"                                  |                               |
| 9   | 109041-44-01A | EA  | BLIND - MINI - 30.5" X 18"                             |                               |
| 9   | 109353-10-01A | EA  | BLIND - SLAT - 30.5" - PURE SILVER                     |                               |
| 10  | 119299-18-J52 | EA  | VALANCE - WHITNEY - 34" (J52, J53)                     |                               |
| 10  | 119299-18-J54 | EA  | VALANCE - WHITNEY - 34" (J54, J55)                     |                               |
| 10  | 119299-18-J56 | EA  | VALANCE - WHITNEY - 34" (J56, J57)                     |                               |
| 10  | 127017-09-J52 | EA  | LEG - RIGHT - 25" (J52, J53)                           |                               |
| 10  | 127017-09-J54 | EA  | LEG - RIGHT - 25" (J54, J55)                           |                               |
| 10  | 127017-17-J56 | EA  | LEG - RIGHT - 25" (J56, J57)                           |                               |
| 10  | 127017-10-J52 | EA  | LEG - LEFT - 25" (J52, J53)                            |                               |
| 10  | 127017-10-J54 | EA  | LEG - LEFT - 25" (J54, J55)                            |                               |
| 10  | 127017-18-J56 | EA  | LEG - LEFT - 25" (J56, J57)                            |                               |
| 10  | 111910-58-J51 | EA  | BLIND - DAY/NIGHTER - 31" X 37" (J52, J53)             |                               |
| 10  | 111910-58-J20 | EA  | BLIND - DAY/NIGHTER - 31" X 37" (J54, J55, J56, J57)   |                               |

# CURTAIN & CUSHION GROUP (CONTINUED)

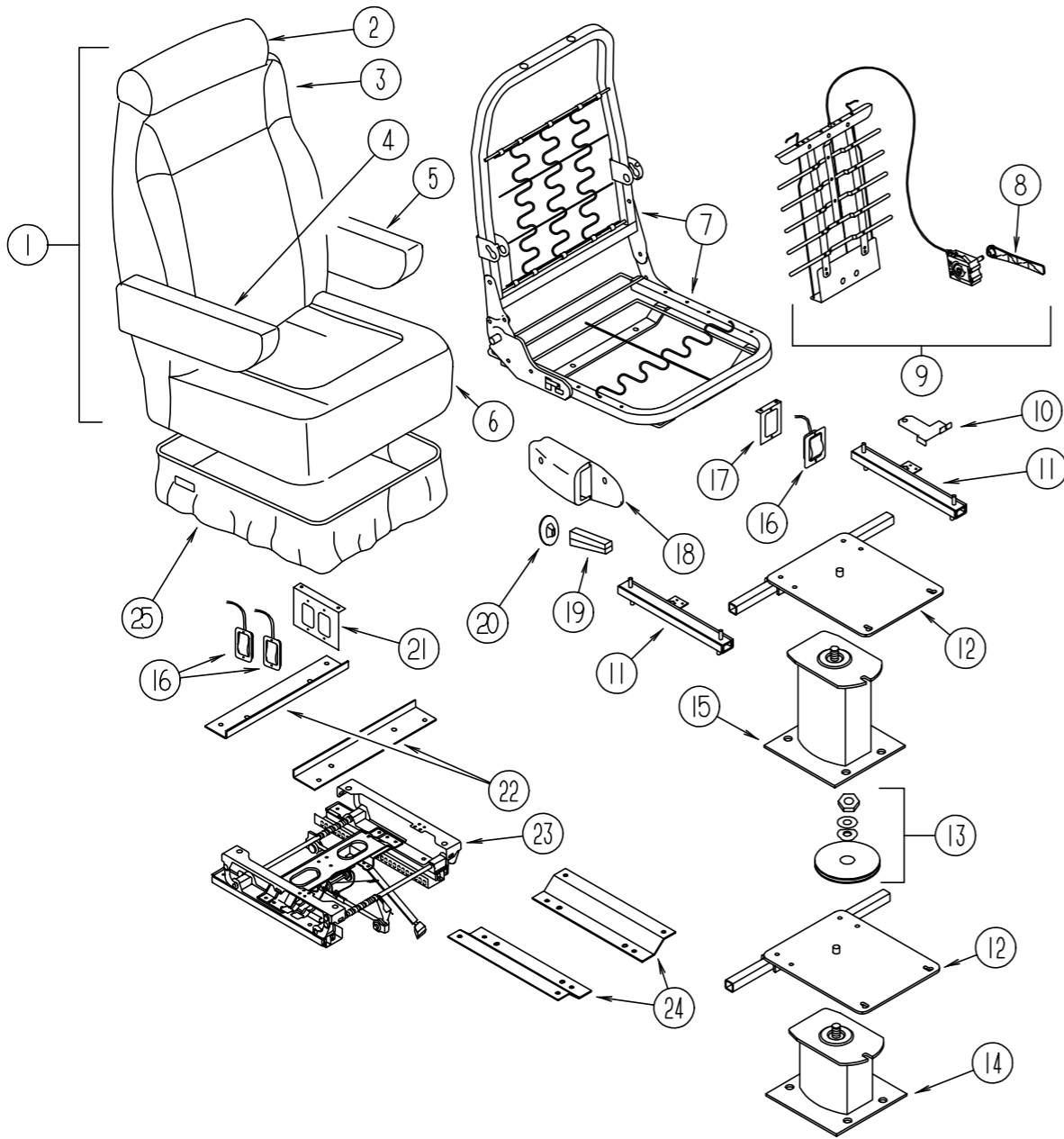
## DRIVER BUCKET SEAT



| KEY | PART NUMBER   | U/M | DESCRIPTION   |
|-----|---------------|-----|---|
| 1   | 127581-03-J52 | EA  | SEAT - WIDE BUCKET - W/ADJUSTABLE LUMBAR SUPPORT/ARMREST (J52, J53) |
| 1   | 127581-03-J54 | EA  | SEAT - WIDE BUCKET - W/ADJUSTABLE LUMBAR SUPPORT/ARMREST (J54, J55) |
| 1   | 127581-03-J56 | EA  | SEAT - WIDE BUCKET - W/ADJUSTABLE LUMBAR SUPPORT/ARMREST (J56, J57) |
| 1   | 127540-10-J52 | EA  | SEAT - BUCKET - DRIVERS WIDE W/LUMBAR SUPPORT (LEATHER)             |
| 2   | 119509-01-H19 | EA  | HEADREST - BUCKET SEAT (J52, J53)                                   |
|     |               |     | FROM: 00-00-00 THRU: 11-16-97                                       |
| 2   | 119509-01-JA2 | EA  | HEADREST - BUCKET SEAT (J52, J53)                                   |
|     |               |     | FROM: 11-17-97 THRU: 99-99-99                                       |
| 2   | 119509-01-J24 | EA  | HEADREST - BUCKET SEAT (J54, J55)                                   |
| 2   | 119509-01-J56 | EA  | HEADREST - BUCKET SEAT (J56, J57)                                   |
| 2   | 119509-02-J52 | EA  | HEADREST - BUCKET SEAT (LEATHER)                                    |
| 2   | P19509-01-H19 | EA  | COVER - HEADREST (J52, J53)   |
|     |               |     | FROM: 00-00-00 THRU: 11-16-97                                       |
| 2   | P19509-01-JA2 | EA  | COVER - HEADREST (J52, J53)   |
|     |               |     | FROM: 11-17-97 THRU: 99-99-99                                       |
| 2   | P19509-01-J54 | EA  | COVER - HEADREST (J54, J55)   |
| 2   | P19509-01-J56 | EA  | COVER - HEADREST (J56, J57)   |
| 2   | P19509-02-J52 | EA  | COVER - HEADREST (LEATHER)  |
|     | 113977-12-000 | EA  | HEADREST INSERT - W/O LOCK  |
|     | 113977-13-000 | EA  | HEADREST INSERT - W/ LOCK   |
|     | 114791-03-000 | EA  | FRAME - HEADREST  |
| 3   | M05962-73-J52 | EA  | COVER - BACK (J52, J53)   |
|     |               |     | FROM: 00-00-00 THRU: 11-16-97                                       |
| 3   | M05962-73-JA2 | EA  | COVER - BACK (J52, J53)   |
|     |               |     | FROM: 11-17-97 THRU: 99-99-99                                       |
| 3   | M05962-73-J54 | EA  | COVER - BACK (J54, J55)   |
| 3   | M05962-73-J56 | EA  | COVER - BACK (J56, J57)   |
| 3   | M05962-78-J52 | EA  | COVER - BACK - BUCKET (LEATHER)                                     |
| 4   | 122780-01-J35 | EA  | ARMREST - RIGHT HAND (J52, J53)                                     |
|     |               |     | FROM: 00-00-00 THRU: 11-16-97                                       |
| 4   | 122780-01-JA2 | EA  | ARMREST - RIGHT HAND (J52, J53)                                     |
|     |               |     | FROM: 11-17-97 THRU: 99-99-99                                       |
| 4   | 122780-01-J54 | EA  | ARMREST - RIGHT HAND (J54, J55)                                     |
| 4   | 122780-01-J56 | EA  | ARMREST - RIGHT HAND (J56, J57)                                     |
| 4   | 122780-03-J52 | EA  | ARMREST - RIGHT HAND (LEATHER)                                      |
| 4   | P22780-01-J35 | EA  | COVER - ARMREST - RIGHT HAND (J52, J53)                             |
|     |               |     | FROM: 00-00-00 THRU: 11-16-97                                       |
| 4   | P22780-01-JA2 | EA  | COVER - ARMREST - RIGHT HAND (J52, J53)                             |
|     |               |     | FROM: 11-17-97 THRU: 99-99-99                                       |
| 4   | P22780-01-J54 | EA  | COVER - ARMREST - RIGHT HAND (J54, J55)                             |
| 4   | P22780-01-J56 | EA  | COVER - ARMREST - RIGHT HAND (J56, J57)                             |
| 4   | 122780-03-J52 | EA  | COVER - ARMREST - RIGHT HAND (LEATHER)                              |
| 4   | 115617-03-000 | EA  | ARMREST - W/O COVER - RIGHT   |
| 5   | 122780-02-H08 | EA  | ARMREST - LEFT HAND (J52, J53)                                      |
|     |               |     | FROM: 00-00-00 THRU: 11-16-97                                       |
| 5   | 122780-02-JA2 | EA  | ARMREST - LEFT HAND (J52, J53)                                      |
|     |               |     | FROM: 11-17-97 THRU: 99-99-99                                       |
| 5   | 122780-02-J54 | EA  | ARMREST - LEFT HAND (J54, J55)                                      |
| 5   | 122780-02-J56 | EA  | ARMREST - LEFT HAND (J56, J57)                                      |
| 5   | 122780-04-J52 | EA  | ARMREST - LEFT HAND (LEATHER)                                       |
| 5   | P22780-02-H08 | EA  | COVER - ARMREST - LEFT HAND (J52, J53)                              |
|     |               |     | FROM: 00-00-00 THRU: 11-16-97                                       |
| 5   | P22780-02-JA2 | EA  | COVER - ARMREST - LEFT HAND (J52, J53)                              |
|     |               |     | FROM: 11-17-97 THRU: 99-99-99                                       |
| 5   | P22780-02-J54 | EA  | COVER - ARMREST - LEFT HAND (J54, J55)                              |
| 5   | P22780-02-J56 | EA  | COVER - ARMREST - LEFT HAND (J56, J57)                              |
| 5   | P22780-04-J52 | EA  | COVER - ARMREST - LEFT HAND (LEATHER)                               |
| 5   | 115617-04-000 | EA  | ARMREST - W/O COVER - LEFT  |

# CURTAIN & CUSHION GROUP (CONTINUED)

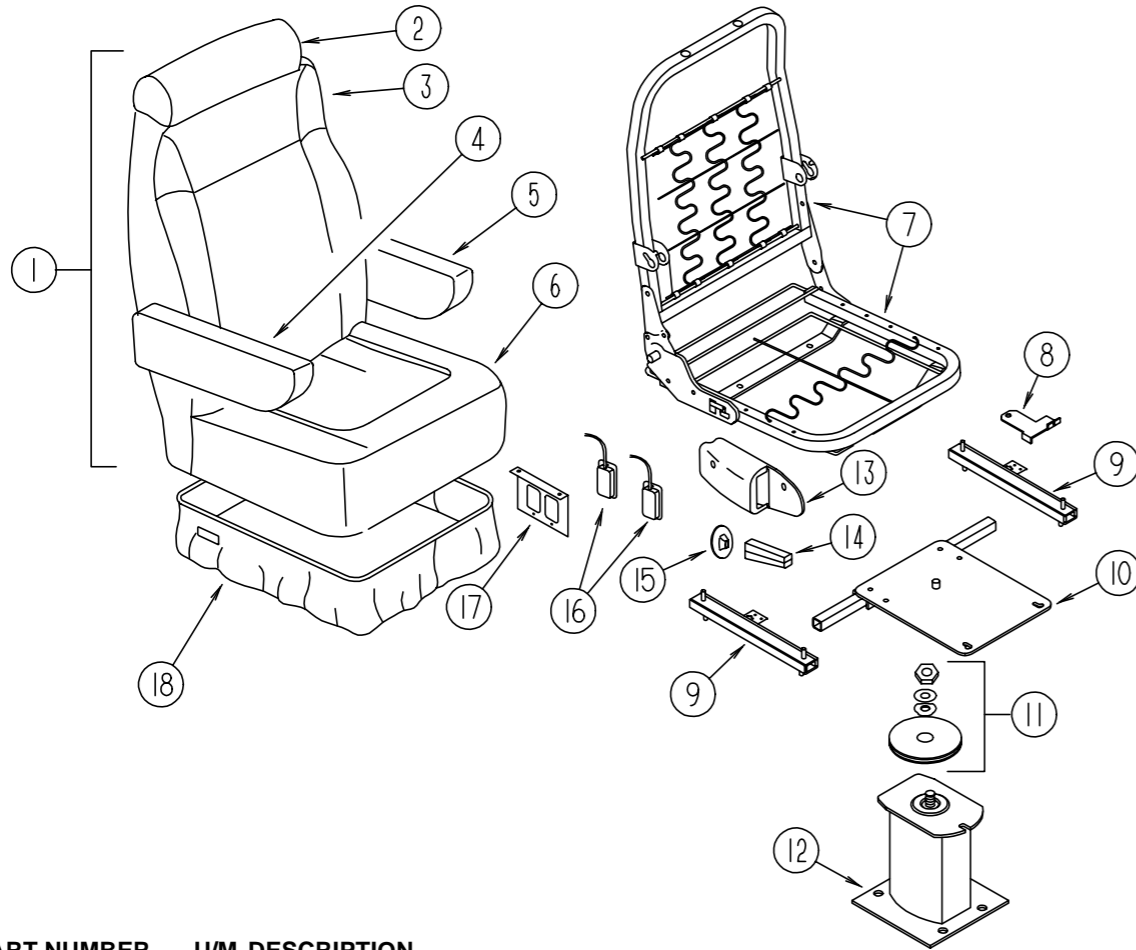
## DRIVER BUCKET SEAT (CONTINUED)



| KEY | PART NUMBER   | U/M | DESCRIPTION  | VENDOR NO.                    |
|-----|---------------|-----|--|-------------------------------|
| 6   | M05962-38-J52 | EA  | COVER - SEAT (J52, J53)                            | FROM: 00-00-00 THRU: 11-16-97 |
| 6   | M05962-38-JA2 | EA  | COVER - SEAT (J52, J53)                            | FROM: 11-17-97 THRU: 99-99-99 |
| 6   | M05962-38-J54 | EA  | COVER - SEAT (J54, J55)                            |                               |
| 6   | M05962-38-J56 | EA  | COVER - SEAT (J56, J57)                            |                               |
|     | M05962-79-J52 | EA  | COVER - SEAT - BUCKET (LEATHER)                    |                               |
| 7   | 122695-01-01B | EA  | FRAME ASM - SEAT & BACK                            |                               |
| 8   | 122611-02-701 | EA  | LUMBAR - LEVER                                     | 412                           |
| 9   | 122611-02-000 | EA  | LUMBAR - W/LEVER                                   |                               |
| 10  | 117125-01-02B | EA  | BRACKET - CABLE MOUNT - ADJUSTER W/ LOCK           |                               |
| 11  | 119952-04-000 | EA  | SLIDE/SEAT - HEAVY DUTY LOCKING - 4 STUDS          |                               |
|     | 119952-07-000 | EA  | WIRE - LATCH RELEASE/ ROTARY                       |                               |
| 12  | 107921-05-000 | EA  | PLATE TOP - W/ SEAT BELT BAR                       |                               |
| 13  | 107921-06-000 | EA  | BEARING KIT - PEDESTAL                             |                               |
| 14  | 107921-07-000 | EA  | PEDESTAL BASE - POWER                              |                               |
| 15  | 107921-01-000 | EA  | PEDESTAL FLOOR MOUNTED - W/9.75" EXTENSION         |                               |
| 16  | 108049-04-000 | EA  | CABLE - W/SWITCHES - W/26" MINI LEVER ACTION       |                               |
|     | 108049-02-000 | EA  | CLIP - CABLE/ PEDESTAL                             |                               |
| 17  | 127159-01-02B | EA  | BRACKET - SEAT RELEASE - SINGLE REMOTE             |                               |
| 18  | 080730-09-000 | EA  | SHIELD - RECLINER HANDLE                           |                               |
| 19  | 080730-08-000 | EA  | HANDLE - RECLINER                                  |                               |
| 20  | 080730-11-000 | EA  | SHIELD - RUBBER BOOT                               |                               |
| 21  | 127159-02-02B | EA  | BRACKET - SEAT RELEASE - DUAL REMOTE               |                               |
| 22  | 116215-02-000 | EA  | BRACKET - UPPER MOUNT - 6-WAY MANUAL SEAT          |                               |
|     | 007221-01-000 | EA  | SPACER - SEAT/ ADJUSTER                            |                               |
| 23  | 116215-01-000 | EA  | ADJUSTER/SLIDE - DRIVERS SEAT - 6-WAY MANUAL       |                               |
| 24  | 116215-03-000 | EA  | BRACKET - LOWER MOUNT - 6-WAY MANUAL SEAT          |                               |
| 25  | 071126-58-H19 | EA  | SKIRT - SINGLE 10.5" - W/SEAT BELT SLOT (J52, J53) | FROM: 00-00-00 THRU: 11-16-97 |
| 25  | 071126-58-JA2 | EA  | SKIRT - SINGLE 10.5" - W/SEAT BELT SLOT (J52, J53) | FROM: 11-17-97 THRU: 99-99-99 |
| 25  | 071126-58-J54 | EA  | SKIRT - SINGLE 10.5" - W/SEAT BELT SLOT (J54, J55) |                               |
| 25  | 071126-58-J56 | EA  | SKIRT - SINGLE 10.5" - W/SEAT BELT SLOT (J56, J57) |                               |
| 25  | 071126-62-J52 | EA  | SKIRT - SINGLE 10.5" - W/SEAT BELT SLOT (LEATHER)  |                               |
| 25  | 071126-60-J52 | EA  | SKIRT - SINGLE - 10.5" - 6-WAY MANUAL (J52, J53)   |                               |
| 25  | 071126-60-J54 | EA  | SKIRT - SINGLE - 10.5" - 6-WAY MANUAL (J54, J55)   |                               |
| 25  | 071126-60-J56 | EA  | SKIRT - SINGLE - 10.5" - 6-WAY MANUAL (J56, J57)   |                               |
| 25  | 071126-67-J52 | EA  | SKIRT - SINGLE - 10.5" - 6-WAY MANUAL (LEATHER)    |                               |

## CURTAIN & CUSHION GROUP (CONTINUED)

### PASSENGER BUCKET SEAT



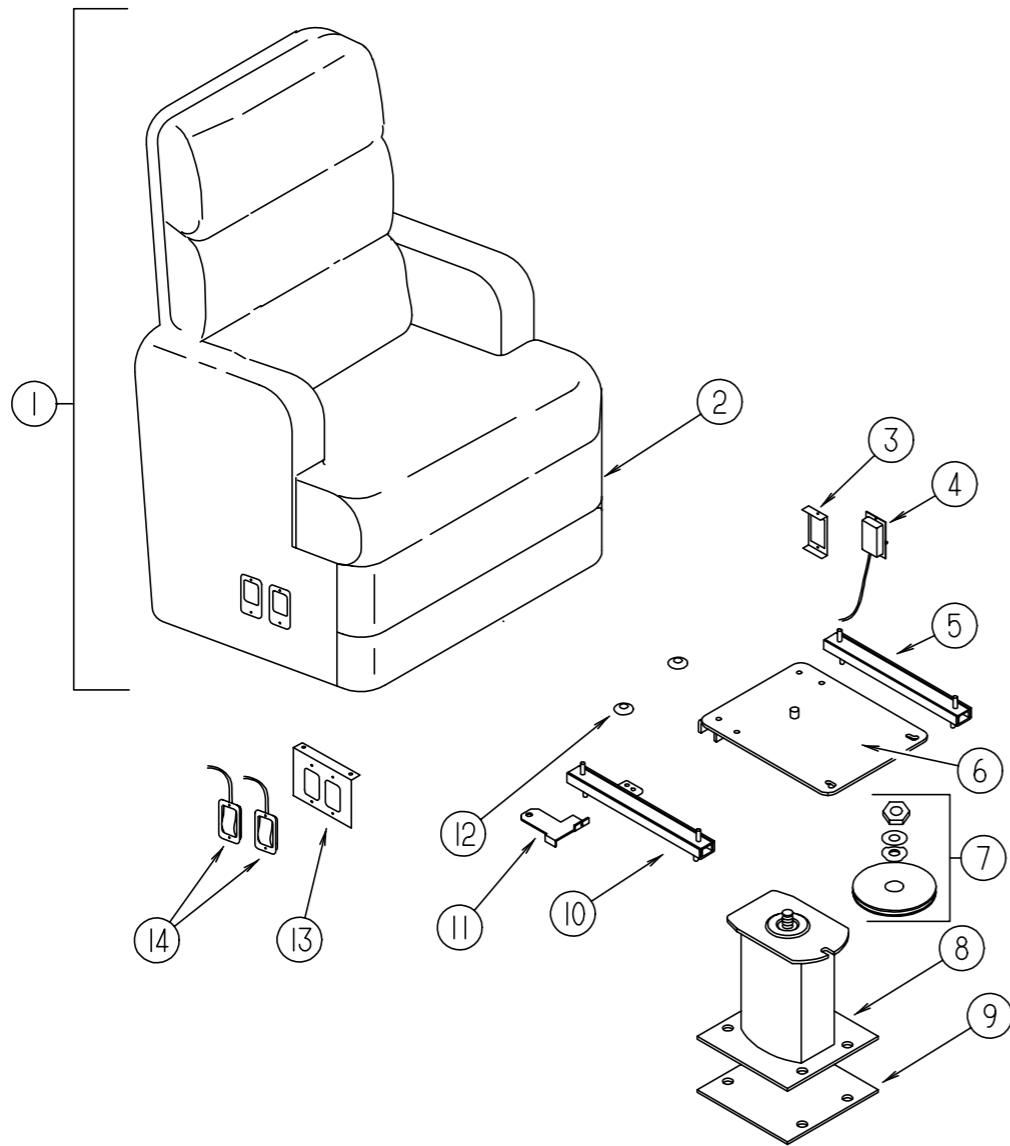
| KEY | PART NUMBER   | U/M | DESCRIPTION  |
|-----|---------------|-----|--|
| 1   | 127581-04-J52 | EA  | SEAT - WIDE BUCKET - W/FIXED LUMBAR SUPPORT/ARMREST (J52, J53) |
| 1   | 127581-04-J54 | EA  | SEAT - WIDE BUCKET - W/FIXED LUMBAR SUPPORT/ARMREST (J54, J55) |
| 1   | 127581-04-J56 | EA  | SEAT - WIDE BUCKET - W/FIXED LUMBAR SUPPORT/ARMREST (J56, J57) |
| 1   | 127540-11-J52 | EA  | SEAT - BUCKET - PASSENGER - WIDE (LEATHER)                     |
| 2   | 119509-01-H19 | EA  | HEADREST - BUCKET SEAT (J52, J53)                              |
|     |               |     | FROM: 00-00-00 THRU: 11-16-97                                  |
| 2   | 119509-01-JA2 | EA  | HEADREST - BUCKET SEAT (J52, J53)                              |
|     |               |     | FROM: 11-17-97 THRU: 99-99-99                                  |
| 2   | 119509-01-J24 | EA  | HEADREST - BUCKET SEAT (J54, J55)                              |
| 2   | 119509-01-J56 | EA  | HEADREST - BUCKET SEAT (J56, J57)                              |
| 2   | 119509-02-J52 | EA  | HEADREST - BUCKET SEAT (LEATHER)                               |
| 2   | P19509-01-H19 | EA  | COVER - HEADREST (J52, J53)                                    |
|     |               |     | FROM: 00-00-00 THRU: 11-16-97                                  |
| 2   | P19509-01-JA2 | EA  | COVER - HEADREST (J52, J53)                                    |
|     |               |     | FROM: 11-17-97 THRU: 99-99-99                                  |
| 2   | P19509-01-J54 | EA  | COVER - HEADREST (J54, J55)                                    |
| 2   | P19509-01-J56 | EA  | COVER - HEADREST (J56, J57)                                    |
| 2   | P19509-02-J52 | EA  | COVER - HEADREST (LEATHER)                                     |
|     | 113977-12-000 | EA  | HEADREST INSERT - W/O LOCK                                     |
|     | 113977-13-000 | EA  | HEADREST INSERT - W/ LOCK                                      |
|     | 114791-03-000 | EA  | FRAME - HEADREST   |
| 3   | M05962-73-J52 | EA  | COVER - BACK (J52, J53)  |
|     |               |     | FROM: 00-00-00 THRU: 11-16-97                                  |
| 3   | M05962-73-JA2 | EA  | COVER - BACK (J52, J53)  |
|     |               |     | FROM: 11-17-97 THRU: 99-99-99                                  |
| 3   | M05962-73-J54 | EA  | COVER - BACK (J54, J55)  |
| 3   | M05962-73-J56 | EA  | COVER - BACK (J56, J57)  |
| 3   | M05962-78-J52 | EA  | COVER - BACK - BUCKET (LEATHER)                                |

| KEY | PART NUMBER   | U/M | DESCRIPTION  |
|-----|---------------|-----|--|
| 4   | 122780-01-J35 | EA  | ARMREST - RIGHT HAND (J52, J53)                    |
|     |               |     | FROM: 00-00-00 THRU: 11-16-97                      |
| 4   | 122780-01-JA2 | EA  | ARMREST - RIGHT HAND (J52, J53)                    |
|     |               |     | FROM: 11-17-97 THRU: 99-99-99                      |
| 4   | 122780-01-J54 | EA  | ARMREST - RIGHT HAND (J54, J55)                    |
| 4   | 122780-01-J56 | EA  | ARMREST - RIGHT HAND (J56, J57)                    |
| 4   | 122780-03-J52 | EA  | ARMREST - RIGHT HAND (LEATHER)                     |
| 4   | P22780-01-J35 | EA  | COVER - ARMREST - RIGHT HAND (J52, J53)            |
|     |               |     | FROM: 00-00-00 THRU: 11-16-97                      |
| 4   | P22780-01-JA2 | EA  | COVER - ARMREST - RIGHT HAND (J52, J53)            |
|     |               |     | FROM: 11-17-97 THRU: 99-99-99                      |
| 4   | P22780-01-J54 | EA  | COVER - ARMREST - RIGHT HAND (J54, J55)            |
| 4   | P22780-01-J56 | EA  | COVER - ARMREST - RIGHT HAND (J56, J57)            |
| 4   | 122780-03-J52 | EA  | COVER - ARMREST - RIGHT HAND (LEATHER)             |
| 4   | 115617-03-000 | EA  | ARMREST - W/O COVER - RIGHT                        |
| 5   | 122780-02-H08 | EA  | ARMREST - LEFT HAND (J52, J53)                     |
|     |               |     | FROM: 00-00-00 THRU: 11-16-97                      |
| 5   | 122780-02-JA2 | EA  | ARMREST - LEFT HAND (J52, J53)                     |
|     |               |     | FROM: 11-17-97 THRU: 99-99-99                      |
| 5   | 122780-02-J54 | EA  | ARMREST - LEFT HAND (J54, J55)                     |
| 5   | 122780-02-J56 | EA  | ARMREST - LEFT HAND (J56, J57)                     |
| 5   | 122780-04-J52 | EA  | ARMREST - LEFT HAND (LEATHER)                      |
| 5   | P22780-02-H08 | EA  | COVER - ARMREST - LEFT HAND (J52, J53)             |
|     |               |     | FROM: 00-00-00 THRU: 11-16-97                      |
| 5   | P22780-02-JA2 | EA  | COVER - ARMREST - LEFT HAND (J52, J53)             |
|     |               |     | FROM: 11-17-97 THRU: 99-99-99                      |
| 5   | P22780-02-J54 | EA  | COVER - ARMREST - LEFT HAND (J54, J55)             |
| 5   | P22780-02-J56 | EA  | COVER - ARMREST - LEFT HAND (J56, J57)             |
| 5   | P22780-04-J52 | EA  | COVER - ARMREST - LEFT HAND (LEATHER)              |
| 5   | 115617-04-000 | EA  | ARMREST - W/O COVER - LEFT                         |
| 6   | M05962-38-J52 | EA  | COVER - SEAT (J52, J53)                            |
|     |               |     | FROM: 00-00-00 THRU: 11-16-97                      |
| 6   | M05962-38-JA2 | EA  | COVER - SEAT (J52, J53)                            |
|     |               |     | FROM: 11-17-97 THRU: 99-99-99                      |
| 6   | M05962-38-J54 | EA  | COVER - SEAT (J54, J55)                            |
| 6   | M05962-38-J56 | EA  | COVER - SEAT (J56, J57)                            |
|     | M05962-79-J52 | EA  | COVER - SEAT - BUCKET (LEATHER)                    |
| 7   | 122695-01-01B | EA  | FRAME ASM - SEAT & BACK                            |
| 8   | 117125-01-02B | EA  | BRACKET - CABLE MOUNT - ADJUSTER W/ LOCK           |
| 9   | 119952-06-000 | EA  | SLIDE/SEAT - HEAVY DUTY LOCKING - 4 STUDS          |
|     |               |     | FROM: 00-00-00 THRU: 11-02-97                      |
| 9   | 119952-04-000 | EA  | SLIDE/SEAT - HEAVY DUTY LOCKING - 4 STUDS          |
|     |               |     | FROM: 11-03-97 THRU: 99-99-99                      |
|     | 119952-07-000 | EA  | WIRE - LATCH RELEASE/ ROTARY                       |
| 10  | 107921-05-000 | EA  | PLATE TOP - W/ SEAT BELT BAR                       |
| 11  | 107921-06-000 | EA  | BEARING KIT - PEDESTAL                             |
| 12  | 107921-01-000 | EA  | PEDESTAL FLOOR MOUNTED - W/9.75" EXTENSION         |
| 13  | 080730-09-000 | EA  | SHIELD - RECLINER HANDLE                           |
| 14  | 080730-08-000 | EA  | HANDLE - RECLINER                                  |
| 15  | 080730-11-000 | EA  | SHIELD - RUBBER BOOT                               |
| 16  | 108049-04-000 | EA  | CABLE - W/SWITCHES - W/26" MINI LEVER ACTION       |
| 17  | 127159-02-02B | EA  | BRACKET - SEAT RELEASE - DUAL REMOTE               |
| 18  | 071126-58-H19 | EA  | SKIRT - SINGLE 10.5" - W/SEAT BELT SLOT (J52, J53) |
|     |               |     | FROM: 00-00-00 THRU: 11-16-97                      |
| 18  | 071126-58-JA2 | EA  | SKIRT - SINGLE 10.5" - W/SEAT BELT SLOT (J52, J53) |
|     |               |     | FROM: 11-17-97 THRU: 99-99-99                      |
| 18  | 071126-58-J54 | EA  | SKIRT - SINGLE 10.5" - W/SEAT BELT SLOT (J54, J55) |
| 18  | 071126-58-J56 | EA  | SKIRT - SINGLE 10.5" - W/SEAT BELT SLOT (J56, J57) |
| 18  | 071126-62-J52 | EA  | SKIRT - SINGLE 10.5" - W/SEAT BELT SLOT (LEATHER)  |



## CURTAIN & CUSHION GROUP (CONTINUED)

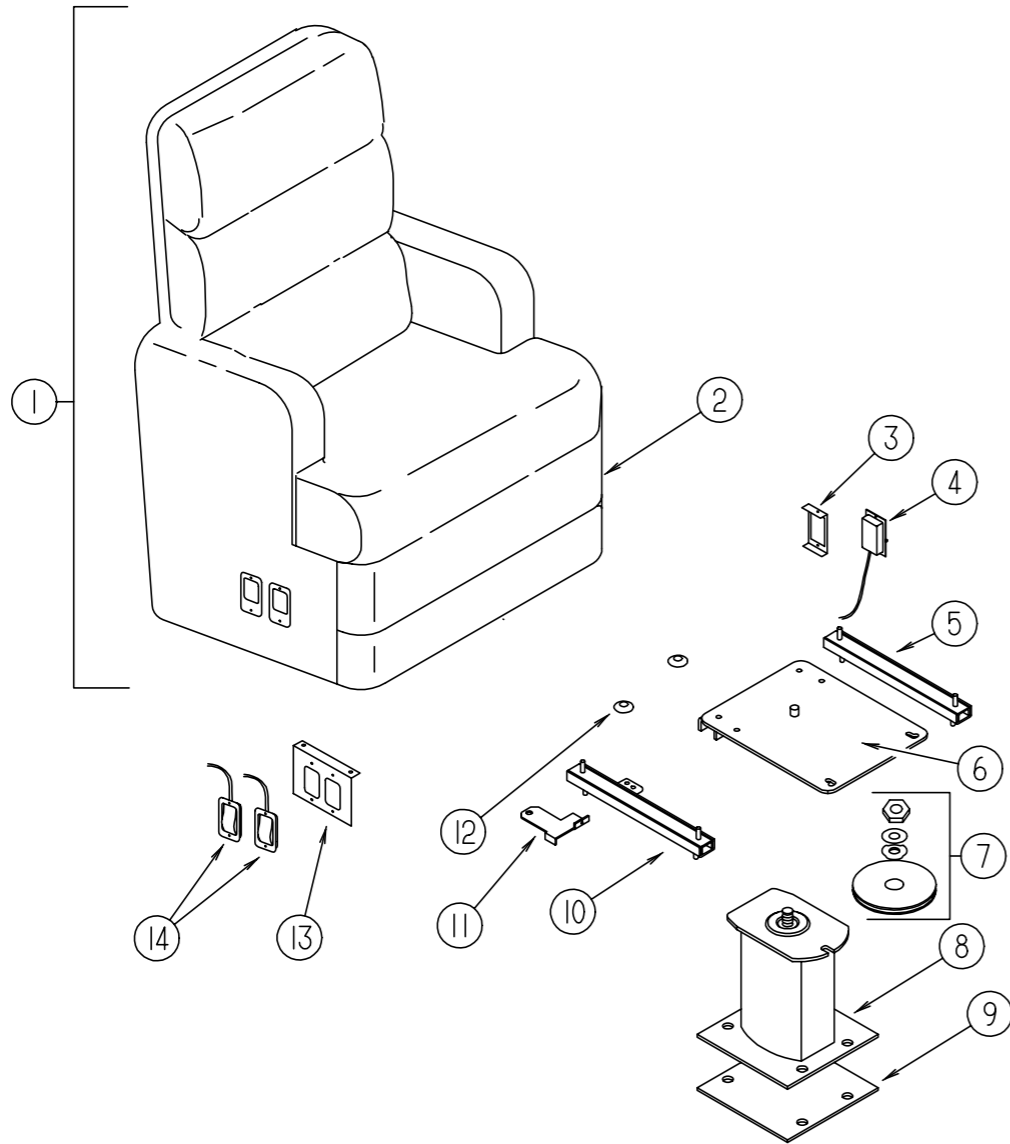
SWIVEL CHAIR (RECLINER) (FROM: 00-00-00 THRU: 11-02-97)



| KEY | PART NUMBER   | U/M | DESCRIPTION  |
|-----|---------------|-----|--|
| 1   | 118538-01-J52 | EA  | CHAIR - RECLINER - W/O SKIRT (J52, J53)              |
| 1   | 118538-01-J54 | EA  | CHAIR - RECLINER - W/O SKIRT (J54, J55)              |
| 1   | 118538-01-J56 | EA  | CHAIR - RECLINER - W/O SKIRT (J56, J57)              |
| 1   | P18538-01-J52 | EA  | COVER - CHAIR - RECLINER (J52, J53)                  |
| 1   | P18538-01-J54 | EA  | COVER - CHAIR - RECLINER (J54, J55)                  |
| 1   | P18538-01-J56 | EA  | COVER - CHAIR - RECLINER (J56, J57)                  |
| 2   | 118539-01-H19 | EA  | SKIRT - RECLINER (J52, J53)                          |
| 2   | 118539-01-J24 | EA  | SKIRT - RECLINER (J54, J55)                          |
| 2   | 118539-01-J26 | EA  | SKIRT - RECLINER (J56, J57)                          |
| 3   | 127159-01-02B | EA  | BRACKET - SEAT RELEASE - SINGLE REMOTE               |
| 4   | 108049-05-000 | EA  | FRAME - CABLE - REMOTE RECLINE - W/MINI LEVER ACTION |
| 5   | 119952-01-000 | EA  | SLIDE - SEAT - HEAVY DUTY NON LOCKING                |
| 6   | 107921-08-000 | EA  | TOP PLATE - PEDESTAL - W/O SEATBELT BAR              |
| 7   | 107921-06-000 | EA  | BEARING KIT - PEDESTAL                               |
| 8   | 107921-01-000 | EA  | FLOOR MOUNTED PEDESTAL - W/9.75" EXTENSION           |
| 9   | 108445-02-000 | EA  | SUB PLATE - FLOOR MOUNTED PEDESTAL                   |
| 10  | 119952-03-000 | EA  | SLIDE - SEAT - HEAVY DUTY LOCKING - 2 STUDS          |
| 11  | 117125-01-02B | EA  | BRACKET - CABLE MOUNT - ADJUSTER W/LOCK              |
| 12  | 007221-01-000 | EA  | SPACER - SEAT ADJUSTER                               |
| 13  | 127159-02-02B | EA  | BRACKET - SEAT RELEASE - DUAL REMOTE                 |
| 14  | 108049-04-000 | EA  | CABLE - W/SWITCHES - W/26" MINI LEVER ACTION         |
|     | 108049-02-000 | EA  | CLIP - CABLE/ PEDESTAL                               |
|     | 057759-01-000 | EA  | WASHER BRACKET - SEAT BELT - 4" DIAMETER             |
|     | 007021-01-000 | EA  | SEAT BELT - 2" X 90" - BLACK                         |

## CURTAIN & CUSHION GROUP (CONTINUED)

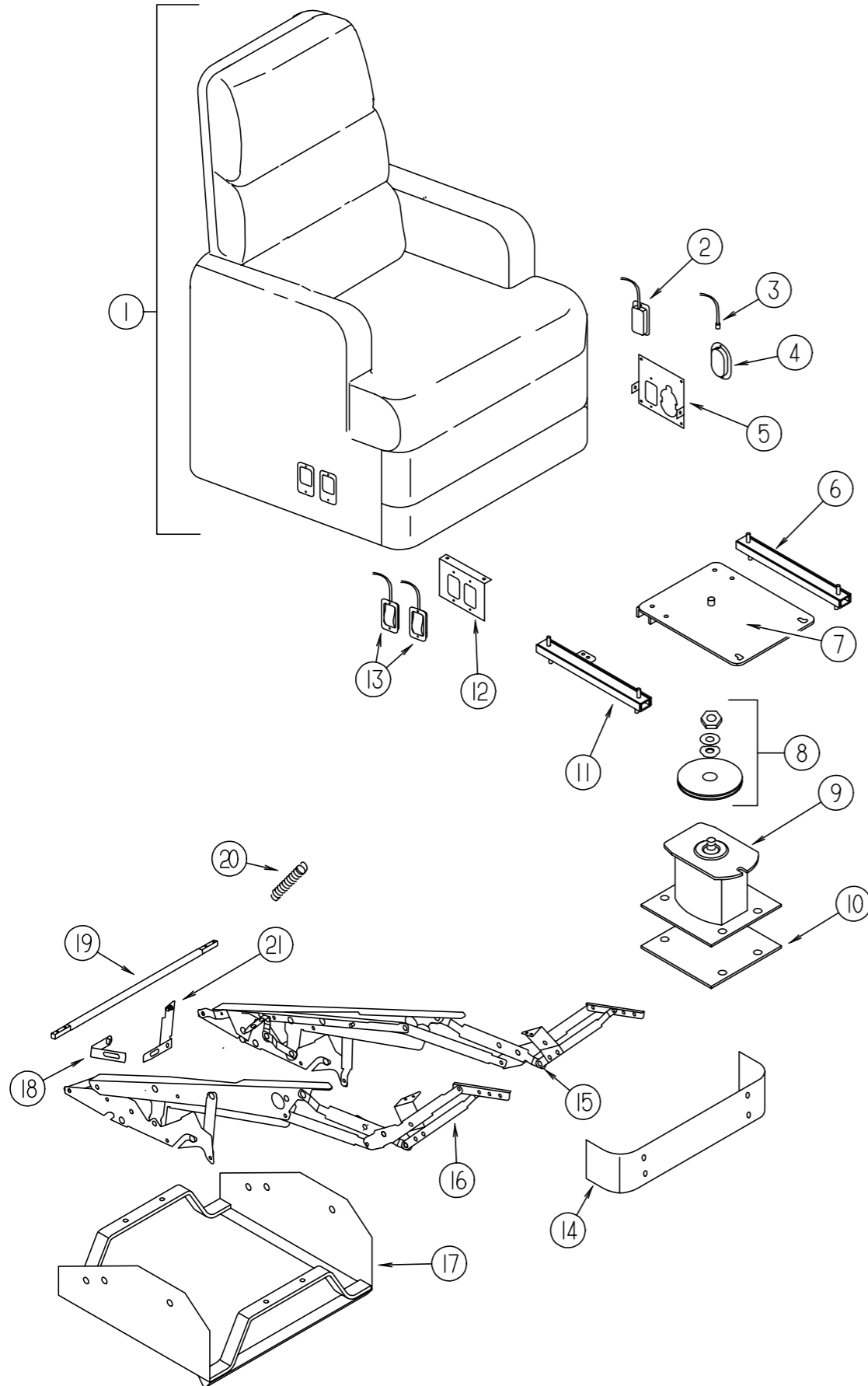
SWIVEL CHAIR (RECLINER) (FROM: 11-03-97 THRU: 01-04-98)



| KEY | PART NUMBER   | U/M | DESCRIPTION   |
|-----|---------------|-----|---|
| 1   | 118538-02-J52 | EA  | CHAIR - RECLINER/HIGHBACK - W/O SKIRT (J52, J53)                      |
| 1   | 118538-02-J54 | EA  | CHAIR - RECLINER/HIGHBACK - W/O SKIRT (J54, J55)                      |
| 1   | 118538-02-J56 | EA  | CHAIR - RECLINER/HIGHBACK - W/O SKIRT (J56, J57)                      |
| 1   | P18538-02-J52 | EA  | COVER - RECLINER/HIGHBACK (J52, J53)<br>FROM: 00-00-00 THRU: 11-16-97 |
| 1   | P18538-02-JA2 | EA  | COVER - RECLINER/HIGHBACK (J52, J53)<br>FROM: 11-17-97 THRU: 01-04-98 |
| 1   | P18538-02-J54 | EA  | COVER - RECLINER/HIGHBACK (J54, J55)                                  |
| 1   | P18538-02-J56 | EA  | COVER - RECLINER/HIGHBACK (J56, J57)                                  |
| 2   | 118539-01-H19 | EA  | SKIRT - RECLINER (J52, J53)<br>FROM: 00-00-00 THRU: 11-16-97          |
| 2   | 118539-01-JA2 | EA  | SKIRT - RECLINER (J52, J53)<br>FROM: 11-17-97 THRU: 01-04-98          |
| 2   | 118539-01-J54 | EA  | SKIRT - RECLINER (J54, J55)   |
| 2   | 118539-01-J56 | EA  | SKIRT - RECLINER (J56, J57)   |
| 3   | 127159-01-02B | EA  | BRACKET - SEAT RELEASE - SINGLE REMOTE                                |
| 4   | 108049-05-000 | EA  | FRAME - CABLE - REMOTE RECLINE - W/MINI LEVER ACTION                  |
| 5   | 119952-01-000 | EA  | SLIDE - SEAT - HEAVY DUTY NON LOCKING                                 |
| 6   | 107921-08-000 | EA  | TOP PLATE - PEDESTAL - W/O SEATBELT BAR                               |
| 7   | 107921-06-000 | EA  | BEARING KIT - PEDESTAL  |
| 8   | 107921-01-000 | EA  | FLOOR MOUNTED PEDESTAL - W/9.75" EXTENSION                            |
| 9   | 108445-02-000 | EA  | SUB PLATE - FLOOR MOUNTED PEDESTAL                                    |
| 10  | 119952-03-000 | EA  | SLIDE - SEAT - HEAVY DUTY LOCKING - 2 STUDS                           |
| 11  | 117125-01-02B | EA  | BRACKET - CABLE MOUNT - ADJUSTER W/LOCK                               |
| 12  | 007221-01-000 | EA  | SPACER - SEAT ADJUSTER  |
| 13  | 127159-02-02B | EA  | BRACKET - SEAT RELEASE - DUAL REMOTE                                  |
| 14  | 108049-04-000 | EA  | CABLE - W/SWITCHES - W/26" MINI LEVER ACTION                          |
|     | 108049-02-000 | EA  | CLIP - CABLE/ PEDESTAL  |
|     | 057759-01-000 | EA  | WASHER BRACKET - SEAT BELT - 4" DIAMETER                              |
|     | 007021-01-000 | EA  | SEAT BELT - 2" X 90" - BLACK  |

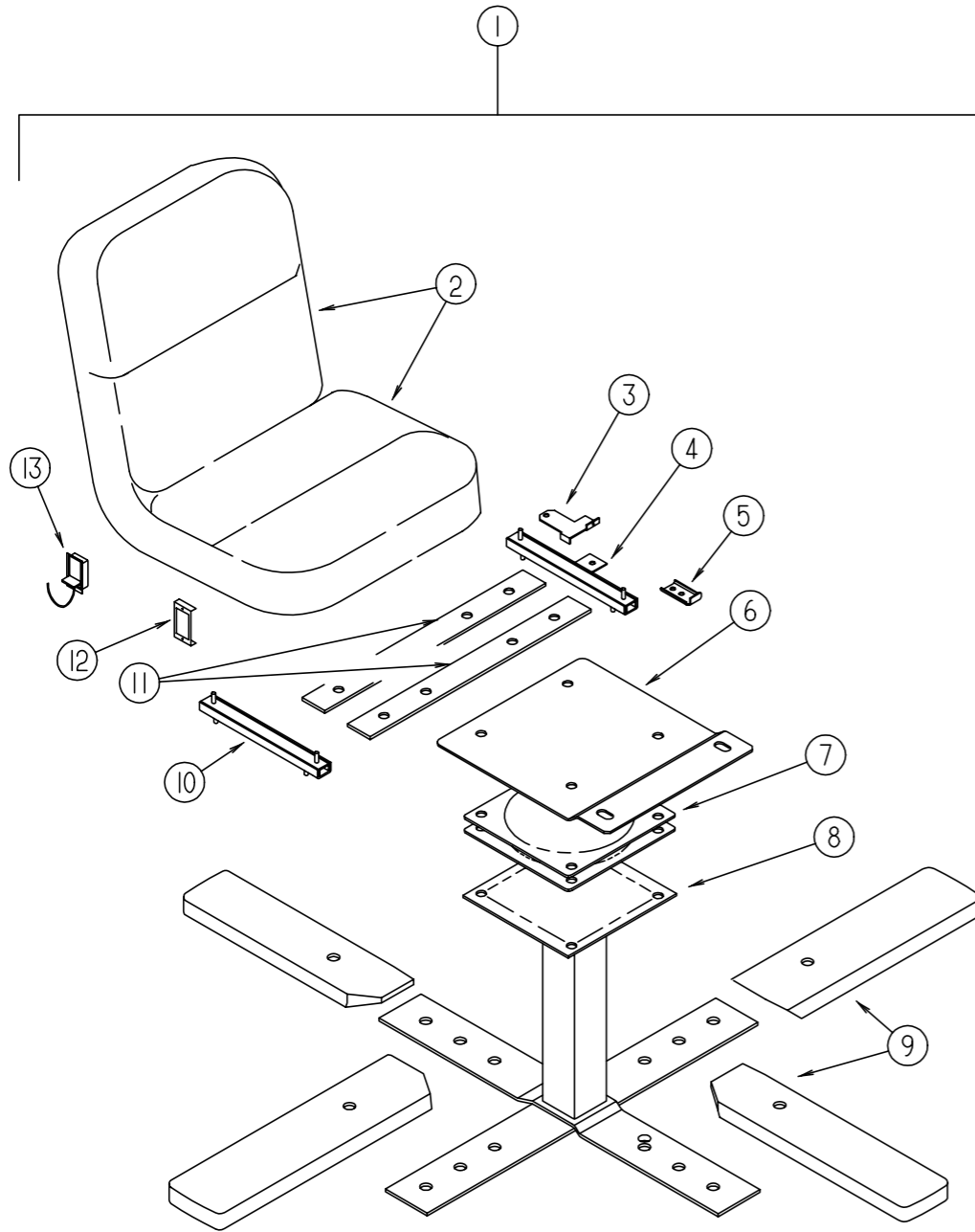
## CURTAIN & CUSHION GROUP (CONTINUED)

SWIVEL CHAIR (RECLINER) (FROM: 01-05-98 THRU: 99-99-99)



| KEY | PART NUMBER   | U/M | DESCRIPTION  |
|-----|---------------|-----|--|
| 1   | 129327-01-J52 | EA  | CHAIR - INCLINER W/FOOTREST (J52, J53)               |
| 1   | 129327-01-J54 | EA  | CHAIR - INCLINER W/FOOTREST (J54, J55)               |
| 1   | 129327-01-J56 | EA  | CHAIR - INCLINER W/FOOTREST (J56, J57)               |
| 1   | P29327-01-J52 | EA  | COVER - CHAIR - INCLINER W/FOOTREST (J52, J53)       |
| 1   | P29327-01-J54 | EA  | COVER - CHAIR - INCLINER W/FOOTREST (J54, J55)       |
| 1   | P29327-01-J56 | EA  | COVER - CHAIR - INCLINER W/FOOTREST (J56, J57)       |
| 2   | 108049-05-000 | EA  | FRAME - CABLE - REMOTE RECLINE - W/MINI LEVER ACTION |
| 3   | 129148-05-000 | EA  | INCLINER - CABLE - 30"                               |
| 4   | 129148-06-000 | EA  | INCLINER - LEVER F/CABLE                             |
| 5   | 129164-01-02B | EA  | BRACKET - SEAT RELEASE - REMOTE                      |
| 6   | 119952-02-000 | EA  | SLIDE - SEAT - HEAVY DUTY NONLOCKING                 |
| 7   | 107921-08-000 | EA  | TOP PLATE - PEDESTAL - W/O SEATBELT BAR              |
| 8   | 107921-06-000 | EA  | BEARING KIT - PEDESTAL                               |
| 9   | 107921-14-000 | EA  | PEDESTAL - SEAT W/5.75" EXTENSION - F/MANUAL SEAT    |
| 10  | 108445-02-000 | EA  | PLATE/FLOOR MOUNTED - PEDESTAL SEAT                  |
| 11  | 119952-04-000 | EA  | SLIDE - SEAT - HEAVY DUTY LOCKING                    |
| 12  | 129162-01-02B | EA  | BRACKET - SEAT RELEASE - REMOTE                      |
| 13  | 108049-04-000 | EA  | CABLE - W/SWITCHES - W/26" MINI LEVER ACTION         |
|     | 108049-02-000 | EA  | CLIP - CABLE/ PEDESTAL                               |
| 14  | 119901-04-000 | EA  | FOOT REST - RECLINER                                 |
| 15  | 129148-01-000 | EA  | INCLINER - LEFT                                      |
| 16  | 129148-02-000 | EA  | INCLINER - RIGHT                                     |
| 17  | 129173-01-02B | EA  | FRAME - INCLINER - E-COATED                          |
|     | 129148-09-000 | EA  | INCLINER - CLIP/HAIRPIN - 1 7/16 X .07               |
| 18  | 129148-08-000 | EA  | INCLINER - CLIP F/CABLE                              |
| 19  | 129148-10-000 | EA  | INCLINER TUBE - MODIFIED                             |
| 20  | 129148-03-000 | EA  | SPRING - INCLINER                                    |
| 21  | 129148-07-000 | EA  | INCLINER - CABLE F/BREAK RELEASE                     |

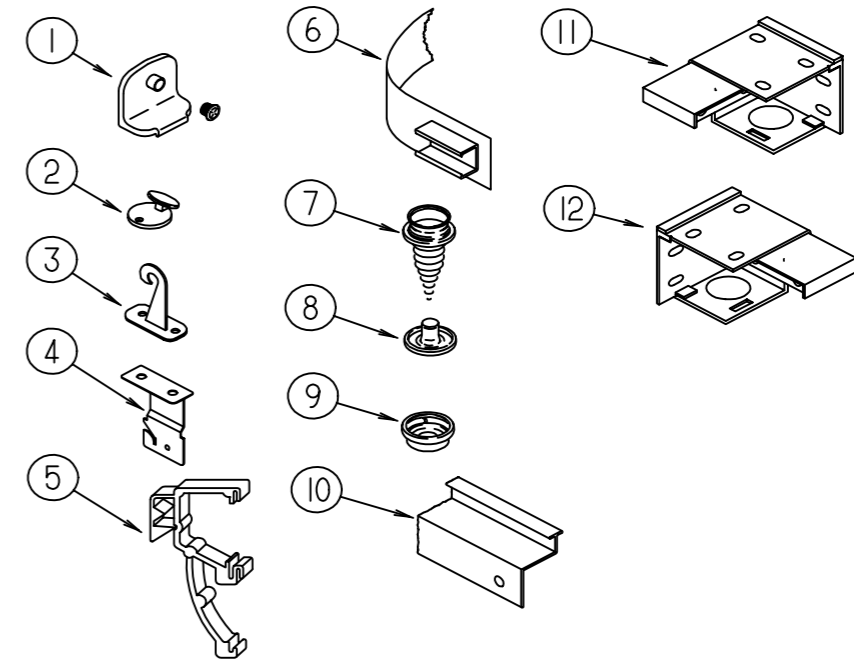
**CURTAIN & CUSHION GROUP (CONTINUED)**



**DINETTE SWIVEL CHAIR ASM (210 KC)**

| KEY | PART NUMBER   | U/M | DESCRIPTION                                     |
|-----|---------------|-----|---|
| 1   | 122739-01-H19 | EA  | CHAIR - SWIVEL (W/O CHAIR LEG COVER) (J52, J53) |
| 1   | 122739-01-J54 | EA  | CHAIR - SWIVEL (W/O CHAIR LEG COVER) (J54, J55) |
| 1   | 122739-01-J56 | EA  | CHAIR - SWIVEL (W/O CHAIR LEG COVER) (J56, J57) |
| 2   | P22739-01-H19 | EA  | COVER - BACK/SEAT - SWIVEL CHAIR (J52, J53)     |
| 2   | P22739-01-J54 | EA  | COVER - BACK/SEAT - SWIVEL CHAIR (J54, J55)     |
| 2   | P22739-01-J56 | EA  | COVER - BACK/SEAT - SWIVEL CHAIR (J56, J57)     |
| 3   | 117125-01-02B | EA  | BRACKET - CABLE MOUNT - ADJUSTER W/LOCK         |
| 4   | 119952-04-000 | EA  | SLIDE - SEAT - HEAVY DUTY LOCKING - 4 STUDS     |
| 5   | 007221-01-000 | EA  | SPACER - SEAT ADJUSTER                          |
| 6   | 119705-11-02B | EA  | PLATE - SEAT                                    |
| 7   | 119105-01-000 | EA  | PLATE - SWIVEL - RETURN-0-MATIC                 |
| 8   | 119705-02-03B | EA  | PEDESTAL  |
| 9   | 116080-02-J40 | EA  | COVER - CHAIR LEG - 9.5" WASHED MAPLE           |
| 9   | 116080-02-G35 | EA  | COVER - CHAIR LEG - 9.5" WATERFORD OAK          |
| 10  | 119952-02-000 | EA  | SLIDE - SEAT - HEAVY DUTY NONLOCKING            |
| 11  | 120109-01-02B | EA  | ADAPTER BRACKET - DINETTE SWIVEL CHAIR          |
| 12  | 127159-01-02B | EA  | BRACKET - SEAT RELEASE - REMOTE                 |
| 13  | 108049-04-000 | EA  | CABLE - W/SWITCHES - W/26" MINI LEVER ACTION    |

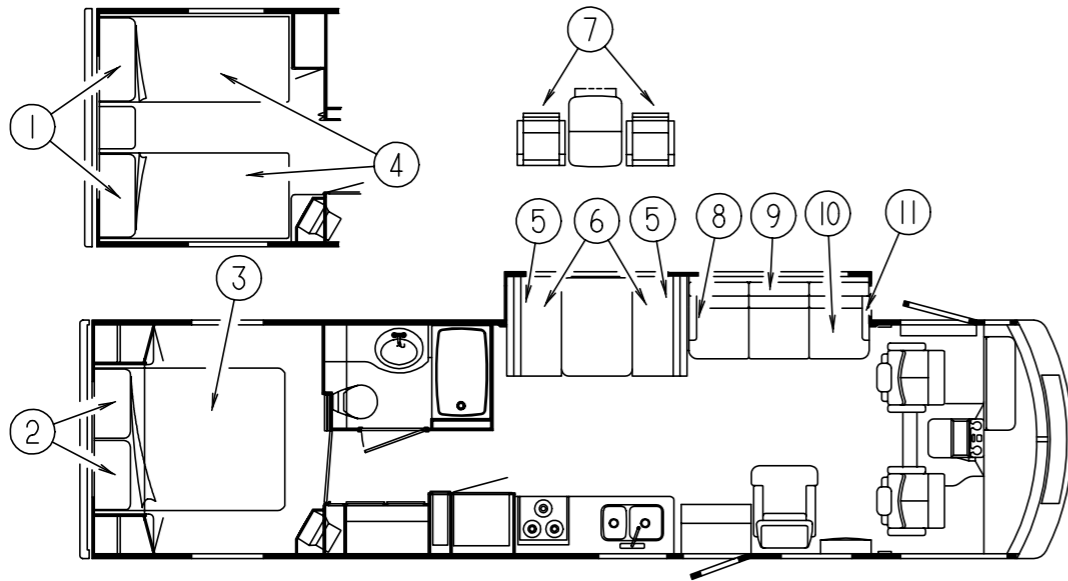
**CURTAIN & CUSHION GROUP (CONTINUED)**



**CURTAIN & BLIND HARDWARE**

| KEY | PART NUMBER   | U/M | DESCRIPTION  |
|-----|---------------|-----|--|
| 1   | 106544-01-000 | EA  | PULL - SHADE/BRASS                                     |
|     | 106544-01-001 | EA  | SCREW - SHADE/BRASS                                    |
| 2   | 102555-01-000 | EA  | CLEAT - BLIND CORD - CLEAR PLASTIC                     |
| 3   | 109441-03-000 | EA  | HOLD DOWN - BLIND (CLOUDY)                             |
| 4   | 084434-01-000 | EA  | BRACKET - MOUNTING - ROLLER SHADE - 1 3/8"             |
| 5   | 109353-04-000 | EA  | CLIP - VALANCE SLAT MOUNTING - CLEAR PLASTIC           |
| 6   | 101031-01-000 | YD  | TAPE - GLIDE/CURTAIN - 4.25" SPACING                   |
| 7   | 029130-01-000 | EA  | SCREW - SNAP SOCKET - #8 PH X 5/8"                     |
| 8   | 029155-01-000 | EA  | CAP - SNAP - 5/32" OUTSIDE DIAMETER OF PIN             |
| 9   | 029156-01-000 | EA  | SOCKET - SNAP - 9/16" O.D.                             |
| 10  | 127254-03-02A | EA  | TRACK - CURTAIN/RIGHT HAND - ANTELOPE                  |
| 10  | 127254-04-02A | EA  | TRACK - CURTAIN/LEFT HAND - ANTELOPE                   |
| 11  | 083170-02-000 | EA  | BRACKET - BLIND - RIGHT SIDE WHEN FACING WINDOW        |
| 12  | 083170-01-000 | EA  | BRACKET - BLIND - LEFT SIDE WHEN FACING WINDOW         |
|     | 046867-03-000 | EA  | GROMMET - HANDY BUTTON #3                              |
|     | 048394-02-000 | YD  | VELCRO TAPE - HOOK - ADHESIVE BACK - .75" WIDE - BEIGE |
|     | 086276-01-000 | EA  | TAPE - DOUBLE SIDED - 1/2"                             |
|     | 094896-02-000 | EA  | GROMMET - CORD/PLEATED BLIND - NYLON - GRAY            |
|     | 094907-02-000 | EA  | END CAP - TOP/PLEATED BLIND - PLASTIC - GRAY           |
|     | 094907-04-000 | EA  | HARDWARE - END CAP BOTTOM - PULL TYPE (RH & LH)        |
|     | 095567-01-000 | EA  | TACK - STRIP - .5" X 625' ROLL                         |
|     | 096843-01-000 | EA  | SPRING - REWIND/ROLLER SHADE                           |
|     | 097564-01-000 | EA  | HANDLE - KNOB - E-Z LIFT SHADE - SMOKED                |
|     |               |     | FROM: 00-00-00 THRU: 10-19-97                          |
|     | 097564-04-000 | EA  | HANDLE - KNOB - E-Z LIFT SHADE - NAVY                  |
|     |               |     | FROM: 10-20-97 THRU: 99-99-99                          |
|     | 097565-01-000 | EA  | BRACKET - MOUNTING/PLEATED BLIND                       |
|     | 097591-01-000 | EA  | SPRING - EXTENSION/PLEATED BLIND                       |
|     | 097592-01-000 | EA  | SPOOL - CORD - ELEVATED BLIND HOLDUP - CLEAR PLASTIC   |
|     |               |     | FROM: 00-00-00 THRU: 11-23-97                          |
|     | 097592-02-000 | EA  | BRACKET - HOLDDOWN ADJUSTER                            |
|     |               |     | FROM: 11-24-97 THRU: 99-99-99                          |
|     | 097593-06-000 | FT  | CORD - BLIND - PLEATED - PEWTER                        |

**CURTAIN & CUSHION GROUP (CONTINUED)**



**QUEEN & TWIN BED**

| KEY | PART NUMBER   | U/M DESCRIPTION                           |
|-----|---------------|---|
| 1   | 119249-02-000 | EA PILLOW - 22" X 37" - TWIN              |
| 2   | 119249-01-000 | EA PILLOW - 20" X 33" - QUEEN             |
| 3   | 119141-17-J52 | EA BEDSPREAD/THROW - 60" X 80" (J52, J53) |
| 3   | 119141-18-J54 | EA BEDSPREAD/THROW - 60" X 80" (J54, J55) |
| 3   | 119141-17-J56 | EA BEDSPREAD/THROW - 60" X 80" (J56, J57) |
| 3   | 123015-07-000 | EA MATTRESS - INNERSPRING - 60" X 79.5"   |
| 4   | 119141-15-J52 | EA BEDSPREAD/THROW - 36" X 80" (J52, J53) |
| 4   | 119141-16-J54 | EA BEDSPREAD/THROW - 36" X 80" (J54, J55) |
| 4   | 119141-15-J56 | EA BEDSPREAD/THROW - 36" X 80" (J56, J57) |
| 4   | 123015-04-000 | EA MATTRESS - INNERSPRING - 36" X 79.5"   |
|     | 103669-09-J52 | EA PILLOW - 15" X 15" (J52, J53)          |
|     | 111637-09-J54 | EA PILLOW - 15" X 15" (J54, J55)          |
|     | 111637-09-J56 | EA PILLOW - 15" X 15" (J56, J57)          |

**DINETTE CUSHIONS**

| KEY | PART NUMBER   | U/M DESCRIPTION                                 |
|-----|---------------|---|
| 5   | 111897-05-J52 | EA CUSHION - BACK - 13.5" X 42" X 5" (J52, J53) |
| 5   | 111897-05-J54 | EA CUSHION - BACK - 13.5" X 42" X 5" (J54, J55) |
| 5   | 111897-05-J56 | EA CUSHION - BACK - 13.5" X 42" X 5" (J56, J57) |
| 5   | P11897-05-J52 | EA COVER - BACK - 13.5" X 42" X 5" (J52, J53)   |
| 5   | P11897-05-J54 | EA COVER - BACK - 13.5" X 42" X 5" (J54, J55)   |
| 5   | P11897-05-J56 | EA COVER - BACK - 13.5" X 42" X 5" (J56, J57)   |
| 6   | 105603-15-J52 | EA CUSHION - SEAT - 23" X 42" X 5" (J52, J53)   |
| 6   | 105603-15-J54 | EA CUSHION - SEAT - 23" X 42" X 5" (J54, J55)   |
| 6   | 105603-15-J56 | EA CUSHION - SEAT - 23" X 42" X 5" (J56, J57)   |
| 6   | P05603-15-J52 | EA COVER - SEAT - 23" X 42" X 5" (J52, J53)     |
| 6   | P05603-15-J54 | EA COVER - SEAT - 23" X 42" X 5" (J54, J55)     |
| 6   | P05603-15-J56 | EA COVER - SEAT - 23" X 42" X 5" (J56, J57)     |
|     | 078155-01-000 | EA STRAP - SNAP - BACK CUSHION                  |

**DINETTE OPTION**

| KEY | PART NUMBER   | U/M DESCRIPTION   |
|-----|---------------|---|
| 7   | 122739-01-H19 | EA CHAIR - SWIVEL (W/O CHAIR LEG COVER) (J52, J53)      |
| 7   | 122739-01-J54 | EA CHAIR - SWIVEL (W/O CHAIR LEG COVER) (J54, J55)      |
| 7   | 122739-01-J56 | EA CHAIR - SWIVEL (W/O CHAIR LEG COVER) (J56, J57)      |
|     | 101604-01-04A | EA CHAIR - DINETTE FOLDING - W/O FABRIC - SOLAR MAPLE   |
|     | 101604-01-03A | EA CHAIR - DINETTE FOLDING - W/O FABRIC - WATERFORD OAK |

**SOFA BED**

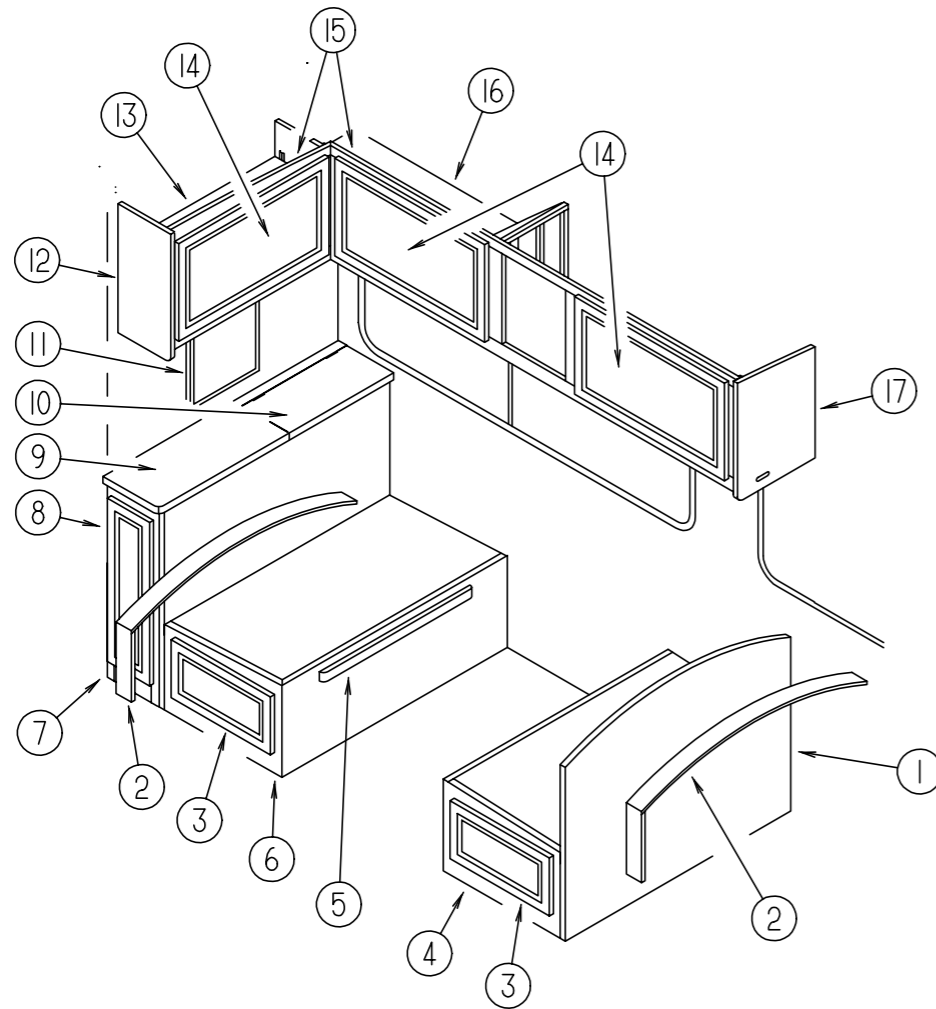
| KEY | PART NUMBER   | U/M DESCRIPTION   |
|-----|---------------|---|
| 8   | 127840-01-J52 | EA PANEL - RIGHT END - SOFA/BED - FABRIC COVERED (J52, J53)               |
| 8   | 127840-01-J54 | EA PANEL - RIGHT END - SOFA/BED - FABRIC COVERED (J54, J55)               |
| 8   | 127840-01-J56 | EA PANEL - RIGHT END - SOFA/BED - FABRIC COVERED (J56, J57)               |
| 8   | 127562-01-J52 | EA ARMREST - REMOVABLE RIGHT HAND (J52, J53)                              |
| 8   | 127562-01-J54 | EA ARMREST - REMOVABLE RIGHT HAND (J54, J55)                              |
| 8   | 127562-01-J56 | EA ARMREST - REMOVABLE RIGHT HAND (J56, J57)                              |
| 8   | P27562-01-J52 | EA COVER - ARMREST - RIGHT (J52, J53)                                     |
| 8   | P27562-01-J54 | EA COVER - ARMREST - RIGHT (J54, J55)                                     |
| 8   | P27562-01-J56 | EA COVER - ARMREST - RIGHT (J56, J57)                                     |
| 9   | 127561-01-J52 | EA BACK - SOFA/BED - 74" (J52, J53)                                       |
| 9   | 127561-01-J54 | EA BACK - SOFA/BED - 74" (J54, J55)                                       |
| 9   | 127561-01-J56 | EA BACK - SOFA/BED - 74" (J56, J57)                                       |
| 9   | P27561-01-J52 | EA COVER - BACK - SOFA/BED - 74" (J52, J53)                               |
| 9   | P27561-01-J54 | EA COVER - BACK - SOFA/BED - 74" (J54, J55)                               |
| 9   | P27561-01-J56 | EA COVER - BACK - SOFA/BED - 74" (J56, J57)                               |
| 10  | 127561-02-J52 | EA SEAT - SOFA/BED - 74" (J52, J53)                                       |
| 10  | 127561-02-J54 | EA SEAT - SOFA/BED - 74" (J54, J55)                                       |
| 10  | 127561-02-J56 | EA SEAT - SOFA/BED - 74" (J56, J57)                                       |
| 10  | P27561-02-J52 | EA COVER - SEAT - SOFA/BED - 74" (J52, J53)                               |
| 10  | P27561-02-J54 | EA COVER - SEAT - SOFA/BED - 74" (J54, J55)                               |
| 10  | P27561-02-J56 | EA COVER - SEAT - SOFA/BED - 74" (J56, J57)                               |
| 11  | 127840-02-J52 | EA PANEL - LEFT END - SOFA/BED - FABRIC COVERED (W/O SLIDEOUT) (J52, J53) |
| 11  | 127840-02-J54 | EA PANEL - LEFT END - SOFA/BED - FABRIC COVERED (W/O SLIDEOUT) (J54, J55) |
| 11  | 127840-02-J56 | EA PANEL - LEFT END - SOFA/BED - FABRIC COVERED (W/O SLIDEOUT) (J56, J57) |
| 11  | 127562-02-J52 | EA ARMREST - REMOVABLE LEFT HAND (J52, J53)                               |
| 11  | 127562-02-J54 | EA ARMREST - REMOVABLE LEFT HAND (J54, J55)                               |
| 11  | 127562-02-J56 | EA ARMREST - REMOVABLE LEFT HAND (J56, J57)                               |
| 11  | P27562-02-J52 | EA COVER - ARMREST - LEFT (J52, J53)                                      |
| 11  | P27562-02-J54 | EA COVER - ARMREST - LEFT (J54, J55)                                      |
| 11  | P27562-02-J56 | EA COVER - ARMREST - LEFT (J56, J57)                                      |
| 11  | 127840-07-J52 | EA PANEL - LEFT END - SOFA/BED - FABRIC COVERED (W/SLIDEOUT) (J52, J53)   |
| 11  | 127840-07-J54 | EA PANEL - LEFT END - SOFA/BED - FABRIC COVERED (W/SLIDEOUT) (J54, J55)   |
| 11  | 127840-07-J56 | EA PANEL - LEFT END - SOFA/BED - FABRIC COVERED (W/SLIDEOUT) (J56, J57)   |
|     | 127335-08-000 | EA BRACKET - REMOVABLE ARM/COUCH  |
|     | 127335-09-000 | EA BRACKET - REMOVABLE ARM/CUSHION  |
|     | 116104-03-02B | EA BRACKET - ZEE W/HOLES  |
|     | 120992-07-J52 | EA PANEL - FRONT KICK - SOFA/BED - FABRIC COVERED (J52, J53)              |
|     | 120992-07-J54 | EA PANEL - FRONT KICK - SOFA/BED - FABRIC COVERED (J54, J55)              |
|     | 120992-07-J56 | EA PANEL - FRONT KICK - SOFA/BED - FABRIC COVERED (J56, J57)              |
|     | 121906-01-02B | EA BRACKET - KICKBOARD - E-COATED   |
|     | 106728-02-J52 | EA PILLOW - 9" X 20" (J52, J53)   |
|     | 106728-02-JA2 | EA PILLOW - 9" X 20" (J52, J53)   |
|     | 106728-02-J54 | EA PILLOW - 9" X 20" (J54, J55)   |
|     | 106728-02-J56 | EA PILLOW - 9" X 20" (J56, J57)   |
|     | 112436-07-000 | FT TRIM - #6 - FLEX RING (REMOVABLE ARMREST ASM)                          |
|     | 127335-12-000 | EA FRAME - 10" LEG (SOFA BED)   |

FROM: 00-00-00 THRU: 11-16-97

FROM: 11-17-97 THRU: 99-99-99

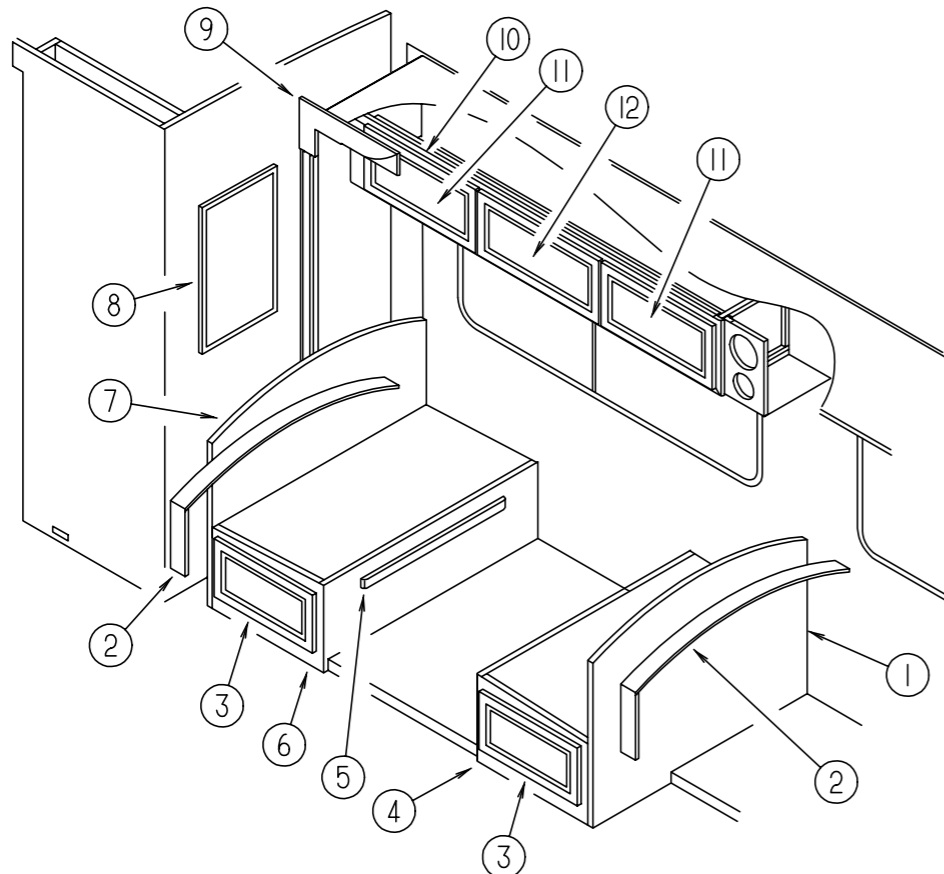
# DINETTE GROUP

## DINETTE WITH OVERHEAD CABINETS



| KEY | PART NUMBER   | U/M | DESCRIPTION   |
|-----|---------------|-----|---|
| 1   | M07514-01-J52 | EA  | CABINET - SEATBACK - RIGHT HAND (MAPLE)                                 |
| 1   | M07514-01-H17 | EA  | CABINET - SEATBACK - RIGHT HAND (OAK)                                   |
| 2   | 104787-08-H19 | EA  | PAD - DINETTE SEATBACK (J52, J53)                                       |
|     |               |     | FROM: 00-00-00 THRU: 11-16-97   |
| 2   | 104787-08-JA2 | EA  | PAD - DINETTE SEATBACK (J52, J53)                                       |
|     |               |     | FROM: 11-17-97 THRU: 99-99-99   |
| 2   | 104787-08-J54 | EA  | PAD - DINETTE (J54, J55)  |
| 2   | 104787-08-J56 | EA  | PAD - DINETTE (J56, J57)  |
| 3   | M05971-KU-J52 | EA  | DRAWER - OGEE EDGE - 16.6"W X 21.6"D - W/O SLIDES/HARDWARE (MAPLE)      |
| 3   | M05971-KU-J22 | EA  | DRAWER - OGEE EDGE - 16.6"W X 21.6"D - W/O SLIDES/HARDWARE (OAK)        |
| 4   | M07515-01-J52 | EA  | CABINET - SEATBASE/RIGHT HAND - W/O DRAWER/HARDWARE (MAPLE)             |
| 4   | M07515-01-G15 | EA  | CABINET - SEATBASE/RIGHT HAND - W/O DRAWER/HARDWARE (OAK)               |
| 5   | 081295-01-H37 | EA  | SUPPORT - BED/DINETTE - 28" LONG (MAPLE)                                |
| 5   | 081295-01-G01 | EA  | SUPPORT - BED/DINETTE - 28" LONG (OAK)                                  |
| 6   | M07515-02-J52 | EA  | CABINET - SEATBASE/LEFT HAND - W/O DRAWER/HARDWARE (MAPLE)              |
| 6   | M07515-02-G15 | EA  | CABINET - SEATBASE/LEFT HAND - W/O DRAWER/HARDWARE (OAK)                |
| 7   | 126625-01-J52 | EA  | CABINET - STORAGE - W/COUNTERTOP - W/O DOORS/HARDWARE (MAPLE)           |
| 7   | 126625-01-J22 | EA  | CABINET - STORAGE - W/COUNTERTOP - W/O DOORS/HARDWARE (OAK)             |
| 8   | M05992-P4-J52 | EA  | DOOR - STRAIGHT CORNER/OGEE EDGE - 9" X 29.5" - W/O HARDWARE (MAPLE)    |
| 8   | M05992-P4-J22 | EA  | DOOR - STRAIGHT CORNER/OGEE EDGE - 9" X 29.5" - W/O HARDWARE (OAK)      |
| 9   | 126625-14-J22 | EA  | COUNTERTOP - STORAGE CABINET (J52, J53)                                 |
| 9   | 126625-14-J26 | EA  | COUNTERTOP - STORAGE CABINET (J54, J55)                                 |
| 9   | 126625-14-J56 | EA  | COUNTERTOP - STORAGE CABINET (J56, J57)                                 |
| 10  | 126625-15-J22 | EA  | DOOR - STORAGE CABINET - 8.7" X 19.4" - W/O HARDWARE (J52, J53)         |
| 10  | 126625-15-J26 | EA  | DOOR - STORAGE CABINET - 8.7" X 19.4" - W/O HARDWARE (J54, J55)         |
| 10  | 126625-15-J56 | EA  | DOOR - STORAGE CABINET - 8.7" X 19.4" - W/O HARDWARE (J56, J57)         |
| 11  | 112515-02-03A | EA  | PICTURE - DECORATOR - FLORAL - 16" X 20"                                |
| 12  | 103128-20-J52 | EA  | END CAP - OVERHEAD CABINET - LEFT HAND (MAPLE)                          |
| 12  | 103128-20-J22 | EA  | END CAP - OVERHEAD CABINET - LEFT HAND (OAK)                            |
| 13  | 126552-14-J52 | EA  | SHELF - W/PLASTIC EDGE TRIM (MAPLE)                                     |
| 13  | 126552-14-J22 | EA  | SHELF - W/PLASTIC EDGE TRIM (OAK)                                       |
| 14  | M05992-48-J52 | EA  | DOOR - STRAIGHT CORNER/OGEE EDGE - 15.7" X 27.9" - W/O HARDWARE (MAPLE) |
| 14  | M05992-48-J22 | EA  | DOOR - STRAIGHT CORNER/OGEE EDGE - 15.7" X 27.9" - W/O HARDWARE (OAK)   |
| 15  | 126552-01-J52 | EA  | CABINET - OVERHEAD/DINETTE - LEFT HAND - W/O DOORS/HARDWARE (MAPLE)     |
| 15  | 126552-01-J53 | EA  | CABINET - OVERHEAD/DINETTE - LEFT HAND - W/O DOORS/HARDWARE (OAK)       |
| 15  | 126552-02-J52 | EA  | CABINET - OVHD/DINETTE - L/H - W/O DOORS/HDW (W/SND SYSTEM) (MAPLE)     |
| 15  | 126552-02-J53 | EA  | CABINET - OVHD/DINETTE - L/H - W/O DOORS/HDW (W/SND SYSTEM) (OAK)       |
| 16  | 126552-15-J52 | EA  | SHELF - W/PLASTIC EDGE TRIM (MAPLE)                                     |
| 16  | 126552-15-J22 | EA  | SHELF - W/PLASTIC EDGE TRIM (OAK)                                       |
| 17  | 103128-16-J23 | EA  | END CAP - OVERHEAD CABINET - RIGHT HAND (MAPLE)                         |
| 17  | 103128-16-H13 | EA  | END CAP - OVERHEAD CABINET - RIGHT HAND (OAK)                           |

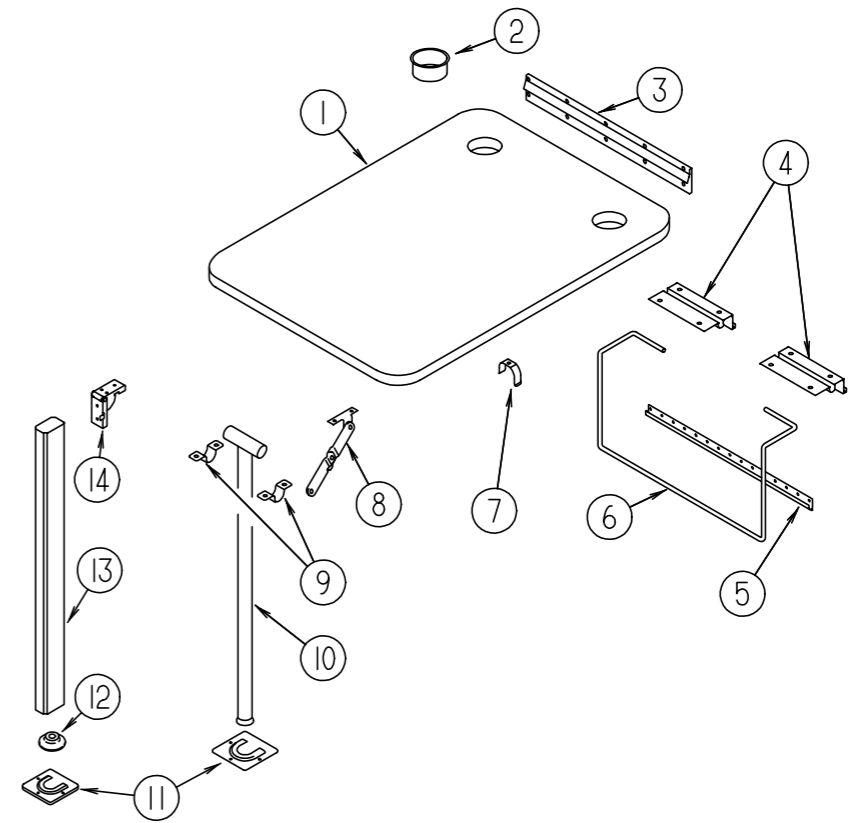
**DINETTE GROUP (CONTINUED)**



**DINETTE (SLIDEOUT OPTION)**

| KEY | PART NUMBER   | U/M | DESCRIPTION  |
|-----|---------------|-----|--|
| 1   | M08755-01-J52 | EA  | CABINET - SEATBACK - RIGHT HAND (MAPLE)                            |
| 1   | M08755-01-J22 | EA  | CABINET - SEATBACK - RIGHT HAND (OAK)                              |
| 2   | 104787-08-H19 | EA  | PAD - DINETTE SEATBACK (J52, J53)                                  |
|     |               |     | FROM: 00-00-00 THRU: 11-16-97                                      |
| 2   | 104787-08-JA2 | EA  | PAD - DINETTE SEATBACK (J52, J53)                                  |
|     |               |     | FROM: 11-17-97 THRU: 99-99-99                                      |
| 2   | 104787-08-J54 | EA  | PAD - DINETTE (J54, J55)   |
| 2   | 104787-08-J56 | EA  | PAD - DINETTE (J56, J57)   |
| 3   | M05971-KU-J52 | EA  | DRAWER - OGEE EDGE - 16.6"W X 21.6"D - W/O SLIDES/HDW (MAPLE)      |
| 3   | M05971-KU-J22 | EA  | DRAWER - OGEE EDGE - 16.6"W X 21.6"D - W/O SLIDES/HDW (OAK)        |
| 4   | M08756-01-J22 | EA  | CABINET - SEATBASE - RIGHT HAND - W/O DOOR/DRAWER/HDW (OAK)        |
| 4   | M08756-01-J52 | EA  | CABINET - SEATBASE - RIGHT HAND - W/O DOOR/DRAWER/HDW (MAPLE)      |
| 5   | 081295-01-G01 | EA  | SUPPORT - BED/DINETTE - 28" LONG (OAK)                             |
| 5   | 081295-01-H37 | EA  | SUPPORT - BED/DINETTE - 28" LONG (MAPLE)                           |
| 6   | M08756-02-J22 | EA  | CABINET - SEATBASE - LEFT HAND - W/O DOOR/DRAWER/HDW (OAK)         |
| 6   | M08756-02-J52 | EA  | CABINET - SEATBASE - LEFT HAND - W/O DOOR/DRAWER/HDW (MAPLE)       |
| 7   | M08755-02-J22 | EA  | CABINET - SEATBACK - LEFT HAND (OAK)                               |
| 7   | M08755-02-J52 | EA  | CABINET - SEATBACK - LEFT HAND (MAPLE)                             |
| 8   | 058331-08-000 | EA  | MIRROR - SAFETY GLASS - 24" X 30"                                  |
| 9   | 115811-20-J52 | EA  | OVERLAY - NOVEAU - 7.5" X 23.75" - LEFT HAND (J52, J53)            |
|     |               |     | FROM: 00-00-00 THRU: 11-16-97                                      |
| 9   | 115811-20-JA2 | EA  | OVERLAY - NOVEAU - 7.5" X 23.75" - LEFT HAND (J52, J53)            |
|     |               |     | FROM: 11-17-97 THRU: 99-99-99                                      |
| 9   | 115811-20-J54 | EA  | OVERLAY - NOVEAU - 7.5" X 23.75" - LEFT HAND (J54, J55)            |
| 9   | 115811-20-J56 | EA  | OVERLAY - NOVEAU - 7.5" X 23.75" - LEFT HAND (J56, J57)            |
| 10  | 126310-01-J22 | EA  | CABINET - OVERHEAD/DINETTE - W/O DOORS/HDW (OAK)                   |
| 10  | 126310-01-J52 | EA  | CABINET - OVERHEAD/DINETTE - W/O DOORS/HDW (MAPLE)                 |
| 10  | 126310-02-J22 | EA  | CABINET - OVERHEAD/DINETTE - W/O DOORS/HDW (W/SND SYSTEM)(OAK)     |
| 10  | 126310-02-J52 | EA  | CABINET - OVERHEAD/DINETTE - W/O DOORS/HDW (W/SND SYSTEM)(MAPLE)   |
| 11  | M05992-T5-J52 | EA  | DOOR - STRAIGHT CORNER/OGEE EDGE - 10.8" X 21.8" - W/O HDW (MAPLE) |
| 11  | M05992-T5-J22 | EA  | DOOR - STRAIGHT CORNER/OGEE EDGE - 10.8" X 21.8" - W/O HDW (OAK)   |
| 12  | M05992-T4-J52 | EA  | DOOR - STRAIGHT CORNER/OGEE EDGE - 10.8" X 23.8" - W/O HDW (MAPLE) |
| 12  | M05992-T4-J22 | EA  | DOOR - STRAIGHT CORNER/OGEE EDGE - 10.8" X 23.8" - W/O HDW (OAK)   |

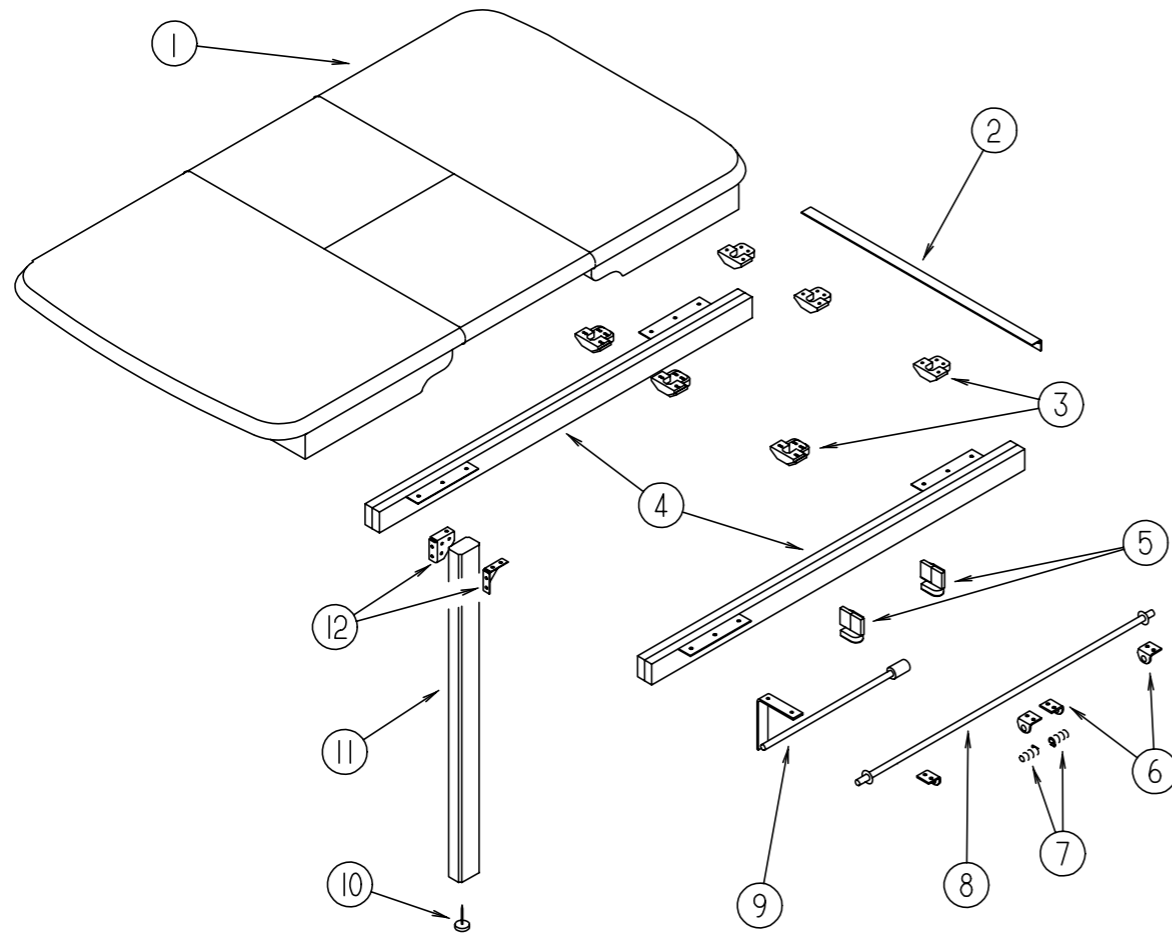
**DINETTE GROUP (CONTINUED)**



**DINETTE TABLE ASM.**

| KEY | PART NUMBER   | U/M | DESCRIPTION   |
|-----|---------------|-----|---|
| 1   | 127121-20-J52 | EA  | TOP - DINETTE TABLE (J52)                                 |
| 1   | 127121-20-J22 | EA  | TOP - DINETTE TABLE (J53)                                 |
| 1   | 127121-20-J54 | EA  | TOP - DINETTE TABLE (J54)                                 |
| 1   | 127121-20-J26 | EA  | TOP - DINETTE TABLE (J55)                                 |
| 1   | 127121-20-J56 | EA  | TOP - DINETTE TABLE (J56)                                 |
| 1   | 127121-20-J57 | EA  | TOP - DINETTE TABLE (J57)                                 |
| 2   | 064781-06-000 | EA  | HOLDER - CUP TWO STEP - OFF WHITE                         |
| 3   | 053200-12-000 | EA  | BRACKET - TABLE SUPPORT - UPPER WALL MOUNTED 23.50"       |
| 4   | 088410-02-000 | EA  | BRACKET - LIFT - TABLE MOUNTED                            |
| 5   | 024281-14-000 | EA  | BRACKET - LIFT ROD LOWER WALL MOUNTED - 22.12"            |
| 6   | 024275-12-000 | EA  | ROD - TABLE LIFT  |
| 7   | 024283-01-000 | EA  | CLIP - LEG - 1" - 1.125" OD - BLACK                       |
| 8   | 024282-01-000 | EA  | BRACE - TABLE LEG - HINGED                                |
| 9   | 064050-05-000 | EA  | HINGE - TABLE LEG - OFF WHITE                             |
| 10  | 024276-23-000 | EA  | LEG - TABLE - METAL                                       |
| 11  | 049493-12-000 | EA  | CATCH - TABLE LEG - FLOOR MOUNTED - OFF WHITE             |
| 11  | 049493-11-700 | EA  | CATCH - TABLE LEG - E-COAT                                |
| 12  | 092593-01-05A | EA  | CATCH - TABLE LEG - OFF/WHITE                             |
| 13  | 092707-04-08A | EA  | MOLDING - TABLE LEG - 27" - WASHED MAPLE                  |
| 13  | 092707-04-05A | EA  | MOLDING - TABLE LEG - 27" - WATERFORD OAK                 |
| 14  | 093550-01-000 | EA  | BRACKET - HINGE - MOUNTS TO LEG & TABLE TOP - 1.7" X 2.6" |
|     | 004354-01-000 | EA  | BUMPER - RUBBER - .5" DIA - BROWN                         |

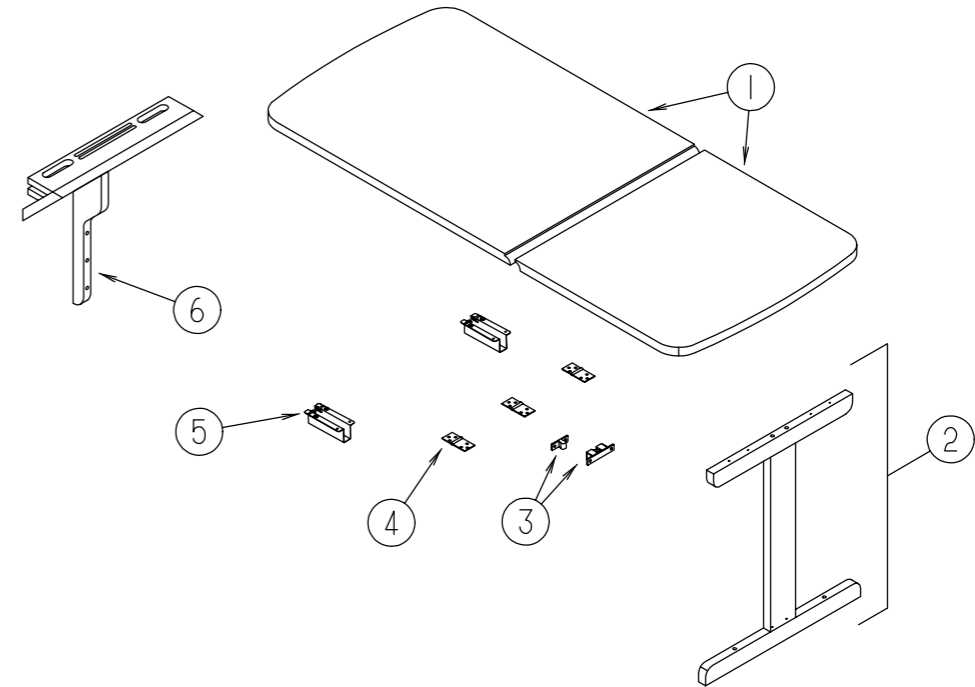
## DINETTE GROUP (CONTINUED)



**DINETTE TABLE W/ DROP LEAF**

| KEY | PART NUMBER   | U/M | DESCRIPTION   |
|-----|---------------|-----|---|
|     | P18322-03-J52 | EA  | TABLE - PULLOUT/SELF STORING - W/O HARDWARE (MAPLE)   |
|     | P18322-03-J22 | EA  | TABLE - PULLOUT/SELF STORING - W/O HARDWARE (OAK)     |
| 1   | 118322-20-J52 | EA  | TABLE TOP ONLY - W/O HARDWARE (MAPLE)                 |
| 1   | 118322-20-J22 | EA  | TABLE TOP ONLY - W/O HARDWARE (OAK)                   |
| 2   | 041389-18-000 | EA  | HINGE - PIANO - 1 1/2" X 19" - OFF WHITE              |
| 3   | 009050-02-000 | EA  | LEVELER - TABLE TOP - MALE END W/4 SCREWS - PLASTIC   |
| 3   | 009050-03-000 | EA  | LEVELER - TABLE TOP - FEMALE END W/2 SCREWS - PLASTIC |
| 4   | 110749-01-000 | EA  | SLIDE/EXTENSION - 19 3/4" TO 33 1/4"                  |
| 5   | 108663-01-000 | EA  | HINGE - LEAF - FOLDING                                |
| 6   | 108874-01-000 | EA  | BRACKET - HINGE - TABLE LEAF                          |
| 7   | 108664-01-000 | EA  | SPRING - COMPRESSION - .51" X 1.96"                   |
| 8   | 108932-01-000 | EA  | ROD - PIVOT   |
| 9   | 108905-01-000 | EA  | SUPPORT - TABLE LEAF                                  |
| 10  | 102194-01-000 | EA  | GUIDE - PLASTIC                                       |
| 11  | 092707-07-08A | EA  | LEG - TABLE - W/O HARDWARE - 27.8" - WASHED MAPLE     |
| 11  | 092707-07-05A | EA  | LEG - TABLE - W/O HARDWARE - 27.8" - WATERFORD OAK    |
| 12  | 102810-01-04A | EA  | BRACE - TABLE LEG - BLACK                             |
| 12  | 102810-01-03A | EA  | BRACE - TABLE LEG - MILL                              |

## DINETTE GROUP (CONTINUED)



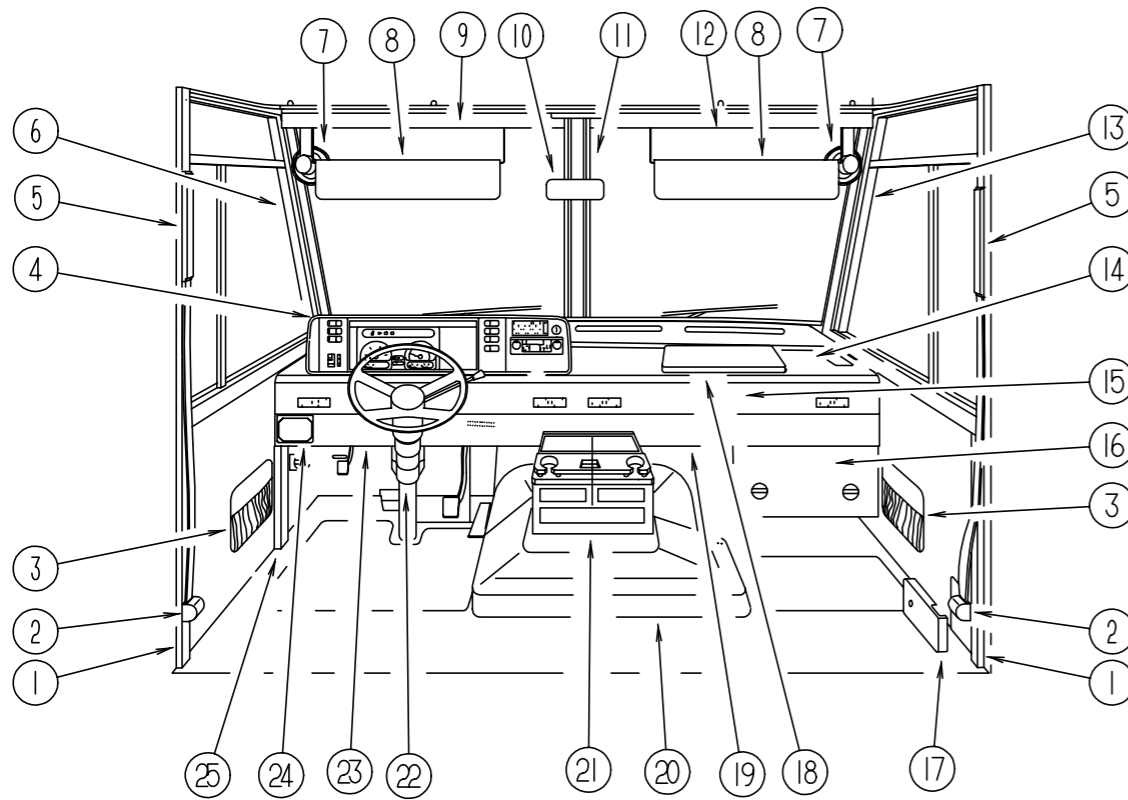
**WALL MOUNT DINETTE TABLE W/ DROP LEAF**

| KEY | PART NUMBER   | U/M | DESCRIPTION                            |
|-----|---------------|-----|--|
| 1   | 120898-27-J22 | EA  | TABLE TOP ONLY (OAK)                   |
| 1   | 120898-27-J52 | EA  | TABLE TOP ONLY (MAPLE)                 |
| 2   | 120898-24-H17 | EA  | LEG - W/O HARDWARE (OAK)               |
| 2   | 120898-24-H37 | EA  | LEG - W/O HARDWARE (MAPLE)             |
| 3   | 084451-01-000 | EA  | CATCH - BRASS                          |
| 4   | 120972-01-01A | EA  | HINGE - TABLE/DROP LEAF                |
| 5   | 120973-01-000 | EA  | SUPPORT - TABLE/DROP LEAF - PAIR       |
| 6   | 120898-25-H07 | EA  | MOUNT - WALL - DROP LEAF TABLE (OAK)   |
| 6   | 120898-25-J40 | EA  | MOUNT - WALL - DROP LEAF TABLE (MAPLE) |



# DRIVERS COMPARTMENT GROUP

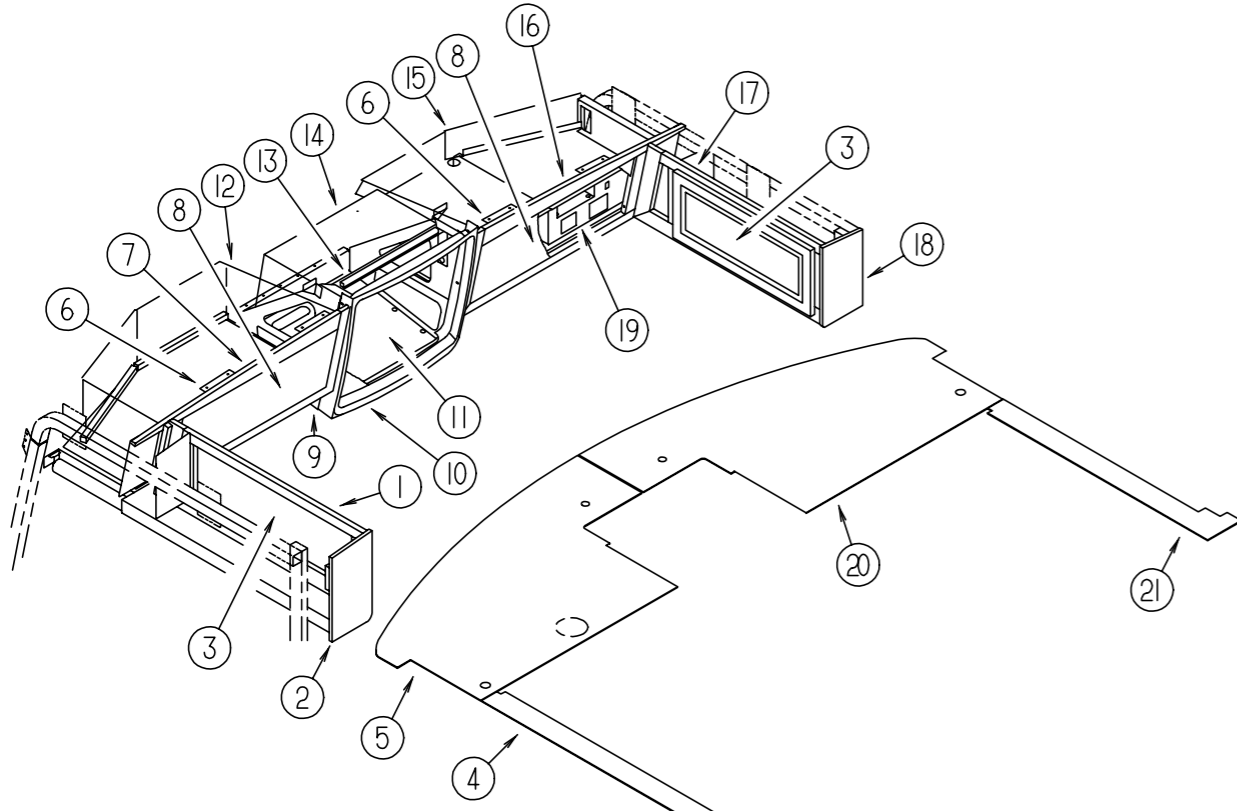
## LOWER DRIVER COMPARTMENT



| KEY | PART NUMBER   | U/M | DESCRIPTION   |
|-----|---------------|-----|---|
| 1   | 024700-51-000 | EA  | COVER - ROLL BAR - 88" - OFF WHITE  |
| 2   | 091990-04-01A | EA  | SEAT BELT/SHOULDER HARNESS - DRIVERS/PASSENGER - BLACK<br>FROM: 00-00-00 THRU: 07-29-97 |
| 2   | 091990-05-01A | EA  | SEAT BELT/SHOULDER HARNESS - DRIVER/PASSENGER - BLACK<br>FROM: 07-30-97 THRU: 99-99-99  |
|     | 127598-01-01A | EA  | ADJUSTER - SEATBELT - D-LOOP - ADJUSTER   |
|     | 091990-01-701 | EA  | EXTENDER 9" FOR A8408 3 PT  |
|     | 109146-01-000 | EA  | BOLT - SHOULDER/SEAT BELT   |
|     | 127598-02-000 | EA  | NUT - HEX FLANGE - M10 X 1.5 - CLASS 10   |
|     | 128444-01-000 | EA  | WASHER - SPRING - CONICAL   |
| 3   | 086120-10-H19 | EA  | PAD - MAP POCKET - 12" X 16" (J52, J53)<br>FROM: 00-00-00 THRU: 11-16-97                |
| 3   | 086120-10-JA2 | EA  | PAD - MAP POCKET - 12" X 16" (J52, J53)<br>FROM: 11-17-97 THRU: 99-99-99                |
| 3   | 086120-10-J54 | EA  | PAD - MAP POCKET - 12" X 16" (J54, J55)   |
| 3   | 086120-10-J56 | EA  | PAD - MAP POCKET - 12" X 16" (J56, J57)   |
| 4   | M05946-54-J52 | EA  | DASH POD - FORD - W/O CLUSTER   |
| 4   | M05946-53-J52 | EA  | DASH POD - CHEVY - W/O CLUSTER  |
| 5   | 127721-01-01A | EA  | COVER - SLIDE - OFF WHITE<br>FROM: 07-30-97 THRU: 99-99-99                              |
| 5   | 127798-01-01A | EA  | COVER - SLIDE - INNER - BLACK - 1.5" X 11.4"<br>FROM: 07-30-97 THRU: 99-99-99           |

| KEY | PART NUMBER   | U/M | DESCRIPTION  |
|-----|---------------|-----|--|
| 6   | 125444-02-02A | EA  | TRIM - A-PILLAR - INTERIOR - TITANIUM  |
| 6   | 123045-11-02A | EA  | BACKING - SCREW - TITANIUM   |
| 7   | 122856-01-01A | EA  | FAN- DEFROSTER-2 SPEED W/SWIVEL BASE/NON-OSCILATING-CHROME                                   |
| 8   | 123298-02-05A | EA  | SUNVISOR - 10.5" X 28.5"   |
| 9   | 118453-06-02A | EA  | TRIM - WINDSHIELD - INNER/TOP/DRIVER   |
| 10  | 040714-01-000 | EA  | MIRROR - REAR VIEW/ARM MOUNT & SET SCREW   |
| 10  | 067490-01-000 | EA  | BUTTON - MIRROR/REAR VIEW  |
| 11  | 118452-03-02A | EA  | TRIM - WINDSHIELD - CENTER   |
| 12  | 118453-05-01A | EA  | TRIM - WINDSHIELD - INNER/TOP/PASSENGER  |
| 13  | 125444-01-02A | EA  | TRIM - A-PILLAR - INTERIOR - TITANIUM  |
| 13  | 123045-11-03A | EA  | BACKING - SCREW - TITANIUM   |
| 14  | P26082-01-000 | EA  | DASH - W/O VINYL - E-COATED (CHEVY)  |
| 14  | P26082-03-000 | EA  | DASH - W/O VINYL - E-COATED (FORD)   |
| 14  | 106569-11-02A | EA  | VINYL - LAMINATE - TITANIUM - 1/4" X 21" X 100"  |
| 15  | 104354-09-05A | EA  | APPLIQUE - LOWER DASH - GM/FORD  |
| 15  | 114620-05-05A | EA  | TRIM - LOWER DASH - GM - 96" - TITANIUM - F/ELECTRIC MIRRORS                                 |
| 15  | 114620-08-03A | EA  | TRIM - LOWER DASH - GM - 96" - TITANIUM - W/O ELECTRIC MIRRORS                               |
| 15  | 111528-07-05A | EA  | TRIM - DASH - LOWER/PASSENGER - TITANIUM - FORD  |
| 16  | 095757-05-H19 | EA  | COVER - HEATER (J52, J53)  |
| 16  | 095757-05-J54 | EA  | COVER - HEATER (J54 J55)   |
| 16  | 095757-05-J56 | EA  | COVER - HEATER (J56, J57)  |
| 17  | 103961-03-01A | EA  | COVER - BRACKET - SEATBELT/OFF WHITE   |
| 18  | 127692-01-J50 | EA  | TABLE - DASH   |
| 18  | 127597-01-000 | EA  | SLIDE - WORK STATION - DASH  |
| 19  | 104354-09-05A | EA  | APPLIQUE - LOWER DASH - GM/FORD  |
| 20  | 115840-01-01A | EA  | COVER - MOTOR - W/O CARPET (FORD)  |
| 20  | 115840-03-01A | EA  | COVER - MOTOR - W/O CARPET (1999 FORD CHASSIS)   |
| 20  | 115840-02-01A | EA  | COVER - MOTOR - W/O CARPET (CHEVY)   |
| 21  | 126680-01-J52 | EA  | TRAY - BEVERAGE - W/SHELF/CUPHOLDERS - W/O DRAWER (FORD) (MAPLE)                             |
| 21  | 126680-01-H17 | EA  | TRAY - BEVERAGE - W/SHELF/CUPHOLDERS - W/O DRAWER (FORD) (OAK)                               |
| 21  | 126680-02-J23 | EA  | TRAY - BEVERAGE - W/SHELF/CUPHOLDERS - W/O DRAWER (CHEVY) (MAPLE)                            |
| 21  | 126680-02-H17 | EA  | TRAY - BEVERAGE - W/SHELF/CUPHOLDERS - W/O DRAWER (CHEVY) (OAK)                              |
| 22  | 111521-05-01A | EA  | COVER - STEERING COLUMN - BLACK (FORD)<br>FROM: 00-00-00 THRU: 02-22-98                      |
| 22  | 130111-01-01A | EA  | COVER - STEERING COLUMN - BLACK (FORD)<br>FROM: 02-23-98 THRU: 99-99-99                      |
| 22  | 103498-09-000 | EA  | BOOT - STEERING COLUMN - W/1/2 CIRCLE (CHEVY)  |
| 23  | 117306-02-J52 | EA  | TRIM - LOWER DASH - DRIVER - 15" W/O CUTOUT - FORD/TITANIUM<br>FROM: 00-00-00 THRU: 10-27-97 |
| 23  | 111528-04-05A | EA  | TRIM - DASH - LOWER DRIVER - FORD<br>FROM: 10-28-97 THRU: 99-99-99                           |
| 24  | 112236-01-J60 | EA  | BEZEL - LEVELING PANEL   |
| 24  | 112236-02-J52 | EA  | BEZEL - F/SLIDEOUT ROOM CONTROL  |
| 24  | 108357-07-000 | EA  | SWITCH - ROCKER SPDT - MOM/OFF/MOM - 3 TERMINAL  |
| 24  | 116220-01-000 | EA  | APPLIQUE - SWITCH/SLIDEOUT   |
| 24  | 081994-09-000 | EA  | PLATE - SWITCH - SLIDEOUT  |
| 25  | 127901-02-02A | EA  | PANEL - TOEKICK - LEFT HAND - TITANIUM (W/DRIVER DOOR)                                       |
| 25  | 125900-01-02A | EA  | PANEL - TOEKICK - LEFT HAND - TITANIUM (W/O DRIVER DOOR)<br>FROM: 00-00-00 THRU: 07-06-97    |
| 25  | 127901-01-02A | EA  | PANEL - TOEKICK - LEFT HAND - TITANIUM (W/O DRIVER DOOR)<br>FROM: 07-07-97 THRU: 99-99-99    |
|     | 125655-01-01A | EA  | TRIM - STEERING COLUMN - RIGHT HAND/FORD   |
|     | 125655-02-01A | EA  | TRIM - STEERING COLUMN - LEFT HAND/FORD  |

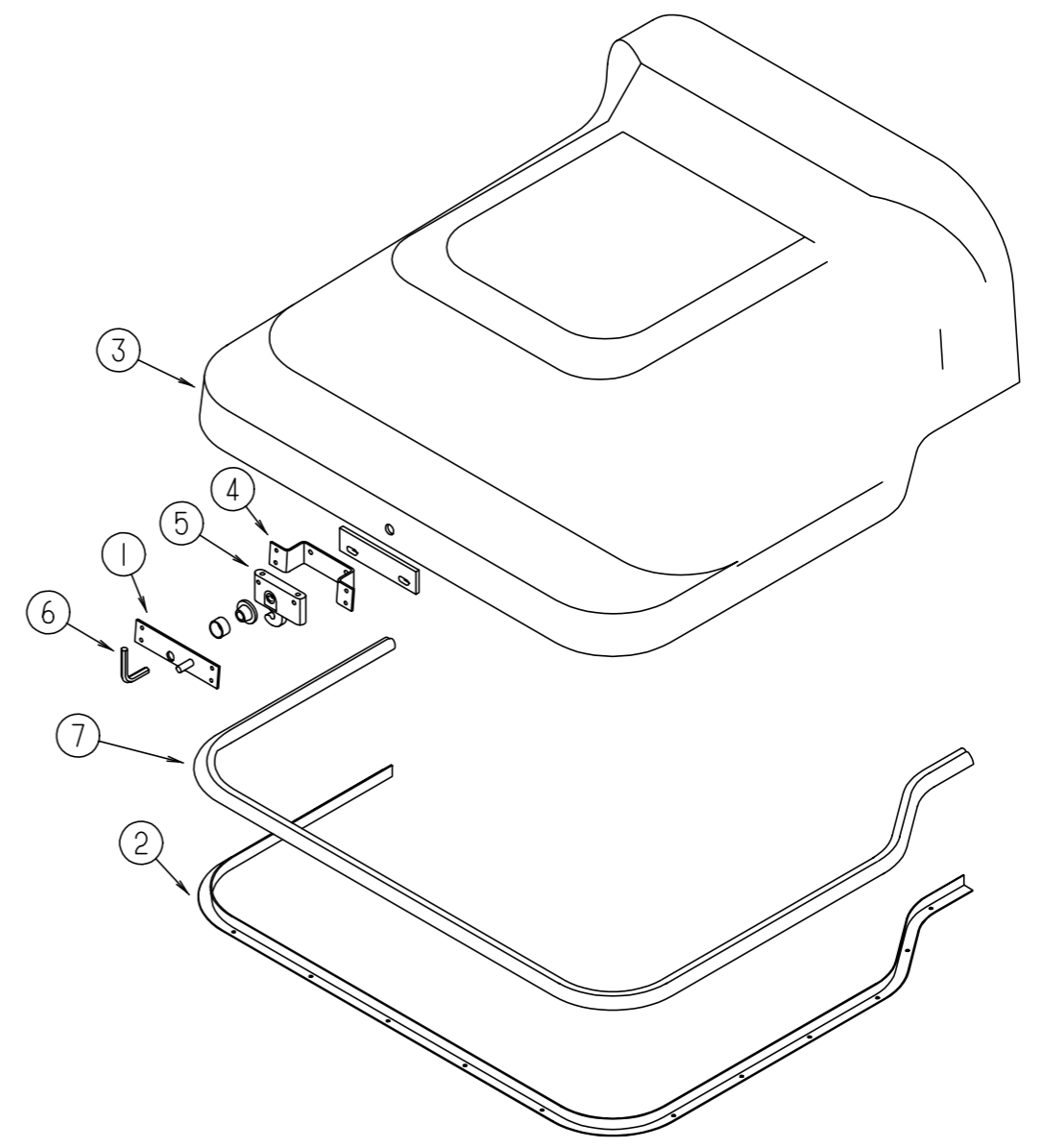
**DRIVERS COMPARTMENT GROUP (CONTINUED)**



**OVERHEAD CABINETS**

| KEY | PART NUMBER   | U/M | DESCRIPTION  |
|-----|---------------|-----|--|
| 1   | 126301-01-J52 | EA  | CABINET - OVERHEAD/FRONT LEFT HAND - W/O DOOR/HARDWARE (MAPLE)                                       |
| 1   | 126301-01-J53 | EA  | CABINET - OVERHEAD/FRONT LEFT HAND - W/O DOOR/HARDWARE (OAK)   |
| 2   | 103128-18-J60 | EA  | END CAP - OVERHEAD CABINET - LEFT HAND (MAPLE)   |
| 2   | 103128-18-J20 | EA  | END CAP - OVERHEAD CABINET - LEFT HAND (OAK)   |
| 3   | M05992-13-J52 | EA  | DOOR - STRAIGHT CORNER/OGEE EDGE - 10" X 19.1" - W/O HDW (MAPLE)                                     |
| 3   | M05992-13-J53 | EA  | DOOR - STRAIGHT CORNER/OGEE EDGE - 10" X 19.1" - W/O HDW (OAK)                                       |
| 4   | 126443-02-J52 | EA  | PANEL - OVERHEAD - FRONT/LEFT HAND - 5.8" X 27.6"  |
| 5   | 126440-02-J52 | EA  | PANEL - OVERHEAD - FRONT/BOTTOM/LEFT HAND  |
| 6   | 106699-01-01A | EA  | BRACKET - OVERHEAD CABINET/TV  |
| 7   | 126876-02-J60 | EA  | CABINET - OVERHEAD - FRONT/LEFT HAND - W/O DOOR/HARDWARE (MAPLE)                                     |
| 7   | 126876-02-J20 | EA  | CABINET - OVERHEAD - FRONT/LEFT HAND - W/O DOOR/HARDWARE (OAK)                                       |
| 8   | 100708-08-000 | EA  | DOOR - GLASS - TV CABINET - 9.7" X 27" - W/O HARDWARE  |
| 9   | 126006-02-J60 | EA  | COVER - TV - OVERHEAD/BOTTOM   |
| 10  | 125977-01-01A | EA  | COVER - TV - OVERHEAD/FRONT - TITANIUM   |
| 10  | 126602-02-J52 | EA  | COVER - OVERHEAD FRONT - W/O TV OPTION   |
| 11  | 091261-01-000 | FT  | SLIPNOT - ANTISLIP - 1" WIDE   |
|     | 100708-16-000 | EA  | DOOR - GLASS - CABINET - 15.5" X 15.7" - W/O HARDWARE  |
| 12  | 126457-02-J20 | EA  | PANEL - CLOSEOUT - OVERHEAD FRONT - UPPER/LOWER LEFT HAND  |
| 13  | 114706-04-02B | EA  | SUPPORT - SHELF/TV   |
| 14  | 126854-01-J20 | EA  | PANEL - HEADLINER/TV/TOP   |
| 15  | 126457-01-J20 | EA  | PANEL - CLOSEOUT - OVERHEAD FRONT - UPPER/LOWER RIGHT HAND   |
| 16  | 126876-01-J60 | EA  | CABINET - OVERHEAD/FRONT - RIGHT HAND - W/O DOOR/HARDWARE (MAPLE)                                    |
| 16  | 126876-01-J20 | EA  | CABINET - OVERHEAD/FRONT - RIGHT HAND - W/O DOOR/HARDWARE (OAK)                                      |
| 17  | 126358-01-J52 | EA  | CABINET - OVERHEAD/FRONT - RIGHT HAND - W/O DOOR/HARDWARE (MAPLE)                                    |
| 17  | 126358-01-J53 | EA  | CABINET - OVERHEAD/FRONT - RIGHT HAND - W/O DOOR/HARDWARE (OAK)                                      |
| 18  | 103128-17-J20 | EA  | END CAP - OVERHEAD CABINET - RIGHT HAND (OAK)  |
| 18  | 103128-17-J52 | EA  | END CAP - OVERHEAD CABINET - RIGHT HAND (MAPLE)  |
| 19  | 126601-03-J60 | EA  | PANEL - SHELF - VINYL COVERED - W/O INVERTOR CUTOUT  |
| 19  | 126601-07-J60 | EA  | PANEL - SHELF - VINYL COVERED - W/INVERTOR CUTOUT  |
| 19  | 126601-01-J60 | EA  | PANEL - SHELF - VINYL COVERED - W/O INVERTOR CUTOUT/SWITCHBOX NOTCH<br>FROM: 00-00-00 THRU: 08-28-97 |
| 19  | 126602-02-J52 | EA  | COVER - FRONT/OVERHEAD - W/O TV OPTION<br>FROM: 08-29-97 THRU: 99-99-99                              |
| 20  | 126440-01-J52 | EA  | PANEL - OVERHEAD - FRONT/BOTTOM/RIGHT HAND   |
| 21  | 126443-05-J52 | EA  | PANEL - OVERHEAD - FRONT/RIGHT HAND - 5.8' X 28.5"   |

**DRIVERS COMPARTMENT GROUP (CONTINUED)**

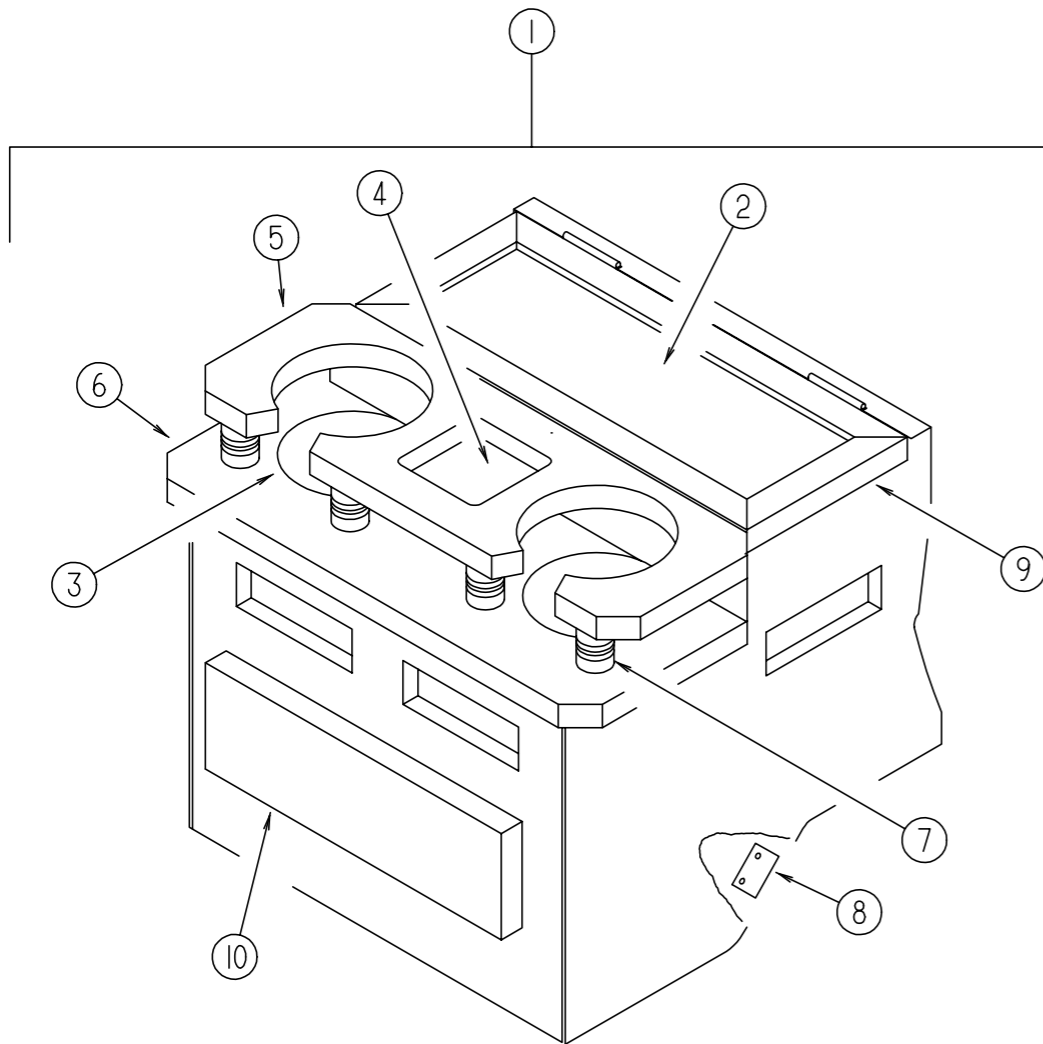


**MOTOR COVER**

| KEY | PART NUMBER   | U/M | DESCRIPTION   |
|-----|---------------|-----|---|
| 1   | 115852-01-02B | EA  | STRIKE - LATCH - MOTOR COVER - E-COATED   |
| 2   | 115860-01-01A | EA  | TRIM - MOTOR COVER  |
| 2   | 115860-03-01A | EA  | TRIM - MOTOR COVER (1999 FORD CHASSIS)  |
| 3   | 115840-01-01A | EA  | COVER - MOTOR - W/O CARPET (FORD)   |
| 3   | 115840-03-01A | EA  | COVER - MOTOR - W/O CARPET (1999 FORD CHASSIS)  |
| 3   | 115840-02-01A | EA  | COVER - MOTOR - W/O CARPET (CHEVY)  |
| 4   | 115850-01-02B | EA  | RETAINER - LATCH - MOTOR COVER - RIGHT HAND - E-COAT<br>FROM: 00-00-00 THRU: 05-17-98 |
| 4   | 115850-03-02B | EA  | RETAINER - LATCH - MOTOR COVER - RIGHT HAND - E-COAT<br>FROM: 05-18-98 THRU: 99-99-99 |
| 5   | 116581-01-000 | EA  | LATCH - MOTOR COVER   |
| 6   | 116833-01-02B | EA  | WRENCH - HEX MOTOR COVER - E-COATED   |
| 7   | 039623-01-000 | FT  | SEAL - MOTOR COVER - RUBBER BULB TYPE   |

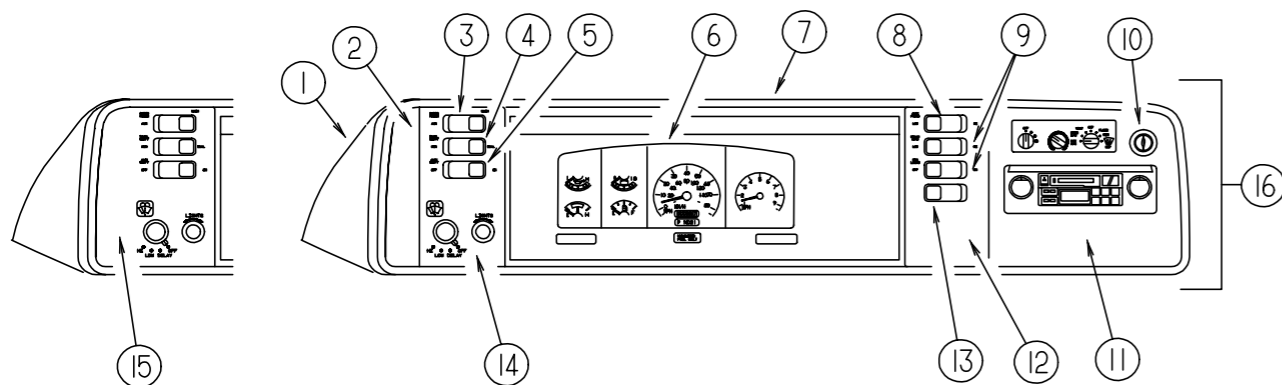
## DRIVERS COMPARTMENT GROUP (CONTINUED)

### BEVERAGE TRAY



| KEY | PART NUMBER   | U/M | DESCRIPTION   |
|-----|---------------|-----|---|
| 1   | 126680-01-J52 | EA  | TRAY - BEVERAGE - W/SHELF/CUPHOLDERS - W/O DRAWER (FORD) (MAPLE)  |
| 1   | 126680-01-H17 | EA  | TRAY - BEVERAGE - W/SHELF/CUPHOLDERS - W/O DRAWER (FORD) (OAK)    |
| 1   | 126680-02-J52 | EA  | TRAY - BEVERAGE - W/SHELF/CUPHOLDERS - W/O DRAWER (CHEVY) (MAPLE) |
| 1   | 126680-02-H17 | EA  | TRAY - BEVERAGE - W/SHELF/CUPHOLDERS - W/O DRAWER (CHEVY) (OAK)   |
| 2   | 122717-06-01A | FT  | PAD - NON SKID - PSA - 6.5" X 13.8"                               |
| 3   | 122717-01-01A | EA  | PAD - NON SKID - 4" DIAMETER ROUND                                |
| 4   | 122717-02-01A | EA  | PAD - NON SKID - 4" X 4"  |
| 5   | 126680-15-H37 | EA  | SHELF/CUPHOLDER (MAPLE)   |
| 5   | 126680-15-H17 | EA  | SHELF/CUPHOLDER (OAK)   |
| 6   | 126680-14-H37 | EA  | SHELF/CUPHOLDER - W/PADS (MAPLE)                                  |
| 6   | 126680-14-H17 | EA  | SHELF/CUPHOLDER - W/PADS (OAK)                                    |
| 7   | 097872-04-000 | EA  | DOWEL - WOOD - 1" DIAMETER X 1.38" LONG                           |
| 8   | 122832-01-02B | EA  | BRACKET - MOUNTING - BEVERAGE TRAY                                |
|     | 122772-02-02B | EA  | BRACKET - MOUNTING - BEVERAGE TRAY(W/ STUD BOLTS)                 |
| 9   | 126680-16-J52 | EA  | LID - BEVERAGE TRAY (MAPLE)                                       |
| 9   | 126680-16-H17 | EA  | LID - BEVERAGE TRAY (OAK)   |
| 10  | M05971-AZ-J52 | EA  | DRAWER - OGEE EDGE - 10"W X 11.8"D - W/O SLIDES/HARDWARE (MAPLE)  |
| 10  | M05971-AZ-H17 | EA  | DRAWER - OGEE EDGE - 10"W X 11.8"D - W/O SLIDES/HARDWARE (OAK)    |
|     | 100128-02-000 | FT  | SEAL - FOAM - ADHESIVE BACK - .37" WIDE X .37" THICK              |

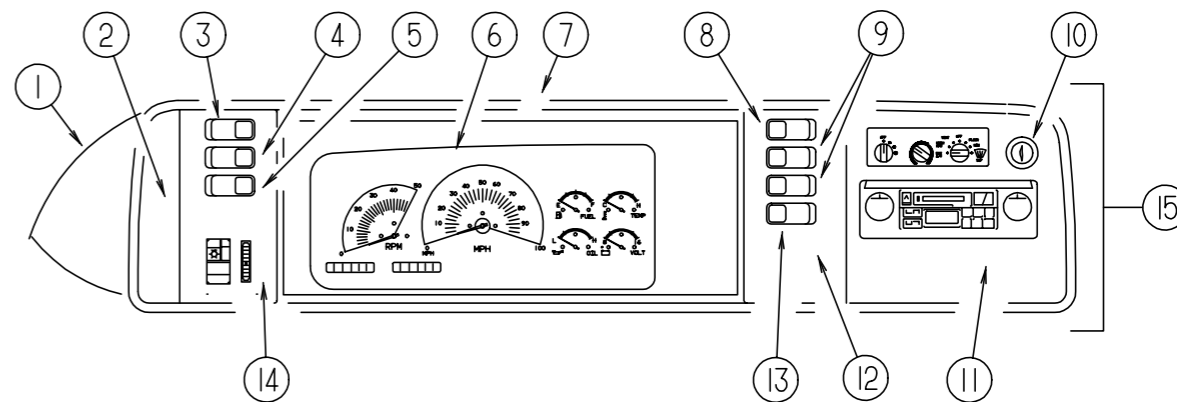
**DRIVERS COMPARTMENT GROUP (CONTINUED)**



**DASH, GAUGES & SWITCHES (FORD)**

| KEY | PART NUMBER   | U/M | DESCRIPTION  |
|-----|---------------|-----|--|
| 1   | 111499-01-07A | EA  | POD - INSTRUMENT PANEL - TITANIUM<br>FROM: 00-00-00 THRU: 04-16-98 |
| 1   | 125677-02-J52 | EA  | POD - INSTRUMENT PANEL - TITANIUM<br>FROM: 04-17-98 THRU: 99-99-99 |
| 2   | 104056-01-08A | EA  | APPLIQUE - BEZEL - DRIVER DRESS UP                                 |
| 3   | 108357-08-000 | EA  | SWITCH - ROCKER DPDT - ON/NONE/ON - 6 TERMINAL                     |
| 3   | 108356-02-01A | EA  | COVER/ACTUATOR SWITCH - 2 ROWS DIMPLES- CONTURA II - BLACK         |
| 4   | 108357-09-000 | EA  | SWITCH - ROCKER SPDT - ON/NONE/MOM - 3 TERMINAL                    |
| 4   | 108356-02-01A | EA  | COVER/ACTUATOR SWITCH - 2 ROWS DIMPLES- CONTURA II - BLACK         |
| 5   | 108357-06-000 | EA  | SWITCH - ROCKER DPDT - MOM/OFF/MOM - 6 TERMINAL                    |
| 5   | 108356-02-01A | EA  | COVER/ACTUATOR SWITCH - 2 ROWS DIMPLES- CONTURA II - BLACK         |
| 6   | 094795-02-000 | EA  | CLUSTER - INSTRUMENT PANEL - KILOMETERS                            |
| 7   | 103662-05-01A | EA  | BEZEL - INSTRUMENT PANEL - FORD<br>FROM: 00-00-00 THRU: 02-22-98   |
| 7   | 103662-09-01A | EA  | BEZEL - INSTRUMENT PANEL - FORD<br>FROM: 02-23-98 THRU: 03-20-98   |
| 7   | 103662-11-01A | EA  | BEZEL - INSTRUMENT PANEL - FORD<br>FROM: 03-21-98 THRU: 04-14-98   |
| 7   | 103662-12-01A | EA  | BEZEL - INSTRUMENT PANEL - FORD<br>FROM: 04-15-98 THRU: 99-99-99   |
| 8   | 108357-10-000 | EA  | SWITCH - ROCKER SPDT W/LIGHT - MOM/NONE/MOM - 5 TERMINAL           |
| 8   | 108356-04-01A | EA  | COVER/ACTUATOR SWITCH-2 ROWS DIMPLES W/LENS - CONTURA II - BLACK   |
| 9   | 108357-03-000 | EA  | SWITCH - ROCKER SPDT - ON/OFF/ON - 3 TERMINAL                      |
| 9   | 108356-02-01A | EA  | COVER/ACTUATOR SWITCH - 2 ROWS DIMPLES- CONTURA II - BLACK         |
|     | 096241-03-000 | EA  | SWITCH - BLANK   |
|     | 077942-01-000 | EA  | SWITCH - DUMMY - BLACK   |
| 10  | 089294-01-000 | EA  | LIGHTER - CIGARETTE - W/SOCKET & WIRE                              |
| 11  | 104056-06-08A | EA  | APPLIQUE - BEZEL - PASSENGER DRESS UP                              |
| 12  | 104056-21-01A | EA  | APPLIQUE - BEZEL - PASSENGER DRESS UP                              |
| 12  | 104056-08-01A | EA  | APPLIQUE - BEZEL - PASSENGER - 6 SWITCH (W/FOG LAMPS)              |
| 13  | 108357-01-000 | EA  | SWITCH - ROCKER SPST - ON/OFF - 2 TERMINAL                         |
| 13  | 108356-02-01A | EA  | COVER/ACTUATOR SWITCH - 2 ROWS DIMPLES- CONTURA II - BLACK         |
| 14  | 104056-24-01A | EA  | APPLIQUE - BEZEL - DRIVER DRESS UP                                 |
| 15  | 104056-39-01A | EA  | APPLIQUE - BEZEL - DRIVER DRESS UP                                 |
| 16  | M05946-54-J52 | EA  | DASH POD - FORD - W/O CLUSTER                                      |
|     | 100138-01-000 | EA  | MODULE - DAYTIME/RUNNING LIGHT                                     |
|     | 077031-01-000 | EA  | FILM - BLACK - 1" X 1.75"  |
|     | 077031-03-000 | EA  | FILM - WHITE - .75" X 1"   |
|     | 096674-01-000 | EA  | NUT - HEADLAMP KNOB - BLACK  |
|     | 096675-01-000 | EA  | KNOB - HEADLAMP - W/SHAFT  |
|     | 111904-01-000 | EA  | CABLE/INDICATOR - TRANSMISSION - 23.1" EYE/EYE                     |

**DRIVERS COMPARTMENT GROUP (CONTINUED)**



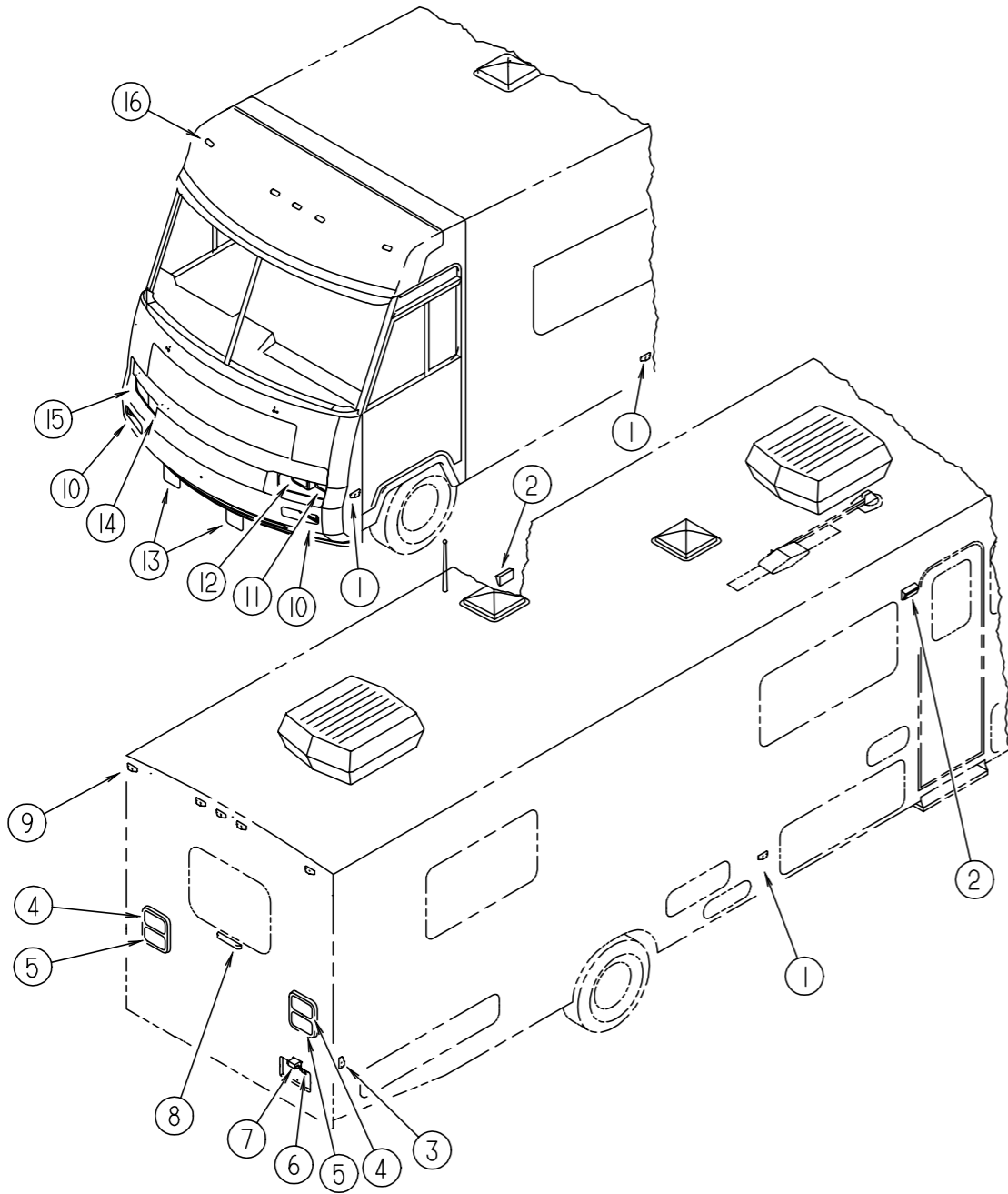
**DASH, GAUGES & SWITCHES (CHEVY)**

| KEY | PART NUMBER   | U/M | DESCRIPTION  |
|-----|---------------|-----|--|
| 1   | 125677-02-J52 | EA  | POD - INSTRUMENT PANEL - TITANIUM                          |
| 2   | 104056-01-08A | EA  | APPLIQUE - BEZEL - DRIVER DRESS UP                         |
| 3   | 108357-08-000 | EA  | SWITCH - ROCKER DPDT - ON/NONE/ON - 6 TERMINAL             |
| 3   | 108356-02-01A | EA  | COVER/ACTUATOR SWITCH - 2 ROWS DIMPLES- CONTURA II - BLACK |
| 4   | 108357-09-000 | EA  | SWITCH - ROCKER SPDT - ON/NONE/MOM - 3 TERMINAL            |
| 4   | 108356-02-01A | EA  | COVER/ACTUATOR SWITCH - 2 ROWS DIMPLES- CONTURA II - BLACK |
| 5   | 108357-06-000 | EA  | SWITCH - ROCKER DPDT - MOM/OFF/MOM - 6 TERMINAL            |
| 5   | 108356-02-01A | EA  | COVER/ACTUATOR SWITCH - 2 ROWS DIMPLES- CONTURA II - BLACK |
| 6   | 094795-02-000 | EA  | CLUSTER - INSTRUMENT PANEL - KILOMETERS                    |
| 7   | 103662-08-01A | EA  | BEZEL - INSTRUMENT PANEL                                   |
| 8   | 108357-10-000 | EA  | SWITCH - ROCKER SPDT W/LIGHT - MOM/NONE/MOM - 5 TERMINAL   |
| 8   | 108356-04-01A | EA  | COVER/ACTUATOR SWITCH-2 ROWS DIMPLES W/LENS-CONTURAIIBLK   |
| 9   | 108357-03-000 | EA  | SWITCH - ROCKER SPDT - ON/OFF/ON - 3 TERMINAL              |
| 9   | 108356-02-01A | EA  | COVER/ACTUATOR SWITCH - 2 ROWS DIMPLES- CONTURA II - BLACK |
|     | 096241-03-000 | EA  | SWITCH - BLANK   |
|     | 077942-01-000 | EA  | SWITCH - DUMMY - BLACK                                     |
| 10  | 089294-01-000 | EA  | LIGHTER - CIGARETTE - W/SOCKET & WIRE                      |
| 11  | 104056-06-08A | EA  | APPLIQUE - BEZEL - PASSENGER DRESS UP                      |
| 12  | 104056-21-01A | EA  | APPLIQUE - BEZEL - PASSENGER DRESS UP                      |
| 12  | 104056-08-01A | EA  | APPLIQUE - BEZEL - PASSENGER - 6 SWITCH (W/FOG LAMPS)      |
| 13  | 108357-01-000 | EA  | SWITCH - ROCKER SPST - ON/OFF - 2 TERMINAL                 |
| 13  | 108356-02-01A | EA  | COVER/ACTUATOR SWITCH - 2 ROWS DIMPLES- CONTURA II - BLACK |
| 14  | 104056-22-01A | EA  | APPLIQUE - BEZEL - DRIVER SWITCHES                         |
| 15  | M05946-53-J52 | EA  | DASH POD - CHEVY - W/O CLUSTER                             |
|     | 100138-01-000 | EA  | MODULE - DAYTIME/RUNNING LIGHT                             |
|     | 077031-01-000 | EA  | FILM - BLACK - 1" X 1.75"                                  |
|     | 077031-03-000 | EA  | FILM - WHITE - .75" X 1"                                   |

# ELECTRICAL GROUP

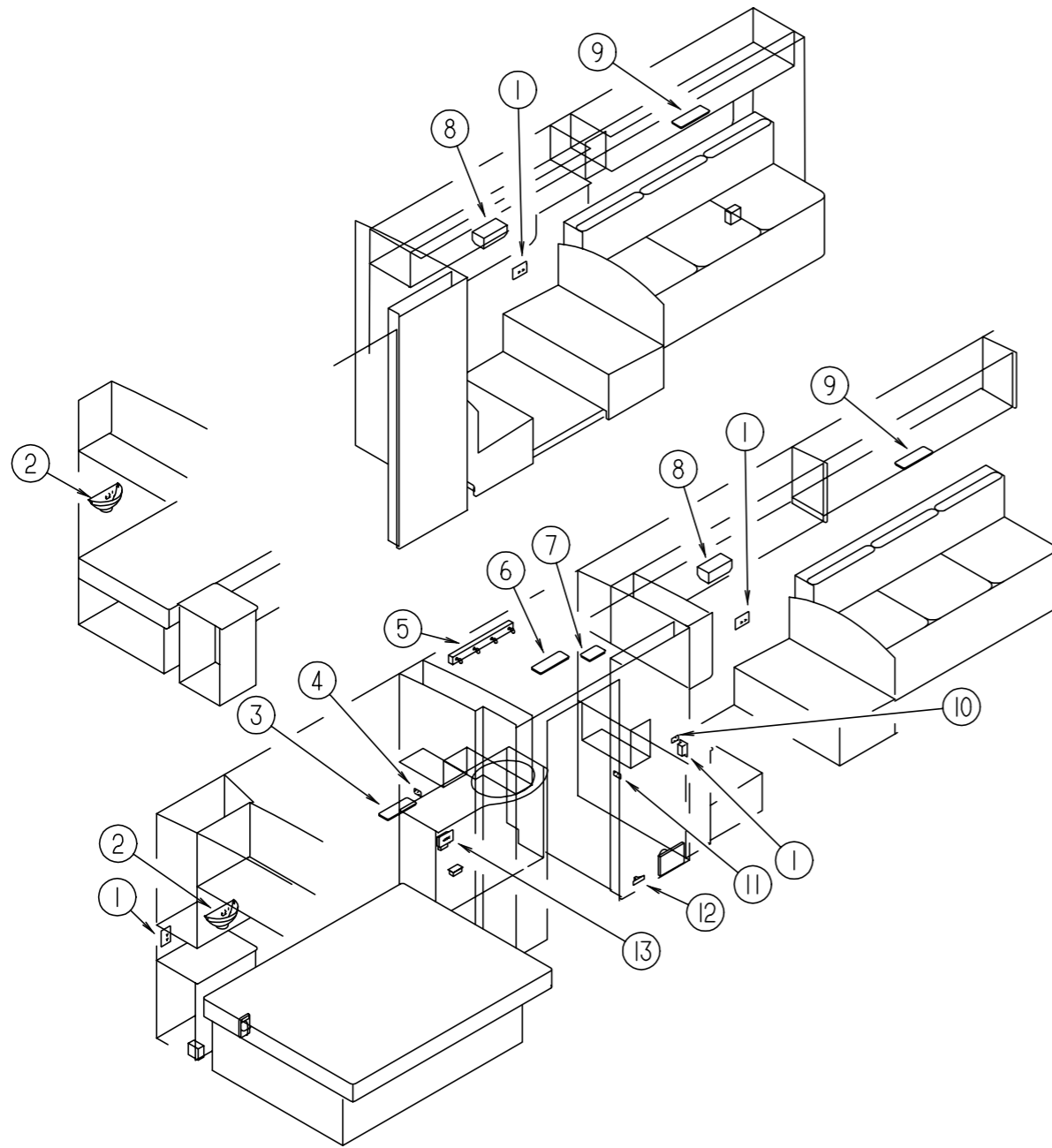
## EXTERIOR LIGHTS

| KEY | PART NUMBER   | U/M | DESCRIPTION   |
|-----|---------------|-----|---|
| 1   | 111102-02-000 | EA  | LENS - AMBER - MARKER LAMP                          |
| 1   | 111102-01-000 | EA  | BASE - LAMP MARKER                                  |
| 1   | 036196-01-000 | EA  | BULB - 12 VOLT - #194 - .27 AMP - BAYONETTE         |
| 2   | 097917-01-06A | EA  | LIGHT - PORCH - BRIGHT WHITE                        |
| 2   | 008215-01-000 | EA  | BULB - 12 VOLT - #1003 - .94 AMP                    |
| 2   | 097917-01-700 | EA  | LENS - LIGHT - CLEAR                                |
| 2   | 008089-02-000 | EA  | LIGHT - PORCH - RECESSED - CANADIAN                 |
| 2   | 008089-01-700 | EA  | LENS - LIGHT - RECESSED - PORCH - DECO              |
| 2   | 008214-01-000 | EA  | BULB - 12 VOLT - #67 - .59 AMP                      |
| 3   | 111102-03-000 | EA  | LENS - RED - MARKER LAMP                            |
| 3   | 111102-01-000 | EA  | BASE - LAMP MARKER                                  |
| 3   | 036196-01-000 | EA  | BULB - 12 VOLT - #194 - .27 AMP - BAYONETTE         |
| 4   | 115632-01-02A | EA  | LIGHT - STOP/TURN/TAIL RED                          |
| 4   | 119158-01-000 | EA  | SOCKET - DOUBLE CONTACT                             |
| 5   | 115632-03-02A | EA  | LIGHT - STOP/TAIL/BACKUP                            |
| 5   | 119157-01-000 | EA  | SOCKET - SINGLE CONTACT                             |
| 5   | 119158-01-000 | EA  | SOCKET - DOUBLE CONTACT                             |
| 5   | 037935-01-000 | EA  | BULB - 12V - #1157 OR #2057 - 2.1 AMP - CLEAR GLASS |
| 6   | 066432-03-000 | EA  | BRACKET - LICENSE PLATE                             |
| 7   | 066432-02-000 | EA  | LIGHT - LICENSE - BLACK                             |
| 8   | 121950-01-000 | EA  | LIGHT - BRAKE - CENTER MOUNT                        |
| 9   | 127536-01-000 | EA  | LIGHT - CLEARANCE - RED                             |
| 9   | 127536-02-000 | EA  | SOCKET - LIGHT - 194 WEDGE                          |
| 9   | 036196-01-000 | EA  | BULB - 12 VOLT - #194 - .27 AMP - BAYONETTE         |
| 10  | 106688-02-000 | EA  | LIGHT - AMBER TURN SIGNAL (LENS/BACK PAN)           |
| 11  | 049186-04-000 | EA  | HEADLAMP - DRIVER - HIGH/LOW - HALOGEN              |
| 12  | 049188-04-000 | EA  | HEADLAMP - DRIVER - HIGH BEAM/HALOGEN               |
| 13  | 124215-01-000 | EA  | FOG LIGHT - RECTANGULAR/CLEAR LENS                  |
| 14  | 049187-04-000 | EA  | HEADLAMP - PASSENGER - HIGH BEAM - HALOGEN          |
| 15  | 049185-04-000 | EA  | HEADLAMP - PASSENGER - HIGH/LOW - HALOGEN           |
|     | 049359-01-000 | EA  | SPRING - RETAINER - HEADLAMP - GM #496096           |
|     | 110750-01-000 | EA  | SCREW - HEADLAMP ADJUSTING                          |
| 16  | 102520-01-000 | EA  | LIGHT - CLEARANCE - W/O SOCKET/HOUSING - AMBER      |
| 16  | 102540-01-000 | EA  | SEAL - SCREW - ROUND - RUBBER                       |
| 16  | 102541-01-000 | EA  | GASKET - CLEARANCE LIGHT                            |
| 16  | 067789-02-000 | EA  | SOCKET - LAMP                                       |



## ELECTRICAL GROUP (CONTINUED)

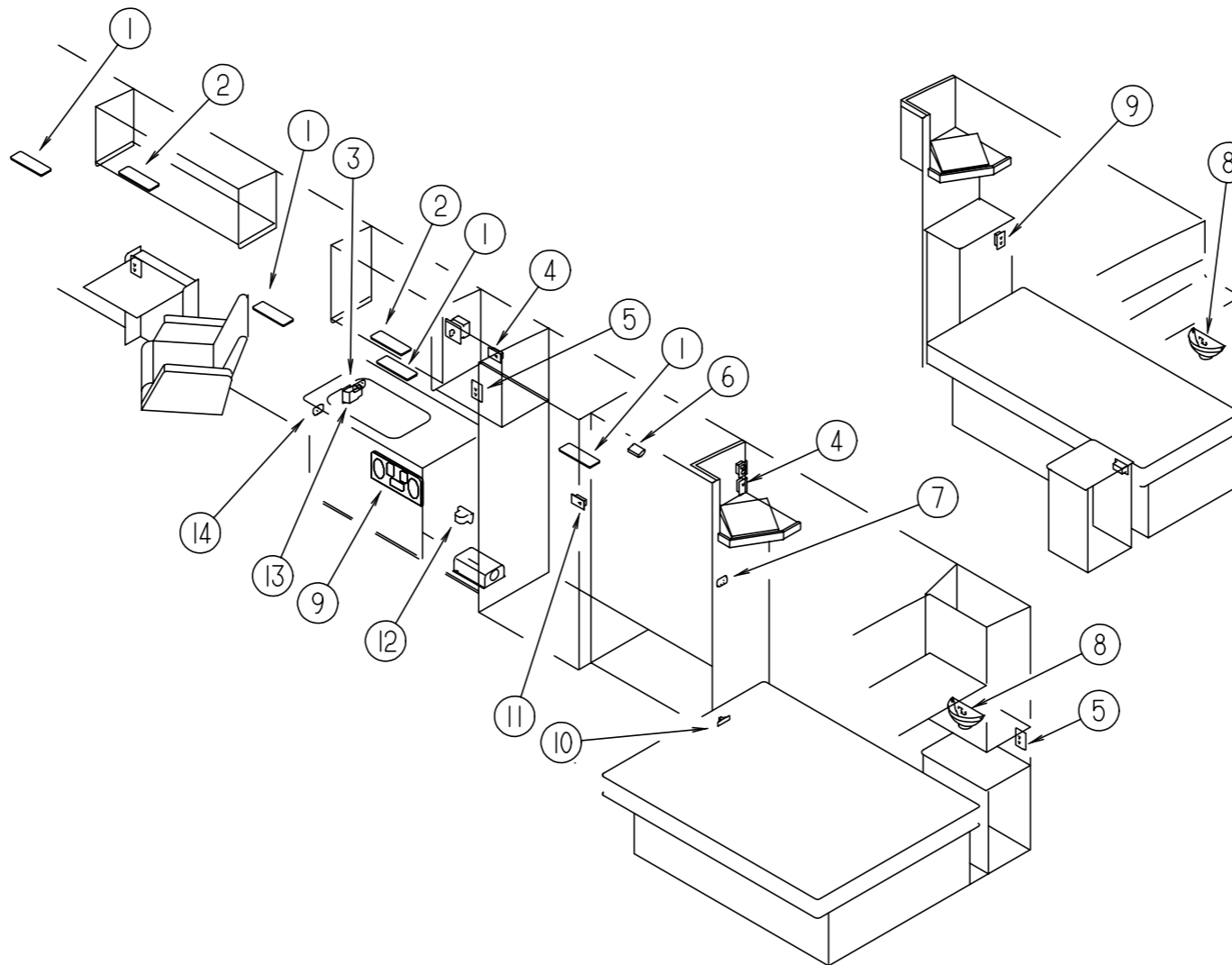
### LIGHTS, RECEPTACLES, & SWITCHES - DRIVER SIDE



| KEY | PART NUMBER   | U/M | DESCRIPTION   | VENDOR NO. |
|-----|---------------|-----|---|------------|
| 1   | 058708-02-000 | EA  | RECEPTACLE - ELECTRIC - DOUBLE - IVORY                        |            |
| 1   | 102568-01-GB1 | EA  | SPACER - RECEPTACLE - BETWEEN SIDEWALL & PLATE - WOOD (OAK)   |            |
| 1   | 102568-01-H23 | EA  | SPACER - RECEPTACLE - BETWEEN SIDEWALL & PLATE - WOOD (WHITE) |            |
| 2   | 065202-38-000 | EA  | LAMP - WALL   |            |
| 2   | 117806-01-000 | EA  | BULB - 12 VOLT - #912 - 1.0 AMP                               |            |
| 3   | 098024-03-02A | EA  | LIGHT - DOME - 2 BULB - WHITE                                 |            |
| 3   | 008218-01-000 | EA  | BULB - DOME LIGHT - 12 VOLT - 1141                            |            |
| 3   | 098024-01-700 | EA  | LENS-LIGHT  | 807877     |
| 4   | 079364-01-000 | EA  | SWITCH - ON/OFF ROCKER - 2 TERMINAL - BROWN                   |            |
| 4   | 079364-03-000 | EA  | SWITCH - ON/OFF ROCKER - 3 TERMINAL - BROWN                   |            |
| 4   | 098351-02-01A | EA  | PLATE - SWITCH - 2 GANG POLISHED BRASS                        |            |
| 4   | 095188-01-01A | EA  | SPACER - SWITCH - 2.3" X 3.4" - PLASTIC - DARK BROWN          |            |
| 5   | 110235-02-01A | EA  | LIGHT - MAKE UP - 4 BULB PANLESS                              |            |
| 5   | 081633-01-700 | EA  | BULB - LIGHT - MAKE-UP  | RP1041     |
| 6   | 098024-03-02A | EA  | LIGHT - DOME - 2 BULB - WHITE                                 |            |
| 6   | 008218-01-000 | EA  | BULB - DOME LIGHT - 12 VOLT - 1141                            |            |
| 6   | 098024-01-700 | EA  | LENS-LIGHT  | 807877     |
| 7   | 121935-01-01A | EA  | LIGHT - DOME - SHOWER   |            |
| 8   | 093575-06-01A | EA  | LIGHT - CEILING - FLUTED                                      |            |
| 9   | 098024-06-02A | EA  | LIGHT - DOME - 2 BULB - SKYLITE                               |            |
| 9   | 008218-01-000 | EA  | BULB - DOME LIGHT - 12 VOLT - 1141                            |            |
| 9   | 098024-01-701 | EA  | LENS - OPTI CLEAR - SKYLITE                                   | 809902     |
| 10  | 079364-01-000 | EA  | SWITCH - ON/OFF ROCKER - 2 TERMINAL - BROWN                   |            |
| 10  | 098351-01-01A | EA  | PLATE - SWITCH - 1 GANG POLISHED BRASS                        |            |
| 11  | 079364-01-000 | EA  | SWITCH - ON/OFF ROCKER - 2 TERMINAL - BROWN                   |            |
| 11  | 098351-02-01A | EA  | PLATE - SWITCH - 2 GANG POLISHED BRASS                        |            |
| 12  | 061424-01-000 | EA  | LIGHT - AISLE - 12 VOLT - RECTANGULAR                         |            |
| 12  | 008103-01-000 | EA  | BULB - DASH/AISLE LIGHT - #53 - 12 VOLT - .12 AMP             |            |
| 13  | 084076-02-000 | EA  | RECEPTACLE - GFI - 15 AMP/125 VOLT - BROWN                    |            |

## ELECTRICAL GROUP (CONTINUED)

### LIGHTS, RECEPTACLES, & SWITCHES - PASSENGER SIDE



| KEY | PART NUMBER   | U/M | DESCRIPTION   | VENDOR NO. |
|-----|---------------|-----|---|------------|
| 1   | 098024-03-02A | EA  | LIGHT - DOME - 2 BULB - WHITE                                 |            |
| 1   | 008218-01-000 | EA  | BULB - DOME LIGHT - 12 VOLT - 1141                            |            |
| 1   | 098024-01-700 | EA  | LENS-LIGHT  | 807877     |
| 2   | 098024-06-02A | EA  | LIGHT - DOME - 2 BULB - SKYLITE                               |            |
| 2   | 008218-01-000 | EA  | BULB - DOME LIGHT - 12 VOLT - NO. 1141                        |            |
| 2   | 098024-01-701 | EA  | LENS - OPTI CLEAR - SKYLITE                                   | 809902     |
| 3   | 079364-01-000 | EA  | SWITCH - ON/OFF ROCKER - 2 TERMINAL - BROWN                   |            |
| 3   | 095188-02-01A | EA  | SPACER - SWITCH - 2.3" X 4.1" - PLASTIC - DARK BROWN          |            |
| 3   | 098351-05-01A | EA  | PLATE - SWITCH - 3 GANG POLISHED BRASS                        |            |
| 4   | 058708-05-000 | EA  | RECEPTACLE - ELECTRIC - SINGLE - BROWN                        |            |
| 5   | 058708-02-000 | EA  | RECEPTACLE - ELECTRIC - DOUBLE - IVORY                        |            |
| 5   | 102568-01-GB1 | EA  | SPACER - RECEPTACLE - BETWEEN SIDEWALL & PLATE - WOOD (OAK)   |            |
| 5   | 102568-01-H23 | EA  | SPACER - RECEPTACLE - BETWEEN SIDEWALL & PLATE - WOOD (WHITE) |            |
| 6   | 087694-01-000 | EA  | LIGHT - WARDROBE/CLOSET - W/SWITCH                            |            |

| KEY | PART NUMBER   | U/M | DESCRIPTION  |
|-----|---------------|-----|--|
| 7   | 079364-01-000 | EA  | SWITCH - ON/OFF ROCKER - 2 TERMINAL - BROWN          |
| 7   | 079364-03-000 | EA  | SWITCH - ON/OFF ROCKER - 3 TERMINAL - BROWN          |
| 7   | 098351-02-01A | EA  | PLATE - SWITCH - 2 GANG POLISHED BRASS               |
| 7   | 095188-01-01A | EA  | SPACER - SWITCH - 2.3" X 3.4" - PLASTIC - DARK BROWN |
| 8   | 065202-38-000 | EA  | LAMP - WALL  |
| 8   | 117806-01-000 | EA  | BULB - 12 VOLT - #912 - 1.0 AMP                      |
| 9   | 058708-01-000 | EA  | RECEPTACLE - ELECTRIC - DOUBLE - BROWN               |
| 10  | 061424-01-000 | EA  | LIGHT - AISLE - 12 VOLT - RECTANGULAR                |
| 10  | 008103-01-000 | EA  | BULB - DASH/AISLE LIGHT - #53 - 12 VOLT - .12 AMP    |
| 11  | 058707-01-000 | EA  | RECEPTACLE - ELECTRIC - SINGLE - BROWN               |
| 12  | 112822-01-01A | EA  | RECEPTACLE - DUPLEX - IVORY                          |
| 13  | 084076-02-000 | EA  | RECEPTACLE - GFI - 15 AMP/125 VOLT - BROWN           |
| 14  | 079364-03-000 | EA  | SWITCH - ON/OFF ROCKER - 3 TERMINAL - BROWN          |
| 14  | 098351-01-01A | EA  | PLATE - SWITCH - 1 GANG POLISHED BRASS               |
| 14  | 095188-01-01A | EA  | SPACER - SWITCH - 2.3" X 3.4" - PLASTIC - DARK BROWN |

**ELECTRICAL GROUP (CONTINUED)****CONVERTER & LOAD CENTER**

| KEY | PART NUMBER   | U/M DESCRIPTION   |
|-----|---------------|---|
|     | 099048-03-000 | EA INVERTER - 130 WATT  |
|     | 106071-01-000 | EA SWITCH - AUTOMATIC TRANSFER - 30 AMP - MAGNETEK            |
|     | 106071-02-000 | EA SWITCH - AUTOMATIC TRANSFER - 50 AMP - MAGNETEK            |
|     | 108915-02-000 | EA LOAD CENTER - 120/240 VOLT - 100 AMP                       |
|     | 109677-01-000 | EA LOAD CENTER - 120 VOLT - 40 AMP                            |
|     | 113132-01-000 | EA LOAD CENTER - 120/240 VOLT - 60 AMP                        |
|     | 123058-02-000 | EA CONVERTER - 45 AMP - ELECTRONIC - 4 1/8"H X 7"W X 12 3/8"L |

**ELECTRICAL SWITCHES**

| KEY | PART NUMBER   | U/M DESCRIPTION   |
|-----|---------------|---|
|     | 073626-04-000 | EA COVER - ELECTRIC - 10.4" X 7.8"                                  |
|     | 077942-01-000 | EA SWITCH - DUMMY - BLACK   |
|     | 079364-01-000 | EA SWITCH - ON/OFF ROCKER - 2 TERMINAL - BROWN                      |
|     | 079364-03-000 | EA SWITCH - ON/OFF ROCKER - 3 TERMINAL - BROWN                      |
|     | 079364-04-000 | EA SWITCH - ON/OFF ROCKER - 2 TERMINAL - BLACK                      |
|     | 095188-01-01A | EA SPACER - SWITCH - 2.3" X 3.4" - PLASTIC - DARK BROWN             |
|     | 095188-02-01A | EA SPACER - SWITCH - 2.3" X 4.1" - PLASTIC - DARK BROWN             |
|     | 096241-03-000 | EA SWITCH - BLANK - BLACK   |
|     | 098351-02-01A | EA PLATE - SWITCH - 2 GANG POLISHED BRASS                           |
|     | 098351-05-01A | EA PLATE - SWITCH - 3 GANG POLISHED BRASS                           |
|     | 098351-09-01A | EA PLATE - SWITCH - SPEAKER SELECT - POLISHED BRASS                 |
|     | 098351-14-01A | EA PLATE - SWITCH - 1 GANG W/LABEL                                  |
|     | 108355-01-000 | EA HOUSING - SWITCH   |
|     | 108356-02-01A | EA COVER/ACTUATOR SWITCH - 2 ROWS DIMPLES- CONTURA II - BLACK       |
|     | 108356-04-01A | EA COVER/ACTUATOR SWITCH - 2 ROWS DIMPLES W/LENS - CONTURAI - BLACK |
|     | 108356-01-01A | EA COVER/ACTUATOR SWITCH - 3 GROOVES - CONTURA III - BLACK          |
|     | 108357-01-000 | EA SWITCH - ROCKER SPST - ON/OFF - 2 TERMINAL                       |
|     | 108357-06-000 | EA SWITCH - ROCKER DPDT - MOM/OFF/MOM - 6 TERMINAL                  |
|     | 108357-07-000 | EA SWITCH - ROCKER SPDT - MOM/OFF/MOM - 3 TERMINAL                  |
|     | 108357-08-000 | EA SWITCH - ROCKER DPDT - ON/NONE/ON - 6 TERMINAL                   |

**ROCKER SWITCHES (DASH)**

| KEY | PART NUMBER   | U/M DESCRIPTION   |
|-----|---------------|---|
|     | 108357-03-000 | EA SWITCH - ROCKER SPDT - ON/OFF/ON - 3 TERMINAL              |
|     | 108356-02-01A | EA COVER/ACTUATOR SWITCH - 2 ROWS DIMPLES- CONTURA II - BLACK |
|     | 108357-08-000 | EA SWITCH - ROCKER DPDT - ON/NONE/ON - 6 TERMINAL             |
|     | 108357-06-000 | EA SWITCH - ROCKER DPDT - MOM/OFF/MOM - 6 TERMINAL            |
|     | 108357-09-000 | EA SWITCH - ROCKER SPDT - ON/NONE/MOM - 3 TERMINAL            |
|     | 108357-10-000 | EA SWITCH - ROCKER SPDT - W/LIGHT - MOM/NONE/MOM - 5 TERMINAL |
|     | 108356-04-01A | EA COVER/ACTUATOR SWITCH - 2 ROWS DIMPLES W/LENS-CONTURAI-BLK |
|     | 096241-03-000 | EA SWITCH - BLANK   |
|     | 077942-01-000 | EA SWITCH - DUMMY - BLACK                                     |

**RECEPTACLES**

| KEY | PART NUMBER   | U/M DESCRIPTION  |
|-----|---------------|--|
|     | 058707-01-000 | EA RECEPTACLE - ELECTRIC - SINGLE - BROWN                |
|     | 058707-02-000 | EA RECEPTACLE - BLANK - JUNCTION BOX                     |
|     | 058708-01-000 | EA RECEPTACLE - ELECTRIC - DOUBLE - BROWN                |
|     | 058708-02-000 | EA RECEPTACLE - ELECTRIC - DOUBLE - IVORY                |
|     | 058708-05-000 | EA RECEPTACLE - ELECTRIC - SINGLE - BROWN                |
|     | 084076-02-000 | EA RECEPTACLE - GFI - 15 AMP/125 VOLT - BROWN            |
|     | 091927-01-000 | EA COVER - RECEPTACLE - DOUBLE - IVORY                   |
|     | 097734-01-01A | EA EXTENSION/RECEPTACLE - .7" 3.2" X 5" - IVORY          |
|     | 102568-01-GB1 | EA SPACER - RECEPTACLE - BETWEEN SIDEWALL & PLATE - WOOD |
|     | 112822-01-01A | EA RECEPTACLE - DUPLEX - IVORY                           |
|     | 112824-01-03A | EA COVER - EXTERIOR DUPLEX RECEPTACLE - WHITE PLASTIC    |
|     | 115930-02-000 | EA INLET - 50 AMP - 240 VOLT - EXTERIOR                  |

**ELECTRICAL GROUP (CONTINUED)****WIRE ASSEMBLIES**

| KEY | PART NUMBER   | U/M DESCRIPTION   |
|-----|---------------|---|
|     | P27264-02-000 | EA WIRE ASSEMBLY - RADIO AM/FM CASSETTE                       |
|     | P27516-02-000 | EA WIRE ASSEMBLY - RADIO AM/FM/CD                             |
|     | 073328-B4-000 | EA CABLE ASSEMBLY - BATTERY - W/TERMINALS                     |
|     | 090986-01-000 | EA WIRE ASSEMBLY - ELECTRIC STEP                              |
|     | 096449-01-000 | EA WIRE ASSEMBLY - WATER TANK TO MONITOR PANEL                |
|     | 096717-03-000 | EA WIRE ASSEMBLY - REAR MONITOR - AFTER MARKET INSTALLATION   |
|     | 097618-01-000 | EA WIRE ASSEMBLY - MONITOR PANEL- W/3 WIRES & ORANGE RESISTOR |
|     | 108303-01-000 | EA WIRE ASSEMBLY - REAR AUTO HEATER                           |
|     | 108304-01-000 | EA WIRE ASSEMBLY - INSTRUMENT PANEL - AUXILIARY FANS          |
|     | 110256-01-000 | EA WIRE ASSEMBLY - INSTRUMENT PANEL - GENERATOR               |
|     | 111915-01-000 | EA WIRE ASSEMBLY - DAYTIME RUNNING LAMPS - FUSED - GM         |
|     | 111915-03-000 | EA WIRE ASSEMBLY - DAYTIME RUNNING LAMPS - FUSED - FORD       |
|     | 113134-03-000 | EA WIRE ASSEMBLY - WIPER/WASHER                               |
|     | 120233-05-000 | EA WIRE - 30" W/DIGITAL SENSOR CONNECTOR/STRIPED LEAD         |
|     | 124096-01-000 | EA WIRE - INSTRUMENT PANEL - FOG LAMPS                        |
|     | 126392-01-000 | EA WIRE ASSEMBLY - REMOTE MIRRORS                             |
|     | 126591-01-02B | EA CARRIER - WIRE -SLIDEOUT                                   |

**CIRCUIT BREAKERS & FUSES**

| KEY | PART NUMBER   | U/M DESCRIPTION  |
|-----|---------------|--|
|     | 062037-01-000 | EA HOUSING - AUTO FUSE - NATURAL                         |
|     | 062037-02-000 | EA HOUSING - AUTO FUSE - GREEN                           |
|     | 062037-03-000 | EA HOUSING - AUTO FUSE - BLACK                           |
|     | 062037-04-000 | EA HOUSING - AUTO FUSE - BLUE                            |
|     | 062037-06-000 | EA HOUSING - AUTO FUSE - BROWN                           |
|     | 062037-07-000 | EA HOUSING - AUTO FUSE - RED                             |
|     | 062901-02-000 | EA FUSE - 05 AMPS - AUTOMOTIVE                           |
|     | 062901-05-000 | EA FUSE - 15 AMPS - AUTOMOTIVE                           |
|     | 062901-06-000 | EA FUSE - 20 AMPS - AUTOMOTIVE                           |
|     | 062901-07-000 | EA FUSE - 25 AMPS - AUTOMOTIVE                           |
|     | 062901-08-000 | EA FUSE - 30 AMPS - AUTOMOTIVE                           |
|     | 083209-01-000 | EA CIRCUIT BREAKER - 15 AMP - 120 VOLT - CANADIAN        |
|     | 083209-02-000 | EA CIRCUIT BREAKER - 15/15 AMP - 120 VOLT                |
|     | 083209-03-000 | EA CIRCUIT BREAKER - 15/20 AMP - 120 VOLT                |
|     | 083209-04-000 | EA CIRCUIT BREAKER - 30 AMP - 120 VOLT                   |
|     | 083209-06-000 | EA CIRCUIT BREAKER - 30/15 AMP - 120 VOLT                |
|     | 093654-01-000 | EA CIRCUIT BREAKER - 6 AMP - 12 VOLT                     |
|     | 093654-02-000 | EA CIRCUIT BREAKER - 15 AMP - 12 VOLT                    |
|     | 093655-03-000 | EA CIRCUIT BREAKER - 40 AMP - 12 VOLT                    |
|     | 093674-01-000 | EA PLATE - CIRCUIT BREAKER - HOUSE - 8.4" X 4.1" - STEEL |
|     | 106656-01-000 | EA FUSE BLOCK - 4 CAVITY - AUTOFUSE                      |
|     | 108669-01-000 | EA HOUSING - AUTO FUSE HOLDER                            |
|     | 122811-01-000 | EA CIRCUIT BREAKER - 20/50/50/20                         |

**ELECTRICAL BOXES & CORDS**

| KEY | PART NUMBER   | U/M DESCRIPTION   |
|-----|---------------|---|
|     | 008052-01-000 | EA CORD - POWER - 10/3 WIRE - 30 AMP - 25' - CANADIAN         |
|     | 008054-01-000 | EA CORD - POWER - 10/3 WIRE - 30 AMP - 25'                    |
|     | 008289-01-000 | EA BOX - ELECTRIC/STEEL - 1/2" & 3/4" KNOCKOUTS - 4" X 4"     |
|     | 008289-02-000 | EA BOX - ELECTRIC/STEEL - 1/2" & 3/4" KNOCKOUTS - 4" X 4"-CAN |
|     | 008294-01-000 | EA COVER - ELECTRICAL BOX - BLANK/STEEL - 4" X 4" - GRAY      |
|     | 008294-02-000 | EA COVER - ELECTRICAL BOX - BLANK STEEL - 4" X 4" - CANADIAN  |
|     | 074890-01-000 | EA BOX - EXTENSION/STEEL - OPEN SIDES - 4" X 4" X 1 1/2"      |
|     | 074897-01-000 | EA COVER - ELECTRICAL BOX W/HOLES - 4" X 4"                   |
|     | 091910-01-000 | EA BOX - ELECTRIC - 3.8" X 3.5" X 1.8" - PLASTIC              |
|     | 091910-02-000 | EA BOX - ELECTRIC - 2.2" X 3.5" X 1.8" - PLASTIC              |
|     | 108934-01-000 | EA POWER CORD - 36/50 AMP - 4 WIRE                            |
|     | 111509-01-000 | EA BOX - ELECTRICAL - E-COATED                                |
|     | 111510-01-000 | EA DOOR/ACCESS PANEL - ELECTRICAL BOX                         |
|     | 127397-01-02B | EA COVER - ELECTRICAL - E - COAT                              |



**ELECTRICAL GROUP (CONTINUED)****ELECTRICAL CONNECTORS & CONDUIT**

| KEY | PART NUMBER   | U/M | DESCRIPTION  |
|-----|---------------|-----|--|
|     | 007954-01-000 | EA  | RECEPTACLE - HOUSING - 6 POSITION                        |
|     | 007956-05-000 | EA  | INSULATOR - SHRINK - .25 ID X 1.50                       |
|     | 008311-01-000 | EA  | CONNECTOR - WIRE NUT - INSULATED - RED                   |
|     | 008312-01-000 | EA  | CONNECTOR - WIRE NUT - INSULATED - BLUE                  |
|     | 008313-01-000 | EA  | CONNECTOR - WIRE NUT - INSULATED - YELLOW                |
|     | 008314-01-000 | EA  | CONNECTOR - WIRE NUT - INSULATED - GRAY                  |
|     | 008326-01-000 | EA  | TERMINAL - RING - 16/14 WIRE - 3/8" STUD                 |
|     | 008328-01-000 | EA  | TERMINAL - RING - 12/10 WIRE - #10 STUD FIT              |
|     | 008331-01-000 | EA  | TERMINAL - RING - TONGUE - #4 WIRE - 3/8" STUD - COPPER  |
|     | 008348-01-000 | EA  | TERMINAL - RING - 3/8" STUD 2 GA. WIRE                   |
|     | 008355-01-000 | EA  | CONNECTOR - CABLE CLAMPING - 3/4"                        |
|     | 008356-01-000 | EA  | CONNECTOR - PLASTIC - 3/8" AVG                           |
|     | 008356-02-000 | EA  | CONNECTOR - PLASTIC - 21/32                              |
|     | 008394-01-000 | FT  | CONDUIT - FLEXIBLE - 1/2"                                |
|     | 008398-01-000 | EA  | CONNECTOR - 1/2" X 90 DEGREE - FLEX CONDUIT - UL & CSA   |
|     | 035416-04-000 | EA  | TERMINAL - RING - #10 STUD FIT - INSULATED BARREL #16/14 |
|     | 041480-01-000 | EA  | CONNECTOR - STRAIGHT - 1/2' FLEX CONDUIT                 |
|     | 041953-01-000 | FT  | CONDUIT - CONVOLUTE SLIT - .5" ID                        |
|     | 041953-01-000 | FT  | CONDUIT - CONVOLUTE SLIT - .5" ID                        |
|     | 041953-03-000 | FT  | CONDUIT - CONVOLUTE SLIT - 1" ID (CLOTHES ROD COVER)     |
|     | 041953-05-000 | FT  | CONDUIT - CONVOLUTE SOLID - .62" ID                      |
|     | 041953-06-000 | FT  | CONDUIT - CONVOLUTE SLIT - .375" ID                      |
|     | 041953-07-000 | FT  | CONDUIT - CONVOLUTE SLIT - .25" ID                       |
|     | 041953-08-000 | FT  | CONDUIT - CONVOLUTE SLIT - 1.50" ID                      |
|     | 041953-09-000 | FT  | CONDUIT - CONVOLUTE SLIT - .50" ID                       |
|     | 041953-10-000 | FT  | CONDUIT - CONVOLUTE SLIT - .75" ID                       |
|     | 041953-11-000 | FT  | CONDUIT - CONVOLUTE SLIT - 1.06" ID                      |
|     | 041953-12-000 | FT  | CONDUIT - CONVOLUTE NON SLIT - 1.1" ID                   |
|     | 047443-01-000 | EA  | TERMINAL - .250 RECEPTACLE FIT - INSULATED - 16/14 AWG   |
|     | 047443-02-000 | EA  | TERMINAL - .250 RECEPTACLE FIT - INSULATED - 12/10 AWG   |
|     | 058028-01-000 | EA  | CONNECTOR - ELECTRICAL PIGTAIL - NYLON - CLEAR           |
|     | 062036-01-000 | EA  | TERMINAL - PACK - CON - 12/10 AWG                        |
|     | 062036-02-000 | EA  | TERMINAL - PACK - CON - 16/14 AWG                        |
|     | 077479-01-000 | EA  | BOOT - BATTERY TERMINAL - DOUBLE CABLE                   |
|     | 077479-02-000 | EA  | BOOT - BATTERY TERMINAL - SINGLE CABLE                   |
|     | 080015-02-000 | EA  | RECEPTACLE - FLAG - .185 - 16/14 GAUGE                   |
|     | 085724-01-000 | EA  | SOCKET - DOUBLE CONTACT - TAILLIGHT                      |
|     | 087225-01-000 | FT  | SLEEVING - 1/2" - TYPE H                                 |
|     | 087225-02-000 | FT  | SLEEVING - 5/8" - TYPE H                                 |
|     | 087949-01-000 | EA  | BUSS BAR - 2 POSITION - .6" X 1.5"                       |
|     | 087949-02-000 | EA  | BUSS BAR - 3 POSITION - .6" X 2.4"                       |
|     | 088267-01-000 | EA  | TERMINAL - FEMALE - 1/4                                  |
|     | 088473-01-000 | EA  | HOUSING - PIN - 12 CAVITY (3 ROWS OF 4)                  |
|     | 088473-02-000 | EA  | HOUSING - PIN - 15 CAVITY (3 ROWS OF 5)                  |
|     | 088473-03-000 | EA  | HOUSING - PIN - 9 CAVITY (3 ROWS OF 3)                   |
|     | 088473-06-000 | EA  | HOUSING - PIN - 6 CAVITY (2 ROWS OF 3)                   |
|     | 088473-08-000 | EA  | HOUSING - PIN - 4 CAVITY - IN-LINE                       |
|     | 088473-09-000 | EA  | HOUSING - PIN - 3 CAVITY IN-LINE                         |
|     | 088473-10-000 | EA  | HOUSING - PIN - 2 CAVITY                                 |
|     | 088474-01-000 | EA  | HOUSING - SOCKET - 12 CAVITY                             |
|     | 088474-02-000 | EA  | HOUSING - SOCKET - 15 CAVITY                             |
|     | 088474-03-000 | EA  | HOUSING - SOCKET - 9 CAVITY                              |
|     | 088474-06-000 | EA  | HOUSING - SOCKET - 6 CAVITY                              |
|     | 088474-07-000 | EA  | HOUSING - SOCKET - 5 CAVITY                              |
|     | 088474-08-000 | EA  | HOUSING - SOCKET - 4 CAVITY                              |
|     | 088474-09-000 | EA  | HOUSING - ELECTRICAL - 3 TERMINAL                        |
|     | 088474-10-000 | EA  | HOUSING - SOCKET - 2 CAVITY                              |
|     | 088475-01-000 | EA  | PIN - CONNECTOR - 14 - 20 AWG                            |
|     | 088475-02-000 | EA  | PIN - CONNECTOR - 10-12 AWG                              |
|     | 088476-01-000 | EA  | TERMINAL - ELECTRICAL                                    |
|     | 088476-02-000 | EA  | SOCKET - CONNECTOR - 12-10 GA - PRE-TIN                  |

**ELECTRICAL GROUP (CONTINUED)****ELECTRICAL CONNECTORS & CONDUIT (CONTINUED)**

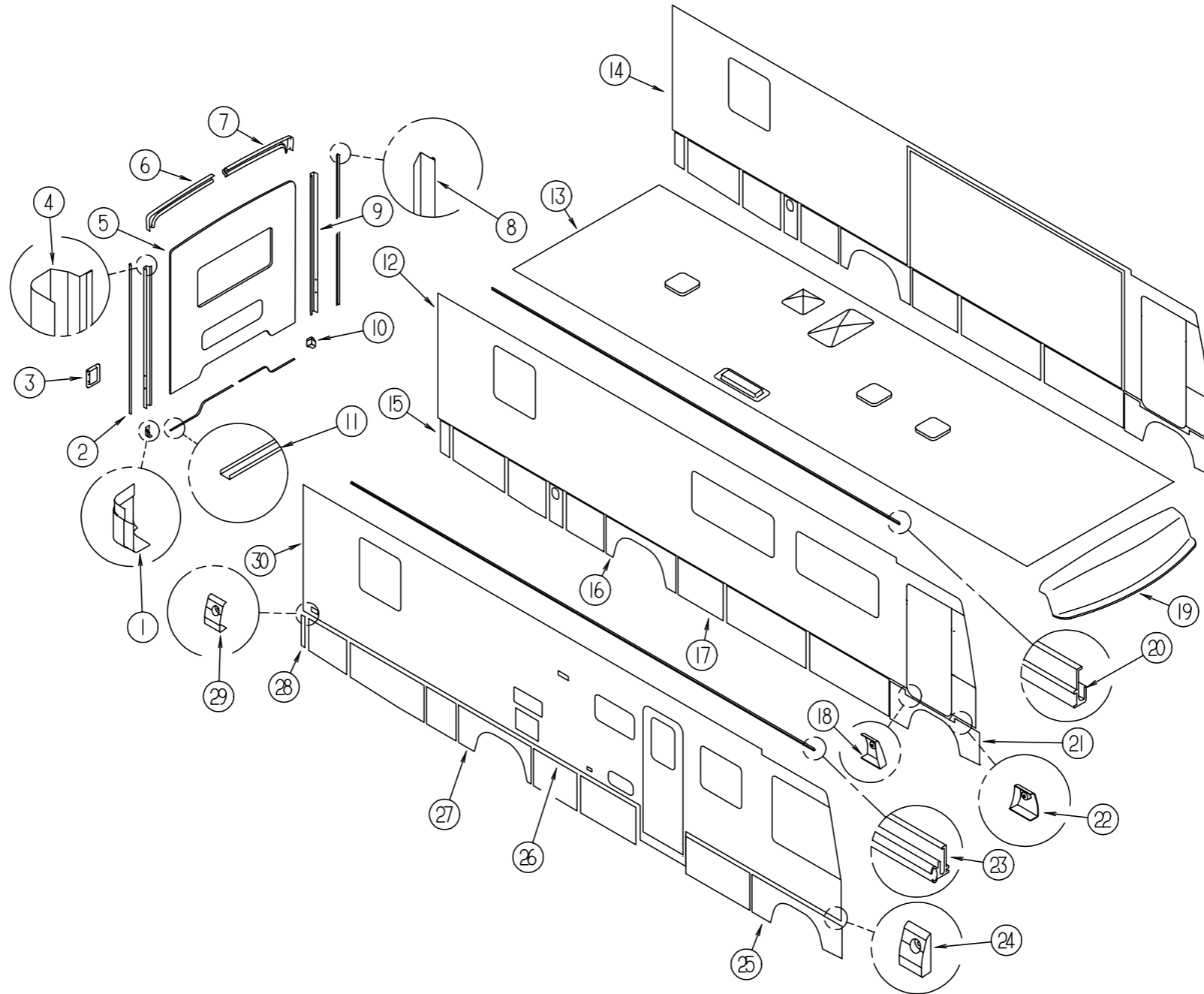
| KEY | PART NUMBER   | U/M | DESCRIPTION                            |
|-----|---------------|-----|--|
|     | 092786-02-000 | EA  | BUSS BAR - 3.3" LONG                   |
|     | 092786-03-000 | EA  | BUSS BAR - 6.9" LONG                   |
|     | 098260-01-000 | EA  | TERMINAL - MALE - 56 SERIES            |
|     | 098261-02-000 | EA  | SOCKET - CONNECTOR - WEATHERPACK       |
|     | 098262-01-000 | EA  | SEAL - CONNECTOR - WEATHERPACK         |
|     | 098264-01-000 | EA  | HOUSING - 2 PIN - WEATHERPACK          |
|     | 101571-01-000 | EA  | HOUSING - 2 POSITION - MALE            |
|     | 103608-01-000 | EA  | SOCKET - WEDGE BASE W/LEADS            |
|     | 103987-02-000 | EA  | SEAL - SOLENOID ACCESS                 |
|     | 104016-01-000 | EA  | WIRE ASSEMBLY - AUXILIARY FANS         |
|     | 104100-01-000 | EA  | HOUSING - 1 POSITION - 75 AMPS         |
|     | 104100-03-000 | EA  | TERMINAL - 75 AMP                      |
|     | 106006-01-000 | EA  | HOUSING - 1 POSITION - FEMALE          |
|     | 106007-01-000 | EA  | TERMINAL - FEMALE - 14-16 AWG          |
|     | 106655-01-000 | EA  | TERMINAL - FUSE BLOCK - 14-16 AWG      |
|     | 106655-02-000 | EA  | TERMINAL - FUSE BLOCK - 10-12 AWG      |
|     | 110178-01-000 | EA  | HOUSING - WIPER MOTOR                  |
|     | 112823-01-000 | EA  | SPLICE - REDUCER - 16-14 TO 18-22      |
|     | 113131-01-000 | EA  | HOUSING - 3 PIN                        |
|     | 113135-01-000 | EA  | TERMINAL - FEMALE- M/P - 14-16         |
|     | 113306-01-000 | EA  | TERMINAL - FEMALE - M/P - 14-16        |
|     | 113307-01-000 | EA  | TERMINAL - FEMALE - M/P - 16-20        |
|     | 113468-01-000 | EA  | HOUSING - 2 POSITION - FEMALE          |
|     | 115556-01-000 | EA  | HOUSING - 3 POSITION - FEMALE          |
|     | 115556-02-000 | EA  | HOUSING - 2 POSITION - FEMALE          |
|     | 115931-02-000 | EA  | COVER - CONNECTOR                      |
|     | 115932-02-000 | EA  | CONNECTOR - FEMALE - 50 AMP - 240 VOLT |
|     | 116811-01-000 | EA  | TERMINAL - .110 RECEPTACLE - 16-14 AWG |
|     | 119248-02-000 | EA  | HOUSING - 7 POSITION - FEMALE          |
|     | 125323-02-000 | EA  | HOUSING - 8 POSITION - MALE            |
|     | 125324-01-000 | EA  | TERMINAL - MALE - METRI-PACK - 150     |
|     | 125325-01-000 | EA  | SEAL - CAVITY                          |

**ELECTRICAL MISCELLANEOUS**

| KEY | PART NUMBER   | U/M | DESCRIPTION                                     |
|-----|---------------|-----|---|
|     | 007093-01-000 | EA  | SIGNAL FLASHER                                  |
|     | 008188-01-000 | EA  | SOLENOID - 3 POST - BATTERY CHANGE OVER         |
|     | 063910-01-000 | EA  | HOUSING - RELAY                                 |
|     | 063912-02-000 | EA  | RELAY - CANISTER - SPDT                         |
|     | 086233-01-000 | EA  | STUD - ISOLATED - 3/8" X 7/8" LONG              |
|     | 086273-01-000 | EA  | RELAY - BATTERY DISCONNECT                      |
|     | 115504-01-000 | EA  | PANEL - SOLAR 10 WATT                           |
|     | 115504-01-700 | EA  | PLUG & CABLE, 10 WATT PANEL 600-016             |
|     | 115505-01-000 | EA  | LIGHT - MONITOR/SOLAR PANEL - RED LED INDICATOR |

# EXTERIOR BODY GROUP

## EXTERIOR BODY PANELS & TRIM

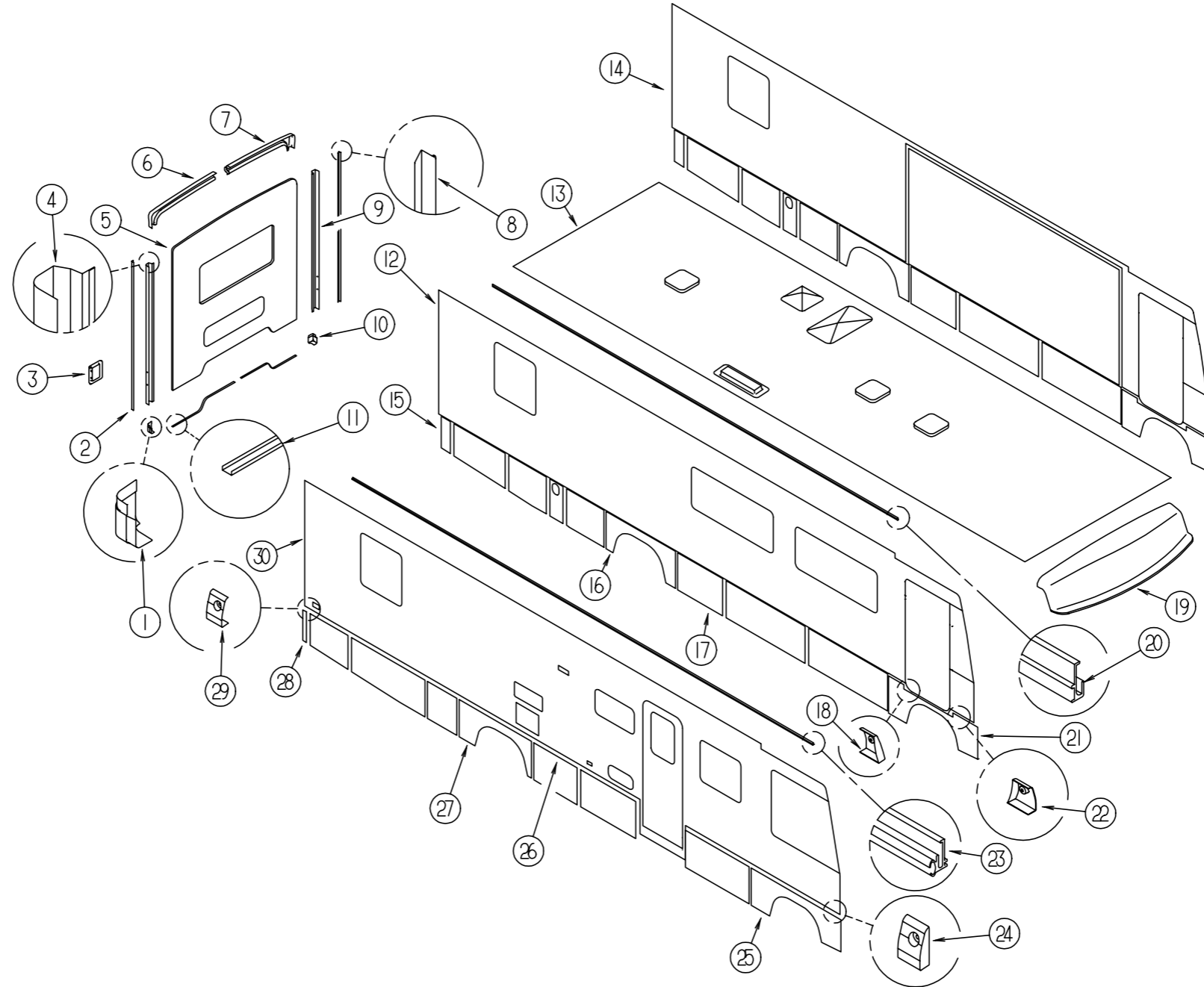


| KEY | PART NUMBER   | U/M | DESCRIPTION  |
|-----|---------------|-----|--|
| 1   | 125626-01-01A | EA  | TRIM - BACKWALL - LOWER/PASSENGER                        |
| 2   | 120548-01-02A | EA  | TRIM-J - BACKWALL - PASSENGER/NOTCHED                    |
| 3   | 125646-01-01A | EA  | TRIM - TAIL LIGHT/REAR - DRIVER-PASSENGER - BRIGHT WHITE |
| 4   | 125649-01-12B | EA  | TRIM - BACKWALL/PASSENGER SIDE - BRIGHT WHITE            |
| 5   | M08153-08-J22 | EA  | BACKWALL - W/O WINDOW/TRIM - TWIN BED (J52, J53)         |
| 5   | M08153-08-J26 | EA  | BACKWALL - W/O WINDOW/TRIM - TWIN BED (J54, J55)         |
| 5   | M08153-08-J56 | EA  | BACKWALL - W/O WINDOW/TRIM - TWIN BED (J56, J57)         |
| 5   | M08153-07-J22 | EA  | BACKWALL - W/O WINDOW/TRIM - QUEEN BED (J52, J53)        |
| 5   | M08153-07-J26 | EA  | BACKWALL - W/O WINDOW/TRIM - QUEEN BED (J54, J55)        |
| 5   | M08153-07-J56 | EA  | BACKWALL - W/O WINDOW/TRIM - QUEEN BED (J56, J57)        |
| 6   | 125518-01-01A | EA  | TRIM - BACKWALL - TOP/PASSENGER                          |
| 7   | 125519-01-01A | EA  | TRIM - BACKWALL - TOP/DRIVER                             |
| 8   | 120548-02-02A | EA  | TRIM-J - BACKWALL - DRIVER/NOTCHED                       |

| KEY | PART NUMBER   | U/M | DESCRIPTION   |
|-----|---------------|-----|---|
| 9   | 125649-02-12B | EA  | TRIM - BACKWALL/DRIVER SIDE - BRIGHT WHITE                    |
| 10  | 125626-02-01A | EA  | TRIM - BACKWALL - LOWER/LEFT HAND                             |
| 11  | 050406-25-000 | EA  | TRIM - BACKWALL - LOWER                                       |
| 12  | 126430-02-J52 | EA  | SIDEWALL - DRIVER - W/O WINDOWS/TRIM (J52, J53)               |
| 12  | 126430-02-J54 | EA  | SIDEWALL - DRIVER - W/O WINDOWS/TRIM (J54, J55)               |
| 12  | 126430-02-J56 | EA  | SIDEWALL - DRIVER - W/O WINDOWS/TRIM (J56, J57)               |
| 13  | 126408-02-J52 | EA  | ROOF - W/O LIGHTS/VENTS - W/WIRING                            |
| 14  | 126500-02-J52 | EA  | SIDEWALL - DRIVER - W/O WINDOWS/TRIMS - F/SLIDEOUT (J52, J53) |
| 14  | 126500-02-J54 | EA  | SIDEWALL - DRIVER - W/O WINDOWS/TRIMS - F/SLIDEOUT (J54, J55) |
| 14  | 126500-02-J56 | EA  | SIDEWALL - DRIVER - W/O WINDOWS/TRIMS - F/SLIDEOUT (J56, J57) |
| 15  | 122732-22-JA1 | EA  | PANEL - VALANCE - REAR DRIVER - W/O HARDWARE - 9"             |
| 16  | 125663-04-JA1 | EA  | VALANCE/WHEEL LIP - REAR DRIVER                               |
| 17  | 122776-20-JA1 | EA  | VALANCE/PANEL - FURNACE - W/O HARDWARE - 23.9"                |

# EXTERIOR BODY GROUP

## EXTERIOR BODY PANELS & TRIM (CONTINUED)

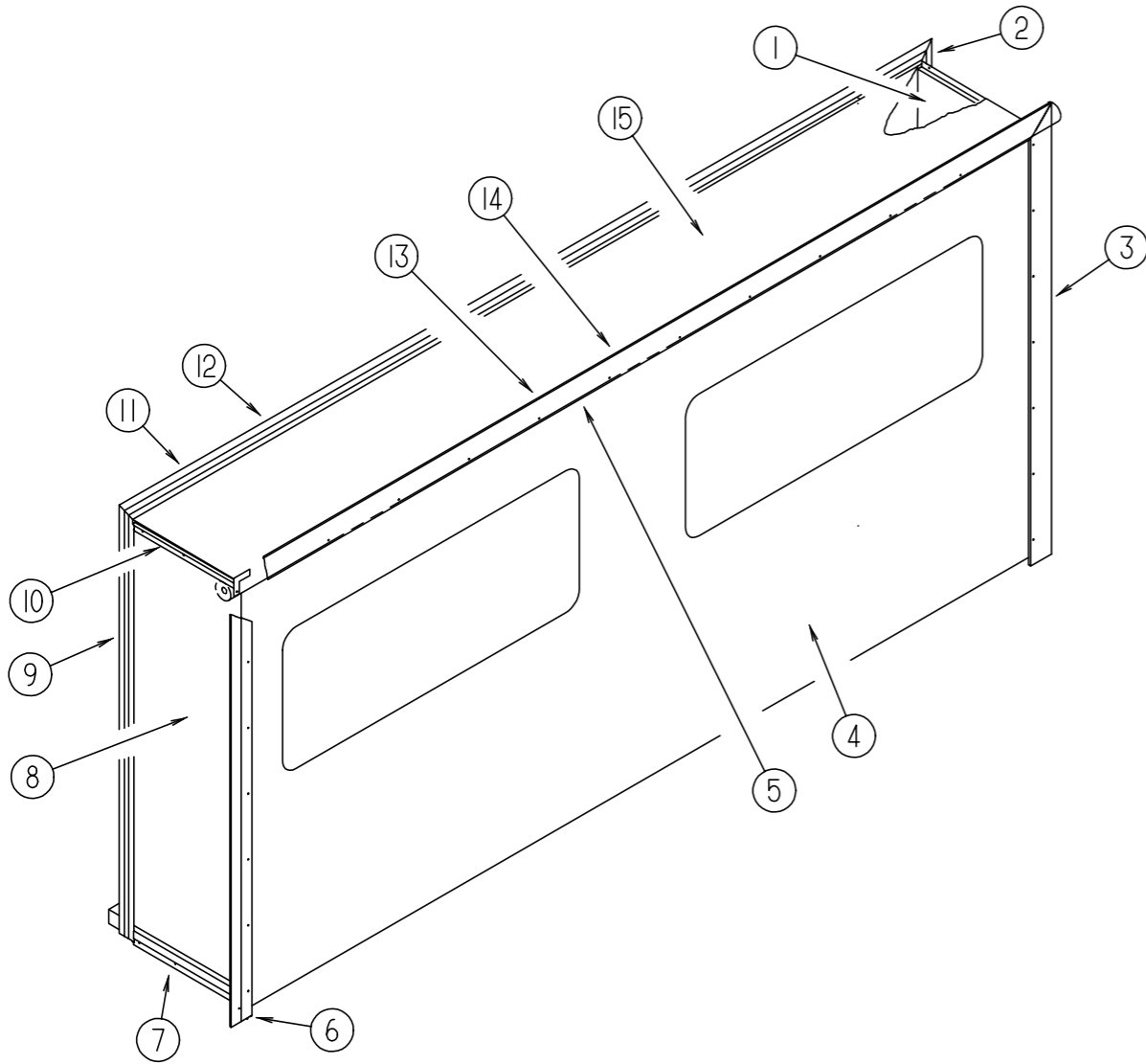


| KEY | PART NUMBER   | U/M | DESCRIPTION  |
|-----|---------------|-----|--|
| 18  | 124178-04-01A | EA  | CAP - TRIM/DRIVER DOOR                             |
| 19  | 125304-02-J60 | EA  | CAP - ROOF   |
| 20  | 120091-02-02A | EA  | TRIM - ROOF  |
| 21  | 125664-04-JA1 | EA  | PANEL - WHEEL LIP - FRONT - DRIVER                 |
| 21  | 125664-03-JA1 | EA  | PANEL - WHEEL LIP - FRONT - DRIVER - W/DRIVER DOOR |
| 22  | 124178-03-01A | EA  | CAP - TRIM/DRIVER DOOR                             |
| 23  | 120092-01-02A | EA  | RAIL - AWNING - BRIGHT WHITE                       |
| 24  | 124132-01-01A | EA  | CAP - TRIM/SIDEWALL - RIGHT HAND - BRIGHT WHITE    |
| 25  | 125648-04-JA1 | EA  | VALANCE/WHEEL LIP - FRONT - PASSENGER              |

| KEY | PART NUMBER   | U/M | DESCRIPTION  |
|-----|---------------|-----|--|
| 26  | 124176-01-01A | EA  | TRIM - SIDEWALL - BRIGHT WHITE - 16'                 |
| 26  | 105312-01-03A | FT  | INSERT - VINYL FEATURE STRIP - GRAY METALLIC         |
| 27  | 125647-04-JA1 | EA  | VALANCE/WHEEL LIP - REAR - PASSENGER                 |
| 28  | 122732-23-JA1 | EA  | PANEL - VALANCE - REAR PASSENGER - W/O HARDWARE - 6" |
| 29  | 124132-02-01A | EA  | CAP - TRIM/SIDEWALL - LEFT HAND - BRIGHT WHITE       |
| 30  | 126429-02-J52 | EA  | SIDEWALL - PASSENGER - W/O WINDOWS/TRIM (J52, J53)   |
| 30  | 126429-02-J54 | EA  | SIDEWALL - PASSENGER - W/O WINDOWS/TRIM (J54, J55)   |
| 30  | 126429-02-J56 | EA  | SIDEWALL - PASSENGER - W/O WINDOWS/TRIM (J56, J57)   |

## EXTERIOR BODY GROUP (CONTINUED)

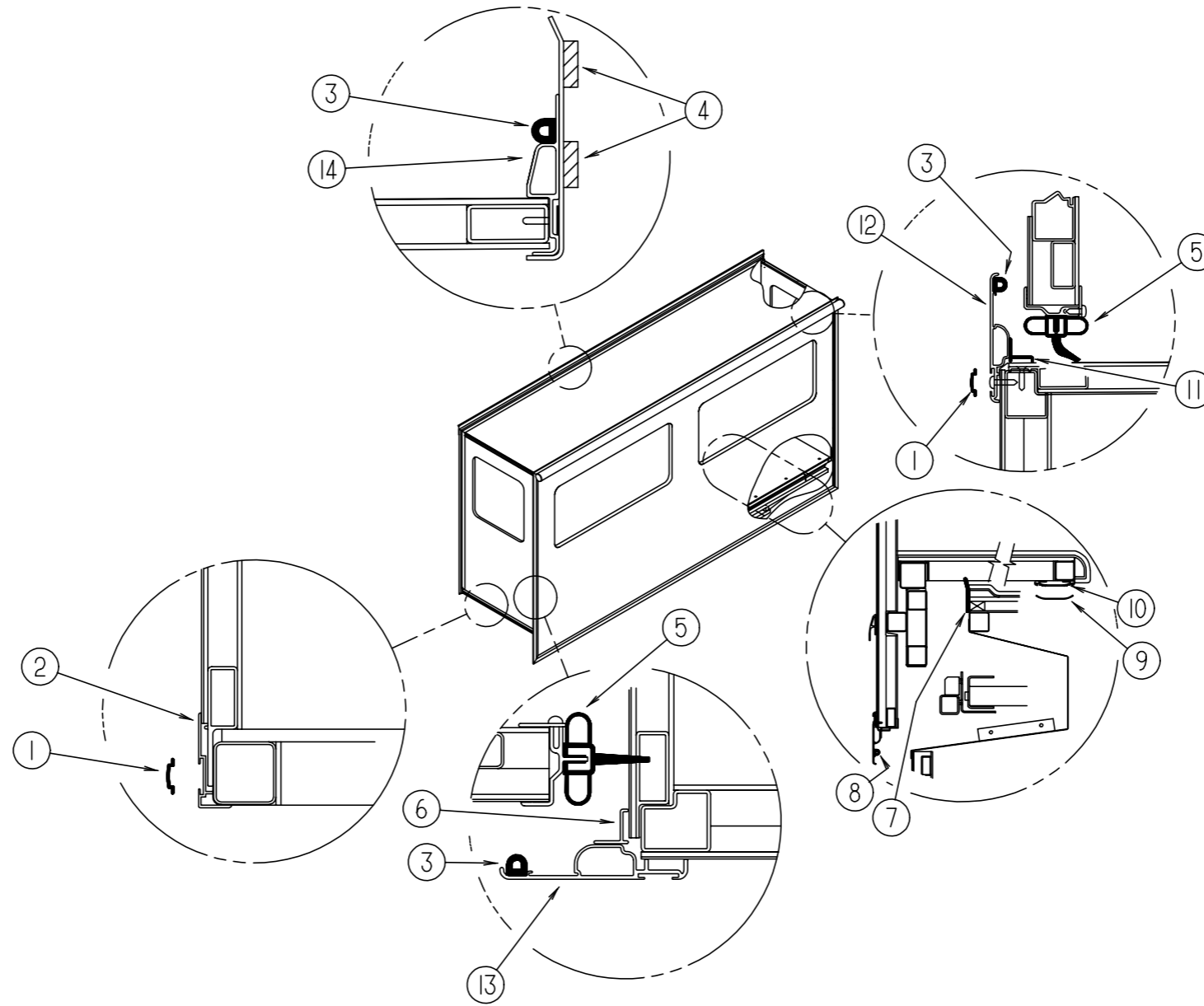
### EXTERIOR SLIDEOUT PANELS & TRIMS



| KEY | PART NUMBER   | U/M | DESCRIPTION  |
|-----|---------------|-----|--|
| 1   | 126570-01-J22 | EA  | PANEL - SLIDEOUT - REAR (J52, J53)                         |
| 1   | 126570-01-J26 | EA  | PANEL - SLIDEOUT - REAR (J54, J55)                         |
| 1   | 126570-01-J56 | EA  | PANEL - SLIDEOUT - REAR (J56, J57)                         |
| 2   | 117004-01-01A | EA  | TRIM - SEAL/INNER LEFT SIDE-W/MITERED ENDS-73.5" OFF WHITE |
| 3   | 119992-12-01A | EA  | TRIM - SEAL - W/MITERED ENDS - BRIGHT WHITE                |
| 3   | 105312-01-03A | FT  | INSERT - VINYL FEATURE STRIP - GRAY METALLIC               |
| 3   | 116933-01-02A | EA  | TRIM - SEAL  |
| 4   | 119783-06-J22 | EA  | PANEL - SLIDEOUT - OUTER (J52, J53)                        |
| 4   | 119783-06-J26 | EA  | PANEL - SLIDEOUT - OUTER (J54, J55)                        |
| 4   | 119783-06-J56 | EA  | PANEL - SLIDEOUT - OUTER (J26, J27)                        |
| 5   | 122977-06-01A | EA  | AWNING - SLIDEOUT - W/COVER - 160.24"                      |
| 6   | 119992-11-01A | EA  | TRIM - SEAL - W/MITERED ENDS - BRIGHT WHITE                |
| 6   | 105312-01-03A | FT  | INSERT - VINYL FEATURE STRIP - GRAY METALLIC               |
| 6   | 116933-01-02A | EA  | TRIM - SEAL  |
| 7   | 125051-01-01A | EA  | STRIP - FEATURE - LOWER - BRIGHT WHITE                     |
| 7   | 105312-01-03A | FT  | INSERT - VINYL FEATURE STRIP - GRAY METALLIC               |
| 8   | 126569-01-J22 | EA  | PANEL - SLIDEOUT - FRONT (J52, J53)                        |
| 8   | 126569-01-J26 | EA  | PANEL - SLIDEOUT - FRONT (J54, J55)                        |
| 8   | 126569-01-J56 | EA  | PANEL - SLIDEOUT - FRONT (J56, J57)                        |
| 9   | 117004-01-01A | EA  | TRIM - SEAL/INNER LEFT SIDE-W/MITERED ENDS-73.5" OFF WHITE |
| 10  | 108688-01-03A | EA  | STRIP - FEATURE - 15'                                      |
| 10  | 105312-01-03A | FT  | INSERT - VINYL FEATURE STRIP - GRAY METALLIC               |
| 11  | 117004-03-01A | EA  | TRIM - SEAL/INNER - OFF WHITE                              |
| 12  | 125466-01-01A | EA  | SUPPORT - ROOF - INTERIOR - OFF WHITE                      |
| 13  | 119992-01-02A | EA  | TRIM - SEAL - W/MITERED ENDS                               |
| 13  | 105312-01-03A | FT  | INSERT - VINYL FEATURE STRIP - GRAY METALLIC               |
| 13  | 116933-01-02A | EA  | TRIM - SEAL  |
| 14  | 117058-01-01A | FT  | TAPE - LOOP - 3/4" WIDE - ADHESIVE BACKED                  |
| 15  | 126571-01-J22 | EA  | ROOF - F/SLIDEOUT - W/O LIGHTS/VENTS - W/WIRING            |

## EXTERIOR BODY GROUP (CONTINUED)

### EXTERIOR SLIDEOUT HARDWARE

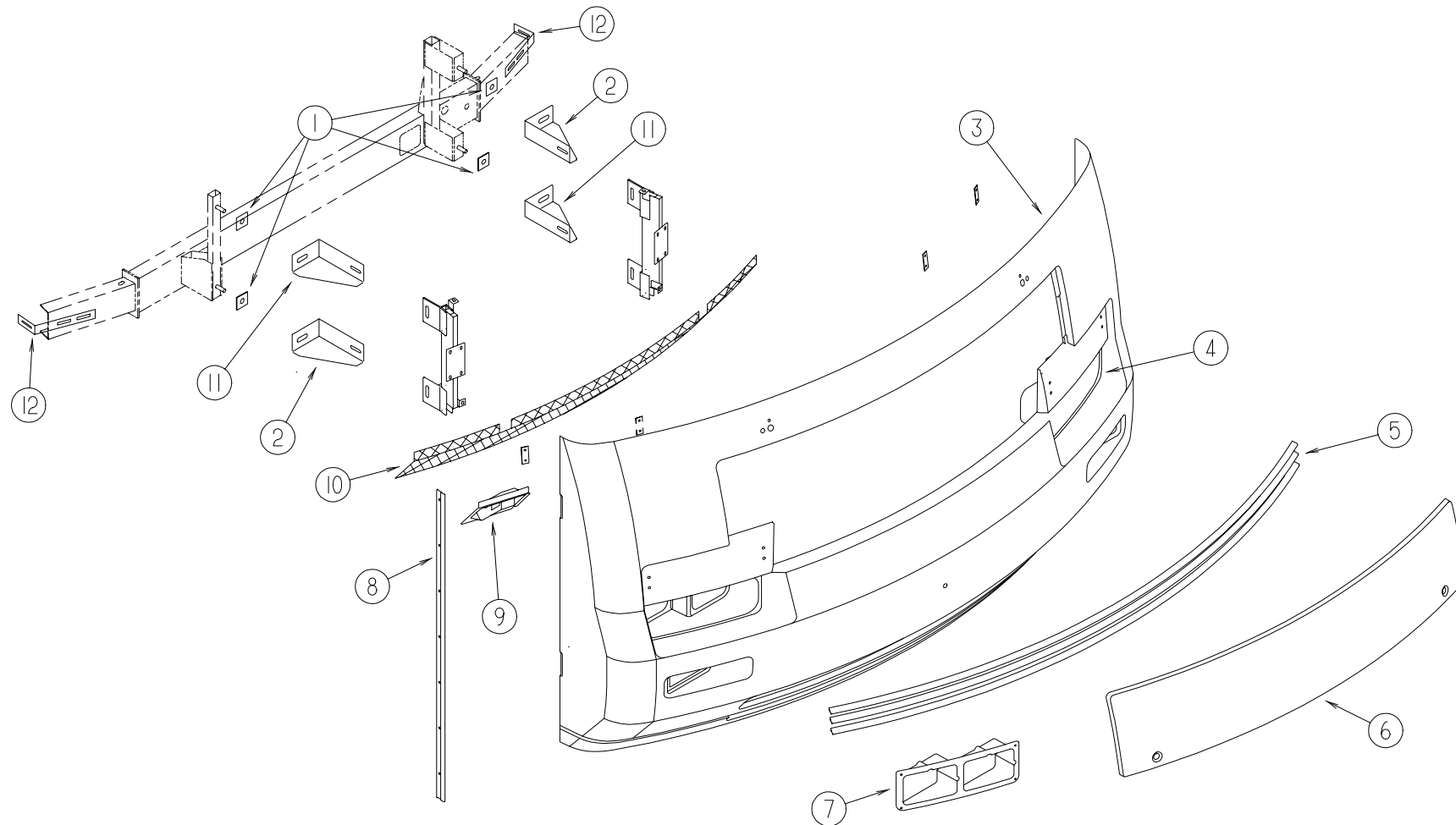


| KEY | PART NUMBER   | U/M | DESCRIPTION  |
|-----|---------------|-----|--|
| 1   | 105312-01-03A | FT  | INSERT - VINYL FEATURE STRIP - GRAY METALLIC       |
| 2   | 108688-01-03A | EA  | STRIP - FEATURE - 15'                              |
| 3   | 112091-01-000 | FT  | SEAL-D - NEOPRENE                                  |
| 4   | 100128-02-000 | FT  | SEAL - FOAM/ADHESIVE BACK - .37" WIDE X .37" THICK |
| 5   | 115076-01-000 | FT  | SEAL - SLIDEOUT                                    |
| 6   | 116933-01-02A | EA  | TRIM - SEAL  |
| 7   | 115075-02-000 | FT  | SEAL - WIPE - .25" X 3.15"                         |
| 8   | 089275-02-000 | FT  | STRIP - 3/4" X 84" BLACK POLYETHELENE              |
| 9   | 121283-01-000 | FT  | SEAL - P SHAPED                                    |
|     | 115661-01-000 | FT  | POLYETHYLENE - HIGH DENSITY - 1/16" X 3'           |

| KEY | PART NUMBER   | U/M | DESCRIPTION  |
|-----|---------------|-----|--|
| 10  | 115325-05-02A | EA  | RAIL - FLOOR/SLIDEOUT ROOM - BLACK<br>FROM: 00-00-00 THRU: 03-31-98              |
| 10  | 115325-03-02A | EA  | RAIL - FLOOR/SLIDEOUT ROOM - BLACK - 64.5" LONG<br>FROM: 04-01-98 THRU: 99-99-99 |
| 11  | 116933-02-02A | EA  | TRIM - SEAL - BRIGHT WHITE   |
| 12  | 119992-12-01A | EA  | TRIM - SEAL - W/MITERED ENDS - BRIGHT WHITE                                      |
| 13  | 119992-11-01A | EA  | TRIM - SEAL - W/MITERED ENDS - BRIGHT WHITE                                      |
| 14  | 117004-03-01A | EA  | TRIM - SEAL/INNER - OFF WHITE (TOP)  |
|     | 117004-01-01A | EA  | TRIM - SEAL/INNER LEFT SIDE-W/MITERED ENDS-73.5" OFF WHITE (FORWARD)             |
|     | 117004-02-01A | EA  | TRIM - SEAL/INNER RIGHT SIDE-W/MITERED ENDS-73.5"OFF WHITE (REARWARD)            |

## EXTERIOR BODY GROUP (CONTINUED)

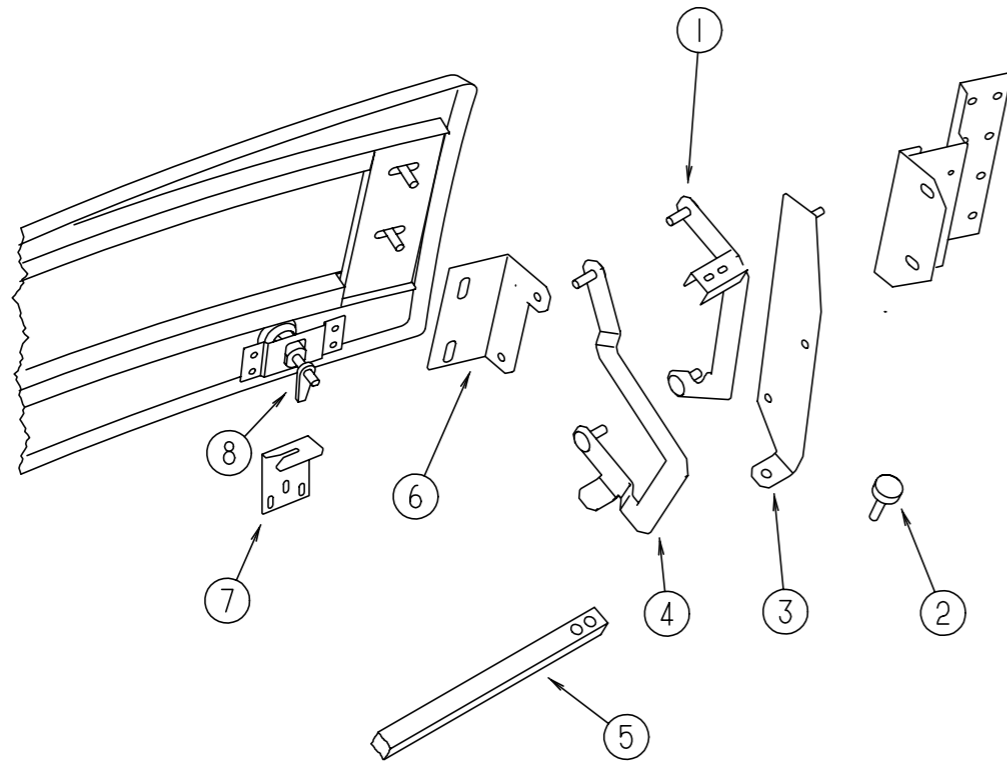
### FRONT LOWER PANEL ASM AND COMPONENTS



| KEY | PART NUMBER   | U/M | DESCRIPTION   |
|-----|---------------|-----|---|
| 1   | 116617-02-02B | EA  | SPACER - BUMPER                                     |
| 2   | 117611-08-02B | EA  | BRACKET - BUMPER - LEFT HAND UPPER/RIGHT HAND LOWER |
| 3   | 125703-06-J52 | EA  | PANEL - FRONT/LOWER - W/O NOTCH                     |
| 4   | 125713-02-01A | EA  | BEZEL - HEADLAMP - LEFT HAND - BLACK                |
| 4   | 110690-02-D18 | EA  | PLATE - HEADLAMP - QUAD/LEFT HAND                   |
| 5   | 126777-01-J52 | EA  | GRILLE - FRONT END                                  |
|     |               |     | FROM: 00-00-00 THRU: 12-06-97                       |
| 5   | 126777-02-J52 | EA  | GRILLE - FRONT END/PASSENGER                        |
|     |               |     | FROM: 00-00-00 THRU: 12-06-97                       |
| 5   | 126777-03-J52 | EA  | GRILLE - FRONT END/DRIVER                           |
|     |               |     | FROM: 00-00-00 THRU: 12-06-97                       |
| 5   | 128741-01-J52 | EA  | GRILLE - FRONT END                                  |
|     |               |     | FROM: 12-07-97 THRU: 99-99-99                       |
| 5   | 128740-01-01A | EA  | RETAINER - GRILLE - BRIGHT WHITE                    |
| 6   | 126862-01-J52 | EA  | HOOD - FRONT  |
| 7   | 125713-01-01A | EA  | BEZEL - HEADLAMP - RIGHT HAND                       |
| 7   | 110690-01-D18 | EA  | PLATE - HEADLAMP - QUAD/RIGHT HAND                  |
| 8   | 123680-05-01A | EA  | TRIM - FIBERGLASS PANEL - BRIGHT WHITE              |
| 9   | 127013-01-01A | EA  | BEZEL - FOGLAMP - RIGHT HAND                        |
| 9   | 127013-02-01A | EA  | BEZEL - FOGLAMP - LEFT HAND                         |

| KEY | PART NUMBER   | U/M | DESCRIPTION  |
|-----|---------------|-----|--|
| 10  | 115924-16-02A | EA  | WIRE MESH - F/GRILLE - FLAT BLACK                          |
| 11  | 117611-07-02B | EA  | BRACKET - BUMPER - RIGHT HAND UPPER/LEFT HAND LOWER        |
| 12  | 128251-01-02B | EA  | SUPPORT - VALANCE - E-COATED                               |
|     | 077001-01-000 | EA  | ANGLE - MOUNTING - ROOF PANEL - V ANGLE - 3" X 2.4" X 1.5" |
|     | 106746-02-000 | EA  | PANEL - STEPWELL   |
|     | 106747-02-000 | EA  | PANEL - STEPWELL - END RH                                  |
|     | 106747-03-000 | EA  | PANEL - STEPWELL - END LH                                  |

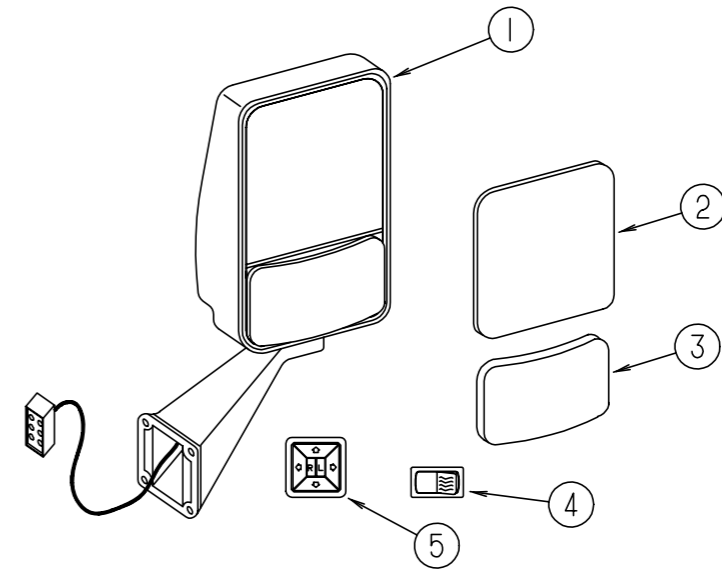
**EXTERIOR BODY GROUP (CONTINUED)**



**HOOD HARDWARE**

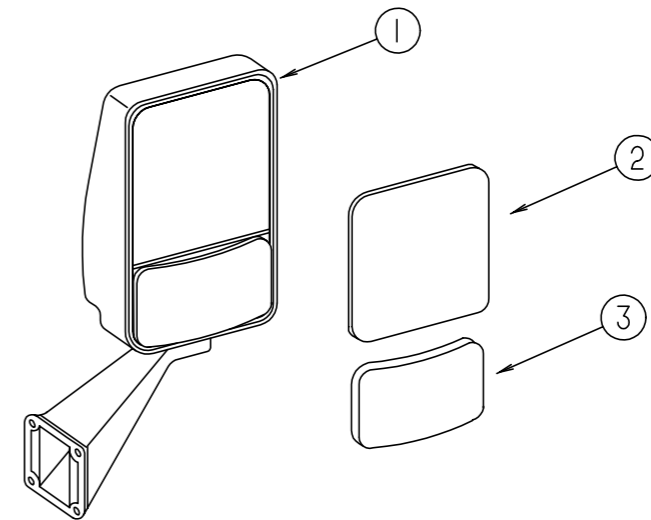
| KEY | PART NUMBER   | U/M | DESCRIPTION  |
|-----|---------------|-----|--|
| 1   | 126353-01-02B | EA  | LINK - HINGE - UPPER/PASSENGER                     |
|     | 126353-02-02B | EA  | LINK - HINGE - UPPER/DRIVER                        |
| 2   | 058786-01-000 | EA  | BOLT - ADJUSTING HOOD - W/BLACK PAD                |
| 3   | 126867-06-02B | EA  | BRACKET - LINK - HOOD HINGE - PASSENGER - E-COATED |
|     | 126867-08-02B | EA  | BRACKET - LINK - HOOD HINGE - DRIVER - E-COATED    |
| 4   | 126356-02-02B | EA  | LINK - HINGE/HOOD - LOWER/PASSENGER                |
|     | 126356-04-02B | EA  | LINK - HINGE/HOOD - LOWER/DRIVER                   |
| 5   | 105096-10-000 | EA  | TUBE - HOOD HINGE TIMING W/WELDNUTS                |
| 6   | 109927-05-000 | EA  | ANGLE - LINK - HOOD/PASSENGER                      |
|     | 109927-06-000 | EA  | ANGLE - LINK - HOOD/DRIVER                         |
| 7   | 126352-01-02B | EA  | LATCH - HOOD - FRONT END                           |
| 8   | 102330-02-000 | EA  | LATCH - VISE ACTION/KEY OPERATED                   |
| 8   | 102330-04-000 | EA  | PAWL - LATCH - STRAIGHT - 1.96"                    |
|     | 102328-01-000 | EA  | KEY - BARREL - NICKEL PLATED                       |

**EXTERIOR BODY GROUP (CONTINUED)**



**EXTERIOR MIRROR OPTION (REMOTE & HEAT)**

| KEY | PART NUMBER   | U/M | DESCRIPTION                               |
|-----|---------------|-----|---|
| 1   | 106015-12-01A | EA  | MIRROR - EXTERIOR REMOTE/HEAT - PASSENGER |
| 1   | 106015-13-01A | EA  | MIRROR - EXTERIOR REMOTE/HEAT - DRIVER    |
| 2   | 106015-12-700 | EA  | MIRROR - FLAT HEATED W/CLIP               |
| 3   | 106015-12-701 | EA  | MIRROR - CONVEX HEATED W/CLIP             |
| 4   | 087695-02-000 | EA  | SWITCH - HEATER - EXTERIOR MIRROR         |
| 5   | 088246-01-000 | EA  | SWITCH - REMOTE - EXTERIOR - SQUARE PUSH  |
|     | 087695-03-000 | EA  | CONNECTOR - ASSEMBLY                      |

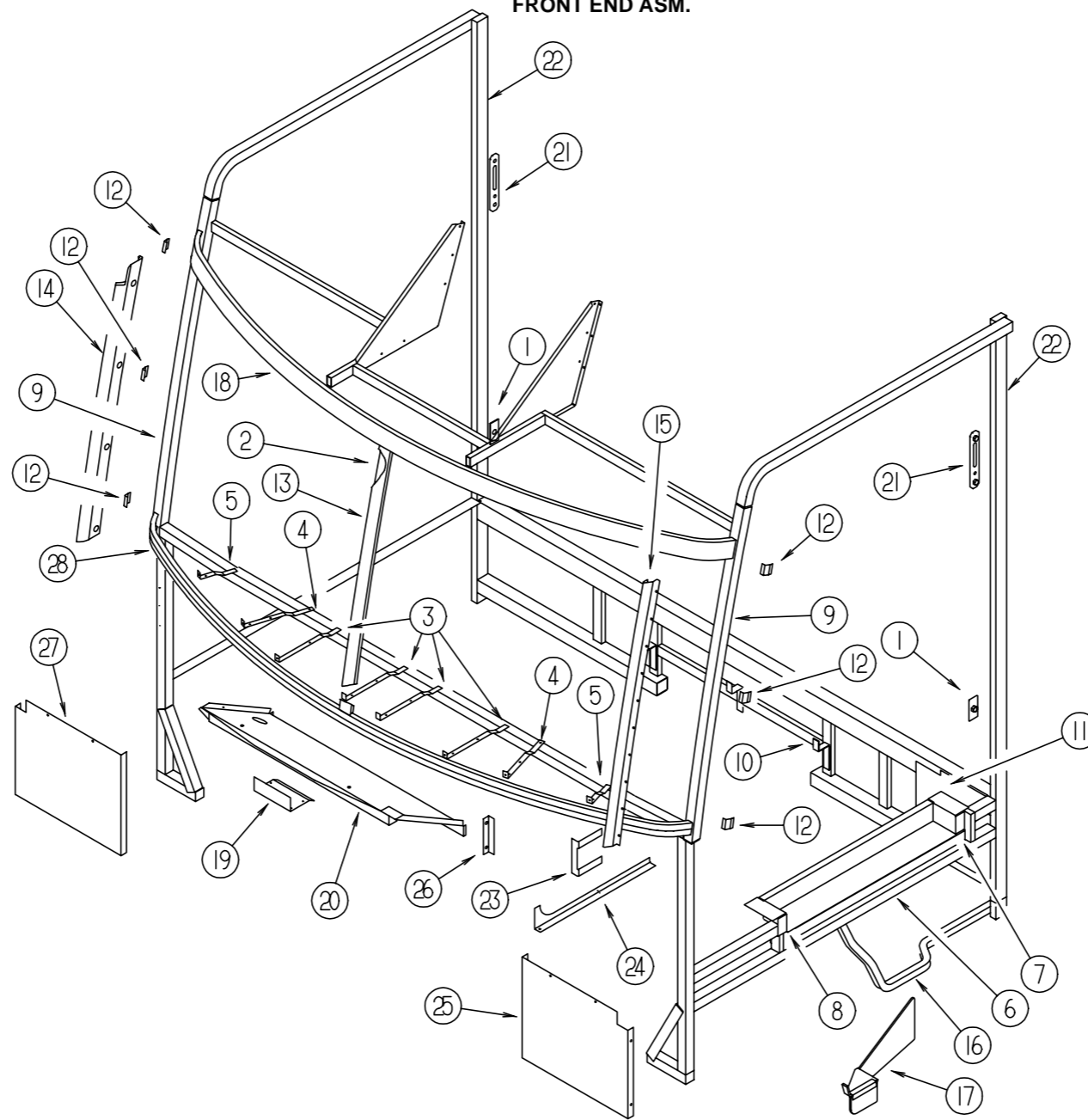


**EXTERIOR MIRROR (ADJUSTABLE)**

| KEY | PART NUMBER   | U/M | DESCRIPTION                                    |
|-----|---------------|-----|--|
| 1   | 106015-14-01A | EA  | MIRROR - EXTERIOR ADJUSTABLE GLASS - PASSENGER |
| 1   | 106015-15-01A | EA  | MIRROR - EXTERIOR ADJUSTABLE GLASS - DRIVER    |
| 2   | 106015-14-700 | EA  | MIRROR - FLAT                                  |
| 3   | 106015-14-701 | EA  | MIRROR - CONVEX                                |

## EXTERIOR BODY GROUP (CONTINUED)

### FRONT END ASM.



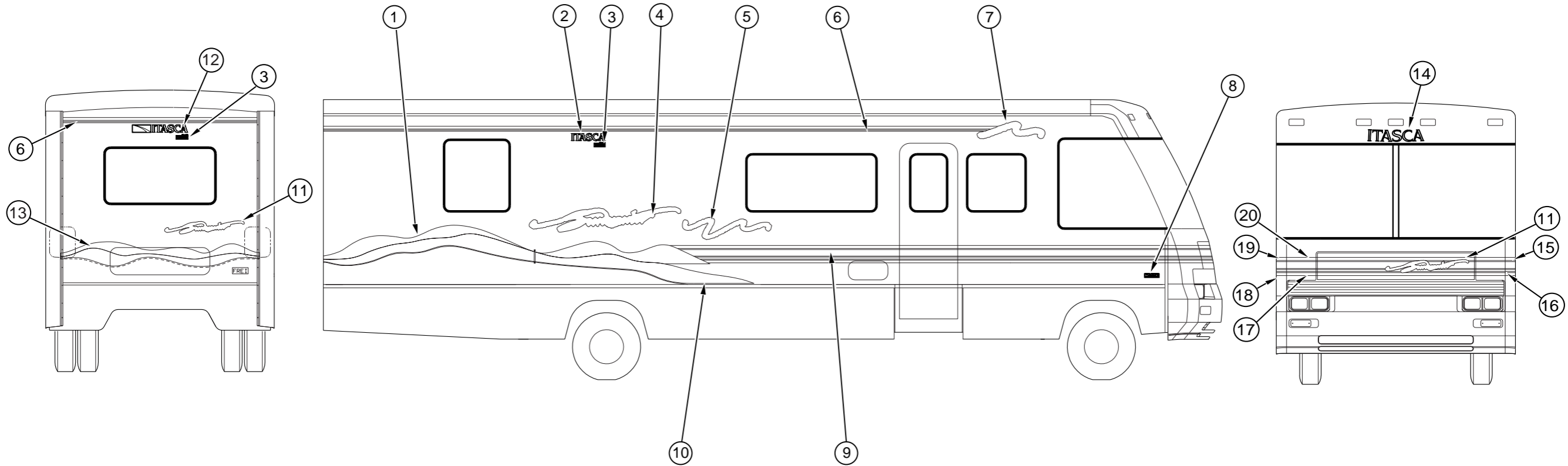
| KEY | PART NUMBER   | U/M | DESCRIPTION                                     |
|-----|---------------|-----|---|
| 1   | 070579-06-000 | EA  | PLATE - ANCHOR - W/7/16" WELD NUT - 1.5" X 3.3" |
| 1   | 070579-07-000 | EA  | PLATE - ANCHOR - W/O WELD NUT - 1.5" X 3.3"     |
| 2   | 078249-16-000 | EA  | TUBE - SWEEP - CAB FRAME                        |
| 3   | 104797-03-000 | EA  | BRACKET - DEFROSTER                             |
| 4   | 104797-04-000 | EA  | BRACKET - DEFROSTER                             |
| 5   | 104797-05-000 | EA  | BRACKET - DEFROSTER                             |
| 6   | 106746-02-000 | EA  | PANEL - STEPWELL                                |
| 7   | 106747-03-000 | EA  | PANEL - STEPWELL - RIGHT HAND END               |
| 8   | 106747-04-000 | EA  | PANEL - STEPWELL - LEFT HAND END                |
| 9   | 117273-01-01A | EA  | TUBE - SUPPORT - A-PILLAR                       |
| 10  | 117287-01-01B | EA  | BRACKET - MOUNT - CABLE                         |
| 11  | 118592-01-01B | EA  | SHIELD - SPLASH - RIGHT HAND                    |
| 12  | 120363-01-01B | EA  | BRACKET - WINDSHIELD                            |
| 13  | 120840-06-01B | EA  | STRAP - W/HOLES - MILL                          |
| 14  | 121269-07-01B | EA  | FRAME - WINDSHIELD - A-PILLAR - MILL            |

| KEY | PART NUMBER   | U/M | DESCRIPTION                          |
|-----|---------------|-----|--------------------------------------|
| 15  | 121269-08-01B | EA  | FRAME - WINDSHIELD - A-PILLAR - MILL |
| 16  | 063977-14-000 | EA  | STEP - DRIVER DOOR - LEFT HAND       |
| 17  | 128255-01-04B | EA  | STEP - DRIVER DOOR - BLACK           |
| 18  | 121268-01-01B | EA  | SUPPORT - WINDSHIELD - UPPER - MLL   |
| 19  | 125836-02-01B | EA  | ZEE-WIPER MOTOR - MILL               |
| 20  | 125837-02-01B | EA  | BRACE - WIPER MOTOR - MILL           |
| 21  | 127461-02-01B | EA  | PLATE - ANCHOR - SEAT BELT           |
| 22  | 127874-01-01B | EA  | TUBE-B PILLAR - MILL                 |
| 23  | 097123-01-000 | EA  | MOUNT - AIR INTAKE - FORD            |
| 24  | 099102-01-000 | EA  | BRACKET - LINKAGE - THROTTLE         |
| 25  | 104147-14-000 | EA  | SHIELD/SPLASH - HEADLIGHT            |
| 26  | 123262-02-02B | EA  | BRACKET ASM - FUSE PANEL - E-CT      |
| 27  | 121962-02-02B | EA  | SHIELD/SPLASH - HEADLIGHT            |
| 28  | 121267-01-01B | EA  | SUPPORT - WINDSHIELD, LOWER - MLL    |
|     | 121481-05-01B | EA  | HEADER - WINDSHIELD - CENTER         |



## EXTERIOR BODY GROUP (CONTINUED)

### DECALS, FILM STRIPES & PAINT



| KEY | PART NUMBER   | U/M | DESCRIPTION  |
|-----|---------------|-----|--|
| 1   | 125500-01-01A | EA  | DECAL - WAVES - #2 PASSENGER                         |
| 1   | 125500-02-01A | EA  | DECAL - WAVES - #2 DRIVER                            |
| 2   | 124811-01-05A | EA  | DECAL - LOGO - ITASCA                                |
| 3   | 122770-02-07A | EA  | DECAL - "BUILT PROUDLY BY WINNEBAGO INDUSTRIES"      |
| 4   | 125492-01-01A | EA  | DECAL - "SUNCRUISER" BRUSHSTROKE - LARGE - PASSENGER |
| 4   | 125492-02-01A | EA  | DECAL - "SUNCRUISER" BRUSHSTROKE - LARGE - DRIVER    |
| 5   | 125495-01-01A | EA  | DECAL - BRUSHSTROKE - LARGE - PASSENGER              |
| 5   | 125495-02-01A | EA  | DECAL - BRUSHSTROKE - LARGE - DRIVER                 |
| 6   | 105781-64-01A | FT  | FILM - MULTISTRIPE - 2.25"                           |
| 7   | 125493-01-01A | EA  | DECAL - BRUSHSTROKE - SMALL - PASSENGER              |
| 7   | 125493-02-01A | EA  | DECAL - BRUSHSTROKE - SMALL - DRIVER                 |
| 8   | 129922-01-01A | EA  | EMBLEM - TRITON V10                                  |
| 8   | 122312-02-01A | EA  | DECAL - VORTEC 7400 FUEL INJECTED                    |
| 9   | 093689-24-01A | FT  | FILM - MULTISTRIPE - 8" WIDE                         |
| 10  | 125499-01-01A | EA  | DECAL - WAVES - #1 PASSENGER                         |
| 10  | 125499-02-01A | EA  | DECAL - WAVES - #1 DRIVER                            |
| 11  | 125502-01-01A | EA  | DECAL - "SUNCRUISER" - BRUSHSTROKE - SMALL           |
| 12  | 124806-01-04A | EA  | DECAL - LOGO - ITASCA W/ICON                         |
| 13  | 125501-01-01A | EA  | DECAL - WAVES - BACKWALL                             |
| 14  | 124989-01-03A | EA  | DECAL - LOGO - ITASCA - SWEEP #15                    |
| 15  | 125494-02-01A | EA  | DECAL - CORNER - UPPER DRIVER                        |
| 16  | 125498-02-01A | EA  | DECAL - CORNER - LOWER DRIVER                        |
| 17  | 125497-01-01A | EA  | DECAL - HOOD - LOWER                                 |
| 18  | 125498-01-01A | EA  | DECAL - CORNER - LOWER PASSENGER                     |
| 19  | 125494-01-01A | EA  | DECAL - CORNER - UPPER PASSENGER                     |
| 20  | 125496-01-01A | EA  | DECAL - HOOD - UPPER                                 |
|     | 093681-40-01A | FT  | FILM - 2" - FLAT BLACK                               |
|     | 004308-01-000 | EA  | PAINT - BLACK SPRAY                                  |
|     | 041561-03-000 | EA  | PAINT - 16 OUNCE SPRAY - OFF WHITE                   |
|     | 099399-23-700 | EA  | PAINT - SPRAY - BRT WHITE ENAMEL B8951U DUPONT       |

#### DUPONT PAINT COLOR CODES

|                          |            |               |
|--------------------------|------------|---------------|
| OFF WHITE                | (INTERIOR) | DUPONT L8723  |
| TURQUOISE METALLIC       | (EXTERIOR) | DUPONT F2998U |
| PLATINUM METALLIC        | (EXTERIOR) | DUPONT F2528U |
| BRIGHT WHITE             | (EXTERIOR) | DUPONT B8951U |
| MANHATTAN MIST METALLIC  | (FILM)     | DUPONT GM182  |
| LT. TURQUOISE METALLIC   | (FILM)     | DUPONT GM188  |
| VIOLET FIREMIST METALLIC | (FILM)     | DUPONT F4572  |
| ORCHID MIST METALLIC     | (FILM)     | DUPONT F1916K |

## EXTERIOR BODY GROUP (CONTINUED)

### STYROFOAM & FIBERGLASS SHEETING

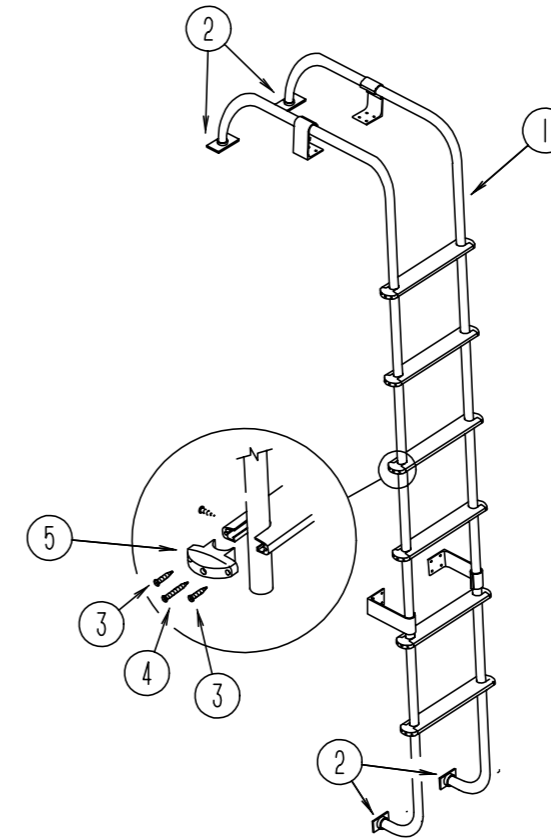
| KEY | PART NUMBER   | U/M | DESCRIPTION   |
|-----|---------------|-----|---|
|     | 000870-08-000 | SF  | STYROFOAM - .75" X 48" X 96" PLANED EXPANDED BEAD BOARD   |
|     | 002726-01-001 | EA  | GARNISH - U-CHANNEL - 1.38" X 19' - SERRATED              |
|     | 002766-01-001 | EA  | ANGLE - EXTRUDED - 1" X 1.5" X 17'                        |
|     | 033381-17-001 | FT  | STEEL - TUBE - 16 GAUGE 1.5" X 1.5" X 16'                 |
|     | 068716-01-001 | EA  | BRACE - 90 DEGREE L-ANGLE - 16'                           |
|     | 076054-U4-000 | EA  | FIBERGLASS SHEET - 101" X 104" - BRIGHT WHITE             |
|     | 076054-Y6-000 | EA  | FIBERGLASS SHEET - 79" X 394" - BRIGHT WHITE              |
|     | 076054-Y6-000 | EA  | FIBERGLASS SHEET - 79.06" X 407.2" - BRIGHT WHITE         |
|     |               |     | FROM: 00-00-00 THRU: 09-03-97                             |
|     |               |     | FROM: 09-03-97 THRU: 99-99-99                             |
|     | 089297-01-000 | SF  | PLYWOOD - LUAN - OVERLAY GRADE - 48" X 96"                |
|     | 100619-01-000 | BF  | FOAM - EXPANDED POLYSTYRENE - 1.34" X 48" X 96"           |
|     | 100619-02-000 | BF  | FOAM - EXPANDED POLYSTYRENE - 1.5" X 48" X 96"            |
|     | 100619-04-000 | BF  | FOAM - EXPANDED POLYSTYRENE - .5" X 48" X 96"             |
|     | 100619-05-000 | BF  | FOAM - EXPANDED POLYSTYRENE - .75" X 48" X 96"            |
|     | 100619-11-000 | BF  | FOAM - EXPANDED POLYSTYRENE - 2" X 48" X 96"              |
|     | 100619-13-000 | BF  | FOAM - EXPANDED POLYSTYRENE - .34" X 34.65" X 96"         |
|     | 100619-16-000 | BF  | FOAM - EXPANDED POLYSTYRENE - .75" X 48" X 96"            |
|     | 105077-08-000 | EA  | FOAM - PLUG - ROOF CAP                                    |
|     | 108535-05-702 | SF  | FIBERGLASS SHEET - FLAT - 110" X 396" BRIGHT WHITE - ROOF |
|     | 108535-06-700 | EA  | FRP FLAT 102" X 102" BRT WHT PARTS SALES                  |
|     | 120107-01-000 | EA  | FOAM - COVE - ROOF - 2.8" X 96" LONG                      |
|     | 120107-02-000 | EA  | FOAM - PLUG - ROOF TUBE - 2.2" X 2.9" X 1.8" LONG         |
|     | 120107-03-000 | EA  | FOAM - PLUG - SIDEWALL TUBE - 1.2" X 2.1" X 1.8" LONG     |
|     | 125838-01-002 | EA  | ACRYLIC SHEET - .125 X 1.8" X 2"                          |

### EXTERIOR BODY HARDWARE

| KEY | PART NUMBER   | U/M | DESCRIPTION  |
|-----|---------------|-----|--|
|     | 120570-01-02B | EA  | SUPPORT - VALANCE  |
|     |               |     | FROM: 00-00-00 THRU: 08-25-97                              |
|     | 120524-01-02B | EA  | U-CHANNEL - E-COATED                                       |
|     | 114248-03-01A | EA  | ANGLE - PLASTIC - 92.2"                                    |
|     | 099069-01-000 | FT  | SEAL - RUBBER - CLOSED SPONGE - .5" WIDE X .12" THICK -BLK |
|     | 107865-12-000 | EA  | ROD - SUPPORT - VALANCE PANEL - 16.2"                      |
|     |               |     | FROM: 00-00-00 THRU: 07-20-97                              |
|     | 107865-01-000 | EA  | ROD - SUPPORT - VALANCE PANEL - 14.3"                      |
|     |               |     | FROM: 07-21-97 THRU: 02-18-98                              |
|     | 107865-05-000 | EA  | ROD - SUPPORT - VALANCE PANEL - 9"                         |
|     | 118383-01-04A | EA  | RETAINER - SCREW   |
|     | 118383-04-04A | EA  | CAP - RETAINER/SCREW                                       |
|     | 119568-01-01A | EA  | STANDOFF - VALANCE PANEL - BLACK                           |
|     | 121117-01-04B | EA  | ANGLE - W/HOLES  |
|     |               |     | FROM: 00-00-00 THRU: 11-17-97                              |
|     | 121117-01-02B | EA  | ANGLE - W/HOLES - E-COATED                                 |
|     |               |     | FROM: 11-18-97 THRU: 99-99-99                              |
|     | 124299-51-001 | EA  | EXTRUDED - RETAINER - TRIM - 144"                          |
|     | 122977-06-01A | EA  | AWNING - SLIDEOUT - W/COVER - 160.24"                      |
|     | 113874-08-06A | EA  | AWNING - W/O HARDWARE - 19' (POLAR MAUVE) VINYL            |
| *   | 113874-01-02A | EA  | HARDWARE KIT - AWNING - W/O STANDOFF BRACKET - BRIGHT WHT  |

\* COMPONENT PARTS FOUND IN SERVICE PARTS LIBRARY

## EXTERIOR BODY GROUP (CONTINUED)

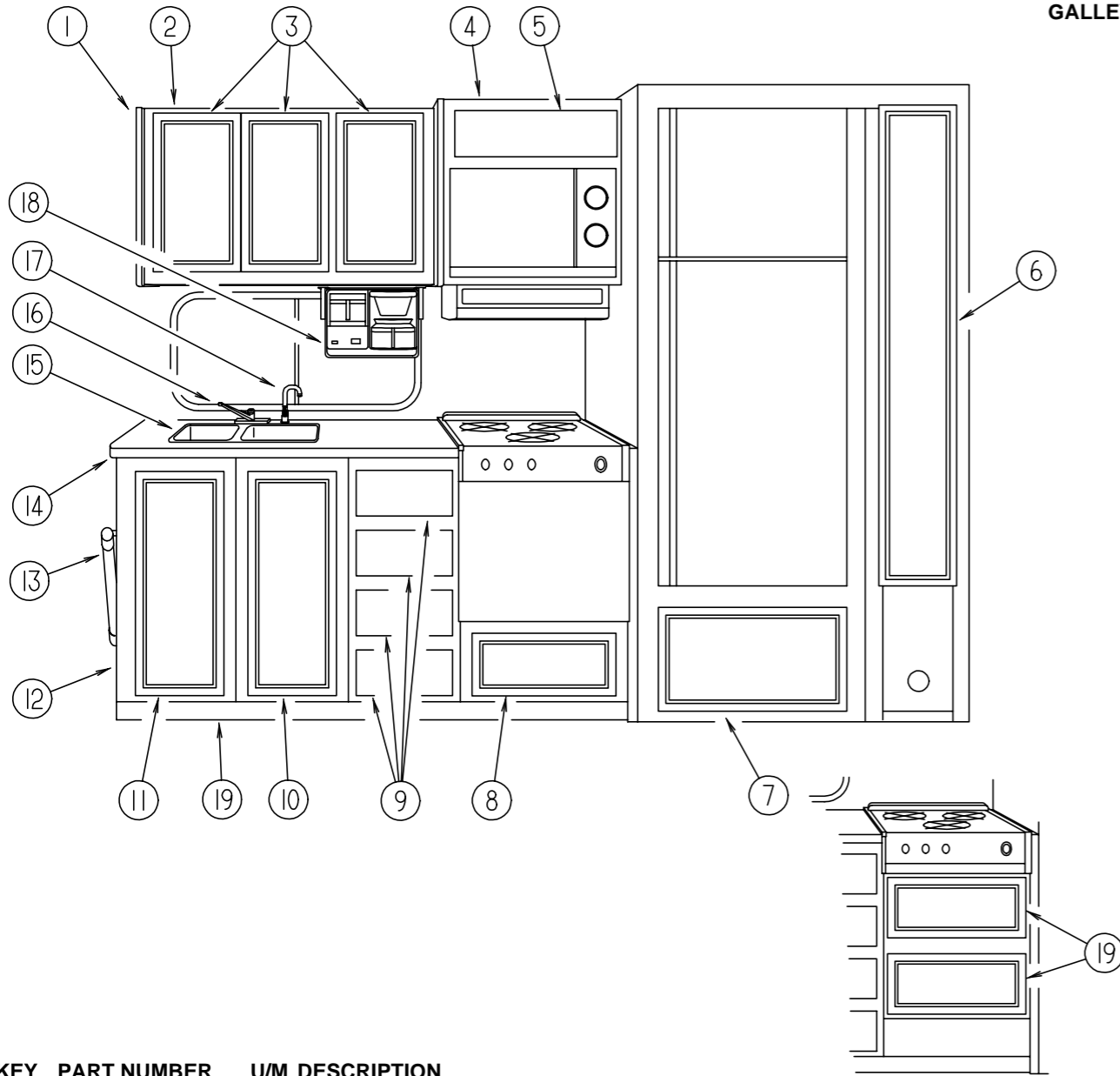


LADDER

| KEY | PART NUMBER   | U/M | DESCRIPTION                             |
|-----|---------------|-----|---|
| 1   | 102953-11-F31 | EA  | LADDER                                  |
| 2   | 067165-01-000 | EA  | MOUNTING BRACKET - LADDER - LOWER       |
| 3   | 000G39-06-10T | EA  | SCREW-SF/ DR - 6 - 20 X 5/8 PPH - BLACK |
| 4   | 000G68-10-36T | EA  | SCREW - 10 - 12 X 2.25 POH BLACK        |
| 5   | 076980-02-000 | EA  | END CAP - STEP - BLACK                  |
|     | 038327-01-000 | FT  | TAPE - ANTI SLIP - 2" X 60FT            |
|     | 112384-01-000 | EA  | SPONGE - BRACKET - RACK & LADDER        |

# GALLEY GROUP

## GALLEY CABINETRY



| KEY | PART NUMBER   | U/M | DESCRIPTION  |
|-----|---------------|-----|--|
| 1   | 081319-20-G52 | EA  | END CAP - OVERHEAD CABINET (MAPLE)                                     |
| 1   | 081319-20-G15 | EA  | END CAP - OVERHEAD CABINET (OAK)                                       |
| 2   | P22393-01-J52 | EA  | CABINET - OVERHEAD/GALLEY - W/O DOORS/HARDWARE (MAPLE)                 |
| 2   | P22393-01-H17 | EA  | CABINET - OVERHEAD/GALLEY - W/O DOORS/HARDWARE (OAK)                   |
| 2   | 122393-11-H17 | EA  | SHELF/LARGE - W/PLASTIC EDGE MOLDING (OAK)                             |
| 2   | 122393-11-J52 | EA  | SHELF/LARGE - W/PLASTIC EDGE MOLDING (MAPLE)                           |
| 2   | 122393-12-H17 | EA  | SHELF/SMALL - W/PLASTIC EDGE MOLDING (OAK)                             |
| 2   | 122393-12-J52 | EA  | SHELF/SMALL - W/PLASTIC EDGE MOLDING (MAPLE)                           |
| 3   | M05992-14-J52 | EA  | DOOR - STRAIGHT CORNER/OGEE EDGE - 12" X 21.9" - W/O HARDWARE (MAPLE)  |
| 3   | M05992-14-J22 | EA  | DOOR - STRAIGHT CORNER/OGEE EDGE - 12" X 21.9" - W/O HARDWARE (OAK)    |
| 4   | P26057-02-J22 | EA  | CABINET - OVERHEAD/MICROWAVE - W/O DOORS/HARDWARE (OAK)                |
| 4   | P26057-02-J52 | EA  | CABINET - OVERHEAD/MICROWAVE - W/O DOORS/HARDWARE (MAPLE)              |
| 5   | 100708-05-000 | EA  | DOOR - GLASS - CABINET - 8.5" X 23.4" - W/O HARDWARE                   |
|     | 122325-01-J22 | EA  | CABINET - PANTRY/RIGHT HAND SLIDING - W/O SLIDES/HARDWARE (OAK)        |
|     | 122325-01-J60 | EA  | CABINET - PANTRY/RIGHT HAND SLIDING - W/O SLIDES/HARDWARE (MAPLE)      |
|     | 122325-11-H17 | EA  | SHELF - W/EDGE MOLDING (OAK)   |
|     | 122325-11-J70 | EA  | SHELF - W/EDGE MOLDING (MAPLE)   |
| 6   | M05992-Z2-J52 | EA  | DOOR - STRAIGHT CORNER/OGEE EDGE - 8.5" X 60.7" - W/O HARDWARE (MAPLE) |
| 6   | M05992-Z2-J22 | EA  | DOOR - STRAIGHT CORNER/OGEE EDGE - 8.5" X 60.7" - W/O HARDWARE (OAK)   |
|     | 122360-02-000 | EA  | SLIDE - PANTRY - W/O LOCK - RIGHT/LEFT HAND                            |
|     | 122360-03-000 | EA  | SLIDE - PANTRY - W/LOCK - RIGHT HAND                                   |
|     | 123673-01-01A | EA  | KNOB - PANTRY SLIDE  |

| KEY | PART NUMBER   | U/M | DESCRIPTION  | VENDOR NO. |
|-----|---------------|-----|--|------------|
| 7   | M05992-09-J52 | EA  | DOOR - STRAIGHT CORNER/OGEE EDGE - 13.8" X 23.2" - W/O HDW (MAPLE) |            |
| 7   | M05992-09-J22 | EA  | DOOR - STRAIGHT CORNER/OGEE EDGE - 13.8" X 23.2" - W/O HDW (OAK)   |            |
| 8   | M05971-GW-J52 | EA  | DRAWER - OGEE EDGE - 19.7"W X 11.8"D - W/O SLIDES/HDW (MAPLE)      |            |
| 8   | M05971-GW-J22 | EA  | DRAWER - OGEE EDGE - 19.7"W X 11.8"D - W/O SLIDES/HDW (OAK)        |            |
| 9   | M05971-11-J52 | EA  | DRAWER - OGEE EDGE - 9.9"W X 17.7"D - W/O SLIDES/HDW (MAPLE)       |            |
| 9   | M05971-11-J22 | EA  | DRAWER - OGEE EDGE - 9.9"W X 17.7"D - W/O SLIDES/HDW (OAK)         |            |
| 10  | M05992-M1-J52 | EA  | DOOR - STRAIGHT CORNER/OGEE EDGE - 13.3" X 27.1" - W/O HDW (MAPLE) |            |
| 10  | M05992-M1-J22 | EA  | DOOR - STRAIGHT CORNER/OGEE EDGE - 13.3" X 27.1" - W/O HDW (OAK)   |            |
| 11  | M05992-L5-J52 | EA  | DOOR - STRAIGHT CORNER/OGEE EDGE - 13.6" X 27.1" - W/O HDW (MAPLE) |            |
| 11  | M05992-L5-J22 | EA  | DOOR - STRAIGHT CORNER/OGEE EDGE - 13.6" X 27.1" - W/O HDW (OAK)   |            |
| 12  | 127612-02-J52 | EA  | CABINET-GALLEY-W/COUNTERTOP-W/O DOORS/DRAWERS/HDW (RANGE & OVEN)   |            |
| 12  | 127612-02-J53 | EA  | CABINET-GALLEY-W/COUNTERTOP-W/O DOORS/DRAWERS/HDW (RANGE & OVEN)   |            |
| 12  | 127612-02-J54 | EA  | CABINET-GALLEY-W/COUNTERTOP-W/O DOORS/DRAWERS/HDW (RANGE & OVEN)   |            |
| 12  | 127612-02-J55 | EA  | CABINET-GALLEY-W/COUNTERTOP-W/O DOORS/DRAWERS/HDW (RANGE & OVEN)   |            |
| 12  | 127612-02-J56 | EA  | CABINET-GALLEY-W/COUNTERTOP-W/O DOORS/DRAWERS/HDW (RANGE & OVEN)   |            |
| 12  | 127612-02-J57 | EA  | CABINET-GALLEY-W/COUNTERTOP-W/O DOORS/DRAWERS/HDW (RANGE & OVEN)   |            |
| 12  | 127612-04-J52 | EA  | CABINET-GALLEY-W/COUNTERTOP-W/O DOORS/DRAWERS/HDW (RANGE TOP)      |            |
| 12  | 127612-04-J53 | EA  | CABINET-GALLEY-W/COUNTERTOP-W/O DOORS/DRAWERS/HDW (RANGE TOP)      |            |
| 12  | 127612-04-J54 | EA  | CABINET-GALLEY-W/COUNTERTOP-W/O DOORS/DRAWERS/HDW (RANGE TOP)      |            |
| 12  | 127612-04-J55 | EA  | CABINET-GALLEY-W/COUNTERTOP-W/O DOORS/DRAWERS/HDW (RANGE TOP)      |            |
| 12  | 127612-04-J56 | EA  | CABINET-GALLEY-W/COUNTERTOP-W/O DOORS/DRAWERS/HDW (RANGE TOP)      |            |
| 12  | 127612-04-J57 | EA  | CABINET-GALLEY-W/COUNTERTOP-W/O DOORS/DRAWERS/HDW (RANGE TOP)      |            |
| 12  | 127612-12-J22 | EA  | SHELF - W/PLASTIC EDGE TRIM (OAK)                                  |            |
| 12  | 127612-12-J52 | EA  | SHELF - W/PLASTIC EDGE TRIM (MAPLE)                                |            |
| 13  | P02786-01-J52 | EA  | HANDRAIL - ENTRY DOOR - W/O BRACKET                                |            |
| 13  | 099682-01-01A | EA  | BRACKET - MOUNTING/HAND RAIL - ROUND BASE                          |            |
| 14  | 127612-11-J52 | EA  | COUNTERTOP - GALLEY CABINET (J52, J53)                             |            |
| 14  | 127612-11-J54 | EA  | COUNTERTOP - GALLEY CABINET (J54, J55)                             |            |
| 14  | 127612-11-J56 | EA  | COUNTERTOP - GALLEY CABINET (J56, J57)                             |            |
|     | 127612-16-J22 | EA  | BACKSPLASH - GALLEY COUNTERTOP (J52, J53)                          |            |
|     | 127612-16-J26 | EA  | BACKSPLASH - GALLEY COUNTERTOP (J54, J55)                          |            |
|     | 127612-16-J56 | EA  | BACKSPLASH - GALLEY COUNTERTOP (J56, J57)                          |            |
| 15  | 110654-01-000 | EA  | SINK - STAINLESS STEEL/DOUBLE BASIN (1 LG-1 SM BASIN)              |            |
|     | 092303-01-000 | EA  | STRAINER - SINK  |            |
|     | 108464-04-E38 | EA  | COVER - SINK - 15" X 15" - LAMINATE BOTH SIDES (J52, J53)          |            |
|     | 108464-04-F40 | EA  | COVER - SINK - 15" X 15" - LAMINATE BOTH SIDES (J54, J55)          |            |
|     | 108464-04-F32 | EA  | COVER - SINK - 15" X 15" - LAMINATE BOTH SIDES (J56, J57)          |            |
|     | 108464-03-E38 | EA  | COVER - SINK - 15" X 11" - LAMINATE BOTH SIDES (J52, J53)          |            |
|     | 108464-03-F40 | EA  | COVER - SINK - 15" X 11" - LAMINATE BOTH SIDES (J54, J55)          |            |
|     | 108464-03-GV4 | EA  | COVER - SINK - 15" X 11" - LAMINATE BOTH SIDES (J56, J57)          |            |
| 16  | 104114-02-01A | EA  | FAUCET - GALLEY - SINGLE CONTROL                                   |            |
| 17  | 103635-01-000 | EA  | FAUCET - SINGLE CONTROL DRINKING                                   |            |
|     | 103635-01-700 | EA  | FITTING KIT, FAUCET REPAIR   | 3071-70    |
|     | 103635-01-701 | EA  | TUBING - PLASTIC   | 3019-20    |
| 18  | 126019-01-01A | EA  | COFFEEMAKER - OPTIMA - W/BRACKETS - BLACK & DECKER                 |            |
| 18  | 126019-01-700 | EA  | GLASS CARAFE   | 172547-00  |
| 18  | 126019-01-701 | EA  | RESERVOIR - WATER  | 172554     |
| 18  | 126019-01-702 | EA  | BASKET - FILTER  | 172553-00  |
| 18  | 126019-01-703 | EA  | HARDWARE - MOUNTING  | 172174-00  |
| 19  | M05971-JS-J52 | EA  | DRAWER - OGEE EDGE - 19.7"W X 11.8"D - W/O SLIDES/HARDWARE (MAPLE) |            |
| 19  | M05971-JS-J22 | EA  | DRAWER - OGEE EDGE - 19.7"W X 11.8"D - W/O SLIDES/HARDWARE (OAK)   |            |
|     | 090329-01-000 | FT  | SEAL/T - REFRIGERATOR CABINET                                      |            |

## GALLEY GROUP (CONTINUED)

### MICROWAVE OVEN & GALLEY HARDWARE

| KEY | PART NUMBER   | U/M | DESCRIPTION  |
|-----|---------------|-----|--|
| *   | 126023-01-01A | EA  | RANGE - W/OVEN 22" - 3 BURNER/BLACK GLASS DOOR   |
| *   | 114030-02-01A | EA  | RANGE - 3 BURNER TOP - W/O OVEN - BLACK  |
| *   | 121569-01-01A | EA  | REFRIGERATOR - LARGE DOUBLE DOOR/RIGHT HAND - 2-WAY<br>FROM: 00-00-00 THRU: 07-19-98       |
| *   | 121569-03-01A | EA  | REFRIGERATOR - LARGE DOUBLE DOOR/RIGHT HAND - 2-WAY-BLACK<br>FROM: 07-20-98 THRU: 99-99-99 |
| *   | 118367-01-01A | EA  | REFRIGERATOR - SIDE BY SIDE DOOR - 2 WAY   |
| *   | 120075-03-01A | EA  | REFRIGERATOR - LARGE DOUBLE DOOR/RIGHT HAND - 2-WAY W/ICE                                  |
|     | 122753-02-000 | EA  | OVEN - MICROWAVE - .9 CU. FT - CONVECTION - SHARP - UL                                     |
|     | 122753-04-000 | EA  | OVEN - MICROWAVE - .9 CU. FT - CONVECTION - SHARP - CSA                                    |
|     | 122753-05-000 | EA  | OVEN - MICROWAVE - 1 CU. FT. - NON CONVECTION - SHARP - UL                                 |
|     | 102482-09-H56 | EA  | FRAME - MICROWAVE  |
|     | 082227-06-000 | EA  | TRIM - BOTTOM/MICROWAVE - BLACK  |
|     | 102486-13-01A | EA  | TRIM - MICROWAVE - VERTICAL - BLACK  |
|     | 081587-03-000 | EA  | BRACKET - TIEDOWN - RANGE - RIGHT<br>FROM: 00-00-00 THRU: 10-07-97                         |
|     | 081587-07-000 | EA  | BRACKET - TIEDOWN - RANGE - RIGHT<br>FROM: 10-08-97 THRU: 99-99-99                         |
|     | 081587-04-000 | EA  | BRACKET - TIEDOWN - RANGE - LEFT<br>FROM: 00-00-00 THRU: 10-07-97                          |
|     | 081587-08-000 | EA  | BRACKET - TIEDOWN - RANGE/LEFT<br>FROM: 10-08-97 THRU: 99-99-99                            |
|     | 094756-03-D18 | EA  | BRACKET - ANGLE - W/HOLES  |
|     | 116751-02-01A | EA  | TRAY - REFRIGERATOR - BLACK  |
|     | 054450-01-000 | EA  | LEVEL - REFRIGERATOR   |
|     | 065225-02-000 | EA  | PLATE - TIEDOWN - REFRIGERATOR   |
|     | 090195-08-000 | EA  | BAFFLE - REFRIGERATOR - LOWER  |
|     | 093369-03-000 | EA  | STRAP - REFRIGERATOR   |
|     | 093646-01-000 | EA  | BRACKET - TIEDOWN/REFRIGERATOR - RIGHT HAND  |
|     | 093646-02-000 | EA  | BRACKET - TIEDOWN/REFRIGERATOR - LEFT HAND   |

\* COMPONENT PARTS FOUND IN SERVICE PARTS LIBRARY

### RANGE HOODS & MONITOR PANEL

| KEY | PART NUMBER   | U/M | DESCRIPTION  |
|-----|---------------|-----|--|
| *   | 100258-18-03A | EA  | HOOD - RANGE - W/O MONITOR PANEL - W/HOUR METER/SWITCH - US    |
| *   | 100258-17-04A | EA  | HOOD - RANGE - W/O MONITOR PANEL - W/O HOUR METER/SWITCH - CSA |
| *   | 100258-16-04A | EA  | HOOD - RANGE - W/O MONITOR PANEL - W/O HOUR METER/SWITCH - US  |
| *   | 102765-04-01A | EA  | PANEL - MONITOR - W/ PLUG - 2 TANKS & WATER HEATER - LVS       |

\* COMPONENT PARTS FOUND IN SERVICE PARTS LIBRARY

## GENERATOR GROUP

### ONAN GENERATOR, 5.0 KW EMERALD PLUS

| KEY | PART NUMBER   | U/M | DESCRIPTION   |
|-----|---------------|-----|---|
|     | 109303-01-000 | EA  | GENERATOR - 5 KW - EMERALD PLUS   |
|     | 007125-03-000 | EA  | CLAMP - MUFFLER - 1.50" DIAMETER  |
|     | 007125-04-000 | EA  | CLAMP - MUFFLER - 1.12" DIAMETER  |
|     | 007131-01-000 | EA  | HANGER - TAILPIPE - 6 SLOTS   |
|     | 079654-05-000 | EA  | PIPE - EXHAUST - ANGLED W/FLANGE - 2" ID  |
|     | 081364-03-000 | EA  | MUFFLER - GENERATOR - ONAN  |
|     | 094059-01-000 | EA  | SPACER - GENERATOR - ONAN   |
|     | 106602-01-000 | EA  | PIPE - EXHAUST - GENERATOR - 1.5" DIAMETER  |
|     | 106607-01-000 | EA  | ANGLE - SUPPORT - EXHAUST   |
|     | 094657-02-000 | EA  | TRAY - GENERATOR - 22.5" X 30.4" X 6.9" - W/ANGLE & NUTS<br>FROM: 00-00-00 THRU: 01-28-98 |
|     | 127008-02-02B | EA  | TRAY - GENERATOR - 16.2" X 20.8" X 6.9" - W/ANGLE & NUTS<br>FROM: 01-29-98 THRU: 99-99-99 |

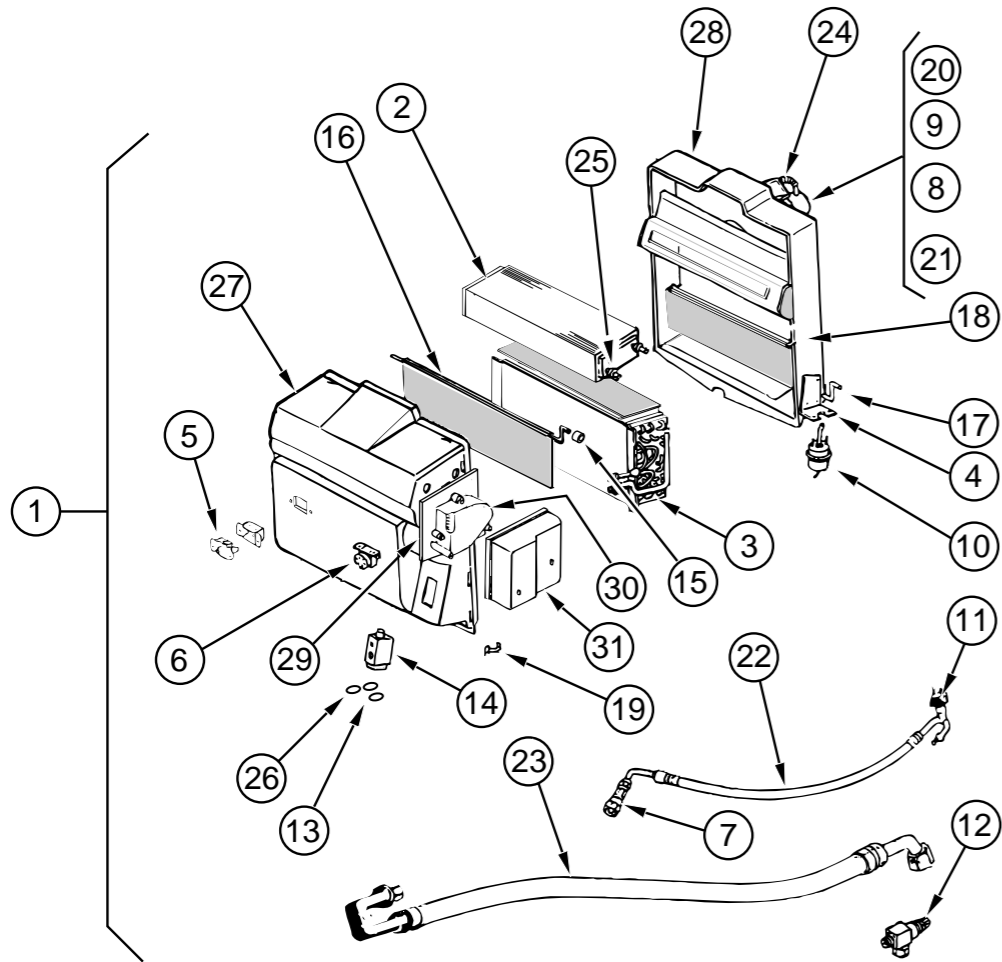
### ONAN GENERATOR, 6.5 KW EMERALD PLUS (NHE-FA/26100G)

| KEY | PART NUMBER   | U/M | DESCRIPTION   |
|-----|---------------|-----|---|
|     | 100975-01-000 | EA  | GENERATOR - 6.5 KW EMERALD PLUS   |
|     | 106602-01-000 | EA  | PIPE - EXHAUST - GENERATOR - 1.5" DIAMETER  |
|     | 106607-01-000 | EA  | ANGLE - SUPPORT - EXHAUST   |
|     | 007125-03-000 | EA  | CLAMP - MUFFLER - 1.5" DIA  |
|     | 007125-04-000 | EA  | CLAMP - MUFFLER - 1.1" DIA  |
|     | 007131-01-000 | EA  | HANGER - TAILPIPE - 6 SLOTS   |
|     | 079654-05-000 | EA  | PIPE - EXHAUST - ANGLED - W/FLANGE - 2" ID - ONAN# 154-2539                               |
|     | 081364-03-000 | EA  | MUFFLER - GENERATOR - ONAN  |
|     | 094059-01-000 | EA  | SPACER - GENERATOR - ONAN   |
|     | 094657-02-000 | EA  | TRAY - GENERATOR - 16.2" X 20.8" X 6.9" - W/ANGLE & NUTS<br>FROM: 00-00-00 THRU: 01-28-98 |
|     | 127008-02-02B | EA  | TRAY - GENERATOR - 16.2" X 20.8" X 6.9"<br>FROM: 01-29-98 THRU: 99-99-99                  |

**NOTE: ADDITIONAL GENERATOR COMPONENTS ARE FOUND IN THE CHASSIS GROUP**

# HEATING & AIR CONDITIONING GROUP

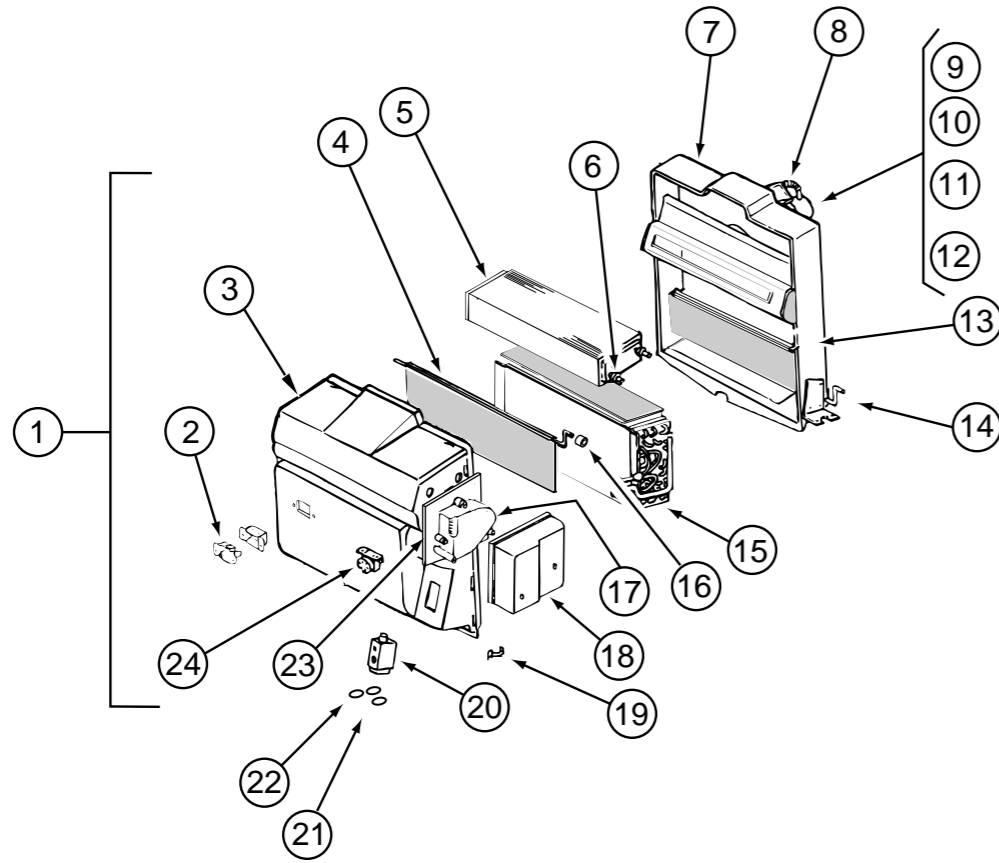
## SCS AUTOMOTIVE AIR CONDITIONING (FORD 1997 CHASSIS)



| KEY | PART NUMBER   | U/M | DESCRIPTION                                       | VENDOR NO. |
|-----|---------------|-----|---|------------|
| 1   | 103930-31-000 | EA  | EVAPORATOR/HEATER - FORD - SERVO MOTOR CONTROLLED |            |
| 2   | 103930-01-703 | EA  | CORE - HEATER                                     | 042-0010   |
| 3   | 103930-01-704 | EA  | COIL - EVAPORATOR                                 | 041-0017   |
| 4   | 103930-01-708 | EA  | BRACKET - VACUUM MOTOR                            | 070-0113   |
| 5   | 103930-01-710 | EA  | RESISTOR - FUSED - A/C                            | 035-0006   |
| 6   | 103930-01-711 | EA  | THERMOSTAT  | 033-0003   |
| 7   | 103930-01-713 | EA  | FITTING - QUICK CONNECT - #4                      | 050-0030   |
| 8   | 103930-01-717 | EA  | WHEEL - BLOWER - CLOCKWISE                        | 062-0010   |
| 9   | 103930-30-706 | EA  | MOTOR - BLOWER PM147 W/ADAPTER                    | 030-0109   |
| 10  | 103930-02-708 | EA  | MOTOR - VACUUM SERVO - A/C                        | 030-0025   |
| 11  | 103930-12-708 | EA  | SWITCH - BINARY - HI/LOW CUTOUT                   | 032-0048   |
| 12  | 103930-13-702 | EA  | VALVE - SERVICE - W/O COMP.                       | 050-0152   |
| 13  | 103930-17-702 | EA  | O'RING #10  | 045-0127   |
| 14  | 103930-20-700 | EA  | VALVE - EXPANSION-BLOCK - 2 TON                   | 034-0032   |
| 15  | 103930-30-702 | EA  | BUSHING - BLEND AIR DOOR                          | 062-0168   |
| 16  | 103930-30-705 | EA  | DOOR - BLEND AIR                                  | 071-0568   |
| 17  | 103930-20-704 | EA  | ROD - DOOR - RECIRCULATING                        | 073-0018   |
| 18  | 103930-20-705 | EA  | PANEL - DOOR - RECIRCULATING                      | 071-0213   |
| 19  | 103930-20-706 | EA  | CLIP - RETAINER - CASE ATTACH                     | 022-0057   |
| 20  | 103930-20-707 | EA  | HOUSING - BLOWER                                  | 062-0145   |
| 21  | 103930-20-708 | EA  | CLIP - MOTOR SHAFT                                | 022-0001   |
| 22  | 103930-21-700 | EA  | HOSE ASM - #6 EVAPORATOR/DRIER                    | 085-0139   |
| 23  | 103930-21-701 | EA  | HOSE ASM - #10 EVAPORATOR/COMP                    | 085-0149   |
| 24  | 110279-01-703 | EA  | HOSE - VENT F/BLOWER MOTOR                        | 051-0034   |
| 25  | 110279-01-712 | EA  | FITTING - HEATER                                  | 050-0076   |
| 26  | 113245-01-707 | EA  | O'RING #8   | 045-0126   |
| 27  | 103930-30-700 | EA  | CASE - FRONT                                      | 062-0542   |
| 28  | 103930-20-711 | EA  | CASE - BACK - SUB-ASSEMBLY                        | 062-0147   |
| 29  | 103930-30-701 | EA  | PLATE - MOTOR MOUNT                               | 062-0544   |
| 30  | 103930-30-703 | EA  | MOTOR - SERVO                                     | 030-0104   |
| 31  | 103930-30-704 | EA  | COVER - SERVO                                     | 062-0545   |
|     | 103796-01-01A | EA  | LOUVER - A/C                                      |            |
|     | 126692-01-H17 | EA  | PLENUM ASM - A/C                                  |            |

## HEATING & AIR CONDITIONING GROUP (CONTINUED)

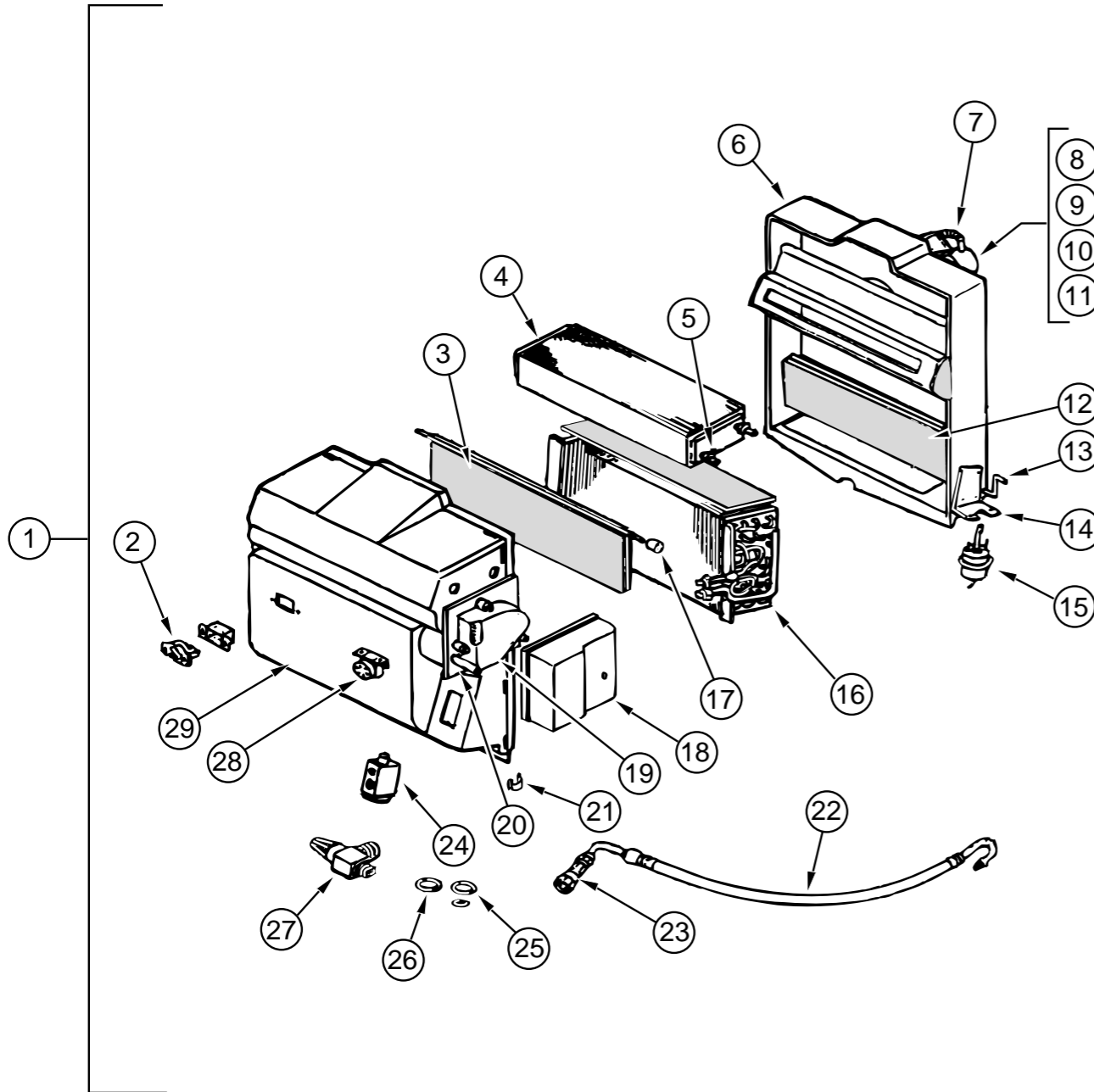
### SCS AUTOMOTIVE AIR CONDITIONING (FORD 1999 CHASSIS) (NON-CHARGED)



| KEY | PART NUMBER   | U/M DESCRIPTION                             | VENDOR NO. |
|-----|---------------|---|------------|
| 1   | 103930-43-000 | EA EVAPORATOR/HEATER ASSEMBLY - NON-CHARGED |            |
| 2   | 103930-01-710 | EA RESISTOR - FUSED - A/C                   | 035-0006   |
| 3   | 103930-30-700 | EA CASE - FRONT                             | 062-0542   |
| 4   | 103930-43-700 | EA DOOR - BLEND AIR                         | 071-0568   |
| 5   | 103930-01-703 | EA CORE - HEATER                            | 042-0010   |
| 6   | 110279-01-712 | EA FITTING - HEATER                         | 050-0076   |
| 7   | 103930-20-711 | EA CASE - BACK - SUB-ASSEMBLY               | 062-0147   |
| 8   | 110279-01-703 | EA HOSE - VENT F/BLOWER MOTOR               | 051-0034   |
| 9   | 103930-20-707 | EA HOUSING - BLOWER                         | 062-0145   |
| 10  | 103930-30-706 | EA MOTOR - BLOWER PM147 W/ADAPTER           | 030-0109   |
| 11  | 103930-01-717 | EA WHEEL - BLOWER - CLOCKWISE               | 062-0010   |
| 12  | 103930-20-708 | EA CLIP - MOTOR SHAFT                       | 022-0001   |
| 13  | 103930-20-705 | EA PANEL - DOOR - RECIRCULATING             | 071-0213   |
| 14  | 103930-20-704 | EA ROD - DOOR - RECIRCULATING               | 073-0018   |
| 15  | 103930-01-704 | EA COIL - EVAPORATOR                        | 041-0017   |
| 16  | 103930-30-702 | EA BUSHING - BLEND AIR DOOR                 | 062-0168   |
| 17  | 103930-30-703 | EA MOTOR - SERVO                            | 030-0104   |
| 18  | 103930-30-704 | EA COVER - SERVO                            | 062-0545   |
| 19  | 103930-20-706 | EA CLIP - RETAINER - CASE ATTACH            | 022-0057   |
| 20  | 103930-20-700 | EA VALVE - EXPANSION-BLOCK - 2 TON          | 034-0032   |
| 21  | 103930-17-702 | EA O'RING #10                               | 045-0127   |
| 22  | 103930-01-707 | EA O'RING #8                                | 045-0126   |
| 23  | 103930-30-701 | EA PLATE - MOTOR MOUNT                      | 062-0544   |
| 24  | 103930-01-711 | EA THERMOSTAT                               | 033-0003   |
|     | 103930-30-707 | EA DIVIDER ASM.                             | 086-0061   |

# HEATING & AIR CONDITIONING GROUP (CONTINUED)

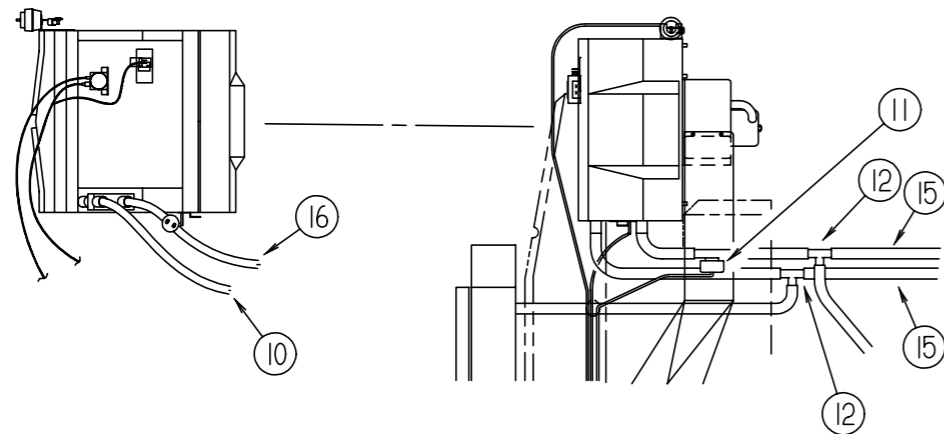
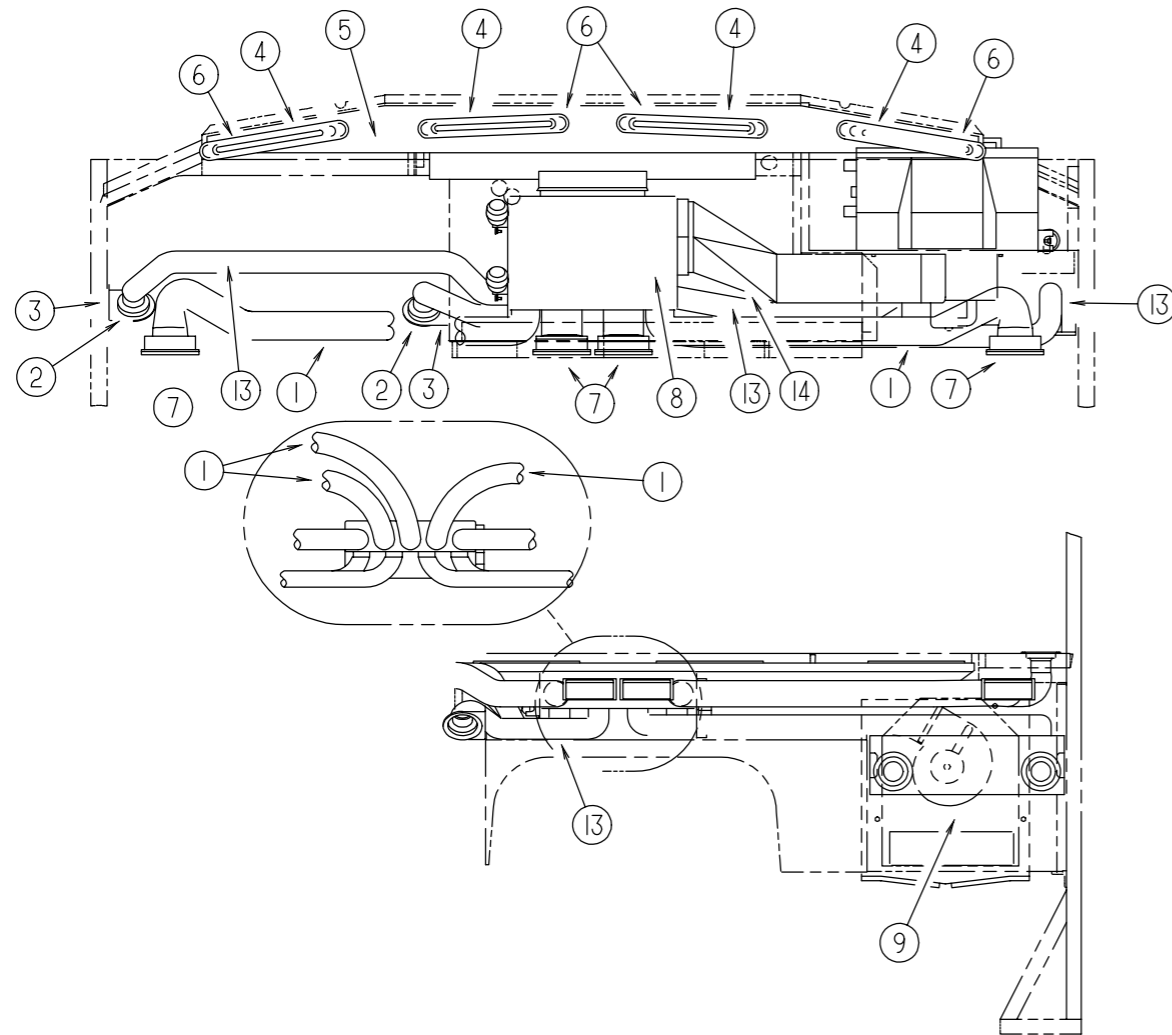
## SCS EVAPORATOR/ HEATER - CHEVY



| KEY | PART NUMBER   | U/M | DESCRIPTION  | VENDOR NO. |
|-----|---------------|-----|--|------------|
| 1   | 103930-30-000 | EA  | EVAPORATOR/HEATER - CHEVY - SERVO MOTOR CONTROLLED |            |
| 2   | 103930-01-710 | EA  | RESISTOR - FUSED - A/C                             | 035-0006   |
| 3   | 103930-30-705 | EA  | DOOR - BLEND AIR                                   | 071-0568   |
| 4   | 103930-01-703 | EA  | CORE - HEATER                                      | 042-0010   |
| 5   | 110279-01-712 | EA  | FITTING - HEATER                                   | 050-0076   |
| 6   | 103930-20-711 | EA  | CASE - BACK - SUB-ASSEMBLY                         | 062-0147   |
| 7   | 110279-01-703 | EA  | HOSE - VENT - BLOWER MOTOR                         | 051-0034   |
| 8   | 103930-20-707 | EA  | HOUSING - BLOWER                                   | 062-0145   |
| 9   | 103930-30-706 | EA  | MOTOR - BLOWER - (PM147)                           | 030-0109   |
| 10  | 103930-01-717 | EA  | WHEEL - BLOWER - CLOCKWISE                         | 062-0010   |
| 11  | 103930-20-708 | EA  | CLIP - MOTOR SHAFT                                 | 022-0001   |
| 12  | 103930-20-705 | EA  | PANEL - DOOR - RECIRCULATING                       | 071-0213   |
| 13  | 103930-20-704 | EA  | ROD - DOOR-RECIRCULATING                           | 073-0018   |
| 14  | 103930-01-708 | EA  | BRACKET - VACUUM MOTOR                             | 070-0113   |
| 15  | 103930-02-708 | EA  | MOTOR - VACUUM SERVO - A/C                         | 030-0025   |
| 16  | 103930-01-704 | EA  | COIL - EVAPORATOR                                  | 041-0017   |
| 17  | 103930-30-702 | EA  | BUSHING - BLEND AIR DOOR                           | 062-0168   |
| 18  | 103930-30-704 | EA  | COVER - SERVO                                      | 062-0545   |
| 19  | 103930-30-703 | EA  | MOTOR - SERVO                                      | 030-0104   |
| 20  | 103930-30-701 | EA  | PLATE - MOTOR MOUNT                                | 062-0544   |
| 21  | 103930-20-706 | EA  | CLIP-RETAINER - CASE ATTACH                        | 022-0057   |
| 22  | 103930-25-700 | EA  | HOSE ASM. - #6 EVAP TO DRIER                       | 085-0350   |
| 23  | 103930-12-709 | EA  | FITTING - QUICK CONNECT                            | 050-0120   |
| 24  | 103930-20-700 | EA  | VALVE - EXPANSION-BLOCK - 2 TON                    | 034-0032   |
| 25  | 103930-17-702 | EA  | O'RING #10   | 045-0127   |
| 26  | 113245-01-707 | EA  | O'RING #8  | 045-0126   |
| 27  | 103930-20-709 | EA  | VALVE - SERVICE                                    | 050-0159   |
| 28  | 103930-01-711 | EA  | THERMOSTAT   | 033-0003   |
| 29  | 103930-30-700 | EA  | CASE - FRONT                                       | 062-0542   |
|     | 103796-01-01A | EA  | LOUVER - A/C                                       |            |
|     | 126692-01-H17 | EA  | PLENUM ASM - A/C                                   |            |

# HEATING & AIR CONDITIONING GROUP (CONTINUED)

## AUTOMOTIVE AIR CONDITIONING MISCELLANEOUS

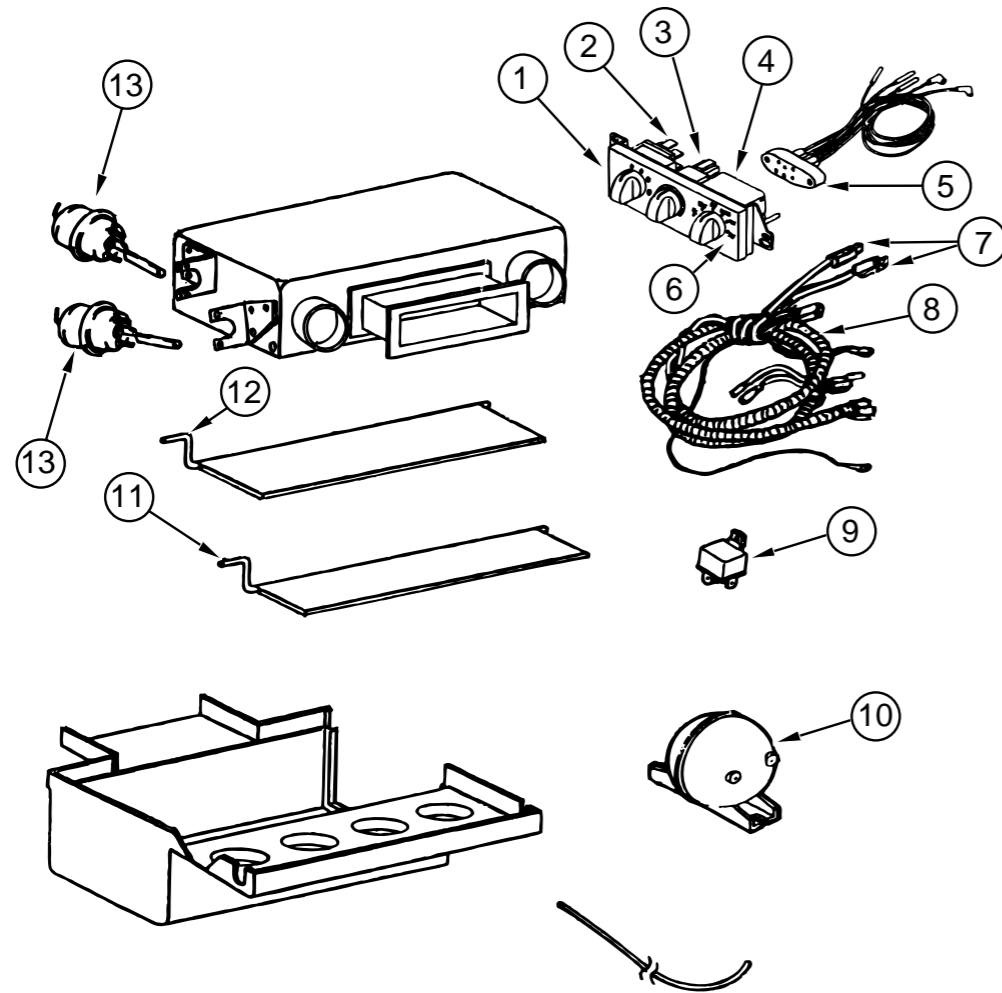


| KEY | PART NUMBER   | U/M | DESCRIPTION  | VENDOR NO. |
|-----|---------------|-----|--|------------|
| 1   | 007281-01-000 | EA  | HOSE - FLEXIBLE PVC - 2.5" ID X 50'                              |            |
| 2   | 024990-05-000 | EA  | OUTLET - DEFROSTER - 4" DIAMETER W/SWIVEL DEFLECTORS             |            |
| 3   | 056402-05-000 | EA  | BRACKET - HEATER VENT - ROUND W/BEND - BLACK                     |            |
| 4   | 077075-01-000 | EA  | GASKET - INSTRUMENT PANEL TO DEFROSTER PLENUM - .6"X10.2"        |            |
| 5   | 103017-03-000 | EA  | PLENUM - DEFROSTER   |            |
| 6   | 103558-01-11A | EA  | VENT - DEFROSTER - 2" X 14.4" X 1.4" - TITANIUM                  |            |
| 7   | 103796-01-01A | EA  | LOUVER - A/C-ADJUSTABLE - 2.2" X 5.4" F/2.5" HOSE - BLACK        |            |
| 8   | 103930-40-000 | EA  | CONTROL/PLENUM - ROTARY CONTROL HEAD                             |            |
| 9   | 103930-30-000 | EA  | EVAPORATOR/HEATER - CHEVY - SERVO MOTOR CONTROLLED               |            |
| 9   | 103930-31-000 | EA  | EVAPORATOR/HEATER - FORD - SERVO MOTOR CONTROLLED - 1997 CHASSIS |            |
| 9   | 103930-43-000 | EA  | EVAPORATOR/HEATER ASSEMBLY - NON-CHARGED - FORD - 1999 CHASSIS   |            |
| 10  | 103930-29-000 | EA  | HOSE KIT - #10 F/GM L-29 & L-65 CHASSIS                          |            |
|     | 103930-17-702 | EA  | O'RING #10   | 045-0127   |
|     | 103930-29-701 | EA  | O'RING F/LOW PRESSURE SWITCH                                     | 045-0483   |
| 10  | 103930-45-000 | EA  | HOSE - EVAPORATOR/COMPRESSOR - FORD - 1999 CHASSIS               |            |
| 11  | 103930-23-000 | EA  | VALVE - WATER - 2 PORT   |            |
| 12  | 076776-01-000 | EA  | TEE - BEADED - 5/8" X 5/8" X 5/8"                                |            |
| 13  | 007076-01-000 | EA  | HOSE - FLEXIBLE PVC - 2" ID - INCREMENTS OF 50'                  |            |
| 14  | 103016-01-000 | EA  | PLENUM - TRANSITION  |            |
| 15  | 007108-01-000 | FT  | HOSE - HEATER - 5/8" ID - HI-TEMP - FORD                         |            |
| 16  | 103930-44-000 | EA  | HOSE - EVAPORATOR/DRYER - #6 - FORD - 1999 CHASSIS               |            |
|     | 103930-37-000 | EA  | MANUAL - OWNERS - HEATER/AC                                      |            |



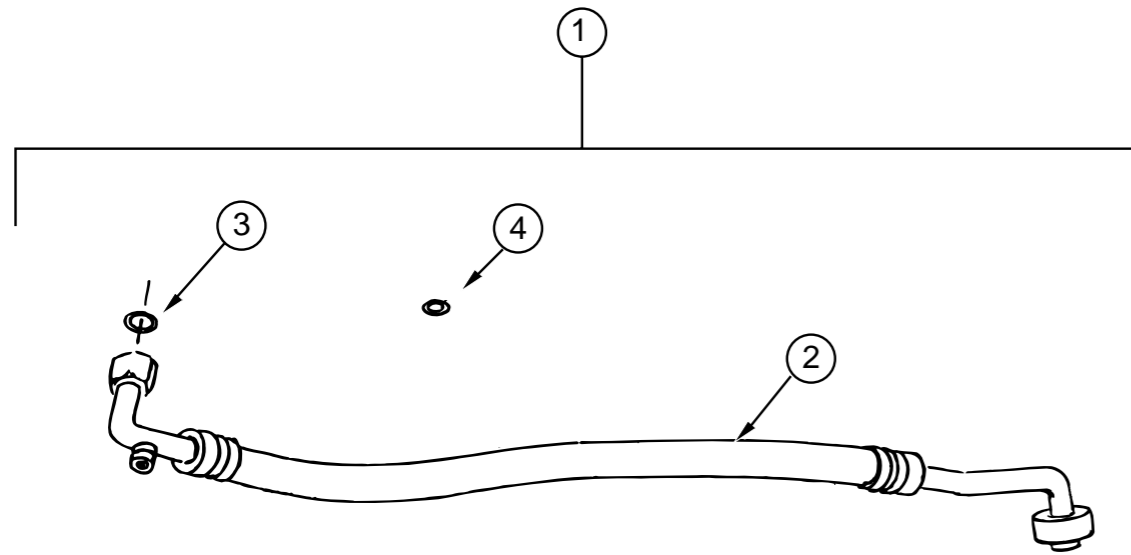
# HEATING & AIR CONDITIONING GROUP (CONTINUED)

## SCS CONTROL/ PLENUM



| KEY | PART NUMBER   | U/M | DESCRIPTION                          | VENDOR NO. |
|-----|---------------|-----|--------------------------------------|------------|
|     | 103930-40-000 | EA  | CONTROL/PLENUM - ROTARY CONTROL HEAD |            |
| 1   | 103930-33-702 | EA  | CONTROL PANEL                        | 083-0169   |
| 2   | 103930-33-707 | EA  | SWITCH - BLOWER                      | 032-0186   |
| 3   | 103930-33-708 | EA  | SWITCH - POTENTIOMETER               | 032-0184   |
| 4   | 103930-33-709 | EA  | SWITCH - VACUUM                      | 032-0183   |
| 5   | 103930-33-703 | EA  | VACUUM HARNESS                       | 036-0465   |
| 6   | 103930-33-710 | EA  | DECAL F/CONTROL HEAD                 | 058-0102   |
| 7   | 103930-33-705 | EA  | LIGHT BULBS                          | 035-0030   |
| 8   | 103930-33-711 | EA  | WIRE HARNESS MAIN                    | 036-0466   |
| 9   | 103930-02-707 | EA  | RELAY-BOSCH W/RESISTER               | 031-0001   |
| 10  | 103930-02-710 | EA  | CANISTER-VACUUM                      | 054-0002   |
| 11  | 103930-39-700 | EA  | ROD - DOOR - AC/HEAT                 | 073-067    |
| 12  | 103930-39-701 | EA  | ROD - DOOR AC/DEFROST                | 073-0069   |
| 13  | 103930-02-708 | EA  | MOTOR - VACUUM SERVO, A/C            | 030-0025   |
|     | 103930-33-701 | EA  | MOTOR - VACUUM, 3 STAGE              | 030-0105   |
|     | 103930-39-702 | EA  | KNOB - BLOWER                        | 062-0539   |
|     | 103930-39-703 | EA  | KNOB - TEMPERATURE                   | 062-0540   |
|     | 103930-39-704 | EA  | SPRING                               | 022-0119   |

**HEATING & AIR CONDITIONING GROUP (CONTINUED)**



**CHEVY HOSE KIT - VORTEC GAS OR DIESEL OPTION**

| KEY | PART NUMBER   | U/M | DESCRIPTION                             | VENDOR NO. |
|-----|---------------|-----|---|------------|
| 1   | 103930-29-000 | EA  | HOSE KIT - #10 W/GM L-29 & L-65 CHASSIS |            |
| 2   | 103930-29-700 | EA  | HOSE ASSM #10W/HARRISON COMP            | 085-0348   |
| 3   | 103930-17-702 | EA  | O'RING #10                              | 045-0127   |
| 4   | 103930-29-701 | EA  | GASKET-GMLP SW 1996                     | 045-0483   |

**HEATING & AIR CONDITIONING GROUP (CONTINUED)**

**FURNACE**

| KEY | PART NUMBER   | U/M | DESCRIPTION                                  |
|-----|---------------|-----|--|
| *   | 098668-22-000 | EA  | FURNACE - 40,000 BTU                         |
|     | 009200-01-000 | EA  | TAPE - FURNACE - 1 1/2"                      |
|     | 089367-02-000 | EA  | TEE - 4" X 2" X 4"                           |
|     | 094600-05-01A | EA  | REGISTER - HEAT - W/O DAMPER - 11.3" - BEIGE |
|     | 098668-14-000 | EA  | GASKET - FIBERGLASS - .5" X 18" X 18"        |
|     | 115764-01-01A | EA  | THERMOSTAT - FURNACE                         |

\* COMPONENT PARTS FOUND IN SERVICE PARTS LIBRARY

**AUTOMOTIVE REAR HEATER SYSTEM**

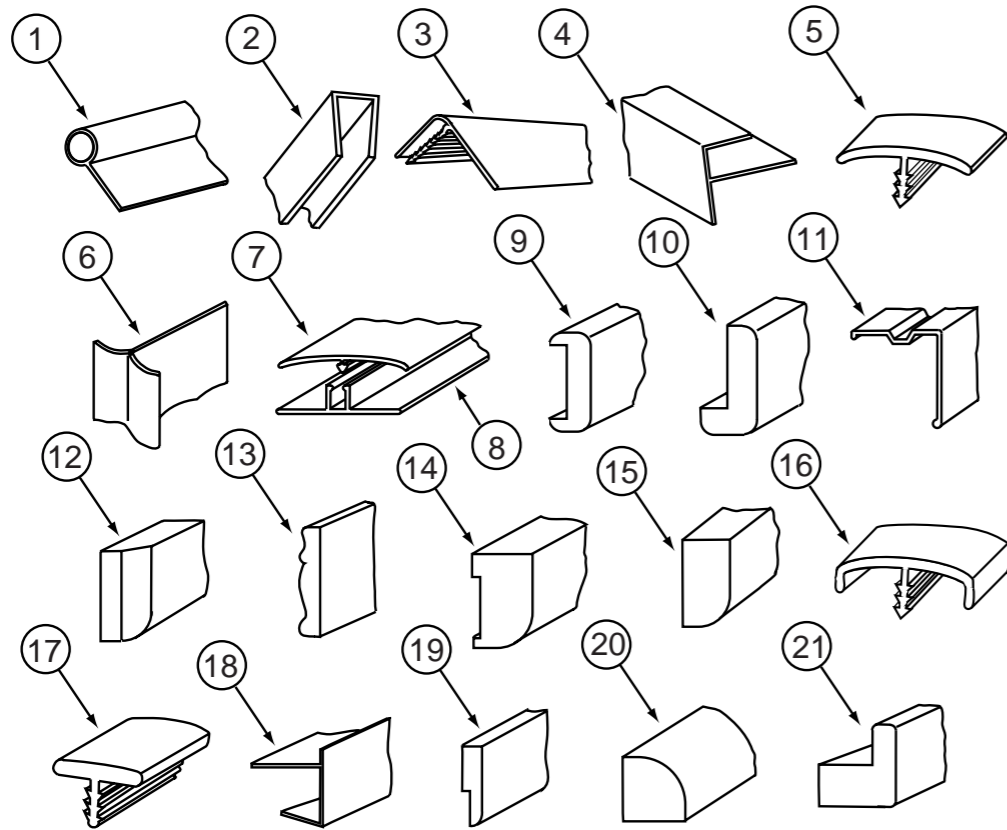
| KEY | PART NUMBER   | U/M | DESCRIPTION   | VENDOR NO. |
|-----|---------------|-----|---|------------|
|     | 084405-01-000 | EA  | HEATER - REAR/DUCTED - W/MOTOR AID                    |            |
|     | 084405-01-700 | EA  | CORE-HEATER   | FT200229   |
|     | 084405-01-701 | EA  | FAN BLADES  | HV029931   |
|     | 084405-01-702 | EA  | MOTOR ASSEMBLY, 12 VOLT                               | RV010348   |
|     | 061673-01-000 | EA  | BRACKET - MOTOR AID TUBES - 4" X 1.5" - STEEL         |            |
|     | 009198-01-000 | FT  | DUCT - HEAT - FLEXIBLE - 4" ID X 25'                  |            |
|     | 069636-02-000 | EA  | CONNECTOR - DUCT - 4" ID                              |            |
|     | 079059-01-000 | EA  | HOSE - 90 DEGREE - 5/8" ID X 4" X 36"                 |            |
|     | 056464-10-000 | EA  | REGISTER - 4" DIAMETER - PLASTIC - W/O DAMPER - BEIGE |            |
|     | 007108-01-000 | FT  | HOSE - HEATER - 5/8" ID - HI-TEMP - FORD              |            |
|     | 076776-01-000 | EA  | TEE - BEADED - 5/8" X 5/8" X 5/8"                     |            |

**A/C - ROOF & CEILING ASSEMBLY**

| KEY | PART NUMBER   | U/M | DESCRIPTION                                       |
|-----|---------------|-----|---|
| *   | 108889-01-05A | EA  | A/C - ROOF - 13,500 TSR                           |
| *   | 108892-01-01A | EA  | CEILING ASSEMBLY - A/C DUCTED                     |
|     | 102289-01-000 | EA  | SPRING - SCREW - ROOF A/C GASKET                  |
|     | 110403-01-J52 | EA  | SPACER - RETURN AIR                               |
|     | 117238-01-01A | EA  | THERMOSTAT - A/C - FURNACE                        |
|     | 117238-02-01A | EA  | THERMOSTAT - A/C ONLY                             |
|     | 120134-01-02A | EA  | REGISTER - 4" TO 5" IN DIAMETER W/DAMPER          |
|     | 073937-03-000 | EA  | SWITCH - ROTARY- AC - SELECTOR - 3 DECK           |
|     | 088238-01-000 | EA  | COVER - SWITCH - A/C SELECTOR - FRONT TO REAR A/C |
|     | 088238-02-000 | EA  | COVER - SWITCH - A/C SELECTOR - FRONT TO REAR A/C |

\* COMPONENT PARTS FOUND IN SERVICE PARTS LIBRARY

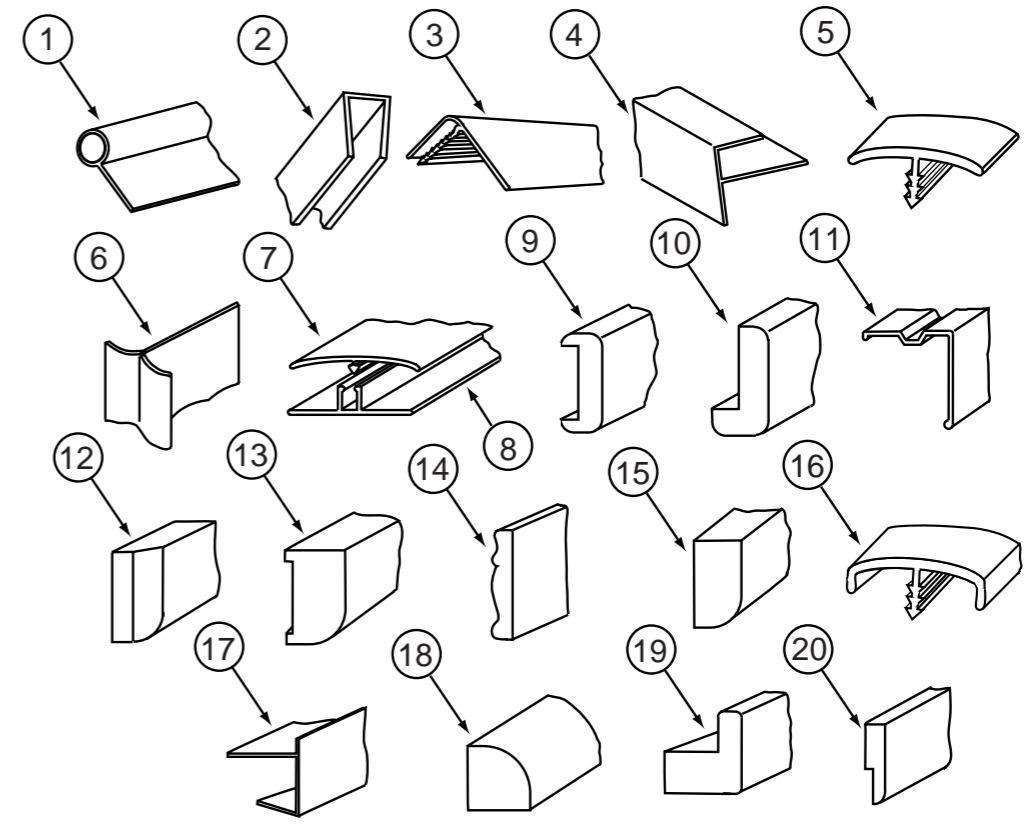
### INTERIOR FINISH GROUP



INTERIOR TRIM & MOLDINGS (OAK)

| KEY | PART NUMBER   | U/M | DESCRIPTION  |
|-----|---------------|-----|--|
| 1   | 009767-12-000 | FT  | WELTING - SIDEWALL/CEILING/CABINET - OFF/WHT               |
| 2   | 009778-21-000 | FT  | U-CHANNEL - 1" - WATERFORD OAK                             |
| 2   | 070504-36-000 | FT  | U-CHANNEL - PLASTIC - .13" X 72" - WATERFORD OAK           |
| 2   | 070504-37-000 | FT  | U-CHANNEL - PLASTIC - .87" X 84" - WATERFORD OAK           |
| 3   | 009809-23-000 | EA  | MOLDING - CORNER - OUTSIDE - 1" X 84" - MODERN IVORY       |
| 3   | 009809-28-000 | EA  | MOLDING - CORNER - OUTSIDE - 1" X 84" - WATERFORD OAK      |
| 4   | 009812-29-000 | EA  | MOLDING - PLASTIC - 1/2" O/S CORNER - WATERFORD OAK        |
| 5   | 105709-01-000 | FT  | MOLDING-T - 1" - MODERN IVORY                              |
| 6   | 022992-11-000 | FT  | MOLDING - REVERSE COVE - T-SHAPED VINYL - IVORY            |
| 7   | 086229-13-000 | EA  | BATTEN - 1" X 96" - IVORY                                  |
| 7   | 086229-19-000 | EA  | BATTEN - 1" X 98.43" - OFF WHITE                           |
| 7   | 086229-20-000 | EA  | BATTEN - 1" X 96" - BEIGE                                  |
| 8   | 086229-01-000 | EA  | RETAINER - BATTEN - .75" WIDE - 7.6'                       |
| 8   | 086229-14-000 | EA  | RETAINER - .75" X 98.43" - ANY COLOR                       |
| 9   | 078323-06-G15 | EA  | MOLDING - CAP - WALL - 78"                                 |
| 10  | 077840-01-G01 | EA  | MOLDING - CAP/WALL - 8' WATERFORD OAK                      |
| 11  | 093873-01-01A | EA  | TRIM - CARPET - L-ANGLE 1.1" X 1.3" X 12' - GRAY VINYL     |
| 12  | 100659-01-E01 | EA  | MOLDING/TRIM - VINYL FLOOR                                 |
| 13  | 100182-10-G29 | EA  | TRIM - RAIL/CHAIR - 8'                                     |
| 14  | 117268-D2-134 | EA  | MOLDING - VINYL WRAPPED - .7" X 1.6" X 84" - WATERFORD OAK |
| 14  | 117268-F2-438 | EA  | MOLDING - VINYL WRAPPED - .7" X 2.6" X 96" - WATERFORD OAK |
| 14  | 117268-F2-134 | EA  | MOLDING - VINYL WRAPPED - .7" X 2.7" X 84" - WATERFORD OAK |
| 15  | 100818-01-05A | EA  | MOLDING - VINYL WRAPPED - 1.65" X .4" X 84"-WATERFORD OAK  |
| 16  | 083620-07-000 | FT  | MOLDING-T - END CAP EDGE - W/EDGE LIPS - .75" - THOR PECAN |
| 16  | 083620-12-000 | FT  | MOLDING-T - END CAP EDGE - W/EDGE LIP - .75"-WATERFORD OAK |
| 16  | 104676-02-04A | FT  | MOLDING-T - 1/2" - WATERFORD OAK                           |
| 17  | 104676-01-01A | FT  | MOLDING-T - 5/16" RIGID GOLD                               |
| 18  | 103186-01-05A | FT  | MOLDING - PLASTIC - 3/8" U-CHANNEL 3/4" FACE-WATERFORD OAK |
| 18  | 103186-02-05A | FT  | MOLDING - PLASTIC/1" U-CHANNEL W/1 3/8" FACE-WATERFORD OAK |
| 19  | 105004-01-04A | EA  | MOLDING - VINYL WRAPPED - 1" X 96" - PICKLED ASH           |
| 20  | 109410-01-G15 | EA  | MOLDING - TRIM - 8'- ASH/WATERFORD OAK STAIN               |
| 21  | 100819-01-05A | EA  | MOLDING - VINYL WRAPPED - L-SHAPED - 1.5" X 1.5" X 84"     |
|     | 076325-46-000 | FT  | MOLDING - EDGE BAND - 1 5/16" X .001" - CLOUD              |
|     | 076325-67-000 | FT  | MOLDING - EDGE BAND - .93" X .024" - WATERFORD OAK         |
|     | 076325-73-000 | FT  | MOLDING - EDGE BAND - .93" X .024" - OFF WHITE             |

### INTERIOR FINISH GROUP (CONTINUED)

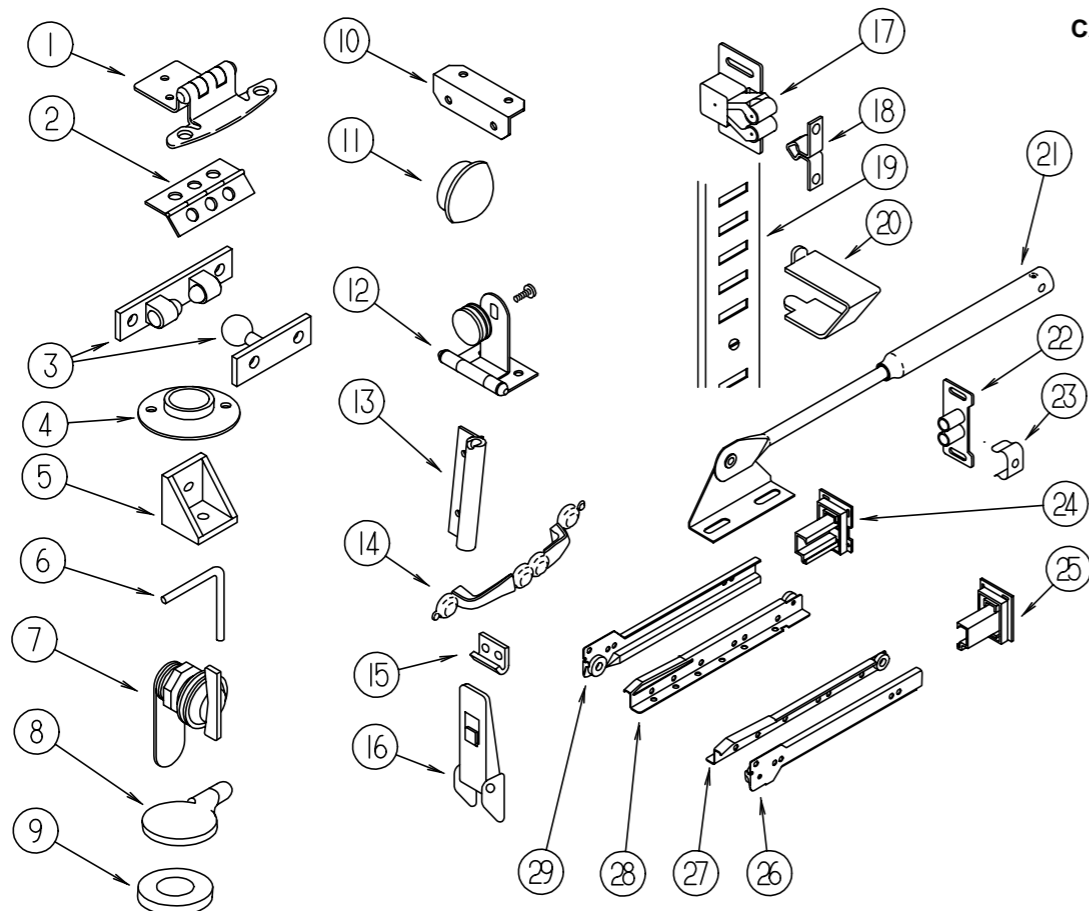


INTERIOR TRIM & MOLDINGS (MAPLE)

| KEY | PART NUMBER   | U/M | DESCRIPTION  |
|-----|---------------|-----|--|
| 1   | 009767-12-000 | FT  | WELTING - SIDEWALL/CEILING/CABINET - OFF/WHT               |
| 2   | 009778-27-000 | FT  | U-CHANNEL - 1" - WASHED MAPLE                              |
| 2   | 070504-50-000 | FT  | U-CHANNEL - PLASTIC - .13" X 84" - WASHED MAPLE            |
| 2   | 070504-51-000 | FT  | U-CHANNEL - PLASTIC - .9" X 84" - WASHED MAPLE             |
| 3   | 009809-23-000 | EA  | MOLDING - CORNER - OUTSIDE - 1" X 84" - MODERN IVORY       |
| 3   | 009809-31-000 | EA  | MOLDING - CORNER - OUTSIDE - 1" X 84" - WASHED MAPLE       |
| 4   | 009812-33-000 | EA  | MOLDING - CORNER - 1/2" W/1/4" CHAN X 84" - WASHED MAPLE   |
| 5   | 105709-01-000 | FT  | MOLDING-T - 1" - MODERN IVORY                              |
| 6   | 022992-11-000 | FT  | MOLDING - REVERSE COVE - T-SHAPED VINYL - IVORY            |
| 7   | 086229-13-000 | EA  | BATTEN - 1" X 96" - IVORY                                  |
| 7   | 086229-20-000 | EA  | BATTEN - 1" X 96" - BEIGE                                  |
| 8   | 086229-01-000 | EA  | RETAINER - BATTEN - .75" WIDE - 7.6'                       |
| 9   | 078323-06-J52 | EA  | MOLDING - CAP/WALL - 6.6'                                  |
| 10  | 077840-01-J70 | EA  | MOLDING - CAP/WALL - 8' WASHED MAPLE                       |
| 11  | 093873-01-01A | EA  | TRIM - CARPET - L-ANGLE 1.1" X 1.3" X 12' - GRAY VINYL     |
| 12  | 100659-01-E01 | EA  | MOLDING/TRIM - VINYL FLOOR                                 |
| 13  | 126204-D2-134 | EA  | MOLDING - VINYL WRAPPED - .7" X 1.6" X 84" - WASHED MAPLE  |
| 13  | 126204-F2-134 | EA  | MOLDING-018X065X2134 MM VNYL - WRAPPED-WASHED MAPL         |
| 14  | 100182-10-J70 | EA  | TRIM - RAIL  |
| 15  | 100818-01-08A | EA  | MOLDING - VINYL WRAP - 1.65" X .4" X 7' - WASHED MAPLE     |
| 16  | 083620-19-000 | FT  | MOLDING-T - END CAP EDGE - W/EDGE LIPS - .75"-WASHED MAPLE |
| 16  | 104676-01-01A | FT  | MOLDING-T - 5/16" RIGID GOLD                               |
| 16  | 104676-02-06A | FT  | MOLDING-T - 1/2" - WASHED MAPLE                            |
| 17  | 103186-01-08A | FT  | MOLDING - PLASTIC/3/8" U-CHANNEL W/3/4" FACE -WASHED MAPLE |
| 17  | 103186-02-08A | FT  | MOLDING - PLASTIC/1" U-CHANNEL W/1 3/8" FACE- WASHED MAPLE |
| 18  | 109410-01-J70 | EA  | MOLDING - TRIM - 8' - WHITE MAPLE/WASHED MAPLE STAIN       |
| 19  | 100819-01-08A | EA  | MOLDING - VINYL WRAP - L-SHAPED - 1.5" X 1.5" X 7'-MAPLE   |
| 20  | 105004-01-08A | EA  | MOLDING - VINYL WRAPPED - 1" X 96" - WASHED MAPLE          |
|     | 076325-46-000 | FT  | MOLDING - EDGE BAND - 1 5/16" X .030" - CLOUD              |
|     | 076325-73-000 | FT  | MOLDING - EDGE BAND - .93" X .024" - OFF WHITE             |
|     | 076325-75-000 | FT  | MOLDING - EDGE BAND - .93" X .024" - WASHED MAPLE          |

## INTERIOR FINISH GROUP (CONTINUED)

### CABINET HARDWARE



| KEY | PART NUMBER   | U/M DESCRIPTION  |
|-----|---------------|--|
| 1   | 108138-01-000 | EA HINGE - CABINET DOOR - BURNISHED BRASS                  |
| 2   | 009059-01-000 | EA HINGE - DOOR - 2" X 1.4" - BRASS                        |
| 2   | 009059-02-000 | EA HINGE - DOOR - 2" X 2.7" - BRASS                        |
| 3   | 084451-02-000 | EA CATCH - BRASS   |
| 4   | 009112-01-000 | EA FLANGE - PLASTIC - 1" CLOTHES ROD - OFF WHITE           |
| 5   | 065740-01-000 | EA BRACE - CABINET/CORNER - PLASTIC                        |
| 6   | 108487-02-01A | EA SUPPORT - PROP ROD/OVERHEAD - BLACK                     |
| 6   | 039984-01-000 | EA CAP - ROUND - VINYL - .28" ID X .62" - BLACK (PROP ROD) |
| 7   | 100710-01-01A | EA LOCK - GLASS DOOR/TWIST TYPE - BRASS                    |
| 8   | 101766-01-000 | EA PIN - SUPPORT/GLASS DOOR                                |
| 9   | 100707-01-000 | EA SPACER - GLASS DOOR - .8" DIA - .3" HOLE - PLASTIC      |
| 10  | 016604-01-000 | EA BRACE - CABINET - ANGLE - 2.5" - UNPAINTED METAL        |
| 10  | 016604-05-000 | EA BRACE - CABINET - ANGLE - 2.5" - OFF WHITE METAL        |
| 11  | 074045-01-000 | EA PLUG - OAK - 1/2" DIAMETER                              |
| 12  | 100711-01-01A | EA HINGE - GLASS DOOR                                      |
| 13  | 108486-01-01A | EA BRACKET - PROP ROD/OVERHEAD - BLACK                     |
| 14  | 121890-01-01A | EA PULL - CABINET - BRASS                                  |
| 15  | 042541-05-000 | EA STRIKE - BRASS - W/O LATCH                              |
| 16  | 116975-01-01A | EA LATCH - W/O STRIKE - BLACK - NEW STYLE                  |
| 17  | 093586-06-000 | EA CATCH - SPRING - ROLLER                                 |
| 18  | 093586-05-000 | EA STRIKE - SPRING STEEL                                   |
| 19  | 098980-01-000 | EA PILASTER - ADJUSTABLE SHELF - 18"                       |
| 19  | 098980-02-000 | EA PILASTER - ADJUSTABLE SHELF - 12"                       |
| 19  | 098980-03-000 | EA PILASTER - ADJUSTABLE SHELF - 9"                        |
| 20  | 098979-01-000 | EA CLIP - ADJUSTABLE SHELF                                 |
| 21  | 074493-02-000 | EA SUPPORT - PISTON SPRING - CABINET DOOR                  |
| 22  | 009021-01-000 | EA CATCH - GRILLE - NYLON                                  |
| 23  | 009021-02-000 | EA STRIKE - SPRING STEEL                                   |
| 23  | 023320-01-000 | EA PAD - FELT 3/8" DIAMETER                                |

| KEY | PART NUMBER   | U/M DESCRIPTION                                  |
|-----|---------------|--|
|     | 041389-18-000 | EA HINGE - PIANO - 1.50" X 19" - OFF WHITE       |
|     | 041389-25-000 | EA HINGE - PIANO - 1.50" X 55"                   |
|     | 042438-01-000 | EA DOWEL - WOOD - CLOTHES ROD - 1" DIAMETER X 4' |
|     | 042438-06-000 | EA DOWEL - WOOD - 1.5" X 26" - OAK               |
|     | 084070-03-000 | EA POST - END - 2.4" - BRASS                     |
|     | 084071-12-000 | EA ROD - BRASS - 4.08" LONG                      |
|     | 084071-20-000 | EA ROD - BRASS - 9.8" LONG                       |
|     | 084071-28-000 | EA ROD - BRASS - 6" LONG                         |
|     |               | FROM: 08-18-97 THRU: 99-99-99                    |
|     | 101272-01-000 | EA CATCH - GLASS DOOR                            |
|     | 102194-01-000 | EA GUIDE - PLASTIC                               |
|     | 004354-01-000 | EA BUMPER - RUBBER - .5" DIA - BROWN             |
|     |               | FROM: 08-18-97 THRU: 99-99-99                    |

### CABINET DOOR SLIDES & BACK SOCKETS (FROM: 00-00-00 THRU: 02-22-98)

| KEY | PART NUMBER   | U/M DESCRIPTION                     |
|-----|---------------|-------------------------------------|
| 24  | 114045-01-000 | EA BACKSOCKET - ADJUSTABLE LEFT     |
| 25  | 114045-02-000 | EA BACKSOCKET - ADJUSTABLE RIGHT    |
| 26  | 114031-02-000 | EA SLIDE - 12" - RIGHT SIDE/CABINET |
| 26  | 114031-14-000 | EA SLIDE - 18" - RIGHT SIDE/CABINET |
| 26  | 114031-18-000 | EA SLIDE - 20" - RIGHT SIDE/CABINET |
| 26  | 114031-22-000 | EA SLIDE - 22" - RIGHT SIDE/CABINET |
| 27  | 114031-04-000 | EA SLIDE - 12" - RIGHT SIDE/DRAWER  |
| 27  | 114031-16-000 | EA SLIDE - 18" - RIGHT SIDE/DRAWER  |
| 27  | 114031-20-000 | EA SLIDE - 20" - RIGHT SIDE/DRAWER  |
| 27  | 114031-24-000 | EA SLIDE - 22" - RIGHT SIDE/DRAWER  |
| 28  | 114031-03-000 | EA SLIDE - 12" - LEFT SIDE/DRAWER   |
| 28  | 114031-15-000 | EA SLIDE - 18" - LEFT SIDE/DRAWER   |
| 28  | 114031-19-000 | EA SLIDE - 20" - LEFT SIDE/DRAWER   |
| 28  | 114031-23-000 | EA SLIDE - 22" - LEFT SIDE/DRAWER   |
| 29  | 114031-01-000 | EA SLIDE - 12" - LEFT SIDE/CABINET  |
| 29  | 114031-13-000 | EA SLIDE - 18" - LEFT SIDE/CABINET  |
| 29  | 114031-17-000 | EA SLIDE - 20" - LEFT SIDE/CABINET  |
| 29  | 114031-21-000 | EA SLIDE - 22" - LEFT SIDE/CABINET  |

### CABINET DOOR SLIDES & BACK SOCKETS (FROM: 02-23-98 THRU: 99-99-99)

| KEY | PART NUMBER   | U/M DESCRIPTION                         |
|-----|---------------|---|
| 24  | 128811-01-01A | EA BACKSOCKET - ADJUSTABLE - LEFT       |
| 25  | 128811-02-01A | EA BACKSOCKET - ADJUSTABLE - RIGHT      |
| 26  | 128810-02-01A | EA SLIDE - DRAWER - 12" - RIGHT CABINET |
| 26  | 128810-14-01A | EA SLIDE - DRAWER - 18" - RIGHT CABINET |
| 26  | 128810-18-01A | EA SLIDE - DRAWER - 20" - RIGHT CABINET |
| 26  | 128810-22-01A | EA SLIDE - DRAWER - 22" - RIGHT CABINET |
| 27  | 128810-04-01A | EA SLIDE - DRAWER - 12" - RIGHT DRAWER  |
| 27  | 128810-16-01A | EA SLIDE - DRAWER - 18" - RIGHT DRAWER  |
| 27  | 128810-20-01A | EA SLIDE - DRAWER - 20" - RIGHT DRAWER  |
| 27  | 128810-24-01A | EA SLIDE - DRAWER - 22" - RIGHT DRAWER  |
| 28  | 128810-03-01A | EA SLIDE - DRAWER - 12" - LEFT DRAWER   |
| 28  | 128810-15-01A | EA SLIDE - DRAWER - 18" - LEFT DRAWER   |
| 28  | 128810-19-01A | EA SLIDE - DRAWER - 20" - LEFT DRAWER   |
| 28  | 128810-23-01A | EA SLIDE - DRAWER - 22" - LEFT DRAWER   |
| 29  | 128810-01-01A | EA SLIDE - DRAWER - 12" - LEFT CABINET  |
| 29  | 128810-13-01A | EA SLIDE - DRAWER - 18" - LEFT CABINET  |
| 29  | 128810-17-01A | EA SLIDE - DRAWER - 20" - LEFT CABINET  |
| 29  | 128810-21-01A | EA SLIDE - DRAWER - 22" - LEFT CABINET  |

## INTERIOR FINISH GROUP (CONTINUED)

### PANELING & PLASTIC LAMINATE

| KEY | PART NUMBER   | U/M | DESCRIPTION   |
|-----|---------------|-----|---|
|     | 000846-01-000 | SF  | PLYWOOD - 5/16" X 48" X 96" - CD GRADE                                      |
|     | 000846-02-000 | SF  | PLYWOOD/UNDERLAYMENT - 5/16" X 48" X 96"                                    |
|     | 000885-89-000 | SF  | PARTICLE BOARD - 3/8" X 48" X 96" - WASHED MAPLE - 2-SIDED                  |
|     | 000885-90-000 | SF  | PARTICLE BOARD - 1/2" X 48" X 96" - WASHED MAPLE - 2-SIDED                  |
|     | 000885-91-000 | SF  | PARTICLE BOARD - 3/4" X 48" X 96" - WASHED MAPLE - 2-SIDED                  |
|     | 000885-76-000 | SF  | PARTICLE BOARD - 3/8" X 48" X 96" - WATERFORD OAK/VINYL 1 SIDE              |
|     | 000885-77-000 | SF  | PARTICLE BOARD - 3/8" X 48" X 96" - WATERFORD OAK/VINYL 2 SIDE              |
|     | 000885-78-000 | SF  | PARTICLE BOARD - 1/2" X 48" X 96" - WATERFORD OAK/VINYL 2 SIDE              |
|     | 000885-79-000 | SF  | PARTICLE BOARD - 3/4" X 48" X 96" - WATERFORD OAK/VINYL 2 SIDE              |
|     | 074497-28-000 | SF  | PANELING - WATERFORD OAK - 48" X 96"  |
|     | 074497-39-000 | SF  | PANELING - WASHED MAPLE - 4' X 8'   |
|     | 074498-62-000 | SF  | LAMINATE - PLASTIC - GREY FINESSE - 5' X 8' - INC OF 40SF (J52, J53)        |
|     | 074498-71-000 | SF  | LAMINATE - PLASTIC - NEUTRAL SANTOS - 5' X 8' - INC OF 40SF (J54, J55)      |
|     | 074498-72-000 | SF  | LAMINATE - PLASTIC - PEBBLE SANTOS - 5' X 8' - INC OF 40SF (J56, J57)       |
|     | 074498-40-000 | SF  | LAMINATE - PLASTIC - OFF WHITE - 5' X 8' - INC OF 40 SF (EXTERIOR ENTRTNT.) |
|     | 074498-77-000 | SF  | LAMINATE - PLASTIC - ART CABIN - 4' X 8' - INC OF 32 SF                     |
|     | 074498-82-000 | SF  | LAMINATE - PLASTIC - WASHED MAPLE - 5' X 8' - INC OF 40 SF                  |
|     | 080215-13-000 | SF  | PANELING - 2 SIDED - WASHED MAPLE - .2" X 4' X 8'                           |
|     | 080215-10-000 | SF  | PANELING - 2 SIDED - WATERFORD - .2" X 4' X 8'                              |
|     | 088272-G1-000 | SF  | PANELING - PEBBLE EMBOSSED - ANTIQUE WHITE - 4' X 7' (WET BATH)             |
|     | 088272-G2-000 | SF  | PANELING - LA JOLLA/SEAMIST - 4' X 8' (J52, J53)                            |
|     | 088272-H4-000 | SF  | PANELING - TRAVIS - 4' X 7'(28 SQ.FT.) (J54, J55)                           |
|     | 088272-G5-000 | SF  | PANELING - GAZEBO STRIPE/SAG - 4' X 8' (J56, J57)                           |
|     | 117267-D2-438 | EA  | LUMBER - VINYL WRAPPED - .7" X 1.5" X 96" - WATERFORD OAK                   |
|     | 117267-E2-438 | EA  | LUMBER - VINYL WRAPPED - .7" X 2" X 96" - WATERFORD OAK                     |
|     | 117267-F2-438 | EA  | LUMBER - VINYL WRAPPED - .7" X 2.5" X 96" - WATERFORD OAK                   |
|     | 117267-J2-438 | EA  | LUMBER - VINYL WRAPPED - .7" X 5.5" X 96" - WATERFORD OAK                   |
|     | 117267-R2-438 | EA  | LUMBER - VINYL WRAPPED - .7" X 3" X 96" - WATERFORD OAK                     |
|     | 126205-E2-438 | EA  | LUMBER - VINYL WRAPPED - WASHED MAPLE - .7" X 2" X 96"                      |
|     | 126205-G2-438 | EA  | LUMBER - VINYL WRAPPED - WASHED MAPLE - .7" X 3" X 96"                      |
|     | 126205-D2-438 | EA  | LUMBER - VINYL WRAPPED - WASHED MAPLE - .7" X 1.5" X 96"                    |
|     | 126205-J2-438 | EA  | LUMBER - VINYL WRAPPED - WASHED MAPLE - .7" X 5.5" X 96"                    |
|     | 126339-01-000 | SF  | BOARD - WHEAT - 60" X 72"   |

### FIRE EXTINGUISHER, DETECTORS & WALL CLOCK

| KEY | PART NUMBER   | U/M | DESCRIPTION                                    | VENDOR NO. |
|-----|---------------|-----|--|------------|
|     | 072852-02-000 | EA  | DETECTOR - SMOKE - W/9 VOLT BATTERY - CANADIAN |            |
|     | 094499-02-000 | EA  | EXTINGUISHER/FIRE - DRY - 1A10BC - CANADIAN    |            |
|     | 094499-01-700 | EA  | BRACKET MTG. W/PLAS. STRAP                     | 294039     |
|     | 072852-01-000 | EA  | DETECTOR - SMOKE - W/9 VOLT BATTERY - US       |            |
|     | 094499-01-000 | EA  | EXTINGUISHER/FIRE - DRY W/MOUNTING BRACKET     |            |
|     |               |     | FROM: 00-00-00 THRU: 02-24-98                  |            |
|     | 094499-01-700 | EA  | BRACKET MTG. W/PLAS. STRAP                     | 294039     |
|     | 094499-01-701 | EA  | STRAP ONLY (METAL)                             | 320351     |
|     | 094499-03-000 | EA  | EXTINGUISHER/FIRE - DRY - 10B:C                |            |
|     |               |     | FROM: 02-25-98 THRU: 99-99-99                  |            |
|     | 094499-04-000 | EA  | BRACKET - FIRE EXTINGUISHER                    |            |
|     |               |     | FROM: 02-25-98 THRU: 99-99-99                  |            |
|     | 100793-02-01A | EA  | CLOCK - WALL - QUARTZ/11" - BRASS              |            |
|     | 125136-01-000 | EA  | CO DETECTOR - GAS - ROUND W/2 SCREWS - 9 VOLT  |            |

## INTERIOR FINISH GROUP (CONTINUED)

### BATT STRIPS & BATT TAPE

| KEY | PART NUMBER   | U/M | DESCRIPTION  |
|-----|---------------|-----|--|
|     | 088263-E4-000 | EA  | BATT STRIP - DECORATIVE - LAJOLLA/SEAMIST - INC OF 8' (J52, J53)       |
|     | 088263-F4-000 | EA  | BATT STRIP - DECORATIVE - TRAVIS MERCURY - 8' LENGTHS (J54, J55)       |
|     | 088263-E7-000 | EA  | BATT STRIP - DECORATIVE - GAZEBO STRIPE/SAG - 8' LENGTHS (J56, J57)    |
|     | 069733-86-000 | EA  | BATT STRIP - WOODGRAINED/WASHED MAPLE - 8'                             |
|     | 069733-83-000 | EA  | BATT STRIP - WOODGRAINED/WATERFORD OAK - 8'                            |
|     | 079653-13-000 | EA  | BATT STRIP - KERFED - TRAVERTINE WHITE - 8'                            |
|     | 085284-D7-000 | FT  | BATT TAPE - ADHESIVE BACKED - DECORATIVE - LA JOLLA/SEAMIST (J52, J53) |
|     | 085284-E9-000 | FT  | BATT TAPE - ADHESIVE BACKED - DECORATIVE/TRAVIS MERCURY (J54, J55)     |
|     | 085284-E1-000 | FT  | BATT TAPE - ADHESIVE BACKED - DECORATIVE/GAZEBO STRIPE/SAG (J56, J57)  |
|     | 085284-F5-000 | FT  | BATT TAPE - ADHESIVE BACKED - WASHED MAPLE                             |
|     | 085284-B5-000 | FT  | BATT TAPE - ADHESIVE BACKED - WOODGRAINED - WATERFORD OAK              |

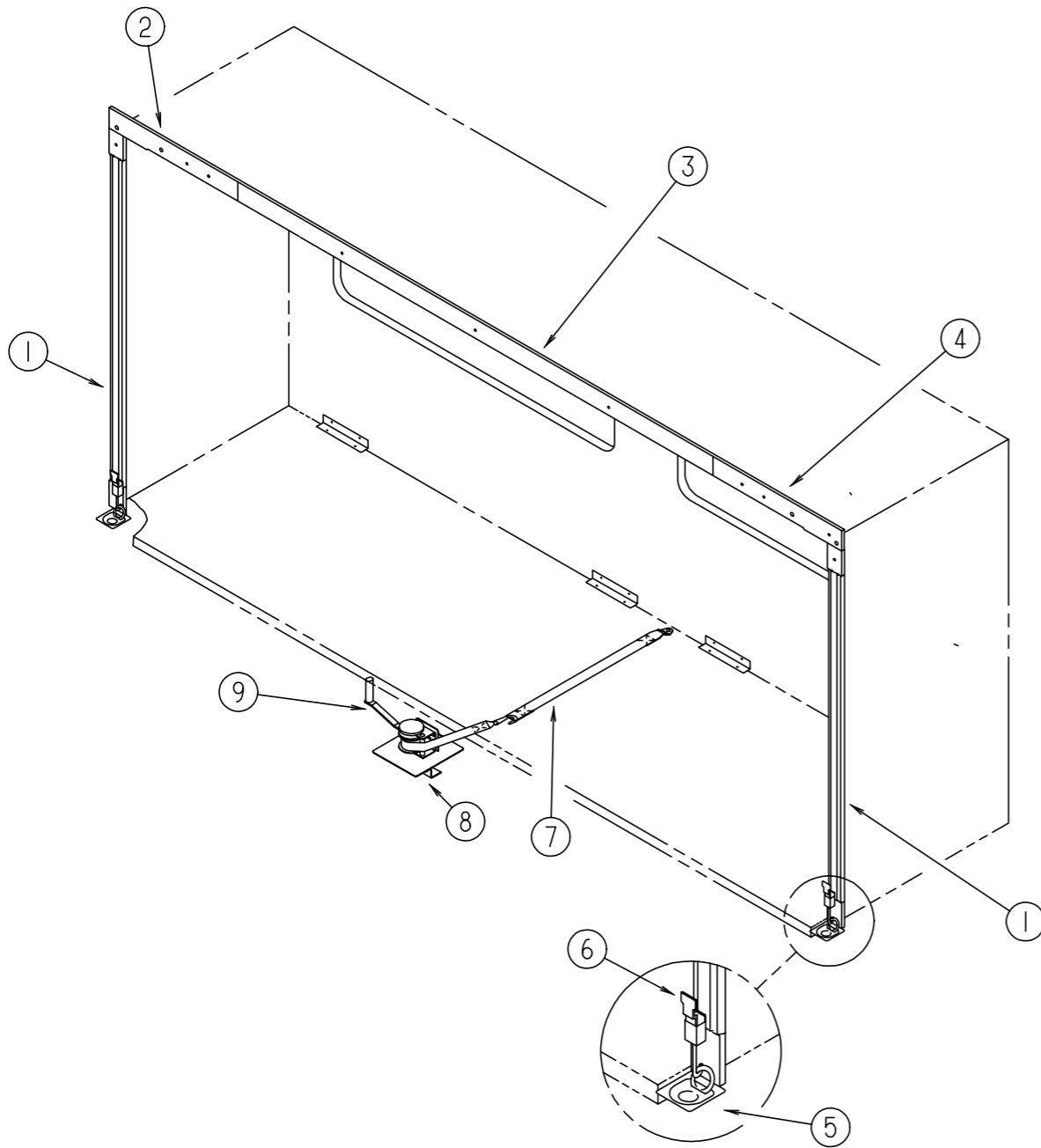
### FLOOR COVERINGS

| KEY | PART NUMBER   | U/M | DESCRIPTION  |
|-----|---------------|-----|--|
|     | 093486-01-000 | SY  | CARPET - COMPARTMENT - 72" WIDE - DARK GRAY              |
|     | 096060-C2-000 | SY  | CARPET - BISCANYN - INCREMENTS OF 4 SQ. YARDS (J52, J53) |
|     | 096060-D1-000 | SY  | CARPET - JUBILATION - SEAL GRAY (J54, J55)               |
|     | 096060-C3-000 | SY  | CARPET - SPRUCE - INCREMENTS OF 4 SQ. YARDS (J56, J57)   |
|     | 042720-21-000 | SY  | VINYL - FLOOR COVERING - 7' WIDE - MODULATION            |
|     | 105924-01-H19 | EA  | MAT - FLOOR - 18" X 27" (J52, J53)                       |
|     | 105924-01-J55 | EA  | MAT - FLOOR - 18" X 27" (J54, J55)                       |
|     | 105924-01-H56 | EA  | MAT - FLOOR - 18" X 27" (J56, J57)                       |
|     | 122755-02-01A | EA  | TILE - RUBBER/ENTRANCE DOOR - 18.5" X 29.3"              |
|     | 122755-04-01A | EA  | TILE - RUBBER/ENTRANCE DOOR - 17.7" X 28.5"              |

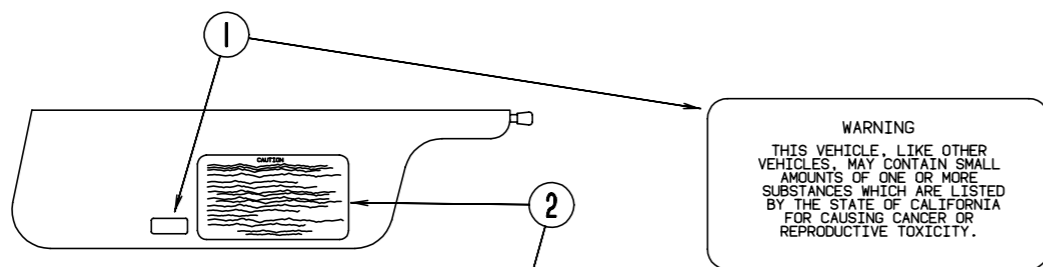
## INTERIOR FINISH GROUP (CONTINUED)

### SLIDEOUT HARDWARE & MOLDINGS

| KEY | PART NUMBER   | U/M | DESCRIPTION   |
|-----|---------------|-----|---|
| 1   | 116951-01-G35 | EA  | MOLDING (OAK)                                       |
| 1   | 116951-01-J40 | EA  | MOLDING - WOOD - 3" X 70.5" (MAPLE)                 |
| 2   | 116968-01-G35 | EA  | TRIM - END/ RIGHT HAND - WOOD - 3.8" X 19.1" (OAK)  |
| 2   | 116968-01-J52 | EA  | TRIM - END/RIGHT HAND - WOOD - 3.8" X 19.1" (MAPLE) |
| 3   | 116967-01-G35 | EA  | TRIM - CENTER - WOOD - 3.8" X 119.7" (OAK)          |
| 3   | 116967-01-J52 | EA  | TRIM - CENTER - WOOD - 3.8" X 119.7" (MAPLE)        |
| 4   | 116968-02-G35 | EA  | TRIM - END/ LEFT HAND - WOOD - 3.8" X 19.1" (OAK)   |
| 4   | 116968-02-J52 | EA  | TRIM - END/ LEFT HAND - WOOD - 3.8" X 19.1" (MAPLE) |
| 5   | 116736-01-01A | EA  | TIEDOWN - DROP/D - ZINC                             |
| 6   | 116737-01-01A | EA  | LATCH - DRAW - ADJUSTABLE - ZINC                    |
| 7   | 116101-02-F31 | EA  | STRAP - WINCH                                       |
| 8   | 116082-03-02B | EA  | BRACKET - WINCH                                     |
| 9   | 115767-02-000 | EA  | WINCH - SLIDEOUT                                    |



**LABELS GROUP**



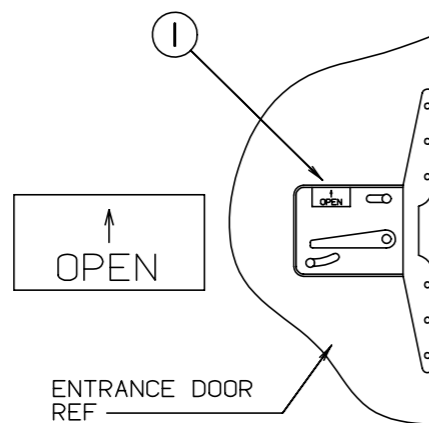
**CAUTION**

THIS MOTOR HOME HAS BEEN DESIGNED, MANUFACTURED AND TESTED WITH CONCERN FOR THE PROTECTION OF IT'S OCCUPANTS. WE RECOMMEND YOU PERFORM THE FOLLOWING INSPECTIONS FOR YOUR SAFETY AND THE SAFETY OF YOUR PASSENGERS BEFORE STARTING YOUR VEHICLE.

1. LP GAS SYSTEM- TURN OFF AT TANK FOR TRAVELING. TEST FOR LEAKS UPON ARRIVAL AT DESTINATION. BEFORE LIGHTING PILOTS.
2. WHEELS- INSPECT FOR DAMAGE AND CHECK LUG NUTS FOR TIGHTNESS.
3. TIRES- INSPECT FOR WEAR AND DAMAGE AND CHECK FOR RECOMMENDED AIR PRESSURE.
4. LIGHTING- TEST FOR PROPER OPERATION OF ALL INTERIOR AND EXTERIOR LIGHTS INCLUDING DASH LIGHTS, HEADLIGHTS, TAIL LIGHTS, BRAKE LIGHTS, CLEARANCE LIGHTS AND TURN SIGNALS.
5. EXITS- INSPECT RELEASE MECHANISM ON EMERGENCY EXIT WINDOW. TEST BOTH LOCKS ON MAIN ENTRANCE DOOR FOR EASE OF OPERATION AND INSTRUCT PASSENGERS HOW TO USE BOTH MEANS OF EXIT.
6. SEAT BELTS- DIRECT PASSENGERS TO DESIGNATED SEATS AND REQUIRE USE OF SEAT BELTS.
7. APPLIANCES- TURN OFF AND LATCH OR LOCK DOORS WHERE PROVIDED.
8. LOOSE PARCELS- STORE SECURELY.
9. UTILITY SUPPLY LINES- DISCONNECT ALL ELECTRIC, SEWER AND WATER LINES AND SECURE PROPERLY.
10. ENTRANCE DOOR STEP- PLACE IN RETRACTED POSITION FOR TRAVELING.

READ YOUR MOTOR HOME AND CHASSIS OWNER'S MANUAL FOR FURTHER PRECAUTIONS

| KEY | PART NUMBER   | U/M DESCRIPTION                      |
|-----|---------------|--------------------------------------|
| 1   | 099689-01-000 | EA LABEL - WARNING - CANCER/TOXICITY |
| 2   | 056259-01-000 | EA LABEL - SAFETY CHECK LIST         |
|     | 111802-01-000 | EA LABEL - CFC WARNING               |



| KEY | PART NUMBER   | U/M DESCRIPTION                   |
|-----|---------------|-----------------------------------|
| 1   | 040944-01-000 | EA LABEL - ENTRANCE DOOR - "OPEN" |

**LABELS GROUP (CONTINUED)**

Diagram showing a note label (1) and a CB power provision label (2) on a vehicle component. The note label (1) contains the following text:

**NOTE: TUNE ANTENNA PER MANUFACTURER'S DIRECTIONS. FAILURE TO COMPLY COULD RESULT IN DAMAGE TO CB.**

The CB power provision label (2) contains the following text:

**CB POWER PROVISION**  
RED +12 V  
BLACK GROUND  
COAX ANTENNA  
(SEE REVERSE ALSO)

| KEY | PART NUMBER   | U/M DESCRIPTION    |
|-----|---------------|--------------------|
| 1   | 104678-01-000 | EA LABEL - CB PREP |

Diagram showing LP-gas system and warning labels (1) and (2) on a vehicle component. The LP-gas system label (1) contains the following text:

**LP-GAS SYSTEM**  
THIS GAS PIPING SYSTEM IS DESIGNED FOR USE OF LIQUIFIED PETROLEUM GAS ONLY. DO NOT CONNECT NATURAL GAS TO THIS SYSTEM.  
SECURE CAP INLET(S) WHEN NOT CONNECTED FOR USE. AFTER TURNING ON GAS, EXCEPT AFTER NORMAL CONTAINER REPLACEMENT, TEST GAS PIPING AND CONNECTIONS TO APPLIANCES FOR LEAKAGE WITH SOAPY WATER OR BUBBLE SOLUTION. DO NOT USE PRODUCTS THAT CONTAIN AMMONIA OR CLORINE.

The warning label (2) contains the following text:

**WARNING:**  
ALL PILOT LIGHTS AND APPLIANCES SHALL BE TURNED OFF DURING REFUELING OF MOTOR FUEL TANKS AND/OR PROPANE CONTAINERS.  
**AVERTISSEMENT:**  
FERMER TOUTES LES VEILLEUSES AINSI QUE TOUS LES APPAREILS LORSQU'ON FAIT LE PLEIN DES RESERVOIRS A CARBURANT OU A PROPANE.

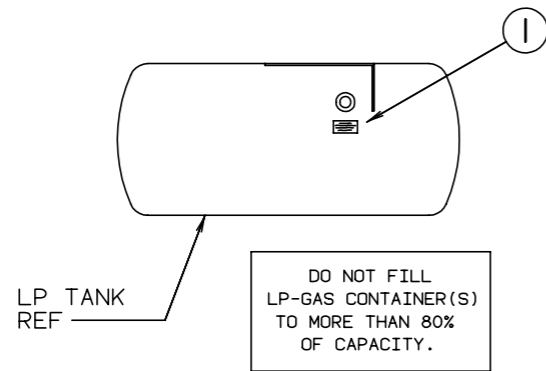
124519-02

**WARNING**  
ALL PILOT LIGHTS, APPLIANCES AND THEIR IGNITORS (SEE OPERATING INSTRUCTIONS) SHALL BE TURNED OFF DURING REFUELING OF MOTOR FUEL TANKS AND/OR LP GAS CONTAINERS.

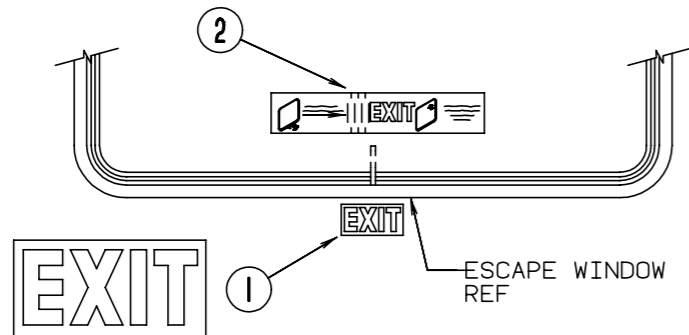
124519-01 B

| KEY | PART NUMBER   | U/M DESCRIPTION                     |
|-----|---------------|-------------------------------------|
| 1   | 124520-01-02A | EA LABEL - LP GAS ONLY              |
|     | 023769-01-000 | EA LABEL - WARNING - LPG - CANADIAN |
| 2   | 124519-01-02A | EA LABEL - WARNING/REFUELING        |
| 2   | 124519-02-02A | EA LABEL - WARNING/REFUELING - CSA  |

**LABELS GROUP (CONTINUED)**



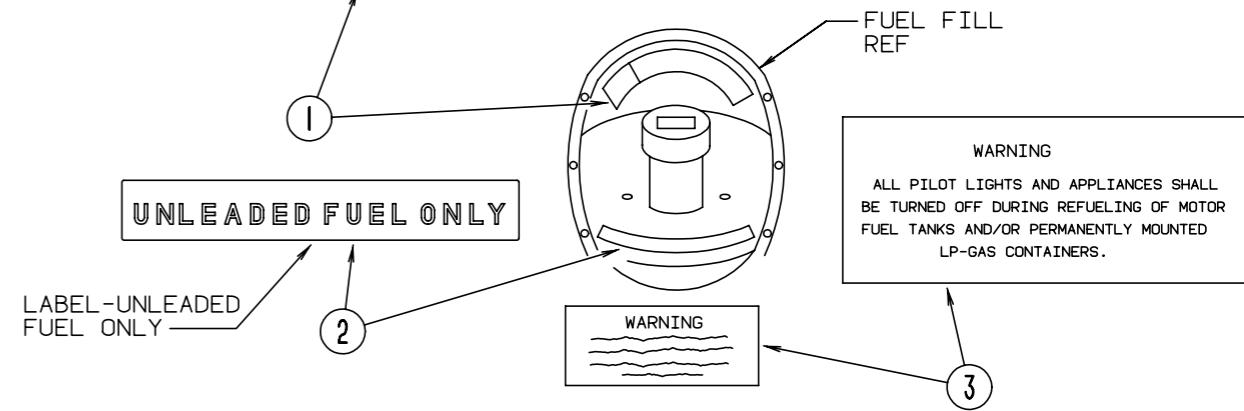
| KEY | PART NUMBER   | U/M DESCRIPTION               |
|-----|---------------|-------------------------------|
| 1   | 079965-01-000 | EA LABEL - LPG - 80% CAPACITY |



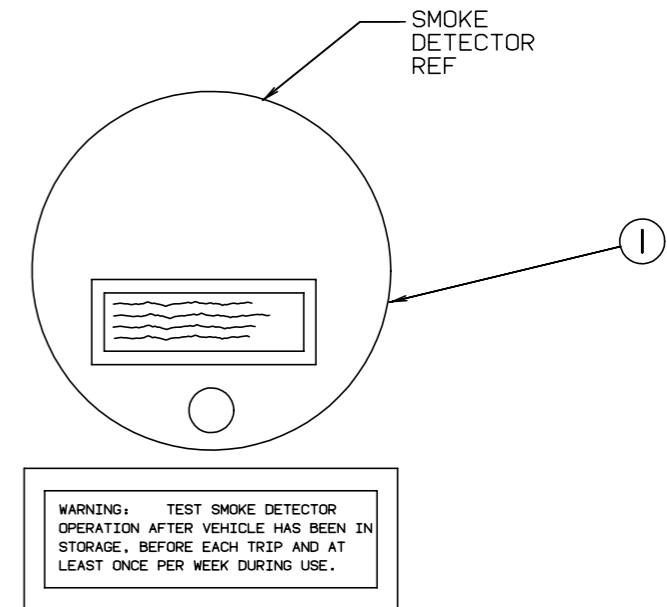
| KEY | PART NUMBER   | U/M DESCRIPTION               |
|-----|---------------|-------------------------------|
| 1   | 107571-01-000 | EA LABEL - EXIT/ESCAPE WINDOW |
| 2   | 039290-01-000 | EA LABEL - EXIT WARNING       |

**LABELS GROUP (CONTINUED)**

|   |   |
|---|---|
| <b>CAUTION</b>                              | TO HELP AVOID PERSONAL INJURY DURING REMOVAL OF FUEL FILLER CAP, SLOWLY LOOSEN CAP 1/2 TURN TO ALLOW ANY FUEL PRESSURE TO BE RELIEVED BEFORE TURNING CAP FURTHER.   |
| <b>FUEL SPRAY MAY CAUSE PERSONAL INJURY</b> | STOP ADDING FUEL AFTER FIRST SHUTOFF BY AUTOMATIC NOZZLE WHEN TANK IS NEARLY FULL. DO NOT OVERFILL FUEL TANK.<br>SEE OWNERS MANUAL FOR ADDITIONAL INFORMATION.<br>PRINTED IN U.S.A. <span style="float: right;">MLC PT NO 15611763</span> |



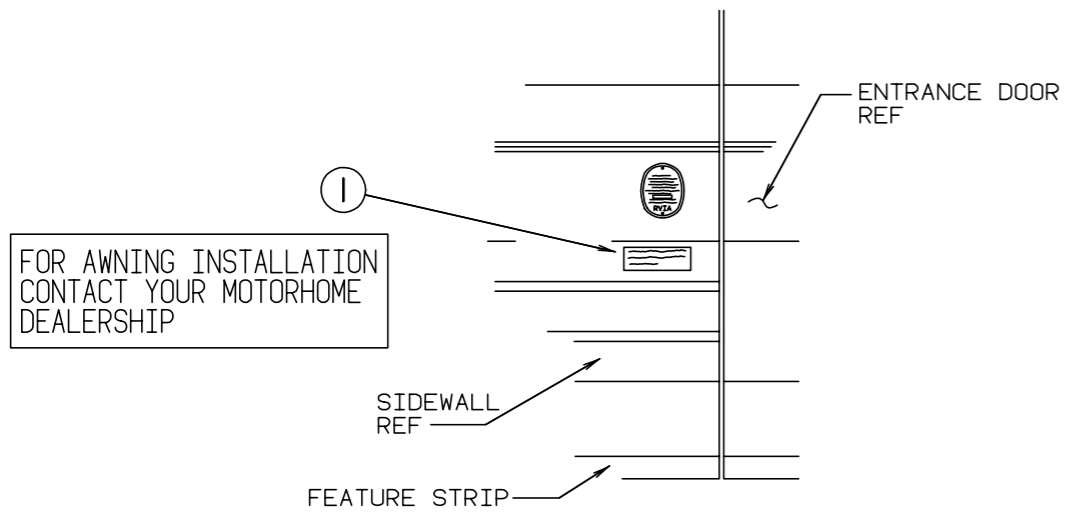
| KEY | PART NUMBER   | U/M DESCRIPTION                    |
|-----|---------------|------------------------------------|
| 1   | 087207-05-000 | EA LABEL - FUEL CAP REMOVAL        |
| 2   | 062043-01-000 | EA LABEL - FUEL - UNLEADED         |
| 3   | 124519-01-02A | EA LABEL - WARNING/REFUELING       |
| 3   | 124519-02-02A | EA LABEL - WARNING/REFUELING - CSA |



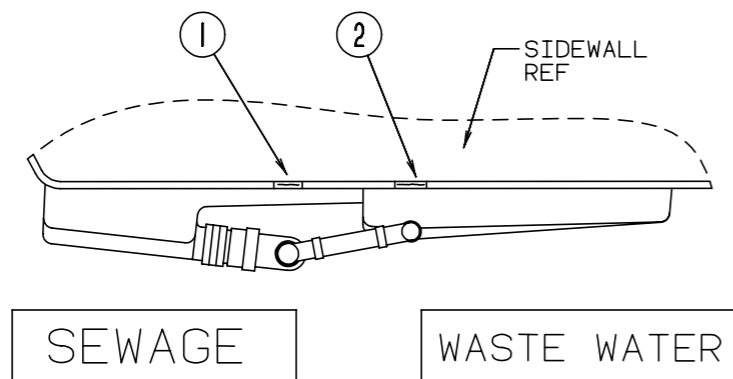
| KEY | PART NUMBER   | U/M DESCRIPTION                     |
|-----|---------------|-------------------------------------|
| 1   | 077956-01-000 | EA LABEL - WARNING - SMOKE DETECTOR |



**LABELS GROUP (CONTINUED)**

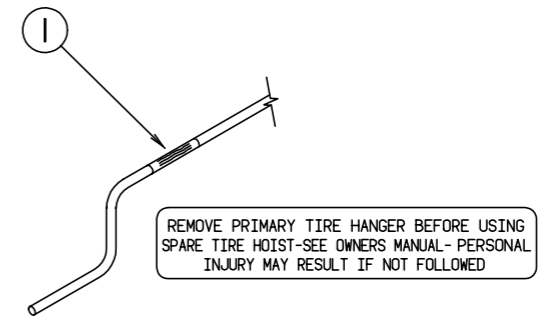


| KEY | PART NUMBER   | U/M DESCRIPTION                |
|-----|---------------|--------------------------------|
| 1   | 099509-01-000 | EA LABEL - AWNING INSTALLATION |

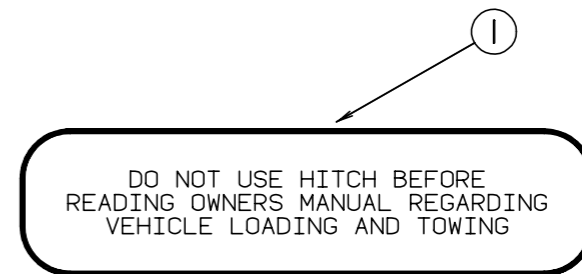


| KEY | PART NUMBER   | U/M DESCRIPTION        |
|-----|---------------|------------------------|
| 1   | 006187-01-000 | EA LABEL - SEWAGE      |
| 2   | 006188-01-000 | EA LABEL - WASTE WATER |

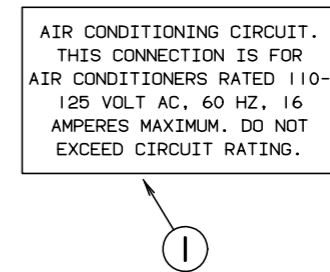
**LABELS GROUP (CONTINUED)**



| KEY | PART NUMBER   | U/M DESCRIPTION                |
|-----|---------------|--------------------------------|
| 1   | 126024-01-01A | EA LABEL - TIRE HANGER REMOVAL |

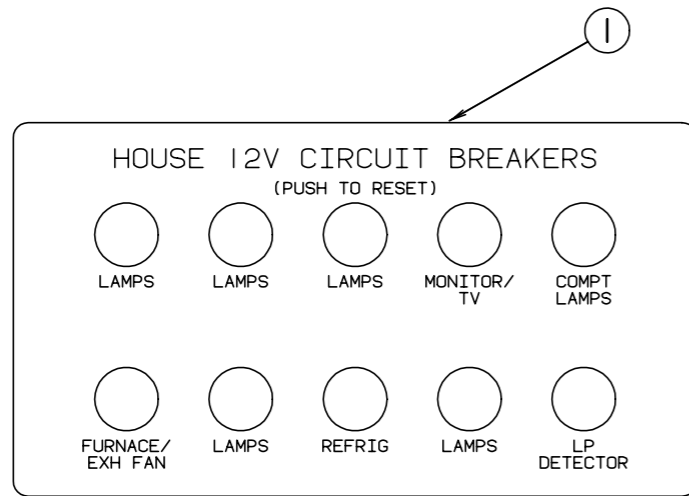


| KEY | PART NUMBER   | U/M DESCRIPTION                        |
|-----|---------------|--|
| 1   | 111104-01-000 | EA LABEL - HITCH - READ MANUAL - WHITE |



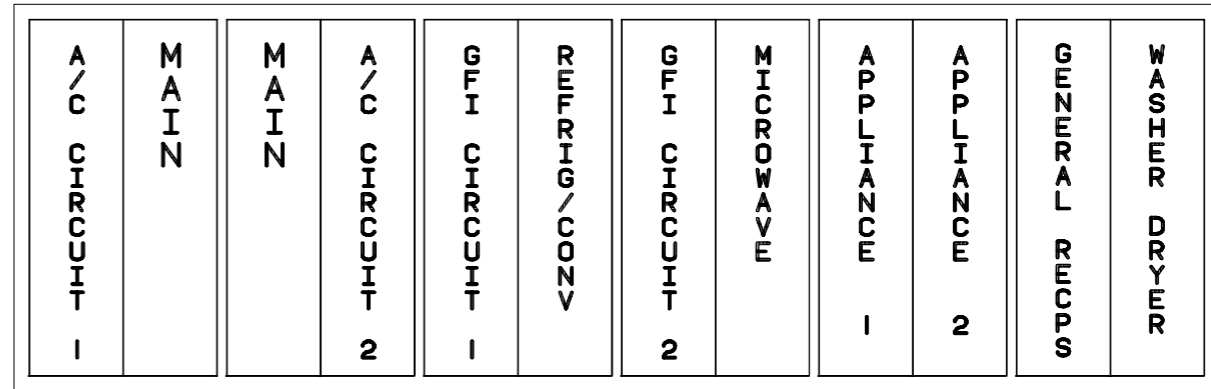
| KEY | PART NUMBER   | U/M DESCRIPTION                                      |
|-----|---------------|--|
| 1   | 091243-01-000 | EA LABEL - A/C COVER "AIR CONDITIONING CIRCUIT ETC." |

**LABELS GROUP (CONTINUED)**

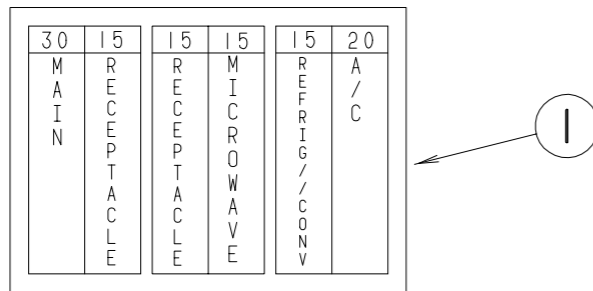


**KEY PART NUMBER U/M DESCRIPTION**  
1 092547-06-000 EA LABEL-CIRCUIT BREAKER

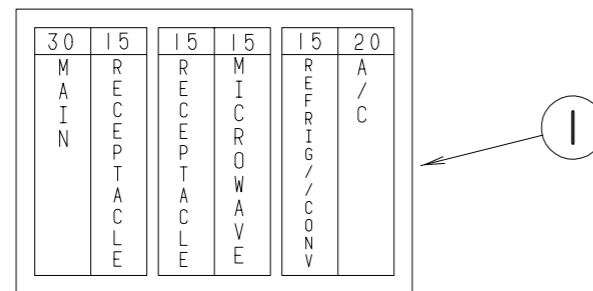
**LABELS GROUP (CONTINUED)**



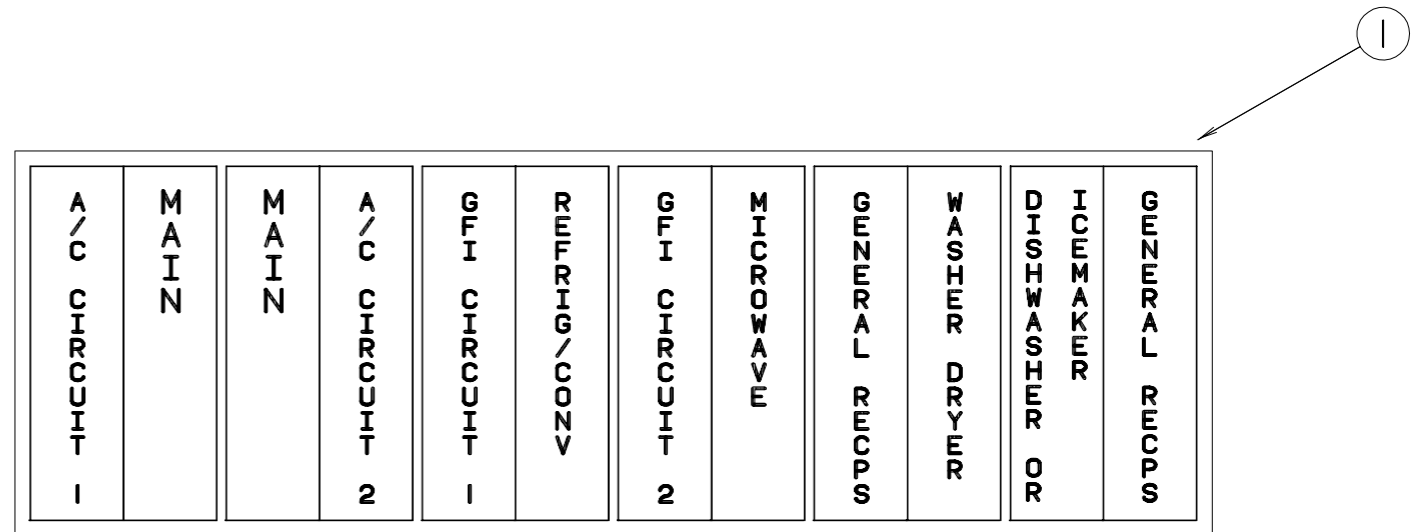
**KEY PART NUMBER U/M DESCRIPTION**  
1 095721-18-000 EA LABEL-CONTROL CENTER, 50 AMP - CSA



**KEY PART NUMBER U/M DESCRIPTION**  
1 095721-10-000 EA LABEL-CONTROL CENTER (30A) CSA

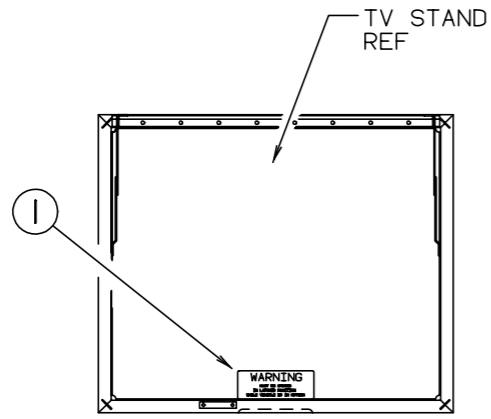


**KEY PART NUMBER U/M DESCRIPTION**  
1 095721-14-000 EA LABEL-CONTROL CENTER (30A)



**KEY PART NUMBER U/M DESCRIPTION**  
1 095721-17-000 EA LABEL-CONTROL CENTER, 50 AMP - US

**LABELS GROUP (CONTINUED)**

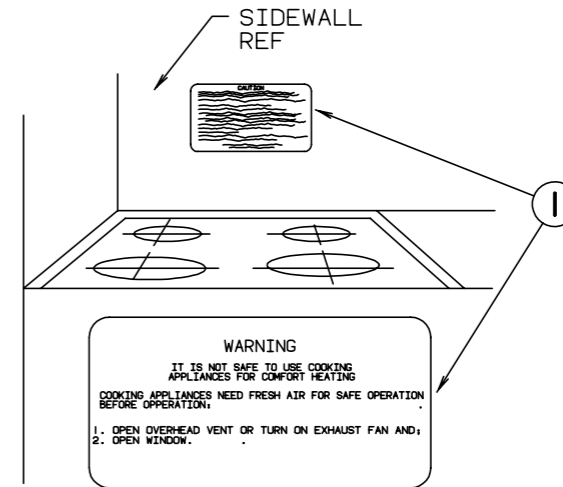


**WARNING**

MUST BE STOWED  
IN LATCHED POSITION  
WHILE VEHICLE IS IN MOTION

| KEY | PART NUMBER   | U/M DESCRIPTION                      |
|-----|---------------|--------------------------------------|
| 1   | 079966-01-000 | EA LABEL - WARNING - STOWED - MOTION |

**LABELS GROUP (CONTINUED)**



**WARNING**

IT IS NOT SAFE TO USE COOKING  
APPLIANCES FOR COMFORT HEATING

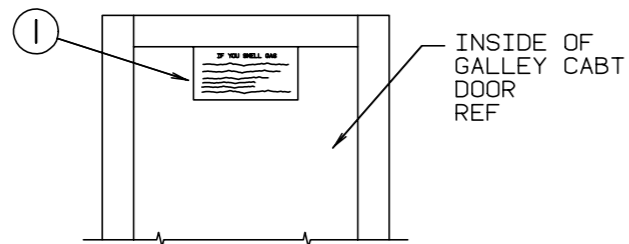
COOKING APPLIANCES NEED FRESH AIR FOR SAFE OPERATION  
BEFORE OPERATION:

1. OPEN OVERHEAD VENT OR TURN ON EXHAUST FAN AND;
2. OPEN WINDOW.

| KEY | PART NUMBER   | U/M DESCRIPTION                       |
|-----|---------------|---------------------------------------|
| 1   | 050225-01-000 | EA LABEL - WARNING - STOVE VENT - US  |
| 1   | 050222-01-000 | EA LABEL - WARNING - STOVE VENT - CSA |

**MISCELLANEOUS LABELS**

| KEY | PART NUMBER   | U/M DESCRIPTION                                |
|-----|---------------|--|
|     | 087236-01-000 | EA LABEL - CABLE - INPUT                       |
|     | 094675-01-000 | EA LABEL - EXTERIOR LIGHT - SERVICE            |
|     | 098379-04-000 | EA LABEL - ELECTRICAL BOX - SIDE               |
|     | 098641-01-000 | EA LABEL - FUEL - UNLEADED - DASH              |
|     | 111537-07-000 | EA LABEL - FUSES                               |
|     | 111802-01-000 | EA LABEL - CFC WARNING                         |
|     | 113402-01-000 | EA LABEL - CAUTION - WATER HEATER EXHAUST      |
|     | 125306-01-01A | EA LABEL - ELECTRICAL ENTRANCE - 110VOLT 30AMP |
|     | 128218-01-01A | EA LABEL - WARNING - ROOF SLIPPERY             |
|     | 116549-01-000 | EA LABEL - WARNING - SLIDEOUT                  |
|     | 111537-05-000 | EA LABEL - SLIDEOUT CONTROL                    |

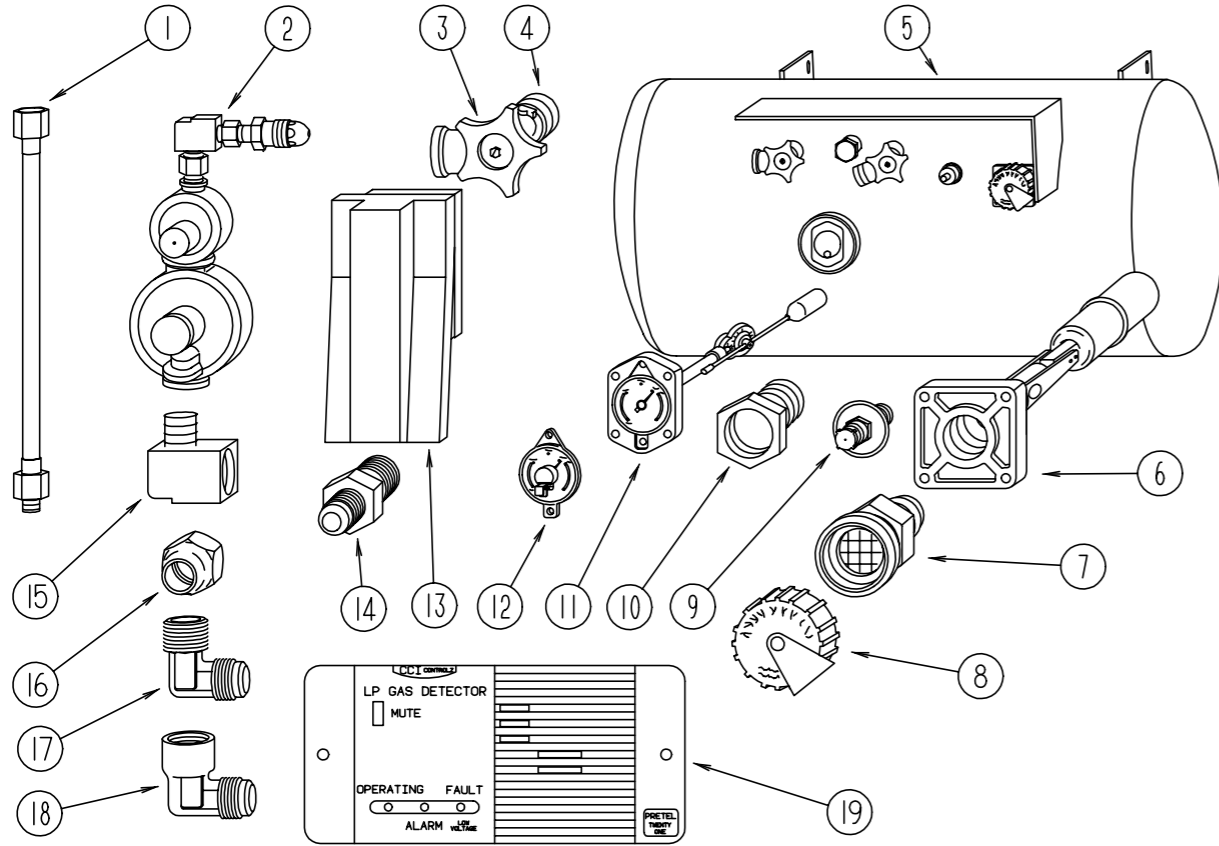


**IF YOU SMELL GAS**

1. EXTINGUISH ANY OPEN FLAME, PILOT LIGHTS AND ALL SMOKING MATERIALS.
2. SHUT OFF THE GAS SUPPLY AT THE TANK VALVE( OR GAS SUPPLY CONNECTION.
3. OPEN DOORS AND OTHER VENTILATING OPENINGS.
4. DO NOT TOUCH ELECTRICAL SWITCHES.
5. LEAVE THE AREA UNTIL ODOR CLEARS.
6. HAVE THE GAS SYSTEM CHECKED AND LEAKAGE SOURCE CORRECTED BEFORE USING AGAIN.

| KEY | PART NUMBER   | U/M DESCRIPTION             |
|-----|---------------|-----------------------------|
| 1   | 073998-01-000 | EA LABEL - LPG ODOR WARNING |

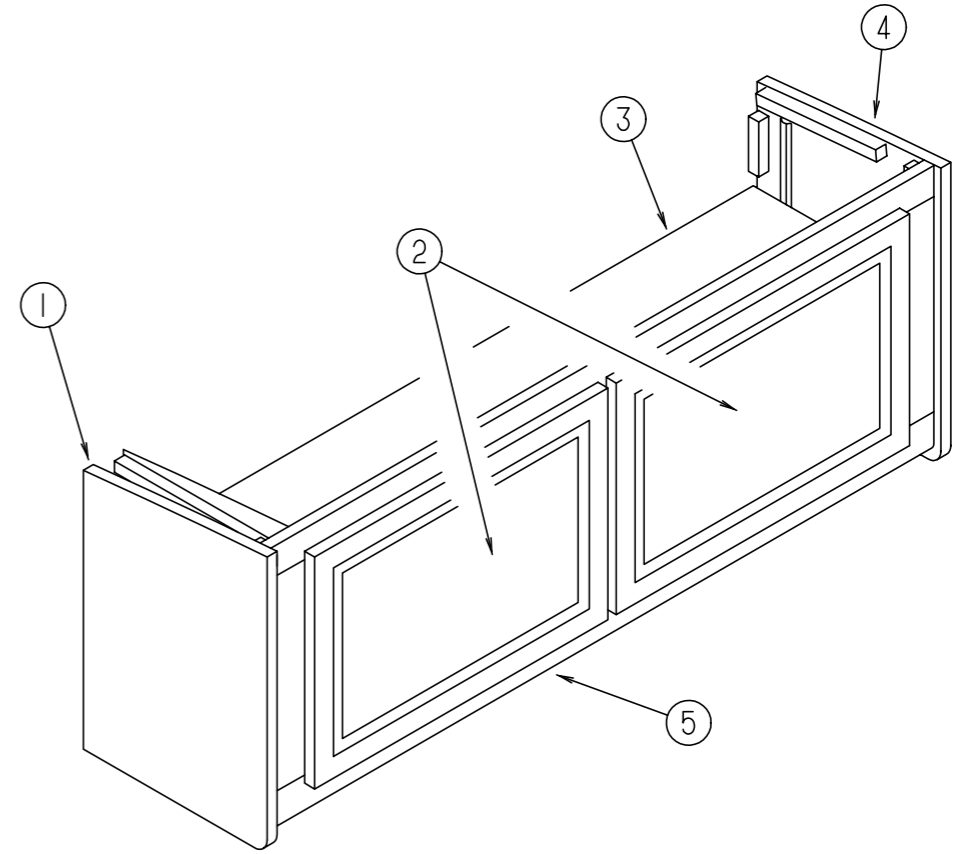
**LP GROUP**



**LP TANK & COMPONENTS**

| KEY | PART NUMBER   | U/M | DESCRIPTION   | VENDOR NO. |
|-----|---------------|-----|---|------------|
| 1   | 045703-01-000 | EA  | HOSE - LP - 3/8"ID X 24" - 3/8"MPT X 1/2"F SWIVEL - U.S.    |            |
| 1   | 045703-02-000 | EA  | HOSE - LP - 3/8"ID X 24" - 3/8"MPT X 1/2"F SWIVEL - CANADA  |            |
| 1   | 045703-11-000 | EA  | HOSE - LP - 3/8"ID X 36" - 3/8"MPT X 3/8"F SWIVEL - UL/CSA  |            |
| 2   | 106150-01-000 | EA  | REGULATOR - TWO STAGE                                       |            |
| 3   | 040421-01-708 | EA  | HANDWHEEL - SERVICE VALVE                                   | G-1015-A   |
| 4   | 040421-01-712 | EA  | VALVE - SERV. W/O VAPOR RELIEF                              | 29000853   |
| 5   | 088253-09-000 | EA  | TANK - LP - 100 LB - 14" DIAMETER X 47" LONG                |            |
| 6   | 040421-01-711 | EA  | VALVE - 80% FILL W/AUTO STOP                                | LLL/TL3    |
| 7   | 040421-01-701 | EA  | VALVE - FILL - SHORT, LP                                    | 7547B      |
| 8   | 040421-01-702 | EA  | CAP - FILL VALVE - PLASTIC                                  | G-1014-A   |
| 9   | 040421-01-700 | EA  | VALVE - LIQUID LEVEL - 20%                                  | G-1013     |
| 10  | 040421-01-713 | EA  | VALVE - RELIEF 1" W/SPRING 7"                               | 29000587   |
| 11  | 040421-01-707 | EA  | FLOAT ASM.(SIGHT GAUGE) 14" 14C                             |            |
| 12  | 040440-02-000 | EA  | TRANSMITTER - DIAL - 0-90 OHM - 2 TERMINAL (POWER & GROUND) |            |
| 13  | 105658-01-000 | EA  | COMPARTMENT - LP REGULATOR                                  |            |
| 14  | 010326-01-000 | EA  | ADAPTER - FLARE - W/CONE GASKET - 3/8"FEMALE X 1/2"MALE     |            |
| 14  | 010329-01-000 | EA  | ADAPTER - BRASS - 1/2" F X 1/2" MPT                         |            |
| 14  | 010323-01-000 | EA  | ADAPTER - BRASS - 3/8"F X 1/2"MPT                           |            |
| 16  | 010377-02-000 | EA  | NUT - BRASS - 3/8" FLARE - FORGED                           |            |
| 16  | 010380-02-000 | EA  | NUT - BRASS - 1/2" FLARE - FORGED                           |            |
| 17  | 010252-01-000 | EA  | ELBOW - BRASS - 90 DEGREE - 3/8"F X 1/2"MPT                 |            |
| 18  | 010265-01-000 | EA  | ELBOW - BRASS - 90 DEGREE - 3/8"F X 1/2"FPT                 |            |
| 19  | 103613-03-000 | EA  | DETECTOR - LP GAS - W/O SHUT-OFF VALVE                      |            |

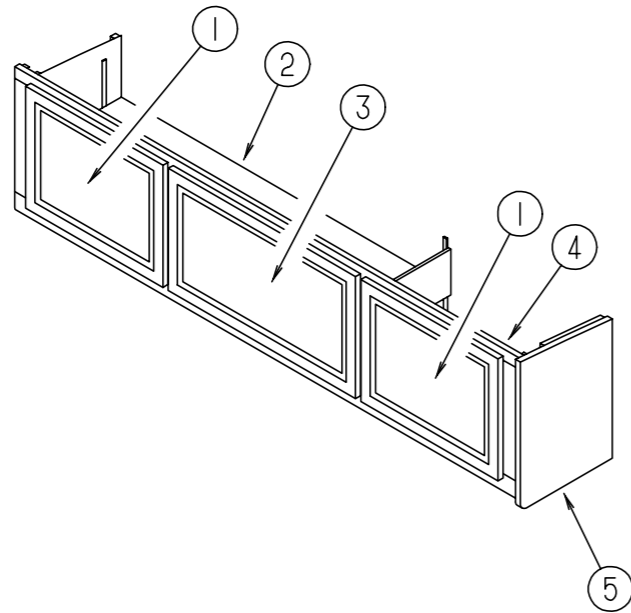
**LOUNGE GROUP**



**FRONT LOUNGE OVERHEAD CABINET - PASSENGER SIDE**

| KEY | PART NUMBER   | U/M | DESCRIPTION   |
|-----|---------------|-----|---|
| 1   | 103128-02-G09 | EA  | END CAP - OVERHEAD CABINET - LEFT HAND (OAK)<br>FROM: 00-00-00 THRU: 10-17-97   |
| 1   | 103128-39-J22 | EA  | END CAP - OVERHEAD CABINET - LEFT HAND (OAK)<br>FROM: 10-18-97 THRU: 99-99-99   |
| 1   | 103128-02-J52 | EA  | END CAP - OVERHEAD CABINET - LEFT HAND (MAPLE)<br>FROM: 00-00-00 THRU: 10-17-97 |
| 1   | 103128-39-J52 | EA  | END CAP - OVERHEAD CABINET - LEFT HAND (MAPLE)<br>FROM: 10-18-97 THRU: 99-99-99 |
| 2   | M05992-42-J22 | EA  | DOOR - STRAIGHT CORNER/OGEE EDGE - 14.9" X 21.8" - W/O HARDWARE (OAK)           |
| 2   | M05992-42-J52 | EA  | DOOR - STRAIGHT CORNER/OGEE EDGE - 14.9" X 21.8" - W/O HARDWARE (MAPLE)         |
| 3   | 126308-11-J22 | EA  | SHELF - W/PLASTIC EDGE TRIM (OAK)   |
| 3   | 126308-11-J52 | EA  | SHELF - W/PLASTIC EDGE TRIM (MAPLE)   |
| 4   | 103128-01-G09 | EA  | END CAP - OVERHEAD CABINET - RIGHT HAND (OAK)                                   |
| 4   | 103128-01-J52 | EA  | END CAP - OVERHEAD CABINET - RIGHT HAND (MAPLE)                                 |
| 5   | 126308-01-J22 | EA  | CABINET - OVERHEAD/FRONT/RH - W/O DOORS/HDW - F/TV/VCR (OAK)                    |
| 5   | 126308-01-J52 | EA  | CABINET - OVERHEAD/FRONT/RH - W/O DOORS/HDW - F/TV/VCR (MAPLE)                  |
| 5   | 126308-02-J22 | EA  | CABINET - OVERHEAD/FRONT/RH - W/O DOORS/HDW - F/SOUND SYSTEM)(OAK)              |
| 5   | 126308-02-J52 | EA  | CABINET - OVERHEAD/FRONT/RH - W/O DOORS/HDW - F/SOUND SYSTEM)(MAPLE)            |

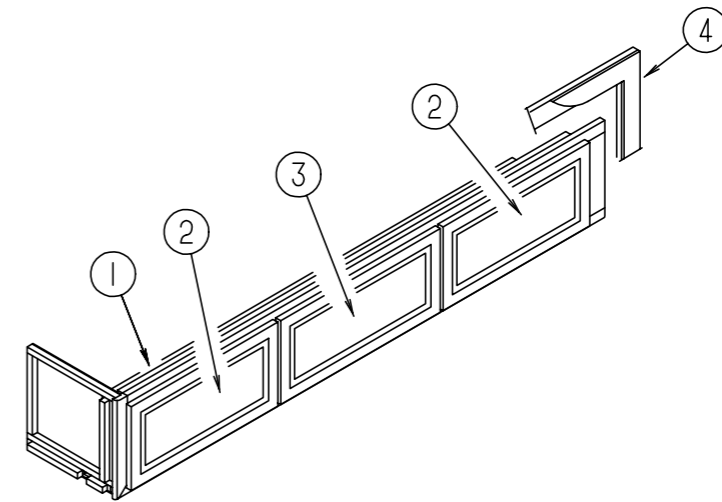
**LOUNGE GROUP (CONTINUED)**



**LOUNGE OVERHEAD CABINET - DRIVER SIDE**

| KEY | PART NUMBER   | U/M | DESCRIPTION   |
|-----|---------------|-----|---|
| 1   | M05992-41-J52 | EA  | DOOR - STRAIGHT CORNER/OGEE EDGE - 15.7" X 20.4" - W/O HARDWARE (MAPLE) |
| 1   | M05992-41-J22 | EA  | DOOR - STRAIGHT CORNER/OGEE EDGE - 15.7" X 20.4" - W/O HARDWARE (OAK)   |
| 2   | 126244-11-J52 | EA  | SHELF - W/PLASTIC EDGE TRIM (MAPLE)                                     |
| 2   | 126244-11-J22 | EA  | SHELF - W/PLASTIC EDGE TRIM (OAK)                                       |
| 3   | M05992-48-J52 | EA  | DOOR - STRAIGHT CORNER/OGEE EDGE - 15.7" X 27.9" - W/O HARDWARE (MAPLE) |
| 3   | M05992-48-J22 | EA  | DOOR - STRAIGHT CORNER/OGEE EDGE - 15.7" X 27.9" - W/O HARDWARE (OAK)   |
| 4   | 126244-01-J52 | EA  | CABINET - OVERHEAD/FRONT - LEFT HAND - W/O DOORS/HARDWARE (MAPLE)       |
| 4   | 126244-01-J22 | EA  | CABINET - OVERHEAD/FRONT - LEFT HAND - W/O DOORS/HARDWARE (OAK)         |
|     | 103128-01-J52 | EA  | END CAP - OVERHEAD CABINET - RIGHT HAND (MAPLE)                         |
| 5   | 103128-01-G09 | EA  | END CAP - OVERHEAD CABINET - RIGHT HAND (OAK)                           |

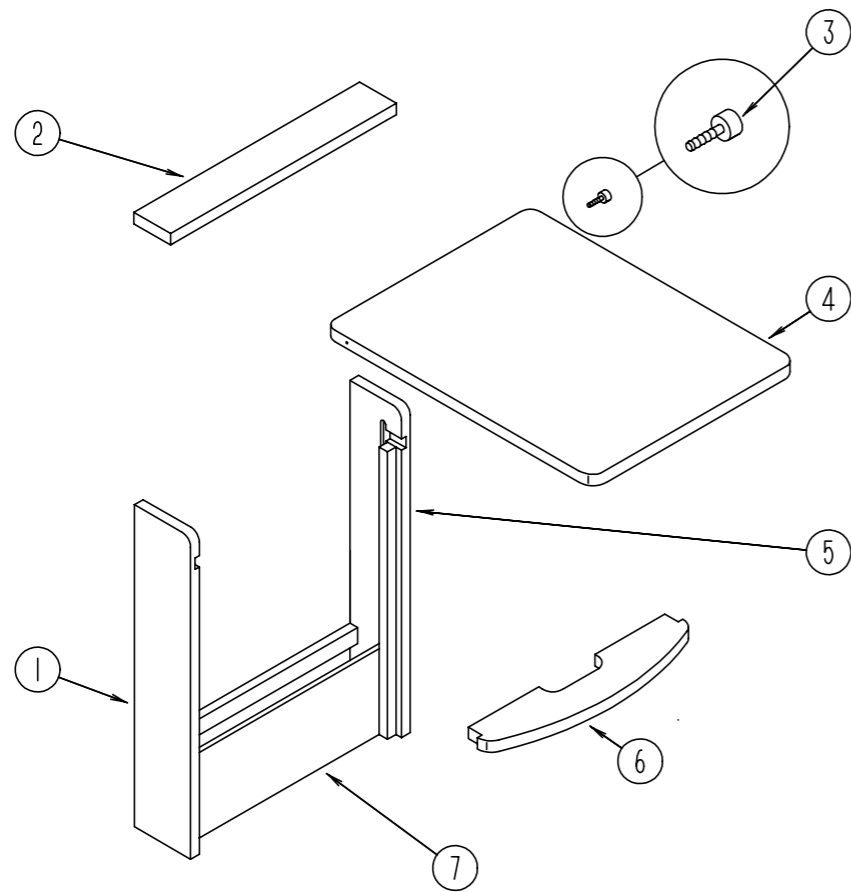
**LOUNGE GROUP (CONTINUED)**



**LOUNGE OVERHEAD CABINET - SLIDEOUT**

| KEY | PART NUMBER   | U/M | DESCRIPTION   |
|-----|---------------|-----|---|
| 1   | 126433-01-J52 | EA  | CABINET - OVERHEAD/COUCH - W/O DOORS/HARDWARE (MAPLE)                   |
| 1   | 126433-01-J22 | EA  | CABINET - OVERHEAD/COUCH - W/O DOORS/HARDWARE (OAK)                     |
| 2   | M05992-T5-J52 | EA  | DOOR - STRAIGHT CORNER/OGEE EDGE - 10.8" X 21.8" - W/O HARDWARE (MAPLE) |
| 2   | M05992-T5-J22 | EA  | DOOR - STRAIGHT CORNER/OGEE EDGE - 10.8" X 21.8" - W/O HARDWARE (OAK)   |
| 3   | M05992-T4-J52 | EA  | DOOR - STRAIGHT CORNER/OGEE EDGE - 10.8" X 23.8" - W/O HARDWARE (MAPLE) |
| 3   | M05992-T4-J22 | EA  | DOOR - STRAIGHT CORNER/OGEE EDGE - 10.8" X 23.8" - W/O HARDWARE (OAK)   |
| 4   | 115811-19-J52 | EA  | OVERLAY - NOVEAU - 7.5" X 23.75" - RIGHT HAND (J52, J53)                |
| 4   | 115811-19-J54 | EA  | OVERLAY - NOVEAU - 7.5" X 23.75" - RIGHT HAND (J54, J55)                |
| 4   | 115811-19-J56 | EA  | OVERLAY - NOVEAU - 7.5" X 23.75" - RIGHT HAND (J56, J57)                |

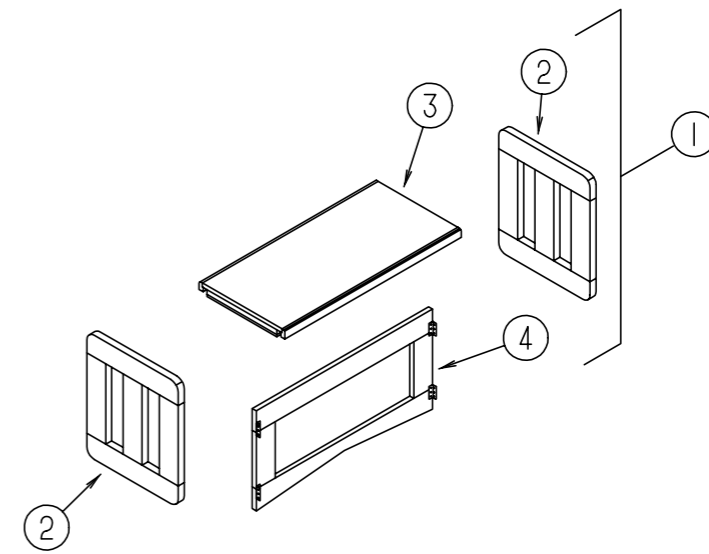
## LOUNGE GROUP (CONTINUED)



**PULLOUT TABLE**

| KEY | PART NUMBER   | U/M | DESCRIPTION                                     |
|-----|---------------|-----|---|
|     | P19559-03-J22 | EA  | CABINET - W/PULLOUT TABLE (OAK)                 |
|     | P19559-03-J52 | EA  | CABINET - W/PULLOUT TABLE (MAPLE)               |
| 1   | 119559-12-G35 | EA  | END - TABLE - LEFT SIDE - 28.7" X 5.7" (OAK)    |
| 1   | 119559-12-J52 | EA  | END - TABLE - LEFT SIDE - 28.7" X 5.7" (MAPLE)  |
| 2   | 119559-22-J22 | EA  | TOP - F/CABINET/PULLOUT TABLE (OAK)             |
| 2   | 119559-22-J52 | EA  | TOP - F/CABINET/PULLOUT TABLE (MAPLE)           |
| 3   | 079921-01-000 | EA  | NYLON ROLLER W/ SHAFT                           |
| 4   | 119559-25-J22 | EA  | TABLE TOP - PULLOUT (OAK)                       |
| 4   | 119559-25-J52 | EA  | TABLE TOP - PULLOUT (MAPLE)                     |
| 5   | 119559-11-G35 | EA  | END - TABLE - RIGHT SIDE - 28.7" X 5.7" (OAK)   |
| 5   | 119559-11-J52 | EA  | END - TABLE - RIGHT SIDE - 28.7" X 5.7" (MAPLE) |
| 6   | 119559-23-J22 | EA  | SHELF - W/PLASTIC EDGE TRIM (OAK)               |
| 6   | 119559-23-J52 | EA  | SHELF - W/PLASTIC EDGE TRIM (MAPLE)             |
| 7   | 119559-24-J22 | EA  | PANEL - PULLOUT TABLE (OAK)                     |
| 7   | 119559-24-J52 | EA  | PANEL - PULLOUT TABLE (MAPLE)                   |
|     | 080736-01-000 | EA  | PULL - RECESSED - 1.25" X 4" - OAK              |

## LOUNGE GROUP (CONTINUED)



**SLIDEOUT TABLE**

| KEY | PART NUMBER   | U/M | DESCRIPTION                               |
|-----|---------------|-----|---|
| 1   | 116957-01-G15 | EA  | TABLE - FOLDING/COFFEE - COMPLETE (OAK)   |
| 1   | 116957-01-J70 | EA  | TABLE - FOLDING/COFFEE - COMPLETE (MAPLE) |
| 2   | 116957-15-F31 | EA  | LEG - FOR NEW STYLE TABLE (OAK)           |
| 2   | 116957-15-H23 | EA  | LEG - FOR NEW STYLE TABLE (MAPLE)         |
| 3   | 116957-12-G15 | EA  | TABLE TOP - FOLDING (OAK)                 |
| 3   | 116957-12-J70 | EA  | TABLE TOP - FOLDING (MAPLE)               |
| 4   | 116957-11-F31 | EA  | BRACE - FOLDING TABLE - SOFA/BED (OAK)    |
| 4   | 116957-11-H23 | EA  | BRACE - FOLDING TABLE - SOFA/BED (MAPLE)  |

## SEALANTS & FASTENERS GROUP

### ADHESIVE AND TAPE SEALERS

| KEY | PART NUMBER   | U/M | DESCRIPTION  |
|-----|---------------|-----|--|
|     | 004006-05-700 | EA  | ADHESIVE-NAT. STARCH (5 GAL) 0802  |
|     | 004020-01-000 | QT  | ADHESIVE - ABS CEMENT - QUART  |
|     | 004363-01-000 | FT  | TAPE - ADHESIVE FOAM/1 SIDE - 3/16" X 1/2" X 50' - GRAY  |
|     | 034552-02-000 | EA  | SILICONE - TUBE - 300 ML - W/O NOZZLE - CLEAR<br>ALSO ORDER P.N.#900390-03-000 NOZZLE SEPARATELY |
|     | 039518-01-000 | EA  | SILICONE - TUBE - 300 ML - BLACK - W/O NOZZLE<br>ALSO ORDER P.N.#900390-03-000 NOZZLE SEPARATELY |
|     | 053766-02-000 | EA  | BEDDING COMPOUND - TUBE - WHITE  |
|     | 067788-01-000 | EA  | ADHESIVE - SPRAY - 3M - 19.5 AEROSOL CAN   |
|     | 069640-01-000 | FT  | SEALER - RIBBON - 1/4" DIAMETER X 30'  |
|     | 069640-02-000 | FT  | SEALER - TAPE - 1/8"THICK X .50"WIDE X 60'   |
|     | 069640-03-000 | FT  | SEALER - TAPE - 1/8"THICK X .75"WIDE X 60' - BLACK   |
|     | 069640-09-000 | FT  | SEALER - TAPE - 1/32"THICK X 2.50"WIDE X 80' - GREY  |
|     | 069640-14-000 | FT  | SEALER - TAPE - 1/16"THICK X 1"WIDE X 100'   |
|     | 069640-17-000 | FT  | SEALER - TAPE - 1/32" THICK X 1"WIDE X 90'   |
|     | 069640-18-000 | FT  | SEALER - TAPE - 1/2"THICK X 1/8"WIDE X 60' - BRT/WHITE   |
|     | 069640-19-000 | FT  | SEALER - TAPE - 3/4" X 1/8" X 60' - BRIGHT WHITE   |
|     | 069640-21-000 | FT  | SEALER - TAPE - 1/2" X 1/16" X 100' - BRIGHT WHITE   |
|     | 072889-01-000 | EA  | SEALANT - URETHANE - BLACK - 1/10  |
|     | 072889-09-000 | EA  | SEALANT - URETHANE - BLACK (TUBE)  |
|     | 072889-10-000 | EA  | SEALANT - URETHANE (HV) - BRIGHT WHITE   |
|     | 072889-11-000 | EA  | SEALANT - URETHANE - (TUBE) - GRAY   |
|     | 072889-12-000 | EA  | SEALANT - URETHANE (LV) BRIGHT WHITE   |
|     | 076322-01-000 | FT  | TAPE - DOUBLE COATED/ADHESIVE BACK - .025"THK X .75"W X 18'                                      |
|     | 076322-02-000 | FT  | TAPE - DOUBLE COATED/ADHESIVE BACK - .045"THK X 1"W X 108'                                       |
|     | 076322-05-000 | FT  | TAPE - DOUBLE COATED/ADHESIVE BACK - .045"THK X .75"W X 9'                                       |
|     | 076322-07-000 | FT  | TAPE - DOUBLE COATED/ADHESIVE BACK - .045"THK X .50"W X 9'                                       |
|     | 087211-01-000 | GL  | PROMOTER - ADHESIVE  |
|     | 088479-01-000 | EA  | TAPE - ALUMINUM - 3"   |
|     | 091255-02-000 | FT  | SEAL - ADHESIVE BACKED/FOAM - .18" THICK X 1.5" WIDE   |
|     | 102352-01-000 | EA  | SEALER - PUMPABLE - BLACK  |
|     | 102352-02-000 | EA  | SEALER - PUMPABLE - CLEAR  |
|     | 106206-01-000 | EA  | SEALER - PUMPABLE - MANUS 30A - BLACK  |
|     | 107828-01-000 | EA  | SEALANT - SB - 190 EVERSEAL  |
|     | 108716-03-000 | EA  | SILICONE - TUBE - BRIGHT WHITE/SELF LEVELING - W/O NOZZLE  |
|     | 110274-01-000 | FT  | TAPE - DOUBLE SIDED FOAM - .45" X 1"   |
|     | 112864-01-000 | FT  | SEAL - FOAM/BUTYL COVERED - 3/8"   |
|     | 112901-02-000 | EA  | ADHESIVE - PLEXUS - 50ML   |
|     | 118085-02-01A | FT  | TAPE - FOIL - 1"   |
|     | 120074-02-01A | EA  | SEALANT - SILICONE - OFF WHITE   |
|     | 120534-01-01A | EA  | TAPE - SCOTCH - 3M - 1/2" FINE LINE  |
|     | 123244-01-000 | FT  | TAPE - DOUBLE SIDED FOAM 5/64" THICK X .75" WIDE   |
|     | 123816-01-000 | FT  | TAPE - DOUBLE SIDED - 1"   |
|     | 123816-02-000 | FT  | TAPE - DOUBLE SIDED - 1/2" X 35 MIL THICK  |
|     | 123816-03-000 | FT  | TAPE - DOUBLE SIDED - 1/2" X 20 MIL THICK  |
|     | 900390-01-000 | EA  | TIP - 2 1/2" X 1/8" ORIFICE  |
|     | 900390-03-000 | EA  | NOZZLE - SILICONE TUBE   |

## SEALANTS & FASTENERS GROUP (CONTINUED)

### BOLTS, NUTS & WASHERS

| KEY | PART NUMBER   | U/M | DESCRIPTION  |
|-----|---------------|-----|--|
|     | 000C12-05-16B | EA  | BOLT - HEX - 5/16-18 X 1 - ZINC 5                          |
|     | 000C12-05-12B | EA  | BOLT - HEX - 5/16-18 X 3/4 - ZINC 5                        |
|     | 000C12-06-16B | EA  | BOLT - HEX - 3/8-16 X 1 LG - ZINC 5                        |
|     | 000C12-08-24B | EA  | BOLT - HEX - 1/2-13 X 1.50 - ZINC 5                        |
|     | 000C12-08-16B | EA  | BOLT - HEX - 1/2-13 X 1.OO - GD5 - ZINC                    |
|     | 000C12-10-24B | EA  | BOLT - HEX - 5/8-11 X 1.50 - ZINC 5                        |
|     | 000C13-07-48B | EA  | BOLT - HEX - 7/16-20 X 3 - ZINC 5                          |
|     | 000C26-04-14B | EA  | BOLT - HEX - SERRATED FLANGE - 1/4-20 X 7/8 - ZINC         |
|     | 000C26-04-10B | EA  | BOLT - HEX - SERRATED FLANGE - 1/4-20 X 5/8 - ZINC         |
|     | 000C26-04-18B | EA  | BOLT - HEX - SERRATED FLANGE - 1/4-20 X 1 1/8 - ZINC       |
|     | 000C26-05-16B | EA  | BOLT - HEX - SERRATED FLANGE - 5/16-18 X 1 - ZINC          |
|     | 000C26-05-12B | EA  | BOLT - HEX - SERRATED FLANGE - 5/16-18 X 3/4 - ZINC        |
|     | 000C26-06-12B | EA  | BOLT - HEX - SERRATED FLANGE - 3/8-16 X 3/4 - ZINC         |
|     | 000C26-06-16B | EA  | BOLT - HEX - SERRATED FLANGE - 3/8-16 X 1 - ZINC           |
|     | 000C26-08-24B | EA  | BOLT - HEX - SERRATED FLANGE - 1/2-13 X 1.5 ZINC           |
|     | 000G45-04-24B | EA  | BOLT - LAG - 1/4-9 X 1.50 ZINC                             |
|     | 051387-06-000 | EA  | BOLT - CARRIAGE W/O HOLE - 5/16-18 X 9.5 - ZINC            |
|     | 102333-01-06A | EA  | BOLT - CARRIAGE - 7/16-14 STAINLESS STEEL CAP              |
|     | 091274-03-000 | EA  | BOLT-J - 3/8-16 X 12.0                                     |
|     | 106166-01-000 | EA  | BOLT/COLLARED HANGER - 8-32 X 1"                           |
|     | 106956-03-000 | EA  | BOLT - HEX TAP - 1/2-12NC X 3 - GRADE 5 - FULL THREAD/ZINC |
|     | 000D29-05-00B | EA  | NUT - 5/16 - 18 UNC - SF/LOCKING - NYLON WASHER INSERT     |
|     | 000D24-10-00B | EA  | NUT - HEX - SELF LOCKING - 10-32 ZINC                      |
|     | 000D34-04-00B | EA  | NUT - HEX - LOCKING - 1/4-20 ZINC                          |
|     | 000D34-06-00B | EA  | NUT - HEX - LOCKING - 3/8 - 16 GRADE C - ZINC-PREVAILING T |
|     | 000D39-04-00B | EA  | NUT - HEX - LOCKING W/SERRATED FLANGE - 1/4-20 - ZINC      |
|     | 000D39-05-00B | EA  | NUT - HEX - LOCKING W/SERRATED FLANGE - 5/16-18 - ZINC     |
|     | 000D39-06-00B | EA  | NUT - HEX - LOCKING W/SERRATED FLANGE - 3/8-18 - ZINC      |
|     | 000D39-07-00B | EA  | NUT - HEX - LOCKING W/SERRATED FLANGE - 7/16-14 - ZINC     |
|     | 000D39-08-00B | EA  | NUT - HEX - LOCKING W/SERRATED FLANGE - 1/2-13 - ZINC      |
|     | 000D44-07-00B | EA  | NUT - HEX - SERRATED FLANGE/LOCKING - 7/16-20 - ZINC       |
|     | 000D46-04-00A | EA  | NUT - HEX - WELD - 1/4 - 20 - PLAIN                        |
|     | 040921-01-000 | EA  | NUT - SPEED - U TYPE - 10-24 BLACK                         |
|     | 040921-04-000 | EA  | NUT - SPEED - U TYPE - # 8 - .59" LENGTH X .44" WIDTH      |
|     | 040921-05-000 | EA  | NUT - SPEED - U-TYPE #8 - .67" X .44" WIDE                 |
|     | 040921-09-000 | EA  | NUT - SPEED - U TYPE - # 8                                 |
|     | 044364-01-000 | EA  | NUT - SPEED - FLAT - RECTANGULAR - SELF LOCKING/ONE PIECE  |
|     | 044364-02-000 | EA  | NUT - SPEED - FLAT - ROUND                                 |
|     | 000D76-06-00B | EA  | NUT - HEX FLANGE - 3/8-16                                  |
|     | 063253-07-000 | EA  | NUT - J - #8A - .120 - .130 PNL THK                        |
|     | 083163-06-000 | EA  | PUSHNUT - FLAT TYPE 3/8 STUD - FORD ONLY                   |
|     | 000E11-08-00B | EA  | WASHER - LOCKING - 1/2 MED SPLIT - ZINC                    |
|     | 000E13-14-00B | EA  | WASHER - FLAT - 1/4 WIDE - ZINC                            |
|     | 000E13-18-00B | EA  | WASHER - FLAT - 3/8 WIDE - ZINC                            |
|     | 000E13-20-00B | EA  | WASHER - FLAT - 7/16 WIDE - ZINC                           |
|     | 000E13-21-00B | EA  | WASHER - FLAT - W/2 NAR - ZINC                             |
|     | 000E13-22-00B | EA  | WASHER - FLAT - 1/2 WIDE - ZINC                            |
|     | 000E13-26-00B | EA  | WASHER - FLAT - 5/8 WIDE - ZINC                            |
|     | 058716-02-000 | EA  | WASHER - FLAT NYLON  |
|     | 107397-01-000 | EA  | WASHER - FENDER - .25" ID X 1" OD                          |
|     | 110794-01-000 | EA  | WASHER - FLAT - 1" ID X 1 3/4' OD                          |
|     | 088787-12-000 | EA  | STUD - WELD - 1/4 - 20 X 1.0 LG - MN                       |
|     | 108067-03-000 | EA  | STUD - WELD - 1/4 - 20 X 1/2 CD                            |

**SEALANTS & FASTENERS GROUP (CONTINUED)**

**SCREWS**

| KEY | PART NUMBER   | U/M | DESCRIPTION   |
|-----|---------------|-----|---|
|     | 0G3908-08-170 | EA  | SCREW - SF/DR - 8-18 X .50 PPH - BRIGHT WHITE           |
|     | 0G3908-20-170 | EA  | SCREW - SF/DR - 8-18 X 1.25 PPH - BRIGHT WHITE          |
|     | 0G3908-24-170 | EA  | SCREW - SF/DR - 8-18 X 1.50 PPH - BRIGHT WHITE          |
|     | 0G5508-12-260 | EA  | SCREW - SF/DR - 8-18 X .75 PWH - ALLANTE ANTELOPE       |
|     | 0G5508-12-270 | EA  | SCREW - SF/DR - 8-18 X .75 PWH - TITANIUM               |
|     | 000G11-05-08B | EA  | SCREW - 5-20 X .50 PPH - ZINC                           |
|     | 000G11-06-10J | EA  | SCREW - 6-20 X 5/8 PPH - BRASS                          |
|     | 000G11-06-08B | EA  | SCREW - 6-20 X .50 PPH - ZINC                           |
|     | 000G11-06-06B | EA  | SCREW - 6-20 X 3/8 PPH - ZINC                           |
|     | 000G11-07-08B | EA  | SCREW - 7-19 X .50 PPH - ZINC                           |
|     | 000G11-08-08T | EA  | SCREW - 8-18 X 1/5 PPH - FLUOROCARBON COATING           |
|     | 000G11-08-08B | EA  | SCREW - 8-18 X .50 PPH - ZINC                           |
|     | 000G11-08-06B | EA  | SCREW - 8-18 X 3/8 PPH - ZINC                           |
|     | 000G11-08-20B | EA  | SCREW - 8-18 X 1.25 PPH - ZINC                          |
|     | 000G11-08-16S | EA  | SCREW - 8-18 X 1 PPH - OFF WHITE                        |
|     | 000G11-08-12T | EA  | SCREW - 8-18 X .75 PPH - BLACK                          |
|     | 000G11-08-12P | EA  | SCREW - 8-18 X .75 PPH - DARK BROWN                     |
|     | 000G11-08-12P | EA  | SCREW - 8-18 X .75 PPH - DARK BROWN                     |
|     | 000G11-08-12D | EA  | SCREW - 8-18 X .75 PPH - BLACK                          |
|     | 000G11-08-12B | EA  | SCREW - 8-18 X .75 PPH - ZINC                           |
|     | 000G11-10-12D | EA  | SCREW - 10-16 X .75 PPH - BLACK                         |
|     | 000G11-10-40B | EA  | SCREW - 10-16 X 2 1/2 PPH CAD - 34927-01-000            |
|     | 000G11-10-16B | EA  | SCREW - 10-16 X 1 PPH - ZINC                            |
|     | 000G11-10-12S | EA  | SCREW - 10-16 X .75 PPH - OFF WHITE                     |
|     | 000G12-06-08T | EA  | SCREW - 6-20 X 1/2 POH - BLACK                          |
|     | 000G13-06-24J | EA  | SCREW - 6-20 X 1.50 PFH - BRASS                         |
|     | 000G13-06-16J | EA  | SCREW - 6-20 X 1 PFH - BRASS                            |
|     | 000G13-06-10G | EA  | SCREW - 6-20 X 5/8 PFH - ANTIQUE BRASS                  |
|     | 000G13-06-08B | EA  | SCREW - 6-20 X .50 PFH - ZINC                           |
|     | 000G13-07-12B | EA  | SCREW - 7-19 X .75 PFH - ZINC                           |
|     | 000G18-08-22B | EA  | SCREW - MACHINE - 8-32 X 1 3/8 PPH - ZINC               |
|     | 000G19-10-12F | EA  | SCREW - MACHINE - 10-32 X .75 - PPH - STAINLESS STEEL   |
|     | 000G19-10-08B | EA  | SCREW - MACHINE - 10-32 X .50 - PPH - ZINC              |
|     | 000G19-10-20B | EA  | SCREW - MACHINE - 10-32 X 1.25 PPH - ZINC               |
|     | 000G32-10-06B | EA  | SCREW - 10-32 X 3/8 PPH - ZINC                          |
|     | 000G37-08-089 | EA  | SCREW - 8 X 18 X 1/2 PPH                                |
|     | 000G39-06-08B | EA  | SCREW - SF/DR - 6-18 X .50 - ZINC                       |
|     | 000G39-06-16T | EA  | SCREW - SF/DR - 6-20 X 1 PPH - BLACK                    |
|     | 000G39-06-10T | EA  | SCREW - SF/DR - 6-20 X 5/8 PPH - BLACK                  |
|     | 000G39-06-10T | EA  | SCREW - SF/DR - 6-20 X 5/8 PPH - BLACK                  |
|     | 000G39-08-08B | EA  | SCREW - SF/DR - 8-18 X 1.50 PPH - ZINC                  |
|     | 000G39-08-06B | EA  | SCREW - SF/DR - 8-18 X 3/8 PPH - ZINC                   |
|     | 000G39-08-24S | EA  | SCREW - SF/DR - 8-18 X 1.50 - OFF WHITE                 |
|     | 000G39-08-24B | EA  | SCREW - SF/DR - 8-18 X 1 1/2 PPH - ZINC                 |
|     | 000G39-08-16T | EA  | SCREW - SF/DR - 6-20 X 1 PPH - BLACK                    |
|     | 000G39-08-16R | EA  | SCREW - SF/DR - 8-18 X 1 PPH - BEIGE                    |
|     | 000G39-08-16B | EA  | SCREW - SF/DR - 8-18 X 1 PPH - ZINC                     |
|     | 000G39-08-12T | EA  | SCREW - SF/DR - 8-18 X .75 PPH - BLACK                  |
|     | 000G39-08-12B | EA  | SCREW - SF/DR - 8-18 X .75 PPH - ZINC                   |
|     | 000G39-08-08T | EA  | SCREW - SF/DR - 8-18 X 1/2 PPH - BLACK                  |
|     | 000G39-08-08S | EA  | SCREW - SF/DR - 8-18 X .50 PPH - OFF WHITE              |
|     | 000G39-10-10B | EA  | SCREW - SF/DR - 10-16 X .625 - ZINC                     |
|     | 000G39-10-088 | EA  | SCREW - SF/DR - 10-16 X 1/2 PPH - FLEX FLUOROCARBON     |
|     | 000G39-10-08B | EA  | SCREW - SF/DR - 10-16 X .50 PPH - ZINC                  |
|     | 000G39-10-48B | EA  | SCREW - SF/DR - 10-16 X 3 - PPH - ZINC                  |
|     | 000G39-10-32B | EA  | SCREW - SF/DR - 10-16 X 2 - PPH - ZINC                  |
|     | 000G39-10-209 | EA  | SCREW - SF/DR - 10-16 X 1 1/4 PPH - FLUOROCARBON SILVER |
|     | 000G39-10-20B | EA  | SCREW - SF/DR - 10-16 X 1.25 PPH - ZINC                 |
|     | 000G39-10-129 | EA  | SCREW - SF/DR - 10-16 X .75 PPH - FLUOROCARBON SILVER   |
|     | 000G39-10-12R | EA  | SCREW - SF/DR - 10-16 X .75 PPH - BEIGE                 |
|     | 000G39-10-12D | EA  | SCREW - SF/DR - 10-16 X .75 PPH - BLACK                 |
|     | 000G39-10-12B | EA  | SCREW - SF/DR - 10-16 X .75 PPH - ZINC                  |

**SEALANTS & FASTENERS GROUP (CONTINUED)**

**SCREWS (CONTINUED)**

| KEY | PART NUMBER   | U/M | DESCRIPTION   |
|-----|---------------|-----|---|
|     | 000G39-12-12E | EA  | SCREW - SF/DR - 12-14 X .75 PPH - CHROME                  |
|     | 000G42-04-12B | EA  | SCREW - SF/DR - 1/4-14 X .75 HWH - ZINC                   |
|     | 000G43-06-24B | EA  | SCREW - MACHINE - 6-32 X 1.50 - ZINC                      |
|     | 000G46-08-24T | EA  | SCREW - MACHINE - 8-32 X 1.50 PFH - BLACK                 |
|     | 000G50-04-12B | EA  | SCREW - MACHINE - 1/4-20 X .75 PPH - ZINC                 |
|     | 000G50-04-08B | EA  | SCREW - MACHINE - 1/4-20 X .50 PTH - ZINC                 |
|     | 000G52-08-18B | EA  | SCREW - MACHINE - 8-32 X 1 1/8 PTH - ZINC                 |
|     | 000G54-04-20B | EA  | SCREW - 1/4-20 X 1.25 PTH - TYPE 23 - ZINC PLATED         |
|     | 000G55-08-16S | EA  | SCREW - SF/DR - 8-18 X 1.00 - PWH - OFF WHITE             |
|     | 000G55-08-12S | EA  | SCREW - SF/DR - 8-18 X .75 PWH - OFF WHITE                |
|     | 000G57-05-16J | EA  | SCREW - 5-20 X 1 PFH - BRASS                              |
|     | 000G60-10-28T | EA  | SCREW - SF/DR - 10-16 X 1.75 - BLACK                      |
|     | 000G60-10-209 | EA  | SCREW - SF/DR - 10-16 X 1.25 POH                          |
|     | 000G60-10-20B | EA  | SCREW - SF/DR - 10-16 X 1.25 POH - ZINC                   |
|     | 000G67-08-32B | EA  | SCREW - 8-15 X 2 PPH - ZINC                               |
|     | 000G67-10-10D | EA  | SCREW - 10-12 X 5/8 PPH - BLACK - TYPE A                  |
|     | 000G67-10-10B | EA  | SCREW - 10-12 X 5/8 PPH - ZINC - TYPE A                   |
|     | 000G67-10-08B | EA  | SCREW - 10-12 X .50 PPH - ZINC                            |
|     | 000G67-10-120 | EA  | SCREW - 10-12 X .75 PPH - TAN                             |
|     | 000G67-10-12P | EA  | SCREW - 10-12 X .75 - PPH - DARK BROWN                    |
|     | 000G67-10-12B | EA  | SCREW - 10-12 X .75 PPH - ZINC                            |
|     | 000G67-10-10S | EA  | SCREW - 10-12 X 5/8 PPH - OFF WHITE                       |
|     | 000G67-10-48B | EA  | SCREW - 10-12 X 3 PPH - ZINC                              |
|     | 000G67-10-36T | EA  | SCREW - 10-12 X 2.25 PPH - BLACK                          |
|     | 000G67-10-24B | EA  | SCREW - 10-12 X 1.25 PPH - ZINC                           |
|     | 000G67-10-16B | EA  | SCREW - 10-12 X 1 PPH - ZINC                              |
|     | 000G67-10-120 | EA  | SCREW - 10-12 X .75 PPH - TAN                             |
|     | 000G68-06-12S | EA  | SCREW - 6-18 X 3/4 POH                                    |
|     | 000G68-06-10G | EA  | SCREW - 6-18 X 5/8 POH - ANTIQUE BRASS                    |
|     | 049465-01-000 | EA  | SCREW - 10-16 W/WASHER PTH - DARK BROWN                   |
|     | 049465-03-000 | EA  | SCREW - 10-16 X 1 POH W/WASHER - OFF WHITE                |
|     | 054434-03-000 | EA  | SCREW - SF/DR - 10-16 X 2 - PWH - ZINC - W/O WINGS        |
|     | 057671-01-000 | EA  | COVER - SCREW - #8 - PLASTIC - OFF WHITE                  |
|     | 057671-03-000 | EA  | COVER - SCREW - #8 - WILLOW                               |
|     | 057671-15-000 | EA  | COVER - SCREW - BRIGHT WHITE                              |
|     | 075908-01-000 | EA  | SCREW - MACHINE - 10-32 X .56 PTH - EXTERNAL TOOTH - ZINC |
|     | 076790-01-000 | EA  | SCREW - 6-20 X 1 1/4 PPH - BLACK                          |
|     | 083554-01-000 | EA  | SCREW - DRYWALL - 8 X 1.25                                |
|     | 083554-04-000 | EA  | SCREW - DRYWALL - 8 X 2.50                                |
|     | 086256-01-000 | EA  | SCREW - SF/DR - 8 X 3/4 HWH LONG                          |
|     | 097974-01-000 | EA  | SCREW - PARTICLE BOARD - 7-9 X 3/4 PPH                    |
|     | 101618-01-000 | EA  | SCREW - 1/4-20 X 3/4 HEX - TAPPING - STALGARD TYPE F      |
|     | 106477-01-000 | EA  | SCREW - 14 - 10 X 3.00 - PFH                              |



## SEALANTS & FASTENERS GROUP (CONTINUED)

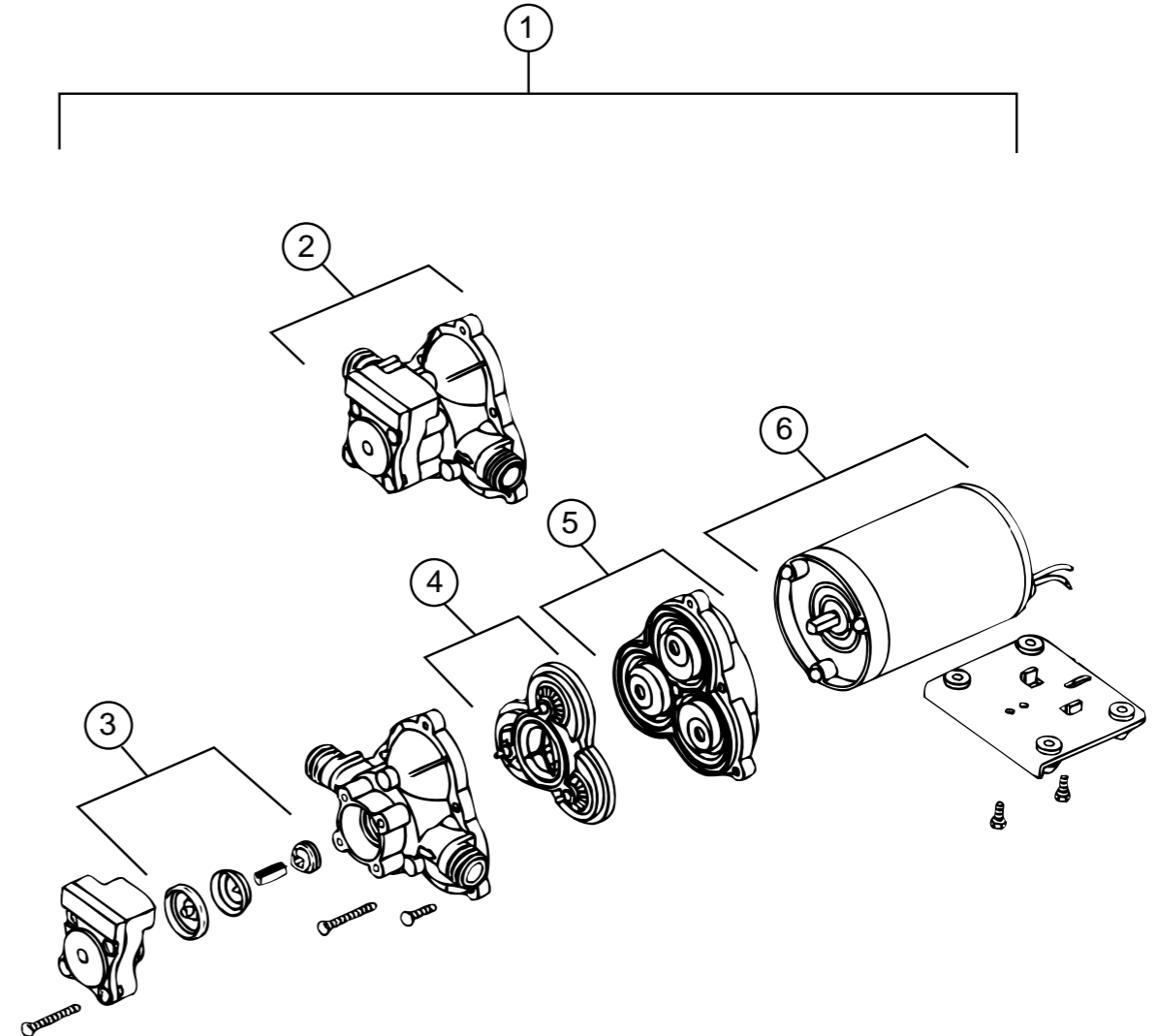
### CLAMPS, CLIPS, & GROMMETS

| KEY | PART NUMBER   | U/M | DESCRIPTION  |
|-----|---------------|-----|--|
|     | 000F10-04-16B | EA  | PIN - COTTER - 1/8" X 1" - ZINC                          |
|     | 000F10-06-32B | EA  | PIN - COTTER - 3/16" X 2" - ZINC                         |
|     | 000H14-04-04A | EA  | RIVET - MANDREL BLIND - 1/8 X .400                       |
|     | 000H14-06-14R | EA  | RIVET - MANDREL BLIND - 3/16"                            |
|     | 000H16-04-06R | EA  | RIVET - POP ALUMINUM - 1/8" X .313 - .375                |
|     | 000H16-06-10R | EA  | RIVET - POP ALUMINUM - 3/16 X .501-.625                  |
|     | 007161-01-000 | EA  | CLAMP - HOSE - SPRING TYPE - 1/2"                        |
|     | 010495-01-000 | EA  | CLAMP - CABLE - 9/16"                                    |
|     | 010497-01-000 | EA  | CLAMP - CLOSED - 5/8" ID                                 |
|     | 010497-03-000 | EA  | CLAMP - CLOSED - 1" ID - CUSHIONED                       |
|     | 010497-04-000 | EA  | CLAMP - CLOSED - 1.62" ID                                |
|     | 010499-01-000 | EA  | CLAMP - CLOSED - 3/8" ID                                 |
|     | 062401-01-000 | EA  | CLAMP - HOSE - WORMGEAR - .25" - 1"                      |
|     | 062401-02-000 | EA  | CLAMP - HOSE - WORMGEAR - 1.56" - 2.5"                   |
|     | 062401-04-000 | EA  | CLAMP - HOSE - WORMGEAR - .69" - 1.25"                   |
|     | 062401-06-000 | EA  | CLAMP - HOSE - WORMGEAR - .22" - .62" ID                 |
|     | 083609-01-000 | EA  | CLAMP - WIRE - DUAL - EQUAL DIAMETERS - 5/8"             |
|     | 083610-01-000 | EA  | CLAMP - WIRE - DUAL - UNEQUAL DIAMETERS - 3/4" & 1 1/4"  |
|     | 083610-02-000 | EA  | CLAMP - WIRE - DUAL - UNEQUAL DIAMETERS                  |
|     | 016188-05-000 | EA  | GROMMET - L/P LINE - 3/8" HOLE X 1 1/4" LONG - RUBBER    |
|     | 023942-01-000 | EA  | GROMMET - RUBBER - 2" OD                                 |
|     | 071015-11-000 | EA  | GROMMET - 1.00 ID - FITS .12 MATERIAL                    |
|     | 008380-01-000 | EA  | GROMMET - RUBBER - 5/8" HOLE X 1 1/2" DIAMETER - BLACK   |
|     | 071015-29-000 | EA  | GROMMET - RUBBER - 1/4 ID X 1 1/4 OD W .12 GROOVE - BLK  |
|     | 071015-30-000 | EA  | GROMMET - RUBBER - .31" ID X .81" OD W/.12" GROOVE - BLK |
|     | 088756-01-000 | EA  | GROMMET - WEB - 1 1/8" I.D.                              |
|     | 091952-01-000 | EA  | CLIP - GRIPPER - 1"                                      |
|     | 094362-02-000 | EA  | CLIP - XMAS TREE - BINDER HEAD - .9" LONG                |

### MISCELLANEOUS FASTENERS

| KEY | PART NUMBER   | U/M | DESCRIPTION  |
|-----|---------------|-----|--|
|     | 008343-01-000 | EA  | TIE - WIRE - 6"  |
|     | 008343-02-000 | EA  | TIE - WIRE - 14"                                       |
|     | 029094-04-000 | YD  | VELCRO TAPE - LOOP - 1" WIDE - BLACK                   |
|     | 029096-03-000 | YD  | VELCRO TAPE - HOOK - 1" WIDE - BLACK                   |
|     | 081211-04-000 | EA  | PLUG - PLASTIC - .46" DIAMETER - BLACK                 |
|     | 081211-05-000 | EA  | PLUG - PLASTIC - .188 DIAMETER - NATURAL               |
|     | 085774-01-000 | FT  | FASTENER - DUAL HOOK - 1" WIDE - ADHESIVE BACK - BLACK |
|     | 085774-02-000 | FT  | FASTENER - DUAL HOOK - 1" WIDE - ADHESIVE BACK - BLACK |
|     | 086285-01-000 | EA  | SPACER - NYLON - .5" OD X .257" ID                     |
|     | 088792-02-000 | YD  | VELCRO TAPE - LOOP - .75" - ADHESIVE BACKED - BEIGE    |
|     | 108046-02-000 | EA  | CABLE TIE - SCREW MOUNT 15"                            |
|     | 110943-02-000 | FT  | FELTSTRIP - 3/8" - ADHESIVE BACK - WHITE               |
|     | 115361-01-01A | EA  | PLUG - PLASTIC   |
|     | 123816-04-000 | FT  | TAPE - DOUBLE SIDED - 6"                               |

## WATER & SEWAGE GROUP



### WATER PUMP (SHURFLO)

| KEY | PART NUMBER   | U/M | DESCRIPTION                                     | VENDOR NO. |
|-----|---------------|-----|---|------------|
| 1   | 098607-01-000 | EA  | PUMP - WATER - W/.5" MPT FITTING - FLOW 2.8 GPM |            |
| 2   | 098607-01-706 | EA  | HOUSING - W/SWITCH ONLY                         | 94-231-20  |
| 3   | 098607-01-705 | EA  | VALVE - CHECK - KIT                             | 94-237-00  |
| 4   | 098607-01-703 | EA  | VALVE KIT                                       | 94-232-00  |
| 5   | 098607-01-702 | EA  | DIAPHRAGM/DRIVE ASSEMBLY KIT                    | 94-238-04  |
| 6   | 098607-01-707 | EA  | MOTOR W/BASEPLATE                               | 11-148-04  |

**WATER & SEWAGE GROUP (CONTINUED)**

**FRESH WATER TANK**

| KEY | PART NUMBER   | U/M DESCRIPTION   |
|-----|---------------|---|
|     | 123243-01-000 | EA TANK - ACCUMULATOR, 24 OZ                                  |
|     | 118645-03-000 | EA TANK - WATER - 17 GALLON - W/FITTINGS                      |
|     | 118645-01-000 | EA TANK - WATER - 17 GALLON - W/O FITTINGS                    |
|     | 118454-04-000 | EA TANK - WATER - 46 GALLON - W/FITTINGS                      |
|     | 118454-01-000 | EA TANK - WATER - 46 GALLON - W/O FITTINGS                    |
|     | 042989-03-000 | EA FITTING - WATER TANK - SPINWELD - 1 1/4"NPT - PLASTIC      |
|     | 042989-05-000 | EA FITTING - SPINWELD - 1/2" FPT - PLASTIC                    |
|     | 049032-01-000 | EA PATCH - SPINWELD - 3/8" - PLASTIC                          |
|     | 039861-01-000 | EA SENDING UNIT - W/SCREW - WASHER - WELL NUT & TERMINAL RING |
|     | 091208-01-000 | EA WASHER - RUBBER - .06" X .75" X .5"                        |
|     | 077954-02-000 | EA FILTER - WATER TANK - SCREEN IN TANK                       |

**WATER SYSTEM COMPONENTS (FLAIR - IT)**

| KEY | PART NUMBER   | U/M DESCRIPTION                                |
|-----|---------------|--|
|     | 114427-01-000 | EA CAP - 1/2P - 02860                          |
|     | 114427-02-000 | EA PLUG - 1/2P - 02863                         |
|     | 114427-03-000 | EA NUT - 1/2"Q - #6453                         |
|     | 114428-01-000 | EA TEE - 1/2P X 1/2P X 1/2P - 02820            |
|     | 114428-02-000 | EA TEE - SWIVEL - 1/2P X 1/2P X 1/2FPT - 02821 |
|     | 114428-03-000 | EA TEE - 1/2P X 1/2P X 1/2MPT - 02822          |
|     | 114428-04-000 | EA TEE - 1/2P X 1/2P X 1/8FPT - 02834          |
|     | 114429-01-000 | EA ELBOW - 1/2P X 1/2P - 02800                 |
|     | 114429-02-000 | EA ELBOW - 1/2P X 1/2MPT - 02803               |
|     | 114429-03-000 | EA ELBOW - SWIVEL - 1/2P X 1/2FPT - 02816      |
|     | 114429-04-000 | EA ELBOW - 1/2P X 3/8MPT - 02810               |
|     | 114429-05-000 | EA ELBOW - 1/2P X 3/4MPT - 02812               |
|     | 114429-06-000 | EA ELBOW - SWIVEL - 1/2P X 3/4FPT - 02811      |
|     | 114429-07-000 | EA ELBOW - 1/2P X 1/2FPT DROPEAR - 02801       |
|     | 114430-01-000 | EA ADAPTER - 1/2P X 1/2P - 02840               |
|     | 114430-02-000 | EA ADAPTER - SWIVEL - 1/2P X 1/2FPT -02873     |
|     | 114430-03-000 | EA ADAPTER - 1/2P X 1/2MPT - 02842             |
|     | 114430-04-000 | EA ADAPTER - 1/2P X 3/8MPT - 02852             |
|     | 114430-06-000 | EA ADAPTER - 1/2P X 3/8FPT - 02851             |
|     | 114430-08-000 | EA ADAPTER - 1/2P X 3/4MPT - 02868             |
|     | 114431-01-000 | EA VALVE - LINE DRAIN 1/2P - 02914             |
|     | 114431-02-000 | EA VALVE - 1/2P - BYPASS - 02910               |
|     | 114431-03-000 | EA VALVE - 1/2P X 1/2P - 02884                 |
|     | 114431-04-000 | EA VALVE - STOP - 1/2P X 1/2P - 02880          |
|     | 114431-05-000 | EA VALVE - NEEDLE - COMP 1/8MPTX1/4 - 64858    |
|     | 114431-06-000 | EA VALVE - 3/8P X 3/8P - 02882                 |
|     | 114431-07-000 | EA VALVE - 3/8P THREE - WAY - 02900            |
|     | 114431-08-000 | EA STRAIGHT STOP VALVE - 3/8P X 3/8P - 02879   |

**WATER & SEWAGE GROUP (CONTINUED)**

**WATER SYSTEM COMPONENTS**

| KEY | PART NUMBER   | U/M DESCRIPTION  | VENDOR NO. |
|-----|---------------|--|------------|
| *   | 051393-01-000 | EA WATER HEATER - GH6-8E - ELECTRONIC IGNITION W/MOTOR AID           |            |
|     | 701069-01-000 | EA WATER PURIFICATION SYSTEM   |            |
|     | 701069-03-700 | EA CARTRIDGE - WATER FILTER - AC - EVERPURE                          | 9601-11    |
|     | 010224-01-000 | EA ADAPTER - HOSE TO PIPE - 3/8" MPT X 3/8" BARB - BLACK PLASTIC     |            |
|     | 044927-01-000 | EA ADAPTER - HOSE TO PIPE - 1 1/4" MPT X 1 1/4" BARB - BLACK PLASTIC |            |
|     | 118809-02-000 | EA ADAPTER - 1/2" MPT X 1/2" BARB - PLASTIC                          |            |
|     | 010230-06-000 | EA FILL - CITY WATER - W/CHECK VALVE - MPT                           |            |
|     | 124188-01-000 | FT TUBING - PEX - 1/2" ID X 20' - BLUE                               |            |
|     | 124188-02-000 | FT TUBING - PEX - 1/2" ID X 20' - RED                                |            |
|     | 112176-01-000 | FT TUBING - VINYL - REINFORCED - 1/2" ID                             |            |
|     | 039800-04-000 | FT TUBING - POLYBUTYL - 1/4"OD                                       |            |
|     | 079381-01-000 | FT TUBING - SMOOTH FLEXIBLE - 1 3/8" ID X 20'                        |            |
|     | 010219-01-000 | EA ELBOW - 1 1/4" MPT X 1 1/4" BARB - WATER FILL - PLASTIC           |            |
|     | 123150-01-000 | EA ELBOW - 1/2" FPT X 1/2" BARB - SWIVEL                             |            |
|     | 035539-01-000 | EA ELBOW - PLASTIC - 3/8 MPT X 3/8 BARB                              |            |
|     | 110438-02-000 | EA VALVE - CHECK - BRASS - 1/2" MPT X 1/2" MPT                       |            |
|     | 113697-01-000 | EA CAP - 3/8" FTG  |            |
|     | 101814-01-000 | EA COUPLING - FEMALE - 1/2" X 1/2" FPT - GRAY                        |            |
|     | 118423-01-000 | EA FITTING - BRASS-TEE - 1/4C X 1/4C X 1/4C                          |            |
|     | 120868-01-000 | EA VALVE - NEEDLE - 1/4" COMPRESSION X 1/4" COMPRESSION              |            |
|     | 111888-01-000 | EA FERRULE - PLASTIC - .250 ID X .375 OD                             |            |
|     | 111888-02-000 | EA INSERT - BRASS - 1/4 COMP   |            |
|     | 124184-01-000 | EA SUPPORT - WATER LINE - BEND                                       |            |

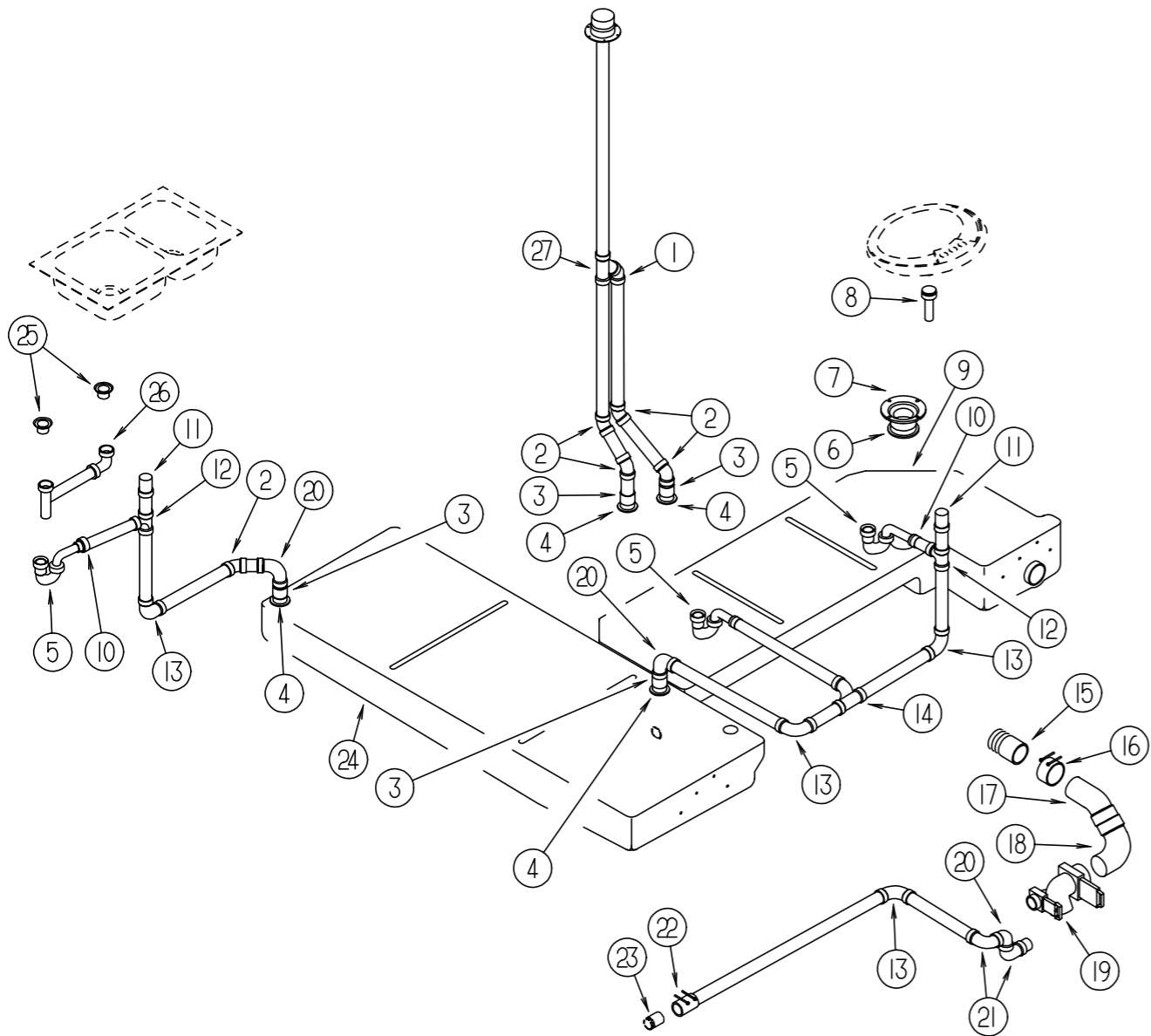
\* COMPONENT PARTS FOUND IN SERVICE PARTS LIBRARY

**EXTERIOR SHOWER COMPONENTS**

| KEY | PART NUMBER   | U/M DESCRIPTION  |
|-----|---------------|--|
|     | 103092-01-000 | EA SHOWER HEAD - W/ 60" HOSE (US)                      |
|     | 103092-02-000 | EA SHOWER HEAD - W/ HOSE (CSA)                         |
|     | 079563-04-01A | EA FAUCET - SHOWER W/ 1/2" MPT X 1.25" LONG INLET PIPE |

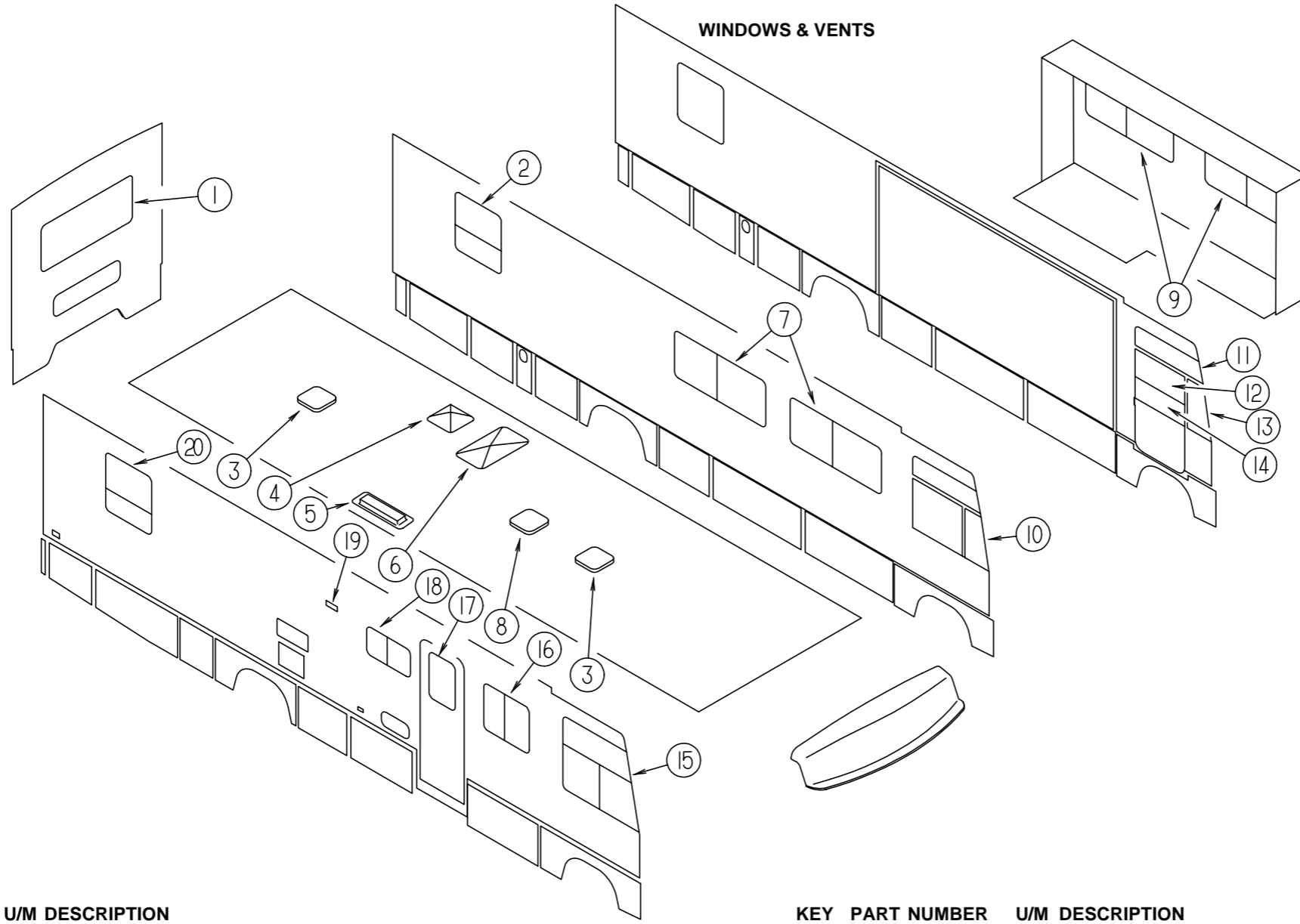
# WATER & SEWAGE GROUP (CONTINUED)

## DRAINAGE SYSTEM



| KEY | PART NUMBER   | U/M | DESCRIPTION  |
|-----|---------------|-----|--|
| 1   | 010051-01-000 | EA  | ELBOW - 45 DEGREE - 1 1/2" SPIGOT & HUB - PLASTIC            |
| 2   | 010006-01-000 | EA  | ELBOW - 45 DEGREE - 1/8 BEND - 1 1/2" HUB X HUB              |
| 3   | 010115-01-000 | EA  | COUPLING - 1 1/2" HUB X HUB - PLASTIC                        |
| 4   | 061607-01-000 | EA  | GROMMET - HOLDING TANK - 1 1/2" NPS                          |
| 5   | 107538-01-000 | EA  | P-TRAP - 1 1/4 - PLASTIC (US)                                |
| 5   | 011071-01-000 | EA  | P-TRAP - 1 1/2 - PLASTIC (CSA)                               |
| 6   | 061607-02-000 | EA  | GROMMET - HOLDING TANK - 3" NPS                              |
| 7   | 116644-01-000 | EA  | FLANGE - CLOSET - 4" X 3" - SEALAND 345892                   |
| 8   | 096927-01-701 | EA  | TAILPIECE - BATH SINK  |
| 9   | 123055-01-700 | EA  | TANK - HOLDING - 40 GALLON W/3" OUTLET NIPPLE                |
| 10  | 109571-01-000 | EA  | ADAPTER - P-TRAP - 1 1/2" P X 1 1/4" MPT                     |
| 11  | 079968-01-000 | EA  | VENT - MECHANICAL TRAP ARM - ANTI-SIPHON - 2" DIA X 7.3"     |
| 12  | 010071-01-000 | EA  | TEE - SANITARY - 1 1/2" HUB X HUB X HUB                      |
| 13  | 010008-01-000 | EA  | ELBOW - 90 DEGREE - 1/4 BEND - 1 1/2" HUB X HUB              |
| 14  | 031365-02-000 | EA  | TEE - PLASTIC - 1 1/2" EXT LG TURN                           |
| 15  | 010129-03-000 | EA  | NIPPLE - PLASTIC - 3" X 3" TOE                               |
| 16  | 078406-01-000 | EA  | COUPLER - RUBBER - W/ CLAMPS - 3" X 3"                       |
| 17  | 010061-01-000 | EA  | ELBOW - 45 DEGREE ST - 3" SPIGOT/HUB - PLASTIC               |
| 18  | 041056-01-000 | EA  | ELBOW - STREET - 1/4" BEND - 3" X 90° XLT                    |
| 19  | 070916-01-000 | EA  | VALVE ASM - DUAL DUMP - W/CAP - 3" X 1 1/2"                  |
|     | 070916-01-700 | EA  | VALVE ONLY - 3"  |
|     | 070916-01-701 | EA  | VALVE ONLY - 1 1/2"  |
|     | 062415-01-000 | EA  | SEWER CAP - 3"   |
| 20  | 034250-01-000 | EA  | ELBOW - 90 DEGREE - LONG TURN - 1/4 BEND - 1 1/2" HUB X HUB  |
| 21  | 033761-01-000 | EA  | ELBOW - 90 DEGREE STREET - 1/4 BEND - 1 1/2" S X H - PLASTIC |
| 22  | 089355-01-000 | EA  | COUPLER - RUBBER - 1 1/2" X 1 1/2"                           |
| 23  | 102024-01-000 | EA  | NIPPLE - PLASTIC - 1.5" X 2.62" TOE                          |
| 24  | 127961-01-700 | EA  | TANK - HOLDING - 54 GALLON W/1.5" OUTLET NIPPLE              |
| 25  | 092303-01-000 | EA  | STRAINER - SINK  |
| 26  | 011091-02-000 | EA  | CONTINUOUS WASTE - DOUBLE SINK - 1 1/4" (US)                 |
| 26  | 011091-03-000 | EA  | CONTINUOUS WASTE - DOUBLE SINK - 1 1/4" (CSA)                |
| 27  | 010073-01-000 | EA  | WYE - 45 DEGREE - 1 1/2" HUB X HUB X HUB - PLASTIC - BLACK   |
|     | 011069-04-000 | EA  | TAILPIECE - 1 1/2 X 1 1/4 X 8 - BRASS (SHOWER PAN)           |
|     | 011069-02-000 | EA  | TAILPIECE - TUB/ SHOWER - 1 1/2" X 1 1/4" X 4" - BRASS (CSA) |
|     | 066436-01-000 | EA  | NUT - SLIP - TAILPIECE - 1.5"                                |
|     | 130403-01-000 | EA  | NUT - SLIP - W/WINGS 1 1/2"                                  |
|     | 010201-01-000 | EA  | HOSE - SEWER - 3" ID X 8'                                    |
|     | 062416-01-000 | EA  | ADAPTER - SEWER HOSE TO 3" PIPE                              |

## WINDOW, VENT & EXTERIOR DOOR GROUP



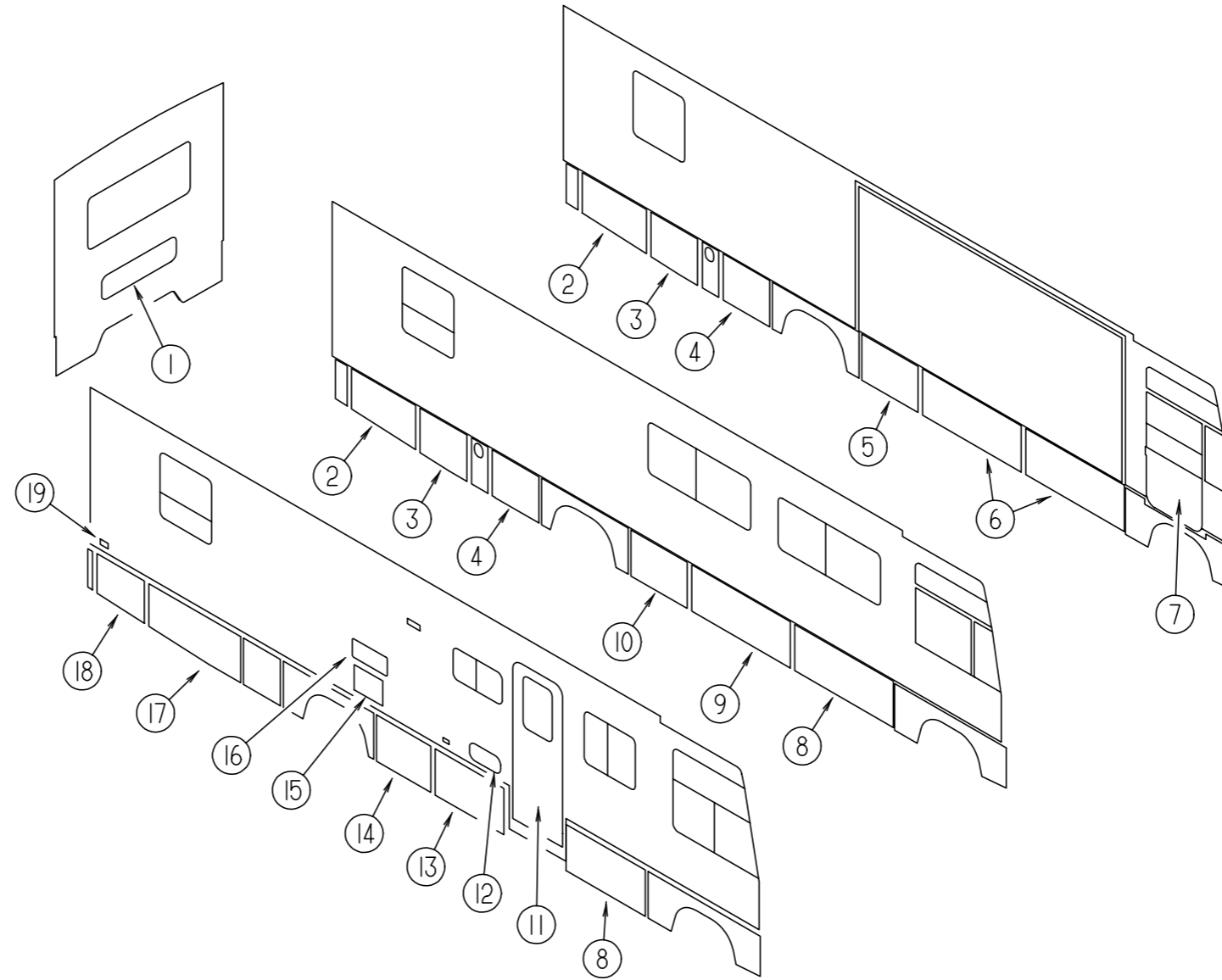
| KEY | PART NUMBER   | U/M | DESCRIPTION  |
|-----|---------------|-----|--|
| 1*  | 078528-06-E10 | EA  | WINDOW - ESCAPE W/O RETAINER/ TRIM 48.5" X 24.5" (QUEEN BED)           |
| 1*  | 113502-01-01A | EA  | WINDOW - REAR ESCAPE THERMO - 24.8" X 48.7" (QUEEN BED)                |
| 1*  | 078528-13-F11 | EA  | WINDOW - ESCAPE W/O INSIDE TRIM - 59.8" X 26" (TWIN BEDS)              |
| 1*  | 113733-07-01A | EA  | WINDOW - STATIONARY THERMOPANE/ EUROPEAN 26.4" X 60" (TWIN BEDS)       |
| 2*  | 112463-03-01A | EA  | WINDOW - TIPOUT W/ RETAINER RING - 33.3" X 30.2" (QUEEN BED)           |
| 2*  | 112898-16-01A | EA  | WINDOW - VERTICAL SLIDER - THERMO - 30.2" X 33.2" (QUEEN BED)          |
| 2*  | 112463-05-01A | EA  | WINDOW - TIPOUT/ ESCAPE W/ RETAINER TRIM - 33.3" X 30.2" (TWIN BEDS)   |
| 2*  | 112898-18-01A | EA  | WINDOW - VERTICAL SLIDER - THERMO - ESCAPE - 30.2" X 33.2" (TWIN BEDS) |
| 3*  | 122882-01-01A | EA  | VENT - ROOF - NONPOWERED   |
| 3   | 122882-07-01A | EA  | VENT - ROOF - GARNISH 63.5-104.6                                       |
| 4*  | 122882-02-01A | EA  | VENT - ROOF - POWERED  |
| 4*  | 122882-03-01A | EA  | VENT - ROOF - POWERED CSA  |
| 4   | 122882-07-01A | EA  | VENT - ROOF - GARNISH 63.5-104.6                                       |
| 5   | 084073-04-000 | EA  | BASE - ROOF VENT - REFRIGERATOR  |
| 5   | 084073-07-000 | EA  | VENT - ROOF - REFRIGERATOR - BRIGHT WHITE - NORCOLD                    |
| 5   | 118369-01-02A | EA  | CAP - REFRIGERATOR ROOF VENT - SIDE/SIDE - BRIGHT WHITE                |
| 5   | 118369-02-02A | EA  | BASE - REFRIGERATOR ROOF VENT - SIDE/SIDE - BRIGHT WHITE               |
| 6   | 114496-01-02A | EA  | PANEL - SKYLITE - OUTER  |
| 6   | 122191-01-02A | EA  | PANEL - SKYLITE - INNER  |
| 7*  | 098647-22-01A | EA  | WINDOW - DRIVER HORIZONTAL SLIDER - 26.1" X 59.7"                      |
| 7*  | 112795-15-01A | EA  | WINDOW - DRIVERS HORIZONTAL SLIDER THERMO 26 3/8" X 60"                |
|     | 083558-03-000 | EA  | VENT - PLUMBING PIPE ROOF - W/ COVER - OFF WHITE                       |

| KEY | PART NUMBER   | U/M | DESCRIPTION   | VENDOR NO. |
|-----|---------------|-----|---|------------|
| 8*  | 123780-03-01A | EA  | VENTILATOR - ROOF 78-100 MM - WHITE                           |            |
| 9*  | 098647-47-01A | EA  | WINDOW - DRIVER HORIZ SLIDER W/TRIM - TINTED - 23.6" X 57.5"  |            |
| 9*  | 112795-54-01A | EA  | WINDOW - DRIVER HORIZONTAL SLIDER - THERMO - 23.9" X 57.8"    |            |
| 10* | 125582-04-01A | EA  | WINDOW - CAB - DRIVER   |            |
| 10* | 125583-04-01A | EA  | WINDOW - DRIVER CAB-3 GLASS THERMO - 31.8"T X 51.6"B X 42.6"H |            |
| 11* | 125586-02-01A | EA  | WINDOW - VISTA  |            |
| 11* | 125600-02-01A | EA  | WINDOW - VISTA - THERMOPANE                                   |            |
| 12  | 125581-04-705 | EA  | GLASS - STATIONARY  | 106-041547 |
| 13* | 125584-02-01A | EA  | WINDOW - FRONT SLANT - DRIVER                                 |            |
| 13* | 125585-02-01A | EA  | WINDOW - FRONT SLANT - THERMO                                 |            |
| 14  | 125581-04-704 | EA  | GLASS - ROLL-UP   | 106-041821 |
| 15* | 125582-03-01A | EA  | WINDOW - CAB - PASSENGER                                      |            |
| 15* | 125583-03-01A | EA  | WINDOW - PASS CAB-3 GLASS THERMO - 31.8"T X 51.6"B X 42.6"H   |            |
| 16* | 098647-25-01A | EA  | WINDOW - PASS HORIZ SLIDER W/TRIM - TINTED - 26.1" X 29.6"    |            |
| 16* | 112795-18-01A | EA  | WINDOW - PASSENGER HORIZONTAL SLIDER THERMO - 26.4" X 30"     |            |
| 17* | 117053-02-F36 | EA  | WINDOW - PICTURE - 17" X 26.4"                                |            |
| 17* | 113733-01-01A | EA  | WINDOW - STATIONARY THERMOPANE - 17" X 26.4"                  |            |
| 18* | 098647-33-01A | EA  | WINDOW - PASS HORIZ SLIDER W/TRIM - TINTED - 15.7" X 28.5"    |            |
| 18* | 112795-19-01A | EA  | WINDOW - PASSENGER HORIZONTAL SLIDER THERMO - 16" X 28.7"     |            |
| 19  | 084616-07-000 | EA  | SHROUD - EXHAUST VENT/RANGE HOOD - BRIGHT WHITE               |            |
| 19  | 084878-09-000 | EA  | VENT - EXHAUST/RANGE HOOD - OFF WHITE                         |            |
| 20* | 112463-03-01A | EA  | WINDOW - TIPOUT W/ RETAINER TRIM - 33.3" X 30.2"              |            |
| 20* | 112898-16-01A | EA  | WINDOW - VERTICAL SLIDER - THERMO - 30.2" X 33.2"             |            |

\* COMPONENT PARTS FOUND IN SERVICE PARTS LIBRARY

# WINDOW, VENT & EXTERIOR DOOR GROUP (CONTINUED)

## EXTERIOR DOORS

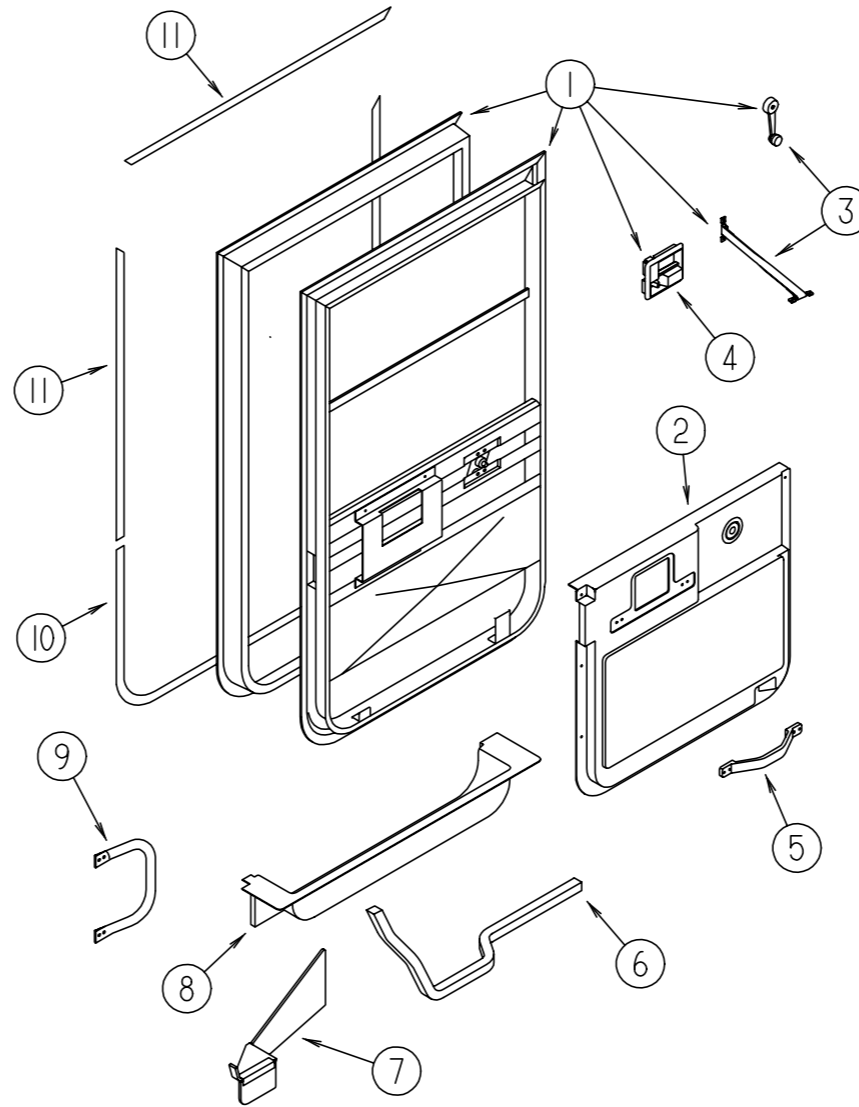


| KEY | PART NUMBER   | U/M | DESCRIPTION  |
|-----|---------------|-----|--|
| 1   | 126944-02-J22 | EA  | DOOR/STORAGE - W/O HARDWARE - 11.7" X 43.5"                    |
| 2   | 122391-16-JA1 | EA  | VALANCE/DOOR - DRIVER W/O PADDLE LATCH - 22.7" X 39.8" X 20.7" |
| 3   | 122391-51-JA1 | EA  | VALANCE/DOOR - DRIVER W/O PADDLE LATCH - 23.7" X 29.6" X 22.8" |
| 4   | 122239-77-JA1 | EA  | VALANCE/DOOR - W/O PADDLE LATCH/HINGE - 23.7" X 29.6"          |
| 5   | 122239-80-JA1 | EA  | VALANCE/DOOR - W/O PADDLE LATCH/HINGE - 23.7" X 35.1"          |
| 6   | 122239-57-JA1 | EA  | VALANCE/DOOR - W/O PADDLE LATCH/HINGE - 23.7" X 60"            |
| 7   | 125581-04-01A | EA  | DOOR - DRIVER - NON-POWER                                      |
| 8   | 122239-75-JA1 | EA  | VALANCE/DOOR - W/O PADDLE LATCH/HINGE - 23.7" X 48.7"          |
| 9   | 122239-78-JA1 | EA  | VALANCE/DOOR - W/O PADDLE LATCH/HINGE - 23.7" X 77.5"          |
| 10  | 122239-30-JA1 | EA  | VALANCE/DOOR - W/O PADDLE LATCH/HINGE - 23.7" X 29.2"          |
| 11  | 115108-10-H19 | EA  | DOOR - ENTRY - W/SCREEN DOOR - W/O WINDOW (J52, J53)           |
| 11  | 115108-10-J31 | EA  | DOOR - ENTRY - W/SCREEN DOOR - W/O WINDOW (J54, J55)           |
| 11  | 115108-10-H40 | EA  | DOOR - ENTRY - W/SCREEN DOOR - W/O WINDOW (J56, J57)           |
| 12  | 126945-01-J22 | EA  | DOOR - STORAGE - W/O HARDWARE - 8.3" X 18"                     |

| KEY | PART NUMBER   | U/M | DESCRIPTION  | VENDOR NO.  |
|-----|---------------|-----|--|-------------|
| 13  | 122239-40-JA1 | EA  | VALANCE/DOOR - W/O PADDLE LATCH/HINGE - 23.7" X 42.5"      |             |
| 14  | 122239-76-JA1 | EA  | VALANCE/DOOR - W/O PADDLE LATCH/HINGE - 23.7" X 34.1"      |             |
| 15  | 052009-06-000 | EA  | DOOR - WATER HEATER - BRIGHT WHITE - 18" X 14.6"           |             |
| 15  | 116424-01-000 | EA  | PROTECTOR - LATCH - WATER HEATER                           |             |
| 16  | 084103-08-000 | EA  | DOOR - REFRIGERATOR - VENTED - W/O JAMB                    |             |
| 16  | 084104-01-700 | EA  | LOCK - MALE - FASTENER                                     | 201-721-010 |
| 16  | 084104-01-701 | EA  | LOCK - FEMALE - FASTENER                                   | 201-802-010 |
| 16  | 084104-08-000 | EA  | JAMB - REFRIGERATOR DOOR                                   |             |
| 16  | 125481-01-02A | EA  | DOOR - REFRIGERATOR VENT (SIDE BY SIDE)                    |             |
| 17  | 122391-50-JA1 | EA  | VALANCE/DOOR - PASS W/O PADDLE LATCH 23.7" X 40.3" X 22.6" |             |
| 18  | 122391-52-JA1 | EA  | VALANCE/DOOR - PASS W/O PADDLE LATCH 22.4" X 43.7" X 22.5" |             |
| 19  | 081240-16-000 | EA  | DOOR - WATER FILL - LOCKABLE W/O LOCK - 4" X 4 5/8"        |             |

# WINDOW, VENT & EXTERIOR DOOR GROUP (CONTINUED)

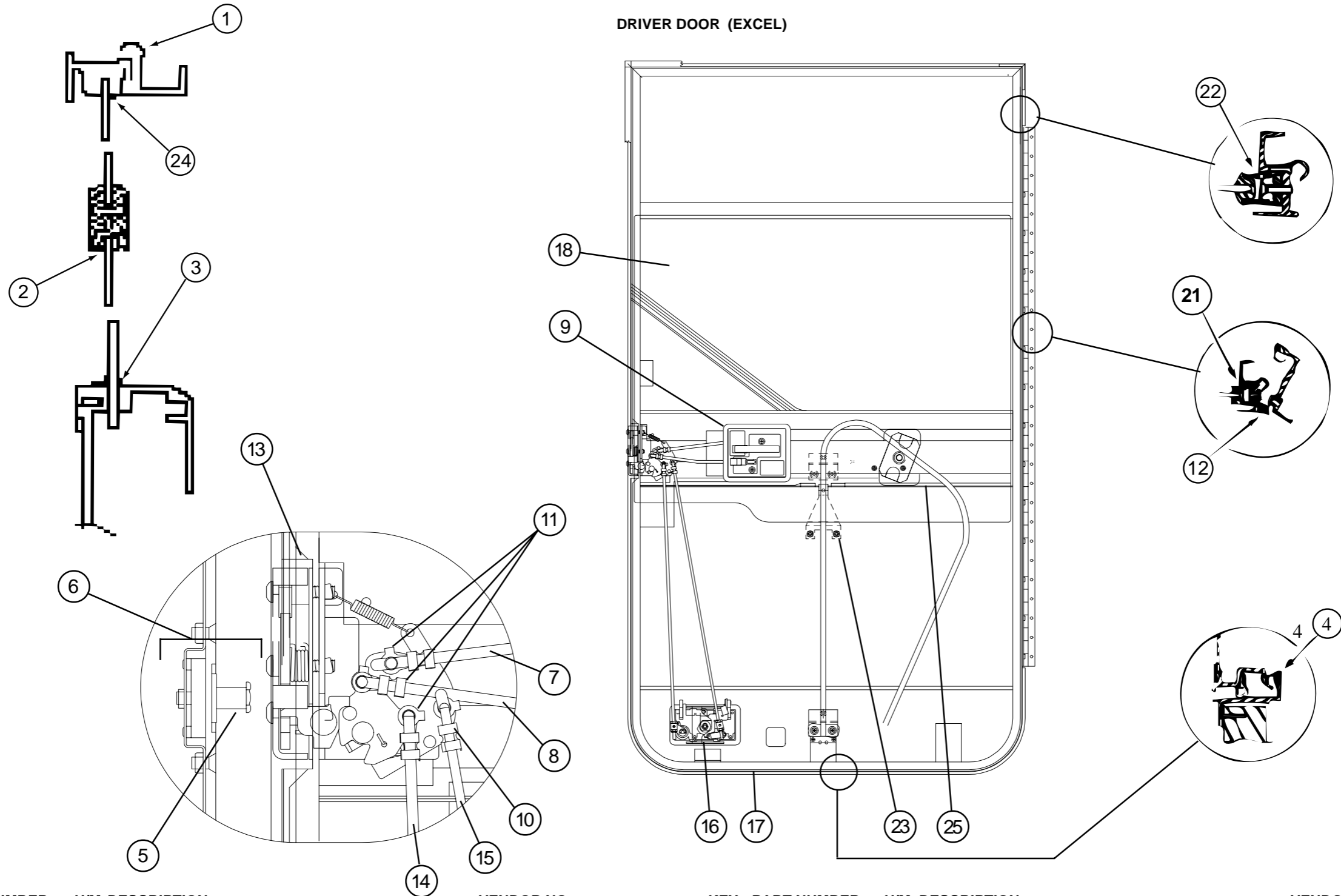
## DRIVER DOOR (EXCEL)



| KEY | PART NUMBER   | U/M | DESCRIPTION                             | VENDOR NO. | KEY | PART NUMBER   | U/M | DESCRIPTION  |
|-----|---------------|-----|---|------------|-----|---------------|-----|--|
| 1   | 125581-04-01A | EA  | DOOR - DRIVER - NON-POWER               |            | 8   | 107818-03-04A | EA  | TRIM - STEP - DRIVERS DOOR                         |
| 2   | 125899-01-01A | EA  | PANEL - CAB DOOR - INNER/DRIVER         |            | 8   | 107818-05-02A | EA  | TRIM - STEP - DRIVERS DOOR                         |
|     |               |     | FROM: 00-00-00 THRU: 09-10-97           |            |     |               |     | FROM: 00-00-00 THRU: 02-08-98                      |
| 2   | 125899-03-01A | EA  | PANEL - CAB DOOR - INNER/DRIVER         |            |     | 102569-02-000 | EA  | MAT - ANTI SLIP - LOWER                            |
|     |               |     | FROM: 09-11-97 THRU: 99-99-99           |            | 9   | 108832-02-01A | EA  | HANDLE - ASSIST - DRIVER DOOR                      |
| 3   | 106469-02-704 | EA  | PARTS BAG (WINDOW HANDLE & CHECK STRAP) | V068-16    |     | 126701-01-03A | EA  | COVER - ASSIST HANDLE - OFF WHITE                  |
|     | 109378-01-000 | EA  | STRAP - CHECK - DRIVER DOOR - 12.8"     |            | 10  | 109235-01-05A | FT  | COVER - SCREW - BRIGHT WHITE                       |
| 4   | 106469-04-712 | EA  | HANDLE/DOOR - INNER W/HARDWARE          | 248-041402 | 11  | 109235-01-01A | FT  | COVER - SCREW - MAT BLACK - 132-081046             |
| 5   | 110604-01-01A | EA  | HANDLE - ASSIST - DRIVERS DOOR          |            |     | P01713-01-000 | EA  | SWITCH - PUSH BUTTON - IN DOOR JAMB - METAL CHROME |
| 6   | 063977-14-000 | EA  | STEP - DRIVER DOOR - LEFT HAND          |            |     |               |     |  |
| 7   | 128255-01-04B | EA  | STEP - DRIVER DOOR - BLACK              |            |     |               |     |  |

# WINDOW, VENT & EXTERIOR DOOR GROUP (CONTINUED)

## DRIVER DOOR (EXCEL)



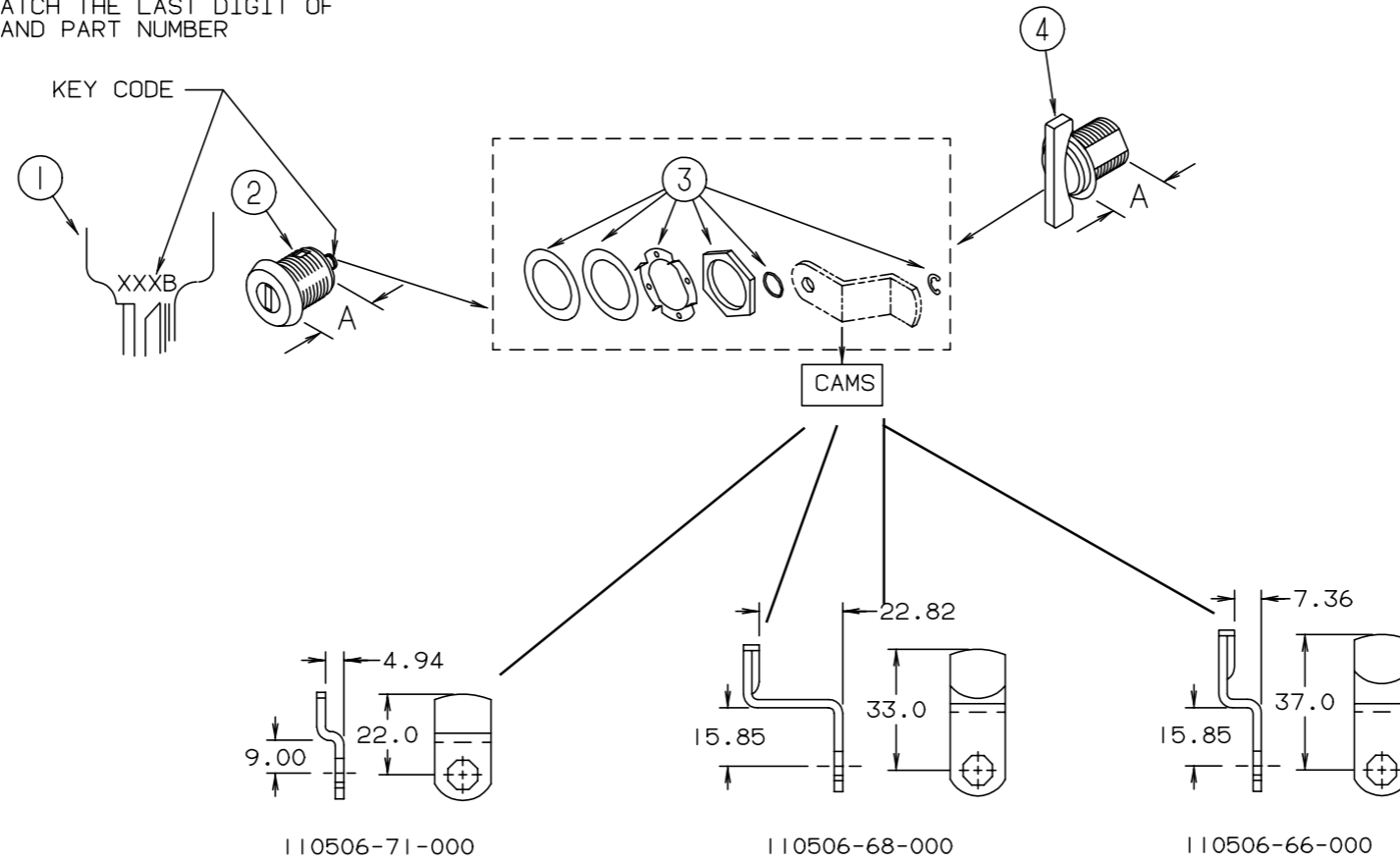
| KEY | PART NUMBER   | U/M | DESCRIPTION                      | VENDOR NO. |
|-----|---------------|-----|----------------------------------|------------|
| 1   | 106469-01-702 | EA  | DOOR SEAL                        | 122-040984 |
| 2   | 106469-01-705 | FT  | CHANNEL - RUN - SLIDING          | 122-010850 |
| 3   | 106469-01-709 | FT  | WEATHERSTRIP - FUZZY             | 171-040630 |
| 4   | 106469-01-723 | EA  | SEAL - BULB ASM. (JAMB)          | 171-040985 |
| 5   | 106469-04-703 | EA  | BOLT - STRIKER (W/ WASHER)       | 248-041152 |
| 6   | 106469-04-704 | EA  | NUT ASSEMBLY - CAGED - W/STRIKER | 248-041151 |
| 7   | 106469-04-705 | EA  | LATCH ROD - HORIZONTAL           | 203-041139 |
| 8   | 106469-04-711 | EA  | LOCK ROD - HORIZONTAL            | 203-041137 |
| 9   | 106469-04-712 | EA  | HANDLE/DOOR - INNER W/HARDWARE   | 248-041402 |
| 10  | 106469-04-713 | EA  | ROD CLIP L.H.                    | 248-041154 |
| 11  | 106469-04-714 | EA  | ROD CLIP R.H.                    | 248-041153 |
| 12  | 106469-05-702 | EA  | HINGE - 42"                      | 211-041194 |
| 13  | 106469-05-706 | EA  | LATCH - ROTARY - W/LINKAGE       | 248-041150 |

| KEY | PART NUMBER   | U/M | DESCRIPTION                  | VENDOR NO. |
|-----|---------------|-----|------------------------------|------------|
| 14  | 125581-04-700 | EA  | ROD - LATCH/VERTICAL ADJUST. | 203041767  |
| 15  | 125581-04-701 | EA  | ROD - LOCK/VERTICAL ADJUST.  | 203-041768 |
| 16  | 125581-04-702 | EA  | PADDLE RH-W/COLLAR BLACK TEX | 248-041403 |
| 17  | 125581-04-703 | EA  | FRAME - MOUNTING - BLACK     | V180-35L   |
| 18  | 125581-04-704 | EA  | GLASS - ROLL-UP              | 106-041821 |
| 19  | 125581-04-705 | EA  | GLASS - STATIONARY           | 106-041547 |
| 20  | 125581-04-706 | EA  | FRAME - DOOR - SUB-ASSEMBLY  | V180-94L   |
| 21  | 125581-04-707 | EA  | CHANNEL - ROLL UP GLASS      | V156-60    |
| 22  | 125581-04-708 | EA  | CHANNEL - STATIONARY GLASS   | V156-61    |
| 23  | 125581-04-709 | EA  | REGULATOR - MANUAL           | 410-08389  |
| 24  | 125581-04-710 | EA  | VINYL - GLAZING              | 132-041484 |
| 25  | 125581-04-711 | EA  | CHANNEL- GLASS               | N135-66    |
|     | 106469-04-701 | EA  | TUMBLER & KEYS (TRI-MARK)    | 248-041179 |
|     | 106469-04-702 | EA  | KEYS (BLANK)                 | 248-041180 |

## WINDOW, VENT & EXTERIOR DOOR GROUP (CONTINUED)

NOTE:  
 WHEN ORDERING THE LOCK CASE, THE KEY CODE MUST MATCH THE LAST DIGIT OF THE VEHICLE'S SERIAL NUMBER AND PART NUMBER; WHEN ORDERING THE KEYS, THE THIRD DIGIT OF THE KEY CODE MUST MATCH THE LAST DIGIT OF THE VEHICLE'S SERIAL NUMBER AND PART NUMBER

### BRIGGS & STRATTON LOCKS & COMPONENTS



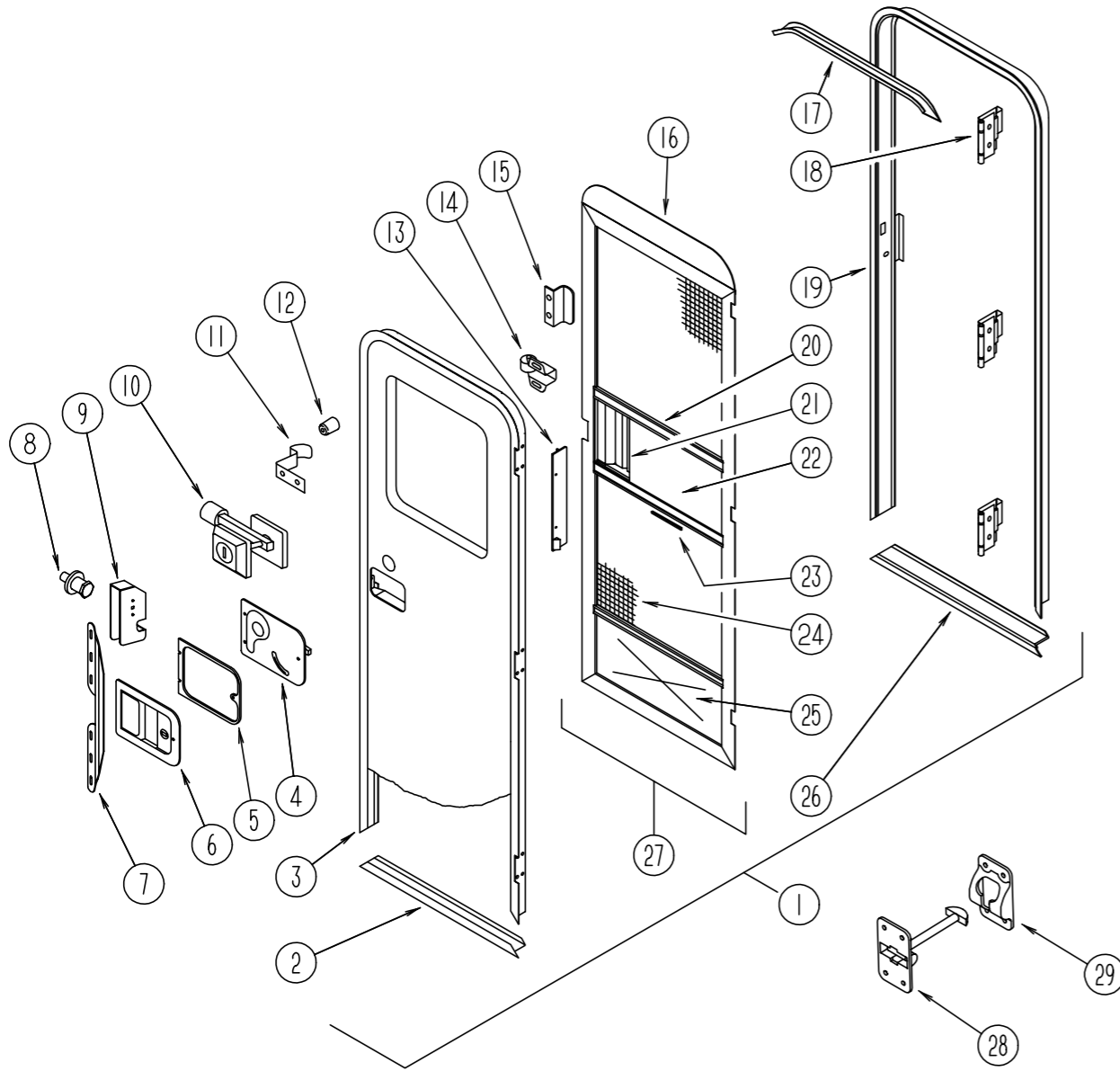
| KEY | PART NUMBER   | U/M | DESCRIPTION            | VENDOR NO. |
|-----|---------------|-----|------------------------|------------|
| 1   | 110506-59-000 | EA  | KEYS - SET OF TWO      | 596720     |
| 2   | 110506-52-000 | EA  | CASE - LOCK - A= .65"  | 702370     |
| 2   | 110506-53-000 | EA  | CASE - LOCK - A= 1"    | 702380     |
| 2   | 110506-54-000 | EA  | CASE - LOCK - A= 1.25" | 703170     |
| 1   | 110506-59-001 | EA  | KEYS - SET OF TWO      | 596721     |
| 2   | 110506-52-001 | EA  | CASE - LOCK - A= .65"  | 702371     |
| 2   | 110506-53-001 | EA  | CASE - LOCK - A= 1"    | 702381     |
| 2   | 110506-54-001 | EA  | CASE - LOCK - A= 1.25" | 703171     |
| 1   | 110506-59-002 | EA  | KEYS - SET OF TWO      | 596722     |
| 2   | 110506-52-002 | EA  | CASE - LOCK - A= .65"  | 702372     |
| 2   | 110506-53-002 | EA  | CASE - LOCK - A= 1"    | 702382     |
| 2   | 110506-54-002 | EA  | CASE - LOCK - A= 1.25" | 703172     |
| 1   | 110506-59-003 | EA  | KEYS - SET OF TWO      | 596723     |
| 2   | 110506-52-003 | EA  | CASE - LOCK - A= .65"  | 702373     |
| 2   | 110506-53-003 | EA  | CASE - LOCK - A= 1"    | 702383     |
| 2   | 110506-54-003 | EA  | CASE - LOCK - A= 1.25" | 703173     |
| 1   | 110506-59-004 | EA  | KEYS - SET OF TWO      | 596724     |
| 2   | 110506-52-004 | EA  | CASE - LOCK - A= .65"  | 702374     |
| 2   | 110506-53-004 | EA  | CASE - LOCK - A= 1"    | 702384     |
| 2   | 110506-54-004 | EA  | CASE - LOCK - A= 1.25" | 703174     |
| 1   | 110506-59-005 | EA  | KEYS - SET OF TWO      | 596725     |
| 2   | 110506-52-005 | EA  | CASE - LOCK - A= .65"  | 702375     |
| 2   | 110506-53-005 | EA  | CASE - LOCK - A= 1"    | 702385     |
| 2   | 110506-54-005 | EA  | CASE - LOCK - A= 1.25" | 703175     |

| KEY | PART NUMBER   | U/M | DESCRIPTION                  | VENDOR NO. |
|-----|---------------|-----|------------------------------|------------|
| 1   | 110506-59-006 | EA  | KEYS - SET OF TWO            | 596726     |
| 2   | 110506-52-006 | EA  | CASE - LOCK - A= .65"        | 702376     |
| 2   | 110506-53-006 | EA  | CASE - LOCK - A= 1"          | 702386     |
| 2   | 110506-54-006 | EA  | CASE - LOCK - A= 1.25"       | 703176     |
| 1   | 110506-59-007 | EA  | KEYS - SET OF TWO            | 596727     |
| 2   | 110506-52-007 | EA  | CASE - LOCK - A= .65"        | 702377     |
| 2   | 110506-53-007 | EA  | CASE - LOCK - A= 1"          | 702387     |
| 2   | 110506-54-007 | EA  | CASE - LOCK - A= 1.25"       | 703177     |
| 1   | 110506-59-008 | EA  | KEYS - SET OF TWO            | 596728     |
| 2   | 110506-52-008 | EA  | CASE - LOCK - A= .65"        | 702378     |
| 2   | 110506-53-008 | EA  | CASE - LOCK - A= 1"          | 702388     |
| 2   | 110506-54-008 | EA  | CASE - LOCK - A= 1.25"       | 703178     |
| 1   | 110506-59-009 | EA  | KEYS - SET OF TWO            | 596729     |
| 2   | 110506-52-009 | EA  | CASE - LOCK - A= .65"        | 702379     |
| 2   | 110506-53-009 | EA  | CASE - LOCK - A= 1"          | 702389     |
| 2   | 110506-54-009 | EA  | CASE - LOCK - A= 1.25"       | 703179     |
| 3   | 110506-40-700 | EA  | HARDWARE KIT                 |            |
| 4   | 110506-50-000 | EA  | CASE - TWIST LOCK - A= .65"  | 596952     |
| 4   | 110506-51-000 | EA  | CASE - TWIST LOCK - A= 1"    | 596669     |
| 4   | 110506-55-000 | EA  | CASE - TWIST LOCK - A= 1.25" | 597312AA1  |
|     | 110506-40-000 | EA  | CLIP-E - LOCK ASM.           | 93981      |
|     | 110506-64-000 | EA  | CAM - LOCK                   | 322280     |
|     | 110506-68-000 | EA  | CAM - LOCK                   | 322284     |
|     | 110506-71-000 | EA  | CAM - LOCK                   | 322287     |
|     | 110506-59-701 | EA  | KEY BLANK - GOLD             |            |



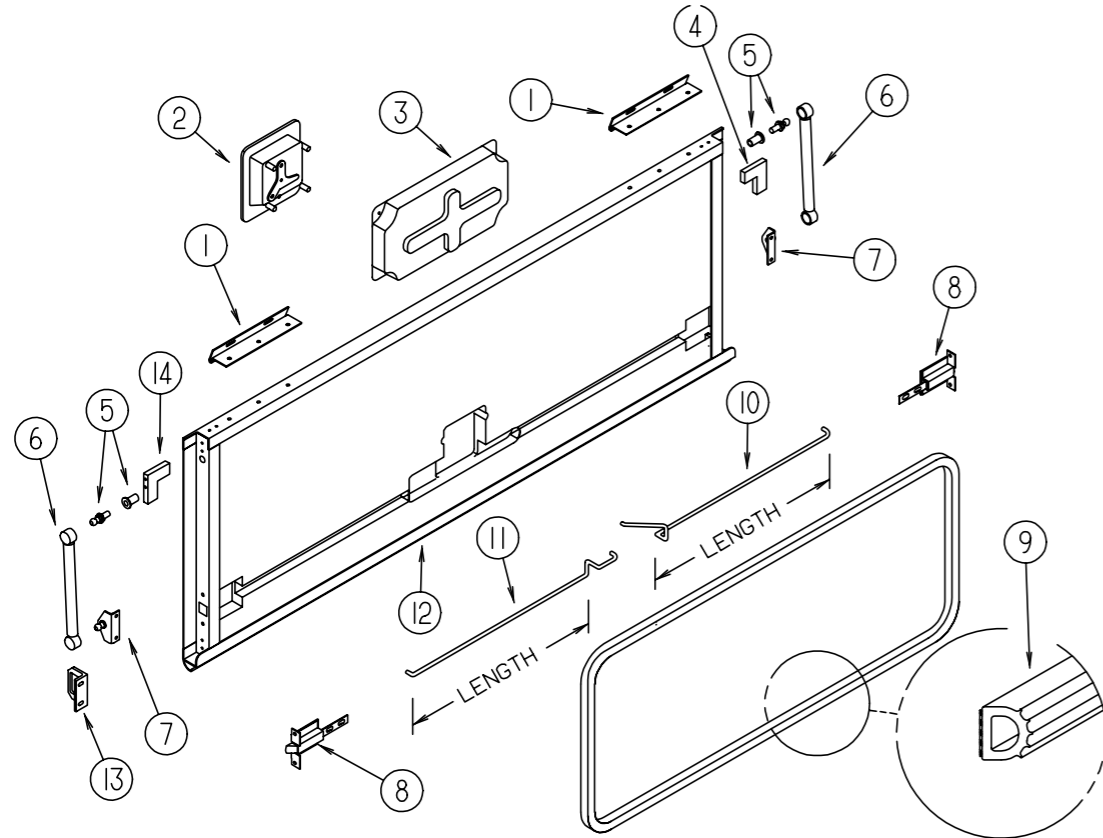
# WINDOW, VENT & EXTERIOR DOOR GROUP (CONTINUED)

## ENTRY DOOR W/O WINDOW



| KEY | PART NUMBER   | U/M | DESCRIPTION  |
|-----|---------------|-----|--|
| 1   | 115108-10-H19 | EA  | DOOR - ENTRY - W/SCREEN DOOR - W/O WINDOW (J52, J53)             |
| 1   | 115108-10-J31 | EA  | DOOR - ENTRY - W/SCREEN DOOR - W/O WINDOW (J54, J55)             |
| 1   | 115108-10-H40 | EA  | DOOR - ENTRY - W/SCREEN DOOR - W/O WINDOW (J56, J57)             |
| 2   | 121893-03-02A | EA  | FRAME - DOOR - ENTRANCE - BOTTOM - BRIGHT WHITE                  |
| 3   | 121894-11-01A | EA  | FRAME - DOOR - ENTRANCE  |
| 4   | 039979-06-000 | EA  | COVER - LATCH PLATE - RIGHT HAND - BLACK TEXTURED                |
| 5   | 096810-01-01A | EA  | PLATE - LATCH - ENTRY DOOR - BLACK                               |
| 6   | 045017-13-000 | EA  | LATCH - ENTRANCE DOOR - BLACK TEXTURED                           |
| 7   | 098173-01-04A | EA  | STIFFENER - ENTRY DOOR - SUPPORTS LATCH/ STRIKE AREA - UNPAINTED |
| 8   | 039539-01-000 | EA  | STRIKE - LOCK - ENTRY DOOR - ROUND W/ THREADED WASHER            |
| 9   | 039540-01-000 | EA  | LATCH MECHANISM - HOOK - ENTRY DOOR - INTERIOR                   |
|     | 077461-03-000 | EA  | COVER - STRIKE - ENTRY DOOR - 6.5" X 2.5" - WHITE PLASTIC        |
|     | 039715-01-000 | EA  | NUT-SERT - 1/4" DIAMETER - 20 THREADS (ENTRANCE DOOR HINGE )     |
|     | 041546-07-000 | EA  | BRACKET - DOOR ANGLE - OFF WHITE                                 |
|     | 036618-02-000 | EA  | E-RING - EXTERNAL - 3/16" SHAFT DIAMETER - LYNOR DOOR LOCK       |
|     | 045017-11-701 | EA  | KEY - BLANK - F1 SERIES  |
|     | 045017-11-703 | EA  | CYLINDER - LOCK ASM. W/ KEYS                                     |
|     | 075671-04-000 | FT  | SEAL - SPONGE - LAZY T SHAPE - W/ ADHESIVE STRIP - .5" WIDE      |
|     | 086285-05-000 | EA  | SPACER - NYLON - .7" X .56"                                      |
| 10  | 101145-01-06A | EA  | DEADBOLT - ENTRY DOOR W/O SECURITY BOLT W/2 KEYS - BLACK         |
|     | 095229-01-700 | EA  | KEY - BLANK - DEADBOLT   |
|     | 101145-01-701 | EA  | CYLINDER - LOCK ASM. - W/ KEY                                    |
|     | 101147-01-000 | EA  | BOLT - SECURITY - 4.12" BACKSET                                  |
| 11  | 100412-01-000 | EA  | CATCH - SCREEN DOOR - THUMB CLIP                                 |
| 12  | 117046-01-000 | EA  | BUMPER - RUBBER - ROUND END                                      |
| 13  | 079087-03-000 | EA  | STRIKE - SLIDER - SCREEN DOOR - BRIGHT WHITE                     |
| 14  | 109403-01-000 | EA  | CATCH - SCREEN DOOR ROLLER                                       |
| 15  | 050712-06-000 | EA  | HANDLE - SCREEN DOOR - BRIGHT WHITE                              |
| 16  | 078595-03-000 | EA  | PLATE - SCREEN DOOR  |
| 17  | 044582-50-000 | EA  | CAP - DRIP JAMB MITERED  |
| 18  | 106719-01-05A | EA  | HINGE - ENTRANCE DOOR - BRIGHT WHITE                             |
|     | 076725-02-000 | EA  | COVER - HINGE - ENTRY DOOR - 6" X 3.2" - OFF WHITE               |
|     | 102248-01-000 | EA  | SHIM - DOOR  |
|     | 116111-02-01A | EA  | SCREW - TAPTITE - 1/4-20 X 3/8 PPH - ZINC                        |
|     | 118929-01-01A | FT  | SEAL - PILE - PUSH ON  |
| 19  | 121898-09-01A | EA  | JAMB - DOOR - ENTRANCE   |
| 20  | 078777-06-000 | EA  | CHANNEL - SLIDER - 24"   |
|     |               |     | FROM: 00-00-00 THRU: 01-25-98                                    |
| 20  | 078777-08-000 | FT  | CHANNEL - SLIDER   |
|     |               |     | FROM: 01-26-98 THRU: 99-99-99                                    |
| 21  | 079086-03-000 | EA  | SLIDER - SCREEN DOOR - BRIGHT WHITE                              |
| 22  | 016454-15-000 | EA  | INSERT - SCREEN DOOR - CENTER                                    |
| 23  | 002294-01-000 | FT  | SPLINE - SCREENING - .135" X .138"                               |
| 24  | 002293-02-000 | SF  | SCREENING - WINDOW/ DOOR - 26"                                   |
|     | 075673-01-000 | FT  | SEAL - PILE - ADHESIVE BACK - GRAY                               |
|     | 075673-05-000 | FT  | SEAL - PILE - ADHESIVE BACK - BLACK                              |
| 25  | 078552-09-000 | EA  | INSERT - SCREEN DOOR - LOWER                                     |
| 26  | 051049-05-000 | EA  | JAMB/DOOR - LOWER - ENTRANCE DOOR                                |
| 27  | 121899-05-H17 | EA  | DOOR - SCREEN - W/O HARDWARE                                     |
| 28  | 104099-01-04A | EA  | CATCH - DOOR HOLDER - STRIKE - BRIGHT WHITE                      |
| 29  | 104099-02-04A | EA  | CATCH - DOOR HOLDER - RETAINER - BRIGHT WHITE                    |
|     | 115222-12-02A | EA  | GARNISH - RADIUS - ENTRY DOOR                                    |
|     | 009126-03-000 | EA  | HANDLE - ASSIST - BLACK TEXTURED                                 |
|     | 120863-06-000 | EA  | BUMPER - RUBBER - 3/4" X 3/8"                                    |
|     | 075671-04-000 | FT  | SEAL - SPONGE - LAZY T - W/ADHESIVE STRIP - .5" WIDE             |

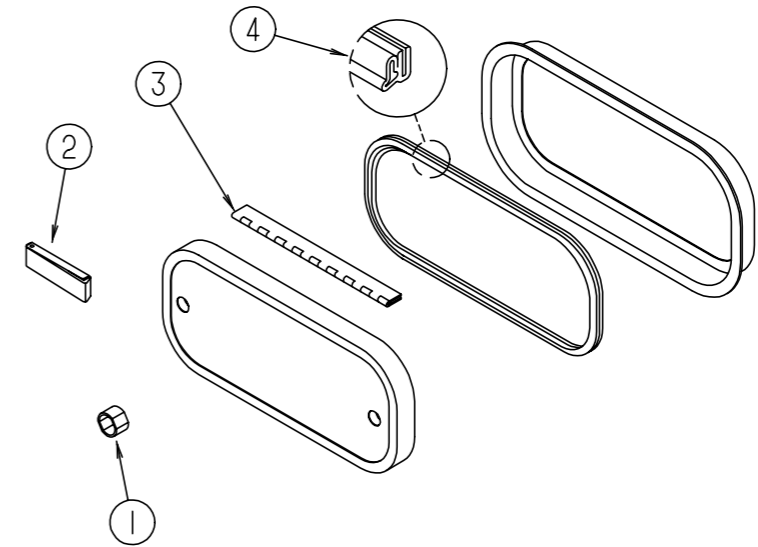
**WINDOW, VENT & EXTERIOR DOOR GROUP (CONTINUED)**



**EXTERIOR DOOR COMPONENTS**

| KEY | PART NUMBER   | U/M | DESCRIPTION   |
|-----|---------------|-----|---|
| 1   | 121755-01-04A | EA  | HINGE - 6.00 INCH                                     |
| 2   | 112949-01-04A | EA  | LATCH - PADDLE W/ LOCK W/O KEY - BLACK                |
|     | 112949-03-000 | EA  | KEY - TRI-MARK #TM500                                 |
| 3   | 122277-02-01A | EA  | COVER - LATCH - BLACK                                 |
| 4   | 123892-12-02B | EA  | CORNER STABILIZER W/BALL STUD - LEFT HAND - E-COATED  |
|     |               |     | FROM: 08-22-97 THRU: 99-99-99                         |
| 5   | 057460-08-000 | EA  | BALL STUD - 10MM BALL - 5/16-18 - STAINLESS STEEL     |
|     |               |     | FROM: 00-00-00 THRU: 08-21-97                         |
| 6   | 107796-20-000 | EA  | SPRING/GAS - 7" COMPRESSED/10" EXTENDED - 60 LB       |
| 7   | 107796-19-000 | EA  | BRACKET - GAS SPRING                                  |
| 8   | 121947-01-01A | EA  | BOLT - SLIDE - LATCH - STEEL                          |
| 9   | 107721-07-000 | FT  | SEAL-D - ACCESS DOOR                                  |
| 10  | 122269-35-000 | EA  | ROD - LATCH - 7.1"                                    |
| 10  | 122269-66-000 | EA  | ROD - LATCH - 9.32"                                   |
| 10  | 122269-36-000 | EA  | ROD - LATCH - 12.18"                                  |
| 10  | 122269-38-000 | EA  | ROD - LATCH - 12.41"                                  |
| 10  | 122269-52-000 | EA  | ROD - LATCH - 13.54"                                  |
| 10  | 122269-41-000 | EA  | ROD - LATCH - 14.19"                                  |
| 10  | 122269-07-000 | EA  | ROD - LATCH - 16.63"                                  |
| 10  | 122269-12-000 | EA  | ROD - LATCH - 22.28"                                  |
| 10  | 122269-10-000 | EA  | ROD - LATCH - 31.03"                                  |
| 11  | 122268-35-000 | EA  | ROD - LATCH - 7.1"                                    |
| 11  | 122268-66-000 | EA  | ROD - LATCH - 9.32"                                   |
| 11  | 122268-36-000 | EA  | ROD - LATCH - 12.18"                                  |
| 11  | 122268-38-000 | EA  | ROD - LATCH - 12.41"                                  |
| 11  | 122268-52-000 | EA  | ROD - LATCH - 13.54"                                  |
| 11  | 122268-41-000 | EA  | ROD - LATCH - 14.19"                                  |
| 11  | 122268-07-000 | EA  | ROD - LATCH - 16.63"                                  |
| 11  | 122268-12-000 | EA  | ROD - LATCH - 22.28"                                  |
| 11  | 122268-10-000 | EA  | ROD - LATCH - 31.03"                                  |
| 12  | 122613-55-007 | EA  | EXTRUDED - ROCKER PANEL - 192" - BLACK                |
|     | 122612-55-007 | EA  | EXTRUDED - U CHANNEL - BLACK - 192"                   |
|     | 122614-55-007 | EA  | EXTRUDED - H CHANNEL - 191" - BLACK                   |
| 13  | 123783-01-01A | EA  | STRIKER - DOOR - MILL                                 |
| 14  | 123892-10-02B | EA  | CORNER STABILIZER W/BALL STUD - RIGHT HAND - E-COATED |

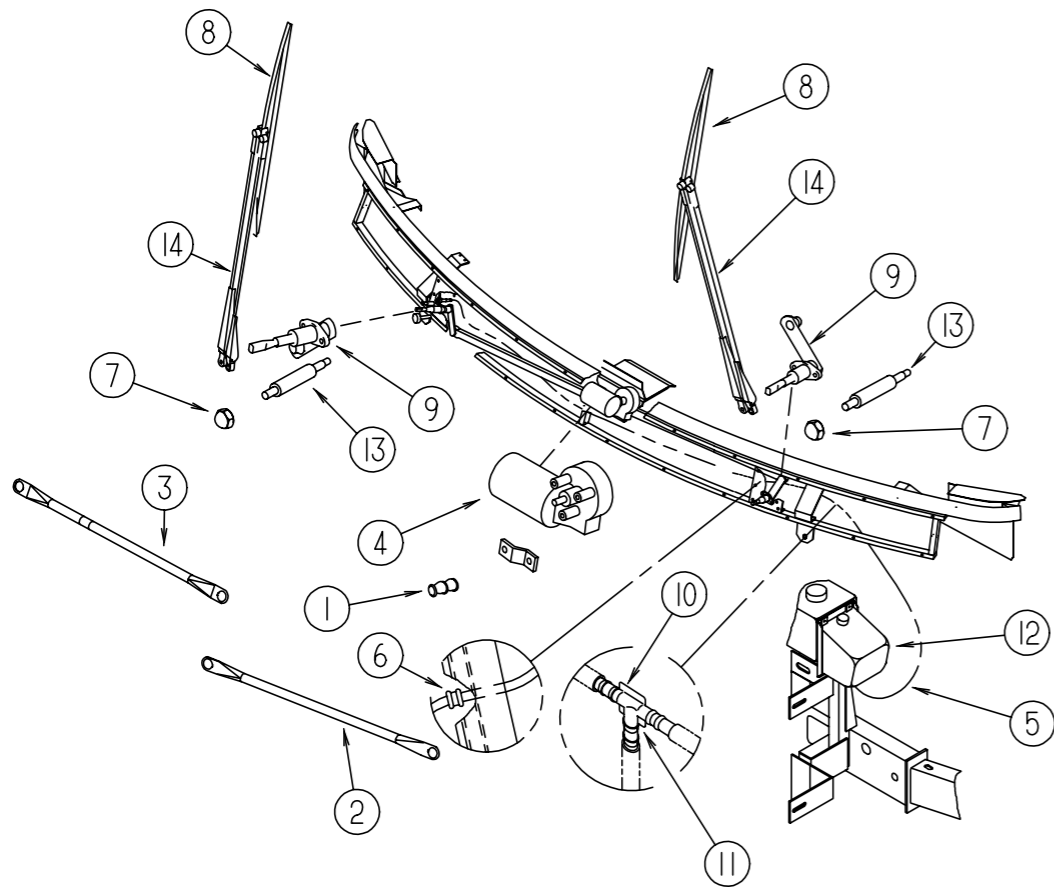
**WINDOW, VENT & EXTERIOR DOOR GROUP (CONTINUED)**



**EXTERIOR DOOR COMPONENTS**

| KEY | PART NUMBER   | U/M | DESCRIPTION  |
|-----|---------------|-----|--|
| 1   | 107997-51-001 | EA  | SPACER - DOOR LOCK - .6" DEEP                          |
|     | 107997-51-002 | EA  | EXTRUDED - SPACER - 16'                                |
| 2   | 102768-01-000 | EA  | HOLDER - COMPARTMENT/ ENTRY DOOR - METAL - MILL FINISH |
| 3   | 081801-V3-000 | EA  | HINGE - ALUMINUM - 2" X 8' - BRIGHT WHITE              |
| 4   | 106850-02-000 | FT  | SEAL-E - SPONGE RUBBER - .43" X .75"                   |

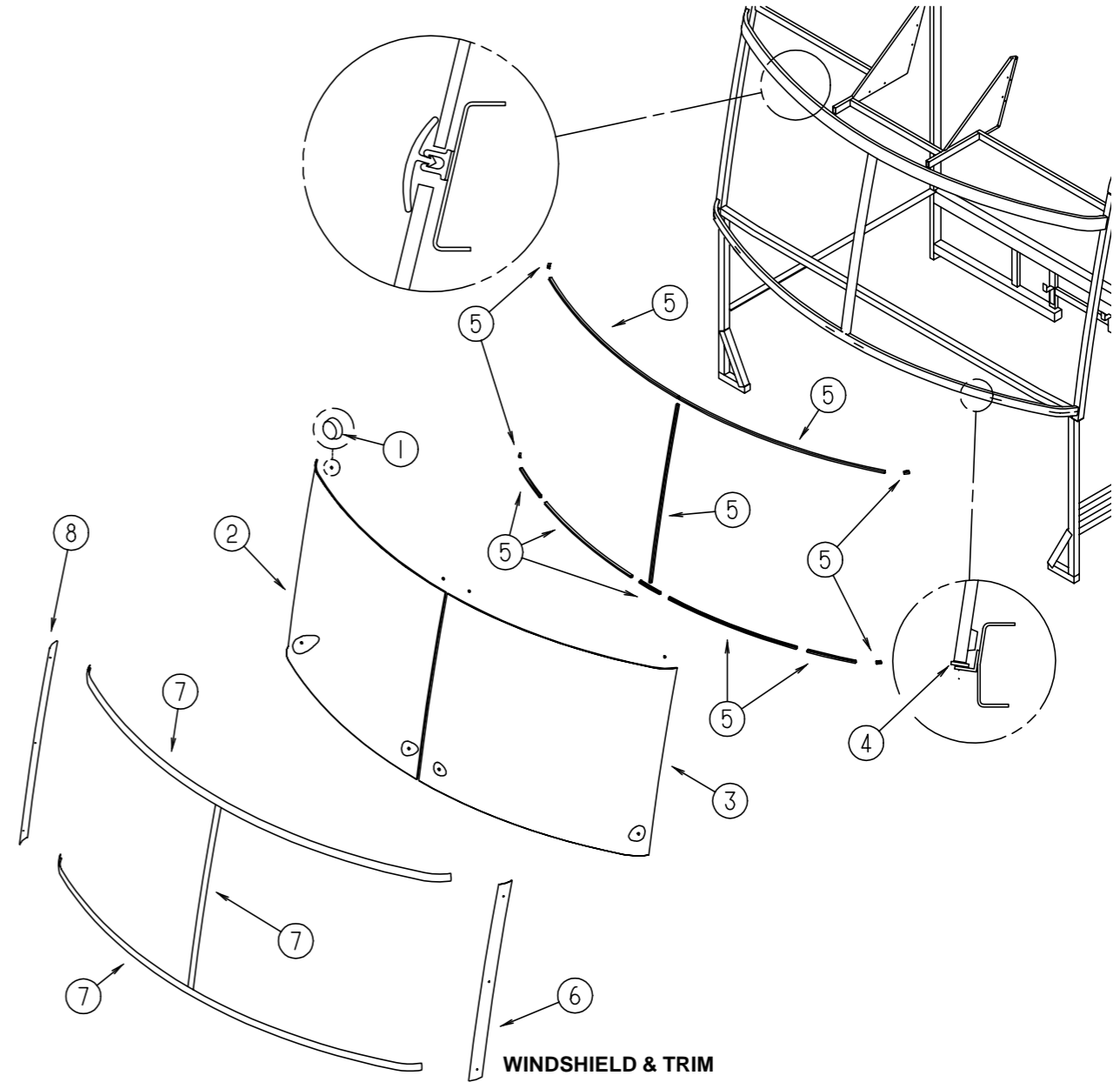
## WINDSHIELD & WIPER GROUP



**WINDSHIELD WIPER ASM**

| KEY | PART NUMBER   | U/M | DESCRIPTION   | VENDOR NO.      |
|-----|---------------|-----|---|-----------------|
| 1   | 067188-01-000 | EA  | STUD - CRANK - WIPER MOTOR                              |                 |
|     | 117322-01-000 | EA  | SCREW - 1/4-28 UNFINISHED - 2A - TORX                   |                 |
| 2   | 117770-01-000 | EA  | LINK - CONNECTING - 24" - CLOSED GROMMET/OPEN GROMMET   |                 |
| 3   | 117770-02-000 | EA  | LINK - CONNECTING - 24" - CLOSED GROMMET/CLOSED GROMMET |                 |
| 4   | 104346-04-000 | EA  | MOTOR - WIPER W/INTERNAL BREAKER (GM)                   |                 |
| 4   | 104346-05-000 | EA  | MOTOR - WIPER W/INTERNAL BREAKER - DYNAMIC PARK (FORD)  |                 |
|     | 104347-04-000 | EA  | ARM - DRIVE - WIPER MOTOR                               |                 |
| 5   | 045794-01-000 | FT  | HOSE - WASHER - WINDSHIELD - 5/32" ID - BLACK           |                 |
| 6   | 061603-01-000 | EA  | GROMMET - SNAP - 3/16"ID - 3/8" HOLE - PLASTIC BLACK    |                 |
| 7   | 077049-02-000 | EA  | NUT - ACORN - 10-32 BLACK/ANODIZED                      |                 |
| 8   | 095964-01-000 | EA  | BLADE - WINDSHIELD WIPER - 24"                          |                 |
|     | 095964-01-700 | EA  | BLADE - REFILL24" EA = 1 PAIR                           | 12360           |
| 9   | 096505-09-000 | EA  | SHAFT/PIVOT - WINDSHIELD WIPER                          |                 |
|     | 096505-02-700 | EA  | DRIVER - KNURLED,(HD) BRL .687                          | NT721017        |
|     | 096505-02-701 | EA  | NUT - HEX (HD) W/.687 BARREL                            | NT721021        |
|     | 096505-02-702 | EA  | CAP - RUBBER (HD) BARREL .687                           | CP721084        |
|     | 096505-02-703 | EA  | CAP - NUT(ACORN) HD W/.687 BRL                          | 51065-40-NT27WC |
| 10  | 110605-01-000 | EA  | TEE - PLASTIC - BARBED - 1/8" X 1/8" X 3/16"            |                 |
| 11  | 117765-03-000 | EA  | CONNECTOR - 5/32" - WINDSHIELD WASHER                   |                 |
| 12  | 117766-02-000 | EA  | RESERVOIR/PUMP - WINDSHIELD WASHER                      |                 |
| 13  | 117768-01-000 | EA  | SHAFT - ADAPTER - PANTOGRAPH ARM                        |                 |
| 14  | 117769-01-000 | EA  | ARM - WIPER - PANTOGRAPH - 28"                          |                 |

## WINDSHIELD & WIPER GROUP (CONTINUED)



**WINDSHIELD & TRIM**

| KEY | PART NUMBER   | U/M | DESCRIPTION                                      |
|-----|---------------|-----|--|
| 1   | 081914-01-000 | EA  | BUMPER - RUBBER - ROUND - .43" DIAMETER          |
| 2   | 124329-01-000 | EA  | WINDSHIELD - PASSENGER - 51.5" X 44.3" (CURVED)  |
| 3   | 124329-02-000 | EA  | WINDSHIELD - DRIVER - 51.5" X 44.3" (CURVED)     |
| 4   | 002328-02-000 | EA  | BLOCK - WINDSHIELD - .062" X .5" X .98"          |
| 5   | 127862-01-000 | EA  | CARRIER - REVEAL - WINDSHIELD - 47.2"            |
| 6   | 125384-04-02A | EA  | TRIM - WINDSHIELD - A-PILLAR - DRIVER - BLACK    |
| 6   | 125384-04-01A | EA  | TRIM - WINDSHIELD - A-PILLAR - DRIVER - MILL     |
| 7   | 118586-01-000 | FT  | MOLDING - REVEAL - WINDSHIELD (CENTER POST)      |
| 7   | 120533-01-000 | FT  | MOLDING - REVEAL - WINDSHIELD                    |
| 8   | 125384-03-02A | EA  | TRIM - WINDSHIELD - A-PILLAR - PASSENGER - BLACK |
| 8   | 125384-03-01A | EA  | TRIM - WINDSHIELD - A-PILLAR - PASSENGER - MILL  |