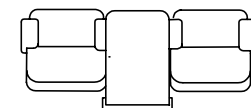
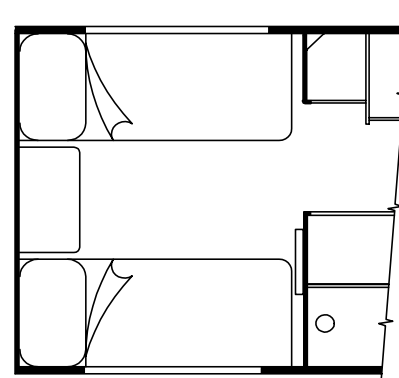
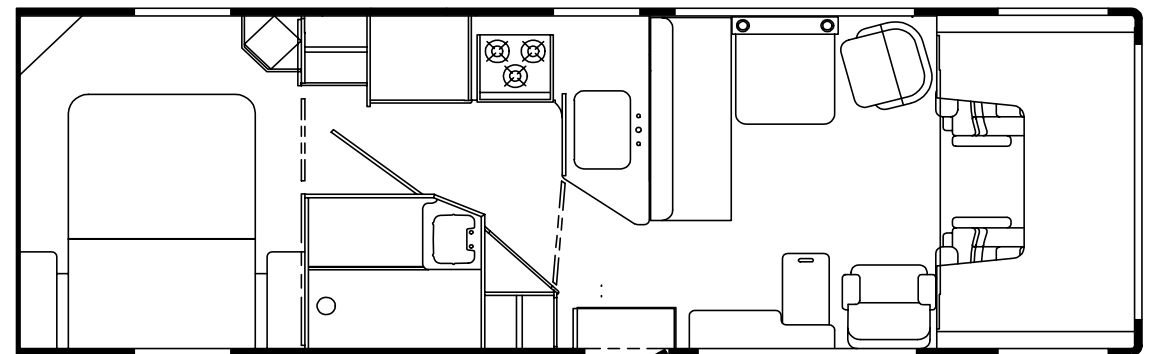
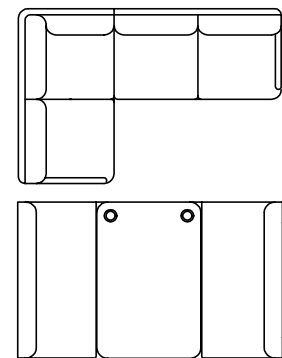


**1998**  
**IF429WU**  
**J35**  
KEEPSAKE (BLUE)  
**J36**  
GEMSTONE (GREEN)



## ACCESSORIES GROUP

### OPERATORS MANUAL

| KEY | PART NUMBER   | U/M | DESCRIPTION   |
|-----|---------------|-----|---|
|     | 054185-H7-000 | EA  | MANUAL - OPERATOR - 98 SUNDANCER 400 SERIES   |
|     | 092318-01-000 | EA  | BINDER - 3 RING - MOTOR HOME MANUAL<br>FROM: 00-00-00 THRU: 02-15-98                        |
|     | 092319-01-000 | EA  | POCKET PAGE - 3 RING BINDER - PLASTIC - (50 PER PKG)<br>FROM: 00-00-00 THRU: 02-15-98       |
|     | 129079-01-01A | EA  | CASE - VINYL/BLACK-EXPANDABLE ACCORDION SIDES-7"WX9"HX14"L<br>FROM: 02-16-98 THRU: 99-99-99 |
|     | 125441-01-000 | DW  | TOP LEVEL-C,1998  |

## AUDIO VIDEO GROUP

### RADIO SYSTEM & ANTENNA

| KEY | PART NUMBER   | U/M | DESCRIPTION   |
|-----|---------------|-----|---|
|     | N/A           | EA  | SPEAKER - 5" X 7" OVAL - FORD F2UF-18814-CD                                 |
|     | 111177-01-01A | EA  | GRILLE - SPEAKER - 6.6" X 8.9" - HOUSING 5" X 7" SPEAKER                    |
|     | 125322-01-000 | EA  | RADIO - AM-FM STEREO - CASSETTE - AUDIOVOX<br>FROM: 00-00-00 THRU: 07-06-97 |
|     | 125322-02-000 | EA  | RADIO - AM-FM STEREO - CASSETTE - AUDIOVOX<br>FROM: 07-07-97 THRU: 99-99-99 |
|     | 090944-01-000 | EA  | ANTENNA - RADIO - 16" RUBBER  |
|     | 077069-02-000 | EA  | CABLE - ANTENNA/EXTENSION - RADIO - 96"                                     |
|     | 108137-01-000 | EA  | PLUG - ANTENNA  |
|     | 108847-01-000 | EA  | BRACKET - ANTENNA GROUND  |
|     | 109889-04-000 | EA  | EXTENDER - ANTENNA SHAFT - 3"   |
|     | 110469-01-000 | EA  | SPEAKER - 4" X 6" OVAL - COAXIAL  |
|     | 110470-01-01A | EA  | GRILLE - 4" X 6" OVAL - BLACK   |

### TV & VCR SYSTEMS

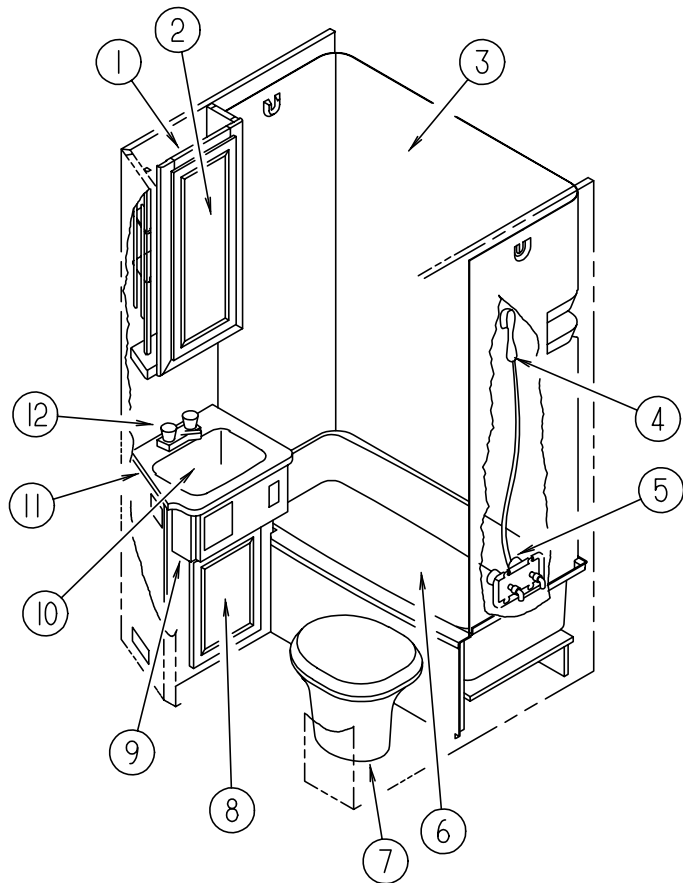
| KEY | PART NUMBER   | U/M | DESCRIPTION   | VENDOR NO. |
|-----|---------------|-----|---|------------|
|     | 086231-08-000 | EA  | TV - 13" COLOR - DC - AUDIOVOX  |            |
|     | 086231-08-700 | EA  | REMOTE-UNIVERSAL  | 8822325    |
|     | 086231-08-701 | EA  | ADAPTER - WIRE  | 0891436    |
|     | 126696-01-000 | EA  | TV - 19" COLOR W/1/8" JACK - UL/CSA - GE<br>FROM: 00-00-00 THRU: 04-12-98 |            |
|     | 126696-02-000 | EA  | TV - 19" COLOR W/1/8" JACK - UL/CSA - GE<br>FROM: 04-13-98 THRU: 99-99-99 |            |
|     | 126696-01-700 | EA  | REMOTE  | 226725     |
|     | 126697-01-000 | EA  | VCR-VHS - CABLE READY - W/REMOTE - GE<br>FROM: 00-00-00 THRU: 03-22-98    |            |
|     | 126697-01-700 | EA  | REMOTE - F/VCR  | 2040R      |
|     | 126697-02-000 | EA  | VCR - VHS/CABLE READY - W/REMOTE<br>FROM: 03-23-98 THRU: 99-99-99         |            |
|     | 126697-02-700 | EA  | REMOTE  | 238513     |
|     | 094487-03-000 | EA  | VIDEO CASSETTE PLAYER W/O REMOTE - AUDIOVOX                               |            |
|     | 094487-03-700 | EA  | WIRE - ADAPTER  | 0891436    |
|     | 094487-05-000 | EA  | VIDEO CASSETTE PLAYER - VERTIC  |            |
|     | 122790-01-02B | EA  | BRACKET - VCP - E-COATED<br>FROM: 00-00-00 THRU: 03-11-98                 |            |
|     | 122790-02-02B | EA  | BRACKET - VCP - E-COATED<br>FROM: 03-12-98 THRU: 99-99-99                 |            |
|     | 082134-01-000 | EA  | ADAPTER - TV - CABLE TO CABLE   |            |
|     | 082136-01-000 | EA  | NUT - HEX JAM - 3/8 - 32  |            |
|     | 076319-03-000 | FT  | CABLE - COAXIAL - 75 OHM  |            |
|     | 076319-12-000 | EA  | CONNECTOR - COAXIAL - ONE PIECE   |            |
|     | 076319-09-000 | EA  | WALLPLATE - CABLE RECEPTACLE - TV - SINGLE - BROWN                        |            |
|     | 076319-08-000 | EA  | WALLPLATE - CABLE RECEPTACLE - TV - SINGLE - IVORY                        |            |
|     | 086777-02-000 | EA  | WALLPLATE - TV CABLE - W/ANTENNA SWITCH                                   |            |
|     | 086777-06-000 | EA  | WALLPLATE - TV CABLE - ANTENNA/1 OUTPUT - BROWN                           |            |
|     | 086756-01-000 | EA  | SPLITTER - TV - 2 WAY   |            |
|     | 086757-03-000 | EA  | CONTROL CENTER - SWITCH - VCR/TV  |            |
|     | 099717-02-000 | EA  | STRAP - TV TIE DOWN W/29.9" FEMALE STRAP/14.2" MALE STRAP                 |            |
|     | 099717-04-000 | EA  | STRAP - TIE DOWN W/21.3" FEMALE STRAP & 27.2" MALE STRAP                  |            |

### TV ANTENNA & SATELLITE DISH

| KEY | PART NUMBER   | U/M | DESCRIPTION   |
|-----|---------------|-----|---|
| *   | 076319-21-000 | EA  | ANTENNA-TV - ROOF MOUNT - 3" ROOF<br>FROM: 00-00-00 THRU: 12-07-97    |
| *   | 076319-23-000 | EA  | ANTENNA-TV - ROOF MOUNT - 44.5" MAST<br>FROM: 12-08-97 THRU: 99-99-99 |
| *   | 076319-25-000 | EA  | KIT - HARDWARE INTERIOR   |
| *   | 120233-01-000 | EA  | ANTENNA - SATELLITE (DISH & HDW) W/O RECEIVER - MANUAL                |

\*COMPONENT PARTS FOUND IN SERVICE PARTS LIBRARY

BATH GROUP



BATH GROUP (CONTINUED)

BATH DOOR

| KEY | PART NUMBER   | U/M | DESCRIPTION                                     |
|-----|---------------|-----|---|
|     | 121449-23-H07 | EA  | DOOR - BATH - W/O HARDWARE                      |
|     | 110496-01-01A | EA  | HINGE - BRASS                                   |
|     | 102920-01-01A | EA  | HINGE - SPRING LOADED - BRASS                   |
|     | 094485-03-01A | EA  | KNOB - BRASS                                    |
|     | 121449-12-G04 | EA  | RACK - TOWEL - BATH DOOR                        |
|     | 100357-01-000 | EA  | ROD - F/TOWEL BAR - BRASS                       |
|     | 105394-01-05A | EA  | JAMB - DOOR/MOLDED PLASTIC - WATERFORD OAK - 7' |

EXTERIOR SHOWER PARTS

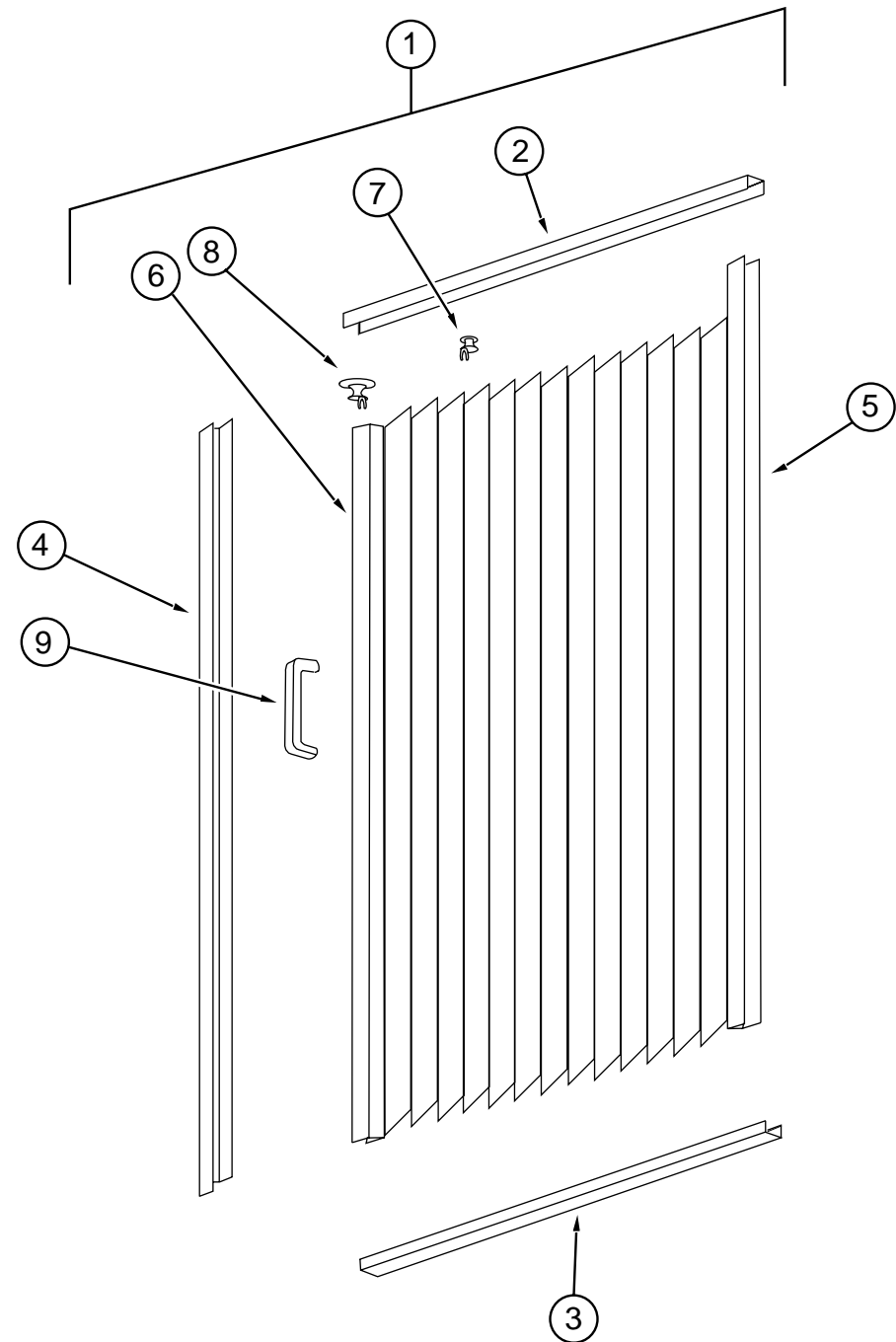
| KEY | PART NUMBER   | U/M | DESCRIPTION   | VENDOR NO. |
|-----|---------------|-----|---|------------|
|     | 093527-02-000 | EA  | BRACKET - EXTERIOR SHOWER HEAD/SQUEEGEE               |            |
|     | 091952-02-000 | EA  | CLIP - GRIPPER - 3/4"                                 |            |
|     | 075241-05-000 | EA  | FAUCET/SHOWER - BONE 3/4" MPT X 1.4" LONG INLET PIPES |            |
|     | 103092-01-000 | EA  | SHOWER HEAD - W/60" HOSE - WHITE                      |            |
|     | 103092-02-000 | EA  | SHOWER HEAD - W/60" HOSE - CSA                        |            |
|     | 103092-01-700 | EA  | BRACKET-F/SHOWER HEAD, CLEAR                          | 2328028    |
|     | 103092-01-702 | EA  | SEALS-SPRAY HEAD                                      | 24466      |
|     | 011048-03-700 | EA  | BRACKET - F/SHOWER HEAD                               | 2328029-I  |

BATHROOM CABINETS & FIXTURES

| KEY | PART NUMBER   | U/M | DESCRIPTION   | VENDOR NO. |
|-----|---------------|-----|---|------------|
| 1   | 114744-01-G04 | EA  | CABINET - MEDICINE - W/O DOORS/HARDWARE                         |            |
|     | 114744-11-G04 | EA  | SHELF - W/PLASTIC EDGE TRIM                                     |            |
| 2   | M08758-30-J05 | EA  | DOOR - MIRROR/MTRD CRNR/OGEE EDGE - 10" X 29.5" - W/O HDW       |            |
|     | 058331-84-000 | EA  | MIRROR - SAFETY GLASS - 6.6" X 26.2"                            |            |
| 3   | 110541-02-01A | EA  | SURROUND-SHOWER/TUB W/MOLDED ROD BRACKETS                       |            |
|     | 102075-10-01A | EA  | ROD - CURTAIN/SHOWER  |            |
| 4   | 103092-01-000 | EA  | HEAD-SHOWER - W/60" HOSE  |            |
| 4   | 103092-02-000 | EA  | SHOWER HEAD-W/HOSE - ONDINE 23213NYLON B                        |            |
|     | 103092-01-700 | EA  | BRACKET ONLY-CLEAR - F/SHOWER HEAD                              | 2328028    |
|     | 011048-03-700 | EA  | BRACKET - F/SHOWER HEAD   | 2328029-3  |
|     | 103092-01-702 | EA  | SEALS-SPRAY HEAD  | 24466      |
| 5   | 075606-01-000 | EA  | PANEL - PLASTIC - FAUCET BACK - 5" X 9"                         |            |
| 5   | 075242-04-000 | EA  | FAUCET-TUB/SHOWER - BONE  |            |
| 6   | M02630-26-F01 | EA  | SHOWER PAN  |            |
| 7*  | 063740-01-000 | EA  | TOILET - HIGH/HAND FLUSH - AQUA MAGIC IV                        |            |
| 8   | M08758-99-J01 | EA  | DOOR - STRAIGHT CORNER/OGEE EDGE - 12.8" X 17.7" - W/O HDW      |            |
| 9   | P18429-01-H08 | EA  | CABINET - LAVATORY - W/COUNTERTOP - W/O DOORS/DRAWERS/HDW (J35) |            |
| 9   | P18429-01-J36 | EA  | CABINET - LAVATORY - W/COUNTERTOP - W/O DOORS/DRAWERS/HDW (J36) |            |
| 10  | 096927-01-01A | EA  | SINK - LAVATORY - RECTANGULAR - PLASTIC/BONE                    |            |
|     | 096927-01-700 | EA  | SINK STOPPER  | M9801      |
|     | 096927-01-701 | EA  | TAILPIECE-DRAIN-LAVATORY  | M9802      |
| 11  | 118429-12-G24 | EA  | COUNTERTOP - LAVATORY (J35)                                     |            |
| 11  | 118429-12-G05 | EA  | COUNTERTOP - LAVATORY (J36)                                     |            |
| 12  | 075240-06-000 | EA  | FAUCET - LAVATORY/BONE  |            |
|     | 091253-01-000 | EA  | GASKET - FAUCET - LAVATORY/GALLEY                               |            |
|     | 085278-01-000 | EA  | HOLDER - TOILET PAPER - RECESSED - BRASS                        |            |
|     | 114496-01-02A | EA  | PANEL - SKYLIGHT - OUTER - 22" X 37"                            |            |
|     | 122191-01-02A | EA  | PANEL - SKYLIGHT - INNER W/LIGHT CUTOUT - 20.7" X 35.4"         |            |

\*COMPONENT PARTS FOUND IN SERVICE PARTS LIBRARY

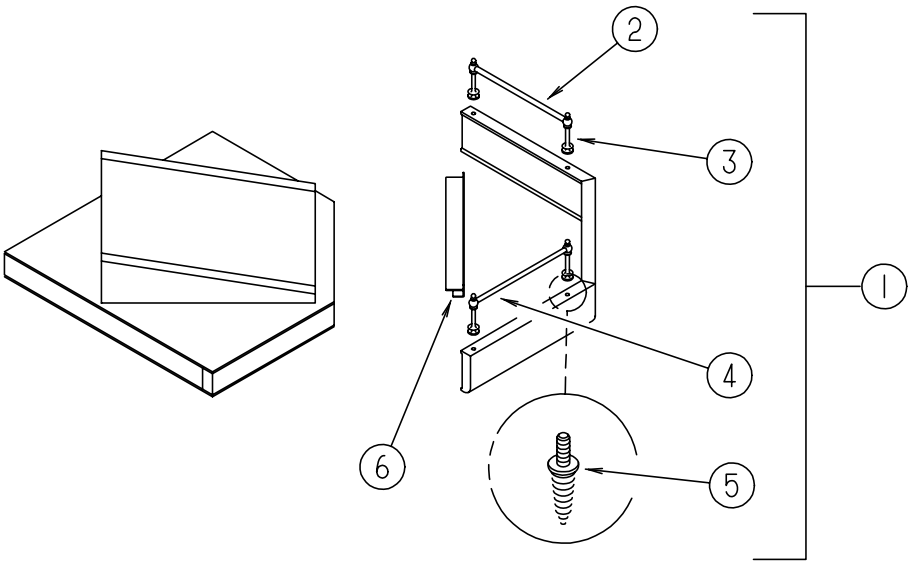
BATH GROUP (CONTINUED)



SHOWER DOOR - COASTAL

| KEY | PART NUMBER   | U/M | DESCRIPTION                           |
|-----|---------------|-----|---------------------------------------|
| 1   | 117431-05-01A | EA  | DOOR - SHOWER - PLEATED FABRIC        |
| 2   | 117431-01-700 | EA  | TRACK - TOP, ALUM. IVORY INSERT - 48" |
| 3   | 117431-01-701 | EA  | TRACK - BOTTOM, 40 "                  |
| 4   | 117431-01-702 | EA  | RAIL - SIDE, 67"                      |
| 5   | 117431-01-703 | EA  | RAIL - STATIONARY, 67"                |
| 6   | 117431-01-704 | EA  | RAIL - LEAD, 67"                      |
| 7   | 117431-01-705 | EA  | GLIDE - IVORY, TRAVELER               |
| 8   | 117431-01-706 | EA  | GLIDE - IVORY LEAD, TRAVELER          |
|     | 117431-01-707 | EA  | LATCHING PIN - PLASTIC                |
| 9   | 117431-01-708 | EA  | HANDLES & SCREWS                      |
|     | 117431-05-700 | EA  | STRAP-VINYL SHOWER                    |

BEDROOM GROUP



TV SHELF - BEDROOM

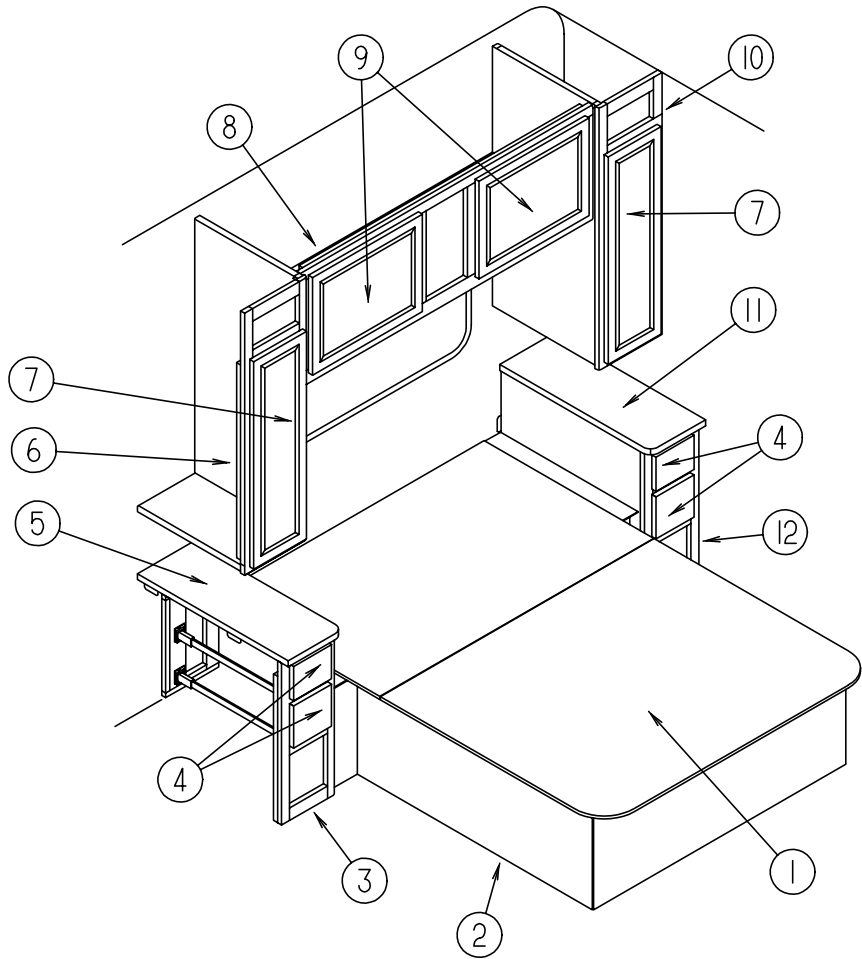
| KEY | PART NUMBER   | U/M | DESCRIPTION   |
|-----|---------------|-----|---|
| 1   | 116553-01-GB1 | EA  | CABINET - TV SHELF - W/BRASS RODS/POST ENDS                 |
| 2   | 084071-12-000 | EA  | ROD - BRASS - 4.08" LONG                                    |
| 3   | 084070-03-000 | EA  | POST - END - 2.4" - SHINY BRASS                             |
| 4   | 084071-19-000 | EA  | ROD - BRASS - 7.09" LONG                                    |
| 5   | 106166-01-000 | EA  | BOLT/COLLARED HANGER - 8-32 X 1"                            |
| 6   | 103186-01-05A | FT  | MOLDING - PLASTIC/3/8" U-CHANNEL W/3/4" FACE- WATERFORD OAK |

FOLDING DOOR & HARDWARE

| KEY | PART NUMBER   | U/M | DESCRIPTION                                   | VENDOR NO.        |
|-----|---------------|-----|---|-------------------|
|     | 042488-10-000 | EA  | DOOR - FOLDING - OFF WHITE FABRIC - 37" X 75" |                   |
|     | 042488-10-700 | EA  | LEADRAIL-PREPUNCHED F/HANDLE                  | DW2100            |
|     | 080224-01-700 | EA  | HANDLE W/LATCH-CATCH, BROWN                   | DE03505           |
|     | 080224-01-705 | EA  | LATCH & CATCH ASM., ALMOND                    | DE25010 & DE25020 |
|     | 094856-06-02A | EA  | TRACK - FOLDING DOOR - 37.6"                  |                   |

BEDROOM GROUP (CONTINUED)

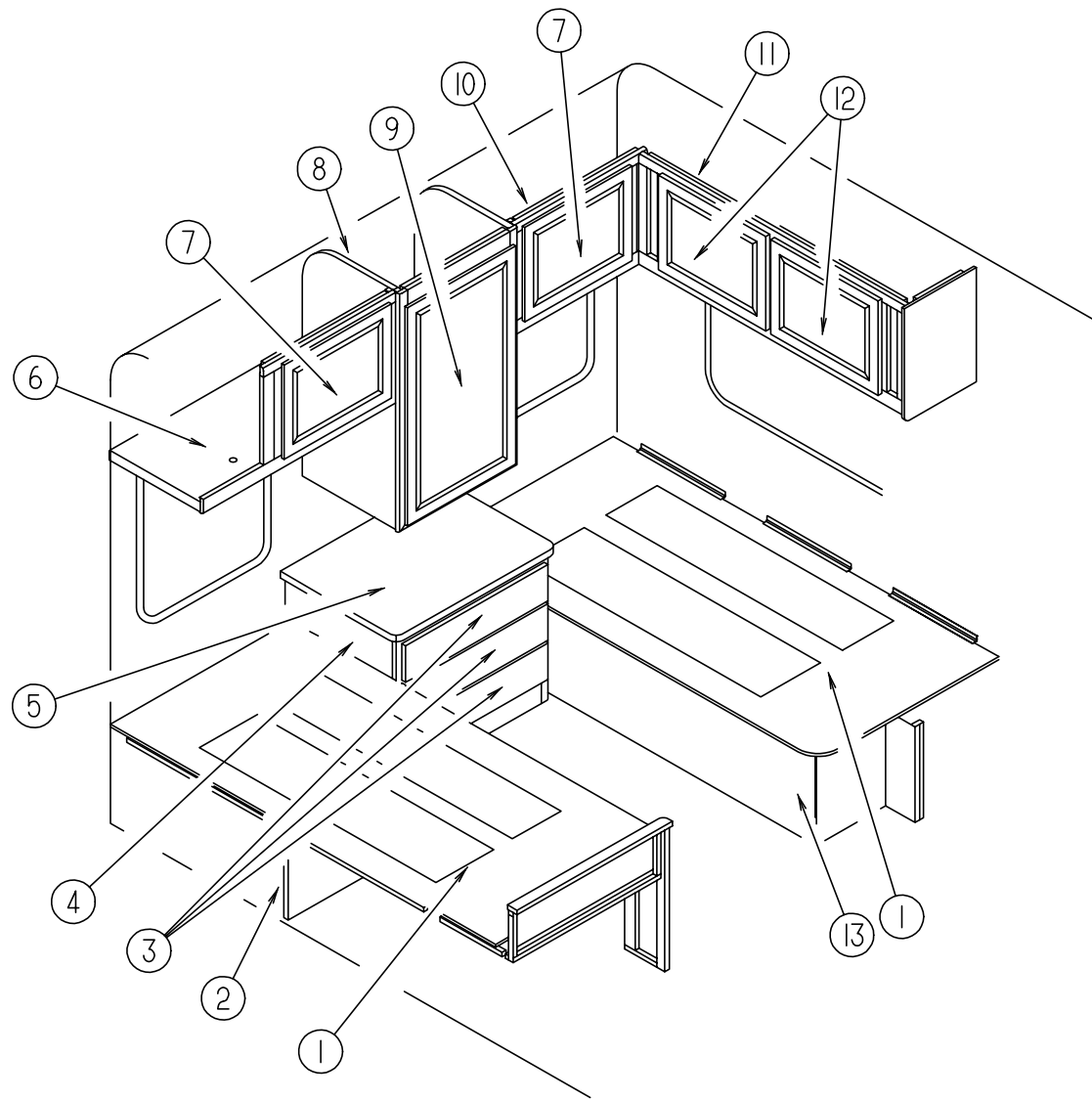
CENTER QUEEN BEDROOM



| KEY | PART NUMBER   | U/M | DESCRIPTION   |
|-----|---------------|-----|---|
| 1   | M07550-01-G04 | EA  | TOP - QUEEN BED - W/O HARDWARE  |
|     | 096764-02-000 | FT  | SLIPNOT - ANTISLIP - 1' WIDE (100' ROLLS)   |
|     | 107796-05-000 | EA  | BRACKET - SUPPORT - GAS SPRING TO BED - FLAT (LOWER)<br>FROM: 00-00-00 THRU: 06-03-97 |
|     | 126263-08-02B | EA  | BRACKET - GAS SPRING - LOWER - E-COATED<br>FROM: 06-04-97 THRU: 99-99-99              |
|     | 107796-07-000 | EA  | BRACKET - SUPPORT - GAS SPRING TO BED - ANGLE(UPPER)<br>FROM: 00-00-00 THRU: 06-03-97 |
|     | 126263-06-02B | EA  | BRACKET - GAS SPRING - E-COATED<br>FROM: 06-04-97 THRU: 99-99-99                      |
|     | 107796-06-000 | EA  | SPRING/GAS - 12" COMPRESSED/20" EXTENDED - 120 LB.<br>FROM: 00-00-00 THRU: 04-05-98   |
|     | 107796-26-000 | EA  | SPRING/GAS - 12" COMPRESSED/20" EXTENDED - 90 LB.<br>FROM: 04-06-98 THRU: 99-99-99    |
|     |               |     |   |
|     |               |     |   |
|     |               |     |   |
|     |               |     |   |
| 2   | P18430-03-G04 | EA  | CABINET - BASE - QUEEN BED - W/O DOORS/DRAWERS/HARDWARE                               |
| 3   | P18440-01-H08 | EA  | CABINET - NIGHTSTAND/FRONT - W/CTRTP - W/O DOORS/DWRS/HDW(J35)                        |
| 3   | P18440-01-J06 | EA  | CABINET - NIGHTSTAND/FRONT - W/CTRTP - W/O DOORS/DWRS/HDW(J36)                        |
| 4   | M05971-J6-J35 | EA  | DRAWER - OGEE EDGE - 6"W X 17.7"D - W/O SLIDES/HARDWARE                               |
| 5   | 118440-11-G24 | EA  | COUNTERTOP - NIGHTSTAND (J35)   |
| 5   | 118440-11-G05 | EA  | COUNTERTOP - NIGHTSTAND (J36)   |
| 6   | P14697-01-G04 | EA  | CABINET - SHIRT CLOSET - LEFT HAND - W/O DOORS/DRAWERS/HDW                            |
|     | 042438-01-000 | EA  | DOWEL - WOOD - CLOTHES ROD - 1" DIAMETER X 4'   |
|     | 009112-01-000 | EA  | FLANGE - PLASTIC - 1" CLOTHES ROD - OFF WHITE   |
| 7   | M08758-22-J01 | EA  | DOOR - MITERED CORNER/OGEE EDGE - 9.8" X 33.4" - W/O HDW                              |
| 8   | 123255-01-H07 | EA  | CABINET - OVERHEAD REAR - W/O DOORS/HARDWARE  |
| 9   | M08758-01-J05 | EA  | DOOR - MITERED CORNER/OGEE EDGE - 15.7" X 27.9" - W/O HDW                             |
| 10  | 114608-01-G04 | EA  | CABINET - RIGHT HAND SHIRT CLOSET - W/O DRS/DWRS/HDW                                  |
| 11  | 118439-11-G24 | EA  | COUNTERTOP - NIGHTSTAND (J35)   |
| 11  | 118439-11-G05 | EA  | COUNTERTOP - NIGHTSTAND (J36)   |
| 12  | P18439-01-H08 | EA  | CABINET - NIGHTSTAND/REAR - W/CTRTP - W/O DOORS/DWRS/HDW (J35)                        |
| 12  | P18439-01-J06 | EA  | CABINET - NIGHTSTAND/REAR - W/CTRTP - W/O DOORS/DWRS/HDW (J36)                        |
|     | 119617-01-G24 | EA  | CABINET - CORNER - W/O DOORS/DRAWERS/HARDWARE (J35)                                   |
|     | 119617-01-G05 | EA  | CABINET - CORNER - W/O DOORS/DRAWERS/HARDWARE (J36)                                   |
|     | 119617-11-G24 | EA  | COUNTERTOP - CORNER CABINET (J35)   |
|     | 119617-11-G05 | EA  | COUNTERTOP - CORNER CABINET (J36)   |
|     | 119617-13-G24 | EA  | SHELF - W/EDGE MOLDING  |
|     | M08758-45-J15 | EA  | DOOR - MITERED CORNER/OGEE EDGE - 10" X 25.2" - W/O HDW                               |

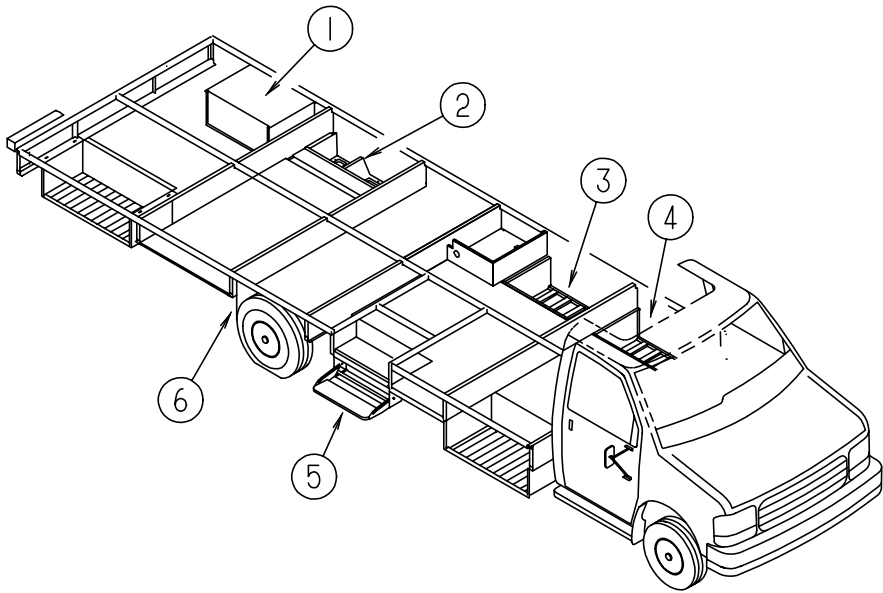
## BEDROOM GROUP (CONTINUED)

### TWIN BEDROOM



| KEY | PART NUMBER   | U/M | DESCRIPTION   |
|-----|---------------|-----|---|
| 1   | 096764-02-000 | FT  | SLIPNOT-ANTISLIP, 1' WIDE (100' ROLLS)  |
|     | 107796-05-000 | EA  | BRACKET - SUPPORT - GAS SPRING TO BED - FLAT (LOWER)<br>FROM: 00-00-00 THRU: 06-03-97 |
|     | 126263-08-02B | EA  | BRACKET - GAS SPRING - LOWER - E-COATED<br>FROM: 06-04-97 THRU: 99-99-99              |
|     | 107796-07-000 | EA  | BRACKET - SUPPORT - GAS SPRING TO BED - ANGLE(UPPER)<br>FROM: 00-00-00 THRU: 06-03-97 |
|     | 126263-06-02B | EA  | BRACKET - GAS SPRING - E-COATED<br>FROM: 06-04-97 THRU: 99-99-99                      |
|     | 107796-06-000 | EA  | SPRING/GAS - 12" COMPRESSED/20" EXTENDED - 120 LB.                                    |
|     | 105376-01-02A | EA  | HINGE-CONTINUOUS - 2" X 140MM - OFF WHITE   |
| 2   | P18432-01-G04 | EA  | CABINET - BASE - TWIN BED/RIGHT HAND-W/O DOORS/DRAWERS/HDW                            |
| 3   | M05971-K4-J35 | EA  | DRAWER - OGEE EDGE - 14.9"W X 17.7"D - W/O SLIDES/HARDWARE                            |
| 4   | 115319-01-G24 | EA  | CABINET - NIGHTSTAND/REAR - W/COUNTERTOP-W/O DRS/DWRS/HDW (J35)                       |
| 4   | 115319-01-G05 | EA  | CABINET - NIGHTSTAND/REAR - W/COUNTERTOP-W/O DRS/DWRS/HDW (J36)                       |
| 5   | 115319-11-F02 | EA  | COUNTERTOP - NIGHTSTAND (J35)   |
| 5   | 115319-11-G05 | EA  | COUNTERTOP - NIGHTSTAND (J36)   |
| 6   | 110004-03-G04 | EA  | CABINET - OVERHEAD/REAR - RIGHT HAND TWIN - W/O DRS/HDW                               |
| 7   | M08758-04-J15 | EA  | DOOR - MITERED CORNER/OGEE EDGE - 15.7" X 20.4" - W/O HDW                             |
| 8   | 123051-01-H07 | EA  | CABINET - SHIRT CLOSET/RIGHT REAR - W/O DOORS/DRAWERS/HDW                             |
|     | 042438-01-000 | EA  | DOWEL-WOOD - CLOTHES ROD - 1" DIAMETER X 4'   |
|     | 009112-01-000 | EA  | FLANGE-1" ROD - CLOTHES - PLASTIC - OFF WHITE   |
| 9   | M08758-29-J05 | EA  | DOOR - MITERED CORNER/OGEE EDGE - 20.6" X 36.4" - W/O HDW                             |
| 10  | 110004-04-G04 | EA  | CABINET - OVERHEAD/REAR - LEFT HAND - W/O DOORS/HARDWARE                              |
| 11  | 118427-01-G04 | EA  | CABINET - OVERHEAD/REAR - LEFT HAND - W/O DOORS/HARDWARE                              |
|     | 109908-09-G04 | EA  | END CAP - OVERHEAD CABINET  |
|     | 118427-02-G04 | EA  | CABINET - OVERHEAD/REAR - RIGHT HAND - W/O DOORS/HARDWARE                             |
|     | 109908-08-G04 | EA  | END CAP - OVERHEAD CABINET  |
| 12  | M08758-01-J05 | EA  | DOOR - MITERED CORNER/OGEE EDGE - 15.7" X 27.9" - W/O HDW                             |
| 13  | P18433-01-G04 | EA  | CABINET - BASE - TWIN BED/LEFT HAND - W/O DOORS/DWRS/HDW                              |
|     | 084357-01-G04 | EA  | TV STAND  |
|     | 084356-07-000 | EA  | INSERT-TV STAND - METAL - OFF WHITE   |
|     | 084412-01-000 | EA  | SUPPORT HINGE KIT (LEFT & RIGHT HINGES)   |
|     | 084413-01-000 | EA  | HINGE-CONTINUOUS - ALUMINUM - 1" X 72" - W/HOLES                                      |
|     | 084451-01-000 | EA  | CATCH-TV SHELF - BRASS  |
|     | 058331-10-000 | EA  | MIRROR - SAFETY GLASS - 14" X 17"   |

CHASSIS GROUP

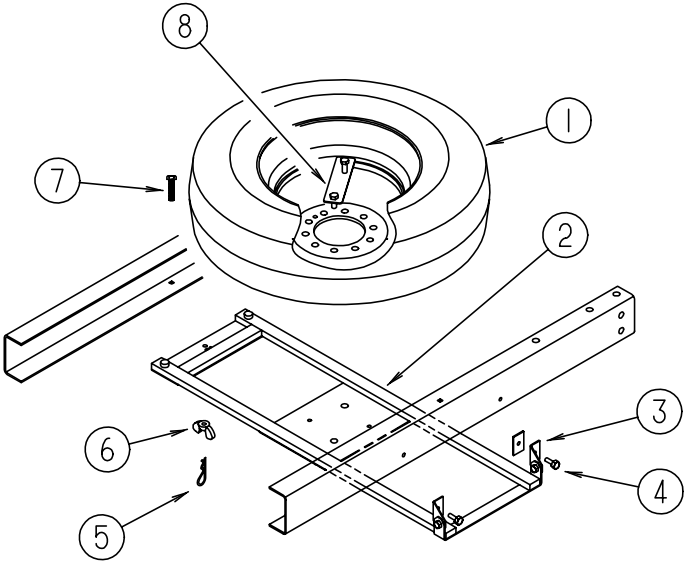


COMPARTMENTS, PLUGS & SEALS

| KEY | PART NUMBER   | U/M | DESCRIPTION                                |
|-----|---------------|-----|--|
| 1   | 114070-02-02B | EA  | SUPPORT - GENERATOR - LEFT                 |
|     |               |     | FROM: 00-00-00 THRU: 08-22-97              |
| 1   | 114071-02-02B | EA  | SUPPORT - GENERATOR - RIGHT                |
|     |               |     | FROM: 00-00-00 THRU: 08-22-97              |
| 1   | 118248-02-02B | EA  | BRACKET - GENERATOR - W/NOTCH - E-COATED   |
| 1   | 118248-01-02B | EA  | BRACKET - GENERATOR - W/O NOTCH - E-COATED |
| 2   | 117926-02-01A | EA  | COMPARTMENT - STORAGE                      |
| 2   | 116926-02-01A | EA  | COMPARTMENT - SEWER & 110V POWER CORD      |
| 2   | M06991-02-FQ0 | EA  | HATCH - W/FOAM INSULATION (110 POWER)      |
| 2   | M06991-04-FB1 | EA  | HATCH - W/FOAM INSULATION (WATER OR SEWER) |
| 2   | 121175-01-01A | EA  | LATCH - SWELL - BLACK                      |
| 3   | 117928-01-01A | EA  | COMPARTMENT - STORAGE                      |
| 4   | 117928-06-01A | EA  | COMPARTMENT - STORAGE - 23.4" X 42.4"      |
| 5*  | 094707-01-01A | EA  | STEP - DOUBLE - ELECTRIC - KWIKEE          |
|     | 091176-01-000 | EA  | SUPPORT - BASE - ENTRANCE STEP             |
|     | 116995-01-000 | EA  | SWITCH/MAGNET - ELECTRIC STEP              |
| 6   | 017516-01-000 | EA  | MUD FLAP - 14" X 18" - BLACK               |
|     | 084993-01-000 | EA  | STRAP - BATTERY - 43.2" LONG               |
|     | 084993-02-000 | EA  | STRAP - BATTERY - 55" LONG                 |
|     | 065450-05-000 | EA  | TIEDOWN - BATTERY - 8.4" TUBE              |
|     | 112864-01-000 | FT  | SEAL - FOAM/BUTYL COVERED - 3/8"           |
|     | 119845-01-01A | EA  | PLUG - PLASTIC - BLACK                     |
|     | 121948-01-000 | EA  | SHIELD - SIGHT                             |
|     | 056746-01-000 | EA  | PLUG - CAP - 1" DIAMETER                   |
|     |               |     | FROM: 00-00-00 THRU: 06-01-97              |
|     | 056748-01-000 | EA  | PLUG - CAP - 1.5" DIAMETER                 |
|     |               |     | FROM: 00-00-00 THRU: 06-01-97              |
|     | 061420-09-000 | EA  | PLUG/PLASTIC - 1.00" - DIAMETER            |
|     |               |     | FROM: 06-02-97 THRU: 99-99-99              |
|     | 061420-10-000 | EA  | PLUG/PLASTIC - 1.50" DIAMETER - BLACK      |
|     |               |     | FROM: 06-02-97 THRU: 99-99-99              |

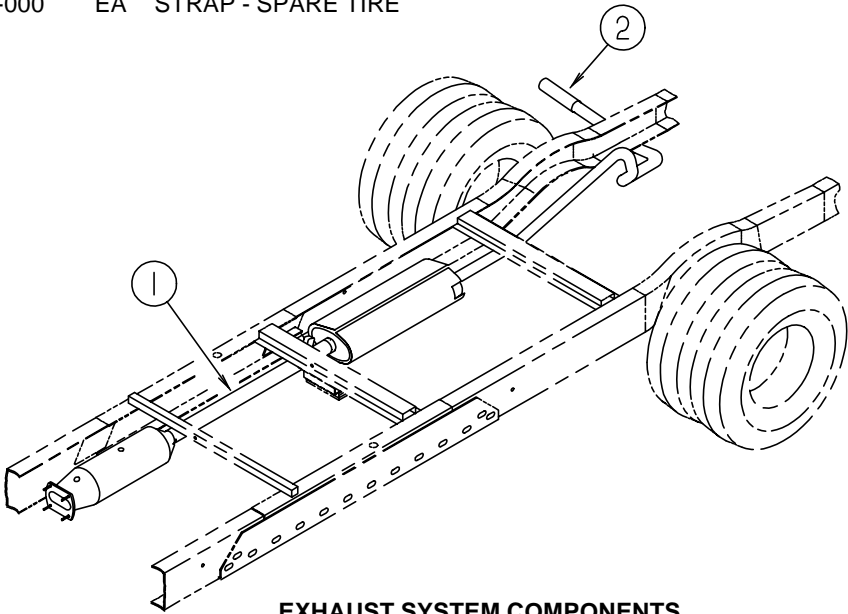
\*COMPONENT PARTS FOUND IN SERVICE PARTS LIBRARY

CHASSIS GROUP (CONTINUED)



SPARE TIRE

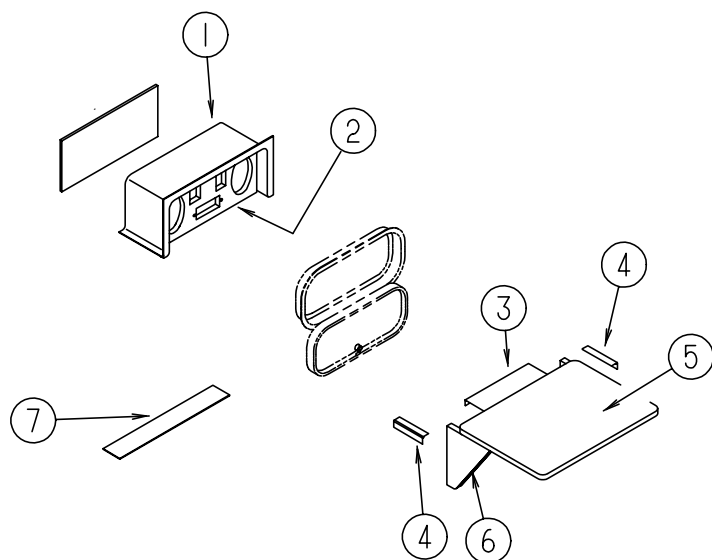
| KEY | PART NUMBER   | U/M | DESCRIPTION   |
|-----|---------------|-----|---|
| 1   | 070917-06-000 | EA  | TIRE - LT225/75R16E - R4S - M/S                       |
| 1   | 083617-03-000 | EA  | WHEEL - STEEL - 16.0 X 6                              |
|     | 051377-04-000 | EA  | VALVE STEM - .5" X 2"                                 |
| 2   | 116348-01-02B | EA  | CRADLE - SPARE TIRE - E-COATED                        |
| 3   | 116349-01-02B | EA  | BRACKET/HINGE - SPARE TIRE - E-COATED                 |
| 4   | 000C26-06-12B | EA  | BOLT-HEX-SER FLANGE - 3/8-16 X 3/4 - ZINC             |
| 4   | 000E13-17-00B | EA  | WASHER-FLANGE - 3/8" AR ZINC                          |
| 4   | 000D34-06-00B | EA  | NUT-HEX, LK - 3/8 - 16 GRADE C ZN - PREVAILING TORQUE |
| 5   | 034513-01-000 | EA  | PIN-HITCH - 3/16" WIRE                                |
| 6   | 064081-03-000 | EA  | NUT-WING  |
| 7   | 000C18-06-56A | EA  | BOLT - ELEVATOR - 3/8-16 X 3 1/2 - GRADE 5            |
| 8   | 116338-02-02B | EA  | BRACKET/CLAMP - SPARE TIRE - E-COATED                 |
| 8   | 000D29-09-00B | EA  | NUT - HEX - SELF LOCKING - 9/16-12 ZINC               |
|     | 112358-01-000 | EA  | WRENCH - LUG - 7/8" - L-SHAPE                         |
|     | 115580-01-000 | EA  | STRAP - SPARE TIRE                                    |



EXHAUST SYSTEM COMPONENTS

| KEY | PART NUMBER   | U/M | DESCRIPTION   |
|-----|---------------|-----|---|
| 1   | 111478-02-000 | EA  | EXHAUST PIPE - DOUBLE WALL STAINLESS STEEL - 33.9" LONG - GAS |
|     | 094918-06-000 | EA  | CLAMP - EXHAUST - 3" - HEAVY DUTY - GAS                       |
| 1   | 098762-13-000 | EA  | PIPE - EXHAUST - STRAIGHT - 3.5" - DIESEL                     |
|     | 094918-02-000 | EA  | CLAMP - EXHAUST - 3.5" - DIESEL                               |
| 2   | 098762-18-000 | EA  | PIPE - EXHAUST - STRAIGHT - 3"                                |

CHASSIS GROUP (CONTINUED)



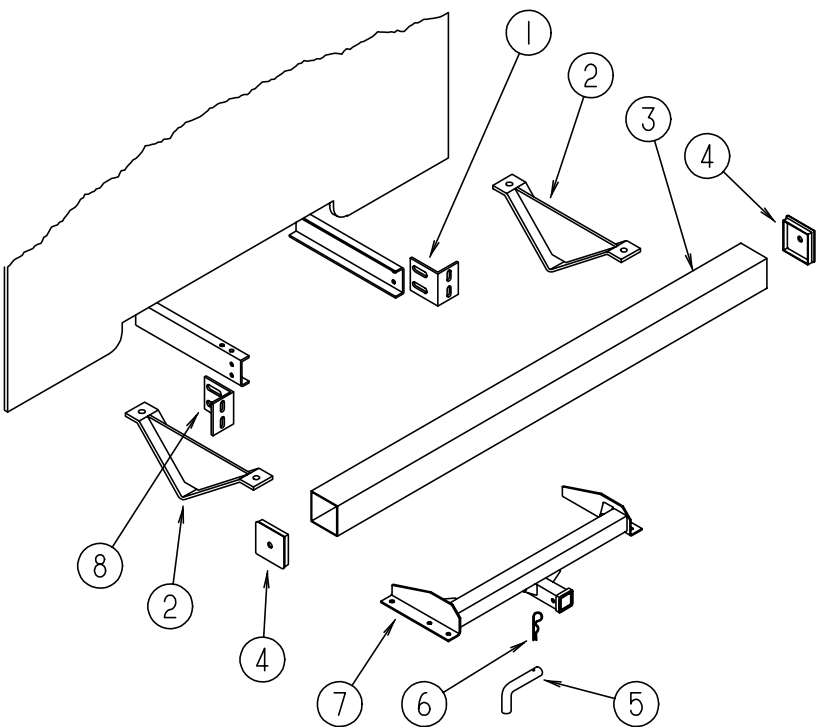
ENTERTAINMENT COMPARTMENT

| KEY | PART NUMBER   | U/M | DESCRIPTION  |
|-----|---------------|-----|--|
| 1   | 104897-02-02A | EA  | BOX - EXTERIOR ENTERTAINMENT CENTER                  |
| 2   | 104899-01-C05 | EA  | PLATE - RADIO MOUNTING                               |
| 3   | 105377-01-04A | EA  | BRACKET - TABLE HANGER                               |
| 4   | 105376-01-03A | EA  | HINGE - CONTINUOUS - 2" X 5.5"                       |
| 5   | 105230-11-J01 | EA  | SHELF - EXTERIOR ENTERTAINMENT CENTER - W/O HARDWARE |
| 6   | 105230-13-J01 | EA  | SUPPORT - EXTERIOR SHELF                             |
| 7   | 104898-01-02A | EA  | PLATE - PLASTIC BOTTOM                               |
|     | 127409-01-J01 | EA  | PLATE - RADIO MOUNTING                               |

WHEEL COVERS & WHEEL LINERS

| KEY | PART NUMBER   | U/M | DESCRIPTION                               | VENDOR NO. |
|-----|---------------|-----|---|------------|
|     | 109443-05-000 | EA  | WHEEL COVER - 4/SET - 16" STAINLESS STEEL |            |
|     | 098532-01-700 | EA  | COVER - LUG NUT (CHROME)                  | SHAU-LNC   |
|     | 109443-05-700 | EA  | COVER - WHEEL - 16" SS EA=1               | SHFM16-CVR |
|     | 110435-02-000 | EA  | LINER/WHEEL - SET OF 4                    |            |
|     |               |     | FROM: 00-00-00 THRU: 10-08-97             |            |
|     | 110435-01-711 | EA  | DECAL-CENTER CAP, 2"                      | 2" DECAL   |
|     | 110435-02-700 | EA  | LINER-WHEEL,FRONT                         | V160F2-FWC |
|     | 110435-02-701 | EA  | LINER-WHEEL,REAR                          | V160F2-RWC |
|     | 110435-02-702 | EA  | STUD EXTENDER                             | V160SD-STX |
|     | 110435-02-703 | EA  | NUT (JAMB)                                | V160SD-JNT |
|     | 110435-02-704 | EA  | COVER-LUG NUT                             | V160F0-LNC |
|     | 110435-02-705 | EA  | TOOL F/ JAMB NUT, INSTALL.                | V160FO-TOL |
|     | 110435-13-000 | EA  | LINER - WHEEL - SET OF 4                  |            |
|     |               |     | FROM: 10-09-97 THRU: 99-99-99             |            |
|     | 110435-10-705 | EA  | TOOL - INSTALLATION                       | V195P7-TOL |
|     | 110435-13-700 | EA  | WHEEL COVER - FRONT                       | V160F7-FWC |
|     | 110435-13-701 | EA  | WHEEL COVER - REAR                        | V160F7-RWC |
|     | 110435-13-702 | EA  | COVER - LUG NUT/JAMB NUT                  | V160F7-EJN |
|     | 095012-05-000 | EA  | EXTENSION - VALVE STEM - LIVE 5"          |            |
|     | 095012-06-000 | EA  | STABILIZER - VALVE - EXTENSION - L        |            |

CHASSIS GROUP (CONTINUED)



REAR BUMPER & HITCH

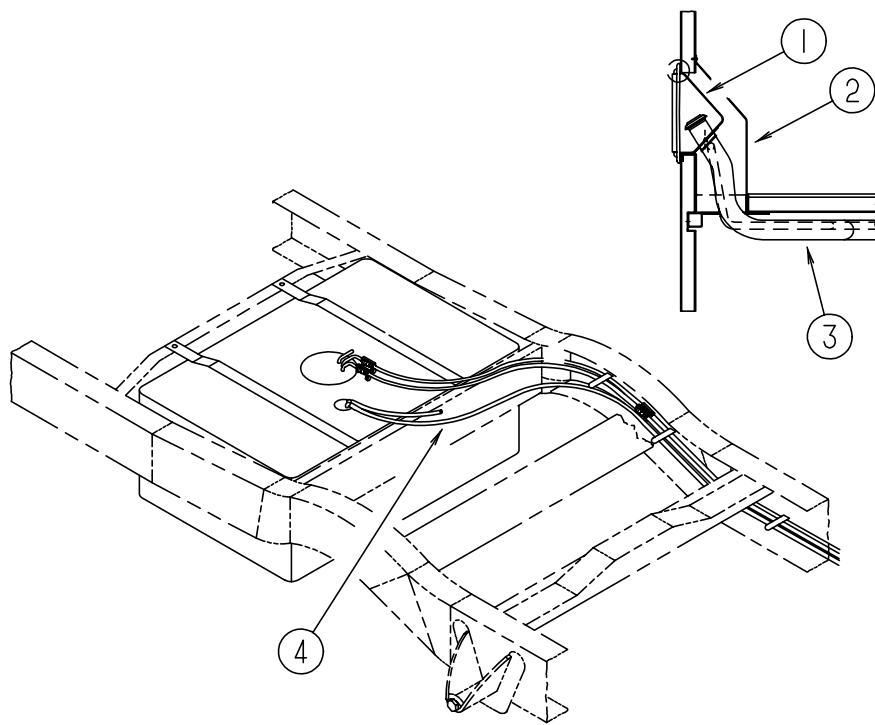
| KEY | PART NUMBER   | U/M | DESCRIPTION   |
|-----|---------------|-----|---|
| 1   | 104420-01-000 | EA  | SUPPORT/ANGLE - REAR BUMPER                                       |
| 2   | 083376-01-000 | EA  | PLATE-SKID - 13.2" X 6" X 2" - STEEL                              |
| 3   | 103422-05-02A | EA  | BUMPER-SQUARE - ALUMINUM - BRIGHT WHITE                           |
| 4   | 039779-01-000 | EA  | CAP-BUMPER - RUBBER - 4" X 4" - BLACK                             |
| 5   | 034512-01-000 | EA  | PIN-LOCKING - DRAWBAR   |
| 6   | 034513-01-000 | EA  | PIN-HITCH - 3/16" WIRE  |
| 7   | 107707-08-000 | EA  | HITCH RECEIVER - BOLT-ON CLASS II                                 |
| 8   | 104420-02-000 | EA  | SUPPORT/ANGLE - REAR BUMPER                                       |
|     | 097744-02-000 | EA  | HOUSING-TRAILER PIN - 48"   |
|     | 097745-02-000 | EA  | HOUSING-TRAILER RECEPTACLE - 12"                                  |
|     | 113634-01-000 | EA  | WIRE ASM-TRAILER - ADAPTER - INCLUDES SOCKET & RECEPTACLE HOUSING |
|     | 113589-02-000 | EA  | CONNECTOR-SOCKET - TRAILER - PART OF WIRE ASM 113634-01-000       |
|     | 113589-01-000 | EA  | CONNECTOR-PLUG - TRAILER  |
|     | 113588-02-01B | EA  | BRACKET-CONNECTOR TRAILER - MILL                                  |
|     | 070579-09-000 | EA  | PLATE - ANCHOR  |

DRIVESHAFT & BRAKE LINE FLARE UNION

| KEY | PART NUMBER   | U/M | DESCRIPTION   |
|-----|---------------|-----|---|
|     | 103653-16-000 | EA  | DRIVESHAFT - BALANCED PAIR - 190" WB - GAS ENGINE   |
|     | 074833-01-000 | EA  | SPACER - BEARING - DRIVESHAFT - 2" X 8" X .5" THICK |
|     | 085771-03-000 | EA  | NUT - HEX - FLARE TORQUE - GRADE G - DRIVESHAFT     |
|     | 088498-01-000 | EA  | UNION - INVERTED FLARE - BRASS - 3/16 BRAKE LINE    |



CHASSIS GROUP (CONTINUED)



FUEL SYSTEM COMPONENTS

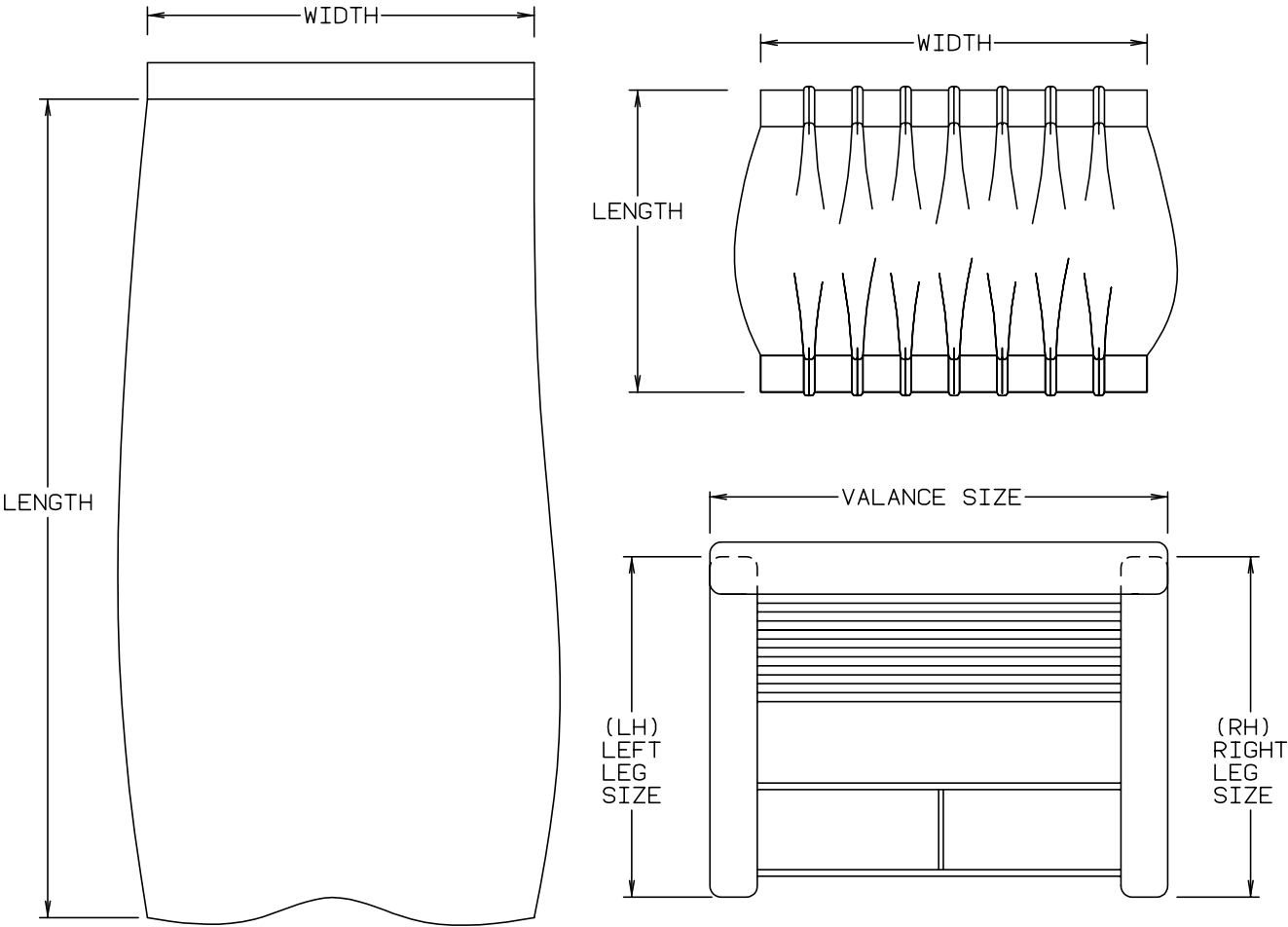
| KEY | PART NUMBER   | U/M | DESCRIPTION                          |
|-----|---------------|-----|--------------------------------------|
| 1   | 095854-01-04A | EA  | SHROUD - FUEL FILL - BRIGHT WHITE    |
| 2   | 078040-06-000 | EA  | SHROUD - FUEL FILL - UPPER           |
| 3   | 124994-01-000 | EA  | NECK - FILLER - FUEL FILL            |
| 3   | 117934-02-000 | EA  | NECK - FILLER - FUEL FILL - DIESEL   |
|     | 078200-01-000 | EA  | GASKET - FUEL FILL - 3.5" OD X 2" ID |
| 4   | 125187-01-000 | FT  | HOSE - FUEL - LOW PERM - 11.1" ID    |
| 4   | 125187-02-000 | FT  | HOSE - FUEL - LOW PERM - 12.7" ID    |
|     | 007063-01-000 | FT  | HOSE - FUEL - 1/4"ID X 1/2"OD        |
|     | 044317-01-000 | FT  | HOSE - FUEL - 3/8" ID                |
|     | 084884-01-000 | EA  | PLUG - BRASS - 3/8"                  |

CURTAIN & CUSHION GROUP

NOTICE

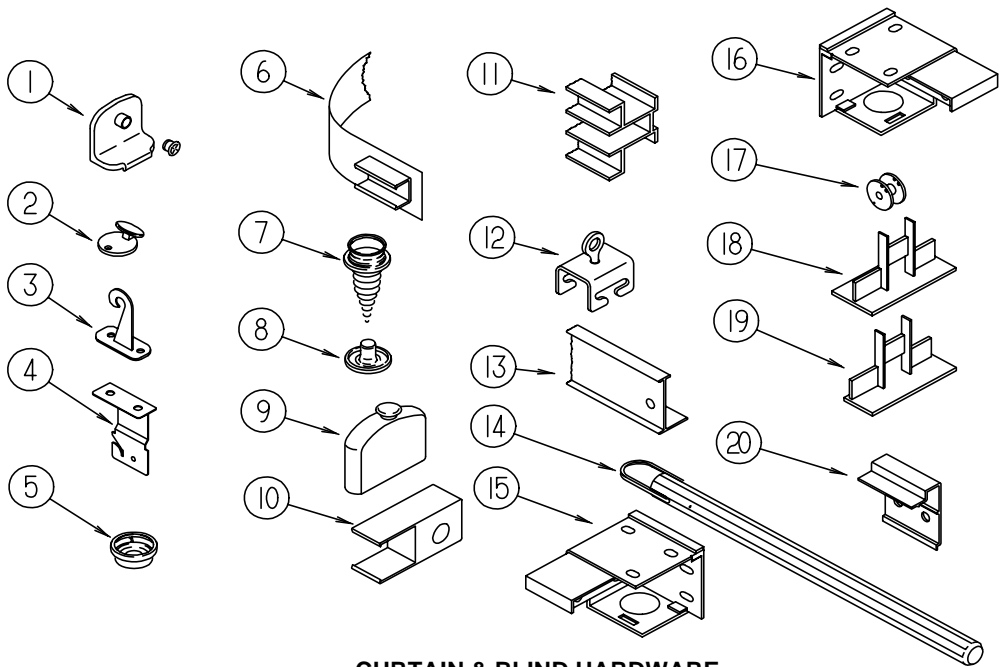
IN ORDER TO ASSIST OUR PARTS SALES DEPT. IN PROVIDING INTERIOR SOFTWARE ITEMS, PLEASE INCLUDE THE SERIAL NUMBER AND THE COLOR CODE NUMBER FROM THE VEHICLE CERTIFICATION LABEL WHEN ORDERING. THIS LABEL IS LOCATED ON THE LEFT SIDEWALL AT THE END OF THE DASH (A-BODY),OR ON THE DRIVER'S DOOR LATCH PLATE (C-BODY).

AN EXAMPLE OF A COLOR CODE NUMBER IS B07, WHICH DESIGNATES AN OVERALL COLOR SCHEME OF A PARTICULAR UNIT. THE COLOR LISTED AFTER THE ITEM DESCRIPTION ON THE MICROFICHE, INDICATES THE OVERALL UNIT COLOR. ORDER THE ITEM YOU DESIRE ACCORD-ING TO UNIT COLOR CODE.



NOTE:USE THIS ILLUSTRATION WHEN DETERMINING LENGTH AND WIDTH MEASUREMENTS FOR CURTAINS. YOU WILL NOTE THE WIDTH MEASUREMENT IS TAKEN ON THE TOP OF THE CURTAIN WITH THE CURTAIN FULLY EXTENDED. THE LENGTH MEASUREMENT IS TAKEN FROM TOP TO BOTTOM. LEFT AND RIGHT WINDOW LEGS ARE DETERMINED WHEN FACING THE WINDOW.

CURTAIN & CUSHION GROUP (CONTINUED)



CURTAIN & BLIND HARDWARE

| KEY | PART NUMBER   | U/M | DESCRIPTION  |
|-----|---------------|-----|--|
| 1   | 106544-01-000 | EA  | PULL - SHADE/BRASS                                     |
|     | 106544-01-001 | EA  | SCREW - SHADE/BRASS                                    |
| 2   | 102555-03-000 | EA  | CLEAT - BLIND CORD - MILKY WHITE PLASTIC               |
| 3   | 109441-03-000 | EA  | HOLD DOWN - BLIND (CLOUDY)                             |
| 4   | 084434-01-000 | EA  | BRACKET - MOUNTING - ROLLER SHADE - 1 3/8"             |
| 5   | 029156-01-000 | EA  | SOCKET - SNAP - 9/16" O.D.                             |
| 6   | 101031-01-000 | YD  | TAPE - GLIDE/CURTAIN - 4.25" SPACING                   |
| 7   | 029130-01-000 | EA  | SCREW - SNAP SOCKET - #8 PH X 5/8"                     |
| 8   | 029155-01-000 | EA  | CAP-SNAP - NICKEL                                      |
| 9   | 093475-01-701 | EA  | CAP-END, WITH INVERTED STUD   PAR                      |
| 10  | 101033-02-000 | EA  | END CAP - TRACK/CLEAR                                  |
| 11  | 101033-04-000 | EA  | TRACK - WALL - 3'                                      |
| 11  | 101033-06-000 | EA  | TRACK - WALL - 6.5'                                    |
| 11  | 101033-07-000 | EA  | TRACK - WALL - 2.5'                                    |
| 12  | 009702-01-000 | EA  | END STOP - CURTAIN CARRIER - L ROD                     |
| 13  | 009700-04-002 | EA  | TRACK - L-SHAPED 195.5" - OFF WHITE                    |
| 14  | 093475-01-700 | EA  | WAND-BLIND W/METAL CLIP, 8"                            |
| 15  | 083170-01-000 | EA  | BRACKET - BLIND - LEFT SIDE WHEN FACING WINDOW         |
| 16  | 083170-02-000 | EA  | BRACKET - BLIND - RIGHT SIDE WHEN FACING WINDOW        |
| 17  | 097592-01-000 | EA  | SPOOL - CORD - ELEVATED BLIND HOLDUP - CLEAR PLASTIC   |
|     |               |     | FROM: 00-00-00 THRU: 11-23-97                          |
| 17  | 097592-02-000 | EA  | BRACKET - HOLDDOWN ADJUSTER                            |
|     |               |     | FROM: 11-24-97 THRU: 99-99-99                          |
| 18  | 094907-04-000 | EA  | HARDWARE - END CAP BOTTOM - PULL TYPE (RH & LH)        |
|     | 094907-04-700 | EA  | END CAP-RH BOTTOM BLIND                                |
|     | 094907-04-701 | EA  | END CAP-LH BOTTOM BLIND                                |
| 19  | 094907-02-000 | EA  | END CAP - TOP/PLEATED BLIND - PLASTIC - GRAY           |
| 20  | 097565-01-000 | EA  | BRACKET - MOUNTING/PLEATED BLIND                       |
|     | 046867-03-000 | EA  | GROMMET - HANDY BUTTON #3                              |
|     | 046867-02-000 | EA  | WASHER-HANDY BUTTON NO 3                               |
|     | 056003-01-000 | EA  | BRACKET - DRAPERY RETAINING - FRONT - METAL            |
|     | 056003-02-000 | EA  | BRACKET - DRAPERY RETAINING - REAR - METAL             |
|     | 048394-02-000 | YD  | VELCRO TAPE - HOOK - ADHESIVE BACK - .75" WIDE - BEIGE |
|     | 075943-10-000 | EA  | BRACE - VALANCE - 20"                                  |
|     | 096843-01-000 | EA  | SPRING - REWIND/ROLLER SHADE                           |
|     | 086276-01-000 | EA  | TAPE - DOUBLE SIDED - 1/2"                             |
|     | 094896-02-000 | EA  | GROMMET - CORD/PLEATED BLIND - NYLON - GRAY            |
|     | 097564-01-000 | EA  | HANDLE-T - EZ LIFT SHADE - SMOKED                      |

CURTAIN & CUSHION GROUP (CONTINUED)

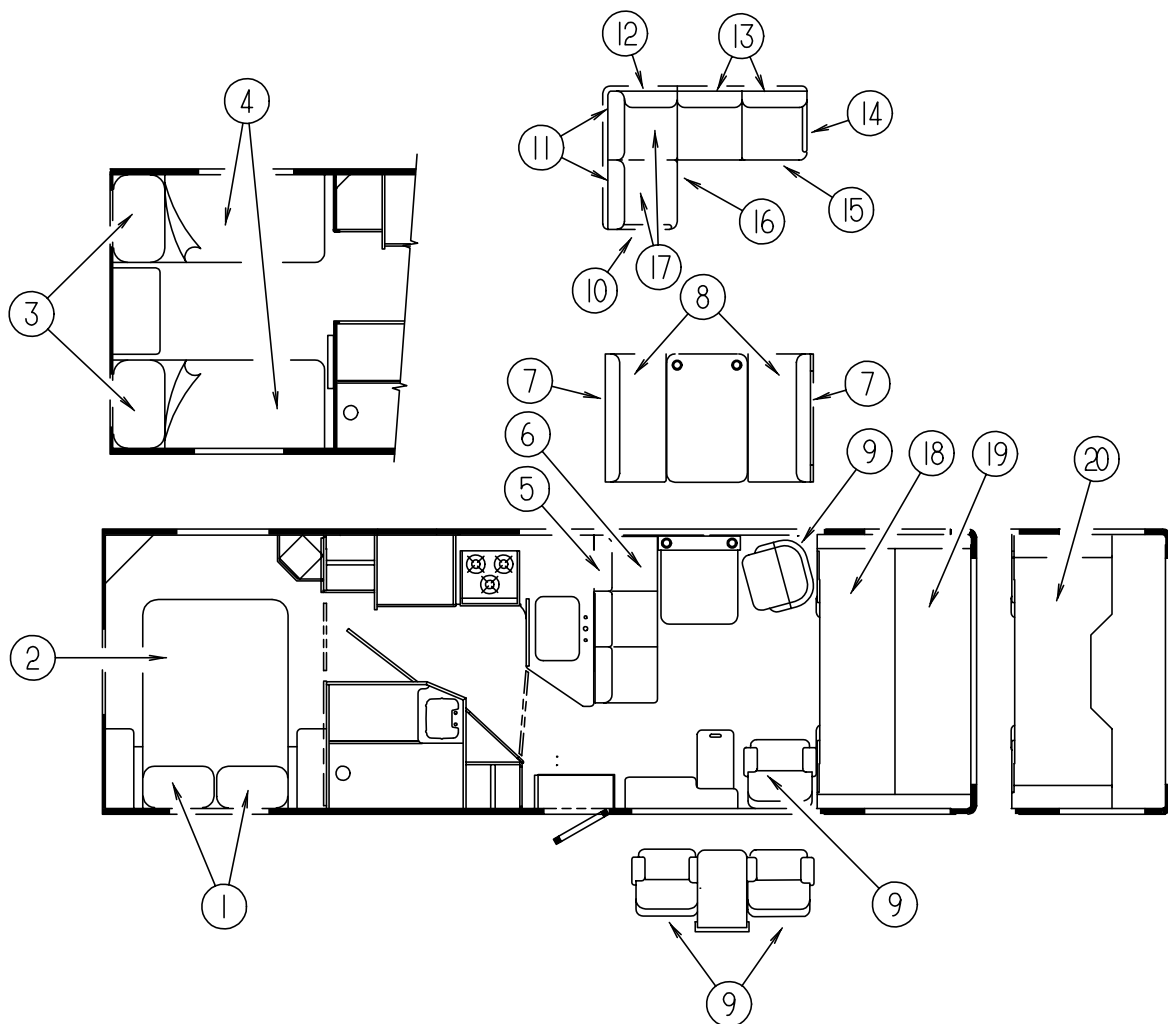
CURTAIN & BLIND HARDWARE (CONTINUED)

| KEY | PART NUMBER   | U/M | DESCRIPTION                              |
|-----|---------------|-----|--|
|     | 097564-04-000 | EA  | HANDLE-T - EZ LIFT SHADE - NAVY (J35)    |
|     | 097564-03-000 | EA  | HANDLE-T - EZ LIFT SHADE - TAN (J36)     |
|     | 097591-01-000 | EA  | SPRING - EXTENSION/PLEATED BLIND         |
|     | 097593-06-000 | FT  | CORD - BLIND - PLEATED - PEWTER (J35)    |
|     | 097593-02-000 | FT  | CORD - BLIND - PLEATED - DAWN GRAY (J36) |

| Family - 400's   | J35<br>Keepsake                | J36<br>Gemstone                |
|------------------|--------------------------------|--------------------------------|
| Bucket Seats     | 108446-M4-000                  | 108446-G0-000                  |
| Dinette          | 108446-S5-000                  | 108446-N4-000                  |
| Dinette Pads     | 108446-M4-000                  | 108446-G0-000                  |
| Sofa             | 108446-S5-000                  | 108446-N4-000                  |
| Swivel Chair     | 108446-M4-000                  | 108446-N3-000                  |
| Lounge Windows   | 108446-M4-000<br>108446-S5-000 | 108446-G0-000<br>108446-N3-000 |
| Legs             | 108446-M4-000                  | 108446-G0-000                  |
| Overhead Bunk    | 108446-M4-000                  | 108446-N3-000                  |
| Bedroom Windows  | 105745-H7-000                  | 105745-G1-000                  |
| Bedroom Pillow   | 105745-64-000<br>105745-H7-000 | 105745-E7-000<br>105745-G1-000 |
| Bedspread        | 105745-H7-000                  | 105745-G1-000                  |
| Pillow Shams     | 105745-H7-000<br>105745-64-000 | 105745-G1-000<br>105745-E7-000 |
| Front Wraparound | 072333-82-000                  | 072333-82-000                  |
| Day/Nighter      | 094911-25-000<br>094911-38-000 | 094911-30-000<br>094911-50-000 |
| Overhead Curtain | 105745-H7-000                  | 105745-G1000                   |
| Ceiling Vinyl    | 113979-01-01A                  | 113979-01-01A                  |

NOTE: THE FABRIC LISTED FIRST, IN A BLOCK, IS THE LARGEST QUANTITY OF FABRIC USED.

## CURTAIN & CUSHION GROUP (CONTINUED)



### FORWARD FACING COUCH

| KEY | PART NUMBER   | U/M | DESCRIPTION   |
|-----|---------------|-----|---|
| 5   | 114969-01-J35 | EA  | BACK - SOFA/BED (J35)                                   |
| 5   | 114969-01-H30 | EA  | BACK - SOFA/BED (J36)                                   |
|     | 114969-02-J35 | EA  | BACK - SOFA/BED - RIGHT & LEFT CUSHIONS (J35)           |
|     | 114969-02-H30 | EA  | BACK - SOFA/BED - RIGHT & LEFT CUSHIONS (J36)           |
|     | P14969-02-J35 | EA  | COVER - BACK - RIGHT AND LEFT CUSHIONS - SOFA/BED (J35) |
|     | P14969-02-H30 | EA  | COVER - BACK - RIGHT AND LEFT CUSHIONS - SOFA/BED (J36) |
|     | 114969-03-J35 | EA  | BACK - SOFA/BED - CENTER CUSHION (J35)                  |
|     | 114969-03-H30 | EA  | BACK - SOFA/BED - CENTER CUSHION (J36)                  |
|     | P14969-03-J35 | EA  | COVER - CENTER - FORWARD FACING - JACK KNIFED (J35)     |
|     | P14969-03-H30 | EA  | COVER - CENTER - FORWARD FACING - JACK KNIFED (J36)     |
| 6   | 114969-04-J35 | EA  | SEAT - SOFA/BED - W/O BACKREST (J35)                    |
| 6   | 114969-04-H30 | EA  | SEAT - SOFA/BED - W/O BACKREST (J36)                    |
|     | P14969-04-J35 | EA  | COVER - SEAT - SOFA/BED (J35)                           |
|     | P14969-04-H30 | EA  | COVER - SEAT - SOFA/BED (J36)                           |
|     | 113990-09-000 | EA  | LOCK - BRACKET - MALE FLEXSTEEL                         |
|     | 122556-04-01A | EA  | LOCK - JACK KNIFE SEAT                                  |
|     | 114763-01-000 | EA  | FRAME - FORWARD FACING BASE - SOFA/BED                  |
|     | 114763-02-000 | EA  | FRAME - FORWARD FACING SEAT - SOFA/BED                  |
|     | 114763-07-000 | EA  | FRAME - FORWARD FACING LEGS - SOFA/BED                  |
|     | 116631-02-02B | EA  | PLATE - W/HOLES - E-COATED                              |
|     | 117125-01-02B | EA  | BRACKET-CABLE HOLDER - E-COAT                           |
|     | 114726-01-H07 | EA  | TRAY - BEVERAGE   |

**NOTE: COUCH FRONT AND SIDE PANELS ARE FOUND IN THE LOUNGE GROUP.**

### DINETTE CUSHIONS

| KEY | PART NUMBER   | U/M | DESCRIPTION                           |
|-----|---------------|-----|---------------------------------------|
| 7   | 111897-05-J35 | EA  | CUSHION - BACK - 13.5" X 42" X 5"     |
| 7   | 111897-05-J36 | EA  | CUSHION - BACK - 13.5" X 42" X 5"     |
|     | P11897-05-J35 | EA  | COVER - BACK - 13.5" X 42" X 5"       |
|     | P11897-05-J36 | EA  | COVER - BACK - 13.5" X 42" X 5"       |
| 8   | 105603-15-J35 | EA  | CUSHION - SEAT - 23" X 42" X 5" (J35) |
| 8   | 105603-15-H30 | EA  | CUSHION - SEAT - 23" X 42" X 5" (J36) |
|     | P05603-15-J35 | EA  | COVER - SEAT - 23" X 42" X 5" (J35)   |
|     | P05603-15-H30 | EA  | COVER - SEAT - 23" X 42" X 5" (J36)   |
|     | 078155-01-000 | EA  | STRAP-SNAP - BACKREST CUSHION         |

### SWIVEL CHAIR

| KEY | PART NUMBER   | U/M | DESCRIPTION          |                               |
|-----|---------------|-----|----------------------|-------------------------------|
| 9   | 115470-01-H08 | EA  | CHAIR - SWIVEL (J35) |                               |
|     |               |     |                      | FROM: 00-00-00 THRU: 11-16-97 |
| 9   | 115470-01-JA2 | EA  | CHAIR - SWIVEL (J35) |                               |
|     |               |     |                      | FROM: 11-17-97 THRU: 99-99-99 |
| 9   | 115470-01-H30 | EA  | CHAIR - SWIVEL (J36) |                               |
|     | P15470-01-H08 | EA  | COVER - CHAIR (J35)  |                               |
|     |               |     |                      | FROM: 00-00-00 THRU: 11-16-97 |
|     | P15470-01-JA2 | EA  | COVER - CHAIR (J35)  |                               |
|     |               |     |                      | FROM: 11-17-97 THRU: 99-99-99 |
|     | P15470-01-H08 | EA  | COVER - CHAIR (J36)  |                               |

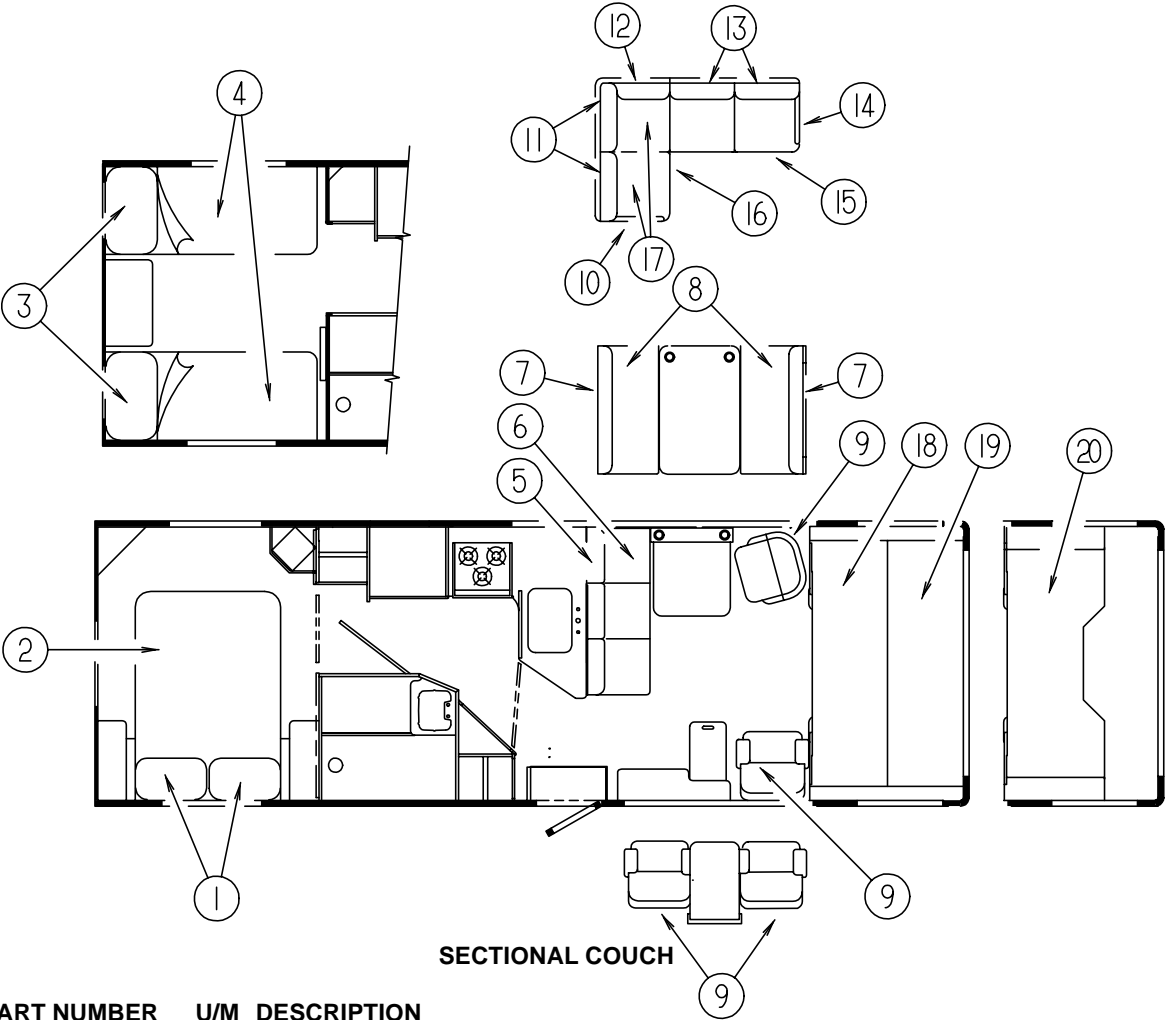
### QUEEN BEDSPREAD, PILLOW & MATTRESS

| KEY | PART NUMBER   | U/M | DESCRIPTION                          |
|-----|---------------|-----|--------------------------------------|
| 1   | 104176-08-J35 | EA  | PILLOW SHAM - 33" (J35)              |
| 1   | 104176-08-J01 | EA  | PILLOW SHAM - 33" (J36)              |
| 2   | 123015-06-000 | EA  | MATTRESS - INNERSPRING - 60" X 74.5" |
| 2   | 123471-08-J35 | EA  | BEDSPREAD/THROW - 60" X 75" (J35)    |
| 2   | 123471-08-J01 | EA  | BEDSPREAD/THROW - 60" X 75" (J36)    |
|     | 111862-03-J35 | EA  | PILLOW - 15" X 15"                   |
|     | 111862-03-J36 | EA  | PILLOW - 15" X 15"                   |

### TWIN BEDSPREAD, PILLOW & MATTRESS

| KEY | PART NUMBER   | U/M | DESCRIPTION   |
|-----|---------------|-----|---|
| 3   | 104176-04-J35 | EA  | PILLOW SHAM - 30" (J35)                             |
| 3   | 104176-04-J01 | EA  | PILLOW SHAM - 30" (J36)                             |
| 4   | 101123-30-000 | EA  | MATTRESS - COMPLETE FOAM - 36" X 80" - 1 CORNER CUT |
| 4   | P01123-30-000 | EA  | COVER - MATTRESS - 36" X 80" - W/1 CUT CORNER       |
| 4   | 123471-09-J35 | EA  | BEDSPREAD/THROW - 36" X 80"                         |
| 4   | 123471-09-J36 | EA  | BEDSPREAD/THROW - 36" X 80"                         |
|     | 111862-03-J35 | EA  | PILLOW - 15" X 15"                                  |
|     | 111862-03-J36 | EA  | PILLOW - 15" X 15"                                  |

CURTAIN & CUSHION GROUP (CONTINUED)



| KEY | PART NUMBER   | U/M | DESCRIPTION  |
|-----|---------------|-----|--|
| 10  | 125471-01-J35 | EA  | ARMREST - RIGHT HAND (J35)                           |
| 10  | 125471-01-H30 | EA  | ARMREST - RIGHT HAND (J36)                           |
|     | 124366-01-000 | EA  | SOFA - RIGHT WOOD ARM - 8' SECTIONAL                 |
| 11  | 104655-03-J35 | EA  | CUSHION - BACK - SOFA/BED(J35)                       |
| 11  | 104655-03-H30 | EA  | CUSHION - BACK - SOFA/BED(J36)                       |
|     | P04655-03-J35 | EA  | COVER - BACK CUSHION (J35)                           |
|     | P04655-03-H30 | EA  | COVER - BACK CUSHION (J36)                           |
| 12  | 104655-04-J35 | EA  | CUSHION - CORNER - SOFA/BED (J35)                    |
| 12  | 104655-04-H30 | EA  | CUSHION - CORNER - SOFA/BED (J36)                    |
|     | P04655-04-J35 | EA  | COVER - CORNER CUSHION (J35)                         |
|     | P04655-04-H30 | EA  | COVER - CORNER CUSHION (J36)                         |
| 13  | 125060-01-J35 | EA  | BED COMPLETE (J35)                                   |
| 13  | 125060-01-H30 | EA  | BED COMPLETE (J36)                                   |
|     | P25060-01-J35 | EA  | COVER - SOFA/BED (J35)                               |
|     | P25060-01-H30 | EA  | COVER - SOFA/BED (J36)                               |
| 14  | 125471-02-J35 | EA  | ARMREST - LEFT HAND (J35)                            |
| 14  | 125471-02-H30 | EA  | ARMREST - LEFT HAND (J36)                            |
|     | 124366-02-000 | EA  | SOFA - LEFT WOOD ARM - 8' SECTIONAL                  |
| 15  | 120992-06-J35 | EA  | PANEL - FRONT KICK - SOFA/BED - FABRIC COVERED (J35) |
| 15  | 120992-06-H30 | EA  | PANEL - FRONT KICK - SOFA/BED - FABRIC COVERED (J36) |
| 16  | 120992-05-J35 | EA  | PANEL - FRONT KICK - SOFA/BED - FABRIC COVERED (J35) |
| 16  | 120992-05-H30 | EA  | PANEL - FRONT KICK - SOFA/BED - FABRIC COVERED (J36) |
|     | 121906-01-02B | EA  | BRACKET - KICKBOARD - E-COATED                       |
| 17  | 125059-01-J35 | EA  | SEAT - SOFA/BED - STATIONARY (J35)                   |
| 17  | 125059-01-H30 | EA  | SEAT - SOFA/BED - STATIONARY (J36)                   |
|     | P25059-01-J35 | EA  | COVER - SEAT - SOFA/BED (J35)                        |
|     | P25059-01-H30 | EA  | COVER - SEAT - SOFA/BED (J36)                        |
|     | 123622-04-000 | EA  | FRAME - BACK - 44"                                   |
|     | 123622-05-000 | EA  | FRAME - SEAT - 44"                                   |
|     | 123622-06-000 | EA  | FRAME - BASE WITH LEGS - 44"                         |
|     | 123624-01-000 | EA  | FRAME - FIXED 55"                                    |

CURTAIN & CUSHION GROUP (CONTINUED)

BUNK CUSHIONS

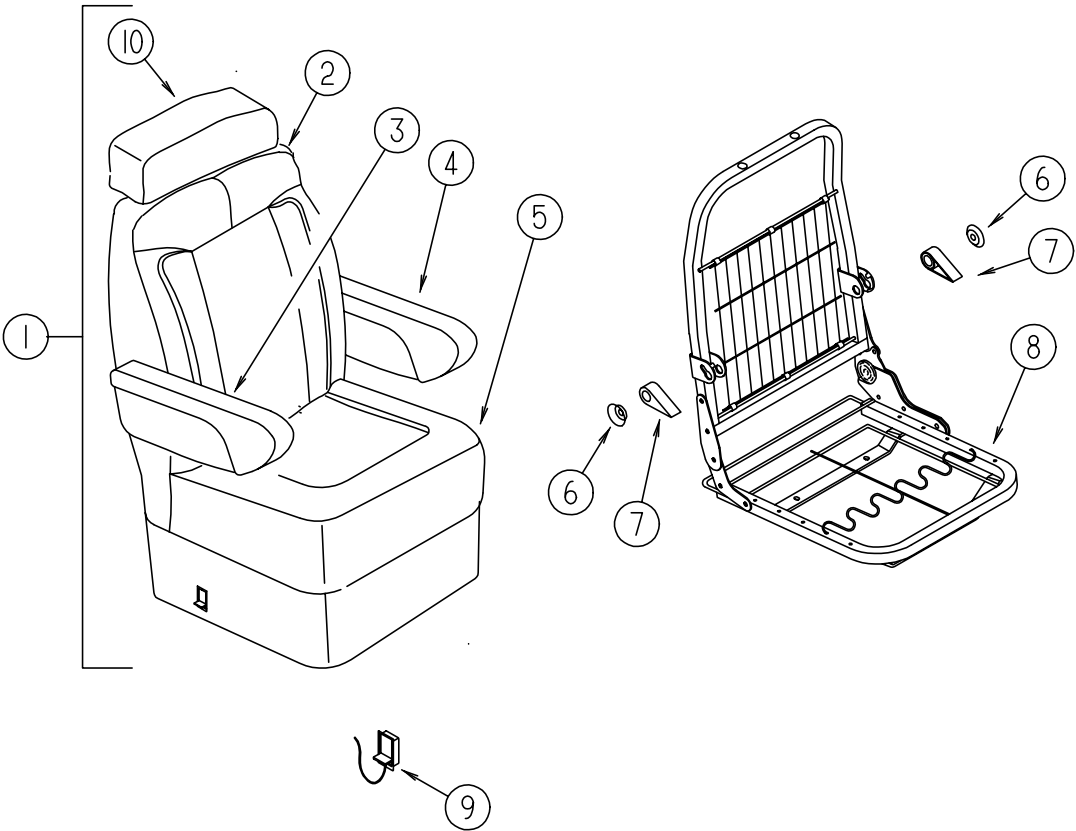
| KEY | PART NUMBER   | U/M | DESCRIPTION   |
|-----|---------------|-----|---|
| 18  | 105573-10-J35 | EA  | CUSHION - OVERHEAD BUNK/REAR - 27" X 23" X 80" X 5"(J35)<br>FROM: 00-00-00 THRU: 11-16-97       |
| 18  | 105573-10-JA2 | EA  | CUSHION - OVERHEAD BUNK/REAR - 27" X 23" X 80" X 5"(J35)<br>FROM: 11-17-97 THRU: 99-99-99       |
| 18  | 105573-10-J36 | EA  | CUSHION - OVERHEAD BUNK/REAR - 27" X 23" X 80" X 5"(J36)  |
|     | P05573-10-J35 | EA  | COVER - CUSHION/OVERHEAD/BUNK/REAR - 27"X 23"X 80"X 5"(J35)<br>FROM: 00-00-00 THRU: 11-16-97    |
|     | P05573-10-JA2 | EA  | COVER - CUSHION/OVERHEAD BUNK/REAR - 27" X 23" X 80" X 5"(J35)<br>FROM: 11-17-97 THRU: 99-99-99 |
|     | P05573-10-J36 | EA  | COVER - CUSHION/OVERHEAD BUNK/REAR - 27" X 23" X 80" X 5"(J36)                                  |
| 19  | 105573-09-H08 | EA  | CUSHION - OVERHEAD BUNK/FRONT - 32.5" X 80" X 5"(J35)<br>FROM: 00-00-00 THRU: 11-16-97          |
| 19  | 105573-09-JA2 | EA  | CUSHION - OVERHEAD BUNK/FRONT - 32.5" X 80" X 5"(J35)<br>FROM: 11-17-97 THRU: 99-99-99          |
| 19  | 105573-09-H30 | EA  | CUSHION - OVERHEAD BUNK/FRONT - 32.5" X 80" X 5" (J36)  |
|     | P05573-09-H08 | EA  | COVER - CUSHION/OVERHEAD BUNK/FRONT - 32.5" X 80" X 5"(J35)<br>FROM: 00-00-00 THRU: 11-16-97    |
|     | P05573-09-JA2 | EA  | COVER - CUSHION/OVERHEAD BUNK/FRONT - 32.5" X 80" X 5"(J35)<br>FROM: 11-17-97 THRU: 99-99-99    |
|     | P05573-09-H30 | EA  | COVER - CUSHION/OVERHEAD BUNK/FRONT - 32.5" X 80" X 5" (J36)                                    |
| 20  | 079145-08-000 | EA  | CUSHION - BUNK - 25" X 74" X 3.5" - FRONT ENTERTAINMENT CENTER                                  |
| 20  | M79145-08-000 | EA  | COVER - BUNK CUSHION - 25" X 74" X 3.5" - FRONT ENTERTAINMENT CENTER                            |
|     | 094658-02-G04 | EA  | HANDLE-OAK  |

VINYL ASSIST HANDLE, BUTTONS, & SEATBELTS

| KEY | PART NUMBER   | U/M | DESCRIPTION   |
|-----|---------------|-----|---|
|     | 069178-02-000 | EA  | BRACKET - MOUNTING/ASSIST HANDLE - GRAY                 |
|     | 053552-02-AA8 | EA  | HANDLE - ASSIST - INTERIOR/ENTRY DOOR - VINYL/OFF WHITE |
|     | 000C16-07-16B | EA  | BOLT - CARRIAGE - ASSIST HANDLE - 7/16" - 14 X 1"       |
|     | 000D20-07-00B | EA  | NUT - ACORN - ASSIST HANDLE - 7/16 - 14                 |
|     | 057759-01-000 | EA  | WASHER - FLAT F/SEAT BELT - 4" DIAMETER                 |
|     | 007021-01-000 | EA  | BELT-SEAT - 2" X 90" - BLACK                            |
|     | 057534-06-000 | EA  | TIEBACK/TIEDOWN - VINYL - 6" VINYL                      |
|     | 079349-04-H19 | YD  | WELT - NARROW (J35)<br>FROM: 00-00-00 THRU: 11-16-97    |
|     | 079349-04-JA2 | YD  | WELT - NARROW (J35)<br>FROM: 11-17-97 THRU: 99-99-99    |
|     | 079349-04-H17 | YD  | WELT - NARROW (J36)                                     |

CURTAIN & CUSHION GROUP (CONTINUED)

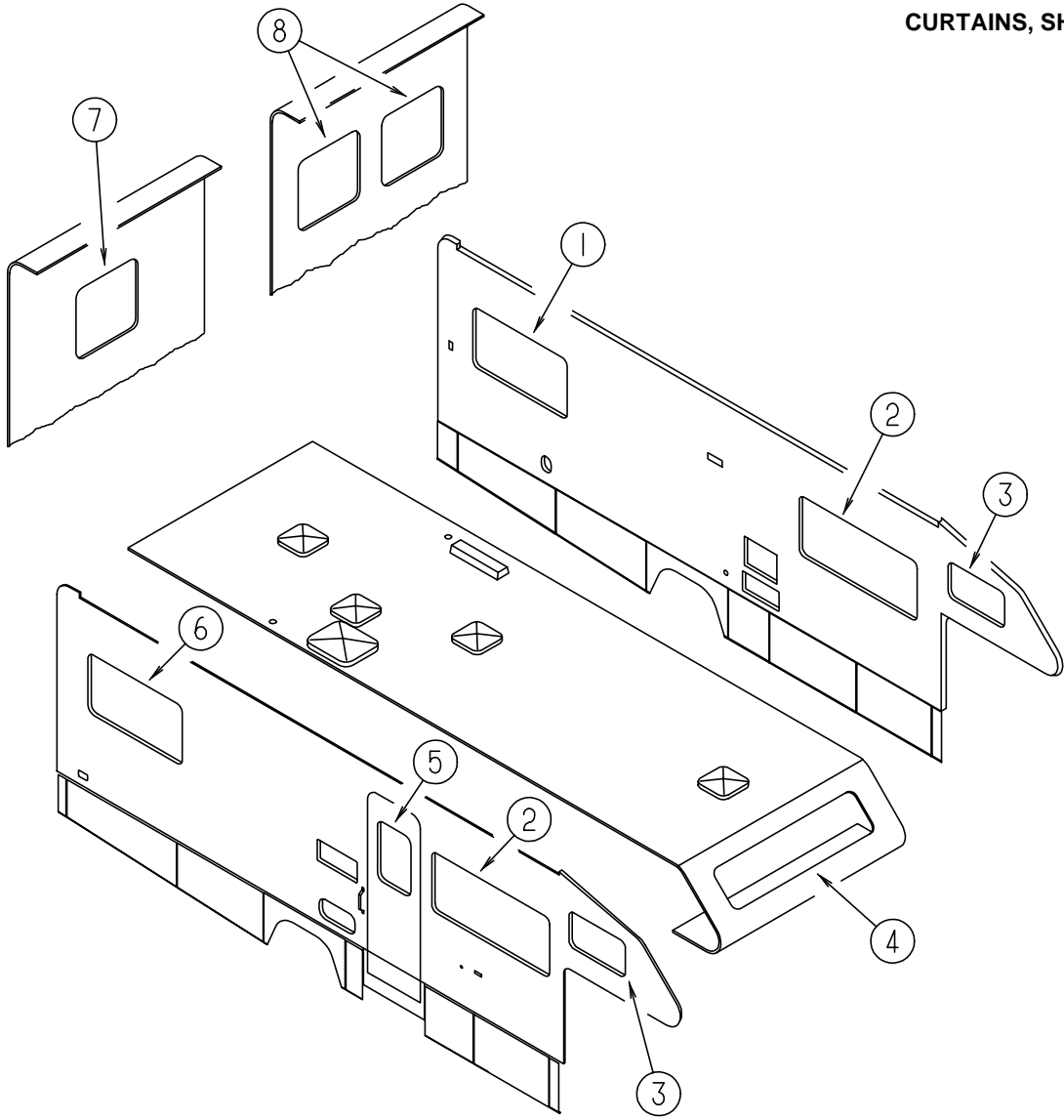
BUCKET SEATS



| KEY | PART NUMBER   | U/M | DESCRIPTION   |                               |
|-----|---------------|-----|---|-------------------------------|
| 1   | 127540-06-J35 | EA  | SEAT - BUCKET - DRIVER - W/ARMREST                      |                               |
| 1   | 127540-06-J36 | EA  | SEAT - BUCKET - DRIVER - W/ARMREST                      |                               |
| 1   | 127540-07-J35 | EA  | SEAT - BUCKET - PASSENGER - W/ARMREST                   |                               |
| 1   | 127540-07-J36 | EA  | SEAT - BUCKET - PASSENGER - W/ARMREST                   |                               |
| 2   | M05962-74-J35 | EA  | COVER - BACK/BUCKET (J35)                               | FROM: 00-00-00 THRU: 11-16-97 |
| 2   | M05962-74-JA2 | EA  | COVER - BACK/BUCKET (J35)                               | FROM: 11-17-97 THRU: 99-99-99 |
| 2   | M05962-74-J36 | EA  | COVER - BACK/BUCKET (J36)                               |                               |
| 3   | 122780-01-H19 | EA  | ARMREST - RIGHT HAND (J35)                              | FROM: 00-00-00 THRU: 11-16-97 |
| 3   | 122780-01-JA2 | EA  | ARMREST - RIGHT HAND (J35)                              | FROM: 11-17-97 THRU: 99-99-99 |
| 3   | 122780-01-H30 | EA  | ARMREST - RIGHT HAND (J36)                              |                               |
|     | P22780-01-H19 | EA  | COVER - ARMREST - RIGHT HAND (J35)                      | FROM: 00-00-00 THRU: 11-16-97 |
|     | P22780-01-JA2 | EA  | COVER - ARMREST - RIGHT HAND (J35)                      | FROM: 11-17-97 THRU: 99-99-99 |
|     | P22780-01-H30 | EA  | COVER - ARMREST - RIGHT HAND (J36)                      |                               |
| 4   | 115617-03-000 | EA  | ARMREST - W/O COVER - RIGHT HAND                        |                               |
| 4   | 122780-02-H19 | EA  | ARMREST - LEFT HAND (J35)                               | FROM: 00-00-00 THRU: 11-16-97 |
| 4   | 122780-02-JA2 | EA  | ARMREST - LEFT HAND (J35)                               | FROM: 11-17-97 THRU: 99-99-99 |
| 4   | 122780-02-H30 | EA  | ARMREST - LEFT HAND (J36)                               |                               |
|     | P22780-02-H19 | EA  | COVER - ARMREST - LEFT HAND (J35)                       | FROM: 00-00-00 THRU: 11-16-97 |
|     | P22780-02-JA2 | EA  | COVER - ARMREST - LEFT HAND (J35)                       | FROM: 11-17-97 THRU: 99-99-99 |
|     | P22780-02-H30 | EA  | COVER - ARMREST - LEFT HAND (J36)                       |                               |
| 5   | 115617-04-000 | EA  | ARMREST - W/O COVER - LEFT HAND                         |                               |
| 5   | M05962-58-H08 | EA  | COVER - SEAT (J35)                                      | FROM: 00-00-00 THRU: 11-16-97 |
| 5   | M05962-58-JA2 | EA  | COVER - SEAT (J35)                                      | FROM: 11-17-97 THRU: 99-99-99 |
| 5   | M05962-58-J36 | EA  | COVER - SEAT (J36)                                      |                               |
| 6   | 125229-05-000 | EA  | PAL NUT   |                               |
| 7   | 125229-03-000 | EA  | LEVER - RECLINING                                       |                               |
| 8   | 125229-02-000 | EA  | FRAME - SEAT - PASSENGER - W/LEFT ARMREST BRACKET       |                               |
| 8   | 125229-01-000 | EA  | FRAME - SEAT - DRIVER - W/RIGHT ARMREST BRACKET         |                               |
| 9   | 108049-03-000 | EA  | CABLE - W/SWITCHES - 25.5" SHEATH/28.5" CABLE W/DOG LEG | FROM: 00-00-00 THRU: 06-25-97 |
| 9   | 108049-04-000 | EA  | CABLE - W/SWITCHES - W/26" MINI LEVER ACTION            | FROM: 06-26-97 THRU: 99-99-99 |
|     | 108049-02-000 | EA  | CLIP - CABLE/PEDESTAL                                   |                               |
| 10  | 119509-01-H19 | EA  | HEADREST - BUCKET SEAT (J35)                            | FROM: 00-00-00 THRU: 11-16-97 |
| 10  | 119509-01-JA2 | EA  | HEADREST - BUCKET SEAT (J35)                            | FROM: 11-17-97 THRU: 99-99-99 |
| 10  | 119509-01-H30 | EA  | HEADREST - BUCKET SEAT (J36)                            |                               |
|     | P19509-01-H19 | EA  | COVER - HEADREST (J35)                                  | FROM: 00-00-00 THRU: 11-16-97 |
|     | P19509-01-JA2 | EA  | COVER - HEADREST (J35)                                  | FROM: 11-17-97 THRU: 99-99-99 |
|     | P19509-01-H30 | EA  | COVER - HEADREST (J36)                                  |                               |
|     | 113977-12-000 | EA  | HEADREST INSERT - W/O LOCK                              |                               |
|     | 113977-13-000 | EA  | HEADREST INSERT - W/LOCK                                |                               |

CURTAIN & CUSHION GROUP (CONTINUED)

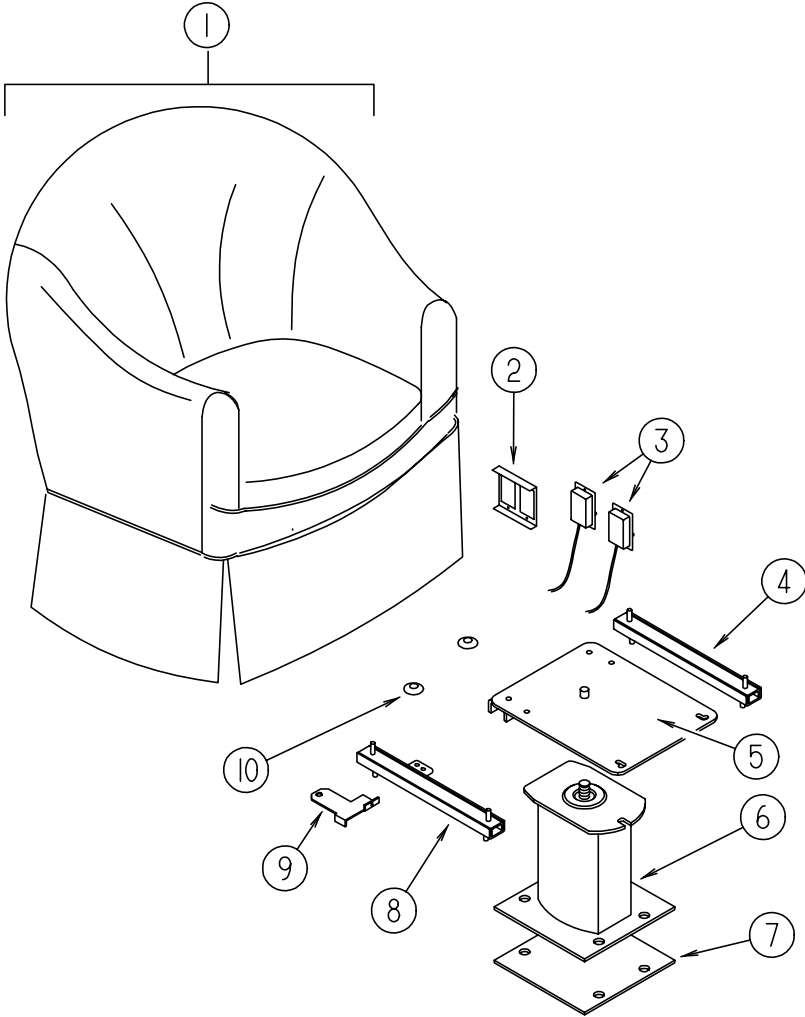
CURTAINS, SHADES VALANCES & BLINDS



| KEY | PART NUMBER   | U/M | DESCRIPTION                           |
|-----|---------------|-----|---------------------------------------|
| 1   | 114993-13-J35 | EA  | VALANCE - TAILOR - 52"                |
| 1   | 114993-13-J36 | EA  | VALANCE - TAILOR - 52"                |
| 1   | 112986-11-J35 | EA  | CURTAIN - PLEATED TOP - 27.5" X 6"    |
| 1   | 112986-11-J36 | EA  | CURTAIN - PLEATED TOP - 27.5" X 6"    |
| 1   | 109041-54-01A | EA  | BLIND - MINI - 50" X 27" (J35)        |
| 1   | 109041-54-02A | EA  | BLIND - MINI - 50" X 27" (J36)        |
| 1   | 111910-62-J10 | EA  | BLIND - DAY/NIGHTER - 49" X 27" (J35) |
| 1   | 111910-62-J11 | EA  | BLIND - DAY/NIGHTER - 49" X 27" (J36) |

| KEY | PART NUMBER   | U/M | DESCRIPTION                                 |
|-----|---------------|-----|---|
| 2   | 118078-14-J35 | EA  | VALANCE - QUEST - 5" X 64.5" (J35)          |
|     |               |     | FROM: 00-00-00 THRU: 11-16-97               |
| 2   | 118078-14-JA2 | EA  | VALANCE - QUEST - 5" X 64.5" (J35)          |
|     |               |     | FROM: 11-17-97 THRU: 99-99-99               |
| 2   | 118078-15-J36 | EA  | VALANCE - QUEST - 5" X 64.5" (J36)          |
| 2   | 127017-13-J35 | EA  | LEG - RIGHT - 25" (J35)                     |
|     |               |     | FROM: 00-00-00 THRU: 11-16-97               |
| 2   | 127017-13-JA2 | EA  | LEG - RIGHT - 25" (J35)                     |
|     |               |     | FROM: 11-17-97 THRU: 99-99-99               |
| 2   | 127017-13-J36 | EA  | LEG - RIGHT - 25" (J36)                     |
| 2   | 127017-14-J35 | EA  | LEG - LEFT - 25" (J35)                      |
|     |               |     | FROM: 00-00-00 THRU: 11-16-97               |
| 2   | 127017-14-JA2 | EA  | LEG - LEFT - 25" (J35)                      |
|     |               |     | FROM: 11-17-97 THRU: 99-99-99               |
| 2   | 127017-14-J36 | EA  | LEG - LEFT - 25" (J36)                      |
| 2   | 109041-53-01A | EA  | BLIND - MINI - 61" X 28.5" (J35)            |
| 2   | 109041-53-02A | EA  | BLIND - MINI - 61" X 28.5" (J36)            |
| 2   | 111910-57-J51 | EA  | BLIND - DAY/NIGHTER - 61" X 28.5" (J35)     |
| 2   | 111910-57-J20 | EA  | BLIND - DAY/NIGHTER - 60" X 28.5" (J36)     |
| 3   | 101034-51-J35 | EA  | CURTAIN - RIGHT HAND - 19" X 34" (J35)      |
| 3   | 101034-51-J01 | EA  | CURTAIN - RIGHT HAND - 19" X 34" (J36)      |
| 3   | 101034-52-J35 | EA  | CURTAIN - LEFT HAND - 19" X 34" (J35)       |
| 3   | 101034-52-J01 | EA  | CURTAIN - LEFT HAND - 19" X 34" (J36)       |
| 4   | 101034-33-J35 | EA  | CURTAIN - RIGHT HAND - 21" X 60" (J35)      |
| 4   | 101034-33-J01 | EA  | CURTAIN - RIGHT HAND - 21" X 60" (J36)      |
| 4   | 101034-34-J35 | EA  | CURTAIN - LEFT HAND - 21" X 60" (J35)       |
| 4   | 101034-34-J01 | EA  | CURTAIN - LEFT HAND - 21" X 60" (J36)       |
| 5   | 118078-10-J35 | EA  | VALANCE - QUEST - 12" X 31.75" (J35)        |
|     |               |     | FROM: 00-00-00 THRU: 11-16-97               |
| 5   | 118078-10-JA2 | EA  | VALANCE - QUEST - 11" X 31.75" (J35)        |
|     |               |     | FROM: 11-17-97 THRU: 99-99-99               |
| 5   | 118078-11-J36 | EA  | VALANCE - QUEST - 11" X 31.75" (J36)        |
| 5   | 084755-57-E07 | EA  | SHADE - PULL - 27.25"                       |
| 6   | 114993-13-J35 | EA  | VALANCE - TAILOR - 52"                      |
| 6   | 114993-13-J36 | EA  | VALANCE - TAILOR - 52"                      |
| 6   | 112986-11-J35 | EA  | CURTAIN - PLEATED TOP - 27.5" X 6"          |
| 6   | 112986-11-J36 | EA  | CURTAIN - PLEATED TOP - 27.5" X 6"          |
| 6   | 109041-54-01A | EA  | BLIND - MINI - 50" X 27" (J35)              |
| 6   | 109041-54-02A | EA  | BLIND - MINI - 50" X 27" (J36)              |
| 6   | 111910-62-J10 | EA  | BLIND - DAY/NIGHTER - 49" X 27" (J35)       |
| 6   | 111910-62-J11 | EA  | BLIND - DAY/NIGHTER - 49" X 27" (J36)       |
| 7   | 114993-13-J35 | EA  | VALANCE - TAILOR - 52"                      |
| 7   | 114993-13-J36 | EA  | VALANCE - TAILOR - 52"                      |
| 7   | 112986-11-J35 | EA  | CURTAIN - PLEATED TOP - 27.5" X 6"          |
| 7   | 112986-11-J36 | EA  | CURTAIN - PLEATED TOP - 27.5" X 6"          |
| 7   | 109041-54-01A | EA  | BLIND - MINI - 50" X 27"(J35)               |
| 7   | 109041-54-02A | EA  | BLIND - MINI - 50" X 27"(J36)               |
| 7   | 111910-62-J10 | EA  | BLIND - DAY/NIGHTER - 49" X 27"(J35)        |
| 7   | 111910-62-J11 | EA  | BLIND - DAY/NIGHTER - 49" X 27"(J36)        |
| 8   | 114993-14-J35 | EA  | VALANCE - TAILOR - 31"                      |
| 8   | 114993-14-J36 | EA  | VALANCE - TAILOR - 31"                      |
| 8   | 093475-28-06A | EA  | BLIND - MINI - 28" X 28" (J35)              |
| 8   | 093475-28-07A | EA  | BLIND - MINI - 28" X 28" (J36)              |
| 8   | 111910-20-J03 | EA  | BLIND - DAY/NIGHTER - 28" X 28"(J35)        |
| 8   | 111910-20-J04 | EA  | BLIND - DAY/NIGHTER - 28" X 28"(J36)        |
|     | 093487-10-01A | EA  | CURTAIN - BUNK/PRIVACY/PLEATED - 31" X 100" |
|     | 076892-23-G05 | EA  | CURTAIN - 44" X 80"                         |

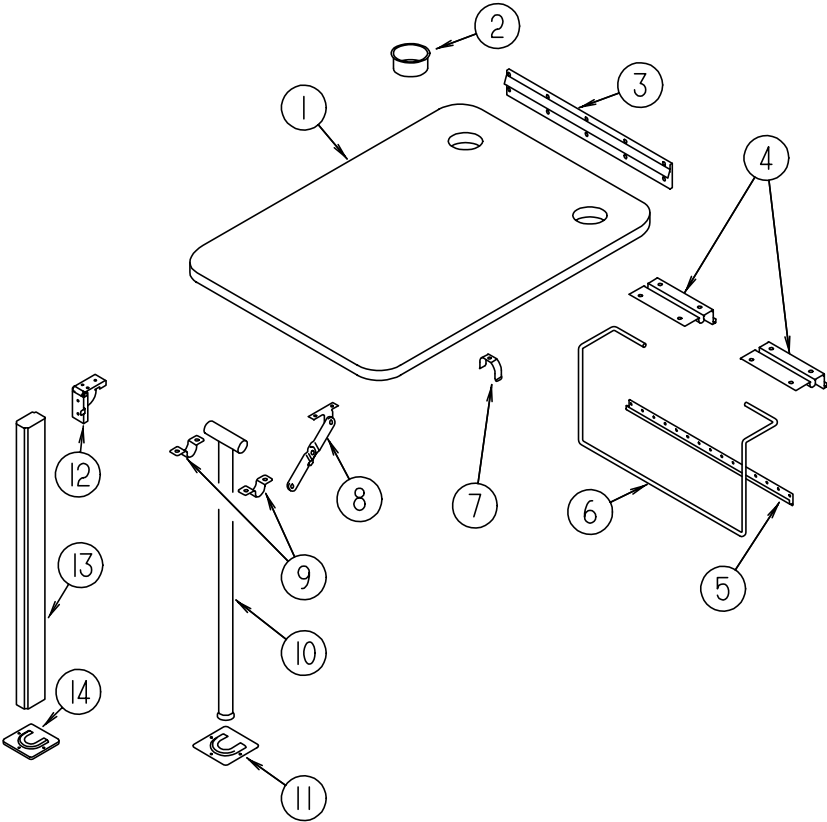
CURTAIN & CUSHION GROUP (CONTINUED)



SWIVEL CHAIR

| KEY | PART NUMBER   | U/M | DESCRIPTION                                  |
|-----|---------------|-----|--|
| 1   | 115470-01-H08 | EA  | CHAIR - SWIVEL (J35)                         |
|     |               |     | FROM: 00-00-00 THRU: 11-16-97                |
| 1   | 115470-01-JA2 | EA  | CHAIR - SWIVEL (J35)                         |
|     |               |     | FROM: 11-17-97 THRU: 99-99-99                |
| 1   | 115470-01-H30 | EA  | CHAIR - SWIVEL (J36)                         |
|     | P15470-01-H08 | EA  | COVER - CHAIR (J35)                          |
|     |               |     | FROM: 00-00-00 THRU: 11-16-97                |
|     | P15470-01-JA2 | EA  | COVER - CHAIR (J35)                          |
|     |               |     | FROM: 11-17-97 THRU: 99-99-99                |
|     | P15470-01-H30 | EA  | COVER - CHAIR (J36)                          |
|     | P07977-01-J35 | EA  | COVER - SKIRT (J35)                          |
|     |               |     | FROM: 00-00-00 THRU: 11-16-97                |
|     | P07977-01-JA2 | EA  | COVER - SKIRT (J35)                          |
|     |               |     | FROM: 11-17-97 THRU: 99-99-99                |
|     | P07977-01-J36 | EA  | COVER - SKIRT (J36)                          |
| 2   | 127159-02-02B | EA  | BRACKET - SEAT RELEASE - DUAL REMOTE         |
| 3   | 108049-04-000 | EA  | CABLE - W/SWITCHES - W/26" MINI LEVER ACTION |
|     | 108049-02-000 | EA  | CLIP - CABLE/PEDESTAL                        |
| 4   | 119952-01-000 | EA  | SLIDE/SEAT - HEAVY DUTY NON LOCKING          |
| 5   | 107921-08-000 | EA  | TOP PLATE - PEDESTAL - W/O SEAT BELT BAR     |
|     | 107921-06-000 | EA  | BEARING KIT - PEDESTAL                       |
| 6   | 107921-01-000 | EA  | PEDESTAL/FLOOR MOUNTED - W/9.75" EXTENSION   |
| 7   | 108445-02-000 | EA  | PLATE/FLOOR MOUNTED - PEDESTAL SEAT          |
| 8   | 119952-03-000 | EA  | SLIDE/SEAT - HEAVY DUTY LOCKING - 2 STUDS    |
| 9   | 117125-01-02B | EA  | BRACKET - CABLE MOUNT - ADJUSTER W/LOCK      |
| 10  | 007221-01-000 | EA  | SPACER - SEAT/ADJUSTER                       |
|     | 114889-01-000 | EA  | STOP BAR - UNIVERSAL                         |

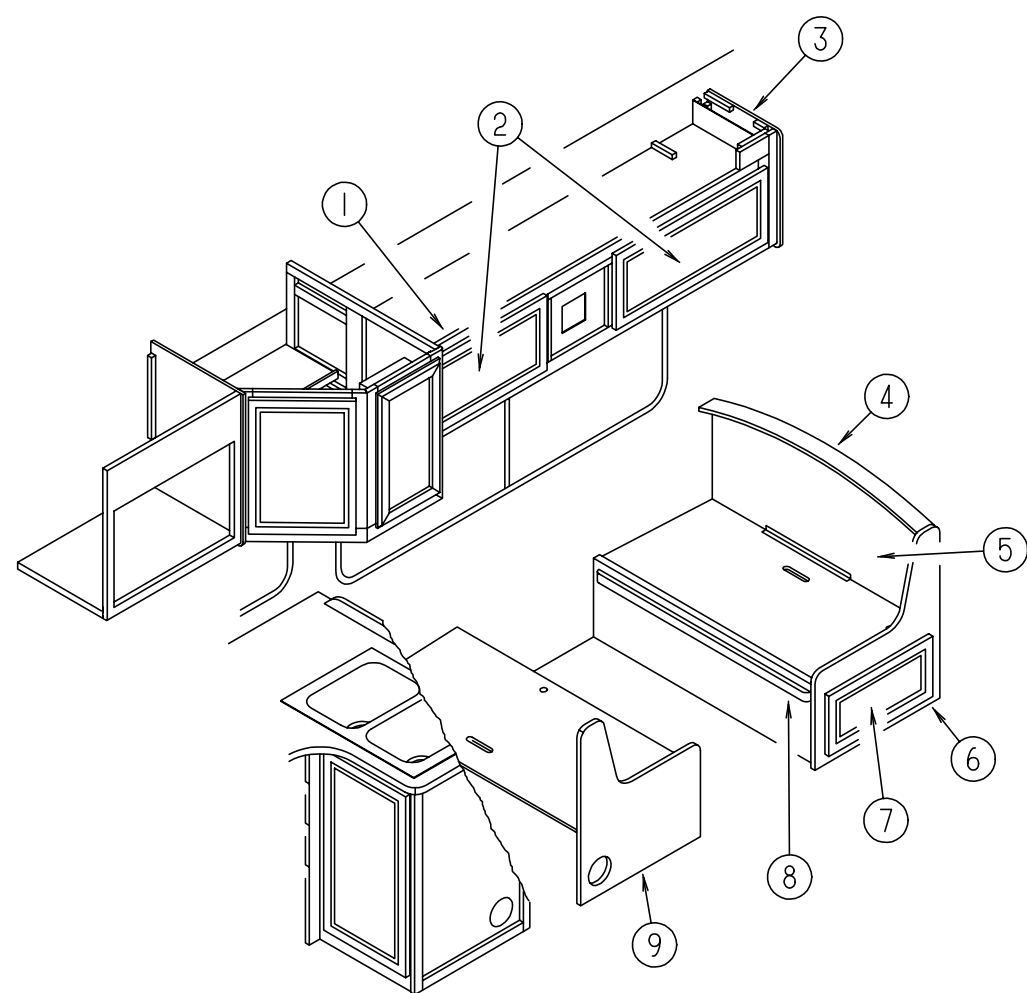
DINETTE GROUP



DINETTE TABLE

| KEY | PART NUMBER   | U/M | DESCRIPTION   |
|-----|---------------|-----|---|
| 1   | 081322-12-H37 | EA  | TABLE TOP ONLY (J35)                                      |
| 1   | 081322-12-J04 | EA  | TABLE TOP ONLY (J36)                                      |
|     | M81322-12-J03 | EA  | TABLE - DINETTE W/SUPPORT - W/O HARDWARE (J35)            |
|     | M81322-12-J04 | EA  | TABLE - DINETTE W/SUPPORT - W/O HARDWARE (J36)            |
| 2   | 064781-06-000 | EA  | HOLDER - CUP - TWO STEP - OFF WHITE                       |
| 3   | 053200-12-000 | EA  | BRACKET - TABLE SUPPORT - UPPER/WALL MOUNTED - 23.50"     |
| 4   | 088410-02-000 | EA  | BRACKET - LIFT - TABLE MOUNTED                            |
| 5   | 024281-14-000 | EA  | BRACKET/TABLE - LIFT ROD/LOWER WALL MOUNTED - 22.12"      |
| 6   | 024275-12-000 | EA  | ROD - TABLE LIFT  |
| 7   | 024283-01-000 | EA  | CLIP - LEG - 1" - 1.125" OD - BLACK                       |
| 8   | 024282-01-000 | EA  | BRACE - TABLE LEG - HINGED                                |
| 9   | 064050-05-000 | EA  | HINGE - TABLE LEG - OFF WHITE                             |
| 10  | 024276-23-000 | EA  | LEG - TABLE - METAL - OFF WHITE                           |
| 11  | 049493-11-700 | EA  | CATCH-TABLE LEG,E-COAT                                    |
| 11  | 049493-12-000 | EA  | CATCH - TABLE LEG/FLOOR MOUNTED - OFF WHITE               |
| 12  | 093550-01-000 | EA  | BRACKET - HINGE - MOUNTS TO LEG & TABLE TOP - 1.7" X 2.6" |
| 13  | 092708-06-J01 | EA  | LEG - TABLE - W/O HARDWARE - ORDER PIECE PARTS            |
| 13  | 092707-04-05A | EA  | MOLDING - TABLE LEG - 27" - WATERFORD OAK                 |
| 14  | 092593-01-05A | EA  | CATCH - TABLE LEG - OFF/WHITE                             |

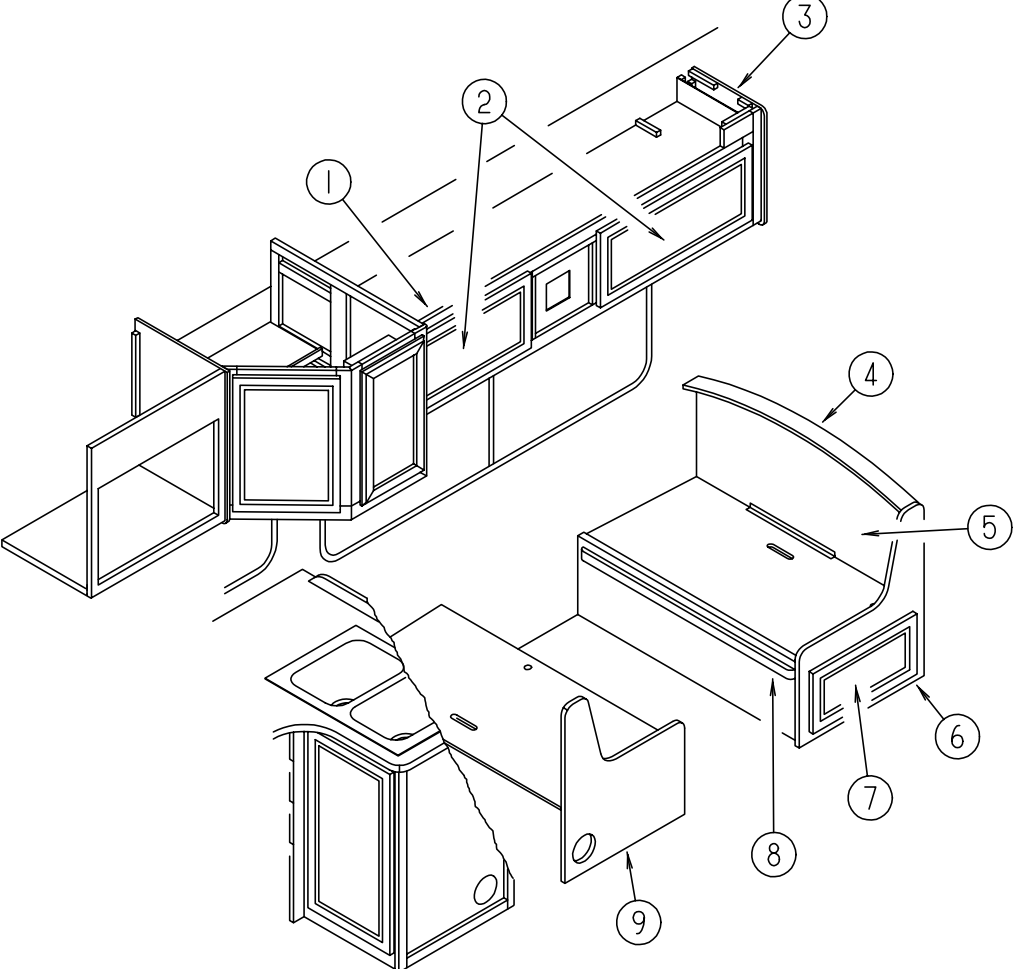
DINETTE GROUP (CONTINUED)



DINETTE CABINETRY

| KEY                           | PART NUMBER   | U/M | DESCRIPTION   |
|-------------------------------|---------------|-----|---|
| 1                             | 122926-01-J35 | EA  | CABINET - DINETTE OVERHEAD - W/O DOORS/HARDWARE           |
| 1                             | 122926-01-J36 | EA  | CABINET - DINETTE OVERHEAD - W/O DOORS/HARDWARE           |
| 2                             | M08758-26-J05 | EA  | DOOR - MITERED CORNER/OGEE EDGE - 11.4" X 28.1" - W/O HDW |
| 3                             | 109908-09-G04 | EA  | END CAP - OVERHEAD CABINET                                |
| 4                             | 111338-06-H19 | EA  | PAD - SEATBACK (J35)                                      |
| FROM: 00-00-00 THRU: 11-16-97 |               |     |   |
| 4                             | 111338-06-JA2 | EA  | PAD - SEATBACK (J35)                                      |
| FROM: 11-17-97 THRU: 99-99-99 |               |     |   |
| 4                             | 111338-06-G15 | EA  | PAD - SEATBACK (J36)                                      |
| 5                             | M08123-03-G04 | EA  | CABINET - SEATBACK - W/O HARDWARE                         |
| 6                             | M08122-10-H07 | EA  | CABINET - SEATBASE/RIGHT HAND - W/O DOORS/DRAWERS/HDW     |
| 7                             | M08758-44-J15 | EA  | DOOR - MITERED CORNER/OGEE EDGE - 10" X 19.1" - W/O HDW   |
| 8                             | 081295-04-G04 | EA  | SUPPORT - BED/DINETTE - 40" LONG                          |
| FROM: 00-00-00 THRU: 01-04-98 |               |     |   |
| 8                             | 081295-01-G01 | EA  | SUPPORT - BED/DINETTE - 28" LONG                          |
| FROM: 01-05-98 THRU: 99-99-99 |               |     |   |
| 9                             | M06885-24-G04 | EA  | CABINET - SEATBASE - LEFT HAND-W/O DOORS/DRAWERS/HARDWARE |

DINETTE GROUP (CONTINUED)

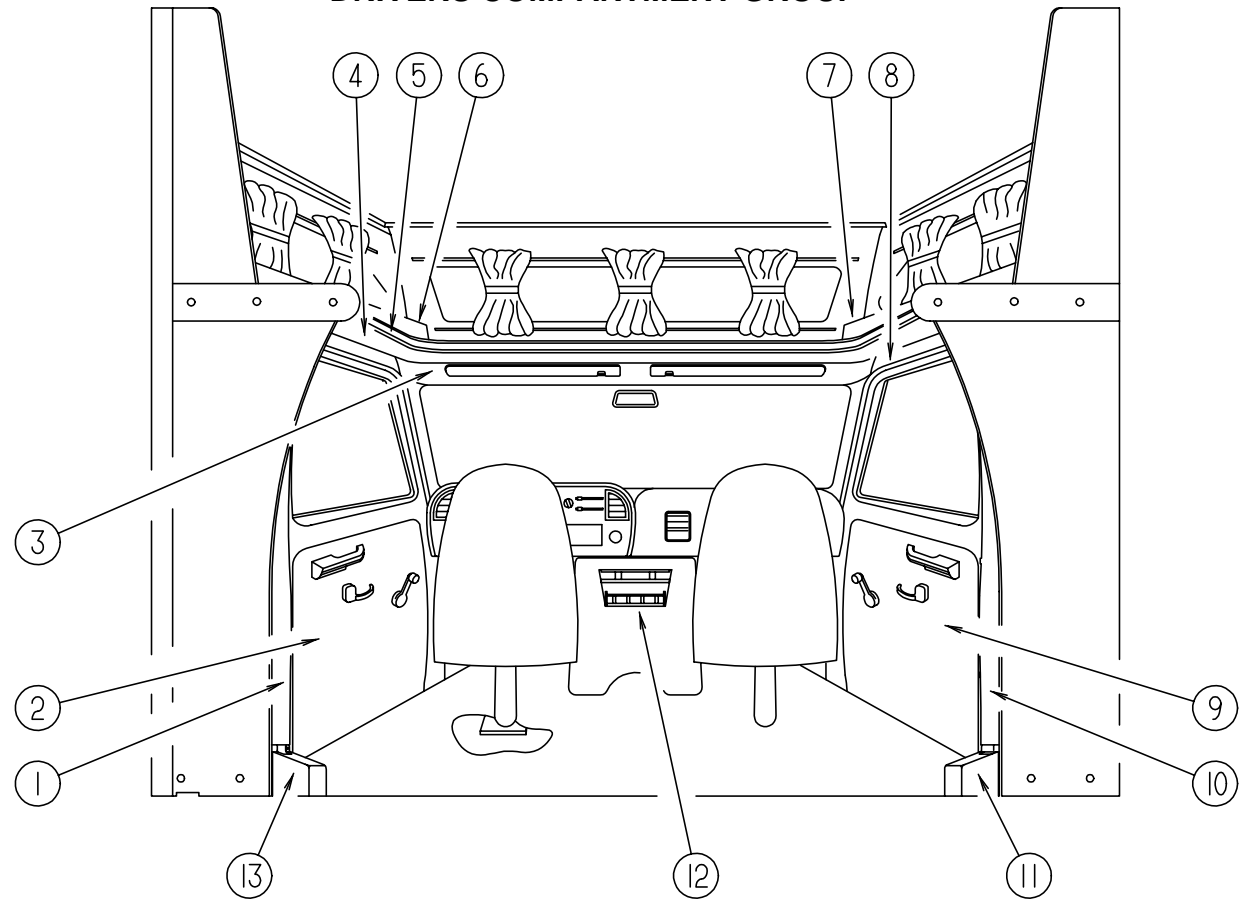


DINETTE CABINETRY W/FRONT ENTERTAINMENT CENTER

| KEY                           | PART NUMBER   | U/M | DESCRIPTION   |
|-------------------------------|---------------|-----|---|
| 1                             | 122926-02-J35 | EA  | CABINET - DINETTE OVERHEAD - W/O DOORS/HARDWARE           |
| 1                             | 122926-02-J36 | EA  | CABINET - DINETTE OVERHEAD - W/O DOORS/HARDWARE           |
| 2                             | M08758-27-J15 | EA  | DOOR - MITERED CORNER/OGEE EDGE - 14.3" X 26.7" - W/O HDW |
| 3                             | 109908-09-G04 | EA  | END CAP - OVERHEAD CABINET                                |
| 4                             | 111338-06-H19 | EA  | PAD - SEATBACK (J35)                                      |
| FROM: 00-00-00 THRU: 11-16-97 |               |     |   |
| 4                             | 111338-06-JA2 | EA  | PAD - SEATBACK (J35)                                      |
| FROM: 11-17-97 THRU: 99-99-99 |               |     |   |
| 4                             | 111338-06-G15 | EA  | PAD - SEATBACK (J36)                                      |
| 5                             | M08123-03-G04 | EA  | CABINET - SEATBACK - W/O HARDWARE                         |
| 6                             | M08122-10-H07 | EA  | CABINET - SEATBASE - RIGHT HAND - W/O DOORS/DRAWERS/HDW   |
| 7                             | M08758-44-J15 | EA  | DOOR - MITERED CORNER/OGEE EDGE - 10" X 19.1" - W/O HDW   |
| 8                             | 081295-04-G04 | EA  | SUPPORT - BED/DINETTE - 40" LONG                          |
| FROM: 00-00-00 THRU: 01-04-98 |               |     |   |
| 8                             | 081295-01-G01 | EA  | SUPPORT - BED/DINETTE - 28" LONG                          |
| FROM: 01-05-98 THRU: 99-99-99 |               |     |   |
| 9                             | M06885-24-G04 | EA  | CABINET - SEATBASE - LEFT HAND-W/O DOORS/DRAWERS/HARDWARE |



DRIVERS COMPARTMENT GROUP



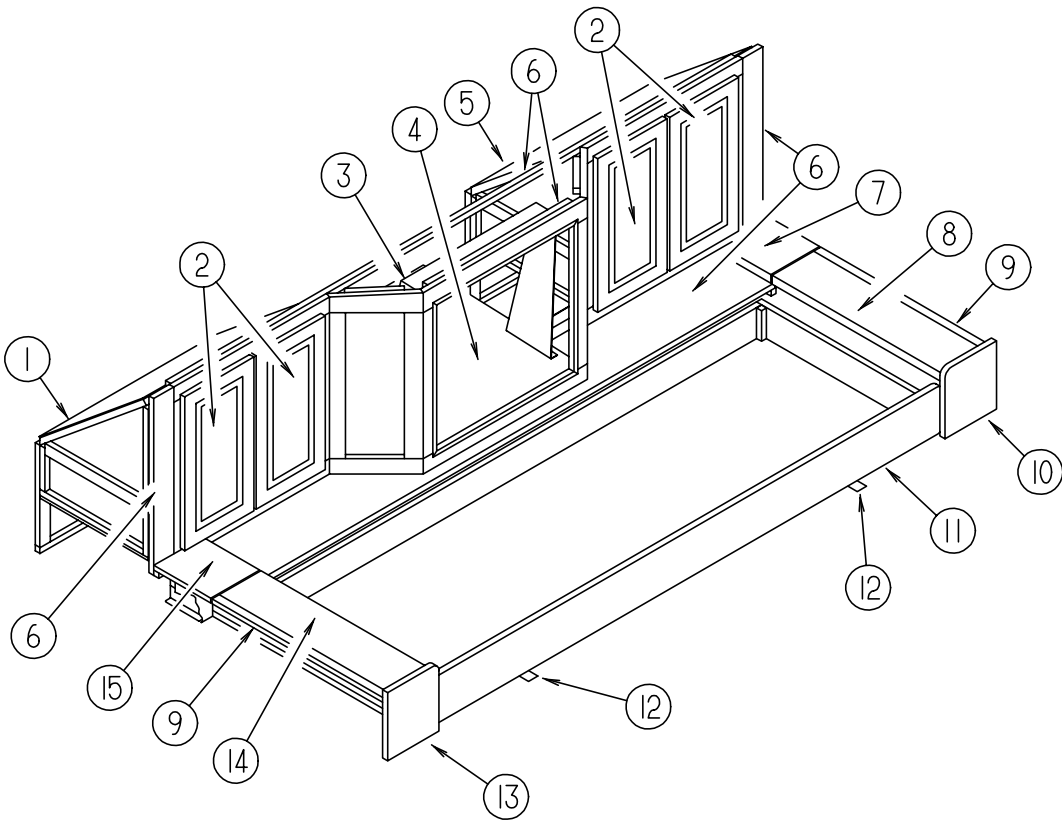
DRIVERS COMPARTMENT

| KEY | PART NUMBER   | U/M | DESCRIPTION  | VENDOR NO. |
|-----|---------------|-----|--|------------|
| 1   | 125031-02-H04 | EA  | TRIM - CAB - B-PILLAR - DRIVER SIDE                |            |
| 2   | N/A           | EA  | CHASSIS SUPPLIED                                   |            |
| 3   | 106448-01-H04 | EA  | HEADLINER - W/VINYL                                |            |
| 4   | 106447-04-H04 | EA  | TRIM - CAB DOOR - UPPER/LEFT HAND                  |            |
| 5   | 119520-01-01A | FT  | MOLDING-T - 1" - W/EDGE LIPS (OFF/WHITE-CREAM)     |            |
| 6   | 109894-01-J35 | EA  | CABINET - HAMPER - DRIVER/FRONT (J35)              |            |
| 6   | 109894-01-H30 | EA  | CABINET - HAMPER - DRIVER/FRONT (J36)              |            |
| 7   | 109894-03-J35 | EA  | CABINET - HAMPER - PASSENGER/FRONT (J35)           |            |
| 7   | 109894-03-H30 | EA  | CABINET - HAMPER - PASSENGER/FRONT (J36)           |            |
| 8   | 106447-03-H04 | EA  | TRIM - CAB DOOR - UPPER/RIGHT HAND                 |            |
| 9   | N/A           | EA  | CHASSIS SUPPLIED                                   |            |
| 10  | 125031-01-H04 | EA  | TRIM - CAB - B-PILLAR - PASSENGER SIDE             |            |
| 11  | 106431-01-02A | EA  | COVER - SEATBELT RECOIL - PASSENGER SIDE - VW GREY |            |
| 12  | N/A           | EA  | CHASSIS SUPPLIED                                   |            |
| 13  | 106431-02-02A | EA  | COVER - SEATBELT RECOIL - DRIVER SIDE - VW GREY    |            |
|     | 106025-03-01A | EA  | LADDER - BUNK - BLACK - 47.3"                      |            |
|     | 106025-01-700 | EA  | BRACKET SET-F/BUNK LADDER                          | 08-0030-00 |
|     | 091952-01-000 | EA  | CLIP-GRIPPER - 1"                                  |            |

INSTRUMENT CLUSTERS & BATTERY SWITCH

| KEY | PART NUMBER   | U/M | DESCRIPTION  |
|-----|---------------|-----|--|
|     | 111414-01-000 | EA  | RECEPTACLE - 12V - W/O BIMETAL                             |
|     | 094795-09-000 | EA  | CLUSTER - INSTRUMENT PANEL - KILOMETERS - GAS/DIESEL-FORD  |
|     | 100138-01-000 | EA  | MODULE - DAYTIME/RUNNING LIGHT                             |
|     | 108355-01-000 | EA  | HOUSING - SWITCH   |
|     | 108356-02-01A | EA  | COVER/ACTUATOR SWITCH - 2 ROWS DIMPLES- CONTURA II - BLACK |
|     | 108357-09-000 | EA  | SWITCH - ROCKER SPDT - ON/NONE/MOM - 3 TERMINAL            |

DRIVERS COMPARTMENT GROUP (CONTINUED)



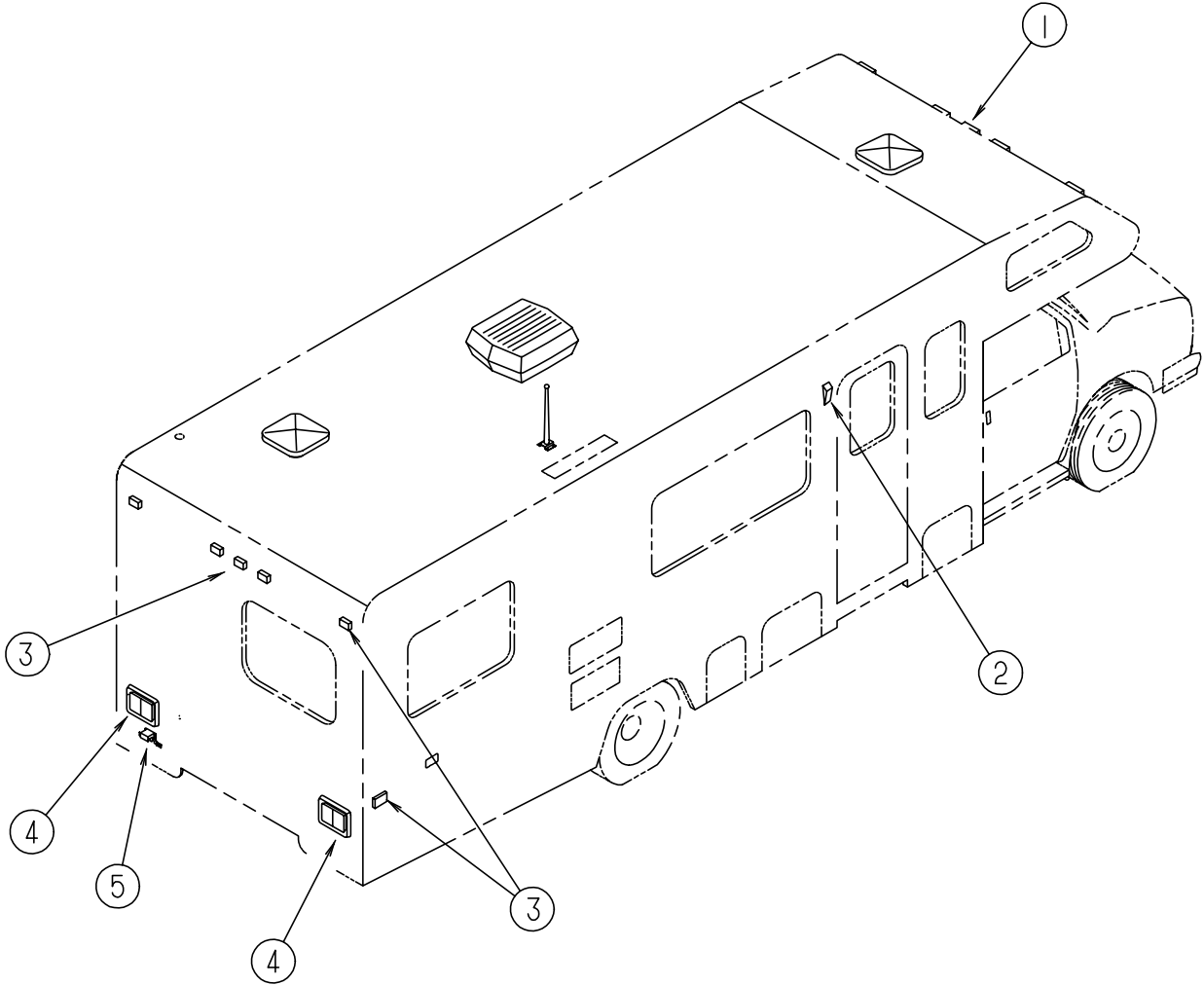
FRONT ENTERTAINMENT CENTER

| KEY | PART NUMBER   | U/M | DESCRIPTION  |
|-----|---------------|-----|--|
| 1   | 113156-02-G04 | EA  | CABINET-ENTERTAINMENT CTR-W/SHELF-DRIVER SIDE-W/O DOOR/HDW |
| 2   | M08758-51-J03 | EA  | DOOR - MITERED CORNER/OGEE EDGE - 10.6" X 19.9" - W/O HDW  |
| 3   | 110790-03-000 | EA  | BRACKET - TIEDOWN/TV                                       |
| 4   | 111356-02-J01 | EA  | SHELF - TV - W/TIEDOWN BRACKET                             |
| 5   | 113156-01-G04 | EA  | CABINET-ENTERTAINMENT CTR-W/SHELF-PASS SIDE-W/O DOOR/HDW   |
| 6   | N/A           | EA  | FACE - ENTERTAINMENT CENTER - W/O HARDWARE                 |
| 7   | 113155-11-F02 | EA  | COUNTERTOP - ENTERTAINMENT CENTER STORAGE (J35)            |
| 7   | 113155-11-G05 | EA  | COUNTERTOP - ENTERTAINMENT CENTER STORAGE (J36)            |
| 8   | 113155-12-G24 | EA  | COUNTERTOP - ENTERTAINMENT CENTER STORAGE (J35)            |
| 8   | 113155-12-G05 | EA  | COUNTERTOP - ENTERTAINMENT CENTER STORAGE (J36)            |
| 9   | 113155-21-F02 | EA  | COUNTERTOP - ENTERTAINMENT CENTER STORAGE (J35)            |
| 9   | 113155-21-G05 | EA  | COUNTERTOP - ENTERTAINMENT CENTER STORAGE (J36)            |
| 10  | 113155-01-H08 | EA  | CABINET/STORAGE - RIGHT END - W/FLIP UP COUNTERTOP (J35)   |
| 10  | 113155-01-J04 | EA  | CABINET/STORAGE - RIGHT END - W/FLIP UP COUNTERTOP (J36)   |
| 11  | 100847-01-J03 | EA  | DRAWER - ENTERTAINMENT CENTER - W/O HARDWARE (J35)         |
| 11  | 100847-01-J04 | EA  | DRAWER - ENTERTAINMENT CENTER - W/O HARDWARE (J36)         |
| 12  | 093673-01-01A | FT  | TRIM/MOLDING - 1.4" WIDE X 8' LONG                         |
| 13  | 113155-02-G24 | EA  | CABINET/STORAGE - LEFT END - W/FLIP UP COUNTERTOP (J35)    |
| 13  | 113155-02-G05 | EA  | CABINET/STORAGE - LEFT END - W/FLIP UP COUNTERTOP (J36)    |
| 14  | 113155-18-G24 | EA  | COUNTERTOP - ENTERTAINMENT CENTER STORAGE (J35)            |
| 14  | 113155-18-G05 | EA  | COUNTERTOP - ENTERTAINMENT CENTER STORAGE (J36)            |
| 15  | 113155-19-F02 | EA  | COUNTERTOP - ENTERTAINMENT CENTER STORAGE (J35)            |
| 15  | 113155-19-G05 | EA  | COUNTERTOP - ENTERTAINMENT CENTER STORAGE (J36)            |
|     | 106699-01-01A | EA  | BRACKET - OVERHEAD CABINET/TV                              |
|     | 088856-52-007 | EA  | EXTRUDED - ANGLE - 161"                                    |
|     | 122790-01-02B | EA  | BRACKET - VCP - E-COATED                                   |
|     | 122790-02-02B | EA  | BRACKET - VCP - E-COATED                                   |

FROM: 00-00-00 THRU: 03-11-98

FROM: 03-12-98 THRU: 99-99-99

ELECTRICAL GROUP



EXTERIOR LIGHTS

| KEY | PART NUMBER   | U/M | DESCRIPTION   | VENDOR NO. |
|-----|---------------|-----|---|------------|
| 1   | 111102-01-000 | EA  | BASE - LAMP MARKER                                    |            |
| 1   | 111102-02-000 | EA  | LENS - AMBER - LAMP MARKER                            |            |
|     | 036196-01-000 | EA  | BULB - 12 VOLT - #194 - .27 AMP - BAYONETTE           |            |
| 2   | 097917-01-06A | EA  | LIGHT - PORCH - BRIGHT WHITE                          |            |
|     | 097917-01-700 | EA  | LENS-LIGHT, CLEAR                                     | 30-78-021  |
|     | 008215-01-000 | EA  | BULB - 12 VOLT - #1003 - .94 AMP                      |            |
| 2   | 008089-02-000 | EA  | LIGHT - PORCH - RECESSED - CANADIAN                   |            |
|     | 008089-01-700 | EA  | LENS-LIGHT, RECESSED - PORCH DECO                     |            |
|     | 008214-01-000 | EA  | BULB - 12 VOLT NO 67 - 0.59 AMP                       |            |
|     | 091981-01-000 | EA  | GASKET - PORCH LIGHT                                  |            |
| 3   | 111102-01-000 | EA  | BASE - LAMP MARKER                                    |            |
| 3   | 111102-03-000 | EA  | LENS - RED - LAMP MARKER                              |            |
|     | 036196-01-000 | EA  | BULB - 12 VOLT - #194 - .27 AMP - BAYONETTE           |            |
| 4   | 081638-01-000 | EA  | TAILLIGHT/DOUBLE W/BLACK TRIM - DRIVER/PASSENGER SIDE |            |
| 4   | 081638-01-700 | EA  | LENS-TAILLIGHT, RED                                   | 30-84-010  |
| 4   | 081638-01-701 | EA  | LENS-TAILLIGHT, W/BACKUP                              | 30-84-700  |
| 4   | 103355-01-05A | EA  | POD-TAILLIGHT, BRIGHT WHITE                           |            |
| 4   | 037934-01-000 | EA  | BULB# 1156 - (BACK UP & TURN SIGNAL)                  |            |
| 4   | 037935-01-000 | EA  | BULB# 2057 OR #1157 - (BRAKE LIGHT)                   |            |
| 5   | 066432-02-000 | EA  | LIGHT - LICENSE - BLACK                               |            |
|     | 121950-01-000 | EA  | LIGHT - BRAKE - CENTER MOUNT                          |            |

ELECTRICAL GROUP (CONTINUED)

FUSES & CIRCUIT BREAKERS

| KEY | PART NUMBER   | U/M | DESCRIPTION                            |
|-----|---------------|-----|--|
|     | 008235-01-000 | EA  | FUSE - 15 AMP/12VOLT - AUTOMOTIVE      |
|     | 062901-02-000 | EA  | FUSE - 5 AMPS - AUTOMOTIVE             |
|     | 062901-05-000 | EA  | FUSE - 15 AMPS - AUTOMOTIVE            |
|     | 083209-02-000 | EA  | CIRCUIT BREAKER - 15/15 AMP - 120 VOLT |
|     | 083209-03-000 | EA  | CIRCUIT BREAKER - 15/20 AMP - 120 VOLT |
|     | 083209-04-000 | EA  | CIRCUIT BREAKER - 30 AMP - 120 VOLT    |
|     | 083209-06-000 | EA  | CIRCUIT BREAKER - 30/15 AMP - 120 VOLT |
|     | 093654-01-000 | EA  | CIRCUIT BREAKER - 6 AMP - 12 VOLT      |
|     | 093654-03-000 | EA  | CIRCUIT BREAKER - 20AMP - 12 VOLT      |
|     | 093655-01-000 | EA  | CIRCUIT BREAKER - 25 AMP - 12 VOLT     |
|     | 093655-02-000 | EA  | CIRCUIT BREAKER - 30 AMP - 12 VOLT     |
|     | 100341-01-000 | EA  | FUSE HOLDER - IN LINE TYPE             |
|     | 108669-01-000 | EA  | HOUSING - AUTO FUSE HOLDER             |

POWER CONVERTER & INVERTER

| KEY | PART NUMBER   | U/M | DESCRIPTION   |
|-----|---------------|-----|---|
|     | 099048-03-000 | EA  | INVERTER - 130 WATT   |
|     | 113132-01-000 | EA  | LOAD CENTER - 120/240 VOLT - 60 AMP                           |
|     | 123058-02-000 | EA  | CONVERTER - 45 AMP - ELECTRONIC - 4 1/8" H X 7" W X 12 3/8" L |

WIRING ASSEMBLIES

| KEY | PART NUMBER   | U/M | DESCRIPTION  |
|-----|---------------|-----|--|
|     | 073328-B4-000 | EA  | CABLE ASSEMBLY - BATTERY - W/TERMINALS                     |
|     | 090986-01-000 | EA  | WIRE ASSEMBLY - ELECTRIC STEP - KWIKEE 9009                |
|     | 096449-01-000 | EA  | WIRE ASSEMBLY - WATER TANK TO MONITOR PANEL                |
|     | 097618-01-000 | EA  | WIRE ASSEMBLY - MONITOR PANEL- W/3 WIRES & ORANGE RESISTOR |
|     | 106851-01-000 | EA  | WIRE ASSEMBLY - RUNNING LIGHTS - FUSE                      |
|     | 116894-01-000 | EA  | WIRE ASSEMBLY - SPEED SENSOR EXTENDED                      |

ELECTRIC BOXES, COVERS & POWER CORDS

| KEY | PART NUMBER   | U/M | DESCRIPTION   |
|-----|---------------|-----|---|
|     | 008052-01-000 | EA  | CORD - POWER - 10/3 - 30 AMP - 25' - CANADIAN                     |
|     | 008054-01-000 | EA  | CORD - POWER - 10/3 - 30 AMP - 25'                                |
|     | 008289-01-000 | EA  | BOX - ELECTRIC/STEEL - 1/2" & 3/4" KNOCKOUTS - 4" X 4"            |
|     | 008289-02-000 | EA  | BOX - ELECTRIC/STEEL - 1/2" & 3/4" KNOCKOUTS - 4" X 4" - CANADIAN |
|     | 008294-01-000 | EA  | COVER - ELECTRICAL BOX - BLANK/STEEL - 4" X 4" - GRAY             |
|     | 069238-01-000 | EA  | COVER - ELECTRICAL BOX - W/HOLE - 4" X 4" - GRAY                  |
|     | 091910-01-000 | EA  | BOX - ELECTRIC - 3.8" X 3.5" X 1.8" - PLASTIC                     |
|     | 091910-02-000 | EA  | BOX - ELECTRIC - 2.2" X 3.5" X 1.7" - PLASTIC                     |
|     | 093257-02-000 | EA  | BOX - ELECTRIC - CIRCUIT BREAKER                                  |
|     | 107165-01-01A | EA  | BOX - CIRCUIT BREAKER - 14.6" X 4" - PLASTIC                      |
|     | 107165-03-01A | EA  | BOX - CIRCUIT BREAKER - 7.1" X 4"                                 |

RELAY HOUSING & SOLENOID

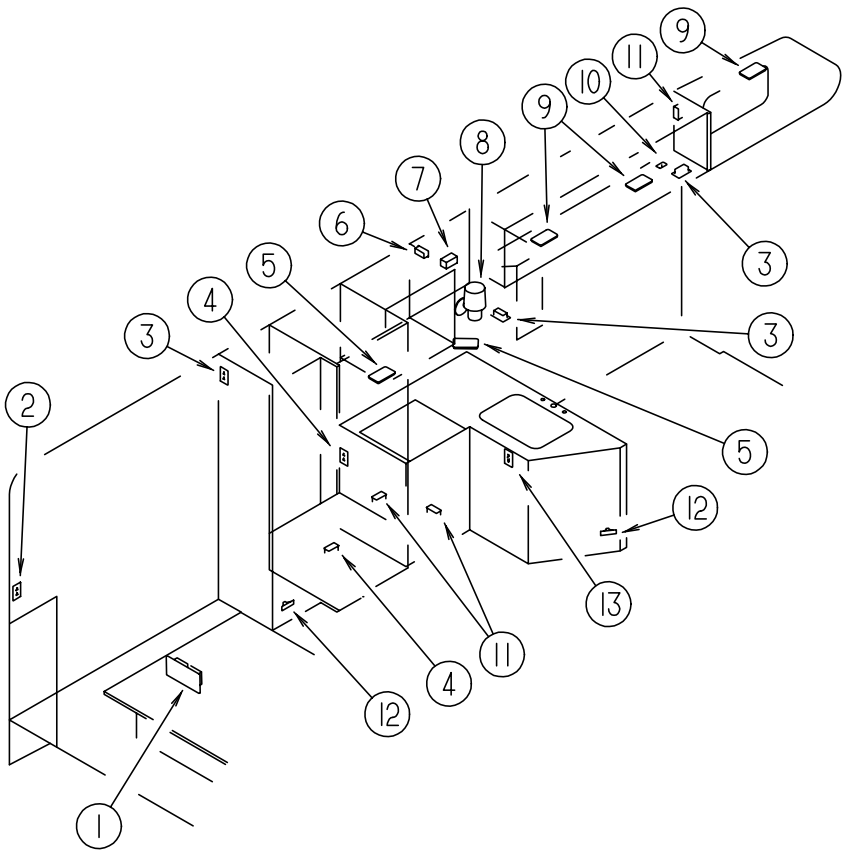
| KEY | PART NUMBER   | U/M | DESCRIPTION                             |
|-----|---------------|-----|---|
|     | 008188-01-000 | EA  | SOLENOID - 3 POST - BATTERY CHANGE OVER |
|     | 063910-01-000 | EA  | HOUSING - RELAY                         |
|     | 086233-01-000 | EA  | STUD - ISOLATED - 3/8" X 7/8" LONG      |
|     | 086273-01-000 | EA  | RELAY - BATTERY DISCONNECT              |

SWITCHES & COVER/ACTUATOR

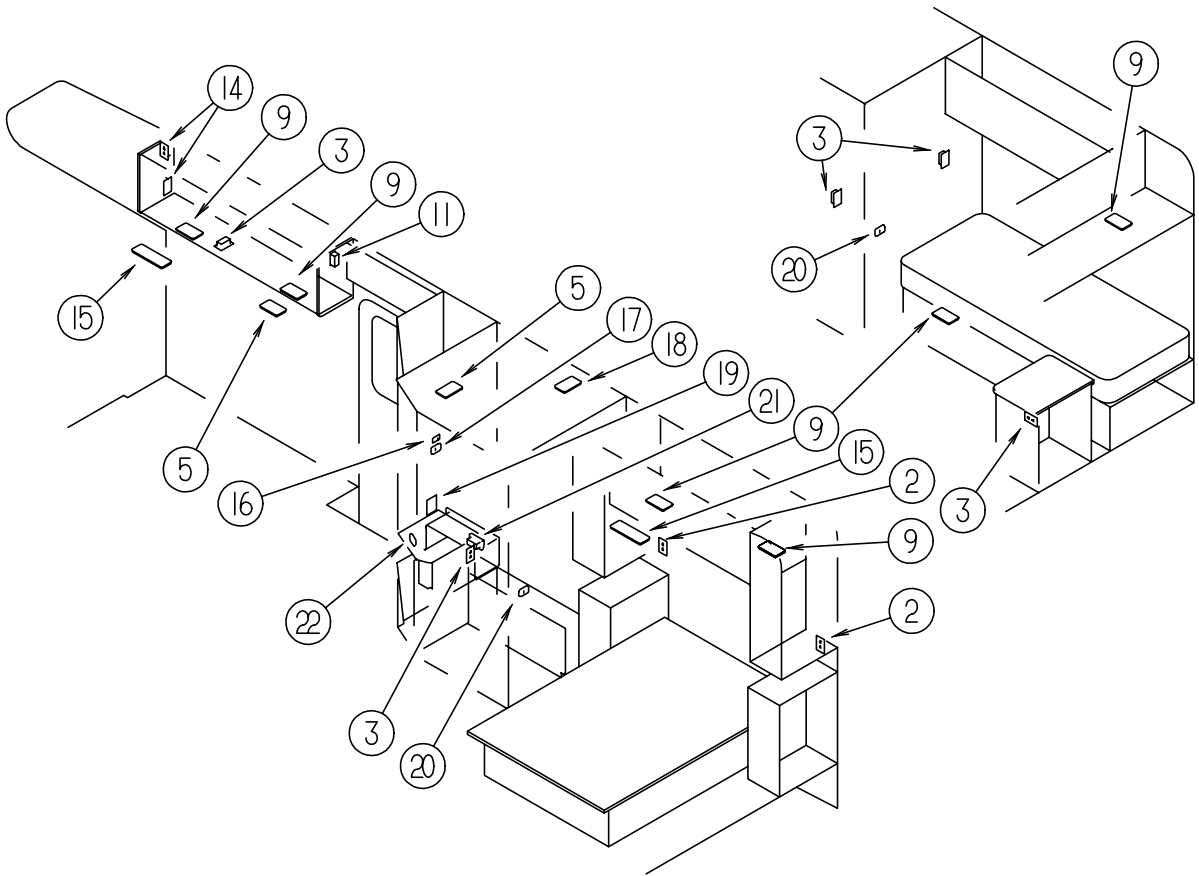
| KEY | PART NUMBER   | U/M | DESCRIPTION   |
|-----|---------------|-----|---|
|     | 108357-08-000 | EA  | SWITCH - ROCKER DPDT - ON/NONE/ON - 6 TERMINAL (WATER PUMP) |
|     | 108356-02-01A | EA  | COVER/ACTUATOR SWITCH - 2 ROWS DIMPLES - CONTURA II - BLACK |
|     | 108357-06-000 | EA  | SWITCH - ROCKER DPDT - MOM/OFF/MOM - 6 TERMINAL             |
|     | 108357-08-000 | EA  | SWITCH - ROCKER DPDT - ON/NONE/ON - 6 TERMINAL              |

ELECTRICAL GROUP (CONTINUED)

LIGHTS, SWITCHES & RECEPTACLES



| KEY | PART NUMBER   | U/M | DESCRIPTION  | VENDOR NO. |
|-----|---------------|-----|--|------------|
| 1   | 024924-02-000 | EA  | RECEPTACLE - POWER CORD - W/PARTIAL PLATE                          |            |
| 1   | 069238-01-000 | EA  | COVER - ELECTRICAL BOX - W/HOLE - 4" X 4" - GRAY                   |            |
| 2   | 058708-02-000 | EA  | RECEPTACLE - ELECTRIC - DOUBLE - IVORY                             |            |
| 2   | 102568-01-GB1 | EA  | SPACER - RECEPTACLE - SIDEWALL                                     |            |
| 3   | 058708-01-000 | EA  | RECEPTACLE - ELECTRIC - DOUBLE - BROWN                             |            |
| 4   | 058707-01-000 | EA  | RECEPTACLE - ELECTRIC - SINGLE - BROWN                             |            |
| 5   | 098024-01-03A | EA  | LIGHT - DOME - 1 BULB - WHITE                                      |            |
| 5   | 008218-01-000 | EA  | BULB - DOME LIGHT - 12 VOLT - NO. 1141                             |            |
| 5   | 098024-01-700 | EA  | LENS-LIGHT   | 807877     |
| 6   | 058708-05-000 | EA  | RECEPTACLE - SINGLE - BROWN  |            |
| 7   | 091927-01-000 | EA  | COVER - RECEPTACLE - DOUBLE - IVORY                                |            |
| 8   | 119257-03-01A | EA  | SHADE - LAMP - LINEN   |            |
| 8   | 119258-02-01A | EA  | LAMP - WALL  |            |
| 8   | 119258-01-700 | EA  | FINIAL (PYRAMID)   | 12-0322    |
| 9   | 098024-05-02A | EA  | LIGHT - DOME - 1 BULB - SKYLITE - WHITE                            |            |
| 9   | 008218-01-000 | EA  | BULB - DOME LIGHT - 12 VOLT - NO. 1141                             |            |
| 9   | 098024-01-701 | EA  | LENS - OPTI CLEAR - SKYLITE  | 809902     |
| 10  | 098351-15-01A | EA  | PLATE - SWITCH - 2 GANG W/LABEL (W/SIDE TV CABINET)                |            |
| 10  | 079364-01-000 | EA  | SWITCH - ON/OFF ROCKER - 2 PRONGS - BROWN - TV (W/SIDE TV CABINET) |            |
| 10  | 079364-03-000 | EA  | SWITCH - ON/OFF ROCKER - 3 PRONGS - BROWN - COURTESY LIGHT         |            |
| 10  | 098351-01-01A | EA  | PLATE - SWITCH - 1 GANG POLISHED BRASS (W/O SIDE TV CABINET)       |            |
| 11  | 058707-02-000 | EA  | RECEPTACLE - BLANK JUNCTION BOX                                    |            |
| 12  | 061424-01-000 | EA  | LIGHT - AISLE - 12 VOLT - RECTANGULAR                              |            |
| 12  | 008103-01-000 | EA  | BULB - DASH/AISLE LIGHT - #53 - 12 VOLT - .12 AMP                  |            |
| 13  | 084076-02-000 | EA  | RECEPTACLE - GFI - 15 AMP - 125 VOLT - BROWN                       |            |



| KEY | PART NUMBER   | U/M | DESCRIPTION  | VENDOR NO. |
|-----|---------------|-----|--|------------|
| 14  | 111414-01-000 | EA  | RECEPTACLE - 12V - W/O BIMETAL                             |            |
| 15  | 098024-03-02A | EA  | LIGHT - DOME - 2 BULB - WHITE                              |            |
| 15  | 008218-01-000 | EA  | BULB - DOME LIGHT - 12 VOLT - NO. 1141                     |            |
| 15  | 098024-01-700 | EA  | LENS-LIGHT   | 807877     |
| 16  | 098351-06-01A | EA  | PLATE - SWITCH - 2 GANG POLISHED BRASS                     |            |
| 16  | 079364-01-000 | EA  | SWITCH - ON/OFF ROCKER - 2 PRONGS - BROWN - CEILING/PORCH  |            |
| 17  | 098351-01-01A | EA  | PLATE - SWITCH - 1 GANG POLISHED BRASS                     |            |
| 17  | 079364-01-000 | EA  | SWITCH - ON/OFF ROCKER - 2 PRONGS - BROWN - STEP           |            |
| 18  | 121935-01-01A | EA  | LIGHT - DOME - SHOWER                                      |            |
| 19  | 098351-07-01A | EA  | PLATE - SWITCH - GENERATOR - POLISHED BRASS                |            |
| 19  | 108357-06-000 | EA  | SWITCH - ROCKER DPDT - MOM/OFF/MOM - 6 TERMINAL            |            |
| 19  | 108356-11-01A | EA  | COVER-ACTUATOR SWITCH - 3 GROOVES - AUX BATT - BLACK       |            |
| 20  | 098351-02-01A | EA  | PLATE - SWITCH - 2 GANG POLISHED BRASS                     |            |
| 20  | 079364-01-000 | EA  | SWITCH - ON/OFF ROCKER - 2 PRONGS - BROWN - CEILING LIGHT  |            |
| 20  | 079364-03-000 | EA  | SWITCH - ON/OFF ROCKER - 3 PRONGS - BROWN - AISLE LIGHT    |            |
| 20  | 095188-01-01A | EA  | SPACER - SWITCH - 2.3" X 3.4" - PLASTIC - DARK BROWN       |            |
| 21  | 112822-01-01A | EA  | RECEPTACLE - DUPLEX - IVORY                                |            |
| 21  | 112824-01-03A | EA  | COVER - RECEPTACLE - EXTERIOR DUPLEX                       |            |
| 22  | 098351-03-01A | EA  | PLATE - SWITCH - 3 GANG POLISHED BRASS                     |            |
| 22  | 079364-01-000 | EA  | SWITCH - ON/OFF ROCKER - 2 PRONGS - BROWN - CEILING/SHOWER |            |
| 22  | 079364-03-000 | EA  | SWITCH - ON/OFF ROCKER - 3 PRONGS - BROWN - PUMP           |            |
| 22  | 095188-02-01A | EA  | SPACER - SWITCH - 2.3" X 4.1" - PLASTIC - DARK BROWN       |            |
|     | 086280-01-000 | EA  | LIGHT - SURFACE MOUNT - 12 VOLT                            |            |
|     | 086280-01-700 | EA  | BULB, 12V  | ARP1089    |
|     | 108355-01-000 | EA  | HOUSING - SWITCH   |            |
|     | 097734-01-02A | EA  | EXTENSION - RECEPTACLE - 3.2" X 5" X .7" - BROWN PLASTIC   |            |

## ELECTRICAL GROUP (CONTINUED)

### CONDUIT, CONNECTORS, HOUSINGS & TERMINALS

| KEY | PART NUMBER   | U/M | DESCRIPTION  |
|-----|---------------|-----|--|
|     | 007956-05-000 | EA  | INSULATOR - SHRINK - .25 ID X 1.50                       |
|     | 008313-01-000 | EA  | CONNECTOR - WIRE NUT - INSULATED - YELLOW                |
|     | 008314-01-000 | EA  | CONNECTOR - WIRE NUT - INSULATED - GRAY                  |
|     | 008326-01-000 | EA  | TERMINAL - RING 16/14 WIRE - 3/8" STUD                   |
|     | 008328-01-000 | EA  | TERMINAL - RING - 12/10 WIRE - #10 STUD FIT              |
|     | 008331-01-000 | EA  | TERMINAL - RING - TONGUE - #4 WIRE - 3/8" STUD - COPPER  |
|     | 008348-01-000 | EA  | TERMINAL - RING - 3/8" STUD 2 GA. WIRE                   |
|     | 008355-01-000 | EA  | CONNECTOR - CABLE CLAMPING - 3/4"                        |
|     | 008356-01-000 | EA  | CONNECTOR - PLASTIC - 3/8" AVG                           |
|     | 008356-02-000 | EA  | CONNECTOR - PLASTIC - 21/32                              |
|     | 035416-04-000 | EA  | TERMINAL - RING - #10 STUD FIT - INSULATED BARREL #16/14 |
|     | 041953-01-000 | FT  | CONDUIT - CONVOLUTE SLIT - .5" ID                        |
|     | 041953-03-000 | FT  | CONDUIT - CONVOLUTE SLIT - 1" ID (CLOTHES ROD COVER)     |
|     | 041953-05-000 | FT  | CONDUIT - CONVOLUTE SOLID - .62" ID                      |
|     | 041953-06-000 | FT  | CONDUIT - CONVOLUTE SLIT - .375" ID                      |
|     | 041953-07-000 | FT  | CONDUIT - CONVOLUTE SLIT - .25" ID                       |
|     | 041953-08-000 | FT  | CONDUIT - CONVOLUTE SLIT - 1.50" ID                      |
|     | 041953-09-000 | FT  | CONDUIT - CONVOLUTE SLIT - .50" ID                       |
|     | 041953-10-000 | FT  | CONDUIT - CONVOLUTE SLIT - .75" ID                       |
|     | 041953-11-000 | FT  | CONDUIT - CONVOLUTE SLIT - 1.06" ID                      |
|     | 041953-12-000 | FT  | CONDUIT - CONVOLUTE NON SLIT - 1.1" ID                   |
|     | 047443-01-000 | EA  | TERMINAL - .250 RECEPTACLE FIT - INSULATED - 16/14 AWG   |
|     | 047443-02-000 | EA  | TERMINAL - .250 RECEPTACLE FIT - INSULATED - 12/10 AWG   |
|     | 058028-01-000 | EA  | CONNECTOR - ELECTRICAL PIGTAIL - NYLON - CLEAR           |
|     | 077479-01-000 | EA  | BOOT - BATTERY TERMINAL - DOUBLE CABLE                   |
|     | 077479-02-000 | EA  | BOOT - BATTERY TERMINAL - SINGLE CABLE                   |
|     | 080015-02-000 | EA  | RECEPTACLE - FLAG - .185 - 16/14 GAUGE - AMP 3           |
|     | 080015-03-000 | EA  | RECEPTACLE-FLAG, .250 - 14/16 GA                         |
|     | 087949-01-000 | EA  | BUSS BAR - 2 POSITION - .6" X 1.5"                       |
|     | 088473-01-000 | EA  | HOUSING - PIN - 12 CAVITY                                |
|     | 088473-02-000 | EA  | HOUSING - PIN - 15 CAVITY                                |
|     | 088473-06-000 | EA  | HOUSING - PIN - 6 CAVITY                                 |
|     | 088473-08-000 | EA  | HOUSING - PIN - 4 CAVITY                                 |
|     | 088473-09-000 | EA  | HOUSING - PIN - 3 CAVITY                                 |
|     | 088473-10-000 | EA  | HOUSING - PIN - 2 CAVITY                                 |
|     | 088474-01-000 | EA  | HOUSING - SOCKET - 12 CAVITY                             |
|     | 088474-02-000 | EA  | HOUSING - SOCKET - 15 CAVITY                             |
|     | 088474-03-000 | EA  | HOUSING - SOCKET - 9 CAVITY                              |
|     | 088474-07-000 | EA  | HOUSING - SOCKET - 5 CAVITY                              |
|     | 088474-08-000 | EA  | HOUSING - SOCKET - 4 CAVITY                              |
|     | 088474-09-000 | EA  | HOUSING - SOCKET - 3 CAVITY                              |
|     | 088474-10-000 | EA  | HOUSING - SOCKET - 2 CAVITY                              |
|     | 088475-01-000 | EA  | PIN - CONNECTOR - 14 - 20 AWG                            |
|     | 088475-02-000 | EA  | PIN - CONNECTOR - 10-12 AWG                              |
|     | 088476-01-000 | EA  | SOCKET - CONNECTOR - BRASS - PRE-TIN                     |
|     | 088476-02-000 | EA  | SOCKET - CONNECTOR - 12-10 GA - PHOS BRZ - PRE - TIN     |
|     | 098261-02-000 | EA  | SOCKET - CONNECTOR - WEATHER PACK                        |
|     | 098262-01-000 | EA  | SEAL - CONNECTOR - WEATHER PACK                          |
|     | 098265-02-000 | EA  | PIN - CONNECTOR - WEATHERPACK                            |
|     | 101751-02-000 | EA  | HOUSING - 1 PIN - WEATHERPACK                            |
|     | 102777-02-000 | EA  | TERMINAL - RING - #6 STUD - 10 AWG                       |
|     | 106655-01-000 | EA  | TERMINAL - FUSE BLOCK - 14-16 AWG                        |
|     | 106655-02-000 | EA  | TERMINAL - FUSE BLOCK - 10-12 AWG                        |
|     | 119223-01-000 | EA  | HOUSING - 6 POSITION - MALE - WEATHERPACK                |
|     | 125323-02-000 | EA  | HOUSING - 8 POSITION - MALE                              |
|     | 125324-01-000 | EA  | TERMINAL - MALE  |
|     | 125325-01-000 | EA  | SEAL - CAVITY  |

## EXTERIOR BODY GROUP

### AWNING - A & E

| KEY | PART NUMBER   | U/M | DESCRIPTION   |
|-----|---------------|-----|---|
|     | 113874-05-02A | EA  | AWNING/W/O HARDWARE 14' (POLAR/NAVY/TEAL) VINYL           |
| *   | 113874-01-02A | EA  | HARDWARE KIT - AWNING - W/O STANDOFF BRACKET-BRIGHT WHITE |
|     | 111038-01-01A | EA  | SPACER - AWNING - LOWER                                   |
|     | 130320-01-02A | EA  | BRACKET - AWNING - F/A&E INSTALLATION - BRIGHT WHITE      |

### \*COMPONENT PARTS FOUND IN SERVICE PARTS LIBRARY

### RUNNING BOARDS

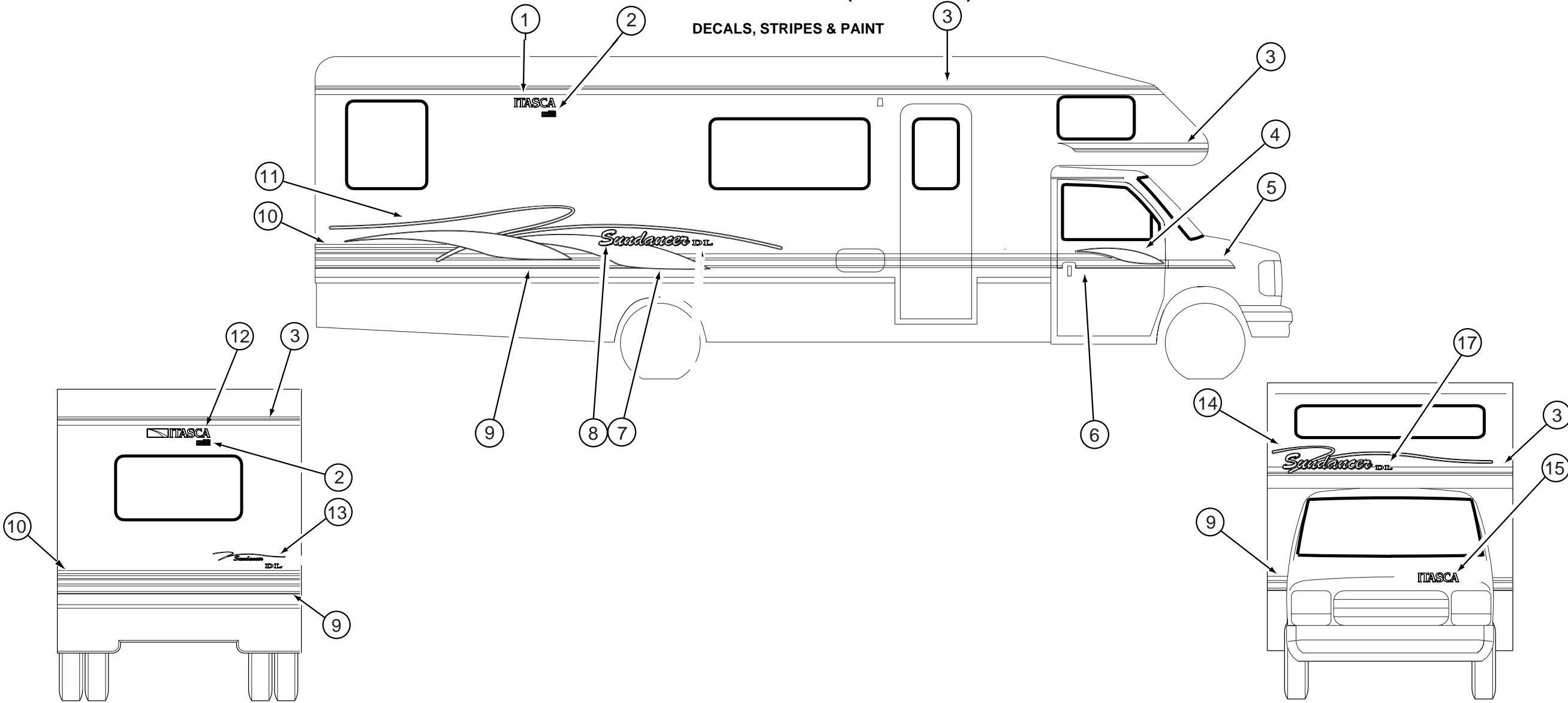
| KEY | PART NUMBER   | U/M | DESCRIPTION                               | VENDOR NO. |
|-----|---------------|-----|---|------------|
|     | 072884-27-000 | EA  | RUNNING BOARD SET - 39" - FORD - ALUMINUM |            |
|     | 072884-27-700 | EA  | BRACKET SET 12" 92                        | RB2BRK/M   |
|     | 072884-27-701 | EA  | RUNNING BOARD-FORD 39",RT&LT              |            |
|     | 072884-27-702 | FT  | TREAD TAPE                                | RB9202     |
|     | 072884-27-703 | EA  | MUD FLAP W/HOLES, 1EA=PAIR                | 99171      |
|     | 072884-27-704 | EA  | CAP-ENDS, 1EA=PAIR                        | 99148      |

### FIBERGLASS, STYROFOAM & ALUMINUM CHANNEL

| KEY | PART NUMBER   | U/M | DESCRIPTION  |
|-----|---------------|-----|--|
|     | 100619-01-000 | BF  | FOAM - EXPANDED POLYSTYRENE - 1.34" X 48" X 96"                              |
|     | 100619-02-000 | BF  | FOAM - EXPANDED POLYSTYRENE - 1.5" X 48" X 96"                               |
|     | 100619-04-000 | BF  | FOAM - EXPANDED POLYSTYRENE - .5" X 48" X 96"                                |
|     | 100619-05-000 | BF  | FOAM - EXPANDED POLYSTYRENE - .75" X 48" X 96"                               |
|     | 100619-11-000 | BF  | FOAM - EXPANDED POLYSTYRENE - 2" X 48" X 96"                                 |
|     | 100619-13-000 | BF  | FOAM - EXPANDED POLYSTYRENE - .34" X 34.65" X 96"                            |
|     | 100619-16-000 | BF  | FOAM - EXPANDED POLYSTYRENE - .75" X 48" X 96"                               |
|     | 076054-AC-000 | EA  | FIBERGLASS SHEET - 20" X 99.8" BRIGHT WHITE<br>FROM: 02-09-98 THRU: 99-99-99 |
|     | 076054-W2-000 | EA  | FIBERGLASS SHEET 85" X 339" BRIGHT WHITE                                     |
|     | 076054-W5-000 | EA  | FIBERGLASS SHEET - 101.42" X 108.66" BRT WHT                                 |
|     | 077517-62-000 | EA  | FIBERGLASS - SHEET - 48" X 96" BRIGHT WHITE                                  |
|     | 000870-08-000 | SF  | STYROFOAM - 3/4" X 48" X 96" PLANED EXPANDED BEAD BOARD                      |
|     | 083574-06-000 | SF  | STYROFOAM - .75 X 48" X 108" - INCREMENTS OF 14 SF                           |
|     | 068716-01-001 | EA  | BRACE - 90 DEGREE L-ANGLE - 16'  |
|     | 002726-01-001 | EA  | GARNISH - U-CHANNEL - 1.38" X 19' - SERRATED                                 |
|     | 089297-01-000 | SF  | PLYWOOD - LUAN - OVERLAY GRADE - 48" X 96'                                   |
|     | 089297-02-000 | SF  | PLYWOOD - LUAN - OVERLAY GRADE - 48" X 108'                                  |
|     | 108535-05-702 | EA  | FIBERGLASS SHEET - FLAT - 110" X 396" BRIGHT WHITE - ROOF                    |
|     | 117754-03-01A | EA  | FIBERGLASS SHEET - 10.5" X 96" - BRIGHT WHITE                                |

EXTERIOR BODY GROUP (CONTINUED)

DECALS, STRIPES & PAINT



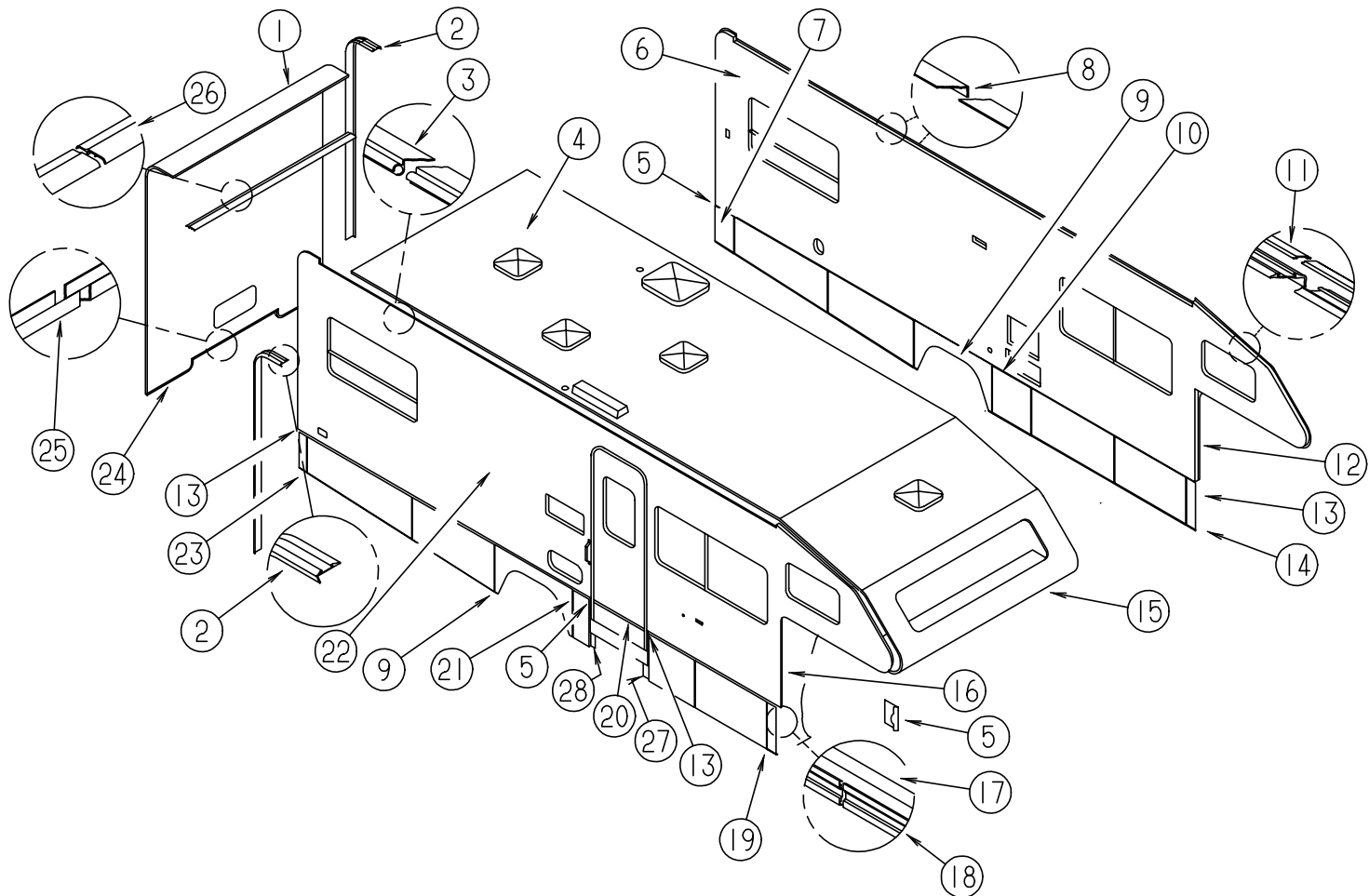
| KEY | PART NUMBER   | U/M | DESCRIPTION                                   |
|-----|---------------|-----|---|
| 1   | 124811-01-03A | EA  | DECAL - LOGO - ITASCA                         |
| 2   | 122770-02-06A | EA  | DECAL - BUILT PROUDLY BY WINNEBAGO INDUSTRIES |
| 3   | 105781-63-01A | FT  | FILM - MULTISTRIPE - 3.12"                    |
| 4   | 125099-01-01A | EA  | DECAL - SWEEP - CAB/RIGHT HAND                |
|     | 125099-02-01A | EA  | DECAL - SWEEP - CAB/LEFT HAND                 |
| 5   | 126679-01-01A | EA  | DECAL - FENDER - RIGHT HAND                   |
|     | 126679-02-01A | EA  | DECAL - FENDER - LEFT HAND                    |
| 6   | 125098-01-01A | EA  | DECAL - CAB DOOR - RIGHT HAND                 |
|     | 125098-02-01A | EA  | DECAL - CAB DOOR - LEFT HAND                  |
| 7   | 125100-01-01A | EA  | DECAL - SWEEP - RIGHT HAND                    |
|     | 125100-02-01A | EA  | DECAL - SWEEP - LEFT HAND                     |
| 8   | 125103-01-01A | EA  | DECAL - LOGO - SUNDANCER                      |
| 9   | 094423-11-01A | FT  | FILM - MULTISTRIPE - 5.49"                    |
| 10  | 105781-62-01A | FT  | FILM - MULTISTRIPE - 3.12"                    |
| 11  | 125102-01-01A | EA  | DECAL - SWEEP - REAR/RIGHT HAND               |
|     | 125102-02-01A | EA  | DECAL - SWEEP - REAR/LEFT HAND                |
| 12  | 124806-01-03A | EA  | DECAL - LOGO - ITASCA W/ICON                  |
| 13  | 125104-01-01A | EA  | DECAL - SUNDANCER W/SLASH                     |
| 14  | 125101-01-01A | EA  | DECAL - SLEEPER W/SUNDANCER                   |
| 15  | 124811-02-01A | EA  | DECAL - LOGO - ITASCA SMALL/HOOD              |
|     | 041561-03-000 | EA  | PAINT - 16 OUNCE SPRAY - OFF WHITE            |

|                 |        |
|-----------------|--------|
| OFF WHITE       | L8723A |
| BRIGHT WHITE    | B8951  |
| APRICOT MIST    | F4581  |
| MALIBU TEAL     | F4580  |
| AMETHYST FROST  | RM012  |
| MARINE BLUE     | F4579  |
| VIOLET FIREMIST | F4572  |

DUPONT COLOR CODES

EXTERIOR BODY GROUP (CONTINUED)

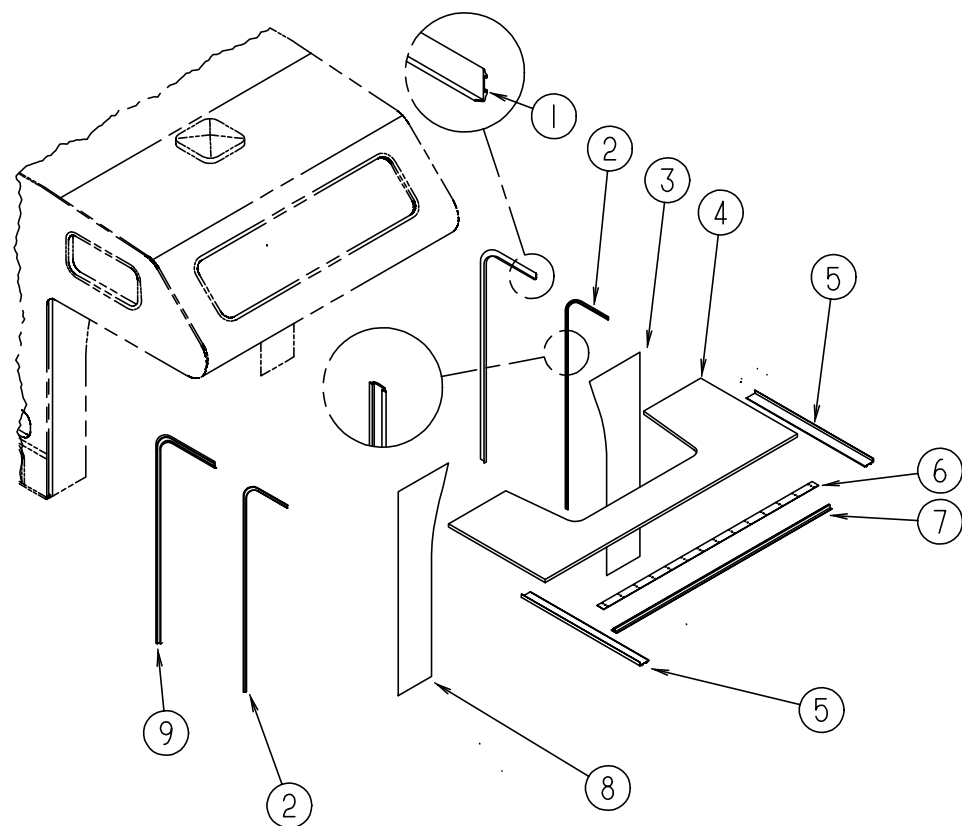
BODY PANELS & TRIMS



| KEY | PART NUMBER   | U/M | DESCRIPTION  |
|-----|---------------|-----|--|
| 1   | P26658-01-J35 | EA  | BACKWALL - W/O WINDOW/TRIM - F/ QUEEN BED              |
| 1   | P26658-01-J36 | EA  | BACKWALL - W/O WINDOW/TRIM - F/ QUEEN BED              |
| 1   | P26658-02-J35 | EA  | BACKWALL - W/O WINDOW/TRIM - F/ TWIN BED               |
| 1   | P26658-02-J36 | EA  | BACKWALL - W/O WINDOW/TRIM - F/ TWIN BED               |
| 2   | 096854-05-02A | EA  | TRIM - CONTOUR - BRIGHT WHITE - 114"                   |
| 3   | 099583-55-003 | EA  | AWNING RAIL - 120"                                     |
| 4   | P23146-01-H07 | EA  | ROOF - W/O LIGHTS/VENTS - W/WIRING                     |
| 5   | 124132-01-01A | EA  | CAP - SIDEWALL TRIM - RIGHT HAND - 1.4" - BRIGHT WHITE |
| 6   | P25931-01-J35 | EA  | SIDEWALL - DRIVER - W/O WINDOWS/TRIM                   |
| 6   | P25391-01-J36 | EA  | SIDEWALL - DRIVER - W/O WINDOWS/TRIM                   |
| 7   | 122732-04-H07 | EA  | VALANCE/PANEL - REAR DRIVER - W/O HARDWARE - 8.9"      |
| 8   | 096864-01-02A | EA  | TRIM - CONTOUR - ROOF TO SIDEWALL - 120"               |
| 9   | 121304-02-01A | EA  | PANEL - WHEEL LIP - REAR                               |
| 10  | 122776-10-H07 | EA  | VALANCE/PANEL - W/O HARDWARE - 20.6"                   |
| 11  | 096854-05-02A | EA  | TRIM - CONTOUR - BRIGHT WHITE - 130"                   |
|     |               |     | FROM: 00-00-00 THRU: 04-01-98                          |
| 11  | 096854-06-02A | EA  | TRIM - CONTOUR - BRIGHT WHITE - 130"                   |
|     |               |     | FROM: 04-02-98 THRU: 04-12-98                          |
| 11  | 096854-07-02A | EA  | TRIM - CONTOUR - 144" - BRIGHT WHITE                   |
|     |               |     | FROM: 04-13-98 THRU: 99-99-99                          |
| 12  | 104479-06-02A | EA  | TRIM - FRONT CONTOUR - BRIGHT WHITE - LEFT HAND        |
| 13  | 124132-02-01A | EA  | CAP - SIDEWALL TRIM - LEFT HAND - 1.4" - BRIGHT WHITE  |
| 14  | 122776-02-H07 | EA  | VALANCE/PANEL - W/O HARDWARE - 7"                      |
| 15  | P21337-01-H07 | EA  | ROOF - FRONT ONLY - W/O LIGHTS/VENTS - W/WIRING        |

| KEY | PART NUMBER   | U/M | DESCRIPTION  |
|-----|---------------|-----|--|
| 16  | 104479-05-02A | EA  | TRIM - FRONT CONTOUR - BRIGHT WHITE - LEFT HAND      |
| 17  | 124299-51-001 | EA  | EXTRUDED - RETAINER - TRIM - 144"                    |
| 18  | 124176-01-01A | EA  | TRIM - SIDEWALL - BRIGHT WHITE - 16'                 |
| 19  | 122776-01-H07 | EA  | VALANCE/PANEL - W/O HARDWARE - 7"                    |
| 20  | 108688-01-03A | EA  | STRIP - FEATURE - 15'                                |
| 20  | 108651-01-01A | EA  | END CAP - FEATURE STRIP                              |
| 21  | 122776-03-H07 | EA  | VALANCE/PANEL - W/O HARDWARE - 8.9"                  |
| 22  | P25930-01-J35 | EA  | SIDEWALL - PASSENGER - W/O WINDOWS/TRIM              |
| 22  | P25930-01-J36 | EA  | SIDEWALL - PASSENGER - W/O WINDOWS/TRIM              |
| 23  | 122732-03-H07 | EA  | VALANCE/PANEL - REAR PASSENGER - W/O HARDWARE - 4.9" |
| 24  | 103334-03-02A | EA  | TRIM - BACKWALL/LOWER - 25.6"                        |
| 25  | 103335-02-02A | EA  | TRIM - BACKWALL/LOWER - 46.2"                        |
| 26  | 078580-02-000 | EA  | TRIM - ROOF/Front/REAR CAP                           |
| 27  | 125089-01-H07 | EA  | TRIM - ENTRANCE STEP                                 |
| 28  | 125089-02-H07 | EA  | TRIM - ENTRANCE STEP                                 |
|     | 107865-06-000 | EA  | ROD - SUPPORT - VALANCE PANEL - 15"                  |
|     | 107865-01-000 | EA  | ROD - SUPPORT - VALANCE PANEL - 14.3"                |
|     | 002365-03-006 | EA  | U-CHANNEL - EXTRUDED - 1" X 192" - BRIGHT WHITE      |

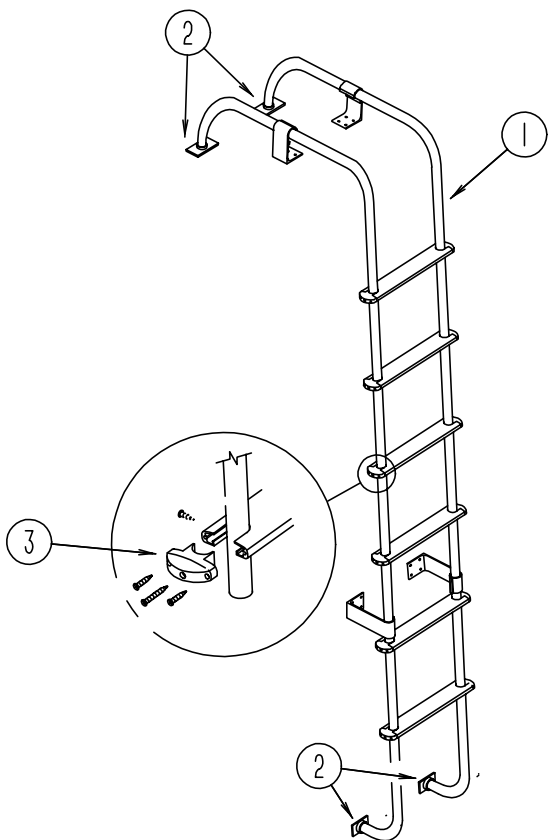
EXTERIOR BODY GROUP (CONTINUED)



WINGWALL, SLEEPERBOARD & TRIM

| KEY | PART NUMBER   | U/M | DESCRIPTION  |
|-----|---------------|-----|--|
| 1   | 104479-06-02A | EA  | TRIM - FRONT CONTOUR - BRIGHT WHITE                  |
| 2   | 105312-01-07A | FT  | INSERT - FEATURE STRIP VINYL - BRIGHT WHITE          |
| 3   | 125088-02-J05 | EA  | WINGWALL   |
| 4   | P18335-01-G04 | EA  | SLEEPERBOARD   |
| 5   | 096854-05-02A | EA  | TRIM - CONTOUR - BRIGHT WHITE - 114"                 |
| 6   | 100086-04-01A | EA  | TRIM - SLEEPERBOARD/ROOF - BRIGHT WHITE - 2" X 96.6" |
| 7   | 100085-05-01A | EA  | TRIM - STRAP - SLEEPERBOARD                          |
| 8   | 125088-01-J05 | EA  | WINGWALL   |
| 9   | 104479-05-02A | EA  | TRIM - FRONT CONTOUR - BRIGHT WHITE                  |
|     | 002365-03-006 | EA  | U-CHANNEL - EXTRUDED - 1" X 192" - BRIGHT WHITE      |

EXTERIOR BODY GROUP (CONTINUED)



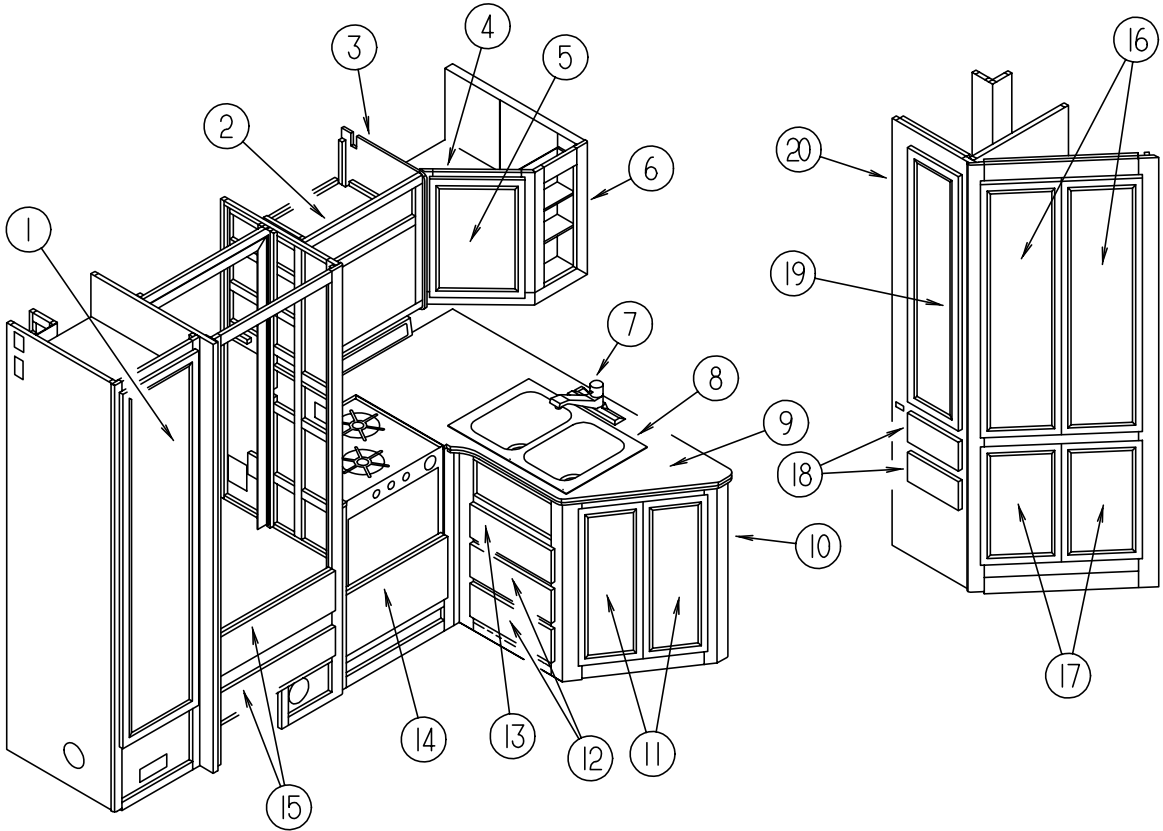
LADDER

| KEY | PART NUMBER   | U/M | DESCRIPTION                            |
|-----|---------------|-----|--|
| 1   | 102953-15-G04 | EA  | LADDER                                 |
|     |               |     | FROM: 00-00-00 THRU: 05-31-98          |
| 1   | 129639-05-01A | EA  | LADDER                                 |
|     |               |     | FROM: 06-01-98 THRU: 99-99-99          |
| 2   | 067165-01-000 | EA  | MOUNTING BRACKET - LOWER LADDER        |
|     | 000G39-06-10T | EA  | SCREW - SF/DR - 6-20 X 5/8 PPH - BLACK |
|     | 000G68-10-36T | EA  | SCREW - 10-12 X 2.25 POH BLACK         |
| 3   | 076980-02-000 | EA  | END CAP - STEP - BLACK                 |
|     | 038327-01-000 | EA  | TAPE - ANTI-SLIP - 2" X 60'            |

EXTERIOR MIRRORS - VELVAC

| KEY | PART NUMBER   | U/M | DESCRIPTION  | VENDOR NO. |
|-----|---------------|-----|--|------------|
|     | 120269-03-01A | EA  | MIRROR - EXTERIOR - PASSENGER                          |            |
|     | 120269-04-01A | EA  | MIRROR - EXTERIOR - DRIVER                             |            |
|     | 120269-01-700 | EA  | GLASS KIT W/BEZEL RH/LH                                | 709407-8   |
|     | 120269-05-01A | EA  | MIRROR - EXTERIOR - W/HEAT/REMOTE - PASSENGER          |            |
|     | 120269-06-01A | EA  | MIRROR - EXTERIOR - W/HEAT/REMOTE - DRIVER             |            |
|     | 120269-05-701 | EA  | GLASS ONLY REPLACEMENT RH/LH                           | 709411-8   |
|     | 120269-07-01A | EA  | PANEL - DRIVERS DOOR MIRROR CONTROL W/SWITCH & PIGTAIL |            |
|     | 120269-08-000 | EA  | HARNES - ELECTRIC MIRROR                               |            |

**GALLEY GROUP**



**CABINETS & FIXTURES**

| KEY | PART NUMBER   | U/M | DESCRIPTION  |
|-----|---------------|-----|--|
| 1   | M08758-42-J15 | EA  | DOOR - MIRROR/MTRD CRNR/OGEE EDGE - 16.1" X 65.3"-W/O HDW        |
|     | 123122-12-H07 | EA  | SHELF - W/PLASTIC EDGE TRIM                                      |
| 2   | 122267-01-H07 | EA  | CABINET - MICROWAVE - W/O DOORS/HARDWARE                         |
|     |               |     | FROM: 00-00-00 THRU: 10-05-97                                    |
| 2   | 128619-01-J05 | EA  | CABINET - MICROWAVE - W/O DOORS/HARDWARE                         |
|     |               |     | FROM: 10-06-97 THRU: 99-99-99                                    |
| 3   | 109908-21-G04 | EA  | END CAP - OVERHEAD CABINET                                       |
|     |               |     | FROM: 00-00-00 THRU: 10-05-97                                    |
| 3   | 109908-68-J05 | EA  | END CAP - OVERHEAD CABINET                                       |
|     |               |     | FROM: 10-06-97 THRU: 99-99-99                                    |
| 4   | P14876-01-G04 | EA  | CABINET - GALLEY OVERHEAD W/SPICE RACK - W/O DOORS/HDW           |
|     | 114876-11-G04 | EA  | SHELF - W/PLASTIC EDGE TRIM                                      |
| 5   | M08758-25-J15 | EA  | DOOR - MITERED CORNER/OGEE EDGE - 14.3" X 21.8" - W/O HDW        |
| 6   | 114875-01-G04 | EA  | CABINET - SPICE RACK - W/O DOORS/HARDWARE                        |
|     | 098335-15-G24 | EA  | RAIL - GALLEY - 46.1" (J35)                                      |
|     | 098335-15-G05 | EA  | RAIL - GALLEY - 46.1" (J36)                                      |
| 7   | 104114-02-01A | EA  | FAUCET - GALLEY - SINGLE CONTROL                                 |
| 8   | 104113-01-000 | EA  | SINK - DOUBLE - STAINLESS STEEL                                  |
|     | 092303-01-000 | EA  | STRAINER - SINK  |
|     | 103610-03-H04 | EA  | COVER - SINK - 15.2" X 11" (J35)                                 |
|     | 103610-03-H05 | EA  | COVER - SINK - 15.2" X 11" (J36)                                 |
| 9   | 123123-20-H08 | EA  | COUNTERTOP (J35)   |
| 9   | 123123-20-H31 | EA  | COUNTERTOP (J36)   |
| 10  | M07554-03-H08 | EA  | CABINET - GALLEY - W/COUNTERTOP -W/O DRS/DWRS/HDW-F/COUCH (J35)  |
| 10  | M07554-03-J06 | EA  | CABINET - GALLEY - W/COUNTERTOP -W/O DRS/DWRS/HDW-F/COUCH (J36)  |
| 10  | M07554-04-H08 | EA  | CABINET - GALLEY - W/COUNTERTOP-W/O DRS/DWRS/HDW-F/DINETTE (J35) |
| 10  | M07554-04-J06 | EA  | CABINET - GALLEY - W/COUNTERTOP-W/O DRS/DWRS/HDW-F/DINETTE (J36) |
| 10  | M07554-05-H08 | EA  | CABINET - GALLEY-W/COUNTERTOP-W/O DRS/DWRS/HDW-F/COUCH-CAN (J35) |
| 10  | M07554-05-J06 | EA  | CABINET - GALLEY-W/COUNTERTOP-W/O DRS/DWRS/HDW-F/COUCH-CAN (J36) |
| 10  | M07554-06-H08 | EA  | CABINET - GALLEY-W/COUNTERTOP-W/O DRS/DWRS/HDW -F/DIN-CAN (J35)  |
| 10  | M07554-06-J06 | EA  | CABINET - GALLEY-W/COUNTERTOP-W/O DRS/DWRS/HDW -F/DIN-CAN (J36)  |
|     | 123123-17-H07 | EA  | SHELF - W/PLASTIC EDGE TRIM                                      |
| 11  | M08758-C7-J05 | EA  | DOOR - MITERED CORNER/OGEE EDGE - 10" X 29.5" - W/O HDW          |
| 12  | M05971-J4-J05 | EA  | DRAWER - RADIUS EDGE - 15.4"W X 17.7"D - W/O SLIDES/HDW          |

**GALLEY GROUP (CONTINUED)**

**CABINETS & FIXTURES (CONTINUED)**

| KEY | PART NUMBER   | U/M | DESCRIPTION   |
|-----|---------------|-----|---|
| 13  | M05971-J3-J05 | EA  | DRAWER - RADIUS EDGE - 12.5"W X 8.6" - W/O SLIDES/HDW   |
| 14  | M05971-KM-J05 | EA  | DRAWER - RADIUS EDGE - 19.8"W X 15.7"D - W/O SLIDES/HDW |
| 15  | M05970-L9-J05 | EA  | DRAWER - RADIUS EDGE - 22.5"W X 19.6"D - W/O SLIDES/HDW |
|     | 090329-01-000 | FT  | SEAL/T - REFRIGERATOR CABINET                           |
| 16  | M08758-13-J01 | EA  | DOOR - MITERED CORNER/OGEE EDGE - 12" X 48" - W/O HDW   |
| 17  | M08758-84-J01 | EA  | DOOR - MITERED CORNER/OGEE EDGE - 12" X 21.8" - W/O HDW |
| 18  | M05970-J1-J05 | EA  | DRAWER - RADIUS EDGE - 9.8"W X 13.8"D - W/O SLIDES/HDW  |
| 19  | M08758-17-J37 | EA  | DOOR - MITERED CORNER/OGEE EDGE - 12" X 48" - W/O HDW   |
| 20  | 114308-01-G04 | EA  | CABINET - PANTRY - W/O DOORS/DRAWERS/HARDWARE           |
|     | 114308-12-G04 | EA  | SHELF - W/PLASTIC EDGE TRIM (3 EA)                      |
|     | 114308-16-G04 | EA  | SHELF - W/PLASTIC EDGE TRIM (1 EA)                      |

**RANGE HOODS - VENTLINE**

| KEY | PART NUMBER   | U/M | DESCRIPTION  |
|-----|---------------|-----|--|
| *   | 100258-18-03A | EA  | HOOD - RANGE - W/O MONITOR PANEL-W/HOUR METER/SWITCH - US  |
| *   | 100258-16-04A | EA  | HOOD - RANGE - W/O MONITOR PANEL-W/O HOUR METER/SWITCH-US  |
| *   | 100258-17-04A | EA  | HOOD - RANGE - W/O MONITOR PANEL-W/O HOUR METER/SWITCH-CSA |

**\*COMPONENT PARTS FOUND IN SERVICE PARTS LIBRARY**

**MICROWAVE OVEN - MAGIC CHEF  
FROM: 00-00-00 THRU: 10-05-97**

| KEY | PART NUMBER   | U/M | DESCRIPTION                            |
|-----|---------------|-----|--|
|     | 115303-02-000 | EA  | OVEN - MICROWAVE - 1.3 CU FT           |
|     | 115401-02-01A | EA  | TRIM - MICROWAVE                       |
|     | 098916-18-02B | EA  | BRACE - MICROWAVE CABINET - LEFT HAND  |
|     | 098916-19-02B | EA  | BRACE - MICROWAVE CABINET - RIGHT HAND |
|     | 094750-07-000 | EA  | BRACKET - MICROWAVE - 89 DEGREE        |

**MICROWAVE OVEN - SAMSUNG  
FROM: 10-06-97 THRU: 06-30-98**

| KEY | PART NUMBER   | U/M | DESCRIPTION                                     |
|-----|---------------|-----|---|
|     | 128527-02-000 | EA  | OVEN - MICROWAVE - 1.2 CU FT - NON CONVECTION   |
|     | 128642-02-000 | EA  | TRIM KIT W/VENT - MICROWAVE - 1.2 CU FT SAMSUNG |
|     | 098916-22-02B | EA  | BRACE - MICROWAVE CABINET - LEFT HAND           |
|     | 098916-23-02B | EA  | BRACE - MICROWAVE CABINET - RIGHT HAND          |
|     | 094750-10-000 | EA  | BRACKET - MICROWAVE - 89 DEGREE                 |

**MICROWAVE OVEN - SAMSUNG  
FROM: 07-01-98 THRU: 99-99-99**

| KEY | PART NUMBER   | U/M | DESCRIPTION                                   |
|-----|---------------|-----|---|
|     | 128527-04-000 | EA  | OVEN - MICROWAVE - 1.2 CU FT - NON CONVECTION |
|     | 098916-22-02B | EA  | BRACE - MICROWAVE CABINET - LEFT HAND         |
|     | 098916-23-02B | EA  | BRACE - MICROWAVE CABINET - RIGHT HAND        |
|     | 094750-10-000 | EA  | BRACKET - MICROWAVE - 89 DEGREE               |

**REFRIGERATOR - NORCOLD 9162**

| KEY | PART NUMBER   | U/M | DESCRIPTION  |
|-----|---------------|-----|--|
| *   | 121568-02-01A | EA  | REFRIGERATOR - SMALL DOUBLE DOOR - LEFT HAND - 2-WAY |
|     | 093646-01-000 | EA  | BRACKET - TIEDOWN/REFRIGERATOR - RIGHT HAND          |
|     | 093646-02-000 | EA  | BRACKET - TIEDOWN/REFRIGERATOR - LEFT HAND           |
|     | 116751-06-01A | EA  | TRAY - REFRIGERATOR - BLACK                          |
|     | 054450-01-000 | EA  | LEVEL - REFRIGERATOR                                 |
|     | 065225-02-000 | EA  | PLATE - TIEDOWN - REFRIGERATOR                       |

**\*COMPONENT PARTS FOUND IN SERVICE PARTS LIBRARY**



GALLEY GROUP (CONTINUED)

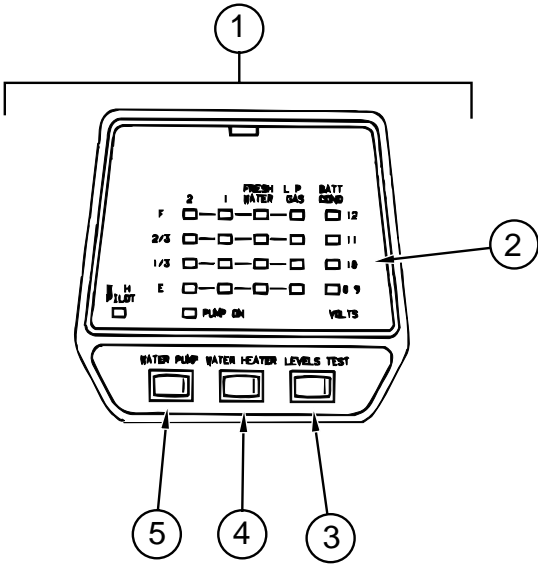
COFFEE MAKER - BLACK & DECKER

| KEY | PART NUMBER   | U/M | DESCRIPTION  | VENDOR NO. |
|-----|---------------|-----|--|------------|
|     | 126019-01-01A | EA  | COFFEEMAKER - OPTIMA - W/BRACKETS - BLACK & DECKER |            |
|     | 126019-01-700 | EA  | GLASS CARAFE                                       | 172547-00  |
|     | 126019-01-701 | EA  | RESERVOIR- WATER                                   | 172554     |
|     | 126019-01-702 | EA  | BASKET - FILTER                                    | 172553-00  |
|     | 126019-01-703 | EA  | HARDWARE - MOUNTING                                | 172174-00  |

RANGE - MAGIC CHEF

| KEY | PART NUMBER   | U/M | DESCRIPTION  |
|-----|---------------|-----|--|
| *   | 112881-02-03A | EA  | RANGE - 16" 3 BURNER-FRONT 9100/REAR 6500 BTU-BLK TOP/DR |
|     | 105458-01-000 | EA  | BRACKET - STOVE TIEDOWN - RIGHT HAND                     |
|     | 105458-02-000 | EA  | BRACKET - STOVE TIEDOWN - LEFT HAND                      |

\*COMPONENT PARTS FOUND IN SERVICE PARTS LIBRARY



MONITOR PANEL - LVS

| KEY | PART NUMBER   | U/M | DESCRIPTION  | VENDOR NO. |
|-----|---------------|-----|--|------------|
| 1   | 102765-04-01A | EA  | PANEL - MONITOR - 2 HOLDING TANK - ADJUSTABLE              |            |
| 2   | 102765-04-700 | EA  | CIRCUIT BOARD  | 5076-11    |
| 3   | 097617-01-702 | EA  | SWITCH - ALMOND  | 107        |
| 4   | 097617-01-701 | EA  | SWITCH-ON/OFF - ALMOND                                     | 106        |
| 5   | 102765-01-700 | EA  | SWITCH-ON/ON - ALMOND                                      | 110-01     |
|     | 096449-01-000 | EA  | WIRE ASSEMBLY - WATER TANK TO MONITOR PANEL                |            |
|     | 097618-01-000 | EA  | WIRE ASSEMBLY - MONITOR PANEL- W/3 WIRES & ORANGE RESISTOR |            |

GENERATOR GROUP

4000 KW ONAN GENERATOR

| KEY | PART NUMBER   | U/M | DESCRIPTION   |
|-----|---------------|-----|---|
|     | 007067-01-000 | SF  | INSULATION - FIBERGLASS - 1" THICK X 4' - INCREMENTS/4 SF |
|     | 109982-03-000 | EA  | GENERATOR - 4.0 MICROLITE                                 |
|     | 118248-01-02B | EA  | BRACKET - GENERATOR - W/O NOTCH - E-COATED                |
|     | 118248-02-02B | EA  | BRACKET - GENERATOR - W/NOTCH - E-COATED                  |
|     | 007125-04-000 | EA  | CLAMP - MUFFLER - 1.12" DIAMETER                          |
|     | 105958-09-000 | EA  | PIPE - GENERATOR EXHAUST 1.25" OD X 5.9" X 22"            |

3.6 KW ONAN GENERATOR

| KEY | PART NUMBER   | U/M | DESCRIPTION   |
|-----|---------------|-----|---|
|     | 007067-01-000 | SF  | INSULATION - FIBERGLASS - 1" THICK X 4' - INCREMENTS/4 SF |
|     | 109982-04-000 | EA  | GENERATOR - 3.6 MICROLITE                                 |
|     | 118248-01-02B | EA  | BRACKET - GENERATOR - W/O NOTCH - E-COATED                |
|     | 118248-02-02B | EA  | BRACKET - GENERATOR - W/NOTCH - E-COATED                  |
|     | 007125-04-000 | EA  | CLAMP - MUFFLER - 1.12" DIAMETER                          |
|     | 105958-09-000 | EA  | PIPE - GENERATOR EXHAUST 1.25" OD X 5.9" X 22"            |

NOTE: ADDITIONAL GENERATOR COMPONENTS ARE FOUND IN THE CHASSIS GROUP.

HEATING & AIR CONDITIONING GROUP

HEATING SYSTEM

| KEY | PART NUMBER   | U/M | DESCRIPTION   |
|-----|---------------|-----|---|
|     | 007108-01-000 | FT  | HOSE - HEATER - 5/8" ID - HI-TEMP - FORD                |
|     | 076776-01-000 | EA  | TEE - BEADED - 5/8" X 5/8" X 5/8"                       |
|     | 009200-01-000 | EA  | TAPE - FURNACE - 1 1/2"                                 |
|     | 089367-02-000 | EA  | TEE - 4" X 2" X 4"                                      |
|     | 093614-01-02A | EA  | GRILL - RETURN AIR - 15.6" X 7.6" - BEIGE               |
|     | 040731-01-000 | EA  | NIPPLE - INLET MANIFOLD - GM --3838094                  |
|     | 094600-05-01A | EA  | REGISTER - HEAT - W/O DAMPER - 11.3" - BEIGE            |
|     | 056464-11-000 | EA  | REGISTER - 4" DIAMETER - PLASTIC - W/DAMPER - OFF WHITE |

REAR HEATER - EVANS

| KEY | PART NUMBER   | U/M | DESCRIPTION   | VENDOR NO. |
|-----|---------------|-----|---|------------|
|     | 084405-01-000 | EA  | HEATER - REAR/DUCTED - W/MOTOR AID                    |            |
|     | 084405-01-700 | EA  | CORE-HEATER   | FT200229   |
|     | 084405-01-701 | EA  | FAN BLADES  | HV029931   |
|     | 084405-01-702 | EA  | MOTOR ASSEMBLY, 12 VOLT                               | RV010348   |
|     | 009198-01-000 | FT  | DUCT - HEAT - FLEXIBLE - 4" ID X 25'                  |            |
|     | 069636-02-000 | EA  | CONNECTOR - DUCT - 4" ID                              |            |
|     | 061673-01-000 | EA  | BRACKET - MOTOR AID TUBES - 4" X 1.5" - STEEL         |            |
|     | 056464-10-000 | EA  | REGISTER - 4" DIAMETER - PLASTIC - W/O DAMPER - BEIGE |            |

AIR CONDITIONERS & CEILING ASM.

| KEY | PART NUMBER   | U/M | DESCRIPTION  |
|-----|---------------|-----|--|
| *   | 115219-01-03A | EA  | A/C - ROOF - 14,800 MACH 15 - BRIGHT WHITE         |
| *   | 108892-01-01A | EA  | CEILING ASSEMBLY - A/C DUCTED                      |
|     | 120134-01-02A | EA  | REGISTER - 4" TO 5" IN DIAMETER W/DAMPER           |
|     | 117238-01-01A | EA  | THERMOSTAT - A/C - FURNACE                         |
|     | 102289-01-000 | EA  | SPRING - SCREW - ROOF A/C GASKET                   |
|     | 092633-01-02A | EA  | FRAME - PLATE - ROOF A/C - 5.7" X 3.9" - ANY COLOR |

\*COMPONENT PARTS FOUND IN SERVICE PARTS LIBRARY

FURNACE - 30000 BTU

| KEY | PART NUMBER   | U/M | DESCRIPTION                            |
|-----|---------------|-----|--|
| *   | 098668-20-000 | EA  | FURNACE - 30000 BTU                    |
|     | 098668-23-000 | EA  | DOOR - ACCESS - FURNACE - BRIGHT WHITE |

\*COMPONENT PARTS FOUND IN SERVICE PARTS LIBRARY

INTERIOR FINISH GROUP

PANELING, LAMINATES & PLASTIC

| KEY | PART NUMBER   | U/M | DESCRIPTION  |
|-----|---------------|-----|--|
|     | 074497-28-000 | SF  | PANELING - WATERFORD OAK - 48" X 96"   |
|     | 074497-38-000 | SF  | PANELING - IMPACT PEARL TEXTURE - 4' X 9' - SMOOTH (SLEEPERBOARD)<br>FROM: 00-00-00 THRU: 10-05-97     |
|     | 074497-41-000 | SF  | PANELING - CEILING - IMPACT PEARL - EMBOSSED - 4' X 9' (SLEEPERBOARD)<br>FROM: 10-06-97 THRU: 99-99-99 |
|     | 080215-10-000 | SF  | PANELING - 2 SIDED - WATERFORD - .2" X 48" X 96"   |
|     | 088272-G2-000 | SF  | PANELING - LA JOLLA/SEAMIST - 4' X 8' (J35)  |
|     | 088272-G5-000 | SF  | PANELING - GAZEBO STRIPE - 4' X 7' (J36)   |
|     | 088272-G1-000 | SF  | PANELING - PEBBLE EMBOSSED - ANTIQUE WHITE - 4' X 7' (BATH)  |
|     | 000885-76-000 | SF  | PARTICLE BOARD-3/8" X 48" X 96"-WATERFORD OAK/VINYL 1 SIDE   |
|     | 000885-77-000 | SF  | PARTICLE BOARD-3/8" X 48" X 96"-WATERFORD OAK/VINYL 2 SIDE   |
|     | 000885-78-000 | SF  | PARTICLE BOARD-1/2" X 48" X 96"-WATERFORD OAK/VINYL 2 SIDE   |
|     | 000885-79-000 | SF  | PARTICLE BOARD-3/4" X 48" X 96"-WATERFORD OAK/VINYL 2 SIDE   |
|     | 074498-62-000 | SF  | LAMINATE - PLASTIC - GREY FINESSE - 5' X 8' - INC OF 40SF (J35)  |
|     | 074498-72-000 | SF  | LAMINATE - PLASTIC - PEBBLE SANTOS - 5' X 8' INC OF 40 SF (J36)  |
|     | 074498-77-000 | SF  | LAMINATE - PLASTIC - ART CABIN - 4' X 8' - INC OF 32 SF  |
|     | 074498-84-000 | SF  | LAMINATE - PLASTIC - OFF WHITE - 5' X 8' - INC OF 40 SF  |
|     | 126339-01-000 | SF  | BOARD - WHEAT - 60" X 72"  |
|     | 057882-04-700 | EA  | DOOR-TAMBOUR 4'X4' PC WINONA   |
|     | 093743-05-01A | SF  | PLASTIC - ABS COIL - BRIGHT WHITE - 20" X 108"   |
|     | 000846-01-000 | SF  | PLYWOOD - 5/16" X 48" X 96" - CD GRADE   |
|     | 000846-02-000 | SF  | PLYWOOD/UNDERLAYMENT - 5/16" X 48" X 96"   |

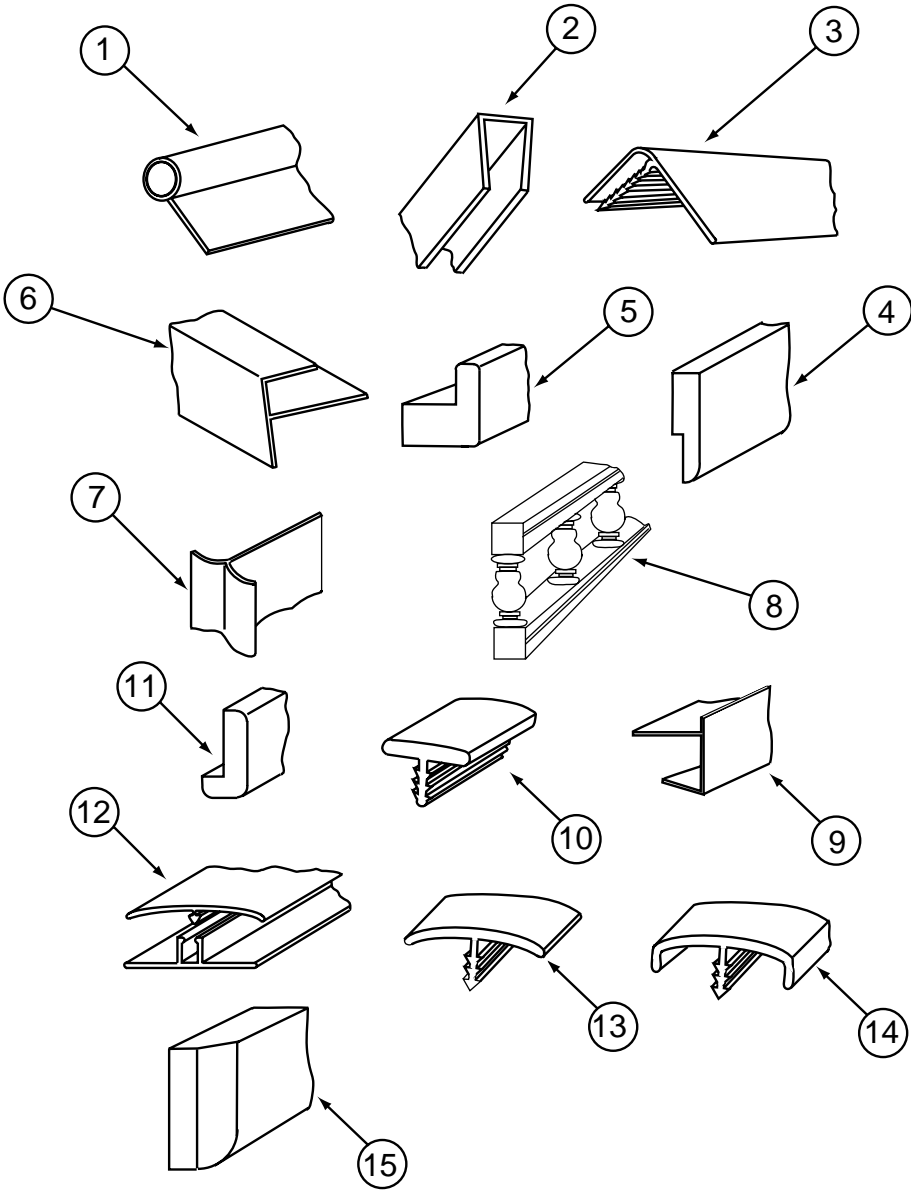
FIRE EXTINGUISHER, DETECTORS & CLOCK

| KEY | PART NUMBER   | U/M | DESCRIPTION                                    | VENDOR NO. |
|-----|---------------|-----|--|------------|
|     | 072852-01-000 | EA  | DETECTOR - SMOKE - W/9 VOLT BATTERY - US       |            |
|     | 072852-02-000 | EA  | DETECTOR - SMOKE - W/9 VOLT BATTERY - CANADIAN |            |
|     | 094499-01-000 | EA  | EXTINGUISHER/FIRE - DRY W/MOUNTING BRACKET     |            |
|     | 094499-02-000 | EA  | EXTINGUISHER/FIRE - DRY - 1A10BC - CANADIAN    |            |
|     | 094499-01-700 | EA  | BRACKET MTG. W/PLAS. STRAP                     | 294039     |
|     | 094499-01-701 | EA  | STRAP ONLY (METAL)                             | 320351     |
|     | 118081-02-01A | EA  | CLOCK - WALL - ROUND 8" - BRASS                |            |
|     | 125136-01-000 | EA  | CO DETECTOR - GAS - ROUND W/2 SCREWS - 9 VOLT  |            |

CARPETING & FLOOR MATS

| KEY | PART NUMBER   | U/M | DESCRIPTION  |
|-----|---------------|-----|--|
|     | 096060-C2-000 | SY  | CARPET - BISCANYN - INCREMENTS OF 4 SQ. YARDS (J35)    |
|     | 096060-98-000 | SY  | CARPET - SILVER ASPEN - INCREMENTS OF 4 SQ YD (J36)    |
|     | 093486-01-000 | SY  | CARPET - COMPARTMENT - 72" WIDE - DARK GRAY            |
|     | 093873-01-01A | EA  | TRIM - CARPET - L-ANGLE 1.1" X 1.3" X 12' - GRAY VINYL |
|     | 122755-05-01A | EA  | TILE - RUBBER/ENTRANCE DOOR - 11.2" X 26.9"            |
|     | 125780-03-000 | EA  | MAT - FLOOR - FRONT/PASSENGER - "I" - FORD             |
|     | 125780-04-000 | EA  | MAT - FLOOR - FRONT/DRIVER - "I" - FORD                |

INTERIOR FINISH GROUP (CONTINUED)



MOLDINGS & TRIMS

| KEY | PART NUMBER   | U/M | DESCRIPTION   |
|-----|---------------|-----|---|
| 1   | 009767-12-000 | FT  | WELTING - SIDEWALL/CEILING/CABINET - OFF/WHT                          |
| 2   | 009778-21-000 | FT  | U-CHANNEL - 1" - WATERFORD OAK  |
|     |               |     | FROM: 00-00-00 THRU: 11-09-97   |
| 2   | 009778-30-000 | FT  | U-CHANNEL - 1" - VILLAGE OAK  |
|     |               |     | FROM: 11-10-97 THRU: 99-99-99   |
| 2   | 009778-20-700 | EA  | U-CHANNEL, 1"X55" MODERN IVORY  |
| 3   | 009809-23-000 | EA  | MOLDING - CORNER - OUTSIDE - 1" X 84" - MODERN IVORY                  |
| 3   | 009809-28-000 | EA  | MOLDING - CORNER - OUTSIDE - 1" X 84" - WATERFORD OAK                 |
| 4   | 105004-01-05A | EA  | MOLDING - VINYL WRAPPED - 1" X 96" - WATERFORD OAK                    |
| 5   | 100819-01-05A | EA  | MOLDING - VINYL WRAPPED - L-SHAPED - 1.5" X 1.5" X 7' - WATERFORD OAK |
| 6   | 009812-29-000 | EA  | MOLDING - PLASTIC - 1/2" O/S CORNER - WATERFORD OAK                   |
| 6   | 009812-24-000 | EA  | MOLDING - PLASTIC - 1/2" O/S CORNER - IVORY                           |
| 7   | 022992-11-000 | FT  | MOLDING - REVERSE COVE - T-SHAPED VINYL - IVORY                       |
| 8   | 075249-01-000 | EA  | RAILING - OAK - 72" UNFINISHED  |
| 9   | 103186-01-05A | FT  | MOLDING - PLASTIC - 3/8" U-CHANNEL 3/4" FACE-WATERFORD OAK            |
| 10  | 104676-02-04A | FT  | MOLDING - T - 1/2" - WATERFORD OAK                                    |
| 11  | 077840-01-G01 | EA  | MOLDING - CAP/WALL - 8' WATERFORD OAK                                 |

INTERIOR FINISH GROUP (CONTINUED)

MOLDINGS & TRIMS (CONTINUED)

| KEY | PART NUMBER   | U/M | DESCRIPTION  |
|-----|---------------|-----|--|
| 12  | 086229-11-000 | EA  | RETAINER - OFFSET - 97.01"                                   |
| 12  | 086229-12-000 | EA  | BATTEN - 1.5" OFFSET X 97.01" IVORY                          |
| 12  | 086229-13-000 | EA  | BATTEN - 1" X 96" - IVORY                                    |
| 12  | 086229-18-000 | EA  | BATTEN - 1" X 97.68" - OFF WHITE                             |
| 12  | 086229-20-000 | EA  | BATTEN - 1" X 96" - BEIGE                                    |
| 13  | 009815-09-000 | FT  | MOLDING - T - .75" IVORY                                     |
| 13  | 105709-01-000 | FT  | MOLDING - T - 1" - MODERN IVORY                              |
| 14  | 083620-09-000 | FT  | MOLDING - T - END CAP EDGE - W/EDGE LIPS - .75"-MODERN IVORY |
| 14  | 083620-12-000 | FT  | MOLDING - T - END CAP EDGE - W/EDGE LIP - .75"-WATERFORD OAK |
| 14  | 119520-01-01A | FT  | MOLDING - T - 1" - W/EDGE LIPS (OFF/WHITE-CREAM)             |
| 15  | 100659-01-G09 | EA  | MOLDING/TRIM - VINYL FLOOR                                   |
|     | 070504-36-000 | FT  | U-CHANNEL - PLASTIC - .13" X 72" - WATERFORD OAK             |
|     | 070504-37-000 | FT  | U-CHANNEL - PLASTIC - .87" X 84" - WATERFORD OAK             |
|     | 120492-01-04A | FT  | STRIP - TRIM - WATERFORD OAK                                 |
|     | 117267-E2-438 | EA  | LUMBER - VINYL WRAPPED - .7" X 2" X 96" - WATERFORD OAK      |
|     | 117267-G2-438 | EA  | LUMBER - VINYL WRAPPED - .7" X 3" X 96" - WATERFORD OAK      |
|     | 117267-J2-438 | EA  | LUMBER - VINYL WRAPPED - .7" X 5.5" X 96" - WATERFORD OAK    |
|     | 117268-D2-134 | EA  | MOLDING - VINYL WRAPPED - .7" X 1.6" X 84" - WATERFORD OAK   |
|     | 117268-F2-134 | EA  | MOLDING - VINYL WRAPPED - .7" X 2.7" X 84" - WATERFORD OAK   |

EDGE BAND MOLDING

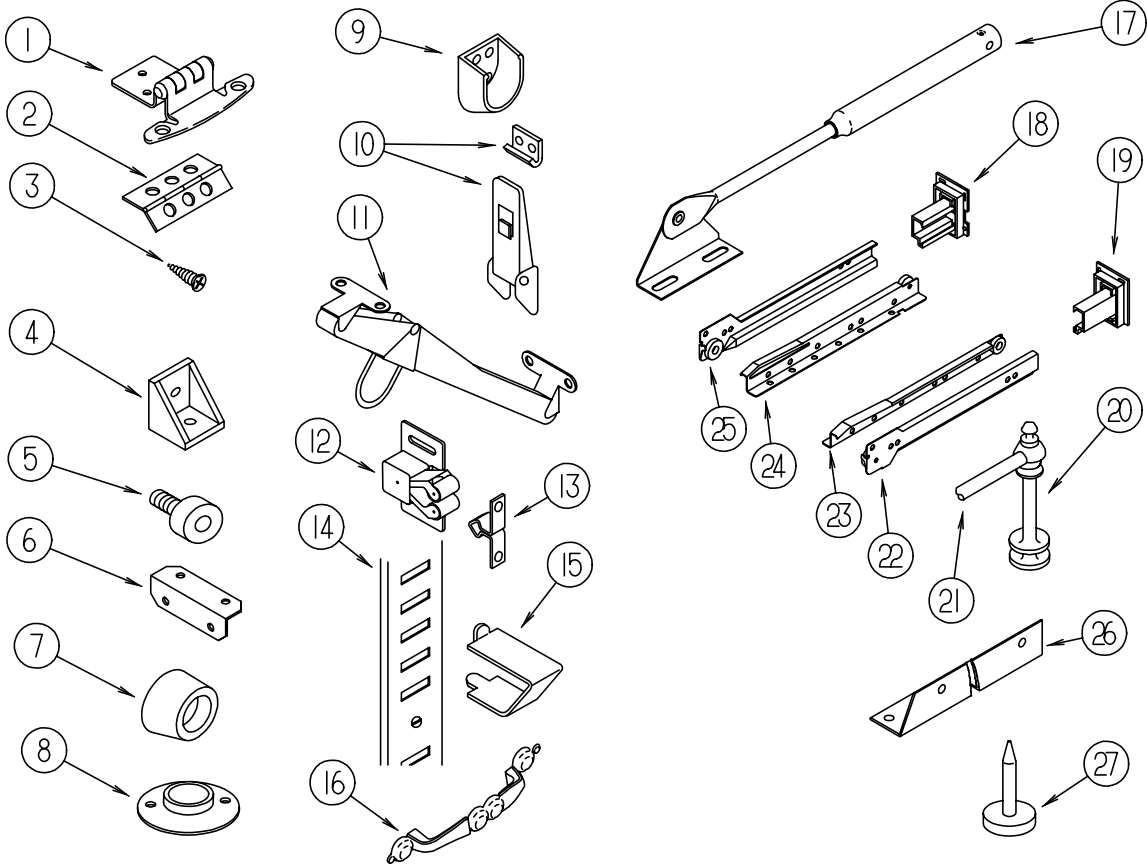
| KEY | PART NUMBER   | U/M | DESCRIPTION   |
|-----|---------------|-----|---|
|     | 076325-68-000 | FT  | MOLDING - EDGE BAND - 1 5/16" X .038 - WATERFORD OAK          |
|     | 076325-67-000 | FT  | MOLDING - EDGE BAND - .93" X .024" - WATERFORD OAK            |
|     | 076325-43-000 | FT  | MOLDING - EDGE BAND .876" X .024" - CLOUD (J35)               |
|     | 076325-46-000 | FT  | MOLDING - EDGE BAND - 1 5/16" X .001" - CLOUD (J35)           |
|     | 076325-39-000 | FT  | MOLDING - EDGE BAND - 1 5/16" X .030" - ALMOND (J35)          |
|     | 076325-37-000 | FT  | MOLDING - EDGE BAND - 1 5/16" X .030" (J36)                   |
|     | 076325-38-000 | FT  | MOLDING - EDGE BAND - .875" X .024" (J36)                     |
|     | 076325-73-000 | FT  | MOLDING - EDGE BAND - .93" X .024" (EXT ENTERTAINMENT CENTER) |

BATT STRIP & TAPE

| KEY | PART NUMBER   | U/M | DESCRIPTION   |
|-----|---------------|-----|---|
|     | 069733-83-000 | EA  | BATT STRIP - WOODGRAINED/WATERFORD OAK - 8'                       |
|     | 085284-B5-000 | FT  | BATT TAPE - ADHESIVE BACKED - WOODGRAINED - WATERFORD OAK         |
|     | 088263-E4-000 | EA  | BATT STRIP - DECORATIVE - LAJOLLA/SEAMIST - INC OF 8' (J35)       |
|     | 085284-D7-000 | FT  | BATT TAPE - ADHESIVE BACKED - DECORATIVE - LA JOLLA (J35)         |
|     | 088263-E1-000 | EA  | BATT STRIP - DECORATIVE - GAZEBO/STRIP/SAG (J36)                  |
|     | 085284-E7-000 | FT  | BATT TAPE - ADHESIVE BACKED - DECORATIVE/TUSCAN MINK (J36)        |
|     | 088263-E3-000 | EA  | BATT STRIP - DECORATIVE - PEBBLE EMBOSSED/ANTIQUE (BATH)          |
|     | 085284-D6-000 | FT  | BATT TAPE - ADHESIVE BACKED -DECORATIVE - EMBOSSED ANTIQUE (BATH) |
|     | 088263-F7-000 | EA  | BATT STRIP - DECORATIVE - IMPACT PEARL TEXTR                      |
|     |               |     | FROM: 00-00-00 THRU: 10-05-97                                     |
|     | 088263-F9-000 | EA  | BATT STRIP - CEILING - IMPACT PEARL                               |
|     |               |     | FROM: 10-06-97 THRU: 99-99-99                                     |
|     | 085284-F3-000 | FT  | BATT TAPE - ADHESIVE BACKED - IMPACT PEARL TEXTURE                |
|     |               |     | FROM: 00-00-00 THRU: 10-05-97                                     |
|     | 085284-F6-000 | FT  | BATT TAPE - ADHESIVE BACKET - IMPACT PEARL                        |
|     |               |     | FROM: 10-06-97 THRU: 99-99-99                                     |

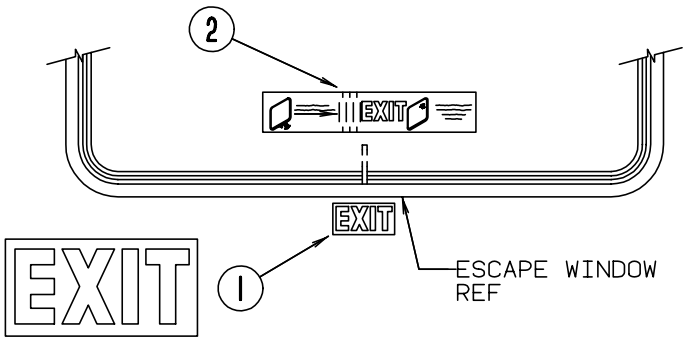
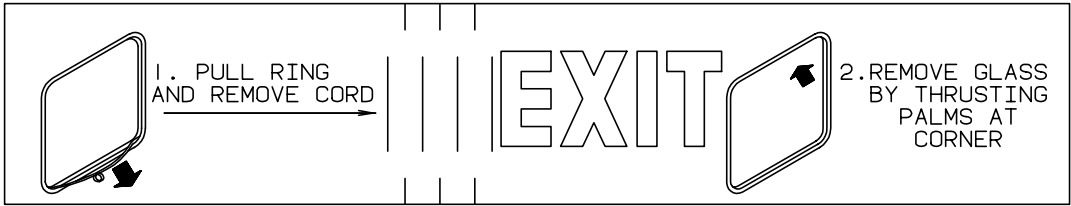
INTERIOR FINISH GROUP (CONTINUED)

CABINET & TABLE HARDWARE

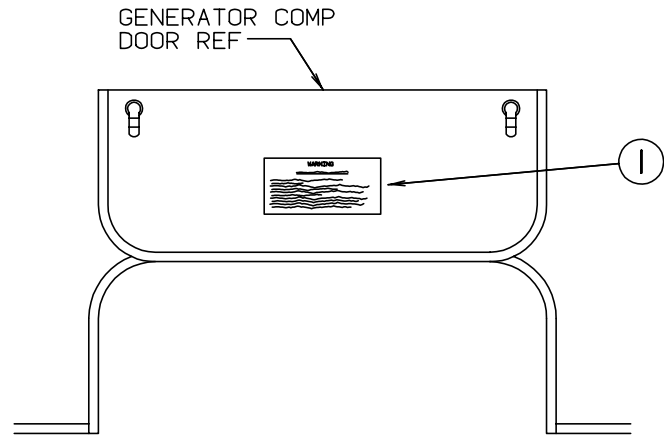


| KEY | PART NUMBER   | U/M | DESCRIPTION  |
|-----|---------------|-----|--|
| 1   | 108138-01-000 | EA  | HINGE - CABINET DOOR - BURNISHED BRASS                       |
| 2   | 009059-01-000 | EA  | HINGE - DOOR - 2" X 1.4" - BRASS                             |
| 2   | 041389-35-000 | EA  | HINGE - PIANO - OFF WHITE - 31"                              |
| 3   | 000G13-06-08G | EA  | SCREW - 6-20 X 5/8 PFH - ANTIQUE BRASS (HINGE 108138-01-000) |
| 4   | 065740-01-000 | EA  | BRACE - CABINET/CORNER - PLASTIC                             |
| 5   | 079921-01-000 | EA  | ROLLER - NYLON - W/STEEL SHAFT - BARBED                      |
| 6   | 016604-01-000 | EA  | BRACE - CABINET - ANGLE - 2.5" - UNPAINTED METAL             |
| 6   | 016604-05-000 | EA  | BRACE - CABINET - ANGLE - 2.5" - OFF WHITE METAL             |
| 7   | 004354-01-000 | EA  | BUMPER - RUBBER - .5" DIA - BROWN                            |
| 8   | 009112-01-000 | EA  | FLANGE - PLASTIC - 1" CLOTHES ROD - OFF WHITE                |
| 9   | 113236-01-01A | EA  | BRACKET - CLOTHES - ROD                                      |
| 10  | 116975-01-01A | EA  | LATCH - W/O STRIKE - BLACK - NEW STYLE                       |
|     | 116975-02-01A | EA  | KEEPER/STRIKE - BLACK - NEW STYLE                            |
| 11  | 104181-01-01A | EA  | SUPPORT - LEAF 5.3" EXTENDS TO 7.5" - SAFETY RING - METAL    |
| 12  | 093586-06-000 | EA  | CATCH - SPRING - ROLLER                                      |
| 13  | 093586-05-000 | EA  | STRIKE - SPRING STEEL  |
| 14  | 098980-05-000 | EA  | PILASTER - ADJUSTABLE SHELF - 15"                            |
| 15  | 098979-01-000 | EA  | CLIP - ADJUSTABLE SHELF                                      |
| 16  | 121891-01-01A | EA  | PULL - CABINET - BRASS                                       |
| 17  | 074493-02-000 | EA  | SUPPORT - PISTON SPRING - CABINET DOOR                       |
| 18  | 128811-01-01A | EA  | BACKSOCKET - ADJUSTABLE - LEFT                               |
| 19  | 128811-02-01A | EA  | BACKSOCKET - ADJUSTABLE - RIGHT                              |
| 20  | 084070-03-000 | EA  | POST - END - 2.4" - SHINY BRASS                              |
| 21  | 084071-12-000 | EA  | ROD - BRASS - 4.08" LONG                                     |
| 21  | 084071-19-000 | EA  | ROD - BRASS - 7.09" LONG                                     |
| 22  | 128810-02-01A | EA  | SLIDE - DRAWER - 12" - RIGHT CABINET                         |
| 22  | 128810-06-01A | EA  | SLIDE - DRAWER - 14" - RIGHT CABINET                         |
| 22  | 128810-10-01A | EA  | SLIDE - DRAWER - 16" - RIGHT CABINET                         |
| 22  | 128810-14-01A | EA  | SLIDE - DRAWER - 18" - RIGHT CABINET                         |
| 22  | 128810-18-01A | EA  | SLIDE - DRAWER - 20" - RIGHT CABINET                         |
| 22  | 128810-22-01A | EA  | SLIDE - DRAWER - 22" - RIGHT CABINET                         |
| 23  | 128810-04-01A | EA  | SLIDE - DRAWER - 12" - RIGHT DRAWER                          |
| 23  | 128810-08-01A | EA  | SLIDE - DRAWER - 14" - RIGHT DRAWER                          |
| 23  | 128810-12-01A | EA  | SLIDE - DRAWER - 16" - RIGHT DRAWER                          |
| 23  | 128810-16-01A | EA  | SLIDE - DRAWER - 18" - RIGHT DRAWER                          |
| 23  | 128810-20-01A | EA  | SLIDE - DRAWER - 20" - RIGHT DRAWER                          |
| 23  | 128810-24-01A | EA  | SLIDE - DRAWER - 22" - RIGHT DRAWER                          |
| 24  | 128810-03-01A | EA  | SLIDE - DRAWER - 12" - LEFT DRAWER                           |
| 24  | 128810-07-01A | EA  | SLIDE - DRAWER - 14" - LEFT DRAWER                           |
| 24  | 128810-11-01A | EA  | SLIDE - DRAWER - 16" - LEFT DRAWER                           |
| 24  | 128810-15-01A | EA  | SLIDE - DRAWER - 18" - LEFT DRAWER                           |
| 24  | 128810-19-01A | EA  | SLIDE - DRAWER - 20" - LEFT DRAWER                           |
| 24  | 128810-23-01A | EA  | SLIDE - DRAWER - 22" - LEFT DRAWER                           |
| 25  | 128810-01-01A | EA  | SLIDE - DRAWER - 12" - LEFT CABINET                          |
| 25  | 128810-05-01A | EA  | SLIDE - DRAWER - 14" - LEFT CABINET                          |
| 25  | 128810-09-01A | EA  | SLIDE - DRAWER - 16" - LEFT CABINET                          |
| 25  | 128810-13-01A | EA  | SLIDE - DRAWER - 18" - LEFT CABINET                          |
| 25  | 128810-17-01A | EA  | SLIDE - DRAWER - 20" - LEFT CABINET                          |
| 25  | 128810-21-01A | EA  | SLIDE - DRAWER - 22" - LEFT CABINET                          |
| 26  | 114693-01-01A | EA  | SUPPORT - BLACK - RIGHT HAND                                 |
| 26  | 114693-02-01A | EA  | SUPPORT - BLACK - LEFT HAND                                  |
| 27  | 102194-01-000 | EA  | GUIDE - PLASTIC  |
|     | 023320-01-000 | EA  | PAD - FELT 3/8" DIAMETER                                     |
|     | 042438-01-000 | EA  | DOWEL - WOOD - CLOTHES ROD - 1" DIAMETER X 4'                |
|     | 042438-02-000 | EA  | DOWEL - WOOD - 2" X 2"                                       |
|     | 103256-01-000 | EA  | LATCH - SLIDE  |
|     | 118933-01-01A | EA  | SUPPORT - HINGE LOCK   |
|     | 124311-01-01A | EA  | HANDLE - RECESSED - BRASS                                    |

LABELS GROUP



| KEY | PART NUMBER   | U/M | DESCRIPTION                |
|-----|---------------|-----|----------------------------|
| 1   | 039290-01-000 | EA  | LABEL - WARNING - EXIT     |
| 2   | 107571-01-000 | EA  | LABEL - EXIT/ESCAPE WINDOW |



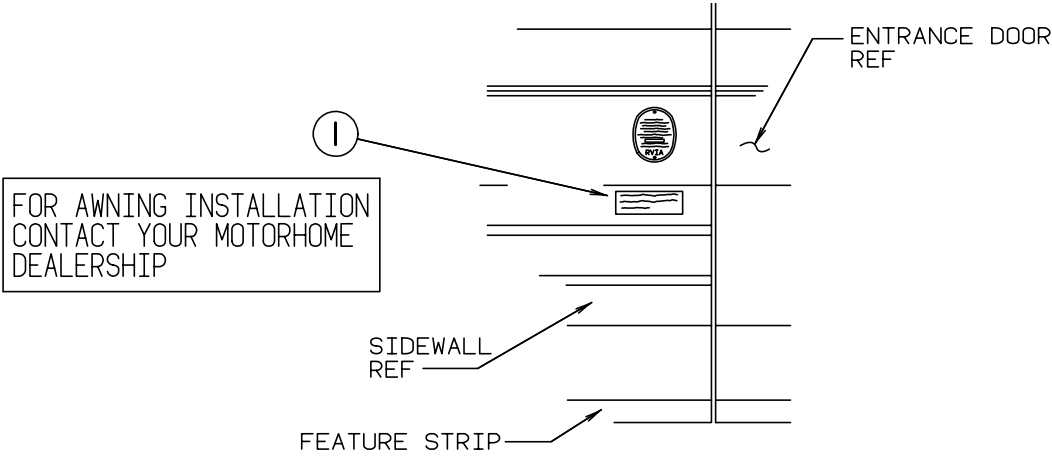
**WARNING**

WHEN ADDING A GENERATOR SET:

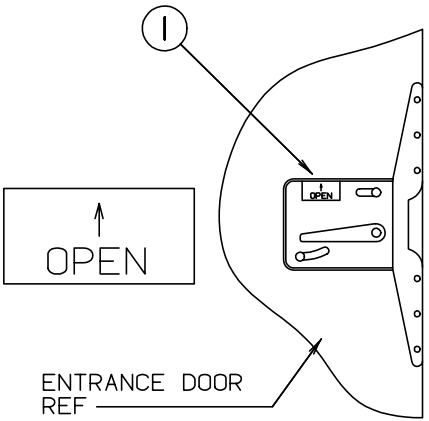
HIGH VOLTAGE-USE EXTREME CAUTION WHEN WORKING ON ELECTRICAL COMPONENTS.  
 HAVE ALL ELECTRICAL INSTALLATION PERFORMED BY A QUALIFIED LICENSED ELECTRICIAN-FOLLOW ALL STATE AND LOCAL CODES.  
 ONLY INSTALL GENERATOR SET APPROVED FOR R.V. APPLICATION. HAVE INSTALLED BY QUALIFIED TECHNICIAN.  
 TO AVOID HEAT BUILD-UP AND TO GUARANTEE AN ADEQUATE AIR SUPPLY TO THE GENERATOR CARBURETOR, FOLLOW INSTALLATION INSTRUCTIONS.  
 GENERATOR ENGINE EXHAUST GASES ARE TOXIC AND MUST NOT TERMINATE UNDER THE VEHICLE-DISCHARGE EXHAUST AWAY FROM VEHICLE.

| KEY | PART NUMBER   | U/M | DESCRIPTION          |
|-----|---------------|-----|----------------------|
| 1   | 077510-01-000 | EA  | LABEL-GENERATOR PREP |

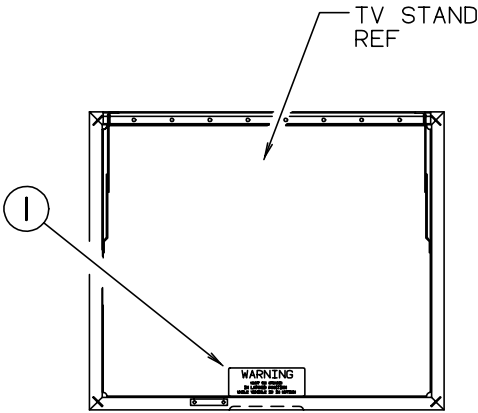
LABELS GROUP (CONTINUED)



| KEY | PART NUMBER   | U/M | DESCRIPTION                 |
|-----|---------------|-----|-----------------------------|
| 1   | 099509-01-000 | EA  | LABEL - AWNING INSTALLATION |



| KEY | PART NUMBER   | U/M | DESCRIPTION                    |
|-----|---------------|-----|--------------------------------|
| 1   | 040944-01-000 | EA  | LABEL - ENTRANCE DOOR - "OPEN" |

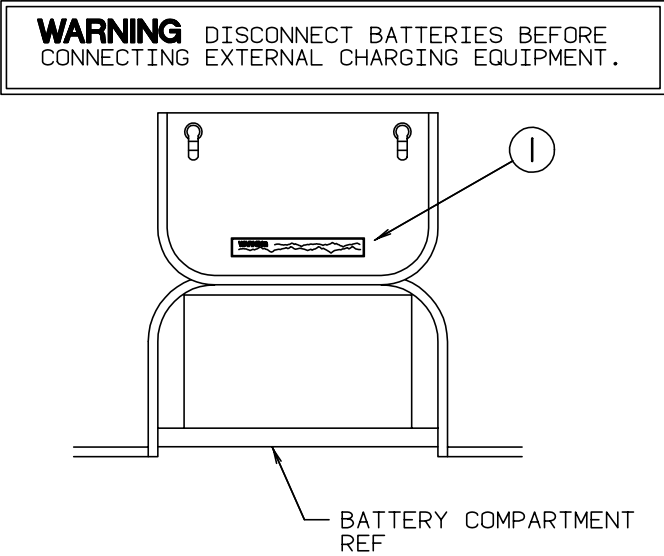


**WARNING**

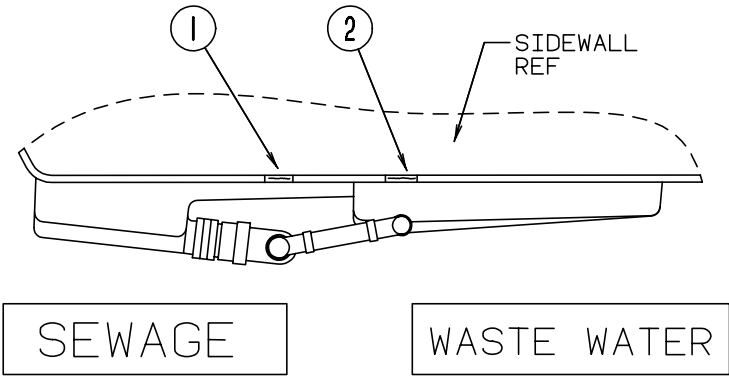
MUST BE STOWED IN LATCHED POSITION WHILE VEHICLE IS IN MOTION

| KEY | PART NUMBER   | U/M | DESCRIPTION                       |
|-----|---------------|-----|-----------------------------------|
| 1   | 079966-01-000 | EA  | LABEL - WARNING - STOWED - MOTION |

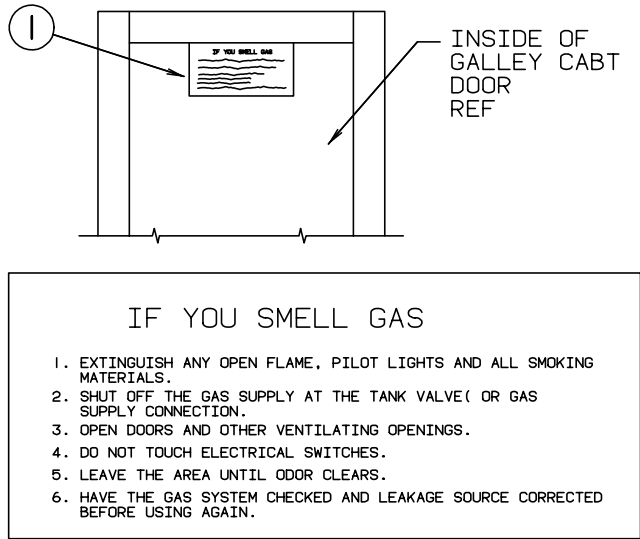
LABELS GROUP (CONTINUED)



| KEY | PART NUMBER   | U/M | DESCRIPTION                        |
|-----|---------------|-----|------------------------------------|
| 1   | 065748-01-000 | EA  | LABEL - CAUTION - BATTERY CHARGING |

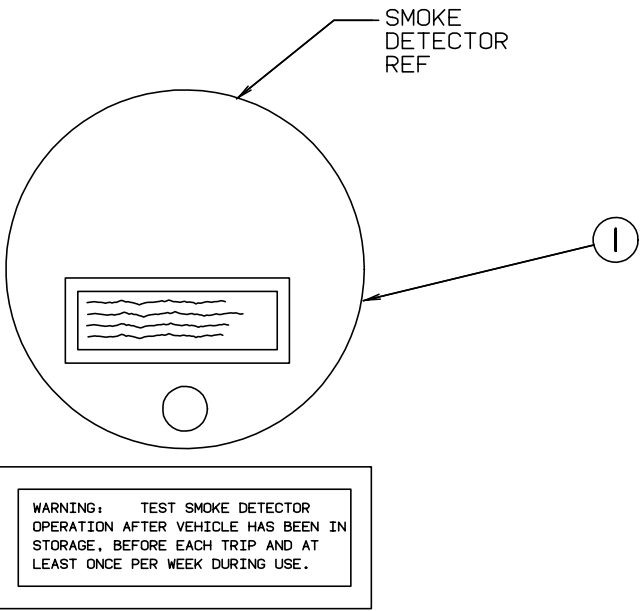


| KEY | PART NUMBER   | U/M | DESCRIPTION         |
|-----|---------------|-----|---------------------|
| 1   | 006187-01-000 | EA  | LABEL - SEWAGE      |
| 2   | 006188-01-000 | EA  | LABEL - WASTE WATER |


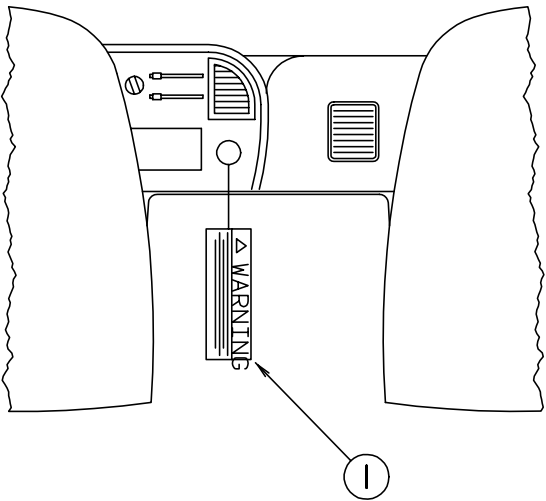


| KEY | PART NUMBER   | U/M | DESCRIPTION              |
|-----|---------------|-----|--------------------------|
| 1   | 073998-01-000 | EA  | LABEL - LPG ODOR WARNING |

LABELS GROUP (CONTINUED)

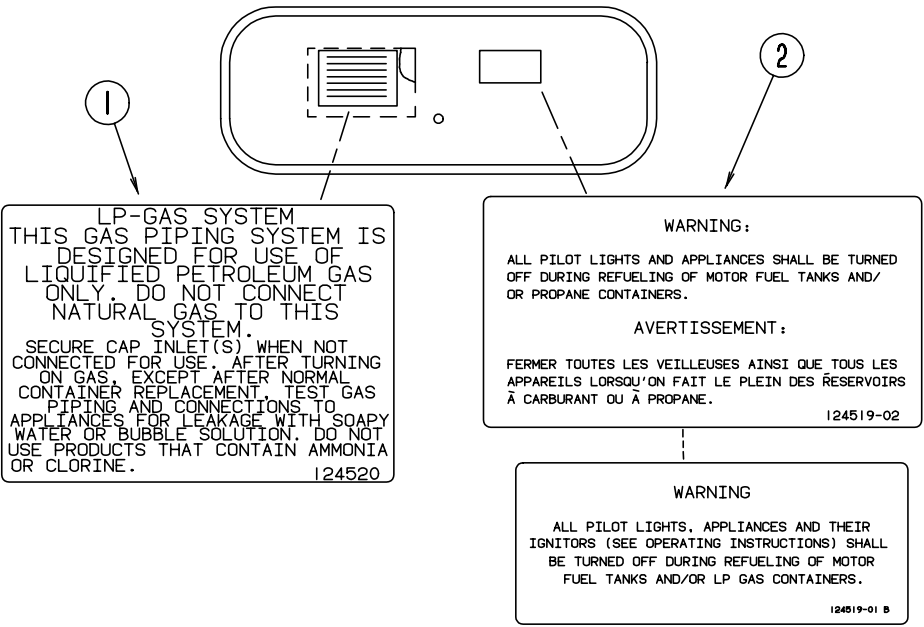


| KEY | PART NUMBER   | U/M | DESCRIPTION                      |
|-----|---------------|-----|----------------------------------|
| 1   | 077956-01-000 | EA  | LABEL - WARNING - SMOKE DETECTOR |

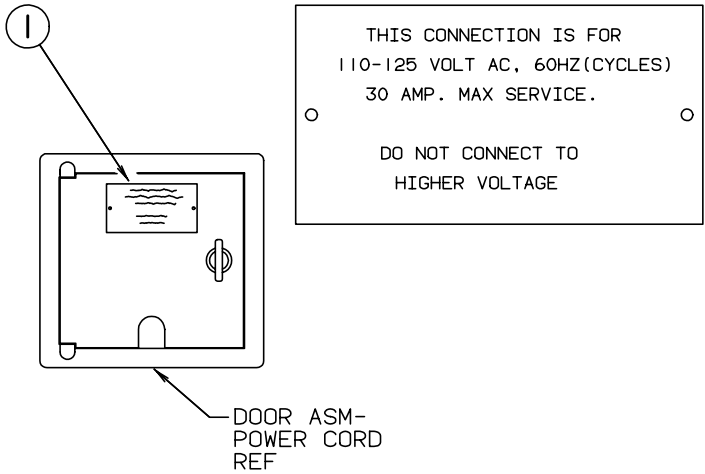


| KEY | PART NUMBER   | U/M | DESCRIPTION                       |
|-----|---------------|-----|-----------------------------------|
| 1   | 126612-01-000 | EA  | LABEL - HANG TAG - AIR BAG - DASH |

LABELS GROUP (CONTINUED)



| KEY | PART NUMBER   | U/M | DESCRIPTION                                |
|-----|---------------|-----|--|
| 1   | 124520-01-01A | EA  | LABEL - LP GAS ONLY - US                   |
|     | 023769-01-000 | EA  | LABEL - WARNING - LPG - CANADIAN           |
| 2   | 124519-01-01A | EA  | LABEL - WARNING/REFUELING - BLACK ON CLEAR |
| 2   | 124519-02-01A | EA  | LABEL - WARNING/REFUELING - CSA            |

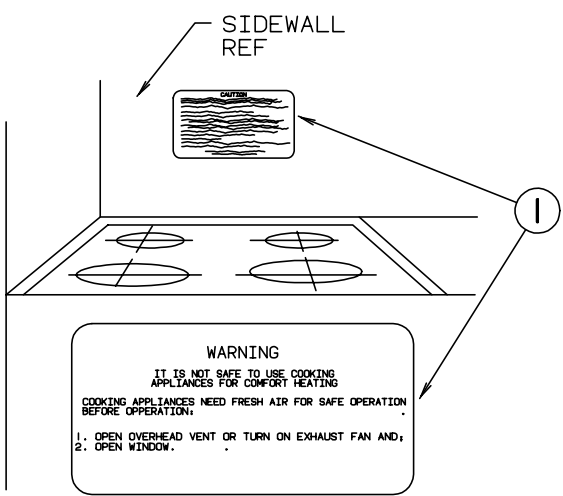


| KEY | PART NUMBER   | U/M | DESCRIPTION                                 |
|-----|---------------|-----|---|
| 1   | 125306-01-01A | EA  | LABEL - ELECTRICAL ENTRANCE - 110VOLT 30AMP |

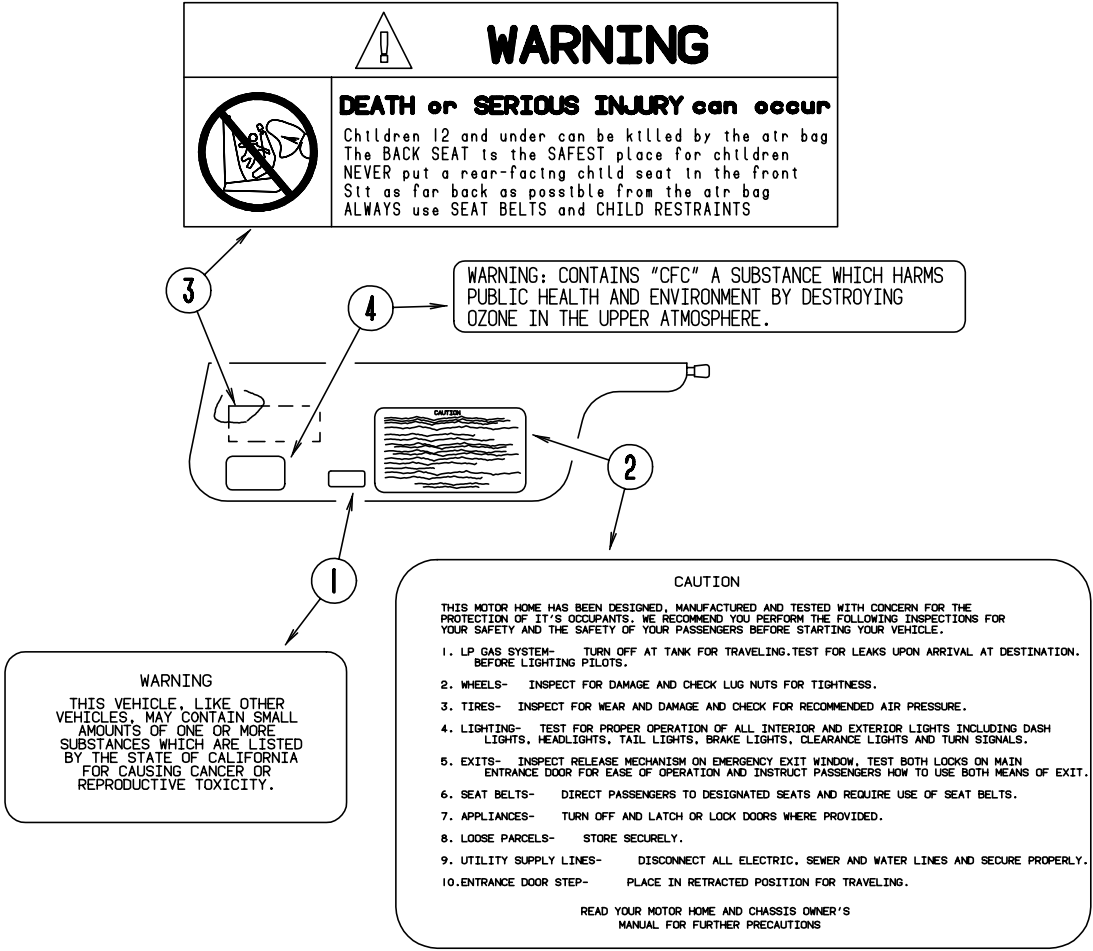
MISCELLANEOUS LABELS

| KEY | PART NUMBER   | U/M | DESCRIPTION                                   |
|-----|---------------|-----|---|
|     | 006064-01-000 | EA  | LABEL - SEAT W/O SEATBELT                     |
|     | 061417-01-000 | EA  | LABEL - FUEL - ON FUEL FILL DOOR              |
|     | 062043-01-000 | EA  | LABEL - FUEL - UNLEADED                       |
|     | 087236-01-000 | EA  | LABEL - CABLE - INPUT                         |
|     | 093236-08-000 | EA  | LABEL - CIRCUIT BREAKER                       |
|     | 128218-01-01A | EA  | LABEL - WARNING - ROOF SLIPPERY               |
|     |               |     | FROM: 08-25-97 THRU: 99-99-99                 |
|     | 125306-01-01A | EA  | LABEL - ELECTRICAL ENTRANCE - 110 VOLT 30 AMP |

LABELS GROUP (CONTINUED)

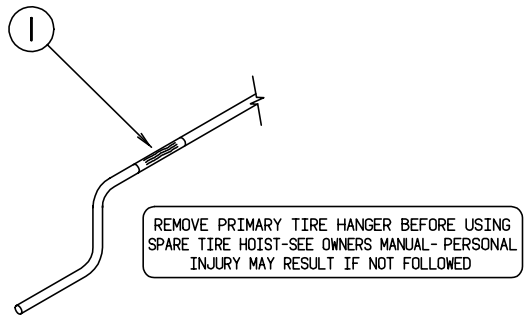


| KEY | PART NUMBER   | U/M | DESCRIPTION                       |
|-----|---------------|-----|-----------------------------------|
| 1   | 050225-01-000 | EA  | LABEL - WARNING - STOVE VENT - US |
| 1   | 050222-01-000 | EA  | LABEL - STOVE VENT - CANADIAN     |

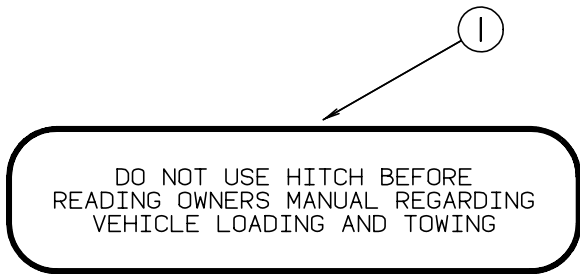


| KEY | PART NUMBER   | U/M | DESCRIPTION                       |
|-----|---------------|-----|-----------------------------------|
| 1   | 099689-01-000 | EA  | LABEL - WARNING - CANCER/TOXICITY |
| 2   | 056259-01-000 | EA  | LABEL - SAFETY CHECK LIST         |
| 3   | 126611-01-000 | EA  | LABEL - AIR BAG - VISOR           |
| 4   | 111802-01-000 | EA  | LABEL - CFC WARNING               |

LABELS GROUP (CONTINUED)



| KEY | PART NUMBER   | U/M | DESCRIPTION                 |
|-----|---------------|-----|-----------------------------|
| 1   | 126024-01-01A | EA  | LABEL - TIRE HANGER REMOVAL |

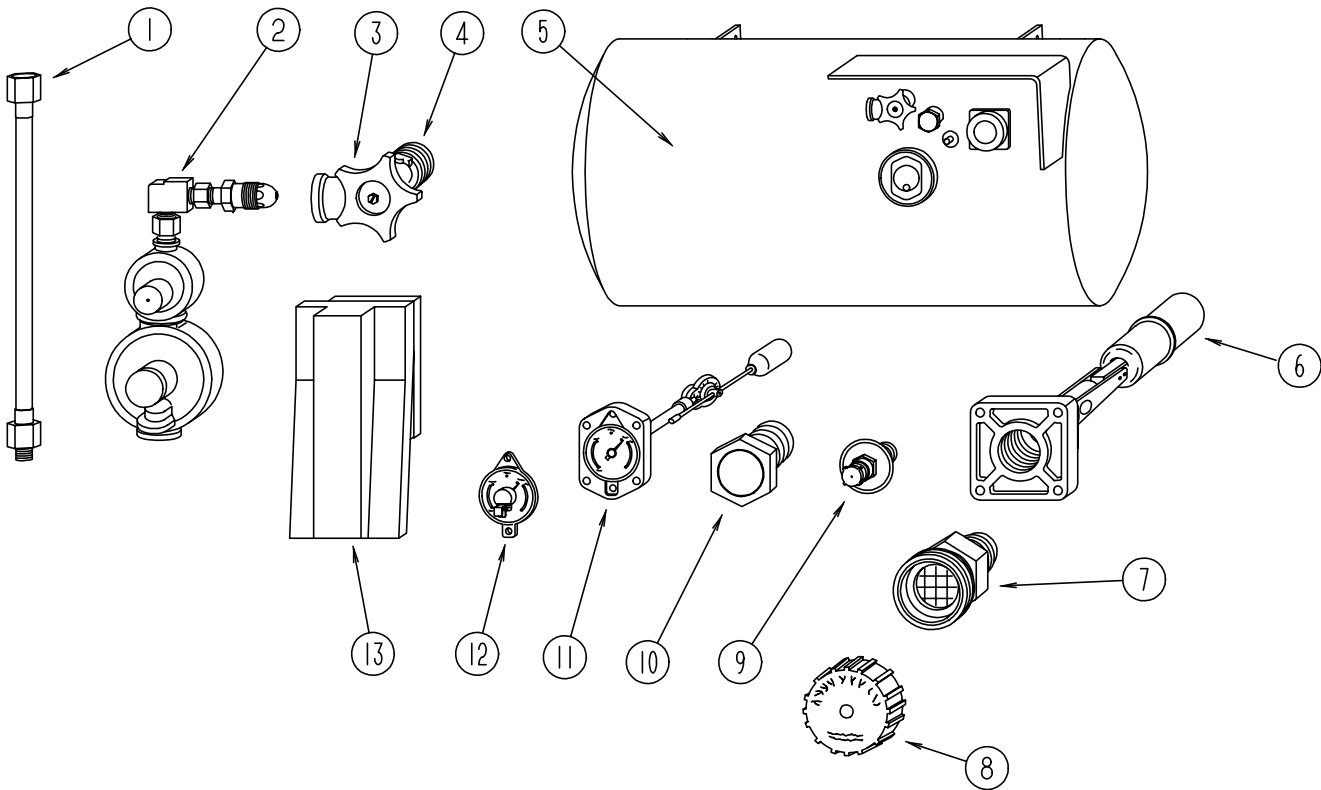


| KEY | PART NUMBER   | U/M | DESCRIPTION                         |
|-----|---------------|-----|-------------------------------------|
| 1   | 111104-01-000 | EA  | LABEL - HITCH - READ MANUAL - WHITE |
|     | 111104-02-000 | EA  | LABEL - HITCH - READ MANUAL - BLACK |

AIR CONDITIONING CIRCUIT.  
THIS CONNECTION IS FOR  
AIR CONDITIONERS RATED 110-  
125 VOLT AC, 60 HZ, 16  
AMPERES MAXIMUM. DO NOT  
EXCEED CIRCUIT RATING.

| KEY | PART NUMBER   | U/M | DESCRIPTION                                       |
|-----|---------------|-----|---|
| 1   | 091243-01-000 | EA  | LABEL - A/C COVER "AIR CONDITIONING CIRCUIT ETC." |

LP GROUP

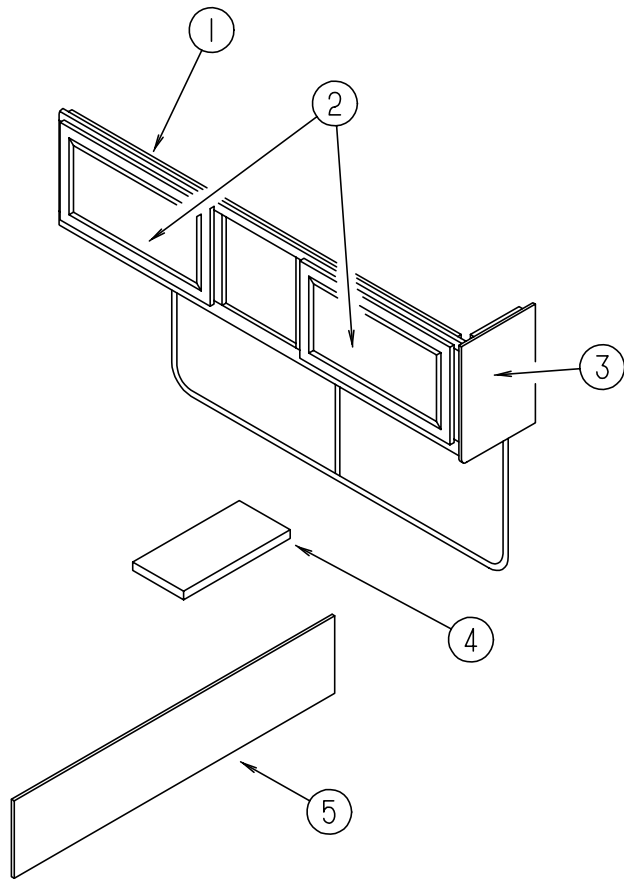


LP SYSTEM

| KEY | PART NUMBER   | U/M | DESCRIPTION  | VENDOR NO. |
|-----|---------------|-----|--|------------|
| 1   | 045703-01-000 | EA  | HOSE-LP - 3/8" ID X 24" - 3/8" MPT X 1/2 F SWIVEL (US)           |            |
| 1   | 045703-02-000 | EA  | HOSE-LP - 3/8" ID X 24" - 3/8" MPT X 1/2" F SWIVEL (CANADA)      |            |
|     | 045703-09-000 | EA  | HOSE ASM-LP 3/8" ID X 24" US & CGA 3/8" F SWIVEL X 3/8" F SWIVEL |            |
| 2   | 106150-01-000 | EA  | REGULATOR - TWO STAGE  |            |
| 3   | 040421-01-708 | EA  | HANDWHEEL-SERVICE VALVE - BRUNNER                                | G-1015-A   |
| 4   | 040421-01-712 | EA  | VALVE-SERVICE W/O VAPOR RELIEF                                   | 29000853   |
| 5   | 097821-01-000 | EA  | TANK - LP - 60 LB BRUNNER - 14" X 30"                            |            |
| 6   | 040421-01-711 | EA  | VALVE - 80% - W/FLOAT & GASKET                                   |            |
| 7   | 040421-01-701 | EA  | VALVE-SHORT LP FILLER W/YELLOW CAP - BRUNNER                     | 75478      |
| 8   | 040421-01-702 | EA  | CAP-LP FILLER VALVE - PLASTIC - YELLOW - BRUNNER                 | G-1014-A   |
| 9   | 040421-01-700 | EA  | VALVE-LIQUID LEVEL - 20% LP - BRUNNER                            | G-1013     |
| 10  | 040421-01-713 | EA  | VALVE-VAPOR ONLY   | 29000587   |
| 11  | 040421-01-707 | EA  | FLOAT ASM. (SIGHT GAUGE) 14"                                     | 14C        |
| 12  | 040440-02-000 | EA  | TRANSMITTER - DIAL - 0-90 OHM -2 TERMINAL (POWER & GROUND)       |            |
| 13  | 105658-01-000 | EA  | COMPARTMENT - LP REGULATOR                                       |            |
|     | 010265-01-000 | EA  | ELBOW - BRASS - 90 DEGREE - 3/8"F X 1/2"FPT                      |            |
|     | 010323-01-000 | EA  | ADAPTER - BRASS - 3/8"F X 1/2"MPT                                |            |
|     | 010326-01-000 | EA  | ADAPTER - FLARE - W/CONE GASKET - 3/8"F X 1/2"F                  |            |
|     | 010377-02-000 | EA  | NUT - BRASS - 3/8" FLARE - FORGED                                |            |
|     | 010380-02-000 | EA  | NUT - BRASS - 1/2" FLARE - FORGED                                |            |
|     | 103613-03-000 | EA  | DETECTOR - LP GAS - W/O SHUT-OFF VALVE                           |            |
|     | 106150-02-000 | EA  | REGULATOR - TWO STAGE  |            |



LOUNGE GROUP



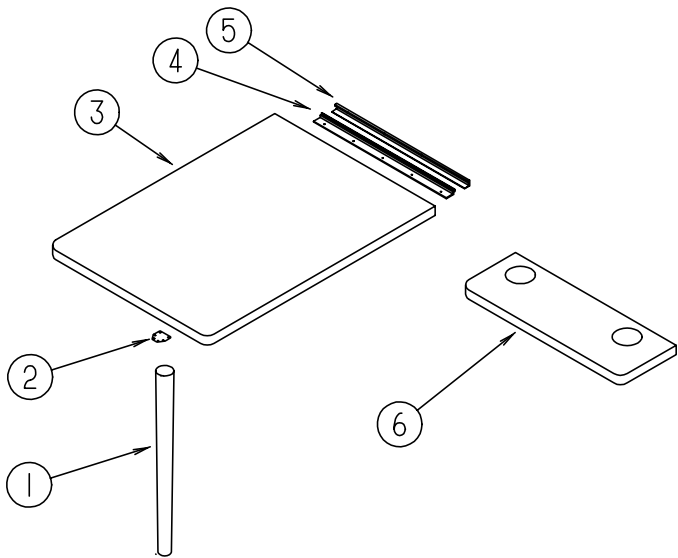
FRONT FACING COUCH, TABLE & CABINETRY

| KEY | PART NUMBER   | U/M | DESCRIPTION   |
|-----|---------------|-----|---|
| 1   | 122926-01-J35 | EA  | CABINET - DINETTE OVERHEAD - W/O DOORS/HARDWARE           |
| 1   | 122926-01-J36 | EA  | CABINET - DINETTE OVERHEAD - W/O DOORS/HARDWARE           |
| 2   | M08758-26-J05 | EA  | DOOR - MITERED CORNER/OGEE EDGE - 11.4" X 28.1" - W/O HDW |
| 3   | 109908-09-G04 | EA  | END CAP - OVERHEAD CABINET                                |
| 4   | P14725-01-000 | EA  | COVER - AIR RETURN W/O CARPET                             |
| 5   | M02634-01-J35 | EA  | PANEL - FRONT KICK - SOFA/BED - FABRIC COVERED (J35)      |
| 5   | M02634-01-H30 | EA  | PANEL - FRONT KICK - SOFA/BED - FABRIC COVERED (J36)      |
|     | 082525-01-000 | EA  | BRACE - COUCH - FLOOR MOUNT - ANGLE 3" LONG               |
|     | 105947-01-000 | EA  | BRACKET - HOLD DOWN - COUCH - CANADIAN                    |
|     | 083125-07-000 | EA  | BRACE - COUCH - 2.5"                                      |
|     | 114693-01-01A | EA  | SUPPORT - COUCH - BLACK - RIGHT                           |
|     | 114693-02-01A | EA  | SUPPORT - COUCH - BLACK - LEFT                            |
|     | 114739-01-01A | EA  | PAD - NON SKID - PSA - 1 EACH = PAIR                      |

FRONT FACING COUCH, TABLE & CABINETRY W/FRONT ENTERTAINMENT CENTER

| KEY | PART NUMBER   | U/M | DESCRIPTION   |
|-----|---------------|-----|---|
| 1   | 122926-02-J35 | EA  | CABINET - DINETTE OVERHEAD - W/O DOORS/HARDWARE           |
| 1   | 122926-02-J36 | EA  | CABINET - DINETTE OVERHEAD - W/O DOORS/HARDWARE           |
| 2   | M08758-27-J15 | EA  | DOOR - MITERED CORNER/OGEE EDGE - 14.3" X 26.7" - W/O HDW |
| 3   | 109908-09-G04 | EA  | END CAP - OVERHEAD CABINET                                |
| 4   | P14725-01-000 | EA  | COVER - AIR RETURN W/O CARPET                             |
| 5   | M02634-01-J35 | EA  | PANEL - FRONT KICK - SOFA/BED - FABRIC COVERED (J35)      |
| 5   | M02634-01-H30 | EA  | PANEL - FRONT KICK - SOFA/BED - FABRIC COVERED (J36)      |
|     | 082525-01-000 | EA  | BRACE - COUCH - FLOOR MOUNT - ANGLE 3" LONG               |
|     | 105947-01-000 | EA  | BRACKET - HOLD DOWN - COUCH - CANADIAN                    |
|     | 083125-07-000 | EA  | BRACE - COUCH - 2.5"                                      |
|     | 114693-01-01A | EA  | SUPPORT - COUCH - BLACK - RIGHT                           |
|     | 114693-02-01A | EA  | SUPPORT - COUCH - BLACK - LEFT                            |
|     | 114739-01-01A | EA  | PAD - NON SKID - PSA - 1 EACH = PAIR                      |

LOUNGE GROUP (CONTINUED)



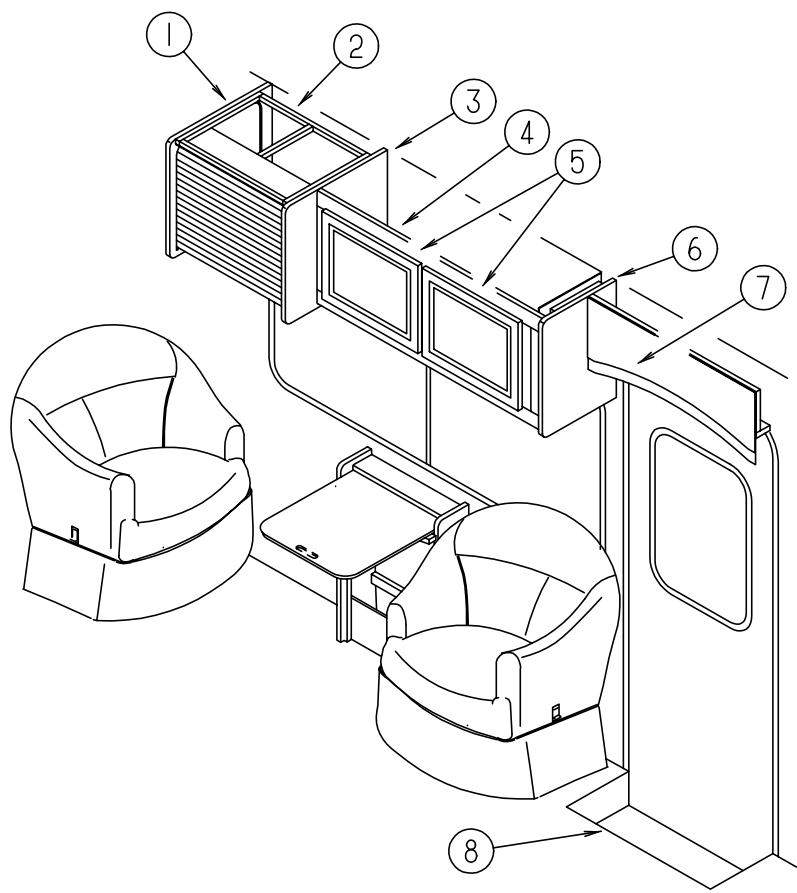
DRIVER SIDE TABLE W/FRONT FACING COUCH

| KEY | PART NUMBER   | U/M | DESCRIPTION   |
|-----|---------------|-----|---|
| 1   | 114724-01-03A | EA  | LEG - TABLE - WOOD - TAPERED - WATERFORD OAK FINISH |
| 1   | 114724-01-01A | EA  | LEG - TABLE - TAPERED WOOD - UNFINISHED             |
| 2   | 114724-02-000 | EA  | PLATE - TABLE LEG                                   |
| 3   | 081322-14-H10 | EA  | TABLE TOP ONLY (J35)                                |
| 3   | 081322-14-H31 | EA  | TABLE TOP ONLY (J36)                                |
|     | 114739-01-01A | EA  | PAD - NON SKID - PSA - 1 EACH = PAIR                |
| 4   | 102201-04-02A | EA  | SUPPORT - HINGE CATCH - TABLE MOUNTED - OFF WHITE   |
| 5   | 118933-01-01A | EA  | SUPPORT - HINGE LOCK - OFF WHITE                    |
| 6   | 114681-01-F02 | EA  | TABLE - LOUNGE/SMALL - W/O HARDWARE (J35)           |
| 6   | 114681-01-F29 | EA  | TABLE - LOUNGE/SMALL - W/O HARDWARE (J36)           |
|     | 069726-02-000 | EA  | BUMPER - .88" OD X .40" THICK - BLACK               |
|     | 064781-06-000 | EA  | HOLDER - CUP - TWO STEP - OFF WHITE                 |

DRIVER SIDE TABLE W/SECTIONAL SLEEPER COUCH

| KEY | PART NUMBER   | U/M | DESCRIPTION   |
|-----|---------------|-----|---|
|     | 081298-01-H08 | EA  | TABLE TOP ONLY (J35)                                    |
|     | 081298-01-H31 | EA  | TABLE TOP ONLY (J36)                                    |
|     | 041194-01-000 | EA  | BASE - TABLE/FLUSH - FLOOR MOUNTED                      |
|     | 009040-02-000 | EA  | PEDESTAL TABLE LEG - 27.5" X 2.25" DIAMETER             |
|     | 009040-03-000 | EA  | BASE - TABLE/RAISED - TABLE MOUNTED                     |
|     | 042438-02-000 | EA  | DOWEL - WOOD - 2" X 2"                                  |
|     | 062046-01-000 | EA  | CLIP - LEG - PEDESTAL - 1.7" X 2.2" - DIA FROM 2 - 2.5" |

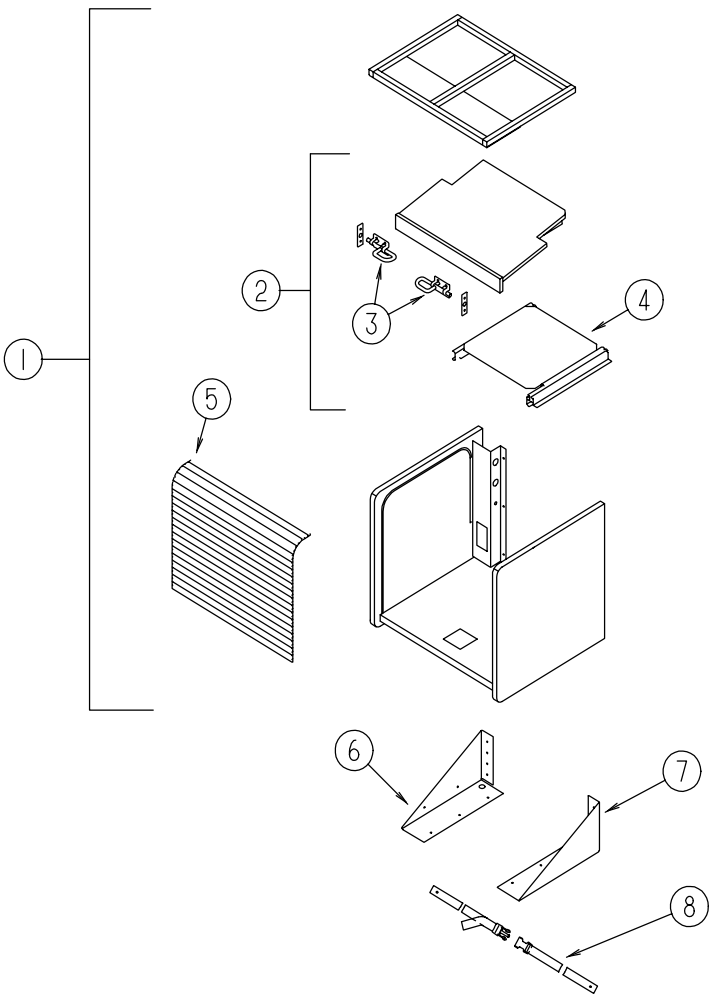
LOUNGE GROUP (CONTINUED)



PASSENGER SIDE OVERHEAD CABINETRY W/TV CABINET

| KEY | PART NUMBER   | U/M | DESCRIPTION  |
|-----|---------------|-----|--|
| 1   | 109908-58-J01 | EA  | END CAP - OVERHEAD CABINET                                 |
| 2   | M08163-05-J01 | EA  | CABINET - TV/VCP - W/O SHELF/SLIDES/SWIVEL- W/TAMBOUR DOOR |
| 2   | M08163-06-J01 | EA  | CABINET - TV/VCP - W/SHELF/SLIDES/SWIVEL - W/TAMBOUR DOOR  |
|     | 122469-02-02B | EA  | BRACKET - ZEE  |
| 3   | 109908-58-J01 | EA  | END CAP - OVERHEAD CABINET                                 |
| 4   | 122777-01-H07 | EA  | CABINET - OVERHEAD FRONT - W/O DOORS/HARDWARE              |
| 5   | M08758-23-J05 | EA  | DOOR - MITERED CORNER/OGEE EDGE - 14.3" X 17.8" - W/O HDW  |
| 6   | 109908-09-G04 | EA  | END CAP - OVERHEAD CABINET                                 |
| 7   | 112964-01-G04 | EA  | CABINET - OVERHEAD ENTRANCE                                |
| 8   | P14437-02-000 | EA  | CABINET - LID ENTRANCE DOOR - W/O CARPET                   |
| 8   | 101222-01-02A | EA  | BRACKET - CATCH - LID - OFF WHITE                          |

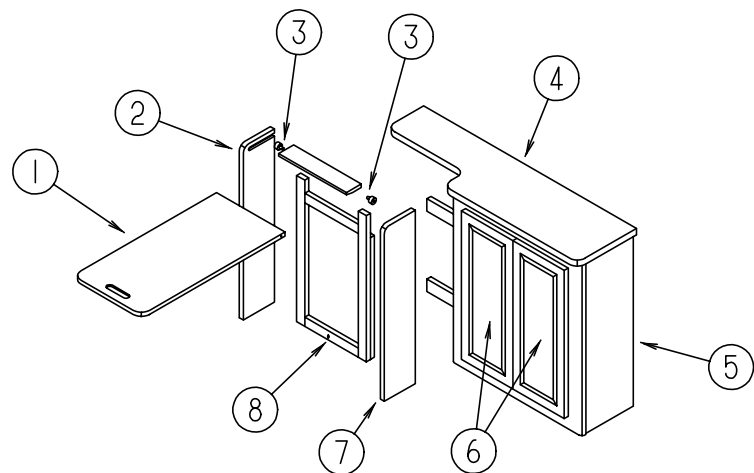
LOUNGE GROUP (CONTINUED)



PASSENGER SIDE TV CABINET

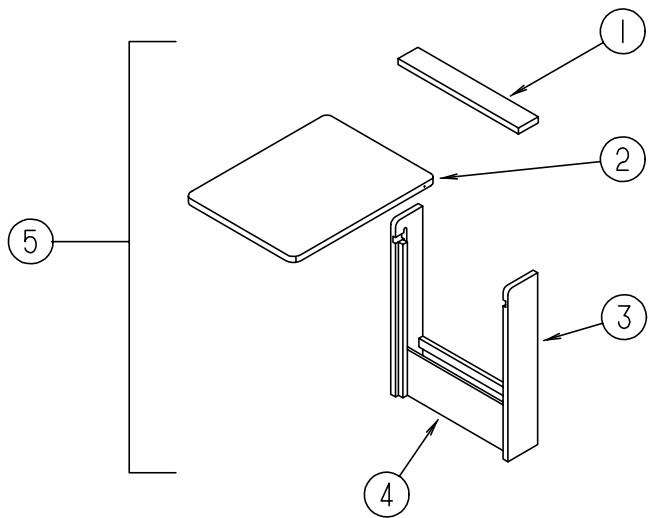
| KEY | PART NUMBER   | U/M | DESCRIPTION   |
|-----|---------------|-----|---|
| 1   | M08163-06-J01 | EA  | CABINET - TV/VCP - W/SHELF/SLIDES/SWIVEL - W/TAMBOUR DOOR |
| 2   | 125722-13-J01 | EA  | SHELF - W/SLIDE AND SWIVEL                                |
| 3   | 103256-01-000 | EA  | LATCH - SLIDE   |
| 4   | 116773-02-000 | EA  | SWIVEL/SLIDES - F/TV SHELF                                |
| 5   | 057882-04-700 | EA  | TAMBOUR - 48" X 48" SHEET - UNFINISHED                    |
| 6   | 122298-03-02B | EA  | BRACKET - TV/VCR - RIGHT HAND                             |
| 7   | 122298-02-02B | EA  | BRACKET - TV/VCR - LEFT HAND                              |
| 8   | 099717-04-000 | EA  | STRAP - TIE DOWN W/21.3" FEMALE STRAP & 27.2" MALE STRAP  |
|     | 122469-01-02B | EA  | BRACKET - ZEE   |

LOUNGE GROUP (CONTINUED)



PASSENGER SIDE HUTCH TABLE

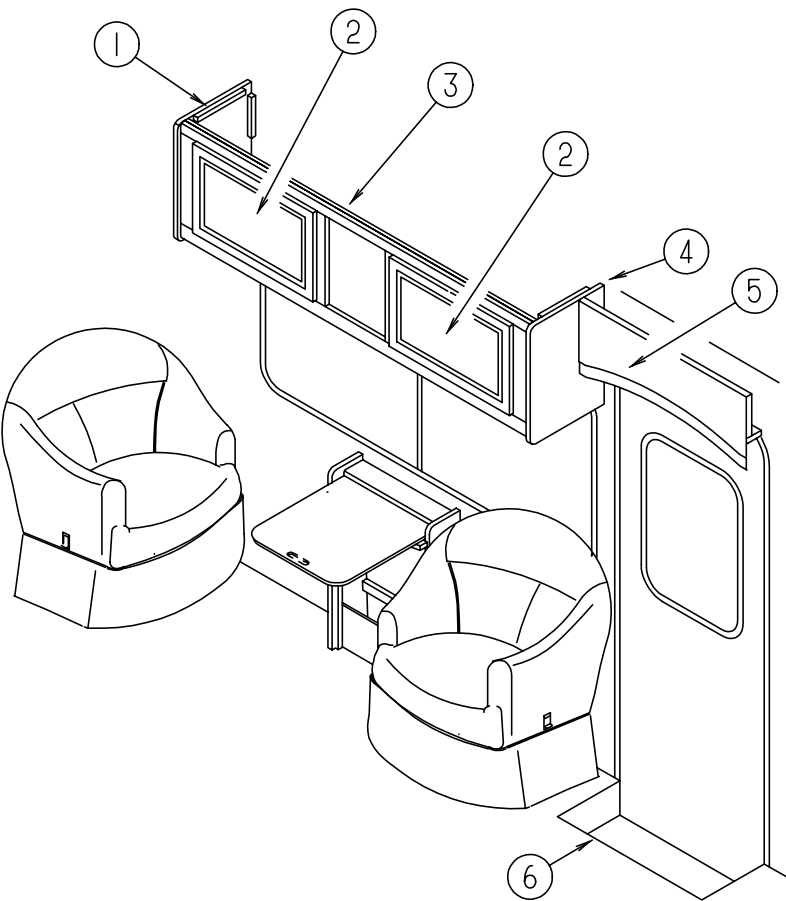
| KEY | PART NUMBER   | U/M | DESCRIPTION   |
|-----|---------------|-----|---|
| 1   | 114796-15-G04 | EA  | TABLE - PULLOUT - HUTCH CABINET                               |
| 2   | 114796-13-G04 | EA  | PANEL - OUTSIDE - FLIP UP TABLE CABINET                       |
| 3   | 079921-01-000 | EA  | ROLLER-NYLON - W/STEEL SHAFT - BARBED                         |
| 4   | 114796-11-F02 | EA  | COUNTERTOP - HUTCH CABINET (J35)                              |
| 4   | 114796-11-F29 | EA  | COUNTERTOP - HUTCH CABINET (J36)                              |
| 5   | 114796-01-GB1 | EA  | CABINET - HUTCH PASS LOUNGE- W/PULLOUT TBL-W/O DOORS/HDW(J35) |
| 5   | 114796-01-G05 | EA  | CABINET - HUTCH PASS LOUNGE- W/PULLOUT TBL-W/O DOORS/HDW(J36) |
| 6   | M08758-45-J15 | EA  | DOOR - MITERED CORNER/OGEE EDGE - 10" X 25.2" - W/O HDW       |
| 7   | 114796-12-G04 | EA  | PANEL - INSIDE - FLIP UP TABLE CABINET                        |
| 8   | 049176-01-000 | EA  | HEDLOCK II - 3/4 DIAMETER, SCREW MOUNT                        |



PASSENGER SIDE PULL OUT TABLE W/ SWIVEL CHAIRS

| KEY | PART NUMBER   | U/M | DESCRIPTION                                  |
|-----|---------------|-----|--|
| 1   | 096873-15-G01 | EA  | SHELF - SUPPORT - OVER PULLOUT TABLE TOP     |
| 2   | 096873-11-G01 | EA  | TABLE TOP ONLY - PULLOUT                     |
|     | 080736-01-000 | EA  | PULL - RECESSED - 1.25 X 4" - OAK            |
| 3   | 096873-14-G01 | EA  | SIDE END - TABLE - LEFT SIDE - 28.7" X 5.7"  |
|     | 096873-13-G01 | EA  | SIDE END - TABLE - RIGHT SIDE - 28.7" X 5.7" |
| 4   | 096873-16-G01 | EA  | TABLE FRONT - BOTTOM - 18.1" X 6.7"          |
| 5   | M96873-01-G01 | EA  | CABINET - F/PULLOUT TABLE - W/O TABLE TOP    |

LOUNGE GROUP (CONTINUED)



PASSENGER SIDE LOUNGE CABINETRY W/O TV CABINET

| KEY | PART NUMBER   | U/M | DESCRIPTION   |
|-----|---------------|-----|---|
| 1   | 109908-08-G04 | EA  | END CAP - OVERHEAD CABINET                                |
| 2   | M08758-04-J15 | EA  | DOOR - MITERED CORNER/OGEE EDGE - 15.7" X 20.4" - W/O HDW |
| 3   | 120939-01-J35 | EA  | CABINET - OVERHEAD FRONT - W/O DOORS/HARDWARE             |
| 3   | 120939-01-J36 | EA  | CABINET - OVERHEAD FRONT - W/O DOORS/HARDWARE             |
| 4   | 109908-09-G04 | EA  | END CAP - OVERHEAD CABINET                                |
| 5   | 112964-01-G04 | EA  | CABINET - OVERHEAD ENTRANCE                               |
| 6   | P14437-02-000 | EA  | CABINET - LID ENTRANCE DOOR - W/O CARPET                  |
| 6   | 101222-01-02A | EA  | BRACKET - CATCH - LID - OFF WHITE                         |

SEALANTS & FASTENERS GROUP

| SCREWS |               |     |   |
|--------|---------------|-----|---|
| KEY    | PART NUMBER   | U/M | DESCRIPTION   |
|        | 0G1208-12-170 | EA  | SCREW - 8-18 X .75 POH - BRIGHT WHITE                 |
|        | 0G3908-08-170 | EA  | SCREW - SF/DR - 8-18 X .50 PPH - BRIGHT WHITE         |
|        | 0G3908-20-170 | EA  | SCREW - SF/DR - 8-18 X 1.25 PPH - BRIGHT WHITE        |
|        |               |     | FROM: 12-01-97 THRU: 01-25-98                         |
|        | 0G3908-24-170 | EA  | SCREW - SF/DR - 8-18 X 1.50 PPH - BRIGHT WHITE        |
|        | 0G5508-16-250 | EA  | SCREW - SF/DR - 8-18 X 1.00 PWH                       |
|        | 0G6710-08-170 | EA  | SCREW - 10-12 X 1/2 PPH - BRIGHT WHITE                |
|        | 000C18-06-56A | EA  | BOLT - ELEVATOR - 3/8-16 X 3 1/2 - GRADE 5            |
|        | 000G11-05-08B | EA  | SCREW - 5-20 X .50 PPH - ZINC                         |
|        | 000G11-06-10J | EA  | SCREW - 6-20 X 5/8 PPH - BRASS                        |
|        | 000G11-06-10B | EA  | SCREW - 6-20 X 5/8 PPH - ZINC                         |
|        |               |     | FROM: 03-06-98 THRU: 99-99-99                         |
|        | 000G11-06-08B | EA  | SCREW - 6-20 X 1/2 PPH - ZINC                         |
|        | 000G11-06-06B | EA  | SCREW - 6-20 X 3/8 PPH - ZINC                         |
|        | 000G11-07-08B | EA  | SCREW - 7-19 X 1/2 PPH - ZINC                         |
|        | 000G11-08-12B | EA  | SCREW - 8-18 X 3/4 PPH - ZINC                         |
|        | 000G11-08-08B | EA  | SCREW - 8-18 X 1/2 PPH - ZINC                         |
|        | 000G11-08-06B | EA  | SCREW - 8-18 X 3/8 PPH - ZINC                         |
|        | 000G11-08-20B | EA  | SCREW - 8-18 X 1 1/4 PPH - ZINC                       |
|        | 000G11-08-16S | EA  | SCREW - 8-18 X 1 PPH - OFF WHITE                      |
|        | 000G11-08-12T | EA  | SCREW - 8-18 X 3/4 PPH - BLACK                        |
|        | 000G11-08-12P | EA  | SCREW - 8-18 X 3/4 PPH - DARK BROWN                   |
|        | 000G11-08-12D | EA  | SCREW - 8-18 X 3/4 PPH - BLACK                        |
|        | 000G11-10-12S | EA  | SCREW - 10-16 X 3/4 PPH - OFF WHITE                   |
|        | 000G12-06-08T | EA  | SCREW - 6-20 X 1/2 POH - BLACK                        |
|        | 000G12-08-12S | EA  | SCREW - 8-18 X .75 POH - OFF WHITE                    |
|        | 000G13-05-10B | EA  | SCREW - 5-12 X 5/8 PFH - ZINC                         |
|        | 000G13-06-10G | EA  | SCREW - 6-20 X 5/8 PFH - ANTIQUE BRASS                |
|        | 000G13-06-08B | EA  | SCREW - 6-20 X 1/2 PFH - ZINC                         |
|        | 000G13-06-24J | EA  | SCREW - 6-20 X 1 1/2 PFH - BRASS                      |
|        | 000G13-06-16J | EA  | SCREW - 6-20 X 1 PFH - BRASS                          |
|        | 000G13-07-12B | EA  | SCREW - 7-19 X 3/4 PFH - ZINC                         |
|        | 000G19-10-12F | EA  | SCREW - MACHINE - 10-32 X 3/4 PPH - STAINLESS STEEL   |
|        | 000G32-10-06B | EA  | SCREW - 10-32 X 3/8 PPH - ZINC                        |
|        | 000G37-08-089 | EA  | SCREW - 8 X 18 X 1/2 PPH                              |
|        |               |     | FROM: 03-02-98 THRU: 99-99-99                         |
|        | 000G39-06-10T | EA  | SCREW - SF/DR - 6-20 X 5/8 PPH - BLACK                |
|        | 000G39-06-08B | EA  | SCREW - SF/DR - 6-18 X 1/2 - ZINC                     |
|        | 000G39-06-10T | EA  | SCREW - SF/DR - 6-20 X 5/8 PPH - BLACK                |
|        | 000G39-08-08T | EA  | SCREW - SF/DR - 8-18 X 1/2 PPH - BLACK                |
|        | 000G39-08-08S | EA  | SCREW - SF/DR - 8-18 X 1/2 PPH - OFF WHITE            |
|        | 000G39-08-08B | EA  | SCREW - SF/DR - 8-18 X 1/2 PPH - ZINC                 |
|        | 000G39-08-06B | EA  | SCREW - SF/DR - 8-18 X 3/8 PPH - ZINC                 |
|        | 000G39-08-24B | EA  | SCREW - SF/DR - 8-18 X 1 1/2 PPH - ZINC               |
|        | 000G39-08-16R | EA  | SCREW - SF/DR - 8-18 X 1 PPH - BEIGE                  |
|        | 000G39-08-12B | EA  | SCREW - SF/DR - 8-18 X 3/4 PPH - ZINC                 |
|        | 000G39-10-08B | EA  | SCREW - SF/DR - 10-16 X 1/2 PPH - ZINC                |
|        | 000G39-10-32B | EA  | SCREW - SF/DR - 10-16 X 2 - PPH - ZINC                |
|        | 000G39-10-20B | EA  | SCREW - SF/DR - 10-16 X 1 1/4 PPH - ZINC              |
|        | 000G39-10-129 | EA  | SCREW - SF/DR - 10-16 X 3/4 PPH - FLUOROCARBON SILVER |
|        | 000G39-10-12R | EA  | SCREW - SF/DR - 10-16 X .75 PPH - BEIGE               |
|        | 000G39-10-12D | EA  | SCREW - SF/DR - 10-16 X 3/4 PPH - BLACK               |
|        | 000G39-10-12B | EA  | SCREW - SF/DR - 10-16 X 3/4 PPH - ZINC                |
|        | 000G39-10-088 | EA  | SCREW - SF/DR - 10-16 X 1/2 PPH - FLEX FLUOROCARBON   |
|        | 000G42-04-16B | EA  | SCREW - SF/DR - 1/4-14 X 1 HWH - ZINC                 |
|        | 000G46-08-24T | EA  | SCREW - MACHINE - 8-32 X 1 1/2 PFH - BLACK            |
|        | 000G52-08-18B | EA  | SCREW - MACHINE - 8-32 X 1 1/8 PTH - ZINC             |
|        | 000G54-04-20B | EA  | SCREW - 1/4-20 X 1.25 PTH - TYPE 23 - ZINC PLATED     |
|        | 000G60-10-28T | EA  | SCREW - SF/DR - 10-16 X 1 3/4 - BLACK                 |
|        | 000G60-10-20B | EA  | SCREW - SF/DR - 10-16 X 1 1/4 POH - ZINC              |
|        | 000G67-10-08B | EA  | SCREW - 10-12 X 1/2 PPH - ZINC                        |
|        | 000G67-10-24B | EA  | SCREW - 10-12 X 1.50 PPH - ZINC                       |

SEALANTS & FASTENERS GROUP (CONTINUED)

| SCREWS (CONTINUED)               |               |     |   |
|----------------------------------|---------------|-----|---|
| KEY                              | PART NUMBER   | U/M | DESCRIPTION   |
|                                  | 000G67-10-20D | EA  | SCREW - 10-12 X 1.25 PPH - BLACK                          |
|                                  | 000G67-10-16B | EA  | SCREW - 10-12 X 1 PPH - ZINC                              |
|                                  | 000G67-10-120 | EA  | SCREW - 10-12 X 3/4 PPH - TAN                             |
|                                  | 000G67-10-120 | EA  | SCREW - 10-12 X 3/4 PPH - TAN                             |
|                                  | 000G67-10-12R | EA  | SCREW - 10-12 X .75 PPH - BEIGE                           |
|                                  | 000G67-10-12P | EA  | SCREW - 10-12 X 3/4 PPH - DARK BROWN                      |
|                                  | 000G67-10-12B | EA  | SCREW - 10-12 X 3/4 PPH - ZINC                            |
|                                  | 000G67-10-10S | EA  | SCREW - 10-12 X 5/8 PPH - OFF WHITE                       |
|                                  | 000G67-10-10D | EA  | SCREW - 10-12 X 5/8 PPH - BLACK - TYPE A                  |
|                                  | 000G67-10-10B | EA  | SCREW - 10-12 X 5/8 PPH - ZINC - TYPE A                   |
|                                  | 000G67-10-08R | EA  | SCREW - 10-12 X 1/2 PPH - BEIGE - TYPE A                  |
|                                  | 000G67-10-36T | EA  | SCREW - 10-12 X 2 1/4 - PPH - BLACK                       |
|                                  | 000G67-10-32B | EA  | SCREW - 10-12 X 2 PPH - ZINC                              |
|                                  | 000G68-06-10G | EA  | SCREW - 6-18 X 5/8 POH - ANTIQUE BRASS                    |
|                                  | 049465-03-000 | EA  | SCREW - 10-16 X 1 POH W/WASHER - OFF WHITE                |
|                                  | 054434-02-000 | EA  | SCREW - SF/DR - 10-16 X 2 - ZINC                          |
|                                  | 057671-01-000 | EA  | COVER - SCREW - #8 - PLASTIC - OFF WHITE                  |
|                                  | 057671-15-000 | EA  | COVER - SCREW - BRIGHT WHITE                              |
|                                  | 075908-01-000 | EA  | SCREW - MACHINE - 10-32 X .56 PTH - EXTERNAL TOOTH - ZINC |
|                                  | 076790-01-000 | EA  | SCREW - 6-20 X 1 1/4 PPH - BLACK                          |
|                                  | 076790-05-000 | EA  | SCREW - 6-20 X 1/2 PPH BLACK - THREADCUTTING - WOOD       |
|                                  | 083554-01-000 | EA  | SCREW - DRYWALL - 8 X 1.25                                |
|                                  |               |     | FROM: 00-00-00 THRU: 03-05-98                             |
|                                  | 086256-01-000 | EA  | SCREW - SF/DR - 8 X 3/4 HWH LONG                          |
|                                  | 087721-01-000 | EA  | SCREW - FLAT HEAD - TAPPING - 1/4" X 1 1/4" LONG - ZINC   |
|                                  | 097974-01-000 | EA  | SCREW - PARTICLE BOARD - 7-9 X 3/4 PPH                    |
|                                  | 101618-01-000 | EA  | SCREW - 1/4-20 X 3/4 HEX - TAPPING - STALGARD TYPE F      |
|                                  | 105126-01-000 | EA  | SCREW - MACH - 8-32 X 1 PPH TAPIT                         |
| CLAMPS, GROMMETS, CLIPS & RIVETS |               |     |   |
| KEY                              | PART NUMBER   | U/M | DESCRIPTION   |
|                                  | 000H16-04-06R | EA  | RIVET - POP ALUMINUM - 1/8 X .313 - .375                  |
|                                  | 007161-01-000 | EA  | CLAMP - HOSE - SPRING TYPE - 1/2"                         |
|                                  | 010495-01-000 | EA  | CLAMP - CABLE - 9/16"                                     |
|                                  | 010497-01-000 | EA  | CLAMP - CLOSED - 5/8" ID                                  |
|                                  | 010497-03-000 | EA  | CLAMP - CLOSED - 1" ID - CUSHIONED                        |
|                                  | 010497-04-000 | EA  | CLAMP - CLOSED - 1.62" ID                                 |
|                                  | 010497-08-000 | EA  | CLAMP - CLOSED - .125"                                    |
|                                  | 010499-01-000 | EA  | CLAMP - CLOSED - 3/8 ID                                   |
|                                  | 016188-05-000 | EA  | GROMMET - L/P LINE - 3/8" HOLE X 1 1/4" LONG - RUBBER     |
|                                  | 023942-01-000 | EA  | GROMMET - RUBBER - 2" OD                                  |
|                                  | 056134-02-000 | EA  | HOLDER - RING - 1.8" DIAMETER - METAL                     |
|                                  | 062401-01-000 | EA  | CLAMP - HOSE - WORMGEAR - .25" - 1"                       |
|                                  | 062401-02-000 | EA  | CLAMP - HOSE - WORMGEAR - 1.56" - 2.5"                    |
|                                  | 062401-03-000 | EA  | CLAMP - HOSE - WORMGEAR - .22"- 1"                        |
|                                  | 062401-04-000 | EA  | CLAMP - HOSE - WORMGEAR - .69" - 1.25"                    |
|                                  | 062401-06-000 | EA  | CLAMP - HOSE - WORMGEAR - .22" - .62" ID                  |
|                                  | 062401-11-000 | EA  | CLAMP - HOSE - WORMGEAR - 3.50" - 4.50"                   |
|                                  | 069592-02-000 | EA  | RIVET-T - POP - 1/4 X .093 - .156                         |
|                                  | 071015-26-000 | EA  | GROMMET - RUBBER - 1.5" ID X 2.12" OD W/.06" GROOVE - BLK |
|                                  | 075148-02-000 | EA  | CLAMP - GROUNDING - BRONZE SCREWS                         |
|                                  | 080734-02-000 | EA  | CLIP - WIRE NYLON   |
|                                  | 083609-01-000 | EA  | CLAMP - WIRE - DUAL - EQUAL DIAMETERS - 5/8"              |
|                                  | 083610-01-000 | EA  | CLAMP - WIRE - DUAL - UNEQUAL DIAMETERS - 3/4" & 1 1/4"   |
|                                  | 083610-02-000 | EA  | CLAMP - WIRE - DUAL - UNEQUAL DIAMETERS - 3/4" & 2"       |
|                                  | 091952-01-000 | EA  | CLIP - GRIPPER - 1"                                       |
|                                  | 091952-02-000 | EA  | CLIP - GRIPPER - 3/4"                                     |
|                                  | 101447-01-000 | EA  | CLIP - U TYPE - HOLDS SHOWER SURROUND TOGETHER            |
|                                  | 114208-02-000 | EA  | GROMMET - EDGE LINER - FITS .625                          |
|                                  |               |     | FROM: 00-00-00 THRU: 08-19-97                             |

SEALANTS & FASTENERS GROUP (CONTINUED)

BOLTS, NUTS & WASHERS

| KEY | PART NUMBER   | U/M | DESCRIPTION   |
|-----|---------------|-----|---|
|     | 000C12-05-16B | EA  | BOLT - HEX - 5/16-18 X 1 - ZINC 5                         |
|     | 000C12-06-16B | EA  | BOLT - HEX - 3/8-16 X 1 LG - ZINC 5                       |
|     | 000C12-07-20B | EA  | BOLT - HEX - 7/16-14 X 1 1/4 - ZINC 5                     |
|     | 000C12-08-24B | EA  | BOLT - HEX - 1/2-13 X 1.50 - ZINC 5                       |
|     | 000C12-10-24B | EA  | BOLT - HEX - 5/8-11 X 1.50 - ZINC 5                       |
|     | 000C13-07-48B | EA  | BOLT - HEX - 7/16-20 X 3 - ZINC 5                         |
|     | 000C18-05-40A | EA  | BOLT - ELEVATOR - 5/16-18 X 2.50 - PL                     |
|     | 000C18-06-48B | EA  | BOLT - ELEVATOR - 3/8-16 X 3 - ZINC - GRADE 5             |
|     | 000C26-04-10B | EA  | BOLT - HEX - SERRATED FLANGE - 1/4-20 X 5/8 - ZINC        |
|     | 000C26-06-16B | EA  | BOLT - HEX - SERRATED FLANGE - 3/8-16 X 1 - ZINC          |
|     | 000C26-06-12B | EA  | BOLT - HEX - SERRATED FLANGE - 3/8-16 X 3/4 - ZINC        |
|     | 000C26-08-24B | EA  | BOLT - HEX - SERRATED FLANGE - 1/2-13 X 1 1/2 ZINC        |
|     |               |     | FROM: 10-07-97 THRU: 99-99-99                             |
|     | 000D29-09-00B | EA  | NUT - HEX - SELF LOCKING - 9/16-12 - ZINC                 |
|     | 000D34-06-00B | EA  | NUT - HEX - LOCKING - 3/8-16 GRADE C - ZINC-PREVAILING    |
|     | 000D39-04-00B | EA  | NUT - HEX - LOCKING W/SERRATED FLANGE - 1/4-20 - ZINC     |
|     | 000D39-05-00B | EA  | NUT - HEX - LOCKING W/SERRATED FLANGE - 5/16-18 - ZINC    |
|     | 000D39-06-00B | EA  | NUT - HEX - LOCKING W/SERRATED FLANGE - 3/8-18 - ZINC     |
|     | 000D39-07-00B | EA  | NUT - HEX - LOCKING W/SERRATED FLANGE - 7/16-14 - ZINC    |
|     | 000D39-08-00B | EA  | NUT - HEX - LOCKING W/SERRATED FLANGE - 1/2-13 - ZINC     |
|     | 000D44-07-00B | EA  | NUT - HEX - LOCKING W/SERRATED FLANGE - 7/16-20 - ZINC    |
|     | 000D46-04-00A | EA  | NUT - HEX - WELD - 1/4-20 - PLAIN                         |
|     | 000D65-08-00B | EA  | NUT - HEX/SERRATED FLANGE - 8-32 ZINC                     |
|     | 000E11-07-00B | EA  | WASHER - LOCKING - 7/16 MED SPLIT - ZINC                  |
|     | 000E13-17-00B | EA  | WASHER - FLAT - 3/8" AR - ZINC                            |
|     | 000E13-18-00B | EA  | WASHER - FLAT - 3/8 WIDE - ZINC                           |
|     | 000E13-20-00B | EA  | WASHER - FLAT - 7/16 WIDE - ZINC                          |
|     | 000E13-21-00B | EA  | WASHER - FLAT - 1/2 NARROW - ZINC                         |
|     |               |     | FROM: 10-07-97 THRU: 99-99-99                             |
|     | 000G45-04-24B | EA  | BOLT - LAG - 1/4-9 X 1 1/2 - ZINC                         |
|     |               |     | FROM: 00-00-00 THRU: 01-01-98                             |
|     | 040921-01-000 | EA  | NUT - SPEED - U TYPE - 10-24 BLACK                        |
|     | 041322-01-000 | EA  | WASHER - FLANGE - 15/32 ID X 2 3/8 OD - F/SEAT BELT MTG   |
|     | 044364-02-000 | EA  | NUT - SPEED - FLAT - ROUND                                |
|     | 044533-01-000 | EA  | WASHER - PLASTIC - 1 3/8" OD - FOR BUTTONS                |
|     | 051387-06-000 | EA  | BOLT - CARRIAGE W/O HOLE - 5/16-18 X 9.5 - ZINC           |
|     | 087234-01-000 | EA  | NUT - JACK - 1/4 X 20 THD - MOLLY- -MOUNTS LICENSE PLATES |
|     | 091274-03-000 | EA  | BOLT-J - 3/8-16 X 12.0                                    |
|     | 102333-01-06A | EA  | BOLT - CARRIAGE - 7/16-14 STAINLESS STEEL CAP             |
|     | 106166-01-000 | EA  | BOLT/COLLARED HANGER - 8-32 X 1"                          |

TIES & FASTENERS

| KEY | PART NUMBER   | U/M | DESCRIPTION   |
|-----|---------------|-----|---|
|     | 008343-01-000 | EA  | TIE - WIRE - 6"   |
|     | 081211-05-000 | EA  | PLUG - PLASTIC - .188 DIAMETER - NATURAL                |
|     | 085774-01-000 | FT  | FASTENER - DUAL HOOK - 1" WIDE - ADHESIVE BACK - BLACK  |
|     | 085774-02-000 | FT  | FASTENER - DUAL HOOK - 1" WIDE - ADHESIVE BACK - BLACK  |
|     | 088792-01-000 | YD  | VELCRO TAPE - HOOK - 5/8" - NON-ADHESIVE BACKED         |
|     |               |     | FROM: 00-00-00 THRU: 02-17-98                           |
|     | 088792-02-000 | YD  | VELCRO TAPE - LOOP - 3/4" - ADHESIVE BACKED - BEIGE     |
|     | 088792-05-000 | YD  | VELCRO TAPE - LOOP - 5/8" - NON-ADHESIVE BACKED - WHITE |
|     |               |     | FROM: 02-18-98 THRU: 99-99-99                           |
|     | 108046-01-000 | EA  | CABLE TIE - SCREW MOUNT 8"                              |
|     | 108046-02-000 | EA  | CABLE TIE - SCREW MOUNT 15"                             |
|     | 110943-02-000 | FT  | FELTSTRIP - 3/8" - ADHESIVE BACK - WHITE                |

SEALANTS & FASTENERS GROUP (CONTINUED)

ADHESIVE & FASTENERS

| KEY | PART NUMBER   | U/M | DESCRIPTION  |
|-----|---------------|-----|--|
|     | 004006-05-700 | EA  | ADHESIVE-NAT. STARCH (5 GAL) 0802                          |
|     | 004020-01-000 | QT  | ADHESIVE - ABS CEMENT - QUART                              |
|     | 034552-02-000 | EA  | SILICONE - TUBE - 300 ML - W/O NOZZLE - CLEAR              |
|     | 034552-15-000 | EA  | SILICONE - TUBE - 300 ML - W/O NOZZLE - BRIGHT WHITE       |
|     |               |     | FROM: 00-00-00 THRU: 11-16-97                              |
|     | 039518-01-000 | EA  | SILICONE - TUBE - 300 ML - BLACK - W/O NOZZLE              |
|     | 120074-01-01A | EA  | SILICONE TUBE - OFF WHITE W/O NOZZLE - LOW ODOR            |
|     | 053766-06-000 | EA  | BEDDING COMPOUND - TUBE - CLEAR                            |
|     | 063642-01-000 | FT  | TAPE - ADHESIVE - .4" X 1.5" X 180"                        |
|     | 067788-01-000 | EA  | ADHESIVE - SPRAY - 3M - 19.5 AEROSOL CAN                   |
|     | 069640-01-000 | FT  | SEALER - RIBBON - 1/4" DIAMETER X 30' - BLACK              |
|     | 069640-02-000 | FT  | SEALER - TAPE - .13"THICK X .5"WIDE X 60' - GRAY           |
|     | 069640-03-000 | FT  | SEALER - TAPE - .13"THICK X .75"WIDE X 60' - BLACK         |
|     | 069640-07-000 | FT  | SEALER - TAPE - .09"THICK X 2"WIDE X 45' - GRAY            |
|     | 069640-10-000 | FT  | SEALER - TAPE - .03"THICK X 1.50"WIDE X 90' - GRAY         |
|     | 069640-11-000 | FT  | SEALER - TAPE - .19"THICK X .38"WIDE X 40' - BLACK         |
|     | 069640-15-000 | FT  | SEALER - TAPE - .06"THICK X .38"WIDE X 80' - GRAY          |
|     | 069640-17-000 | FT  | SEALER - TAPE - .03"THICK X 1"WIDE X 90' - GRAY            |
|     | 069640-18-000 | FT  | SEALER - TAPE - .50"THICK X 1/8"WIDE X 60' - BRIGHT WHITE  |
|     | 069640-19-000 | FT  | SEALER - TAPE - .75"THICK X 1/8"WIDE X 60'- BRIGHT WHITE   |
|     | 069640-21-000 | FT  | SEALER - TAPE - .50" THICK X 1/16 X 100FT - BRIGHT WHITE   |
|     |               |     | FROM: 09-22-97 THRU: 99-99-99                              |
|     | 087211-01-000 | GL  | PROMOTER - ADHESIVE  |
|     | 072889-09-000 | EA  | SEALANT - URETHANE - BLACK (TUBE)                          |
|     | 072889-10-000 | EA  | SEALANT - URETHANE (HV) - BRIGHT WHITE                     |
|     | 072889-12-000 | EA  | SEALANT - URETHANE (LV) BRIGHT WHITE                       |
|     | 076314-02-000 | FT  | TAPE - CARPET SEAM - HEAT-BOND - 4" WIDE                   |
|     | 076322-05-000 | FT  | TAPE - DOUBLE COATED/ADHESIVE BACK - .045"THK X .75"W X 9' |
|     | 076322-07-000 | FT  | TAPE - DOUBLE COATED/ADHESIVE BACK - .045"THK X .50"W X 9' |
|     | 091255-02-000 | FT  | SEAL - ADHESIVE BACKED/FOAM - .18" THICK X 1.5" WIDE       |
|     | 102352-01-000 | EA  | SEALER - PUMPABLE - BLACK                                  |
|     | 102352-02-000 | EA  | SEALER - PUMPABLE - CLEAR                                  |
|     | 106206-01-000 | EA  | SEALER - PUMPABLE - MANUS 30A - BLACK                      |
|     | 108716-03-000 | EA  | SILICONE - TUBE - BRIGHT WHITE/SELF LEVELING - W/O NOZZLE  |
|     | 112864-01-000 | FT  | SEAL - FOAM/BUTYL COVERED - 3/8"                           |
|     | 118085-02-01A | FT  | TAPE - FOIL - 1"   |
|     | 120074-02-01A | EA  | SEALANT - SILICONE - OFF WHITE                             |
|     | 120534-01-01A | EA  | TAPE - SCOTCH - 3M - 1/2" FINE LINE                        |
|     | 123816-01-000 | FT  | TAPE - DOUBLE SIDED - 1"                                   |
|     | 123816-02-000 | FT  | TAPE - DOUBLE SIDED - 1/2" X 1 1/3" THICK                  |
|     | 123816-03-000 | FT  | TAPE - DOUBLE SIDED - 1/2" X 3/4" - THICK                  |
|     | 900390-01-000 | EA  | TIP - 2 1/2" X 1/8" ORIFICE                                |
|     | 900390-03-000 | EA  | NOZZLE - SILICONE TUBE                                     |

WATER & SEWAGE GROUP

WATER HEATER W/ELECTRIC IGNITION ATWOOD (G6A-8E)

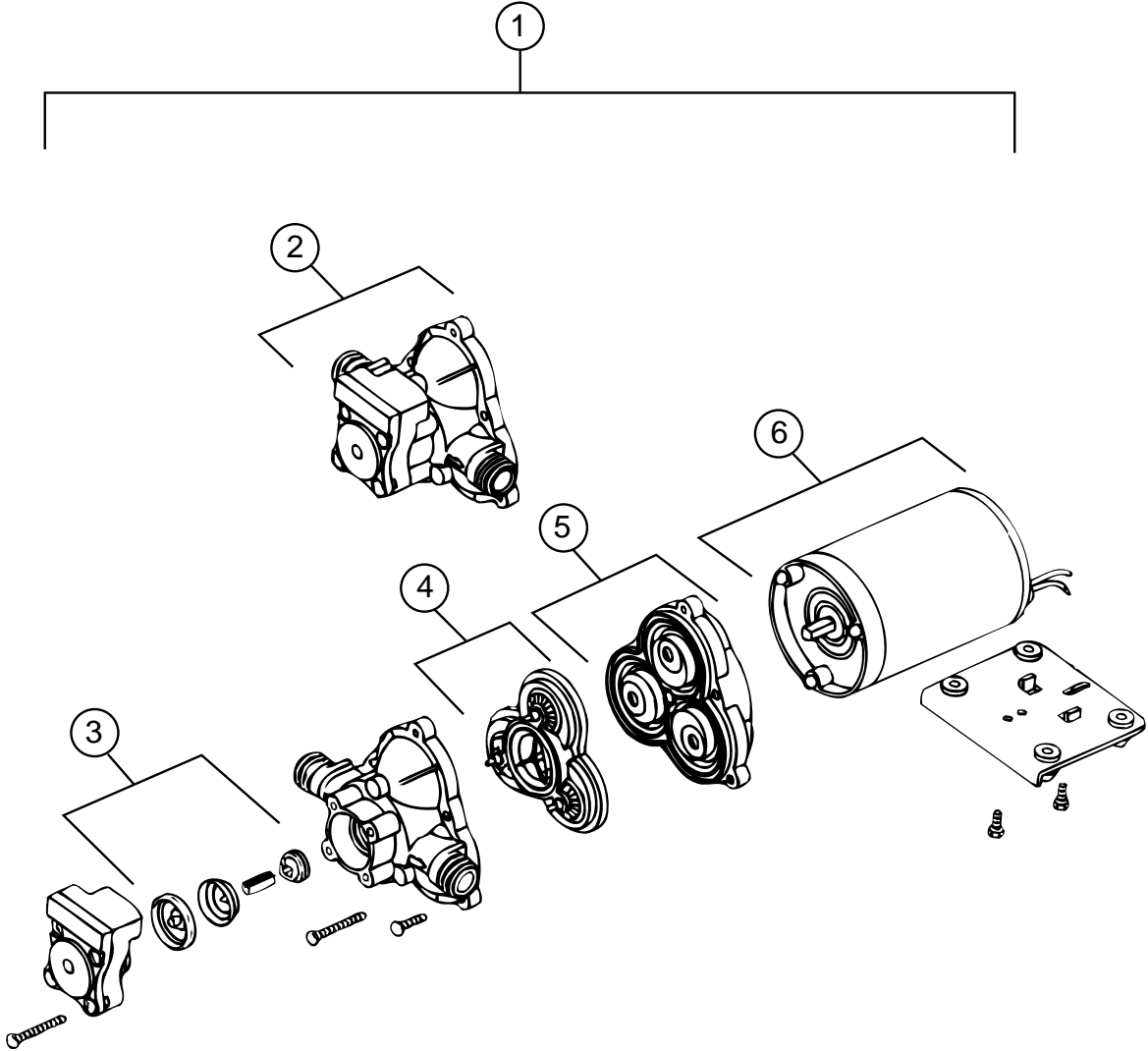
| KEY | PART NUMBER   | U/M | DESCRIPTION                                      |
|-----|---------------|-----|--|
| *   | 051391-03-000 | EA  | WATER HEATER - W/ ELECTRIC IGNITION              |
| *   | 051393-01-000 | EA  | WATER HEATER - W/ MOTOR AID - PILOTLESS IGNITION |
|     | 097967-01-000 | EA  | SWITCH - WATER HEATER - REMOTE W/LIGHT           |

\*COMPONENT PARTS FOUND IN SERVICE PARTS LIBRARY

FRESH WATER TANK & WATER SYSTEM

| KEY | PART NUMBER   | U/M | DESCRIPTION  |
|-----|---------------|-----|--|
|     | 119109-06-000 | EA  | TANK - WATER - 40 GALLON - W/FITTINGS                        |
|     | 119109-01-000 | EA  | TANK - WATER - 40 GALLON - W/O FITTINGS                      |
|     | 077954-02-000 | EA  | FILTER - WATER TANK - SCREEN IN TANK                         |
|     | 042989-03-000 | EA  | FITTING - WATER TANK - SPINWELD - 1 1/4"NPT - WHITE PLASTIC  |
|     | 042989-04-000 | EA  | FITTING - WATER TANK - SPINWELD - 3/8" FPT - PLASTIC - WHITE |
|     | 042989-05-000 | EA  | FITTING - WATER TANK - SPINWELD - 1/2"FPT - WHITE PLASTIC    |
|     | 049032-01-000 | EA  | PATCH - SPINWELD - 3/8" - PLASTIC                            |
|     | 039861-01-000 | EA  | SENDING UNIT - W/SCREW - WASHER - WELL NUT & TERMINAL RING   |
|     | 079381-01-000 | FT  | TUBING - SMOOTH FLEXIBLE - 1 3/8" ID X 20'                   |
|     | 114430-02-000 | EA  | ADAPTER - SWIVEL - 1/2P X 1/2FPT                             |
|     | 114430-03-000 | EA  | ADAPTER - 1/2P X 1/2MPT                                      |
|     | 114430-06-000 | EA  | ADAPTER - 1/2P X 3/8FPT                                      |
|     | 123152-01-000 | EA  | ADAPTER - 1/2" FPT X 1/2" BARB SWIVEL                        |
|     | 010224-01-000 | EA  | ADAPTER - HOSE TO PIPE - 3/8" MPT X 3/8" BARB-BLK PLASTIC    |
|     | 044927-01-000 | EA  | ADAPTER - HOSE TO PIPE-1 1/4 MPTX1 1/4 BARB-BLACK PLASTIC    |
|     | 113697-01-000 | EA  | CAP - 3/8 FTG  |
|     | 101814-01-000 | EA  | COUPLING - FEMALE - 1/2" X 1/2"FPT W/COMP SLEEVE - GRAY      |
|     | 123150-01-000 | EA  | ELBOW - 1/2" FPT X 1/2" BARB - SWIVEL                        |
|     | 114429-01-000 | EA  | ELBOW - 1/2P X 1/2P  |
|     | 114429-02-000 | EA  | ELBOW - 1/2P X 1/2MPT  |
|     | 114429-03-000 | EA  | ELBOW - FLAIR-IT SWIVEL - 1/2"P X 1/2"FPT                    |
|     | 010230-06-000 | EA  | FILL - CITY WATER - W/CHECK VALVE - MPT                      |
|     | 115029-01-000 | FT  | HOSE - 3/8 ID - WATER - LAVANTURE PR86                       |
|     | 046128-01-000 | EA  | VALVE-DRAIN, PLASTIC - 1/2" FPT                              |
|     | 114428-02-000 | EA  | TEE - SWIVEL - 1/2P X 1/2P X 1/2FPT                          |
|     | 114428-03-000 | EA  | TEE - 1/2P X 1/2P X 1/2 MPT                                  |
|     | 039800-02-000 | FT  | TUBING - POLYBUTY - 5/8" OD X 20' - INCR OF 20' - BLACK      |
|     | 074462-02-000 | FT  | TUBING - VINYL - 3/8" ID X 20' - CLEAR                       |
|     | 112176-01-000 | FT  | TUBING - VINYL - REINFORCED - 1/2" ID                        |
|     | 114431-02-000 | EA  | WATER VALVE - 2 POSITION - "BYPASS VALVE"                    |
|     | 114431-03-000 | EA  | WATER VALVE - 90 DEGREE ELBOW - "WATER DRAIN VALVE"          |
|     | 110438-02-000 | EA  | VALVE - CHECK - BRASS - 1/2 MPT X 1/2 FPT                    |
|     | 035539-01-000 | EA  | ELBOW - PLASTIC - 3/8 MPT X 3/8 BARB                         |

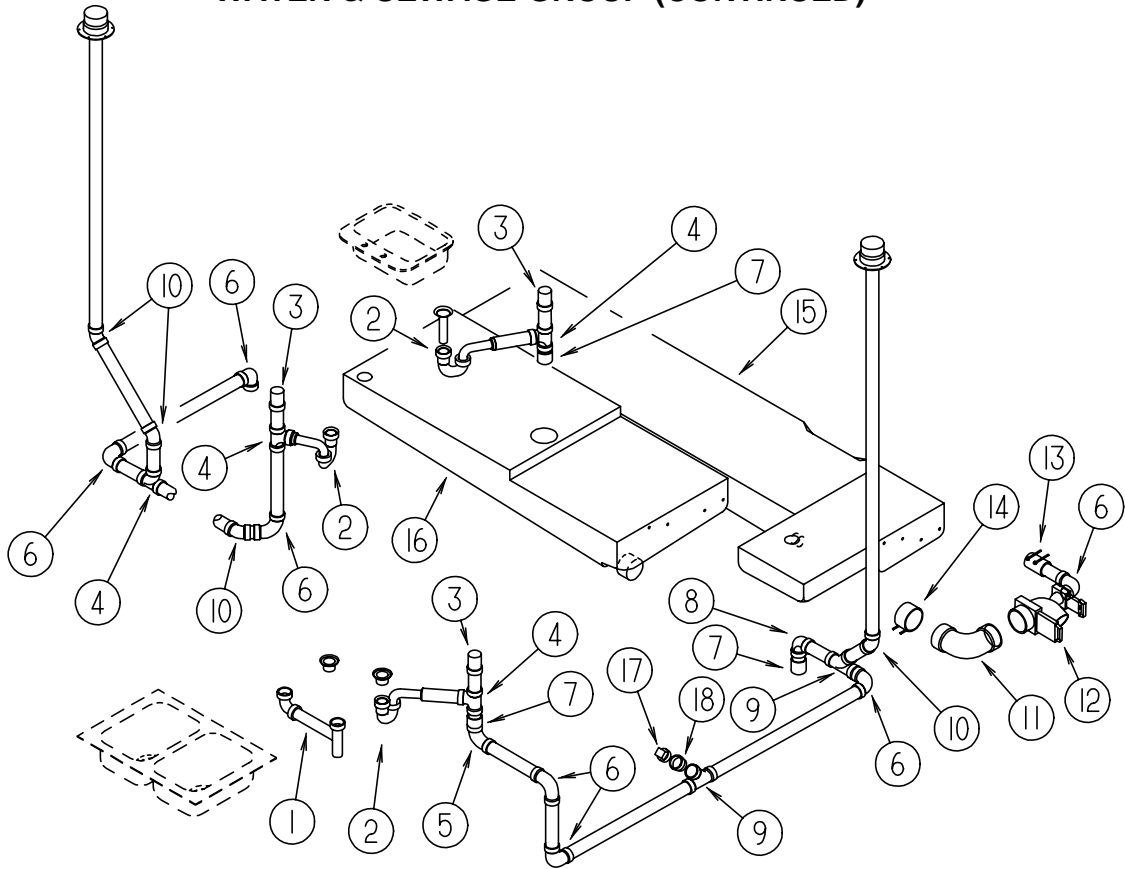
WATER & SEWAGE GROUP (CONTINUED)



WATER PUMP - SHURFLO

| KEY | PART NUMBER   | U/M | DESCRIPTION  | VENDOR NO. |
|-----|---------------|-----|--|------------|
| 1   | 098607-01-000 | EA  | PUMP-WATER - W/.5" MPT FITTING - FLOW 2.8 GPM - UL |            |
| 2   | 098607-01-706 | EA  | HOUSING W/SWITCH ONLY                              | 94-231-20  |
| 3   | 098607-01-705 | EA  | CHECK VALVE-KIT                                    | 94-237-00  |
| 4   | 098607-01-703 | EA  | VALVE KIT  | 94-232-00  |
| 5   | 098607-01-702 | EA  | DIAPHRAGM/DRIVE ASSEMBLY KIT                       | 94-238-04  |
| 6   | 098607-01-707 | EA  | MOTOR W/BASEPLATE                                  | 11-148-04  |

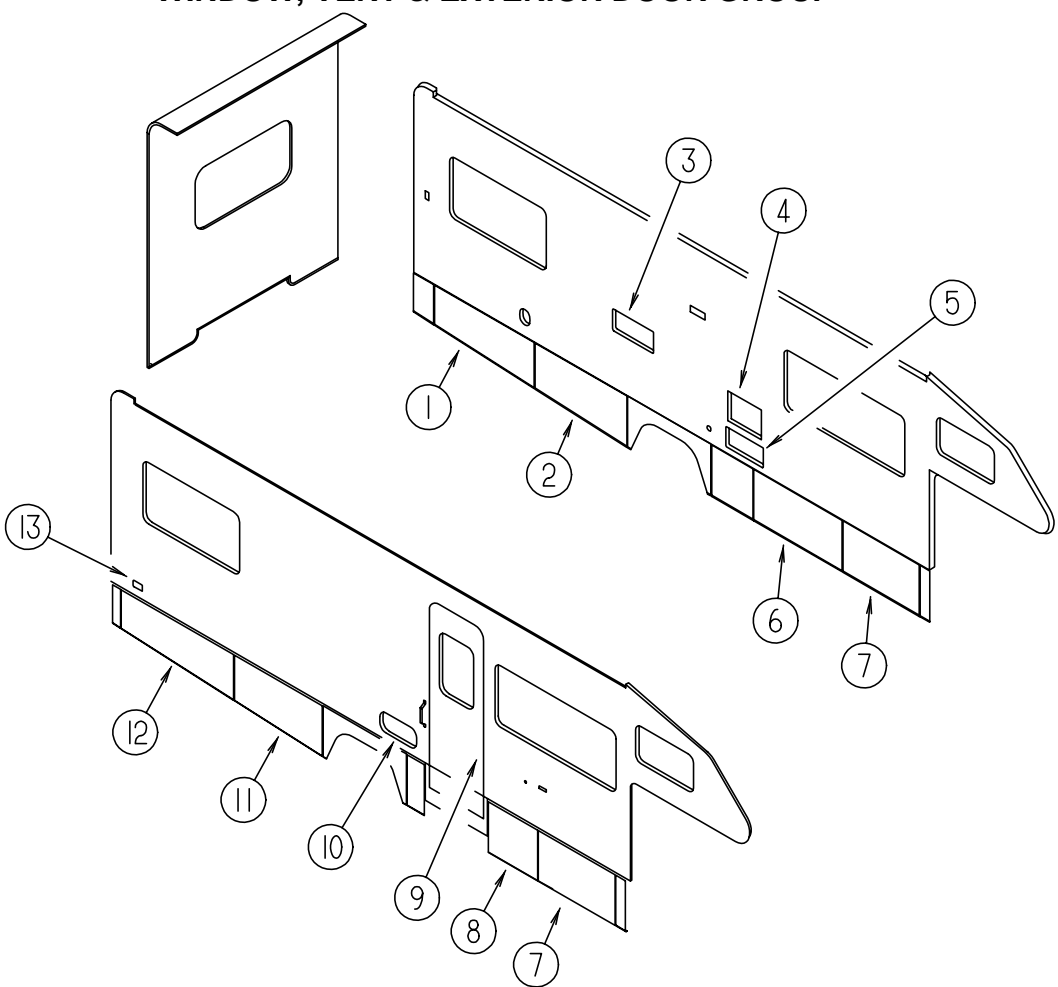
WATER & SEWAGE GROUP (CONTINUED)



DRAINAGE SYSTEM

| KEY | PART NUMBER   | U/M | DESCRIPTION  | VENDOR NO.  |
|-----|---------------|-----|--|-------------|
| 1   | 011091-02-000 | EA  | PIPE-DRAIN - DOUBLE SINK - BAFFLE TEE - 1 1/2"                               |             |
| 1   | 011091-03-000 | EA  | PIPE-DRAIN - W/SEALS - DOUBLE SINK - EXTENDS 9" TO 16"- CANADIAN             |             |
| 2   | 109571-01-000 | EA  | ADAPTER-P TRAP - 1 1/2" P X 1 1/4" MPT                                       |             |
| 2   | 107538-01-000 | EA  | P TRAP-PLASTIC 1 1/4" W/EXT ARM - KEVCO P814 1-1/4"                          |             |
| 2   | 011071-01-000 | EA  | P TRAP-PLASTIC 1 1/2" - NIBCO 5892 1 1/2(CSA)                                |             |
| 3   | 079968-01-000 | EA  | VENT-MECHANICAL TRAP ARM - ANTI-SIPHON - 2" DIA X 7.3" - PLASTIC             |             |
| 4   | 010071-01-000 | EA  | TEE-SANITARY - 1 1/2" HUB X HUB X HUB - PLASTIC - BLACK                      |             |
| 5   | 010051-01-000 | EA  | ELBOW - 45 DEGREE - 1 1/2" SPIGOT & HUB - PLASTIC                            |             |
| 6   | 010008-01-000 | EA  | ELBOW - 90 DEGREE - 1/4" BEND - 1 1/2" HUB X HUB - BLACK PLASTIC             |             |
| 7   | 010115-01-000 | EA  | COUPLING - 1 1/2" HUB X HUB - PLASTIC  |             |
| 8   | 034250-01-000 | EA  | ELBOW - 90 DEGREE - LONG TURN - 1 1/2" HUB X HUB - ABS                       |             |
| 9   | 010073-01-000 | EA  | WYE - 45 DEGREE - 1 1/2" HUB X HUB X HUB - PLASTIC                           |             |
| 10  | 010006-01-000 | EA  | ELBOW - 45 DEGREE - 1 1/2" HUB X HUB - PLASTIC                               |             |
| 11  | 031126-01-000 | EA  | ELBOW - 1/4 BEND - 3" X 90" XLT - BLACK PLASTIC                              |             |
| 12  | 070916-01-000 | EA  | VALVE-DUAL DUMP - W/CAP - 3" X 1 1/2" - PLASTIC - BLACK                      |             |
|     | 070916-01-700 | EA  | VALVE ONLY (WASTE) 3"  | T1003BU     |
|     | 070916-01-701 | EA  | VALVE ONLY (WASTE) 1 1/2"  | T1001BU     |
| 12  | 062415-01-000 | EA  | CAP-SEWER - 3" DIAMETER  |             |
|     | 062415-01-700 | EA  | STRING-SEWER CAP   | V#SV7 STRAP |
|     | 010201-01-000 | EA  | HOSE-SEWER - 3" ID X 8'  |             |
|     | 062416-01-000 | EA  | ADAPTER-SEWER HOSE TO 3" PIPE  |             |
| 13  | 089355-01-000 | EA  | COUPLER - RUBBER 1 1/2" X 1 1/2"   |             |
| 14  | 078406-01-000 | EA  | COUPLER - RUBBER - W/CLAMPS - 3" X 3"  |             |
| 15  | 117580-01-000 | EA  | TANK - HOLDING - 33 GALLON - W/O FITTINGS                                    |             |
| 16  | 117573-01-000 | EA  | TANK - HOLDING - 33 GALLON - W/O FITTINGS - AFTER 06-06-97 USE 123643-01-000 |             |
| 17  | 010166-01-000 | EA  | PLUG - THREADED - 1 1/4" DIAMETER - PLASTIC - BLACK                          |             |
| 18  | 010122-01-000 | EA  | BUSHING - REDUCER - 1 1/2 SMTH X 1 1/4 THD - BLACK PLASTIC                   |             |
|     | 061607-01-000 | EA  | GROMMET - HOLDING TANK - 1 1/2" NPS  |             |
|     | 061607-02-000 | EA  | GROMMET - HOLDING TANK - 3" NPS  |             |
|     | 069735-01-000 | EA  | WASHER - STRAINER TO TAILPIECE PLASTIC - 1.5"                                |             |
|     | 011069-04-000 | EA  | TAILPIECE-TUB/SHOWER - 1 1/2" X 1 1/4" X 8" - BRASS                          |             |
|     | 041956-01-000 | EA  | ELBOW - STREET - 1/4" BARB X 90 DEGREE X 3 XLT                               |             |
|     | 116644-01-000 | EA  | FLANGE-CLOSET 4" X 3"  |             |

WINDOW, VENT & EXTERIOR DOOR GROUP

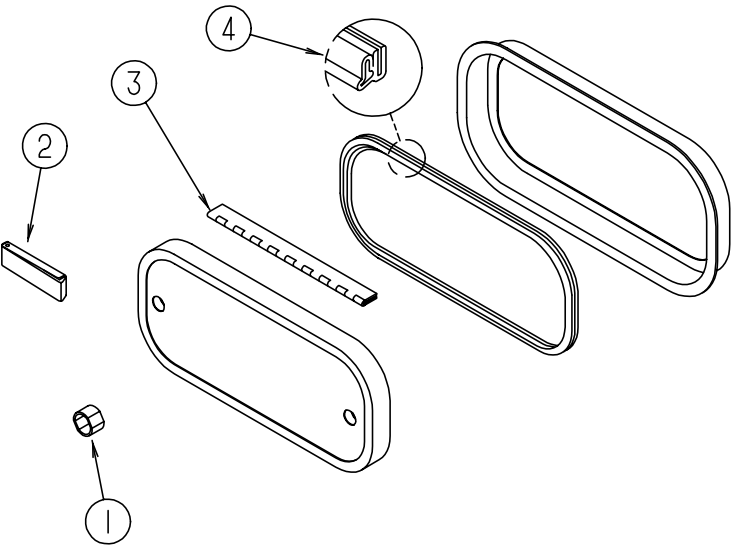
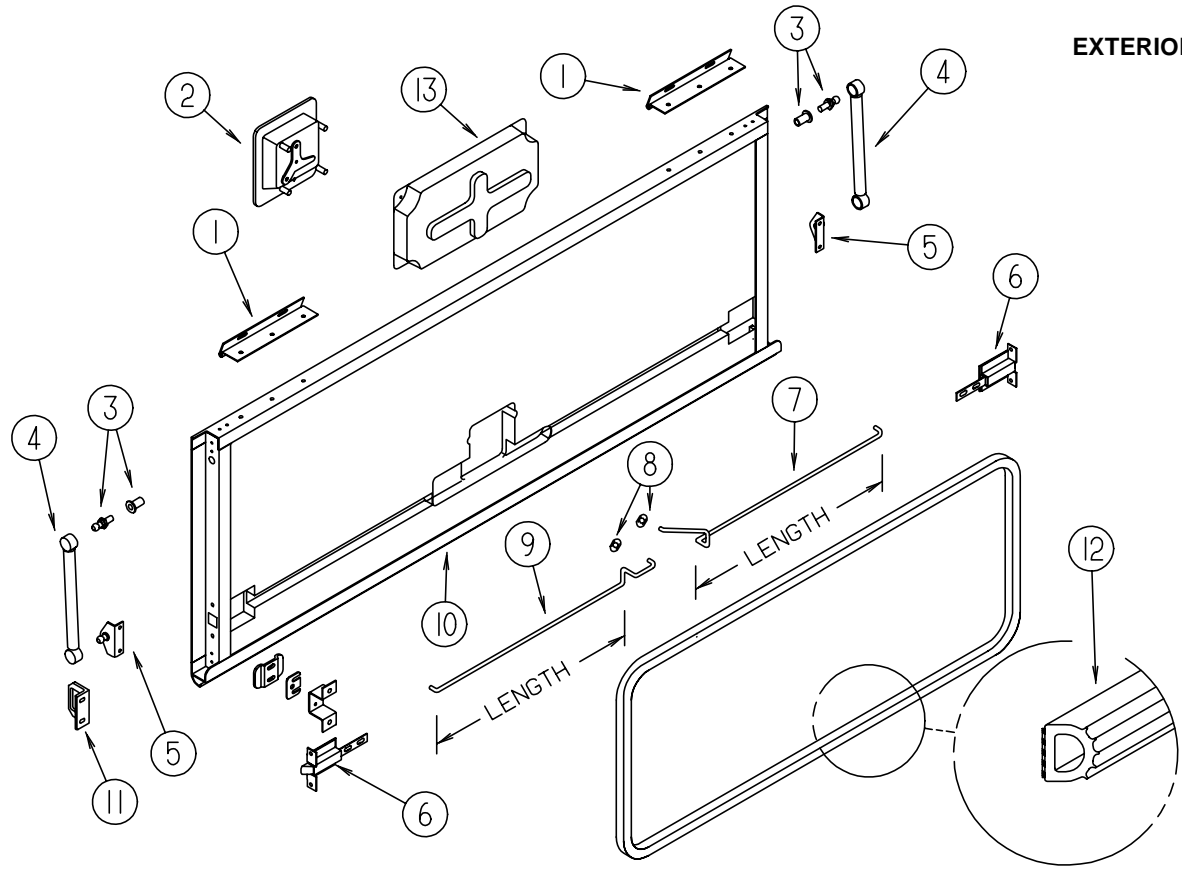


EXTERIOR DOORS

| KEY | PART NUMBER   | U/M | DESCRIPTION  | VENDOR NO.  |
|-----|---------------|-----|--|-------------|
| 1   | 122391-38-H07 | EA  | VALANCE/DOOR-DRIVER W/O PADDLE LATCH 19.3" X 49.5" X 16.8" |             |
| 2   | 122391-10-H07 | EA  | VALANCE/DOOR-DRIVER W/O PADDLE LATCH 21.5" X 45.6" X 19.5" |             |
| 3   | 084103-08-000 | EA  | DOOR - VENT/REFRIGERATOR - W/O JAMB - BRIGHT WHITE         |             |
| 3   | 084104-08-000 | EA  | JAMB - REFRIGERATOR DOOR                                   |             |
| 3   | 084104-01-700 | EA  | LOCK - MALE, FASTENER                                      | 201-721-010 |
| 3   | 084104-01-701 | EA  | LOCK - FEMALE, FASTENER                                    | 201-802-010 |
| 4   | 052009-06-000 | EA  | DOOR - WATER HEATER - BRIGHT WHITE - 18" X 14.6"           |             |
| 4   | 116424-01-000 | EA  | PROTECTOR - LATCH - WATER HEATER                           |             |
| 5   | 098668-23-000 | EA  | DOOR - ACCESS - FURNACE - BRIGHT WHITE - SUBURBAN          |             |
| 6   | 122239-18-H07 | EA  | VALANCE/DOOR - W/O PADDLE LATCH/HINGE - 21.5" X 43.9"      |             |
| 7   | 122239-17-H07 | EA  | VALANCE/DOOR - W/O PADDLE LATCH/HINGE - 21.5" X 38"        |             |
| 8   | 122239-20-H07 | EA  | VALANCE/DOOR - W/O PADDLE LATCH/HINGE - 21.5" X 24.5"      |             |
|     | 123478-02-H07 | EA  | DOOR - COMPARTMENT - W/O LATCH/HINGE                       |             |
| 9   | 115108-02-H08 | EA  | DOOR - ENTRY - W/SCREEN DOOR - W/O WINDOW (J35)            |             |
| 9   | 115108-02-H23 | EA  | DOOR - ENTRY - W/SCREEN DOOR - W/O WINDOW (J36)            |             |
| 10  | 126945-01-J22 | EA  | DOOR/STORAGE - W/O HARDWARE - 18" X 8.3"                   |             |
| 11  | 122391-09-H07 | EA  | VALANCE/DOOR-PASS W/O PADDLE LATCH 21.5" X 43.3" X 19.6"   |             |
| 12  | 122391-11-H07 | EA  | VALANCE/DOOR-PASS W/O PADDLE LATCH 19.4" X 55.8" X 16.6"   |             |
| 13  | 081240-16-000 | EA  | DOOR - WATER FILL - LOCKABLE W/O LOCK - 4" X 4 5/8"        |             |
|     | 088794-06-000 | EA  | DOOR - POWER CORD W/HATCH - BRIGHT WHITE - 9.2" X 11"      |             |

WINDOW, VENT & EXTERIOR DOOR GROUP (CONTINUED)

EXTERIOR DOOR COMPONENTS



| KEY | PART NUMBER   | U/M | DESCRIPTION                                   |
|-----|---------------|-----|---|
| 1   | 121755-01-04A | EA  | HINGE - 6.00 INCH                             |
| 2   | 112949-01-03A | EA  | LATCH - PADDLE W/LOCK W/O KEY - BRIGHT WHITE  |
| 2   | 112949-02-04A | EA  | LATCH - PADDLE NON-LOCKING - BRIGHT WHITE     |
|     | 112949-03-000 | EA  | KEY - TRI-MARK #TM500                         |
| 3   | 057460-08-000 | EA  | BALL STUD - 10MM BALL - 5/16-18               |
| 4   | 107796-18-000 | EA  | SPRING - GAS - 10" LENGTH                     |
| 5   | 107796-03-000 | EA  | BRACKET - GAS SPRING - SMALL                  |
| 5   | 107796-19-000 | EA  | BRACKET - GAS SPRING                          |
| 6   | 121947-01-01A | EA  | BOLT - SLIDE - LATCH - STEEL                  |
| 7   | 122269-18-000 | EA  | ROD - LATCH - 11.28"                          |
| 7   | 122269-19-000 | EA  | ROD - LATCH - 14.22"                          |
| 7   | 122269-21-000 | EA  | ROD - LATCH - 4.52"                           |
| 7   | 122269-23-000 | EA  | ROD - LATCH - 20.19"                          |
| 7   | 122269-24-000 | EA  | ROD - LATCH - 15.09"                          |
| 7   | 122269-25-000 | EA  | ROD - LATCH - 17.04"                          |
| 8   | 124304-01-000 | EA  | CLIP - ROUND PUSH ON                          |
| 9   | 122268-18-000 | EA  | ROD - LATCH - 11.28"                          |
| 9   | 122268-19-000 | EA  | ROD - LATCH - 14.22"                          |
| 9   | 122268-21-000 | EA  | ROD - LATCH - 4.52"                           |
| 9   | 122268-23-000 | EA  | ROD - LATCH - 20.19"                          |
| 9   | 122268-24-000 | EA  | ROD - LATCH - 15.09"                          |
| 9   | 122268-25-000 | EA  | ROD - LATCH - 17.04"                          |
| 10  | 122613-55-001 | EA  | EXTRUDED - ROCKER PANEL - 192" - BRIGHT WHITE |
| 11  | 123783-01-01A | EA  | STRIKER - DOOR - MILL                         |
|     | 122278-01-01A | EA  | PLATE - STRIKE - BLACK                        |
| 12  | 107721-01-000 | FT  | SEAL - ACCESS DOORS                           |
| 12  | 107721-07-000 | FT  | SEAL - ACCESS DOOR (SEWAGE & 110V DOOR ONLY)  |
| 13  | 122277-02-01A | EA  | COVER - LATCH - BLACK                         |

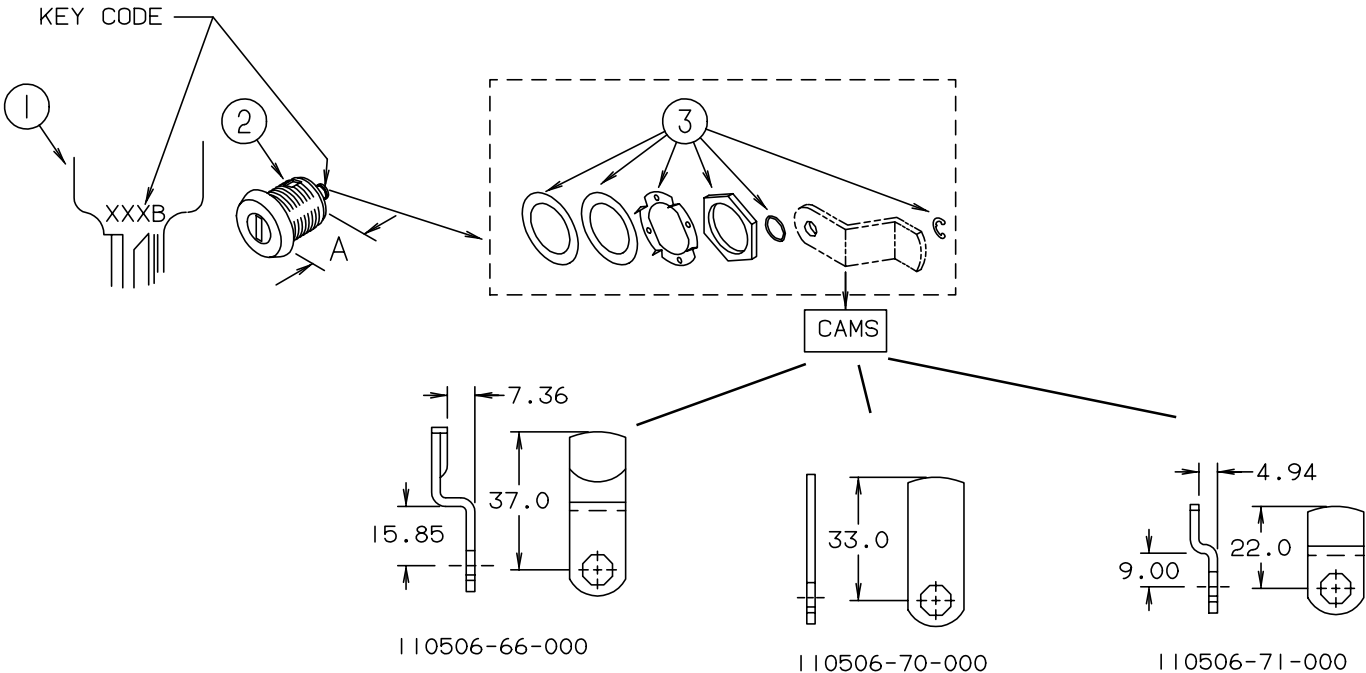
| KEY | PART NUMBER   | U/M | DESCRIPTION   |
|-----|---------------|-----|---|
| 1   | 107997-51-001 | EA  | SPACER - DOOR LOCK - .6" DEEP                             |
|     | 107997-51-002 | EA  | EXTRUDED - SPACER - 16'                                   |
| 2   | 102768-01-000 | EA  | HOLDER - COMPARTMENT/ENTRY DOOR - METAL - MILL FINISH     |
| 3   | 081801-02-000 | EA  | HINGE - DOOR - PIANO - 2" X 8'                            |
| 3   | 081801-V3-000 | EA  | HINGE - ALUMINUM - 2" X 96"                               |
| 3   | 009065-01-000 | EA  | HINGE - CONTINUOUS - 1 1/2" X 96" - UNPAINTED             |
|     | 064075-07-000 | FT  | SEAL - BULB - W/WIRED U CHANNEL - .3" X .5" CHANNEL - BLK |
| 4   | 104692-01-000 | FT  | SEAL - FOAM/ADHESIVE BACK - .75"THICK X .75"WIDE X 25'    |



WINDOW, VENT & EXTERIOR DOOR GROUP (CONTINUED)

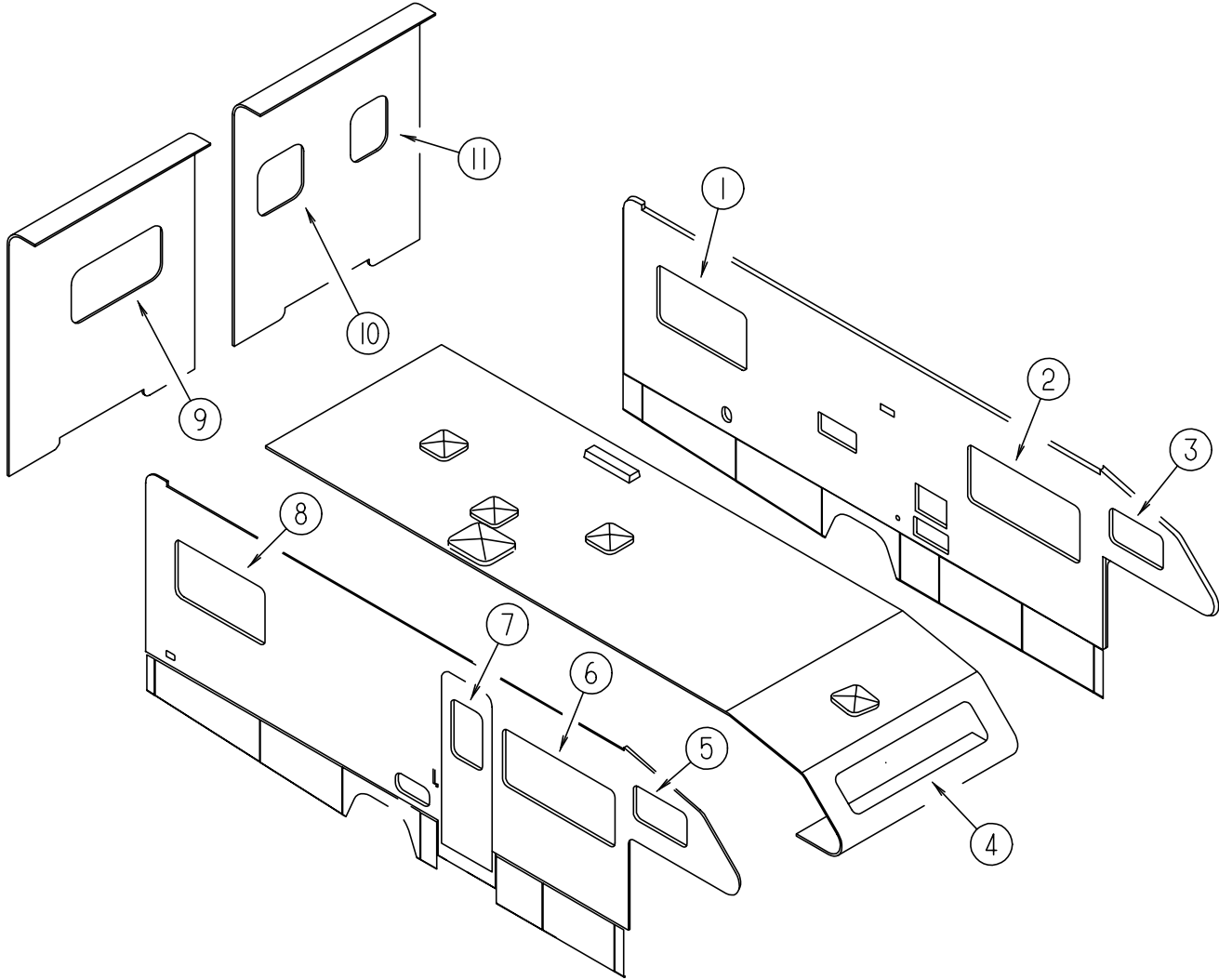
BRIGGS & STRATTON LOCKS & COMPONENTS

NOTE:  
WHEN ORDERING THE LOCK CASE, THE KEY CODE MUST MATCH THE LAST  
DIGIT OF THE VEHICLE'S SERIAL NUMBER AND PART NUMBER; WHEN  
ORDERING THE KEYS, THE THIRD DIGIT OF THE KEY CODE MUST MATCH THE  
LAST DIGIT OF THE VEHICLE'S SERIAL NUMBER AND PART NUMBER.



| KEY | PART NUMBER   | U/M | DESCRIPTION                                   | VENDOR NO. | KEY | PART NUMBER   | U/M | DESCRIPTION                                   | VENDOR NO. |
|-----|---------------|-----|---|------------|-----|---------------|-----|---|------------|
| 1   | 110506-59-000 | EA  | KEYS - SET OF TWO                             | 596720     | 1   | 110506-59-006 | EA  | KEYS - SET OF TWO                             | 597936     |
| 2   | 110506-52-000 | EA  | CASE/CYLINDER - LOCKING - W/O CAM/KEY - .65"  | 702370     | 2   | 110506-52-006 | EA  | CASE/CYLINDER - LOCKING - W/O CAM/KEY - .65"  | 702376     |
| 2   | 110506-54-000 | EA  | CASE/CYLINDER - LOCKING - W/O CAM/KEY - 1.25" | 703170     | 2   | 110506-54-006 | EA  | CASE/CYLINDER - LOCKING - W/O CAM/KEY - 1.25" | 703176     |
| 1   | 110506-59-001 | EA  | KEYS - SET OF TWO                             | 596721     | 1   | 110506-59-007 | EA  | KEYS - SET OF TWO                             | 597937     |
| 2   | 110506-52-001 | EA  | CASE/CYLINDER - LOCKING - W/O CAM/KEY - .65"  | 702371     | 2   | 110506-52-007 | EA  | CASE/CYLINDER - LOCKING - W/O CAM/KEY - .65"  | 702377     |
| 2   | 110506-54-001 | EA  | CASE/CYLINDER - LOCKING - W/O CAM/KEY - 1.25" | 703171     | 2   | 110506-54-007 | EA  | CASE/CYLINDER - LOCKING - W/O CAM/KEY - 1.25" | 703177     |
| 1   | 110506-59-002 | EA  | KEYS - SET OF TWO                             | 596722     | 1   | 110506-59-008 | EA  | KEYS - SET OF TWO                             | 596728     |
| 2   | 110506-52-002 | EA  | CASE/CYLINDER - LOCKING - W/O CAM/KEY - .65"  | 702372     | 2   | 110506-52-008 | EA  | CASE/CYLINDER - LOCKING - W/O CAM/KEY - .65"  | 702378     |
| 2   | 110506-54-002 | EA  | CASE/CYLINDER - LOCKING - W/O CAM/KEY - 1.25" | 703172     | 2   | 110506-54-008 | EA  | CASE/CYLINDER - LOCKING - W/O CAM/KEY - 1.25" | 703178     |
| 1   | 110506-59-003 | EA  | KEYS - SET OF TWO                             | 596723     | 1   | 110506-59-009 | EA  | KEYS - SET OF TWO                             | 596729     |
| 2   | 110506-52-003 | EA  | CASE/CYLINDER - LOCKING - W/O CAM/KEY - .65"  | 702373     | 2   | 110506-52-009 | EA  | CASE/CYLINDER - LOCKING - W/O CAM/KEY - .65"  | 702379     |
| 2   | 110506-54-003 | EA  | CASE/CYLINDER - LOCKING - W/O CAM/KEY - 1.25" | 703172     | 2   | 110506-54-009 | EA  | CASE/CYLINDER - LOCKING - W/O CAM/KEY - 1.25" | 703179     |
| 1   | 110506-59-004 | EA  | KEYS - SET OF TWO                             | 596724     | 3   | 110506-40-700 | EA  | HDWE KIT                                      | 596950AAL  |
| 2   | 110506-52-004 | EA  | CASE/CYLINDER - LOCKING - W/O CAM/KEY - .65"  | 702374     |     | 110506-66-000 | EA  | CAM - LATCHING - DOG LEGGED 1.5" LONG         |            |
| 2   | 110506-54-004 | EA  | CASE/CYLINDER - LOCKING - W/O CAM/KEY - 1.25" | 703174     |     | 110506-70-000 | EA  | CAM - LATCHING - STRAIGHT 1.3" LONG           |            |
| 1   | 110506-59-005 | EA  | KEYS - SET OF TWO                             | 596725     |     | 110506-71-000 | EA  | CAM - LATCHING - DOG LEGGED .86" LONG         |            |
| 2   | 110506-52-005 | EA  | CASE/CYLINDER - LOCKING - W/O CAM/KEY - .65"  | 702375     |     | 110506-59-701 | EA  | KEY BLANK                                     |            |
| 2   | 110506-54-005 | EA  | CASE/CYLINDER - LOCKING - W/O CAM/KEY - 1.25" | 703175     |     |               |     |   |            |

WINDOW, VENT & EXTERIOR DOOR GROUP (CONTINUED)



WINDOWS

| KEY | PART NUMBER   | U/M | DESCRIPTION  |
|-----|---------------|-----|--|
| 1*  | 104691-13-01A | EA  | WINDOW - SINGLE TIPOUT - 48" X 26.4"                       |
| 1*  | 112795-25-01A | EA  | WINDOW - DRIVER HORIZONTAL SLIDER - THERMO - 26.4" X 48"   |
| 2*  | 098647-22-01A | EA  | WINDOW-DRIVER HORIZ SLIDER W/TRIM-TINTED - 26.1" X 59.7"   |
| 2*  | 112795-15-01A | EA  | WINDOW - DRIVER HORIZONTAL SLIDER - THERMO - 26.4" X 60"   |
| 3*  | 098647-34-01A | EA  | WINDOW-DRIVER HORIZ SLIDER W/TRIM-TINTED - 15.7" X 28.5"   |
| 3*  | 112795-20-01A | EA  | WINDOW - DRIVER HORIZONTAL SLIDER - THERMO - 16" X 28.7"   |
| 4*  | 103313-03-F15 | EA  | WINDOW - PICTURE - 16.7" X 71.3"                           |
| 4*  | 115630-01-01A | EA  | WINDOW - STATIONARY/THERMOPANE - 17.2" X 72"               |
| 5*  | 098647-33-01A | EA  | WINDOW - PASS HORIZ SLIDER W/TRIM - TINTED - 15.7" X 28.5" |
| 5*  | 112795-19-01A | EA  | WINDOW - PASSENGER HORIZ SLIDER - THERMO - 16" X 28.7"     |
| 6*  | 098647-23-01A | EA  | WINDOW - PASS HORIZ SLIDER W/TRIM - TINTED - 26.1" X 59.7" |
| 6*  | 112795-16-01A | EA  | WINDOW - PASSENGER HORIZ SLIDER - THERMO - 26.4" X 60"     |
| 7*  | 117053-02-F36 | EA  | WINDOW - PICTURE - 60% TINTING - 17" X 26.4"               |
| 7*  | 113733-01-01A | EA  | WINDOW - STATIONARY THERMOPANE - 17" X 26.4"               |
| 8*  | 104691-13-01A | EA  | WINDOW - SINGLE TIPOUT - 48" X 26.4"                       |
| 8*  | 112795-22-01A | EA  | WINDOW - PASSENGER HORIZ SLIDER - THERMO - 26.4" X 48"     |
| 9*  | 078528-06-E10 | EA  | WINDOW - ESCAPE - W/O RETAINER/TRIM - 48.5" X 24.5"        |
| 9*  | 113502-01-01A | EA  | WINDOW - REAR/CENTER ESCAPE - THERMO - 24.8" X 48.7"       |
| 10* | 116976-04-01A | EA  | WINDOW - PICTURE/TINTED - 26.4" X 26.3"                    |
| 10* | 113733-02-01A | EA  | WINDOW - STATIONARY THERMOPANE - 26.4" X 26.3"             |
| 11* | 116976-02-01A | EA  | WINDOW - PICTURE/TINTED/ESCAPE - 26.4" X 25.3"             |
| 11* | 113502-04-01A | EA  | WINDOW - REAR ESCAPE - THERMO - 26.4" X 26.3"              |

\*COMPONENT PARTS FOUND IN SERVICE PARTS LIBRARY

WINDOW, VENT & EXTERIOR DOOR GROUP (CONTINUED)

POWERED ROOF VENTILATOR - US - FANTASTIC

| KEY | PART NUMBER   | U/M | DESCRIPTION   |
|-----|---------------|-----|---|
| *   | 123780-02-01A | EA  | VENTILATOR - ROOF/1" - W/O THERMOSTAT/POWER LIFT<br>FROM: 00-00-00 THRU: 10-05-97 |
| *   | 123780-01-01A | EA  | VENTILATOR - ROOF/1" - W/O THERMOSTAT/POWER LIFT<br>FROM: 10-06-97 THRU: 99-99-99 |

\*COMPONENT PARTS FOUND IN SERVICE PARTS LIBRARY

VENT

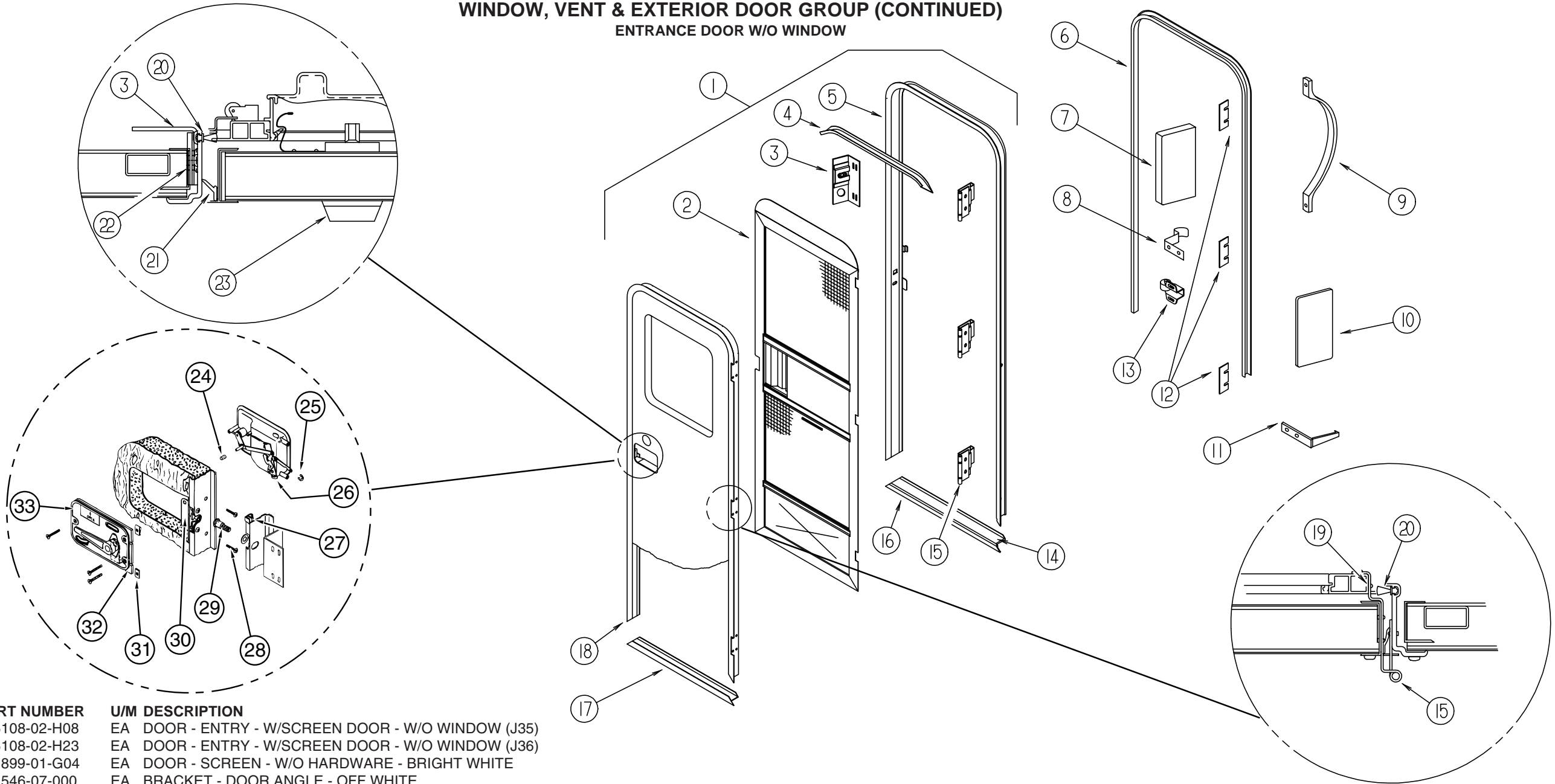
| KEY | PART NUMBER   | U/M | DESCRIPTION                                    |
|-----|---------------|-----|--|
| *   | 122882-01-01A | EA  | VENT - ROOF - NONPOWERED - W/O INSIDE GARNISH  |
| *   | 122882-02-01A | EA  | VENT - ROOF - W/FAN - W/O INSIDE GARNISH - UL  |
| *   | 122882-03-01A | EA  | VENT - ROOF - W/FAN - W/O INSIDE GARNISH - CSA |
|     | 122882-07-01A | EA  | GARNISH - ROOF VENT - 2.50" TO 4.12"           |
|     | 122882-06-01A | EA  | GARNISH - ROOF VENT - 1" TO 2.56"              |

\*COMPONENT PARTS FOUND IN SERVICE PARTS LIBRARY

VENTS, SHROUDS AND ROOF COVERS

| KEY | PART NUMBER   | U/M | DESCRIPTION                                       |
|-----|---------------|-----|---|
|     | 084073-07-000 | EA  | VENT - ROOF/REFRIGERATOR - BRIGHT WHITE - NORCOLD |
|     | 084073-04-000 | EA  | BASE - ROOF VENT/REFRIGERATOR - BLACK - NORCOLD   |
|     | 084878-09-000 | EA  | VENT - EXHAUST/RANGE HOOD - OFF WHITE             |
|     | 083558-03-000 | EA  | VENT - PLUMBING - ROOF PIPE COVERED - OFF WHITE   |
|     | 092698-02-05A | EA  | VENT - W/DOOR - BRIGHT WHITE                      |
|     | 084616-07-000 | EA  | SHROUD - VENT - RANGE HOOD - BRIGHT WHITE         |

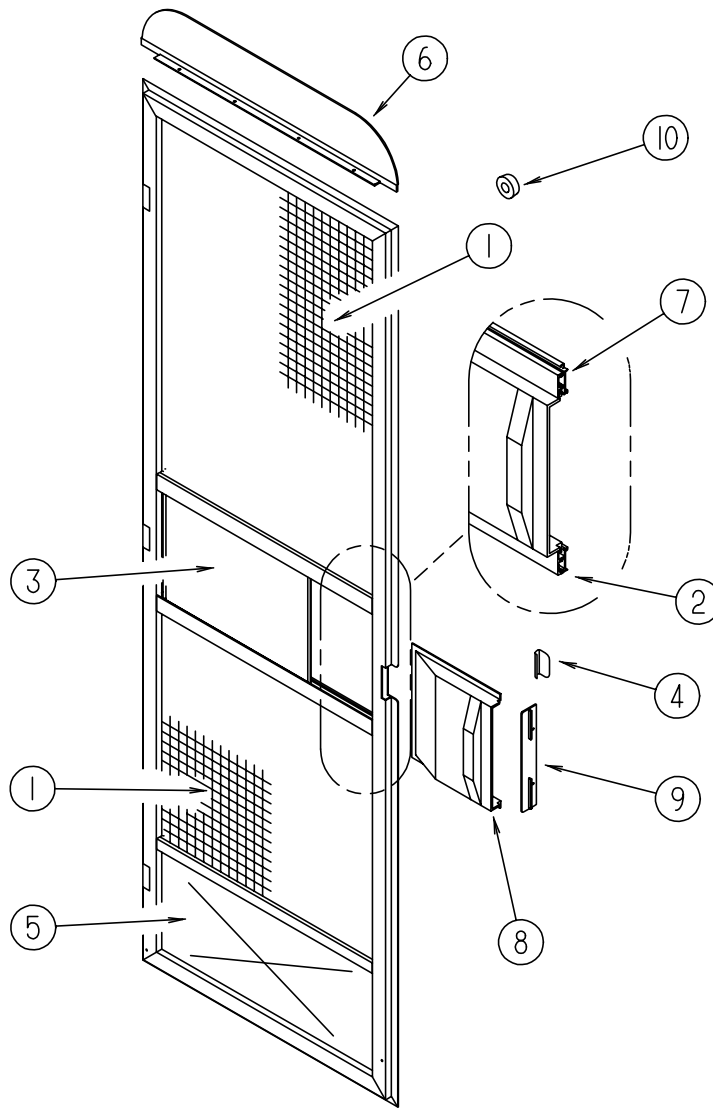
WINDOW, VENT & EXTERIOR DOOR GROUP (CONTINUED)  
ENTRANCE DOOR W/O WINDOW



| KEY | PART NUMBER   | U/M | DESCRIPTION  |
|-----|---------------|-----|--|
| 1   | 115108-02-H08 | EA  | DOOR - ENTRY - W/SCREEN DOOR - W/O WINDOW (J35)            |
| 1   | 115108-02-H23 | EA  | DOOR - ENTRY - W/SCREEN DOOR - W/O WINDOW (J36)            |
| 2   | 121899-01-G04 | EA  | DOOR - SCREEN - W/O HARDWARE - BRIGHT WHITE                |
| 3   | 041546-07-000 | EA  | BRACKET - DOOR ANGLE - OFF WHITE                           |
| 4   | 044582-44-000 | EA  | CAP - DRIP - JAMB - BRIGHT WHITE                           |
| 5   | 121898-01-01A | EA  | GARNISH - RADIUS - ENTRY DOOR                              |
| 7   | 077461-05-000 | EA  | COVER/BRACKET - STRIKE                                     |
| 8   | 100412-01-000 | EA  | CATCH - SCREEN DOOR  |
| 9   | 009126-03-000 | EA  | HANDLE - ASSIST - BLACK TEXTURED                           |
| 10  | 076725-02-000 | EA  | COVER - HINGE - ENTRY DOOR - 6" X 3.2" - OFF WHITE         |
| 11  | 102768-01-000 | EA  | HOLDER - COMPARTMENT/ENTRY DOOR - METAL - MILL FINISH      |
| 12  | 102248-01-000 | EA  | SHIM - DOOR  |
| 13  | 079087-03-000 | EA  | STRIKE - SLIDER - SCREEN DOOR - BRIGHT WHITE               |
| 14  | 038327-01-000 | EA  | TAPE - ANTI-SLIP - 2" X 60'                                |
| 15  | 106719-01-05A | EA  | HINGE - ENTRANCE DOOR - BRIGHT WHITE                       |
|     | 106719-01-01A | EA  | HINGE - ENTRANCE DOOR - MILL                               |
|     | 039715-01-000 | EA  | NUT-SERT - 1/4" DIAMETER - 20 THREADS                      |
| 16  | 051049-01-000 | EA  | JAMB - BOTTOM - ENTRY DOOR - 25.9" - UNPAINTED             |
|     | 075673-05-000 | FT  | SEAL - PILE - ADHESIVE BACK - BLACK                        |
| 17  | 121893-01-01A | EA  | FRAME - ENTRY DOOR/BOTTOM - BRIGHT WHITE                   |
| 18  | 121894-03-01A | EA  | FRAME - ENTRY DOOR   |
|     | 098173-01-04A | EA  | STIFFENER - ENTRY DOOR - SUPPORTS LATCH/STRIKE - UNPAINTED |
|     | 098173-01-04A | EA  | STIFFENER - ENTRY DOOR - SUPPORTS LATCH/STRIKE - UNPAINTED |
| 19  | 100128-02-000 | FT  | SEAL - FOAM - ADHESIVE BACK - .37" WIDE X .37" THICK       |
| 20  | 118929-01-01A | FT  | SEAL - PILE - PUSH ON                                      |
| 21  | 075671-04-000 | FT  | SEAL - SPONGE - LAZY T - W/ADHESIVE STRIP - .5" WIDE       |
| 22  | 104692-01-000 | FT  | SEAL - FOAM/ADHESIVE BACK - .75"THICK X .75"WIDE X 25'     |

| KEY | PART NUMBER   | U/M | DESCRIPTION  |
|-----|---------------|-----|--|
| 23  | 101145-01-06A | EA  | DEADBOLT - ENTRY DOOR W/O SECURITY BOLT W/2 KEYS - BLACK   |
|     | 101147-01-000 | EA  | BOLT - SECURITY - 4.12"                                    |
|     | 095229-01-700 | EA  | KEY-BLANK, DEADBOLT 81205-03                               |
|     | 101145-01-701 | EA  | CYLINDER-LOCK ASM., W/KEY 81306-03                         |
| 24  | 039984-01-000 | EA  | CAP - ROUND - VINYL - .28" ID X .62" - BLACK               |
| 25  | 036618-02-000 | EA  | E RING - EXTERNAL - 3/16" SHAFT DIAMETER - LYNOR DOOR LOCK |
| 26  | 045017-13-000 | EA  | LATCH - ENTRY DOOR - BLACK TEXTURED                        |
|     | 045017-11-701 | EA  | KEY-BLANK, F1 SERIES 81312-02                              |
|     | 045017-11-703 | EA  | CYLINDER-LOCK ASM. W/KEYS 81266-09                         |
| 27  | 064075-07-000 | FT  | SEAL - BULB - W/WIRED U CHANNEL - .3" X .5" CHANNEL - BLK  |
| 28  | 000G54-04-20B | EA  | SCREW - 1/4-20 X 1.25 PTH - TYPE 23 - ZINC PLATED          |
| 29  | 039539-01-000 | EA  | STRIKE - LOCK - ENTRY DOOR - ROUND W/THREADED WASHER       |
| 30  | 039540-01-000 | EA  | LATCH MECHANISM - HOOK - ENTRY DOOR - INTERIOR             |
| 31  | 040921-01-000 | EA  | NUT - SPEED - U TYPE - 10-24 BLACK                         |
| 32  | 096810-01-01A | EA  | PLATE - LATCH - ENTRY DOOR - BLACK                         |
| 33  | 039979-06-000 | EA  | COVER - LATCH PLATE - RIGHT HAND - BLACK TEXTURED          |
|     | 086285-05-000 | EA  | SPACER - NYLON - .7" X .56"                                |
|     | 104099-01-04A | EA  | CATCH - DOOR HOLDER - STRIKE - BRIGHT WHITE                |
|     | 104099-02-04A | EA  | CATCH - DOOR HOLDER - RETAINER - BRIGHT WHITE              |
|     | 121676-01-01A | EA  | ANGLE - ENTRY DOOR - BRIGHT WHITE                          |
|     | 121676-02-01A | EA  | ANGLE - ENTRY DOOR - BRIGHT WHITE                          |
|     | 121676-03-01A | EA  | ANGLE - ENTRY DOOR   |

## WINDOW, VENT & EXTERIOR DOOR GROUP (CONTINUED)



**SCREEN DOOR COMPONENTS**

| KEY | PART NUMBER   | U/M | DESCRIPTION  |                               |
|-----|---------------|-----|--|-------------------------------|
|     | 121899-01-G04 | EA  | DOOR - SCREEN - W/O HARDWARE - BRIGHT WHITE          |                               |
| 1   | 002293-02-000 | SF  | SCREENING - WINDOW/DOOR - 26" - CHARCOAL             |                               |
| 2   | 002294-01-000 | FT  | SPLINE - SCREENING - .135" X .138"                   |                               |
| 3   | 016454-01-000 | EA  | INSERT - CENTER - LEATHER GRAIN ALUMINUM - UNPAINTED |                               |
|     | 001014-01-013 | EA  | INSERT - CENTER - 10.25" X 16.31" - UNPAINTED        |                               |
| 4   | 050712-06-000 | EA  | HANDLE - SCREEN DOOR - BRIGHT WHITE                  |                               |
| 5   | 078552-03-000 | EA  | KICK PANEL - SCREEN DOOR - LOWER INSERT - UNPAINTED  |                               |
| 6   | 078595-01-000 | EA  | TOP PLATE - SCREEN DOOR - CURVED TOP - 4.7" X 25.35" |                               |
| 7   | 078777-01-000 | EA  | CHANNEL - SLIDE - SCREEN DOOR CENTER SLIDER COVER    | FROM: 00-00-00 THRU: 02-22-98 |
| 7   | 078777-08-000 | FT  | CHANNEL SLIDER                                       | FROM: 02-23-98 THRU: 99-99-99 |
| 8   | 079086-03-000 | EA  | SLIDER - SCREEN DOOR - BRIGHT WHITE                  |                               |
| 9   | 079087-03-000 | EA  | STRIKE - SLIDER - SCREEN DOOR - BRIGHT WHITE         |                               |
| 10  | 120863-05-000 | EA  | BUMPER - RUBBER - 3/4" X 3/8"                        | FROM: 00-00-00 THRU: 10-27-97 |
| 10  | 120863-06-000 | EA  | BUMPER - RUBBER - 3/4" X 3/8"                        | FROM: 10-28-97 THRU: 99-99-99 |