

# 1997 WCM31RQ

**H50**    **GOTHIC (BLUE)**  
**SOLAR MAPLE**

**H51**    **GOTHIC (BLUE)**  
**SALEM CHERRY**

**H52**    **OXBOW (TAUPE)**  
**SOLAR MAPLE**

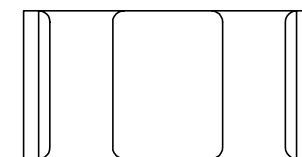
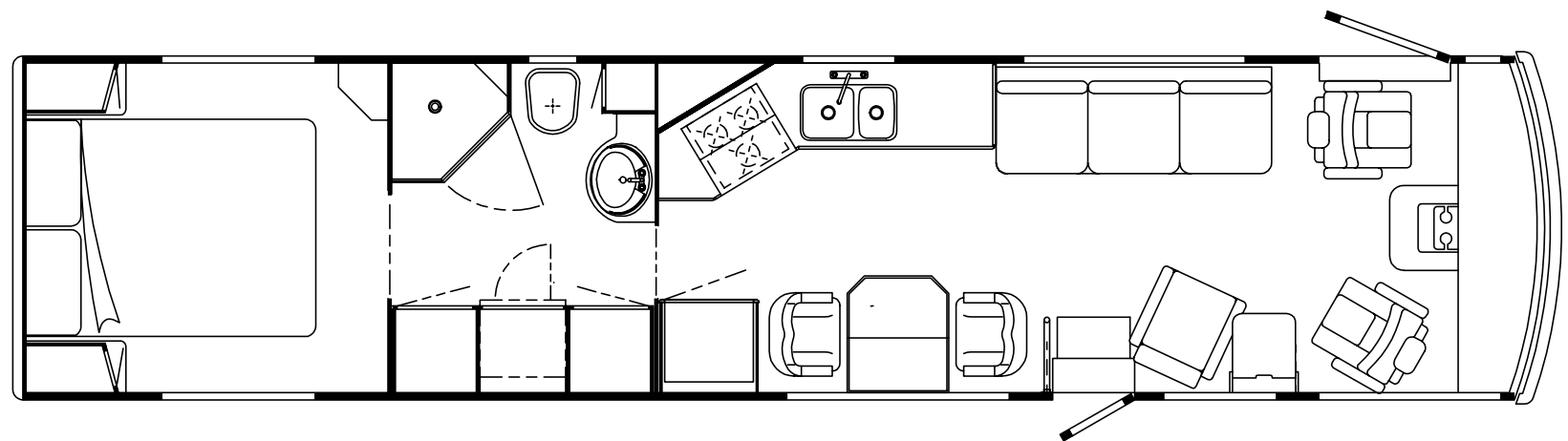
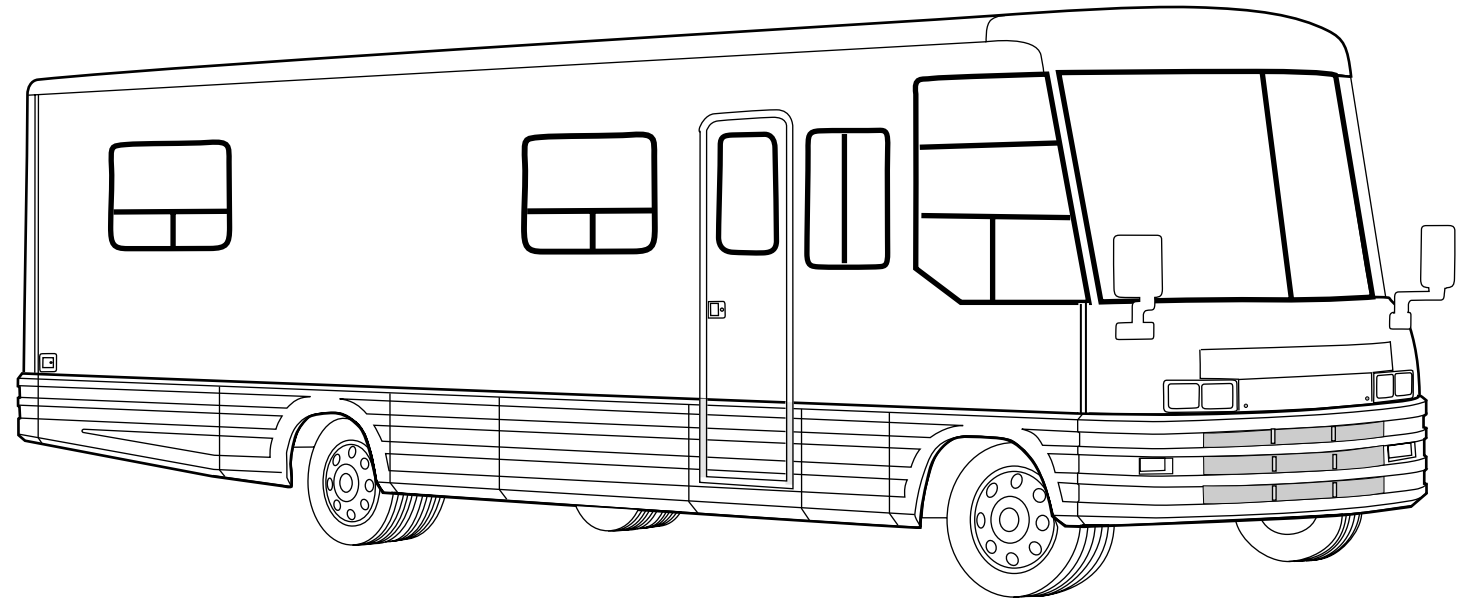
**H53**    **OXBOW (TAUPE)**  
**SALEM CHERRY**

**H54**    **MANATEE (CHOCOLATE)**  
**SOLAR MAPLE**

**H55**    **MANATEE (CHOCOLATE)**  
**SALEM CHERRY**

**H62**    **MALACHITE (SAGE)**  
**SOLAR MAPLE**

**H63**    **MALACHITE (SAGE)**  
**SALEM CHERRY**



## ACCESSORIES GROUP

### OPERATORS MANUAL

KEY	PART NUMBER	U/M DESCRIPTION
	054185-E2-000	EA MANUAL-OPERATOR, 96 VECTRA
	092318-01-000	EA BINDER-3 RING, MOTOR HOME MANUAL
	092319-01-000	EA POCKET PAGE-3 RING BINDER, PLASTIC - (50 PER PKG)
	119439-01-000	DW TOP LEVEL-M,1996

### VACUUM CLEANER

KEY	PART NUMBER	U/M DESCRIPTION	VENDOR NO.
	108186-01-000	EA VACUUM CLEANER-BUILT IN, HP 19-1 DELUXE	
	092304-01-700	EA BAG-VACUUM, REPLACEMENT PKG 5	4908
	092304-02-704	EA MOTOR W/RELAY	5098
	108186-02-000	EA TOOL SET-W/O POWER BRUSH, HP W/30" HOSE	
	092304-02-701	EA TOOL-DUSTING	1142
	092304-02-702	EA TOOL-RUG	4982
	092304-02-703	EA TOOL-CREVICE	1141
	092304-02-707	EA TOOL-UPHOLSTERY	7029
	092304-02-708	EA WAND-PLASTIC	4978
	092304-02-709	EA HOSE ASSEMBLY, 30 FEET	6452-02
	092304-02-710	EA SECONDARY FILTER	HP 4929
	098244-01-02A	EA PLATE-VACUUM COVER,O/WHT	

## AUDIO VIDEO GROUP

### RADIO & CD SYSTEM

KEY	PART NUMBER	U/M DESCRIPTION
	097460-08-000	EA RADIO-AM/FM STEREO, CASS DIN - SONY XR-1700
	110469-01-000	EA SPEAKER-4" X 6" OVAL, COAXIAL - MAGNADYNE F46XB-12
	110470-01-01A	EA GRILLE-SPEAKER, OVAL 4" X 6" BLK - MAGNADYNE G46WI
	074979-15-000	EA COVER-SPEAKER, LT OAK
	074979-08-000	EA SHIELD-SPEAKER, BACK - MOLDED PLASTIC - LIGHT OAK
	089340-02-000	EA GRILLE-SPEAKER, 6.5" SQUARE
	094097-01-000	EA SPEAKER-RADIO, W/O GRILLE - 5.25" DIA - AUDIOVOX 110C3030
	116148-02-000	EA RADIO-AM/FM STEREO, CD PLAYER - CLARION RDB515F (DELUXE STEREO OPTION) FROM: 00-00-00 THRU: 03-14-96
	116148-03-000	EA RADIO-AM/FM STEREO-CD PLAYER (DELUXE STEREO OPTION) FROM: 03-15-96 THRU: 99-99-99
	097460-06-000	EA RADIO-AM/FM CASS, WITH CD CON - SONY XR-130 (RADIO & CD CHANGER OPTION) FROM: 00-00-00 THRU: 07-23-95
	102080-02-000	EA CHANGER-COMPACT DISC - SONY CDX-45 (RADIO & CD CHANGER OPTION) FROM: 00-00-00 THRU: 07-23-95
	102080-03-000	EA CHANGER-COMPACT DISC - SONY CDX-71RF (RADIO & CD CHANGER OPTION) FROM: 07-24-95 THRU: 99-99-99
	109053-02-000	EA RADIO-WALL MOUNT AM/FM CASS - AWM-300 AUDIOVOX (REAR STEREO OPTION)
	081059-02-000	EA WIRE ASM-9-PIN, RADIO - AUDIOVOX 112B-1761 (REAR STEREO OPTION)
	087683-03-000	EA RADIO-AM/FM STEREO CASSETTE - AUDIOVOX RS-100 (EXTE ENTERTAINMENT)

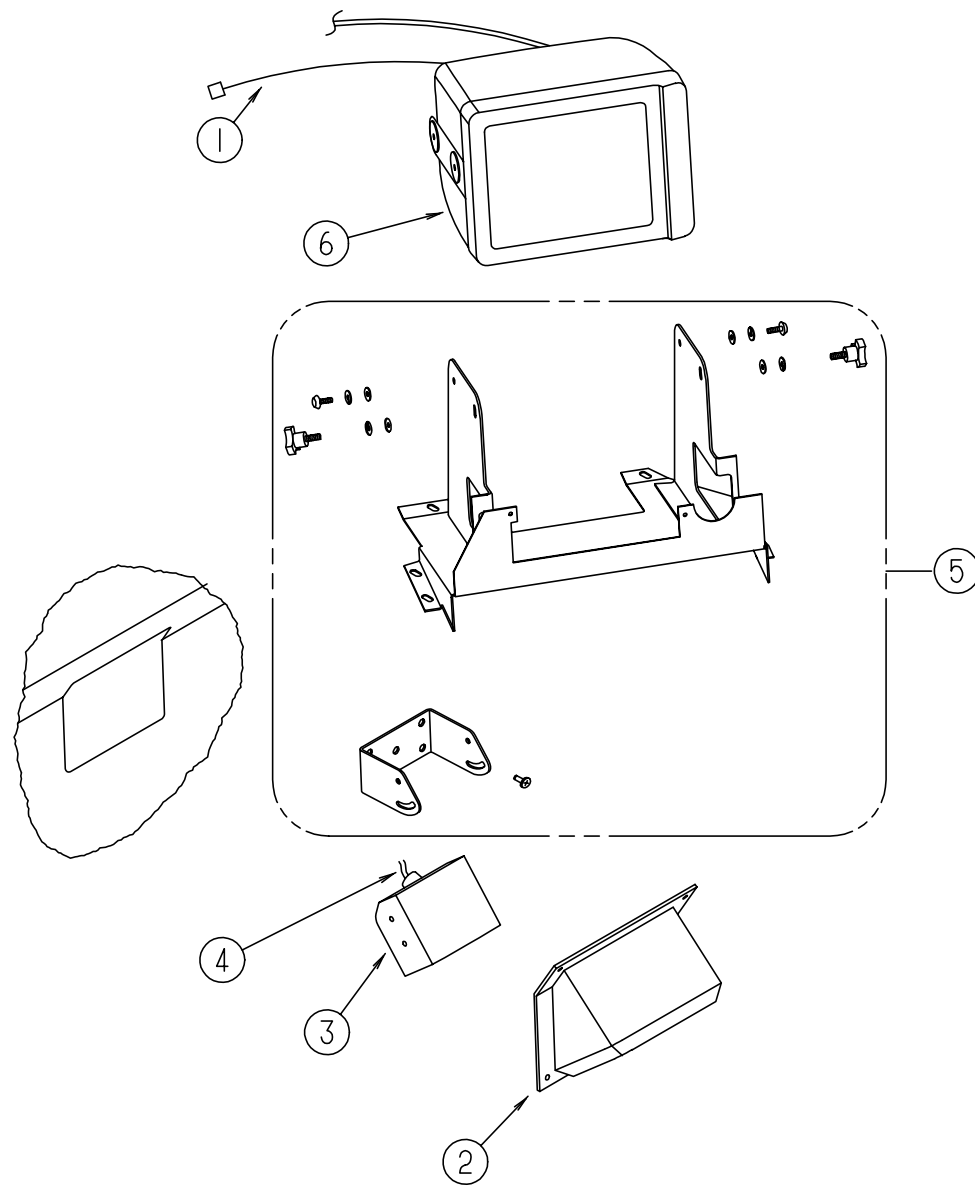
### RADIO & CB ANTENNA

KEY	PART NUMBER	U/M DESCRIPTION
	090944-01-000	EA ANTENNA-RADIO, 16" RUBBER
	104498-02-000	EA BRACKET-ANTENNA MOUNT
	108847-01-000	EA BRACKET-ANTENNA GROUND(REAR STEREO & EXTE ENTERTAINMENT)
	109889-03-000	EA EXTENDER - ANTENNA SHAFT 4" (EXTE ENTERTAINMENT)
	109889-04-000	EA EXTENDER - ANTENNA SHAFT 3" (EXTE ENTERTAINMENT)
	077069-02-000	EA CABLE-ANTENNA, RADIO - EXTENSION 96" - ARA 6700667
	105248-01-000	EA ANTENNA-CB, ADVANCE 8604 (C.B. RADIO PREP) FROM: 00-00-00 THRU: 06-14-96
	123256-01-000	EA ANTENNA - CB (W/O CABLE) FROM: 06-15-96 THRU: 99-99-99
	123256-02-000	EA CABLE-CB COAX

### TELEPHONE SYSTEM

KEY	PART NUMBER	U/M DESCRIPTION
	093253-01-01A	EA PLATE-WALL, TELEPHONE - BEIGE - CAC625F2-4-50
	093254-01-000	EA HOUSING-TELEPHONE, AMP 554171-1
	093901-03-000	EA PLATE-COAXIAL CABLE

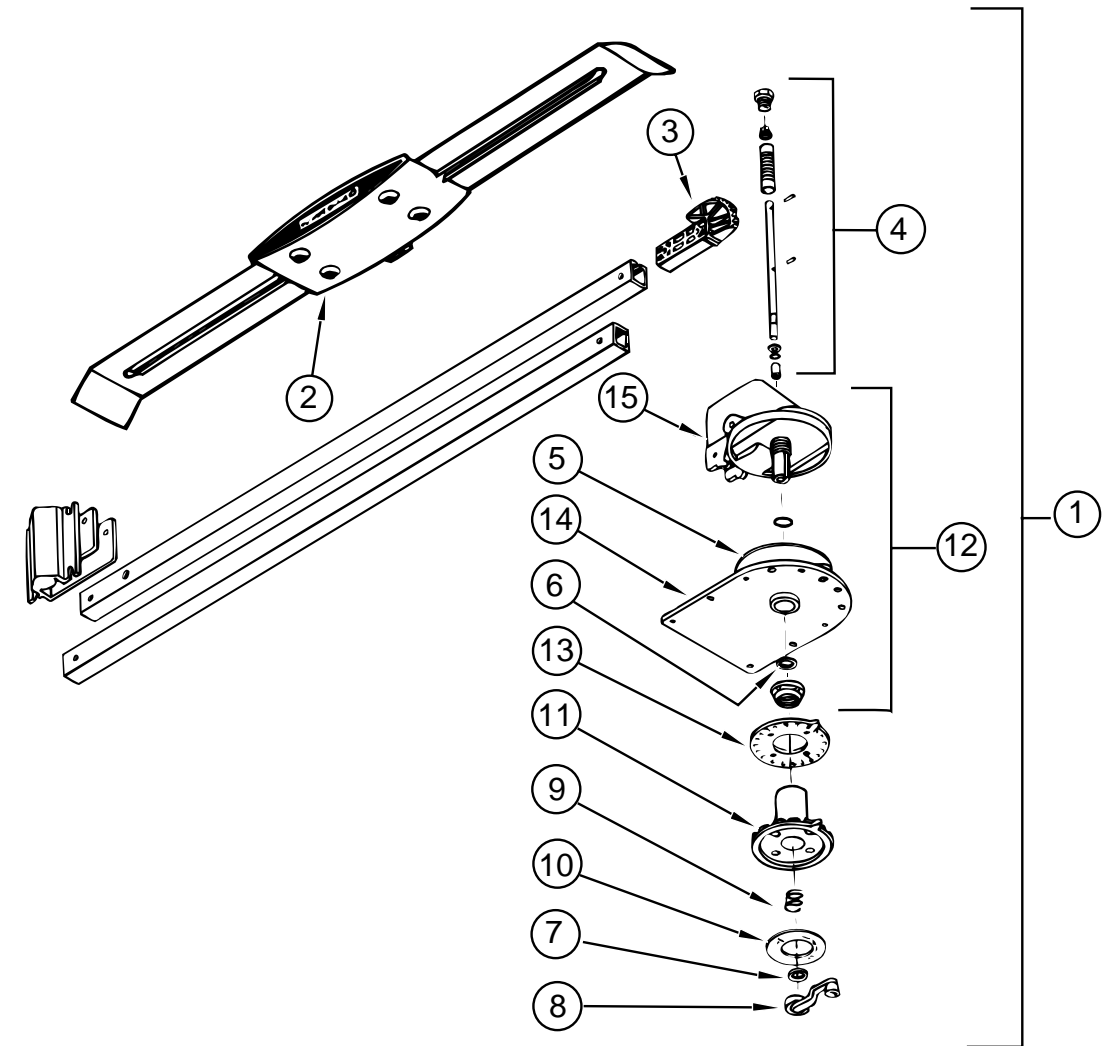
**AUDIO VIDEO GROUP (CONTINUED)**



**SONY REAR VIEW MONITOR & SHROUDS**

KEY	PART NUMBER	U/M DESCRIPTION	VENDOR NO.
	093040-08-000	EA 7" REAR VIEW MONITOR SYSTEM W/AUDIO JACK	
1	096717-03-000	EA WIRE ASM-REAR MONITOR, UPPER	
	093040-06-000	EA WIRE ASM-MONITOR - SONY SM-HRN7	
2	107852-01-04A	EA SHROUD-CAMERA, OUTER, SABLE	
	108529-01-01A	EA SHROUD-CAMERA, INNER, BLACK	
3	093040-04-700	EA CAMERA, W/BACKET & WIRING	SSC-530AM
4	093041-01-000	EA CABLE-MONITOR/CAMERA, INTERNAL USE - 65.6'	
	093041-02-000	EA CABLE-MONITOR/CAMERA, EXTERNAL USE	
5	N/A	PARTS ARE INCLUDED W/TELEVISION SYSTEM - SONY	
6	093040-05-700	EA MONITOR-7" W/POWER HARNESS	SSM721AMR

**AUDIO VIDEO GROUP (CONTINUED)**

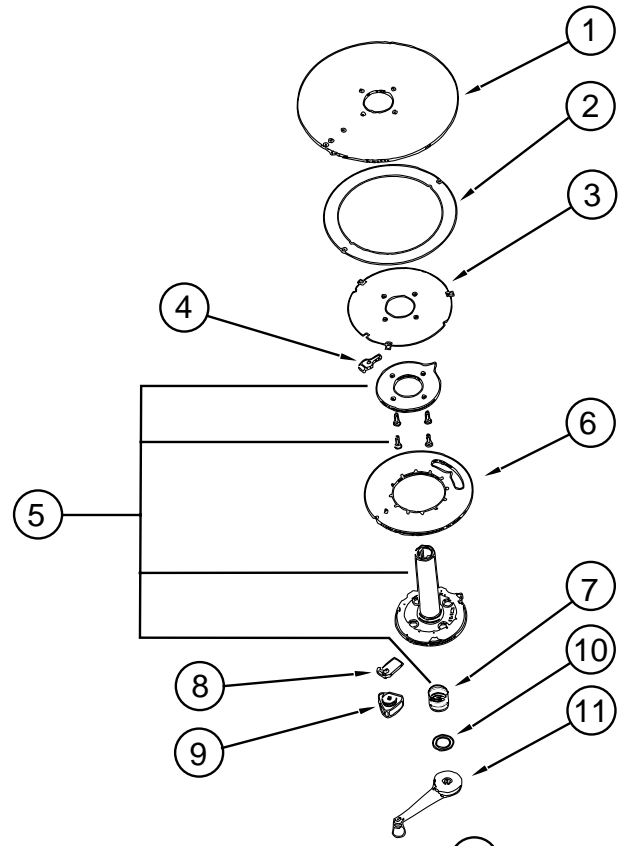


**WINEGARD TV ANTENNA**

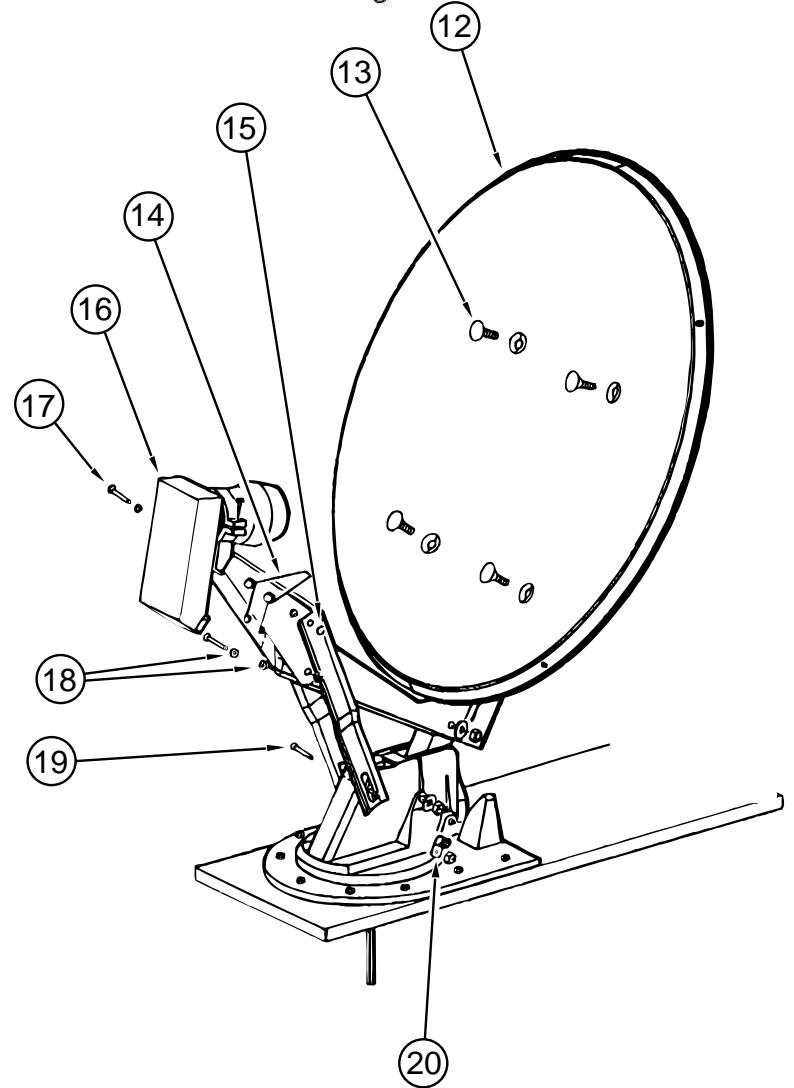
KEY	PART NUMBER	U/M DESCRIPTION	VENDOR NO.
1	076319-16-000	EA ANTENNA-TV ROOF MOUNT, WINEGARD WI-3094	
2	076319-01-700	EA HEAD-ANTENNA, AMPLIFIED	RVSA U/V
3	076319-01-701	EA GEAR-ELEVATING, PLASTIC	2200046
4	076319-01-702	EA SHAFT ASM-ELEVATING	RVP-400A
5	076319-01-703	EA BEARING-NYLON, 5" OD	3200656
6	076319-01-704	EA BEARING-NYLON, 1.25"OD	3200657
7	076319-01-705	EA GROMMET-NYLON, 7/8"ID	3200658
8	076319-01-706	EA CRANK-ELEVATING, W/SET SCREW	2750897
9	076319-01-707	EA SPRING, HANDLE	5160822
10	076319-01-708	EA DECAL-CRANK	5413002
11	076319-01-709	EA PLATE-DIRECTIONAL F/HEAD	3200621
12	076319-01-711	EA BASE & LIFT ASM	2762802
13	076319-01-712	EA PLATE-CEILING, DIRECTIONAL	3200608
14	076319-01-713	EA PLATE-BASE, STEEL	3100523
15	076319-01-714	EA HOUSING, ROTATING GEAR	2200049
	076319-01-715	EA NUT (GEAR HOUSING)	2200047
	069726-02-000	EA BUMPER-.88" DIAMETER X .40", BLACK	

# AUDIO VIDEO GROUP (CONTINUED)

## WINEGARD SATELLITE DISH



KEY	PART NUMBER	U/M	DESCRIPTION	VENDOR NO.
	120233-01-000	EA	SATELLITE SYSTEM W/O RECEIVER (DISH & HDW ONLY)	
	120233-02-000	EA	SATELLITE ANTENNA SYSTEM W/RECEIVER - MANUAL LIFT	
1	120233-01-700	EA	PLATE-FIXED	3750821
2	120233-01-701	EA	DIAL-DIRECTIONAL	2745056
3	120233-01-702	EA	PIVOT-DIAL-DIRECTIONAL	2745058
4	120233-01-703	EA	STOP-ROTATION	3711281
5	120233-01-704	EA	PLATE-CEILING W/DIR. HANDLE	RP-6300
6	120233-01-705	EA	PLATE-ROTATE	375080
7	120233-01-706	EA	SPRING	RP-6822
8	120233-01-707	EA	CLAMP-ROTATE	3711280
9	120233-01-708	EA	KNOB-CLAMP	160822
10	120233-01-709	EA	WASHER-NYLON	RP-2658
11	120233-01-710	EA	HANDLE-CRANK	RP-6795
12	120233-01-711	EA	REFLECTOR-46CM	2745304
13	120233-01-712	EA	BOLT-FLAT HEAD	2160253
14	120233-01-713	EA	SPRING	2160820
15	120233-01-714	EA	CLIP-E	5160818
16	120233-01-715	EA	RCA LNB	278015
17	120233-01-716	EA	PIN	2160814
18	120233-01-717	EA	BEARING-NYLON	2200728
19	120233-01-718	EA	PIN	5160817
20	120233-01-719	EA	CLAMP-CABLE	2200060

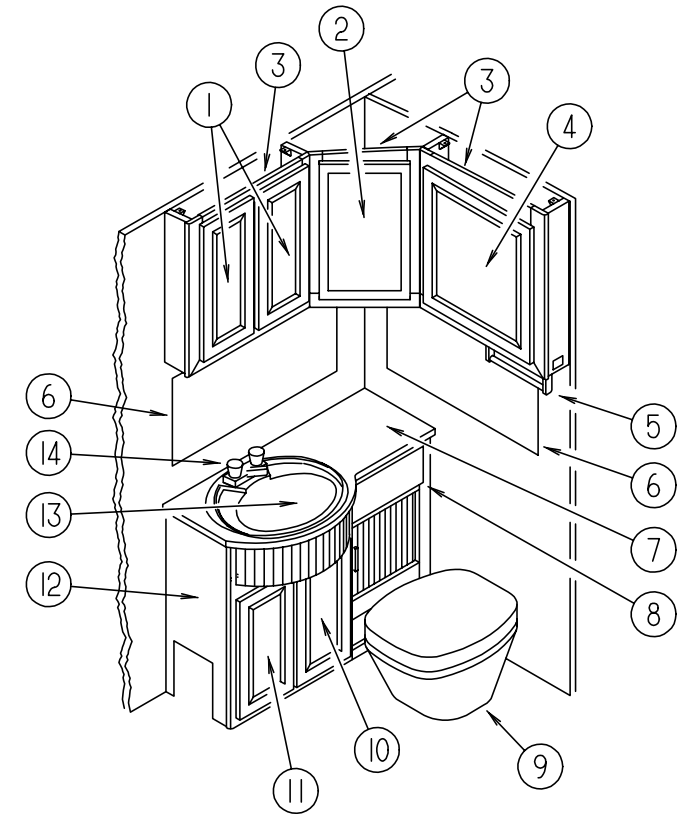


## AUDIO VIDEO GROUP (CONTINUED)

### TV & VCR SYSTEMS

KEY	PART NUMBER	U/M DESCRIPTION	VENDOR NO.
	108096-07-000	EA TV-19"COLOR, 1/8" JACK USA - MAGNAVOX 19PR10C (FRONT OVHD TV)	
		FROM: 00-00-00 THRU: 08-06-95	
	108096-10-000	EA TV-19"COLOR, 1/8" JACK USA - MAGNAVOX 19PR14C (FRONT OVHD TV)	
		FROM: 08-07-95 THRU: 99-99-99	
	108096-08-000	EA TV-19"COLOR, 1/8"JACK CSA - MAGNAVOX XR1905C (FRONT OVHD TV)	
	098447-11-700	EA REMOTE FOR ALL 19" TVS	8822336
	092310-02-000	EA TV-COLOR, 9" - AC/DC - W/REMOTE - MAGNAVOX RD0945 (REAR TV)	
	092310-02-700	EA REMOTE F/TV F/MODEL RD0945 35RQ	0822334
	086757-03-000	EA CONTROL CENTER-SWITCH, VCR/TV - AUDIOVOX AVCC-100 (FRONT OVHD TV)	
	098446-07-000	EA VCR-VHS, CABLE READY - REMOTE - MAGNAVOX VR9320 (FRONT OVHD TV)	
		FROM: 00-00-00 THRU: 10-08-95	
	098446-07-700	EA REMOTE F/MODEL VR9320	8874589
	098446-09-000	EA VCR-VHS, CABLE READY, REMOTE - MAGNAVOX VRT222AT (FRONT OVHD TV)	
		FROM: 10-09-95 THRU: 04-28-96	
	098446-09-700	EA REMOTE ONLY	
	098446-11-000	EA VCR-VHS,CABLE READY,REMOTE MAGNAVOX VRU222	
		FROM: 04-29-96 THRU: 99-99-99	
	114870-01-000	EA PLUG ASM-3.5MM AUDIO W/LEADS - OW DONALD 35-94-SC	
	094097-01-000	EA SPEAKER-RADIO/TV, W/O GRILLE - 5.25" DIA - AUDIOVOX 110C3030	
	089340-02-000	EA GRILLE-SPEAKER, 6.5" SQUARE	
	098819-01-000	EA SPEAKER-2 WATT, 8 OHM - 4"	
	093214-01-02A	EA GRILLE-SPEAKER, 4" BROWN	
	115540-01-000	EA AMPLIFIER-TV SPEAKERS - O.W.DONALD AMP3	
	115539-01-000	EA RELAY-RADIO/TV SPEAKER, SWITCH - ASA A1780100	
	093901-06-000	EA PLATE-TV	
	099717-01-000	EA TV TIEDOWN STRAP- W/24" FEMALE STRAP & 14.2" MALE STRAP	
	099717-02-000	EA STRAP-TV TIE DOWN W/29.9" FEMALE STRAP & 14.2" MALE STRAP	
	082134-01-000	EA ADAPTER-TV, CABLE TO CABLE - WINEGARD F-81M	
	082136-01-000	EA NUT-HEX JAM 3/8-32, WINEGARD	
	086756-01-000	EA SPLITTER-TV, 2 WAY	
	086777-06-000	EA PLATE-WALL, ANT 1 OUTPUT BROWN - WINEGARD RV-0931	
	086777-02-000	EA WALLPLATE-TV CABLE, W/ANTENNA SWITCH - BROWN	
	076319-03-000	FT CABLE-COAXIAL, 75 OHM	
	076319-09-000	EA WALLPLATE-CABLE RECEPTACLE, TV - SINGLE - BROWN	
	076319-12-000	EA CONNECTOR-COAXIAL, ONE PIECE	

## BATH GROUP

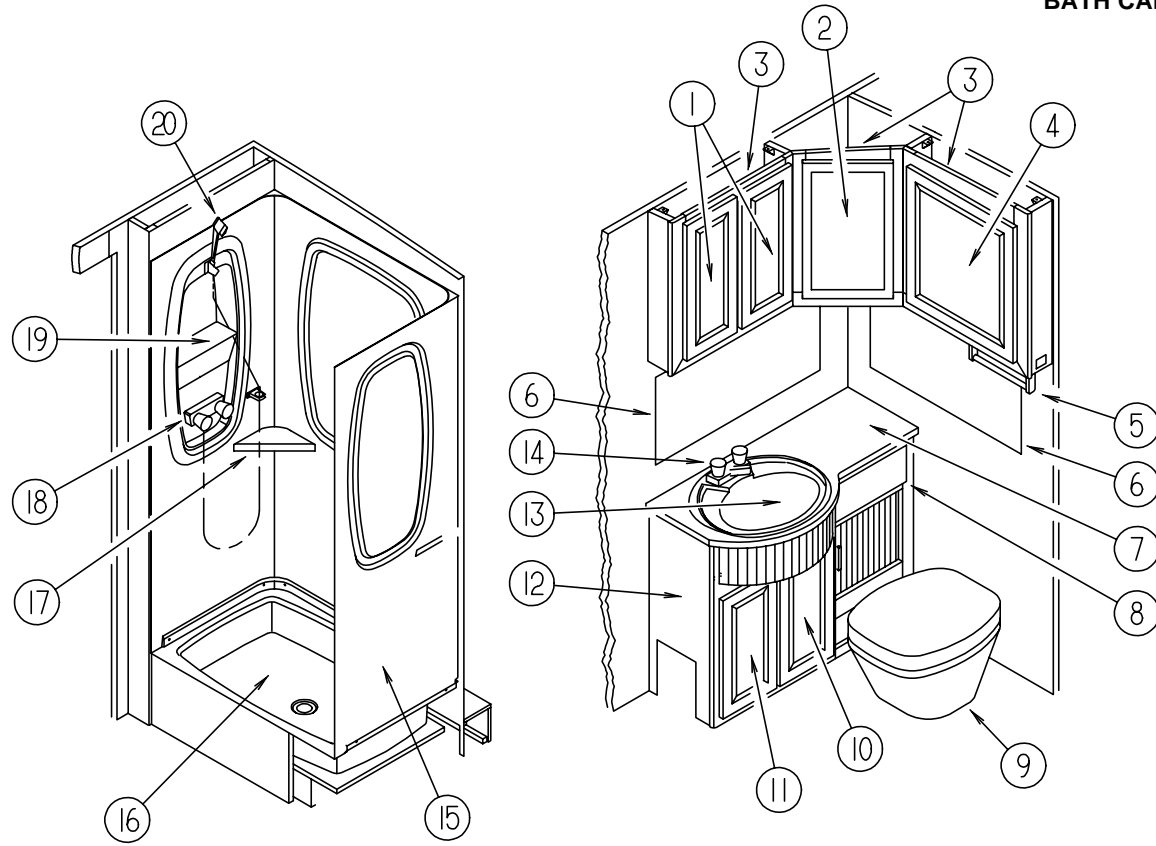


### BATH CABINETS & FIXTURES

KEY	PART NUMBER	U/M DESCRIPTION
1	M06803-18-E37	EA DOOR-RAIL, MTRD/OG 0235 X 0555 (PICKLED ASH)
1	M06803-18-E41	EA DOOR-RAIL, MTRD/OG 0235 X 0555 (SALEM CHERRY)
	088742-12-000	EA MIRROR-BEVELED, SAFETY GLASS
2	M06803-17-E37	EA DOOR-RAIL, MTRD/OG 0305 X 0555 (PICKLED ASH)
2	M06803-17-E41	EA DOOR-RAIL, MTRD/OG 0305 X 0555 (SALEM CHERRY)
	088742-08-000	EA MIRROR-BEVELED, SAFETY GLASS
3	P10805-01-E37	EA CABINET ASM-MEDICINE (PICKLED ASH)
3	P10805-01-E41	EA CABINET ASM-MEDICINE (SALEM CHERRY)
4	M06803-16-E37	EA DOOR-RAIL, MTRD/OG 0505 X 0555 (PICKLED ASH)
4	M06803-16-E41	EA DOOR-RAIL, MTRD/OG 0505 X 0555 (SALEM CHERRY)
	088742-07-000	EA MIRROR-BEVELED, SAFETY GLASS
	075453-02-000	EA BAR-TOWEL, 18" BRASS
6	093606-08-000	EA MIRROR - PANEL/BEVELED - 20.8" X 35.4"
7	110799-13-E38	EA COUNTERTOP ASM (G38, G39)
		FROM: 00-00-00 THRU: 04-28-96
7	122730-13-G38	EA COUNTERTOP ASM (G38, G39)
		FROM: 04-29-96 THRU: 99-99-99
7	110799-13-F40	EA COUNTERTOP ASM (G40, G41)
		FROM: 00-00-00 THRU: 04-28-96
7	122730-13-G40	EA COUNTERTOP ASM (G40, G41)
		FROM: 04-29-96 THRU: 99-99-99
7	110799-13-G42	EA COUNTERTOP ASM (G42, G43)
		FROM: 00-00-00 THRU: 04-28-96
7	122730-13-G42	EA COUNTERTOP ASM (G42, G43)
		FROM: 04-29-96 THRU: 99-99-99

## BATH GROUP (CONTINUED)

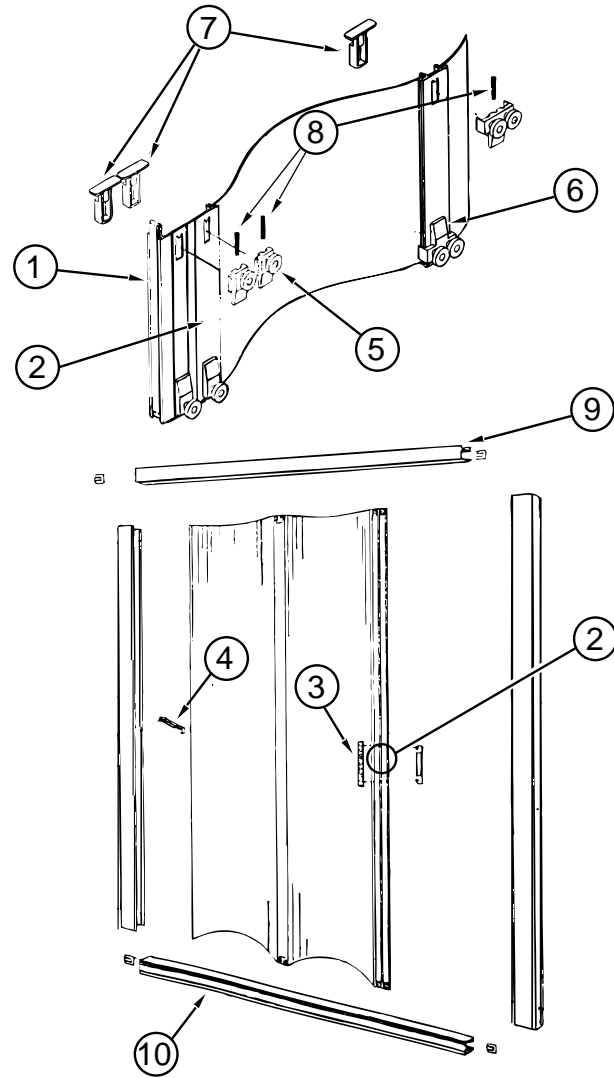
### BATH CABINETS & FIXTURES (CONTINUED)



KEY	PART NUMBER	U/M	DESCRIPTION
8	M05971-52-E37	EA	DRAWER COMPL-SLIDE OGEE (PICKLED ASH)
8	M05971-52-E41	EA	DRAWER COMPL-SLIDE OGEE (SALEM CHERRY)
	122730-12-G38	EA	DOOR - TAMBOUR (PICKLED ASH)
	122730-12-G39	EA	DOOR - TAMBOUR (SALEM CHERRY)
9	085330-02-000	EA	TOILET-STANDARD BONE CHINA
9	085330-04-000	EA	TOILET-SHORTY CHINA W/SPRAY- BONE - MODEL 511
9	085330-06-000	EA	TOILET - STANDARD CHINA W/SPRAYER - BONE - MODEL 910
9	085330-07-000	EA	TOILET-SHORTY CHINA W/SPRAY-BONE - MODEL 911
10	M05992-05-E37	EA	DOOR-RAIL, HDW, OGEE 0255 X 0485 (PICKLED ASH)
10	M05992-05-E41	EA	DOOR-RAIL, HDW, OGEE 0255 X 0485 (SALEM CHERRY)
11	M05992-06-E37	EA	DOOR-RAIL, HDW, OGEE 0255 X 0485 (PICKLED ASH)
11	M05992-06-E41	EA	DOOR-RAIL, HDW, OGEE 0255 X 0485 (SALEM CHERRY)

KEY	PART NUMBER	U/M	DESCRIPTION	VENDOR NO.
12	P10799-01-G38	EA	CABINET ASM-LAVATORY (G38)	
				FROM: 00-00-00 THRU: 04-28-96
12	P22730-01-G38	EA	CABINET-LAVATORY W/O DOORS/DRAWERS/HARDWARE (G38)	
				FROM: 04-29-96 THRU: 99-99-99
12	P10799-01-G39	EA	CABINET ASM-LAVATORY (G39)	
				FROM: 00-00-00 THRU: 04-28-96
12	P22730-01-G39	EA	CABINET-LAVATORY W/O DOORS/DRAWERS/HARDWARE (G39)	
				FROM: 04-29-96 THRU: 99-99-99
12	P10799-01-F40	EA	CABINET ASM-LAVATORY (G40)	
				FROM: 00-00-00 THRU: 04-28-96
12	P22730-01-G40	EA	CABINET-LAVATORY W/O DOORS/DRAWERS/HARDWARE (G40)	
				FROM: 04-29-96 THRU: 99-99-99
12	P10799-01-G41	EA	CABINET ASM-LAVATORY (G41)	
				FROM: 00-00-00 THRU: 04-28-96
12	P22730-01-G41	EA	CABINET-LAVATORY W/O DOORS/DRAWERS/HARDWARE (G41)	
				FROM: 04-29-96 THRU: 99-99-99
12	P10799-01-G42	EA	CABINET ASM-LAVATORY (G42)	
				FROM: 00-00-00 THRU: 04-28-96
12	P22730-01-G42	EA	CABINET-LAVATORY W/O DOORS/DRAWERS/HARDWARE (G42)	
				FROM: 04-29-96 THRU: 99-99-99
12	P10799-01-G43	EA	CABINET ASM-LAVATORY (G43)	
				FROM: 00-00-00 THRU: 04-28-96
12	P22730-01-G43	EA	CABINET-LAVATORY W/O DOORS/DRAWERS/HARDWARE (G43)	
				FROM: 04-29-96 THRU: 99-99-99
	122730-14-G38	EA	SHELF W/PLASTIC EDGE TRIM (PICKLED ASH)	
	122730-14-G38	EA	SHELF W/PLASTIC EDGE TRIM (SALEM CHERRY)	
13	105921-01-01A	EA	SINK - LAVATORY - LARGE OVAL - 17" X 20" PLASTIC/OFF WHITE	
	106116-01-01A	EA	STRAINER - SINK-W/STOPPER/TAIPIECE/GASKET & NUT - PLASTIC	
14	075240-05-000	EA	FAUCET-LAVATORY, BRASS	
	105218-01-01A	EA	SPACER - FAUCET/LAVATORY SINK - 2" X 5.9" - ABS PLASTIC	
15	104464-02-01A	EA	SURROUND-SHOWER O/W	
16	M02630-22-C07	EA	SHOWER PAN ASM	
				FROM: 00-00-00 THRU: 11-26-95
16	M02630-35-G38	EA	SHOWER PAN ASM	
				FROM: 11-27-95 THRU: 99-99-99
	066729-01-000	EA	STRAINER - TUB/SHOWER - W/PLUG	
				FROM: 00-00-00 THRU: 07-12-96
	066729-01-000	EA	STRAINER - TUB/SHOWER - W/PLUG	
				FROM: 11-27-95 THRU: 99-99-99
	069735-01-000	EA	WASHER-STRAINER TO TAILPIECE PLASTIC, 1.5"	
	057671-01-000	EA	COVER-SCREW, #8 - PLASTIC - OFF WHITE	
17	113714-02-01A	EA	RETAINER-SHELF, SHOWER O/W	
18	075241-04-000	EA	FAUCET-SHOWER, BRASS	
				FROM: 00-00-00 THRU: 08-27-95
18	109801-02-01A	EA	FAUCET-SHOWER, CTRL, POLISHED BRASS	
				FROM: 08-28-95 THRU: 99-99-99
	075606-01-000	EA	PANEL - FAUCET BACK - SHOWER - 5" X 9"	
19	104462-01-01A	EA	CADDY-SHOWER, O/W	
	077902-01-000	EA	COVER-SKYLIGHT, INSIDE - 15.6" X 22.6" - PLASTIC	
	108662-01-01A	EA	COVER-SKYLIGHT, WHT	
	106932-03-01A	EA	CAP-SHOWER, OFF WHITE	
20	103092-01-000	EA	SHOWER HEAD - W/60" HOSE	
				FROM: 00-00-00 THRU: 08-27-95
20	103092-03-000	EA	SHOWER HEAD-W/HOSE & BRACKET ONDINE 23263APB	
				FROM: 08-28-95 THRU: 99-99-99
20	103092-02-000	EA	SHOWER HEAD - W/HOSE - CSA	
	103092-01-700	EA	BRACKET-F/SHOWER HEAD, CLEAR	2328028
	011048-03-700	EA	BRACKET-F/SHOWER HEAD	2328029-3
	115363-01-01A	EA	RING-GUIDE, SHOWER HOSE, KEVCO 47904-CLR	
				FROM: 08-28-95 THRU: 99-99-99
	075452-02-000	EA	HOLDER - TOILET TISSUE - BRASS	

**BATH GROUP (CONTINUED)**



**SHOWER DOOR**

KEY	PART NUMBER	U/M DESCRIPTION	VENDOR NO.
	108351-01-01A	EA DOOR-SHOWER 34" X 61" - WINNEBAGO 21G-C	
1	092574-01-705	EA STRIP-MAGNETIC, 56 7/8"	98-41G
2	108351-01-700	EA STRIKE ASSEMBLY	109
3	108351-01-701	EA HANDLES-DOOR, SET	SFH
4	108351-01-702	EA LATCH-DOOR	SFL
5	108351-01-703	EA BRACKET & ROLLER ASM. SINGLE	GRB1
6	108351-01-704	EA BRACKET & ROLLER ASM. DOUBLE	GRB2
7	108351-01-705	EA BRACKET-W/RETAINING CLIP	GRC1
8	108351-01-706	EA SPRING-ROLLER BRACKET	GS1
9	108351-02-700	EA TRACK-TOP	111
10	108351-02-701	EA TRACK-BOTTOM	108
	107872-01-01A	EA CHAN-SHOWER DOOR, SIDE O/W	

**BATH GROUP (CONTINUED)**

**BATH PRIVACY DOOR**

KEY	PART NUMBER	U/M DESCRIPTION
	M87868-19-E37	EA DOOR - BATH 24.8" X 73.1" - W/O HARDWARE (PICKLED ASH)
	M87868-19-E41	EA DOOR - BATH 24.8" X 73.1" - W/O HARDWARE (SALEM CHERRY)
	100357-01-000	EA ROD - TOWEL - BRASS W/ENDS BENT F/BACK OF BATH DOOR
	102089-13-E37	EA RAIL END, RH - TOWEL RACK - 26" LONG - PICKLED ASH
	102089-13-E41	EA RAIL END, RH - TOWEL RACK - 26" LONG - SALEM CHERRY
	102089-14-E37	EA RAIL END, LH - TOWEL RACK - 26" LONG - PICKLED ASH
	102089-14-E41	EA RAIL END, LH - TOWEL RACK - 26" LONG - SALEM CHERRY
	102920-01-01A	EA HINGE - DOOR - SPRING LOADED/BRASS
	110496-01-01A	EA HINGE-BRASS STOCKER
	111155-01-01A	EA LOCK-POLISHED BRASS PRIVACY

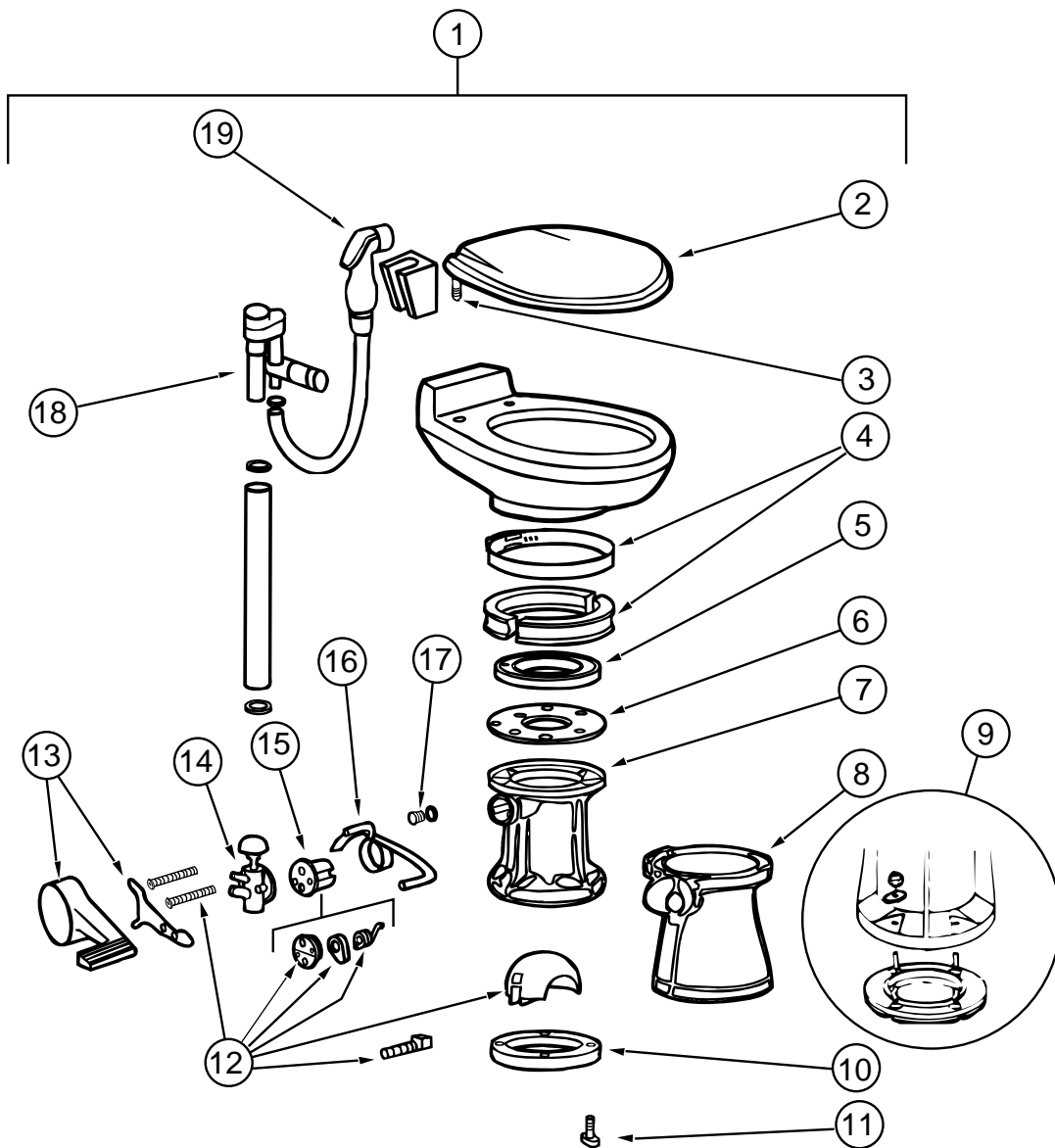
## BATH GROUP (CONTINUED)

### STANDARD SEALAND TOILET FROM: 00-00-00 THRU: 04-28-96

KEY	PART NUMBER	U/M DESCRIPTION	VENDOR NO.
1	085330-06-000	EA TOILET-CHINA,STANDARD W/SPRAYER, SEALAND	591003 BONE FROM: 00-00-00 THRU: 04-28-96
2	085330-06-700	EA SEAT ASSEMBLY, BONE	340591
3	085330-06-702	EA HINGE HARDWARE (BONE) SET	342131
4	085330-01-703	EA RING & HALF CLAMPS	385310048
5	085330-01-704	EA TEFLON & RUBBER SEAL KIT	385316140
6	085330-01-705	EA SEAL SUPPORT, PLASTIC	390346405
7	085330-02-700	EA BASE ASM	310121
8	085330-02-702	EA COVER-PEDESTAL, BONE 510	310112
9	085330-01-718	EA BASE W/SEAL & MOUNTING HDW	3853100-63
10	085330-01-714	EA SEAL-FLOOR FLANGE	390343892
11	085330-01-717	EA MOUNTING PKG. W/BOLT & SEAL	3100-64
12	085330-01-706	EA BALL, SHAFT & CARTRIDGE	385318162
13	085330-02-703	EA COVER-PEDAL, BONE NEW STYLE	310115
14	085330-01-709	EA VALVE-WATER KIT	385314349
15	085330-01-707	EA CARTRIDGE SPRING ASSEMBLY	381236096
16	085330-06-703	EA LEVER-FLUSH	340873
17	085330-01-710	EA DRAIN-KIT (PLUG & CAP W/SEAL)	230384
18	085330-06-701	EA VALVE W/DIVERTER (VACUUM BREAKER)	230335
19	085330-04-701	EA HAND SPRAY W/HOSE(500 & 900)	340683

### OPTIONAL SEALAND ELONGATED TOILET FROM: 00-00-00 THRU: 04-28-96

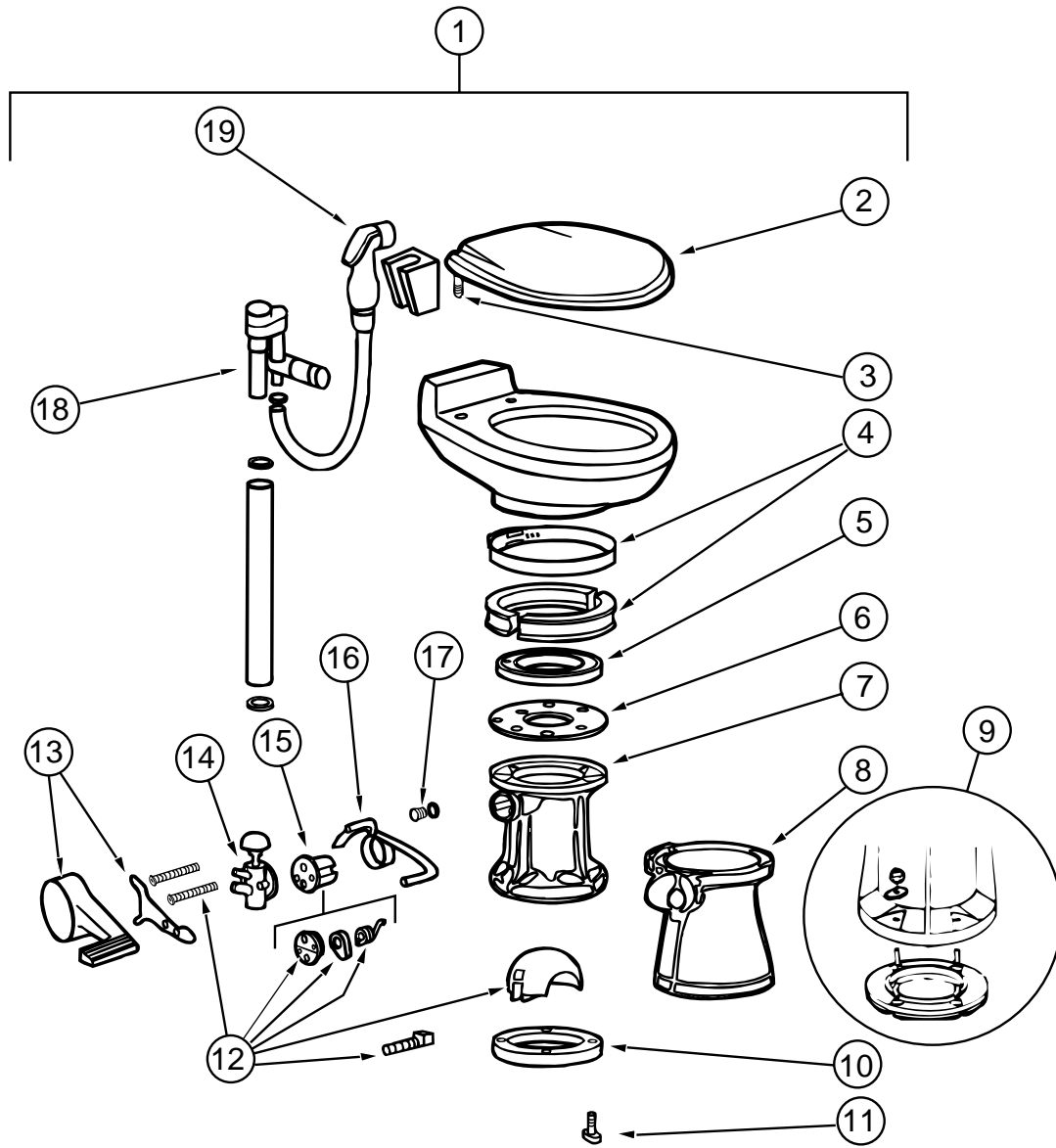
KEY	PART NUMBER	U/M DESCRIPTION	VENDOR NO.
1	085330-02-000	EA TOILET-STANDARD BONE CHINA - MODEL 911	FROM: 00-00-00 THRU: 04-28-96
2	085330-04-707	EA SEAT ASSEMBLY, BONE	340816
3	085330-01-720	EA HINGE HARDWARE, (BONE) SET	341707
4	085330-01-703	EA RING & HALF CLAMPS	385310048
5	085330-01-704	EA TEFLON & RUBBER SEAL KIT	385316140
6	085330-01-705	EA SEAL SUPPORT, PLASTIC	390346405
7	085330-02-700	EA BASE ASM	310121
8	085330-02-702	EA COVER-PEDESTAL, BONE 510	310112
9	085330-01-718	EA BASE W/SEAL & MOUNTING HDW	3853100-63
10	085330-01-714	EA SEAL-FLOOR FLANGE	390343892
11	085330-01-717	EA MOUNTING PKG. W/BOLT & SEAL	3100-64
12	085330-01-706	EA BALL, SHAFT & CARTRIDGE	385318162
13	085330-02-703	EA COVER-PEDAL, BONE NEW STYLE	310115
14	085330-01-709	EA VALVE-WATER KIT	385314349
15	085330-01-707	EA CARTRIDGE SPRING ASSEMBLY	381236096
16	085330-06-703	EA LEVER-FLUSH	340873
17	085330-01-710	EA DRAIN-KIT (PLUG & CAP W/SEAL)	230384
18	085330-04-700	EA BREAKER-VACUUM, F/HANDSPRAY	230325 SEALAND
19	085330-04-701	EA HAND SPRAY W/HOSE(500 & 900)	340683





## BATH GROUP (CONTINUED)

STANDARD SEALAND TOILET FROM: 04-29-96 THRU: 99-99-99

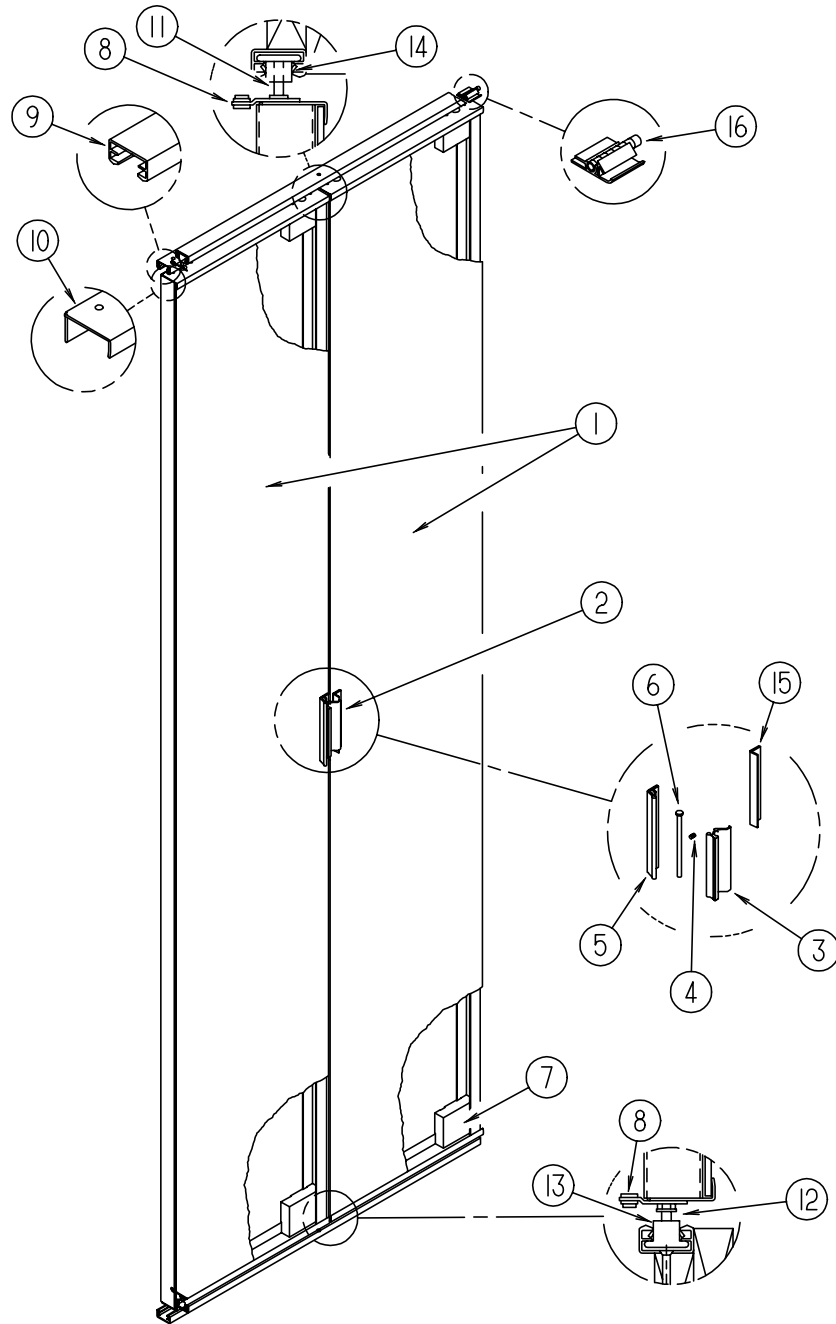


KEY	PART NUMBER	U/M DESCRIPTION	VENDOR NO.
1	085330-07-000	EA TOILET-SHORTY CHINA W/SPRAY-BONE - MODEL 911	342131
			FROM: 04-29-96 THRU: 99-99-99
2	085330-06-700	EA SEAT ASSEMBLY, BONE 340591	342131
3	085330-06-702	EA HINGE HARDWARE (BONE) SET	385310048
4	085330-01-703	EA RING & HALF CLAMPS	385316140
5	085330-01-704	EA TEFLON & RUBBER SEAL KIT	390346405
6	085330-01-705	EA SEAL SUPPORT, PLASTIC	310124 SEALAND
7	085330-04-704	EA BASE ASM-BONE	310109
8	085330-04-705	EA COVER ASSEMBLY-PEDESTAL	3853100-63
9	085330-01-718	EA BASE W/SEAL & MOUNTING HDW	390343892
10	085330-01-714	EA SEAL-FLOOR FLANGE	3100-64
11	085330-01-717	EA MOUNTING PKG. W/BOLT & SEAL	385318162
12	085330-01-706	EA BALL, SHAFT & CARTRIDGE	310118 SEALAND
13	085330-04-703	EA COVER ASSEMBLY-PEDAL	385314349
14	085330-01-709	EA VALVE-WATER KIT	381236096
15	085330-01-707	EA CARTRIDGE SPRING ASSEMBLY	340825 SEALAND
16	085330-04-702	EA LEVER-FLUSH	230384
17	085330-01-710	EA DRAIN-KIT (PLUG & CAP W/SEAL)	230335
18	085330-06-701	EA VALVE W/DIVERTER (VACUUM BREAKER)	340683
19	085330-04-701	EA HAND SPRAY W/HOSE(500 & 900)	

OPTIONAL SEALAND ELONGATED TOILET FROM: 04-29-96 THRU: 99-99-99

KEY	PART NUMBER	U/M DESCRIPTION	VENDOR NO.
1	085330-04-000	EA TOILET-SHORTY CHINA W/SPRAY- BONE - MODEL 511	340816
			FROM: 04-29-96 THRU: 99-99-99
2	085330-04-707	EA SEAT ASSEMBLY, BONE	341707
3	085330-01-720	EA HINGE HARDWARE, (BONE) SET	385310048
4	085330-01-703	EA RING & HALF CLAMPS	385316140
5	085330-01-704	EA TEFLON & RUBBER SEAL KIT	390346405
6	085330-01-705	EA SEAL SUPPORT, PLASTIC	310124 SEALAND
7	085330-04-704	EA BASE ASM-BONE	310109
8	085330-04-705	EA COVER ASSEMBLY-PEDESTAL	3853100-63
9	085330-01-718	EA BASE W/SEAL & MOUNTING HDW	390343892
10	085330-01-714	EA SEAL-FLOOR FLANGE	3100-64
11	085330-01-717	EA MOUNTING PKG. W/BOLT & SEAL	385318162
12	085330-01-706	EA BALL, SHAFT & CARTRIDGE	310118 SEALAND
13	085330-04-703	EA COVER ASSEMBLY-PEDAL	385314349
14	085330-01-709	EA VALVE-WATER KIT	381236096
15	085330-01-707	EA CARTRIDGE SPRING ASSEMBLY	340825 SEALAND
16	085330-04-702	EA LEVER-FLUSH	230384
17	085330-01-710	EA DRAIN-KIT (PLUG & CAP W/SEAL)	230325 SEALAND
18	085330-04-700	EA BREAKER-VACUUM, F/HANDSPRAY	340683
19	085330-04-701	EA HAND SPRAY W/HOSE(500 & 900)	

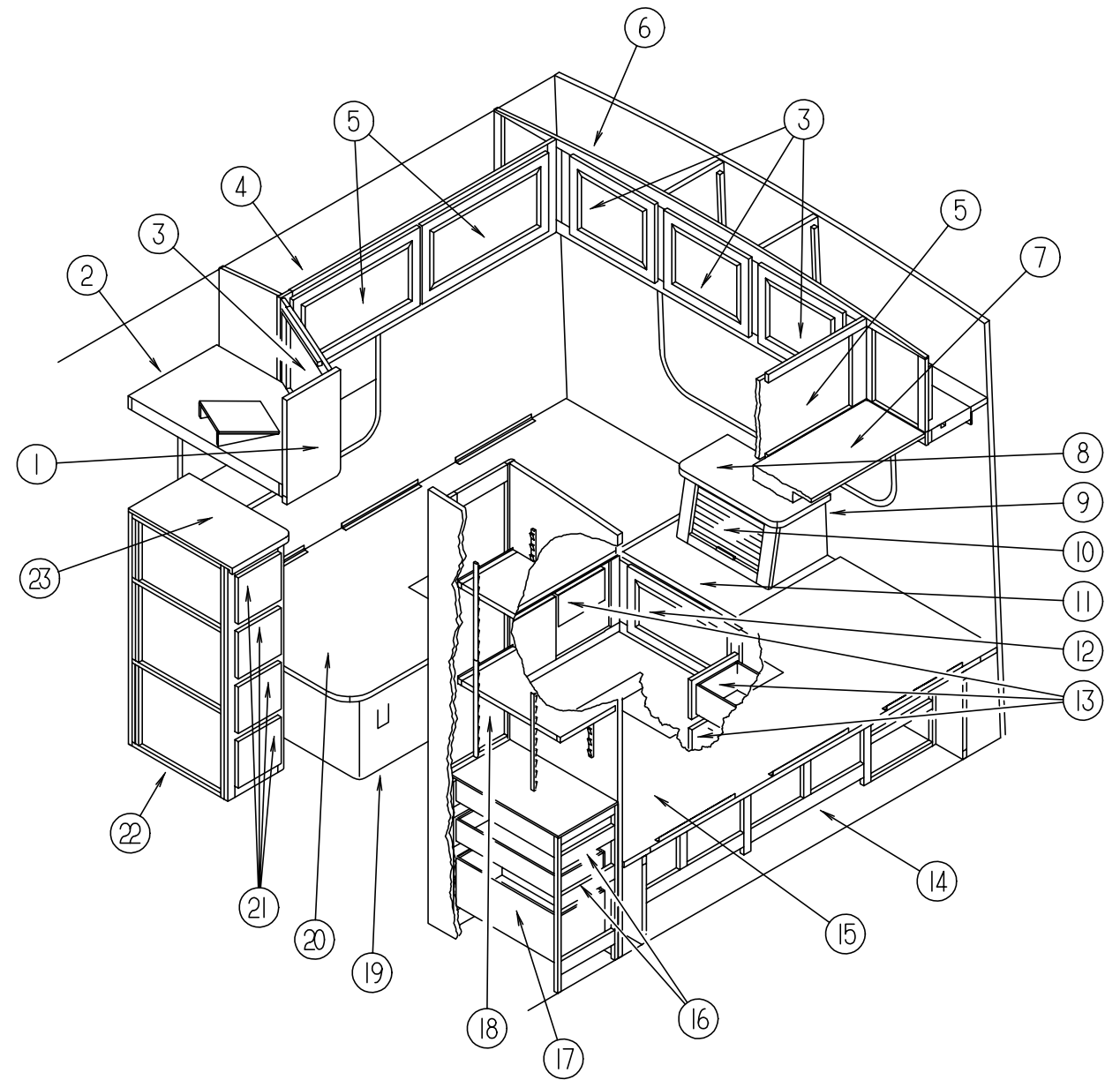
## BATH GROUP (CONTINUED)



**BIFOLD WARDROBE DOOR**

KEY	PART NUMBER	U/M	DESCRIPTION
	113970-01-E37	EA	DOOR COMPL-BIFOLD,MIRRORED
1	058331-A1-000	EA	MIRROR-GLASS, SAFETY 314MM X 1835
2	110106-01-D18	EA	DOOR LATCH ASM. KIT
3	110108-01-01A	EA	LATCH-DOOR BLACK
4	111564-01-000	EA	SPRING-LATCH,FLAT
5	110107-01-01A	EA	PULL-DOOR BLACK
6	113007-03-000	EA	PIN-SPRING,.188 X .50 IN
7	110245-01-01A	EA	CORNER-DOOR,BIFOLD
8	110246-01-01A	EA	HINGE-DOOR,BIFOLD
9	113974-01-01A	EA	TRACK-DOOR,BIFOLD O/W
10	113975-01-01A	EA	RAIL-DOOR,BIFOLD O/W
11	114135-01-000	EA	PIVOT-TOP
12	114135-02-000	EA	PIVOT-BOTTOM
13	114136-01-000	EA	BRACKET-PIVOT,TRACK
14	114137-01-000	EA	WHEEL-GUIDE
15	110346-01-01A	EA	ANGLE-CATCH,BLACK
16	114783-01-000	EA	SPRING ASM

## BEDROOM GROUP

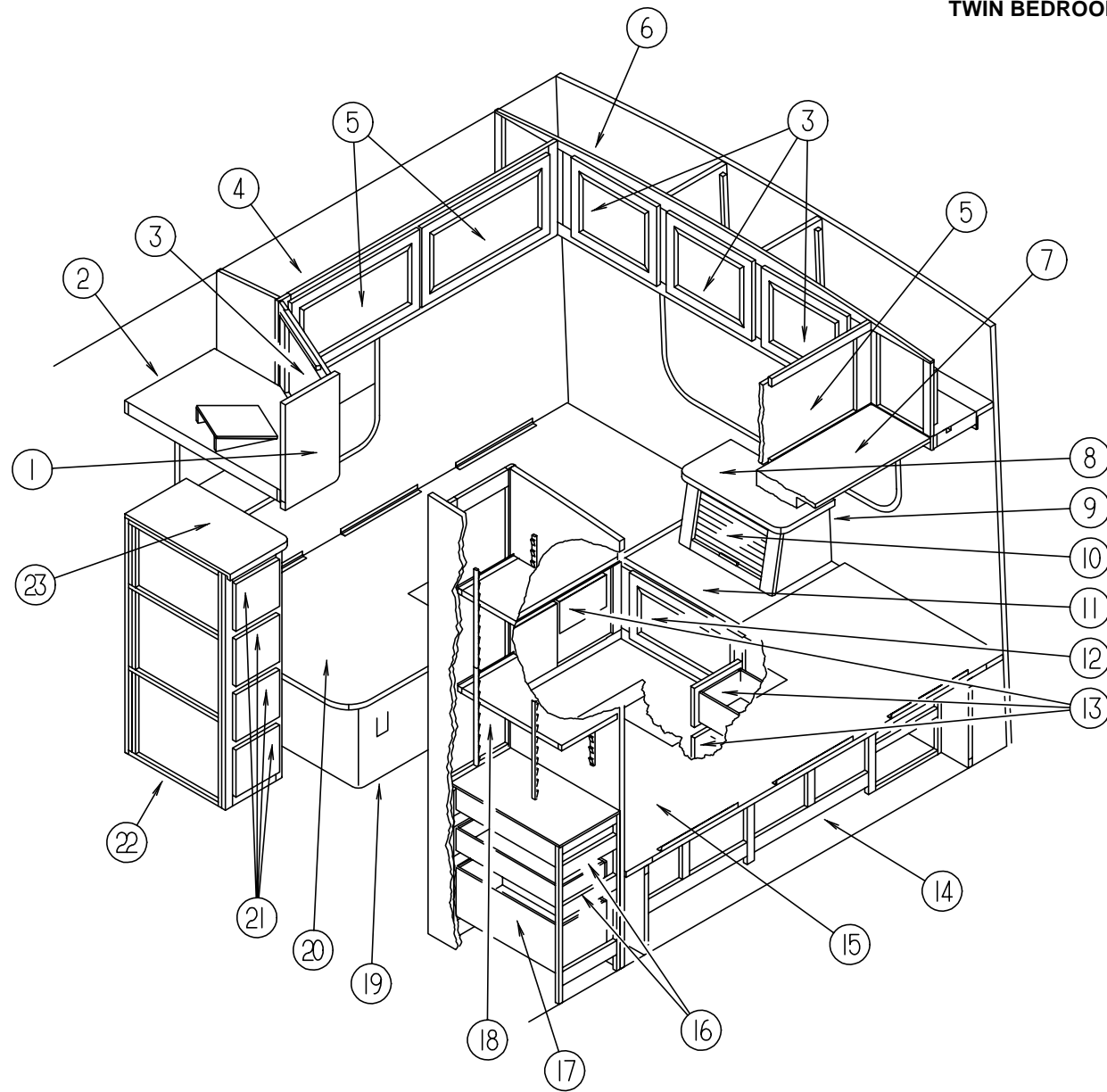


**TWIN BEDROOM CABINETS**

KEY	PART NUMBER	U/M	DESCRIPTION
1	107494-07-E37	EA	CAP ASM-END, LH (PICKLED ASH)
1	107494-07-E41	EA	CAP ASM-END, LH (SALEM CHERRY)
2	P10808-01-E37	EA	CABINET ASM-OVHD, TV, TWIN BED (PICKLED ASH)
2	P10808-01-E41	EA	CABINET ASM-OVHD, TV, TWIN BED (SALEM CHERRY)
3	M05990-04-E37	EA	DOOR-RAIL, HDW, OGEE 0365 X 0455 (PICKLED ASH)
3	M05990-04-E41	EA	DOOR-RAIL, HDW, OGEE 0365 X 0455 (SALEM CHERRY)
4	P10806-01-E37	EA	CABINET ASM-OVHD, RR, RH (PICKLED ASH)
4	P10806-01-E41	EA	CABINET ASM-OVHD, RR, RH (SALEM CHERRY)
5	M05990-01-E37	EA	DOOR-W/OGEE EDGING 14.4" X 26.8" (PICKLED ASH)
5	M05990-01-E41	EA	DOOR-W/OGEE EDGING 14.4" X 26.8" (SALEM CHERRY)
6	107454-01-E37	EA	CABINET ASM-OVERHEAD, REAR (PICKLED ASH)
6	107454-01-E41	EA	CABINET ASM-OVERHEAD, REAR (SALEM CHERRY)
7	P10807-01-E37	EA	CABINET ASM-OVHD, RR, LH (PICKLED ASH)
7	P10807-01-E41	EA	CABINET ASM-OVHD, RR, LH (SALEM CHERRY)

## BEDROOM GROUP (CONTINUED)

### TWIN BEDROOM CABINETS (CONTINUED)



KEY	PART NUMBER	U/M	DESCRIPTION
10	107453-15-E37	EA	DOOR ASM (PICKLED ASH)
10	107453-15-E41	EA	DOOR ASM (SALEM CHERRY)
	M97191-01-E37	EA	HANDLE-TAMBOUR DOOR (PICKLED ASH)
	M97191-01-E41	EA	HANDLE-TAMBOUR DOOR (SALEM CHERRY)
11	107453-13-E38	EA	COUNTERTOP ASM (G38, G39)
11	107453-13-F40	EA	COUNTERTOP ASM (G40, G41)
11	107453-13-G42	EA	COUNTERTOP ASM (G42, G43)
12	M05971-38-E37	EA	DRAWER COMPL-SLIDE OGEE (PICKLED ASH)
12	M05971-38-E41	EA	DRAWER COMPL-SLIDE OGEE (SALEM CHERRY)
13	M05971-37-E37	EA	DRAWER COMPL-SLIDE OGEE (PICKLED ASH)
13	M05971-37-E41	EA	DRAWER COMPL-SLIDE OGEE (SALEM CHERRY)
14	P07452-01-E37	EA	CABINET ASM-TWIN BED, LH (PICKLED ASH)
14	P07452-01-E41	EA	CABINET ASM-TWIN BED, LH (SALEM CHERRY)
	099717-04-000	EA	TIEDOWN ASM-STRAP W/BUCKLE (FOLDING CHAIR STRAP)
15	M05808-01-E37	EA	CABT ASM-TWIN BED TOP, LH
	052859-01-E38	FT	TRIM ASM-EDGE, VINYL STITCHED
	107796-06-000	EA	SPRING-GAS
	107796-07-000	EA	BRACKET-ANGLE, GAS SPRING
	107796-05-000	EA	BRACKET-FLAT, GAS SPRING
16	M05971-G2-E37	EA	DRAWER COMPL-SLIDE OGEE (PICKLED ASH)
16	M05971-G2-E41	EA	DRAWER COMPL-SLIDE OGEE (SALEM CHERRY)
17	M05971-G1-E37	EA	DRAWER COMPL-SLIDE OGEE (PICKLED ASH)
17	M05971-G1-E41	EA	DRAWER COMPL-SLIDE OGEE (SALEM CHERRY)
18	M05990-24-E37	EA	DOOR-RAIL, HDW, OGEE 0250 X 1220 (PICKLED ASH)
18	M05990-24-E41	EA	DOOR-RAIL, HDW, OGEE 0250 X 1220 (SALEM CHERRY)
	009112-01-000	EA	FLANGE - 1" ROD, CLOTHES - PLASTIC - OFF WHITE
	042438-01-000	EA	DOWEL-WOOD, CLOTHES ROD - 1" DIAMETER X 4'
19	P07451-01-E37	EA	CABINET ASM-TWIN BED, RH (PICKLED ASH)
19	P07451-01-E41	EA	CABINET ASM-TWIN BED, RH (SALEM CHERRY)
	099717-04-000	EA	TIEDOWN ASM-STRAP W/BUCKLE (FOLDING CHAIR STRAP)
20	M05807-01-E37	EA	CABT ASM-TWIN BED TOP, RH
	052859-01-E38	FT	TRIM ASM-EDGE, VINYL STITCHED
	107796-06-000	EA	SPRING-GAS
	107796-07-000	EA	BRACKET-ANGLE, GAS SPRING
	107796-05-000	EA	BRACKET-FLAT, GAS SPRING
21	M05971-71-E37	EA	DRAWER COMPL-SLIDE OGEE (PICKLED ASH)
21	M05971-71-E41	EA	DRAWER COMPL-SLIDE OGEE (SALEM CHERRY)
22	111006-01-E37	EA	CABINET ASM-CHEST, RH (PICKLED ASH)
22	111006-01-E41	EA	CABINET ASM-CHEST, RH (SALEM CHERRY)
23	111006-11-E37	EA	COUNTERTOP ASM (PICKLED ASH)
23	111006-11-E41	EA	COUNTERTOP ASM (SALEM CHERRY)

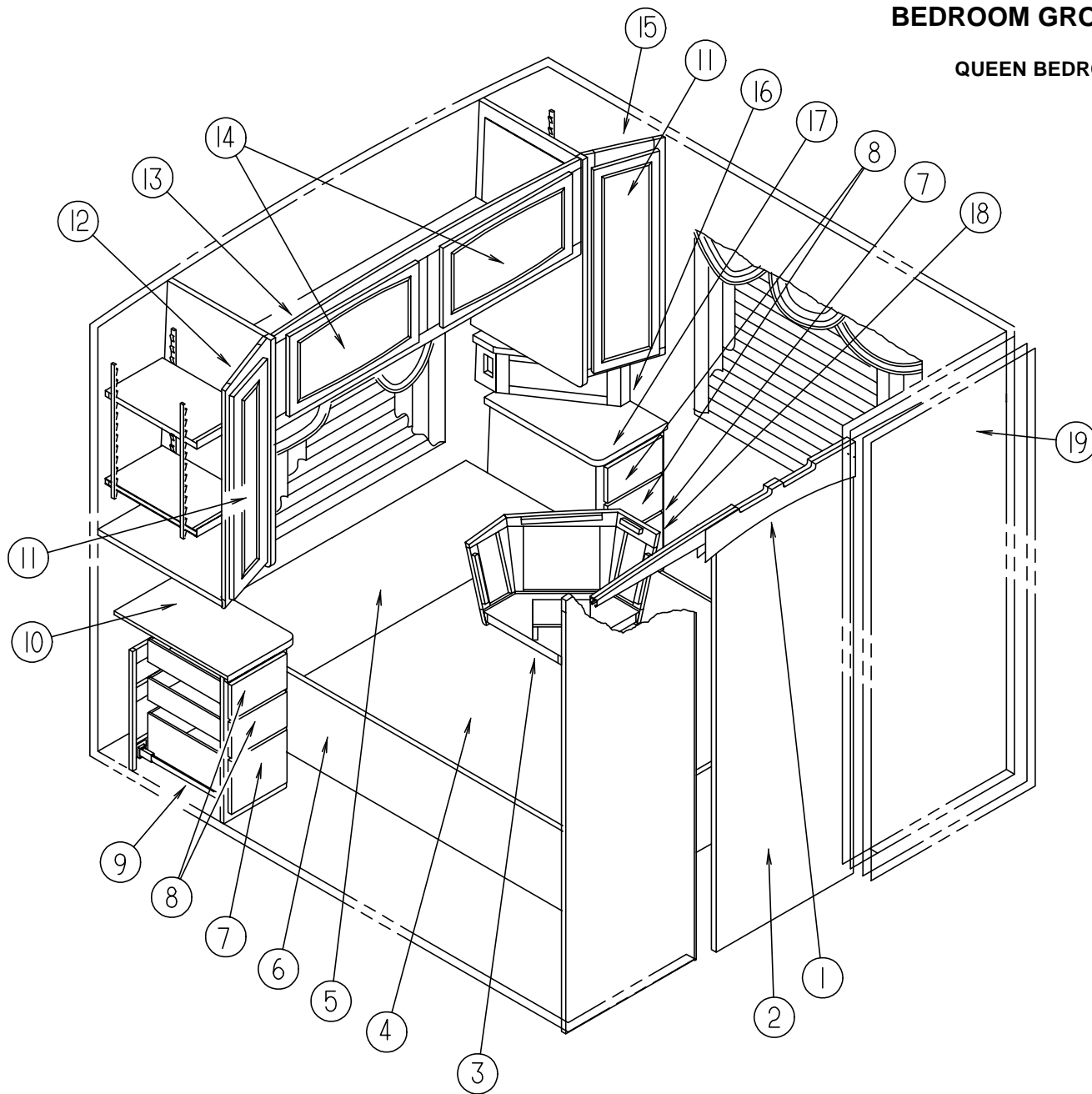
### SLIDING PRIVACY DOOR

KEY	PART NUMBER	U/M	DESCRIPTION
8	107453-14-E38	EA	COUNTERTOP ASM (G38, G39)
8	107453-14-F40	EA	COUNTERTOP ASM (G40, G41)
8	107453-14-G42	EA	COUNTERTOP ASM (G42, G43)
9	P07453-01-E38	EA	CABINET ASM-NIGHTSTAND (G38)
9	P07453-01-E42	EA	CABINET ASM-NIGHTSTAND (G39)
9	P07453-01-F40	EA	CABINET ASM-NIGHTSTAND (G40)
9	P07453-01-G41	EA	CABINET ASM-NIGHTSTAND (G41)
9	P07453-01-G42	EA	CABINET ASM-NIGHTSTAND (G42)
9	P07453-01-G43	EA	CABINET ASM-NIGHTSTAND (G43)

KEY	PART NUMBER	U/M	DESCRIPTION
	110418-02-E37	EA	HEADER-SLIDING DOOR (PICKLED ASH)
	110418-02-E41	EA	HEADER-SLIDING DOOR (SALEM CHERRY)
	103868-06-01A	EA	TRACK-DOOR, 1300MM LONG - OFF WHITE
	103874-01-000	EA	HANGER-SLIDING DOOR
	104013-03-E37	EA	DOOR-SLIDING, BEDROOM PRIVACY (PICKLED ASH)
	104013-03-E41	EA	DOOR-SLIDING, BEDROOM PRIVACY (SALEM CHERRY)
	009778-16-000	FT	U-CHANNEL-1 IN.
	103874-01-000	EA	HANGER-DOOR, SLIDING
	098410-01-01A	EA	PULL-FINGER, OVAL - BRASS
	064467-01-000	EA	GUIDE-POCKET, SLIDING DOOR

## BEDROOM GROUP (CONTINUED)

### QUEEN BEDROOM CABINETS

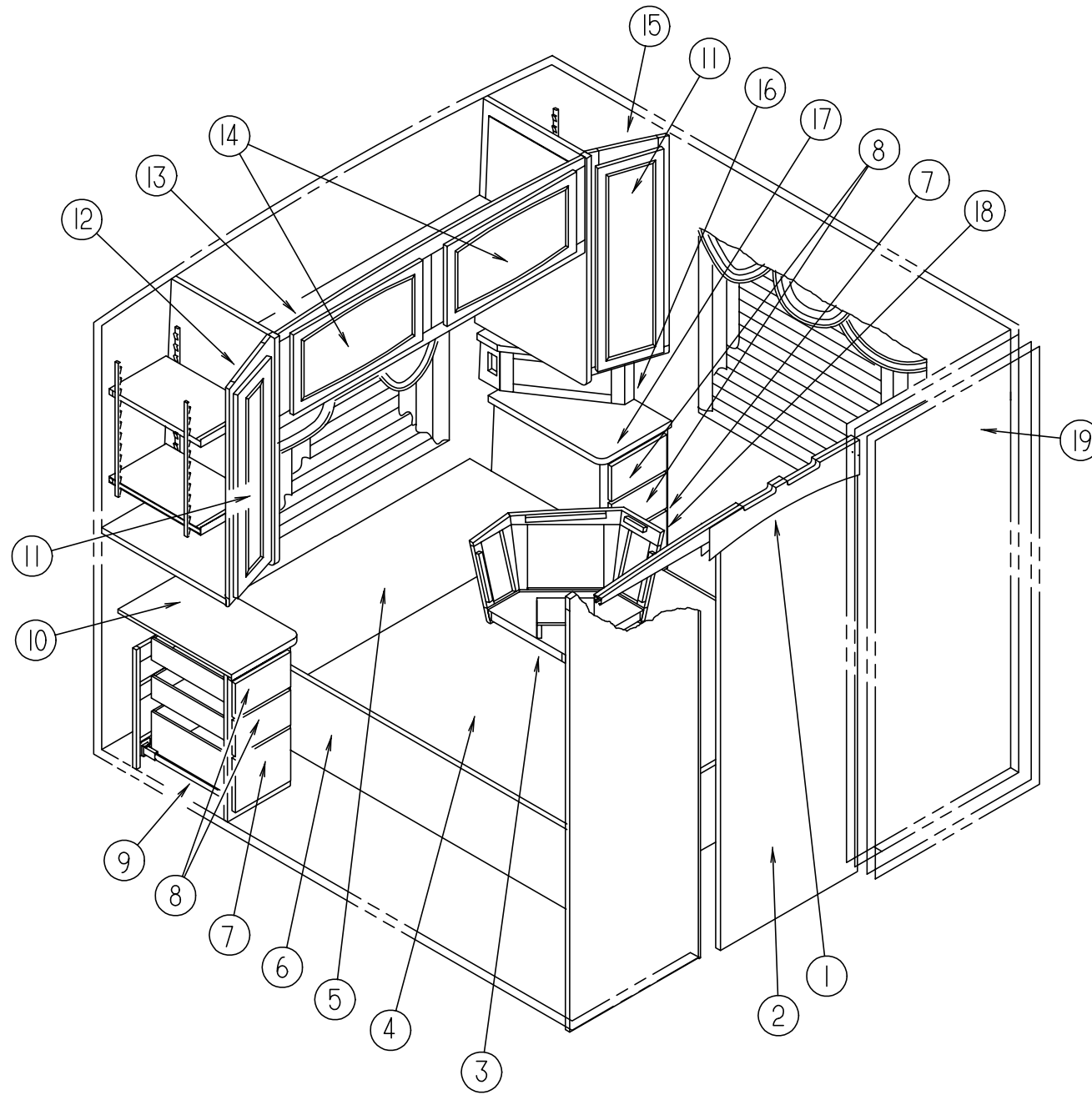


KEY	PART NUMBER	U/M	DESCRIPTION
1	110418-02-E37	EA	HEADER ASM-DOOR (PICKLED ASH)
1	110418-02-E41	EA	HEADER ASM-DOOR (SALEM CHERRY)
	103868-09-01A	EA	TRACK-DOOR, TRACK-DOOR, 1634 O/W
	103874-01-000	EA	HANGER-SLIDING DOOR
2	104013-03-E37	EA	DOOR ASM-SLIDING (PICKLED ASH)
2	104013-03-E41	EA	DOOR ASM-SLIDING (SALEM CHERRY)
	009778-16-000	FT	U-CHANNEL - 1 IN. (PICKLED ASH)
	009778-18-000	FT	U-CHANNEL - 1 IN. (SALEM CHERRY)
	103874-01-000	EA	HANGER-DOOR, SLIDING
	098410-01-01A	EA	PULL-FINGER, OVAL - BRASS
	064467-01-000	EA	GUIDE-POCKET, SLIDING DOOR

KEY	PART NUMBER	U/M	DESCRIPTION
3	P10938-01-F36	EA	CABINET ASM-OVERHEAD, TV (G38)
3	P10938-01-F37	EA	CABINET ASM-OVERHEAD, TV (G39)
3	P10938-01-G40	EA	CABINET ASM-OVERHEAD, TV (G40)
3	P10938-01-G41	EA	CABINET ASM-OVERHEAD, TV (G41)
3	P10938-01-G42	EA	CABINET ASM-OVERHEAD, TV (G42)
3	P10938-01-G43	EA	CABINET ASM-OVERHEAD, TV (G43)
4	M05087-18-000	EA	CABINET - QUEEN BED TOP - W/O HARDWARE
5	M05087-17-E37	EA	CABINET ASM-QUEEN BED (PICKLED ASH)
5	M05087-17-E41	EA	CABINET ASM-QUEEN BED (SALEM CHERRY)
	009065-01-000	EA	HINGE-ALUMINUM, 1 1/2" X 96" - UNPAINTED
	089025-01-000	EA	SUPPORT-SPRING, TO BED - ANGLE 1.5" X 11.8" LONG - STEEL
	057460-02-000	EA	STUD-BALL, GAS SPRING - 10MM - 5/16" - 18
	107796-12-000	EA	SPRING-GAS
	109645-03-000	EA	BRACKET-SUPPORT, GAS SPRING - FLOOR TO BED
	091261-01-000	FT	SLIPNOT-ANTISLIP, 1' WIDE (100' ROLL)
6	P10800-01-F36	EA	CABINET ASM-BED, QUEEN W/O TOP (G38)
6	P10800-01-F37	EA	CABINET ASM-BED, QUEEN W/O TOP (G39)
6	P10800-01-G40	EA	CABINET ASM-BED, QUEEN W/O TOP (G40)
6	P10800-01-G41	EA	CABINET ASM-BED, QUEEN W/O TOP (G41)
6	P10800-01-G42	EA	CABINET ASM-BED, QUEEN W/O TOP (G42)
6	P10800-01-G43	EA	CABINET ASM-BED, QUEEN W/O TOP (G43)
	099717-04-000	EA	TIEDOWN ASM-STRAP W/BUCKLE (FOLDING CHAIR STRAP)
7	M05971-19-E37	EA	DRAWER COMPL-SLIDE OGEE (PICKLED ASH)
7	M05971-19-E41	EA	DRAWER COMPL-SLIDE OGEE (SALEM CHERRY)
8	M05971-18-E37	EA	DRAWER COMPL-SLIDE OGEE (PICKLED ASH)
8	M05971-18-E41	EA	DRAWER COMPL-SLIDE OGEE (SALEM CHERRY)
9	107017-01-E38	EA	CABINET ASM-NIGHTSTAND, RH (G38)
9	107017-01-E42	EA	CABINET ASM-NIGHTSTAND, RH (G39)
9	107017-01-F40	EA	CABINET ASM-NIGHTSTAND, RH (G40)
9	107017-01-F41	EA	CABINET ASM-NIGHTSTAND, RH (G41)
9	107017-01-G42	EA	CABINET ASM-NIGHTSTAND, RH (G42)
9	107017-01-G43	EA	CABINET ASM-NIGHTSTAND, RH (G43)
10	107017-11-E38	EA	COUNTERTOP ASM (G38, G39)
10	107017-11-F40	EA	COUNTERTOP ASM (G40, G41)
10	107017-11-G42	EA	COUNTERTOP ASM (G42, G43)
11	M06803-14-E37	EA	DOOR-MITERED CORNERS W/OGEE EDGING 10.8" X 36.4" (PICKLED ASH)
11	M06803-14-E41	EA	DOOR-MITERED CORNERS W/OGEE EDGING 10.8" X 36.4" (SALEM CHERRY)
	088742-10-000	EA	MIRROR - BEVELED SAFETY GLASS - 7.3" X 32.9"
12	P14721-01-F36	EA	CABINET ASM-SHIRT CLOSET RH (PICKLED ASH)
12	P14721-01-F37	EA	CABINET ASM-SHIRT CLOSET RH (SALEM CHERRY)
	042438-01-000	EA	DOWEL- WOOD - CLOTHES ROD - 1" DIAMETER X 4'
	009112-01-000	EA	FLANGE - 1" CLOTHES ROD - OFF WHITE PLASTIC
13	107443-01-E37	EA	CABINET ASM-OVERHEAD, REAR (PICKLED ASH)
13	107443-01-E41	EA	CABINET ASM-OVERHEAD, REAR (SALEM CHERRY)
14	M05990-01-E37	EA	DOOR-W/OGEE EDGING 14.4" X 26.8" (PICKLED ASH)
14	M05990-01-E41	EA	DOOR-W/OGEE EDGING 14.4" X 26.8" (SALEM CHERRY)
15	P14720-01-F36	EA	CABINET ASM-SHIRT CLOSET LH (PICKLED ASH)
15	P14720-01-F37	EA	CABINET ASM-SHIRT CLOSET LH (SALEM CHERRY)
	042438-01-000	EA	DOWEL- WOOD - CLOTHES ROD - 1" DIAMETER X 4'
	009112-01-000	EA	FLANGE - 1" CLOTHES ROD - OFF WHITE PLASTIC
16	107446-01-E38	EA	CABINET ASM-RADIO (G38)
16	107446-01-E42	EA	CABINET ASM-RADIO (G39)
16	107446-01-F40	EA	CABINET ASM-RADIO (G40)
16	107446-01-F41	EA	CABINET ASM-RADIO (G41)
16	107446-01-G42	EA	CABINET ASM-RADIO (G42)
16	107446-01-G43	EA	CABINET ASM-RADIO (G43)
	107446-11-E38	EA	COUNTERTOP ASM. - RADIO CABINET (G38, G39)
	107446-11-F40	EA	COUNTERTOP ASM. - RADIO CABINET (G40, G41)
	107446-11-G42	EA	COUNTERTOP ASM. - RADIO CABINET (G42, G43)

## BEDROOM GROUP (CONTINUED)

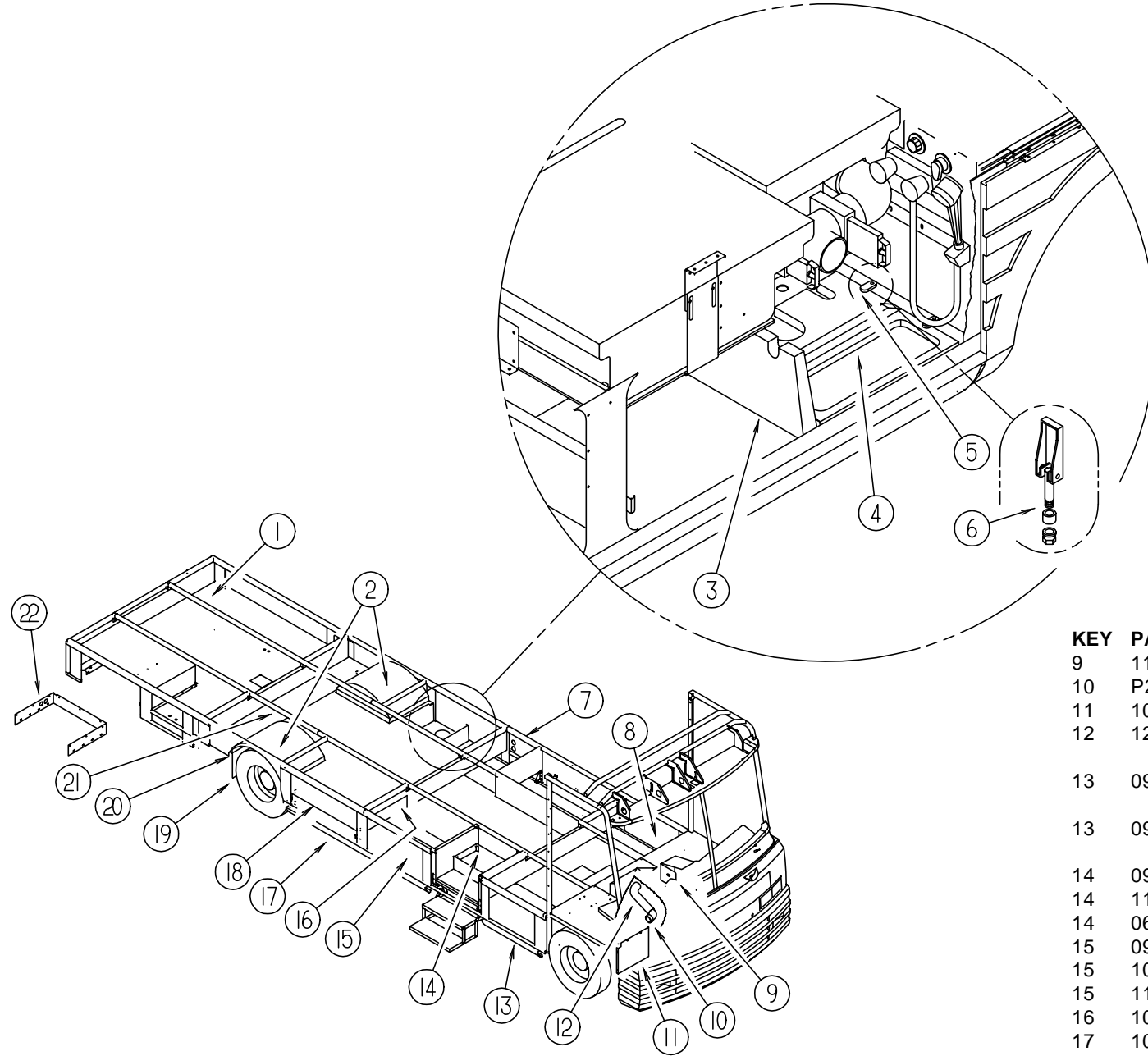
### QUEEN BEDROOM CABINETS & PRIVACY DOOR (CONTINUED)



KEY	PART NUMBER	U/M	DESCRIPTION
17	107018-11-E38	EA	COUNTERTOP ASM (G38, G39)
17	107018-11-F40	EA	COUNTERTOP ASM (G40, G41)
17	107018-11-G42	EA	COUNTERTOP ASM (G42, G43)
18	107018-01-E38	EA	CABINET ASM-NIGHTSTAND, LH (G38)
18	107018-01-E42	EA	CABINET ASM-NIGHTSTAND, LH (G39)
18	107018-01-F40	EA	CABINET ASM-NIGHTSTAND, LH (G40)
18	107018-01-F41	EA	CABINET ASM-NIGHTSTAND, LH (G41)
18	107018-01-G42	EA	CABINET ASM-NIGHTSTAND, LH (G42)
18	107018-01-G43	EA	CABINET ASM-NIGHTSTAND, LH (G43)
19	M06801-01-F36	EA	CABINET ASM-WALL, LH W/WAINSCOATING (G38)
19	M06801-01-F37	EA	CABINET ASM-WALL, LH W/WAINSCOATING (G39)
19	M06801-01-G40	EA	CABINET ASM-WALL, LH W/WAINSCOATING (G40)
19	M06801-01-G41	EA	CABINET ASM-WALL, LH W/WAINSCOATING (G41)
19	M06801-01-G42	EA	CABINET ASM-WALL, LH W/WAINSCOATING (G42)
19	M06801-01-G43	EA	CABINET ASM-WALL, LH W/WAINSCOATING (G43)
	104174-01-000	EA	HOOK-ROBE, TWIN

# CHASSIS GROUP

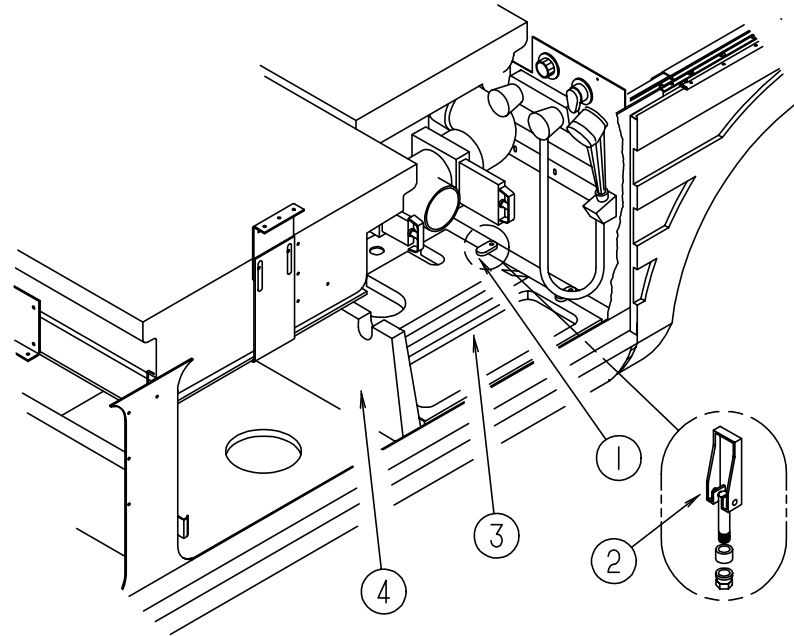
## COMPARTMENTS, WHEEL WELLS & MUD FLAPS



KEY	PART NUMBER	U/M DESCRIPTION
1	115392-01-01A	EA STRAP ASM-VELCRO, LUG WRENCH HOLDER
2	055374-01-000	EA WHEELWELL-PLASTIC, DUALS
3	M07452-03-F36	EA COMPARTMENT ASM-STORAGE W/HATCH & SUPPORT TUBE - 11" X 48.9"
	114679-03-01A	EA COMPARTMENT-STORAGE W/O HATCH OR SUPPORT TUBE - 11" X 48.9"
4	M06991-03-F36	EA HATCH ASM W/FOAM
5	114677-01-01A	EA RETAINER-HATCH
		FROM: 00-00-00 THRU: 01-25-96
6	121175-01-01A	EA LATCH-SWELL, BLACK
		FROM: 01-26-96 THRU: 99-99-99
7	092263-03-000	EA PANEL-EXHAUST, FURNACE - 525 MM X 282 MM - GALVANIZED STEEL
8	093395-01-000	EA BRACKET-ANGLE, FOR CARGO NET
		FROM: 00-00-00 THRU: 09-03-95
8	093287-07-01A	EA NET-CARGO
		FROM: 00-00-00 THRU: 09-03-95

KEY	PART NUMBER	U/M DESCRIPTION
9	119847-01-02B	EA SHIELD-A/C COMPRESSOR, E-COAT
10	P23361-01-000	EA DUCT-AIR INTAKE (GM L29 VORTEC ENGINE OPTION ONLY)
11	104147-02-000	EA SPLASH SHIELD-HEADLIGHT, RH - STEEL - E-COAT
12	123362-01-000	EA ELBOW-RUBBER, 90 DEGREE 3.5"ID (GM L29 VORTEC ENGINE OPTION ONLY)
		FROM: 04-15-96 THRU: 05-14-96
13	093395-01-000	EA BRACKET-ANGLE, FOR CARGO NET
		FROM: 00-00-00 THRU: 09-03-95
13	093287-07-01A	EA NET-CARGO
		FROM: 00-00-00 THRU: 09-03-95
14	094707-01-01A	EA STEP-DOUBLE, ELECTRIC W/ORANGE CONTROL BOX - KWIKEE 3218
14	116995-01-000	EA SWITCH/MAGNET - STEP - ELECTRIC - KWIKEE 905306
14	065450-05-000	EA TIEDOWN-BATTERY, 8.4" TUBE
15	091952-01-000	EA CLIP-LOWER LADDER
15	108986-01-000	EA TUBE-SUPPORT, LOWER LADDER - TO STORE LADDER
15	112384-01-000	EA SPONGE-BRACKET, RACK & LADDER
16	109778-01-000	EA SHIELD-TANK, LP
17	107717-01-000	EA COMPARTMENT ASM-LP, CHEVY (NOT USED WITH L29 VORTEC ENGINE OPTION)
17	107717-02-000	EA COMPARTMENT ASM-LP, FORD
18	107723-01-01A	EA COVER-COMPARTMENT PANEL, PLASTIC - BLACK
19	017516-01-000	EA FLAP-MUD, 14" X 18" - BLACK
20	020167-05-000	EA GUARD-DIRT
21	115457-01-09B	EA PANEL-DUCT, EXTENSION - GALVANIZED
22	106152-01-000	EA PANEL-COMPARTMENT, GENERATOR
22	094657-02-000	EA TRAY-GENERATOR, 22.5" X 30.4" X 6.9" - W/ANGLE & NUTS
	102805-01-000	EA CHANNEL-EXTENSION, FRONT FRAME - CHEVY - 13.8" X 4.5" - E-COATED STEEL
	102805-01-000	EA CHANNEL-EXTENSION, FRONT FRAME - FORD - 13.8" X 4.5" - E-COATED STEEL
	102805-03-000	EA CHANNEL-EXTENSION, FRONT FRAME - FORD - 10.6" X 4.5" - E-COATED STEEL
		FROM: 05-30-96 THRU: 99-99-99
	107719-01-01A	EA STRIKE-DOOR
	056748-01-000	EA PLUG-CAP, 1.5" DIAMETER
	115361-01-01A	EA PLUG-PLASTIC
	072877-03-000	EA INSULATION-SOUND BARRIER PAD, 1.25" X 46" X 54"

**CHASSIS GROUP (CONTINUED)**

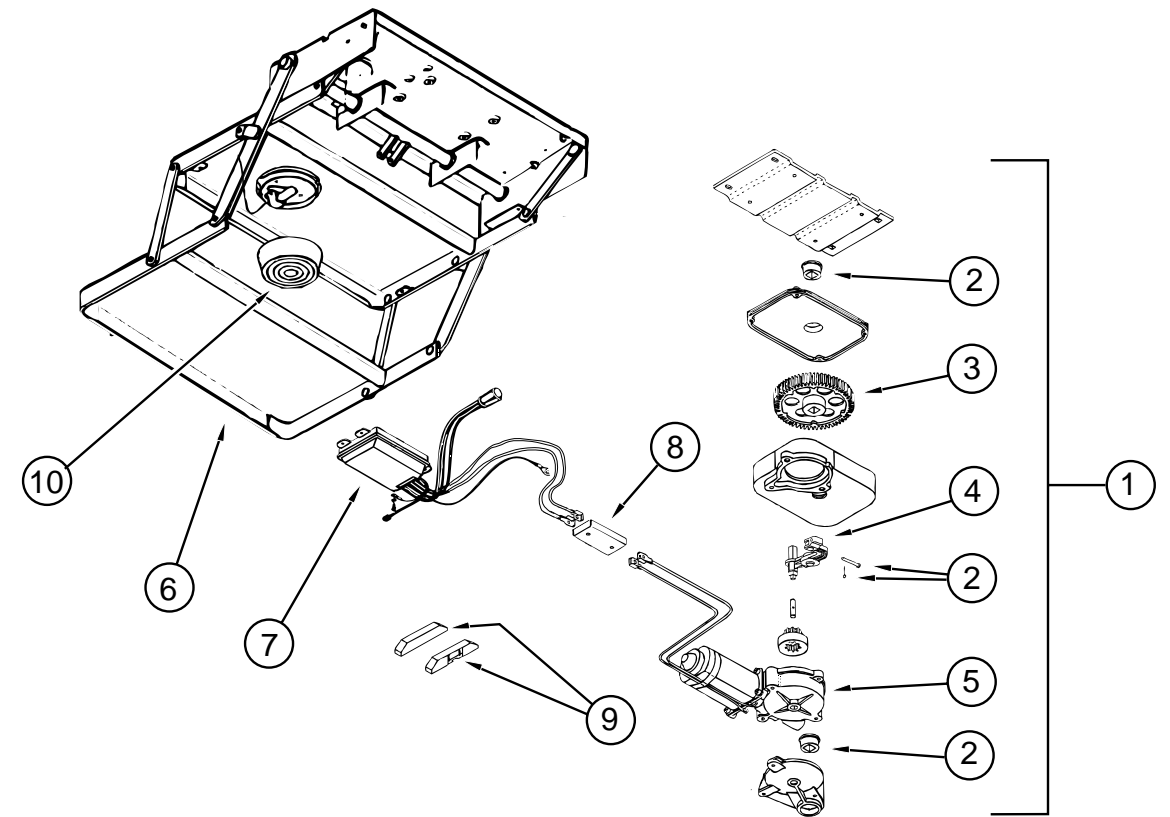


**STORAGE COMPARTMENT**

KEY	PART NUMBER	U/M	DESCRIPTION
1	114677-01-01A	EA	RETAINER-HATCH
2	121175-01-01A	EA	LATCH-SWELL, BLACK
3	M06991-03-F36	EA	HATCH ASM W/FOAM
4	M07452-03-F36	EA	COMPARTMENT ASM-STORAGE W/HATCH & SUPPORT TUBE - 11" X 48.9"
4	114679-03-01A	EA	COMPARTMENT-STORAGE W/O HATCH OR SUPPORT TUBE - 11" X 48.9"

FROM: 00-00-00 THRU: 01-25-96  
 FROM: 01-26-96 THRU: 99-99-99

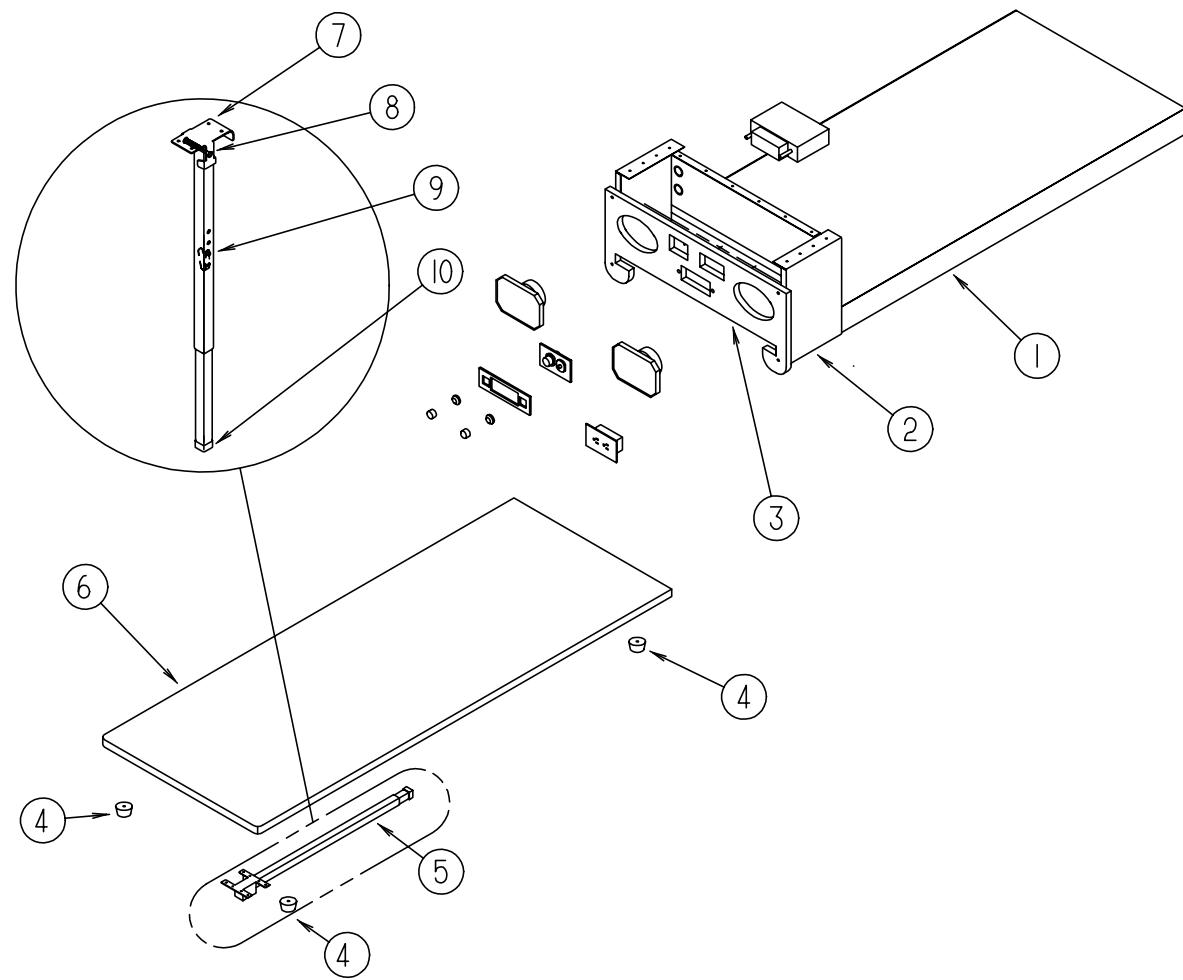
**CHASSIS GROUP (CONTINUED)**



**KWIKIE ELECTRIC STEP & SWITCH SPACER**

KEY	PART NUMBER	U/M	DESCRIPTION	VENDOR NO.
1	094707-01-01A	EA	STEP ASSEMBLY W/O SWITCH	
2	094707-02-703	EA	BEARINGS & PINS	909530
3	094707-02-702	EA	GEAR KIT - W/ BEARINGS & PIN-CASE	909525
4	094707-02-701	EA	LINKAGE ASSEMBLY - W/ BEARINGS & PINS	909523
5	094707-02-700	EA	MOTOR ASSEMBLY - W/ BEARINGS & PINS	909520
6	091707-01-702	EA	FRAME W/DOUBLE STEP	908032
7	094707-02-705	EA	CONTROL UNIT - WHITE	909513
8	094707-02-704	EA	CONNECTOR - MOTOR ASSEMBLY - W/ PLATES	909537
	094707-02-707	EA	TREAD - NON SKID - BLACK - 6"X21"	909333
9	116995-01-000	EA	SWITCH/ MAGNET - ELECTRIC	
10	088746-01-705	EA	LIGHT - UNDER STEP	9004
	088733-01-700	EA	BULB	9004
	094707-02-707	EA	TREAD-NON SKID, BLACK 6"X21"	909333
	116995-01-000	EA	SWITCH/MAGNET-STEP, ELECTRIC, KWIKIE	905306
	075723-02-000	EA	SPACER-SWITCH, W/HOLE - .2" X .9" X 2" - METAL - OFF WHITE	

### CHASSIS GROUP (CONTINUED)



### EXTERIOR ENTERTAINMENT CENTER

KEY	PART NUMBER	U/M DESCRIPTION
1	108534-02-E37	EA FRAME-ENTERTAINMENT CENTER
2	108508-02-000	EA BRACKET-ENTERTAINMENT CENTER - 2 USED
3	108506-01-F36	EA PLATE-RADIO MOUNTING
4	069726-02-000	EA BUMPER-RUBBER, .88" DIAMETER X .40", BLACK
5	110381-01-D18	EA LEG-TABLE, ENTERTAINMENT W/FASTENERS & SPRING
6	P08515-02-F36	EA TABLE-ENTERTAINMENT CENTER
7	110287-01-000	EA BRACKET-LEG, EXTERIOR TABLE
8	074630-03-000	EA FASTENER-PUSH ON, .250 ROUND - TRW PZ001880PG
8	110459-01-000	EA SPRING-COMPRESSION, .300 X 1.50" - LEE SG LC-030D-12-M
9	110439-01-000	EA FASTENER-SNAP BUTTON, VALCO 0135-25
10	110550-01-000	EA CAP-TUBE, TABLE LEG

### CHASSIS GROUP (CONTINUED)

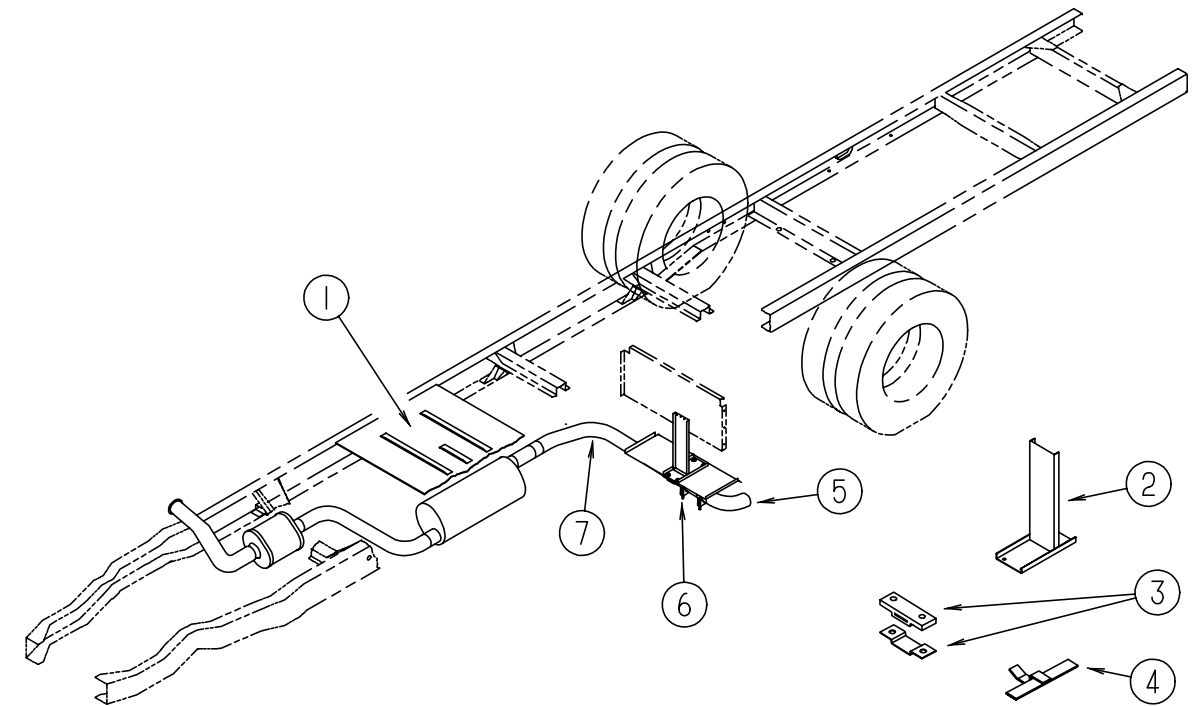
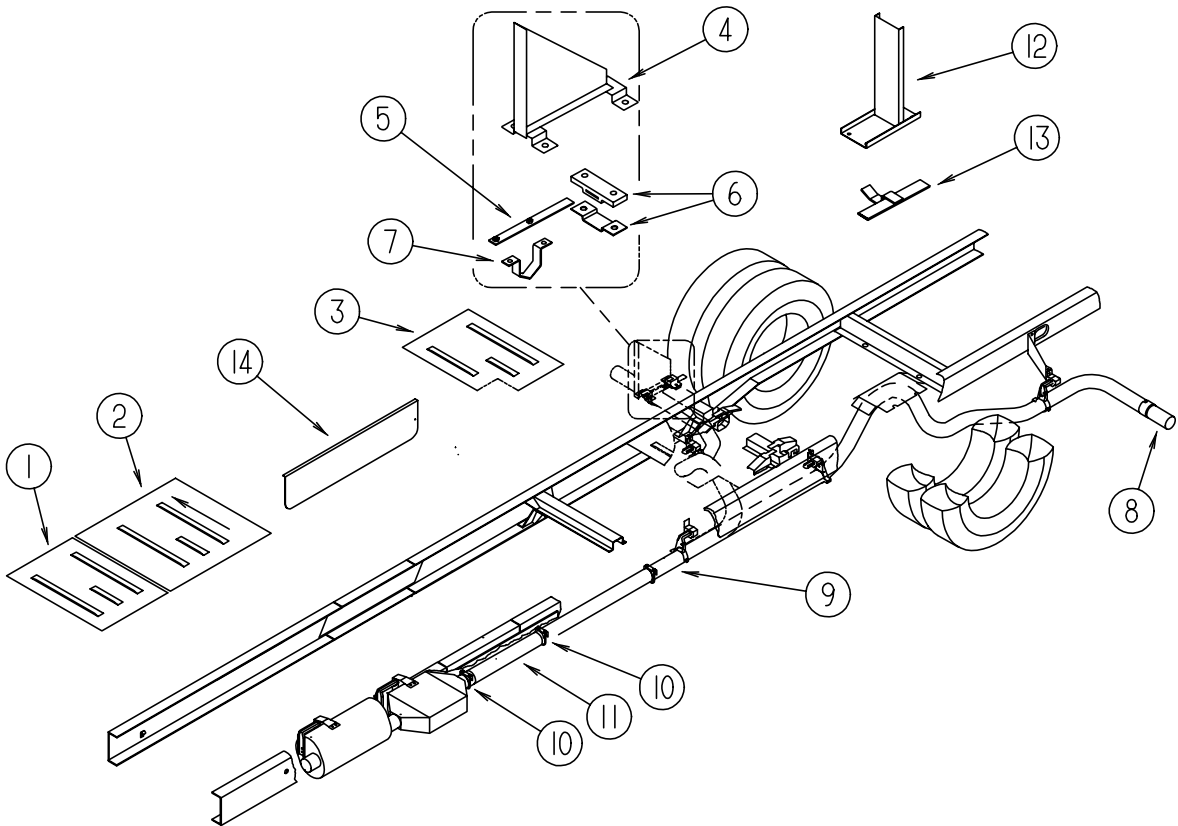
#### BRAKE CONTROLLER COMPONENTS

KEY	PART NUMBER	U/M DESCRIPTION
	085753-02-000	EA BRAKE CONTROL, TEKONSHA 9030 - HENSCHEN (CHEVY)
	075466-01-000	EA UNION-INVERTED FLARE TUBE, 1/4" (BRAKE LINE UNION)
	088498-01-000	EA UNION-INVERTED FLARE, BRASS - 3/16 - 3/8 - 24 THD - BRAKE LINE - FORD



### CHASSIS GROUP (CONTINUED)

### CHASSIS GROUP (CONTINUED)



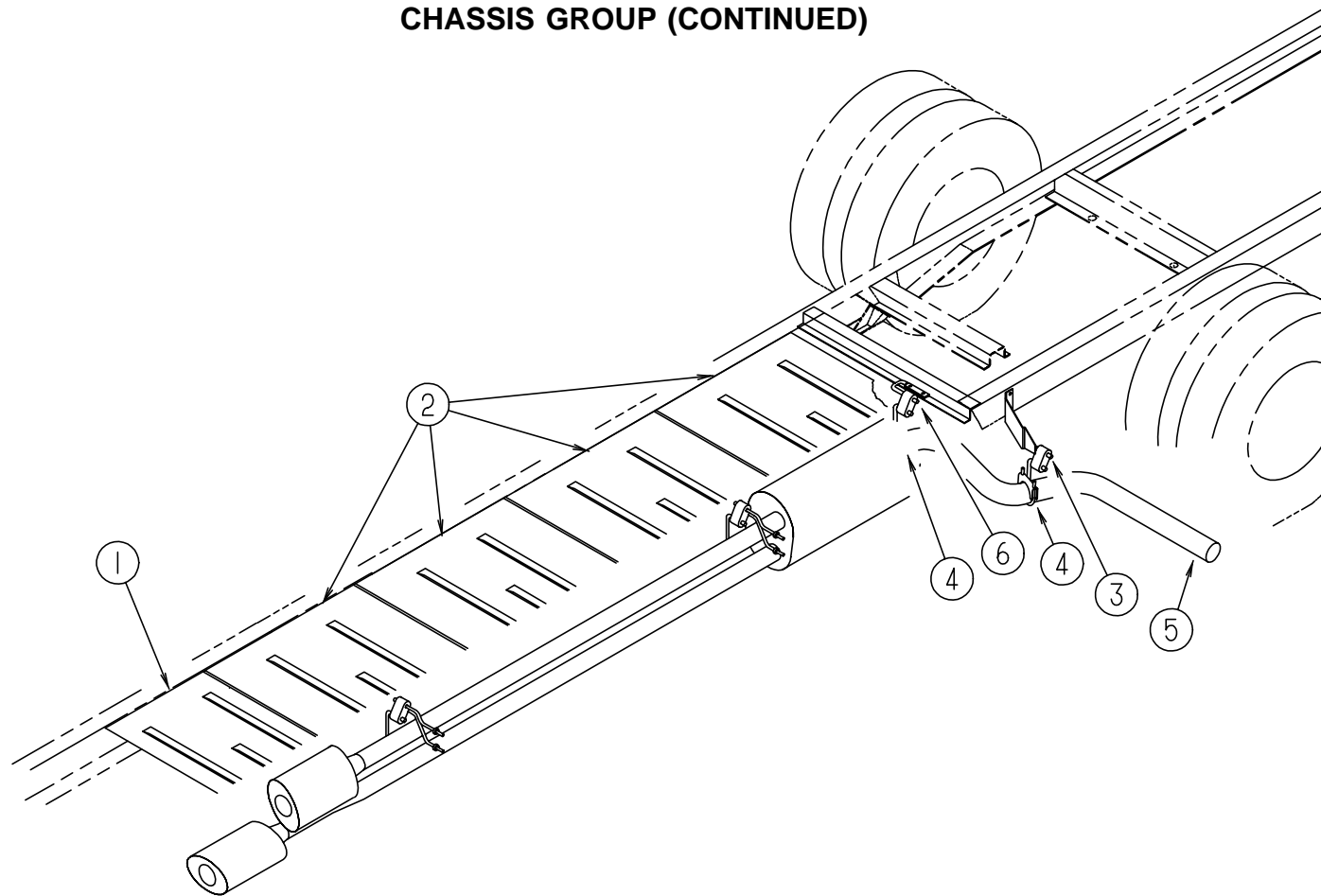
#### STANDARD CHEVY EXHAUST SYSTEM

KEY	PART NUMBER	U/M DESCRIPTION
1	101544-01-000	EA SHIELD - HEAT - EXHAUST - 19.7" X 28.9"
2	101544-02-000	EA SHIELD - HEAT - EXHAUST - 30" X 28.9" - STEEL
3	101544-01-000	EA SHIELD - HEAT - EXHAUST - 19.7" X 28.9" (JET AIR & LEVELING OPTION)
4	102117-02-000	EA HANGER ASM-TAILPIPE FROM: 00-00-00 THRU: 10-29-95
5	095523-11-000	EA BRACKET-EXHAUST, UPPER FROM: 00-00-00 THRU: 10-29-95
6	095190-01-000	EA HANGER-EXHAUST, 4" X 1.4" (JET AIR SUSPENSION & LEVELING OPTION)
7	095223-03-000	EA BRACKET-EXHAUST, LOWER FROM: 00-00-00 THRU: 10-29-95
8	098762-05-000	EA EXTENSION-EXHAUST, STRAIGHT - 3" OD X 7.9" LONG - SST
9	107754-01-000	EA PIPE-EXHAUST, TAIL, GM (JET AIR & LEVELING OPTION)
10	094918-01-000	EA CLAMP - EXHAUST - 3" - GUILLOTINE STYLE
11	098762-06-000	EA PIPE-EXHAUST, STRAIGHT - 92 GM EXTENSION 560 FROM: 00-00-00 THRU: 01-15-96
12	118000-01-02B	EA HANGER ASM-TAILPIPE, E-COAT (JET AIR & LEVELING OPTION)
13	096055-07-000	EA SUPPORT ASM-EXHAUST PIPE (JET AIR & LEVELING OPTION)
14	075307-03-000	EA SHIELD - HEAT - LP FROM: 00-00-00 THRU: 06-28-96

#### EXPORT CHEVY EXHAUST SYSTEM

KEY	PART NUMBER	U/M DESCRIPTION
1	101544-02-000	EA SHIELD - HEAT - EXHAUST - 30" X 28.9" - STEEL
2	118000-01-02B	EA HANGER ASM-TAILPIPE, E-COAT (JET AIR & LEVELING OPTION) FROM: 00-00-00 THRU: 07-21-96
2	118000-03-02B	EA HANGER - TAILPIPE E/COAT (JET AIR & LEVELING OPTION) FROM: 07-22-96 THRU: 99-99-99
3	095190-01-000	EA HANGER-EXHAUST, 4" X 1.4" (JET AIR SUSPENSION & LEVELING OPTION)
4	096055-07-000	EA SUPPORT ASM-EXHAUST PIPE (JET AIR & LEVELING OPTION)
5	119119-01-000	EA PIPE-EXHAUST, TAIL 90 DEG - 96 M31RQ EUROPE
6	094918-01-000	EA CLAMP - EXHAUST - 3" - GUILLOTINE STYLE
7	098608-02-000	EA PIPE-SINGLE EXHAUST

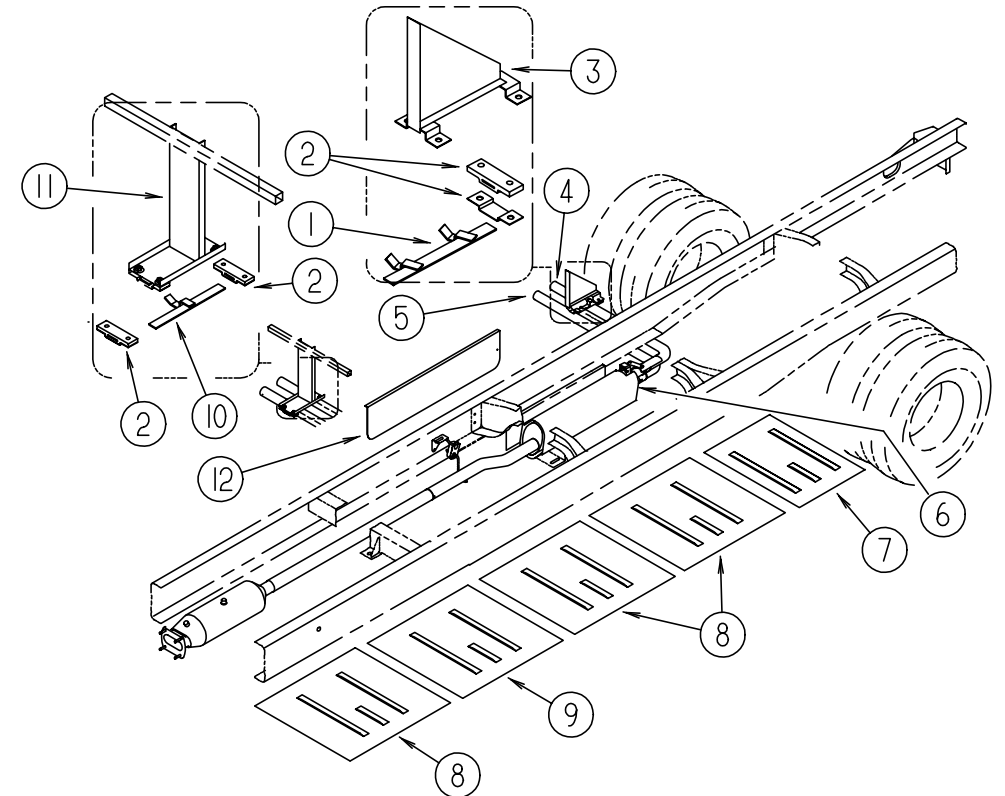
**CHASSIS GROUP (CONTINUED)**



**CHEVY L29 VORTEC ENGINE EXHAUST SYSTEM**

KEY	PART NUMBER	U/M DESCRIPTION
	007125-07-000	EA CLAMP-MUFFLER, 2.50" DIAMETER
	098608-02-000	EA PIPE-SINGLE EXHAUST
	098762-05-000	EA EXTENSION-EXHAUST, STRAIGHT - 3" OD X 7.9" LONG - SST
1	101544-01-000	EA SHIELD-HEAT, EXHAUST - 19.7" X 28.9" - STEEL
2	101544-02-000	EA SHIELD-HEAT, EXHAUST - 30" X 28.9" - STEEL
3	122392-02-02B	EA HANGER ASM-TAILPIPE, E-COAT
3	122392-03-02B	EA HANGER ASM-TAILPIPE, REAR, E-COAT
4	094918-01-000	EA CLAMP-EXHAUST, 3" - GUILLOTINE STYLE
5	122529-01-000	EA PIPE-EXHAUST
6	122392-01-02B	EA HANGER ASM-TAILPIPE, E-COAT

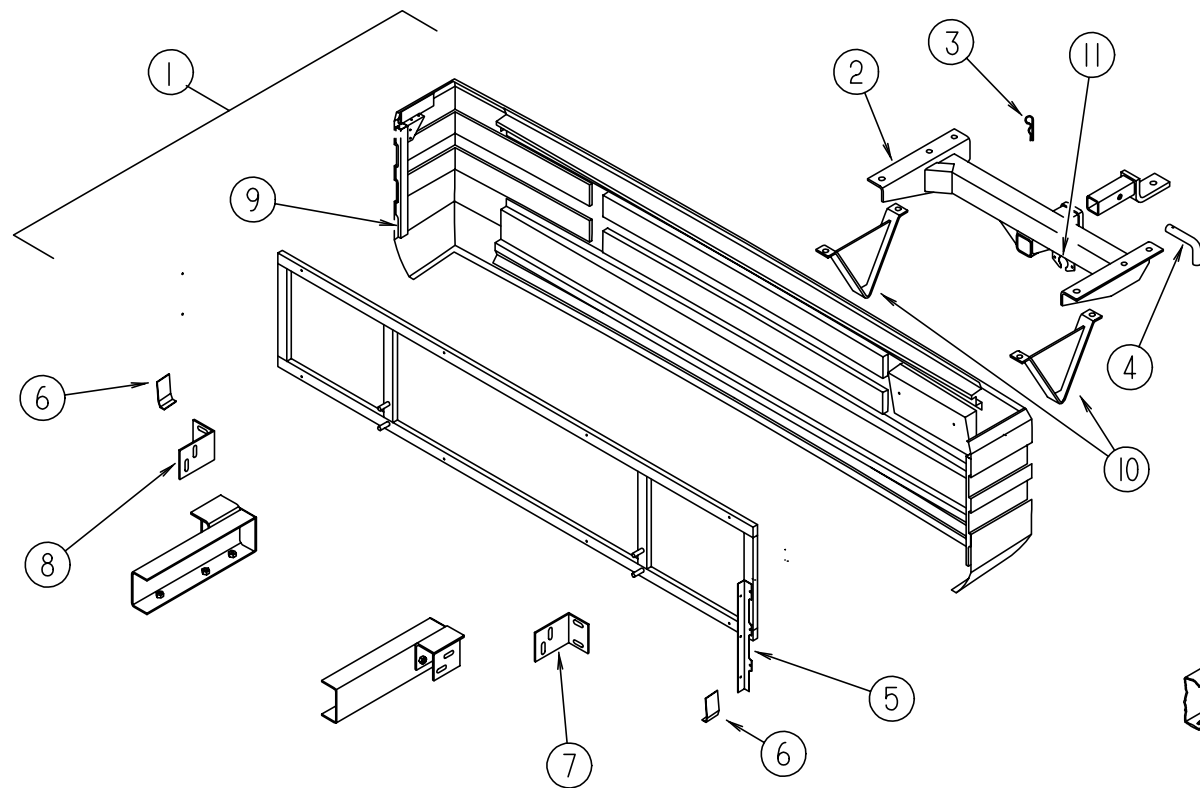
**CHASSIS GROUP (CONTINUED)**



**FORD EXHAUST SYSTEM**

KEY	PART NUMBER	U/M DESCRIPTION
1	096055-05-000	EA SUPPORT ASM-EXHAUST PIPE
2	095190-01-000	EA HANGER-EXHAUST, 4" X 1.4"
3	102117-06-000	EA HANGER ASM-TAILPIPE
4	112166-01-000	EA PIPE-EXHAUST, TAIL - FORD - REAR
4	122243-01-000	EA PIPE-EXHAUST, TAIL, FORD, REAR
5	112165-01-000	EA PIPE-EXHAUST, TAIL - FORD - FRONT
5	122242-01-000	EA PIPE-EXHAUST, TAIL, FORD, FRONT
6	007125-05-000	EA CLAMP-MUFFLER, 2.00" DIAMETER
	007125-07-000	EA CLAMP-MUFFLER, 2.50" DIAMETER
7	101544-01-000	EA SHIELD - HEAT - EXHAUST - 19.7" X 28.9"
8	101544-06-000	EA SHIELD - HEAT - EXHAUST
9	101544-02-000	EA SHIELD - HEAT - EXHAUST - 30" X 28.9" - STEEL
10	096055-06-000	EA SUPPORT-EXHAUST PIPE
11	118000-02-02B	EA HANGER ASM-TAILPIPE, E-COAT
11	118000-01-02B	EA HANGER ASM-TAILPIPE, E-COAT
	094918-01-000	EA CLAMP - EXHAUST - 3" - GUILLOTINE STYLE
12	075307-03-000	EA SHIELD - HEAT - LP

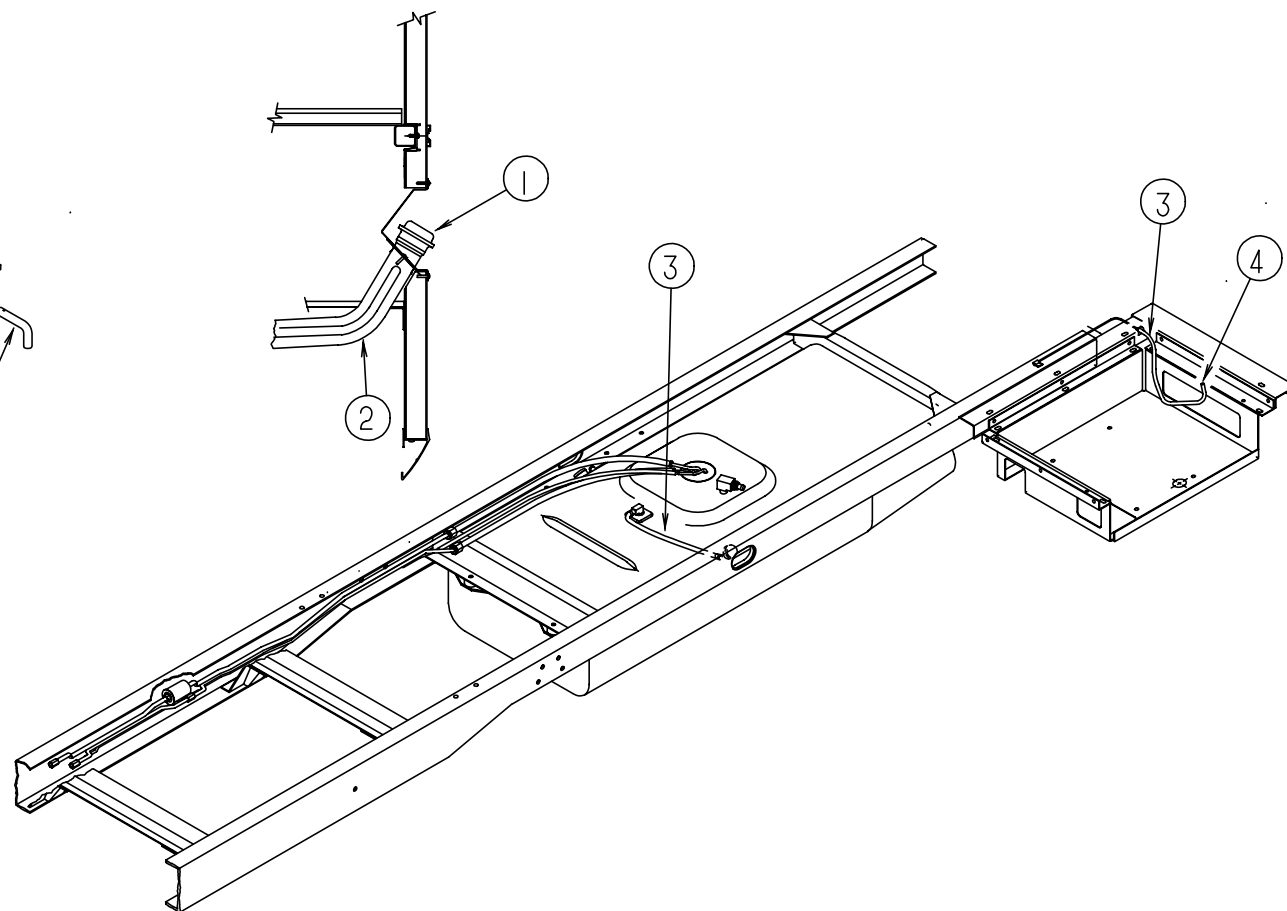
### CHASSIS GROUP (CONTINUED)



**REAR BUMPER & TRAILER HITCH**

KEY	PART NUMBER	U/M	DESCRIPTION
1	M05811-01-D18	EA	REAR BUMPER ASM
2	107707-01-000	EA	DRAWBAR ASM-HITCH, CLASS II
3	034513-01-000	EA	PIN-HITCH, 3/16" WIRE
4	034512-01-000	EA	PIN-LOCKING, DRAWBAR
5	107487-01-000	EA	ANGLE-ATTACHMENT, REAR
6	107665-01-000	EA	ANGLE-FORMED, BUMPER, LOWER
7	107524-02-000	EA	ANGLE-BUMPER, INNER, LH
8	107524-01-000	EA	ANGLE-BUMPER, INNER, RH
9	108453-04-000	EA	CAP-REAR RH BUMPER END
	108453-03-000	EA	CAP-REAR LH BUMPER END
10	111742-01-000	EA	PLATE ASM-SKID
	070579-09-000	EA	PLATE ASM ANCHOR
	087234-01-000	EA	NUT-JACK, 1/4 X 20 THD - MOLLY - MOUNTS LICENSE PLATE
	113589-01-000	EA	CONNECTOR-PLUG, TRAILER - GENERAL 433501
	113589-02-000	EA	CONNECTOR-SOCKET, TRAILER - GENERAL 433601
11	113588-01-01B	EA	BRACKET-CONN, TRAILER, MILL
			FROM: 00-00-00 THRU: 03-19-95
11	113588-02-01B	EA	BRACKET-CONNECTOR, TRAILER, MILL
			FROM: 03-20-95 THRU: 99-99-99

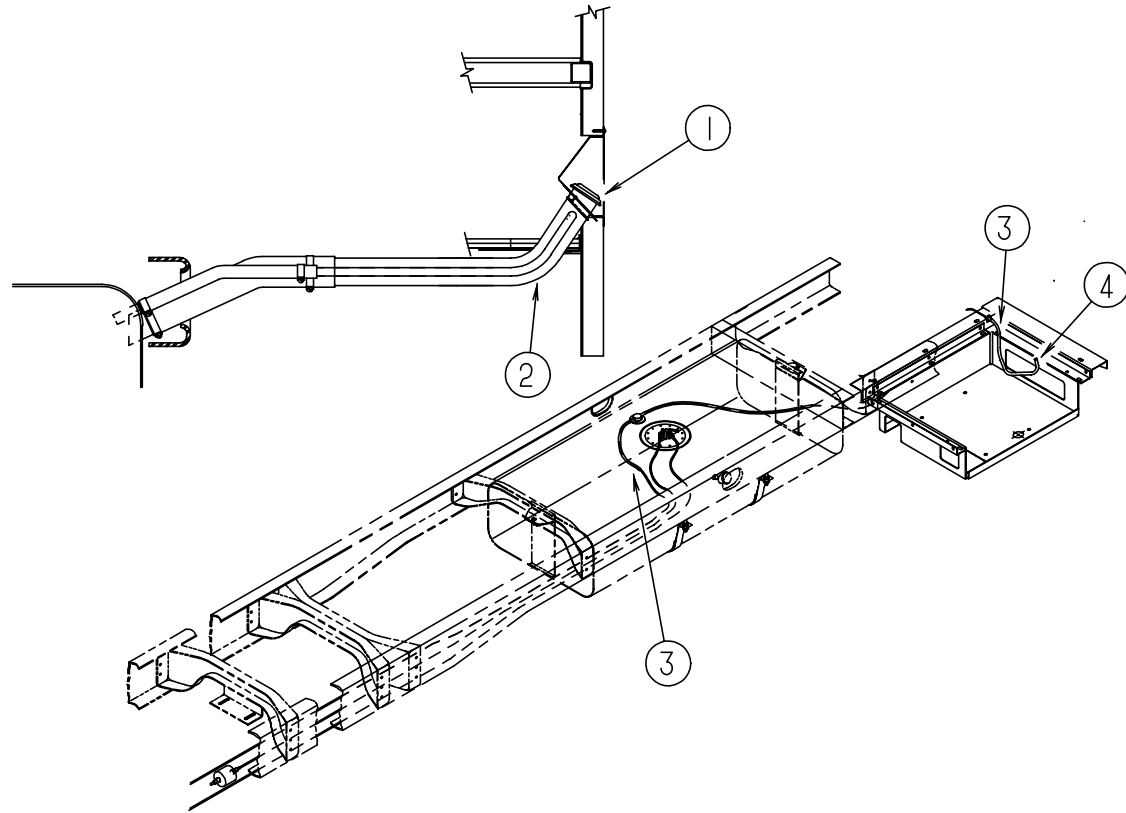
### CHASSIS GROUP (CONTINUED)



**CHEVY FUEL SYSTEM**

KEY	PART NUMBER	U/M	DESCRIPTION
1	073220-02-000	EA	CAP-FUEL FILL, CHEVY
2	087256-02-000	EA	NECK-FUEL FILL, CHEVY
	087256-01-000	EA	NECK-FUEL FILL - CHEVY (DIESEL ENGINE ONLY)
3	007063-01-000	FT	HOSE-GAS 1/4"ID X 1/2"OD
4	084884-01-000	EA	PLUG-BRASS, 3/8"
	068382-06-000	EA	BUSHING - BRASS - 3/8 MPT X 1/8 FPT
	114254-01-000	EA	ADAPTER - 1/4 SINGLE BARB X 1/8 MPT
	102951-01-08A	EA	SHROUD-FUEL FILL, BLACK
			FROM: 00-00-00 THRU: 03-03-96
	102951-01-01A	EA	SHROUD-FUEL FILL - UNFINISHED
			FROM: 03-04-96 THRU: 99-99-99

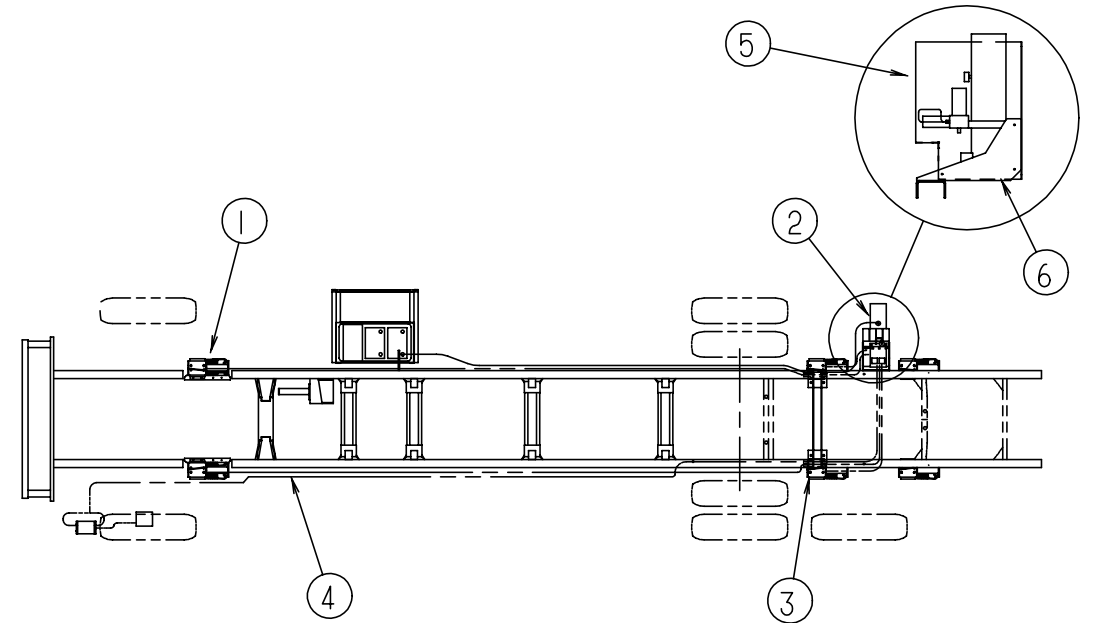
### CHASSIS GROUP (CONTINUED)



#### FORD FUEL SYSTEM

KEY	PART NUMBER	U/M	DESCRIPTION
1	089310-01-000	EA	CAP-FUEL FILL, FORD
2	095607-01-000	EA	NECK-FUEL FILL, FORD
3	007063-01-000	FT	HOSE-GAS 1/4" ID X 1/2" OD
4	084884-01-000	EA	PLUG-BRASS, 3/8"
	044317-01-000	FT	HOSE-FUEL, 3/8" ID
	024138-01-000	FT	HOSE-FUEL, 5/16" ID
	102951-01-08A	EA	SHROUD-FUEL FILL, BLACK
			FROM: 00-00-00 THRU: 03-03-96
	102951-01-01A	EA	SHROUD-FUEL FILL - UNFINISHED
			FROM: 03-04-96 THRU: 99-99-99

### CHASSIS GROUP (CONTINUED)



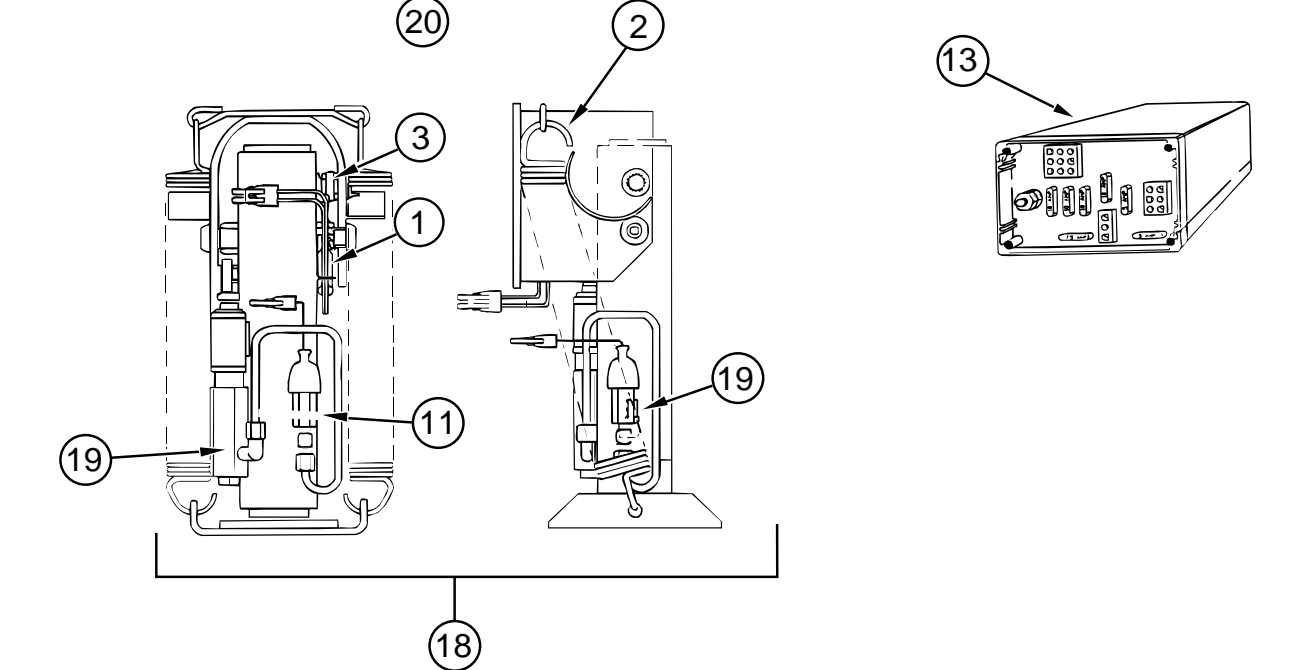
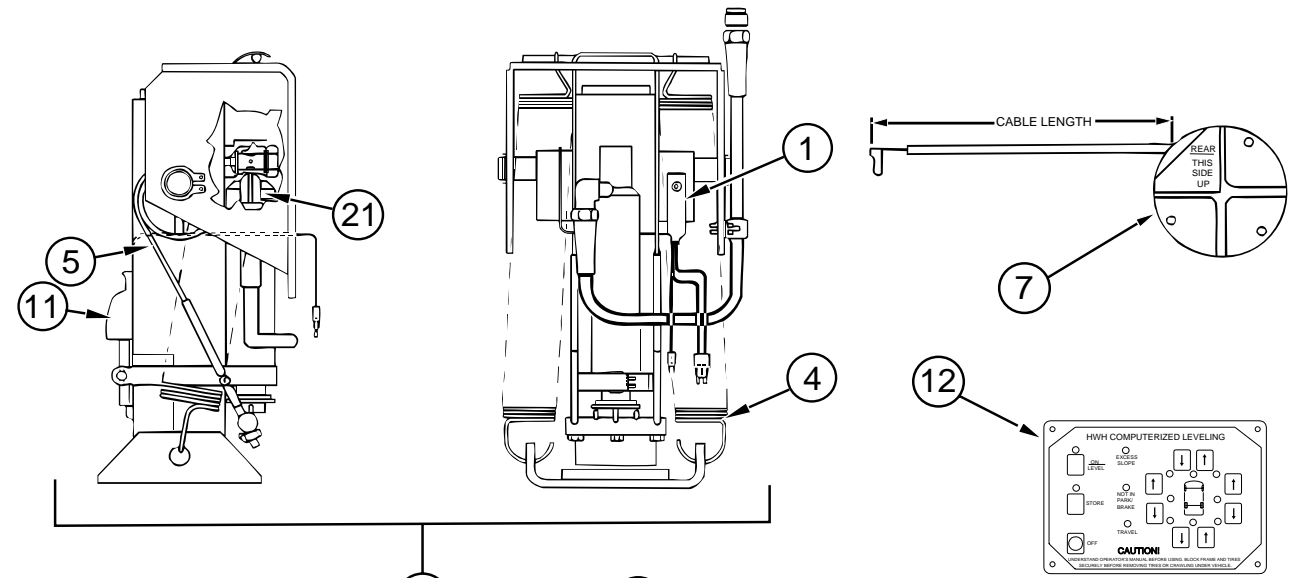
#### FRONT & REAR HWH HYDRAULIC LEVELING SYSTEM

KEY	PART NUMBER	U/M	DESCRIPTION	VENDOR NO.
1	107890-01-000	EA	ELBOW-STEEL 90D 1/4 X 37D FLARE	PARKER 4-C6X-S
1	100533-05-000	EA	BRACKETS-FRONT LEVELING JACK, HWH AP7107	(CHEVY)
1	100533-06-000	EA	BRACKETS-FRONT LEVELING JACK, HWH AP7160	(FORD)
2	100532-07-000	EA	LEVELING SYSTEM-HYDRAULIC, AP0396	(FRONT ONLY OPTION)
2	100532-09-000	EA	LEVELING SYSTEM-HYDRAULIC, HWH AP1017	(FRONT & REAR)
3	100534-12-000	EA	BRACKETS - REAR LEVELING JACKS - CHEVY	W/O JET AIR
3	100534-11-000	EA	BRACKETS-REAR, LEVELING JACKS, HWH AP0827	CHEVY W/JET AIR
3	100534-06-000	EA	BRACKETS-REAR LEVEL JACK	(FORD)
4	100536-24-000	EA	HOSE KIT-LEVELING JACKS HWH AP0971	(FRT ONLY)
4	100536-23-000	EA	HOSE KIT-LEVELING JACKS HWH AP0970	(FRONT & REAR)
	100536-09-700	EA	HOSE-HYDRAULIC-324"	AP2464
	100536-09-701	EA	HOSE-HYDRAULIC-60"	RAP4073
	100536-09-703	EA	HOSE-HYDRAULIC-87"	RAP4905
	100536-14-700	EA	HOSE-HYDRAULIC-288"	RAP4063
5	108629-01-000	EA	SHIELD-PUMP	
6	107938-01-000	EA	BRACKET ASM-PUMP	
	111619-01-000	EA	WIRE ASM-JACKS/AIR RIDE	(FRONT ONLY)

## CHASSIS GROUP (CONTINUED)

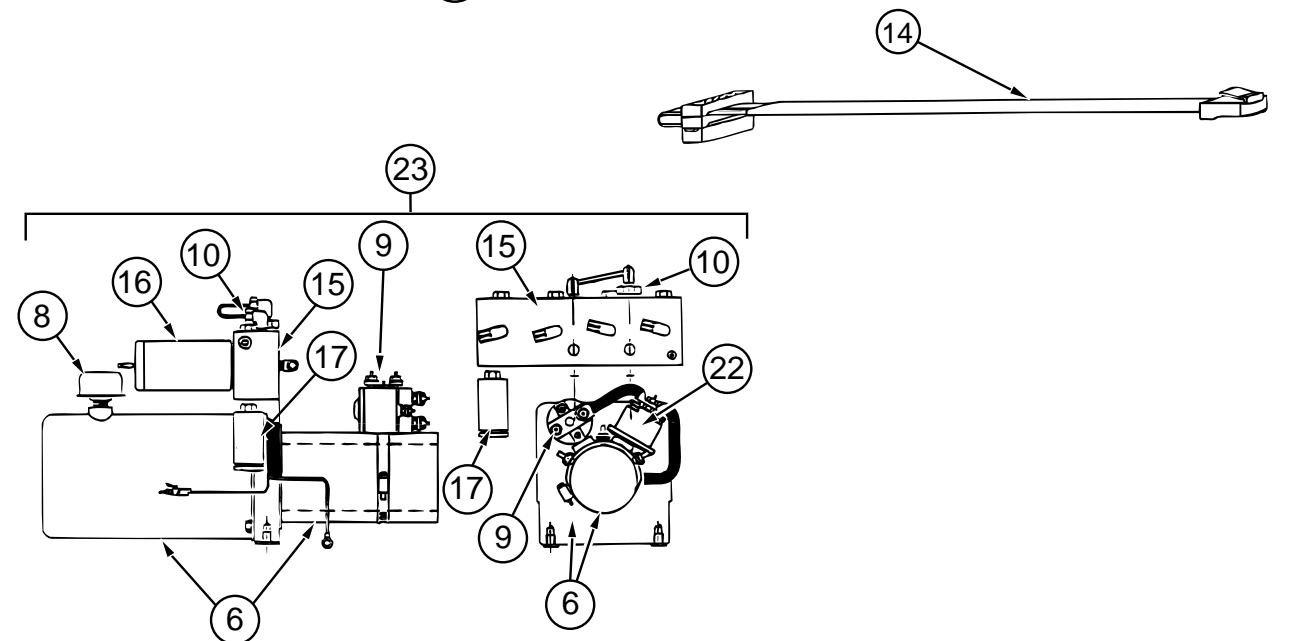
### HWH HYDRAULIC LEVELING SYSTEM FOR FRONT WHEELS ONLY

KEY	PART NUMBER	U/M	DESCRIPTION	VENDOR NO.
	100533-05-000	EA	BRACKETS-FRONT LEVELING JACK, HWH AP7107 (CHEVY)	
	100533-06-000	EA	BRACKETS-FRONT LEVELING JACK, HWH AP7160 (FORD)	
	100536-17-000	EA	HOSE KIT - HWH AP0408	
	100532-07-000	EA	LEVELING SYSTEM-HYDRAULIC AP0396	
1	100532-03-725	EA	SWITCH-WARNING, W/RESISTOR	RAP8072
4	100532-02-701	EA	SPRING KIT - 6K JACK	R6824
5	100532-02-704	EA	ACTUATOR CABLE - 6K JACK	RAP7194
6	100532-03-706	EA	PUMP .75 STONE 3" 500 WATT	RAP0195
7	100532-03-710	EA	SENSING UNIT, 21' MTA	RAP6798
9	100532-03-716	EA	RELAY ESSEX	RAP7505
10	100532-03-717	EA	VALVE-SHUTTLE	RAP7964
11	100532-03-726	EA	SWITCH-PRESSURE	RAP8003
12	100532-03-711	EA	PANEL-TOUCH, MODULAR CABLE	RAP7868
13	100532-03-701	EA	CONTROL BOX-W/JET AIR 2 JACK	RAP9800
14	100532-03-713	EA	MODULAR CABLE 7'	RAP8002
15	100532-03-708	EA	MANIFOLD ASSEMBLY 2 VALVE W/JET	RAP0033
16	100532-03-718	EA	VALVE-SOLENOID	RAP8034
17	100532-03-720	EA	SWITCH-PRESS, 300PSI - W/PIGTAL	RAP8355
20	100532-03-703	EA	JACK 6K W/POWER SWITCH (TALL)	RAP8130
21	100532-02-702	EA	ACTUATOR KIT - 6K JACK	RAP7062
22	100532-03-727	EA	SOLENOID KIT	R7572
23	100532-06-700	EA	PUMP/TANK/MANIFOLD ASM	RAP0032
	100532-03-721	EA	VALVE-CHECK KIT, SINGLE	RAP7944
	100532-03-723	EA	MANIFOLD HARDWARE MOUNTING KIT	RAP9171
	111619-01-000	EA	WIRE ASM-JACKS/AIR RIDE	



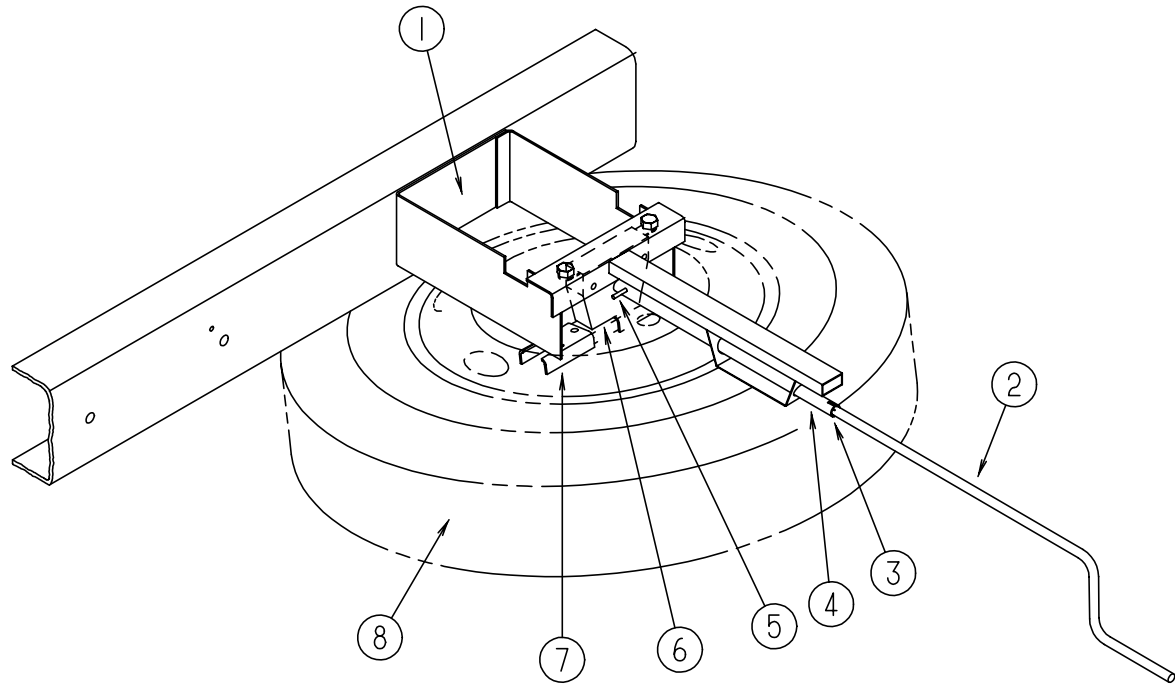
### FRONT & REAR HWH HYDRAULIC LEVELING SYSTEM

KEY	PART NUMBER	U/M	DESCRIPTION	VENDOR NO.
	100532-09-000	EA	LEVELING SYSTEM-HYDRAULIC, HWH AP1017	
1	100532-01-704	EA	SWITCH-MERCURY F/6K & 9K JACK RAP1010	
2	100532-01-705	EA	SPRING KIT, 9K JA4CK	R1171
3	100532-01-707	EA	BEARING-ROLLER KIT, 9K JACK	R2527
4	100532-02-701	EA	SPRING KIT, 6K JAC5K, HWH	R6824
5	100532-02-704	EA	ACTIVATOR CABLE - 6K JACK	RAP7194
6	100532-03-705	EA	PUMP/MOTOR/TANK .75 GA	RAP0002
7	100532-03-710	EA	SENSING UNIT, 21' MTA	RAP6798
8	100532-03-715	EA	CAP-BREATHER	RAP7876
9	100532-03-716	EA	RELAY ESSEX	RAP7505
10	100532-03-717	EA	VALVE-SHUTTLE	RAP7964
11	100532-03-726	EA	SWITCH-PRESSURE	RAP8003
12	100532-09-700	EA	PANEL ASM.-TOUCH CONTROL	RAP1002
13	100532-09-701	EA	CONTROL BOX ASM	RAP0984
14	100532-09-702	EA	CABLE-MODULAR 5'	RAP1020
15	100532-09-703	EA	MANIFOLD ASM.-COMPLETE	RAP0959
16	100532-09-704	EA	VALVE-SOLENOID, 2 WIRE	RAP0642
17	100532-09-705	EA	SWITCH-PRESSURE W/HEAD-3000	RAP0993
18	100532-09-706	EA	JACK ASM 9K TALL	RAP0980
19	100532-09-707	EA	ACTUATOR ASM. - 9K	RAP0547
20	100532-09-708	EA	JACK ASM 6K TALL W/SWITCH	RAP0992
21	100532-09-709	EA	ACTUATOR ASM 6K	RAP0448
22	100532-09-710	EA	SOLENOID 4 POST INTERMITTANT DUTY	RAP0533
23	100532-09-711	EA	VALVE ASM POWER UNIT	RAP0978
	100532-09-712	EA	HARNESS HYDRAULIC PUMP 35.8'	RAP1024
	100532-09-713	EA	HARNESS WARN. PRESS. 35.11'	RAP1025



## CHASSIS GROUP (CONTINUED)

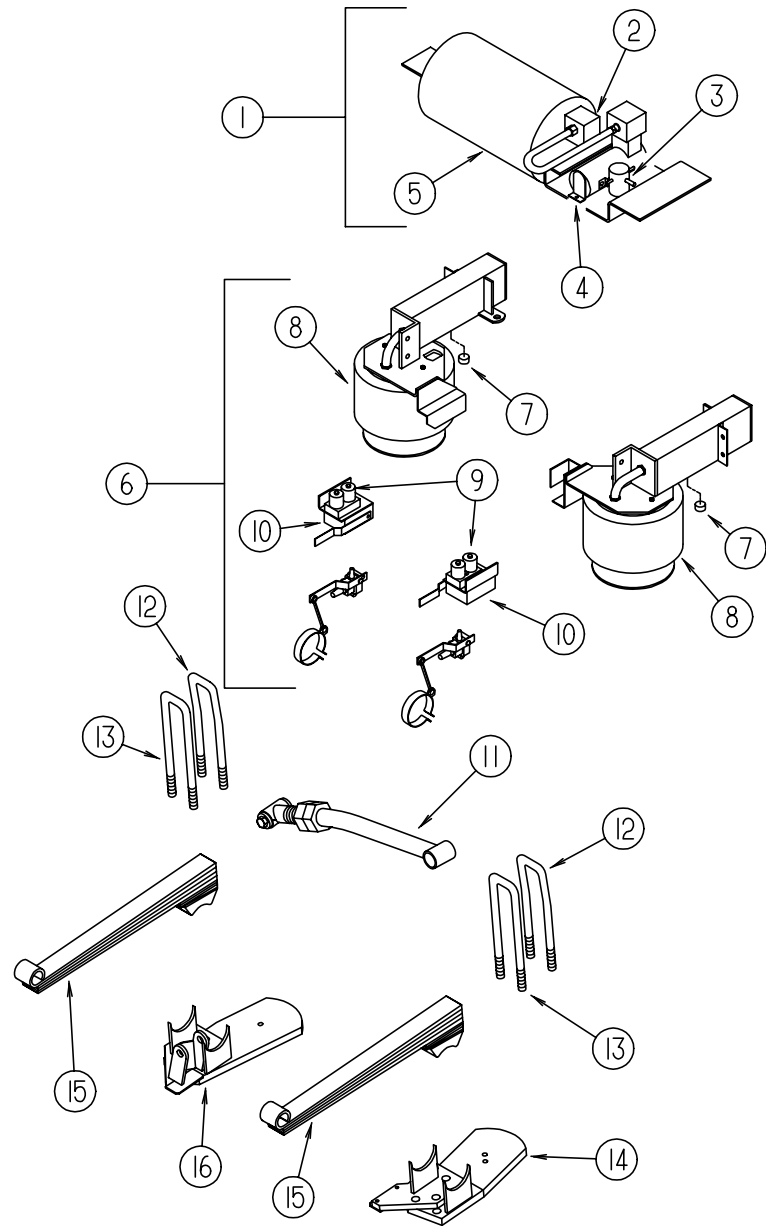
### SPARE TIRE HOIST



KEY	PART NUMBER	U/M	DESCRIPTION	
1	112534-01-E37	EA	BRACKET ASM-TIRE HOIST	FROM: 07-08-96 THRU: 99-99-99
2	093376-02-000	EA	HANDLE - TIRE HOIST CRANK	FROM: 00-00-00 THRU: 04-14-96
2	093376-04-000	EA	HANDLE - TIRE HOIST CRANK	FROM: 04-16-96 THRU: 07-07-96
2	093376-02-000	EA	HANDLE - TIRE HOIST CRANK	FROM: 07-08-96 THRU: 99-99-99
3	114376-01-000	EA	PIN-DRIVE, .156 X .750 - TYPE E - TIRE HOIST	FROM: 00-00-00 THRU: 04-14-96
3	114376-02-000	EA	PIN-DRIVE .156X1.000 TYPE E - C-TECH	FROM: 04-16-96 THRU: 07-07-96
3	114376-01-000	EA	PIN-DRIVE, .156 X .750 - TYPE E - TIRE HOIST	FROM: 07-08-96 THRU: 99-99-99
4	093375-09-000	EA	EXTENSION - TIRE HOIST	FROM: 00-00-00 THRU: 04-14-96
4	093375-10-000	EA	EXTENSION-TIRE HOIST	FROM: 04-15-96 THRU: 07-07-96
4	093375-09-000	EA	EXTENSION - TIRE HOIST	FROM: 07-08-96 THRU: 99-99-99
5	000F10-02-40B	EA	PIN-COTTER, 3/16 X 2.00 - ZN	
6	093267-03-000	EA	HOIST - SPARE TIRE - 100#	FROM: 00-00-00 THRU: 04-14-96
6	120877-01-000	EA	HOIST-SPARE TIRE,400 LB - FORD F6UA1A131BB	FROM: 04-15-96 THRU: 07-07-96
6	093267-03-000	EA	HOIST - SPARE TIRE - 100#	FROM: 07-08-96 THRU: 99-99-99
7	105499-01-000	EA	BRACKET - TIRE HOIST	FROM: 00-00-00 THRU: 04-14-96
7	122108-01-02B	EA	BRACKET ASM-TIRE HOIST, E-CT	FROM: 04-15-96 THRU: 07-07-96
	112539-02-01B	EA	SUPPORT-HANDLE,TIRE HOIST, ML	
	113007-04-000	EA	PIN-SPRING,.188 X 1.25 IN	FROM: 00-00-00 THRU: 07-07-96
7	105499-01-000	EA	BRACKET - TIRE HOIST	FROM: 07-08-96 THRU: 99-99-99
8	064963-01-000	EA	WHEEL - STEEL - 19.5" X 6" - GM 14005758 (GM)	
8	095853-02-000	EA	WHEEL-STEEL, 16"X 6K - F2TA - 1015 - NA - ACCURIDE 28513-7 (FORD ONLY)	
8	007324-03-000	EA	TIRE - MICHELIN - 8R-19.5 LOAD RANGE F (GM)	
8	091673-01-000	EA	TIRE-225/70R19.5 LRF, XZA - MICHELIN XZA (DIESEL ONLY)	
8	083425-05-000	EA	TIRE-MICHELIN, LT235/85R16 LRE - XPS RIB (FORD)	
	077030-02-000	EA	EXTENSION-VALVE STEM, 1.25"	
	051377-01-000	EA	VALVE STEM (FORD)	
	051377-05-000	EA	STEM-VALVE, VS938 (GM)	
	080208-01-000	EA	LUG WRENCH, 1.06 X 1.00 (CHEVY)	
	080208-02-000	EA	BAR-LEVERAGE, LUG WRENCH (CHEVY)	
			FORD LUG WRENCH & LEVERAGE BAR ARE CHASSIS PROVIDED	

## CHASSIS GROUP (CONTINUED)

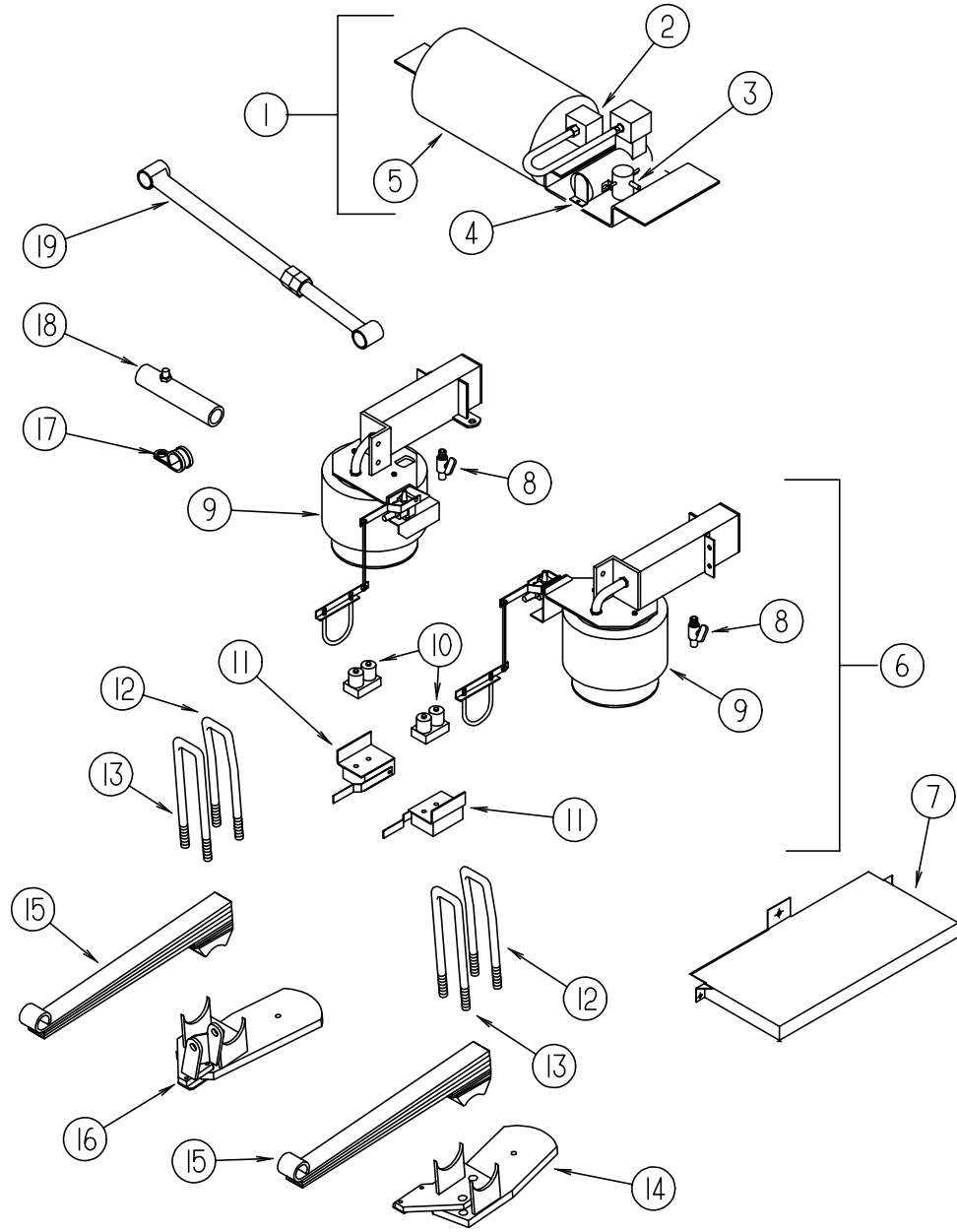
### CHEVY JET AIR SUSPENSION W/PARK & LEVEL



KEY	PART NUMBER	U/M DESCRIPTION	VENDOR NO.
1	090436-35-000	EA COMPRESSOR-TANK, W/O WIRING - JET# 60703	
2	090436-07-701	EA SWITCH-AIR PRESSURE	50732 JET
3	090436-07-704	EA SOLENOID-ELECTRONIC	50702 JET
4	090436-07-700	EA COMPRESSOR ONLY	50701 JET
5	090436-07-702	EA TANK-AIR, ALL MODELS	50703 JET
	090436-40-000	EA FILTER-AIR INTAKE, COMPRESSOR	
6	090436-70-000	EA MOUNT-SPRING, W/LT TAG, RH UPR	
6	090436-69-000	EA MOUNT-SPRING, W/LT TAG, LH UPR	
7	090436-36-700	EA PET COCK-AIR TANK F/SPRING	50720 JET
8	090436-15-704	EA BAG-AIR, BELLOWS, 1EA=1 ONLY	50752
9	090436-15-710	EA VALVE-ELECTRONIC, RH	50786 JET
9	090436-15-709	EA VALVE-ELECTRONIC, LH	50785 JET
10	090436-15-712	EA BOX-HEIGHT CONT., RH W/LIGHT	50872
10	090436-15-711	EA BOX-HEIGHT CONT., LH W/LIGHT	50871
	090436-15-713	EA LOOM-WIRE, F/AXLE POS. LIGHT	50875
11	090436-47-000	EA BAR-TRACK, W/PIVOT BOLTS	
	090436-52-000	EA BRACKET-TRACK BAR, STD, 3.25	
12	090436-12-000	EA U-BOLT-FOREWARD, STRAIGHT - 7/8" - JET# 50759	
13	090436-13-000	EA U-BOLT-REARWARD, BENT - 7/8" - JET# 50758	
14	090436-10-000	EA MOUNT-SPRING/AXLE, LOWER DRIVER - JET# 50753	
15	090436-80-000	EA SPRING-95 P30 14/16500	
16	090436-46-000	EA MOUNT-SPRING, CHEV RH, RH LOWER	
	091250-03-000	EA BUSHING-SWAY BAR, 1.75" CUT-HELLWIG# PB 732	
	071374-03-000	EA FITTING-BULKHEAD, 1/4" X 1/4" MNPT	
	110114-01-000	EA PLATE-BEEFUP, JET RIDE SUSP	
	110115-01-000	EA PLATE-BEEFUP, JET RIDE SUSP	
	111643-01-000	EA WIRE ASM-PARK/LEVEL WARNING	
	090436-67-000	EA WIRING HARNESS-F/JET AIR SYSTEM W/WARNING LIGHT	

## CHASSIS GROUP (CONTINUED)

### FORD JET AIR SUSPENSION W/PARK & LEVEL



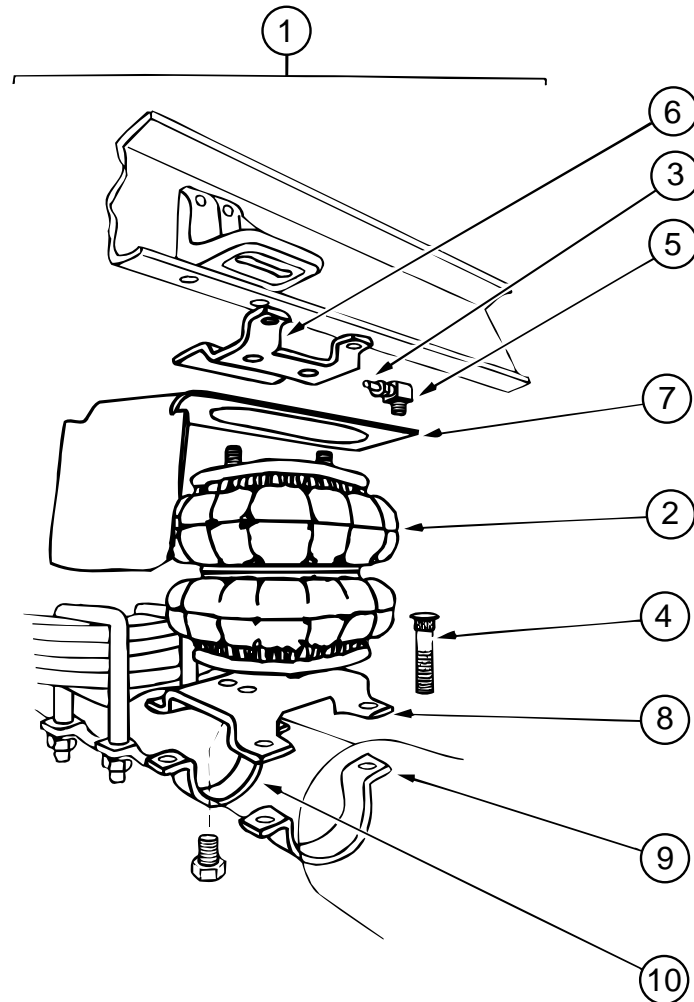
KEY	PART NUMBER	U/M	DESCRIPTION	VENDOR NO.
1	090436-35-000	EA	COMPRESSOR-TANK, W/O WIRING - JET# 60703	
2	090436-07-701	EA	SWITCH-AIR PRESSURE	50732 JET
3	090436-07-704	EA	SOLENOID-ELECTRONIC	50702 JET
4	090436-07-700	EA	COMPRESSOR ONLY	50701
5	090436-07-702	EA	TANK-AIR, ALL MODELS	50703 JET
	090436-40-000	EA	FILTER-AIR INTAKE, COMPRESSOR	
6	090436-71-000	EA	MOUNT-SPRING, W/LT TAG, LH UPR	
6	090436-72-000	EA	MOUNT-SPRING, W/LT TAG, RH UPR	
7	090436-28-000	EA	SHIELD-HEAT, FUEL TANK 60697	
8	090436-36-700	EA	PET COCK-AIR TANK F/SPRING	50720 JET
9	090436-15-704	EA	BAG-AIR, BELLOWS, 1EA=1 ONLY	50752
10	090436-15-710	EA	ELECTRONIC VALVE-RH	50786
10	090436-15-709	EA	VALVE-ELECTRONIC, LH	50785 JET
11	090436-15-712	EA	HT. CONTROL BOX R.H. W/LIGHT	50872
11	090436-15-711	EA	BOX-HEIGHT CONT., LH W/LIGHT	50871
	090436-15-714	EA	LOCK OUT KIT	
	090436-15-713	EA	LOOM-WIRE, F/AXLE POS. LIGHT	50875
12	090436-25-000	EA	U-BOLT, 1-14 X 4" X 15" - W/NUTS - JET# 60759	
13	090436-22-000	EA	U-BOLT, 1-14 X 4" X 14" - W/NUTS - JET# 60758	
14	090436-20-000	EA	MOUNT-SPRING/AXLE, LOWER DRIVER - JET# 60753	
15	090436-23-000	EA	SPRING-LEAF, SEMI - FORD - JET# 60762	
16	090436-21-000	EA	MOUNT-SPRING/AXLE, LOWER PASSENGER - JET# 60754	
17	090436-29-000	EA	BRACKET-BRAKE HOSE/FRAME, JET# 60696	
18	090436-30-000	EA	BRACKET-BRAKE HOSE/CALIPER, JET# 60695	
19	090436-31-000	EA	BAR-TRACK, W/BOLTS & BRKTS - JET# 60770	
	090436-79-000	EA	STABILIZER BUSHING KIT F/FRONT AND REAR BARS 11/28/94 & UP	
	071374-03-000	EA	FITTING-BULKHEAD, 1/4" X 1/4"MNPT	
	111643-01-000	EA	WIRE ASM-PARK/LEVEL WARNING	
	090436-67-000	EA	WIRING HARNESS-F/JET AIR SYSTEM W/WARNING LIGHT	



## CHASSIS GROUP (CONTINUED)

### CHEVY FRONT SHOCKS & STABILIZER

KEY	PART NUMBER	U/M DESCRIPTION
	104993-01-000	EA SHOCK ABSORBER-GAS, P30 FRONT - BILSTEIN B46-1173 FROM: 00-00-00 THRU: 01-07-96
	104993-02-000	EA SHOCK ABSORBER-GAS, P30 FRONT FROM: 01-08-96 THRU: 99-99-99
	122756-01-000	EA SHOCK & STABILIZER-STEERING P30



### FIRESTONE RIDE RITE REAR AIRSPRINGS

KEY	PART NUMBER	U/M DESCRIPTION	VENDOR NO.
1	084086-01-000	EA AIRSPRING-BELLOWS, REAR AXLE - FIRESTONE# WBA-89 OE	
2	084086-04-702	EA BAG-AIR,BELLOWS W/BOLT-ELBOW W217602064	
3	084086-01-701	EA TUBING, DOT 1/4"X22'	21-0937
4	084086-01-702	EA BOLT,RIBBED NECK 3/8-24X21/2	21-0829
	084086-01-703	EA VALVE-INFLATING, FARROW TYPE	21-0931
5	084086-01-704	EA CONNECTOR-ELBOW	21-0935
	084086-01-705	EA PROTECTOR-TUBING	21-0899
6	084086-01-706	EA BRACKET-UPPER TO FRAME	21-0150
	084086-01-707	EA BRACKET-LOWER-TOP	21-1162
	084086-01-709	EA SHIELD-HEAT-224 CR SYSTEM	21-1004
	084086-01-710	EA BOLT PKG.	2135823002
7	084086-01-711	EA SHIELD-HEAT, 224-DOS SYSTEM	21-5042
	084086-01-708	EA AIRLINE SERVICE KIT	W21-760-2012
8	084086-01-712	EA BRACKET-LOWER, DRIVER 224DOS	21-5037
9	084086-01-713	EA BRACKET-AXLE STRAP, 4"	21-1163
10	084086-01-714	EA BRACKET-AXLE STRAP, 4 3/4"	21-5038

## CHASSIS GROUP (CONTINUED)

### EXPORT AUX FIRESTONE RIDE RITE REAR AIRSPRINGS

KEY	PART NUMBER	U/M DESCRIPTION	VENDOR NO.
	084086-07-000	EA COMPRESS-AIR,12V 1/6HP KIT	
	084086-05-703	EA LOWER BRACKET	5098
	084086-07-700	EA COMPRESSOR	21-9014
	084086-07-701	EA TUBING-18FT	21-9038
	084086-07-702	EA TANK-AIR	21-9003
	084086-07-703	EA HOSE-AIR	21-9006
	084086-08-000	EA AIRSPRING-RIDE RITE KIT	
	084086-05-706	EA VALVE-INFLATION,PUSH TO CONN	3032
	084086-08-700	EA BAG-AIR, (SPRING), 224C	0335
	084086-08-701	EA TUBING-22FT	0937
	084086-08-702	EA BRACKET-UPPER	5104
	084086-08-703	EA BRACKET-LOWER	5128
	084086-08-704	EA FITTING-PUSH TO CONNECT	3046
	084086-08-705	EA SLEEVE-THERMAL	0899
	084086-09-000	EA CONTROL-SINGLE CAB	
	084086-06-700	EA PANEL-AIR CONTROL, RIGHT	21-9012
	084086-06-702	EA TUBING-FLEXIBLE	21-9008
	084086-06-703	EA CONNECTOR-T	21-3005
	084086-06-704	EA FERRULE	21-0932

## CHASSIS GROUP (CONTINUED)

### WHEEL COVERS

KEY	PART NUMBER	U/M	DESCRIPTION
	109443-01-000	EA	COVER-WHEEL, 4/SET 19.5 W/HARDWARE - DICOR SHAG95 (CHEVY)
	109443-01-700	EA	COVER-WHEEL, 19.5 - FRONT OR REAR - 1 ONLY - SHAG95 DICOR (CHEVY)
	109443-01-701	EA	SET-BRACKET, 1 FRONT WHEEL - SHAG95-FBS DICOR (CHEVY)
	109443-01-702	EA	SET-BRACKET, 1 REAR WHEEL - SHAG95-RBS DICOR (CHEVY)
	109443-01-703	EA	CAP-CENTER, HUB - DICOR SP-AUCAP (CHEVY)
	109443-01-704	EA	CLIP-RETAINER V160GM-PNT
	098532-01-000	EA	COVER-WHEEL, FORD - 16" - SET OF 4 - DICOR SH-SD-16
	098532-01-700	EA	COVER-LUG NUT, FORD - CHROME - DICOR SP-FM-CLN
	098532-01-701	EA	COVER-WHEEL, FORD - 16" - (1 ONLY)

### WHEEL LINERS

KEY	PART NUMBER	U/M	DESCRIPTION
	091209-01-000	EA	LINER-WHEEL, 19.5" - SST - SET OF 4 - KAPER 1954-ION (CHEVY) FROM: 00-00-00 THRU: 06-30-96
	091209-01-700	EA	LINER-WHEEL, 19.5" FRONT - 10 LUG - CHEVY P-30
	091209-01-701	EA	LINER-WHEEL, 19.5" REAR - 10 LUG - CHEVY P-30
	091209-01-702	EA	COVER-AXLE, 19.5" FRONT - 10 LUG - CHEVY P-30
	091209-01-703	EA	COVER-AXLE, 19.5" REAR - 10 LUG - CHEVY P-30
	091209-01-704	EA	COVER-LUG NUT (CHEVY)
	110435-05-000	EA	LINER-WHEEL SET (SET=4) 19.5" - CHEVY FROM: 07-01-96 THRU: 99-99-99
	091209-14-000	EA	WHEEL LINER SET - F/F53 CHASSIS - 16" WHEEL (SET = 4) - FORD FROM: 00-00-00 THRU: 03-17-96
	091209-01-704	EA	COVER-LUG NUT (FORD)
	091209-08-700	EA	LINER-WHEEL, 16" FRONT W/AXLE COVER - 10 LUG - FORD
	091209-14-700	EA	LINER-WHEEL, (REAR) W/AXLE COVER 159 - FORD
	091209-08-706	EA	NUT-JAMB .500, 9/16 STUD 165 - FORD
	110435-08-000	EA	WHEEL LINER SET (SET = 4) 16" - FORD FROM: 03-18-96 THRU: 99-99-99

### BRAKE HANDLE PIN, DIESEL HUMP HOSE & VINYL TUBING

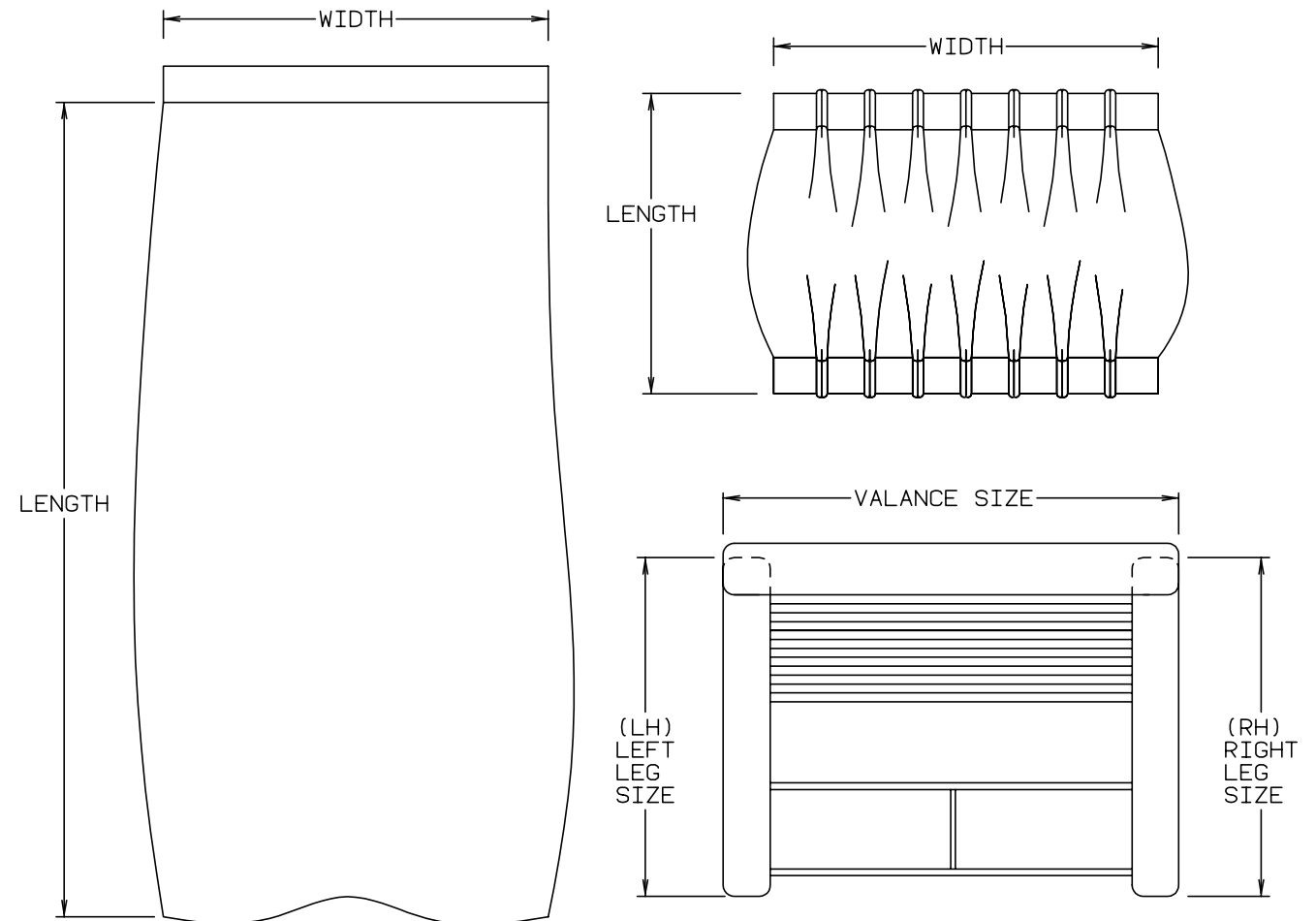
KEY	PART NUMBER	U/M	DESCRIPTION
	113007-01-000	EA	PIN-SPRING, .375 X 3" - EXTENDED EMERGENCY BRAKE (FORD)
	008042-01-000	FT	TUBING-VINYL, .65" ID
	113875-01-000	EA	HOSE-HUMP, 3" GRIFFITH HH3 (DIESEL ENGINE ONLY)

## CURTAIN & CUSHION GROUP

### NOTICE

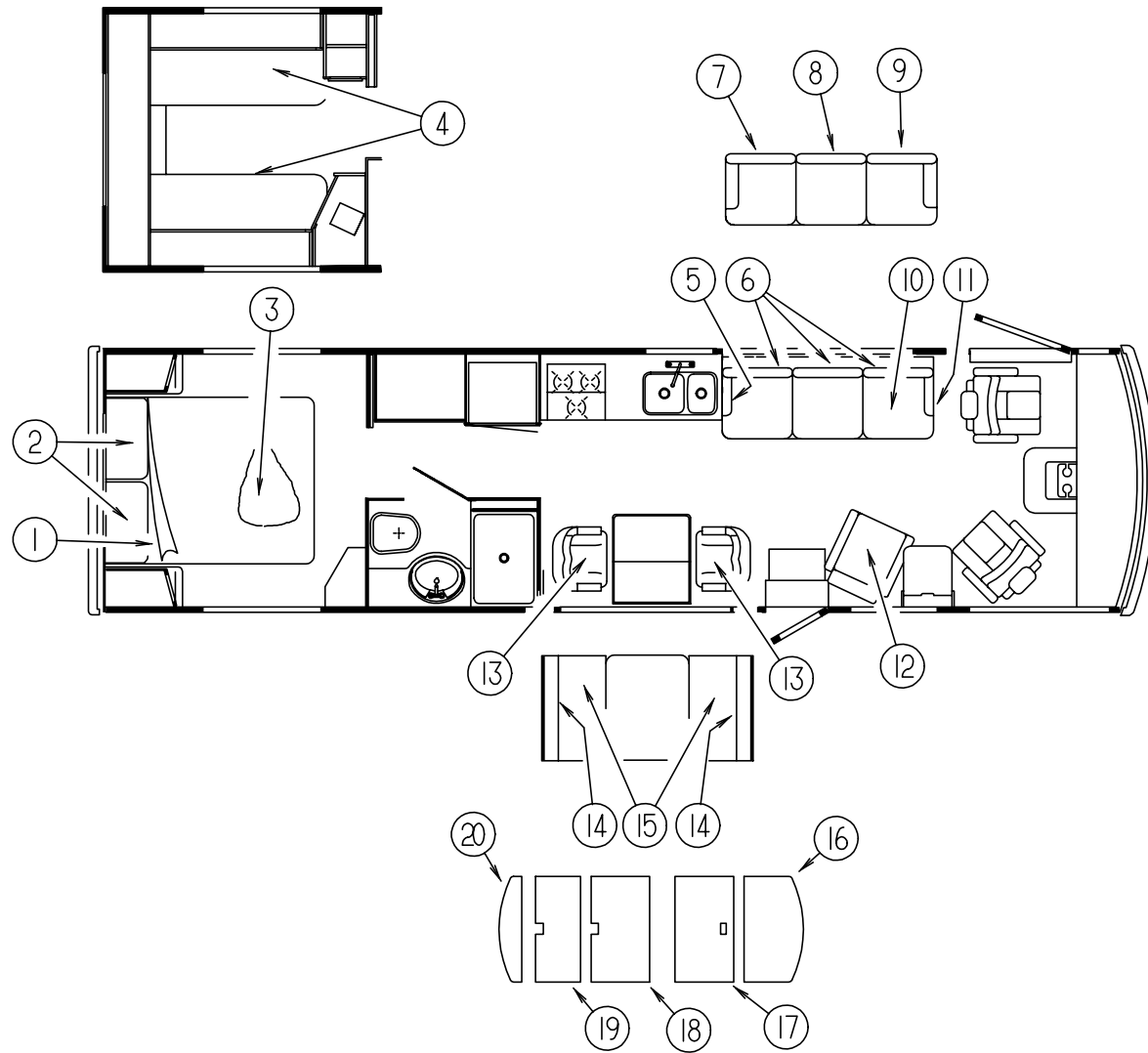
IN ORDER TO ASSIST OUR PARTS SALES DEPT. IN PROVIDING INTERIOR SOFTWARE ITEMS, PLEASE INCLUDE THE SERIAL NUMBER AND THE COLOR CODE NUMBER FROM THE VEHICLE CERTIFICATION LABEL WHEN ORDERING. THIS LABEL IS LOCATED ON THE LEFT SIDEWALL AT THE END OF THE DASH (A-BODY), OR ON THE DRIVER'S DOOR LATCH PLATE (C-BODY).

AN EXAMPLE OF A COLOR CODE NUMBER IS B07, WHICH DESIGNATES AN OVERALL COLOR SCHEME OF A PARTICULAR UNIT. THE COLOR LISTED AFTER THE ITEM DESCRIPTION ON THE MICROFICHE, INDICATES THE OVERALL UNIT COLOR. ORDER THE ITEM YOU DESIRE ACCORDING TO UNIT COLOR CODE. IF ALL COLORS USE THE SAME ITEM NO COLOR CODE WILL BE NOTED.



NOTE: USE THIS ILLUSTRATION WHEN DETERMINING LENGTH AND WIDTH MEASUREMENTS FOR CURTAINS. YOU WILL NOTE THE WIDTH MEASUREMENT IS TAKEN ON THE TOP OF THE CURTAIN WITH THE CURTAIN FULLY EXTENDED. THE LENGTH MEASUREMENT IS TAKEN FROM TOP TO BOTTOM. LEFT AND RIGHT WINDOW LEGS ARE DETERMINED WHEN FACING THE WINDOW.

## CURTAIN & CUSHION GROUP (CONTINUED)



### LOUNGE THROW PILLOWS

KEY	PART NUMBER	U/M DESCRIPTION
	103669-08-G38	EA PILLOW-THROW, 15" X 15" - W/FRINGE (G38, G39)
	103669-08-G40	EA PILLOW-THROW, 15" X 15" - W/FRINGE (G40, G41)
	103669-08-G42	EA PILLOW-THROW, 15" X 15" - W/FRINGE (G42, G43)

### COUCH

KEY	PART NUMBER	U/M DESCRIPTION
5	111909-03-G38	EA ARMREST-COUCH, RIGHT (G38, G39)
5	111905-03-G40	EA ARMREST-COUCH, RIGHT (G40, G41)
5	111909-03-G42	EA ARMREST-COUCH, RIGHT (G42, G43)
	P11909-03-G38	EA COVER-ARMREST, COUCH - RIGHT (G38, G39)
	P11905-03-G40	EA COVER-ARMREST, COUCH - RIGHT (G40, G41)
	P11909-03-G42	EA COVER-ARMREST, COUCH - RIGHT (G42, G43)
6	104655-02-G40	EA CUSHION-BACKREST, COUCH - 3 USED (G40, G41)
	P04655-02-G40	EA COVER-CUSHION, BACKREST (G40, G41)
7	104654-04-G38	EA CUSHION-BACKREST, RIGHT SIDE (G38, G39)
	P04654-04-G38	EA COVER-CUSHION, BACKREST - RIGHT SIDE (G38, G39)
7	104654-04-G42	EA CUSHION-BACKREST, RIGHT SIDE (G42, G43)
	P04654-04-G42	EA COVER-CUSHION, BACKREST - RIGHT SIDE (G42, G43)
8	104654-06-G38	EA CUSHION-BACKREST, CENTER (G38, G39)
	P04654-06-G38	EA COVER-CUSHION, BACKREST - CENTER (G38, G39)
8	104654-06-G42	EA CUSHION-BACKREST, CENTER (G42, G43)
	P04654-06-G42	EA COVER-CUSHION, BACKREST - CENTER (G42, G43)
9	104654-05-G38	EA CUSHION-BACKREST, LEFT SIDE (G38, G39)
	P04654-05-G38	EA COVER-CUSHION, BACKREST - LEFT SIDE (G38, G39)
9	104654-05-G42	EA CUSHION-BACKREST, LEFT SIDE (G42, G43)
	P04654-05-G42	EA COVER-CUSHION, BACKREST - LEFT SIDE (G42, G43)
10	104652-04-G38	EA COUCH, 66" - W/O BACKREST CUSHIONS & ARMREST (G38, G39)
	P04652-04-G38	EA COVER-COUCH, 66" - W/O BACKREST CUSHIONS (G38, G39)
10	104652-04-G40	EA COUCH, 66" - W/O BACKREST CUSHIONS & ARMREST (G40, G41)
	P04652-04-G40	EA COVER-COUCH, 66" - W/O BACKREST CUSHIONS (G40, G41)
10	104652-04-G42	EA COUCH, 66" - W/O BACKREST CUSHIONS & ARMREST (G42, G43)
	P04652-04-G42	EA COVER-COUCH, 66" - W/O BACKREST CUSHIONS (G42, G43)
	105433-02-000	EA FRAME-COUCH - W/FLAT IRON ARM - 66" METAL
	102872-01-000	EA STRIKE-COUCH, W/ROD - 4.5" - STEEL - CANADIAN
11	111909-02-G38	EA ARMREST-COUCH, LEFT (G38, G39)
11	111905-02-G40	EA ARMREST-COUCH, LEFT (G40, G41)
11	111909-02-G42	EA ARMREST-COUCH, LEFT (G42, G43)
	P11909-02-G38	EA COVER-ARMREST, COUCH - LEFT (G38, G39)
	P11905-02-G40	EA COVER-ARMREST, COUCH - LEFT (G40, G41)
	P11909-02-G42	EA COVER-ARMREST, COUCH - LEFT (G42, G43)

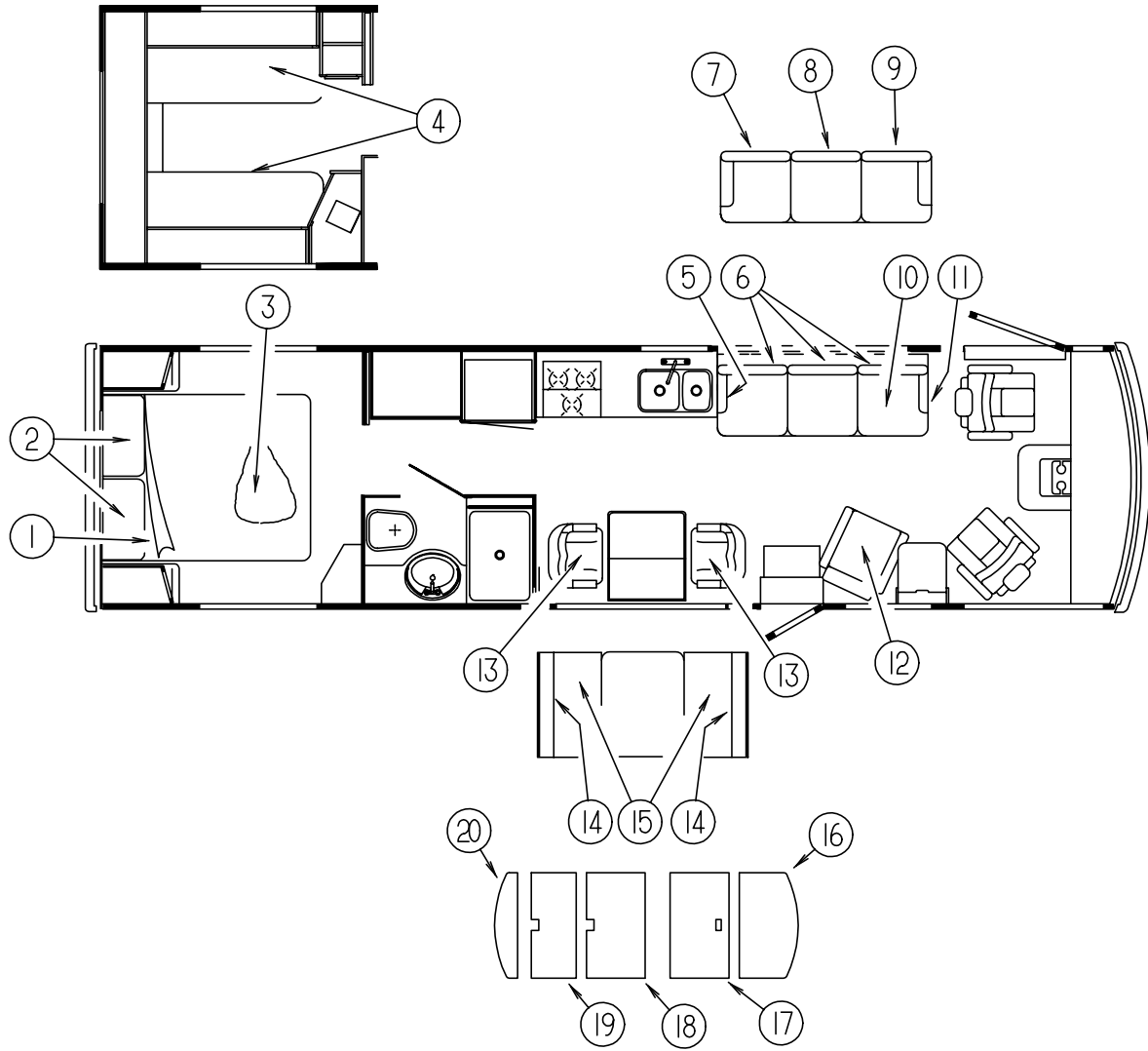
### MATTRESSES, PILLOWS & BEDSPREADS

KEY	PART NUMBER	U/M DESCRIPTION
1	118858-01-G38	EA BEDSPREAD-FITTED W/REVERSING SHAM, 60" X 80" (G38, G39)
1	119141-01-G40	EA BEDSPREAD-THROW W/REVERSING SHAM, 60" X 80" (G40, G41)
1	109588-17-G42	EA BEDSPREAD-FITTED DUVET W/CORNER PANEL, 60" X 80" (G42, G43)
2	119249-01-000	EA PILLOW-COVER, 20" X 33" (G38, G39, G40, G41)
2	119555-01-G42	EA SHAM ASM-QUILTED W/BRAID, 20" X 33" (G42, G43)
3	098176-04-000	EA MATTRESS-QUEEN, INNERSPRING - 59" X 74"
4	118858-02-G38	EA BEDSPREAD-TWIN, 32" X 80" (G38, G39)
4	119141-02-G40	EA BEDSPREAD-TWIN, 33" X 80" (G40, G41)
4	109588-23-G42	EA BEDSPREAD-TWIN, 33" X 80" (G42, G43)
	098176-10-000	EA MATTRESS-TWIN, INNERSPRING - 32" X 79.7" - SEALY
	118859-01-G38	EA PILLOW-W/BUTTON & BRAID, 14" X 14" (G38, G39)
	118859-03-G38	EA PILLOW-W/BUTTON & BRAID, 14" X 14" (G38, G39)
	118869-01-G40	EA PILLOW-ENVELOPE W/CORD & BUTTON (G40, G41)
	118859-02-G42	EA PILLOW-W/BUTTON & BRAID, 14" X 14" (G42, G43)

### SWIVEL CHAIR

KEY	PART NUMBER	U/M DESCRIPTION
12	115393-01-G38	EA CHAIR-SWIVEL, W/O SEAT CUSHION & PEDESTAL (G38, G39)
12	115393-01-F40	EA CHAIR-SWIVEL, W/O SEAT CUSHION & PEDESTAL (G40, G41)
12	115393-01-G42	EA CHAIR-SWIVEL, W/O SEAT CUSHION & PEDESTAL (G42, G43)

## CURTAIN & CUSHION GROUP (CONTINUED)



### DINETTE CHAIRS

KEY	PART NUMBER	U/M DESCRIPTION
13	116058-04-000	EA CHAIR-SWIVEL, DINETTE - FLEXSTEEL (G38, G39)
13	116058-05-000	EA CHAIR-SWIVEL, DINETTE - FLEXSTEEL (G40, G41)
13	116058-06-000	EA CHAIR-SWIVEL, DINETTE - FLEXSTEEL (G42, G43)
	116080-01-FQ0	EA COVER-LEG, WOOD (PICKLED ASH)
		FROM: 00-00-00 THRU: 10-08-95
	116080-01-FQ1	EA COVER-LEG, WOOD (SALEM CHERRY)
		FROM: 00-00-00 THRU: 10-08-95
	116080-03-G38	EA COVER-LEG, WOOD (PICKLED ASH)
		FROM: 10-09-95 THRU: 99-99-99
	116080-03-G39	EA COVER-LEG, WOOD (SALEM CHERRY)
		FROM: 10-09-95 THRU: 99-99-99
	074045-09-000	EA PLUG-LEG, TO MOUNT CHAIR TO FLOOR - 1/2" DIAMETER (PICKLED ASH)
	074045-08-000	EA PLUG-LEG, TO MOUNT CHAIR TO FLOOR - 1/2" DIAMETER (SALEM CHERRY)

### FOLDING CHAIRS

KEY	PART NUMBER	U/M DESCRIPTION
	101604-01-01A	EA CHAIR-FOLDING, STACKMORE - W/O MATCHING FABRIC - OAK (PICKLED ASH)
	101604-01-02A	EA CHAIR-FOLDING, STACKMORE - W/O MATCHING FABRIC - OAK (SALEM CHERRY)

### DINETTE CUSHIONS

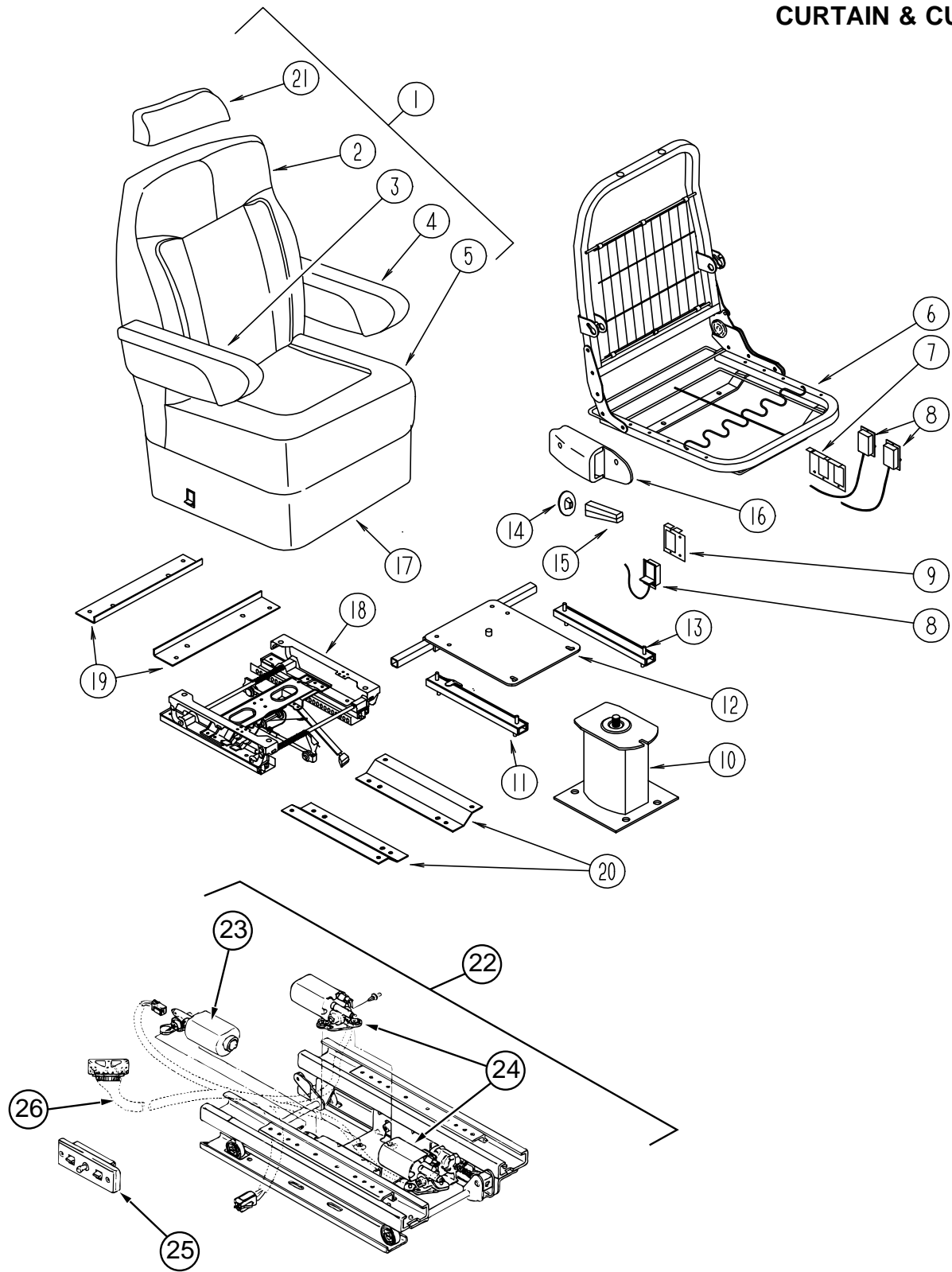
KEY	PART NUMBER	U/M DESCRIPTION
14	111897-04-G38	EA CUSHION-BACKREST, 13.5" X 38" X 5" (G38, G39)
14	111897-04-G40	EA CUSHION-BACKREST, 13.5" X 38" X 5" (G40, G41)
14	111897-04-G42	EA CUSHION-BACKREST, 13.5" X 38" X 5" (G42, G43)
	P11897-04-G38	EA COVER-CUSHION, BACKREST (G38, G39)
	P11897-04-G40	EA COVER-CUSHION, BACKREST (G40, G41)
	P11897-04-G42	EA COVER-CUSHION, BACKREST (G42, G43)
	078155-01-000	EA STRAP-SNAP, BACKREST CUSHION
15	088927-87-G38	EA CUSHION-SEAT, 23" X 38" X 5" (G38, G39)
15	088927-87-G40	EA CUSHION-SEAT, 23" X 38" X 5" (G40, G41)
15	088927-87-G42	EA CUSHION-SEAT, 23" X 38" X 5" (G42, G43)
	M88927-87-G38	EA COVER-CUSHION, SEAT (G38, G39)
	M88927-87-G40	EA COVER-CUSHION, SEAT (G40, G41)
	M88927-87-G42	EA COVER-CUSHION, SEAT (G42, G43)

### EUROPEAN DINETTE CUSHIONS

KEY	PART NUMBER	U/M DESCRIPTION
16	120968-04-G38	EA CUSHION - 41" X 28" X 5" TUCK BACK (G38, G39)
16	120968-04-G40	EA CUSHION - 41" X 28" X 5" TUCK BACK (G40, G41)
16	120968-04-G42	EA CUSHION - 41" X 28" X 5" TUCK BACK (G42, G43)
	P20968-04-G38	EA COVER - 41" X 28" X 5" REAR FACING BACK (G38, G39)
	P20968-04-G40	EA COVER - 41" X 28" X 5" REAR FACING BACK (G40, G41)
	P20968-04-G42	EA COVER - 41" X 28" X 5" REAR FACING BACK (G42, G43)
17	120968-05-G38	EA CUSHION - 41" X 23" X 5" DINETTE SEAT (G38, G39)
17	120968-05-G40	EA CUSHION - 41" X 23" X 5" DINETTE SEAT (G40, G41)
17	120968-05-G42	EA CUSHION - 41" X 23" X 5" DINETTE SEAT (G42, G43)
	P20968-05-G38	EA COVER - 41" X 23" X 5" REAR FACING SEAT (G38, G39)
	P20968-05-G40	EA COVER - 41" X 23" X 5" REAR FACING SEAT (G40, G41)
	P20968-05-G42	EA COVER - 41" X 23" X 5" REAR FACING SEAT (G42, G43)
18	120968-02-G38	EA CUSHION - 41" X 23" X 5" SEAT W/NOTCH (G38, G39)
18	120968-02-G40	EA CUSHION - 41" X 23" X 5" SEAT W/NOTCH (G40, G41)
18	120968-02-G42	EA CUSHION - 41" X 23" X 5" SEAT W/NOTCH (G42, G43)
	P20968-02-G38	EA COVER - 41" X 23" X 5" SEAT W/NOTCH (G38, G39)
	P20968-02-G40	EA COVER - 41" X 23" X 5" SEAT W/NOTCH (G40, G41)
	P20968-02-G42	EA COVER - 41" X 23" X 5" SEAT W/NOTCH (G42, G43)
19	120968-01-G38	EA CUSHION - 41" X 23" X 5" BACK W/NOTCH (G38, G39)
19	120968-01-G40	EA CUSHION - 41" X 23" X 5" BACK W/NOTCH (G40, G41)
19	120968-01-G42	EA CUSHION - 41" X 23" X 5" BACK W/NOTCH (G42, G43)
	P20968-01-G38	EA COVER - 41" X 23" X 5" BACK W/NOTCH (G38, G39)
	P20968-01-G40	EA COVER - 41" X 23" X 5" BACK W/NOTCH (G40, G41)
	P20968-01-G42	EA COVER - 41" X 23" X 5" BACK W/NOTCH (G42, G43)
20	120968-03-G38	EA CUSHION - DINETTE TOP BACK FILLER (G38, G39)
20	120968-03-G40	EA CUSHION - DINETTE TOP BACK FILLER (G40, G41)
20	120968-03-G42	EA CUSHION - DINETTE TOP BACK FILLER (G42, G43)
	P20968-03-G38	EA COVER - TOP BACK FILLER (G38, G39)
	P20968-03-G40	EA COVER - TOP BACK FILLER (G40, G41)
	P20968-03-G42	EA COVER - TOP BACK FILLER (G42, G43)

## CURTAIN & CUSHION GROUP (CONTINUED)

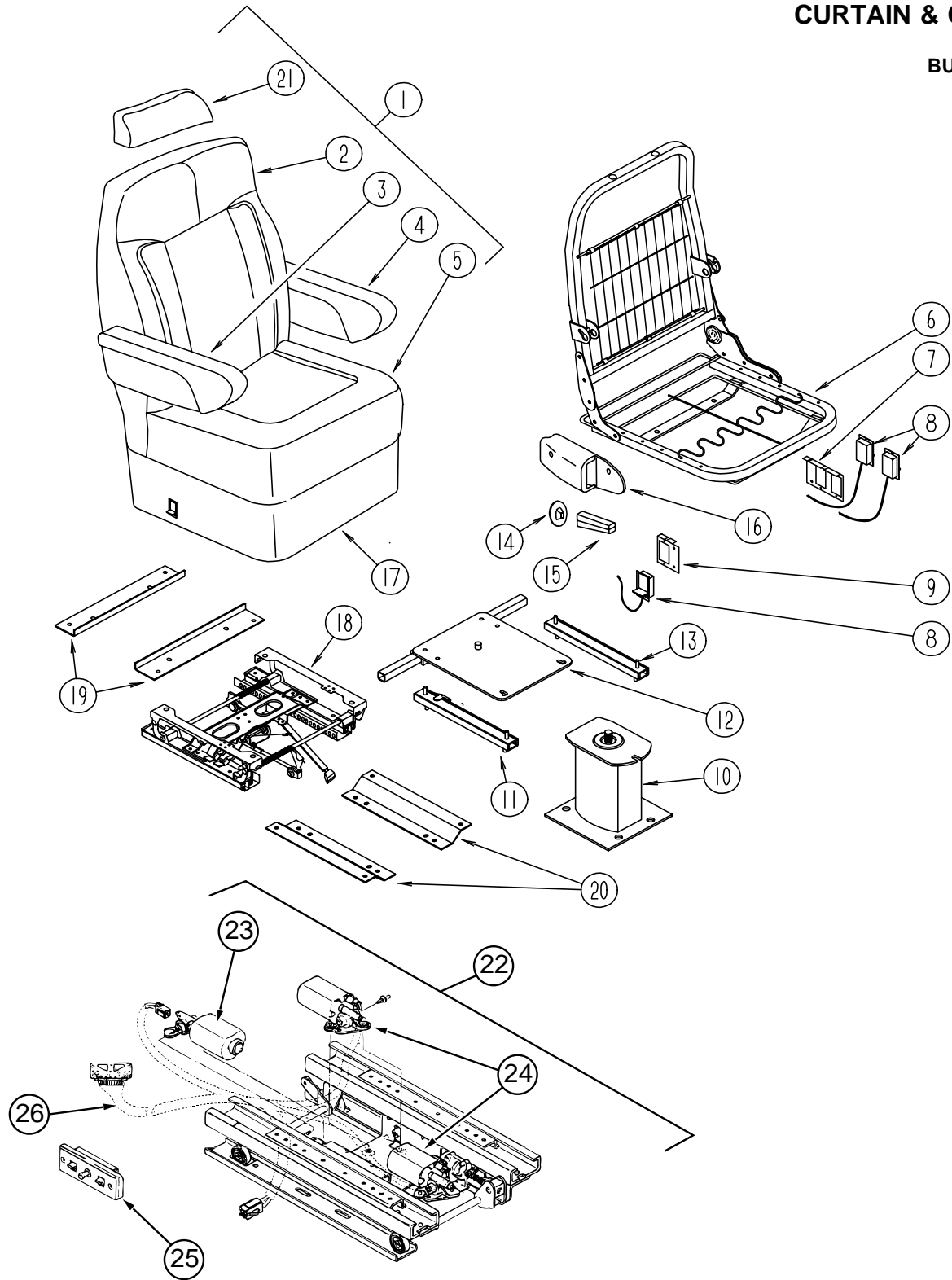
### BUCKET SEATS



KEY	PART NUMBER	U/M	DESCRIPTION
1	118807-01-G38	EA	BUCKET-500, LH MANUAL RECLINING (G38, G39)
1	118807-01-G40	EA	BUCKET-500, LH MANUAL RECLINING (G40, G41)
1	118807-01-G42	EA	BUCKET-500, LH MANUAL RECLINING (G42, G43)
1	118807-03-G38	EA	BUCKET-500\LHS, MANUAL RECLINING -LEATHER/VINYL
2	M05962-24-G38	EA	COVER-BACK, 500 LH BUCKET (G38, G39)
2	M05962-24-G40	EA	COVER-BACK, 500 LH BUCKET (G40, G41)
2	M05962-24-G42	EA	COVER-BACK, 500 LH BUCKET (G42, G43)
2	M05962-26-G38	EA	COVER-BACK, 500\LHS BUCKET - LEATHER/VINYL
3	119627-01-G38	EA	ARMREST ASM-500-01, RT (G38, G39)
3	119627-01-G40	EA	ARMREST ASM-500-01, RT (G40, G41)
3	119627-01-G42	EA	ARMREST ASM-500-01, RT (G42, G43)
	P19627-01-G38	EA	COVER-ARMREST, 500-01, RT (G38, G39)
	P19627-01-G40	EA	COVER-ARMREST, 500-01, RT (G40, G41)
	P19627-01-G42	EA	COVER-ARMREST, 500-01, RT (G42, G43)
3	119627-03-G38	EA	ARMREST ASM-500-01, RT - VINYL/LEATHER
	P19627-03-G38	EA	COVER-ARMREST, 500-01, RT - VINYL/LEATHER
	115617-01-000	EA	BRACKET-ARM, RT MOLDED
4	119627-02-G38	EA	ARMREST ASM-500-02, LT (G38, G39)
4	119627-02-G40	EA	ARMREST ASM-500-02, LT (G40, G41)
4	119627-02-G42	EA	ARMREST ASM-500-02, LT (G42, G43)
	P19627-02-G38	EA	COVER-ARMREST,500-02, LT (G38, G39)
	P19627-02-G40	EA	COVER-ARMREST,500-02, LT (G40, G41)
	P19627-02-G42	EA	COVER-ARMREST,500-02, LT (G42, G43)
4	119627-04-G38	EA	ARMREST ASM-500-02, LT - VINYL/LEATHER
	P19627-04-G38	EA	COVER-ARMREST, 500-02, LT - VINYL/LEATHER
	115617-02-000	EA	BRACKET-ARM, LT MOLDED
	111169-01-000	EA	PLATE-BACK, ARMREST
5	M05962-25-G38	EA	COVER-SEAT (G38, G39)
5	M05962-25-G40	EA	COVER-SEAT (G40, G41)
5	M05962-25-G42	EA	COVER-SEAT (G42, G43)
5	M05962-27-G38	EA	COVER-SEAT - LEATHER/VINYL
6	M80906-12-000	EA	FRAME ASM-SEAT & BACK & SPRING
7	097683-02-000	EA	BRACKET-MOUNT, REMOTE (PASSENGER)
8	108049-03-000	EA	CABLE-REMOTE, 26" W/Z END-SWITCH LEVER
	117125-01-02B	EA	BRACKET-CABLE HOLDER, E-COAT
	108049-02-000	EA	CLIP-CABLE, PEDESTAL
9	097683-03-000	EA	BRACKET-REMOTE, SIDE MOUNT - SINGLE (DRIVER)
10	107921-01-000	EA	PEDESTAL ASM-SEAT 9-3/4" - FLEXSTEEL 3060 MSPD (PASSENGER)
10	107921-14-000	EA	PEDESTAL ASM-SEAT 5.75" - FLEXSTEEL XP1774 (DRIVER)

# CURTAIN & CUSHION GROUP (CONTINUED)

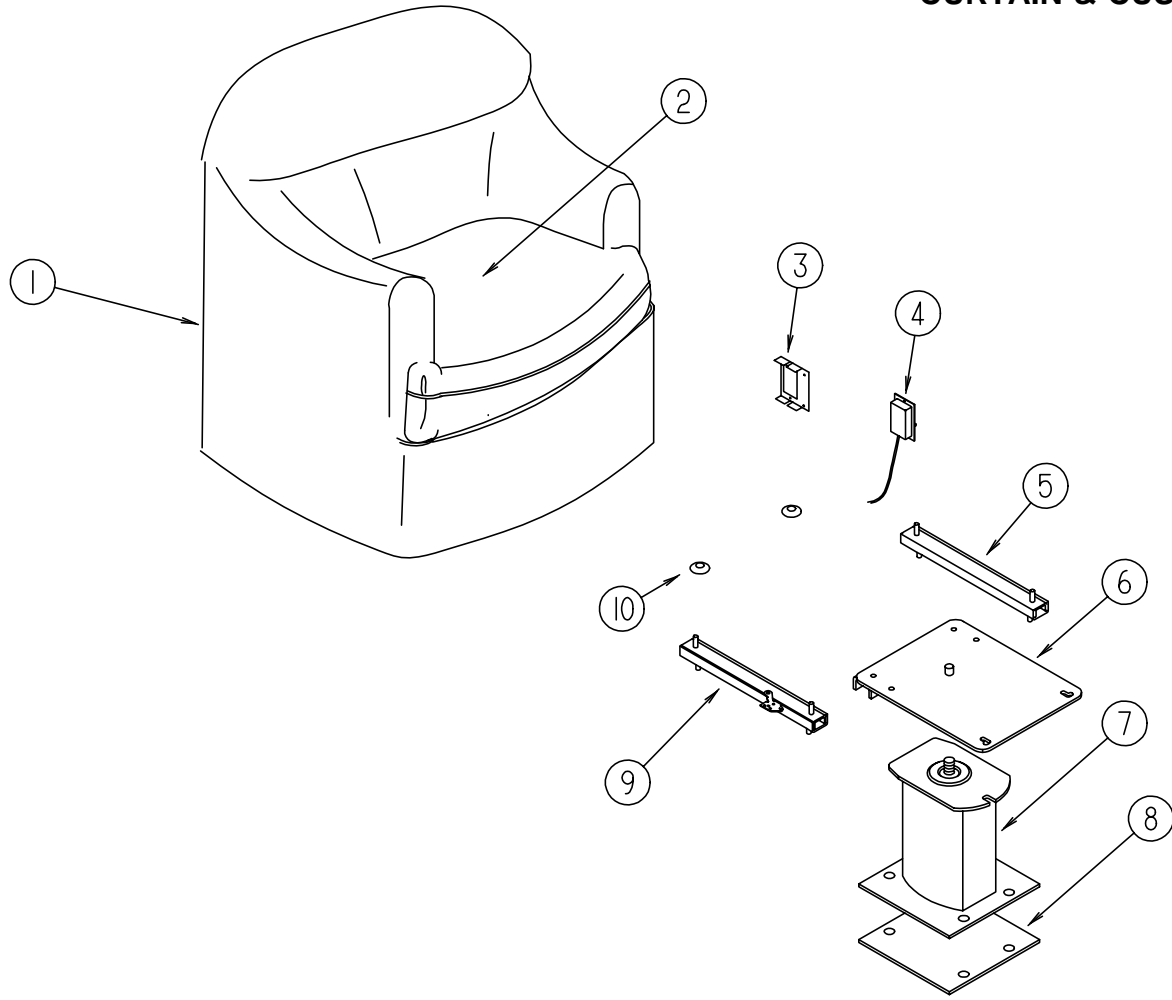
## BUCKET SEATS (CONTINUED)



KEY	PART NUMBER	U/M	DESCRIPTION	VENDOR NO.
11	119952-04-000	EA	SLIDE-SEAT, HD, LOCKING 4STUDS - ATWOOD 83785	
	007221-01-000	EA	SPACER-SEAT, ADJUSTER	
12	107921-05-000	EA	TOP PLATE - FLEXSTEEL	
	107921-06-000	EA	BEARING KIT-PEDESTAL, FLEXSTEEL	
13	119952-02-000	EA	SLIDE-SEAT, HD, NONLOCKING 4ST - ATWOOD 83731	
	007221-01-000	EA	SPACER-SEAT, ADJUSTER	
14	080730-11-000	EA	SHIELD-RUBBER BOOT - FLEXSTEEL	
15	080730-08-000	EA	HANDLE-30179907 - KEIPER	
16	080730-09-000	EA	SHIELD-FLEXSTEEL	
17	071126-43-G38	EA	SKIRT-SGL,10.5", SEAT BELT SLOT (PASSENGER) (G38, G39)	
17	071126-43-F06	EA	SKIRT-SGL,10.5", SEAT BELT SLOT (PASSENGER) (G40, G41)	
17	071126-43-G42	EA	SKIRT-SGL,10.5", SEAT BELT SLOT (PASSENGER) (G42, G43)	
17	071126-54-G38	EA	SKIRT-SGL,10.5", 6-WAY MANUAL (DRIVER) (G38, G39)	
17	071126-54-F06	EA	SKIRT-SGL,10.5", 6-WAY MANUAL (DRIVER) (G40, G41)	
17	071126-54-G42	EA	SKIRT-SGL,10.5", 6-WAY MANUAL (DRIVER) (G42, G43)	
17	071126-26-G38	EA	SKIRT ASM-POWER SEAT (DRIVER) (G38, G39)	
17	071126-26-G40	EA	SKIRT ASM-POWER SEAT (DRIVER) (G40, G41)	
17	071126-26-G42	EA	SKIRT ASM-POWER SEAT (DRIVER) (G42, G43)	
17	071126-52-F36	EA	SKIRT-NON-POWER SEAT W/LEATHER OPTION (PASSENGER)	
17	071126-57-F36	EA	SKIRT ASM-POWER SEAT W/LEATHER OPTION (DRIVER)	
18	116215-01-000	EA	SEAT-MANUAL, 6-WAY, DRIVER - ATWOOD 83805	
19	116215-02-000	EA	PLATE-UPPER, MANUAL, 6-WAY - ATWOOD 85118	
20	116215-03-000	EA	PLATE-LOWER, MANUAL, 6-WAY - ATWOOD 83835	
21	119626-01-G38	EA	HEADREST ASM-500-04 (G38, G39)	
21	119626-01-G40	EA	HEADREST ASM-500-04 (G40, G41)	
21	119626-01-G42	EA	HEADREST ASM-500-04 (G42, G43)	
21	119626-02-G38	EA	HEADREST ASM-500-04 VINYL/LEATHER	
	P19626-01-G38	EA	COVER-HEADREST ASM-500-04 (G38, G39)	
	P19626-01-G40	EA	COVER-HEADREST ASM-500-04 (G40, G41)	
	P19626-01-G42	EA	COVER-HEADREST ASM-500-04 (G42, G43)	
	P19626-02-G38	EA	COVER-HEADREST ASM-500-04 VINYL/LEATHER	
	113977-12-000	EA	HEADREST INSERT, W/O LOCK - FLEXSTEEL	
	113977-13-000	EA	HEADREST INSERT, W/LOCK - FLEXSTEEL	
	114791-04-000	EA	FRAME-HEADREST, 180004 STD	
22	081373-03-000	EA	SEAT-POWER,6 WAY - DELCO RV620	
	081373-01-700	EA	BRACKET-L, CONTROL SWITCH	H-171
23	081373-02-703	EA	MOTOR PKG. ADJ. HORIZONTAL	22063237 & H-195
24	081373-02-704	EA	MOTOR PKG. ADJ. VERTICAL	22063238 & H-196
25	081373-03-700	EA	SWITCH ASM F/BRN-GRAY (FLAT)	22138182 & H-441
26	081373-03-701	EA	WIRE HARNESS ASM., LT. SIDE	6000
26	081373-03-702	EA	WIRE HARNESS ASM., RT. SIDE	6001
	111169-04-000	EA	INSERT-OVAL, VECTRA	

## CURTAIN & CUSHION GROUP (CONTINUED)

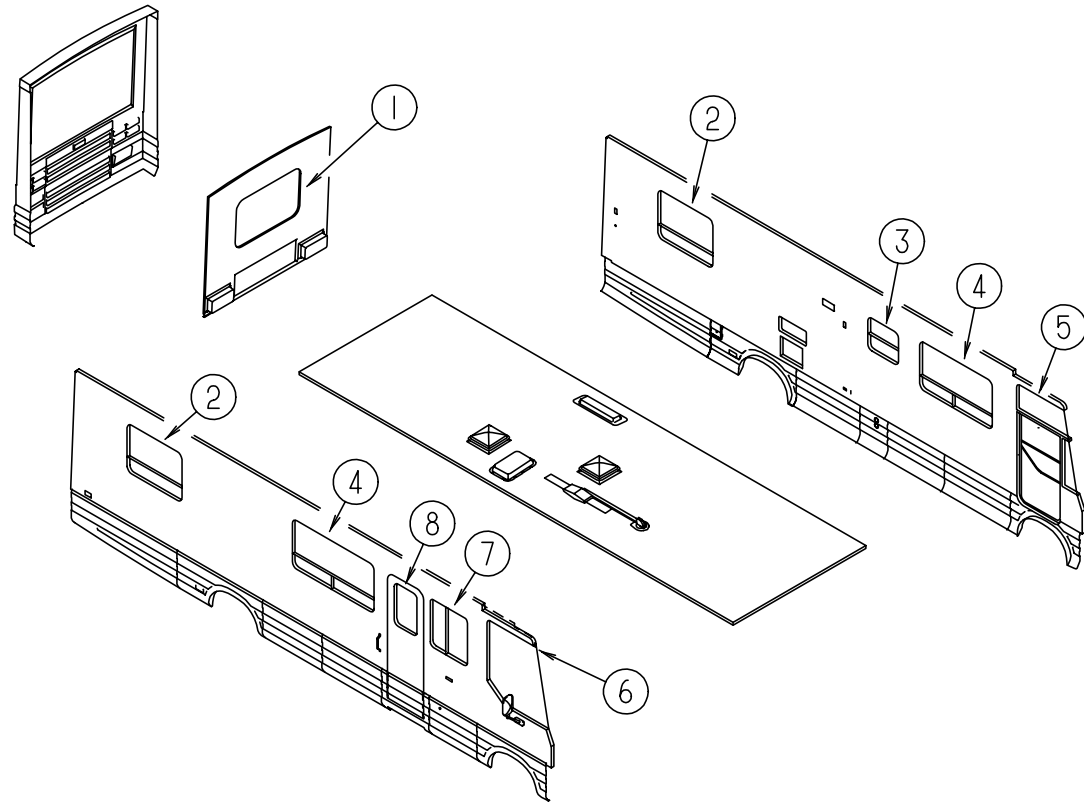
### SWIVEL CHAIR



KEY	PART NUMBER	U/M	DESCRIPTION
1	115393-01-G38	EA	CHAIR ASM-CAMEO (G38, G39)
1	115393-01-F40	EA	CHAIR ASM-CAMEO (G40, G41)
1	115393-01-G42	EA	CHAIR ASM-CAMEO (G42, G43)
	P15393-01-G38	EA	COVER-CHAIR (G38, G39)
	P15393-01-F40	EA	COVER-CHAIR (G40, G41)
	P15393-01-G42	EA	COVER-CHAIR (G42, G43)
	112436-03-000	FT	TRIM-#8 RING FLEX - FLEX-O-LATOR
2	115393-10-G38	EA	SEAT ASM-CHAIR, CAMEO (G38, G39)
2	115393-10-F40	EA	SEAT ASM-CHAIR, CAMEO (G40, G41)
2	115393-10-G42	EA	SEAT ASM-CHAIR, CAMEO (G42, G43)
	P15393-10-G38	EA	COVER-SEAT, CHAIR (G38, G39)
	P15393-10-F40	EA	COVER-SEAT, CHAIR (G40, G41)
	P15393-10-G42	EA	COVER-SEAT, CHAIR (G42, G43)
	P01178-27-G38	EA	COVER-ROCKER ARM CAP, RT (G38, G39)
	P01178-27-F40	EA	COVER-ROCKER ARM CAP, RT (G40, G41)
	P01178-27-G42	EA	COVER-ROCKER ARM CAP, RT (G42, G43)
	P01178-28-G38	EA	COVER-ROCKER ARM CAP, LT (G38, G39)
	P01178-28-F40	EA	COVER-ROCKER ARM CAP, LT (G40, G41)
	P01178-28-G42	EA	COVER-ROCKER ARM CAP, LT (G42, G43)
3	097683-02-000	EA	BRACKET-MOUNT, REMOTE
4	108049-03-000	EA	CABLE-REMOTE, 26" W/Z END-SWITCH LEVER
	117125-01-02B	EA	BRACKET-CABLE HOLDER, E-COAT
	108049-02-000	EA	CLIP-CABLE, PEDESTAL
5	119952-02-000	EA	SLIDE-SEAT, HD, NONLOCKING 4ST - ATWOOD 83731
6	107921-08-000	EA	TOP PLATE-W/O SEAT BELT BAR - FLEXSTEEL 2759PDTP
	107921-06-000	EA	BEARING KIT-PEDESTAL, FLEXSTEEL
7	107921-02-000	EA	PEDESTAL ASM-SEAT 6-1/2 IN - FLEXSTEEL 3059 MSPD
8	108445-02-000	EA	PLATE ASM-PEDESTAL, SEAT
9	119952-04-000	EA	SLIDE-SEAT, HD, LOCKING 4STUDS - ATWOOD 83785
10	007221-01-000	EA	SPACER-SEAT, ADJUSTER

# CURTAIN & CUSHION GROUP (CONTINUED)

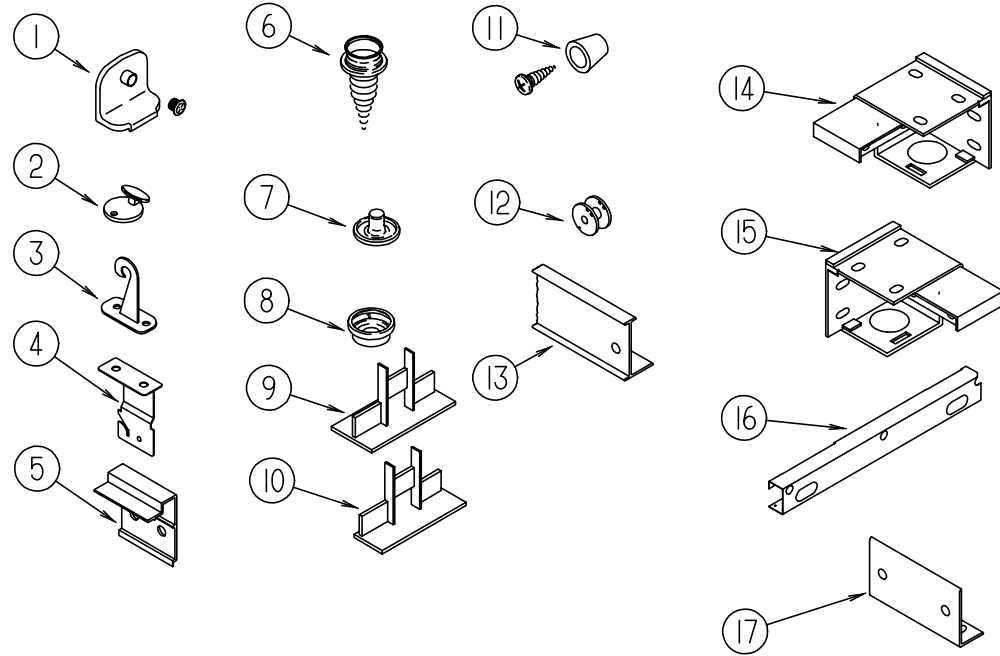
## CURTAINS & WINDOW TREATMENT



KEY	PART NUMBER	U/M DESCRIPTION
1	115397-01-F36	EA VALANCE ASM-EMPIRE, 52" (G38, G39)
1	111858-06-G40	EA LAMBREQUIN ASM-WINDSOR, 52" (G40, G41)
1	115397-01-G42	EA VALANCE ASM-EMPIRE, 52" (G42, G43)
1	111910-34-F36	EA BLIND-DAY/NIGHTER, 49.5" X 32" (G38, G39)
1	111910-34-G40	EA BLIND-DAY/NIGHTER, 49.5" X 32" (G40, G41)
		FROM: 00-00-00 THRU: 07-09-96
1	111910-34-HA5	EA BLIND-DAY/NIGHTER, 49.5" X 32" (G40, G41)
		FROM: 07-10-96 THRU: 99-99-99
1	111910-34-F38	EA BLIND-DAY/NIGHTER, 49.5" X 32" (G42, G43)
2	115397-02-F36	EA VALANCE ASM-EMPIRE, 45" - QUEEN BED (G38, G39)
2	111858-25-G40	EA LAMBREQUIN ASM-WINDSOR, 45" - QUEEN BED (G40, G41)
2	115397-02-G42	EA VALANCE ASM-EMPIRE, 45" - QUEEN BED (G42, G43)
2	115397-03-F36	EA VALANCE ASM-EMPIRE, 45" - TWIN BED (G38, G39)
2	111858-20-G40	EA LAMBREQUIN ASM-WINDSOR, 45" - TWIN BED (G40, G41)
2	115397-03-G42	EA VALANCE ASM-EMPIRE, 45" - TWIN BED (G42, G43)
2	111910-29-G38	EA BLIND-DAY/NIGHTER, 42" X 32" (G38, G39)
2	111910-29-G40	EA BLIND-DAY/NIGHTER, 42" X 32" (G40, G41)
		FROM: 00-00-00 THRU: 07-09-96
2	111910-29-HA5	EA BLIND-DAY/NIGHTER, 42" X 32" (G40, G41)
		FROM: 07-10-96 THRU: 99-99-99
2	111910-29-G42	EA BLIND-DAY/NIGHTER, 42" X 32" (G42, G43)
3	111861-02-01A	EA BLIND-MICRO MINI, 24.5" X 22" - ALABASTER PEARL
4	111858-28-G38	EA LAMBREQUIN ASM-WINDSOR, 61" (G38, G39)
4	111858-28-G40	EA LAMBREQUIN ASM-WINDSOR, 61" (G40, G41)
4	111858-28-G42	EA LAMBREQUIN ASM-WINDSOR, 61" (G42, G43)
4	111910-15-F36	EA BLIND-DAY/NIGHTER, 59" X 32" (G38, G39)
4	111910-15-G40	EA BLIND-DAY/NIGHTER, 59" X 32" (G40, G41)
		FROM: 00-00-00 THRU: 07-09-96
4	111910-15-HA5	EA BLIND-DAY/NIGHTER, 59" X 32" (G40, G41)
		FROM: 07-10-96 THRU: 99-99-99
4	111910-15-F38	EA BLIND-DAY/NIGHTER, 59" X 32" (G42, G43)
5	093487-08-03A	EA WRAP AROUND-FRONT, LH PLEATED - 51" X 100" - OFF WHITE W/STEPPE
5	084755-90-000	EA SHADE ASM-PULL, 28.25" X 60" - SUNSCREEN
6	093487-07-03A	EA WRAP AROUND-FRONT, RH PLEATED - 51" X 100" - OFF WHITE W/STEPPE
6	084755-90-000	EA SHADE ASM-PULL, 28.25" X 60" - SUNSCREEN
7	111858-29-G38	EA LAMBREQUIN ASM-WINDSOR, 31.5" (G38, G39)
7	111858-29-G40	EA LAMBREQUIN ASM-WINDSOR, 31.5" (G40, G41)
7	111858-29-G42	EA LAMBREQUIN ASM-WINDSOR, 31.5" (G42, G43)
7	111910-27-F36	EA BLIND-DAY/NIGHTER, 28" X 32" (G38, G39)
7	111910-27-G40	EA BLIND-DAY/NIGHTER, 28" X 32" (G40, G41)
		FROM: 00-00-00 THRU: 07-09-96
7	111910-27-HA5	EA BLIND-DAY/NIGHTER, 28" X 32" (G40, G41)
		FROM: 07-10-96 THRU: 99-99-99
7	111910-27-F38	EA BLIND-DAY/NIGHTER, 28" X 32" (G42, G43)
8	084755-57-E07	EA SHADE-PULL, 27.25"



**CURTAIN & CUSHION GROUP (CONTINUED)**



**CURTAIN HARDWARE**

KEY	PART NUMBER	U/M	DESCRIPTION
1	106544-01-001	EA	SCREW-BRASS, SHADE
1	106544-01-000	EA	PULL-SHADE, BRASS
2	102555-01-000	EA	CLEAT-CORD, BLIND - OFF WHITE OR CLEAR
			FROM: 00-00-00 THRU: 04-10-96
2	102555-03-000	EA	CLEAT-CORD, BLIND - OFF WHITE OR CLEAR
			FROM: 04-11-96 THRU: 99-99-99
3	109441-01-000	EA	HOLD DOWN-BLIND, HOOK
			FROM: 00-00-00 THRU: 01-31-96
3	109441-03-000	EA	HOLD DOWN-BLIND, CLOUDY
			FROM: 02-01-96 THRU: 99-99-99
4	084434-01-000	EA	BRACKET-MOUNTING, ROLLER SHADE - 1 3/8"
	096843-01-000	EA	SPRING-REWIND, ROLLER SHADE
5	097565-01-000	EA	BRACKET-MOUNTING, PLEATED BLIND
	097591-01-000	EA	SPRING-EXTENSION, PLEATED BLIND
6	029130-01-000	EA	SCREW-SNAP SOCKET, #8 PH X 5/8"
7	029155-01-000	EA	CAP-SNAP, 5/32" O.D. OF PIN
8	029156-01-000	EA	SOCKET-SNAP, 9/16" O.D.
9	094907-02-000	EA	END CAP-TOP, PLEATED BLIND - PLASTIC - GRAY
10	094907-04-000	EA	HARDWARE - END CAP BOTTOM - PULL TYPE (RH & LH)
11	097564-01-000	EA	HANDLE-T, EZ LIFT SHADE
12	097592-01-000	EA	SPOOL-CORD, ELEVATED BLIND HOLDUP - CLEAR PLASTIC
	097593-10-000	FT	CORD-.9MM 125 VANILLA
	097593-02-000	FT	CORD-BLIND, GRAY
13	009700-04-002	EA	TRACK, L-SHAPED 195.2" - OFF WHITE
13	108235-01-01A	EA	TRACK-CURTAIN, LH-O/W
13	108236-01-01A	EA	TRACK-CURTAIN, RH-O/W
14	083170-01-000	EA	BRACKET-BLIND, LEFT SIDE WHEN FACING WINDOW
15	083170-02-000	EA	BRACKET-BLIND, RIGHT SIDE WHEN FACING WINDOW
16	110597-01-000	EA	BRACKET-SHADE, CAB - RIGHT SIDE
16	110597-02-000	EA	BRACKET-SHADE, CAB - LEFT SIDE
17	083125-07-000	EA	BRACE-COUCH O/W (CURTAIN LEG MOUNT)
	046867-01-000	EA	GROMMET-BRASS - 7/16" ID X 1" OD
	046867-03-000	EA	GROMMET-HANDY BUTTON NO 3
	048394-02-000	YD	VELCRO TAPE-HOOK, ADHESIVE BACK - .75" WIDE - BEIGE
	086276-01-000	EA	TAPE-DOUBLE SIDED, 1/2"
	088792-02-000	YD	VELCRO TAPE-LOOP, ADHESIVE BACKED - .75" WIDE - BEIGE
	094896-02-000	EA	GROMMET-CORD, PLEATED BLIND - NYLON - GRAY
	102075-08-01A	EA	ROD-CURTAIN, SHOWER O/W - ROUND METAL
	095567-01-000	EA	TACK-STRIP, .5" X 625' ROLL
	110943-01-000	FT	FELTSTRIP, 3/8" - ADHESIVE BACK

**CURTAIN & CUSHION GROUP (CONTINUED)**

**SEATBELTS, TIEBACKS & ASSIST HANDLE**

KEY	PART NUMBER	U/M	DESCRIPTION
	000C16-07-16B	EA	BOLT-CARRIAGE, ASSIST HANDLE - 7/16" - 14 X 1" ZN
	000D20-07-00B	EA	NUT-ACORN, ASSIST HANDLE - 7/16" X 14 ZN
	007021-01-000	EA	BELT-SEAT, 2" X 90" - BLACK
	053552-02-AA8	EA	HANDLE-ASSIST, INTERIOR - ENTRY DOOR - VINYL - OFF WHITE
	056271-02-000	EA	BELT-SEAT, 2" X 72" - BLACK
	057534-01-000	EA	TIEBACK-PLASTIC, 6" - CLEAR
	057534-03-000	EA	TIEBACK-PLASTIC, 7.5" - CLEAR
	057759-01-000	EA	WASHER BRACKET-SEAT BELT, 4" DIAMETER
	069178-02-000	EA	BRACKET-MOUNTING, ASSIST HANDLE - L ANGLE - W/HOLES - STEEL
	070578-02-E37	EA	BUTTON SCREW-STUD, #30 VINYL
	074494-02-000	EA	BUTTON-RETAINING PIVOT #60 (G40, G41, G42, G43)
	074494-03-000	EA	BUTTON-SERRATED PIVOT TACK 3/8 (G40, G41, G42, G43)
	074494-04-000	EA	BUTTON-JOINED PIVOT W/3/4 TAPE (G38, G39)
	079349-01-G38	YD	WELT ASM-ACCENT FABRIC (G38, G39)
	079349-01-G40	YD	WELT ASM-ACCENT FABRIC (G40, G41)
	079349-01-G42	YD	WELT ASM-ACCENT FABRIC (G42, G43)
	084415-65-000	YD	TRIM-BRAID, 62027P56 FRINGE (G38, G39)
	084415-66-000	YD	TRIM-BRAID, 62025P58 CORD (G40, G41)
	084415-68-000	YD	TRIM-BRAID, 62028P58 FRINGE (G40, G41)
	084415-55-000	YD	TRIM-BRAID, FRINGE, BS4661 (G42, G43)
	099717-04-001	EA	TIEDOWN ASM-STRAP W/BUCKLE
	118337-03-G38	EA	BUTTON ASM-#60 (G38, G39)
	118337-02-G40	EA	BUTTON ASM-#60 (G40, G41)
	118337-02-G42	EA	BUTTON ASM-#60 (G42, G43)

**CURTAIN & CUSHION GROUP (CONTINUED)**

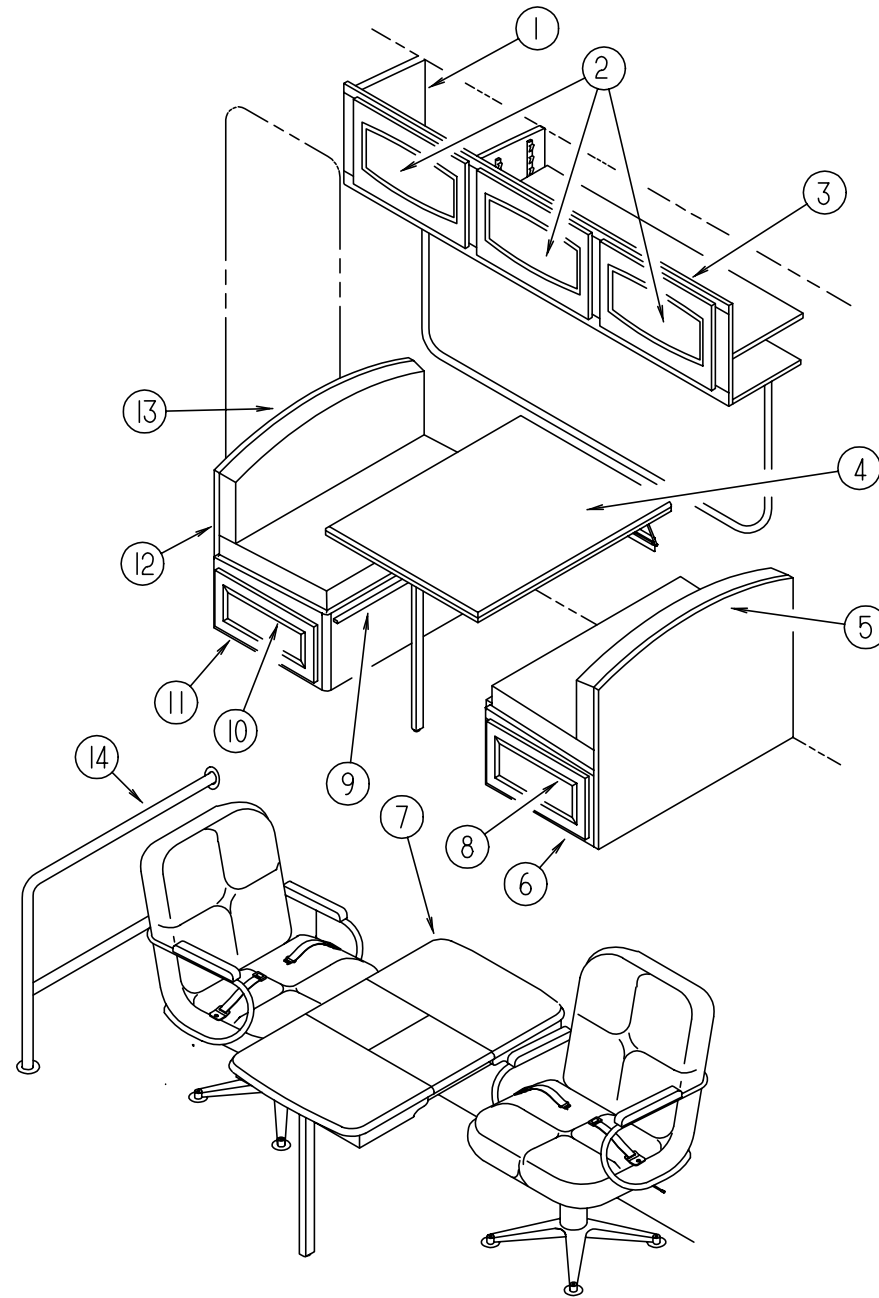
**VECTRA FABRICS**

Color Codes	G38 & G39	G40 & G41	G42 & G43
	Gothic Blue	Oxbow Taupe	Garnet Burgundy
Bucket Seats	108446-G3-000	108446-55-000	108446-G7-000
Opt. Leather Seats	079680-17-000	079680-17-000	079680-17-000
Dinette	108446-E6-000	108446-E7-000	108446-E8-000
Dinette Pads	108446-G3-000	108446-55-000	108446-G7-000
Dinette Chairs	108446-E6-000	108446-E7-000	108446-G7-000
Sofa	108446-E6-000	108446-E7-000	108446-E8-000
Sofa Arms	108446-E6-000	108446-E7-000	108446-E8-000
Sofa Pillows (2)	108446-G3-000	108446-C3-000	108446-G7-000
Swivel Chair	108446-G3-000	108446-C3-000	108446-G7-000
Lounge Windows	108446-G3-000 108446-E6-000	108446-C3-000 108446-E7-000	108446-G7-000 108446-E8-000
Ceiling	113979-04-01A	113979-04-01A	113979-04-01A
Bedroom Window	105745-94-000 105745-95-000	105745-B5-000 105745-A4-000	105745-A5-000 105745-A6-000
Bedspread	105745-94-000	105745-A4-000	105745-A5-000
Pillow Shams	Not needed	Not needed	105745-A5-000
Headboard	105745-94-000	105745-A4-000	105745-A5-000
Bedroom Pillows	105745-94-000 (1) 105745-95-000 (1)	105745-A4-000 (2)	105745-A5-000 (2)
Buttons	105745-94-000 (1) 105745-95-000 (1)	105745-B5-000 (2)	105745-A6-000 (2)
Bedboard	105745-95-000	105745-A4-000	105745-A6-000
Hallway Closet Curtain	072333-99-000	072333-99-000	072333-99-000
Dash Vinyl	106569-03-01A	106569-03-01A	106569-03-01A
Speaker Covers	072333-67-000	072333-67-000	072333-67-000
End Cap Vinyl	103907-01-03A	103907-01-03A	103907-01-03A

NOTE: FABRIC LISTED FIRST IN A BLOCK IS THE LARGEST QUANTITY OF FABRIC USED.

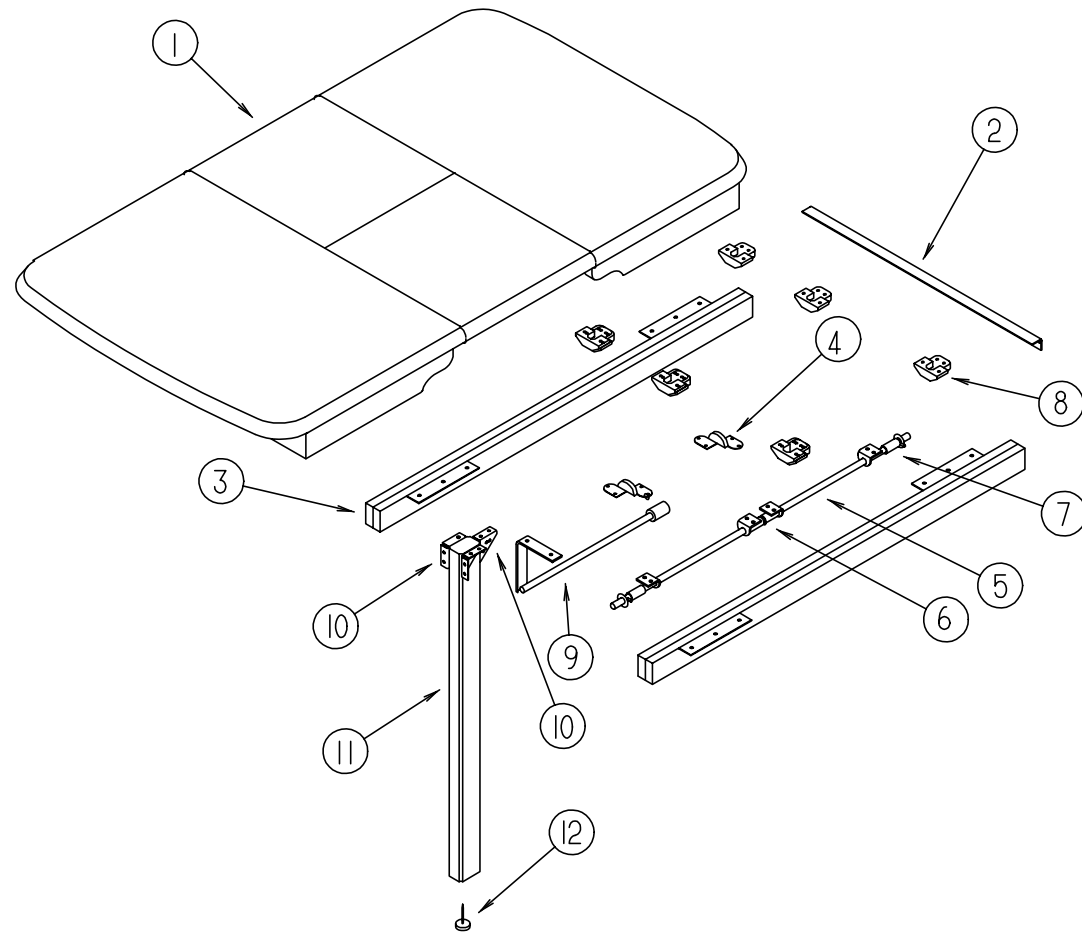
# DINETTE GROUP

## DINETTE CABINETS WITH SWIVEL CHAIRS



KEY	PART NUMBER	U/M DESCRIPTION
1	107494-01-E37	EA END CAP-CABINET, OVERHEAD - LEFT SIDE (PICKLED ASH)
1	107494-01-E41	EA END CAP-CABINET, OVERHEAD - LEFT SIDE (SALEM CHERRY)
2	M05990-03-E37	EA DOOR-CABINET, W/O HARDWARE - 14.3" X 21.8" (PICKLED ASH)
2	M05990-03-E41	EA DOOR-CABINET, W/O HARDWARE - 14.3" X 21.8" (SALEM CHERRY)
3	114865-01-F36	EA CABINET-OVERHEAD, W/O DOORS & HARDWARE (PICKLED ASH)
	114865-12-F36	EA SHELF ASM-OVERHEAD CABINET (PICKLED ASH)
3	114865-01-F37	EA CABINET-OVERHEAD, W/O DOORS & HARDWARE (SALEM CHERRY)
	114865-12-F37	EA SHELF ASM-OVERHEAD CABINET (SALEM CHERRY)
4	M92743-19-E38	EA TABLE-DINETTE, W/O HARDWARE (G38)
4	M92743-19-E42	EA TABLE-DINETTE, W/O HARDWARE (G39)
4	M92743-19-F40	EA TABLE-DINETTE, W/O HARDWARE (G40)
4	M92743-19-F41	EA TABLE-DINETTE, W/O HARDWARE (G41)
4	M92743-19-G42	EA TABLE-DINETTE, W/O HARDWARE (G42)
4	M92743-19-G43	EA TABLE-DINETTE, W/O HARDWARE (G43)
5	105476-01-G38	EA PAD-BACKREST, TOP - RIGHT SIDE (G38, G39)
5	105476-01-E40	EA PAD-BACKREST, TOP - RIGHT SIDE (G40, G41)
5	105476-01-G42	EA PAD-BACKREST, TOP - RIGHT SIDE (G42, G43)
5	104787-09-G38	EA PAD ASM-DINETTE (G38, G39) - EXPORT
5	104787-09-G40	EA PAD ASM-DINETTE (G40, G41) - EXPORT
5	104787-09-G42	EA PAD ASM-DINETTE (G42, G43) - EXPORT
6	M04175-53-E37	EA CABINET-SEATBASE, RIGHT SIDE - W/O DRAWER/HARDWARE (PICKLED ASH)
6	M04175-53-E41	EA CABINET-SEATBASE, RIGHT SIDE - W/O DRAWER/HDW (SALEM CHERRY)
6	M04175-84-G38	EA CABINET-SEATBASE, RIGHT SIDE - W/O DRAWER/HDW-EXPORT (PICKLED ASH)
6	M04175-84-G39	EA CABINET-SEATBASE, RH - W/O DRAWER/HDW - EXPORT (SALEM CHERRY)
7	P08449-01-E37	EA TABLE-PULLOUT (PICKLED ASH)
7	P08449-01-E41	EA TABLE-PULLOUT (SALEM CHERRY)
8	M05971-D5-E37	EA DRAWER-CABINET, W/O HARDWARE (PICKLED ASH)
8	M05971-D5-E41	EA DRAWER-CABINET, W/O HARDWARE (SALEM CHERRY)
9	081295-01-AA8	EA SUPPORT-BED, DINETTE, 28" LONG (PICKLED ASH)
9	081295-01-E74	EA SUPPORT-BED, DINETTE, 28" LONG (SALEM CHERRY)
10	M05971-35-E37	EA DRAWER-CABINET, W/O HARDWARE (PICKLED ASH)
10	M05971-35-E41	EA DRAWER-CABINET, W/O HARDWARE (SALEM CHERRY)
10	M05971-V7-G38	EA DRAWER-CABINET, W/O HARDWARE - EXPORT (PICKLED ASH)
10	M05971-V7-G39	EA DRAWER-CABINET, W/O HARDWARE - EXPORT (SALEM CHERRY)
11	M04175-54-E37	EA CABINET-SEATBASE, LEFT SIDE - W/O DRAWER/HARDWARE (PICKLED ASH)
11	M04175-54-E41	EA CABINET-SEATBASE, LEFT SIDE - W/O DRAWER/HARDWARE (SALEM CHERRY)
11	M04175-83-G38	EA CABINET-SEATBASE, LEFT SIDE - W/O DRAWER/HDW-EXPORT (PICKLED ASH)
11	M04175-83-G39	EA CABINET-SEATBASE, LH - W/O DRAWER/HDW - EXPORT (SALEM CHERRY)
12	M04174-52-E37	EA CABINET-BACKREST, LEFT SIDE - W/O HARDWARE (PICKLED ASH)
12	M04174-52-E41	EA CABINET-BACKREST, LEFT SIDE - W/O HARDWARE (SALEM CHERRY)
12	M04174-56-G38	EA CABINET-BACKREST, LEFT SIDE - W/O HARDWARE - EXPORT (PICKLED ASH)
12	M04174-56-G39	EA CABINET-BACKREST, LEFT SIDE - W/O HARDWARE - EXPORT (SALEM CHERRY)
	P02786-03-E37	EA HANDRAIL ASM-ENTRANCE DOOR - ON DINETTE BACKREST (PICKLED ASH)
	P02786-03-E41	EA HANDRAIL ASM-ENTRANCE DOOR - ON DINETTE BACKREST (SALEM CHERRY)
	099682-01-01A	EA BRACKET-MOUNTING, HAND RAIL - BRASS
13	105476-02-G38	EA PAD-BACKREST, TOP - LEFT SIDE (G38, G39)
13	105476-02-E40	EA PAD-BACKREST, TOP - LEFT SIDE (G40, G41)
13	105476-02-G42	EA PAD-BACKREST, TOP - LEFT SIDE (G42, G43)
13	104787-09-G38	EA PAD ASM-DINETTE (G38, G39) - EXPORT
13	104787-09-G40	EA PAD ASM-DINETTE (G40, G41) - EXPORT
13	104787-09-G42	EA PAD ASM-DINETTE (G42, G43) - EXPORT
14	108808-01-01A	EA HANDRAIL-STEP W/O SCREWS, ENTRANCE BRASS - TRANSFER FLOW
	112515-02-04A	EA PICTURE-WALL, DECORATIVE - 16" X 20"

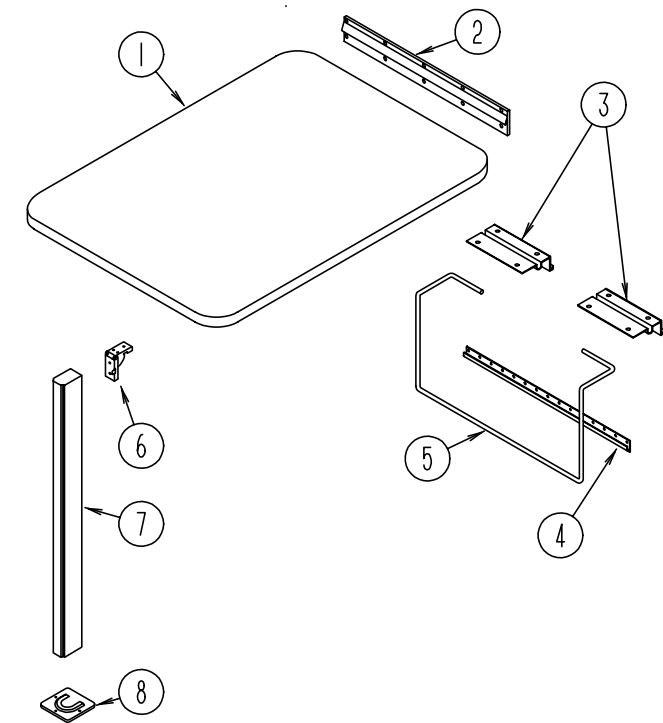
## DINETTE GROUP (CONTINUED)



**DINETTE PULLOUT TABLE**

KEY	PART NUMBER	U/M DESCRIPTION
	P08449-01-E37	EA TABLE ASM-PULLOUT, SELF STORAGE (PICKLED ASH)
	P08449-01-E41	EA TABLE ASM-PULLOUT, SELF STORAGE (SALEM CHERRY)
1	108449-11-E37	EA COUNTERTOP ASM (PICKLED ASH)
1	108449-11-E41	EA COUNTERTOP ASM (SALEM CHERRY)
2	009063-01-000	EA HINGE-CONTINUOUS, 1 1/2" X 72" - UNPAINTED
3	110749-01-000	EA SLIDE-TABLE 19 3/4 LONG
4	108663-01-000	EA HINGE-LEAF, FOLDING
5	108932-01-000	EA ROD-PIVOT
	000F10-04-16B	EA PIN-COTTER, 1/8" X 1" - ZINC
6	108874-01-000	EA BRACKET-HINGE, LEAF TABLE
7	108664-01-000	EA SPRING-COMPRESSION 13MM X 50MM
8	009050-02-000	EA LEVELER-TABLE TOP, MALE END W/4 SCREWS - PLASTIC
8	009050-03-000	EA LEVELER-TABLE TOP, FEMALE END W/2 SCREWS - PLASTIC
9	108905-01-000	EA SUPPORT ASM-LEAF, TABLE
10	102810-01-04A	EA BRACE-LEG, TABLE, BLK
	102810-01-03A	EA BRACE-LEG, TABLE, MILL
11	092708-12-E37	EA LEG ASM-TABLE (PICKLED ASH)
	092707-07-02A	EA TABLE LEG - PICKLED ASH
11	092708-12-E41	EA LEG ASM-TABLE (SALEM CHERRY)
	092707-07-03A	EA TABLE LEG - CHERRY
12	102194-01-000	EA GUIDE-PLASTIC

## DINETTE GROUP (CONTINUED)



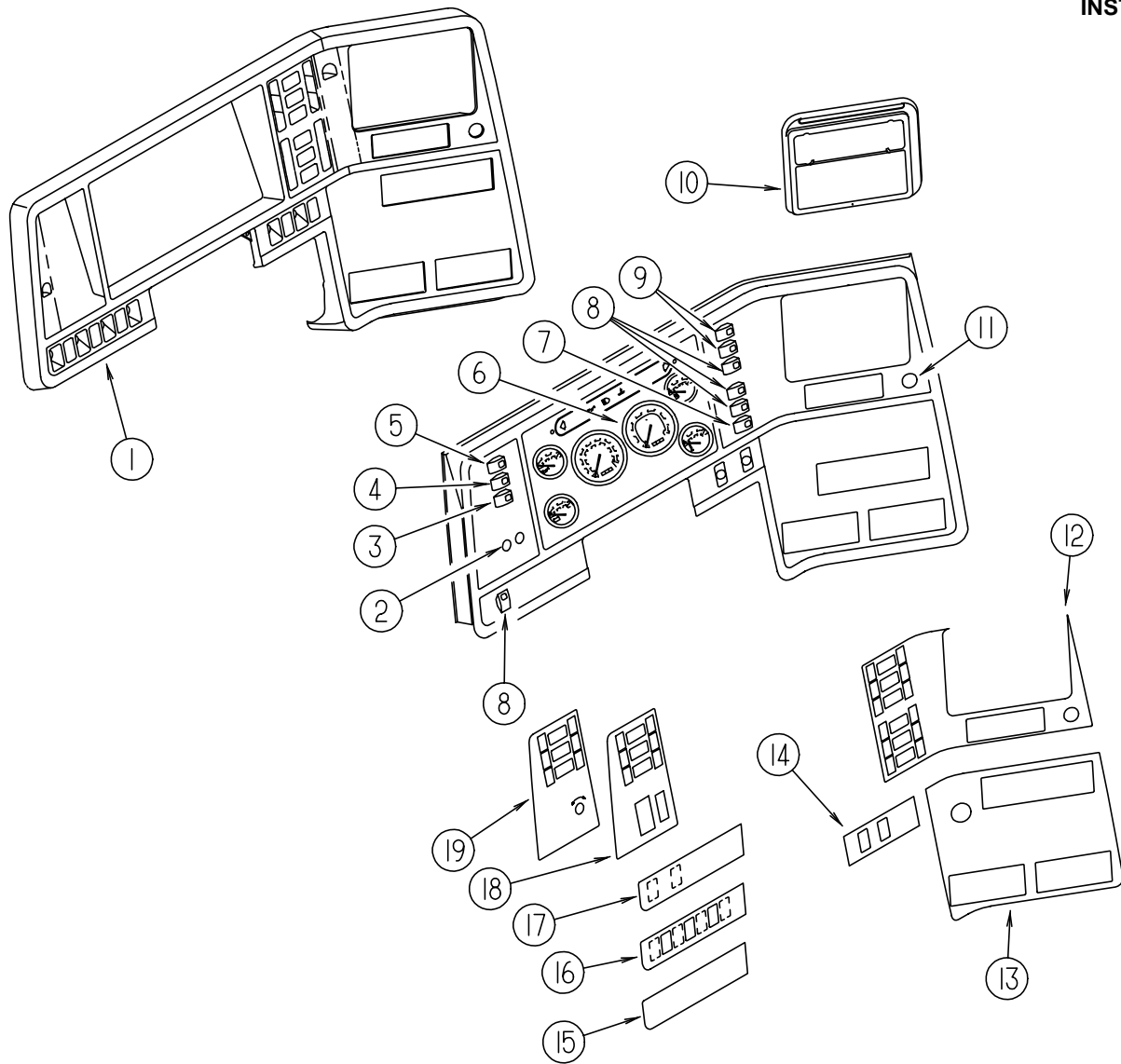
**DINETTE TABLE**

KEY	PART NUMBER	U/M DESCRIPTION
1	M92743-19-E38	EA TABLE ASM COMPLETE-DINETTE (G38)
1	M92743-19-E42	EA TABLE ASM COMPLETE-DINETTE (G39)
1	M92743-19-F40	EA TABLE ASM COMPLETE-DINETTE (G40)
1	M92743-19-F41	EA TABLE ASM COMPLETE-DINETTE (G41)
1	M92743-19-G42	EA TABLE ASM COMPLETE-DINETTE (G42)
1	M92743-19-G43	EA TABLE ASM COMPLETE-DINETTE (G43)
	064781-06-000	EA HOLDER-CUP, TWO STEM - OFF WHITE
2	053200-12-000	EA SUPPORT-TABLE, 23.50 O/W
3	088410-02-000	EA HANGER-TABLE, OFF WHITE
4	024281-14-000	EA BRACKET-TABLE LFT, 22.12 O/W
	002929-01-001	EA EXTR- BRACKET TABLE
5	024275-12-000	EA ROD-TABLE LIFT, O/W
6	093550-01-000	EA BRACKET-HINGE, MOUNTS TO LEG & TABLE TOP - 1.7" X 2.6"
7	092708-11-E37	EA LEG ASM-TABLE (PICKLED ASH)
	092707-04-03A	EA TABLE LEG - PICKLED ASH
7	092708-11-E41	EA LEG ASM-TABLE (SALEM CHERRY)
	092707-04-04A	EA TABLE LEG - CHERRY
8	049493-12-000	EA CATCH-TABLE LEG, O/W
	049493-11-700	EA CATCH-TABLE LEG, E-COAT



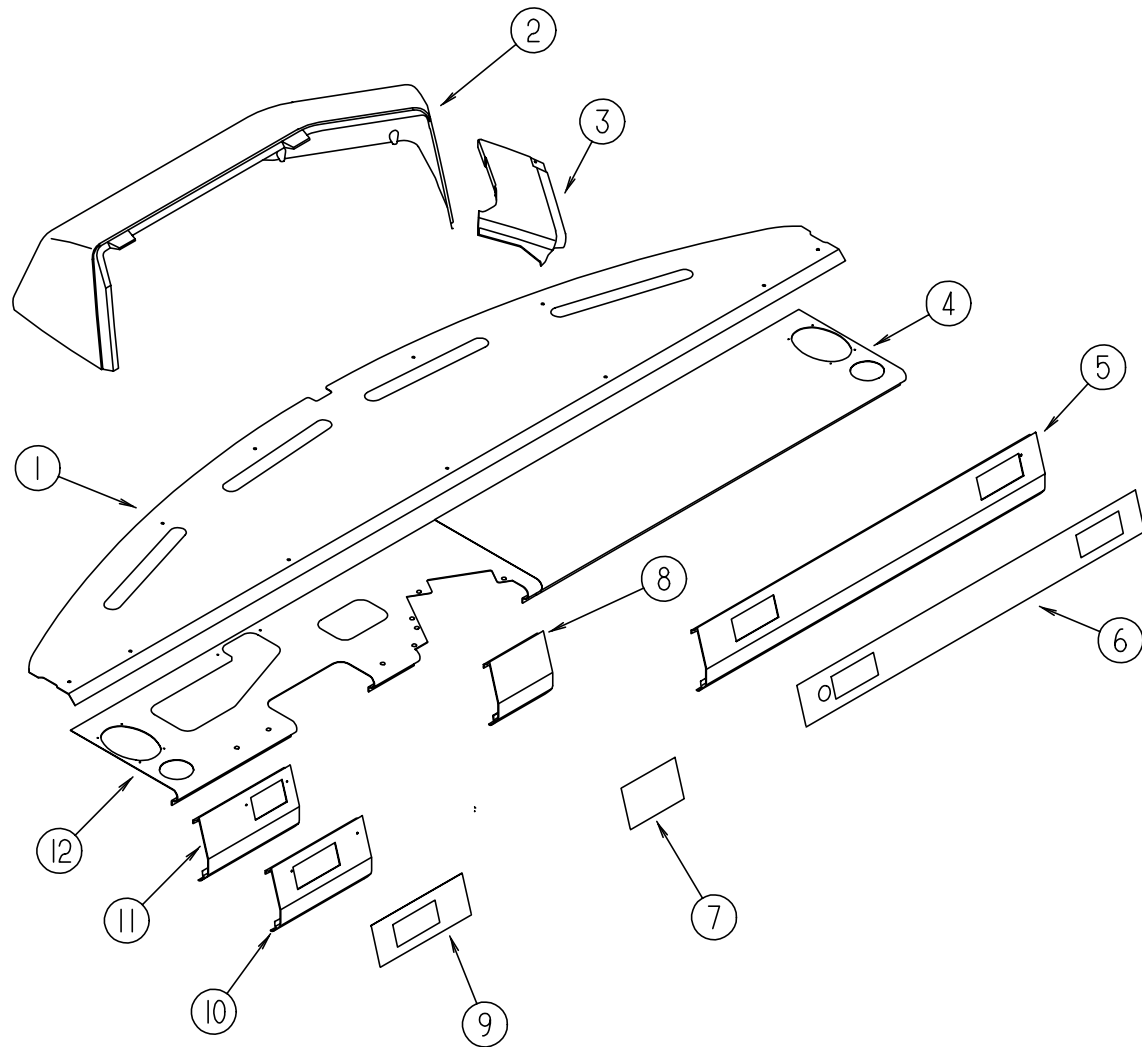
# DRIVERS COMPARTMENT GROUP

## INSTRUMENT PANEL



KEY	PART NUMBER	U/M	DESCRIPTION
1	107031-01-01A	EA	BEZEL-INSTRUMENT PANEL (CHEVY)
1	107031-04-01A	EA	BEZEL-INSTRUMENT PANEL (FORD)
2			HEADLIGHT & DIMMER SWITCHES ARE CHASSIS SUPPLIED
	096674-01-000	EA	NUT-HEADLAMP KNOB, BLACK (FORD)
	096675-01-000	EA	KNOB-HEADLAMP, W/SHAFT (FORD)
3	108356-01-01A	EA	SWITCH COVER W/3 GROOVES - CARLIN VVCZC00
3	108357-06-000	EA	ROCKER SWITCH, DPDT MOM/OFF/MOM - CARLING VLD1000B-0
3	108355-01-000	EA	HOUSING-SWITCH, CARLING VCH
4	108356-01-01A	EA	SWITCH COVER W/3 GROOVES - CARLIN VVCZC00
4	108357-09-000	EA	ROCKER SWITCH, SPDT ON/NONE/MOM - CARLING V5D1000B-0
4	108355-01-000	EA	HOUSING-SWITCH, CARLING VCH
5	108356-01-01A	EA	ACTUATOR-SWITCH GROOVES III, CARLING VVCZC00 BLA
5	108357-05-000	EA	SWITCH-ROCKER, SPDT ON/NONE/ON - CARLING V4D1000B-0
5	108355-01-000	EA	HOUSING-SWITCH, CARLING VCH
6			STANDARD INSTRUMENT CLUSTERS ARE CHASSIS SUPPLIED
6	094796-07-000	EA	CLUSTER-INSTRUMENT PANEL, KILOMETERS - GAS - GM #16156355
6	094794-06-000	EA	CLUSTER-INSTRUMENT, KILOMETER - FORD F5TD-10849-BB
6	094796-10-000	EA	CLUSTER-IP,KM (GERMAN) DSL, 95P30 GM--16181445
6	094794-11-000	EA	CLUSTER - INSTRUMENT PANEL, MILES - DIESEL
			FROM: 00-00-00 THRU: 11-03-96
6	125001-03-000	EA	CLUSTER - INSTRUMENT PANEL - MILES/KILOMETERS - USA (DIESEL)
			FROM: 11-04-96 THRU: 99-99-99
	100138-01-000	EA	MODULE-DAYTIME RUNNING LIGHT
7	108356-03-01A	EA	SWITCH COVER W/GROOVES - LIGHTED / CARLING VVCGC00
7	108357-10-000	EA	ROCKER SWITCH, SPDT MOM/OFF/MOM - CARLING V8D1160B-0
7	108355-01-000	EA	HOUSING-SWITCH, CARLING VCH
8	108356-01-01A	EA	SWITCH COVER W/3 GROOVES - CARLIN VVCZC00
8	108357-01-000	EA	ROCKER SWITCH, SPST ON/OFF - CARLING V1D1000B-0
8	096241-03-000	EA	SWITCH-BLANK
8	108355-01-000	EA	HOUSING-SWITCH, CARLING VCH
9	108356-01-01A	EA	SWITCH COVER W/3 GROOVES - CARLIN VVCZC00
9	108357-03-000	EA	ROCKER SWITCH, SPDT ON/OFF/ON - CARLING V6D1000B-0
9	096241-03-000	EA	SWITCH-BLANK
9	108355-01-000	EA	HOUSING-SWITCH, CARLING VCH
10	111337-01-01A	EA	POCKET-I/P, RIGHT UPPER, BLACK
	096776-02-000	EA	CBOX-CASSETTE, 4-TAPE DIN MNT - FISHER 21507 04 03
11	089294-01-000	EA	CIGARETTE LIGHTER ASM. W/O WIRES - CASCO #C213275
12	104056-20-01A	EA	APPLIQUE-BEZEL UPPER RT 6 SWITCH, BLACK VELVET
13	104056-14-01A	EA	APPLIQUE-BEZEL, LOWER RIGHT WING - BLACK VELVET
14	104056-28-01A	EA	APPLIQUE-BEZEL LOWER RT, P&L - BLACK VELVET
15	104056-09-01A	EA	APPLIQUE-BEZEL LOWER LT, BLACK VELVET
16	104056-10-01A	EA	APPLIQUE-BEZEL, LOWER LEFT - BLACK VELVET (PARK & LEVEL)
17	104056-29-01A	EA	APPLIQUE-BEZEL, LOWER - LEFT - BLACK VELVET (PARK & LEVEL W/JACKS)
18	104056-25-01A	EA	APPLIQUE-BEZEL, LEFT - BLACK VELVET (CHEVY)
19	104056-27-01A	EA	APPLIQUE-BEZEL, LEFT - BLACK VELVET (FORD)
	077031-01-000	EA	FILM-BLACK, 1" X 1.75"
	077031-03-000	EA	FILM-WHITE, .75 X 1.00 - COLORART
	077031-04-000	EA	FILM-HAMPTON TAN,1"X1.75", IP - COLORART
	103603-01-000	EA	BULB-12V, #74 - .12A WEDGE - GE 22-25 - USED IN DASH

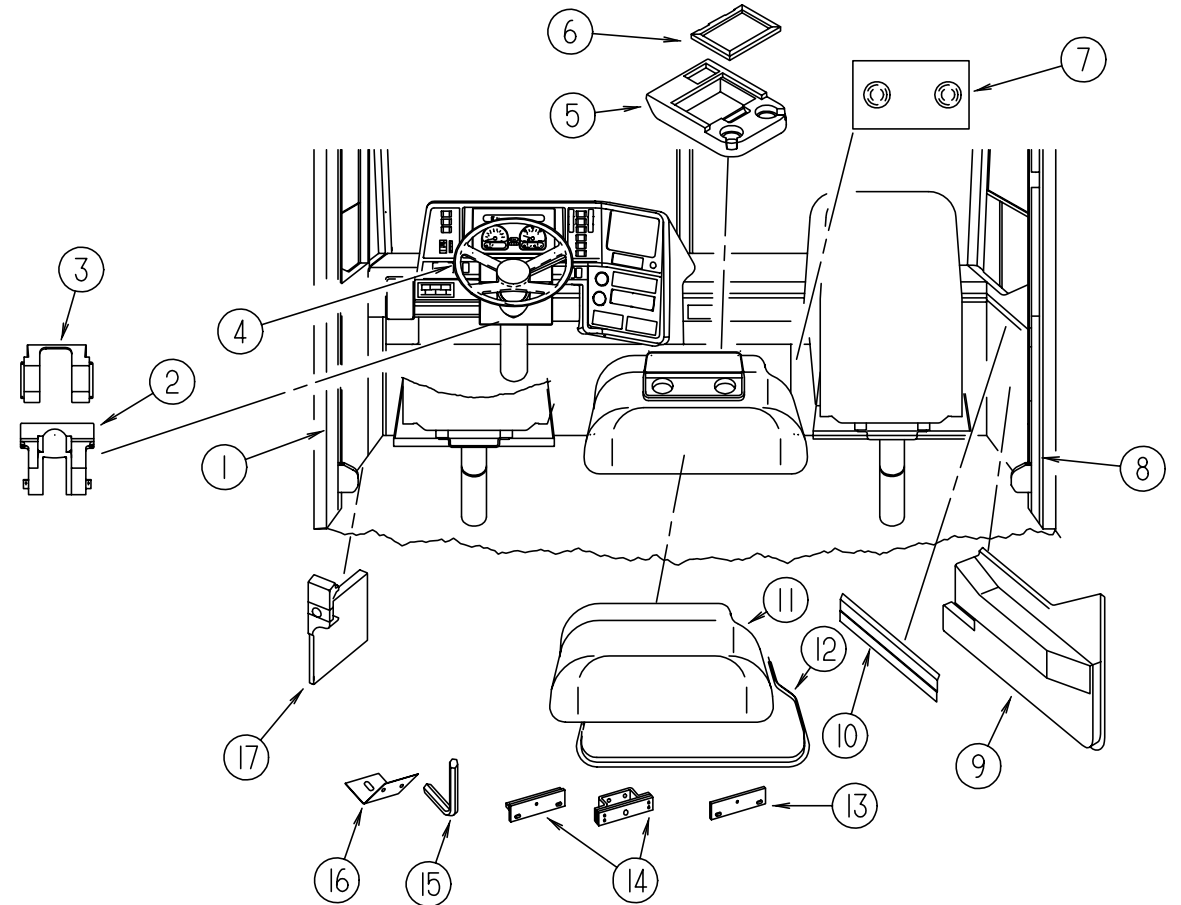
## DRIVERS COMPARTMENT GROUP (CONTINUED)



**DASH PANELS**

KEY	PART NUMBER	U/M DESCRIPTION
1	112804-02-02B	EA PANEL ASM-DASH, TOP W/STUD
	112804-01-01B	EA PANEL-DASH, TOP MILL
	106569-03-01A	EA VINYL-LAMINATE MADRID WILLOW - 1/4" THICK X 16" X 96
	077539-01-000	EA BRACKET-MOUNTING, DASH PANEL - L/SHAPED - 2.5" X 1" X 1.5"
2	107263-01-01A	EA POD-INSTRUMENT PANEL WILLOW
3	107085-01-01A	EA POD-DASH, LOWER, WILLOW
4	105926-05-000	EA PANEL-DASH, BOTTOM, RH
5	107859-08-01A	EA TRIM-DASH, LOWER WILLOW
6	111745-10-01A	EA APPLIQUE-LOWER DASH, RH - BURLWOOD TU18134G
7	111745-02-01A	EA APPLIQUE-LOWER DASH, GM/FORD BURLWOOD TU18134G2
8	107859-03-01A	EA TRIM-DASH, LOWER - 170MM LONG (CHEVY)
8	107859-06-01A	EA TRIM-DASH, LOWER (FORD)
9	111745-03-01A	EA APPLIQUE-LOWER DASH, BURLWOOD TU18134G2
10	107860-02-01A	EA TRIM-DASH, LOWER WILLOW (CHEVY)
11	107859-05-01A	EA TRIM-DASH, LOWER LEFT, 257 WILLOW (FORD)
12	107857-02-000	EA PANEL ASM-DASH, BOTTOM
	098641-01-000	EA LABEL-FUEL, UNLEADED - DASH

## DRIVERS COMPARTMENT GROUP (CONTINUED)

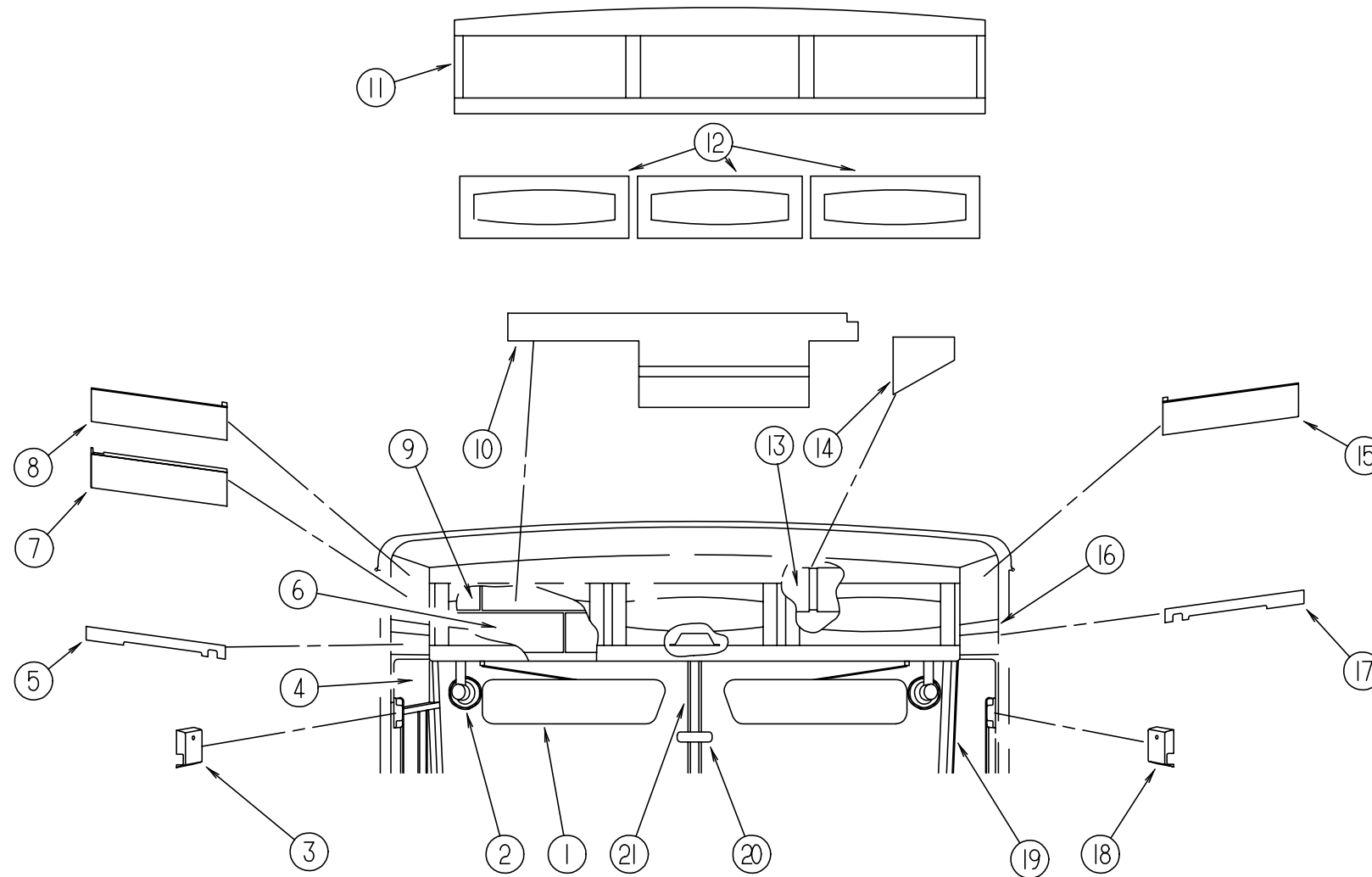


**LOWER DRIVERS COMPARTMENT**

KEY	PART NUMBER	U/M DESCRIPTION
1	024700-47-000	EA COVER-SIDEWALL ROLL BAR, OFF WHITE - 18.9"
1	024700-48-000	EA COVER-SIDEWALL ROLL BAR, OFF WHITE - 25"
2	109832-01-01A	EA CVR-STEERING COLUMN, GM, INNER WILLOW
	103498-06-000	EA BOOT - STEERING COLUMN/UNIVERSAL (CHEVY)
	103498-07-000	EA BOOT - STEERING COLUMN (CHEVY)
3	112833-01-01A	EA COVER-STEERING COLUMN, UPPER BLK (FORD)
	112832-01-01A	EA COVER-STEERING COLUMN, LOWER BLK (FORD)
	110002-01-000	EA PATCH-M-SERIES, COLUMN 4.25 X 7.5
4	112355-02-01A	EA WHEEL-STEERING, CHEVY, LEATHER
5	M06889-02-F36	EA TRAY-BEVERAGE WILLOW
6	M06840-02-GV0	EA DOOR ASM-BEVERAGE, W/HINGES (PICKLED ASH)
6	M06840-02-GV1	EA DOOR ASM-BEVERAGE, W/HINGES (SALEM CHERRY)
6	118620-01-GV0	EA CABINET ASM-DOOR, BEVERAGE (PICKLED ASH)
6	118620-01-GV1	EA CABINET ASM-DOOR, BEVERAGE (SALEM CHERRY)
7	095757-04-G38	EA COVER ASM-HEATER (G38, G39)
7	095757-04-G40	EA COVER ASM-HEATER (G40, G41)
7	095757-04-G42	EA COVER ASM-HEATER (G42, G43)
8	024700-44-000	EA COVER-SDW ROLL BAR, OFF WHITE - 53.00 INCHES
9	107793-02-01A	EA PANEL-TRIM, INNER, RH WILLOW W/O TRIM ANGLES
9	107793-01-01A	EA PANEL-TRIM, INNER, RH WILLOW W/O ANGLES OR CUTOUTS
10	106105-02-000	EA CLIP-VALANCE RETAINING
11	115840-01-01A	EA MOTOR COVER W/O CARPET OR PAD
11	115840-02-01A	EA COVER-MOTOR (L29 GM CHASSIS OPTION)
12	115860-01-01A	EA TRIM-MOTOR COVER MILL
13	115852-01-02B	EA STRIKE ASM-MOTOR COVER, E-COAT
14	115850-01-02B	EA RETAINER ASM-LATCH, MOTOR COVER, E-C
	116581-01-000	EA LATCH-MOTOR COVER SOUTHCO 2710074088
15	116833-01-02B	EA WRENCH-HEX, MOTOR COVER, E-COAT
	039623-01-000	FT SEAL-MOTOR COVER, RUBBER BULB TYPE - BLACK
16	075564-01-000	EA BRACKET-MOUNTING, MOTOR COVER
17	P08813-03-F36	EA PANEL ASM-TOEKICK

# DRIVERS COMPARTMENT GROUP (CONTINUED)

## UPPER DRIVERS COMPARTMENT



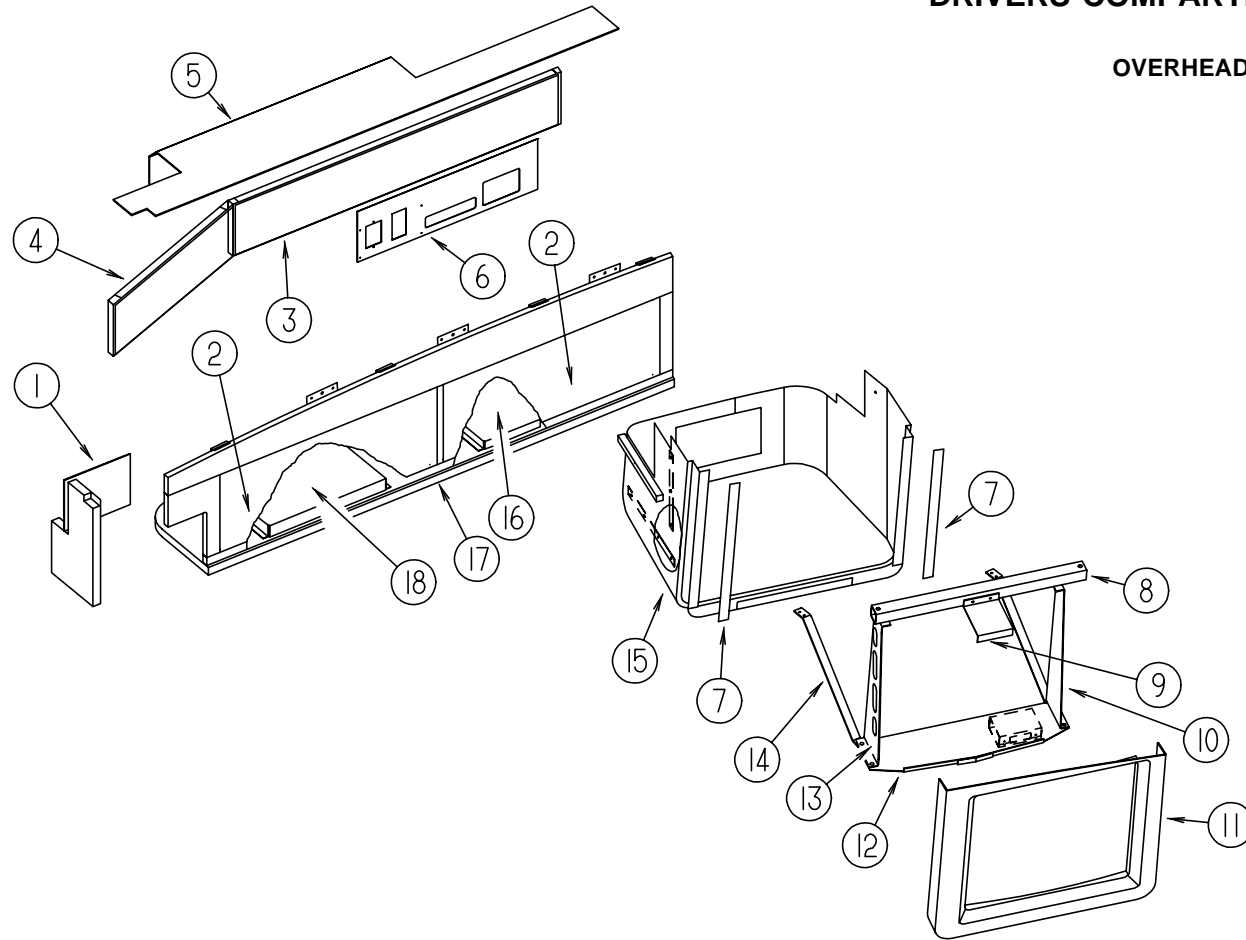
KEY	PART NUMBER	U/M DESCRIPTION
1	108170-02-000	EA SUNVISOR ASM-W/KNOBS, DRIVERS
1	108170-03-000	EA SUNVISOR ASM-W/KNOBS, PASS
2	036420-02-000	EA FAN-DEFROSTER, 2 SPEED - 6" DIAMETER
3	103961-02-01A	EA COVER-BRACKET, SEATBELT O/W
3	103961-04-01A	EA COVER-BRACKET, SEATBELT O/W (EXPORT PREP OPTION)
4	024700-38-000	EA COVER-ROLL BAR, U-CHANNEL - 15.25" - PLASTIC - OFF WHITE
5	108792-02-D18	EA PANEL-HEADLINER, LEFT
6	107805-04-D18	EA PANEL-VINYL COVERED, SIDES
7	P08612-01-D18	EA CABT ASM-ENTRANCE, OVHD W/VINYL
8	110603-02-E37	EA CABINET ASM-ENTRANCE, OVHD
9	107805-01-D18	EA PANEL-VINYL COVERED, ENDS
10	107804-01-D18	EA PANEL-VINYL COVER, TOP
11	108526-01-E37	EA CABINET ASM-OVHD, FRONT (PICKLED ASH)
11	108526-01-E41	EA CABINET ASM-OVHD, FRONT (SALEM CHERRY)
12	M05990-10-E37	EA DOOR-RAIL, HDW, 0305 X 0660 (PICKLED ASH)
12	M05990-10-E41	EA DOOR-RAIL, HDW, 0305 X 0660 (SALEM CHERRY)

KEY	PART NUMBER	U/M DESCRIPTION
13	107805-06-D18	EA PANEL-VINYL COVERED, FRONT
14	110648-01-E37	EA PANEL ASM-VINYL COVERED
15	110603-01-E37	EA CABINET ASM-ENTRANCE, OVHD
16	024700-38-000	EA COVER-ROLL BAR, U-CHANNEL - 15.25" - PLASTIC - OFF WHITE
17	108792-01-D18	EA PANEL-HEADLINER, RIGHT
18	103961-01-01A	EA COVER-BRACKET, SEATBELT O/W
18	103961-05-01A	EA COVER-BRACKET, SEATBELT O/W (EXPORT PREP OPTION)
	091990-04-01A	EA SEAT BELT-3 POINT, BLACK
	109146-01-000	EA BOLT-SHOULDER, SEAT BELT
	091990-01-700	EA COVER-BOLT, SEATBELT - BLACK
	091990-01-701	EA EXTENDER 9" FOR A8408 3 PT
19	107942-01-01A	EA COVER-INTERIOR, A-PILLAR, RH
	107942-02-01A	EA COVER-INTERIOR, A-PILLAR, LH
20	040714-01-000	EA MIRROR-REAR VIEW, W/ARM MOUNT & SET SCREW - GM # 911722
	067490-01-000	EA BUTTON-MIRROR, REAR VIEW
21	106568-01-01A	EA TRIM-WINDSHIELD, CENTER WILLOW



## DRIVERS COMPARTMENT GROUP (CONTINUED)

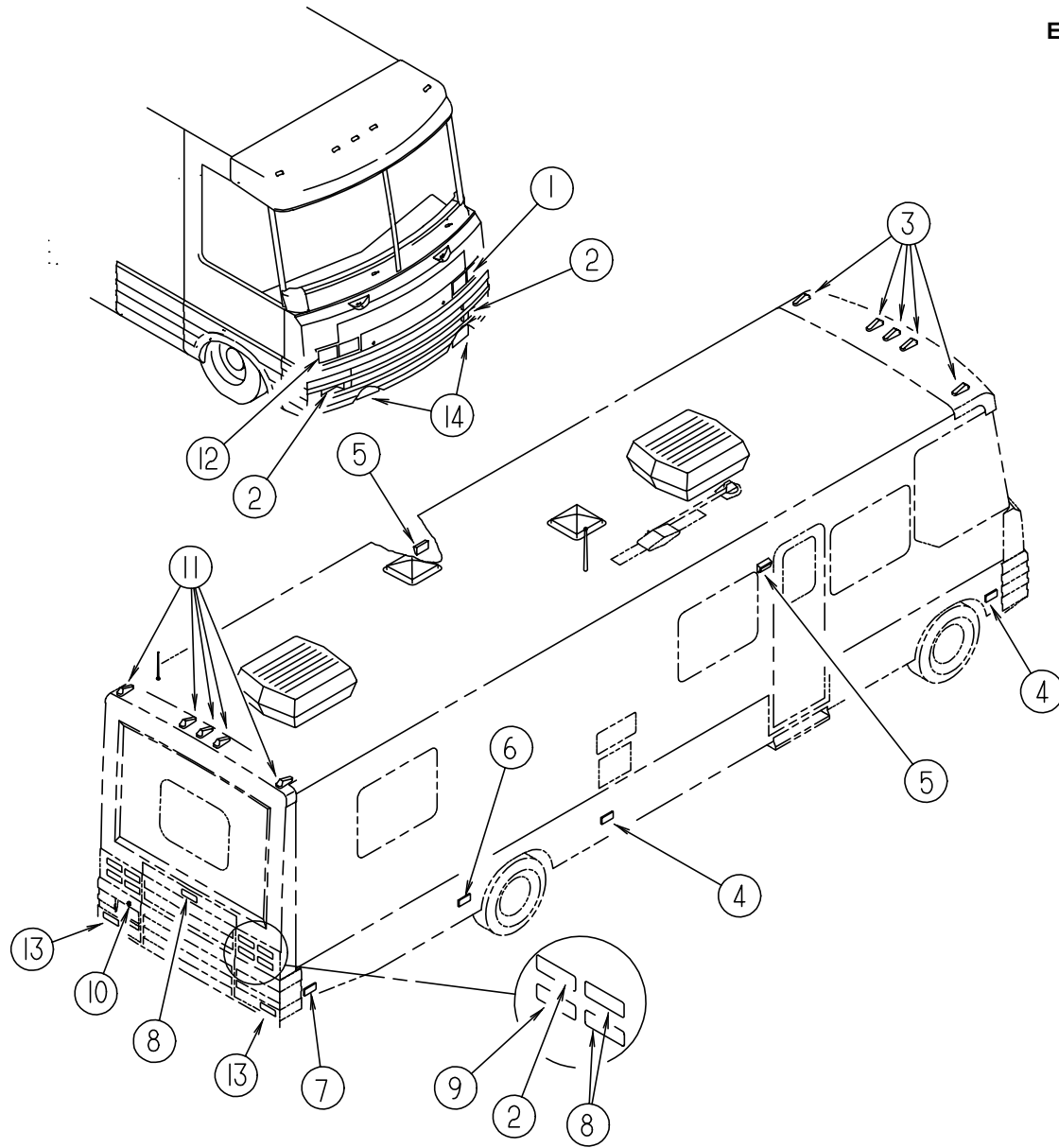
### OVERHEAD TV & VCR CABINETS



KEY	PART NUMBER	U/M	DESCRIPTION
1	107805-01-D18	EA	PANEL-VINYL COVERED, ENDS
2	100708-08-000	EA	DOOR-GLASS, TV CAB 246 X 687
	100710-01-01A	EA	LOCK-GLASS DOOR, TWIST TYPE - BRASS
	100711-01-01A	EA	HINGE-DOOR, GLASS
	101272-01-000	EA	CATCH-DOOR, GLASS
	101766-02-000	EA	PIN-SUPPORT, GLASS DOOR
	100707-01-000	EA	SPACER-DOOR, GLASS - .8" DIA - .3" HOLE - PLASTIC
3	107805-03-D18	EA	PANEL-VINYL COVERED, SIDES
4	107805-04-D18	EA	PANEL-SIDE, VINYL COVERED
5	107804-01-D18	EA	PANEL-TOP, VINYL COVERED
6	107803-01-D18	EA	PANEL-VINYL COVERED, BACK
6	107803-04-D18	EA	PANEL-VINYL COVERED (W/SWITCH BOX & INVERTER)
7	085774-01-000	FT	FASTENER-DUAL HOOK, 1" WIDE - ADHESIVE BACK - BLACK
7	085774-02-000	FT	FASTENER-DUAL LOOP, 1" WIDE - ADHESIVE BACK - BLACK
8	107319-03-000	EA	MOUNT ASM-TV, FRONT
9	116745-02-02B	EA	MOUNT ASM-TV, PANEL, TOP, E-COAT
10	107280-01-000	EA	BRACKET-MOUNTING, TV RH
11	116734-01-01A	EA	COVER-TV, OVERHEAD FRT WILLOW
12	116747-01-02B	EA	SHELF ASM-TV, E-COAT
13	107281-01-000	EA	BRACKET-MOUNTING, TV LH
14	111907-02-000	EA	SUPPORT-SHELF, TV, LH
15	M06860-01-E37	EA	COVER ASM-TV, OVHD
	116734-11-02A	EA	BACKING-SCREW WILLOW
16	100676-03-000	EA	STAND-VCR
17	107365-01-E37	EA	CABINET ASM-OVHD, TV (PICKLED ASH)
17	107365-01-E41	EA	CABINET ASM-OVHD, TV (SALEM CHERRY)
	P07365-01-D18	EA	CABINET ASM-BOTTOM W/VINYL
18	100676-04-000	EA	STAND-VCR
	065747-01-000	SF	INSULATION-MICROFOAM, .5" THICK X 72" X 112' ROLL
	099717-01-000	EA	TV TIEDOWN STRAP- W/24" FEMALE STRAP & 14.2" MALE STRAP

# ELECTRICAL GROUP

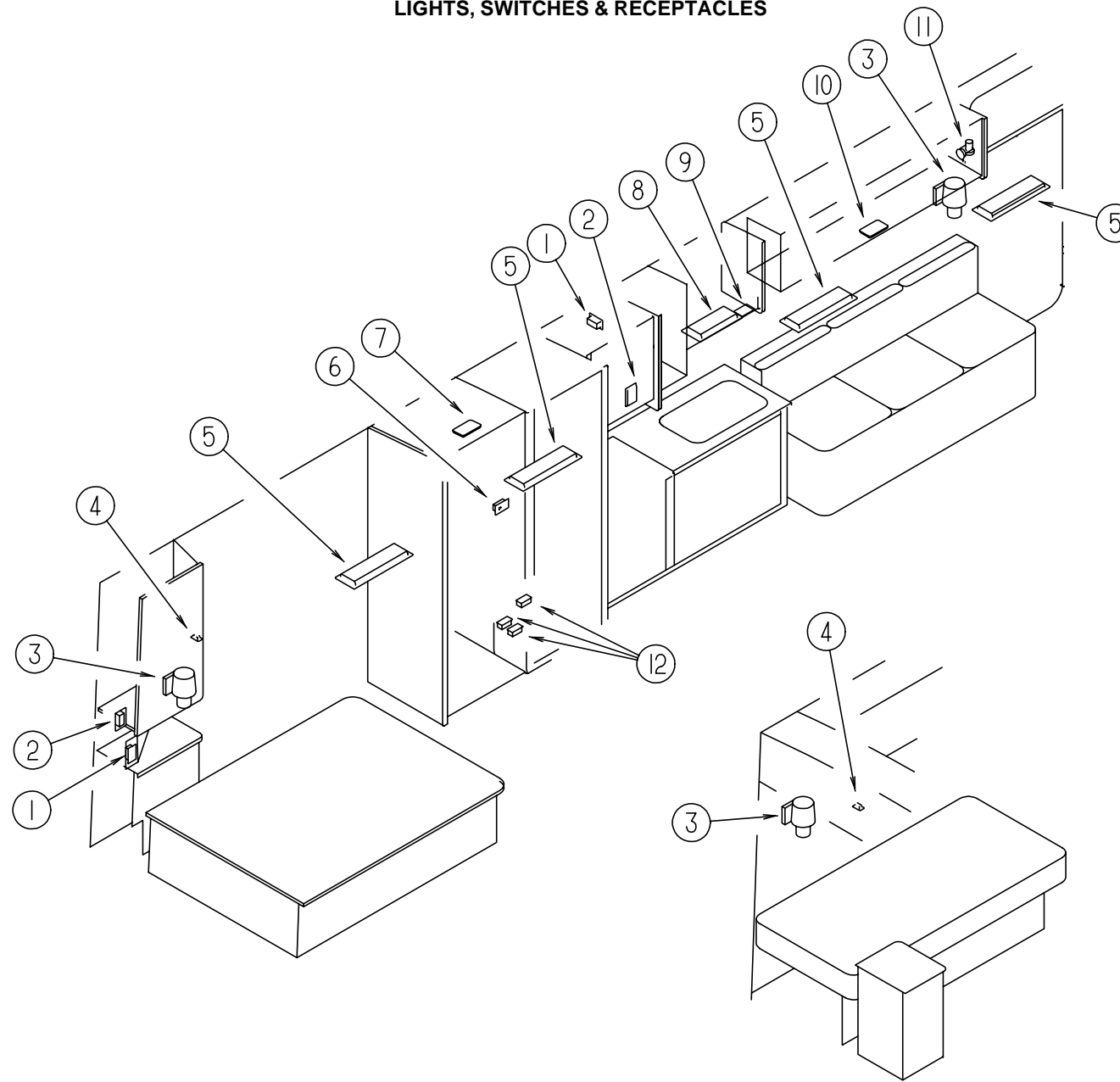
## EXTERIOR LIGHTS



KEY	PART NUMBER	U/M	DESCRIPTION	VENDOR NO.
1	049186-03-000	EA	HEADLAMP ASM-DR. HIGH/LOW HALOGEN - KD 92749-001	
1	049188-03-000	EA	HEADLAMP ASM-DR. HIGH, HALOGEN - KD 92750-001	
1	110750-01-000	EA	SCREW ASM-HEADLAMP ADJUSTING - T'MAN B62258-1428	
1	106687-02-000	EA	SOCKET ASM LIGHT 3-WIRE - TRIPLEX 376	
1	049359-01-000	EA	SPRING-RETAINER, HEADLAMP - GM 496096	
2	106688-02-000	EA	LIGHT ASM-TURN, AMBER - TRIPLEX 146-W	
2	037934-01-000	EA	BULB-12V, #1156 - 2.1AMP - CLEAR GLASS	
2	106687-02-000	EA	SOCKET ASM LIGHT 3-WIRE - TRIPLEX 376	
3	107749-01-000	EA	LIGHT ASM-CAB MARKER, AMBER - KD 509-0-1	
3	036196-01-000	EA	BULB-12V, #194 - .27AMP - BAYONETTE	
3	067789-02-000	EA	SOCKET-LAMP	
4	089362-01-000	EA	LIGHT-SIDEMARKER, AMBER LENS & BASE - W/O BULB	
4	008103-01-000	EA	BULB-DASH/AISLE LIGHT, #53 - 12 V - .12 AMP	
4	067789-03-000	EA	SOCKET-LIGHT, W/6" BROWN/WHITE LEAD	
5	097917-01-07A	EA	LIGHT-PORCH, SABLE - BARGMAN 30-78-535	
5	008215-01-000	EA	BULB-12V, #1003 - .94AMP	
5	097917-01-700	EA	LENS-LIGHT, CLEAR	30-78-021
6	106688-04-000	EA	LIGHT ASM-AUXILIARY, CLEAR - TRIPLEX 147W	
6	037934-01-000	EA	BULB-12V, #1156 - 2.1AMP - CLEAR GLASS	
6	106687-01-000	EA	SOCKET ASM LIGHT 2-WIRE - TRIPLEX 375X	
7	089362-02-000	EA	LAMP-SIDE MARKER, RED - TRIPLEX 403-99	
7	089362-03-000	EA	GASKET-MARKER LIGHT - TRIPLEX 403-2	
7	036196-01-000	EA	BULB-12V, #194 - .27AMP - BAYONETTE	
7	067789-02-000	EA	SOCKET-LAMP	
8	106688-03-000	EA	LIGHT ASM-STOP/TURN RED - TRIPLEX 141-W	
8	037935-01-000	EA	BULB-12V, #1157 OR #2057 - 2.1AMP - CLEAR GLASS	
8	106687-01-000	EA	SOCKET ASM LIGHT 2-WIRE - TRIPLEX 375X	
9	106688-01-000	EA	LIGHT ASM-BACKUP, WHITE - TRIPLEX 147-DW	
9	037935-01-000	EA	BULB-12V, #1157 OR #2057 - 2.1AMP - CLEAR GLASS	
9	106687-02-000	EA	SOCKET ASM LIGHT 3-WIRE - TRIPLEX 376	
9	107256-01-03A	EA	TAIL LIGHT BEZEL - BLACK	
10	087201-01-000	EA	LIGHT-HALF ROUND, 1" X 1.7" - PLASTIC - BLACK	
11	107749-02-000	EA	LIGHT ASM-CAB MARKER, RED - KD 509-0-6	
11	036196-01-000	EA	BULB-12V, #194 - .27AMP - BAYONETTE	
11	067789-02-000	EA	SOCKET-LAMP	
12	049185-03-000	EA	HEADLAMP ASM-PASS.HIGH/LOW HALOGEN - KD 92751-001	
12	049187-03-000	EA	HEADLAMP ASM-PASS,HIGH, HALOGEN - KD 92748-001	
12	110750-01-000	EA	SCREW ASM-HEADLAMP ADJUSTING - T'MAN B62258-1428	
12	106687-02-000	EA	SOCKET ASM LIGHT 3-WIRE - TRIPLEX 376	
12	049359-01-000	EA	SPRING-RETAINER, HEADLAMP - GM 496096	
13	110177-01-000	EA	LENS-REFLECTOR, RED - TRIPLEX 403-R	
13	110177-02-000	EA	GASKET-LENS, REFLECTOR - TRIPLEX 402-22	
13	106687-02-000	EA	SOCKET ASM LIGHT 3-WIRE - TRIPLEX 376	
14	088747-03-000	EA	LAMP-FOG, CLEAR LENS - PER LUX 550 SERIES	
14	088747-03-700	EA	COVER-LIGHT, FOG (PAIRS)	050-005835
14	088747-03-701	EA	BEZEL-LIGHT, FOG	050-005001

# ELECTRICAL GROUP (CONTINUED)

## LIGHTS, SWITCHES & RECEPTACLES



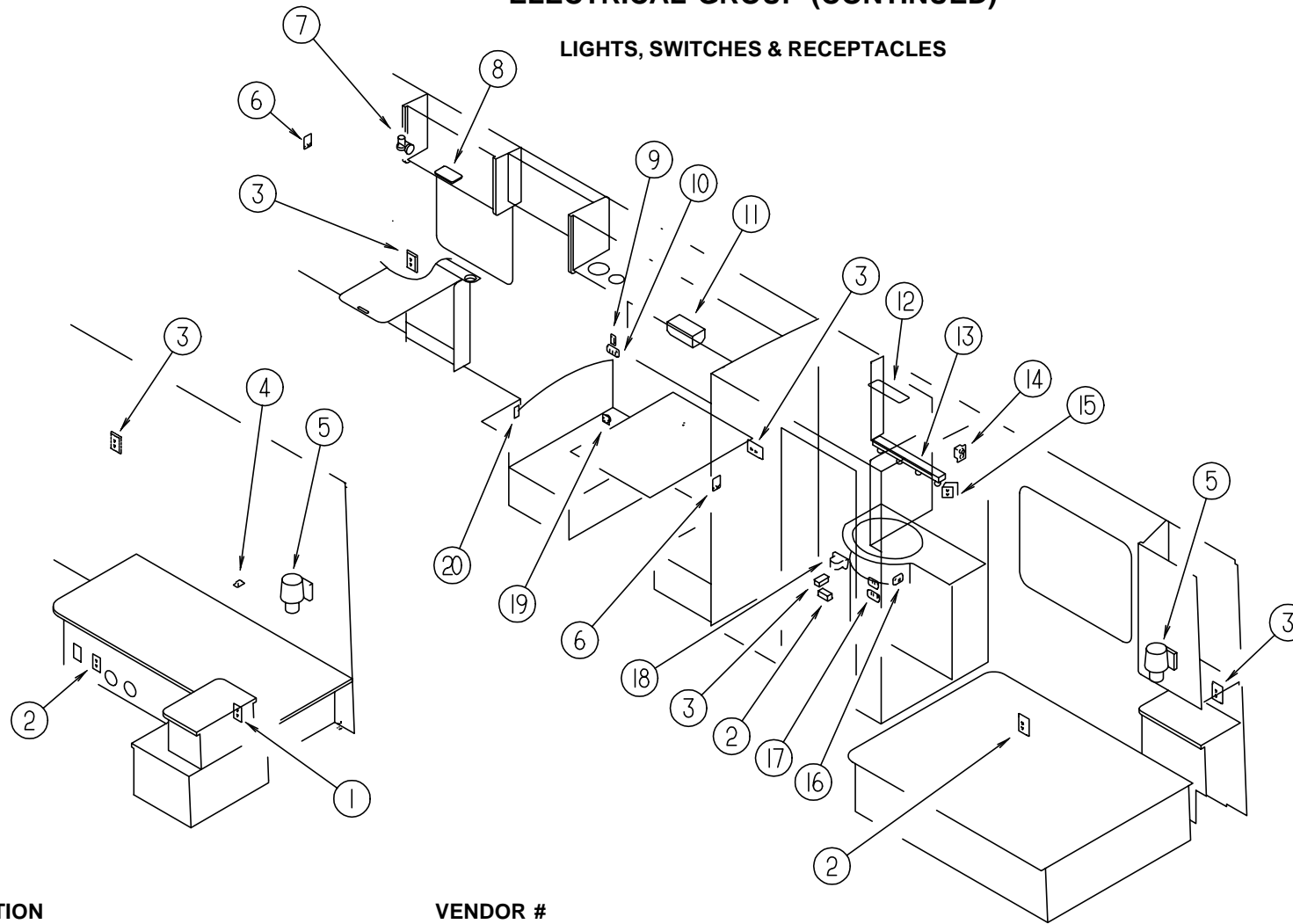
KEY	PART NUMBER	U/M	DESCRIPTION
1	058708-01-000	EA	RECEPTACLE-ELECTRIC, DOUBLE - BROWN
2	058708-02-000	EA	RECEPTACLE-ELECTRIC, DOUBLE - IVORY
2	102568-01-E37	EA	SPACER-RECEPTACLE, SIDEWALL (PICKLED ASH)
2	102568-01-E41	EA	SPACER-RECEPTACLE, SIDEWALL (SALEM CHERRY)
3	065201-34-000	EA	LAMP-WALL, BRASS
3	065201-12-000	EA	SHADE-LAMP, FABRIC - WHITE SWIRL (G38,G39)
3	119257-01-01A	EA	SHADE-LAMP, POTPOUM (G40,G41)
3	065201-17-000	EA	SHADE-LAMP, SAHARA SUNRISE (G42,G43)
4	098351-07-01A	EA	PLATE-SWITCH, POLISHED BRASS
4	108357-10-000	EA	SWITCH-ROCKER, SPDT MOM/OFF/MOM - LIGHTED 5 TERMINAL
4	108356-05-01A	EA	SWICH COVER W/GROOVES-LIGHTED, GEN. SET - CARLING VVLGCXX-XWB
4	095188-01-01A	EA	SPACER-SWITCH, 2.3" X 3.4" - PLASTIC - DARK BROWN
5	098024-03-01A	EA	LIGHT-DOME, 2 BULB - IVORY
5	008218-01-000	EA	BULB-DOME LIGHT, 12 VOLT - NO. 1141
5	098024-01-700	EA	LENS-LIGHT
5	091937-04-000	EA	LIGHT-FLUORESCENT, 12V/30 WATT - 20.75" LONG - THIN LITE

VENDOR #	KEY	PART NUMBER	U/M	DESCRIPTION	VENDOR #
	6	058707-01-000	EA	RECEPTACLE-ELECTRIC, SINGLE - BROWN	
	7	098024-01-01A	EA	LIGHT-DOME, 1 BULB - US - IVORY	
	7	008218-01-000	EA	BULB-DOME LIGHT - 12 VOLT - NO. 1141	
	7	098024-01-700	EA	LENS-LIGHT	807877
	8	091937-05-000	EA	LIGHT-FLUORESCENT, 12V/16 WATT - 15" LONG - THIN LITE 732	
	8	091937-05-701	EA	LENS-LIGHT, FLUORESCENT	D-732
	9	084076-02-000	EA	RECEPTACLE-GFI, 15 AMP - 125 VOLT - BROWN	
	10	098024-01-01A	EA	LIGHT-DOME, 1 BULB - US - IVORY	
	10	008218-01-000	EA	BULB-DOME LIGHT - 12 VOLT - NO. 1141	
	10	098024-01-700	EA	LENS-LIGHT	807877
	11	104172-01-01A	EA	LIGHT-BULLET, BEIGE - #787 SERIES - CSA	
	11	104173-01-01A	EA	LIGHT-DESIGNER, BRASS - #81-905 - US	
	11	104173-01-700	EA	BULB	81900
	12	058707-02-000	EA	RECEPTACLE-BLANK, JUNCTION	

807877

## ELECTRICAL GROUP (CONTINUED)

### LIGHTS, SWITCHES & RECEPTACLES



KEY	PART NUMBER	U/M	DESCRIPTION	VENDOR #
1	058708-01-000	EA	RECEPTACLE-ELECTRIC, DOUBLE - BROWN	
2	058707-01-000	EA	RECEPTACLE-ELECTRIC, SINGLE - BROWN	
3	058708-02-000	EA	RECEPTACLE-ELECTRIC, DOUBLE - IVORY	
3	102568-01-E37	EA	SPACER-RECEPTACLE, SIDEWALL (PICKLED ASH)	
3	102568-01-E41	EA	SPACER-RECEPTACLE, SIDEWALL (SALEM CHERRY)	
4	098351-07-01A	EA	PLATE-SWITCH, POLISHED BRASS	
4	108357-10-000	EA	SWITCH-ROCKER, SPDT MOM/OFF/MOM - LIGHTED 5 TERMINAL	
4	108356-05-01A	EA	SWICH COVER W/GROOVES-LIGHTED, GEN. SET - CARLING VVLGCXX-XWB	
4	095188-01-01A	EA	SPACER-SWITCH, 2.3" X 3.4" - PLASTIC - DARK BROWN	
5	065201-34-000	EA	LAMP-WALL, BRASS	
5	065201-12-000	EA	SHADE-LAMP, FABRIC - WHITE SWIRL (G38,G39)	
5	119257-01-01A	EA	SHADE-LAMP, POTPOUM (G40,G41)	
5	065201-17-000	EA	SHADE-LAMP, SAHARA SUNRISE (G42,G43)	
5	067479-01-000	EA	BULB - 12 VOLT, #1076 - 1.80 AMP	
6	079364-01-000	EA	SWITCH-ON/OFF ROCKER, 2 PRONGS - BROWN	
6	098351-01-01A	EA	PLATE-SWITCH, 1 GANG - POLISHED BRASS - JENSEN	
7	104172-01-01A	EA	LIGHT-BULLET, BEIGE - #787 SERIES - CSA	
7	104173-01-01A	EA	LIGHT-DESIGNER, BRASS - #81-905 - US	
7	104173-01-700	EA	BULB	81900
8	098024-01-01A	EA	LIGHT-DOME, 1 BULB - US - IVORY	
8	008218-01-000	EA	BULB-DOME LIGHT - 12 VOLT - NO. 1141	
8	098024-01-700	EA	LENS-LIGHT	807877
9	093132-02-000	EA	SWITCH-ROCKER, 5 TERM W/KEY LOCK & ARROW F/POWER DOOR LOCK	
9	094086-01-01A	EA	PLATE-SWITCH, SINGLE GANG - 1.8" X 3" - PLASTIC - BLACK	
10	079364-01-000	EA	SWITCH-ON/OFF ROCKER, 2 PRONGS - BROWN	
10	098351-05-01A	EA	PLATE-SWITCH, 3 GANG - POLISHED BRASS W/LABEL - JENSEN	
10	095188-02-01A	EA	SPACER-SWITCH, 2.3" X 4.1" - PLASTIC - DARK BROWN	

KEY	PART NUMBER	U/M	DESCRIPTION	VENDOR #
11	093575-06-01A	EA	LIGHT-CEILING, FLUTED UL/CSA - GUSTAFSON 514F	
12	098024-03-01A	EA	LIGHT-DOME, 2 BULB - IVORY	
12	008218-01-000	EA	BULB-DOME LIGHT, 12 VOLT - NO. 1141	
12	098024-01-700	EA	LENS-LIGHT	807877
13	110235-02-01A	EA	LIGHT-MAKE UP, 4 BULB PANLESS - PD PD200-622 BRASS	
13	081633-01-700	EA	BULB-LIGHT, MAKE UP	RP1041
14	076319-09-000	EA	WALLPLATE-CABLE RECEPTACLE, TV - SINGLE - BROWN	
15	084076-01-000	EA	RECEPTACLE-GFI, 15 AMP - 125 VOLT - IVORY	
16	079364-01-000	EA	SWITCH-ON/OFF ROCKER, 2 PRONGS - BROWN	
16	098351-01-01A	EA	PLATE-SWITCH, 1 GANG - POLISHED BRASS - JENSEN	
16	095188-01-01A	EA	SPACER-SWITCH, 2.3" X 3.4" - PLASTIC - DARK BROWN	
17	109294-01-01A	EA	SWICH PANEL ASM-VENT FAN, JRV J8948BR BRASS	
17	079364-01-000	EA	SWITCH-ON/OFF ROCKER, 2 PRONGS - BROWN	
17	079364-03-000	EA	SWITCH-ON/OFF ROCKER, 3 PRONGS - BROWN	
17	095188-01-01A	EA	SPACER-SWITCH, 2.3" X 3.4" - PLASTIC - DARK BROWN	
17	095188-02-01A	EA	SPACER-SWITCH, 2.3" X 4.1" - PLASTIC - DARK BROWN	
17	098351-02-01A	EA	PLATE-SWITCH, 2 GANG - POLISHED BRASS - JENSEN	
18	112822-01-01A	EA	RECEPTACLE - DUPLEX - IVORY	
18	112824-01-01A	EA	COVER-RECEPTACLE, EXTERIOR DUPLEX	
			FROM: 00-00-00 THRU: 11-02-95	
18	112824-01-03A	EA	COVER-EXTERIOR - DUPLEX RECEPTACLE	
			FROM: 11-03-95 THRU: 99-99-99	
19	108354-01-01A	EA	LIGHT-COURTESY	
19	108354-01-700	EA	BULB-COURTESY LIGHT	395-B
20	116995-01-000	EA	SWITCH/MAGNET-STEP, ELECTRIC - KWIKEE 905306	

**ELECTRICAL GROUP (CONTINUED)**

**MIRROR, WINDOW & LOCK SWITCHES**

KEY	PART NUMBER	U/M	DESCRIPTION
	087695-01-000	EA	SWITCH-HEATER, EXTERIOR MIRROR FROM: 00-00-00 THRU: 09-03-95
	087695-02-000	EA	SWITCH-MIRROR HEATER - DAV 4720-12 FROM: 09-04-95 THRU: 99-99-99
	088246-01-000	EA	SWITCH-REMOTE, EXTE. MIRROR - SQUARE PUSH - VELVAC 7471290
	099982-01-02A	EA	PLATE-SWITCH, MILL - MIRROR
	099982-02-01A	EA	PLATE ASM-SWITCH, BLACK - MIRROR
	093132-01-000	EA	SWITCH-ROCKER, 5 TERM W/ARROWS FOR POWER WINDOWS
	093132-02-000	EA	SWITCH-ROCKER, 5 TERM W/KEY LOCK & ARROW F/POWER DOOR LOCK
	103473-12-01A	EA	PLATE ASM-SWITCH, WINDOW, LH - BLACK FROM: 00-00-00 THRU: 05-20-96
	118662-06-02B	EA	PLATE ASM-SWITCH, WINDOW & LK, E-CT FROM: 05-21-96 THRU: 99-99-99
	103473-14-01A	EA	PLATE ASM-SWITCH, WINDOW, LH BLACK FROM: 00-00-00 THRU: 05-20-96
	118662-02-02B	EA	PLATE ASM-SWITCH, WINDOW, E-CT FROM: 05-21-96 THRU: 99-99-99
	113638-01-000	EA	POWER DOOR LOCK MOTOR/ACTUATOR
	113638-02-000	EA	CONNECTOR-ELECT,ACTUATOR - EURAMETEC ST2-01
	113960-01-01A	EA	COVER-ACTUATOR, POWER LOCK OFF WHITE

**DASH SWITCHES**

KEY	PART NUMBER	U/M	DESCRIPTION
	108355-01-000	EA	HOUSING-SWITCH - CARLING VCH
	108356-01-01A	EA	SWITCH COVER W/ 3 GROOVES - CARLING VVCZC00
	108356-02-01A	EA	SWITCH COVER W/ 2 DIMPLES - CARLING CCAZC00
	108356-03-01A	EA	SWITCH COVER W/GROOVES - LIGHTED / CARLING VVCGC00
	108356-04-01A	EA	SWITCH COVER W/DIMPLES-LIGHTED-CARLING VVAGC00
	108356-05-01A	EA	SWITCH COVER W/GROOVES-LIGHTED-GEN.SET-CARLING VVLGCXX-XWB
	108356-06-01A	EA	SWITCH COVER W/GROOVES F/AUX. START - CARLING VVC2CXX-XIN
	108356-07-01A	EA	SWITCH COVER W/ 2 DIMPLES - CARLING VVAZCXX-XWB
	108356-08-01A	EA	SWITCH COVER W/DIMPLES - LIGHTED - CARLING VVAACXX-XWB
	108356-09-01A	EA	SWITCH COVER W/DIMPLES - LIGHTED - CARLIN VVAACXX-XGO
	108356-10-01A	EA	SWITCH COVER W/ DIMPLES - LIGHTED - CARLING VVAJXX-X
	108356-11-01A	EA	ACTUATOR-SWITCH GROOVES III *CARLING VVCZCXX-SW
	108357-01-000	EA	ROCKER SWITCH, SPST ON/OFF - CARLING V1D1000B-0
	108357-02-000	EA	ROCKER SWITCH, SPST ON/MOM - CARLING V3D1000B-0
	108357-03-000	EA	SWITCH-ROCKER, SPDT ON/OFF/ON - CARLING V6D1000B-0
	108357-04-000	EA	SWITCH-ROCKER, SPDT ON/OFF/MOM - CARLING V7D1000B-0
	108357-05-000	EA	SWITCH-ROCKER, SPDT ON/NONE/ON - CARLING V4D1000B-0
	108357-06-000	EA	SWITCH-ROCKER, DPDT MOM/OFF/MOM - CARLING VLD1000B-0
	108357-07-000	EA	SWITCH-ROCKER, SPDT MOM/OFF/MOM - CARLING V8D1000B-0
	108357-08-000	EA	ROCKER SWITCH, DPDT ON/NONE/ON - CARLING VDD1S00C-0
	108357-09-000	EA	SWITCH-ROCKER, SPDT ON/NONE/MOM - CARLING V5D1000B-0
	108357-10-000	EA	ROCKER SWITCH, SPDT MOM/OFF/MOM - CARLING V8D1160B-0
	108357-11-000	EA	ROCKER SWITCH, DPDT MOM/OFF/MOM CARLING VLD1160B
	108357-12-000	EA	ROCKER SWITCH, DPST OFF/NONE/MOM - CARLING VBD17HNB
	108357-13-000	EA	ROCKER SWITCH, DPDT MOM/ON/OFF , CARLINGVMD17HNB
	108357-14-000	EA	ROCKER SWITCH, SPST ON/OFF - CARLING VIDIA60C
	096241-03-000	EA	SWITCH-BLANK
	096241-08-000	EA	SWITCH-BLANK

**CIRCUIT BREAKERS & FUSES**

KEY	PART NUMBER	U/M	DESCRIPTION
	008233-01-000	EA	FUSE-12V-6AMP
	008235-01-000	EA	FUSE-AUTOMOTIVE, 12V - 15AMP
	062037-01-000	EA	HOUSING-AUTO FUSE, NATURAL
	062037-02-000	EA	HOUSING-AUTO FUSE, GREEN
	062037-03-000	EA	HOUSING-AUTO FUSE, BLACK
	062037-04-000	EA	HOUSING-AUTO FUSE, BLUE
	062037-05-000	EA	HOUSING-AUTO FUSE, GRAY

**ELECTRICAL GROUP (CONTINUED)**

**CIRCUIT BREAKERS & FUSES (CONTINUED)**

KEY	PART NUMBER	U/M	DESCRIPTION
	062037-06-000	EA	HOUSING-AUTO FUSE, BROWN
	062037-07-000	EA	HOUSING-AUTO FUSE, RED - PACKARD 12004883
	062901-02-000	EA	FUSE-5 AMPS, AUTOMOTIVE
	062901-05-000	EA	FUSE-15 AMPS, AUTOMOTIVE
	083209-01-000	EA	CIRCUIT BREAKER 15 AMP 120V BW G-15 - CANADIAN
	083209-02-000	EA	CIRCUIT BREAKER 15/15AMP 120V BW H-15/15
	083209-03-000	EA	CIRCUIT BREAKER 15/20AMP 120V BW 0-15/20
	083209-04-000	EA	CIRCUIT BREAKER 30AMP 120V BW L-30
	083209-05-000	EA	CIRCUIT BREAKER-20A, 120V - BW J-20
	083209-06-000	EA	CIRCUIT BREAKER 30/15 AMP 120V BW D-30/15
	083209-07-000	EA	CIRCUIT BREAKER-20/20AMP 120V BW K-20/20
	093654-01-000	EA	CIRCUIT BREAKER 6AMP 12V USD 17406-4E12A2A
	093654-02-000	EA	CIRCUIT BREAKER-15AMP 12V USD 17415-4E12A2A
	093654-03-000	EA	CIRCUIT BREAKER-20A, 12V - USD 17420-4E12A2A
	093655-01-000	EA	CIRCUIT BREAKER 25AMP 12V USD 17425-4E03A2A
	093655-02-000	EA	CIRCUIT BREAKER 30AMP 12V USD 17430-4E03A2A
	093655-03-000	EA	BREAKER-CIRCUIT, 40 AMP, USD 17440-4E03A2A
	093674-01-000	EA	PLATE-CIRCUIT BREAKER, HOUSE - 8.4" X 4.1" - STEEL
	098196-01-000	EA	LATCH, 1/4 TURN, T-BAR
	100341-01-000	EA	FUSE HOLDER-IN LINE TYPE, WESCO 8931-92020
	106655-02-000	EA	TERMINAL-FUSE BLOCK,10-12AWG - PACKARD 12020400
	108669-01-000	EA	HOUSING-AUTO FUSE HOLDER, PACKARD 12010105
	108916-01-000	EA	CIRCUIT BREAKER 50AMP 120V, WESTINGHOUSE BR250
	110000-01-000	EA	CIRCUIT BREAKER 10AMP 12V TYPE II USD 122A10
	110000-02-000	EA	CIRCUIT BREAKER 25AMP 12V TYPE II USD 122A25
	111683-01-000	EA	FUSE HOLDER-GLASS,1/4X11/4 - BUSS HTB-861
	112591-01-000	EA	CIRCUIT BREAKER - 16 AMP - 240 VOLT
	112592-01-000	EA	CIRCUIT BREAKER-25A,240V,GFI 94 EUROPEAN
	113482-01-000	EA	CIRCUIT BREAKER-55A,MANUAL - MP1648-001-055-13

**CONVERTERS, INVERTER & LOAD CENTERS**

KEY	PART NUMBER	U/M	DESCRIPTION
	099048-02-000	EA	100 WATT INVERTER W/EXTRA SURGE CAPACITY
	108915-01-000	EA	LOAD CENTER-120/240V, 125A - WESTINGHOUSE S816CG
	109171-02-000	EA	CONVERTER-55 AMP, ELECTRONIC - MAGNETEK 7255X FROM: 00-00-00 THRU: 04-07-96
	123058-01-000	EA	CONVERTER-55 AMP, ELECTRONIC - MAGNETEK 7455BT FROM: 04-08-96 THRU: 99-99-99
	109677-01-000	EA	LOAD CENTER-120V, 40A - WESCO TT120FLGNM
	113132-01-000	EA	LOAD CENTER-120/240V, 60A - WESCO 2460SGNM
	113493-01-000	EA	LOAD CENTER-12MDL, FLUSH MT
	114511-01-000	EA	CONVERTER-40 AMP, W/CHARGER MAGNETEK 940-E

**WIRE ASSEMBLIES**

KEY	PART NUMBER	U/M	DESCRIPTION
	073328-B4-000	EA	CABLE ASSEMBLY-BATTERY, W/TERMINALS
	090986-01-000	EA	WIRE ASM-ELECTRIC STEP, KWIKEE 9009
	093057-05-000	EA	WIRE ASM-POWER LOCK ENTRANCE FROM: 04-11-95 THRU: 99-99-99
	096449-01-000	EA	WIRE ASSEMBLY-WATER TANK TO MONITOR PANEL(GM & FORD)
	096449-02-000	EA	WIRE ASSEMBLY-WATER TANK TO MONITOR PANEL (OSHKOSH)
	097618-01-000	EA	WIRE ASM-MONITOR PANEL, W/3 WIRES & ORANGE RESISTOR- LVS ORANGE RESISTOR W/3 (ORANGE-GREEN-BLUE) WIRES
	102636-03-000	EA	WIRE ASM-CLEARANCE LAMPS
	103330-02-000	EA	WIRE ASSEMBLY - OVERHEAD SPEAKERS
	107306-01-000	EA	WIRE ASM-IP, DOCKING LAMPS
	108029-01-000	EA	WIRE ASM-POWER DRIVER SEAT
	108242-01-000	EA	WIRE ASM-DOOR, CAB LEFT
	108303-01-000	EA	WIRE ASM-REAR AUTO HEATER
	108304-01-000	EA	WIRE ASM-IP, AUX FANS
	110256-01-000	EA	WIRE ASM-IP, GENERATOR

**ELECTRICAL GROUP (CONTINUED)****WIRE ASSEMBLIES (CONTINUED)**

KEY	PART NUMBER	U/M DESCRIPTION
	111619-01-000	EA WIRE-HWH JACK/JET AIR RIDE
	111914-01-000	EA WIRE ASM-DAY RUN LAMPS,FUSE
	112593-01-000	FT CABLE-3 WIRE, 16A, FLEX RUBBER
	112593-02-000	FT CABLE-3 WIRE, 25A, FLEX RUBBER
	113134-03-000	EA WIRE ASM-WIPER/WASHER
	113639-01-000	FT CABLE-3/0AWG STRANDED, RED, EXCEL
	118649-01-000	EA WIRE ASM-AIR HORN
	118937-01-000	EA WIRE ASM-HEADLAMP(CHEVY)
	118937-02-000	EA WIRE ASM-HEADLAMP(FORD)
	118937-03-000	EA WIRE ASM-HEADLAMP(PUSHER)
	119131-01-000	EA WIRE ASM-SLIDEOUT CONTROL

**ELECTRIC BOXES & CORDS**

KEY	PART NUMBER	U/M DESCRIPTION
	008052-01-000	EA CORD-POWER, 10/3 - 30 AMP - 25' - CANADIAN
	008054-01-000	EA CORD - POWER - 10/3 - 30 AMP - 25'
	008054-02-000	EA CORD - POWER - 10/3 WIRE - 30 AMP 33'
	008289-01-000	EA BOX-ELECTRIC, STEEL - 1/2" AND 3/4" KNOCKOUTS - 4" X 4"
	008289-02-000	EA BOX-ELEC., 4" X 4", W/1/2" & 3/4" KNOCKOUTS, CANADIAN
	008294-01-000	EA COVER-ELECTRICAL BOX, BLANK/STEEL - 4" X 4" - GRAY
	008294-02-000	EA COVER-ELECTRICAL BOX, BLANK STEEL - 4" X 4" - CANADIAN
	091910-01-000	EA BOX-ELECTRIC, 3.75" X 3.5" X 1.75" - PLASTIC
	091910-02-000	EA BOX-ELECTRICAL, PLASTIC - 57 X 88MM
	092492-08-000	EA SEAL-ELECTRICAL BOX
	098196-01-000	EA LATCH-1/4 TURN, T-BAR
	108934-01-000	EA CORD-POWER,50A,4-WIRE,36FT - WESCO K3536
	109172-01-000	EA CORD-POWER,13A,3-WIRE,4FT - ELECTICORD
	109925-02-000	EA DOOR ASM-ELECTRICAL BOX, SPARTAN
	109925-03-000	EA DOOR ASM-ELECTRICAL BOX, OSHKOSH
	113088-01-000	EA BOX-ELECTRIC, 3.00 X 2.00 X 2.75
	113096-01-000	EA CORD-POWER,50A,4WIRE,36',CSA - WESCO 4243
	118507-01-01A	EA BOX-ELECTRICAL GRAY CHEVY & FORD
	118653-01-02B	EA DOOR-ELECTRIC BOX, E-COAT CHEVY & FORD
	118905-02-02B	EA DOOR ASM-ELECTRICAL, E-COAT CHEVY & FORD
	121470-01-000	EA CORD-EXTENTION, 6FT 16-2 - AWI 2030

**CONNECTORS & CONDUIT**

KEY	PART NUMBER	U/M DESCRIPTION
	007940-01-000	EA RECEPTACLE-SLIDE, 16 TO 12 AWG - FEMALE END
	007942-01-000	EA TAB-WIRE, 18 TO 14 AWG
	007954-01-000	EA RECEPTACLE-HSG-6 POSITION
	007956-05-000	EA INSULATOR-SHRINK .25IDX1.50 - BLACK
	008311-01-000	EA CONNECTOR-WIRE NUT, INSULATED - RED
	008312-01-000	EA CONNECTOR-WIRE NUT, INSULATED - BLUE
	008313-01-000	EA CONNECTOR-WIRE NUT, INSULATED - YELLOW
	008314-01-000	EA CONNECTOR-WIRE NUT, INSULATED - GRAY
	008326-01-000	EA TERMINAL-RING, 16/14 WIRE - 3/8" STUD
	008328-01-000	EA TERMINAL-RING, 12/10 WIRE - #10 STUD FIT
	008331-01-000	EA TERMINAL-RING, TONGUE - #4 WIRE - 3/8" STUD - COPPER
	008348-01-000	EA TERMINAL-RING, 3/8" STUD - #2 WIRE
	008355-01-000	EA CONNECTOR-CABLE CLAMPING, 3/4"
	008356-01-000	EA CONNECTOR-PLASTIC, 3/8" AVG
	035416-04-000	EA TERMINAL-RING #10 STUD FIT, INSULATED BARREL #16/14
	041480-01-000	EA CONNECTOR-STRAIGHT, 1/2" FLEX CONDUIT
	041953-01-000	FT CONDUIT-CONVOLUTE SLIT, .5"ID
	041953-02-000	FT CONDUIT-CONVOLUTE SLIT.625"ID
	041953-03-000	FT CONDUIT-CONVOLUTE SLIT, 1" ID (CLOTHES ROD COVER)
	041953-05-000	FT CONDUIT-CONVOLUTE SOLID, .62" ID
	041953-06-000	FT CONDUIT-CONVOLUTE, SLIT .375"ID
	041953-07-000	FT CONDUIT-CONVOLUTE, SLIT - .25" ID
	041953-08-000	FT CONDUIT-CONVOLUTE, SLIT, 1.50"ID

**ELECTRICAL GROUP (CONTINUED)****CONNECTORS & CONDUIT (CONTINUED)**

KEY	PART NUMBER	U/M DESCRIPTION
	041953-09-000	FT CONDUIT-CONVOLUTE, SLIT .50"ID
	041953-10-000	FT CONDUIT-CONVOLUTE, SLIT - .75" ID
	041953-11-000	FT CONDUIT-CONVOLUTE, SLIT- 1.06" ID
	041953-12-000	FT CONDUIT-CONVOLUTE, NON SLIT 1.1" ID
	047443-01-000	EA TERMINAL-.250 RECEPTACLE FIT, INSULATED - 16/14 AWG
	047443-02-000	EA TERMINAL-.250 RECEPTACLE FIT, INSULATED - 12/10 AWG
	058028-01-000	EA CONNECTOR-ELECTRICAL PIGTAIL, NYLON - CLEAR
	062036-01-000	EA TERMINAL-PACK-CON, 12/10 AWG - PACKARD 12033817
	062036-02-000	EA TERMINAL-PACK-CON, 16/14 AWG - PACKARD 08917021
	074017-02-000	EA HOUSING-5 POSITION, RIGHT ANGLED
	077479-01-000	EA BOOT-BATTERY TERMINAL, DOUBLE CABLE
	077479-02-000	EA BOOT-BATTERY TERMINAL, SINGLE CABLE
	080015-02-000	EA RECEPTACLE-FLAG, .185 - 16/14 GA - AMP 3
	080015-03-000	EA RECEPTACLE-FLAG, .250 - 14/16 GA
	082109-01-000	EA HOUSING-CONNECTOR, PACKARD
	082741-01-000	EA CONNECTOR BODY-2 CNCT MALE - SERV ELEC 2P-FYL
	087225-01-000	FT SLEEVING-1/2", TYPE H - VARFLEX
	087695-03-000	EA CONNECTOR-ASSEMBLY - EURAMTEC RT10484802
	087949-01-000	EA BUSS BAR-2 POSITION, .6" X 1.5" - ALUMINUM
	087949-02-000	EA BUS BAR-3 POSITION - .6" 2.4" - ALUMINUM
	087949-03-000	EA BUSS BAR-4 POSITION
	088267-01-000	EA TERMINAL-FEMALE, 1/4 - PACKARD 2962573
	088473-01-000	EA HOUSING-PIN, 12 CAVITY - AMP 1-480708-0
	088473-02-000	EA HOUSING-PIN, 15 CAVITY - AMP 1-480710-0
	088473-03-000	EA HOUSING-PIN, 9 CAVITY - AMP 1-480706-0
	088473-05-000	EA HOUSING-PIN, 6 CAVITY - AMP 640585-1
	088473-06-000	EA HOUSING-PIN, 6 CAVITY - AMP 1-480704-0
	088473-07-000	EA HOUSING-PIN, 5 CAVITY - AMP 1-480763-0
	088473-08-000	EA HOUSING-PIN, 4 CAVITY - AMP 1-480702-0
	088473-09-000	EA HOUSING-PIN, 3 CAVITY - AMP 1-480700-0
	088473-10-000	EA HOUSING-PIN, 2 CAVITY - AMP 1-480698-0
	088474-01-000	EA HOUSING-SOCKET, 12 CAVITY - AMP 1-480709-0
	088474-02-000	EA HOUSING-SOCKET, 12 CAVITY - AMP 1-480711-0
	088474-03-000	EA HOUSING-SOCKET, 9 CAVITY - AMP 1-480707-0
	088474-06-000	EA HOUSING-SOCKET, 6 CAVITY - AMP 1-480705-0
	088474-07-000	EA HOUSING-SOCKET, 5 CAVITY - AMP 1-480764-0
	088474-08-000	EA HOUSING-SOCKET, 4 CAVITY - AMP 1-480703-0
	088474-09-000	EA HOUSING-SOCKET, 3 CAVITY - AMP 1-480701-0
	088474-10-000	EA HOUSING-SOCKET, 2 CAVITY - AMP 1-480699-0
	088475-01-000	EA PIN-CONNECTOR, 14 TO 20 AWG
	088475-02-000	EA PIN-CONNECTOR, 10 TO 12 AWG
	088476-01-000	EA SOCKET-CONNECTOR, BRASS - PRE-TIN
	088476-02-000	EA SOCKET-CONNECTOR, 12-10 GA - PHOS. BRZ - PRE-TIN
	092786-02-000	EA BUSS BAR - 3.3" LONG
	092786-03-000	EA BUSS BAR-6.9" LONG
	098260-01-000	EA TERMINAL-MALE, 56 SERIES - PACKARD 02971962
	098261-02-000	EA SOCKET-CONNECTOR, WEATHERPACK - PACKARD 12124580
	098262-01-000	EA SEAL-CONNECTOR, WEATHER PACK - PACKARD 12010293
	098262-05-000	EA SEAL-CAVITY,480-SERIES M/P - PACKARD12066082
	098262-06-000	EA SEAL-CONNECTOR,M/P,10GA - PACKARD12034170
	098264-01-000	EA HOUSING-2 PIN, WEATHER PACK,M - PACKARD 12015792
	098264-02-000	EA HOUSING-2 PIN,WTHR PCK,F - PACKARD-12010973
	098265-02-000	EA PIN-CONNECTOR, WEATHER PACK - PACKARD12089305
	100690-01-000	EA HOUSING-5 PIN, WEATHER PACK
	100690-02-000	EA HOUSING-5POSITION, FEMALE, WEATHERPAK - PAKARD 12034342
	101571-01-000	EA HOUSING-2 POSITION, MALE
	101751-01-000	EA HOUSING-1 PIN, WEATHER PACK
	101751-02-000	EA HOUSING-1 PIN, WEATHER PACK
	102777-02-000	EA TERMINAL-RING #6 STUD, 10 AWG
	103608-01-000	EA SOCKET-WEDGE BASE W/LEADS - JKL 2944-6 OR EQUIV
	104100-01-000	EA HOUSING-1 POSITION, 75 AMP - AMP 53884-1
	104100-02-000	EA TERMINAL-75 AMP - AMP 53880-2 STRIP
	104100-03-000	EA TERMINAL-75 AMP - AMP 53880-4 LOOSE

**ELECTRICAL GROUP (CONTINUED)****CONNECTORS & CONDUIT (CONTINUED)**

KEY	PART NUMBER	U/M DESCRIPTION
	106006-01-000	EA HOUSING-1 POSITION, FEMALE - PACKARD 12015952
	106007-01-000	EA TERMINAL-FEMALE,14-16AWG - PACKARD 12015861-L
	106655-01-000	EA TERMINAL-FUSE BLOCK,14-16AWG - PACKARD 12020321
	110178-01-000	EA HOUSING-WIPER MOTOR - UT6237440-EC25WJ
	112823-01-000	EA SPLICE-REDUCER 16-14 TO 18-22 - ETC BA-631X
	113131-01-000	EA HOUSING-3 PIN,METRI-PACK,F - PACKARD12020397
	113135-01-000	EA TERMINAL-FEM,M/P,280,14-16 - PACKARD12066214
	113306-01-000	EA TERMINAL-FEM,M/P,480,14-16 - PACKARD12048451
	113306-02-000	EA TERMINAL-FEM,M/P,480,10-12 - PACKARD12052139
	113307-01-000	EA TERMINAL-FEM,M/P,150,16-20 - PACKARD12048074
	113308-01-000	EA TERMINAL-FEM,M/P,280,14-16 - PACKARD12077412
	113468-01-000	EA HOUSING-2 POSITION, FEMALE - 56-SERIES - PACKARD 02965981 USED ON WIPER/WASHER WIRE ASM
	113538-01-000	EA HOUSING-6 POSITION,FEMALE - YAZAKI 7123-2262
	114442-01-000	EA HOUSING-1 POSITION,FEMALE, 56-SERIES
	115556-01-000	EA HOUSING-3 POSITION, FEMALE, 59-SERIES - PACKARD 02965810
	115556-02-000	EA HOUSING-2 POSITION, FEMALE, 59-SERIES - PACKARD 02965809
	115931-01-000	EA COVER-CONNECTOR W/LOCK RING - MARINCO 7715ELN
	115931-02-000	EA COVER-CONNECTOR - MARINCO 7715ELN
	115932-02-000	EA CONNECTOR-FEMALE, 50A, 240 - MARINCO 6364CRN
	118571-01-000	EA CONNECTOR-30WAY MALE SEALED - PACKARD12160959
	118571-02-000	EA CONNECTOR-30WAY FEM SEALED - PACKARD12065850
	118571-03-000	EA BRACKET-MOUNTING - MACK87RU55AM
	118571-04-000	EA GASKET - MACK120MF2136M
	118571-05-000	EA LOCK-SECONDARY,FEM - PACKARD12066050
	118571-06-000	EA LOCK-SECONDARY,MALE - PACKARD12065848
	118597-01-000	EA TERMINAL-MALE,M/P,480,14-16 - PACKARD12020120
	118597-02-000	EA TERMINAL-MALE,M/P,480,10-12 - PACKARD12033820
	118599-01-000	EA TERMINAL-MALE,M/P,280,14-16 - PACKARD12020116
	118820-01-000	EA INSULATOR-TERMINAL - VTE470N9V02
	119221-01-000	EA HOUSING-1POSN,FEM,280-SERIES - PACKARD12065172
	119248-02-000	EA HOUSING 7 POSN FEM METRI-PAC - PACKARD12059472

**SOLAR PANEL**

KEY	PART NUMBER	U/M DESCRIPTION
	115504-01-700	EA PLUG & CABLE, 10 WATT PANEL 600-016
	115504-01-000	EA PANEL-SOLAR 10 WATT - NAGY TJN-2SW
	115505-01-000	EA MONITOR LIGHT - SOLAR PANEL - RED LED INDICATOR

**BATTERY BOOT & STUD**

KEY	PART NUMBER	U/M DESCRIPTION
	077479-01-000	EA BOOT-BATTERY TERMINAL, DOUBLE CABLE
	077479-02-000	EA BOOT-BATTERY TERMINAL, SINGLE CABLE
	086233-01-000	EA STUD-ISOLATED, 3/8" X 7/8" LONG

**FLASHER, SOLENOID, DIODE & RELAYS**

KEY	PART NUMBER	U/M DESCRIPTION
	007093-01-000	EA FLASHER-SIGNAL, STAT
	008188-01-000	EA SOLENOID-3 POST, BATTERY CHANGE OVER
	063910-01-000	EA HOUSING-RELAY, BOSCH 3 334 485 008
	063912-02-000	EA RELAY-CANISTER, SPDT - BOSCH 0332204101
	086233-01-000	EA STUD-ISOLATED, 3/8" X 7/8" LONG
	086273-01-000	EA RELAY-BATTERY DISCONNECT

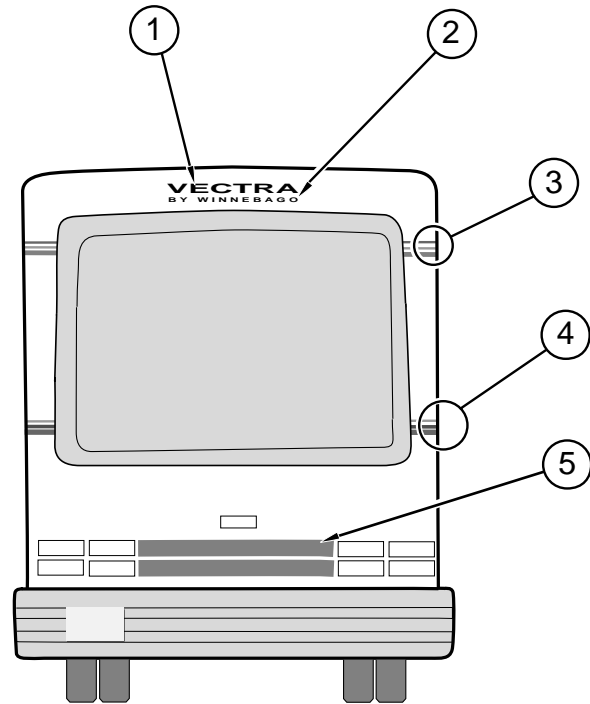
**EXTERIOR BODY GROUP****AIR HORNS**

KEY	PART NUMBER	U/M DESCRIPTION	VENDOR NO.
	071390-04-000	FT TUBING AIR BRAKE,1/4"OD-BLK WEATHERHEAD (BRAKES & HORN)	
	077497-03-000	EA FITTING KIT-HOSE, AUXILIARY AIR HORN	
	077497-01-710	EA GAUGE-AIR PRESSURE	14212S
	077497-05-000	EA COMPRESSOR/TANK/SOLENOID KIT, HADLEY 852EB	
	077497-01-700	EA SOLENOID-AIR TANK	550B
	077497-01-703	EA TANK-AIR	751-N
	077497-01-704	EA COMPRESSOR W/SWITCH	852EC
	077497-01-706	EA VALVE & HEAD REPAIR F/COMP.	H00852HV
	077497-01-707	EA BELT & SCREW COVER F/COMP.	H00852BR
	077497-01-708	EA FILTER & MTG HDWE F/COMP.	H00852FM
	077497-01-709	EA PLUNGER & SPRING F/SOLENOID	H136215
	077497-08-000	EA HORN-AIR, BLACK, TWIN SHORT, HADLEY H00640S	
	077497-01-701	EA SWITCH-COMPRESSOR	13940-S
	077497-01-702	EA SWITCH-TOGGLE, W/WIRE	12949-S
	081404-01-000	EA BRACKET-MOUNTING, COMPRESSOR - L SHAPED - 4" X 7.5" - ST	
	108114-01-000	EA BRACKET-TANK,AIR	
	109400-01-000	EA BRACKET-HORN,AIR,FORD	
	077497-02-000	EA HOSE-AUXILIARY AIR HORN, MIDLAND 89ID	

**SQUEEGEE & ENTRY DOOR BUMPER**

KEY	PART NUMBER	U/M DESCRIPTION
	091955-02-000	EA SQUEEGEE-EXTEND HANDLE
	110429-03-D18	EA BRACKET ASM-SQUEEGEE
	110429-01-01A	EA BRACKET-SQUEEGEE MILL
	117046-01-000	EA BUMPER-RUBBER, ROUND END - LAKEVIEW #22134 FROM: 05-01-95 THRU: 07-23-95
	117046-02-000	EA BUMPER-RUBBER, ROUND END - LAKEVIEW #22073 FROM: 07-24-95 THRU: 99-99-99

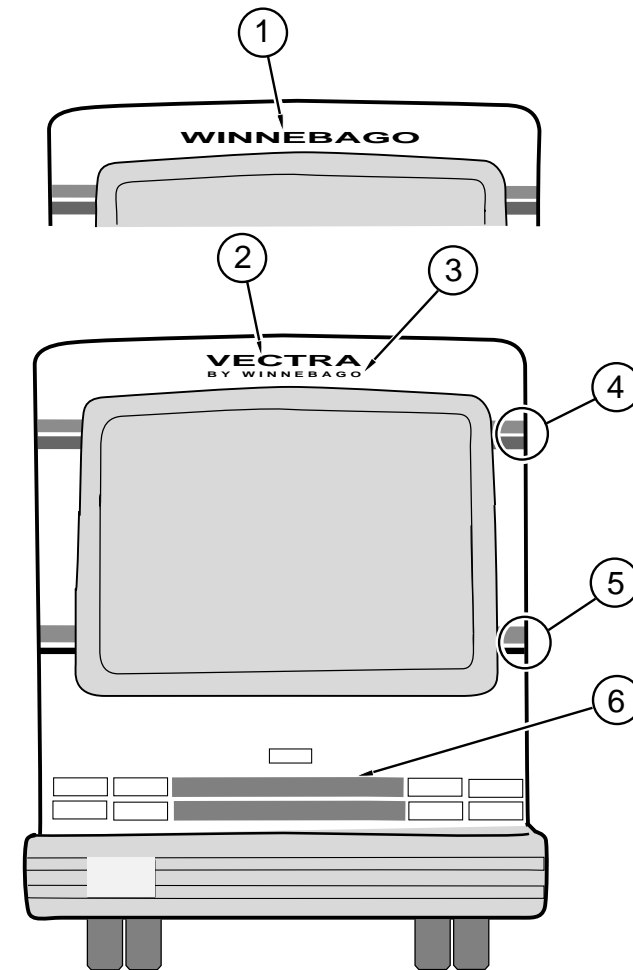
**EXTERIOR BODY GROUP (CONTINUED)**



**OPTIONAL UPGRADE BACKWALL DECALS**

KEY	PART NUMBER	U/M DESCRIPTION
1	121664-02-01A	EA DECAL-LOGO, VECTRA, SMALL - DARK PURPLE/WIN BLUE
2	115344-02-05A	EA DECAL-LOGO, BY WINNEBAGO - WIN BLUE
3	094443-35-02A	FT FILM-MULTISTRIPE, 76.2MM X 150' - EMERALD/PURPLE/WIN BLUE
4	093689-18-02A	FT FILM-MULTISTRIPE, 184.2MM X 150 - EMERALD/PURPLE/WIN BLUE
5	106149-02-01A	EA DECAL (VINYL STRIPING) 3" X 46.33" (BLACK)

**EXTERIOR BODY GROUP (CONTINUED)**



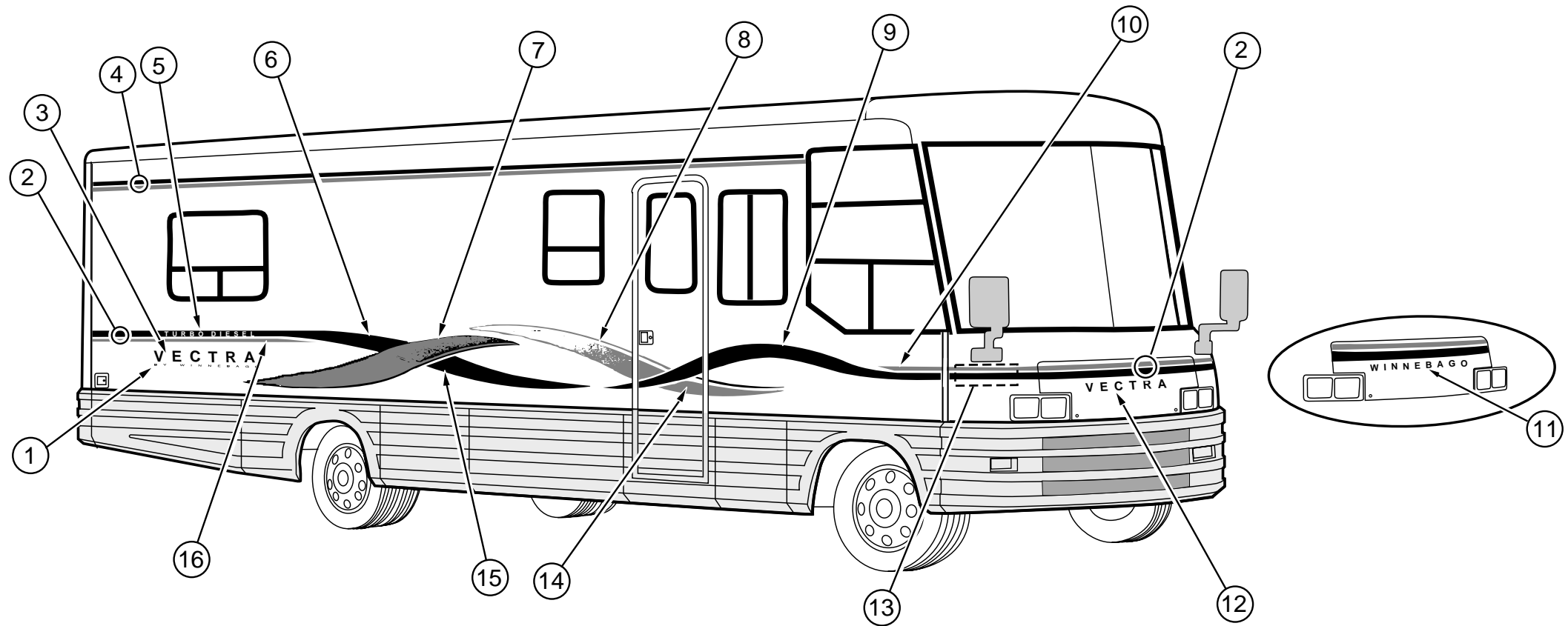
**STANDARD BACKWALL DECALS**

KEY	PART NUMBER	U/M DESCRIPTION
1	050313-16-000	EA DECAL-LOGO, "WINNEBAGO" - 2.8" HIGH (BLACK) (W.I.E. EXPORT PREP OPTION)
2	115337-02-03A	EA DECAL-VECTRA, 3D, SMALL, DOMED - TRUE ROYAL BLUE/TURQUOISE
3	115344-02-04A	EA DECAL-LOGO, BY WINNEBAGO - TURQUOISE
4	105781-48-01A	FT FILM-MULTISTRIPE 73.0MM X 150' TURQUOISE/VIOLET
5	105781-49-01A	FT FILM-MULTISTRIPE 117.5NNX150 - TURQUOISE/TRUE ROYAL BLUE
6	106149-02-01A	EA DECAL (VINYL STRIPING) 3" X 46.33" (BLACK)



## EXTERIOR BODY GROUP (CONTINUED)

### STANDARD DECALS

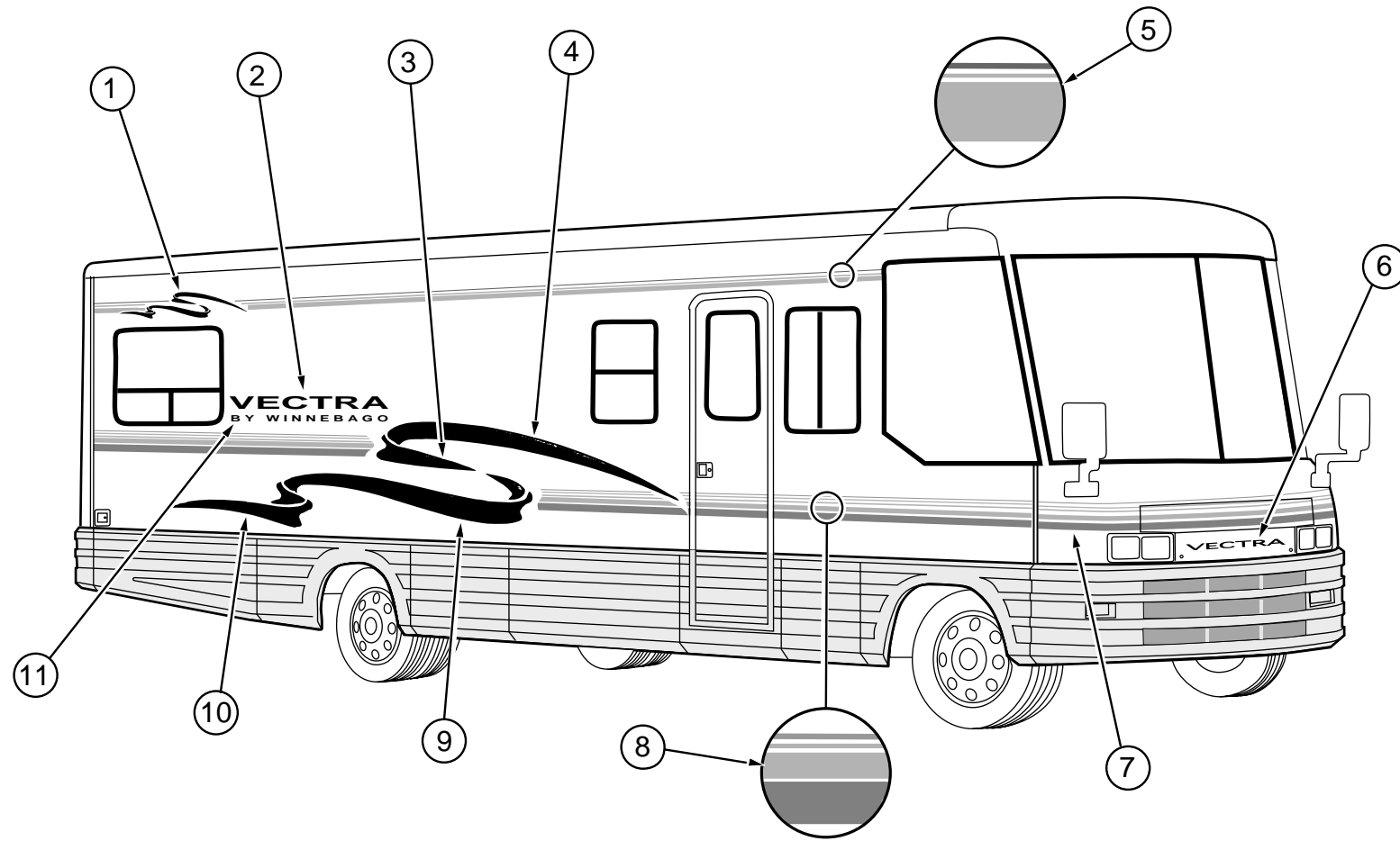


KEY	PART NUMBER	U/M DESCRIPTION
1	115344-01-03A	EA DECAL-LOGO, BY WINNEBAGO - TURQUOISE
2	105781-49-01A	FT FILM-MULTISTRIPE 117.5NNX150 - TURQUOISE/TRUE ROYAL BLUE
3	115337-01-03A	EA DECAL-VECTRA,3D,DOMED - TRUE ROYAL BLUE/TURQUOISE
4	105781-48-01A	FT FILM-MULTISTRIPE 73.0MM X 150' TURQUOISE/VIOLET
5	111318-03-02A	EA DECAL-TURBO DIESEL - SABLE
6	119528-01-01A	EA DECAL-SWEEP, #4, RH - TURQUOISE
	119528-02-01A	EA DECAL-SWEEP, #4, LH - TURQUOISE
7	119527-01-01A	EA DECAL-SWEEP, #3, RH - VIOLET/LIGHT VIOLET/DARK PLUM
	119527-02-01A	EA DECAL-SWEEP, #3, LH - VIOLET/LIGHT VIOLET/DARK PLUM
8	119526-01-01A	EA DECAL-SWEEP, #2, RH - DARK PLUM/VIOLET/LIGHT VIOLET
	119526-02-01A	EA DECAL-SWEEP, #2, LH - DARK PLUM/VIOLET/LIGHT VIOLET
9	119525-01-01A	EA DECAL-SWEEP, #1, RH - TURQUOISE/LIGHT TURQUOISE
	119525-02-01A	EA DECAL-SWEEP, #1, LH - TURQUOISE/LIGHT TURQUOISE
10	119531-01-01A	EA DECAL-TAIL, SWEEP, RH - TRUE ROYAL BLUE
	119531-02-01A	EA DECAL-TAIL, SWEEP, LH - TRUE ROYAL BLUE

KEY	PART NUMBER	U/M DESCRIPTION
11	050313-16-000	EA DECAL-LOGO, "WINNEBAGO" - 2.8" HIGH (BLACK) (W.I.E. EXPORT PREP OPTION)
12	115337-02-03A	EA DECAL-VECTRA, 3D, SMALL, DOMED - TRUE ROYAL BLUE/TURQUOISE
13	119532-01-01A	EA DECAL-CORNER, RH - TRUE ROYAL BLUE/TURQUOISE
	119532-02-01A	EA DECAL-CORNER, LH - TRUE ROYAL BLUE/TURQUOISE
14	119529-01-01A	EA DECAL-TIP, SWEEP, #2, RH - DARK PLUM/VIOLET
	119529-02-01A	EA DECAL-TIP, SWEEP, #2, LH - DARK PLUM/VIOLET
15	119530-01-01A	EA DECAL-TIP, SWEEP, #4, RH - TURQUOISE/LIGHT TURQUOISE
	119530-02-01A	EA DECAL-TIP, SWEEP, #4, LH - TURQUOISE/LIGHT TURQUOISE
16	119531-02-01A	EA DECAL-TAIL, SWEEP, RH - TRUE ROYAL BLUE
	119531-01-01A	EA DECAL-TAIL, SWEEP, LH - TRUE ROYAL BLUE
	093681-39-01A	FT FILM- 74MM X 150FT - MATTE BLACK (DRIVER DOOR)
	111318-03-02A	EA DECAL-TURBO DIESEL - SABLE
	107567-02-01A	EA DECAL-VECTRA, 3D, SMALL - WILLOW (DASH)
	106149-02-01A	EA DECAL-VINYL STRIPING, 3" WIDE - BLACK (QUEEN BED W/REAR DOOR)
	122312-01-01A	EA DECAL-VORTEC 7400 (L29 VORTEC CHASSIS OPTION)

## EXTERIOR BODY GROUP (CONTINUED)

### OPTIONAL UPGRADE DECALS



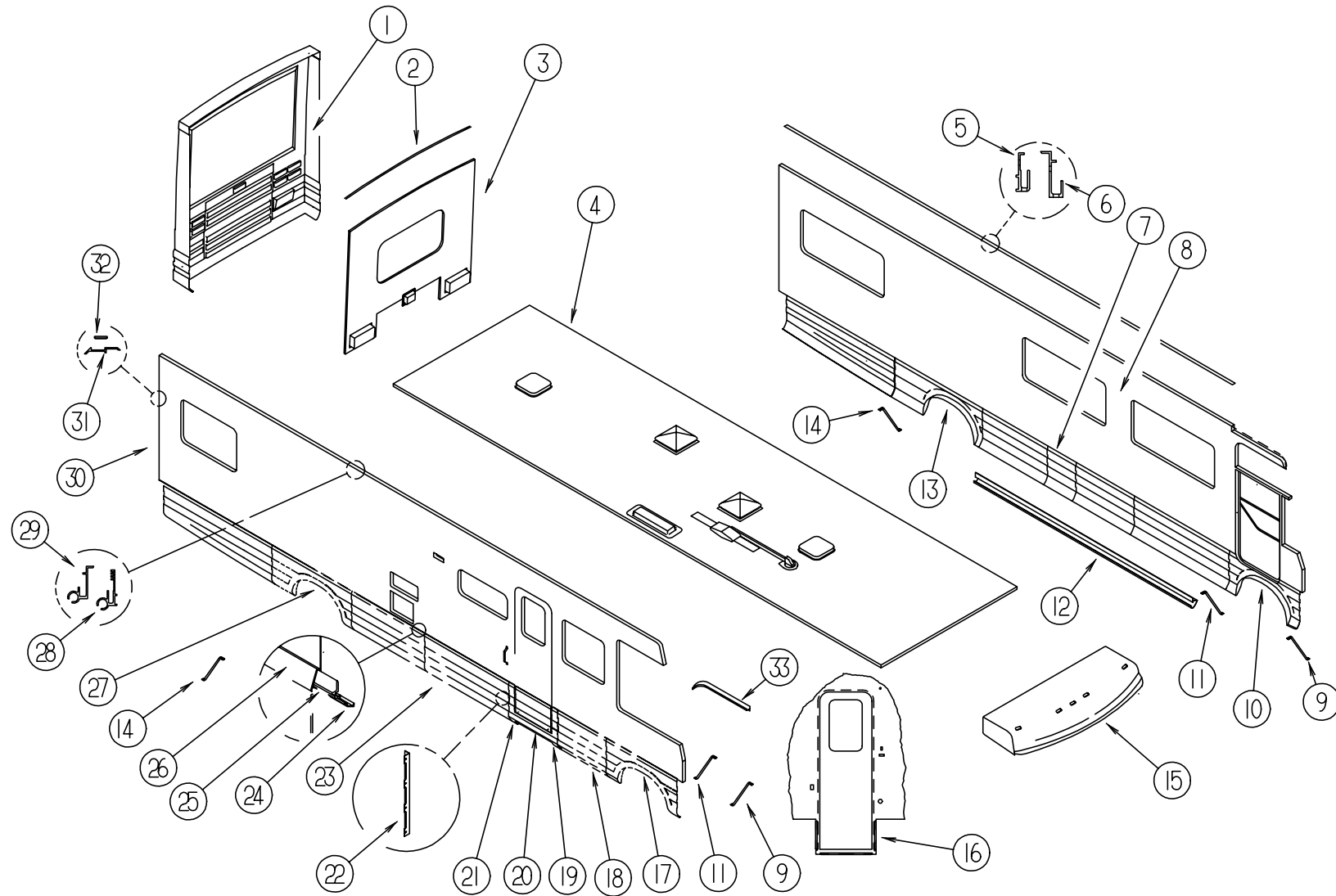
KEY	PART NUMBER	U/M DESCRIPTION
1	118171-01-02A	EA DECAL-RIBBON, SMALL, RH - BLUE/WIN BLUE
	118171-02-02A	EA DECAL-RIBBON, SMALL, LH - BLUE/WIN BLUE
2	121664-01-01A	EA DECAL-LOGO, VECTRA, LARGE - DARK PURPLE/WIN BLUE
3	118163-03-02A	EA DECAL-RIBBON 2, RH - BLUE/WIN BLUE
	118163-04-02A	EA DECAL-RIBBON 2, LH - BLUE/WIN BLUE
4	118163-01-02A	EA DECAL-RIBBON 1, RH - BLUE/WIN BLUE
	118163-02-0*2A	EA DECAL-RIBBON 1, LH - BLUE/WIN BLUE
5	094443-35-02A	FT FILM-MULTISTRIPE 76.2MM X 150' - EMERALD/PURPLE/WIN BLUE
6	121664-02-01A	EA DECAL-LOGO, VECTRA,SML - DARK PURPLE/WIN BLUE
7	118172-01-02A	EA DECAL-CORNER, FRONT, RH - EMERALD/BLUE/DARK PURPLE/WIN BLUE
	118172-02-02A	EA DECAL-CORNER, FRONT, LH - EMERALD/BLUE/DARK PURPLE/WIN BLUE
8	093689-18-02A	FT FILM-MULTISTRIPE,184.2MM X 150 - EMERALD/BLUE/DARK PURPLE/WIN BLUE
9	118163-05-02A	EA DECAL-RIBBON 3, RH - BLUE/WIN BLUE
	118163-06-02A	EA DECAL-RIBBON 3, LH - BLUE/WIN BLUE
10	118163-07-02A	EA DECAL-RIBBON 4, RH - BLUE/WIN BLUE
	118163-08-02A	EA DECAL-RIBBON 4, LH - BLUE/WIN BLUE
11	115344-01-04A	EA DECAL-LOGO, BY WINNEBAGO - WIN BLUE
	107567-02-01A	EA DECAL-VECTRA, 3D, SMALL - WILLOW (DASH)
	111318-03-02A	EA DECAL-TURBO DIESEL - SABLE
	093681-39-01A	FT FILM- 74MM X 150FT - MATTE BLACK (DRIVER DOOR)
	106149-02-01A	EA DECAL-VINYL STRIPING, 3" WIDE - BLACK (QUEEN BED W/REAR DOOR)
	122312-01-01A	EA DECAL-VORTEC 7400 (L29 VORTEC CHASSIS OPTION)

### DUPONT PAINT & PAINT CODES

KEY	PART NUMBER	U/M DESCRIPTION
	004308-01-000	EA PAINT-SPRAY, BLACK
	041561-03-000	EA PAINT-16OZ SPRAY-OFF WHITE - ACRYLIC ENAMEL
	044486-03-000	EA PAINT-16OZ SPRAY-BEIGE - ACRYLIC ENAMEL
	091828-61-000	GL PAINT-CHROMABASE L8723 - OFF WHITE
	034618-A9-700	EA PAINT-SPRAY, SABLE 16 OZ CAN
	GRAY METALLIC	F1569U
	SABLE	F1529
	AZTEC SILVER	45406
	BLACK	99
	OFF WHITE	L8723
		MOCHA FROST PEARL F1929

# EXTERIOR BODY GROUP (CONTINUED)

## EXTERIOR BODY PANELS & TRIM



KEY	PART NUMBER	U/M	DESCRIPTION
1	114563-01-02A	EA	CAP-REAR (QWEEN BED)
1	114564-01-02A	EA	PANEL-REAR CAP,SABLE (TWIN BED)
2	083805-21-000	EA	TRIM-CAP,ROOF,SABLE,2202
3	P14540-01-F36	EA	BACKWALL ASM - W/O WAINSCOT (TWIN BED) (G38)
3	P14540-01-F37	EA	BACKWALL ASM - W/O WAINSCOT (TWIN BED) (G39)
3	P14540-01-G40	EA	BACKWALL ASM - W/O WAINSCOT (TWIN BED) (G40)
3	P14540-01-G41	EA	BACKWALL ASM - W/O WAINSCOT (TWIN BED) (G41)
3	P14540-01-G42	EA	BACKWALL ASM - W/O WAINSCOT (TWIN BED) (G42)
3	P14540-01-G43	EA	BACKWALL ASM - W/O WAINSCOT (TWIN BED) (G43)
3	P14539-01-F36	EA	BACKWALL ASM - W/ WAINSCOT (QWEEN BED) (G38)
3	P14539-01-F37	EA	BACKWALL ASM - W/ WAINSCOT (QWEEN BED) (G39)
3	P14539-01-G40	EA	BACKWALL ASM - W/ WAINSCOT (QWEEN BED) (G40)
3	P14539-01-G41	EA	BACKWALL ASM - W/ WAINSCOT (QWEEN BED) (G41)
3	P14539-01-G42	EA	BACKWALL ASM - W/ WAINSCOT (QWEEN BED) (G42)
3	P14539-01-G43	EA	BACKWALL ASM - W/ WAINSCOT (QWEEN BED) (G43)
4	P20223-01-G38	EA	ROOF ASM
5	103801-02-06A	EA	TRIM-ROOF SABLE
6	120091-01-03A	EA	TRIM-ROOF, SABLE
6	120091-02-03A	EA	TRIM-ROOF, SABLE
7	120159-02-G38	EA	PANEL ASM-VAL,FURNACE M SAB

FROM: 00-00-00 THRU: 10-29-95

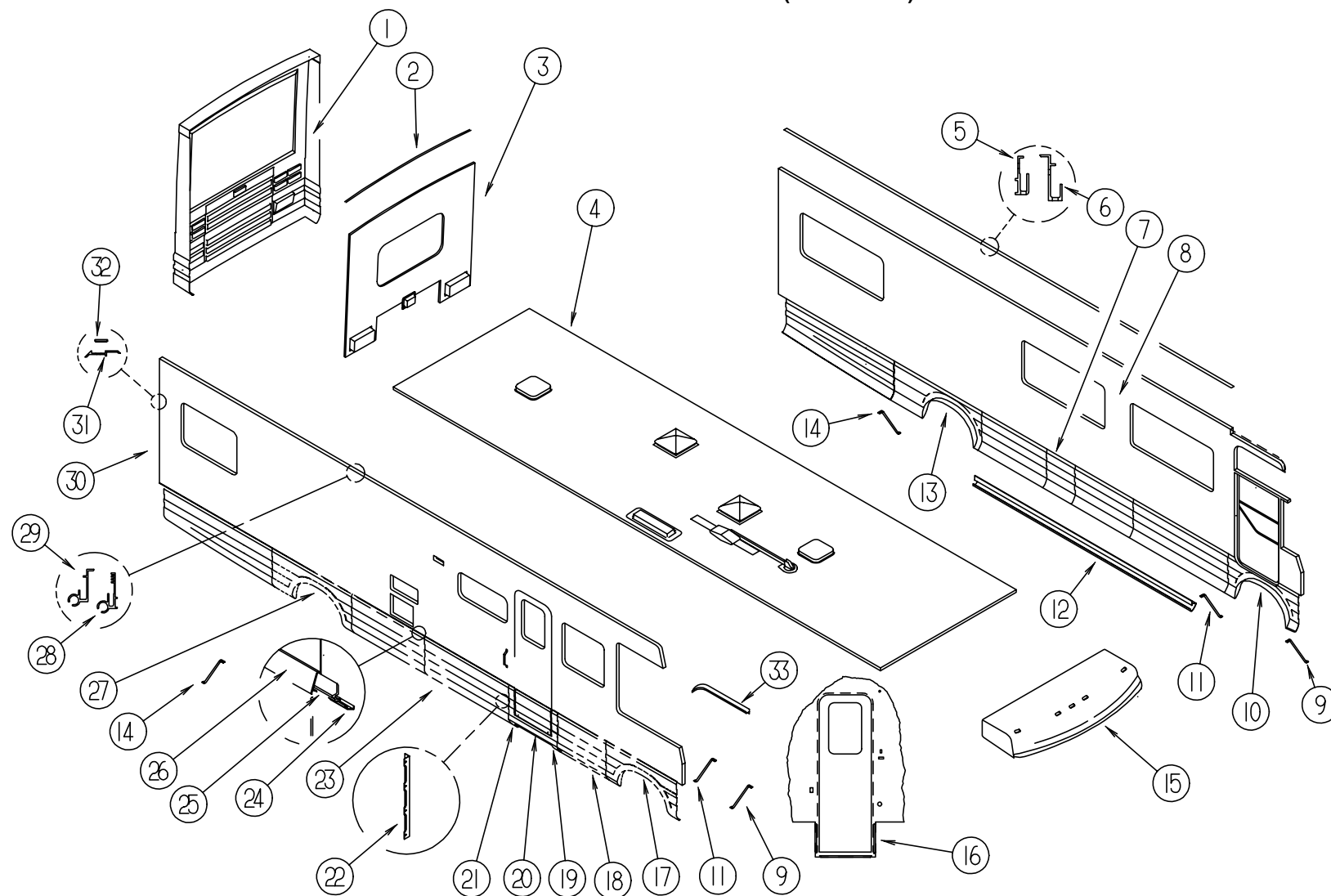
FROM: 10-30-95 THRU: 99-99-99

FROM: 10-30-95 THRU: 99-99-99

KEY	PART NUMBER	U/M	DESCRIPTION
8	M06902-04-G38	EA	SIDEWALL ASM-LH,W/O WAINSCOT (TWIN BED) (G38, G39)
8	M06902-04-G40	EA	SIDEWALL ASM-LH,W/O WAINSCOT (TWIN BED) (G40, G41)
8	M06902-04-G42	EA	SIDEWALL ASM-LH,W/O WAINSCOT (TWIN BED) (G42, G43)
8	M06902-03-G38	EA	SIDEWALL ASM-LH,W/ WAINSCOT (QWEEN BED)
8	M06902-03-G39	EA	SIDEWALL ASM-LH,W/ WAINSCOT (QWEEN BED)
8	M06902-03-G40	EA	SIDEWALL ASM-LH,W/ WAINSCOT (QWEEN BED)
8	M06902-03-G41	EA	SIDEWALL ASM-LH,W/ WAINSCOT (QWEEN BED)
8	M06902-03-G42	EA	SIDEWALL ASM-LH,W/ WAINSCOT (QWEEN BED)
8	M06902-03-G43	EA	SIDEWALL ASM-LH,W/ WAINSCOT (QWEEN BED)
9	107865-06-000	EA	ROD - SUPPORT - VALANCE PANEL
10	120160-01-G38	EA	PANEL ASM-WHEELWELL,FRONT,LH
11	107865-07-000	EA	ROD-SUPPORT,VALANCE PANEL
12	109279-03-G38	EA	PANEL ASM-ROCKER
13	P20162-02-G38	EA	WHEEL LIP - DRIVER - W/FRAME/POCKET F/DOCKING LIGHT
13	120248-02-01A	EA	WHEEL LIP ONLY - DRIVERS SIDE
14	112107-01-01A	EA	POCKET-LIGHT,DOCKING BLACK
14	107865-05-000	EA	ROD-SUPPORT,VALANCE PANEL
15	M05794-01-G38	EA	CAP ASM-FRONT M SABLE
16	121091-03-01A	EA	ANGLE - ENTRANCE DOOR

## EXTERIOR BODY GROUP (CONTINUED)

### EXTERIOR BODY PANELS & TRIM (CONTINUED)

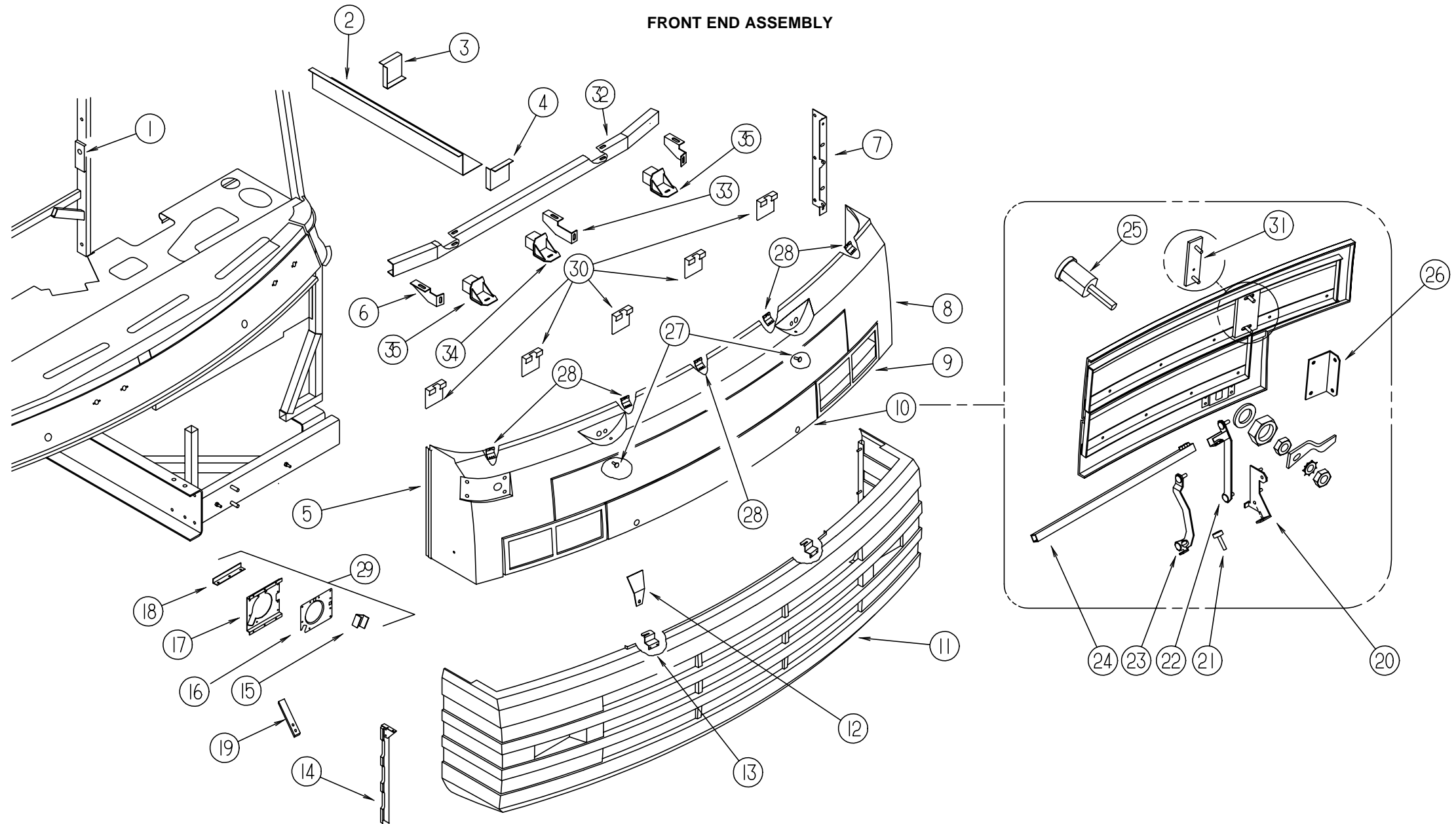


KEY	PART NUMBER	U/M	DESCRIPTION
17	120161-01-G38	EA	PANEL ASM-WHEELWELL,FRONT,RH
18	109279-06-G38	EA	PANEL-ROCKER
19	109619-05-02A	EA	CAP-ROCKER,BLACK
20	M05820-04-G38	EA	DOOR-VALANCE,ASM,OUTER
	M05859-01-D18	EA	DOOR-VALANCE,ASM,INNER,ASH G
	106105-03-000	EA	CLIP-VALANCE RETAINING
	106105-05-000	EA	CLIP-VALANCE RETAINING
	106105-10-000	EA	CLIP-VALANCE RETAINING
21	109619-06-02A	EA	CAP-ROCKER,BLACK
22	107487-02-000	EA	ANGLE-ATTACHMENT, FRONT
23	109279-07-G38	EA	PANEL-ROCKER
24	107370-01-000	EA	RETAINER-TRIM, 305MM LONG
25	107368-01-000	EA	HANGER-VALANCE
26	107369-01-04A	EA	COVER-TRIM 4623.0 VW GRAY
	108497-01-01A	EA	END CAP - COVER TRIM - RIGHT HAND
	108497-02-01A	EA	END CAP - COVER TRIM - LEFT HAND
27	P20162-01-G38	EA	WHEEL LIP - PASSENGER - W/FRAME/POCKET F/DOCKING LIGHT
27	120248-01-01A	EA	WHEEL LIP ONLY - PASSENGERS SIDE
	112107-01-01A	EA	POCKET-LIGHT,DOCKING BLACK

KEY	PART NUMBER	U/M	DESCRIPTION
28	117385-01-02A	EA	RAIL-AWNING SABLE
			FROM: 00-00-00 THRU: 10-29-95
28	117385-02-02A	EA	RAIL-AWNING SABLE
			FROM: 00-00-00 THRU: 10-29-95
29	120092-01-03A	EA	RAIL-AWNING, SABLE
			FROM: 10-30-95 THRU: 99-99-99
29	120092-02-03A	EA	RAIL-AWNING, SABLE
			FROM: 10-30-95 THRU: 99-99-99
30	M06901-04-G38	EA	SIDEWALL ASM-RH,W/O WAINSCOT (TWIN BED) (G38, G39)
30	M06901-04-G40	EA	SIDEWALL ASM-RH,W/O WAINSCOT (TWIN BED) (G40, G41)
30	M06901-04-G42	EA	SIDEWALL ASM-RH,W/O WAINSCOT (TWIN BED) (G42, G43)
30	M06901-03-G38	EA	SIDEWALL ASM-RH,W/ WAINSCOT (QWEEN BED)
30	M06901-03-G39	EA	SIDEWALL ASM-RH,W/ WAINSCOT (QWEEN BED)
30	M06901-03-G40	EA	SIDEWALL ASM-RH,W/ WAINSCOT (QWEEN BED)
30	M06901-03-G41	EA	SIDEWALL ASM-RH,W/ WAINSCOT (QWEEN BED)
30	M06901-03-G42	EA	SIDEWALL ASM-RH,W/ WAINSCOT (QWEEN BED)
30	M06901-03-G43	EA	SIDEWALL ASM-RH,W/ WAINSCOT (QWEEN BED)
31	092041-02-02A	EA	TRIM-REAR,CAP TO SDW SABLE
32	091985-01-06A	FT	INSERT - TRIM REAR CAP TO SIDEWALL
33	108274-01-02A	EA	RAIL-DRIP,FRONT END,RH SABLE
	108274-02-02A	EA	RAIL-DRIP,FRONT END,LH SABLE

## EXTERIOR BODY GROUP (CONTINUED)

### FRONT END ASSEMBLY

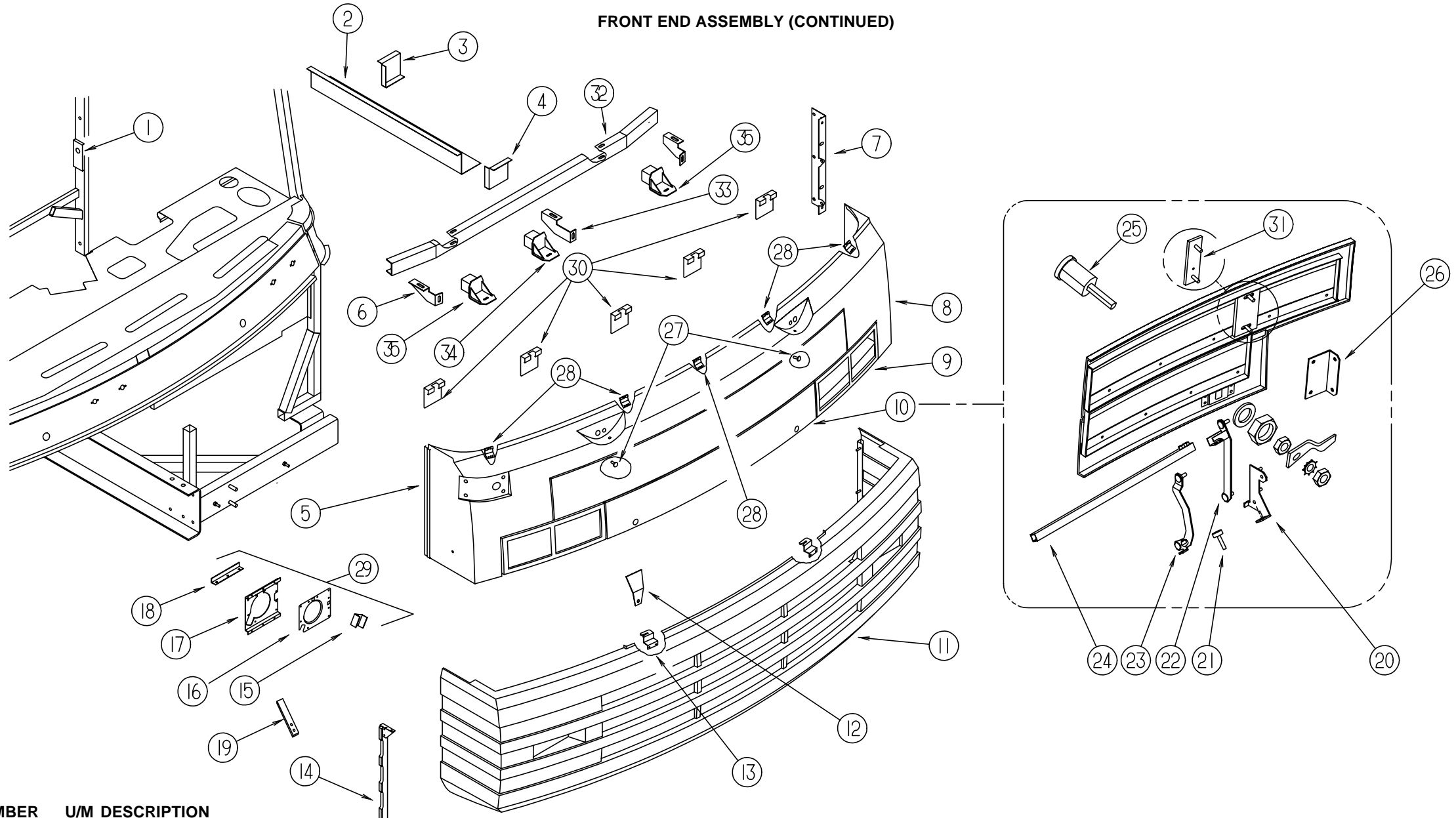


KEY	PART NUMBER	U/M	DESCRIPTION
1	070579-06-000	EA	PLATE-ANCHOR, W/7/16 WELD NUT - 1.5" X 3.3"
2	106746-01-000	EA	PANEL-STEPWELL
3	106747-01-000	EA	PANEL-STEPWELL, END RH
4	106747-02-000	EA	PANEL-STEPWELL, END LH
5	089922-31-000	EA	TRIM-FIBERGLASS, PANEL, SABLE
6	107411-01-000	EA	BRACKET-SUPPORT, GRILLE, RH
	107411-02-000	EA	BRACKET-SUPPORT, GRILLE, LH
7	107225-01-000	EA	BRACKET-VALANCE, W/LIP, CAB
8	M05746-03-G38	EA	FRT END ASM-FIBERGLASS M SABLE
9	106540-02-03A	EA	BEZEL-HEADLAMP, LH, SABLE
	106540-01-03A	EA	BEZEL-HEADLAMP, RH, SABLE
10	106538-01-G38	EA	PANEL ASM-HOOD M SABLE
11	107416-01-D18	EA	BUMPER-FRONT, W/O FOG LAMP
11	107416-02-D18	EA	BUMPER-FRONT, W/FOG LAMP
	107230-01-D18	EA	GRILLE ASM-MESH
	107230-02-D18	EA	GRILLE ASM-MESH W/FOG LAMPS
12	106765-01-000	EA	SUPPORT-BOLT, HOOD ADJUSTING
13	106748-01-000	EA	LATCH-HOOD, FRONT END

KEY	PART NUMBER	U/M	DESCRIPTION
14	108453-01-000	EA	CAP ASM-END, FRONT, RH
	108453-02-000	EA	CAP ASM-END, FRONT, LH
15	110691-01-01A	EA	BRACKET-SPRING, HEADLAMP MILL
16	110692-01-01A	EA	PLATE-HEADLAMP, QUAD, RH MILL
	110692-02-01A	EA	PLATE-HEADLAMP, QUAD, LH MILL
17	110783-01-01A	EA	BRACKET-HEADLAMP, QUAD, RH, MILL
	110783-02-01A	EA	BRACKET-HEADLAMP, QUAD, LH, MILL
18	007157-05-000	EA	NUT-WELL, HEADLIGHT BEZEL
18	110782-01-000	EA	ANGLE-SUPPORT, HEADLAMP
19	115384-01-01A	EA	STRAP-BUMPER/WHEELWELL BLK
20	106613-03-000	EA	BRACKET - RH HINGE LINK
	106613-04-000	EA	BRACKET - LH HINGE LINK
21	058786-02-000	EA	BOLT-ADJUSTING, HOOD - W/BLACK PAD - 5/16" #18 X 1.25"
22	106618-01-000	EA	LINK ASM-HINGE, HOOD, UPPER, RH
	106618-02-000	EA	LINK ASM-HINGE, HOOD, UPPER, LH
23	106612-03-000	EA	LINK ASM-HINGE, HOOD, LOWER, RH
	106612-04-000	EA	LINK ASM-HINGE, HOOD, LOWER, LH
24	105096-04-000	EA	TUBE ASM-TIMING, HOOD HINGE

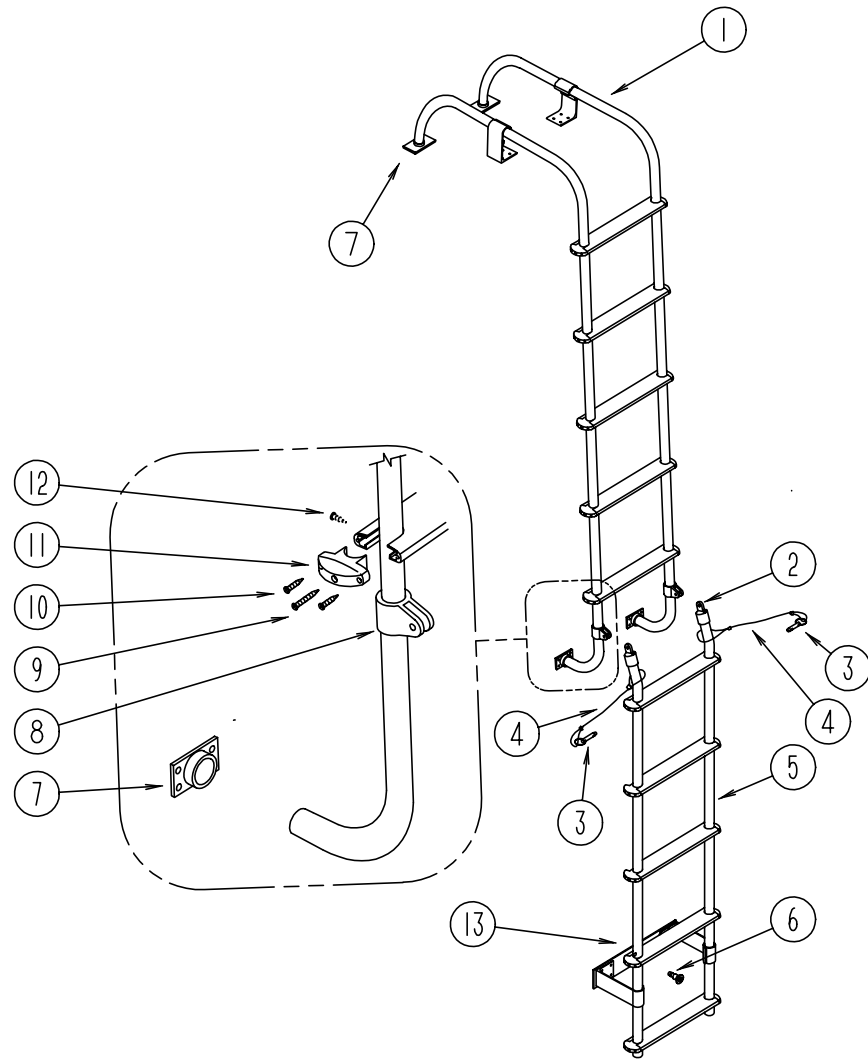
# EXTERIOR BODY GROUP (CONTINUED)

## FRONT END ASSEMBLY (CONTINUED)



KEY	PART NUMBER	U/M	DESCRIPTION
25	102330-01-000	EA	LATCH-SINGLE HOLE, VISE ACTION
	102328-01-000	EA	KEY-LATCH
26	106749-01-000	EA	ANGLE-LINK, HOOD, RH
	106749-02-000	EA	ANGLE-LINK, HOOD, LH
27	058786-01-000	EA	BOLT-ADJUSTING, HOOD - W/BLACK PAD - .31" #18 X 2"
28	104577-03-000	EA	BRACKET-FIBERGLASS MOUNTING
			FROM: 00-00-00 THRU: 06-04-95
28	119445-01-04B	EA	PLATE-W/HOLES, BLACK
			FROM: 06-05-95 THRU: 99-99-99
28	119445-01-02B	EA	PLATE-W/HOLES, E-COAT
29	110690-01-D18	EA	PLATE ASM-HEADLAMP, QUAD, RH
	110690-02-D18	EA	PLATE ASM-HEADLAMP, QUAD, LH
30	002328-02-000	EA	BLOCK-WINDSHIELD, .062" X .5" X .98"
31	106730-02-000	EA	PLATE ASM-STUD
32	P07408-01-000	EA	CHANNEL-BUMPER, FRONT E-COAT (FORD)
33	107410-01-000	EA	BRACKET-SUPPORT, GRILLE, CENTER
34	120761-01-02B	EA	BRACKET ASM-BUMPER,FRONT,E-C
			FROM: 10-02-95 THRU: 99-99-99
35	120761-02-02B	EA	BRACKET ASM-BUMPER,FRONT,E-C
			FROM: 10-02-95 THRU: 99-99-99

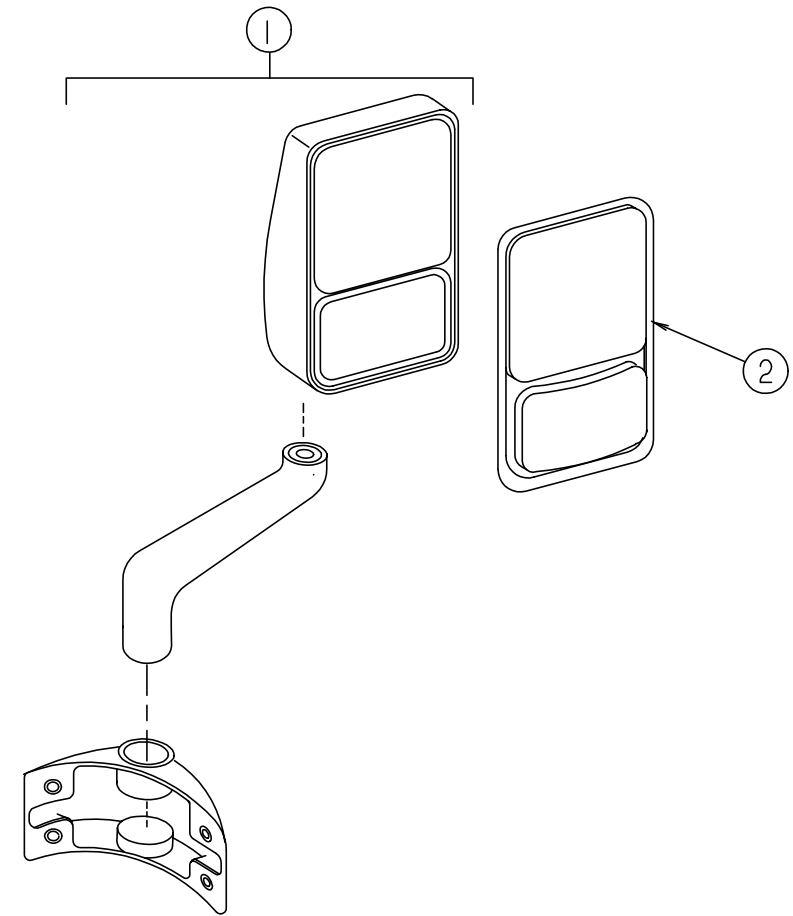
**EXTERIOR BODY GROUP (CONTINUED)**



**LADDER**

KEY	PART NUMBER	U/M	DESCRIPTION
1	116008-01-F36	EA	LADDER ASM-UPPER
2	081115-01-000	EA	CAP-TOP, 1 INCH
3	114834-01-000	EA	PIN-QUICK RELEASE
4	076767-11-000	EA	CABLE - 1/16" X 5.9"
5	108402-01-D18	EA	LADDER ASM, LOWER
	081114-01-000	EA	CAP-INSERT, ROUND - 1" DIAMETER - PLASTIC - BLACK
	081055-01-000	EA	SPRING GRIP-INTERNAL TOOTH - LADDER
6	081056-01-000	EA	PIN-QUICK RELEASE, SINGLE ACTION - LADDER
7	067165-01-000	EA	MOUNTING BRACKET-LADDER, LOWER
8	081116-01-000	EA	SLIDE-TOP, RACK & LADDER - 1"
9	000G67-10-36T	EA	SCREW, 10-12 X 2.25 PPH, BLACK
10	000G39-06-10U	EA	SCREW-SF/DR, 6-20 X 5/8 PPH
11	076980-02-000	EA	END CAP-STEP, BLACK
12	000G39-10-16U	EA	SCREW-SF/DR, 10-16 X 1.00 PPH
13	108423-01-02A	EA	PLATE-BUMPER, LADDER, LOWER
	038327-01-000	EA	TAPE-ANTI SLIP, 2" X 60'

**EXTERIOR BODY GROUP (CONTINUED)**



**EXTERIOR MIRRORS**

KEY	PART NUMBER	U/M	DESCRIPTION	VENDOR NO.
1	108699-01-01A	EA	MIRROR ASM-EXTE ADJUSTING GLASS, RH - VELVAC 713224-7 BLK USE SCREW #10915201000 FOR MIRROR TO SIDEWALL FASTENER	
2	106015-01-703	EA	MIRROR-REPLACEMENT KIT PASSENGER KIT CONTAINS: BEZEL - CONVEX GLASS - FLAT GLASS	709266
1	108699-02-01A	EA	MIRROR ASM-EXTE ADJUSTING GLASS,LH - VELVAC 713225-7 BLK USE SCREW #10915201000 FOR MIRROR TO SIDEWALL FASTENER	
2	106015-02-702	EA	MIRROR-REPLACEMENT KIT (DR)	709267
1	108699-03-01A	EA	MIRROR ASM-EXTE REMOTE/HEAT, RH - VELVAC 713222-7 BLK	
2	086261-01-704	EA	MIRROR KIT EXTE. PASS. SIDE KIT CONTAINS: BEZEL - CONVEX GLASS - HEATED FLAT GLASS	709268
1	108699-04-01A	EA	MIRROR ASM-EXTE REMOTE/HEAT, LH - VELVAC 713223-7 BLK	
2	086261-02-701	EA	MIRROR KIT. EXTE. DRIVER SIDE KIT INCLUDES: BEZEL - CONVEX GLASS - HEATED FLAT GLASS	709269
	087695-01-000	EA	SWITCH-HEATER, EXTERIOR MIRROR	
	087695-02-000	EA	SWITCH-MIRROR HEATER - DAV 4720-12 FROM: 00-00-00 THRU: 09-03-95	
	088246-01-000	EA	SWITCH-REMOTE, EXTE. MIRROR - SQUARE PUSH - VELVAC 7471290	
	099982-02-01A	EA	PLATE-SWITCH, BLACK FROM: 09-04-95 THRU: 99-99-99	
	108825-01-000	EA	GASKET-MIRROR - INDUSTRIAL PRODUCTS	

## EXTERIOR BODY GROUP (CONTINUED)

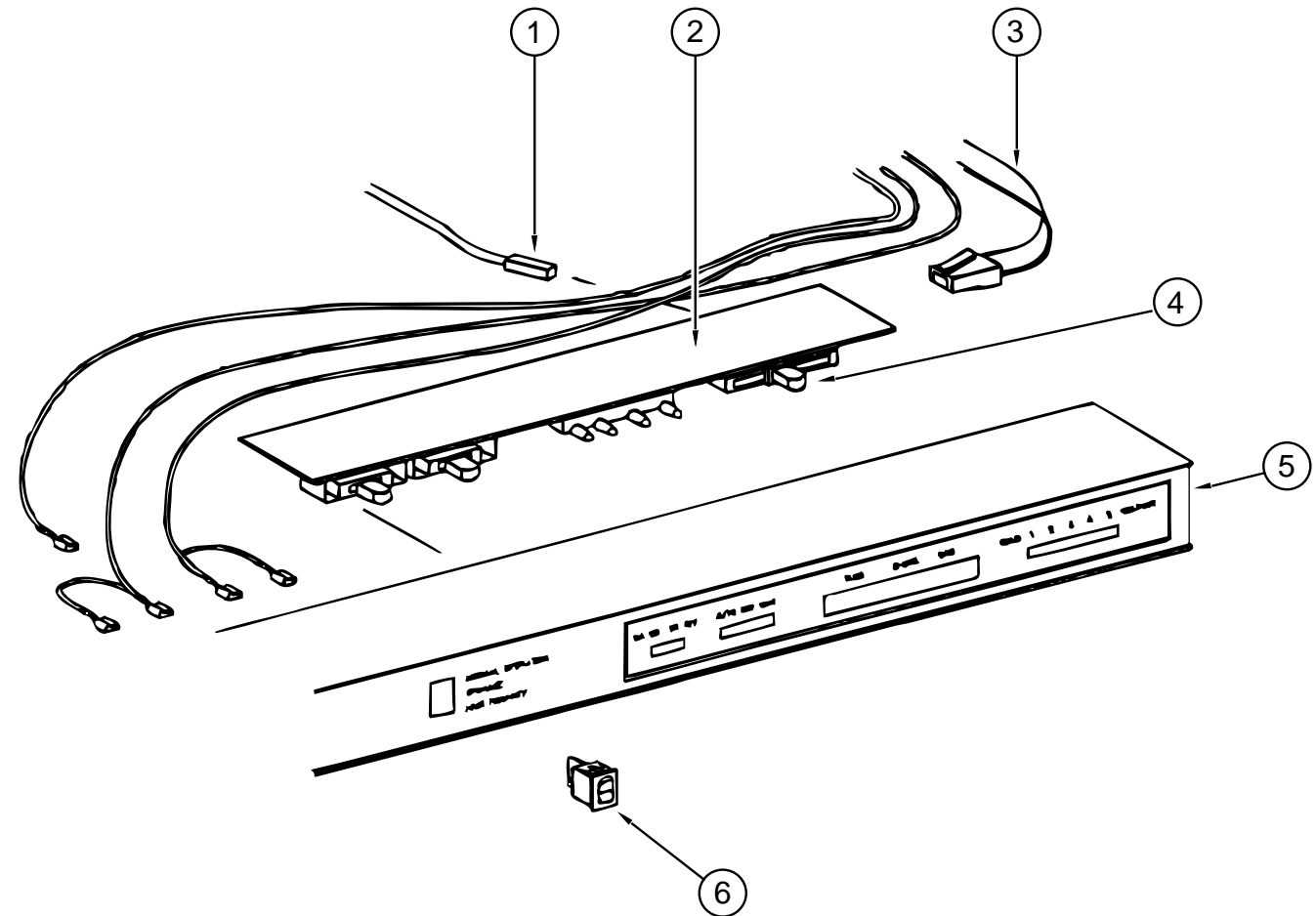
### FIBERGLASS, STYROFOAM & STEEL CHANNEL

KEY	PART NUMBER	U/M	DESCRIPTION
	000870-08-000	SF	STYROFOAM-.75 X 48 X 96-PLANED
	002726-01-001	EA	GARNISH-U-CHANNEL, 1.38" X 19' - SERRATED - MILL ALUMINUM
	002754-01-001	EA	ANGLE-EXTRUDED, .75" X .75" X 18' - MILL ALUMINUM
	033381-17-001	FT	STEEL-TUBE 16GA 1.5 X 1.5 X 192
	044487-01-001	EA	ALUMINUM SHEET - .019" X 96" X 360" - MILL FINISH
	044487-01-002	EA	ALUMINUM SHEET - .019" X 96" X 432" - MILL FINISH
	055278-01-001	FT	TUBING-STEEL, .75" X 1.5" X 288"
	055278-51-259	EA	TUBING-STEEL, .75" X 1.5" X 12.5'
	055278-51-323	EA	STEEL-TUBE 18GA .75 X 1.5 X 0510MM - CR
	058267-01-000	FT	CHANNEL-STEEL, W/HOLES - SIDEWALL STIFFENER - 2" X 20'
	058804-01-000	EA	ALUMINUM-.032 X 36.00 X 064.00 1/4 HEX - PERFORATED .79 OPEN
	065747-01-000	SF	INSULATION-MICROFOAM, .5" THICK X 72" X 112' ROLL
	065747-51-001	EA	INSULATION-M/FOAM .5 X 228 X 558 - AMETEK
	068716-01-001	EA	BRACE-90 DEGREE L-ANGLE, 192" - EXTRUDED ALUMINUM
	076054-S8-000	EA	FIBERGLASS SHEET 79" X 385" SABLE
			FROM: 00-00-00 THRU: 10-29-95
	076054-U5-000	EA	FIBERGLASS SHEET 79" X 385" SABLE
			FROM: 10-30-95 THRU: 99-99-99
	076054-T1-000	EA	FIBERGLASS SHEET 79" X 407" SABLE
			FROM: 00-00-00 THRU: 10-29-95
	076054-W1-000	EA	FIBERGLASS SHEET 79" X 409" SABLE
			FROM: 10-30-95 THRU: 99-99-99
	076054-S7-000	EA	FIBERGLASS SHEET 38" X 70.6" SABLE
	076054-S9-000	EA	FIBERGLASS SHEET 79" X 425" SABLE
			FROM: 00-00-00 THRU: 10-29-95
	076054-V9-000	EA	FIBERGLASS SHEET 79" X 425" SABLE
			FROM: 10-30-95 THRU: 99-99-99
	077517-63-000	EA	SHEET-FIBERGLASS, 4' X 8' SABLE, FLAT
	083574-06-000	SF	STYROFOAM-.75 X 48 X 107
	089297-01-000	SF	PLYWOOD-LUAN, OVERLAY GRADE - 4' X 8'
	100619-01-000	BF	EXPANDED FOAM SHEET - 48" X 96" X 1.34"
	100619-02-000	BF	FOAM-EXPANDED POLYSTYRENE 48" X 96" X 1.5"
	100619-04-000	BF	FOAM-EXPANDED POLYSTYRENE - EPS 48"X96"X.5
	100619-05-000	BF	FOAM-EXPANDED POLYSTYRENE - 48" X 96" X .75"
	100619-10-000	BF	FOAM-EXPANDED POLYSTYRENE - 48" X 96" X 1.5"
	100619-11-000	BF	FOAM-EXPANDED POLYSTYRENE - 48" X 96" X 2"
	100619-12-000	BF	EXPANDED POLYSTYRENE FOAM SHEET -1.5" X 90.25" X 48"
	100619-13-000	BF	FOAM-EXPANDED POLYSTYRENE - 48" X 96" X .34"
	105077-03-000	EA	FOAM-PLUG,SIDEWALL TUBE - WISCONSIN EPS
			FROM: 00-00-00 THRU: 10-29-95
	107258-01-000	EA	FOAM-COVE, ROOF
			FROM: 00-00-00 THRU: 10-29-95
	107258-02-000	EA	FOAM-PLUG, ROOF TUBE - WISCONSIN EPS
			FROM: 00-00-00 THRU: 10-29-95
	107258-04-000	EA	FOAM-PLUG, ROOF TUBE - WISCONSIN EPS
			FROM: 00-00-00 THRU: 10-29-95
	107258-05-000	EA	FOAM-PLUG, ROOF TUBE - WISCONSIN EPS
			FROM: 00-00-00 THRU: 10-29-95
	108535-02-04A	SF	FIBERGLASS FLAT 104" X 500' LONG SABLE - FILON
			FROM: 00-00-00 THRU: 10-29-95
	108535-02-703	EA	FIBERGLASS FLAT 104" X 396" SABLE
	108535-04-702	EA	FIBERGLASS FLAT 104" X 396' SABLE
	108535-04-704	EA	FIBERGLASS FLAT 6" X 34' SABLE
	109270-01-01A	EA	MESH-ALUMINUM BLACK
	109270-02-02A	EA	MESH-ALUMINUM MILL
	109270-02-01A	EA	MESH-ALUMINUM BLACK
	117754-01-03A	EA	FIBERGLASS-SHEET, 320 X 2442MM SABLE
	119389-01-01A	EA	TUBE-W/HOLE MILL - EXTR 119391
	120107-03-000	EA	FOAM-PLUG, ROOF TUBE - WISCONSIN EPS
			FROM: 10-30-95 THRU: 99-99-99

## GALLEY GROUP

### NORCOLD 682 REFRIGERATORS, TIEDOWNS, BAFFLE, TRAY & LEVEL

KEY	PART NUMBER	U/M	DESCRIPTION
	104137-05-01A	EA	REFRIGERATOR-2 WAY, W/ICE MAKER - NORCOLD 682-MI LH BLK
	104137-03-01A	EA	REFRIGERATOR-LARGE DOUBLE DOOR - NORCOLD 682 LH BLK
	065225-02-000	EA	PLATE-TIEDOWN, REFRIGERATOR
	090195-08-000	EA	BAFFLE-REFRIGERATOR, LOWER
	093646-01-000	EA	BRACKET ASM-TIEDOWN, REFRIGERATOR
	093646-02-000	EA	BRACKET-TIEDOWN, REFRIGERATOR
	054450-01-000	EA	LEVEL-REFRIGERATOR
	093369-03-000	EA	STRAP-REFRIGERATOR
	116751-03-01A	EA	TRAY-REFRIGERATOR, BLACK

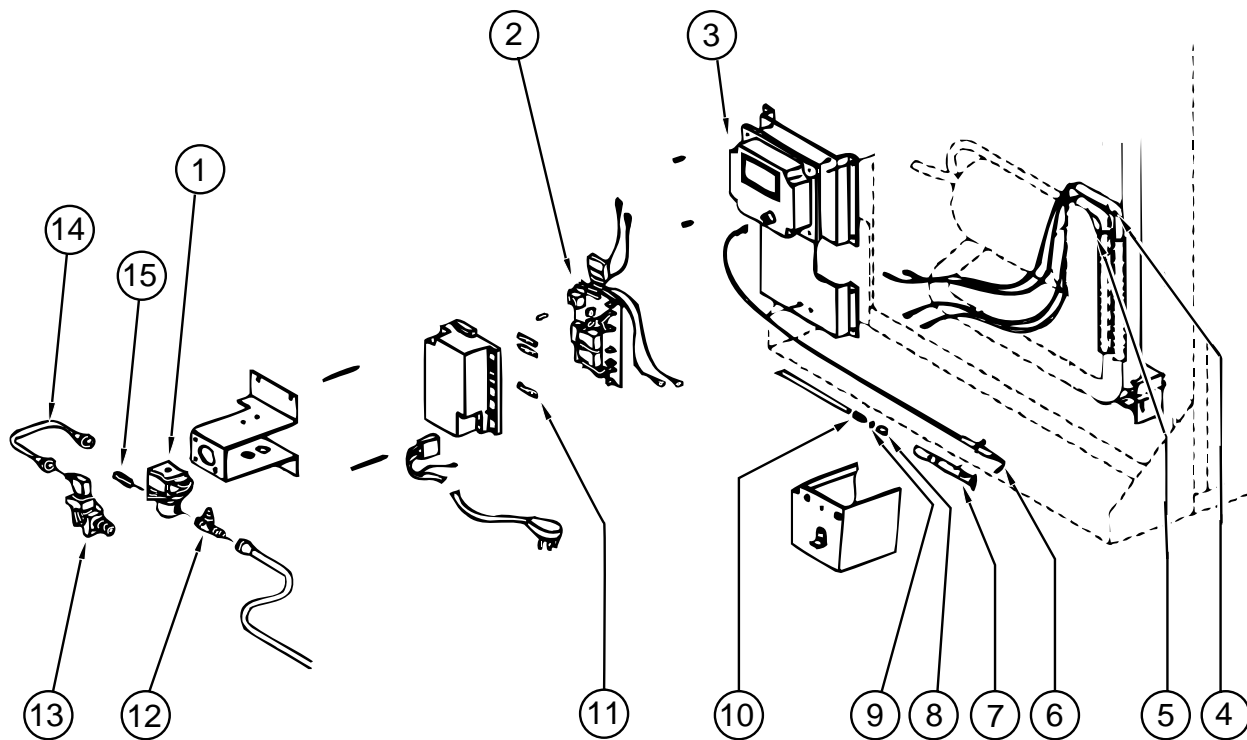


### NORCOLD 682 EYEBROW ASSEMBLY

KEY	PART NUMBER	U/M	DESCRIPTION	VENDOR NO.
1	084880-01-753	EA	THERMISTER-78"W/O CLIP	61693822
2	094039-04-700	EA	BOARD-PC, 2 WAY	61647322
3	084880-01-746	EA	CABLE-PC BD TO POWER SUPPLY	61571522
4	102621-01-703	EA	BUTTON-THERMOSTAT-ADJUSTABLE	61587422
5	104137-06-700	EA	SHELL-EYEBROW, 2-WAY, W/HUM	61726622
6	075217-01-738	EA	SWITCH HUMIDITY	61525922



**GALLEY GROUP (CONTINUED)**



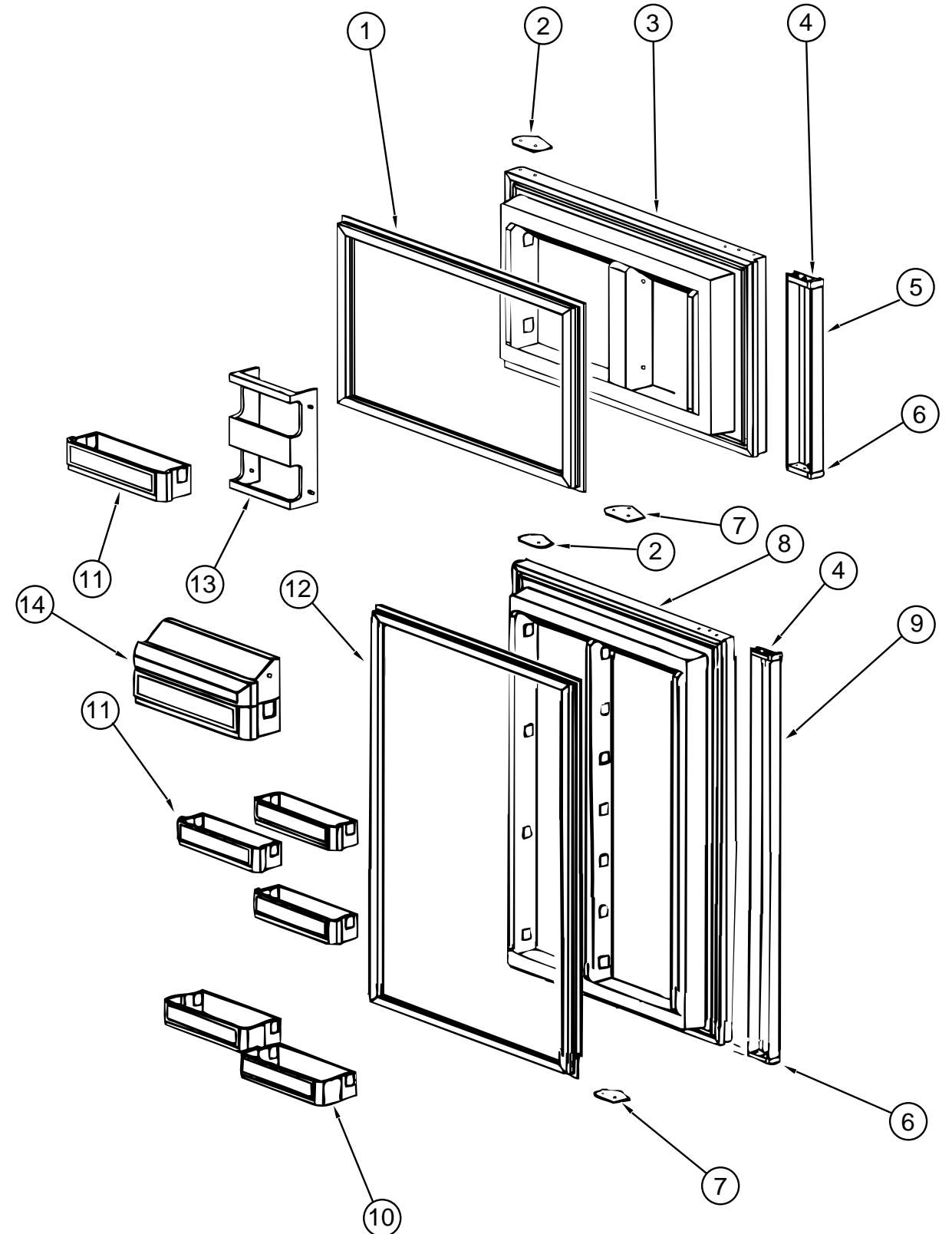
**NORCOLD 682 COOLING UNIT & CONTROL BRACKET ASSEMBLY**

KEY	PART NUMBER	U/M DESCRIPTION	VENDOR NO.
1	084880-01-718	EA VALVE-GAS, (ASCO)	61551822
2	094039-04-702	EA POWER SUPPLY (2 WAY)	61647422
3	104137-02-700	EA CHANNEL-CONTROL MODULE	61717037
5	088248-01-709	EA HEATER-AC (HORIZONTAL)	61562722
6	104137-06-715	EA ELECTRODE-SPARK /SENSOR, SGL	61692222
7	104137-06-714	EA BURNER ASSEMBLY, 5-SLOT	61705222
4	088248-01-710	EA HEATER DC (HORIZONTAL)	61562822

**NORCOLD 682 COOLING UNIT & CONTROL BRACKET ASSEMBLY**

KEY	PART NUMBER	U/M DESCRIPTION	VENDOR NO.
8	084880-01-705	EA ORIFICE	614522
9	104137-06-713	EA GASKET-ORIFICE	61475122
10	104137-06-712	EA FITTING-GAS, TUBE CONNECTION	61692722
11	104137-06-711	EA FUSE-5 AMP	61611622
12	104137-06-710	EA TAP-PRESSURE	61594422
13	104137-06-709	EA VALVE-SHUT OFF, MANUAL	61694922
14	113737-01-750	EA TUBE-UNION	61694622
15	084880-01-713	EA FITTING-MALE INLET CONNECTOR	615256222
	088248-01-707	EA SENSOR-ELECTRODE, HORIZONTAL	61573322
	088248-01-708	EA ELECTRODE-SPARK, HORIZONTAL	61573222
	084880-03-701	EA COIL-COOLING, F/HORIZ.BURNER	61687337
1	094039-01-702	EA GASKET (GRAY) UPPER	61567830
2	094039-01-710	EA PLATE-HINGE,RHTOP,LHBTM, BLK	61631330
3	094039-01-706	EA LINER-UPPER DOOR,WHITE/BLACK	61581838-B
4	084880-01-761	EA CAP-END, CATCH, UPPER, BLACK	61593730
5	104137-06-701	EA HANDLE-UPPER DOOR ASM. BLACK	61743638
	084880-01-720	EA SPRING (FOR DOOR HANDLE)	61558822
6	084880-01-740	EA CAP-END, STOP CATCH, LWR.BLK	61593830 BLACK
7	094039-01-704	EA PLATE-HINGE,TOPLH,RHBTM BLK	61631430
8	094039-01-715	EA LINER-DOOR LOWER,BLACK/WHITE	61581738-B
9	094039-01-717	EA HANDLE ASM., LOWER DOOR, BLK	61649938
	084880-01-720	EA SPRING (FOR DOOR HANDLE)	61558822

**GALLEY GROUP (CONTINUED)**

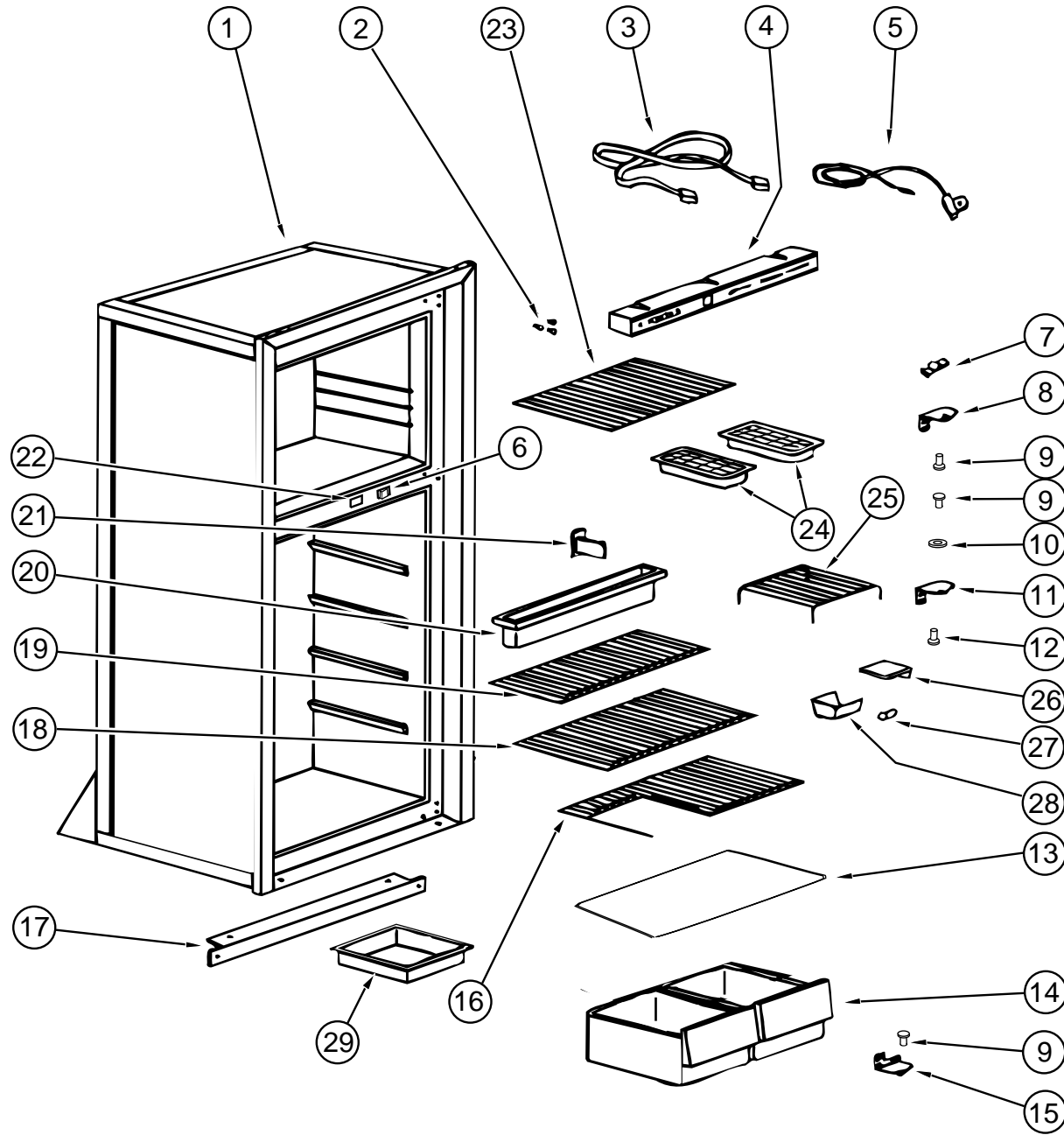


**NORCOLD 682 UPPER & LOWER REFRIGERATOR DOORS**

KEY	PART NUMBER	U/M DESCRIPTION	VENDOR NO.
10	104137-06-719	EA BIN-MILK, WHITE	617757
11	104137-06-721	EA BIN-DOOR SHELF, WHITE	617759
12	094039-01-713	EA GASKET-DOOR, LOWER-GRAY	61568030
13	104137-06-702	EA RACK-JUICE, WHITE	61580525
14	104137-06-722	EA KEEPER-DAIRY, WHITE W/BLUE TRIM	617760

## GALLEY GROUP (CONTINUED)

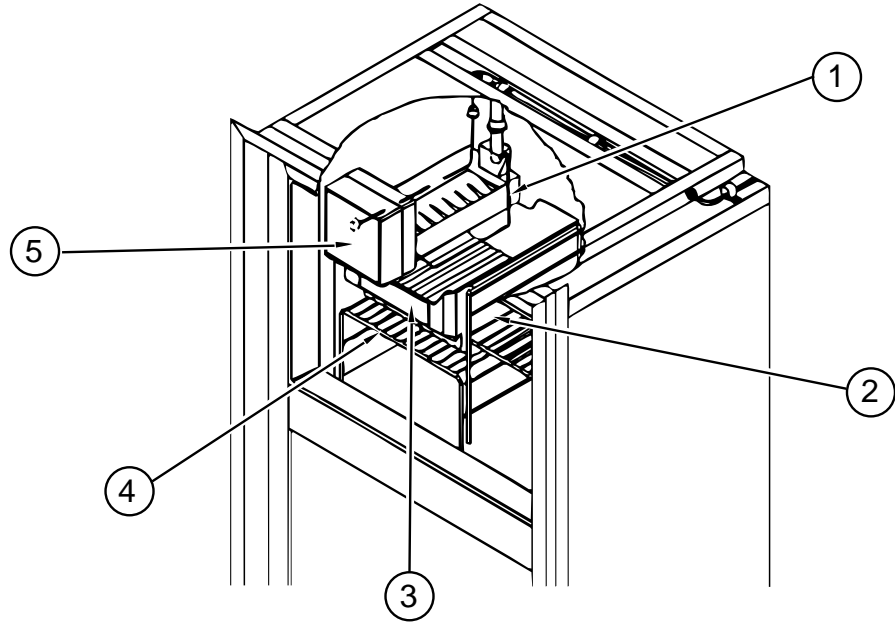
### NORCOLD 682 REFRIGERATOR CABINET ASSEMBLY



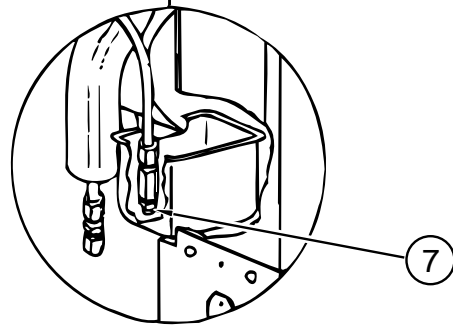
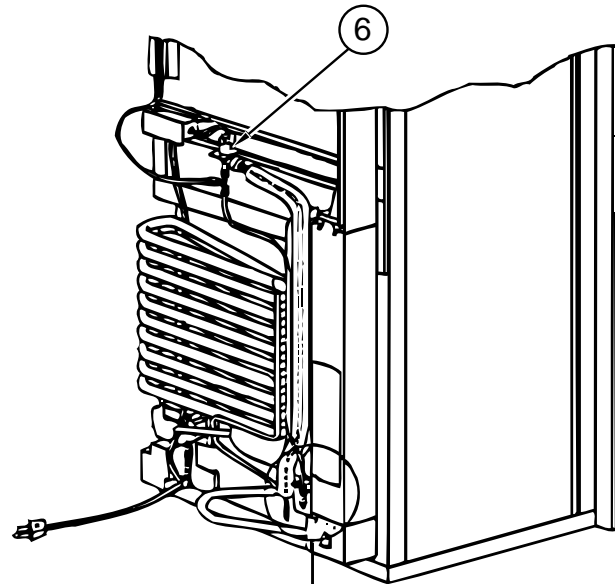
KEY	PART NUMBER	U/M	DESCRIPTION	VENDOR NO.
1	104137-04-701	EA	CABINET-W/BLACK TRIM,WHT INT	61681238
1	094039-01-721	EA	CABINET ASM. WHT.W/BLK FRAME	61663238
2	094039-01-722	EA	PLUG-HOLE, BLACK	61582030
3	084880-01-746	EA	CABLE-PC BD TO POWER SUPPLY	61571522
4	094039-04-701	EA	SHELL-EYEBROW, 2-WAY W/O HUM	61669822
5	084880-01-753	EA	THERMISTER-78" W/O CLIP	61693822
6	094039-01-736	EA	SWITCH-LIGHT, BLACK	61581022
7	084880-01-760	EA	CLIP (THERMISTER)	61689122
8	094039-01-723	EA	BRACKET-HINGE, TOP RH-BTM LH	61580838
9	094039-01-725	EA	PIN-HINGE, BLACK	61578130
10	084880-01-749	EA	BUSHING-HINGE	61580722
11	094039-01-728	EA	BRACKET-HINGE, CENTER BLACK	61566530
12	094039-01-730	EA	PIN-HINGE, CENTER, BLACK	61566730
13	084880-01-722	EA	COVER-CRISPER, GLASS	61564122
14	104137-06-720	EA	CRISPER, WHITE W/BLUE TRIM	617758
15	094039-01-724	EA	BRACKET-HINGE, TOP LH-BTM RH	61580930
16	104137-06-730	EA	SHELF-BOTTOM, W/CUTOUT WHITE	618055
17	094039-01-732	EA	TRIM-FRONT LOWER, BLACK	61622130
18	104137-06-729	EA	SHELF-MIDDLE, WHITE	618052
19	104137-06-728	EA	SHELF W/RISER ,WHITE	618062
20	094039-01-735	EA	TRAY-DRIP, WHITE	61572830
21	084880-01-732	EA	LATCH	61578522
22	075217-01-738	EA	SWITCH-HUMIDITY	61525922
23	104137-09-01A	EA	FREEZER SHELF - GRAY	
24	104137-06-724	EA	ICE TRAY	61630422
25	094039-07-702	EA	SHELF-WIRE, FREEZER, LONG	61667722
26	084880-03-705	EA	BRACKET-LIGHT-INTERIOR	61629722
27	084880-03-706	EA	BULB-LAMP	61628922
28	084880-03-707	EA	COVER-LAMP, LENS	61627922
29	104137-06-718	EA	SHELF-TRAY, WHITE, W/CUTOUT	617756

## GALLEY GROUP (CONTINUED)

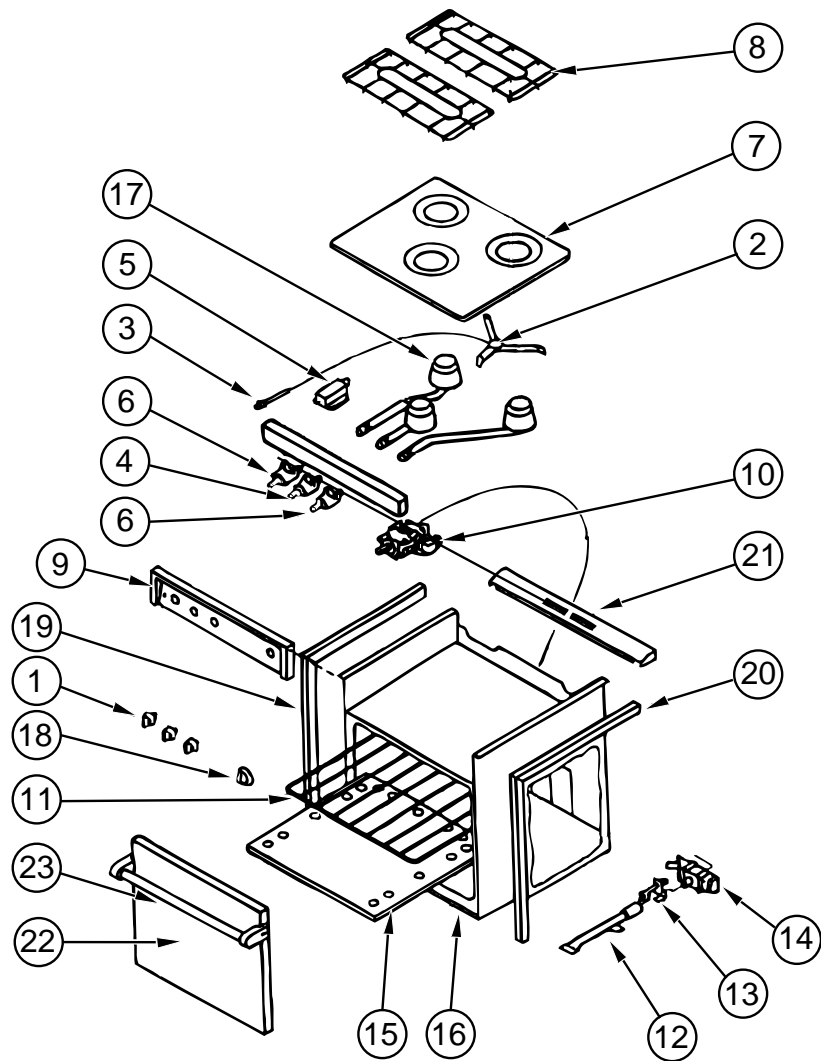
### NORCOLD 682 REFRIGERATOR ICE MAKER



KEY	PART NUMBER	U/M	DESCRIPTION	VENDOR NO.
1	120075-03-703	EA	ARM-SHUT OFF	61656922
2	094039-07-702	EA	SHELF-WIRE, FREEZER, LONG	61667722
	104137-04-700	EA	SHELF-FREEZER, METAL	61710522
3	104137-06-723	EA	BIN-ICE, WHITE	617761
4	104137-09-01A	EA	FREEZER SHELF - GRAY	
5	094039-07-700	EA	ICE MAKER ASSEMBLY	61684937
6	094039-07-704	EA	VALVE-FILL, WATER	61657022
7	094039-07-705	EA	VALVE- DRAIN	61685622

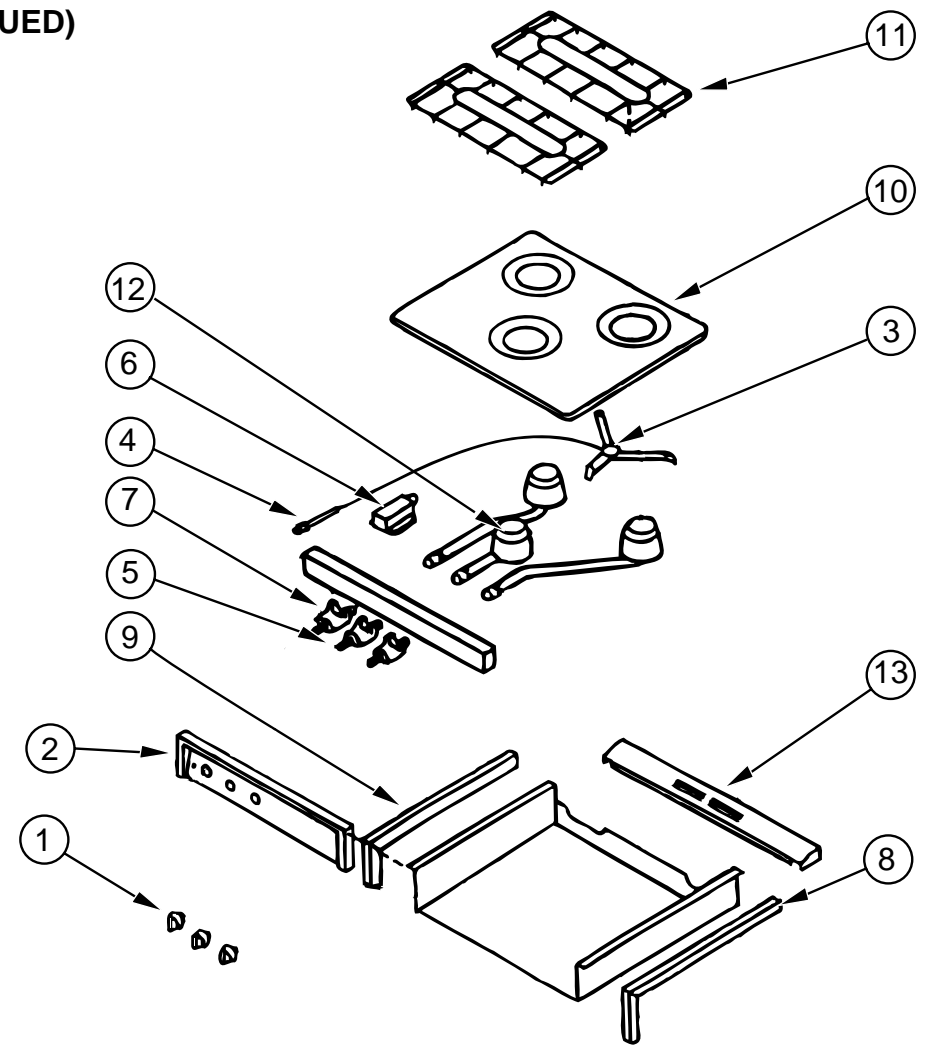


**GALLEY GROUP (CONTINUED)**



**ATWOOD RANGE W/OVEN R-2136BG FROM: 00-00-00 THRU: 02-28-96**

KEY	PART NUMBER	U/M DESCRIPTION	VENDOR NO.
	107246-01-01A	EA RANGE-W/OVEN, BLACK - ATWOOD R-2136BG	
1	101593-01-703	EA KNOB-BURNER	53000
2	106689-01-701	EA IGNITOR-SPARK, HIGH OUTPUT	53078
3	106689-01-702	EA BUTTON-PUSH, PIEZO	52279
4	106689-01-703	EA VALVE-HIGH OUTPUT	53047
5	106689-01-704	EA REGULATOR-EXTREME PRESSURE	51062
6	107323-01-719	EA VALVE-BURNER, HARPER WYMAN	51138
6	106689-01-705	EA VALVE-BURNER, ROBERT SHAW	52123
7	107246-01-700	EA TOP-MAIN, BLACK	53083
8	107246-01-701	EA GRATE-BURNER	53050
9	107246-01-702	EA COVER-MANIFOLD	53072
10	107246-01-703	EA THERMOSTAT, ROBERT SHAW	52122
11	107246-01-704	EA RACK-OVEN	51069
12	107246-01-705	EA BURNER-OVEN	52018
13	107246-01-706	EA PILOT ASSEMBLY-OVEN	52242
14	107246-01-707	EA VALVE-SAFETY	51177
15	107246-01-708	EA SHELF-OVEN, LOWER	51657
16	107246-01-709	EA TRIM-LOWER, BLACK	53526D
17	107246-01-710	EA BURNER-HIGH OUTPUT	53069
18	107246-01-711	EA KNOB-THERMOSTAT	53001
19	107323-01-702	EA TRIM-LEFT	53023
20	107323-01-703	EA TRIM-RIGHT	53024
21	107323-01-705	EA TRIM-VENT	53525
	107323-01-710	EA CLIP-GRATE	53301
	107323-01-711	EA CUSHION-GRATE, RUBBER	53008
22	107246-01-717	EA DOOR-OVEN ASM, BLK GLASS LARGE	51835
	107323-01-713	EA GLASS-BLACK, INSERT OVEN DOOR	53426
23	107323-01-714	EA HANDLE ASM. DESIGNER STYLE	51112

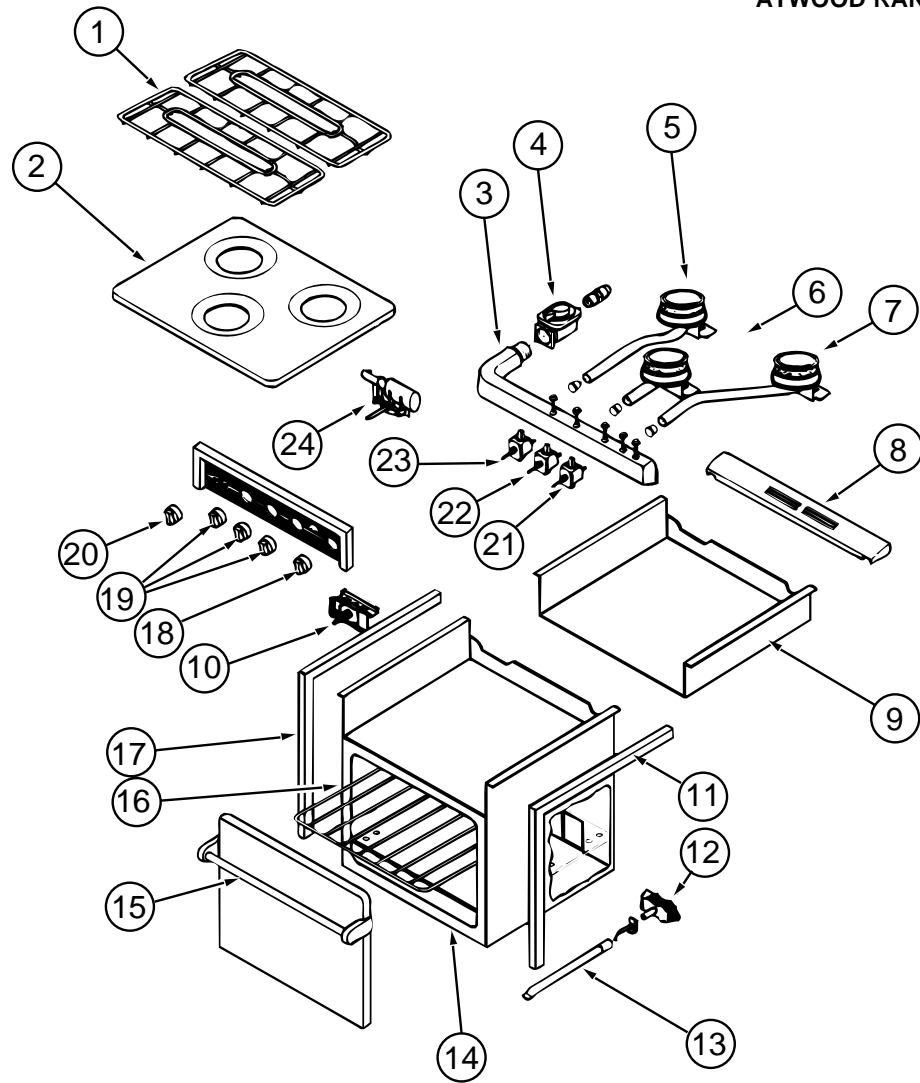


**ATWOOD RANGE TOP - 53764 FROM: 00-00-00 THRU: 02-28-96**

KEY	PART NUMBER	U/M DESCRIPTION	VENDOR NO.
	106689-01-01A	EA TOP-RANGE, 3 BURNER - BLACK - ATWOOD 53764	
1	101593-01-703	EA KNOB-BURNER	53000
2	106689-01-700	EA COVER-MANIFOLD, 3 BURNER	53074
3	106689-01-701	EA IGNITOR-SPARK, HIGH OUTPUT	53078
4	106689-01-702	EA BUTTON-PUSH, PIEZO	52279
5	106689-01-703	EA VALVE-HIGH OUTPUT	53047
6	106689-01-704	EA REGULATOR-EXTREME PRESSURE	51062
7	106689-01-705	EA VALVE-BURNER, ROBERT SHAW	52123
8	106689-01-706	EA TRIM-RIGHT HAND, TOP & SIDE BLK	53020
9	106689-01-707	EA TRIM-LEFT HAND, TOP & SIDE BLK	53019
10	107246-01-700	EA TOP-MAIN, BLACK	53083
11	107246-01-701	EA GRATE-BURNER	53050
12	107246-01-710	EA BURNER-HIGH OUTPUT	53069
13	107323-01-705	EA TRIM-VENT	53525
	107323-01-710	EA CLIP-GRATE	53301
	107323-01-711	EA CUSHION-GRATE, RUBBER	53008

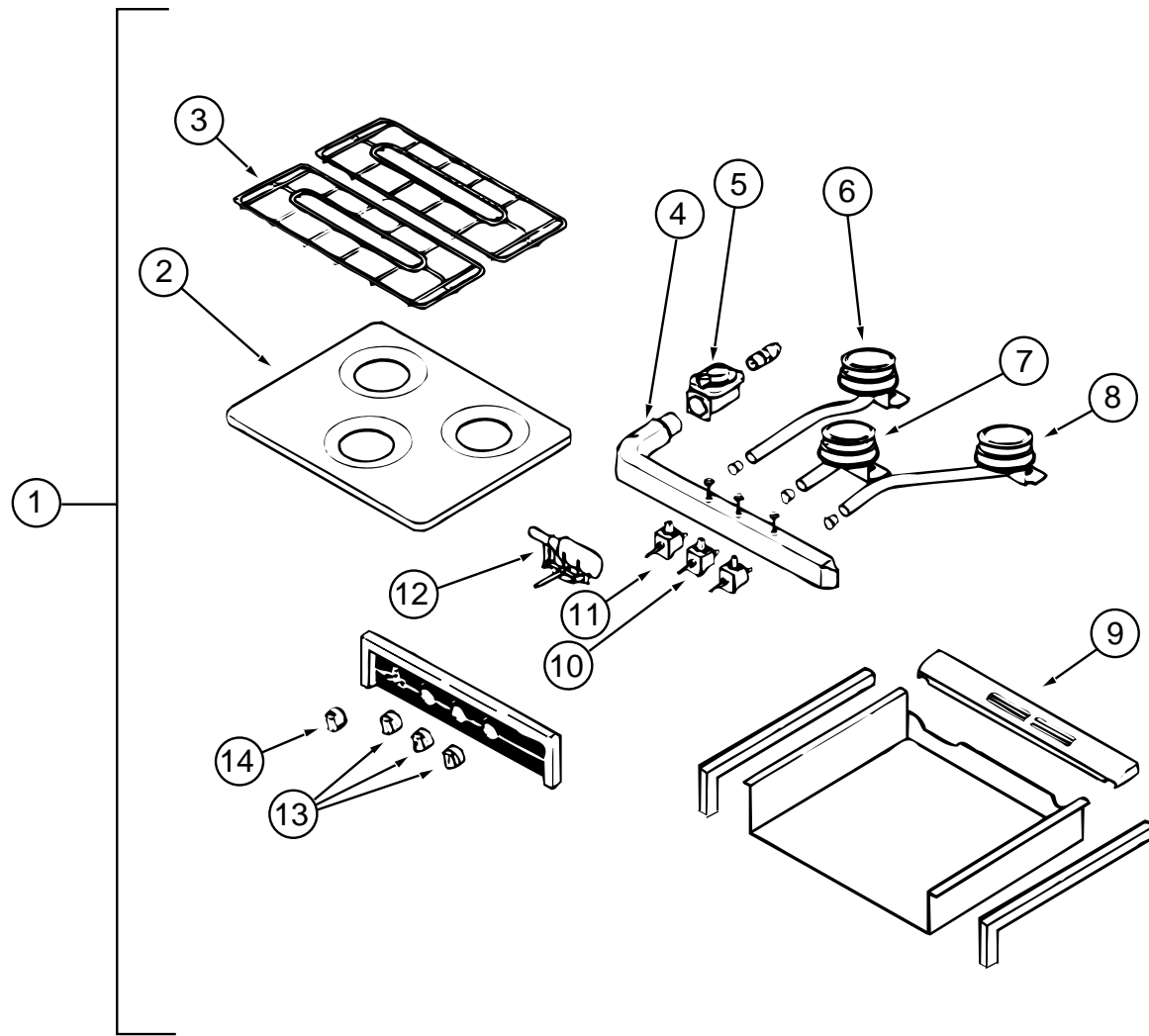
## GALLEY GROUP (CONTINUED)

ATWOOD RANGE W/OVEN R-2137BGP FROM: 02-29-96 THRU: 99-99-99



KEY	PART NUMBER	U/M DESCRIPTION	VENDOR NO.
	121758-01-01A	EA RANGE-W/OVEN, BLACK - ATWOOD R-2137BGP	
1	107246-01-701	EA GRATE-BURNER	53050
	107323-01-711	EA CUSHION-GRATE, RUBBER	53008
	107323-01-716	EA CLIP-GRATE, GREEN	50005
2	121758-01-714	EA RANGE-TOP, ALMOND	53082
3	121758-01-709	EA MANIFOLD 3 BURNER	51272
	121758-01-713	EA COVER-MANIFOLD	56107
4	106689-01-704	EA REGULATOR-EXTREME PRESSURE	51062
5	121758-01-707	EA BURNER LEFT REAR PZO	56066
6	121758-01-708	EA BURNER CENTER (HIGH OUTPUT)	56068
7	121758-01-706	EA BURNER RIGHT REAR PZO	56067
8	107323-01-705	EA TRIM-VENT	53525
9	121758-01-711	EA BURNER BOX	51684
10	107246-01-703	EA THERMOSTAT, ROBERT SHAW	52122
11	107323-01-703	EA TRIM-RIGHT	53024
12	107246-01-706	EA PILOT ASM., ONLY (OVEN)	51065
13	107246-01-705	EA BURNER-OVEN	52018
14	107246-01-709	EA TRIM-LOWER, BLACK	53526D
15	107323-01-714	EA HANDLE ASM. DESIGNER STYLE	51112
	107323-01-713	EA GLASS-BLACK, INSERT OVEN DOOR	53426
16	107246-01-704	EA RACK-OVEN	51069
	107246-01-708	EA SHELF-OVEN, LOWER	51657
17	107323-01-702	EA TRIM-LEFT	53023
18	121758-01-703	EA KNOB THERMOSTAT	56094
19	121758-01-712	EA KNOB, BURNER (3)	56093
20	121758-01-700	EA KNOB (TURN STYLE) PIEZO IGN	56095
21	121758-01-710	EA VALVE, BURNER	56086
22	121758-01-705	EA VALVE HIGH OUTPUT	56087
23	121758-01-710	EA VALVE, BURNER	56086
24	121758-01-701	EA IGNITOR PIEZO (ROTARY)	56096
	121758-01-704	EA INSERT PIEZO	56098
	121758-01-702	EA ELECTRODE WIRE (PIEZO IGNITOR)	56097
	107246-01-707	EA VALVE-SAFETY W/PILOT COMP	51063

### GALLEY GROUP (CONTINUED)



### GALLEY GROUP (CONTINUED)

#### RANGE W/OVEN TIEDOWNS

KEY	PART NUMBER	U/M DESCRIPTION
	107109-09-01A	EA BRACKET ASM-TIEDOWN, BLACK
	107109-18-01A	EA BRACKET ASM-TIEDOWN, BLACK
	107109-15-01A	EA BRACKET ASM-TIEDOWN, BLACK

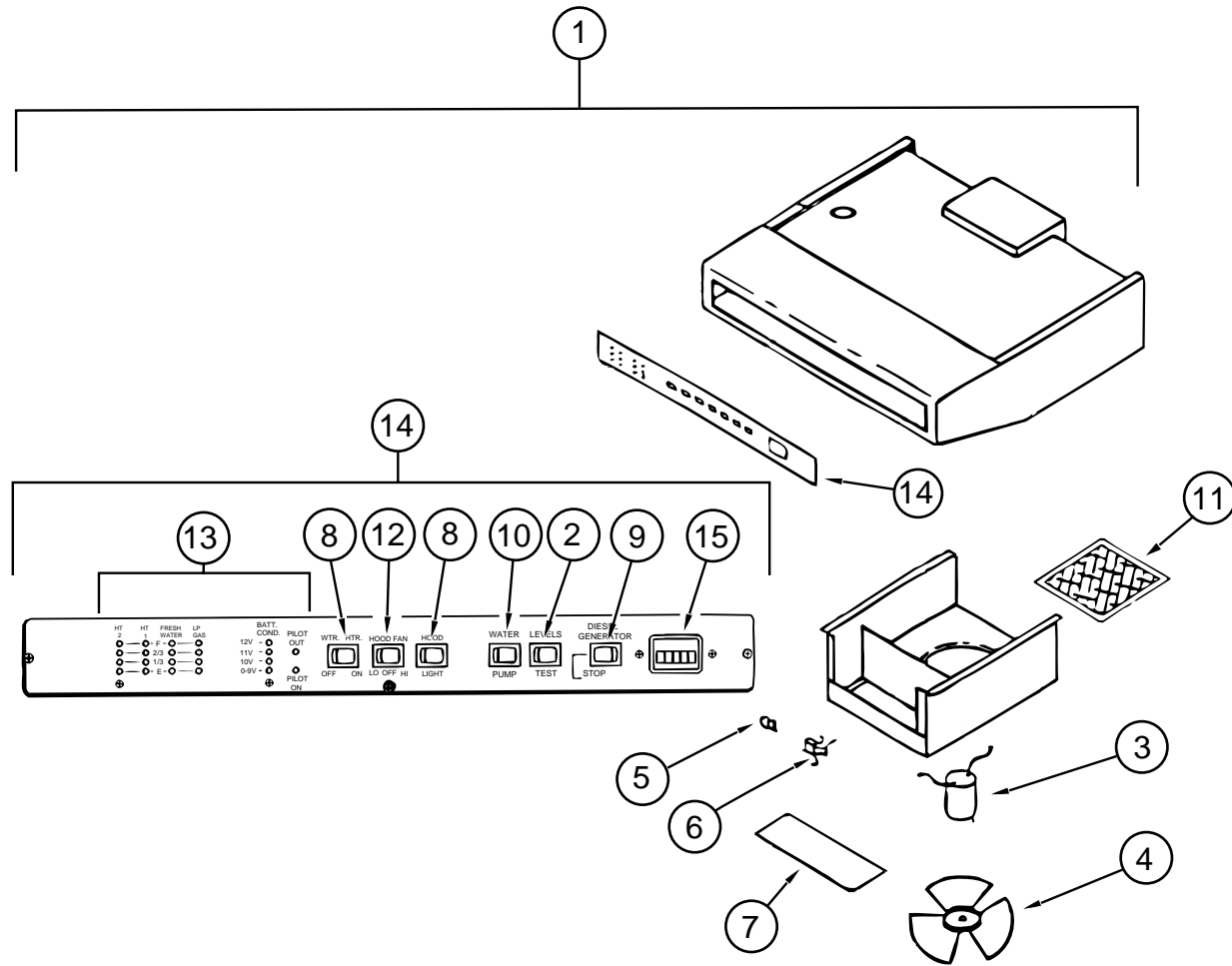
#### RANGE TOP TIEDOWNS

KEY	PART NUMBER	U/M DESCRIPTION
	106936-10-01A	EA BRACKET-TIEDOWN, STOVE, FRONT, BLACK
	106936-10-02A	EA BRACKET-TIEDOWN, STOVE, FRONT, MILL
	106936-09-02A	EA BRACKET-TIEDOWN, STOVE, FRONT, MILL
	106936-09-01A	EA BRACKET-TIEDOWN, STOVE, FRONT, BLACK

#### ATWOOD RANGE TOP - 3 BURNER MODEL C-37 FROM: 02-29-96 THRU: 99-99-99

KEY	PART NUMBER	U/M DESCRIPTION	VENDOR NO.
1	121757-01-01A	EA RANGE TOP-3 BURNER BLK HIGH	
2	121758-01-714	EA RANGE-TOP, ALMOND	53082
3	107246-01-701	EA GRATE-BURNER	53050
	107323-01-711	EA CUSHION-GRATE, RUBBER	53008
	107323-01-716	EA CLIP-GRATE, GREEN	50005
4	121757-01-700	EA MANIFOLD - 3 BURNER	56072
5	106689-01-704	EA REGULATOR-EXTREME PRESSURE	51062
6	121758-01-707	EA BURNER LEFT REAR PZO	56066
7	121758-01-708	EA BURNER CENTER (HIGH OUTPUT)	56068
8	121758-01-706	EA BURNER RIGHT REAR PZO	56067
9	107323-01-705	EA TRIM-VENT	53525
10	121758-01-705	EA VALVE HIGH OUTPUT	56087
11	121758-01-710	EA VALVE, BURNER (2)	56086
12	121758-01-701	EA IGNITOR PIEZO (ROTARY)	56096
13	121758-01-712	EA KNOB, BURNER (3)	56093
14	121758-01-700	EA KNOB (TURN STYLE) PIEZO IGNITOR	56095
	121758-01-702	EA ELECTRODE WIRE(PIEZO IGNITOR)	56097
	121758-01-704	EA INSERT PIEZO	56098

## GALLEY GROUP (CONTINUED)



### RANGE HOODS

KEY	PART NUMBER	U/M DESCRIPTION	VENDOR NO.
1	100258-21-02A	EA HOOD-RANGE, W/MONITOR PANEL - TEXTURED BLK - TMS-5011-SBP (U.S.)	
1	100258-24-02A	EA HOOD-RANGE, W/MONITOR PANEL - TEXTURED BLK - TMS-5011-SBC (CSA)	
2	096983-01-701	EA SWITCH-SPST MOM. 2 TERM	L0111
3	090973-01-700	EA MOTOR-12 VOLT, CSA & UL	CA508-1
4	090973-01-702	EA BLADE-FAN	VA183-1
5	092696-01-709	EA LAMP #912	VA415
6	092696-01-710	EA HOLDER-LAMP	CB267-2
7	092696-02-701	EA LENS-LAMP	CC179-2
8	096983-01-700	EA SWITCH-ON/OFF	108
9	096983-01-702	EA SWITCH-MOM/OFF/MOM, 3 TERM	112
10	096983-01-703	EA SWITCH-ON/ON	115
11	096983-01-707	EA FILTER-MESH	CC246
12	100258-08-701	EA SWITCH-FAN, 2 SPEED	122
13	100258-11-700	EA BOARD-CIRCUIT	L5097-01
14	100258-11-701	EA PANEL-CONTROL ASSEMBLY	LA9080
15	100258-10-700	EA METER-HOUR	150

## GALLEY GROUP (CONTINUED)

### STOVE COVERS

KEY	PART NUMBER	U/M DESCRIPTION
	M05904-01-E13	EA COVER ASM-STOVE, W/COUNTERTOP (G38, G39)
	M05904-01-F40	EA COVER ASM-STOVE, W/COUNTERTOP (G40, G41)
	M05904-01-G42	EA COVER ASM-STOVE, W/COUNTERTOP (G42, G43)

### MICROWAVE OVEN

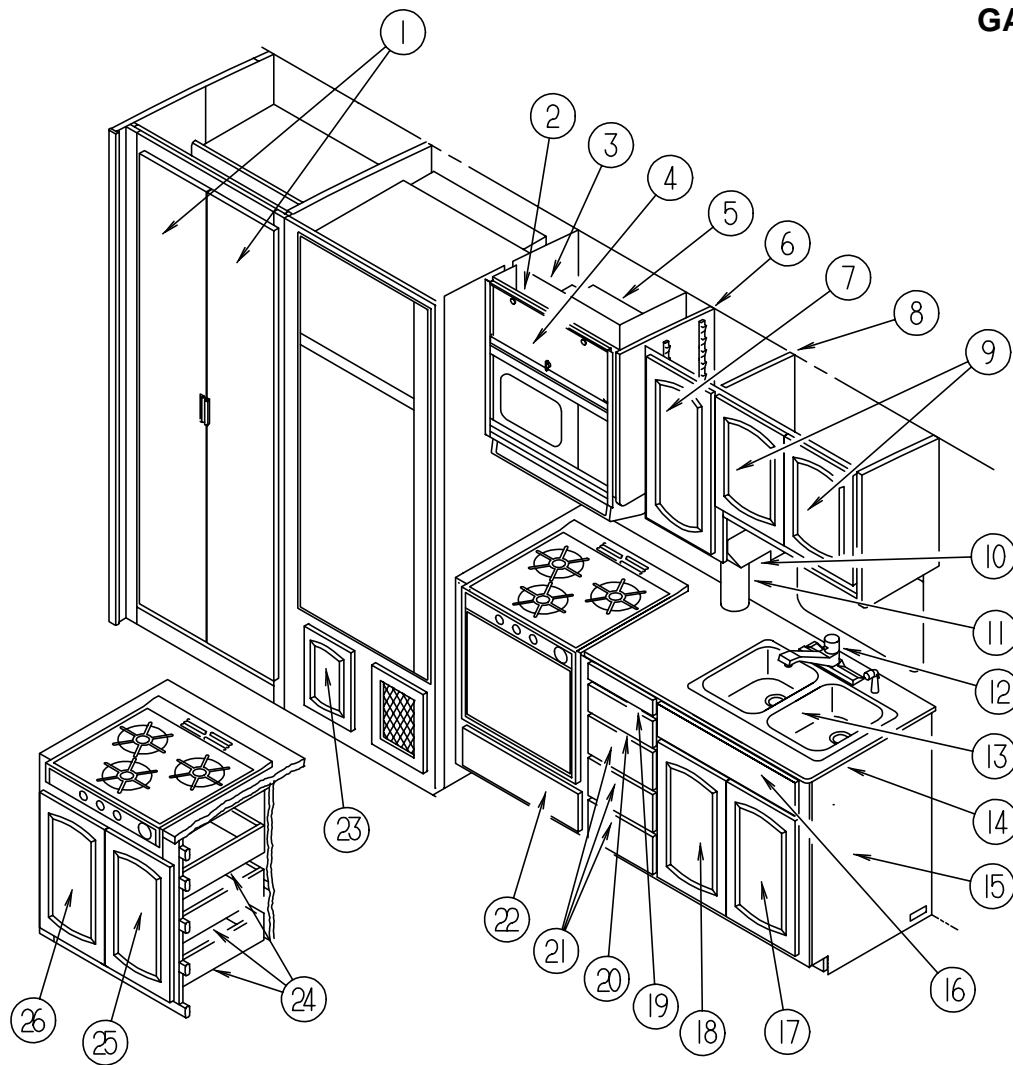
KEY	PART NUMBER	U/M DESCRIPTION
	102479-03-000	EA OVEN-MICROWAVE - PANASONIC NN6505A
	102479-01-000	EA OVEN-MICROWAVE, CONVECTION - PANASONIC NN8501VA
	094756-02-01A	EA BRACKET-L, MICROWAVE - 6.1" LONG X 3.9" WIDE - STEEL - TAN
	094756-03-D18	EA BRACKET-ANGLE W/HOLES
	094756-01-02A	EA BRACKET-ANGLE, W/HOLES MILL
	102482-02-C11	EA FRAME ASM-MICROWAVE
	102456-04-000	EA BAFFLE ASM-MICROWAVE
	102842-02-000	EA BRACKET-BAFFLE, 22.1" X 2.5" - STEEL

### COFFEE MAKER

KEY	PART NUMBER	U/M DESCRIPTION	VENDOR NO.
	103799-02-01A	EA COFFEEMAKER WITH CLOCK,WHITE - BLACK & DECKER SDC2B	
	103799-01-700	EA POT-CARAFE, GLASS	679420
	103799-01-701	EA BRACKETS, WHITE PAIR	164734-06 B & D

## GALLEY GROUP (CONTINUED)

### CABINETS & FIXTURES



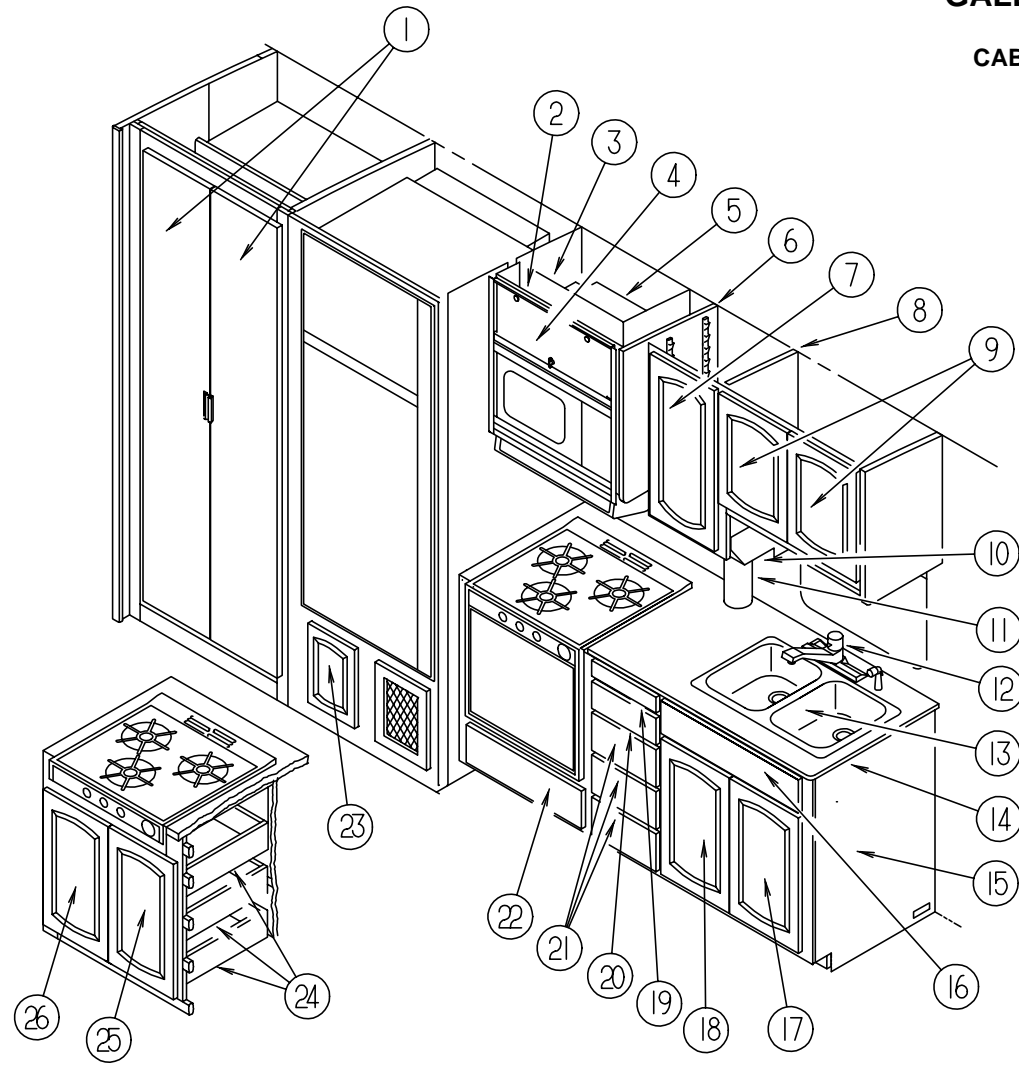
KEY	PART NUMBER	U/M	DESCRIPTION
1	113970-01-E37	EA	DOOR COMPL-BIFOLD, MIRRORED
	110106-01-D18	EA	DOOR LATCH ASM. KIT
	110107-01-01A	EA	PULL-DOOR BLACK
	110108-01-01A	EA	LATCH-DOOR BLACK
	111564-01-000	EA	SPRING-LATCH, FLAT
	113007-03-000	EA	PIN-SPRING, .188 X .50 IN
	110245-01-01A	EA	CORNER-DOOR, BIFOLD
	110246-01-01A	EA	HINGE-DOOR, BIFOLD
	110346-01-01A	EA	ANGLE-CATCH, BLACK
	113974-01-01A	EA	TRACK-DOOR, BIFOLD O/W
	113975-01-01A	EA	RAIL-DOOR, BIFOLD O/W
	114135-01-000	EA	PIVOT-TOP
	114135-02-000	EA	PIVOT-BOTTOM
	114136-01-000	EA	BRACKET-PIVOT, TRACK
114137-01-000	EA	WHEEL-GUIDE	
2	P16232-01-F36	EA	CABINET ASM-OVHD, MICROWAVE (PICKLED ASH)
	P16232-01-F37	EA	CABINET ASM-OVHD, MICROWAVE (SALEM CHERRY)
3	110561-02-E37	EA	CABINET ASM-FUSE PANEL (PICKLED ASH)
	110561-02-E41	EA	CABINET ASM-FUSE PANEL (SALEM CHERRY)
4	100708-05-000	EA	DOOR-GLASS TV CABINET - 8.5" X 23.4" - W/O HARDWARE
	100710-01-01A	EA	LOCK - GLASS DOOR/TWIST TYPE - BRASS
	100711-01-01A	EA	HINGE - DOOR/GLASS
	100707-01-000	EA	SPACER - GLASS DOOR .8" DIA/.3" HOLE - PLASTIC
	101766-01-000	EA	PIN - SUPPORT/GLASS DOOR

KEY	PART NUMBER	U/M	DESCRIPTION
5	102483-07-E37	EA	SHELF ASM-MICROWAVE (PICKLED ASH)
5	102483-07-E41	EA	SHELF ASM-MICROWAVE (SALEM CHERRY)
6	107494-05-E37	EA	CAP ASM END, RH (PICKLED ASH)
	107494-05-E41	EA	CAP ASM END, RH (SALEM CHERRY)
7	M05990-07-E37	EA	DOOR-RAIL, HDW, OGEE 0660 X 0305 (PICKLED ASH)
	M05990-07-E41	EA	DOOR-RAIL, HDW, OGEE 0660 X 0305 (SALEM CHERRY)
8	P16233-01-F36	EA	CABINET ASM-OVHD, GALLEY (PICKLED ASH)
	P16233-01-F37	EA	CABINET ASM-OVHD, GALLEY (SALEM CHERRY)
	116233-11-F36	EA	SHELF ASM (PICKLED ASH)
	116233-11-F37	EA	SHELF ASM (SALEM CHERRY)
	116233-12-F36	EA	SHELF ASM (PICKLED ASH)
9	M05990-08-E37	EA	DOOR-RAIL, HDW, OGEE 0450 X 0325 (PICKLED ASH)
	M05990-08-E41	EA	DOOR-RAIL, HDW, OGEE 0450 X 0325 (SALEM CHERRY)
10	112540-02-E37	EA	CABINET ASM-SPICE RACK (PICKLED ASH)
	112540-02-E41	EA	CABINET ASM-SPICE RACK (SALEM CHERRY)
11	075249-01-000	EA	RAILING-OAK, 72" UNFINISHED (PICKLED ASH)
	075249-02-000	EA	RAILING-OAK, 72" UNFINISHED (SALEM CHERRY)
12	103799-02-01A	EA	COFFEEMAKER WITH CLOCK
	104610-01-000	EA	STRAP ASM-COFFEE MAKER
13	064952-01-000	EA	FAUCET-GALLEY, SINGLE CONTROL - MOEN #7650-8"
	103635-01-000	EA	FAUCET - SINGLE CONTROL
14	110654-01-000	EA	SINK - STAINLESS STEEL DOUBLE BASIN (1 LG 1 SM BASIN)
	092303-01-000	EA	STRAINER - SINK
	108464-03-E38	EA	COVER ASM-SINK (G38, G39)
	108464-03-F40	EA	COVER ASM-SINK (G40, G41)
	108464-03-G42	EA	COVER ASM-SINK (G42, G43)
	108464-04-E38	EA	COVER - SINK - 15" X 15" - LEFT HAND LARGE (G38, G39)
	108464-04-F40	EA	COVER - SINK - 15" X 15" - LEFT HAND LARGE (G40, G41)
	108464-04-E08	EA	COVER - SINK - 15" X 15" - LEFT HAND LARGE (G42, G43)
	110538-15-F36	EA	COUNTERTOP ASM (G38)
	110538-15-F37	EA	COUNTERTOP ASM (G39)
15	110538-15-F40	EA	COUNTERTOP ASM (G40)
	110538-15-F41	EA	COUNTERTOP ASM (G41)
	110538-15-G42	EA	COUNTERTOP ASM (G42)
	110538-15-G43	EA	COUNTERTOP ASM (G43)
	M05957-02-G38	EA	CABT ASM-GALLEY W/RANGETOP
	M05957-02-G39	EA	CABT ASM-GALLEY W/RANGETOP
	M05957-02-G40	EA	CABT ASM-GALLEY W/RANGETOP
	M05957-02-G41	EA	CABT ASM-GALLEY W/RANGETOP
	M05957-02-G42	EA	CABT ASM-GALLEY W/RANGETOP
	M05957-02-G43	EA	CABT ASM-GALLEY W/RANGETOP
	M05957-06-G38	EA	CABT ASM-GALLEY W/RANGETOP - WIE EXPORT
	M05957-06-G39	EA	CABT ASM-GALLEY W/RANGETOP - WIE EXPORT
	M05957-06-G40	EA	CABT ASM-GALLEY W/RANGETOP - WIE EXPORT
	M05957-06-G41	EA	CABT ASM-GALLEY W/RANGETOP - WIE EXPORT
16	M05957-06-G42	EA	CABT ASM-GALLEY W/RANGETOP - WIE EXPORT
	M05957-06-G43	EA	CABT ASM-GALLEY W/RANGETOP - WIE EXPORT
	M05957-01-F36	EA	CABT ASM-GALLEY W/OVEN (G38)
	M05957-01-F37	EA	CABT ASM-GALLEY W/OVEN (G39)
	M05957-01-F40	EA	CABT ASM-GALLEY W/OVEN (G40)
	M05957-01-F41	EA	CABT ASM-GALLEY W/OVEN (G41)
	M05957-01-G42	EA	CABT ASM-GALLEY W/OVEN (G42)
	M05957-01-G43	EA	CABT ASM-GALLEY W/OVEN (G43)
	M06810-01-E37	EA	DRAWER - OGEE EDGE - W/O TRAY/HARDWARE (PICKLED ASH)
	M06810-01-E41	EA	DRAWER - OGEE EDGE - W/O TRAY/HARDWARE (SALEM CHERRY)
108126-01-000	EA	TRAY HINGE SET (QTY. 2 PER SET)	
108127-01-01A	EA	CAP-TRAY, AMEROCK D8490-A	
108128-01-01A	EA	TRAY-HIDDEN, AMEROCK D8489	



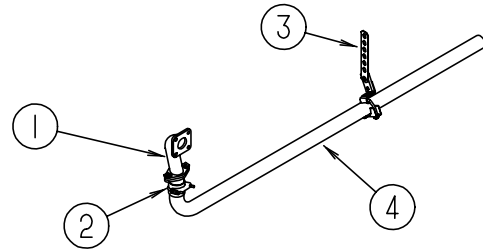
## GALLEY GROUP (CONTINUED)

### CABINETS & FIXTURES (CONTINUED)



KEY	PART NUMBER	U/M	DESCRIPTION
17	M05992-07-E37	EA	DOOR-RAIL, HDW, OGEE 0325 X 0555 (PICKLED ASH)
17	M05992-07-E41	EA	DOOR-RAIL, HDW, OGEE 0325 X 0555 - 325 X 555MM (SALEM CHERRY)
18	M05992-08-E37	EA	DOOR-RAIL, HDW, OGEE 0325 X 0555 (PICKLED ASH)
18	M05992-08-E41	EA	DOOR-RAIL, HDW, OGEE 0325 X 0555 (SALEM CHERRY)
	093605-02-01A	EA	RACK-WIRE TOWEL - ALMOND
	058334-01-000	EA	WASTE BASKET, 9 3/4" X 7" X 10" - WHITE - RUBBERMAID
19	M05976-01-E37	EA	DRAWER COMPL-CUTTING BOARD OGEE (PICKLED ASH)
19	M05976-01-E41	EA	DRAWER COMPL-CUTTING BOARD OGEE (SALEM CHERRY)
	102778-03-000	EA	BOARD - CUTTING
20	M05971-12-E37	EA	DRAWER COMPL-SLIDE OGEE (PICKLED ASH)
20	M05971-12-E41	EA	DRAWER COMPL-SLIDE OGEE (SALEM CHERRY)
	100081-01-01A	EA	TRAY - SILVERWARE - 9" X 13.3" RUBBERMAID ALMOND PLASTIC
21	M05971-11-E37	EA	DRAWER COMPL-SLIDE OGEE (PICKLED ASH)
21	M05971-11-E41	EA	DRAWER COMPL-SLIDE OGEE (SALEM CHERRY)
22	M05971-13-E37	EA	DRAWER COMPL-SLIDE OGEE (PICKLED ASH)
22	M05971-13-E41	EA	DRAWER COMPL-SLIDE OGEE (SALEM CHERRY)
	090329-01-000	FT	SEAL-T - REFRIGERATOR CABINET - .6" WIDE TOP X 2" TAIL
	103251-02-01A	EA	INSERT-ACRYLIC BLACK, 19.53" X 16.06"
	103251-04-01A	EA	INSERT-ACRYLIC BLACK, 19.53" X 39.20"
23	M05992-09-E37	EA	DOOR - OGEE EDGE - 13.6" X 22.8" W/O HARDWARE (PICKLED ASH)
23	M05992-09-E41	EA	DOOR - OGEE EDGE - 13.6" X 22.8" W/O HARDWARE (SALEM CHERRY)
24	M05971-14-E37	EA	DRAWER COMPL-SLIDE OGEE (PICKLED ASH)
24	M05971-14-E41	EA	DRAWER COMPL-SLIDE OGEE (SALEM CHERRY)
25	M05992-03-E37	EA	DOOR-RAIL, HDW, OGEE 0275 X 0605 (PICKLED ASH)
25	M05992-03-E41	EA	DOOR-RAIL, HDW, OGEE 0275 X 0605 (SALEM CHERRY)
26	M05992-04-E37	EA	DOOR-RAIL, HDW, OGEE 0275 X 0605 (PICKLED ASH)
26	M05992-04-E41	EA	DOOR-RAIL, HDW, OGEE 0275 X 0605 (SALEM CHERRY)

## GENERATOR GROUP



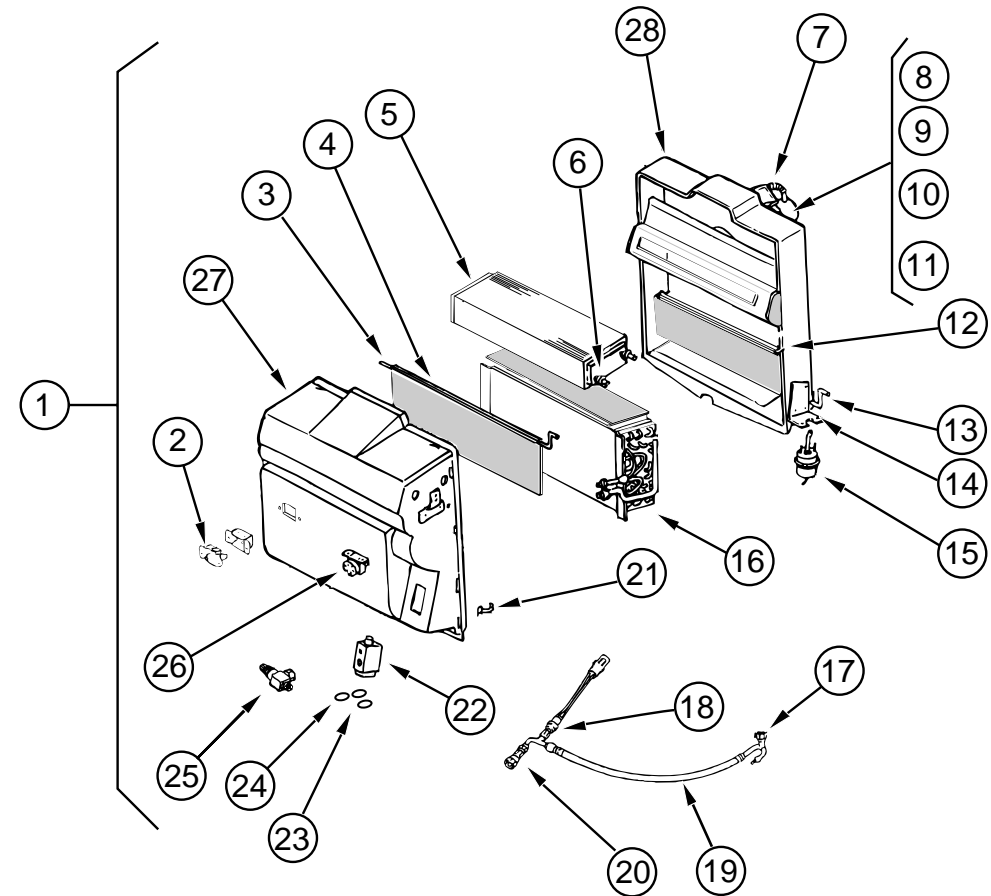
### ONAN MARQUIS GENERATORS

KEY	PART NUMBER	U/M	DESCRIPTION
	105559-03-000	EA	GENERATOR, 7KW MARQUIS, 30/30 - ONAN NHM FA/26105 W/TRAY #403-2893
	105559-04-000	EA	GENERATOR-6.5KW LP LIQUID 30/30 ONAN NHM FA/26115 WITH ONAN TRAY #403-2893, W/MUFFLER LP FUELED
1	106235-01-000	EA	ADAPTOR-EXHAUST,GENERATOR
2	007125-03-000	EA	CLAMP-MUFFLER - 1.5" DIA
3	007131-01-000	EA	HANGER-TAILPIPE, 6 SLOTS
4	105958-07-000	EA	PIPE-EXHAUST, GENERATOR
	008401-01-000	EA	STRAP-CONDUIT, 3/4" - 1 HOLE - GALVANIZED
	010251-02-000	EA	ELBOW-BRASS-90 3/8FX1/4MPT
	112365-04-000	EA	BREAKER, 20AMP GENERATOR, ONAN 320-1683
	108357-10-000	EA	SWITCH-ROCKER, SPDT - MOM/OFFMOM - CARLING V8D1160B-0
	108356-03-01A	EA	COVER-SWITCH W/GROOVES & LENS, CARLING VVCGC00

### 5 KW EMERALD EXPORT GENERATOR

KEY	PART NUMBER	U/M	DESCRIPTION
	007125-03-000	EA	CLAMP - MUFFLER - 1.50" DIAMETER
	007125-04-000	EA	CLAMP - MUFFLER - 1.12" DIAMETER
	079654-05-000	EA	PIPE - EXHAUST - ANGLED W/FLANGE - 2" ID
	082272-01-000	EA	MUFFLER - GENERATOR
	093511-01-000	EA	VAPOR KIT-LP, GENERATOR
	094059-01-000	EA	SPACER - GENERATOR - ONAN
	100975-03-000	EA	GENERATOR - 5. KW EMERALD PLUS -
	105958-03-000	EA	PIPE - GENERATOR EXHAUST 1.5" OD X 4.4" X 15.7"

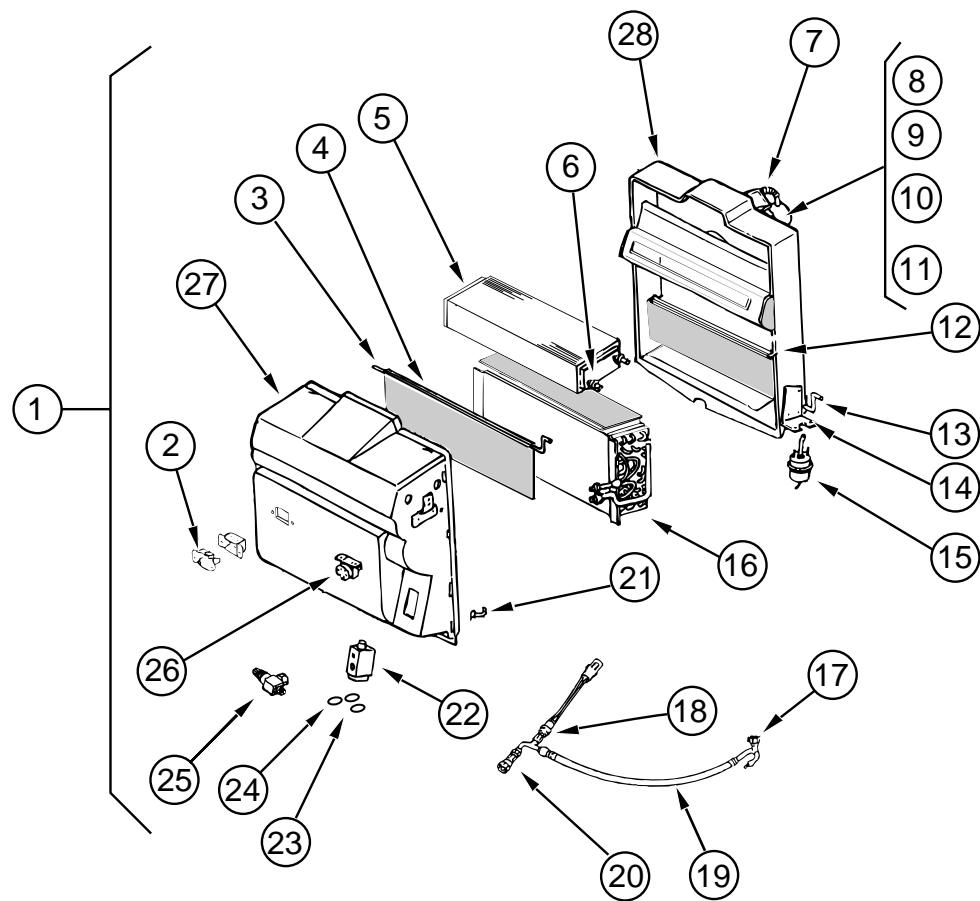
## HEATING & AIR CONDITIONING GROUP



### CHEVY EVAPORATOR/HEATER ASSEMBLY FROM: 00-00-00 THRU: 01-14-96

KEY	PART NUMBER	U/M	DESCRIPTION	VENDOR NO.
1	103930-20-000	EA	EVAP/HEATER CHEV R134A, BLOCK	
FROM: 00-00-00 THRU: 01-14-96				
2	103930-01-710	EA	RESISTOR-FUSED, A/C	035-0006
3	103930-20-702	EA	ROD-DOOR, BLEND AIR	073-0039
4	103930-20-703	EA	DOOR-BLEND AIR	071-0212
5	103930-01-703	EA	CORE-HEATER	042-0010
6	110279-01-712	EA	FITTING-HEATER	050-0076
7	110279-01-703	EA	HOSE-VENT, BLOWER MOTOR	051-0034
8	103930-20-707	EA	HOUSING-BLOWER	062-0145
9	103930-01-720	EA	MOTOR-BLOWER, (PM105)	030-0004
10	103930-01-717	EA	WHEEL-BLOWER, CLOCKWISE	062-0010
11	103930-20-708	EA	CLIP-MOTOR SHAFT	022-0001
12	103930-20-705	EA	PANEL-DOOR, RECIRCULATING	071-0213
13	103930-20-704	EA	ROD-DOOR-RECIRCULATING	073-0018
14	103930-01-708	EA	BRACKET-VACUUM MOTOR	070-0113
15	103930-02-708	EA	MOTOR-VACUUM SERVO, A/C	030-0025
16	103930-01-704	EA	COIL-EVAPORATOR	041-0017
17	103930-12-708	EA	SWITCH-BINARY, HI-LOW CUTOUT	032-0048
18	103930-01-716	EA	SWITCH-PRESSURE, FAN	032-0036
19	103930-20-701	EA	HOSE ASM. #6, EVAP-DRIER	085-0138
20	103930-12-709	EA	FITTING-QUICK CONNECT	050-0120
21	103930-20-706	EA	CLIP-RETAINER	022-0057
22	103930-20-700	EA	VALVE-EXPANSION-BLOCK, 2 TON	034-0032
23	103930-17-702	EA	GASKET OR SAE 015=#10 33-781	045-0127
24	113245-01-707	EA	GASKET, #8	045-0126
25	103930-20-709	EA	VALVE-SERVICE	050-0159
26	103930-01-711	EA	THERMOSTAT	033-0003
27	103930-20-710	EA	CASE-FRONT, SUB-ASSEMBLY	062-0146
28	103930-20-711	EA	CASE-BACK, SUB-ASSEMBLY	062-0147
	103930-05-000	EA	MANUAL-OWNERS, HEATER-A/C - SCS 057-0049	

### HEATING & AIR CONDITIONING GROUP (CONTINUED)



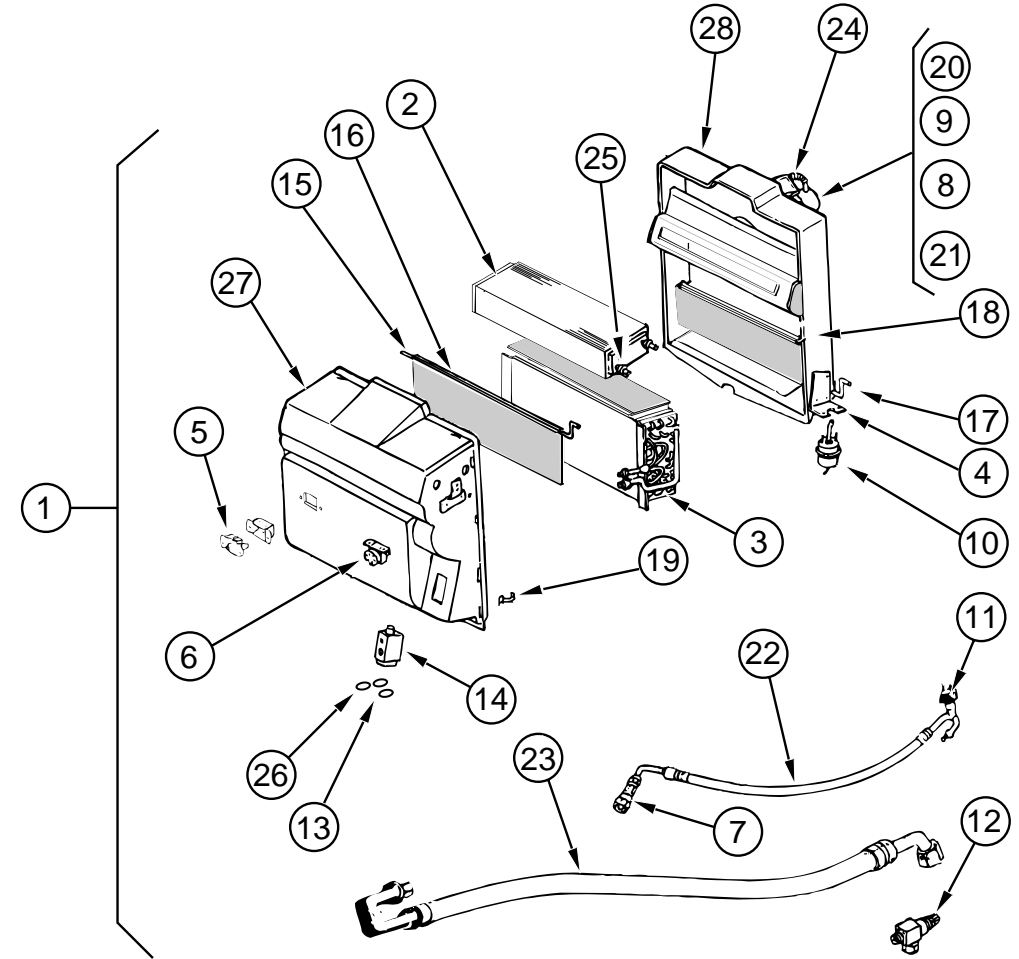
**CHEVY EVAPORATOR/HEATER ASSEMBLY FROM: 01-15-96 THRU: 99-99-99 (CONTINUED)**

KEY	PART NUMBER	U/M DESCRIPTION	VENDOR NO.
1	103930-25-000	EA EVAPORATOR/HEATER-CHEVY "96"	
2	103930-01-710	EA RESISTOR-FUSED, A/C	035-0006
3	103930-20-702	EA ROD-DOOR, BLEND AIR	073-0039
4	103930-20-703	EA DOOR-BLEND AIR	071-0212
5	103930-01-703	EA CORE-HEATER	042-0010
6	110279-01-712	EA FITTING-HEATER	050-0076
7	110279-01-703	EA HOSE-VENT, BLOWER MOTOR	051-0034
8	103930-20-707	EA HOUSING-BLOWER	062-0145
9	103930-01-720	EA MOTOR-BLOWER, (PM105)	030-0004
10	103930-01-717	EA WHEEL-BLOWER, CLOCKWISE	062-0010
11	103930-20-708	EA CLIP-MOTOR SHAFT	022-0001
12	103930-20-705	EA PANEL-DOOR, RECIRCULATING	071-0213
13	103930-20-704	EA ROD-DOOR-RECIRCULATING	073-0018
14	103930-01-708	EA BRACKET-VACUUM MOTOR	070-0113
15	103930-02-708	EA MOTOR-VACUUM SERVO, A/C	030-0025
16	103930-01-704	EA COIL-EVAPORATOR	041-0017
17	N/A	EA SWITCH-BINARY, HI-LOW CUTOUT	
18	N/A	EA SWITCH-PRESSURE, FAN	
19	103930-25-700	EA HOSE ASSM #6	085-0350
20	103930-12-709	EA FITTING-QUICK CONNECT	050-0120
21	103930-20-706	EA CLIP-RETAINER	022-0057
22	103930-20-700	EA VALVE-EXPANSION-BLOCK, 2 TON	034-0032
23	103930-17-702	EA GASKET OR SAE 015=#10 33-781	045-0127
24	113245-01-707	EA GASKET, #8	045-0126
25	103930-20-709	EA VALVE-SERVICE	050-0159
26	103930-01-711	EA THERMOSTAT	033-0003
27	103930-20-710	EA CASE-FRONT, SUB-ASSEMBLY	062-0146
28	103930-20-711	EA CASE-BACK, SUB-ASSEMBLY	062-0147

### HEATING & AIR CONDITIONING GROUP (CONTINUED)

#### CHEVY EVAPORATOR/HEATER ASSEMBLY (CONTINUED)

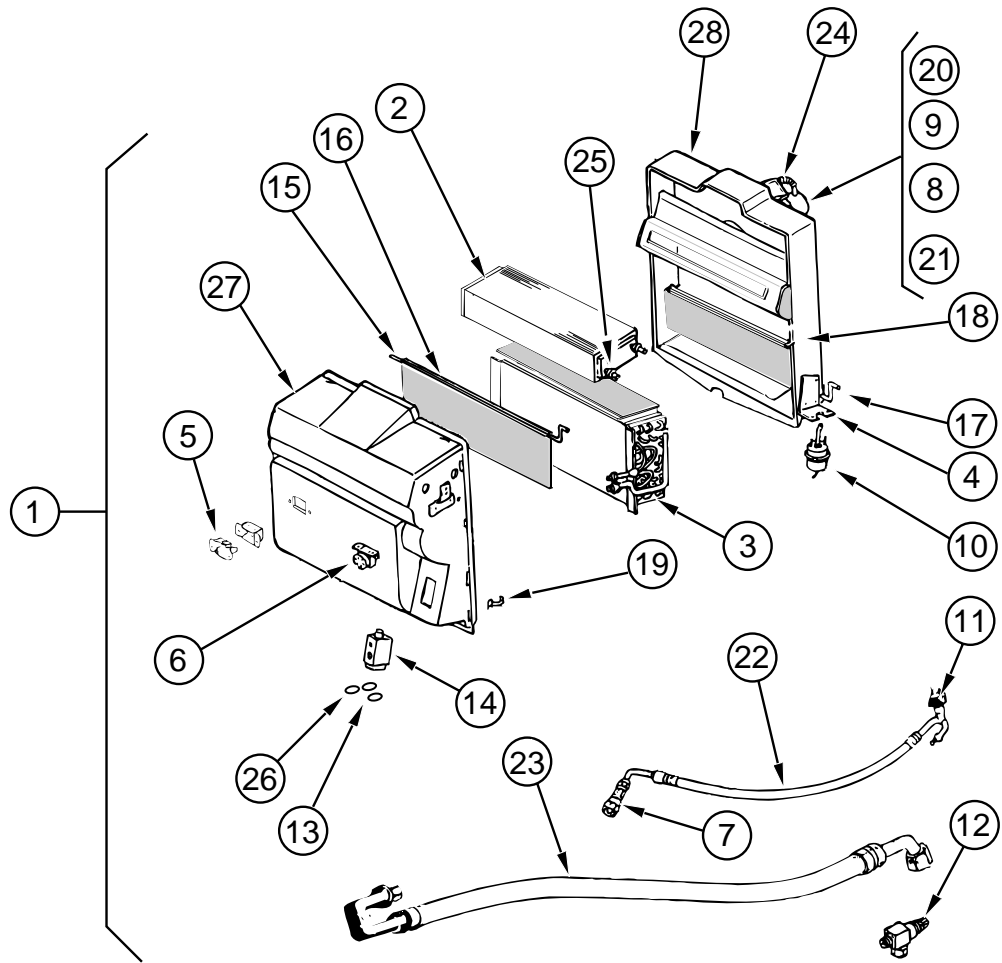
KEY	PART NUMBER	U/M DESCRIPTION	VENDOR NO.
	094831-01-709	EA CLAMP-ROD 3/16"	022-0025
	094831-01-746	EA CLAMP-BLEND AIR CABLE	022-0031
	103930-02-714	EA CLAMP-CLUTCH, BARREL	022-0006
	110279-02-702	EA GASKET	045-0125
	103930-05-000	EA MANUAL-OWNERS, HEATER-A/C - SCS 057-0049	



**FORD EVAPORATOR/HEATER ASSEMBLY**

KEY	PART NUMBER	U/M DESCRIPTION	VENDOR NO.
1	103930-21-000	EA EVAP/HEATER-FORD, R134A, BLOCK	
2	103930-01-703	EA CORE-HEATER	042-0010
3	103930-01-704	EA COIL-EVAPORATOR	041-0017
4	103930-01-708	EA BRACKET-VACUUM MOTOR	070-0113
5	103930-01-710	EA RESISTOR-FUSED, A/C	035-0006
6	103930-01-711	EA THERMOSTAT	033-0003
7	103930-01-713	EA FITTING-QUICK CONNECT, #4	050-0030
8	103930-01-717	EA WHEEL-BLOWER, CLOCKWISE	062-0010
9	103930-01-720	EA MOTOR-BLOWER, (PM105)	030-0004
10	103930-02-708	EA MOTOR-VACUUM SERVO, A/C	030-0025
11	103930-12-708	EA SWITCH-BINARY, HI-LOW CUTOUT	032-0048
12	103930-13-702	EA VALVE-SERVICE, W/O COMP.	050-0152
13	103930-17-702	EA GASKET OR SAE 015=#10 33-781	045-0127
14	103930-20-700	EA VALVE-EXPANSION-BLOCK, 2 TON	034-0032
15	103930-20-702	EA ROD-DOOR, BLEND AIR	073-0039
16	103930-20-703	EA DOOR-BLEND AIR	071-0212

**HEATING & AIR CONDITIONING GROUP (CONTINUED)**



**FORD EVAPORATOR/HEATER ASSEMBLY (CONTINUED)**

KEY	PART NUMBER	U/M DESCRIPTION	VENDOR NO.
17	103930-20-704	EA ROD-DOOR-RECIRCULATING	073-0018
18	103930-20-705	EA PANEL-DOOR, RECIRCULATING	071-0213
19	103930-20-706	EA CLIP-RETAINER	022-0057
20	103930-20-707	EA HOUSING-BLOWER	062-0145
21	103930-20-708	EA CLIP-MOTOR SHAFT	022-0001
22	103930-21-700	EA HOSE ASM.#6 EXPANSION VALVE-DRIER	085-0139
23	103930-21-701	EA HOSE ASM #10 EXPANSION VALVE-COMP	085-0149
24	110279-01-703	EA HOSE-VENT, BLOWER MOTOR	051-0034
25	110279-01-712	EA FITTING-HEATER	050-0076
26	113245-01-707	EA GASKET, #8	045-0126
27	103930-20-710	EA CASE-FRONT, SUB-ASSEMBLY	062-0146
28	103930-20-711	EA CASE-BACK, SUB-ASSEMBLY	062-0147
	103930-05-000	EA MANUAL-OWNERS, HEATER-A/C - SCS 057-0049	

**HEATING & AIR CONDITIONING GROUP (CONTINUED)**

**AUTO A/C CONTROL PLENUM**

KEY	PART NUMBER	U/M DESCRIPTION	VENDOR NO.
	103930-08-000	EA CONTROL/PLENUM SET M-BODY, SCS 093-00045	FROM: 00-00-00 THRU: 01-21-96
	072341-06-700	EA SWITCH-4 SPEED, FAN	032-0043
	103930-01-723	EA HOSE ASM., #10 W/FITTINGS	085-0073
	103930-02-712	EA PANEL-CONT. A/C BLACK BEZEL	032-0054
	103930-02-701	EA SWITCH-VACUUM, CONTROL HEAD	034-0015
	103930-02-702	EA DECAL-CONTTOL HEAD, (N) SERIES	058-0009
	103930-02-703	EA HARNESS-WIRE CONTROL	036-0048
	103930-02-704	EA HARNESS-VACUUM CONTROL	036-0049
	103930-02-705	EA CABLE-BOWDEN W/O LEVER 89"	074-0011
	103930-02-714	EA CLAMP-CLUTCH, BARREL	022-0006
	103930-02-707	EA RELAY-BOSCH W/RESISTER	031-0001
	103930-02-710	EA CANISTER-VACUUM	054-0002
	103930-23-000	EA VALVE-WATER, 2 PORT (FORD)	
	103930-24-000	EA VALVE-WATER, 4 PORT (GM)	
	103930-26-000	EA CONTROL/PLENUM SET, M-BODY	FROM: 01-22-96 THRU: 99-99-99
	094831-01-709	EA CLAMP-ROD 3/16"	022-0025
	103930-01-724	EA CLIP, SPRING, S TYPE	022-00002
	103930-02-701	EA SWITCH-VACUUM, CONTROL HEAD	034-0015
	103930-02-702	EA DECAL-CONT. HEAD, (N) SERIES	058-0009
	103930-02-704	EA HARNESS-VACUUM CONTROL	036-0049
	103930-02-705	EA CABLE-BOWDEN W/O LEVER 89"	074-0011
	103930-02-707	EA RELAY-BOSCH W/RESISTER	031-0001
	103930-02-708	EA MOTOR-VACUUM SERVO, A/C	030-0025
	103930-02-710	EA CANISTER-VACUUM	054-0002
	103930-02-712	EA PANEL-CONTROL A/C BLACK BEZEL	032-0054
	103930-02-714	EA CLAMP-CLUTCH, BARREL	022-0006
	103930-23-000	EA VALVE-WATER, 2 PORT (FORD)	
	103930-24-000	EA VALVE-WATER, 4 PORT (GM)	

**AUTO A/C HOSE KIT GAS ENGINE**

KEY	PART NUMBER	U/M DESCRIPTION	VENDOR NO.
	103930-17-000	EA HOSE KIT #10 GM-SANDEN COMPRESSOR	FROM: 00-00-00 THRU: 01-14-96
	103930-01-708	EA BRACKET-VACUUM MOTOR	070-0113
	103930-17-700	EA FITTING-COMPRESSION, SUCTION	050-0131
	103930-17-701	EA FITTING-#10, 90' W/FERRULE	050-0132
	103930-17-702	EA GASKET OR SAE 015=#10 33-781	045-0127
	103930-17-703	EA GASKET-SEAL, SANDEN COMP33-76	045-0142
	103930-17-704	EA HOSE ASM., #10	085-0113
	103930-28-000	EA HOSE KIT #10 GM, L-19	FROM: 01-15-96 THRU: 99-99-99
	103930-17-702	EA GASKET OR SAE 015=#10 33-781	045-0127
	103930-28-700	EA HOSE ASSM #10 W/SELTEC COMP	085-0347
	103930-29-700	EA HOSE ASSM #10 W/HARRISON COMP	085-0348
	103930-29-701	EA GASKET-GMLP SW 1996	045-0483

**AUTO A/C HOSE KIT FOR L29 CHEVY CHASSIS OPTION ONLY**

KEY	PART NUMBER	U/M DESCRIPTION	VENDOR NO.
	103930-29-000	EA HOSE KIT #10 GM, L29 & L65	
	103930-17-702	EA GASKET OR SAE 015=#10 33-781	045-0127
	103930-29-700	EA HOSE ASSM #10 W/HARRISON COMP	085-0348
	103930-29-701	EA GASKET-GMLP SW 1996	045-0483

## HEATING & AIR CONDITIONING GROUP (CONTINUED)

### AUTO A/C HOSE KIT FOR DIESEL ENGINE

KEY	PART NUMBER	U/M	DESCRIPTION	VENDOR NO.
	103930-18-000	EA	HOSE KIT #10 GM-HARRISON COM	
			FROM: 00-00-00 THRU: 01-01-96	
	103930-17-701	EA	FITTING-#10, 90' W/FERRULE	050-0132
	103930-17-702	EA	O'RING #10	045-0127
	103930-17-703	EA	GASKET-SEAL,SANDEN COMP33-76	045-0142
	103930-18-700	EA	FITTING-COMP., SUCTION	050-00133
	103930-18-701	EA	HOSE ASM., #10	085-0114
	103930-18-702	EA	GASKET-SEAL, HARRISON	045-0143
	110279-01-708	EA	HOSE, REFG. BARRIER#10SAEJ51	051-0008
	103930-29-000	EA	HOSE KIT - #10 W/GM L-29 & L-65 CHASSIS	
			FROM: 01-02-96 THRU: 99-99-99	
	103930-17-702	EA	GASKET OR SAE 015=#10 33-781	045-0127
	103930-29-700	EA	HOSE ASSM #10 W/HARRISON COMP	085-0348
	103930-29-701	EA	GASKET-GMLP SW 1996	045-0483

### AUTO A/C & HEAT SYSTEM

KEY	PART NUMBER	U/M	DESCRIPTION	VENDOR NO.
	007076-01-000	EA	HOSE-FLEXIBLE PVC - 2" ID - INCREMENTS OF 10'	
	007281-01-000	EA	HOSE-FLEXIBLE PVC, 2.5"ID X 50' - ATCOFLEX A-182-355	
	077075-01-000	EA	GASKET-INSTRUMENT PANEL TO DEFROSTER PLENUM - .6" X 11.3"	
	077075-03-000	EA	GASKET-IP TO DEFROSTER PLENUM, SPL(OUTER TWO OPENINGS)	
	085000-01-000	EA	SHIELD-A/C, 6.8" X 3.1" - STEEL	
			FROM: 00-00-00 THRU: 05-16-95	
	119847-01-02B	EA	SHIELD-A/C COMPRESSOR, E-COAT	
			FROM: 05-17-95 THRU: 99-99-99	
	103017-01-000	EA	PLENUM-DEFROSTER	
	103930-23-000	EA	VALVE-WATER, 2 PORT (FORD)	
	103930-24-000	EA	VALVE-WATER, 4 PORT (GM)	
	024990-06-000	EA	OUTLET-DEF W/SWIVEL 21N WILLOW	
	024990-05-000	EA	4" DIAMETER OUTLET W/SWIVEL DEFLECTORS	
	056402-05-000	EA	BRACKET-HEATER VENT, ROUND - W/BEND - BLACK	
	056402-06-000	EA	BRKT-HEATER BLACK	
	097494-02-000	EA	TEE-BRASS, BARB, 3/8 X 5/32 X 3/8	
			FROM: 01-02-96 THRU: 99-99-99	
	103016-01-000	EA	PLENUM-TRANSITION	
	103558-01-07A	EA	VENT-DEFR, ABS, KORAD WILLOW	
	103796-01-01A	EA	LOUVER ASM-A/C CARY PROD BLK	
	103930-05-000	EA	MANUAL-OWNERS, HEATER-A/C - SCS 057-0049	

### AUTO DASH DEFROSTER PLENUM GASKETS

KEY	PART NUMBER	U/M	DESCRIPTION	VENDOR NO.
	077075-01-000	EA	GASKET-INSTRUMENTY PANEL TO DEFROSTER PLENUM - .6" X 11.3"	
	077075-03-000	EA	GASKET-IP TO DEFROSTER PLENUM, SPL	

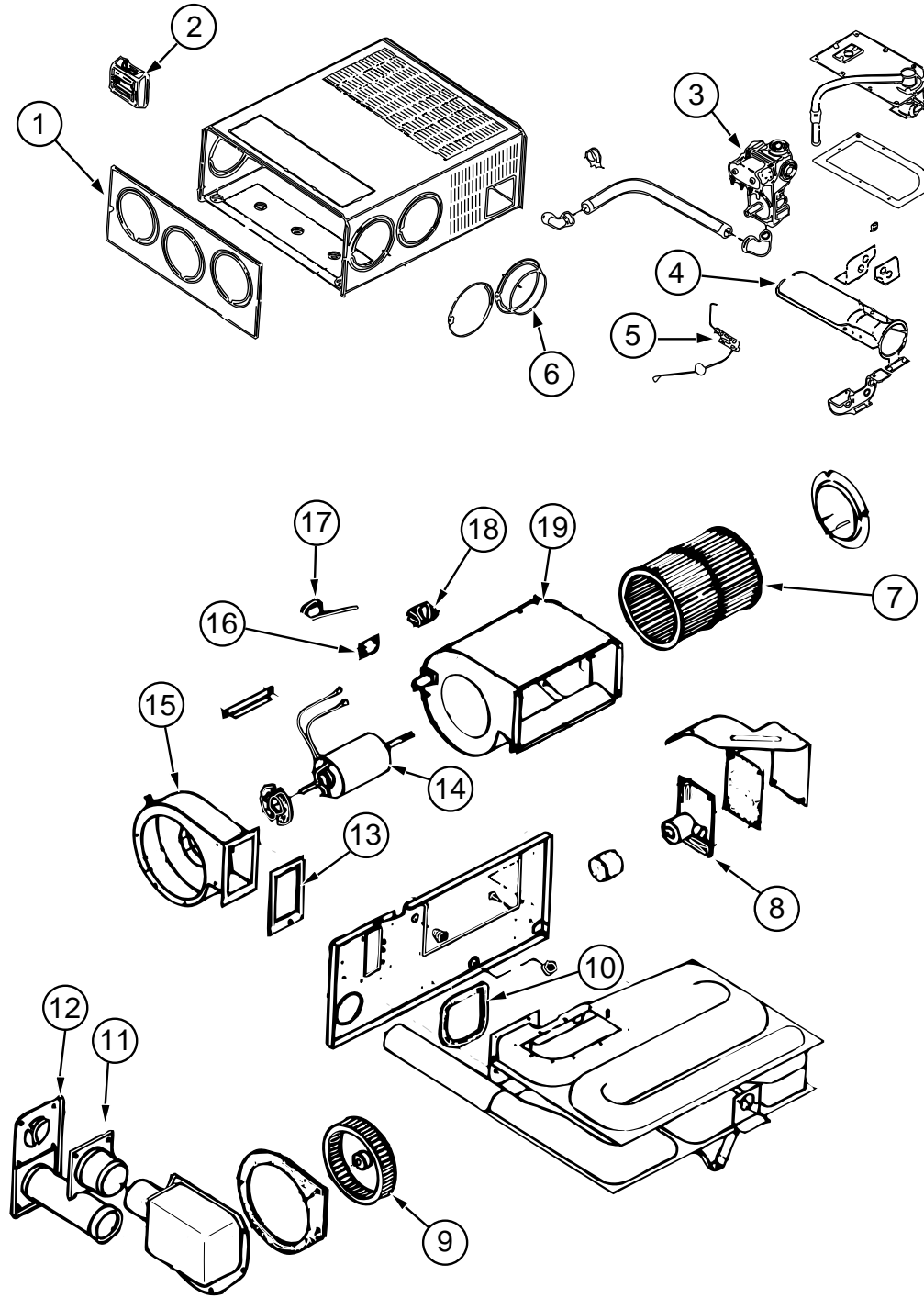
## HEATING & AIR CONDITIONING GROUP (CONTINUED)

### FURNACE SYSTEM

KEY	PART NUMBER	U/M	DESCRIPTION	VENDOR NO.
	098668-13-000	EA	GASKET-FIBERGLASS, .5" X 16.37" X 17.56" - SUBURBAN 070977	
	098668-14-000	EA	GASKET-FIBERGLASS, .5" X 18" X 18" - SUBURBAN 070976	
	098668-21-000	EA	FURNACE-35000 BTU SUBURBAN SF-35 2274	
	120862-01-000	EA	SEAL-FURNACE EXHAUST	
	024990-05-000	EA	OUTLET-DEFROSTER, W/SWIVEL - 2" DIAMETER - BLACK	
	009198-01-000	FT	DUCT-HEAT- FLEXIBLE - 4" ID X 25 FT	
	069636-02-000	EA	CONNECTOR-DUCT - 4" ID	
	092777-01-000	EA	ADAPTER-DUCT, 4"	
	092776-01-000	EA	ADAPTER-DUCT, 2"	
	094600-05-01A	EA	REGISTER-HEAT,W/O DAMPER - LIMA 41,DURA-BEIGE	
	094600-06-01A	EA	REGISTER-HEAT,W/DAMPER - LIMA 41,DURA-BEIGE	
	009200-01-000	EA	TAPE-FURNACE, 1 1/2"	
	089353-01-000	EA	UNION-5/8, TUBE TO TUBE	
	040731-01-000	EA	NIPPLE-INLET MANIFOLD, GM 3838094	
	007108-01-000	FT	HOSE-HEATER- 5/8" ID - HI-TEMP - FORD ESE-M2D192-A	
	007076-01-000	EA	HOSE-FLEXIBLE PVC, 2" ID	
	079059-02-000	EA	HOSE, 90 DEGREE - 61 X 4.00 X 6.00	

# HEATING & AIR CONDITIONING GROUP (CONTINUED)

## FURNACE-SUBURBAN - 35,000 BTU - SF-352274

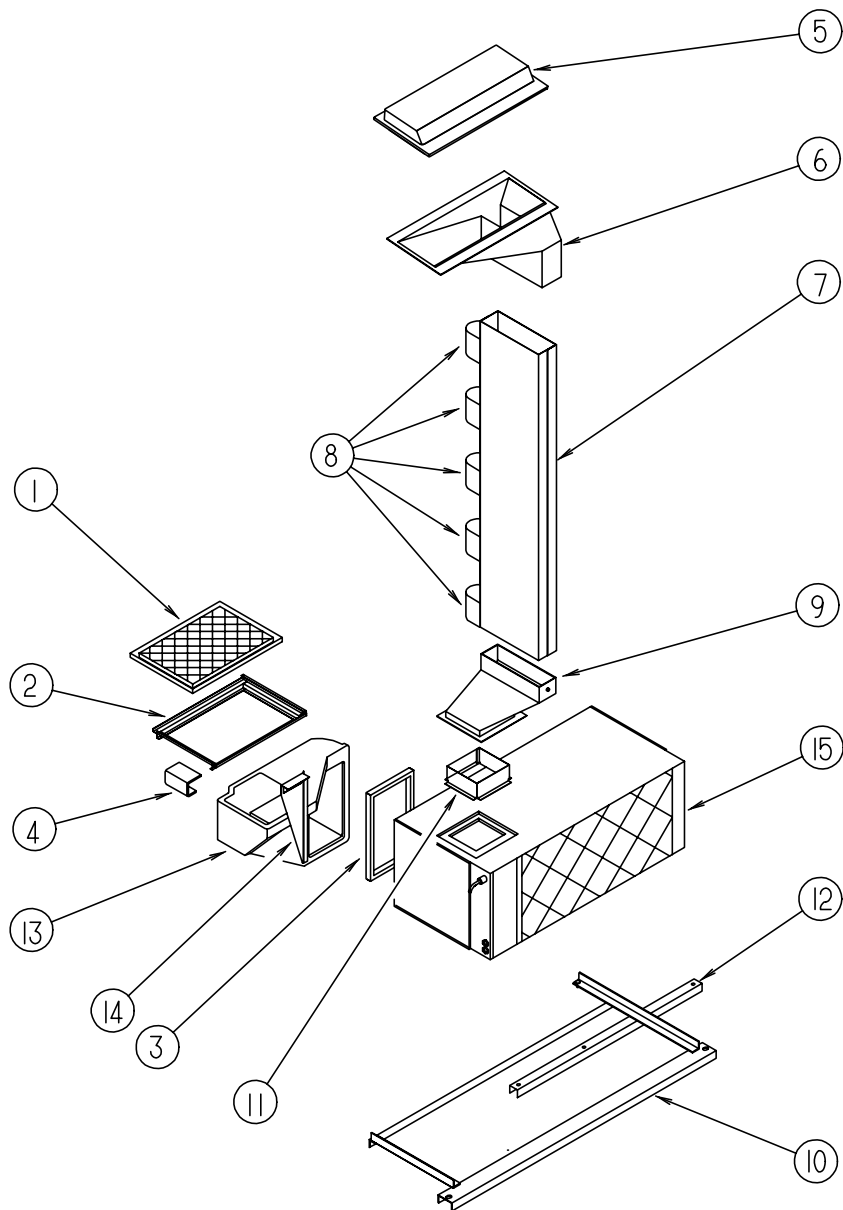


KEY	PART NUMBER	U/M DESCRIPTION	VENDOR NO.
	098668-21-000	EA FURNACE - 35000 BTU - SF-35 2274	
1	098668-01-700	EA CABINET FRONT	101242
2	115764-01-01A	EA THERMOSTAT-FURNACE 160902	
3	098668-01-714	EA VALVE-GAS, SF S.N. 921401821	161070
4	098668-02-700	EA BURNER ASSEMBLY, SF-30 & SF35	010745
	069634-01-720	EA ORIFICE-MAIN BURNER	0180222
5	098668-01-715	EA ELECTRODE ASM., SINGLE PROBE	232166
6	075696-02-703	EA COLLAR-DUCT	050715
7	098668-01-711	EA WHEEL-BLOWER, ROOM AIR	350129
8	098668-01-712	EA BOARD-MODULE	520741
9	098668-01-706	EA WHEEL-COMBUSTION AIR	350128
10	098668-01-716	EA GASKET-FIREWALL, CHAMBER SIDE	070808
11	098668-01-713	EA TUBE ASSEMBLY, INTAKE	051248
12	098668-01-707	EA TUBE ASSEMBLY, EXHAUST W/CAP	260231
13	098668-01-717	EA GASKET-FIREWALL, BLOWER SIDE	070809
14	098668-03-700	EA MOTOR ASSEMBLY, SF-35	231707
15	098668-01-708	EA HOUSING-BLOWER, COMBUSTION	390441
16	101990-01-714	EA GASKET-MICROSWITCH	230877
17	098668-21-700	EA SWITCH-MICRO, W/O FLAG - 3 1/4"	232261
	098668-21-701	EA SWITCH-LIMIT	231799
18	074466-01-702	EA RELAY, TIME DELAY	230625
19	098668-01-710	EA HOUSING-BLOWER, ROOM AIR	390440
	098668-13-000	EA GASKET-FIBERGLASS, .5" X 16.37" X 17.56" - SUBURBAN 070977	
	098668-14-000	EA GASKET-FIBERGLASS, .5" X 18" X 18" - SUBURBAN 070976	
	098668-26-000	EA BOTTOM DUCT KIT-40000 BTU	
	117238-01-01A	EA THERMOSTAT-A/C AND FURNACE - COLEMAN 7330-3371	
	120862-01-000	EA SEAL-FURNACE EXHAUST	
	093614-01-02A	EA GRILLE-RETURN AIR,DURA BIEGE - LIMA, 19H-14 X 6 BR-RAG	
	093614-03-02A	EA GRILL - RETURN AIR	
	093614-04-02A	EA GRILL-RETURN AIR,DURA-BEIGE LIMA, 35-14 X 8 BR	
	024990-05-000	EA OUTLET-DEFROSTER, W/SWIVEL - 2" DIAMETER - BLACK	
	056464-09-000	EA REGISTER-4IN DIAMETER, PLASTIC W/DAMPER DURA-BEIGE	
	120134-01-01A	EA REGISTER-4-5IN DIA W/DAMPER - D&W 8840 O/WHT	
	056464-06-000	EA REGISTER-HEAT/A/C, ROUND W/O DAMPER - 4" - PLAS - O/WHITE	
	056464-10-000	EA REGISTER-W/O DAMPER, 4" DIAMETER - DURA-BEIGE	
	009198-01-000	FT DUCT-HEAT- FLEXIBLE - 4" ID X 25 FT	
	069636-02-000	EA CONNECTOR-DUCT, 4" ID - SUBURBAN 050715	
	092776-01-000	EA ADAPTER-DUCT, 2"	
	092777-01-000	EA ADAPTER-DUCT, 4"	
	094600-05-01A	EA REGISTER-HEAT, W/O DAMPER - LIMA 41, DURA-BEIGE	
	094600-06-01A	EA REGISTER-HEAT, W/DAMPER	
	009200-01-000	EA TAPE-FURNACE, 1 1/2"	
	007108-01-000	FT HOSE-HEATER- 5/8" ID - HI-TEMP - FORD ESE-M2D192-A	
	007076-01-000	EA HOSE-FLEXIBLE PVC, 2" ID	
	076776-01-000	EA TEE-BARB, 5/8" X 5/8" X 5/8"	

## HEATING & AIR CONDITIONING GROUP (CONTINUED)

### REAR HEATER SYSTEM

KEY	PART NUMBER	U/M	DESCRIPTION	VENDOR NO.
	084405-01-000	EA	HEATER ASM-REAR, DUCTED - W/MOTOR AID - EVANS	
	084405-01-700	EA	CORE-HEATER	FT200229
	084405-01-701	EA	FAN BLADES	HV029931
	084405-01-702	EA	MOTOR ASSEMBLY, 12 VOLT	R0200180
	007108-01-000	FT	HOSE-HEATER, 5/8" ID - HI-TEMP - FORD ESE-M2D192-A	
	007076-01-000	EA	HOSE-FLEXIBLE PVC - 2" ID - INCREMENTS OF 50'	
	079059-01-000	EA	HOSE-90 DEGREE, 5/8" ID X 4" X 36"	
	079059-03-000	EA	HOSE-90 DEGREE, .61" I.D. X 4" X 18"	
	061673-01-000	EA	BRACKET-MOTOR AID TUBES, 4" X 1.5" - STEEL	
	088753-01-000	FT	TUBE-GALVANIZED STEEL, 5/8" - 18 GAUGE	
	089353-01-000	EA	UNION-5/8, TUBE TO TUBE	

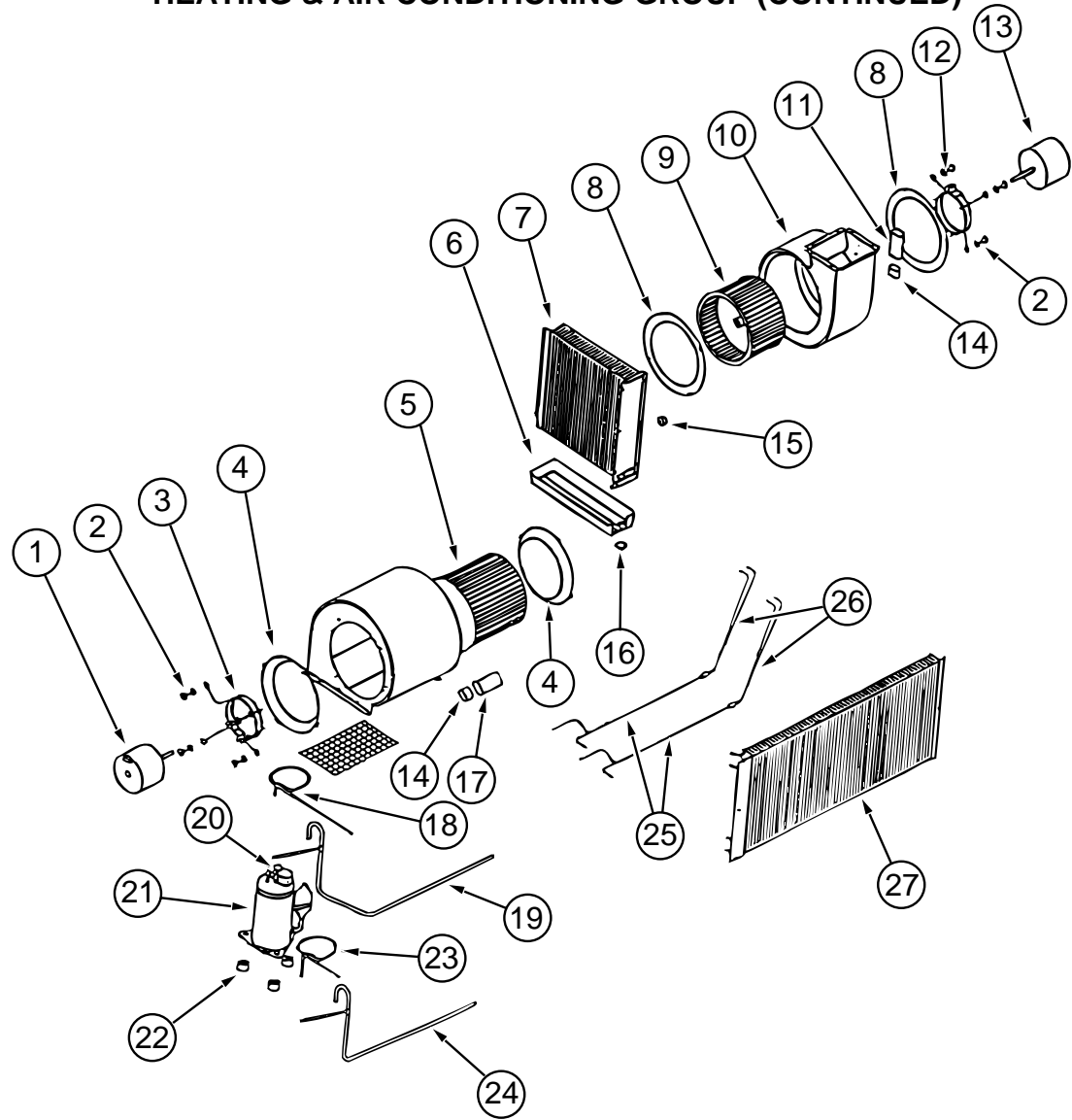


## HEATING & AIR CONDITIONING GROUP (CONTINUED)

### CENTRAL A/C SYSTEM

KEY	PART NUMBER	U/M	DESCRIPTION
1	109050-02-000	EA	FILTER-FIBERGLASS 1 X 14 X 20
2	109859-01-000	EA	FRAME ASM-FILTER, A/C
3	104692-02-000	FT	SEAL-3/4" X 1", ADHESIVE ON ONE SIDE
	104692-01-000	FT	SEAL-3/4" X 3/4", ADHESIVE ON ONE SIDE
4	109752-01-000	EA	CHANNEL-SUPPORT, A/C
5	109009-01-000	EA	DEFLECTOR-A/C, ROOF
6	P09011-01-000	EA	PLENUM-A/C, SUPPLY, UPPER W/FOAM
7	109017-01-000	EA	PLENUM ASM-A/C, SUPPLY
8	109085-01-000	EA	FOAM-SUPPORT, PLENUM, A/C - WISCONSIN EPS
9	P09010-02-000	EA	PLENUM-A/C, SUPPLY, LOWER W/FOAM
10	N/A	EA	CRADLE ASM-A/C
11	109019-01-000	EA	COLLAR ASM-A/C, SUPPLY
12	109520-01-000	EA	CHANNEL-FORMED, A/C
13	109291-02-000	EA	DUCT-CENTRAL AIR
14	109575-01-000	EA	REINFORCEMENT-DUCT, RETURN
	105620-06-000	EA	A/C - FURNACE THERMOSTAT
			FROM: 00-00-00 THRU: 01-14-96
	105620-09-000	EA	THERMOSTAT-A/C AND FURNACE - COLEMAN 6795-3451
			FROM: 01-15-96 THRU: 99-99-99
15	105620-08-000	EA	A/C-CENTRAL PACKAGE UNIT RH COLEMAN 6795B822
	105620-07-000	EA	WIRE ASM-THERMOSTAT - COLEMAN 6795A4351
	108975-01-000	EA	BRACKET-A/C SUPPORT, RH
	108975-02-000	EA	BRACKET-A/C SUPPORT, LH
	M05906-01-D18	EA	COVER, A/C W/INSULATION
	056464-06-000	EA	REGISTER-HEAT/A/C, ROUND W/O DAMPER - 4" - PLASTIC - O/WHITE
			FROM: 00-00-00 THRU: 03-17-96
	120134-01-01A	EA	REGISTER-4-5" DIA W/DAMPER - D&W 8840 O/WHT
			FROM: 03-18-96 THRU: 99-99-99
	105290-01-000	SF	INSULATION-AIR POCKET W/FOIL - ASTRO-ROIL 4' X 125'

### HEATING & AIR CONDITIONING GROUP (CONTINUED)



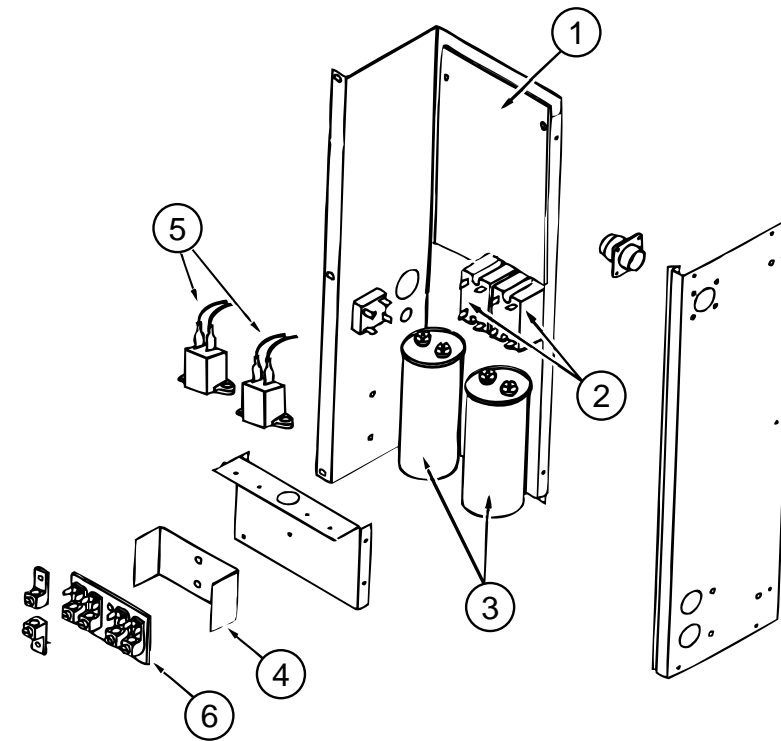
COLEMAN CENTRAL A/C PACKAGE UNIT

KEY	PART NUMBER	U/M DESCRIPTION	VENDOR NO.
1	105620-01-717	EA MOTOR-BLOWER, O.D.	1468-3029
2	105620-01-716	EA SLEEVE & GROMMET, 4 PER PKG	6795-3031
3	105620-01-715	EA MOUNT-BLOWER, O.D.	6795-3011
4	105620-01-714	EA VENTURI-BLOWER, O.D.	6795-150
5	105620-01-713	EA WHEEL-BLOWER, O.D.	1472-1011
6	105620-01-702	EA PAN-DRAIN. (LH)	6795-25
7	105620-01-701	EA COIL-EVAPORATOR, (LH)	1452-1411
8	105620-01-722	EA VENTURI-BLOWER, I.D.	6795-151
9	105620-01-721	EA WHEEL-BLOWER, I.D.	1472-1001
10	105620-01-720	EA HOUSING-BLOWER, I.D.	6795-518
11	093763-01-704	EA CAPACITOR-FAN	1499-5461
12	105620-01-723	EA MOUNT-MOTOR, BLOWER I.D.	6795-3021
13	105620-01-724	EA MOTOR-BLOWER, I.D., REVERSIBLE	1468-3129
14	105620-01-719	EA BOOT-CAPACITOR, RUBBER	1499-950
15	N/A	EA SWITCH-FREEZE, COLEMAN 6795A330 (NOT USED ON THIS MODEL)	
16	105620-01-703	EA VALVE-DRAIN, RH & LH	6795-300
17	105620-01-718	EA CAPACITOR-FAN (12.5 MFD/370V)	1499-5631

### HEATING & AIR CONDITIONING GROUP (CONTINUED)

#### COLEMAN CENTRAL A/C PACKAGE UNIT (CONTINUED)

KEY	PART NUMBER	U/M DESCRIPTION	VENDOR NO.
18	105620-01-708	EA LINE ASM.-DISCHARGE, CKT #2 (LH)	6795-133
19	105620-01-707	EA LINE ASM.-SUCTION CKT #2 (LH)	6795-505
20	105620-01-705	EA PROTECTOR-OVERLOAD, RH & LH	6759-3791
21	105620-01-704	EA COMPRESSOR-TECUMSEH, RH & LH	1450-2009
22	105620-01-706	EA MOUNTING PKG., COMPRESSOR, 3 PER	6759-3081
23	105620-01-711	EA LINE ASM.-LIQUID, CKT #1 (LH)	6795-509
24	105620-01-710	EA LINE ASM.-SUCTION, CKT #1(LH)	6795-134
25	105620-01-709	EA LINE ASM.-LIQUID, COMPRESSOR (LH)	6795-506
26	105620-01-712	EA CAP TUBE ASM-DISTRIBUTOR R & L	6795-5141
27	105620-01-700	EA COIL-CONDENSER, (RH)	1452-1401
	105620-07-000	EA WIRE ASSEMBLY-THERMOSTAT, COLEMAN 6795A4351	
	056464-06-000	EA REGISTER-HEAT/A/C, ROUND W/O DAMPER - 4" - PLASTIC - OFF WHITE	



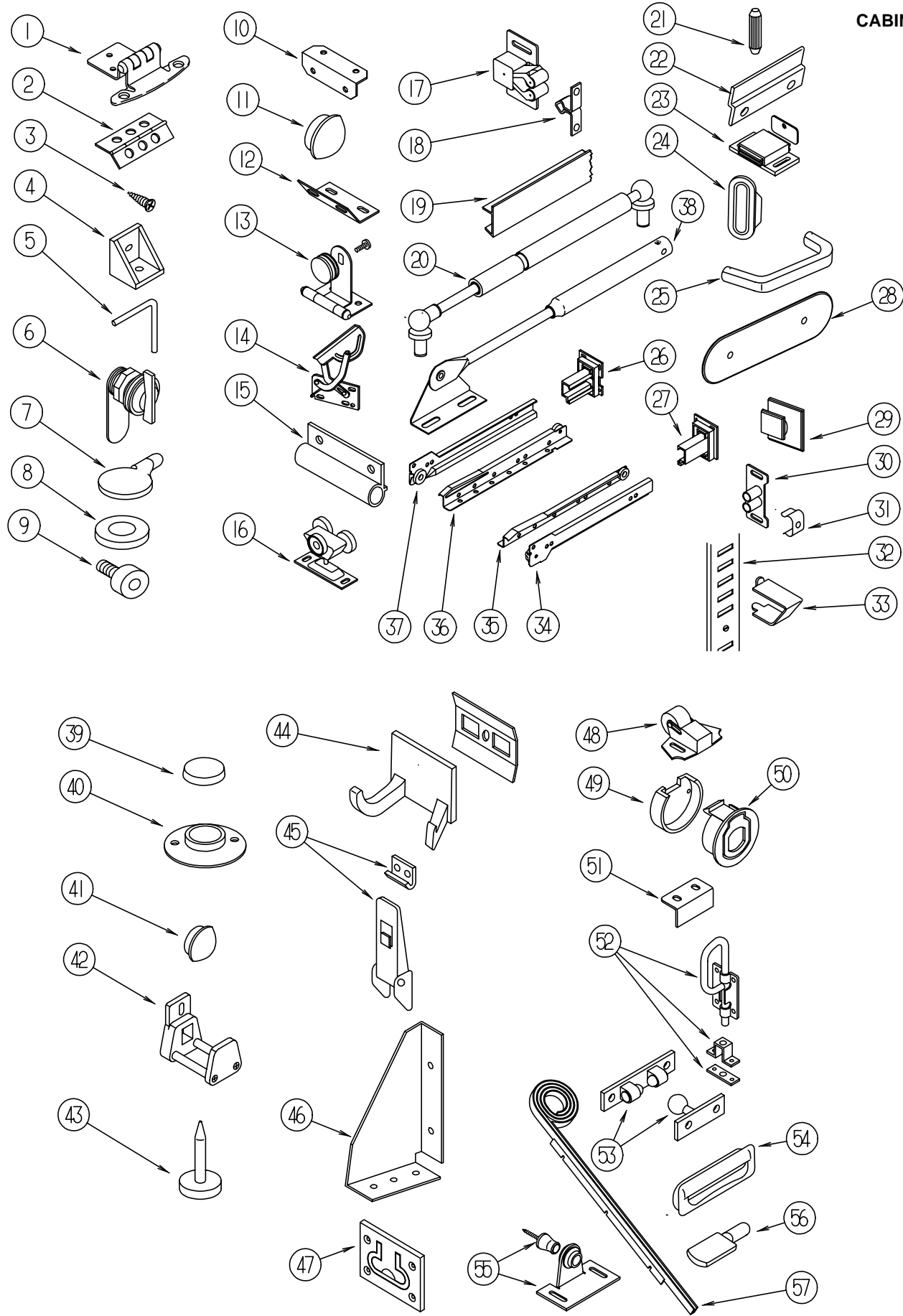
COLEMAN WIRE BOX FOR CENTRAL A/C PACKAGE UNIT

KEY	PART NUMBER	U/M DESCRIPTION	VENDOR NO.
1	105620-05-700	EA BOARD-PRINTED CIRCUIT, 2 TON	6795-3201
2	105620-01-729	EA RELAY-COMPRESSOR	1460-1011
3	108889-01-707	EA CAPACITOR-RUN, COMPRESSOR 25MFD/370	1499-5661
4	105620-01-733	EA ISOLATOR-HIGH VOLTAGE	6795-117
5	105620-01-739	EA ASSIST-START	1497-9011
6	105620-01-738	EA BOARD-TERMINAL, HIGH VOLTAGE	6795-315



# INTERIOR FINISH GROUP

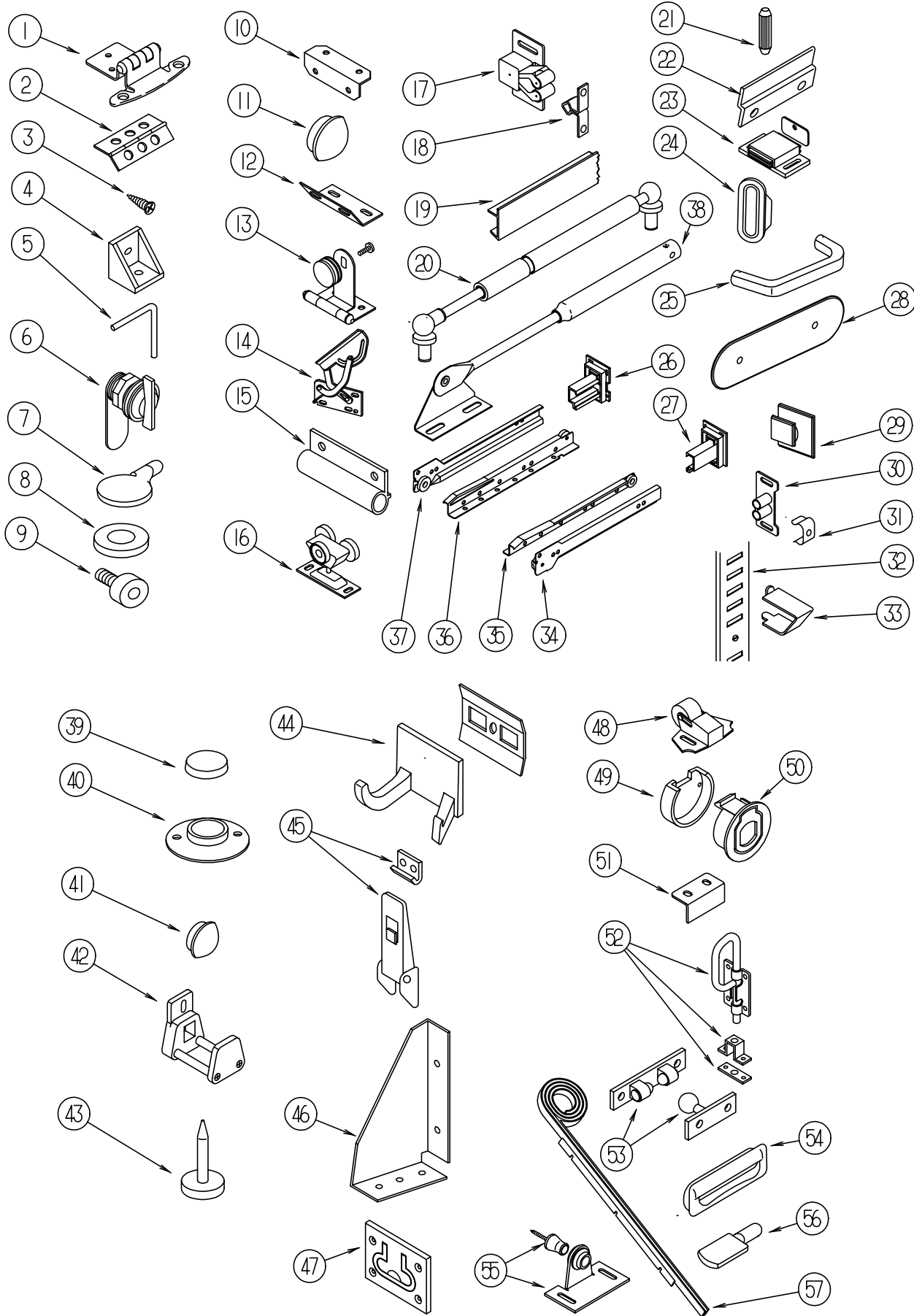
## CABINET HARDWARE



KEY	PART NUMBER	U/M DESCRIPTION
1	108138-01-000	EA HINGE-DOOR, CABINET - BURNISHED BRASS SCREW #000G13-06-08G
2	041389-18-000	EA HINGE - PIANO - 1.50X 482.6 0 O/WHITE
2	041389-25-000	EA HINGE-PIANO,1.50X1397.0 MILL
2	112556-01-01A	EA HINGE-BRASS, 1 1/2 IN
2	009059-01-000	EA HINGE-DOOR, 2" X 1/4" - BRASS
2	009059-02-000	EA HINGE-DOOR, 2" X 2.7" - BRASS
3	000G13-06-10G	EA SCREW-6-20 X 5/8 PFH, ANTIQUE BRASS
4	065740-01-000	EA BRACE-CABINET CORNER, PLASTIC
5	108487-02-01A	EA SUPPORT-PROP ROD,OVHD,BLACK
5	039984-01-000	EA CAP-ROUND, VINYL - .28" ID X .62" LONG - BLACK
6	100710-01-01A	EA LOCK-GLASS DOOR, TWIST TYPE - BRASS
7	101766-02-000	EA PIN-SUPPORT, GLASS DOOR
8	100707-01-000	EA SPACER-DOOR, GLASS - .8" DIA - .3" HOLE - PLASTIC
9	079921-01-000	EA ROLLER-NYLON, W/STEEL SHAFT - BARBED
10	016604-01-000	EA BRACE-CABINET, ANGLE - 2.5" - METAL - UNPAINTED
10	016604-03-000	EA BRACE-CABINET, ANGLE - 2.5" - METAL - BEIGE
10	016604-05-000	EA BRACE-CABINET, L ANGLE - 2.5" - METAL - OFF WHITE
11	074045-08-000	EA PLUG-OAK, 1/2" DIA - SALEM CHERRY
11	074045-09-000	EA PLUG-OAK, 1/2" DIA - PICKLED ASH
12	111866-01-02A	EA BRACE-SEAT, ANGLE OFF/WHT
13	100711-01-01A	EA HINGE-DOOR, GLASS
14	108126-01-000	EA TRAY HINGE SET (QTY. 2 PER SET)
15	108486-01-01A	EA BRACKET-PROP ROD,OVHD,BLACK
16	103874-01-000	EA HANGER-SLIDING DOOR
17	093586-06-000	EA CATCH-SPRING, ROLLER - FASTEC C411-AC
18	093586-05-000	EA STRIKE-SPRING STEEL, FASTEC S411-AC
19	103186-01-03A	FT MOLDING-PLASTIC, SHELF PICKLED ASH 9.5MM
19	103186-01-04A	FT MOLDING-PLASTIC, SHELF SALEM CHERRY 9.5MM
19	103186-02-03A	FT MOLDING-PLASTIC, SHELF PICKLED ASH 25.4MM
19	103186-02-04A	FT MOLDING-PLASTIC, SHELF SALEM CHERRY 25.4MM
20	057460-04-000	EA SPRING-GAS
21	110072-01-000	EA DOWEL, 5/16" X 1 3/16", BIRCH
22	101272-01-000	EA CATCH-DOOR, GLASS
23	088254-01-000	EA CATCH-MAGNETIC, 1.8" X .7"
24	098410-01-01A	EA PULL-FINGER, OVAL - BRASS
25	111093-01-000	EA PULL-CABINET, BRASS CM1940AU
26	114045-01-000	EA BACKSOCKET-ADJUSTABLE, LEFT - HOUCK 751-1 N/A ORDER SLIDE KIT ACCORDING TO LENGTH-SEE NUMERICAL LISTING OF #114031-??-700 IN THE \$ FICHE F/DESIRED LENGTH
27	114045-02-000	EA BACKSOCKET-ADJUSTABLE, RIGHT - HOUCK 751-2 N/A ORDER SLIDE KIT ACCORDING TO LENGTH-SEE NUMERICAL LISTING OF #114031-??-700 IN THE \$ FICHE F/DESIRED LENGTH
28	081376-01-000	EA BACKPLATE-DOOR PULL, OVAL - BRASS - .8" X 4.25"
29	102327-01-01A	EA PULL-MIRROR, SQUARE
30	009021-01-000	EA CATCH-GRILLE, NYLON
31	009021-02-000	EA STRIKE-SPRING STEEL
32	098980-01-000	EA PILASTER-ADJUSTABLE SHELF, 18" LONG WOODGRAIN APPEARANCE
32	098980-02-000	EA PILASTER-ADJUSTABLE SHELF, 12" LONG WOODGRAIN APPEARANCE
32	098980-06-000	EA PILASTER-ADJUSTABLE SHELF, 24" LONG
33	098979-01-000	EA CLIP-ADJUSTABLE SHELF
34	114031-02-000	EA SLIDE - 12" - RIGHT SIDE/CABINET REFERENCE DEALER PARTS BULLETIN #7SB010-96-12Z
34	114031-14-000	EA SLIDE-DRAWER, 18" RIGHT CABINET-HOUCK 7200-RV-2 REFERENCE DEALER PARTS BULLETIN #7SB010-96-12Z
34	114031-18-000	EA SLIDE-DRAWER, 20" RIGHT CABT HOUCK 7200-RV-2 REFERENCE DEALER PARTS BULLETIN #7SB010-96-12Z
34	114031-22-000	EA SLIDE-DRAWER, 22" RIGHT CABT REFERENCE DEALER PARTS BULLETIN #7SB010-96-12Z

# INTERIOR FINISH GROUP (CONTINUED)


## CABINET HARDWARE (CONTINUED)



KEY	PART NUMBER	U/M	DESCRIPTION
35	114031-04-000	EA	SLIDE - 12" - RIGHT SIDE/DRAWER REFERENCE DEALER PARTS BULLETIN #7SB010-96-12Z
35	114031-16-000	EA	SLIDE-DRAWER,18" RIGHT DRAWER -HOUCK 7 REFERENCE DEALER PARTS BULLETIN #7SB010-96-12Z
35	114031-20-000	EA	SLIDE-DRAWER,20" RIGHT DRWR HOUCK 7200-RV-4 REFERENCE DEALER PARTS BULLETIN #7SB010-96-12Z
35	114031-24-000	EA	SLIDE-DRAWER,22" RIGHT DRWR HOUCK 7200-RV-4 REFERENCE DEALER PARTS BULLETIN #7SB010-96-12Z
36	114031-03-000	EA	SLIDE - 12" - LEFT SIDE/DRAWER REFERENCE DEALER PARTS BULLETIN #7SB010-96-12Z
36	114031-15-000	EA	SLIDE-DRAWER,18" LEFT DRAWER - HOUCK 7200-RV-3 REFERENCE DEALER PARTS BULLETIN #7SB010-96-12Z
36	114031-19-000	EA	SLIDE-DRAWER,20" LEFT DRWR HOUCK 7200-RV-3 REFERENCE DEALER PARTS BULLETIN #7SB010-96-12Z
36	114031-23-000	EA	SLIDE-DRAWER,22" LEFT DRWR HOUCK 7200-RV-3 REFERENCE DEALER PARTS BULLETIN #7SB010-96-12Z
37	114031-01-000	EA	SLIDE - 12" - LEFT SIDE/CABINET REFERENCE DEALER PARTS BULLETIN #7SB010-96-12Z
37	114031-13-000	EA	SLIDE-DRAWER,18" LEFT CABINET -HOUCK 7200-RV-1 REFERENCE DEALER PARTS BULLETIN #7SB010-96-12Z
37	114031-17-000	EA	SLIDE-DRAWER,20" LEFT CABT HOUCK 7200-RV-1 REFERENCE DEALER PARTS BULLETIN #7SB010-96-12Z
37	114031-21-000	EA	SLIDE-DRAWER,22" LEFT CABT REFERENCE DEALER PARTS BULLETIN #7SB010-96-12Z
38	074493-02-000	EA	SUPPORT-PISTON SPRING, CABINET DOOR
39	004354-01-000	EA	BUMPER-RUBBER, .5" DIA - BROWN
40	009112-01-000	EA	FLANGE-ROD, 1" - CLOTHES ROD - PLASTIC - OFF WHITE
41	023320-01-000	EA	PAD-FELT, 3/8" DIAMETER - BROWN
41	042356-01-000	EA	PLUG-BUTTON, MAHOGANY - 3/8" DIAMETER - WOOD
41	042438-01-000	EA	DOWEL-WOOD, CLOTHES ROD - 1" DIAMETER X 4'
41	042438-06-000	EA	DOWEL-WOOD, 1.5" X 26" - OAK
42	064467-01-000	EA	GUIDE-POCKET, SLIDING DOOR - WALL MOUNTED
42	076790-01-000	EA	SCREW, 6-20 X 1 1/4 PPH - BLACK
43	102194-01-000	EA	GUIDE-PLASTIC
44	104174-01-000	EA	HOOK-ROBE,TWIN
45	116975-01-01A	EA	LATCH ASM-UNDERCENTER, BLACK STRIKE #042541-05-000
46	116978-01-03B	EA	GUSSET-SLIDEOUT ROOM, OFF/WHT
47	072871-01-000	EA	PULL-FLUSH, CHROME
47	073151-02-000	EA	HINGE-CONTINUOUS, 22.3" LONG - METAL - OFF WHITE
48	109403-01-000	EA	CATCH-SINGLE ROLLER
49	113375-05-01A	EA	LATCH-SLAM, BACK BLACK
50	113375-04-01A	EA	LATCH-SLAM, FACE BLACK
51	113375-02-01A	EA	STRIKE-DOOR CHROME
52	103256-01-000	EA	LATCH-SLIDE
53	084451-01-000	EA	CATCH - TV SHELF - BRASS
54	080728-01-000	EA	HANDLE-PULL 1.3 X 4.4" - PLASTIC - BROWN
55	009013-01-000	EA	CATCH-MALE & FEMALE BULLDOG, ANTIQUE COPPER
56	101766-01-000	EA	PIN-SUPPORT, GLASS DOOR
57	097141-02-700	EA	KIT-TRACK TAMBOUR DOOR - W/ONE RIGHT & ONE LEFT TRACK
57	M97191-01-E37	EA	HANDLE-TAMBOUR DOOR (PICKLED ASH)
57	M97191-01-E41	EA	HANDLE-TAMBOUR DOOR (SALEM CHERRY)
57	092907-01-000	EA	SUPPORT-SHELF, PIN - 1/4" - PLASTIC - CLEAR
57	083204-03-000	EA	BUTTON-RETAINING, MIRROR - 5/16" TIP - WALNUT
57	103986-01-000	FT	TRIM-3/4 BRASS U-CHANNEL
57	099682-01-01A	EA	BRACKET-END, HANDRAIL BRASS - BROADWAY 32.10109

## INTERIOR FINISH GROUP (CONTINUED)

### MOLDINGS & TRIMS




KEY	PART NUMBER	U/M	DESCRIPTION
2	070504-30-000	FT	EXTRUSION-U CHANNEL, 1.65 - CHERRY
2	070504-29-000	FT	EXTRUSION-U CHANNEL, 20.70 - PICKLED ASH
2	070504-31-000	FT	EXTRUSION-U CHANNEL, 20.70 - CHERRY
3	009809-26-000	EA	MOLDING-CORNER, OUTSIDE - 1" - PICKLED ASH
3	009809-27-000	EA	MOLDING-CORNER, OUTSIDE - 1" - SALEM CHERRY
4	022992-11-000	FT	MOLDING-REVERSE COVE, T-SHAPED - VINYL - IVORY
5	042357-18-000	EA	MOLDING-CORNER, RADIUS PLASTIC - PICKLED ASH
5	042357-19-000	EA	MOLDING-CORNER, RADIUS PLASTIC - SALEM CHERRY
6	077840-01-E37	EA	MOLDING-CAP, WALL PICKLED ASH
6	077840-01-E41	EA	MOLDING-CAP, WALL SALEM CHERRY
7	081521-02-007	EA	MOUNT-METAL MOLDING, FOR RADIUS CORNER MOLDING - 12.5' EA
8	083620-10-000	FT	T-MOLDING, 3/4 W/EDGE LIPS PICKLED ASH
8	083620-11-000	FT	T-MOLDING, 3/4 W/EDGE LIPS SALEM CHERRY
9	086229-01-000	EA	RETAINER-BATTEN, CEILING - .75" WIDE - 7.6' LONG
10	086229-13-000	EA	BATTEN-1" CEILING MOD IVORY
10	086229-19-000	EA	BATTEN-1" CEILING, OFF WHITE - W&B RN323-W-129
11	093873-01-01A	EA	TRIM-CARPET, L-ANGLE - 1.1" X 1.3" X 12' - VINYL - GRAY
12	100182-10-E37	EA	TRIM-RAIL PICKLED ASH
12	100182-10-E41	EA	TRIM-RAIL SALEM CHERRY
13	100818-01-03A	EA	MOLDING-VINYL WRAP, TRIM PICKLED ASH
13	100818-01-04A	EA	MOLDING-VINYL WRAP, TRIM CHERRY/CHERRY
14	100819-01-03A	EA	MOLDING-VINYL WRAP, DOOR PICKLED ASH
14	100819-01-04A	EA	MOLDING-VINYL WRAP, DOOR CHERRY/CHERRY
15	009812-27-000	EA	MOLDING-PLASTIC, CORNER, O/S - PICKLED ASH
15	009812-26-000	EA	MOLDING-PLASTIC, CORNER, O/S - CHERRY
16	111135-D2-004	EA	MOLDING-018 X 038 X 2004 M VINYL - WRAPPED-PICKLED ASH
16	111136-D2-004	EA	MOLDING-018 X 038 X 2004 M VINYL - WRAPPED-CHERRY
16	111135-D2-016	EA	MOLDING-018 X 038 X 2016 M VINYL - WRAPPED-PICKLED ASH
16	111136-D2-016	EA	MOLDING-018 X 038 X 2016 M VINYL - WRAPPED-CHERRY
16	111135-D2-134	EA	MOLDING-.7" X 1.6" X 84", VINYL WRAPPED-PICKLED ASH
16	111136-D2-134	EA	MOLDING-.7" X 1.6" X 84", VINYL WRAPPED-CHERRY
16	111135-F2-134	EA	MOLDING-018 X 065 X 2134 - WRAPPED-PICKLED ASH
16	111136-F2-134	EA	MOLDING-018 X 065 X 2134 - WRAPPED-CHERRY
16	111135-F2-438	EA	MOLDING-018 X 065 X 2438 VINYL - WRAPPED PICKLED ASH
16	111136-F2-438	EA	MOLDING-018 X 065 X 2438 VINYL - WRAPPED-CHERRY
17	105709-01-000	FT	T-MOLDING-1", MODERN IVORY
18	079653-19-000	EA	MOLDING-BATT STRIP, KERFED - PICKLED ASH
18	079653-20-000	EA	MOLDING-BATT STRIP, KERFED - CHERRY/CHERRY
19	109736-01-01A	FT	T-MOLDING, 1.00" BRASS/BLACK - CRILA PLASTICS
20	103186-01-03A	FT	MOLDING-PLASTIC, SHELF 9.5MM - PICKLED ASH
20	103186-01-04A	FT	MOLDING-PLASTIC, SHELF 9.5MM - SALEM CHERRY
20	103186-02-03A	FT	MOLDING-PLASTIC, SHELF 25.4MM - PICKLED ASH
20	103186-02-04A	FT	MOLDING-PLASTIC, SHELF 25.4MM - SALEM CHERRY
21	086229-09-000	EA	RETAINER-OFFSET
21	086229-14-000	EA	RETAINER-3/4 - W&B RN 391
22	086229-10-000	EA	BATTEN-1.5", OFFSET, MOD.IVORY - W&B RN 540-147
23	101957-01-03A	EA	EXTR-PLASTIC, PICKLED ASH - WEST&BARKER,INC
23	101957-01-04A	EA	EXTR-PLASTIC, SALEM CHERRY WEST&BARKER,INC
23	120492-01-01A	FT	STRIP-TRIM - IVORY
24	109332-02-01A	FT	TRIM-J, MIRROR, BRASS - W&B RN 446
25	109410-01-E37	EA	MOLDING-TRIM PICKLED ASH
25	109410-01-E41	EA	MOLDING-TRIM SALEM CHERRY
26	080176-05-000	EA	CAP-CORNER, RADIUS ASH - PICKLED ASH
26	080176-06-000	EA	CAP-CORNER, RADIUS RADIUS CHERRY - CHERRY/CHERRY
27	100659-17-E37	EA	MOLDING-TRIM (PICKLED ASH)
27	100659-17-E41	EA	MOLDING-TRIM (SALEM CHERRY)
28	100181-33-E37	EA	TRIM-MITERED, OAK PICKLED ASH
28	100181-33-E41	EA	TRIM-MITERED, OAK SALEM CHERRY
29	109831-01-E37	EA	LUMBER-MIRROR STOP,610 LG PICKLED ASH
29	109831-01-E41	EA	LUMBER-MIRROR STOP,610 LG SALEM CHERRY
30	113794-01-01A	FT	MOLDING-CROWN, PICKLED ASH
30	113794-01-02A	FT	MOLDING-CROWN, SALEM CHERRY
31	119433-01-G38	EA	MOLDING-TRIM,VEE,SLIDEOUT PICKLED ASH

KEY	PART NUMBER	U/M	DESCRIPTION
1	009767-12-000	FT	MOLDING-SIDEWALL TO CEILING/CABINET - WELTING - OFF WHITE
2	009778-16-000	FT	U-CHANNEL-1 " - PICKLED ASH
2	009778-18-000	FT	U-CHANNEL-1 " - SALEM CHERRY
2	070504-28-000	FT	EXTRUSION-U CHANNEL, 1.65 - PICKLED ASH

# INTERIOR FINISH GROUP (CONTINUED)

## MOLDINGS & TRIMS (CONTINUED)



KEY	PART NUMBER	U/M	DESCRIPTION
31	119433-01-G39	EA	MOLDING-TRIM,VEE,SLIDEOUT SALEM CHERRY
31	119433-02-G38	EA	MOLDING-TRIM,VEE,SLIDEOUT PICKLED ASH
31	119433-02-G39	EA	MOLDING-TRIM,VEE,SLIDEOUT SALEM CHERRY
32	120492-01-01A	FT	STRIP-TRIM - IVORY
32	120492-01-02A	FT	STRIP-TRIM - SALEM CHERRY
32	120492-01-03A	FT	STRIP-TRIM - PICKLED ASH
33	120514-01-G38	EA	TRIM ASM-UPPER, SLIDEOUT PICKLED ASH
33	120514-01-G39	EA	TRIM ASM-UPPER, SLIDEOUT SALEM CHERRY
34	120514-02-G38	EA	TRIM ASM-UPPER, SLIDEOUT PICKLED ASH
34	120514-02-G39	EA	TRIM ASM-UPPER, SLIDEOUT SALEM CHERRY
35	120514-03-G38	EA	TRIM ASM-UPPER, SLIDEOUT PICKLED ASH
35	120514-03-G39	EA	TRIM ASM-UPPER, SLIDEOUT SALEM CHERRY
	104676-01-01A	FT	T-MOLDING - 5/16" - RIGID GOLD
	111235-01-E74	EA	MOLDING - COUNTERTOP - 1.4" X 8' (DINETTE TABLE)
	111235-01-GV0	EA	MOLDING - COUNTERTOP - 1.4" X 8' (DINETTE TABLE)
	085284-B2-000	FT	STRIP-TAPE, SOLITUDE, PROVENCE - ROBERT WEED (G38, G39)
	085284-B7-000	FT	BATT-STRIP, TAPE, CORBIN-TOBAC ROBERT WEED (G40, G41)
	085284-C4-000	FT	STRIP-TAPE, VALERIA STRIPE - ROBERT WEED (G42, G43)
	085284-96-000	FT	STRIP-TAPE, PICKLED ASH - ROBERT WEED
	085284-97-000	FT	STRIP-TAPE, SALEM CHERRY - ROBERT WEED
	088263-B9-000	EA	BATT-STRIP, SOLITUDE, PROVENCE - ROBERT WEED (G38, G39)
	088263-C4-000	EA	BATT-STRIP, CORBIN-TOBAC ROBERT WEED (G40, G41)
	088263-D1-000	EA	BATT-STRIP, VALERIA STRIPE - CASHMERE ROBERT WEED (G42, G43)

**INTERIOR FINISH GROUP (CONTINUED)**

**PANELING, LAMINATES & PLASTIC**

KEY	PART NUMBER	U/M	DESCRIPTION
	000874-04-000	SF	PART-BOARD-.375 X 60 X 96
	000885-65-000	SF	PART BD-3/8 X 48 X 96 (PICKLED ASH))
	000885-67-000	SF	PART BD-3/4 X 60 X 96 PICKLED ASH VINYL 2 SIDED
	000885-71-000	SF	PART BD-3/8 X 48 X 96 (SALEM CHERRY)
	000885-73-000	SF	PART BD-3/4 X 60 X 96 CHERRY VINYL 2 SIDED
	080215-08-000	SF	PANELING-WOODGRAIN, 2 SIDED - 48" X 96" - PICKLED ASH
	080215-09-000	SF	PANELING-WOODGRAIN, 2 SIDED - 48" X 96" - SALEM CHERRY
	076325-43-000	FT	MOLDING-EDGE BAND, 1035 CLOUD - .876 X .024 X 600 (G38, G39)
	076325-40-000	FT	MOLDING-EDGE BAND, 1527 - .876 X .024 X 600 (G40, G41)
	076325-44-000	FT	MOLDING-EDGE BAND, 1032 SAND - .876 X .024 X 600 (G42, G43)
	076325-49-000	FT	MOLDING-EDGE BAND, PICKLED ASH - 1 5/16 X .030 X 600
	076325-50-000	FT	MOLDING-EDGE BAND, 2812 CHERRY 1 5/16 X .030. X 600
	074497-22-000	SF	PANELING-PICKLED ASH 3MM X 48 X 96
	074497-23-000	SF	PANELING-CHERRY, 3MM X 48 X 96
	074498-57-000	SF	LAMINATE-PLASTIC, PICKLED ASH
	074498-58-000	SF	LAMINATE-PLASTIC, PROV. CHERRY WESTINGHOUSE 89M43
	074498-62-000	SF	LAMINATE-PLASTIC, GREY FINNESS (G38, G39)
	074498-71-000	SF	LAMINATE-PLASTIC, NEUTRAL SANTOS (G40, G41)
	074498-54-000	SF	LAMINATE-PLASTIC, SAND SPEKTER - AT921 PIONITE (G42, G43)
	074498-70-000	SF	LAMINATE-FR PLASTIC GREY FINNESS (G38, G39)
	080215-08-000	SF	PANELING-2 SIDE PICKLED ASH, 5MM X 48 X 96
	088272-E1-000	SF	PANELING-SOLITUDE, PROVENCE (G38, G39)
	088272-E5-000	SF	PANELING-CORBIN, TOBACCO (G40, G41)
	088272-F2-000	SF	PANELING-VALERIA STRIPE CASHMERE (G42, G43)
	088272-G1-000	SF	PANELING-PEBBLE EMBOSS, ANTIQUE
	088272-98-000	SF	PANELING-SHOWER, OFF WHITE - 4' X 7' - INC OF 28 SQ FT FROM: 01-15-96 THRU: 99-99-99 FROM: 00-00-00 THRU: 01-14-96
	106069-01-000	SF	TAMBOUR-BRASSTONE, 4' X 6' - ALUMINUM COVERED HARDBOARD
	111133-D2-438	EA	LUMBER-18 X 038 X 2438 MM VINYL WRAPPED-PICKLED ASH
	111134-D2-438	EA	LUMBER-18 X 38 X 2438 MM VINYL WRAPPED CHERRY
	111133-E2-438	EA	LUMBER-18 X 50.8 X 2438 MM VINYL WRAPPED PICKLED ASH
	111134-E2-438	EA	LUMBER-18 X 50.8 X 2438 MM VINYL WRAPPED CHERRY
	111133-G2-438	EA	LUMBER-18 X 76 X 2438, WRAPPED PICKLED ASH
	111134-G2-438	EA	LUMBER-18 X 76 X 2438 MM VINYL WRAPPED CHERRY

**INTERIOR FINISH GROUP (CONTINUED)**

**FIRE EXTINGUISHER, DETECTORS, CLOCK, PICTURE & HANDRAIL**

KEY	PART NUMBER	U/M	DESCRIPTION	VENDOR NO.
	072852-02-000	EA	DETECTOR-SMOKE, W/9 VOLT BATTERY - CANADIAN	
	072852-01-000	EA	DETECTOR-SMOKE, W/9 VOLT BATTERY - US	
	094499-02-000	EA	EXTINGUISHER-FIRE, DRY - 1A10BC - CANADIAN	
	094499-01-000	EA	EXTINGUISHER-FIRE, DRY W/MOUNTING BRACKET - 10 BC	
	094499-01-700	EA	BRACKET MTG. W/PLASTIC STRAP	294039
	094499-01-701	EA	STRAP ONLY (METAL)	320351
	112320-03-000	EA	DETECTOR-CO GAS MODEL 9D-I COSTAR 946000001	
	100793-02-01A	EA	CLOCK-WALL, 11" DIAMETER - BOLDEN 9988	
	112320-02-000	EA	BATTERY/SENSOR-CO GAS, COSTAR 940001000	
	112320-04-000	EA	DETECTOR-CO SENSOR ASSEMBLY COSTAR 946001001	
	108808-01-01A	EA	BRASS ENTRANCE STEP HANDRAIL	
	112515-01-02A	EA	PICTURE-DECORATIVE, THOU ART 12" X 16"	
	112515-02-04A	EA	PICTURE-DECOR, 201VE BLUEBIRD THOU ART 16 X 20	

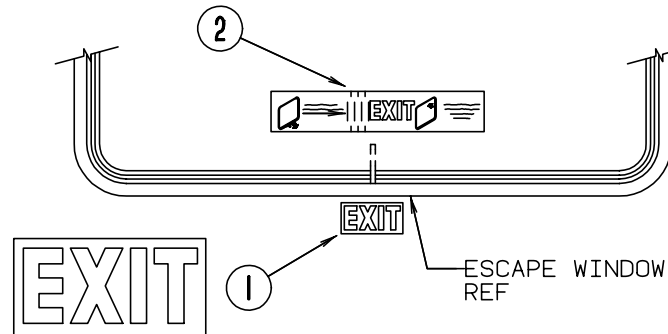
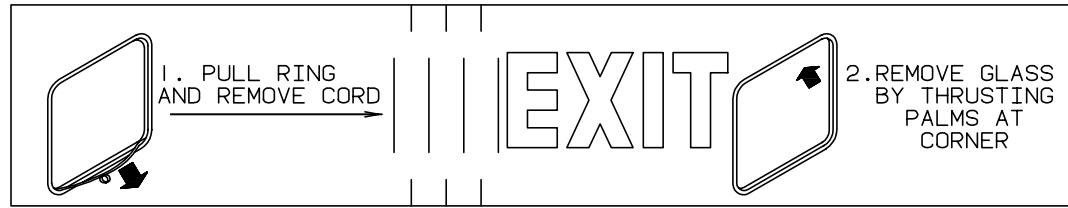
**FLOOR COVERINGS**

KEY	PART NUMBER	U/M	DESCRIPTION
	093486-01-000	SY	CARPET-COMPARTMENT, 54" WIDE - DARK GRAY
	096060-B5-000	SY	CARPET-EXCALIBUR, NIGHT NAVY (G38, G39)
	096060-B6-000	SY	CARPET-EXCALIBUR, DOESKIN (G40, G41)
	096060-B7-000	SY	CARPET-EXCALIBUR, MOLLUSK (G42, G43)
	075233-01-000	SY	PAD-CARPET, 3/8" X 6' ROLL
	047034-02-000	SF	PLASTIC-CARPET, 4' WIDE - CLEAR POLY
	105829-03-01A	SF	TILE-FLOOR, WOOD PLANK - PICKLED ASH
	105829-03-02A	SF	TILE-FLOOR, WOOD PLANK - SALEM CHERRY
	105829-01-700	EA	TILE-FLOOR, WOOD PLANK - 36" X 4.5' X 3/8" THICK

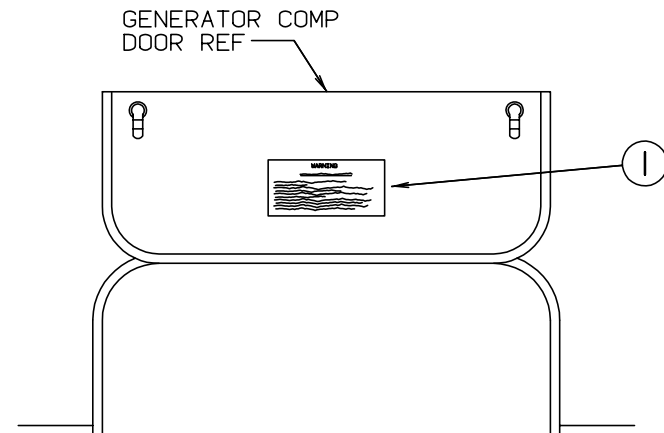
**FLOOR MATS**

KEY	PART NUMBER	U/M	DESCRIPTION
	108151-01-000	EA	MAT-FLOOR, ENTRANCE
	108152-01-000	EA	MAT-FLOOR, RH
	108152-03-000	EA	MAT-FLOOR, LH (OSHKOSH)
	108152-02-000	EA	MAT-FLOOR, LH (CHEVY/FORD)

**LABELS GROUP**



KEY	PART NUMBER	U/M DESCRIPTION
1	039290-01-000	EA LABEL-WARNING, EXIT
2	107571-01-000	EA LABEL-ESCAPE EXIT, WINDOW



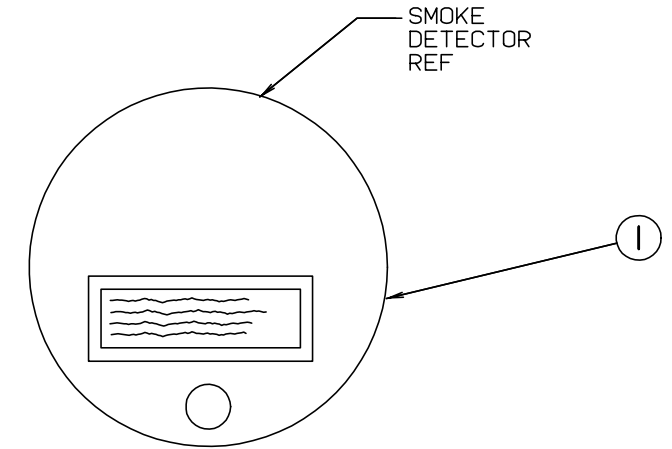
**WARNING**

WHEN ADDING A GENERATOR SET:

HIGH VOLTAGE-USE EXTREME CAUTION WHEN WORKING ON ELECTRICAL COMPONENTS. HAVE ALL ELECTRICAL INSTALLATION PERFORMED BY A QUALIFIED LICENSED ELECTRICIAN-FOLLOW ALL STATE AND LOCAL CODES. ONLY INSTALL GENERATOR SET APPROVED FOR R.V. APPLICATION. HAVE INSTALLED BY QUALIFIED TECHNICIAN. TO AVOID HEAT BUILD-UP AND TO GUARANTEE AN ADEQUATE AIR SUPPLY TO THE GENERATOR CARBURETOR, FOLLOW INSTALLATION INSTRUCTIONS. GENERATOR ENGINE EXHAUST GASES ARE TOXIC AND MUST NOT TERMINATE UNDER THE VEHICLE-DISCHARGE EXHAUST AWAY FROM VEHICLE.

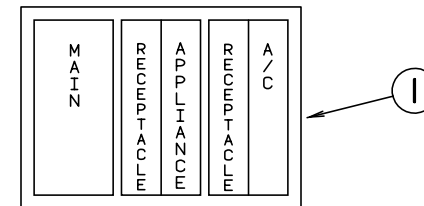
KEY	PART NUMBER	U/M DESCRIPTION
1	077510-01-000	EA LABEL-GENERATOR PREP

**LABELS GROUP (CONTINUED)**



**WARNING:** TEST SMOKE DETECTOR OPERATION AFTER VEHICLE HAS BEEN IN STORAGE. BEFORE EACH TRIP AND AT LEAST ONCE PER WEEK DURING USE.

KEY	PART NUMBER	U/M DESCRIPTION
1	077956-01-000	EA LABEL-WARNING, SMOKE DETECTOR

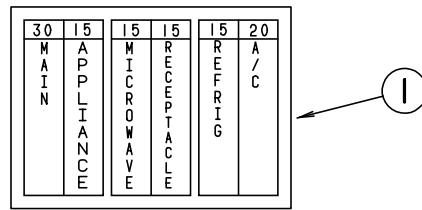


KEY	PART NUMBER	U/M DESCRIPTION
1	095721-07-000	EA LABEL-CONTROL CENTER - FRONT - W/SWITCH LOCATIONS

<b>MAIN</b>	<b>REFRID/MICRO</b>
	<b>A/C CIRCUIT 1</b>
<b>MAIN</b>	<b>A/C CIRCUIT 2</b>
	<b>GENERAL RECPS</b>
<b>GFI # 1</b>	<b>WASHER/OTHER</b>
<b>GFI # 2</b>	<b>CONVERTER/</b>
<b>CONVERTER/</b>	<b>GENERAL RECPS</b>
<b>DISHWASHER</b>	

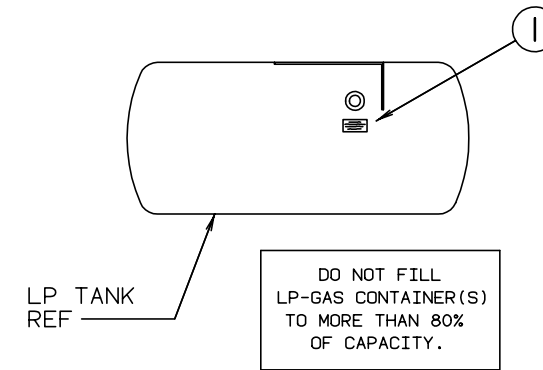
KEY	PART NUMBER	U/M DESCRIPTION
1	095721-09-000	EA LABEL-CONTROL CENTER (50A)

**LABELS GROUP (CONTINUED)**

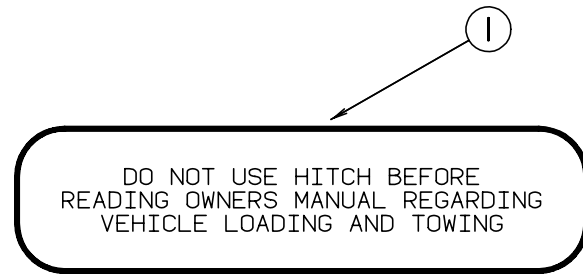


KEY	PART NUMBER	U/M DESCRIPTION
1	095721-10-000	EA LABEL-CONTROL CENTER (30A) (CANADIAN)

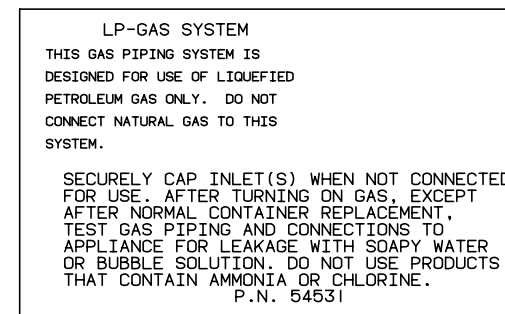
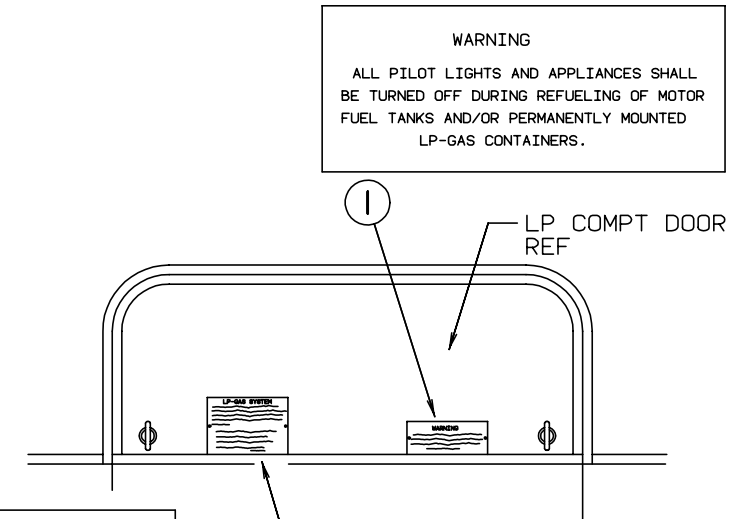
**LABELS GROUP (CONTINUED)**



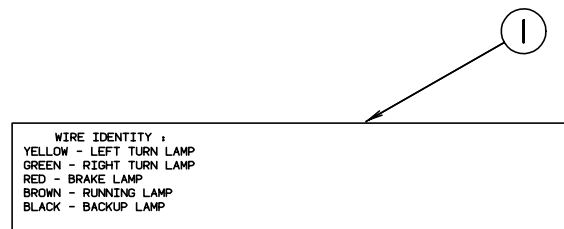
KEY	PART NUMBER	U/M DESCRIPTION
1	079965-01-000	EA LABEL-LPG 80 CAPACITY



KEY	PART NUMBER	U/M DESCRIPTION
1	111104-01-000	EA LABEL-HITCH, READ MANUAL

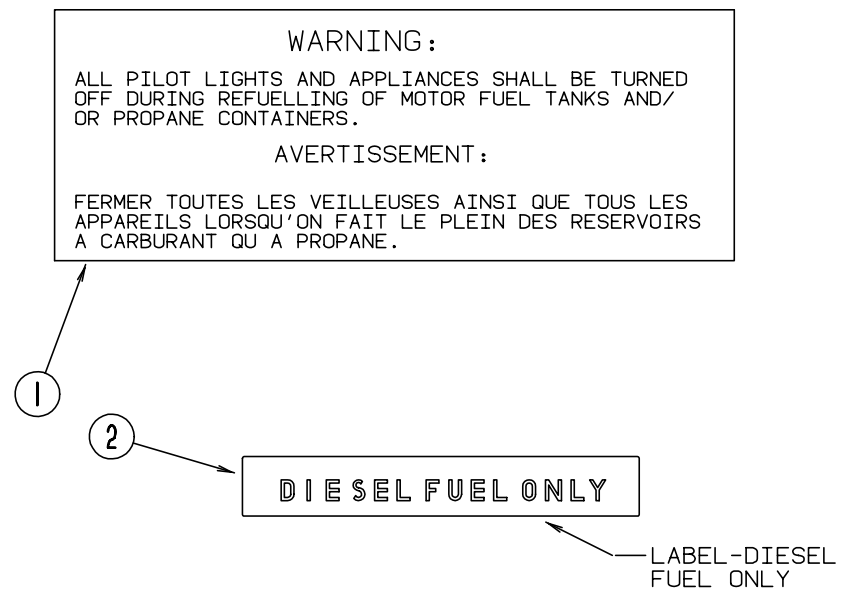


KEY	PART NUMBER	U/M DESCRIPTION
1	006040-01-000	EA TAG-GAS REFUELING WARNING
1	006040-02-000	EA TAG-GAS REFUEL WARNING, CANADIAN
2	054531-01-000	EA LABEL-WARNING, LPG - US
2	023769-01-000	EA LABEL-WARNING, LPG - CANADIAN

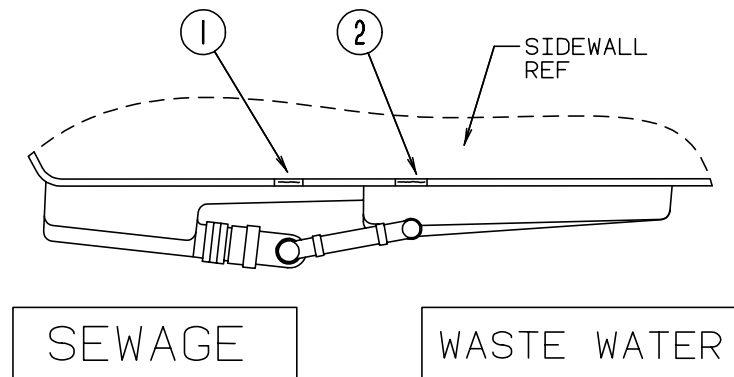


KEY	PART NUMBER	U/M DESCRIPTION
1	091224-02-000	EA LABEL-TRAILER LIGHTING

**LABELS GROUP (CONTINUED)**

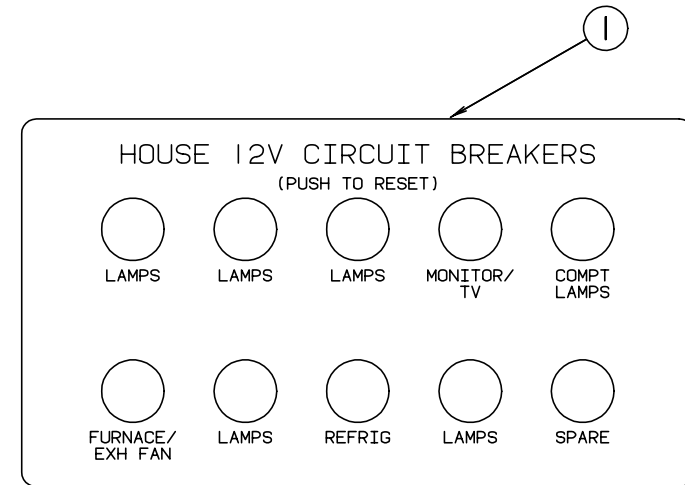


KEY	PART NUMBER	U/M DESCRIPTION
1	006040-01-000	EA TAG-GAS REFUELING WARNING
1	006040-02-000	EA TAG-GAS REFUEL WARNING, CANADIAN
2	068383-01-000	EA LABEL-DIESEL FUEL ONLY

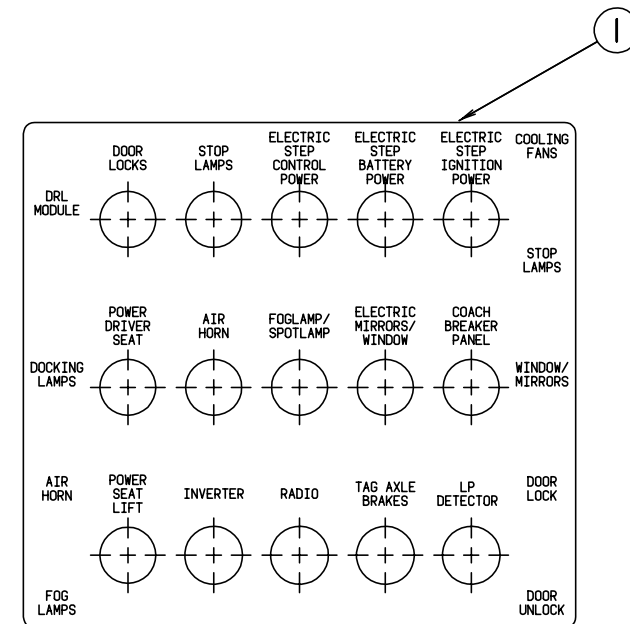


KEY	PART NUMBER	U/M DESCRIPTION
1	006187-01-000	EA LABEL-SEWAGE
2	006188-01-000	EA LABEL-WASTE WATER

**LABELS GROUP (CONTINUED)**



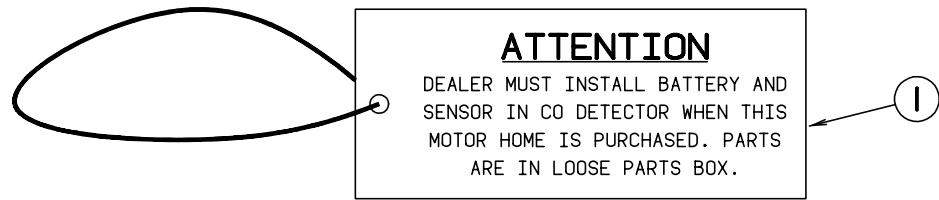
KEY	PART NUMBER	U/M DESCRIPTION
1	092547-04-000	EA LABEL-CIRCUIT BREAKER



KEY	PART NUMBER	U/M DESCRIPTION
1	093236-12-000	EA LABEL-CIRCUIT BREAKER

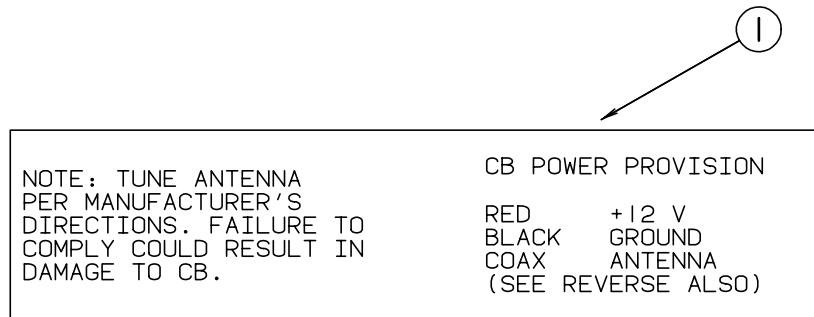


**LABELS GROUP (CONTINUED)**



**ATTENTION**  
 DEALER MUST INSTALL BATTERY AND SENSOR IN CO DETECTOR WHEN THIS MOTOR HOME IS PURCHASED. PARTS ARE IN LOOSE PARTS BOX.

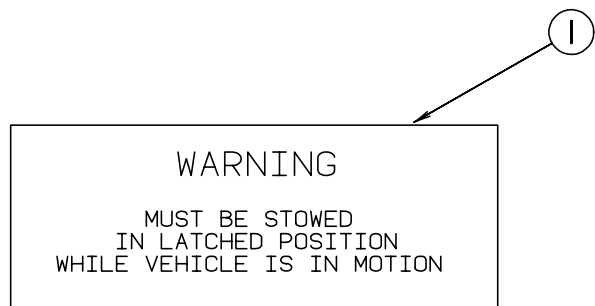
KEY	PART NUMBER	U/M DESCRIPTION
1	112518-01-000	EA LABEL-HANG TAG, CO DETECTOR



NOTE: TUNE ANTENNA PER MANUFACTURER'S DIRECTIONS. FAILURE TO COMPLY COULD RESULT IN DAMAGE TO CB.

CB POWER PROVISION  
 RED +12 V  
 BLACK GROUND  
 COAX ANTENNA  
 (SEE REVERSE ALSO)

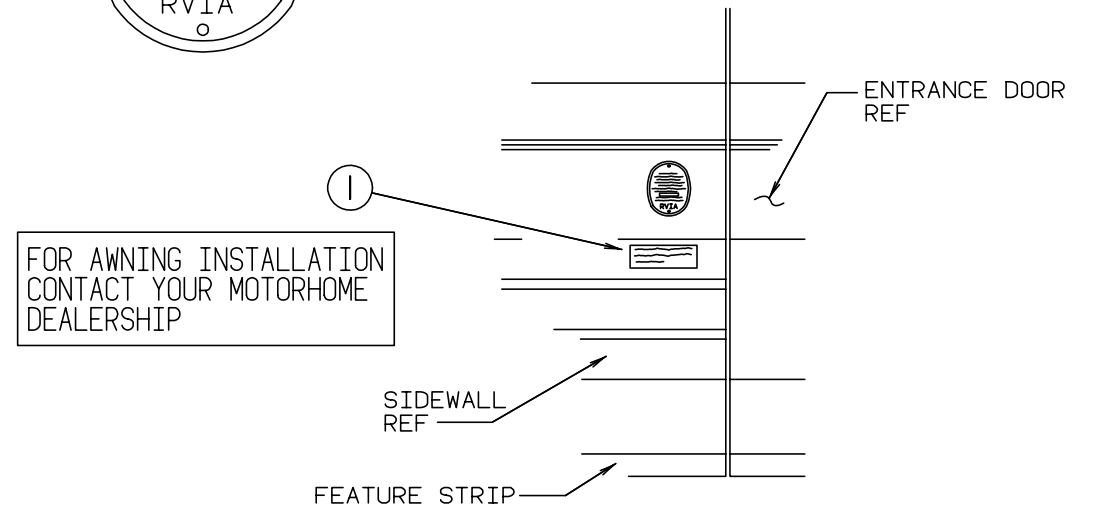
KEY	PART NUMBER	U/M DESCRIPTION
1	104678-01-000	EA LABEL-CB PREP



**WARNING**  
 MUST BE STOWED IN LATCHED POSITION WHILE VEHICLE IS IN MOTION

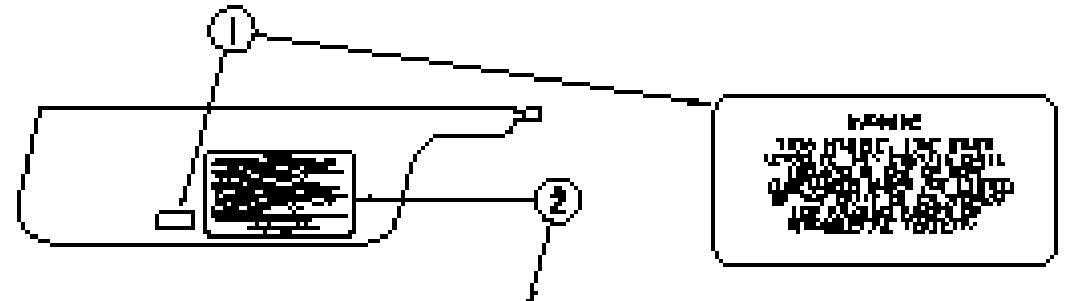
KEY	PART NUMBER	U/M DESCRIPTION
1	079966-01-000	EA LABEL-WARNING, STOWED - MOTION

**LABELS GROUP (CONTINUED)**



FOR AWNING INSTALLATION CONTACT YOUR MOTORHOME DEALERSHIP

KEY	PART NUMBER	U/M DESCRIPTION
1	099509-01-000	EA LABEL-AWNING INSTALLATION



**CAUTION**

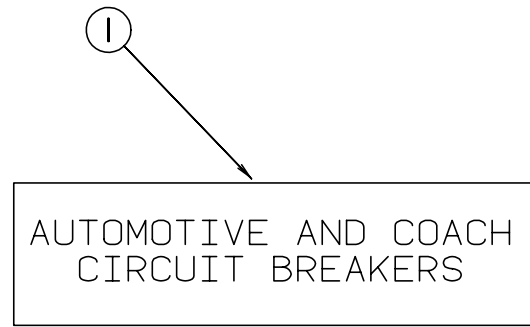
THIS LABEL HAS BEEN PLACED HERE TO ADVISE YOU TO BE CAREFUL FOR THE PROTECTION OF THE VEHICLE AND YOURSELF. PLEASE FOLLOW THE INSTRUCTIONS FOR YOUR SAFETY AND THE SAFETY OF YOUR PASSENGERS AND OTHER PEOPLE.

1. READ INSTRUCTIONS CAREFULLY AND FOLLOW THEM TO THE LETTER.
2. WEIGH: CHECK THE WEIGHT AND CENTER OF GRAVITY OF THE EQUIPMENT.
3. CHECK: CHECK FOR DAMAGE AND WEAR TO THE EQUIPMENT AND VEHICLE.
4. LIFTING: USE THE PROPER TECHNIQUE TO LIFT THE EQUIPMENT. INCLUDE THE WEIGHT OF THE EQUIPMENT, THE WEIGHT OF THE EQUIPMENT, THE WEIGHT OF THE EQUIPMENT.
5. STOWING: STOW THE EQUIPMENT IN THE PROPER POSITION. DO NOT LOAD ON THE EQUIPMENT OR THE VEHICLE AND THE EQUIPMENT FOR THE LIFE OF THE EQUIPMENT.
6. OPENING: CHECK INSTRUCTIONS TO OPEN THE EQUIPMENT AND THE EQUIPMENT.
7. CLOSING: TURN OFF THE LATCH OR LOCK EQUIPMENT PROPERLY.
8. LOCKING: LOCK EQUIPMENT.
9. SAFETY: ALWAYS USE THE EQUIPMENT, CHECK THE EQUIPMENT AND THE EQUIPMENT.
10. MAINTENANCE: ALWAYS IN RETRACTED POSITION FOR TRAVELING.

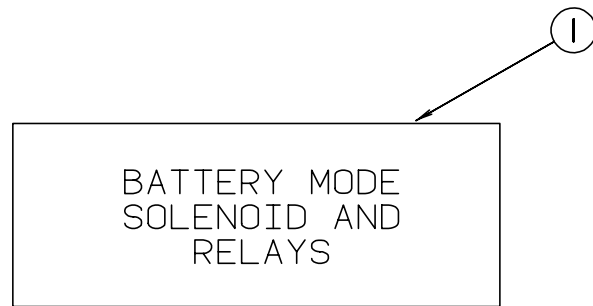
AND YOUR SAFETY AND THE SAFETY OF OTHER PEOPLE.

KEY	PART NUMBER	U/M DESCRIPTION
1	056259-01-000	EA LABEL-SAFETY CHECK LIST
2	099689-01-000	EA LABEL-WARNING,CANCER/TOXICITY

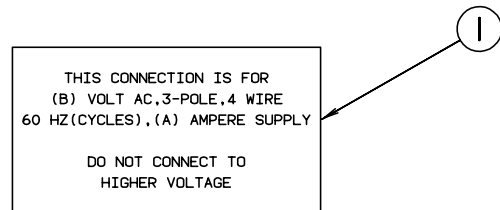
**LABELS GROUP (CONTINUED)**



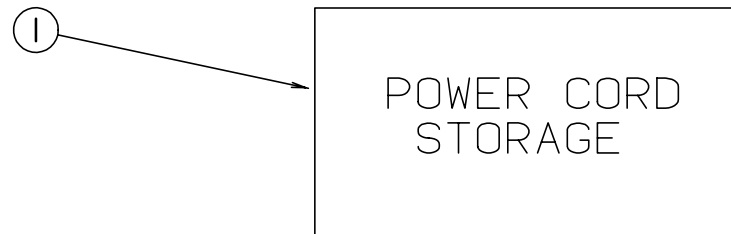
KEY	PART NUMBER	U/M DESCRIPTION
1	098379-01-000	EA LABEL-ELECTRICAL BOX, FRONT



KEY	PART NUMBER	U/M DESCRIPTION
1	098379-04-000	EA LABEL-ELECTRICAL BOX, SIDE

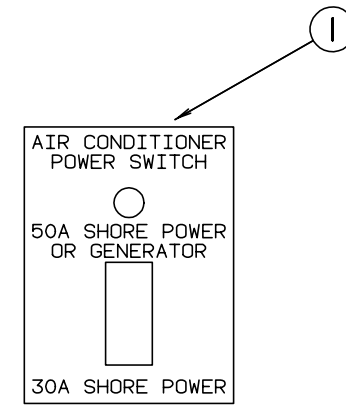


KEY	PART NUMBER	U/M DESCRIPTION
1	006062-04-000	EA LABEL-ELECTRIC, 120/240V SERVICE

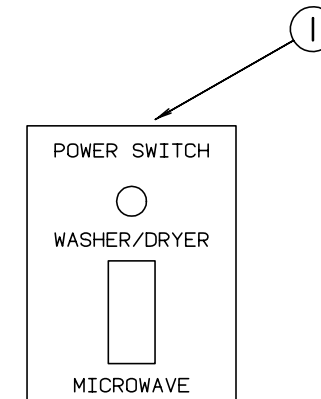


KEY	PART NUMBER	U/M DESCRIPTION
1	121731-01-000	EA LABEL-POWER CORD STORAGE

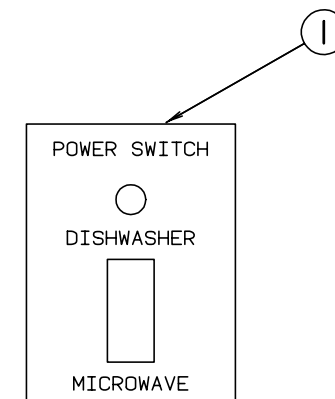
**LABELS GROUP (CONTINUED)**



KEY	PART NUMBER	U/M DESCRIPTION
1	109051-01-000	EA LABEL-SWITCH, 50A POWER (SHORE)

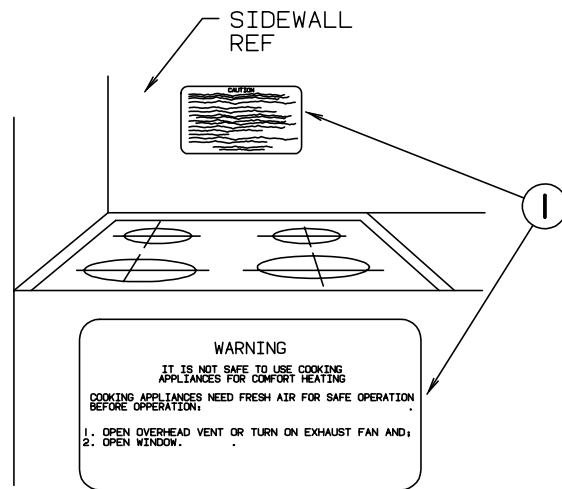


KEY	PART NUMBER	U/M DESCRIPTION
1	109051-02-000	EA LABEL-SWITCH, 50A POWER (DISHWASHER)

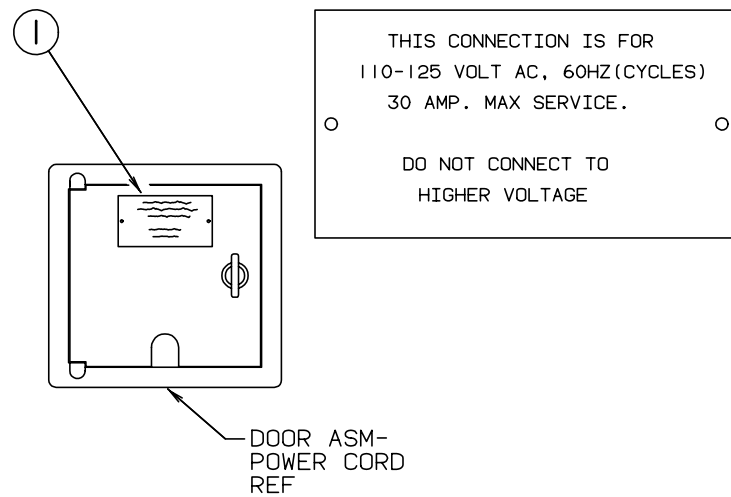


KEY	PART NUMBER	U/M DESCRIPTION
1	109051-03-000	EA LABEL-SWITCH, 50A POWER (WASHER/DRYER)

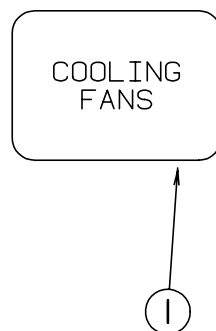
**LABELS GROUP (CONTINUED)**



KEY	PART NUMBER	U/M DESCRIPTION
1	050225-01-000	EA LABEL-WARNING, STOVE VENT - US
1	050222-01-000	EA LABEL-WARNING, STOVE VENT - CANADIAN



KEY	PART NUMBER	U/M DESCRIPTION
1	006062-01-000	EA TAG-ELECTRIC, 110V CONNECTION

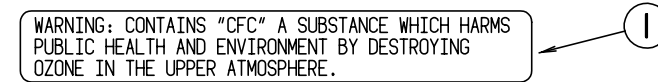


KEY	PART NUMBER	U/M DESCRIPTION
1	093237-10-000	EA LABEL-CIRCUIT BREAKER,FRONT - COOLING FANS

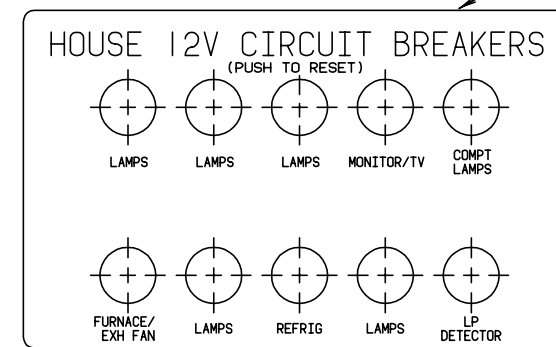
**LABELS GROUP (CONTINUED)**



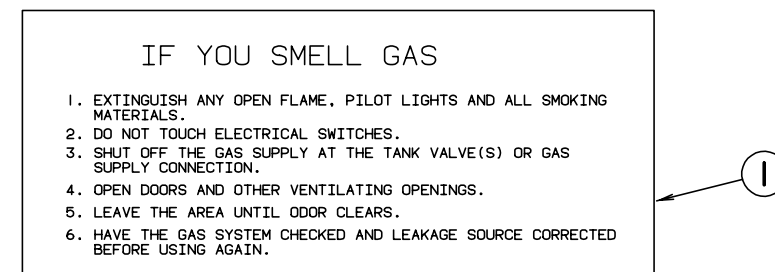
KEY	PART NUMBER	U/M DESCRIPTION
1	087236-01-000	EA LABEL-CABLE, INPUT



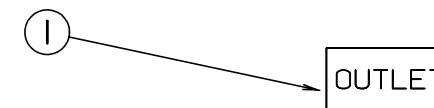
KEY	PART NUMBER	U/M DESCRIPTION
1	111802-01-000	EA LABEL-CFC WARNING



KEY	PART NUMBER	U/M DESCRIPTION
1	092547-06-000	EA LABEL-CIRCUIT BREAKER



KEY	PART NUMBER	U/M DESCRIPTION
1	073998-01-000	EA LABEL-LPG ODOR WARNING

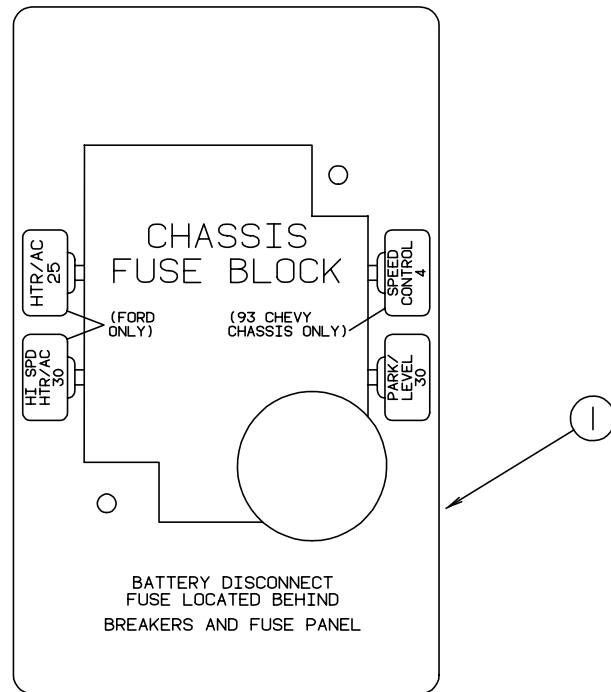


KEY	PART NUMBER	U/M DESCRIPTION
1	087236-02-000	EA LABEL-TV OUTLET

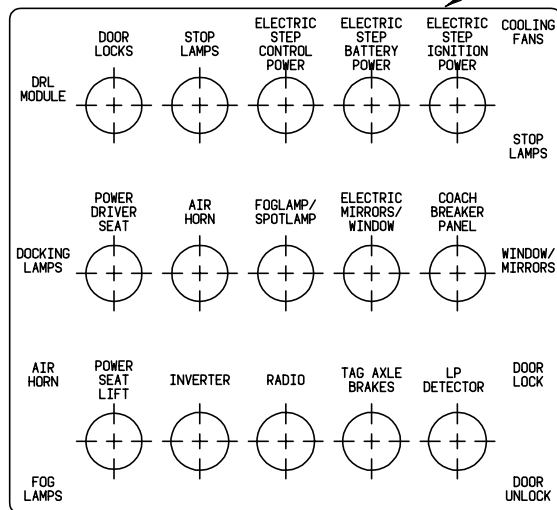
**LABELS GROUP (CONTINUED)**

EXTERIOR  
LEFT SIDE  
SERVICE LIGHT

**KEY PART NUMBER U/M DESCRIPTION**  
1 094675-01-000 EA LABEL-EXTERIOR LIGHT, SERVICE



**KEY PART NUMBER U/M DESCRIPTION**  
1 111537-02-000 EA LABEL-FUSES



**KEY PART NUMBER U/M DESCRIPTION**  
1 093236-12-000 EA LABEL-CIRCUIT BREAKER

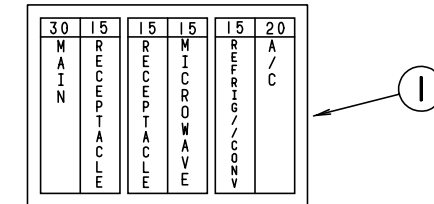
**LABELS GROUP (CONTINUED)**

UNLEADED  
FUEL ONLY

**KEY PART NUMBER U/M DESCRIPTION**  
1 098641-01-000 EA LABEL-FUEL, UNLEADED - DASH  
062043-01-000 EA LABEL-FUEL, UNLEADED - FUEL DOOR /CAP (NOT SHOWN)

WARNING  
THIS VEHICLE, LIKE OTHER VEHICLES, MAY CONTAIN SMALL AMOUNTS OF ONE OR MORE SUBSTANCES WHICH ARE LISTED BY THE STATE OF CALIFORNIA FOR CAUSING CANCER OR REPRODUCTIVE TOXICITY.

**KEY PART NUMBER U/M DESCRIPTION**  
1 099689-01-000 EA LABEL-WARNING, CANCER/TOXICITY



**KEY PART NUMBER U/M DESCRIPTION**  
1 095721-14-000 EA LABEL-CONTROL CENTER, 30A

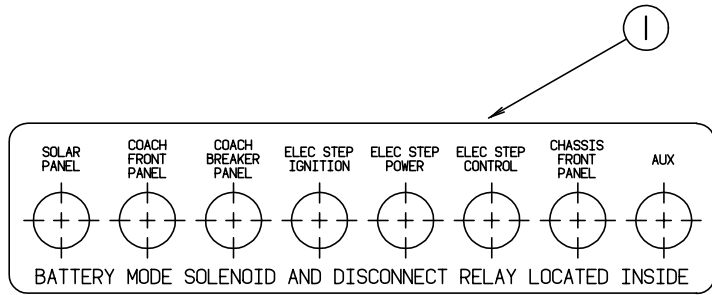
CIRCUIT BREAKERS  
AND AUTOMOTIVE  
FUSE PANEL

**KEY PART NUMBER U/M DESCRIPTION**  
1 098379-03-000 EA LABEL-ELECTRICAL BOX, FRONT

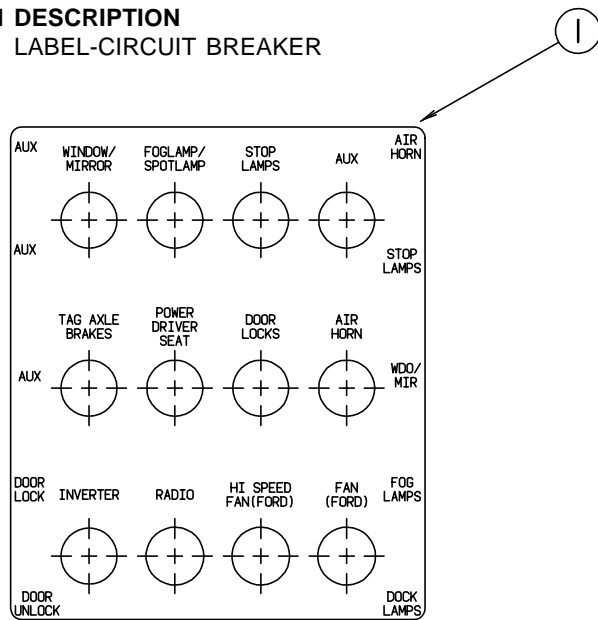
WARNING: CONTAINS "CFC" A SUBSTANCE WHICH HARMS PUBLIC HEALTH AND ENVIRONMENT BY DESTROYING OZONE IN THE UPPER ATMOSPHERE.

**KEY PART NUMBER U/M DESCRIPTION**  
1 111802-01-000 EA LABEL-CFC WARNING

**LABELS GROUP (CONTINUED)**



**KEY PART NUMBER U/M DESCRIPTION**  
 093236-13-000 EA LABEL-CIRCUIT BREAKER



**KEY PART NUMBER U/M DESCRIPTION**  
 093236-14-000 EA LABEL-CIRCUIT BREAKER

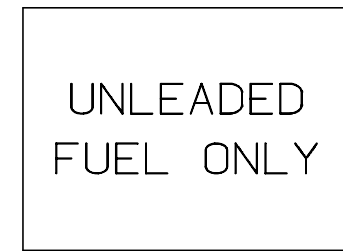
**WARNING: DISCONNECT BATTERIES BEFORE CONNECTING EXTERNAL CHARGING EQUIPMENT.**

**KEY PART NUMBER U/M DESCRIPTION**  
 1 065748-01-000 EA LABEL-CAUTION, BATTERY CHARGING

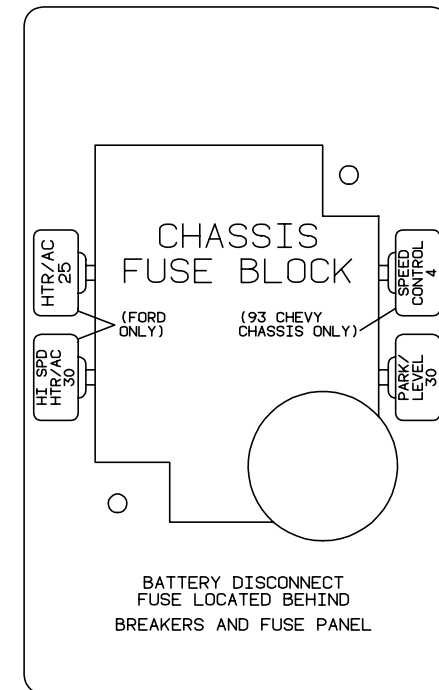
**ERTISSMENT: DEBRANCHER LES BATTERIES AVA BRANCHER TOUT EQUIPEMENT DE CHARGE EXTERIEU**

**KEY PART NUMBER U/M DESCRIPTION**  
 1 065748-02-000 EA LABEL-WARNING, BATTER, FRENCH

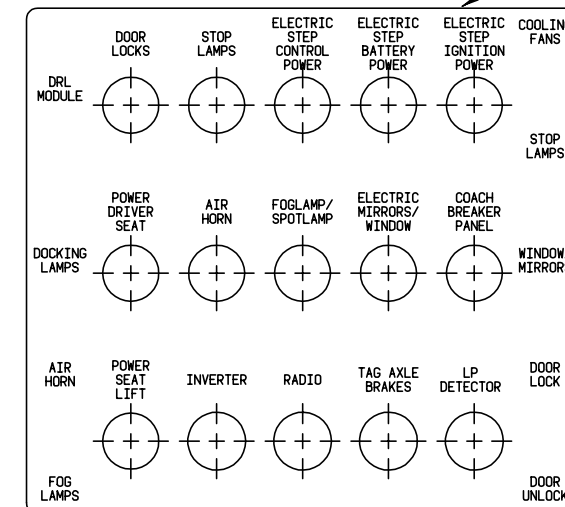
**LABELS GROUP (CONTINUED)**



**KEY PART NUMBER U/M DESCRIPTION**  
 1 098641-01-000 EA LABEL-FUEL, UNLEADED - DASH

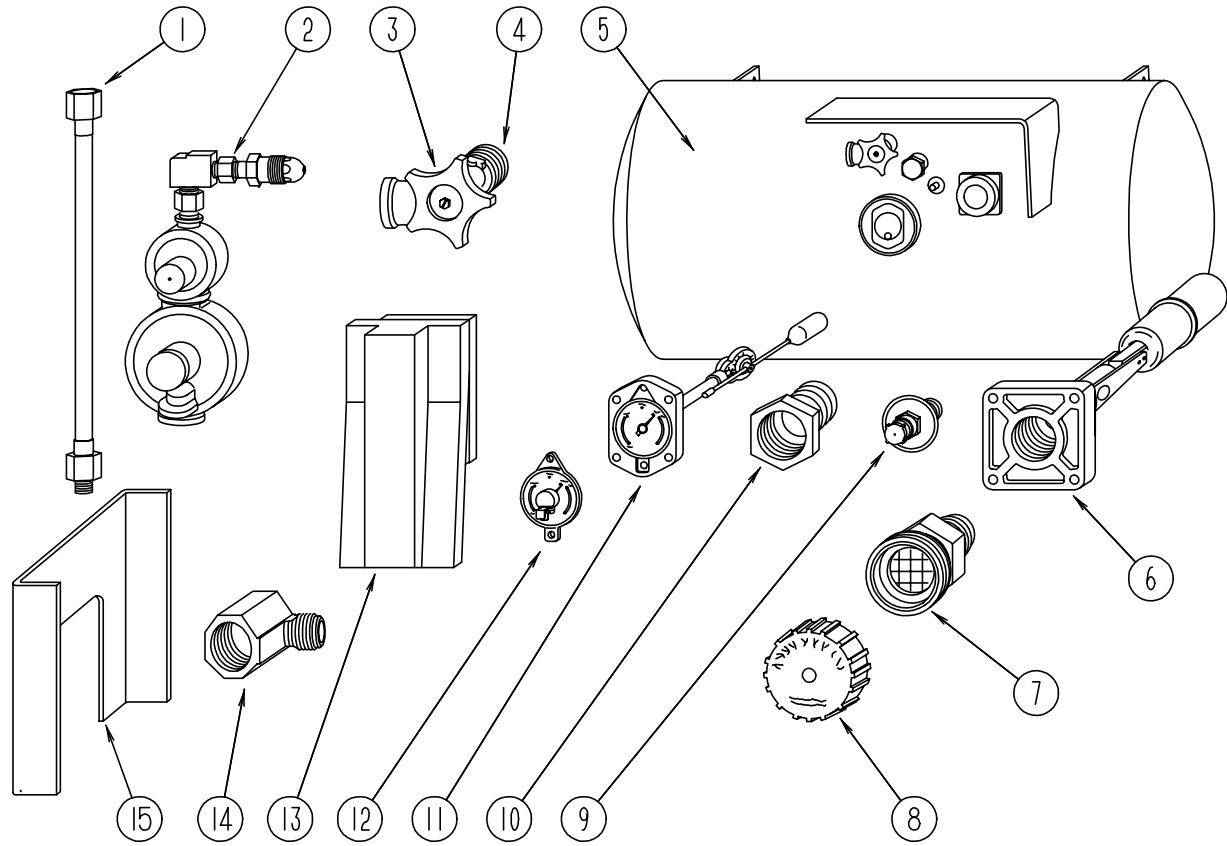


**KEY PART NUMBER U/M DESCRIPTION**  
 1 111537-02-000 EA LABEL-FUSES



**KEY PART NUMBER U/M DESCRIPTION**  
 1 093236-12-000 EA LABEL-CIRCUIT BREAKER

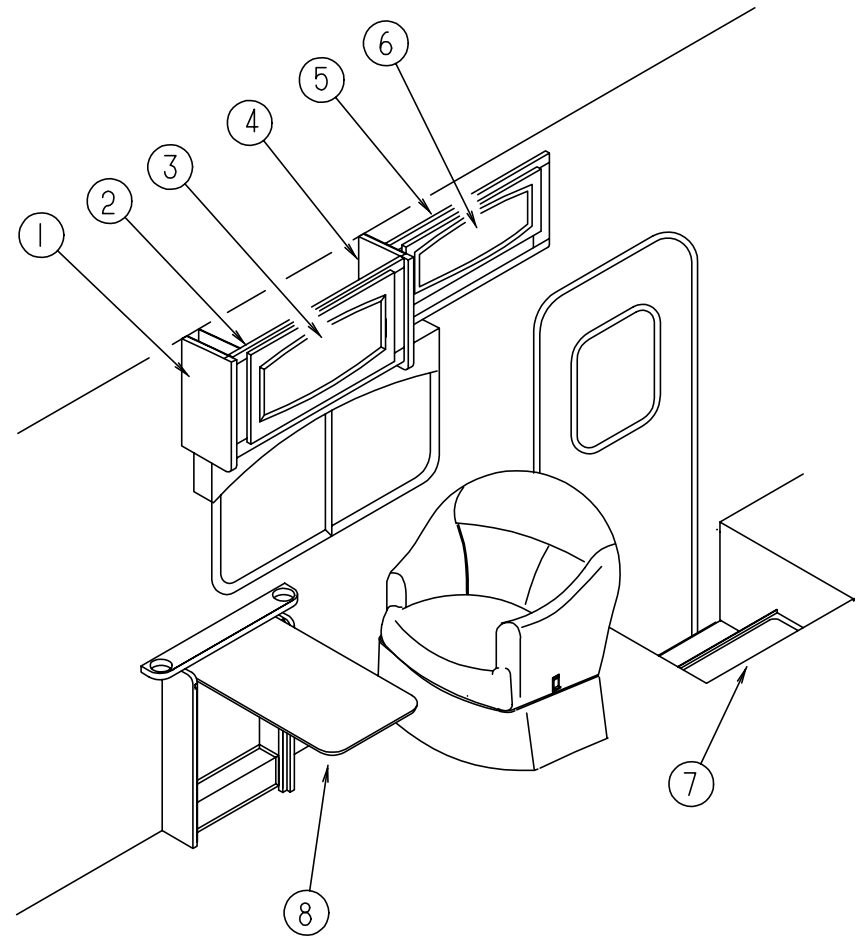
**LP GROUP**



**LP TANK & COMPONENTS**

KEY	PART NUMBER	U/M	DESCRIPTION	VENDOR NO.
1	045703-01-000	EA	HOSE-LP, 3/8" ID X 24" - 3/8 MPT X 1/2 F SWIVEL - U.S.	
1	045703-02-000	EA	HOSE-LP, 3/8" ID X 24" - 3/8" MPT X 1/2" F SWIVEL - CANADA	
2	106150-01-000	EA	REGULATOR-TWO STAGE M'BRASS 290-303	
2	106150-02-000	EA	REGULATOR-TWO STAGE M' BRASS 290-00 (W/LP GENERATOR OPTION)	
3	040421-01-708	EA	HANDWHEEL-SERVICE VALVE	G-1015-A
4	040421-01-712	EA	VALVE,SERV. W/O VAPOR RELIEF	29000853
5	088253-03-000	EA	TANK-LP, 100 LB - 16"D X 36" - SPL	
6	040421-01-711	EA	VALVE-80% FILL W/AUTO STOP	LLL
7	040421-01-701	EA	VALVE-FILL-SHORT, LP	75478
8	040421-01-702	EA	CAP-FILL VALVE, PLASTIC	G-1014-A
9	040421-01-700	EA	VALVE-LIQUID LEVEL, 20%	G-1013
10	040421-01-713	EA	VALVE-VAPOR ONLY	29000587
11	088253-01-700	EA	GAUGE-FLOAT ASSEMBLY, L.P.	16C
	010329-01-000	EA	ADAPTER-BRASS, 1/2" F X 1/2" MPT	
12	040440-02-000	EA	TRANSMITTER-DIAL, 0-90 OHM - 2 TERMINAL (POWER & GROUND)	
13	105658-01-000	EA	COMPARTMENT-LP REGULATOR	
14	065318-02-000	EA	ELBOW-90 DEGREE, 3/8" MPT TO 3/8" FPT	
15	113542-11-02B	EA	MOUNT ASM-LP TANK E-COAT	
			FROM: 00-00-00 THRU: 09-17-95	
	010252-01-000	EA	ELBOW - BRASS - 90 DEGREE - 3/8F X 1/2MPT	
	010265-01-000	EA	ELBOW-BRASS, 90 DEGREE - 3/8"F X 1/2"FPT	
	010323-01-000	EA	ADAPTER-BRASS, 3/8F X 1/2MPT	
	010326-01-000	EA	ADAPTER-FLARE, W/CONE GASKET - 3/8"FEMALE X 1/2" MALE	
	010329-01-000	EA	ADAPTER-BRASS, 1/2" F X 1/2" MPT	
	010377-02-000	EA	NUT-BRASS, 3/8" FLARE - FORGED	
	010380-02-000	EA	NUT-BRASS, 1/2" FLARE - FORGED	
	103613-01-000	EA	DETECTOR-LP GAS	

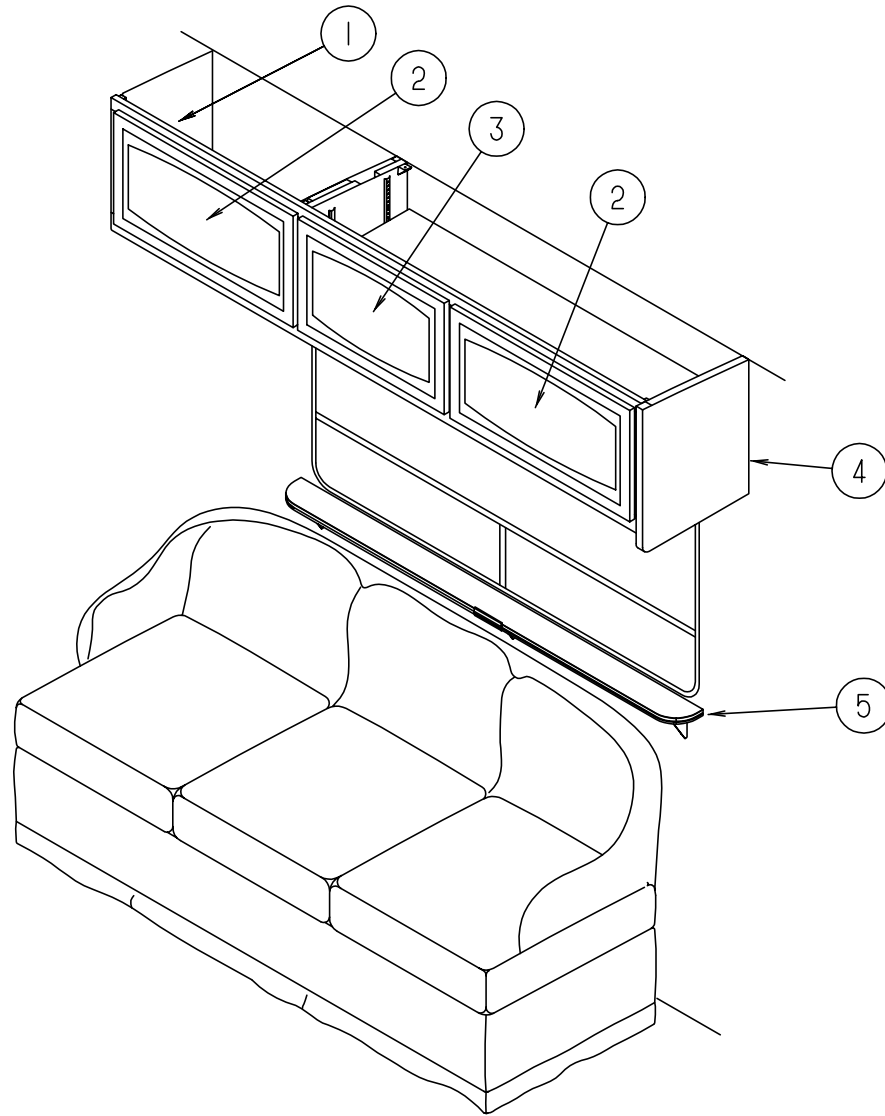
**LOUNGE GROUP**



**PASSENGER SIDE CABINETS & TABLE**

KEY	PART NUMBER	U/M	DESCRIPTION
1	107494-13-E37	EA	CAP ASM-END, LH (PICKLED ASH)
1	107494-13-E41	EA	CAP ASM-END, LH (SALEM CHERRY)
2	M05960-08-E37	EA	CABT ASM-OVHD, TT-CHAIRS (PICKLED ASH)
2	M05960-08-E41	EA	CABT ASM-OVHD, TT-CHAIRS (SALEM CHERRY)
3	M05990-01-E37	EA	DOOR-W/OGEE EDGING 14.4" X 26.8" (PICKLED ASH)
3	M05990-01-E41	EA	DOOR-W/OGEE EDGING 14.4" X 26.8" (SALEM CHERRY)
4	107494-12-E37	EA	CAP ASM-END, RH (PICKLED ASH)
4	107494-12-E41	EA	CAP ASM-END, RH (SALEM CHERRY)
5	M05960-07-E37	EA	CABINET ASM-OVHD, ENTRY DOOR (PICKLED ASH)
5	M05960-07-E41	EA	CABINET ASM-OVHD, ENTRY DOOR (SALEM CHERRY)
6	M05990-02-E37	EA	DOOR-RAIL, HDW, OGEE 0255 X 0750 (PICKLED ASH)
6	M05990-02-E41	EA	DOOR-RAIL, HDW, OGEE 0255 X 0750 (SALEM CHERRY)
7	104006-01-C05	EA	LID - ENTRANCE STEP COMPARTMENT - W/O CARPET
	101222-01-02A	EA	BRACKET-CATCH, LID - OFF WHITE
	107941-01-02A	EA	SUPPORT-LID, ENTRY STEP - OFF WHITE
8	P19558-01-G38	EA	TABLE ASM-PULLOUT (PICKLED ASH)
8	P11431-01-E41	EA	TABLE ASM-PULLOUT (SALEM CHERRY)
	112556-01-01A	EA	HINGE-BRASS, 1 1/2"

## LOUNGE GROUP (CONTINUED)



**DRIVER SIDE CABINETS**

KEY	PART NUMBER	U/M	DESCRIPTION
1	114719-01-F36	EA	CABINET ASM-OVHD (PICKLED ASH)
1	114719-01-F37	EA	CABINET ASM-OVHD (SALEM CHERRY)
2	M05990-03-E37	EA	DOOR - W/OGEE EDGING - 14.3" X 21.8" - W/O HARDWARE (PICKLED ASH)
2	M05990-03-E41	EA	DOOR - W/OGEE EDGING - 14.3" X 21.8" - W/O HARDWARE (SALEM CHERRY)
3	M05990-04-E37	EA	DOOR-RAIL, HDW, OGEE 0365 X 0455 (PICKLED ASH)
3	M05990-04-E41	EA	DOOR-RAIL, HDW, OGEE 0365 X 0455 (SALEM CHERRY)
4	107494-14-E37	EA	CAP ASM-END, RH (PICKLED ASH)
4	107494-14-E41	EA	CAP ASM-END, RH (SALEM CHERRY)
5	118409-01-G38	EA	CABINET ASM-SHELF (PICKLED ASH)
5	118409-01-G39	EA	CABINET ASM-SHELF (SALEM CHERRY)
	083125-05-000	EA	BRACE-ANGLE, COUCH - 2.5" - BEIGE
	083125-07-000	EA	BRACE-COUCH, O/W

## SEALANTS & FASTENERS GROUP

### SEALANTS & ADHESIVES

KEY	PART NUMBER	U/M	DESCRIPTION
	004011-01-000	EA	ADHESIVE-3M, 4475 TUBE
	004020-01-000	QT	ADHESIVE-ABS CEMENT - QUART
	004363-01-000	FT	TAPE-ADHESIVE FOAM, 1 SIDE - 3/16" X 1/2" X 50' - GRAY
	034552-02-000	EA	SILICONE-TUBE, 300 ML - CLEAR
	034552-12-000	EA	SILICONE-TUBE, 300 ML - BUFF
	053766-02-000	EA	BEDDING COMPOUND-TUBE, WHITE - SCHNEE# 5522
	053766-08-000	EA	BEDDING COMPOUND-TUBE, GRAY - SCHNEE# 5522
	062917-03-000	EA	ADHESIVE-LOCTITE 242, LOCTITE 242,SIDE 41
	067788-01-000	EA	ADHESIVE-SPRAY, 3M 74 - 19.5 OUNCE CAN
	069640-01-000	FT	SEALER-RIBBON, 1/4" DIAMETER - INCREMENTS OF 30'
	069640-03-000	FT	SEALER-RIBBON, 3/4" X 1/8" - INCREMENTS OF 60'
	069640-07-000	FT	SEALER-RIBBON, 2" X 3/32" - INCREMENTS OF 30' OR 45'
	069640-09-000	FT	SEALER-RIBBON, 2 1/2" X 1/32" - INCREMENTS OF 80'
	069640-11-000	FT	SEALER-TAPE, 3/16" X 3/8", BLACK - MANUS
	069640-14-000	FT	SEALER-RIBBON, 1" X 1/16" - GRAY - INCREMENTS OF 30' OR 45'
	072889-01-000	EA	SEALANT-URETHANE, BLACK - 1/10 - ESSEX 552.2
	072889-09-000	EA	SEALANT-URETHANE - BLACK (TUBE) - MANUS 75AM
	076322-02-000	FT	TAPE-FOAM, DOUBLE COATED ADHESIVE BACKED - 1" X 108'
	076322-03-000	FT	TAPE-FOAM, DOUBLE COATED ADHESIVE BACKED - .5" X 108'
	076322-05-000	FT	TAPE-FOAM, DOUBLE COATED - .025" X 1.5" X 108'
	076322-07-000	FT	TAPE-FOAM, DOUBLE COATED, .045 X .50 - 3M 4949 VHB
	076322-08-000	FT	TAPE-FOAM, DOUBLE COATED, .045 X .50 - 3M 4949 VHB
	087211-01-000	GL	PROMOTER-ADHESIVE
	088479-01-000	EA	TAPE-ALUM 3" 3M
	091255-02-000	EA	SEAL-ADHESIVE BACKED FOAM, .18" X THICK X 1.5" X 4.8"
	093071-01-000	FT	TAP-BONDING, DOUBLE SIDED - 1/64 X 2"
	094401-01-000	EA	SEALER-BODY SEAM SEALER, 3M FLEXICLEAR
	102352-01-000	EA	SEALER - PUMPABLE - BLACK - COLORIMETRIC MS101
	106206-01-000	EA	SEAL-PUMPABLE, TUBE - MANUS 30A BLACK
	107828-01-000	EA	SEALANT-SB 190 EVERSEAL, SURE BOND INC
	108353-01-000	FT	SEAL-FOAM, 5/16 X 1/2 - ADHESIVE BACKED - LUNDELL
	108353-03-000	FT	SEAL-FOAM, 4.76 X 6.35MM - LUNDELL
	108716-02-000	EA	SILICONE, (TUBE) - BUFF LEVEL - CSL 510
	110274-01-000	FT	TAPE-FOAM, DOUBLE COATED - .045 X 1.0 - NORTON V-2800
	112901-02-000	EA	ADHESIVE-PLEXUS MA 330 50ML - P33500
	114311-01-000	GL	ADHESIVE-GLUE, #72-7843 NATIONAL STARCH
	118085-02-01A	FT	TAPE-FOIL, 1IN X 150FT
	120074-01-01A	EA	SILICONE TUBE - OFF WHITE W/O NOZZLE
	120534-01-01A	EA	TAPE-SCOTCH 3M 1/2" FINE LINE
	900390-01-000	EA	TIP-2 1/2" X 1/8" ORIFICE
	900390-02-000	EA	TIP-6"LN, 1/16" X 1/4" ORIFICE
	900390-03-000	EA	NOZZLES-CSL D10

### BOLTS, NUTS & WASHERS

KEY	PART NUMBER	U/M	DESCRIPTION
	000C12-05-40B	EA	BOLT-HEX, 5/16 - 18 X 2.5 - ZN 5
	000C12-05-12B	EA	BOLT-HEX, 5/16 - 18 X 3/4 - ZN 5
	000C12-05-16B	EA	BOLT-HEX, 5/16-18 X 1 - ZINC 5
	000C12-06-20B	EA	BOLT-HEX, 3/8 - 16 X 1 1/4 - ZN 5
	000C12-06-16B	EA	BOLT-HEX, 3/8 - 16 X 1 - ZINC
	000C12-06-32B	EA	BOLT-HEX, 3/8 - 16 X 2LG - ZN 5
	000C12-06-44B	EA	BOLT-HEX, 3/8 - 16 X 2 3/4 - ZN 5
	000C12-07-20B	EA	BOLT-HEX, 7/16 - 14 X 1 1/4 - ZN 5
	000C12-08-28B	EA	BOLT-HEX, 1/2-13 X 1-3/4 ZN 5
	000C12-08-24B	EA	BOLT-HEX, 1/2-13 X 1 1/2 - ZN 5
	000C12-10-24B	EA	BOLT-HEX, 5/8-11 X 1 1/2 ZN - 5
	000C13-07-48B	EA	BOLT-HEX, 7/16 - 20 X 3 - ZN 5
	000C14-06-32B	EA	BOLT-HEX, 3/8-16X2.00 GD 8
	000C26-04-10B	EA	BOLT-HEX, SER FLG - 1/4-20 X 5/8 ZINC
	000C26-04-14B	EA	BOLT-HEX, SER FLG - 1/4-20 X 7/8 ZINC
	000C26-04-18B	EA	BOLT-HEX, SER FLG - 1/4-20 X 1 1/8 ZINC

**SEALANTS & FASTENERS GROUP (CONTINUED)**

**BOLTS, NUTS & WASHERS (CONTINUED)**

KEY	PART NUMBER	U/M	DESCRIPTION
	000C26-05-12B	EA	BOLT-HEX-SER FLG 5/16-18 X 3/4 ZN
	000C26-05-16B	EA	BOLT-HEX-SER FLG 5/16-18 X 1 ZN
	000C26-05-20B	EA	BOLT-HEX, SER FLG 5/16 - 18 X 1 1/4 ZINC
	000C26-05-12B	EA	BOLT-HEX-SER FLG 5/16-18 X 3/4 ZN
	000C26-06-28B	EA	BOLT-HEX-SER FLG 3/8-16X13/4
	000D24-10-00B	EA	NUT-HEX, SF/LK - 10-32 ZN
	000D29-05-00B	EA	NUT-5/16-18 UNC,SF/LOCKING - NYLON WASHER INSERT
	000D29-06-00B	EA	NUT-HEX, W/NYLON LOK - 3/8 - 16 ZN
	000D34-06-00B	EA	NUT-HEX, LK - 3/8 - 16 GRADE C ZN - PREVAILING TORQUE
	000D39-04-00B	EA	NUT-HEX, SER FLG LK 1/4 - 20 ZN
	000D39-05-00B	EA	NUT-HEX, SER FLG LK - 5/16 - 18 ZN
	000D39-06-00B	EA	NUT-HEX, SER FLG LK - 3/8-16 ZN
	000D39-08-00B	EA	NUT-HEX, SER FLG LK - 1/2-13 ZN
	000D44-07-00B	EA	NUT-HEX, SER FLG LK - 7/16-20 ZN
	000D46-04-00A	EA	NUT-HEX, WELD - 1/4-20 - PLAIN - SHORT PILOT
	000D73-07-00C	EA	NUT-HEX FLG, 7/16 - 14 CAD PREV
	000D73-08-00C	EA	NUT-HEX FLG,1/2-13 CAD PREV - GRADE G
	000E11-05-00B	EA	WASHER-LK, 5/16" MED - SPLIT - ZN
	000E11-08-00B	EA	WASHER - LOCKING - 1/2 MED SPLIT - ZINC
	000E13-14-00B	EA	WASHER-FL, 1/4" WIDE ZN
	000E13-17-00B	EA	WASHER-FLARE, 3/8" AR ZN
	000E13-18-00B	EA	WASHER-FL, 3/8 WIDE ZN
	000E13-20-00B	EA	WASHER-FL, 7/16" WIDE - ZN
	000E13-21-00B	EA	WASHER-FL - W/2 NAR ZN
	000E13-22-00B	EA	WASHER-FLAT, 1/2 WIDE - ZINC - 05117-01-000
	000E13-26-00B	EA	WASHER - FL - 1/2 WIDE ZINC
	000E14-10-00B	EA	WASHER-LK - NO 10 EXT TOOTH - ZN
	000G45-04-24B	EA	BOLT-LAG, 1/4-9 X 1 1/2 ZN
	005081-01-000	EA	NUT-SPEED, C TYPE - NO 8 SCREW
	040921-03-000	EA	NUT-SPEED, U TYPE - NO 10
	040921-05-000	EA	NUT-SPEED, U TYPE - NO. 8 - .67" LENGTH X .44" WIDTH
	044364-02-000	EA	NUT-SPEED, FLAT - ROUND
	051387-05-000	EA	BOLT-CARR, 5/16 - 18 X 8.5 - ZN - W/O HOLE
	051387-06-000	EA	BOLT-CARRIAGE, W/O HOLE - 5/16-18 X 9.5 ZN
	058716-02-000	EA	WASHER-FLAT NYLON - .406 X .75 X .06
	063253-07-000	EA	NUT-J, #8A .120 - .130 PNL THK
	077049-01-000	EA	NUT-ACORN, 10 - 32 ALUMINUM
	083163-06-000	EA	PUSHNUT-FLAT TYPE 3/8 STUD - FORD ONLY
	087234-01-000	EA	NUT-JACK, 1/4 X 20 THREAD - MOLLY
	088787-12-000	EA	STUD-WELD, 1/4-20X1.0LG MN
	102378-01-02A	EA	WASHER-BLACK, COMPARTMENT DOORS
	102540-01-000	EA	SEAL-SCREW, ROUND - RUBBER
	106648-01-000	EA	CAP-STUD, .120 TO .130 STUD DIAMETER - T'MN C30017-014-27
	106956-01-000	EA	BOLT-HEX TAP, 5/16 - 18NC X 1 1/4 - GR5 - FULL THREAD ZINC
	106956-03-000	EA	BOLT-HEX TAP 1/2-13NCX3 GR5 FULL THREAD ZINC
	107397-01-000	EA	WASHER-FENDER, 6.8"ID X 32.0"OD
	108067-03-000	EA	STUD-WELD, 1/4-20 X 1/2 CD - IMAGE
	110794-01-000	EA	WASHER-FL, 1ID X 13/4OD - C-TECH 36T1043187

**SCREWS**

KEY	PART NUMBER	U/M	DESCRIPTION
	0G1208-12-170	EA	SCREW - 8-18 X .75 POH - BRIGHT WHITE
	0G5508-12-170	EA	SCREW-SF/DR-8-18X.75 PWH
	000C20-06-20T	EA	SCREW, 3/8-16 X 1 1/4,FLAT SOC
	000G11-05-08B	EA	SCREW-5-20 X 1/2 PPH ZN
	000G11-06-18B	EA	SCREW, 6-20 X 1 1/8 PPH - ZINC
	000G11-06-10J	EA	SCREW, 6-20 X 5/8 PPH - BRASS
	000G11-06-10B	EA	SCREW, 6-20 X 5/8 PPH - ZINC
	000G11-06-08B	EA	SCREW, 6-20 X 1/2 PPH - ZINC
	000G11-06-06B	EA	SCREW, 6-20 X 3/8 PPH - ZINC
	000G11-06-18B	EA	SCREW - 6-20 X 1 1/8 PPH - ZINC
	000G11-07-08B	EA	SCREW, 7-19 X 1/2 PPH - ZINC

**SEALANTS & FASTENERS GROUP (CONTINUED)**

**SCREWS (CONTINUED)**

KEY	PART NUMBER	U/M	DESCRIPTION
	000G11-08-06B	EA	SCREW, 8-18 X 3/8 PPH ZINC
	000G11-08-08B	EA	SCREW, 8-18 X 1/2 PPH - ZINC
	000G11-08-08T	EA	SCREW, 8-18 X 1/2 PPH
	000G11-08-12B	EA	SCREW, 8-18 X 3/4 PPH ZINC
	000G11-08-12D	EA	SCREW, 8-18 X 3/4 PPH - BLACK
	000G11-08-12P	EA	SCREW, 8-18 X .75 PPH - DARK BROWN
	000G11-08-12R	EA	SCREW, 8-18 X 3/4 PPH - BEIGE
	000G11-08-12S	EA	SCREW, 8-18 X 3/4 PPH - OFF WHITE
	000G11-08-12T	EA	SCREW, 8-18 X 3/4 PPH - BLACK
	000G11-08-20B	EA	SCREW, 8-18 X 11/4 PPH ZINC
	000G11-08-16S	EA	SCREW, 8-18 X 1.00 PPH - OFF WHITE
	000G11-10-12D	EA	SCREW, 10-16 X 3/4 PPH - BLACK
	000G11-10-12S	EA	SCREW, 10-16 X .75 PPH OFF WHT
	000G11-10-16B	EA	SCREW, 10-16 X 1 - PPH ZINC
	000G11-10-40B	EA	SCREW, 10-16 X 2 1/2 PPH CAD
	000G12-06-08T	EA	SCREW, 6-20 X .50 POH - BLACK
	000G12-06-14A	EA	SCREW, 6-20 X .87 POH PLAIN
	000G12-06-20B	EA	SCREW-6-20 X 1.25 POH ZINC
	000G13-05-16S	EA	SCREW, 5-20 X 1 PFH - OFF WHITE
	000G13-06-06B	EA	SCREW, 6-20 X 3/8 PFH ZINC
	000G13-06-16E	EA	SCREW-6-20 X 1.00 PFH CHROME
	000G13-06-08B	EA	SCREW - 6-20 X .50 OFG - ZINC
	000G13-06-08G	EA	SCREW, 6-20 X 1/2 PFH - ANTIQUE BRASS
	000G13-06-16J	EA	SCREW, 6-20 X 1.00 PFH - BRASS
	000G13-06-24J	EA	SCREW, 6-20 X 1.50 PFH BRASS
	000G13-07-12B	EA	SCREW, 7-19 X 3/4 PFH ZINC
	000G13-08-10B	EA	SCREW, 8-18 X 5/8 PFH - ZINC
	000G13-08-16B	EA	SCREW, 8-18 X 1 PFH - ZINC
	000G16-04-24B	EA	SCREW-MACHINE, 1/4 - 20 X 1-1/2 PPH
	000G18-08-12B	EA	SCREW-MACH, 8-32 X 3/4" PPH ZN
	000G18-08-16B	EA	SCREW-MACHINE, 8 X 32 X 1, PPH ZINC
	000G18-08-22B	EA	SCREW-MACHINE, 8-32 X 1 3/8 PPH ZINC
	000G19-10-08B	EA	SCREW-MACHINE, 10-32 X 1/2 PPH ZINC
	000G19-10-10B	EA	SCREW-MACHINE, 10-32 X 5/8 - PPH - ZINC
	000G19-10-12F	EA	SCREW-MACHINE, 10-32 X .75, PPH, SST
	000G19-10-20B	EA	SCREW-MACHINE, 10-32 X 1 1/14 PPH ZINK
	000G19-10-24B	EA	SCREW-MACHINE, 10-32 X 1.5 PPH ZINK
	000G32-10-06B	EA	SCREW, 10-32 X 3/8" - PPH - ZINC
	000G32-10-06D	EA	SCREW, 10 - 32 X 3/8 PPH TYPE1 BLACK
	000G37-08-12B	EA	SCREW, 8 X 18 X 3/4 PPH
	000G39-06-10T	EA	SCREW-SF/DR, 6-20 X 5/8 PPH - BLACK
	000G39-06-16T	EA	SCREW-SF/DR, 6-20 X 1 PPH - BLACK
	000G39-08-06B	EA	SCREW-SF/DR, 8-18 X 3/8 PPH ZINC
	000G39-08-08B	EA	SCREW-SF/DR, 8-18 X 1/2 PPH ZINC
	000G39-08-08R	EA	SCREW-SF/DR, 8-18 X 1/2 PPH - BEIGE
	000G39-08-08S	EA	SCREW-SF/DR, 8-18 X 1/2 PPH - OFF WHITE
	000G39-08-08T	EA	SCREW-SF/DR, 8-18 X 1/2 PPH - BLACK
	000G39-08-083	EA	SCREW-SF/DR, 8-18 X 1/2 PAH - BUFF
	000G39-08-12B	EA	SCREW-SF/DR, 8-18 X 3/4 PPH ZINC
	000G39-08-16B	EA	SCREW-SF/DR, 8-18 X 1 PPH ZINC
	000G39-08-16R	EA	SCREW-SF/DR 8-18 X 1.00 PPH BEIGE
	000G39-08-16S	EA	SCREW-SF/DR, 8-18 X 1 PPH OFF WHITE
	000G39-08-16T	EA	SCREW-SF/DR, 8-18 X 1 PPH - BLACK
	000G39-08-24B	EA	SCREW-SF/DR, 8-18 X 1 1/2 PPH ZINC
	000G39-08-24S	EA	SCREW-SF/DR, 8-18 X 1.50 PPH OFF WHITE
	000G39-08-24T	EA	SCREW-SF/DR, 8-18 X 1.50 PPH
	000G39-08-32B	EA	SCREW-SF/DR, 8-18 X 2 PPH - ZINC
	000G39-10-08B	EA	SCREW-SF/DR, 10-16 X .50 P&H - ZINC
	000G39-10-088	EA	SCREW-SF/DR 10-16 X .50 P&H - DRILL-FLEX F'CARBON
	000G39-10-10B	EA	SCREW-SF/DR,10-16 X .625 PPH ZN
	000G39-10-12B	EA	SCREW-SF/DR,10-16 X .75 PPH ZN
	000G39-10-129	EA	SCREW-SF/DR, 10-16 X 3/4 PPH - FLUOROCARBON SILVER
	000G39-10-12D	EA	SCREW-SF/DR, 10-16 X 3/4 PPH - BLACK



**SEALANTS & FASTENERS GROUP (CONTINUED)**

**SCREWS (CONTINUED)**

KEY	PART NUMBER	U/M	DESCRIPTION
	000G39-10-32B	EA	SCREW-SF/DR, 10- 6 X 2.00 PPH - ZINC
	000G39-10-40D	EA	SCREW-SF/DR, 10-16X2.50 PPH
	000G39-10-48B	EA	SCREW-SF/DR 10-16 X 3.00 PPH - ZINC
	000G39-10-48T	EA	SCREW-SF/DR-10-16X3.00 PPH - BLACK-FLUROCARBON
	000G42-04-12B	EA	SCREW-SF/DR, 1/4-14 X 3/4 HWH ZINC
	000G42-04-16B	EA	SCREW-SF/DR, 1/4-14 X 1 HWH - ZINC
	000G46-08-24T	EA	SCREW-MACHINE, 8-32 - 1.50 IN PFH - BLACK
	000G50-04-08B	EA	SCREW-MACHINE, 1/4-20 X 1/2 PTH 2N
	000G50-04-12B	EA	SCREW-MACHINE, 1/4-20 X 3/4 PPH ZINC
	000G51-08-08B	EA	SCREW, 8-18 X 1/2 PTH ZINC
	000G52-08-06B	EA	SCREW-MACHINE, 8-32 X 3/8 PTH ZINC
	000G52-08-18B	EA	SCREW-MACHINE, 8-32 X 11/8 PTH ZN
	000G53-04-06B	EA	SCREW-MACHINE, 1/4-20 X 3/8 PPH ZINC - UNDERCUT HEAD
	000G54-04-20B	EA	SCREW, 1/4-20 X 1 1/4 PTH - TYPE 23 - ZINC PLATED
	000G55-08-12S	EA	SCREW-SF/DR, 8-18 X .75 PWH
	000G55-08-12S	EA	SCREW-SF/DR-8-18X.75 PWH - OFF WHITE
	000G55-08-12M	EA	SCREW-SF/DR, 8-18 X .75 PWH - GRAY
	000G55-08-162	EA	SCREW-SF/DR, 8-18 X 1.00 - BEIGE
	000G56-10-24J	EA	SCREW-WOOD, 10-13X1.5 POH - BRIGHT BRASS
	000G56-12-48B	EA	SCREW-WOOD, 12 - 11 X 3 POH - SPECIAL HARDENED
	000G57-05-16J	EA	SCREW, 5-20 X 1 PFH - BRASS
	000G57-10-16B	EA	SCREW-10-13X1 PFH BLACK
	000G60-08-163	EA	SCREW-SF/DR, 8-18 X 1.00 POH - BUFF
	000G60-10-16J	EA	SCREW-SF/DR, 10-16 X 1 POH - BRIGHT BRASS
	000G67-08-32B	EA	SCREW, 8-15X2 PPH ZINC
	000G67-10-08B	EA	SCREW, 10-12 X 1/2 PPH ZINC
	000G67-10-08R	EA	SCREW, 10-12 X 1/2 PPH - BEIGE - TYPE A
	000G67-10-10B	EA	SCREW, 10-12 X 5/8 PPH ZINC - TYPE A
	000G67-10-10D	EA	SCREW, 10-12 X 5/8 PPH - BLACK - TYPE A
	000G67-10-10P	EA	SCREW-10-12X.62 PPH - DARK BROWN
	000G67-10-10R	EA	SCREW, 10-12 X 5/8 PPH - TYPE A - BEIGE
	000G67-10-12B	EA	SCREW, 10-12 X 3/4" PPH - ZINC
	000G67-10-12D	EA	SCREW, 10-12 X 3/4" PPH - BLACK
	000G67-10-12P	EA	SCREW - 10-12 X .75 - PPH - DARK BROWN
	000G67-10-16B	EA	SCREW, 10-12 X 1 PPH - ZINC
	000G67-10-16P	EA	SCREW, 10-12 X 1 PPH - DARK BROWN
	000G67-10-20D	EA	SCREW - 10-12 X 1.25 PPH - BLACK
	000G67-10-32B	EA	SCREW, 10-12 X 2 PPH - ZINC
	000G67-10-20D	EA	SCREW, 10-12 X 1 1/4 PPH - ZINC
	000G67-10-24B	EA	SCREW, 10-12 X 1 1/2 PPH - ZN
	000G67-10-36T	EA	SCREW, 10-12 X 2.25 PPH - BLACK - STALGAURD
	000G67-10-48B	EA	SCREW, 10-12 X 3 PPH ZINC
	000G67-10-489	EA	SCREW, 10-12 X 3 PPH SILVER
	000G68-06-10G	EA	SCREW, 6-18 X 5/8 POH - ANTIQUE BRASS
	000G68-06-12S	EA	SCREW-6-18X.75 POH
	049465-01-000	EA	SCREW, 10-16 W/WASHER PTH - DARK BROWN
	049465-04-000	EA	SCREW, 10-16 W/WASHER PTH - BEIGE
	054434-02-000	EA	SCREW-SF/DR-10-16X2 ZN
	054434-03-000	EA	SCREW-SF/DR-10-16X2 PWH ZN
	057671-01-000	EA	COVER-SCREW, #8 - PLASTIC - OFF WHITE
	057671-03-000	EA	COVER-SCREW, #8 - PLASTIC - WILLOW
	075908-01-000	EA	SCREW-MACHINE, 10-32 X .56 PTH - ZINC EXTERNAL TOOTH
	086256-01-000	EA	SCREW-SF/DR, 8 X .75HWH - LG
	087721-01-000	EA	SCREW-FLAT HEAD, TAPPING - 1/4" X 1 1/4" LG ZINC
	091230-03-000	EA	SCREW-MACHINE, 8-32 X 3/4 POH SS - BUFF
	101289-01-01A	EA	SCREW-MACHINE, 8-32 X 4 - POH - BRASS - FOR EXTENDED KNOB
	101289-02-01A	EA	SCREW-MACHINE, 8-32 X 4.5 - POH - BRASS - FOR EXTENDED KNOB
	101618-01-000	EA	SCREW, 1/4-20 X 3/4 - HEX/TAPPING - STALGARD TYPE F
	109152-01-000	EA	SCREW, 3/8-16 X 1 1/4 - FLAT SOC - DORRLEMATE COATED
	110460-03-01A	EA	SCREW-MACH-10-24 X 3.75IN PFH - ALMOND
	115430-01-01B	EA	SCREW-18X1/2 POH W/WASHER
	116111-01-01A	EA	SCREW-TAPTITE, 1/4-20 X 1/2 PPH - ZINC
	116111-02-01A	EA	SCREW-TAPTITE, 1/4-20 X 3/8 PPH - ZINC

**SEALANTS & FASTENERS GROUP (CONTINUED)**

**SCREWS (CONTINUED)**

KEY	PART NUMBER	U/M	DESCRIPTION
	117322-01-000	EA	SCREW-1/4-28 UNF-2A, TORX - U.T. 6270020 SC25WJ

**RIVETS, CLAMPS, GROMMETS & CLIPS**

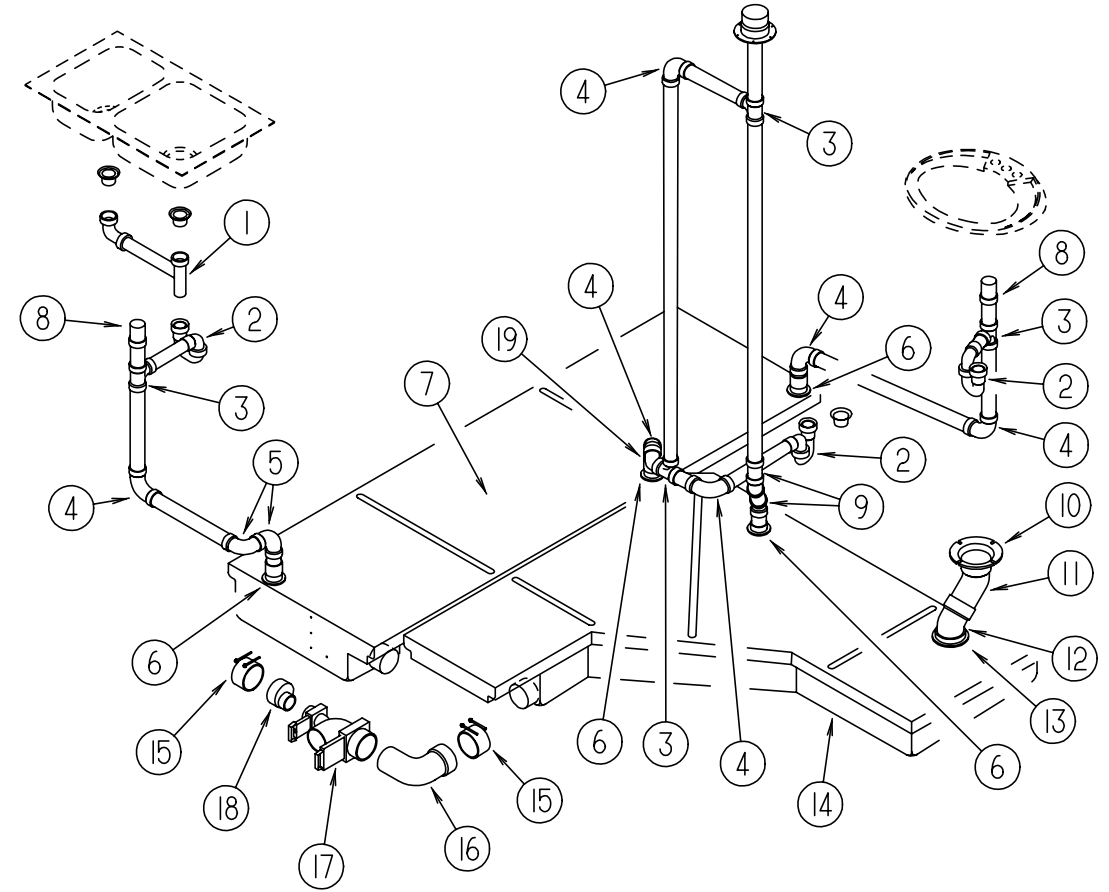
KEY	PART NUMBER	U/M	DESCRIPTION
	000F10-04-16B	EA	PIN-COTTER, 1/8" X 1" - ZINC
	000H14-06-14R	EA	RIVET-MANDREL BLIND, 3/16"
	000H16-04-06R	EA	RIVET-POP, AL 1/8 X .313-.375
	000H16-06-10R	EA	RIVET-POP, AL 3/16 X .501-.625
	008380-01-000	EA	GROMMET-RUBBER, 5/8" HOLE X 1 1/2" DIAMETER - BLACK
	008380-01-000	EA	GROMMET-RUBBER, 5/8" HOLE X 1 1/2" DIAMETER - BLACK
	008384-01-000	EA	GROMMET-SNAP, 3/4" DIAMETER - NYLON
	008386-01-000	EA	GROMMET-SNAP, 3/8"
	016188-03-000	EA	GROMMET-L/P LINE, 3/8" HOLE X 2 1/2" LONG - RUBBER
	016188-05-000	EA	GROMMET-L/P LINE, 3/8" HOLE X 1 1/4" LONG - RUBBER
	010495-01-000	EA	CLAMP-CABLE, 9/16"
	010495-02-000	EA	CLAMP-CABLE, 3/8"
	010497-01-000	EA	CLAMP-CLOSED, 5/8" ID
	010497-03-000	EA	CLAMP-CLOSED, 1" ID - CUSHIONED
	010497-04-000	EA	CLAMP-CLOSED,1.62 ID - ADEL,945-2717
	010497-05-000	EA	CLAMP-CLOSED, 1/2" ID
	010497-06-000	EA	CLAMP-CLOSED, 11/16" ID
	010499-01-000	EA	CLAMP-CLOSED, 3/8" ID
	023146-01-000	EA	CLAMP-SCREW TYPE, 4"
	023942-01-000	EA	GROMMET-RUBBER, 2" OD
	062401-01-000	EA	CLAMP-HOSE, WORMGEAR .25" - 1"
	062401-02-000	EA	CLAMP-HOSE, WORMGEAR - 1.56" - 2.5"
	062401-03-000	EA	CLAMP-HOSE, WORMGEAR - .22"- 1"
	062401-04-000	EA	CLAMP-HOSE, WORMGEAR .69"- 1.25"
	062401-05-000	EA	CLAMP-HOSE, WORMGEAR 2"- 3"
	062401-06-000	EA	CLAMP-HOSE, WORMGEAR .22"- .62"
	062401-07-000	EA	CLAMP-HOSE, WORMGEAR 5"- 7"
	062401-11-000	EA	CLAMP-HOSE, WORMGEAR 3.56"- 4.5"
	071015-11-000	EA	GROMMET-1.00ID, FITS .12 MATERIAL - MINOR RUBBER Z-3065
	071015-19-000	EA	GROMMET-.38ID, FITS .06 MATERIAL - MINOR RUBBER Z-3065
	071015-21-000	EA	GROMMET-RUBBER, .5" ID X 1.06" OD W/.19" GROOVE - BLACK
	071015-26-000	EA	GROMMET-RUBBER, 1.5" ID X 2.12" OD W/.06" GROOVE - BLACK
	071015-29-000	EA	GROMMET-RUBBER, .25" ID X 1.25" OD W/.12" GROOVE - BLACK
	071015-30-000	EA	GROMMET-RUBBER, .31" ID X .81" OD W/.12" GROOVE - BLACK
	075148-02-000	EA	CLAMP-GROUNDING, BRONZE SCREWS
	075312-02-000	EA	CLIP-J, VINYL COATED - 3/8"
	077953-01-000	EA	GROMMET-EDGE LINER, FITS 1"
	077955-01-000	EA	CLIP-J,VINYL COATED, 3/8" - USED TO SUPPORT WIRING TO LIGHTS
	080211-03-000	EA	CLIP-MOUNTING, XMAS TREE - DECORATIVE WALL PADS
	080734-02-000	EA	CLIP-WIRE, NYLON
	083609-01-000	EA	CLAMP-WIRE, DUAL EQUAL - 5/8" DIAMETER
	083610-01-000	EA	CLAMP-WIRE, DUAL - UNEQUAL DIAMETERS - .75" & 1.25"
	083610-02-000	EA	CLAMP-WIRE, DUAL UNEQUAL DIA
	088756-01-000	EA	GROMMET-WEB, 1 1/8 I.D.
	091952-01-000	EA	CLIP-GRIPPER, 1"
	091952-02-000	EA	CLIP-GRIPPER, 3/4"
	094362-02-000	EA	CLIP-CHRISTMAS TREE, FLAT HEAD - .5" X .95"
	101447-01-000	EA	CLIP-U TYPE, TINNEMAN - HOLDS SHOWER SURROUND TOGETHER
	106648-01-000	EA	CAP-STUD .120 TO.130 STUD DIA - T'MN C30017-014-27
	114208-01-000	EA	GROMMET-EDGE LINER, FITS 1.75 - HEYCO 2300
	114208-02-000	EA	GROMMET-EDGE LINER, FITS .625 - HEYCO 2073
	119392-01-000	EA	CLIP-U TYPE,OFFSET LEG - C-TECH C-21950-020

**SEALANTS & FASTENERS GROUP (CONTINUED)**

**MISCELLANEOUS FASTENERS**

KEY	PART NUMBER	U/M DESCRIPTION
	008343-01-000	EA TIE-WIRE, 6"
	008343-02-000	EA TIE-WIRE, 14"
	008343-03-000	EA TIE-WIRE 7.5" - BLACK
	029094-04-000	YD VELCRO TAPE-LOOP, 1" WIDE - BLACK
	029094-03-000	YD VELCRO TAPE-HOOK, 1" WIDE - BLACK
	029094-06-000	YD VELCRO TAPE-LOOP, 2" WIDE - BLACK
	029096-03-000	YD VELCRO TAPE-HOOK, 1" WIDE - BLACK
	085774-01-000	FT FASTENER-DUAL HOOK, 1" WIDE - ADHESIVE BACK - BLACK
	085774-02-000	FT FASTENER-DUAL LOOP, 1" WIDE - ADHESIVE BACK - BLACK
	086285-01-000	EA SPACER-NYLON, .5" OD X .257" ID
	081211-04-000	EA PLUG-PLASTIC, .46" DIAMETER - BLACK

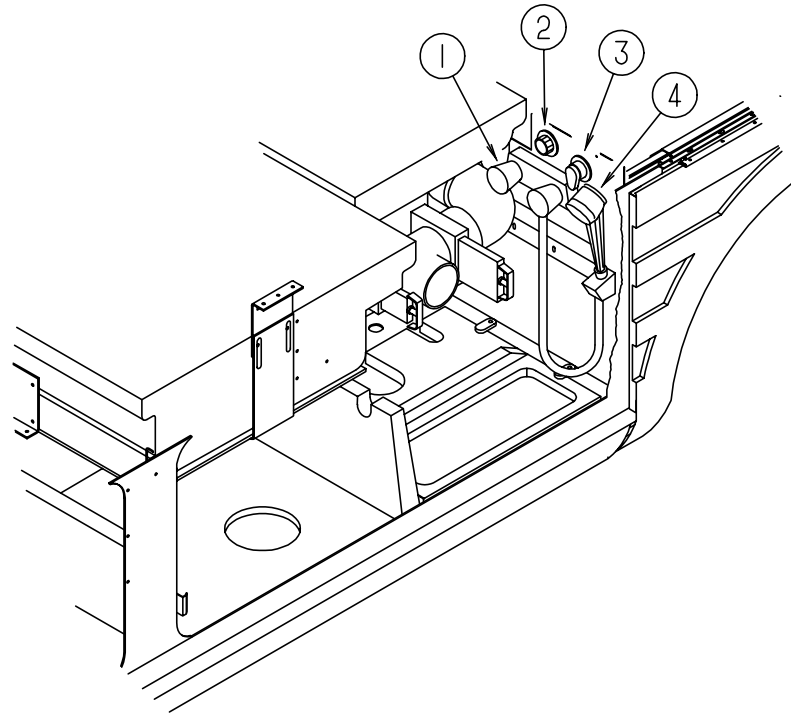
**WATER & SEWAGE GROUP**



**DRAINAGE SYSTEM**

KEY	PART NUMBER	U/M DESCRIPTION
1	011091-02-000	EA PIPE-DRAIN, DOUBLE SINK - BAFFLE TEE - 1 1/2"
1	011091-03-000	EA PIPE-DRAIN, W/SEALS - DOUBLE SINK - EXTENDS 9" TO 16"
2	107538-01-000	EA P-TRAP - PLASTIC - 1 1/4" W/EXTENSION ARM
2	011066-02-000	EA P TRAP-1 1/4" HUB X SLIP JOINT, W/UNION - ABS - CANADIAN
3	010071-01-000	EA TEE-SANITARY, 1 1/2" HUB X HUB X HUB - PLASTIC - BLACK
4	010008-01-000	EA ELBOW-90 DEG, 1/4 BEND - 1 1/2" HUB X HUB - BLACK PLASTIC
5	033761-01-000	EA ELBOW-TURN, 1/4 BEND X 1.5"HUB X 1.5"SPIGOT - BLK PLASTIC
6	061607-01-000	EA GROMMET-HOLDING TANK, 1 1/2" NPS
	010115-01-000	EA COUPLING-1 1/2" HUB X HUB, PLASTIC
7	104352-01-000	EA TANK-HOLDING, 50 GALLON (GRAY)
8	079968-01-000	EA VENT-MECHANICAL TRAP ARM-ANTI-SIPHON 2" DIA X 7.3" PLASTIC
9	010006-01-000	EA ELBOW-45 DEG, 1/8 BEND - 1 1/2" HUB X HUB - BLACK PLASTIC
10	116644-01-000	EA FLANGE - CLOSET, 4" X 3"
10	063641-01-000	EA FLANGE-CLOSET, 4" X 3"
11	010024-01-000	EA ELBOW-PLASTIC, 1/8 BD - 3 X 45 - H X H
12	010061-01-000	EA ELBOW-45 DEGREE, STREET - 1/8 BEND - 3" S X H - PLASTIC
13	061607-02-000	EA GROMMET-HOLDING TANK, 3" NPS
14	104350-01-000	EA TANK-HOLDING, 69 GAL
15	078406-01-000	EA COUPLER-RUBBER, W/CLAMPS - 3" X 3"
16	041956-01-000	EA ELBOW-STREET, PLASTIC - 1/4 BEND - 3" X 90 XLT
17	070916-01-000	EA VALVE-DUAL DUMP, W/CAP - 3" X 1 1/2" - PLASTIC - BLACK
	070916-01-700	EA VALVE ONLY (WASTE) 3" T1003BU
	070916-01-701	EA VALVE ONLY (WASTE 1 1/2") T1001BU
18	062422-01-000	EA ADAPTER-OFFSET REDUCER, 3" X 1 1/2" - PLASTIC - BLACK
19	010051-01-000	EA ELBOW-TURN, 1/8 BEND X 1.5"HUB X 1.5"SPIGOT - BLK PLASTIC
	109450-01-000	EA ADAPTER-PLAS HOSE,SEWER - KEVCO 40738
	109571-01-000	EA ADAPTER-P TRAP, 1 1/2" P X 1 1/4" MPT
	066440-01-000	EA STRAINER-SHOWER, W/RUBBER WASHER
	069735-01-000	EA WASHER-STRAINER TO TAILPIECE PLASTIC, 1.5"
	120981-01-01A	EA DRAIN-TIP TOE,BRASS *B&K 132-208BP
	011069-04-000	EA TAILPIECE, 1 1/2 X 1 1/4 X 8 - BRASS
	010201-01-000	EA HOSE-SEWER, 3" ID X 8'

**WATER & SEWAGE GROUP (CONTINUED)**



**EXTERIOR WATER CENTER**

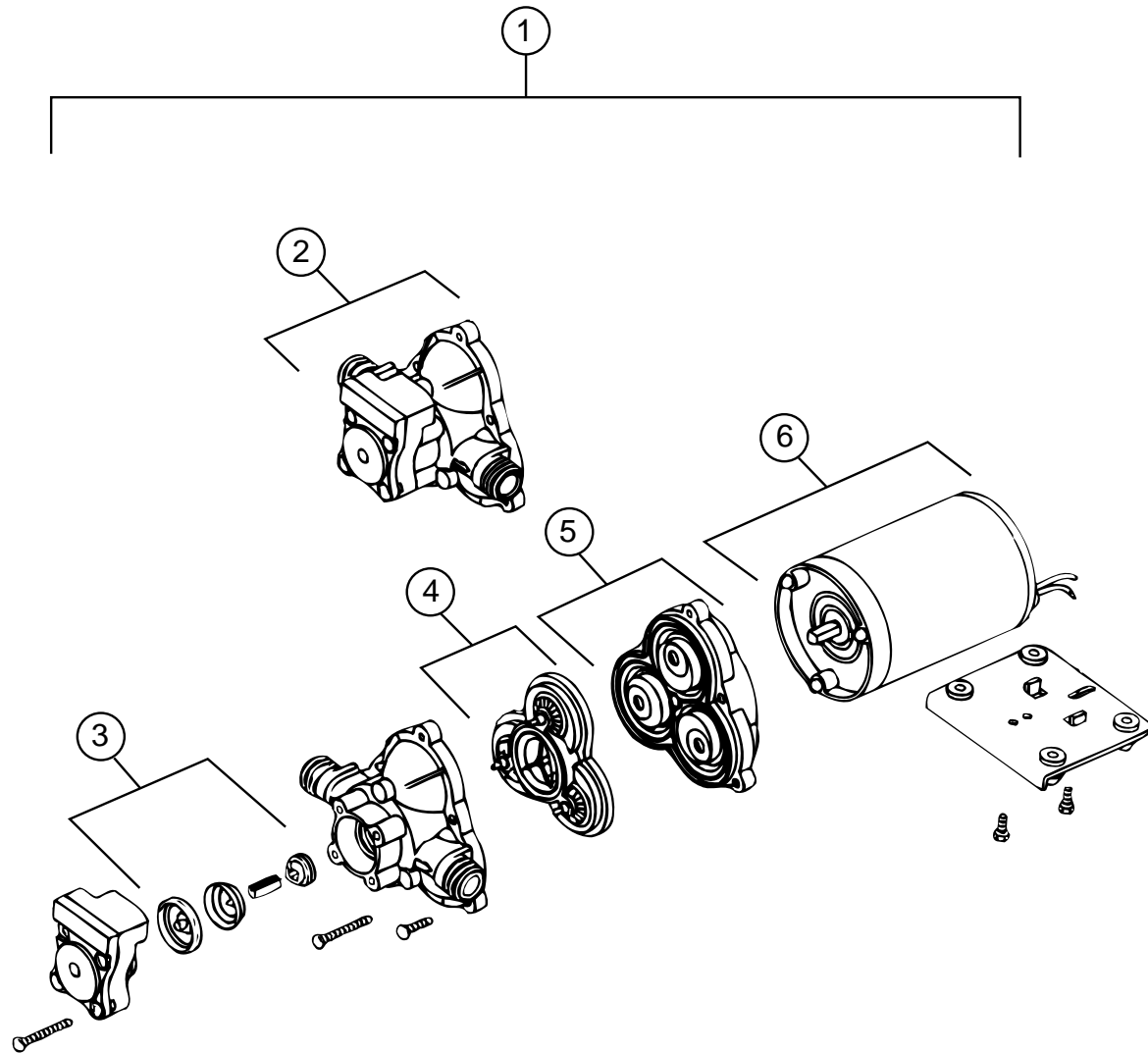
KEY	PART NUMBER	U/M DESCRIPTION	VENDOR NO.
1	075241-05-000	EA FAUCET-SHOWER, BONE	
2	010230-05-000	EA CITY WATER FILL W/CHECK VALVE	
3	046128-01-000	EA VALVE-DRAIN, PLASTIC - 1/2" FPT	
4	103092-01-000	EA SHOWER HEAD-W/60" HOSE	
4	103092-02-000	EA SHOWER HEAD-W/60" HOSE - CANADIAN	
	103092-01-700	EA BRACKET-SHOWER HEAD, CLEAR	2328028
	104044-01-000	EA BRACKET-SUPPORT, FAUCET	

**WATER & SEWAGE GROUP (CONTINUED)**

**WATER SYSTEM COMPONENTS**

KEY	PART NUMBER	U/M DESCRIPTION
	109392-01-000	EA TANK - WATER - 80 GALLON
	109392-03-000	EA TANK - WATER - W/ FITTINGS
	109392-06-000	EA TANK ASM-WATER,70 GAL - EUROPE
	120070-01-000	EA FITTING-SPINWLED,PLAS 3" FPT - CUSTOM PLAS 60
	042989-03-000	EA FITTING-WATER TANK, SPINWELD - 1 1/4"NPT - PLASTIC - WHITE
	042989-05-000	EA FITTING-WATER TANK SPINWELD - 1/2" FPT - PLASTIC - WHITE
	039861-01-000	EA SENDING UNIT-W/SCREW, WASHER, WELL NUT & TERMINAL RING
	049032-01-000	EA PATCH-SPINWELD, 3/8" - PLASTIC
	077954-02-000	EA FILTER-WATER TANK, SCREEN IN TANK
	010230-05-000	EA CITY WATER FILL W/CHECK VALVE
		FROM: 00-00-00 THRU: 09-25-96
	010230-06-000	EA FILL - CITY WATER - W/CHECK VALVE - MPT
		FROM: 09-26-96 THRU: 99-99-99
	101814-01-000	EA COUPLING-FEMALE, 1/2" X 1/2" FPT W/COMP. SLEEVE - GRAY
	115029-01-000	FT HOSE-3/8ID,WATER - LAVANTURE PR86
	118809-01-000	EA ADAPTER-PLAS-1/2MPTX3/8BARB - KEVCO TA-1086
	120868-01-000	EA VALVE-NEEDLE,COMP 1/4CX1/4C - ANDERSON COPPER&BRS
	077054-01-000	EA VALVE-DRAIN W/PET COCK 1/2"M X 1/2"M X 1/4" COMP. DRAIN
	118423-01-000	EA TEE FITTING-BRASS 1/4"C X 1/4"C X 1/4"C
	039808-03-000	EA ELBOW-1/2" MPT X 1/2" MPT, PLASTIC - KEVCO 17296
	010219-01-000	EA ELBOW-1 1/4" MPT X 1 1/4" BARB, WATER FILL - PLASTIC
	074462-02-000	FT TUBING-VINYL, 3/8" ID X 20' - CLEAR
	079381-01-000	FT TUBING-SMOOTH FLEXIBLE, 1 3/8" ID X 20'
	039800-02-000	FT TUBING-POLYBUTYL, 5/8" OD - INCREMENTS OF 20' - BLACK
	039800-04-000	FT TUBING - 1/4" OD X 20' POLYBUTYL
	120069-01-000	EA PLUG-3",POLYETHYLENE MPT - CUSTOM PLAS P3
	111888-01-000	EA FERRULE-PLASTIC - .250I.D.X.375O.D.
	111888-02-000	EA INSERT-BRASS, 1/4 COMP
	114427-01-000	EA CAP-1/2P - 02860
	114427-02-000	EA PLUG-1/2P - 02863
	114427-03-000	EA NUT-1/2"Q - #6453
	114428-01-000	EA TEE-1/2P X 1/2P X 1/2P - 02820
	114428-02-000	EA TEE-SWIVEL,1/2PX1/2PX1/2FPT - 02821
	114428-03-000	EA TEE-1/2PX1/2PX1/2MPT - 02822
	114428-04-000	EA TEE-1/2P X 1/2P X 1/8FPT - 02834
	114429-01-000	EA ELBOW-1/2P X 1/2P - 02800
	114429-02-000	EA ELBOW-1/2P X 1/2MPT - 02803
	114429-03-000	EA ELBOW-SWIVEL,1/2PX1/2FPT - 02816
	114429-04-000	EA ELBOW-1/2P X 3/8MPT - 02810
	114429-05-000	EA ELBOW-1/2P X 3/4MPT - 02812
	114429-06-000	EA ELBOW-SWIVEL,1/2P X 3/4FPT - 02811
	114429-07-000	EA ELBOW-1/2PX1/2FPT DROPEAR - 02801
	114430-01-000	EA ADAPTER-1/2P X 1/2P - 02840
	114430-02-000	EA ADAPTER-SWIVEL,1/2P X 1/2FPT -02873
	114430-03-000	EA ADAPTER-1/2P X 1/2MPT - 02842
	114430-04-000	EA ADAPTER-1/2P X 3/8MPT - 02852
	114430-05-000	EA ADAPTER-1/2P X 1/8FPT - 02871
	114430-06-000	EA ADAPTER-1/2P X 3/8FPT - 02851
	114430-07-000	EA ADAPTER-1/2P X 3/8P - 02853
	114430-08-000	EA ADAPTER-1/2P X 3/4MPT - 02868
	114431-01-000	EA VALVE-LINE DRAIN 1/2P - 02914
	114431-02-000	EA VALVE-1/2P,BYPASS - 02910
	114431-03-000	EA VALVE-1/2P X 1/2P - 02884
	114431-04-000	EA VALVE-STOP,1/2P X 1/2P - 02880
	114431-05-000	EA VALVE-NEEDLE,COMP 1/8MPTX1/4 - 64858
	114431-06-000	EA VALVE-3/8P X 3/8P - 02882
	114431-07-000	EA VALVE-3/8P THREE-WAY - 02900
	114431-08-000	EA STRAIGHT STOP VALVE3/8PX3/8P - 02879

**WATER & SEWAGE GROUP (CONTINUED)**



**SHURFLO WATER PUMP**

KEY	PART NUMBER	U/M DESCRIPTION	VENDOR NO.
1	098607-01-000	EA PUMP - WATER - W/.5"MPT FITTING - FLOW 2.8 GPM - UL FROM: 00-00-00 THRU: 03-10-96	
2	098607-01-706	EA UPPER HOUSING/ SWITCH KIT	94-231-20
3	098607-01-705	EA CHECK VALVE - KIT	94-237-00
4	098607-01-703	EA VALVE ASM	94-232-00
5	098607-01-702	EA DRIVE/ DIAPHRAGM - KIT	94-238-04
6	098607-01-707	EA MOTOR/ BASEPLATE REPLACEMENT	94-235-03
	121887-01-000	EA PUMP-WATER, FLOW 2.0 W/1/2MPT SHURFLO 2093 FROM: 03-11-96 THRU: 99-99-99	

**WATER & SEWAGE GROUP (CONTINUED)**

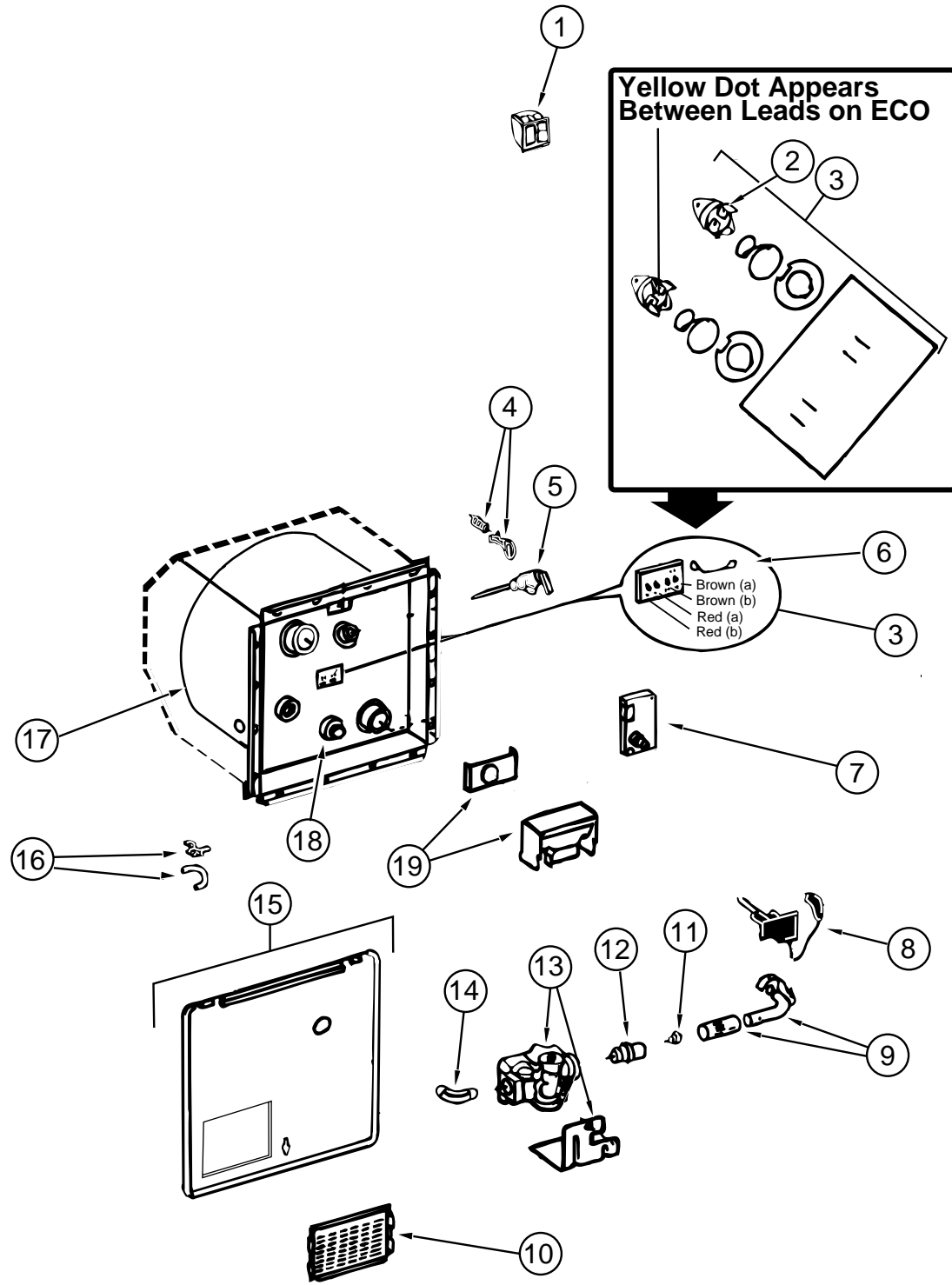
**WATER HEATER BYPASS VALVE & WATER PURIFICATION**

KEY	PART NUMBER	U/M DESCRIPTION
	110438-01-000	EA VALVE-CHECK, BRASS
	701069-01-000	EA WATER PURIFICATION SYSTEM, 9252
	701069-03-700	EA CARTRIDGE-WATER FILTER, AC, EVERPURE 9601-11
	107798-01-000	EA CONNECTOR-1/4"OD X 3/8"MPT

**GARDEN HOSE**

KEY	PART NUMBER	U/M DESCRIPTION
	117089-01-000	FT HOSE-1/2 ID, GARDEN - KEVCO 49154

## WATER & SEWAGE GROUP (CONTINUED)



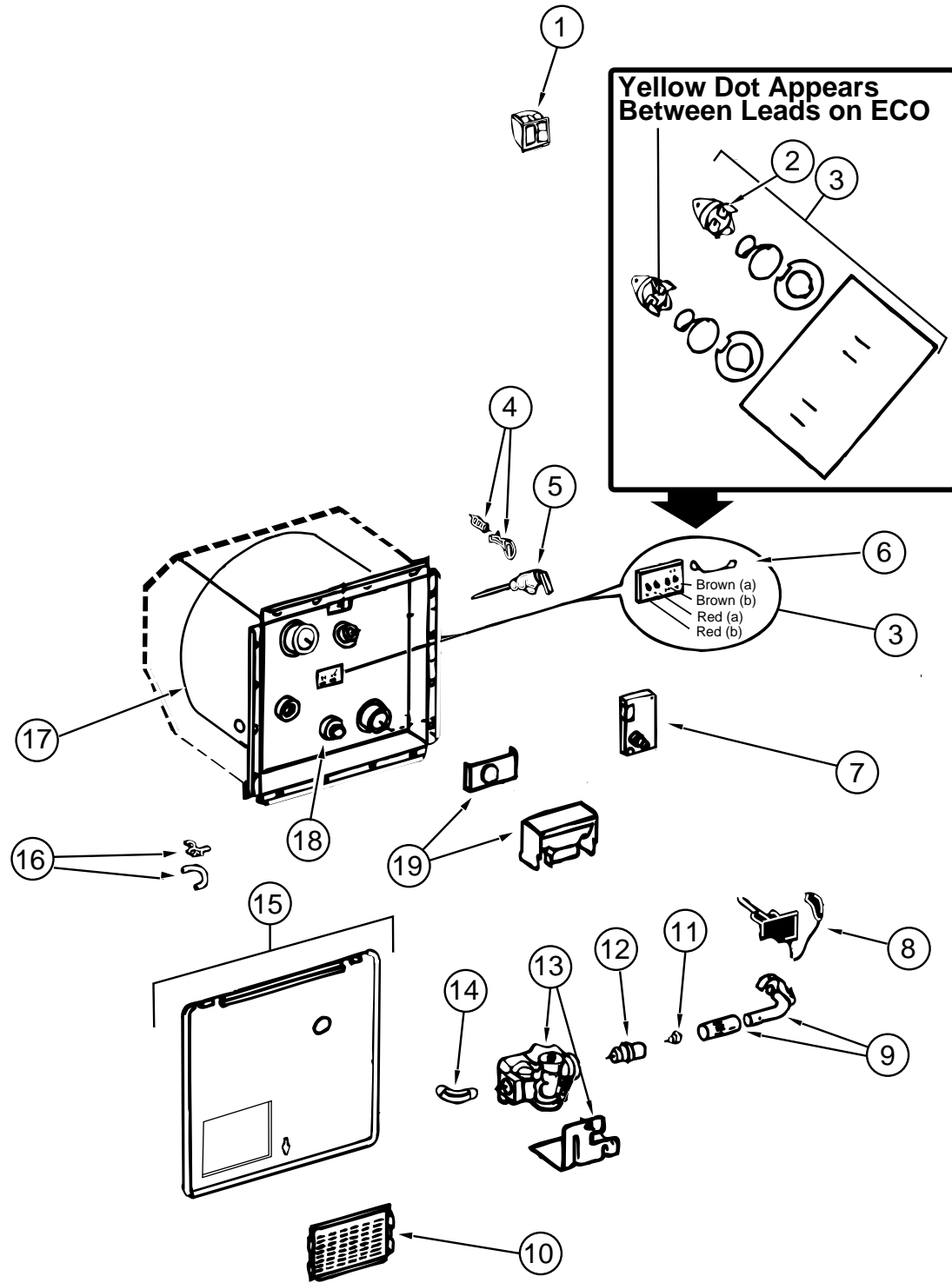
### ATWOOD GH6-7E WATER HEATER W/MOTOR AID W/REAR HEATER

KEY	PART NUMBER	U/M	DESCRIPTION	VENDOR NO.
	051393-01-000	EA	HEATER-WATER-W/MOTOR AID-ATWOOD GH6-7E	
1	051393-01-701	EA	SWITCH-ENERGY CUT-OFF, REMOTE W/LIGHT	91959
2	051391-04-701	EA	THERMOSTAT 12 VDC-120 PRESET	91470
3	051393-01-721	EA	ECO & THERMOSTAT ASM-FRONT MOUNT, 140 DEGREE	91447
4	051391-01-705	EA	FASTENER-CAMLOC	92609
5	051391-01-704	EA	VALVE-RELIEF, 1/2" FITTING	91604
6	051393-01-723	EA	SWITCH-THERMAL, CUT OFF - 2/PKG	93866
7	051393-01-724	EA	CIRCUIT BOARD-SPADE TERMINAL,	93867
8	051393-01-725	EA	ELECTRODE-SINGLE SPADE CONNECT	93868
9	051391-04-703	EA	MAIN BURNER	91638
10	051391-01-717	EA	GRILLE ONLY-GOES ON THE DOOR	92640
11	051391-01-710	EA	ORIFICE-MAIN BURNER	92742
12	051391-03-700	EA	HOLDER-ORIFICE	91563
13	051393-01-726	EA	SOLENOID VALVE AND BRACKET	93870
14	051391-01-714	EA	ELBOW - 45 DEGREE, 3/8" F X 3/8" MPT	91044
15	052009-07-000	EA	DOOR-WATER HEATER, 18" X 14.6" - METAL - SABLE	
	116424-01-000	EA	PROTECTOR-WATER HEATER LATCH, ADHESIVE BACKED ROUND VINYL	
16	051391-01-700	EA	HINGE KIT-W/CLIP	92568 & 92559
17	051393-03-701	EA	TANK-INNER	91642
18	051391-01-715	EA	DRAIN PLUG	91561
19	051391-01-706	EA	FLUE & GASKET	92787

### ATWOOD G6A-7E WATER HEATER W/ELECTRIC IGNITION

KEY	PART NUMBER	U/M	DESCRIPTION	VENDOR NO.
	051391-03-000	EA	HEATER-WATER-W/MOTOR AID-ATWOOD G6A-7E	
1	051393-01-701	EA	SWITCH-ENERGY CUT-OFF, REMOTE W/LIGHT	91959
2	051391-04-701	EA	THERMOSTAT 12 VDC-120 PRESET	91470
3	051393-01-721	EA	ECO & THERMOSTAT ASM-FRONT MOUNT, 140 DEGREE	91447
4	051391-01-705	EA	FASTENER-CAMLOC	92609
5	051391-01-704	EA	VALVE-RELIEF, 1/2" FITTING	91604
6	051393-01-723	EA	SWITCH-THERMAL, CUT OFF - 2/PKG	93866
7	051393-01-724	EA	CIRCUIT BOARD-SPADE TERMINAL,	93867
8	051393-01-725	EA	ELECTRODE-SINGLE SPADE CONNECT	93868
9	051391-04-703	EA	MAIN BURNER	91638
10	051391-01-717	EA	GRILLE ONLY-GOES ON THE DOOR	92640
11	051391-01-710	EA	ORIFICE-MAIN BURNER	92742
12	051391-03-700	EA	HOLDER-ORIFICE	91563
13	051393-01-726	EA	SOLENOID VALVE AND BRACKET	93870
14	051391-01-714	EA	ELBOW - 45 DEGREE, 3/8" F X 3/8" MPT	91044
15	052009-07-000	EA	DOOR-WATER HEATER, 18" X 14.6" - METAL - SABLE	
	116424-01-000	EA	PROTECTOR-WATER HEATER LATCH, ADHESIVE BACKED ROUND VINYL	
16	051391-01-700	EA	HINGE KIT-W/CLIP	92568 & 92559
17	051391-04-706	EA	TANK-INNER, G6A-4E & 6E - FRONT MOUNT	91641
18	051391-01-715	EA	DRAIN PLUG	91561
19	051391-01-706	EA	FLUE & GASKET	92787

## WATER & SEWAGE GROUP (CONTINUED)



### ATWOOD GH6-8E WATER HEATER W/MOTOR AID W/REAR HEATER

KEY	PART NUMBER	U/M	DESCRIPTION	VENDOR NO.
	051393-01-000	EA	WATER HEATER-W/MOTOR AID, PILOTLESS IGN.	
1	097967-01-000	EA	SWITCH-WATER HEATER - REMOTE W/LIGHT - ATWOOD	91959
2	051391-04-701	EA	THERMOSTAT 12 VDC-120 PRESET	91470
3	051393-01-721	EA	ECO & THERMOSTAT ASM-FRONT MOUNT, 140 DEGREE	91447
4	051391-01-705	EA	FASTENER-CAMLOC	92609
5	051391-01-704	EA	VALVE-RELIEF - 1/2" FITTING	91604
6	051393-01-723	EA	SWITCH-THERMAL-CUT OFF (2/PKG)	93866
7	051393-01-724	EA	CIRCUIT BOARD-SPADE TERMINAL-ELECTRIC IGNITION	93865
8	051393-01-725	EA	ELECTRODE-SINGLE SPADE CONNECT.-SPARK PROBE	93868
9	051391-04-703	EA	BURNER-MAIN - 4E AND 6E MODELS	91638
10	051391-01-717	EA	GRILL ONLY(GOES ON THE DOOR)	
11	051391-01-710	EA	ORIFICE-MAIN BURNER	92742
12	051391-03-700	EA	HOLDER-ORIFICE	91563
13	051393-01-726	EA	SOLENOID VALVE AND BRACKET-WHITE-ROGERS	93870
14	051391-01-714	EA	ELBOW-45 DEGREE - 3/8"F X 3/8"MPT	91044
15	052009-07-000	EA	DOOR-WATER HEATER, 18" X 14.6" - METAL - SABLE	
	116424-01-000	EA	PROTECTOR-WATER HEATER LATCH	
16	051391-01-700	EA	HINGE KIT-W/CLIP	92568 & 92559
17	051391-04-704	EA	TANK-INNER - FRONT MOUNT - GH6-4E & 6E	91642
18	051391-01-715	EA	DRAIN PLUG	91561
19	051391-04-707	EA	KIT-FLUE - & GASKET	90960
	111129-01-711	EA	BRACKET-CORNER, SET OF FOUR	91928

### ATWOOD G6A-8E WATER HEATER W/ELECTRIC IGNITION

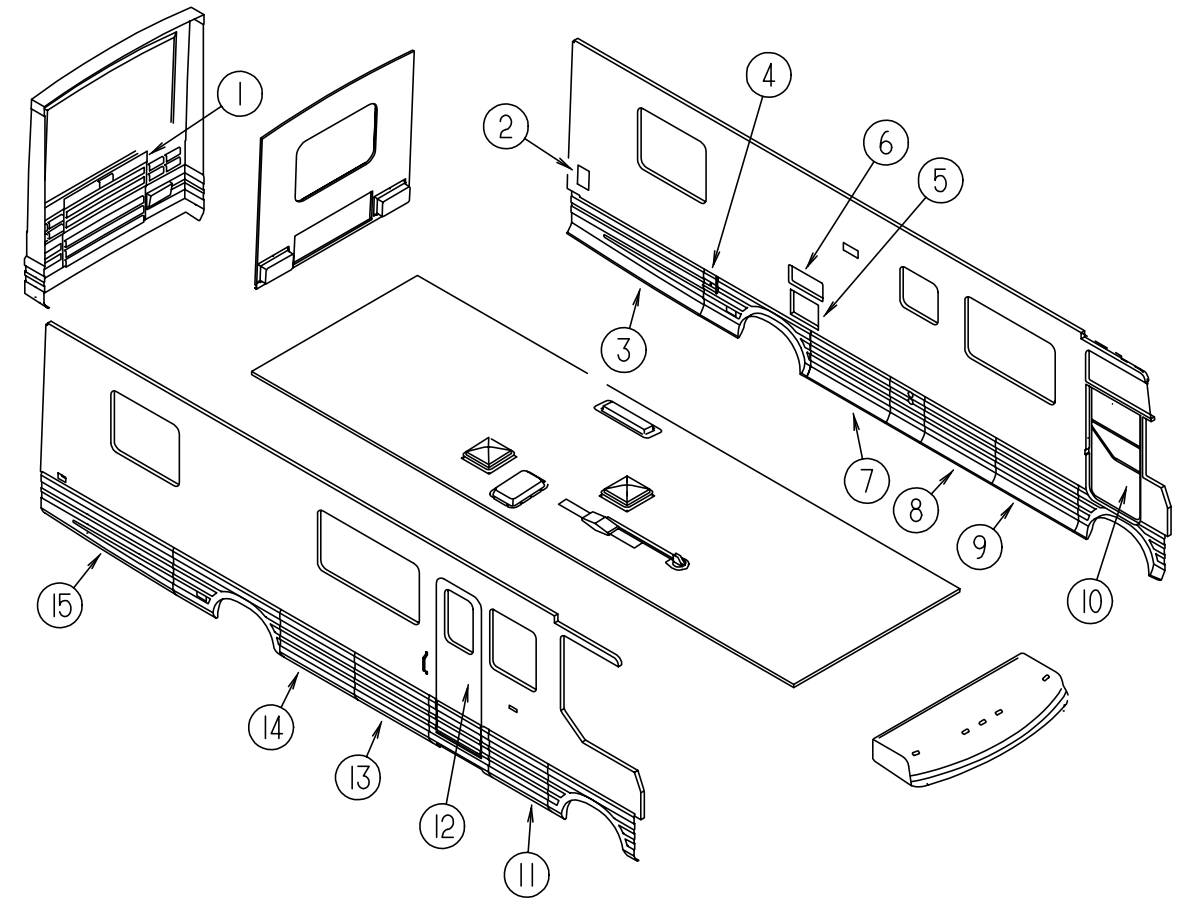
KEY	PART NUMBER	U/M	DESCRIPTION	VENDOR NO.
	051391-03-000	EA	HEATER-WATER, W/ELECTRIC IGNITION	
1	097967-01-000	EA	SWITCH-WATER HEATER - REMOTE W/LIGHT - ATWOOD	91959
2	051391-04-701	EA	THERMOSTAT 12 VDC-120 PRESET	91470
3	051393-01-721	EA	ECO & THERMOSTAT ASM-FRONT MOUNT, 140 DEGREE	91447
4	051391-01-705	EA	FASTENER-CAMLOC	92609
5	051391-01-704	EA	VALVE-RELIEF - 1/2" FITTING	91604
6	051393-01-723	EA	SWITCH-THERMAL-CUT OFF (2/PKG)	93866
7	051393-01-724	EA	CIRCUIT BOARD-SPADE TERMINAL-ELECTRIC IGNITION	93865
8	051393-01-725	EA	ELECTRODE-SINGLE SPADE CONNECT-SPARK PROBE	93868
9	051391-04-703	EA	BURNER-MAIN - 4E AND 6E MODELS	91638
10	051391-01-717	EA	GRILLE ONLY(GOES ON THE DOOR)	
11	051391-01-710	EA	ORIFICE-MAIN BURNER	92742
12	051391-03-700	EA	HOLDER-ORIFICE	91563
13	051393-01-726	EA	SOLENOID VALVE AND BRACKET-WHITE-ROGERS	93870
14	051391-01-714	EA	ELBOW-45 DEGREE - 3/8"F X 3/8"MPT	91044
15	052009-07-000	EA	DOOR-WATER HEATER, 18" X 14.6" - METAL - SABLE	
	116424-01-000	EA	PROTECTOR-WATER HEATER LATCH	
16	051391-01-700	EA	HINGE KIT-W/CLIP	92568 & 92559
17	051391-04-706	EA	TANK-INNER - G6A-4E & 6E - FRONT MOUNT	91641
18	051391-01-715	EA	DRAIN PLUG	91561
19	051391-04-707	EA	KIT-FLUE - & GASKET	90960
	111129-01-711	EA	BRACKET-CORNER, SET OF FOUR	91928

## WATER & SEWAGE GROUP (CONTINUED)

### ATWOOD 94720 ICH66 WATER HEATER FOR EXPORT PREP

KEY	PART NUMBER	U/M	DESCRIPTION	VENDOR NO.
	111129-01-000	EA	WATER HEATER-ELEC, IGN, 220V	
	111129-01-700	EA	SWITCH-WALL PACKAGE	91208
	111129-01-702	EA	VALVE-DRAIN PRESSURE,3.5 BAR	91898
	111129-01-702	EA	VALVE-DRAIN PRESSURE,3.5 BAR	91898
	111129-01-703	EA	THERMOSTAT (60*)ECO(82*)KIT	91191
	111129-01-704	EA	BOARD-IGNITION	91194
	111129-01-705	EA	REGULATOR-GAS PRESSURE #10	91198
	111129-01-706	EA	ORIFICE-MAIN BURNER COMPLETE	91017
	111129-01-707	EA	BURNER KIT, MAIN	91204
	111129-01-708	EA	IGNITION KIT, SPARK & PROBE	91196
	111129-01-709	EA	FLUE ASSEMBLY	91045
	111129-01-710	EA	DOOR-ACCESS, W/LOCK	91203
	111129-01-711	EA	BRACKET-CORNER, SET OF FOUR	91928
	111129-01-712	EA	HARDWARE KIT,W/LOCK	91193
	111129-01-713	EA	TANK INNER ICH6-6E	91188
	111129-01-714	EA	THERMOSTAT,ELECTRIC, 220V	91207
	111129-01-715	EA	RELAY,220 V/12 VDC	91206
	111129-01-716	EA	ELEMENT-HEATING,220V/500WATT	91081
	111129-01-717	EA	BUSHING,STRAIN RELIEF	91372

## WINDOW, VENT & EXTERIOR DOOR GROUP

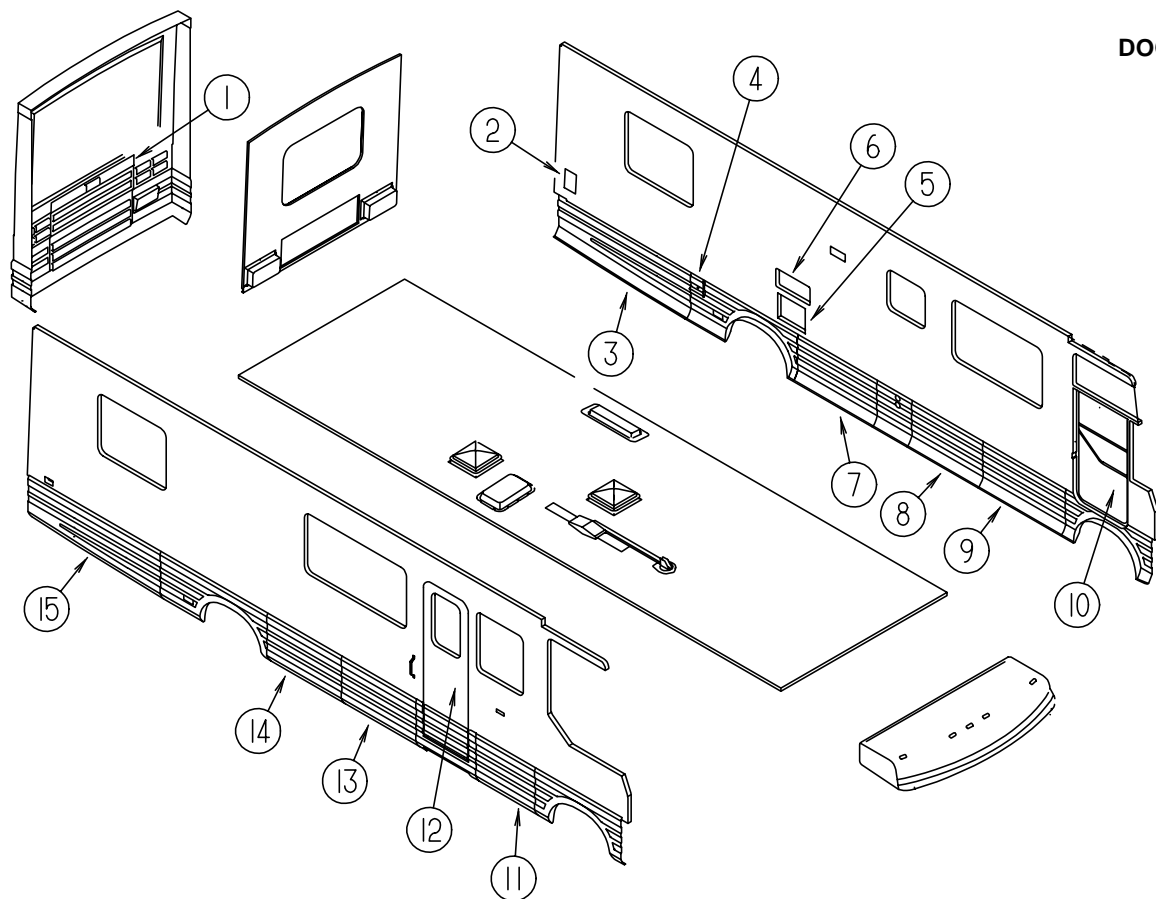


### DOORS

KEY	PART NUMBER	U/M	DESCRIPTION	
1	P07501-02-G38	EA	DOOR ASM-REAR, SABLE	
	M06931-01-G38	EA	PANEL ASM-DOOR, REAR CAP	
	101348-01-000	EA	BOLT-SLIDE, LATCH - NYLON - W/SPRING & BRKT	
	101355-01-04A	EA	LATCH-PADDLE, 2 POINT - BLACK	
	102265-01-000	EA	CLIP-ROD END, 5/32" - PLASTIC - BLACK	
	102325-02-06A	EA	HINGE-TRUNK DOOR, 6" - SABLE	
	104692-01-000	FT	SEAL-ADHESIVE BACK, 3/4" X 3/4"	
	108561-01-000	EA	TURNBUCKLE, 10-24 THREAD	
	108562-07-000	EA	ROD-LATCH, THREADED - LEFT	
	108562-12-000	EA	ROD-LATCH, THREADED - RIGHT	
	108678-01-000	EA	GASKET-LATCH, INDUSTRIAL PRODUCTS	
	110081-01-01A	EA	COVER-LATCH ASM, PLASTIC - BLACK	
	108692-01-01A	EA	SHROUD-LIGHT, DOOR - BACKWALL - BLACK	
	108998-01-000	EA	SPRING-GAS	
	114268-03-02B	EA	BRACKET-GAS SPRING, UPPER - W/O BALL STUD	
	057460-02-000	EA	STUD-BALL, GAS SPRING - 10MM - 5/16" - 18	
	108998-03-000	EA	BRACKET-FLAT, W/BALL STUD	
	107721-01-000	FT	SEAL-ACCESS DOOR, ON COMPARTMENT OPENING	
	2	081240-17-000	EA	FILL-WATER, LOCKABLE SABLE W/O LOCK
		120158-12-G38	EA	PANEL ASM-VALANCE, REAR
3	107221-04-01A	EA	COVER-LTCH ASM, VALANCE DOOR - BLACK	
	107221-01-01A	EA	COVER-LATCH, VALANCE DOOR - 181 X 229MM - PLASTIC - BLACK	
	107895-04-000	EA	HINGE ASM-DOUBLE PIVOT	
	108562-08-000	EA	ROD-LATCH, LEFT THREADED - 348MM LONG	
	108562-10-000	EA	ROD-LATCH, LEFT THREADED - 458MM LONG	
	108562-16-000	EA	ROD-LATCH, RIGHT THREADED - 288MM LONG	

## WINDOW, VENT & EXTERIOR DOOR GROUP (CONTINUED)

### DOORS (CONTINUED)



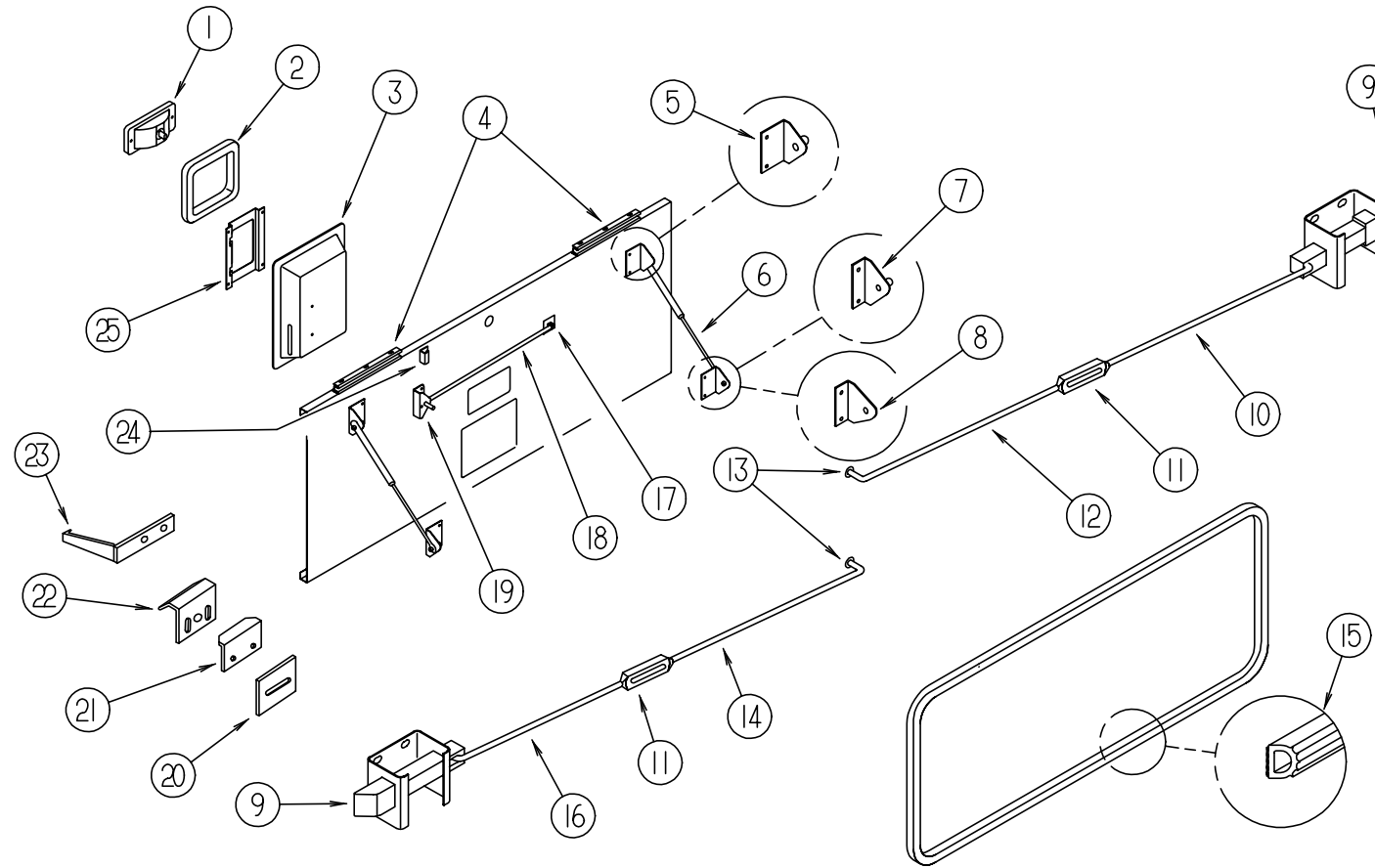
KEY	PART NUMBER	U/M	DESCRIPTION	VENDOR NO.
4	M05854-07-G38	EA	DOOR ASM-FUEL FILL	
	107895-03-000	EA	HINGE ASM-DOUBLE PIVOT	
5	052009-07-000	EA	DOOR-WATER HEATER, SABLE ATWOOD	
	116424-01-000	EA	PROTECTOR - WATER HEATER LATCH	
6	084103-09-000	EA	DOOR-REFRIGERATOR VENT - SABLE	
	084104-09-000	EA	JAMB-VENT DOOR, REFRIGERATOR SABLE	
	084104-01-700	EA	LOCK-MALE, FASTENER	201-721-010
	084104-01-701	EA	LOCK-FEMALE, FASTENER	201-802-010
7	120006-09-G38	EA	PANEL ASM-VALANCE	
	107221-02-01A	EA	COVER-LATCH, VALANCE DOOR - 300 X 229MM - PLASTIC - BLACK	
	107895-01-000	EA	HINGE-DOUBLE PIVOT, W/U-CHANNEL - 254MM LONG	
	108562-01-000	EA	ROD-LATCH, RIGHT THREADED - 121MM LONG	
	108562-15-000	EA	ROD-LATCH, LEFT THREADED - 261MM LONG	
	108562-17-000	EA	ROD-LATCH, LEFT THREADED - 11.9" LONG	

KEY	PART NUMBER	U/M	DESCRIPTION	VENDOR NO.
8	120172-01-G38	EA	DOOR - VALANCE W/O HARDWARE 49.3" X 18.8"	
	104692-01-000	FT	SEAL-3/4" X 3/4", ADHESIVE BACK FOAM SEAL	
	107895-05-000	EA	HINGE ASM-DOUBLE PIVOT	
9	120006-15-G38	EA	PANEL ASM-VALANCE	
	107221-01-01A	EA	COVER-LATCH, VALANCE DOOR - 181 X 229MM - PLASTIC - BLACK	
	107221-01-01A	EA	COVER-LATCH, VALANCE DOOR - 181 X 229MM - PLASTIC - BLACK	
	107895-01-000	EA	HINGE-DOUBLE PIVOT, W/U-CHANNEL - 254MM LONG	
	108562-01-000	EA	ROD-LATCH, RIGHT THREADED - 121MM LONG	
	108562-02-000	EA	ROD-LATCH, LEFT THREADED - 121MM LONG	
	108562-14-000	EA	ROD-LATCH, LEFT THREADED - 207MM	
	108562-19-000	EA	ROD-LATCH, LEFT THREADED - 98MM LONG	
10	106469-04-01A	EA	DOOR ASM-DRIVERS, BLACK - EXCEL V123-02L	
			FROM: 00-00-00 THRU: 05-26-96	
10	106469-10-01A	EA	DOOR-DRIVERS - BLACK	
			FROM: 05-27-96 THRU: 99-99-99	
10	106469-05-01A	EA	DOOR ASM-DRIVERS, BLACK - EXCEL V123-03L	
			FROM: 00-00-00 THRU: 05-26-96	
10	106469-11-01A	EA	DOOR - DRIVERS - POWER WINDOWS/LOCKS	
			FROM: 05-27-96 THRU: 99-99-99	
10	106469-12-01A	EA	DOOR ASM-DRIVERS, BLK EXCEL V123-E3L (EXPORT PREP)	
			FROM: 05-27-96 THRU: 99-99-99	
11	120006-03-G38	EA	PANEL ASM-VALANCE	
	107221-01-01A	EA	COVER-LATCH, VALANCE DOOR - 181 X 229MM - PLASTIC - BLACK	
	107221-01-01A	EA	COVER-LATCH, VALANCE DOOR - 181 X 229MM - PLASTIC - BLACK	
	107895-01-000	EA	HINGE-DOUBLE PIVOT, W/U-CHANNEL - 254MM LONG	
	108562-01-000	EA	ROD-LATCH, RIGHT THREADED - 121MM LONG	
	108562-02-000	EA	ROD-LATCH, LEFT THREADED - 121MM LONG	
12	115108-08-G38	EA	DOOR - ENTRY, W/SCREEN DOOR - W/O WINDOW (G38, G39)	
12	115108-08-G40	EA	DOOR - ENTRY, W/SCREEN DOOR - W/O WINDOW (G40, G41)	
12	115108-08-G42	EA	DOOR - ENTRY, W/SCREEN DOOR - W/O WINDOW (G42, G43)	
12	115108-07-G38	EA	DOOR - ENTRY, W/POWER LOCK - W/SCREEN DOOR - W/O WINDOW (G38, G39)	
12	115108-07-G40	EA	DOOR - ENTRY, W/POWER LOCK - W/SCREEN DOOR - W/O WINDOW (G40, G41)	
12	115108-07-G42	EA	DOOR - ENTRY, W/POWER LOCK - W/SCREEN DOOR - W/O WINDOW (G42, G43)	
13	120006-04-G38	EA	PANEL ASM-VALANCE	
	107221-01-01A	EA	COVER-LATCH, VALANCE DOOR - 181 X 229MM - PLASTIC - BLACK	
	107221-01-01A	EA	COVER-LATCH, VALANCE DOOR - 181 X 229MM - PLASTIC - BLACK	
	108562-01-000	EA	ROD-LATCH, RIGHT THREADED - 121MM LONG	
	108562-14-000	EA	ROD-LATCH, LEFT THREADED - 207MM	
14	120006-06-G38	EA	PANEL ASM-VALANCE	
	107221-02-01A	EA	COVER-LATCH, VALANCE DOOR - 300 X 229MM - PLASTIC - BLACK	
	107895-01-000	EA	HINGE-DOUBLE PIVOT, W/U-CHANNEL - 254MM LONG	
	108562-01-000	EA	ROD-LATCH, RIGHT THREADED - 121MM LONG	
	108562-15-000	EA	ROD-LATCH, LEFT THREADED - 261MM LONG	
	108562-17-000	EA	ROD-LATCH, LEFT THREADED - 11.9" LONG	
	108754-01-000	EA	CHANNEL-VALANCE DOOR, CENTER	
	108755-02-000	EA	ROD-PROP, VALANCE DOOR	
	108757-01-01A	EA	ANGLE-VALANCE DOOR, UPPER BLK	
15	120158-11-G38	EA	PANEL ASM-VALANCE, REAR	
	107221-04-01A	EA	COVER-LTCH ASM, VALANCE DOOR - BLACK	
	107221-01-01A	EA	COVER-LATCH, VALANCE DOOR - 181 X 229MM - PLASTIC - BLACK	
	107895-04-000	EA	HINGE ASM-DOUBLE PIVOT	
	108562-08-000	EA	ROD-LATCH, LEFT THREADED - 348MM LONG	
	108562-10-000	EA	ROD-LATCH, LEFT THREADED - 458MM LONG	
	108562-16-000	EA	ROD-LATCH, RIGHT THREADED - 288MM LONG	



# WINDOW, VENT & EXTERIOR DOOR GROUP (CONTINUED)

## COMPARTMENT DOORS



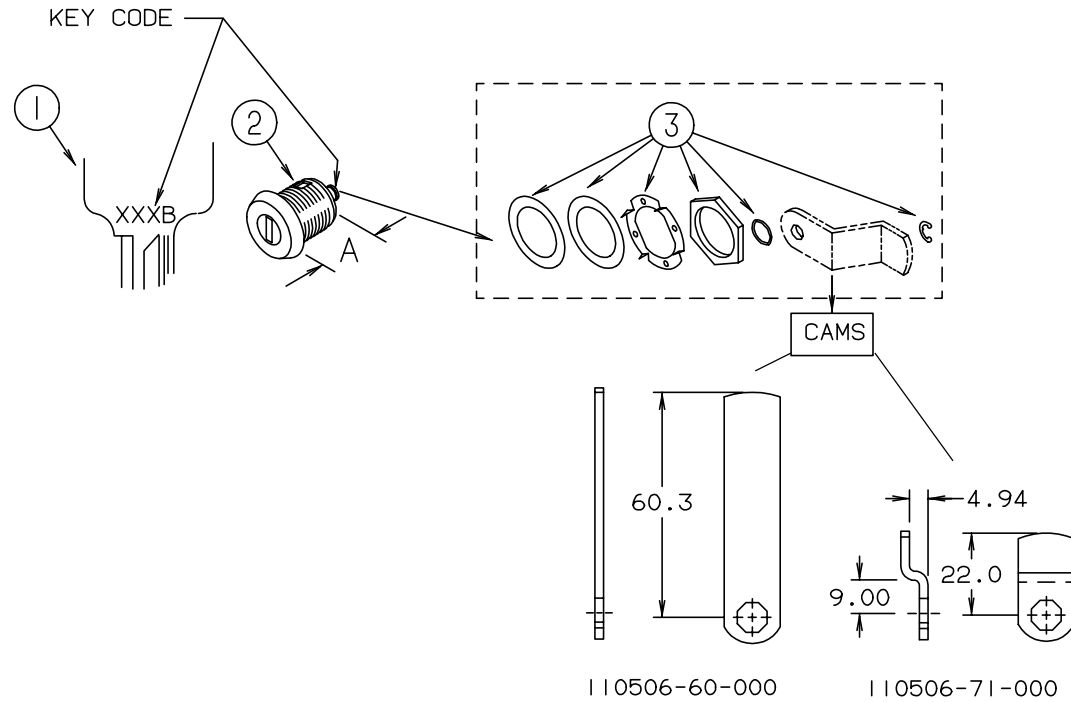
KEY	PART NUMBER	U/M	DESCRIPTION
1	101355-03-01A	EA	PADDLE LATCH W/O KEY LOCK - GRAY
1	101355-01-01A	EA	LATCH-PADDLE, 2 POINT - PLASTIC - GRAY
1	045017-01-701	EA	KEY BLANK
1	112949-03-000	EA	KEY-TRI-MARK #TM500
2	108678-01-000	EA	GASKET-LATCH
3	107221-01-01A	EA	COVER-LATCH, VALANCE DOOR - 181 X 229MM - PLASTIC - BLACK
3	107221-02-01A	EA	COVER-LATCH, VALANCE DOOR - 300 X 229MM - PLASTIC - BLACK
3	107221-03-01A	EA	COVER-LTCH ASM,VAL DR.BLACK (PASS SIDE RR TAPERED)
3	107221-04-01A	EA	COVER-LTCH ASM,VAL DR.BLACK (DR SIDE RR TAPERED)
3	P07221-01-01A	EA	COVER-LATCH ASM, VALANCE DOOR BLACK
4	107895-01-000	EA	HINGE-DOUBLE PIVOT, W/U-CHANNEL - 254MM LONG
4	107895-03-000	EA	HINGE ASM-DOUBLE PIVOT (FUEL FILL DOOR)
4	107895-04-000	EA	HINGE ASM-DOUBLE PIVOT (REAR TAPERED DOORS)
4	107895-05-000	EA	HINGE ASM-DOUBLE PIVOT
5	107796-02-000	EA	BRACKET-"L" MOUNT BRACKET W/ BALL STUD F/GAS SPRING
6	107796-01-000	EA	GAS SPRING - 11" COMPRESSED/17" EXTENDED - 40LB.
7	107796-03-000	EA	BRACKET-GAS SPRING,SMALL
8	114268-03-02B	EA	BRACKET-GAS SPRING, E-COAT (BACKWALL DOOR ONLY)
9	101348-01-000	EA	BOLT-SLIDE, LATCH - NYLON - W/SPRING & BRKT
10	108562-02-000	EA	ROD-LATCH, LEFT THREADED - 121MM LONG
10	108562-14-000	EA	ROD-LATCH, LEFT THREADED - 207MM
10	108562-15-000	EA	ROD-LATCH, LEFT THREADED - 261MM
10	108562-16-000	EA	ROD-LATCH, RIGHT THREADED - 288MM LONG
10	108562-17-000	EA	ROD-LATCH, LEFT THREADED - 11.9" LONG
11	108561-01-000	EA	TURNBUCKLE,10-24 THREAD

KEY	PART NUMBER	U/M	DESCRIPTION
12	108562-01-000	EA	ROD-LATCH, RIGHT THREADED - 121MM LONG
12	108562-10-000	EA	ROD-LATCH, LEFT THREADED - 458MM LONG
13	102265-01-000	EA	CLIP-ROD END, 5/32" - PLASTIC - BLACK
14	108562-01-000	EA	ROD-LATCH, RIGHT THREADED - 121MM LONG
14	108562-08-000	EA	ROD-LATCH, LEFT THREADED - 348MM LONG
14	108562-19-000	EA	ROD-LATCH, RIGHT THREADED - 98MM LONG
15	107721-01-000	FT	"D" SHAPED BULB SEAL W/ADHESIVE ON FLAT SIDE
16	108562-02-000	EA	ROD-LATCH, LEFT THREADED - 121MM LONG
16	108562-14-000	EA	ROD-LATCH, LEFT THREADED - 207MM
16	108562-15-000	EA	ROD-LATCH, LEFT THREADED - 261MM
16	108562-16-000	EA	ROD-LATCH, RIGHT THREADED - 288MM LONG
16	108562-17-000	EA	ROD-LATCH, LEFT THREADED - 11.9" LONG
17	089329-01-000	EA	CLIP-SPRING, 3/8" - METAL
18	108755-02-000	EA	ROD-PROP,VALANCE DOOR
19	108754-01-000	EA	CHANNEL-VALANCE DOOR,CENTER
20	110415-01-01A	EA	SHIM-LATCH,VALANCE DOOR,BLK
21	104491-02-03A	EA	ANGLE-STRIKER,BLACK
22	107719-01-01A	EA	STRIKE-VALANCE DOOR MILL
23	102768-01-000	EA	HOLDER-COMPARTMENT/ENTRY DOOR, METAL - MILL FINISH
24	108757-01-01A	EA	ANGLE-VALANCE DOOR,UPPER BLK
24	120103-01-14B	EA	ANGLE-DOOR, VALANCE, GALVANNEAL
25	108615-01-000	EA	LATCH-PLATE,VALANCE DOOR
	099418-01-000	FT	D-SECTION SEAL W/ ADHESIVE BACK - .44" X .44" -BLK RUBBER
	104692-01-000	FT	SEAL-3/4" X 3/4", ADHESIVE BACK FOAM SEAL

## WINDOW, VENT & EXTERIOR DOOR GROUP (CONTINUED)

### BRIGGS & STRATTON LOCKS

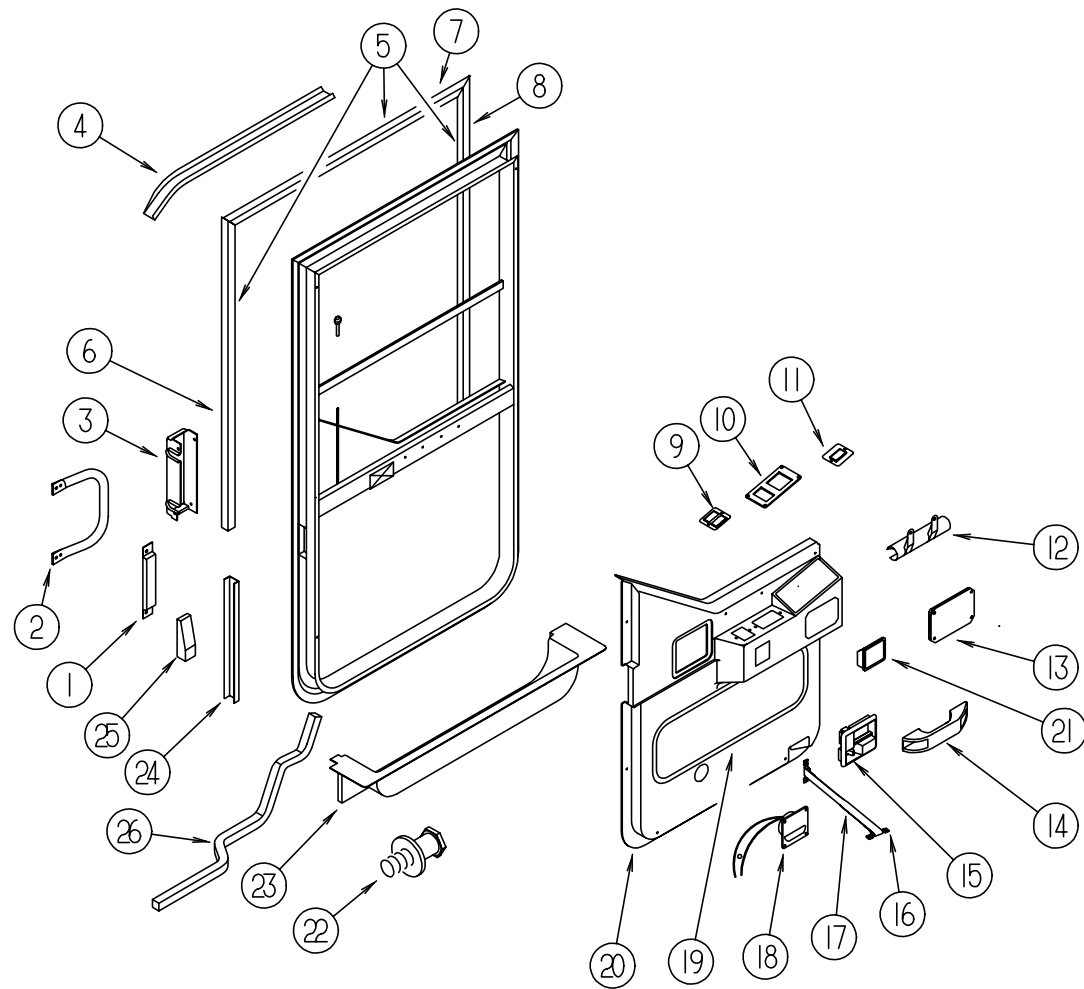
NOTE:  
 WHEN ORDERING THE LOCK CASE, THE KEY CODE MUST MATCH THE LAST DIGIT OF THE VEHICLE'S SERIAL NUMBER AND PART NUMBER; WHEN ORDERING THE KEYS, THE THIRD DIGIT OF THE KEY CODE MUST MATCH THE LAST DIGIT OF THE VEHICLE'S SERIAL NUMBER AND PART NUMBER



KEY	PART NUMBER	U/M	DESCRIPTION	VENDOR NO.
1	110506-59-000	EA	KEY SET (SOLD AS PAIR)	596720
2	110506-52-000	EA	CASE ASM-LOCK 17 MM	702370
2	110506-53-000	EA	CASE ASM-LOCK 25 MM	702380
1	110506-59-001	EA	KEY SET (SOLD AS PAIR)	596721
2	110506-52-001	EA	CASE ASM-LOCK 17 MM	702371
2	110506-53-001	EA	CASE ASM-LOCK 25 MM	702381
1	110506-59-002	EA	KEY SET (SOLD AS PAIR)	596722
2	110506-52-002	EA	CASE ASM-LOCK 17 MM	702372
2	110506-53-002	EA	CASE ASM-LOCK 25 MM	702382
1	110506-59-003	EA	KEY SET (SOLD AS PAIR)	596723
2	110506-52-003	EA	CASE ASM-LOCK 17 MM	702373
2	110506-53-003	EA	CASE ASM-LOCK 25 MM	702383
1	110506-59-004	EA	KEY SET (SOLD AS PAIR)	596724
2	110506-52-004	EA	CASE ASM-LOCK 17 MM	702374
2	110506-53-004	EA	CASE ASM-LOCK 25 MM	702384
1	110506-59-005	EA	KEY SET (SOLD AS PAIR)	596725
2	110506-52-005	EA	CASE ASM-LOCK 17 MM	702375
2	110506-53-005	EA	CASE ASM-LOCK 25 MM	702385
1	110506-59-006	EA	KEY SET (SOLD AS PAIR)	596726
2	110506-52-006	EA	CASE ASM-LOCK 17 MM	702376
2	110506-53-006	EA	CASE ASM-LOCK 25 MM	702386
1	110506-59-007	EA	KEY SET (SOLD AS PAIR)	596727
2	110506-52-007	EA	CASE ASM-LOCK 17 MM	702377
2	110506-53-007	EA	CASE ASM-LOCK 25 MM	702387
1	110506-59-008	EA	KEY SET (SOLD AS PAIR)	596728
2	110506-52-008	EA	CASE ASM-LOCK 17 MM	702378
2	110506-53-008	EA	CASE ASM-LOCK 25 MM	702388
1	110506-59-009	EA	KEY SET (SOLD AS PAIR)	596729
2	110506-52-009	EA	CASE-LOCK - A = 17 MM	702379
2	110506-53-009	EA	CASE-LOCK - A = 25 MM	702389
3	110506-40-700	EA	HDW KIT (CONTAINS:NUT, FLAT WASHER, E-RING, SPRING WASHER GASKET, AND SPUR WASHER)	
	110506-60-000	EA	CAM-LOCK	322276
	110506-71-000	EA	CAM-LOCK	322287
	110506-59-701	EA	KEY BLANK (GOLD)	

# WINDOW, VENT & EXTERIOR DOOR GROUP (CONTINUED)

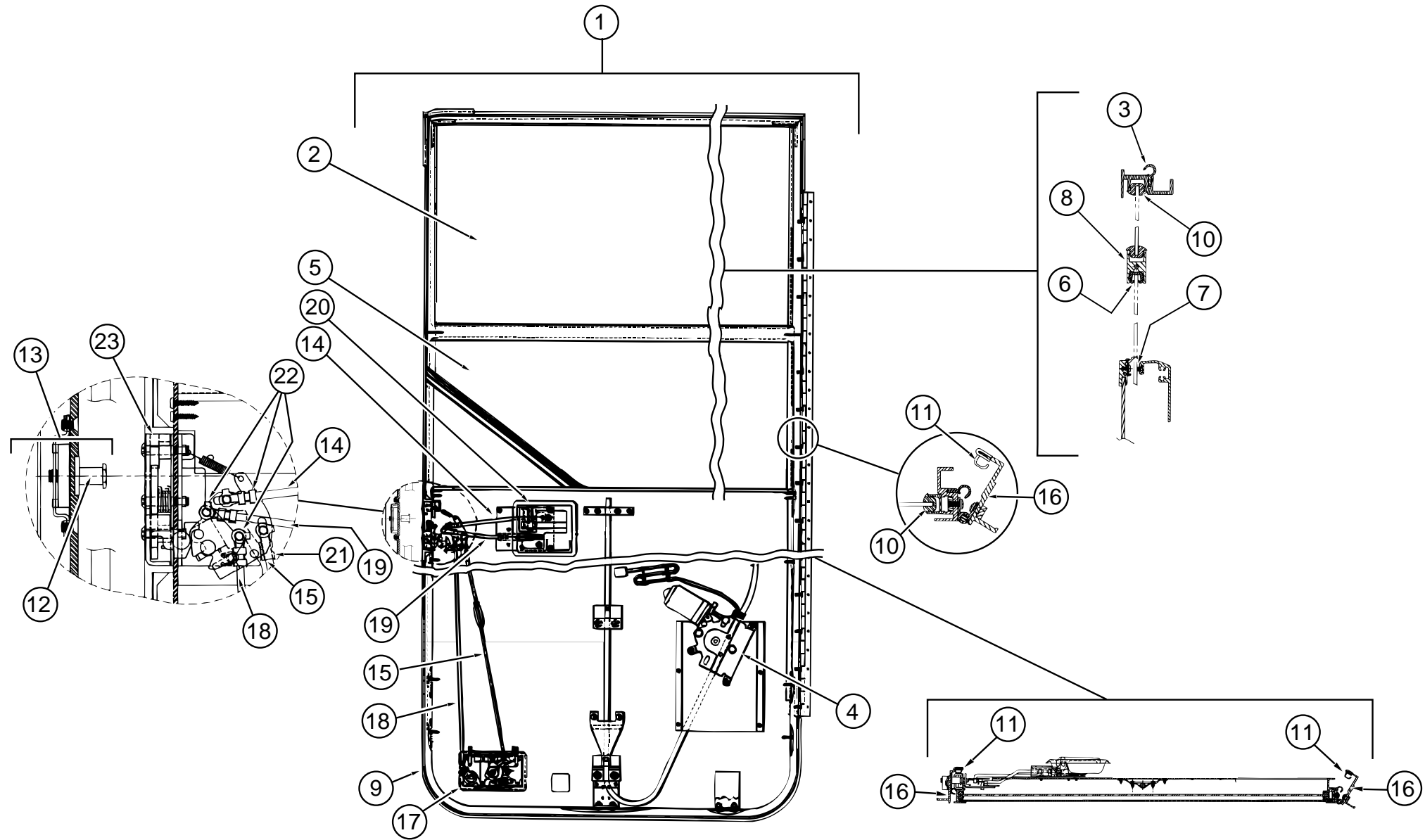
## DRIVERS DOOR CHEVY & FORD



KEY	PART NUMBER	U/M	DESCRIPTION	VENDOR NO.
1	108654-01-01A	EA	COVER-STRIKE, DR DOOR, BLK	
2	108832-01-02A	EA	HANDLE-ASSIST, DOOR, DR O/W	
3	108833-02-01A	EA	COVER-HANDLE, ASSIST O/W	
3	108833-01-01A	EA	COVER-HANDLE, ASSIST, O/W	
4	108274-02-02A	EA	RAIL-DRIP, FRONT END, LH SABLE	
5	108119-03-F36	EA	GARNISH ASM-DRIVERS DOOR	
6	108129-01-01A	EA	GARNISH-DOOR, DRIVERS MILL	
7	108107-01-01A	EA	GARNISH-DRIVERS DOOR MILL	
8	108108-03-01A	EA	GARNISH-DOOR, DRIVER MILL	
9	093132-01-000	EA	SWITCH-ROCKER, 5 TERM W/ARROWS FOR POWER WINDOWS	
9	093132-02-000	EA	SWITCH-ROCKER, 5 TERM W/KEY LOCK & ARROW F/POWER DOOR LOCK	
9	103473-12-01A	EA	PLATE ASM-SWITCH, WINDOW, LH - BLACK	
9	103473-11-01A	EA	PLATE-SWITCH,WINDOW, LOCK, LH MILL	
10	087695-01-000	EA	SWITCH-HEATER, EXTERIOR MIRROR	
			FROM: 00-00-00 THRU: 09-03-95	
10	087695-02-000	EA	SWITCH-MIRROR HEATER	- DAV 4720-12
			FROM: 09-04-95 THRU: 99-99-99	
10	088246-01-000	EA	SWITCH-REMOTE, EXTE. MIRROR - SQUARE PUSH - VELVAC 7471290	
10	099982-02-01A	EA	PLATE-SWITCH, BLACK	
11	103473-14-01A	EA	PLATE ASM-SWITCH, WINDOW, LH BLACK	
12	093145-01-000	EA	SLEEVE-WIRE, 10" LONG - PLASTIC - BLACK - GM #15590724	
13	107889-02-000	EA	TOUCH CONTROL PANEL KIT - HWH AP1016	
	100532-09-700	EA	PANEL ASM.-TOUCH CONTROL, RAP1002	
	100532-09-702	EA	CABLE-MODULAR 5', AP1020	
14	102710-01-01A	EA	HANDLE-ASSIST, ENTRY DOOR - 6.6" LONG - BLACK	
15	106469-04-712	EA	HARDWARE-INNER HANDLE, LH	248-041148
16	064219-01-000	EA	RETAINER-CHECK STRAP, DRIVER DOOR	
17	109378-01-000	EA	STRAP-CHECK, DRIVERS DOOR	
18	108354-01-01A	EA	LIGHT-COURTESY - ITC 81395-B	
19	108633-01-G38	EA	PAD-DOOR, FABRIC (G38, G39)	
19	108633-01-F40	EA	PAD-DOOR, FABRIC (G40, G41)	
19	108633-01-G42	EA	PAD-DOOR, FABRIC (G42, G43)	
20	114689-05-01A	EA	PANEL-DOOR, INNER - DRIVERS - W/O CUTOUTS - PLASTIC	
20	114689-06-01A	EA	PANEL-DOOR, INNER - DRIVERS - FOR HYDRAULIC JACKS - PLASTIC	
20	114689-07-01A	EA	PANEL-DOOR, INNER - DRIVERS - FOR POWERED MIRROR - PLASTIC	
20	114689-08-01A	EA	PANEL-DOOR, INNER - DRIVERS - FOR HYDRAULIC JACKS/MIRROR - PLASTIC	
21	115948-01-01A	EA	ASHTRAY ASM-SIDE MOUNT, FLUSH	
22	106469-04-703	EA	BOLT-STRIKER, W/WASHER	248-041152
23	107818-01-01A	EA	TRIM-STEP, DRIVERS DOOR WILLOW	
	102569-02-000	EA	MAT-ANTI SLIP, LOWER 100 X 560MM	
24	108897-02-01A	EA	GARNISH-DOOR, DRIVERS BLK	
25	109235-01-01A	FT	COVER-SCREW, MAT BLACK	
26	063977-12-000	EA	STEP-DRIVER DOOR, LEFT - PAINTED	
26	063977-11-000	EA	STEP-DRIVER DOOR, LEFT - UNPAINTED	
	109506-01-000	EA	FILM-URETHANE, PROTECTANT - 107.9 X 679.4MM	
	090340-01-000	FT	SEAL-FOAM, CLOSED CELL - 1/4" X 1/2" X 50'	

## WINDOW, VENT & EXTERIOR DOOR GROUP (CONTINUED)

EXCEL DRIVERS DOOR W/O POWER LOCKS FROM: 00-00-00 THRU: 05-26-96

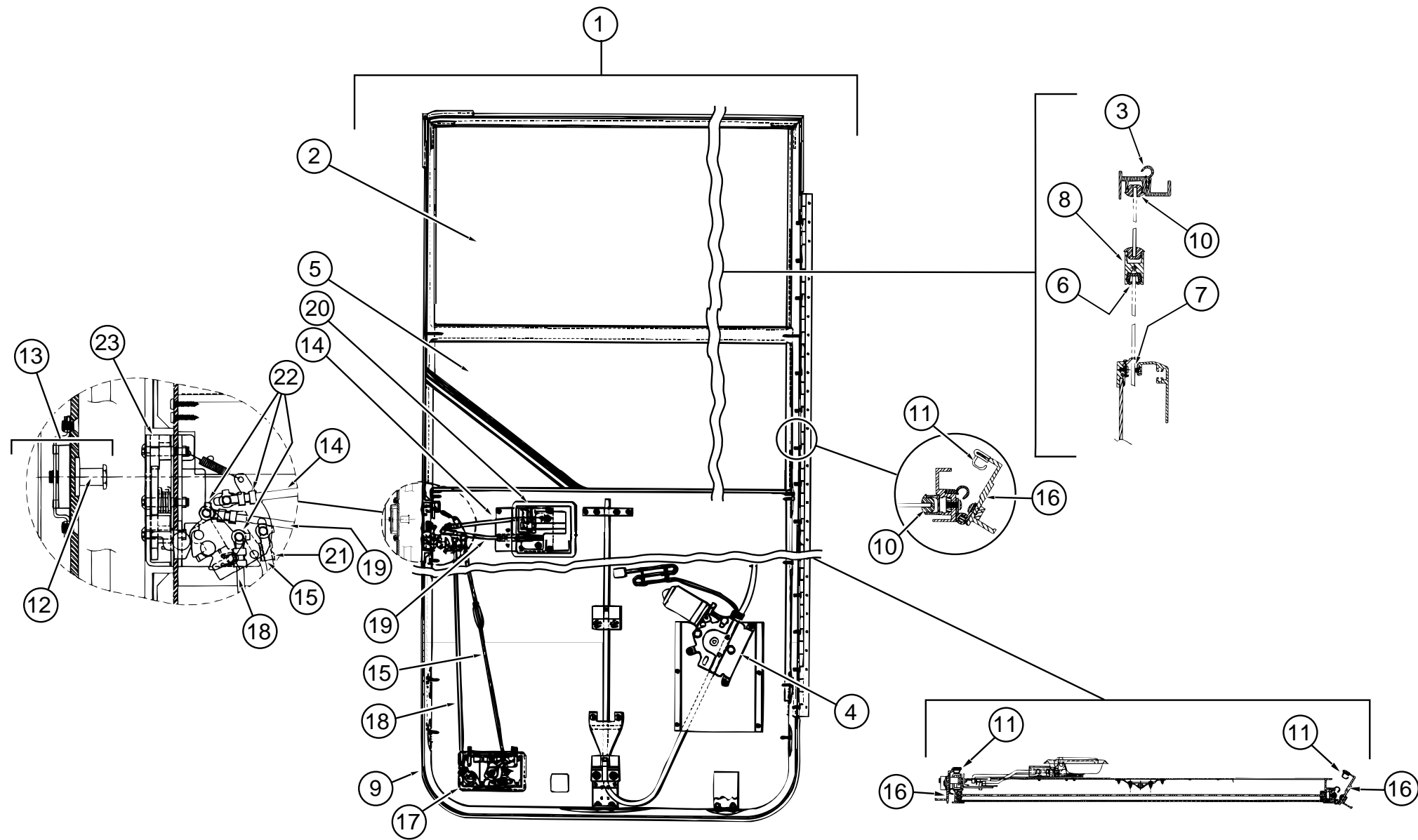


KEY	PART NUMBER	U/M	DESCRIPTION	VENDOR NO.
1	106469-04-01A	EA	DOOR ASM-DRIVERS, BLACK - EXCEL V123-02L FROM: 00-00-00 THRU: 05-26-96	
2	106469-01-700	EA	GLASS	106-040976
3	106469-01-702	EA	SEAL-DOOR, (FRAME) EA=1	122-040984
4	106469-01-703	EA	REGULATOR ASSEMBLY(ELECTRIC)	V103-89L
5	106469-01-704	EA	GLASS ASM., ROLL-UP, W/BRKT	V103-65L
6	106469-01-705	FT	CHANNEL-RUN, SLIDING	122-010850
7	106469-01-709	FT	WEATHERSTRIP FUZZY	171-040630
8	106469-01-719	EA	MULLION-RAIL	V103-84
9	106469-01-721	EA	WEATHERSTRIP-BELT, EXTERIOR, WINDOW	V103-57
10	106469-01-722	EA	GLAZING-VINYL, HORIZONTAL	V103-87
11	106469-01-723	EA	SEAL-BULB ASM. (JAMB)	171-040985
12	106469-04-703	EA	BOLT-STRIKER, W/WASHER	248-041152
13	106469-04-704	EA	NUT ASSEMBLY-CAGED W/STRIKER	248-041151
14	106469-04-705	EA	ROD-LATCH, HORIZONTAL	203-041139
15	106469-04-706	EA	ROD-LATCH ASSEMBLY, VERTICAL	V124-49
16	106469-04-707	EA	FRAME MOUNTING ASM., (JAMB)	V123-30L

KEY	PART NUMBER	U/M	DESCRIPTION	VENDOR NO.
17	106469-04-708	EA	PADDLE ASSEMBLY, RH	248-041145
	106469-04-701	EA	TUMBLER & KEYS, TRI-MARK	248-041179
	106469-04-715	EA	LATCH COMPLETE W/TUMBLER & KEYS	V123-15
	106469-04-702	EA	KEY-BLANK (PAIR)	248-041180
18	106469-04-710	EA	ROD-LOCK, VERTICAL	203-041138
19	106469-04-711	EA	ROD-LOCK, HORIZONTAL	203-041137
20	106469-04-712	EA	HARDWARE-INNER HANDLE, LH	248-041148
21	106469-04-713	EA	ROD-CLIP, LH	248-041154
22	106469-04-714	EA	ROD-CLIP, RH	248-041153
23	106469-05-706	EA	LATCH-ROTARY, W/LINKAGE	248-041150
	106469-05-702	EA	HINGE - 42"	211-041194

## WINDOW, VENT & EXTERIOR DOOR GROUP (CONTINUED)

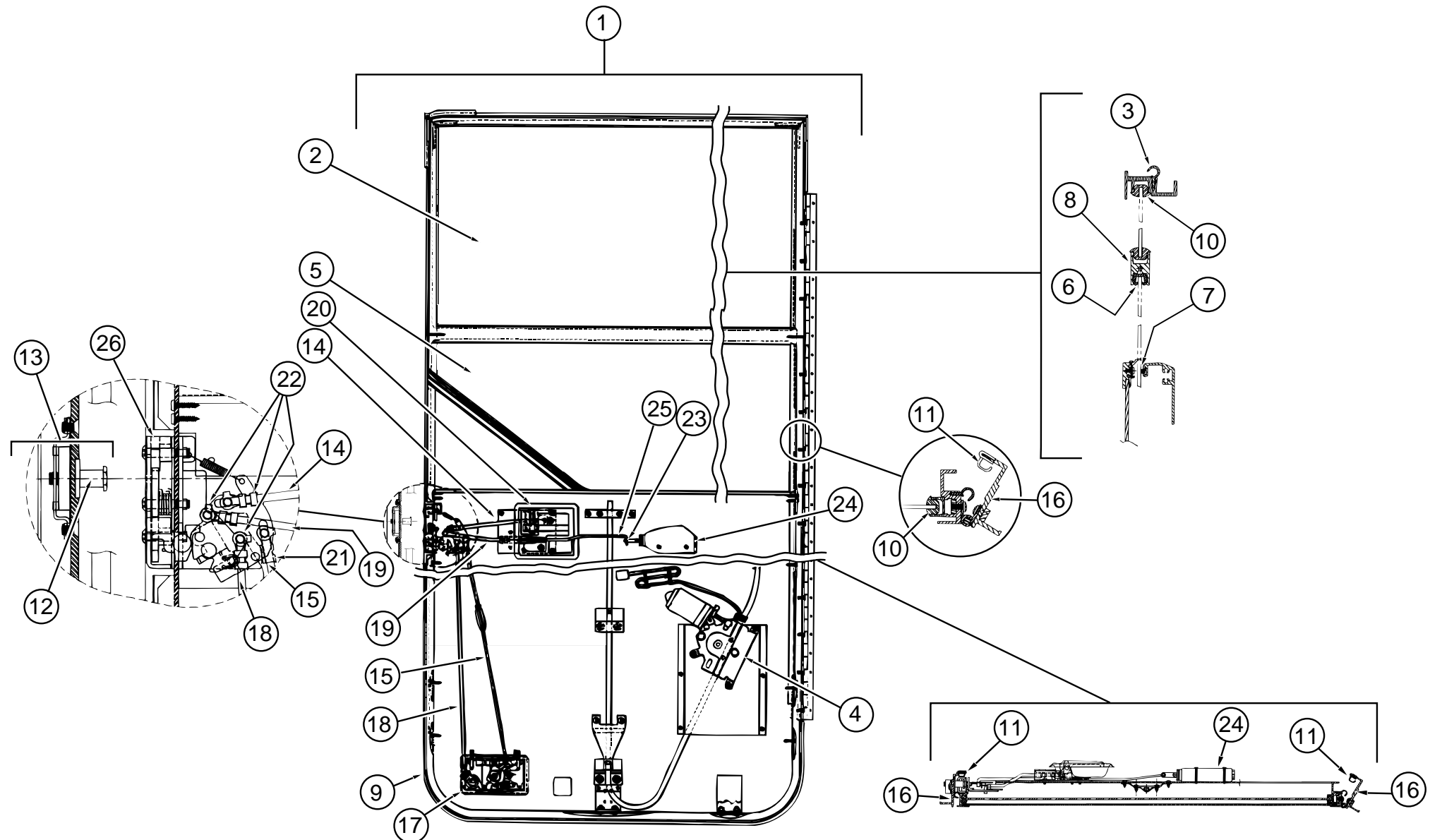
EXCEL DRIVERS DOOR W/O POWER LOCKS FROM: 05-27-96 THRU: 99-99-99



KEY	PART NUMBER	U/M	DESCRIPTION	VENDOR NO.	KEY	PART NUMBER	U/M	DESCRIPTION	VENDOR NO.
1	106469-10-01A	EA	DOOR-DRIVERS - BLACK		17	106469-04-700	EA	PADDLE ASSEMBLY, RH	248-041237
				FROM: 05-27-96 THRU: 99-99-99		106469-04-701	EA	TUMBLER & KEYS, TRI-MARK	248-041179
2	106469-01-700	EA	GLASS	106-040976		106469-04-715	EA	LATCH COMPLETE W/TUMBLER & KEYS	V123-15
3	106469-01-702	EA	SEAL-DOOR, (FRAME) EA=1	122-040984		106469-04-702	EA	KEY-BLANK (PAIR)	248-041180
4	106469-10-700	EA	REGULATOR ASSEMBLY(ELECTRIC)	V134-89L	18	106469-04-710	EA	ROD-LOCK, VERTICAL	203-041138
5	106469-10-702	EA	GLASS ASM., ROLL-UP, W/BRKT	V134-65L	19	106469-04-711	EA	ROD-LOCK, HORIZONTAL	203-041137
6	106469-01-705	FT	CHANNEL-RUN, SLIDING	122-010850	20	106469-04-712	EA	HARDWARE-INNER HANDLE, LH	248-041148
7	106469-01-709	FT	WEATHERSTRIP FUZZY	171-040630	21	106469-04-713	EA	ROD-CLIP, LH	248-041154
8	106469-08-700	EA	MULLION-RAIL	V090-84	22	106469-04-714	EA	ROD-CLIP, RH	248-041153
9	106469-10-705	EA	WEATHERSTRIP-BELT, EXTERIOR, WINDOW	V134-57	23	106469-04-709	EA	LATCH-ROTARY, W/LINKAGE	203-041138
10	106469-01-722	EA	GLAZING-VINYL, HORIZONTAL	V103-87		106469-05-702	EA	HINGE - 42"	211-041194
11	106469-01-723	EA	SEAL-BULB ASM. (JAMB)	171-040985		106469-10-703	EA	PARTS BAG	V123-17
12	106469-04-703	EA	BOLT-STRIKER, W/WASHER	248-041152					
13	106469-04-704	EA	NUT ASSEMBLY-CAGED W/STRIKER	248-041151					
14	106469-04-705	EA	ROD-LATCH, HORIZONTAL	203-041139					
15	106469-10-701	EA	ROD-LATCH ASSEMBLY, VERTICAL	203-041356					
16	106469-10-704	EA	FRAME MOUNTING ASM., (JAMB)	V134-30 L					

## WINDOW, VENT & EXTERIOR DOOR GROUP (CONTINUED)

EXCEL DRIVERS DOOR W/POWER LOCKS FROM: 00-00-00 THRU: 05-26-96

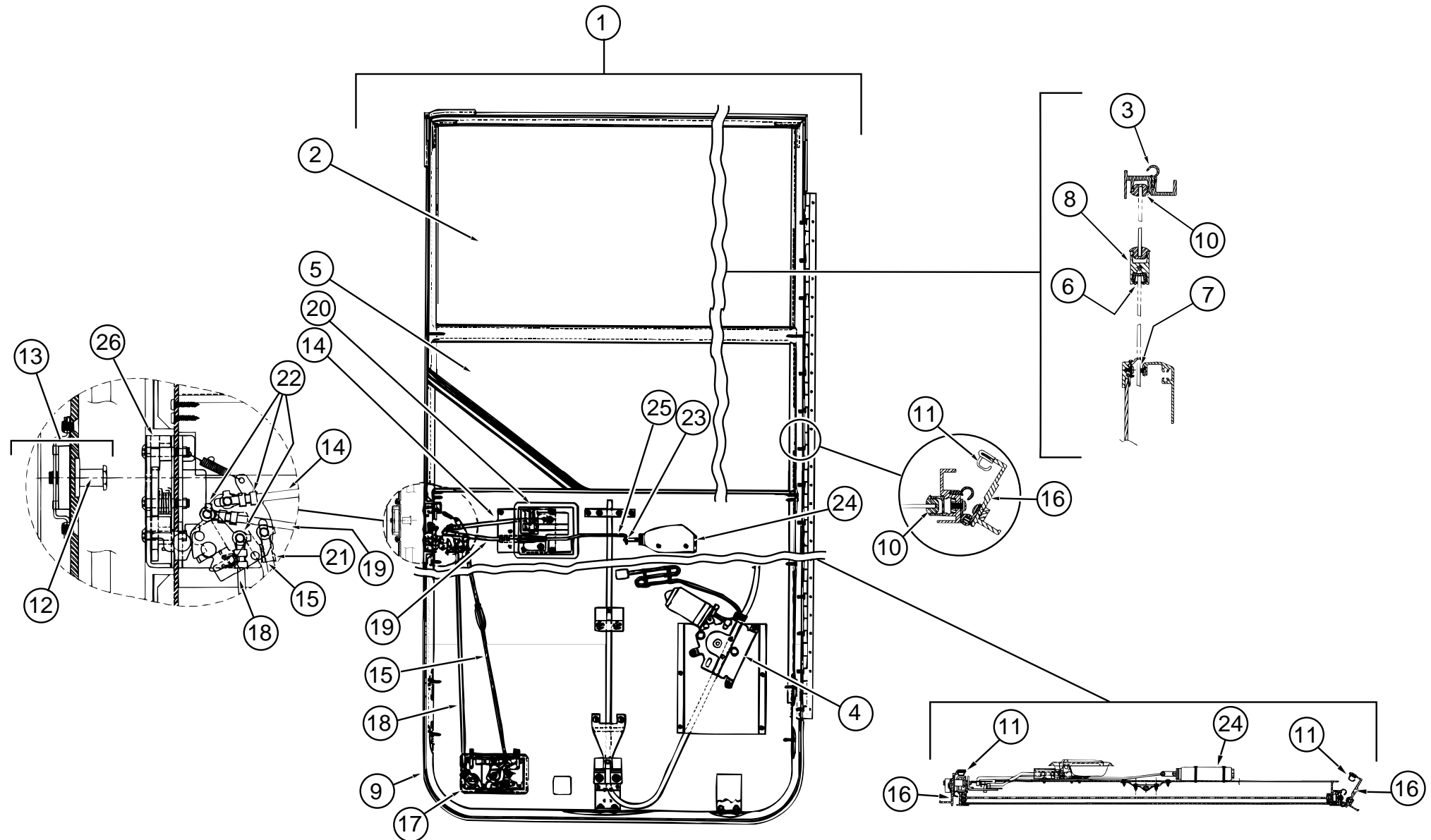


KEY	PART NUMBER	U/M	DESCRIPTION	VENDOR NO.
1	106469-05-01A	EA	DOOR ASM-DRIVERS, BLACK - EXCEL V123-03L FROM: 00-00-00 THRU: 05-26-96	
2	106469-01-700	EA	GLASS	106-040976
3	106469-01-702	EA	SEAL-DOOR, (FRAME) EA=1	122-040984
4	106469-01-703	EA	REGULATOR ASSEMBLY(ELECTRIC)	V103-89L
5	106469-01-704	EA	GLASS ASM., ROLL-UP, W/BRKT	V103-65L
6	106469-01-705	FT	CHANNEL-RUN, SLIDING	122-010850
7	106469-01-709	FT	WEATHERSTRIP FUZZY	171-040630
8	106469-08-700	EA	MULLION-RAIL	V103-84
9	106469-01-721	EA	WEATHERSTRIP-BELT, EXTERIOR, WINDOW	V103-57
10	106469-01-722	EA	GLAZING-VINYL, HORIZONTAL	V103-87
11	106469-01-723	EA	SEAL-BULB ASM. (JAMB)	171-040985
12	106469-04-703	EA	BOLT-STRIKER, W/WASHER	248-041152
13	106469-04-704	EA	NUT ASSEMBLY-CAGED W/STRIKER	248-041151
14	106469-04-705	EA	ROD-LATCH, HORIZONTAL	203-041139
15	106469-04-706	EA	ROD-LATCH ASSEMBLY, VERTICAL	V124-49
16	106469-04-707	EA	FRAME MOUNTING ASM., (JAMB)	V123-30L

KEY	PART NUMBER	U/M	DESCRIPTION	VENDOR NO.
17	106469-04-708	EA	PADDLE ASSEMBLY, RH	248-041145
	106469-04-701	EA	TUMBLER & KEYS, TRI-MARK	248-041179
	106469-04-702	EA	KEY-BLANK (PAIR)	248-041180
	106469-04-715	EA	LATCH COMPLETE W/TUMBLER & KEYS	V123-15
18	106469-05-705	EA	ROD-LOCK, VERTICAL ADJUSTING	203-041279
19	106469-04-711	EA	ROD-LOCK, HORIZONTAL	203-041137
20	106469-04-712	EA	HARDWARE-INNER HANDLE, LH	248-041402
21	106469-04-713	EA	ROD-CLIP, LH	248-041154
22	106469-04-714	EA	ROD-CLIP, RH	248-041153
23	106469-05-700	EA	ROD CLIP	231-041095
24	106469-05-701	EA	ACTUATOR, F/ELECTRIC LOCK	410-041096
25	106469-05-704	EA	ROD-LOCK, POWER	203-041141
26	106469-05-706	EA	LATCH-ROTARY, W/LINKAGE	248-041150
	106469-05-702	EA	HINGE - 42"	211-041194

# WINDOW, VENT & EXTERIOR DOOR GROUP (CONTINUED)

EXCEL DRIVERS DOOR W/POWER LOCKS FROM: 05-27-96 THRU: 99-99-99

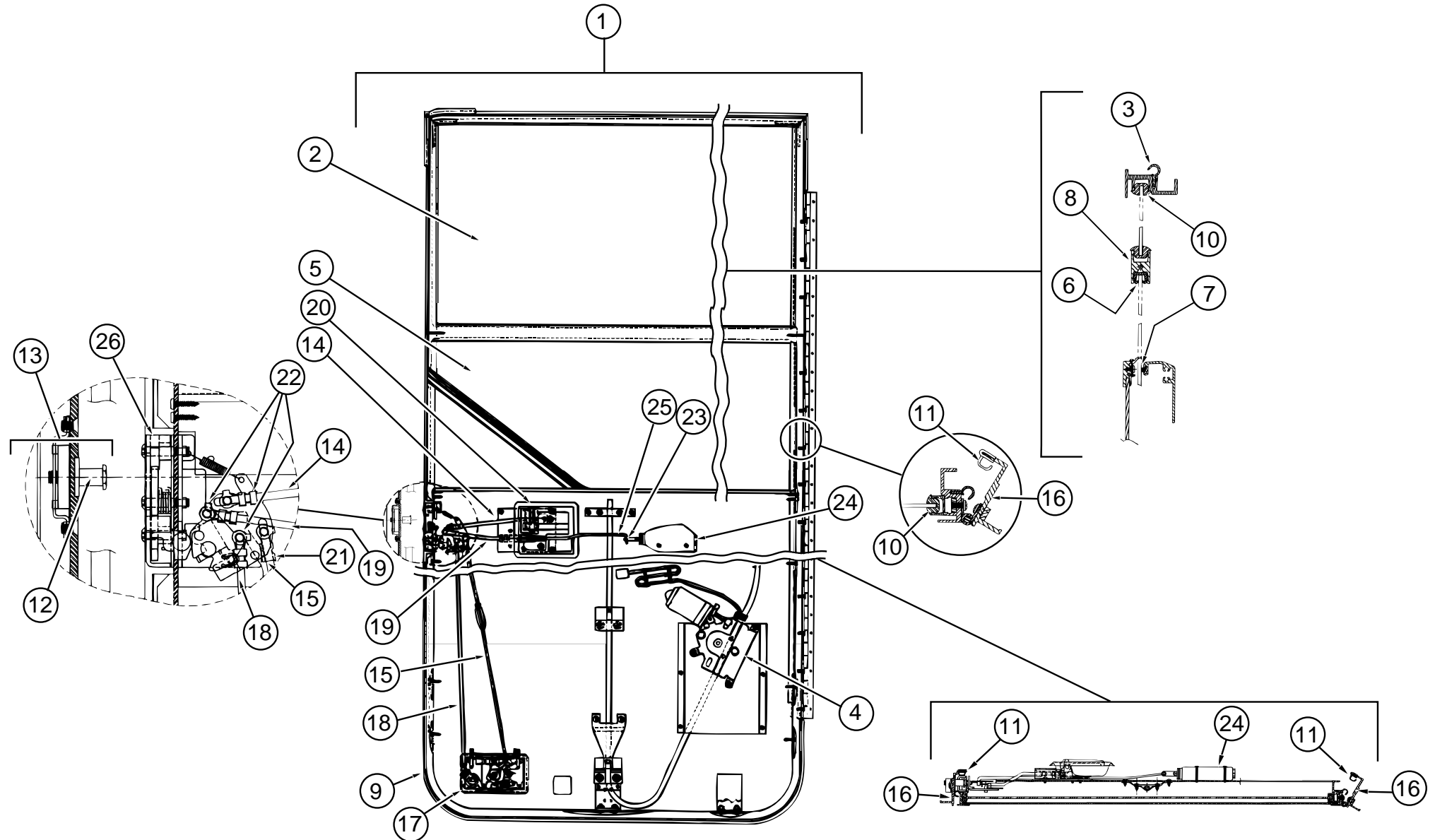


KEY	PART NUMBER	U/M	DESCRIPTION	VENDOR NO.
1	106469-11-01A	EA	DOOR - DRIVERS - POWER WINDOWS/LOCKS FROM: 05-27-96 THRU: 99-99-99	
2	106469-01-700	EA	GLASS	106-040976
3	106469-01-702	EA	SEAL-DOOR, (FRAME) EA=1	122-040984
4	106469-10-700	EA	REGULATOR ASSEMBLY(ELECTRIC)	V134-89L
5	106469-10-702	EA	GLASS ASM., ROLL-UP, W/BRKT	V134-65L
6	106469-01-705	FT	CHANNEL-RUN, SLIDING	122-010850
7	106469-01-709	FT	WEATHERSTRIP FUZZY	171-040630
8	106469-08-700	EA	MULLION-RAIL	V103-84
9	106469-10-705	EA	WEATHERSTRIP-BELT, EXTERIOR, WINDOW	V134-57
10	106469-01-722	EA	GLAZING-VINYL, HORIZONTAL	V103-87
11	106469-01-723	EA	SEAL-BULB ASM. (JAMB)	171-040985
12	106469-04-703	EA	BOLT-STRIKER, W/WASHER	248-041152
13	106469-04-704	EA	NUT ASSEMBLY-CAGED W/STRIKER	248-041151
14	106469-04-705	EA	ROD-LATCH, HORIZONTAL	203-041139
15	106469-10-701	EA	ROD-LATCH ASSEMBLY, VERTICAL	203-041356
16	106469-10-704	EA	FRAME MOUNTING ASM., (JAMB)	V134-30 L

KEY	PART NUMBER	U/M	DESCRIPTION	VENDOR NO.
17	106469-04-700	EA	PADDLE ASSEMBLY, RH	248-041237
	106469-04-701	EA	TUMBLER & KEYS, TRI-MARK	248-041179
	106469-04-702	EA	KEY-BLANK (PAIR)	248-041180
	106469-04-715	EA	LATCH COMPLETE W/TUMBLER & KEYS	V123-15
18	106469-10-706	EA	ROD-LOCK, VERTICAL ADJUSTING	203-041357
19	106469-04-711	EA	ROD-LOCK, HORIZONTAL	203-041137
20	106469-04-712	EA	HARDWARE-INNER HANDLE, LH	248-041402
21	106469-04-713	EA	ROD-CLIP, LH	248-041154
22	106469-04-714	EA	ROD-CLIP, RH	248-041153
23	106469-05-700	EA	ROD CLIP	231-041095
24	106469-05-701	EA	ACTUATOR, F/ELECTRIC LOCK	410-041096
25	106469-05-704	EA	ROD-LOCK, POWER	203-041141
26	106469-05-706	EA	LATCH-ROTARY, W/LINKAGE	248-041150
	106469-05-702	EA	HINGE - 42"	211-041194
	106469-10-703	EA	PARTS BAG	V123-17

## WINDOW, VENT & EXTERIOR DOOR GROUP (CONTINUED)

EXCEL DRIVERS DOOR W/POWER LOCKS EXPORT PREP FROM: 05-27-96 THRU: 99-99-99



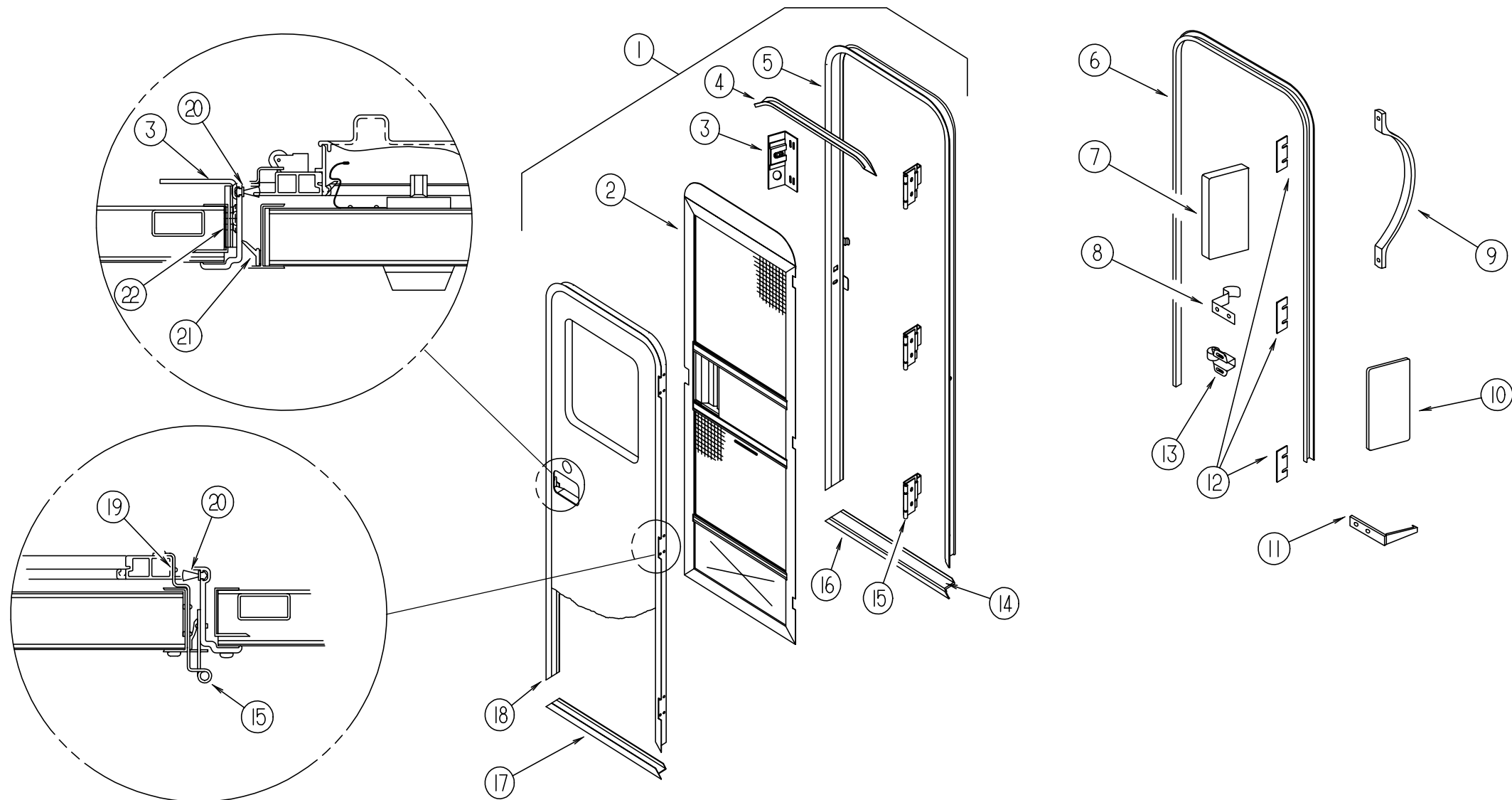
KEY	PART NUMBER	U/M	DESCRIPTION	VENDOR NO.
	106469-12-01A	EA	DOOR ASM-DRIVERS, BLK EXCEL V123-E3L (EXPORT PREP)	
			FROM: 05-27-96 THRU: 99-99-99	
2	106469-12-701	EA	GLASS - STATIONARY HORZ (EU)	106-041395
3	106469-01-702	EA	SEAL-DOOR, (FRAME) EA=1	122-040984
4	106469-10-700	EA	REGULATOR ASSEMBLY(ELECTRIC)	V134-89L
5	106469-12-700	EA	GLASS -ROLL UP (EUROPEAN)	V130-65E L
6	106469-01-705	FT	CHANNEL-RUN, SLIDING	122-010850
7	106469-01-709	FT	WEATHERSTRIP FUZZY	171-040630
8	106469-08-700	EA	MULLION-RAIL	V103-84
9	106469-01-721	EA	WEATHERSTRIP-BELT, EXT., WDO	V103-57
10	106469-01-722	EA	GLAZING-VINYL, HORIZONTAL	V103-87
11	106469-01-723	EA	SEAL-BULB ASM. (JAMB)	171-040985
12	106469-04-703	EA	BOLT-STRIKER, W/WASHER	248-041152
13	106469-04-704	EA	NUT ASSEMBLY-CAGED W/STRIKER	248-041151
14	106469-04-705	EA	ROD-LATCH, HORIZONTAL	203-041139
15	106469-05-703	EA	ROD-LATCH, VERTICAL ADJ.	203-041239
16	106469-10-704	EA	FRAME MOUNTING ASM., (JAMB)	V134-30 L

KEY	PART NUMBER	U/M	DESCRIPTION	VENDOR NO.
17	106469-04-700	EA	PADDLE ASSEMBLY, RH	248-041237
	106469-04-701	EA	TUMBLER & KEYS, TRI-MARK	248-041179
	106469-04-702	EA	KEY-BLANK (PAIR)	248-041180
	106469-04-715	EA	LATCH COMPLETE W/TUMBLER & KEYS	V123-15
18	106469-05-703	EA	ROD-LATCH, VERTICAL ADJ.	203-041239
19	106469-04-711	EA	ROD-LOCK, HORIZONTAL	203-041137
20	106469-04-712	EA	HARDWARE-INNER HANDLE, LH	248-041402
21	106469-04-713	EA	ROD-CLIP, LH	248-041154
22	106469-04-714	EA	ROD-CLIP, RH	248-041153
23	106469-05-700	EA	ROD CLIP	231-041095
24	106469-05-701	EA	ACTUATOR, F/ELECTRIC LOCK	410-041096
25	106469-05-704	EA	ROD-LOCK, POWER	203-041141
26	106469-05-706	EA	LATCH-ROTARY, W/LINKAGE	248-041150
	106469-05-702	EA	HINGE - 42"	211-041194
	106469-10-703	EA	PARTS BAG	V123-17



# WINDOW, VENT & EXTERIOR DOOR GROUP (CONTINUED)

## ENTRANCE DOOR W/O WINDOW

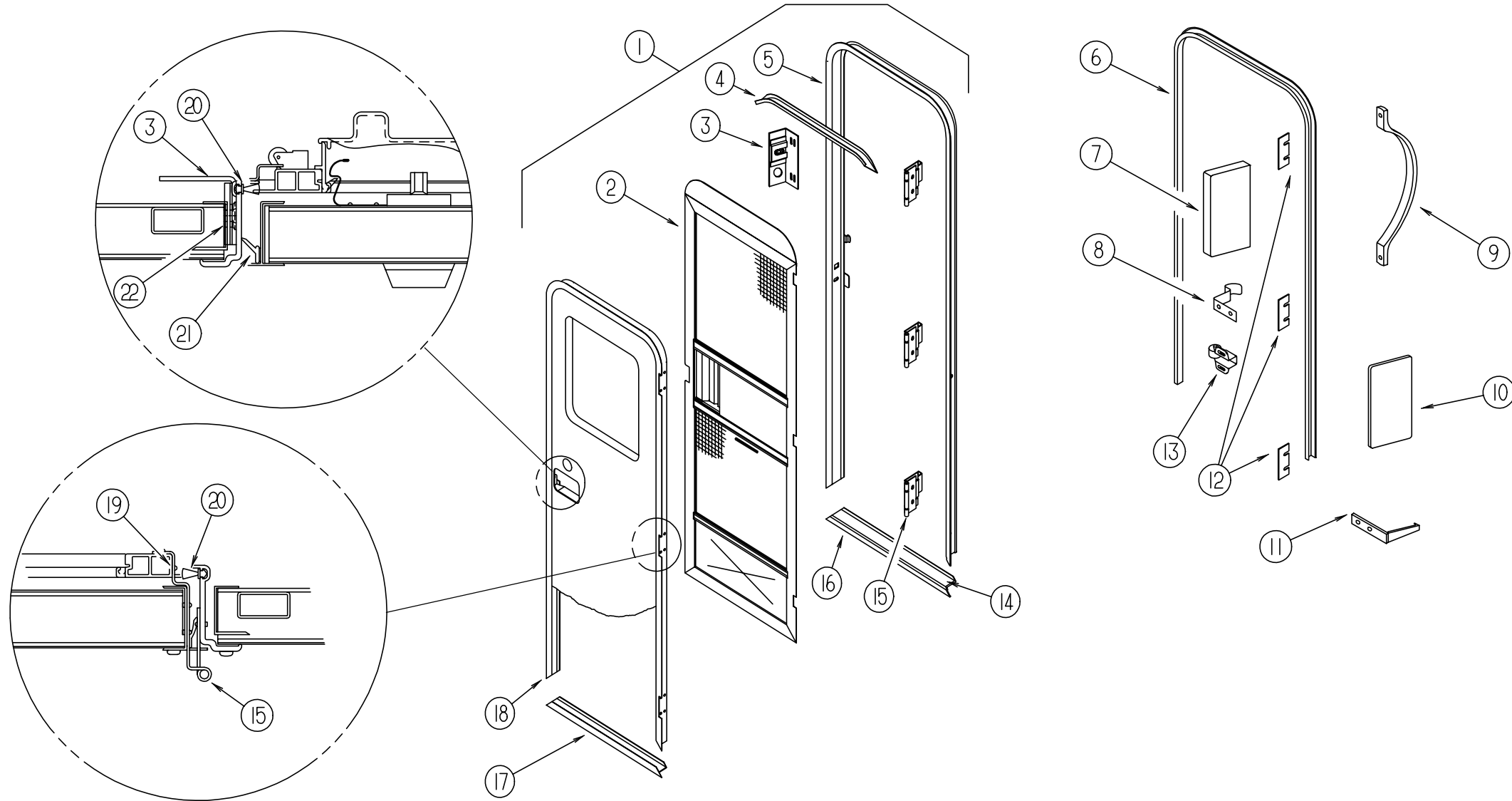


KEY	PART NUMBER	U/M	DESCRIPTION
1	115108-07-G38	EA	DOOR - ENTRY, W/POWER LOCK - W/SCREEN DOOR - W/O WINDOW (G38, G39)
1	115108-07-G40	EA	DOOR - ENTRY, W/POWER LOCK - W/SCREEN DOOR - W/O WINDOW (G40, G41)
1	115108-07-G42	EA	DOOR - ENTRY, W/POWER LOCK - W/SCREEN DOOR - W/O WINDOW (G42, G43)
1	115108-08-G38	EA	DOOR - ENTRY, W/SCREEN DOOR - W/O WINDOW (G38, G39)
1	115108-08-G40	EA	DOOR - ENTRY, W/SCREEN DOOR - W/O WINDOW (G40, G41)
1	115108-08-G42	EA	DOOR - ENTRY, W/SCREEN DOOR - W/O WINDOW (G42, G43)
2	117077-01-F36	EA	DOOR ASM-SCREEN
			FROM: 00-00-00 THRU: 03-17-96
2	117077-02-GV0	EA	DOOR ASM-SCREEN
			FROM: 03-18-96 THRU: 99-99-99
3	041546-06-000	EA	BRACKET ASM-DOOR ANGLE
			FROM: 00-00-00 THRU: 10-22-95
3	041546-08-000	EA	BRACKET-ASM-DOOR ANGLE O/W
			FROM: 10-23-95 THRU: 99-99-99
4	044582-49-000	EA	CAP-DRIP JAMB MITERED, SABLE
5	095277-11-02A	EA	JAMB ASM-ENTRANCE DOOR SABLE, W/POWER LOCK OPTION
			FROM: 00-00-00 THRU: 07-30-95
5	120310-07-01A	EA	JAMB ASM-ENTRANCE DOOR SABLE, W/POWER LOCK OPTION
			FROM: 07-31-95 THRU: 03-17-96
5	121898-06-01A	EA	JAMB ASM-DOOR, ENTRANCE SABLE, W/POWER LOCK OPTION
			FROM: 03-18-96 THRU: 99-99-99

KEY	PART NUMBER	U/M	DESCRIPTION
5	095277-12-02A	EA	JAMB ASM-ENTRANCE DOOR SABLE
			FROM: 00-00-00 THRU: 07-30-95
5	120310-08-01A	EA	JAMB ASM-ENTRANCE DOOR SABLE
			FROM: 07-31-95 THRU: 03-17-96
5	121898-07-01A	EA	JAMB ASM-DOOR, ENTRANCE SABLE
			FROM: 03-18-96 THRU: 99-99-99
6	115222-08-01A	EA	GARNISH-RADIUS, ENTRY DOOR O/W (W/POWER LOCK OPTION)
6	115222-02-01A	EA	GARNISH-RADIUS, ENTRY DOOR O/W
7	077461-03-000	EA	COVER-STRIKE, ENTRY DOOR - 6.5" X 2.5" - PLASTIC - WHITE
8	100412-01-000	EA	CATCH-SCREEN DOOR
9	009126-02-000	EA	HANDLE-ASSIST, ENTRY DOOR - BLACK
			FROM: 00-00-00 THRU: 09-10-95
9	009126-03-000	EA	HANDLE-ASSIST, BLACK TEXTURED - T/M #10087-01
			FROM: 09-11-95 THRU: 99-99-99
10	076725-02-000	EA	COVER-HINGE, ENTRY DOOR - 6" X 3.2" - PLASTIC - OFF WHITE
11	102768-01-000	EA	HOLDER-COMPARTMENT/ENTRY DOOR, METAL - MILL FINISH
12	102248-01-000	EA	SHIM-DOOR
13	109403-01-000	EA	CATCH-SINGLE ROLLER, SCREEN DOOR
14	038327-01-000	EA	TAPE-ANTI SLIP, 2" X 60'

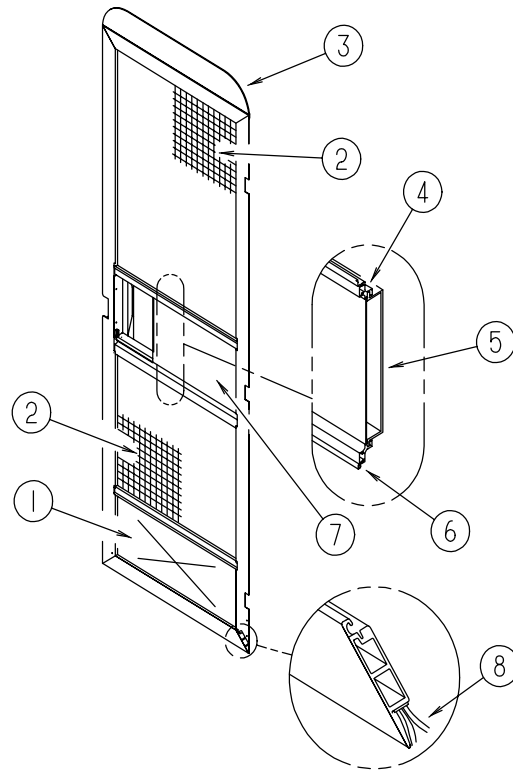
# WINDOW, VENT & EXTERIOR DOOR GROUP (CONTINUED)

## ENTRANCE DOOR W/O WINDOW (CONTINUED)



KEY	PART NUMBER	U/M	DESCRIPTION
15	106719-01-01A	EA	HINGE-ENTRANCE DOOR MILL
	039715-01-000	EA	NUT-SERT, 1/4" DIAMETER - 20 THREADS (ON DOOR HINGE)
	116111-02-01A	EA	SCREW-TAPTITE-1/4-20 X 3/8 PPH, ZINC (ON DOOR HINGE)
16	051049-01-000	EA	JAMB-BOTTOM, ENTRY DOOR - 25.9" - UNPAINTED
17	089748-23-000	EA	FRAME-BOTTOM, ENTRANCE SABLE
18	095276-08-02A	EA	FRAME-DOOR, ENTRANCE SABLE W/POWER LOCK OPTION FROM: 00-00-00 THRU: 03-17-96
18	122102-01-01A	EA	FRAME-DOOR, ENTRANCE SABLE W/POWER LOCK OPTION FROM: 03-18-96 THRU: 99-99-99
18	095276-09-02A	EA	FRAME-DOOR, ENTRANCE SABLE FROM: 00-00-00 THRU: 03-17-96
18	122102-02-01A	EA	FRAME-DOOR, ENTRANCE SABLE FROM: 03-18-96 THRU: 99-99-99
19	100128-02-000	FT	SEAL-FOAM, ADHESIVE BACK - .37" W X .37" THICK
20	118929-01-01A	FT	SEAL-PILE, PUSH-ON - AMESBURY 5250148
21	075671-04-000	FT	SEAL-SPONGE, LAZY T SHAPE - W/ADHESIVE STRIPE - .5" WIDE
22	104692-01-000	FT	SEAL-3/4" X 3/4", ADHESIVE BACK FOAM SEAL

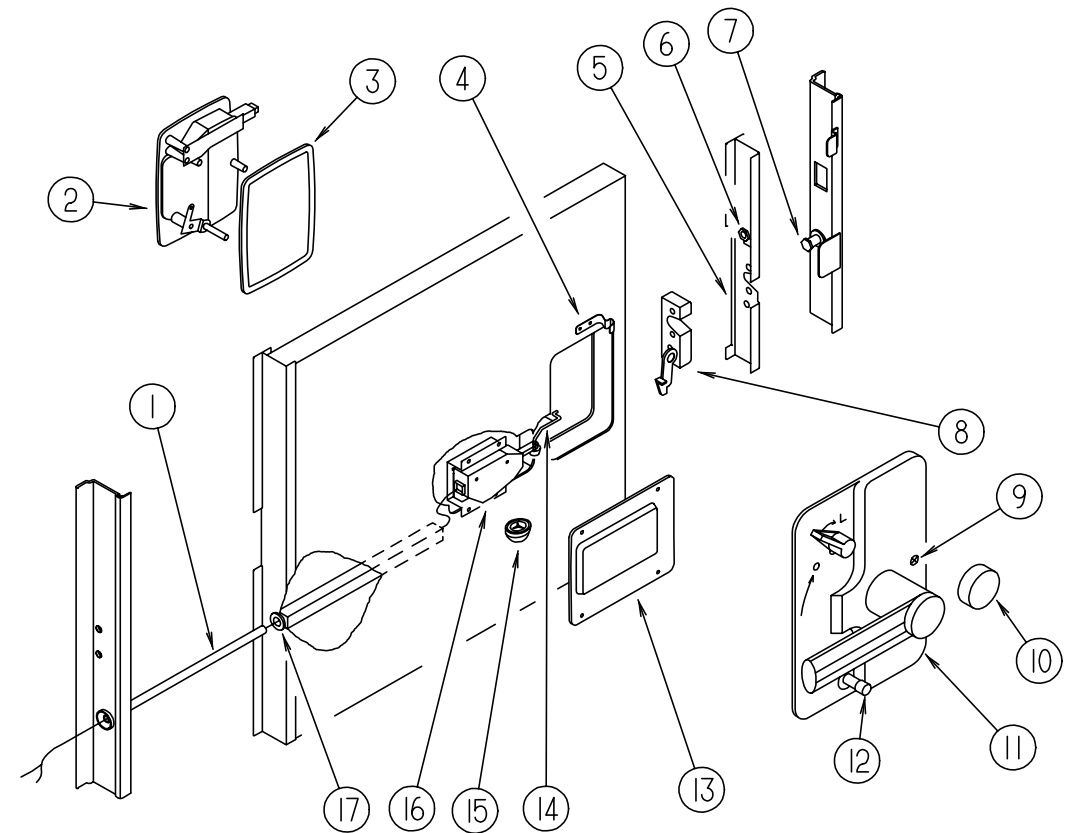
**WINDOW, VENT & EXTERIOR DOOR GROUP (CONTINUED)**



**SCREEN DOOR COMPONENTS**

KEY	PART NUMBER	U/M	DESCRIPTION
1	078552-03-000	EA	KICK PANEL-SCREEN DOOR, LOWER INSERT - UNPAINTED
2	002293-02-000	SF	SCREENING-WINDOW/DOOR, 26" - CHARCOAL
3	078595-01-000	EA	TOP PLATE-SCREEN DOOR, CURVED TOP - 4.7" X 25.35"
4	078777-01-000	EA	CHANNEL-SLIDE, SCREEN DOOR CENTER SLIDER COVER
5	079086-02-000	EA	SLIDER-SCREEN DOOR, OFF WHITE
6	002294-01-000	FT	SPLINE-SCREENING, .135" X .138" - BLACK
7	001014-01-013	EA	INSERT-CENTER, 10.25" X 16.31" - UNPAINTED
8	075673-01-000	FT	SEAL-PILE, ADHESIVE BACK - GRAY

**WINDOW, VENT & EXTERIOR DOOR GROUP (CONTINUED)**



**ENTRANCE DOOR LATCH COMPONENTS**

KEY	PART NUMBER	U/M	DESCRIPTION	VENDOR NO.
1	077222-01-000	EA	SPRING-WIRE GUARD, ENTRY DOOR - GM 08905080	
2	112782-01-01A	EA	LATCH ASM-EXTERIOR HOUSING, TRI/MARK 11922-37	
	112782-01-700	EA	KEY-BLANK-DEADBOLT, TM100-150	81535
	112782-01-701	EA	KEY-BLANK-DEADBOLT, TM151-200	81536
	112782-01-703	EA	CYLINDER-LOCK ASM. W/KEYS	081465-09
3	112782-04-01A	EA	GASKET, T/M 81480	
4	100412-01-000	EA	CATCH-SCREEN DOOR	
5	121334-03-01A	EA	STIFFENER-DOOR MILL	
6	072893-04-000	EA	NUTSERT-10-32 (ON STIFFENER)	
7	092927-03-000	EA	STRIKER-ROUND, JAMB MOUNTED - TRI/MARK 10335-16	
8	112782-03-01A	EA	LATCH-SINGLE ROTOR, T/M 13426-01	
9	112782-06-01A	EA	SCREW-MOUNTING, PLATE, ZINC - T/M 81096-15	
10	081914-01-000	EA	BUMPER-RUBBER, ROUND - .43" DIAMETER - BLACK	
11	112782-02-01A	EA	LATCH ASM-INTERIOR PLATE, T/M 13428-01	
12	112782-05-01A	EA	CAP-VINYL, RED, T/M 80844-99	
13	113960-01-01A	EA	COVER-ACTUATOR, POWER LOCK OFF WHITE	
14	113651-01-01A	EA	ROD-CONTROL, MOTOR, LOCK	
15	114209-01-01A	EA	PUSHNUT-CAP, 1/8", WHITE - ARDEN KPS125105	
16	113638-01-000	EA	POWER DOOR LOCK MOTOR/ACTUATOR EURAMTEC ACT-035N	
	113638-02-000	EA	CONNECTOR-ELECT, ACTUATOR - EURAMTEC ST2-01	
17	008384-01-000	EA	GROMMET-SNAP, 3/4" DIAMETER - NYLON	

**WINDOW, VENT & EXTERIOR DOOR GROUP (CONTINUED)**

**JENSEN POWERED ROOF VENT**

KEY	PART NUMBER	U/M	DESCRIPTION	VENDOR NO.
	110051-08-01A	EA	ROOF VENT - POWER W/LIFT - FOR 4" ROOF FROM: 00-00-00 THRU: 11-25-95	
	110051-11-01A	EA	ROOF VENT - POWER W/LIFT - FOR 2.5" TO 4" ROOF FROM: 11-26-95 THRU: 99-99-99	
	110051-10-01A	EA	ROOF VENT - POWER W/LIFT FOR 4" ROOF (CSA) FROM: 00-00-00 THRU: 11-25-95	
	110051-12-01A	EA	ROOF VENT - POWER W/LIFT FOR 2.5" TO 4" ROOF (CSA) FROM: 11-26-95 THRU: 99-99-99	
	048648-01-000	EA	MOTOR-ROOF VENT, 1/8 SHAFT - 12V - JENSEN	
	048649-01-000	EA	FAN-ROOF VENT, 6 BLADES - 6" - JENSEN	
	064469-03-707	EA	MOTOR-LIFT, W-1/8" SHAFT	RP-1023
	064469-03-708	EA	GEAR-DRIVE	RP-1024
	064469-03-709	EA	GEAR-MOTOR PINION, 1/8"SHAFT	RP-1025
	064470-01-700	EA	COVER-VENT, W/O (SLIDE BAR)	J7291
	064470-01-701	EA	SLIDE BAR, (VENT-LID)	JRP1291B
	110051-01-705	EA	SCREEN & FRAME F/POWER LIFT 4"	29-689-04A
	110051-02-700	EA	GARNISH-INTERIOR, 4" FROM: 00-00-00 THRU: 11-25-95	
	110051-11-700	EA	GARNISH-INTERIOR, 3" FROM: 11-26-95 THRU: 99-99-99	

**JENSEN NONPOWERED ROOF VENT**

KEY	PART NUMBER	U/M	DESCRIPTION	VENDOR NO.
	110051-02-01A	EA	VENT-ROOF, NONPOWERED 4" ROOF, JENSEN 7727 WHEAT	
	064470-01-700	EA	COVER-VENT, W/O (SLIDE BAR)	J7291
	064470-01-701	EA	SLIDE BAR, (VENT-LID)	JRP1291B
	110051-01-702	EA	ARM LIFT ASSEMBLY W/O HANDLE	RP-1000B
	110051-01-703	EA	HANDLE-CRANK	RP-1031-B
	110051-01-705	EA	SCREEN & FRAME F/POWER LIFT 4"	29-689-04A
	110051-02-700	EA	GARNISH-INTERIOR, 4"	

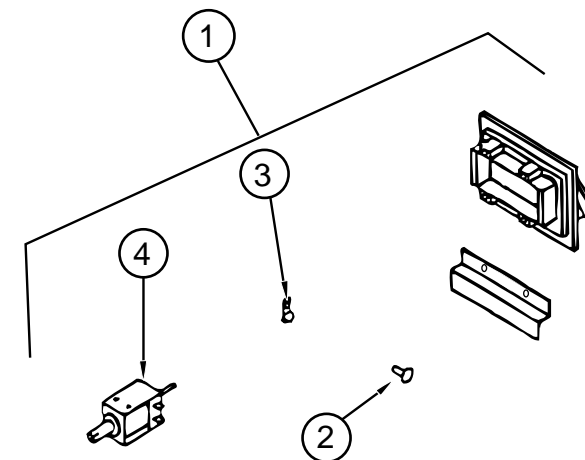
**FANTASTIC EXHAUST VENT**

KEY	PART NUMBER	U/M	DESCRIPTION	VENDOR NO.
	084079-07-000	EA	VENT-CEILING, EXHAUST, POWER, 014000-4-O/W	
	084079-10-000	EA	VENT-CEILING, EXHAUST, POWER, O/W CSA - 014000-4-O/W	
	084079-01-700	EA	COVER-VENT, W/HINGE & SLIDE	1020K-19
	084079-01-701	EA	SCREEN ASM., INT. W/SWITCHES	1030-80
	084079-01-703	EA	KNOB-LIFT, W/EXT. & SCREW	1140K-00
	084079-01-704	EA	BLADE-FAN	1070-00
	084079-01-705	EA	MOTOR	1080-00
	084079-01-707	EA	SWITCH-SAFETY	1122.05
	084079-01-709	EA	SWITCH-MAIN, 3 SPEED	1031-05
	084079-01-711	EA	H-MOLDING, F/MOTOR MOUNT	
	084079-07-700	EA	GARNISH-INTERIOR 4" OFF/WHT	2040-80

**WINDOW, VENT & EXTERIOR DOOR GROUP (CONTINUED)**

**PLUMBING & REFRIGERATOR ROOF VENTS**

KEY	PART NUMBER	U/M	DESCRIPTION
	083558-06-000	EA	VENT-PLUMBING PIPE ROOF, W/COVER - VW WHITE
	084073-04-000	EA	BASE-ROOF VENT, REFRIGERATOR - BLACK - NORCOLD
	084073-08-000	EA	VENT-ROOF, REFRIGERATOR, SABLE NORCOLD
	118369-01-03A	EA	VENT-REFRIGERATOR ROOF CAP (SIDE BY SIDE REFRIGERATOR OPTION)
	118369-02-03A	EA	VENT-REFRIGERATOR ROOF BASE (SIDE BY SIDE REFRIGERATOR OPTION)

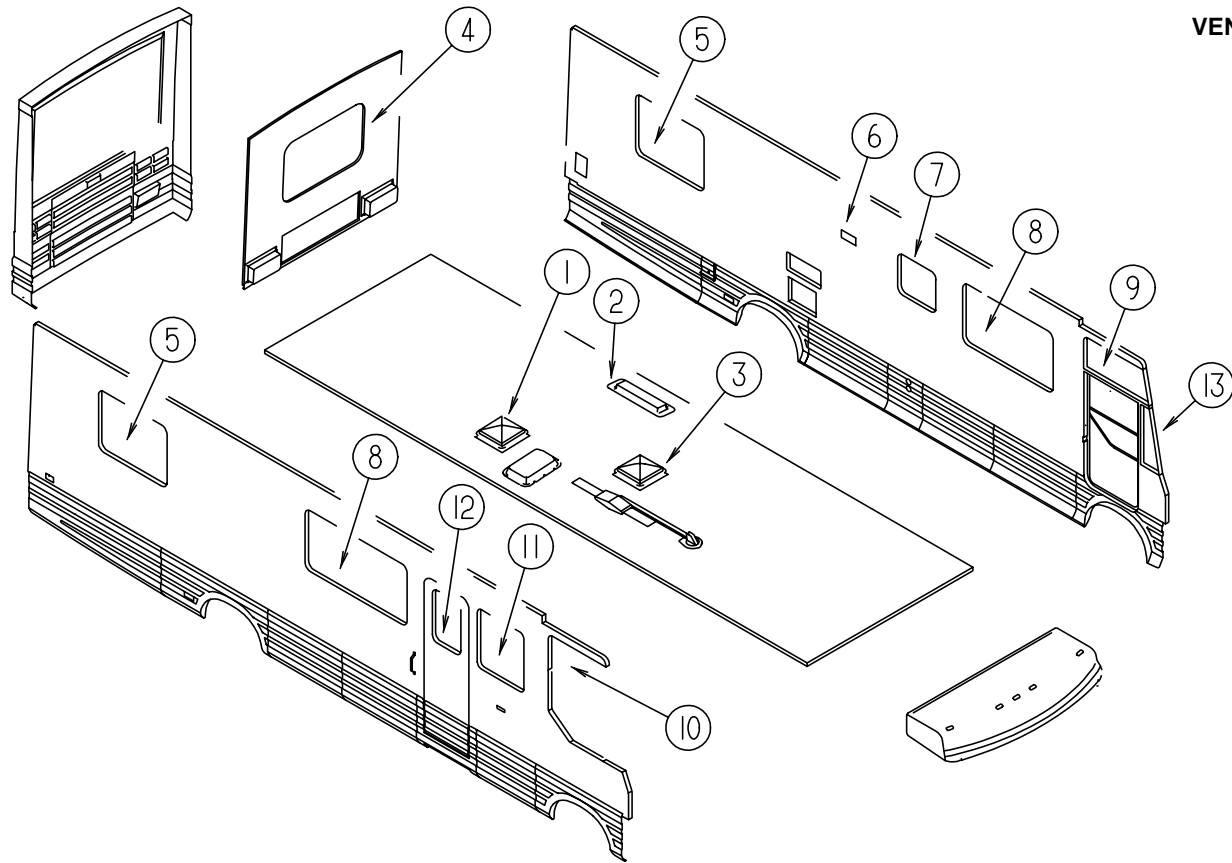


**RANGE HOOD VENT**

KEY	PART NUMBER	U/M	DESCRIPTION	VENDOR NO.
1	092698-03-05A	EA	VENT-W/DOOR AND SOLENOID	
2	092698-02-700	EA	FASTENER-PUSH, EXTERIOR RANGE HOOD VENT	VB430
3	092698-02-701	EA	CLAMP-CONDUIT, EXTERIOR RANGE HOOD VENT	VB334
4	092698-03-706	EA	SOLENOID-RANGE HOOD, VENTLINE UB530	

## WINDOW, VENT & EXTERIOR DOOR GROUP (CONTINUED)

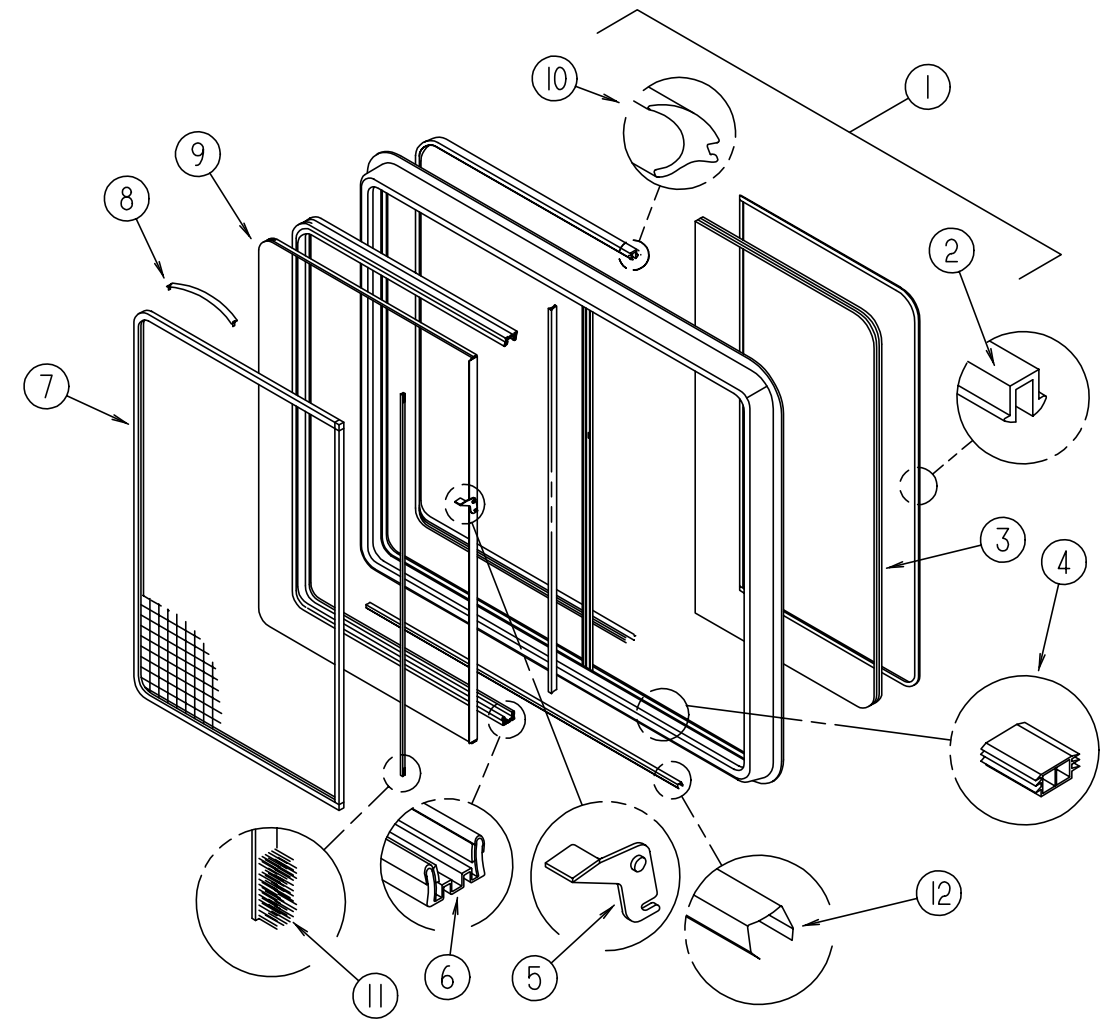
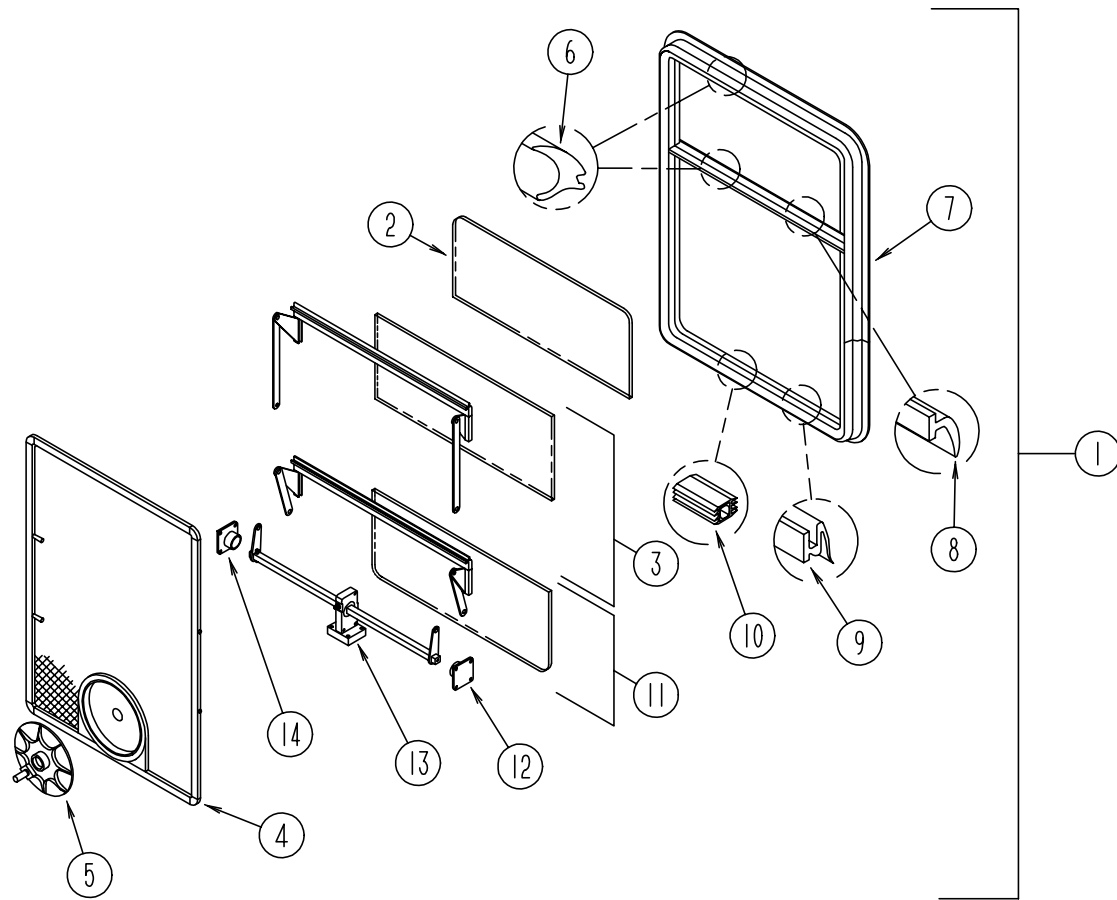
### VENTS & WINDOWS



KEY	PART NUMBER	U/M DESCRIPTION
1	110051-08-01A	EA ROOF VENT - POWER W/LIFT - FOR 4" ROOF - U.S. FROM: 00-00-00 THRU: 11-25-95
1	110051-11-01A	EA ROOF VENT - POWER W/LIFT - FOR 2.5" TO 4" ROOF - U.S. FROM: 11-26-95 THRU: 99-99-99
1	110051-10-01A	EA ROOF VENT - POWER W/LIFT FOR 4" ROOF - CSA FROM: 00-00-00 THRU: 11-25-95
1	110051-12-01A	EA ROOF VENT - POWER W/LIFT FOR 2.5" TO 4" ROOF- CSA FROM: 11-26-95 THRU: 99-99-99
2	110051-02-01A	EA VENT-ROOF, NONPOWERED 4" ROOF, JENSEN 7727 WHEAT
2	084079-07-000	EA VENT-CEILING, EXHAUST, POWER, 014000-4-O/W
2	084079-10-000	EA VENT-CEILING, EXHAUST, POWER, O/W CSA - 014000-4-O/W
3	084073-08-000	EA VENT-ROOF, REFRIGERATOR, SABLE NORCOLD
3	084073-04-000	EA BASE - ROOF VENT - REFRIGERATOR
4	087985-07-F36	EA WINDOW - ESCAPE 28.5" X 47.5" FROM: 00-00-00 THRU: 12-31-95
4	087985-08-GV0	EA WINDOW - ESCAPE 28.5" X 47.5" FROM: 01-01-96 THRU: 99-99-99
4	113502-08-01A	EA WINDOW-REAR ESCAPE THERMO/EUROPEAN - 29.8" X 48.7"
5	113500-02-01A	EA WINDOW - DOUBLE TIPOUT - 29.75" X 41.50"
5	112795-49-01A	EA WINDOW-DRIVER HORIZONTAL SLIDE THERMO 29 3/4" X 41 1/2" (DRIVER SIDE)
5	112795-48-01A	EA WINDOW-PASSENGER HORIZONTAL SLIDE THERMO 29 3/4" X 41 1/2" (PASS SIDE)
6	092698-03-04A	EA VENT-RANGE HOOD, EXTERIOR - W/DOOR & SOLENOID - BUFF
7	104691-16-01A	EA WINDOW ASM-TIPOUT, SINGLE OW, EXCEL CH91-G1W59
7	112898-15-01A	EA WINDOW-VERTICLE SLIDER THERMO 21.1" X 22.8"
8	115360-01-01A	EA WINDOW - DOUBLE HORIZONTAL TIPOUT - 30.75" X 56.5"
8	112795-51-01A	EA WINDOW-DRIVER HORIZONTAL SLIDE THERMO 30 3/4" X 57 3/4" (DRIVER SIDE)
8	112795-50-01A	EA WINDOW-DRIVER HORIZONTAL SLIDE THERMO 30 3/4" X 57 3/4" (PASS SIDE)
9	106467-01-01A	EA WINDOW-DRIVER VISTA (ABOVE DR DOOR) 36.6"T X 40"B X 18"H
9	116000-06-01A	EA WINDOW - DRIVER VISTA - THERMO - 17" X 35.75" X 38.9"
10	106466-01-01A	EA WINDOW - PASSENGER CAB - 35.7"TW X 45.2"CW X 50.6"H
10	106466-05-01A	EA WINDOW-PASSENGER CAB-THERMO- 35.7"TW X 45.2"CW X 50.6"H
11	099480-03-000	EA WINDOW - SLIDER - RIGHT HAND
11	112795-52-01A	EA WINDOW-PASSENGER HORIZONTAL SLIDE THERMO 30 3/4" X 27 3/4"
12	117053-03-F31	EA WINDOW-PICTURE 17" X 26.4"
12	113733-03-01A	EA WINDOW-STATIONARY THERMOPANE/EUROPEAN - 26.4" X 17"
13	106468-01-01A	EA WINDOW-DRIVER WING 6.1"T X 12.2"B X 32.2"H
13	115999-04-01A	EA WINDOW-DRIVER WING-THERMO- 5.2" X 11.1" X 31 1/4"

# WINDOW, VENT & EXTERIOR DOOR GROUP (CONTINUED)

## EXCEL DRIVER SIDE BEDROOM WINDOWS

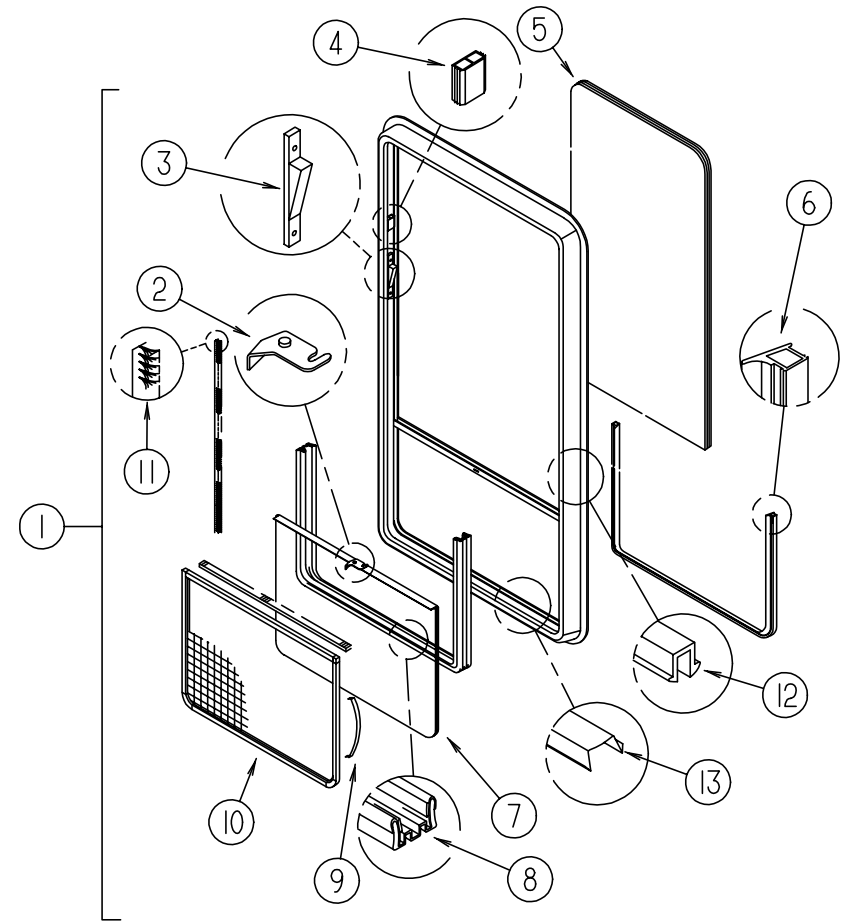
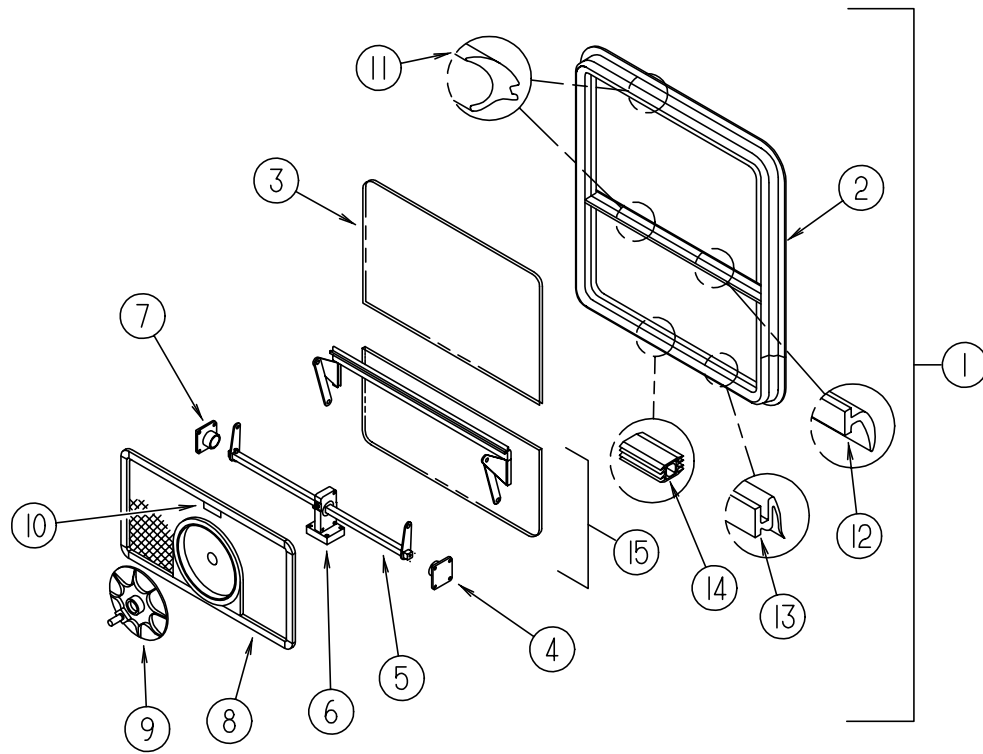


KEY	PART NUMBER	U/M	DESCRIPTION	VENDOR NO.
1	113500-02-01A	EA	WINDOW ASM-TIPOUT, DBL, OW - EXCEL CH92-G1W59	
2	113500-02-702	EA	GLASS (STATIONARY)	106-019450
	100322-01-704	FT	TAPE-BUTYL	154-016083 EXCEL
3	113500-02-703	EA	VENT ASM. (UPPER)	CH92-D7
4	113500-02-705	EA	SCREEN ASSEMBLY, W/SEALS	410-019480
5	100322-01-718	EA	HANDLE-DIAL	410-016081 EXCEL
6	100322-01-703	FT	STRIP-GLAZING, BUTYL	132-010723 EXCEL
7	113500-02-700	EA	WINDOW W/O TRIM	CH92-G1
	113500-02-701	EA	TRIM (INSIDE)	CW9259
8	100322-01-702	EA	WEATHERSTRIP-HORIZONTAL RAIL	132-015976 EXCEL
9	100322-01-701	FT	SEAL-VENT	122-016071 EXCEL
10	098644-01-716	FT	PLUG-FILLER	132-014470
11	113500-02-704	EA	VENT ASM. (LOWER)	CH92-D9
12	113500-01-708	EA	SUPPORT-TORQUE BAR, LH	130-015978
13	112519-01-702	EA	OPERATOR-VENT	410-016123
14	113500-01-707	EA	SUPPORT-TORQUE BAR, RH	130-015979
	100322-01-717	EA	E-RING	245-015975 EXCEL

KEY	PART NUMBER	U/M	DESCRIPTION	VENDOR NO.
1	112795-49-01A	EA	WINDOW-DRIVER HORIZONTAL SLIDE THERMO 29 3/4" X 41 1/2" (DRIVER SIDE)	
	098647-31-701	EA	RETAINER - TRIM	CW29-66
2	112795-01-704	FT	PLUG FILLER (DOUBLE GLAZED)	122-018737
3	112795-48-701	EA	GLASS - STATIONARY	390-025139
4	112795-01-701	EA	SLIDE-STOP	132-019092
5	112795-01-700	EA	LATCH ASM., BLACK	DH287-CK
6	112795-01-703	IN	CHANNEL-RUN (INCHES)	122-018736
7	098647-31-704	EA	SCREEN ASM - W/SEALS & CLIPS	410-019128
8	098644-01-713	EA	CLIP-SPRING, BLACK PLASTIC	226-016966 EXCEL
9	112795-48-700	EA	GLASS-SLIDING W/SASH & LATCH	DH291-EG9
10	112795-01-705	FT	VINYL-GLAZING	132-019702
11	098644-01-711	EA	WEATHERSTRIP-SCREEN, BLACK	171-016965
12	098644-01-710	FT	TRACK-SCREEN SPACER, 12'	132-017135

# WINDOW, VENT & EXTERIOR DOOR GROUP (CONTINUED)

## EXCEL GALLEY WINDOWS

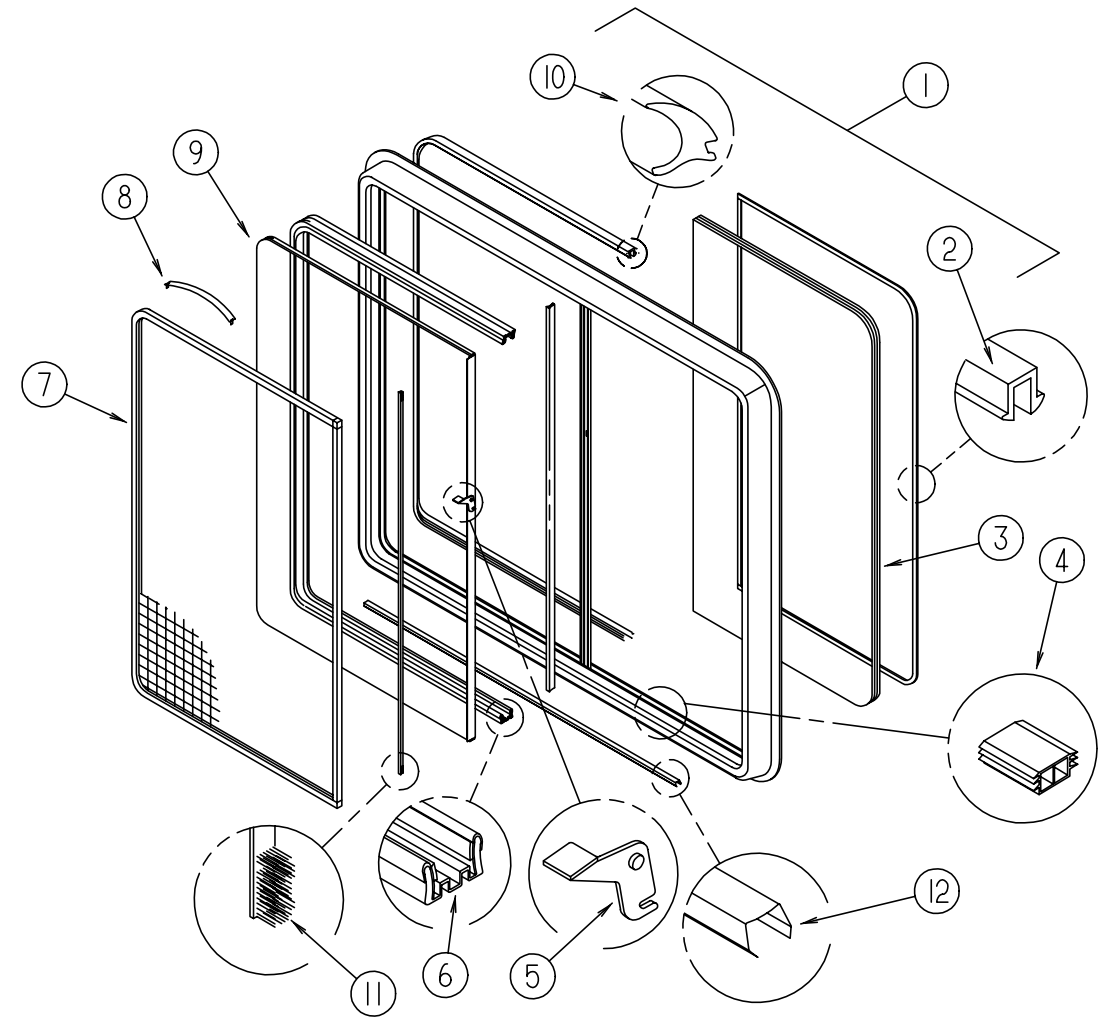
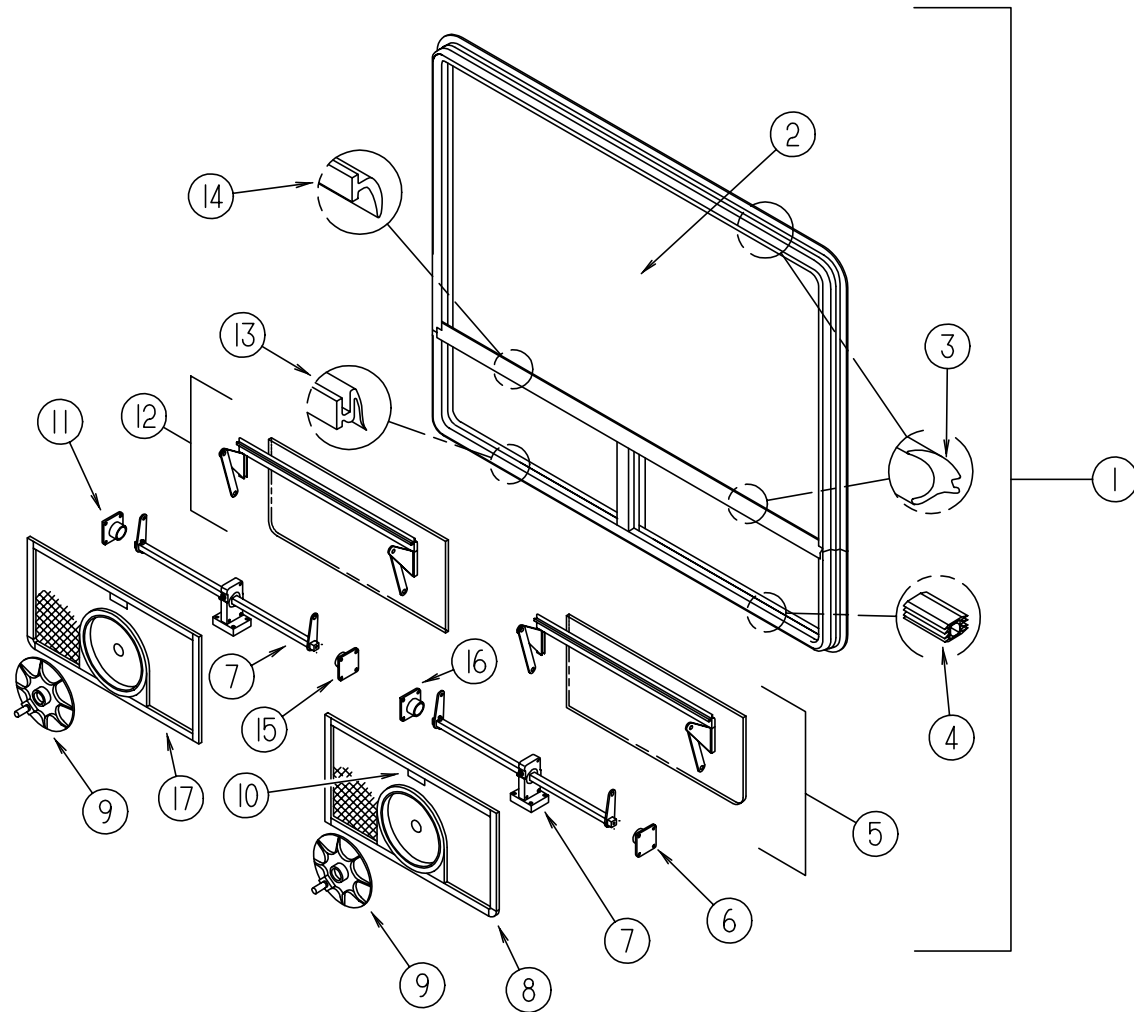


KEY	PART NUMBER	U/M	DESCRIPTION	VENDOR NO.
1	104691-16-01A	EA	WINDOW ASM-TIPOUT, SINGLE OW, EXCEL CH91-G1W59	
2	104691-16-700	EA	WINDOW	CH91-G1
	104691-16-701	EA	RETAINER-TRIM	CW9159
3	104691-16-702	EA	GLASS-STATIONARY	106-019448
	100322-01-704	FT	TAPE-BUTYL	154-016083 EXCEL
4	113500-01-708	EA	SUPPORT-TORQUE BAR, LH	130-015978
5	104691-16-703	EA	OPERATOR & BAR ASSEMBLY	CH91-18
6	112519-01-702	EA	OPERATOR-VENT	410-016123
7	113500-01-707	EA	SUPPORT-TORQUE BAR, RH	130-015979
8	104691-16-705	EA	SCREEN ASSEMBLY, COMPLETE W/SEALS	410-019479
	098644-01-711	EA	WEATHERSTRIP-SCREEN, BLACK	171-016965
9	100322-01-718	EA	HANDLE-DIAL	410-016081 EXCEL
10	112519-01-706	EA	CLIP-SCREEN	CH21-50
11	100322-01-703	FT	STRIP-GLAZING, BUTYL	132-010723 EXCEL
12	100322-01-702	EA	WEATHERSTRIP-HORIZONTAL RAIL	132-015976 EXCEL
13	100322-01-701	FT	SEAL-VENT	122-016071 EXCEL
14	116976-01-702	FT	PLUG-FILLER	132-016065
15	104691-16-704	EA	GLASS-VENT ASSEMBLY	CH91-D9

KEY	PART NUMBER	U/M	DESCRIPTION	VENDOR NO.
1	112898-15-01A	EA	WINDOW-VERTICLE SLIDER THERMO 21.1" X 22.8"	
2	112795-01-700	EA	LATCH ASM., BLACK	DH287-CK
3	112898-04-703	EA	SASH LATCH KIT, RAISED	DH343-CK
4	112795-01-701	EA	SLIDE-STOP	132-019092
5	N/A	EA	GLASS (STATIONARY)	390-019468
6	112795-01-704	FT	PLUG FILLER (DOUBLE GLAZED)	122-018737
7	N/A	EA	GLASS ASSEMBLY, SLIDING	DH439-G9
8	112795-01-703	IN	CHANNEL-RUN (INCHES)	122-018736
9	098644-01-713	EA	CLIP-SPRING, BLACK PLASTIC	226-016966 EXCEL
10	N/A	EA	SCREEN ASM. COMPLETE W/SEALS	410-019475
11	098644-01-711	EA	WEATHERSTRIP-SCREEN, BLACK	171-016965
12	112795-01-705	FT	VINYL-GLAZING	132-019702
13	098644-01-710	FT	TRACK-SCREEN SPACER, 12'	132-017135

# WINDOW, VENT & EXTERIOR DOOR GROUP (CONTINUED)

## EXCEL DRIVER SIDE LOUNGE WINDOWS

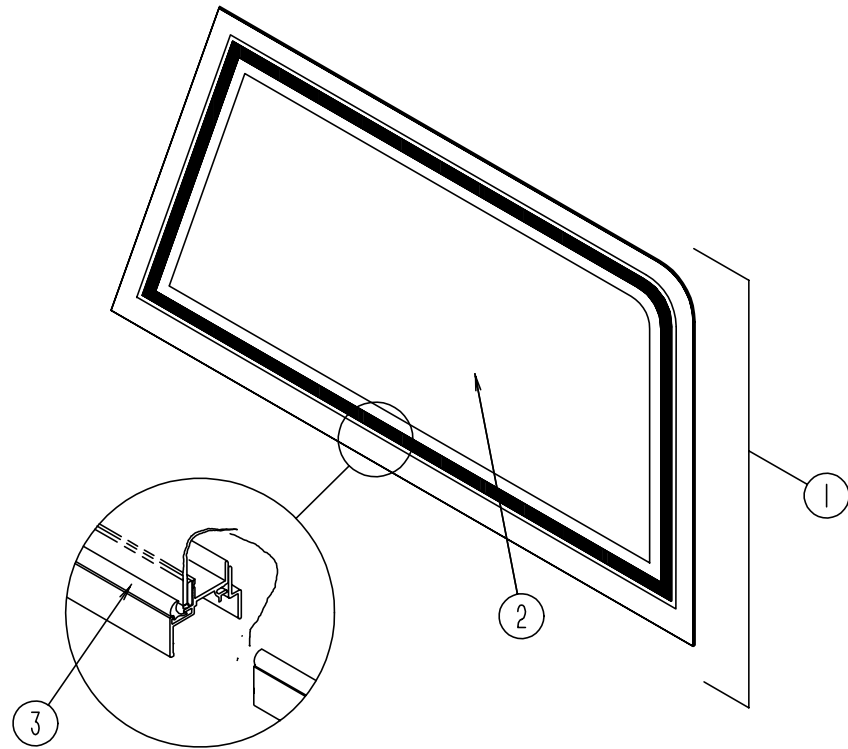


KEY	PART NUMBER	U/M	DESCRIPTION	VENDOR NO.
1	115360-01-01A	EA	WINDOW ASM-TIPOUT, HORIZONTAL DBL - EXCEL	CH90-G1W59
2	115360-01-700	EA	GLASS-STATIONARY-19.02 X 56.56	106-019446
3	100322-01-703	FT	STRIP-GLAZING, BUTYL	132-010723 EXCEL
4	098644-01-716	FT	PLUG-FILLER	132-014470
5	115360-01-703	EA	GLASS-VENT ASM. (LH) TORQUE	CH90D9L
6	113500-01-708	EA	SUPPORT-TORQUE BAR, LH	130-015978
7	112519-01-702	EA	OPERATOR-VENT	410-016123
8	115360-01-701	EA	SCREEN ASM. (LH)	410-019477
9	100322-01-718	EA	HANDLE-DIAL	410-016081 EXCEL
10	112519-01-706	EA	CLIP-SCREEN	CH21-50
11	113500-01-707	EA	SUPPORT-TORQUE BAR, RH	130-015979
12	115360-01-704	EA	GLASS-VENT ASM. (RH) TORQUE	CH90D9R
13	100322-01-701	FT	SEAL-VENT	122-016071 EXCEL
14	100322-01-702	EA	WEATHERSTRIP-HORIZONTAL RAIL	132-015976 EXCEL
15	100322-01-716	EA	SUPPORT-TORQUE BAR, CTR RAIL	130-015980
16	N/A	EA	SUPPORT-TORQUE BAR, CTR RAIL	
17	115360-01-702	EA	SCREEN ASM. (RH)	410-019478

KEY	PART NUMBER	U/M	DESCRIPTION	VENDOR NO.
1	112795-51-01A	EA	WINDOW-DRIVER HORIZONTAL SLIDE THERMO 30 3/4" X 57 3/4"	
2	112795-33-701	EA	RETAINER - TRIM	W112-66
3	112795-01-704	FT	PLUG FILLER (DOUBLE GLAZED)	122-018737
4	112795-50-701	EA	GLASS - STATIONARY	390-025131
5	112795-01-701	EA	SLIDE-STOP	132-019092
6	112795-01-703	EA	LATCH ASM., BLACK	DH287-CK
7	112795-01-703	IN	CHANNEL-RUN (INCHES)	122-018736
8	112795-33-704	EA	SCREEN ASSEMBLY	410-019247
9	098644-01-713	EA	CLIP-SPRING, BLACK PLASTIC	226-016966 EXCEL
10	112795-50-700	EA	GLASS-SLIDING W/SASH & LATCH	DH112-EG9
11	112795-01-705	FT	VINYL-GLAZING	132-019702
12	098644-01-711	EA	WEATHERSTRIP-SCREEN, BLACK	171-016965
12	098644-01-710	FT	TRACK-SCREEN SPACER, 12'	132-017135



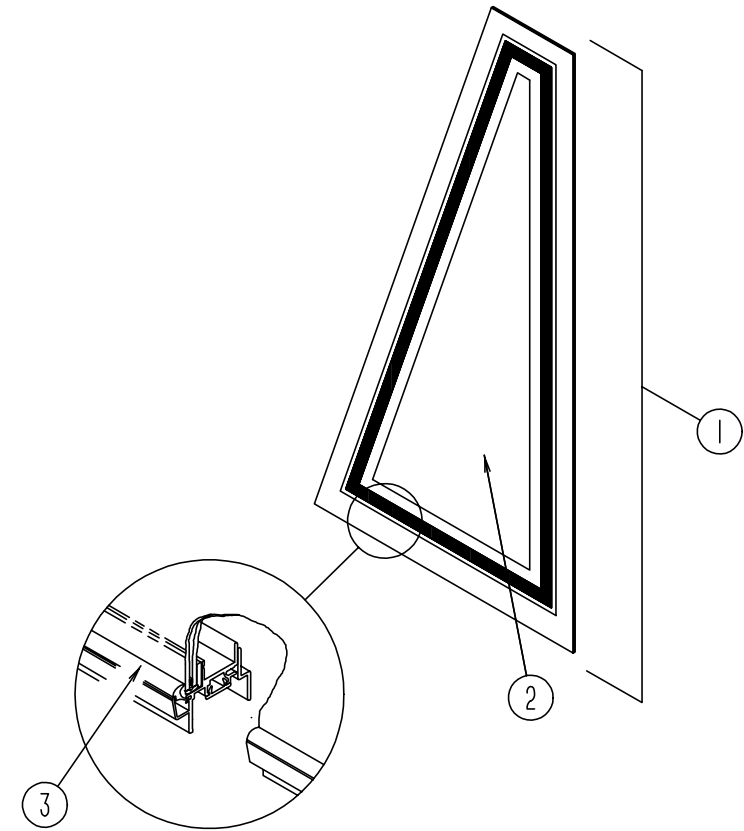
**WINDOW, VENT & EXTERIOR DOOR GROUP (CONTINUED)**



**EXCEL VISTA WINDOWS ABOVE DRIVERS DOOR**

KEY	PART NUMBER	U/M	DESCRIPTION	VENDOR NO.
1	106467-01-01A	EA	WINDOW ASM-VISTA, LH - EXCEL H359-G1B27L	
	106467-01-700	EA	RETAINER-TRIM, BLACK	H359-27L
2	106467-01-701	EA	GLASS-STATIONARY	106-018272
3	100322-01-703	FT	STRIP-GLAZING, BUTYL	132-010723 EXCEL
1	116000-06-01A	EA	WINDOW - DRIVER VISTA - THERMO - 17" X 35.75" X 38.9"	
	116000-01-706	EA	RETAINER - TRIM TOP/REAR RAIL	H359-41L
	116000-01-707	EA	RETAINER - TRIM RAIL FRONT	H359-42L
	116000-01-708	EA	RETAINER - TRIM RAIL BOTTOM	H359-43L
2	116000-06-700	EA	GLASS - STATIONARY	390-025162
3	116000-01-704	FT	VINYL - GLAZING	132-018161

**WINDOW, VENT & EXTERIOR DOOR GROUP (CONTINUED)**

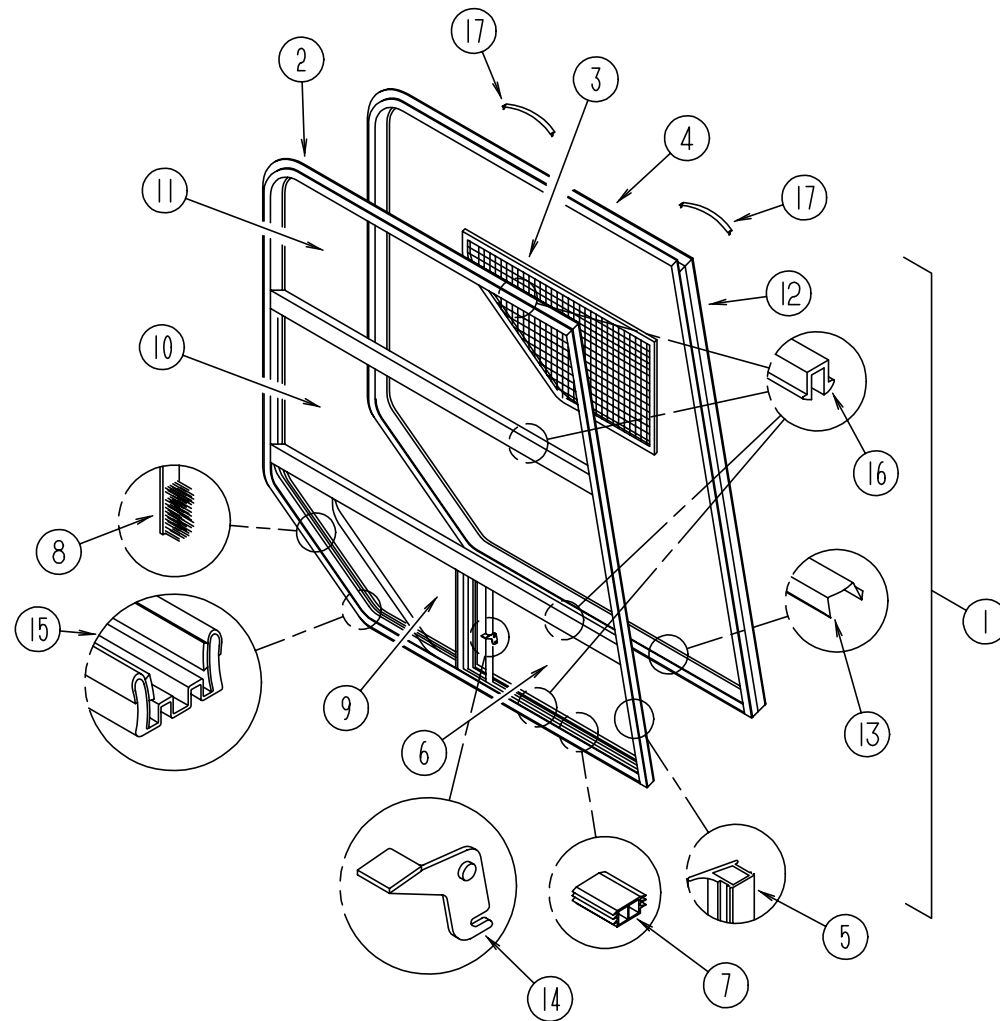


**EXCEL DRIVER SIDE FRONT SLANT WINDOWS**

KEY	PART NUMBER	U/M	DESCRIPTION	VENDOR NO.
1	106468-01-01A	EA	WINDOW ASM-FRONT SLANT, LH, EXCEL H358-A2B27L	
	106468-01-700	EA	RETAINER-TRIM, BLACK	H358-27L
2	106468-01-701	EA	GLASS-STATIONARY	106-018271
3	100322-01-703	FT	STRIP-GLAZING, BUTYL	132-010723 EXCEL
1	115999-04-01A	EA	WINDOW-DRIVER WING-THERMO- 5.2" X 11.1" X 31 1/4"	
	115999-01-705	EA	RETAINER - TRIM RAIL FRONT	H358-43L
	115999-01-706	EA	RETAINER - TRIM BOTTOM RAIL	H358-44L
2	115999-04-700	EA	GLASS - STATIONARY	390-025160
3	116000-01-704	FT	VINYL - GLAZING	132-018161

## WINDOW, VENT & EXTERIOR DOOR GROUP (CONTINUED)

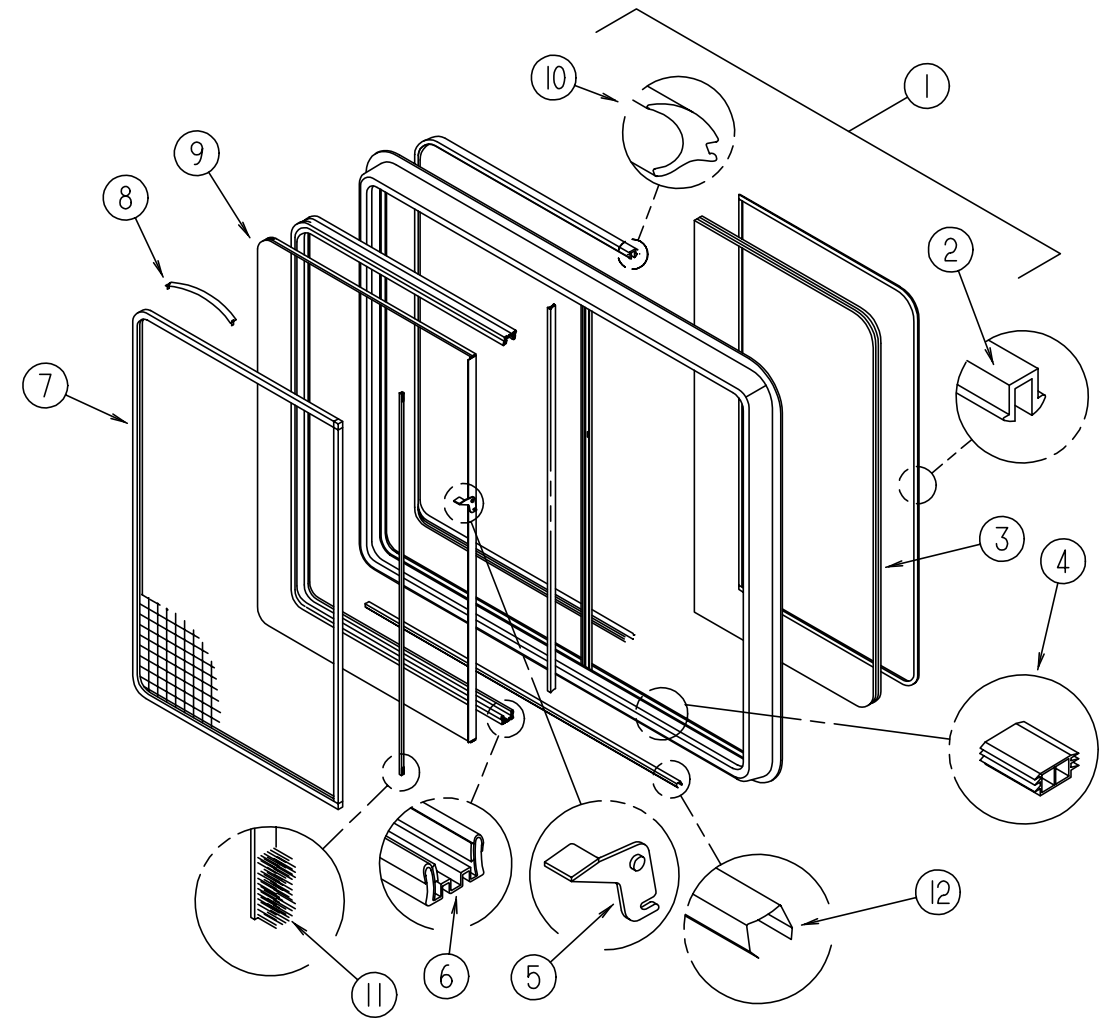
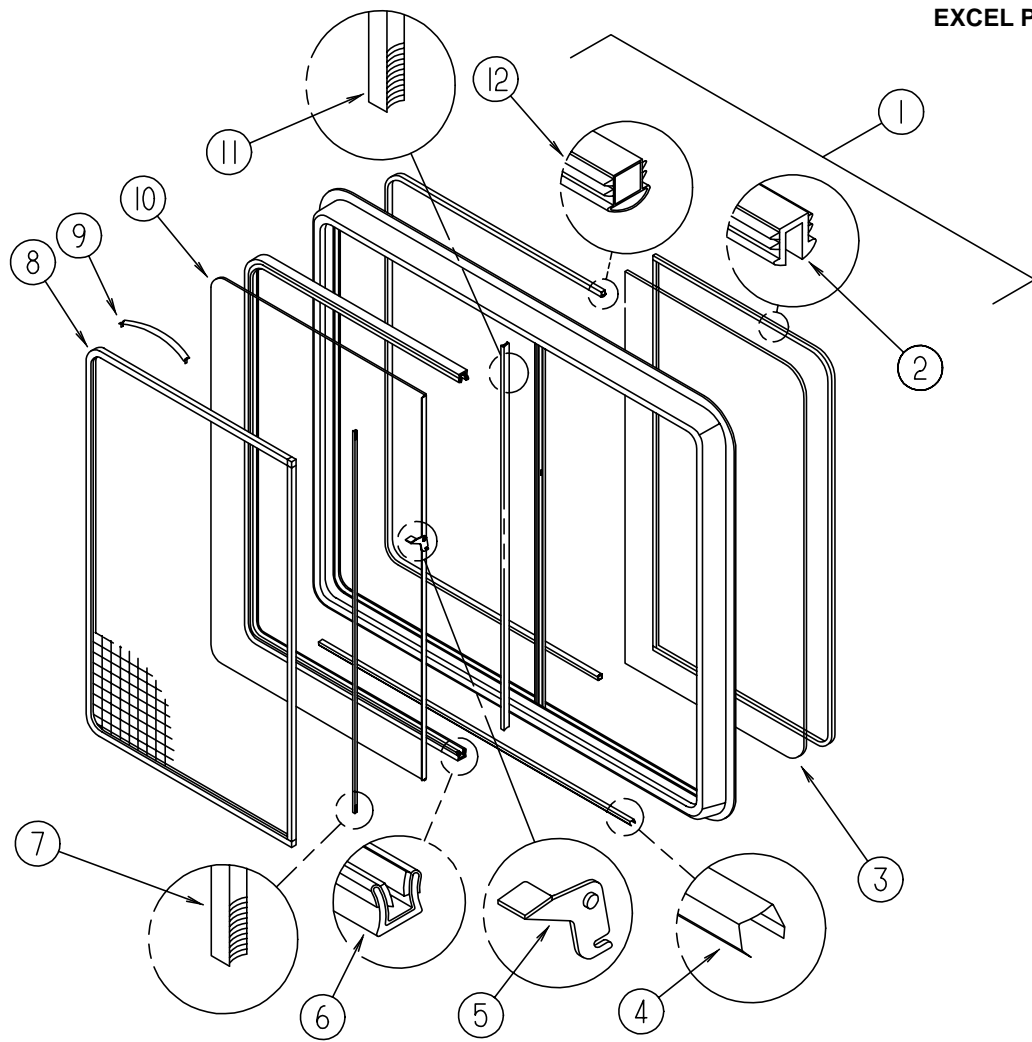
### EXCEL PASSENGER SIDE CAB WINDOWS



KEY	PART NUMBER	U/M	DESCRIPTION	VENDOR NO.	KEY	PART NUMBER	U/M	DESCRIPTION	VENDOR NO.
1	106466-01-01A	EA	WINDOW ASM-CAB, PASSENGER - EXCEL H357-A2B66R		1	106466-05-01A	EA	WINDOW-PASSENGER CAB-THERMO- 35.7"TW X 45.2"CW X 50.6"H	
2	106466-01-707	EA	WINDOW	H357-A2R	2	N/A	EA	WINDOW	
3	106466-01-705	EA	SCREEN ASSEMBLY	H357-03R	3	106466-01-705	EA	SCREEN ASM - W/SEALS & CLIPS	H357-03R
4	106466-01-701	EA	RETAINER-TRIM, BLACK, CURVED	H357-67 CURVED	4	106466-05-705	EA	RETAINER - TRIM CURVED	H357-66R
5	098644-01-716	FT	PLUG-FILLER	132-014470	5	N/A	FT	PLUG-FILLER	
6	106466-01-703	EA	GLASS-STATIONARY, LOWER	106-018269	6	106466-05-701	EA	GLASS - STATIONARY - LOWER	390-025156
7	N/A	EA	SLIDE-STOP		7	N/A	EA	SLIDE-STOP	
8	098644-01-711	FT	WEATHERSTRIP-SCREEN, BLACK	171-016965 EXCEL	8	098644-01-711	FT	WEATHERSTRIP-SCREEN, BLACK	171-016965
9	106466-01-704	EA	GLASS-SLIDING, W/SASH & LATCH	H357-A9R	9	106466-05-703	EA	GLASS-SLIDING W/SASH & LATCH	390-025157
	098644-01-706	FT	WEATHERSTRIP-GLASS	171-010668 EXCEL		098644-01-706	FT	WEATHERSTRIP-GLASS	171-010668
10	106466-01-706	EA	GLASS-STATIONARY, MIDDLE	106-018268	10	106466-05-702	EA	GLASS - STATIONARY - MIDDLE	390-025155
11	106466-01-702	EA	GLASS-STATIONARY, UPPER	106-018267	11	106466-05-700	EA	GLASS - STATIONARY - UPPER	390-025154
12	106466-01-700	EA	RETAINER-TRIM, BLK. FRT. RAIL	H357-77	12	106466-05-704	EA	RETAINER - TRIM FRONT RAIL	H357-76R
13	098644-01-710	FT	TRACK-SCREEN SPACER, 12'	132-017135 EXCEL	13	098644-01-710	FT	TRACK-SCREEN SPACER, 12'	132-017135
14	098644-01-700	EA	LATCH-REPAIR KIT (BLACK)	B801-CK EXCEL	14	N/A	EA	LATCH ASM., BLACK., (BOLT ON)	
15	098644-01-708	FT	CHANNEL-RUN, PIERCED	122-016543 EXCEL	15	N/A	FT	CHANNEL-RUN, PIERCED	
16	098644-01-705	FT	STRIP-GLAZING, BUTYL	132-010723 EXCEL	16	N/A	FT	VINYL-GLAZING	
17	098644-01-713	EA	CLIP-SPRING, BLACK PLASTIC	226-016966 EXCEL	17	098644-01-713	EA	CLIP-SPRING, BLACK PLASTIC	226-016966

# WINDOW, VENT & EXTERIOR DOOR GROUP (CONTINUED)

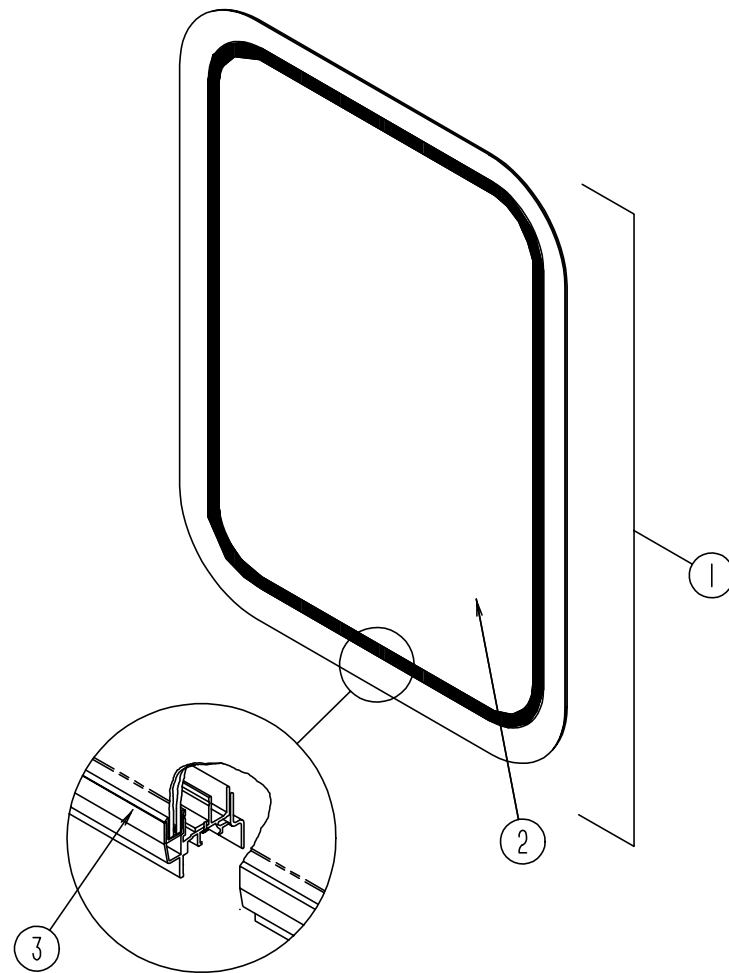
## EXCEL PASSENGER SIDE LOUNGE WINDOWS



KEY	PART NUMBER	U/M	DESCRIPTION	VENDOR NO.
1	099480-03-000	EA	WINDOW-SLIDER, RH - EXCEL H150-G1W66R	
	099480-03-700	EA	RETAINER-TRIM, WHITE	W150-67
2	098644-01-705	FT	STRIP-GLAZING, BUTYL	132-010723 EXCEL
3	099480-03-701	EA	GLASS-STATIONARY	106-018291
4	098644-01-710	FT	TRACK-SCREEN SPACER, 12'	132-017135 EXCEL
5	099480-01-700	EA	LATCH REPAIR KIT	B801-CK
6	098644-01-708	FT	CHANNEL-RUN, PIERCED	122-016543 EXCEL
7	098644-01-711	FT	WEATHERSTRIP-SCREEN, BLACK	171-016965 EXCEL
8	099480-03-703	EA	SCREEN ASSEMBLY	
	098644-01-717	FT	SPLINE-SCREEN	132-010231
9	098644-01-713	EA	CLIP-SPRING, BLACK PLASTIC	226-016966 EXCEL
10	099480-03-702	EA	SLIDE ASSEMBLY	H150-G8
11	098644-01-706	FT	WEATHERSTRIP-GLASS	171-010668 EXCEL
12	098644-01-716	FT	PLUG-FILLER	132-014470

KEY	PART NUMBER	U/M	DESCRIPTION	VENDOR NO.
1	112795-52-01A	EA	WINDOW-PASSENGER HORIZONTAL SLIDE THERMO 30 3/4" X 27 3/4"	
	112795-29-701	EA	RETAINER - TRIM	W150-66
2	112795-01-704	FT	PLUG FILLER (DOUBLE GLAZED)	122-018737
3	112795-52-701	EA	GLASS - STATIONARY	390-025135
4	112795-01-701	EA	SLIDE-STOP	132-019092
5	112795-01-700	EA	LATCH ASM., BLACK	DH287-CK
6	112795-01-703	IN	CHANNEL-RUN (INCHES)	122-018736
7	112795-29-704	EA	SCREEN ASM - W/SEALS & CLIPS	410-019192
8	098644-01-713	EA	CLIP-SPRING, BLACK PLASTIC	226-016966 EXCEL
9	112795-52-700	EA	GLASS-SLIDING W/SASH & LATCH	DH150-EG9
10	112795-01-705	FT	VINYL-GLAZING	132-019702
11	098644-01-711	EA	WEATHERSTRIP-SCREEN, BLACK	171-016965
12	098644-01-710	FT	TRACK-SCREEN SPACER, 12'	132-017135

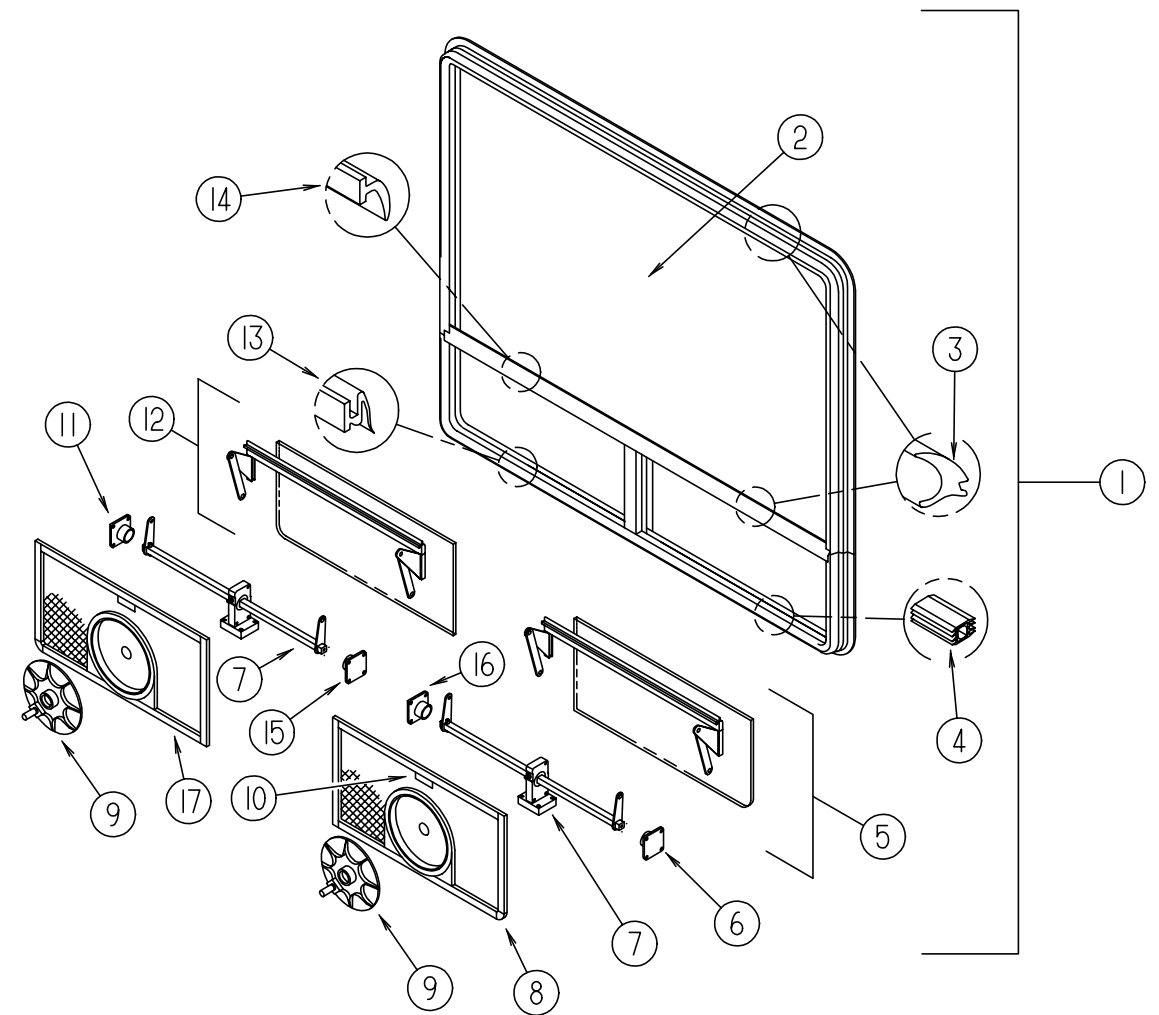
WINDOW, VENT & EXTERIOR DOOR GROUP (CONTINUED)



EXCEL ENTRANCE DOOR WINDOWS

KEY	PART NUMBER	U/M	DESCRIPTION
	117054-02-01A	EA	FRAME-WINDOW, INSIDE WHEAT
1	117053-03-F31	EA	WINDOW ASM-PICTURE
2	002181-26-000	EA	GLASS-PICTURE 655 X 417 59R - GRAY 31%
3	087561-01-000	FT	SEAL-GLASS, EXTERIOR - .5" WIDE - VINYL - BLACK
1	113733-03-01A	EA	WINDOW-STATIONARY THERMOPANE/EUROPEAN - 26.4" X 17"

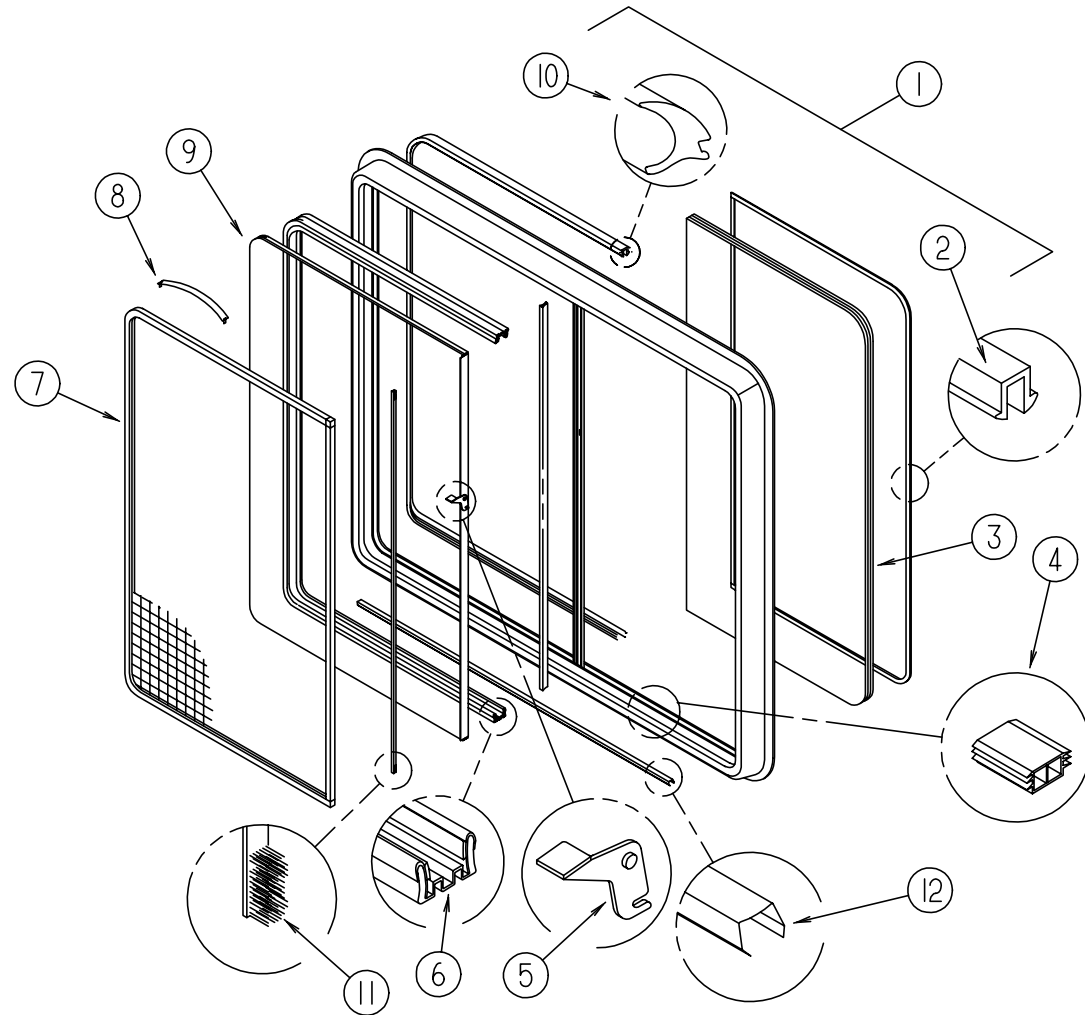
WINDOW, VENT & EXTERIOR DOOR GROUP (CONTINUED)



EXCEL PASSENGER SIDE DINETTE WINDOWS

KEY	PART NUMBER	U/M	DESCRIPTION	VENDOR NO.
	115360-01-01A	EA	WINDOW ASM-TIPOUT, HORIZONTAL DBL - EXCEL	CH90-G1W59
1	115360-01-700	EA	GLASS-STATIONARY-19.02 X 56.56	106-019446
2	100322-01-703	FT	STRIP-GLAZING, BUTYL	132-010723 EXCEL
3	098644-01-716	FT	PLUG-FILLER	132-014470
4	115360-01-703	EA	GLASS-VENT ASM. (LH) TORQUE	CH90D9L
5	113500-01-708	EA	SUPPORT-TORQUE BAR, LH	130-015978
6	112519-01-702	EA	OPERATOR-VENT	410-016123
7	115360-01-701	EA	SCREEN ASM. (LH)	410-019477
8	100322-01-718	EA	HANDLE-DIAL	410-016081 EXCEL
9	112519-01-706	EA	CLIP-SCREEN	CH21-50
10	113500-01-707	EA	SUPPORT-TORQUE BAR, RH	130-015979
11	115360-01-704	EA	GLASS-VENT ASM. (RH) TORQUE	CH90D9R
12	100322-01-701	FT	SEAL-VENT	122-016071 EXCEL
13	100322-01-702	EA	WEATHERSTRIP-HORIZONTAL RAIL	132-015976 EXCEL
14	100322-01-716	EA	SUPPORT-TORQUE BAR, CTR RAIL	130-015980
15	N/A	EA	SUPPORT-TORQUE BAR, CTR RAIL	
16	115360-01-702	EA	SCREEN ASM. (RH)	410-019478
17				

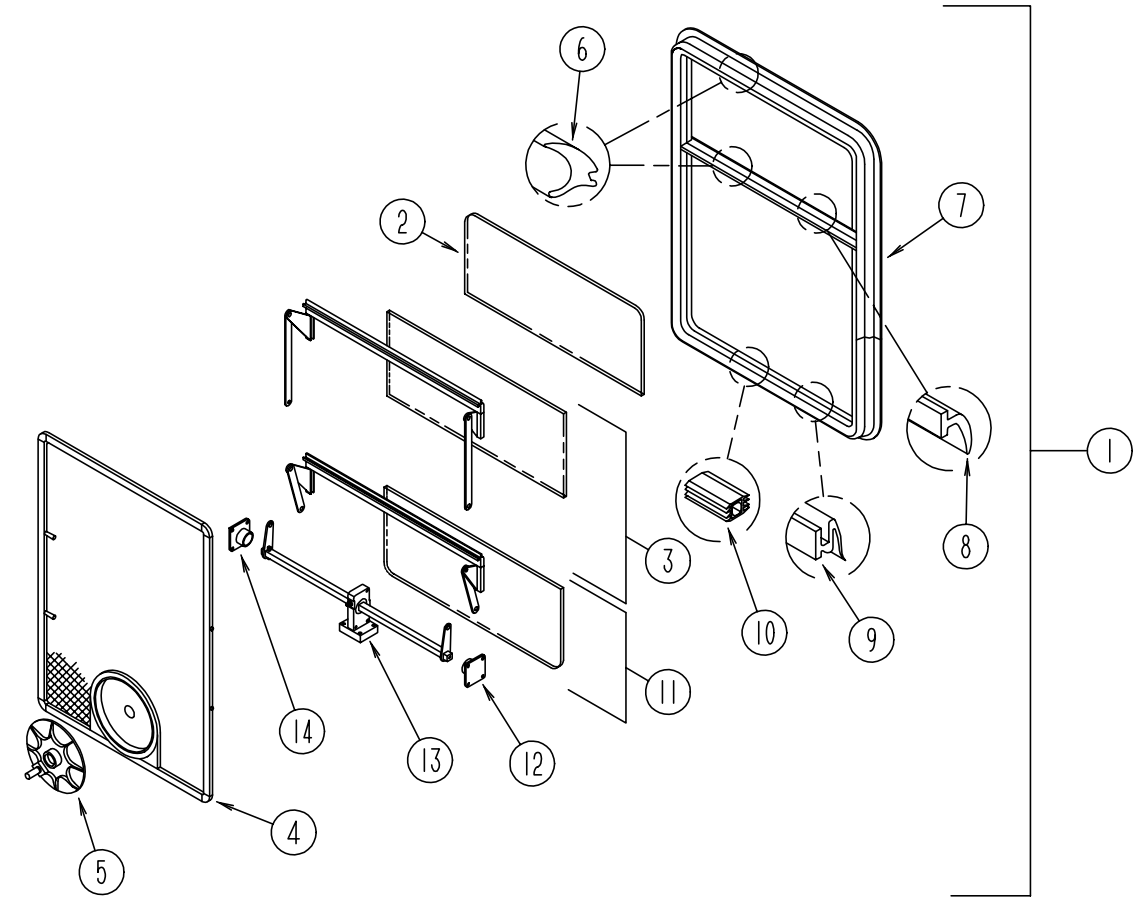
**WINDOW, VENT & EXTERIOR DOOR GROUP (CONTINUED)**



**EXCEL PASSENGER SIDE DINETTE WINDOWS (CONTINUED)**

KEY	PART NUMBER	U/M	DESCRIPTION	VENDOR NO.
1	112795-50-01A	EA	WINDOW-PASSENGER HORIZONTAL SLIDE THERMO 30 3/4" X 57 3/4"	
	112795-33-701	EA	RETAINER - TRIM	W112-66
2	112795-01-704	FT	PLUG FILLER (DOUBLE GLAZED)	122-018737
3	112795-50-701	EA	GLASS - STATIONARY	390-025131
4	112795-01-701	EA	SLIDE-STOP	132-019092
5	112795-01-700	EA	LATCH ASM., BLACK	DH287-CK
6	112795-01-703	IN	CHANNEL-RUN (INCHES)	122-018736
7	112795-33-704	EA	SCREEN ASSEMBLY	410-019247
8	098644-01-713	EA	CLIP-SPRING, BLACK PLASTIC	226-016966 EXCEL
9	112795-50-700	EA	GLASS-SLIDING W/SASH & LATCH	DH112-EG9
10	112795-01-705	FT	VINYL-GLAZING	132-019702
11	098644-01-711	EA	WEATHERSTRIP-SCREEN, BLACK	171-016965
12	098644-01-710	FT	TRACK-SCREEN SPACER, 12'	132-017135

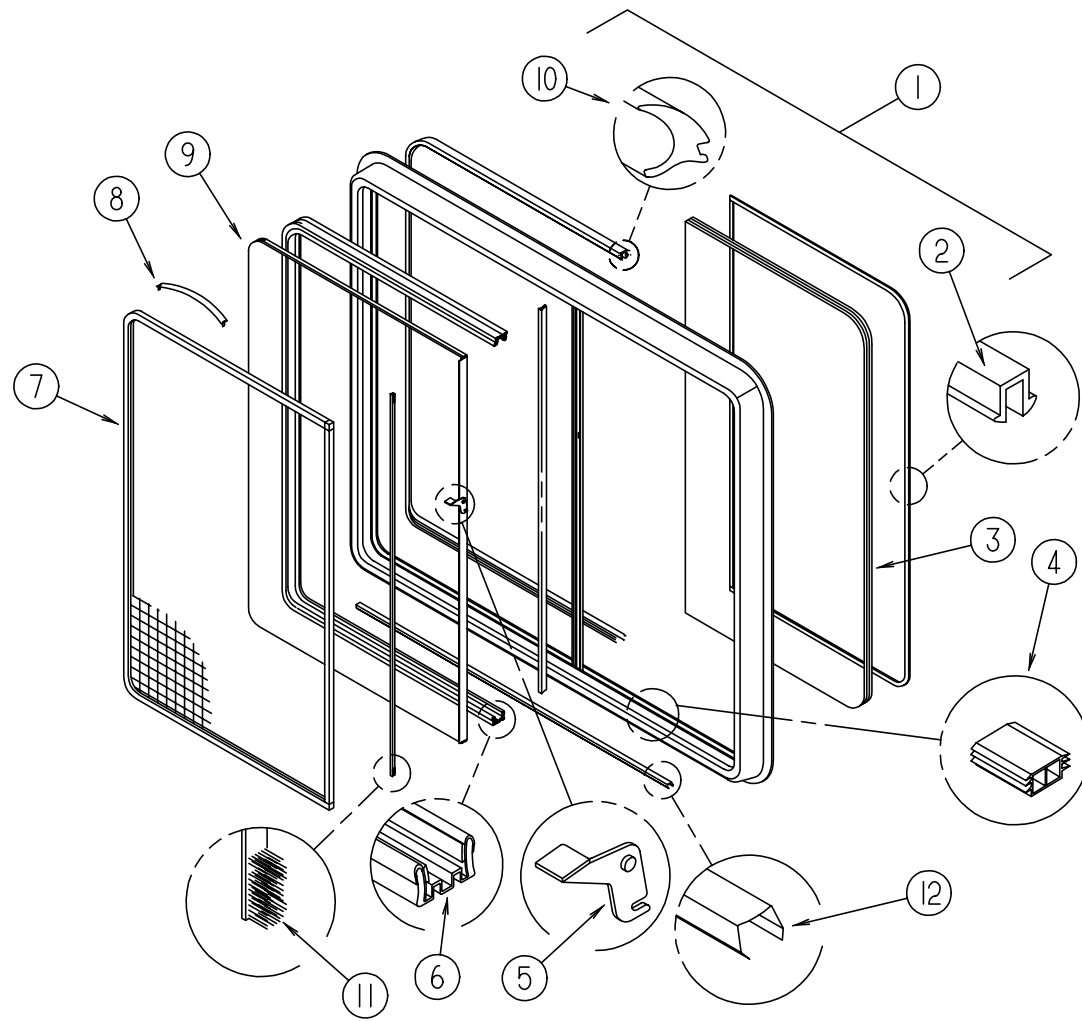
**WINDOW, VENT & EXTERIOR DOOR GROUP (CONTINUED)**



**EXCEL PASSENGER SIDE BEDROOM WINDOWS**

KEY	PART NUMBER	U/M	DESCRIPTION	VENDOR NO.
1	113500-02-01A	EA	WINDOW ASM-TIPOUT, DBL, OW - EXCEL CH92-G1W59	
2	113500-02-702	EA	GLASS (STATIONARY)	106-019450
	100322-01-704	FT	TAPE-BUTYL	154-016083 EXCEL
3	113500-02-703	EA	VENT ASM. (UPPER)	CH92-D7
4	113500-02-705	EA	SCREEN ASSEMBLY, W/SEALS	410-019480
5	100322-01-718	EA	HANDLE-DIAL	410-016081 EXCEL
6	100322-01-703	FT	STRIP-GLAZING, BUTYL	132-010723 EXCEL
7	113500-02-700	EA	WINDOW W/O TRIM	CH92-G1
	113500-02-701	EA	TRIM (INSIDE)	CW9259
8	100322-01-702	EA	WEATHERSTRIP-HORIZONTAL RAIL	132-015976 EXCEL
9	100322-01-701	FT	SEAL-VENT	122-016071 EXCEL
10	098644-01-716	FT	PLUG-FILLER	132-014470
11	113500-02-704	EA	VENT ASM. (LOWER)	CH92-D9
12	113500-01-708	EA	SUPPORT-TORQUE BAR, LH	130-015978
13	112519-01-702	EA	OPERATOR-VENT	410-016123
14	113500-01-707	EA	SUPPORT-TORQUE BAR, RH	130-015979
	100322-01-717	EA	E-RING	245-015975 EXCEL

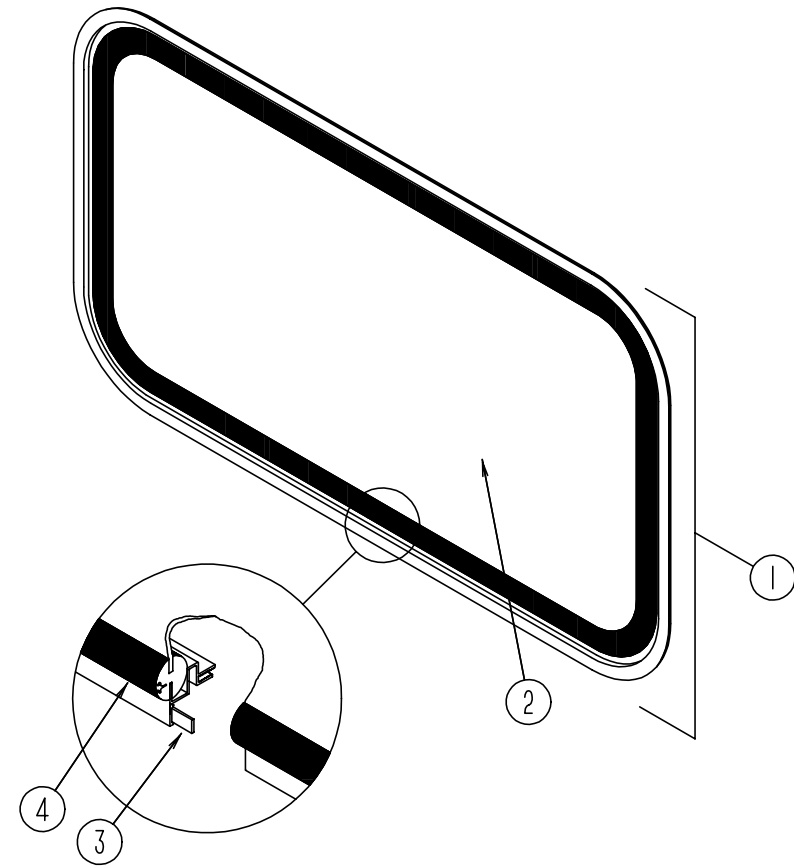
**WINDOW, VENT & EXTERIOR DOOR GROUP (CONTINUED)**



**EXCEL PASSENGER SIDE BEDROOM WINDOWS (CONTINUED)**

KEY	PART NUMBER	U/M	DESCRIPTION	VENDOR NO.
1	112795-48-01A	EA	WINDOW-PASSENGER HORIZONTAL SLIDE THERMO 29 3/4" X 41 1/2"	
	098647-31-701	EA	RETAINER - TRIM	CW29-66
2	112795-01-704	FT	PLUG FILLER (DOUBLE GLAZED)	122-018737
3	112795-48-701	EA	GLASS - STATIONARY	390-025139
4	112795-01-701	EA	SLIDE-STOP	132-019092
5	112795-01-700	EA	LATCH ASM., BLACK	DH287-CK
6	112795-01-703	IN	CHANNEL-RUN (INCHES)	122-018736
7	098647-31-704	EA	SCREEN ASM - W/SEALS & CLIPS	410-019128
8	098644-01-713	EA	CLIP-SPRING, BLACK PLASTIC	226-016966 EXCEL
9	112795-48-700	EA	GLASS-SLIDING W/SASH & LATCH	DH291-EG9
10	112795-01-705	FT	VINYL-GLAZING	132-019702
11	098644-01-711	EA	WEATHERSTRIP-SCREEN, BLACK	171-016965
12	098644-01-710	FT	TRACK-SCREEN SPACER, 12'	132-017135

**WINDOW, VENT & EXTERIOR DOOR GROUP (CONTINUED)**

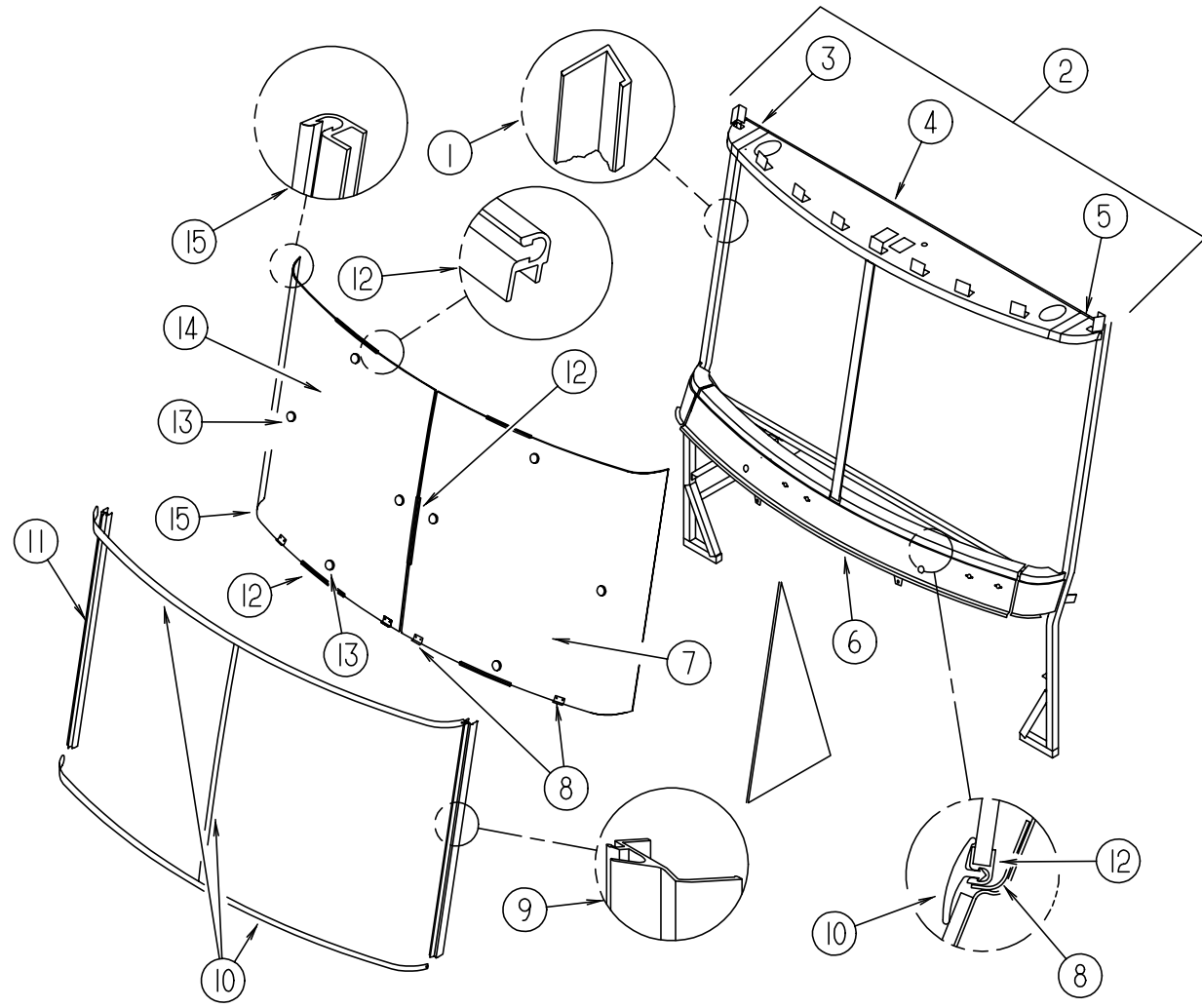


**BACKWALL ESCAPE WINDOW**

KEY	PART NUMBER	U/M	DESCRIPTION	VENDOR NO.
	107423-02-01A	EA	RETAINER-REAR WINDOW OFF WHITE	
			FROM: 00-00-00 THRU: 12-31-95	
	121129-01-01A	EA	RETAINER-WINDOW - OFF WHITE	
			FROM: 01-01-96 THRU: 99-99-99	
1	087985-07-F36	EA	WINDOW - ESCAPE 28.5" X 47.5"	
			FROM: 00-00-00 THRU: 12-31-95	
1	087985-08-GV0	EA	WINDOW-ESCAPE 28.5" X 47.5"	
			FROM: 01-01-96 THRU: 99-99-99	
2	076337-16-000	EA	GLASS-EGRESS 45.5" X 26.5" GRAY	
3	002285-01-000	FT	FILLER-WEATHER STRIP, RUBBER - BLACK	
4	002282-11-000	EA	W/STR-WINDOW-.125 BLK,140.75 - VULCANIZED	
	077066-01-702	EA	TAPE ASM-ESCAPE WINDOW	132-004716
1	113502-08-01A	EA	WINDOW-REAR ESCAPE THERMO/EUROPEAN - 29.8" X 48.7"	
	098644-01-705	FT	GLAZING - STRIP	132-010231
	112898-06-704	EA	HANDLE-LATCH, RED-RH	182-11293
	112898-06-705	EA	HANDLE-LATCH, RED-LH	182-11294
	113502-08-700	EA	GLASS - STATIONARY	390-025146
	113502-08-701	EA	RETAINER - TRIM	W441-59

# WINDSHIELD & WIPER

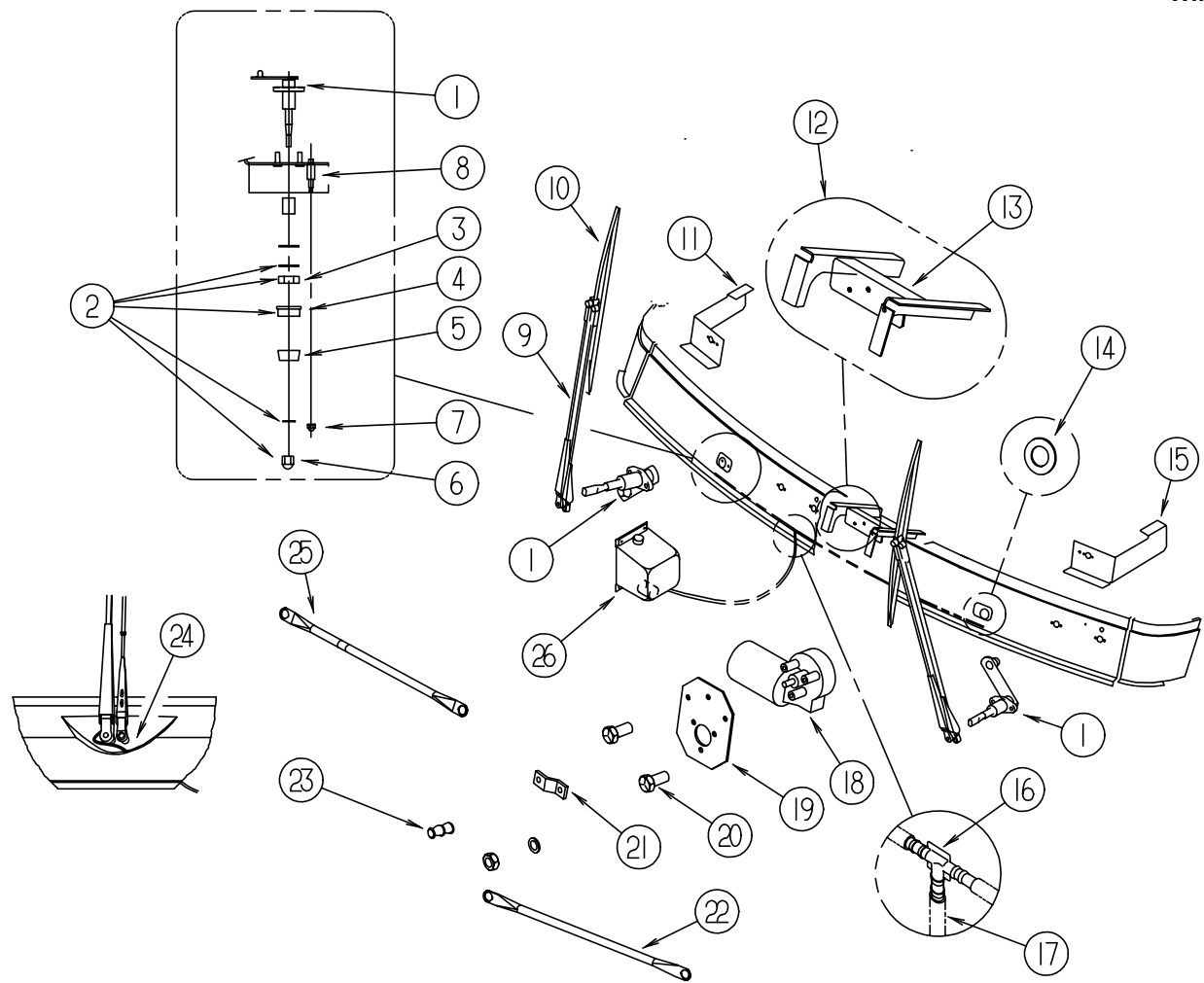
## WINDSHIELD



KEY	PART NUMBER	U/M	DESCRIPTION
1	098788-06-000	EA	CHANNEL - 49" PVC
2	105535-01-000	EA	HEADER ASM-WINDSHIELD
3	077922-03-000	EA	HEADER W/S END, RH
4	077922-05-000	EA	HEADER W/S, CENTER
5	077922-04-000	EA	HEADER W/S END, LH
6	077847-02-000	EA	SUPPORT-WINDSHIELD, LOWER - W/O BRACKETS
7	105036-04-000	EA	WINDSHIELD - DRIVERS - 50.5" W X 49.5" T
8	107285-01-000	EA	BRACKET-WINDSHIELD, SUPPORT
9	103107-06-01A	EA	TRIM-WINDSHIELD, SIDE, BLACK
10	102936-01-000	FT	MOLDING-REVEAL, WINDSHIELD
11	103107-05-01A	EA	TRIM-WINDSHIELD, SIDE, BLACK
12	111771-01-000	EA	CARRIER-REVEAL, WNDSHLD
13	081914-01-000	EA	BUMPER-RUBBER, ROUND - .43" DIAMETER - BLACK
14	105036-03-000	EA	WINDSHIELD - PASSENGER - 50.5" W X 49.5" T
15	110268-01-000	EA	WINDSHIELD CARRIER - 50.4"

# WINDSHIELD & WIPER (CONTINUED)

## WIPER & WASHER



KEY	PART NUMBER	U/M	DESCRIPTION	VENDOR NO.
1	108168-01-000	EA	PIVOT SHAFT ASM - SPRAGUE GS-3683	
			FROM: 00-00-00 THRU: 08-27-95	
1	096505-05-000	EA	PIVOT SHAFT ASM, PASS SIDE - 62871-20-SH25WJ	
			FROM: 08-28-95 THRU: 99-99-99	
2	108169-01-000	EA	HARDWARE-PIVOT SHAFT ASM - SPRAGUE GS-3706	
			FROM: 00-00-00 THRU: 08-27-95	
3	096505-02-700	EA	DRIVER-KNURLED,(HD) BARREL .687	NT721017
			FROM: 08-28-95 THRU: 99-99-99	
4	096505-02-701	EA	NUT-HEX (HD) W/.687 BARREL	NT721021
			FROM: 08-28-95 THRU: 99-99-99	
5	096505-02-702	EA	CAP-RUBBER (HD) BARREL .687	CP721084
			FROM: 08-28-95 THRU: 99-99-99	
6	096505-02-703	EA	CAP-NUT(ACORN) HD W/.687 BARREL	51065-40-NT27WC
			FROM: 08-28-95 THRU: 99-99-99	
7	077049-01-000	EA	NUT-ACORN, 10-32 ALUMINUM	
			FROM: 00-00-00 THRU: 07-31-95	
7	077049-02-000	EA	NUT-ACORN-10-32 BLK/ANODIZED - ANCO 52486	
			FROM: 08-01-95 THRU: 99-99-99	
8	077048-02-000	EA	SHAFT-ADAPTER PANTOGRAPH ARM - ANCO 52818	

KEY	PART NUMBER	U/M	DESCRIPTION	VENDOR NO.
9	108165-02-000	EA	ARM-WIPER, PANTOGRAPH, 28" RH - SPRAGUE 9280-00-RBW	
			FROM: 00-00-00 THRU: 08-27-95	
	108165-03-000	EA	ARM-WIPER, PANTOGRAPH, 28" LH - SPRAGUE 9280-00-LBW	
			FROM: 00-00-00 THRU: 08-27-95	
	108165-01-704	EA	NOZZLE-WASHER KIT	USE 700-702-703
			THIS KIT CONTAINS: NOZZLE SCREW - LOCK NUT - SPRAY NOZZLE	
	096931-01-700	FT	HOSE-WIPER	XTU-66-0001
9	117769-01-000	EA	ARM-WIPER, PANTOGRAPH, 28 IN - UT 6701620LE25WJ	
			FROM: 08-28-95 THRU: 99-99-99	
10	108166-01-000	EA	BLADE-W/S WIPER, 24" - SPRAGUE C-1755	
			FROM: 00-00-00 THRU: 08-27-95	
	108166-01-700	EA	BLADE-REFILL, 24' EA = 1 BLADE	3060858
10	095964-02-000	EA	BLADE-W/S WIPER, 24 IN. - UT 5214720BD27WC	
			FROM: 08-28-95 THRU: 09-03-95	
10	095964-01-000	EA	BLADE-WIPER, WINDSHIELD - 24"	
			FROM: 09-04-95 THRU: 99-99-99	
	095964-01-700	EA	BLADE-REFILL 24" EA = 1 BLADE	12360
11	106680-01-000	EA	BRACKET-MOUNT, WIPER PIVOT	
12	106603-01-000	EA	MOUNT ASM-WIPER MOTOR	
13	106604-01-000	EA	PLATE-WIPER, MOTOR MOUNT	
14	110742-01-000	EA	GASKET-WIPER - INDUSTRIAL PRODUCTS	
15	106680-02-000	EA	BRACKET-MOUNT, WIPER PIVOT	
16	110605-01-000	EA	TEE-PLAS-BARBED 1/8X1/8X3/16 - BAYLOCK 3799721	
17	045794-01-000	FT	HOSE-WASHER, WINDSHIELD - 5/32" ID - BLACK	
18	108164-01-000	EA	WIPER MOTOR ASSEMBLY	
			FROM: 00-00-00 THRU: 08-27-95	
18	104346-05-000	EA	WIPER MOTOR W/INTERNAL BREAKER - DYNAMIC PARK	
			FROM: 08-28-95 THRU: 99-99-99	
19	103935-03-000	EA	PLATE-MOUNTING, WIPER MOTOR	
20	117322-01-000	EA	SCREW-1/4-28UNF-2A,TORX U.T. 6270020 SC25WJ	
			FROM: 08-28-95 THRU: 99-99-99	
21	108164-01-701	EA	CRANK-MOTOR, W/DOUBLE CRANK STUD	SPRAGUE GS-2508
			FROM: 00-00-00 THRU: 08-27-95	
21	104347-04-000	EA	ARM-DRIVE, WIPER MOTOR - UT 6538520LE25WJ	
			FROM: 08-28-95 THRU: 99-99-99	
22	108167-02-000	EA	LINK ASM-CONNECTING, 22.00" - SPRAGUE L1-3D3-3	
			FROM: 00-00-00 THRU: 08-27-95	
22	117770-04-000	EA	LINK ASM-CONNECTING UT 6434620LK25WJ	
			FROM: 08-28-95 THRU: 99-99-99	
23	067188-01-000	EA	STUD-CRANK, WIPER - WINDSHIELD - AMBAC 1903424SD27WC	
24	061603-01-000	EA	GROMMET-SNAP, 3/16"ID - 3/8" HOLE - PLASTIC - BLACK	
25	108167-01-000	EA	LINK ASM-CONNECTING, 22.00" - SPRAGUE L1-3B4-3	
			FROM: 00-00-00 THRU: 08-27-95	
25	117770-03-000	EA	LINK ASM-CONNECTING UT 6434520LK25WJ	
			FROM: 08-28-95 THRU: 99-99-99	
26	117766-02-000	EA	RESERVOIR/PUMP ASM - MCCORD 600328	