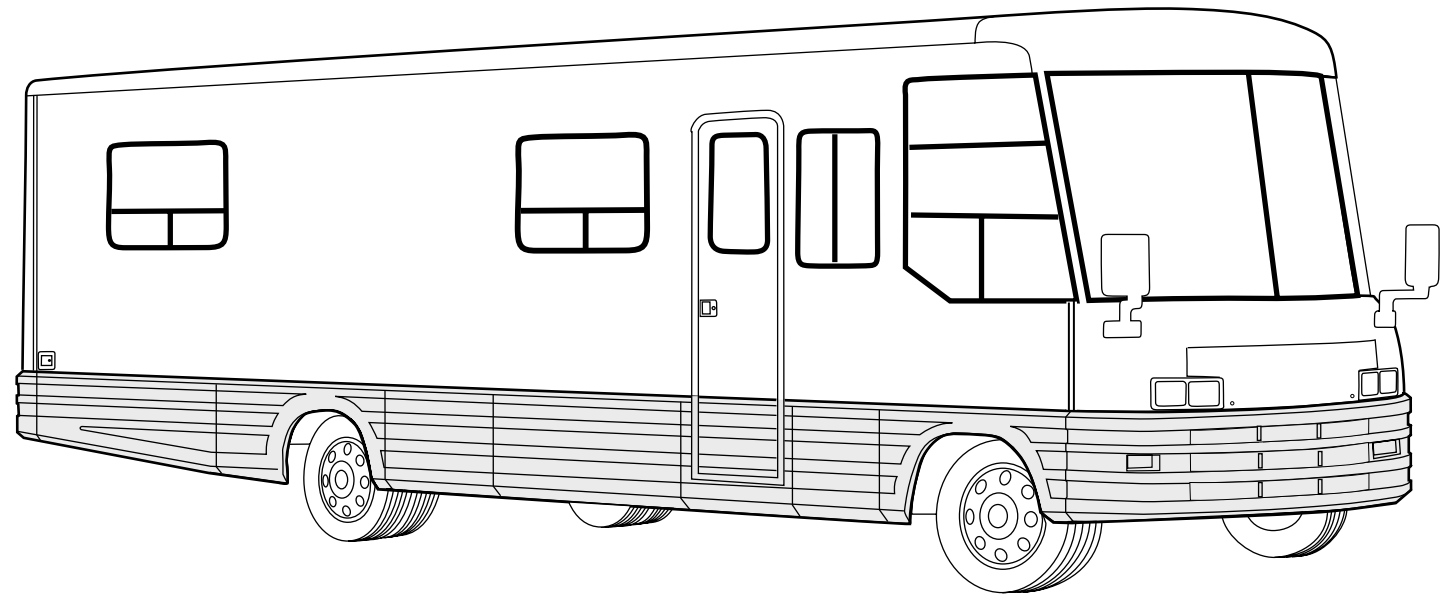
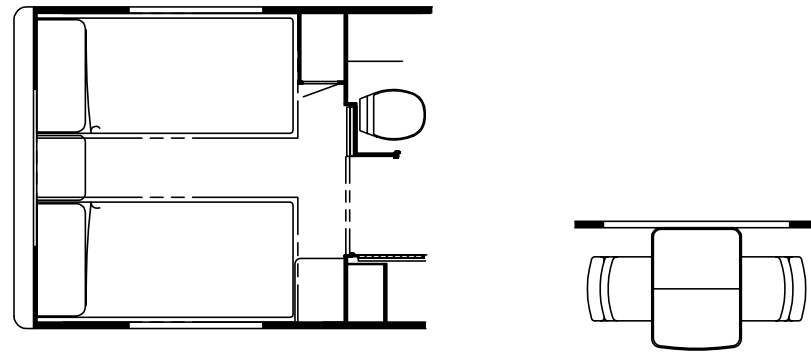


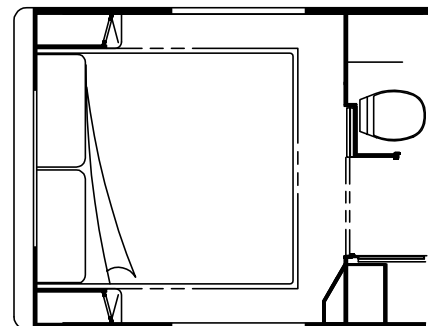
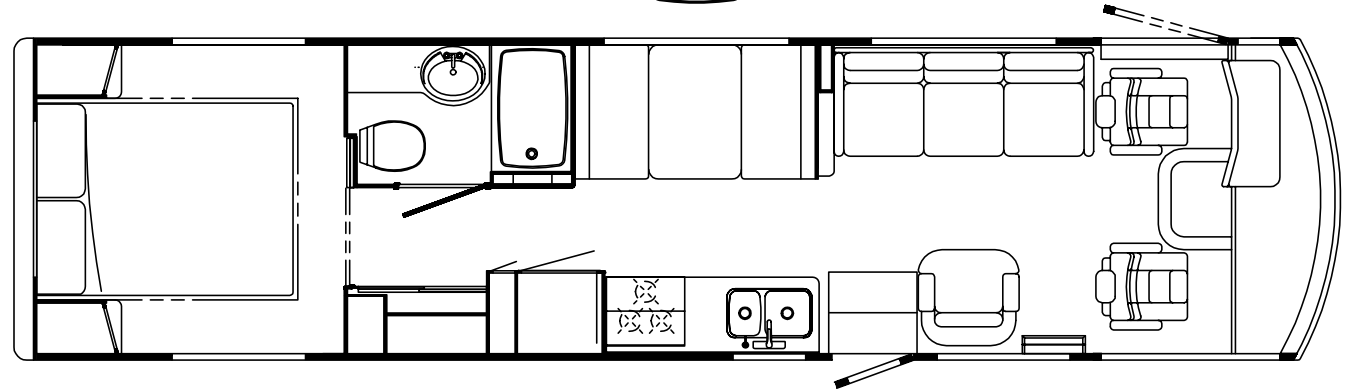
**1996**  
**WCM34WQ**



**GV0, GV2, GV4**  
**PICKLED ASH**



**GV1, GV3, GV5**  
**SALEM CHERRY**



## ACCESSORIES GROUP

### OPERATORS MANUAL

KEY	PART NUMBER	U/M DESCRIPTION
	054185-E2-000	EA MANUAL-OPERATOR 96 VECTRA
	092318-01-000	EA BINDER-3 RING, MOTOR HOME MANUAL
	092319-01-000	EA POCKET PAGE - 3 RING BINDER, PLASTIC - (50 PER PKG)
	119439-01-000	DW TOP LEVEL-M, 1996

### VACUUM CLEANER

KEY	PART NUMBER	U/M DESCRIPTION	VENDOR NO.
	108186-01-000	EA VACUUM CLEANER-BUILT IN, HP 19-1 DELUXE	
	092304-01-700	EA BAG-VACUUM, REPLACEMENT PKG5	4908
	092304-02-704	EA MOTOR W/RELAY	5098
	092304-02-710	EA SECONDARY FILTER	HP 4929
	108186-02-000	EA TOOL SET-VACUUM W/O POWER BRUSH, HP W/30" HOSE	
	092304-02-701	EA TOOL-DUSTING	1142
	092304-02-702	EA TOOL-RUG	4982
	092304-02-703	EA TOOL-CREVICE	1141
	092304-02-707	EA TOOL-UPHOLSTERY	7029
	092304-02-708	EA WAND-PLASTIC	4978
	092304-02-709	EA HOSE ASM., 30" COMPLETE	4988-30

## AUDIO VIDEO GROUP

### RADIO & CD SYSTEM

KEY	PART NUMBER	U/M DESCRIPTION
	109053-02-000	EA RADIO-WALL MOUNT AM/FM CASS AUDIOVOX AWM-300
	087683-03-000	EA RADIO-AM/FM STEREO/CASSETTE
	102080-03-000	EA CHANGER-COMPACT DISC SONY CDX-71RF
		FROM: 00-00-00 THRU: 05-19-96
	102080-05-000	EA CHANGER-COMPACT DISC SONY CDX-52RF
		FROM: 05-20-96 THRU: 99-99-99
	097460-08-000	EA RADIO-AM/FM STEREO/CASSETTE
	116148-02-000	EA RADIO-AM/FM STEREO/CD PLAYER, RDB515F
		FROM: 00-00-00 THRU: 03-14-96
	116148-03-000	EA RADIO-AM/FM STEREO/CD PLAYER, RDB325D
		FROM: 03-15-96 THRU: 99-99-99
	081059-02-000	EA WIRE ASM - 9-PIN, RADIO - AUDIOVOX 112B-1761
	089340-02-000	EA GRILLE-SPEAKER, 6.5" SQUARE
		CAN BE USED FOR RADIO OR TV SPEAKER IN OVHD CABINETS
	094097-01-000	EA SPEAKER-RADIO/TV, W/O GRILLE, 5.25" DIAMETER
		CAN BE USED AS TV OR RADIO SPEAKER IN OVHD CABINETS
	094097-01-000	EA SPEAKER-RADIO/TV, W/O GRILLE, 5.25" DIAMETER
	110469-01-000	EA SPEAKER - 4" X 6" OVAL, COAXIAL
	110470-01-01A	EA GRILLE-SPEAKER, OVAL - 4" X 6" - BLACK
	118165-01-GV0	EA GRILLE ASM-SPEAKER
		MOUNTED OVER DR & PASS ON SIDES OF CAB
	118144-01-02B	EA GRILLE-SPEAKER, E-COAT

### RADIO & CB ANTENNA

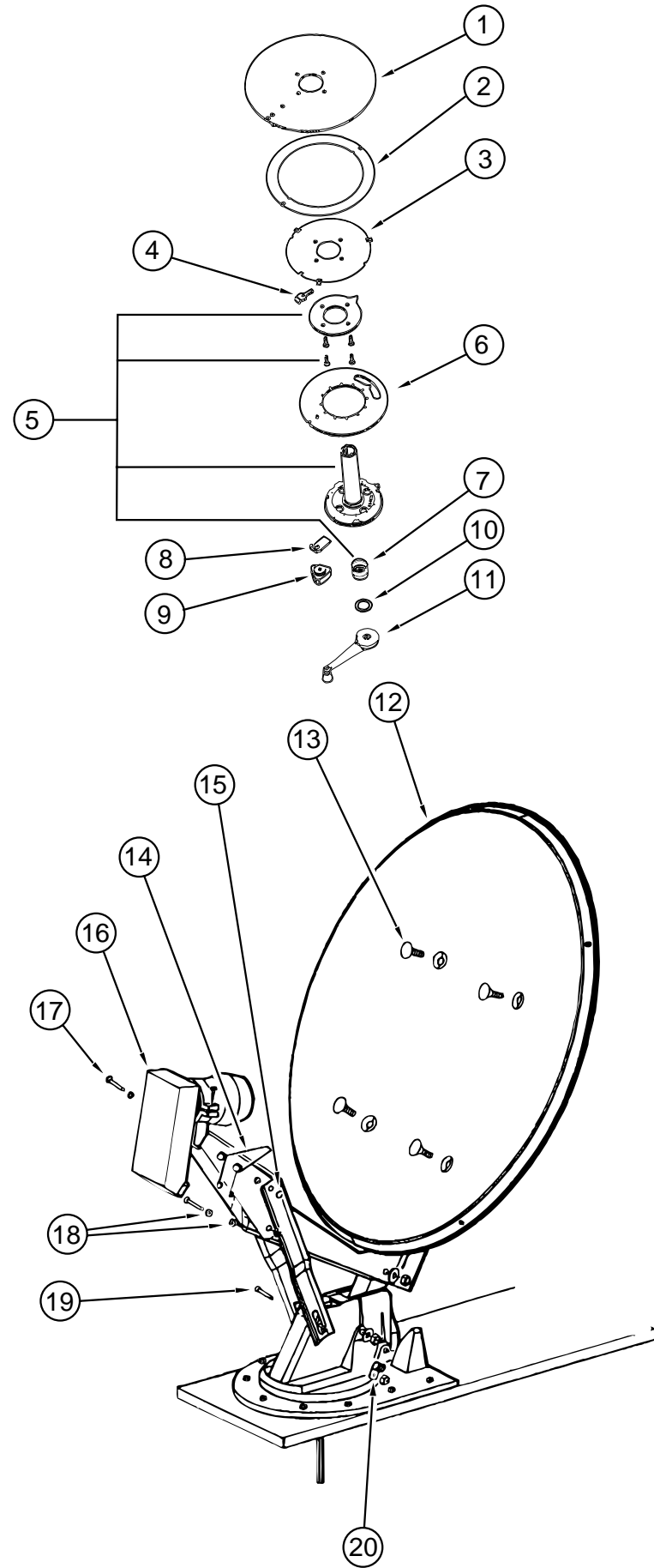
KEY	PART NUMBER	U/M DESCRIPTION
	105248-01-000	EA ANTENNA-CB, KIT CONTAINS: ANTENNA, ANTENNA COAX, 3 O-RING SEALS
	090944-01-000	EA ANTENNA-RADIO, 16" RUBBER
	108847-01-000	EA BRACKET-ANTENNA GROUND
	109889-03-000	EA EXTENDER-ANTENNA SHAFT, 4"
		FROM: 00-00-00 THRU: 09-08-95
	109889-04-000	EA EXTENDER-SHAFT, ANTENNA, 3" - MAGNADYNE RV71EX3
		FROM: 09-09-95 THRU: 99-99-99
	077069-02-000	EA CABLE-RADIO ANTENNA, 96" EXTENSION

### TELEPHONE SYSTEM

KEY	PART NUMBER	U/M DESCRIPTION
	093253-01-01A	EA PLATE-WALL, TELEPHONE - BEIGE - CAC625F2-4-50
	093254-01-000	EA HOUSING-TELEPHONE, AMP 554171-1

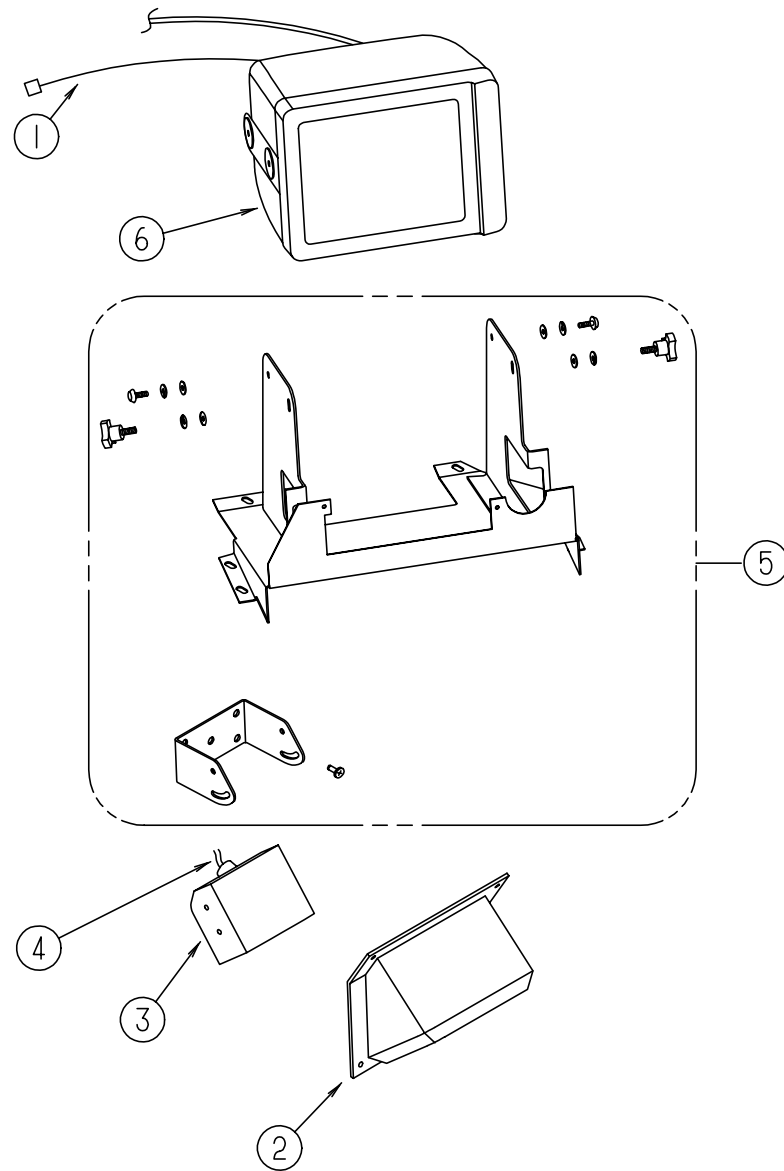
## AUDIO VIDEO GROUP (CONTINUED)

### SATELLITE DISH



KEY	PART NUMBER	U/M	DESCRIPTION	VENDOR NO.
	120233-01-000	EA	ANTENNA-SATELLITE W/O RECEIVER (DISH & HDW KIT) MANUAL	
	120233-02-000	EA	RECEIVER-SATELLITE ONLY	
1	120233-01-700	EA	PLATE-FIXED	3750821
2	120233-01-701	EA	DIAL-DIRECTIONAL	2745056
3	120233-01-702	EA	PIVOT-DIAL, DIRECTIONAL	2745058
4	120233-01-703	EA	STOP-ROTATION	3711281
5	120233-01-704	EA	PLATE-CEILING W/DIRECTIONAL HANDLE	RP-6300
6	120233-01-705	EA	PLATE-ROTATE	3750820
7	120233-01-706	EA	SPRING	RP-6822
8	120233-01-707	EA	CLAMP-ROTATE	3711280
9	120233-01-708	EA	KNOB-CLAMP	2200061
10	120233-01-709	EA	WASHER-NYLON	RP-2658
11	120233-01-710	EA	HANDLE-CRANK	RP-6795
12	120233-01-711	EA	REFLECTOR - 46 CM	2745304
13	120233-01-712	EA	BOLT-FLAT HEAD	2160253
14	120233-01-713	EA	SPRING	2160820
15	120233-01-714	EA	CLIP-E	5160818
16	120233-01-715	EA	RCA LNB	278015
17	120233-01-716	EA	PIN	2160814
18	120233-01-717	EA	BEARING-NYLON	2200728
19	120233-01-718	EA	PIN	5160817
20	120233-01-719	EA	CLAMP-CABLE	2200060

**AUDIO VIDEO GROUP (CONTINUED)**



**REAR MONITOR SYSTEM**

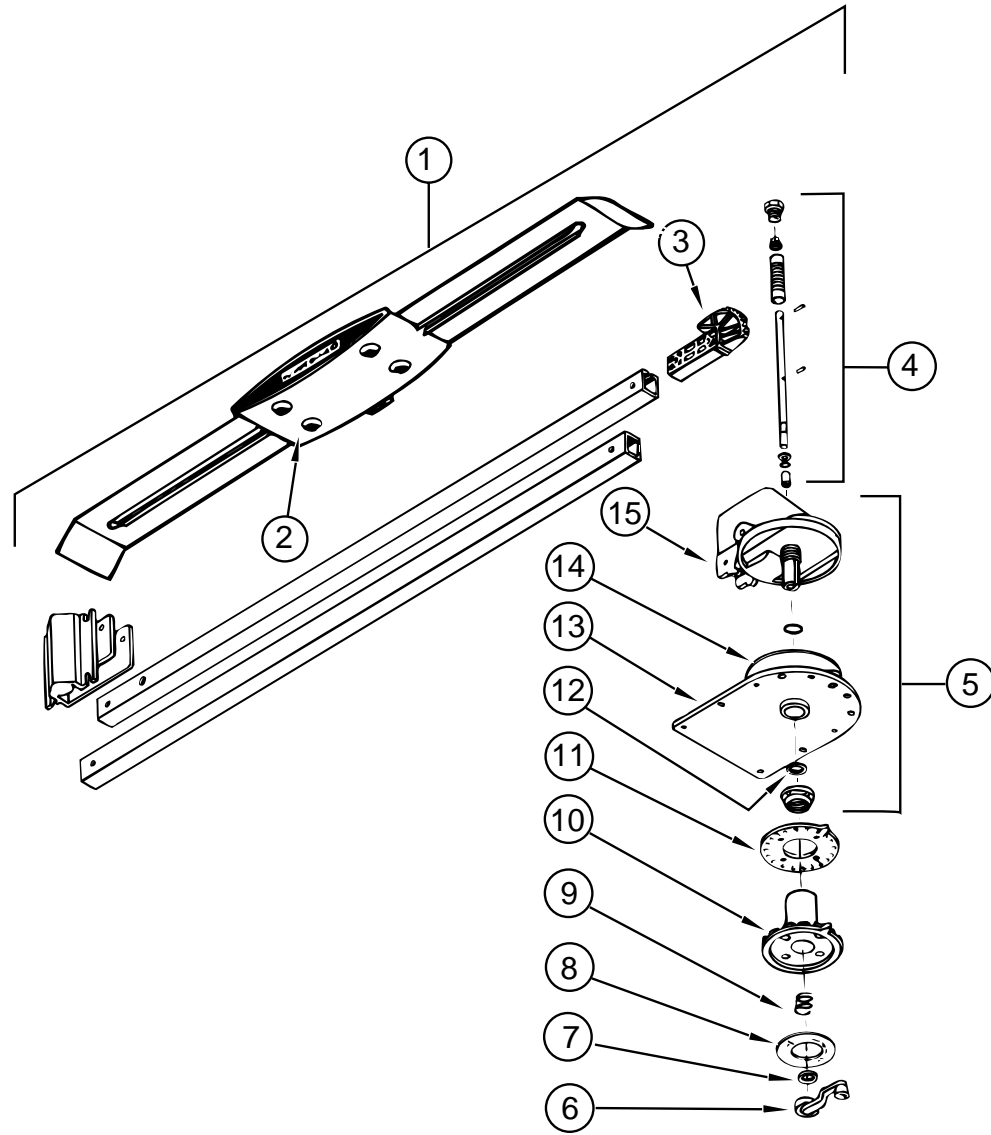
KEY	PART NUMBER	U/M DESCRIPTION
	093040-08-000	EA TELEVISION SYSTEM-REAR VIEW, 7", W/AUDIO JACK
1	096717-03-000	EA WIRE ASM-REAR MONITOR, UPPER
	093040-06-000	EA WIRE ASM-MONITOR, SONY SM-HRN7
2	117669-01-01A	EA SHROUD-CAMERA, OUTER - SABLE
	108529-01-01A	EA SHROUD-CAMERA, INNER - BLACK
3	093040-04-700	EA CAMERA, BRACKET & WIRING
4	093041-01-000	EA CABLE-MONITOR/CAMERA, INTERNAL USE
	093041-02-000	EA CABLE-MONITOR/CAMERA, EXTERNAL USE
5	N/A	PARTS ARE INCLUDED W/TELEVISION SYSTEM - SONY
6	093040-05-700	EA MONITOR - 7", W/POWER HARNESS

**AUDIO VIDEO GROUP (CONTINUED)**

**TV & VCR SYSTEMS**

KEY	PART NUMBER	U/M DESCRIPTION	VENDOR NO.
	108096-08-000	EA TV - 19" COLOR, 1/8" JACK - CSA - MAGNAVOX XR1905C	
	098447-11-700	EA REMOTE	
	108096-10-000	EA TV - 19" COLOR, 1/8" JACK - US - MAGNAVOX 19PR14C	
	098447-11-700	EA REMOTE	
	098447-11-000	EA TV - 13" COLOR W/JACK - US - MAGNAVOX 13PRC10/RR13	
	098447-11-700	EA REMOTE	
	098446-09-000	EA VCR-VHS, CABLE READY, REMOTE - MAGNAVOX VRT222AT	
		FROM: 00-00-00 THRU: 04-28-96	
	098446-09-700	EA REMOTE	8874222
	098446-11-000	EA VCR-VHS, CABLE READY - REMOTE - MAGNAVOX VRT222AT	
		FROM: 04-29-96 THRU: 99-99-99	
	086757-03-000	EA CONTROL CENTER-SWITCH, VCR/TV - AUDIOVOX AVCC-100	
	093214-01-02A	EA GRILLE-SPEAKER, 4" - BROWN	
	098819-01-000	EA SPEAKER - 2 WATT, 8 OHM - 4"	
	115540-01-000	EA AMPLIFIER-TV SPEAKERS - AMP3 35-94-SC	
	115539-01-000	EA RELAY-RADIO/TV SPEAKER, SWTCH ASA A1780100	
	115466-02-02B	EA STRAP ASM-TIEDOWN, TV - E-COAT	
	082134-01-000	EA ADAPTER-TV, CABLE TO CABLE - WINEGARD F-81M	
	076319-03-000	FT CABLE-COAXIAL, 75 OHM	
	076319-12-000	EA CONNECTOR-COAXIAL, ONE PIECE	
	076319-09-000	EA WALLPLATE-CABLE RECEPTACLE, TV - SINGLE - BROWN	
	086777-02-000	EA WALLPLATE-TV CABLE, W/ANTENNA SWITCH - BROWN	
	086777-06-000	EA PLATE-WALL, ANT 1 OUTPUT BROW - WINEGARD RV-0931	
	082136-01-000	EA NUT-HEX JAM 3/8-32, WINEGARD	
	086756-01-000	EA SPLITTER-TV, 2 WAY	
	093901-06-000	EA PLATE-TV	

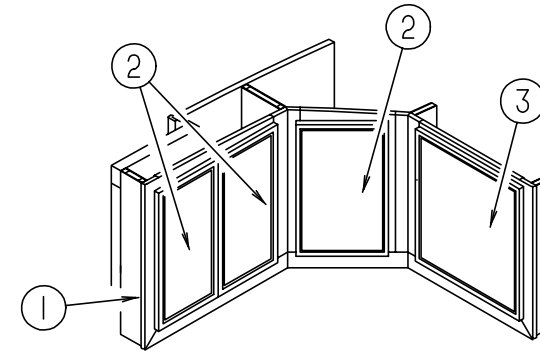
## AUDIO VIDEO GROUP (CONTINUED)



TV ANTENNA - WINEGARD

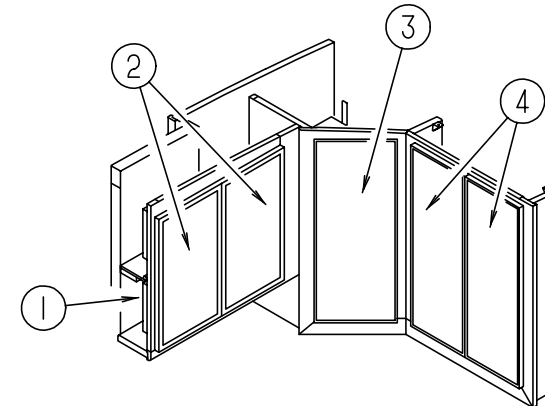
KEY	PART NUMBER	U/M DESCRIPTION	VENDOR NO.
1	076319-18-000	EA ANTENNA-TV ROOF MOUNTED	
2	076319-01-700	EA HEAD-ANTENNA, AMPLIFIED	RVSA U/V
3	076319-01-701	EA GEAR-ELEVATING, PLASTIC	2200046
4	076319-01-702	EA SHAFT ASSEMBLY-ELEVATING	RVP-400A
5	076319-01-711	EA BASE & LIFT ASSEMBLY	2762802
6	076319-01-706	EA CRANK-ELEVATING, W/SET SCREW	5755100
7	076319-01-705	EA GROMMET-NYLON, 7/8" ID	200658
8	076319-01-708	EA DECAL-CRANK	5413002
9	076319-01-707	EA SPRING-HANDLE	5160800
10	076319-01-709	EA PLATE-DIRECTIONAL, FOR HEAD	3200644
11	076319-01-712	EA PLATE-CEILING	3200608
12	076319-01-704	EA BEARING-NYLON, 1.25" OD	3200657
13	076319-01-713	EA PLATE-BASE, STEEL	3100523
14	076319-01-703	EA BEARING-NYLON, 5" OD	3200656
15	076319-01-714	EA HOUSING-ROTATING GEAR	2200049

## BATH GROUP



BATH MEDICINE CABINET - FROM: 00-00-00 THRU: 11-04-95

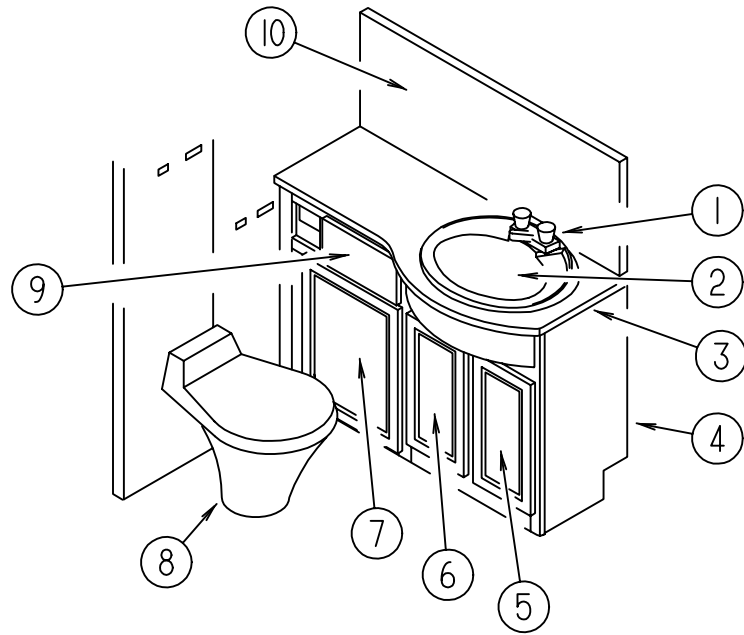
KEY	PART NUMBER	U/M DESCRIPTION
1	P17960-01-GV0	EA CABINET ASM-MEDICINE (PICKLED ASH)
1	P17960-01-GV1	EA CABINET ASM-MEDICINE (SALEM CHERRY)
2	M06803-M2-GV0 088742-08-000	EA DOOR-RAIL, MTRD/OG - 0305 X 0555 (PICKLED ASH) EA MIRROR-BEVELED, SAFETY GLASS
2	M06803-M2-GV1 088742-08-000	EA DOOR-RAIL, MTRD/OG - 0305 X 0555 (SALEM CHERRY) EA MIRROR-BEVELED, SAFETY GLASS
3	M06803-M1-GV0 088742-16-000	EA DOOR-RAIL, MTRD/OG - 0450 X 0555 (PICKLED ASH) EA MIRROR-BEVELED, SAFETY GLASS
3	M06803-M1-GV1 088742-16-000	EA DOOR-RAIL, MTRD/OG - 0450 X 0555 (SALEM CHERRY) EA MIRROR-BEVELED, SAFETY GLASS



BATH MEDICINE CABINET - FROM: 11-05-95 THRU: 99-99-99

KEY	PART NUMBER	U/M DESCRIPTION
1	P21318-01-GV0	EA CABINET ASM-MEDICINE (PICKLED ASH)
1	P21318-01-GV1	EA CABINET ASM-MEDICINE (SALEM CHERRY)
2	M06803-M2-GV0 088742-08-000	EA DOOR-RAIL, MTRD/OG - 0305 X 0555 (PICKLED ASH) EA MIRROR-BEVELED, SAFETY GLASS
2	M06803-M2-GV1 088742-08-000	EA DOOR-RAIL, MTRD/OG - 0305 X 0555 (SALEM CHERRY) EA MIRROR-BEVELED, SAFETY GLASS
3	M06803-P9-GV0 113195-17-01A	EA DOOR-RAIL, MTRD/OG - 0256 X 0750 (PICKLED ASH) EA MIRROR-BEVELED, SAFETY GLASS - CLEAR - 422 X 667
3	M06803-P9-GV1 113195-17-01A	EA DOOR-RAIL, MTRD/OG - 0256 X 0750 (SALEM CHERRY) EA MIRROR-BEVELED, SAFETY GLASS - CLEAR - 422 X 667
4	M06803-P8-GV0 113195-19-01A	EA DOOR-RAIL, MTRD/OG - 0505 X 0750 (PICKLED ASH) EA MIRROR-BEVELED, SAFETY GLASS - CLEAR - 197 X 472
4	M06803-P8-GV1 113195-19-01A	EA DOOR-RAIL, MTRD/OG - 0505 X 0750 (SALEM CHERRY) EA MIRROR-BEVELED, SAFETY GLASS - CLEAR - 197 X 472

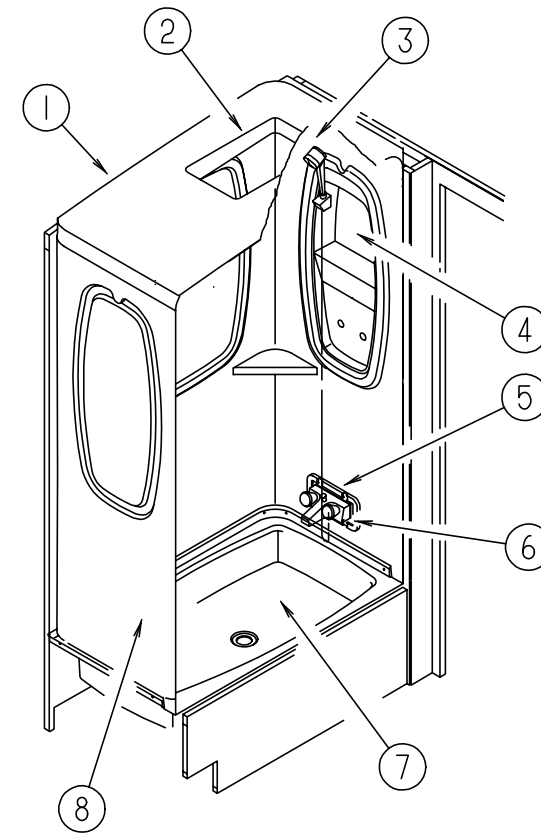
**BATH GROUP (CONTINUED)**



**LOWER BATH CABINETS & FIXTURES**

KEY	PART NUMBER	U/M DESCRIPTION
1	075240-05-000	EA FAUCET-LAVATORY, BRASS
	105218-01-01A	EA SPACER-FAUCET, LAVATORY SINK - 2" X 5.9" - ABS PLASTIC O/W
	091253-01-000	EA GASKET-FAUCET, LAVATORY/GALLEY
2	105921-01-01A	EA SINK-LAVATORY, LARGE OVAL - 17" X 20" - PLASTIC - OFF WHITE
	106116-01-01A	EA STRAINER-SINK, W/STOPPER TAILPIECE GASKET & NUT - PLASTIC
3	117939-11-GV0	EA COUNTERTOP ASM (GV0/GV1)
3	117939-11-GV2	EA COUNTERTOP ASM (GV2/GV3)
3	117939-11-GV4	EA COUNTERTOP ASM (GV4/GV5)
4	P17939-01-GV0	EA CABINET ASM-LAVATORY
4	P17939-01-GV1	EA CABINET ASM-LAVATORY
4	P17939-01-GV2	EA CABINET ASM-LAVATORY
4	P17939-01-GV3	EA CABINET ASM-LAVATORY
4	P17939-01-GV4	EA CABINET ASM-LAVATORY
4	P17939-01-GV5	EA CABINET ASM-LAVATORY
5	M05992-05-GV0	EA DOOR-RAIL, HDW, OGEE - 0255 X 0485 (PICKLED ASH)
5	M05992-05-GV1	EA DOOR-RAIL, HDW, OGEE - 0255 X 0485 (SALEM CHERRY)
6	M05992-06-GV0	EA DOOR-RAIL, HDW, OGEE - 0255 X 0485 (PICKLED ASH)
6	M05992-06-GV1	EA DOOR-RAIL, HDW, OGEE - 0255 X 0485 (SALEM CHERRY)
7	116237-02-GV0	EA DRAWER ASM-HAMPER (PICKLED ASH)
7	116237-02-GV1	EA DRAWER ASM-HAMPER (SALEM CHERRY)
8	085330-02-000	EA TOILET-STANDARD, BONE CHINA
8	085330-06-000	EA TOILET-STANDARD, CHINA W/SPRAYER, BONE
9	M05971-P7-GV0	EA DRAWER COMPL-SLIDE OGEE (PICKLED ASH)
9	M05971-P7-GV1	EA DRAWER COMPL-SLIDE OGEE (SALEM CHERRY)
10	093606-21-000	EA MIRROR-PANEL, BEVELED 1/8" - 530.0 X 1088.0 FROM: 00-00-00 THRU: 11-05-95
10	093606-26-000	EA MIRROR-PANEL, BEVELED 1/8" - 330.0 X 1088.0 FROM: 11-06-95 THRU: 99-99-99
	075452-02-000	EA HOLDER-TOILET TISSUE, BRASS

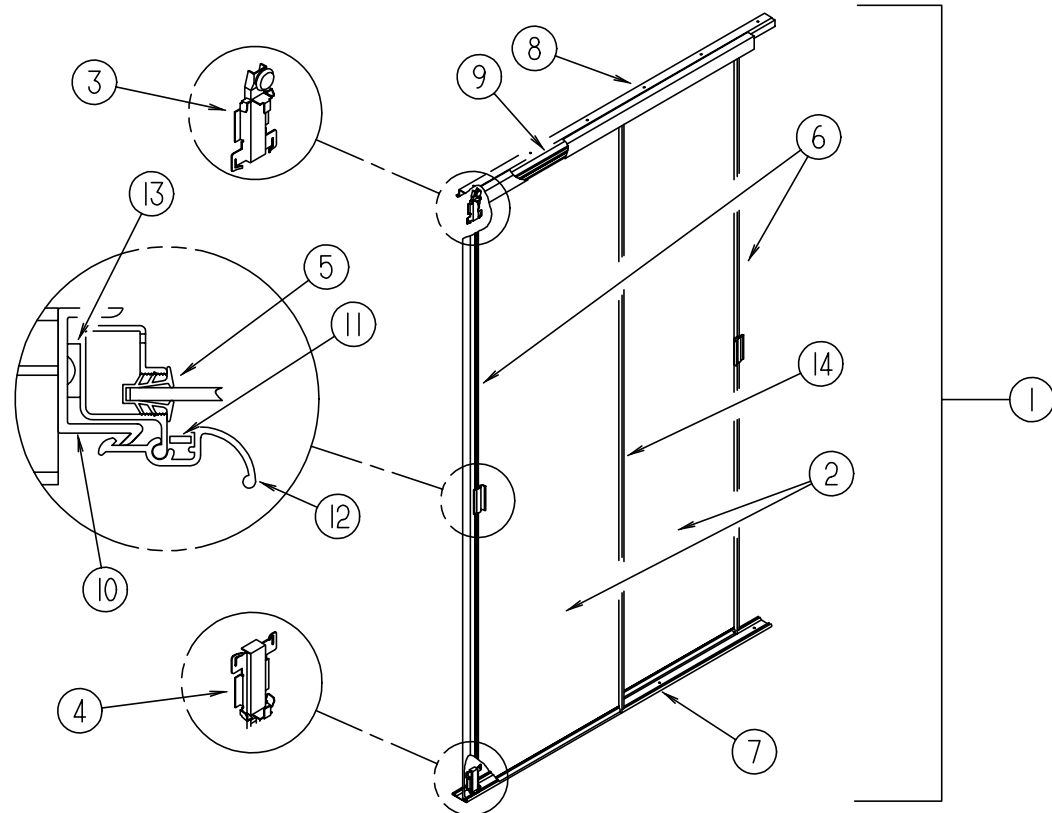
**BATH GROUP (CONTINUED)**



**SHOWER & FIXTURES**

KEY	PART NUMBER	U/M DESCRIPTION
1	117526-01-01A	EA CAP-SHOWER, OFF WHITE
2	077902-01-000	EA COVER-SKYLIGHT, INSIDE - 15.6" X 22.6" - PLASTIC
	108662-01-01A	EA COVER-SKYLIGHT, WHITE
3	103092-01-000	EA SHOWER HEAD-W/60" HOSE FROM: 00-00-00 THRU: 08-27-95
3	103092-03-000	EA SHOWER HEAD-W/HOSE & BRACKET ONDINE 23263APB FROM: 08-28-95 THRU: 99-99-99
3	103092-02-000	EA SHOWER HEAD - W/HOSE - CSA
	103092-01-700	EA BRACKET-F/SHOWER HEAD, CLEAR 2328028
	011048-03-700	EA BRACKET-F/SHOWER HEAD 2328029-3
4	M06987-02-F11	EA CADDY-SHOWER W/RETAINER
4	104462-02-01A	EA CADDY-SHOWER, OFF WHITE
5	075242-03-000	EA FAUCET-TUB/SHOWER, BRASS - U.S.
5	075241-05-000	EA FAUCET-SHOWER, BONE W/3/4" MPT X 1.4" LONG INLET PIPES
6	075606-01-000	EA PANEL-FAUCET BACK, SHOWER - 5" X 9" - PLASTIC
7	M02630-27-F11	EA SHOWER PAN ASM FROM: 00-00-00 THRU: 11-26-95
7	M02630-34-GV0	EA SHOWER PAN ASM FROM: 11-27-95 THRU: 99-99-99
	066436-01-000	EA NUT-SLIP, TAILPIECE - 1.5"
	066729-01-000	EA STRAINER-TUB/SHOWER, W/PLUG
	069735-01-000	EA WASHER-STRAINER TO TAILPIECE PLASTIC, 1.5"
	066436-01-000	EA NUT-SLIP, TAILPIECE - 1.5"
	011069-02-000	EA TAILPIECE, 1 1/2 X 1 1/4 X 4 - BRASS
	120981-01-01A	EA DRAIN-TIP TOE, BRASS - 132-208BP
8	115612-01-01A	EA SURROUND-SHOWER, O/W
	115363-01-01A	EA RING-GUIDE, SHOWER HOSE, KEVCO 47904-CLR
	102075-14-01A	EA ROD-CURTAIN, SHOWER - OFF WHITE FROM: 10-09-95 THRU: 99-99-99

**BATH GROUP (CONTINUED)**



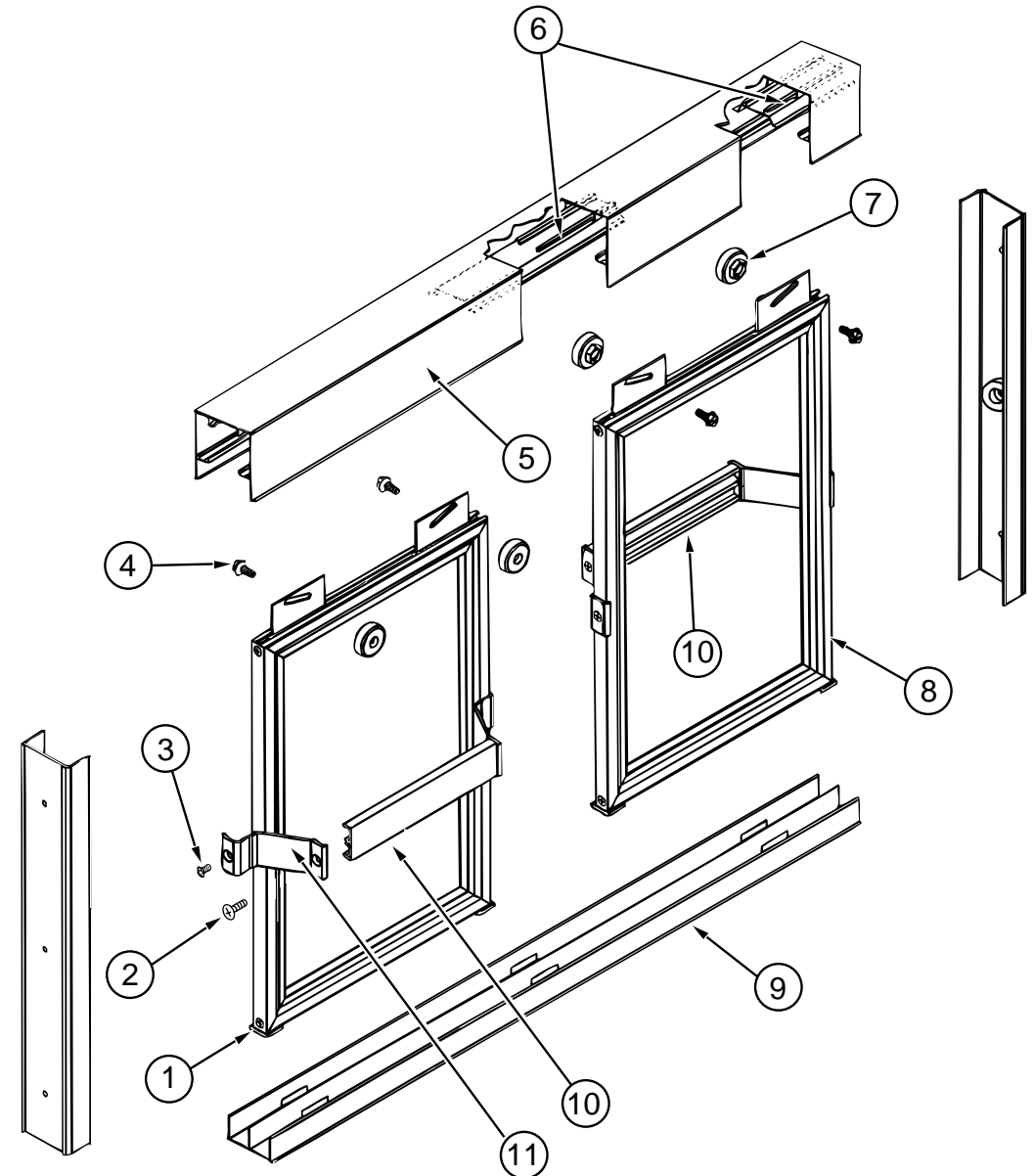
**MIRRORED SLIDING DOOR**

KEY	PART NUMBER	U/M DESCRIPTION
1	114149-07-GV0	EA DOOR-SLIDING MIRROR
2	058331-C5-000	EA MIRROR-GLASS, SAFETY
3	107390-01-000	EA HANGER-CORNER CONNECT
4	107391-01-000	EA GUIDE-BOTTOM, BY-PASS
5	111575-01-01A	FT CHANNEL-GLAZING, SWING DOOR
6	114104-06-01A	EA STILE-SLIDING DOOR, LATCH SIDE - RIGHT OR LEFT - TERRATONE
7	114105-08-01A	EA TRACK-SLIDING DOOR, LOWER - TERRATONE
8	114106-08-01A	EA TRACK-SLIDING DOOR, UPPER - TERRATONE
9	114107-07-01A	EA RAIL-SLIDING DOOR, TERRATONE
10	115538-03-01A	EA JAMB-DOOR, MIRRORED WARDROBE
11	115541-01-000	EA SPRING-DOOR, SLIDING
12	115553-01-01A	EA LATCH-MIRRORED WARDROBE DOOR - TERRATONE
13	114104-06-01A	EA STILE-SLIDING DOOR, LATCH SIDE - RIGHT OR LEFT - TERRATONE
14	123655-01-000	EA STILE-SLIDING DOOR, TERRATONE

**BATH PRIVACY DOOR**

KEY	PART NUMBER	U/M DESCRIPTION
	M87868-31-GV0	EA DOOR ASM-CABINET, BATH (PICKLED ASH)
	M87868-31-GV1	EA DOOR ASM-CABINET, BATH (SALEM CHERRY)
	100357-01-000	EA ROD-TOWEL, BRASS W/ENDS BENT FOR BACK OF BATH DOOR
	102089-13-E37	EA RACK-TOWEL, RIGHT SIDE (PICKLED ASH)
	102089-13-E41	EA RACK-TOWEL, RIGHT SIDE (SALEM CHERRY)
	102089-14-E37	EA RACK-TOWEL, LEFT SIDE (PICKLED ASH)
	102089-14-E41	EA RACK-TOWEL, LEFT SIDE (SALEM CHERRY)
	102920-01-01A	EA HINGE-DOOR, SPRING LOADED - BRASS
	110496-01-01A	EA HINGE-BRASS
	111155-01-01A	EA LOCK-PRIVACY, POLISHED BRASS
	094485-03-01A	EA KNOB-DOOR, BRASS

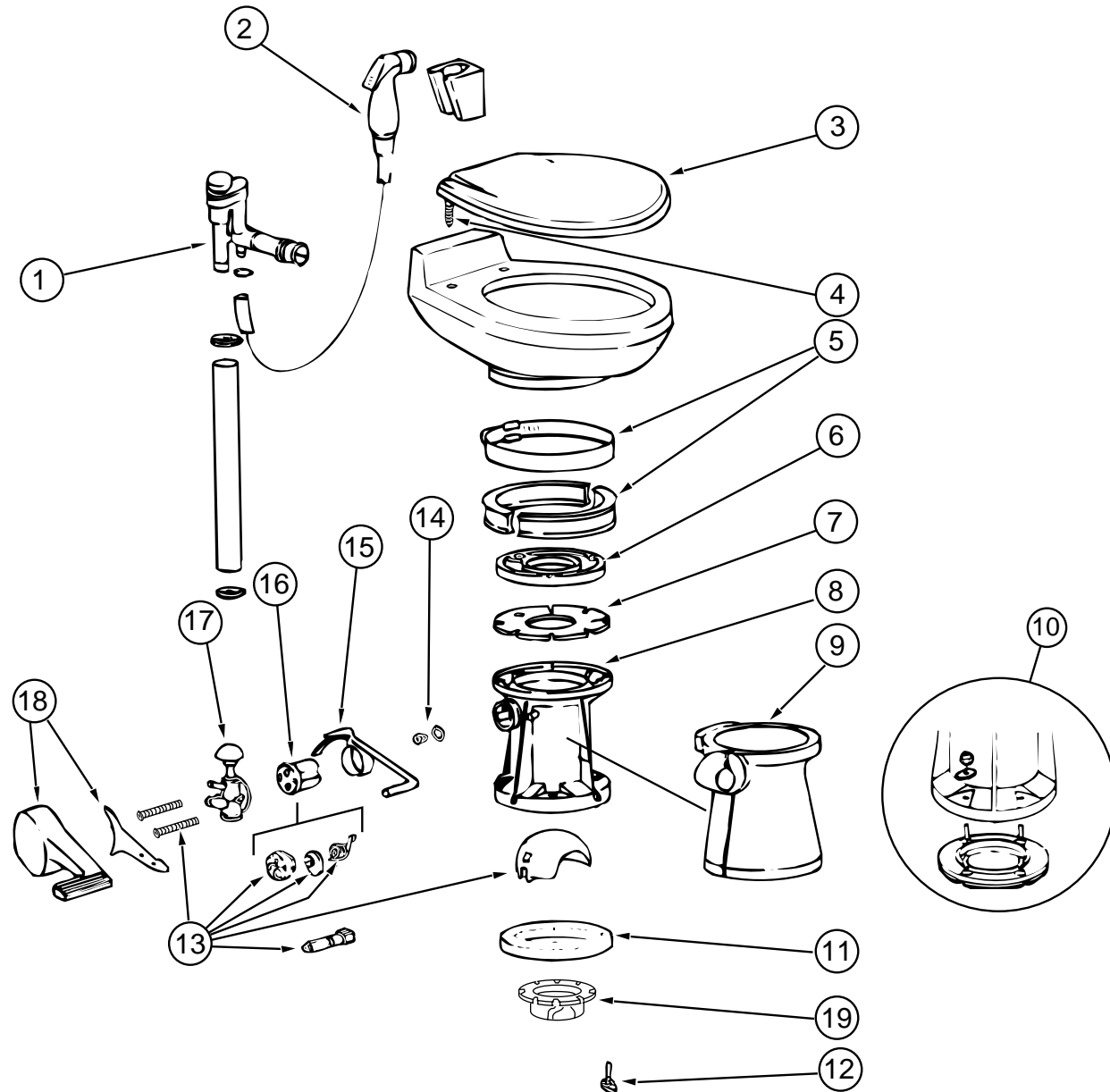
**BATH GROUP (CONTINUED)**



**SHOWER DOOR**

KEY	PART NUMBER	U/M DESCRIPTION	VENDOR NO.
	115011-02-01A	EA SHOWER DOOR - BYPASS W/41" LOWER TRACK	
1	115011-01-701	EA GUIDE-NYLON, (W-TRACK)	1104
2	115011-01-707	EA SCREW-TOWEL BAR	612F
3	115011-01-708	EA SCREW-TOWEL BAR BRACKETS	638F
4	115011-01-705	EA SCREW-TOWEL BAR, (HEX HEAD)	832
5	115011-01-700	EA HEADER, W/O ANTI JUMP GUARD	120G
	115011-01-711	EA KNOB-TENSION, (HEADER W/BOLT)	1420K-1420S
	115011-01-712	EA BOLT-TENSION, (HEADER)	1420S
6	115011-01-710	EA GUARD-ANTI JUMP	130
7	115011-01-704	EA ROLLERS	PN193
8	115011-01-706	EA GLAZING-VINYL	C 169
9	115011-01-709	EA TRACK-BOTTOM - 50"	90
10	115011-01-703	EA BAR-TOWEL	136
11	115011-01-702	EA BRACKET-TOWEL BAR	135

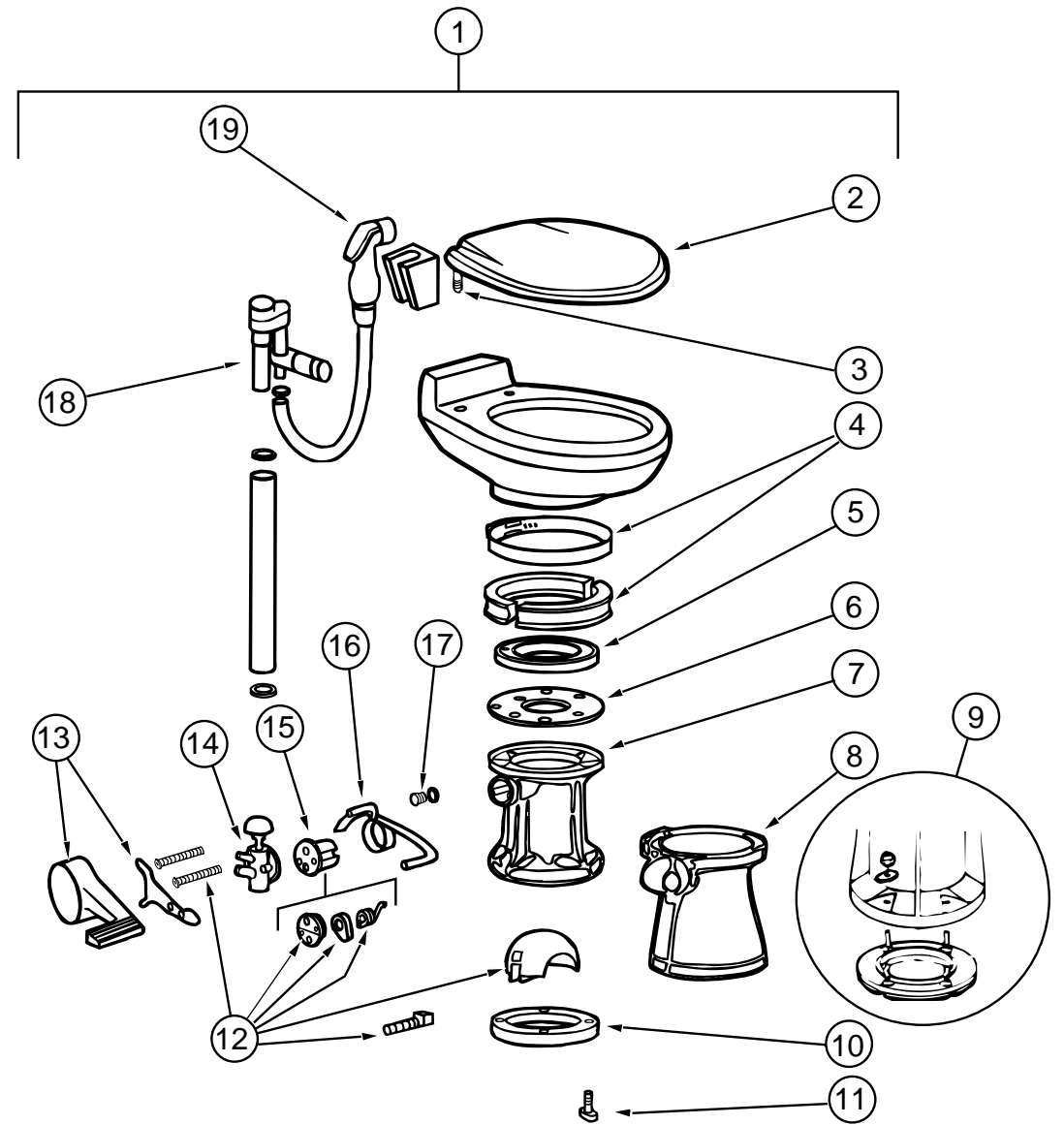
**BATH GROUP (CONTINUED)**



**TOILET & COMPONENTS - SEALAND MODEL ML 510**

KEY	PART NUMBER	U/M	DESCRIPTION	VENDOR NO.
	085330-02-000	EA	TOILET-STANDARD, BONE CHINA	
1	085330-04-700	EA	BREAKER-VACUUM, F/HANDSPRAY	230325
2	085330-04-701	EA	HAND SPRAY W/HOSE (500 & 900)	340683
3	085330-04-707	EA	SEAT ASSEMBLY, BONE	340816
4	085330-01-720	EA	HINGE HARDWARE, (BONE) SET	341707
5	085330-01-703	EA	RING & HALF CLAMPS, BONE	385310048
6	085330-01-704	EA	TEFLON & RUBBER SEAL KIT	385316140
7	085330-01-705	EA	SUPPORT-SEAL, PLASTIC	390346405
8	085330-02-700	EA	BASE ASM	310121
9	085330-02-702	EA	COVER-PEDESTAL, BONE 510	310112
10	085330-01-718	EA	SEAL & BASE W/MOUNTING HDW	3853100-63
11	085330-01-714	EA	SEAL-FLANGE, FLOOR	390343892
12	085330-01-717	EA	STOOL MTG., PKG. BOLT & SEAL	3100-64
13	085330-01-706	EA	BALL, SHAFT & CARTRIDGE	385318162
14	085330-01-710	EA	DRAIN-KIT, PLUG-CAP W/SEAL	230384
15	085330-06-703	EA	LEVER-FLUSH	340873
16	085330-01-707	EA	CARTRIDGE SPRING ASSEMBLY	381236096
17	085330-01-709	EA	VALVE-WATER	385314349
18	085330-02-703	EA	COVER-PEDAL, BONE - NEW STYLE	310115

**BATH GROUP (CONTINUED)**

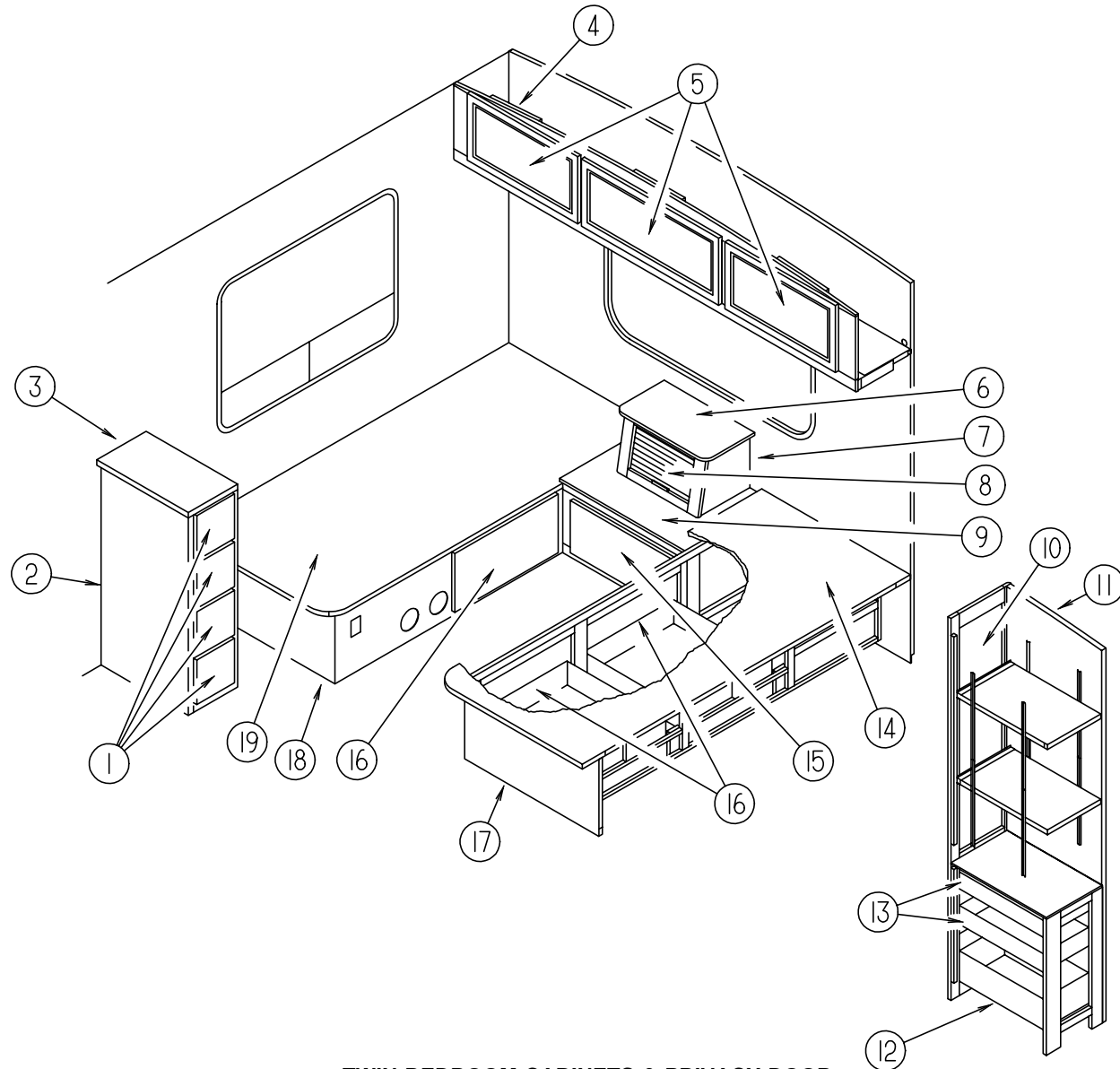


**TOILET & COMPONENTS - SEALAND MODEL 591003**

KEY	PART NUMBER	U/M	DESCRIPTION	VENDOR NO.
1	085330-06-000	EA	TOILET-STANDARD, CHINA W/SPRAYER, BONE	
2	085330-06-700	EA	SEAT ASSEMBLY, BONE	340591
3	085330-06-702	EA	HINGE HARDWARE (BONE) SET	342131
4	085330-01-703	EA	RING & HALF CLAMPS, BONE	385310048
5	085330-01-704	EA	TEFLON & RUBBER SEAL KIT	385316140
6	085330-01-705	EA	SUPPORT-SEAL, PLASTIC	390346405
7	085330-02-700	EA	BASE ASM	310121
8	085330-02-702	EA	COVER-PEDESTAL, BONE 510	310112
9	085330-01-714	EA	SEAL-FLANGE, FLOOR	390343892
10	085330-01-717	EA	STOOL MTG., PKG. BOLT & SEAL	3100-64
	085330-01-718	EA	SEAL & BASE W/MOUNTING HDW	3853100-63
11	085330-01-706	EA	BALL, SHAFT & CARTRIDGE	385318162
12	085330-02-703	EA	COVER-PEDAL, BONE - NEW STYLE	310115
13	085330-01-709	EA	VALVE-WATER	385314349
14	085330-01-707	EA	CARTRIDGE SPRING ASSEMBLY	381236096
15	085330-06-703	EA	LEVER-FLUSH	340873
16	085330-01-710	EA	DRAIN-KIT, PLUG-CAP W/SEAL	230384
17	085330-06-701	EA	BREAKER-VACUUM/DIVERTER (900)	230335
18	085330-04-701	EA	HAND SPRAY W/HOSE (500 & 900)	340683



**BEDROOM GROUP**



**TWIN BEDROOM CABINETS & PRIVACY DOOR**

KEY	PART NUMBER	U/M DESCRIPTION
1	M05971-P4-GV0	EA DRAWER COMPL-SLIDE OGEE (PICKLED ASH)
1	M05971-P4-GV1	EA DRAWER COMPL-SLIDE OGEE (SALEM CHERRY)
2	P18047-01-GV0	EA CABINET-WARDROBE, REAR RH W/O DOORS/HARDWARE
2	P18047-01-GV1	EA CABINET-WARDROBE, REAR RH W/O DOORS/HARDWARE
2	P18047-01-GV2	EA CABINET-WARDROBE, REAR RH W/O DOORS/HARDWARE
2	P18047-01-GV3	EA CABINET-WARDROBE, REAR RH W/O DOORS/HARDWARE
2	P18047-01-GV4	EA CABINET-WARDROBE, REAR RH W/O DOORS/HARDWARE
2	P18047-01-GV5	EA CABINET-WARDROBE, REAR RH W/O DOORS/HARDWARE
3	118047-11-GV0	EA COUNTERTOP ASM (GV0/GV1)
3	118047-11-GV2	EA COUNTERTOP ASM (GV2/GV3)
3	118047-11-GV4	EA COUNTERTOP ASM (GV4/GV5)
4	117998-01-GV0	EA CABINET ASM-OVHD, REAR, TWIN (PICKLED ASH)
4	117998-01-GV1	EA CABINET ASM-OVHD, REAR, TWIN (SALEM CHERRY)
5	M05990-01-GV0	EA DOOR-RAIL, HDW, OGEE 0365 X 0680 (PICKLED ASH)
5	M05990-01-GV1	EA DOOR-RAIL, HDW, OGEE 0365 X 0680 (SALEM CHERRY)
6	117872-13-GV0	EA COUNTERTOP ASM (GV0/GV1)
6	117872-13-GV2	EA COUNTERTOP ASM (GV2/GV3)
6	117872-13-GV4	EA COUNTERTOP ASM (GV4/GV5)
7	P17872-02-GV0	EA CABINET ASM-NIGHTSTAND, W/STEREO
7	P17872-02-GV1	EA CABINET ASM-NIGHTSTAND, W/STEREO
7	P17872-02-GV2	EA CABINET ASM-NIGHTSTAND, W/STEREO
7	P17872-02-GV3	EA CABINET ASM-NIGHTSTAND, W/STEREO

**BEDROOM GROUP (CONTINUED)**

**TWIN BEDROOM CABINETS & PRIVACY DOOR (CONTINUED)**

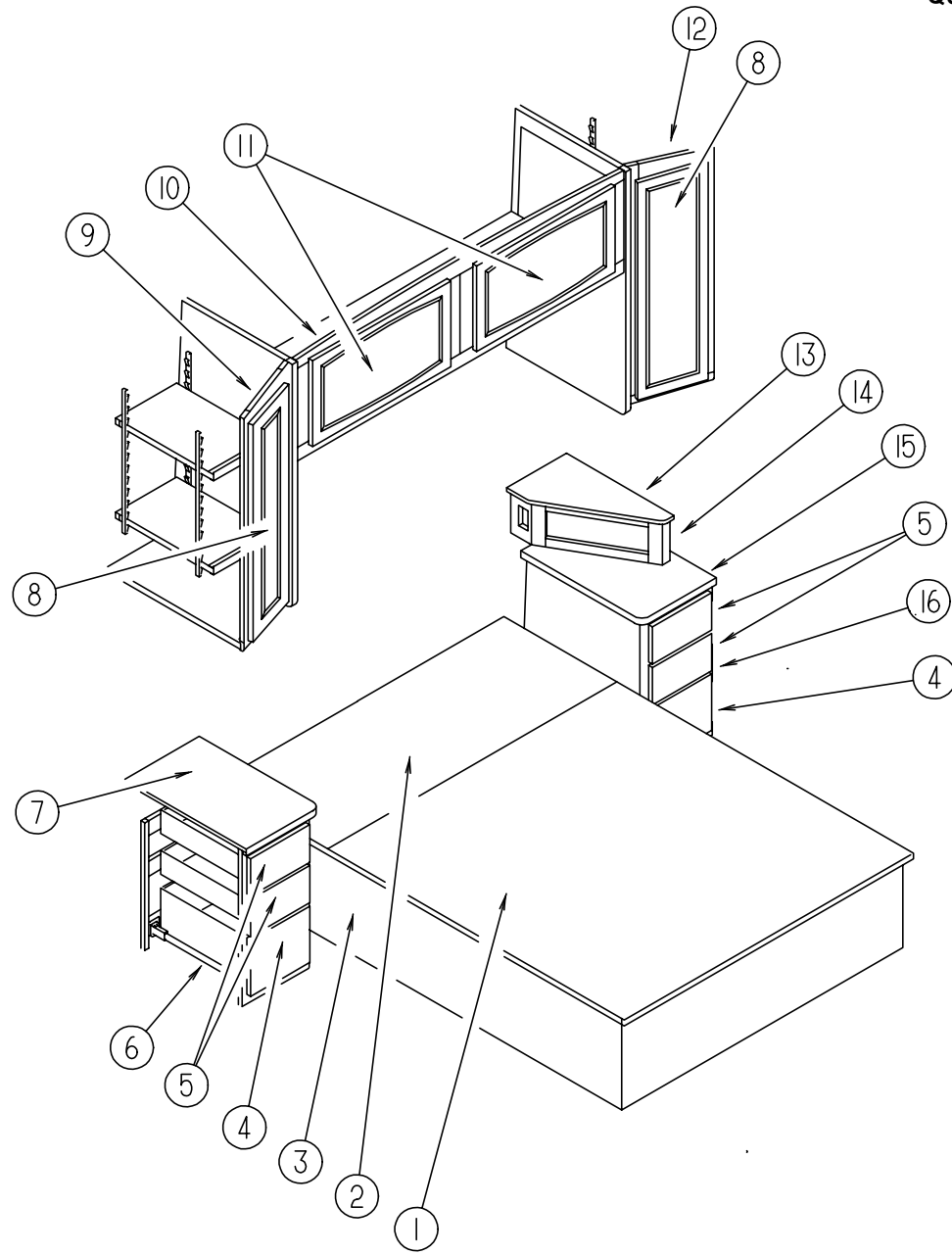
KEY	PART NUMBER	U/M DESCRIPTION
7	P17872-02-GV4	EA CABINET ASM-NIGHTSTAND, W/STEREO
7	P17872-02-GV5	EA CABINET ASM-NIGHTSTAND, W/STEREO
7	P17872-01-GV0	EA CABINET ASM-NIGHTSTAND, W/O STEREO
7	P17872-01-GV1	EA CABINET ASM-NIGHTSTAND, W/O STEREO
7	P17872-01-GV2	EA CABINET ASM-NIGHTSTAND, W/O STEREO
7	P17872-01-GV3	EA CABINET ASM-NIGHTSTAND, W/O STEREO
7	P17872-01-GV4	EA CABINET ASM-NIGHTSTAND, W/O STEREO
7	P17872-01-GV5	EA CABINET ASM-NIGHTSTAND, W/O STEREO
8	117872-11-GV0	EA DOOR ASM (PICKLED ASH)
8	117872-11-GV1	EA DOOR ASM (SALEM CHERRY)
	M97191-01-E37	EA HANDLE-DOOR, TAMBOUR (PICKLED ASH)
	M97191-01-E41	EA HANDLE-DOOR, TAMBOUR (SALEM CHERRY)
9	117872-15-GV0	EA COUNTERTOP ASM (GV0/GV1)
9	117872-15-GV2	EA COUNTERTOP ASM (GV2/GV3)
9	117872-15-GV4	EA COUNTERTOP ASM (GV4/GV5)
10	M05990-09-GV0	EA DOOR-RAIL, HDW, OGEE - 1220 X 0305 (PICKLED ASH)
10	M05990-09-GV1	EA DOOR-RAIL, HDW, OGEE - 1220 X 0305 (SALEM CHERRY)
11	P17856-01-GV0	EA CABINET ASM-WARDROBE, TWIN (PICKLED ASH)
11	P17856-01-GV1	EA CABINET ASM-WARDROBE, TWIN (SALEM CHERRY)
12	M05971-40-GV0	EA DRAWER COMPL-SLIDE, OGEE (PICKLED ASH)
12	M05971-40-GV1	EA DRAWER COMPL-SLIDE, OGEE (SALEM CHERRY)
13	M05971-39-GV0	EA DRAWER COMPL-SLIDE, OGEE (PICKLED ASH)
13	M05971-39-GV1	EA DRAWER COMPL-SLIDE, OGEE (SALEM CHERRY)
14	M05808-02-000	EA CABINET ASM-TWIN BED TOP, LH
15	M05971-P6-GV0	EA DRAWER COMPL-SLIDE, OGEE (PICKLED ASH)
15	M05971-P6-GV1	EA DRAWER COMPL-SLIDE, OGEE (SALEM CHERRY)
16	M05971-P5-GV0	EA DRAWER COMPL-SLIDE, OGEE (PICKLED ASH)
16	M05971-P5-GV1	EA DRAWER COMPL-SLIDE, OGEE (SALEM CHERRY)
17	P17871-02-GV0	EA CABINET ASM-TWIN BED, LH (PICKLED ASH)
17	P17871-02-GV1	EA CABINET ASM-TWIN BED, LH (SALEM CHERRY)
18	P17871-01-GV0	EA CABINET ASM-TWIN BED, RH (PICKLED ASH)
18	P17871-01-GV1	EA CABINET ASM-TWIN BED, RH (SALEM CHERRY)
19	M05807-02-000	EA CABINET ASM-TWIN BED TOP, RH
	P17788-01-GV0	EA CABINET-OVERHEAD, TV (PICKLED ASH)
	P17788-01-GV1	EA CABINET-OVERHEAD, TV (SALEM CHERRY)
	120327-01-02B	EA SHELF-SUPPORT, TV, REAR, E-COAT
	115466-02-02B	EA TIEDOWN-TV, STRAP - E-COAT

**BEDROOM/BATH PRIVACY DOOR**

KEY	PART NUMBER	U/M DESCRIPTION
	118044-01-GV0	EA CABINET ASM-DOOR, BIFOLD (PICKLED ASH)
	118044-01-GV1	EA CABINET ASM-DOOR, BIFOLD (SALEM CHERRY)
	093170-09-01A	EA HEADER-DOOR, BATH 1100 - OFF WHITE
		FROM: 00-00-00 THRU: 11-12-95
	093170-09-01A	EA HEADER-DOOR, BATH 1100 - OFF WHITE
		FROM: 11-13-95 THRU: 99-99-99
	118002-01-GV0	EA HEADER ASM-DOOR (PICKLED ASH)
	118002-01-GV1	EA HEADER ASM-DOOR (SALEM CHERRY)
	009059-01-000	EA HINGE-DOOR, 2" X 1.4" - BRASS
	009059-02-000	EA HINGE-DOOR, 2" X 2.7" - BRASS
	084451-02-000	EA CATCH-TV SHELF, BRASS
	092652-01-000	EA GUIDE WHEEL-DOOR, TOP MOUNT
	102920-01-01A	EA HINGE-DOOR, SPRING LOADED - BRASS
	117978-01-01A	EA KNOB-DOOR, BRIGHT BRASS

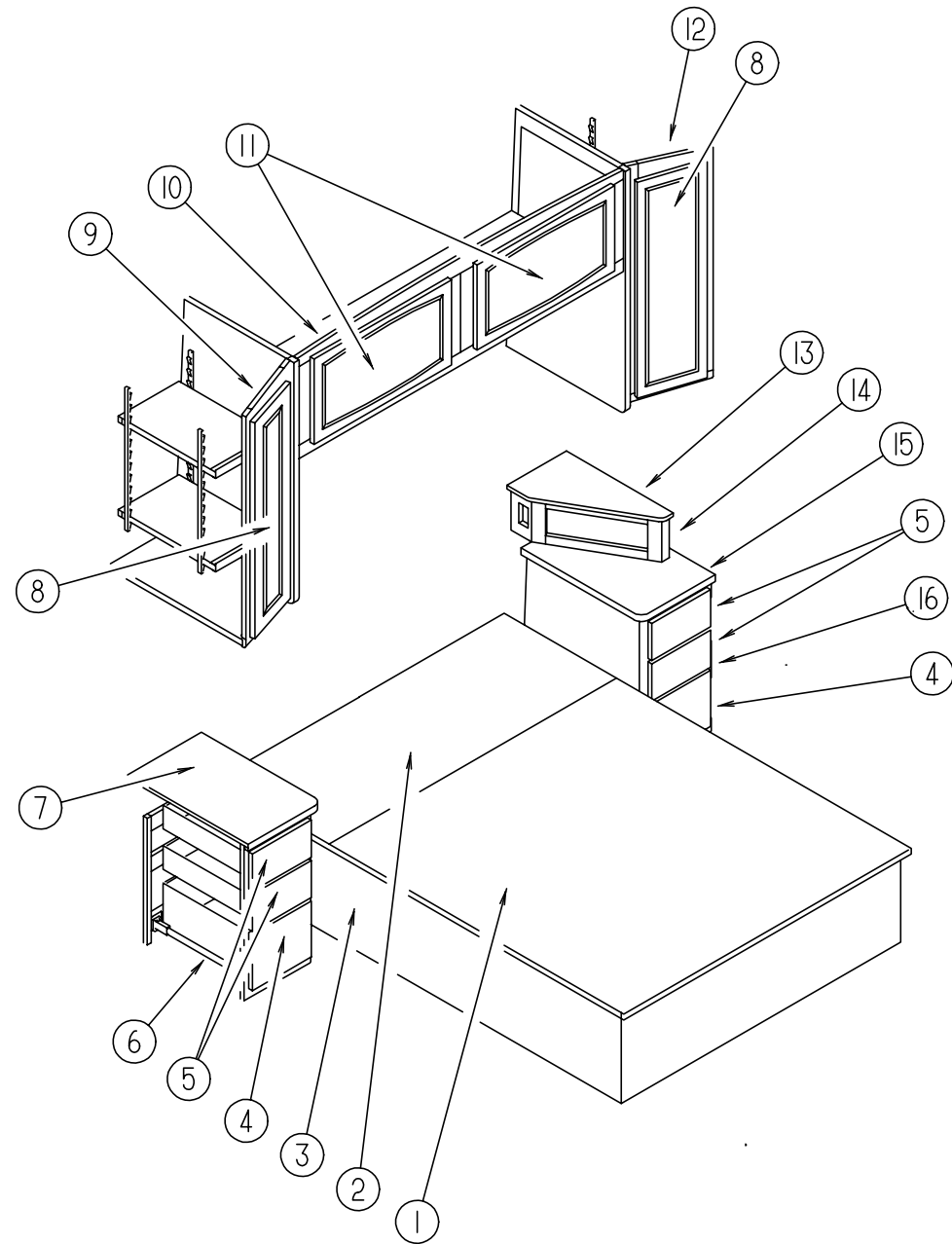
## BEDROOM GROUP (CONTINUED)

### QUEEN BEDROOM CABINETS



KEY	PART NUMBER	U/M DESCRIPTION
1	M05087-20-000	EA CABINET ASM-QUEEN BED TOP
	118148-11-GV0	EA BEDBOARD-QUEEN BED (GV0/GV1)
	118148-11-GV2	EA BEDBOARD-QUEEN BED (GV2/GV3)
	118148-11-GV4	EA BEDBOARD-QUEEN BED (GV4/GV5)
2	M05087-19-000	EA CABINET ASM-QUEEN BED TOP
3	P18148-01-GV0	EA CABINET ASM-BED, QUEEN (PICKLED ASH)
3	P18148-01-GV1	EA CABINET ASM-BED, QUEEN (SALEM CHERRY)
4	M05971-R0-GV0	EA DRAWER COMPL-SLIDE, OGEE (PICKLED ASH)
4	M05971-R0-GV1	EA DRAWER COMPL-SLIDE, OGEE (SALEM CHERRY)
5	M05971-P9-GV0	EA DRAWER COMPL-SLIDE, OGEE (PICKLED ASH)
5	M05971-P9-GV1	EA DRAWER COMPL-SLIDE, OGEE (SALEM CHERRY)
6	P18150-01-GV0	EA CABINET ASM-NIGHTSTAND, RH
6	P18150-01-GV1	EA CABINET ASM-NIGHTSTAND, RH
6	P18150-01-GV2	EA CABINET ASM-NIGHTSTAND, RH
6	P18150-01-GV3	EA CABINET ASM-NIGHTSTAND, RH
6	P18150-01-GV4	EA CABINET ASM-NIGHTSTAND, RH
6	P18150-01-GV5	EA CABINET ASM-NIGHTSTAND, RH
7	118150-11-GV0	EA COUNTERTOP ASM (GV0/GV1)
7	118150-11-GV2	EA COUNTERTOP ASM (GV2/GV3)
7	118150-11-GV4	EA COUNTERTOP ASM (GV4/GV5)
8	M06803-P7-GV0	EA DOOR-RAIL, MTRD/OG - 0365 X 0925 (PICKLED ASH)
	113195-16-01A	EA MIRROR-BEVELED, SAFETY GLASS - CLEAR - 282 X 842
8	M06803-P7-GV1	EA DOOR-RAIL,MTRD/OG 0365X0925 (SALEM CHERRY)
	113195-16-01A	EA MIRROR-BEVELED, SAFETY GLASS - CLEAR - 282 X 842
9	P18112-01-GV0	EA CABINET ASM-SHIRT CLOSET, RH (PICKLED ASH)
9	P18112-01-GV1	EA CABINET ASM-SHIRT CLOSET, RH (SALEM CHERRY)
	118112-12-GV0	EA SHELF ASM (PICKLED ASH)
	118112-12-GV1	EA SHELF ASM (SALEM CHERRY)
10	118151-02-GV0	EA CABINET ASM-OVHD, REAR, QUEEN (PICKLED ASH)
10	118151-02-GV1	EA CABINET ASM-OVHD, REAR, QUEEN (SALEM CHERRY)
11	M05990-01-GV0	EA DOOR-RAIL, HDW, OGEE - 0365 X 0680 (PICKLED ASH)
11	M05990-01-GV1	EA DOOR-RAIL, HDW, OGEE - 0365 X 0680 (SALEM CHERRY)
12	P18111-01-GV0	EA CABINET ASM-SHIRT CLOSET, LH (PICKLED ASH)
12	P18111-01-GV1	EA CABINET ASM-SHIRT CLOSET, LH (SALEM CHERRY)
	118111-12-GV0	EA SHELF ASM (PICKLED ASH)
	118111-12-GV1	EA SHELF ASM (SALEM CHERRY)
13	118202-01-GV0	EA COUNTERTOP-RADIO CABINET (GV0/GV1)
13	118202-01-GV2	EA COUNTERTOP-RADIO CABINET (GV2/GV3)
13	118202-01-GV4	EA COUNTERTOP-RADIO CABINET (GV4/GV5)
14	118202-01-GV0	EA CABINET-RADIO
14	118202-01-GV1	EA CABINET-RADIO
14	118202-01-GV2	EA CABINET-RADIO
14	118202-01-GV3	EA CABINET-RADIO
14	118202-01-GV4	EA CABINET-RADIO
14	118202-01-GV5	EA CABINET-RADIO

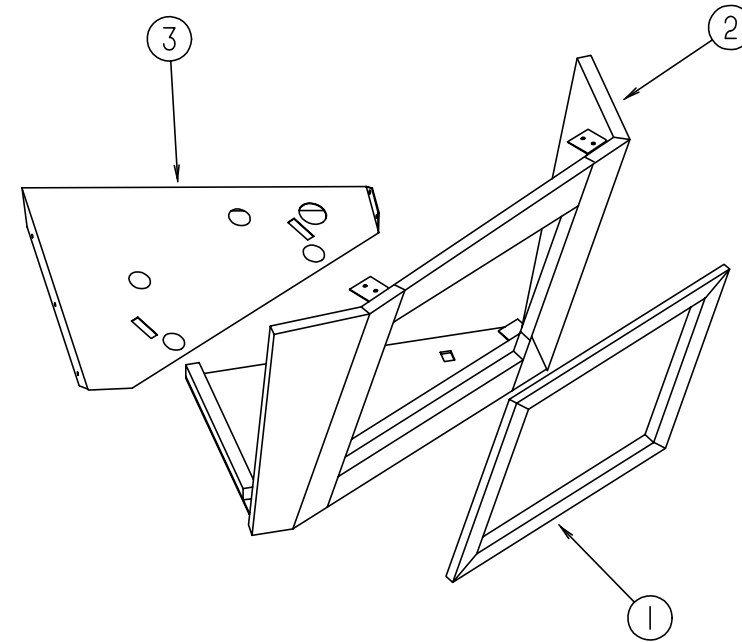
**BEDROOM GROUP (CONTINUED)**



**QUEEN BEDROOM CABINETS (CONTINUED)**

KEY	PART NUMBER	U/M DESCRIPTION
15	118149-11-GV0	EA COUNTERTOP ASM (GV0/GV1)
15	118149-11-GV2	EA COUNTERTOP ASM (GV2/GV3)
15	118149-11-GV4	EA COUNTERTOP ASM (GV4/GV5)
16	P18149-01-GV0	EA CABINET ASM-NIGHTSTAND, LH
16	P18149-01-GV1	EA CABINET ASM-NIGHTSTAND, LH
16	P18149-01-GV2	EA CABINET ASM-NIGHTSTAND, LH
16	P18149-01-GV3	EA CABINET ASM-NIGHTSTAND, LH
16	P18149-01-GV4	EA CABINET ASM-NIGHTSTAND, LH
16	P18149-01-GV5	EA CABINET ASM-NIGHTSTAND, LH
	057460-02-000	EA STUD-BALL, GAS SPRING - 10MM - 5/16" - 18
	057460-04-000	EA SPRING-GAS
	089025-01-000	EA SUPPORT-SPRING, TO BED - ANGLE 1.5" X 11.8" LONG - STEEL
	109645-01-000	EA BRACKET-SUPPORT, FLOOR TO BED - FOR GAS SPRING
	041389-11-000	EA HINGE-PIANO, QUEEN BED

**BEDROOM GROUP (CONTINUED)**

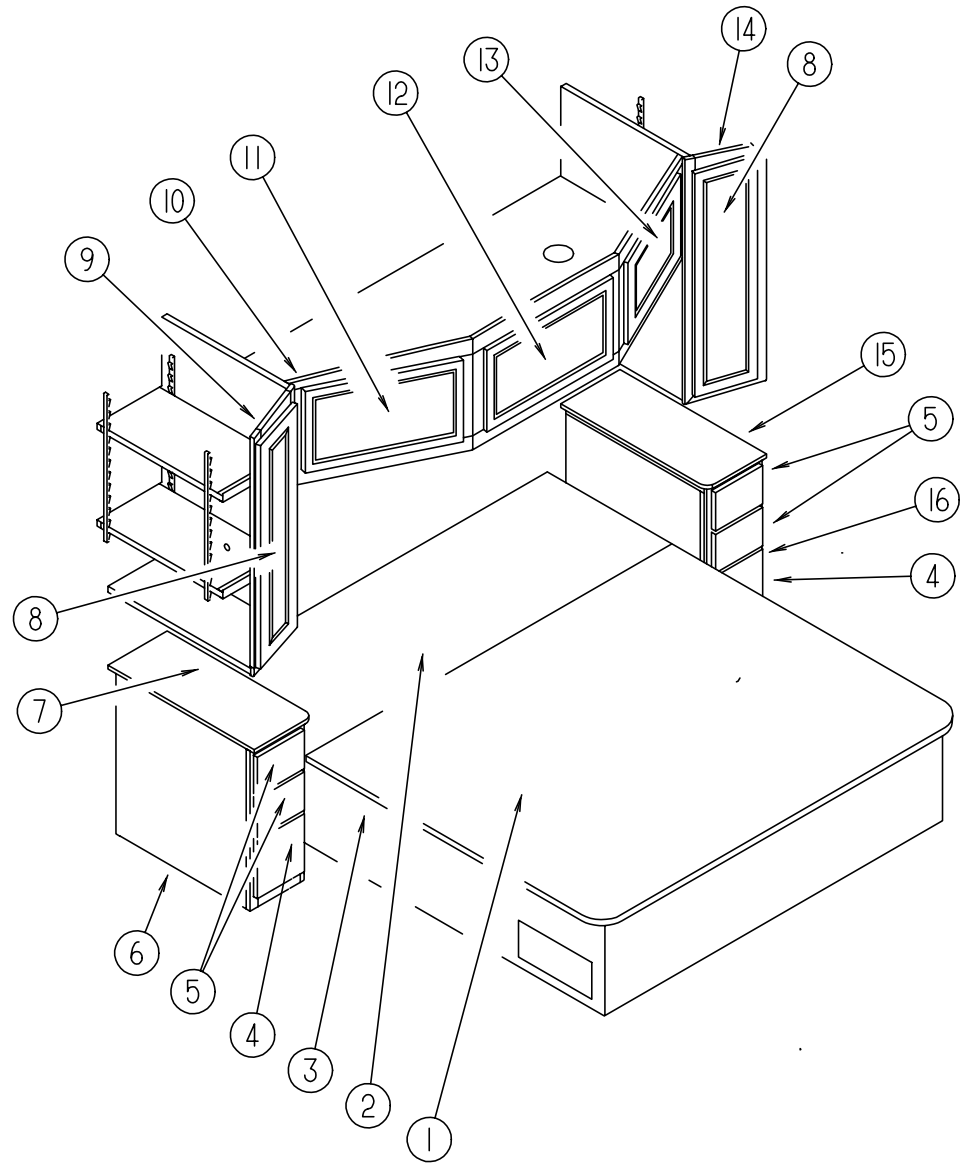


**REAR OVERHEAD TV CABINET**

KEY	PART NUMBER	U/M DESCRIPTION
1	113106-17-FQ0	EA TRIM (PICKLED ASH)
	074045-09-000	EA PLUG-OAK,1/2" DIA (PICKLED ASH)
1	113106-17-FQ0	EA TRIM (SALEM CHERRY)
	074045-08-000	EA PLUG-OAK,1/2" DIA (SALEM CHERRY)
2	113106-01-FQ0	EA CABINET ASM-OVHD,TV,REAR (PICKLED ASH)
2	113106-01-FQ0	EA CABINET ASM-OVHD,TV,REAR (SALEM CHERRY)
3	113107-01-02B	EA SHELF ASM-SUPPORT,TV,REAR
	123655-01-000	FT SEAL - CLOSED CELL FOAM

## BEDROOM GROUP (CONTINUED)

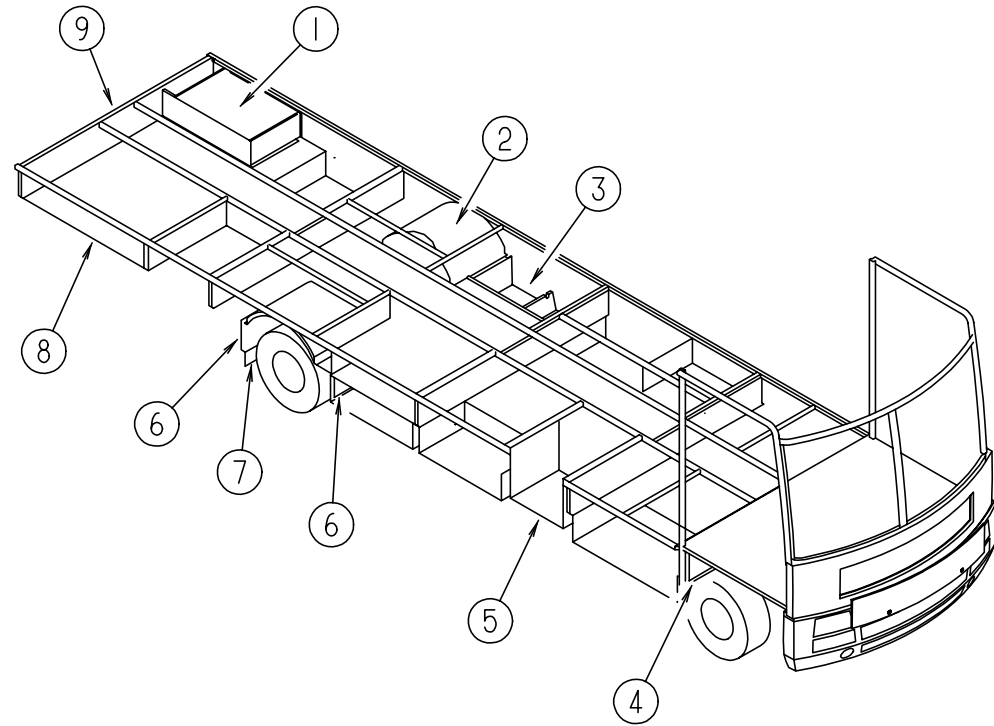
### KING BEDROOM CABINETS



KEY	PART NUMBER	U/M DESCRIPTION
1	M05087-22-000	EA CABINET ASM-QUEEN BED TOP
	118227-11-GV0	EA BEDBOARD-KING BED (GV0/GV1)
	118227-11-GV2	EA BEDBOARD-KING BED (GV2/GV3)
	118227-11-GV4	EA BEDBOARD-KING BED (GV4/GV5)
2	M05087-21-000	EA CABINET ASM-QUEEN BED TOP
3	P18227-01-GV0	EA CABINET ASM-BED, KING (PICKLED ASH)
3	P18227-01-GV1	EA CABINET ASM-BED, KING (SALEM CHERRY)
4	M05971-R2-GV0	EA DRAWER COMPL-SLIDE, OGEE (PICKLED ASH)
4	M05971-R2-GV1	EA DRAWER COMPL-SLIDE, OGEE (SALEM CHERRY)

KEY	PART NUMBER	U/M DESCRIPTION
5	M05971-R1-GV0	EA DRAWER COMPL-SLIDE, OGEE (PICKLED ASH)
5	M05971-R1-GV1	EA DRAWER COMPL-SLIDE, OGEE (SALEM CHERRY)
6	P18225-01-GV0	EA CABINET ASM-NIGHTSTAND, RH
6	P18225-01-GV1	EA CABINET ASM-NIGHTSTAND, RH
6	P18225-01-GV2	EA CABINET ASM-NIGHTSTAND, RH
6	P18225-01-GV3	EA CABINET ASM-NIGHTSTAND, RH
6	P18225-01-GV4	EA CABINET ASM-NIGHTSTAND, RH
6	P18225-01-GV5	EA CABINET ASM-NIGHTSTAND, RH
7	118225-11-GV0	EA COUNTERTOP ASM (GV0/GV1)
7	118225-11-GV2	EA COUNTERTOP ASM (GV2/GV3)
7	118225-11-GV4	EA COUNTERTOP ASM (GV4/GV5)
8	M06803-14-GV0	EA DOOR-RAIL, MTRD/OG - 0275 X 0925 (PICKLED ASH)
	088742-10-000	EA MIRROR-BEVELED, SAFETY GLASS - 186 X 836
8	M06803-14-GV1	EA DOOR-RAIL, MTRD/OG - 0275 X 0925 (SALEM CHERRY)
	088742-10-000	EA MIRROR-BEVELED, SAFETY GLASS - 186 X 836
9	P18229-01-GV0	EA CABINET ASM-SHIRT CLOSET, RH (PICKLED ASH)
9	P18229-01-GV1	EA CABINET ASM-SHIRT CLOSET, RH (SALEM CHERRY)
10	P18228-01-GV0	EA CABINET ASM-OVHD, REAR, KING (PICKLED ASH)
10	P18228-01-GV1	EA CABINET ASM-OVHD, REAR, KING (SALEM CHERRY)
11	120035-03-GV0	EA DOOR ASM-FABRIC WRAPPED
11	120035-03-GV1	EA DOOR ASM-FABRIC WRAPPED
11	120035-03-GV2	EA DOOR ASM-FABRIC WRAPPED
11	120035-03-GV3	EA DOOR ASM-FABRIC WRAPPED
11	120035-03-GV4	EA DOOR ASM-FABRIC WRAPPED
11	120035-03-GV5	EA DOOR ASM-FABRIC WRAPPED
12	120035-01-GV0	EA DOOR ASM-FABRIC WRAPPED
12	120035-01-GV1	EA DOOR ASM-FABRIC WRAPPED
12	120035-01-GV2	EA DOOR ASM-FABRIC WRAPPED
12	120035-01-GV3	EA DOOR ASM-FABRIC WRAPPED
12	120035-01-GV4	EA DOOR ASM-FABRIC WRAPPED
12	120035-01-GV5	EA DOOR ASM-FABRIC WRAPPED
13	120035-02-GV0	EA DOOR ASM-FABRIC WRAPPED
13	120035-02-GV1	EA DOOR ASM-FABRIC WRAPPED
13	120035-02-GV2	EA DOOR ASM-FABRIC WRAPPED
13	120035-02-GV3	EA DOOR ASM-FABRIC WRAPPED
13	120035-02-GV4	EA DOOR ASM-FABRIC WRAPPED
13	120035-02-GV5	EA DOOR ASM-FABRIC WRAPPED
14	P18230-01-GV0	EA CABINET ASM-SHIRT CLOSET, LH (PICKLED ASH)
14	P18230-01-GV1	EA CABINET ASM-SHIRT CLOSET, LH (SALEM CHERRY)
15	118226-11-GV0	EA COUNTERTOP ASM (GV0/GV1)
15	118226-11-GV2	EA COUNTERTOP ASM (GV2/GV3)
15	118226-11-GV4	EA COUNTERTOP ASM (GV4/GV5)
16	P18226-01-GV0	EA CABINET ASM-NIGHTSTAND, LH
16	P18226-01-GV1	EA CABINET ASM-NIGHTSTAND, LH
16	P18226-01-GV2	EA CABINET ASM-NIGHTSTAND, LH
16	P18226-01-GV3	EA CABINET ASM-NIGHTSTAND, LH
16	P18226-01-GV4	EA CABINET ASM-NIGHTSTAND, LH
16	P18226-01-GV5	EA CABINET ASM-NIGHTSTAND, LH
	057460-02-000	EA STUD-BALL, GAS SPRING - 10MM - 5/16" - 18
	057460-04-000	EA SPRING-GAS
	089025-01-000	EA SUPPORT-SPRING, TO BED - ANGLE 1.5" X 11.8" LONG - STEEL
	109645-01-000	EA BRACKET-SUPPORT, FLOOR TO BED - FOR GAS SPRING
	041389-11-000	EA HINGE-PIANO

## CHASSIS GROUP



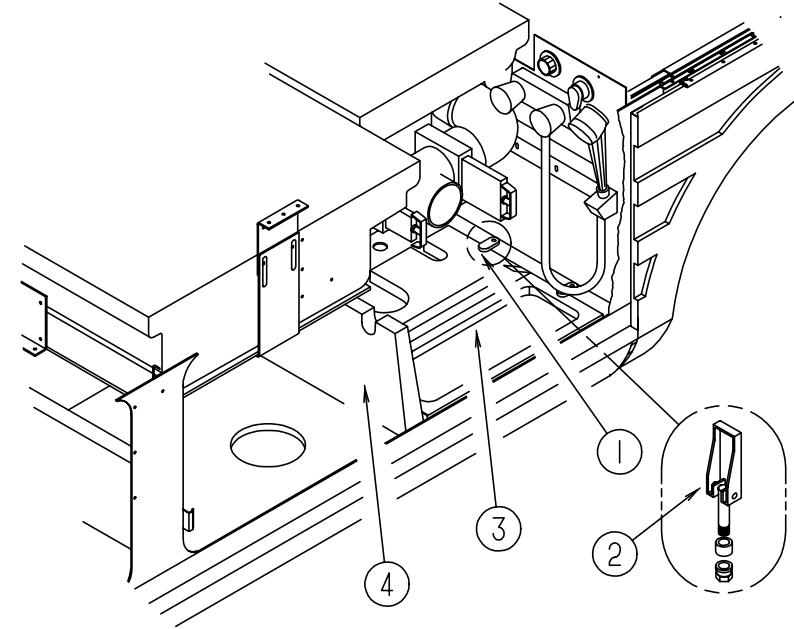
### COMPARTMENTS, WHEEL WELLS & MUD FLAPS

KEY	PART NUMBER	U/M	DESCRIPTION
1	106152-01-000	EA	PANEL-COMPARTMENT, GENERATOR
	107865-06-000	EA	ROD-SUPPORT, VALANCE PANEL
2	055374-03-000	EA	WHEELWELL-PLASTIC
3	M07452-04-G38	EA	COMPT ASM-STORAGE
	117757-01-01A	EA	COMPARTMENT-STORAGE, O/W
4	104147-02-000	EA	SPLASH SHIELD-HEADLIGHT, RH - STEEL - E-COAT
5	094707-01-01A	EA	STEP-DOUBLE, ELECTRIC W/ORANGE CONTROL BOX - KWIKEE 3218
5	065450-05-000	EA	TIEDOWN-BATTERY, 8.4" TUBE
6	020167-05-000	EA	DIRT GUARD-STEEL 15" LONG 15"
			FROM: 00-00-00 THRU: 09-24-95
6	020167-04-000	EA	GUARD-DIRT
			FROM: 09-25-95 THRU: 99-99-99
7	017516-01-000	EA	FLAP-MUD, 14" X 18" - BLACK
8	108986-01-000	EA	TUBE-SUPPORT, LADDER, LOWER
			MOUNTS LADDER IN STORAGE COMPARTMENT
8	115392-01-01A	EA	STRAP ASM-VELCRO, APLIX FF5026-008
8	112384-01-000	EA	SPONGE-BRACKET, RACK & LADDER
9	078513-01-000	EA	CHANNEL-FRAME, REAR
	102805-02-000	EA	CHANNEL-FRONT FRAME EXTENSION (CHEVY)
	102805-04-000	EA	CHANNEL-FRONT FRAME EXTENSION (FORD)
	056748-01-000	EA	PLUG-CAP, 1.5" DIAMETER - BLACK
	119845-01-01A	EA	PLUG-PLASTIC, BLACK - CAPPLUG FP 241
	115361-01-01A	EA	PLUG-PLASTIC, CAPPLUG NO.W5
	107719-01-01A	EA	STRIKE-VALANCE DOOR, MILL

## CHASSIS GROUP (CONTINUED)

### AIR DUCT & ELBOWS - VORTEC 285 HP GAS ENGINE (CHEVY)

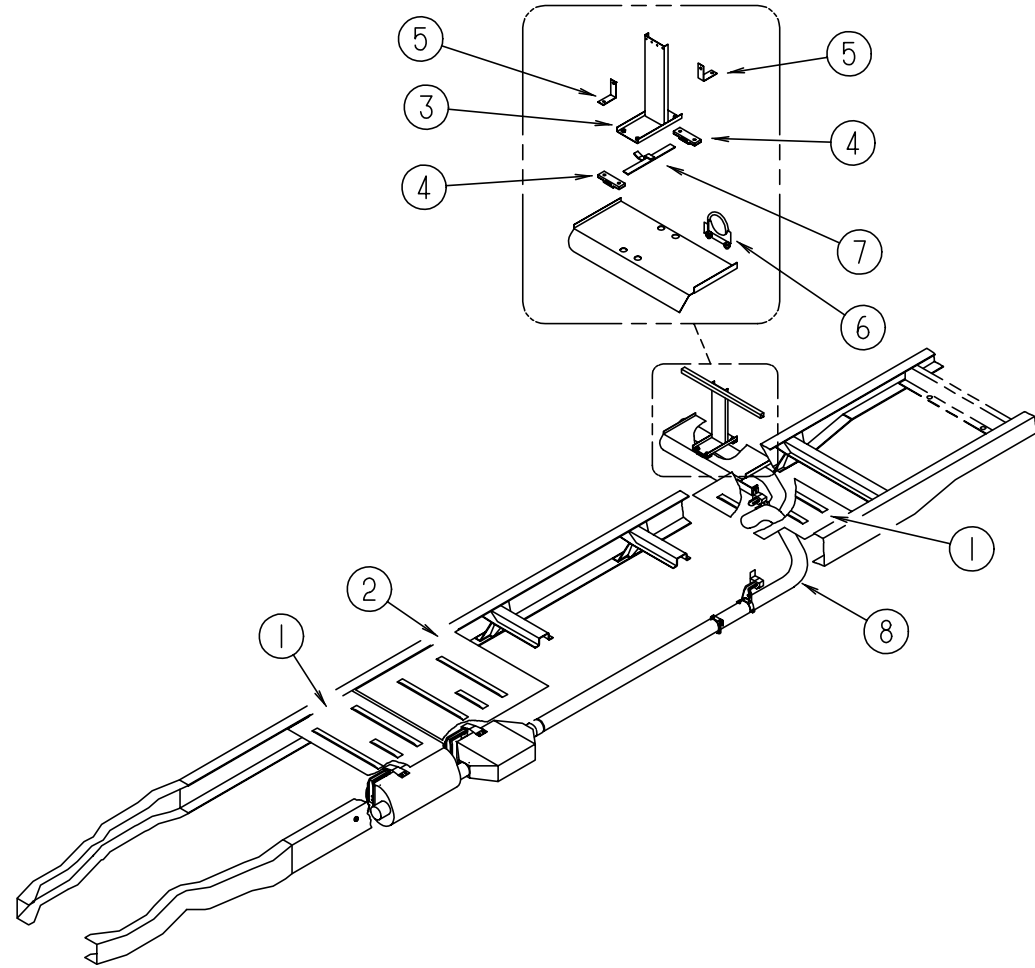
KEY	PART NUMBER	U/M	DESCRIPTION
	123361-01-000	EA	DUCT-AIR INTAKE
	123362-01-000	EA	ELBOW-RUBBER, 90 DEGREE - 3.5" ID



### STORAGE COMPARTMENT

KEY	PART NUMBER	U/M	DESCRIPTION
1	114677-01-01A	EA	RETAINER-HATCH, COMPARTMENT - MILL
			FROM: 00-00-00 THRU: 01-25-96
2	121175-01-01A	EA	LATCH-SWELL, BLACK
			FROM: 01-26-96 THRU: 99-99-99
3	M06991-05-G38	EA	HATCHASM-W/FOAM
4	117758-01-01A	EA	HATCH-COMPARTMENT, STORAGE - BLACK
			FROM: 00-00-00 THRU: 03-03-96
4	117758-02-01A	EA	HATCH-COMPARTMENT, STORAGE BLACK
			FROM: 03-04-96 THRU: 99-99-99

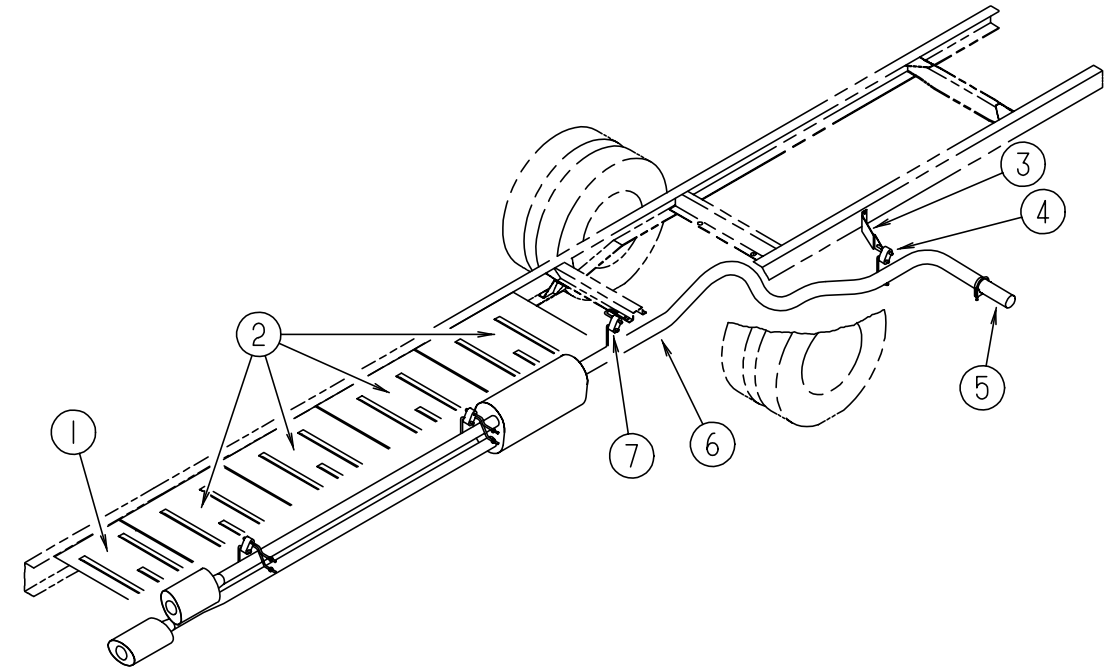
**CHASSIS GROUP (CONTINUED)**



**CHEVY EXHAUST SYSTEM**

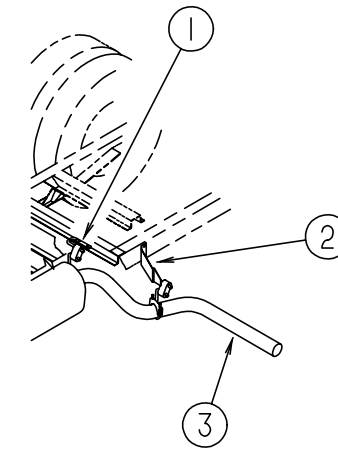
KEY	PART NUMBER	U/M DESCRIPTION
1	101544-01-000	EA SHIELD-HEAT, EXHAUST - 19.7" X 28.9" - STEEL
2	101544-02-000	EA SHIELD-HEAT, EXHAUST - 30" X 28.9" - STEEL
3	118000-01-02B	EA HANGER ASM-TAILPIPE, E-COAT
4	095190-01-000	EA HANGER-EXHAUST, 4" X 1.4"
5	120740-01-02B	EA BRACKET-SUPPORT, SHIELD, E-COAT
6	094918-01-000	EA CLAMP-EXHAUST, 3" - GUILLOTINE STYLE
7	096055-07-000	EA SUPPORT ASM-EXHAUST PIPE
8	107754-02-000	EA PIPE-EXHAUST, TAIL, GM

**CHASSIS GROUP (CONTINUED)**



**CHEVY EXHAUST SYSTEM - 285 HP GAS ENGINE**

KEY	PART NUMBER	U/M DESCRIPTION
1	101544-01-000	EA SHIELD-HEAT, EXHAUST - 19.7" X 28.9" - STEEL
2	101544-02-000	EA SHIELD-HEAT, EXHAUST - 30" X 28.9" - STEEL
3	122297-01-01A	EA SPACER-LEVELING JACK
4	122392-02-02B	EA HANGER-EXHAUST
		FROM: 00-00-00 THRU: 03-10-96
4	122392-03-02B	EA HANGER-EXHAUST
		FROM: 03-11-96 THRU: 99-99-99
5	098762-11-000	EA PIPE-EXHAUST, STRAIGHT, 3.0 IN
		FROM: 02-10-96 THRU: 99-99-99
6	098762-06-000	EA PIPE-EXHAUST, STRAIGHT, 3.0 IN
	094918-01-000	EA CLAMP-EXHAUST, 3" - GUILLOTINE STYLE
7	122392-01-02B	EA HANGER-EXHAUST

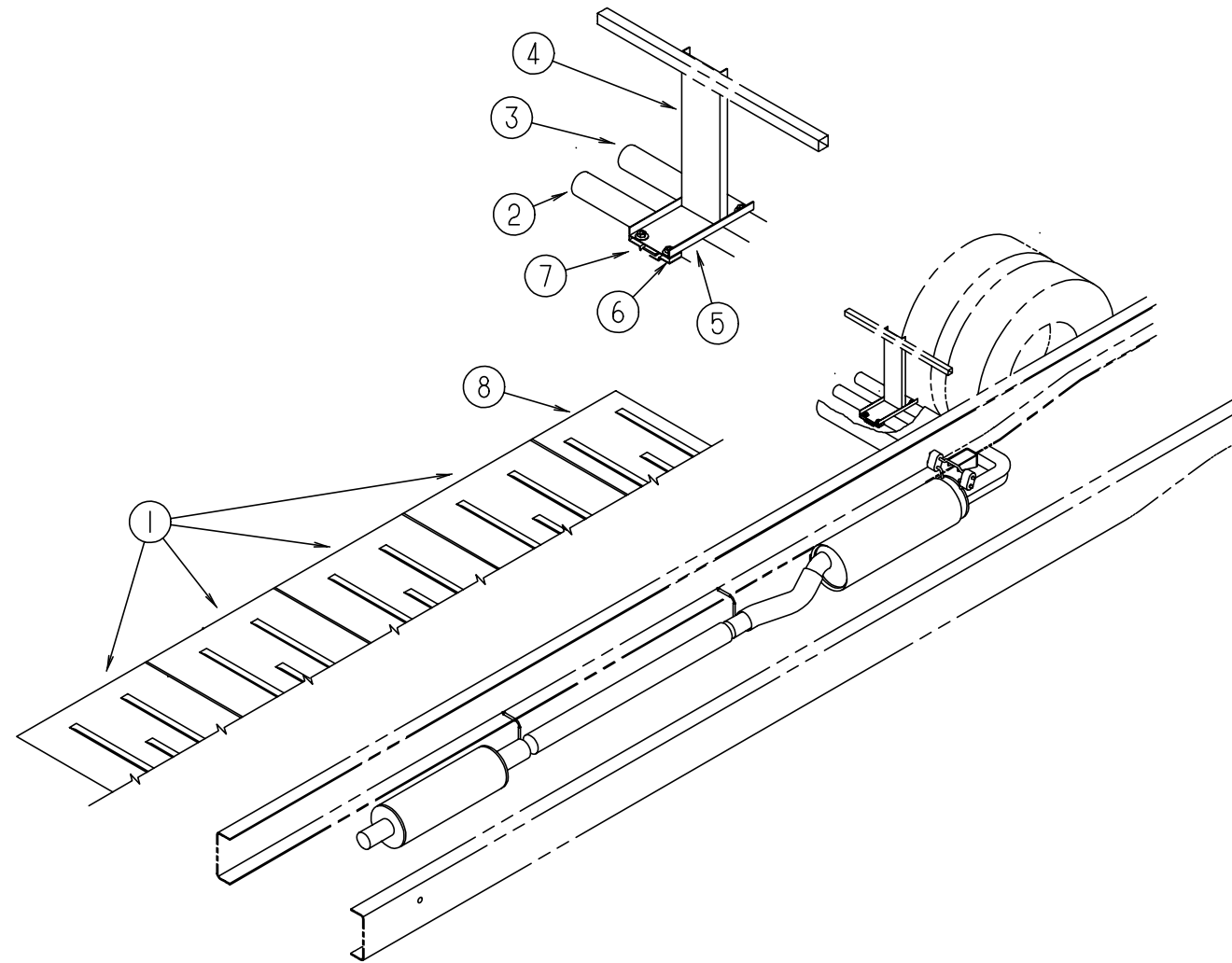


**CHEVY EXHAUST SYSTEM - 285 HP GAS ENGINE W/JET AIR**

KEY	PART NUMBER	U/M DESCRIPTION
1	122392-01-02B	EA HANGER-EXHAUST
2	122392-03-02B	EA HANGER-EXHAUST
3	122529-02-000	EA PIPE-EXHAUST
	094918-01-000	EA CLAMP-EXHAUST, 3" - GUILLOTINE STYLE

## CHASSIS GROUP (CONTINUED)

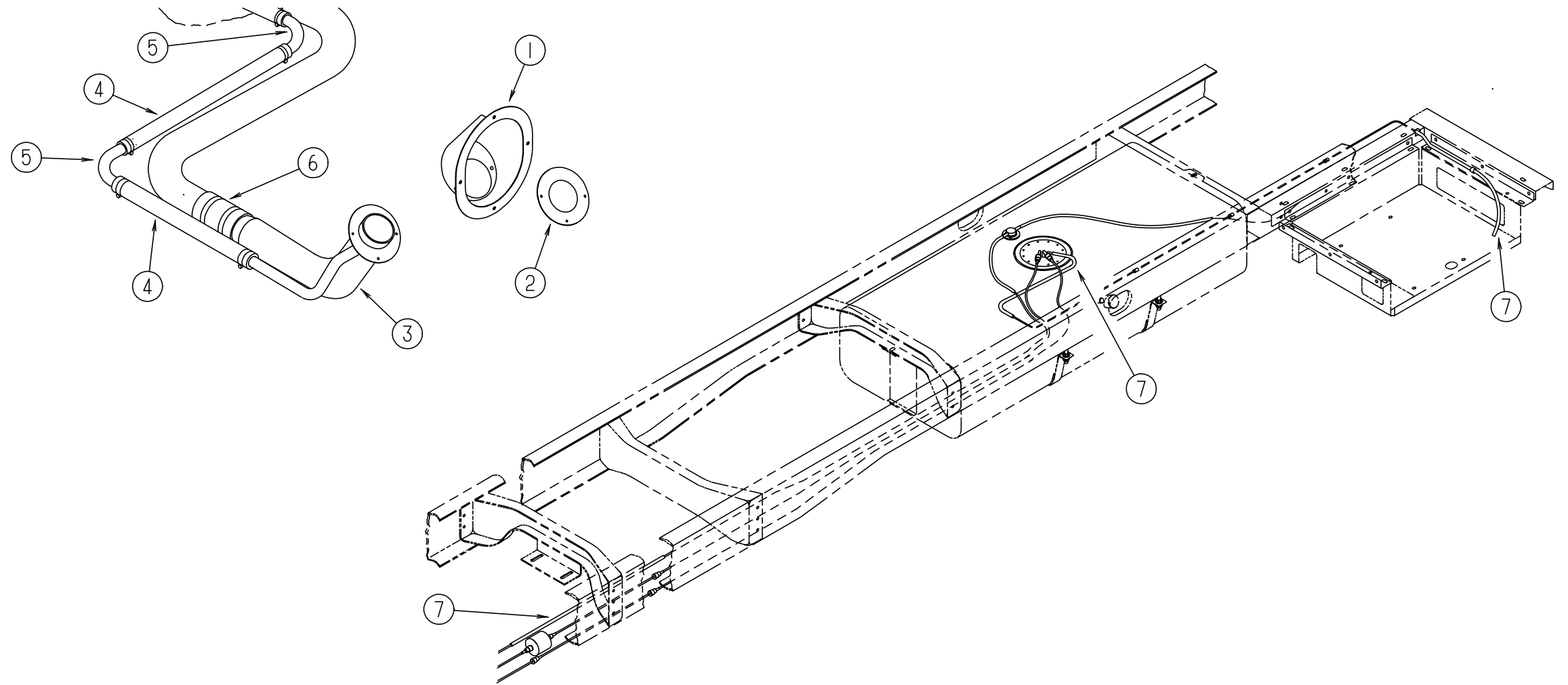
### FORD EXHAUST SYSTEM



KEY	PART NUMBER	U/M	DESCRIPTION
1	101544-06-000	EA	SHIELD-HEAT, EXHAUST
2	112165-02-000	EA	PIPE-EXHAUST, TAIL, FORD, FRONT
			FROM: 00-00-00 THRU: 09-01-96
2	112165-01-000	EA	PIPE-EXHAUST, TAIL, FORD, FRONT
			FROM: 09-02-96 THRU: 04-11-96
2	122242-02-000	EA	PIPE-EXHAUST, TAIL, FORD, FRONT
			FROM: 04-12-96 THRU: 99-99-99
3	112166-01-000	EA	PIPE-EXHAUST, TAIL, FORD, REAR
			FROM: 00-00-00 THRU: 09-01-96
3	112166-02-000	EA	PIPE-EXHAUST, TAIL, FORD, REAR
			FROM: 09-02-96 THRU: 04-11-96
3	122243-02-000	EA	PIPE-EXHAUST, TAIL, FORD, REAR
			FROM: 04-12-96 THRU: 99-99-99
4	118000-01-02B	EA	HANGER ASM-TAILPIPE, E-COAT
5	120740-01-02B	EA	BRACKET-SUPPORT, SHIELD - E-COAT
6	095190-01-000	EA	HANGER-EXHAUST, 4" X 1.4"
7	096055-06-000	EA	SUPPORT ASM-EXHAUST PIPE
8	101544-01-000	EA	SHIELD-HEAT, EXHAUST - 19.7 X 28.9

## CHASSIS GROUP (CONTINUED)

### FORD FUEL SYSTEM

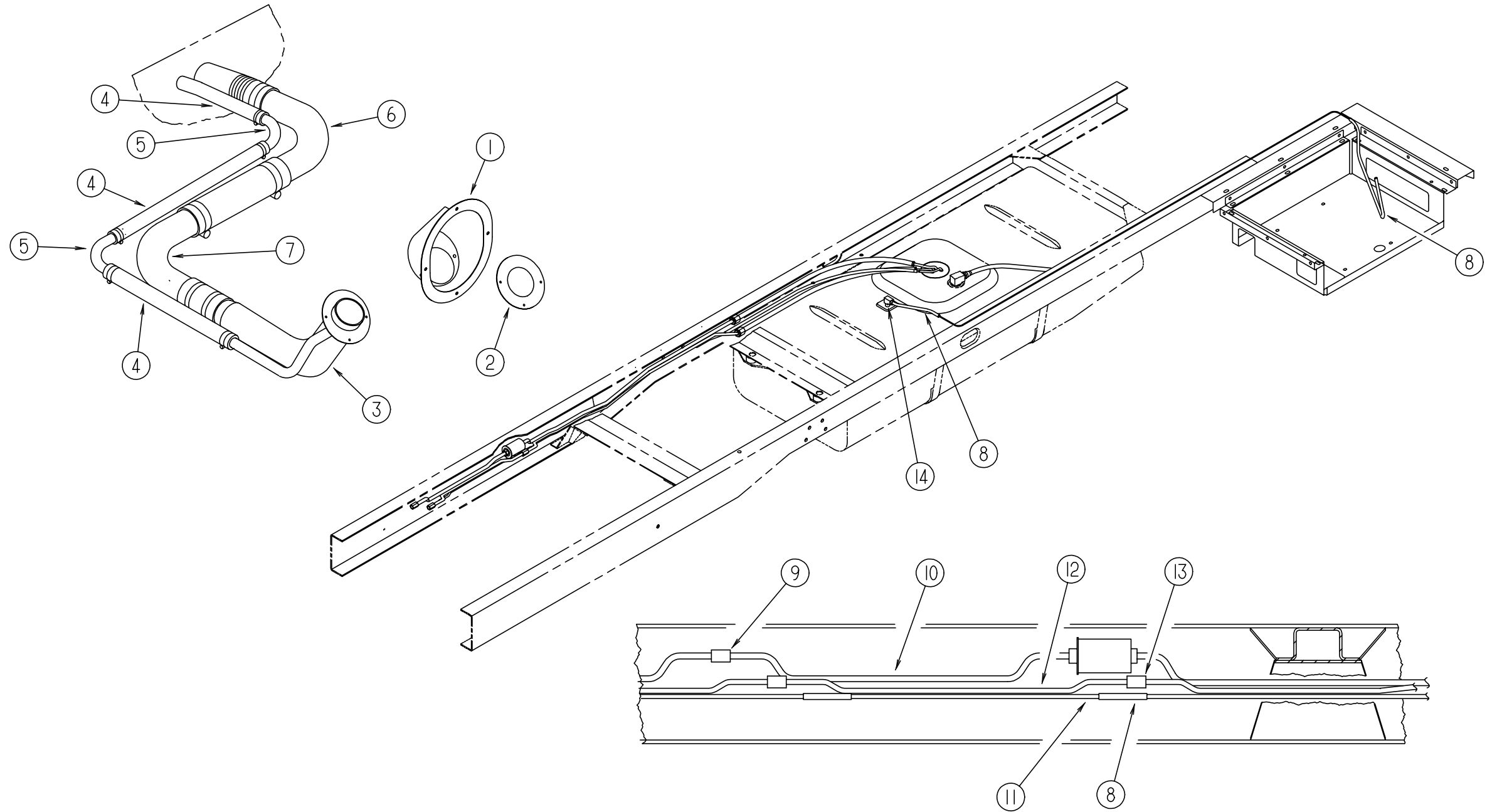


KEY	PART NUMBER	U/M	DESCRIPTION
	089310-01-000	EA	CAP-FUEL FILL, FORD
1	095854-01-01A	EA	SHROUD-FUEL FILL, PLASTIC
2	078200-01-000	EA	GASKET-FUEL FILL, 3.5" OD X 2" ID
3	087256-07-000	EA	NECK-FUEL FILL
4	066732-01-000	FT	HOSE-FUEL FILL, .62" ID
5	098806-01-000	EA	PIPE-FILL VENT, 90 DEGREE BEND - .625" OD - STEEL
6	007111-02-000	EA	HOSE-FUEL FILL, 2.00 ID - IN 3FT LENGTHS
7	007063-01-000	FT	HOSE-GAS, 1/4" ID X 1/2" OD
	084884-01-000	EA	PLUG-BRASS, 3/8"



# CHASSIS GROUP (CONTINUED)

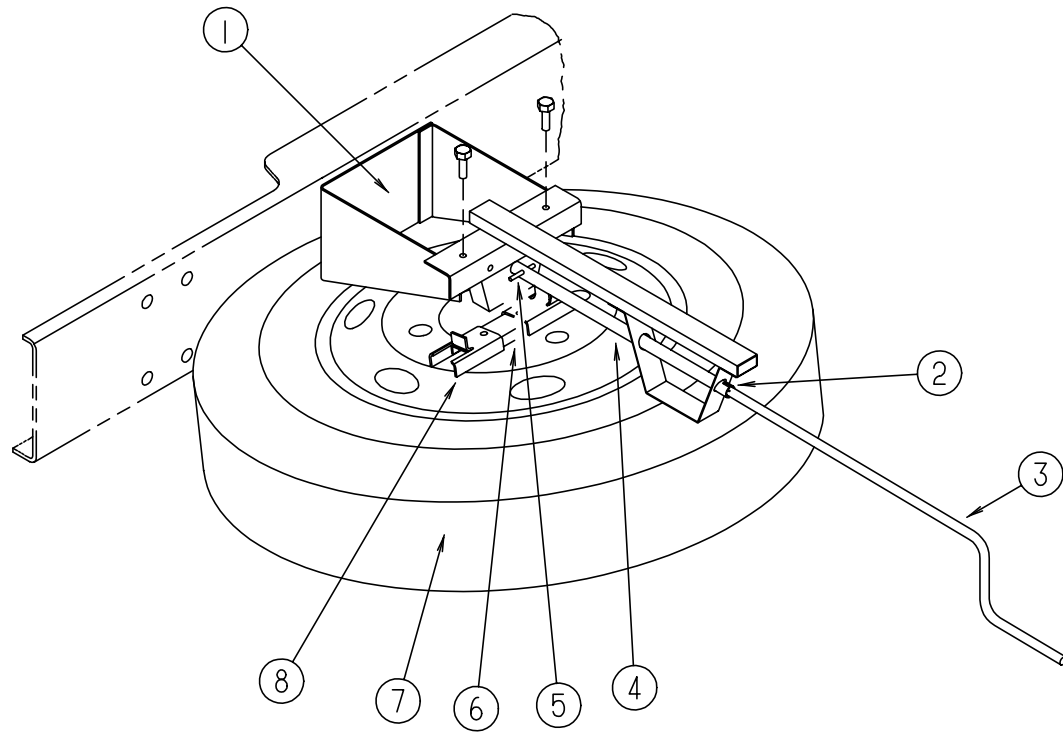
## CHEVY FUEL SYSTEM



KEY	PART NUMBER	U/M	DESCRIPTION
	073220-02-000	EA	CAP-FUEL FILL, CHEVY
1	102951-01-08A	EA	SHROUD-FUEL FILL, BLACK
			FROM: 00-00-00 THRU: 03-03-96
1	102951-01-01A	EA	SHROUD-FUEL FILL - UNFINISHED
			FROM: 03-04-96 THRU: 99-99-99
2	078200-01-000	EA	GASKET-FUEL FILL, 3.5" OD X 2" ID
3	087256-10-000	EA	NECK-FUEL FILL
4	066732-01-000	FT	HOSE-FUEL FILL, .62" ID
5	098806-01-000	EA	PIPE-FILL VENT, 90 DEGREE BEND - .625" OD - STEEL
6	098803-01-000	EA	PIPE-FUEL FILL, 90 DEGREE BEND - 13.2" - 1 3/4" OD - STEEL
7	098807-01-000	EA	PIPE-FUEL FILL, 90 DEGREE BEND - 6.6" - 1 3/4" OD - STEEL
8	007063-01-000	FT	HOSE-GAS, 1/4" ID X 1/2" OD
	084884-01-000	EA	PLUG-BRASS, 3/8"
	062401-06-000	EA	CLAMP-HOSE, WORMGEAR .22"-.62"
9	098779-02-000	EA	COUPLER-FUEL LINE, M 16 X 1.5-6H
			FROM: 00-00-00 THRU: 01-15-96

KEY	PART NUMBER	U/M	DESCRIPTION
10	098 759-02-000	EA	FUEL LINE ASM-SUPPLY, 3/8 - 508 LONG
			FROM: 00-00-00 THRU: 01-15-96
11	074800-18-000	EA	TUBE-EXTENSION, MAIN FUEL
			FROM: 00-00-00 THRU: 01-15-96
12	098758-02-000	EA	FUEL LINE ASM-RETURN, 5/16 - 508 LONG
			FROM: 00-00-00 THRU: 01-15-96
13	098779-01-000	EA	COUPLER-FUEL LINE, M 14 X 1.5-6H - GM 15550219
			FROM: 00-00-00 THRU: 01-15-96
14	114254-01-000	EA	ADAPTER - 1/4 SINGLE BARB X 1/8 MPT - WEATHERHEAD 1537
	068382-06-000	EA	BUSHING-BRASS, 3/8 MPT X 1/8 FPT - PARKER 209P-6-2
	024138-01-000	FT	HOSE-FUEL, 5/16" ID
	044317-01-000	FT	HOSE-FUEL, 3/8" ID
	075466-01-000	EA	UNION-INVERTED FL TUBE, 1/4"
			FROM: 00-00-00 THRU: 01-15-96

### CHASSIS GROUP (CONTINUED)

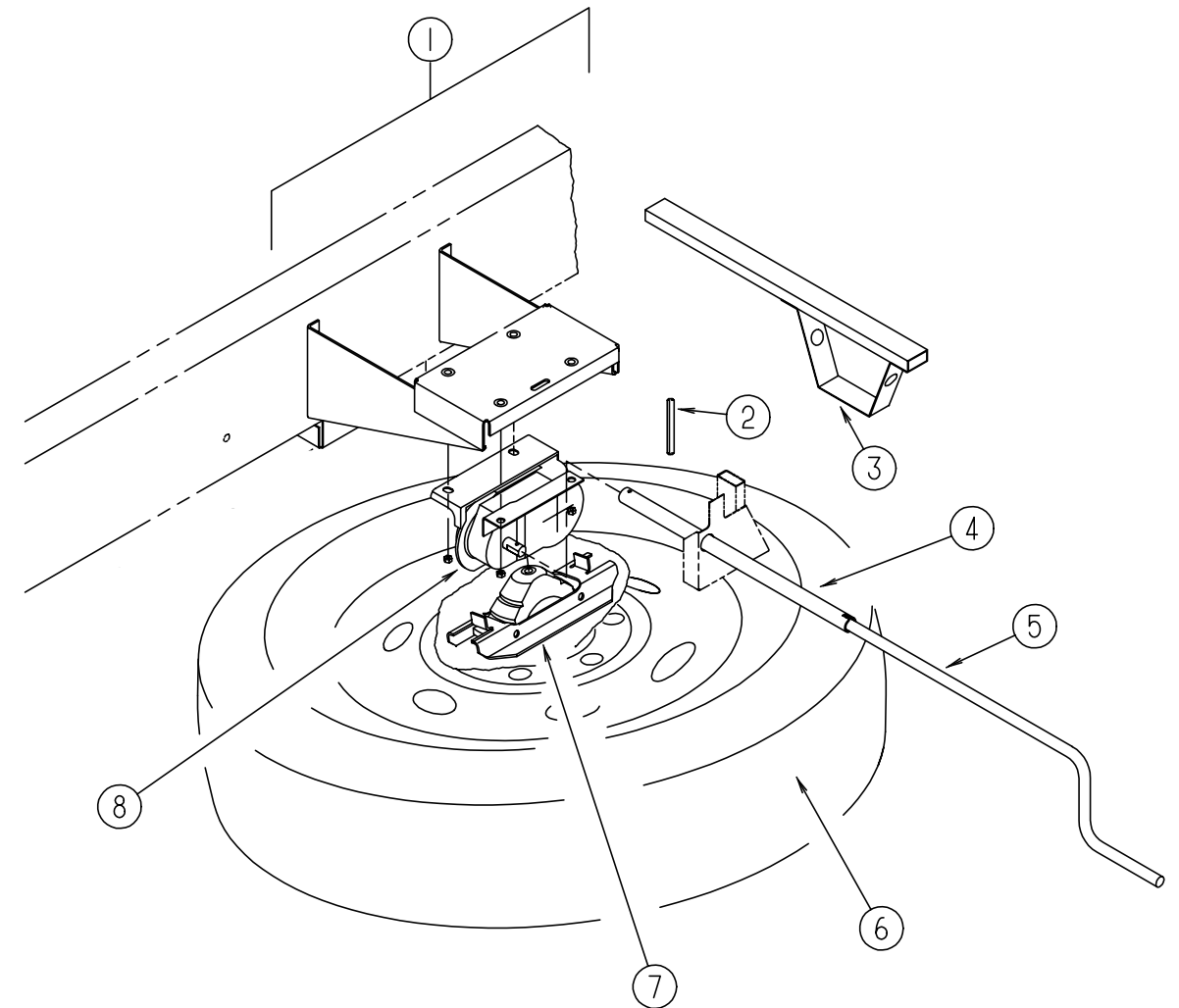


SPARE TIRE & HOIST FROM: 00-00-00 THRU: 04-14-96

KEY	PART NUMBER	U/M	DESCRIPTION
1	112534-01-E37	EA	BRACKET ASM-TIRE HOIST
2	112539-02-01B	EA	SUPPORT-HANDLE, TIRE HOIST, ML
3	093376-02-000	EA	HANDLE-CRANK, TIRE HOIST
4	093375-09-000	EA	EXTENSION-TIRE HOIST
5	000F10-02-40B	EA	PIN-COTTER, 3/16 X 2.00 - ZN
6	093267-02-000	EA	HOIST-SPARE TIRE
7	095853-02-000	EA	WHEEL-STEEL, 16" X 6K - F2TA - 1015 - NA - ACCURIDE 28513-7 (FORD ONLY)
7	007324-03-000	EA	TIRE - 8R19.5 LRF, MICHELIN (CHEVY)
	051377-01-000	EA	STEM-VALVE, TR500
7	083425-05-000	EA	TIRE-MICHELIN, LT235/85R16 LRE - XPS RIB (FORD)
	077030-02-000	EA	EXTENSION-VALVE STEM, 1.25"
	051377-05-000	EA	STEM-VALVE, VS938
	095012-03-000	EA	EXTENSION-VALVE STEM, DUAL WHEEL (FORD)
	095012-04-000	EA	STABILIZER-VALVE EXTENSION
8	105499-01-000	EA	BRACKET-TIRE HOIST
	080208-01-000	EA	LUG WRENCH, 1.06 X 1.00 (CHEVY)
	080208-02-000	EA	BAR-LEVERAGE, LUG WRENCH (CHEVY)

FORD LUG WRENCH & LEVERAGE BAR ARE CHASSIS PROVIDED

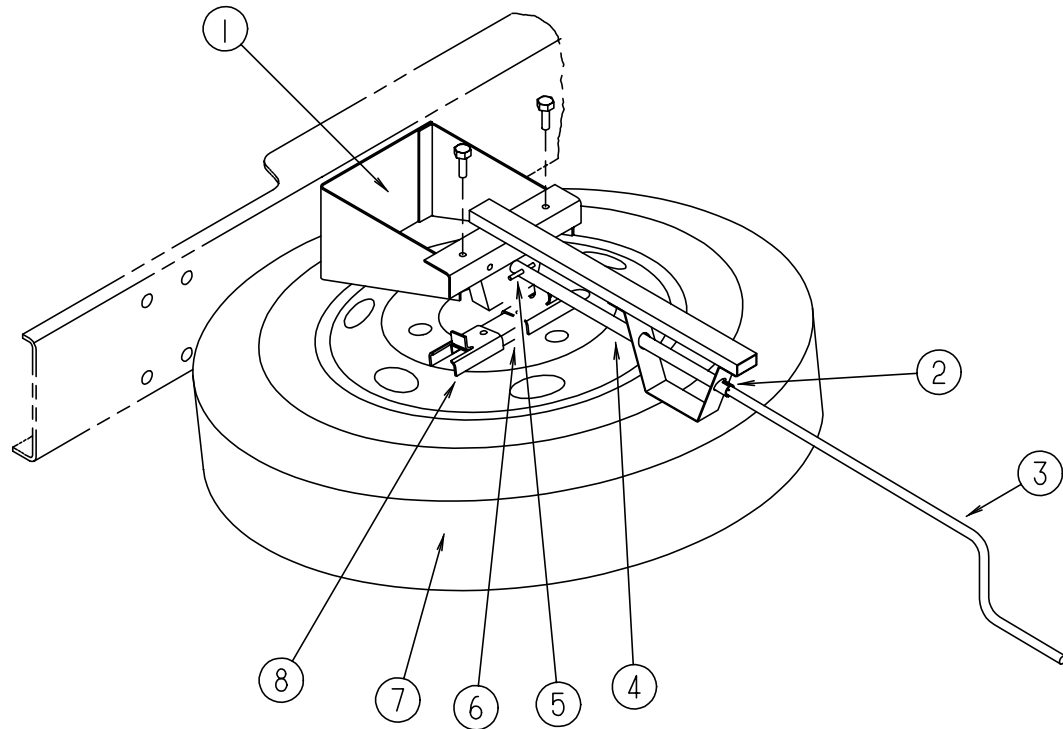
### CHASSIS GROUP (CONTINUED)



SPARE TIRE & HOIST FROM: 04-15-96 THRU: 06-07-96

KEY	PART NUMBER	U/M	DESCRIPTION
1	122108-01-02B	EA	BRACKET ASM-TIRE HOIST, E-COAT
2	114376-02-000	EA	PIN-DRIVE, .156 X 1.000 TYPE E - C-TECH
3	112539-02-01B	EA	SUPPORT-HANDLE, TIRE HOIST, ML
4	093375-10-000	EA	EXTENSION-TIRE HOIST
5	093376-04-000	EA	HANDLE ASM-CRANK, TIRE HOIST
6	083425-05-000	EA	TIRE-MICHELIN, LT235/85R16 LRE - XPS RIB - FORD
	051377-05-000	EA	VALVE STEM ASM-VS938 - EATON VS-938 F53-92 - FORD
	077030-02-000	EA	EXTENSION-VALVE STEM, 1.25"
	095853-02-000	EA	WHEEL-STL, 16 X 6K, F2TA-1015-NA - ACCURIDE 28513-7 - FORD
6	007324-03-000	EA	TIRE-MICHELIN, 8R 19.8 LRF
	051377-01-000	EA	STEM-VALVE, TR 500
	064963-01-000	EA	WHEEL-STEEL, 19.5" X 6" - GM 14005758
	080208-01-000	EA	LUG WRENCH, 1.06 X 1.00
	080208-02-000	EA	BAR-LEVERAGE, LUG WRENCH
7	120877-01-000	EA	HOIST-SPARE TIRE, 400 LB
8	113007-04-000	EA	PIN-SPRING, .188 X 1.25 IN

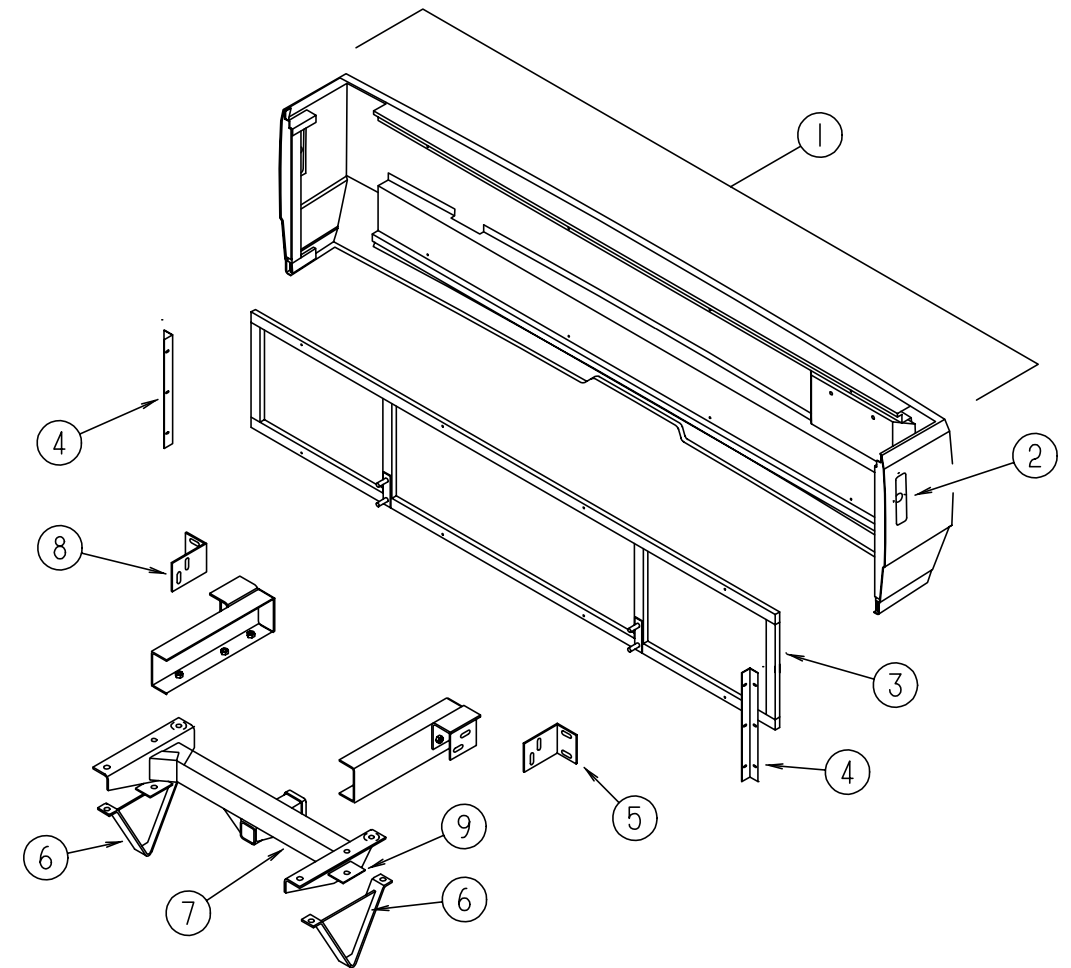
## CHASSIS GROUP (CONTINUED)



SPARE TIRE & HOIST FROM: 06-08-96 THRU: 99-99-99

KEY	PART NUMBER	U/M	DESCRIPTION
1	112534-01-E37	EA	BRACKET ASM-TIRE HOIST
2	112539-02-01B	EA	SUPPORT-HANDLE, TIRE HOIST, ML
3	093376-02-000	EA	HANDLE-CRANK, TIRE HOIST
4	093375-09-000	EA	EXTENSION-TIRE HOIST
5	000F10-02-40B	EA	PIN-COTTER, 3/16 X 2.00 - ZN
6	093267-03-000	EA	HOIST-SPARE TIRE
7	095853-02-000	EA	WHEEL-STEEL, 16" X 6K - F2TA - 1015 - NA - ACCURIDE 28513-7 (FORD ONLY)
7	007324-03-000	EA	TIRE - 8R19.5 LRF, MICHELIN (CHEVY)
	051377-01-000	EA	STEM-VALVE, TR500
7	083425-05-000	EA	TIRE-MICHELIN, LT235/85R16 LRE - XPS RIB (FORD)
	077030-02-000	EA	EXTENSION-VALVE STEM, 1.25"
	051377-05-000	EA	STEM-VALVE, VS938
	095012-03-000	EA	EXTENSION-VALVE STEM, DUAL WHEEL (FORD)
	095012-04-000	EA	STABILIZER-VALVE EXTENSION
8	105499-01-000	EA	BRACKET-TIRE HOIST
	080208-01-000	EA	LUG WRENCH, 1.06 X 1.00 (CHEVY)
	080208-02-000	EA	BAR-LEVERAGE, LUG WRENCH (CHEVY)
			FORD LUG WRENCH & LEVERAGE BAR ARE CHASSIS PROVIDED

## CHASSIS GROUP (CONTINUED)



REAR BUMPER & TRAILER HITCH

KEY	PART NUMBER	U/M	DESCRIPTION
1	P18217-02-GV0	EA	BUMPER ASM COMPLETE
	117511-01-GV0	EA	PANEL ASM-BUMPER, REAR
	104319-51-007	EA	EXTR-FRAME, GRILLE - 100MM
2	118374-01-01A	EA	POCKET-SIDE MARKER LIGHT, BLACK
3	118833-01-02B	EA	FRAME ASM-BUMPER, REAR, E-COAT
4	113041-03-02B	EA	ANGLE-MOUNT, BUMPER, E-COAT
			FROM: 00-00-00 THRU: 05-26-96
4	113041-06-02B	EA	ANGLE-MOUNT, BUMPER, E-COAT
			FROM: 05-27-97 THRU: 99-99-99
5	107524-02-000	EA	ANGLE-BUMPER, INNER, LH
6	093048-01-000	EA	PLATE-SKID, REAR BUMPER - V SHAPED
			FROM: 00-00-00 THRU: 01-23-96
6	111742-01-000	EA	PLATE ASM-SKID
			FROM: 01-24-96 THRU: 99-99-99
7	107707-01-000	EA	DRAWBAR ASM-HITCH, CLASS II
	034512-01-000	EA	PIN-LOCKING, DRAWBAR
	034513-01-000	EA	PIN-HITCH, 3/16" WIRE
8	107524-01-000	EA	ANGLE-BUMPER, INNER, RH
9	070579-09-000	EA	PLATE ASM ANCHOR
	113588-02-01B	EA	BRACKET-CONNECTOR,TRAILER, MILL
	113589-01-000	EA	CONNECTOR-PLUG, TRAILER - GENERAL 433501
	113589-02-000	EA	CONNECTOR-SOCKET, TRAILER - GENERAL 4733601

**CHASSIS GROUP (CONTINUED)**

**CHASSIS GROUP (CONTINUED)**

**WHEEL LINERS - FORD - FROM: 00-00-00 THRU: 03-17-96**

KEY	PART NUMBER	U/M	DESCRIPTION
	091209-14-000	EA	WHEEL LINER SET - F/F53 CHASSIS - 16" WHEEL (SET = 4)
	091209-01-704	EA	COVER-LUG NUT W/O FLANGE 36 LUG NUT COVER - NO SHOULDER OR FLANGE AT BASE
	091209-08-700	EA	LINER-WHEEL, FRT.,W/AXLE CVR 157
	091209-08-706	EA	NUT-JAMB .500, 9/16 STUD 165

**WHEEL LINERS - FORD - SET OF 4 - FROM: 03-18-96 THRU: 99-99-99**

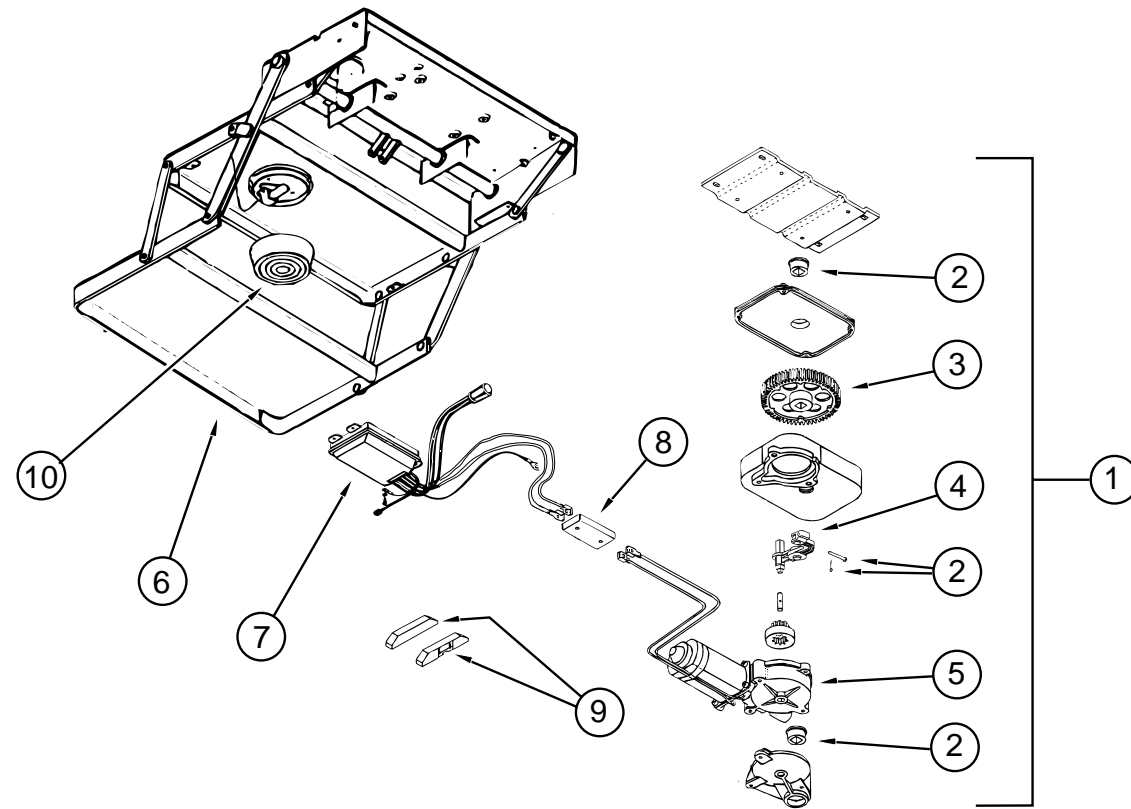
KEY	PART NUMBER	U/M	DESCRIPTION	VENDOR NO.
	110435-08-000	EA	LINER-WHEEL SET (SET=4) 16"	
	110435-02-702	EA	STUD EXTENDER	V160SD-STX
	110435-02-703	EA	NUT (JAMB)	V160SD-JNT
	110435-02-704	EA	COVER-LUG NUT	V160F0-LNC
	110435-02-705	EA	TOOL F/JAMB NUT, INSTALL.	V160F0-TOL
	110435-08-700	EA	LINER-WHEEL, FRONT	V160SD-FWC
	110435-08-701	EA	LINER-WHEEL, REAR	V160SD-RWC

**WHEEL LINERS - CHEVY - SET OF 4 - FROM: 00-00-00 THRU: 06-30-96**

KEY	PART NUMBER	U/M	DESCRIPTION	VENDOR NO.
	091209-01-000	EA	LINER-WHEEL, 19.5" - SST - SET OF 4 - GM CHASSIS	
	091209-01-700	EA	LINER-WHEEL, FRT 10 LUG	37N
	091209-01-701	EA	LINER-WHEEL, RR 10 LUG EA=1	38N
	091209-01-702	EA	COVER-AXLE, FRT 19.5 10 LUG	34N
	091209-01-703	EA	COVER-AXLE, REAR 19.5 10 LUG	35N
	091209-01-704	EA	COVER-LUG NUT, W/O FLANGE	36
	091209-14-700	EA	LINER-WHEEL, (REAR) W/AXLE CVR	159

**WHEEL LINERS - CHEVY - SET OF 4 - FROM: 07-01-96 THRU: 99-99-99**

KEY	PART NUMBER	U/M	DESCRIPTION	VENDOR NO.
	110435-06-000	EA	LINER-WHEEL SET (SET=4) 19.5"	
	110435-02-703	EA	NUT (JAMB)	V160SD-JNT
	110435-02-704	EA	COVER-LUG NUT	V160F0-LNC
	110435-02-705	EA	TOOL F/JAMB NUT, INSTALL.	V160F0-TOL
	110435-06-700	EA	LINER-WHEEL, FRONT	V195P5-FWC
	110435-06-701	EA	LINER-WHEEL, REAR	V195P5-RWC
	110435-06-702	EA	BRACKET-BRIDGE	V195P5-BRK
	110435-06-703	EA	NUT-JAM, BRIDGE BRKT 1 1/16	V195P5-BJN
	110435-06-704	EA	STUD EXTENDERS - P30	V195P5-STX



**ELECTRIC STEP - KWIKEE**

KEY	PART NUMBER	U/M	DESCRIPTION	VENDOR NO.
1	094707-01-01A	EA	STEP-DOUBLE, ELECTRIC W/ORANGE CONTROL BOX	3218
2	094707-02-703	EA	PARTS KIT, (BEARINGS & PINS)	9530
3	094707-02-702	EA	GEAR KIT, W/BEARINGS, PIN & CASE	9525
4	094707-02-701	EA	LINKAGE ASM, W/BEARINGS & PINS	9523
5	094707-02-700	EA	MOTOR REPLACEMENT KIT, W/BEARINGS & PINS	9520
6	094707-01-702	EA	FRAME ONLY, W/DOUBLE STEP	908032
7	094707-02-705	EA	CONTROL UNIT, (ORANGE)	9513
8	094707-02-704	EA	CONNECTOR KIT-MOTOR, W/PLATES	9537
	094707-02-707	EA	NON-SKID TREAD BLACK, 6" X 21"	909333
9	116995-01-000	EA	SWITCH/MAGNET-STEP, ELECTRIC	905306
	075723-02-000	EA	SPACER-SWITCH, W/HOLE - .2" X .9" X 2" - METAL - OFF WHITE FOR ELECTRIC STEP DOOR JAMB SWITCH	
	041250-01-000	EA	SWITCH-PUSH BUTTON, IN DOOR JAMB - METAL - CHROME	
10	088746-01-705	EA	LIGHT-UNDER STEP	9004
	088733-01-700	EA	BULB	9004

**CHASSIS GROUP (CONTINUED)**

**CHEVY FRONT SHOCKS**

KEY	PART NUMBER	U/M	DESCRIPTION
	104993-01-000	EA	SHOCK ABSORBER-GAS, P30 FRONT-BILSTEIN B46-1173 (SINGLE-1) FROM: 00-00-00 THRU: 01-07-96
	104993-02-000	EA	SHOCK ABSORBER-GAS, P30 FRONT-BILSTEIN B46-2317 (SINGLE-1) FROM: 01-08-96 THRU: 99-99-99

**DRIVESHAFT & COMPONENTS - CHASSIS SUPPLIED AFTER - 01-15-96**

KEY	PART NUMBER	U/M	DESCRIPTION
	075302-09-000	EA	DRIVESHAFT ASM-YOKE/YOKE, 50"
	075302-25-000	EA	DRIVESHAFT ASM-BALANCED PAIR 20/21 - CHEVY 228" CHASSIS
	075302-20-000	EA	DRIVESHAFT ASM-YOKE/BEARING/SPLINE - DANA 916098-5014
	075302-21-000	EA	DRIVESHAFT ASM-SPLINE-YOKE/YOKE - DANA 916099-4220
	074833-01-000	EA	SPACER-BEARING, DRIVESHAFT - 2" X 8" X .5" THICK -
	074833-04-000	EA	SPACER-BEARING, DRIVESHAFT - 8" X 2" - STEEL
	088497-02-000	EA	NUT-INVERTED FLARE, 1/4"
	107212-01-000	EA	CROSSMEMBER ASM-BRKG SUPPORT - CHEVY 228 3 SHAFT
	085771-03-000	EA	NUT-HEX, FLARE TORQUE - GRADE G DRIVE SHAFT

**FRONT HWH HYDRAULIC LEVELING SYSTEM - FORD & CHEVY**

KEY	PART NUMBER	U/M	DESCRIPTION	VENDOR NO.
	100532-07-000	EA	LEVELING SYSTEM-HYDRAULIC - HWH AP0396	
	100532-02-701	EA	SPRING KIT - 6K JACK	RAP6824
	100532-02-702	EA	ACTUATOR KIT, 6K JACK	RAP7062
	100532-02-704	EA	CABLE-ACTUATOR, 6K JACK	RAP7194
	100532-03-701	EA	CONTROL BOX-W/JET AIR 2 JACK	RAP9800
	100532-03-703	EA	JACK ASM - 6K, W/PRESS. SW.TALL	RAP8130
	100532-03-706	EA	PUMP ASM. HYD. .75 STONE 3"	RAP0195
	100532-03-708	EA	MANIFOLD ASM. 2 VALVE W/JET	RAP0033
	100532-03-710	EA	SENSING UNIT 21' MTA	RAP6798
	100532-03-711	EA	PANEL ASM.,CONTROL-TOUCH MOD	RAP7868
	100532-03-713	EA	MODULAR CABLE 7'	RAP8002
	100532-03-716	EA	SOLENOID-SINGLE, ESSEX	RAP7505
	100532-03-717	EA	VALVE-SHUTTLE	RAP7964
	100532-03-718	EA	VALVE-SOLENOID	RAP8034
	100532-03-720	EA	SWITCH-PRESS 300PSI W/PIGTAIL	RAP8355
	100532-03-721	EA	VALVE-CHECK KIT (SGL)	RAP7944
	100532-03-723	EA	MANIFOLD HDWE MTG KIT	RAP9171
	100532-03-725	EA	SWITCH WARNING W/RESISTOR	RAP0995
	100532-03-726	EA	SWITCH-PRESSURE	RAP8003
	100532-03-727	EA	SOLENOID KIT	R7572
	100532-06-700	EA	PUMP/TANK/MANIFOLD ASM	RAP0032
	100533-06-000	EA	BRACKETS-FRONT LEVELING JACK (FORD) AP7160	
	100533-05-000	EA	BRACKETS-FRONT LEVELING JACK (CHEVY) AP7107	
	100536-17-000	EA	HOSE KIT - HWH AP0408	
	107890-01-000	EA	ELBOW-STEEL, 90 D 1/4 X 3 7D FLARE - PARKER 4-C6X-S	
	107938-01-000	EA	BRACKET ASM-PUMP	
	108629-01-000	EA	SHIELD-PUMP	

**CHASSIS GROUP (CONTINUED)**

**FRONT & REAR HWH HYDRAULIC LEVELING SYSTEM - FORD & CHEVY**

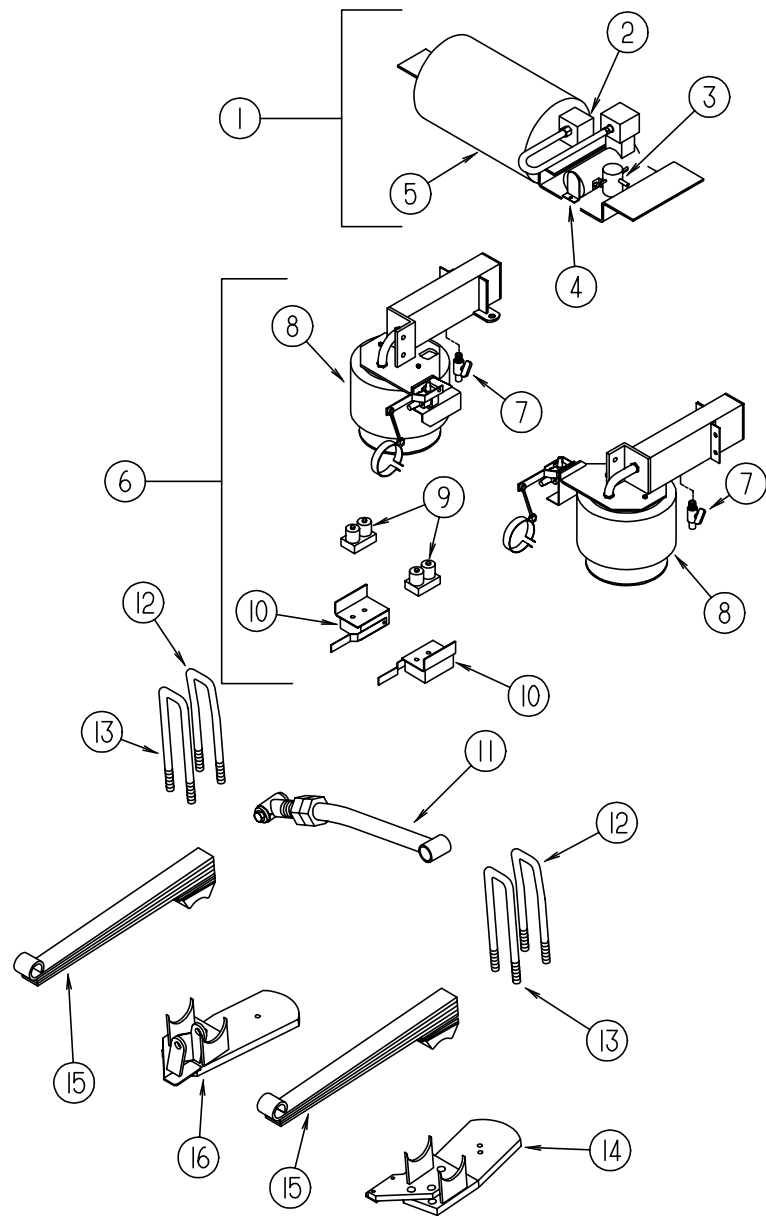
KEY	PART NUMBER	U/M	DESCRIPTION	VENDOR NO.
	100532-09-000	EA	LEVELING SYSTEM-HYDRAULIC AP1017	
	100532-01-704	EA	SWITCH-MERCURY, 6K & 9K JACK	RAP1010
	100532-01-705	EA	SPRING KIT - 9K JACK	RAP1171
	100532-01-707	EA	BEARING-ROLLER KIT, 9K JACK	R2527
	100532-02-701	EA	SPRING KIT - 6K JACK	RAP6824
	100532-02-704	EA	CABLE-ACTUATOR, 6K JACK	RAP7194
	100532-03-705	EA	PUMP/MOTOR/TANK .75 GAL	RAP0002
	100532-03-710	EA	SENSING UNIT 21' MTA	RAP6798
	100532-03-715	EA	CAP-BREATHER	RAP7876
	100532-03-716	EA	SOLENOID-SINGLE, ESSEX	RAP7505
	100532-03-717	EA	VALVE-PRESS., RETURN SHUTTLE	RAP7964
	100532-03-726	EA	SWITCH-PRESSURE	RAP8003
	100532-09-700	EA	PANEL ASM.-TOUCH CONTROL	RAP1002
	100532-09-701	EA	CONTROL BOX ASM.	RAP0984
	100532-09-702	EA	CABLE-MODULAR 5'	AP1020
	100532-09-703	EA	MANIFOLD ASM.-COMPLETE	RAP0959
	100532-09-704	EA	VALVE-PRESSURE SOLENOID	RAP0642
	100532-09-705	EA	SWITCH-PRESSURE W/HEAD - 3000	RAP0993
	100532-09-706	EA	JACK ASM. 9K TALL	RAP0980
	100532-09-707	EA	ACTUATOR ASM. - 9K	RAP0547
	100532-09-708	EA	JACK ASM. - 6K TALL-FRONT W/SW	RAP0992
	100532-09-709	EA	ACTUATOR ASM. - 6K	RAP0448
	100532-09-710	EA	SOLENOID - 4 POST(INTERMITENT)	RAP0533
	100532-09-711	EA	POWER UNIT/MANIFOLD ASM.	RAP0978
	100532-09-712	EA	HARNESS HYDRAULIC PUMP 35.8'	RAP1024
	100532-09-713	EA	HARNESS WARN. PRESS. 35.11'	RAP1025
	100533-06-000	EA	BRACKETS-FRONT LEVELING JACK (FORD) AP7160	
	107890-01-000	EA	ELBOW-STEEL, 90 D 1/4 X 37 D FLARE - PARKER 4-C6X-S	
	107938-01-000	EA	BRACKET ASM-PUMP	
	100534-06-000	EA	BRACKETS-REAR LEVEL JACK (FORD) AP6957	
	100533-05-000	EA	BRACKETS-FRONT, LEVELING JACK (GM) AP7107	
	100534-12-000	EA	BRACKETS-REAR, LEVELING JACKS (GM) AP0921	
	100536-09-000	EA	HOSE KIT AP9447	
			FROM: 00-00-00 THRU: 09-24-95	
	100536-08-000	EA	HOSE KIT-HWH AP9446	
			FROM: 09-25-95 THRU: 99-99-99	
	100536-09-700	EA	HOSE-HYDRAULIC - 324"	AP2464
	100536-09-701	EA	HOSE-HYDRAULIC - 60"	RAP4073
	100536-09-702	EA	HOSE-HYDRAULIC - 354"	RAP4311
	100536-09-703	EA	HOSE-HYDRAULIC - 87"	RAP4905
	100532-09-702	EA	CABLE-MODULAR, 5' - W/JET	AP1020
	100532-09-700	EA	PANEL ASM.-TOUCH CONTROL - W/JET	RAP1002

**CHASSIS MISCELLANEOUS COMPONENTS**

KEY	PART NUMBER	U/M	DESCRIPTION
	102805-02-000	EA	CHANNEL-FRONT FRAME EXTENSION - FORD FROM: 09-01-95 THRU: 99-99-99
	110934-01-000	EA	CONNECTOR-PLASTIC, BARB, 5/16
	114254-01-000	EA	ADAPTER - 1/4 SINGLE BARB X 1/8 MPT - WEATHERHEAD 1537
	039623-01-000	FT	SEAL-MOTOR COVER, RUBBER BULB TYPE - BLACK

## CHASSIS GROUP (CONTINUED)

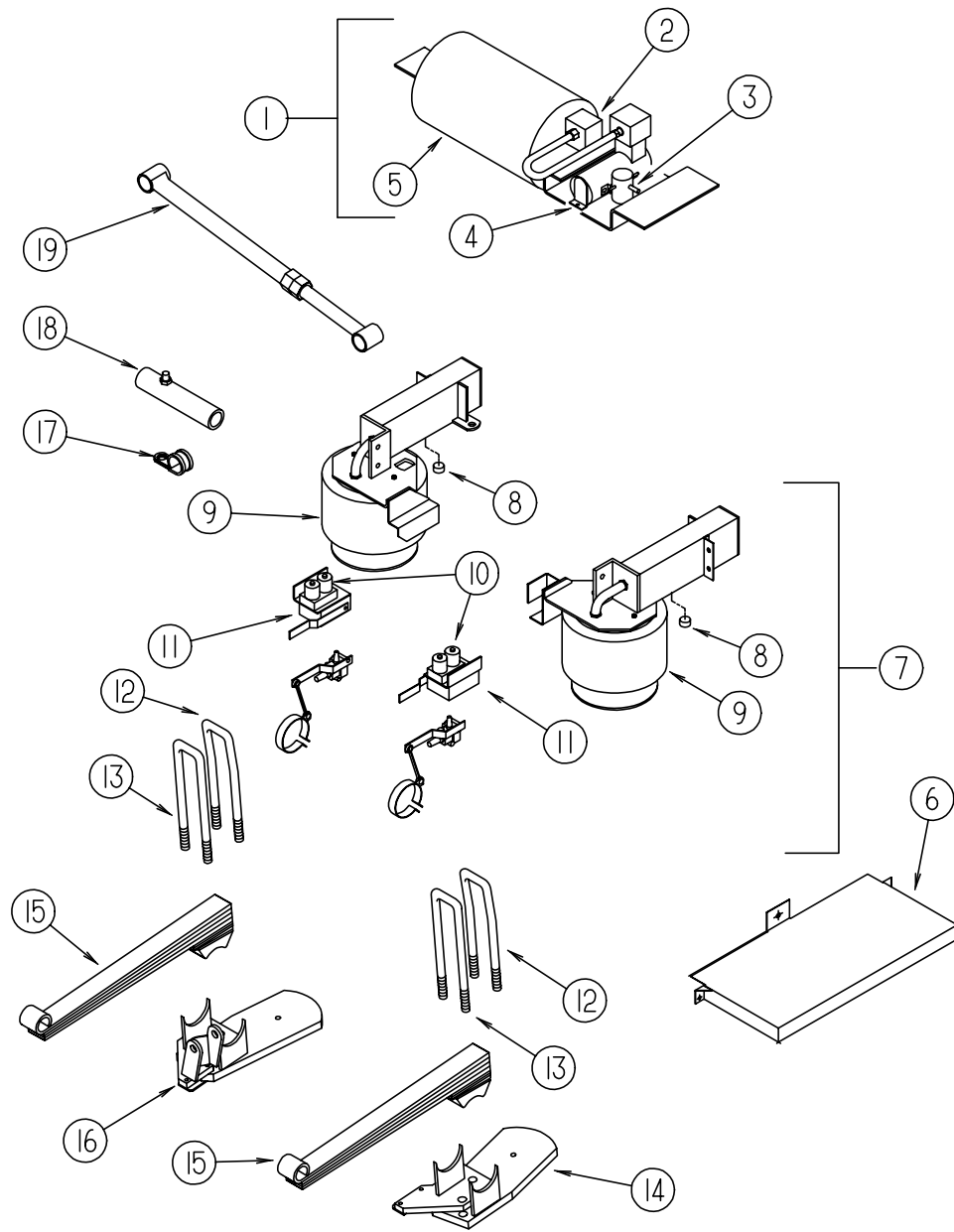
### CHEVY JET AIR SUSPENSION W/PARK & LEVEL



KEY	PART NUMBER	U/M	DESCRIPTION	VENDOR NO.
1	090436-35-000	EA	COMPRESSOR-TANK, W/O WIRING 60703	
2	090436-07-701	EA	SWITCH-AIR PRESSURE	50732
3	090436-07-704	EA	SOLENOID-ELECTRONIC	50702
4	090436-07-700	EA	COMPRESSOR ONLY	50701
5	090436-07-703	EA	CONVERSION-SWITCH PRESSURE, AIR TANK P/S	
	090436-07-702	EA	TANK-AIR, ALL MODELS	50703
6	090436-40-000	EA	FILTER-AIR INTAKE, COMPRESSOR	
6	090436-70-000	EA	MOUNT-SPRING, CHEVY - RIGHT - UPPER	51753
6	090436-69-000	EA	MOUNT-SPRING, CHEVY - LEFT - UPPER	51752
7	090436-36-700	EA	PET COCK-AIR TANK F/SPRING	50720
8	090436-15-704	EA	BAG-AIR, BELLOWS, 1EA=1 ONLY	50752
9	090436-15-710	EA	ELECTRONIC VALVE-RH	55786
9	090436-15-709	EA	ELECTRONIC VALVE-LH	55785
10	090436-15-712	EA	HEIGHT CONTROL BOX-R.H. W/LIGHT	50872
10	090436-15-711	EA	HEIGHT CONTROL BOX-L.H. W/LIGHT	50871
	090436-15-713	EA	WIRE LOOM F/AXLE POS. LIGHT	50875
11	090436-47-000	EA	BAR-TRACK, W/PIVOT BOLTS-CHEVY	55765
	090436-52-000	EA	BRACKET-TRACK BAR, STANDARD	51354
12	090436-12-000	EA	U-BOLT-STRAIGHT, 7/8"	55759
	090436-12-700	EA	NUT F/U-BOLT 1EA=1 ONLY (2 PER BOLT)	50760
13	090436-13-000	EA	U-BOLT-BENT, 7/8"	55758
14	090436-10-000	EA	MOUNT-SPRING/AXLE, LOWER LEFT	55753
15	090436-80-000	EA	SPRING - 14/16500	
16	090436-46-000	EA	MOUNT-SPRING/AXLE, LOWER RIGHT	51755
	091250-03-000	EA	BUSHING-SWAY BAR, 1.75" CUT - HELLWIG PB	732
	110114-01-000	EA	PLATE-BEEFUP, JET RIDE SUSPENSION	
	110115-01-000	EA	PLATE-BEEFUP, JET RIDE SUSPENSION	
	071374-04-000	EA	FITTING-BULKHEAD, 1/8" X 1/8" FNPT	
	111643-01-000	EA	WIRE ASM-PARK & LEVEL, WARNING	
	090436-67-000	EA	WIRING-ELECTRONIC	55864

## CHASSIS GROUP (CONTINUED)

### FORD JET AIR SUSPENSION W/PARK & LEVEL

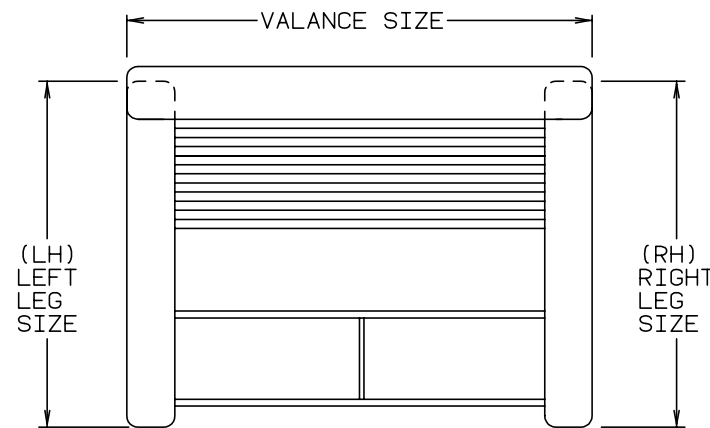
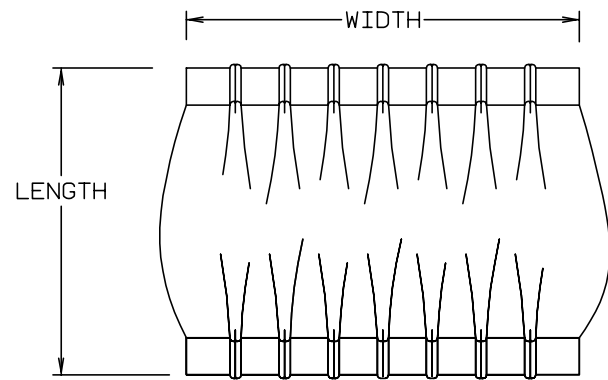
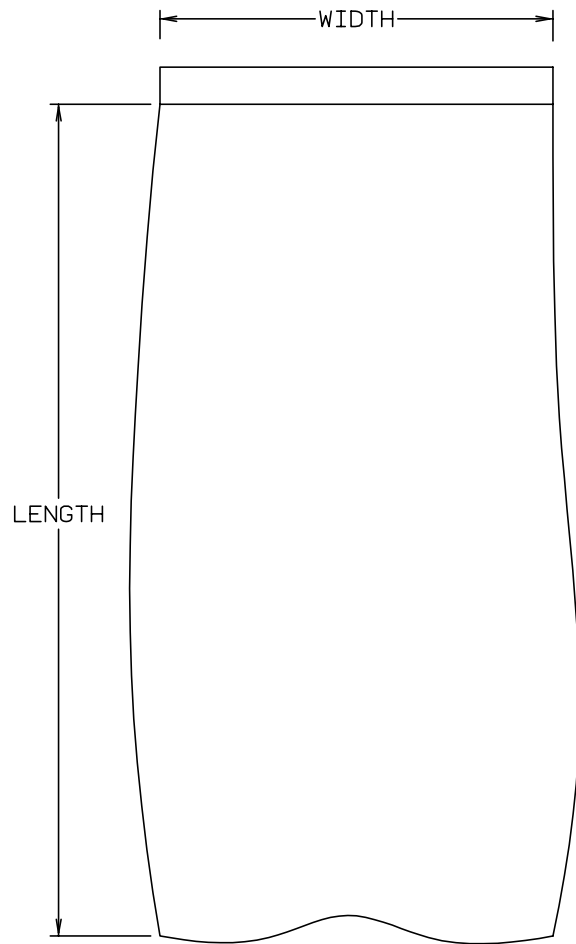


KEY	PART NUMBER	U/M DESCRIPTION	VENDOR NO.
1	090436-35-000	EA COMPRESSOR-TANK, W/O WIRING	60703
2	090436-07-701	EA SWITCH-AIR PRESSURE	50732
3	090436-07-704	EA SOLENOID-ELECTRONIC	50702
4	090436-07-700	EA COMPRESSOR ONLY	50701
5	090436-07-703	EA CONVERSION-SWITCH PRESSURE, AIR TANK	
	090436-07-702	EA TANK-AIR, ALL MODELS	50703
6	090436-40-000	EA FILTER-AIR INTAKE, COMPRESSOR	
6	090436-28-000	EA SHIELD-HEAT, FUEL TANK	60697
7	090436-71-000	EA MOUNT-SPRG, 94 W/LT - LH UPR FORD	
7	090436-72-000	EA MOUNT-SPRG, 94 W/LT - RH UPR FORD	
8	090436-36-700	EA PET COCK-AIR TANK F/SPRING	50720
9	090436-15-704	EA BAG-AIR, BELLOWS, 1EA=1 ONLY	50752
10	090436-15-710	EA VALVE-ELECTRONIC, RH	50786
10	090436-15-709	EA VALVE-ELECTRONIC, LH	50785
11	090436-15-712	EA BOX-HEIGHT CONT., RH W/LIGHT	50872
11	090436-15-711	EA BOX-HEIGHT CONT., LH W/LIGHT	50871
	090436-15-713	EA LOOM-WIRE, F/AXLE POS. LIGHT	50875
	090436-15-714	EA LOCK OUT KIT	
12	090436-25-000	EA U-BOLT, 1-14 X 4" X 15" - W/NUTS	60759
13	090436-22-000	EA U-BOLT, 1-14 X 4" X 14" - W/NUTS	60758
	031045-05-000	EA ADAPTER - 1/4" ID BARB X 1/8" MPT	
	071374-04-000	EA FITTING-BULKHEAD, 1/8" X 1/8" FNPT	
14	090436-20-000	EA MOUNT-SPRING/AXLE, LOWER DRIVER	60753
15	090436-23-000	EA SPRING-LEAF, SEMI - FORD	60762
16	090436-21-000	EA MOUNT-SPRING/AXLE, LOWER PASSENGER	60754
17	090436-29-000	EA BRACKET-BRAKE HOSE/FRAME	60696
18	090436-30-000	EA BRACKET-BRAKE HOSE/CALIPER	60695
19	090436-31-000	EA BAR-TRACK, W/BOLTS & BRKTS	60770
	090436-67-000	EA WIRING ASM-ELECTR W/LT 94F/C	
	111643-01-000	EA WIRE ASM-PARK/LEVEL WARNING	
	090436-79-000	EA STABILIZER BUSHING KIT F/FRONT AND REAR BARS 11/28/94 & UP	
	091250-03-000	EA BUSHING-SWAY BAR, 1.75" CUT-HELLWIG	PB 732
	031045-05-000	EA ADAPTER - 1/4" ID BARB X 1/8" MPT	
	071374-04-000	EA FITTING-BULKHEAD, 1/8" X 1/8" FNPT	

**CURTAIN & CUSHION GROUP  
NOTICE**

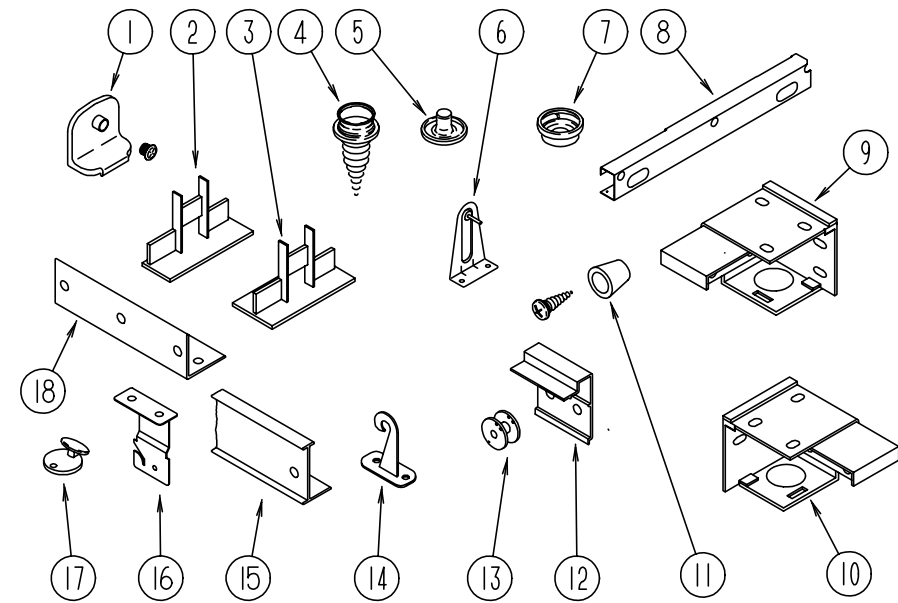
IN ORDER TO ASSIST OUR PARTS SALES DEPT. IN PROVIDING INTERIOR SOFTWARE ITEMS, PLEASE INCLUDE THE SERIAL NUMBER AND THE COLOR CODE NUMBER FROM THE VEHICLE CERTIFICATION LABEL WHEN ORDERING. THIS LABEL IS LOCATED ON THE LEFT SIDEWALL AT THE END OF THE DASH (A-BODY), OR ON THE DRIVER'S DOOR LATCH PLATE (C-BODY).

AN EXAMPLE OF A COLOR CODE NUMBER IS B07, WHICH DESIGNATES AN OVERALL COLOR SCHEME OF A PARTICULAR UNIT. THE COLOR LISTED AFTER THE ITEM DESCRIPTION ON THE MICROFICHE, INDICATES THE OVERALL UNIT COLOR. ORDER THE ITEM YOU DESIRE ACCORDING TO UNIT COLOR CODE. IF ALL COLORS USE THE SAME ITEM NO COLOR CODE WILL BE NOTED.



NOTE: USE THIS ILLUSTRATION WHEN DETERMINING LENGTH AND WIDTH MEASUREMENTS FOR CURTAINS. YOU WILL NOTE THE WIDTH MEASUREMENT IS TAKEN ON THE TOP OF THE CURTAIN WITH THE CURTAIN FULLY EXTENDED. THE LENGTH MEASUREMENT IS TAKEN FROM TOP TO BOTTOM. LEFT AND RIGHT WINDOW LEGS ARE DETERMINED WHEN FACING THE WINDOW.

**CURTAIN & CUSHION GROUP (CONTINUED)**

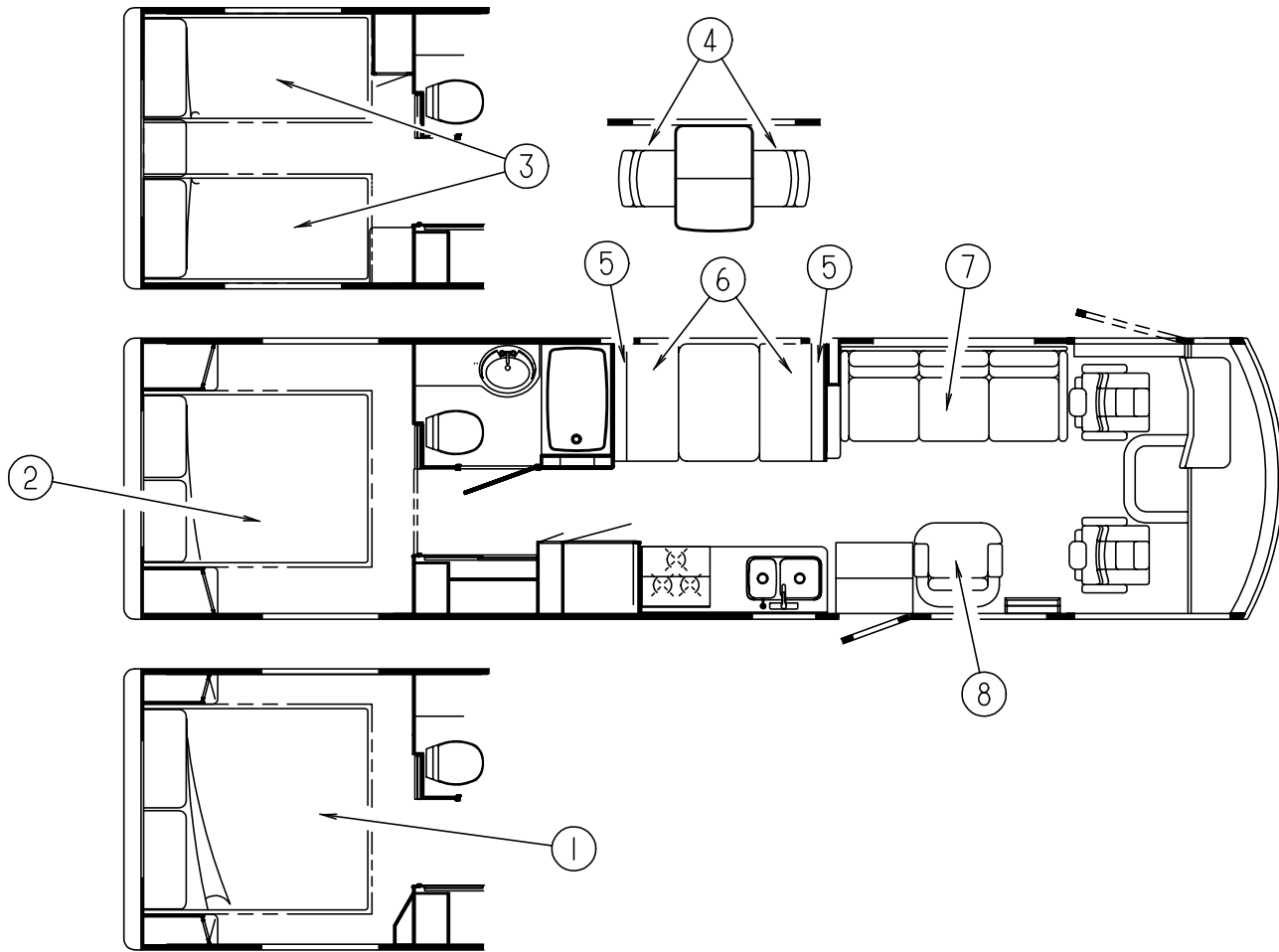


**CURTAIN HARDWARE**

KEY	PART NUMBER	U/M	DESCRIPTION
1	106544-01-000	EA	PULL-SHADE, BRASS
	106544-01-001	EA	SCREW-BRASS, SHADE
2	094907-02-000	EA	END CAP-TOP, PLEATED BLIND - PLASTIC - GRAY
3	094907-04-000	EA	HARDWARE-END CAP, BTM - PULL TYPE
	094907-04-700	EA	END CAP-RH, BOTTOM BLIND
	094907-04-701	EA	END CAP-LH, BOTTOM BLIND
	097591-01-000	EA	SPRING-EXTENSION, PLEATED BLIND
	097593-02-000	FT	CORD-BLIND, PLEATED - GRAY (GV0/GV1/GV2/GV3)
	097593-10-000	FT	CORD-BLIND, PLEATED - VANILLA (GV4/GV5)
	094896-02-000	EA	GROMMET-CORD, PLEATED BLIND - NYLON - GRAY
4	029130-01-000	EA	SCREW-SNAP SOCKET, #8 PH X 5/8"
5	029155-01-000	EA	CAP-SNAP, 5/32" O.D. OF PIN
6	095591-02-000	EA	BRACKET-HOLD DOWN, W/PIN - BLIND - METAL
7	029156-01-000	EA	SOCKET-SNAP, 9/16" O.D
8	110597-01-000	EA	BRACKET-SHADE, RIGHT SIDE
8	110597-02-000	EA	BRACKET-SHADE, LEFT SIDE
9	083170-01-000	EA	BRACKET-BLIND, LEFT SIDE WHEN FACING WINDOW
10	083170-02-000	EA	BRACKET-BLIND, RIGHT SIDE WHEN FACING WINDOW
11	097564-01-000	EA	HANDLE-T, EZ LIFT SHADE
12	097565-01-000	EA	BRACKET-MOUNTING, PLEATED BLIND
13	097592-01-000	EA	SPOOL-CORD, ELEVATED BLIND HOLDUP - CLEAR PLASTIC
14	109441-03-000	EA	HOLD DOWN-BLIND (CLOUDY)
15	118896-01-01A	EA	TRACK-CURTAIN, RH - OFF WHITE
15	118897-01-01A	EA	TRACK-CURTAIN, LH - OFF WHITE
16	084434-01-000	EA	BRACKET-MOUNTING, ROLLER SHADE - 1 3/8"
17	102555-01-000	EA	CLEAT-CORD, BLIND - CLEAR
	102555-03-000	EA	CLEAT-BLIND CORD, MILKY WHITE PLASTIC
18	105648-01-02A	EA	BRACE-VALANCE, 356MM LONG - EXTRUDED ALUMINUM - OFF WHITE
	046867-01-000	EA	GROMMET-BRASS, 7/16" ID X 1" OD
			FROM: 00-00-00 THRU: 10-01-95
	046867-03-000	EA	GROMMET-HANDY BUTTON NO 3
			FROM: 10-02-95 THRU: 99-99-99
	048394-02-000	YD	VELCRO TAPE-HOOK, ADHESIVE BACK - .75" WIDE - BEIGE
	086276-01-000	EA	TAPE-DOUBLE SIDED, 1/2"
	088792-02-000	YD	VELCRO TAPE-LOOP, ADHESIVE BACKED - .75" WIDE - BEIGE
	096843-01-000	EA	SPRING-REWIND, ROLLER SHADE
	111988-11-000	YD	TAPE-PROVANE PLUS #5.4272
	083125-07-000	EA	BRACE-CURTAIN LEGS



## CURTAIN & CUSHION GROUP (CONTINUED)



**KING BEDSPREAD, PILLOWS & MATTRESS**

KEY	PART NUMBER	U/M DESCRIPTION
1	109588-25-GV0	EA BEDSPREAD-KING, 72 X 80, FITTED W/CORNER PANELS (GV0/GV1)
1	085365-41-GV2	EA BEDSPREAD-KING, 72 X 80, THROW W/.5" WELT (GV2/GV3)
1	109588-25-GV4	EA BEDSPREAD-KING, 72 X 80, FITTED W/CORNER PANELS (GV4/GV5)
	111863-13-GV0	EA SHAM - .5" NON-GATHERED WELT, QUILT (GV0/GV1)
	111863-13-GV2	EA SHAM - .5" NON-GATHERED WELT, QUILT (GV2/GV3)
	106727-06-GV4	EA PILLOW-TOOTSIE, W/BRAID (GV4/GV5)
	098176-15-000	EA MATTRESS-INNERSPRING, 72 X 79.5

**QUEEN BEDSPREAD, PILLOWS & MATTRESS**

KEY	PART NUMBER	U/M DESCRIPTION
2	109588-24-GV0	EA BEDSPREAD-QUEEN, 60 X 80, FITTED W/CORNER PANELS (GV0/GV1)
2	085365-40-GV2	EA BEDSPREAD-QUEEN, 60 X 80, THROW W/.5" WELT (GV2/GV3)
2	109588-24-GV4	EA BEDSPREAD-QUEEN, 60 X 80, FITTED W/CORNER PANELS (GV4/GV5)
	111863-12-GV0	EA SHAM - .5" NON-GATHERED WELT, QUILT (GV0/GV1)
	111863-12-GV2	EA SHAM - .5" NON-GATHERED WELT, QUILT (GV2/GV3)
	106727-05-GV4	EA PILLOW-TOOTSIE, W/BRAID (GV4/GV5)
	098176-05-000	EA MATTRESS-QUEEN, INNERSPRING - 59 X 79 - SEALY

**TWIN BEDSPREAD, PILLOWS & MATTRESS**

KEY	PART NUMBER	U/M DESCRIPTION
3	109588-26-GV0	EA BEDSPREAD-TWIN, 36 X 80, FITTED W/CORNER PANELS (GV0/GV1)
3	085365-42-GV2	EA BEDSPREAD-TWIN, 36 X 80, THROW W/.5" WELT (GV2/GV3)
3	109588-26-GV4	EA BEDSPREAD-TWIN, 36 X 80, FITTED W/CORNER PANELS (GV4/GV5)
	111863-13-GV0	EA SHAM - .5" NON-GATHERED WELT, QUILT (GV0/GV1)
	111863-13-GV2	EA SHAM - .5" NON-GATHERED WELT, QUILT (GV2/GV3)
	106727-06-GV4	EA PILLOW-TOOTSIE, W/BRAID (GV4/GV5)
	098176-14-000	EA MATTRESS-INNERSPRING, 36 X 79.5

### BEDROOM THROW PILLOWS

KEY	PART NUMBER	U/M DESCRIPTION
	109785-06-GV0	EA PILLOW - 15 X 15 W/CORNER PLEATS & WELT (GV0/GV1)
	104504-07-GV2	EA PILLOW - 16" ROUND, W/WELT & BUTTON (GV2/GV3)
	109785-05-GV4	EA PILLOW - 15 X 15 W/CORNER PLEATS & WELT (GV4/GV5)

### LOUNGE THROW PILLOWS

KEY	PART NUMBER	U/M DESCRIPTION
	106728-03-GV0	EA PILLOW ASM-W/BRAID, 9" X 20" (GV0/GV1) FROM: 00-00-00 THRU: 03-10-96
	106728-03-GV7	EA PILLOW ASM-W/BRAID, 9" X 20" (GV0/GV1) FROM: 03-11-96 THRU: 99-99-99
	106728-04-GV2	EA PILLOW ASM-W/BRAID, 9" X 20" (GV2/GV3)
	106728-03-GV4	EA PILLOW ASM-W/BRAID, 9" X 20" (GV4/GV5)

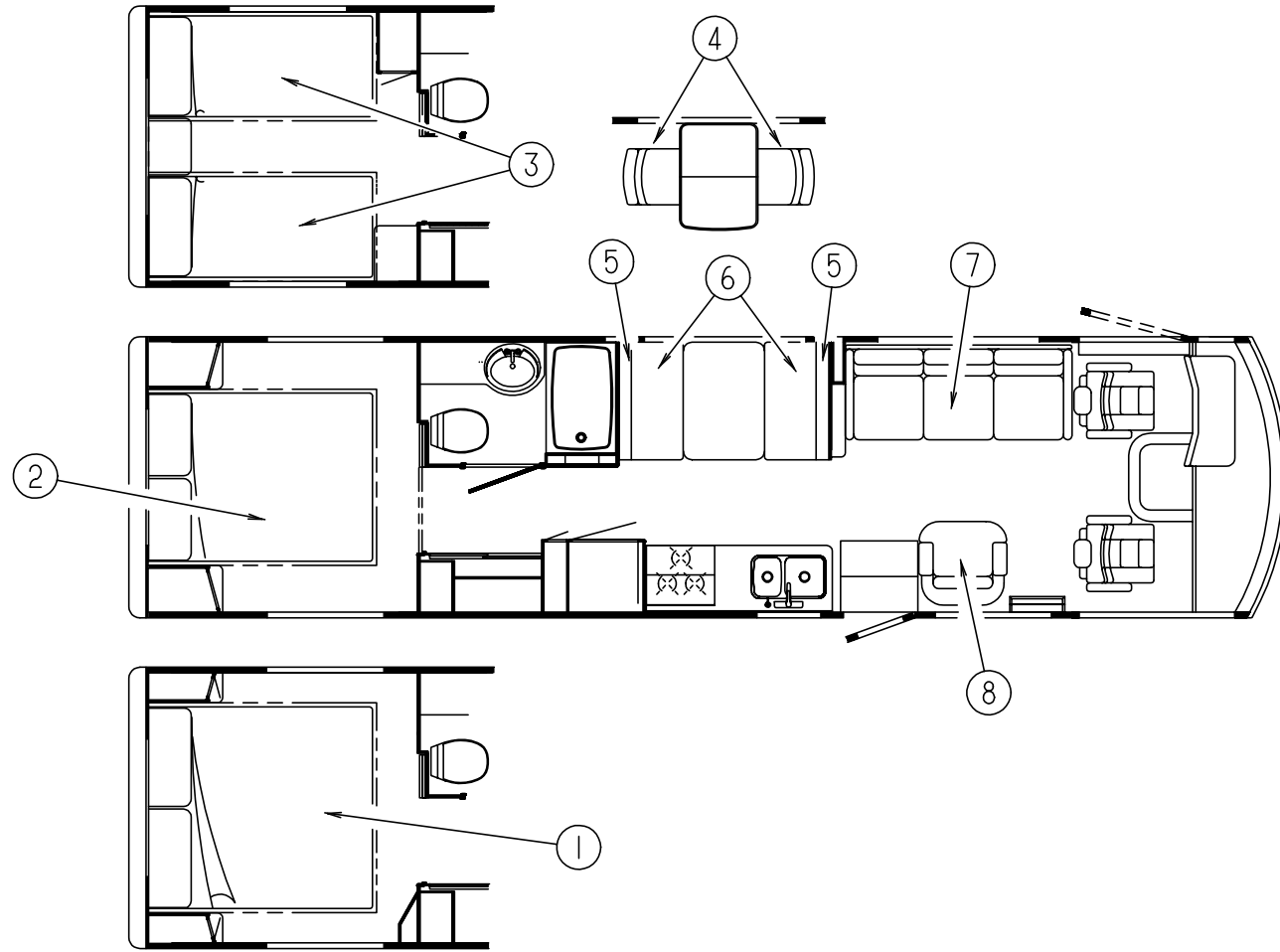
### DINETTE CHAIRS

KEY	PART NUMBER	U/M DESCRIPTION
4	116058-07-000	EA CHAIR-DINETTE, FLEXSTEEL (GV0/GV1)
4	116058-08-000	EA CHAIR-DINETTE, FLEXSTEEL (GV2/GV3)
4	116058-09-000	EA CHAIR-DINETTE, FLEXSTEEL (GV4/GV5)
	116080-01-FQ0	EA COVER-CHAIR LEG (PICKLED ASH) FROM: 00-00-00 THRU: 10-08-95
	116080-03-G38	EA COVER-CHAIR LEG (PICKLED ASH) FROM: 10-09-95 THRU: 99-99-99
	116080-01-FQ1	EA COVER-CHAIR LEG (SALEM CHERRY) FROM: 00-00-00 THRU: 10-08-95
	116080-03-G39	EA COVER-CHAIR LEG (SALEM CHERRY) FROM: 10-09-95 THRU: 99-99-99
	074045-09-000	EA PLUG - 1/2" DIAMETER (PICKLED ASH)
	074045-08-000	EA PLUG - 1/2" DIAMETER (SALEM CHERRY)

### DINETTE CUSHIONS

KEY	PART NUMBER	U/M DESCRIPTION
5	111897-05-GV0	EA CUSHION-CLUB BACK, 13.5 X 42 X 5 (GV0/GV1) FROM: 00-00-00 THRU: 03-10-96
	P11897-05-GV0	EA COVER-CLUB BACK, 13.5 X 42 X 5 (GV0/GV1)
5	111897-05-GV7	EA CUSHION-CLUB BACK, 13.5 X 42 X 5 (GV0/GV1) FROM: 03-11-96 THRU: 99-99-99
	P11897-05-GV7	EA COVER-CLUB BACK, 13.5 X 42 X 5 (GV0/GV1)
5	111897-10-GV2	EA CUSHION-CLUB BACK, 13.5 X 42 X 5 (GV2/GV3)
	P11897-10-GV2	EA COVER-CLUB BACK, 13.5 X 42 X 5 (GV2/GV3)
5	111897-05-GV4	EA CUSHION-CLUB BACK, 13.5 X 42 X 5 (GV4/GV5)
	P11897-05-GV4	EA COVER-CLUB BACK, 13.5 X 42 X 5 (GV4/GV5)
	078155-01-000	EA STRAP-SNAP, BACKREST CUSHION
6	105603-15-GV0	EA CUSHION-SEAT, 23 X 42 X 5 (GV0/GV1) FROM: 00-00-00 THRU: 03-10-96
	P05603-15-GV0	EA COVER-SEAT, 23 X 42 X 5 (GV0/GV1)
6	105603-15-GV7	EA CUSHION-SEAT, 23 X 42 X 5 (GV0/GV1) FROM: 03-11-96 THRU: 99-99-99
	P05603-15-GV7	EA COVER-SEAT, 23 X 42 X 5 (GV0/GV1)
6	105603-20-GV2	EA CUSHION-SEAT, 23 X 42 X 5 (GV2/GV3)
	P05603-20-GV2	EA COVER-SEAT, 23 X 42 X 5 (GV2/GV3)
6	105603-15-GV4	EA CUSHION-SEAT, 23 X 42 X 5 (GV4/GV5)
	P05603-15-GV4	EA COVER-SEAT, 23 X 42 X 5 (GV4/GV5)

**CURTAIN & CUSHION GROUP (CONTINUED)**



**FOLDING CHAIRS**

KEY	PART NUMBER	U/M DESCRIPTION
	101604-01-01A	EA CHAIR-FOLDING, STACKMORE - W/O MATCHING FABRIC (PICKLED ASH)
	101604-01-02A	EA CHAIR-FOLDING, STACKMORE - W/O MATCHING FABRIC (SALEM CHERRY)

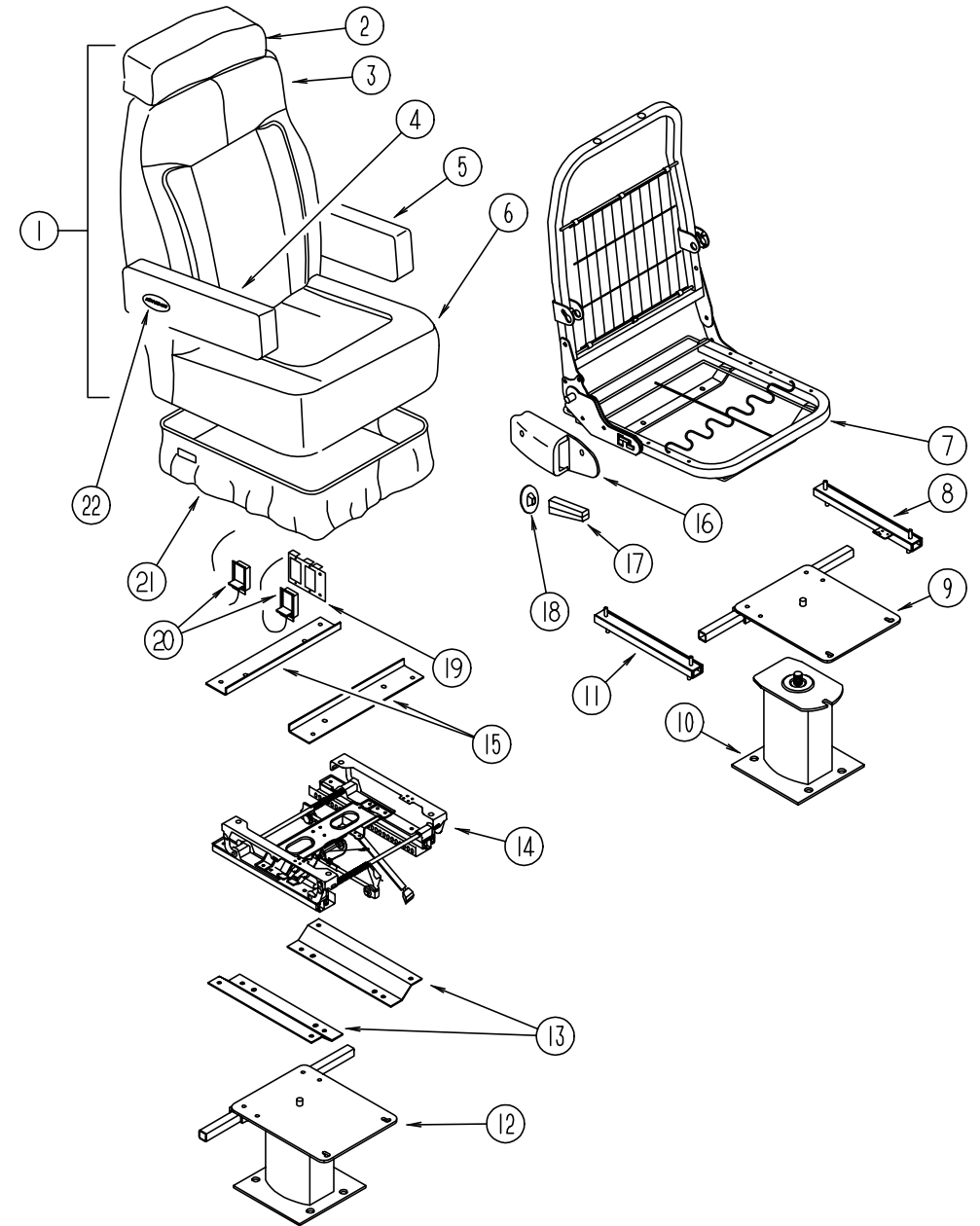
**COUCH**

KEY	PART NUMBER	U/M DESCRIPTION
7	119728-02-000	EA SOFA-VILLA, W/ARMS & KICKBOARD (GV0/GV1) FROM: 00-00-00 THRU: 03-10-96
7	119728-03-000	EA SOFA-VILLA, W/ARMS & KICKBOARD (GV0/GV1) FROM: 03-11-96 THRU: 99-99-99
7	119728-01-000	EA SOFA-VILLA, W/ARMS & KICKBOARD (GV2/GV3)
7	119727-01-000	EA SOFA-VILLA, W/ARMS & KICKBOARD (GV4/GV5)

**SWIVEL CHAIR**

KEY	PART NUMBER	U/M DESCRIPTION
8	118821-01-GV0	EA CHAIR ASM-RECLINING W/FOOTREST
8	118821-01-GV1	EA CHAIR ASM-RECLINING W/FOOTREST
8	118821-01-GV2	EA CHAIR ASM-RECLINING W/FOOTREST
8	118821-01-GV3	EA CHAIR ASM-RECLINING W/FOOTREST
8	118821-01-GV4	EA CHAIR ASM-RECLINING W/FOOTREST
8	118821-01-GV5	EA CHAIR ASM-RECLINING W/FOOTREST

**CURTAIN & CUSHION GROUP (CONTINUED)**

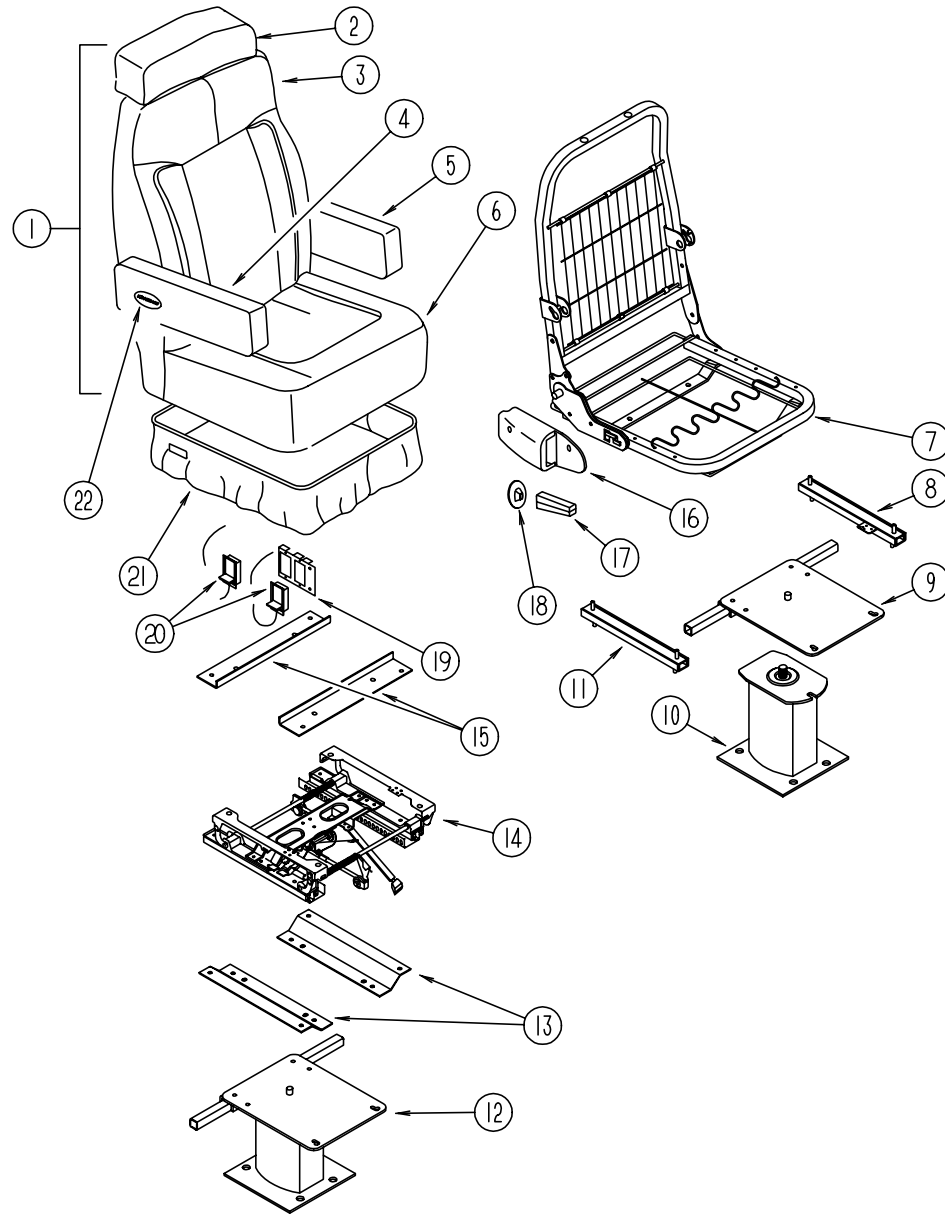


**BUCKET SEATS**

KEY	PART NUMBER	U/M DESCRIPTION
1	118807-01-GV0	EA SEAT-BUCKET, W/MANUAL RECLINE (GV0/GV1)
1	118807-01-GV2	EA SEAT-BUCKET, W/MANUAL RECLINE (GV2/GV3)
1	118807-01-GV5	EA SEAT-BUCKET, W/MANUAL RECLINE (GV4/GV5)
1	118807-03-GV0	EA SEAT-BUCKET, W/MANUAL RECLINE - LEATHER/VINYL
1	119730-01-000	EA SEAT ASM-BUCKET, VILLA - HAMPTON TAN, DRIVER FROM: 00-00-00 THRU: 10-15-95
1	119730-02-000	EA SEAT ASM-BUCKET, VILLA - HAMPTON TAN, PASSENGER FROM: 00-00-00 THRU: 10-15-95
2	119626-01-GV0	EA HEADREST-BUCKET SEAT (GV0/GV1)
2	119626-01-GV2	EA HEADREST-BUCKET SEAT (GV2/GV3)
2	119626-01-GV5	EA HEADREST-BUCKET SEAT (GV4/GV5)
	P19626-01-GV0	EA COVER-HEADREST (GV0/GV1)
	P19626-01-GV2	EA COVER-HEADREST (GV2/GV3)
	P19626-01-GV5	EA COVER-HEADREST (GV4/GV5)
2	119626-02-GV0	EA HEADREST-VINYL/LEATHER
	P19626-02-GV0	EA COVER-HEADREST, VINYL/LEATHER
	113977-12-000	EA HEADREST INSERT, W/O LOCK - FLEXSTEEL
	113977-13-000	EA HEADREST INSERT, W/LOCK - FLEXSTEEL
	114791-04-000	EA FRAME-HEADREST, PLYFOAM
3	M05962-24-GV0	EA COVER-BACK, BUCKET - MANUAL RECLINE (GV0/GV1)
3	M05962-24-GV2	EA COVER-BACK, BUCKET - MANUAL RECLINE (GV2/GV3)

## CURTAIN & CUSHION GROUP (CONTINUED)

### BUCKET SEATS (CONTINUED)

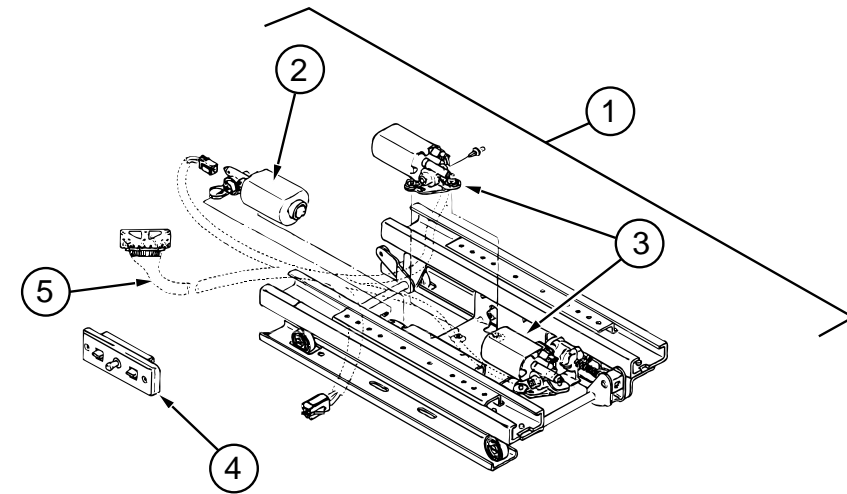
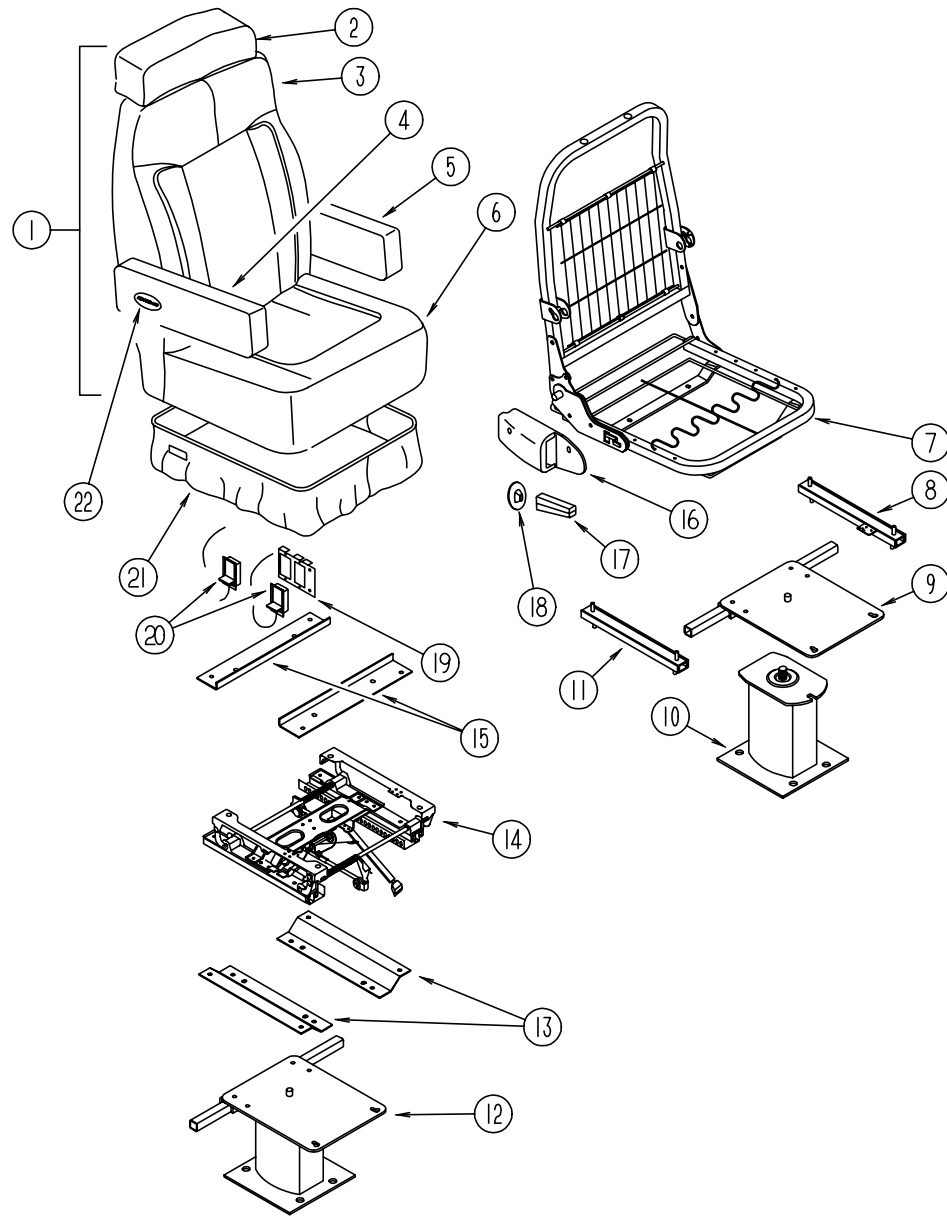


KEY	PART NUMBER	U/M	DESCRIPTION
5	119627-02-GV0	EA	ARMREST-BUCKET SEAT, LH (GV0/GV1)
5	119627-02-GV2	EA	ARMREST-BUCKET SEAT, LH (GV2/GV3)
5	119627-02-GV5	EA	ARMREST-BUCKET SEAT, LH (GV4/GV5)
	P19627-02-GV0	EA	COVER-ARMREST, LH (GV0/GV1)
	P19627-02-GV2	EA	COVER-ARMREST, LH (GV2/GV3)
	P19627-02-GV5	EA	COVER-ARMREST, LH (GV4/GV5)
5	119627-04-GV0	EA	ARMREST-BUCKET SEAT, LH - VINYL/LEATHER
	P19627-04-GV0	EA	COVER-ARMREST, LH - VINYL/LEATHER
	111169-01-000	EA	PLATE-BACK, ARMREST
	115617-02-000	EA	BRACKET-ARM, LH - MOLDED PLYFOAM
6	M05962-25-GV0	EA	COVER-BUCKET SEAT, MANUAL RECLINE (GV0/GV1)
6	M05962-25-GV2	EA	COVER-BUCKET SEAT, MANUAL RECLINE (GV2/GV3)
6	M05962-25-GV5	EA	COVER-BUCKET SEAT, MANUAL RECLINE (GV4/GV5)
6	M05962-27-GV0	EA	COVER-BUCKET SEAT, MANUAL RECLINE - LEATHER/VINYL
7	M80906-12-000	EA	FRAME ASM-SEAT, BACK & SPRING
8	119952-04-000	EA	SLIDE-SEAT, HD, LOCKING, 4 STUDS - ATWOOD 83785
	117125-01-02B	EA	BRACKET-CABLE HOLDER, E-COAT
9	107921-05-000	EA	TOP PLATE - FLEXSTEEL
9	113983-90-000	EA	TOP PLATE-DRIVER'S, 22" - VILLA
			FROM: 00-00-00 THRU: 10-15-95
9	119730-90-000	EA	TOP PLATE-VILLA BUCKET SEAT
	113983-94-000	EA	SWIVEL KIT-VILLA
			FROM: 00-00-00 THRU: 10-15-95
9	119730-95-000	EA	TOP PLATE-VILLA SEAT
10	107921-01-000	EA	PEDESTAL ASM-SEAT, 9 3/4 IN - FLEXSTEEL 3060 MSPD
	107921-06-000	EA	BEARING KIT-PEDESTAL, FLEXSTEEL
11	119952-02-000	EA	SLIDE-SEAT, HD, NONLOCKING - 4STUDS - ATWOOD 83785
	007221-01-000	EA	SPACER-SEAT, ADJUSTER
	114889-01-000	EA	STOP BAR-UNIVERSAL, SHROCK
12	107921-14-000	EA	PEDESTAL ASM-SEAT, 5.75 IN - FLEXSTEEL XP1774
13	116215-03-000	EA	PLATE-LOWER, MANUAL, 6-WAY - ATWOOD 83835
14	116215-01-000	EA	SEAT-MANUAL, 6-WAY, DRIVER - ATWOOD 83805
15	116215-02-000	EA	PLATE-UPPER, MANUAL, 6-WAY - ATWOOD 85118
16	080730-09-000	EA	SHIELD-FLEXSTEEL
	080730-10-000	EA	SCREW-HANDLE SHIELD
17	080730-08-000	EA	HANDLE - 30179907 - KEIPER
18	080730-11-000	EA	SHIELD-RUBBER BOOT, FLEXSTEEL
19	097683-02-000	EA	BRACKET-MOUNT, REMOTE
20	108049-03-000	EA	CABLE-W/CONTROL 25.5" SHEATH/28.5" CABLE W/DOG LEG
20	089368-05-000	EA	CABLE- W/SWITCH 25.5" SHEATH-29 3/4" CABLE W/DOG LEG
20	097683-03-000	EA	BRACKET-REMOTE, SIDE MOUNT - SINGLE
	117125-01-02B	EA	BRACKET-CABLE HOLDER,E-COAT

KEY	PART NUMBER	U/M	DESCRIPTION
3	M05962-24-GV5	EA	COVER-BACK, BUCKET - MANUAL RECLINE (GV4/GV5)
3	M05962-26-GV0	EA	COVER-BACK, BUCKET - MANUAL RECLINE - LEATHER/VINYL
4	119627-01-GV0	EA	ARMREST-RH, BUCKET SEAT (GV0/GV1)
4	119627-01-GV2	EA	ARMREST-RH, BUCKET SEAT (GV2/GV3)
4	119627-01-GV5	EA	ARMREST-RH, BUCKET SEAT (GV4/GV5)
	P19627-01-GV0	EA	COVER-ARMREST, RH (GV0/GV1)
	P19627-01-GV2	EA	COVER-ARMREST, RH (GV2/GV3)
	P19627-01-GV5	EA	COVER-ARMREST, RH (GV4/GV5)
4	119627-03-GV0	EA	ARMREST-RH, BUCKET SEAT - VINYL/LEATHER
	P19627-03-GV0	EA	COVER-ARMREST, RH - VINYL/LEATHER
	111169-01-000	EA	PLATE-BACK, ARMREST
	115617-01-000	EA	BRACKET-ARM, RH - MOLDED PLYFOAM

**CURTAIN & CUSHION GROUP (CONTINUED)**

**CURTAIN & CUSHION GROUP (CONTINUED)**



**DELCO POWER SEAT - 6 WAY FROM: 10-16-95 THRU: 99-99-99**

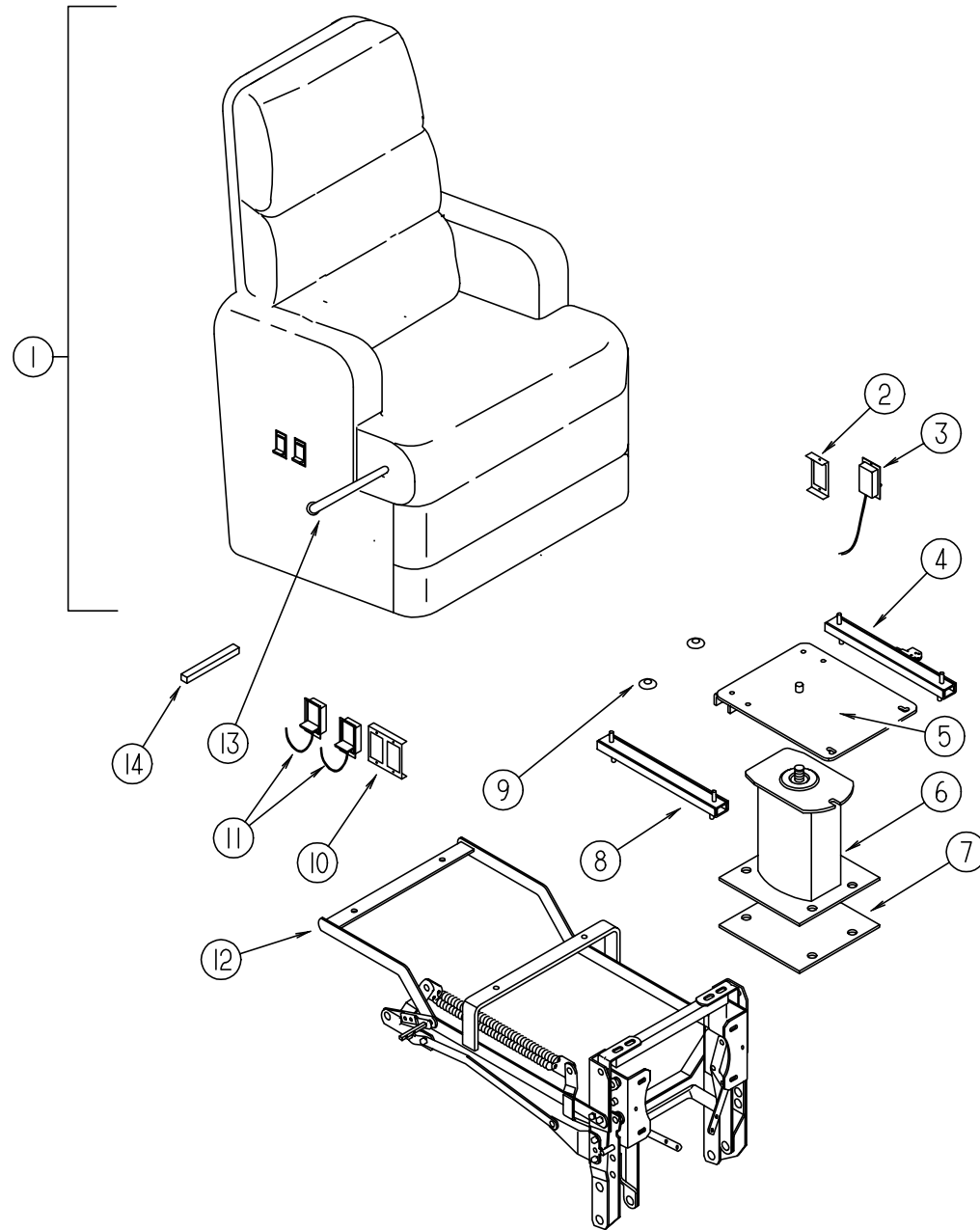
KEY	PART NUMBER	U/M DESCRIPTION	VENDOR NO.
1	081373-03-000	EA SEAT-POWER, 6 WAY DELCO RV620	
2	081373-02-704	EA MOTOR PACKAGE-ADJUST VERTICAL	22063238 & H-196
3	081373-03-700	EA SWITCH ASM-FLAT, BROWN-GRAY	22138182 & H-441
	081373-02-700	EA SWITCH W/CLEAR MOLDED CONN.	22063234
4	081373-01-700	EA BRACKET-L, CONTROL SWITCH	H-171
	081373-03-701	EA WIRE HARNESS ASM., LH SIDE	6000
	081373-03-702	EA WIRE HARNESS ASM., RH SIDE	6001
5	081373-02-703	EA MOTOR PACKAGE-ADJUST HORIZONTAL	22063237 & H-195

**BUCKET SEATS (CONTINUED)**

KEY	PART NUMBER	U/M DESCRIPTION
21	071126-26-GV0	EA SKIRT-POWER SEAT (GV0/GV1)
21	071126-26-GV2	EA SKIRT-POWER SEAT (GV2/GV3)
21	071126-26-E37	EA SKIRT-POWER SEAT (GV4/GV5)
21	071126-43-GV0	EA SKIRT-SINGLE, 10.5" - W/SEAT BELT SLOT (GV0/GV1)
21	071126-43-GV2	EA SKIRT-SINGLE, 10.5" - W/SEAT BELT SLOT (GV2/GV3)
21	071126-43-E37	EA SKIRT-SINGLE, 10.5" - W/SEAT BELT SLOT (GV4/GV5)
21	071126-54-GV0	EA SKIRT-SINGLE, 10.5" - 6 WAY MANUAL SEAT (GV0/GV1)
21	071126-54-GV2	EA SKIRT-SINGLE, 10.5" - 6 WAY MANUAL SEAT (GV2/GV3)
21	071126-54-GV5	EA SKIRT-SINGLE, 10.5" - 6 WAY MANUAL SEAT (GV4/GV5)
21	071126-55-F36	EA SKIRT-DRIVER, 6 WAY NON-POWER - W/LEATHER OPTION
21	071126-52-F36	EA SKIRT-PASSENGER, NON-POWER SEAT - W/LEATHER OPTION
22	111169-04-000	EA INSERT-OVAL, VECTRA

## CURTAIN & CUSHION GROUP (CONTINUED)

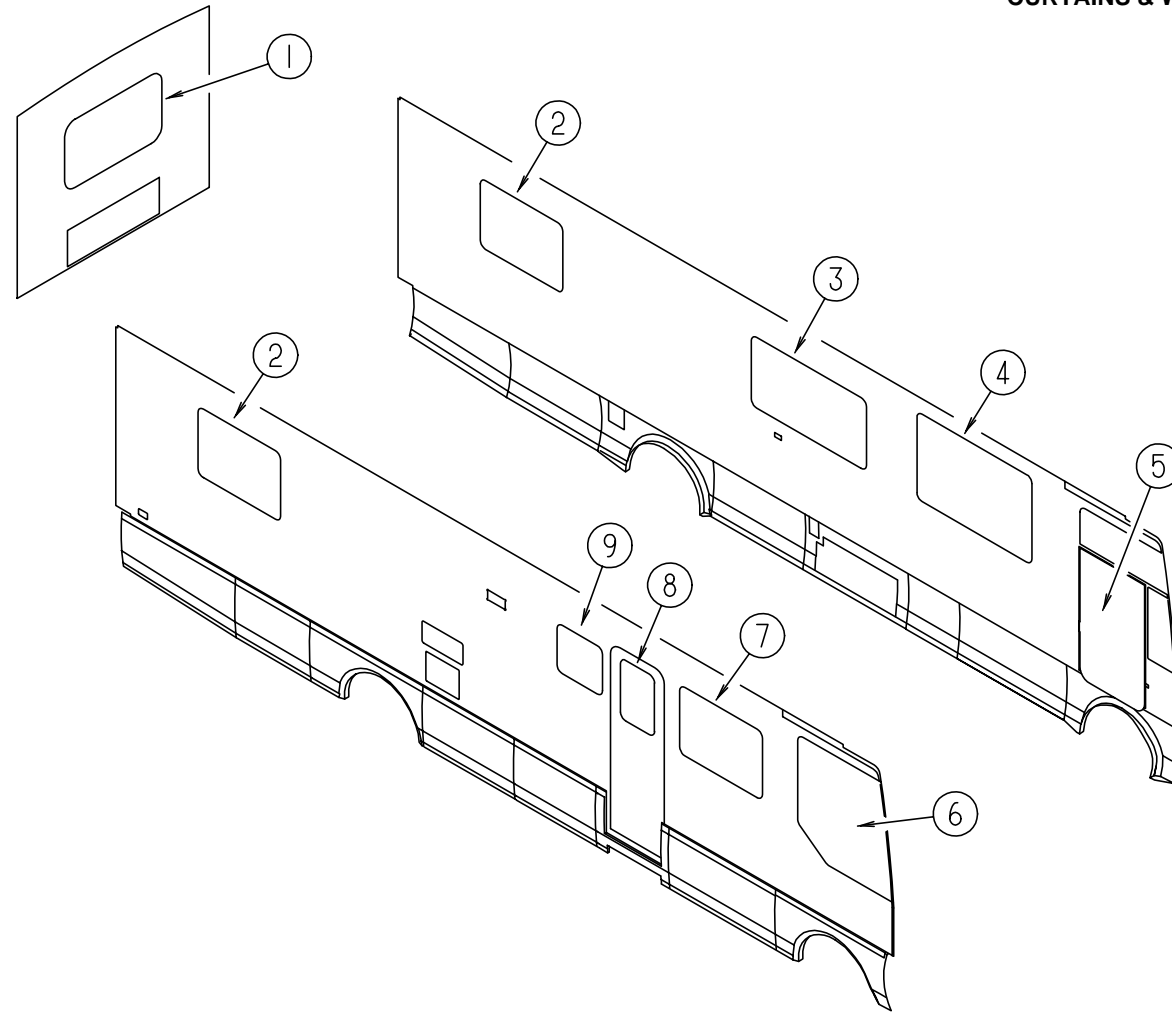
### SWIVEL CHAIR



KEY	PART NUMBER	U/M	DESCRIPTION	VENDOR NO.
1	118821-01-GV0	EA	CHAIR ASM-RECLINING, W/FOOTREST	
1	118821-01-GV1	EA	CHAIR ASM-RECLINING, W/FOOTREST	
1	118821-01-GV2	EA	CHAIR ASM-RECLINING, W/FOOTREST	
1	118821-01-GV3	EA	CHAIR ASM-RECLINING, W/FOOTREST	
1	118821-01-GV4	EA	CHAIR ASM-RECLINING, W/FOOTREST	
1	118821-01-GV5	EA	CHAIR ASM-RECLINING, W/FOOTREST	
	P18821-01-GV0	EA	CHAIR ASM-RECLINING, W/FOOTREST	
	P18821-01-GV1	EA	CHAIR ASM-RECLINING, W/FOOTREST	
	P18821-01-GV2	EA	CHAIR ASM-RECLINING, W/FOOTREST	
	P18821-01-GV3	EA	CHAIR ASM-RECLINING, W/FOOTREST	
	P18821-01-GV4	EA	CHAIR ASM-RECLINING, W/FOOTREST	
	P18821-01-GV5	EA	CHAIR ASM-RECLINING, W/FOOTREST	
	P18821-27-GV0	EA	COVER-CHAIR ARM, RH	
	P18821-27-GV1	EA	COVER-CHAIR ARM, RH	
	P18821-27-GV2	EA	COVER-CHAIR ARM, RH	
	P18821-27-GV3	EA	COVER-CHAIR ARM, RH	
	P18821-27-GV4	EA	COVER-CHAIR ARM, RH	
	P18821-27-GV5	EA	COVER-CHAIR ARM, RH	
	P18821-28-GV0	EA	COVER-CHAIR ARM, LH	
	P18821-28-GV1	EA	COVER-CHAIR ARM, LH	
	P18821-28-GV2	EA	COVER-CHAIR ARM, LH	
	P18821-28-GV3	EA	COVER-CHAIR ARM, LH	
	P18821-28-GV4	EA	COVER-CHAIR ARM, LH	
	P18821-28-GV5	EA	COVER-CHAIR ARM, LH	
2	097683-03-000	EA	BRACKET-REMOTE, SIDE MOUNT - SINGLE	
3	089368-05-000	EA	CABLE-RECLINER, W/SWITCH	
4	119952-04-000	EA	SLIDE-SEAT, HD, LOCKING - 4 STUDS - ATWOOD 83785	
	117125-01-02B	EA	BRACKET-CABLE HOLDER, E-COAT	
	108049-02-000	EA	CLIP-CABLE, PEDESTAL	
5	107921-08-000	EA	TOP PLATE-W/O SEAT BELT BAR - FLEXSTEEL 2759PDTP	
6	107921-01-000	EA	PEDESTAL ASM-SEAT, 9 3/4 IN - FLEXSTEEL 3060 MSPD	
7	108445-02-000	EA	PLATE-PEDESTAL, MOUNTS TO FLOOR	
	107921-06-000	EA	BEARING KIT-PEDESTAL, FLEXSTEEL	
8	119952-02-000	EA	SLIDE-SEAT, HD, NONLOCKING - 4 STUDS - ATWOOD 83785	
9	007221-01-000	EA	SPACER-SEAT, ADJUSTER	
10	097683-02-000	EA	BRACKET-REMOTE, SIDE MOUNT	
11	108049-03-000	EA	CABLE-REMOTE, 26" W/Z END-SWITCH LEVER	
12	119106-01-000	EA	FRAME-FOOTREST MECHANICS & HANDLE - FLEXSTEEL	
13	119106-01-701	EA	HANDLE	92596
14	119106-01-700	EA	TUBE-EXTENSION, RECTANGULAR	92859

## CURTAIN & CUSHION GROUP (CONTINUED)

### CURTAINS & WINDOW TREATMENT



KEY	PART NUMBER	U/M DESCRIPTION
1	119918-01-GV0	EA VALANCE ASM-MONTCLAIR, 52" (GV0/GV1)
1	117657-05-GV2	EA VALANCE ASM-KINGSTON, 52" (GV2/GV3)
1	117657-05-GV4	EA VALANCE ASM-KINGSTON, 52" (GV4/GV5)
1	111910-34-F40	EA BLIND-DAY/NIGHTER, 49.5" X 32" MUSHROOM/ALABASTER (GV0/GV1/GV2/GV3)
1	111910-34-F36	EA BLIND-DAY/NIGHTER, 49.5" X 32" SHELL/ALABASTER (GV4/GV5)
1	119333-29-GV0	EA LEG-PLAIN, W/O HOLE - 30" - RH (GV0/GV1)
1	119333-19-GV2	EA LEG-GATHERED, W/O HOLE - 30" - RH (GV2/GV3)
1	119333-19-GV4	EA LEG-GATHERED, W/O HOLE - 30" - RH (GV4/GV5)
1	119333-30-GV0	EA LEG-PLAIN, W/O HOLE - 30" - LH (GV0/GV1)
1	119333-20-GV2	EA LEG-GATHERED, W/O HOLE - 30" - LH (GV2/GV3)
1	119333-20-GV4	EA LEG-GATHERED, W/O HOLE - 30" - LH (GV4/GV5)
2	119918-02-GV0	EA VALANCE ASM-MONTCLAIR, 46" (GV0/GV1)
2	117657-06-GV2	EA VALANCE ASM-KINGSTON, 46" (GV2/GV3)
2	117657-06-GV4	EA VALANCE ASM-KINGSTON, 46" (GV4/GV5)
2	111910-29-F40	EA BLIND-DAY/NIGHTER, 42 X 32 - MUSHROOM/ALABASTER (GV0/GV1/GV2/GV3)
2	111910-29-F36	EA BLIND-DAY/NIGHTER, 42 X 32 - SHELL/ALABASTER (GV4/GV5)
2	119333-29-GV0	EA LEG-PLAIN, W/O HOLE - 30" - RH (GV0/GV1)
2	119333-19-GV2	EA LEG-GATHERED, W/O HOLE - 30" - RH (GV2/GV3)
2	119333-19-GV4	EA LEG-GATHERED, W/O HOLE - 30" - RH (GV4/GV5)
2	119333-30-GV0	EA LEG-PLAIN, W/O HOLE - 30" - LH (GV0/GV1)
2	119333-20-GV2	EA LEG-GATHERED, W/O HOLE - 30" - LH (GV2/GV3)
2	119333-20-GV4	EA LEG-GATHERED, W/O HOLE - 30" - LH (GV4/GV5)

### CURTAINS & WINDOW TREATMENT - WINDOW EXCHANGE OPTION

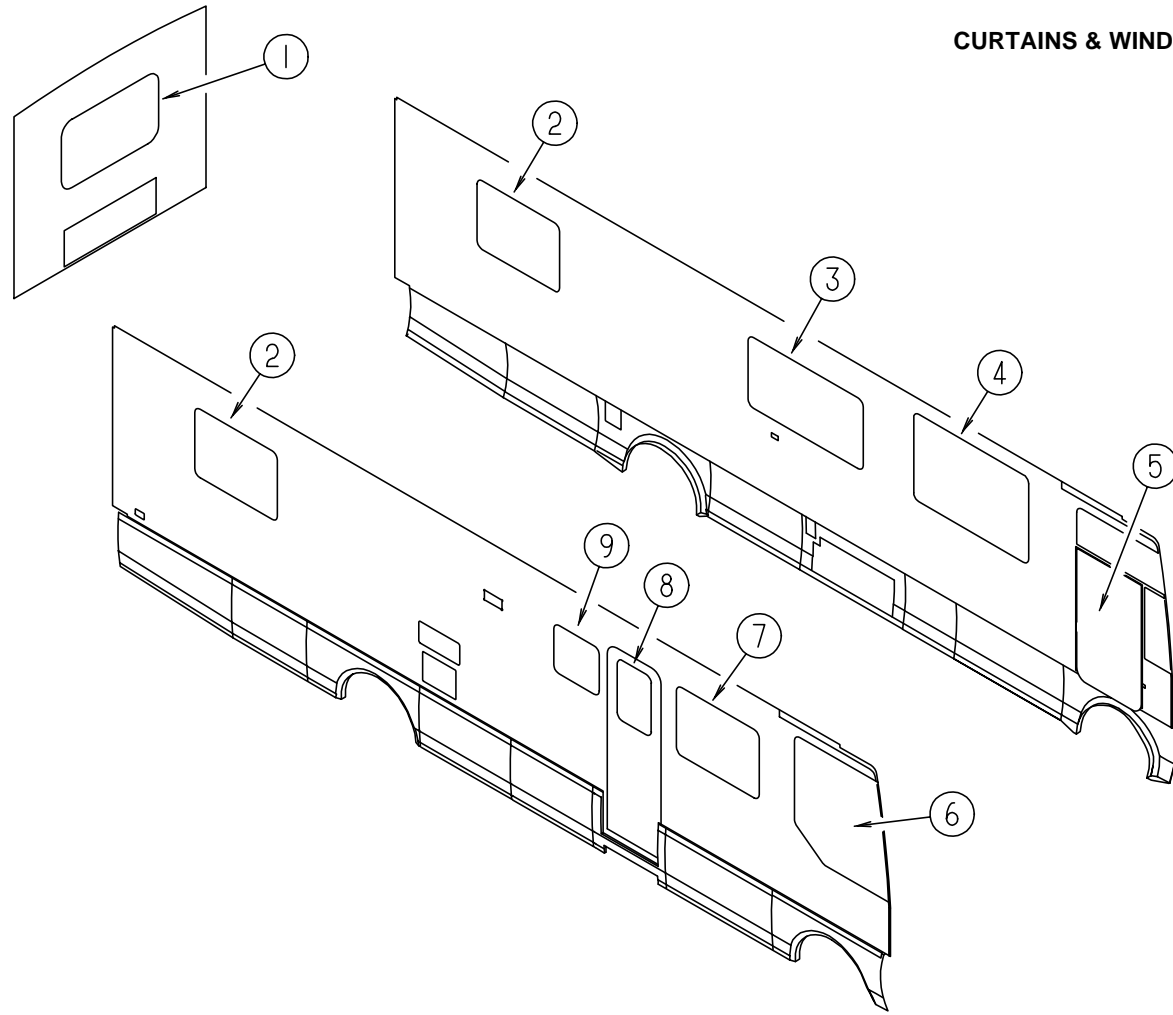
KEY	PART NUMBER	U/M DESCRIPTION
3	119820-01-GV0	EA VALANCE ASM-MELROSE, 62.5" (GV0/GV1) FROM: 00-00-00 THRU: 03-10-96
3	119820-01-GV7	EA VALANCE ASM-MELROSE, 62.5" (GV0/GV1) FROM: 03-11-96 THRU: 99-99-99
3	119262-32-GV2	EA VALANCE ASM-MONACO, W/MEDALLION & BRAID - 62.5" (GV2/GV3)
3	119262-31-GV4	EA VALANCE ASM-MONACO, W/MEDALLION & BRAID - 62.5" (GV4/GV5)
3	111910-40-GV0	EA BLIND-DAY/NIGHTER, 59" X 33" - MUSHROOM/ALABASTER
3	119333-45-GV0	EA LEG-PLAIN, W/O HOLE - 30" - RH (GV0/GV1) FROM: 00-00-00 THRU: 03-10-96
3	119333-45-GV7	EA LEG-PLAIN, W/O HOLE - 30" - RH (GV0/GV1) FROM: 03-11-96 THRU: 99-99-99
3	119333-27-GV2	EA LEG-PLAIN, W/O HOLE - 30" - RH (GV2/GV3)
3	119333-45-GV4	EA LEG-PLAIN, W/O HOLE - 30" - RH (GV4/GV5)
3	119333-46-GV0	EA LEG-PLAIN, W/O HOLE - 30" - LH (GV0/GV1) FROM: 00-00-00 THRU: 03-10-96
3	119333-46-GV7	EA LEG-PLAIN, W/O HOLE - 30" - LH (GV0/GV1) FROM: 03-11-96 THRU: 99-99-99
3	119333-28-GV2	EA LEG-PLAIN, W/O HOLE - 30" - LH (GV2/GV3)
3	119333-46-GV4	EA LEG-PLAIN, W/O HOLE - 30" - LH (GV4/GV5)

### CURTAINS & WINDOW TREATMENT - STANDARD WINDOW

KEY	PART NUMBER	U/M DESCRIPTION
3	119820-04-GV0	EA VALANCE ASM-MELROSE, 62.5" (GV0/GV1) FROM: 00-00-00 THRU: 03-10-96
3	119820-04-GV7	EA VALANCE ASM-MELROSE, 62.5" (GV0/GV1) FROM: 03-11-96 THRU: 99-99-99
3	119262-09-GV2	EA VALANCE ASM-MONACO, W/MEDALLION & BRAID - 62.5" (GV2/GV3)
3	119262-10-GV4	EA VALANCE ASM-MONACO, W/MEDALLION & BRAID - 62.5" (GV4/GV5)
3	111910-39-GV0	EA BLIND-DAY/NIGHTER, 59" X 41" - MUSHROOM/ALABASTER
3	119333-13-GV0	EA LEG-PLAIN, W/O HOLE - 38" - RH (GV0/GV1) FROM: 00-00-00 THRU: 03-10-96
3	119333-13-GV7	EA LEG-PLAIN, W/O HOLE - 38" - RH (GV0/GV1) FROM: 03-11-96 THRU: 99-99-99
3	119333-31-GV2	EA LEG-PLAIN, W/O HOLE - 38" - RH (GV2/GV3)
3	119333-13-GV5	EA LEG-PLAIN, W/O HOLE - 38" - RH (GV4/GV5)
3	119333-14-GV0	EA LEG-PLAIN, W/O HOLE - 38" - LH (GV0/GV1) FROM: 00-00-00 THRU: 03-10-96
3	119333-14-GV7	EA LEG-PLAIN, W/O HOLE - 38" - LH (GV0/GV1) FROM: 03-11-96 THRU: 99-99-99
3	119333-32-GV7	EA LEG-PLAIN, W/O HOLE - 38" - LH (GV2/GV3)
3	119333-14-GV5	EA LEG-PLAIN, W/O HOLE - 38" - LH (GV4/GV5)

## CURTAIN & CUSHION GROUP (CONTINUED)

### CURTAINS & WINDOW TREATMENT (CONTINUED)



KEY	PART NUMBER	U/M	DESCRIPTION
7	119820-02-GV0	EA	VALANCE ASM-MELROSE, 46.5" (GV0/GV1) FROM: 00-00-00 THRU: 03-10-96
7	119820-02-GV7	EA	VALANCE ASM-MELROSE, 46.5" (GV0/GV1) FROM: 03-11-96 THRU: 99-99-99
7	119262-11-GV2	EA	VALANCE ASM-MONACO, W/MEDALLION & BRAID - 46.5" (GV2/GV3)
7	119262-12-GV4	EA	VALANCE ASM-MONACO, W/MEDALLION & BRAID - 46.5" (GV4/GV5)
7	111910-06-F40	EA	BLIND-DAY/NIGHTER, 42.5" X 32" - MUSHROOM SATIN/ALABASTER
7	119333-45-GV0	EA	LEG-PLAIN, W/O HOLE - 30" - RH (GV0/GV1) FROM: 00-00-00 THRU: 03-10-96
7	119333-45-GV7	EA	LEG-PLAIN, W/O HOLE - 30" - RH (GV0/GV1) FROM: 03-11-96 THRU: 99-99-99
7	119333-27-GV2	EA	LEG-PLAIN, W/O HOLE - 30" - RH (GV2/GV3)
7	119333-45-GV4	EA	LEG-PLAIN, W/O HOLE - 30" - RH (GV4/GV5)
7	119333-46-GV0	EA	LEG-PLAIN, W/O HOLE - 30" - LH (GV0/GV1) FROM: 00-00-00 THRU: 03-10-96
7	119333-46-GV7	EA	LEG-PLAIN, W/O HOLE - 30" - LH (GV0/GV1) FROM: 03-11-96 THRU: 99-99-99
7	119333-28-GV2	EA	LEG-PLAIN, W/O HOLE - 30" - LH (GV2/GV3)
7	119333-46-GV4	EA	LEG-PLAIN, W/O HOLE - 30" - LH (GV4/GV5)
8	120820-03-GV0	EA	VALANCE ASM-FLAT, 15 X 32.25 - W/CLOCK (GV0/GV1) FROM: 00-00-00 THRU: 03-10-96
8	120820-03-GV7	EA	VALANCE ASM-FLAT, 15 X 32.25 - W/CLOCK (GV0/GV1) FROM: 03-11-96 THRU: 99-99-99
8	120820-04-GV2	EA	VALANCE ASM-FLAT, 15 X 32.25 - W/CLOCK (GV2/GV3)
8	120820-03-GV4	EA	VALANCE ASM-FLAT, 15 X 32.25 - W/CLOCK (GV4/GV5)
8	084755-57-E07	EA	SHADE ASM-PULL, 27.25, W/O TRIM
9	111861-02-01A	EA	BLIND-MICRO MINI, 24.5" X 22" - ALABASTER/PEARL

KEY	PART NUMBER	U/M	DESCRIPTION
4	119820-04-GV0	EA	VALANCE ASM-MELROSE, 62.5" (GV0/GV1) FROM: 00-00-00 THRU: 03-10-96
4	119820-04-GV7	EA	VALANCE ASM-MELROSE, 62.5" (GV0/GV1) FROM: 03-11-96 THRU: 99-99-99
4	119262-09-GV2	EA	VALANCE ASM-MONACO, W/MEDALLION & BRAID - 62.5" (GV2/GV3)
4	119262-10-GV4	EA	VALANCE ASM-MONACO, W/MEDALLION & BRAID - 62.5" (GV4/GV5)
4	111910-39-GV0	EA	BLIND-DAY/NIGHTER, 59" X 41" - MUSHROOM/ALABASTER
4	119333-13-GV0	EA	LEG-PLAIN, W/O HOLE - 38" - RH (GV0/GV1) FROM: 00-00-00 THRU: 03-10-96
4	119333-13-GV7	EA	LEG-PLAIN, W/O HOLE - 38" - RH (GV0/GV1) FROM: 03-11-96 THRU: 99-99-99
4	119333-31-GV2	EA	LEG-PLAIN, W/O HOLE - 38" - RH (GV2/GV3)
4	119333-13-GV5	EA	LEG-PLAIN, W/O HOLE - 38" - RH (GV4/GV5)
4	119333-14-GV0	EA	LEG-PLAIN, W/O HOLE - 38" - LH (GV0/GV1) FROM: 00-00-00 THRU: 03-10-96
4	119333-14-GV7	EA	LEG-PLAIN, W/O HOLE - 38" - LH (GV0/GV1) FROM: 03-11-96 THRU: 99-99-99
4	119333-32-GV2	EA	LEG-PLAIN, W/O HOLE - 38" - LH (GV2/GV3)
4	119333-14-GV5	EA	LEG-PLAIN, W/O HOLE - 38" - LH (GV4/GV5)
5	093487-08-03A	EA	WRAP AROUND-FRONT, LH - PLEATED - 51" X 100" - OFF WHITE
6	093487-07-03A	EA	WRAP AROUND-FRONT, RH - PLEATED - 51" X 100" - OFF WHITE
	084755-90-000	EA	SHADE ASM-PULL - 28.25 X 60, SUNSCREEN

**CURTAIN & CUSHION GROUP (CONTINUED)**  
**FABRICS**

Color Codes		GV0 & GV1	GV2 & GV3	GV4 & GV5
		NORTH SHORE TAUPE	COUNTRY MANOR BLUE	KENTSHIRE HUNTER GREEN
Bucket Seats		108446-J4-000	108446-J9-000	108446-59-000
Opt. Leather Seats		079680-23-000	079680-23-000	079680-23-000
Leather Headrest		103907-01-04A	103907-01-04A	103907-01-04A
Dinette Seat & Back	From: 00-00-00 Thru: 03-10-96	108446-F5-000	108446-H7-000	108446-F6-000
Dinette Seat & Back	From: 03-11-96 Thru: 99-99-99	108446-N0-000	108446-H7-000	108446-F6-000
Dinette Pads		108446-J4-000	108446-J9-000	108446-59-000
Dinette Chairs		108446-J3-000	108446-H7-000	108446-J5-000
Sofa Pillows	From: 00-00-00 Thru: 03-10-96	108446-F5-000	108446-H8-000	108446-F6-000
Sofa Pillows	From: 03-11-96 Thru: 99-99-99	108446-N0-000	108446-H8-000	108446-F6-000
Swivel Chair		108446-J3-000	108446-H9-000	108446-J5-000
Lounge & Dinette Valances	From: 00-00-00 Thru: 03-10-96	108446-F5-000 108446-J3-000 108446-J4-000	108446-H9-000 108446-H7-000	108446-F6-000 108446-J5-000
Lounge & Dinette Valances	From: 03-11-96 Thru: 99-99-99	108446-N0-000 108446-J3-000 108446-J4-000	108446-H9-000 108446-H7-000	108446-F6-000 108446-J5-000
Lounge & Dinette Legs	From: 00-00-00 Thru: 03-10-96	108446-F5-000	108446-H9-000	108446-F6-000
Lounge & Dinette Legs	From: 03-11-96 Thru: 99-99-99	108446-N0-000	108446-H9-000	108446-F6-000
Ceiling		113979-04-01A	113979-04-01A	113979-04-01A
Bedroom Valances		105745-C5-000 105745-C6-000	105745-B8-000 105745-B9-000	105745-C7-000 105745-C8-000
Bedroom Legs		105745-C6-000	105745-B9-000	105745-C7-000
Bedsread		105745-C5-000	105745-B9-000 105745-B8-000	105745-C7-000
Pillow Shams		105745-C5-000 105745-C6-000	105745-B8-000 105745-B9-000	105745-C7-000
Bedboard		105745-C6-000	105745-B8-000	105745-C8-000
Bedroom Pillows		105745-C6-000	105745-B8-000 105745-B9-000	105745-C8-000
Buttons-Fabric Buttons-Vinyl		105745-C6-000 079680-17-000	105745-B8-000 079680-17-000	105745-C8-000 079680-17-000
Drapery Lining		087272-03-000	087272-03-000	087272-03-000
Entrance Door Valance	From: 00-00-00 Thru: 03-10-96	108446-F5-000	108446-H9-000	108446-F6-000
Entrance Door Valance	From: 03-11-96 Thru: 99-99-99	108446-N0-000	108446-H9-000	108446-F6-000
Fabric Wrapped Doors		105745-C6-000	105745-B8-000	105745-C8-000
Dash Vinyl		106569-08-01A 106569-09-01A	106569-08-01A 106569-09-01A	106569-08-01A 106569-09-01A
End Cap Vinyl		103907-01-03A	103907-01-03A	103907-01-03A

**NOTE: FABRIC LISTED FIRST IN A BLOCK, IS THE LARGEST QUANTITY OF FABRIC USED**

**CURTAIN & CUSHION GROUP (CONTINUED)**

**FABRIC TRIMS & BUTTONS**

KEY	PART NUMBER	U/M	DESCRIPTION
	070578-02-FQ0	EA	BUTTON SCREW-STUD, #30 VINYL - TAN
	070578-02-E37	EA	BUTTON SCREW-STUD, #30 VINYL
	074494-02-000	EA	BUTTON-RETAINING PIVOT #60
	074494-03-000	EA	BUTTON-SERRATED PIVOT TACK, 3/8 - HANDY BUTTON
	074494-04-000	EA	BUTTON-JOINED PIVOT W/3/4 TACK
	118337-02-GV0	EA	BUTTON ASM - #60, DOUBLE SIDED (GV0/GV1)
	118337-02-GV2	EA	BUTTON ASM - #60, DOUBLE SIDED (GV2/GV3)
	118337-02-GV5	EA	BUTTON ASM - #60, DOUBLE SIDED (GV4 /GV5)
	118337-05-GV0	EA	BUTTON ASM - #60 (GV0/GV1)
	079349-01-GV0	YD	WELT ASM-ACCENT FABRIC (GV0/GV1)
	079349-01-GV2	YD	WELT ASM-ACCENT FABRIC (GV2/GV3)
	079349-01-E37	YD	WELT ASM-ACCENT FABRIC (GV4/GV5)
	084415-71-000	YD	TRIM-BRAID, FRINGE (GV0/GV1)
	084415-73-000	YD	TRIM-BRAID, FRINGE (GV2/GV3)
	084415-75-000	YD	TRIM-BRAID, FRINGE (GV4/GV5)
	084415-72-000	YD	TRIM-BRAID, CORD (GV0/GV1)
	084415-74-000	YD	TRIM-BRAID, CORD (GV2/GV3)
	084415-76-000	YD	TRIM-BRAID, CORD (GV4/GV5)
	057534-03-000	EA	TIEBACK-PLASTIC, 7.5" - CLEAR

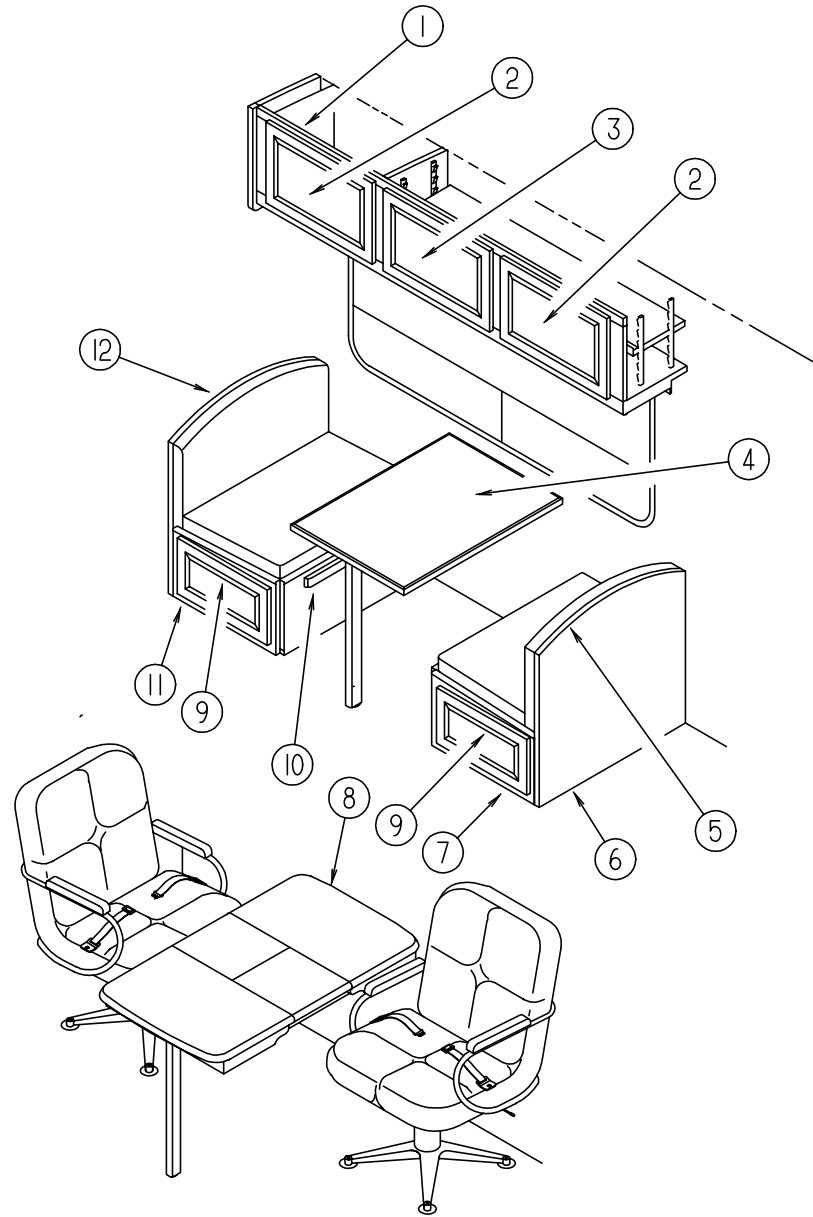
**SEATBELTS & ASSIST HANDLE**

KEY	PART NUMBER	U/M	DESCRIPTION
	057759-01-000	EA	WASHER BRACKET-SEAT BELT, 4" DIAMETER
	007021-01-000	EA	BELT-SEAT, 2" X 90" - BLACK
	069178-02-000	EA	BRACKET-MOUNTING, ASSIST HANDLE - L ANGLE - W/HOLES - STEEL
	000C16-07-16B	EA	BOLT-CARRIAGE, ASSIST HANDLE - 7/16" - 14 X 1" - ZINC
	000D20-07-00B	EA	NUT-ACORN, ASSIST HANDLE - 7/16" X 14 - ZINC
	053552-02-AA8	EA	HANDLE-ASSIST, INTERIOR - ENTRY DOOR - VINYL - OFF WHITE



## DINETTE GROUP

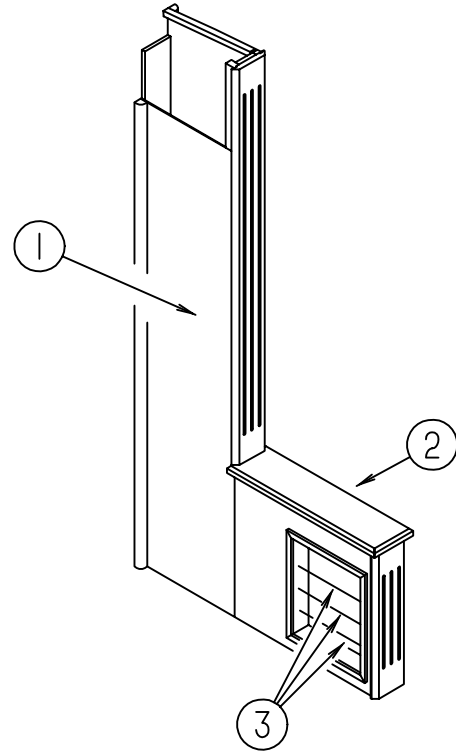
### DINETTE CABINETS



KEY	PART NUMBER	U/M DESCRIPTION
7	M04175-77-GV0	EA CABINET-SEATBASE, RH (PICKLED ASH)
7	M04175-77-GV1	EA CABINET-SEATBASE, RH (SALEM CHERRY)
8	P18322-01-GV0	EA TABLE ASM-PULLOUT (PICKLED ASH)
8	P18322-01-GV1	EA TABLE ASM-PULLOUT (SALEM CHERRY)
9	M05971-35-GV0	EA DRAWER COMPL-SLIDE, OGEE (PICKLED ASH)
9	M05971-35-GV1	EA DRAWER COMPL-SLIDE, OGEE (SALEM CHERRY)
10	081295-01-AA8	EA SUPPORT-BED, DINETTE, 712 LONG (PICKLED ASH)
10	081295-01-G01	EA SUPPORT-BED, DINETTE, 712 LONG (SALEM CHERRY)
11	M04175-78-GV0	EA CABINET-SEATBASE, LH (PICKLED ASH)
11	M04175-78-GV1	EA CABINET-SEATBASE, LH (SALEM CHERRY)
12	105476-14-GV2	EA PAD-DINETTE, LH - TOP BOARD, 42" (GV0/GV1)
12	105476-14-GV4	EA PAD-DINETTE, LH - TOP BOARD, 42" (GV2/GV3)
12	105476-14-GV0	EA PAD-DINETTE, LH - TOP BOARD, 42" (GV4/GV5)

KEY	PART NUMBER	U/M DESCRIPTION
3	117574-01-GV0	EA CABINET ASM-OVHD, DINETTE (PICKLED ASH)
3	117574-01-GV1	EA CABINET ASM-OVHD, DINETTE (SALEM CHERRY)
4	M05990-03-GV0	EA DOOR-RAIL, HDW, OGEE - 0365 X 0555 (PICKLED ASH)
4	M05990-03-GV1	EA DOOR-RAIL, HDW, OGEE - 0365 X 0555 (SALEM CHERRY)
3	M05990-01-GV0	EA DOOR-RAIL, HDW, OGEE - 0365 X 0680 (PICKLED ASH)
3	M05990-01-GV1	EA DOOR-RAIL, HDW, OGEE - 0365 X 0680 (SALEM CHERRY)
4	M92743-26-GV0	EA TABLE ASM COMPLETE-DINETTE
4	M92743-26-GV1	EA TABLE ASM COMPLETE-DINETTE
4	M92743-26-GV2	EA TABLE ASM COMPLETE-DINETTE
4	M92743-26-GV3	EA TABLE ASM COMPLETE-DINETTE
4	M92743-26-GV4	EA TABLE ASM COMPLETE-DINETTE
4	M92743-26-GV5	EA TABLE ASM COMPLETE-DINETTE
5	105476-13-GV0	EA PAD-DINETTE, RH - TOP BOARD, 42" (GV0/GV1)
5	105476-13-GV2	EA PAD-DINETTE, RH - TOP BOARD, 42" (GV2/GV3)
5	105476-13-GV4	EA PAD-DINETTE, RH - TOP BOARD, 42" (GV4/GV5)
6	M04174-77-GV0	EA CABINET-SEATBACK, RH (PICKLED ASH)
6	M04174-77-GV1	EA CABINET-SEATBACK, RH (SALEM CHERRY)

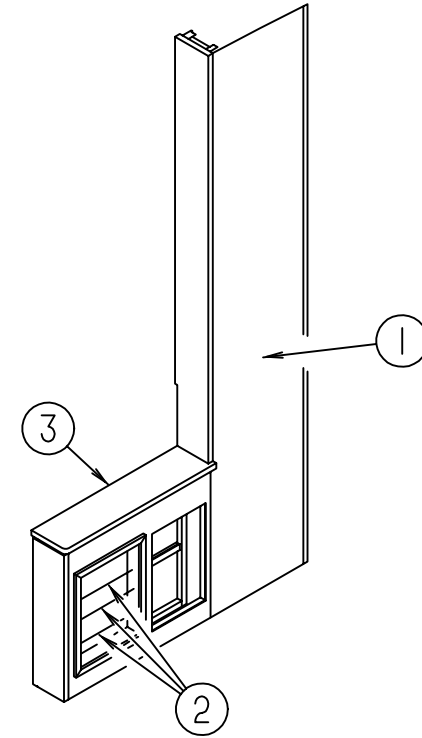
**DINETTE GROUP (CONTINUED)**



**A/C CABINET - USED W/TABLE & CHAIRS**

KEY	PART NUMBER	U/M DESCRIPTION
1	117390-01-GV0	EA CABINET ASM-A/C COVER - USED W/TABLE & CHAIRS (PICKLED ASH)
1	117390-01-GV1	EA CABINET ASM-A/C COVER - USED W/TABLE & CHAIRS (SALEM CHERRY)
2	117390-13-GV0	EA COUNTERTOP ASM (GV0/GV1)
2	117390-13-GV2	EA COUNTERTOP ASM (GV2/GV3)
2	117390-13-GV4	EA COUNTERTOP ASM (GV4/GV5)
3	084071-05-000	EA ROD-BRASS, 15" LONG

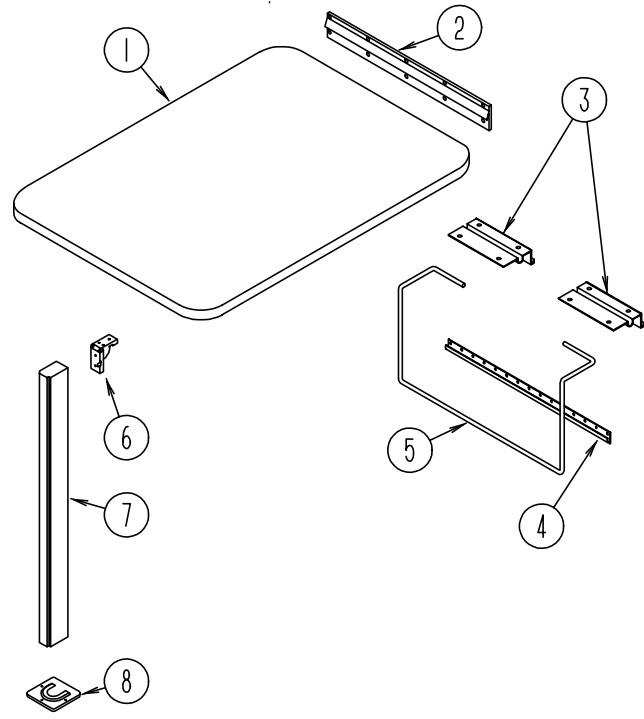
**DINETTE GROUP (CONTINUED)**



**A/C CABINET - USED W/DINETTE**

KEY	PART NUMBER	U/M DESCRIPTION
1	117392-01-GV0	EA CABINET ASM-A/C COVER W/EXTENSION (PICKLED ASH)
1	117392-01-GV1	EA CABINET ASM-A/C COVER W/EXTENSION (SALEM CHERRY)
2	084071-05-000	EA ROD-BRASS, 15" LONG
3	117392-13-GV0	EA COUNTERTOP ASM (GV0/GV1)
3	117392-13-GV2	EA COUNTERTOP ASM (GV2/GV3)
3	117392-13-GV4	EA COUNTERTOP ASM (GV4/GV5)

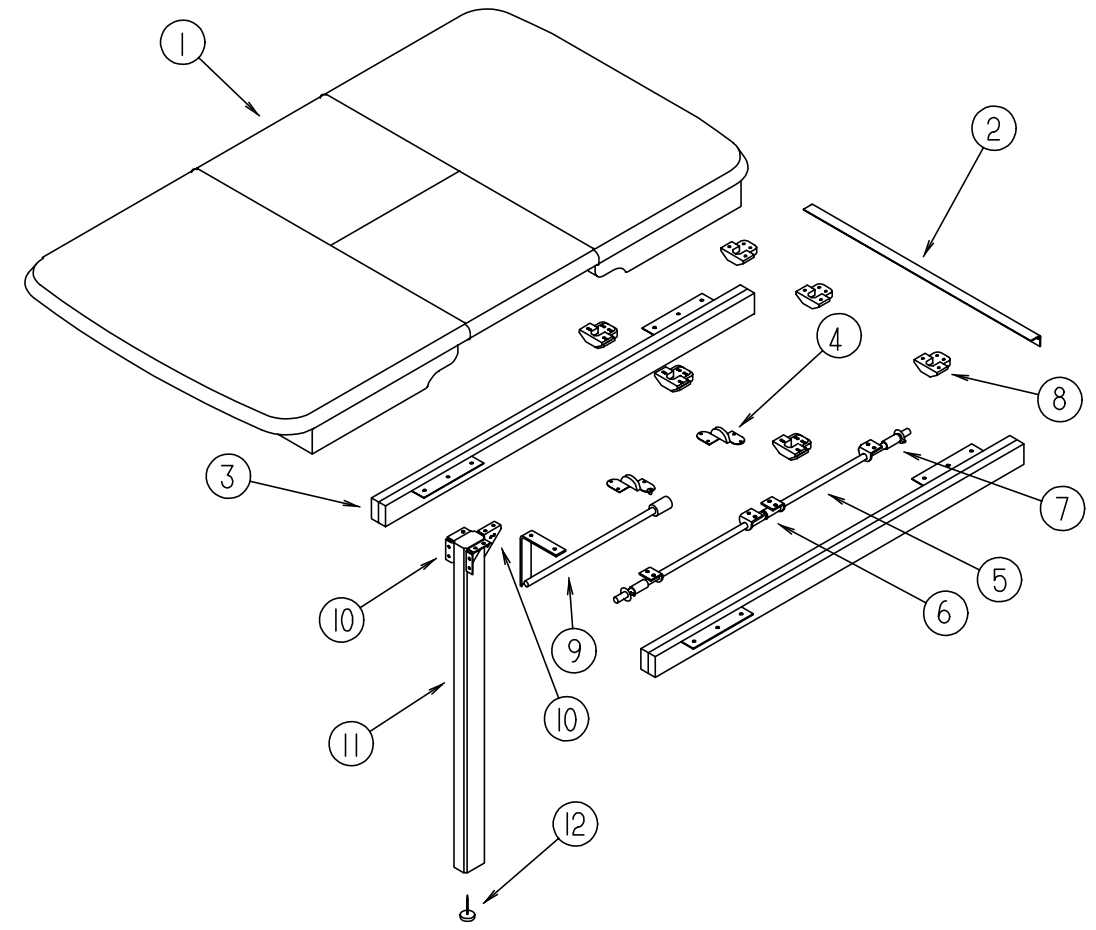
**DINETTE GROUP (CONTINUED)**



**DINETTE TABLE**

KEY	PART NUMBER	U/M	DESCRIPTION
1	M92743-26-GV0	EA	TABLE ASM COMPLETE-DINETTE
1	M92743-26-GV1	EA	TABLE ASM COMPLETE-DINETTE
1	M92743-26-GV2	EA	TABLE ASM COMPLETE-DINETTE
1	M92743-26-GV3	EA	TABLE ASM COMPLETE-DINETTE
1	M92743-26-GV4	EA	TABLE ASM COMPLETE-DINETTE
1	M92743-26-GV5	EA	TABLE ASM COMPLETE-DINETTE
	064781-06-000	EA	HOLDER-CUP, TWO STEM - OFF WHITE
2	053200-12-000	EA	SUPPORT-TABLE, 23.5" - OFF WHITE
3	088410-02-000	EA	HANGER-TABLE, OFF WHITE
4	024281-14-000	EA	BRACKET-TABLE LEFT, 22.12" - OFF WHITE
5	024275-12-000	EA	ROD-TABLE LIFT, OFF WHITE
6	093550-01-000	EA	BRACKET-HINGE, MOUNTS TO LEG & TABLE TOP - 1.7" X 2.6"
7	092708-11-E37	EA	LEG-TABLE, WOOD (PICKLED ASH)
	092707-04-03A	EA	MOLDING-WOOD, TABLE LEG (PICKLED ASH)
7	092708-11-E41	EA	LEG-TABLE, WOOD (SALEM CHERRY)
	092707-04-04A	EA	MOLDING-WOOD, TABLE LEG (SALEM CHERRY)
8	049493-12-000	EA	CATCH-TABLE LEG, OFF WHITE
	049493-11-700	EA	CATCH-LEG, FLOOR MOUNTED - 2.5" X 2.7" - METAL - E-COAT

**DINETTE GROUP (CONTINUED)**

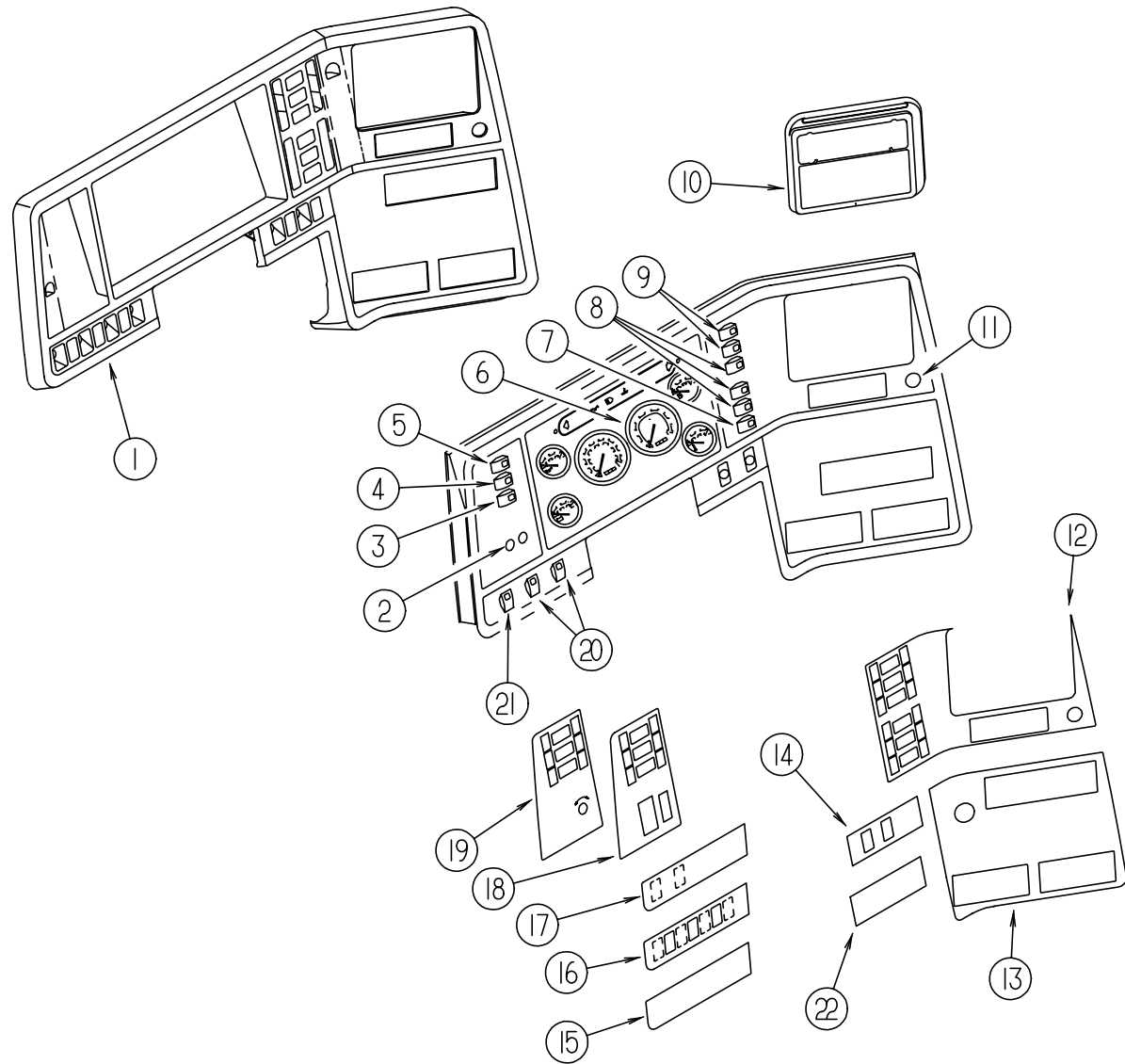


**DINETTE PULLOUT TABLE**

KEY	PART NUMBER	U/M	DESCRIPTION
	P18322-01-GV0	EA	TABLE ASM-PULLOUT (PICKLED ASH)
	P18322-01-GV1	EA	TABLE ASM-PULLOUT (SALEM CHERRY)
1	118322-11-GV0	EA	TOP-PULLOUT TABLE (PICKLED ASH)
1	118322-11-GV1	EA	TOP-PULLOUT TABLE (SALEM CHERRY)
2	009063-01-000	EA	HINGE-CONTINUOUS, 1 1/2" X 72" - UNPAINTED
3	110749-01-000	EA	SLIDE-TABLE - 19.75" LONG - 2 USED
4	108663-01-000	EA	HINGE-LEAF, FOLDING - HAFELE 341.30.526 - 2 USED
5	108932-01-000	EA	ROD-PIVOT
	000F10-04-16B	EA	PIN-COTTER, 1/8" X 1" - ZINC
6	108874-01-000	EA	BRACKET-HINGE, TABLE LEAF
7	108664-01-000	EA	SPRING-COMPRESSION, 13 X 50MM - 4 USED
8	009050-02-000	EA	LEVELER-TABLE TOP, MALE END W/4 SCREWS - PLASTIC - 6 USED
8	009050-03-000	EA	LEVELER-TABLE TOP, FEMALE END W/4 SCREWS - PLASTIC - 6 USED
9	108905-01-000	EA	SUPPORT ASM-TABLE LEAF
10	102810-01-04A	EA	BRACE-LEG, TABLE, BLACK
	102810-01-03A	EA	BRACE-LEG, TABLE, MILL
11	092708-12-E37	EA	LEG-TABLE (PICKLED ASH)
	092707-07-02A	EA	MOLDING-WOOD, TABLE LEG - 27" (PICKLED ASH)
11	092708-12-E41	EA	LEG-TABLE (SALEM CHERRY)
	092707-07-03A	EA	MOLDING-WOOD, TABLE LEG - 27" (SALEM CHERRY)
12	102194-01-000	EA	GUIDE-PLASTIC

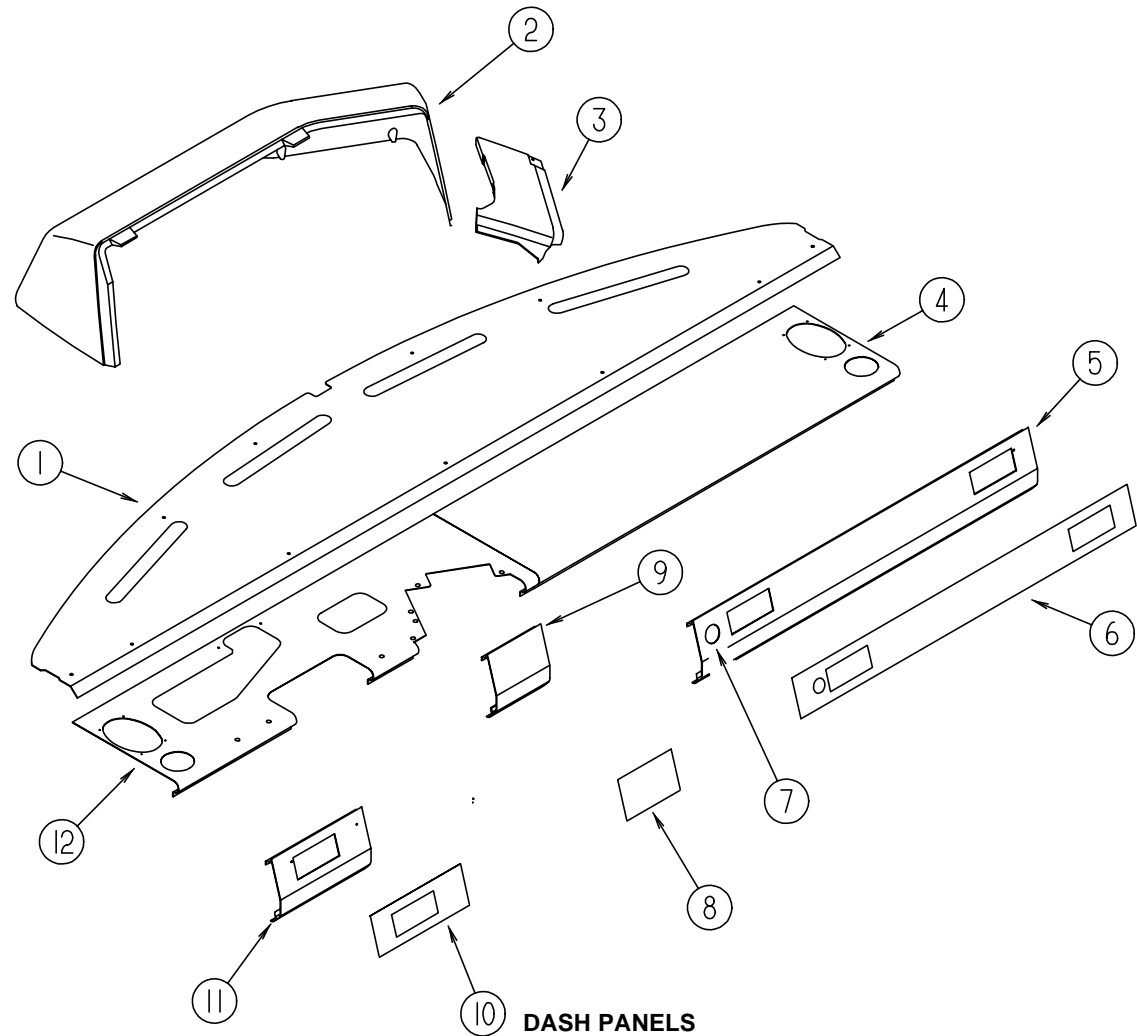
# DRIVERS COMPARTMENT GROUP

## INSTRUMENT PANEL



KEY	PART NUMBER	U/M DESCRIPTION
1	107031-07-01A	EA BEZEL-INSTRUMENT PANEL - FORD
1	107031-06-01A	EA BEZEL-INSTRUMENT PANEL - GM
2		HEADLIGHT & DIMMER SWITCHES ARE CHASSIS SUPPLIED
	096674-01-000	EA NUT-HEADLAMP, BLACK - FORD
	096675-01-000	EA KNOB-HEADLAMP, W/SHAFT - FORD
3	108357-06-000	EA SWITCH-ROCKER, DPDT MOM/OFF/MOM 6 TERM. CARLING VLD1000B-0
	108356-01-02A	EA SWITCH COVER W/3 GROOVES - CARLING HAMPTON TAN
	108355-01-000	EA HOUSING-SWITCH - CARLIN VCH
4	108357-09-000	EA SWITCH-ROCKER, SPDT ON/NONE/MOM 3 TERM. CARLING V5D1000B-0
	108356-01-02A	EA SWITCH COVER W/3 GROOVES - CARLING HAMPTON TAN
	108355-01-000	EA HOUSING-SWITCH - CARLIN VCH
5	108357-08-000	EA ROCKER SWITCH, DPDT ON/NONE/ON - CARLING VDD1S00C-0
	108356-01-02A	EA SWITCH COVER W/3 GROOVES - CARLING HAMPTON TAN
	108355-01-000	EA HOUSING-SWITCH - CARLIN VCH
6	094796-07-000	EA CLUSTER-INSTRUMENT PANEL, KILOMETERS - GAS - GM #16156355
6		STANDARD INSTRUMENT CLUSTERS ARE CHASSIS SUPPLIED
6	094794-06-000	EA CLUSTER-INSTRUMENT, KILOMETER - FORD F5TD-10849-BB
7	108357-10-000	EA SWITCH-ROCKER, SPDT MOM/ON LIGHTED - 5 TERM (3 SWITCH/2 LIGHT)
	108356-03-01A	EA SWITCH COVER W/GROOVES - LIGHTED - CARLING VVCGC00
	108355-01-000	EA HOUSING-SWITCH - CARLIN VCH
8	108357-01-000	EA ROCKER SWITCH, SPST ON/OFF - CARLING V1D1000B-0
8	096241-03-000	EA SWITCH-BLANK
	108356-01-02A	EA SWITCH COVER W/3 GROOVES - CARLING HAMPTON TAN
	108355-01-000	EA HOUSING-SWITCH - CARLIN VCH
9	108357-03-000	EA SWITCH-ROCKER, SPDT ON/OFF/ON 3 TERM. CARLING V6D1000B-0
9	096241-03-000	EA SWITCH-BLANK
	108356-01-02A	EA SWITCH COVER W/3 GROOVES - CARLING HAMPTON TAN
	108355-01-000	EA HOUSING-SWITCH - CARLIN VCH
10	111337-01-01A	EA POCKET-INSTRUMENT PANEL, RIGHT UPPER, BLACK
	096776-02-000	EA BOX-CASSETTE, 4-TAPE - DIN MNT - FISHER 21507 04 03
11	089294-01-000	EA CIGARETTE LIGHTER ASM-W/O WIRES - CASCO #C213275
12	104056-20-01A	EA APPLIQUE-BEZEL, UPPER RH - 6 SWITCH, BLACK VELVET
13	104056-14-01A	EA APPLIQUE-BEZEL, LOWER RH WING, BLACK VELVET
14	104056-28-01A	EA APPLIQUE-BEZEL, LOWER RH, PARK & LEVEL - BLACK VELVET
15	104056-09-01A	EA APPLIQUE-BEZEL, LOWER LH, BLACK VELVET
16	104056-10-01A	EA APPLIQUE-BEZEL, LOWER LH, PARK & LEVEL - BLACK VELVET
17	104056-29-01A	EA APPLIQUE-BEZEL, LOWER LH, PARK & LEVEL - BLACK VELVET
18	104056-25-01A	EA APPLIQUE-LIGHT SWITCH BEZEL - BLACK - GM
19	104056-27-01A	EA APPLIQUE-LIGHT SWITCH BEZEL - BLACK - FORD
20	108357-07-000	EA ROCKER SWITCH, SPDT MOM/OFF/MOM - CARLING V8D1000B-0
	108356-01-02A	EA SWITCH COVER W/3 GROOVES - CARLING HAMPTON TAN
	108355-01-000	EA HOUSING-SWITCH, CARLIN VCH
21	108357-05-000	EA SWITCH-ROCKER, SPDT ON/NONE/ON 3 TERM. CARLING V4D1000B-0
	108356-01-02A	EA SWITCH COVER W/3 GROOVES - CARLING HAMPTON TAN
	108355-01-000	EA HOUSING-SWITCH - CARLIN VCH
22	104056-11-01A	EA APPLIQUE-BEZEL, LOWER RH, BLACK VELVET
	100138-01-000	EA MODULE-DAYTIME RUNNING LIGHT
	103603-01-000	EA BULB - 12V, #74 - .12A WEDGE - GE 22-25 - USED IN DASH

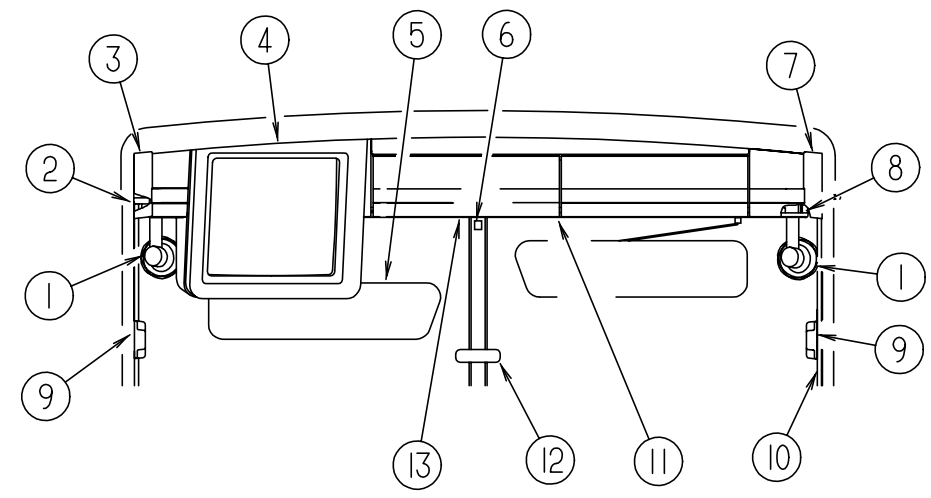
**DRIVERS COMPARTMENT GROUP (CONTINUED)**



**DASH PANELS**

KEY	PART NUMBER	U/M	DESCRIPTION
1	P18164-01-000	EA	DASH ASM-W/O VINYL (FORD)
1	P18164-02-000	EA	DASH ASM-W/O VINYL (GM)
	106569-08-01A	EA	VINYL-LAMINATE, MADRID HAMPTON TAN - 1/4" X 20" X 100"
	106569-09-01A	EA	VINYL-LAMINATE, MADRID HAMPTON TAN - 1/4" X 25" X 100"
	077539-01-000	EA	BRACKET-MOUNTING, DASH PANEL - L/SHAPED - 2.5" X 1" X 1.5"
2	118256-01-01A	EA	POD-INSTRUMENT PANEL - HAMPTON TAN
2	118256-02-01A	EA	POD-INSTRUMENT PANEL - HAMPTON TAN - W/REAR MONITOR
3	118292-01-01A	EA	POD-LOWER DASH - HAMPTON TAN
4	112297-02-000	EA	PANEL-DASH, BOTTOM
5	117991-01-01A	EA	EXTENSION-LOWER RH DASH, MILL
5	118024-01-01A	EA	TRIM-LOWER PASSENGER SIDE DASH, HAMPTON TAN
6	118377-01-01A	EA	APPLIQUE-LOWER RH DASH
6	120059-01-01A	EA	DECAL-VECTRA GRAND TOUR, DASH - CENTERED ON APPLIQUE
7	111414-01-000	EA	RECEPTACLE - 12V W/O BIMETAL, INTERTEK
8	118377-02-01A	EA	APPLIQUE-LOWER LH DASH (FORD)
8	118377-03-01A	EA	APPLIQUE-LOWER LH DASH (GM)
9	117991-02-01A	EA	EXTENSION-LOWER DRIVERS RH DASH-MILL (FORD)
9	118024-02-01A	EA	TRIM-LOWER DRIVERS DASH - HAMPTON TAN (FORD)
9	117991-04-01A	EA	EXTENSION-LOWER DRIVERS RH DASH-MILL (GM)
9	118024-04-01A	EA	TRIM-LOWER DRIVERS RH DASH - HAMPTON TAN (GM)
10	118377-04-01A	EA	APPLIQUE-LOWER LH DASH (FORD)
10	118377-06-01A	EA	APPLIQUE-LOWER LH DASH (GM)
11	117991-03-01A	EA	EXTENSION-LOWER DRIVERS LH DASH-MILL (FORD)
11	118024-03-01A	EA	TRIM-LOWER DRIVERS LH DASH - HAMPTON TAN (FORD)
11	117991-05-01A	EA	EXTENSION-LOWER DRIVER LH DASH-MILL (GM)
11	118024-05-01A	EA	TRIM-LOWER DRIVERS LH DASH - HAMPTON TAN (GM)
12	112296-04-000	EA	PANEL-DASH, BOTTOM
	077031-01-000	EA	FILM-BLACK, 1" X 1.75"
	077031-03-000	EA	FILM-WHITE .75 X 1.00 - COLORART

**DRIVERS COMPARTMENT GROUP (CONTINUED)**

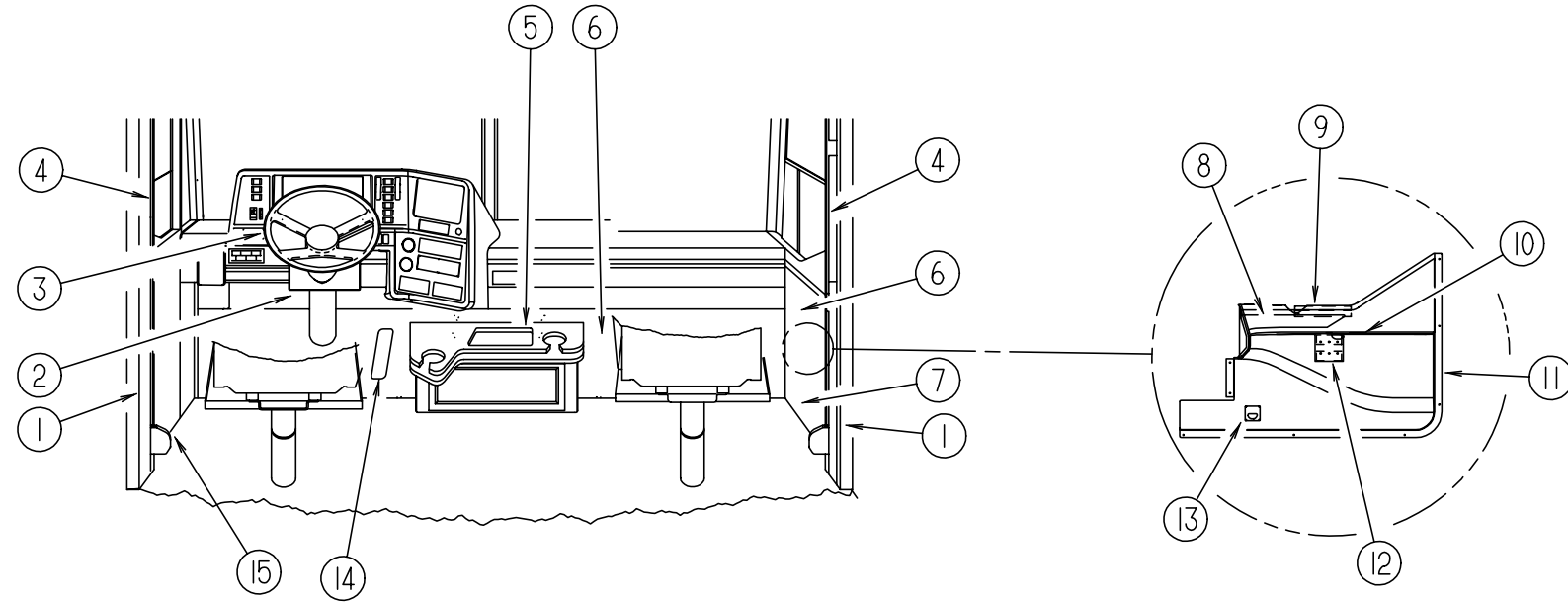


**UPPER DRIVERS COMPARTMENT**

KEY	PART NUMBER	U/M	DESCRIPTION
1	036420-02-000	EA	FAN-DEFROSTER, 2 SPEED - 6" DIAMETER
			FROM: 00-00-00 THRU: 05-26-96
1	122856-01-01A	EA	FAN-DEFROSTER, 2 SPEED, CHROME *ACAR RV-480-W2
			FROM: 05-27-96 THRU: 99-99-99
2	118693-01-GV0	EA	PANEL-HEADLINER, LH
3	118466-02-01A	EA	PANEL-TRIM, SIDE, UPPER - HAMPTON TAN
4	116734-02-01A	EA	COVER-TV, OVERHEAD FRONT - HAMPTON TAN
5	108170-02-000	EA	SUNVISOR ASM-W/KNOBS, DRIVER
5	108170-03-000	EA	SUNVISOR ASM-W/KNOBS, PASSENGER
6	118452-01-01A	EA	TRIM-WINDSHIELD, CENTER - HAMPTON TAN
7	118466-01-01A	EA	PANEL-TRIM, SIDE, UPPER - HAMPTON TAN
8	118138-01-GV0	EA	PANEL-HEADLINER, RH
9	103961-03-01A	EA	COVER-BRACKET, SEATBELT - OFF WHITE - DRIVER DOOR OPT
	091990-04-01A	EA	SEAT BELT - 3 POINT - BLACK - INTERTEK A8408
	091990-01-701	EA	EXTENDER - 9" FOR A 8408 3 POINT
	109146-01-000	EA	BOLT-SHOULDER, SEAT BELT
10	118431-01-01A	EA	TRIM-A PILLAR, INTERIOR, RH - HAMPTON TAN
10	118431-02-01A	EA	TRIM-A PILLAR, INTERIOR, LH - HAMPTON TAN
11	118453-01-01A	EA	TRIM-WINDSHIELD, INTERIOR, TOP RH - HAMPTON TAN
12	040714-01-000	EA	MIRROR-REAR VIEW, W/ARM MOUNT & SET SCREW - GM # 911722
	067490-01-000	EA	BUTTON-REAR VIEW MIRROR
13	118453-02-01A	EA	TRIM-WINDSHIELD, INTERIOR, TOP LH - HAMPTON TAN

## DRIVERS COMPARTMENT GROUP (CONTINUED)

### LOWER DRIVERS COMPARTMENT

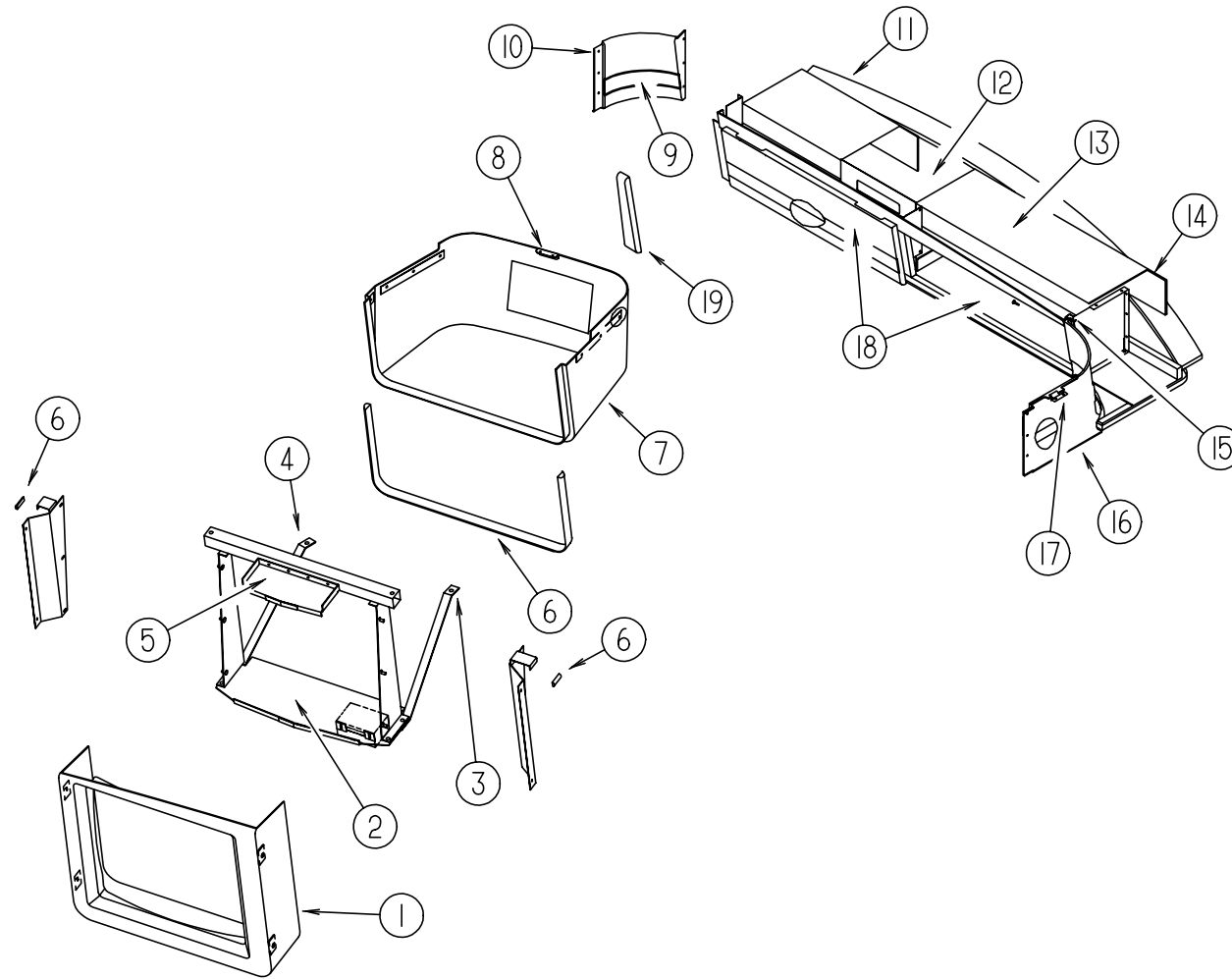


KEY	PART NUMBER	U/M DESCRIPTION
1	024700-54-000	EA COVER-ROLL BAR, SIDEWALL - 52.5" - OFF WHITE
2	109832-03-01A	EA COVER-STEERING COLUMN - HAMPTON TAN - CHEVY
	110002-02-000	EA PATCH-Q-SERIES, COLUMN - 4.25 X 7.5
2	103498-06-000	EA BOOT-COLUMN, UNIVERSAL
2	112832-01-01A	EA COVER-STEERING COLUMN, LOWER - BLACK (FORD)
2	117709-01-01A	EA COVER-STEERING COLUMN, UPPER - BLACK (FORD)
3	120340-01-01A	EA STEERING WHEEL-LEATHER, CHEVY
4	024700-55-000	EA COVER-ROLL BAR-SIDEWALL - 15" - OFF WHITE
5	M06889-02-GV0	EA TRAY ASM-BEVERAGE, ABS
5	M06840-02-GV0	EA DOOR ASM-BEVERAGE, W/HINGES (PICKLED ASH)
5	M06840-02-GV1	EA DOOR ASM-BEVERAGE, W/HINGES (SALEM CHERRY)
5	118620-01-GV0	EA DOOR-CABINET ASM, BEVERAGE (PICKLED ASH)
5	118620-01-GV1	EA DOOR-CABINET ASM, BEVERAGE (SALEM CHERRY)
6	095757-06-GV0	EA COVER-HEATER (GV0/GV1)
6	095757-06-GV2	EA COVER-HEATER (GV2/GV3)
6	095757-06-GV4	EA COVER-HEATER (GV4/GV5)
7	P18720-01-000	EA PANEL ASM-INNER, CAB, RH
8	118377-07-01A	EA APPLIQUE-LOWER INNER PANEL - RH
9	106105-02-000	EA CLIP-TRIM, 11.8" X 1.87" - METAL

KEY	PART NUMBER	U/M DESCRIPTION
10	118719-01-01A	EA ASHTRAY-TOP MOUNT, PLASTIC
11	118287-01-01A	EA TRIM PANEL-INNER RH - BLACK
12	118718-01-01A	EA HOLDER-DRINK, COLLAPSIBLE
13	108354-01-01A	EA LIGHT-COURTESY, ITC 81395-B
14	115840-01-01A	EA MOTOR COVER-W/O CARPET OR PAD
14	115840-02-01A	EA COVER-MOTOR, GAS ENGINE-285
	115860-01-01A	EA TRIM-MOTOR COVER, MILL
	115850-01-02B	EA RETAINER ASM-LATCH, MOTOR COVER,E-C
	115850-02-02B	EA RETAINER ASM-LATCH, LH, E-COAT
	116581-01-000	EA LATCH-MOTOR COVER, SOUTHCO 2710074088
	115852-01-02B	EA STRIKE ASM-MOTOR COVER, E-COAT
	116833-01-02B	EA WRENCH-HEX, MOTOR COVER, E-COAT
15	116993-01-01A	EA COVER-PEDALS, BLACK
16	118654-01-01A	EA PANEL-TOEKICK, LH - HAMPTON TAN

## DRIVERS COMPARTMENT GROUP (CONTINUED)

### OVERHEAD TV & VCR CABINETS

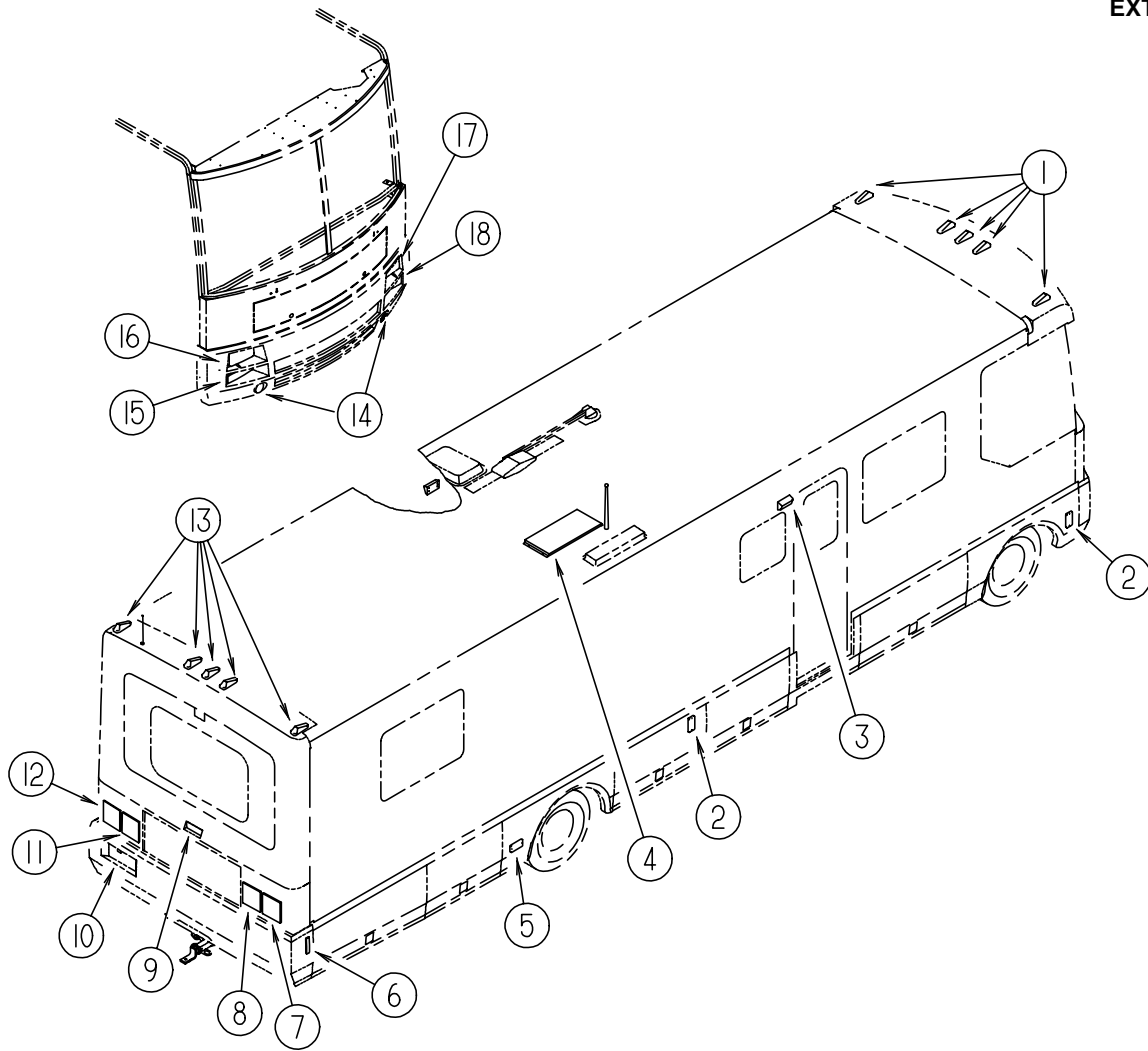


KEY	PART NUMBER	U/M	DESCRIPTION
1	116734-02-01A	EA	COVER-TV, OVERHEAD FRONT - LH HAMPTON TAN
	116734-11-01A	EA	BACKING-SCREW - HAMPTON TAN
2	116747-02-02B	EA	SHELF ASM-TV, E-COAT
3	111907-04-000	EA	SUPPORT-SHELF, TV
4	111907-03-000	EA	SUPPORT-SHELF, TV
5	116745-02-02B	EA	MOUNT ASM-TV, PANEL, TOP, E-COAT
6	112160-02-000	FT	SEAL-D SECTION, 6 X 10 - FOAM RUBBER
7	M06860-03-GV0	EA	COVER ASM-TV, OVERHEAD - LEFT SIDE
7	118566-01-01A	EA	COVER-TV, OVERHEAD, LH - HAMPTON TAN
8	016604-05-000	EA	BRACE-CABINET, L ANGLE - 2.5" - OFF WHITE
9	118852-01-01A	EA	PANEL-TRIM, INSERT, LH - HAMPTON TAN
10	P18562-01-GV0	EA	PANEL-TRM, CORNER, UPPER, LH
10	118562-01-01A	EA	PANEL-TRIM, CORNER, UPPER, LH - HAMPTON TAN
11	118305-01-GV0	EA	CABINET ASM-OVERHEAD, FRONT
12	118208-01-GV0	EA	PANEL-TOP, VINYL COVERED - W/TV
12	118208-02-GV0	EA	PANEL-TOP, VINYL COVERED - W/VCR
12	118208-03-GV0	EA	PANEL-TOP, VINYL COVERED - W/CONVERTER
12	118208-04-GV0	EA	PANEL-TOP, VINYL COVERED - W/VCR & CONVERTER

KEY	PART NUMBER	U/M	DESCRIPTION
13	118215-02-GV0	EA	PANEL-TOP, VINYL COVERED - W/O SATELITE DISH
13	118215-02-GV0	EA	PANEL-TOP, VINYL COVERED - W/SATELITE DISH & CONTROLER
14	118836-02-GV0	EA	PANEL-VINYL COVERED - W/SATELITE DISH
15	118309-01-01A	EA	PANEL-TRIM, TOP - HAMPTON TAN
16	P18465-01-GV0	EA	PANEL-TRM, CORNER, UPPER
16	118465-01-01A	EA	PANEL-TRIM, CORNER, UPPER - HAMPTON TAN
17	073050-03-000	EA	MOUNTING CLIP-VALANCE PANEL
18	118898-01-GV0	EA	DOOR-TV CABINET
19	120485-01-01A	EA	PANEL-TRIM, TRANSITION, TV - HAMPTON TAN

## ELECTRICAL GROUP

### EXTERIOR LIGHTS



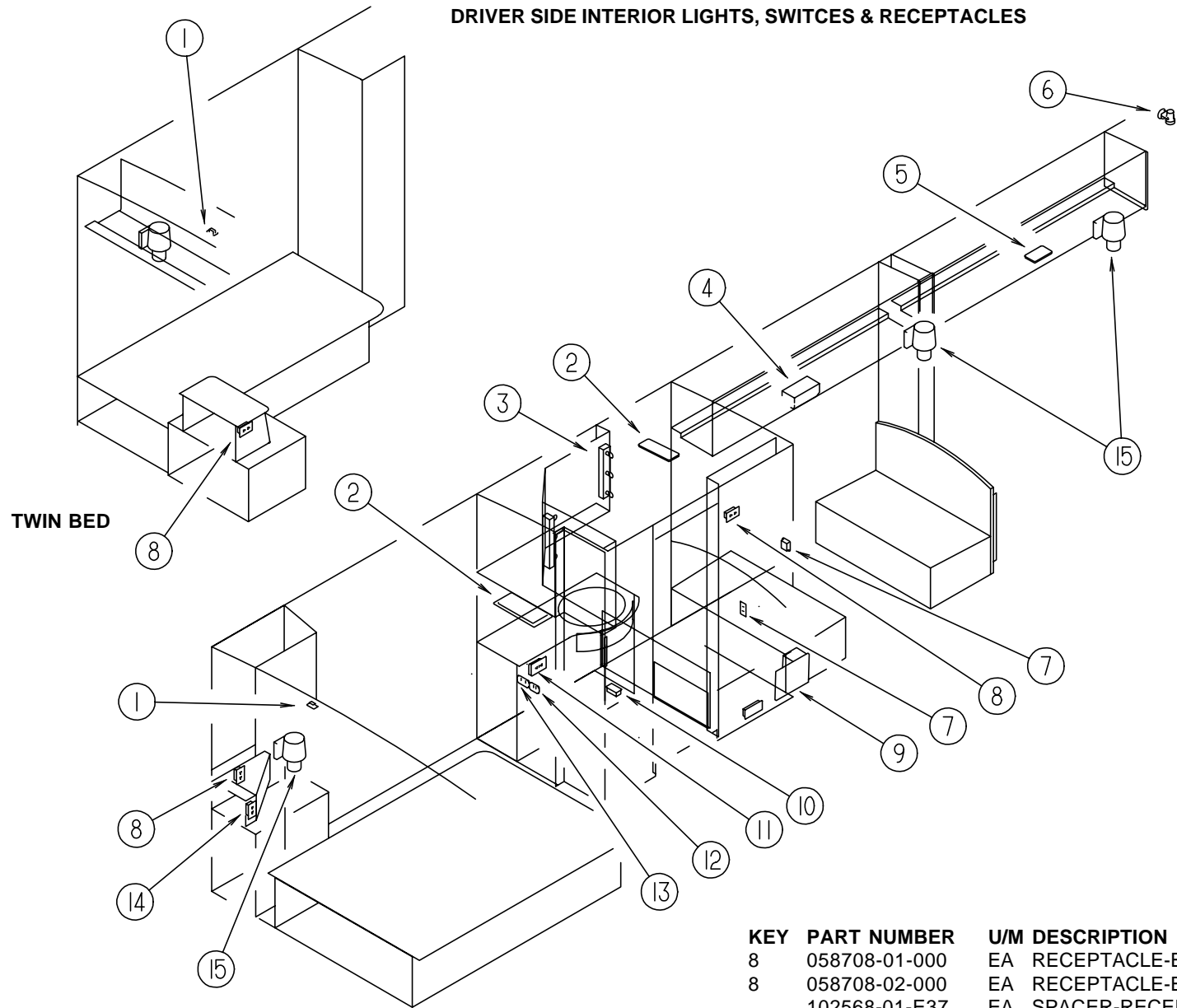
KEY	PART NUMBER	U/M	DESCRIPTION
1	107749-01-000	EA	LIGHT ASM-CAB MARKER, AMBER - KD 509-0-1
	036196-01-000	EA	BULB - 12V, #194 - .27 AMP - BAYONETTE
	037934-01-000	EA	BULB - 12V, #1156 - 2.1 AMP - CLEAR GLASS
	117826-02-000	EA	SIDE MARKER LAMP ASM. - AMBER
2	036196-01-000	EA	BULB - 12V, #194 - .27 AMP - BAYONETTE
	067789-02-000	EA	SOCKET-LAMP
	117826-03-000	EA	GASKET-MARKER LIGHT, TRIPLEX 410-2
	097917-01-07A	EA	LIGHT-PORCH, SABLE - BARGMAN 30-78-535 - U.S.
3	008215-01-000	EA	BULB - 12V, #1003 - .94 AMP
	058028-01-000	EA	CONNECTOR-ELECTRICAL PIGTAIL, NYLON - CLEAR
	097917-01-700	EA	LENS-LIGHT, CLEAR 30-78-021
	008089-02-000	EA	LIGHT-PORCH, RECESSED - CANADIAN
3	008215-01-000	EA	BULB - 12V, #1003 - .94 AMP
	058028-01-000	EA	CONNECTOR-ELECTRICAL PIGTAIL, NYLON - CLEAR
	008089-01-700	EA	LENS-LIGHT, RECESSED, PORCH
	008214-01-000	EA	BULB - 12V NO67 0.59 AMP
4	091981-01-000	EA	GASKET-PORCH LIGHT
	115504-01-000	EA	PANEL-SOLAR, 10 WATT, NAGY TJN-2SW
	115504-01-700	EA	PLUG & CABLE, 10 WATT PANEL 600-016
	115505-01-000	EA	MONITOR LIGHT - SOLAR PANEL - RED LED INDICATOR
5	106688-04-000	EA	LIGHT ASM-AUXILIARY, CLEAR - TRIPLEX 147W
	037934-01-000	EA	BULB - 12V, #1156 - 2.1 AMP - CLEAR GLASS

KEY	PART NUMBER	U/M	DESCRIPTION
6	117826-01-000	EA	SIDE MARKER LIGHT ASM. - RED
	036196-01-000	EA	BULB - 12V, #194 - .27AMP - BAYONETTE
	067789-02-000	EA	SOCKET-LAMP
	117826-03-000	EA	GASKET-MARKER LIGHT, TRIPLEX 410-2
7	117831-01-000	EA	LAMP ASM-STOP/TURN/TAIL/BACK UP - TRIPLEX 1060 RH
	106687-01-000	EA	SOCKET ASM-LIGHT, 2 WIRE - TRIPLEX 375X
	106687-02-000	EA	SOCKET ASM-LIGHT, 3 WIRE - TRIPLEX 376
	067789-02-000	EA	SOCKET-LAMP
7	119157-01-000	EA	SOCKET-SINGLE CONTACT, GENERAL 350501
	119158-01-000	EA	SOCKET-DOUBLE CONTACT, GENERAL 349301
	037934-01-000	EA	BULB - 12V, #1156 - 2.1 AMP - CLEAR GLASS - BACK UP & TURN SIGNAL BULB
	037935-01-000	EA	BULB - 12V, #1157 OR #2057 - 2.1 AMP - CLEAR GLASS - BRAKE LIGHT BULB
8	117831-03-000	EA	LAMP ASM-TURN, AMBER - RH - TRIPLEX 1060A
	106687-01-000	EA	SOCKET ASM LIGHT - 2 WIRE - TRIPLEX 375X
	106687-02-000	EA	SOCKET ASM LIGHT - 3 WIRE - TRIPLEX 376
	067789-02-000	EA	SOCKET-LAMP
8	119157-01-000	EA	SOCKET-SINGLE CONTACT, GENERAL 350501
	119158-01-000	EA	SOCKET-DOUBLE CONTACT, GENERAL 349301
	037935-01-000	EA	BULB - 12V, #1157 OR #2057 - 2.1 AMP - CLEAR GLASS - BRAKE LIGHT BULB
	106688-03-000	EA	LIGHT ASM-STOP/TURN RED, TRIPLEX 141-W
9	037934-01-000	EA	BULB - 12V, #1156 - 2.1 AMP - CLEAR GLASS - BACK UP & TURN SIGNAL BULB
	107221-01-01A	EA	COVER-LATCH ASM, VALANCE DOOR, 181MM X 229MM - BLACK
	087201-01-000	EA	LIGHT-HALF ROUND, 1" X 1.7" - PLASTIC - BLACK
	117831-04-000	EA	LAMP ASM-TURN, AMBER - LH - TRIPLEX 1059A
10	106687-01-000	EA	SOCKET ASM-LIGHT, 2 WIRE - TRIPLEX 375X
	106687-02-000	EA	SOCKET ASM-LIGHT, 3 WIRE - TRIPLEX 376
	067789-02-000	EA	SOCKET-LAMP
	119157-01-000	EA	SOCKET-SINGLE CONTACT, GENERAL 350501
11	119158-01-000	EA	SOCKET-DOUBLE CONTACT, GENERAL 349301
	037935-01-000	EA	BULB - 12V, #1157 OR #2057 - 2.1 AMP - CLEAR GLASS - BRAKE LIGHT BULB
	117831-02-000	EA	LAMP ASM-STOP/TURN/TAIL/BACK UP, TRIPLEX 1059 LH
	106687-01-000	EA	SOCKET ASM-LIGHT, 2 WIRE - TRIPLEX 375X
12	106687-02-000	EA	SOCKET ASM-LIGHT, 3 WIRE - TRIPLEX 376
	067789-02-000	EA	SOCKET-LAMP
	119157-01-000	EA	SOCKET-SINGLE CONTACT, GENERAL 350501
	119158-01-000	EA	SOCKET-DOUBLE CONTACT, GENERAL 349301
12	037934-01-000	EA	BULB - 12V, #1156 - 2.1 AMP - CLEAR GLASS - BACK UP & TURN SIGNAL BULB
	037935-01-000	EA	BULB - 12V, #1157 OR #2057 - 2.1 AMP - CLEAR GLASS - BRAKE LIGHT BULB
	107749-02-000	EA	LIGHT ASM-CAB MARKER, RED - KD 509-0-6
	036196-01-000	EA	BULB - 12V, #194 - .27 AMP - BAYONETTE
13	117827-01-000	EA	LAMP ASM-FOG, CLEAR LENS, RD - HELLA 65099
	113294-03-000	EA	LAMP ASM-PARK/TURN, AMBER - RH - TRIPLEX 932A
	037935-01-000	EA	BULB - 12V, #1157 OR #2057 - 2.1 AMP - CLEAR GLASS
	118056-01-000	EA	HEADLAMP ASM. (PASSENGER SIDE) - HELLA #65025
16	118054-01-000	EA	BULB-HEADLAMP REPLACEMENT - #9004 G.E., SYLVANIA, WESTINGHOUSE
	088758-01-000	EA	HOUSING-HEADLAMP, CONNECTOR TERMINAL W/3 WIRES
	118056-02-000	EA	HEADLAMP ASM. (DRIVERS) - HELLA #65024
	118054-01-000	EA	BULB-HEADLAMP REPLACEMENT - #9004 G.E., SYLVANIA, WESTINGHOUSE
17	088758-01-000	EA	HOUSING-HEADLAMP, CONNECTOR TERMINAL W/3 WIRES
	113294-04-000	EA	LAMP ASM-PARK/TURN, AMBER, LH - TRIPLEX 930A
18	037935-01-000	EA	BULB - 12V, #1157 OR #2057 - 2.1 AMP - CLEAR GLASS



## ELECTRICAL GROUP (CONTINUED)

### DRIVER SIDE INTERIOR LIGHTS, SWITCHES & RECEPTACLES

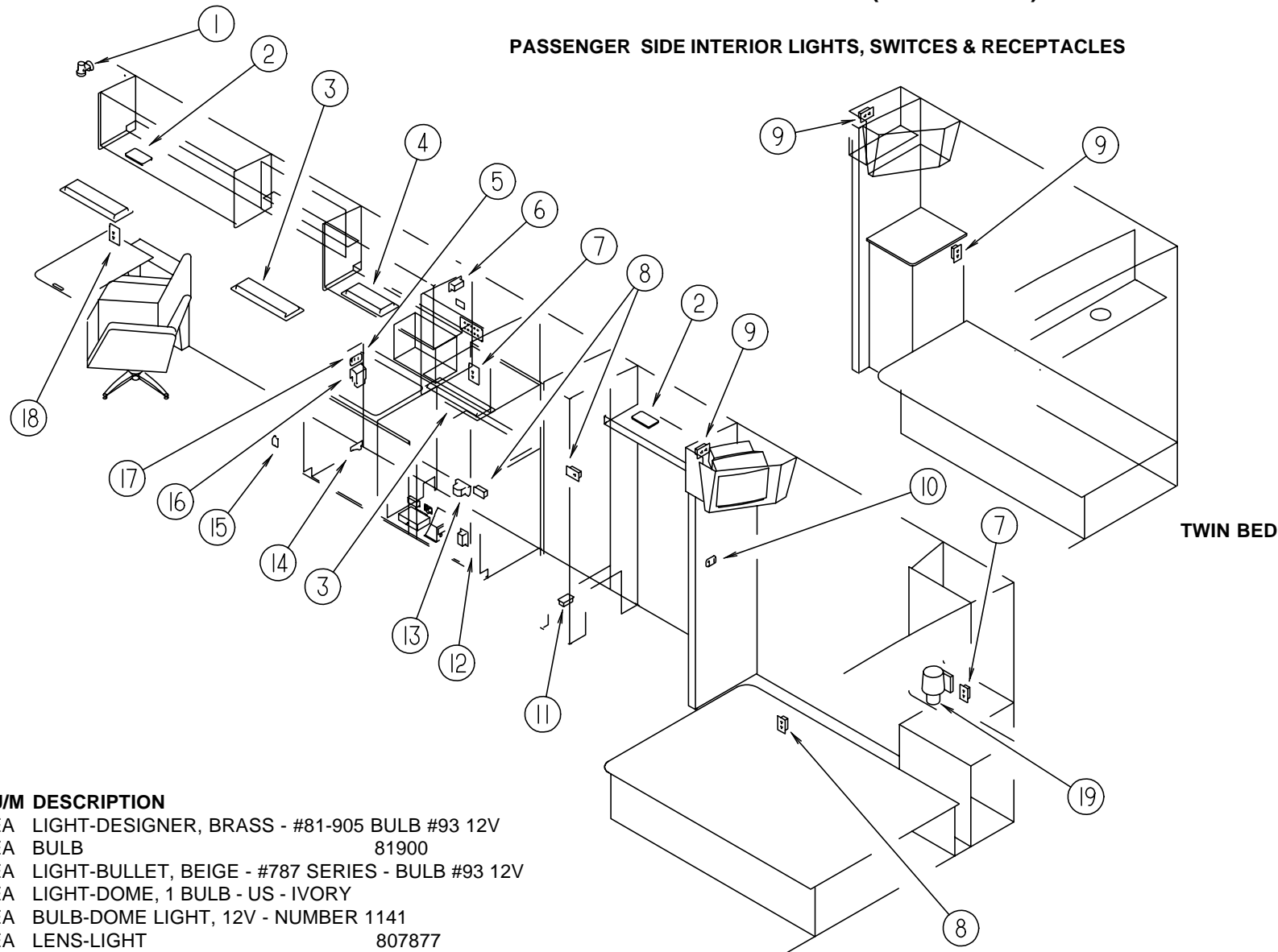


KEY	PART NUMBER	U/M	DESCRIPTION
1	098351-07-01A	EA	PLATE-SWITCH, GENERATOR SWITCH - JENSEN POLISHED BRASS
1	108357-10-000	EA	SWITCH-ROCKER SPDT MOM/ON LIGHTED-5 TERM
1	108356-05-01A	EA	SWITCH COVER W/GROOVES-LIGHTED-GEN.SET-CARLING VVLGCXX-XWB
2	098024-03-01A	EA	LIGHT-DOME, 2 BULB - IVORY
	008218-01-000	EA	BULB-DOME LIGHT, 12V - NUMBER 1141
	098024-01-700	EA	LENS-LIGHT 807877
2	091937-05-000	EA	LIGHT-FLUORESCENT, 12V/16 WATT - 15" LONG - THIN LITE 732
	091937-05-701	EA	LENS-LIGHT, FLUORESCENT D-732
3	110235-01-01A	EA	LIGHT-MAKE UP, 3 BULB PANLESS - PD PD200-621 - BRASS
	081633-01-700	EA	BULB-LIGHT, MAKE-UP RP1041
4	093575-09-01A	EA	LIGHT-CEILING, DOUBLE UL/CSA - GUSTAFSON 56-550XZ
	119252-01-01A	EA	SHADE-LAMP, GLASS SWIRL - 6765
	067479-01-000	EA	BULB-12V, NUMBER 1076
5	098024-01-01A	EA	LIGHT-DOME, 1 BULB - US - IVORY
	008218-01-000	EA	BULB-DOME LIGHT, 12V - NUMBER 1141
	098024-01-700	EA	LENS-LIGHT 807877
6	104173-01-01A	EA	LIGHT-DESIGNER, BRASS - #81-905 BULB #93 12V
	104173-01-700	EA	BULB 81900
6	104172-01-01A	EA	LIGHT-BULLET, BEIGE - #787 SERIES - BULB #93 12V
7	079364-01-000	EA	SWITCH-ON/OFF, ROCKER, 2 PRONGS - BROWN
7	079364-04-000	EA	SWITCH-ON/OFF, ROCKER - BLACK

KEY	PART NUMBER	U/M	DESCRIPTION
8	058708-01-000	EA	RECEPTACLE-ELECTRIC, DOUBLE - BROWN
8	058708-02-000	EA	RECEPTACLE-ELECTRIC, DOUBLE - IVORY
	102568-01-E37	EA	SPACER-RECEPTACLE, SIDEWALL
9	106071-01-000	EA	SWITCH-AUTOMATIC TRANSFER, MAGNETEK ATS 30 AMP
9	106071-02-000	EA	AUTOMATIC TRANSFER SWITCH - 50 AMP. - MAGNETEK ATS100
10	058707-02-000	EA	RECEPTACLE-BLANK, JUNCTION - WIRECON WDJ20BR
11	079364-02-000	EA	SWITCH-ON/OFF, ROCKER - BLACK (WATER PUMP)
11	079364-01-000	EA	SWITCH-ON/OFF, ROCKER, 2 PRONGS - BROWN (CEILING LIGHT)
	079364-04-000	EA	SWITCH-ON/OFF, ROCKER - BLACK
	095188-01-01A	EA	SPACER-SWITCH, 2.3" X 3.4" - PLASTIC - DARK BROWN
12	109294-01-01A	EA	SWITCH PANEL ASM-VENT FAN, JRV J8948BR - BRASS
	095188-02-01A	EA	SPACER-SWITCH, 2.3" X 4.1" - PLASTIC - DARK BROWN
13	084076-01-000	EA	RECEPTACLE-GFI, 15A - 125V - IVORY
13	084076-02-000	EA	RECEPTACLE-GFI, 15A - 125V - BROWN
13	084076-04-000	EA	RECEPTACLE-GFI, 15A, 125V, BLACK - LEVITON 6599-E
14	058708-01-000	EA	RECEPTACLE-ELECTRIC, DOUBLE - BROWN
14	058708-02-000	EA	RECEPTACLE-ELECTRIC, DOUBLE - IVORY
15	119258-01-01A	EA	LAMP-WALL, UL/CSA - 53-507 X B7YZ
	067479-01-000	EA	BULB - 12V, NUMBER 1076
	119257-01-01A	EA	SHADE-LAMP, POTPOURRI (GV0/GV1)
	119257-02-01A	EA	SHADE-LAMP, SKIP PLEAT (GV2/GV3/GV4/GV5)
	082686-13-000	EA	SHADE-TABLE LAMP, WHITE SWIRL (TWIN BED OPTION)
	119258-01-700	EA	FINIAL (PYRAMID) 12-0322
	082686-13-000	EA	LAMP-TABLE, PIANO SWING ARM - BRASS (TWIN BED OPTION)

## ELECTRICAL GROUP (CONTINUED)

### PASSENGER SIDE INTERIOR LIGHTS, SWITCHES & RECEPTACLES



KEY	PART NUMBER	U/M	DESCRIPTION
1	104173-01-01A	EA	LIGHT-DESIGNER, BRASS - #81-905 BULB #93 12V
	104173-01-700	EA	BULB 81900
1	104172-01-01A	EA	LIGHT-BULLET, BEIGE - #787 SERIES - BULB #93 12V
2	098024-01-01A	EA	LIGHT-DOME, 1 BULB - US - IVORY
	008218-01-000	EA	BULB-DOME LIGHT, 12V - NUMBER 1141
	098024-01-700	EA	LENS-LIGHT 807877
3	098024-03-01A	EA	LIGHT-DOME, 2 BULB - IVORY
	008218-01-000	EA	BULB-DOME LIGHT, 12V - NUMBER 1141
	098024-01-700	EA	LENS-LIGHT 807877
3	091937-04-000	EA	LIGHT-FLUORESCENT, 12 V/30 WATT - 20.75" LONG - THIN LITE (COMPARTMENT)
4	091937-05-000	EA	LIGHT-FLUORESCENT, 12V/16 WATT - 15" LONG - THIN LITE 732
	091937-05-701	EA	LENS-LIGHT, FLUORESCENT D-732
5	098351-05-01A	EA	PLATE-SWITCH, 3 GANG - W/LABEL - POLISHED BRASS - JENSEN
5	079364-01-000	EA	SWITCH-ON/OFF, ROCKER, 2 PRONGS - BROWN
5	079364-04-000	EA	SWITCH-ON/OFF, ROCKER - BLACK
6	058708-05-000	EA	RECEPTACLE-SINGLE, BROWN - WIRECON WDR15BRS
7	058708-01-000	EA	RECEPTACLE-ELECTRIC, DOUBLE - BROWN
7	058708-02-000	EA	RECEPTACLE-ELECTRIC, DOUBLE - IVORY
	102568-01-E37	EA	SPACER-RECEPTACLE, SIDEWALL
8	058707-01-000	EA	RECEPTACLE-ELECTRIC, SINGLE - BROWN
9	106071-01-000	EA	SWITCH-AUTOMATIC TRANSFER, MAGNETEK ATS 30 AMP
9	106071-02-000	EA	AUTOMATIC TRANSFER SWITCH - 50 AMP.-MAGNETEK ATS100
9	101894-01-01A	EA	SWITCH - 3 WAY BROWN (110 V) - BRYANT CS320B
9	101911-01-01A	EA	WALL PLATE-SWITCH (1 GANG) BR - LEVITON 80701 OR E
10	079364-01-000	EA	SWITCH-ON/OFF, ROCKER, 2 PRONGS - BROWN
10	079364-04-000	EA	SWITCH-ON/OFF, ROCKER - BLACK
10	098351-01-01A	EA	PLATE-SWITCH, 1 GANG - POLISHED BRASS - JENSEN
	095188-01-01A	EA	SPACER-SWITCH, 2.3" X 3.4" - PLASTIC - DARK BROWN

KEY	PART NUMBER	U/M	DESCRIPTION
11	058707-02-000	EA	RECEPTACLE-BLANK, JUNCTION - WIRECON WDJ20BR
12	058708-01-000	EA	RECEPTACLE-ELECTRIC, DOUBLE - BROWN
12	076319-09-000	EA	WALLPLATE-CABLE RECEPTACLE, TV - SINGLE - BROWN
13	112822-01-01A	EA	RECEPTACLE-DUPLEX, IVORY - WIRECON WDRU15IV
	112824-01-01A	EA	COVER-EXTERIOR DUPLEX RECEPTACLE, GRAY - P&S 3780-SC
			FROM: 00-00-00 THRU: 11-02-95
	112824-01-03A	EA	COVER-EXTERIOR DUPLEX RECEPTACLE, WHITE - P&S 3780-SC-WH
			FROM: 11-03-95 THRU: 99-99-99
14	061424-01-000	EA	LIGHT-AISLE, 12V - RECTANGULAR
	008103-01-000	EA	BULB-DASH/AISLE LIGHT, #53 - 12 V - .12 AMP
15	116995-01-000	EA	SWITCH/MAGNET-STEP, ELECTRIC, KWIKEE 905306
16	084076-02-000	EA	RECEPTACLE-GFI, 15A - 125V - BROWN
16	084076-04-000	EA	RECEPTACLE-GFI, 15A - 125V - BLACK - LEVITON 6599-E
16	058708-01-000	EA	RECEPTACLE-ELECTRIC, DOUBLE - BROWN
17	094086-01-01A	EA	PLATE-SWITCH, SINGLE GANG - 1.8" X 3" - PLASTIC - BLACK
17	093132-02-000	EA	SWITCH-ROCKER, 5 TERM W/KEY LOCK & ARROW F/POWER DOOR LOCK
18	058708-01-000	EA	RECEPTACLE-ELECTRIC, DOUBLE - BROWN
18	058708-02-000	EA	RECEPTACLE-ELECTRIC, DOUBLE - IVORY
	102568-01-E37	EA	SPACER-RECEPTACLE, SIDEWALL
	098351-09-01A	EA	PLATE-SWITCH, SPEAKER SELECT - POLISHED BRASS - FRONT OVERHEAD
19	119258-01-01A	EA	LAMP-WALL, UL/CSA - 53-507 X B7YZ
	067479-01-000	EA	BULB - 12V, NUMBER 1076
	119257-01-01A	EA	SHADE-LAMP, POTPOURRI (GV0/GV1)
	119257-02-01A	EA	SHADE-LAMP, SKIP PLEAT (GV2/GV3/GV4/GV5)
	082686-13-000	EA	SHADE-TABLE LAMP, WHITE SWIRL (TWIN BED OPTION)

## ELECTRICAL GROUP (CONTINUED)

### CIRCUIT BREAKERS & FUSES

KEY	PART NUMBER	U/M	DESCRIPTION
	108916-01-000	EA	CIRCUIT BREAKER, 50 AMP 120V, WESTINGHOUSE BR250
	083209-01-000	EA	CIRCUIT BREAKER, 15 AMP 120V - BW G-15 - CANADIAN
	083209-02-000	EA	CIRCUIT BREAKER, 15/15 AMP 120V - BW H-15/15
	083209-03-000	EA	CIRCUIT BREAKER, 15/20 AMP 120V - BW 0-15/20
	083209-06-000	EA	CIRCUIT BREAKER, 30/15 AMP 120V - BW D-30/15
	083209-07-000	EA	CIRCUIT BREAKER, 20/20 AMP 120V - BW K-20/20
	093654-01-000	EA	CIRCUIT BREAKER, 6 AMP 12V - USD 17406-4E12A2A
	093654-02-000	EA	CIRCUIT BREAKER, 15 AMP 12V - USD 17415-4E12A2A
	093655-01-000	EA	CIRCUIT BREAKER, 25 AMP 12V - USD 17425-4E03A2A
	093655-02-000	EA	CIRCUIT BREAKER, 30 AMP 12V - USD 17430-4E03A2A
	093655-03-000	EA	CIRCUIT BREAKER, 40 AMP 12V - USD 17440-4E03A2A
	093674-01-000	EA	PLATE-CIRCUIT BREAKER, HOUSE - 8.4" X 4.1" - STEEL
	008233-01-000	EA	FUSE - 12V 6 AMP
	062037-01-000	EA	HOUSING-AUTO FUSE, NATURAL
	062037-02-000	EA	HOUSING-AUTO FUSE, GREEN
	062037-03-000	EA	HOUSING-AUTO FUSE, BLACK
	062037-04-000	EA	HOUSING-AUTO FUSE, BLUE
	062037-06-000	EA	HOUSING-AUTO FUSE, BROWN
	062037-07-000	EA	HOUSING-AUTO FUSE, RED - PACKARD 12004883
	062901-02-000	EA	FUSE - 5 AMPS, AUTOMOTIVE
	062901-05-000	EA	FUSE - 15 AMPS, AUTOMOTIVE
	108669-01-000	EA	HOUSING-AUTO FUSE HOLDER, PACKARD 12010105
	111683-01-000	EA	FUSE HOLDER-GLASS, 1/4 X 1 1/4 - BUSS HTB-86I
	119248-02-000	EA	HOUSING - 7 POSITION - FEM METRI-PAC - PACKARD12059472
			FROM: 04-10-95 THRU: 99-99-99

### CONVERTERS, INVERTER & LOAD CENTERS

KEY	PART NUMBER	U/M	DESCRIPTION
	099048-02-000	EA	INVERTER - 100 WATT, W/EXTRA SURGE CAPACITY
			FROM: 00-00-00 THRU: 06-16-96
	099048-03-000	EA	INVERTER - 130 WATT
			DUI-12/130TL
			FROM: 06-17-96 THRU: 99-99-99
	108915-01-000	EA	LOAD CENTER - 120/240V 125 AMP - WESTINGHOUSE S816CG
	109171-01-000	EA	CONVERTER - 40 AMP ELECTRONIC - MAGNETEK 7240X
	109677-01-000	EA	LOAD CENTER - 120V 40 AMP - WESCO TT120FLGNM
	113132-01-000	EA	LOAD CENTER - 120/240V 60 AMP - WESCO 2460SGNM

### FLASHER, SOLENOID, DIODE & RELAYS

KEY	PART NUMBER	U/M	DESCRIPTION
	007093-01-000	EA	FLASHER-SIGNAL, STAT
	008188-01-000	EA	SOLENOID - 3 POST, BATTERY CHANGE OVER
	063910-01-000	EA	HOUSING-RELAY, BOSCH 3 334 485 008
	063912-02-000	EA	RELAY-CANISTER, SPDT - BOSCH 0332204101

## ELECTRICAL GROUP (CONTINUED)

### CONNECTORS & HOUSINGS

KEY	PART NUMBER	U/M	DESCRIPTION
	007954-01-000	EA	RECEPTACLE-HOUSING, 6 POSITION
	007956-05-000	EA	INSULATOR-SHRINK, .25 ID X 1.50 - BLACK
	008311-01-000	EA	CONNECTOR-WIRE NUT, INSULATED - RED
	008312-01-000	EA	CONNECTOR-WIRE NUT, INSULATED - BLUE
	008313-01-000	EA	CONNECTOR-WIRE NUT, INSULATED - YELLOW
	008326-01-000	EA	TERMINAL-RING, 16/14 WIRE - 3/8" STUD
	008328-01-000	EA	TERMINAL-RING, 12/10 WIRE - #10 STUD FIT
	008331-01-000	EA	TERMINAL-RING, TONGUE - #4 WIRE - 3/8" STUD - COPPER
	008348-01-000	EA	TERMINAL-RING, 3/8" STUD - #2 WIRE
	008355-01-000	EA	CONNECTOR-CABLE CLAMPING, 3/4"
	008356-01-000	EA	CONNECTOR-PLASTIC, 3/8" AVG
	035416-04-000	EA	TERMINAL-RING, #10 STUD FIT, INSULATED BARREL #16/14
	041480-01-000	EA	CONNECTOR-STRAIGHT, 1/2" FLEX CONDUIT
	047443-01-000	EA	TERMINAL - .250 RECEPTACLE FIT, INSULATED - 16/14 AWG
	047443-02-000	EA	TERMINAL - .250 RECEPTACLE FIT, INSULATED - 12/10 AWG
	058028-01-000	EA	CONNECTOR-ELECTRICAL PIGTAIL, NYLON - CLEAR
	062036-01-000	EA	TERMINAL-PACK-CON, 12/10 AWG - PACKARD 12033817
	062036-02-000	EA	TERMINAL-PACK-CON, 16/14 AWG - PACKARD 08917021
	074017-02-000	EA	HOUSING - 5 POSITION, RIGHT ANGLED
	077479-01-000	EA	BOOT-BATTERY TERMINAL, DOUBLE CABLE
	077479-02-000	EA	BOOT-BATTERY TERMINAL, SINGLE CABLE
	080015-02-000	EA	RECEPTACLE-FLAG, .185 - 16/14 GA - AMP 3
	080015-03-000	EA	RECEPTACLE-FLAG, .250 - 14/16 GA
			FROM: 00-00-00 THRU: 09-03-95
	082109-01-000	EA	HOUSING-CONNECTOR, PACKARD
	082741-01-000	EA	CONNECTOR BODY - 2 CONNECT MALE, SERV ELEC 2P-FYL
	085724-01-000	EA	SOCKET-DOUBLE CONTACT, TAILLIGHT
	087225-01-000	FT	SLEEVING - 1/2", TYPE H - VARFLEX
	087695-03-000	EA	CONNECTOR-ASSEMBLY, EURAMTEC RT10484802
			FROM: 09-04-95 THRU: 99-99-99
	087949-01-000	EA	BUSS BAR - 2 POSITION, .6" X 1.5" - ALUMINUM
	087949-02-000	EA	BUSS BAR - 3 POSITION - .6" 2.4" - ALUMINUM
	087949-03-000	EA	BUSS BAR - 4 POSITION
	088267-01-000	EA	TERMINAL-FEMALE, 1/4 - PACKARD 2962573
	088473-01-000	EA	HOUSING-PIN, 12 CAVITY - AMP 1-480708-0
	088473-02-000	EA	HOUSING-PIN, 15 CAVITY - AMP 1-480710-0
	088473-03-000	EA	HOUSING-PIN, 9 CAVITY - AMP 1-480706-0
	088473-05-000	EA	HOUSING-PIN, 6 CAVITY - AMP 640585-1
	088473-06-000	EA	HOUSING-PIN, 6 CAVITY - AMP 1-480704-0
	088473-07-000	EA	HOUSING-PIN, 5 CAVITY - AMP 1-480763-0
	088473-08-000	EA	HOUSING-PIN, 4 CAVITY - AMP 1-480702-0
	088473-09-000	EA	HOUSING-PIN, 3 CAVITY - AMP 1-480700-0
	088473-10-000	EA	HOUSING-PIN, 2 CAVITY - AMP 1-480698-0
	088474-01-000	EA	HOUSING-SOCKET, 12 CAVITY - AMP 1-480709-0
	088474-02-000	EA	HOUSING-SOCKET, 12 CAVITY - AMP 1-480711-0
	088474-03-000	EA	HOUSING-SOCKET, 9 CAVITY - AMP 1-480707-0
	088474-06-000	EA	HOUSING-SOCKET, 6 CAVITY - AMP 1-480705-0
	088474-07-000	EA	HOUSING-SOCKET, 5 CAVITY - AMP 1-480764-0
	088474-08-000	EA	HOUSING-SOCKET, 4 CAVITY - AMP 1-480703-0
	088474-09-000	EA	HOUSING-SOCKET, 3 CAVITY - AMP 1-480701-0
	088474-10-000	EA	HOUSING-SOCKET, 2 CAVITY - AMP 1-480699-0
	088475-01-000	EA	PIN-CONNECTOR, 14 TO 20 AWG
	088475-02-000	EA	PIN-CONNECTOR, 10 TO 12 AWG
	088476-01-000	EA	SOCKET-CONNECTOR, BRASS - PRE-TIN
	088476-02-000	EA	SOCKET-CONNECTOR, 12-10 GA - PHOS. BRZ - PRE-TIN
	092786-03-000	EA	BUSS BAR - 6.9" LONG
	098260-01-000	EA	TERMINAL-MALE, 56 SERIES - PACKARD 02971962
	098261-02-000	EA	SOCKET-CONNECTOR, WEATHERPACK - PACKARD 12124580
	098262-01-000	EA	SEAL-CONNECTOR, WEATHER PACK - PACKARD 12010293
	098262-05-000	EA	SEAL-CAVITY, 480-SERIES M/P - PACKARD12066082
	098262-06-000	EA	SEAL-CONNECTOR, M/P, 10GA - PACKARD12034170
	098264-01-000	EA	HOUSING - 2 PIN, WEATHER PACK, M - PACKARD 12015792

## ELECTRICAL GROUP (CONTINUED)

### CONNECTORS & HOUSINGS (CONTINUED)

KEY	PART NUMBER	U/M	DESCRIPTION
	098264-02-000	EA	HOUSING - 2 PIN, WEATHER PACK, F - PACKARD 12010973
	098265-02-000	EA	PIN-CONNECTOR, WEATHER PACK - PACKARD 12089305
	100690-01-000	EA	HOUSING - 5 PIN, WEATHER PACK
	101571-01-000	EA	HOUSING - 2 POSITION, MALE
	101751-01-000	EA	HOUSING - 1 PIN, WEATHER PACK
	101751-02-000	EA	HOUSING - 1 PIN, WEATHER PACK
	102777-02-000	EA	TERMINAL-RING, #6 STUD, 10 AWG
	103608-01-000	EA	SOCKET-WEDGE BASE W/LEADS, JKL 2944-6 OR EQUIVILANT
	104100-01-000	EA	HOUSING - 1 POSITION, 75 AMP - AMP 53884-1
	104100-03-000	EA	TERMINAL - 75 AMP - AMP 53880 - 4 LOOSE
	106006-01-000	EA	HOUSING - 1 POSITION, FEMALE - PACKARD 12015952
	106007-01-000	EA	TERMINAL-FEMALE, 14-16 AWG - PACKARD 12015861-L
	106655-01-000	EA	TERMINAL-FUSE BLOCK, 14-16 AWG - PACKARD 12020321
	110178-01-000	EA	HOUSING-WIPER MOTOR - UT6237440-EC25WJ
	112823-01-000	EA	SPLICE-REDUCER 16-14 TO 18-22 - ETC BA-631X
	113131-01-000	EA	HOUSING - 3 PIN, METRI-PACK, F - PACKARD12020397
	113135-01-000	EA	TERMINAL-FEM, M/P, 280, 14-16 - PACKARD 12066214
	113306-01-000	EA	TERMINAL-FEM, M/P, 480, 14-16 - PACKARD 12048451
	113306-02-000	EA	TERMINAL-FEM, M/P, 480, 10-12 - PACKARD 12052139
	113307-01-000	EA	TERMINAL-FEM, M/P, 150, 16-20 - PACKARD 12048074
	113308-01-000	EA	TERMINAL-FEM, M/P, 280, 14-16 - PACKARD 12077412
	113468-01-000	EA	HOUSING - 2 POSITION, FEMALE - 56-SERIES - PACKARD 02965981 USED ON WIPER/WASHER WIRE ASM
	113538-01-000	EA	HOUSING - 6 POSITION, FEMALE - YAZAKI 7123-2262
	115931-01-000	EA	COVER-CONNECTOR W/LOCK RING, MARINCO 103EL
	115931-02-000	EA	COVER-CONNECTOR, MARINCO 7715ELN
	115932-02-000	EA	CONNECTOR-FEMALE, 50A, 240V - MARINCO 6364CRN
	117700-01-000	EA	HOUSING - 2 POSITION, METRI-PACK, FEM - PACKARD 12124819
	118571-01-000	EA	CONNECTOR - 30 WAY MALE SEALED - PACKARD 12160959
	118571-02-000	EA	CONNECTOR - 30 WAY FEM SEALED - PACKARD 12065850
	118571-03-000	EA	BRACKET-MOUNTING, MACK 87RU55AM
	118571-04-000	EA	GASKET, MACK 120MF2136M
	118571-05-000	EA	LOCK-SECONDARY, FEM - PACKARD 12066050
	118571-06-000	EA	LOCK-SECONDARY, MALE - PACKARD 12065848
	118597-01-000	EA	TERMINAL-MALE, M/P, 480, 14-16 - PACKARD 12020120
	118597-02-000	EA	TERMINAL-MALE, M/P, 480, 10-12 - PACKARD 12033820
	118599-01-000	EA	TERMINAL-MALE, M/P, 280, 14-16 - PACKARD 12020116
	118820-01-000	EA	INSULATOR-TERMINAL, VTE470N9V02
	119221-01-000	EA	HOUSING - 1 POSITION, FEM, 280-SERIES - PACKARD 12065172

## ELECTRICAL GROUP (CONTINUED)

### CONDUIT

KEY	PART NUMBER	U/M	DESCRIPTION
	041953-01-000	FT	CONDUIT-CONVOLUTE, SLIT - .5" ID
	041953-01-000	FT	CONDUIT-CONVOLUTE, SLIT - .5" ID
	041953-03-000	FT	CONDUIT-CONVOLUTE, SLIT - 1" ID (CLOTHES ROD COVER)
	041953-05-000	FT	CONDUIT-CONVOLUTE, SOLID - .62" ID
	041953-06-000	FT	CONDUIT-CONVOLUTE, SLIT - .375" ID
	041953-07-000	FT	CONDUIT-CONVOLUTE, SLIT - .25" ID
	041953-08-000	FT	CONDUIT-CONVOLUTE, SLIT - 1.50" ID
	041953-09-000	FT	CONDUIT-CONVOLUTE, SLIT - .50" ID
	041953-10-000	FT	CONDUIT-CONVOLUTE, SLIT - .75" ID
	041953-11-000	FT	CONDUIT-CONVOLUTE, SLIT - 1.06" ID

### BATTERY BOOT & STUD

KEY	PART NUMBER	U/M	DESCRIPTION
	077479-01-000	EA	BOOT-BATTERY TERMINAL, DOUBLE CABLE
	077479-02-000	EA	BOOT-BATTERY TERMINAL, SINGLE CABLE
	086233-01-000	EA	STUD-ISOLATED, 3/8" X 7/8" LONG
	086273-01-000	EA	RELAY-BATTERY DISCONNECT

### ELECTRIC BOXES

KEY	PART NUMBER	U/M	DESCRIPTION
	008289-01-000	EA	BOX-ELECTRICAL, STEEL - 1/2" AND 3/4" KNOCKOUTS - 4" X 4"
	008289-02-000	EA	BOX-ELECTRICAL, 4" X 4", W/1/2" & 3/4" KNOCKOUTS, CANADIAN
	008294-01-000	EA	COVER-ELECTRICAL BOX, BLANK/STEEL - 4" X 4" - GRAY
	008294-02-000	EA	COVER-ELECTRICAL BOX, BLANK STEEL - 4" X 4" - CANADIAN
	091910-01-000	EA	BOX-ELECTRICAL, 3.75" X 3.5" X 1.75" - PLASTIC
	091910-02-000	EA	BOX-ELECTRICAL, PLASTIC - 57 X 88MM
	113088-01-000	EA	BOX-ELECTRICAL, 3.00 X 2.00 X 2.75 - STEEL CITY CW-1/2
	115932-01-000	EA	CONNECTOR-FEMALE, 30 AMP 120V - MARINCO 305CRC
	118507-01-01A	EA	BOX-ELECTRICAL GRAY
	118653-01-02B	EA	DOOR-ELECTRICAL BOX, E-COAT
	118905-02-02B	EA	DOOR ASM-ELECTRICAL, E-COAT

**ELECTRICAL GROUP (CONTINUED)**

**POWER CORDS**

KEY	PART NUMBER	U/M	DESCRIPTION
	008054-01-000	EA	CORD-POWER, 10/3 - 30 AMP - 25'
	113096-01-000	EA	CORD-POWER, 50 AMP, 4 WIRE, 36', CSA - WESCO 4243
	108934-01-000	EA	CORD-POWER, 50 AMP, 4 WIRE, 36 FT - WESCO K3536
	121470-01-000	EA	CORD-EXTENTION, 6 FT 16-2

**WIRE ASSEMBLIES**

KEY	PART NUMBER	U/M	DESCRIPTION
	073328-B4-000	EA	CABLE ASSEMBLY-BATTERY, W/TERMINALS
	090986-01-000	EA	WIRE ASM-ELECTRIC STEP, KWIKEE 9009
	093057-05-000	EA	WIRE ASM-POWER LOCK ENTRANCE
	097618-01-000	EA	WIRE ASM-MONITOR PANEL, W/3 WIRES & ORANGE RESISTOR- LVS
	102636-03-000	EA	WIRE ASM-CLEARANCE LAMPS
	103330-02-000	EA	WIRE ASM-OVERHEAD SPEAKERS
	107306-01-000	EA	WIRE ASM-INSTRUMENT PANEL, DOCKING LAMPS
	108029-01-000	EA	WIRE ASM-POWER DRIVER SEAT
	108242-01-000	EA	WIRE ASM-DOOR, CAB LEFT
	108303-01-000	EA	WIRE ASM-REAR AUTO HEATER
	108304-01-000	EA	WIRE ASM-INSTRUMENT PANEL, AUXILIARY FANS
	110256-01-000	EA	WIRE ASM-INSTRUMENT PANEL, GENERATOR
	111619-01-000	EA	WIRE ASM-JACKS/AIR RIDE
	111914-01-000	EA	WIRE ASM-DAY RUN LAMPS, FUSE
	113134-03-000	EA	WIRE ASM-WIPER/WASHER
	118649-01-000	EA	WIRE ASM-AIR HORN

FROM: 08-28-95 THRU: 99-99-99

**EXTERIOR BODY GROUP**

**HADLEY AIR HORN**

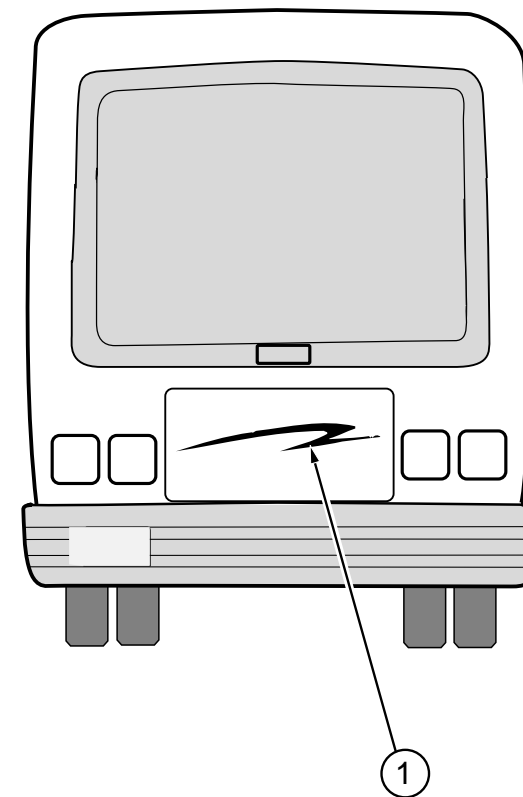
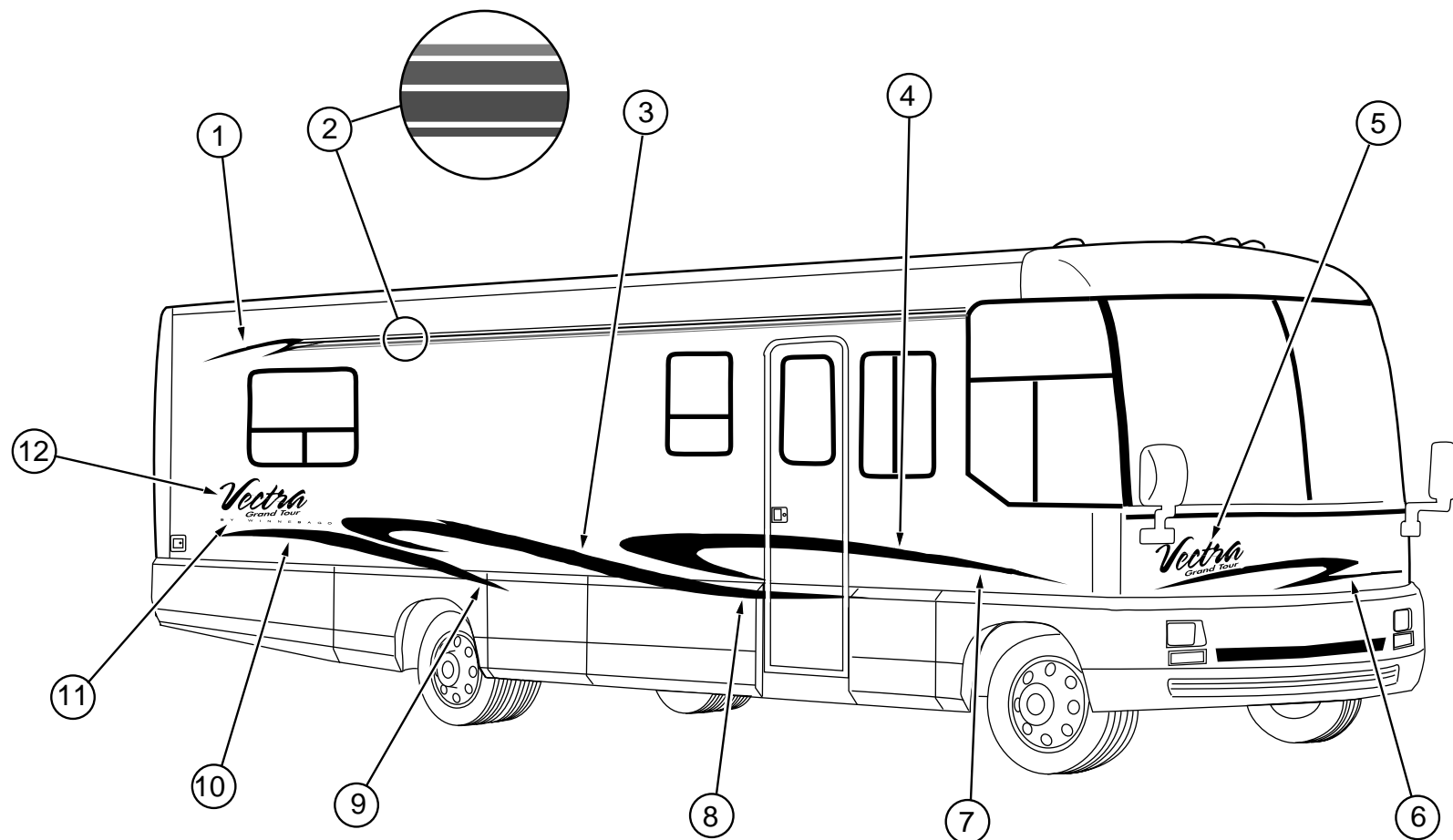
KEY	PART NUMBER	U/M	DESCRIPTION	VENDOR NO.
	077497-06-000	EA	HORN-AIR, CHROME - TWIN - HADLEY	977AW
	077497-01-701	EA	SWITCH-COMPRESSOR	13940-S
	077497-01-702	EA	SWITCH-TOGGLE, W/WIRE	12949-S
	081407-01-000	EA	PLATE-MOUNTING, AIR HORN	
	071390-04-000	FT	TUBING AIR BRAKE, 1/4" OD-BLK WEATHERHEAD (BRAKES & HORN)	
	077497-03-000	EA	FITTING KIT-HOSE, AUXILIARY AIR HORN	
			PRESSURE GAUGE & HOSE FITTINGS	
	077497-01-710	EA	GAUGE-AIR PRESSURE	14212S
	077497-05-000	EA	COMPRESSOR/TANK/SOLENOID KIT, HADLEY 852EB	
	077497-01-700	EA	SOLENOID-AIR TANK	550B
	077497-01-703	EA	TANK-AIR	751-N
	077497-01-704	EA	COMPRESSOR W/SWITCH	852EC
	077497-01-706	EA	VALVE & HEAD REPAIR-COMPRESSOR	H00852HV
	077497-01-707	EA	BELT & SCREW COVER-COMPRESSOR	H00852BR
	077497-01-708	EA	FILTER & MOUNTING HARDWARE-COMPRESSOR	H00852FM
	077497-01-709	EA	PLUNGER & SPRING-SOLENOID	H136215
	077497-02-000	EA	HOSE-AUXILIARY AIR HORN, MIDLAND 89 ID	
			50' COILED HOSE, AIR CHUCK, NEEDLE, NOZZLE & CARRIER	
	081404-01-000	EA	BRACKET-MOUNTING, COMPRESSOR - L SHAPED - 4" X 7.5" - ST	
	108114-01-000	EA	BRACKET-TANK, AIR (CHEV)	
	115024-01-02B	EA	BRACKET-TANK, AIR HORN, E-COAT (FORD)	
	115024-01-01B	EA	BRACKET-TANK, AIR HORN (FORD)	

**FIBERGLASS, STYROFOAM & STEEL CHANNEL**

KEY	PART NUMBER	U/M	DESCRIPTION
	076054-T8-000	EA	FIBERGLASS SHEET, 79" X 390" - SABLE
	108535-03-701	EA	FIBERGLASS-SHEET, 110" X 396" - SABLE
	108535-05-701	EA	FIBERGLASS-SHEET, 110" X 396" - SABLE
	117754-01-02A	EA	FIBERGLASS-SHEET, 320" X 2442MM - BRIGHT WHITE
	077517-63-000	EA	SHEET-FIBERGLASS, 4' X 8' SABLE, FLAT
	083574-06-000	SF	STYROFOAM - .75" X 48" X 108"
	115301-01-000	SF	STYROFOAM - .34" X 48" X 600"
	100619-01-000	BF	EXPANDED FOAM SHEET - 48" X 96" X 1.34"
	100619-02-000	BF	FOAM-EXPANDED POLYSTYRENE, 48" X 96" X 1.5"
	100619-05-000	BF	FOAM-EXPANDED POLYSTYRENE, 48" X 96" X .75"
	100619-11-000	BF	FOAM-EXPANDED POLYSTYRENE, 48" X 96" X 2"
	100619-13-000	BF	FOAM-EXPANDED POLYSTYRENE, 48" X 96" X .34"
	105077-03-000	EA	FOAM-PLUG, SIDEWALL TUBE
			FROM: 00-00-00 THRU: 10-15-95
	120107-03-000	EA	FOAM-PLUG, ROOF TUBE
			FROM: 10-16-95 THRU: 99-99-99
	105077-04-000	EA	FOAM-ROOF COVE
			FROM: 00-00-00 THRU: 10-15-95
	120107-01-000	EA	FOAM-COVE, ROOF
			FROM: 10-16-95 THRU: 99-99-99
	105077-05-000	EA	FOAM-PLUG, ROOF TUBE
			FROM: 00-00-00 THRU: 10-15-95
	120107-02-000	EA	FOAM-PLUG, ROOF TUBE
			FROM: 10-16-95 THRU: 99-99-99
	000870-05-000	SF	STYROFOAM - .5" X 24" X 96", INCREMENTS OF 16 SF
	000870-08-000	SF	STYROFOAM - .75" X 48" X 96" - PLANED
	065747-01-000	SF	INSULATION-MICROFOAM, .5" THICK X 72" X 112' ROLL
	089297-01-000	SF	PLYWOOD-LUAN, OVERLAY GRADE - 4' X 8'
	068716-01-001	EA	BRACE - 90 DEGREE L-ANGLE, 192" - EXTRUDED ALUMINUM
	002726-01-001	EA	GARNISH-U CHANNEL, 1.38" X 19' - SERRATED - MILL ALUMINUM
	002754-01-001	EA	ANGLE-EXTRUDED, .75" X .75" X 18' - MILL ALUMINUM

## EXTERIOR BODY GROUP (CONTINUED)

### DECALS, STRIPES & PAINTS



KEY	PART NUMBER	U/M DESCRIPTION
1	119372-01-01A	EA DECAL-SWEEP, #4, RH - MARLIN BLUE/HUNTER GREEN/MED BROWN/BERRYWOOD
1	119372-02-01A	EA DECAL-SWEEP, #4, LH - MARLIN BLUE/HUNTER GREEN/MED BROWN/BERRYWOOD
2	093689-19-01A	FT FILM-MULTISTRIFE, 100.1MM - BERRYWOOD/HUNTER GREEN/MED BROWN
3	119370-01-01A	EA DECAL-SWEEP, #2, RH - MARLIN BLUE/HUNTER GREEN/BERRYWOOD
3	119370-02-01A	EA DECAL-SWEEP, #2, LH - MARLIN BLUE/HUNTER GREEN/BERRYWOOD
4	119369-01-01A	EA DECAL-SWEEP, #1, RH - MARLIN BLUE/HUNTER GREEN/MED BROWN/BERRYWOOD
4	119369-02-01A	EA DECAL-SWEEP, #1, LH - MARLIN BLUE/HUNTER GREEN/MED BROWN/BERRYWOOD
5	119377-02-01A	EA DECAL-VECTRA, GRAND TOUR, SMALL - HUNTER GREEN/BERRYWOOD/HUNTER GREEN/BERRYWOOD
6	119376-01-01A	EA DECAL-HOOD, SWEEP - MED BROWN/HUNTER GREEN/MARLIN BLUE/BERRYWOOD
7	119373-01-01A	EA DECAL-TIP, SWEEP, #1, RH - MED BROWN/HUNTER GREEN
7	119373-02-01A	EA DECAL-TIP, SWEEP, #1, LH - MED BROWN/HUNTER GREEN
8	119374-01-01A	EA DECAL-TIP, SWEEP, #2, RH - HUNTER GREEN
8	119374-02-01A	EA DECAL-TIP, SWEEP, #2, LH - HUNTER GREEN
9	119375-01-01A	EA DECAL-TIP, SWEEP, #3, RH - HUNTER GREEN
9	119375-02-01A	EA DECAL-TIP, SWEEP, #3, LH - HUNTER GREEN
10	119371-01-01A	EA DECAL-SWEEP, #3, RH - MARLIN BLUE/HUNTER GREEN/BERRYWOOD
10	119371-02-01A	EA DECAL-SWEEP, #3, LH - MARLIN BLUE/HUNTER GREEN/BERRYWOOD
11	115344-02-03A	EA DECAL-LOGO, BY WINNEBAGO - HUNTER GREEN
12	119377-01-01A	EA DECAL-VECTRA, GRAND TOUR, LG - HUNTER GREEN/BERRYWOOD/HUNTER GREEN/BERRYWOOD
	122312-01-01A	EA DECAL-VORTEC 7400 - BLACK/OFF WHITE/MISTY GRAY/SPECTRA RED
	041561-03-000	EA PAINT-16OZ SPRAY - OFF WHITE - ACRYLIC ENAMEL
	091828-61-000	GL PAINT-CHROMABASE L8723 - OFF WHITE

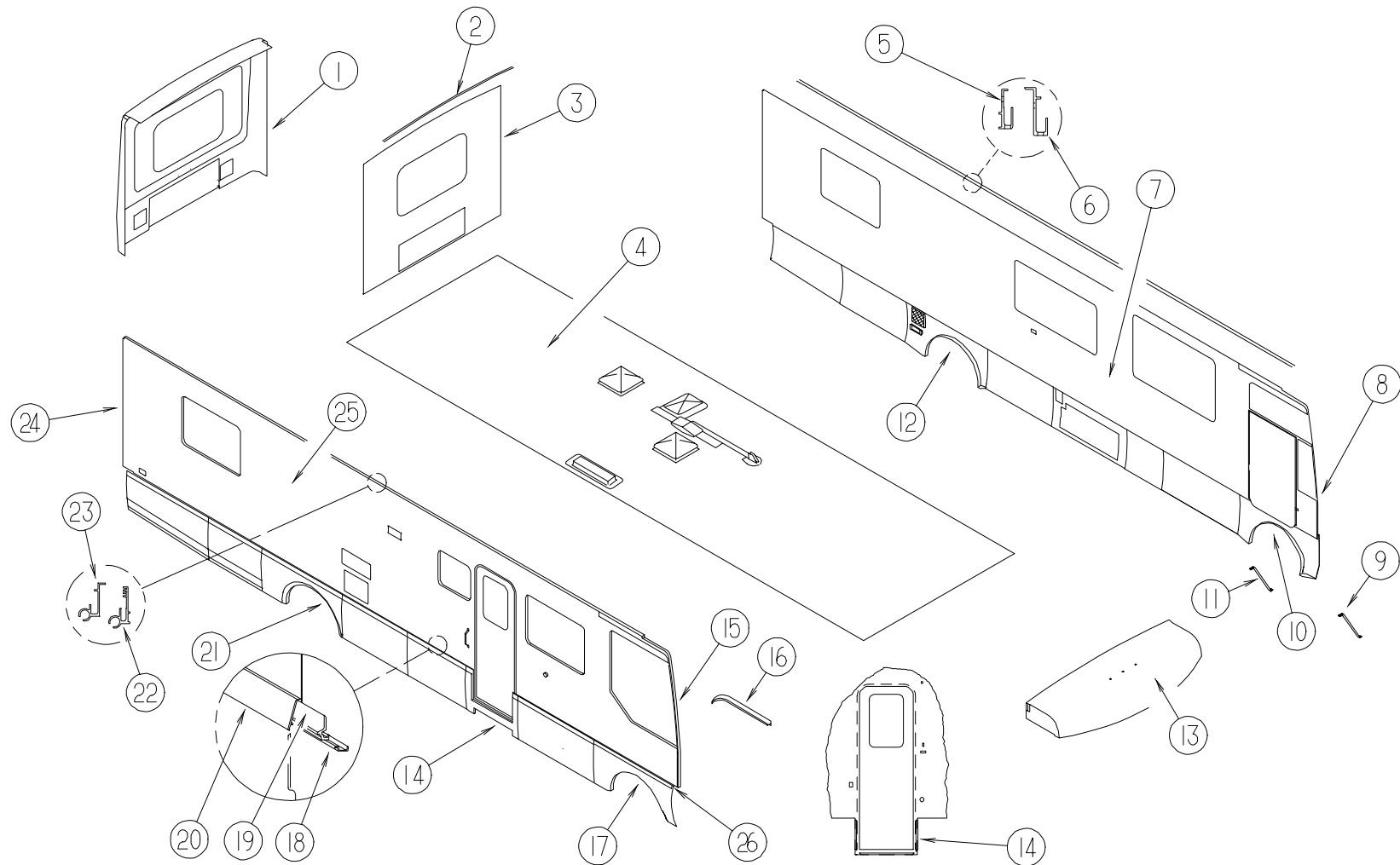
#### DUPONT PAINT COLOR CODES

MOCHA FROST PEARL  
OFF WHITE  
SABLE

L3011  
L8723  
F1529

## EXTERIOR BODY GROUP (CONTINUED)

### BODY PANELS & TRIM

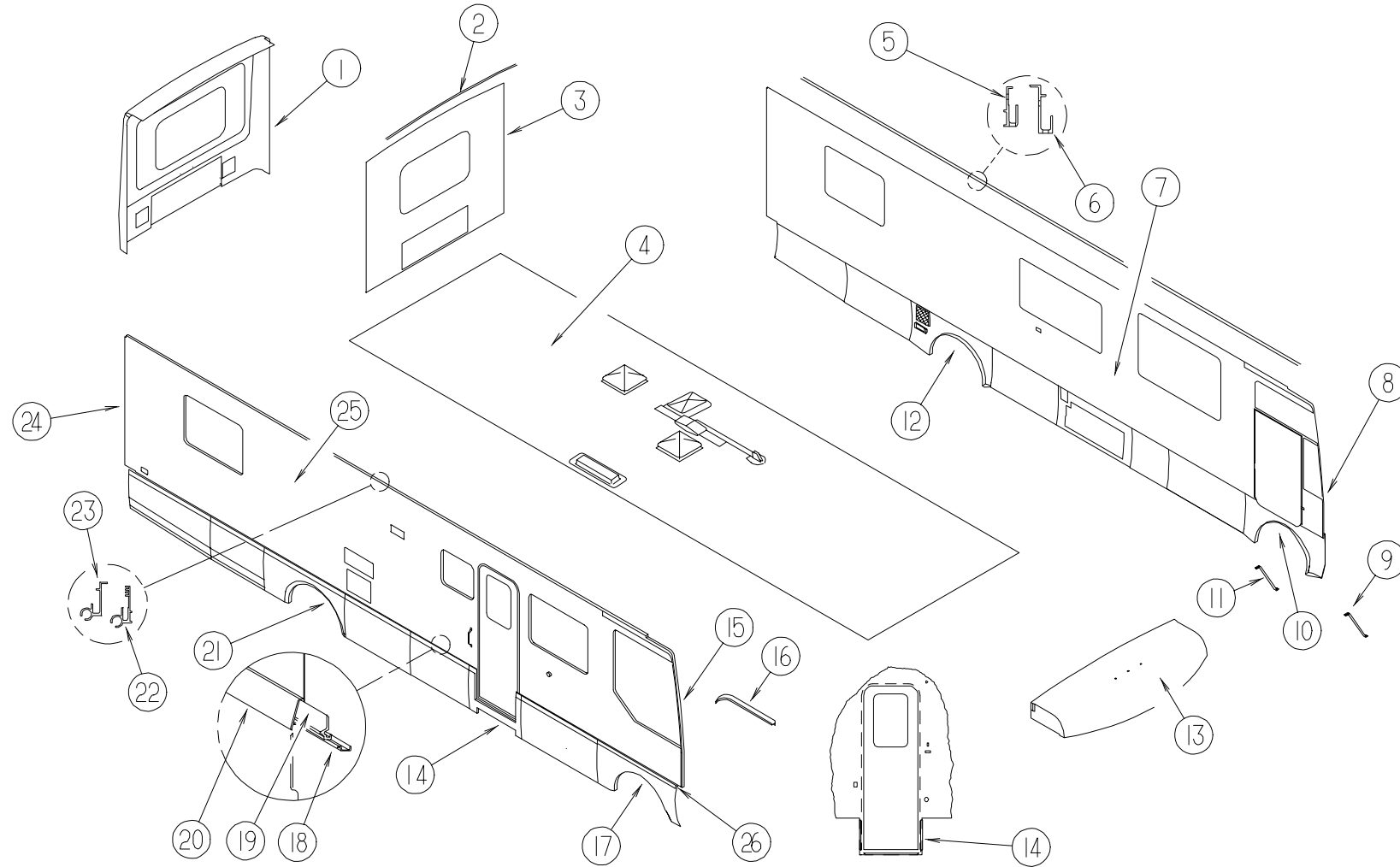


KEY	PART NUMBER	U/M	DESCRIPTION
1	117513-01-01A	EA	PANEL-REAR CAP, W/O DOOR SABLE (TWIN BEDS)
1	117514-01-01A	EA	PANEL-REAR CAP, W/DOOR SABLE (QUEEN OR KING BED)
2	083805-22-000	EA	TRIM-CAP, ROOF - SABLE
3	P17401-01-GV0	EA	BACKWALL ASM (QUEEN OR KING BED) (GV0/GV1)
3	P17401-01-GV2	EA	BACKWALL ASM (QUEEN OR KING BED) (GV2/GV3/GV4/GV5)
3	P17403-01-GV0	EA	BACKWALL ASM (TWIN BEDS) (GV0/GV1)
3	P17403-01-GV2	EA	BACKWALL ASM (TWIN BEDS) (GV2/GV3/GV4/GV5)
4	P17402-01-GV0	EA	ROOF ASM
5	103801-01-06A	EA	TRIM-ROOF, SABLE
6	120091-01-03A	EA	TRIM-ROOF, SABLE
			FROM: 00-00-00 THRU: 10-15-95
5	103801-02-06A	EA	TRIM-ROOF, SABLE
6	120091-02-03A	EA	TRIM-ROOF, SABLE
			FROM: 00-00-00 THRU: 10-15-95
			FROM: 10-16-95 THRU: 99-99-99
7	M06902-05-GV0	EA	SIDEWALL ASM-LH (QUEEN & KING BED) (GV0)
7	M06902-05-GV1	EA	SIDEWALL ASM-LH (QUEEN & KING BED) (GV1)
7	M06902-05-GV2	EA	SIDEWALL ASM-LH (QUEEN & KING BED) (GV2/GV4)
7	M06902-05-GV3	EA	SIDEWALL ASM-LH (QUEEN & KING BED) (GV3/GV5)
7	M06902-06-GV0	EA	SIDEWALL ASM-LH (TWIN BED) (GV0)
7	M06902-06-GV1	EA	SIDEWALL ASM-LH (TWIN BED) (GV1)
7	M06902-06-GV2	EA	SIDEWALL ASM-LH (TWIN BED) (GV2/GV4)
7	M06902-06-GV3	EA	SIDEWALL ASM-LH (TWIN BED) (GV3/GV5)

KEY	PART NUMBER	U/M	DESCRIPTION
7	M06902-05-GV0	EA	SIDEWALL-ASM, LH (QUEEN & KING BED) (GV0)
7	M06902-05-GV1	EA	SIDEWALL-ASM, LH (QUEEN & KING BED) (GV1)
7	M06902-05-GV2	EA	SIDEWALL-ASM, LH (QUEEN & KING BED) (GV2/GV4)
7	M06902-05-GV3	EA	SIDEWALL-ASM, LH (QUEEN & KING BED) (GV3/GV5)
7	M06902-06-GV0	EA	SIDEWALL-ASM, LH (TWIN BED) (GV0)
7	M06902-06-GV1	EA	SIDEWALL-ASM, LH (TWIN BED) (GV1)
7	M06902-06-GV2	EA	SIDEWALL-ASM, LH (TWIN BED) (GV2/GV4)
7	M06902-06-GV3	EA	SIDEWALL-ASM, LH (TWIN BED) (GV3/GV5)
7	M06902-07-GV0	EA	SIDEWALL-ASM, LH - W/LARGE WINDOW (QUEEN & KING BED) (GV0)
7	M06902-07-GV1	EA	SIDEWALL-ASM, LH - W/LARGE WINDOW (QUEEN & KING BED) (GV1)
7	M06902-07-GV2	EA	SIDEWALL-ASM, LH - W/LARGE WINDOW (QUEEN & KING BED) (GV2/GV4)
7	M06902-07-GV3	EA	SIDEWALL-ASM, LH - W/LARGE WINDOW (QUEEN & KING BED) (GV3/GV5)
7	M06902-08-GV0	EA	SIDEWALL-ASM, LH - W/LARGE WINDOW (TWIN BED) (GV0)
7	M06902-08-GV1	EA	SIDEWALL-ASM, LH - W/LARGE WINDOW (TWIN BED) (GV1)
7	M06902-08-GV2	EA	SIDEWALL-ASM, LH - W/LARGE WINDOW (TWIN BED) (GV2/GV4)
7	M06902-08-GV3	EA	SIDEWALL-ASM, LH - W/LARGE WINDOW (TWIN BED) (GV3/GV5)
	091162-51-002	EA	EXTR-ANGLE, 4900 MM
	116800-55-006	EA	EXTR-CHANNEL, 4877MM - SABLE
8	120352-01-02A	EA	TRIM-WINDSHIELD, A PILLAR, LH - BLACK
9	107865-07-000	EA	ROD-SUPPORT, VALANCE PANEL
10	118842-01-GV0	EA	PANEL ASM-WHEELWELL, FRONT, LH
	106105-13-000	EA	CLIP-VALANCE RETAINING
	120932-02-02B	EA	ANGLE-WHEEL LIP, LH, E-COAT
11	107865-06-000	EA	ROD-SUPPORT, VALANCE PANEL
12	P18391-01-GV0	EA	WHEEL LIP ASM-REAR, LH W/O FUEL DOOR
	118036-01-01A	EA	HINGE-SINGLE PIVOT, MILL

## EXTERIOR BODY GROUP (CONTINUED)

### BODY PANELS & TRIM (CONTINUED)

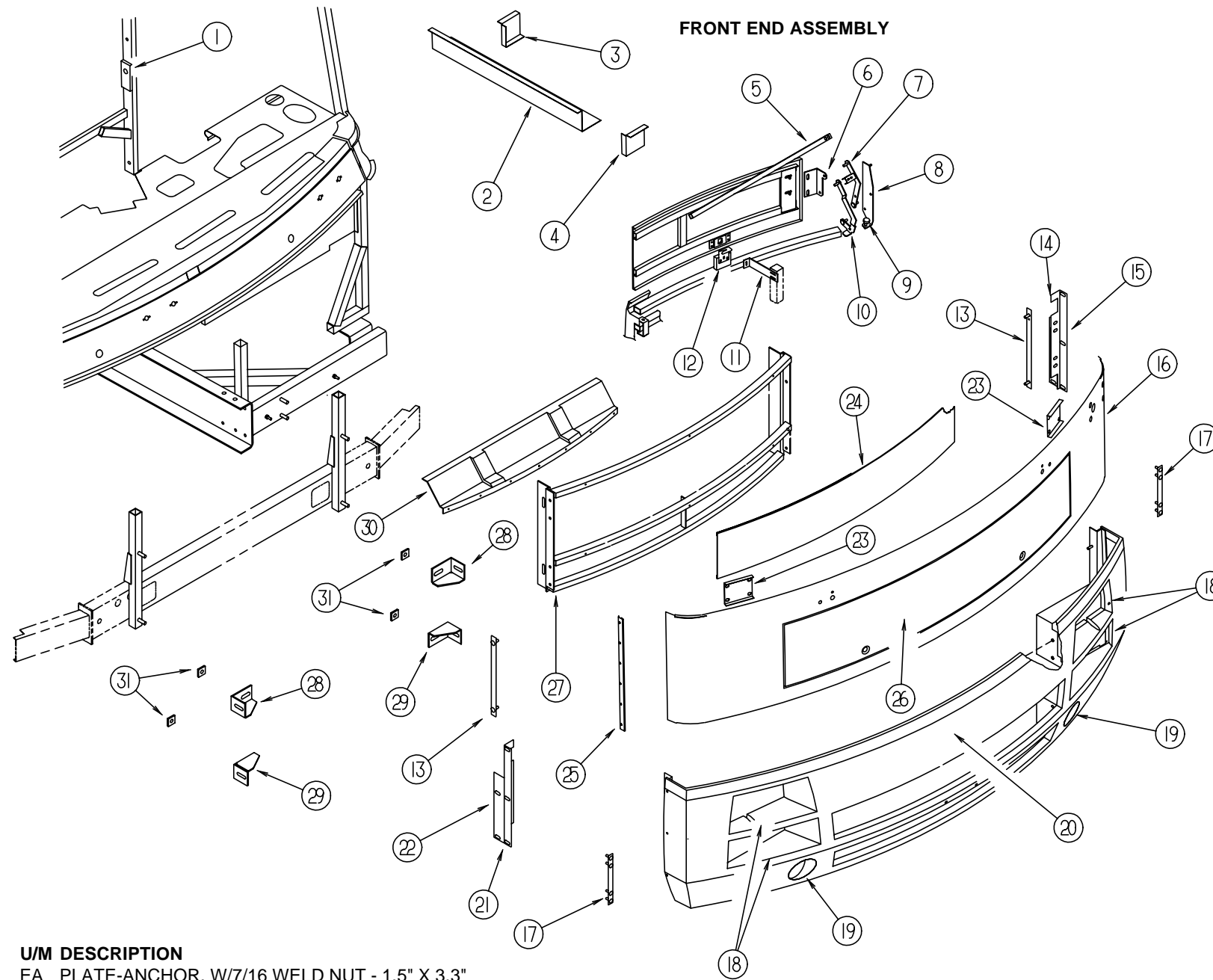


KEY	PART NUMBER	U/M DESCRIPTION
13	118027-01-01A	EA CAP-ROOF, SABLE
14	113119-01-01A	EA PANEL-VALANCE, ENTRANCE DOOR, BLACK
	121091-01-01A	EA ANGLE-ENTRANCE DOOR, LH - HAMPTON TAN
	121091-02-01A	EA ANGLE-ENTRANCE DOOR, RH - HAMPTON TAN
	121091-03-01A	EA ANGLE-ENTRANCE DOOR, BOTTOM - HAMPTON TAN
	106105-03-000	EA CLIP-VALANCE, RETAINING
	118394-01-GV0	EA PANEL ASM-VALANCE, HORSESHOE
15	120352-02-02A	EA TRIM-WINDSHIELD, A PILLAR, RH - BLACK
16	108274-07-01A	EA RAIL-DRIP, FRONT, RH - SABLE
16	108274-08-01A	EA RAIL-DRIP, FRONT, LH - SABLE
17	118843-01-GV0	EA PANEL ASM-WHEELWELL, FRONT, RH
	120932-01-02B	EA ANGLE-WHEEL LIP, RH - E-COAT
	107487-02-000	EA ANGLE-ATTACHMENT, FRONT
	106105-05-000	EA CLIP-VALANCE, RETAINING
18	118547-01-01A	EA RETAINER-TRIM, MILL, 305 MM
18	118547-02-01A	EA RETAINER-TRIM, MILL, 100 MM
18	118547-03-01A	EA RETAINER-TRIM, MILL, 50 MM
	118359-51-001	EA EXTR-RETAINER,TRIM 4877 MM 6063T5
19	118546-01-01A	EA HANGER-VALANCE, MILL
20	113161-01-01A	EA TRIM-PANEL, VALANCE, RH - BLACK
20	113161-02-01A	EA TRIM-PANEL, VALANCE, LH - BLACK
	118540-01-01A	EA TRIM-COVER, BLACK
	108497-01-01A	EA CAP-END, TRIM COVER - LH - LIGHT GRAY
	108497-02-01A	EA CAP-END, TRIM COVER - RH - LIGHT GRAY

KEY	PART NUMBER	U/M DESCRIPTION	
21	118393-01-GV0	EA WHEEL LIP ASM-REAR, RH	
	118036-01-01A	EA HINGE-SINGLE PIVOT, MILL	
	106105-06-000	EA CLIP-VALANCE, RETAINING	
22	103802-01-06A	EA RAIL-AWNING, SABLE	
			FROM: 00-00-00 THRU: 10-15-95
22	103802-02-06A	EA RAIL-AWNING, SABLE	
			FROM: 00-00-00 THRU: 10-15-95
23	120092-01-03A	EA RAIL-AWNING, SABLE	
			FROM: 10-16-95 THRU: 99-99-99
23	120091-02-03A	EA RAIL-AWNING, SABLE	
			FROM: 10-16-95 THRU: 99-99-99
	119943-51-001	EA EXTR-RAIL AWNING, 4877 MM	
24	092041-02-02A	EA TRIM-REAR CAP TO SIDEWALL, SABLE	
	091985-01-06A	FT INSERT-TRIM, REAR CAP TO SIDEWALL - SABLE	
25	M06901-05-GV0	EA SIDEWALL ASM-RH (QUEEN & KING BED) (GV0)	
25	M06901-05-GV1	EA SIDEWALL ASM-RH (QUEEN & KING BED) (GV1)	
25	M06901-05-GV2	EA SIDEWALL ASM-RH (QUEEN & KING BED) (GV2/GV4)	
25	M06901-05-GV3	EA SIDEWALL ASM-RH (QUEEN & KING BED) (GV3/GV5)	
25	M06901-06-GV0	EA SIDEWALL ASM-RH (TWIN BED) (GV0)	
25	M06901-06-GV1	EA SIDEWALL ASM-RH (TWIN BED) (GV1)	
25	M06901-06-GV2	EA SIDEWALL ASM-RH (TWIN BED) (GV2/GV4)	
25	M06901-06-GV3	EA SIDEWALL ASM-RH (TWIN BED) (GV3/GV5)	
26	121091-09-01A	EA ANGLE-ENTRANCE DOOR, HAMPTON TAN	
	116800-55-006	EA EXTR-CHANNEL, 4877MM - SABLE	



## EXTERIOR BODY GROUP (CONTINUED)

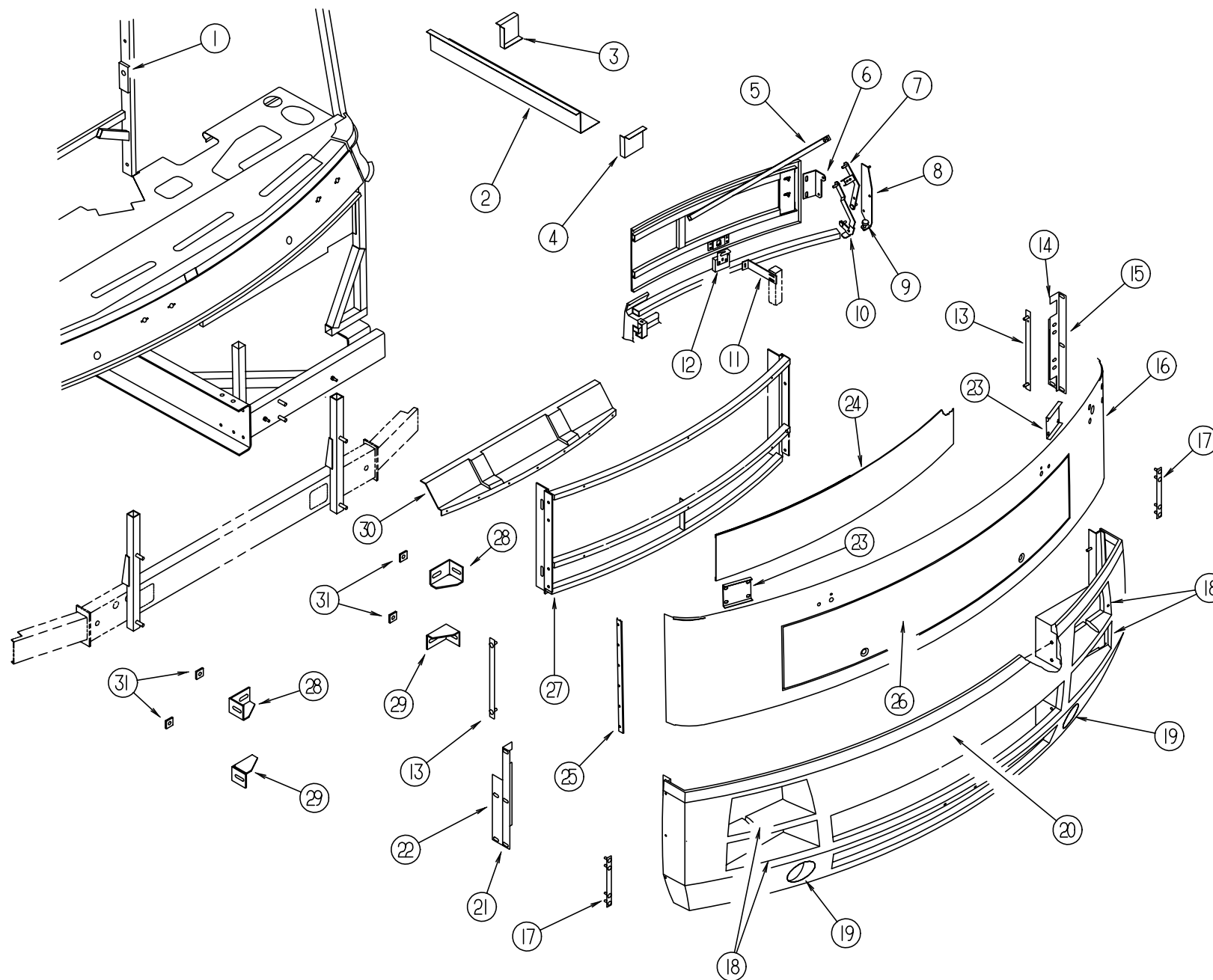


KEY	PART NUMBER	U/M DESCRIPTION
1	070579-06-000	EA PLATE-ANCHOR, W/7/16 WELD NUT - 1.5" X 3.3"
	070579-07-000	EA PLATE ASM-ANCHOR W/O NUT
2	106746-02-000	EA PANEL-STEPWELL
3	106747-03-000	EA PANEL-STEPWELL, END RH
4	106747-04-000	EA PANEL-STEPWELL, END LH
5	105096-10-000	EA TUBE ASM-TIMING, HOOD HINGE - CHEV
5	120466-02-02B	EA TUBE ASM-TIMING, HOOD HINGE - FORD
6	109927-05-000	EA ANGLE-LINK, HOOD - RH
6	109927-06-000	EA ANGLE-LINK, HOOD - LH
7	118156-01-02B	EA LINK ASM-HGE, HOOD, UPR, RH, E-COAT
7	118156-02-02B	EA LINK ASM-HGE, HOOD, UPR, LH, E-COAT
8	109926-11-000	EA BRACKET ASM-LINK, HINGE, RH
8	109926-12-000	EA BRACKET ASM-LINK, HINGE, LH
9	058786-01-000	EA BOLT-ADJUSTING, HOOD - W/BLACK PAD - 5/16" #18 X 2"
	106765-01-000	EA SUPPORT-BOLT, HOOD ADJUSTING
10	118154-03-02B	EA LINK ASM-HGE, HOOD, LOWER, RH, E-COAT
	118154-01-01B	EA LINK-HINGE, HOOD, LOWER, RH, MILL
10	118154-04-02B	EA LINK ASM-HGE, HOOD, LOWER, LH, E-COAT
	118154-02-01B	EA LINK-HINGE, HOOD, LOWER, LH, MILL
11	118607-01-02B	EA BRACE-FRONT END

KEY	PART NUMBER	U/M DESCRIPTION
12	106748-03-000	EA LATCH-HOOD, FRONT END
13	106730-08-000	EA PLATE ASM-STUD
	106730-07-000	EA PLATE-STUD
14	120932-02-02B	EA ANGLE-WHEEL LIP, LH, E-COAT
15	120933-02-02B	EA ANGLE-BUMPER, LH, E-COAT
	117979-17-02B	EA SUPPORT ASM-BUMPER, FORD - RH, E-CT
16	117499-02-GV0	EA FRONT END-FIBERGLASS, SABLE
	117499-01-01A	EA PANEL-FRONT, LOWER - SABLE
	002328-02-000	EA BLOCK-WINDSHIELD, .062" X .5" X .98"
	119445-01-02B	EA PLATE-W/HOLES, E-COAT
17	120934-02-02B	EA PLATE ASM-STUD, E-COAT
18	117777-01-02B	EA FRAME ASM-HEADLAMP, RH, E-COAT
18	117777-02-02B	EA FRAME ASM-HEADLAMP, LH, E-COAT
19	117503-01-01A	EA HOUSING-FOG LAMP, BLACK
	118650-01-02B	EA SUPPORT-FOG LAMP, E-COAT
	118651-03-02B	EA SUPPORT ASM-BUMPER/FOG LAMP, E-COAT
	118651-04-02B	EA SUPPORT ASM-BUMPER/FOG LAMP, E-COAT

## EXTERIOR BODY GROUP (CONTINUED)

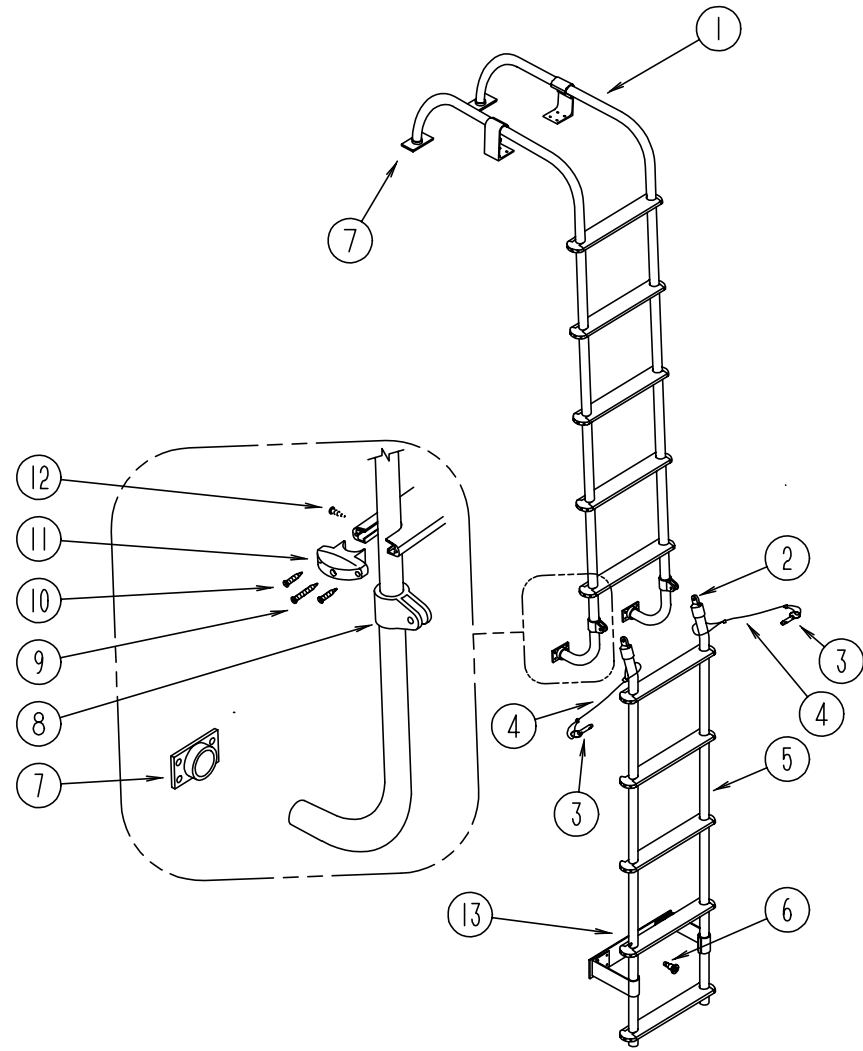
### FRONT END ASSEMBLY (CONTINUED)



KEY	PART NUMBER	U/M	DESCRIPTION
20	M08089-01-GV0	EA	PANEL ASM-BUMPER, FRONT - CHEVY
20	M08089-02-GV0	EA	PANEL ASM-BUMPER, FRONT - FORD
	106730-06-000	EA	PLATE-STUD
	106730-05-000	EA	PLATE-STUD
21	120933-01-02B	EA	ANGLE-BUMPER, RH, E-COAT
22	120932-01-02B	EA	ANGLE-WHEEL LIP, RH, E-COAT
23	120331-01-02B	EA	BRACKET-SUPPORT, FRONT END, E-COAT
24	115924-01-02A	EA	GRILLE-WOVEN WIRE, FLAT BLACK
25	114422-01-02A	EA	TRIM-PANEL, FIBERGLASS - SABLE
26	117496-01-GV0	EA	PANEL ASM-HOOD, SABLE
	106730-02-000	EA	PLATE ASM-STUD (HOOD/INNER)
	106730-01-000	EA	PLATE-STUD
	102330-01-000	EA	LATCH-SINGLE HOLE, VISE ACTION
	102328-01-000	EA	KEY-LATCH

KEY	PART NUMBER	U/M	DESCRIPTION
27	118117-01-GV0	EA	FRAME ASM-BUMPER, FRONT
28	117611-01-02B	EA	BRACKET ASM-BUMPER, E-COAT
29	117611-02-02B	EA	BRACKET ASM-BUMPER, E-COAT
30	120665-02-01A	EA	SPOILER-RADIATOR, FRONT - BLACK - FORD
30	P20665-01-01A	EA	SPOILER-RADIATOR, FRONT - BLACK - CHEV
31	116617-02-02B	EA	SPACER-BUMPER, E-COAT
	120481-01-02B	EA	ANGLE-W/SLOTS

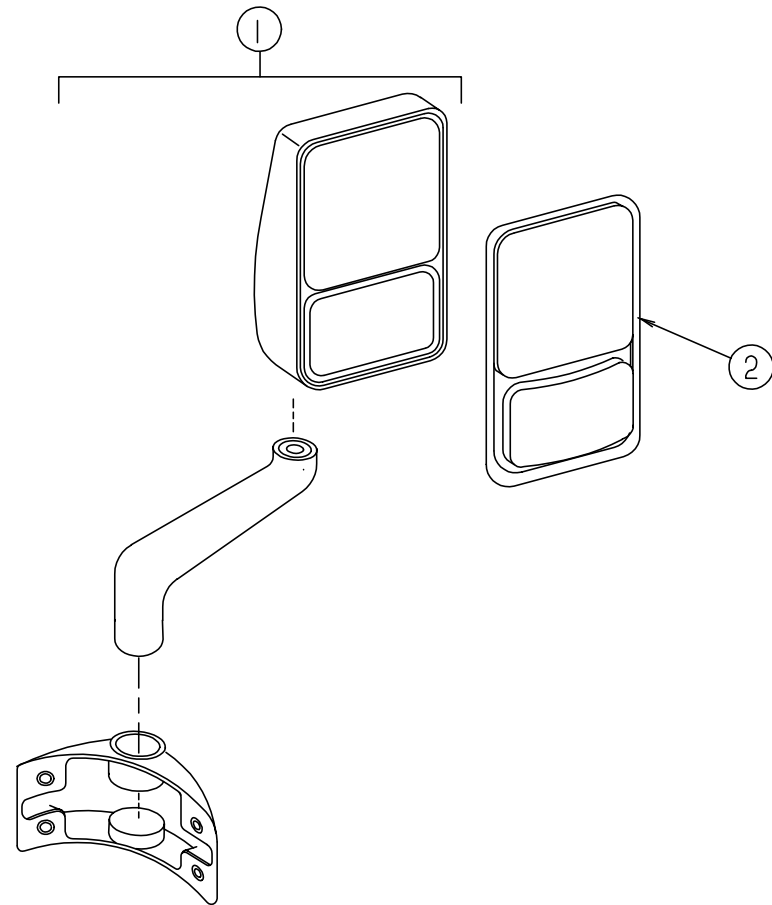
**EXTERIOR BODY GROUP (CONTINUED)**



**LADDER**

KEY	PART NUMBER	U/M	DESCRIPTION
1	118841-01-GV0	EA	LADDER ASM-UPPER
2	081115-01-000	EA	CAP-TOP, 1 INCH
3	081056-01-000	EA	PIN-QUICK RELEASE, SINGLE ACTION - LADDER
4	076767-11-000	EA	CABLE - 1/16" X 5.9"
5	118840-01-GV0	EA	LADDER ASM-LOWER
6	114834-01-000	EA	PIN-QUICK RELEASE, FASPIN C4-6R 303
7	067165-01-000	EA	MOUNTING BRACKET-LADDER, LOWER
8	081116-01-000	EA	SLIDE-TOP, RACK & LADDER - 1"
9	000G67-10-36T	EA	SCREW - 10-12 X 2.25 PPH, BLACK
10	000G39-06-10T	EA	SCREW-SF/DR, 6-20 X 5/8 PPH
11	076980-02-000	EA	END CAP-STEP, BLACK
12	000G39-10-16U	EA	SCREW-SF/DR, 10-16 X 1.00 PPH
13	108423-01-02A	EA	PLATE-BUMPER, LADDER, LOWER
	081114-01-000	EA	CAP-INSERT, ROUND - 1" DIAMETER - PLASTIC - BLACK
	038327-01-000	EA	TAPE-ANTI SLIP, 2" X 60'
	081055-01-000	EA	SPRING GRIP-INTERNAL TOOTH - LADDER

**EXTERIOR BODY GROUP (CONTINUED)**



**VELVAC EXTERIOR MIRRORS**

KEY	PART NUMBER	U/M	DESCRIPTION	VENDOR NO.
1	119774-03-01A	EA	MIRROR ASM-EXTERIOR, REMOTE W/HEAT, RH 713648-7	
2	086261-01-704	EA	MIRROR KIT-EXTERIOR, PASS. SIDE	709268
			KIT CONTAINS: BEZEL - CONVEX GLASS - HEATED FLAT GLASS	
1	119774-04-01A	EA	MIRROR ASM-EXTERIOR, REMOTE W/HEAT, LH 713649-7	
2	086261-02-701	EA	MIRROR KIT-EXTERIOR, DRIVER SIDE	709269
			KIT INCLUDES: BEZEL - CONVEX GLASS - HEATED FLAT GLASS	
1	119774-01-01A	EA	MIRROR ASM-EXTERIOR, ADJ GLASS, RH 13646-7	
2	106015-01-703	EA	MIRROR-REPL KIT-PASSENGER SIDE	709266
			KIT CONTAINS: BEZEL - CONVEX GLASS - FLAT GLASS	
1	119774-02-01A	EA	MIRROR ASM-EXTERIOR, ADJ GLASS, LH 713647-7	
2	106015-02-702	EA	MIRROR-REPL KIT-DRIVER SIDE	709267
			KIT COMES W/BEZEL, FLAT & CONVEX GLASS - DRIVER	
	108825-02-000	EA	GASKET-MIRROR	
	088246-01-000	EA	SWITCH-REMOTE, EXTERIOR MIRROR - SQUARE PUSH 7471290	
	087695-02-000	EA	SWITCH-MIRROR HEATER, DAV 4720-12	
	087695-03-000	EA	CONNECTOR-ASSEMBLY	EURAMTEC RT1048480

**SQUEEGEE & RUBBER BUMPER**

KEY	PART NUMBER	U/M	DESCRIPTION
	091955-02-000	EA	SQUEEGEE-EXTEND HANDLE
	110429-03-D18	EA	BRACKET ASM-SQUEEGEE
	110429-01-01A	EA	BRACKET-SQUEEGEE, MILL

**GALLEY GROUP****LARGE NORCOLD 982 REFRIGERATOR W/ICE MAKER**

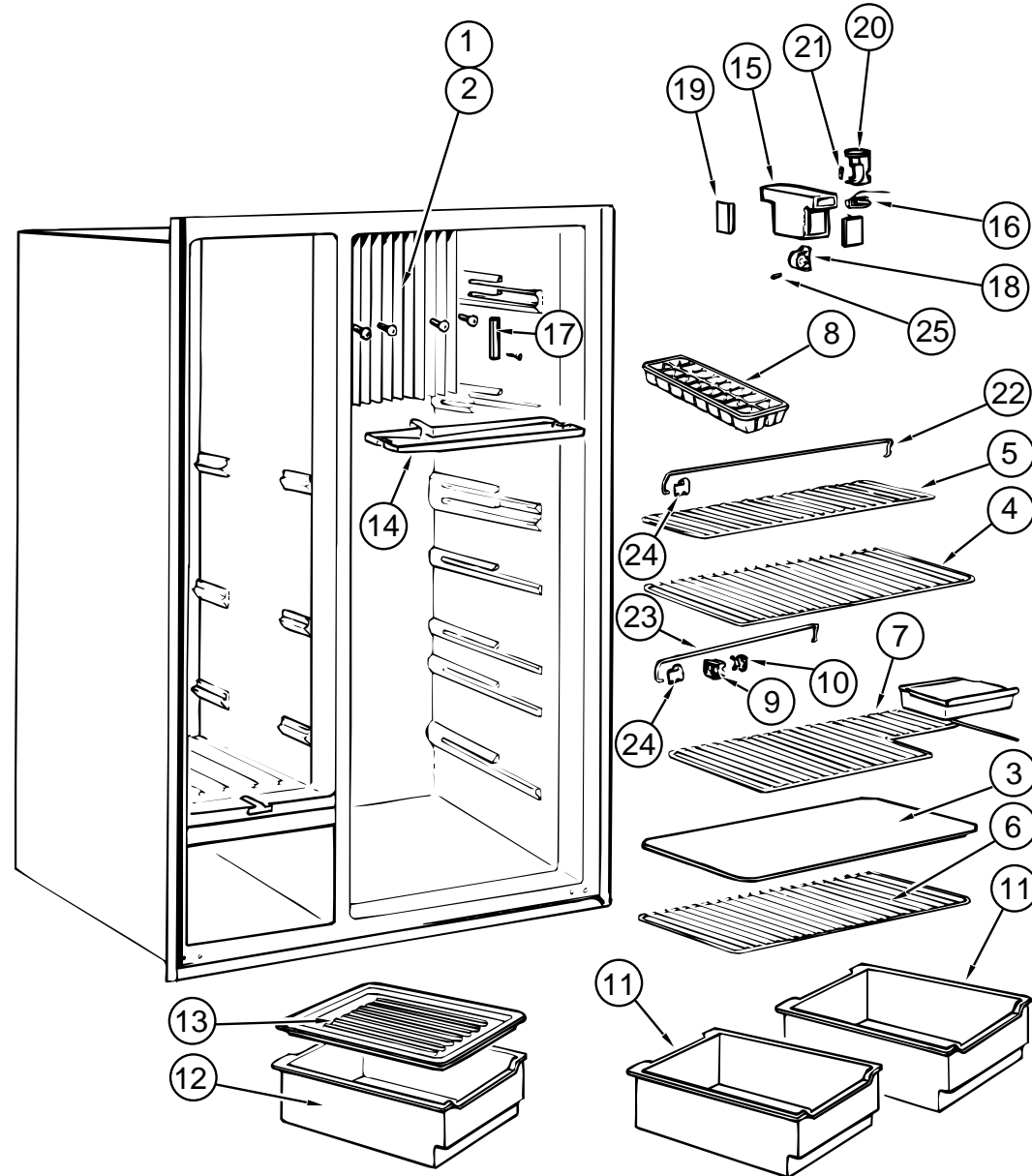
KEY	PART NUMBER	U/M	DESCRIPTION	VENDOR NO.
	120075-03-01A	EA	REFRIG-LARGE DOUBLE DOOR 2 WAY - BLACK 982 RIM	
	114431-05-000	EA	VALVE-NEEDLE, COMP 1/8 MPT X 1/4 - FLAIR-IT 64858	
	084880-01-718	EA	VALVE-GAS, (ASCO)	61551822
	084880-01-760	EA	CLIP (THERMISTER)	61689122
	084880-03-705	EA	BRACKET-LIGHT, INTERIOR	61629722
	084880-03-706	EA	BULB-LAMP	61628922
	088248-01-709	EA	HEATER-AC (HORIZONTAL)	61562722
	088248-01-710	EA	HEATER-DC (HORIZONTAL) 3 WAY	61562822
	104137-06-709	EA	VALVE-SHUT OFF, MANUAL	61694922
	104137-06-714	EA	BURNER ASSEMBLY, 5-SLOT	61705222
	104137-06-715	EA	ELECTRODE-SPARK/SENSOR, SINGLE	61692222
	104137-06-718	EA	SHELF-TRAY, WHITE, W/CUTOUT	617756
	113737-01-702	EA	PLUG - 1/8", PRESSURE TAP	61445322
	113737-01-716	EA	TAP-PRESSURE	61594422
	113737-01-750	EA	TUBE-UNION	61694622
	120075-01-700	EA	RETAINER-DOOR, DECOR PANEL	618128
	120075-01-701	EA	HINGE-TOP RH - BOTTOM LH, PAINTED	618511
	120075-01-702	EA	CAP, (HINGE PLUG)	618160
	120075-01-703	EA	DOOR ASM-FOAMED W/GASKET	618205
	120075-01-704	EA	HANDLE ASM, UPPER LH - BOTTOM RH	618230
	120075-01-705	EA	HINGE-PAINTED, TOP LH - BOTTOM RH	618510
	120075-01-706	EA	BIN-DOOR	618109
	120075-01-707	EA	DIVIDER-DOOR BIN	618166
	120075-01-708	EA	BUSHING-DOOR HINGE	618144
	120075-01-709	EA	RETAINER-LOWER DOOR PANEL	618219
	120075-01-710	EA	DOOR-LOWER, FOAMED, W/GASKET	618270
	120075-01-711	EA	HANDLE ASM, UPPER RH - LOWER LH	618235
	120075-01-712	EA	BIN-DOOR, BOTTOM-LARGE	618103
	120075-01-713	EA	TRIM-TOP PIECE	618124
	120075-01-714	EA	PLUG-HOLE	618170
	120075-01-715	EA	HINGE-CABINET SIDE-PAINTED	618512
	120075-01-716	EA	TRIM-SIDE PIECE	618134
	120075-01-717	EA	SHELF-FREEZER, WIRE	618172
	120075-01-718	EA	BOX-FILLER	618112
	120075-01-719	EA	OPTICAL CONTROL BOX ASSEMBLY	618245
	120075-01-720	EA	TRAY-DRIP	618137
	120075-01-721	EA	LOUVER-DRIP TRAY	618176
	120075-01-722	EA	SHELF-WIRE, SHORT	618239
	120075-01-723	EA	SHELF-WIRE	618114
	120075-01-724	EA	SHELF-WIRE, W/CUTOUT	618177
	120075-01-725	EA	COVER-CRISPER	618158
	120075-01-726	EA	CRISPER	618154
	120075-01-727	EA	PIN-HINGE	618145
	120075-01-728	EA	COVER-HINGE HOLE	618171
	120075-01-729	EA	TRIM-BOTTOM PIECE	618136
	120075-01-730	EA	RETAINER-SHELF	618181
	120075-01-731	EA	PLUG-FACADE	618184
	120075-01-732	EA	PLATE-STRIKE	618167
	120075-01-734	EA	COVER-LENS	618190
	120075-01-735	EA	WIRE ASM.-LAMP	618548
	120075-01-736	EA	COOLING UNIT, SERVICE PACK	618542
	120075-01-737	EA	ORFICE-JEWEL, .0155	618284
	120075-01-738	EA	COVER-POWER BOARD	618185
	120075-01-739	EA	BOARD-POWER, 2-WAY	618198
	120075-01-740	EA	COVER-BASE, POWER BOARD	618186
	120075-03-700	EA	CABINET-FOAMED	618285
	120075-03-701	EA	VALVE ASM., WATER, W/BRACKET	618253
	120075-03-702	EA	FITTING-NUT/COMPRESSION	61678722
	120075-03-703	EA	ARM-SHUT OFF	61656922
	120075-03-704	EA	BIN-ICE CUBE	618154
	054450-01-000	EA	LEVEL-REFRIGERATOR	
	103251-07-01A	EA	INSERT-ACRYLIC BLACK - 21.60 X 14.53	
	103251-09-01A	EA	INSERT-ACRYLIC BLACK - 21.60 X 38.62	
	116751-02-01A	EA	TRAY-REFRIGERATOR, BLACK	

**GALLEY GROUP (CONTINUED)****LARGE NORCOLD 982 R REFRIGERATOR**

KEY	PART NUMBER	U/M	DESCRIPTION	VENDOR NO.
	120075-01-01A	EA	REFRIGERATOR-LARGE DOUBLE DOOR 2 WAY - BLACK 982 R	
	084880-01-718	EA	VALVE-GAS, (ASCO)	61551822
	084880-01-760	EA	CLIP (THERMISTER)	61689122
	084880-03-705	EA	BRACKET-LIGHT-INTERIOR	61629722
	084880-03-706	EA	BULB-LAMP	61628922
	088248-01-709	EA	HEATER-AC (HORIZONTAL)	61562722
	088248-01-710	EA	HEATER DC (HORIZONTAL) 3 WAY	61562822
	104137-06-709	EA	VALVE-SHUT OFF, MANUAL	61694922
	104137-06-714	EA	BURNER ASSEMBLY, 5-SLOT	61705222
	104137-06-715	EA	ELECTRODE-SPARK/SENSOR, SINGLE	61692222
	104137-06-718	EA	SHELF-TRAY, WHITE, W/CUTOUT	617756
	113737-01-702	EA	PLUG - 1/8", PRESSURE TAP	61445322
	113737-01-716	EA	TAP-PRESSURE	61594422
	113737-01-750	EA	TUBE-UNION	61694622
	120075-01-700	EA	RETAINER-DOOR, DECOR PANEL	618128
	120075-01-701	EA	HINGE-TOP RH - BOTTOM LH, PAINTED	618511
	120075-01-702	EA	CAP, (HINGE PLUG)	618160
	120075-01-703	EA	DOOR ASM-FOAMED, W/GASKET	618205
	120075-01-704	EA	HANDLE ASM, UPPER LH - BOTTOM RH	618230
	120075-01-705	EA	HINGE, PAINTED, TOP LH - BOTTOM RH	618510
	120075-01-706	EA	BIN-DOOR	618109
	120075-01-707	EA	DIVIDER-DOOR BIN	618166
	120075-01-708	EA	BUSHING-DOOR HINGE	618144
	120075-01-709	EA	RETAINER-LOWER DOOR PANEL	618219
	120075-01-710	EA	DOOR-LOWER, FOAMED, W/GASKET	618270
	120075-01-711	EA	HANDLE ASM, UPPER RH - LOWER LH	618235
	120075-01-712	EA	BIN-DOOR, BOTTOM-LARGE	618103
	120075-01-713	EA	TRIM-TOP PIECE	618124
	120075-01-714	EA	PLUG-HOLE	618170
	120075-01-715	EA	HINGE-CABINET SIDE-PAINTED	618512
	120075-01-716	EA	TRIM-SIDE PIECE	618134
	120075-01-717	EA	SHELF-FREEZER, WIRE	618172
	120075-01-718	EA	BOX-FILLER	618112
	120075-01-719	EA	OPTICAL CONTROL BOX ASSEMBLY	618245
	120075-01-720	EA	TRAY-DRIP	618137
	120075-01-721	EA	LOUVER-DRIP TRAY	618176
	120075-01-722	EA	SHELF-WIRE, SHORT	618239
	120075-01-723	EA	SHELF-WIRE	618114
	120075-01-724	EA	SHELF-WIRE, W/CUTOUT	618177
	120075-01-725	EA	COVER-CRISPER	618158
	120075-01-726	EA	CRISPER	618154
	120075-01-727	EA	PIN-HINGE	618145
	120075-01-728	EA	COVER-HINGE HOLE	618171
	120075-01-729	EA	TRIM-BOTTOM PIECE	618136
	120075-01-730	EA	RETAINER-SHELF	618181
	120075-01-731	EA	PLUG-FACADE	618184
	120075-01-732	EA	PLATE-STRIKE	618167
	120075-01-733	EA	CABINET-FOAMED	618265
	120075-01-734	EA	COVER-LENS	618190
	120075-01-735	EA	WIRE ASM.-LAMP	618548
	120075-01-736	EA	COOLING UNIT, SERVICE PACK	618542
	120075-01-737	EA	ORFICE-JEWEL, .0155	618284
	120075-01-738	EA	COVER-POWER BOARD	618185
	120075-01-739	EA	BOARD-POWER, 2-WAY	618198
	120075-01-740	EA	COVER-BASE, POWER BOARD	618186
	065225-02-000	EA	PLATE-TIEDOWN, REFRIGERATOR	
	090195-08-000	EA	BAFFLE-REFRIGERATOR, LOWER	
	093646-01-000	EA	BRACKET ASM-TIEDOWN, REFRIGERATOR	
	093646-02-000	EA	BRACKET-TIEDOWN, REFRIGERATOR	
	054450-01-000	EA	LEVEL-REFRIGERATOR	
	103251-07-01A	EA	INSERT-ACRYLIC BLACK - 21.60 X 14.53	
	103251-09-01A	EA	INSERT-ACRYLIC BLACK - 21.60 X 38.62	
	116751-02-01A	EA	TRAY-REFRIGERATOR, BLACK	

## GALLEY GROUP (CONTINUED)

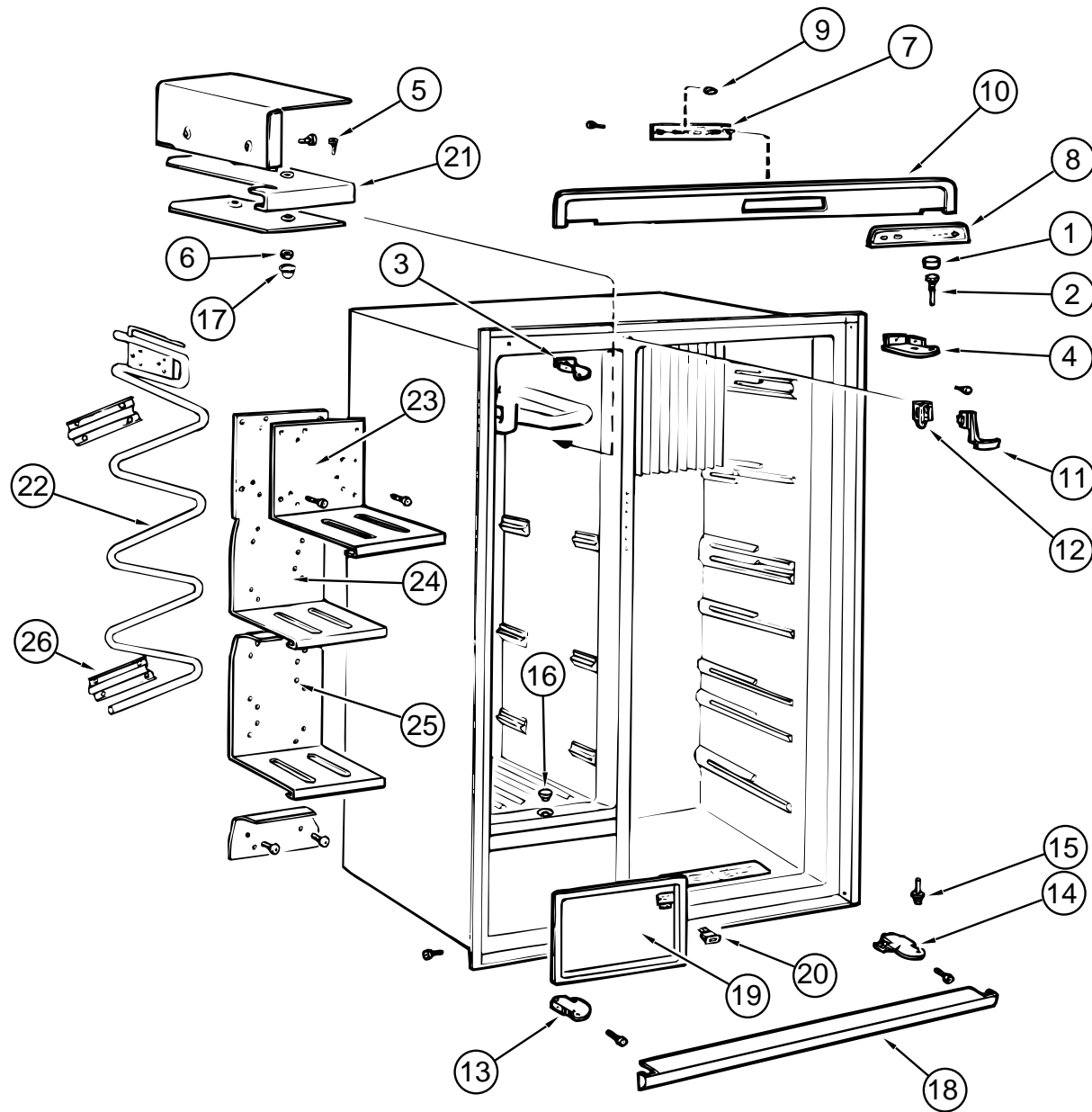
### REFRIGERATOR SHELVES & COMPONENTS - DOMETIC RM 7732IM



KEY	PART NUMBER	U/M DESCRIPTION	VENDOR NO.
	118367-01-01A	EA REFRIGERATOR-SIDE BY SIDE DOOR 2 WAY	
1	118367-01-739	EA FLANGE-COOLING COIL, LEFT	293 16 61-02/5
2	118367-01-740	EA FLANGE-COOLING COIL, RIGHT	293 16 61-03/3
3	118367-01-741	EA SHELF-UPPER, REFRIGERATOR	293 15 41-05/2
4	118367-01-742	EA SHELF #2, REFRIGERATOR	293 15 41-04/5
5	118367-01-743	EA SHELF #3, REFRIGERATOR	293 15 42-02/7
6	118367-01-744	EA SHELF #4, REFRIGERATOR	293 11 17-06/9
7	118367-01-745	EA SHELF #5, REFRIGERATOR	293 15 41-06/0
8	118367-01-746	EA TRAY-ICE	293 04 00-00/3
9	118367-01-747	EA LOCK-FLAP, INNER	200 73 92-02/6
10	118367-01-748	EA LOCK-FLAP, OUTER	200 73 93-02/4
11	118367-01-749	EA BOX-VEGETABLE	293 14 71-02/9
12	118367-01-750	EA BOX-VEGETABLE	293 14 71-03/7
13	118367-01-751	EA LID-VEGETABLE	293 26 93-01/9
14	118367-01-752	EA PAN-DRIP	293 61 63-01/3
15	118367-01-753	EA COVER-SWITCH & LIGHT	200 40 44-09/1
16	118367-01-754	EA SWITCH-DOOR	294 08 25 00/9
17	118367-01-755	EA RETAINER-PROBE	293 19 76-01/9
18	118367-01-756	EA SUPPORT-THERMOSTAT	200 40 42-00/4
19	118367-01-757	EA CAP-END LAMP PROTECTION	200 40 43-00/2
20	118367-01-758	EA LIGHTING	293 07 44-01/2
21	118367-01-759	EA LAMP, 10W - 12VOLT	200 72 90-00/6
22	118367-01-760	EA RACK-UPPER	200 73 37-15/3
23	118367-01-761	EA RACK-LOWER	200 73 37-16/1
24	118367-01-762	EA RETAINER-RACKS	293 06 93-04/5
25	118367-01-763	EA PIN-LOCKING	200 12 81-01/9
	118367-01-784	EA BUCKET-ICE	3108702.998
	118367-01-785	EA CONNECTION-WATER, COMPLETE	2930916024
	118367-01-787	EA SHELF-ICE BUCKET WIRE	293 19 85010
	118367-01-788	EA BLOCK-TERMINAL	2931963017
	118367-01-789	EA ICEMAKER	3108703.517
	118367-01-790	EA VALVE-WATER	2931972026
	065225-01-000	EA PLATE-TIEDOWN, REFRIGERATOR	
	103251-05-01A	EA INSERT-ACRYLIC BLACK - 16.81 X 55.06	
	103251-06-01A	EA INSERT-ACRYLIC BLACK - 10.44 X 55.06	
	114431-05-000	EA VALVE-NEEDLE, COMP 1/8 MPT X 1/4 - FLAIR-IT 64858	
	118871-01-01A	EA TRAY-REFRIGERATOR, SIDE/SIDE - BLACK	FROM: 00-00-00 THRU: 03-31-96
	118871-02-01A	EA TRAY-REFRIGERATOR, SIDE/SIDE - BLACK	FROM: 04-01-96 THRU: 99-99-99

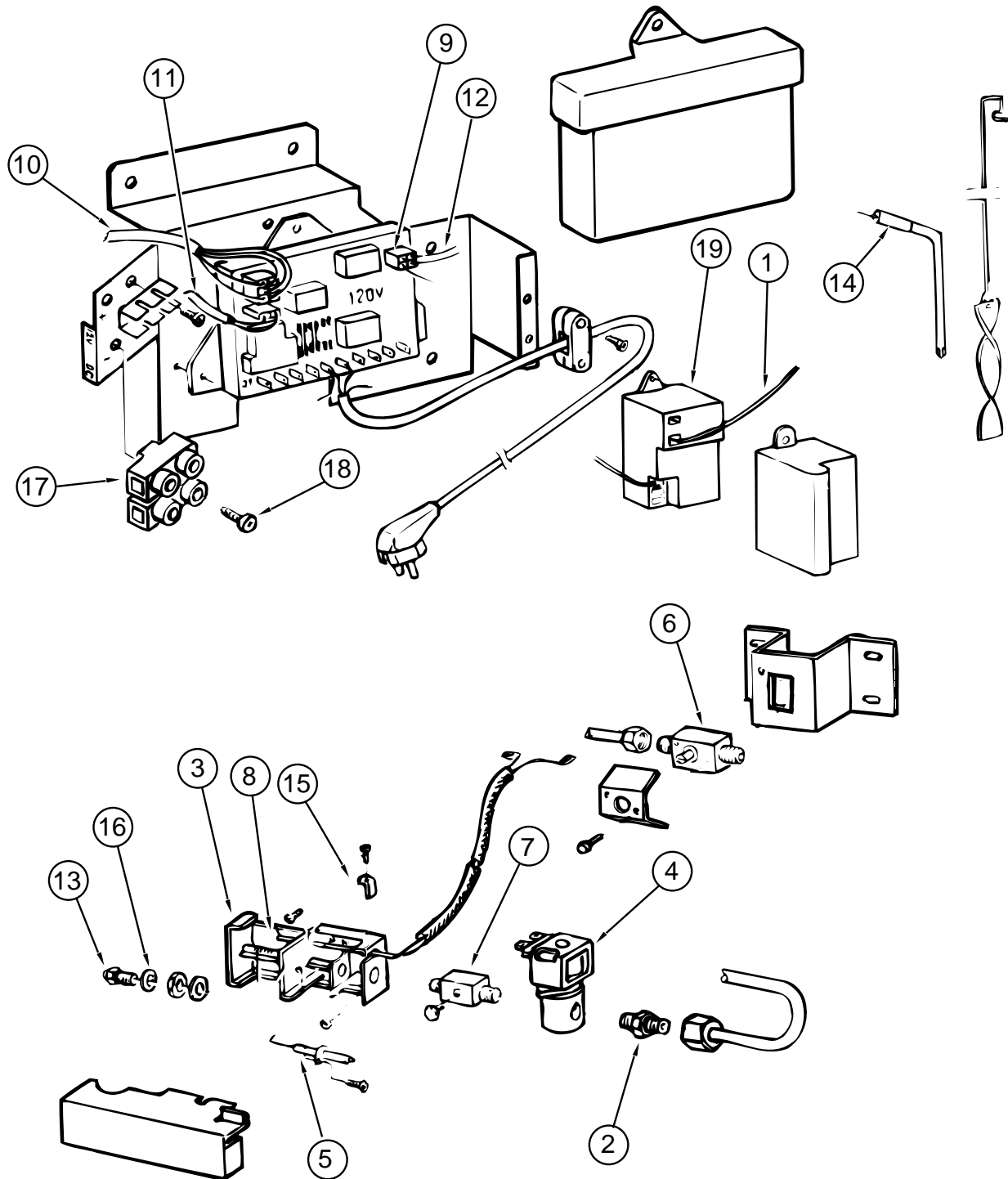
## GALLEY GROUP (CONTINUED)

### REFRIGERATOR SHELVES & COMPONENTS - DOMETIC RM 7732IM



KEY	PART NUMBER	U/M DESCRIPTION	VENDOR NO.
1	118367-01-713	EA PLUG	293 27 36-01/6
2	118367-01-714	EA PIN-HINGE, UPPER	293 26 47-01/5
3	118367-01-715	EA HINGE-UPPER, LEFT - FREEZER	293 26 46-01/7
4	118367-01-716	EA HINGE-UPPER, RIGHT - REFRIGERATOR	293 26 46-02/5
5	118367-01-717	EA SCREW, M6S, 5 X 20, FINISHED	725 23 30-13/4
6	118367-01-718	EA NUT, M5, BRASS, FINISHED	731 43 14-13/4
7	118367-01-719	EA BOARD-CIRCUIT, AES ASM.	293 26 97-05/1
8	118367-01-720	EA DECORATION	95 50 24-53/4
9	118367-01-721	EA BUTTON	95 50 24-13/8
10	118367-01-722	EA DECORATION-FRONT	293 26 63-01/2
11	118367-01-723	EA BOW-LOCKING	293 27 45-01/7
12	118367-01-724	EA RETAINER	293 27 46-01/5
13	118367-01-725	EA HINGE-LOWER, LEFT - FREEZER	293 26 45-01/9
14	118367-01-726	EA HINGE-LOWER, RIGHT - REFRIGERATOR	293 26 45-02/7
15	118367-01-727	EA PIN-HINGE, LOWER	293 26 49-02/9
16	118367-01-728	EA LID-LOWER	293 17 15-01/1
17	118367-01-729	EA LID-UPPER	293 04 87-00/0
18	118367-01-730	EA STRIP-FRONT	293 26 64-01/0
19	118367-01-731	EA FLAP	293 26 55-01/8
20	118367-01-732	EA SWITCH-DOOR	293 26 80-01/6
21	118367-01-732	EA SHELF-UPPER, FREEZER	293 14 77-02/6
22	118367-01-734	EA COIL-FREEZER	293 14 74-01/5
23	118367-01-735	EA SHELF - #2, FREEZER	293 19 83-02/3
24	118367-01-736	EA SHELF - #3, FREEZER	293 19 82-02/5
25	118367-01-737	EA SHELF - #4, FREEZER	293 14 82-02/6
26	118367-01-738	EA BRACKET-SHELF, FREEZER	293 14 84-01/4

**GALLEY GROUP (CONTINUED)**



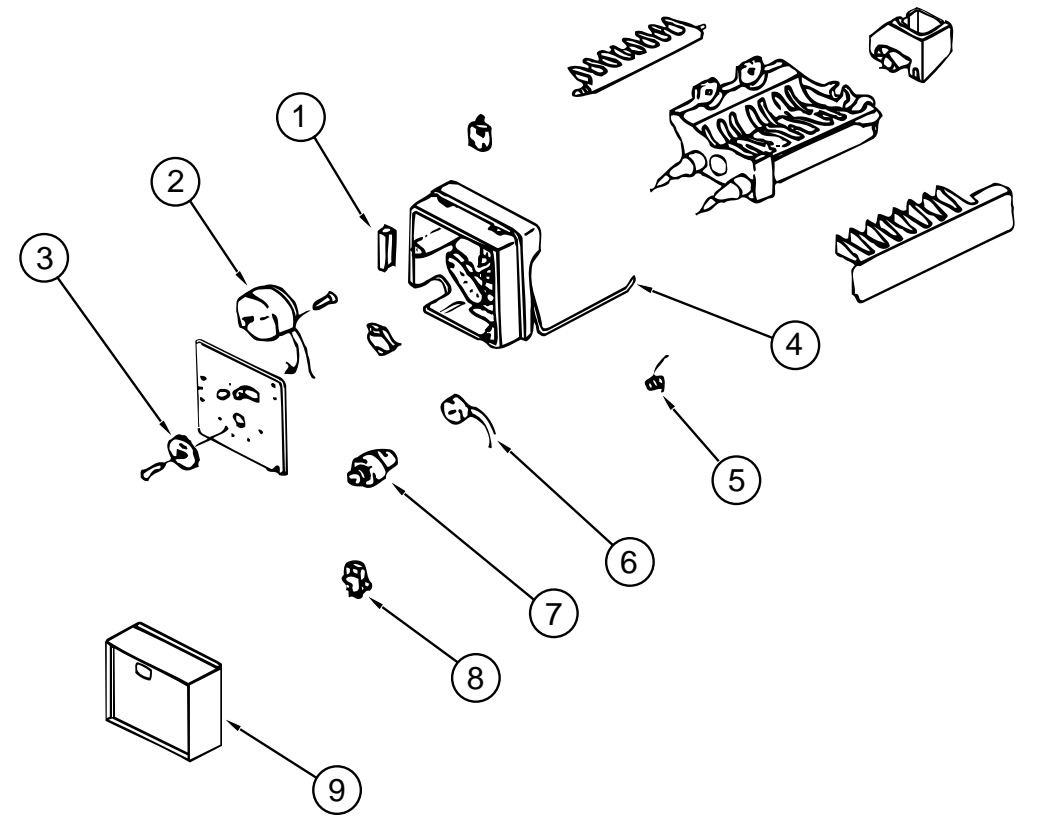
**REFRIGERATOR ELECTRICAL COMPONENTS - DOMETIC RM 7732IM**

KEY	PART NUMBER	U/M DESCRIPTION	VENDOR NO.
1	118367-01-764	EA CONDUCTOR-ELECTRODE	200 76 68-04/5
2	118367-01-765	EA NIPPLE	293 20 63-01/5
3	118367-01-766	EA HOUSING-BURNER	293 21 61-01/7
4	118367-01-767	EA VALVE-SOLENOID	294 3298-03/0
5	118367-01-768	EA ELECTRODE	293 14 95-01/0
6	118367-01-769	EA GAS SHUTOFF	293 26 16-01/0
7	118367-01-770	EA NIPPLE	293 18 24-01/1
8	118367-01-771	EA THERMOSTAT	293 18 26-01/6

**GALLEY GROUP (CONTINUED)**

**REFRIGERATOR ELECTRICAL COMPONENTS - DOMETIC RM 7732IM (CONTINUED)**

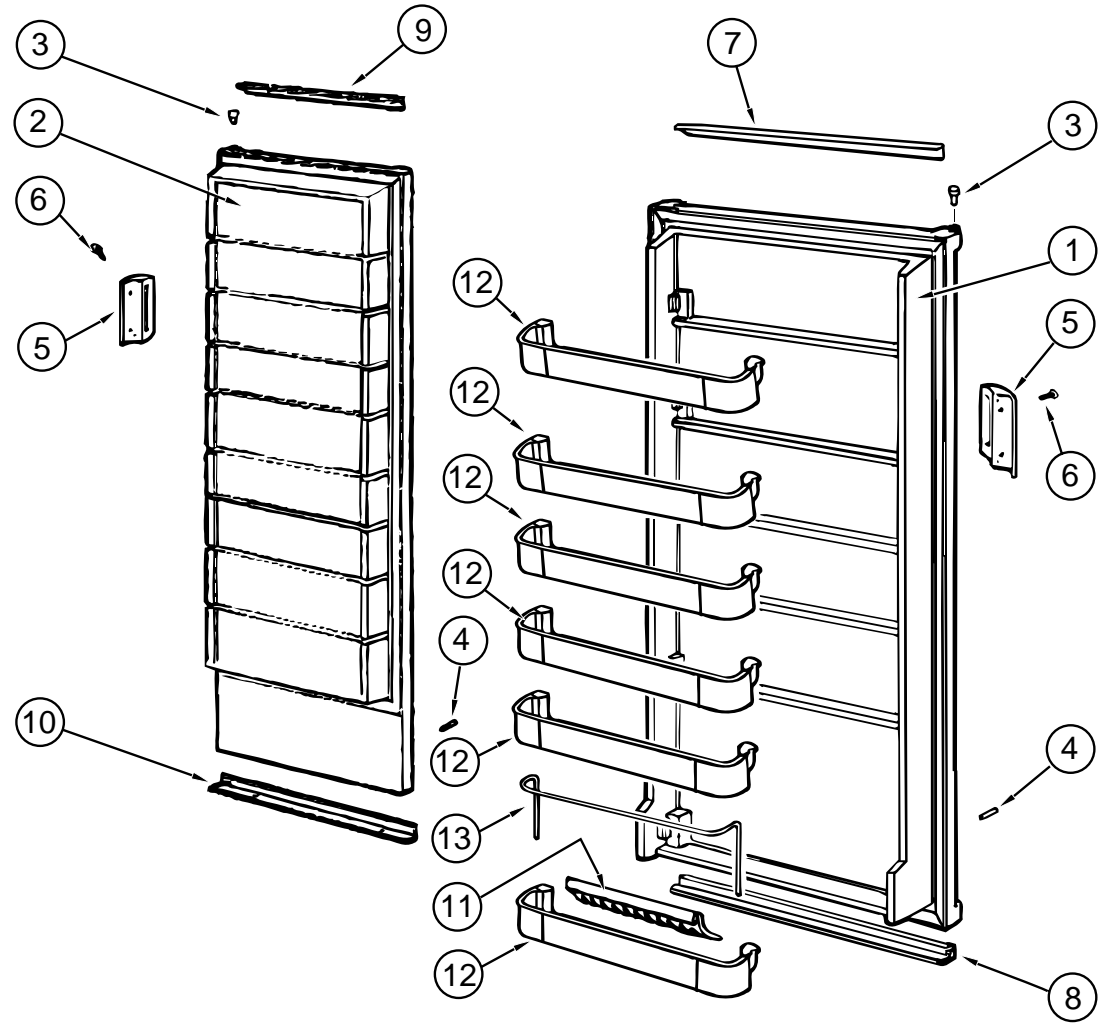
KEY	PART NUMBER	U/M DESCRIPTION	VENDOR NO.
9	118367-01-772	EA BOARD-CIRCUIT, COMPLETE	293 18 42-03/9
10	118367-01-773	EA CONDUCTOR-CIRCUIT BOARD	293 18 62-02/9
11	118367-01-774	EA CONDUCTOR-THERMISTOR	293 18 63-02/7
12	118367-01-775	EA CONDUCTOR-GAS VALVE	295 44 37-02/2
13	118367-01-776	EA ORFICE-JET, NR76	200 74 19-33/2
14	118367-01-777	EA HEATER - 210 WATT, 120 VOLT	17 37 58-03/8
15	118367-01-778	EA RETAINER	293 06 60-01/0
16	118367-01-779	EA WASHER	200 74 57-00/1
17	118367-01-780	EA BLOCK-TERMINAL	293 04 63-01/9
18	118367-01-781	EA SCREW, R X S, B6 X 25, STAINLESS	729 52 87-40/8
19	118367-01-782	EA IGNITION-SPARK	293 11 32-01/9



**REFRIGERATOR ICEMAKER COMPONENTS - DOMETIC RM 7732IM**

KEY	PART NUMBER	U/M DESCRIPTION	VENDOR NO.
1	118367-01-799	EA PLUG, 4 PRONG FEMALE	3108702.907
2	118367-01-793	EA MOTOR	3108703.475
3	118367-01-795	EA GEAR	3108703.491
4	118367-01-797	EA ARM, SHUT OFF	3108702.881
5	118367-01-798	EA SPRING, SHUT OFF ARM	3108702.899
6	118367-01-792	EA THERMOSTAT, MOLDING	3108703.467
7	118367-01-794	EA CAM	3108703.483
8	118367-01-791	EA SWITCH (3 REQ)	8108703.459
9	118367-01-796	EA COVER, CYCLE FRONT	2930874025

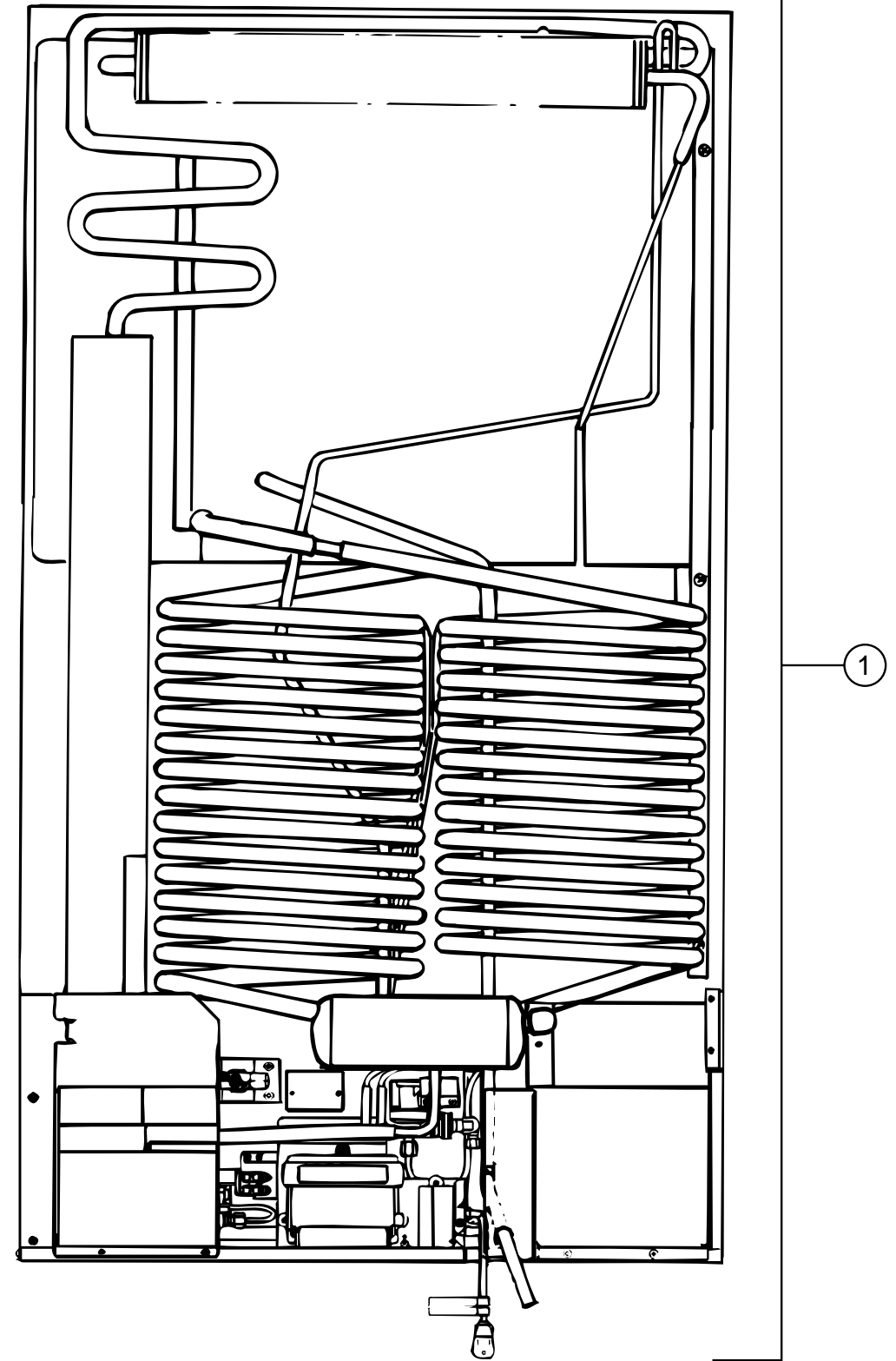
**GALLEY GROUP (CONTINUED)**



**REFRIGERATOR DOORS - DOMETIC RM 7732IM**

KEY	PART NUMBER	U/M DESCRIPTION	VENDOR NO.
1	118367-01-700	EA DOOR-REFRIGERATOR	293 25 90-11/6
2	118367-01-701	EA DOOR-FREEZER	293 25 89-11/8
3	118367-01-702	EA BUSHING-HINGE, FREEZER-REFRIGERATOR	293 11 71-01/7
4	118367-01-703	EA STOP-LOWER, FREEZER-REFRIGERATOR	293 25 88-01/1
5	118367-01-704	EA HANDLE, FREEZER-REFRIGERATOR	293 27 29-01/1
6	118367-01-705	EA SCREW-HANDLE, FREEZER-REFRIGERATOR	724 13 23-61/2
7	118367-01-706	EA DECORATION-DOOR, REFRIGERATOR UPPER	293 26 42-08/1
8	118367-01-707	EA DECORATION-DOOR, REFRIGERATOR LOWER	293 26 42-03/2
9	118367-01-708	EA DECORATION-DOOR, FREEZER, UPPER	293 26 42-12/3
10	118367-01-709	EA DECORATION-DOOR, FREEZER, LOWER	293 26 42-02/4
11	118367-01-710	EA HOLDER-BOTTLE, DOOR, REFRIGERATOR	293 26 58-01/2
12	118367-01-711	EA SHELF-DOOR, REFRIGERATOR	293 25 83-02/0
13	118367-01-712	EA RACK-DOOR, REFRIGERATOR	293 25 85-04/1

**GALLEY GROUP (CONTINUED)**



**REFRIGERATOR COOLING COIL - DOMETIC RM 7732IM**

KEY	PART NUMBER	U/M DESCRIPTION	VENDOR NO.
1	118367-01-783	EA COIL-COOLING	293 49 45-09/4



**GALLEY GROUP (CONTINUED)**

**STOVE TOP COVERS**

KEY	PART NUMBER	U/M	DESCRIPTION
	M05904-01-F40	EA	COVER ASM-STOVE, W/COUNTERTOP (GV0/GV1)
	M05904-01-E13	EA	COVER ASM-STOVE, W/COUNTERTOP (GV2/GV3)
	M05904-01-GV4	EA	COVER ASM-STOVE, W/COUNTERTOP (GV4/GV5)

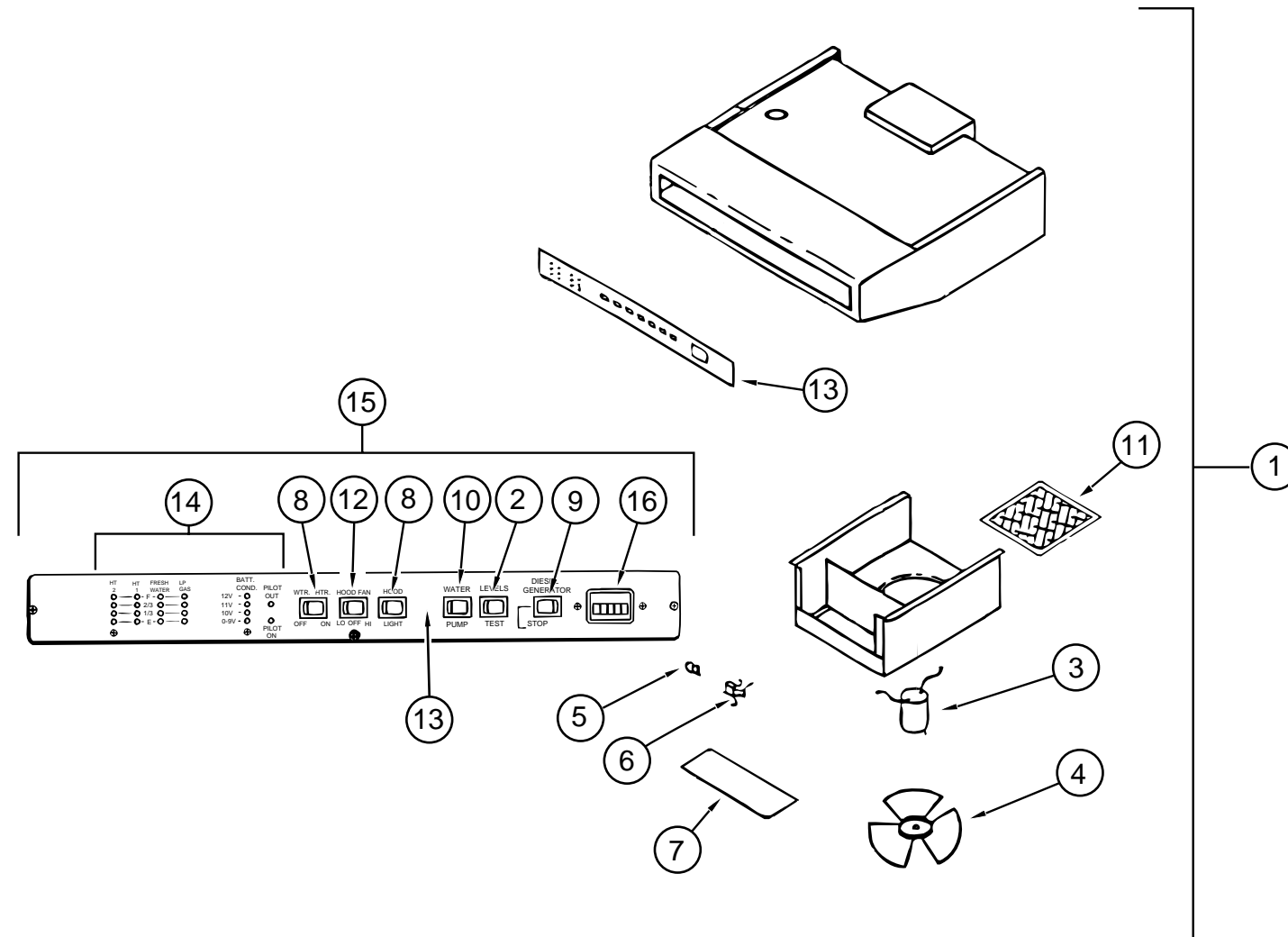
**MICROWAVE OVEN**

KEY	PART NUMBER	U/M	DESCRIPTION
	L13F1A-07-000	EA	MICRO/CONVECTION OVEN
	102479-01-000	EA	OVEN-MICROWAVE, CONVECTION - PANASONIC NN8501VA
	102479-03-000	EA	OVEN-MICROWAVE, PANASONIC NN6505A
	102456-04-000	EA	BAFFLE ASM-MICROWAVE
	102456-09-000	EA	BAFFLE ASM-MICROWAVE
	094756-03-D18	EA	BRACKET-ANGLE, W/HOLES
	094756-01-02A	EA	BRACKET-ANGLE, W/HOLES - MILL
	094756-02-01A	EA	BRACKET-L, MICROWAVE - 6.1" LONG X 3.9" WIDE - STEEL - TAN
	102842-02-000	EA	BRACKET-BAFFLE, 22.1" X 2.5" - STEEL
	102482-02-C11	EA	FRAME-MICROWAVE

**COFFEE MAKER - BLACK & DECKER SDC2B**

KEY	PART NUMBER	U/M	DESCRIPTION	VENDOR NO.
	103799-02-01A	EA	COFFEEMAKER WITH CLOCK, WHITE - BLK&DKR SDC2B	
	103799-01-700	EA	POT-CARAFE, GLASS	679420
	103799-01-701	EA	BRACKETS, WHITE PAIR	164734-06 B & D

**GALLEY GROUP (CONTINUED)**



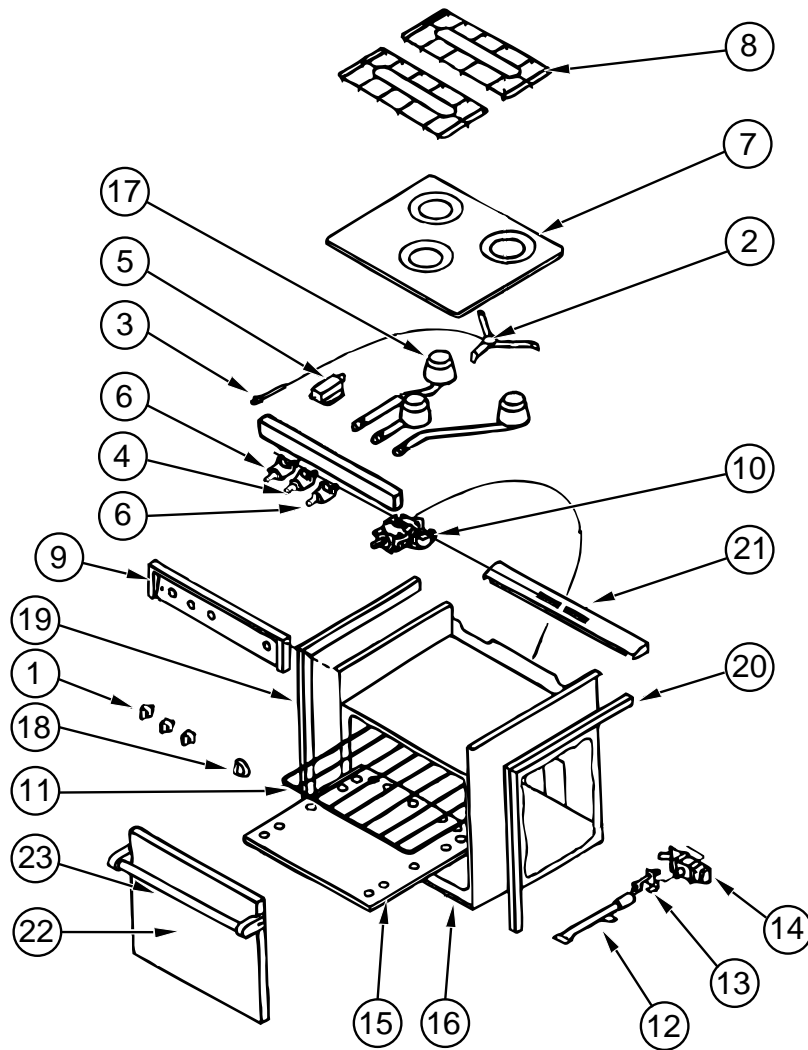
**RANGE HOODS**

KEY	PART NUMBER	U/M	DESCRIPTION	VENDOR NO.
1	100258-21-02A	EA	HOOD-RANGE, W/MONITOR PANEL TEXTURED - U.S.TMS-5011-SBPLG	TMS-5011-SBCLG
1	100258-24-02A	EA	HOOD-RANGE, W/MONITOR PANEL TEXTURED - CSA	L0111
2	096983-01-701	EA	SWITCH-SPST MOM. 2 TERM	CA508-1
3	090973-01-700	EA	MOTOR - 12 VOLT, CSA & UL	VA183-1
4	090973-01-702	EA	BLADE-FAN	
5	117806-01-000	EA	BULB - 12V NO.912 1.0 AMPS	CB267-2
6	092696-01-710	EA	HOLDER-LAMP	CC179-2
7	092696-02-701	EA	LENS-LAMP	CC179-2
8	096983-01-701	EA	SWITCH-SPST MOM. 2 TERM	L0111
9	096983-01-702	EA	SWITCH-MOM/OFF/MOM, 3 TERM	112
10	096983-01-703	EA	SWITCH-ON/ON	115
11	096983-01-707	EA	FILTER-MESH	CC246
	100258-05-700	EA	FILTER-CHARCOAL	CC248
12	100258-08-701	EA	SWITCH-FAN, 2-SPEED	122
13	100258-06-701	EA	PLATE-FACE, METAL SCREENED 9511	
14	100258-11-700	EA	BOARD-CIRCUIT	L5099-01
15	100258-11-701	EA	PANEL-CONTROL ASSEMBLY	LA9080
16	100258-10-701	EA	GAUGE-HOUR METER, CLIP ON	L0775-00
16	100258-10-01A	EA	GAUGE-HOUR METER W/SWITCH, SCREW ON STYLE	

**GALLEY GROUP (CONTINUED)**

**GALLEY GROUP (CONTINUED)**

RANGE W/OVEN - ATWOOD R-2136BG FROM: 00-00-00 THRU: 02-28-96



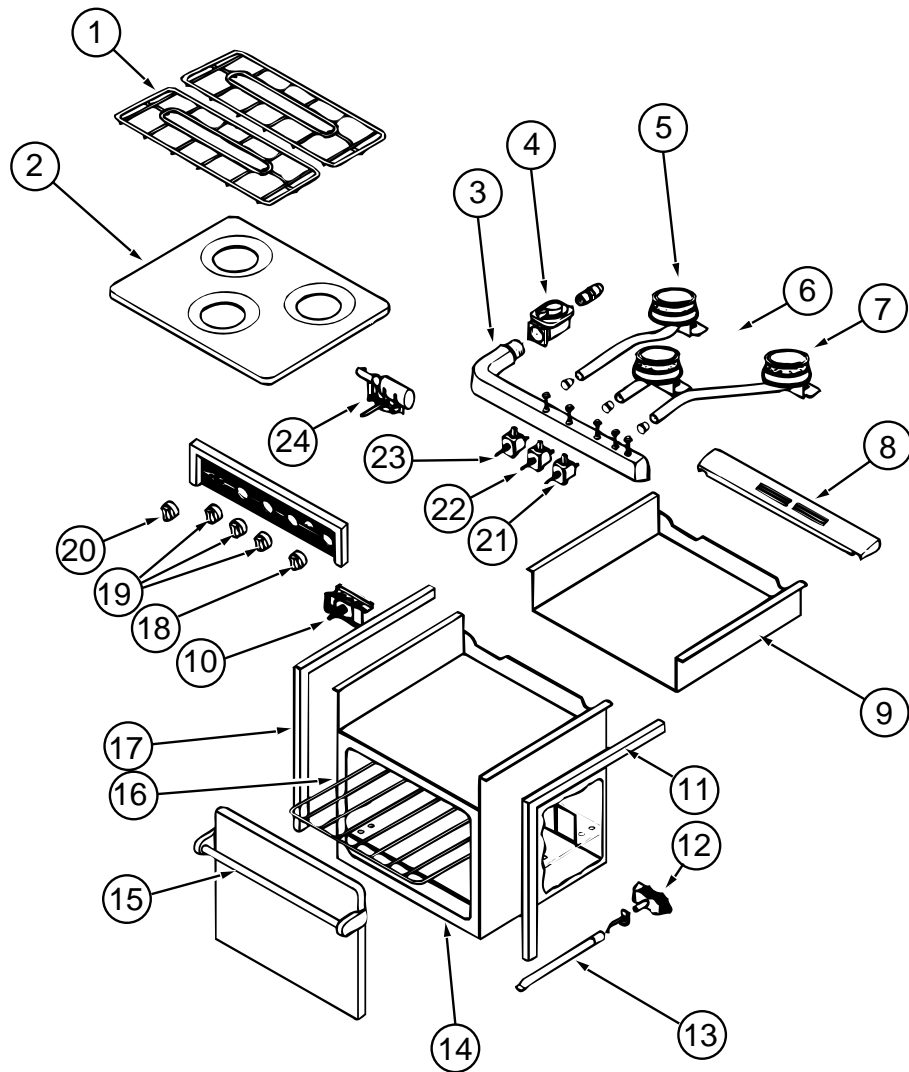
KEY	PART NUMBER	U/M DESCRIPTION	VENDOR NO.
14	107246-01-707	EA VALVE-SAFETY	51177
15	107246-01-708	EA SHELF-OVEN, BOTTOM	51657
16	107246-01-709	EA TRIM-BOTTOM, BLACK	53526D
17	107246-01-710	EA BURNER (HIGH OUTPUT)	53069
18	107246-01-711	EA KNOB-THERMOSTAT	53001
19	107323-01-702	EA TRIM-LEFT	53023
20	107323-01-703	EA TRIM-RIGHT	53024
21	107323-01-705	EA TRIM VENT	53525
	107323-01-710	EA GRATE CLIP	53301
	107323-01-711	EA RUBBER GRATE CUSHION	53008
22	107246-01-717	EA DOOR-OVEN, BLACK GLASS - LARGE	51835
	107323-01-713	EA GLASS-BLACK, OVEN DOOR INSERT	53426
23	107323-01-714	EA HANDLE FOR GLASS W/HOLE	51112
	107109-09-01A	EA BRACKET ASM-TIEDOWN, RH - BLACK	
	107109-10-01A	EA BRACKET-TIEDOWN, LH - BLACK	

RANGE W/OVEN - ATWOOD R-2136BG FROM: 00-00-00 THRU: 02-28-96

KEY	PART NUMBER	U/M DESCRIPTION	VENDOR NO.
	107246-01-01A	EA RANGE-W/OVEN, BLACK	
1	101593-01-703	EA BURNER KNOB	3000
2	106689-01-701	EA SPARK-INGNITOR ASM, HIGHOUTPUT	53078
3	106689-01-702	EA PIEZO PUSH BUTTON	52279
4	106689-01-703	EA VALVE-HIGH OUTPUT	53047
5	106689-01-704	EA REGULATOR W/EXTREME PRESSURE	52154
6	106689-01-705	EA VALVE-BURNER, R-SHAW 5200 BTU	52123
6	107323-01-719	EA VALVE-BURNER, HARPER WYMAN	51138
7	107246-01-700	EA RANGE TOP (BLACK)	53083
8	107246-01-701	EA GRATE	53050
9	107246-01-702	EA MANIFOLD COVER	53072
10	107246-01-703	EA THERMOSTAT, ROBERT SHAW	52122
11	107246-01-704	EA RACK-OVEN	51069
12	107246-01-705	EA BURNER-OVEN	52018
		FROM: 00-00-00 THRU: 04-16-96	
12	107246-01-721	EA BURNER-OVEN	52017
		FROM: 04-17-96 THRU: 99-99-99	
13	107246-01-706	EA PILOT ASSEMBLY-OVEN	52242

## GALLEY GROUP (CONTINUED)

RANGE W/OVEN - ATWOOD R-2137BGP FROM: 02-29-96 THRU: 99-99-99

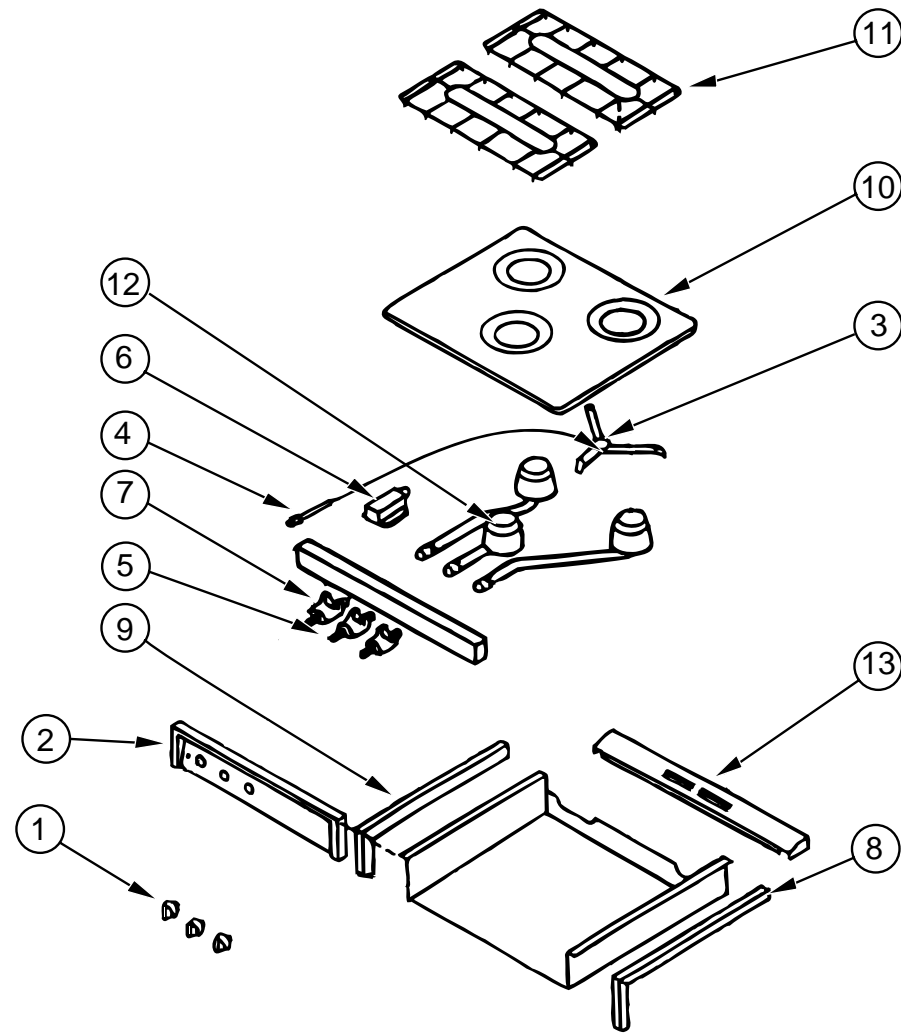


KEY	PART NUMBER	U/M	DESCRIPTION	VENDOR NO.
	121758-01-01A	EA	RANGE-W/OVEN, 21" 3 BURNER - BLACK	
1	107246-01-701	EA	GRATE-BURNER	53050
	107323-01-711	EA	CUSHION-GRATE, RUBBER	53008
	107323-01-716	EA	CLIP-GRATE, GREEN	50005
2	121758-01-714	EA	RANGE-TOP, ALMOND	53082
3	121758-01-709	EA	MANIFOLD - 3 BURNER	51272
	121758-01-713	EA	COVER-MANIFOLD	56107
4	106689-01-704	EA	REGULATOR-EXTREME PRESSURE	51062
5	121758-01-707	EA	BURNER-LEFT REAR PIEZO	56066
6	121758-01-708	EA	BURNER-CENTER (HIGH OUTPUT)	56068
7	121758-01-706	EA	BURNER-RIGHT REAR PIEZO	56067
8	107323-01-705	EA	TRIM-VENT	53525
9	121758-01-711	EA	BURNER BOX	51684
10	107246-01-703	EA	THERMOSTAT, ROBERT SHAW	52122
11	107323-01-703	EA	TRIM-RIGHT	53024
12	107246-01-706	EA	PILOT ASM, ONLY (OVEN)	51065
13	107246-01-705	EA	BURNER-OVEN	52018
			FROM: 00-00-00 THRU: 04-16-96	
13	107246-01-721	EA	BURNER-OVEN	52017
			FROM: 04-17-96 THRU: 99-99-99	
14	107246-01-709	EA	TRIM-LOWER, BLACK	53526D
15	107323-01-714	EA	HANDLE ASM. DESIGNER STYLE	51112
	107323-01-713	EA	GLASS-BLACK, INSERT OVEN DOOR	53426
16	107246-01-704	EA	RACK-OVEN	51069
	107246-01-708	EA	SHELF-OVEN, LOWER	51657
17	107323-01-702	EA	TRIM-LEFT	53023
18	121758-01-703	EA	KNOB-THERMOSTAT	56094
19	121758-01-712	EA	KNOB-BURNER (3)	56093
20	121758-01-700	EA	KNOB (TURN STYLE) PIEZO IGNITOR	56095
21	121758-01-710	EA	VALVE, BURNER (2)	56086
22	121758-01-705	EA	VALVE-HIGH OUTPUT	56087
23	121758-01-710	EA	VALVE, BURNER (2)	56086
24	121758-01-701	EA	IGNITOR PIEZO (ROTARY)	56096
	121758-01-704	EA	INSERT-PIEZO	56098
	121758-01-702	EA	ELECTRODE WIRE-PIEZO IGNITOR	56097
	107246-01-707	EA	VALVE-SAFETY W/PILOT COMP.	51063
	107109-09-01A	EA	BRACKET ASM-TIEDOWN, RH - BLACK	
	107109-10-01A	EA	BRACKET-TIEDOWN, LH - BLACK	

**GALLEY GROUP (CONTINUED)**

**GALLEY GROUP (CONTINUED)**

ATWOOD RANGE TOP - C-37BP FROM: 01-15 96 THRU: 99-99-99

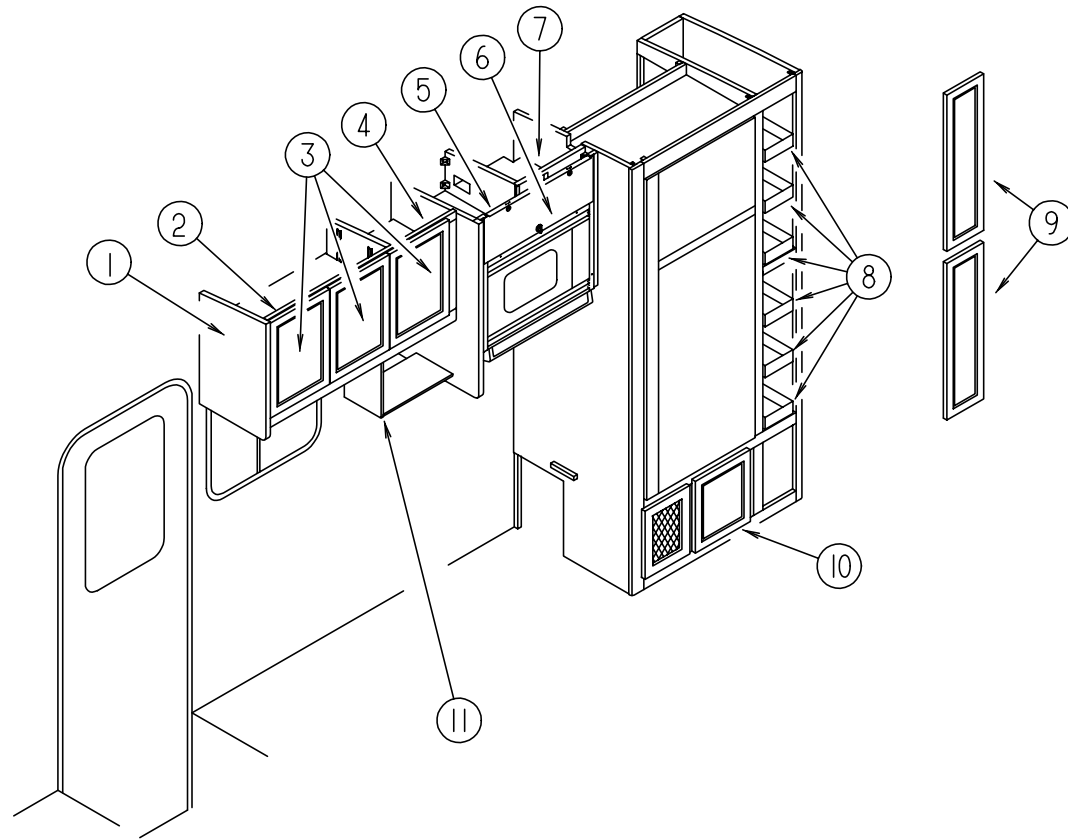


KEY	PART NUMBER	U/M DESCRIPTION	VENDOR NO.
	121757-01-01A	EA RANGE TOP - 3 BURNER, HIGH PRESSURE - BLACK	
	106689-01-704	EA REGULATOR-EXTREME PRESSURE	51062
	107246-01-701	EA GRATE-BURNER	53050
	107323-01-705	EA TRIM-VENT	53525
	107323-01-711	EA CUSHION-GRATE, RUBBER	53008
	107323-01-716	EA CLIP-GRATE, GREEN	50005
	121758-01-700	EA KNOB (TURN STYLE) PIEZO IGNITOR	56095
	121758-01-701	EA IGNITOR PIEZO (ROTARY)	56096
	121758-01-702	EA ELECTRODE WIRE(PIEZO IGNITOR)	56097
	121758-01-704	EA INSERT PIEZO	56098
	121758-01-705	EA VALVE-HIGH OUTPUT	56087
	121758-01-706	EA BURNER-RIGHT REAR PIEZO	56067
	121758-01-707	EA BURNER-LEFT REAR PIEZO	56066
	121758-01-708	EA BURNER-CENTER (HIGH OUTPUT)	56068
	121758-01-709	EA MANIFOLD 3 BURNER	51272
	121758-01-710	EA VALVE, BURNER (2)	56086
	121758-01-711	EA BURNER BOX	51684
	121758-01-712	EA KNOB, BURNER (3)	56093
	121758-01-714	EA RANGE-TOP, ALMOND	53082

ATWOOD RANGE TOP - 53764 FROM: 00-00-00 THRU: 01-14 96

KEY	PART NUMBER	U/M DESCRIPTION	VENDOR NO.
	106689-01-01A	EA TOP-RANGE, 3 BURNER - BLACK 53764	
1	101593-01-703	EA BURNER KNOB	53000
2	106689-01-700	EA MANIFOLD COVER, 3 BURNER	53074
3	106689-01-701	EA SPARK-INGNITOR ASM-HIGH OUTPUT	53078
4	106689-01-702	EA PIEZO PUSH BUTTON	52279
5	106689-01-703	EA VALVE-HIGH OUTPUT	53047
6	106689-01-704	EA REGULATOR W/EXTREME PRESSURE	52154
7	106689-01-705	EA VALVE-BURNER	52123
8	106689-01-706	EA TRIM-RIGHT HAND TOP & SIDE, BLACK	53020
9	106689-01-707	EA TRIM-LEFT HAND TOP & SIDE, BLACK	53019
10	107246-01-700	EA RANGE TOP-BLACK	53083
11	107246-01-701	EA GRATE	53050
12	107246-01-710	EA BURNER-HIGH OUTPUT	53069
13	107323-01-705	EA TRIM VENT	53525
	107323-01-710	EA GRATE CLIP	53301
	107323-01-711	EA RUBBER GRATE CUSHION	53008
	106936-03-01A	EA BRACKET-TDWN, STOVE, FRONT, RH - BLACK	
	106936-04-01A	EA BRACKET-STOVE FRONT TIEDOWN - LH - BLACK	

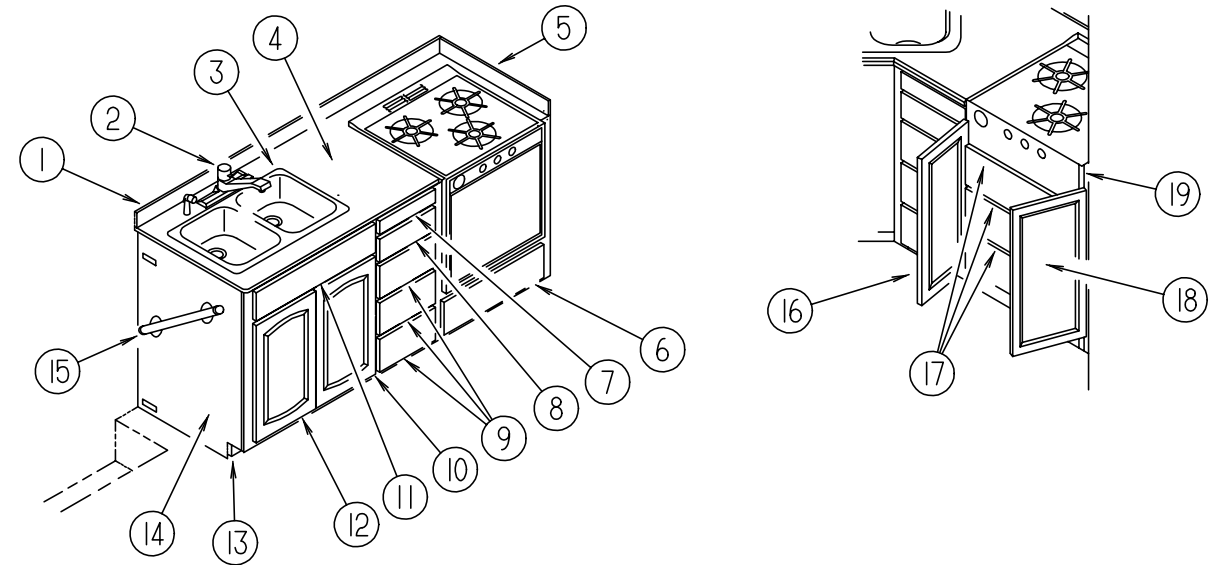
**GALLEY GROUP (CONTINUED)**



**UPPER GALLEY CABINETS**

KEY	PART NUMBER	U/M	DESCRIPTION
1	107494-17-GV0	EA	CAP ASM-END (PICKLED ASH)
1	107494-17-GV1	EA	CAP ASM-END (SALEM CHERRY)
2	P17346-01-GV0	EA	CABINET ASM-OVHD, GALLEY (PICKLED ASH)
2	P17346-01-GV1	EA	CABINET ASM-OVHD, GALLEY (SALEM CHERRY)
3	M05990-08-GV0	EA	DOOR-RAIL, HDW, OGEE - 0450 X 0325 (PICKLED ASH)
3	M05990-08-GV1	EA	DOOR-RAIL, HDW, OGEE - 0450 X 0325 (SALEM CHERRY)
4	117372-01-GV0	EA	CAP ASM-END, MICROWAVE, LH (PICKLED ASH)
4	117372-01-GV1	EA	CAP ASM-END, MICROWAVE, LH (SALEM CHERRY)
5	P17371-01-GV0	EA	CABINET ASM-OVHD, MICROWAVE (PICKLED ASH)
5	P17371-01-GV1	EA	CABINET ASM-OVHD, MICROWAVE (SALEM CHERRY)
6	100708-05-000	EA	DOOR-GLASS, BLACK - 216 X 596MM
	100710-01-01A	EA	LOCK-GLASS DOOR, TWIST TYPE - BRASS
	100711-01-01A	EA	HINGE-DOOR, GLASS
	100707-01-000	EA	SPACER-DOOR, GLASS - .8" DIA - .3" HOLE - PLASTIC
7	117418-01-GV0	EA	CABINET ASM-FUSE PANEL
7	117418-01-GV1	EA	CABINET ASM-FUSE PANEL
8	P18052-01-GV0	EA	DRAWER COMPL-SLIDE (PICKLED ASH)
8	P18052-01-GV1	EA	DRAWER COMPL-SLIDE (SALEM CHERRY)
9	M05992-D9-GV0	EA	DOOR-RAIL, HDW, OGEE - 0210 X 0770 (PICKLED ASH)
9	M05992-D9-GV1	EA	DOOR-RAIL, HDW, OGEE - 0210 X 0770 (SALEM CHERRY)
10	M05992-09-E37	EA	DOOR-RAIL, HDW, OGEE - 0350 X 0590 (PICKLED ASH)
10	M05992-09-E41	EA	DOOR-RAIL, HDW, OGEE - 0350 X 0590 (SALEM CHERRY)
11	117345-01-GV0	EA	CABINET ASM-COFFEEMAKER (PICKLED ASH)
11	117345-01-GV1	EA	CABINET ASM-COFFEEMAKER (SALEM CHERRY)
	090329-01-000	FT	SEAL-T, REFRIGERATOR CABINET - .6" WIDE TOP X 2" TAIL

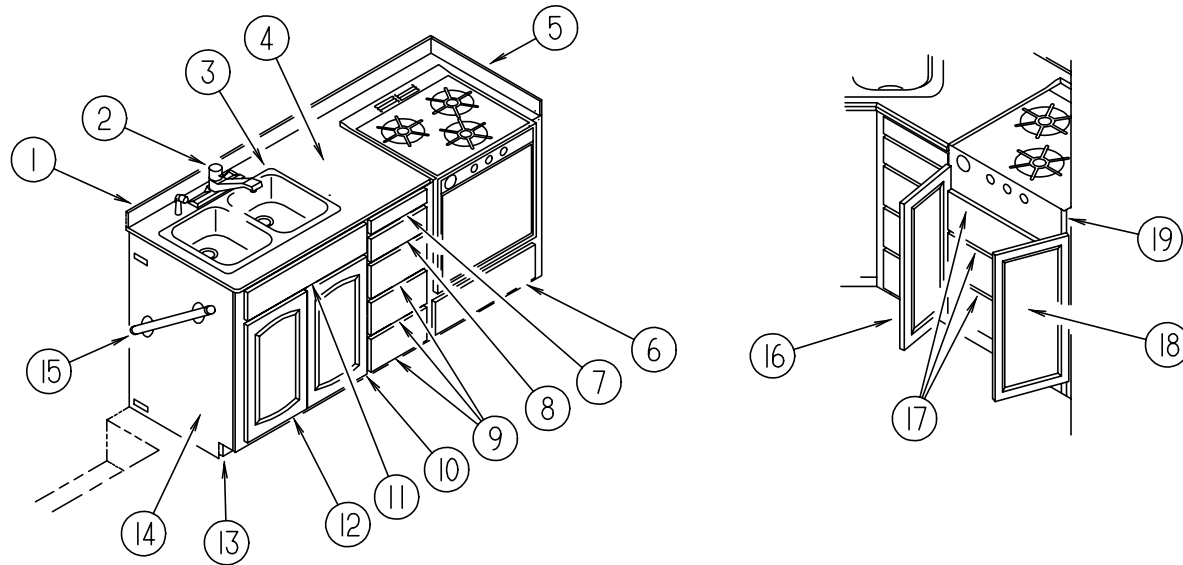
**GALLEY GROUP (CONTINUED)**



**LOWER GALLEY CABINETS & FIXTURES**

KEY	PART NUMBER	U/M	DESCRIPTION
1	117337-18-GV0	EA	BACKSPLASH-COUNTERTOP (GV0/GV1)
1	117337-18-GV2	EA	BACKSPLASH-COUNTERTOP (GV2/GV3)
1	117337-18-GV4	EA	BACKSPLASH-COUNTERTOP (GV4/GV5)
2	064952-01-000	EA	FAUCET-GALLEY, SINGLE CONTROL - MOEN #7650-8"
2	103635-01-000	EA	FAUCET-SINGLE CONTROL, EVERPURE 5435-00
3	110654-01-000	EA	SINK-STAINLESS STEEL DBL BASIN (1 LARGE/1 SMALL BASIN)
	092303-01-000	EA	STRAINER-SINK
	108464-03-F40	EA	COVER ASM-SINK, 380MM X 280MM (GV0/GV1)
	108464-03-E38	EA	COVER ASM-SINK, 380MM X 280MM (GV2/GV3)
	108464-03-GV4	EA	COVER ASM-SINK, 380MM X 280MM (GV4/GV5)
	108464-04-F40	EA	COVER-SINK, 380MM X 380MM (GV0/GV1)
	108464-04-E38	EA	COVER-SINK, 380MM X 380MM (GV2/GV3)
	108464-04-F32	EA	COVER-SINK, 380MM X 380MM (GV4/GV5)
4	117337-15-GV0	EA	COUNTERTOP ASM
4	117337-15-GV1	EA	COUNTERTOP ASM
4	117337-15-GV2	EA	COUNTERTOP ASM
4	117337-15-GV3	EA	COUNTERTOP ASM
4	117337-15-GV4	EA	COUNTERTOP ASM
4	117337-15-GV5	EA	COUNTERTOP ASM
5	117337-16-GV0	EA	BACKSPLASH-COUNTERTOP (GV0/GV1)
5	117337-16-GV2	EA	BACKSPLASH-COUNTERTOP (GV2/GV3)
5	117337-16-GV4	EA	BACKSPLASH-COUNTERTOP (GV4/GV5)
6	M05971-13-GV0	EA	DRAWER COMPL-SLIDE, OGEE (PICKLED ASH)
6	M05971-13-GV1	EA	DRAWER COMPL-SLIDE, OGEE (SALEM CHERRY)
7	M05976-01-GV0	EA	DRAWER COMPL-CUTTING BOARD, OGEE (PICKLED ASH)
7	M05976-01-GV1	EA	DRAWER COMPL-CUTTING BOARD, OGEE (SALEM CHERRY)
8	M05971-12-GV0	EA	DRAWER COMPL-SLIDE, OGEE (PICKLED ASH)
8	M05971-12-GV1	EA	DRAWER COMPL-SLIDE, OGEE (SALEM CHERRY)
	102778-03-000	EA	BOARD-CUTTING
	100081-01-01A	EA	TRAY-SILVERWARE, 9" X 13.3" - PLASTIC - ALMOND - RUBBERMAID
9	M05971-11-GV0	EA	DRAWER COMPL-SLIDE, OGEE (PICKLED ASH)
9	M05971-11-GV1	EA	DRAWER COMPL-SLIDE, OGEE (SALEM CHERRY)

## GALLEY GROUP (CONTINUED)



### LOWER GALLEY CABINETS & FIXTURES (CONTINUED)

KEY	PART NUMBER	U/M	DESCRIPTION
10	M05992-07-GV0	EA	DOOR-RAIL, HDW, OGEE - 0325 X 0555 (PICKLED ASH)
10	M05992-07-GV1	EA	DOOR-RAIL, HDW, OGEE - 0325 X 0555 (SALEM CHERRY)
11	M06810-01-E37	EA	DRAWER COMP-TIPOUT, OGEE (PICKLED ASH)
11	M06810-01-E41	EA	DRAWER COMP-TIPOUT, OGEE (SALEM CHERRY)
	108126-01-000	EA	TRAY HINGE SET (QTY. 2 PER SET)
	108127-01-01A	EA	CAP-TRAY, AMEROCK D8490-A
	108128-01-01A	EA	TRAY-HIDDEN, AMEROCK D8489
12	M05992-08-GV0	EA	DOOR-RAIL, HDW, OGEE - 0325 X 0555 (PICKLED ASH)
12	M05992-08-GV1	EA	DOOR-RAIL, HDW, OGEE - 0325 X 0555 (SALEM CHERRY)
	102238-01-000	EA	CONTAINER-TRASH, W/HARDWARE - 8" X 13" X 15.2" - WIRE BASKET
	093605-02-01A	EA	RACK-WIRE TOWEL - ALMOND
13	117337-13-GV0	EA	TOE KICK ASM (PICKLED ASH)
13	117337-13-GV1	EA	TOE KICK ASM (SALEM CHERRY)
14	M07521-01-GV0	EA	CABT ASM-GALLEY, W/OVEN
14	M07521-01-GV1	EA	CABT ASM-GALLEY, W/OVEN
14	M07521-01-GV2	EA	CABT ASM-GALLEY, W/OVEN
14	M07521-01-GV3	EA	CABT ASM-GALLEY, W/OVEN
14	M07521-01-GV4	EA	CABT ASM-GALLEY, W/OVEN
14	M07521-01-GV5	EA	CABT ASM-GALLEY, W/OVEN
15	P02786-03-E37	EA	HANDRAIL ASM-ENTRANCE DOOR (PICKLED ASH)
15	P02786-03-E41	EA	HANDRAIL ASM-ENTRANCE DOOR (SALEM CHERRY)
	099682-01-01A	EA	BRACKET-MOUNTING, HAND RAIL - BRASS
16	M05992-07-GV0	EA	DOOR-RAIL, HDW, OGEE - 0325 X 0555 (PICKLED ASH)
16	M05992-07-GV1	EA	DOOR-RAIL, HDW, OGEE - 0325 X 0555 (SALEM CHERRY)
17	P18052-02-GV0	EA	DRAWER COMPL-SLIDE (PICKLED ASH)
17	P18052-02-GV1	EA	DRAWER COMPL-SLIDE (SALEM CHERRY)
18	M05992-08-GV0	EA	DOOR-RAIL, HDW, OGEE - 0325 X 0555 (PICKLED ASH)
18	M05992-08-GV1	EA	DOOR-RAIL, HDW, OGEE - 0325 X 0555 (SALEM CHERRY)
19	M07521-02-GV0	EA	CABT ASM-GALLEY, W/HOT PLATE
19	M07521-02-GV1	EA	CABT ASM-GALLEY, W/HOT PLATE
19	M07521-02-GV2	EA	CABT ASM-GALLEY, W/HOT PLATE
19	M07521-02-GV3	EA	CABT ASM-GALLEY, W/HOT PLATE
19	M07521-02-GV4	EA	CABT ASM-GALLEY, W/HOT PLATE
19	M07521-02-GV5	EA	CABT ASM-GALLEY, W/HOT PLATE

## GENERATOR GROUP

### 7 KW ONAN MARQUIS GENERATOR (U.S.)

KEY	PART NUMBER	U/M	DESCRIPTION
	105559-03-000	EA	GENERATOR - 7KW MARQUIS 30/30, ONAN NHM FA/26105 W/ONAN TRAY 403-2893
	109677-01-000	EA	LOAD CENTER - 120V, 40 AMP - WESCO TT120FLGNM
	106071-01-000	EA	SWITCH-AUTOMATIC TRANSFER, MAGNETEK ATS 30 AMP
	083209-03-000	EA	CIRCUIT BREAKER, 15/20 AMP 120V - BW 0-15/20
	083209-06-000	EA	CIRCUIT BREAKER, 30/15 AMP 120V - BW D-30/15
	008054-01-000	EA	CORD-POWER, 10/3 - 30 AMP - 25'
	106235-01-000	EA	ADAPTOR-EXHAUST, GENERATOR
	007125-03-000	EA	CLAMP-MUFFLER - 1.5" DIAMETER
	007131-01-000	EA	HANGER-TAILPIPE, 6 SLOTS

### 7 KW ONAN MARQUIS GENERATOR (CANADIAN)

KEY	PART NUMBER	U/M	DESCRIPTION
	105559-03-000	EA	GENERATOR - 7KW MARQUIS 30/30, ONAN NHM FA/26105 W/ONAN TRAY 403-2893
	109677-01-000	EA	LOAD CENTER - 120V, 40 AMP - WESCO TT120FLGNM
	113132-01-000	EA	LOAD CENTER - 120/240V, 60 AMP - WESCO 2460SGNM
	106071-01-000	EA	SWITCH-AUTOMATIC TRANSFER, MAGNETEK ATS 30 AMP
	083209-02-000	EA	CIRCUIT BREAKER, 15/15 AMP 120V - BW H-15/15
	083209-03-000	EA	CIRCUIT BREAKER, 15/20 AMP 120V - BW 0-15/20
	083209-06-000	EA	CIRCUIT BREAKER, 30/15 AMP 120V - BW D-30/15
	108916-01-000	EA	CIRCUIT BREAKER, 50 AMP 120V, WESTINGHOUSE BR250
	008054-01-000	EA	CORD-POWER, 10/3 - 30 AMP - 25'
	106235-01-000	EA	ADAPTOR-EXHAUST, GENERATOR
	007125-03-000	EA	CLAMP-MUFFLER - 1.5" DIAMETER
	007131-01-000	EA	HANGER-TAILPIPE, 6 SLOTS

### 7 KW ONAN MARQUIS GENERATOR - 50 AMP (U.S.)

KEY	PART NUMBER	U/M	DESCRIPTION
	105559-03-000	EA	GENERATOR - 7KW MARQUIS 30/30, ONAN NHM FA/26105 W/ONAN TRAY 403-2893
	112365-03-000	EA	BREAKER-30 AMP, GENERATOR - ONAN 320-1572
	083209-01-000	EA	CIRCUIT BREAKER, 15 AMP 120V - BW G-15 - CANADIAN
	083209-02-000	EA	CIRCUIT BREAKER, 15/15 AMP 120V - BW H-15/15
	083209-03-000	EA	CIRCUIT BREAKER, 15/20 AMP 120V - BW 0-15/20
	108916-01-000	EA	CIRCUIT BREAKER, 50AMP 120V, WESTINGHOUSE BR250
	108915-01-000	EA	LOAD CENTER - 120/240V, 125 AMP - WESTINGHOUSE S816CG
	106071-01-000	EA	SWITCH-AUTOMATIC TRANSFER, MAGNETEK ATS 30 AMP
	113132-01-000	EA	LOAD CENTER - 120/240V, 60 AMP - WESCO 2460SGNM
	108934-01-000	EA	CORD-POWER, 50 AMP, 4 WIRE, 36FT - WESCO K3536
	106235-01-000	EA	ADAPTOR-EXHAUST, GENERATOR
	007125-03-000	EA	CLAMP-MUFFLER - 1.5" DIAMETER
	007131-01-000	EA	HANGER-TAILPIPE, 6 SLOTS

### 7 KW ONAN MARQUIS GENERATOR - 50 AMP (CANADIAN)

KEY	PART NUMBER	U/M	DESCRIPTION
	105559-03-000	EA	GENERATOR - 7KW MARQUIS 30/30, ONAN NHM FA/26105 W/ONAN TRAY 403-2893
	083209-01-000	EA	CIRCUIT BREAKER, 15 AMP 120V - BW G-15 - CANADIAN
	083209-02-000	EA	CIRCUIT BREAKER, 15/15 AMP 120V - BW H-15/15
	083209-03-000	EA	CIRCUIT BREAKER, 15/20 AMP 120V - BW 0-15/20
	108916-01-000	EA	CIRCUIT BREAKER, 50AMP 120V, WESTINGHOUSE BR250
	106071-01-000	EA	SWITCH-AUTOMATIC TRANSFER, MAGNETEK ATS 30 AMP
	108915-01-000	EA	LOAD CENTER - 120/240V, 125 AMP - WESTINGHOUSE S816CG
	113132-01-000	EA	LOAD CENTER - 120/240V, 60 AMP - WESCO 2460SGNM
	112365-03-000	EA	BREAKER - 30AMP, GENERATOR - ONAN 320-1572
	113096-01-000	EA	CORD-POWER, 50 AMP, 4 WIRE, 36', CSA - WESCO 4243
	106235-01-000	EA	ADAPTOR-EXHAUST, GENERATOR
	007125-03-000	EA	CLAMP-MUFFLER - 1.5" DIAMETER
	007131-01-000	EA	HANGER-TAILPIPE, 6 SLOTS

**NOTE: ADDITIONAL GENERATOR COMPONENTS ARE FOUND IN THE CHASSIS GROUP**

## HEATING & AIR CONDITIONING GROUP

### AUTO A/C & HEAT SYSTEM

KEY	PART NUMBER	U/M DESCRIPTION	VENDOR NO.
	007281-01-000	EA HOSE-FLEXIBLE PVC, 2.5" ID X 50' - ATCOFLEX A-182-355	
	024990-07-000	EA OUTLET-DEFROSTER, W/SWIVLE - 2" - HAMPTON TAN	
	056402-05-000	EA BRACKET-HEATER VENT, ROUND - W/BEND - BLACK	
	056402-06-000	EA BRACKET-HEATER, BLACK	
	103016-01-000	EA PLENUM-TRANSITION	
	103558-01-08A	EA VENT-DEFROSTER, ABS, KORAD - HAMPTON TAN	
	103796-01-01A	EA LOUVER ASM-A/C, BLACK	
	077075-01-000	EA GASKET-INSTRUMENT PANEL TO DEFROSTER PLENUM - .6" X 11.3" (CENTER TWO OPENINGS)	
	077075-03-000	EA GASKET-INSTRUMENT PANEL TO DEFROSTER PLENUM	
	103017-03-000	EA PLENUM-DEFROSTER	

### AUTO A/C HOSE KIT - 285 ENGINE

KEY	PART NUMBER	U/M DESCRIPTION	VENDOR NO.
	103930-29-000	EA HOSE KIT, #10 GM	
	103930-17-702	EA GASKET OR SAE 015 = #10 33-781	045-0127
	103930-29-700	EA HOSE ASSM, #10W/HARRISON COMPRESSOR	085-0348
	103930-29-701	EA GASKET-GMLP SW	045-0483

### AUTO A/C HOSE KIT - FROM: 00-00-00 THRU: 01-15-96

KEY	PART NUMBER	U/M DESCRIPTION	VENDOR NO.
	103930-17-000	EA HOSE KIT, #10 GM-SANDEN COMPRESSOR	
	103930-01-708	EA BRACKET-VACUUM MOTOR	070-0113
	103930-17-700	EA FITTING-COMPRESSION, SUCTION	050-0131
	103930-17-701	EA FITTING - #10, 90' W/FERRULE	050-0132
	103930-17-702	EA GASKET OR SAE 015 = #10 33-781	045-0127
	103930-17-703	EA GASKET-SEAL, SANDEN COMPRESSOR 33-76	045-0142
	103930-17-704	EA HOSE ASM., #10	085-0113

### AUTO A/C HOSE KIT - FROM: 01-16-96 THRU: 99-99-99

KEY	PART NUMBER	U/M DESCRIPTION	VENDOR NO.
	103930-28-000	EA HOSE KIT #10 GM, L-19	
	103930-17-702	EA GASKET OR SAE 015=#10 33-781	045-0127
	103930-28-700	EA HOSE ASSM #10 W/SELTEC COMPRESSOR	085-0347
	103930-29-700	EA HOSE ASSM #10W/HARRISON COMPRESSOR	085-0348
	103930-29-701	EA GASKET-GMLP SW	045-0483

## HEATING & AIR CONDITIONING GROUP (CONTINUED)

### AUTO A/C CONTROL PLENUM - FROM: 00-00-00 THRU: 01-21-96

KEY	PART NUMBER	U/M DESCRIPTION	VENDOR NO.
	103930-08-000	EA CONTROL/PLENUM SET, SCS 093-00045	
	072341-06-700	EA SWITCH - 4 SPEED, FAN	032-0043
	103930-01-723	EA HOSE ASM., #10 W/FITTINGS	085-0073
	103930-02-712	EA PANEL-CONTROL, A/C - BLACK BEZEL	032-0054
	103930-02-701	EA SWITCH-VACUUM, CONTROL HEAD	034-0015
	103930-02-702	EA DECAL-CONTROL HEAD	058-0009
	103930-02-703	EA HARNESS-WIRE CONTROL	036-0048
	103930-02-704	EA HARNESS-VACUUM CONTROL	036-0049
	103930-02-705	EA CABLE-BOWDEN, W/O LEVER - 89"	074-0011
	103930-02-714	EA CLAMP-CLUTCH, BARREL	022-0006
	103930-02-707	EA RELAY-BOSCH W/RESISTER	031-0001
	103930-02-710	EA CANISTER-VACUUM	054-0002
	103930-23-000	EA VALVE-WATER, 2 PORT	

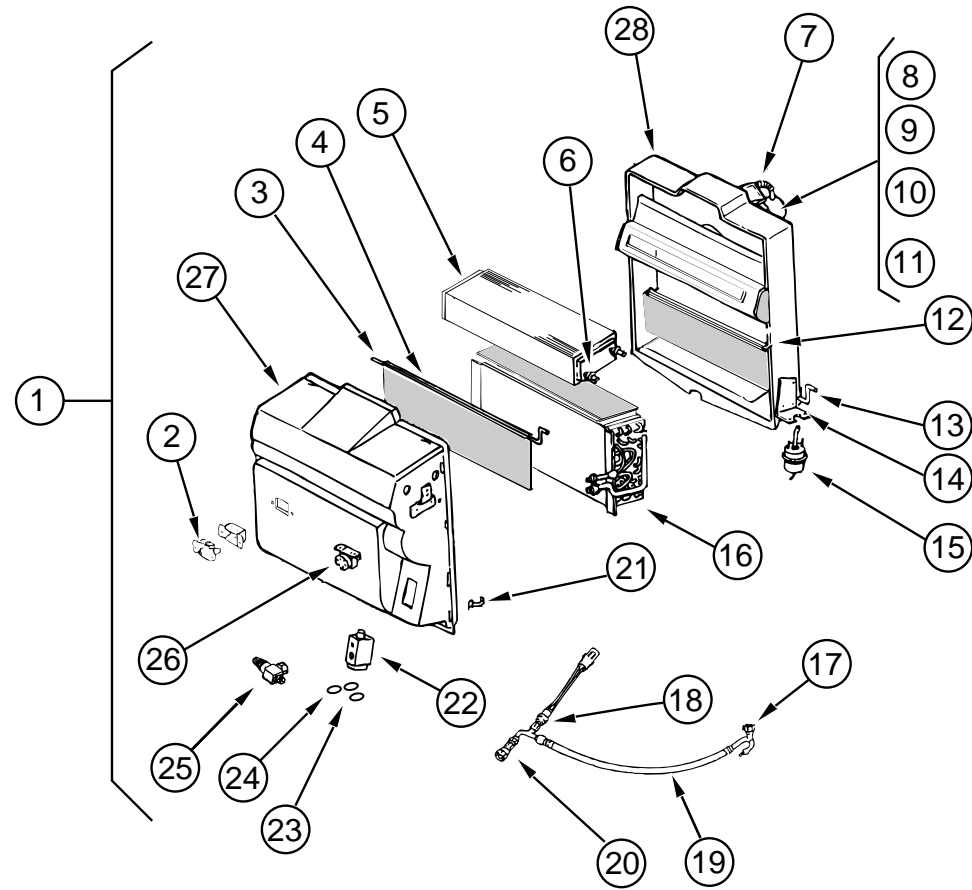
### AUTO A/C CONTROL PLENUM - FROM: 01-22-96 THRU: 99-99-99

KEY	PART NUMBER	U/M DESCRIPTION	VENDOR NO.
	103930-26-000	EA CONTROL/PLENUM SET	
	094831-01-709	EA CLAMP-ROD, 3/16"	022-0025
	103930-01-724	EA CLIP-SPRING, S TYPE	022-00002
	103930-02-701	EA SWITCH-VACUUM, CONTROL HEAD	034-0015
	103930-02-702	EA DECAL-CONTROL HEAD	058-0009
	103930-02-704	EA HARNESS-VACUUM CONTROL	036-0049
	103930-02-705	EA CABLE-BOWDEN, W/O LEVER - 89"	074-0011
	103930-02-707	EA RELAY-BOSCH W/RESISTER	031-0001
	103930-02-708	EA MOTOR-VACUUM SERVO, A/C	030-0025
	103930-02-710	EA CANISTER-VACUUM	054-0002
	103930-02-712	EA PANEL-CONTROL A/C, BLACK BEZEL	032-0054
	103930-02-714	EA CLAMP-CLUTCH, BARREL	022-0006

### EVANS REAR HEATER SYSTEM

KEY	PART NUMBER	U/M DESCRIPTION	VENDOR NO.
	084405-01-000	EA HEATER ASM-REAR, DUCTED - W/MOTOR AID	
	084405-01-700	EA CORE-HEATER	FT200229
	084405-01-701	EA FAN BLADES	HV029931
	084405-01-702	EA MOTOR ASSEMBLY, 12 VOLT	R0200180
	007076-01-000	EA HOSE-FLEXIBLE PVC - 2" ID	
	007108-01-000	FT HOSE-HEATER, 5/8" ID - HI-TEMP - FORD ESE-M2D192-A	
	079059-02-000	EA HOSE - 90 DEGREE, .61" I.D. X 4" X 6"	
	079059-01-000	EA HOSE - 90 DEGREE, 5/8" ID X 4" X 36"	
	061673-01-000	EA BRACKET-MOTOR AID TUBES, 4" X 1.5" - STEEL	
	076776-01-000	EA TEE-BEADED, 5/8 X 5/8 X5/8	

## HEATING & AIR CONDITIONING GROUP (CONTINUED)



## HEATING & AIR CONDITIONING GROUP (CONTINUED)

CHEVY EVAPORATOR/HEATER ASSEMBLY - SCS 090-00296 - FROM: 01-15-96 THRU: 99-99-99

KEY	PART NUMBER	U/M DESCRIPTION	VENDOR NO.
	103930-25-000	EA EVAPORATOR/HEATER-CHEVY	
	094831-01-709	EA CLAMP-ROD, 3/16"	022-0025
	094831-01-746	EA CLAMP-BLEND AIR CABLE	022-0031
	103930-01-703	EA CORE-HEATER	042-0010
	103930-01-704	EA COIL-EVAPORATOR	041-0017
	103930-01-708	EA BRACKET-VACUUM MOTOR	070-0113
	103930-01-710	EA RESISTOR-FUSED, A/C	035-0006
	103930-01-711	EA THERMOSTAT	033-0003
	103930-01-717	EA WHEEL-BLOWER, CLOCKWISE	062-0010
	103930-01-720	EA MOTOR-BLOWER, (PM105)	030-0004
	103930-02-708	EA MOTOR-VACUUM SERVO, A/C	030-0025
	103930-02-714	EA CLAMP-CLUTCH, BARREL	022-0006
	103930-12-709	EA FITTING-QUICK CONNECT	050-0120
	103930-17-702	EA GASKET OR SAE 015 = #10 33-781	045-0127
	103930-20-700	EA VALVE-EXPANSION-BLOCK, 2 TON	034-0032
	103930-20-702	EA ROD-DOOR, BLEND AIR	073-0039
	103930-20-703	EA DOOR-BLEND AIR	071-0212
	103930-20-704	EA ROD-DOOR-RECIRCULATING	073-0018
	103930-20-705	EA PANEL-DOOR, RECIRCULATING	071-0213
	103930-20-706	EA CLIP-RETAINER	022-0057
	103930-20-707	EA HOUSING-BLOWER	062-0145
	103930-20-708	EA CLIP-MOTOR SHAFT	022-0001
	103930-20-709	EA VALVE-SERVICE	050-0159
	103930-20-710	EA CASE-FRONT, SUB-ASSEMBLY	062-0146
	103930-20-711	EA CASE-BACK, SUB-ASSEMBLY	062-0147
	103930-25-700	EA HOSE ASSM #6	085-0350
	110279-01-703	EA HOSE-VENT, BLOWER MOTOR	051-0034
	110279-01-712	EA FITTING-HEATER	050-0076
	110279-02-702	EA GASKET	045-0125
	113245-01-707	EA GASKET, #8	045-0126

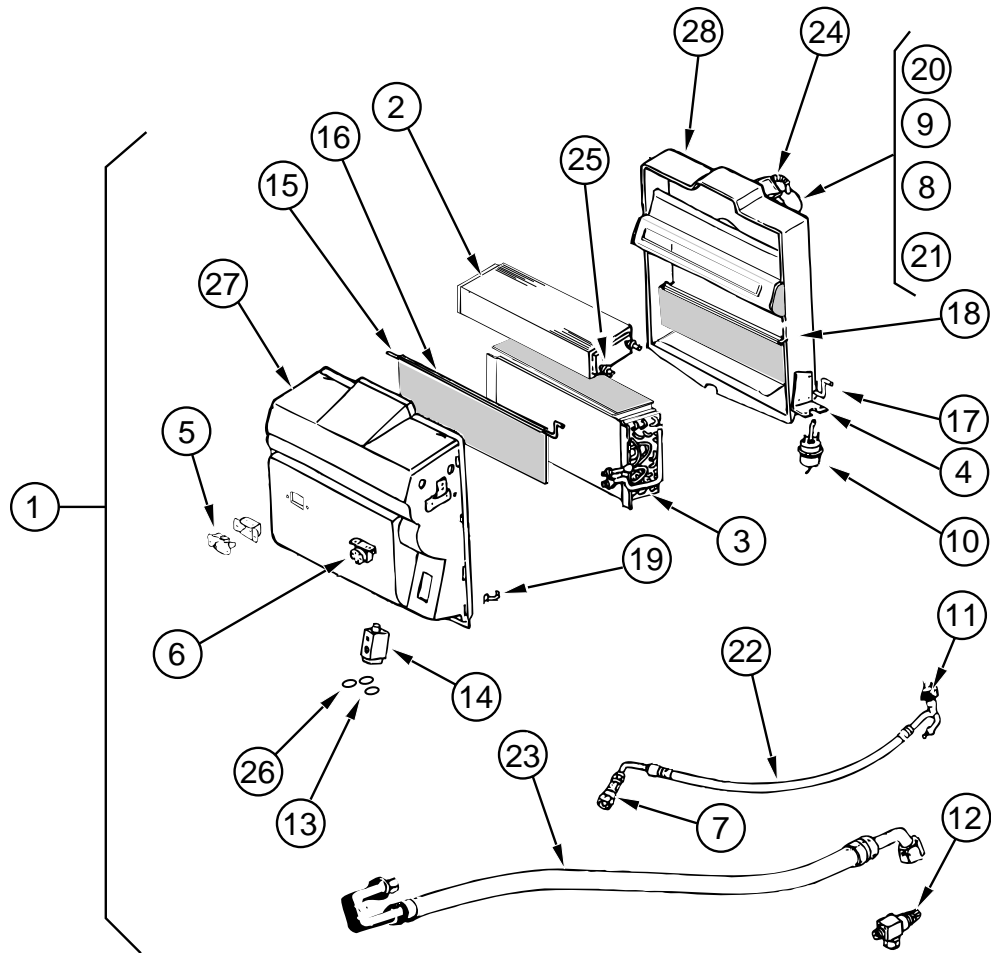
CHEVY EVAPORATOR/HEATER ASSEMBLY - SCS 090-0083 - FROM: 00-00-00 THRU: 01-14-96

KEY	PART NUMBER	U/M DESCRIPTION	VENDOR NO.
1	103930-20-000	EA EVAPORATOR/HEATER ASSEMBLY	
2	103930-01-710	EA RESISTOR-FUSED	035-0006
3	103930-20-702	EA ROD-BLEND AIR DOOR	073-0039
4	103930-20-703	EA DOOR-BLEND AIR	071-0212
5	103930-01-703	EA CORE-HEATER	042-0010
6	110279-01-712	EA HEATER FITTING	050-0076
7	110279-01-703	EA HOSE VENT-MOTOR BLOWER	051-0034
8	103930-20-707	EA BLOWER HOUSING	062-0145
9	103930-01-720	EA MOTOR-BLOWER	SCS 030-0004
10	103930-01-717	EA WHEEL-CLOCKWISE	SCS 062-0010
11	103930-20-708	EA CLIP-MOTOR SHAFT	022-0001
12	103930-20-705	EA DOOR-PANEL, RECIRCULATING	071-0213
13	103930-20-704	EA ROD-DOOR, RECIRCULATING	073-0018P
14	103930-01-708	EA BRACKET-VACUUM MOTOR	070-0113
15	103930-02-708	EA MOTOR-VACUUM SERVO, A/C	030-0002
16	103930-01-704	EA COIL EVAPORATER	041-0017
17	103930-12-708	EA SWITCH, BINARY, R-134A	032-0048
18	103930-01-716	EA SWITCH-PRESSURE FAN	032-0029
19	103930-20-701	EA HOSE ASM #6 GM	085-0138
20	103930-12-709	EA FITTING-QUICK CONNECT	050-120
21	103930-20-706	EA CLIP-RETAINER	022-0057
22	103930-20-700	EA VALVE EXPANSION BLOCK (2 TON)	034-0032
23	103930-17-702	EA GASKET OR SAE 015 - #10 - 33-781	045-0127
24	113245-01-707	EA GASKET (#8)	045-0126
25	103930-20-709	EA SERVICE VALVE	050-0159
26	103930-01-711	EA THERMOSTAT	033-0003
27	103930-20-710	EA CASE-FRONT, SUB-ASSEMBLY	062-0146
28	103930-20-711	EA CASE-BACK, SUB-ASSEMBLY	062-0147
	103930-05-000	EA MANUAL-OWNERS, HEATER-A/C	057-0049



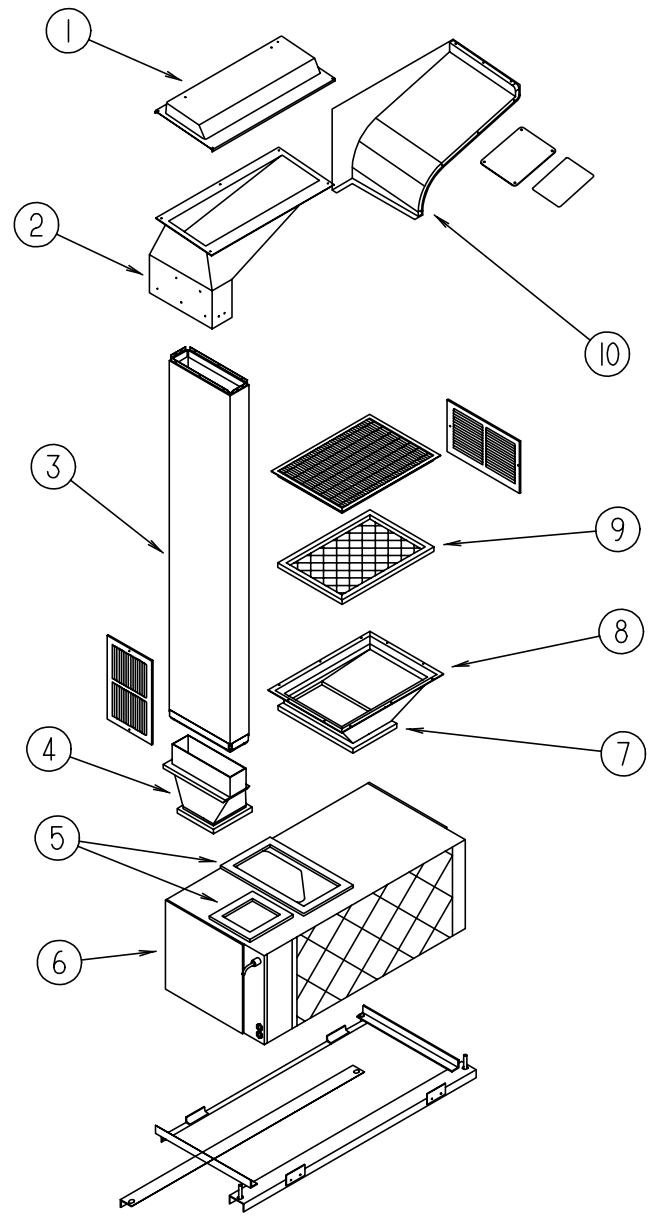
## HEATING & AIR CONDITIONING GROUP (CONTINUED)

FORD EVAPORATOR/HEATER ASSEMBLY - SCS 090-00084



KEY	PART NUMBER	U/M	DESCRIPTION	VENDOR NO.
1	103930-21-000	EA	EVAPORATOR/HEATER ASSEMBLY	
2	103930-01-703	EA	COIL-HEATER	042-0010
3	103930-01-704	EA	COIL-EVAPORATER	041-0017
4	103930-01-708	EA	BRACKET-VACUUM MOTOR	070-0113
5	103930-01-710	EA	RESISTOR-FUSED	035-0006
6	103930-01-711	EA	THERMOSTAT	033-0003
7	103930-01-713	EA	FITTING-QUICK CONNECT, #4	050-003
8	103930-01-717	EA	WHEEL-CLOCKWISE	062-0010
9	103930-01-720	EA	MOTOR	030-0004
10	103930-02-708	EA	MOTOR-VACUUM SERVO, A/C	030-0002
11	103930-12-708	EA	SWITCH, BINARY, R-134A	032-0048
12	103930-13-702	EA	SERVICE VALVE W/O C.P.	050-152
13	103930-17-702	EA	GASKET OR SAE 015 - #10 - 33-781	045-0127
14	103930-20-700	EA	VALVE EXPANSION BLOCK (2 TON)	034-0032
15	103930-20-702	EA	ROD-BLEND AIR DOOR	073-0039
16	103930-20-703	EA	DOOR-BLEND AIR	071-0212
17	103930-20-704	EA	ROD-DOOR, RECIRCULATING	073-0018
18	103930-20-705	EA	DOOR PANEL-RECIRCULATING	071-0213
19	103930-20-706	EA	CLIP-RETAINER	022-0057
20	103930-20-707	EA	BLOWER HOUSING	062-0145
21	103930-20-708	EA	CLIP F/MOTOR SHAFT	022-0001
22	103930-21-700	EA	HOSE ASM, #6 - FORD	085-0139
23	103930-21-701	EA	HOSE ASM, #10 - FORD	085-0149
24	110279-01-703	EA	HOSE VENT MOTOR BLOWER	051-0034
25	110279-01-712	EA	HEATER FITTING	050-0076
26	113245-01-707	EA	GASKET (#8)	045-0126
27	103930-20-710	EA	CASE-FRONT, SUB-ASSEMBLY	062-0146
28	103930-20-711	EA	CASE-BACK, SUB-ASSEMBLY	062-0147
	103930-05-000	EA	MANUAL-OWNERS, HEATER-A/C	057-0049

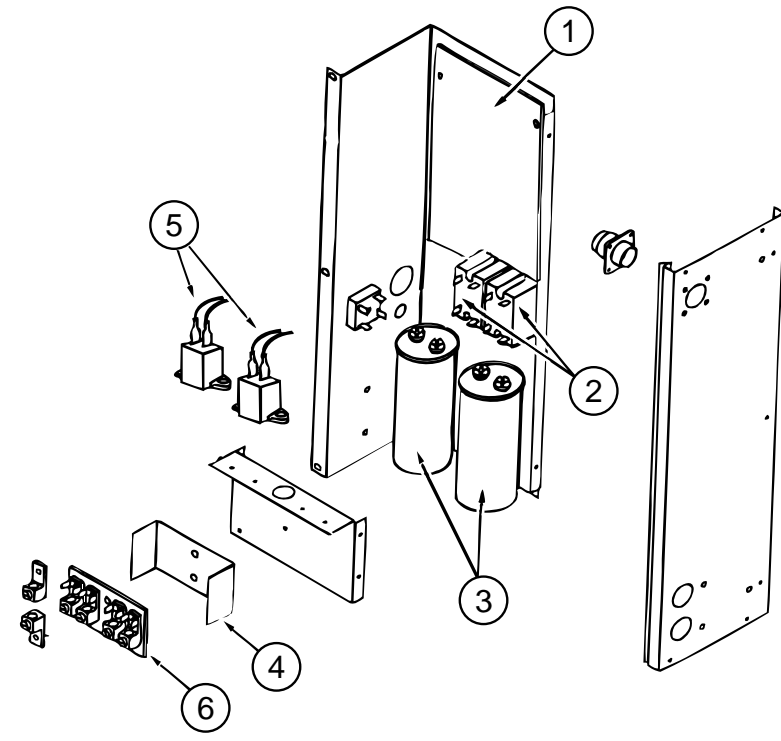
**HEATING & AIR CONDITIONING GROUP (CONTINUED)**



**CENTRAL A/C & HEATING SYSTEM - COLEMAN 6795B832**

KEY	PART NUMBER	U/M	DESCRIPTION
1	109009-01-000	EA	DEFLECTOR-A/C, ROOF
	104692-01-000	FT	SEAL - 3/4" X 3/4", ADHESIVE ON ONE SIDE
2	P18218-01-000	EA	PLENUM-A/C, SUPPLY, UPPER W/FOAM
	118218-01-000	EA	PLENUM-A/C, SUPPLY, UPPER
3	117870-01-01A	EA	PLENUM-A/C, 1710
4	P17384-01-000	EA	PLENUM-LOWER A/C
	117384-01-000	EA	PLENUM-A/C, SUPPLY, LOWER
	105290-01-000	SF	INSULATION-AIR POCKET W/FOIL - ASTRO-ROIL 4' X 125'
5	100128-02-000	FT	SEAL-FOAM, ADHESIVE BACK - .37" W X .37" THICK
6	105620-05-000	EA	A/C-CENTRAL PACKAGE UNIT, LH
	105620-09-000	EA	THERMOSTAT-A/C AND FURNACE - 6795-3451
	105620-07-000	EA	WIRE ASSEMBLY-THERMOSTAT, 6795A4351
7	117389-01-000	EA	PLENUM-A/C, RETURN AIR
	105290-01-000	SF	INSULATION-AIR POCKET W/FOIL - ASTRO-ROIL 4' X 125'
8	109050-02-000	EA	FILTER-FIBERGLASS, 1" X 14" X 20"
9	109859-01-000	EA	FRAME-FILTER, A/C
10	117570-01-01A	EA	COVER-PLENUM, A/C, UPP OFF WHT

**HEATING & AIR CONDITIONING GROUP (CONTINUED)**

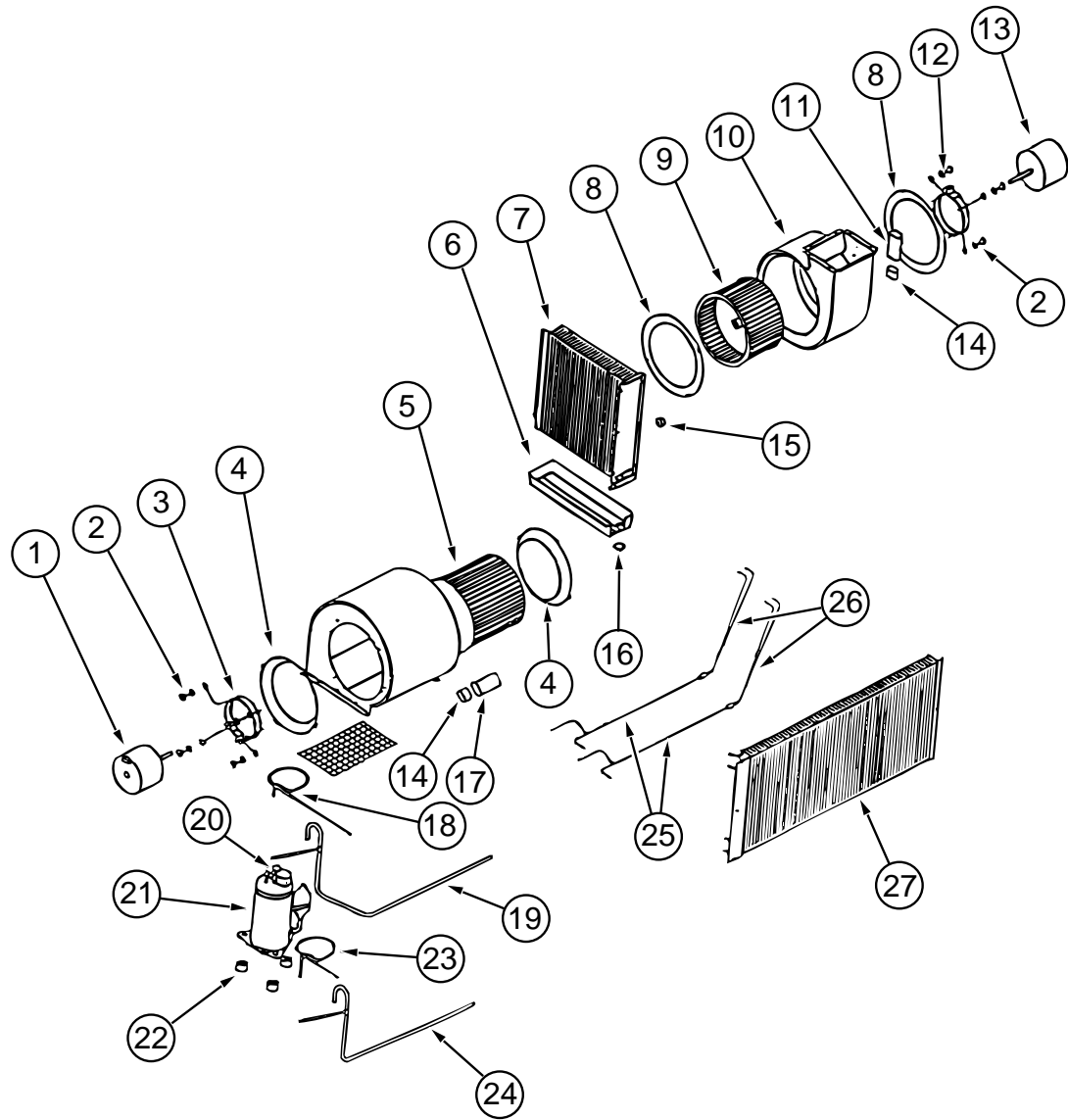


**CENTRAL A/C & HEATING SYSTEM - COLEMAN 6795B832 (CONTINUED)**

KEY	PART NUMBER	U/M	DESCRIPTION	VENDOR NO.
1	105620-05-700	EA	BOARD-PRINTED CIRCUIT, 2 TON	6795-3201
2	105620-01-729	EA	RELAY-COMPRESSOR	1460-1011
3	108889-01-707	EA	CAPACITOR-RUN, COMPRESSOR - 25MFD/370	1499-5661
4	105620-01-733	EA	ISOLATOR-HIGH VOLTAGE	6795-117
5	105620-01-739	EA	START ASSIST	9011
6	105620-01-738	EA	HIGH VOLTAGE TERMINAL BOARD	6795-315

## HEATING & AIR CONDITIONING GROUP (CONTINUED)

### CENTRAL A/C & HEATING SYSTEM - COLEMAN 6795B832 (CONTINUED)

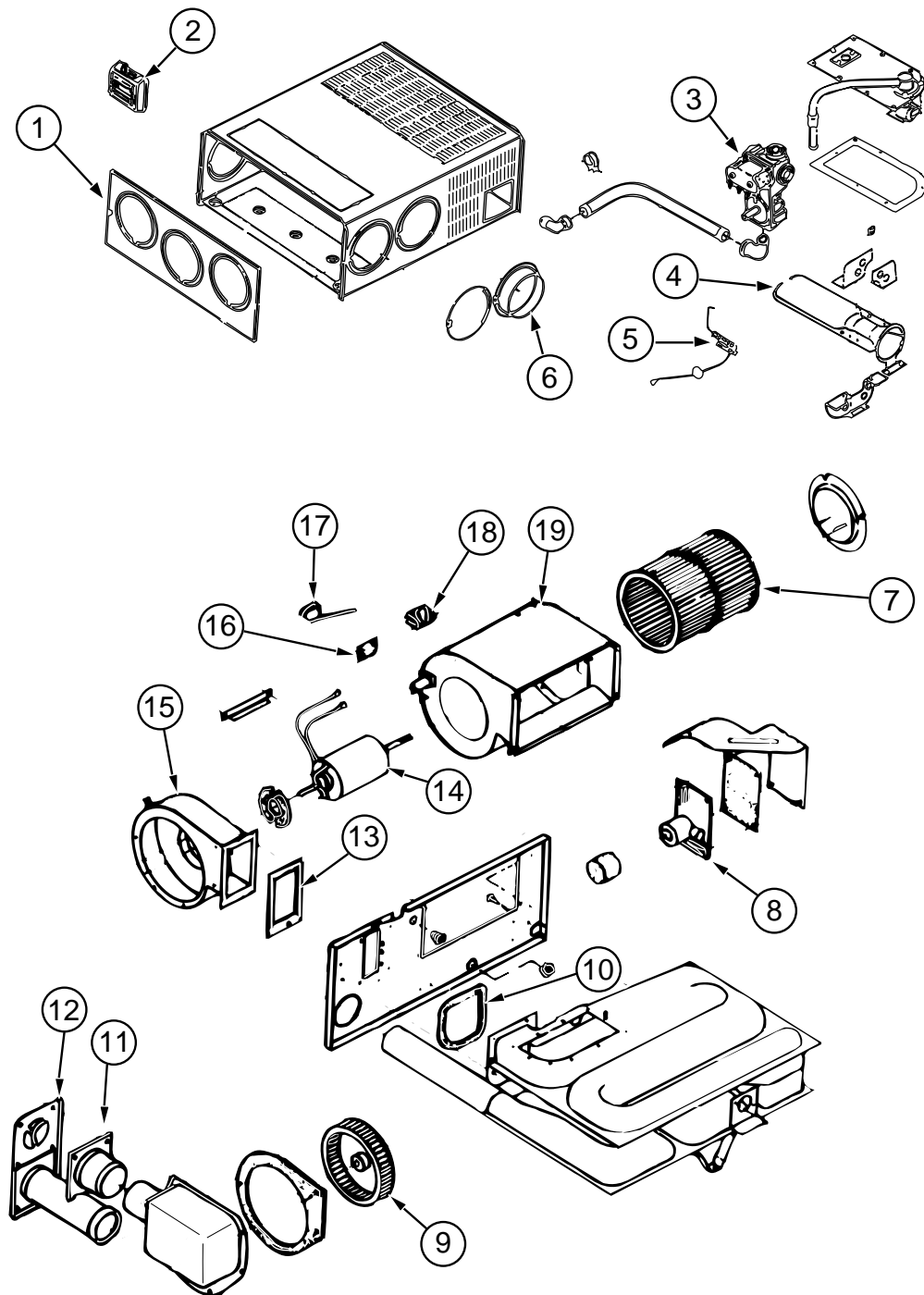


KEY	PART NUMBER	U/M DESCRIPTION	VENDOR NO.
22	105620-01-706	EA MOUNTING PACKAGE, COMPRESSOR, 3 PER	6759-3081
23	105620-02-706	EA LINE ASM.-LIQUID, CKT #1 (LH)	6795-234
24	105620-02-705	EA LINE ASM.-SUCTION, CKT #1 (LH)	6795-508
25	105620-02-707	EA LINE ASM.-LIQUID, COMPRESSOR (LH)	6795-503
26	105620-01-712	EA CAP TUBE ASM-DISTRIBUTOR, R & L	6795-5141
27	105620-02-700	EA COIL-CONDENSER, (LH)	1452-1421
	105620-07-000	EA WIRE ASM-THERMOSTAT 6795A4351	
	056464-06-000	EA REGISTER-HEAT/A/C, ROUND W/O DAMPER - 4" - PLASTIC - OFF WHITE	
		FROM: 00-00-00 THRU: 03-17-96	
	120134-01-01A	EA REGISTER - 4-5 IN DIA W/DAMPER, 8840 OFF WHITE	
		FROM: 03-18-96 THRU: 99-99-99	

KEY	PART NUMBER	U/M DESCRIPTION	VENDOR NO.
1	105620-01-717	EA MOTOR-BLOWER, O.D.	1468-302
2	105620-01-716	EA PACKAGE-SLEEVE & GROMMET, 4 PER PKG	6795-3031
3	105620-01-715	EA MOUNT-BLOWER, O.D.	6795-3011
4	105620-01-714	EA VENTURI-BLOWER, O.D.	6795-150
5	105620-01-713	EA WHEEL-BLOWER, O.D.	1472-1011
6	105620-02-702	EA PAN-DRAIN, LH	6795-225
7	105620-01-701	EA COIL-EVAPORATOR, LEFT	1452-1411
8	105620-01-722	EA VENTURI-BLOWER, I.D.	6795-151
9	105620-02-709	EA WHEEL-BLOWER, I.D.	1472-1021
10	105620-02-708	EA HOUSING-BLOWER, I.D.	6795-519
11	108889-01-708	EA CAPACITOR-BLOWER	1499-5461
12	105620-01-723	EA MOUNT-MOTOR, BLOWER I.D.	6795-3021
13	105620-01-724	EA MOTOR-BLOWER, I.D.,	1468-3129
14	105620-01-719	EA BOOT-CAPACITOR, RUBBER	1499-950
15	N/A	EA SWITCH-FREEZE, COLEMAN 6795A330 (NOT USED ON THIS MODEL)	
16	105620-01-703	EA DRAIN VALVE	6795-300
17	105620-01-718	EA BLOWER CAPACITOR, O.D. (12.5)	1499-5631
18	105620-01-708	EA LINE-DISCHARGE, 2 - LEFT	6795-133
19	105620-02-703	EA LINE ASM-SUCTION, 2 - LEFT	6795-507
20	105620-01-705	EA OVERLOAD PROTECTOR (RH & LH)	6759-3791
21	105620-01-704	EA COMPRESSOR, TECUMSEH	RK157 AT-010A4

## HEATING & AIR CONDITIONING GROUP (CONTINUED)

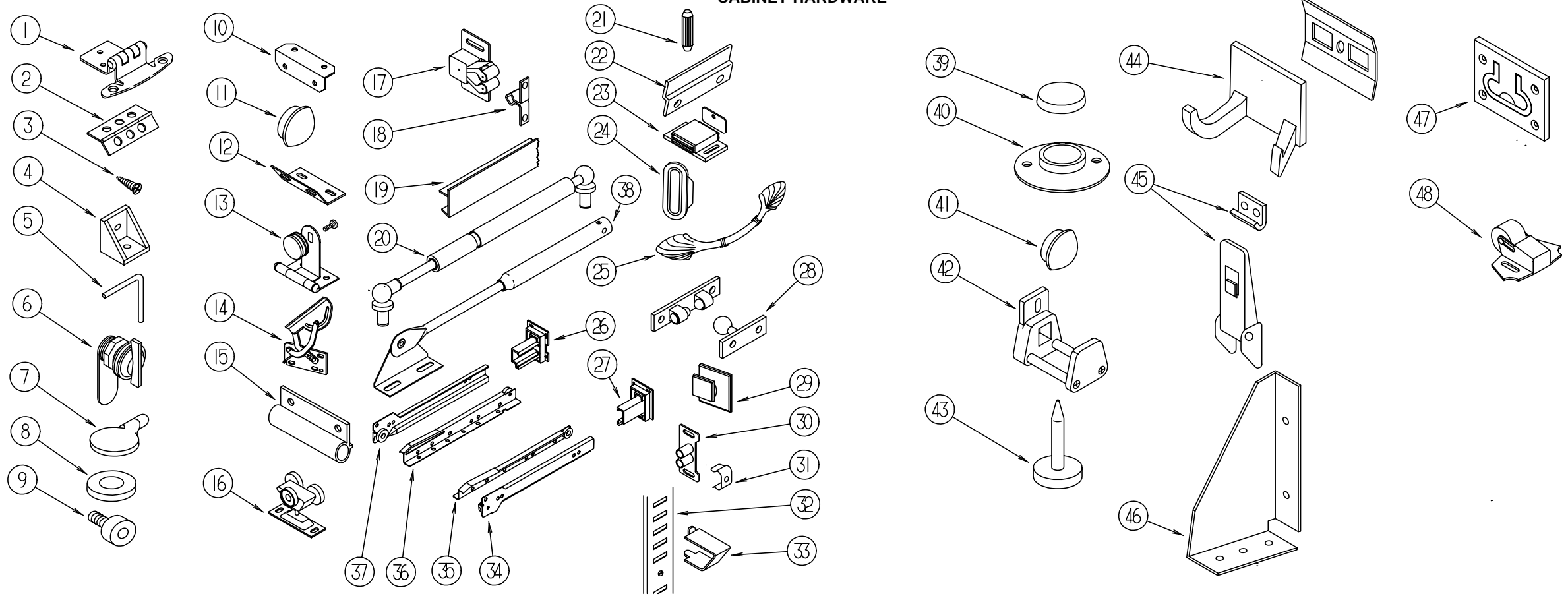
FURNACE-SUBURBAN - 35,000 BTU - SF-352274



KEY	PART NUMBER	U/M DESCRIPTION	VENDOR NO.
	098668-21-000	EA FURNACE - 35000 BTU - SF-35 2274	
1	098668-01-700	EA CABINET FRONT	101242
2	115764-01-01A	EA THERMOSTAT-FURNACE 160902	
3	098668-01-714	EA VALVE-GAS, SF S.N. 921401821	161070
4	098668-02-700	EA BURNER ASSEMBLY, SF-30 & SF35	010745
	069634-01-720	EA ORIFICE-MAIN BURNER	0180222
5	098668-01-715	EA ELECTRODE ASM., SINGLE PROBE	232166
6	075696-02-703	EA COLLAR-DUCT	050715
7	098668-01-711	EA WHEEL-BLOWER, ROOM AIR	350129
8	098668-01-712	EA BOARD-MODULE	520741
9	098668-01-706	EA WHEEL-COMBUSTION AIR	350128
10	098668-01-716	EA GASKET-FIREWALL, CHAMBER SIDE	070808
11	098668-01-713	EA TUBE ASSEMBLY, INTAKE	051248
12	098668-01-707	EA TUBE ASSEMBLY, EXHAUST W/CAP	260231
13	098668-01-717	EA GASKET-FIREWALL, BLOWER SIDE	070809
14	098668-03-700	EA MOTOR ASSEMBLY, SF-35	231707
15	098668-01-708	EA HOUSING-BLOWER, COMBUSTION	390441
16	101990-01-714	EA GASKET-MICROSWITCH	230877
17	098668-21-700	EA SWITCH-MICRO, W/O FLAG - 3 1/4"	232261
	098668-21-701	EA SWITCH-LIMIT	231799
18	074466-01-702	EA RELAY, TIME DELAY	230625
19	098668-01-710	EA HOUSING-BLOWER, ROOM AIR	390440
	098668-14-000	EA GASKET-FIBERGLASS, .5" X 18" X 18" 070976	
	120773-01-01A	EA SHROUD-FURNACE, TITANIUM	
	120862-01-000	EA SEAL-FURNACE EXHAUST	
		FROM: 10-16-95 THRU: 99-99-99	
	094600-05-01A	EA REGISTER-HEAT, W/O DAMPER - LIMA 41, DURA-BEIGE	
	094600-06-01A	EA REGISTER-HEAT, W/DAMPER	
	056464-10-000	EA REGISTER-W/O DAMPER, 4" DIAMETER - DURA-BEIGE	
	093614-01-02A	EA GRILLE-RETURN AIR, DURA BIEGE - LIMA, 19H-14 X 6 BR-RAG	
	093614-04-02A	EA GRILL-RETURN AIR, DURA-BEIGE - LIMA, 35-14 X 8 BR	
	076776-01-000	EA TEE-BARB, 5/8" X 5/8" X 5/8"	
	009198-01-000	FT DUCT-HEAT, FLEXIBLE - 4" ID X 25 FT	
	009200-01-000	EA TAPE-FURNACE, 1 1/2"	
	069636-02-000	EA CONNECTOR-DUCT, 4" ID - SUBURBAN 050715	

# INTERIOR FINISH GROUP

## CABINET HARDWARE

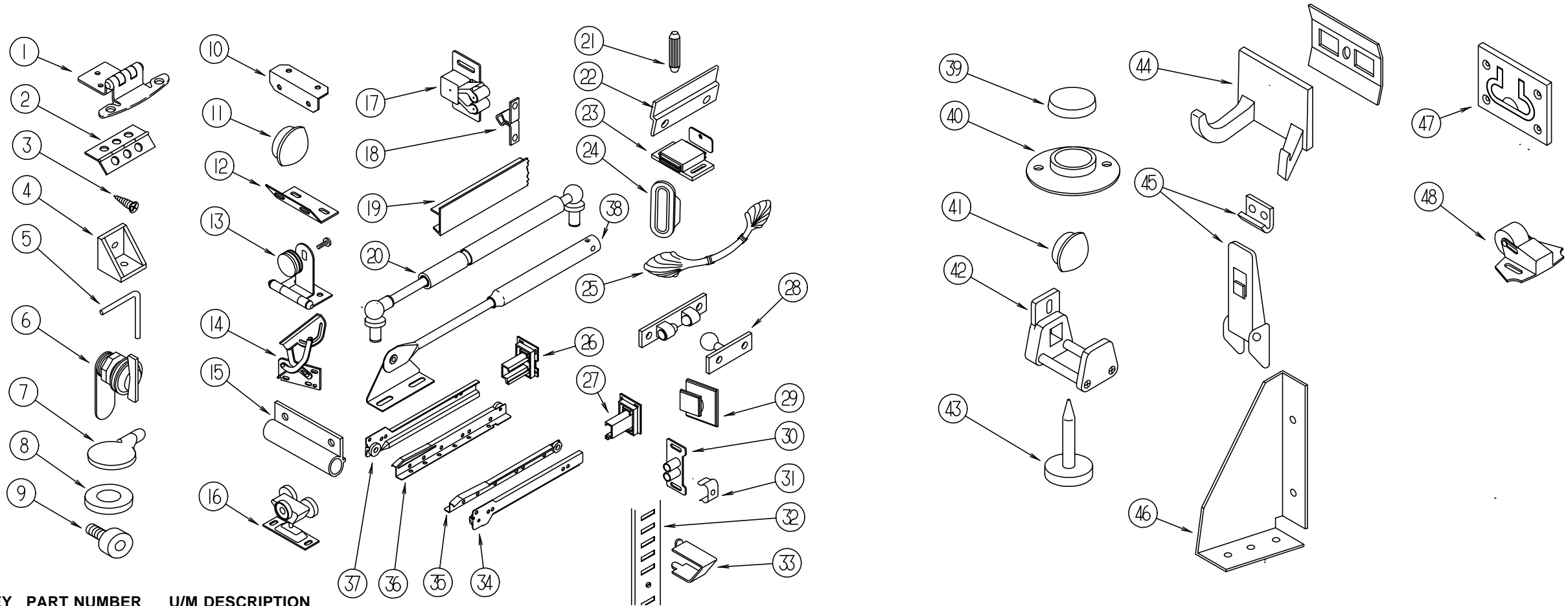


KEY	PART NUMBER	U/M	DESCRIPTION
1	108138-01-000	EA	HINGE-DOOR, CABINET - BURNISHED BRASS
2	009059-01-000	EA	HINGE-DOOR, 2" X 1.4" - BRASS
2	009059-02-000	EA	HINGE-DOOR, 2" X 2.7" - BRASS
2	009065-01-000	EA	HINGE-CONTINUOUS, 1 1/2" X 96" - UNPAINTED
2	112556-01-01A	EA	HINGE-BRASS, 1 1/2 IN
3	000G13-06-10G	EA	SCREW - 6-20 X 5/8 PFH, ANTIQUE BRASS
3	000G13-06-08G	EA	SCREW - 6-20 X .50 PFH, ANTIQUE BRASS
4	065740-01-000	EA	BRACE-CABINET CORNER, PLASTIC
5	108487-01-01A	EA	SUPPORT-PROP ROD, OVERHEAD - BLACK
6	100710-01-01A	EA	LOCK-GLASS DOOR, TWIST TYPE - BRASS
7	101766-02-000	EA	PIN-SUPPORT, GLASS DOOR
8	100707-01-000	EA	SPACER-DOOR, GLASS - .8" DIA - .3" HOLE - PLASTIC
9	079921-01-000	EA	ROLLER-NYLON, W/STEEL SHAFT - BARBED
10	016604-01-000	EA	BRACE-CABINET, ANGLE - 2.5" - METAL - UNPAINTED
10	016604-05-000	EA	BRACE-CABINET, L ANGLE - 2.5" - METAL - OFF WHITE
11	074045-09-000	EA	PLUG-OAK, 1/2" DIAMETER (PICKLED ASH)
11	074045-08-000	EA	PLUG-OAK, 1/2" DIAMETER (SALEM CHERRY)
	042356-01-000	EA	PLUG-BUTTON, MAHOGANY - 3/8" DIAMETER - WOOD
12	111866-01-01A	EA	BRACE-SEAT, ANGLE
13	100711-01-01A	EA	HINGE-DOOR, GLASS
14	108126-01-000	EA	HINGE SET-TRAY, TIPOUT - 2 PER SET
15	108486-01-01A	EA	BRACKET-PROP ROD, OVERHEAD - BLACK
16	103874-01-000	EA	HANGER-SLIDING DOOR
17	093586-06-000	EA	CATCH-SPRING, ROLLER - FASTEC C411-AC
18	093586-05-000	EA	STRIKE-SPRING STEEL, FASTEC S411-AC
19	103186-01-03A	FT	MOLDING-PLASTIC, 9.5 MM SHELF EDGING (PICKLED ASH)
19	103186-02-03A	FT	MOLDING-PLASTIC, 25.4 MM SHELF EDGING (SALEM CHERRY)
20	057460-04-000	EA	SPRING-GAS, QUEEN BED TOP
21	110072-01-000	EA	DOWEL, 5/16" X 1 3/16", BIRCH
22	101272-01-000	EA	CATCH-DOOR, GLASS
23	088254-01-000	EA	CATCH-MAGNETIC, 1.8" X .7"

KEY	PART NUMBER	U/M	DESCRIPTION
24	098410-01-01A	EA	PULL-FINGER, OVAL - BRASS
25	113202-01-000	EA	PULL-CABINET, BRASS - AMEROCK D1333-074
26	114045-01-000	EA	BACKSOCKET-ADJUSTABLE, LEFT N/A ORDER SLIDE KIT ACCORDING TO LENGTH-SEE NUMERICAL LISTING OF #114031-??-700 IN THE \$ FICHE F/DESIRED LENGTH
27	114045-02-000	EA	BACKSOCKET-ADJUSTABLE, RIGHT N/A ORDER SLIDE KIT ACCORDING TO LENGTH-SEE NUMERICAL LISTING OF #114031-??-700 IN THE \$ FICHE F/DESIRED LENGTH
28	084451-01-000	EA	CATCH-TV SHELF, BRASS
28	084451-02-000	EA	CATCH-TV SHELF, BRASS
29	102327-01-01A	EA	PULL-MIRROR, SQUARE
30	009021-01-000	EA	CATCH-GRILL, NYLON
31	009021-02-000	EA	STRIKE-SPRING STEEL
32	098980-01-000	EA	PILASTER-ADJUSTABLE SHELF, 18" LONG - WOODGRAIN
32	098980-02-000	EA	PILASTER-ADJUSTABLE SHELF, 12" LONG - WOODGRAIN
32	098980-03-000	EA	PILASTER-ADJUSTABLE SHELF 9" LONG - WOODGRAIN
32	098980-06-000	EA	PILASTER-ADJUSTABLE SHELF, 24" LONG - WOODGRAIN
33	098979-01-000	EA	CLIP-PILASTER, ADJUSTABLE SHELF
34	114031-02-000	EA	SLIDE-DRAWER, 12" RIGHT CABINET N/A ORDER #114031-01-700 SLIDE DRAWER KIT
34	114031-14-000	EA	SLIDE-DRAWER, 18" - RIGHT - CABINET MOUNTED N/A ORDER #114031-13-700 SLIDE DRAWER KIT
34	114031-18-000	EA	SLIDE-DRAWER, 20" - RIGHT - CABINET MOUNTED N/A ORDER #114031-17-700 SLIDE DRAWER KIT
34	114031-22-000	EA	SLIDE-DRAWER, 22" - RIGHT - CABINET MOUNTED N/A ORDER #114031-21-700 SLIDE DRAWER KIT
34	114031-26-000	EA	SLIDE-DRAWER, 24" RH CABINET N/A ORDER #114031-25-700 SLIDE DRAWER KIT
35	114031-04-000	EA	SLIDE-DRAWER, 12" - RIGHT DRAWER N/A ORDER #114031-01-700 SLIDE DRAWER KIT
35	114031-16-000	EA	SLIDE-DRAWER, 18" - RIGHT - DRAWER MOUNTED N/A ORDER #114031-13-700 SLIDE DRAWER KIT

# INTERIOR FINISH GROUP (CONTINUED)

## CABINET HARDWARE (CONTINUED)

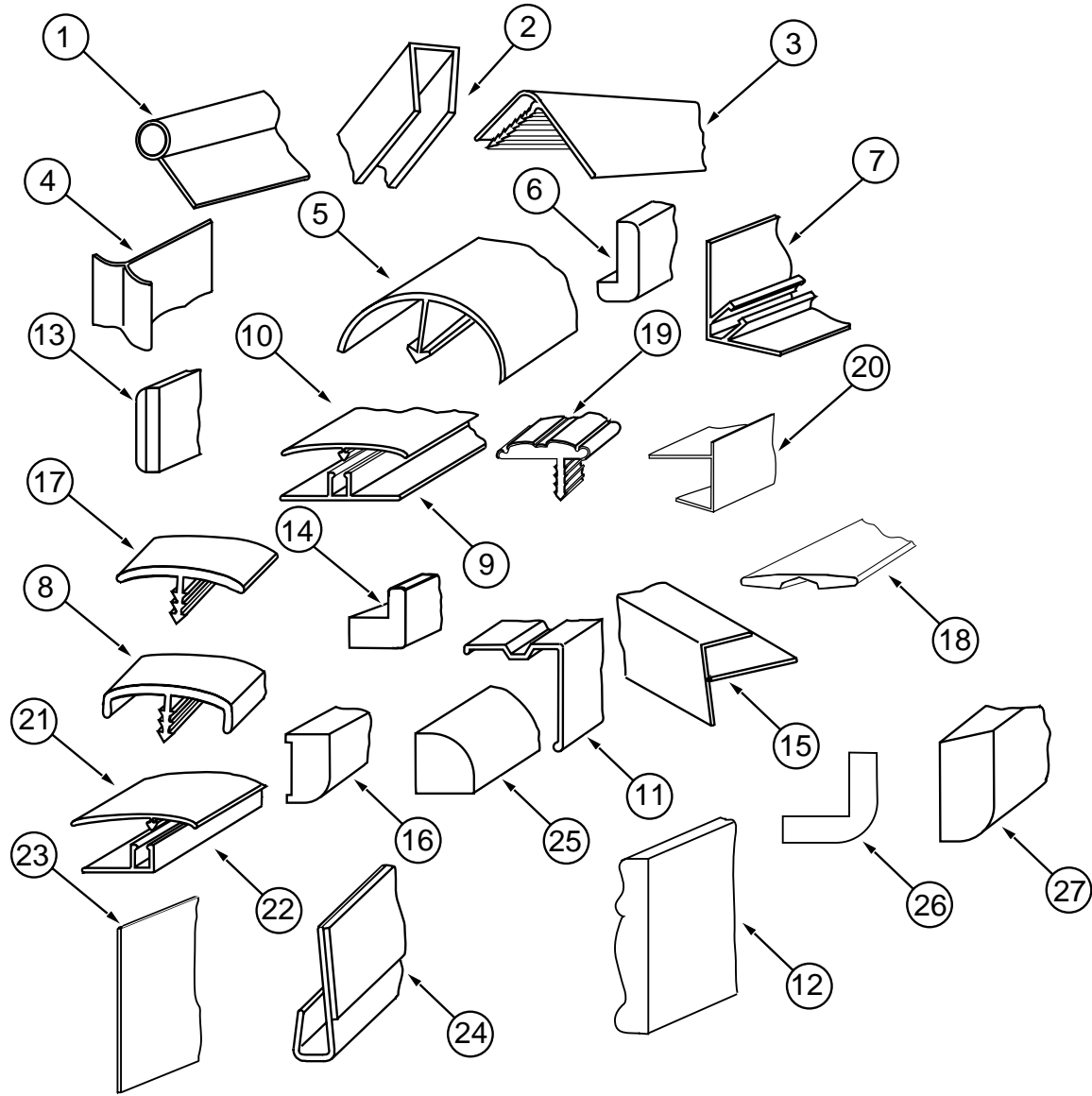


KEY	PART NUMBER	U/M DESCRIPTION
35	114031-20-000	EA SLIDE-DRAWER, 20" - RIGHT - DRAWER MOUNTED N/A ORDER #114031-17-700 SLIDE DRAWER KIT
35	114031-24-000	EA SLIDE-DRAWER, 22" - RIGHT - DRAWER MOUNTED N/A ORDER #114031-21-700 SLIDE DRAWER KIT
35	114031-28-000	EA SLIDE-DRAWER, 24" - RIGHT - DRAWER MOUNTED N/A ORDER #114031-25-700 SLIDE DRAWER KIT
36	114031-03-000	EA SLIDE-DRAWER, 12" - LEFT - DRAWER MOUNTED N/A ORDER #114031-01-700 SLIDE DRAWER KIT
36	114031-15-000	EA SLIDE-DRAWER, 18" - LEFT - DRAWER MOUNTED N/A ORDER #114031-13-700 SLIDE DRAWER KIT
36	114031-19-000	EA SLIDE-DRAWER, 20" - LEFT - DRAWER MOUNTED N/A ORDER #114031-17-700 SLIDE DRAWER KIT
36	114031-23-000	EA SLIDE-DRAWER, 22" - LEFT - DRAWER MOUNTED N/A ORDER #114031-21-700 SLIDE DRAWER KIT
36	114031-27-000	EA SLIDE-DRAWER, 24" - LEFT - DRAWER MOUNTED N/A ORDER #114031-25-700 SLIDE DRAWER KIT
37	114031-01-000	EA SLIDE-DRAWER, 12" - LEFT - CABINET MOUNTED N/A ORDER #114031-01-700 SLIDE DRAWER KIT
37	114031-13-000	EA SLIDE-DRAWER, 18" - LEFT - CABINET MOUNTED N/A ORDER #114031-13-700 SLIDE DRAWER KIT
37	114031-17-000	EA SLIDE-DRAWER, 20" - LEFT - CABINET MOUNTED N/A ORDER #114031-17-700 SLIDE DRAWER KIT
37	114031-21-000	EA SLIDE-DRAWER, 22" - LEFT - CABINET MOUNTED N/A ORDER #114031-21-700 SLIDE DRAWER KIT
37	114031-25-000	EA SLIDE-DRAWER, 24" - LEFT - CABINET MOUNTED N/A ORDER #114031-25-700 SLIDE DRAWER KIT

KEY	PART NUMBER	U/M DESCRIPTION
38	074493-02-000	EA SUPPORT-PISTON SPRING, CABINET DOOR
38	074493-03-000	EA SUPPORT-DOOR, SPRUNG FASTECH MS33AE
39	004354-01-000	EA BUMPER-RUBBER, .5" DIA - BROWN
40	009112-01-000	EA FLANGE-ROD, 1" - COTHES ROD - PLASTIC - OFF WHITE
41	042356-01-000	EA PLUG-BUTTON, MAHOGANY - 3/8" DIAMETER - WOOD
42	064467-01-000	EA GUIDE-POCKET, SLIDING DOOR - WALL MOUNTED
43	102194-01-000	EA GUIDE-PLASTIC
44	104174-01-000	EA HOOK-ROBE, TWIN
45	116975-01-01A	EA LATCH ASM-UNDERCENTER, BLACK STRIKE #042541-05-000
	042541-05-000	EA STRIKE-W/O LATCH, BRASS
46	116978-01-03B	EA GUSSET-SLIDEOUT ROOM, OFF WHITE
47	072871-01-000	EA PULL-FLUSH, CHROME
48	109403-01-000	EA CATCH-SINGLE ROLLER
	076790-01-000	EA SCREW, 6-20 X 1 1/4 PPH - BLACK
	M97191-01-E37	EA HANDLE-DOOR, TAMBOUR
	023320-01-000	EA PAD-FELT, 3/8" DIAMETER - BROWN
	042438-01-000	EA DOWEL-WOOD, CLOTHES ROD - 1" DIAMETER X 4'
	042438-06-000	EA DOWEL-WOOD, 1.5" X 26" - OAK
	041389-18-000	EA HINGE-PIANO, 1.50 X 482.6 - OFF WHITE
	041389-25-000	EA HINGE-PIANO, 1.50 X 55" - MILL
	073151-02-000	EA HINGE-CONTINUOUS, 22.3" LONG - METAL - OFF WHITE
	097141-02-700	EA TRACK-SPIRAL KIT, (1)LH & (1)RH
	118802-01-02A	EA HINGE ASM-DOOR, OVERHEAD CABINET, HAMPTON TAN
	118802-01-01A	EA HINGE ASM-DOOR, OVERHEAD CABINET

# INTERIOR FINISH GROUP (CONTINUED)

## MOLDINGS & TRIMS



KEY	PART NUMBER	U/M DESCRIPTION
7	081521-02-007	EA MOUNT-METAL MOLDING, FOR RADIUS CORNER MOLDING - 12.5' LONG
8	083620-10-000	FT MOLDING-T, END CAP EDGE - W/EDGE LIPS - .75" (PICKLED ASH)
8	083620-11-000	FT MOLDING-T, END CAP EDGE - W/EDGE LIPS - .75" (SALEM CHERRY)
9	086229-14-000	EA RETAINER-BATTEN, 3/4
10	086229-13-000	EA BATTEN-CEILING, 1" WIDE - MODERN IVORY
10	086229-19-000	EA BATTEN-CEILING, 1" WIDE - OFF WHITE
11	093873-01-01A	EA TRIM-CARPET, L-ANGLE - 1.1" X 1.3" X 12' - VINYL
12	100182-10-E37	EA TRIM-CHAIR RAIL, WOOD (PICKLED ASH)
12	100182-10-E41	EA TRIM-CHAIR RAIL, WOOD (SALEM CHERRY)
13	100818-01-03A	EA TRIM-MOLDING, FLAT VINYL WRAP - 42 WIDE X 2134MM LONG (PICKLED ASH)
13	100818-01-04A	EA TRIM-MOLDING, FLAT VINYL WRAP - 42 WIDE X 2134MM LONG (SALEM CHERRY)
14	100819-01-03A	EA TRIM-CORNER, VINYL WRAP - 38MM WIDE X 2134MM LONG (PICKLED ASH)
14	100819-01-04A	EA TRIM-CORNER, VINYL WRAP - 38MM WIDE X 2134MM LONG (SALEM CHERRY)
15	009812-27-000	EA MOLDING-CORNER, OUTSIDE - .5" - PLASTIC (PICKLED ASH)
15	009812-26-000	EA MOLDING-CORNER, OUTSIDE - .5" - PLASTIC (SALEM CHERRY)
16	111135-B2-438	EA MOLDING-VINYL WRAPPED, 018 X 025 X 2438 (PICKLED ASH)
16	111136-B2-438	EA MOLDING-VINYL WRAPPED, 018 X 025 X 2438 (SALEM CHERRY)
16	111135-D2-134	EA MOLDING-TRIM, VINYL WRAP - ROUNDED EDGE - 40 X 2134MM (PICKLED ASH)
16	111136-D2-134	EA MOLDING-TRIM, VINYL WRAP - ROUNDED EDGE - 40 X 2134MM (SALEM CHERRY)
16	111135-D2-016	EA MOLDING-TRIM, VINYL WRAP - ROUNDED EDGE - 38 X 2016MM (PICKLED ASH)
16	111136-D2-016	EA MOLDING-TRIM, VINYL WRAP - ROUNDED EDGE - 38 X 2016MM (SALEM CHERRY)
16	111133-D2-438	EA MOLDING-TRIM, VINYL WRAP - ROUNDED EDGE - 38 X 2438MM (PICKLED ASH)
16	111134-D2-438	EA MOLDING-TRIM, VINYL WRAP - ROUNDED EDGE - 38 X 2438MM (SALEM CHERRY)
16	111135-F2-134	EA MOLDING-TRIM, VINYL WRAP - ROUNDED EDGE - 65 X 2134MM (PICKLED ASH)
16	111136-F2-134	EA MOLDING-TRIM, VINYL WRAP - ROUNDED EDGE - 65 X 2134MM (SALEM CHERRY)
16	111135-F2-438	EA MOLDING-TRIM, VINYL WRAP - ROUNDED EDGE - 65 X 2438MM (PICKLED ASH)
16	111136-F2-438	EA MOLDING-TRIM, VINYL WRAP - ROUNDED EDGE - 65 X 2438MM (SALEM CHERRY)
17	105709-01-000	FT T-MOLDING, 1" WIDE - MODERN IVORY
18	079653-19-000	EA MOLDING-BATT STRIP, KERFED (PICKLED ASH)
18	079653-20-000	EA MOLDING-BATT STRIP, KERFED (SALEM CHERRY)
19	109736-01-01A	FT T-MOLDING, 1" WIDE - OFF SET - BRASS/BLACK
20	103186-01-03A	FT MOLDING-PLASTIC, 9.5MM SHELF EDGING (PICKLED ASH)
20	103186-01-04A	FT MOLDING-PLASTIC, 9.5MM SHELF EDGING (SALEM CHERRY)
20	103186-02-03A	FT MOLDING-PLASTIC, 25.4MM SHELF EDGING (PICKLED ASH)
20	103186-02-04A	FT MOLDING-PLASTIC, 25.4MM SHELF EDGING (SALEM CHERRY)
21	086229-09-000	EA RETAINER-BATTEN, CEILING - OFFSET
22	086229-13-000	EA BATTEN-CEILING, 1.5" OFFSET - MODERN IVORY
23	101957-01-03A	EA EXTRUDED-PLASTIC (PICKLED ASH)
23	101957-01-04A	EA EXTRUDED-PLASTIC (SALEM CHERRY)
24	109332-02-01A	FT TRIM-J, MIRROR - BRASS
25	109410-01-E37	EA MOLDING-TRIM (PICKLED ASH)
25	109410-01-E41	EA MOLDING-TRIM (SALEM CHERRY)
26	080176-05-000	EA CAP-TOP, RADIUS CORNER MOLDING - PLASTIC (PICKLED ASH)
26	080176-06-000	EA CAP-TOP, RADIUS CORNER MOLDING - PLASTIC (SALEM CHERRY)
27	100659-17-E37	EA TRIM-MOLDING, 1990MM LONG - WOOD FLOORING (PICKLED ASH)
27	100659-17-E41	EA TRIM-MOLDING, 1990MM LONG - WOOD FLOORING (SALEM CHERRY)
	075249-01-000	EA RAILING-OAK, 72" UNFINISHED
	104676-01-01A	FT T-MOLDING, 5/16 - RIGID - GOLD
	009767-13-000	FT WELTING (PICKLED ASH)
	009767-14-000	FT WELTING (SALEM CHERRY)
	109831-01-E37	EA LUMBER-MIRROR STOP, 610 LONG (PICKLED ASH)
	109831-01-E41	EA LUMBER-MIRROR STOP, 610 LONG (SALEM CHERRY)
	120492-01-01A	FT STRIP-TRIM, IVORY
	117788-11-GV0	EA TRIM (PICKLED ASH)
	117788-11-GV1	EA TRIM (SALEM CHERRY)
	119217-01-GV0	EA MOLDING-DOOR, ENTRANCE - WOOD (PICKLED ASH)
	119217-01-GV1	EA MOLDING-DOOR, ENTRANCE - WOOD (SALEM CHERRY)
	119217-02-GV0	EA MOLDING-DOOR, ENTRANCE - WOOD (PICKLED ASH)
	119217-02-GV1	EA MOLDING-DOOR, ENTRANCE - WOOD (SALEM CHERRY)

KEY	PART NUMBER	U/M DESCRIPTION
1	009767-12-000	FT MOLDING-SIDEWALL TO CEILING/CABINET - WELTING - OFF WHITE
2	009778-16-000	FT U CHANNEL-PLASTIC, 1" (PICKLED ASH)
2	009778-18-000	FT U CHANNEL-PLASTIC, 1" (SALEM CHERRY)
2	070504-28-000	FT U CHANNEL-PLASTIC, 1.65" (PICKLED ASH)
2	070504-30-000	FT U CHANNEL-PLASTIC, 1.65" (SALEM CHERRY)
2	070504-29-000	FT U CHANNEL-PLASTIC, 20.7" (PICKLED ASH)
2	070504-31-000	FT U CHANNEL-PLASTIC, 20.7" (SALEM CHERRY)
3	009809-26-000	EA MOLDING-CORNER, OUTSIDE - 1" (PICKLED ASH)
3	009809-27-000	EA MOLDING-CORNER, OUTSIDE - 1" (SALEM CHERRY)
4	022992-11-000	FT MOLDING-REVERSE COVE, T-SHAPED - VINYL - IVORY
5	042357-18-000	EA MOLDING-CORNER, RADIUS - 1.5" X 7' - PLASTIC (PICKLED ASH)
5	042357-19-000	EA MOLDING-CORNER, RADIUS - 1.5" X 7' - PLASTIC (SALEM CHERRY)
6	077840-01-E37	EA MOLDING-WALL CAP, 36MM X 8' LONG - L-SHAPED WOOD (PICKLED ASH)
6	077840-01-E41	EA MOLDING-WALL CAP, 36MM X 8' LONG - L-SHAPED WOOD (SALEM CHERRY)

## INTERIOR FINISH GROUP (CONTINUED)

### PANELING & LUMBER

KEY	PART NUMBER	U/M DESCRIPTION
	080215-08-000	SF PANELING-WOODGRAIN, 2 SIDED - 48" X 96" (PICKLED ASH)
	080215-09-000	SF PANELING-WOODGRAIN, 2 SIDED - 48" X 96" (SALEM CHERRY)
	074497-22-000	SF PANELING-WOODGRAIN, 48" X 96" (PICKLED ASH)
	074497-23-000	SF PANELING-WOODGRAIN, 48" X 96" (SALEM CHERRY)
	088272-F3-000	SF PANELING-MAIN WALL (GV0/GV1)
	088272-E1-000	SF PANELING-MAIN WALL (GV2/GV3/GV4/GV5)
	088272-98-000	SF PANELING-SHOWER, OFF WHITE - 4' X 7'
		FROM: 00-00-00 THRU: 01-14-96
	088272-G1-000	SF PANELING-PEBBLE EMBOSS, ANTIQUE - 3MM X 48 X 96 - WET BATH
		FROM: 01-15-96 THRU: 99-99-99
	106069-01-000	SF TAMBOUR-BRASSTONE, 4" X 6" - ALUMINUM COVERED HARDBOARD
	057882-04-000	SF TAMBOUR-DOOR, 47" X 95" SHEET - UNFINISHED
	111133-D2-438	EA LUMBER-VINYL WRAPPED, 018 X 038 X 2438 MM (PICKLED ASH)
	111134-D2-438	EA LUMBER-VINYL WRAPPED, 018 X 038 X 2438 MM (SALEM CHERRY)
	111133-E2-438	EA LUMBER-VINYL WRAPPED, 50.8 MM X 2438 MM (PICKLED ASH)
	111134-E2-438	EA LUMBER-VINYL WRAPPED, 50.8 MM X 2438 MM (SALEM CHERRY)
	111133-G2-438	EA LUMBER-VINYL WRAPPED, 76 MM X 2438 MM (PICKLED ASH)
	111134-G2-438	EA LUMBER-VINYL WRAPPED, 76 MM X 2438 MM (SALEM CHERRY)
	000885-66-000	SF PARTICLE-BOARD, 1/2 X 60 X 96 - VINYL 2 SIDED (PICKLED ASH)
	000885-72-000	SF PARTICLE-BOARD, 1/2 X 60 X 96 - VINYL 2 SIDED (SALEM CHERRY)
	000885-67-000	SF PARTICLE-BOARD, 3/4 X 60 X 96 - VINYL 2 SIDED (PICKLED ASH)
	000885-73-000	SF PARTICLE-BOARD, 3/4 X 60 X 96 - VINYL 2 SIDED (SALEM CHERRY)
	000885-68-000	SF PARTICLE-BOARD, 3/8 X 60 X 96 - VINYL 2 SIDED (PICKLED ASH)
	000885-74-000	SF PARTICLE-BOARD, 3/8 X 60 X 96 - VINYL 2 SIDED (SALEM CHERRY)
	098531-03-000	SF PLYWOOD - 1/2" (PICKLED ASH)
	098531-02-000	SF PLYWOOD - 1/2" (SALEM CHERRY)
	083618-02-000	SF PLYWOOD-OAK, 1 SIDE FINISHED - 3/16" X 4' X 8'
	000846-01-000	SF PLYWOOD - 5/16" X 4' X 8'
	000846-02-000	SF PLYWOOD - UNDR - 5/16" X 4' X 8'

### LAMINATES & EDGE BAND

KEY	PART NUMBER	U/M DESCRIPTION
	115649-01-000	SF LAMINATE-PLASTIC, NEUTRAL SANTOS (GV0/GV1)
	074498-70-000	SF LAMINATE-PLASTIC, 5' X 8' - GRAY FINESSE (GV2/GV3)
	074498-72-000	SF LAMINATE-PLASTIC, 5' X 8' - PEBBLE SANTOS (GV4/GV5)
	074498-57-000	SF LAMINATE-PLASTIC, 5' X 8' (PICKLED ASH)
	074498-58-000	SF LAMINATE-PLASTIC, 5' X 8' (SALEM CHERRY)
	074498-71-000	SF LAMINATE-PLASTIC, NEUTRAL SANTOS (GV0/GV1)
	074498-62-000	SF LAMINATE-PLASTIC, GRAY FINESSE (GV2/GV3)
	074498-72-000	SF LAMINATE-PLASTIC, PEBBLE SANTOS (GV4/GV5)
	076325-49-000	FT MOLDING-EDGE BAND, 1 5/16 X .30 X 600 (PICKLED ASH)
	076325-50-000	FT MOLDING-EDGE BAND, 1 5/16 X .30 X 600 (SALEM CHERRY)
	076325-40-000	FT MOLDING-EDGE BAND, .875 X .024 X 600 (GV0/GV1)
	076325-43-000	FT MOLDING-EDGE BAND, .875 X .024 X 600 - CLOUD (GV2/GV3)
	076325-38-000	FT MOLDING-EDGE BAND, .875 X .24 X 600 (GV4/GV5)
	076325-39-000	FT MOLDING-EDGE BAND, 1 5/16 X .30 X 600 (GV4/GV5)

### BATT STRIPS

KEY	PART NUMBER	U/M DESCRIPTION
	088263-D2-000	EA BATT-STRIP, MAIN WALL (GV0/GV1)
	088263-B9-000	EA BATT-STRIP, MAIN WALL (GV2/GV3/GV4/GV5)
	088263-78-000	EA BATT-STRIP, WET BATH
	085284-C5-000	FT STRIP-TAPE, MAIN WALL (GV0/GV1)
	085284-B2-000	FT STRIP-TAPE, MAIN WALL (GV2/GV3/GV4/GV5)
	085284-96-000	FT STRIP-TAPE (PICKLED ASH)
	085284-97-000	FT STRIP-TAPE (SALEM CHERRY)

## INTERIOR FINISH GROUP (CONTINUED)

### FIRE EXTINGUISHER, DETECTORS, CLOCK & PICTURES

KEY	PART NUMBER	U/M DESCRIPTION
	094499-01-000	EA EXTINGUISHER-FIRE, DRY W/MOUNTING BRACKET - 10 BC
	094499-02-000	EA EXTINGUISHER-FIRE, DRY - 1A10BC - CANADIAN
	094499-01-700	EA BRACKET-MOUNTING, W/PLASTIC STRAP 294039
	094499-01-701	EA STRAP ONLY (METAL) 320351
	072852-01-000	EA DETECTOR-SMOKE, W/9 VOLT BATTERY - US
	072852-02-000	EA DETECTOR-SMOKE, W/9 VOLT BATTERY - CANADIAN
	112320-02-000	EA BATTERY/SENSOR-CO GAS, COSTAR 940001000
		FROM: 00-00-00 THRU: 09-03-95
	112320-03-000	EA DETECTOR-CO GAS MODEL 9D-I COSTAR 946000001
		FROM: 09-04-95 THRU: 99-99-99
	112320-04-000	EA DETECTOR-CO SENSOR ASSEMBLY COSTAR 946001001
		FROM: 09-04-95 THRU: 99-99-99
	100793-02-01A	EA CLOCK-WALL, BRASS QUARTZ 11"
	112515-01-02A	EA PICTURE-DECORATIVE, 12" X 16"
	112515-02-04A	EA PICTURE-DECORATIVE, BLUEBIRD - 16" X 20"

### FLOOR COVERINGS

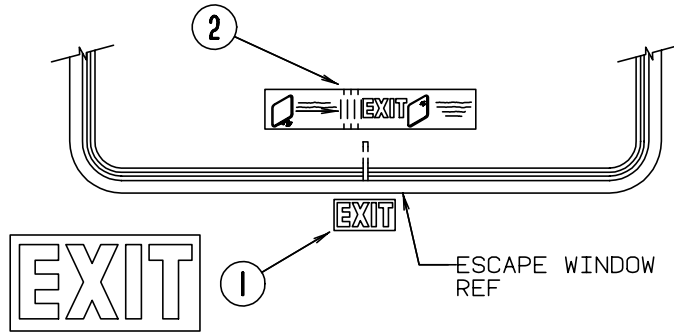
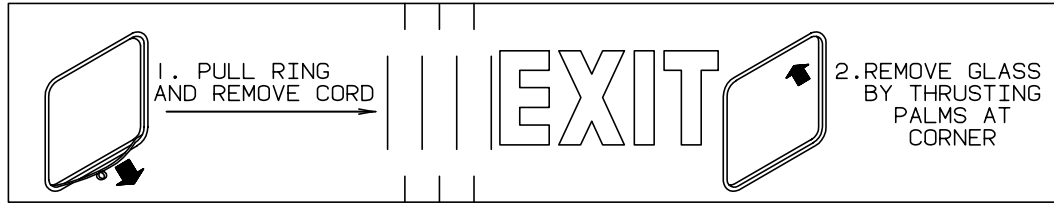
KEY	PART NUMBER	U/M DESCRIPTION
	096060-B6-000	SY CARPET-EXCALIBUR, DOESKIN (GV0/GV1)
	096060-B5-000	SY CARPET-EXCALIBUR, NIGHT NAVY (GV2/GV3)
	096060-B8-000	SY CARPET-EXCALIBUR, SPRUCE (GV4/GV5)
	105829-03-01A	SF WOOD PLANK FLOORING TILE - OAK GOLDEN WHEAT (GV0/GV2/GV4)
	105829-03-02A	SF WOOD PLANK FLOORING TILE - CORDOVON BROWN HICKORY (GV1/GV3/GV5)
	093486-01-000	SY CARPET-COMPARTMENT, 54" WIDE - DARK GRAY
	075233-01-000	SY PAD-CARPET, 3/8" X 6' ROLL
	047034-02-000	SF PLASTIC-CARPET, 4' WIDE - CLEAR POLY

### FLOOR MATS

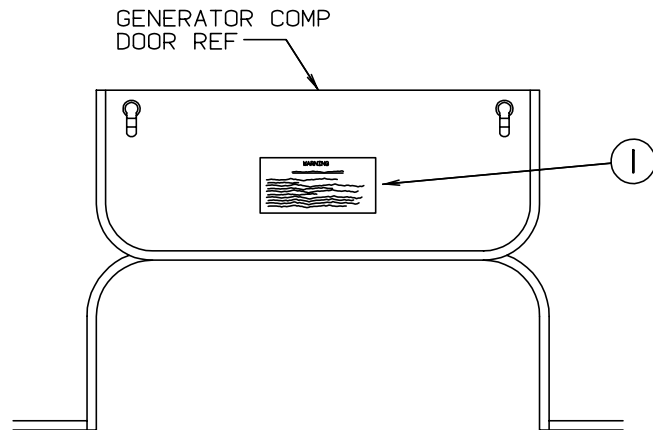
KEY	PART NUMBER	U/M DESCRIPTION
	108151-01-000	EA MAT-FLOOR, ENTRANCE
	108152-01-000	EA MAT-FLOOR, RH
	108152-02-000	EA MAT-FLOOR, LH



**LABELS GROUP**



KEY	PART NUMBER	U/M DESCRIPTION
1	039290-01-000	EA LABEL-WARNING, EXIT
2	107571-01-000	EA LABEL-ESCAPE EXIT, WINDOW



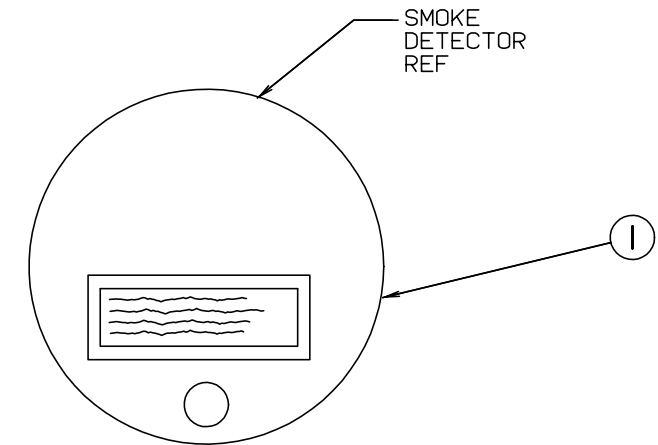
**WARNING**

WHEN ADDING A GENERATOR SET:

HIGH VOLTAGE-USE EXTREME CAUTION WHEN WORKING ON ELECTRICAL COMPONENTS.  
 HAVE ALL ELECTRICAL INSTALLATION PERFORMED BY A QUALIFIED LICENSED ELECTRICIAN-FOLLOW ALL STATE AND LOCAL CODES.  
 ONLY INSTALL GENERATOR SET APPROVED FOR R.V. APPLICATION. HAVE INSTALLED BY QUALIFIED TECHNICIAN.  
 TO AVOID HEAT BUILD-UP AND TO GUARANTEE AN ADEQUATE AIR SUPPLY TO THE GENERATOR CARBURETOR, FOLLOW INSTALLATION INSTRUCTIONS.  
 GENERATOR ENGINE EXHAUST GASES ARE TOXIC AND MUST NOT TERMINATE UNDER THE VEHICLE-DISCHARGE EXHAUST AWAY FROM VEHICLE.

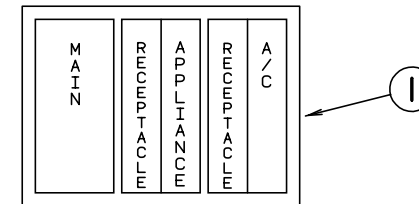
KEY	PART NUMBER	U/M DESCRIPTION
1	077510-01-000	EA LABEL-GENERATOR PREP

**LABELS GROUP (CONTINUED)**



WARNING: TEST SMOKE DETECTOR OPERATION AFTER VEHICLE HAS BEEN IN STORAGE, BEFORE EACH TRIP AND AT LEAST ONCE PER WEEK DURING USE.

KEY	PART NUMBER	U/M DESCRIPTION
1	077956-01-000	EA LABEL-WARNING, SMOKE DETECTOR

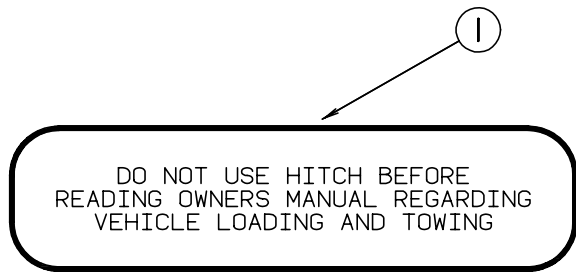


KEY	PART NUMBER	U/M DESCRIPTION
1	095721-07-000	EA LABEL-CONTROL CENTER - FRONT - W/SWITCH LOCATIONS

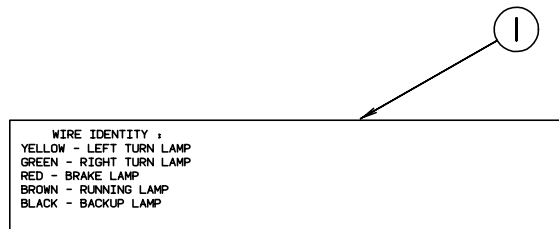
MAIN	REFRIG/MICRO
	A/C CIRCUIT 1
MAIN	A/C CIRCUIT 2
	GENERAL RECPS
GFI # 1	WASHER/DRYER
GFI # 2	
CONVERTER/ GENERAL RECPS	CONVERTER/ GENERAL RECPS
DISHWASHER	

KEY	PART NUMBER	U/M DESCRIPTION
1	095721-09-000	EA LABEL-CONTROL CENTER (50A)

**LABELS GROUP (CONTINUED)**

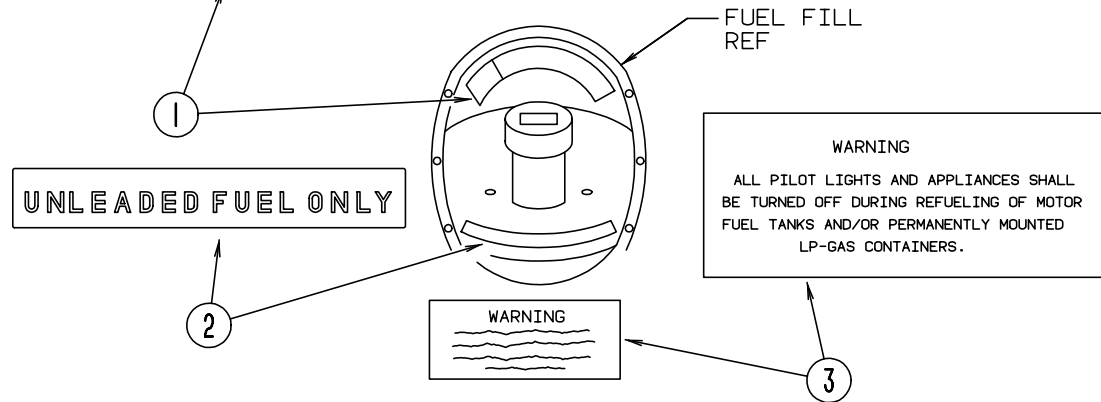


KEY	PART NUMBER	U/M DESCRIPTION
1	111104-01-000	EA LABEL-HITCH, READ MANUAL



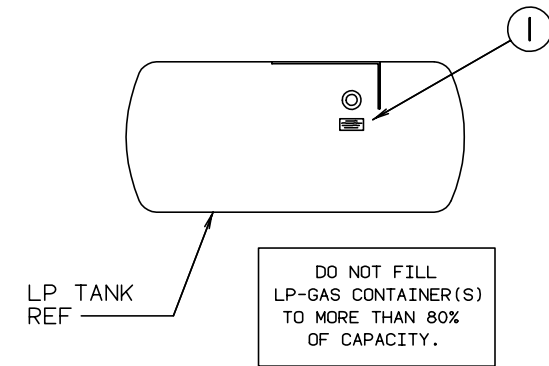
KEY	PART NUMBER	U/M DESCRIPTION
1	091224-02-000	EA LABEL-TRAILER LIGHTING

<b>CAUTION</b>	TO HELP AVOID PERSONAL INJURY DURING REMOVAL OF FUEL FILLER CAP, SLOWLY LOOSEN CAP 1/2 TURN TO ALLOW ANY FUEL PRESSURE TO BE RELIEVED BEFORE TURNING CAP FURTHER.
<b>FUEL SPRAY MAY CAUSE PERSONAL INJURY</b>	STOP ADDING FUEL AFTER FIRST SHUTOFF BY AUTOMATIC NOZZLE WHEN TANK IS NEARLY FULL. DO NOT OVERFILL FUEL TANK. SEE OWNERS MANUAL FOR ADDITIONAL INFORMATION.
	PRINTED IN U.S.A. <span style="float: right;">MLC PT NO 15611763</span>

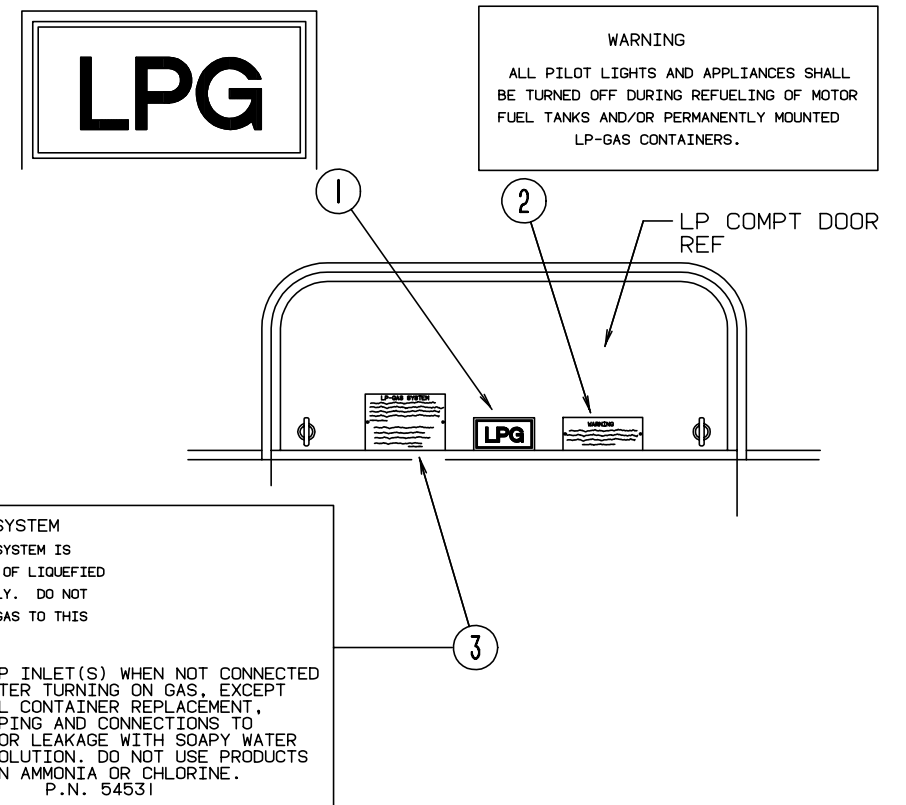


KEY	PART NUMBER	U/M DESCRIPTION
1	087207-05-000	EA LABEL-FUEL CAP REMOVAL
2	062043-01-000	EA LABEL-FUEL, UNLEADED
3	006040-01-000	EA TAG-GAS REFUELING WARNING
3	006040-02-000	EA TAG-GAS REFUEL WARNING, CANADIAN

**LABELS GROUP (CONTINUED)**

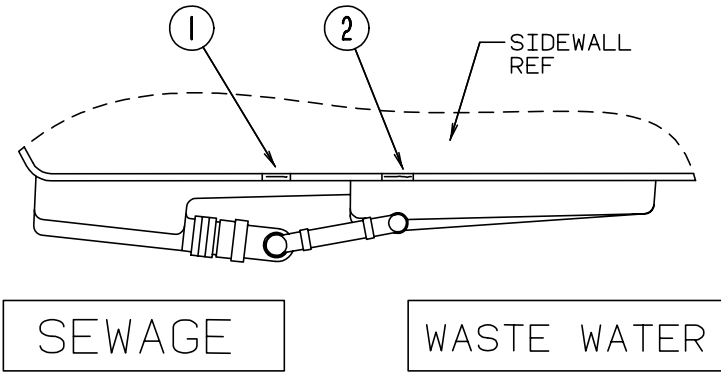


KEY	PART NUMBER	U/M DESCRIPTION
1	079965-01-000	EA LABEL-LPG 80 CAPACITY



KEY	PART NUMBER	U/M DESCRIPTION
1	074559-01-000	EA DECAL-LOGO, LPG - RED - CALIF. CODE
2	006040-01-000	EA TAG-GAS REFUELING WARNING
2	006040-02-000	EA TAG-GAS REFUELING WARNING - CANADIAN
3	054531-01-000	EA LABEL-LP GAS ONLY
3	023769-01-000	EA LABEL-WARNING, LPG - CANADIAN

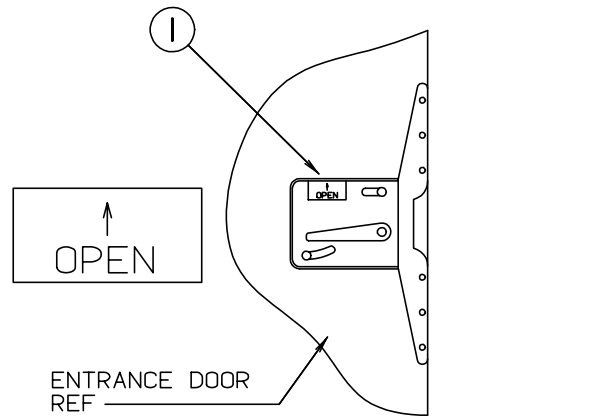
**LABELS GROUP (CONTINUED)**



SEWAGE

WASTE WATER

KEY	PART NUMBER	U/M DESCRIPTION
1	006187-01-000	EA LABEL-SEWAGE
2	006188-01-000	EA LABEL-WASTE WATER

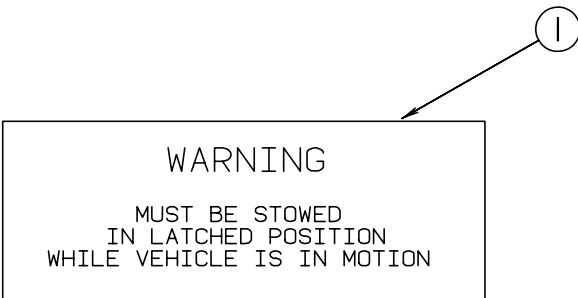


KEY	PART NUMBER	U/M DESCRIPTION
1	040944-01-000	EA LABEL-ENTRANCE DOOR, "OPEN"

NOTE: TUNE ANTENNA PER MANUFACTURER'S DIRECTIONS. FAILURE TO COMPLY COULD RESULT IN DAMAGE TO CB.


CB POWER PROVISION  
 RED +12 V  
 BLACK GROUND  
 COAX ANTENNA  
 (SEE REVERSE ALSO)

KEY	PART NUMBER	U/M DESCRIPTION
1	104678-01-000	EA LABEL-CB PREP

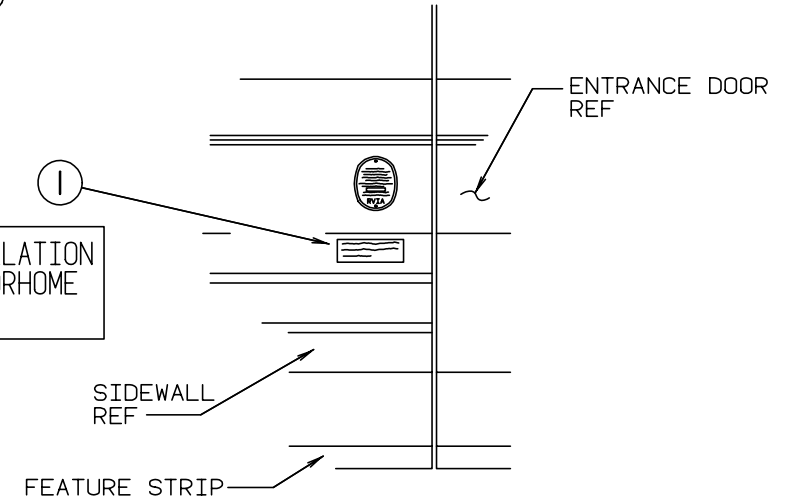


KEY	PART NUMBER	U/M DESCRIPTION
1	079966-01-000	EA LABEL-WARNING, STOWED - MOTION

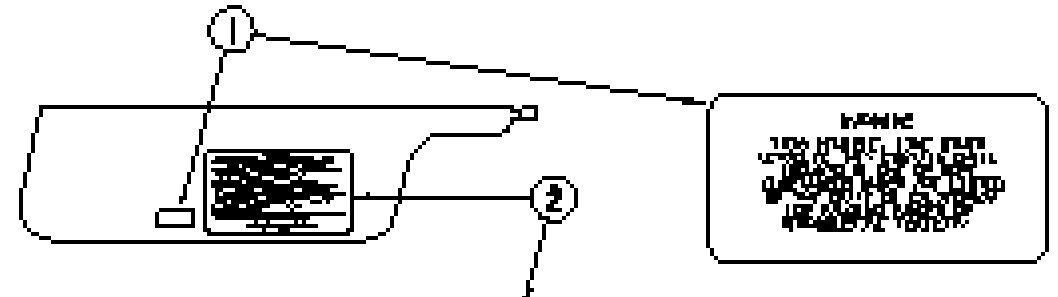
**LABELS GROUP (CONTINUED)**



FOR AWNING INSTALLATION CONTACT YOUR MOTORHOME DEALERSHIP



KEY	PART NUMBER	U/M DESCRIPTION
1	099509-01-000	EA LABEL-AWNING INSTALLATION



**CAUTION**

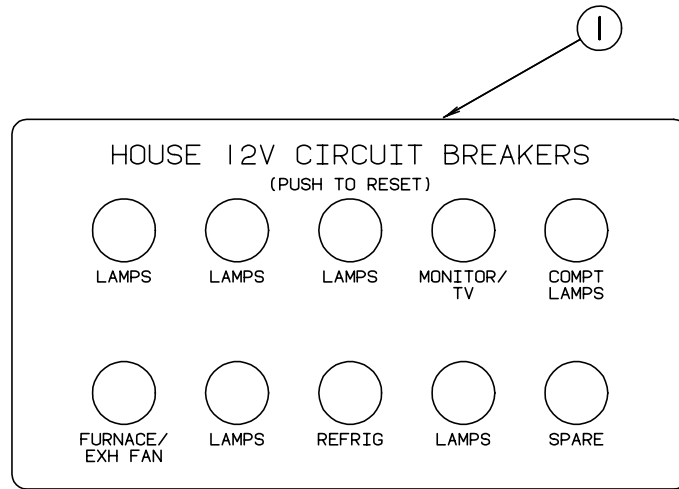
THIS LABEL IS FOR THE AWNING ONLY. IT IS NOT TO BE USED FOR THE AWNING INSTALLATION. THE AWNING IS A SEPARATE COMPONENT AND SHOULD BE INSTALLED IN ACCORDANCE WITH THE INSTRUCTIONS PROVIDED WITH THE AWNING. FAILURE TO FOLLOW THESE INSTRUCTIONS COULD RESULT IN DAMAGE TO THE AWNING OR THE MOTORHOME.

1. READ THE INSTRUCTIONS CAREFULLY BEFORE ATTEMPTING TO INSTALL THE AWNING.
2. VERIFY THAT THE AWNING IS PROPERLY LATCHED TO THE MOTORHOME.
3. DO NOT ATTEMPT TO OPERATE THE AWNING IF THE MOTORHOME IS IN MOTION.
4. DO NOT ATTEMPT TO OPERATE THE AWNING IF THE MOTORHOME IS ON A SLOPE.
5. DO NOT ATTEMPT TO OPERATE THE AWNING IF THE MOTORHOME IS ON A CURB.
6. DO NOT ATTEMPT TO OPERATE THE AWNING IF THE MOTORHOME IS ON A DIRT ROAD.
7. DO NOT ATTEMPT TO OPERATE THE AWNING IF THE MOTORHOME IS ON A GRAVEL ROAD.
8. DO NOT ATTEMPT TO OPERATE THE AWNING IF THE MOTORHOME IS ON A SANDY SURFACE.
9. DO NOT ATTEMPT TO OPERATE THE AWNING IF THE MOTORHOME IS ON A ROCKY SURFACE.
10. DO NOT ATTEMPT TO OPERATE THE AWNING IF THE MOTORHOME IS ON A SLIPPERY SURFACE.

FOR MORE INFORMATION, CONTACT YOUR MOTORHOME DEALERSHIP.

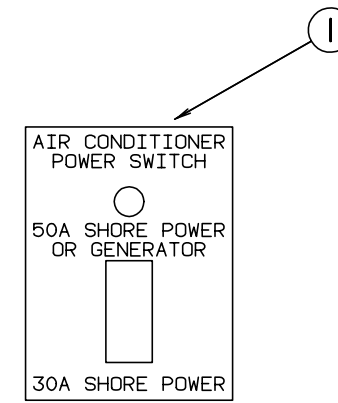
KEY	PART NUMBER	U/M DESCRIPTION
1	099689-01-000	EA LABEL-WARNING, CANCER/TOXICITY
2	056259-01-000	EA LABEL -SAFETY CHECK LIST

**LABELS GROUP (CONTINUED)**

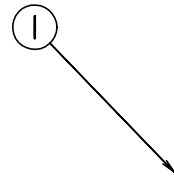


**KEY PART NUMBER U/M DESCRIPTION**  
 1 092547-04-000 EA LABEL-"CIRCUIT BREAKER"

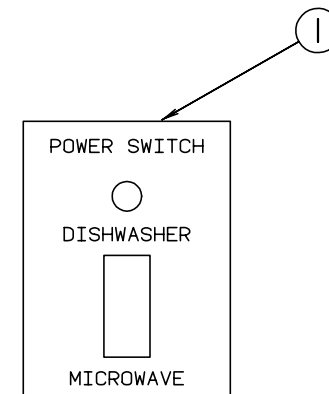
**LABELS GROUP (CONTINUED)**



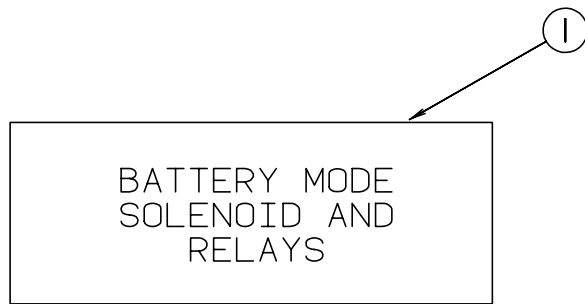
**KEY PART NUMBER U/M DESCRIPTION**  
 1 109051-01-000 EA LABEL-SWITCH, 50A POWER (SHORE)



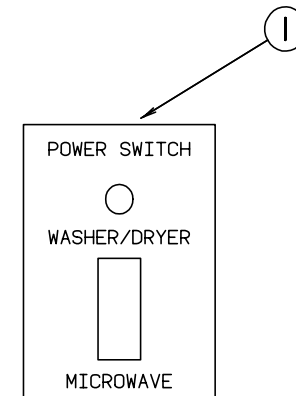
**KEY PART NUMBER U/M DESCRIPTION**  
 1 098379-03-000 EA LABEL-ELECTRICAL BOX, FRONT



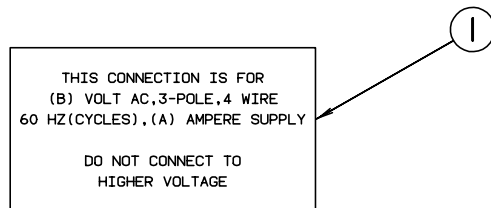
**KEY PART NUMBER U/M DESCRIPTION**  
 1 109051-02-000 EA LABEL-SWITCH, 50A POWER (DISHWASHER)



**KEY PART NUMBER U/M DESCRIPTION**  
 1 098379-04-000 EA LABEL-ELECTRICAL BOX, SIDE

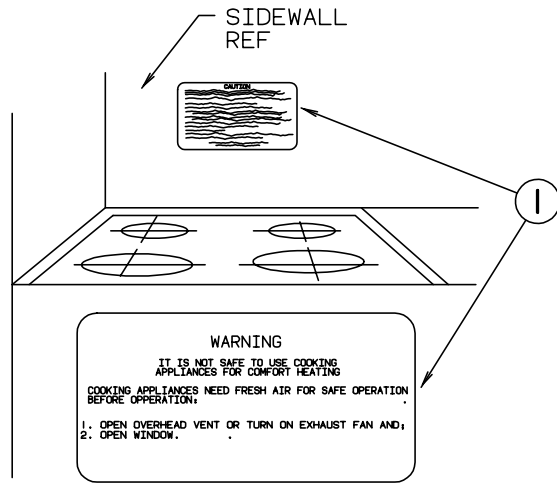


**KEY PART NUMBER U/M DESCRIPTION**  
 1 109051-03-000 EA LABEL-SWITCH, 50A POWER (WASHER/DRYER)

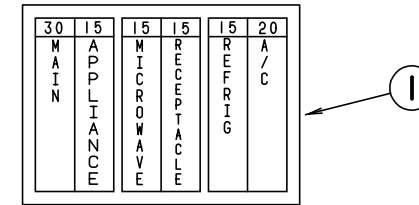


**KEY PART NUMBER U/M DESCRIPTION**  
 1 006062-04-000 EA LABEL-ELECTRIC, 120/240V SERVICE

**LABELS GROUP (CONTINUED)**

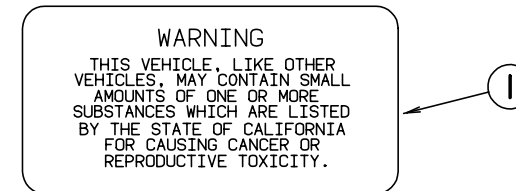
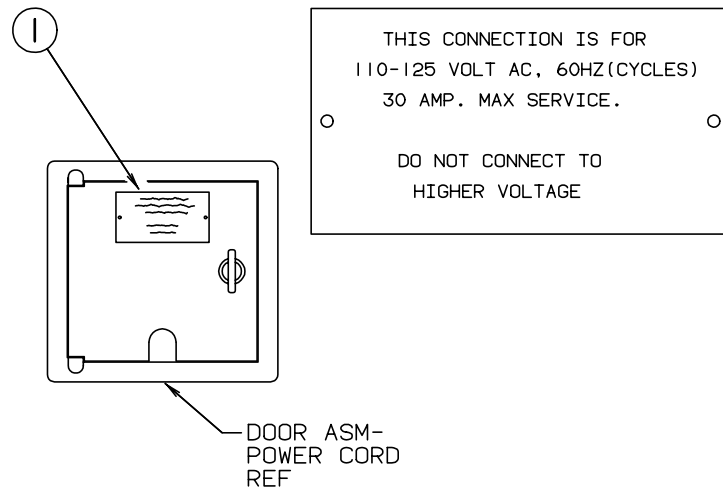


**LABELS GROUP (CONTINUED)**



KEY	PART NUMBER	U/M DESCRIPTION
1	095271-10-000	EA LABEL-CONTROL CENTER, 30A

KEY	PART NUMBER	U/M DESCRIPTION
1	050225-01-000	EA LABEL-WARNING, STOVE VENT - US
1	050222-01-000	EA LABEL-WARNING, STOVE VENT - CANADIAN



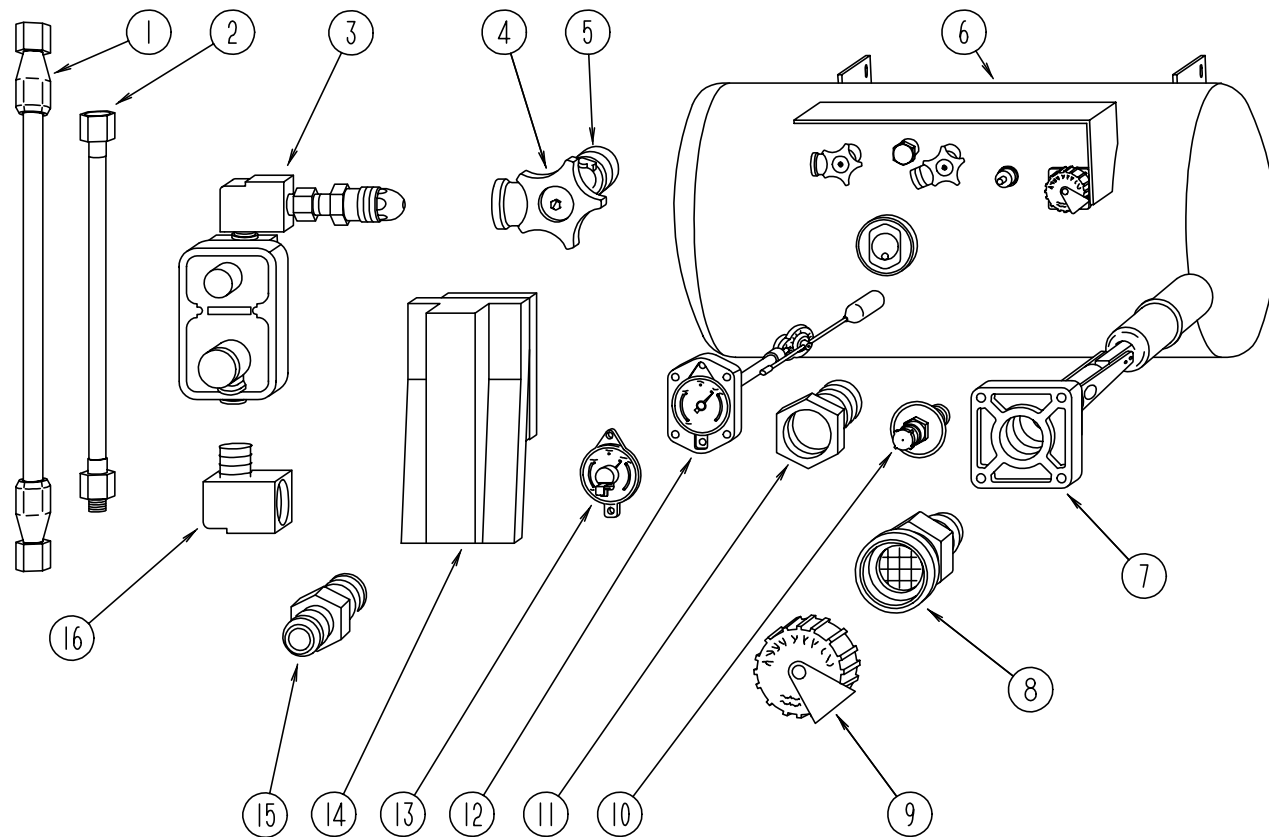
KEY	PART NUMBER	U/M DESCRIPTION
1	099689-01-000	EA LABEL-WARNING, CANCER/TOXICITY

**MISCELLANEOUS LABELS**

KEY	PART NUMBER	U/M DESCRIPTION
	073998-01-000	EA LABEL-LPG ODOR WARNING
	087236-01-000	EA LABEL-CABLE, INPUT
	098641-01-000	EA LABEL-FUEL, UNLEADED - DASH
	104236-01-000	EA LABEL-GENERATOR CIRCUIT

KEY	PART NUMBER	U/M DESCRIPTION
1	006062-01-000	EA TAG-ELECTRIC, 110V CONNECTION

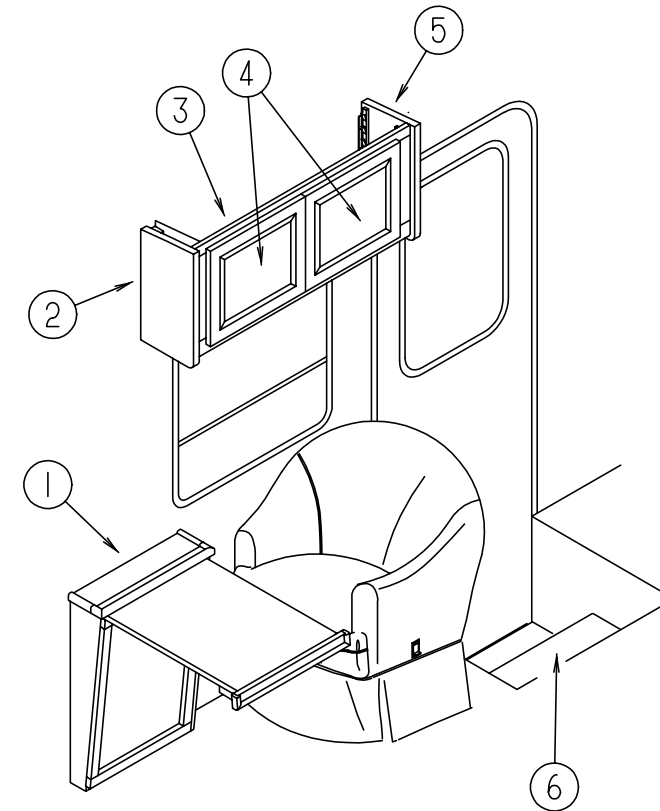
## LP GROUP



**BRUNNER LP TANK & COMPONENTS**

KEY	PART NUMBER	U/M	DESCRIPTION	VENDOR NO.
1	045703-02-000	EA	HOSE-LP, 3/8" ID X 24" - 3/8" MPT X 1/2" F SWIVEL - CANADA	
2	045703-01-000	EA	HOSE-LP, 3/8" ID X 24" US - 3/8" MPT X 1/2" F SWIVEL	
3	106150-01-000	EA	REGULATOR-TWO STAGE	
4	040421-01-708	EA	HANDWHEEL-SERVICE VALVE	G-1015-A
5	040421-01-712	EA	VALVE-SERVICE, W/O VAPOR RELIEF	29000853
6	117432-01-000	EA	TANK-LP, 100 LB - 20 DIA X 27 LONG	
7	040421-01-711	EA	VALVE - 80% FILL, W/AUTO STOP	
8	040421-01-701	EA	VALVE-FILL, SHORT, LP	75478
9	040421-01-702	EA	CAP-FILL VALVE, PLASTIC	G-1014-A
10	040421-01-700	EA	VALVE-LIQUID LEVEL, 20%	G-1013
11	040421-01-713	EA	VALVE-VAPOR ONLY	29000587
12	091970-01-700	EA	FLOAT ASM-F/20" DIA TANK	20C
13	040440-02-000	EA	TRANSMITTER-DIAL, 0-90 OHM - 2 TERMINAL (POWER & GROUND)	
14	105658-01-000	EA	COMPARTMENT-LP REGULATOR	
15	010323-01-000	EA	ADAPTER-BRASS, 3/8 F X 1/2 MPT	
15	010329-01-000	EA	ADAPTER-BRASS, 1/2" F X 1/2" MPT	
16	065318-02-000	EA	ELBOW - 90 DEGREE, 3/8" MPT TO 3/8" FPT	
	024250-01-000	EA	ADAPTER-BRASS, 3/8" F X 1/2" FPT	
	010377-02-000	EA	NUT-BRASS, 3/8 FEMALE - FORGED	
	010380-02-000	EA	NUT-BRASS, 1/2 FEMALE - FORGED	
	010495-01-000	EA	CLAMP-CABLE, 9/16"	
	010497-03-000	EA	CLAMP-CLOSED, 1" ID - CUSHIONED	
	016188-05-000	EA	GROMMET-LP LINE, 3/8" HOLE X 1 1/4" LONG - RUBBER	
	103613-01-000	EA	DETECTOR-LP GAS	

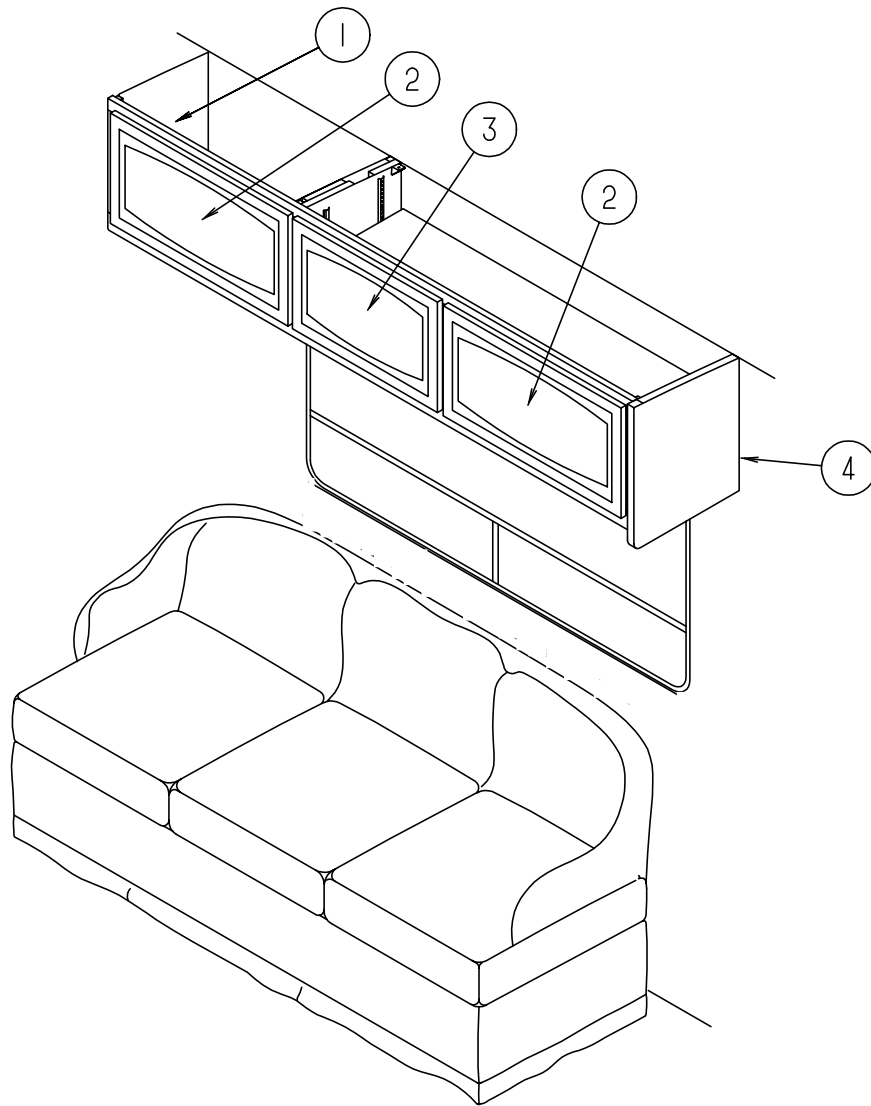
## LOUNGE GROUP



**PASSENGER SIDE LOUNGE CABINETS & TABLE**

KEY	PART NUMBER	U/M	DESCRIPTION
1	P11431-01-E37	EA	TABLE ASM-PULLOUT (PICKLED ASH)
	111431-13-E37	EA	TOP-TABLE (PICKLED ASH)
1	P11431-01-E41	EA	TABLE ASM-PULLOUT (SALEM CHERRY)
	111431-13-E41	EA	TOP-TABLE (SALEM CHERRY)
2	107494-20-GV0	EA	END CAP-CABINET, OVERHEAD (PICKLED ASH)
2	107494-02-GV1	EA	END CAP-CABINET, OVERHEAD (SALEM CHERRY)
3	M05990-03-GV0	EA	DOOR-RAIL, HDW, OGEE - 0365 X 0555 (PICKLED ASH)
3	M05990-03-GV1	EA	DOOR-RAIL, HDW, OGEE - 0365 X 0555 (SALEM CHERRY)
4	117575-01-GV0	EA	CABINET ASM-OVHD, FRONT - RH (PICKLED ASH)
4	117575-01-GV1	EA	CABINET ASM-OVHD, FRONT - RH (SALEM CHERRY)
5	107494-19-GV0	EA	END CAP-CABINET, OVERHEAD (PICKLED ASH)
5	107494-19-GV1	EA	END CAP-CABINET, OVERHEAD (SALEM CHERRY)
6	P14437-01-000	EA	CABINET ASM-LID, W/O CARPET
	120234-01-GV0	EA	LID ASM-STEP, ENTRANCE
	120231-01-01A	EA	FLOORING-RUBBER, NORAMENT925B
	101222-01-04A	EA	BRACKET-CATCH, LID - E-COAT
	107941-02-03B	EA	SUPPORT-LID, ENTRANCE STEP - OFF WHITE
	107941-02-01B	EA	SUPPORT-LID, ENTRANCE STEP - MILL

**LOUNGE GROUP (CONTINUED)**



**DRIVER SIDE LOUNGE CABINETS**

KEY	PART NUMBER	U/M DESCRIPTION
1	117617-01-GV0	EA CABINET-OVERHEAD, W/O DOOR & HARDWARE (PICKLED ASH)
1	117617-01-GV1	EA CABINET-OVERHEAD, W/O DOOR & HARDWARE (SALEM CHERRY)
2	M05990-01-GV0	EA DOOR-RAIL, HDW, OGEE - 0365 X 0680 (PICKLED ASH)
2	M05990-01-GV1	EA DOOR-RAIL, HDW, OGEE - 0365 X 0680 (SALEM CHERRY)
3	M05990-03-GV0	EA DOOR-RAIL, HDW, OGEE - 0365 X 0555 (PICKLED ASH)
3	M05990-03-GV1	EA DOOR-RAIL, HDW, OGEE - 0365 X 0555 (SALEM CHERRY)
4	107494-24-GV0	EA END CAP-CABINET, OVERHEAD (PICKLED ASH)
4	107494-24-GV1	EA END CAP-CABINET, OVERHEAD (SALEM CHERRY)

**SEALANTS & FASTENERS GROUP**

**SEALANTS & ADHESIVES**

KEY	PART NUMBER	U/M DESCRIPTION
	034552-02-000	EA SILICONE-TUBE, 300 ML - W/O NOZZLE - CLEAR
	120074-01-01A	EA SILICONE-TUBE, W/O NOZZLE - OFF WHITE FROM: 00-00-00 THRU: 11-28-95
	034552-06-000	EA SILICONE-TUBE, 300 ML - W/O NOZZLE - OFF WHITE FROM: 11-29-95 THRU: 99-99-99
	034552-16-000	EA SILICONE-SABLE, W/O NOZZLE - CSL302 (TUBE)
	108716-01-000	EA SILICONE-TUBE, OFF WHITE - SELF LEVELING
	900390-01-000	EA TIP - 2 1/2" X 1/8" ORIFICE - ELLSWORTH #2180
	900390-03-000	EA NOZZLES-SILICONE TUBE - CSL #D10
	053766-02-000	EA BEDDING COMPOUND-TUBE, WHITE SCHNEE# 5522
	053766-08-000	EA BEDDING COMPOUND-TUBE, GRAY - SCHNEE# 5522
	062917-03-000	EA ADHESIVE-LOCTITE 242 - LOCTITE 242,SIDE 41
	067788-01-000	EA ADHESIVE-SPRAY, 3M 74 - 19.5 OZ AEROSOL CAN
	069640-01-000	FT SEALER-RIBBON, 1/4" DIAMETER X 30'
	069640-02-000	FT SEALER-RIBBON, 1/2" X 1/8" X 60'
	069640-03-000	FT SEALER-RIBBON, 3/4" X 1/8" X 60'
	069640-09-000	FT SEALER-RIBBON, 1/32" X 2 1/2" X 80'
	069640-11-000	FT SEALER-TAPE, 3/16" X 3/8", BLACK - MANUS
	069640-14-000	FT SEALER-TAPE, 1/16" X 1" X 100' - GRAY
	072889-01-000	EA SEALANT-URETHANE, BLACK - 1/10 - ESSEX 552.2
	072889-09-000	EA SEALANT-URETHANE - BLACK (TUBE) - MANUS 75AM
	072889-11-000	EA SEALANT-URETHANE (TUBE) GRAY - MANUS 75AM
	076322-01-000	FT TAPE-FOAM, DOUBLE COATED ADHESIVE BACKED - .75" X 216'
	076322-02-000	FT TAPE-FOAM, DOUBLE COATED ADHESIVE BACKED - 1" X 108'
	076322-03-000	FT TAPE-FOAM, DOUBLE COATED ADHESIVE BACKED - .5" X 108'
	076322-05-000	FT TAPE-DOUBLE COATED, ADHESIVE BACKED FOAM .45" X .75"
	076322-11-000	FT TAPE-FOAM, DOUBLE COATED - .020 X 1.0 - 3M 4905 (CLEAR)
	087211-01-000	GL PROMOTER-ADHESIVE
	087211-01-000	GL PROMOTER-ADHESIVE
	091255-02-000	FT SEAL-ADHESIVE BACKED FOAM, .18" THICK X 1.5" WIDE
	094401-01-000	EA SEALER-BODY SEAM SEALER, 3M FLEXICLEAR
	106206-01-000	EA SEALER-PUMPABLE, MANUS 30A - BLACK
	107828-01-000	EA SEALANT-SB 190 EVERSEAL, SURE BOND INC
	110274-01-000	FT TAPE-FOAM, DOUBLE COATED - .045 X 1.0 - NORTON V-2800
	112901-02-000	EA ADHESIVE-PLEXUS MA, 330 50ML - P33500
	118085-02-01A	FT TAPE-FOIL, 1IN X 150 FT
	120534-01-01A	EA TAPE-SCOTCH 3M, 1/2" FINE LINE - #471 GREEN

**WASHERS**

KEY	PART NUMBER	U/M DESCRIPTION
	000E11-05-00B	EA WASHER-LOCK, 5/16 MED SPLIT - ZINC - 05110-01-000
	000E11-07-00B	EA WASHER-LOCK, 7/16 MED SPLIT - ZINC
	000E11-08-00B	EA WASHER-LOCK, 1/2 MED SPLIT - ZINC
	000E13-14-00B	EA WASHER-FLAT, 1/4" WIDE - ZINC
	000E13-17-00B	EA WASHER-FLAT, 3/8" AR - ZINC
	000E13-18-00B	EA WASHER-FLAT, 3/8 WIDE - ZINC
	000E13-20-00B	EA WASHER-FLAT, 7/16" WIDE - ZINC
	000E13-21-00B	EA WASHER-FLAT, W/2 NAR - ZINC
	000E13-22-00B	EA WASHER-FLAT, 1/2 WIDE - ZINC - 05117-01-000
	000E14-10-00B	EA WASHER-LOCK, NO 10 EXT TOOTH - ZINC
	107397-01-000	EA WASHER-FENDER, 6.8" ID X 32.0" OD
	058716-02-000	EA WASHER-FLAT, NYLON - .406 X .750 X .060
	110794-01-000	EA WASHER-FLAT, 1" ID X 1 3/4" OD

**SEALANTS & FASTENERS GROUP (CONTINUED)**

**BOLTS, NUTS & RIVETS**

KEY	PART NUMBER	U/M	DESCRIPTION
	000C12-05-16B	EA	BOLT-HEX, 5/16-18 X 1 - ZINC 5
	000C12-05-12B	EA	BOLT-HEX, 5/16-18 X 3/4 - ZINC 5
	000C12-06-20B	EA	BOLT-HEX, 3/8-16 X 1 1/4 - ZINC 5
	000C12-06-16B	EA	BOLT-HEX, 3/8-16 X 1 LAG - ZINC 5
	000C12-08-24B	EA	BOLT-HEX, 1/2-13 X 1.50 - ZINC 5
	000C12-10-24B	EA	BOLT-HEX, 5/8-11 X 1.50 - ZINC - 5
	000C13-07-48B	EA	BOLT-HEX, 7/16-20 X 3 - ZINC 5
	000C14-06-32B	EA	BOLT-HEX, 3/8-16 X 2.00 GD 8 - ZINC
	000C18-05-40A	EA	BOLT-ELEVATOR, 5/16-18 X 2.50 - PL
	000C26-04-18B	EA	BOLT-HEX, SERRATED FLANGE - 1/4-20 X 1 1/8 - ZINC
	000C26-04-14B	EA	BOLT-HEX, SERRATED FLANGE - 1/4 X 20 X 7/8 - ZINC
	000C26-04-10B	EA	BOLT-HEX, SERRATED FLANGE - 1/4-20 X 5/8 - ZINC
	000C26-05-12B	EA	BOLT-HEX, SERRATED FLANGE - 5/16-18 X 3/4 - ZINC
	000C26-05-20B	EA	BOLT-HEX, SERRATED FLANGE - 5/16-18 X 1 1/4 - ZINC
	000C26-05-16B	EA	BOLT-HEX, SERRATED FLANGE - 5/16-18 X 1 - ZINC
	000C26-06-20B	EA	BOLT-HEX, SERRATED FLANGE - 3/8-16 X 1 1/4 - ZINC
	000C26-06-12B	EA	BOLT-HEX, SERRATED FLANGE - 3/8-16 X 3/4 - ZINC
	051387-05-000	EA	BOLT-CARRIAGE, 5/16-18 X 8.5 - ZINC - W/O HOLE
	051387-06-000	EA	BOLT-CARRIAGE, W/O HOLE - 5/16-18 X 9.5 - ZINC
	106956-03-000	EA	BOLT-HEX, TAPPING - 1/2-13 NC X 3 GR5 - FULL THREAD - ZINC
	0MC04K-06-016	EA	BOLT-HEX, M06 X 1,000 X 016
	000D24-10-00B	EA	NUT-HEX, SF/LOCKING - 10-32 ZINC
	000D29-05-00B	EA	NUT-SF/LOCKING, 5/16-18 UNC - NYLON WASHER INSERT
	000D29-06-00B	EA	NUT-HEX - W/NYLON LOCK - 3/8-16 - ZINC
	000D34-06-00B	EA	NUT-HEX, LOCKING - 3/8-16 GRADE C ZINC - PREVAILING T
	000D39-04-00B	EA	NUT-HEX, SERRATED FLANGE LOCK - 1/4-20 - ZINC
	000D39-05-00B	EA	NUT-HEX, SERRATED FLANGE LOCK - 5/16-18 - ZINC
	000D39-06-00B	EA	NUT-HEX, SERRATED FLANGE LOCK - 3/8-16 - ZINC
	000D39-08-00B	EA	NUT-HEX, SERRATED FLANGE LOCK - 1/2-13 - ZINC
	000D44-07-00B	EA	NUT-HEX, SERRATED FLANGE LOCK - 7/16-20 - ZINC
	000D46-04-00A	EA	NUT-HEX, WELD, 1/4-20, PLAIN - SHORT PILOT
	000D60-05-00A	EA	NUT-HEX, WELD, LOCK 5/16-18 UNC - SHORT PILOT
	040921-03-000	EA	NUT-SPEED, U TYPE - NO 10
	040921-05-000	EA	NUT-SPEED, U TYPE - NO. 8 - .67" LENGTH X .44" WIDTH
	044364-02-000	EA	NUT-SPEED, FLAT - ROUND - T'MN C9186-014-1
	063253-07-000	EA	NUT-J, #8A .120 - .130 PNL THK
	083163-06-000	EA	PUSHNUT-FLAT TYPE, 3/8 STUD - FORD ONLY TO RETAIN THE AIR BAFFLE ON THE OIL DIPSTICK TUBE
	087234-01-000	EA	NUT-JACK, 1/4 X 20 THD, MOLLY - ARDEN 8-L, JN BRASS MOUNTS LICENSE PLATES
	088787-12-000	EA	STUD-WELD, 1/4-20 X 1.0 LG MN - ARDEN MN-1420-S-100
	108067-03-000	EA	STUD-WELD, 1/4-20 X 1/2 CD - IMAGE
	120506-01-01A	EA	RIVET-PLASTIC, BL - 3/16 DIA - FASTEX 231-121041-0
	000H16-04-06R	EA	RIVET-POP, AL 1/8 X .313-.375

**GROMMETS**

KEY	PART NUMBER	U/M	DESCRIPTION
	008380-01-000	EA	GROMMET-RUBBER, 5/8" HOLE X 1 1/2" DIAMETER - BLACK
	008384-01-000	EA	GROMMET-SNAP, 3/4" DIAMETER - NYLON
	071015-11-000	EA	GROMMET - 1.00 ID - FITS .12 MATL - MINOR RUBBER Z-3065
	071015-13-000	EA	GROMMET-RUBBER, .62" ID X 1" OD W/.09" GROOVE - BLACK
	071015-21-000	EA	GROMMET-RUBBER, .5" ID X 1.06" OD W/.19" GROOVE - BLACK
	071015-29-000	EA	GROMMET-RUBBER, .25" ID X 1.25" OD W/.12" GROOVE - BLACK
	071015-32-000	EA	GROMMET-RUBBER, .75" ID X 1.375" OD W/.187" GROOVE - BLACK
	016188-05-000	EA	GROMMET-L P LINE, 3/8" HOLE X 1 1/4" LONG - RUBBER
	023942-01-000	EA	GROMMET-RUBBER, 2" OD
	114208-02-000	EA	GROMMET-EDGE LINER, FITS .625 - HEYCO 2073

**SEALANTS & FASTENERS GROUP (CONTINUED)**

**CLAMPS & CLIPS**

KEY	PART NUMBER	U/M	DESCRIPTION
	000F10-04-16B	EA	PIN-COTTER, 1/8" X 1" - ZINC
	000H14-04-08R	EA	RIVET-MANDREL BLIND, 4/32 AL - CHERRY BSP-48
	000H16-04-06R	EA	RIVET-POP, AL 1/8 X .313-.375
	000H16-06-10R	EA	RIVET-POP, AL 3/16 X .501-.625
	010495-01-000	EA	CLAMP-CABLE - 9/16"
	010495-02-000	EA	CLAMP-CABLE, 3/8"
	010497-01-000	EA	CLAMP-CLOSED, 5/8" ID
	010497-03-000	EA	CLAMP-CLOSED, 1" ID - CUSHIONED
	010497-05-000	EA	CLAMP-CLOSED, 1/2" ID
	010499-01-000	EA	CLAMP-CLOSED, 3/8" ID
	062401-01-000	EA	CLAMP-HOSE, WORMGEAR - .25" - 1"
	062401-02-000	EA	CLAMP-HOSE, WORMGEAR - 1.56" - 2.5"
	062401-03-000	EA	CLAMP-HOSE, WORMGEAR - .22" - 1"
	062401-04-000	EA	CLAMP-HOSE, WORMGEAR - .69" - 1.25"
	062401-06-000	EA	CLAMP-HOSE, WORMGEAR - .22"-.62"
	062401-09-000	EA	CLAMP-HOSE, WORMGEAR - 2.8"- 3.75"
	062401-11-000	EA	CLAMP-HOSE, WORMGEAR - 3.56"- 4.5"
	075148-02-000	EA	CLAMP-GROUNDING, BRONZE SCREWS
	075312-02-000	EA	U-CLIP - 3/4" LONG X 1/2" WIDE- F/1/8"-3/16" THICK MATERIAL
	083609-01-000	EA	CLAMP-WIRE, DUAL - EQUAL - 5/8" DIAMETER
	083610-01-000	EA	CLAMP-WIRE, DUAL - UNEQUAL DIAMETERS - .75" & 1.25"
	083610-02-000	EA	CLAMP-WIRE, DUAL - UNEQUAL DIAMETERS
	091952-01-000	EA	CLIP-GRIPPER - 1"
	091952-02-000	EA	CLIP-GRIPPER - 3/4"
	094362-02-000	EA	CLIP-CHRISTMAS TREE, FLAT HEAD - .5" X .95"
	101447-01-000	EA	CLIP-U TYPE - TINNERMAN HOLDS SHOWER SURROUND TOGETHER

**MISCELLANEOUS FASTENERS**

KEY	PART NUMBER	U/M	DESCRIPTION
	008343-01-000	EA	TIE-WIRE, 6"
	008343-02-000	EA	TIE-WIRE, 14"
	008343-03-000	EA	TIE-WIRE, 7.5" - BLACK - DENNISON 10003
	029094-04-000	YD	VELCRO TAPE-LOOP, 1" WIDE - BLACK
	029096-03-000	YD	VELCRO TAPE-HOOK, 1" WIDE - BLACK
	029096-04-000	YD	TAPE-HOOK, VELCRO - 1" WIDE - BLACK
	085774-01-000	FT	FASTENER-DUAL HOOK, 1" WIDE - ADHESIVE BACK - BLACK
	085774-02-000	FT	FASTENER-DUAL LOOP, 1" WIDE - ADHESIVE BACK - BLACK
	085774-03-000	FT	FASTENER-DUAL LOCK, 1/2" WIDE - 3M-3541
	085774-04-000	FT	FASTENER-DUAL LOCK, 1/2" WIDE - 3M-3541
	086285-01-000	EA	SPACER-NYLON, .5" OD X .257" ID



**SEALANTS & FASTENERS GROUP (CONTINUED)**

**SCREWS**

KEY	PART NUMBER	U/M DESCRIPTION
	0G5508-12-110	EA SCREW - SF/DR - 8-18 X .75 PWH - HAMPTON TAN
	000G11-05-08B	EA SCREW - 5-20 X .50 PPH - ZINC
	000G11-06-10B	EA SCREW - 6-20 X 5/8 PPH - ZINC
	000G11-06-08B	EA SCREW - 6-20 X .50 PPH - ZINC
	000G11-06-06B	EA SCREW - 6-20 X 3/8 PPH - ZINC
	000G11-06-10J	EA SCREW - 6-20 X 5/8 PPH - BRASS
	000G11-07-08B	EA SCREW - 7-19 X .50 PPH - ZINC
	000G11-08-08B	EA SCREW - 8-18 X .50 PPH - ZINC
	000G11-08-06B	EA SCREW - 8-18 X 3/8 PPH - ZINC
	000G11-08-20B	EA SCREW - 8-18 X 1.25 PPH - ZINC
	000G11-08-16S	EA SCREW - 8-18 X 1.00 PPH - OFF WHITE
	000G11-08-12T	EA SCREW - 8-18 X .75 PPH - BLACK
	000G11-08-12S	EA SCREW - 8-18 X .75 PPH - OFF WHITE
	000G11-08-12P	EA SCREW - 8-18 X .75 PPH - DARK BROWN
	000G11-08-12D	EA SCREW - 8-18 X .75 PPH - BLACK
	000G11-08-12B	EA SCREW - 8-18 X .75 PPH - ZINC
	000G11-08-08T	EA SCREW - 8-18 X 1/5 PPH - FLUORO CARBON COATING
	000G11-10-40B	EA SCREW - 10-16 X 2 1/2 PPH CAD - 34927-01-000
	000G11-10-16B	EA SCREW - 10-16 X 1 PPH - ZINC
	000G11-10-12S	EA SCREW - 10-16 X .75 PPH - OFF WHITE
	000G11-10-12D	EA SCREW - 10-16 X 3/4 PPH - BLACK
	000G12-06-20B	EA SCREW - 6-20 X 1.25 POH - ZINC
	000G12-06-14A	EA SCREW - 6-20 X .87 POH - PLAIN
	000G12-06-08T	EA SCREW - 6-20 X .50 POH - BLACK
	000G13-06-08G	EA SCREW - 6-20 X .50 PFH - ANTIQUE BRASS
	000G13-06-24J	EA SCREW - 6-20 X 1.50 PFH - BRASS
	000G13-06-16J	EA SCREW - 6-20 X 1.00 PFH - BRASS
	000G13-06-16E	EA SCREW - 6-20 X 1.00 PFH - CHROME
	000G13-07-12B	EA SCREW - 7-19 X .75 PFH - ZINC
	000G13-07-12B	EA SCREW - 7-19 X .75 PFH - ZINC
	000G13-07-10H	EA SCREW - 7-19 X 5/8 PFH, BLACK
	000G13-08-16B	EA SCREW - 8-18 X 1 PFH - ZINC
	000G13-08-10B	EA SCREW - 8-18 X 5/8 PFH - ZINC
	000G18-08-22B	EA SCREW-MACHINE - 8-32 X 1 3/8 PPH - ZINC
	000G19-10-20B	EA SCREW-MACHINE - 10-32 X 1 1/4 PPH - ZINC
	000G19-10-12F	EA SCREW-MACHINE - 10-32 X .75 PPH - STAINLESS STEEL
	000G19-10-10B	EA SCREW-MACHINE - 10-32 X 5/8 - PPH - ZINC
	000G32-10-06B	EA SCREW - 10-32 X 3/8" - PPH - ZINC
	000G32-10-06D	EA SCREW - 10-32 X 3/8 PPH TYPE 1 - BLACK - 05003-01-000
	000G39-06-10T	EA SCREW - SF/DR - 6-20 X 5/8 PPH - BLACK
	000G39-08-06B	EA SCREW - SF/DR - 8-18 X 3/8 PPH - ZINC
	000G39-08-32B	EA SCREW - SF/DR - 8-18 X 2 PPH - ZINC
	000G39-08-24B	EA SCREW - SF/DR - 8-18 X 1.50 PPH - ZINC
	000G39-08-16T	EA SCREW - SF/DR - 6-20 X 1 PPH - BLACK
	000G39-08-16R	EA SCREW - SF/DR - 8-18 X 1.00 PPH - BEIGE
	000G39-08-16B	EA SCREW - SF/DR - 8-18 X 1 PPH - ZINC
	000G39-08-12T	EA SCREW - SF/DR - 8-18 X 3/4 PPH - BLACK
	000G39-08-12B	EA SCREW - SF/DR - 8-18 X .75 PPH - ZINC
	000G39-08-08T	EA SCREW - SF/DR - 8-18 X .50 PPH - BLACK
	000G39-08-08S	EA SCREW - SF/DR - 8-18 X .50 PPH - OFF WHITE
	000G39-08-08B	EA SCREW - SF/DR - 8-18 X .50 PPH - ZINC
	000G39-10-088	EA SCREW - SF/DR - 10-16 X PPH - DRILL - FLEX F'CARBON
	000G39-10-08B	EA SCREW - SF/DR - 10-16 X .50 PPH - ZINC
	000G39-10-129	EA SCREW - SF/DR - 10-16 X .75 PPH - FLUOROCARBON SILVER
	000G39-10-12D	EA SCREW - SF/DR - 10-16 X .75 PPH - BLACK
	000G39-10-12B	EA SCREW - SF/DR - 10-16 X .75 PPH - ZINC
	000G39-10-10B	EA SCREW - SF/DR - 10-16 X .625 - ZINC
	000G39-10-48B	EA SCREW - SF/DR - 10-16 X 3.00 PPH
	000G39-10-48T	EA SCREW - SF/DR - 10-16 X 3.00 PPH - BLACK-FLUROCARBON
	000G39-10-32B	EA SCREW - SF/DR - 10-16 X 2.00 PPH - ZINC

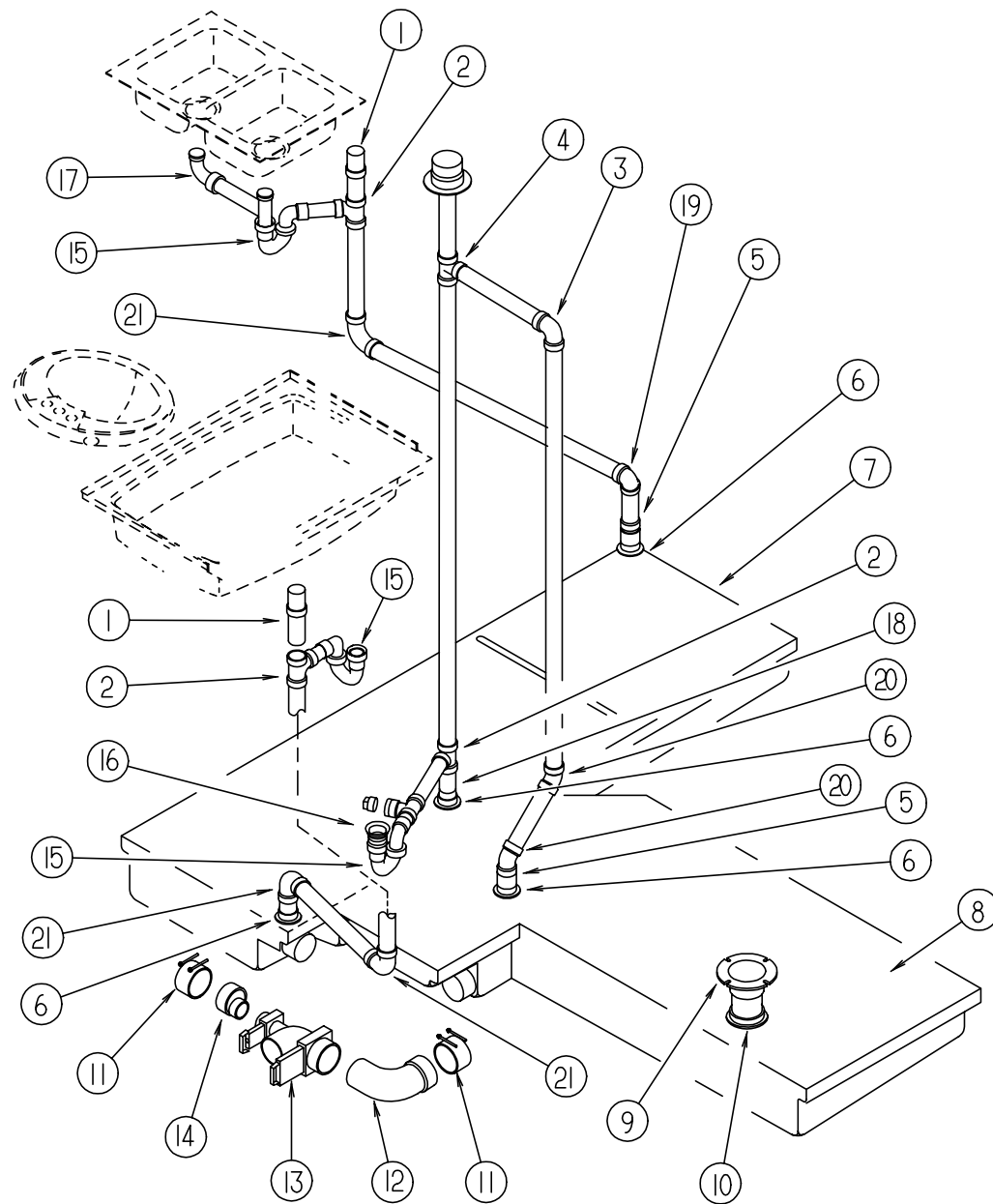
**SEALANTS & FASTENERS GROUP (CONTINUED)**

**SCREWS (CONTINUED)**

KEY	PART NUMBER	U/M DESCRIPTION
	000G39-10-209	EA SCREW - SF/DR - 10-16 X 1.25 PPH - FLUOROCARBON SILVER
	000G39-10-20B	EA SCREW - SF/DR - 10-16 X 1.25 PPH - ZINC
	000G42-04-16B	EA SCREW - SF/DR - 1/4-14 X 1 HWH - ZINC
	000G41-08-08B	EA SCREW - SF/DR - 8-18 X .50 HWH
	000G42-04-12B	EA SCREW - SF/DR - 1/4-14 X 3/4 HWH - ZINC
	000G50-04-12B	EA SCREW - MACHINE - 1/4-20 X 3/4 PPH - ZINC
	000G51-08-08B	EA SCREW - 8-18 X 1/2 PTH - ZINC
	000G52-08-18B	EA SCREW - MACHINE - 8-32 X 1 1/8 PTH - ZINC
	000G52-08-06B	EA SCREW - MACHINE - 8-32 X 3/8 PTH - ZINC
	000G54-04-20B	EA SCREW - 1/4-20 X 1 1/4 PTH - TYPE 23 - ZINC PLATED
	000G55-08-12S	EA SCREW - SF/DR - 8-18 X .75 PWH - OFF WHITE
	000G56-10-24J	EA SCREW - WOOD - 10-13 X 1.5 POH - BRIGHT BRASS
	000G57-05-16J	EA SCREW - 5-20 X 1 PFH - BRASS
	000G60-10-16J	EA SCREW - SF/DR - 10-16 X 1 POH - BRIGHT BRASS
	000G67-08-32B	EA SCREW - 8-15 X 2 PPH - ZINC
	000G67-10-10B	EA SCREW - 10-12 X 5/8 PPH - ZINC - TYPE A
	000G67-10-08R	EA SCREW - 10-12 X 1/2 PPH - BEIGE - TYPE A
	000G67-10-08B	EA SCREW - 10-12 X 1/2 PPH - ZINC
	000G67-10-48B	EA SCREW - 10-12 X 3 PPH - ZINC
	000G67-10-36T	EA SCREW - 10-12 X 2.25 PPH - BLACK - STALGARD
	000G67-10-32B	EA SCREW - 10-12 X 2 PPH - ZINC
	000G67-10-24B	EA SCREW - 10-12 X 1.50 PPH - ZINC
	000G67-10-20D	EA SCREW - 10-12 X 1.25 PPH - BLACK
	000G67-10-16B	EA SCREW - 10-12 X 1 PPH - ZINC
	000G67-10-12B	EA SCREW - 10-12 X .75 PPH - ZINC
	000G67-10-10P	EA SCREW - 10-12 X .62 PPH - DARK BROWN
	000G67-10-10D	EA SCREW - 10-12 X 5/8 PPH - BLACK - TYPE A
	000G68-06-12S	EA SCREW - 6-18 X .75 POH
	000G68-06-10G	EA SCREW - 6-18 X 5/8 POH - ANTIQUE BRASS
	049465-01-000	EA SCREW - 10-16 W/WASHER PTH - DARK BROWN
	049465-04-000	EA SCREW - 10-16 X 1 PTH W/WASHER - BEIGE
	049465-18-000	EA SCREW - 10-16 X 1 POH W/WASHER - VW GRAY
	054434-02-000	EA SCREW - SF/DR - 10-16 X 2 - ZINC - TORQ'S #25 HEAD
	057671-01-000	EA COVER - SCREW - #8 - PLASTIC - OFF WHITE
	057671-10-000	EA COVER - SCREW, VW GRAY, NO 8
	057671-11-000	EA COVER - SCREW, HAMPTON TAN, NO 8
	075908-01-000	EA SCREW - MACHINE - 10-32 X .56 PTH - EXTERNAL TOOTH - ZINC
	086256-01-000	EA SCREW - SF/DR - 8 X .75 HWH LONG - PL BODY PNL MT
	101618-01-000	EA SCREW - 1/4-20 X .75 HEX - TAPPING - STALGARD TYPE F
	109152-03-000	EA SCREW - 3/8-16 X 2" FLAT SOC - STAINLESS STEEL - BLACK
	110460-04-01A	EA SCREW-MACHINE - 10-24 X 3.25 IN PFH - ALMOND

# WATER & SEWAGE GROUP

## DRAINAGE SYSTEM



KEY	PART NUMBER	U/M DESCRIPTION
1	079968-01-000	EA VENT-MECHANICAL TRAP ARM, ANTI-SIPHON - 2" DIA X 7.3" - PLASTIC
2	010071-01-000	EA TEE-SANITARY, 1 1/2" HUB X HUB X HUB - PLASTIC - BLACK
3	034250-01-000	EA ELBOW, 90 DEG., LONG TURN - 1 1/2" HUB X HUB ABS
4	010071-01-000	EA TEE-SANITARY, 1 1/2" HUB X HUB X HUB - PLASTIC - BLACK
5	010115-01-000	EA COUPLING - 1 1/2" HUB X HUB, PLASTIC
6	061607-01-000	EA GROMMET-HOLDING TANK, 1 1/2" NPS
7	112788-01-000	EA TANK-HOLDING, 59 GAL
8	112789-01-000	EA TANK-HOLDING, 46 GAL
9	010024-01-000	EA ELBOW-PLASTIC, 1/8 BD - 3 X 45 - H X H
10	061607-02-000	EA GROMMET-HOLDING TANK, 3" NPS
11	078406-01-000	EA COUPLER-RUBBER, W/CLAMPS - 3" X 3"
12	041956-01-000	EA ELBOW-STREET, PLASTIC - 1/4" BD 3 X 90 XLT
13	070916-01-000	EA VALVE-DUAL DUMP, W/CAP - 3" X 1 1/2" - PLASTIC - BLACK
	070916-01-700	EA VALVE ONLY, 3"
	070916-01-701	EA VALVE ONLY, 1 1/2"
	010201-01-000	EA HOSE-SEWER, 3" ID X 8'
	062416-01-000	EA ADAPTER-SEWER HOSE TO 3" PIPE
	103354-01-000	EA CONNECTOR-HOSE, SEWER
14	062422-01-000	EA ADAPTER-OFFSET REDUCER, 3" X 1 1/2" - PLASTIC - BLACK
15	011066-03-700	EA P TRAP - 1 1/4" HUB X SLIP JOINT, W/UNION - ABS - CANADIAN
15	109571-01-000	EA ADAPTER-P TRAP, 1 1/2" P X 1 1/4" MPT (US)
15	107538-01-000	EA P TRAP-PLASTIC, 1 1/4" W/EXT ARM (US)
16	011069-04-000	EA TAILPIECE, 1 1/2 X 1 1/4 X 8 - BRASS
17	011091-02-000	EA PIPE-DRAIN, DOUBLE SINK - BAFFLE TEE - 1 1/2" - U.S. ONE PIPE W/TEE TO DRAIN BOTH SIDES OF SINK
17	011091-03-000	EA PIPE-DRAIN, W/SEALS - DOUBLE SINK - EXTENDS 9" TO 16" - CANADIAN
18	034250-01-000	EA ELBOW, 90 DEG., LONG TURN - 1 1/2" HUB X HUB ABS
	010115-01-000	EA COUPLING - 1 1/2" HUB X HUB, PLASTIC
19	010009-01-000	EA ELBOW - 90 DEG, 1/4 BEND - 1 1/2" - PLASTIC
20	010006-01-000	EA ELBOW - 45 DEG, 1/8 BEND - 1 1/2" HUB X HUB - BLACK PLASTIC
21	010008-01-000	EA ELBOW - 90 DEG, 1/4 BEND - 1 1/2" HUB X HUB - BLACK PLASTIC
	116644-01-000	EA FLANGE-CLOSET, 4 X 3 - SEALAND 345892
	031365-02-000	EA TEE-PLASTIC, 1 1/2 EXT LONG TURN - NIBCO 5812-LR-11/2

**WATER & SEWAGE GROUP (CONTINUED)**

**FRESH WATER TANK**

KEY	PART NUMBER	U/M	DESCRIPTION
	117217-04-000	EA	TANK ASM-WATER, 30 GAL - W/FITTINGS
	117217-01-000	EA	TANK-WATER, 30 GAL - W/O FITTINGS
	116881-05-000	EA	TANK ASM-WATER, 48 GAL - W/FITTINGS
	116881-01-000	EA	FRESH WATER TANK - 48 GAL, W/KNOTCHED CORNER F/WATER PUMP
	049032-01-000	EA	PATCH-SPINWELD, 3/8" - PLASTIC
	077954-02-000	EA	FILTER-WATER TANK, SCREEN IN TANK
	079381-01-000	FT	TUBING-SMOOTH FLEXIBLE, 1 3/8" ID X 20'
	039861-01-000	EA	SENDING UNIT-W/SCREW, WASHER, WELL NUT & TERMINAL RING

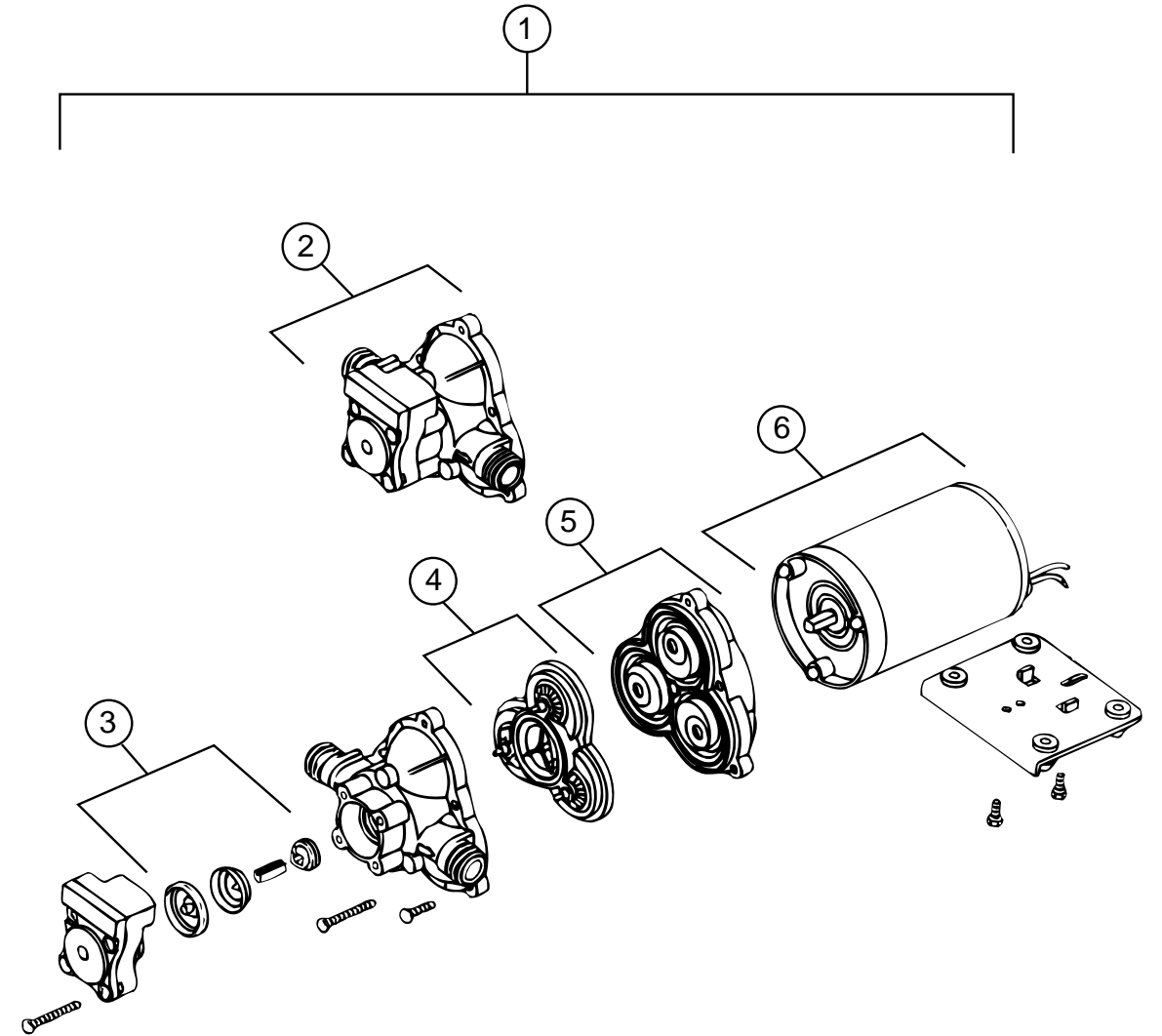
**WATER SYSTEM**

KEY	PART NUMBER	U/M	DESCRIPTION
	114428-01-000	EA	TEE - 1/2 P X 1/2 P X 1/2 P - FLAIR-IT 02820
	114428-03-000	EA	TEE - 1/2 P X 1/2 P X 1/2 MPT - FLAIR-IT 02822
	114428-02-000	EA	TEE-SWIVEL, 1/2 P X 1/2 P X 1/2 FPT - FLAIR-IT 02821
	118423-01-000	EA	TEE FITTING-BRASS, 1/4" C X 1/4" C X 1/4" C
	114429-01-000	EA	ELBOW - 1/2 P X 1/2 P - FLAIR-IT 02800
	114429-02-000	EA	ELBOW - 1/2 P X 1/2 MPT - FLAIR-IT 02803
	114429-03-000	EA	ELBOW-SWIVEL 1/2" P X 1/2" FPT - FLAIR-IT
	114429-04-000	EA	ELBOW - 1/2 P X 3/8 MPT - FLAIR-IT 02810
	114429-06-000	EA	ELBOW-SWIVEL, 1/2 P X 3/4 FPT - FLAIR-IT 02811
	111223-02-000	EA	ELBOW-PLASTIC, 1/2 MPT X 3/8 BARB - KEVCO TE-2086
	010219-01-000	EA	ELBOW - 1 1/4" MPT X 1 1/4" BARB, WATER FILL - PLASTIC
	039808-03-000	EA	ELBOW - 1/2" MPT X 1/2" MPT, PLASTIC - KEVCO 17296
	114430-08-000	EA	ADAPTER - 1/2 P X 3/4 MPT - FLAIR-IT 02868
	118809-01-000	EA	ADAPTER-PLASTIC, 1/2 MPT X 3/8 BARB - KEVCO TA-1086
	114430-01-000	EA	ADAPTER - 1/2 P X 1/2 P, FLAIR-IT 02840
	114430-02-000	EA	ADAPTER-SWIVEL, 1/2 P X 1/2 FPT - FLAIR-IT 02873
	114430-03-000	EA	ADAPTER - 1/2 P X 1/2 MPT - FLAIR-IT 02842
	101814-01-000	EA	COUPLING-FEMALE, 1/2" X 1/2" FPT W/COMPRESSION SLEEVE - GRAY
	039800-02-000	FT	TUBING-POLYBUTYL, 5/8" OD X 20' - BLACK
	039800-04-000	FT	TUBING - 1/4" OD X 20' POLYBUTYL
	111888-01-000	EA	FERRULE-PLASTIC, .250 ID X .375 OD
	111888-02-000	EA	INSERT-BRASS, 1/4 COMP
	114431-02-000	EA	WATER VALVE - 2 POSITION - "BYPASS VALVE"
	114431-03-000	EA	WATER VALVE - 90 DEGREE ELBOW - "WATER DRAIN VALVE"

**WINTERIZATION KIT**

KEY	PART NUMBER	U/M	DESCRIPTION
	118569-01-000	EA	WINTERIZATION SYSTEM - SWAN RFQ 314-W
	115029-01-000	FT	HOSE - 3/8 ID, WATER - LAVANTURE PR86
	099717-08-000	EA	TIEDOWN ASM-STRAP W/BUCKLE
	039800-02-000	FT	TUBING-POLYBUTYL, 5/8" OD - INCREMENTS OF 20' - BLACK
	071015-13-000	EA	GROMMET-RUBBER, .62" ID X 1" OD W/.09" GROOVE - BLACK
	114428-01-000	EA	TEE - 1/2 P X 1/2P X 1/2 P - FLAIR-IT 02820
	114428-03-000	EA	TEE - 1/2 P X 1/2 P X 1/2 MPT - FLAIR-IT 02822
	114429-02-000	EA	ELBOW - 1/2 P X 1/2 MPT - FLAIR-IT 02803
	114429-05-000	EA	ELBOW - 1/2 P X 3/4 MPT - FLAIR-IT 02812
	114429-06-000	EA	ELBOW-SWIVEL, 1/2 P X 3/4 FPT - FLAIR-IT 02811
	101814-01-000	EA	COUPLING-FEMALE, 1/2" X 1/2" FPT W/COMP. SLEEVE - GRAY
	110438-01-000	EA	VALVE-BRASS CHECK
	114430-01-000	EA	ADAPTER - 1/2 P X 1/2 P - FLAIR-IT 02840
	114430-03-000	EA	ADAPTER - 1/2 P X 1/2 MPT - FLAIR-IT 02842
	114430-08-000	EA	ADAPTER - 1/2 P X 3/4 MPT FLAIR-IT 02868
	118809-01-000	EA	ADAPTER-PLAS - 1/2 MPT X 3/8 BARB - KEVCO TA-1086

**WATER & SEWAGE GROUP (CONTINUED)**



**WATER PUMP-SHURFLO - FROM: 00-00-00 THRU: 02-25-96**

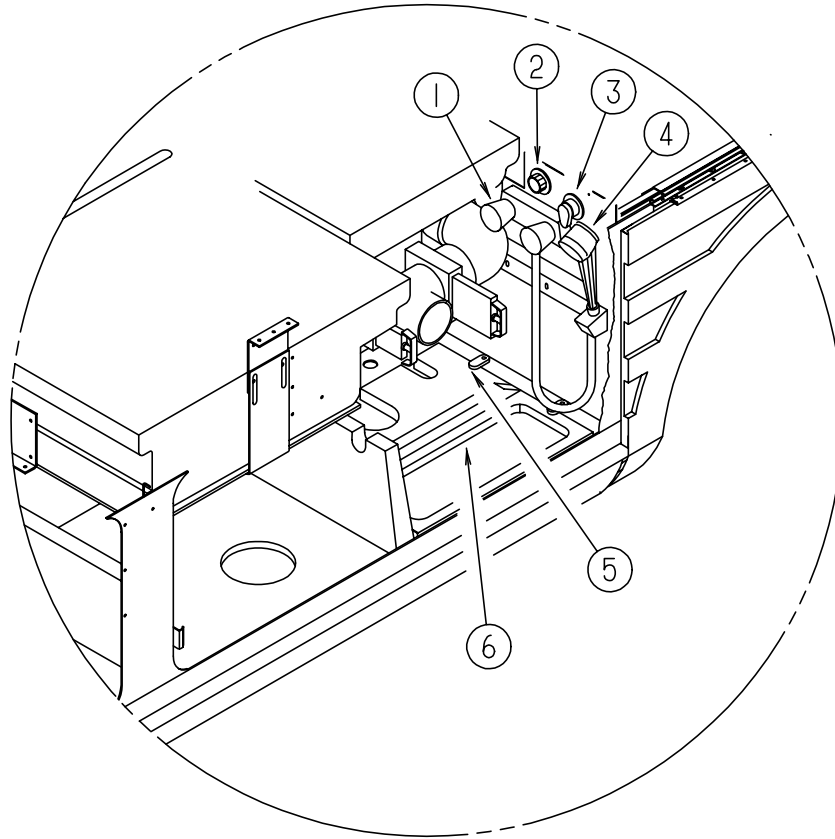
KEY	PART NUMBER	U/M	DESCRIPTION	VENDOR NO.
	1	EA	PUMP-WATER, W/.5" MPT FITTING - FLOW 2.8 GPM - UL	
	2	EA	UPPER HOUSING/SWITCH-KIT	94-231-20
	3	EA	CHECK VALVE-KIT	94-237-00
	4	EA	VALVE ASSEMBLY	94-232-00
	5	EA	DIAPHRAGM-KIT	94-238-04
	6	EA	MOTOR/BASEPLATE REPLACEMENT	94-235-03

**WATER PUMP-SHURFLO - FROM: 02-26-96 THRU: 99-99-99**

KEY	PART NUMBER	U/M	DESCRIPTION	VENDOR NO.
	121887-01-000	EA	PUMP-WATER, FLOW - 2.0 W/1/2 MPT - SHURFLO	2093
	121887-01-700	EA	MOTOR-REPLACEMENT	11-192-00
	121887-01-701	EA	PUMP HEAD, COMPLETE	94-236-00

## WATER & SEWAGE GROUP (CONTINUED)

### EXTERIOR SHOWER COMPONENTS



KEY	PART NUMBER	U/M	DESCRIPTION
1	075241-05-000	EA	FAUCET-SHOWER, BONE W/ 3/4" MPT X 1.4" LONG INLET PIPES
	114430-02-000	EA	ADAPTER-SWIVEL, 1/2 P X 1/2 FPT - FLAIR-IT 02873
2	010230-05-000	EA	CITY WATER FILL W/CHECK VALVE
3	114431-02-000	EA	WATER VALVE - 2 POSITION - "BYPASS VALVE"
	010497-03-000	EA	CLAMP-CLOSED, 1" ID - CUSHIONED
	114428-01-000	EA	TEE - 1/2 P X 1/2 P X 1/2 P - FLAIR-IT 02820
4	103092-02-000	EA	SHOWER HEAD-W/HOSE, ONDINE 23213NYLON B
4	103092-01-000	EA	SHOWER HEAD-W/60" HOSE
			FROM: 00-00-00 THRU: 08-27-95
4	103092-03-000	EA	SHOWER HEAD-W/HOSE & BRACKET ONDINE 23263APB
			FROM: 08-28-95 THRU: 99-99-99
	103092-01-700	EA	BRACKET-SHOWER HEAD, CLEAR 2328028
	011048-03-700	EA	BRACKET-SHOWER HEAD 2328029-3
5	114677-01-01A	EA	RETAINER-HATCH-COMPARTMENT, MILL
			FROM: 00-00-00 THRU: 01-25-96
5	121175-01-01A	EA	LATCH-SWELL, BLACK
			FROM: 01-26-96 THRU: 99-99-99
6	M06991-05-G38	EA	HATCH-COMPARTMENT, SEWER HOSE - PLASTIC - BLACK

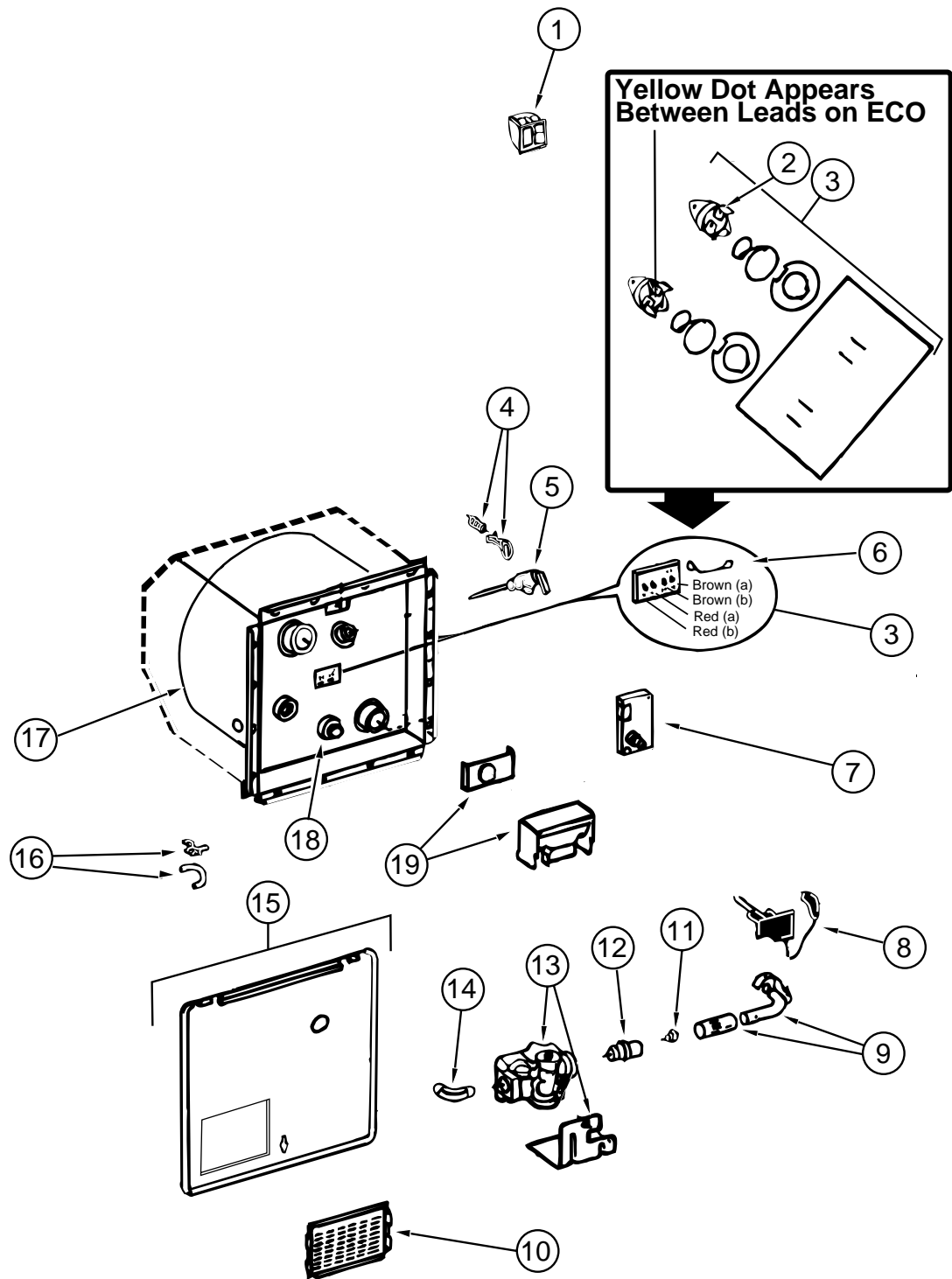
## WATER & SEWAGE GROUP (CONTINUED)

### WATER HEATER W/O MOTOR AID - ATWOOD G6A-7E

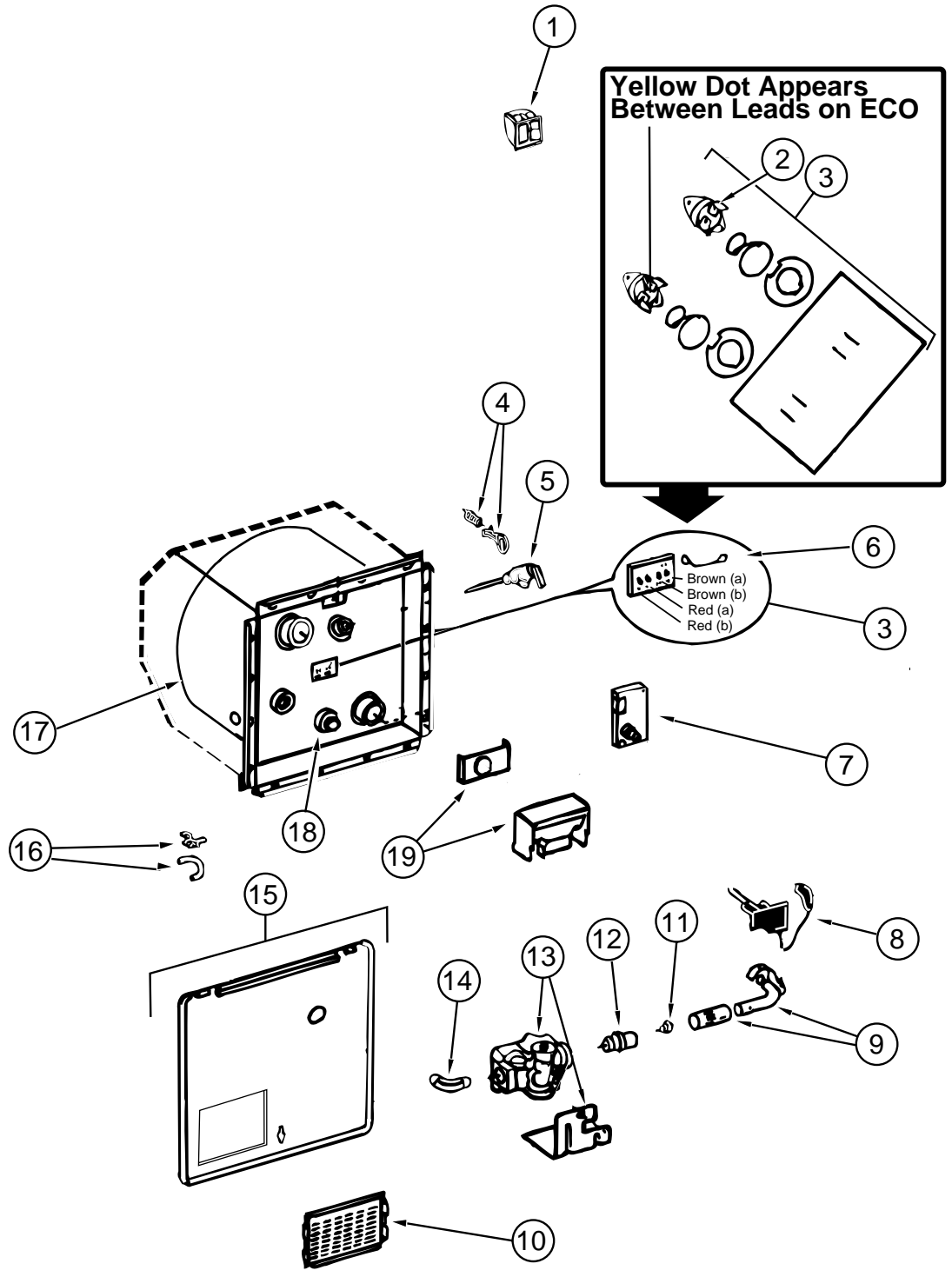
KEY	PART NUMBER	U/M DESCRIPTION	VENDOR NO.
	051391-03-000	EA WATER HEATER ATWOOD G6A-7E ELECTRONIC IGNITION	
1	097967-01-000	EA SWITCH-WATER HEATER, REMOTE W/LIGHT 91959	
2	051391-04-701	EA THERMOSTAT 12V DC-120 PRESET	91470
3	051393-01-721	EA THERMOSTAT W/ECO, 140 FRONT MOUNT	91447
4	051391-01-705	EA FASTENER-CAMLOCK	92609
5	051391-01-704	EA VALVE-RELIEF, 1/2" FITTING	91604
6	051393-01-723	EA SWITCH-THERMAL CUT OFF, 2/PKG	93866
7	051393-01-724	EA BOARD-CIRCUIT, SPADE TERMINAL	93865
8	051393-01-725	EA ELECTRODE-SINGLE SPADE CONNECTOR	93868
9	051391-04-703	EA BURNER-MAIN	91638
10	051391-01-717	EA GRILLE-WATER HEATER DOOR	92640
	051391-01-716	EA GRILL ONLY (GOES ON FLUE BOX )	91786
11	051391-01-710	EA ORIFICE-MAIN BURNER	92742
12	051391-03-700	EA HOLDER-ORIFICE	91563
13	051393-01-726	EA VALVE-SOLENOID, W/BRACKET	93870
14	051391-01-714	EA FITTING-ELBOW, 45 DEGREE - 3/8 F X 3/8 MPT	1044
15	052009-07-000	EA DOOR-WATER HEATER, 18" X 14.6" - METAL - SABLE	
	116424-01-000	EA PROTECTOR-WATER HEATER LATCH, ADHESIVE BACKED ROUND VINYL	
16	051391-01-700	EA HINGE KIT-PIN & CLIP	92568 & 92559
17	051391-04-706	EA TANK-INNER, G6A-4E & 6E - FRONT MOUNT	91641
18	051391-01-715	EA PLUG-DRAIN, 1 EA = 2 PER PKG	91857
19	051391-04-707	EA KIT-EXHAUST, (FLUE & GASKET)	90960

### WATER HEATER W/O MOTOR AID - ATWOOD G6A-8E

KEY	PART NUMBER	U/M DESCRIPTION	VENDOR NO.
	051391-03-B00	EA WATER HEATER-ATWOOD G6A-8E ELECTRIC IGNITION	
1	097967-01-000	EA SWITCH-WATER HEATER, REMOTE W/LIGHT 91959	
2	051391-04-701	EA THERMOSTAT - 12V DC-120 PRESET	91470
3	051393-01-721	EA THERMOSTAT-W/ECO, 140 FRONT MOUNT	91447
4	051391-01-705	EA FASTENER-CAMLOCK	92609
5	051391-01-704	EA VALVE-RELIEF, 1/2" FITTING	91604
6	051393-01-723	EA SWITCH-THERMAL-CUT OFF 2/PKG	93866
7	051393-01-724	EA BOARD-CIRCUIT, SPADE TERMINAL	93865
8	051393-01-725	EA ELECTRODE-SINGLE SPADE CONNECTOR	93868
9	051391-04-703	EA BURNER-MAIN	91638
10	051391-01-717	EA GRILLE-WATER HEATER DOOR	92640
	051391-01-716	EA GRILL ONLY (GOES ON FLUE BOX)	91786
11	051391-01-710	EA ORIFICE-MAIN BURNER	92742
12	051391-03-700	EA HOLDER-ORIFICE	91563
13	051393-01-726	EA VALVE-SOLENOID, W/BRACKET	93870
14	051391-01-714	EA FITTING-ELBOW, 45 DEGREE - 3/8 F X 3/8 MPT	1044
15	052009-07-000	EA DOOR-WATER HEATER, 18" X 14.6" - METAL - SABLE	
	116424-01-000	EA PROTECTOR-WATER HEATER LATCH, ADHESIVE BACKED ROUND VINYL	
16	051391-01-700	EA HINGE KIT, (PIN & CLIP)	92568 & 92559
17	051391-04-706	EA TANK-INNER, G6A-4E & 6E - FRONT MOUNT	91641
18	051391-01-715	EA PLUG-DRAIN, 1 EA = 2 PER PKG	91857
19	051391-04-707	EA KIT-EXHAUST, (FLUE & GASKET)	90960
	111129-01-711	EA BRACKET-CORNER, SET OF FOUR	91928



**WATER & SEWAGE GROUP (CONTINUED)**



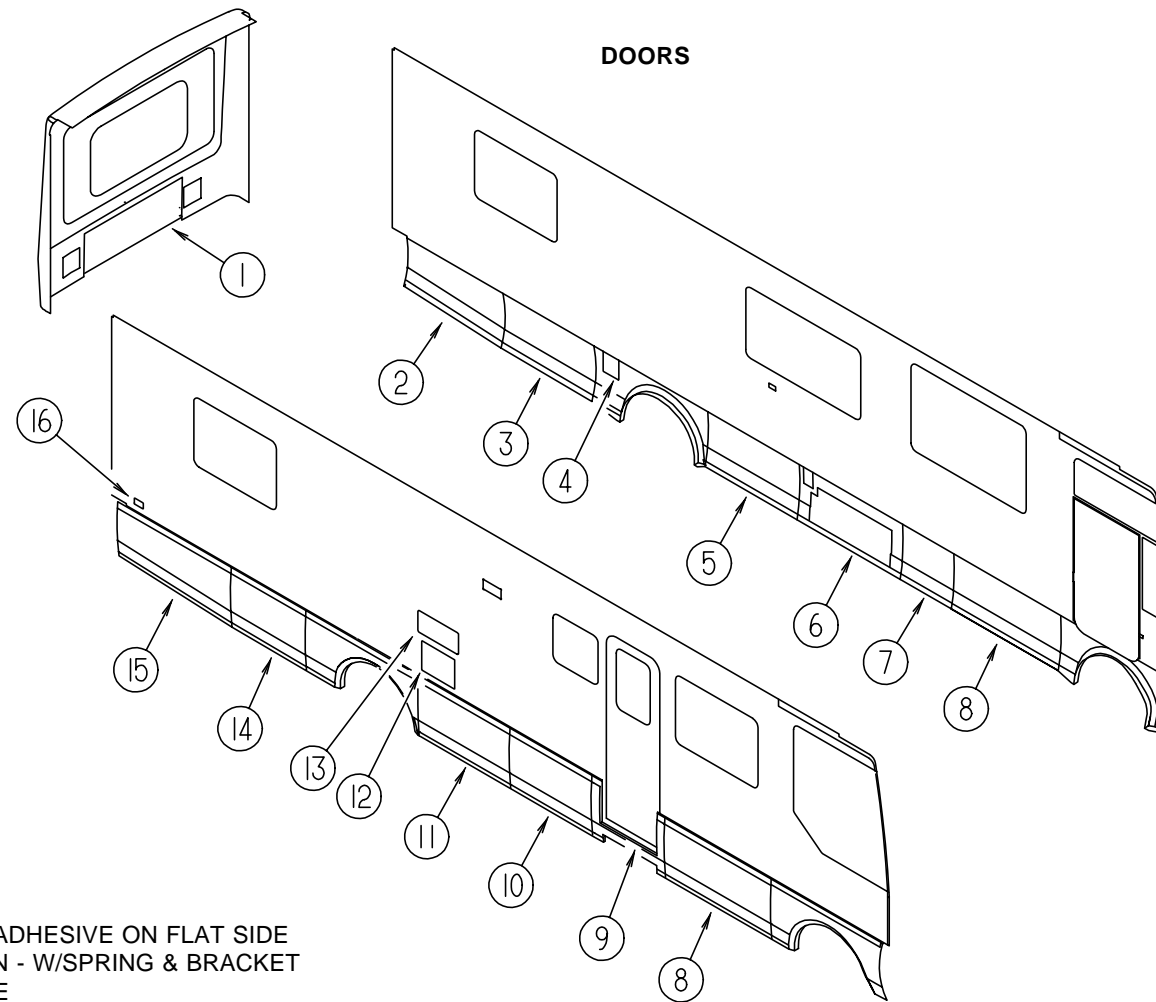
**WATER HEATER W/MOTOR AID FOR REAR HEATER - ATWOOD GH6-7E**

KEY	PART NUMBER	U/M DESCRIPTION	VENDOR NO.
	051393-01-A00	EA WATER HEATER-ATWOOD GH6-7E ELECTRIC IGNITION	
1	097967-01-000	EA SWITCH-WATER HEATER, REMOTE W/LIGHT 91959	
2	051391-04-701	EA THERMOSTAT 12V DC-120 PRESET	91470
3	051393-01-721	EA THERMOSTAT W/ECO, 140 FRONT MOUNT	91447
4	051391-01-705	EA FASTENER-CAMLOCK	92609
5	051391-01-704	EA VALVE-RELIEF, 1/2" FITTING	91604
6	051393-01-723	EA SWITCH-THERMAL CUT OFF, 2/PKG	93866
7	051393-01-724	EA BOARD-CIRCUIT, SPADE TERMINAL	93865
8	051393-01-725	EA ELECTRODE-SINGLE SPADE CONNECTOR	93868
9	051391-04-703	EA BURNER-MAIN	91638
10	051391-01-717	EA GRILLE-WATER HEATER DOOR	92640
	051391-01-716	EA GRILL ONLY (GOES ON FLUE BOX)	91786
11	051391-01-710	EA ORIFICE-MAIN BURNER	92742
12	051391-03-700	EA HOLDER-ORIFICE	91563
13	051393-01-726	EA VALVE-SOLENOID, W/BACKET	93870
14	051391-01-714	EA FITTING-ELBOW, 45 DEGREE - 3/8F X 3/8MPT	1044
15	052009-07-000	EA DOOR-WATER HEATER, 18" X 14.6" - METAL - SABLE	
	116424-01-000	EA PROTECTOR-WATER HEATER LATCH, ADHESIVE BACKED ROUND VINYL	
16	051391-01-700	EA HINGE KIT, (PIN & CLIP)	92568 & 92559
17	051391-04-704	EA TANK-INNER (FRONT MOUNT )	91642
18	051391-01-715	EA PLUG-DRAIN, 1 EA = 2 PER PKG	91857
19	051391-04-707	EA KIT-EXHAUST, (FLUE & GASKET)	90960

**WATER HEATER W/MOTOR AID FOR REAR HEATER - ATWOOD GH6-8E**

KEY	PART NUMBER	U/M DESCRIPTION	VENDOR NO.
	051393-01-B00	EA WATER HEATER-ATWOOD GH6-8E ELECTRIC IGNITION	
1	097967-01-000	EA SWITCH-WATER HEATER, REMOTE W/LIGHT 91959	
2	051391-04-701	EA THERMOSTAT 12V DC-120 PRESET	91470
3	051393-01-721	EA THERMOSTAT W/ECO, 140 FRONT MOUNT	91447
4	051391-01-705	EA FASTENER-CAMLOCK	92609
5	051391-01-704	EA VALVE-RELIEF, 1/2" FITTING	91604
6	051393-01-723	EA SWITCH-THERMAL CUT OFF 2/PKG	93866
7	051393-01-724	EA BOARD-CIRCUIT, SPADE TERMINAL	93865
8	051393-01-725	EA ELECTRODE-SINGLE SPADE CONNECTOR	93868
9	051391-04-703	EA BURNER-MAIN	91638
10	051391-01-717	EA GRILLE-WATER HEATER DOOR	92640
	051391-01-716	EA GRILL ONLY (GOES ON FLUE BOX)	91786
11	051391-01-710	EA ORIFICE-MAIN BURNER	92742
12	051391-03-700	EA HOLDER-ORIFICE	91563
13	051393-01-726	EA VALVE-SOLENOID, W/BACKET	93870
14	051391-01-714	EA FITTING-ELBOW, 45 DEGREE - 3/8 F X 3/8 MPT	1044
15	052009-07-000	EA DOOR-WATER HEATER, 18" X 14.6" - METAL - SABLE	
	116424-01-000	EA PROTECTOR-WATER HEATER LATCH, ADHESIVE BACKED ROUND VINYL	
16	051391-01-700	EA HINGE KIT, (PIN & CLIP)	92568 & 92559
17	051391-04-704	EA TANK-INNER (FRONT MOUNT )	91642
18	051391-01-715	EA PLUG-DRAIN, 1 EA = 2 PER PKG	91857
19	051391-04-707	EA KIT-EXHAUST, (FLUE & GASKET)	90960
	111129-01-711	EA BRACKET-CORNER, SET OF FOUR	91928

## WINDOW, VENT & EXTERIOR DOOR GROUP

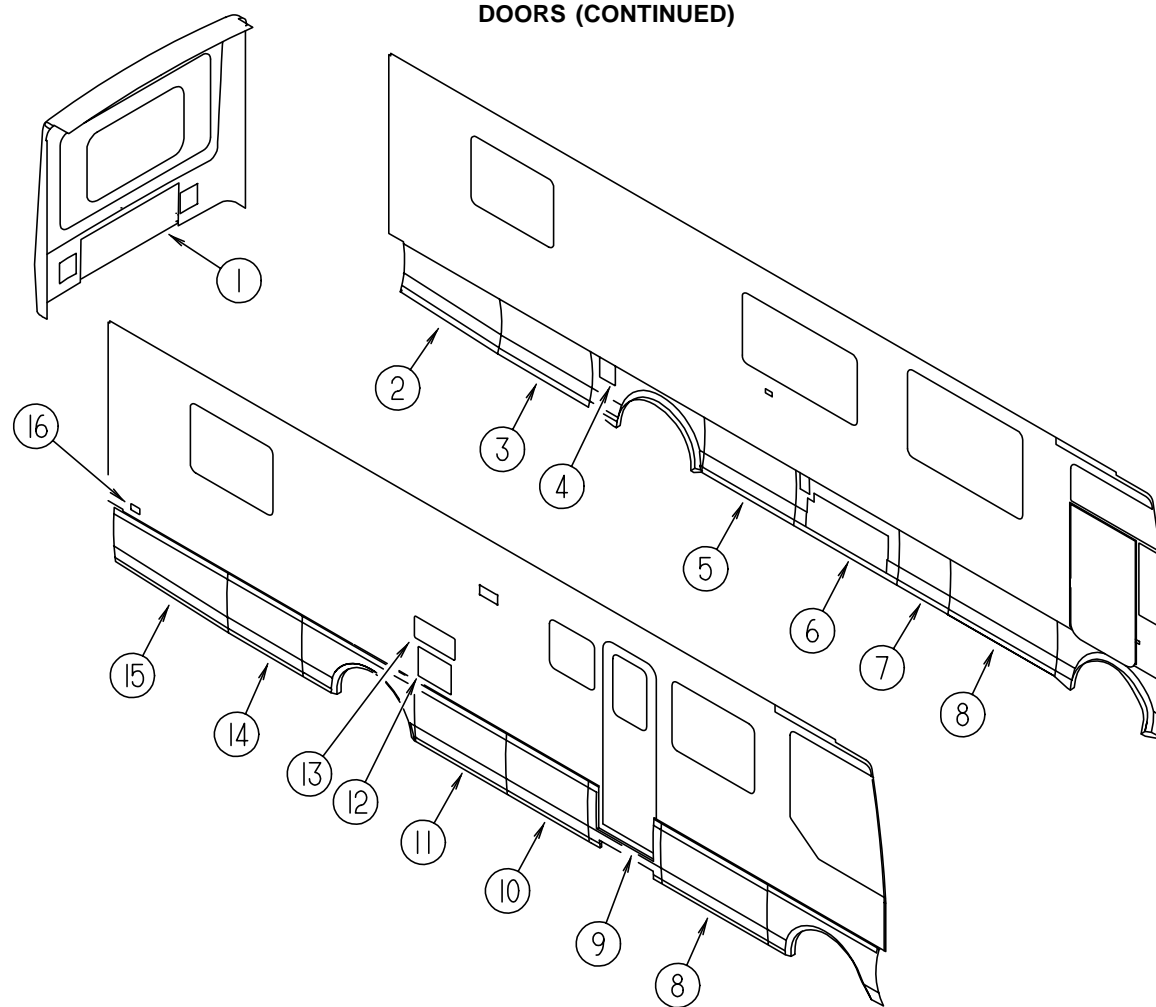


KEY	PART NUMBER	U/M DESCRIPTION
1	117593-01-GV0	EA DOOR ASM-REAR, SABLE
	107721-01-000	FT BULB SEAL-"D" SHAPED, W/ADHESIVE ON FLAT SIDE
	101348-01-000	EA BOLT-SLIDE, LATCH - NYLON - W/SPRING & BRACKET
	102325-02-06A	EA HINGE-TRUNK DOOR, SABLE
	108561-01-000	EA TURNBUCKLE,10-24 THREAD
	108562-14-000	EA ROD-LATCH, LEFT THREADED - 207MM LONG
	108562-28-000	EA ROD-LATCH, THREADED, LEFT - 9.6" LONG
	108562-29-000	EA ROD-LATCH, THREADED, RIGHT - 9.2" LONG
	108562-33-000	EA ROD-LATCH, THREADED, RIGHT - 8.4" LONG
	112949-01-02A	EA LATCH ASM - PADDLE W/LOCK W/O KEY
	114268-03-02B	EA BRACKET-GAS SPRING, UPPER - W/O BALL STUD
	057460-02-000	EA STUD-BALL, GAS SPRING - 10MM - 5/16" - 18
	108998-01-000	EA SPRING-GAS 12" COMPRESSED/20" EXTENDED - 30 LB.
	107796-05-000	EA BRACKET-GAS SPRING, FLAT SPDI SPD-1020
	107719-01-01A	EA STRIKE-VALANCE DOOR, MILL
	112949-03-000	EA KEY-TRI MARK, 81030-03
2	120152-02-GV0	EA DOOR-VALANCE
	107796-02-000	EA BRACKET-GAS SPRING,LARGE SPDI SPD-1060
	107796-01-000	EA GAS SPRING - 11" COMPRESSED/17" EXTENDED - 40LB.
	118037-01-01A	EA HINGE-DOUBLE PIVOT, 90 DEGREE - MILL
	119443-01-01A	EA COVER-LATCH, VALANCE DOOR - BLACK
3	120151-02-GV0	EA DOOR-VALANCE
	107796-02-000	EA BRACKET-GAS SPRING, LARGE SPDI SPD-1060
	107796-01-000	EA GAS SPRING - 11" COMPRESSED/17" EXTENDED - 40LB.
	118037-01-01A	EA HINGE-DOUBLE PIVOT, 90 DEGREE - MILL
	119443-01-01A	EA COVER-LATCH, VALANCE DOOR - BLACK
4	118392-01-GV0	EA DOOR ASM-FUEL FILL
	110506-04-000	EA LOCK ASM-KEYED, 26.45MM
	076322-02-000	EA TAPE-DOUBLE COATED, .045 X 1.0
	118037-01-01A	EA HINGE-DOUBLE PIVOT, 90 DEGREE - MILL
	118037-02-02B	EA HINGE-DOUBLE PIVOT, 90 DEGREE - W/TS - E-COAT
	118037-02-01A	EA HINGE-DOUBLE PIVOT, 90 DEGREE - W/TS - MILL

KEY	PART NUMBER	U/M DESCRIPTION
	118331-01-01A	EA DOOR-FUEL FILL, BLACK
5	120150-04-GV0	EA DOOR-VALANCE
	107796-02-000	EA BRACKET-GAS SPRING, LARGE SPDI SPD-1060
	107796-01-000	EA GAS SPRING - 11" COMPRESSED/17" EXTENDED - 40LB.
	118037-01-01A	EA HINGE-DOUBLE PIVOT, 90 DEGREE - MILL
	119443-01-01A	EA COVER-LATCH, VALANCE DOOR - BLACK
6	120153-01-GV0	EA DOOR-A/C
	118037-01-01A	EA HINGE-DOUBLE PIVOT, 90 DEGREE - MILL
	120495-01-01A	EA STRIKER-DOOR, MILL
	076767-04-000	EA CABLE-SUPPORT, 5.9" - STAINLESS STEEL
	104692-01-000	FT SEAL - 3/4" X 3/4", ADHESIVE BACK FOAM SEAL
	107721-01-000	FT BULB SEAL-"D" SHAPED, W/ADHESIVE ON FLAT SIDE
	108998-01-000	EA SPRING-GAS SPD-5300-30
	114268-03-02B	EA BRACKET-GAS SPRING, E-COAT
7	120150-01-GV0	EA DOOR-VALANCE
	107796-02-000	EA BRACKET-GAS SPRING, LARGE SPDI SPD-1060
	118037-01-01A	EA HINGE-DOUBLE PIVOT, 90 DEGREE - MILL
	119443-01-01A	EA COVER-LATCH, VALANCE DOOR - BLACK
8	120150-05-GV0	EA DOOR-VALANCE
	107796-05-000	EA BRACKET-GAS SPRING, FLAT SPDI SPD-1020
	107796-08-000	EA SPRING-GAS 17" LENGTH, 60 LB SPDI SPD-5200-60
	118037-01-01A	EA HINGE-DOUBLE PIVOT, 90 DEGREE - MILL
	120863-01-000	EA BUMPER-RUBBER, 1.25 DIA X 1.25
	120495-01-01A	EA STRIKER-DOOR, MILL
	120494-01-01B	EA SHIM-STRIKER, DOOR, MILL
	107721-01-000	FT BULB SEAL-"D" SHAPED, W/ADHESIVE ON FLAT SIDE
	069640-03-000	FT SEALER-RIBBON - 3/4" X 1/8" - INCREMENTS OF 60'
	119443-01-01A	EA COVER-LATCH, VALANCE DOOR - BLACK

## WINDOW, VENT & EXTERIOR DOOR GROUP (CONTINUED)

### DOORS (CONTINUED)



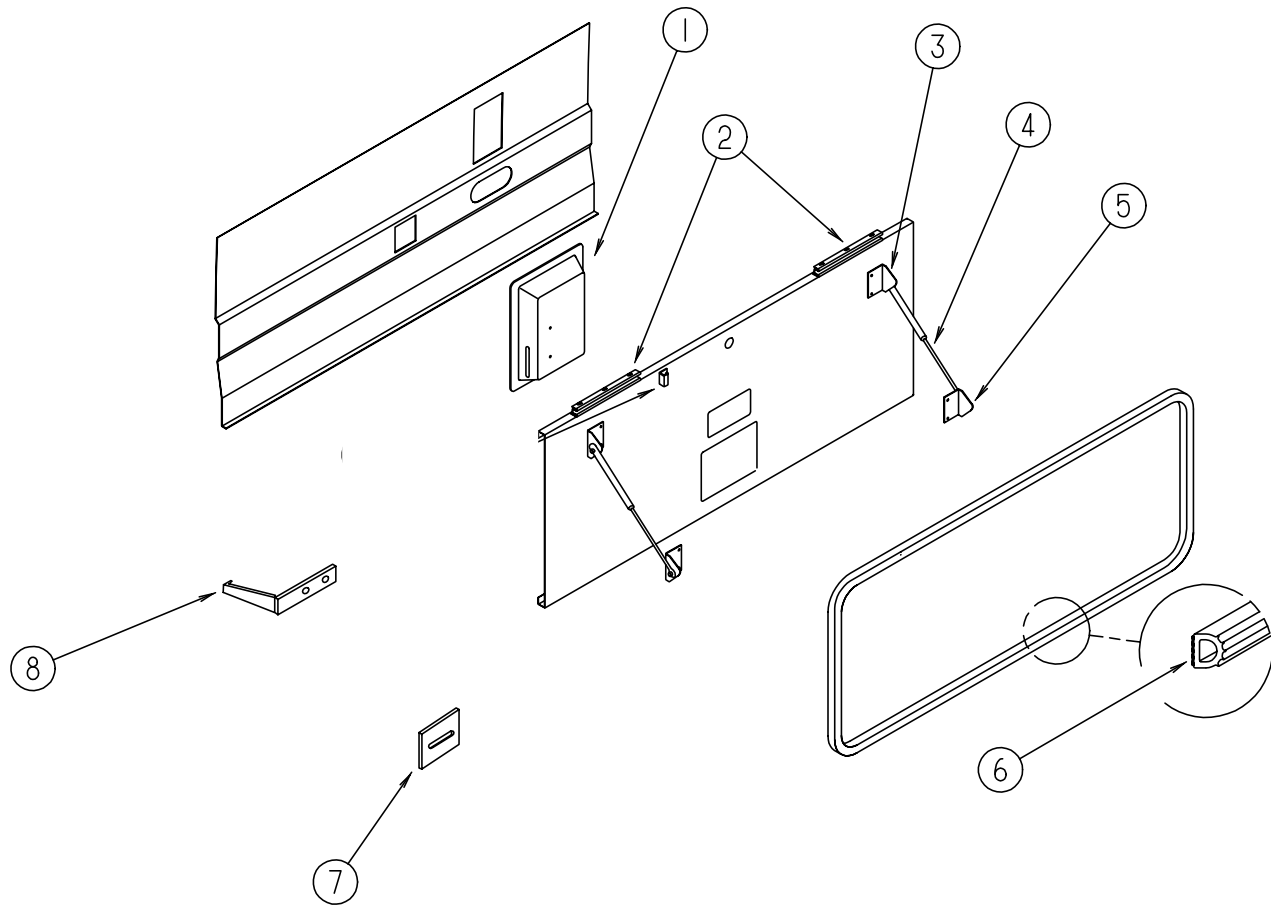
KEY	PART NUMBER	U/M DESCRIPTION
9	115108-08-GV0	EA DOOR-ENTRANCE, W/SCREEN DOOR & JAMB - W/O WINDOW (GV0/GV1)
9	115108-08-GV2	EA DOOR-ENTRANCE, W/SCREEN DOOR & JAMB - W/O WINDOW (GV2/GV3)
9	115108-08-GV4	EA DOOR-ENTRANCE, W/SCREEN DOOR & JAMB - W/O WINDOW (GV4/GV5)
9	115108-07-GV0	EA DOOR-ENTRANCE, W/SCREEN DOOR & JAMB - W/POWER LOCKS (GV0/GV1)
9	115108-07-GV2	EA DOOR-ENTRANCE, W/SCREEN DOOR & JAMB - W/POWER LOCKS (GV2/GV3)
9	115108-07-GV4	EA DOOR-ENTRANCE, W/SCREEN DOOR & JAMB - W/POWER LOCKS (GV4/GV5)
10	120150-02-GV0	EA DOOR-VALANCE
	107796-02-000	EA BRACKET-GAS SPRING, LARGE SPDI SPD-1060
	107796-01-000	EA GAS SPRING - 11" COMPRESSED/17" EXTENDED - 40LB.
	118037-01-01A	EA HINGE-DOUBLE PIVOT, 90 DEGREE - MILL
	119443-01-01A	EA COVER-LATCH, VALANCE DOOR - BLK
11	120150-03-GV0	EA DOOR-VALANCE
	107796-05-000	EA BRACKET-GAS SPRING, FLAT SPDI SPD-1020
	107796-01-000	EA GAS SPRING - 11" COMPRESSED/17" EXTENDED - 40LB.
	107721-01-000	FT BULB SEAL-"D" SHAPED, W/ADHESIVE ON FLAT SIDE
	069640-03-000	FT SEALER-RIBBON - 3/4" X 1/8" - INCREMENTS OF 60'
	120495-01-01A	EA STRIKER-DOOR, MILL
	120494-01-01B	EA SHIM-STRIKER, DOOR, MILL
	118037-01-01A	EA HINGE-DOUBLE PIVOT, 90 DEGREE - MILL
	119443-01-01A	EA COVER-LATCH, VALANCE DOOR - BLACK

KEY	PART NUMBER	U/M DESCRIPTION
12	052009-07-000	EA DOOR-WATER HEATER, SABLE ATWOOD
	116424-01-000	EA PROTECTOR-WATER HEATER LATCH, ATWOOD 92611
13	084103-09-000	EA DOOR-VENT, REFRIGERATOR - SABLE
	084104-09-000	EA JAMB-VENT DOOR, REFRIGERATOR - SABLE
	084104-01-700	EA LOCK-MALE, FASTENER - REFRIGERATOR DOOR
	084104-01-701	EA LOCK-FEMALE, FASTENER - REFRIGERATOR DOOR
13	118368-01-01A	EA DOOR-VENT, REFRIGERATOR - OFF WHITE - DOMETIC FROM: 00-00-00 THRU: 08-27-95
13	118368-01-02A	EA DOOR-VENT, REFRIGERATOR - SABLE - DOMETIC 3103847.038 FROM: 08-28-95 THRU: 99-99-99
14	120151-01-GV0	EA DOOR-VALANCE
	107796-02-000	EA BRACKET-GAS SPRING, LARGE SPDI SPD-1060
	107796-01-000	EA GAS SPRING - 11" COMPRESSED/17" EXTENDED - 40LB.
	118037-01-01A	EA HINGE-DOUBLE PIVOT, 90 DEGREE - MILL
	119443-01-01A	EA COVER-LATCH, VALANCE DOOR - BLACK
15	120152-01-GV0	EA DOOR-VALANCE
	107796-02-000	EA BRACKET-GAS SPRING, LARGE SPDI SPD-1060
	107796-01-000	EA GAS SPRING - 11" COMPRESSED/17" EXTENDED - 40LB.
	118037-01-01A	EA HINGE-DOUBLE PIVOT, 90 DEGREE - MILL
	119443-01-01A	EA COVER-LATCH, VALANCE DOOR - BLACK
16	081240-17-000	EA FILL-WATER, LOCKABLE - W/O LOCK - SABLE
	110506-02-000	EA LOCK-KEYED, 13.64 MM - BRIGGS & STRATTON



# WINDOW, VENT & EXTERIOR DOOR GROUP (CONTINUED)

## EXTERIOR COMPARTMENT DOOR COMPONENTS

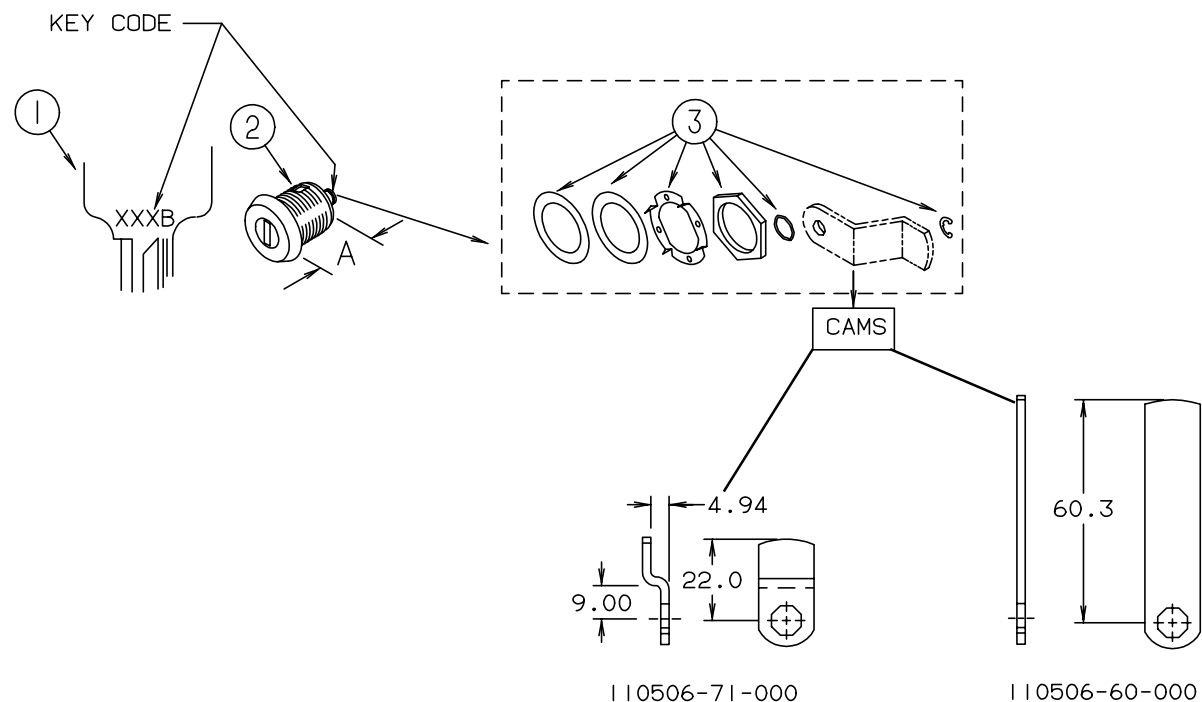


KEY	PART NUMBER	U/M	DESCRIPTION
1	119443-01-01A	EA	COVER-LATCH,VALANCE DOOR BLK
	100128-02-000	FT	SEAL-FOAM, ADHESIVE BACK - .37" W X .37" THICK
2	118037-01-01A	EA	HINGE-DOUBLE PIVOT,90DEG MIL
2	118037-02-02B	EA	HINGE-DBL PVT,90DEG,W/TS,ECT (FUEL DOOR)
2	118037-02-01A	EA	HINGE-DBL PVT,90DEG,W/TS,MIL (FUEL DOOR)
3	107796-02-000	EA	BRACKET-"L" MOUNT BRACKET W/ BALL STUD F/GAS SPRING
4	107796-01-000	EA	GAS SPRING - 11" COMPRESSED/17" EXTENDED - 40LB.
4	107796-08-000	EA	SPRING-GAS - 11" COMPRESSED/17" EXTENDED
5	107796-05-000	EA	BRACKET-GAS SPRING,FLAT SPDI SPD-1020
7	110415-01-01A	EA	SHIM-LATCH, VALANCE DOOR - BLACK
8	102768-01-000	EA	HOLDER-COMPARTMENT/ENTRY DOOR, METAL - MILL FINISH
	091876-01-000	EA	RETAINER-DOOR, 1.9" X .8" - METAL

## WINDOW, VENT & EXTERIOR DOOR GROUP (CONTINUED)

### BRIGGS & STRATTON LOCKS & COMPONENTS

NOTE:  
 WHEN ORDERING THE LOCK CASE, THE KEY CODE MUST MATCH THE LAST DIGIT OF THE VEHICLE'S SERIAL NUMBER AND PART NUMBER; WHEN ORDERING THE KEYS, THE THIRD DIGIT OF THE KEY CODE MUST MATCH THE LAST DIGIT OF THE VEHICLE'S SERIAL NUMBER AND PART NUMBER

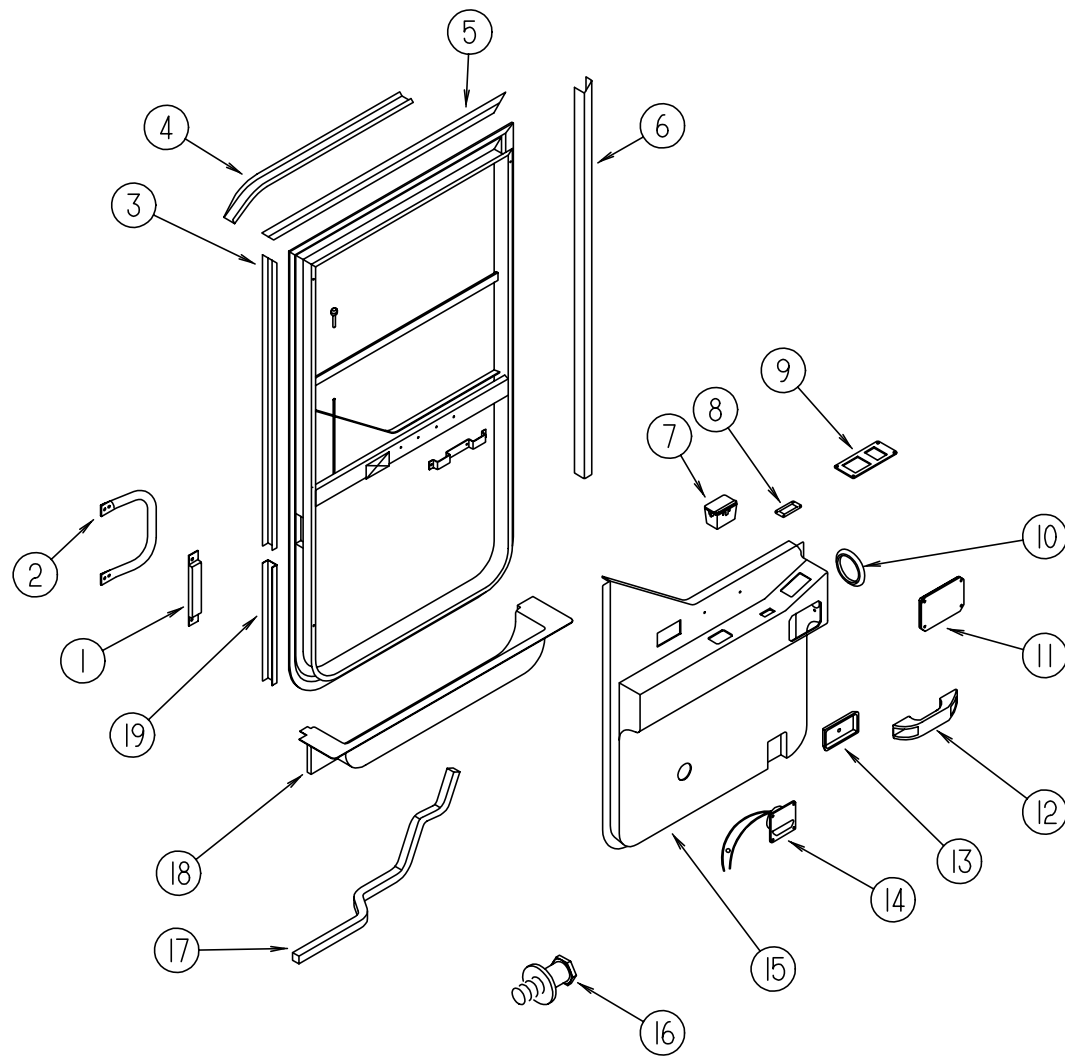


KEY	PART NUMBER	U/M	DESCRIPTION	VENDOR NO.
1	110506-59-000	EA	KEYS-SET OF TWO	596720
2	110506-52-000	EA	CASE-LOCK, A = 17 MM	702370
2	110506-53-000	EA	CASE-LOCK, A = 25 MM	702380
1	110506-59-001	EA	KEYS-SET OF TWO	596721
2	110506-52-001	EA	CASE-LOCK, A = 17 MM	702371
2	110506-53-001	EA	CASE-LOCK, A = 25 MM	702381
1	110506-59-002	EA	KEYS-SET OF TWO	596722
2	110506-52-002	EA	CASE-LOCK, A = 17 MM	702372
2	110506-53-002	EA	CASE-LOCK, A = 25 MM	702382
1	110506-59-003	EA	KEYS-SET OF TWO	596723
2	110506-52-003	EA	CASE-LOCK, A = 17 MM	702373
2	110506-53-003	EA	CASE-LOCK, A = 25 MM	702383
1	110506-59-004	EA	KEYS-SET OF TWO	596724
2	110506-52-004	EA	CASE-LOCK, A = 17 MM	702374
2	110506-53-004	EA	CASE-LOCK, A = 25 MM	702384
1	110506-59-005	EA	KEYS-SET OF TWO	596725
2	110506-52-005	EA	CASE-LOCK, A = 17 MM	702375
2	110506-53-005	EA	CASE-LOCK, A = 25 MM	702385
1	110506-59-006	EA	KEYS-SET OF TWO	596726
2	110506-52-006	EA	CASE-LOCK, A = 17 MM	702376
2	110506-53-006	EA	CASE-LOCK, A = 25 MM	702386

KEY	PART NUMBER	U/M	DESCRIPTION	VENDOR NO.
1	110506-59-007	EA	KEYS-SET OF TWO	596727
2	110506-52-007	EA	CASE-LOCK, A = 17 MM	702377
2	110506-53-007	EA	CASE-LOCK, A = 25 MM	702387
1	110506-59-008	EA	KEYS-SET OF TWO	596728
2	110506-52-008	EA	CASE-LOCK, A = 17 MM	702378
2	110506-53-008	EA	CASE-LOCK, A = 25 MM	702388
1	110506-59-009	EA	KEYS-SET OF TWO	596729
2	110506-52-009	EA	CASE-LOCK - A = 17 MM	702379
2	110506-53-009	EA	CASE-LOCK - A = 25 MM	702389
3	110506-40-700	EA	HARDWARE KIT	
3	110506-40-700	EA	HARDWARE KIT, INCLUDES GASKET, WASHERS, NUT & CLIP	
	110506-60-000	EA	CAM-LOCK, BRIGGS & STRATTON 322276 (FUEL FILL)	
	110506-71-000	EA	CAM-LOCK, BRIGGS & STRATTON 322287 (WATER FILL)	
	110506-59-701	EA	KEY BLANK (GOLD)	

## WINDOW, VENT & EXTERIOR DOOR GROUP (CONTINUED)

### DRIVERS DOOR



KEY	PART NUMBER	U/M DESCRIPTION
	15	118582-01-01A EA PANEL-TRIM, INNER, LH - HAMPTON TAN
	15	118582-02-01A EA PANEL-TRIM, INNER, LH - LEVELING JACKS - HAMPTON TAN
	16	EA STRIKER ASSEMBLY, (SUPPLIED W/DRIVERS DOOR)
	17	063977-14-000 EA STEP-DRIVERS DOOR - BLACK
	17	063977-13-000 EA STEP-DRIVERS DOOR - UNPAINTED
	18	107818-02-01A EA TRIM-STEP, DRIVERS DOOR - HAMPTON TAN
		102569-02-000 EA MAT-ANTI SLIP, LOWER
		109506-01-000 EA FILM-URETHANE, PROTECTANT - 107.9 X 679.4MM
		109235-01-01A FT COVER-SCREW, MAT - BLACK DAWN #132-081046
	19	108897-02-01A EA GARNISH-DOOR, DRIVERS - BLACK
		109378-01-000 EA STRAP-CHECK, DRIVERS DOOR - BLACK
		064219-01-000 EA RETAINER-CHECK STRAP, DRIVER DOOR
		091162-55-005 EA ANGLE, 4900, V.W. GRAY

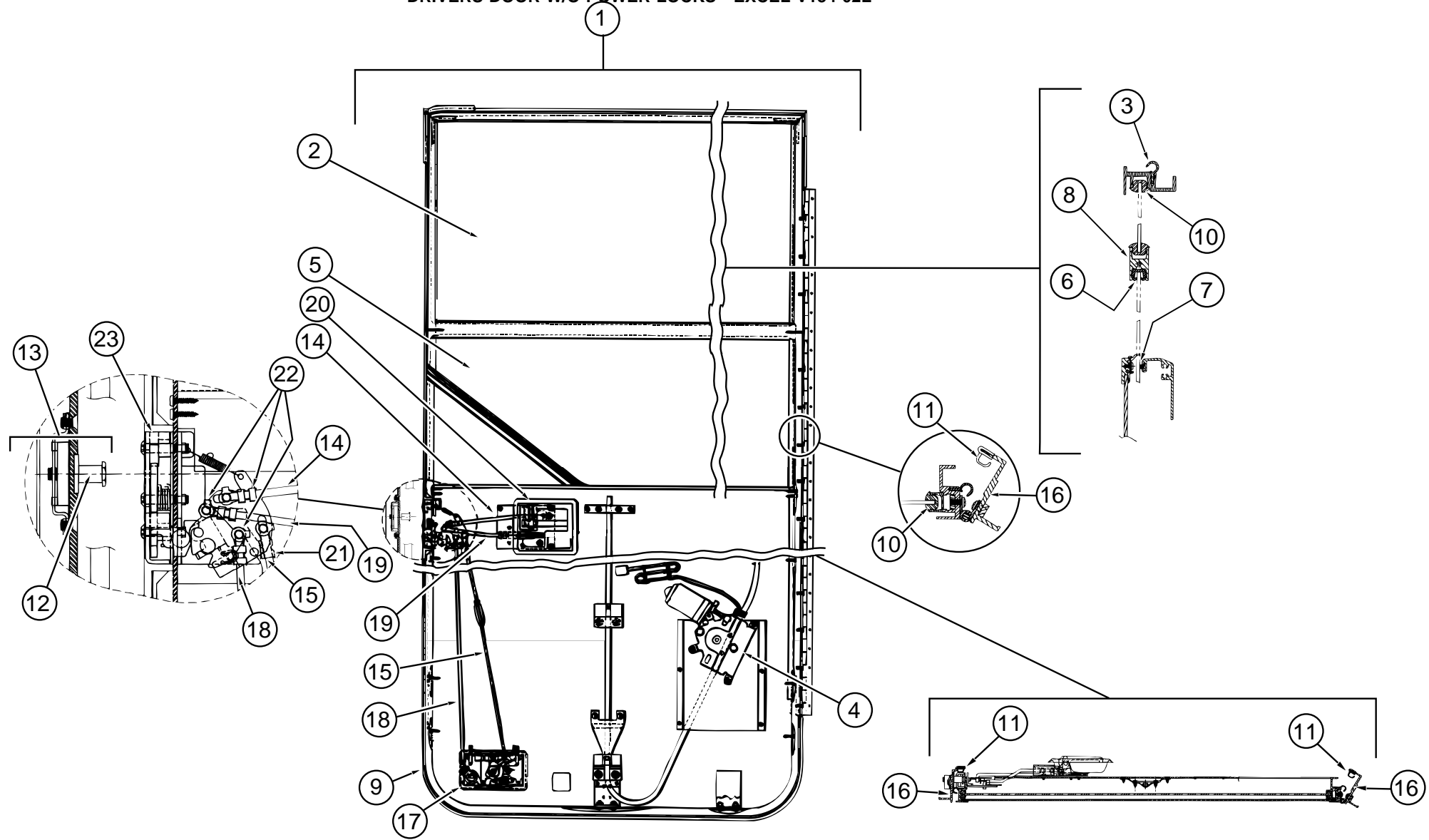
### POWER DOOR LOCKS W/REMOTE

KEY	PART NUMBER	U/M DESCRIPTION	VENDOR NO.
	102756-02-000	EA REMOTE KEYLESS ENTRY SYSTEM SCS 101-2287	
	102756-01-704	EA HARNESS-MAIN	203-6638
	102756-02-700	EA REMOTE (TRANSMITTER) KEYLESS	412-1036
	102756-02-701	EA BOARD-MODULE, NEW SYSTEM	202-3153

KEY	PART NUMBER	U/M DESCRIPTION
	106469-10-01A	EA DOOR ASM-DRIVERS, BLACK EXCEL V134-02L
	106469-11-01A	EA DOOR ASM-DRIVERS, W/POWER - BLACK EXCEL V134-03L
1	108654-01-01A	EA COVER-STRIKE, DRIVERS DOOR - BLACK
2	108832-02-01A	EA HANDLE-ASSIST, DRIVERS DOOR - MILL
3	108129-01-01A	EA GARNISH-DRIVERS DOOR, MILL
4	108274-08-01A	EA RAIL-DRIP, FRONT, LH - SABLE
5	108107-01-01A	EA GARNISH-DRIVERS DOOR, MILL
6	108108-03-01A	EA GARNISH-DRIVERS DOOR, MILL
	108119-03-F36	EA GARNISH ASM-DRIVERS DOOR
	118719-01-01A	EA ASHTRAY-TOPMOUNT, BLACK PLASTIC
8	093132-01-000	EA SWITCH-ROCKER, 5 TERMINAL W/ARROW GRAPHICS - TORRIX 1737
	094086-01-01A	EA PLATE-SWITCH, SINGLE GANG - 1.8" X 3" - PLASTIC - BLACK
9	087695-02-000	EA SWITCH-HEATER, EXTERIOR MIRROR - POWER DOOR
9	088246-01-000	EA SWITCH-REMOTE, EXTERIOR MIRROR - VELVAC 7471290 - POWER DOOR
10	093145-01-000	EA SLEEVE-WIRE, 10" LONG - PLASTIC - BLACK - GM #15590724
	093146-01-000	EA GROMMET-WIRE, 1.7" X 3.1" - OVAL SHAPED - PLASTIC - BLACK
11	107889-02-000	EA TOUCH CONTROL PANEL KIT - HWH AP1016
	100532-09-700	EA PANEL ASM.-TOUCH CONTROL RAP1002
	100532-09-702	EA CABLE-MODULAR, 5' AP1020
12	102710-01-01A	EA HANDLE-ASSIST, ENTRY DOOR - 6.6" LONG - BLACK
	118640-01-01B	EA BRACKET-HANDLE
13		EA COVER-LATCH, DOOR (SUPPLIED W/DRIVERS DOOR)
14	108354-01-01A	EA LIGHT-COURTESY - ITC 81395-B
	108354-01-700	EA BULB-COURTESY LIGHT, 395-B

## WINDOW, VENT & EXTERIOR DOOR GROUP (CONTINUED)

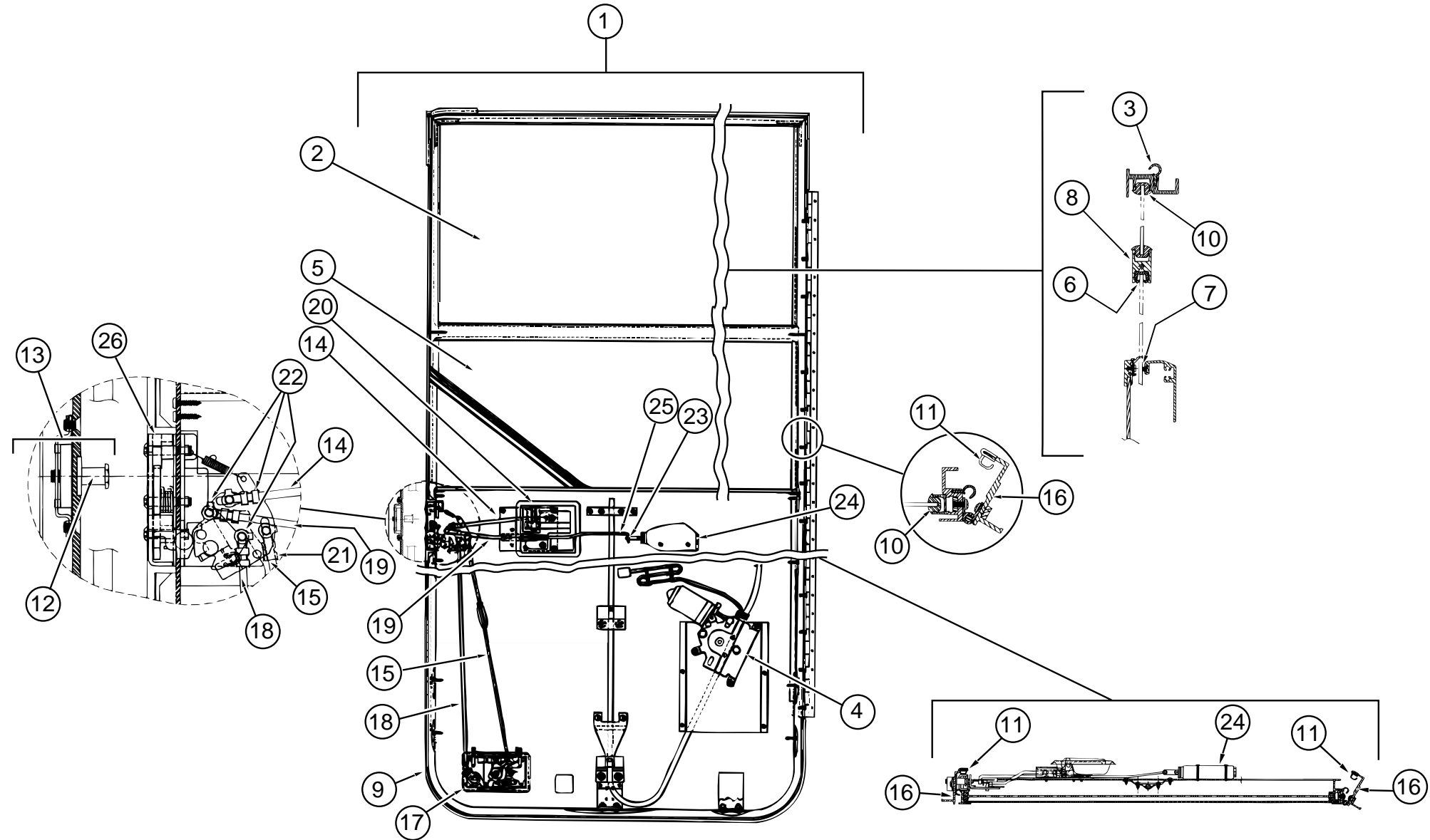
DRIVERS DOOR W/O POWER LOCKS - EXCEL V134-02L



KEY	PART NUMBER	U/M DESCRIPTION	VENDOR NO.	KEY	PART NUMBER	U/M DESCRIPTION	VENDOR NO.
1	106469-10-01A	EA DOOR ASM-DRIVERS, BLACK EXCEL V134-02L		14	106469-04-705	EA ROD-LATCH, HORIZONTAL	203-041139
2	106469-01-700	EA GLASS	106-040976	15	106469-10-701	EA ROD-LATCH, VERTICLE (ADJUSTING)	203-041356
3	106469-01-702	EA SEAL-DOOR, 1 EA	122-040984	16	106469-10-704	EA FRAME-MOUNTING, BLACK	V134-30 L
4	106469-10-700	EA REGULATOR (ELECTRIC) MODIFIED	V134-89 L		106469-05-702	EA HINGE - 42"	211-041194
5	106469-10-702	EA GLASS-ROLL UP	V134-65 L	17	106469-04-700	EA PADDLE ASSEMBLY, W/COLLAR	248-041237
6	106469-01-705	FT CHANNEL-RUN, SLIDING	122-010850	18	106469-10-706	EA ROD-LOCK, VERTICAL (ADJUSTING)	203-041357
7	106469-01-709	EA WEATHERSTRIP FUZZY	171-040630	19	106469-04-711	EA ROD-LOCK, HORIZONTAL	203-041137
8	106469-08-700	EA MULLION-RAIL	V090-84	20	106469-04-712	EA HARDWARE-INNER HANDLE, LH	248-041148
9	106469-10-705	EA BELT-WEATHERSTRIP	V134-57	21	106469-04-713	EA ROD-CLIP, LH	248-041154
10	106469-01-722	EA GLAZING-VINYL, HORIZONTAL	V103-87	22	106469-04-714	EA ROD-CLIP, RH	248-041153
11	106469-01-723	EA SEAL-BULB, DRIVER DOOR	171-040985	23	106469-05-706	EA LATCH-ROTARY, W/LINKAGE	248-041150
	106469-04-701	EA TUMBLER & KEYS, TRI-MARK			106469-10-703	EA PARTS BAG	V123-17
	106469-04-715	EA LATCH COMPLETE, W/TUMBLER & KEYS					
	045017-11-701	EA KEY-BLANK, F1 SERIES	81312-02				
12	106469-04-703	EA BOLT-STRIKER, W/WASHER	248-041152				
13	106469-04-704	EA NUT ASSEMBLY-CAGED W/STRIKER	248-041151				

# WINDOW, VENT & EXTERIOR DOOR GROUP (CONTINUED)

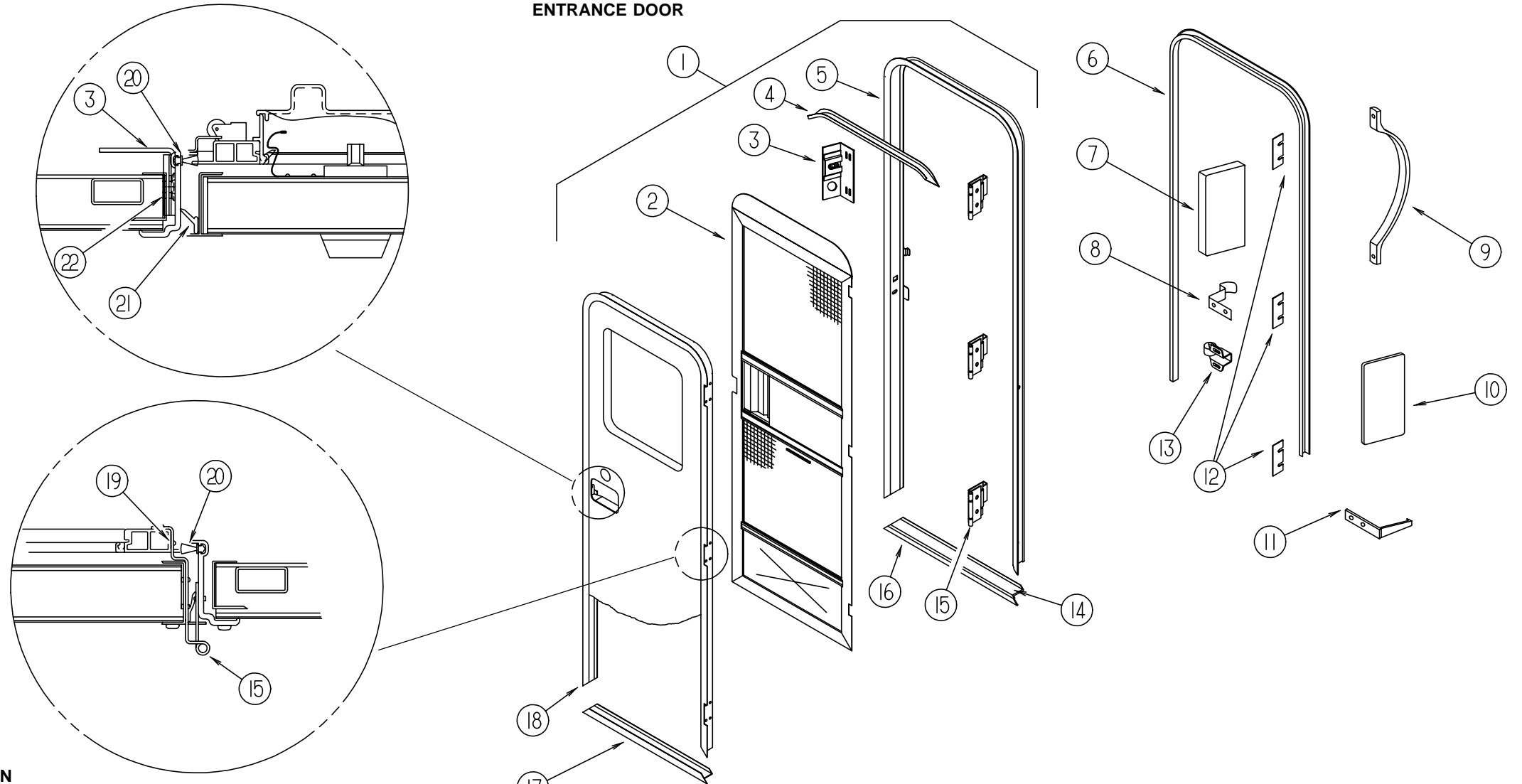
## DRIVERS DOOR W/POWER LOCKS - EXCEL V134-03L



KEY	PART NUMBER	U/M DESCRIPTION	VENDOR NO.	KEY	PART NUMBER	U/M DESCRIPTION	VENDOR NO.
1	106469-11-01A	EA DOOR ASM-DRIVERS, POWERED - BLACK - EXCEL	V134-03L	14	106469-04-705	EA ROD-LATCH, HORIZONTAL	203-041139
2	106469-01-700	EA GLASS	106-040976	15	106469-10-701	EA ROD-LATCH, VERTICLE (ADJUSTING)	203-041356
3	106469-01-702	EA SEAL-DOOR, 1 EA	122-040984	16	106469-10-704	EA FRAME-MOUNTING, BLACK	V134-30 L
4	106469-10-700	EA REGULATOR (ELECTRIC) MODIFIED	V134-89 L		106469-05-702	EA HINGE - 42"	211-041194
5	106469-10-702	EA GLASS-ROLL UP	V134-65 L	17	106469-04-700	EA PADDLE ASSEMBLY, W/COLLAR	248-041237
6	106469-01-705	FT CHANNEL-RUN, SLIDING	122-010850	18	106469-10-706	EA ROD-LOCK, VERTICAL (ADJUSTING)	203-041357
7	106469-01-709	EA WEATHERSTRIP FUZZY	171-040630	19	106469-04-711	EA ROD-LOCK, HORIZONTAL	203-041137
8	106469-08-700	EA MULLION-RAIL, HORIZONTAL	V090-84	20	106469-04-712	EA HARDWARE-INNER HANDLE, LH	248-041148
9	106469-10-705	EA BELT-WEATHERSTRIP	V134-57	21	106469-04-713	EA ROD-CLIP, LH	248-041154
10	106469-01-722	EA GLAZING-VINYL, HORIZONTAL	V103-87	22	106469-04-714	EA ROD-CLIP, RH	248-041153
11	106469-01-723	EA SEAL-BULB-DRIVER DOOR	171-040985	23	106469-05-700	EA ROD CLIP	231-041095
	106469-04-701	EA TUMBLER & KEYS, TRI-MARK		24	106469-05-701	EA ACTUATOR-ELECTRIC LOCK	410-041096
	106469-04-715	EA LATCH COMPLETE, W/TUMBLER & KEYS		25	106469-05-704	EA ROD-LOCK, POWER	203-041141
	045017-11-701	EA KEY-BLANK, F1 SERIES	81312-02	26	106469-05-706	EA LATCH-ROTARY, W/LINKAGE	248-041150
12	106469-04-703	EA BOLT-STRIKER, W/WASHER	248-041152		106469-10-703	EA PARTS BAG	V123-17
13	106469-04-704	EA NUT ASSEMBLY-CAGED W/STRIKER	248-041151				

# WINDOW, VENT & EXTERIOR DOOR GROUP (CONTINUED)

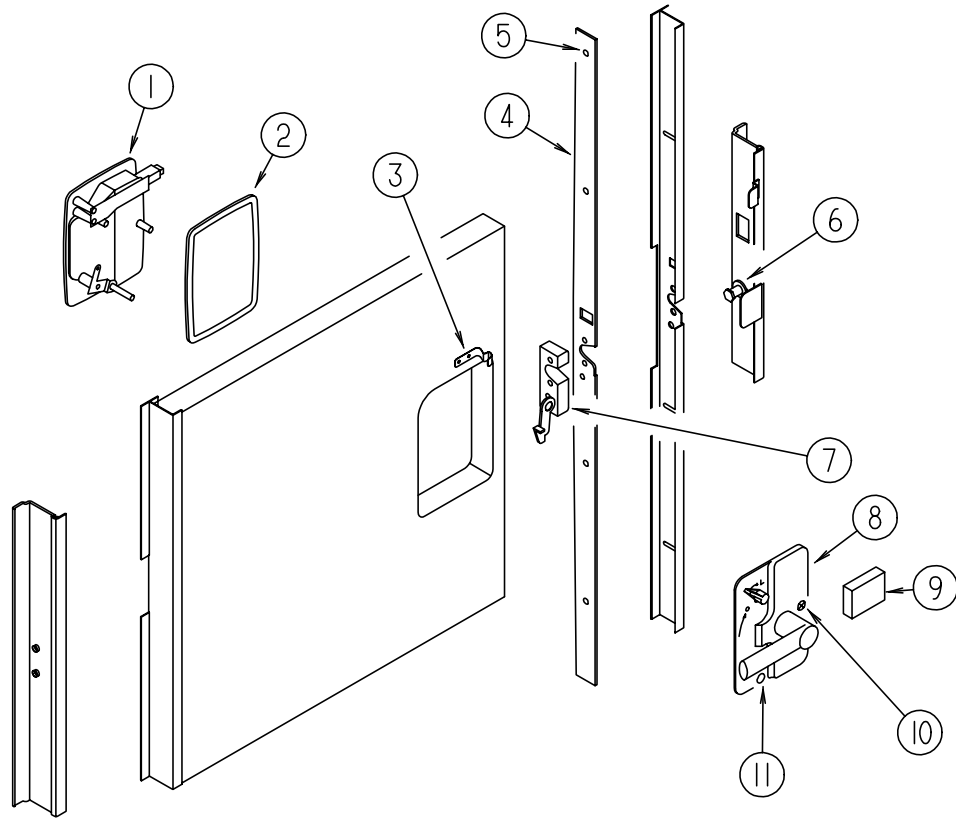
## ENTRANCE DOOR



KEY	PART NUMBER	U/M DESCRIPTION
1	115108-08-GV0	EA DOOR-ENTRANCE, W/SCREEN DOOR & JAMB - W/O WINDOW (GV0/GV1)
1	115108-08-GV2	EA DOOR-ENTRANCE, W/SCREEN DOOR & JAMB - W/O WINDOW (GV2/GV3/GV4/GV5)
1	115108-07-GV0	EA DOOR-ENTRANCE, W/POWER LOCKS (GV0/GV1)
1	115108-07-GV2	EA DOOR-ENTRANCE, W/POWER LOCKS (GV2/GV3/GV4/GV5)
2	117077-01-F36	EA DOOR ASM-SCREEN
2	117077-02-GV0	EA DOOR ASM-SCREEN
		FROM: 00-00-00 THRU: 03-17-96
3	041546-06-000	EA BRACKET ASM-DOOR ANGLE
		FROM: 03-18-96 THRU: 99-99-99
3	041546-08-000	EA BRACKET ASM-DOOR ANGLE, OFF WHITE
		FROM: 00-00-00 THRU: 10-22-95
		FROM: 10-23-95 THRU: 99-99-99
4	044582-49-000	EA CAP-DRIP, DOOR JAMB MOUNTED - SABLE
5	120310-08-01A	EA JAMB ASM-ENTRANCE DOOR, SABLE
		FROM: 00-00-00 THRU: 03-17-96
5	120310-07-01A	EA JAMB ASM-ENTRANCE DOOR, POWERED DOOR - SABLE
		FROM: 00-00-00 THRU: 03-17-96
5	121898-07-01A	EA JAMB ASM-DOOR, ENTRANCE, SABLE
		FROM: 03-18-96 THRU: 99-99-99
5	121898-06-01A	EA JAMB ASM-ENTRANCE DOOR, POWERED DOOR - SABLE
		FROM: 03-18-96 THRU: 99-99-99
	092927-03-000	EA STRIKER-ROUND, JAMB MOUNTED - TRI/MARK 10335-16
6	115222-02-01A	EA GARNISH-RADIUS, ENTRY DOOR - OFF WHITE
6	115222-08-01A	EA GARNISH-RADIUS, POWERED DOOR - OFF WHITE
7	077461-03-000	EA COVER-STRIKE, ENTRY DOOR - 6.5" X 2.5" - PLASTIC - WHITE

KEY	PART NUMBER	U/M DESCRIPTION
8	100412-01-000	EA CATCH-SCREEN DOOR
9	009126-02-000	EA HANDLE-ASSIST, ENTRY DOOR - BLACK
		FROM: 00-00-00 THRU: 09-10-95
9	009126-03-000	EA HANDLE-ASSIST, BLACK TEXTURED - T/M #10087-01
		FROM: 09-11-95 THRU: 02-04-96
10	076725-02-000	EA COVER-HINGE, ENTRY DOOR - 6" X 3.2" - PLASTIC - OFF WHITE
11	102768-01-000	EA HOLDER-COMPARTMENT/ENTRY DOOR, METAL - MILL FINISH
12	102248-01-000	EA SHIM-DOOR
13	109403-01-000	EA CATCH-SINGLE ROLLER, SCREEN DOOR
14	038327-01-000	EA TAPE-ANTI SLIP, 2" X 60'
15	106719-01-01A	EA HINGE-ENTRANCE DOOR, UNPAINTED
	039715-01-000	EA NUT-SERT, 1/4" DIAMETER - 20 THREADS
	116111-02-01A	EA SCREW-TAPTITE, 1/4-20 X 3/8 PPH - ZINC
16	051049-01-000	EA JAMB-BOTTOM, ENTRY DOOR - 25.9" - UNPAINTED
17	089748-23-000	EA FRAME-BOTTOM, ENTRANCE DOOR
18	095276-09-02A	EA FRAME-ENTRANCE DOOR, TOP & SIDES - SABLE
		FROM: 00-00-00 THRU: 03-17-96
18	122102-02-01A	EA FRAME-DOOR, ENTRANCE, SABLE
		FROM: 03-18-96 THRU: 99-99-99
18	095276-08-02A	EA FRAME-DOOR, ENTRANCE, SABLE - POWERED DOOR
		FROM: 00-00-00 THRU: 03-17-96
18	122102-01-01A	EA FRAME-DOOR, ENTRANCE, SABLE - POWERED DOOR
		FROM: 03-18-96 THRU: 99-99-99
19	100128-02-000	FT SEAL-FOAM, ADHESIVE BACK - .37" W X .37" THICK
20	118929-01-01A	FT SEAL-PILE, PUSH-ON - AMESBURY 5250148
21	075671-04-000	FT SEAL-SPONGE, LAZY T SHAPE - W/ADHESIVE STRIP - .5" WIDE
22	104692-01-000	FT SEAL - 3/4" X 3/4", ADHESIVE BACK FOAM SEAL

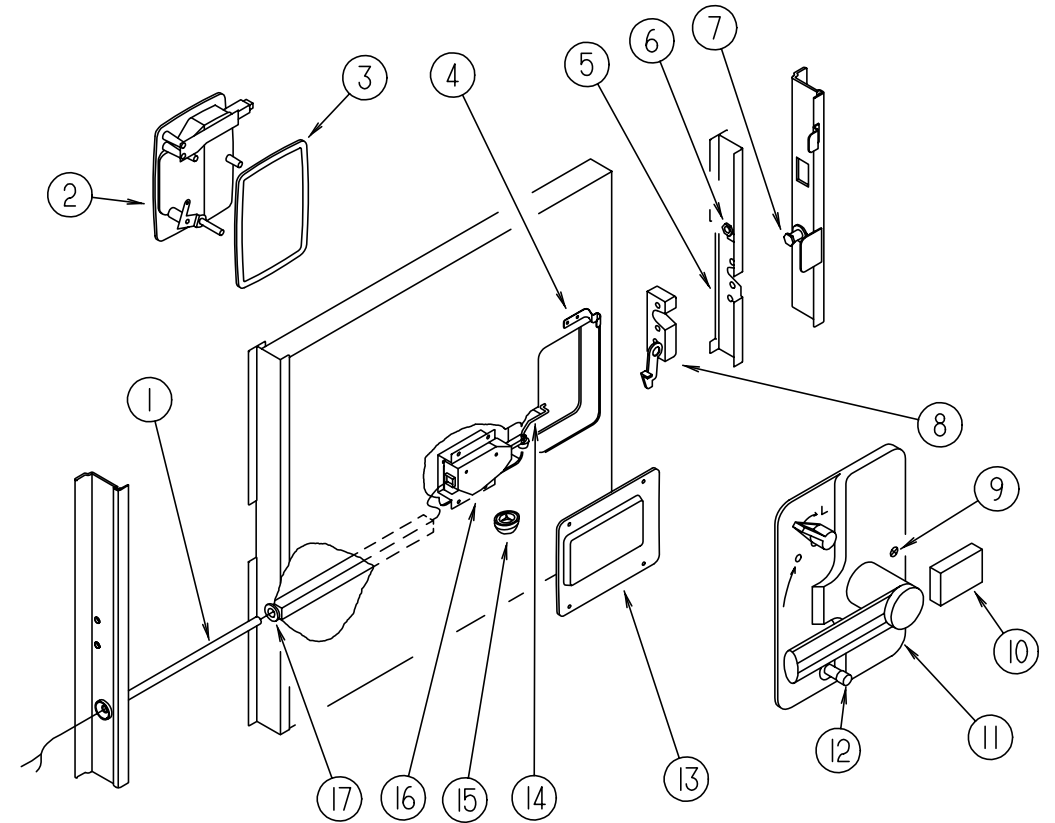
**WINDOW, VENT & EXTERIOR DOOR GROUP (CONTINUED)**



**ENTRANCE DOOR LATCH COMPONENTS W/O POWER LOCKS**

KEY	PART NUMBER	U/M DESCRIPTION	VENDOR NO.
1	112782-01-01A	EA LATCH ASM-EXTERIOR HOUSING, TRI/MARK	11922-37
	112782-01-700	EA KEY-BLANK, DEADBOLT, TM100-150	81535
	112782-01-701	EA KEY-BLANK, DEADBOLT, TM151-200	81536
	112782-01-703	EA CYLINDER-LOCK ASM. W/KEYS	081465-09
2	112782-04-01A	EA GASKET, TRI/MARK	81480
3	100412-01-000	EA CATCH-SCREEN DOOR	
4	121334-03-01A	EA STIFFENER-DOOR, MILL	
5	072893-04-000	EA NUTSERT - 10-32, ENTRANCE DOOR STIFFENER	
	075908-01-000	EA SCREW-MACHINE, 10-32 X .56 PTH - EXTERNAL TOOTH - ZINC	
6	092927-03-000	EA STRIKER-ROUND, JAMB MOUNTED - TRI/MARK	10335-16
7	112782-03-01A	EA LATCH-SINGLE ROTOR, T/M	13426-01
8	112782-02-01A	EA LATCH ASM-INTERIOR PLATE, TRI/MARK	13428-01
9	122241-01-01A	EA BUMPER-RUBBER, FOAM - BLACK	
10	112782-06-01A	EA SCREW-MOUNTING, PLATE, ZINC - TRI/MARK	81096-15
11	112782-05-01A	EA CAP-VINYL, RED - TRI/MARK	80844-99

**WINDOW, VENT & EXTERIOR DOOR GROUP (CONTINUED)**



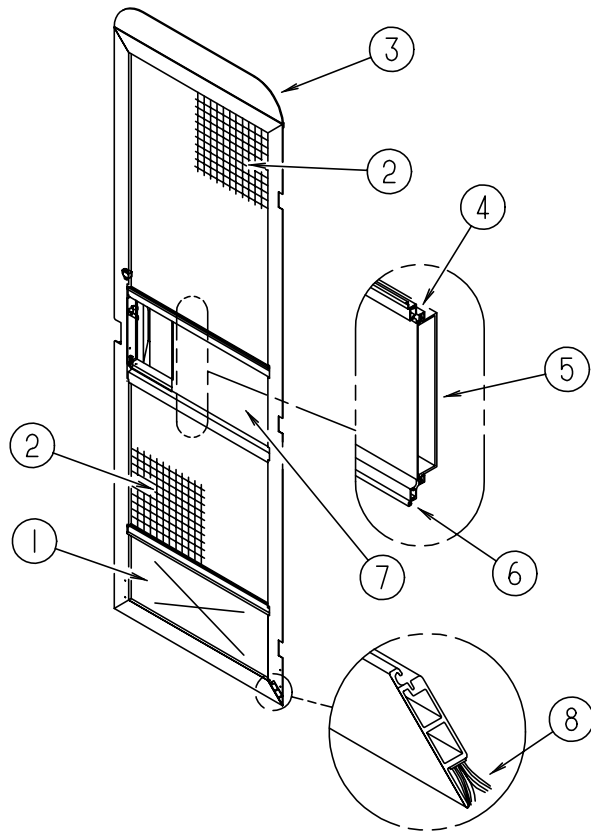
**ENTRANCE DOOR LATCH COMPONENTS W/POWER LOCKS**

KEY	PART NUMBER	U/M DESCRIPTION	VENDOR NO.
1	077222-01-000	EA SPRING-WIRE GUARD, ENTRY DOOR - GM	08905080
	093057-05-000	EA WIRE ASM-POWER LOCK	
2	112782-01-01A	EA LATCH ASM-EXTERIOR HOUSING, TRI/MARK	11922-37
	112782-01-700	EA KEY-BLANK, DEADBOLT, TM 100-150	81535
	112782-01-701	EA KEY-BLANK, DEADBOLT, TM 151-200	81536
	112782-01-703	EA CYLINDER-LOCK ASM. W/KEYS	081465-09
3	112782-04-01A	EA GASKET, TRI/MARK	81480
4	100412-01-000	EA CATCH-SCREEN DOOR	
5	121334-03-01A	EA STIFFENER-DOOR MILL	
6	072893-04-000	EA NUTSERT - 10-32, ENTRANCE DOOR STIFFENER	
7	092927-03-000	EA STRIKER-ROUND, JAMB MOUNTED - TRI/MARK	10335-16
8	112782-03-01A	EA LATCH-SINGLE ROTOR, T/M	13426-01
9	112782-06-01A	EA SCREW-MOUNTING, PLATE, ZINC - T/M	81096-15
10	122241-01-01A	EA BUMPER-RUBBER, FOAM - BLACK	
11	112782-02-01A	EA LATCH ASM-INTERIOR PLATE, TRI/MARK	13428-01
12	112782-05-01A	EA CAP-VINYL, RED - TRI/MARK	80844-99
13	113960-01-01A	EA COVER-ACTUATOR, POWER LOCK - OFF WHITE	
14	113651-01-01A	EA ROD-CONTROL, MOTOR, LOCK	
15	114209-01-01A	EA PUSHNUT-CAP, 1/8", WHITE - ARDEN	KPS125105
16	113638-01-000	EA POWER DOOR LOCK MOTOR/ACTUATOR	
	113650-01-02B	FT BRACKET-ACTUATOR, ELECTRIC - E-COAT	
	113638-02-000	EA CONNECTOR-ELECTRIC, ACTUATOR - EURAMETEC	
17	008384-01-000	EA GROMMET-SNAP, 3/4" DIAMETER - NYLON	

**POWER DOOR LOCKS W/REMOTE**

KEY	PART NUMBER	U/M DESCRIPTION	VENDOR NO.
	102756-02-000	EA REMOTE KEYLESS ENTRY SYSTEM	SCS 101-2287
	102756-01-704	EA HARNESS-MAIN	203-6638
	102756-02-700	EA REMOTE (TRANSMITTER) KEYLESS	412-1036
	102756-02-701	EA BOARD-MODULE, NEW SYSTEM	202-3153

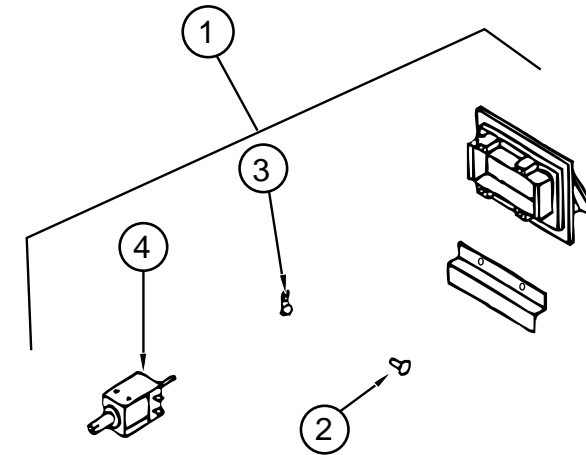
**WINDOW, VENT & EXTERIOR DOOR GROUP (CONTINUED)**



**SCREEN DOOR COMPONENTS**

KEY	PART NUMBER	U/M DESCRIPTION
1	078552-03-000	EA KICK PANEL-SCREEN DOOR, LOWER INSERT - UNPAINTED
2	002293-02-000	SF SCREENING-WINDOW/DOOR, 26" - CHARCOAL
3	078595-01-000	EA TOP PLATE-SCREEN DOOR, CURVED TOP - 4.7" X 25.35"
4	078777-01-000	EA CHANNEL-SLIDE, SCREEN DOOR CENTER SLIDER COVER
5	079086-02-000	EA SLIDER-SCREEN DOOR, OFF WHITE
6	002294-01-000	FT SPLINE-SCREENING, .135" X .138" - BLACK
7	001014-01-013	EA INSERT-CENTER, 10.25" X 16.31" - UNPAINTED
8	075673-01-000	FT SEAL-PILE, ADHESIVE BACK - GRAY

**WINDOW, VENT & EXTERIOR DOOR GROUP (CONTINUED)**



**RANGE HOOD VENT**

KEY	PART NUMBER	U/M DESCRIPTION	VENDOR NO.
1	092698-03-05A	EA VENT-RANGE HOOD, W/DOOR & SOLENOID - SABLE V2160-58	
2	092698-02-700	EA FASTENER-PUSH, EXTERIOR RANGE HOOD VENT	VB430
3	092698-02-701	EA CLAMP-CONDUIT, EXTERIOR RANGE HOOD VENT	VB334
4	092698-03-706	EA SOLENOID-RANGE HOOD, VENTLINE	UB530
	096983-01-709	EA MODULE-SWITCH & LEVER, 17 1/2	CB547-4
	100258-04-702	EA SWITCH-LEVER, W/CABLE	CB547-1
	092696-01-701	EA KNOB-PLASTIC	CC 225

**PLUMBING & REFRIGERATOR ROOF VENTS**

KEY	PART NUMBER	U/M DESCRIPTION
	083558-06-000	EA VENT-PLUMBING PIPE ROOF, W/COVER - VW WHITE
	084073-08-000	EA CAP-ROOF VENT, REFRIGERATOR, SABLE - NORCOLD
	084073-04-000	EA BASE-ROOF VENT, REFRIGERATOR - BLACK - NORCOLD
	118369-01-03A	EA CAP-ROOF VENT, REFRIGERATOR - SABLE - DOMETIC
	118369-02-03A	EA BASE-ROOF VENT, REFRIGERATOR - SABLE - DOMETIC

**POWERED ROOF VENT - JENSEN - U.S.**

KEY	PART NUMBER	U/M DESCRIPTION	VENDOR NO.
	110051-11-01A	EA ROOF VENT-POWER W/LIFT, FOR 2.5" TO 4" ROOF - ELIXIR X7248	
	048648-01-000	EA MOTOR-ROOF VENT, 1/8 SHAFT - 12V - JENSEN	
	048649-01-000	EA FAN-ROOF VENT, 6 BLADES - 6" - JENSEN	
	064469-03-707	EA MOTOR-LIFT, W-1/8" SHAFT	RP-1023
	064469-03-708	EA GEAR-DRIVE	RP-1024
	064469-03-709	EA GEAR-MOTOR PINION, 1/8"SHAFT	RP-1025
	064470-01-700	EA COVER-VENT, W/O (SLIDE BAR)	J7291
	064470-01-701	EA SLIDE BAR, (VENT-LID)	JRP1291B
	110051-01-705	EA SCREEN & FRAME-POWER LIFT, 4"	29-689-04A
	110051-11-700	EA GARNISH-INTERIOR, 3"	



**WINDOW, VENT & EXTERIOR DOOR GROUP (CONTINUED)**

**POWERED ROOF VENT - JENSEN - CANADIAN**

KEY	PART NUMBER	U/M DESCRIPTION	VENDOR NO.
	110051-12-01A	EA ROOF VENT-POWER W/LIFT, FOR 2.5" TO 4" ROOF - ELIXIR CX7248	
	048648-01-000	EA MOTOR-ROOF VENT, 1/8 SHAFT - 12V - JENSEN	
	048649-01-000	EA FAN-ROOF VENT, 6 BLADES - 6" - JENSEN	
	064469-03-707	EA MOTOR-LIFT, W-1/8" SHAFT	RP-1023
	064469-03-708	EA GEAR-DRIVE	RP-1024
	064469-03-709	EA GEAR-MOTOR PINION, 1/8" SHAFT	RP-1025
	064470-01-700	EA COVER-VENT, W/O (SLIDE BAR)	J7291
	064470-01-701	EA SLIDE BAR, (VENT-LID)	JRP1291B
	110051-01-705	EA SCREEN & FRAME-POWER LIFT, 4"	29-689-04A
	110051-11-700	EA GARNISH-INTERIOR, 3"	

**JENSEN ROOF VENT-NON POWERED LIFT**

KEY	PART NUMBER	U/M DESCRIPTION	VENDOR NO.
	110051-02-01A	EA VENT-ROOF, NONPOWERED 4" ROOF, JENSEN 7727	
	064470-01-700	EA COVER-VENT, W/O (SLIDE BAR)	J7291
	064470-01-701	EA SLIDE BAR, (VENT-LID)	JRP1291B
	110051-01-702	EA ARM LIFT ASSEMBLY W/O HANDLE	RP-1000B
	110051-01-703	EA HANDLE-CRANK	RP-1031-B
	110051-01-704	EA SCREEN & FRAME, 4" ROOF	29-688-03
	110051-02-700	EA GARNISH-INTERIOR, 4" ROOF	

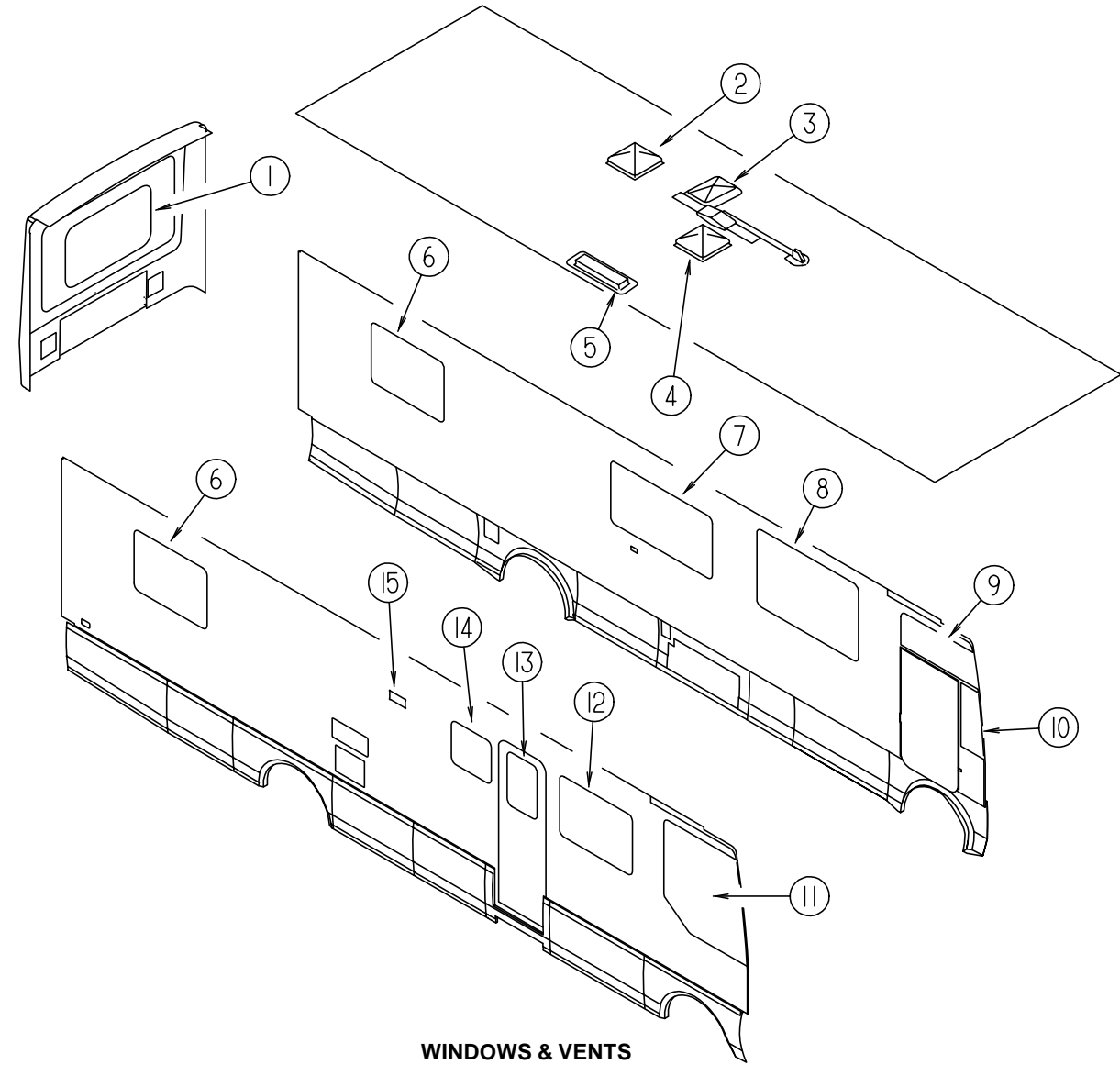
**POWERED EXHAUST VENT - FANTISTIC - U.S.**

KEY	PART NUMBER	U/M DESCRIPTION	VENDOR NO.
	084079-16-000	EA VENT-CEILING, EXHAUST, 3.25 T-STAT 2000T UL - OFF WHITE	
	084079-01-700	EA COVER-VENT, W/HINGE & SLIDE	1020K-19
	084079-01-701	EA SCREEN ASM-INTERIOR W/SWITCHES	1030-80
	084079-01-703	EA KNOB-LIFT, W/EXTENSION & SCREW	1140K-00
	084079-01-707	EA SWITCH-SAFETY	1122.05
	084079-01-709	EA SWITCH-MAIN, 3 SPEED	1031-05
	084079-01-710	EA THERMOSTAT, WALL MOUNT	9988-39
	084079-07-700	EA GARNISH-INTERIOR, 4" - OFF WHITE	2040-80
	084079-11-700	EA MOTOR, BRACKET & FAN BLADE KIT	4017K-09
	084079-11-701	EA ARM-LIFT ASSEMBLY, AUTOMATIC	2011-05
	084079-11-702	EA BASE-MAIN W/DOME SWITCH	1010K-81
	084079-11-703	EA MOTOR-LIFT, W/CAP & SCREWS	6050-05

**POWERED EXHAUST VENT - FANTISTIC -CANADIAN**

KEY	PART NUMBER	U/M DESCRIPTION	VENDOR NO.
	084079-12-000	EA VENT-CEILING, EXHAUST, 4" ROOF - TSTAT CS - 4000BT CSA - OFF WHITE	
	084079-01-700	EA COVER-VENT, W/HINGE & SLIDE	1020K-19
	009440-01-000	EA GEAR/ARM-VENT COVER, LIFT	705221K38
	084079-01-703	EA KNOB-LIFT, W/EXTENSION & SCREW	1140K-00
	084079-01-707	EA SWITCH-SAFETY	1122.05
	084079-07-700	EA GARNISH-INTERIOR, 4" ROOF - OFF WHITE	2040-80
	084079-11-700	EA BRACKET-MOTOR, FAN BLADE, KIT	4017K-09
	084079-11-702	EA BASE-MAIN, W/DOME SWITCH	1010K-81
	084079-12-700	EA SCREEN ASM-INTERIOR W/SWITCHES	1030BT-80

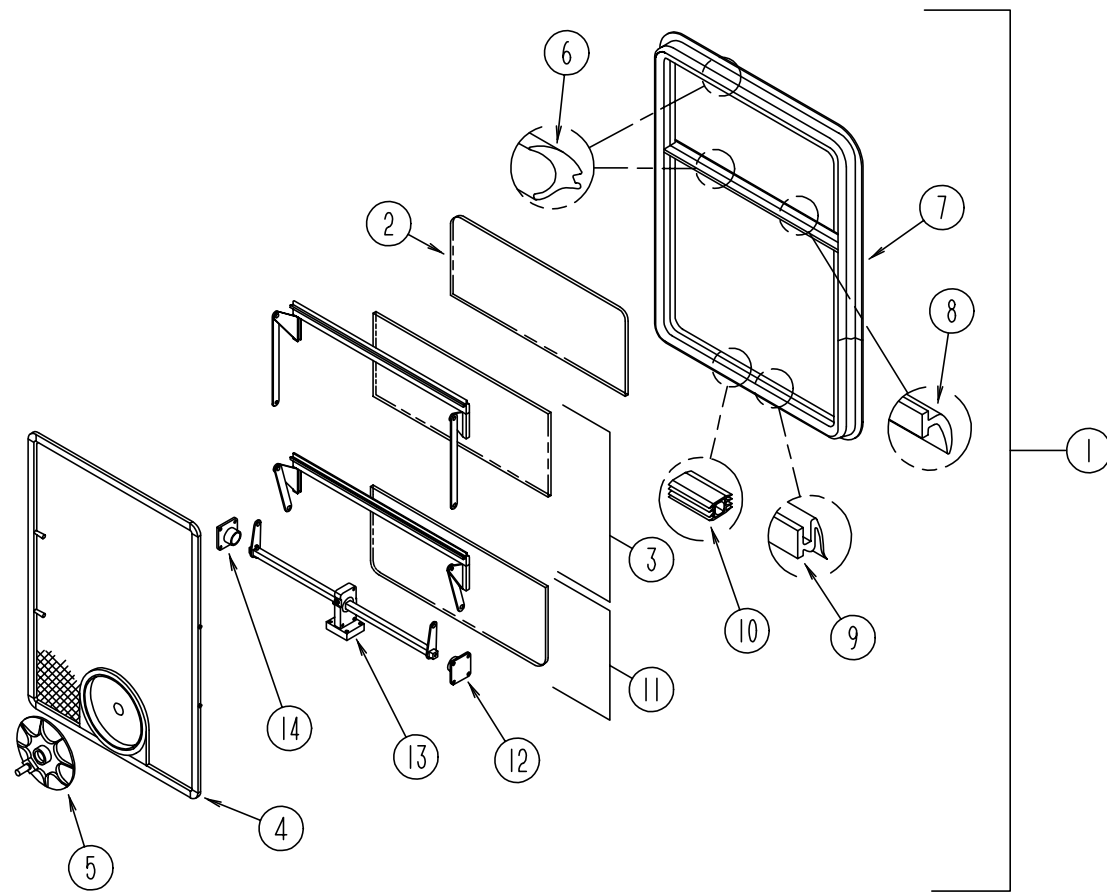
**WINDOW, VENT & EXTERIOR DOOR GROUP (CONTINUED)**



**WINDOWS & VENTS**

KEY	PART NUMBER	U/M DESCRIPTION	
1	087985-07-F36	EA WINDOW ASM-ESCAPE	FROM: 00-00-00 THRU: 12-31-95
1	087985-08-GV0	EA WINDOW ASM-ESCAPE	FROM: 01-01-96 THRU: 99-99-99
2	110051-11-01A	EA ROOF VENT-POWER W/LIFT FOR 2.5" TO 4" ROOF - ELIXIR	X7248
2	110051-12-01A	EA ROOF VENT-POWER W/LIFT FOR 2.5" TO 4" ROOF - ELIXIR	CX7248
3	108662-01-01A	EA COVER-SKYLIGHT, WHITE	
4	110051-02-01A	EA VENT-ROOF, NONPOWERED 4" ROOF, JENSEN	7727
4	084079-16-000	EA VENT-CEILING, EXHAUST, 3.25 T-STAT 2000T UL - OFF WHITE	
4	084079-12-000	EA VENT-CEILING, EXHAUST - 4" THERMOSTAT 4000BT CSA - OFF WHITE	
5	084073-08-000	EA CAP-ROOF VENT, REFRIGERATOR - SABLE - NORCOLD	
5	118369-01-03A	EA CAP-ROOF VENT, REFRIGERATOR - SABLE - DOMETIC	
6	113500-02-01A	EA WINDOW-DOUBLE TIPOUT 29 3/4" X 41 1/2"	
7	115360-01-01A	EA WINDOW-DOUBLE HORIZONTAL TIPOUT 30 3/4" X 56 1/2"	
8	115360-01-01A	EA WINDOW-DOUBLE HORIZONTAL TIPOUT 30 3/4" X 56 1/2"	
8	115360-02-01A	EA WINDOW-DOUBLE HORIZONTAL TIPOUT 38.7" X 56 1/2"	
9	106467-04-01A	EA WINDOW ASM-VISTA, LH	
10	106468-03-01A	EA WINDOW ASM-FRONT SLANT, LH	
11	106466-04-01A	EA WINDOW ASM-CAB, PASSENGER	
12	098647-40-01A	EA WINDOW ASM-SLIDER HORIZONTAL	H291-G1W66R
13	117053-03-F31	EA WINDOW ASM-PICTURE, ENTRANCE DOOR	
14	104691-16-01A	EA WINDOW ASM-TIPOUT, SINGLE - OFF WHITE	CH91-G1W59
15	092698-03-05A	EA VENT-W/DOOR & SOLENOID - SABLE	V2160-58

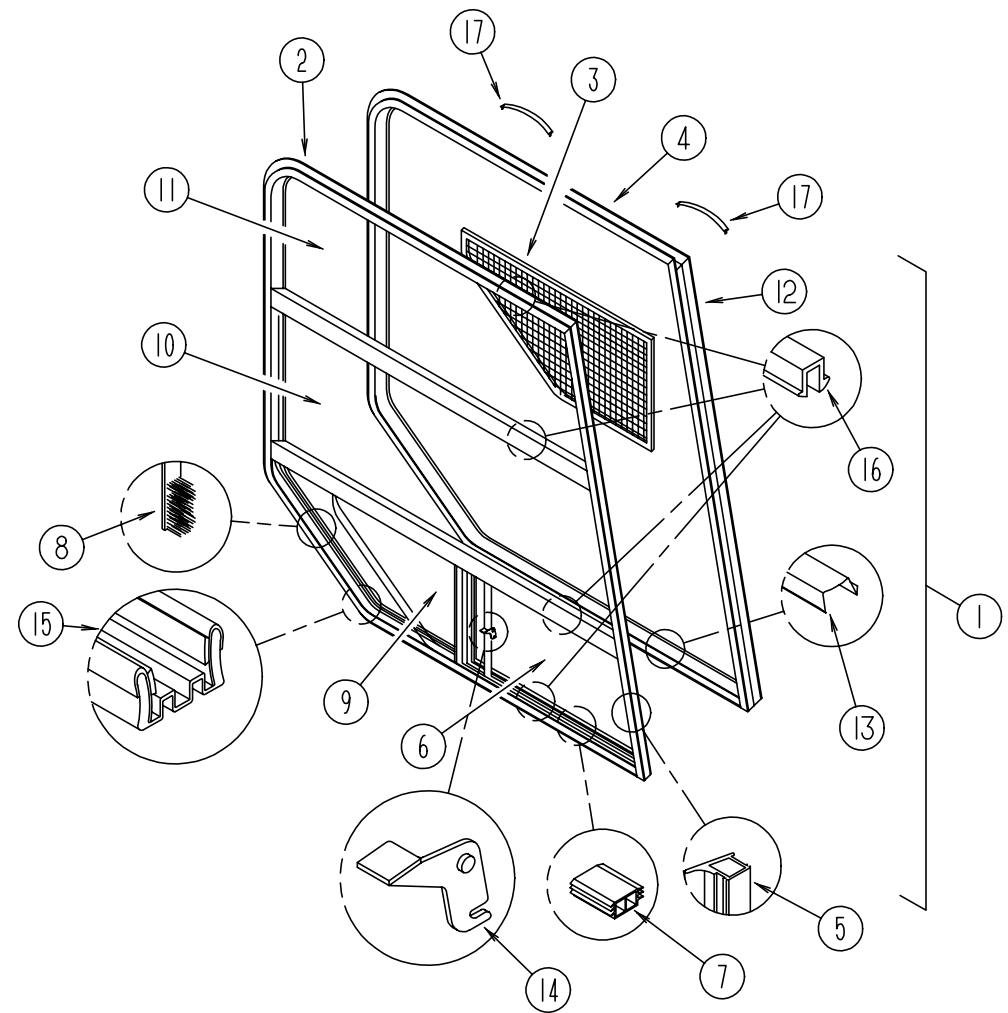
**WINDOW, VENT & EXTERIOR DOOR GROUP (CONTINUED)**



**PASSENGER SIDE BEDROOM WINDOW - EXCEL**

KEY	PART NUMBER	U/M	DESCRIPTION	VENDOR NO.
1	113500-02-01A	EA	WINDOW ASM-TIPOUT, DOUBLE - OFF WHITE CH92-G1W59	
2	113500-02-702	EA	GLASS (STATIONARY)	106-019450
	100322-01-704	FT	TAPE-BUTYL	154-016083
3	113500-02-703	EA	VENT ASM. (UPPER)	CH92-D7
4	113500-02-705	EA	SCREEN ASM-W/SEAL & CLIPS	410-019480
5	100322-01-718	EA	HANDLE-DIAL	410-016081
6	100322-01-703	FT	STRIP-GLAZING, BUTYL	132-010723
7	113500-02-700	EA	WINDOW W/O TRIM	CH92-G1
	113500-02-701	EA	TRIM (INSIDE)	CW9259
8	100322-01-702	EA	WEATHERSTRIP-HORIZONTAL RAIL	132-015976
9	100322-01-701	FT	SEAL-VENT	122-016071
10	098644-01-716	FT	PLUG-FILLER	132-014470
11	113500-02-704	EA	VENT ASM. (LOWER)	CH92-D9
12	100322-01-714	EA	SUPPORT-TORQUE BAR, LH	130-015978
13	112519-01-702	EA	OPERATOR-VENT	410-016123
14	100322-01-715	EA	SUPPORT-TORQUE BAR, RH	130-015979
	100322-01-717	EA	E-RING	245-015975

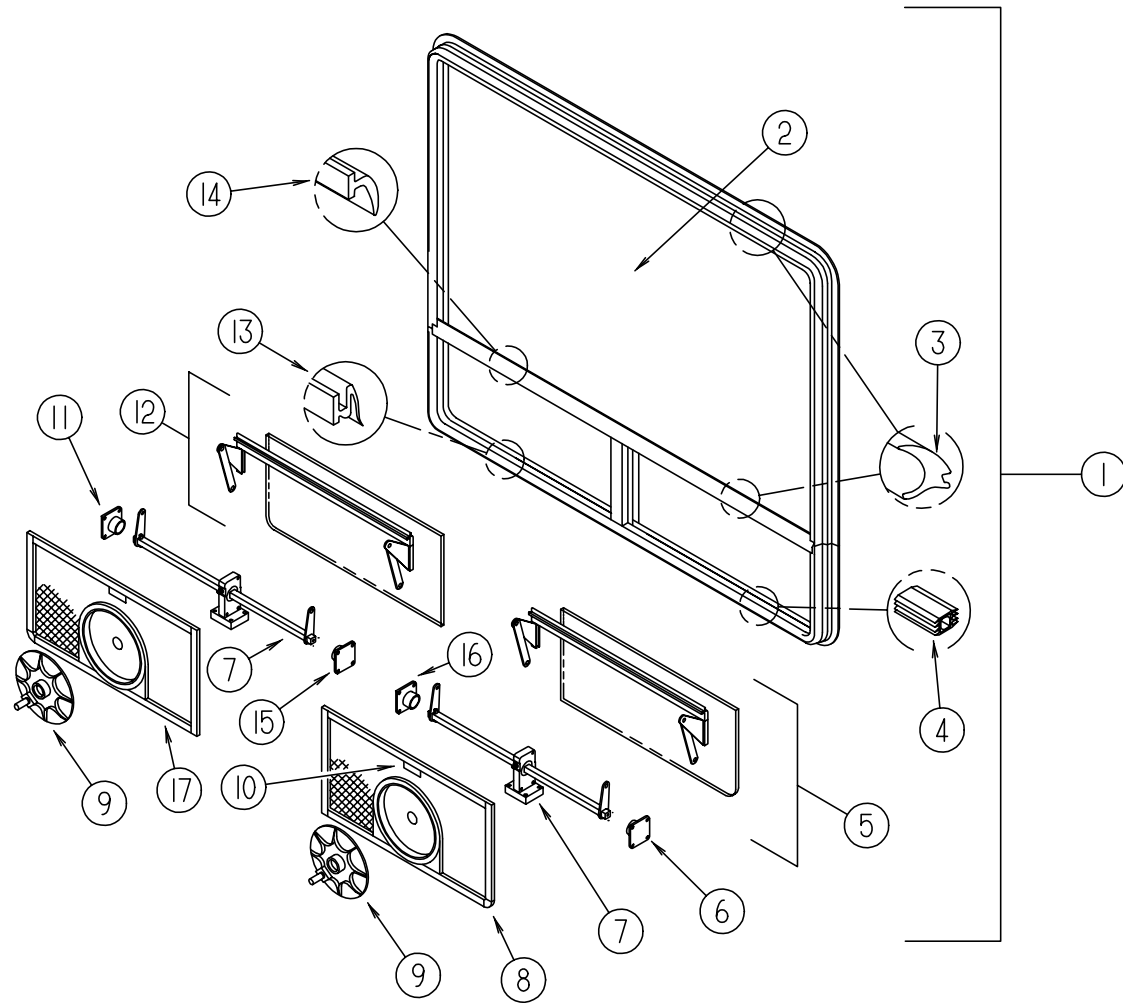
**WINDOW, VENT & EXTERIOR DOOR GROUP (CONTINUED)**



**PASSENGER SIDE CAB WINDOW - EXCEL**

KEY	PART NUMBER	U/M	DESCRIPTION	VENDOR NO.
1	106466-04-01A	EA	WINDOW ASM-CAB, PASSENGER	
2	106466-03-700	EA	WINDOW	DH357-A2R
3	106466-01-705	EA	SCREEN ASSEMBLY	H357-03R
4	106466-03-701	EA	RETAINER-TRIM, B	H35777
5	112795-01-704	FT	PLUG FILLER (DOUBLE GLAZED)	122-018737
6	106466-03-705	EA	GLASS-STATIONARY, LOWER	390-019183
7	112795-01-701	EA	SLIDE-STOP	132-019092
8	098644-01-711	FT	WEATHERSTRIP-SCREEN, BLACK	171-016965
9	106466-03-706	EA	GLASS-SLIDING ASSEMBLY	DH357-A9R
	098644-01-706	FT	WEATHERSTRIP-GLASS	171-010668
10	106466-03-704	EA	GLASS-STATIONARY, MIDDLE	390-019181
11	106466-03-703	EA	GLASS-STATIONARY, UPPER	390-019180
12	106466-03-702	EA	RETAINER-TRIM, B	H35767
13	098644-01-710	FT	TRACK-SCREEN SPACER, 12'	132-017135
14	112795-01-700	EA	LATCH ASM-BOLT ON, BLACK	DH287-CK
15	112795-01-703	IN	CHANNEL-RUN (INCHES)	122-018736
16	112795-01-705	FT	VINYL-GLAZING	132-019702
17	098644-01-713	EA	CLIP-SPRING, BLACK PLASTIC	226-016966

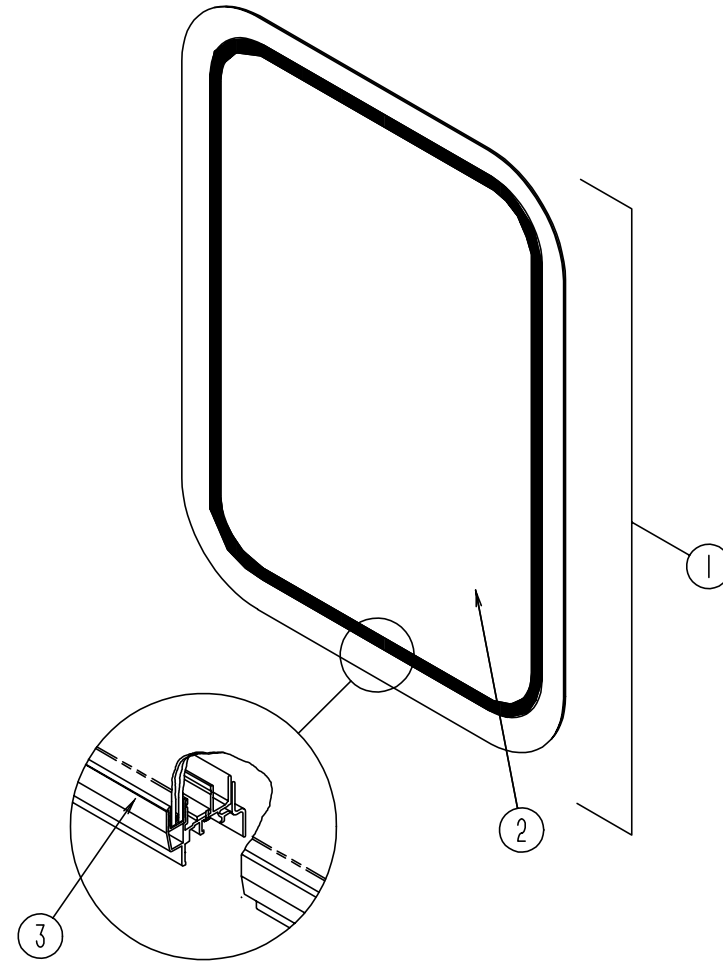
**WINDOW, VENT & EXTERIOR DOOR GROUP (CONTINUED)**



**DRIVER SIDE LOUNGE & DINETTE WINDOW - DOUBLE TIPOUT - EXCEL**

KEY	PART NUMBER	U/M	DESCRIPTION	VENDOR NO.
1	115360-01-01A	EA	WINDOW-DOUBLE HORIZONTAL TIPOUT 30 3/4" X 56 1/2"	
	115360-01-705	EA	RETAINER - TRIM	W112-59
	100322-01-704	FT	TAPE-BUTYL	154-016083
2	115360-01-700	EA	GLASS-STATIONARY-19.02X56.56	106-019446
	112864-01-000	FT	FOAM-BUTYL COVERED 3/8" - K3A20	
3	100322-01-703	FT	VINYL-GLAZING, BUTYL	132-010723
4	098644-01-716	FT	PLUG-FILLER	132-014470
5	115360-01-703	EA	GLASS-VENT ASM. (LH) TORQUE	CH90D9L
6	100322-01-714	EA	SUPPORT-TORQUE BAR, LH	130-015978
7	112519-01-702	EA	OPERATOR-VENT	410-016123
8	115360-01-701	EA	SCREEN ASM., W/SEAL & CLIPS	410-019477L
9	100322-01-718	EA	HANDLE-DIAL	410-016081
10	112519-01-706	EA	CLIP-SCREEN	CH21-50
11	100322-01-715	EA	SUPPORT-TORQUE BAR, RH	130-015979
12	115360-01-704	EA	GLASS-VENT ASM. (RH) TORQUE	CH90D9R
13	100322-01-701	FT	SEAL-VENT	122-016071
14	100322-01-702	EA	WEATHERSTRIP-HORIZONTAL RAIL	132-015976
15	100322-01-716	EA	SUPPORT-TORQUE BAR, CTR RAIL	130-015980
16	100322-01-716	EA	SUPPORT-TORQUE BAR, CTR RAIL	130-015980
17	115360-01-702	EA	SCREEN ASM., W/SEAL & CLIPS	410-019478R
	100322-01-717	EA	E-RING	245-015975
	100322-01-712	EA	RAIL-HORIZONTAL, RH OR LH	CH05-19
	100322-01-713	EA	BAR-DIVISION, VERT. RH & LH	HH19-20

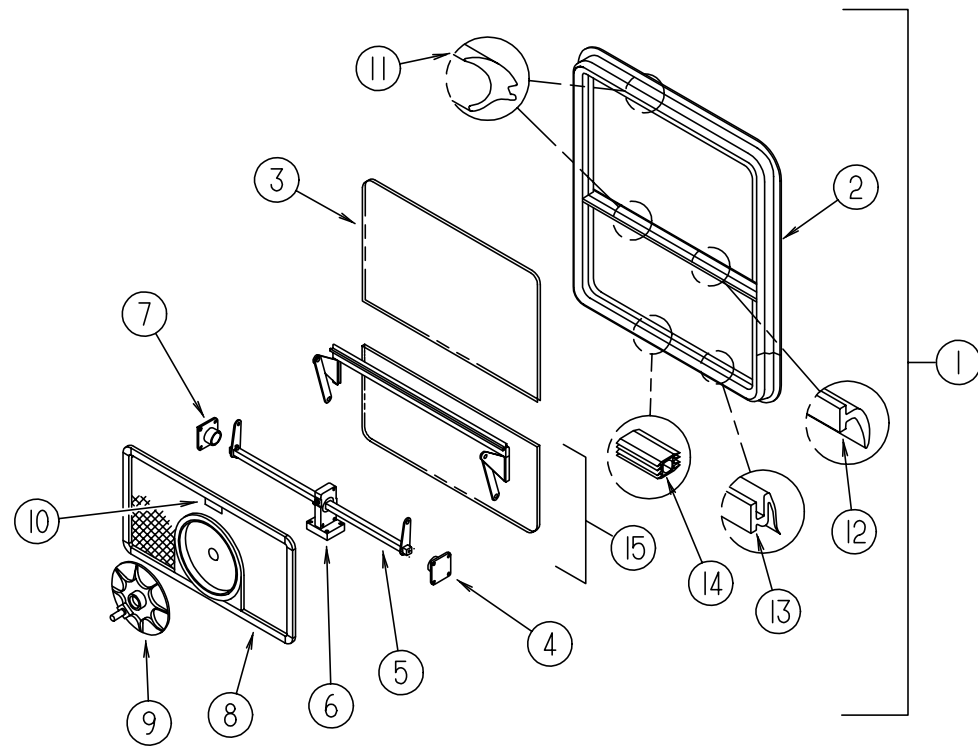
**WINDOW, VENT & EXTERIOR DOOR GROUP (CONTINUED)**



**ENTRANCE DOOR WINDOW**

KEY	PART NUMBER	U/M	DESCRIPTION
1	117053-03-F31	EA	WINDOW ASM-PICTURE, ENTRANCE DOOR
2	002181-26-000	EA	GLASS-PICTURE, 655 X 417 59R - GRAY 31%
3	087561-01-000	FT	SEAL-GLASS, EXTERIOR - .5" WIDE - VINYL - BLACK
	117054-02-01A	EA	FRAME-WINDOW, INSIDE WHITE

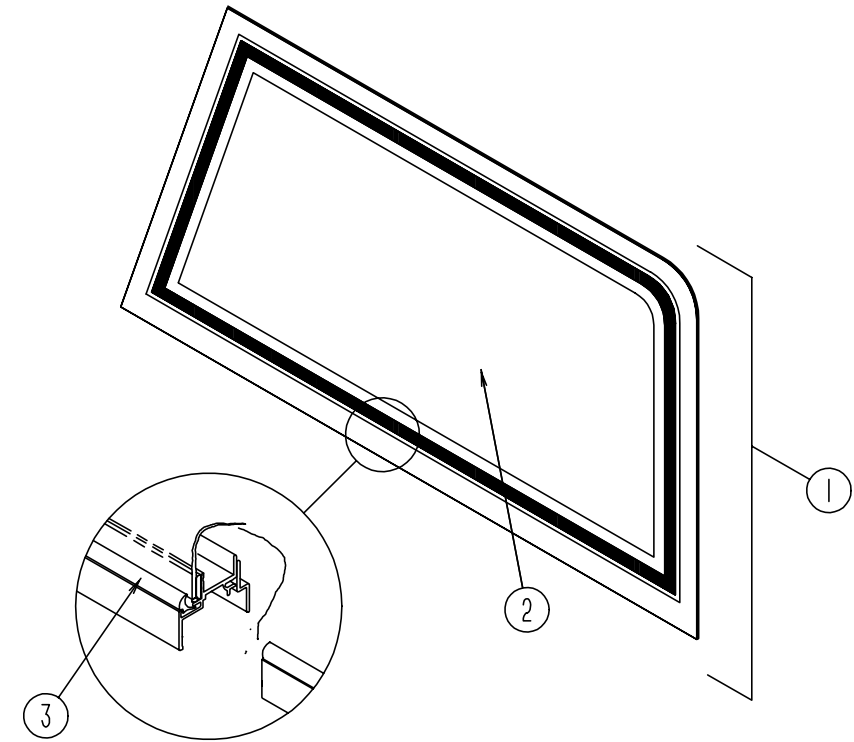
**WINDOW, VENT & EXTERIOR DOOR GROUP (CONTINUED)**



**GALLEY WINDOW - SINGLE TIPOUT - EXCEL**

KEY	PART NUMBER	U/M	DESCRIPTION	VENDOR NO.
1	104691-16-01A	EA	WINDOW ASM-TIPOUT, SINGLE - OFF WHITE CH91-G1W59	
2	104691-16-700	EA	WINDOW	CH91-G1
	104691-16-701	EA	RETAINER-TRIM	CW9159
3	104691-16-702	EA	GLASS-STATIONARY	106-019448
	100322-01-704	FT	TAPE-BUTYL	154-016083
4	100322-01-714	EA	SUPPORT-TORQUE BAR, LH	130-015978
5	104691-16-703	EA	OPERATOR & BAR ASSEMBLY	CH91-18
6	112519-01-702	EA	OPERATOR-VENT	410-016123
7	100322-01-715	EA	SUPPORT-TORQUE BAR, RH	130-015979
8	104691-16-705	EA	SCREEN ASM-W/SEAL & CLIPS	410-019479
	098644-01-711	FT	WEATHERSTRIP-SCREEN, BLACK	171-016965
9	100322-01-718	EA	HANDLE-DIAL	410-016081
10	112519-01-706	EA	CLIP-SCREEN	CH21-50
11	100322-01-703	FT	STRIP-GLAZING, BUTYL	132-010723
12	100322-01-702	EA	WEATHERSTRIP-HORIZONTAL RAIL	132-015976
13	100322-01-701	FT	SEAL-VENT	122-016071
14	098644-01-716	FT	PLUG-FILLER	132-014470
15	104691-16-704	EA	GLASS-VENT ASSEMBLY	CH91-D9
	112898-06-704	EA	HANDLE-LATCH, RED-RH	182-11293
	112898-06-705	EA	HANDLE-LATCH, RED-LH	182-11294

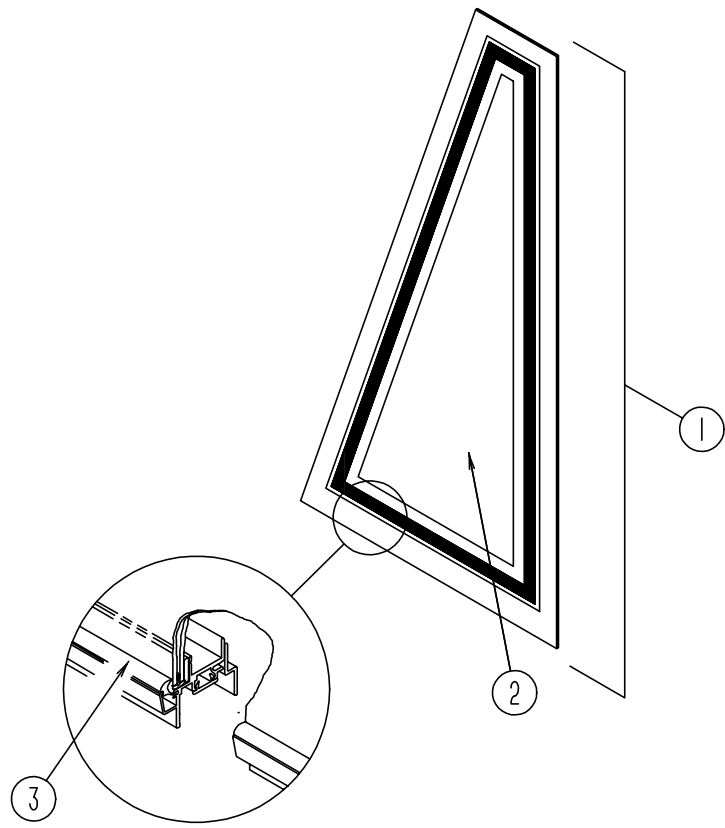
**WINDOW, VENT & EXTERIOR DOOR GROUP (CONTINUED)**



**VISTA WINDOW OVER DRIVERS DOOR**

KEY	PART NUMBER	U/M	DESCRIPTION	VENDOR NO.
1	106467-04-01A	EA	WINDOW ASM-VISTA, LH	
	106467-01-700	EA	RETAINER-TRIM, BLACK	H359-27L
2	106467-01-701	EA	GLASS-STATIONARY	106-018272
3	100322-01-703	FT	STRIP-GLAZING, BUTYL	132-010723

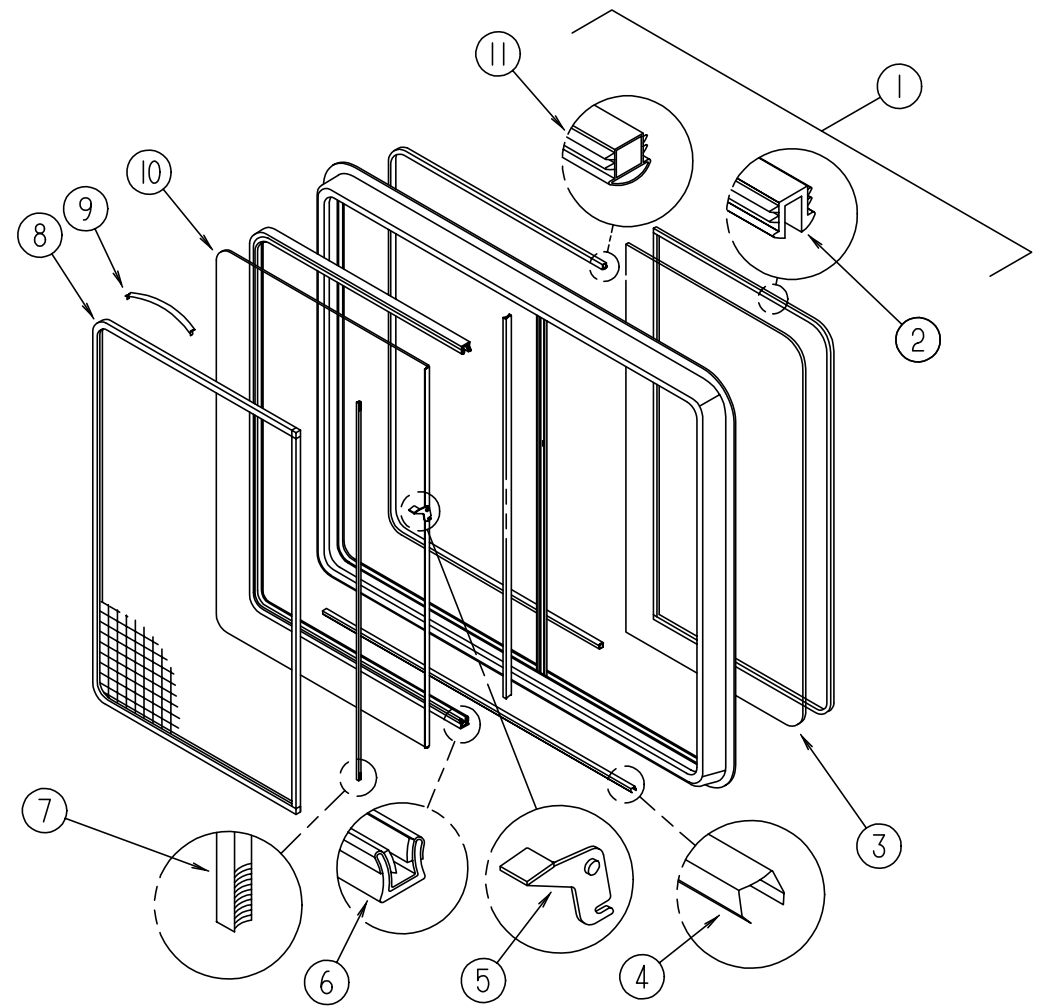
**WINDOW, VENT & EXTERIOR DOOR GROUP (CONTINUED)**



**DRIVER SIDE FRONT SLANT WINDOW**

KEY	PART NUMBER	U/M	DESCRIPTION	VENDOR NO.
1	106468-03-01A	EA	WINDOW ASM-FRONT SLANT, LH	H358-27L
	106468-01-700	EA	RETAINER-TRIM, BLACK	
2	106468-01-701	EA	GLASS-STATIONARY	106-018271
3	098644-01-705	FT	GLAZING-STRIP	132-010231

**WINDOW, VENT & EXTERIOR DOOR GROUP (CONTINUED)**

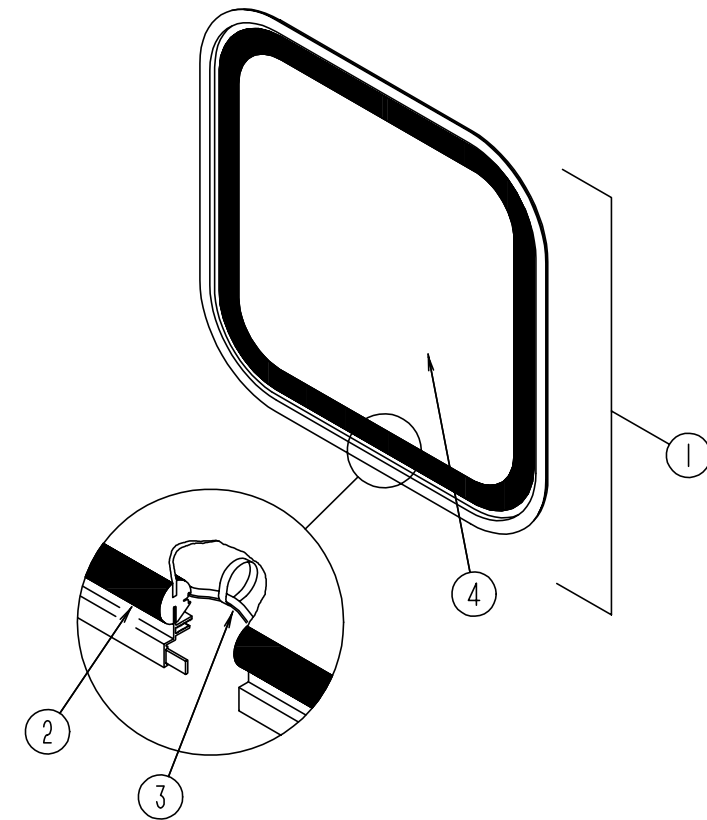
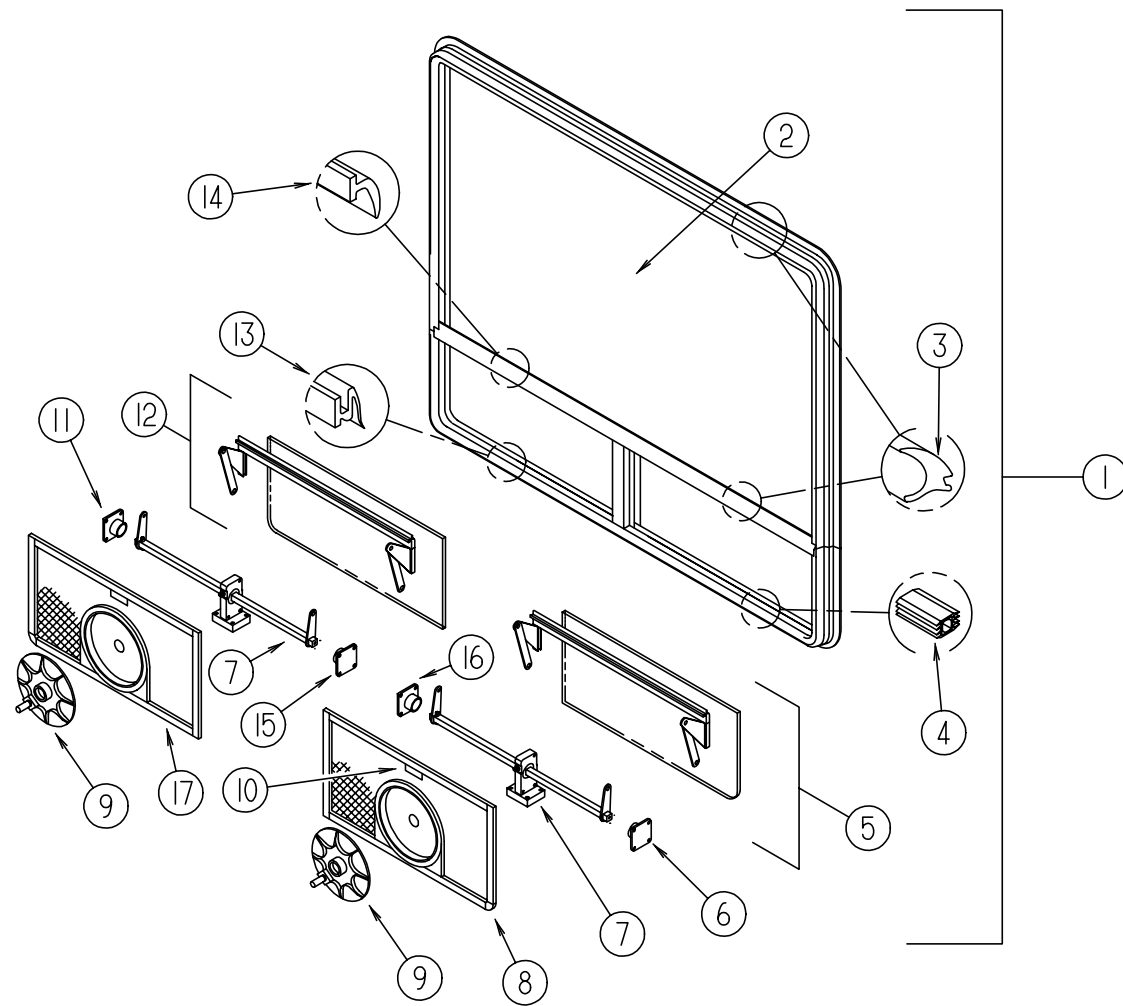


**PASSENGER SIDE LOUNGE WINDOW - EXCEL**

KEY	PART NUMBER	U/M	DESCRIPTION	VENDOR NO.
1	098647-40-01A	EA	WINDOW ASM-SLIDER, HORIZONTAL H291-G1W66	
2	098644-01-705	FT	GLAZING-STRIP	132-010231
3	098647-40-701	EA	GLASS-STATIONARY	106-019914
4	098644-01-710	FT	TRACK-SCREEN SPACER, 12'	132-017135
5	098644-01-700	EA	LATCH-REPAIR KIT (BLACK)	B801-CK
6	098644-01-708	FT	CHANNEL-RUN, PIERCED	122-016543
7	098644-01-711	FT	WEATHERSTRIP-SCREEN, BLACK	171-016965
8	112795-31-704	EA	SCREEN ASM., W/SEAL & CLIPS	410-019068
9	098644-01-713	EA	CLIP-SPRING, BLACK PLASTIC	226-016966
10	098647-40-700	EA	GLASS-SLIDING, W/SASH&LATCH	H291-G9
11	098644-01-706	FT	WEATHERSTRIP-GLASS	171-010668
	098644-01-719	EA	STOP-SLIDER GLASS	132-014203
	098644-01-717	FT	SPLINE-SCREEN	132-004716
	098644-01-716	FT	PLUG-FILLER	132-014470

**WINDOW, VENT & EXTERIOR DOOR GROUP (CONTINUED)**

**WINDOW, VENT & EXTERIOR DOOR GROUP (CONTINUED)**



**DRIVER SIDE LOUNGE OPTION WINDOW - DOUBLE TIPOUT - EXCEL**

**BACKWALL EXCAPE WINDOW - FROM: 00-00-00 THRU: 12-31-95**

KEY	PART NUMBER	U/M	DESCRIPTION	VENDOR NO.
1	115360-02-01A	EA	WINDOW-DOUBLE HORIZONTAL TIPOUT 38.7" 56 1/2"	
	115360-02-701	EA	RETAINER - TRIM	CW97-59
	100322-01-704	FT	TAPE-BUTYL	154-016083
2	115360-02-700	EA	GLASS - STATIONARY	106-025022
3	100322-01-703	FT	STRIP-GLAZING, BUTYL	132-010723
4	098644-01-716	FT	PLUG-FILLER	132-014470
5	115360-01-703	EA	GLASS - VENT ASM. LH TORQUE	CH90-D9L
6	100322-01-714	EA	SUPPORT-TORQUE BAR, LH	130-015978
7	112519-01-702	EA	OPERATOR-VENT	410-016123
8	115360-01-701	EA	SCREEN ASM-W/SEAL & CLIPS	
9	100322-01-718	EA	HANDLE-DIAL	410-016081
10	112519-01-706	EA	CLIP-SCREEN	CH21-50
11	100322-01-715	EA	SUPPORT-TORQUE BAR, RH	130-015979
12	115360-01-704	EA	GLASS - VENT ASM. RH TORQUE	CH90-D9R
13	100322-01-701	FT	SEAL-VENT	122-016071
14	100322-01-702	EA	WEATHERSTRIP-HORIZONTAL RAIL	132-015976
15	100322-01-716	EA	SUPPORT-TORQUE BAR, CENTER RAIL	130-015980
16	100322-01-716	EA	SUPPORT-TORQUE BAR, CENTER RAIL	130-015980
17	115360-01-702	EA	SCREEN ASM-W/SEAL & CLIPS	
	100322-01-717	EA	E-RING	245-015975
	100322-01-712	EA	RAIL-HORIZONTAL, RH OR LH	CH05-19
	100322-01-713	EA	BAR-DIVISION, VERTICAL - RH & LH	HH19-20

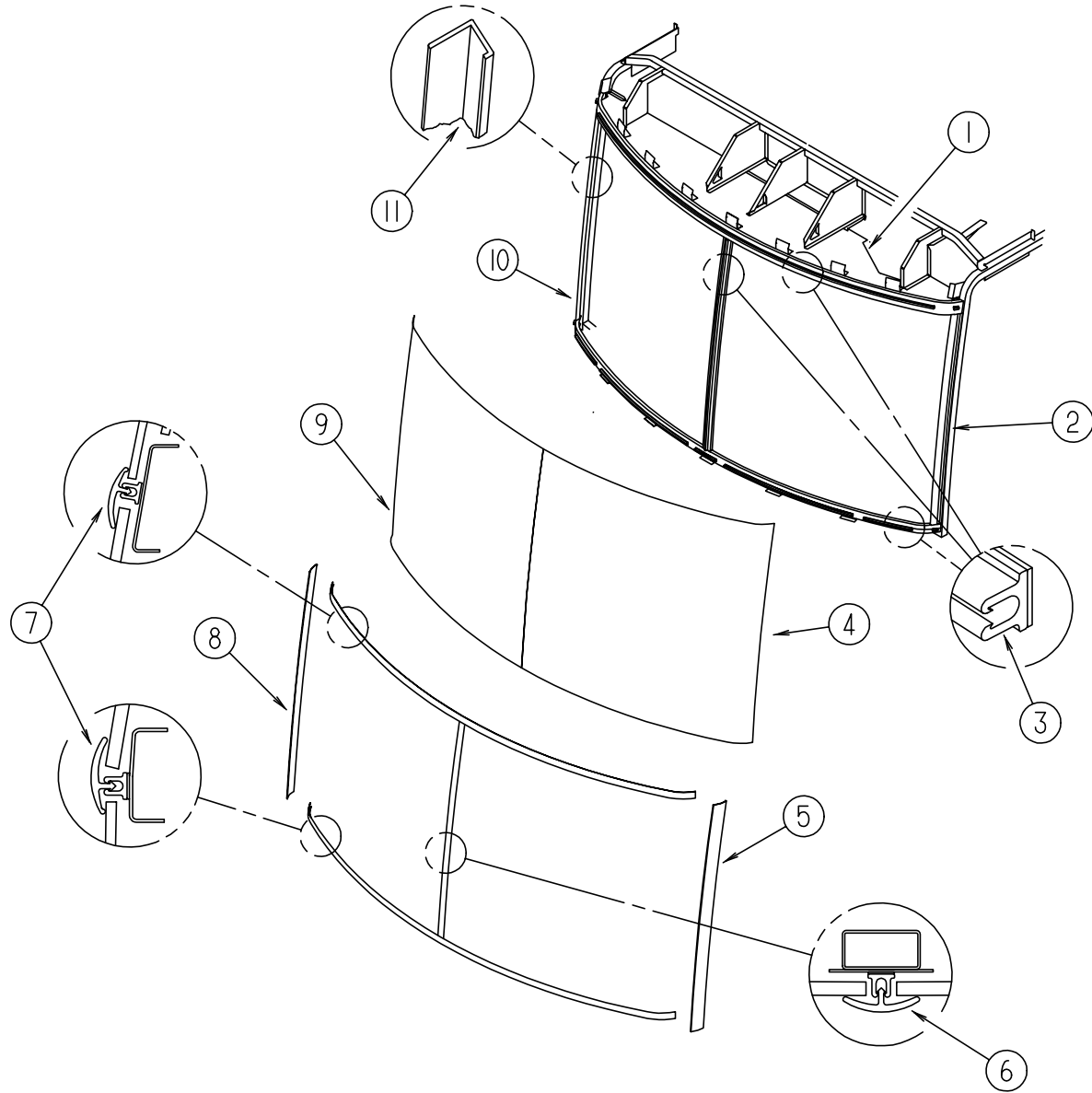
KEY	PART NUMBER	U/M	DESCRIPTION
1	087985-07-F36	EA	WINDOW ASM-ESCAPE
2	002282-11-000	EA	WEATHER STRIP-WINDOW, .125 BLACK, 140.75 - VULCANIZED
	002285-01-000	FT	FILLER-WEATHER STRIP, RUBBER - BLACK
3	077066-01-702	EA	TAPE ASM-ESCAPE WINDOW
4	076337-16-000	EA	GLASS-EGRESS, 1156 X 672 - GRAY
	107423-02-01A	EA	RETAINER-WINDOW, REAR - OFF WHITE

**BACKWALL EXCAPE WINDOW - FROM: 01-01-96 THRU: 99-99-99**

KEY	PART NUMBER	U/M	DESCRIPTION
1	087985-08-GV0	EA	WINDOW ASM-ESCAPE
2	002282-11-000	EA	WEATHER STRIP-WINDOW, .125 BLACK, 140.75 - VULCANIZED
	002285-01-000	FT	FILLER-WEATHER STRIP, RUBBER - BLACK
3	077066-01-702	EA	TAPE ASM-ESCAPE WINDOW
4	076337-16-000	EA	GLASS-EGRESS, 1156 X 672 - GRAY
	121129-01-01A	EA	RETAINER-WINDOW, OFF WHITE

# WINDSHIELD & WIPER GROUP

## WINDSHIELD

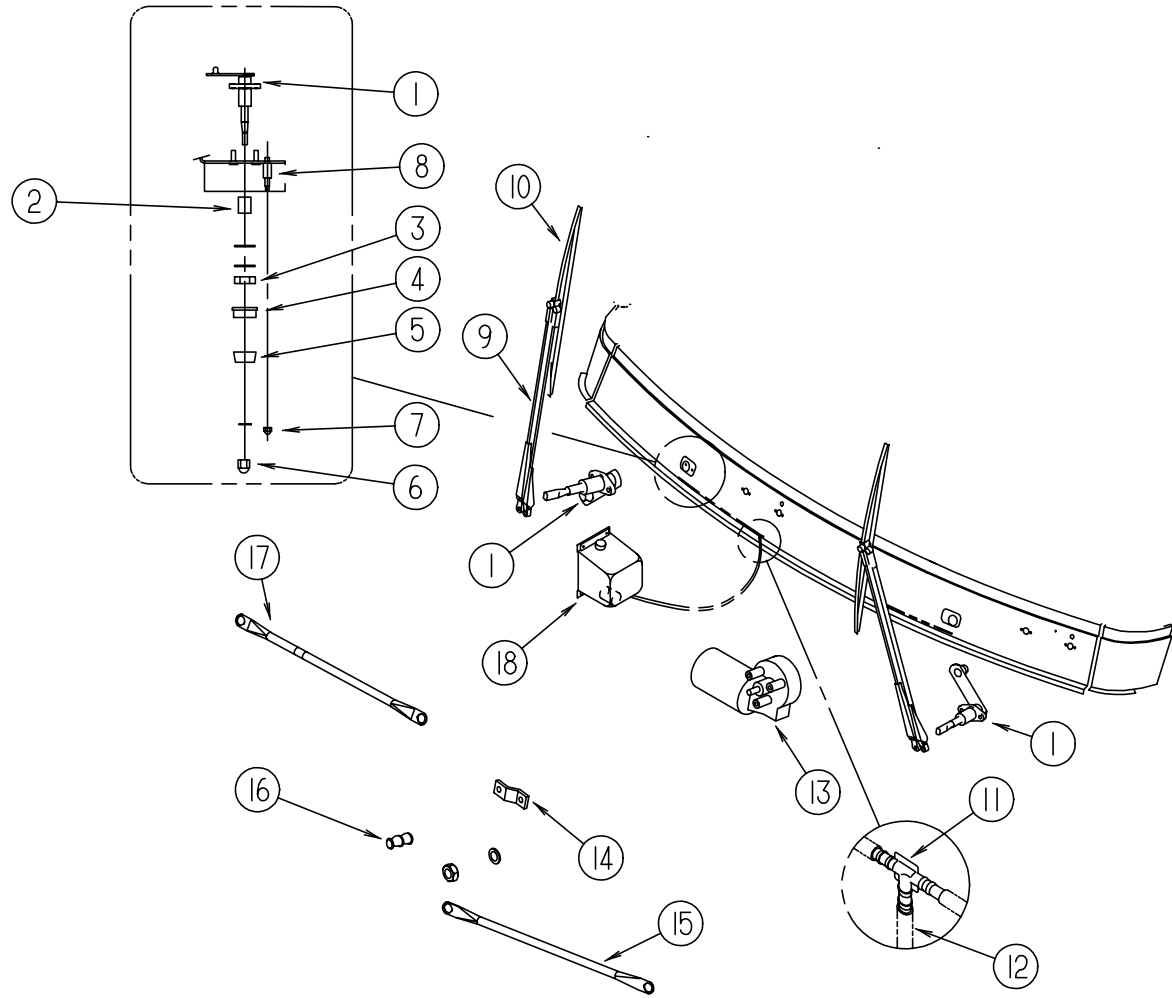


KEY	PART NUMBER	U/M DESCRIPTION
1	117730-01-01B	EA HEADER-WINDSHIELD
2	117203-02-01B	EA FRAME-WINDSHIELD, A LH, MILL
3	117335-01-000	EA REVEAL CARRIER - 94.6"
4	116996-02-000	EA GLASS-WINDSHIELD, LH
4	116996-04-000	EA WINDSHIELD - LH CURVED, 52" W X 49" H
5	120352-01-02A	EA TRIM-WINDSHIELD, A PILLAR, LH - BLACK
6	118586-01-000	FT MOLDING-REVEAL, WINDSHIELD
7	120533-01-000	FT MOLDING-REVEAL, WINDSHIELD
8	120352-02-02A	EA TRIM-WINDSHIELD, A PILLAR, RH - BLACK
9	116996-01-000	EA GLASS-WINDSHIELD, RH
9	116996-03-000	EA WINDSHIELD - RH CURVED - 52" W X 49" H
10	117203-01-01B	EA FRAME-WINDSHIELD, A RH, MILL
11	098788-06-000	EA CHANNEL - 49" PVC

FROM: 00-00-00 THRU: 09-17-95  
 FROM: 09-18-95 THRU: 99-99-99

# WINDSHIELD & WIPER GROUP (CONTINUED)

## WIPER & WASHER



KEY	PART NUMBER	U/M	DESCRIPTION	VENDOR NO.
1	096505-09-000	EA	PIVOT SHAFT ASM-PASS. SIDE - UT 6706220SH25WJ	
1	096505-05-000	EA	PIVOT SHAFT ASM-DR SIDE - 62871-20-SH25WJ	
2	061603-01-000	EA	GROMMET-SNAP, 3/16" ID - 3/8" HOLE - PLASTIC - BLACK	
3	096505-02-701	EA	NUT-HEX, (HD) W/.687 BARREL	NT721021
4	096505-02-702	EA	CAP-RUBBER, (HD) BARREL .687	CP721084
5	096505-02-700	EA	DRIVER-KNURLED, (HD) BARREL .687	NT721017
6	096505-02-703	EA	CAP-NUT(ACORN) HD W/.687 BARREL	51065-40-NT27WC
7	077049-02-000	EA	NUT-ACORN, 10-32 - BLACK/ANODIZED - ANCO 52486	
8	117768-01-000	EA	SHAFT-ADAPTER, PANTOGRAPH ARM - ANCO 52819	
9	117769-01-000	EA	ARM-WIPER, PANTOGRAPH, 28 IN - UT 6701620LE25WJ	
	096931-01-701	EA	NOZZLE-HARDWARE KIT (NOZZLE-NUT-LONG SCREW-SHORT SCREW)	
10	095964-01-000	EA	BLADE-WIPER, WINDSHIELD - 24"	
11	110605-01-000	EA	TEE-PLASTIC BARBED, 1/8 X 1/8 X 3/16 - BAYLOCK 3799721	
	117765-03-000	EA	CONNECTOR - 5/32 W/SWSH - ITT H-BAYLOCK116756	
12	045794-01-000	FT	HOSE-WASHER, WINDSHIELD - 5/32" ID - BLACK	
13	104346-05-000	EA	WIPER MOTOR W/INTERNAL BREAKER - DYNAMIC PARK (FORD)	
13	104346-04-000	EA	WIPER MOTOR W/INTERNAL BREAKER (CHEVY) UT 65714M02025WJ	
14	104347-04-000	EA	ARM-DRIVE, WIPER MOTOR - UT 6538520LE25WJ	
15	117770-01-000	EA	LINK ASM-CONNECTING, DRIVER - UT 6434320LK25WJ	
16	067188-01-000	EA	STUD-CRANK, WIPER - WINDSHIELD - AMBAC 1903424SD27WC	
17	117770-02-000	EA	LINK ASM-CONNECTING, PASS. - UT 6434420LK25WJ	
18	117766-02-000	EA	RESERVOIR/PUMP ASM, MCCORD 600328	