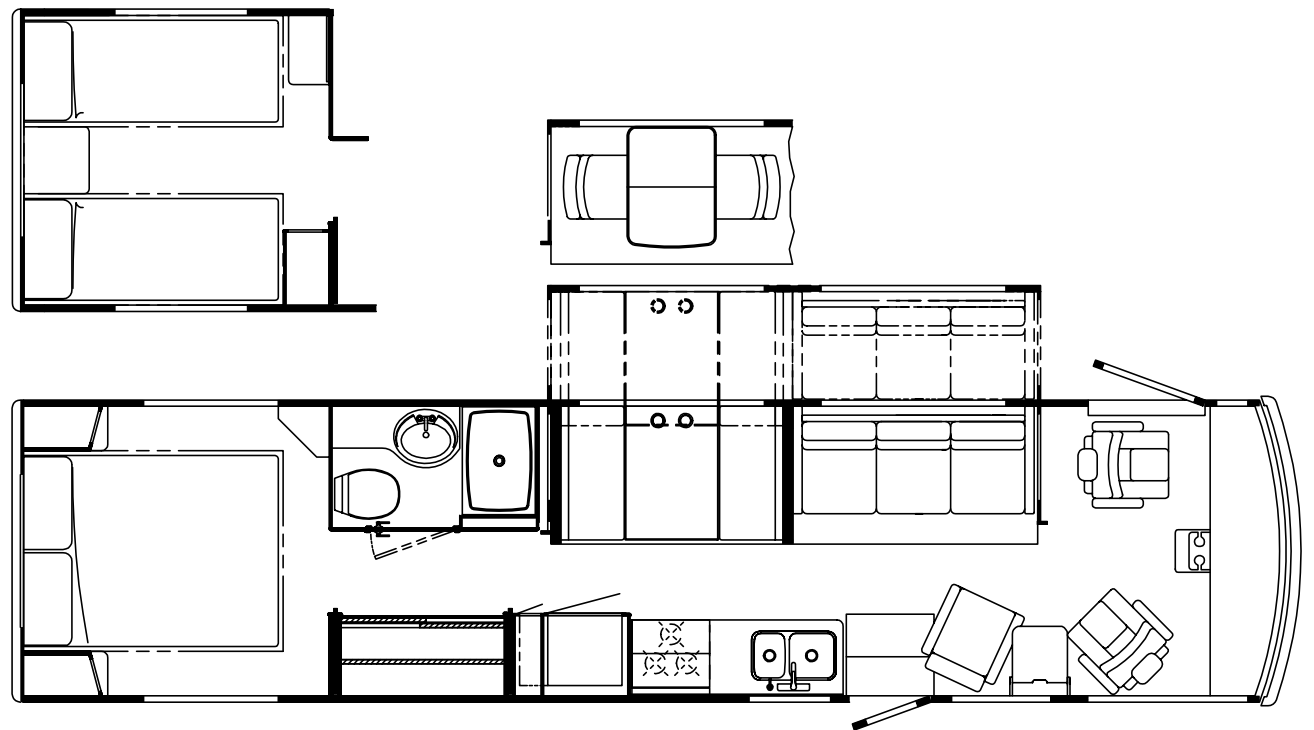
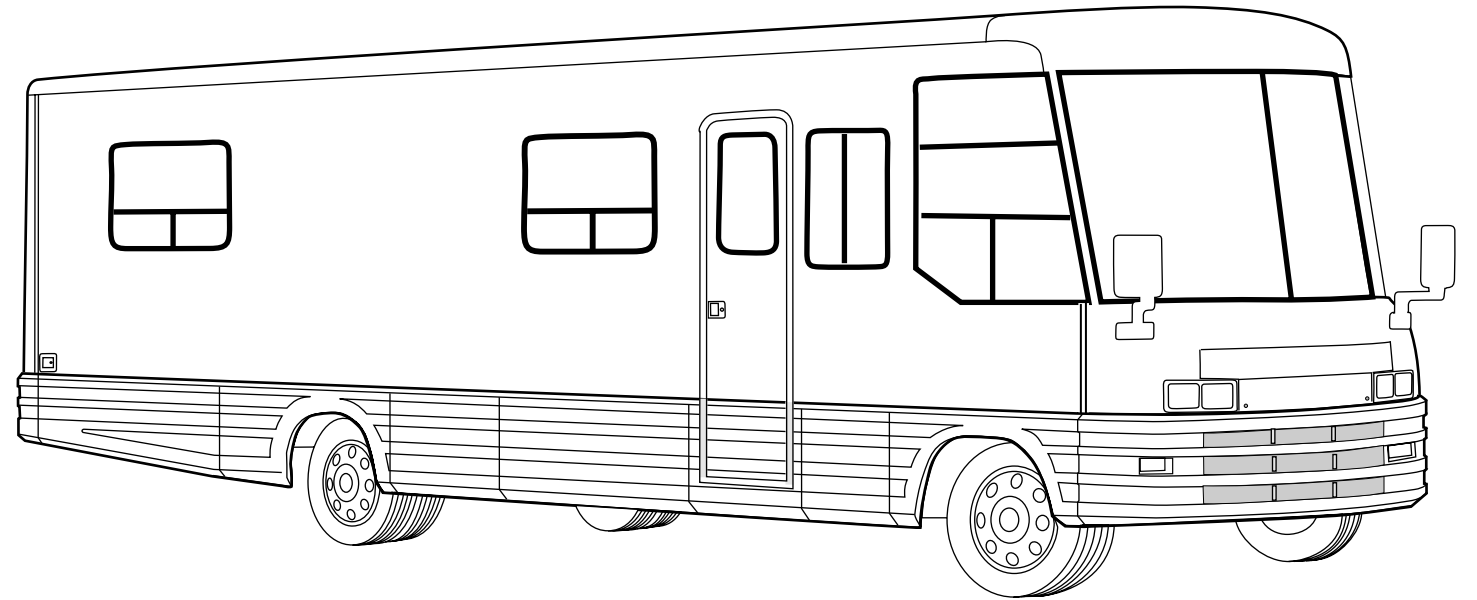


1996 WCM34RQ

PICKLED ASH
G38 GOTHIC
G40 OXBOW
G42 GARNET

SALEM CHERRY
G39 GOTHIC
G41 OXBOW
G43 GARNET



ACCESSORIES GROUP

OPERATORS MANUAL

KEY	PART NUMBER	U/M DESCRIPTION
	054185-E2-000	EA MANUAL-OPERATOR, 96 VECTRA
	092318-01-000	EA BINDER-3 RING, MOTOR HOME MANUAL
	092319-01-000	EA POCKET PAGE-3 RING BINDER, PLASTIC - (50 PER PKG)
	119439-01-000	DW TOP LEVEL-M,1996

AUDIO VIDEO GROUP

RADIO & CD SYSTEM

KEY	PART NUMBER	U/M DESCRIPTION
	097460-08-000	EA RADIO-AM/FM STEREO, CASS DIN - SONY XR-1700
	110469-01-000	EA SPEAKER-4" X 6" OVAL, COAXIAL - MAGNADYNE F46XB-12
	110470-01-01A	EA GRILLE-SPEAKER, OVAL 4" X 6" BLK - MAGNADYNE G46WI
	074979-15-000	EA COVER-SPEAKER, LT OAK
	074979-08-000	EA SHIELD-SPEAKER, BACK - MOLDED PLASTIC - LIGHT OAK
	089340-02-000	EA GRILLE-SPEAKER, 6.5" SQUARE
	094097-01-000	EA SPEAKER-RADIO, W/O GRILLE - 5.25" DIA - AUDIOVOX 110C3030
	116148-02-000	EA RADIO-AM/FM STEREO, CD PLAYER - CLARION RDB515F (DELUXE STEREO OPTION) FROM: 00-00-00 THRU: 03-14-96
	116148-03-000	EA RADIO-AM/FM STEREO-CD PLAYER (DELUXE STEREO OPTION) FROM: 03-15-96 THRU: 99-99-99
	097460-06-000	EA RADIO-AM/FM CASS, WITH CD CON - SONY XR-130 (RADIO & CD CHANGER OPTION) FROM: 00-00-00 THRU: 07-23-95
	102080-02-000	EA CHANGER-COMPACT DISC - SONY CDX-45 (RADIO & CD CHANGER OPTION) FROM: 00-00-00 THRU: 07-23-95
	102080-03-000	EA CHANGER-COMPACT DISC - SONY CDX-71RF (RADIO & CD CHANGER OPTION) FROM: 07-24-95 THRU: 99-99-99
	109053-02-000	EA RADIO-WALL MOUNT AM/FM CASS - AWM-300 AUDIOVOX (REAR STEREO OPTION)
	081059-02-000	EA WIRE ASM-9-PIN, RADIO - AUDIOVOX 112B-1761 (REAR STEREO OPTION)
	087683-03-000	EA RADIO-AM/FM STEREO CASSETTE - AUDIOVOX RS-100 (EXTE ENTERTAINMENT)

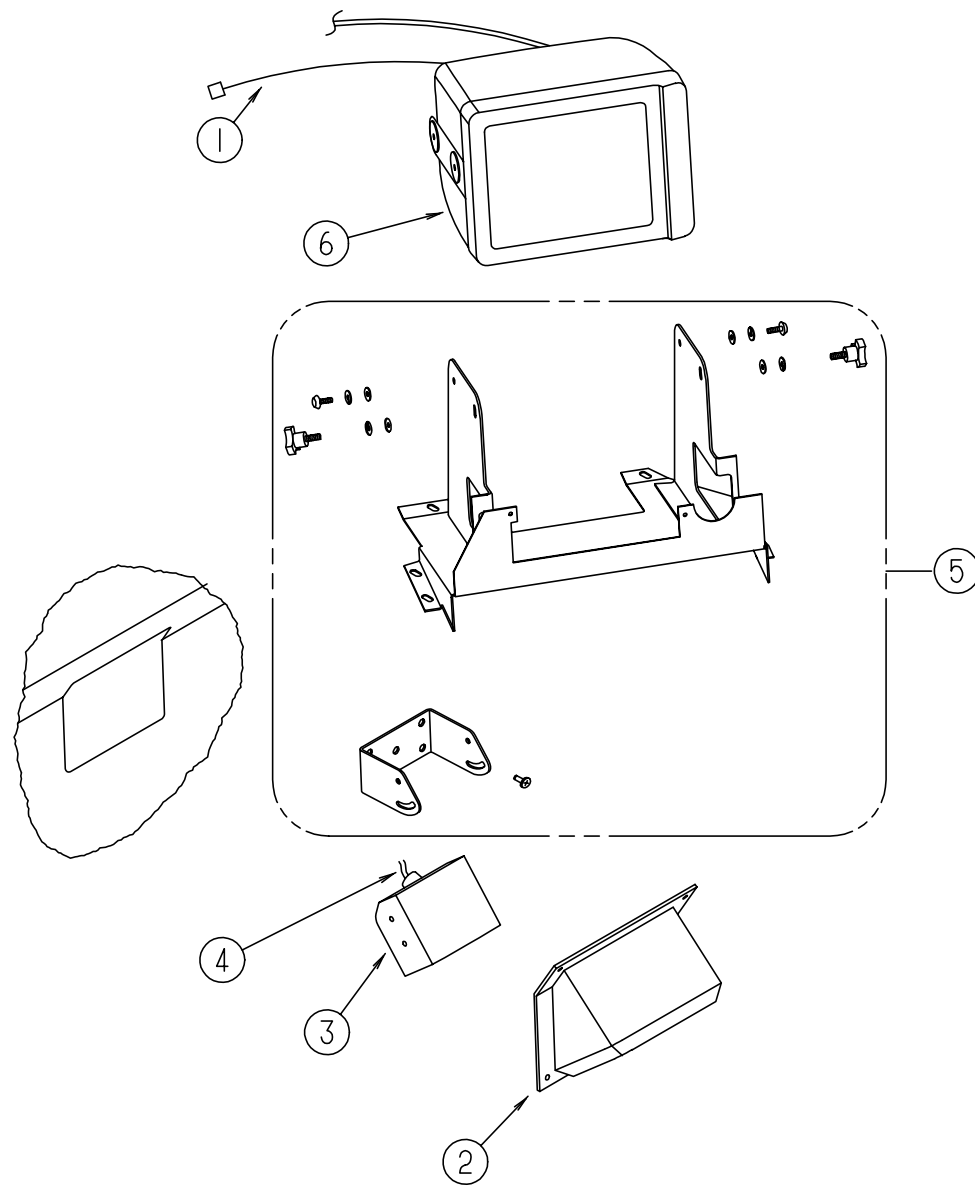
RADIO & CB ANTENNA

KEY	PART NUMBER	U/M DESCRIPTION
	090944-01-000	EA ANTENNA-RADIO, 16" RUBBER
	104498-02-000	EA BRACKET-ANTENNA MOUNT
	108847-01-000	EA BRACKET-ANTENNA GROUND(REAR STEREO & EXTE ENTERTAINMENT)
	109889-03-000	EA EXTENDER - ANTENNA SHAFT 4" (EXTE ENTERTAINMENT)
	109889-04-000	EA EXTENDER - ANTENNA SHAFT 3" (EXTE ENTERTAINMENT)
	077069-02-000	EA CABLE-ANTENNA, RADIO - EXTENSION 96" - ARA 6700667
	105248-01-000	EA ANTENNA-CB, ADVANCE 8604 (C.B. RADIO PREP) FROM: 00-00-00 THRU: 06-14-96
	123256-01-000	EA ANTENNA - CB (W/O CABLE) FROM: 06-15-96 THRU: 99-99-99
	123256-02-000	EA CABLE-CB COAX

TELEPHONE SYSTEM

KEY	PART NUMBER	U/M DESCRIPTION
	093253-01-01A	EA PLATE-WALL, TELEPHONE - BEIGE - CAC625F2-4-50
	093254-01-000	EA HOUSING-TELEPHONE, AMP 554171-1
	093901-03-000	EA PLATE-COAXIAL CABLE

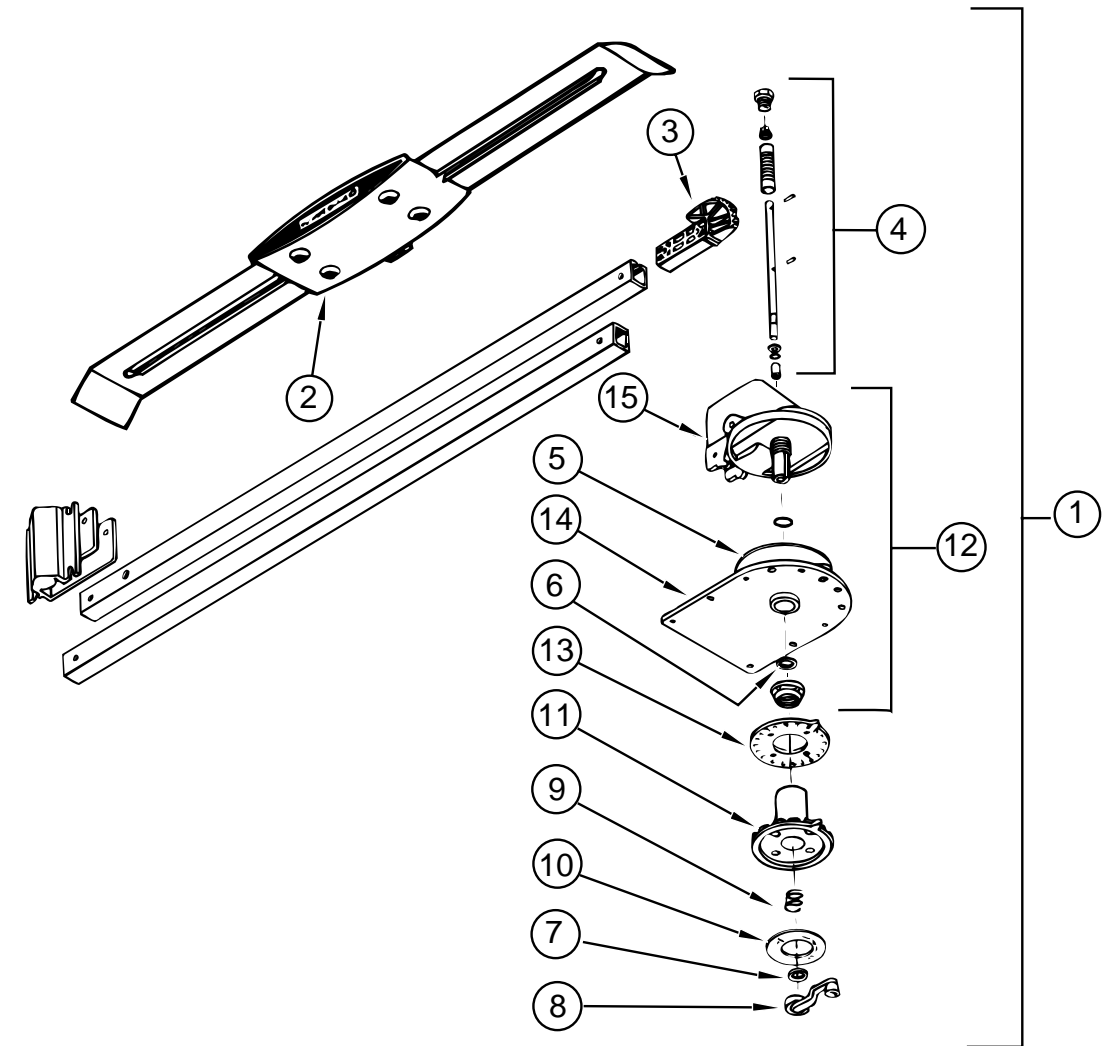
AUDIO VIDEO GROUP (CONTINUED)



SONY REAR VIEW MONITOR & SHROUDS

KEY	PART NUMBER	U/M DESCRIPTION	VENDOR NO.
	093040-08-000	EA 7" REAR VIEW MONITOR SYSTEM W/AUDIO JACK	
1	096717-03-000	EA WIRE ASM-REAR MONITOR, UPPER	
	093040-06-000	EA WIRE ASM-MONITOR - SONY SM-HRN7	
2	107852-01-04A	EA SHROUD-CAMERA, OUTER, SABLE	
	108529-01-01A	EA SHROUD-CAMERA, INNER, BLACK	
3	093040-04-700	EA CAMERA, W/BACKET & WIRING	SSC-530AM
4	093041-01-000	EA CABLE-MONITOR/CAMERA, INTERNAL USE - 65.6'	
	093041-02-000	EA CABLE-MONITOR/CAMERA, EXTERNAL USE	
5	N/A	PARTS ARE INCLUDED W/TELEVISION SYSTEM - SONY	
6	093040-05-700	EA MONITOR-7" W/POWER HARNESS	SSM721AMR

AUDIO VIDEO GROUP (CONTINUED)

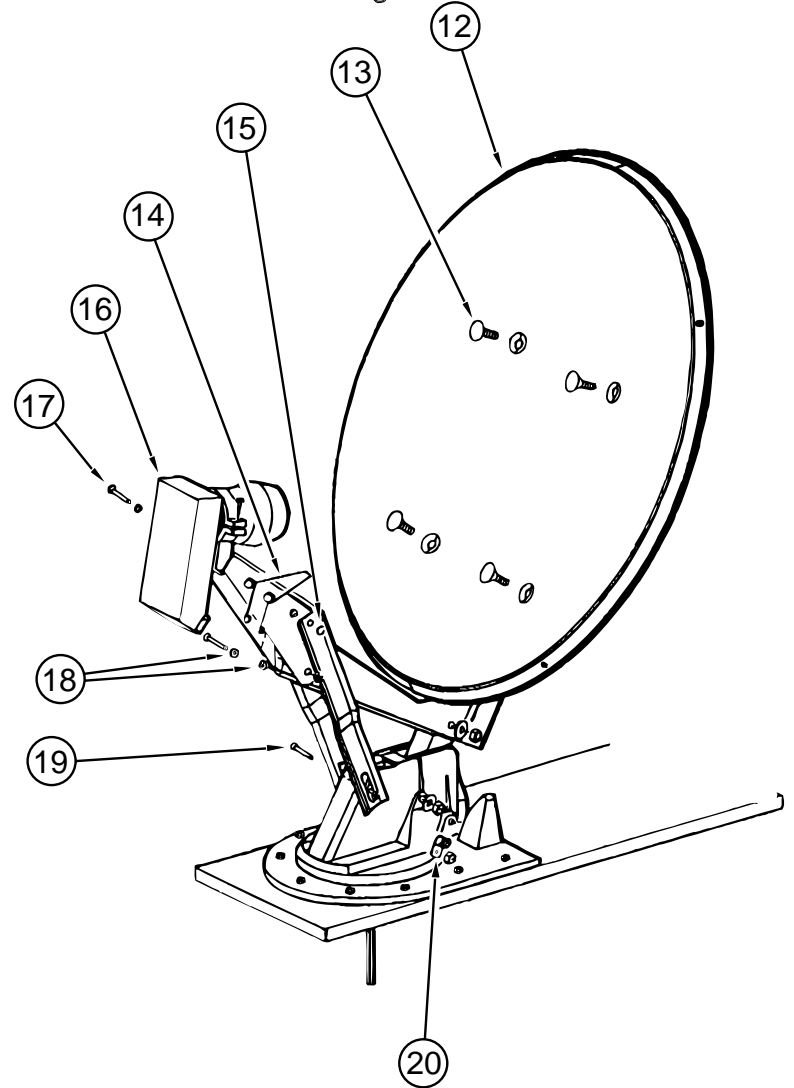
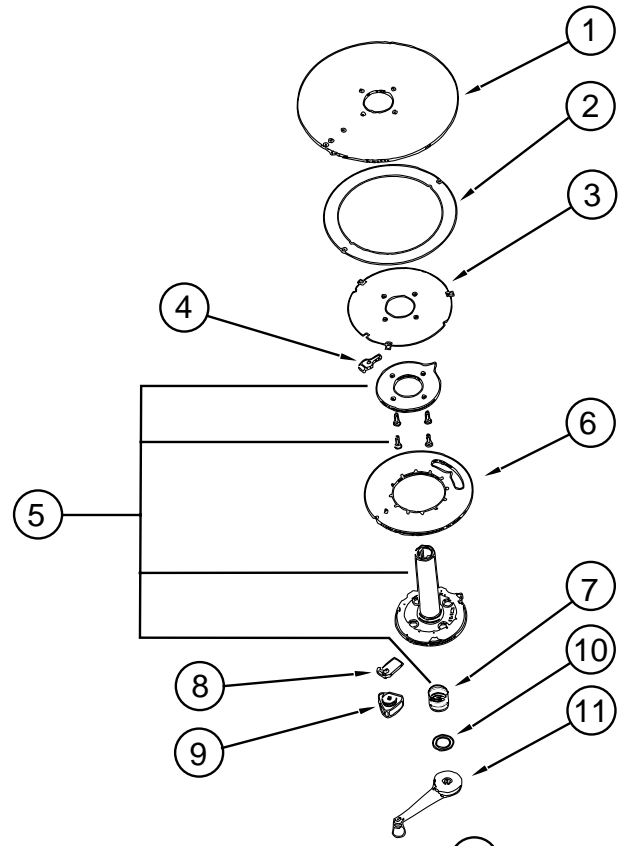


WINEGARD TV ANTENNA

KEY	PART NUMBER	U/M DESCRIPTION	VENDOR NO.
1	076319-16-000	EA ANTENNA-TV ROOF MOUNT, WINEGARD WI-3094	
2	076319-01-700	EA HEAD-ANTENNA, AMPLIFIED	RVSA U/V
3	076319-01-701	EA GEAR-ELEVATING, PLASTIC	2200046
4	076319-01-702	EA SHAFT ASM-ELEVATING	RVP-400A
5	076319-01-703	EA BEARING-NYLON, 5" OD	3200656
6	076319-01-704	EA BEARING-NYLON, 1.25"OD	3200657
7	076319-01-705	EA GROMMET-NYLON, 7/8"ID	3200658
8	076319-01-706	EA CRANK-ELEVATING, W/SET SCREW	2750897
9	076319-01-707	EA SPRING, HANDLE	5160822
10	076319-01-708	EA DECAL-CRANK	5413002
11	076319-01-709	EA PLATE-DIRECTIONAL F/HEAD	3200621
12	076319-01-711	EA BASE & LIFT ASM	2762802
13	076319-01-712	EA PLATE-CEILING, DIRECTIONAL	3200608
14	076319-01-713	EA PLATE-BASE, STEEL	3100523
15	076319-01-714	EA HOUSING, ROTATING GEAR	2200049
	069726-02-000	EA BUMPER-.88" DIAMETER X .40", BLACK	

AUDIO VIDEO GROUP (CONTINUED)

WINEGARD SATELLITE DISH



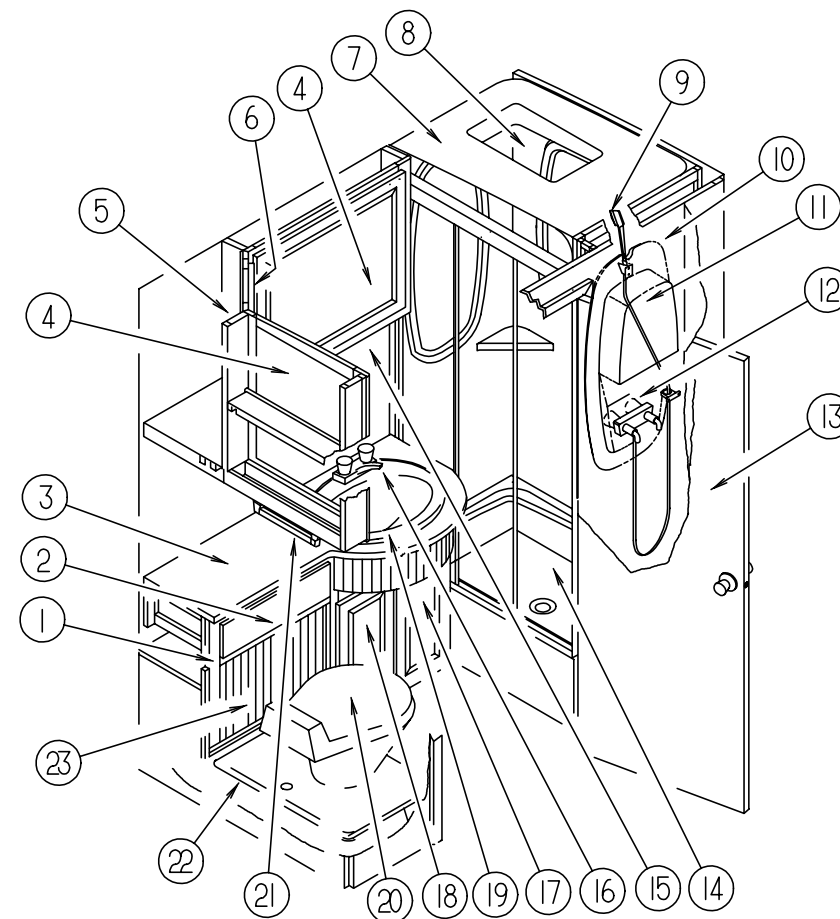
KEY	PART NUMBER	U/M	DESCRIPTION	VENDOR NO.
	120233-01-000	EA	SATELLITE SYSTEM W/O RECEIVER (DISH & HDW ONLY)	
	120233-02-000	EA	RECEIVER-SATELLITE ONLY	
1	120233-01-700	EA	PLATE-FIXED	3750821
2	120233-01-701	EA	DIAL-DIRECTIONAL	2745056
3	120233-01-702	EA	PIVOT-DIAL-DIRECTIONAL	2745058
4	120233-01-703	EA	STOP-ROTATION	3711281
5	120233-01-704	EA	PLATE-CEILING W/DIR. HANDLE	RP-6300
6	120233-01-705	EA	PLATE-ROTATE	375080
7	120233-01-706	EA	SPRING	RP-6822
8	120233-01-707	EA	CLAMP-ROTATE	3711280
9	120233-01-708	EA	KNOB-CLAMP	160822
10	120233-01-709	EA	WASHER-NYLON	RP-2658
11	120233-01-710	EA	HANDLE-CRANK	RP-6795
12	120233-01-711	EA	REFLECTOR-46CM	2745304
13	120233-01-712	EA	BOLT-FLAT HEAD	2160253
14	120233-01-713	EA	SPRING	2160820
15	120233-01-714	EA	CLIP-E	5160818
16	120233-01-715	EA	RCA LNB	278015
17	120233-01-716	EA	PIN	2160814
18	120233-01-717	EA	BEARING-NYLON	2200728
19	120233-01-718	EA	PIN	5160817
20	120233-01-719	EA	CLAMP-CABLE	2200060

AUDIO VIDEO GROUP (CONTINUED)

TV & VCR SYSTEMS

KEY	PART NUMBER	U/M DESCRIPTION	VENDOR NO.
	108096-07-000	EA TV-19"COLOR, 1/8" JACK USA - MAGNAVOX 19PR10C (FRONT OVHD TV)	
		FROM: 00-00-00 THRU: 08-06-95	
	108096-10-000	EA TV-19"COLOR, 1/8" JACK USA - MAGNAVOX 19PR14C (FRONT OVHD TV)	
		FROM: 08-07-95 THRU: 99-99-99	
	108096-08-000	EA TV-19"COLOR, 1/8"JACK CSA - MAGNAVOX XR1905C (FRONT OVHD TV)	
	098447-11-700	EA REMOTE FOR ALL 19" TVS	8822336
	092310-02-000	EA TV-COLOR, 9" - AC/DC - W/REMOTE - MAGNAVOX RD0945 (REAR TV)	
	092310-02-700	EA REMOTE F/TV F/MODEL RD0945	0822334
	086757-03-000	EA CONTROL CENTER-SWITCH, VCR/TV - AUDIOVOX AVCC-100 (FRONT OVHD TV)	
	098446-07-000	EA VCR-VHS, CABLE READY - REMOTE - MAGNAVOX VR9320 (FRONT OVHD TV)	
		FROM: 00-00-00 THRU: 10-08-95	
	098446-07-700	EA REMOTE F/MODEL VR9320	8874589
	098446-09-000	EA VCR-VHS, CABLE READY, REMOTE - MAGNAVOX VRT222AT (FRONT OVHD TV)	
		FROM: 10-09-95 THRU: 04-28-96	
	098446-09-700	EA REMOTE ONLY	
	098446-11-000	EA VCR-VHS,CABLE READY,REMOTE MAGNAVOX VRU222	
		FROM: 04-29-96 THRU: 99-99-99	
	114870-01-000	EA PLUG ASM-3.5MM AUDIO W/LEADS - OW DONALD 35-94-SC	
	094097-01-000	EA SPEAKER-RADIO/TV, W/O GRILLE - 5.25" DIA - AUDIOVOX 110C3030	
	089340-02-000	EA GRILLE-SPEAKER, 6.5" SQUARE	
	098819-01-000	EA SPEAKER-2 WATT, 8 OHM - 4"	
	093214-01-02A	EA GRILLE-SPEAKER, 4" BROWN	
	115540-01-000	EA AMPLIFIER-TV SPEAKERS - O.W.DONALD AMP3	
	115539-01-000	EA RELAY-RADIO/TV SPEAKER, SWITCH - ASA A1780100	
	093901-06-000	EA PLATE-TV	
	099717-01-000	EA TV TIEDOWN STRAP- W/24" FEMALE STRAP & 14.2" MALE STRAP	
	099717-02-000	EA STRAP-TV TIE DOWN W/29.9" FEMALE STRAP & 14.2" MALE STRAP	
	082134-01-000	EA ADAPTER-TV, CABLE TO CABLE - WINEGARD F-81M	
	082136-01-000	EA NUT-HEX JAM 3/8-32, WINEGARD	
	086756-01-000	EA SPLITTER-TV, 2 WAY	
	086777-06-000	EA PLATE-WALL, ANT 1 OUTPUT BROWN - WINEGARD RV-0931	
	086777-02-000	EA WALLPLATE-TV CABLE, W/ANTENNA SWITCH - BROWN	
	076319-03-000	FT CABLE-COAXIAL, 75 OHM	
	076319-09-000	EA WALLPLATE-CABLE RECEPTACLE, TV - SINGLE - BROWN	
	076319-12-000	EA CONNECTOR-COAXIAL, ONE PIECE	

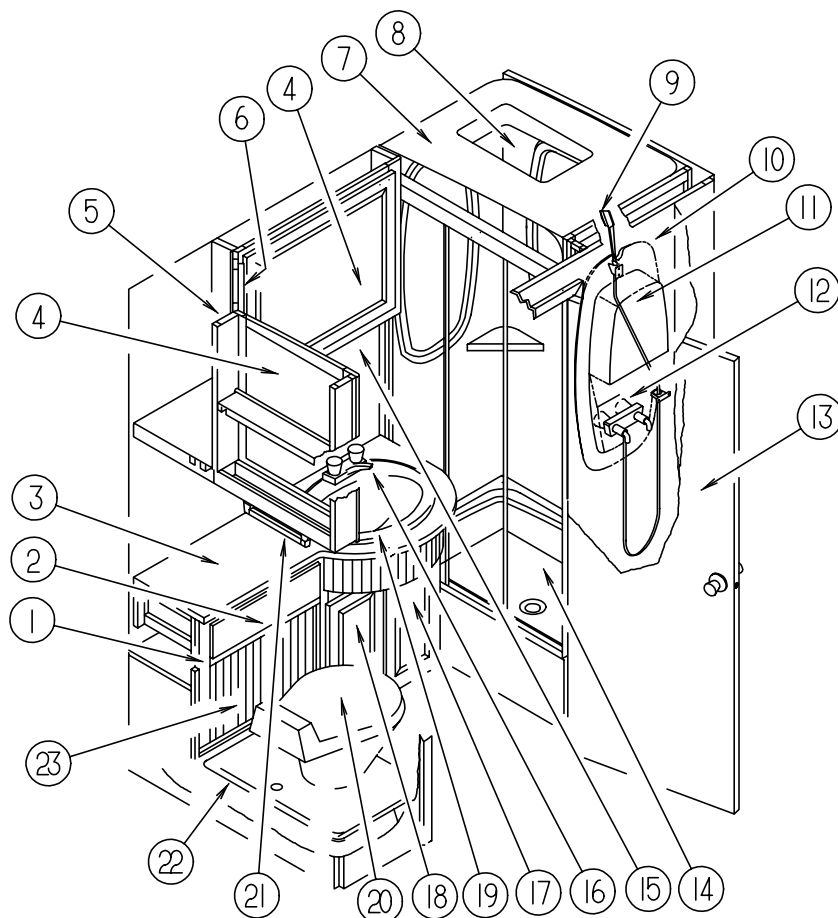
BATH GROUP



BATH CABINETS & FIXTURES

KEY	PART NUMBER	U/M DESCRIPTION
1	P19672-01-G38	EA CABINET ASM-LAVATORY
1	P19672-01-G39	EA CABINET ASM-LAVATORY
1	P19672-01-G40	EA CABINET ASM-LAVATORY
1	P19672-01-G41	EA CABINET ASM-LAVATORY
1	P19672-01-G42	EA CABINET ASM-LAVATORY
1	P19672-01-G43	EA CABINET ASM-LAVATORY
	119672-12-G38	EA SHELF - W/PLASTIC EDGE MOLDING (PICKLED ASH)
	119672-12-G39	EA SHELF - W/PLASTIC EDGE MOLDING (SALEM CHERRY)
2	M05971-V9-G38	EA DRAWER COMPLETE-SLIDE OGEE (PICKLED ASH)
2	M05971-V9-G39	EA DRAWER COMPLETE-SLIDE OGEE (SALEM CHERRY)
3	119672-11-G38	EA COUNTERTOP ASM (G38, G39)
3	119672-11-G40	EA COUNTERTOP ASM (G40, G41)
3	119672-11-G42	EA COUNTERTOP ASM (G42, G43)
4	M06803-16-E37	EA DOOR-RAIL, MITERED/OGEE 0505 X 0555 (PICKLED ASH)
4	M06803-16-E41	EA DOOR-RAIL, MITERED/OGEE 0505 X 0555 (SALEM CHERRY)
4	088742-07-000	EA MIRROR-BEVELED, SAFETY GLASS
5	119695-01-G38	EA CABINET ASM-MEDICINE (PICKLED ASH)
5	119695-01-G39	EA CABINET ASM-MEDICINE (SALEM CHERRY)
	119695-11-G38	EA SHELF - W/PLASTIC EDGE MOLDING, OVER TOILET (PICKLED ASH)
	119695-11-G39	EA SHELF - W/PLASTIC EDGE MOLDING, OVER TOILET (SALEM CHERRY)
	119695-12-G38	EA SHELF - W/PLASTIC EDGE MOLDING, OVER SINK (PICKLED ASH)
	119695-12-G39	EA SHELF - W/PLASTIC EDGE MOLDING, OVER SINK (SALEM CHERRY)
6	M06803-17-E37	EA DOOR-RAIL, MITERED/OGEE 0305 X 0555 (PICKLED ASH)
6	M06803-17-E41	EA DOOR-RAIL, MITERED/OGEE 0305 X 0555 (SALEM CHERRY)
6	088742-08-000	EA MIRROR-BEVELED, SAFETY GLASS

BATH GROUP (CONTINUED)



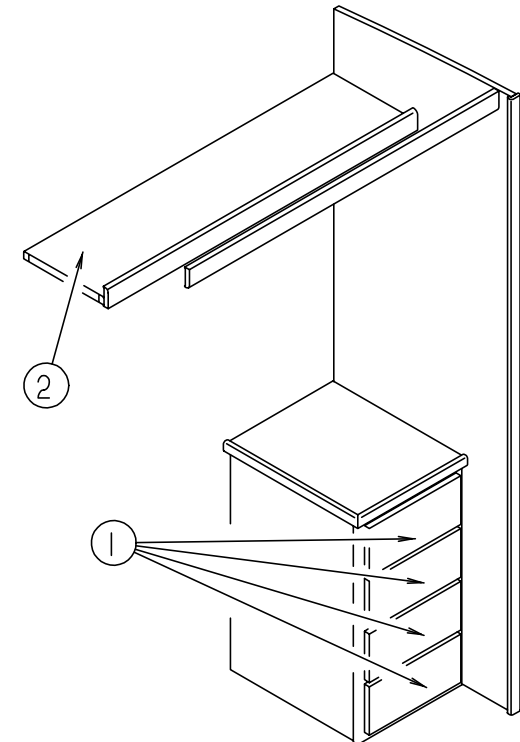
BATH CABINETS & FIXTURES (CONTINUED)

KEY	PART NUMBER	U/M	DESCRIPTION	VENDOR NO.
7	106932-01-01A	EA	CAP-SHOWER OFF WHITE	
8	077902-01-000	EA	COVER-SKYLIGHT, INSIDE - 15.6" X 22.6" - PLASTIC	
8	108662-01-01A	EA	COVER-SKYLIGHT, WHT	
9	103092-01-000	EA	SHOWER HEAD-W/60" HOSE	
			FROM: 00-00-00 THRU: 08-27-95	
9	103092-03-000	EA	SHOWER HEAD-W/HOSE & BRACKET ONDINE 23263APB	
			FROM: 08-28-95 THRU: 99-99-99	
9	103092-02-000	EA	SHOWER HEAD - W/HOSE - CSA	
	103092-01-700	EA	BRACKET-F/SHOWER HEAD, CLEAR	2328028
	011048-03-700	EA	BRACKET-F/SHOWER HEAD	2328029-3
10	104464-01-01A	EA	SURROUND-SHOWER O/W	
11	104462-01-01A	EA	CADDY-SHOWER, O/W	
12	075241-04-000	EA	FAUCET-SHOWER, BRASS	
			FROM: 00-00-00 THRU: 08-27-95	
	109801-02-01A	EA	FAUCET-SHOWER, CONTROL, POLISH BRASS	
			FROM: 08-28-95 THRU: 99-99-99	
	115363-01-01A	EA	RING-GUIDE, SHOWER HOSE, KEVCO 47904-CLEAR	
			FROM: 08-28-95 THRU: 99-99-99	
12	075241-05-000	EA	FAUCET-SHOWER, BONE (CANADIAN)	
	075606-01-000	EA	PANEL-FAUCET BACK, SHOWER - 5" X 9"	
13	M87868-14-E37	EA	DOOR - BATH 26.1" X 73.1" - W/O HARDWARE (PICKLED ASH)	
13	M87868-14-E41	EA	DOOR - BATH 26.1" X 73.1" - W/O HARDWARE (SALEM CHERRY)	
	100357-01-000	EA	ROD-TOWEL, BRASS W/ENDS BENT FOR BACK OF BATH DOOR	
	102089-13-E37	EA	RAIL END, RH - TOWEL RACK - 26" LONG - PICKLED ASH	
	102089-13-E41	EA	RAIL END, RH - TOWEL RACK - 26" LONG - SALEM CHERRY	
	102089-14-E37	EA	RAIL END, LH - TOWEL RACK - 26" LONG - PICKLED ASH	
	102089-14-E41	EA	RAIL END, LH - TOWEL RACK - 26" LONG - SALEM CHERRY	
	102920-01-01A	EA	HINGE-DOOR, SPRING LOADED - BRASS	
	110496-01-01A	EA	HINGE-BRASS STOCKER	

BATH GROUP (CONTINUED)

BATH CABINETS & FIXTURES (CONTINUED)

KEY	PART NUMBER	U/M	DESCRIPTION	VENDOR NO.
	111155-01-01A	EA	LOCK-POLISHED BRASS PRIVACY	
	094485-03-01A	EA	KNOB-DOOR, BRASS	
14	M02630-22-C07	EA	SHOWER PAN ASM	
			FROM: 00-00-00 THRU: 11-26-95	
14	M02630-35-G38	EA	SHOWER PAN ASM	
			FROM: 11-27-95 THRU: 99-99-99	
	066729-01-000	EA	STRAINER-TUB/SHOWER, W/PLUG	
15	093606-23-000	EA	MIRROR-PANEL, BEVELED 1/8" - 530.0 X 1012.0	
16	075240-05-000	EA	FAUCET-LAVATORY, BRASS	
16	105218-01-01A	EA	SPACER-FAUCET, LAVATORY SINK - 2" X 5.9" - ABS PLASTIC O/W	
16	091253-01-000	EA	GASKET-FAUCET, LAVATORY/GALLEY	
17	M05992-05-E37	EA	DOOR-RAIL, HDW, OGEE 0255 X 0485 (PICKLED ASH)	
17	M05992-05-E41	EA	DOOR-RAIL, HDW, OGEE 0255 X 0485 (SALEM CHERRY)	
18	M05992-06-E37	EA	DOOR-RAIL, HDW, OGEE 0255 X 0485 (PICKLED ASH)	
18	M05992-06-E41	EA	DOOR-RAIL, HDW, OGEE 0255 X 0485 (SALEM CHERRY)	
19	105921-01-01A	EA	SINK-LAVATORY, LARGE OVAL - 17" X 20" - PLASTIC - OFF WHITE	
19	106116-01-01A	EA	STRAINER-SINK, W/STOPPER TAILPIECE GASKET & NUT - PLASTIC	
20	085330-06-000	EA	TOILET-CHINA, STANDARD W/SPRAYER, SEALAND 591003 BONE	
21	075453-02-000	EA	BAR-TOWEL, 18" BRASS	
	093606-08-000	EA	MIRROR-PANEL, BEVELED 1/8" - 530.0 X 900.0 MM (ABOVE TOILET)	
	075452-02-000	EA	HOLDER-TOILET TISSUE, BRASS	
22	109773-01-01A	EA	COVER-PLATFORM, TOILET	
23	119672-16-G38	EA	TAMBOR DOOR (PICKLED ASH)	
23	119672-16-G39	EA	TAMBOR DOOR (SALEM CHERRY)	
	M97191-01-E37	EA	HANDLE-DOOR, TAMBOUR (PICKLED ASH)	
	M97191-01-E41	EA	HANDLE-DOOR, TAMBOUR (SALEM CHERRY)	



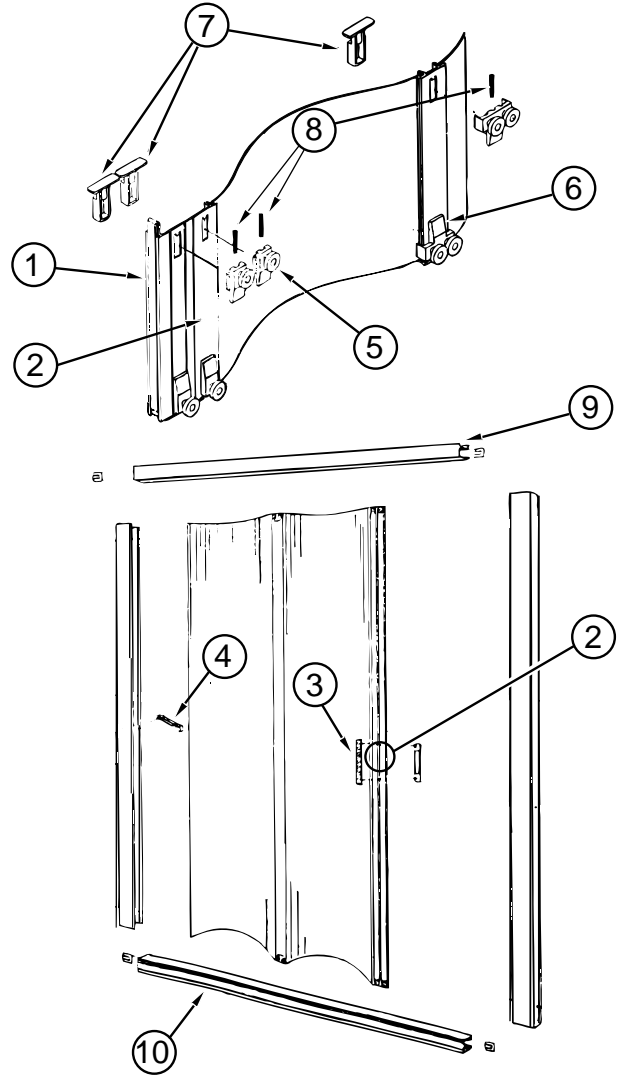
PASSENGER SIDE CLOSET CABINET

KEY	PART NUMBER	U/M	DESCRIPTION
1	M05971-33-E37	EA	DRAWER COMPLETE-SLIDE OGEE (PICKLED ASH)
1	M05971-33-E41	EA	DRAWER COMPLETE-SLIDE OGEE (SALEM CHERRY)
2	119580-11-G38	EA	SHELF ASM (PICKLED ASH)
2	119580-11-G39	EA	SHELF ASM (SALEM CHERRY)

BATH GROUP (CONTINUED)

BEDROOM/BATH PRIVACY DOOR

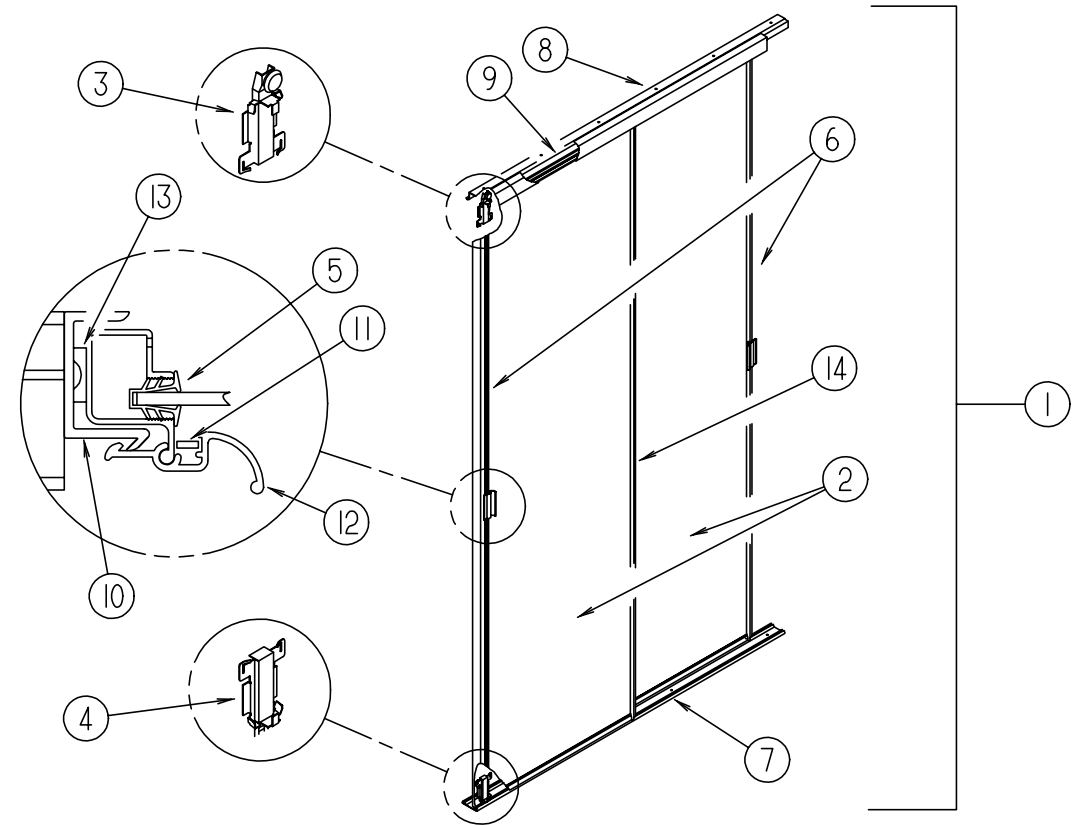
KEY	PART NUMBER	U/M DESCRIPTION
	103868-11-01A	EA TRACK-DOOR, 1250, O/W
	104013-03-E37	EA DOOR ASM-SLIDING (PICKLED ASH)
	104013-03-E41	EA DOOR ASM-SLIDING (SALEM CHERRY)
	110418-02-E37	EA HEADER ASM-DOOR (PICKLED ASH)
	110418-02-E41	EA HEADER ASM-DOOR (SALEM CHERRY)



SHOWER DOOR

KEY	PART NUMBER	U/M DESCRIPTION
	108351-01-01A	EA DOOR-SHOWER, FOLDING 34" X 61" - COASTAL WINN (COMPLETE)
1	092574-01-705	EA MAGNETIC STRIP, 56.9" - COASTAL 98-41
2	108351-01-700	EA DOOR STRIKE ASM, COASTAL 109
3	108351-01-701	EA DOOR HANDLES (SET), COASTAL SFH
4	108351-01-702	EA DOOR LATCH, COASTAL SFL
5	108351-01-703	EA BRACKET W/SINGLE ROLLER
6	108351-01-704	EA BRACKET W/DOUBLE ROLLER
7	108351-01-705	EA BRACKET-ROLLER W/RETAINING CLIP
8	108351-01-706	EA SPRING FOR ROLLER BRACKET
9	108351-02-700	EA TRACK-TOP 111
10	108351-02-701	EA TRACK-BOTTOM 108

BATH GROUP (CONTINUED)

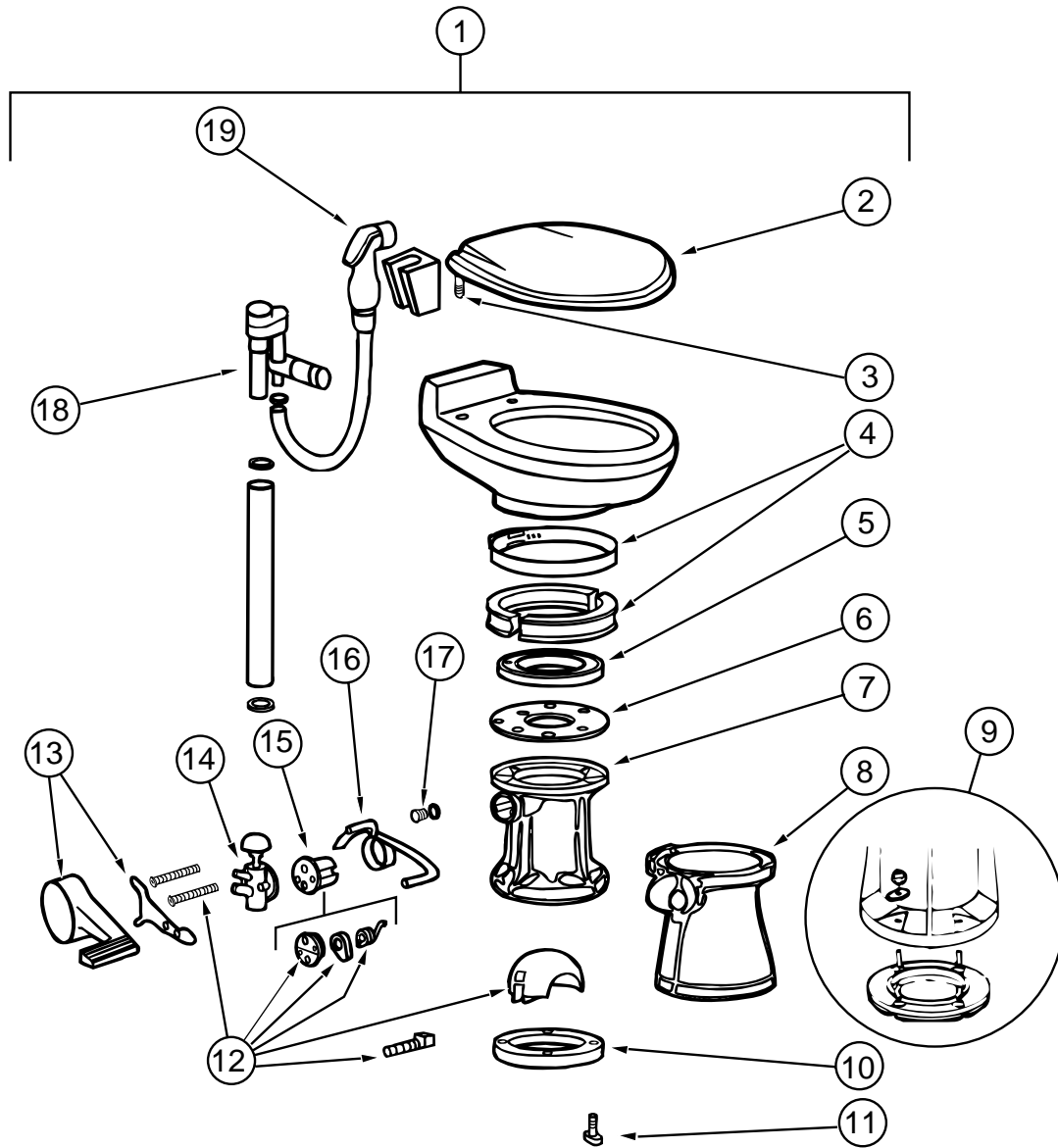


WARDROBE MIRRORED DOOR

KEY	PART NUMBER	U/M DESCRIPTION
1	114149-09-G38	EA DOOR COMPLETE-WARDROBE, MIRRORED
2	058331-E0-000	EA MIRROR-GLASS, SAFETY
3	107390-01-000	EA CORNER HANGER (DOUBLE ROLLER W/BRACKET) (1 = PAIR)
4	107391-01-000	EA GUIDE-BOTTOM, BY-PASS, STANLEY 4053(PAIR)
5	111575-01-01A	FT CHANNEL-GLAZING, SWING DOOR, STANLEY 4130
6	114104-10-01A	EA STILE-DOOR, SLIDING, TERRATONE
7	114105-09-01A	EA TRACK-DOOR, SLIDING, LOWER, TERRATONE
8	114106-09-01A	EA TRACK-DOOR, SLIDING, UPPER, TERRATONE
9	114107-01-01A	EA RAIL-DOOR, SLIDING, TERRATONE
10	115538-05-01A	EA JAMB-DOOR, WARDROBE, MIRRORED, WEST&BARKER BLACK
11	115541-01-000	EA SPRING-DOOR, SLIDING, CSC P/N NPN-SPRING
12	115553-01-01A	EA LATCH-DOOR, WARDROBE, MIRROR, TERRATONE
13	123655-01-000	FT SEAL-CLOSED CELL FOAM
14	114104-09-01A	EA STILE-DOOR, SLIDING, TERRATONE

BATH GROUP (CONTINUED)

STANDARD SEALAND TOILET



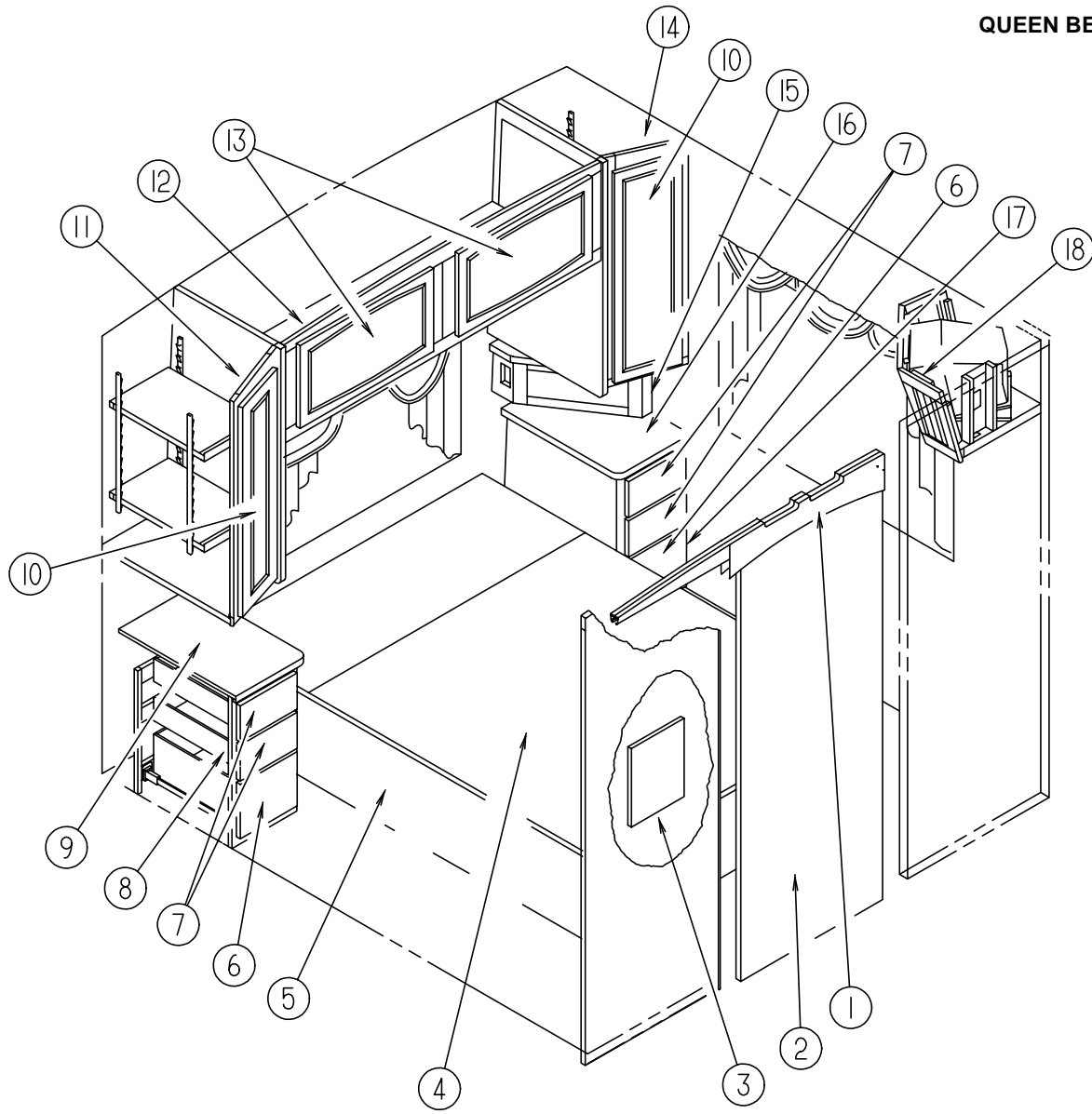
KEY	PART NUMBER	U/M DESCRIPTION	VENDOR NO.
1	085330-06-000	EA TOILET - CHINA - STANDARD (BONE) - 591003	
2	085330-06-700	EA SEAT ASSEMBLY (BONE)	340591
3	085330-06-702	EA HINGE HARDWARE (BONE) SET	342131
4	085330-01-703	EA RING & HALF CLAMPS ASM (BONE)	385310048
5	085330-01-704	EA TEFLON & RUBBER SEAL KIT	385316140
6	085330-01-705	EA SUPPORT - SEAL - PLASTIC	390346405
7	085330-02-700	EA BASE ASM	310121
8	085330-02-702	EA COVER - PEDESTAL - BONE 510	310112
9	085330-01-718	EA SEAL & BASE W/ MOUNTING HARDWARE	3853100-63
10	085330-01-714	EA SEAL - FLANGE - FLOOR	390343892
11	085330-01-717	EA STOOL MOUNTING PACKAGE - BOLT & SEAL	3100-64
12	085330-01-706	EA BALL - SHAFT & CARTRIDGE	385318162
13	085330-02-703	EA COVER - PEDAL - BONE NEW STYLE	310115
14	085330-01-709	EA VALVE - WATER	385314349
15	085330-01-707	EA CARTRIDGE - SPRING ASM.	381236096
16	085330-06-703	EA LEVER - FLUSH	340873
17	085330-01-710	EA DRAIN - KIT - PLUG - CAP W/ SEAL	230384
18	085330-06-701	EA BREAKER - VACUUM/ DIVERTER (900)	230335
19	085330-04-701	EA HAND SPRAY - W/ HOSE (500 & 900)	340683

OPTIONAL SEALAND ELONGATED TOILET

KEY	PART NUMBER	U/M DESCRIPTION	VENDOR NO.
1	085330-02-000	EA TOILET-STANDARD BONE CHINA - MODEL 911	
2	085330-04-707	EA SEAT ASSEMBLY, BONE	340816
3	085330-01-720	EA HINGE HARDWARE, (BONE) SET	341707
4	085330-01-703	EA RING & HALF CLAMPS	385310048
5	085330-01-704	EA TEFLON & RUBBER SEAL KIT	385316140
6	085330-01-705	EA SEAL SUPPORT, PLASTIC	390346405
7	085330-02-700	EA BASE ASM	310121
8	085330-02-702	EA COVER-PEDESTAL, BONE 510	310112
9	085330-01-718	EA BASE W/SEAL & MOUNTING HDW	3853100-63
10	085330-01-714	EA SEAL-FLOOR FLANGE	390343892
11	085330-01-717	EA MOUNTING PKG. W/BOLT & SEAL	3100-64
12	085330-01-706	EA BALL, SHAFT & CARTRIDGE	385318162
13	085330-02-703	EA COVER-PEDAL, BONE NEW STYLE	310115
14	085330-01-709	EA VALVE-WATER KIT	385314349
15	085330-01-707	EA CARTRIDGE SPRING ASSEMBLY	381236096
16	085330-06-703	EA LEVER-FLUSH	340873
17	085330-01-710	EA DRAIN-KIT (PLUG & CAP W/SEAL)	230384
18	085330-04-700	EA BREAKER-VACUUM, F/HANDSPRAY	230325 SEALAND
19	085330-04-701	EA HAND SPRAY W/HOSE(500 & 900)	340683

BEDROOM GROUP

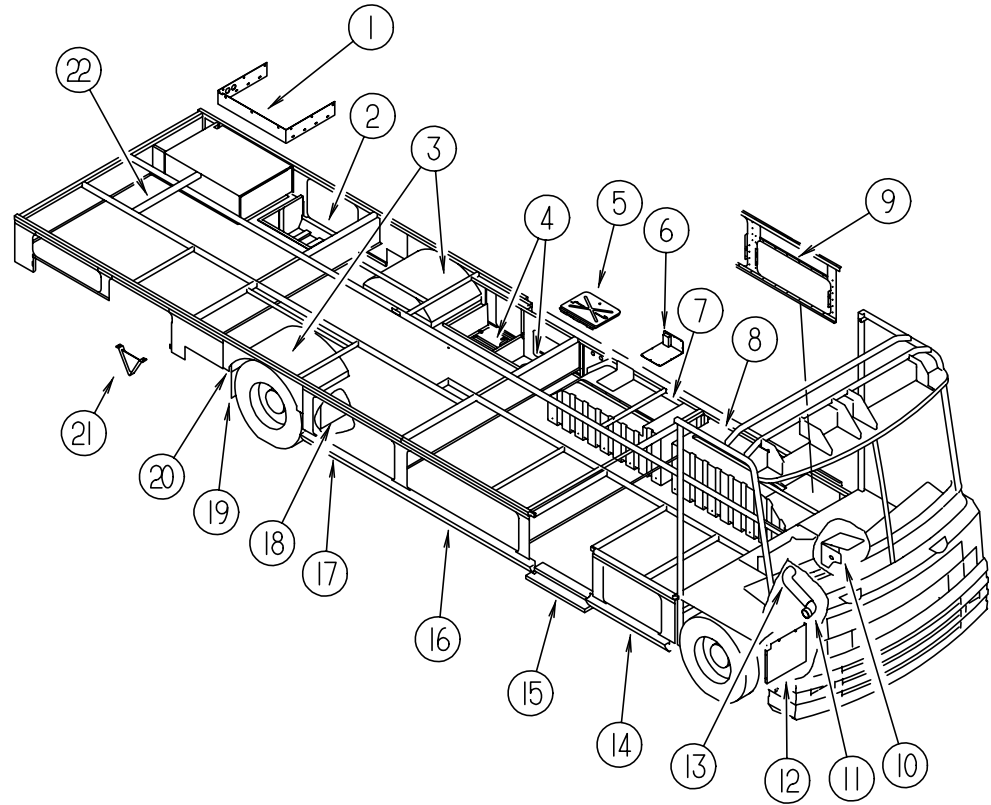
QUEEN BEDROOM CABINETS & FIXTURES



KEY	PART NUMBER	U/M DESCRIPTION
1	110418-02-E37	EA HEADER ASM-DOOR (PICKLED ASH)
1	110418-02-E41	EA HEADER ASM-DOOR (SALEM CHERRY)
2	104013-03-E37	EA DOOR ASM-SLIDING (PICKLED ASH)
2	104013-03-E41	EA DOOR ASM-SLIDING (SALEM CHERRY)
3	112515-01-02A	EA PICTURE-DECORATIVE, 12" X16"
4	M05087-13-D18	EA CABINET ASM-QUEEN BED TOP DTL D
5	P20886-01-G38	EA CABINET ASM-BED QUEEN (PICKLED ASH)
5	P20886-01-G39	EA CABINET ASM-BED QUEEN (SALEM CHERRY)

KEY	PART NUMBER	U/M DESCRIPTION
6	M05971-19-E37	EA DRAWER COMPLETE-SLIDE OGEE (PICKLED ASH)
6	M05971-19-E41	EA DRAWER COMPLETE-SLIDE OGEE (SALEM CHERRY)
7	M05971-18-E37	EA DRAWER COMPLETE-SLIDE OGEE (PICKLED ASH)
7	M05971-18-E41	EA DRAWER COMPLETE-SLIDE OGEE (SALEM CHERRY)
8	107017-01-E38	EA CABINET ASM-NIGHTSTAND, RH (G38)
8	107017-01-E42	EA CABINET ASM-NIGHTSTAND, RH (G39)
8	107017-01-F40	EA CABINET ASM-NIGHTSTAND, RH (G40)
8	107017-01-F41	EA CABINET ASM-NIGHTSTAND, RH (G41)
8	107017-01-G42	EA CABINET ASM-NIGHTSTAND, RH (G42)
8	107017-01-G43	EA CABINET ASM-NIGHTSTAND, RH (G43)
9	107017-11-E38	EA COUNTERTOP ASM (G38, G39)
9	107017-11-F40	EA COUNTERTOP ASM (G40, G41)
9	107017-11-G42	EA COUNTERTOP ASM (G42, G43)
10	M06803-14-E37	EA DOOR-MITERED CORNERS W/OGEE EDGING 10.8" X 36.4" (PICKLED ASH)
10	M06803-14-E41	EA DOOR-MITERED CORNERS W/OGEE EDGING 10.8" X 36.4" (SALEM CHERRY)
	088742-10-000	EA MIRROR-BEVELED, SAFETY GLASS
11	P14721-01-F36	EA CABINET ASM-SHIRT CLOSET RH (PICKLED ASH)
11	P14721-01-F37	EA CABINET ASM-SHIRT CLOSET RH (SALEM CHERRY)
12	107443-01-E37	EA CABINET ASM-OVERHEAD, REAR (PICKLED ASH)
12	107443-01-E41	EA CABINET ASM-OVERHEAD, REAR (SALEM CHERRY)
13	M05990-01-E37	EA DOOR-W/OGEE EDGING 14.4" X 26.8" PICKLED ASH
13	M05990-01-E41	EA DOOR-W/OGEE EDGING 14.4" X 26.8" SALEM CHERRY
14	P14720-01-F36	EA CABINET ASM-SHIRT CLOSET LH (PICKLED ASH)
14	P14720-01-F37	EA CABINET ASM-SHIRT CLOSET LH (SALEM CHERRY)
15	107446-01-E38	EA CABINET ASM-RADIO (G38)
15	107446-01-E42	EA CABINET ASM-RADIO (G39)
15	107446-01-F40	EA CABINET ASM-RADIO (G40)
15	107446-01-F41	EA CABINET ASM-RADIO (G41)
15	107446-01-G42	EA CABINET ASM-RADIO (G42)
15	107446-01-G43	EA CABINET ASM-RADIO (G43)
	107446-11-E38	EA COUNTERTOP ASM. - RADIO CABINET (G38, G39)
	107446-11-F40	EA COUNTERTOP ASM. - RADIO CABINET (G40, G41)
	107446-11-G42	EA COUNTERTOP ASM. - RADIO CABINET (G42, G43)
16	107018-11-E38	EA COUNTERTOP ASM (G38, G39)
16	107018-11-F40	EA COUNTERTOP ASM (G40, G41)
16	107018-11-G42	EA COUNTERTOP ASM (G42, G43)
17	107018-01-E38	EA CABINET ASM-NIGHTSTAND, LH (G38)
17	107018-01-E42	EA CABINET ASM-NIGHTSTAND, LH (G39)
17	107018-01-F40	EA CABINET ASM-NIGHTSTAND, LH (G40)
17	107018-01-F41	EA CABINET ASM-NIGHTSTAND, LH (G41)
17	107018-01-G42	EA CABINET ASM-NIGHTSTAND, LH (G42)
17	107018-01-G43	EA CABINET ASM-NIGHTSTAND, LH (G43)
18	P07445-01-E37	EA CABINET ASM-OVERHEAD, TV (PICKLED ASH)
18	P07445-01-E41	EA CABINET ASM-OVERHEAD, TV (SALEM CHERRY)
	057460-02-000	EA STUD-BALL, GAS SPRING - 10MM - 5/16" - 18
	057460-04-000	EA SPRING-GAS - BALL STUD STYLE END
	089025-01-000	EA SUPPORT-SPRING, TO BED - ANGLE 1.5" X 11.8" LONG - STEEL
	109645-01-000	EA BRACKET-SUPPORT, FLOOR TO BED 93-M F/GAS SPRING

CHASSIS GROUP



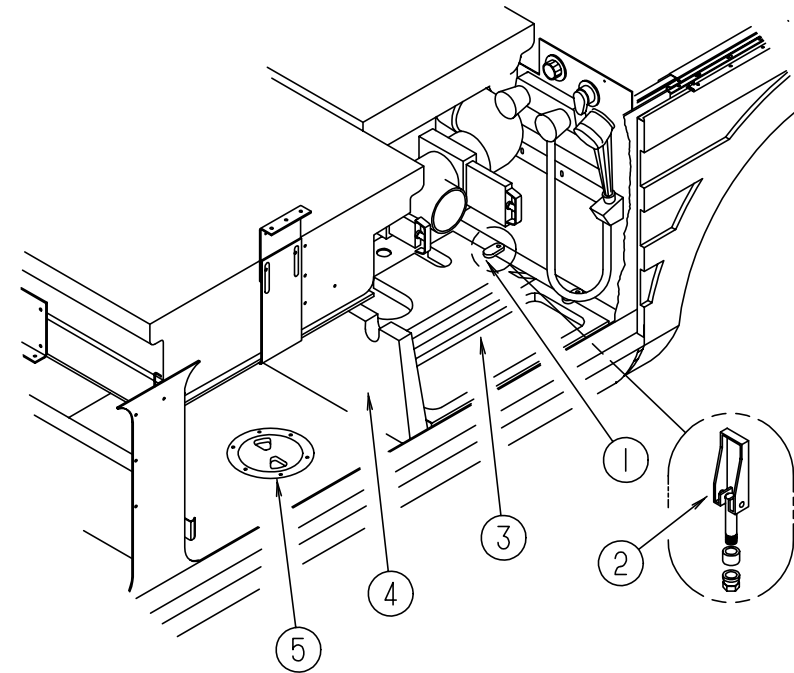
COMPARTMENTS & COMPONENTS

KEY	PART NUMBER	U/M DESCRIPTION
1	106152-01-000	EA PANEL-COMPARTMENT, GENERATOR
2	118987-01-01A	EA COMPARTMENT-STORAGE, GRAY
2	115392-01-01A	EA STRAP ASM-VELCRO, APLIX FF5026-008 (LUG WRENCH HOLDER)
2	108986-01-000	EA TUBE-SUPPORT, LADDER, LOWER MOUNTS LADDER IN STORAGE COMPARTMENT
2	112384-01-000	EA SPONGE-BRACKET, RACK & LADDER
3	055374-01-000	EA WHEELWELL-PLASTIC
4	M07452-07-G38	EA COMPARTMENT-STORAGE 11" X 48.9"
5	121056-01-02B	EA PANEL ASM-CLOSEOUT, E-COAT
6	120866-01-01A	EA COVER-ACCESS, VALVE, SLDT BLK
7	119090-01-01A	EA COMPARTMENT-LUGGAGE, GRAY
8	119089-01-01A	EA COMPARTMENT-LUGGAGE, GRAY
9	116144-08-02B	EA PANEL ASM-SEAL, SLIDEOUT, E-CT
10	119847-01-02B	EA SHIELD-A/C COMPRESSOR, E-COAT
11	123362-01-000	EA ELBOW-RUBBER, 90 DEGREE 3.5"ID (GM L29 VORTEC ENGINE OPTION ONLY) FROM: 04-15-96 THRU: 99-99-99
12	104147-02-000	EA SHIELD ASM-SPLASH, RH
13	123361-01-000	EA DUCT-AIR INTAKE (GM L29 VORTEC ENGINE OPTION ONLY) FROM: 04-15-96 THRU: 99-99-99
14	118986-01-01A	EA COMPARTMENT-STORAGE, GRAY
15	065450-05-000	EA TIEDOWN-BATTERY, 8.4" TUBE
15	094707-01-01A	EA STEP-DOUBLE, ELECTRIC (COMPONENT PARTS LISTED SEPARATELY)

CHASSIS GROUP (CONTINUED)

COMPARTMENTS & COMPONENTS (CONTINUED)

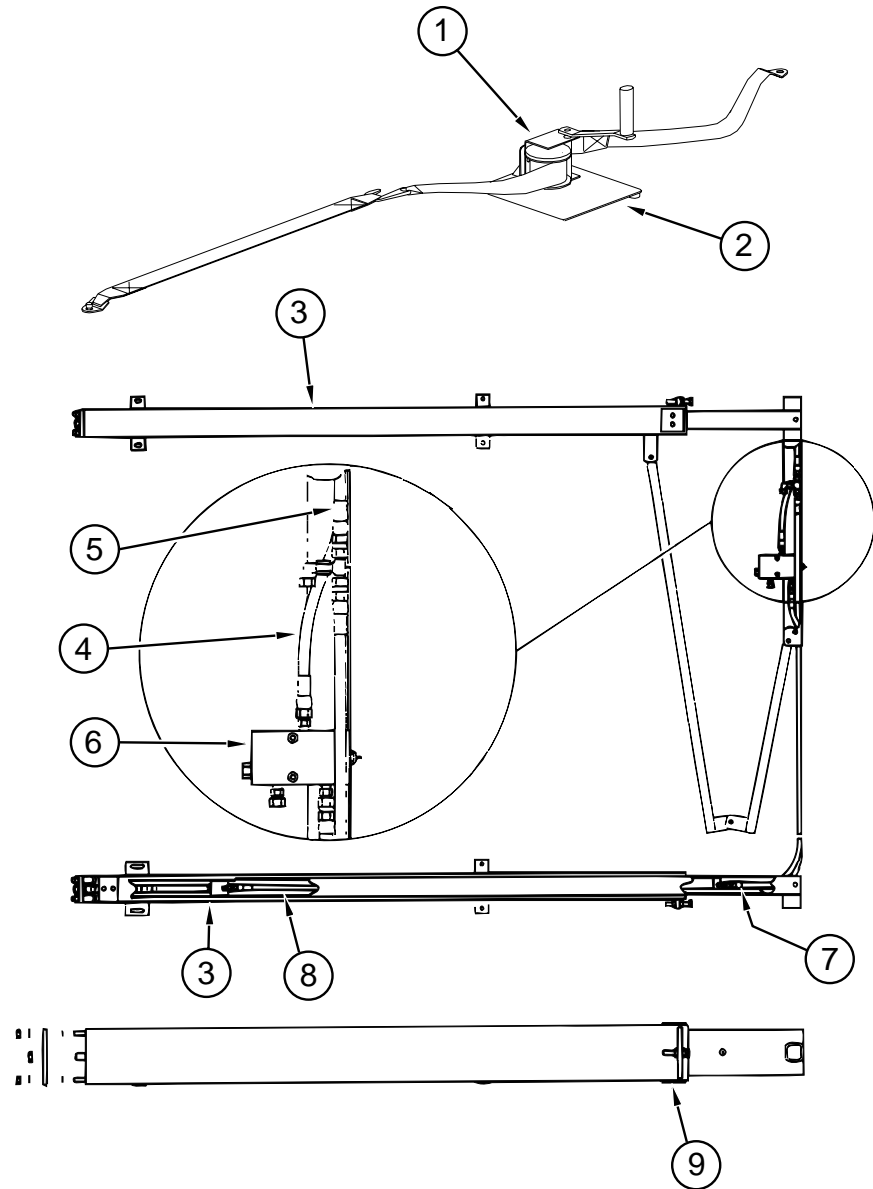
KEY	PART NUMBER	U/M DESCRIPTION
16	118986-02-01A	EA COMPARTMENT-STORAGE, GRAY
17	118986-03-01A	EA COMPARTMENT-STORAGE, GRAY
18	020167-05-000	EA DIRT GUARD-STEEL 15" LONG 15"
19	017516-01-000	EA FLAP-MUD, 14" X 18" - BLACK
20	020167-04-000	EA GUARD-DIRT
21	093048-01-000	EA PLATE-SKID, REAR BUMPER - V SHAPED FROM: 00-00-00 THRU: 02-05-96
22	078513-01-000	EA CHANNEL-FRAME, REAR
	107719-01-01A	EA STRIKE-VALANCE DOOR MILL
	056748-01-000	EA PLUG-CAP, 1.5" DIAMETER - BLACK
	115361-01-01A	EA PLUG-PLASTIC CAPLUG NO.W5



STORAGE COMPARTMENT

KEY	PART NUMBER	U/M DESCRIPTION
1	114677-01-01A	EA RETAINER-HATCH, COMPT MILL FROM: 00-00-00 THRU: 01-25-96
2	121175-01-01A	EA LATCH-SWELL, BLACK FROM: 01-26-96 THRU: 99-99-99
3	M06991-03-F36	EA HATCH ASM W/FOAM
4	M07452-07-G38	EA COMPARTMENT-STORAGE 11" X 48.9"
5	092887-03-000	EA CAP-TWIST HATCH, SEWER HOSE - 4" ID - BLACK

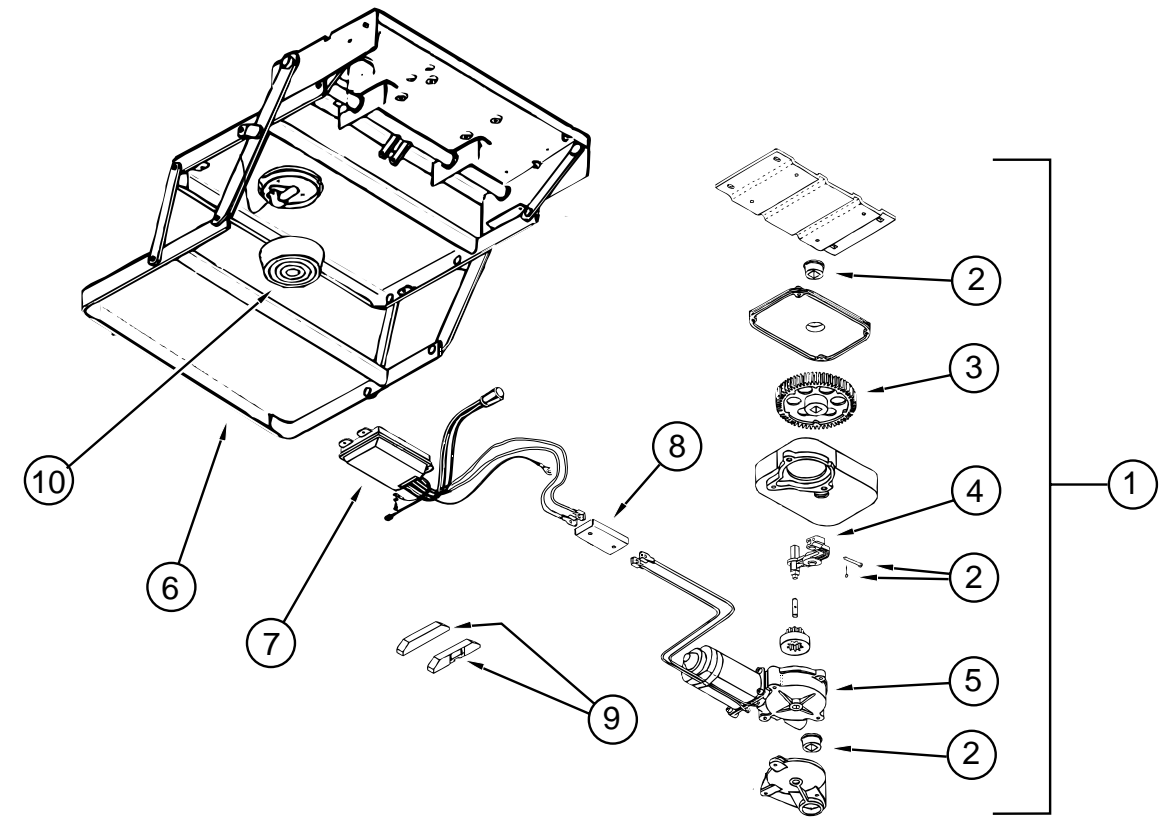
CHASSIS GROUP (CONTINUED)



HWH HYDRAULIC SLIDEOUT COMPARTMENT

KEY	PART NUMBER	U/M DESCRIPTION	VENDOR NO.
1	115767-02-000	EA SLIDEOUT-WINCH	
2	116082-01-02B	EA BRACKET ASM-WINCH, E-COAT	
3	115767-01-701	EA CYLINDER-HYD, F/SLIDE OUT	RAP90007
4	115767-01-702	EA HOSE-HYD., 17" F/SLIDE OUT	RAP90003
5	115767-01-705	EA HOSE-HYD, 60" F/SLIDE OUT	RAP4073
6	115767-01-706	EA VALVE-SENSOR, F/SLIDE OUT	RAP90012
7	115767-03-700	EA HOSE - HYD, 1/4" X 105"	RAP90125
8	115767-03-701	EA HOSE - HYD, 1/4" X 161"	RAP90126
9	115767-04-000	EA SLIDEOUT-MOUNTING PLATE	
	121665-01-000	EA SHIM-1/32 THICK FOR CHEVY HODGE MFG CT-132	
	121665-02-000	EA SHIM-1/16 THICK FOR CHEVY - HODGE MFG CT-116	
	121665-03-000	EA SHIM-1/8 THICK FOR CHEVY - HODGE MFG US-18	

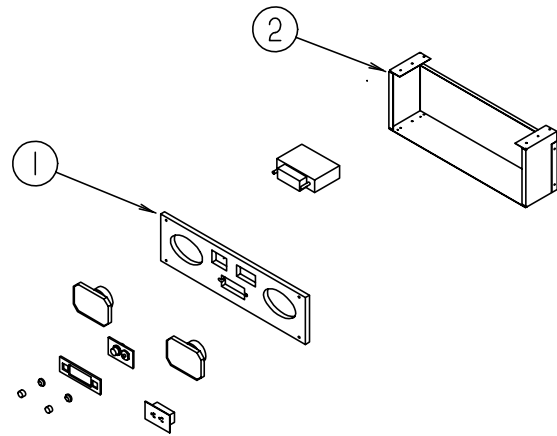
CHASSIS GROUP (CONTINUED)



STEP ASSEMBLY (3200 SERIES)

KEY	PART NUMBER	U/M DESCRIPTION	VENDOR NO.
1	094707-01-01A	EA STEP ASSEMBLY W/O SWITCH	
2	094707-02-703	EA BEARINGS & PINS	909530
3	094707-02-702	EA GEAR KIT - W/ BEARINGS & PIN-CASE	909525
4	094707-02-701	EA LINKAGE ASSEMBLY - W/ BEARINGS & PINS	909523
5	094707-02-700	EA MOTOR ASSEMBLY - W/ BEARINGS & PINS	909520
6	091707-01-702	EA FRAME W/DOUBLE STEP	908032
7	094707-02-705	EA CONTROL UNIT - WHITE	909513
8	094707-02-704	EA CONNECTOR - MOTOR ASSEMBLY - W/ PLATES	909537
	094707-02-707	EA TREAD - NON SKID - BLACK - 6"X21"	909333
9	116995-01-000	EA SWITCH/ MAGNET - ELECTRIC	
10	088746-01-705	EA LIGHT - UNDER STEP	9004
	088733-01-700	EA BULB	9004
	094707-02-707	EA TREAD-NON SKID, BLACK 6"X21"	909333
	116995-01-000	EA SWITCH/MAGNET-STEP, ELECTRIC, KWIKEE 905306	
	075723-02-000	EA SPACER-SWITCH, W/HOLE - .2" X .9" X 2" - METAL - OFF WHITE	

CHASSIS GROUP (CONTINUED)



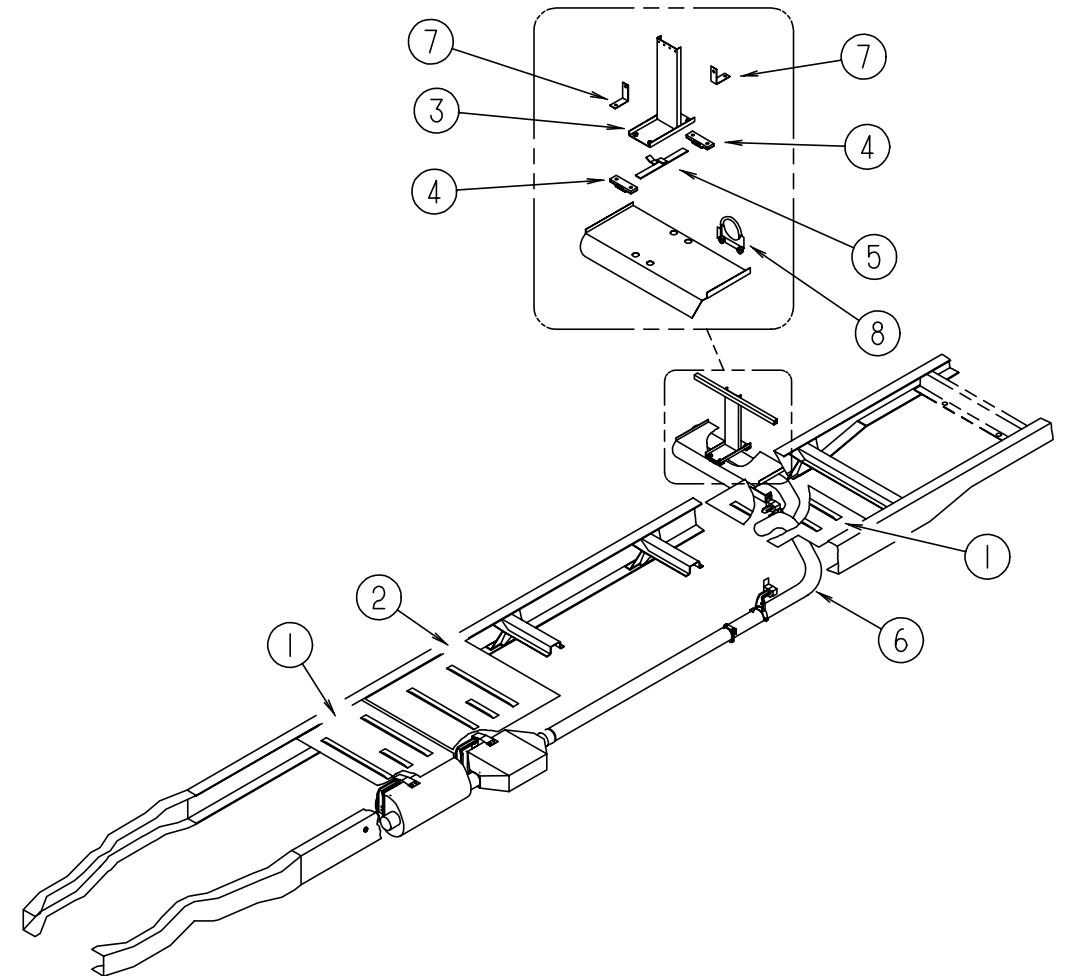
EXTERIOR ENTERTAINMENT CENTER

KEY	PART NUMBER	U/M DESCRIPTION
1	108506-03-G38	EA PLATE-RADIO MOUNTING
2	121317-01-02B	EA PANEL ASM-ENTRTAIN CTR, E-CT

DRIVESHAFT & BRAKE LINE UNION

KEY	PART NUMBER	U/M DESCRIPTION
	075302-25-000	EA DRIVESHAFT ASM-BALANCED PAIR - 20/21 (CHEVY)
	075302-20-000	EA DRIVESHAFT ASM-YOKE/BEARING/SPLINE - DANA 916098-5014 (CHEVY)
	075302-21-000	EA DRIVESHAFT ASM-SPLINE-YOKE/YOKE - DANA 916099-4220 (CHEVY)
	075302-09-000	EA DRIVESHAFT ASM-YOKE/YOKE, 50" - BEARING - DANA 1410 (CHEVY)
	107212-01-000	EA CROSSMEMBER-REAR, CENTER - USED W/3 DRIVESHAFTS (CHEVY)
	074833-04-000	EA SPACER-BEARING, DRIVESHAFT - 8" X 2" - STEEL (CHEVY)
	074833-01-000	EA SPACER-BEARING, DRIVESHAFT - 2" X 8" X .5" THICK (CHEVY & FORD)
	085771-03-000	EA NUT-HEX, FLARE PREVAILING TORQUE - GRADE G - DRIVESHAFT (CHEVY)
	088497-02-000	EA UNION-INVERTED FLARE, BRASS - 1/4" (CHEVY)
	075466-01-000	EA UNION-INVERTED FLARE TUBE, 1/4" (BRAKE LINE UNION)

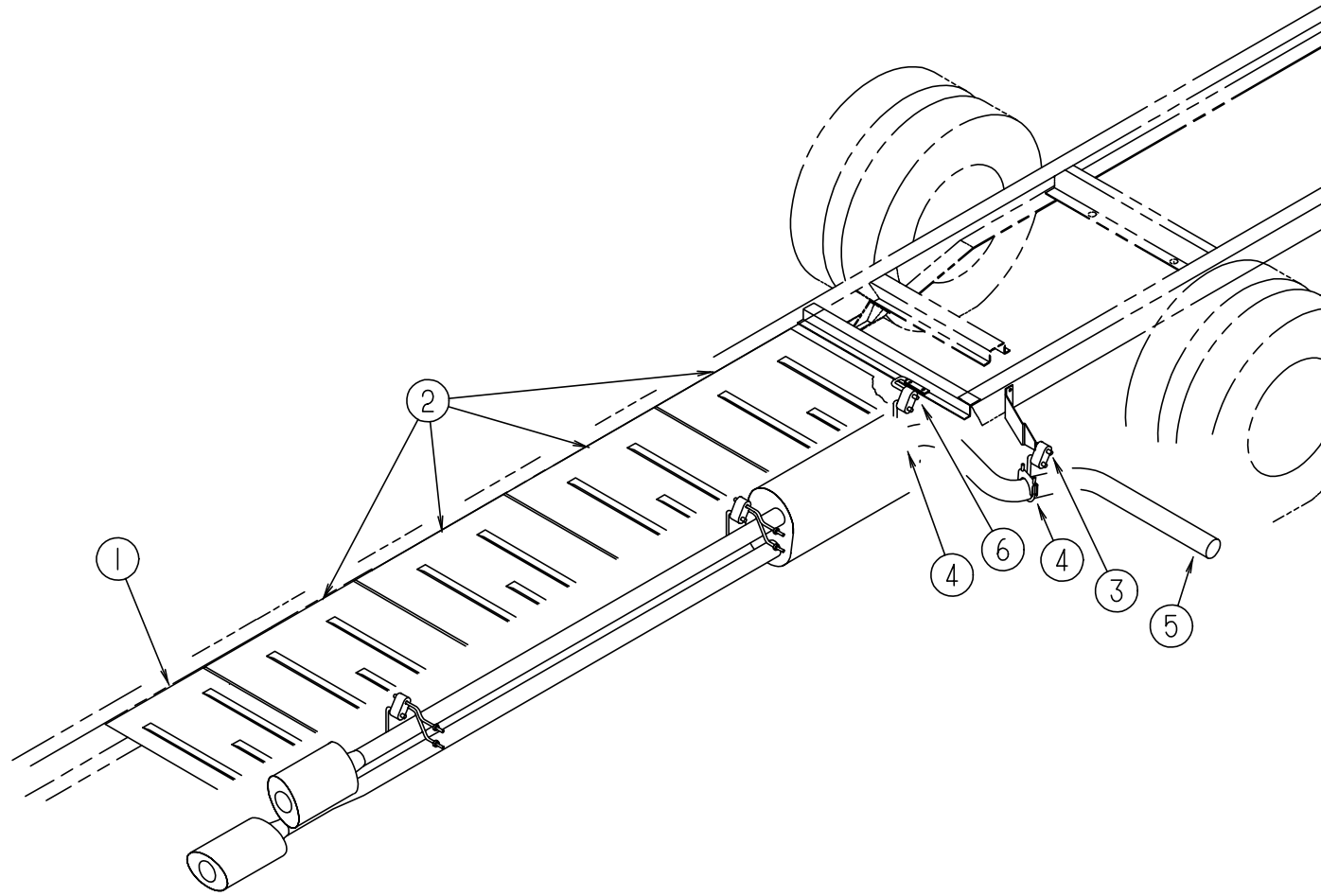
CHASSIS GROUP (CONTINUED)



STANDARD CHEVY EXHAUST SYSTEM

KEY	PART NUMBER	U/M DESCRIPTION
1	101544-01-000	EA SHIELD-HEAT, EXHAUST - 19.7" X 28.9" - STEEL
2	101544-02-000	EA SHIELD-HEAT, EXHAUST - 30" X 28.9" - STEEL
3	118000-01-02B	EA HANGER ASM-TAILPIPE, E-COAT
4	095190-01-000	EA HANGER-EXHAUST, 4" X 1.4"
5	096055-07-000	EA SUPPORT ASM-EXHAUST PIPE
6	107754-01-000	EA PIPE-EXHAUST, TAIL, GM
7	120740-01-02B	EA BRACKET-SUPPORT, SHIELD - E-COAT
8	094918-01-000	EA CLAMP-EXHAUST, 3" - GUILLOTINE STYLE

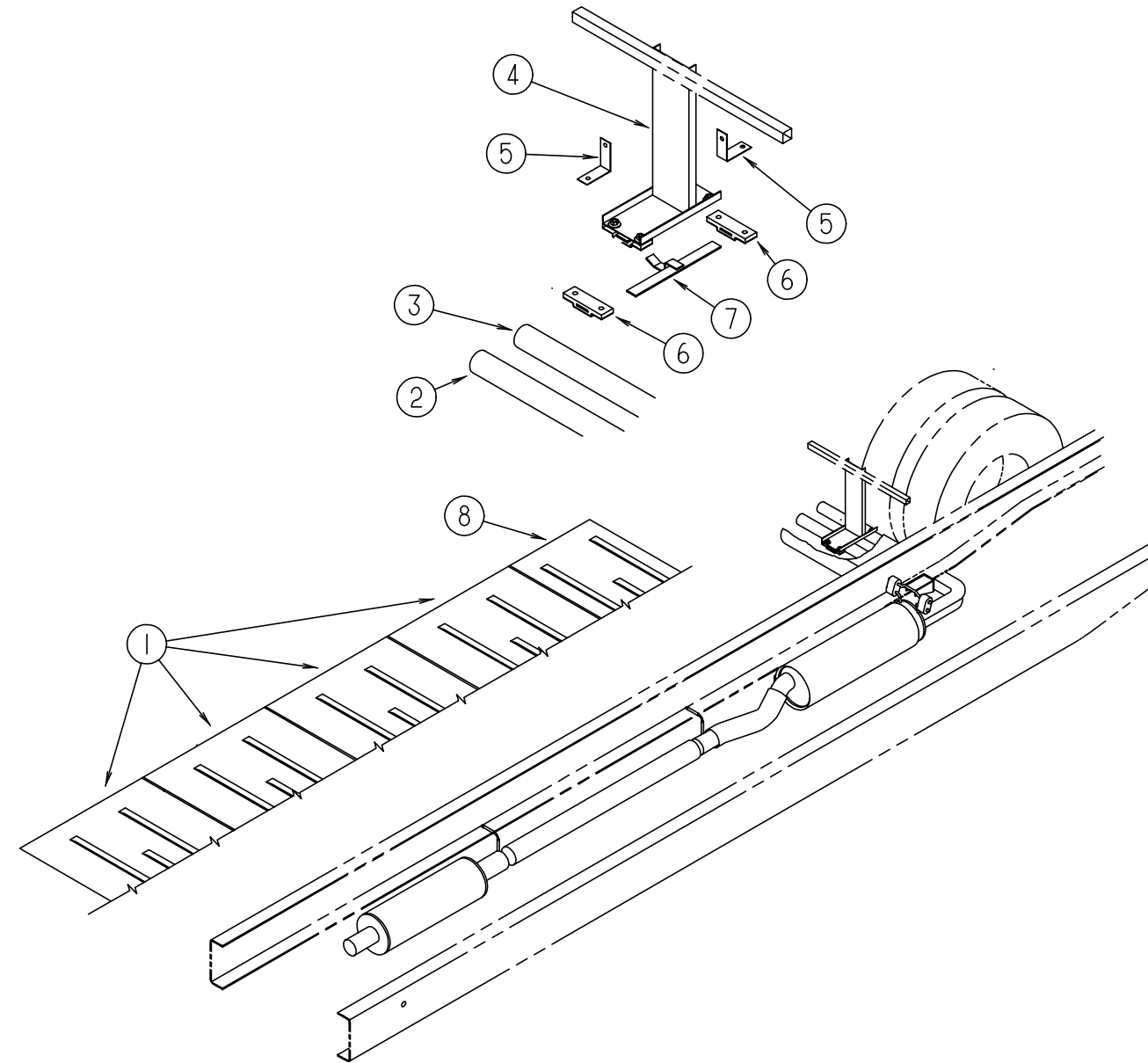
CHASSIS GROUP (CONTINUED)



CHEVY L29 VORTEC ENGINE EXHAUST SYSTEM

KEY	PART NUMBER	U/M DESCRIPTION
	007125-07-000	EA CLAMP-MUFFLER, 2.50" DIAMETER
	098608-02-000	EA PIPE-SINGLE EXHAUST
	098762-05-000	EA EXTENSION-EXHAUST, STRAIGHT - 3" OD X 7.9" LONG - SST
1	101544-01-000	EA SHIELD-HEAT, EXHAUST - 19.7" X 28.9" - STEEL
2	101544-02-000	EA SHIELD-HEAT, EXHAUST - 30" X 28.9" - STEEL
3	122392-02-02B	EA HANGER ASM-TAILPIPE, E-COAT
3	122392-03-02B	EA HANGER ASM-TAILPIPE, REAR, E-COAT
4	094918-01-000	EA CLAMP-EXHAUST, 3" - GUILLOTINE STYLE
5	122529-01-000	EA PIPE-EXHAUST
6	122392-01-02B	EA HANGER ASM-TAILPIPE, E-COAT

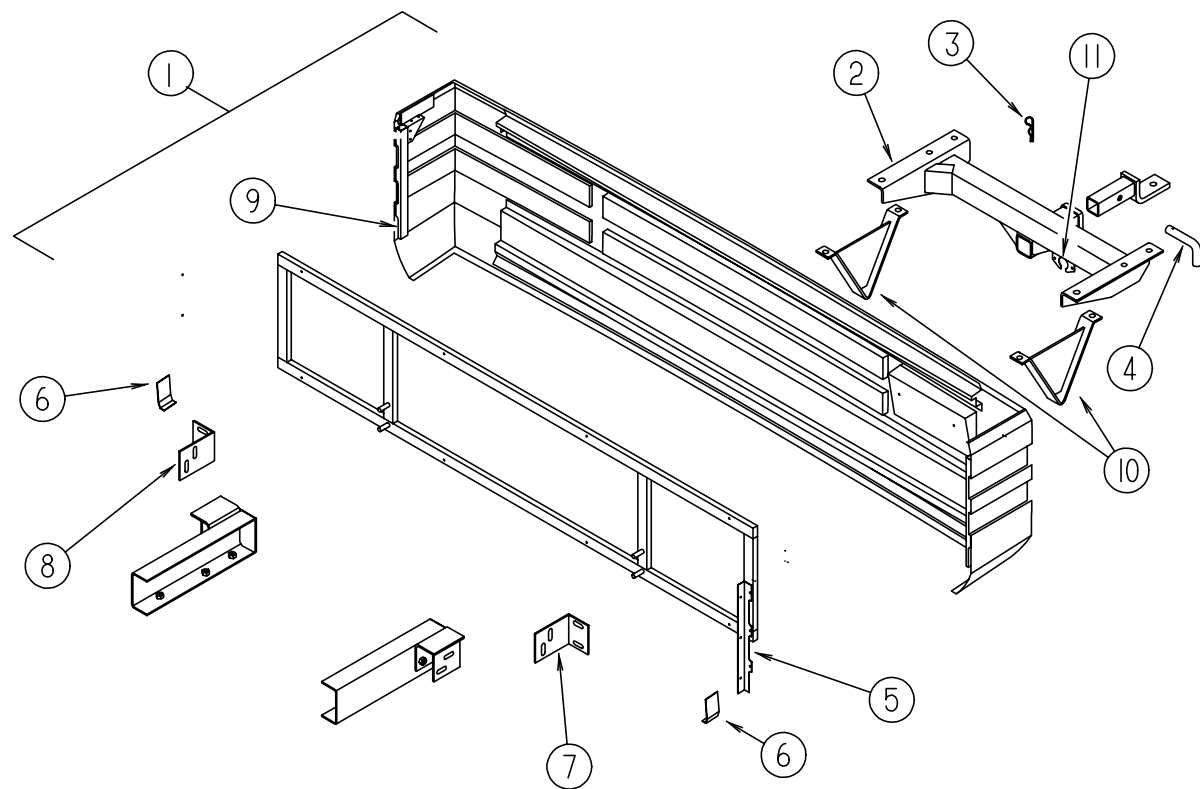
CHASSIS GROUP (CONTINUED)



FORD EXHAUST SYSTEM

KEY	PART NUMBER	U/M DESCRIPTION
1	101544-06-000	EA SHIELD-HEAT, EXHAUST
2	112165-01-000	EA PIPE-EXHAUST, TAIL, FORD, FRONT
3	112166-01-000	EA PIPE-EXHAUST, TAIL, FORD, REAR
4	118000-02-02B	EA HANGER ASM-TAIL, E-COAT
4	118000-01-02B	EA HANGER ASM-TAILPIPE, E-COAT
5	120740-02-02B	EA BRACKET-SUPPT, SHIELD E-COAT FORD
5	120740-01-02B	EA BRACKET-SUPPORT, SHIELD E-COAT
6	095190-01-000	EA HANGER-EXHAUST, 4" X 1.4"
7	096055-06-000	EA SUPPORT ASM-EXHAUST PIPE
8	101544-01-000	EA SHIELD-HEAT, EXHAUST - 19.7" X 28.9" - STEEL

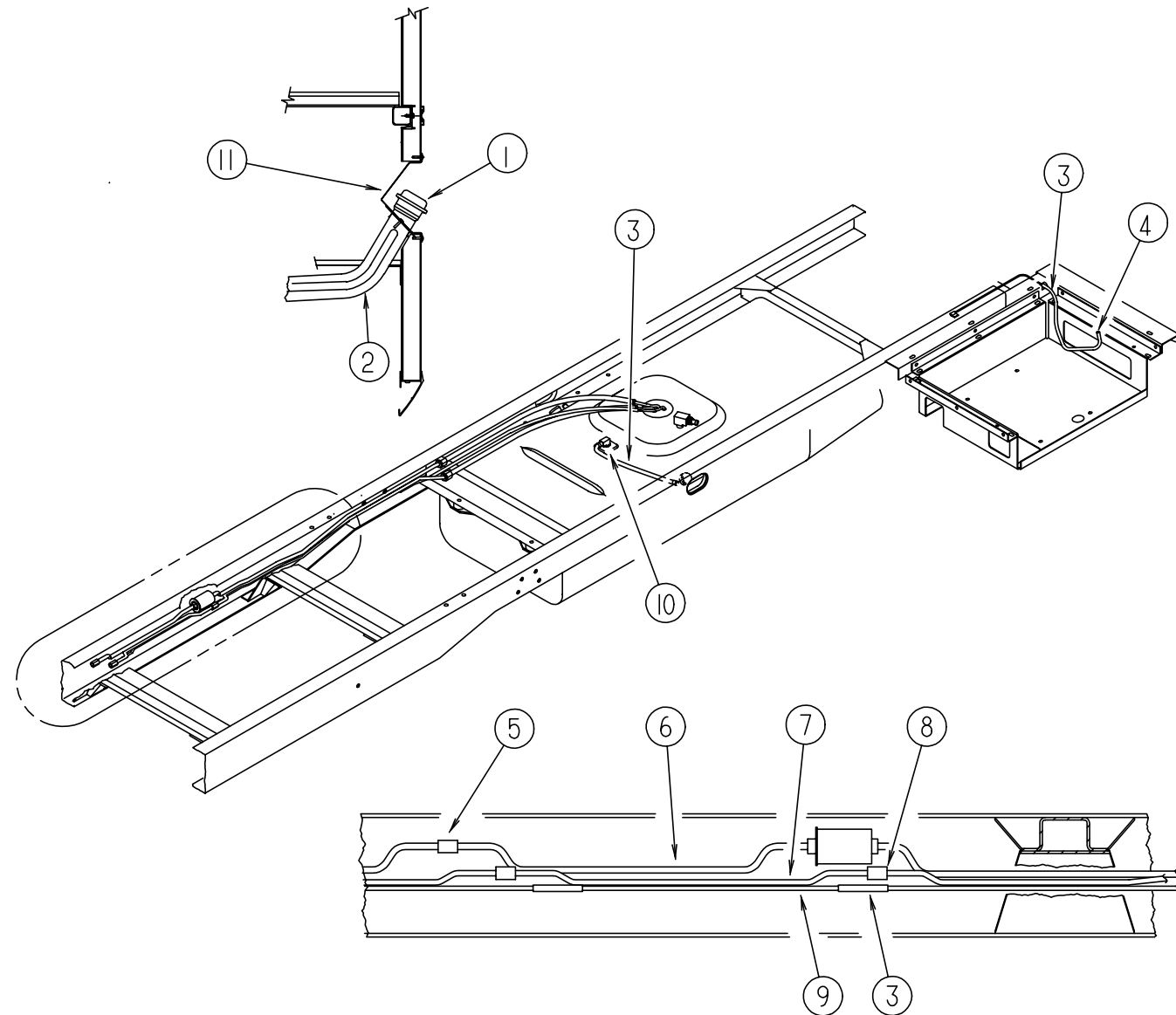
CHASSIS GROUP (CONTINUED)



REAR BUMPER & TRAILER HITCH

KEY	PART NUMBER	U/M DESCRIPTION
1	M05811-01-D18	EA REAR BUMPER ASM
2	107707-01-000	EA DRAWBAR ASM-HITCH, CLASS II
3	034513-01-000	EA PIN-HITCH, 3/16" WIRE
4	034512-01-000	EA PIN-LOCKING, DRAWBAR
5	107487-01-000	EA ANGLE-ATTACHMENT, REAR
6	107665-01-000	EA ANGLE-FORMED, BUMPER, LOWER
7	107524-02-000	EA ANGLE-BUMPER, INNER, LH
8	107524-01-000	EA ANGLE-BUMPER, INNER, RH
9	108453-04-000	EA CAP-REAR RH BUMPER END
	108453-03-000	EA CAP-REAR LH BUMPER END
10	111742-01-000	EA PLATE ASM-SKID
	070579-09-000	EA PLATE ASM ANCHOR
	087234-01-000	EA NUT-JACK, 1/4 X 20 THD - MOLLY - MOUNTS LICENSE PLATE
	113589-01-000	EA CONNECTOR-PLUG, TRAILER - GENERAL 433501
	113589-02-000	EA CONNECTOR-SOCKET, TRAILER - GENERAL 433601
11	113588-01-01B	EA BRACKET-CONN, TRAILER, MILL
		FROM: 00-00-00 THRU: 03-19-95
11	113588-02-01B	EA BRACKET-CONNECTOR, TRAILER, MILL
		FROM: 03-20-95 THRU: 99-99-99

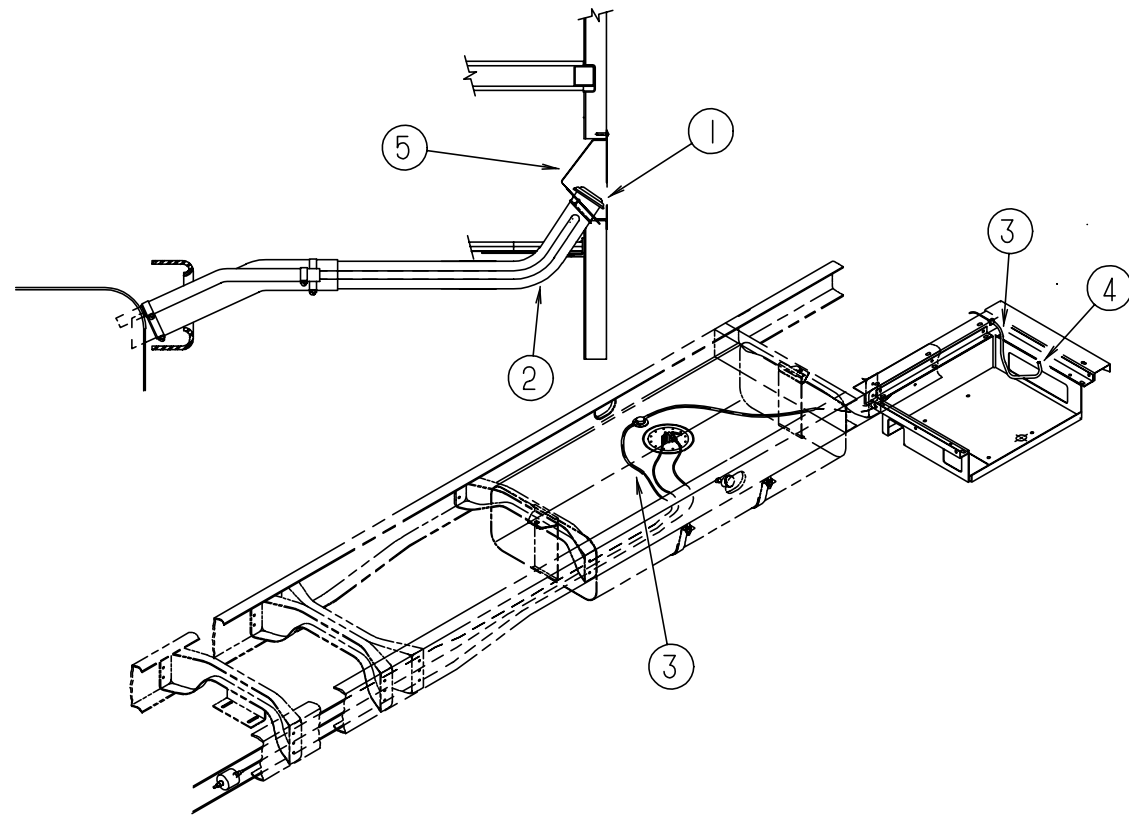
CHASSIS GROUP (CONTINUED)



CHEVY FUEL SYSTEM

KEY	PART NUMBER	U/M DESCRIPTION
1	073220-02-000	EA CAP-FUEL FILL, CHEVY
2	087256-02-000	EA NECK-FUEL FILL, CHEVY
2	087256-01-000	EA NECK-FUEL FILL, CHEVY (DIESEL ENGINE ONLY)
3	007063-01-000	FT HOSE-GAS 1/4"ID X 1/2"OD
4	084884-01-000	EA PLUG-BRASS, 3/8"
5	098779-02-000	EA COUPLER-FUEL LINE, CHEVY
6	098759-02-000	EA LINE ASM-FUEL, SUPPLY - CHEVY
7	098758-02-000	EA LINE ASM-FUEL, RETURN - CHEVY
8	098779-01-000	EA COUPLER-FUEL LINE, CHEVY
9	074800-18-000	EA TUBE-EXTENSION, VAPOR - CHEVY
10	114254-01-000	EA ADAPTER-1/4 SINGLE BARB X 1/8 MPT (GENERATOR OPTION)
		FROM: 03-20-95 THRU: 99-99-99
10	068382-06-000	EA BUSHING-BRASS, 3/8 MPT X 1/8 FPT PARKER 209P-6-2 (GENERATOR OPTION)
11	102951-01-08A	EA SHROUD-FUEL FILL, BLACK
		FROM: 00-00-00 THRU: 03-03-96
11	102951-01-01A	EA SHROUD-FUEL FILL - UNFINISHED
		FROM: 03-04-96 THRU: 99-99-99

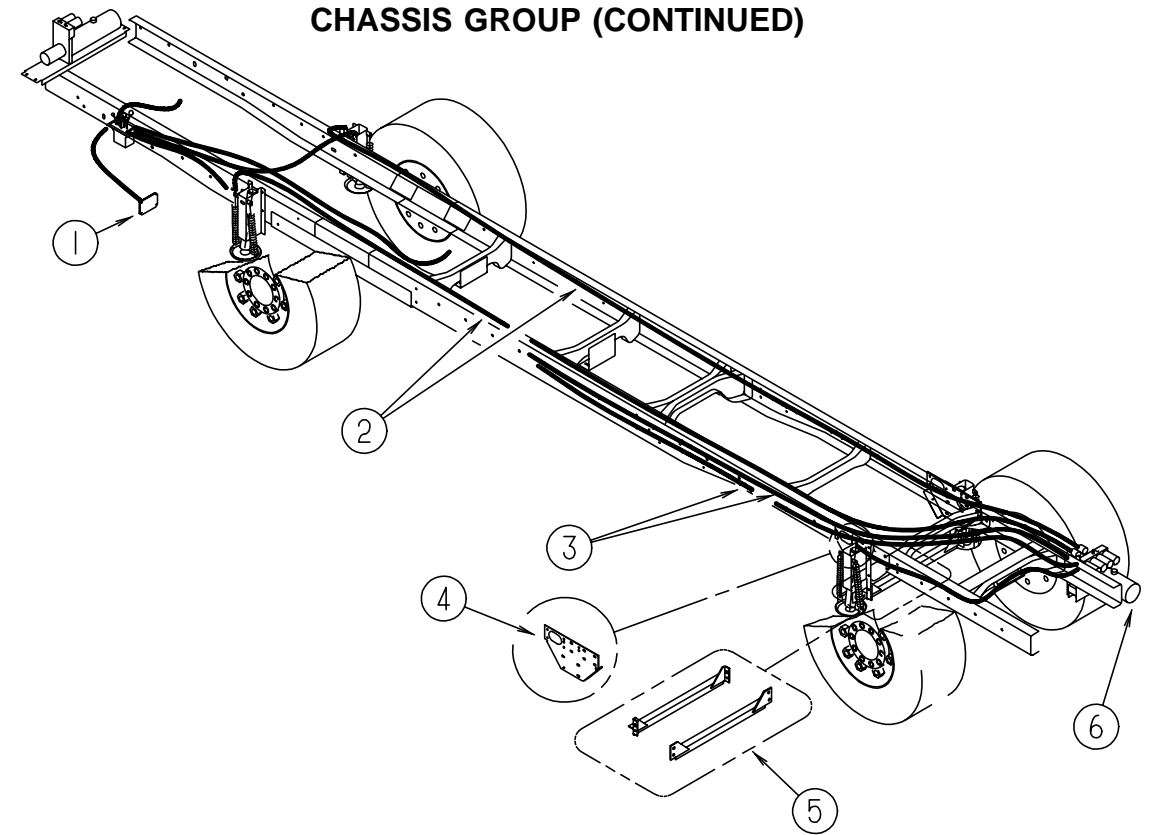
CHASSIS GROUP (CONTINUED)



FORD FUEL SYSTEM

KEY	PART NUMBER	U/M DESCRIPTION	
1	089310-01-000	EA CAP-FUEL FILL, FORD	
2	095607-01-000	EA NECK-FUEL FILL, FORD	
3	007063-01-000	FT HOSE-GAS 1/4"ID X 1/2"OD	
4	084884-01-000	EA PLUG-BRASS, 3/8"	
5	102951-01-08A	EA SHROUD-FUEL FILL, BLACK	
			FROM: 00-00-00 THRU: 03-03-96
5	102951-01-01A	EA SHROUD-FUEL FILL - UNFINISHED	
			FROM: 03-04-96 THRU: 99-99-99

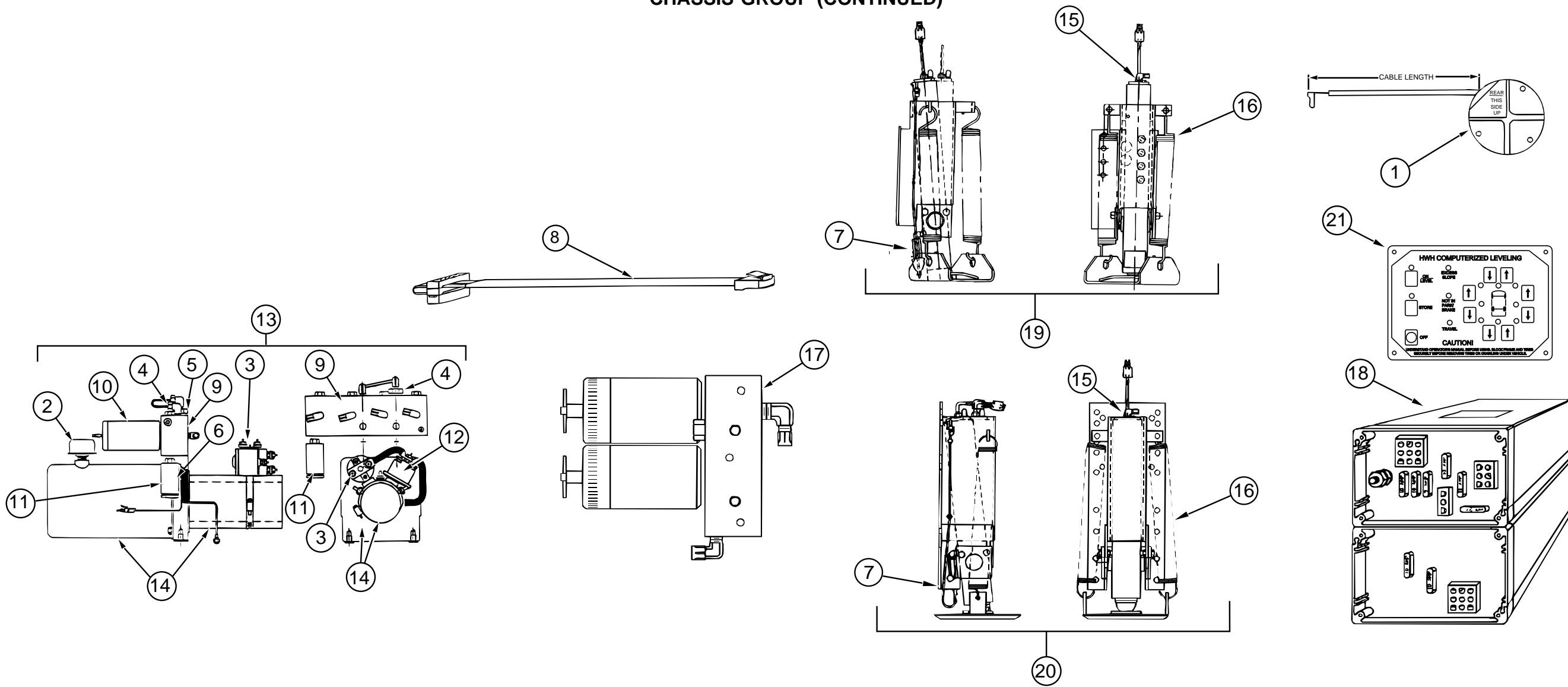
CHASSIS GROUP (CONTINUED)



HWH HYDRAULIC LEVELING SYSTEM

KEY	PART NUMBER	U/M DESCRIPTION	VENDOR NO.
1	107889-02-000	EA TOUCH CONTROL PANEL KIT - HWH AP1016	
2	100536-09-000	EA HOSE KIT - HWH #AP9447	
			FROM: 00-00-00 THRU: 12-12-95
	100536-09-700	EA HOSE-HYDRAULIC-324"	AP2464
	100536-09-701	EA HOSE-HYDRAULIC-60"	RAP4073
	100536-09-702	EA HOSE-HYDRAULIC-354"	RAP4311
	100536-09-703	EA HOSE-HYDRAULIC-87"	RAP4905
2	100536-31-000	EA HOSE KIT-LEVELING JACKS - HWH AP11768	
			FROM: 12-13-95 THRU: 99-99-99
3	100536-29-000	EA HOSE KIT-SLIDEOUT - HWH AP10169	
			FROM: 00-00-00 THRU: 12-12-95
	100536-14-700	EA HOSE-HYDRAULIC-288"	RAP4063
	100536-29-700	EA HOSE-HYDRAULIC-280"	RAP4729
3	100536-32-000	EA HOSE KIT-SLIDEOUT - HWH AP11769	
			FROM: 12-13-95 THRU: 99-99-99
4	121177-01-02B	EA BRACKET - PASS. REAR LEVEL JACK (STRAIGHT) (CHEVY)	
			FROM: 10-02-95 THRU: 99-99-99
4	121177-02-02B	EA BRACKET-DRIVERS REAR LEVEL JACK (STRAIGHT) (CHEVY)	
			FROM: 10-02-95 THRU: 99-99-99
5	114748-01-02B	EA BRACKET ASM-JACKS, REAR, E-CT (CHEVY)	
			FROM: 00-00-00 THRU: 11-19-95
5	121651-01-02B	EA BRACKET ASM-JACKS, E-COAT (CHEVY)	
			FROM: 11-20-95 THRU: 99-99-99
	121652-01-01B	EA GUSSET-JACK BRACKET, MILL	
	121652-02-01B	EA GUSSET-BRACKET, MILL	
5	114748-04-02B	EA BRACKET ASM-JACKS, REAR, E-COAT (FORD)	
			FROM: 00-00-00 THRU: 11-19-95
5	121651-02-02B	EA BRACKET ASM-JACKS, E-COAT (FORD)	
			FROM: 11-20-95 THRU: 99-99-99
	121652-01-01B	EA GUSSET-JACK BRACKET, MILL	
	121652-02-01B	EA GUSSET-BRACKET, MILL	
	108629-01-000	EA SHIELD-PUMP	
			FROM: 00-00-00 THRU: 10-01-95
6	100532-20-000	EA LEVELING SYS-HYD,SLIDE-OUT - HWH AP10794 (CHEVY)	
6	100532-21-000	EA LEVELING SYS-HYD,SLIDE-OUT - HWH AP10796 (FORD)	

CHASSIS GROUP (CONTINUED)



CHEVY HWH HYDRAULIC LEVELING

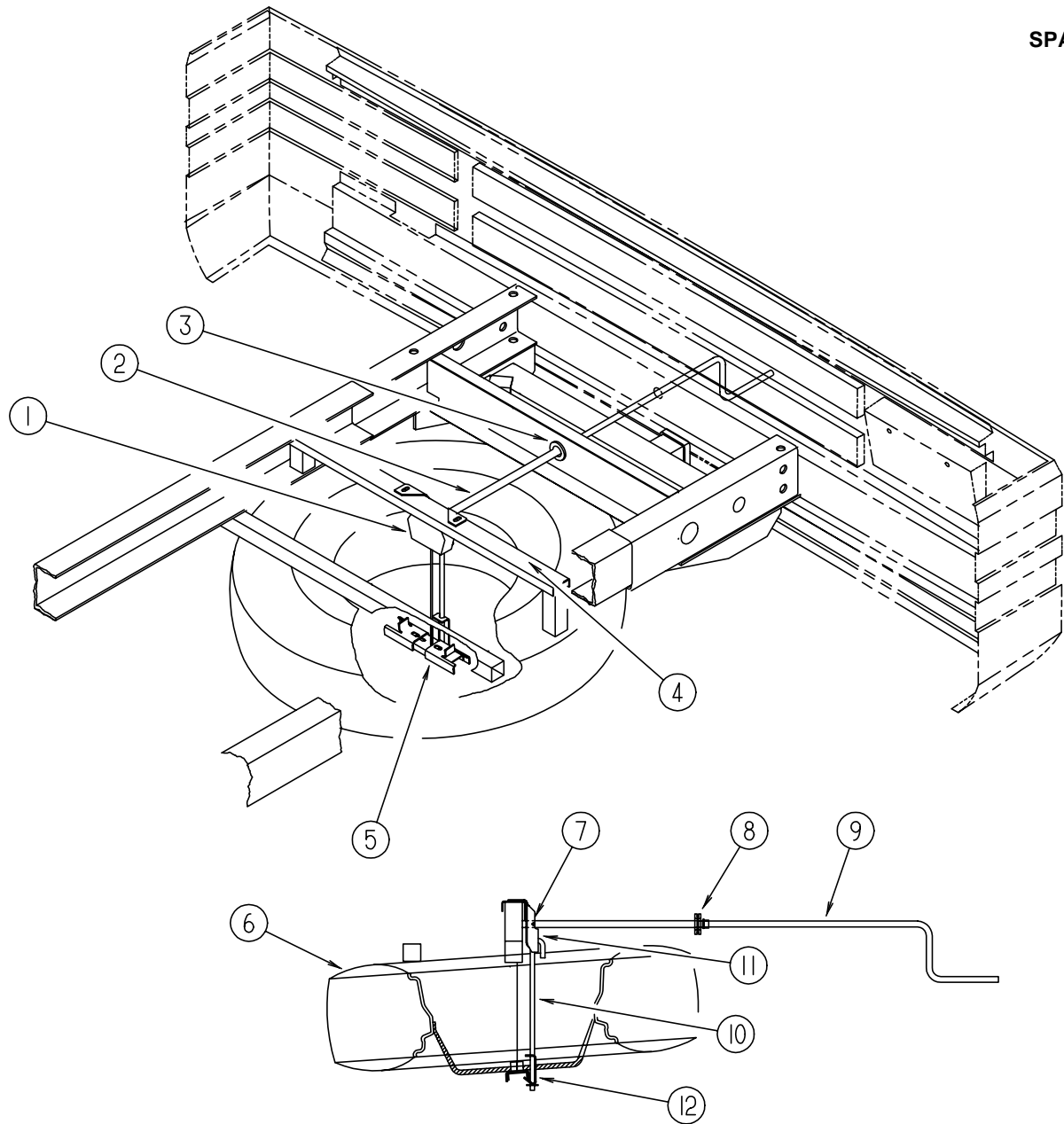
FORD HWH HYDRAULIC LEVELING

KEY	PART NUMBER	U/M DESCRIPTION	VENDOR NO.
	100532-20-000	EA LEVELING SYS-HYD,SLIDE-OUT - HWH AP10794	
1	100532-03-710	EA SENSING UNIT 21' MTA	RAP6798
2	100532-03-715	EA CAP-BREATHER W/DIPSTICK	RAP7876
3	100532-03-716	EA SOLENOID-CONTINUOUS DUTY	RAP7505
4	100532-03-717	EA VALVE-PRESSURE, RETURN SHUTTLE	RAP7964
5	100532-03-721	EA VALVE-CHECK KIT (SGL)	RAP7944
6	100532-03-723	EA MANIFOLD HDWE MTG KIT	RAP9171
7	100532-03-726	EA SWITCH-PRESSURE	RAP8003
8	100532-09-702	EA CABLE-MODULAR 5'	RAP1020
9	100532-09-703	EA MANIFOLD ASM.-COMPLETE	RAP0959
10	100532-09-704	EA VALVE-PRESSURE SOLENOID	RAP0642
11	100532-09-705	EA SWITCH-PRESSURE W/HEAD-3000#	RAP0993
12	100532-09-710	EA SOLENOID-INTERMITTENT DUTY	RAP0533
13	100532-12-700	EA VALVE ASM. 18"-POWER UNIT	RAP1124
14	100532-12-701	EA PUMP&MOTOR W/TANK 1.7	RAP0588
15	100532-12-706	EA SWITCH-WARNING MAGNETIC	RAP1008
16	100532-12-707	EA SPRING KIT	R3847
17	100532-16-701	EA MANIFOLD ASM. F/SLIDE OUT	RAP1716
18	100532-20-700	EA CONTROL BOX-JACKS & ROOM EXT	RAP90094
19	100532-20-701	EA JACK-FRONT LH - 6K	RAP2023
19	100532-20-702	EA JACK-FRONT RH - 6K	RAP2024
20	100532-20-703	EA JACK-REAR 9K	RAP10717
21	107889-02-700	EA PANEL ASM.-TOUCH CONTROL	RAP1002

KEY	PART NUMBER	U/M DESCRIPTION	VENDOR NO.
	100532-21-000	EA LEVELING SYS-HYD,SLIDE-OUT - HWH AP10796	
1	100532-03-710	EA SENSING UNIT 21' MTA	RAP6798
2	100532-03-715	EA CAP-BREATHER W/DIPSTICK	RAP7876
3	100532-03-716	EA SOLENOID-CONTINUOUS DUTY	RAP7505
6	100532-03-723	EA MANIFOLD HDWE MTG KIT	RAP9171
7	100532-03-726	EA SWITCH-PRESSURE	RAP8003
8	100532-09-702	EA CABLE-MODULAR 5'	RAP1020
9	100532-09-703	EA MANIFOLD ASM.-COMPLETE	RAP0959
12	100532-09-710	EA SOLENOID-INTERMITTENT DUTY	RAP0533
13	100532-12-700	EA VALVE ASM. 18"-POWER UNIT	RAP1124
14	100532-12-701	EA PUMP&MOTOR W/TANK 1.7	RAP0588
15	100532-12-706	EA SWITCH-WARNING MAGNETIC	RAP1008
16	100532-12-707	EA SPRING KIT	R3847
17	100532-16-701	EA MANIFOLD ASM. F/SLIDE OUT	RAP1716
18	100532-20-700	EA CONTROL BOX-JACKS & ROOM EXT	RAP90094
19	100532-21-700	EA JACK - 6 K FRONT W/SWITCHES	RAP1168
20	100532-21-701	EA JACK - 9K REAR W/SWITCHES	RAP10717
21	100532-09-700	EA PANEL ASM.-TOUCH CONTROL	RAP1002

CHASSIS GROUP (CONTINUED)

SPARE TIRE & HOIST



KEY	PART NUMBER	U/M	DESCRIPTION	
1	093267-01-000	EA	HOIST-SPARE TIRE - DEUER MFG6L201	
				FROM: 00-00-00 THRU: 04-14-96
1	120877-01-000	EA	HOIST-SPARE TIRE, 400 LB - FORD F6UA1A131BB	
				FROM: 04-15-96 THRU: 07-07-96
1	093267-01-000	EA	HOIST-SPARE TIRE - DEUER MFG6L201	
				FROM: 07-08-96 THRU: 99-99-99
2	093375-09-000	EA	EXTENSION-TIRE HOIST	
				FROM: 00-00-00 THRU: 11-12-95
2	093375-06-000	EA	EXTENSION-TIRE HOIST	
				FROM: 11-13-95 THRU: 04-14-96
2	093375-11-000	EA	EXTENSION-TIRE HOIST	
				FROM: 04-15-96 THRU: 99-99-99
3	071015-11-000	EA	GROMMET	
4	093362-06-000	EA	CHANNEL-TIRE HOIST	
				FROM: 00-00-00 THRU: 04-14-96
5	105499-01-000	EA	BRACKET-TIRE HOIST	
				FROM: 00-00-00 THRU: 04-14-96
6	064963-01-000	EA	WHEEL-STEEL, 19.5" X 6" - GM 14005758 (CHEVY)	
6	095853-02-000	EA	WHEEL-STL, 16X6K, F2TA-1015-NA - ACCURIDE 28513-7 (FORD)	
6	007324-03-000	EA	TIRE-MICHELIN, 8R 19.8 LRF (CHEVY)	
6	083425-05-000	EA	TIRE-MICHELIN, LT235/85R16 LRE - XPS RIB (FORD)	
	051377-01-000	EA	STEM-VALVE, TR 500 (CHEVY)	
	051377-05-000	EA	VALVE STEM ASM-VS938 - EATON VS-938 F53-92 (FORD)	
	077030-02-000	EA	EXTENSION-VALVE STEM, 1.25"	
	064081-03-000	EA	NUT-WING, 3/8-16, W/WELD NUT	
	080208-01-000	EA	LUG WRENCH, 1.06 X 1.00 (CHEVY)	
	080208-02-000	EA	BAR-LEVERAGE, LUG WRENCH (CHEVY)	
			FORD LUG WRENCH & LEVERAGE BAR ARE CHASSIS PROVIDED	
7	000F10-06-32B	EA	PIN-COTTER, 3/16 X 2.00 - ZN	
				FROM: 00-00-00 THRU: 04-14-96
7	113007-04-000	EA	PIN-SPRING, .188 X 1.25 IN	
				FROM: 04-15-96 THRU: 07-07-96
7	000F10-06-32B	EA	PIN-COTTER, 3/16 X 2.00 - ZN	
				FROM: 07-08-96 THRU: 99-99-99
8	114376-01-000	EA	PIN-DRIVE, .156 X .750 - TYPE E - TIRE HOIST	
				FROM: 00-00-00 THRU: 04-16-96
8	114376-02-000	EA	PIN-DRIVE .156X1.000 TYPE E - C-TECH	
				FROM: 04-17-96 THRU: 99-99-99
9	093376-02-000	EA	HANDLE ASM-CRANK, TIRE HOIST	
				FROM: 00-00-00 THRU: 04-16-96
9	093376-04-000	EA	HANDLE ASM-CRANK, TIRE HOIST	
				FROM: 04-17-96 THRU: 99-99-99
10	091274-03-000	EA	BOLT-J, 3/8-16 X 12.0	
11	124751-01-02B	EA	HANGER - SPARE TIRE - E-COATED	
				FROM: 04-15-96 THRU: 99-99-99
12	124754-01-02B	EA	CATCH - SPARE TIRE	
				FROM: 04-15-96 THRU: 99-99-99

CHASSIS GROUP (CONTINUED)

CHEVY FRONT SHOCKS & STABILIZER

KEY	PART NUMBER	U/M DESCRIPTION
	104993-01-000	EA SHOCK ABSORBER-GAS, P30 FRONT - BILSTEIN B46-1173 FROM: 00-00-00 THRU: 01-07-96
	104993-02-000	EA SHOCK ABSORBER-GAS, P30 FRONT FROM: 01-08-96 THRU: 99-99-99
	122756-01-000	EA SHOCK & STABILIZER-STEERING P30

WHEEL COVERS

KEY	PART NUMBER	U/M DESCRIPTION	VENDOR NO.
	109443-01-000	EA WHEEL COVER SET - (EA = 4 WHEEL COVERS W/HARDWARE) 19.5" (CHEVY)	
	109443-01-700	EA COVER-WHEEL 19.5 FRT/RR EA=1	SHAG95
	109443-01-701	EA BRACKET-RET. FRONT WHEEL	SHAG95-FBS
	109443-01-702	EA BRACKET-RET. REAR WHEEL	SHAG95-RBS
	109443-01-703	EA CAP-CENTER, HUB - DICOR	SP-AUCAP
	109443-01-704	EA CLIP-RETAINER	V160GM-PNT
	098532-01-000	EA COVER-WHEEL, FORD - 16" - SET OF 4 - DICOR SH-SD-16	
	098532-01-700	EA COVER-LUG NUT (CHROME)	SHAU-LNC
	098532-01-701	EA COVER-WHEEL (FRT & REAR)	SH-SD-16COV 1 ONL

WHEEL LINERS

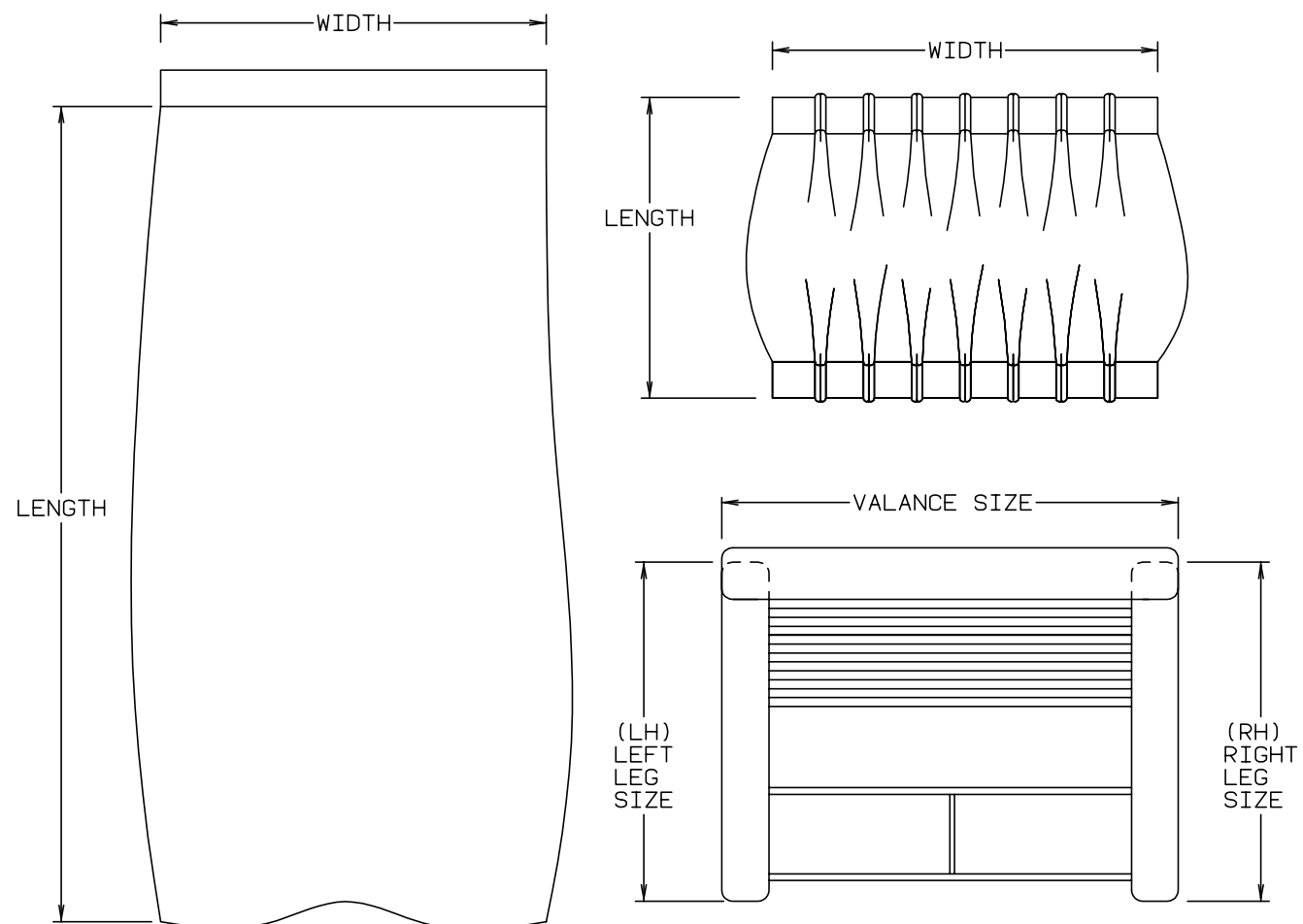
KEY	PART NUMBER	U/M DESCRIPTION	VENDOR NO.
	091209-01-000	EA LINER-WHEEL, 19.5" - SST - SET OF 4 - GM CHASSIS FROM: 00-00-00 THRU: 06-30-96	
	091209-01-700	EA LINER-WHEEL FRT 10 LUG	37N
	091209-01-701	EA LINER-WHEEL RR 10 LUG EA=1	38N
	091209-01-702	EA COVER-AXLE, FRT 19.5 10 LUG	34N
	091209-01-703	EA COVER-AXLE, REAR 19.5 10 LUG	35N
	091209-01-704	EA COVER-LUG NUT W/O FLANGE	36
	110435-06-000	EA LINER-WHEEL SET (SET=4) 19.5" - GM CHASSIS FROM: 07-01-96 THRU: 99-99-99	
	110435-01-711	EA DECAL-CENTER CAP, 2" DECAL	
	110435-02-703	EA NUT (JAMB)	V160SD-JNT
	110435-02-704	EA COVER-LUG NUT	V160F0-LNC
	110435-02-705	EA TOOL F/JAMB NUT, INSTALL.	V160F0-TOL
	110435-06-700	EA LINER-WHEEL, FRONT	V195P5-FWC
	110435-06-701	EA LINER-WHEEL, REAR	V195P5-RWC
	110435-06-702	EA BRACKET-BRIDGE	V195P5-BRK
	110435-06-703	EA NUT-JAM, BRIDGE BRKT 1 1/16	V195P5-BJN
	110435-06-704	EA STUD EXTENDERS - P30	V195P5-STX
	091209-14-000	EA WHEEL LINER SET - F/F53 CHASSIS - 16" WHEEL (SET = 4) - FORD FROM: 00-00-00 THRU: 03-17-96	
	091209-01-704	EA COVER-LUG NUT W/O FLANGE	36
	091209-08-700	EA LINER-WHEEL, FRT., W/AXLE COVER	157
	091209-08-706	EA NUT-JAMB .500, 9/16 STUD	165
	091209-14-700	EA LINER-WHEEL,(REAR)W/AXLE COVER	159
	110435-08-000	EA LINER-WHEEL SET (SET=4) 16" - FORD FROM: 03-18-96 THRU: 99-99-99	
	110435-01-711	EA DECAL-CENTER CAP, 2"DECAL	
	110435-02-702	EA STUD EXTENDER	V160SD-STX
	110435-02-703	EA NUT (JAMB)	V160SD-JNT
	110435-02-704	EA COVER-LUG NUT	V160F0-LNC
	110435-02-705	EA TOOL F/JAMB NUT, INSTALL.	V160F0-TOL
	110435-08-700	EA LINER-WHEEL, FRONT	V160SD-FWC
	110435-08-701	EA LINER-WHEEL, REAR	V160SD-RWC

CURTAIN & CUSHION GROUP

NOTICE

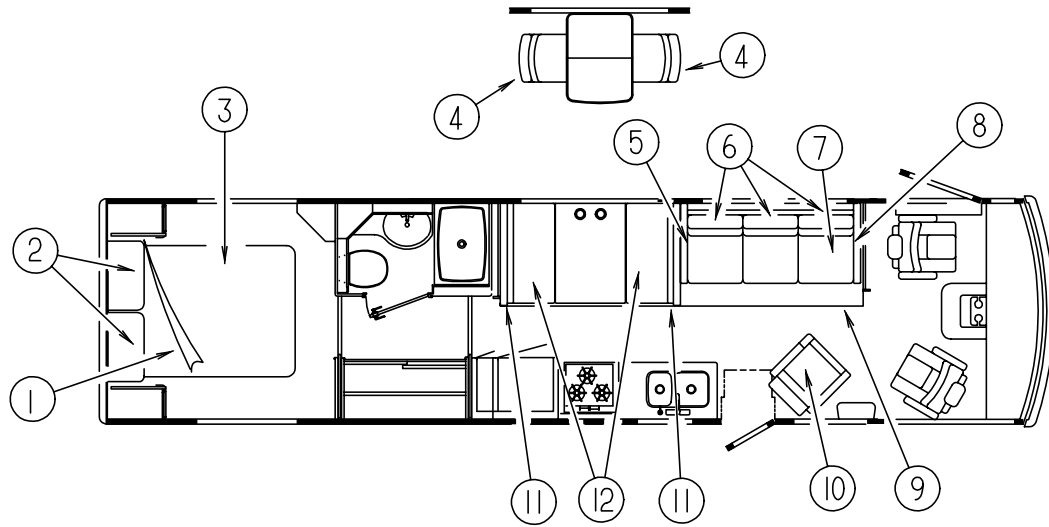
IN ORDER TO ASSIST OUR PARTS SALES DEPT. IN PROVIDING INTERIOR SOFTWARE ITEMS, PLEASE INCLUDE THE SERIAL NUMBER AND THE COLOR CODE NUMBER FROM THE VEHICLE CERTIFICATION LABEL WHEN ORDERING. THIS LABEL IS LOCATED ON THE LEFT SIDEWALL AT THE END OF THE DASH (A-BODY),OR ON THE DRIVER'S DOOR LATCH PLATE (C-BODY).

AN EXAMPLE OF A COLOR CODE NUMBER IS B07, WHICH DESIGNATES AN OVERALL COLOR SCHEME OF A PARTICULAR UNIT. THE COLOR LISTED AFTER THE ITEM DESCRIPTION ON THE MICROFICHE, INDICATES THE OVERALL UNIT COLOR. ORDER THE ITEM YOU DESIRE ACCORDING TO UNIT COLOR CODE. IF ALL COLORS USE THE SAME ITEM NO COLOR CODE WILL BE NOTED.



NOTE: USE THIS ILLUSTRATION WHEN DETERMINING LENGTH AND WIDTH MEASUREMENTS FOR CURTAINS. YOU WILL NOTE THE WIDTH MEASUREMENT IS TAKEN ON THE TOP OF THE CURTAIN WITH THE CURTAIN FULLY EXTENDED. THE LENGTH MEASUREMENT IS TAKEN FROM TOP TO BOTTOM. LEFT AND RIGHT WINDOW LEGS ARE DETERMINED WHEN FACING THE WINDOW.

CURTAIN & CUSHION GROUP (CONTINUED)



MATTRESS, PILLOWS & BEDSPREAD

KEY	PART NUMBER	U/M DESCRIPTION
1	098176-05-000	EA MATTRESS-QUEEN, INNERSPRING - 59" X 79" - SEALY
2	118859-01-G38	EA PILLOW-W/BUTTON & BRAID 14" X 14" (G38, G39)
2	118859-03-G38	EA PILLOW-W/BUTTON & BRAID 14" X 14" (G38, G39)
2	118869-01-G40	EA PILLOW-ENVELOPE W/CORD & BUTTON (G40, G41)
2	118859-02-G42	EA PILLOW-W/BUTTON & BRAID 14" X 14" (G42, G43)
2	102161-40-G42	EA SHAM ASM-QUILTED W/BRAID, 20 X 33 (G42, G43)
3	118858-01-G38	EA BEDSPREAD - FITTED W/REVERSING SHAM 60" X 80" (G38, G39)
3	119141-01-G40	EA BEDSPREAD-THROW W/REVERSING SHAM 60" X 80" (G40, G41)
3	109588-17-G42	EA BEDSPREAD-FITTED DUVET W/CORNER PLEAT 60" X 80" (G42, G43)

FOLDING CHAIRS

KEY	PART NUMBER	U/M DESCRIPTION
	101604-01-01A	EA CHAIR-FOLDING, DINETTE - OAK (PICKLED ASH)
	101604-01-02A	EA CHAIR-FOLDING, DINETTE - OAK (SALEM CHERRY)

DINETTE CHAIRS

KEY	PART NUMBER	U/M DESCRIPTION
4	116058-04-000	EA CHAIR-DINETTE, FLEXSTEEL, 944ALC (G38, G39)
4	116058-05-000	EA CHAIR-DINETTE, FLEXSTEEL, 944ALC (G40, G41)
4	116058-06-000	EA CHAIR-DINETTE, FLEXSTEEL, 944ALC (G42, G43)
	116080-01-FQ0	EA COVER-CHAIR LEG (PICKLED ASH) FROM: 00-00-00 THRU: 10-08-95
	116080-03-G38	EA COVER-CHAIR LEG (PICKLED ASH) FROM: 10-09-95 THRU: 99-99-99
	116080-01-FQ1	EA COVER-CHAIR LEG (SALEM CHERRY) FROM: 00-00-00 THRU: 10-08-95
	116080-03-G39	EA COVER-CHAIR LEG (SALEM CHERRY) FROM: 10-09-95 THRU: 99-99-99
	101866-98-01A	EA COVER-#943 3/8"PLUG (PICKLED ASH)
	101866-98-02A	EA COVER-#943 3/8"PLUG (SALEM CHERRY)

COUCH

KEY	PART NUMBER	U/M DESCRIPTION
5	121222-01-G38	EA ARM - RIGHT HAND - SOFA/BED (G38, G39)
5	121222-01-G40	EA ARM - RIGHT HAND - SOFA/BED (G40, G41)
5	121222-01-G42	EA ARM - RIGHT HAND - SOFA/BED (G42, G43)
6	111319-01-G38	EA BED ASM-JACK KNIFE BACK, KNIFE EDGE, 74 (G38, G39)
6	111319-01-G40	EA BED ASM-JACK KNIFE BACK, KNIFE EDGE, 74 (G40, G41)
6	111319-01-G42	EA BED ASM-JACK KNIFE BACK, KNIFE EDGE, 74 (G42, G43)
6	P11319-01-G38	EA COVER-BED, JACK KNIFE, KNIFE EDGE BACK, 74 (G38, G39)
6	P11319-01-G40	EA COVER-BED, JACK KNIFE, KNIFE EDGE BACK, 74 (G40, G41)
6	P11319-01-G42	EA COVER-BED, JACK KNIFE, KNIFE EDGE BACK, 74 (G42, G43)
6	101085-10-000	EA FRAME-74.5 X 16 BACK FRAME JACK KNIFE
	114763-08-000	EA FRAME-FORWARD FACING LEGS
7	100032-43-G38	EA BED-JACK KNIFE, SEAT, 74" TUCK, W/O ARMS (G38, G39)
7	100032-43-G40	EA BED-JACK KNIFE, SEAT, 74" TUCK, W/O ARMS (G40, G41)
7	100032-43-G42	EA BED-JACK KNIFE, SEAT, 74" TUCK, W/O ARMS (G42, G43)
7	P00032-43-G38	EA COVER-JACK KNIFE SEAT, 74" TUCK, W/O ARM (G38, G39)
7	P00032-43-G40	EA COVER-JACK KNIFE SEAT, 74" TUCK, W/O ARM (G40, G41)
7	P00032-43-G42	EA COVER-JACK KNIFE SEAT, 74" TUCK, W/O ARM (G42, G43)
7	101085-04-000	EA FRAME-SEAT, 74.75"
7	101085-06-000	EA FRAME-BASE, 74.75"
8	121222-02-G38	EA ARM - LEFT HAND SOFA/BED (G38, G39)
8	121222-02-G40	EA ARM - LEFT HAND SOFA/BED (G40, G41)
8	121222-02-G42	EA ARM - LEFT HAND SOFA/BED (G42, G43)
9	120992-02-G38	EA COUCH FRONT - JACK KNIFE (G38, G39)
9	120992-02-G40	EA COUCH FRONT - JACK KNIFE (G40, G41)
9	120992-02-G42	EA COUCH FRONT - JACK KNIFE (G42, G43)

LOUNGE THROW PILLOWS

KEY	PART NUMBER	U/M DESCRIPTION
	103669-08-G38	EA PILLOW ASM-15 X 15 THROW (G38, G39)
	103669-08-G40	EA PILLOW ASM-15 X 15 THROW (G40, G41)
	103669-08-G42	EA PILLOW ASM-15 X 15 THROW (G42, G43)

SWIVEL CHAIR

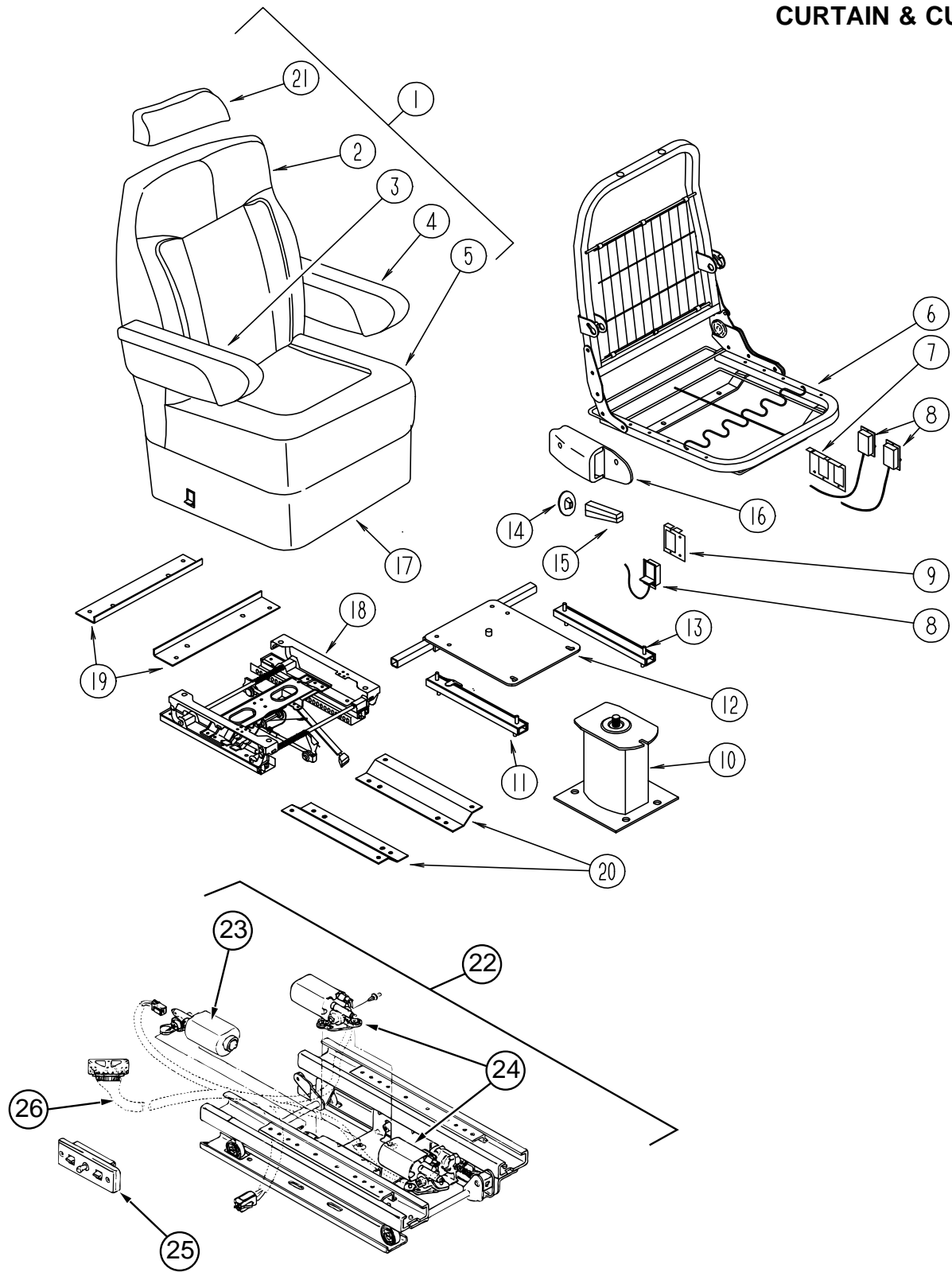
KEY	PART NUMBER	U/M DESCRIPTION
10	115393-01-G38	EA CHAIR ASM-CAMEO (G38, G39)
10	115393-01-F40	EA CHAIR ASM-CAMEO (G40, G41)
10	115393-01-G42	EA CHAIR ASM-CAMEO (G42, G43)

DINETTE CUSHIONS

KEY	PART NUMBER	U/M DESCRIPTION
11	111897-05-G38	EA CUSHION-13.5 X 42 X 5 CLUB BACK (G38, G39)
11	111897-05-G40	EA CUSHION-13.5 X 42 X 5 CLUB BACK (G40, G41)
11	111897-05-G42	EA CUSHION-13.5 X 42 X 5 CLUB BACK (G42, G43)
11	P11897-05-G38	EA COVER-13.5 X 42 X 5 CLUB BACK (G38, G39)
11	P11897-05-G40	EA COVER-13.5 X 42 X 5 CLUB BACK (G40, G41)
11	P11897-05-G42	EA COVER-13.5 X 42 X 5 CLUB BACK (G42, G43)
	078155-01-000	EA STRAP-SNAP, BACKREST CUSHION
12	105603-15-G38	EA CUSHION-23 X 42 X 5 SEAT (G38, G39)
12	105603-15-G40	EA CUSHION-23 X 42 X 5 SEAT (G40, G41)
12	105603-15-G42	EA CUSHION-23 X 42 X 5 SEAT (G42, G43)
12	P05603-15-G38	EA COVER-23 X 42 X 5 SEAT (G38, G39)
12	P05603-15-G40	EA COVER-23 X 42 X 5 SEAT (G40, G41)
12	P05603-15-G42	EA COVER-23 X 42 X 5 SEAT (G42, G43)

CURTAIN & CUSHION GROUP (CONTINUED)

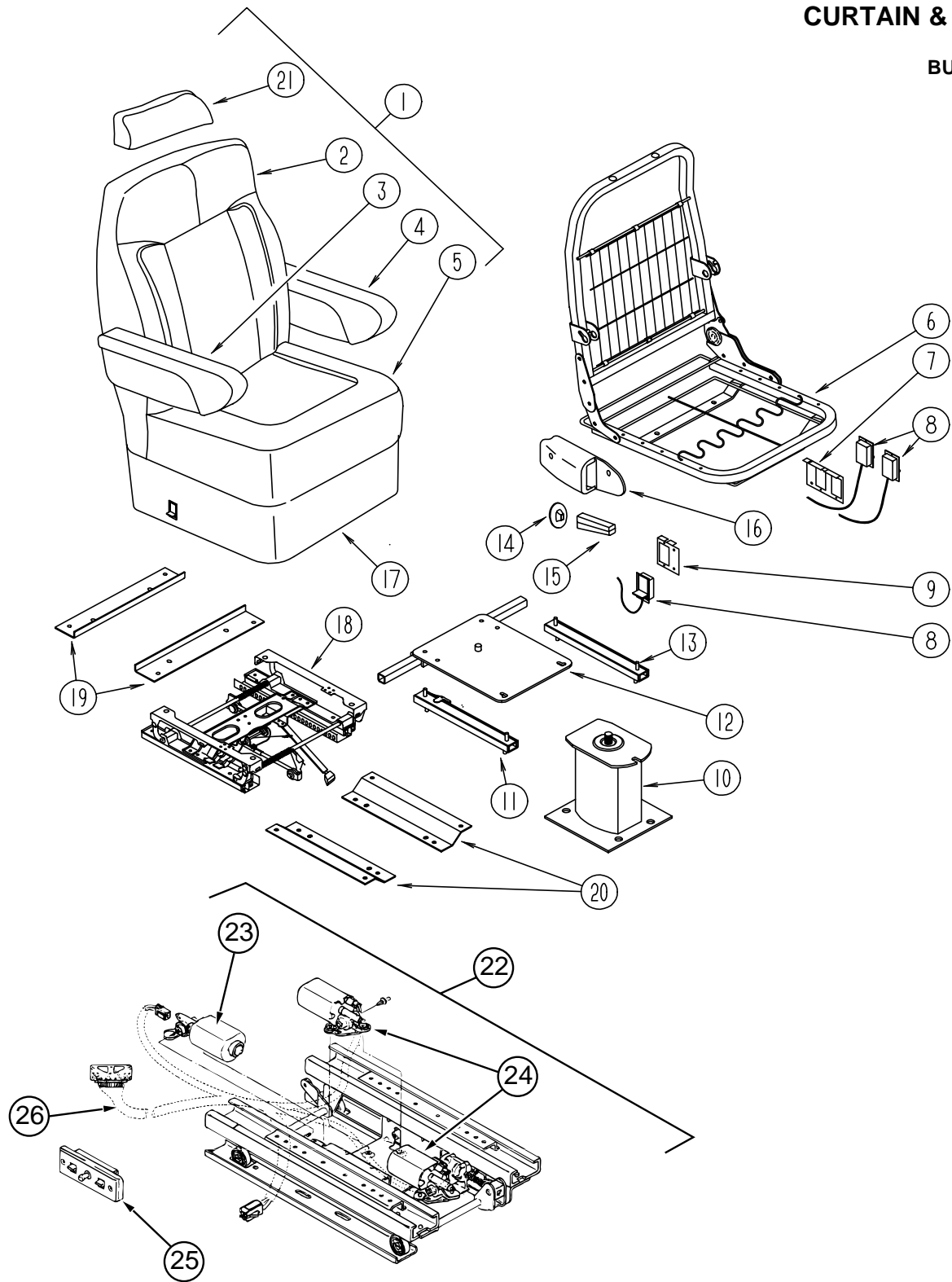
BUCKET SEATS



KEY	PART NUMBER	U/M	DESCRIPTION
1	118807-01-G38	EA	BUCKET-500, LH MANUAL RECLINING (G38, G39)
1	118807-01-G40	EA	BUCKET-500, LH MANUAL RECLINING (G40, G41)
1	118807-01-G42	EA	BUCKET-500, LH MANUAL RECLINING (G42, G43)
1	118807-03-G38	EA	BUCKET-500\LHS, MANUAL RECLINING -LEATHER/VINYL
2	M05962-24-G38	EA	COVER-BACK, 500 LH BUCKET (G38, G39)
2	M05962-24-G40	EA	COVER-BACK, 500 LH BUCKET (G40, G41)
2	M05962-24-G42	EA	COVER-BACK, 500 LH BUCKET (G42, G43)
2	M05962-26-G38	EA	COVER-BACK, 500\LHS BUCKET - LEATHER/VINYL
3	119627-01-G38	EA	ARMREST ASM-500-01, RT (G38, G39)
3	119627-01-G40	EA	ARMREST ASM-500-01, RT (G40, G41)
3	119627-01-G42	EA	ARMREST ASM-500-01, RT (G42, G43)
	P19627-01-G38	EA	COVER-ARMREST, 500-01, RT (G38, G39)
	P19627-01-G40	EA	COVER-ARMREST, 500-01, RT (G40, G41)
	P19627-01-G42	EA	COVER-ARMREST, 500-01, RT (G42, G43)
3	119627-03-G38	EA	ARMREST ASM-500-01, RT - VINYL/LEATHER
	P19627-03-G38	EA	COVER-ARMREST, 500-01, RT - VINYL/LEATHER
	115617-01-000	EA	BRACKET-ARM, RT MOLDED
4	119627-02-G38	EA	ARMREST ASM-500-02, LT (G38, G39)
4	119627-02-G40	EA	ARMREST ASM-500-02, LT (G40, G41)
4	119627-02-G42	EA	ARMREST ASM-500-02, LT (G42, G43)
	P19627-02-G38	EA	COVER-ARMREST,500-02, LT (G38, G39)
	P19627-02-G40	EA	COVER-ARMREST,500-02, LT (G40, G41)
	P19627-02-G42	EA	COVER-ARMREST,500-02, LT (G42, G43)
4	119627-04-G38	EA	ARMREST ASM-500-02, LT - VINYL/LEATHER
	P19627-04-G38	EA	COVER-ARMREST, 500-02, LT - VINYL/LEATHER
	115617-02-000	EA	BRACKET-ARM, LT MOLDED
	111169-01-000	EA	PLATE-BACK, ARMREST
5	M05962-25-G38	EA	COVER-SEAT, 500 LH BUCKET (G38, G39)
5	M05962-25-G40	EA	COVER-SEAT, 500 LH BUCKET (G40, G41)
5	M05962-25-G42	EA	COVER-SEAT, 500 LH BUCKET (G42, G43)
5	M05962-27-G38	EA	COVER-SEAT, 500\LHS BUCKET - LEATHER/VINYL
6	M80906-12-000	EA	FRAME ASM-SEAT & BACK & SPRING
7	097683-02-000	EA	BRACKET-MOUNT, REMOTE (PASSENGER)
8	108049-03-000	EA	CABLE-REMOTE, 26" W/Z END-SWITCH LEVER
	117125-01-02B	EA	BRACKET-CABLE HOLDER, E-COAT
	108049-02-000	EA	CLIP-CABLE, PEDESTAL
9	097683-03-000	EA	BRACKET-REMOTE, SIDE MOUNT - SINGLE (DRIVER)
10	107921-01-000	EA	PEDESTAL ASM-SEAT 9-3/4" - FLEXSTEEL 3060 MSPD (PASSENGER)
10	107921-14-000	EA	PEDESTAL ASM-SEAT 5.75" - FLEXSTEEL XP1774 (DRIVER)

CURTAIN & CUSHION GROUP (CONTINUED)

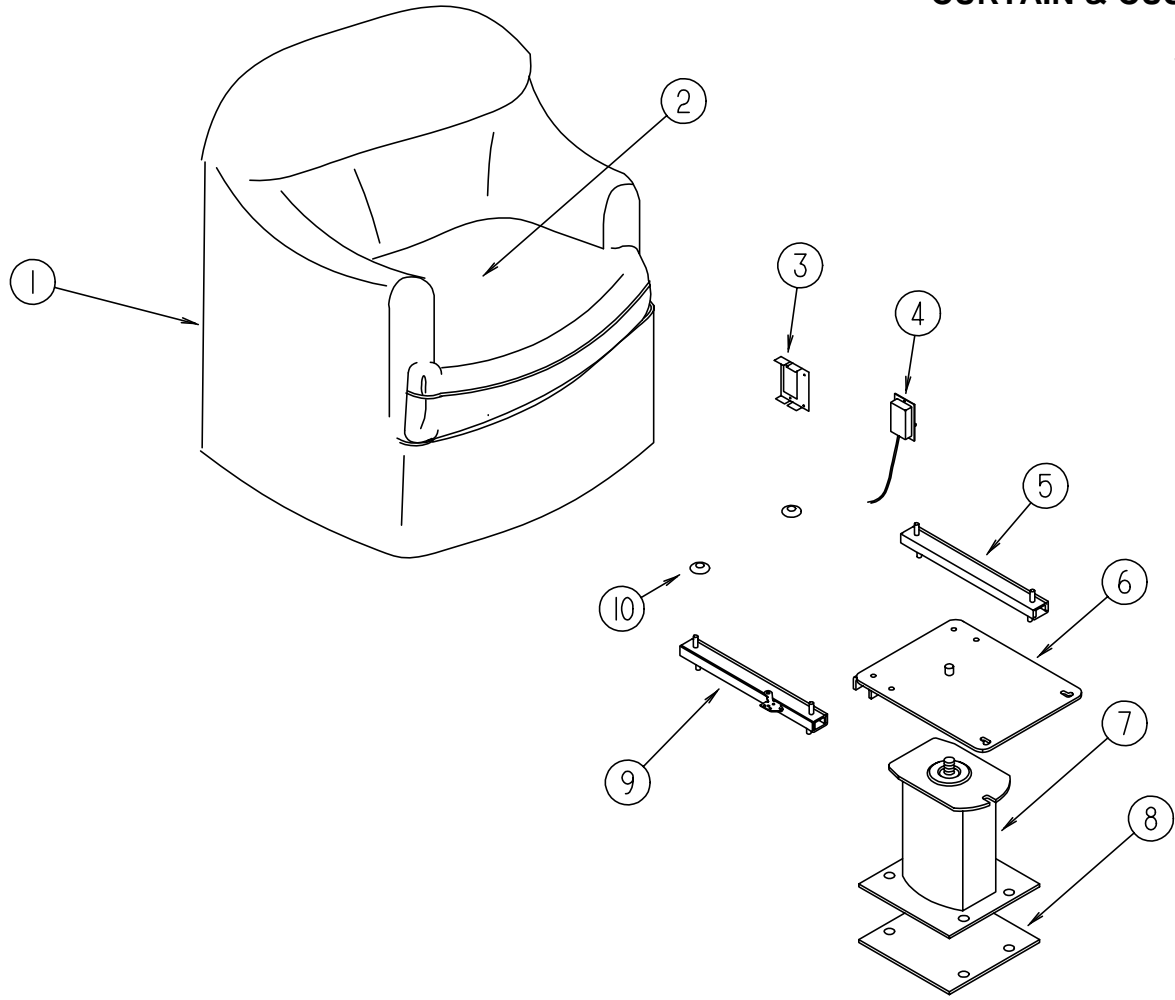
BUCKET SEATS (CONTINUED)



KEY	PART NUMBER	U/M	DESCRIPTION	VENDOR NO.
11	119952-04-000	EA	SLIDE-SEAT, HD, LOCKING 4STUDS - ATWOOD 83785	
	007221-01-000	EA	SPACER-SEAT, ADJUSTER	
12	107921-05-000	EA	TOP PLATE - FLEXSTEEL	
	107921-06-000	EA	BEARING KIT-PEDESTAL, FLEXSTEEL	
13	119952-02-000	EA	SLIDE-SEAT, HD, NONLOCKING 4ST - ATWOOD 83731	
	007221-01-000	EA	SPACER-SEAT, ADJUSTER	
14	080730-11-000	EA	SHIELD-RUBBER BOOT - FLEXSTEEL	
15	080730-08-000	EA	HANDLE-30179907 - KEIPER	
16	080730-09-000	EA	SHIELD-FLEXSTEEL	
17	071126-43-G38	EA	SKIRT-SGL,10.5", SEAT BELT SLOT (PASSENGER) (G38, G39)	
17	071126-43-F06	EA	SKIRT-SGL,10.5", SEAT BELT SLOT (PASSENGER) (G40, G41)	
17	071126-43-G42	EA	SKIRT-SGL,10.5", SEAT BELT SLOT (PASSENGER) (G42, G43)	
17	071126-54-G38	EA	SKIRT-SGL,10.5", 6-WAY MANUAL (DRIVER) (G38, G39)	
17	071126-54-F06	EA	SKIRT-SGL,10.5", 6-WAY MANUAL (DRIVER) (G40, G41)	
17	071126-54-G42	EA	SKIRT-SGL,10.5", 6-WAY MANUAL (DRIVER) (G42, G43)	
17	071126-26-G38	EA	SKIRT ASM-POWER SEAT (DRIVER) (G38, G39)	
17	071126-26-G40	EA	SKIRT ASM-POWER SEAT (DRIVER) (G40, G41)	
17	071126-26-G42	EA	SKIRT ASM-POWER SEAT (DRIVER) (G42, G43)	
17	071126-52-F36	EA	SKIRT-NON-POWER SEAT W/LEATHER OPTION (PASSENGER)	
17	071126-57-F36	EA	SKIRT ASM-POWER SEAT W/LEATHER OPTION (DRIVER)	
18	116215-01-000	EA	SEAT-MANUAL, 6-WAY, DRIVER - ATWOOD 83805	
19	116215-02-000	EA	PLATE-UPPER, MANUAL, 6-WAY - ATWOOD 85118	
20	116215-03-000	EA	PLATE-LOWER, MANUAL, 6-WAY - ATWOOD 83835	
21	119626-01-G38	EA	HEADREST ASM-500-04 (G38, G39)	
21	119626-01-G40	EA	HEADREST ASM-500-04 (G40, G41)	
21	119626-01-G42	EA	HEADREST ASM-500-04 (G42, G43)	
21	119626-02-G38	EA	HEADREST ASM-500-04 VINYL/LEATHER	
	P19626-01-G38	EA	COVER-HEADREST ASM-500-04 (G38, G39)	
	P19626-01-G40	EA	COVER-HEADREST ASM-500-04 (G40, G41)	
	P19626-01-G42	EA	COVER-HEADREST ASM-500-04 (G42, G43)	
	P19626-02-G38	EA	COVER-HEADREST ASM-500-04 VINYL/LEATHER	
	113977-12-000	EA	HEADREST INSERT, W/O LOCK - FLEXSTEEL	
	113977-13-000	EA	HEADREST INSERT, W/LOCK - FLEXSTEEL	
	114791-04-000	EA	FRAME-HEADREST, 180004 STD	
22	081373-03-000	EA	SEAT-POWER,6 WAY - DELCO RV620	
	081373-01-700	EA	BRACKET-L, CONTROL SWITCH	
23	081373-02-703	EA	MOTOR PKG. ADJ. HORIZONTAL	H-171 22063237 & H-195
24	081373-02-704	EA	MOTOR PKG. ADJ. VERTICAL	22063238 & H-196
25	081373-03-700	EA	SWITCH ASM F/BRN-GRAY (FLAT)	22138182 & H-441
26	081373-03-701	EA	WIRE HARNESS ASM., LT. SIDE	6000
26	081373-03-702	EA	WIRE HARNESS ASM., RT. SIDE	6001
	111169-04-000	EA	INSERT-OVAL, VECTRA	

CURTAIN & CUSHION GROUP (CONTINUED)

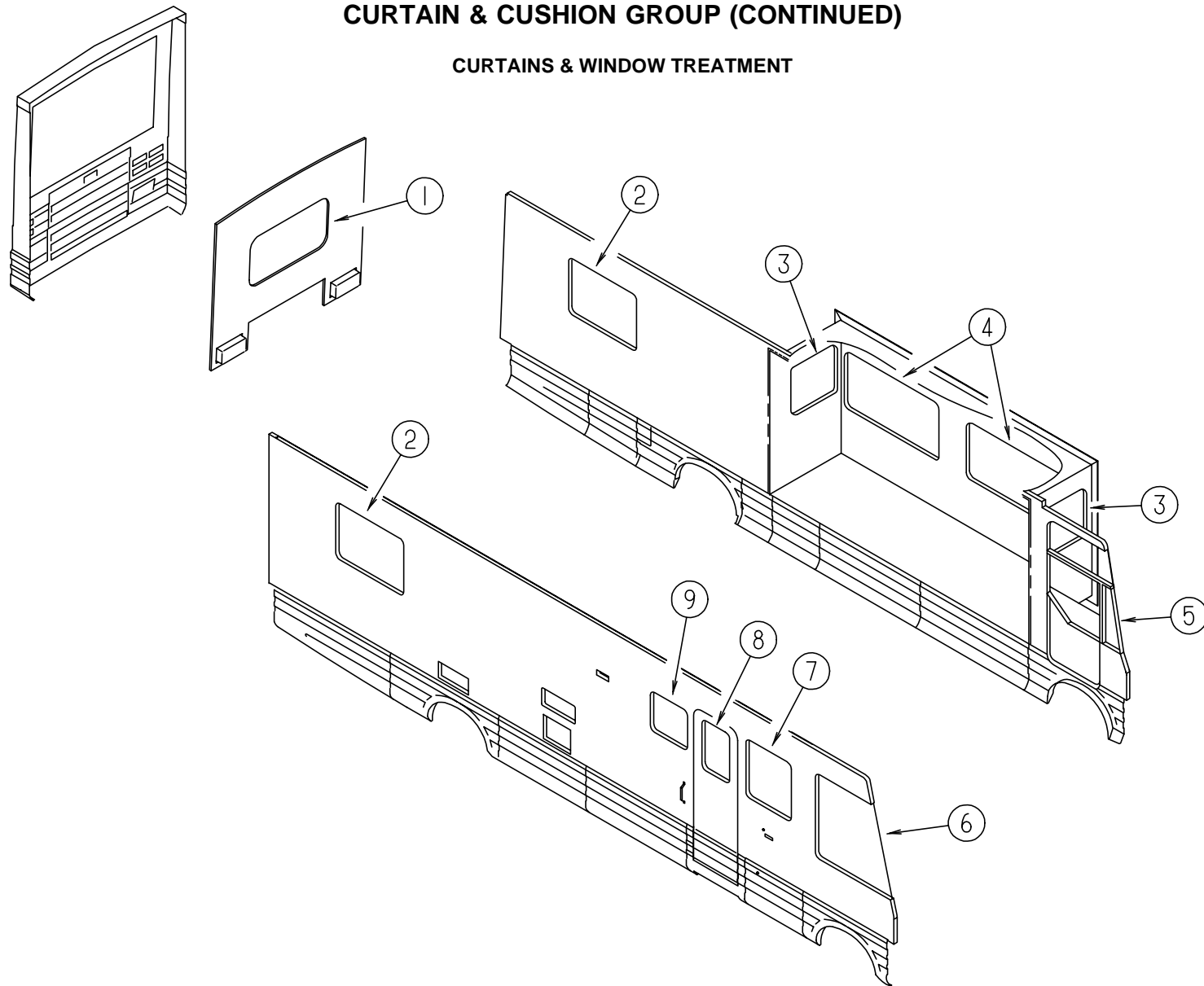
SWIVEL CHAIR



KEY	PART NUMBER	U/M	DESCRIPTION
1	115393-01-G38	EA	CHAIR ASM-CAMEO (G38, G39)
1	115393-01-F40	EA	CHAIR ASM-CAMEO (G40, G41)
1	115393-01-G42	EA	CHAIR ASM-CAMEO (G42, G43)
	P15393-01-G38	EA	COVER-CHAIR (G38, G39)
	P15393-01-F40	EA	COVER-CHAIR (G40, G41)
	P15393-01-G42	EA	COVER-CHAIR (G42, G43)
	112436-03-000	FT	TRIM-#8 RING FLEX - FLEX-O-LATOR
2	115393-10-G38	EA	SEAT ASM-CHAIR, CAMEO (G38, G39)
2	115393-10-F40	EA	SEAT ASM-CHAIR, CAMEO (G40, G41)
2	115393-10-G42	EA	SEAT ASM-CHAIR, CAMEO (G42, G43)
	P15393-10-G38	EA	COVER-SEAT, CHAIR (G38, G39)
	P15393-10-F40	EA	COVER-SEAT, CHAIR (G40, G41)
	P15393-10-G42	EA	COVER-SEAT, CHAIR (G42, G43)
	P01178-27-G38	EA	COVER-ROCKER ARM CAP, RT (G38, G39)
	P01178-27-F40	EA	COVER-ROCKER ARM CAP, RT (G40, G41)
	P01178-27-G42	EA	COVER-ROCKER ARM CAP, RT (G42, G43)
	P01178-28-G38	EA	COVER-ROCKER ARM CAP, LT (G38, G39)
	P01178-28-F40	EA	COVER-ROCKER ARM CAP, LT (G40, G41)
	P01178-28-G42	EA	COVER-ROCKER ARM CAP, LT (G42, G43)
3	097683-02-000	EA	BRACKET-MOUNT, REMOTE
4	108049-03-000	EA	CABLE-REMOTE, 26" W/Z END-SWITCH LEVER
	117125-01-02B	EA	BRACKET-CABLE HOLDER, E-COAT
	108049-02-000	EA	CLIP-CABLE, PEDESTAL
5	119952-02-000	EA	SLIDE-SEAT, HD, NONLOCKING 4ST - ATWOOD 83731
6	107921-08-000	EA	TOP PLATE-W/O SEAT BELT BAR - FLEXSTEEL 2759PDTP
	107921-06-000	EA	BEARING KIT-PEDESTAL, FLEXSTEEL
7	107921-02-000	EA	PEDESTAL ASM-SEAT 6-1/2 IN - FLEXSTEEL 3059 MSPD
8	108445-02-000	EA	PLATE ASM-PEDESTAL, SEAT
9	119952-04-000	EA	SLIDE-SEAT, HD, LOCKING 4STUDS - ATWOOD 83785
10	007221-01-000	EA	SPACER-SEAT, ADJUSTER

CURTAIN & CUSHION GROUP (CONTINUED)

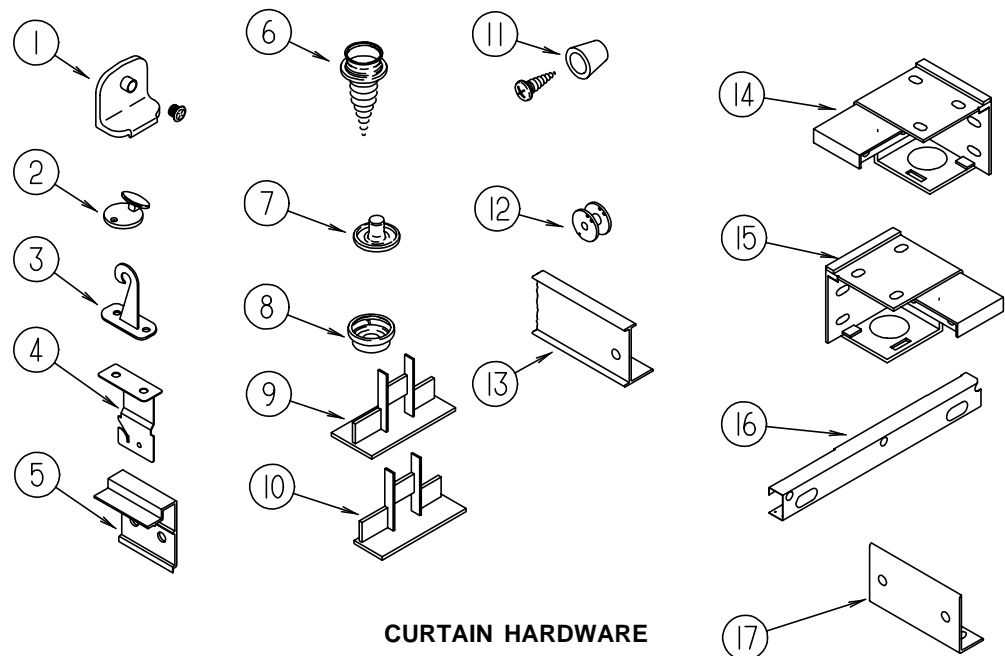
CURTAINS & WINDOW TREATMENT



KEY	PART NUMBER	U/M DESCRIPTION
1	115397-01-F36	EA VALANCE ASM-EMPIRE, 52" (G38, G39)
1	111858-06-G40	EA LAMBREQUIN ASM-WINDSOR, 52" (G40, G41)
1	115397-01-G42	EA VALANCE ASM-EMPIRE, 52" (G42, G43)
1	111910-34-F36	EA BLIND-DAY/NIGHTER, 49.5 X 32 (G38, G39)
1	111910-34-G40	EA BLIND-DAY/NIGHTER, 49.5 X 32 (G40, G41)
1	111910-34-F38	EA BLIND-DAY/NIGHTER, 49.5 X 32 (G42, G43)
2	115397-02-F36	EA VALANCE ASM-EMPIRE, 45" (G38, G39)
2	111858-25-G40	EA LAMBREQUIN ASM-WINDSOR, 45"(G40, G41)
2	115397-02-G42	EA VALANCE ASM-EMPIRE, 45" (G42, G43)
2	111910-29-G38	EA BLIND-DAY/NIGHTER, 42 X 32 (G38, G39)
2	111910-29-G40	EA BLIND-DAY/NIGHTER, 42 X 32 (G40, G41)
2	111910-29-G42	EA BLIND-DAY/NIGHTER, 42 X 32 (G42, G43)
3	111858-32-G38	EA LAMBREQUIN ASM-WINDSOR, 30.5" (G38, G39)
3	111858-32-G40	EA LAMBREQUIN ASM-WINDSOR, 30.5" (G40, G41)
3	111858-32-G42	EA LAMBREQUIN ASM-WINDSOR, 30.5" (G42, G43)
3	111910-20-F28	EA BLIND-DAY/NIGHTER, 28 X 28 (G38, G39)
3	111910-20-G40	EA BLIND-DAY/NIGHTER, 28 X 28 (G40, G41)
3	111910-20-G42	EA BLIND-DAY/NIGHTER, 28 X 28 (G42, G43)
4	111858-31-G38	EA LAMBREQUIN ASM-WINDSOR, 61.5" (G38, G39)
4	111858-31-G40	EA LAMBREQUIN ASM-WINDSOR, 61.5" (G40, G41)
4	111858-31-G42	EA LAMBREQUIN ASM-WINDSOR, 61.5" (G42, G43)

KEY	PART NUMBER	U/M DESCRIPTION
4	111910-03-G38	EA BLIND-DAY/NIGHTER, 57.5X32 (G38, G39)
4	111910-03-G40	EA BLIND-DAY/NIGHTER, 57.5X32 (G40, G41)
4	111910-03-G42	EA BLIND-DAY/NIGHTER, 57.5X32 (G42, G43)
5	093487-08-03A	EA WRAP AROUND-FRONT LH PLEATED-51" X 100" OFF WHITE W/STEPPE
5	084755-90-000	EA SHADE ASM-PULL - 28.25 X 60, SUNSCREEN
6	093487-07-03A	EA WRAP AROUND-FRONT RH PLEATED-51" X 100" OFF WHITE W/STEPPE
6	084755-90-000	EA SHADE ASM-PULL - 28.25 X 60, SUNSCREEN
7	111858-29-G38	EA LAMBREQUIN ASM-WINDSOR, 31.5" (G38, G39)
7	111858-29-G40	EA LAMBREQUIN ASM-WINDSOR, 31.5" (G40, G41)
7	111858-29-G42	EA LAMBREQUIN ASM-WINDSOR, 31.5" (G42, G43)
7	111910-27-F36	EA BLIND-DAY/NIGHTER, 28 X 32 (G38, G39)
7	111910-27-G40	EA BLIND-DAY/NIGHTER, 28 X 32 (G40, G41)
7	111910-27-F38	EA BLIND-DAY/NIGHTER, 28 X 32 (G42, G43)
8	120820-05-G38	EA VAL ASM-FLAT, 15 X 29.5 W/CLOCK (G38, G39)
8	120820-05-G40	EA VAL ASM-FLAT, 15 X 29.5 W/CLOCK (G40, G41)
8	120820-05-G42	EA VAL ASM-FLAT, 15 X 29.5 W/CLOCK (G42, G43)
8	084755-57-E07	EA SHADE ASM-PULL-27.25, NO TRIM
9	111861-02-01A	EA BLIND-MICRO-MINI 24.5" X 22" - ALABASTER/PEARL

CURTAIN & CUSHION GROUP (CONTINUED)



CURTAIN HARDWARE

KEY	PART NUMBER	U/M	DESCRIPTION
1	106544-01-001	EA	SCREW-BRASS, SHADE
1	106544-01-000	EA	PULL-SHADE, BRASS
2	102555-01-000	EA	CLEAT-CORD, BLIND - OFF WHITE OR CLEAR
			FROM: 00-00-00 THRU: 04-10-96
2	102555-03-000	EA	CLEAT-CORD, BLIND - OFF WHITE OR CLEAR
			FROM: 04-11-96 THRU: 99-99-99
3	109441-01-000	EA	HOLD DOWN-BLIND, HOOK
			FROM: 00-00-00 THRU: 01-31-96
3	109441-03-000	EA	HOLD DOWN-BLIND, CLOUDY
			FROM: 02-01-96 THRU: 99-99-99
4	084434-01-000	EA	BRACKET-MOUNTING, ROLLER SHADE - 1 3/8"
	096843-01-000	EA	SPRING-REWIND, ROLLER SHADE
5	097565-01-000	EA	BRACKET-MOUNTING, PLEATED BLIND
	097591-01-000	EA	SPRING-EXTENSION, PLEATED BLIND
6	029130-01-000	EA	SCREW-SNAP SOCKET, #8 PH X 5/8"
7	029155-01-000	EA	CAP-SNAP, 5/32" O.D. OF PIN
8	029156-01-000	EA	SOCKET-SNAP, 9/16" O.D.
9	094907-02-000	EA	END CAP-TOP, PLEATED BLIND - PLASTIC - GRAY
10	094907-04-000	EA	HDW.-END CAP, BTM, PULL TYPE
	094907-04-700	EA	END CAP-RH BOTTOM BLIND
	094907-04-701	EA	END CAP-LH BOTTOM BLIND
11	097564-01-000	EA	HANDLE-T, EZ LIFT SHADE
12	097592-01-000	EA	SPOOL-CORD, ELEVATED BLIND HOLDUP - CLEAR PLASTIC
	097593-10-000	FT	CORD-.9MM 125 VANILLA
	097593-02-000	FT	CORD-BLIND, GRAY
13	009700-04-002	EA	TRACK, L-SHAPED 195.2" - OFF WHITE
13	108235-01-01A	EA	TRACK-CURTAIN, LH-O/W
13	108236-01-01A	EA	TRACK-CURTAIN, RH-O/W
14	083170-01-000	EA	BRACKET-BLIND, LEFT SIDE WHEN FACING WINDOW
15	083170-02-000	EA	BRACKET-BLIND, RIGHT SIDE WHEN FACING WINDOW
16	110597-01-000	EA	BRACKET-SHADE, CAB - RIGHT SIDE
16	110597-02-000	EA	BRACKET-SHADE, CAB - LEFT SIDE
17	083125-07-000	EA	BRACE-COUCH O/W (CURTAIN LEG MOUNT)
	046867-01-000	EA	GROMMET-BRASS - 7/16" ID X 1" OD
	046867-03-000	EA	GROMMET-HANDY BUTTON NO 3
	048394-02-000	YD	VELCRO TAPE-HOOK, ADHESIVE BACK - .75" WIDE - BEIGE
	086276-01-000	EA	TAPE-DOUBLE SIDED, 1/2"
	088792-02-000	YD	VELCRO TAPE-LOOP, ADHESIVE BACKED - .75" WIDE - BEIGE
	094896-02-000	EA	GROMMET-CORD, PLEATED BLIND - NYLON - GRAY
	102075-08-01A	EA	ROD-CURTAIN, SHOWER O/W - ROUND METAL
	095567-01-000	EA	TACK-STRIP, .5" X 625' ROLL
	110943-01-000	FT	FELTSTRIP, 3/8" - ADHESIVE BACK

CURTAIN & CUSHION GROUP (CONTINUED)

SEATBELTS, TIEBACKS & ASSIST HANDLE

KEY	PART NUMBER	U/M	DESCRIPTION
	000C16-07-16B	EA	BOLT-CARRIAGE, ASSIST HANDLE - 7/16" - 14 X 1" ZN
	000D20-07-00B	EA	NUT-ACORN, ASSIST HANDLE - 7/16" X 14 ZN
	007021-01-000	EA	BELT-SEAT, 2" X 90" - BLACK
	053552-02-AA8	EA	HANDLE-ASSIST, INTERIOR - ENTRY DOOR - VINYL - OFF WHITE
	057534-01-000	EA	TIEBACK-PLASTIC, 6" - CLEAR
	057534-03-000	EA	TIEBACK-PLASTIC, 7.5" - CLEAR
	057759-01-000	EA	WASHER BRACKET-SEAT BELT, 4" DIAMETER
	069178-02-000	EA	BRACKET-MOUNTING, ASSIST HANDLE - L ANGLE - W/HOLES - STEEL
	070578-02-E37	EA	BUTTON SCREW-STUD, #30 VINYL
	074494-02-000	EA	BUTTON-RETAINING PIVOT #60 (G40, G41, G42, G43)
	074494-03-000	EA	BUTTON-SERRATED PIVOT TACK 3/8 (G40, G41, G42, G43)
	074494-04-000	EA	BUTTON-JOINED PIVOT W/3/4 TAPE (G38, G39)
	079349-01-G38	YD	WELT ASM-ACCENT FABRIC (G38, G39)
	079349-01-G40	YD	WELT ASM-ACCENT FABRIC (G40, G41)
	079349-01-G42	YD	WELT ASM-ACCENT FABRIC (G42, G43)
	084415-65-000	YD	TRIM-BRAID, 62027P56 FRINGE (G38, G39)
	084415-66-000	YD	TRIM-BRAID, 62025P58 CORD (G40, G41)
	084415-68-000	YD	TRIM-BRAID, 62028P58 FRINGE (G40, G41)
	084415-55-000	YD	TRIM-BRAID, FRINGE, BS4661 (G42, G43)
	099717-04-001	EA	TIEDOWN ASM-STRAP W/BUCKLE
	118337-03-G38	EA	BUTTON ASM-#60 (G38, G39)
	118337-02-G40	EA	BUTTON ASM-#60 (G40, G41)
	118337-02-G42	EA	BUTTON ASM-#60 (G42, G43)

CURTAIN & CUSHION GROUP (CONTINUED)

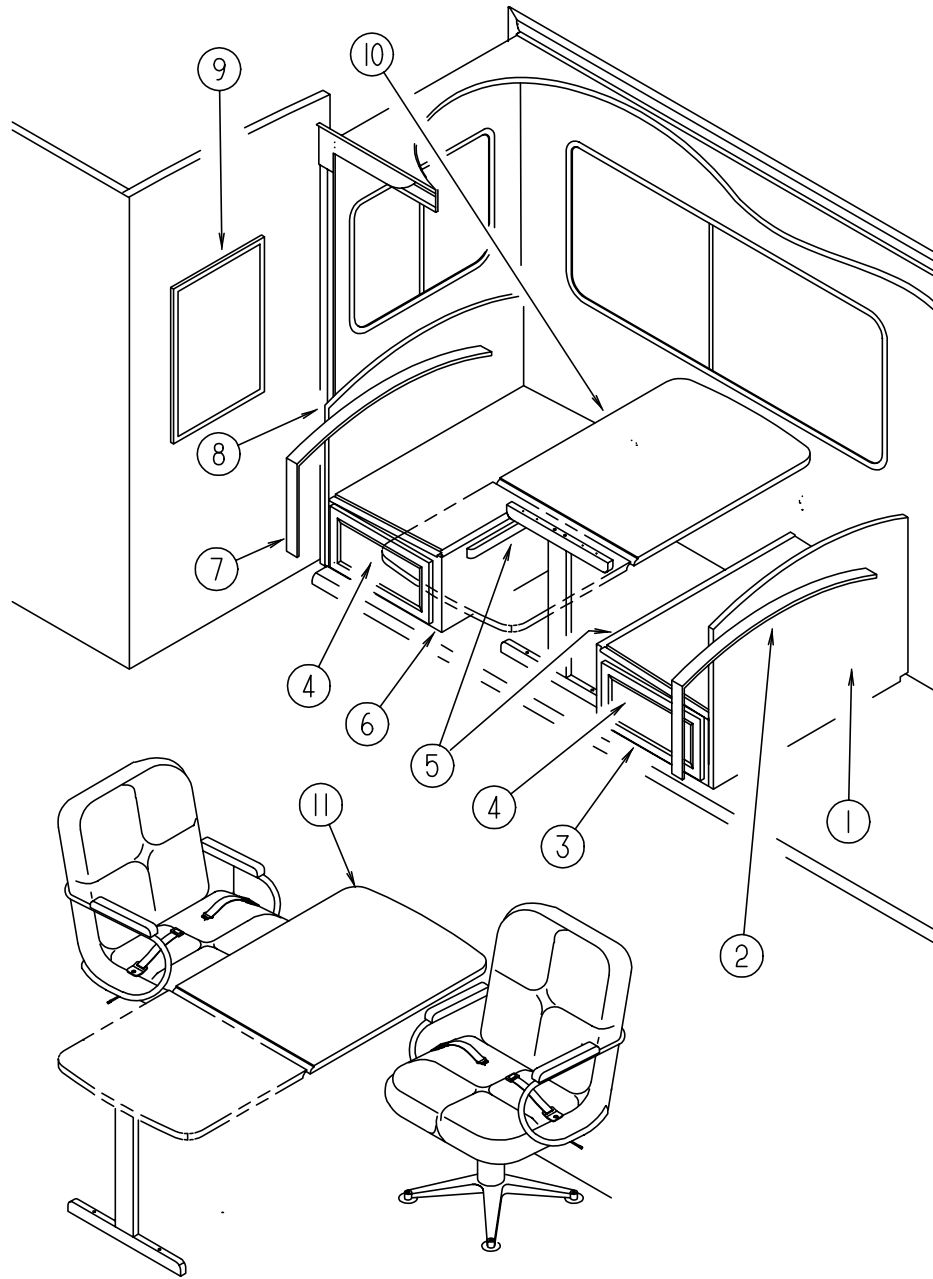
VECTRA FABRICS

Color Codes	G38 & G39	G40 & G41	G42 & G43
	Gothic Blue	Oxbow Taupe	Garnet Burgundy
Bucket Seats	108446-G3-000	108446-55-000	108446-G7-000
Opt. Leather Seats	079680-17-000	079680-17-000	079680-17-000
Dinette	108446-E6-000	108446-E7-000	108446-E8-000
Dinette Pads	108446-G3-000	108446-55-000	108446-G7-000
Dinette Chairs	108446-E6-000	108446-E7-000	108446-G7-000
Sofa	108446-E6-000	108446-E7-000	108446-E8-000
Sofa Arms	108446-E6-000	108446-E7-000	108446-E8-000
Sofa Pillows (2)	108446-G3-000	108446-C3-000	108446-G7-000
Swivel Chair	108446-G3-000	108446-C3-000	108446-G7-000
Lounge Windows	108446-G3-000 108446-E6-000	108446-C3-000 108446-E7-000	108446-G7-000 108446-E8-000
Ceiling	113979-04-01A	113979-04-01A	113979-04-01A
Bedroom Window	105745-94-000 105745-95-000	105745-B5-000 105745-A4-000	105745-A5-000 105745-A6-000
Bedsread	105745-94-000	105745-A4-000	105745-A5-000
Pillow Shams	Not needed	Not needed	105745-A5-000
Headboard	105745-94-000	105745-A4-000	105745-A5-000
Bedroom Pillows	105745-94-000 (1) 105745-95-000 (1)	105745-A4-000 (2)	105745-A5-000 (2)
Buttons	105745-94-000 (1) 105745-95-000 (1)	105745-B5-000 (2)	105745-A6-000 (2)
Bedboard	105745-95-000	105745-A4-000	105745-A6-000
Hallway Closet Curtain	072333-99-000	072333-99-000	072333-99-000
Dash Vinyl	106569-03-01A	106569-03-01A	106569-03-01A
Speaker Covers	072333-67-000	072333-67-000	072333-67-000
Roller blinds	109353-99-000	109353-99-000	109353-99-000
End Cap Vinyl	103907-01-03A	103907-01-03A	103907-01-03A

NOTE: FABRIC LISTED FIRST IN A BLOCK IS THE LARGEST QUANTITY OF FABRIC USED.

DINETTE GROUP

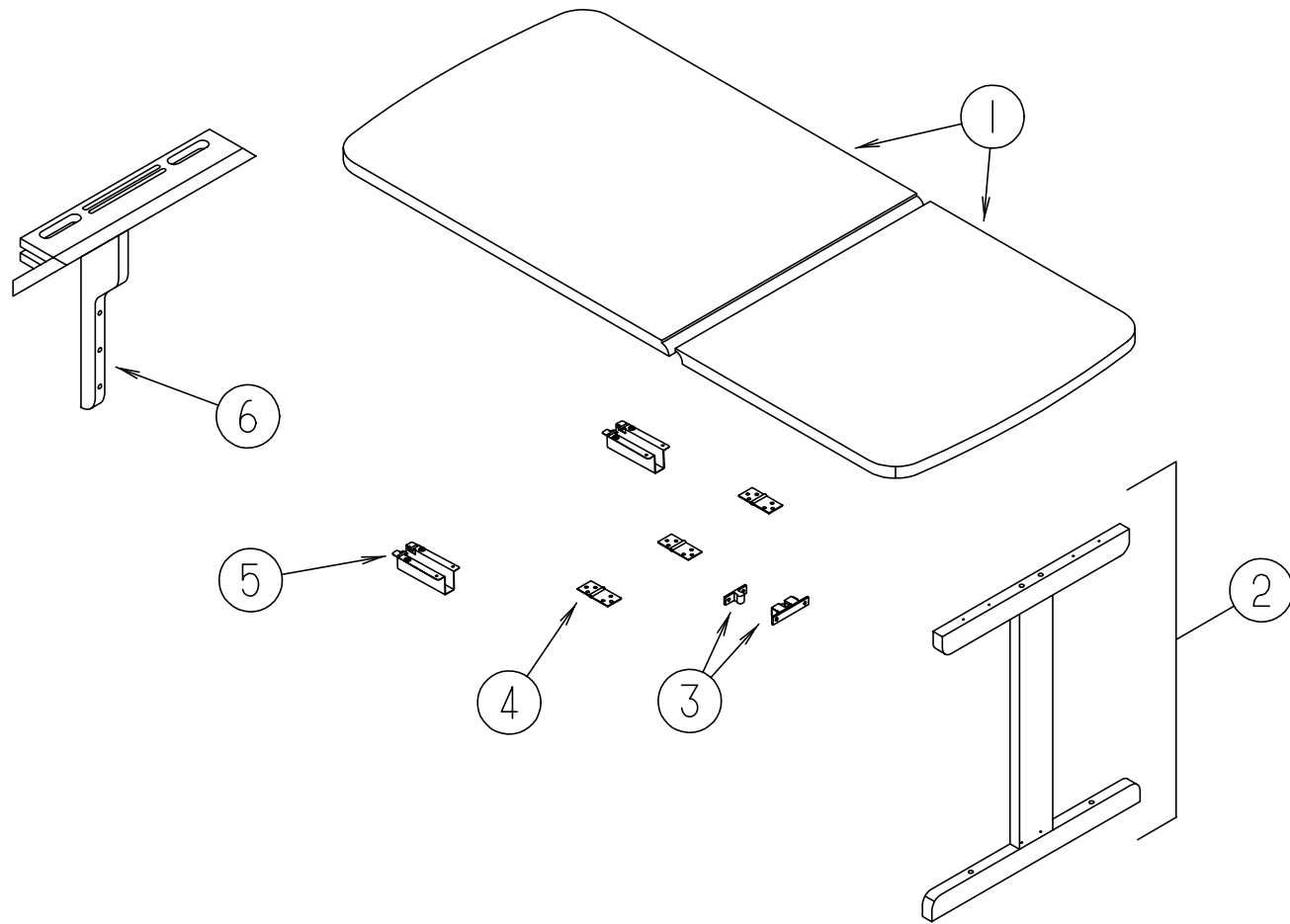
DINETTE CABINET & PICTURE



KEY	PART NUMBER	U/M	DESCRIPTION	
3	M07515-01-G38	EA	CABINET-SEATBASE RH (PICKLED ASH)	FROM: 00-00-00 THRU: 11-26-95
3	M07515-01-G39	EA	CABINET-SEATBASE RH (SALEM CHERRY)	FROM: 00-00-00 THRU: 11-26-95
3	M07515-09-G38	EA	CABINET-SEATBASE RH (PICKLED ASH)	FROM: 11-27-95 THRU: 99-99-99
3	M07515-09-G39	EA	CABINET-SEATBASE RH (SALEM CHERRY)	FROM: 11-27-95 THRU: 99-99-99
4	M05971-35-E37	EA	DRAWER COMPLETE-SLIDE OGEE (PICKLED ASH)	FROM: 00-00-00 THRU: 11-26-95
4	M05971-35-E41	EA	DRAWER COMPLETE-SLIDE OGEE (SALEM CHERRY)	FROM: 00-00-00 THRU: 11-26-95
4	M05971-14-E37	EA	DRAWER COMPLETE-SLIDE OGEE (PICKLED ASH)	FROM: 11-27-95 THRU: 99-99-99
4	M05971-14-E41	EA	DRAWER COMPLETE-SLIDE OGEE (SALEM CHERRY)	FROM: 11-27-95 THRU: 99-99-99
5	081295-01-AA8	EA	SUPPORT-BED, DINETTE, 712 LONG (PICKLED ASH)	
5	081295-01-E74	EA	SUPPORT-BED, DINETTE, 712 LONG (SALEM CHERRY)	
6	M07515-08-G38	EA	CABINET-SEATBASE LH (PICKLED ASH)	FROM: 00-00-00 THRU: 11-26-95
6	M07515-08-G39	EA	CABINET-SEATBASE LH (SALEM CHERRY)	FROM: 00-00-00 THRU: 11-26-95
6	M07515-10-G38	EA	CABINET-SEATBASE LH (PICKLED ASH)	FROM: 11-27-95 THRU: 99-99-99
6	M07515-10-G39	EA	CABINET-SEATBASE LH (SALEM CHERRY)	FROM: 11-27-95 THRU: 99-99-99
7	105476-14-G38	EA	PAD-DINETTE, LT.TOP BOARD, 42" (G38, G39)	
7	105476-14-G40	EA	PAD-DINETTE, LT.TOP BOARD, 42" (G40, G41)	
7	105476-14-G42	EA	PAD-DINETTE, LT.TOP BOARD, 42" (G42, G43)	
8	M07514-08-G38	EA	CABINET-SEATBACK LH (PICKLED ASH)	FROM: 00-00-00 THRU: 11-26-95
8	M07514-08-G39	EA	CABINET-SEATBACK LH (SALEM CHERRY)	FROM: 00-00-00 THRU: 11-26-95
8	M07514-10-G38	EA	CABINET-SEATBACK LH (PICKLED ASH)	FROM: 11-27-95 THRU: 99-99-99
8	M07514-10-G39	EA	CABINET-SEATBACK LH (SALEM CHERRY)	FROM: 11-27-95 THRU: 99-99-99
9	112515-02-04A	EA	PICTURE-DECORATIVE, 16" X 20"	
	098647-37-701	EA	RETAINER-TRIM, WHITE	W28866
1	098647-37-700	EA	WINDOW-SLIDER	H288-G2R
2	098644-01-705	FT	GLAZING - STRIP	132-010231
3	098644-01-706	FT	WEATHERSTRIP - GLASS	171-010668
4	098647-37-702	EA	GLASS-STATIONARY	106-017716
5	098644-01-719	EA	STOP - SLIDER GLASS	132-014203
6	098644-01-710	FT	TRACK - SCREEN SPACER 12'	132-017135
7	098644-01-700	EA	LATCH - REPAIR KIT (BLACK)	B801-CK
8	098644-01-708	FT	CHANNEL - RUN PIERCED	122-016543
9	098644-01-711	FT	WEATHERSTRIP - SCREEN BLACK	171-016965
10	M92743-26-G38	EA	TABLE ASM COMPLETE-DINETTE (G38)	
10	M92743-26-G39	EA	TABLE ASM COMPLETE-DINETTE (G39)	
10	M92743-26-G38	EA	TABLE ASM COMPLETE-DINETTE (G40)	
10	M92743-26-G38	EA	TABLE ASM COMPLETE-DINETTE (G41)	
10	M92743-26-G38	EA	TABLE ASM COMPLETE-DINETTE (G42)	
10	M92743-26-G38	EA	TABLE ASM COMPLETE-DINETTE (G43)	
11	P08449-01-E37	EA	TABLE-PULLOUT (PICKLED ASH)	
11	P08449-01-E41	EA	TABLE-PULLOUT (SALEM CHERRY)	

KEY	PART NUMBER	U/M	DESCRIPTION	
1	M07514-01-G38	EA	CABINET-SEATBACK RH (PICKLED ASH)	FROM: 00-00-00 THRU: 11-26-95
1	M07514-01-G39	EA	CABINET-SEATBACK RH (SALEM CHERRY)	FROM: 00-00-00 THRU: 11-26-95
1	M07514-09-G38	EA	CABINET-SEATBACK RH (PICKLED ASH)	FROM: 11-27-95 THRU: 99-99-99
1	M07514-09-G39	EA	CABINET-SEATBACK RH (SALEM CHERRY)	FROM: 11-27-95 THRU: 99-99-99
2	105476-13-G38	EA	PAD-DINETTE, RT.TOP BOARD, 42" (G38, G39)	
2	105476-13-G40	EA	PAD-DINETTE, RT.TOP BOARD, 42" (G40, G41)	
2	105476-13-G42	EA	PAD-DINETTE, RT.TOP BOARD, 42" (G42, G43)	

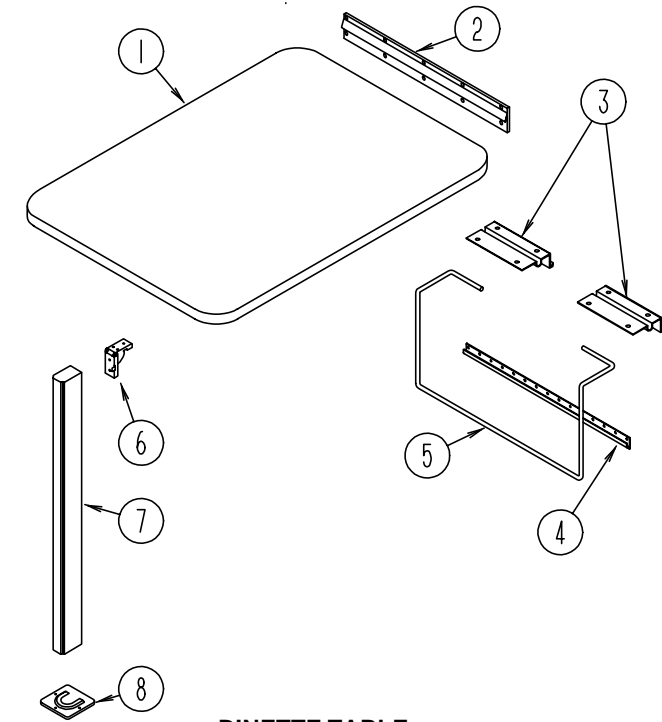
DINETTE GROUP (CONTINUED)



DINETTE PULLOUT TABLE

KEY	PART NUMBER	U/M DESCRIPTION
1	120898-11-G38	EA COUNTERTOP ASM (PICKLED ASH)
1	120898-11-G39	EA COUNTERTOP ASM (SALEM CHERRY)
2	M08092-01-G38	EA LEG ASM-TABLE DETAIL K-K (PICKLED ASH)
2	M08092-01-G39	EA LEG ASM-TABLE DETAIL K-K (SALEM CHERRY)
3	084451-01-000	EA CATCH-TV SHELF,BRASS
4	120972-01-01A	EA HINGE-TABLE, DROP LEAF, ANTIQUE BRASS
5	120973-01-000	EA SUPPORT-TABLE, DROP LEAF, PAIR
6	M08091-01-G38	EA SUPPORT ASM-TABLE DETAIL H-H (PICKLED ASH)
6	M08091-01-G07	EA SUPPORT ASM-TABLE DETAIL H-H (SALEM CHERRY)

DINETTE GROUP (CONTINUED)

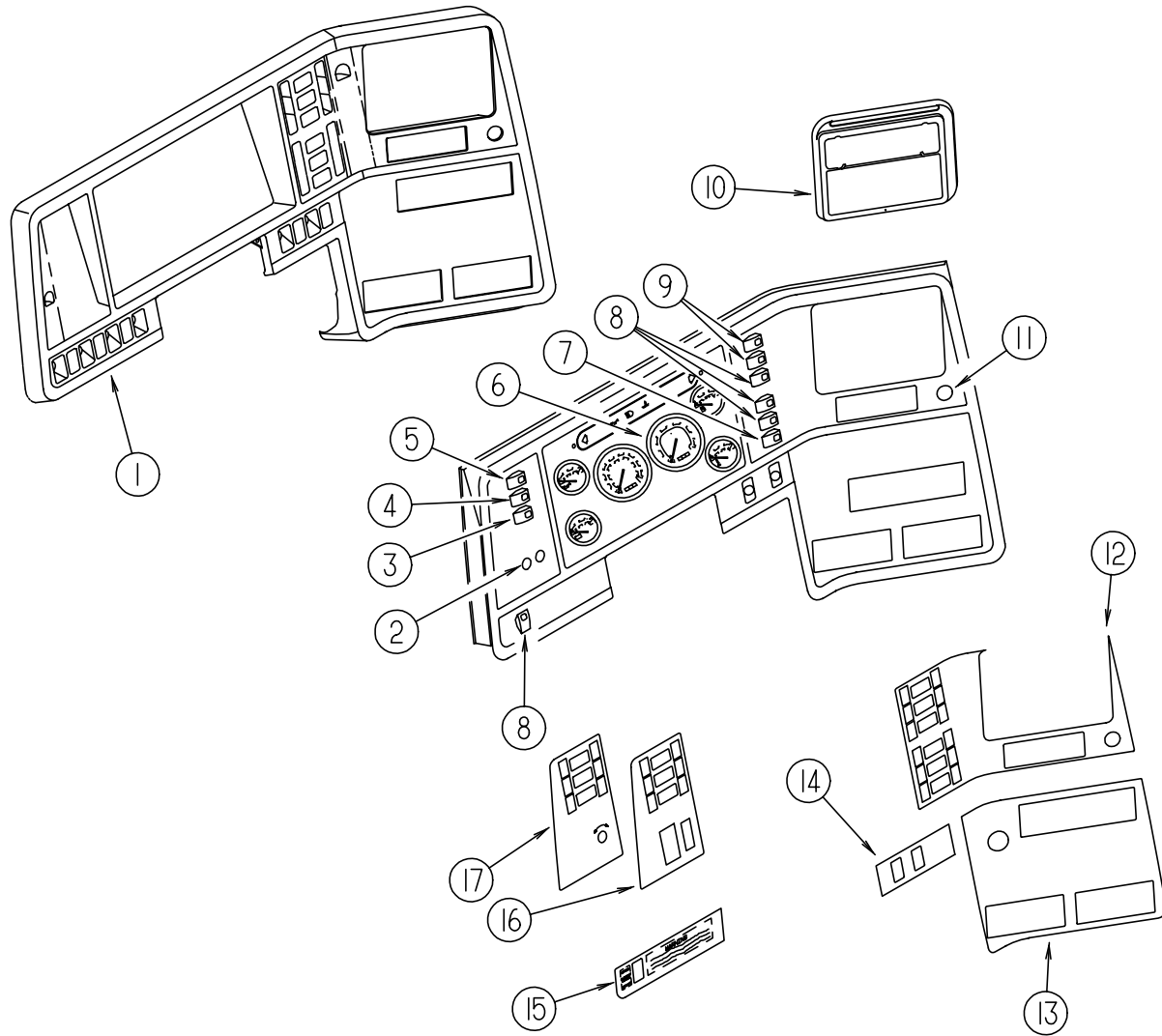


DINETTE TABLE

KEY	PART NUMBER	U/M DESCRIPTION
1	M92743-26-G38	EA TABLE ASM COMPLETE-DINETTE (G38) FROM: 00-00-00 THRU: 12-03-95
1	M92743-26-G39	EA TABLE ASM COMPLETE-DINETTE (G39) FROM: 00-00-00 THRU: 12-03-95
1	M92743-26-G40	EA TABLE ASM COMPLETE-DINETTE (G40) FROM: 00-00-00 THRU: 12-03-95
1	M92743-26-GV1	EA TABLE ASM COMPLETE-DINETTE (G41) FROM: 00-00-00 THRU: 12-03-95
1	M92743-26-G42	EA TABLE ASM COMPLETE-DINETTE (G42) FROM: 00-00-00 THRU: 12-03-95
1	M92743-26-G43	EA TABLE ASM COMPLETE-DINETTE (G43) FROM: 00-00-00 THRU: 12-03-95
1	M92743-28-G38	EA TABLE ASM COMPLETE-DINETTE FROM: 12-04-95 THRU: 99-99-99
1	M92743-28-G39	EA TABLE ASM COMPLETE-DINETTE FROM: 12-04-95 THRU: 99-99-99
1	M92743-28-G40	EA TABLE ASM COMPLETE-DINETTE FROM: 12-04-95 THRU: 99-99-99
1	M92743-28-G41	EA TABLE ASM COMPLETE-DINETTE FROM: 12-04-95 THRU: 99-99-99
1	M92743-28-G42	EA TABLE ASM COMPLETE-DINETTE FROM: 12-04-95 THRU: 99-99-99
1	M92743-28-G43	EA TABLE ASM COMPLETE-DINETTE FROM: 12-04-95 THRU: 99-99-99
2	053200-12-000	EA SUPPORT-TABLE, 23.50 O/W
3	088410-02-000	EA HANGER-TABLE, OFF WHITE
4	024281-14-000	EA BRACKET-TABLE LFT, 22.12 O/W
	002929-01-001	EA EXTRUSION- BRACKET TABLE
5	024275-12-000	EA ROD-TABLE LIFT, O/W
6	093550-01-000	EA BRACKET-HINGE, MOUNTS TO LEG & TABLE TOP - 1.7" X 2.6"
7	092708-11-E37	EA LEG ASM-TABLE (PICKLED ASH)
7	092707-04-03A	EA TABLE LEG - PICKLED ASH
7	092708-11-E41	EA LEG ASM-TABLE (SALEM CHERRY)
7	092707-04-04A	EA TABLE LEG - SALEM CHERRY
8	049493-12-000	EA CATCH-TABLE LEG, O/W
8	049493-11-700	EA CATCH-LEG, FLOOR MOUNTED - 2.5" X 2.7" - METAL - E-COAT

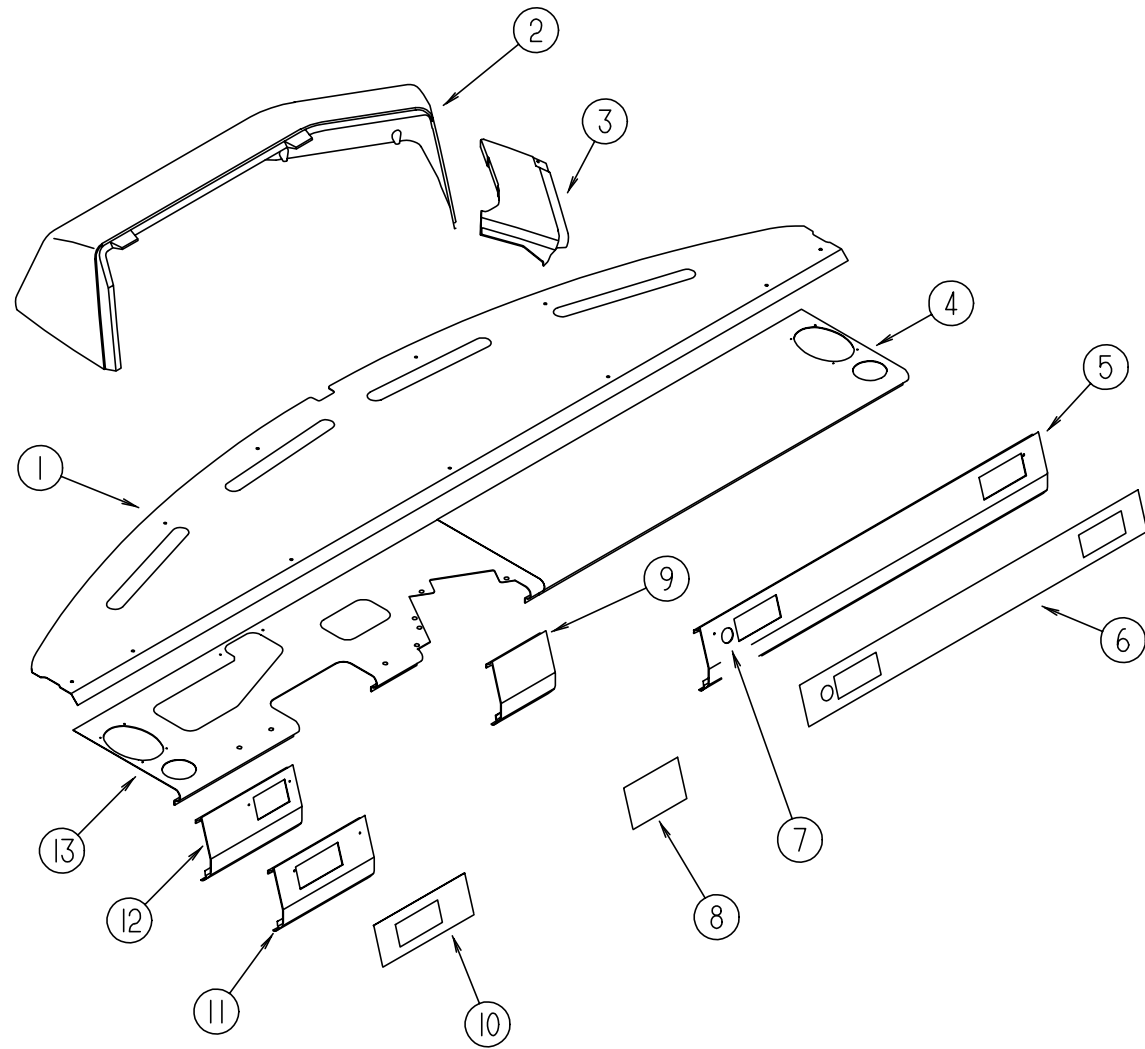
DRIVERS COMPARTMENT GROUP

INSTRUMENT PANEL



KEY	PART NUMBER	U/M	DESCRIPTION
1	107031-01-01A	EA	BEZEL-INSTRUMENT PANEL (CHEVY)
1	107031-04-01A	EA	BEZEL-INSTRUMENT PANEL (FORD)
2			HEADLIGHT & DIMMER SWITCHES ARE CHASSIS SUPPLIED
	096674-01-000	EA	NUT-HEADLAMP KNOB, BLACK (FORD)
	096675-01-000	EA	KNOB-HEADLAMP, W/SHAFT (FORD)
3	108356-01-01A	EA	SWITCH COVER W/3 GROOVES - CARLIN VVCZC00
3	108357-06-000	EA	ROCKER SWITCH, DPDT MOM/OFF/MOM - CARLING VLD1000B-0
3	108355-01-000	EA	HOUSING-SWITCH, CARLING VCH
4	108356-01-01A	EA	SWITCH COVER W/3 GROOVES - CARLIN VVCZC00
4	108357-09-000	EA	ROCKER SWITCH, SPDT ON/NONE/MOM - CARLING V5D1000B-0
4	108355-01-000	EA	HOUSING-SWITCH, CARLING VCH
5	108356-01-01A	EA	ACTUATOR-SWITCH GROOVES III, CARLING VVCZC00 BLA
5	108357-08-000	EA	SWITCH - ROCKER DPDT ON/NONE/ON 6 TERMINAL
5	108355-01-000	EA	HOUSING-SWITCH, CARLING VCH
6			STANDARD INSTRUMENT CLUSTERS ARE CHASSIS SUPPLIED
6	094796-07-000	EA	CLUSTER-INSTRUMENT PANEL, KILOMETERS - GAS - GM #16156355
6	094794-06-000	EA	CLUSTER-INSTRUMENT, KILOMETER - FORD F5TD-10849-BB
	100138-01-000	EA	MODULE-DAYTIME RUNNING LIGHT
7	108356-03-01A	EA	SWITCH COVER W/GROOVES - LIGHTED / CARLING VVCGC00
7	108357-10-000	EA	ROCKER SWITCH, SPDT MOM/OFF/MOM - CARLING V8D1160B-0
7	108355-01-000	EA	HOUSING-SWITCH, CARLING VCH
8	108356-01-01A	EA	SWITCH COVER W/3 GROOVES - CARLIN VVCZC00
8	108357-01-000	EA	ROCKER SWITCH, SPST ON/OFF - CARLING V1D1000B-0
8	096241-03-000	EA	SWITCH-BLANK
8	108355-01-000	EA	HOUSING-SWITCH, CARLING VCH
9	108356-01-01A	EA	SWITCH COVER W/3 GROOVES - CARLIN VVCZC00
9	108357-03-000	EA	ROCKER SWITCH, SPDT ON/OFF/ON - CARLING V6D1000B-0
9	096241-03-000	EA	SWITCH-BLANK
9	108355-01-000	EA	HOUSING-SWITCH, CARLING VCH
10	111337-01-01A	EA	POCKET-I/P, RIGHT UPPER, BLACK
	096776-02-000	EA	CBOX-CASSETTE, 4-TAPE DIN MNT - FISHER 21507 04 03
11	089294-01-000	EA	CIGARETT LIGHTER ASM. W/O WIRES - CASCO #C213275
12	104056-20-01A	EA	APPLIQUE-BEZEL UPPER RT 6 SWITCH, BLACK VELVET
13	104056-14-01A	EA	APPLIQUE-BEZEL, LOWER RIGHT WING - BLACK VELVET
14	104056-28-01A	EA	APPLIQUE-BEZEL LOWER RT, P&L - BLACK VELVET
15	104056-33-01A	EA	APPLIQUE-BEZEL LOWER LH SLIDEOUT 96 M BLACK VELVET
16	104056-25-01A	EA	APPLIQUE-BEZEL, LEFT - BLACK VELVET (CHEVY)
17	104056-27-01A	EA	APPLIQUE-BEZEL, LEFT - BLACK VELVET (FORD)
	077031-01-000	EA	FILM-BLACK, 1" X 1.75"
	077031-03-000	EA	FILM-WHITE, .75 X 1.00 - COLORART
	103603-01-000	EA	BULB-12V, #74 - .12A WEDGE - GE 22-25 - USED IN DASH

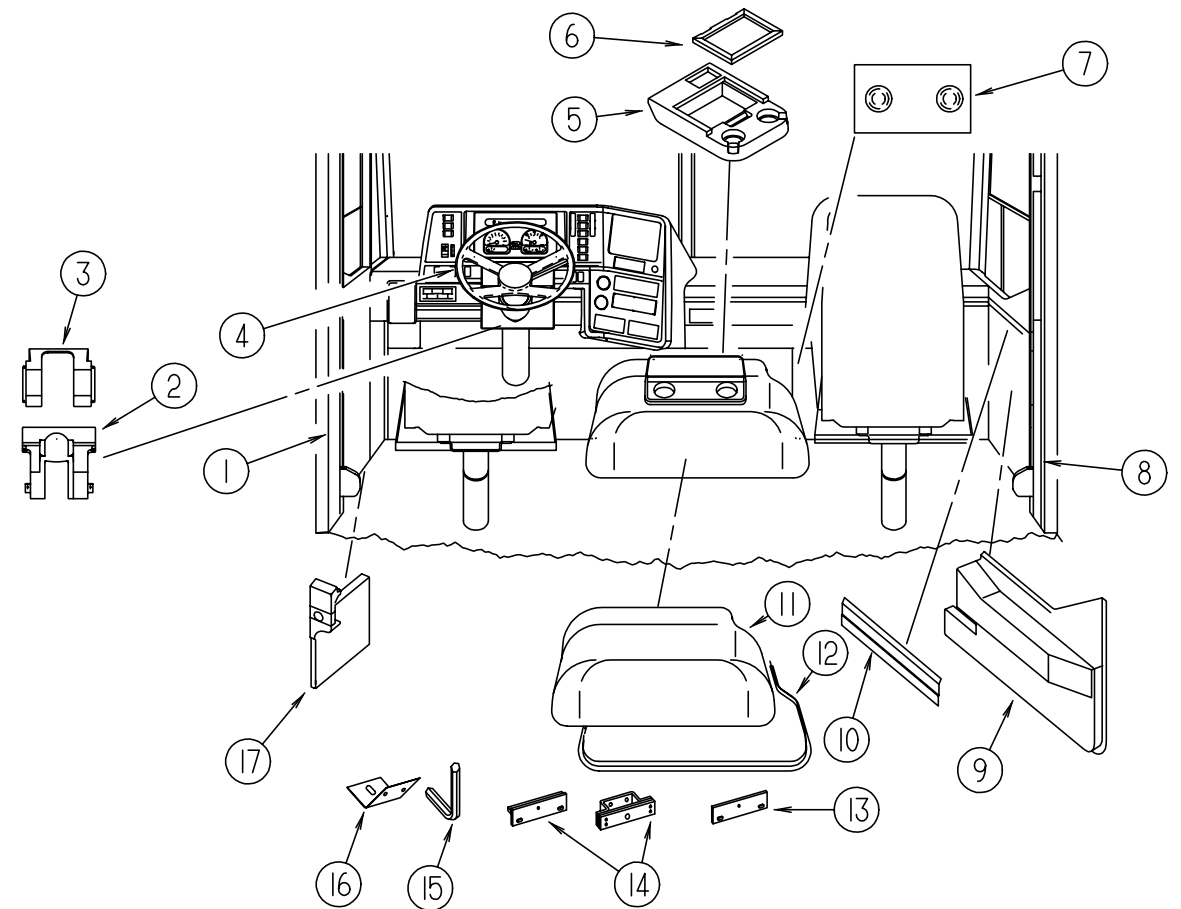
DRIVERS COMPARTMENT GROUP (CONTINUED)



DASH PANELS

KEY	PART NUMBER	U/M DESCRIPTION
1	112804-02-02B	EA PANEL ASM-DASH, TOP W/STUD
	112804-01-01B	EA PANEL-DASH, TOP MILL
	106569-03-01A	EA VINYL-LAMINATE MADRID WILLOW - 1/4" THICK X 16" X 96
	077539-01-000	EA BRACKET-MOUNTING, DASH PANEL - L/SHAPED - 2.5" X 1" X 1.5"
2	107263-02-01A	EA POD-INSTRUMENT PANEL WILLOW (W/REAR MONITOR)
2	107263-01-01A	EA POD-INSTRUMENT PANEL WILLOW (W/O REAR MONITOR)
3	107085-01-01A	EA POD-DASH, LOWER, WILLOW
4	105926-05-000	EA PANEL-DASH, BOTTOM, RH
5	107859-08-01A	EA TRIM-DASH, LOWER WILLOW
6	111745-10-01A	EA APPLIQUE-LOWER DASH, RH - BURLWOOD TU18134G2
7	111414-01-000	EA RECEPTACLE-12V W/O BIMETAL, INTERTEK
8	111745-02-01A	EA APPLIQUE-LOWER DASH, GM/FORD BURLWOOD TU18134G2
9	107859-03-01A	EA TRIM-DASH, LOWER - 170MM LONG (CHEVY)
9	107859-06-01A	EA TRIM-DASH, LOWER (FORD)
10	111745-03-01A	EA APPLIQUE-LOWER DASH, BURLWOOD TU18134G2
11	107860-02-01A	EA TRIM-DASH, LOWER WILLOW (CHEVY)
12	107859-05-01A	EA TRIM-DASH, LOWER LEFT, 257 WILLOW (FORD)
13	107857-02-000	EA PANEL ASM-DASH, BOTTOM
	098641-01-000	EA LABEL-FUEL, UNLEADED - DASH

DRIVERS COMPARTMENT GROUP (CONTINUED)

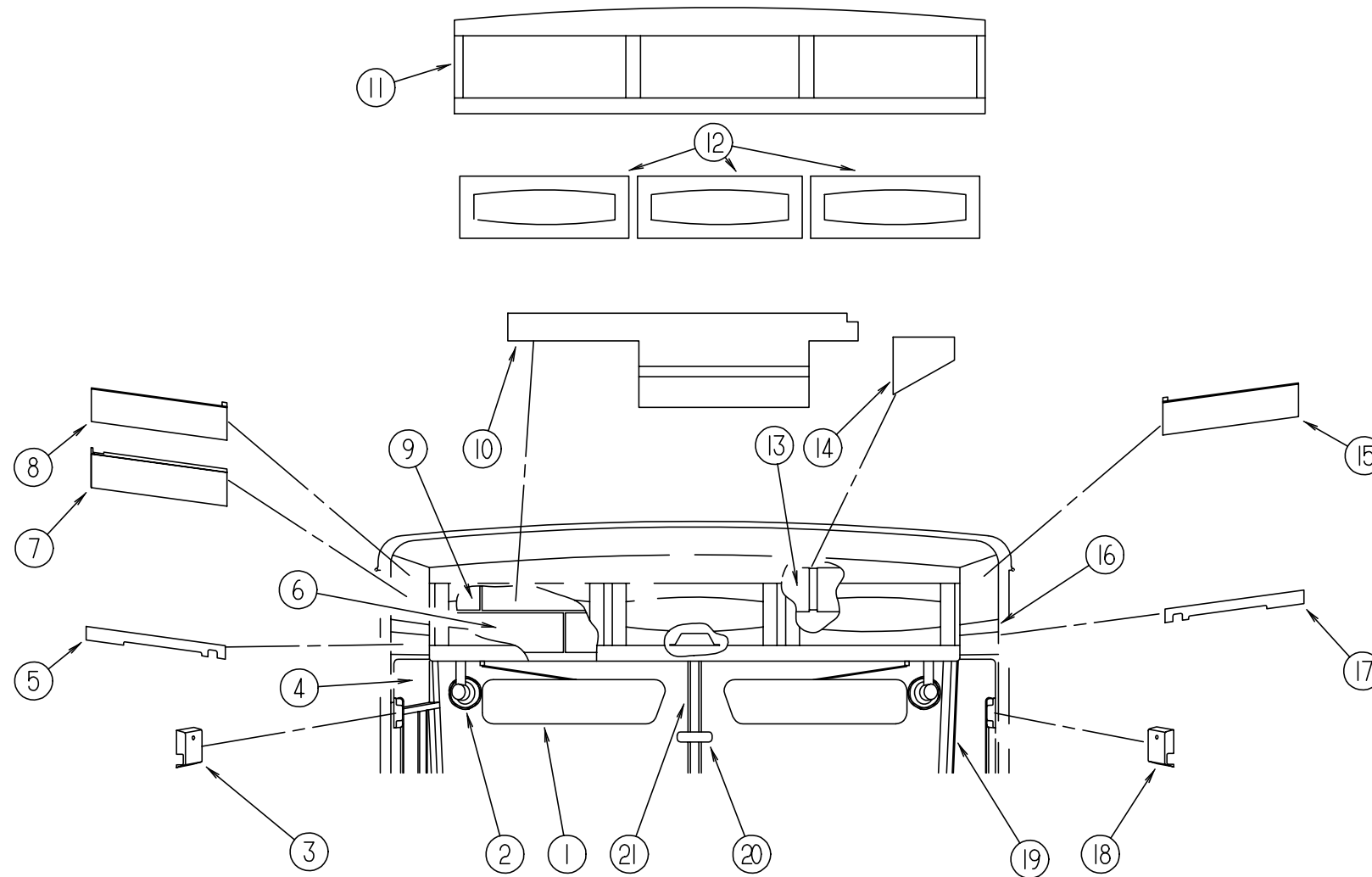


LOWER DRIVERS COMPARTMENT

KEY	PART NUMBER	U/M DESCRIPTION
1	024700-47-000	EA COVER-SIDEWALL ROLL BAR, OFF WHITE - 18.9"
1	024700-48-000	EA COVER-SIDEWALL ROLL BAR, OFF WHITE - 25"
2	109832-01-01A	EA CVR-STEERING COLUMN, GM, INNER WILLOW
	103498-06-000	EA BOOT-COLUMN (CHEVY)
	103498-07-000	EA BOOT-COLUMN (CHEVY)
3	112833-01-01A	EA COVER-STEERING COLUMN, UPPER BLK (FORD)
	112832-01-01A	EA COVER-STEERING COLUMN, LOWER BLK (FORD)
	110002-01-000	EA PATCH-M-SERIES, COLUMN 4.25 X 7.5
4	112355-02-01A	EA WHEEL-STEERING, CHEVY, LEATHER
5	M06889-02-F36	EA TRAY-BEVERAGE WILLOW
6	M06840-02-GV0	EA DOOR ASM-BEVERAGE, W/HINGES (PICKLED ASH)
6	M06840-02-GV1	EA DOOR ASM-BEVERAGE, W/HINGES (SALEM CHERRY)
6	118620-01-GV0	EA CABINET ASM-DOOR,B EVERAGE (PICKLED ASH)
6	118620-01-GV1	EA CABINET ASM-DOOR,B EVERAGE (SALEM CHERRY)
7	095757-04-G38	EA COVER ASM-HEATER (G38, G39)
7	095757-04-G40	EA COVER ASM-HEATER (G40, G41)
7	095757-04-G42	EA COVER ASM-HEATER (G42, G43)
8	024700-44-000	EA COVER-SDW ROLL BAR, OFF WHITE - 53.00 INCHES
9	107793-02-01A	EA PANEL-TRIM, INNER, RH WILLOW W/O TRIM ANGLES
9	107793-01-01A	EA PANEL-TRIM, INNER, RH WILLOW W/O ANGLES OR CUTOUTS
10	106105-02-000	EA CLIP-VALANCE RETAINING
11	115840-01-01A	EA MOTOR COVER W/O CARPET OR PAD
11	115840-02-01A	EA COVER-MOTOR (L29 GM CHASSIS OPTION)
12	115860-01-01A	EA TRIM-MOTOR COVER MILL
13	115852-01-02B	EA STRIKE ASM-MOTOR COVER, E-COAT
14	115850-01-02B	EA RETAINER ASM-LATCH, MOTOR COVER, E-C
	116581-01-000	EA LATCH-MOTOR COVER SOUTHCO 2710074088
15	116833-01-02B	EA WRENCH-HEX, MOTOR COVER, E-COAT
	039623-01-000	FT SEAL-MOTOR COVER, RUBBER BULB TYPE - BLACK
16	075564-01-000	EA BRACKET-MOUNTING, MOTOR COVER
17	P08813-03-F36	EA PANEL ASM-TOEKICK

DRIVERS COMPARTMENT GROUP (CONTINUED)

UPPER DRIVERS COMPARTMENT

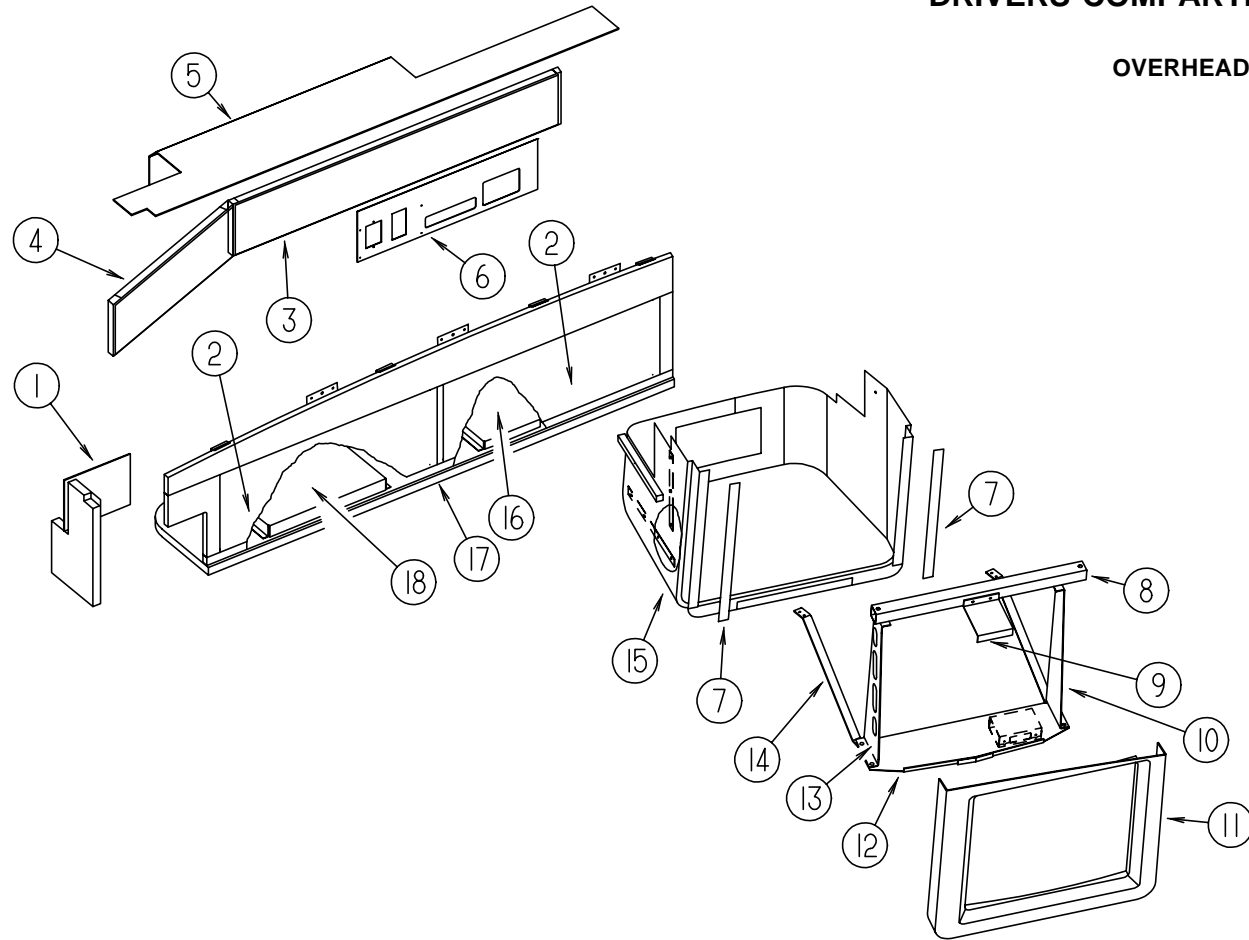


KEY	PART NUMBER	U/M DESCRIPTION
1	108170-02-000	EA SUNVISOR ASM-W/KNOBS, DRIVERS
1	108170-03-000	EA SUNVISOR ASM-W/KNOBS, PASS
2	036420-02-000	EA FAN-DEFROSTER, 2 SPEED - 6" DIAMETER
3	103961-02-01A	EA COVER-BRACKET, SEATBELT O/W
4	024700-38-000	EA COVER-ROLL BAR, U-CHANNEL - 15.25" - PLASTIC - OFF WHITE
5	108792-02-D18	EA PANEL-HEADLINER, LEFT
6	107805-04-D18	EA PANEL-VINYL COVERED, SIDES
7	P08612-01-D18	EA CABT ASM-ENTRANCE, OVHD W/VINYL
8	110603-02-E37	EA CABINET ASM-ENTRANCE, OVHD
9	107805-01-D18	EA PANEL-VINYL COVERED, ENDS
10	107804-01-D18	EA PANEL-VINYL COVER, TOP
11	108526-01-E37	EA CABINET ASM-OVHD, FRONT (PICKLED ASH)
11	108526-01-E41	EA CABINET ASM-OVHD, FRONT (SALEM CHERRY)
12	M05990-10-E37	EA DOOR-RAIL, HDW, 0305 X 0660 (PICKLED ASH)
12	M05990-10-E41	EA DOOR-RAIL, HDW, 0305 X 0660 (SALEM CHERRY)

KEY	PART NUMBER	U/M DESCRIPTION
13	107805-06-D18	EA PANEL-VINYL COVERED, FRONT
14	110648-01-E37	EA PANEL ASM-VINYL COVERED
15	110603-01-E37	EA CABINET ASM-ENTRANCE, OVHD
16	024700-38-000	EA COVER-ROLL BAR, U-CHANNEL - 15.25" - PLASTIC - OFF WHITE
17	108792-01-D18	EA PANEL-HEADLINER, RIGHT
18	103961-01-01A	EA COVER-BRACKET, SEATBELT O/W
	091990-04-01A	EA SEAT BELT-3 POINT, BLACK
	109146-01-000	EA BOLT-SHOULDER, SEAT BELT
	091990-01-700	EA COVER-BOLT, SEATBELT - BLACK
	091990-01-701	EA EXTENDER 9" FOR A8408 3 PT
19	107942-01-01A	EA COVER-INTERIOR, A-PILLAR, RH
	107942-02-01A	EA COVER-INTERIOR, A-PILLAR, LH
20	040714-01-000	EA MIRROR-REAR VIEW, W/ARM MOUNT & SET SCREW - GM # 911722
	067490-01-000	EA BUTTON-MIRROR, REAR VIEW
21	106568-01-01A	EA TRIM-WINDSHIELD, CENTER WILLOW

DRIVERS COMPARTMENT GROUP (CONTINUED)

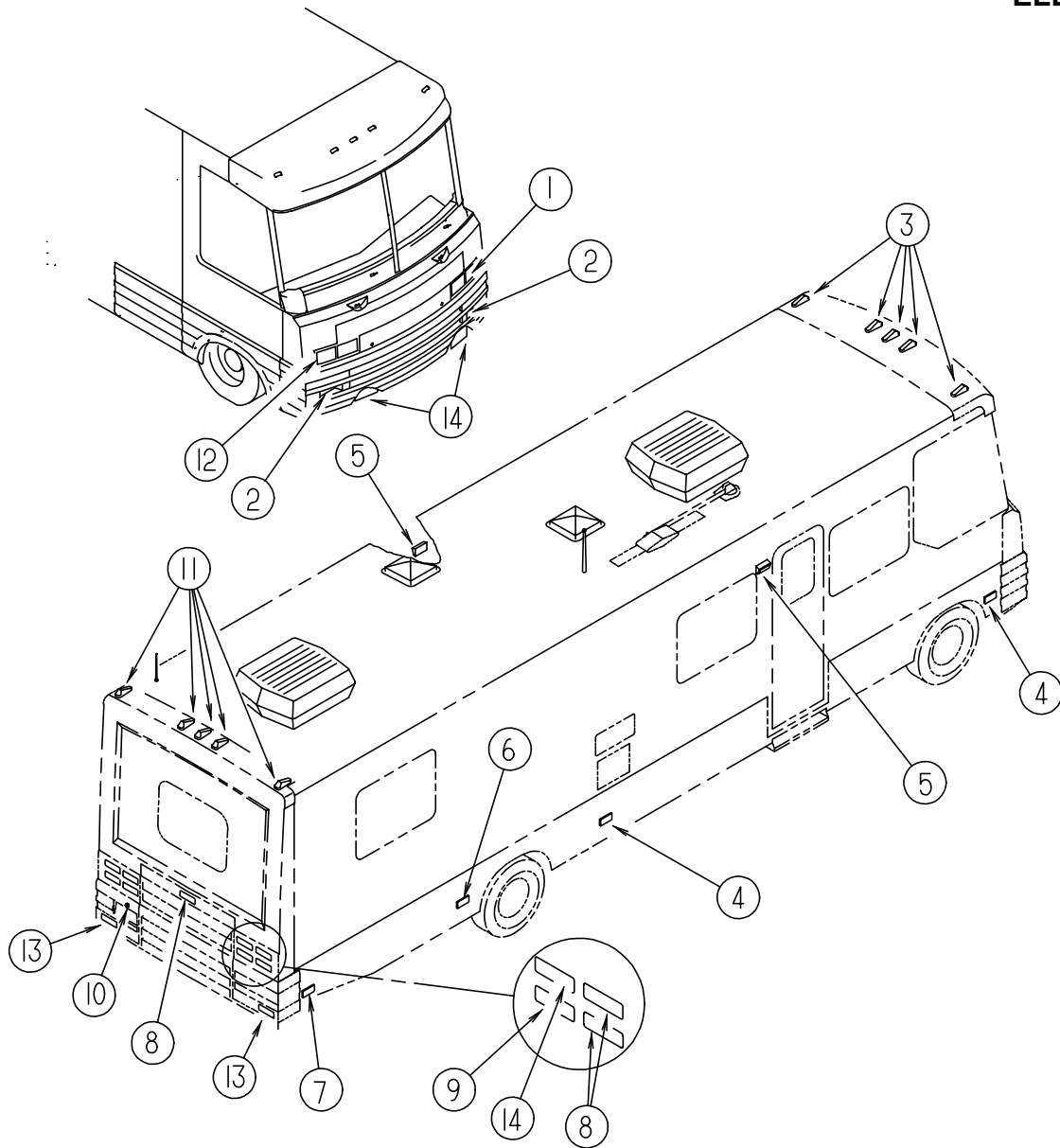
OVERHEAD TV & VCR CABINETS



KEY	PART NUMBER	U/M	DESCRIPTION
1	107805-01-D18	EA	PANEL-VINYL COVERED, ENDS
2	100708-08-000	EA	DOOR-GLASS, TV CAB 246 X 687
	100710-01-01A	EA	LOCK-GLASS DOOR, TWIST TYPE - BRASS
	100711-01-01A	EA	HINGE-DOOR, GLASS
	101272-01-000	EA	CATCH-DOOR, GLASS
	101766-02-000	EA	PIN-SUPPORT, GLASS DOOR
	100707-01-000	EA	SPACER-DOOR, GLASS - .8" DIA - .3" HOLE - PLASTIC
3	107805-03-D18	EA	PANEL-VINYL COVERED, SIDES
4	107805-04-D18	EA	PANEL-SIDE, VINYL COVERED
5	107804-01-D18	EA	PANEL-TOP, VINYL COVERED
6	107803-01-D18	EA	PANEL-VINYL COVERED, BACK
6	107803-04-D18	EA	PANEL-VINYL COVERED (W/SWITCH BOX & INVERTER)
7	085774-01-000	FT	FASTENER-DUAL HOOK, 1" WIDE - ADHESIVE BACK - BLACK
7	085774-02-000	FT	FASTENER-DUAL LOOP, 1" WIDE - ADHESIVE BACK - BLACK
8	107319-03-000	EA	MOUNT ASM-TV, FRONT
9	116745-02-02B	EA	MOUNT ASM-TV, PANEL, TOP, E-COAT
10	107280-01-000	EA	BRACKET-MOUNTING, TV RH
11	116734-01-01A	EA	COVER-TV, OVERHEAD FRT WILLOW
12	116747-01-02B	EA	SHELF ASM-TV, E-COAT
13	107281-01-000	EA	BRACKET-MOUNTING, TV LH
14	111907-02-000	EA	SUPPORT-SHELF, TV, LH
15	M06860-01-E37	EA	COVER ASM-TV, OVHD
	116734-11-02A	EA	BACKING-SCREW WILLOW
16	100676-03-000	EA	STAND-VCR
17	107365-01-E37	EA	CABINET ASM-OVHD, TV (PICKLED ASH)
17	107365-01-E41	EA	CABINET ASM-OVHD, TV (SALEM CHERRY)
	P07365-01-D18	EA	CABINET ASM-BOTTOM W/VINYL
18	100676-04-000	EA	STAND-VCR
	065747-01-000	SF	INSULATION-MICROFOAM, .5" THICK X 72" X 112' ROLL
	099717-01-000	EA	TV TIEDOWN STRAP- W/24" FEMALE STRAP & 14.2" MALE STRAP

ELECTRICAL GROUP

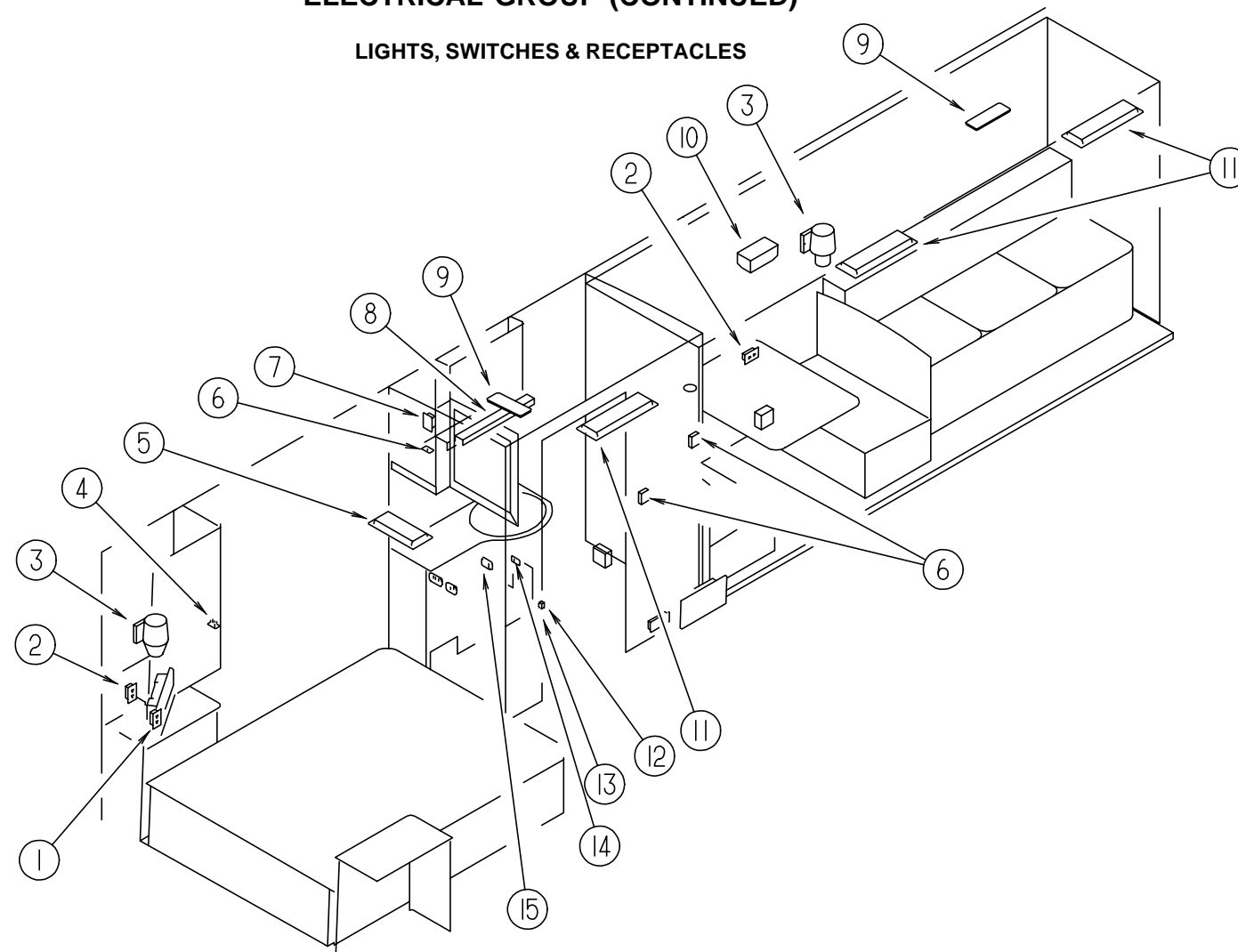
EXTERIOR LIGHTS



KEY	PART NUMBER	U/M DESCRIPTION	VENDOR NO.
1	049186-03-000	EA HEADLAMP ASM-DR. HIGH/LOW HALOGEN - KD 92749-001	
1	049188-03-000	EA HEADLAMP ASM-DR. HIGH, HALOGEN - KD 92750-001	
1	110750-01-000	EA SCREW ASM-HEADLAMP ADJUSTING - T'MAN B62258-1428	
1	106687-02-000	EA SOCKET ASM LIGHT 3-WIRE - TRIPLEX 376	
1	049359-01-000	EA SPRING-RETAINER, HEADLAMP - GM 496096	
2	106688-02-000	EA LIGHT ASM-TURN, AMBER - TRIPLEX 146-W	
2	037934-01-000	EA BULB-12V, #1156 - 2.1AMP - CLEAR GLASS	
2	106687-02-000	EA SOCKET ASM LIGHT 3-WIRE - TRIPLEX 376	
3	107749-01-000	EA LIGHT ASM-CAB MARKER, AMBER - KD 509-0-1	
3	036196-01-000	EA BULB-12V, #194 - .27AMP - BAYONETTE	
3	067789-02-000	EA SOCKET-LAMP	
4	089362-01-000	EA LIGHT-SIDEMARKER, AMBER LENS & BASE - W/O BULB	
4	008103-01-000	EA BULB-DASH/AISLE LIGHT, #53 - 12 V - .12 AMP	
4	067789-03-000	EA SOCKET-LIGHT, W/6" BROWN/WHITE LEAD	
5	097917-01-07A	EA LIGHT-PORCH, SABLE - BARGMAN 30-78-535	
5	008215-01-000	EA BULB-12V, #1003 - .94AMP	
5	097917-01-700	EA LENS-LIGHT, CLEAR	30-78-021
6	106688-04-000	EA LIGHT ASM-AUXILIARY, CLEAR - TRIPLEX 147W	
6	037934-01-000	EA BULB-12V, #1156 - 2.1AMP - CLEAR GLASS	
6	106687-01-000	EA SOCKET ASM LIGHT 2-WIRE - TRIPLEX 375X	
7	089362-02-000	EA LAMP-SIDE MARKER, RED - TRIPLEX 403-99	
7	089362-03-000	EA GASKET-MARKER LIGHT - TRIPLEX 403-2	
7	036196-01-000	EA BULB-12V, #194 - .27AMP - BAYONETTE	
7	067789-02-000	EA SOCKET-LAMP	
8	106688-03-000	EA LIGHT ASM-STOP/TURN RED - TRIPLEX 141-W	
8	037935-01-000	EA BULB-12V, #1157 OR #2057 - 2.1AMP - CLEAR GLASS	
8	106687-01-000	EA SOCKET ASM LIGHT 2-WIRE - TRIPLEX 375X	
9	106688-01-000	EA LIGHT ASM-BACKUP, WHITE - TRIPLEX 147-DW	
9	037935-01-000	EA BULB-12V, #1157 OR #2057 - 2.1AMP - CLEAR GLASS	
9	106687-02-000	EA SOCKET ASM LIGHT 3-WIRE - TRIPLEX 376	
9	107256-01-03A	EA TAIL LIGHT BEZEL - BLACK	
10	087201-01-000	EA LIGHT-HALF ROUND, 1" X 1.7" - PLASTIC - BLACK	
11	107749-02-000	EA LIGHT ASM-CAB MARKER, RED - KD 509-0-6	
11	036196-01-000	EA BULB-12V, #194 - .27AMP - BAYONETTE	
11	067789-02-000	EA SOCKET-LAMP	
12	049185-03-000	EA HEADLAMP ASM-PASS.HIGH/LOW HALOGEN - KD 92751-001	
12	049187-03-000	EA HEADLAMP ASM-PASS,HIGH, HALOGEN - KD 92748-001	
12	110750-01-000	EA SCREW ASM-HEADLAMP ADJUSTING - T'MAN B62258-1428	
13	110177-01-000	EA LENS-REFLECTOR, RED - TRIPLEX 403-R	
13	110177-02-000	EA GASKET-LENS, REFLECTOR - TRIPLEX 402-22	
13	106687-02-000	EA SOCKET ASM LIGHT 3-WIRE - TRIPLEX 376	
14	088747-03-000	EA LAMP-FOG, CLEAR LENS - PER LUX 550 SERIES	
14	088747-03-700	EA COVER-LIGHT, FOG (PAIRS)	050-005835
14	088747-03-701	EA BEZEL-LIGHT, FOG	050-005001

ELECTRICAL GROUP (CONTINUED)

LIGHTS, SWITCHES & RECEPTACLES

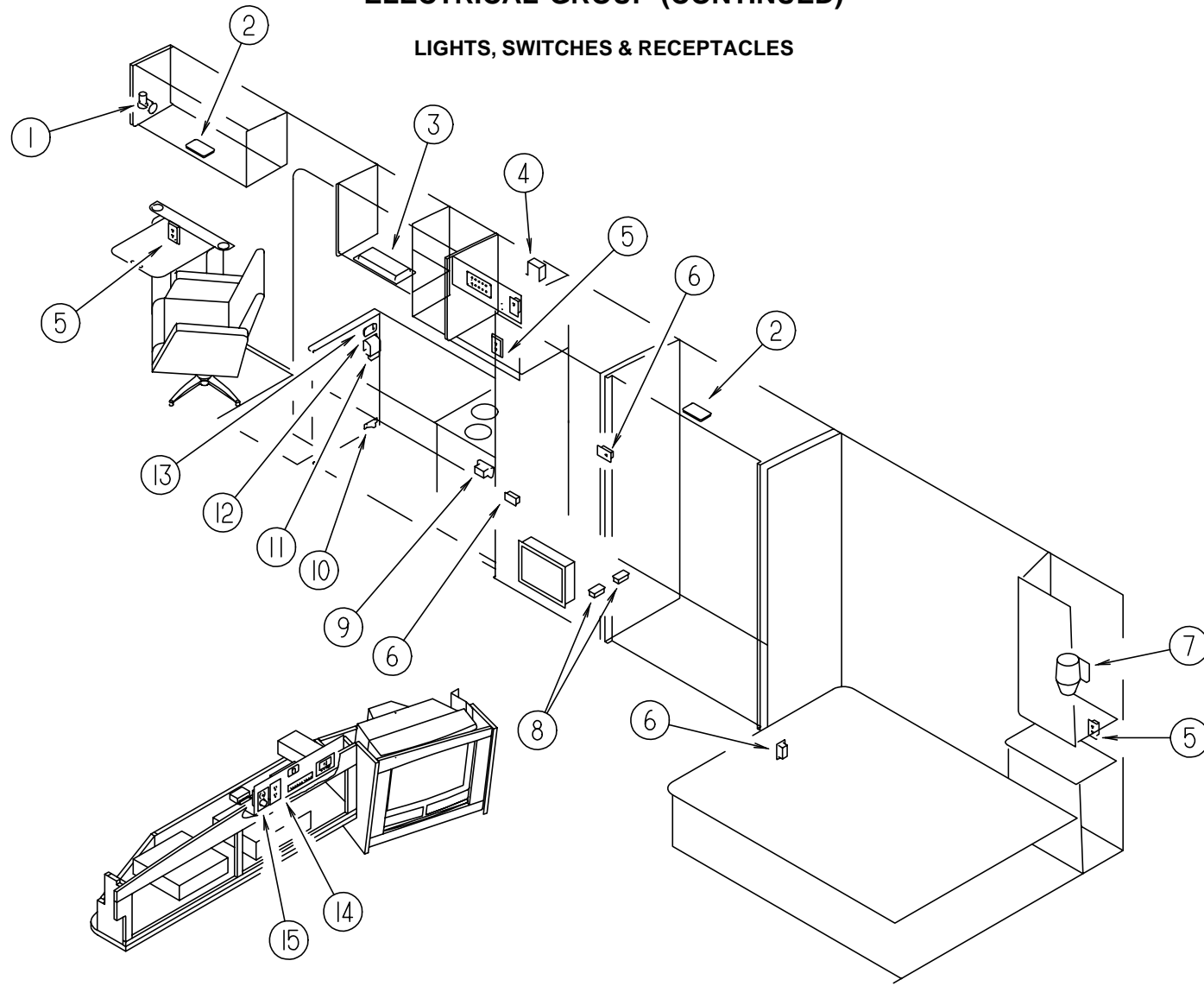


KEY	PART NUMBER	U/M	DESCRIPTION
1	058708-01-000	EA	RECEPTACLE-ELECTRIC, DOUBLE - BROWN
2	102568-01-E37	EA	SPACER-RECEPTACL, SIDEWALL (PICKLED ASH)
2	102568-01-E41	EA	SPACER-RECEPTACL, SIDEWALL (SALEM CHERRY)
2	058708-02-000	EA	RECEPTACLE-ELECTRIC, DOUBLE - IVORY
3	065202-34-000	EA	LAMP-WALL, BRASS UL/CSA - GUSTAFSON RECX507-7
3	065201-12-000	EA	SHADE-LAMP, FABRIC - WHITE SWIRL (G38, G39)
3	119257-01-01A	EA	SHADE-LAMP, POTPOUM - 79-123 X 20BS (G40, G41)
3	065201-17-000	EA	SHADE-LAMP, SAHARA SUNRISE (G42, G43)
3	067479-01-000	EA	BULB-12V, NUMBER 1076
4	108357-10-000	EA	ROCKER SWITCH, SPDT MOM/OFF/MOM - CARLING V8D1160B-0
4	108356-05-01A	EA	SWITCH COVER W/GROOVES-LIGHTED-GEN SET-CARLING VVLGCXX-XWB
4	098351-07-01A	EA	PLATE-SWITCH, GENERATOR SWITCH - JENSEN-BRASS, POLISH
4	108355-01-000	EA	HOUSING-SWITCH - CARLING VCH
5	098024-03-01A	EA	LIGHT-DOME, 2 BULB - IVORY
5	008218-01-000	EA	BULB-DOME LIGHT, 12V - NUMBER 1141
5	091937-05-000	EA	LIGHT-FLUORESCENT, 12V/16 WATT - 15" LONG - THIN LITE 732
5	091937-05-701	EA	LENS
6	079364-04-000	EA	SWITCH-ON/OFF, ROCKER - BLACK
6	079364-01-000	EA	SWITCH-ON/OFF ROCKER, 2 PRONGS - BROWN
6	098351-01-01A	EA	PLATE-SWITCH, 1 GANG - POLISHED BRASS - JENSEN
7	084076-01-000	EA	RECEPTACLE-GFI, 15A - 125V - IVORY
8	110235-02-01A	EA	LIGHT-MAKE UP, 4 BULB PANLESS - PD PD200-622 BRASS
8	081633-01-700	EA	BULB-LIGHT, MAKE-UP
9	098024-03-01A	EA	LIGHT-DOME, 2 BULB - IVORY
9	008218-01-000	EA	BULB-DOME LIGHT, 12V - NUMBER 1141

KEY	PART NUMBER	U/M	DESCRIPTION
10	093575-09-01A	EA	LIGHT-CEILING,DOUBLE UL/CSA GUSTAFSON56-550XZ
10	067479-01-000	EA	BULB-12V, NUMBER 1076
10	119252-01-01A	EA	SHADE-LAMP,GLASS SWIRL 6765
11	098024-03-01A	EA	LIGHT-DOME, 2 BULB - IVORY
11	008218-01-000	EA	BULB-DOME LIGHT, 12V - NUMBER 1141
11	091937-04-000	EA	LIGHT-FLUORESCENT, 12 V/30 WATT - 20.75" LONG - THIN LITE
12	108357-08-000	EA	ROCKER SWITCH, DPDT ON/NONE/ON - CARLING VDD1S00C-0
12	108355-01-000	EA	HOUSING-SWITCH - CARLING VCH
12	108356-02-01A	EA	SWITCH COVER W/ 2 DIMPLES - CARLING CCAZC00
13	079364-04-000	EA	SWITCH-ON/OFF, ROCKER - BLACK
13	079364-01-000	EA	SWITCH-ON/OFF ROCKER, 2 PRONGS - BROWN
14	109294-01-01A	EA	SWITCH PANEL ASM-VENT FAN - *JRV J8948BR BRASS
14	079364-02-000	EA	SWITCH-ON/OFF, ROCKER - BROWN
14	095188-02-01A	EA	SPACER-SWITCH, 2.3" X 4.1" - PLASTIC - DARK BROWN
14	095188-01-01A	EA	SPACER-SWITCH, 2.3" X 3.4" - PLASTIC - DARK BROWN
14	098351-01-01A	EA	PLATE-SWITCH, 1 GANG - POLISHED BRASS - JENSEN
15	098351-01-01A	EA	PLATE-SWITCH, 1 GANG - POLISHED BRASS - JENSEN
15	095188-01-01A	EA	SPACER-SWITCH, 2.3" X 3.4" - PLASTIC - DARK BROWN
15	079364-04-000	EA	SWITCH-ON/OFF, ROCKER - BLACK
15	079364-01-000	EA	SWITCH-ON/OFF ROCKER, 2 PRONGS - BROWN

ELECTRICAL GROUP (CONTINUED)

LIGHTS, SWITCHES & RECEPTACLES



KEY	PART NUMBER	U/M	DESCRIPTION	VENDOR NO.	KEY	PART NUMBER	U/M	DESCRIPTION
1	104172-01-01A	EA	LIGHT-BULLET, BEIGE - #787 SERIES - BULB #93 12V		10	061424-01-000	EA	LIGHT-AISLE, 12V - RECTANGULAR
1	104173-01-01A	EA	LIGHT-DESIGNER, BRASS - #81-905 - BULB #93 12V		10	008103-01-000	EA	BULB-DASH/AISLE LIGHT, #53 - 12 V - .12 AMP
1	104173-01-700	EA	BULB	81900	11	084076-02-000	EA	RECEPTACLE-GFI, 15A - 125V - BROWN
2	098024-01-01A	EA	LIGHT-DOME, 1 BULB - US - IVORY		12	093132-02-000	EA	SWITCH-ROCKER, 5 TERM W/KEY LOCK & ARROW F/POWER DOOR LOCK
2	008218-01-000	EA	BULB-DOME LIGHT, 12V - NUMBER 1141		12	094086-01-01A	EA	PLATE-SWITCH, SINGLE GANG - 1.8" X 3" - PLASTIC - BLACK
2	098024-01-700	EA	LENS-LIGHT	807877	13	098351-05-01A	EA	PLATE-SWITCH, 3 GANG - POLISH BRASS - W/LABEL - JENSEN
3	091937-05-000	EA	LIGHT-FLUORESCENT, 12V/16 WATT - 15" LONG - THIN LITE 732		13	079364-04-000	EA	SWITCH-ON/OFF, ROCKER - BLACK
3	091937-05-700	EA	BULB FLUORESCENT 12"		13	079364-01-000	EA	SWITCH-ON/OFF ROCKER, 2 PRONGS - BROWN
3	091937-05-701	EA	LENS-LIGHT, FLUORESCENT	D-732	14	079364-01-000	EA	SWITCH-ON/OFF ROCKER, 2 PRONGS - BROWN
4	058708-05-000	EA	RECEPTACLE-SINGLE, BRN - WIRECON WDR15BRS		14	079364-04-000	EA	SWITCH-ON/OFF, ROCKER - BLACK
5	102568-01-E37	EA	SPACER-RECEPTACL, SIDEWALL (PICKLED ASH)		14	098351-09-01A	EA	PLATE-SWITCH, SPEAKER SELECT - JENSEN-BRASS, POLISH
5	102568-01-E41	EA	SPACER-RECEPTACL, SIDEWALL (SALEM CHERRY)		15	058708-01-000	EA	RECEPTACLE-ELECTRIC, DOUBLE - BROWN
5	058708-02-000	EA	RECEPTACLE-ELECTRIC, DOUBLE - IVORY					
6	058707-01-000	EA	RECEPTACLE-ELECTRIC, SINGLE - BROWN					
7	065202-34-000	EA	LAMP-WALL, RASS UL/CSA - GUSTAFSON RECX507-7					
7	065201-12-000	EA	SHADE-LAMP, FABRIC - WHITE SWIRL (G38, G39)					
7	119257-01-01A	EA	SHADE-LAMP, POTPOUM - 79-123 X 20BS (G40, G41)					
7	065201-17-000	EA	SHADE-LAMP, SAHARA SUNRISE (G42, G43)					
7	067479-01-000	EA	BULB-12V, NUMBER 1076					
8	058707-02-000	EA	RECEPTACLE-BLANK, JUNCTION - WIRECON WDJ20BR					
9	112822-01-01A	EA	RECEPTACLE-DUPLEX, IVORY - WIRECON WDRU15IV					
9	112824-01-01A	EA	COVER-RECP, EXTE DUPLEX, GRAY - *P&S 3780-SC					
			FROM: 00-00-00 THRU: 11-02-95					
9	112824-01-03A	EA	COVER-EXTERIOR DUPLEX RECEPTACLE, WHITE - P&S 3780-SC-WH					
			FROM: 11-03-95 THRU: 99-99-99					

ELECTRICAL GROUP (CONTINUED)**MIRROR, WINDOW & LOCK SWITCHES**

KEY	PART NUMBER	U/M	DESCRIPTION
	087695-01-000	EA	SWITCH-HEATER, EXTERIOR MIRROR FROM: 00-00-00 THRU: 09-03-95
	087695-02-000	EA	SWITCH-MIRROR HEATER - DAV 4720-12 FROM: 09-04-95 THRU: 99-99-99
	088246-01-000	EA	SWITCH-REMOTE, EXTE. MIRROR - SQUARE PUSH - VELVAC 7471290
	099982-01-02A	EA	PLATE-SWITCH, MILL - MIRROR
	099982-02-01A	EA	PLATE ASM-SWITCH, BLACK - MIRROR
	093132-01-000	EA	SWITCH-ROCKER, 5 TERM W/ARROWS FOR POWER WINDOWS
	093132-02-000	EA	SWITCH-ROCKER, 5 TERM W/KEY LOCK & ARROW F/POWER DOOR LOCK
	103473-11-01A	EA	PLATE-SWITCH,WINDOW, LOCK, LH MILL
	103473-12-01A	EA	PLATE ASM-SWITCH, WINDOW, LH - BLACK
	103473-14-01A	EA	PLATE ASM-SWITCH, WINDOW, LH BLACK
	113638-01-000	EA	POWER DOOR LOCK MOTOR/ACTUATOR
	113638-02-000	EA	CONNECTOR-ELECT,ACTUATOR - EURAMETEC ST2-01
	113960-01-01A	EA	COVER-ACTUATOR, POWER LOCK OFF WHITE

DASH SWITCHES

KEY	PART NUMBER	U/M	DESCRIPTION
	108355-01-000	EA	HOUSING-SWITCH - CARLING VCH
	108356-01-01A	EA	SWITCH COVER W/ 3 GROOVES - CARLING VVCZC00
	108356-02-01A	EA	SWITCH COVER W/ 2 DIMPLES - CARLING CCAZC00
	108356-03-01A	EA	SWITCH COVER W/GROOVES - LIGHTED / CARLING VVCGC00
	108356-04-01A	EA	SWITCH COVER W/DIMPLES-LIGHTED-CARLING VVAGC00
	108356-05-01A	EA	SWITCH COVER W/GROOVES-LIGHTED-GEN.SET-CARLING VVLGCXX-XWB
	108356-06-01A	EA	SWITCH COVER W/GROOVES F/AUX. START - CARLING VVC2CXX-XIN
	108356-07-01A	EA	SWITCH COVER W/ 2 DIMPLES - CARLING VVAZCXX-XWB
	108356-08-01A	EA	SWITCH COVER W/DIMPLES - LIGHTED - CARLING VVAACXX-XWB
	108356-09-01A	EA	SWITCH COVER W/DIMPLES - LIGHTED - CARLIN VVAACXX-XGO
	108356-10-01A	EA	SWITCH COVER W/ DIMPLES - LIGHTED - CARLING VVAJCCXX-X
	108356-11-01A	EA	ACTUATOR-SWITCH GROOVES III *CARLING VVCZCXX-SW
	108357-01-000	EA	ROCKER SWITCH, SPST ON/OFF - CARLING V1D1000B-0
	108357-02-000	EA	ROCKER SWITCH, SPST ON/MOM - CARLING V3D1000B-0
	108357-03-000	EA	SWITCH-ROCKER, SPDT ON/OFF/ON - CARLING V6D1000B-0
	108357-04-000	EA	SWITCH-ROCKER, SPDT ON/OFF/MOM - CARLING V7D1000B-0
	108357-05-000	EA	SWITCH-ROCKER, SPDT ON/NONE/ON - CARLING V4D1000B-0
	108357-06-000	EA	SWITCH-ROCKER, DPDT MOM/OFF/MOM - CARLING VLD1000B-0
	108357-07-000	EA	SWITCH-ROCKER, SPDT MOM/OFF/MOM - CARLING V8D1000B-0
	108357-08-000	EA	ROCKER SWITCH, DPDT ON/NONE/ON - CARLING VDD1S00C-0
	108357-09-000	EA	SWITCH-ROCKER, SPDT ON/NONE/MOM - CARLING V5D1000B-0
	108357-10-000	EA	ROCKER SWITCH, SPDT MOM/OFF/MOM - CARLING V8D1160B-0
	108357-11-000	EA	ROCKER SWITCH, DPDT MOM/OFF/MOM CARLING VLD1160B
	108357-12-000	EA	ROCKER SWITCH, DPST OFF/NONE/MOM - CARLING VBD17HNB
	108357-13-000	EA	ROCKER SWITCH, DPDT MOM/ON/OFF , CARLINGVMD17HNB
	108357-14-000	EA	ROCKER SWITCH, SPST ON/OFF - CARLING VIDIA60C
	096241-03-000	EA	SWITCH-BLANK

CIRCUIT BREAKERS & FUSES

KEY	PART NUMBER	U/M	DESCRIPTION
	008233-01-000	EA	FUSE-12V-6AMP
	008235-01-000	EA	FUSE-AUTOMOTIVE, 12V - 15AMP
	062037-01-000	EA	HOUSING-AUTO FUSE, NATURAL
	062037-02-000	EA	HOUSING-AUTO FUSE, GREEN
	062037-03-000	EA	HOUSING-AUTO FUSE, BLACK
	062037-04-000	EA	HOUSING-AUTO FUSE, BLUE
	062037-05-000	EA	HOUSING-AUTO FUSE, GRAY
	062037-06-000	EA	HOUSING-AUTO FUSE, BROWN
	062037-07-000	EA	HOUSING-AUTO FUSE, RED - PACKARD 12004883
	062901-02-000	EA	FUSE-5 AMPS, AUTOMOTIVE
	062901-05-000	EA	FUSE-15 AMPS, AUTOMOTIVE

ELECTRICAL GROUP (CONTINUED)**CIRCUIT BREAKERS & FUSES (CONTINUED)**

KEY	PART NUMBER	U/M	DESCRIPTION
	083209-01-000	EA	CIRCUIT BREAKER 15 AMP 120V BW G-15 - CANADIAN
	083209-02-000	EA	CIRCUIT BREAKER 15/15AMP 120V BW H-15/15
	083209-03-000	EA	CIRCUIT BREAKER 15/20AMP 120V BW 0-15/20
	083209-04-000	EA	CIRCUIT BREAKER 30AMP 120V BW L-30
	083209-06-000	EA	CIRCUIT BREAKER 30/15 AMP 120V BW D-30/15
	083209-07-000	EA	CIRCUIT BREAKER-20/20AMP 120V BW K-20/20
	093654-01-000	EA	CIRCUIT BREAKER 6AMP 12V USD 17406-4E12A2A
	093654-02-000	EA	CIRCUIT BREAKER-15AMP 12V USD 17415-4E12A2A
	093654-03-000	EA	CIRCUIT BREAKER-20A, 12V - USD 17420-4E12A2A
	093655-01-000	EA	CIRCUIT BREAKER 25AMP 12V USD 17425-4E03A2A
	093655-02-000	EA	CIRCUIT BREAKER 30AMP 12V USD 17430-4E03A2A
	093655-03-000	EA	BREAKER-CIRCUIT, 40 AMP, USD 17440-4E03A2A
	093674-01-000	EA	PLATE-CIRCUIT BREAKER, HOUSE - 8.4" X 4.1" - STEEL
	098196-01-000	EA	LATCH, 1/4 TURN, T-BAR
	100341-01-000	EA	FUSE HOLDER-IN LINE TYPE, WESCO 8931-92020
	106655-02-000	EA	TERMINAL-FUSE BLOCK,10-12AWG - PACKARD 12020400
	108669-01-000	EA	HOUSING-AUTO FUSE HOLDER, PACKARD 12010105
	108916-01-000	EA	CIRCUIT BREAKER 50AMP 120V, WESTINGHOUSE BR250
	110000-01-000	EA	CIRCUIT BREAKER 10AMP 12V TYPE II USD 122A10
	110000-02-000	EA	CIRCUIT BREAKER 25AMP 12V TYPE II USD 122A25
	111683-01-000	EA	FUSE HOLDER-GLASS,1/4X11/4 - BUSS HTB-861
	113482-01-000	EA	CIRCUIT BREAKER-55A,MANUAL - MP1648-001-055-13

CONVERTERS, INVERTER & LOAD CENTERS

KEY	PART NUMBER	U/M	DESCRIPTION
	099048-02-000	EA	100 WATT INVERTER W/EXTRA SURGE CAPACITY
	108915-01-000	EA	LOAD CENTER-120/240V, 125A - WESTINGHOUSE S816CG
	109171-01-000	EA	CONVERTER-40 AMP ELECTRONIC MAGNETEK 7240X FROM: 00-00-00 THRU: 06-01-96
	123058-02-000	EA	CONVERTER - 45 AMP, ELECTRONIC FROM: 06-02-96 THRU: 99-99-99
	109677-01-000	EA	LOAD CENTER-120V, 40A - WESCO TT120FLGNM
	113132-01-000	EA	LOAD CENTER-120/240V, 60A - WESCO 2460SGNM

ELECTRIC BOXES & CORDS

KEY	PART NUMBER	U/M	DESCRIPTION
	008052-01-000	EA	CORD-POWER, 10/3 - 30 AMP - 25' - CANADIAN
	008054-01-000	EA	CORD-POWER, 10/3 - 30 AMP - 25'
	008289-01-000	EA	BOX-ELECTRIC, STEEL - 1/2" AND 3/4" KNOCKOUTS - 4" X 4"
	008289-02-000	EA	BOX-ELEC., 4" X 4", W/1/2" & 3/4" KNOCKOUTS, CANADIAN
	008294-01-000	EA	COVER-ELECTRICAL BOX, BLANK/STEEL - 4" X 4" - GRAY
	008294-02-000	EA	COVER-ELECTRICAL BOX, BLANK STEEL - 4" X 4" - CANADIAN
	091910-01-000	EA	BOX-ELECTRIC, 3.75" X 3.5" X 1.75" - PLASTIC
	091910-02-000	EA	BOX-ELECTRICAL, PLASTIC - 57 X 88MM
	092492-08-000	EA	SEAL-ELECTRICAL BOX
	098196-01-000	EA	LATCH-1/4 TURN, T-BAR
	108934-01-000	EA	CORD-POWER,50A,4-WIRE,36FT - WESCO K3536
	109172-01-000	EA	CORD-POWER,13A,3-WIRE,4FT - ELECTICORD
	109925-02-000	EA	DOOR ASM-ELECTRICAL BOX, SPARTAN
	109925-03-000	EA	DOOR ASM-ELECTRICAL BOX, OSHKOSH
	113088-01-000	EA	BOX-ELECTRIC, 3.00 X 2.00 X 2.75
	113096-01-000	EA	CORD-POWER,50A,4WIRE,36',CSA - WESCO 4243
	118507-01-01A	EA	BOX-ELECTRICAL GRAY CHEVY & FORD
	118653-01-02B	EA	DOOR-ELECTRIC BOX, E-COAT CHEVY & FORD
	118905-02-02B	EA	DOOR ASM-ELECTRICAL, E-COAT CHEVY & FORD
	121470-01-000	EA	CORD-EXTENTION, 6FT 16-2 - AWI 2030

ELECTRICAL GROUP (CONTINUED)**WIRE ASSEMBLIES**

KEY	PART NUMBER	U/M DESCRIPTION
	073328-B4-000	EA CABLE ASSEMBLY-BATTERY, W/TERMINALS
	090986-01-000	EA WIRE ASM-ELECTRIC STEP, KWIKEE 9009
	093057-05-000	EA WIRE ASM-POWER LOCK ENTRANCE
	096449-01-000	EA WIRE ASSEMBLY-WATER TANK TO MONITOR PANEL
	097618-01-000	EA WIRE ASM-MONITOR PANEL, W/3 WIRES & ORANGE RESISTOR- LVS ORANGE RESISTOR W/3 (ORANGE-GREEN-BLUE) WIRES
	102636-03-000	EA WIRE ASM-CLEARANCE LAMPS
	107306-01-000	EA WIRE ASM-IP, DOCKING LAMPS
	108242-01-000	EA WIRE ASM-DOOR, CAB LEFT
	108303-01-000	EA WIRE ASM-REAR AUTO HEATER
	108304-01-000	EA WIRE ASM-IP, AUX FANS
	110256-01-000	EA WIRE ASM-IP, GENERATOR
	111914-01-000	EA WIRE ASM-DAY RUN LAMPS,FUSE
	113134-03-000	EA WIRE ASM-WIPER/WASHER
	118649-01-000	EA WIRE ASM-AIR HORN
	118937-01-000	EA WIRE ASM-HEADLAMP(CHEVY)
	118937-02-000	EA WIRE ASM-HEADLAMP(FORD)
	118937-03-000	EA WIRE ASM-HEADLAMP(PUSHER)
	119131-01-000	EA WIRE ASM-SLIDEOUT CONTROL

CONNECTORS & CONDUIT

KEY	PART NUMBER	U/M DESCRIPTION
	007940-01-000	EA RECEPTACLE-SLIDE, 16 TO 12 AWG - FEMALE END
	007942-01-000	EA TAB-WIRE, 18 TO 14 AWG
	007954-01-000	EA RECEPTACLE-HSG-6 POSITION
	007956-05-000	EA INSULATOR-SHRINK .25IDX1.50 - BLACK
	008311-01-000	EA CONNECTOR-WIRE NUT, INSULATED - RED
	008312-01-000	EA CONNECTOR-WIRE NUT, INSULATED - BLUE
	008313-01-000	EA CONNECTOR-WIRE NUT, INSULATED - YELLOW
	008314-01-000	EA CONNECTOR-WIRE NUT, INSULATED - GRAY
	008326-01-000	EA TERMINAL-RING, 16/14 WIRE - 3/8" STUD
	008328-01-000	EA TERMINAL-RING, 12/10 WIRE - #10 STUD FIT
	008331-01-000	EA TERMINAL-RING, TONGUE - #4 WIRE - 3/8" STUD - COPPER
	008348-01-000	EA TERMINAL-RING, 3/8" STUD - #2 WIRE
	008355-01-000	EA CONNECTOR-CABLE CLAMPING, 3/4"
	008356-01-000	EA CONNECTOR-PLASTIC, 3/8" AVG
	035416-04-000	EA TERMINAL-RING #10 STUD FIT, INSULATED BARREL #16/14
	041480-01-000	EA CONNECTOR-STRAIGHT, 1/2" FLEX CONDUIT
	041953-01-000	FT CONDUIT-CONVOLUTE SLIT, .5"ID
	041953-02-000	FT CONDUIT-CONVOLUTE SLIT.625"ID
	041953-03-000	FT CONDUIT-CONVOLUTE SLIT, 1" ID (CLOTHES ROD COVER)
	041953-05-000	FT CONDUIT-CONVOLUTE SOLID, .62" ID
	041953-06-000	FT CONDUIT-CONVOLUTE, SLIT .375"ID
	041953-07-000	FT CONDUIT-CONVOLUTE, SLIT - .25" ID
	041953-08-000	FT CONDUIT-CONVOLUTE, SLIT, 1.50"ID
	041953-09-000	FT CONDUIT-CONVOLUTE, SLIT .50"ID
	041953-10-000	FT CONDUIT-CONVOLUTE, SLIT - .75" ID
	041953-11-000	FT CONDUIT-CONVOLUTE, SLIT- 1.06" ID
	041953-12-000	FT CONDUIT-CONVOLUTE, NON SLIT 1.1" ID
	047443-01-000	EA TERMINAL-.250 RECEPTACLE FIT, INSULATED - 16/14 AWG
	047443-02-000	EA TERMINAL-.250 RECEPTACLE FIT, INSULATED - 12/10 AWG
	058028-01-000	EA CONNECTOR-ELECTRICAL PIGTAIL, NYLON - CLEAR
	062036-01-000	EA TERMINAL-PACK-CON, 12/10 AWG - PACKARD 12033817
	062036-02-000	EA TERMINAL-PACK-CON, 16/14 AWG - PACKARD 08917021
	074017-02-000	EA HOUSING-5 POSITION, RIGHT ANGLED
	077479-01-000	EA BOOT-BATTERY TERMINAL, DOUBLE CABLE
	077479-02-000	EA BOOT-BATTERY TERMINAL, SINGLE CABLE
	080015-02-000	EA RECEPTACLE-FLAG, .185 - 16/14 GA - AMP 3
	080015-03-000	EA RECEPTACLE-FLAG, .250 - 14/16 GA
	082109-01-000	EA HOUSING-CONNECTOR, PACKARD

ELECTRICAL GROUP (CONTINUED)**CONNECTORS & CONDUIT (CONTINUED)**

KEY	PART NUMBER	U/M DESCRIPTION
	082741-01-000	EA CONNECTOR BODY-2 CNCT MALE - SERV ELEC 2P-FYL
	087225-01-000	FT SLEEVING-1/2", TYPE H - VARFLEX
	087695-03-000	EA CONNECTOR-ASSEMBLY - EURAMTEC RT10484802
	087949-01-000	EA BUSS BAR-2 POSITION, .6" X 1.5" - ALUMINUM
	087949-02-000	EA BUS BAR-3 POSITION - .6" 2.4" - ALUMINUM
	087949-03-000	EA BUSS BAR-4 POSITION
	088267-01-000	EA TERMINAL-FEMALE, 1/4 - PACKARD 2962573
	088473-01-000	EA HOUSING-PIN, 12 CAVITY - AMP 1-480708-0
	088473-02-000	EA HOUSING-PIN, 15 CAVITY - AMP 1-480710-0
	088473-03-000	EA HOUSING-PIN, 9 CAVITY - AMP 1-480706-0
	088473-05-000	EA HOUSING-PIN, 6 CAVITY - AMP 640585-1
	088473-06-000	EA HOUSING-PIN, 6 CAVITY - AMP 1-480704-0
	088473-07-000	EA HOUSING-PIN, 5 CAVITY - AMP 1-480763-0
	088473-08-000	EA HOUSING-PIN, 4 CAVITY - AMP 1-480702-0
	088473-09-000	EA HOUSING-PIN, 3 CAVITY - AMP 1-480700-0
	088473-10-000	EA HOUSING-PIN, 2 CAVITY - AMP 1-480698-0
	088474-01-000	EA HOUSING-SOCKET, 12 CAVITY - AMP 1-480709-0
	088474-02-000	EA HOUSING-SOCKET, 12 CAVITY - AMP 1-480711-0
	088474-03-000	EA HOUSING-SOCKET, 9 CAVITY - AMP 1-480707-0
	088474-06-000	EA HOUSING-SOCKET, 6 CAVITY - AMP 1-480705-0
	088474-07-000	EA HOUSING-SOCKET, 5 CAVITY - AMP 1-480764-0
	088474-08-000	EA HOUSING-SOCKET, 4 CAVITY - AMP 1-480703-0
	088474-09-000	EA HOUSING-SOCKET, 3 CAVITY - AMP 1-480701-0
	088474-10-000	EA HOUSING-SOCKET, 2 CAVITY - AMP 1-480699-0
	088475-01-000	EA PIN-CONNECTOR, 14 TO 20 AWG
	088475-02-000	EA PIN-CONNECTOR, 10 TO 12 AWG
	088476-01-000	EA SOCKET-CONNECTOR, BRASS - PRE-TIN
	088476-02-000	EA SOCKET-CONNECTOR, 12-10 GA - PHOS. BRZ - PRE-TIN
	092786-03-000	EA BUSS BAR-6.9" LONG
	098260-01-000	EA TERMINAL-MALE, 56 SERIES - PACKARD 02971962
	098261-02-000	EA SOCKET-CONNECTOR, WEATHERPACK - PACKARD 12124580
	098262-01-000	EA SEAL-CONNECTOR, WEATHER PACK - PACKARD 12010293
	098262-05-000	EA SEAL-CAVITY,480-SERIES M/P - PACKARD12066082
	098262-06-000	EA SEAL-CONNECTOR,M/P,10GA - PACKARD12034170
	098264-01-000	EA HOUSING-2 PIN, WEATHER PACK,M - PACKARD 12015792
	098264-02-000	EA HOUSING-2 PIN,WTHR PCK,F - PACKARD-12010973
	098265-02-000	EA PIN-CONNECTOR, WEATHER PACK - PACKARD12089305
	100690-01-000	EA HOUSING-5 PIN, WEATHER PACK
	100690-02-000	EA HOUSING-5POSITION, FEMALE, WEATHERPAK - PAKARD 12034342
	101571-01-000	EA HOUSING-2 POSITION, MALE
	101751-01-000	EA HOUSING-1 PIN, WEATHER PACK
	101751-02-000	EA HOUSING-1 PIN, WEATHER PACK
	102777-02-000	EA TERMINAL-RING #6 STUD, 10 AWG
	103608-01-000	EA SOCKET-WEDGE BASE W/LEADS - JKL 2944-6 OR EQUIV
	104100-01-000	EA HOUSING-1 POSITION, 75 AMP - AMP 53884-1
	104100-02-000	EA TERMINAL-75 AMP - AMP 53880-2 STRIP
	104100-03-000	EA TERMINAL-75 AMP - AMP 53880-4 LOOSE
	106006-01-000	EA HOUSING-1 POSITION, FEMALE - PACKARD 12015952
	106007-01-000	EA TERMINAL-FEMALE,14-16AWG - PACKARD 12015861-L
	106655-01-000	EA TERMINAL-FUSE BLOCK,14-16AWG - PACKARD 12020321
	110178-01-000	EA HOUSING-WIPER MOTOR - UT6237440-EC25WJ
	112823-01-000	EA SPLICE-REDUCER 16-14 T0 18-22 - ETC BA-631X
	113131-01-000	EA HOUSING-3 PIN,METRI-PACK,F - PACKARD12020397
	113135-01-000	EA TERMINAL-FEM,M/P,280,14-16 - PACKARD12066214
	113306-01-000	EA TERMINAL-FEM,M/P,480,14-16 - PACKARD12048451
	113306-02-000	EA TERMINAL-FEM,M/P,480,10-12 - PACKARD12052139
	113307-01-000	EA TERMINAL-FEM,M/P,150,16-20 - PACKARD12048074
	113308-01-000	EA TERMINAL-FEM,M/P,280,14-16 - PACKARD12077412
	113468-01-000	EA HOUSING-2 POSITION, FEMALE - 56-SERIES - PACKARD 02965981 USED ON WIPER/WASHER WIRE ASM
	113538-01-000	EA HOUSING-6 POSITION,FEMALE - YAZAKI 7123-2262
	115556-01-000	EA HOUSING-3 POSITION, FEMALE, 59-SERIES - PACKARD 02965810
	115556-02-000	EA HOUSING-2 POSITION, FEMALE, 59-SERIES - PACKARD 02965809

ELECTRICAL GROUP (CONTINUED)

CONNECTORS & CONDUIT (CONTINUED)

KEY	PART NUMBER	U/M DESCRIPTION
	115931-01-000	EA COVER-CONNECTOR W/LOCK RING - MARINCO 7715ELN
	115931-02-000	EA COVER-CONNECTOR - MARINCO 7715ELN
	115932-02-000	EA CONNECTOR-FEMALE, 50A, 240 - MARINCO 6364CRN
	118571-01-000	EA CONNECTOR-30WAY MALE SEALED - PACKARD12160959
	118571-02-000	EA CONNECTOR-30WAY FEM SEALED - PACKARD12065850
	118571-03-000	EA BRACKET-MOUNTING - MACK87RU55AM
	118571-04-000	EA GASKET - MACK120MF2136M
	118571-05-000	EA LOCK-SECONDARY,FEM - PACKARD12066050
	118571-06-000	EA LOCK-SECONDARY,MALE - PACKARD12065848
	118597-01-000	EA TERMINAL-MALE,M/P,480,14-16 - PACKARD12020120
	118597-02-000	EA TERMINAL-MALE,M/P,480,10-12 - PACKARD12033820
	118599-01-000	EA TERMINAL-MALE,M/P,280,14-16 - PACKARD12020116
	118820-01-000	EA INSULATOR-TERMINAL - VTE470N9V02
	119221-01-000	EA HOUSING-1POSN,FEM,280-SERIES - PACKARD12065172
	119248-02-000	EA HOUSING 7 POSN FEM METRI-PAC - PACKARD12059472

SOLAR PANEL

KEY	PART NUMBER	U/M DESCRIPTION
	115504-01-700	EA PLUG & CABLE, 10 WATT PANEL 600-016
	115504-01-000	EA PANEL-SOLAR 10 WATT - NAGY TJN-2SW
	115505-01-000	EA MONITOR LIGHT - SOLAR PANEL - RED LED INDICATOR

BATTERY BOOT & STUD

KEY	PART NUMBER	U/M DESCRIPTION
	077479-01-000	EA BOOT-BATTERY TERMINAL, DOUBLE CABLE
	077479-02-000	EA BOOT-BATTERY TERMINAL, SINGLE CABLE
	086233-01-000	EA STUD-ISOLATED, 3/8" X 7/8" LONG

FLASHER, SOLENOID, DIODE & RELAYS

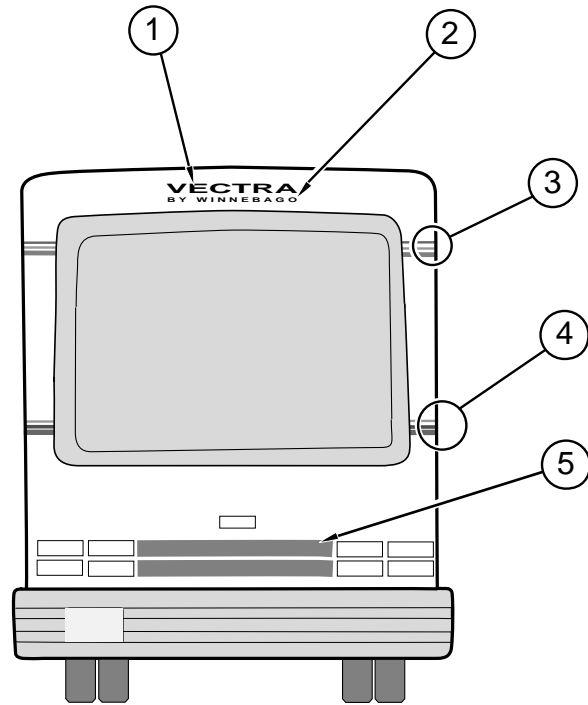
KEY	PART NUMBER	U/M DESCRIPTION
	007093-01-000	EA FLASHER-SIGNAL, STAT
	008188-01-000	EA SOLENOID-3 POST, BATTERY CHANGE OVER
	063910-01-000	EA HOUSING-RELAY, BOSCH 3 334 485 008
	063912-02-000	EA RELAY-CANISTER, SPDT - BOSCH 0332204101
	086273-01-000	EA RELAY-BATTERY DISCONNECT

EXTERIOR BODY GROUP

AIR HORNS

KEY	PART NUMBER	U/M DESCRIPTION	VENDOR NO.
	071390-04-000	FT TUBING AIR BRAKE, 1/4"OD-BLK WEATHERHEAD (BRAKES & HORN)	
	077497-03-000	EA FITTING KIT-HOSE, AUXILIARY AIR HORN	
	077497-01-710	EA GAUGE-AIR PRESSURE	14212S
	077497-05-000	EA COMPRESSOR/TANK/SOLENOID KIT, HADLEY 852EB	
	077497-01-700	EA SOLENOID-AIR TANK	550B
	077497-01-703	EA TANK-AIR	751-N
	077497-01-704	EA COMPRESSOR W/SWITCH	852EC
	077497-01-706	EA VALVE & HEAD REPAIR F/COMP.	H00852HV
	077497-01-707	EA BELT & SCREW COVER F/COMP.	H00852BR
	077497-01-708	EA FILTER & MTG HDWE F/COMP.	H00852FM
	077497-01-709	EA PLUNGER & SPRING F/SOLENOID	H136215
	077497-08-000	EA HORN-AIR, BLACK, TWIN SHORT, HADLEY H00640S	
	077497-01-701	EA SWITCH-COMPRESSOR	13940-S
	077497-01-702	EA SWITCH-TOGGLE, W/WIRE	12949-S
	081404-01-000	EA BRACKET-MOUNTING, COMPRESSOR - L SHAPED - 4" X 7.5" - ST	
	108114-01-000	EA BRACKET-TANK,AIR	
	109400-01-000	EA BRACKET-HORN,AIR,FORD	
	077497-02-000	EA HOSE-AUXILIARY AIR HORN, MIDLAND 89ID	

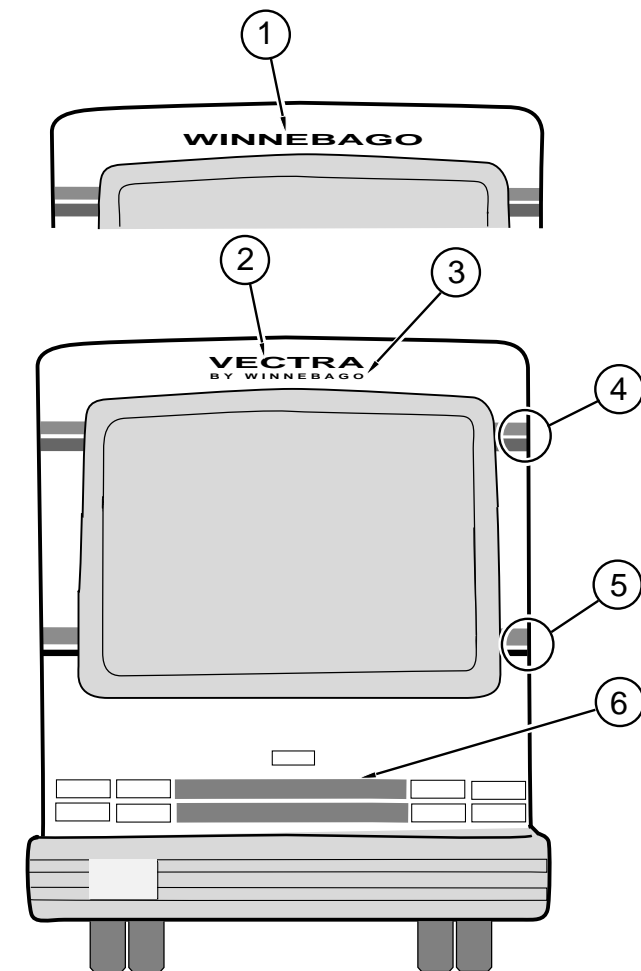
EXTERIOR BODY GROUP (CONTINUED)



OPTIONAL UPGRADE BACKWALL DECALS

KEY	PART NUMBER	U/M	DESCRIPTION
1	121664-02-01A	EA	DECAL-LOGO, VECTRA, SMALL - DARK PURPLE/WIN BLUE
2	115344-02-05A	EA	DECAL-LOGO, BY WINNEBAGO - WIN BLUE
3	094443-35-02A	FT	FILM-MULTISTRIPE, 76.2MM X 150' - EMERALD/PURPLE/WIN BLUE
4	093689-18-02A	FT	FILM-MULTISTRIPE, 184.2MM X 150 - EMERALD/PURPLE/WIN BLUE
5	106149-02-01A	EA	DECAL (VINYL STRIPING) 3" X 46.33" (BLACK)

EXTERIOR BODY GROUP (CONTINUED)

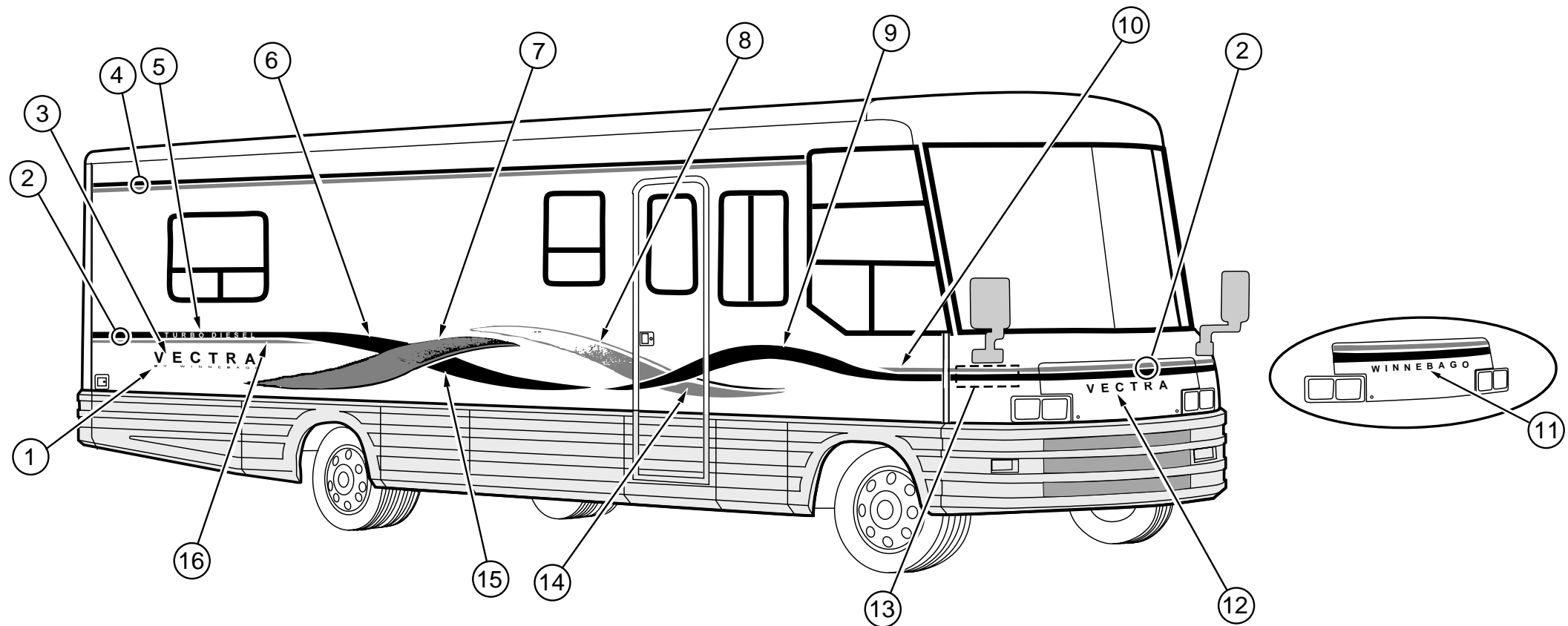


STANDARD BACKWALL DECALS

KEY	PART NUMBER	U/M	DESCRIPTION
1	050313-16-000	EA	DECAL-LOGO, "WINNEBAGO" - 2.8" HIGH (BLACK) (W.I.E. EXPORT PREP OPTION)
2	115337-02-03A	EA	DECAL-VECTRA, 3D, SMALL, DOMED - TRUE ROYAL BLUE/TURQUOISE
3	115344-02-04A	EA	DECAL-LOGO, BY WINNEBAGO - TURQUOISE
4	105781-48-01A	FT	FILM-MULTISTRIPE 73.0MM X 150' TURQUOISE/VIOLET
5	105781-49-01A	FT	FILM-MULTISTRIPE 117.5NNX150 - TURQUOISE/TRUE ROYAL BLUE
6	106149-02-01A	EA	DECAL (VINYL STRIPING) 3" X 46.33" (BLACK)

EXTERIOR BODY GROUP (CONTINUED)

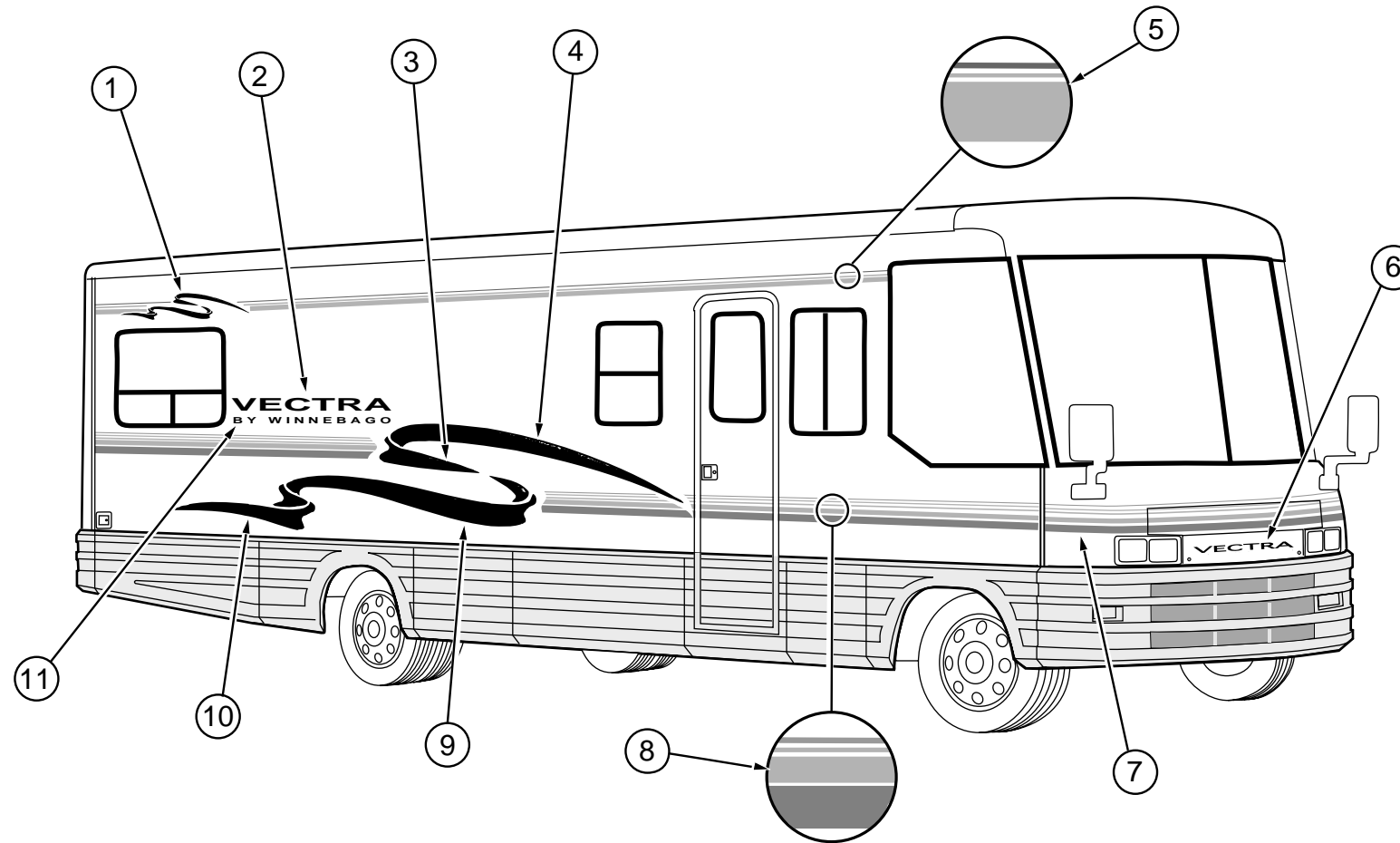
STANDARD DECALS



KEY	PART NUMBER	U/M DESCRIPTION
1	115344-01-03A	EA DECAL-LOGO, BY WINNEBAGO - TURQUOISE
2	105781-49-01A	FT FILM-MULTISTRIPE 117.5NNX150 - TURQUOISE/TRUE ROYAL BLUE
3	115337-01-03A	EA DECAL-VECTRA,3D,DOMED - TRUE ROYAL BLUE/TURQUOISE
4	105781-48-01A	FT FILM-MULTISTRIPE 73.0MM X 150' TURQUOISE/VIOLET
5	111318-03-02A	EA DECAL-TURBO DIESEL - SABLE
6	119528-01-01A	EA DECAL-SWEEP, #4, RH - TURQUOISE
	119528-02-01A	EA DECAL-SWEEP, #4, LH - TURQUOISE
7	119527-01-01A	EA DECAL-SWEEP, #3, RH - VIOLET/LIGHT VIOLET/DARK PLUM
	119527-02-01A	EA DECAL-SWEEP, #3, LH - VIOLET/LIGHT VIOLET/DARK PLUM
8	119526-01-01A	EA DECAL-SWEEP, #2, RH - DARK PLUM/VIOLET/LIGHT VIOLET
	119526-02-01A	EA DECAL-SWEEP, #2, LH - DARK PLUM/VIOLET/LIGHT VIOLET
9	119525-01-01A	EA DECAL-SWEEP, #1, RH - TURQUOISE/LIGHT TURQUOISE
	119525-02-01A	EA DECAL-SWEEP, #1, LH - TURQUOISE/LIGHT TURQUOISE
10	119531-01-01A	EA DECAL-TAIL, SWEEP, RH - TRUE ROYAL BLUE
	119531-02-01A	EA DECAL-TAIL, SWEEP, LH - TRUE ROYAL BLUE
11	050313-16-000	EA DECAL-LOGO, "WINNEBAGO" - 2.8" HIGH (BLACK) (W.I.E. EXPORT PREP OPTION)
12	115337-02-03A	EA DECAL-VECTRA, 3D, SMALL, DOMED - TRUE ROYAL BLUE/TURQUOISE
13	119532-01-01A	EA DECAL-CORNER, RH - TRUE ROYAL BLUE/TURQUOISE
	119532-02-01A	EA DECAL-CORNER, LH - TRUE ROYAL BLUE/TURQUOISE
14	119529-01-01A	EA DECAL-TIP, SWEEP, #2, RH - DARK PLUM/VIOLET
	119529-02-01A	EA DECAL-TIP, SWEEP, #2, LH - DARK PLUM/VIOLET
15	119530-01-01A	EA DECAL-TIP, SWEEP, #4, RH - TURQUOISE/LIGHT TURQUOISE
	119530-02-01A	EA DECAL-TIP, SWEEP, #4, LH - TURQUOISE/LIGHT TURQUOISE
16	119531-02-01A	EA DECAL-TAIL, SWEEP, RH - TRUE ROYAL BLUE
	119531-01-01A	EA DECAL-TAIL, SWEEP, LH - TRUE ROYAL BLUE
	093681-39-01A	FT FILM- 74MM X 150FT - MATTE BLACK (DRIVER DOOR)
	107567-02-01A	EA DECAL-VECTRA, 3D, SMALL - WILLOW (DASH)
	106149-02-01A	EA DECAL-VINYL STRIPING, 3" WIDE - BLACK (QUEEN BED W/REAR DOOR)
	122312-01-01A	EA DECAL-VORTEC 7400 (L29 VORTEC CHASSIS OPTION)

EXTERIOR BODY GROUP (CONTINUED)

OPTIONAL UPGRADE DECALS



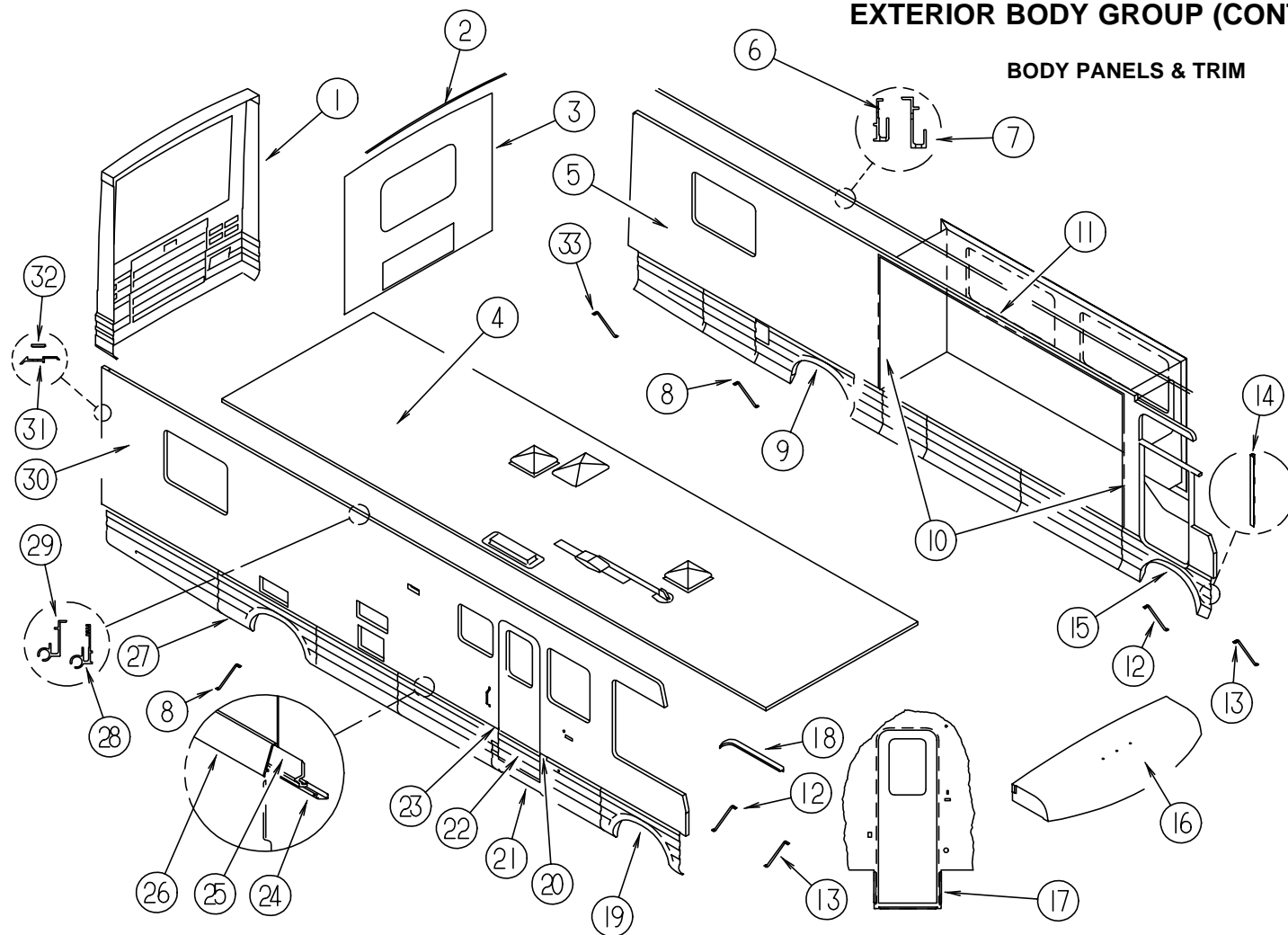
KEY	PART NUMBER	U/M DESCRIPTION
1	118171-01-02A	EA DECAL-RIBBON, SMALL, RH - BLUE/WIN BLUE
	118171-02-02A	EA DECAL-RIBBON, SMALL, LH - BLUE/WIN BLUE
2	121664-01-01A	EA DECAL-LOGO, VECTRA, LARGE - DARK PURPLE/WIN BLUE
3	118163-03-02A	EA DECAL-RIBBON 2, RH - BLUE/WIN BLUE
	118163-04-02A	EA DECAL-RIBBON 2, LH - BLUE/WIN BLUE
4	118163-01-02A	EA DECAL-RIBBON 1, RH - BLUE/WIN BLUE
	118163-02-02A	EA DECAL-RIBBON 1, LH - BLUE/WIN BLUE
5	094443-35-02A	FT FILM-MULTISTRIPE 76.2MM X 150' - EMERALD/PURPLE/WIN BLUE
6	121664-02-01A	EA DECAL-LOGO, VECTRA,SML - DARK PURPLE/WIN BLUE
7	118172-01-02A	EA DECAL-CORNER, FRONT, RH - EMERALD/BLUE/DARK PURPLE/WIN BLUE
	118172-02-02A	EA DECAL-CORNER, FRONT, LH - EMERALD/BLUE/DARK PURPLE/WIN BLUE
8	093689-18-02A	FT FILM-MULTISTRIPE,184.2MM X 150 - EMERALD/BLUE/DARK PURPLE/WIN BLUE
9	118163-05-02A	EA DECAL-RIBBON 3, RH - BLUE/WIN BLUE
	118163-06-02A	EA DECAL-RIBBON 3, LH - BLUE/WIN BLUE
10	118163-07-02A	EA DECAL-RIBBON 4, RH - BLUE/WIN BLUE
	118163-08-02A	EA DECAL-RIBBON 4, LH - BLUE/WIN BLUE
11	115344-01-04A	EA DECAL-LOGO, BY WINNEBAGO - WIN BLUE
	107567-02-01A	EA DECAL-VECTRA, 3D, SMALL - WILLOW (DASH)
	111318-03-02A	EA DECAL-TURBO DIESEL - SABLE
	093681-39-01A	FT FILM- 74MM X 150FT - MATTE BLACK (DRIVER DOOR)
	106149-02-01A	EA DECAL-VINYL STRIPING, 3" WIDE - BLACK (QUEEN BED W/REAR DOOR)
	122312-01-01A	EA DECAL-VORTEC 7400 (L29 VORTEC CHASSIS OPTION)

DUPONT PAINT & PAINT CODES

KEY	PART NUMBER	U/M DESCRIPTION
	004308-01-000	EA PAINT-SPRAY, BLACK
	041561-03-000	EA PAINT-16OZ SPRAY-OFF WHITE - ACRYLIC ENAMEL
	044486-03-000	EA PAINT-16OZ SPRAY-BEIGE - ACRYLIC ENAMEL
	091828-61-000	GL PAINT-CHROMABASE L8723 - OFF WHITE
	034618-A9-700	EA PAINT-SPRAY, SABLE 16 OZ CAN
	GRAY METALLIC	F1569U
	SABLE	F1529
	AZTEC SILVER	45406
	BLACK	99
	OFF WHITE	L8723
	MOCHA FROST PEARL	F1929

EXTERIOR BODY GROUP (CONTINUED)

BODY PANELS & TRIM



KEY	PART NUMBER	U/M	DESCRIPTION
1	114563-01-02A	EA	CAP-REAR
2	083805-21-000	EA	TRIM-CAP, ROOF, SABLE, 2202
3	P14539-01-F36	EA	BACKWALL ASM (G38)
3	P14539-01-F37	EA	BACKWALL ASM (G39)
3	P14539-01-G40	EA	BACKWALL ASM (G40)
3	P14539-01-G41	EA	BACKWALL ASM (G41)
3	P14539-01-G42	EA	BACKWALL ASM (G42)
3	P14539-01-G43	EA	BACKWALL ASM (G43)
4	P19895-01-G38	EA	ROOF ASM
4	P19819-01-G38	EA	ROOF ASM
5	M08024-05-G38	EA	SIDEWALL ASM-LH,QUEEN/DINETTE
5	M08024-05-G39	EA	SIDEWALL ASM-LH,QUEEN/DINETTE
5	M08024-05-G40	EA	SIDEWALL ASM-LH,QUEEN/DINETTE
5	M08024-05-G41	EA	SIDEWALL ASM-LH,QUEEN/DINETTE
5	M08024-05-G42	EA	SIDEWALL ASM-LH,QUEEN/DINETTE
5	M08024-05-G43	EA	SIDEWALL ASM-LH,QUEEN/DINETTE
5	M08024-06-G38	EA	SIDEWALL ASM-LH,QUEEN/DINETTE (TABLE & CHAIR OPTION)
5	M08024-06-G39	EA	SIDEWALL ASM-LH,QUEEN/DINETTE (TABLE & CHAIR OPTION)
5	M08024-06-G40	EA	SIDEWALL ASM-LH,QUEEN/DINETTE (TABLE & CHAIR OPTION)
5	M08024-06-G41	EA	SIDEWALL ASM-LH,QUEEN/DINETTE (TABLE & CHAIR OPTION)
5	M08024-06-G42	EA	SIDEWALL ASM-LH,QUEEN/DINETTE (TABLE & CHAIR OPTION)
5	M08024-06-G43	EA	SIDEWALL ASM-LH,QUEEN/DINETTE (TABLE & CHAIR OPTION)
6	103801-02-06A	EA	TRIM-ROOF SABLE
7	120091-01-03A	EA	TRIM-ROOF, SABLE
7	120091-02-03A	EA	TRIM-ROOF, SABLE

FROM: 00-00-00 THRU: 10-29-95

FROM: 10-30-95 THRU: 99-99-99

FROM: 00-00-00 THRU: 10-29-95

FROM: 10-30-95 THRU: 99-99-99

FROM: 10-30-95 THRU: 99-99-99

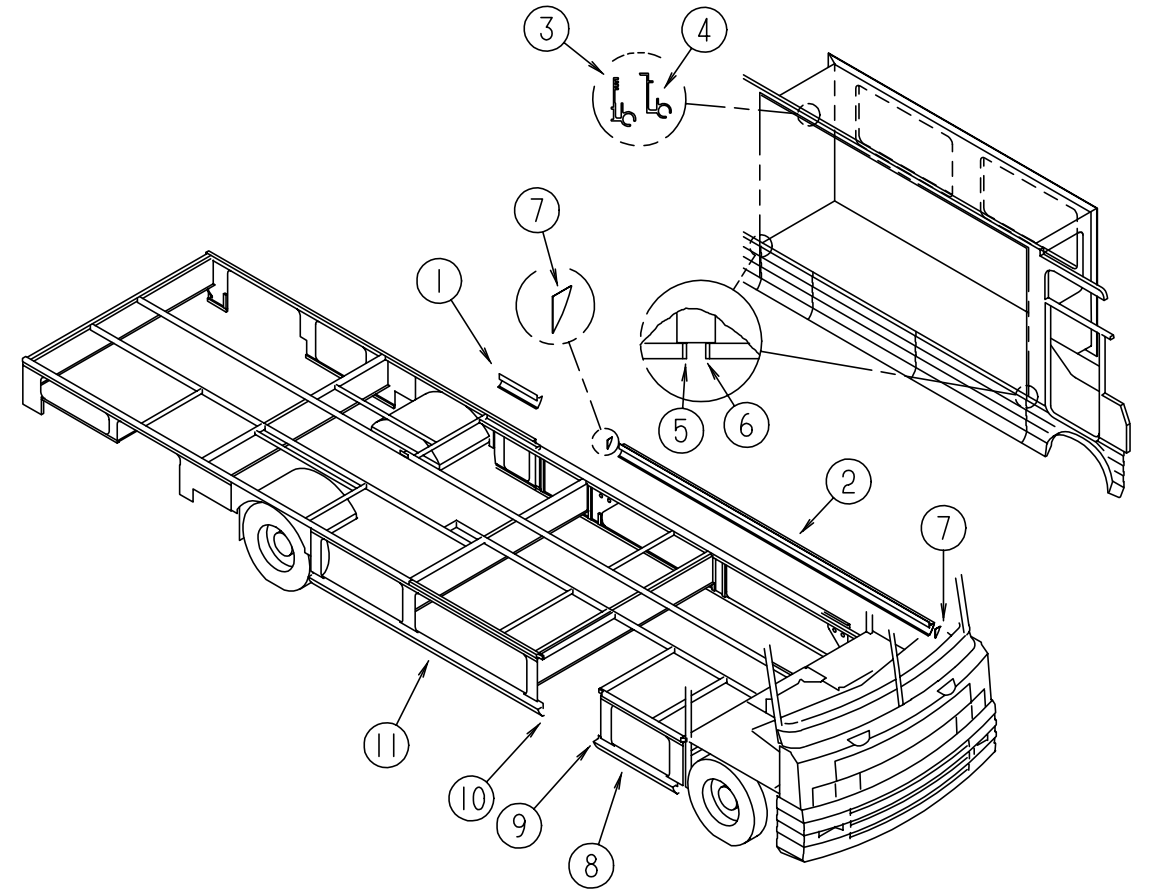
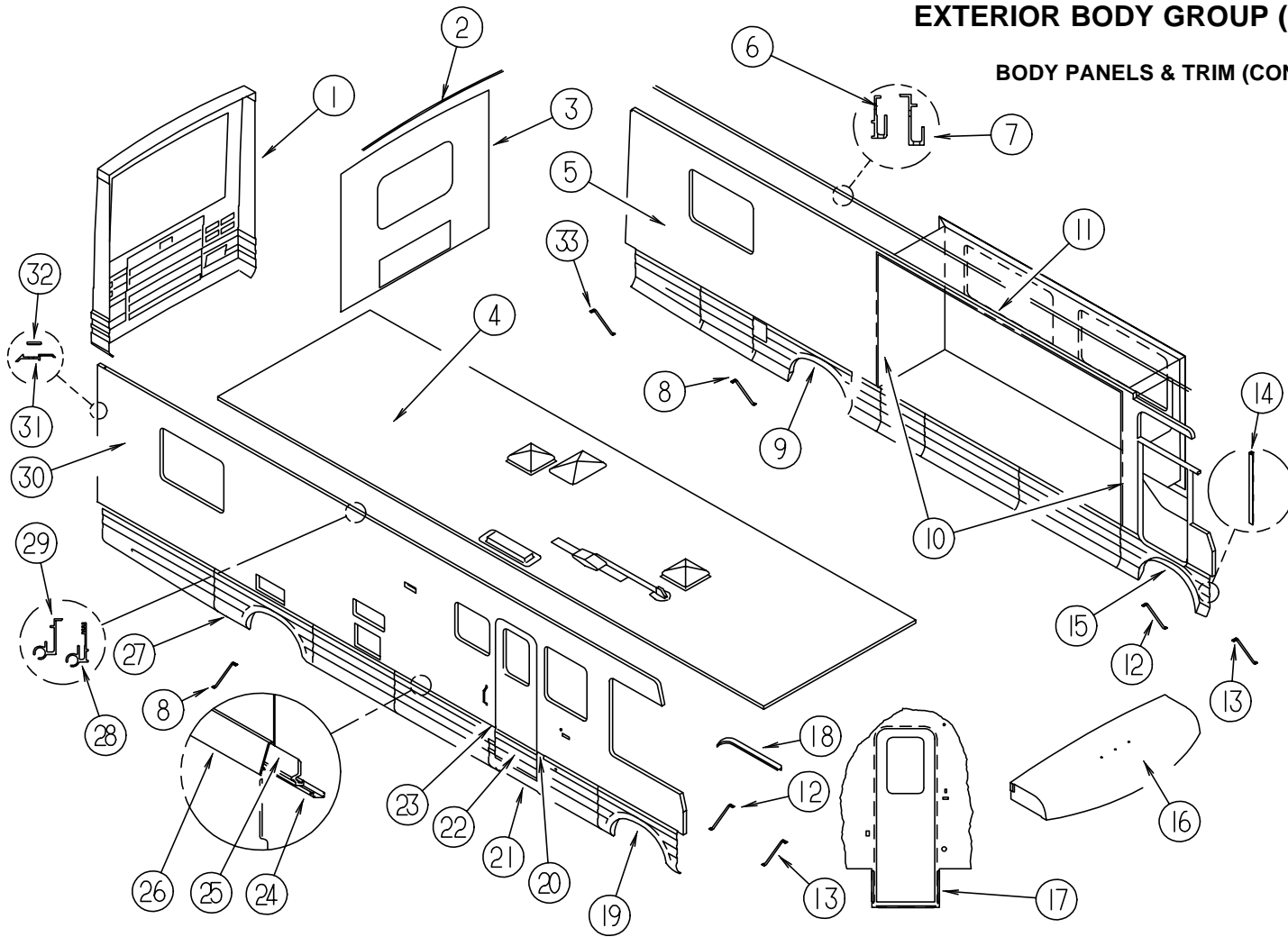
KEY	PART NUMBER	U/M	DESCRIPTION
8	107865-14-000	EA	ROD-SUPPORT, VALANCE PANEL
9	P20162-02-G38	EA	WHL LIP ASM-LH W/O FUEL FILL
	112107-01-01A	EA	POCKET-LIGHT,DOCKING BLACK
	120248-02-01A	EA	WHEEL LIP-LH BLK
	107895-05-000	EA	HINGE ASM-DOUBLE PIVOT
10	115886-02-04A	EA	RETAINER-SIDEWALL, SABLE
11	115886-01-04A	EA	RETAINER-SIDEWALL, SABLE
12	107865-05-000	EA	ROD SUPPORT, VALANCE PANEL
13	107865-03-000	EA	ROD-SUPPORT, VALANCE PANEL
14	107487-02-000	EA	ANGLE-ATTACHMENT, FRONT
15	120160-01-G38	EA	PANEL ASM-WHEELWELL, FRONT, LH
15	121197-01-G38	EA	PANEL ASM-WHEELWELL, FRONT, LH
16	M05794-01-G38	EA	CAP ASM-FRONT M SABLE
17	121091-03-01A	EA	ANGLE-ENTRANCE DOOR - HAMPTON TAN
18	108274-01-02A	EA	RAIL-DRIP, FRONT END, RH SABLE
	108274-02-02A	EA	RAIL-DRIP, FRONT END, LH SABLE
19	120161-01-G38	EA	PANEL ASM-WHEELWELL,FRONT,RH
20	108497-01-01A	EA	CAP-END, COVER TRIM LT GRAY
21	M05820-04-G38	EA	DOOR-VALANCE, ASM, OUTER (BELOW DOOR)
	106105-03-000	EA	CLIP-VALANCE RETAINING
22	M05859-01-D18	EA	DOOR-VALANCE ASM, INNER, ASH GRAY (ON DOOR)
23	108497-02-01A	EA	CAP-END, COVER TRIM LT GRAY
24	107370-01-000	EA	RETAINER-TRIM, 305MM LONG
25	107368-01-000	EA	HANGER-VALANCE
26	107369-01-04A	EA	COVER-TRIM 4623.0 VW GRAY

FROM: 00-00-00 THRU: 11-05-95

FROM: 11-06-95 THRU: 99-99-99

EXTERIOR BODY GROUP (CONTINUED)

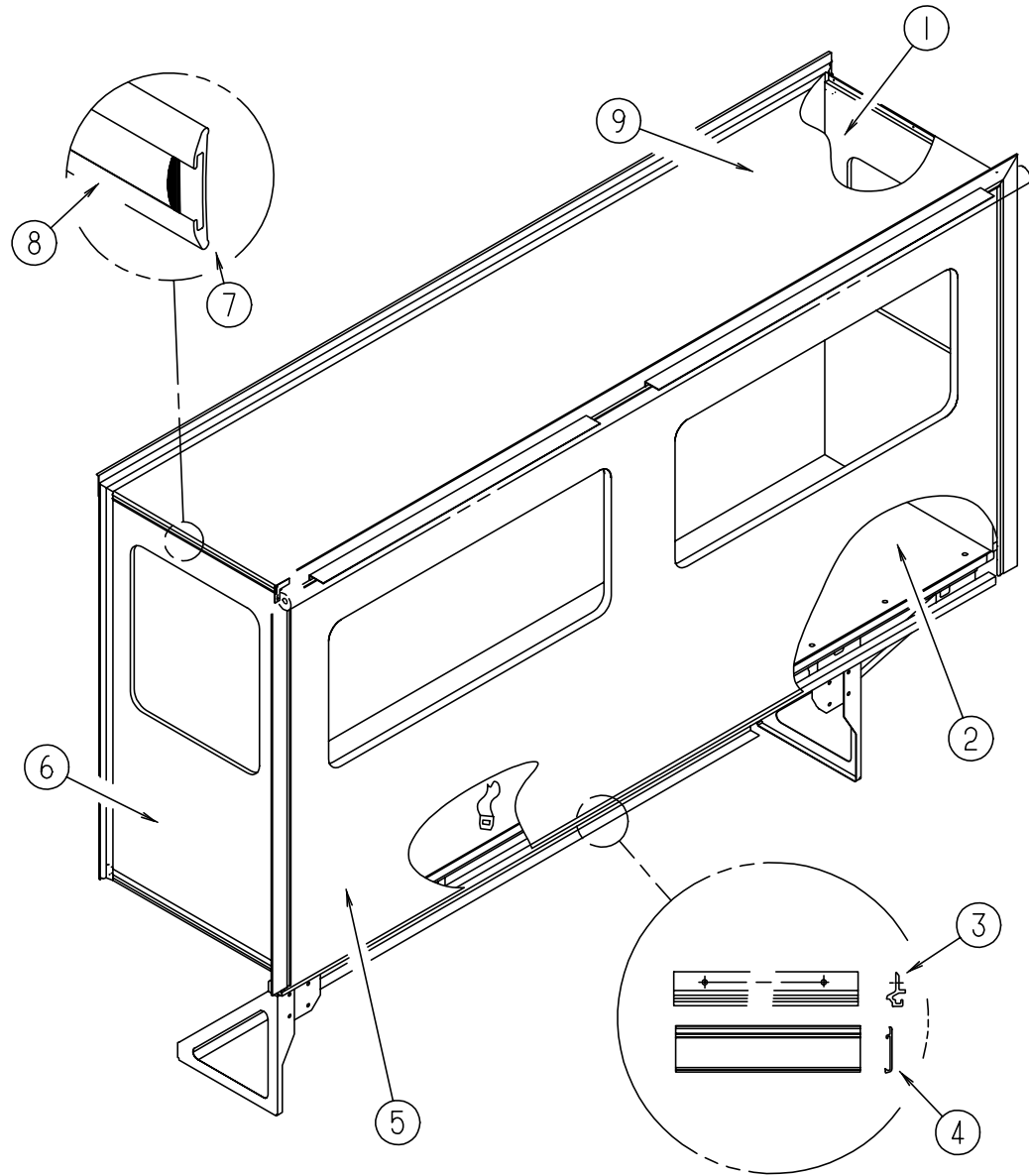
BODY PANELS & TRIM (CONTINUED)



KEY	PART NUMBER	U/M	DESCRIPTION
27	P20162-01-G38	EA	WHEEL LIP ASM-RH
	112107-01-01A	EA	POCKET-LIGHT,DOCKING BLACK
	120248-01-01A	EA	WHEEL LIP-RH BLK
28	117385-01-02A	EA	RAIL-AWNING SABLE
			FROM: 00-00-00 THRU: 10-29-95
28	117385-02-02A	EA	RAIL-AWNING SABLE
			FROM: 00-00-00 THRU: 10-29-95
29	120092-01-03A	EA	RAIL-AWNING, SABLE
			FROM: 10-30-95 THRU: 99-99-99
29	120092-02-03A	EA	RAIL-AWNING, SABLE
			FROM: 10-30-95 THRU: 99-99-99
	119943-51-001	EA	EXTRUSION-AWNING RAIL 4877 MM
30	M08025-01-G38	EA	SIDEWALL ASM-RH,QUEEN BED
30	M08025-01-G39	EA	SIDEWALL ASM-RH,QUEEN BED
30	M08025-01-G40	EA	SIDEWALL ASM-RH,QUEEN BED
30	M08025-01-G41	EA	SIDEWALL ASM-RH,QUEEN BED
30	M08025-01-G42	EA	SIDEWALL ASM-RH,QUEEN BED
30	M08025-01-G43	EA	SIDEWALL ASM-RH,QUEEN BED
31	092041-02-02A	EA	TRIM-REAR,CAP TO SDW SABLE
32	091985-01-06A	FT	MOLDING-TRIM,SABLE
33	107865-16-000	EA	ROD-SUPPORT, VALANCE PANEL

KEY	PART NUMBER	U/M	DESCRIPTION
1	109279-08-G38	EA	PANEL ASM-ROCKER
			FROM: 00-00-00 THRU: 02-28-96
1	109279-10-G38	EA	PANEL ASM-ROCKER
			FROM: 02-29-96 THRU: 99-99-99
2	107654-10-02A	EA	PANEL-ROCKER 3918,HAMPTON TAN
			FROM: 00-00-00 THRU: 03-03-96
2	107654-14-02A	EA	PANEL-ROCKER 3918,HAMPTON TAN
			FROM: 03-04-96 THRU: 04-15-96
2	123265-01-G38	EA	END CAP
			FROM: 04-16-96 THRU: 99-99-99
3	117385-01-02A	EA	RAIL-AWNING SABLE
			FROM: 00-00-00 THRU: 10-29-95
3	117385-02-02A	EA	RAIL-AWNING SABLE
			FROM: 00-00-00 THRU: 10-29-95
4	120092-01-03A	EA	RAIL-AWNING, SABLE
			FROM: 10-30-95 THRU: 99-99-99
4	120092-02-03A	EA	RAIL-AWNING, SABLE
			FROM: 10-30-95 THRU: 99-99-99
5	108497-02-01A	EA	CAP-END, COVER TRIM LT GRY
6	108497-01-01A	EA	CAP-END, COVER TRIM LT GRY
7	123266-01-01A	EA	END CAP
			FROM: 04-16-96 THRU: 99-99-99
8	109279-06-G38	EA	PANEL-ROCKER
9	109619-05-02A	EA	CAP-ROCKER, BLACK
10	109619-06-02A	EA	CAP-ROCKER, BLACK
11	109279-07-G38	EA	PANEL ASM-ROCKER

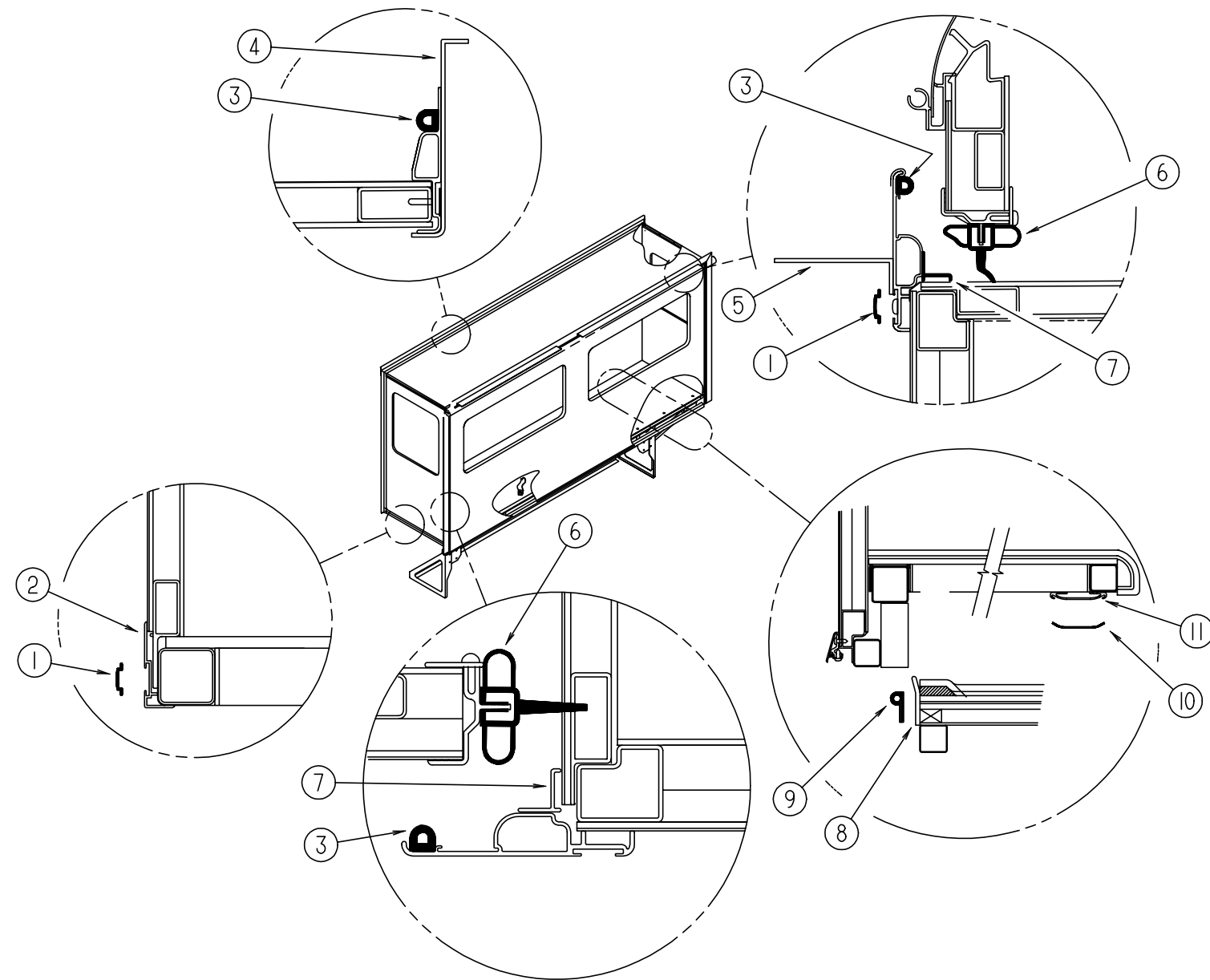
EXTERIOR BODY GROUP (CONTINUED)



SLIDEOUT PANELS & TRIMS

KEY	PART NUMBER	U/M	DESCRIPTION
1	M08032-06-G38	EA	PANEL ASM-SLDOUT,RR,W/O WNST
2	M08027-01-G38	EA	FLOOR ASM-SLIDEOUT
3	107369-02-04A	EA	COVER-TRIM VW GRAY, 3912MM
4	107368-02-000	EA	HANGER-VALANCE, 3890MM
5	119783-01-G38	EA	PANEL ASM-SLIDEOUT,OUTER
5	119783-01-G39	EA	PANEL ASM-SLIDEOUT,OUTER
5	119783-01-G40	EA	PANEL ASM-SLIDEOUT,OUTER
5	119783-01-G41	EA	PANEL ASM-SLIDEOUT,OUTER
5	119783-01-G42	EA	PANEL ASM-SLIDEOUT,OUTER
5	119783-01-G43	EA	PANEL ASM-SLIDEOUT,OUTER
6	M08032-08-G38	EA	PANEL ASM-SLDOUT,FT,W/O WNST
7	108688-01-05A	EA	STRIP-FEATURE,SABLE 4623MM
8	105312-01-09A	EA	EXTR-INSERT, VINYL, SABLE
9	115266-01-G38	EA	ROOF ASM-SLIDEOUT
	077591-15-000	EA	SKIRT-SLIDE OUT ROOM, 30 X 36
	029130-05-000	EA	SOCKET-DURASTUD 5/8 SCREW

EXTERIOR BODY GROUP (CONTINUED)

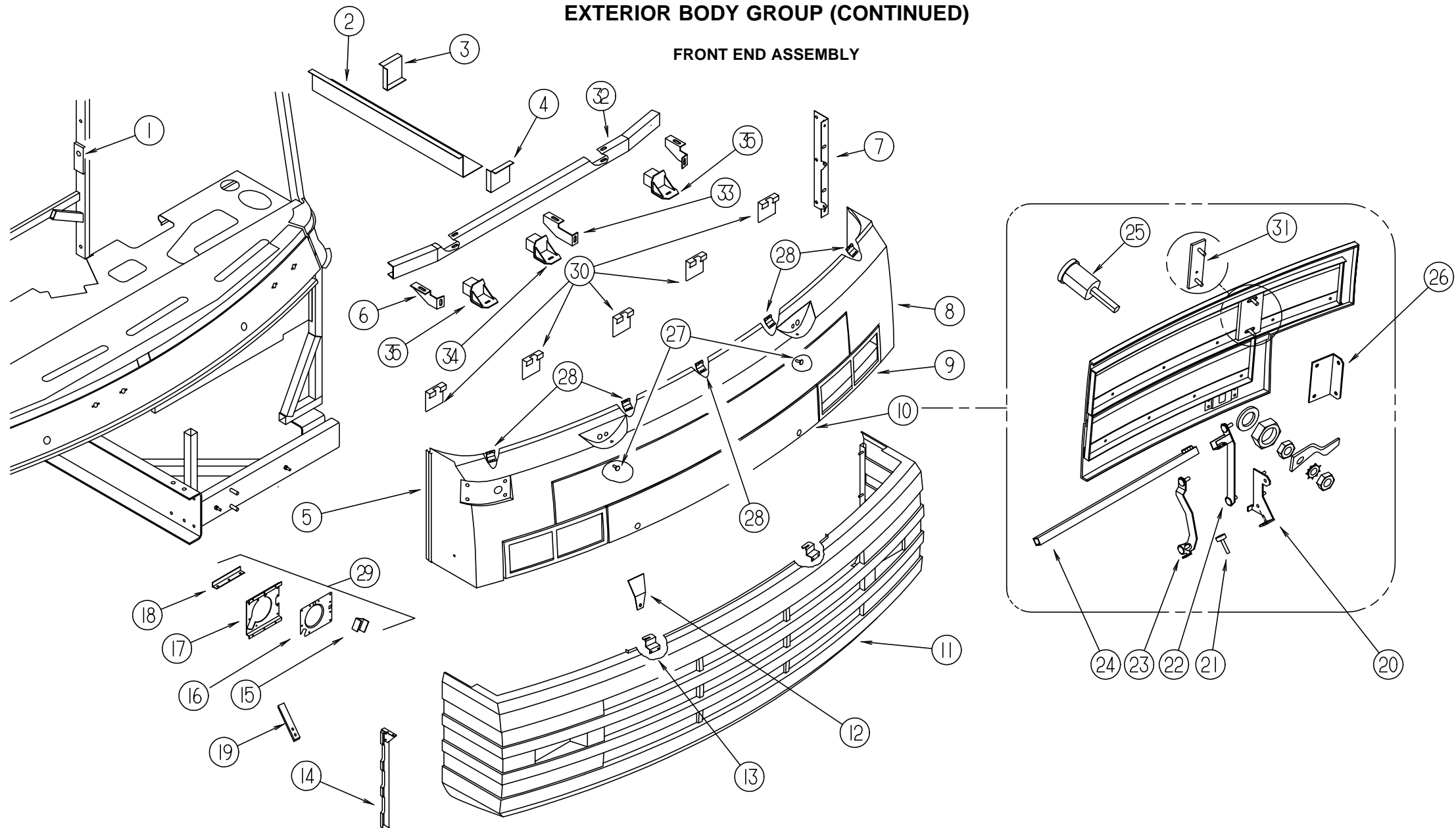


SLIDEOUT PANELS & TRIMS (CONTINUED)

KEY	PART NUMBER	U/M	DESCRIPTION
1	105312-01-09A	EA	EXTR-INSERT, VINYL, SABLE
2	115822-03-01A	EA	STRIP-FEATURE, LOWER SABLE
3	099418-01-000	FT	D-SECTION SEAL W/ ADHESIVE BACK - .44" X .44" - BLK RUBBER
4	116979-01-05A	EA	SUPPORT ASM-ROOF, INTR, SABLE
5	119514-01-03A	EA	ANGLE-W/HOLES,SABLE
6	115076-01-000	FT	SEAL-SLIDEOUT
7	116933-01-03A	EA	TRIM-SEAL,SABLE
8	115075-01-000	FT	SEAL-WIPE .25X2.75
			FROM: 00-00-00 TH/RU: 07-14-96
8	115075-02-000	FT	SEAL-WIPE .25X2.75
			FROM: 07-15-96 TH/RU: 99-99-99
	089275-02-000	FT	STRIP-POLYETHYLENE, 3/4, BLK. FLEXOLATORS, 7 FT.
9	121283-01-000	FT	SEAL-P SHAPE, EPDM FOAM
10	115661-01-000	FT	POLYETHYLENE, HIGH DENSITY
11	115325-01-02A	EA	RAIL-FLOOR, SLIDEOUT BLK
			FROM: 04-19-96 THRU: 99-99-99
	100128-02-000	FT	SEAL-FOAM, ADHESIVE BACK - .37" W X .37" THICK

EXTERIOR BODY GROUP (CONTINUED)

FRONT END ASSEMBLY

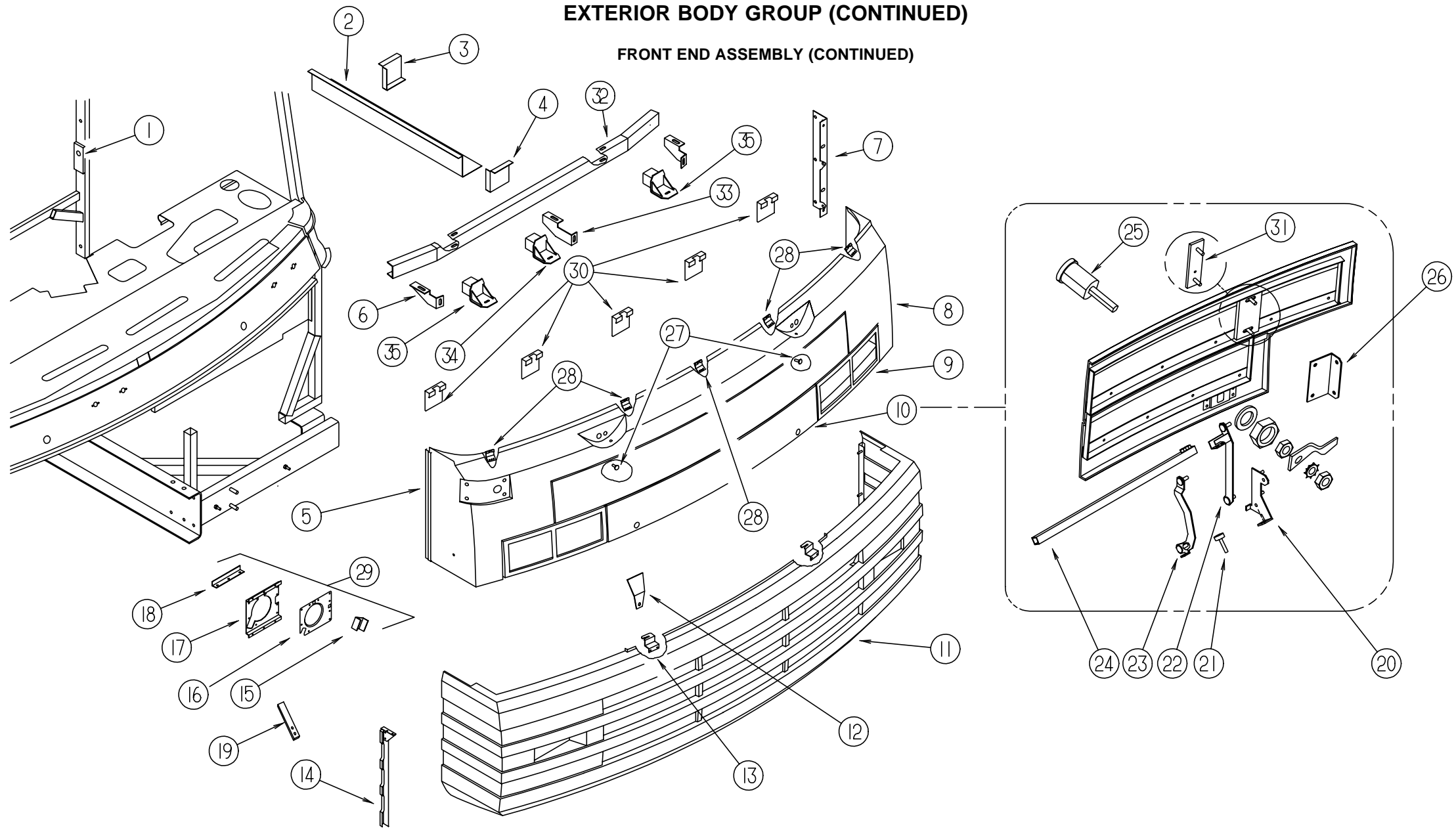


KEY	PART NUMBER	U/M	DESCRIPTION
1	070579-06-000	EA	PLATE-ANCHOR, W/7/16 WELD NUT - 1.5" X 3.3"
2	106746-01-000	EA	PANEL-STEPWELL
3	106747-01-000	EA	PANEL-STEPWELL, END RH
4	106747-02-000	EA	PANEL-STEPWELL, END LH
5	089922-31-000	EA	TRIM-FIBERGLASS, PANEL, SABLE
6	107411-01-000	EA	BRACKET-SUPPORT, GRILLE, RH
	107411-02-000	EA	BRACKET-SUPPORT, GRILLE, LH
7	107225-01-000	EA	BRACKET-VALANCE, W/LIP, CAB
8	M05746-03-G38	EA	FRT END ASM-FIBERGLASS M SABLE
9	106540-02-03A	EA	BEZEL-HEADLAMP, LH, SABLE
	106540-01-03A	EA	BEZEL-HEADLAMP, RH, SABLE
10	106538-01-G38	EA	PANEL ASM-HOOD M SABLE
11	107416-01-D18	EA	BUMPER-FRONT, W/O FOG LAMP
11	107416-02-D18	EA	BUMPER-FRONT, W/FOG LAMP
	107230-01-D18	EA	GRILLE ASM-MESH
	107230-02-D18	EA	GRILLE ASM-MESH W/FOG LAMPS
12	106765-01-000	EA	SUPPORT-BOLT, HOOD ADJUSTING
13	106748-01-000	EA	LATCH-HOOD, FRONT END

KEY	PART NUMBER	U/M	DESCRIPTION
14	108453-01-000	EA	CAP ASM-END, FRONT, RH
	108453-02-000	EA	CAP ASM-END, FRONT, LH
15	110691-01-01A	EA	BRACKET-SPRING, HEADLAMP MILL
16	110692-01-01A	EA	PLATE-HEADLAMP, QUAD, RH MILL
	110692-02-01A	EA	PLATE-HEADLAMP, QUAD, LH MILL
17	110783-01-01A	EA	BRACKET-HEADLAMP, QUAD, RH, MILL
	110783-02-01A	EA	BRACKET-HEADLAMP, QUAD, LH, MILL
18	007157-05-000	EA	NUT-WELL, HEADLIGHT BEZEL
18	110782-01-000	EA	ANGLE-SUPPORT, HEADLAMP
19	115384-01-01A	EA	STRAP-BUMPER/WHEELWELL BLK
20	106613-03-000	EA	BRACKET - RH HINGE LINK
	106613-04-000	EA	BRACKET - LH HINGE LINK
21	058786-02-000	EA	BOLT-ADJUSTING, HOOD - W/BLACK PAD - 5/16" #18 X 1.25"
22	106618-01-000	EA	LINK ASM-HINGE, HOOD, UPPER, RH
	106618-02-000	EA	LINK ASM-HINGE, HOOD, UPPER, LH
23	106612-03-000	EA	LINK ASM-HINGE, HOOD, LOWER, RH
	106612-04-000	EA	LINK ASM-HINGE, HOOD, LOWER, LH
24	105096-04-000	EA	TUBE ASM-TIMING, HOOD HINGE

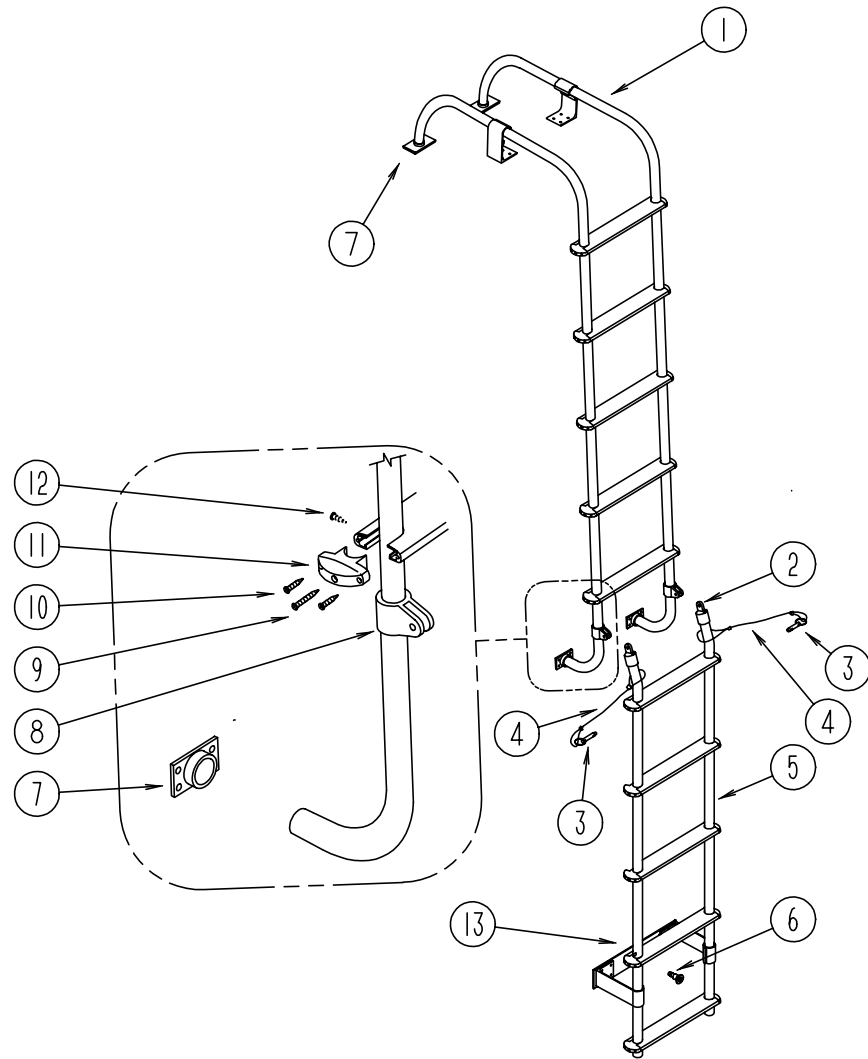
EXTERIOR BODY GROUP (CONTINUED)

FRONT END ASSEMBLY (CONTINUED)



KEY	PART NUMBER	U/M	DESCRIPTION
25	102330-01-000	EA	LATCH-SINGLE HOLE, VISE ACTION
	102328-01-000	EA	KEY-LATCH
26	106749-01-000	EA	ANGLE-LINK, HOOD, RH
	106749-02-000	EA	ANGLE-LINK, HOOD, LH
27	058786-01-000	EA	BOLT-ADJUSTING, HOOD - W/BLACK PAD - .31" #18 X 2"
28	104577-03-000	EA	BRACKET-FIBERGLASS MOUNTING
28	119445-01-04B	EA	PLATE-W/HOLES, BLACK FROM: 00-00-00 THRU: 06-04-95
			FROM: 06-05-95 THRU: 99-99-99
28	119445-01-02B	EA	PLATE-W/HOLES, E-COAT
29	110690-01-D18	EA	PLATE ASM-HEADLAMP, QUAD, RH
	110690-02-D18	EA	PLATE ASM-HEADLAMP, QUAD, LH
30	002328-02-000	EA	BLOCK-WINDSHIELD, .062" X .5" X .98"
31	106730-02-000	EA	PLATE ASM-STUD
32	P07408-01-000	EA	CHANNEL-BUMPER, FRONT E-COAT (FORD)
33	107410-01-000	EA	BRACKET-SUPPORT, GRILLE, CENTER
34	120761-01-02B	EA	BRACKET ASM-BUMPER,FRONT,E-C FROM: 10-02-95 THRU: 99-99-99
35	120761-02-02B	EA	BRACKET ASM-BUMPER,FRONT,E-C FROM: 10-02-95 THRU: 99-99-99

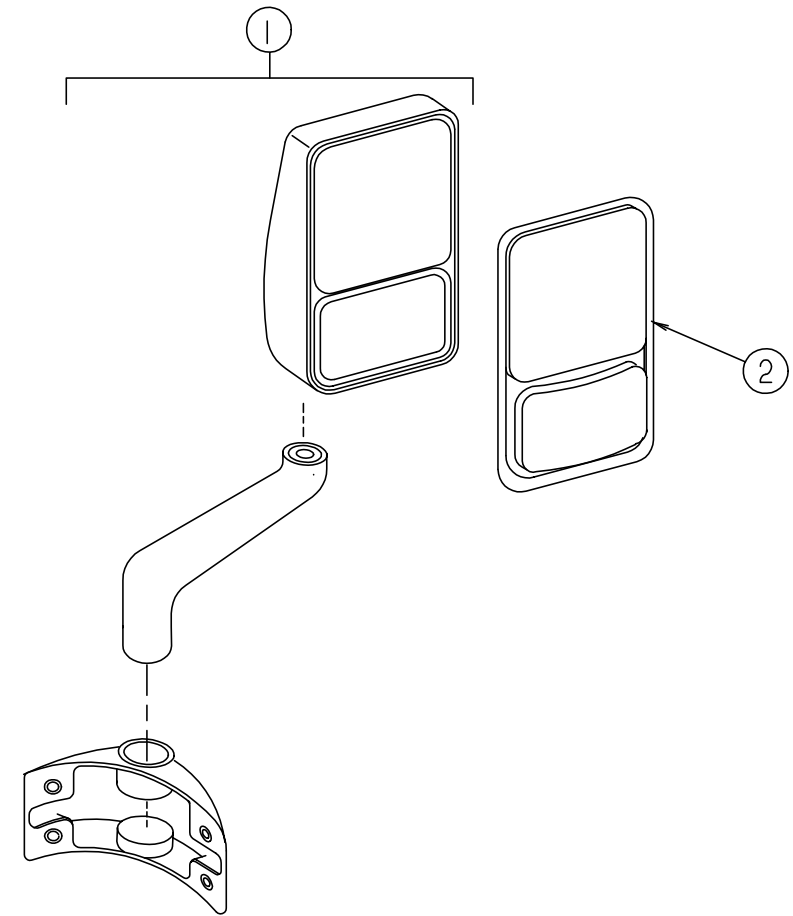
EXTERIOR BODY GROUP (CONTINUED)



LADDER

KEY	PART NUMBER	U/M	DESCRIPTION
1	116008-01-F36	EA	LADDER ASM-UPPER
2	081115-01-000	EA	CAP-TOP, 1 INCH
3	114834-01-000	EA	PIN-QUICK RELEASE
4	076767-11-000	EA	CABLE - 1/16" X 5.9"
5	108402-01-D18	EA	LADDER ASM, LOWER
	081114-01-000	EA	CAP-INSERT, ROUND - 1" DIAMETER - PLASTIC - BLACK
	081055-01-000	EA	SPRING GRIP-INTERNAL TOOTH - LADDER
6	081056-01-000	EA	PIN-QUICK RELEASE, SINGLE ACTION - LADDER
7	067165-01-000	EA	MOUNTING BRACKET-LADDER, LOWER
8	081116-01-000	EA	SLIDE-TOP, RACK & LADDER - 1"
9	000G67-10-36T	EA	SCREW, 10-12 X 2.25 PPH, BLACK
10	000G39-06-10U	EA	SCREW-SF/DR, 6-20 X 5/8 PPH
11	076980-02-000	EA	END CAP-STEP, BLACK
12	000G39-10-16U	EA	SCREW-SF/DR, 10-16 X 1.00 PPH
13	108423-01-02A	EA	PLATE-BUMPER, LADDER, LOWER
	038327-01-000	EA	TAPE-ANTI SLIP, 2" X 60'
	112384-01-000	EA	SPONGE-BRACKET,RACK & LADDER

EXTERIOR BODY GROUP (CONTINUED)



EXTERIOR MIRRORS

KEY	PART NUMBER	U/M	DESCRIPTION	VENDOR NO.
1	108699-01-01A	EA	MIRROR ASM-EXTE ADJUSTING GLASS, RH - VELVAC 713224-7 BLK USE SCREW #10915201000 FOR MIRROR TO SIDEWALL FASTENER	
2	106015-01-703	EA	MIRROR-REPLACEMENT KIT PASS KIT CONTAINS: BEZEL - CONVEX GLASS - FLAT GLASS	709266
1	108699-02-01A	EA	MIRROR ASM-EXTE ADJUSTING GLASS,LH - VELVAC 713225-7 BLK USE SCREW #10915201000 FOR MIRROR TO SIDEWALL FASTENER	
2	106015-02-702	EA	MIRROR-REPLACEMENT KIT (DR)	709267
1	108699-03-01A	EA	MIRROR ASM-EXTE REMOTE/HEAT, RH - VELVAC 713222-7 BLK	
2	086261-01-704	EA	MIRROR KIT EXTE. PASS. SIDE KIT CONTAINS: BEZEL - CONVEX GLASS - HEATED FLAT GLASS	709268
1	108699-04-01A	EA	MIRROR ASM-EXTE REMOTE/HEAT, LH - VELVAC 713223-7 BLK	
2	086261-02-701	EA	MIRROR KIT. EXTE. DRIVER SIDE KIT INCLUDES: BEZEL - CONVEX GLASS - HEATED FLAT GLASS	709269
	087695-01-000	EA	SWITCH-HEATER, EXTERIOR MIRROR FROM: 00-00-00 THRU: 09-03-95	
	087695-02-000	EA	SWITCH-MIRROR HEATER - DAV 4720-12 FROM: 09-04-95 THRU: 99-99-99	
	088246-01-000	EA	SWITCH-REMOTE, EXTE. MIRROR - SQUARE PUSH - VELVAC 7471290	
	099982-02-01A	EA	PLATE-SWITCH, BLACK	
	108825-01-000	EA	GASKET-MIRROR - INDUSTRIAL PRODUCTS	

EXTERIOR BODY GROUP (CONTINUED)

FIBERGLASS, STYROFOAM & STEEL CHANNEL

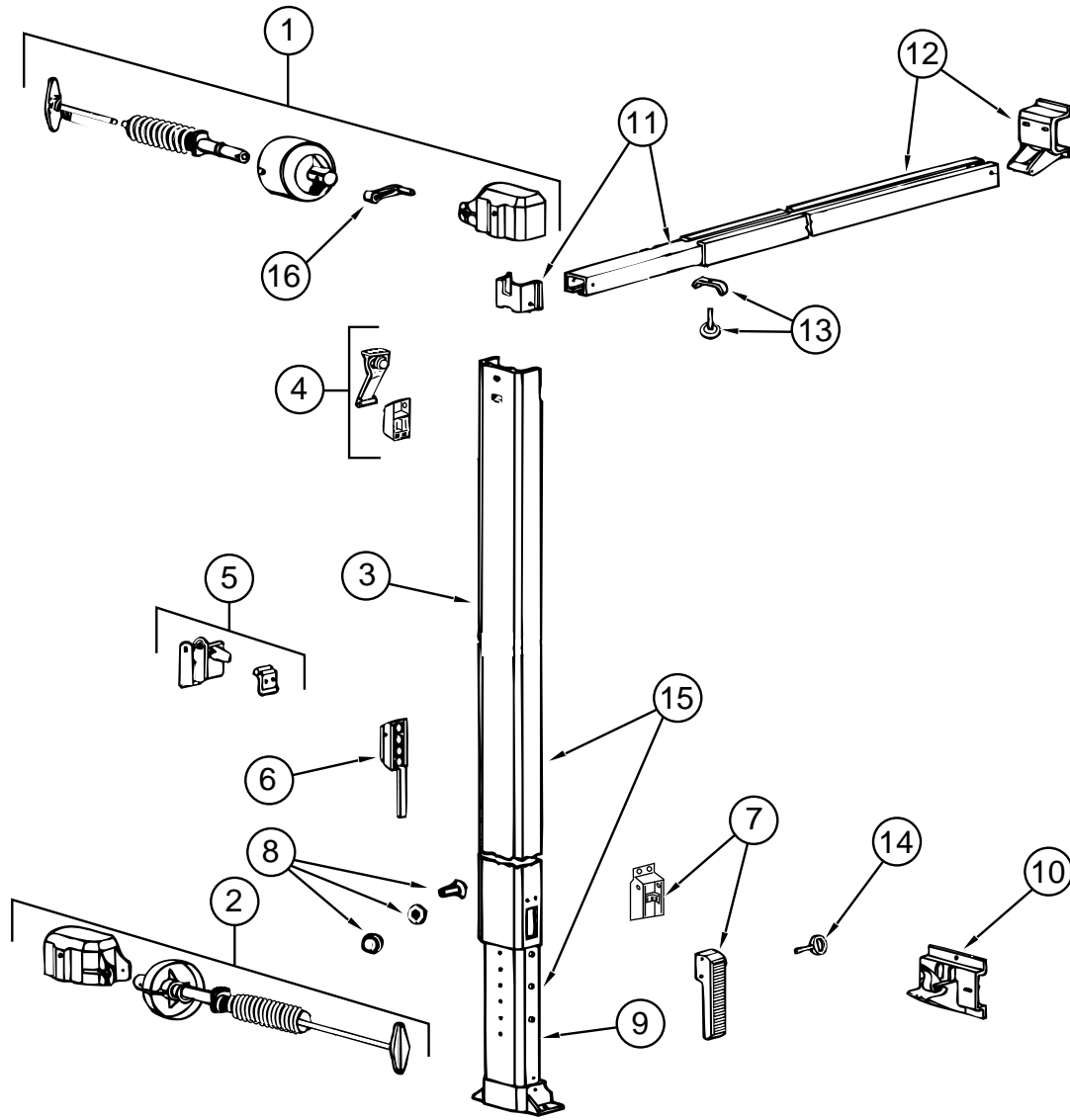
KEY	PART NUMBER	U/M DESCRIPTION
	000870-08-000	SF STYROFOAM-.75 X 48 X 96-PLANED
	002726-01-001	EA GARNISH-U-CHANNEL, 1.38" X 19' - SERRATED - MILL ALUMINUM
	033381-17-001	FT STEEL-TUBE 16GA 1.5 X 1.5 X 192
	044487-01-001	EA ALUMINUM SHEET - .019" X 96" X 360" - MILL FINISH
	044487-01-002	EA ALUMINUM SHEET - .019" X 96" X 432" - MILL FINISH
	055278-01-001	FT TUBING-STEEL, .75" X 1.5" X 288"
	055278-51-259	EA TUBING-STEEL, .75" X 1.5" X 12.5'
	055278-51-323	EA STEEL-TUBE 18GA .75 X 1.5 X 0510MM - CR
	058267-01-000	FT CHANNEL-STEEL, W/HOLES - SIDEWALL STIFFENER - 2" X 20'
	058804-01-000	EA ALUMINUM-.032 X 36.00 X 064.00 1/4 HEX - PERFORATED .79 OPEN
	065747-01-000	SF INSULATION-MICROFOAM, .5" THICK X 72" X 112' ROLL
	065747-51-001	EA INSULATION-M/FOAM .5 X 228 X 558 - AMETEK
	068716-01-001	EA BRACE-90 DEGREE L-ANGLE, 192" - EXTRUDED ALUMINUM
	076054-T1-000	EA FIBERGLASS SHEET 79" X 407" SABLE
		FROM: 00-00-00 THRU: 10-29-95
	076054-W1-000	EA FIBERGLASS SHEET 79" X 409" SABLE
		FROM: 10-30-95 THRU: 99-99-99
	076054-S7-000	EA FIBERGLASS SHEET 38" X 70.6" SABLE
	076054-S9-000	EA FIBERGLASS SHEET 79" X 425" SABLE
		FROM: 00-00-00 THRU: 10-29-95
	076054-V9-000	EA FIBERGLASS SHEET 79" X 425" SABLE
		FROM: 10-30-95 THRU: 99-99-99
	077517-63-000	EA SHEET-FIBERGLASS, 4' X 8' SABLE, FLAT
	089297-01-000	SF PLYWOOD-LUAN, OVERLAY GRADE - 4' X 8'
	100619-01-000	BF EXPANDED FOAM SHEET - 48" X 96" X 1.34"
	100619-02-000	BF FOAM-EXPANDED POLYSTYRENE 48" X 96" X 1.5"
	100619-04-000	BF FOAM-EXPANDED POLYSTYRENE - EPS 48"X96"X.5
		FROM: 10-30-95 THRU: 99-99-99
	100619-05-000	BF FOAM-EXPANDED POLYSTYRENE - 48" X 96" X .75"
	100619-11-000	BF FOAM-EXPANDED POLYSTYRENE - 48" X 96" X 2"
	100619-12-000	BF EXPANDED POLYSTYRENE FOAM SHEET -1.5" X 90.25" X 48"
		FROM: 00-00-00 THRU: 10-29-95
	100619-13-000	BF FOAM-EXPANDED POLYSTYRENE - 48" X 96" X .34"
	105077-03-000	EA FOAM-PLUG,SIDEWALL TUBE - WISCONSIN EPS
		FROM: 00-00-00 THRU: 10-29-95
	107258-01-000	EA FOAM-COVE, ROOF
		FROM: 00-00-00 THRU: 10-29-95
	107258-02-000	EA FOAM-PLUG, ROOF TUBE - WISCONSIN EPS
		FROM: 00-00-00 THRU: 10-29-95
	107258-04-000	EA FOAM-PLUG, ROOF TUBE - WISCONSIN EPS
		FROM: 00-00-00 THRU: 10-29-95
	107258-05-000	EA FOAM-PLUG, ROOF TUBE - WISCONSIN EPS
		FROM: 00-00-00 THRU: 10-29-95
	108535-02-04A	SF FIBERGLASS FLAT 104" X 500' LONG SABLE - FILON
		FROM: 00-00-00 THRU: 10-29-95
	108535-02-703	EA FIBERGLASS FLAT 104" X 396" SABLE
	108535-04-702	EA FIBERGLASS FLAT 104' X 396' SABLE
	108535-04-704	EA FIBERGLASS FLAT 6" X 34' SABLE
	109270-01-01A	EA MESH-ALUMINUM BLACK
	109270-02-02A	EA MESH-ALUMINUM MILL
	109270-02-01A	EA MESH-ALUMINUM BLACK
	117754-01-03A	EA FIBERGLASS-SHEET, 320 X 2442MM SABLE
	119389-01-01A	EA TUBE-W/HOLE MILL - EXTR 119391
	120107-03-000	EA FOAM-PLUG, ROOF TUBE - WISCONSIN EPS
		FROM: 10-30-95 THRU: 99-99-99

EXTERIOR BODY GROUP (CONTINUED)

SQUEEGEE & ENTRY DOOR BUMPER

KEY	PART NUMBER	U/M DESCRIPTION
	091955-02-000	EA SQUEEGEE-EXTEND HANDLE
	110429-03-D18	EA BRACKET ASM-SQUEEGEE
	110429-01-01A	EA BRACKET-SQUEEGEE MILL
	117046-01-000	EA BUMPER-RUBBER, ROUND END - LAKEVIEW #22134
		FROM: 05-01-95 THRU: 07-23-95
	117046-02-000	EA BUMPER-RUBBER, ROUND END - LAKEVIEW #22073
		FROM: 07-24-95 THRU: 99-99-99

EXTERIOR BODY GROUP (CONTINUED)



CAREFREE PATIO AWNING, SPACER & SHIM

KEY	PART NUMBER	U/M DESCRIPTION	VENDOR NO.
	116059-05-01A	EA AWNING-ROLLER ASM. 20' PERSIAN GREEN	
	116059-05-02A	EA AWNING-ROLLER ASM, 20' S. BLUE (GRAPHIC UPGRADE OPTION)	
	116059-01-03A	EA AWNING HARDWARE KIT - BLACK ANODIZED	
1	116059-01-744	EA SPRING & BRAKE ASSY (FRONT)	249001A
2	116059-01-745	EA SPRING ASSEMBLY, REAR	249020A
3	116059-01-746	EA ARM ASSEMBLY, UPPER FRT. 66"	249528
	116059-01-747	EA ARM ASSEMBLY-UPPER, REAR 66"	249529
4	116059-01-748	EA SLIDER ASSEMBLY, UPPER	249040
5	116059-01-749	EA ARM STORAGE, LOCK ASSEMBLY	249060
6	116059-01-706	EA CONTROL-BRAKE	249070
7	116059-01-751	EA HANDLE ASSEMBLY	249080
8	116059-01-752	EA STOP BOLT ASSEMBLY	011131
9	116059-01-753	EA ARM-LOWER ASSEMBLY, FRT 56"	249600
	116059-01-754	EA ARM-LOWER ASSEMBLY, REAR 56"	249601
10	116059-01-755	EA BRACKET ASSEMBLY, BOTTOM	012414
11	116059-01-756	EA BRACE ASSEMBLY-LOWER, 50"	012410
12	116059-01-757	EA BRACE ASSEMBLY-UPPER, 50"	012409
13	116059-01-714	EA BLACK LOCKING KNOB - W/ CLAMP	249105
14	116059-01-761	EA HANDLE LOCK PIN	040279
15	116059-01-762	EA ARM ASM. COMP. FRONT,UPR+LWR	249201
	116059-01-763	EA ARM ASM. COMP. RR. UPR+LWR	249221
16	116059-01-720	EA LEVER-BRAKE, BLACK	037076WBLK

EXTERIOR BODY GROUP (CONTINUED)

CAREFREE PATIO AWNING, SPACER & SHIM (CONTINUED)

KEY	PART NUMBER	U/M DESCRIPTION	VENDOR NO.
	116059-01-718	EA WAND - PULL	036031
	116059-01-759	EA DOOR ROLLER	060063
	116059-01-760	EA TOOL KIT-NUTSERT	905007
	116059-01-719	EA SCREW #8 X 5/16	030523 CAM
	111037-01-01A	EA SPACER-AWNING, UPPER BLACK	
	116059-06-01A	EA SHIM-BOTTOM BRACKET, CAREFREE 071300	

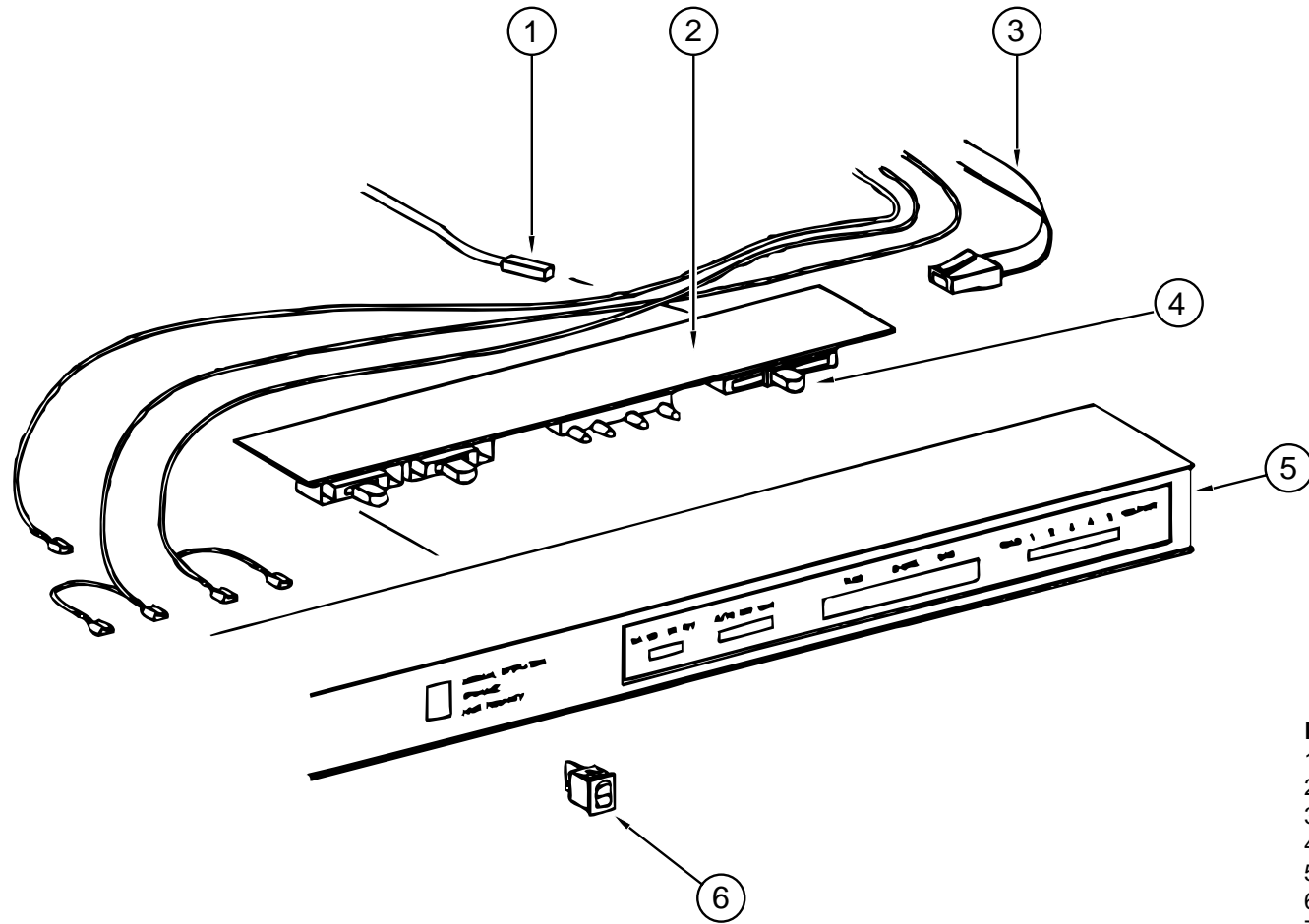
CAREFREE SLIDEOUT ROOM AWNING

KEY	PART NUMBER	U/M DESCRIPTION	VENDOR NO.
	115868-04-01A	EA AWNING RAIL-ANODIZED	
	115868-01-03A	EA AWNING - SLIDEOUT 156 1/2" SATIN ANODIZED	FROM: 00-00-00 THRU: 01-07-96
	115868-01-05A	EA AWNING - SLIDEOUT - 156 1/2" SABLE ANODIZED	FROM: 00-00-00 THRU: 01-07-96
			FROM: 01-08-96 THRU: 99-99-99

GALLEY GROUP

NORCOLD 682 REFRIGERATORS, TIEDOWNS, BAFFLE, TRAY & LEVEL

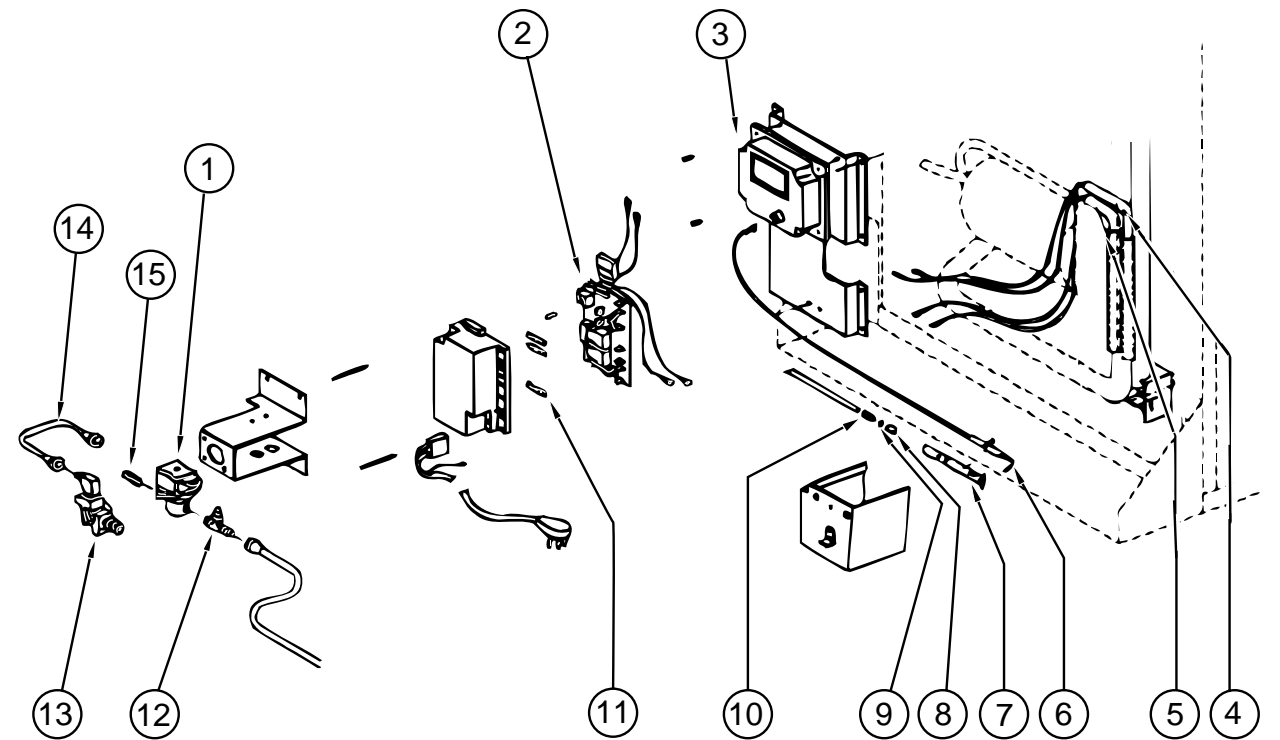
KEY	PART NUMBER	U/M	DESCRIPTION
	104137-04-01A	EA	REFRIGERATOR-LARGE DBL DOOR 2 W/ICE - NORCOLD 682-MI RHBL
	104137-02-01A	EA	REFRIGERATOR-LARGE DBL DOOR 2-WAY - NORCOLD 682 RH BLK
	065225-02-000	EA	PLATE-TIEDOWN, REFRIGERATOR
	090195-08-000	EA	BAFFLE-REFRIGERATOR, LOWER
	093646-01-000	EA	BRACKET ASM-TIEDOWN, REFRIGERATOR
	093646-02-000	EA	BRACKET-TIEDOWN, REFRIGERATOR
	054450-01-000	EA	LEVEL-REFRIGERATOR
	093369-03-000	EA	STRAP-REFRIGERATOR
	116751-02-01A	EA	TRAY-REFRIGERATOR, BLACK



NORCOLD 682 EYEBROW ASSEMBLY

KEY	PART NUMBER	U/M	DESCRIPTION	VENDOR NO.
1	084880-01-753	EA	THERMISTER-78"W/O CLIP	61693822
2	094039-04-700	EA	BOARD-PC, 2 WAY	61647322
3	084880-01-746	EA	CABLE-PC BD TO POWER SUPPLY	61571522
4	102621-01-703	EA	BUTTON-THERMOSTAT-ADJUSTABLE	61587422
5	104137-06-700	EA	SHELL-EYEBROW, 2-WAY, W/HUM	61726622
6	075217-01-738	EA	SWITCH HUMIDITY	61525922

GALLEY GROUP (CONTINUED)

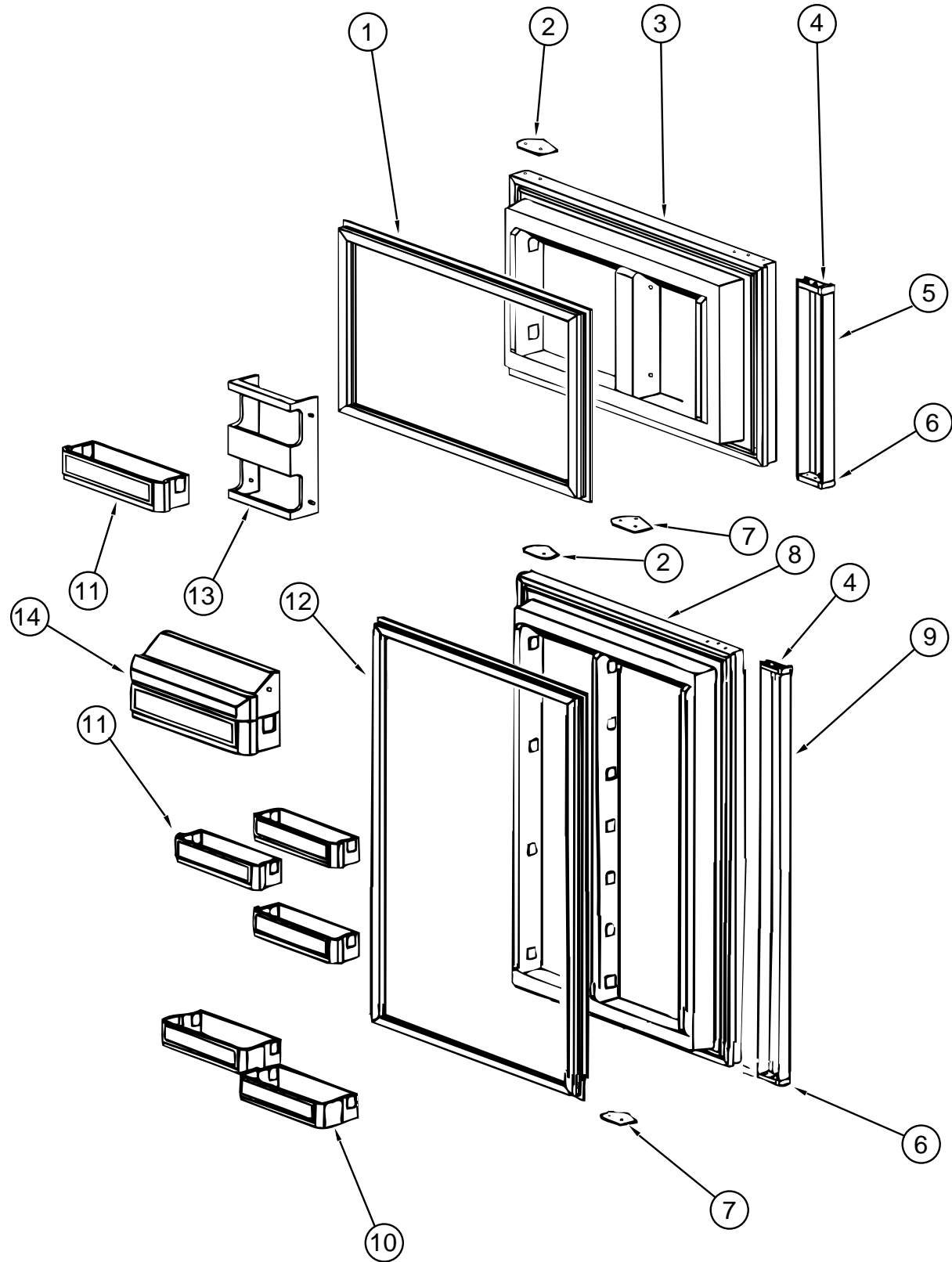


NORCOLD 682 COOLING UNIT & CONTROL BRACKET ASSEMBLY

KEY	PART NUMBER	U/M	DESCRIPTION	VENDOR NO.
1	084880-01-718	EA	VALVE-GAS, (ASCO)	61551822
2	094039-04-702	EA	POWER SUPPLY (2 WAY)	61647422
3	104137-02-700	EA	CHANNEL-CONTROL MODULE	61717037
4	088248-01-710	EA	HEATER DC (HORIZONTAL)	61562822
5	088248-01-709	EA	HEATER-AC (HORIZONTAL)	61562722
6	104137-06-715	EA	ELECTRODE-SPARK /SENSOR, SGL	61692222
7	104137-06-714	EA	BURNER ASSEMBLY, 5-SLOT	61705222
8	084880-01-705	EA	ORIFICE	614522
9	104137-06-713	EA	GASKET-ORIFICE	61475122
10	104137-06-712	EA	FITTING-GAS, TUBE CONNECTION	61692722
11	104137-06-711	EA	FUSE-5 AMP	61611622
12	104137-06-710	EA	TAP-PRESSURE	61594422
13	104137-06-709	EA	VALVE-SHUT OFF, MANUAL	61694922
14	113737-01-750	EA	TUBE-UNION	61694622
15	084880-01-713	EA	FITTING-MALE INLET CONNECTOR	615256222
	088248-01-707	EA	SENSOR-ELECTRODE, HORIZONTAL	61573322
	088248-01-708	EA	ELECTRODE-SPARK, HORIZONTAL	61573222
	084880-03-701	EA	COIL-COOLING, F/HORIZ.BURNER	61687337

GALLEY GROUP (CONTINUED)

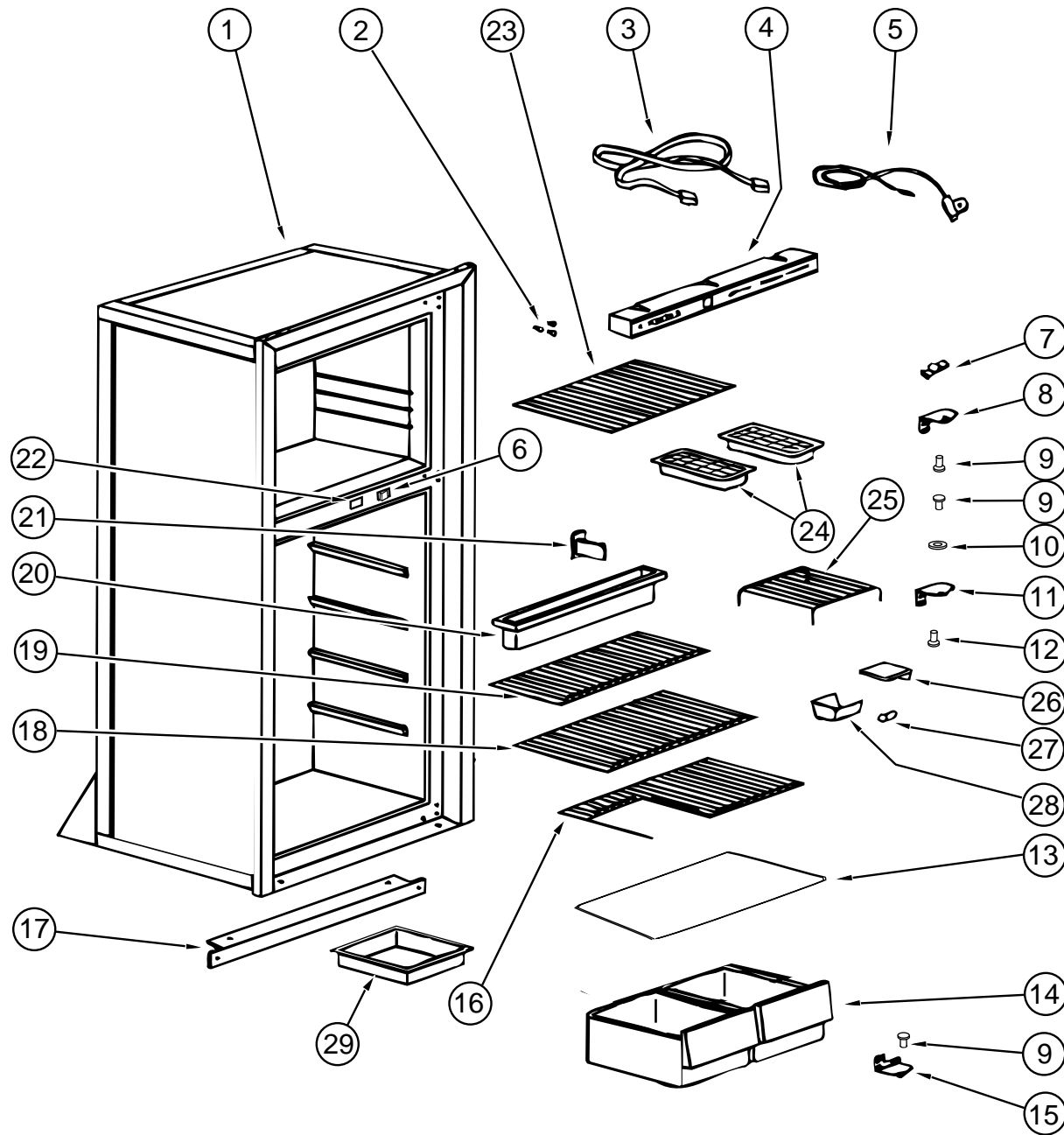
NORCOLD 682 UPPER & LOWER REFRIGERATOR DOORS



KEY	PART NUMBER	U/M	DESCRIPTION	VENDOR NO.
1	094039-01-702	EA	GASKET (GRAY) UPPER	61567830
2	094039-01-710	EA	PLATE-HINGE,RHTOP,LHBTM, BLK	61631330
3	094039-01-706	EA	LINER-UPPER DOOR,WHITE/BLACK	61581838-B
4	084880-01-761	EA	CAP-END, CATCH, UPPER, BLACK	61593730
5	104137-06-701	EA	HANDLE-UPPER DOOR ASM. BLACK	61743638
	084880-01-720	EA	SPRING (FOR DOOR HANDLE)	61558822
6	084880-01-740	EA	CAP-END, STOP CATCH, LWR.BLK	61593830 BLACK
7	094039-01-704	EA	PLATE-HINGE,TOPLH,RHBTM BLK	61631430
8	094039-01-715	EA	LINER-DOOR LOWER,BLACK/WHITE	61581738-B
9	094039-01-717	EA	HANDLE ASM., LOWER DOOR, BLK	61649938
	084880-01-720	EA	SPRING (FOR DOOR HANDLE)	61558822
10	104137-06-719	EA	BIN-MILK, WHITE	617757
11	104137-06-721	EA	BIN-DOOR SHELF, WHITE	617759
12	094039-01-713	EA	GASKET-DOOR, LOWER-GRAY	61568030
13	104137-06-702	EA	RACK-JUICE, WHITE	61580525
14	104137-06-722	EA	KEEPER-DAIRY, WHITE W/BUE TRIM	617760

GALLEY GROUP (CONTINUED)

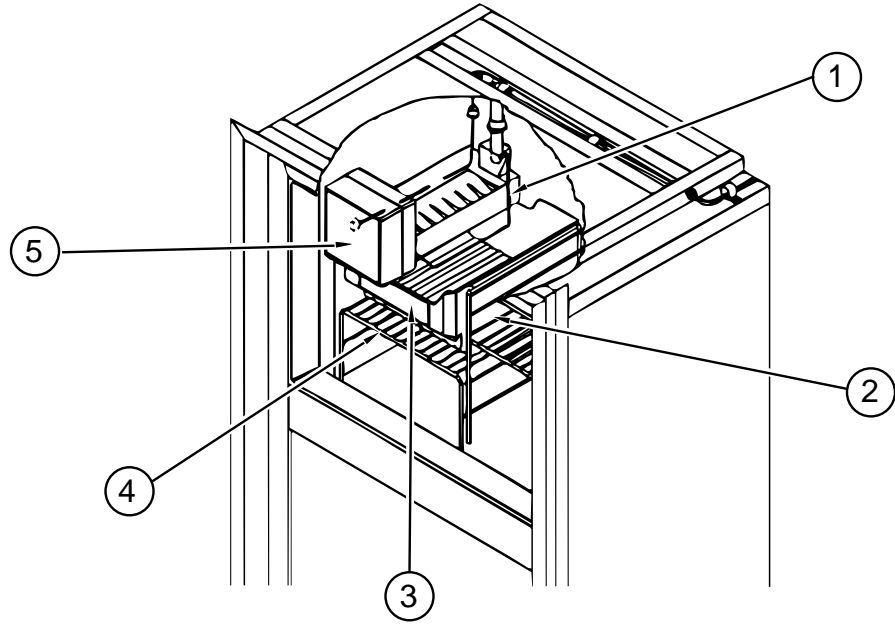
NORCOLD 682 REFRIGERATOR CABINET ASSEMBLY



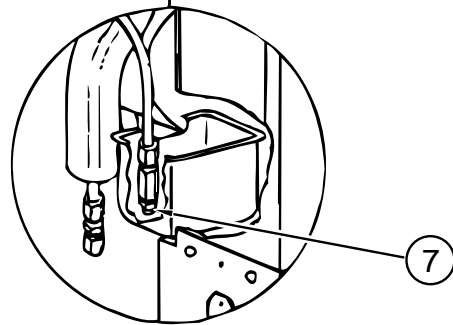
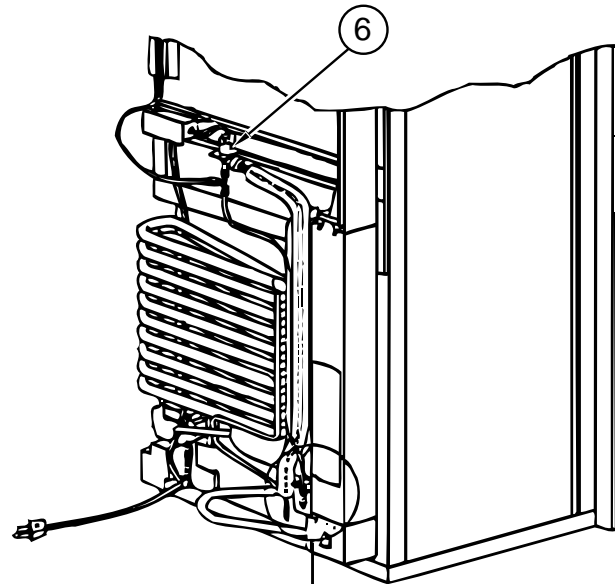
KEY	PART NUMBER	U/M	DESCRIPTION	VENDOR NO.
1	104137-04-701	EA	CABINET-W/BLACK TRIM,WHT INT	61681238
1	094039-01-721	EA	CABINET ASM. WHT.W/BLK FRAME	61663238
2	094039-01-722	EA	PLUG-HOLE, BLACK	61582030
3	084880-01-746	EA	CABLE-PC BD TO POWER SUPPLY	61571522
4	094039-04-701	EA	SHELL-EYEBROW, 2-WAY W/O HUM	61669822
5	084880-01-753	EA	THERMISTER-78" W/O CLIP	61693822
6	094039-01-736	EA	SWITCH-LIGHT, BLACK	61581022
7	084880-01-760	EA	CLIP (THERMISTER)	61689122
8	094039-01-723	EA	BRACKET-HINGE, TOP RH-BTM LH	61580838
9	094039-01-725	EA	PIN-HINGE, BLACK	61578130
10	084880-01-749	EA	BUSHING-HINGE	61580722
11	094039-01-728	EA	BRACKET-HINGE, CENTER BLACK	61566530
12	094039-01-730	EA	PIN-HINGE, CENTER, BLACK	61566730
13	084880-01-722	EA	COVER-CRISPER, GLASS	61564122
14	104137-06-720	EA	CRISPER, WHITE W/BLUE TRIM	617758
15	094039-01-724	EA	BRACKET-HINGE, TOP LH-BTM RH	61580930
16	104137-06-730	EA	SHELF-BOTTOM, W/CUTOUT WHITE	618055
17	094039-01-732	EA	TRIM-FRONT LOWER, BLACK	61622130
18	104137-06-729	EA	SHELF-MIDDLE, WHITE	618052
19	104137-06-728	EA	SHELF W/RISER ,WHITE	618062
20	094039-01-735	EA	TRAY-DRIP, WHITE	61572830
21	084880-01-732	EA	LATCH	61578522
22	075217-01-738	EA	SWITCH-HUMIDITY	61525922
23	104137-09-01A	EA	FREEZER SHELF - GRAY	
24	104137-06-724	EA	ICE TRAY	61630422
25	094039-07-702	EA	SHELF-WIRE, FREEZER, LONG	61667722
26	084880-03-705	EA	BRACKET-LIGHT-INTERIOR	61629722
27	084880-03-706	EA	BULB-LAMP	61628922
28	084880-03-707	EA	COVER-LAMP, LENS	61627922
29	104137-06-718	EA	SHELF-TRAY, WHITE, W/CUTOUT	617756

GALLEY GROUP (CONTINUED)

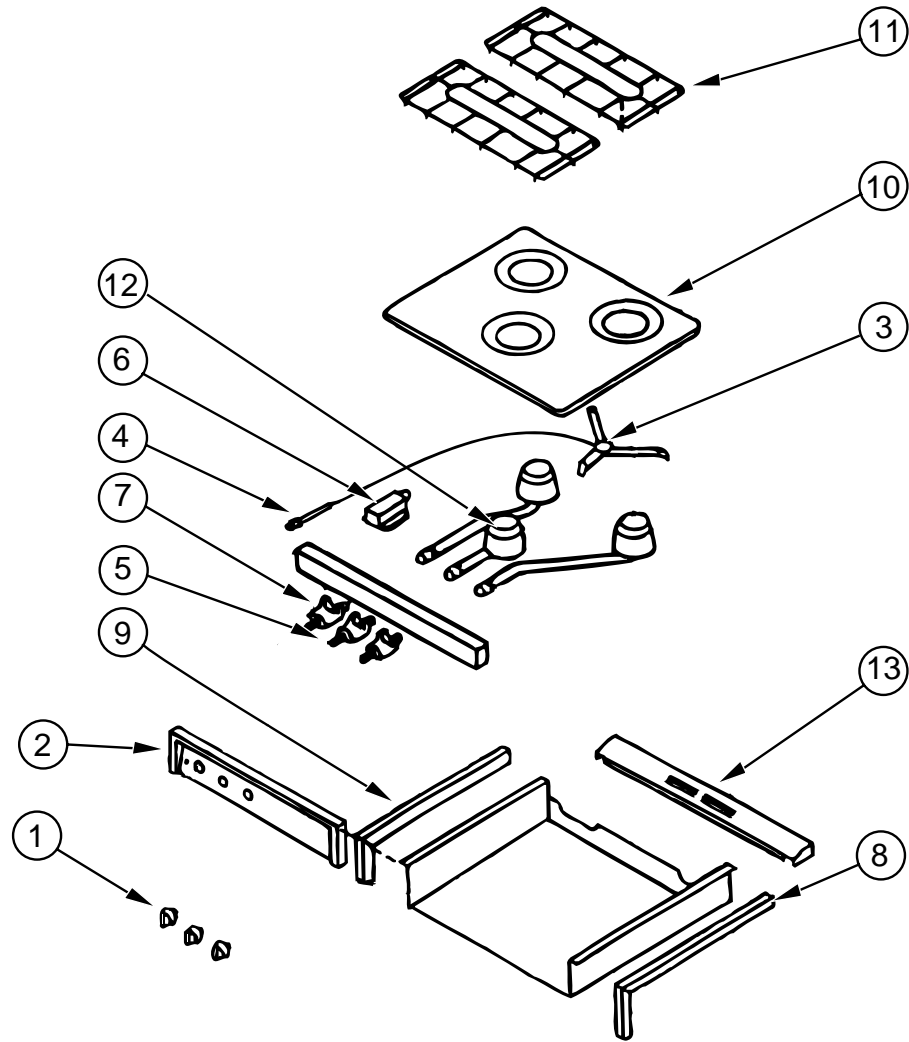
NORCOLD 682 REFRIGERATOR ICE MAKER



KEY	PART NUMBER	U/M	DESCRIPTION	VENDOR NO.
1	120075-03-703	EA	ARM-SHUT OFF	61656922
2	094039-07-702	EA	SHELF-WIRE, FREEZER, LONG	61667722
	104137-04-700	EA	SHELF-FREEZER, METAL	61710522
3	104137-06-723	EA	BIN-ICE, WHITE	617761
4	104137-09-01A	EA	FREEZER SHELF - GRAY	
5	094039-07-700	EA	ICE MAKER ASSEMBLY	61684937
6	094039-07-704	EA	VALVE-FILL, WATER	61657022
7	094039-07-705	EA	VALVE- DRAIN	61685622



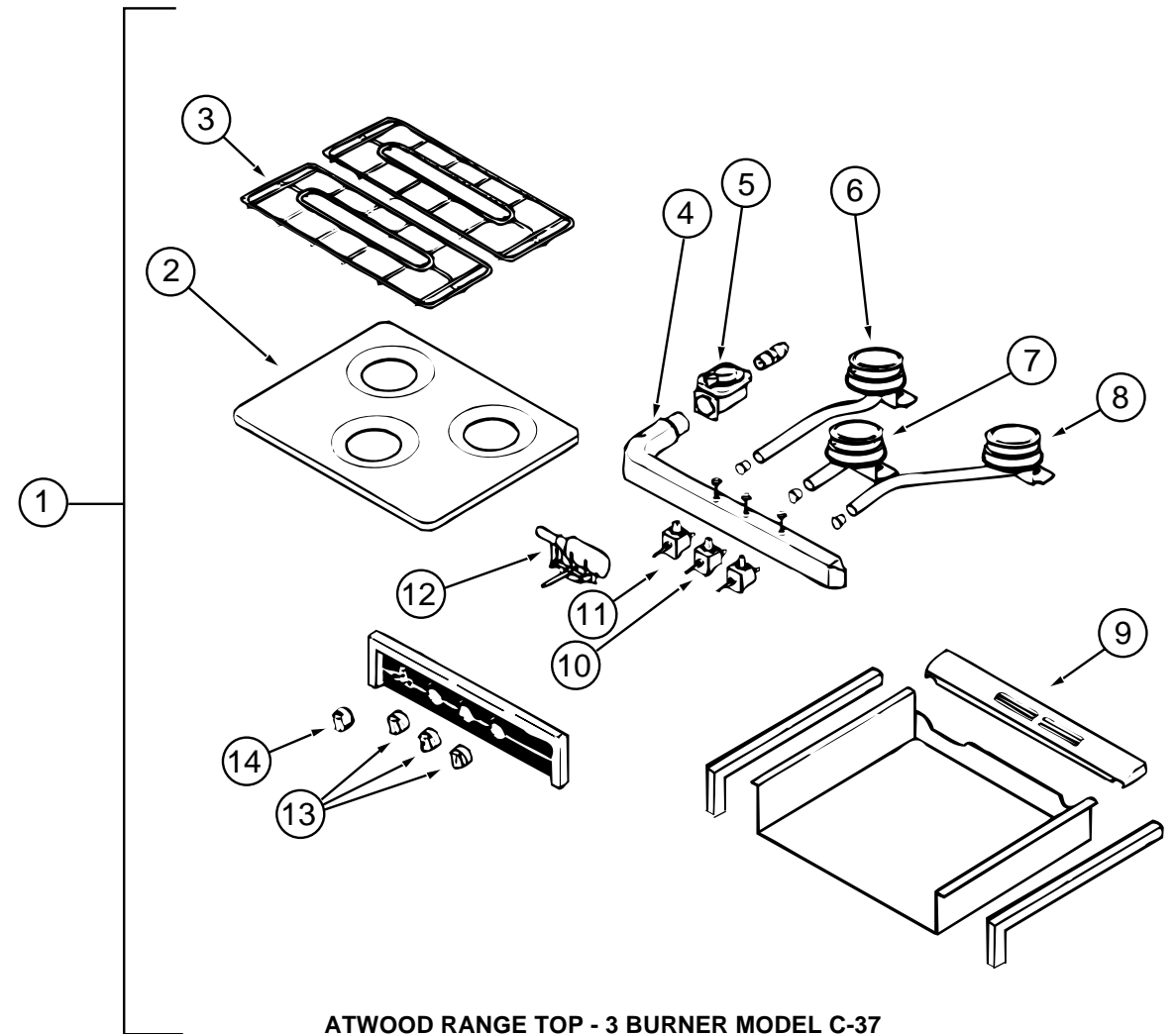
GALLEY GROUP (CONTINUED)



ATWOOD RANGE TOP - 53764

FROM: 00-00-00 THRU: 01-14-96
VENDOR NO.

KEY	PART NUMBER	U/M DESCRIPTION	VENDOR NO.
	106689-01-01A	EA TOP-RANGE, 3 BURNER - BLACK - ATWOOD	53764
1	101593-01-703	EA KNOB-BURNER	53000
2	106689-01-700	EA COVER-MANIFOLD, 3 BURNER	53074
3	106689-01-701	EA IGNITOR-SPARK, HIGH OUTPUT	53078
4	106689-01-702	EA BUTTON-PUSH, PIEZO	52279
5	106689-01-703	EA VALVE-HIGH OUTPUT	53047
6	106689-01-704	EA REGULATOR-EXTREME PRESSURE	51062
7	106689-01-705	EA VALVE-BURNER, ROBERT SHAW	52123
8	106689-01-706	EA TRIM-RIGHT HAND, TOP & SIDE BLK	53020
9	106689-01-707	EA TRIM-LEFT HAND, TOP & SIDE BLK	53019
10	107246-01-700	EA TOP-MAIN, BLACK	53083
11	107246-01-701	EA GRATE-BURNER	53050
12	107246-01-710	EA BURNER-HIGH OUTPUT	53069
13	107323-01-705	EA TRIM-VENT	53525
	107323-01-710	EA CLIP-GRATE	53301
	107323-01-711	EA CUSHION-GRATE, RUBBER	53008



ATWOOD RANGE TOP - 3 BURNER MODEL C-37

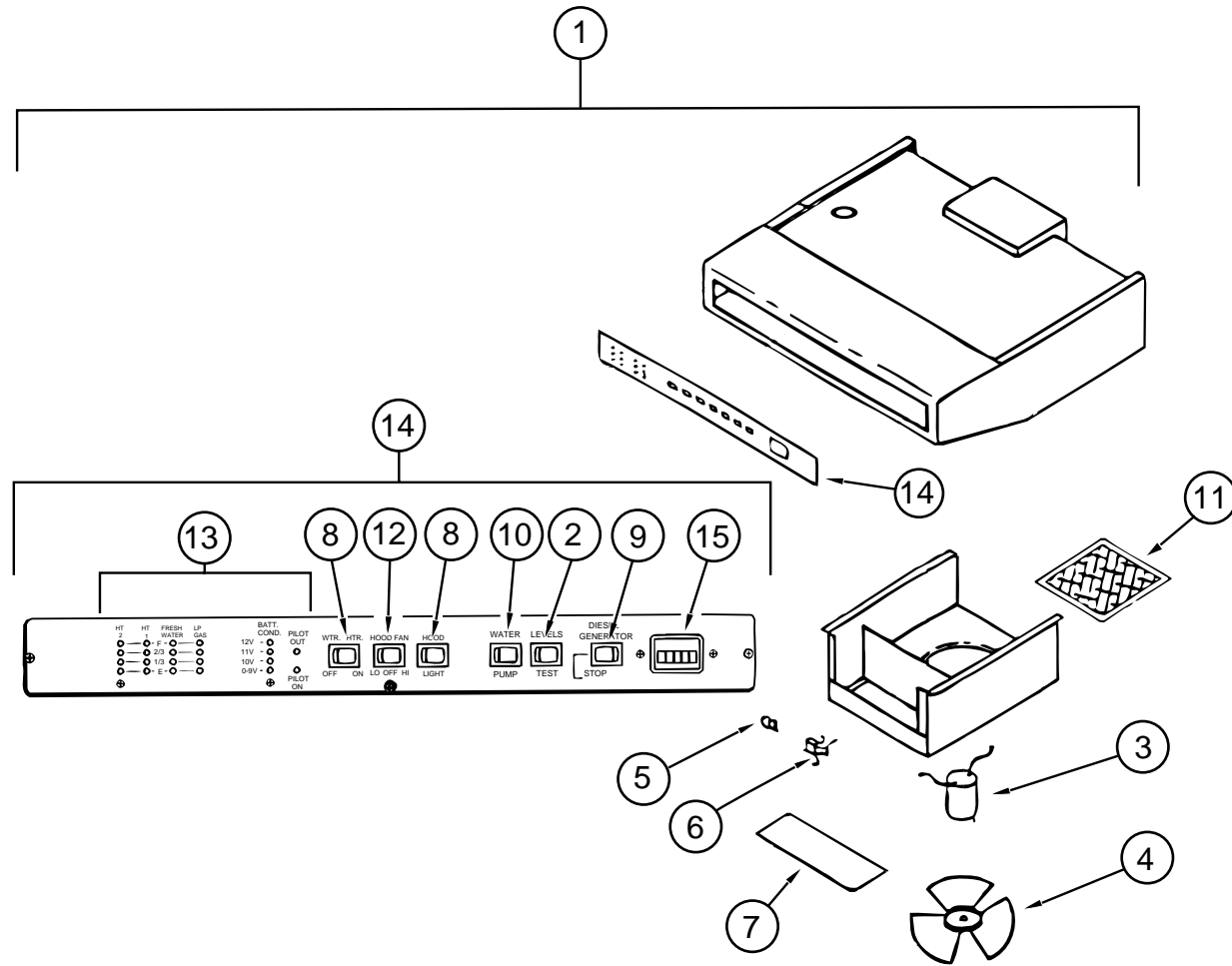
FROM: 01-15-96 THRU: 99-99-99
VENDOR NO.

KEY	PART NUMBER	U/M DESCRIPTION	VENDOR NO.
1	121757-01-01A	EA RANGE TOP-3 BURNER BLK HIGH	
2	121758-01-714	EA RANGE-TOP, ALMOND	53082
3	107246-01-701	EA GRATE-BURNER	53050
	107323-01-711	EA CUSHION-GRATE, RUBBER	53008
	107323-01-716	EA CLIP-GRATE, GREEN	50005
4	121757-01-700	EA MANIFOLD - 3 BURNER	56072
5	106689-01-704	EA REGULATOR-EXTREME PRESSURE	51062
6	121758-01-707	EA BURNER LEFT REAR PZO	56066
7	121758-01-708	EA BURNER CENTER (HIGH OUTPUT)	56068
8	121758-01-706	EA BURNER RIGHT REAR PZO	56067
9	107323-01-705	EA TRIM-VENT	53525
10	121758-01-705	EA VALVE HIGH OUTPUT	56087
11	121758-01-710	EA VALVE, BURNER (2)	56086
12	121758-01-701	EA IGNITOR PIEZO (ROTARY)	56096
13	121758-01-712	EA KNOB, BURNER (3)	56093
14	121758-01-700	EA KNOB (TURN STYLE) PIEZO IGNITOR	56095
	121758-01-702	EA ELECTRODE WIRE(PIEZO IGNITOR)	56097
	121758-01-704	EA INSERT PIEZO	56098

RANGE TOP TIEDOWNS

KEY	PART NUMBER	U/M DESCRIPTION
	106936-03-01A	EA BRACKET-TIEDOWN, STOVE, FRONT, BLACK
	106936-04-01A	EA BRACKET-TIEDOWN, STOVE, FRONT, BLACK

GALLEY GROUP (CONTINUED)



RANGE HOODS

KEY	PART NUMBER	U/M DESCRIPTION	VENDOR NO.
1	100258-21-02A	EA HOOD-RANGE, W/MONITOR PANEL - TEXTURED BLK - TMS-5011-SBP (U.S.)	
1	100258-24-02A	EA HOOD-RANGE, W/MONITOR PANEL - TEXTURED BLK - TMS-5011-SBC (CSA)	
2	096983-01-701	EA SWITCH-SPST MOM. 2 TERM	L0111
3	090973-01-700	EA MOTOR-12 VOLT, CSA & UL	CA508-1
4	090973-01-702	EA BLADE-FAN	VA183-1
5	092696-01-709	EA LAMP #912	VA415
6	092696-01-710	EA HOLDER-LAMP	CB267-2
7	092696-02-701	EA LENS-LAMP	CC179-2
8	096983-01-700	EA SWITCH-ON/OFF	108
9	096983-01-702	EA SWITCH-MOM/OFF/MOM, 3 TERM	112
10	096983-01-703	EA SWITCH-ON/ON	115
11	096983-01-707	EA FILTER-MESH	CC246
12	100258-08-701	EA SWITCH-FAN, 2 SPEED	122
13	100258-11-700	EA BOARD-CIRCUIT	L5097-01
14	100258-11-701	EA PANEL-CONTROL ASSEMBLY	LA9080
15	100258-10-700	EA METER-HOUR	150

GALLEY GROUP (CONTINUED)

STOVE COVERS

KEY	PART NUMBER	U/M DESCRIPTION
	M05904-01-E13	EA COVER ASM-STOVE, W/COUNTERTOP (G38, G39)
	M05904-01-F40	EA COVER ASM-STOVE, W/COUNTERTOP (G40, G41)
	M05904-01-G42	EA COVER ASM-STOVE, W/COUNTERTOP (G42, G43)

MICROWAVE OVEN

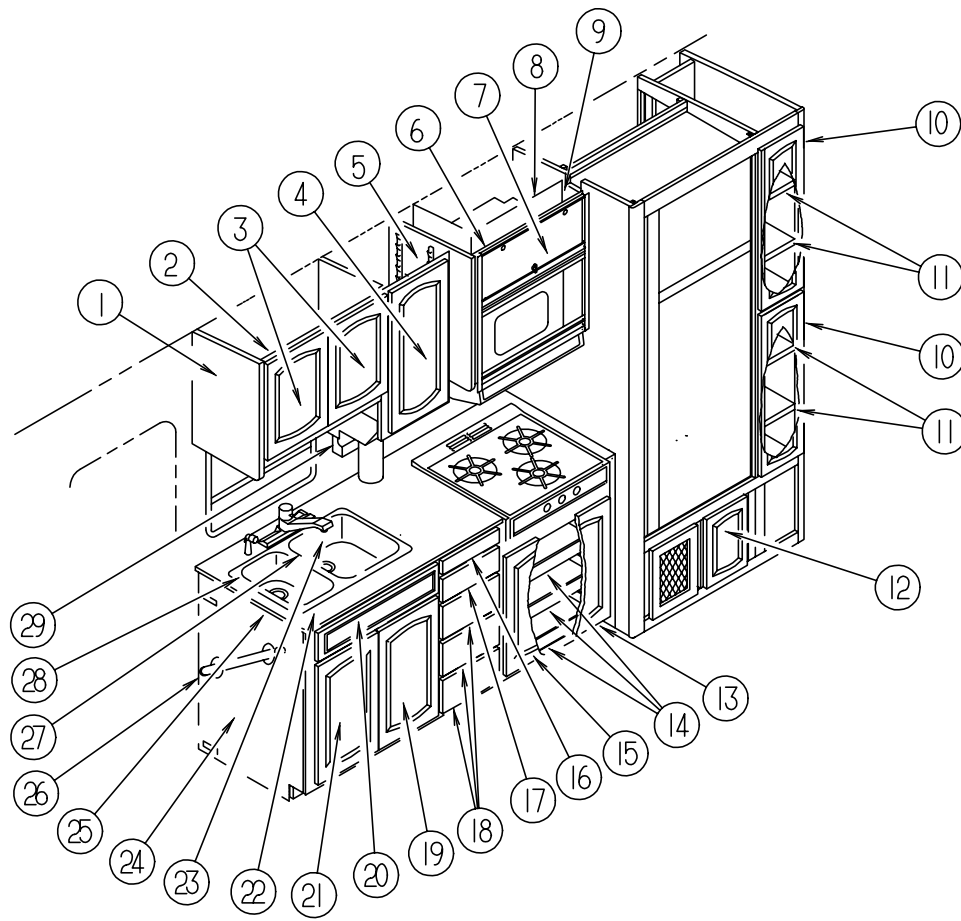
KEY	PART NUMBER	U/M DESCRIPTION
	102479-03-000	EA OVEN-MICROWAVE - PANASONIC NN6505A FROM: 00-00-00 THRU: 11-26-95
	102479-01-000	EA OVEN-MICROWAVE, CONVECTION - PANASONIC NN8501VA FROM: 11-27-95 THRU: 99-99-99
	094756-02-01A	EA BRACKET-L, MICROWAVE - 6.1" LONG X 3.9" WIDE - STEEL - TAN
	094756-03-D18	EA BRACKET-ANGLE W/HOLES
	094756-01-02A	EA BRACKET-ANGLE, W/HOLES MILL
	102482-02-C11	EA FRAME ASM-MICROWAVE
	102456-04-000	EA BAFFLE ASM-MICROWAVE
	102842-02-000	EA BRACKET-BAFFLE, 22.1" X 2.5" - STEEL

COFFEE MAKER

KEY	PART NUMBER	U/M DESCRIPTION	VENDOR NO.
	103799-02-01A	EA COFFEEMAKER WITH CLOCK, WHITE - BLACK & DECKER SDC2B	
	103799-01-700	EA POT-CARAFE, GLASS	679420
	103799-01-701	EA BRACKETS, WHITE PAIR	164734-06 B & D

GALLEY GROUP (CONTINUED)

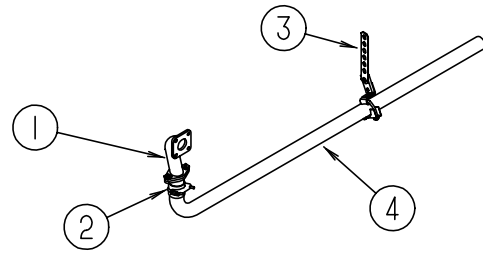
CABINETS & FIXTURES



KEY	PART NUMBER	U/M	DESCRIPTION
1	107494-04-E37	EA	CAP ASM END,LH (PICKLED ASH)
1	107494-04-E41	EA	CAP ASM END,LH (SALEM CHERRY)
2	P14715-01-F36	EA	CABINET ASM-OVHD,GALLEY (PICKLED ASH)
2	P14715-01-F37	EA	CABINET ASM-OVHD,GALLEY (SALEM CHERRY)
3	M05990-08-E37	EA	DOOR-RAIL, HDW, OGEE 450X 325 (PICKLED ASH)
3	M05990-08-E41	EA	DOOR-RAIL, HDW, OGEE 450X 325 (SALEM CHERRY)
4	M05990-07-E37	EA	DOOR-RAIL, HDW, OGEE 660X 305 (PICKLED ASH)
4	M05990-07-E41	EA	DOOR-RAIL, HDW, OGEE 660X 305 (SALEM CHERRY)
5	107494-06-E37	EA	CAP ASM END,LH (PICKLED ASH)
5	107494-06-E41	EA	CAP ASM END,LH (SALEM CHERRY)
6	P14716-01-F36	EA	CABINET ASM-OVHD, MICROWAVE (PICKLED ASH)
6	P14716-01-F37	EA	CABINET ASM-OVHD, MICROWAVE (SALEM CHERRY)
7	100708-05-000	EA	DOOR-GLASS, BLACK - 216 X 596MM
	100710-01-01A	EA	LOCK-GLASS DOOR, TWIST TYPE - BRASS
	100711-01-01A	EA	HINGE-DOOR, GLASS
	101272-01-000	EA	CATCH-DOOR, GLASS
	101766-01-000	EA	PIN-SUPPORT, GLASS DOOR
	100707-01-000	EA	SPACER-DOOR, GLASS - .8" DIA - .3" HOLE - PLASTIC
8	110561-03-G38	EA	CABINET ASM-FUSE PANEL (PICKLED ASH)
8	110561-03-G39	EA	CABINET ASM-FUSE PANEL (SALEM CHERRY)
	102483-07-E37	EA	SHELF ASM-MICROWAVE (PICKLED ASH)
	102483-07-E41	EA	SHELF ASM-MICROWAVE (SALEM CHERRY)
9	107764-01-E37	EA	CAP ASM-END, MICROWAVE, RH (PICKLED ASH)
9	107764-01-E41	EA	CAP ASM-END, MICROWAVE, RH (SALEM CHERRY)
	090329-01-000	FT	SEAL-T, REFRIGERATOR CABINET - .6" WIDE TOP X 2" TAIL
	103251-02-01A	EA	INSERT-ACRYLIC BLACK, 19.53" X 16.06"
	103251-04-01A	EA	INSERT-ACRYLIC BLACK, 19.53" X 39.20"

KEY	PART NUMBER	U/M	DESCRIPTION
10	M05992-D9-G38	EA	DOOR-RAIL, HDW, OGEE 210 X 770 (PICKLED ASH)
10	M05992-D9-G39	EA	DOOR-RAIL, HDW, OGEE 210 X 770 (SALEM CHERRY)
11	119585-14-G38	EA	SHELF ASM (PICKLED ASH)
11	119585-14-G39	EA	SHELF ASM (SALEM CHERRY)
12	M05990-09-E37	EA	DOOR - OGEE EDGE - 13.6" X 22.8" W/O HARDWARE (PICKLED ASH)
12	M05990-09-E41	EA	DOOR - OGEE EDGE - 13.6" X 22.8" W/O HARDWARE (SALEM CHERRY)
13	M05992-04-E37	EA	DOOR-RAIL, HDW, OGEE 275 X 605 (PICKLED ASH)
13	M05992-04-E41	EA	DOOR-RAIL, HDW, OGEE 275 X 605 (SALEM CHERRY)
14	M05971-14-E37	EA	DRAWER COMPL-SLIDE OGEE (PICKLED ASH)
14	M05971-14-E41	EA	DRAWER COMPL-SLIDE OGEE (SALEM CHERRY)
15	M05992-03-E37	EA	DOOR-RAIL, HDW, OGEE 275 X 605 (PICKLED ASH)
15	M05992-03-E41	EA	DOOR-RAIL, HDW, OGEE 275 X 605 (SALEM CHERRY)
16	M05976-01-E37	EA	DRAWER COMPL-CUTTING BOARD OGEE (PICKLED ASH)
16	M05976-01-E41	EA	DRAWER COMPL-CUTTING BOARD OGEE (SALEM CHERRY)
	102778-03-000	EA	BOARD-CUTTING, MAPLE
17	M05971-12-E37	EA	DRAWER COMPLETE-SLIDE OGEE (PICKLED ASH)
17	M05971-12-E41	EA	DRAWER COMPLETE-SLIDE OGEE (SALEM CHERRY)
	100081-01-01A	EA	TRAY-SILVERWARE, 9" X 13.3" - PLASTIC - ALMOND - RUBBERMAID
18	M05971-11-E37	EA	DRAWER COMPLETE-SLIDE OGEE (PICKLED ASH)
18	M05971-11-E41	EA	DRAWER COMPLETE-SLIDE OGEE (SALEM CHERRY)
19	M05992-07-E37	EA	DOOR-RAIL, HDW, OGEE 325 X 555 (PICKLED ASH)
19	M05992-07-E41	EA	DOOR-RAIL, HDW, OGEE 325 X 555 (SALEM CHERRY)
20	M06810-01-E37	EA	DRAWER - OGEE EDGE - W/O TRAY/HARDWARE (PICKLED ASH)
20	M06810-01-E41	EA	DRAWER - OGEE EDGE - W/O TRAY/HARDWARE (SALEM CHERRY)
	108128-01-01A	EA	TRAY-HIDDEN, PLASTIC
	108127-01-01A	EA	CAP-TRAY, END - PLASTIC
	108126-01-000	EA	TRAY HINGE SET, QUANTITY OF 2 PER SET
21	M05992-08-E37	EA	DOOR-RAIL, HDW, OGEE 325 X 555 (PICKLED ASH)
21	M05992-08-E41	EA	DOOR-RAIL, HDW, OGEE 325 X 555 (SALEM CHERRY)
	093605-02-01A	EA	RACK-TOWEL, WIRE - ALMOND - AMEROCK
	058334-01-000	EA	WASTE BASKET, 9 3/4" X 7" X 10" - WHITE - RUBBERMAID
22	110654-01-000	EA	SINK-DOUBLE, STAINLESS STEEL
	092303-01-000	EA	STRAINER-SINK
23	064952-01-000	EA	FAUCET-GALLEY, SINGLE CONTROL
23	103635-01-000	EA	FAUCET-SINGLE CONTROL, EVERPURE 5435-00
24	M06878-04-G38	EA	CABINET ASM-GALLEY, W/HOT PLATE
24	M06878-04-G39	EA	CABINET ASM-GALLEY, W/HOT PLATE
24	M06878-04-G40	EA	CABINET ASM-GALLEY, W/HOT PLATE
24	M06878-04-G41	EA	CABINET ASM-GALLEY, W/HOT PLATE
24	M06878-04-G42	EA	CABINET ASM-GALLEY, W/HOT PLATE
24	M06878-04-G43	EA	CABINET ASM-GALLEY, W/HOT PLATE
25	111889-15-E38	EA	COUNTERTOP ASM (G38)
25	111889-15-E42	EA	COUNTERTOP ASM (G39)
25	111889-15-F40	EA	COUNTERTOP ASM (G40)
25	111889-15-F41	EA	COUNTERTOP ASM (G41)
25	111889-15-G42	EA	COUNTERTOP ASM (G42)
25	111889-15-G43	EA	COUNTERTOP ASM (G43)
26	P02786-03-E37	EA	HANDRAIL ONLY - W/O BRACKETS (PICKLED ASH)
26	P02786-03-E41	EA	HANDRAIL ONLY - W/O BRACKETS (SALEM CHERRY)
	099682-01-01A	EA	BRACKET-MOUNTING, HAND RAIL - BRASS
27	108464-04-E38	EA	COVER-SINK 15" X 15" (G38, G39)
27	108464-04-E39	EA	COVER-SINK 15" X 15" (G40, G41)
27	108464-04-F40	EA	COVER-SINK 15" X 15" (G42, G43)
28	108464-03-E38	EA	COVER ASM-SINK (G38, G39)
28	108464-03-E39	EA	COVER ASM-SINK (G40, G41)
28	108464-03-F40	EA	COVER ASM-SINK (G42, G43)
29	112540-02-E37	EA	CABINET ASM-SPICE RACK (PICKLED ASH)
29	112540-02-E37	EA	CABINET ASM-SPICE RACK (SALEM CHERRY)
	111775-01-02A	EA	RAIL ASM-DECORATIVE, 1830 MM (PICKLED ASH)
	111775-01-03A	EA	RAIL ASM-DECORATIVE, 1830 MM (SALEM CHERRY)

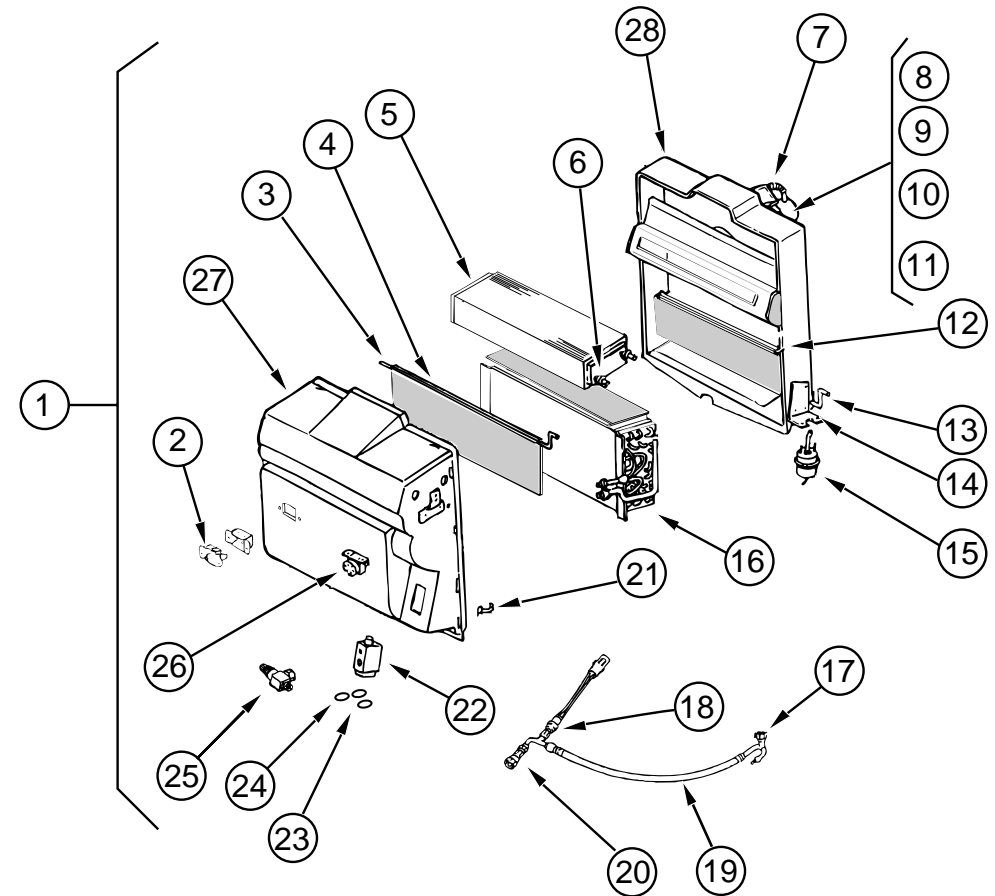
GENERATOR GROUP



7 KW ONAN MARQUIS GENERATOR

KEY	PART NUMBER	U/M DESCRIPTION
	105559-03-000	EA GENERATOR, 7KW MARQUIS, 30/30 - ONAN NHM FA/26105 W/TRAY #403-2893
1	106235-01-000	EA ADAPTOR-EXHAUST,GENERATOR
2	007125-03-000	EA CLAMP-MUFFLER - 1.5" DIA
3	007131-01-000	EA HANGER-TAILPIPE, 6 SLOTS
4	105958-02-000	EA PIPE-EXHAUST, GENERATOR
	008401-01-000	EA STRAP-CONDUIT, 3/4" - 1 HOLE - GALVANIZED
	112365-04-000	EA BREAKER, 20AMP GENERATOR, ONAN 320-1683
	108357-10-000	EA SWITCH-ROCKER, SPDT - MOM/OFFMOM - CARLING V8D1160B-0
	108356-03-01A	EA COVER-SWITCH W/GROOVES & LENS, CARLING VVCGC00

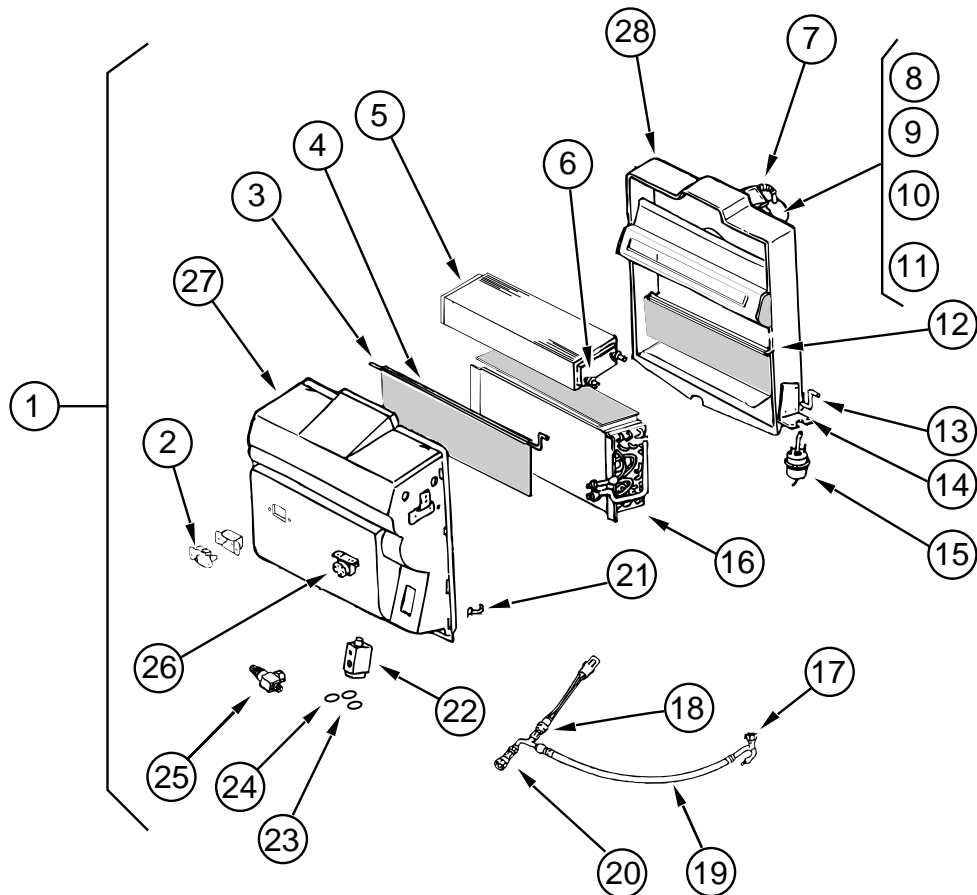
HEATING & AIR CONDITIONING GROUP



CHEVY EVAPORATOR/HEATER ASSEMBLY

KEY	PART NUMBER	U/M DESCRIPTION	VENDOR NO.
1	103930-20-000	EA EVAP/HEATER CHEV R134A, BLOCK	FROM: 00-00-00 THRU: 01-14-96
2	103930-01-710	EA RESISTOR-FUSED, A/C	035-0006
3	103930-20-702	EA ROD-DOOR, BLEND AIR	073-0039
4	103930-20-703	EA DOOR-BLEND AIR	071-0212
5	103930-01-703	EA CORE-HEATER	042-0010
6	110279-01-712	EA FITTING-HEATER	050-0076
7	110279-01-703	EA HOSE-VENT, BLOWER MOTOR	051-0034
8	103930-20-707	EA HOUSING-BLOWER	062-0145
9	103930-01-720	EA MOTOR-BLOWER, (PM105)	030-0004
10	103930-01-717	EA WHEEL-BLOWER, CLOCKWISE	062-0010
11	103930-20-708	EA CLIP-MOTOR SHAFT	022-0001
12	103930-20-705	EA PANEL-DOOR, RECIRCULATING	071-0213
13	103930-20-704	EA ROD-DOOR-RECIRCULATING	073-0018
14	103930-01-708	EA BRACKET-VACUUM MOTOR	070-0113
15	103930-02-708	EA MOTOR-VACUUM SERVO, A/C	030-0025
16	103930-01-704	EA COIL-EVAPORATOR	041-0017
17	103930-12-708	EA SWITCH-BINARY, HI-LOW CUTOUT	032-0048
18	103930-01-716	EA SWITCH-PRESSURE, FAN	032-0036
19	103930-20-701	EA HOSE ASM. #6, EVAP-DRIER	085-0138
20	103930-12-709	EA FITTING-QUICK CONNECT	050-0120
21	103930-20-706	EA CLIP-RETAINER	022-0057
22	103930-20-700	EA VALVE-EXPANSION-BLOCK, 2 TON	034-0032
23	103930-17-702	EA GASKET OR SAE 015=#10 33-781	045-0127
24	113245-01-707	EA GASKET, #8	045-0126
25	103930-20-709	EA VALVE-SERVICE	050-0159
26	103930-01-711	EA THERMOSTAT	033-0003
27	103930-20-710	EA CASE-FRONT, SUB-ASSEMBLY	062-0146
28	103930-20-711	EA CASE-BACK, SUB-ASSEMBLY	062-0147
	103930-05-000	EA MANUAL-OWNERS, HEATER-A/C - SCS 057-0049	

HEATING & AIR CONDITIONING GROUP (CONTINUED)



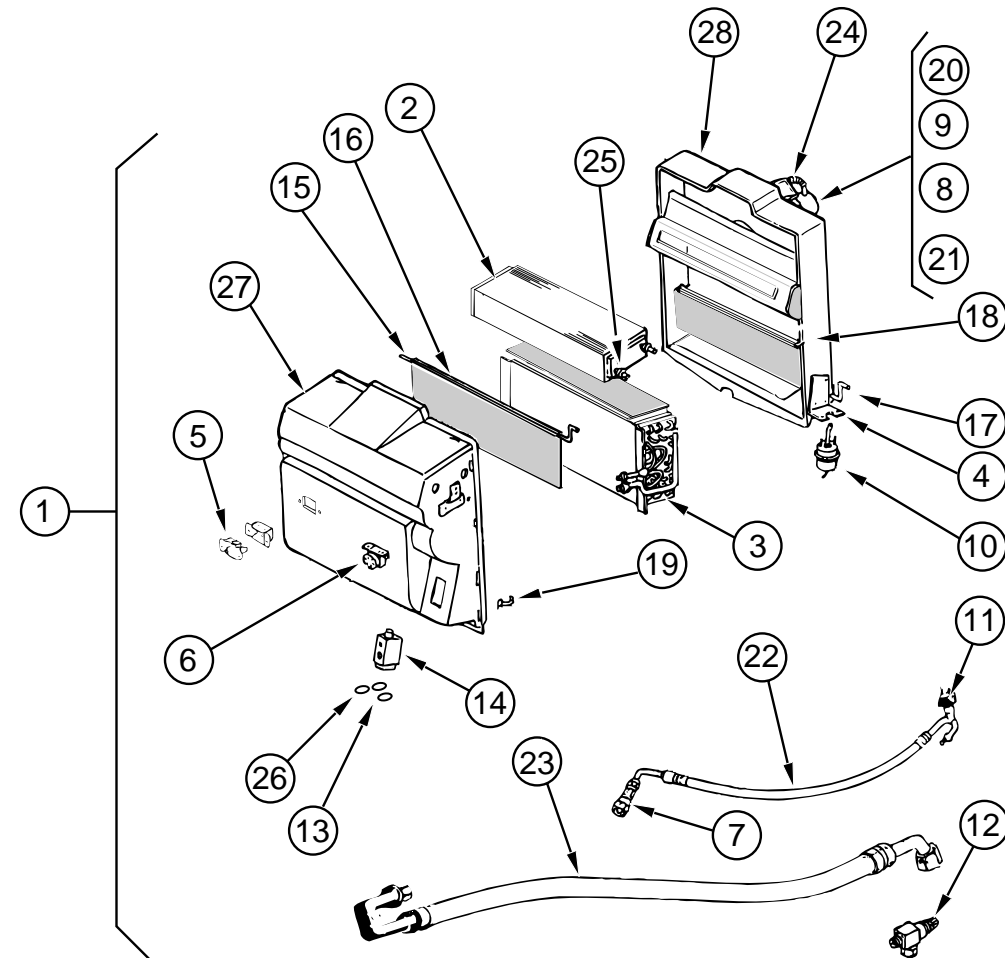
CHEVY EVAPORATOR/HEATER ASSEMBLY (CONTINUED)

KEY	PART NUMBER	U/M DESCRIPTION	VENDOR NO.
	103930-25-000	EA EVAPORATOR/HEATER-CHEVY "96"	
		FROM: 01-15-96 THRU: 99-99-99	
2	103930-01-710	EA RESISTOR-FUSED, A/C	035-0006
3	103930-20-702	EA ROD-DOOR, BLEND AIR	073-0039
4	103930-20-703	EA DOOR-BLEND AIR	071-0212
5	103930-01-703	EA CORE-HEATER	042-0010
6	110279-01-712	EA FITTING-HEATER	050-0076
7	110279-01-703	EA HOSE-VENT, BLOWER MOTOR	051-0034
8	103930-20-707	EA HOUSING-BLOWER	062-0145
9	103930-01-720	EA MOTOR-BLOWER, (PM105)	030-0004
10	103930-01-717	EA WHEEL-BLOWER, CLOCKWISE	062-0010
11	103930-20-708	EA CLIP-MOTOR SHAFT	022-0001
12	103930-20-705	EA PANEL-DOOR, RECIRCULATING	071-0213
13	103930-20-704	EA ROD-DOOR-RECIRCULATING	073-0018
14	103930-01-708	EA BRACKET-VACUUM MOTOR	070-0113
15	103930-02-708	EA MOTOR-VACUUM SERVO, A/C	030-0025
16	103930-01-704	EA COIL-EVAPORATOR	041-0017
17	N/A	EA SWITCH-BINARY, HI-LOW CUTOUT	
18	N/A	EA SWITCH-PRESSURE, FAN	
19	103930-25-700	EA HOSE ASSM #6	085-0350
20	103930-12-709	EA FITTING-QUICK CONNECT	050-0120
21	103930-20-706	EA CLIP-RETAINER	022-0057
22	103930-20-700	EA VALVE-EXPANSION-BLOCK, 2 TON	034-0032
23	103930-17-702	EA GASKET OR SAE 015=#10 33-781	045-0127
24	113245-01-707	EA GASKET, #8	045-0126
25	103930-20-709	EA VALVE-SERVICE	050-0159
26	103930-01-711	EA THERMOSTAT	033-0003
27	103930-20-710	EA CASE-FRONT, SUB-ASSEMBLY	062-0146
28	103930-20-711	EA CASE-BACK, SUB-ASSEMBLY	062-0147

HEATING & AIR CONDITIONING GROUP (CONTINUED)

CHEVY EVAPORATOR/HEATER ASSEMBLY (CONTINUED)

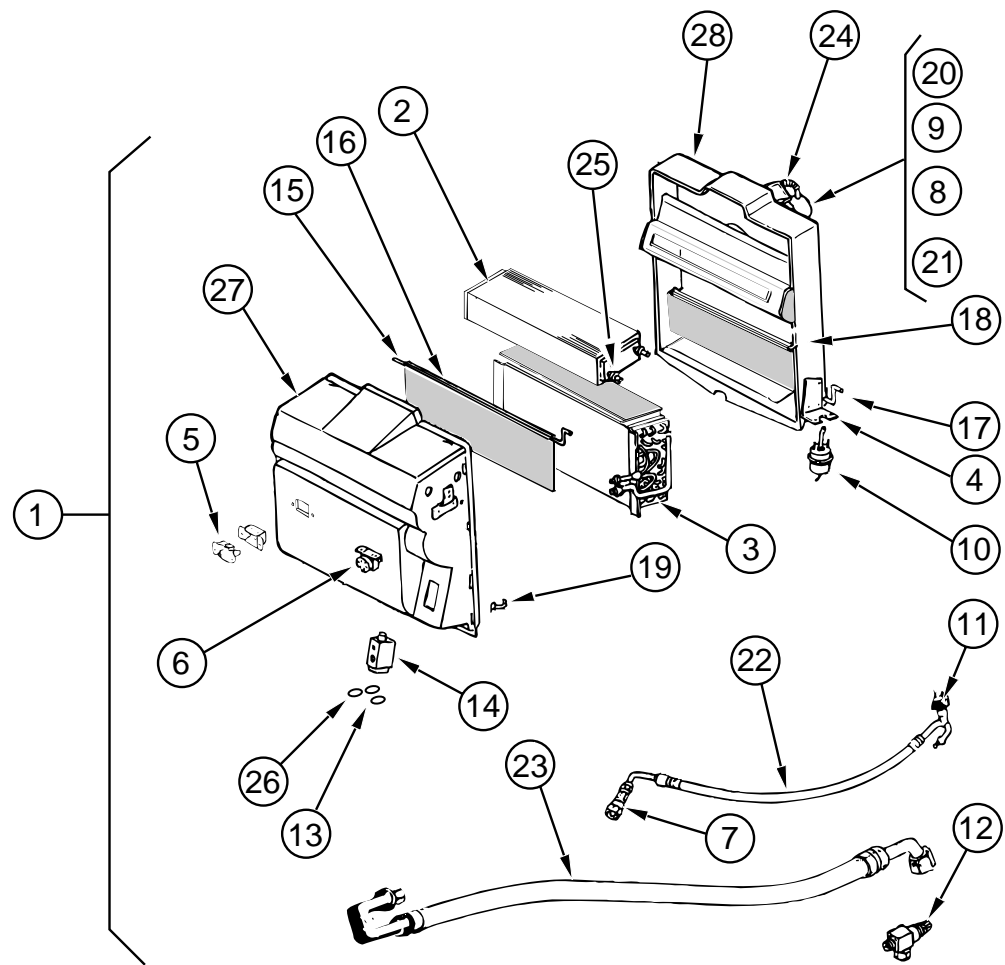
KEY	PART NUMBER	U/M DESCRIPTION	VENDOR NO.
	094831-01-709	EA CLAMP-ROD 3/16"	022-0025
	094831-01-746	EA CLAMP-BLEND AIR CABLE	022-0031
	103930-02-714	EA CLAMP-CLUTCH, BARREL	022-0006
	110279-02-702	EA GASKET	045-0125
	103930-05-000	EA MANUAL-OWNERS, HEATER-A/C - SCS 057-0049	



FORD EVAPORATOR/HEATER ASSEMBLY

KEY	PART NUMBER	U/M DESCRIPTION	VENDOR NO.
1	103930-21-000	EA EVAP/HEATER-FORD, R134A, BLOCK	
2	103930-01-703	EA CORE-HEATER	042-0010
3	103930-01-704	EA COIL-EVAPORATOR	041-0017
4	103930-01-708	EA BRACKET-VACUUM MOTOR	070-0113
5	103930-01-710	EA RESISTOR-FUSED, A/C	035-0006
6	103930-01-711	EA THERMOSTAT	033-0003
7	103930-01-713	EA FITTING-QUICK CONNECT, #4	050-0030
8	103930-01-717	EA WHEEL-BLOWER, CLOCKWISE	062-0010
9	103930-01-720	EA MOTOR-BLOWER, (PM105)	030-0004
10	103930-02-708	EA MOTOR-VACUUM SERVO, A/C	030-0025
11	103930-12-708	EA SWITCH-BINARY, HI-LOW CUTOUT	032-0048
12	103930-13-702	EA VALVE-SERVICE, W/O COMP.	050-0152
13	103930-17-702	EA GASKET OR SAE 015=#10 33-781	045-0127
14	103930-20-700	EA VALVE-EXPANSION-BLOCK, 2 TON	034-0032
15	103930-20-702	EA ROD-DOOR, BLEND AIR	073-0039
16	103930-20-703	EA DOOR-BLEND AIR	071-0212

HEATING & AIR CONDITIONING GROUP (CONTINUED)



FORD EVAPORATOR/HEATER ASSEMBLY (CONTINUED)

KEY	PART NUMBER	U/M DESCRIPTION	VENDOR NO.
17	103930-20-704	EA ROD-DOOR-RECIRCULATING	073-0018
18	103930-20-705	EA PANEL-DOOR, RECIRCULATING	071-0213
19	103930-20-706	EA CLIP-RETAINER	022-0057
20	103930-20-707	EA HOUSING-BLOWER	062-0145
21	103930-20-708	EA CLIP-MOTOR SHAFT	022-0001
22	103930-21-700	EA HOSE ASM.#6 EXPANSION VALVE-DRIER	085-0139
23	103930-21-701	EA HOSE ASM #10 EXPANSION VALVE-COMP	085-0149
24	110279-01-703	EA HOSE-VENT, BLOWER MOTOR	051-0034
25	110279-01-712	EA FITTING-HEATER	050-0076
26	113245-01-707	EA GASKET, #8	045-0126
27	103930-20-710	EA CASE-FRONT, SUB-ASSEMBLY	062-0146
28	103930-20-711	EA CASE-BACK, SUB-ASSEMBLY	062-0147
	103930-05-000	EA MANUAL-OWNERS, HEATER-A/C - SCS 057-0049	

HEATING & AIR CONDITIONING GROUP (CONTINUED)

AUTO A/C CONTROL PLENUM

KEY	PART NUMBER	U/M DESCRIPTION	VENDOR NO.
	103930-08-000	EA CONTROL/PLENUM SET M-BODY, SCS 093-00045	
			FROM: 00-00-00 THRU: 01-14-96
	072341-06-700	EA SWITCH-4 SPEED, FAN	032-0043
	103930-01-723	EA HOSE ASM., #10 W/FITTINGS	085-0073
	103930-02-712	EA PANEL-CONT. A/C BLACK BEZEL	032-0054
	103930-02-701	EA SWITCH-VACUUM, CONTROL HEAD	034-0015
	103930-02-702	EA DECAL-CONTTOL HEAD, (N) SERIES	058-0009
	103930-02-703	EA HARNESS-WIRE CONTROL	036-0048
	103930-02-704	EA HARNESS-VACUUM CONTROL	036-0049
	103930-02-705	EA CABLE-BOWDEN W/O LEVER 89"	074-0011
	103930-02-714	EA CLAMP-CLUTCH, BARREL	022-0006
	103930-02-707	EA RELAY-BOSCH W/RESISTER	031-0001
	103930-02-710	EA CANISTER-VACUUM	054-0002
	103930-23-000	EA VALVE-WATER, 2 PORT (FORD)	
	103930-24-000	EA VALVE-WATER, 4 PORT (GM)	
	103930-26-000	EA CONTROL/PLENUM SET, M-BODY	
			FROM: 01-15-96 THRU: 99-99-99
	094831-01-709	EA CLAMP-ROD 3/16"	022-0025
	103930-01-724	EA CLIP, SPRING, S TYPE	022-00002
	103930-02-701	EA SWITCH-VACUUM, CONTROL HEAD	034-0015
	103930-02-702	EA DECAL-CONT. HEAD, (N) SERIES	058-0009
	103930-02-704	EA HARNESS-VACUUM CONTROL	036-0049
	103930-02-705	EA CABLE-BOWDEN W/O LEVER 89"	074-0011
	103930-02-707	EA RELAY-BOSCH W/RESISTER	031-0001
	103930-02-708	EA MOTOR-VACUUM SERVO, A/C	030-0025
	103930-02-710	EA CANISTER-VACUUM	054-0002
	103930-02-712	EA PANEL-CONTROL A/C BLACK BEZEL	032-0054
	103930-02-714	EA CLAMP-CLUTCH, BARREL	022-0006
	103930-23-000	EA VALVE-WATER, 2 PORT (FORD)	
	103930-24-000	EA VALVE-WATER, 4 PORT (GM)	

AUTO A/C HOSE KIT

KEY	PART NUMBER	U/M DESCRIPTION	VENDOR NO.
	103930-17-000	EA HOSE KIT #10 GM-SANDEN COMPRESSOR	
			FROM: 00-00-00 THRU: 01-14-96
	103930-01-708	EA BRACKET-VACUUM MOTOR	070-0113
	103930-17-700	EA FITTING-COMPRESSION, SUCTION	050-0131
	103930-17-701	EA FITTING-#10, 90' W/FERRULE	050-0132
	103930-17-702	EA GASKET OR SAE 015=#10 33-781	045-0127
	103930-17-703	EA GASKET-SEAL, SANDEN COMP33-76	045-0142
	103930-17-704	EA HOSE ASM., #10	085-0113
	103930-28-000	EA HOSE KIT #10 GM, L-19	
			FROM: 01-15-96 THRU: 99-99-99
	103930-17-702	EA GASKET OR SAE 015=#10 33-781	045-0127
	103930-28-700	EA HOSE ASSM #10 W/SELTEC COMP	085-0347
	103930-29-700	EA HOSE ASSM #10 W/HARRISON COMP	085-0348
	103930-29-701	EA GASKET-GMLP SW 1996	045-0483

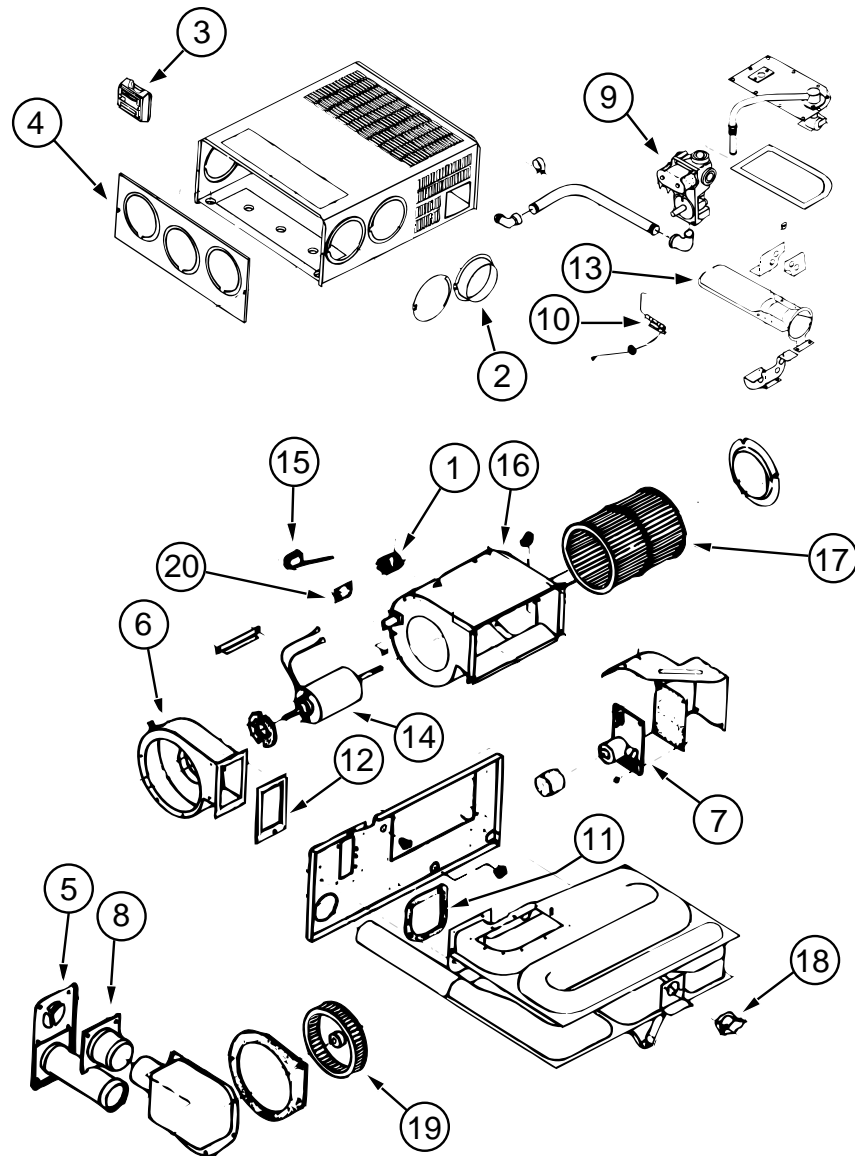
AUTO A/C HOSE KIT FOR L29 CHEVY CHASSIS OPTION ONLY

KEY	PART NUMBER	U/M DESCRIPTION	VENDOR NO.
	103930-29-000	EA HOSE KIT #10 GM, L29 & L65	
	103930-17-702	EA GASKET OR SAE 015=#10 33-781	045-0127
	103930-29-700	EA HOSE ASSM #10 W/HARRISON COMP	085-0348
	103930-29-701	EA GASKET-GMLP SW 1996	045-0483

HEATING & AIR CONDITIONING GROUP (CONTINUED)

AUTO A/C & HEAT SYSTEM

KEY	PART NUMBER	U/M	DESCRIPTION
	007076-01-000	EA	HOSE-FLEXIBLE PVC - 2" ID - INCREMENTS OF 10'
	007281-01-000	EA	HOSE-FLEXIBLE PVC, 2.5"ID X 50' - ATCOFLEX A-182-355
	077075-01-000	EA	GASKET-INSTRUMENT PANEL TO DEFROSTER PLENUM - .6" X 11.3"
	077075-03-000	EA	GASKET-IP TO DEFROSTER PLENUM, SPL(OUTER TWO OPENINGS)
	119847-01-02B	EA	SHIELD-A/C COMPRESSOR, E-COAT
	103017-01-000	EA	PLENUM-DEFROSTER
	103930-23-000	EA	VALVE-WATER, 2 PORT (FORD)
	103930-24-000	EA	VALVE-WATER, 4 PORT (GM)
	024990-06-000	EA	OUTLET-DEF W/SWIVEL 21N WILLOW
	024990-05-000	EA	4" DIAMETER OUTLET W/SWIVEL DEFLECTORS
	056402-05-000	EA	BRACKET-HEATER VENT, ROUND - W/BEND - BLACK
	056402-06-000	EA	BRKT-HEATER BLACK
	103016-01-000	EA	PLENUM-TRANSITION
	103558-01-07A	EA	VENT-DEFR, ABS, KORAD WILLOW
	103796-01-01A	EA	LOUVER ASM-A/C CARY PROD BLK
	103930-05-000	EA	MANUAL-OWNERS, HEATER-A/C - SCS 057-0049



HEATING & AIR CONDITIONING GROUP (CONTINUED)

FURNACE SYSTEM

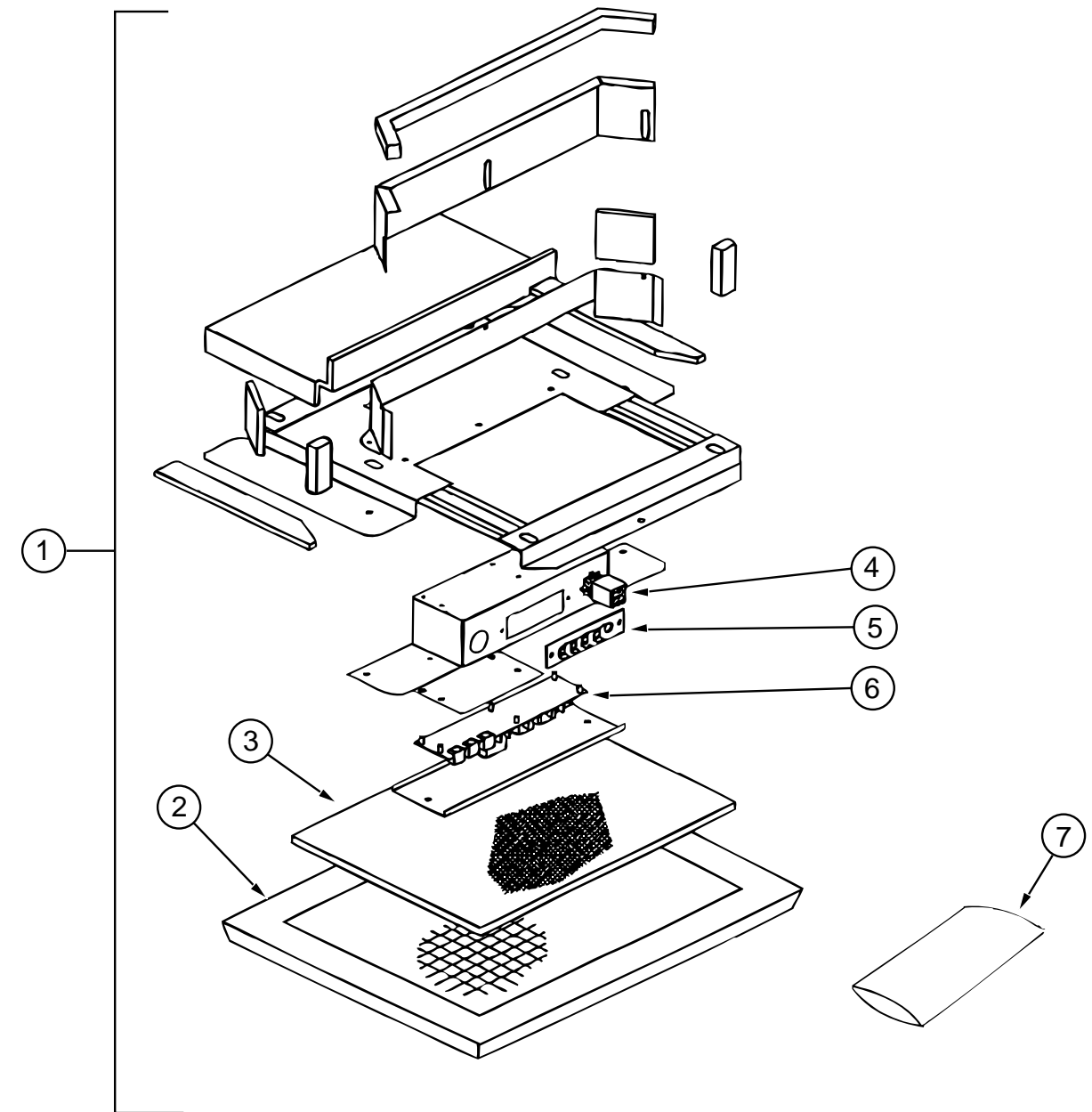
KEY	PART NUMBER	U/M	DESCRIPTION	VENDOR NO.
	098668-13-000	EA	GASKET-FIBERGLASS, .5" X 16.37" X 17.56" - SUBURBAN	070977
	098668-14-000	EA	GASKET-FIBERGLASS, .5" X 18" X 18" - SUBURBAN	070976
	098668-22-000	EA	FURNACE, 40,000 BTU, SUBURBAN	SF-42 2275
1	074466-01-702	EA	RELAY, TIME DELAY 205&L&45000	230625
2	075696-02-703	EA	DUCT COLLAR	050715
3	115764-01-01A	EA	THERMOSTAT-FURNACE, SUBURBAN	160902
4	098668-01-700	EA	CABINET FRONT	101242
5	098668-01-707	EA	TUBE ASSEMBLY, EXHAUST W/CAP	260231
6	098668-01-708	EA	HOUSING-BLOWER, COMBUSTION	390441
7	098668-01-712	EA	BOARD-MODULE	520741
8	098668-01-713	EA	TUBE ASSEMBLY, INTAKE	051248
9	098668-01-714	EA	VALVE-GAS, SF S.N. 921401821	161070
10	098668-01-715	EA	ELECTRODE ASM., SINGLE PROBE	232166
11	098668-01-716	EA	GASKET-FIREWALL, CHAMBER SIDE	070808
12	098668-01-717	EA	GASKET-FIREWALL, BLOWER SIDE	070809
	098668-11-700	EA	ORIFICE-MAIN BURNER, SF-42F	180216
13	098668-11-701	EA	BURNER ASSEMBLY, SF-42F	010799
14	098668-11-702	EA	MOTOR ASSEMBLY, SF-42F	232212
15	098668-11-703	EA	SWITCH-SAIL, SF-42F	232216
16	098668-11-704	EA	BLOWER ASM., ROOM AIR SF-42F	390698
17	098668-01-711	EA	WHEEL-BLOWER, ROOM AIR	350129
18	098668-11-706	EA	SWITCH-LIMIT, SF42 & SF42F	232217
19	098668-22-702	EA	WHEEL-COMBUSTION AIR	350183
20	101990-01-714	EA	GASKET-MICROSWITCH	230877
	098668-24-000	EA	DOOR-ACCISS, FURNACE, SABLE	
	098668-26-000	EA	BOTTOM DUCT KIT-40000 BTU	
	117238-01-01A	EA	THERMOSTAT-A/C AND FURNACE - COLEMAN	7330-3371
	120862-01-000	EA	SEAL-FURNACE EXHAUST	
	093614-01-02A	EA	GRILLE-RETURN AIR, DURA BIEGE - LIMA, 19H-14 X 6 BR-RAG	
	093614-04-02A	EA	GRILL-RETURN AIR, DURA-BEIGE LIMA, 35-14 X 8 BR	
	024990-05-000	EA	OUTLET-DEFROSTER, W/SWIVEL - 2" DIAMETER - BLACK	
	056464-09-000	EA	REGISTER-4IN DIAMETER, PLASTIC W/DAMPER DURA-BEIGE	
	120134-01-01A	EA	REGISTER-4-5IN DIA W/DAMPER - D&W 8840 O/WHT	
	056464-06-000	EA	REGISTER-HEAT/A/C, ROUND W/O DAMPER - 4" - PLAS - O/WHITE	
	056464-10-000	EA	REGISTER-W/O DAMPER, 4" DIAMETER - DURA-BEIGE	
	009198-01-000	FT	DUCT-HEAT- FLEXIBLE - 4" ID X 25 FT	
	069636-02-000	EA	CONNECTOR-DUCT, 4" ID - SUBURBAN	050715
	092776-01-000	EA	ADAPTER-DUCT, 2"	
	092777-01-000	EA	ADAPTER-DUCT, 4"	
	094600-05-01A	EA	REGISTER-HEAT, W/O DAMPER - LIMA 41, DURA-BEIGE	
	094600-06-01A	EA	REGISTER-HEAT, W/DAMPER	
	009200-01-000	EA	TAPE-FURNACE, 1 1/2"	
	007108-01-000	FT	HOSE-HEATER- 5/8" ID - HI-TEMP - FORD ESE-M2D192-A	
	007076-01-000	EA	HOSE-FLEXIBLE PVC, 2" ID	
	076776-01-000	EA	TEE-BARB, 5/8" X 5/8" X 5/8"	

HEATING & AIR CONDITIONING GROUP (CONTINUED)

COLEMAN ROOF A/C SYSTEM

KEY	PART NUMBER	U/M DESCRIPTION	VENDOR NO.
	108889-01-01A	EA A/C-ROOF,13,500 TSR HO IVORY - COLEMAN 7333A887	
	091225-01-709	EA RELAY-START	1497-4131
	091225-01-710	EA CAPACITOR-START	1497-0881
	093306-01-701	EA DECAL PACKAGE, LEFT & RIGHT	6798B3591
	093763-01-704	EA CAPACITOR-FAN	1499-5461
	093763-01-712	EA BLADE-FAN-CONDENSER	6733-3221
	105620-01-704	EA COMPRESSOR-TECUMSEH, RH & LH	1450-2009
	105620-01-706	EA MOUNTING PKG.,COMPRESSOR, 3 PER	6759-3081
	063903-01-700	EA SHROUD	6759-4601
	108889-01-703	EA COIL-CONDENSER	1452A1301
	108889-01-704	EA OVERLOAD (MRA#98693)	6749-3541
	108889-01-705	EA MOTOR (115, 60HZ)	1468-3049
	108889-01-706	EA IMPELLOR	1472-1041
	108889-01-707	EA CAPACITOR-RUN, COMPRESSOR-25MFD/370	1499-5661
	108889-01-709	EA COIL-EVAPORATOR	1452A1311
	108889-01-710	EA PAD-FILLER, CONDENSER SEAL	6759A3971
	108889-01-711	EA GASKET PKG	6792-3301
	108889-01-712	EA LINE-SUCTION, REDUCER 3/8 X 1/2	1215-2161
	108889-01-713	EA LINE-SUCTION, 3/8OD X 32 WALL	6792-130
	108889-01-714	EA LINE ASSEMBLY-DISCHARGE	6792-531
	108889-01-715	EA MOTOR MOUNT & SHAFT SEAL KIT	6792-3361
	108889-01-720	EA TUBE-CAP	6792-1351
	073937-03-000	EA SWITCH-ROTARY SELECTOR, 3 DECK - A/C - CA20-USA892	
	088238-02-000	EA COVER-SWITCH, A/C SELECTOR FOR FRONT OR REAR	
	109752-01-000	EA CHANNEL-SUPPORT, A/C	
	102289-01-000	EA SPRING-SCREW, ROOF A/C GASKET - COLEMAN 6757-150	
	110403-01-D18	EA SPACER ASM-RETURN AIR, OAK - 93 M-SERIES	
	117238-01-01A	EA THERMOSTAT-A/C AND FURNACE - COLEMAN 7330-3371	
	117238-02-01A	EA THERMOSTAT-A/C ONLY - COLEMAN 7330-3381	
	109050-02-000	EA FILTER-FIBERGLASS 1 X 14 X 20	

HEATING & AIR CONDITIONING GROUP (CONTINUED)



COLEMAN ROOF A/C CEILING ASM

KEY	PART NUMBER	U/M DESCRIPTION	VENDOR NO.
1	108892-01-01A	EA CEILING ASM-A/C DUCTED-COLEMAN 7330-73	
2	108892-01-704	EA GRILLE (PLASTIC)	6798-3041
3	108892-01-703	EA FILTER	6798A3761
4	108892-01-700	EA PLUG ASSEMBLY	7330-540
5	108892-01-701	EA BOARD-TERMINAL	7330-3201
6	108892-01-702	EA BOARD-P.C.	7330A3211
7	108892-01-705	EA SMALL PARTS PKG	7330A6101

HEATING & AIR CONDITIONING GROUP (CONTINUED)

REAR HEATER SYSTEM

KEY	PART NUMBER	U/M DESCRIPTION	VENDOR NO.
	084405-01-000	EA HEATER ASM-REAR, DUCTED - W/MOTOR AID - EVANS	
	084405-01-700	EA CORE-HEATER	FT200229
	084405-01-701	EA FAN BLADES	HV029931
	084405-01-702	EA MOTOR ASSEMBLY, 12 VOLT	R0200180
	007108-01-000	FT HOSE-HEATER, 5/8" ID - HI-TEMP - FORD ESE-M2D192-A	
	007076-01-000	EA HOSE-FLEXIBLE PVC - 2" ID - INCREMENTS OF 50'	
	079059-01-000	EA HOSE-90 DEGREE, 5/8" ID X 4" X 36"	
	079059-02-000	EA HOSE-90 DEGREE, .61" I.D. X 4" X 6"	
	061673-01-000	EA BRACKET-MOTOR AID TUBES, 4" X 1.5" - STEEL	
	088753-01-000	FT TUBE-GALVANIZED STEEL, 5/8" - 18 GAUGE	
	089353-01-000	EA UNION-5/8, TUBE TO TUBE	

INTERIOR FINISH GROUP

PANELING, LAMINATES & PLASTIC


KEY	PART NUMBER	U/M DESCRIPTION	VENDOR NO.
	000874-04-000	SF PART-BOARD-.375 X 60 X 96	
	000885-65-000	SF PART BD-3/8 X 48 X 96 (PICKLED ASH))	
	000885-67-000	SF PART BD-3/4 X 60 X 96 PICKLED ASH VINYL 2 SIDED	
	000885-71-000	SF PART BD-3/8 X 48 X 96 (SALEM CHERRY)	
	000885-73-000	SF PART BD-3/4 X 60 X 96 CHERRY VINYL 2 SIDED	
	080215-08-000	SF PANELING-WOODGRAIN, 2 SIDED - 48" X 96" - PICKLED ASH	
	080215-09-000	SF PANELING-WOODGRAIN, 2 SIDED - 48" X 96" - SALEM CHERRY	
	076325-43-000	FT MOLDING-EDGEBOARD, 1035 CLOUD - .876 X .024 X 600 (G38, G39)	
	076325-40-000	FT MOLDING-EDGEBOARD, 1527 - .876 X .024 X 600 (G40, G41)	
	076325-44-000	FT MOLDING-EDGEBOARD, 1032 SAND - .876 X .024 X 600 (G42, G43)	
	076325-49-000	FT MOLDING-EDGEBOARD, PICKLED ASH - 1 5/16 X .030 X 600	
	076325-50-000	FT MOLDING-EDGEBOARD, 2812 CHERRY 1 5/16 X .030. X 600	
	074497-22-000	SF PANELING-PICKLED ASH 3MM X 48 X 96	
	074497-23-000	SF PANELING-CHERRY, 3MM X 48 X 96	
	074498-57-000	SF LAMINATE-PLASTIC, PICKLED ASH	
	074498-58-000	SF LAMINATE-PLASTIC, PROV. CHERRY WESTINGHOUSE 89M43	
	074498-62-000	SF LAMINATE-PLASTIC, GREY FINESS (G38, G39)	
	074498-71-000	SF LAMINATE-PLASTIC, NEUTRAL SANTOS (G40, G41)	
	074498-54-000	SF LAMINATE-PLASTIC, SAND SPEKTER - AT921 PIONITE (G42, G43)	
	074498-70-000	SF LAMINATE-FR PLASTIC GREY FINESS (G38, G39)	
	080215-08-000	SF PANELING-2 SIDE PICKLED ASH, 5MM X 48 X 96	
	088272-E1-000	SF PANELING-SOLITUDE, PROVENCE (G38, G39)	
	088272-E5-000	SF PANELING-CORBIN, TOBACCO (G40, G41)	
	088272-F2-000	SF PANELING-VALERIA STRIPE CASHMERE (G42, G43)	
	088272-G1-000	SF PANELING-PEBBLE EMBOSS, ANTIQUE	
	088272-98-000	SF PANELING-SHOWER, OFF WHITE - 4' X 7' - INC OF 28 SQ FT FROM: 01-15-96 THRU: 99-99-99 FROM: 00-00-00 THRU: 01-14-96	
	106069-01-000	SF TAMBOUR-BRASSTONE, 4' X 6' - ALUMINUM COVERED HARDBOARD	
	111133-D2-438	EA LUMBER-18 X 038 X 2438 MM VINYL WRAPPED-PICKLED ASH	
	111134-D2-438	EA LUMBER-18 X 38 X 2438 MM VINYL WRAPPED CHERRY	
	111133-E2-438	EA LUMBER-18 X 50.8 X 2438 MM VINYL WRAPPED PICKLED ASH	
	111134-E2-438	EA LUMBER-18 X 50.8 X 2438 MM VINYL WRAPPED CHERRY	
	111133-G2-438	EA LUMBER-18 X 76 X 2438, WRAPPED PICKLED ASH	
	111134-G2-438	EA LUMBER-18 X 76 X 2438 MM VINYL WRAPPED CHERRY	

FIRE EXTINGUISHER, DETECTORS, CLOCK, PICTURE & HANDRAIL

KEY	PART NUMBER	U/M DESCRIPTION	VENDOR NO.
	072852-02-000	EA DETECTOR-SMOKE, W/9 VOLT BATTERY - CANADIAN	
	072852-01-000	EA DETECTOR-SMOKE, W/9 VOLT BATTERY - US	
	094499-02-000	EA EXTINGUISHER-FIRE, DRY - 1A10BC - CANADIAN	
	094499-01-000	EA EXTINGUISHER-FIRE, DRY W/MOUNTING BRACKET - 10 BC	
	094499-01-700	EA BRACKET MTG. W/PLASTIC STRAP	294039
	094499-01-701	EA STRAP ONLY (METAL)	320351
	112320-03-000	EA DETECTOR-CO GAS MODEL 9D-I COSTAR 946000001	
	100793-02-01A	EA CLOCK-WALL, 11" DIAMETER - BOLDEN 9988	
	112320-02-000	EA BATTERY/SENSOR-CO GAS, COSTAR 940001000 FROM: 00-00-00 THRU: 09-03-95	
	112320-04-000	EA DETECTOR-CO SENSOR ASSEMBLY COSTAR 946001001 FROM: 09-04-95 THRU: 99-99-99	
	108808-01-01A	EA BRASS ENTRANCE STEP HANDRAIL	
	112515-01-02A	EA PICTURE-DECORATIVE, THOU ART 12" X 16"	
	112515-02-04A	EA PICTURE-DECOR, 201VE BLUEBIRD THOU ART 16 X 20	

INTERIOR FINISH GROUP (CONTINUED)


MOLDINGS & TRIMS



KEY	PART NUMBER	U/M DESCRIPTION
2	070504-30-000	FT EXTRUSION-U CHANNEL, 1.65 - CHERRY
2	070504-29-000	FT EXTRUSION-U CHANNEL, 20.70 - PICKLED ASH
2	070504-31-000	FT EXTRUSION-U CHANNEL, 20.70 - CHERRY
3	009809-26-000	EA MOLDING-CORNER, OUTSIDE - 1" - PICKLED ASH
3	009809-27-000	EA MOLDING-CORNER, OUTSIDE - 1" - SALEM CHERRY
4	022992-11-000	FT MOLDING-REVERSE COVE, T-SHAPED - VINYL - IVORY
5	042357-18-000	EA MOLDING-CORNER, RADIUS PLASTIC - PICKLED ASH
5	042357-19-000	EA MOLDING-CORNER, RADIUS PLASTIC - SALEM CHERRY
6	077840-01-E37	EA MOLDING-CAP, WALL PICKLED ASH
6	077840-01-E41	EA MOLDING-CAP, WALL SALEM CHERRY
7	081521-02-007	EA MOUNT-METAL MOLDING, FOR RADIUS CORNER MOLDING - 12.5' EA
8	083620-10-000	FT T-MOLDING, 3/4 W/EDGE LIPS PICKLED ASH
8	083620-11-000	FT T-MOLDING, 3/4 W/EDGE LIPS SALEM CHERRY
9	086229-01-000	EA RETAINER-BATTEN, CEILING - .75" WIDE - 7.6' LONG
10	086229-13-000	EA BATTEN-1" CEILING MOD IVORY
10	086229-19-000	EA BATTEN-1" CEILING, OFF WHITE - W&B RN323-W-129
11	093873-01-01A	EA TRIM-CARPET, L-ANGLE - 1.1" X 1.3" X 12' - VINYL - GRAY
12	100182-10-E37	EA TRIM-RAIL PICKLED ASH
12	100182-10-E41	EA TRIM-RAIL SALEM CHERRY
13	100818-01-03A	EA MOLDING-VINYL WRAP, TRIM PICKLED ASH
13	100818-01-04A	EA MOLDING-VINYL WRAP, TRIM CHERRY/CHERRY
14	100819-01-03A	EA MOLDING-VINYL WRAP, DOOR PICKLED ASH
14	100819-01-04A	EA MOLDING-VINYL WRAP, DOOR CHERRY/CHERRY
15	009812-27-000	EA MOLDING-PLASTIC, CORNER, O/S - PICKLED ASH
15	009812-26-000	EA MOLDING-PLASTIC, CORNER, O/S - CHERRY
16	111135-D2-004	EA MOLDING-018 X 038 X 2004 M VINYL - WRAPPED-PICKLED ASH
16	111136-D2-004	EA MOLDING-018 X 038 X 2004 M VINYL - WRAPPED-CHERRY
16	111135-D2-016	EA MOLDING-018 X 038 X 2016 M VINYL - WRAPPED-PICKLED ASH
16	111136-D2-016	EA MOLDING-018 X 038 X 2016 M VINYL - WRAPPED-CHERRY
16	111135-D2-134	EA MOLDING-.7" X 1.6" X 84", VINYL WRAPPED-PICKLED ASH
16	111136-D2-134	EA MOLDING-.7" X 1.6" X 84", VINYL WRAPPED-CHERRY
16	111135-F2-134	EA MOLDING-018 X 065 X 2134 - WRAPPED-PICKLED ASH
16	111136-F2-134	EA MOLDING-018 X 065 X 2134 - WRAPPED-CHERRY
16	111135-F2-438	EA MOLDING-018 X 065 X 2438 VINYL - WRAPPED PICKLED ASH
16	111136-F2-438	EA MOLDING-018 X 065 X 2438 VINYL - WRAPPED-CHERRY
17	105709-01-000	FT T-MOLDING-1", MODERN IVORY
18	079653-19-000	EA MOLDING-BATT STRIP, KERFED - PICKLED ASH
18	079653-20-000	EA MOLDING-BATT STRIP, KERFED - CHERRY/CHERRY
19	109736-01-01A	FT T-MOLDING, 1.00" BRASS/BLACK - CRILA PLASTICS
20	103186-01-03A	FT MOLDING-PLASTIC, SHELF 9.5MM - PICKLED ASH
20	103186-01-04A	FT MOLDING-PLASTIC, SHELF 9.5MM - SALEM CHERRY
20	103186-02-03A	FT MOLDING-PLASTIC, SHELF 25.4MM - PICKLED ASH
20	103186-02-04A	FT MOLDING-PLASTIC, SHELF 25.4MM - SALEM CHERRY
21	086229-09-000	EA RETAINER-OFFSET
21	086229-14-000	EA RETAINER-3/4 - W&B RN 391
22	086229-10-000	EA BATTEN-1.5", OFFSET, MOD.IVORY - W&B RN 540-147
23	101957-01-03A	EA EXTR-PLASTIC, PICKLED ASH - WEST&BARKER,INC
23	101957-01-04A	EA EXTR-PLASTIC, SALEM CHERRY WEST&BARKER,INC
23	120492-01-01A	FT STRIP-TRIM - IVORY
24	109332-02-01A	FT TRIM-J, MIRROR, BRASS - W&B RN 446
25	109410-01-E37	EA MOLDING-TRIM PICKLED ASH
25	109410-01-E41	EA MOLDING-TRIM SALEM CHERRY
26	080176-05-000	EA CAP-CORNER, RADIUS ASH - PICKLED ASH
26	080176-06-000	EA CAP-CORNER, RADIUS RADIUS CHERRY - CHERRY/CHERRY
27	100659-17-E37	EA MOLDING-TRIM (PICKLED ASH)
27	100659-17-E41	EA MOLDING-TRIM (SALEM CHERRY)
28	100181-33-E37	EA TRIM-MITERED, OAK PICKLED ASH
28	100181-33-E41	EA TRIM-MITERED, OAK SALEM CHERRY
29	109831-01-E37	EA LUMBER-MIRROR STOP,610 LG PICKLED ASH
29	109831-01-E41	EA LUMBER-MIRROR STOP,610 LG SALEM CHERRY
30	113794-01-01A	FT MOLDING-CROWN, PICKLED ASH
30	113794-01-02A	FT MOLDING-CROWN, SALEM CHERRY
31	119433-01-G38	EA MOLDING-TRIM,VEE,SLIDEOUT PICKLED ASH

KEY	PART NUMBER	U/M DESCRIPTION
1	009767-12-000	FT MOLDING-SIDEWALL TO CEILING/CABINET - WELTING - OFF WHITE
2	009778-16-000	FT U-CHANNEL-1 " - PICKLED ASH
2	009778-18-000	FT U-CHANNEL-1 " - SALEM CHERRY
2	070504-28-000	FT EXTRUSION-U CHANNEL, 1.65 - PICKLED ASH

INTERIOR FINISH GROUP (CONTINUED)



INTERIOR FINISH GROUP (CONTINUED)

MOLDINGS & TRIMS (CONTINUED)

KEY	PART NUMBER	U/M	DESCRIPTION
31	119433-01-G39	EA	MOLDING-TRIM,VEE,SLIDEOUT SALEM CHERRY
31	119433-02-G38	EA	MOLDING-TRIM,VEE,SLIDEOUT PICKLED ASH
31	119433-02-G39	EA	MOLDING-TRIM,VEE,SLIDEOUT SALEM CHERRY
32	120492-01-01A	FT	STRIP-TRIM - IVORY
32	120492-01-02A	FT	STRIP-TRIM - SALEM CHERRY
32	120492-01-03A	FT	STRIP-TRIM - PICKLED ASH
33	120514-01-G38	EA	TRIM ASM-UPPER, SLIDEOUT PICKLED ASH
33	120514-01-G39	EA	TRIM ASM-UPPER, SLIDEOUT SALEM CHERRY
34	120514-02-G38	EA	TRIM ASM-UPPER, SLIDEOUT PICKLED ASH
34	120514-02-G39	EA	TRIM ASM-UPPER, SLIDEOUT SALEM CHERRY
35	120514-03-G38	EA	TRIM ASM-UPPER, SLIDEOUT PICKLED ASH
35	120514-03-G39	EA	TRIM ASM-UPPER, SLIDEOUT SALEM CHERRY
	111235-01-E74	EA	MOLDING - COUNTERTOP - 1.4" X 8' (DINETTE TABLE)
	111235-01-GV0	EA	MOLDING - COUNTERTOP - 1.4" X 8' (DINETTE TABLE)
	085284-B2-000	FT	STRIP-TAPE, SOLITUDE, PROVENCE - ROBERT WEED (G38, G39)
	085284-B7-000	FT	BATT-STRIP, TAPE, CORBIN-TOBAC ROBERT WEED (G40, G41)
	085284-C4-000	FT	STRIP-TAPE, VALERIA STRIPE - ROBERT WEED (G42, G43)
	085284-96-000	FT	STRIP-TAPE, PICKLED ASH - ROBERT WEED
	085284-97-000	FT	STRIP-TAPE, SALEM CHERRY - ROBERT WEED
	088263-B9-000	EA	BATT-STRIP, SOLITUDE, PROVENCE - ROBERT WEED (G38, G39)
	088263-C4-000	EA	BATT-STRIP, CORBIN-TOBAC ROBERT WEED (G40, G41)
	088263-D1-000	EA	BATT-STRIP, VALERIA STRIPE - CASHMERE ROBERT WEED (G42, G43)

FLOOR COVERINGS

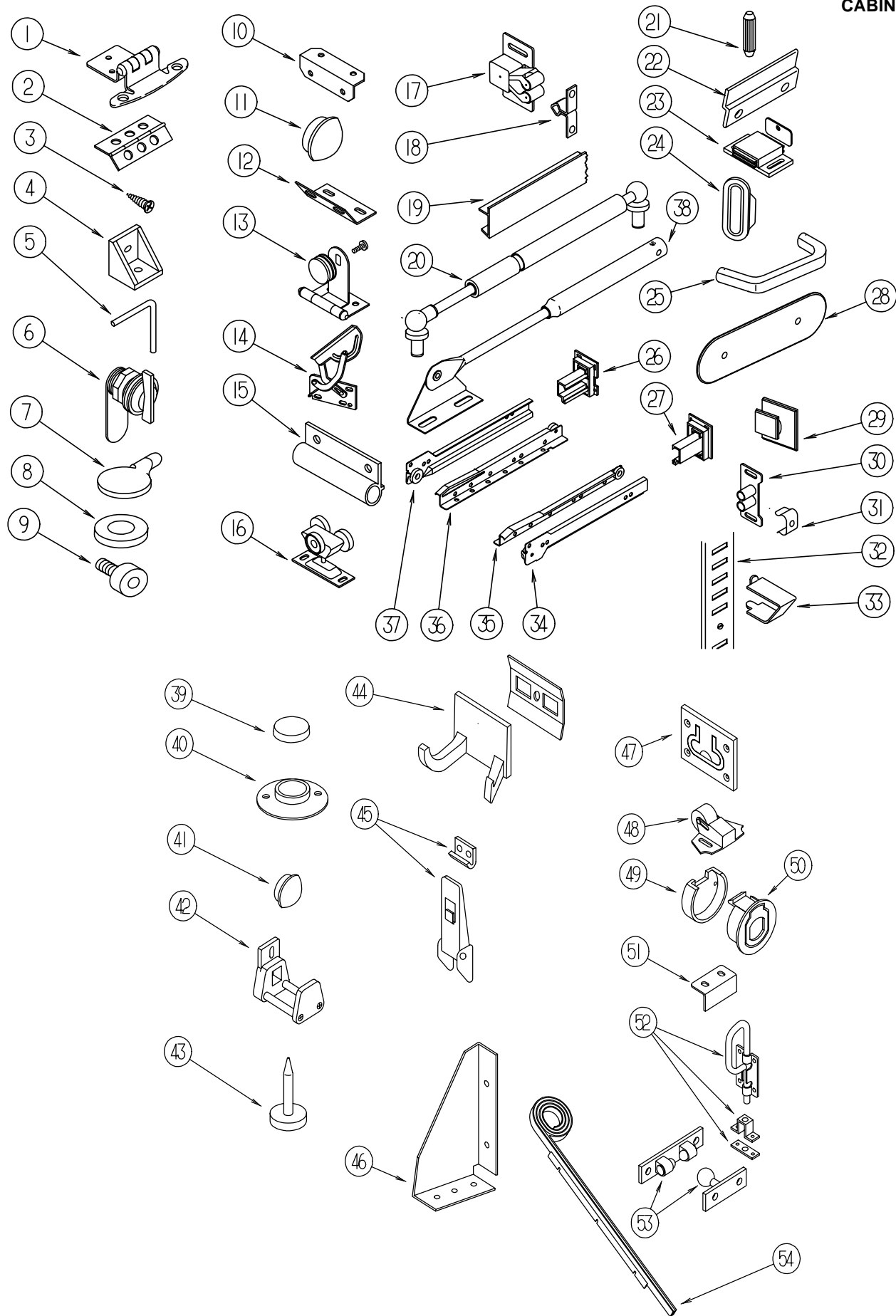
KEY	PART NUMBER	U/M	DESCRIPTION
	093486-01-000	SY	CARPET-COMPARTMENT, 54" WIDE - DARK GRAY
	096060-B5-000	SY	CARPET-EXCALIBUR, NIGHT NAVY (G38, G39)
	096060-B6-000	SY	CARPET-EXCALIBUR, DOESKIN (G40, G41)
	096060-B7-000	SY	CARPET-EXCALIBUR, MOLLUSK (G42, G43)
	075233-01-000	SY	PAD-CARPET, 3/8" X 6' ROLL
	047034-02-000	SF	PLASTIC-CARPET, 4' WIDE - CLEAR POLY
	105829-03-01A	SF	TILE-FLOOR, WOOD PLANK - PICKLED ASH
	105829-03-02A	SF	TILE-FLOOR, WOOD PLANK - SALEM CHERRY
	105829-01-700	EA	TILE-FLOOR, WOOD PLANK - 36" X 4.5' X 3/8" THICK

FLOOR MATS

KEY	PART NUMBER	U/M	DESCRIPTION
	108151-01-000	EA	MAT-FLOOR, ENTRANCE
	108152-01-000	EA	MAT-FLOOR, RH
	108152-03-000	EA	MAT-FLOOR, LH (OSHKOSH)
	108152-02-000	EA	MAT-FLOOR, LH (CHEVY/FORD)

INTERIOR FINISH GROUP (CONTINUED)

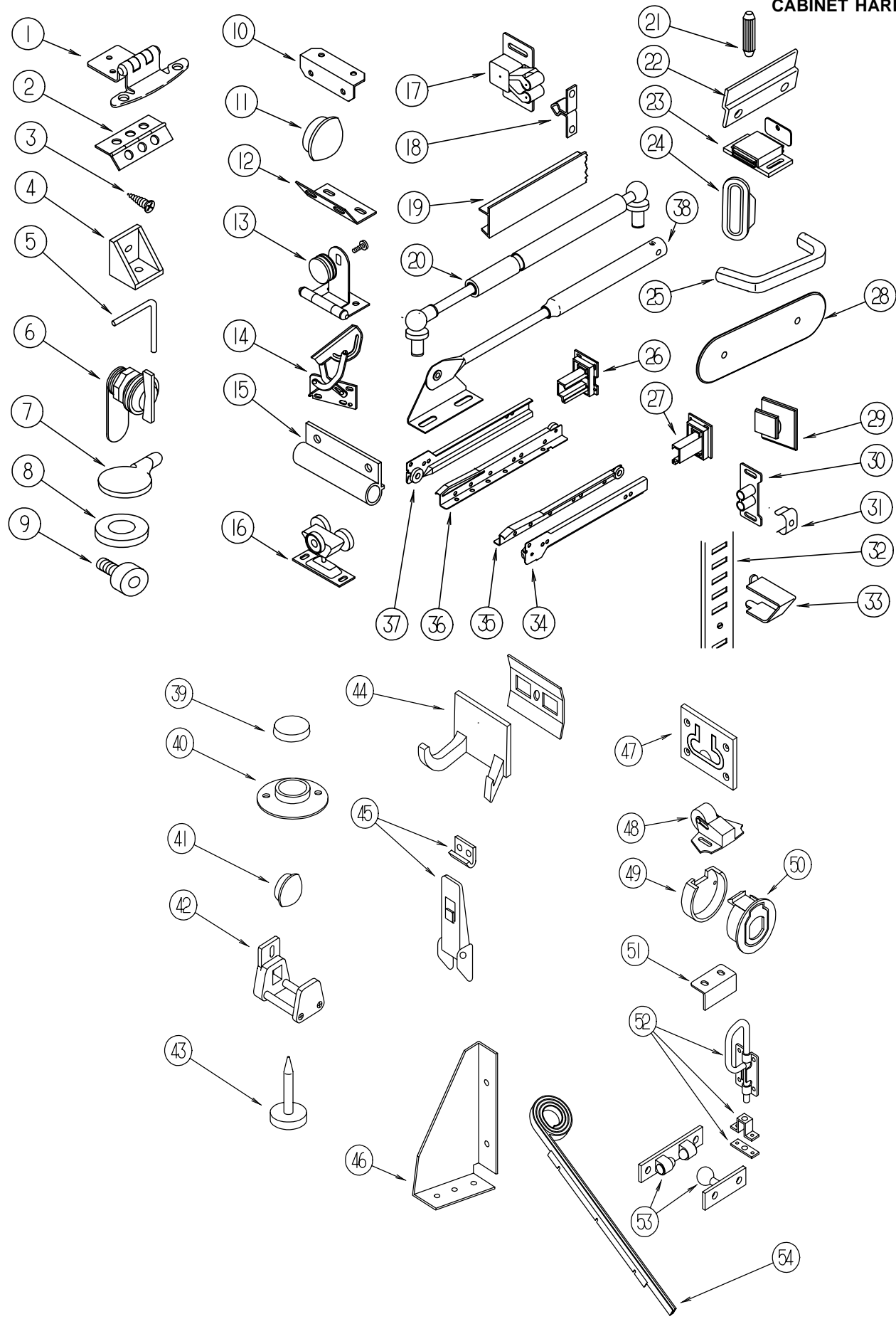
CABINET HARDWARE



KEY	PART NUMBER	U/M	DESCRIPTION
1	108138-01-000	EA	HINGE-DOOR, CABINET - BURNISHED BRASS
			SCREW #000G13-06-08G
2	041389-25-000	EA	HINGE-PIANO,1.50X1397.0 MILL
2	112556-01-01A	EA	HINGE-BRASS, 1 1/2 IN
2	009059-01-000	EA	HINGE-DOOR, 2" X 1/4" - BRASS
3	000G13-06-10G	EA	SCREW-6-20 X 5/8 PFH, ANTIQUE BRASS
4	065740-01-000	EA	BRACE-CABINET CORNER, PLASTIC
5	108487-02-01A	EA	SUPPORT-PROP ROD,OVHD,BLACK
	039984-01-000	EA	CAP-ROUND, VINYL - .28" ID X .62" LONG - BLACK
6	100710-01-01A	EA	LOCK-GLASS DOOR, TWIST TYPE - BRASS
7	101766-02-000	EA	PIN-SUPPORT, GLASS DOOR
8	100707-01-000	EA	SPACER-DOOR, GLASS - .8" DIA - .3" HOLE - PLASTIC
9	079921-01-000	EA	ROLLER-NYLON, W/STEEL SHAFT - BARBED
10	016604-01-000	EA	BRACE-CABINET, ANGLE - 2.5" - METAL - UNPAINTED
10	016604-03-000	EA	BRACE-CABINET, ANGLE - 2.5" - METAL - BEIGE
10	016604-05-000	EA	BRACE-CABINET, L ANGLE - 2.5" - METAL - OFF WHITE
11	074045-09-000	EA	PLUG-OAK, 1/2" DIA - PICKLED ASH
12	111866-01-02A	EA	BRACE-SEAT, ANGLE OFF/WHT
13	100711-01-01A	EA	HINGE-DOOR, GLASS
14	108126-01-000	EA	TRAY HINGE SET (QTY. 2 PER SET)
15	108486-01-01A	EA	BRACKET-PROP ROD,OVHD,BLACK
16	103874-01-000	EA	HANGER-SLIDING DOOR
17	093586-06-000	EA	CATCH-SPRING, ROLLER - FASTEC C411-AC
18	093586-05-000	EA	STRIKE-SPRING STEEL, FASTEC S411-AC
19	103186-01-03A	FT	MOLDING-PLASTIC, SHELF PICKLED ASH 9.5MM
19	103186-01-04A	FT	MOLDING-PLASTIC, SHELF SALEM CHERRY 9.5MM
19	103186-02-03A	FT	MOLDING-PLASTIC, SHELF PICKLED ASH 25.4MM
19	103186-02-04A	FT	MOLDING-PLASTIC, SHELF SALEM CHERRY 25.4MM
20	057460-04-000	EA	SPRING-GAS
21	110072-01-000	EA	DOWEL, 5/16" X 1 3/16", BIRCH
22	101272-01-000	EA	CATCH-DOOR, GLASS
23	088254-01-000	EA	CATCH-MAGNETIC, 1.8" X .7"
24	098410-01-01A	EA	PULL-FINGER, OVAL - BRASS
25	111093-01-000	EA	PULL-CABINET, BRASS CM1940AU
26	114045-01-000	EA	BACKSOCKET-ADJUSTABLE, LEFT - HOUCK 751-1
			N/A ORDER SLIDE KIT ACCORDING TO LENGTH-SEE NUMERICAL LISTING OF #114031-??-700 IN THE \$ FICHE F/DESIRED LENGTH
27	114045-02-000	EA	BACKSOCKET-ADJUSTABLE, RIGHT - HOUCK 751-2
			N/A ORDER SLIDE KIT ACCORDING TO LENGTH-SEE NUMERICAL LISTING OF #114031-??-700 IN THE \$ FICHE F/DESIRED LENGTH
28	081376-01-000	EA	BACKPLATE-DOOR PULL, OVAL - BRASS - .8" X 4.25"
29	102327-01-01A	EA	PULL-MIRROR, SQUARE
30	009021-01-000	EA	CATCH-GRILLE, NYLON
31	009021-02-000	EA	STRIKE-SPRING STEEL
32	098980-01-000	EA	PILASTER-ADJUSTABLE SHELF, 18" LONG
			WOODGRAIN APPEARANCE
32	098980-02-000	EA	PILASTER-ADJUSTABLE SHELF, 12" LONG
			WOODGRAIN APPEARANCE
32	098980-06-000	EA	PILASTER-ADJUSTABLE SHELF, 24" LONG
33	098979-01-000	EA	CLIP-ADJUSTABLE SHELF
34	114031-02-000	EA	SLIDE - 12" - RIGHT SIDE/CABINET
34	114031-14-000	EA	SLIDE-DRAWER, 18" RIGHT CABINET-HOUCK 7200-RV-2
			REFERENCE DEALER PARTS BULLETIN #7SB010-96-12Z
34	114031-18-000	EA	SLIDE-DRAWER, 20" RIGHT CABT HOUCK 7200-RV-2
			REFERENCE DEALER PARTS BULLETIN #7SB010-96-12Z
34	114031-22-000	EA	SLIDE-DRAWER, 22" RIGHT CABT
			REFERENCE DEALER PARTS BULLETIN #7SB010-96-12Z

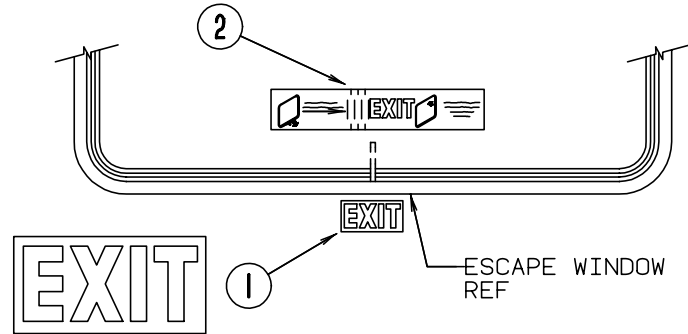
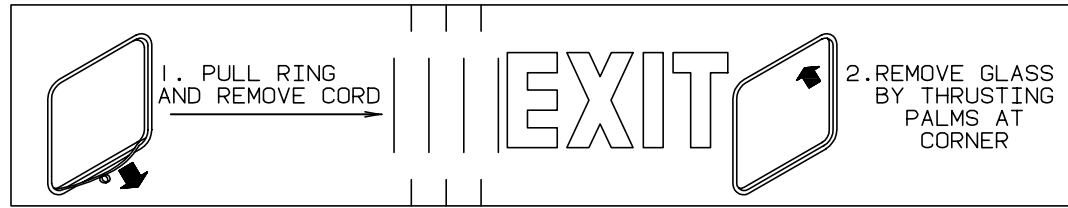
INTERIOR FINISH GROUP (CONTINUED)

CABINET HARDWARE (CONTINUED)

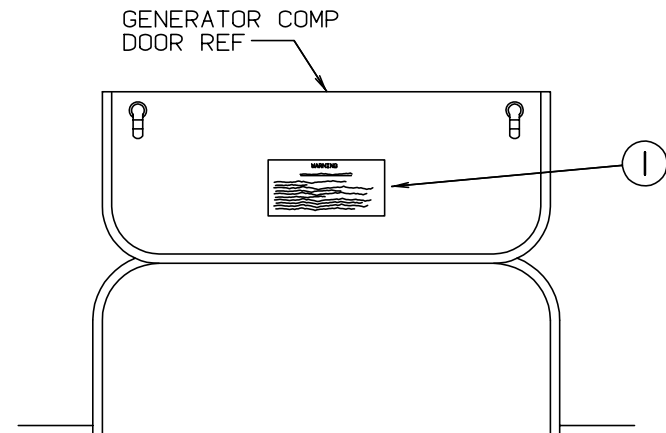


KEY	PART NUMBER	U/M	DESCRIPTION
35	114031-04-000	EA	SLIDE - 12" - RIGHT SIDE/DRAWER REFERENCE DEALER PARTS BULLETIN #7SB010-96-12Z
35	114031-16-000	EA	SLIDE-DRAWER,18" RIGHT DRAWER -HOUCK 7 REFERENCE DEALER PARTS BULLETIN #7SB010-96-12Z
35	114031-20-000	EA	SLIDE-DRAWER,20" RIGHT DRWR HOUCK 7200-RV-4 REFERENCE DEALER PARTS BULLETIN #7SB010-96-12Z
35	114031-24-000	EA	SLIDE-DRAWER,22" RIGHT DRWR HOUCK 7200-RV-4 REFERENCE DEALER PARTS BULLETIN #7SB010-96-12Z
36	114031-03-000	EA	SLIDE - 12" - LEFT SIDE/DRAWER REFERENCE DEALER PARTS BULLETIN #7SB010-96-12Z
36	114031-15-000	EA	SLIDE-DRAWER,18" LEFT DRAWER - HOUCK 7200-RV-3 REFERENCE DEALER PARTS BULLETIN #7SB010-96-12Z
36	114031-19-000	EA	SLIDE-DRAWER,20" LEFT DRWR HOUCK 7200-RV-3 REFERENCE DEALER PARTS BULLETIN #7SB010-96-12Z
36	114031-23-000	EA	SLIDE-DRAWER,22" LEFT DRWR HOUCK 7200-RV-3 REFERENCE DEALER PARTS BULLETIN #7SB010-96-12Z
37	114031-01-000	EA	SLIDE - 12" - LEFT SIDE/CABINET REFERENCE DEALER PARTS BULLETIN #7SB010-96-12Z
37	114031-13-000	EA	SLIDE-DRAWER,18" LEFT CABINET -HOUCK 7200-RV-1 REFERENCE DEALER PARTS BULLETIN #7SB010-96-12Z
37	114031-17-000	EA	SLIDE-DRAWER,20" LEFT CABT HOUCK 7200-RV-1 REFERENCE DEALER PARTS BULLETIN #7SB010-96-12Z
37	114031-21-000	EA	SLIDE-DRAWER,22" LEFT CABT REFERENCE DEALER PARTS BULLETIN #7SB010-96-12Z
38	074493-02-000	EA	SUPPORT-PISTON SPRING, CABINET DOOR
39	004354-01-000	EA	BUMPER-RUBBER, .5" DIA - BROWN
40	009112-01-000	EA	FLANGE-ROD, 1" - CLOTHES ROD - PLASTIC - OFF WHITE
	023320-01-000	EA	PAD-FELT, 3/8" DIAMETER - BROWN
41	042356-01-000	EA	PLUG-BUTTON, MAHOGANY - 3/8" DIAMETER - WOOD
	042438-01-000	EA	DOWEL-WOOD, CLOTHES ROD - 1" DIAMETER X 4'
	042438-06-000	EA	DOWEL-WOOD, 1.5" X 26" - OAK
42	064467-01-000	EA	GUIDE-POCKET, SLIDING DOOR - WALL MOUNTED
	076790-01-000	EA	SCREW, 6-20 X 1 1/4 PPH - BLACK
43	102194-01-000	EA	GUIDE-PLASTIC
44	104174-01-000	EA	HOOK-ROBE,TWIN
45	116975-01-01A	EA	LATCH ASM-UNDERCENTER, BLACK STRIKE #042541-05-000
46	116978-01-03B	EA	GUSSET-SLIDEOUT ROOM, OFF/WHT
47	072871-01-000	EA	PULL-FLUSH, CHROME
	073151-02-000	EA	HINGE-CONTINUOUS, 22.3" LONG - METAL - OFF WHITE
48	109403-01-000	EA	CATCH-SINGLE ROLLER
49	113375-05-01A	EA	LATCH-SLAM, BACK BLACK
50	113375-04-01A	EA	LATCH-SLAM, FACE BLACK
51	113375-02-01A	EA	STRIKE-DOOR CHROME
52	103256-01-000	EA	LATCH-SLIDE
53	084451-01-000	EA	CATCH - TV SHELF - BRASS
54	097141-02-700	EA	KIT-TRACK TAMBOUR DOOR - W/ONE RIGHT & ONE LEFT TRACK
	103986-01-000	FT	TRIM-3/4 BRASS U-CHANNEL
	099682-01-01A	EA	BRACKET-END, HANDRAIL BRASS - BROADWAY 32.10109

LABELS GROUP



KEY	PART NUMBER	U/M DESCRIPTION
1	039290-01-000	EA LABEL-WARNING, EXIT
2	107571-01-000	EA LABEL-ESCAPE EXIT, WINDOW



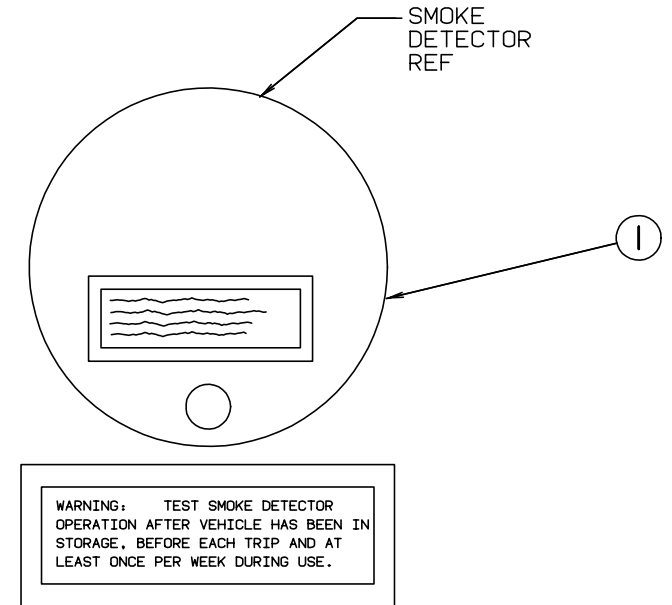
WARNING

WHEN ADDING A GENERATOR SET:

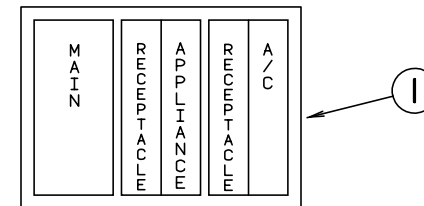
HIGH VOLTAGE-USE EXTREME CAUTION WHEN WORKING ON ELECTRICAL COMPONENTS. HAVE ALL ELECTRICAL INSTALLATION PERFORMED BY A QUALIFIED LICENSED ELECTRICIAN-FOLLOW ALL STATE AND LOCAL CODES. ONLY INSTALL GENERATOR SET APPROVED FOR R.V. APPLICATION. HAVE INSTALLED BY QUALIFIED TECHNICIAN. TO AVOID HEAT BUILD-UP AND TO GUARANTEE AN ADEQUATE AIR SUPPLY TO THE GENERATOR CARBURETOR, FOLLOW INSTALLATION INSTRUCTIONS. GENERATOR ENGINE EXHAUST GASES ARE TOXIC AND MUST NOT TERMINATE UNDER THE VEHICLE-DISCHARGE EXHAUST AWAY FROM VEHICLE.

KEY	PART NUMBER	U/M DESCRIPTION
1	077510-01-000	EA LABEL-GENERATOR PREP

LABELS GROUP (CONTINUED)



KEY	PART NUMBER	U/M DESCRIPTION
1	077956-01-000	EA LABEL-WARNING, SMOKE DETECTOR

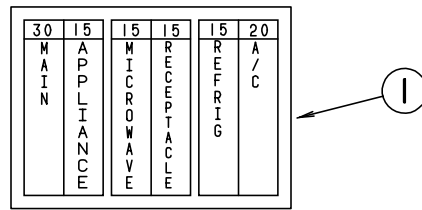


KEY	PART NUMBER	U/M DESCRIPTION
1	095721-07-000	EA LABEL-CONTROL CENTER - FRONT - W/SWITCH LOCATIONS

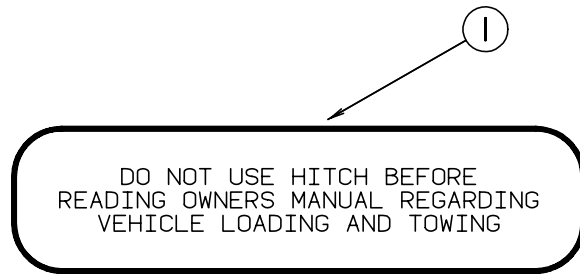
MAIN	REFRID/MICRO
	A/C CIRCUIT 1
MAIN	A/C CIRCUIT 2
	GENERAL RECPS
GFI # 1	WASHER/OTHER
GFI # 2	
CONVERTER/ GENERAL RECPS DISHWASHER	CONVERTER/ GENERAL RECPS

KEY	PART NUMBER	U/M DESCRIPTION
1	095721-09-000	EA LABEL-CONTROL CENTER (50A)

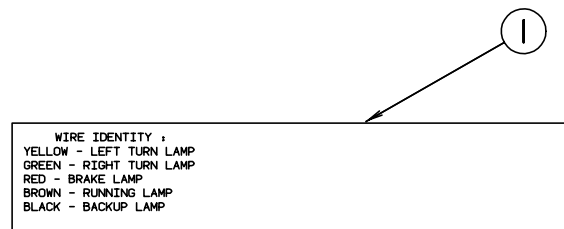
LABELS GROUP (CONTINUED)



KEY	PART NUMBER	U/M DESCRIPTION
1	095721-10-000	EA LABEL-CONTROL CENTER (30A) (CANADIAN)

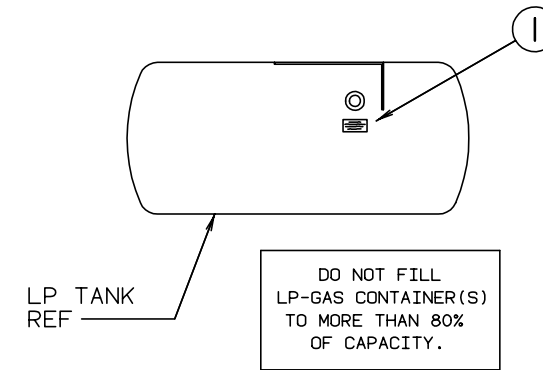


KEY	PART NUMBER	U/M DESCRIPTION
1	111104-01-000	EA LABEL-HITCH, READ MANUAL

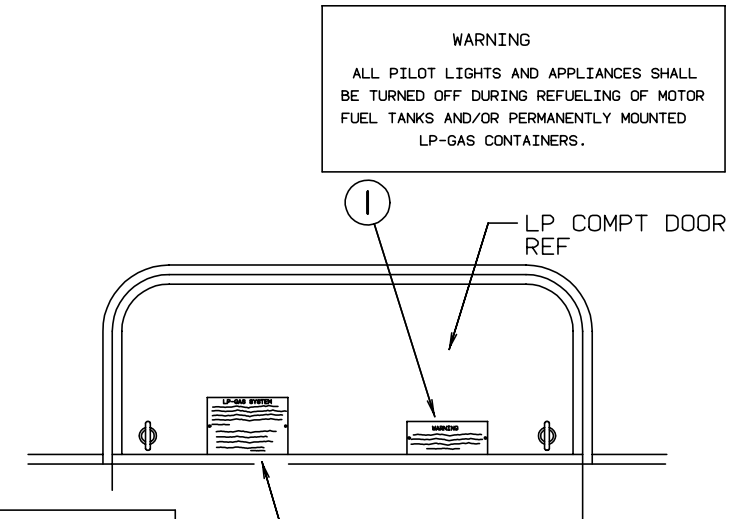


KEY	PART NUMBER	U/M DESCRIPTION
1	091224-02-000	EA LABEL-TRAILER LIGHTING

LABELS GROUP (CONTINUED)



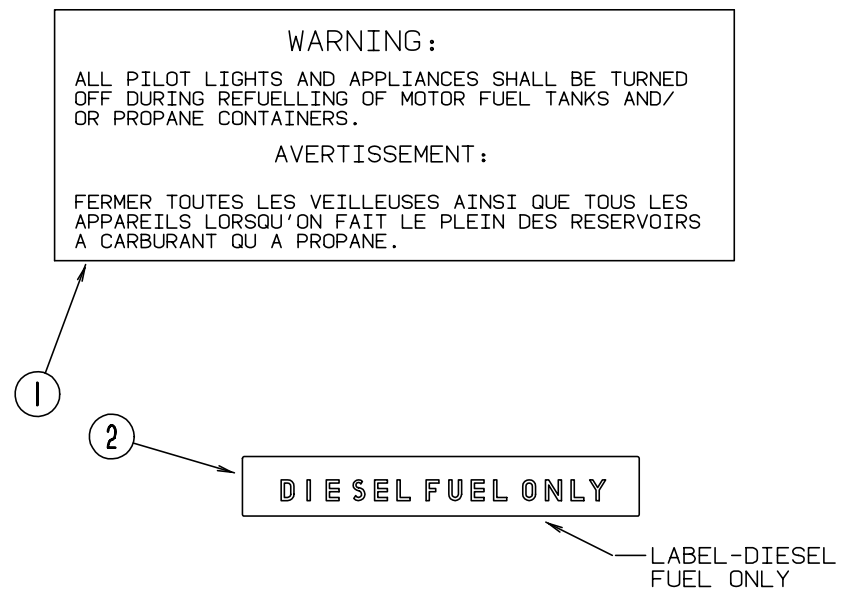
KEY	PART NUMBER	U/M DESCRIPTION
1	079965-01-000	EA LABEL-LPG 80 CAPACITY



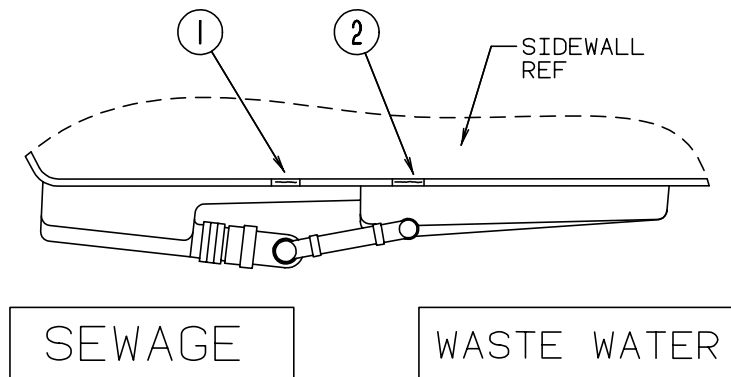
LP-GAS SYSTEM
 THIS GAS PIPING SYSTEM IS DESIGNED FOR USE OF LIQUEFIED PETROLEUM GAS ONLY. DO NOT CONNECT NATURAL GAS TO THIS SYSTEM.
 SECURELY CAP INLET(S) WHEN NOT CONNECTED FOR USE. AFTER TURNING ON GAS, EXCEPT AFTER NORMAL CONTAINER REPLACEMENT, TEST GAS PIPING AND CONNECTIONS TO APPLIANCE FOR LEAKAGE WITH SOAPY WATER OR BUBBLE SOLUTION. DO NOT USE PRODUCTS THAT CONTAIN AMMONIA OR CHLORINE.
 P.N. 54531

KEY	PART NUMBER	U/M DESCRIPTION
1	006040-01-000	EA TAG-GAS REFUELING WARNING
1	006040-02-000	EA TAG-GAS REFUEL WARNING, CANADIAN
2	054531-01-000	EA LABEL-WARNING, LPG - US
2	023769-01-000	EA LABEL-WARNING, LPG - CANADIAN

LABELS GROUP (CONTINUED)

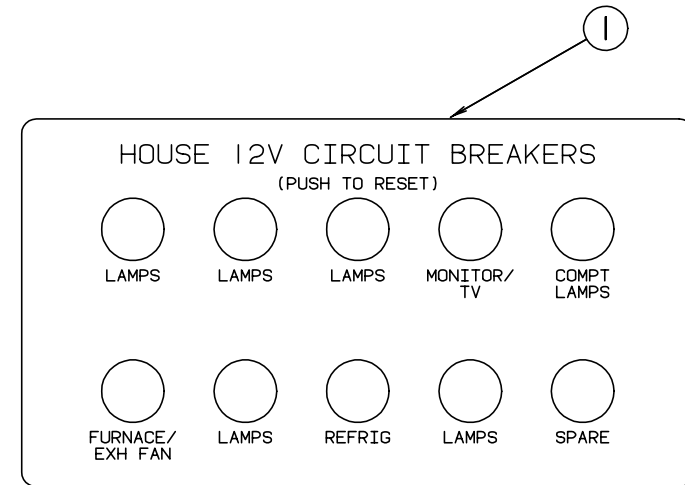


KEY	PART NUMBER	U/M DESCRIPTION
1	006040-01-000	EA TAG-GAS REFUELING WARNING
1	006040-02-000	EA TAG-GAS REFUEL WARNING, CANADIAN
2	068383-01-000	EA LABEL-DIESEL FUEL ONLY

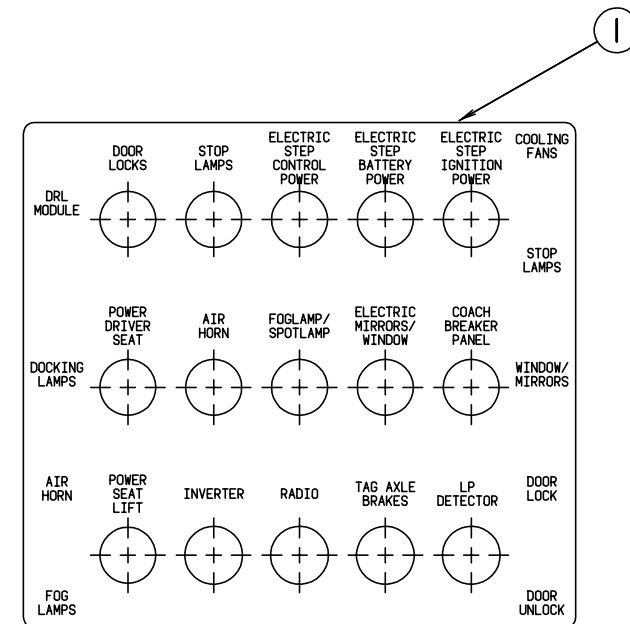


KEY	PART NUMBER	U/M DESCRIPTION
1	006187-01-000	EA LABEL-SEWAGE
2	006188-01-000	EA LABEL-WASTE WATER

LABELS GROUP (CONTINUED)



KEY	PART NUMBER	U/M DESCRIPTION
1	092547-04-000	EA LABEL-CIRCUIT BREAKER

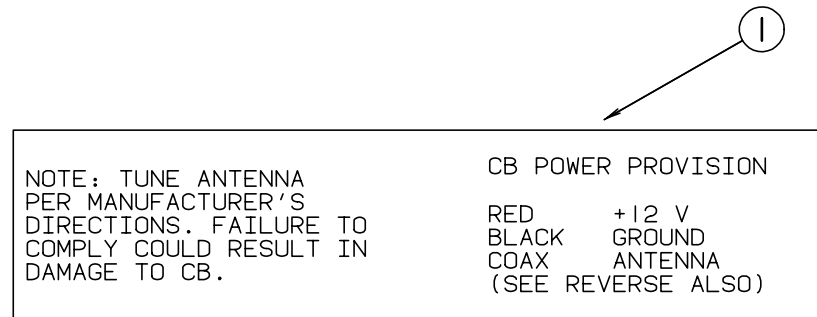


KEY	PART NUMBER	U/M DESCRIPTION
1	093236-12-000	EA LABEL-CIRCUIT BREAKER

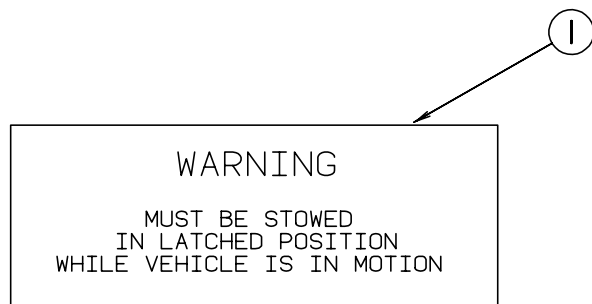
LABELS GROUP (CONTINUED)



KEY	PART NUMBER	U/M DESCRIPTION
1	112518-01-000	EA LABEL-HANG TAG, CO DETECTOR

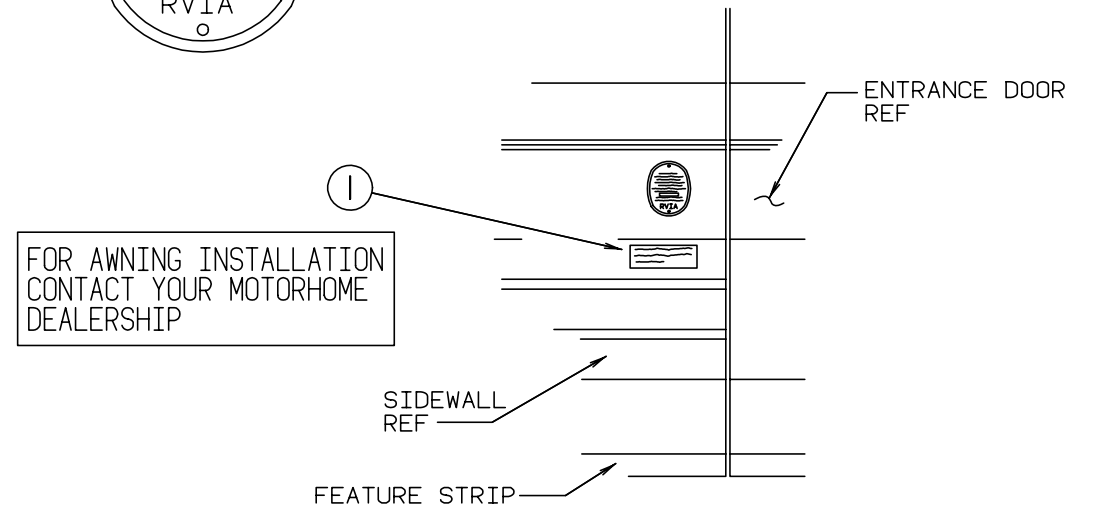


KEY	PART NUMBER	U/M DESCRIPTION
1	104678-01-000	EA LABEL-CB PREP

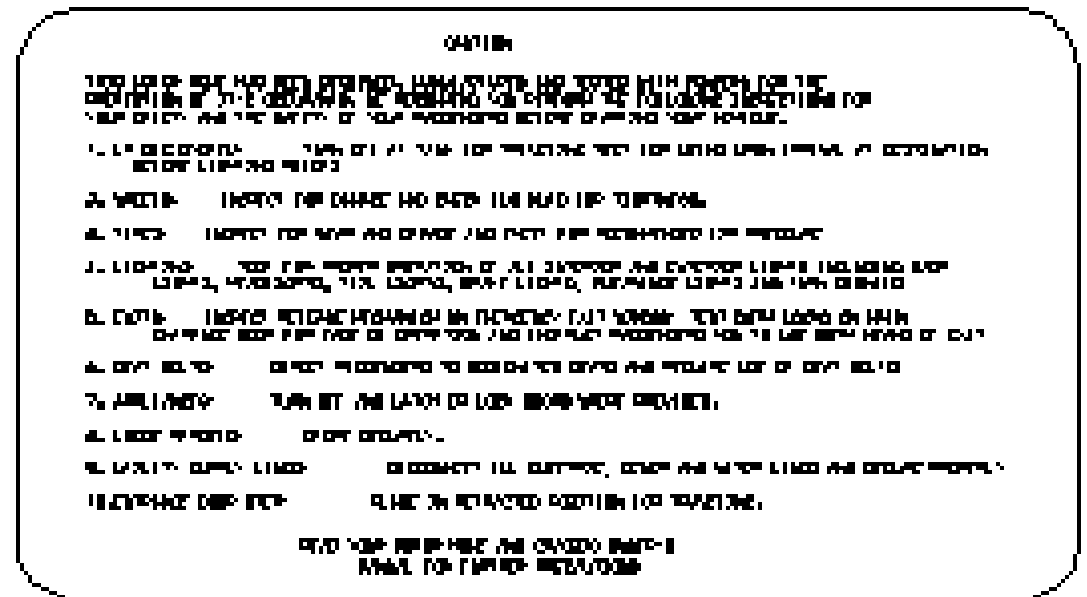
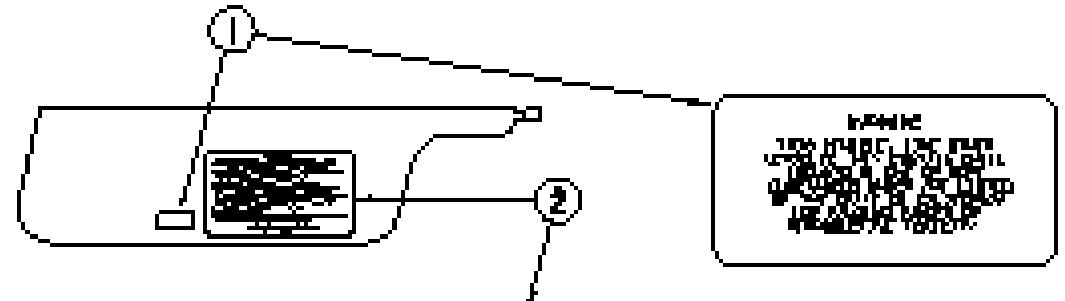


KEY	PART NUMBER	U/M DESCRIPTION
1	079966-01-000	EA LABEL-WARNING, STOWED - MOTION

LABELS GROUP (CONTINUED)



KEY	PART NUMBER	U/M DESCRIPTION
1	099509-01-000	EA LABEL-AWNING INSTALLATION



KEY	PART NUMBER	U/M DESCRIPTION
1	056259-01-000	EA LABEL-SAFETY CHECK LIST
2	056259-01-000	EA LABEL-SAFETY CHECK LIST

LABELS GROUP (CONTINUED)



AUTOMOTIVE AND COACH
CIRCUIT BREAKERS

KEY	PART NUMBER	U/M DESCRIPTION
1	098379-01-000	EA LABEL-ELECTRICAL BOX, FRONT



BATTERY MODE
SOLENOID AND
RELAYS

KEY	PART NUMBER	U/M DESCRIPTION
1	098379-04-000	EA LABEL-ELECTRICAL BOX, SIDE



THIS CONNECTION IS FOR
(B) VOLT AC, 3-POLE, 4 WIRE
60 HZ (CYCLES), (A) AMPERE SUPPLY

DO NOT CONNECT TO
HIGHER VOLTAGE

KEY	PART NUMBER	U/M DESCRIPTION
1	006062-04-000	EA LABEL-ELECTRIC, 120/240V SERVICE



POWER CORD
STORAGE

KEY	PART NUMBER	U/M DESCRIPTION
1	121731-01-000	EA LABEL-POWER CORD STORAGE

LABELS GROUP (CONTINUED)



AIR CONDITIONER
POWER SWITCH

50A SHORE POWER
OR GENERATOR

30A SHORE POWER

KEY	PART NUMBER	U/M DESCRIPTION
1	109051-01-000	EA LABEL-SWITCH, 50A POWER (SHORE)



POWER SWITCH

WASHER/DRYER

MICROWAVE

KEY	PART NUMBER	U/M DESCRIPTION
1	109051-02-000	EA LABEL-SWITCH, 50A POWER (DISHWASHER)



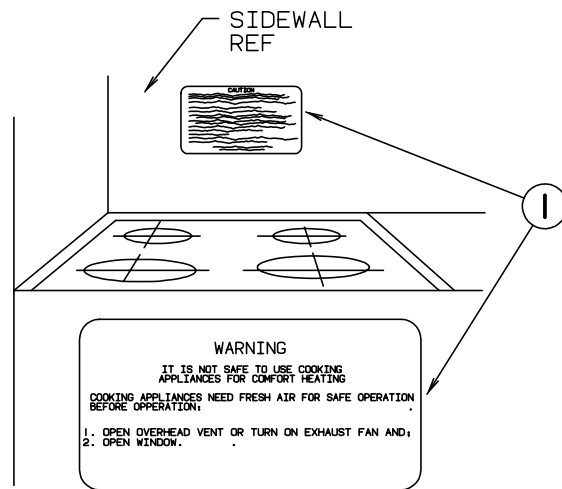
POWER SWITCH

DISHWASHER

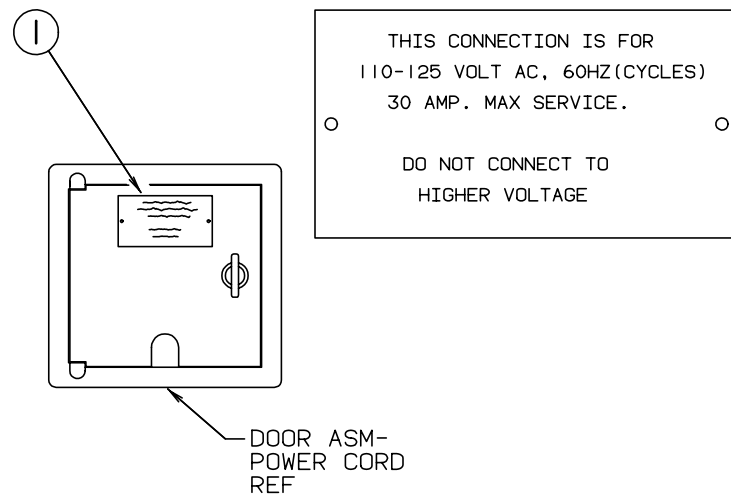
MICROWAVE

KEY	PART NUMBER	U/M DESCRIPTION
1	109051-03-000	EA LABEL-SWITCH, 50A POWER (WASHER/DRYER)

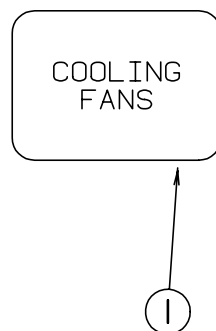
LABELS GROUP (CONTINUED)



KEY	PART NUMBER	U/M DESCRIPTION
1	050225-01-000	EA LABEL-WARNING, STOVE VENT - US
1	050222-01-000	EA LABEL-WARNING, STOVE VENT - CANADIAN

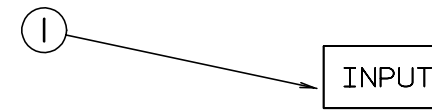


KEY	PART NUMBER	U/M DESCRIPTION
1	006062-01-000	EA TAG-ELECTRIC, 110V CONNECTION

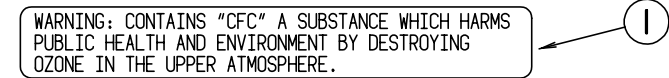


KEY	PART NUMBER	U/M DESCRIPTION
1	093237-10-000	EA LABEL-CIRCUIT BREAKER,FRONT - COOLING FANS

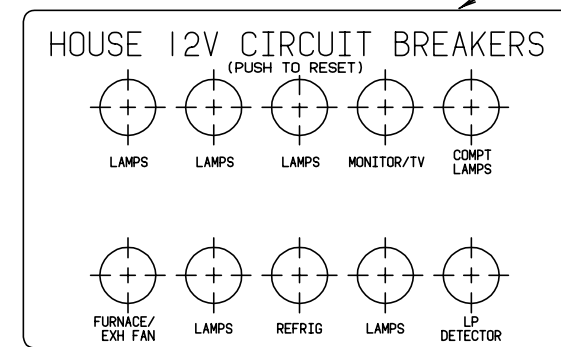
LABELS GROUP (CONTINUED)



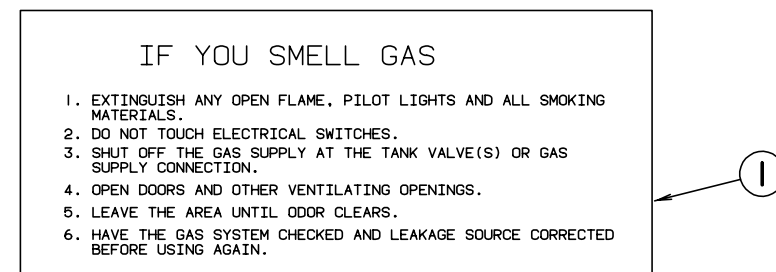
KEY	PART NUMBER	U/M DESCRIPTION
1	087236-01-000	EA LABEL-CABLE, INPUT



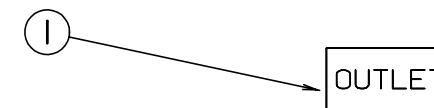
KEY	PART NUMBER	U/M DESCRIPTION
1	111802-01-000	EA LABEL-CFC WARNING



KEY	PART NUMBER	U/M DESCRIPTION
1	092547-06-000	EA LABEL-CIRCUIT BREAKER



KEY	PART NUMBER	U/M DESCRIPTION
1	073998-01-000	EA LABEL-LPG ODOR WARNING

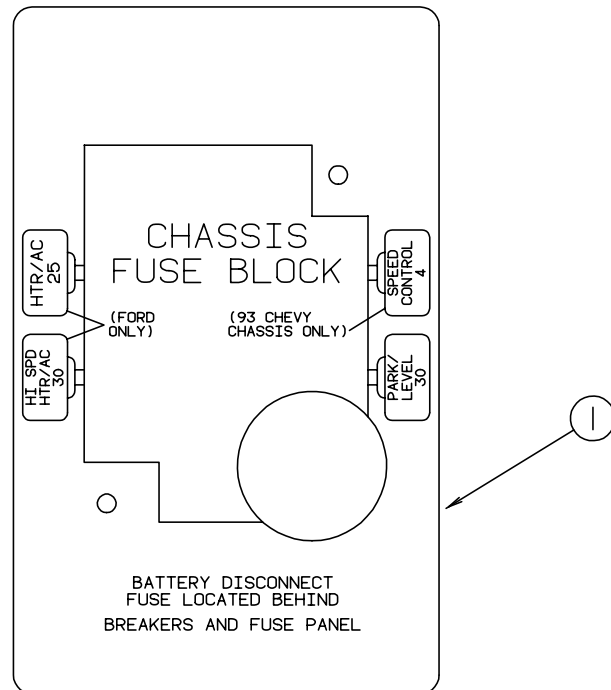


KEY	PART NUMBER	U/M DESCRIPTION
1	087236-02-000	EA LABEL-TV OUTLET

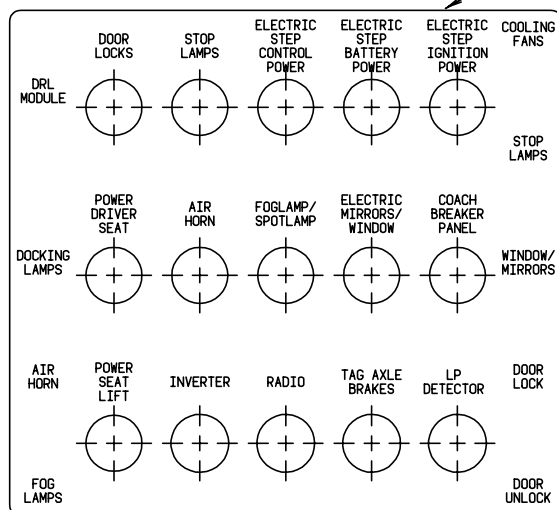
LABELS GROUP (CONTINUED)

EXTERIOR
LEFT SIDE
SERVICE LIGHT

KEY PART NUMBER U/M DESCRIPTION
1 094675-01-000 EA LABEL-EXTERIOR LIGHT, SERVICE



KEY PART NUMBER U/M DESCRIPTION
1 111537-02-000 EA LABEL-FUSES



KEY PART NUMBER U/M DESCRIPTION
1 093236-12-000 EA LABEL-CIRCUIT BREAKER

LABELS GROUP (CONTINUED)

UNLEADED
FUEL ONLY

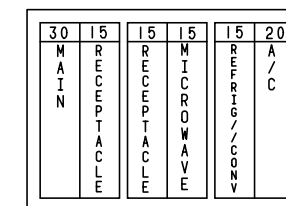
KEY PART NUMBER U/M DESCRIPTION
1 098641-01-000 EA LABEL-FUEL, UNLEADED - DASH

UNLEADED FUEL ONLY

KEY PART NUMBER U/M DESCRIPTION
1 062043-01-000 EA LABEL-FUEL, UNLEADED

WARNING
THIS VEHICLE, LIKE OTHER VEHICLES, MAY CONTAIN SMALL AMOUNTS OF ONE OR MORE SUBSTANCES WHICH ARE LISTED BY THE STATE OF CALIFORNIA FOR CAUSING CANCER OR REPRODUCTIVE TOXICITY.

KEY PART NUMBER U/M DESCRIPTION
1 099689-01-000 EA LABEL-WARNING, CANCER/TOXICITY

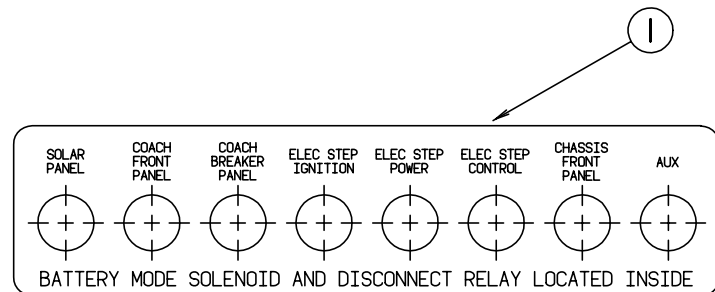


KEY PART NUMBER U/M DESCRIPTION
1 095721-14-000 EA LABEL-CONTROL CENTER, 30A

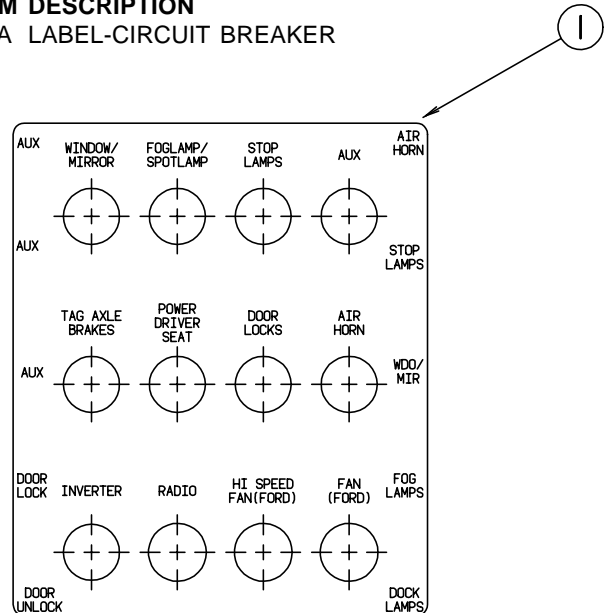
CIRCUIT BREAKERS
AND AUTOMOTIVE
FUSE PANEL

KEY PART NUMBER U/M DESCRIPTION
1 098379-03-000 EA LABEL-ELECTRICAL BOX, FRONT

LABELS GROUP (CONTINUED)



KEY	PART NUMBER	U/M DESCRIPTION
1	093236-13-000	EA LABEL-CIRCUIT BREAKER



KEY	PART NUMBER	U/M DESCRIPTION
1	093236-14-000	EA LABEL-CIRCUIT BREAKER

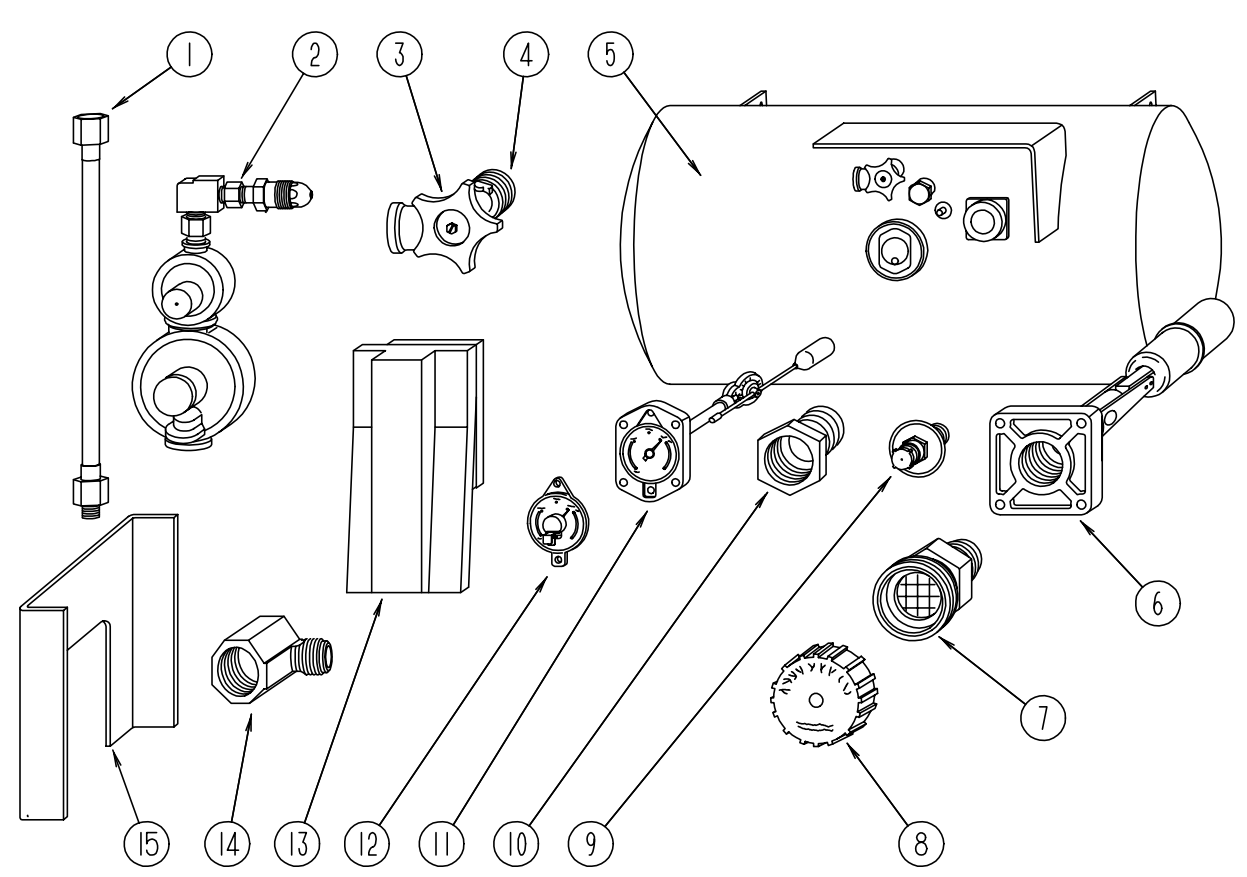
WARNING: DISCONNECT BATTERIES BEFORE CONNECTING EXTERNAL CHARGING EQUIPMENT.

KEY	PART NUMBER	U/M DESCRIPTION
1	065748-01-000	EA LABEL-CAUTION, BATTERY CHARGING

ERTISSEMENT: DEBRANCHER LES BATTERIES AVA BRANCHER TOUT EQUIPEMENT DE CHARGE EXTERIEU

KEY	PART NUMBER	U/M DESCRIPTION
1	065748-02-000	EA LABEL-WARNING, BATTER, FRENCH

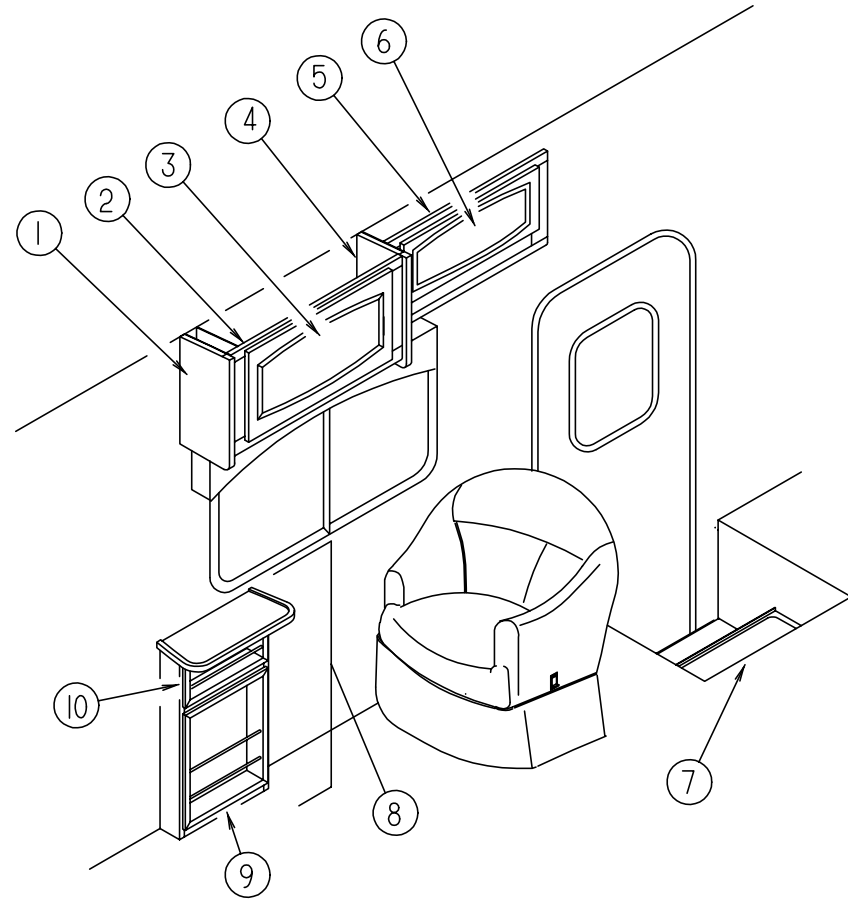
LP GROUP



LP TANK & COMPONENTS

KEY	PART NUMBER	U/M DESCRIPTION	VENDOR NO.
1	045703-01-000	EA HOSE-LP, 3/8" ID X 24" - 3/8 MPT X 1/2 F SWIVEL - U.S.	
1	045703-02-000	EA HOSE-LP, 3/8" ID X 24" - 3/8" MPT X 1/2" F SWIVEL - CANADA	
2	106150-01-000	EA REGULATOR-TWO STAGE M'BRASS 290-303	
3	040421-01-708	EA HANDWHEEL-SERVICE VALVE	G-1015-A
4	040421-01-712	EA VALVE,SERV. W/O VAPOR RELIEF	29000853
5	117432-01-000	EA TANK-LP, 100LB, 20 DIAMETER X 27 LONG	
6	040421-01-711	EA VALVE-80% FILL W/AUTO STOP	LLL
7	040421-01-701	EA VALVE-FILL-SHORT, LP	75478
8	040421-01-702	EA CAP-FILL VALVE, PLASTIC	G-1014-A
9	040421-01-700	EA VALVE-LIQUID LEVEL, 20%	G-1013
10	040421-01-713	EA VALVE-VAPOR ONLY	29000587
11	091970-01-700	EA FLOAT ASM F/20" DIA TANK	20C
12	040440-02-000	EA TRANSMITTER-DIAL, 0-90 OHM - 2 TERMINAL (POWER & GROUND)	
13	105658-01-000	EA COMPARTMENT-LP REGULATOR	
14	065318-02-000	EA ELBOW-90 DEGREE, 3/8" MPT TO 3/8" FPT	
15	113542-11-02B	EA MOUNT ASM-LP TANK E-COAT	
			FROM: 00-00-00 THRU: 09-17-95
	010265-01-000	EA ELBOW-BRASS, 90 DEGREE - 3/8"F X 1/2"FPT	
	010323-01-000	EA ADAPTER-BRASS, 3/8F X 1/2MPT	
	010329-01-000	EA ADAPTER-BRASS, 1/2" F X 1/2" MPT	
	010377-02-000	EA NUT-BRASS, 3/8" FLARE - FORGED	
	010380-02-000	EA NUT-BRASS, 1/2" FLARE - FORGED	
	103613-01-000	EA DETECTOR-LP GAS	

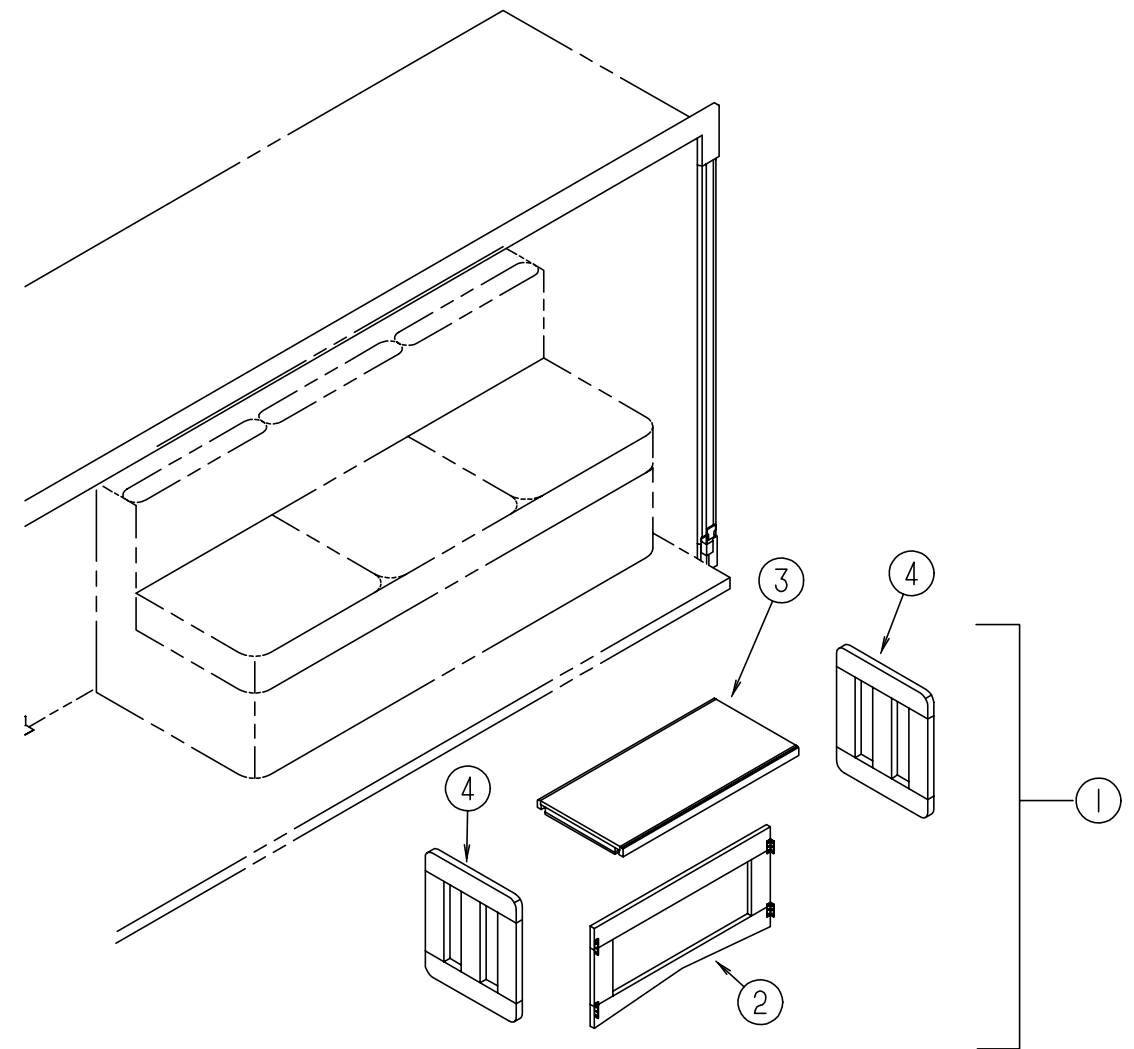
LOUNGE GROUP



PASSENGER SIDE CABINETS & TABLE

KEY	PART NUMBER	U/M	DESCRIPTION
1	107494-02-E37	EA	CAP ASM-END, LH (PICKLED ASH)
1	107494-02-E41	EA	CAP ASM-END, LH (SALEM CHERRY)
2	P14722-01-F36	EA	CABINET ASM-OVHD, TT CHAIRS (PICKLED ASH)
2	P14722-01-F37	EA	CABINET ASM-OVHD, TT CHAIRS (SALEM CHERRY)
3	M05990-01-E37	EA	DOOR W/OGEE EDGING 14.4" X 26.8" (PICKLED ASH)
3	M05990-01-E41	EA	DOOR W/OGEE EDGING 14.4" X 26.8" (SALEM CHERRY)
4	107494-01-E37	EA	CAP ASM-END, RH (PICKLED ASH)
4	107494-01-E41	EA	CAP ASM-END, RH (SALEM CHERRY)
5	107450-01-E37	EA	CABINET ASM-OVHD, ENTRY DOOR (PICKLED ASH)
5	107450-01-E41	EA	CABINET ASM-OVHD, ENTRY DOOR (SALEM CHERRY)
6	M05990-17-E37	EA	DOOR-RAIL, HDW, OGEE 255 X 640 (PICKLED ASH)
6	M05990-17-E41	EA	DOOR-RAIL, HDW, OGEE 255 X 640 (SALEM CHERRY)
7	104006-01-C05	EA	LID-ENTRANCE STEP COMPARTMENT, W/O CARPET
	101222-01-04A	EA	BRACKET-CATCH, LID, E-COAT
	107941-01-02A	EA	SUPPORT-ENTRY STEP LID
8	120381-02-G38	EA	CABINET ASM-MAGAZINE RACK
9	120381-14-GV0	EA	MAGAZINE RACK ASM
10	120381-21-G38	EA	RACK ASM

LOUNGE GROUP (CONTINUED)



DRIVER SIDE LOUNGE TABLE & COUCH BRACKET

KEY	PART NUMBER	U/M	DESCRIPTION
	105947-01-000	EA	BRACKET-HOLD DOWN, COUCH CSA UNITS
1	116957-01-G38	EA	TABLE ASM-FOLDING
2	116957-11-F31	EA	BRACE ASSEMBLY - FOR NEW STYLE TABLE
3	116957-12-G38	EA	TABLE TOP ASM
4	116957-15-F31	EA	LEG ASM - FOR NEW STYLE TABLE

SEALANTS & FASTENERS GROUP

SEALANTS & ADHESIVES

KEY	PART NUMBER	U/M	DESCRIPTION
	004011-01-000	EA	ADHESIVE-3M, 4475 TUBE
	004020-01-000	QT	ADHESIVE-ABS CEMENT - QUART
	004363-01-000	FT	TAPE-ADHESIVE FOAM, 1 SIDE - 3/16" X 1/2" X 50' - GRAY
	034552-02-000	EA	SILICONE-TUBE, 300 ML - CLEAR
	034552-12-000	EA	SILICONE-TUBE, 300 ML - BUFF
	053766-02-000	EA	BEDDING COMPOUND-TUBE, WHITE - SCHNEE# 5522
	053766-08-000	EA	BEDDING COMPOUND-TUBE, GRAY - SCHNEE# 5522
	062917-03-000	EA	ADHESIVE-LOCTITE 242, LOCTITE 242,SIDE 41
	067788-01-000	EA	ADHESIVE-SPRAY, 3M 74 - 19.5 OUNCE CAN
	069640-01-000	FT	SEALER-RIBBON, 1/4" DIAMETER - INCREMENTS OF 30'
	069640-03-000	FT	SEALER-RIBBON, 3/4" X 1/8" - INCREMENTS OF 60'
	069640-07-000	FT	SEALER-RIBBON, 2" X 3/32" - INCREMENTS OF 30' OR 45'
	069640-09-000	FT	SEALER-RIBBON, 2 1/2" X 1/32" - INCREMENTS OF 80'
	069640-11-000	FT	SEALER-TAPE, 3/16" X 3/8", BLACK - MANUS
	069640-14-000	FT	SEALER-RIBBON, 1" X 1/16" - GRAY - INCREMENTS OF 30' OR 45'
	072889-01-000	EA	SEALANT-URETHANE, BLACK - 1/10 - ESSEX 552.2
	072889-09-000	EA	SEALANT-URETHANE - BLACK (TUBE) - MANUS 75AM
	076322-02-000	FT	TAPE-FOAM, DOUBLE COATED ADHESIVE BACKED - 1" X 108'
	076322-03-000	FT	TAPE-FOAM, DOUBLE COATED ADHESIVE BACKED - .5" X 108'
	076322-05-000	FT	TAPE-FOAM, DOUBLE COATED - .025" X 1.5" X 108'
	076322-07-000	FT	TAPE-FOAM, DOUBLE COATED, .045 X .50 - 3M 4949 VHB
	076322-08-000	FT	TAPE-FOAM, DOUBLE COATED, .045 X .50 - 3M 4949 VHB
	087211-01-000	GL	PROMOTER-ADHESIVE
	088479-01-000	EA	TAPE-ALUM 3" 3M
	091255-02-000	EA	SEAL-ADHESIVE BACKED FOAM, .18" X THICK X 1.5" X 4.8"
	093071-01-000	FT	TAP-BONDING, DOUBLE SIDED - 1/64 X 2"
	094401-01-000	EA	SEALER-BODY SEAM SEALER, 3M FLEXICLEAR
	102352-01-000	EA	SEALER - PUMPABLE - BLACK - COLORIMETRIC MS101
	106206-01-000	EA	SEAL-PUMPABLE, TUBE - MANUS 30A BLACK
	107828-01-000	EA	SEALANT-SB 190 EVERSEAL, SURE BOND INC
	108353-01-000	FT	SEAL-FOAM, 5/16 X 1/2 - ADHESIVE BACKED - LUNDELL
	108353-03-000	FT	SEAL-FOAM, 4.76 X 6.35MM - LUNDELL
	108716-02-000	EA	SILICONE, (TUBE) - BUFF LEVEL - CSL 510
	110274-01-000	FT	TAPE-FOAM, DOUBLE COATED - .045 X 1.0 - NORTON V-2800
	112901-02-000	EA	ADHESIVE-PLEXUS MA 330 50ML - P33500
	114311-01-000	GL	ADHESIVE-GLUE, #72-7843 NATIONAL STARCH
	118085-02-01A	FT	TAPE-FOIL, 1IN X 150FT
	120074-01-01A	EA	SILICONE TUBE - OFF WHITE W/O NOZZLE
	120534-01-01A	EA	TAPE-SCOTCH 3M 1/2" FINE LINE
	900390-01-000	EA	TIP-2 1/2" X 1/8" ORIFICE
	900390-02-000	EA	TIP-6"LN, 1/16" X 1/4" ORIFICE
	900390-03-000	EA	NOZZLES-CSL D10

BOLTS, NUTS & WASHERS

KEY	PART NUMBER	U/M	DESCRIPTION
	000C12-05-40B	EA	BOLT-HEX, 5/16 - 18 X 2.5 - ZN 5
	000C12-05-12B	EA	BOLT-HEX, 5/16 - 18 X 3/4 - ZN 5
	000C12-05-16B	EA	BOLT-HEX, 5/16-18 X 1 - ZINC 5
	000C12-06-20B	EA	BOLT-HEX, 3/8 - 16 X 1 1/4 - ZN 5
	000C12-06-16B	EA	BOLT-HEX, 3/8 - 16 X 1 - ZINC
	000C12-06-32B	EA	BOLT-HEX, 3/8 - 16 X 2LG - ZN 5
	000C12-06-44B	EA	BOLT-HEX, 3/8 - 16 X 2 3/4 - ZN 5
	000C12-07-20B	EA	BOLT-HEX, 7/16 - 14 X 1 1/4 - ZN 5
	000C12-08-28B	EA	BOLT-HEX, 1/2-13 X 1-3/4 ZN 5
	000C12-08-24B	EA	BOLT-HEX, 1/2-13 X 1 1/2 - ZN 5
	000C12-10-24B	EA	BOLT-HEX, 5/8-11 X 1 1/2 ZN - 5
	000C13-07-48B	EA	BOLT-HEX, 7/16 - 20 X 3 - ZN 5
	000C26-04-10B	EA	BOLT-HEX, SER FLG - 1/4-20 X 5/8 ZINC
	000C26-04-14B	EA	BOLT-HEX, SER FLG - 1/4-20 X 7/8 ZINC
	000C26-04-18B	EA	BOLT-HEX, SER FLG - 1/4-20 X 1 1/8 ZINC

SEALANTS & FASTENERS GROUP (CONTINUED)

BOLTS, NUTS & WASHERS (CONTINUED)

KEY	PART NUMBER	U/M	DESCRIPTION
	000C26-05-12B	EA	BOLT-HEX-SER FLG 5/16-18 X 3/4 ZN
	000C26-05-16B	EA	BOLT-HEX-SER FLG 5/16-18 X 1 ZN
	000C26-05-20B	EA	BOLT-HEX, SER FLG 5/16 - 18 X 1 1/4 ZINC
	000C26-05-12B	EA	BOLT-HEX-SER FLG 5/16-18 X 3/4 ZN
	000D24-10-00B	EA	NUT-HEX, SF/LK - 10-32 ZN
	000D29-05-00B	EA	NUT-5/16-18 UNC,SF/LOCKING - NYLON WASHER INSERT
	000D29-06-00B	EA	NUT-HEX, W/NYLON LOK - 3/8 - 16 ZN
	000D34-06-00B	EA	NUT-HEX, LK - 3/8 - 16 GRADE C ZN - PREVAILING TORQUE
	000D39-04-00B	EA	NUT-HEX, SER FLG LK 1/4 - 20 ZN
	000D39-05-00B	EA	NUT-HEX, SER FLG LK - 5/16 - 18 ZN
	000D39-06-00B	EA	NUT-HEX, SER FLG LK - 3/8-16 ZN
	000D39-08-00B	EA	NUT-HEX, SER FLG LK - 1/2-13 ZN
	000D44-07-00B	EA	NUT-HEX, SER FLG LK - 7/16-20 ZN
	000D46-04-00A	EA	NUT-HEX, WELD - 1/4-20 - PLAIN - SHORT PILOT
	000D73-07-00C	EA	NUT-HEX FLG, 7/16 - 14 CAD PREV
	000D73-08-00C	EA	NUT-HEX FLG,1/2-13 CAD PREV - GRADE G
	000E11-05-00B	EA	WASHER-LK, 5/16" MED - SPLIT - ZN
	000E11-08-00B	EA	WASHER - LOCKING - 1/2 MED SPLIT - ZINC
	000E13-14-00B	EA	WASHER-FL, 1/4" WIDE ZN
	000E13-17-00B	EA	WASHER-FLARE, 3/8" AR ZN
	000E13-18-00B	EA	WASHER-FL, 3/8 WIDE ZN
	000E13-20-00B	EA	WASHER-FL, 7/16" WIDE - ZN
	000E13-21-00B	EA	WASHER-FL - W/2 NAR ZN
	000E13-22-00B	EA	WASHER-FLAT, 1/2 WIDE - ZINC - 05117-01-000
	000E14-10-00B	EA	WASHER-LK - NO 10 EXT TOOTH - ZN
	000G45-04-24B	EA	BOLT-LAG, 1/4-9 X 1 1/2 ZN
	005081-01-000	EA	NUT-SPEED, C TYPE - NO 8 SCREW
	040921-03-000	EA	NUT-SPEED, U TYPE - NO 10
	040921-05-000	EA	NUT-SPEED, U TYPE - NO. 8 - .67" LENGTH X .44" WIDTH
	044364-02-000	EA	NUT-SPEED, FLAT - ROUND
	051387-05-000	EA	BOLT-CARR, 5/16 - 18 X 8.5 - ZN - W/O HOLE
	051387-06-000	EA	BOLT-CARRIAGE, W/O HOLE - 5/16-18 X 9.5 ZN
	058716-02-000	EA	WASHER-FLAT NYLON - .406 X .75 X .06
	063253-07-000	EA	NUT-J, #8A .120 - .130 PNL THK
	077049-01-000	EA	NUT-ACORN, 10 - 32 ALUMINUM
	083163-06-000	EA	PUSHNUT-FLAT TYPE 3/8 STUD - FORD ONLY
	087234-01-000	EA	NUT-JACK, 1/4 X 20 THREAD - MOLLY
	088787-12-000	EA	STUD-WELD, 1/4-20X1.0LG MN
	102378-01-02A	EA	WASHER-BLACK, COMPARTMENT DOORS
	102540-01-000	EA	SEAL-SCREW, ROUND - RUBBER
	106648-01-000	EA	CAP-STUD, .120 TO .130 STUD DIAMETER - T'MN C30017-014-27
	106956-01-000	EA	BOLT-HEX TAP, 5/16 - 18NC X 1 1/4 - GR5 - FULL THREAD ZINC
	106956-03-000	EA	BOLT-HEX TAP 1/2-13NCX3 GR5 FULL THREAD ZINC
	107397-01-000	EA	WASHER-FENDER, 6.8"ID X 32.0"OD
	108067-03-000	EA	STUD-WELD, 1/4-20 X 1/2 CD - IMAGE
	110794-01-000	EA	WASHER-FL, 1ID X 13/4OD - C-TECH 36T1043187

SCREWS

KEY	PART NUMBER	U/M	DESCRIPTION
	000C20-06-20T	EA	SCREW, 3/8-16 X 1 1/4,FLAT SOC
	000G11-05-08B	EA	SCREW-5-20 X 1/2 PPH ZN
	000G11-06-18B	EA	SCREW, 6-20 X 1 1/8 PPH - ZINC
	000G11-06-10J	EA	SCREW, 6-20 X 5/8 PPH - BRASS
	000G11-06-10B	EA	SCREW, 6-20 X 5/8 PPH - ZINC
	000G11-06-08B	EA	SCREW, 6-20 X 1/2 PPH - ZINC
	000G11-06-06B	EA	SCREW, 6-20 X 3/8 PPH - ZINC
	000G11-07-08B	EA	SCREW, 7-19 X 1/2 PPH - ZINC
	000G11-08-06B	EA	SCREW, 8-18 X 3/8 PPH ZINC
	000G11-08-08B	EA	SCREW, 8-18 X 1/2 PPH - ZINC
	000G11-08-08T	EA	SCREW, 8-18 X 1/2 PPH

SEALANTS & FASTENERS GROUP (CONTINUED)

SCREWS (CONTINUED)

KEY	PART NUMBER	U/M	DESCRIPTION
	000G11-08-12B	EA	SCREW, 8-18 X 3/4 PPH ZINC
	000G11-08-12D	EA	SCREW, 8-18 X 3/4 PPH - BLACK
	000G11-08-12P	EA	SCREW, 8-18 X .75 PPH - DARK BROWN
	000G11-08-12R	EA	SCREW, 8-18 X 3/4 PPH - BEIGE
	000G11-08-12S	EA	SCREW, 8-18 X 3/4 PPH - OFF WHITE
	000G11-08-12T	EA	SCREW, 8-18 X 3/4 PPH - BLACK
	000G11-08-20B	EA	SCREW, 8-18 X 1 1/4 PPH ZINC
	000G11-08-16S	EA	SCREW, 8-18 X 1.00 PPH - OFF WHITE
	000G11-10-12D	EA	SCREW, 10-16 X 3/4 PPH - BLACK
	000G11-10-12S	EA	SCREW, 10-16 X .75 PPH OFF WHT
	000G11-10-16B	EA	SCREW, 10-16 X 1 - PPH ZINC
	000G11-10-40B	EA	SCREW, 10-16 X 2 1/2 PPH CAD
	000G12-06-08T	EA	SCREW, 6-20 X .50 POH - BLACK
	000G12-06-14A	EA	SCREW, 6-20 X .87 POH PLAIN
	000G12-06-20B	EA	SCREW-6-20 X 1.25 POH ZINC
	000G13-05-16S	EA	SCREW, 5-20 X 1 PFH - OFF WHITE
	000G13-06-06B	EA	SCREW, 6-20 X 3/8 PFH ZINC
	000G13-06-16E	EA	SCREW-6-20 X 1.00 PFH CHROME
	000G13-06-08B	EA	SCREW - 6-20 X .50 OFG - ZINC
	000G13-06-08G	EA	SCREW, 6-20 X 1/2 PFH - ANTIQUE BRASS
	000G13-06-16J	EA	SCREW, 6-20 X 1.00 PFH - BRASS
	000G13-06-24J	EA	SCREW, 6-20 X 1.50 PFH BRASS
	000G13-07-12B	EA	SCREW, 7-19 X 3/4 PFH ZINC
	000G13-08-10B	EA	SCREW, 8-18 X 5/8 PFH - ZINC
	000G13-08-16B	EA	SCREW, 8-18 X 1 PFH - ZINC
	000G16-04-24B	EA	SCREW-MACHINE, 1/4 - 20 X 1-1/2 PPH
	000G18-08-16B	EA	SCREW-MACHINE, 8 X 32 X 1, PPH ZINC
	000G18-08-22B	EA	SCREW-MACHINE, 8-32 X 1 3/8 PPH ZINC
	000G19-10-08B	EA	SCREW-MACHINE, 10-32 X 1/2 PPH ZINC
	000G19-10-10B	EA	SCREW-MACHINE, 10-32 X 5/8 - PPH - ZINC
	000G19-10-12F	EA	SCREW-MACHINE, 10-32 X .75, PPH, SST
	000G19-10-20B	EA	SCREW-MACHINE, 10-32 X 1 1/14 PPH ZINK
	000G19-10-24B	EA	SCREW-MACHINE, 10-32 X 1.5 PPH ZINK
	000G32-10-06B	EA	SCREW, 10-32 X 3/8" - PPH - ZINC
	000G32-10-06D	EA	SCREW, 10 - 32 X 3/8 PPH TYPE1 BLACK
	000G37-08-12B	EA	SCREW, 8 X 18 X 3/4 PPH
	000G39-06-10T	EA	SCREW-SF/DR, 6-20 X 5/8 PPH - BLACK
	000G39-06-16T	EA	SCREW-SF/DR, 6-20 X 1 PPH - BLACK
	000G39-08-06B	EA	SCREW-SF/DR, 8-18 X 3/8 PPH ZINC
	000G39-08-08B	EA	SCREW-SF/DR, 8-18 X 1/2 PPH ZINC
	000G39-08-08R	EA	SCREW-SF/DR, 8-18 X 1/2 PPH - BEIGE
	000G39-08-08S	EA	SCREW-SF/DR, 8-18 X 1/2 PPH - OFF WHITE
	000G39-08-083	EA	SCREW-SF/DR, 8-18 X 1/2 PAH - BUFF
	000G39-08-12B	EA	SCREW-SF/DR, 8-18 X 3/4 PPH ZINC
	000G39-08-16B	EA	SCREW-SF/DR, 8-18 X 1 PPH ZINC
	000G39-08-16R	EA	SCREW-SF/DR 8-18 X 1.00 PPH BEIGE
	000G39-08-16S	EA	SCREW-SF/DR, 8-18 X 1 PPH OFF WHITE
	000G39-08-16T	EA	SCREW-SF/DR, 8-18 X 1 PPH - BLACK
	000G39-08-24B	EA	SCREW-SF/DR, 8-18 X 1 1/2 PPH ZINC
	000G39-08-24T	EA	SCREW-SF/DR, 8-18 X 1.50 PPH
	000G39-08-32B	EA	SCREW-SF/DR, 8-18 X 2 PPH - ZINC
	000G39-10-08B	EA	SCREW-SF/DR, 10-16 X .50 P&H - ZINC
	000G39-10-088	EA	SCREW-SF/DR 10-16 X .50 P&H - DRILL-FLEX F'CARBON
	000G39-10-10B	EA	SCREW-SF/DR,10-16 X .625 PPH ZN
	000G39-10-12B	EA	SCREW-SF/DR,10-16 X .75 PPH ZN
	000G39-10-129	EA	SCREW-SF/DR, 10-16 X 3/4 PPH - FLUOROCARBON SILVER
	000G39-10-12D	EA	SCREW-SF/DR, 10-16 X 3/4 PPH - BLACK
	000G39-10-20B	EA	SCREW-SF/DR, 10-16 X 1 1/4 PPH ZINC
	000G39-10-209	EA	SCREW-SF/DR, 10-16 X 1.25 PPH - FLUOROCARBON SILVER
	000G39-10-32B	EA	SCREW-SF/DR, 10- 6 X 2.00 PPH - ZINC
	000G39-10-40D	EA	SCREW-SF/DR, 10-16X2.50 PPH
	000G39-10-48B	EA	SCREW-SF/DR 10-16 X 3.00 PPH - ZINC

SEALANTS & FASTENERS GROUP (CONTINUED)

SCREWS (CONTINUED)

KEY	PART NUMBER	U/M	DESCRIPTION
	000G39-10-48T	EA	SCREW-SF/DR-10-16X3.00 PPH - BLACK-FLUROCARBON
	000G42-04-12B	EA	SCREW-SF/DR, 1/4-14 X 3/4 HWH ZINC
	000G42-04-16B	EA	SCREW-SF/DR, 1/4-14 X 1 HWH - ZINC
	000G46-08-24T	EA	SCREW-MACHINE, 8-32 - 1.50 IN PFH - BLACK
	000G50-04-08B	EA	SCREW-MACHINE, 1/4-20 X 1/2 PTH 2N
	000G50-04-12B	EA	SCREW-MACHINE, 1/4-20 X 3/4 PPH ZINC
	000G51-08-08B	EA	SCREW, 8-18 X 1/2 PTH ZINC
	000G52-08-06B	EA	SCREW-MACHINE, 8-32 X 3/8 PTH ZINC
	000G52-08-18B	EA	SCREW-MACHINE, 8-32 X 1 1/8 PTH ZN
	000G53-04-06B	EA	SCREW-MACHINE, 1/4-20 X 3/8 PPH ZINC - UNDERCUT HEAD
	000G54-04-20B	EA	SCREW, 1/4-20 X 1 1/4 PTH - TYPE 23 - ZINC PLATED
	000G55-08-125	EA	SCREW-SF/DR, 8-18 X .75 PWH
	000G55-08-12S	EA	SCREW-SF/DR-8-18X.75 PWH - OFF WHITE
	000G55-08-12M	EA	SCREW-SF/DR, 8-18 X .75 PWH - GRAY
	000G55-08-162	EA	SCREW-SF/DR, 8-18 X 1.00 - BEIGE
	000G56-10-24J	EA	SCREW-WOOD, 10-13X1.5 POH - BRIGHT BRASS
	000G56-12-48B	EA	SCREW-WOOD, 12 - 11 X 3 POH - SPECIAL HARDENED
	000G57-05-16J	EA	SCREW, 5-20 X 1 PFH - BRASS
	000G60-08-163	EA	SCREW-SF/DR, 8-18 X 1.00 POH - BUFF
	000G60-10-16J	EA	SCREW-SF/DR, 10-16 X 1 POH - BRIGHT BRASS
	000G67-08-32B	EA	SCREW, 8-15X2 PPH ZINC
	000G67-10-08B	EA	SCREW, 10-12 X 1/2 PPH ZINC
	000G67-10-08R	EA	SCREW, 10-12 X 1/2 PPH - BEIGE - TYPE A
	000G67-10-10B	EA	SCREW, 10-12 X 5/8 PPH ZINC - TYPE A
	000G67-10-10D	EA	SCREW, 10-12 X 5/8 PPH - BLACK - TYPE A
	000G67-10-10P	EA	SCREW-10-12X.62 PPH - DARK BROWN
	000G67-10-10R	EA	SCREW, 10-12 X 5/8 PPH - TYPE A - BEIGE
	000G67-10-12B	EA	SCREW, 10-12 X 3/4" PPH - ZINC
	000G67-10-12D	EA	SCREW, 10-12 X 3/4" PPH - BLACK
	000G67-10-12P	EA	SCREW - 10-12 X .75 - PPH - DARK BROWN
	000G67-10-16B	EA	SCREW, 10-12 X 1 PPH - ZINC
	000G67-10-16P	EA	SCREW, 10-12 X 1 PPH - DARK BROWN
	000G67-10-20D	EA	SCREW - 10-12 X 1.25 PPH - BLACK
	000G67-10-32B	EA	SCREW, 10-12 X 2 PPH - ZINC
	000G67-10-20D	EA	SCREW, 10-12 X 1 1/4 PPH - ZINC
	000G67-10-24B	EA	SCREW, 10-12 X 1 1/2 PPH - ZN
	000G67-10-36T	EA	SCREW, 10-12 X 2.25 PPH - BLACK - STALGAURD
	000G67-10-48B	EA	SCREW, 10-12 X 3 PPH ZINC
	000G67-10-489	EA	SCREW, 10-12 X 3 PPH SILVER
	000G68-06-10G	EA	SCREW, 6-18 X 5/8 POH - ANTIQUE BRASS
	000G68-06-12S	EA	SCREW-6-18X.75 POH
	049465-01-000	EA	SCREW, 10-16 W/WASHER PTH - DARK BROWN
	049465-04-000	EA	SCREW, 10-16 W/WASHER PTH - BEIGE
	054434-02-000	EA	SCREW-SF/DR-10-16X2 ZN
	054434-03-000	EA	SCREW-SF/DR-10-16X2 PWH ZN
	057671-01-000	EA	COVER-SCREW, #8 - PLASTIC - OFF WHITE
	057671-03-000	EA	COVER-SCREW, #8 - PLASTIC - WILLOW
	075908-01-000	EA	SCREW-MACHINE, 10-32 X .56 PTH - ZINC EXTERNAL TOOTH
	086256-01-000	EA	SCREW-SF/DR, 8 X .75HWH - LG
	087721-01-000	EA	SCREW-FLAT HEAD, TAPPING - 1/4" X 1 1/4" LG ZINC
	091230-03-000	EA	SCREW-MACHINE, 8-32 X 3/4 POH SS - BUFF
	101289-01-01A	EA	SCREW-MACHINE, 8-32 X 4 - POH - BRASS - FOR EXTENDED KNOB
	101289-02-01A	EA	SCREW-MACHINE, 8-32 X 4.5 - POH - BRASS - FOR EXTENDED KNOB
	101618-01-000	EA	SCREW, 1/4-20 X 3/4 - HEX/TAPPING - STALGARD TYPE F
	109152-01-000	EA	SCREW, 3/8-16 X 1 1/4 - FLAT SOC - DORRLEMATE COATED
	110460-03-01A	EA	SCREW-MACH-10-24 X 3.75IN PFH - ALMOND
	116111-01-01A	EA	SCREW-TAPTITE, 1/4-20 X 1/2 PPH - ZINC
	116111-02-01A	EA	SCREW-TAPTITE, 1/4-20 X 3/8 PPH - ZINC
	117322-01-000	EA	SCREW-1/4-28 UNF-2A, TORX - U.T. 6270020 SC25WJ

SEALANTS & FASTENERS GROUP (CONTINUED)

RIVETS, CLAMPS, GROMMETS & CLIPS

KEY	PART NUMBER	U/M	DESCRIPTION
	000F10-04-16B	EA	PIN-COTTER, 1/8" X 1" - ZINC
	000H14-06-14R	EA	RIVET-MANDREL BLIND, 3/16"
	000H16-04-06R	EA	RIVET-POP, AL 1/8 X .313-.375
	000H16-06-10R	EA	RIVET-POP, AL 3/16 X .501-.625
	008380-01-000	EA	GROMMET-RUBBER, 5/8" HOLE X 1 1/2" DIAMETER - BLACK
	008380-01-000	EA	GROMMET-RUBBER, 5/8" HOLE X 1 1/2" DIAMETER - BLACK
	008384-01-000	EA	GROMMET-SNAP, 3/4" DIAMETER - NYLON
	008386-01-000	EA	GROMMET-SNAP, 3/8"
	016188-03-000	EA	GROMMET-L/P LINE, 3/8" HOLE X 2 1/2" LONG - RUBBER
	016188-05-000	EA	GROMMET-L/P LINE, 3/8" HOLE X 1 1/4" LONG - RUBBER
	010495-01-000	EA	CLAMP-CABLE, 9/16"
	010495-02-000	EA	CLAMP-CABLE, 3/8"
	010497-01-000	EA	CLAMP-CLOSED, 5/8" ID
	010497-03-000	EA	CLAMP-CLOSED, 1" ID - CUSHIONED
	010497-04-000	EA	CLAMP-CLOSED, 1.62 ID - ADEL, 945-2717
	010497-05-000	EA	CLAMP-CLOSED, 1/2" ID
	010497-06-000	EA	CLAMP-CLOSED, 11/16" ID
	010499-01-000	EA	CLAMP-CLOSED, 3/8" ID
	023146-01-000	EA	CLAMP-SCREW TYPE, 4"
	023942-01-000	EA	GROMMET-RUBBER, 2" OD
	062401-01-000	EA	CLAMP-HOSE, WORMGEAR .25" - 1"
	062401-02-000	EA	CLAMP-HOSE, WORMGEAR - 1.56" - 2.5"
	062401-03-000	EA	CLAMP-HOSE, WORMGEAR - .22"- 1"
	062401-04-000	EA	CLAMP-HOSE, WORMGEAR .69"- 1.25"
	062401-05-000	EA	CLAMP-HOSE, WORMGEAR 2"- 3"
	062401-06-000	EA	CLAMP-HOSE, WORMGEAR .22"- .62"
	062401-07-000	EA	CLAMP-HOSE, WORMGEAR 5"- 7"
	062401-11-000	EA	CLAMP-HOSE, WORMGEAR 3.56"- 4.5"
	071015-11-000	EA	GROMMET-1.00ID, FITS .12 MATERIAL - MINOR RUBBER Z-3065
	071015-19-000	EA	GROMMET-.38ID, FITS .06 MATERIAL - MINOR RUBBER Z-3065
	071015-21-000	EA	GROMMET-RUBBER, .5" ID X 1.06" OD W/.19" GROOVE - BLACK
	071015-26-000	EA	GROMMET-RUBBER, 1.5" ID X 2.12" OD W/.06" GROOVE - BLACK
	071015-29-000	EA	GROMMET-RUBBER, .25" ID X 1.25" OD W/.12" GROOVE - BLACK
	071015-30-000	EA	GROMMET-RUBBER, .31" ID X .81" OD W/.12" GROOVE - BLACK
	075148-02-000	EA	CLAMP-GROUNDING, BRONZE SCREWS
	075312-02-000	EA	CLIP-J, VINYL COATED - 3/8"
	077953-01-000	EA	GROMMET-EDGE LINER, FITS 1"
	077955-01-000	EA	CLIP-J, VINYL COATED, 3/8" - USED TO SUPPORT WIRING TO LIGHTS
	080211-03-000	EA	CLIP-MOUNTING, XMAS TREE - DECORATIVE WALL PADS
	080734-02-000	EA	CLIP-WIRE, NYLON
	083609-01-000	EA	CLAMP-WIRE, DUAL EQUAL - 5/8" DIAMETER
	083610-01-000	EA	CLAMP-WIRE, DUAL - UNEQUAL DIAMETERS - .75" & 1.25"
	083610-02-000	EA	CLAMP-WIRE, DUAL UNEQUAL DIA
	091952-01-000	EA	CLIP-GRIPPER, 1"
	091952-02-000	EA	CLIP-GRIPPER, 3/4"
	094362-02-000	EA	CLIP-CHRISTMAS TREE, FLAT HEAD - .5" X .95"
	101447-01-000	EA	CLIP-U TYPE, TINNERMAN - HOLDS SHOWER SURROUND TOGETHER
	106648-01-000	EA	CAP-STUD .120 TO .130 STUD DIA - T'MN C30017-014-27
	114208-01-000	EA	GROMMET-EDGE LINER, FITS 1.75 - HEYCO 2300
	114208-02-000	EA	GROMMET-EDGE LINER, FITS .625 - HEYCO 2073
	119392-01-000	EA	CLIP-U TYPE, OFFSET LEG - C-TECH C-21950-020

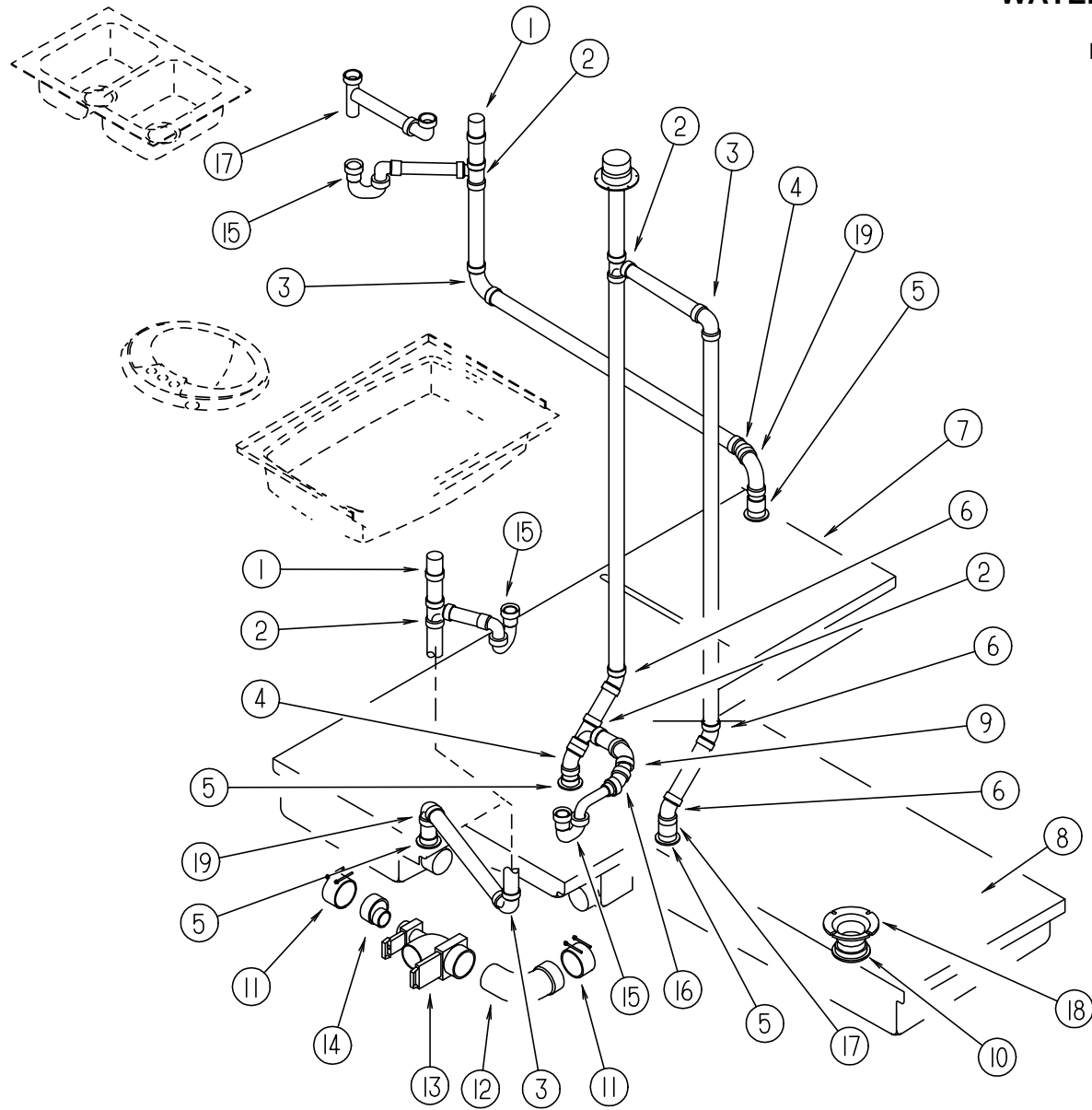
SEALANTS & FASTENERS GROUP (CONTINUED)

MISCELLANEOUS FASTENERS

KEY	PART NUMBER	U/M	DESCRIPTION
	008343-01-000	EA	TIE-WIRE, 6"
	008343-02-000	EA	TIE-WIRE, 14"
	008343-03-000	EA	TIE-WIRE 7.5" - BLACK
	029094-04-000	YD	VELCRO TAPE-LOOP, 1" WIDE - BLACK
	029094-03-000	YD	VELCRO TAPE-HOOK, 1" WIDE - BLACK
	029094-06-000	YD	VELCRO TAPE-LOOP, 2" WIDE - BLACK
	029096-03-000	YD	VELCRO TAPE-HOOK, 1" WIDE - BLACK
	085774-01-000	FT	FASTENER-DUAL HOOK, 1" WIDE - ADHESIVE BACK - BLACK
	085774-02-000	FT	FASTENER-DUAL LOOP, 1" WIDE - ADHESIVE BACK - BLACK
	086285-01-000	EA	SPACER-NYLON, .5" OD X .257" ID
	081211-04-000	EA	PLUG-PLASTIC, .46" DIAMETER - BLACK

WATER & SEWAGE GROUP

DRAINAGE SYSTEM



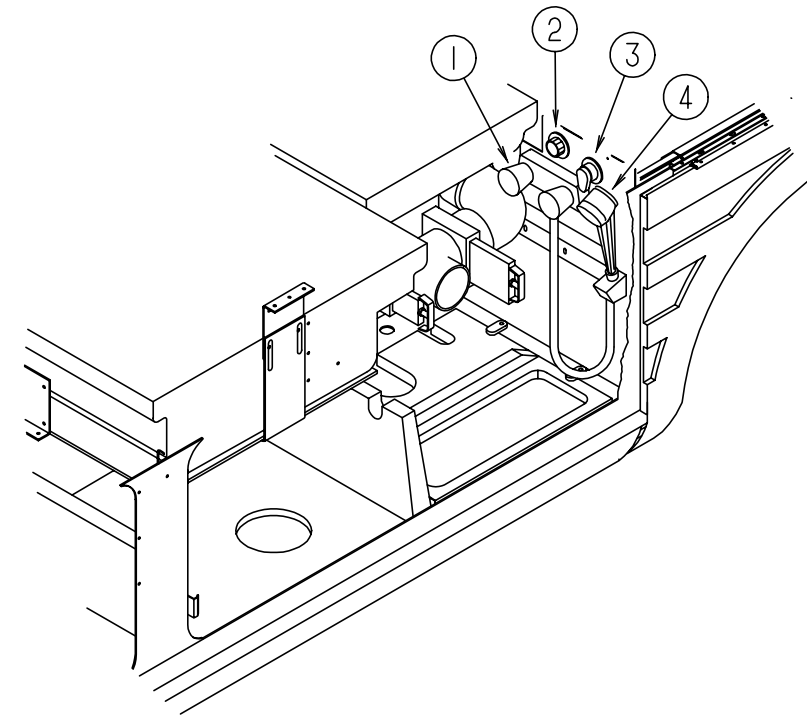
KEY	PART NUMBER	U/M	DESCRIPTION	VENDOR NO.
1	079968-01-000	EA	VENT-MECHANICAL TRAP ARM-ANTI-SIPHON 2" DIA X 7.3" PLASTIC	
2	010071-01-000	EA	TEE-SANITARY, 1 1/2" HUB X HUB X HUB - PLASTIC - BLACK	
3	010008-01-000	EA	ELBOW-90 DEG, 1/4 BEND - 1 1/2" HUB X HUB - BLACK PLASTIC	
4	010051-01-000	EA	ELBOW, 45 DEG., 1 1/2" SPIGOT & HUB, PLASTIC-BLACK	
5	061607-01-000	EA	GROMMET-HOLDING TANK, 1 1/2" NPS	
6	010006-01-000	EA	ELBOW-45 DEG, 1/8 BEND - 1 1/2" HUB X HUB - BLACK PLASTIC	
7	104352-01-000	EA	TANK-HOLDING, 50 GALLON (GRAY)	
7	121385-01-000	EA	TANK-HOLDING, 47 GAL	FROM: 00-00-00 THRU: 01-21-96
8	104351-01-000	EA	TANK-HOLDING, 55 GALLON	FROM: 01-22-96 THRU: 99-99-99
8	121386-01-000	EA	TANK-HOLDING, 48 GAL	FROM: 00-00-00 THRU: 01-21-96
9	010008-01-000	EA	ELBOW - 90 DEG - 1/4 BEND - 1 1/2" HUB X HUB - BLK PLASTIC	FROM: 01-22-96 THRU: 99-99-99
10	061607-02-000	EA	GROMMET-HOLDING TANK, 3" NPS	
11	078406-01-000	EA	COUPLER-RUBBER, W/CLAMPS - 3" X 3"	
12	041956-01-000	EA	ELBOW-STREET, PLASTIC - 1/4 BEND - 3" X 90 XLT	
13	070916-01-000	EA	VALVE-DUAL DUMP, W/CAP - 3" X 1 1/2" - PLASTIC - BLACK	
	070916-01-700	EA	VALVE ONLY (WASTE) 3"	T1003BU
	070916-01-701	EA	VALVE ONLY (WASTE 11/2"	T1001BU
14	062422-01-000	EA	ADAPTER-OFFSET REDUCER, 3" X 1 1/2" - PLASTIC - BLACK	
15	109571-01-000	EA	ADAPTER-P TRAP, 1 1/2" P X 1 1/4" MPT	
15	107538-01-000	EA	P-TRAP - PLASTIC - 1 1/4" W/EXTENSION ARM	
15	011066-02-000	EA	P TRAP-1 1/4" HUB X SLIP JOINT, W/UNION - ABS - CANADIAN	
16	010005-01-000	EA	ELBOW-22 1/2 DEGREE, 1/16 BEND - 1 1/2" HUB X HUB PLASTIC - BLACK	
17	010115-01-000	EA	COUPLING-1 1/2" HUB X HUB, PLASTIC	
18	116644-01-000	EA	FLANGE - CLOSET, 4" X 3"	
18	063641-01-000	EA	FLANGE-CLOSET, 4" X 3"	
19	034250-01-000	EA	ELBOW, 90 DEG., LONG TURN - 1 1/2" HUB X HUB ABS	
20	011091-03-000	EA	PIPE-DRAIN, W/SEALS - DOUBLE SINK - EXTENDS 9" TO 16"	
20	011091-02-000	EA	PIPE-DRAIN, DOUBLE SINK - BAFFLE TEE - 1 1/2" ONE PIPE W/TEE TO DRAIN BOTH SIDES OF SINK	
	033761-01-000	EA	ELBOW-TURN, 1/4 BEND X 1.5"HUB X 1.5"SPIGOT - BLK PLASTIC	
	062416-01-000	EA	ADAPTER-SEWER HOSE TO 3" PIPE	
	010201-01-000	EA	HOSE-SEWER, 3" ID X 8'	
	103354-01-000	EA	CONNECTOR-HOSE, SEWER	
	011069-02-000	EA	TAILPIECE-TUB/SHOWER, 1 1/2" X 1 1/4" X 4" - BRASS	
	066440-01-000	EA	STRAINER-SHOWER, W/RUBBER WASHER	
	069735-01-000	EA	WASHER-STRAINER TO TAILPIECE PLASTIC, 1.5"	
	120981-01-01A	EA	DRAIN-TIP TOE,BRASS *B&K 132-208BP	

WATER & SEWAGE GROUP (CONTINUED)

WATER SYSTEM

KEY	PART NUMBER	U/M	DESCRIPTION
	116881-02-000	EA	TANK - FRESH WATER - 48 GALLON W/NOTCHED CORNER W/FITTINGS
	116881-01-000	EA	TANK - FRESH WATER - 48 GALLON W/NOTCHED CORNER W/FITTINGS
	117217-02-000	EA	TANK ASM - WATER, 30 GALLON - W/FITTINGS
	117217-01-000	EA	TANK-WATER, 30 GAL - W/O FITTINGS
	042989-03-000	EA	FITTING-WATER TANK, SPINWELD - 1 1/4"NPT - PLASTIC - WHITE
	042989-05-000	EA	FITTING-WATER TANK, SPINWELD - 1/2" FPT - PLASTIC - WHITE
	049032-01-000	EA	PATCH-SPINWELD, 3/8" - PLASTIC
	039861-01-000	EA	SENDING UNIT-W/SCREW, WASHER, WELL NUT & TERMINAL RING
	077954-02-000	EA	FILTER-WATER TANK, SCREEN IN TANK
	010219-01-000	EA	ELBOW-1 1/4" MPT X 1 1/4" BARB, WATER FILL - PLASTIC
	010230-05-000	EA	CITY WATER FILL W/CHECK VALVE
	039800-02-000	FT	TUBING-POLYBUTYL, 5/8" OD - INCREMENTS OF 20' - BLACK
	039800-04-000	FT	TUBING - 1/4" OD X 20' POLYBUTYL
	039808-03-000	EA	ELBOW-1/2" MPT X 1/2" MPT, PLASTIC - KEVCO 17296
	077954-02-000	EA	FILTER-WATER TANK, SCREEN IN TANK
	079381-01-000	FT	TUBING-SMOOTH FLEXIBLE, 1 3/8" ID X 20'
	114428-01-000	EA	TEE-1/2P X 1/2P X 1/2P - FLAIR-IT 02820
	114428-02-000	EA	TEE-SWIVEL,1/2PX1/2PX1/2FPT - FLAIR-IT 02821
	114428-03-000	EA	TEE-1/2PX1/2PX1/2MPT - FLAIR-IT 02822
	114429-01-000	EA	ELBOW-1/2P X 1/2P - FLAIR-IT 02800
	114429-02-000	EA	ELBOW-1/2P X 1/2MPT - FLAIR-IT 02803
	114429-03-000	EA	ELBOW- FLAIR-IT SWIVEL 1/2"P X 1/2"FPT
	114429-04-000	EA	ELBOW-1/2P X 3/8MPT - FLAIR-IT 02810
	114430-01-000	EA	ADAPTER-1/2P X 1/2P - FLAIR-IT 02840
	114430-02-000	EA	ADAPTER-SWIVEL,1/2P X 1/2FPT - FLAIR-IT -02873
	114430-03-000	EA	ADAPTER-1/2P X 1/2MPT - FLAIR-IT 02842
	114431-02-000	EA	WATER VALVE - 2 POSITION - "BYPASS VALVE"
	114431-03-000	EA	WATER VALVE - 90 DEGREE ELBOW - "WATER DRAIN VALVE"
	114431-05-000	EA	VALVE-NEEDLE, COMP 1/8MPT X 1/4 - FLAIR-IT 64858 (FRIG W/ICE MAKER)
	111888-01-000	EA	FERRULE-PLASTIC - .250I.D.X.375O.D.
	111888-02-000	EA	INSERT-BRASS, 1/4 COMP
	118423-01-000	EA	TEE FITTING-BRASS 1/4"C X 1/4"C X 1/4"C
	120868-01-000	EA	VALVE-NEEDLE,COMP 1/4CX1/4C - ANDERSON COPPER&BRS

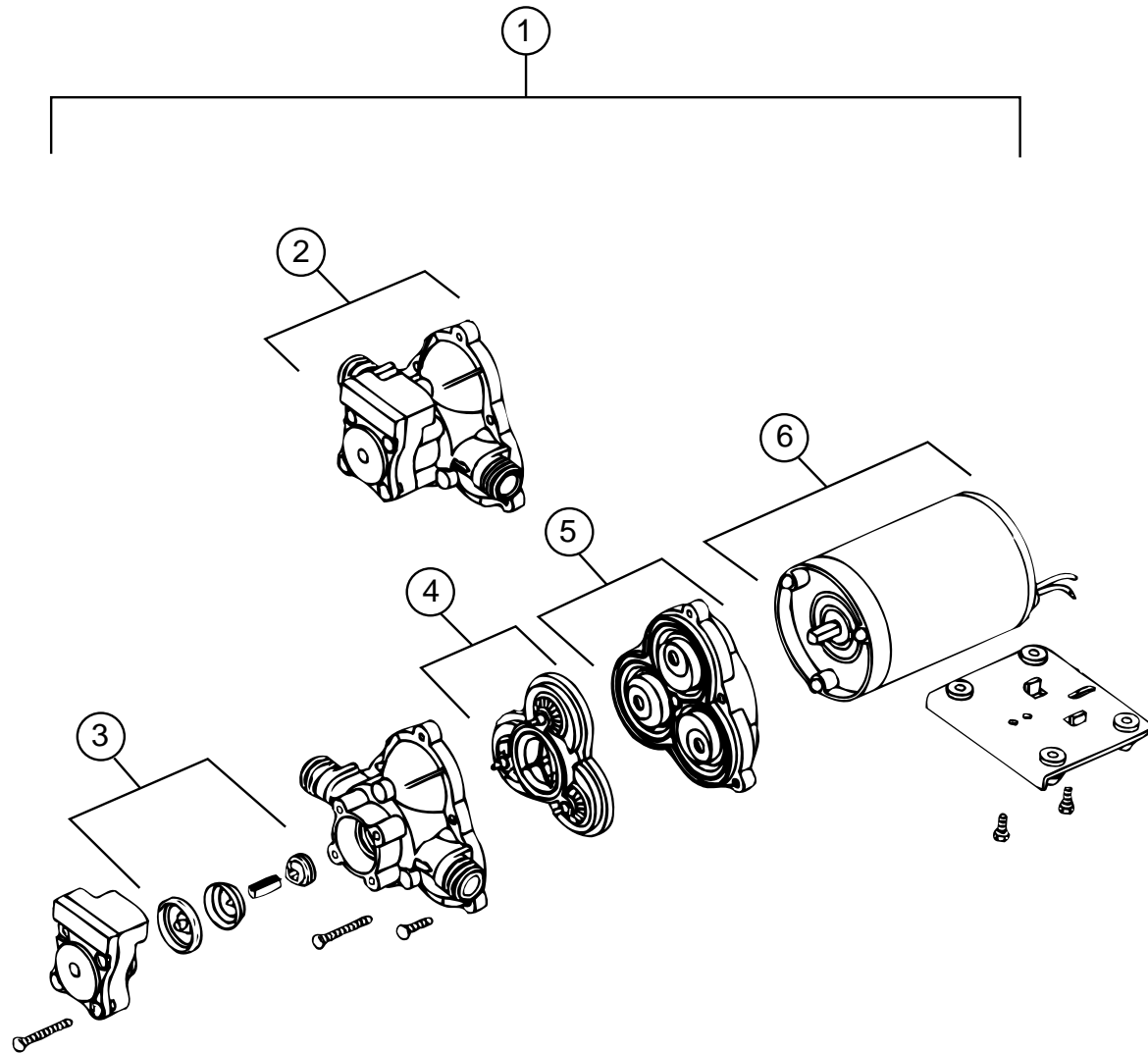
WATER & SEWAGE GROUP (CONTINUED)



EXTERIOR WATER CENTER

KEY	PART NUMBER	U/M	DESCRIPTION	VENDOR NO.
1	075241-05-000	EA	FAUCET-SHOWER, BONE	
2	010230-05-000	EA	CITY WATER FILL W/CHECK VALVE	
3	046128-01-000	EA	VALVE-DRAIN, PLASTIC - 1/2" FPT	
4	103092-01-000	EA	SHOWER HEAD-W/60" HOSE	
4	103092-02-000	EA	SHOWER HEAD-W/60" HOSE - CANADIAN	
	103092-01-700	EA	BRACKET-SHOWER HEAD, CLEAR	2328028
	104044-01-000	EA	BRACKET-SUPPORT, FAUCET	

WATER & SEWAGE GROUP (CONTINUED)



SHURFLO WATER PUMP

KEY	PART NUMBER	U/M DESCRIPTION	VENDOR NO.
1	098607-01-000	EA PUMP - WATER - W/.5"MPT FITTING - FLOW 2.8 GPM - UL	
		FROM: 00-00-00 THRU: 03-10-96	
2	098607-01-706	EA UPPER HOUSING/ SWITCH KIT	94-231-20
3	098607-01-705	EA CHECK VALVE - KIT	94-237-00
4	098607-01-703	EA VALVE ASM	94-232-00
5	098607-01-702	EA DRIVE/ DIAPHRAGM - KIT	94-238-04
6	098607-01-707	EA MOTOR/ BASEPLATE REPLACEMENT	94-235-03
	121887-01-000	EA PUMP-WATER, FLOW 2.0 W/1/2MPT SHURFLO 2093	
		FROM: 03-11-96 THRU: 99-99-99	
	098607-01-706	EA UPPER HOUSING/ SWITCH KIT	94-231-20
	098607-01-703	EA VALVE ASM	94-232-00
	121887-01-700	EA MOTOR-REPLACEMENT	11-192-00
	121887-01-701	EA PUMP HEAD, COMPLETE	94-236-46

WATER & SEWAGE GROUP (CONTINUED)

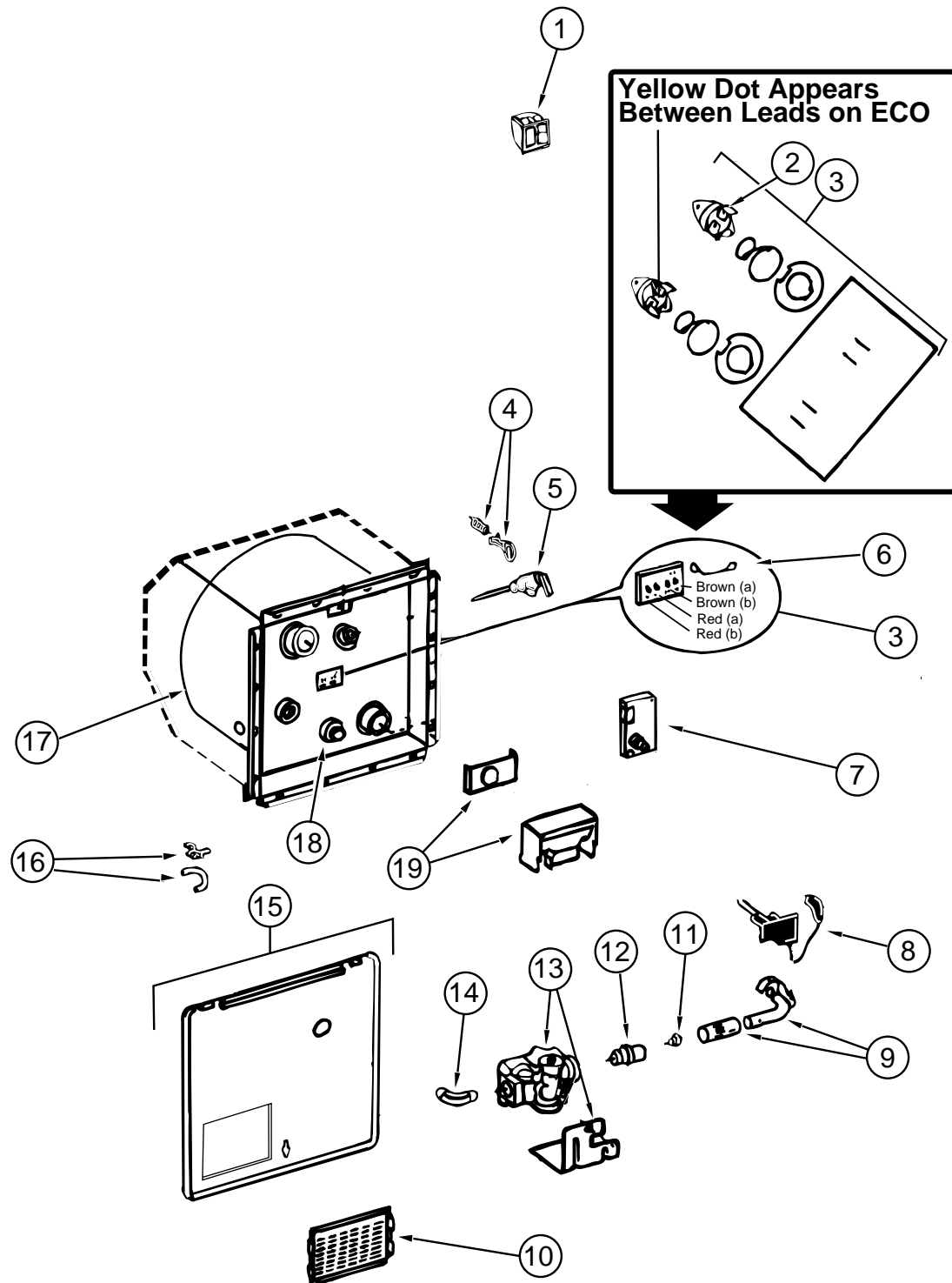
WATER HEATER BYPASS VALVE & WATER PURIFICATION

KEY	PART NUMBER	U/M DESCRIPTION
	110438-01-000	EA VALVE-CHECK, BRASS
	701069-01-000	EA WATER PURIFICATION SYSTEM, 9252
	701069-03-700	EA CARTRIDGE-WATER FILTER, AC, EVERPURE 9601-11
	107798-01-000	EA CONNECTOR-1/4"OD X 3/8"MPT

GARDEN HOSE

KEY	PART NUMBER	U/M DESCRIPTION
	117089-01-000	FT HOSE-1/2 ID, GARDEN - KEVCO 49154

WATER & SEWAGE GROUP (CONTINUED)



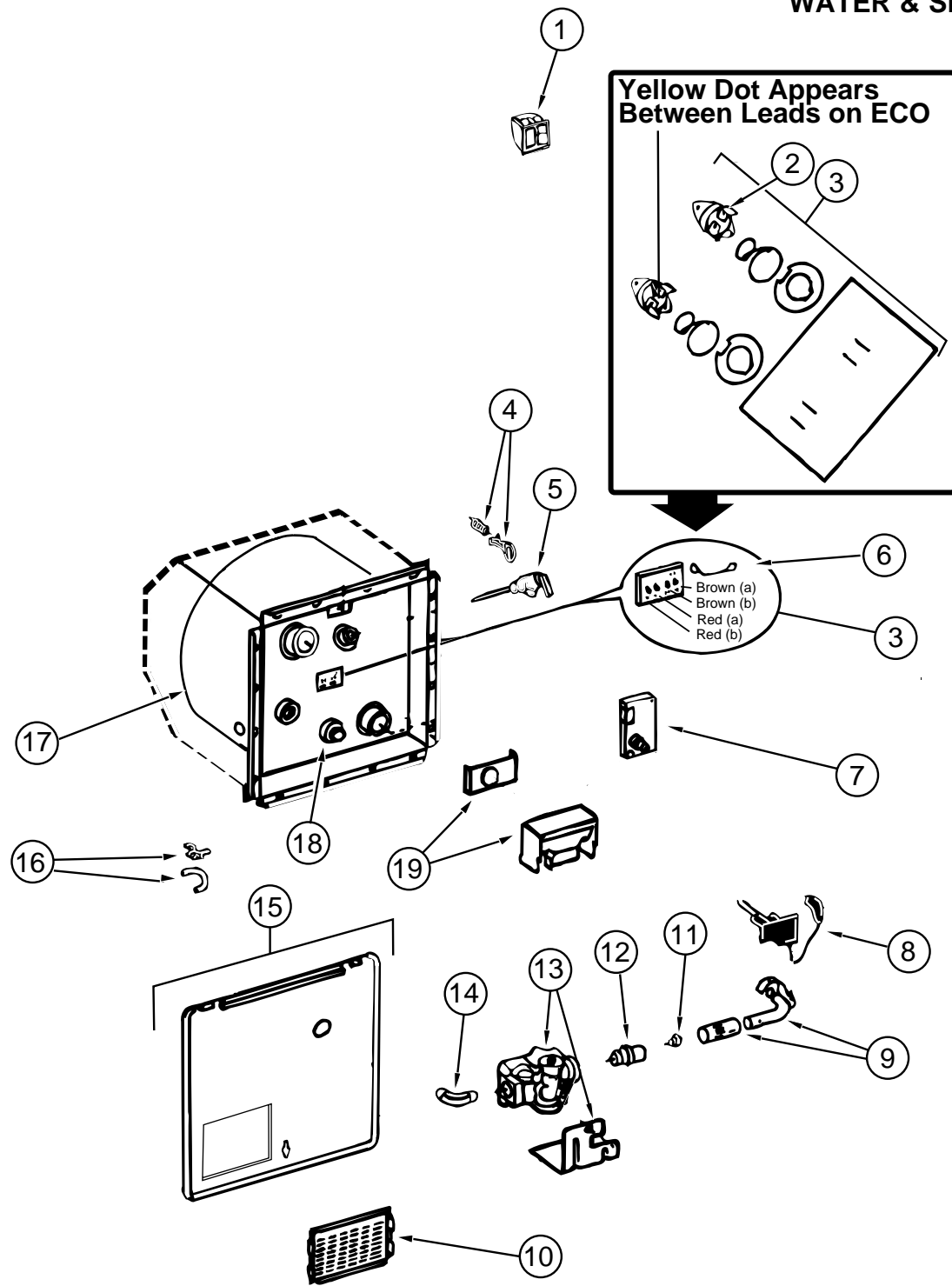
ATWOOD GH6-7E WATER HEATER W/MOTOR AID W/REAR HEATER

KEY	PART NUMBER	U/M	DESCRIPTION	VENDOR NO.
	051393-01-000	EA	HEATER-WATER-W/MOTOR AID-ATWOOD GH6-7E	
1	051393-01-701	EA	SWITCH-ENERGY CUT-OFF, REMOTE W/LIGHT	91959
2	051391-04-701	EA	THERMOSTAT 12 VDC-120 PRESET	91470
3	051393-01-721	EA	ECO & THERMOSTAT ASM-FRONT MOUNT, 140 DEGREE	91447
4	051391-01-705	EA	FASTENER-CAMLOC	92609
5	051391-01-704	EA	VALVE-RELIEF, 1/2" FITTING	91604
6	051393-01-723	EA	SWITCH-THERMAL, CUT OFF - 2/PKG	93866
7	051393-01-724	EA	CIRCUIT BOARD-SPADE TERMINAL,	93867
8	051393-01-725	EA	ELECTRODE-SINGLE SPADE CONNECT	93868
9	051391-04-703	EA	MAIN BURNER	91638
10	051391-01-717	EA	GRILLE ONLY-GOES ON THE DOOR	92640
11	051391-01-710	EA	ORIFICE-MAIN BURNER	92742
12	051391-03-700	EA	HOLDER-ORIFICE	91563
13	051393-01-726	EA	SOLENOID VALVE AND BRACKET	93870
14	051391-01-714	EA	ELBOW - 45 DEGREE, 3/8" F X 3/8" MPT	91044
15	052009-07-000	EA	DOOR-WATER HEATER, 18" X 14.6" - METAL - SABLE	
	116424-01-000	EA	PROTECTOR-WATER HEATER LATCH, ADHESIVE BACKED ROUND VINYL	
16	051391-01-700	EA	HINGE KIT-W/CLIP	92568 & 92559
17	051393-03-701	EA	TANK-INNER	91642
18	051391-01-715	EA	DRAIN PLUG	91561
19	051391-01-706	EA	FLUE & GASKET	92787

ATWOOD G6A-7E WATER HEATER W/ELECTRIC IGNITION

KEY	PART NUMBER	U/M	DESCRIPTION	VENDOR NO.
	051391-03-000	EA	HEATER-WATER-W/MOTOR AID-ATWOOD G6A-7E	
1	051393-01-701	EA	SWITCH-ENERGY CUT-OFF, REMOTE W/LIGHT	91959
2	051391-04-701	EA	THERMOSTAT 12 VDC-120 PRESET	91470
3	051393-01-721	EA	ECO & THERMOSTAT ASM-FRONT MOUNT, 140 DEGREE	91447
4	051391-01-705	EA	FASTENER-CAMLOC	92609
5	051391-01-704	EA	VALVE-RELIEF, 1/2" FITTING	91604
6	051393-01-723	EA	SWITCH-THERMAL, CUT OFF - 2/PKG	93866
7	051393-01-724	EA	CIRCUIT BOARD-SPADE TERMINAL,	93867
8	051393-01-725	EA	ELECTRODE-SINGLE SPADE CONNECT	93868
9	051391-04-703	EA	MAIN BURNER	91638
10	051391-01-717	EA	GRILLE ONLY-GOES ON THE DOOR	92640
11	051391-01-710	EA	ORIFICE-MAIN BURNER	92742
12	051391-03-700	EA	HOLDER-ORIFICE	91563
13	051393-01-726	EA	SOLENOID VALVE AND BRACKET	93870
14	051391-01-714	EA	ELBOW - 45 DEGREE, 3/8" F X 3/8" MPT	91044
15	052009-07-000	EA	DOOR-WATER HEATER, 18" X 14.6" - METAL - SABLE	
	116424-01-000	EA	PROTECTOR-WATER HEATER LATCH, ADHESIVE BACKED ROUND VINYL	
16	051391-01-700	EA	HINGE KIT-W/CLIP	92568 & 92559
17	051391-04-706	EA	TANK-INNER, G6A-4E & 6E - FRONT MOUNT	91641
18	051391-01-715	EA	DRAIN PLUG	91561
19	051391-01-706	EA	FLUE & GASKET	92787

WATER & SEWAGE GROUP (CONTINUED)



ATWOOD GH6-8E WATER HEATER W/MOTOR AID W/REAR HEATER

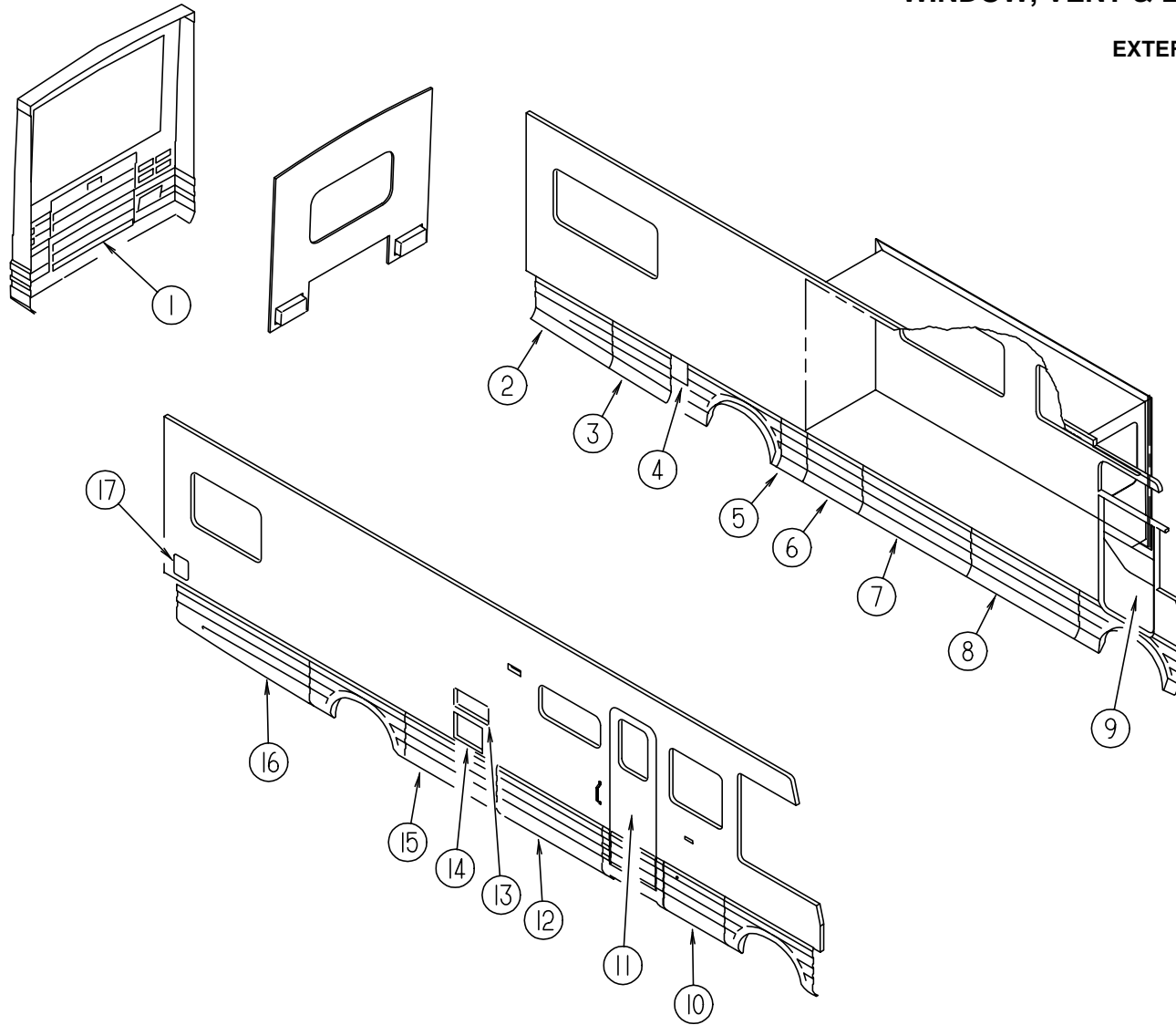
KEY	PART NUMBER	U/M	DESCRIPTION	VENDOR NO.
	051393-01-000	EA	WATER HEATER-W/MOTOR AID, PILOTLESS IGN.	
1	097967-01-000	EA	SWITCH-WATER HEATER - REMOTE W/LIGHT - ATWOOD	91959
2	051391-04-701	EA	THERMOSTAT 12 VDC-120 PRESET	91470
3	051393-01-721	EA	ECO & THERMOSTAT ASM-FRONT MOUNT, 140 DEGREE	91447
4	051391-01-705	EA	FASTENER-CAMLOC	92609
5	051391-01-704	EA	VALVE-RELIEF - 1/2" FITTING	91604
6	051393-01-723	EA	SWITCH-THERMAL-CUT OFF (2/PKG)	93866
7	051393-01-724	EA	CIRCUIT BOARD-SPADE TERMINAL-ELECTRIC IGNITION	93865
8	051393-01-725	EA	ELECTRODE-SINGLE SPADE CONNECT.-SPARK PROBE	93868
9	051391-04-703	EA	BURNER-MAIN - 4E AND 6E MODELS	91638
10	051391-01-717	EA	GRILL ONLY(GOES ON THE DOOR)	
11	051391-01-710	EA	ORIFICE-MAIN BURNER	92742
12	051391-03-700	EA	HOLDER-ORIFICE	91563
13	051393-01-726	EA	SOLENOID VALVE AND BRACKET-WHITE-ROGERS	93870
14	051391-01-714	EA	ELBOW-45 DEGREE - 3/8"F X 3/8"MPT	91044
15	052009-07-000	EA	DOOR-WATER HEATER, 18" X 14.6" - METAL - SABLE	
	116424-01-000	EA	PROTECTOR-WATER HEATER LATCH	
16	051391-01-700	EA	HINGE KIT-W/CLIP	92568 & 92559
17	051391-04-704	EA	TANK-INNER - FRONT MOUNT - GH6-4E & 6E	91642
18	051391-01-715	EA	DRAIN PLUG	91561
19	051391-04-707	EA	KIT-FLUE - & GASKET	90960
	111129-01-711	EA	BRACKET-CORNER, SET OF FOUR	91928

ATWOOD G6A-8E WATER HEATER W/ELECTRIC IGNITION

KEY	PART NUMBER	U/M	DESCRIPTION	VENDOR NO.
	051391-03-000	EA	HEATER-WATER, W/ELECTRIC IGNITION	
1	097967-01-000	EA	SWITCH-WATER HEATER - REMOTE W/LIGHT - ATWOOD	91959
2	051391-04-701	EA	THERMOSTAT 12 VDC-120 PRESET	91470
3	051393-01-721	EA	ECO & THERMOSTAT ASM-FRONT MOUNT, 140 DEGREE	91447
4	051391-01-705	EA	FASTENER-CAMLOC	92609
5	051391-01-704	EA	VALVE-RELIEF - 1/2" FITTING	91604
6	051393-01-723	EA	SWITCH-THERMAL-CUT OFF (2/PKG)	93866
7	051393-01-724	EA	CIRCUIT BOARD-SPADE TERMINAL-ELECTRIC IGNITION	93865
8	051393-01-725	EA	ELECTRODE-SINGLE SPADE CONNECT-SPARK PROBE	93868
9	051391-04-703	EA	BURNER-MAIN - 4E AND 6E MODELS	91638
10	051391-01-717	EA	GRILLE ONLY(GOES ON THE DOOR)	
11	051391-01-710	EA	ORIFICE-MAIN BURNER	92742
12	051391-03-700	EA	HOLDER-ORIFICE	91563
13	051393-01-726	EA	SOLENOID VALVE AND BRACKET-WHITE-ROGERS	93870
14	051391-01-714	EA	ELBOW-45 DEGREE - 3/8"F X 3/8"MPT	91044
15	052009-07-000	EA	DOOR-WATER HEATER, 18" X 14.6" - METAL - SABLE	
	116424-01-000	EA	PROTECTOR-WATER HEATER LATCH	
16	051391-01-700	EA	HINGE KIT-W/CLIP	92568 & 92559
17	051391-04-706	EA	TANK-INNER - G6A-4E & 6E - FRONT MOUNT	91641
18	051391-01-715	EA	DRAIN PLUG	91561
19	051391-04-707	EA	KIT-FLUE - & GASKET	90960
	111129-01-711	EA	BRACKET-CORNER, SET OF FOUR	91928

WINDOW, VENT & EXTERIOR DOOR GROUP

EXTERIOR DOORS



KEY	PART NUMBER	U/M	DESCRIPTION	
1	P07501-02-G38	EA	DOOR ASM-31/33 REAR, M SABLE	
	M06931-01-G38	EA	PANEL ASM-DOOR, REAR CAP	
	104692-01-000	FT	SEAL-3/4" X 3/4", ADHESIVE BACK FOAM SEAL	
	102325-02-06A	EA	HINGE-TRUNK DOOR, SABLE	
	108562-07-000	EA	ROD-LATCH, LEFT THREADED - 303MM LONG	
	108562-12-000	EA	ROD-LATCH, RIGHT THREADED - 150MM LONG	
	108692-01-01A	EA	SHROUD-LIGHT, DOOR, REAR, BLK	
	110081-01-01A	EA	COVER-LATCH ASM, REAR COMPARTMENT-BLK	
	108998-01-000	EA	SPRING-GAS 12" COMPRESSED/20" EXTENDED - 30 LB.	
	114268-03-02B	EA	BRACKET-GAS SPRING, UPPER - W/O BALL STUD	
	057460-02-000	EA	STUD-BALL, GAS SPRING - 10MM - 5/16" - 18	
	107721-01-000	FT	SEAL-ACCESS DOOR, ON COMPARTMENT OPENING	
	2	120651-02-G38	EA	PANEL ASM-VALANCE, REAR, LH
		107221-04-01A	EA	COVER-LATCH ASM, VALANCE DOOR BLACK
		107221-01-01A	EA	COVER-LATCH, VALANCE DOOR - 181 X 229MM - PLASTIC - BLACK
		107895-04-000	EA	HINGE ASM-DOUBLE PIVOT
		108562-01-000	EA	ROD-LATCH, RIGHT THREADED - 121MM LONG
108562-19-000		EA	ROD-LATCH, RIGHT THREADED - 98MM LONG	
108562-28-000		EA	ROD-LATCH, THREADED, LEFT - 9.6" LONG	
108757-01-01A		EA	ANGLE-VALANCE DOOR, UPPER BLK	
120103-01-14B		EA	ANGLE-DOOR, VALANCE, GALVANNEAL	
120657-01-01A		EA	PANEL-VALANCE, DOOR, LH, RR, BLK	

KEY	PART NUMBER	U/M	DESCRIPTION	
3	120651-01-G38	EA	PANEL ASM-VALANCE, REAR, LH	
	107796-01-000	EA	GAS SPRING - 11" COMPRESSED/17" EXTENDED - 40LB.	
	107221-04-01A	EA	COVER-LTCH ASM, VALANCE DOOR BLACK	
	107221-01-01A	EA	COVER-LATCH, VALANCE DOOR - 181 X 229MM - PLASTIC - BLACK	
	107895-04-000	EA	HINGE ASM-DOUBLE PIVOT	
	108562-01-000	EA	ROD-LATCH, RIGHT THREADED - 121MM LONG	
	108562-20-000	EA	ROD-LATCH, LEFT THREADED - 61MM LONG	
	108562-35-000	EA	ROD-LATCH, THREADED, LEFT - 3.8" LONG	
	120630-01-01A	EA	PANEL-VALANCE, DOOR, LH, RR BLK	
	120103-01-14B	EA	ANGLE-DOOR, VALANCE, GALVANNEAL	
	4	M05854-07-G38	EA	DOOR ASM-FUEL FILL
		107895-03-000	EA	HINGE ASM-DOUBLE PIVOT
		110506-60-000	EA	CAM-LOCKING 322276
5		120879-01-G38	EA	PANEL ASM-VALANCE
		120879-03-G38	EA	PANEL ASM-VALANCE
107796-17-000		EA	SPRING-GAS 15" LENGTH, 20 LB.	
102330-03-000	EA	LATCH, SINGLE HOLE, KEY OPERATED		
102328-01-000	EA	KEY-LATCH		
107796-02-000	EA	BRACKET-"L" MOUNT BRACKET W/ BALL STUD F/GAS SPRING		
107895-01-000	EA	HINGE-DOUBLE PIVOT, W/U-CHANNEL - 254MM LONG		
118207-05-02A	EA	CAP-END, VALANCE DOOR BLK		
110506-64-000	EA	CAM-LOCKING 322280		
6	120879-02-G38	EA	PANEL ASM-VALANCE	
	120879-04-G38	EA	PANEL ASM-VALANCE	
107796-01-000	EA	GAS SPRING - 11" COMPRESSED/17" EXTENDED - 40LB.		
102330-03-000	EA	LATCH, SINGLE HOLE, KEY OPERATED		
102328-01-000	EA	KEY-LATCH		
107895-01-000	EA	HINGE-DOUBLE PIVOT, W/U-CHANNEL - 254MM LONG		
118207-05-02A	EA	CAP-END, VALANCE DOOR BLK		
7	120799-02-G38	EA	PANEL ASM-VALANCE	
	107796-04-000	EA	GAS SPRING - 12" COMPRESSED/20" EXTENDED - 20LB.	
	108998-04-000	EA	SPRING-GAS 12" COMPRESSED/20"EXTENDED - 60LB.	
	107221-01-01A	EA	COVER-LATCH, VALANCE DOOR - 181 X 229MM - PLASTIC - BLACK	
	107221-01-01A	EA	COVER-LATCH, VALANCE DOOR - 181 X 229MM - PLASTIC - BLACK	
	107895-01-000	EA	HINGE-DOUBLE PIVOT, W/U-CHANNEL - 254MM LONG	
	107895-05-000	EA	HINGE ASM-DOUBLE PIVOT	
	108562-05-000	EA	ROD-LATCH, RIGHT THREADED - 288MM LONG	
	108562-06-000	EA	ROD-LATCH, LEFT THREADED - 288MM LONG	
	108562-13-000	EA	ROD-LATCH, LEFT THREADED - 171MM LONG	
108562-19-000	EA	ROD-LATCH, RIGHT THREADED - 98MM LONG		
118207-05-02A	EA	CAP-END, VALANCE DOOR BLK		
8	120799-03-G38	EA	PANEL ASM-VALANCE	
	107796-04-000	EA	GAS SPRING - 12" COMPRESSED/20" EXTENDED - 20LB.	
	108998-04-000	EA	SPRING-GAS 12" COMPRESSED/20"EXTENDED - 60LB.	
	107221-01-01A	EA	COVER-LATCH, VALANCE DOOR - 181 X 229MM - PLASTIC - BLACK	
	107221-01-01A	EA	COVER-LATCH, VALANCE DOOR - 181 X 229MM - PLASTIC - BLACK	
	107895-01-000	EA	HINGE-DOUBLE PIVOT, W/U-CHANNEL - 254MM LONG	
	107895-05-000	EA	HINGE ASM-DOUBLE PIVOT	
	108562-01-000	EA	ROD-LATCH, RIGHT THREADED - 121MM LONG	
	108562-05-000	EA	ROD-LATCH, RIGHT THREADED - 288MM LONG	
	108562-35-000	EA	ROD-LATCH, THREADED, LEFT - 3.8" LONG	
108562-42-000	EA	ROD-LATCH, THREADED, LEFT - 13.1" LONG		
118207-05-02A	EA	CAP-END, VALANCE DOOR BLK		

FROM: 00-00-00 THRU: 03-03-96

FROM: 03-04-96 THRU: 99-99-99

FROM: 00-00-00 THRU: 03-03-96

FROM: 03-04-96 THRU: 99-99-99

FROM: 00-00-00 THRU: 10-22-95

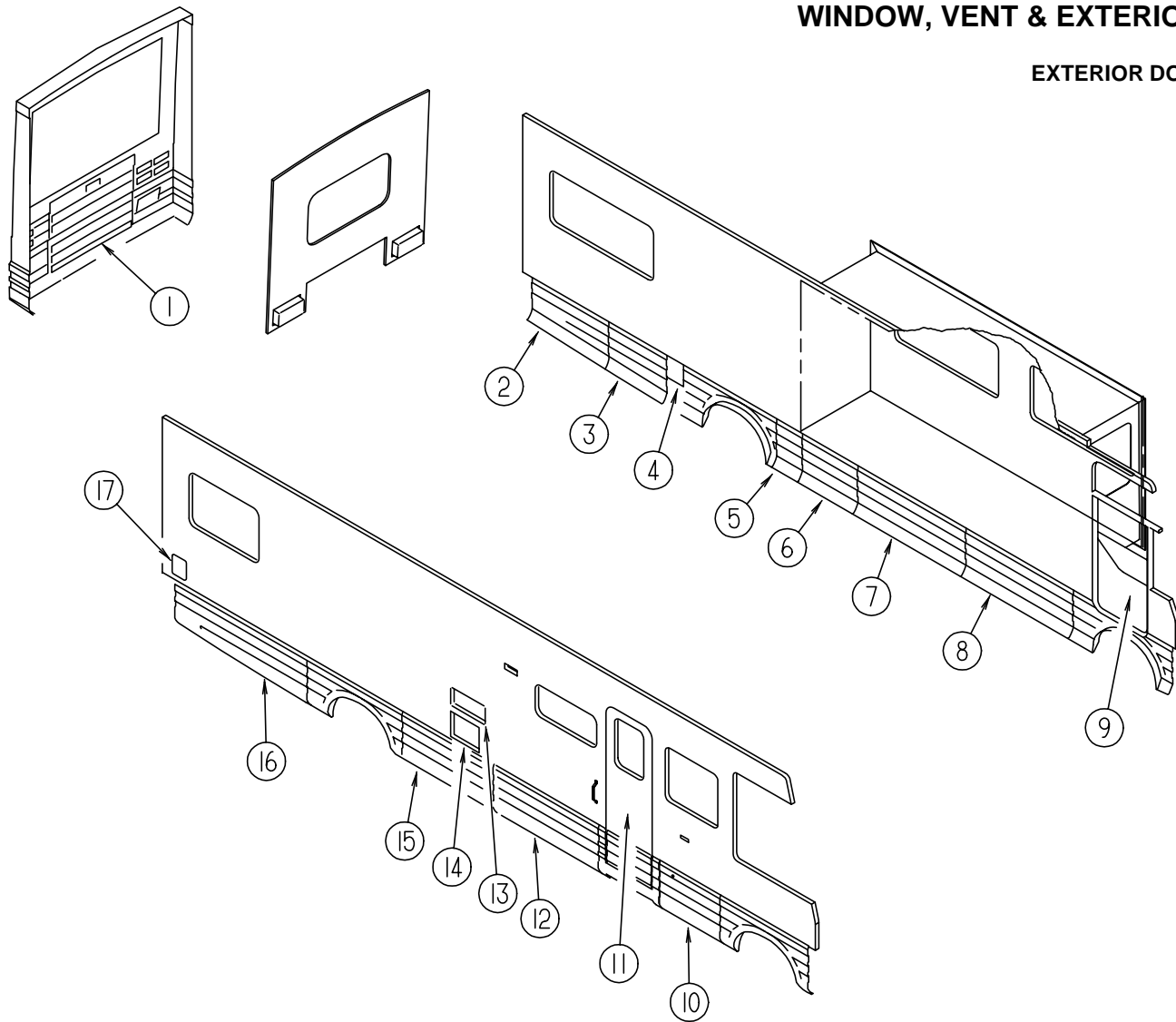
FROM: 10-23-95 THRU: 99-99-99

FROM: 00-00-00 THRU: 10-22-95

FROM: 10-23-95 THRU: 99-99-99

WINDOW, VENT & EXTERIOR DOOR GROUP (CONTINUED)

EXTERIOR DOORS (CONTINUED)



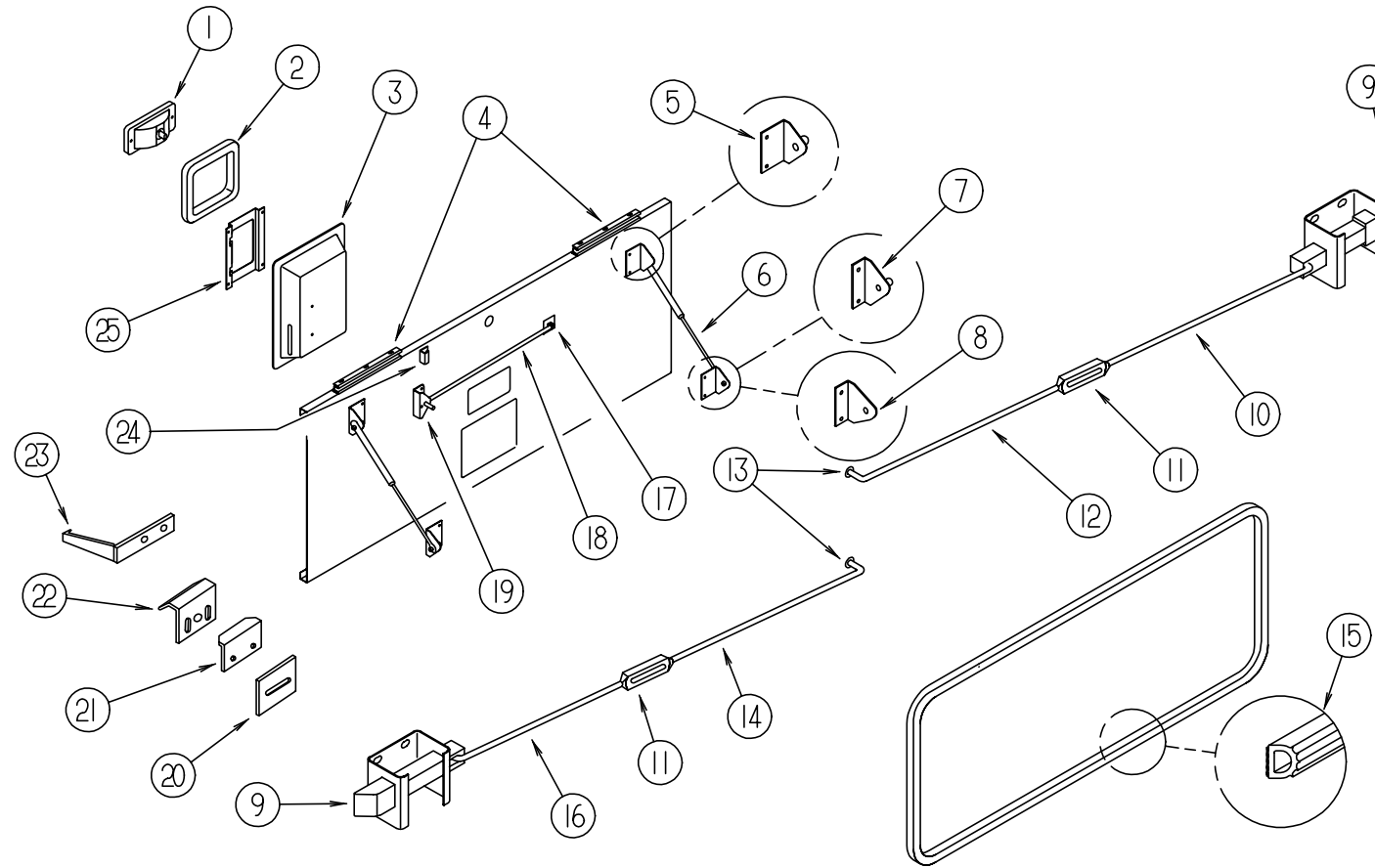
KEY	PART NUMBER	U/M	DESCRIPTION
9	106469-04-01A	EA	DOOR ASM-DRIVERS, BLACK - EXCEL V123-02L (PAGE G-13)
9	106469-05-01A	EA	DOOR ASM-DRIVERS, BLACK - EXCEL V123-03L (POWER DOOR LOCK)
10	120799-04-G38	EA	PANEL ASM-VALANCE
	107796-01-000	EA	GAS SPRING - 11" COMPRESSED/17" EXTENDED - 40LB.
	107221-01-01A	EA	COVER-LATCH, VALANCE DOOR - 181 X 229MM - PLASTIC - BLACK
	107221-01-01A	EA	COVER-LATCH, VALANCE DOOR - 181 X 229MM - PLASTIC - BLACK
	107895-01-000	EA	HINGE-DOUBLE PIVOT, W/U-CHANNEL - 254MM LONG
	108562-01-000	EA	ROD-LATCH, RIGHT THREADED - 121MM LONG
	108562-02-000	EA	ROD-LATCH, LEFT THREADED - 121MM LONG
	118207-05-02A	EA	CAP-END, VALANCE DOOR BLK
11	115108-07-G38	EA	DOOR - ENTRY, W/POWER LOCK - W/SCREEN DOOR - W/O WINDOW (G38, G39)
11	115108-07-G40	EA	DOOR - ENTRY, W/POWER LOCK - W/SCREEN DOOR - W/O WINDOW (G40, G41)
11	115108-07-G42	EA	DOOR - ENTRY, W/POWER LOCK - W/SCREEN DOOR - W/O WINDOW (G42, G43)
11	115108-08-G38	EA	DOOR - ENTRY, W/SCREEN DOOR - W/O WINDOW (G38, G39)
11	115108-08-G40	EA	DOOR - ENTRY, W/SCREEN DOOR - W/O WINDOW (G40, G41)
11	115108-08-G42	EA	DOOR - ENTRY, W/SCREEN DOOR - W/O WINDOW (G42, G43)
12	120799-01-G38	EA	PANEL ASM-VALANCE
	107796-01-000	EA	GAS SPRING - 11" COMPRESSED/17" EXTENDED - 40LB.
	107221-01-01A	EA	COVER-LATCH, VALANCE DOOR - 181 X 229MM - PLASTIC - BLACK
	107221-01-01A	EA	COVER-LATCH, VALANCE DOOR - 181 X 229MM - PLASTIC - BLACK
	107895-01-000	EA	HINGE-DOUBLE PIVOT, W/U-CHANNEL - 254MM LONG
	108562-05-000	EA	ROD-LATCH, RIGHT THREADED - 288MM LONG
	108562-06-000	EA	ROD-LATCH, LEFT THREADED - 288MM LONG
	118207-05-02A	EA	CAP-END, VALANCE DOOR BLK
13	084103-09-000	EA	DOOR-REFRIGERATOR VENT - SABLE
13	084104-09-000	EA	JAMB-VENT DOOR, REFRIGERATOR SABLE
13	084104-01-700	EA	LOCK-MALE, FASTENER - REFRIGERATOR DOOR
13	084104-01-701	EA	LOCK-FEMALE, FASTENER - REFRIGERATOR DOOR
14	052009-07-000	EA	DOOR-WATER HEATER, SABLE ATWOOD
	116424-01-000	EA	PROTECTOR-WATER HEATER LATCH, ATWOOD 92611
15	120799-06-G38	EA	PANEL ASM-VALANCE
	107796-01-000	EA	GAS SPRING - 11" COMPRESSED/17" EXTENDED - 40LB.
	107221-02-01A	EA	COVER-LATCH, VALANCE DOOR - 300 X 229MM - PLASTIC - BLACK
	107895-01-000	EA	HINGE-DOUBLE PIVOT, W/U-CHANNEL - 254MM LONG
	108562-01-000	EA	ROD-LATCH, RIGHT THREADED - 121MM LONG
	108562-15-000	EA	ROD-LATCH, LEFT THREADED - 261MM LONG
	108562-17-000	EA	ROD-LATCH, LEFT THREADED - 11.9" LONG
	118207-05-02A	EA	CAP-END, VALANCE DOOR BLK
16	120158-01-G38	EA	PANEL ASM-VALANCE, REAR
			FROM: 00-00-00 THRU: 10-29-95
16	120158-15-G38	EA	PANEL ASM-VALANCE, REAR
			FROM: 10-30-95 THRU: 99-99-99
	107221-03-01A	EA	COVER-LTCH ASM, VALANCEDOOR BLACK
	107221-01-01A	EA	COVER-LATCH, VALANCE DOOR - 181 X 229MM - PLASTIC - BLACK
	107895-04-000	EA	HINGE ASM-DOUBLE PIVOT
	108562-10-000	EA	ROD-LATCH, LEFT THREADED - 458MM LONG
	108562-16-000	EA	ROD-LATCH, RIGHT THREADED - 288MM LONG
17	081240-17-000	EA	FILL-WATER, LOCKABLE SABLE W/O LOCK
	110506-70-000	EA	CAM-LOCKING 322286

OPTIONAL REMOTE KEYLESS ENTRY

KEY	PART NUMBER	U/M	DESCRIPTION	VENDOR NO.
	102756-02-000	EA	REMOTE KEYLESS ENTRY SYSTEM, SCS 101-2287	
	102756-01-704	EA	HARNESS-MAIN	203-6638
	102756-02-700	EA	REMOTE (TRANSMITTER) KEYLESS	412-1036
	102756-02-701	EA	BOARD-MODULE, NEW SYSTEM	202-3153

WINDOW, VENT & EXTERIOR DOOR GROUP (CONTINUED)

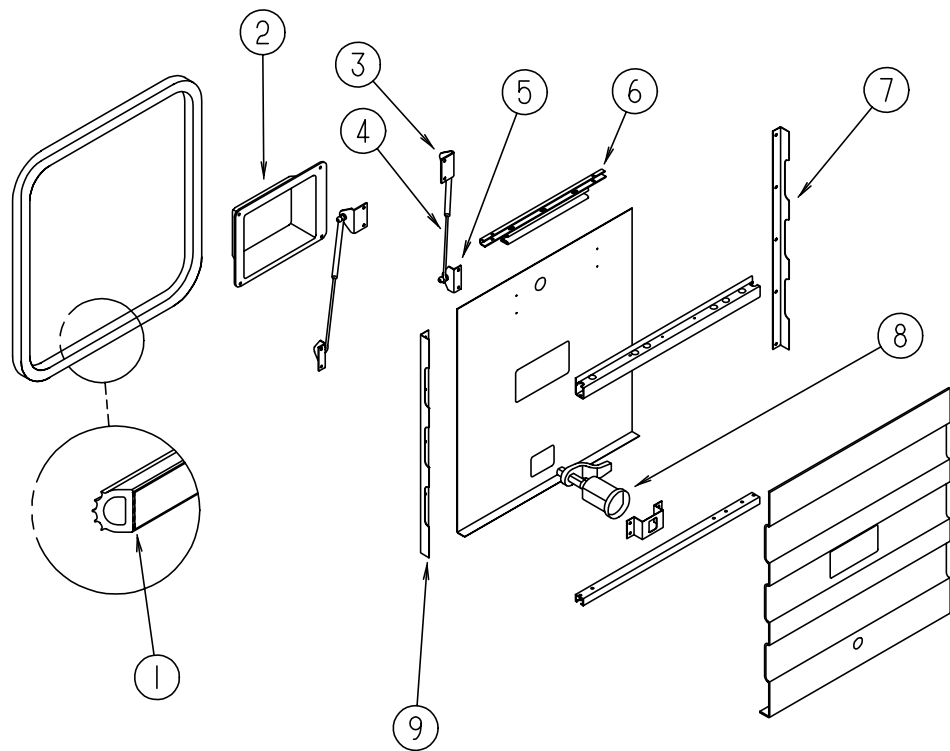
COMPARTMENT DOORS



KEY	PART NUMBER	U/M	DESCRIPTION
1	101355-03-01A	EA	PADDLE LATCH W/O KEY LOCK - GRAY
1	101355-01-01A	EA	LATCH-PADDLE, 2 POINT - PLASTIC - GRAY
1	045017-01-701	EA	KEY BLANK
1	112949-03-000	EA	KEY-TRI-MARK #TM500
2	108678-01-000	EA	GASKET-LATCH
3	107221-01-01A	EA	COVER-LATCH, VALANCE DOOR - 181 X 229MM - PLASTIC - BLACK
3	107221-02-01A	EA	COVER-LATCH, VALANCE DOOR - 300 X 229MM - PLASTIC - BLACK
3	107221-03-01A	EA	COVER-LATCH ASM,VAL DR.BLACK (PASS SIDE RR TAPERED)
3	107221-04-01A	EA	COVER-LATCH ASM,VAL DR.BLACK (DR SIDE RR TAPERED)
3	P07221-01-01A	EA	COVER-LATCH ASM, VALANCE DOOR BLACK
4	107895-01-000	EA	HINGE-DOUBLE PIVOT, W/U-CHANNEL - 254MM LONG
4	107895-03-000	EA	HINGE ASM-DOUBLE PIVOT (FUEL FILL DOOR)
4	107895-04-000	EA	HINGE ASM-DOUBLE PIVOT (REAR TAPERED DOORS)
4	107895-05-000	EA	HINGE ASM-DOUBLE PIVOT
5	107796-02-000	EA	BRACKET-"L" MOUNT BRACKET W/ BALL STUD F/GAS SPRING
6	107796-01-000	EA	GAS SPRING - 11" COMPRESSED/17" EXTENDED - 40LB.
7	107796-03-000	EA	BRACKET-GAS SPRING,SMALL
8	114268-03-02B	EA	BRACKET-GAS SPRING, E-COAT (BACKWALL DOOR ONLY)
9	101348-01-000	EA	BOLT-SLIDE, LATCH - NYLON - W/SPRING & BRKT
10	108562-06-000	EA	ROD-LATCH, LEFT THREADED - 288MM LONG
10	108562-16-000	EA	ROD-LATCH, RIGHT THREADED - 288MM LONG
10	108562-17-000	EA	ROD-LATCH, LEFT THREADED - 11.9" LONG
10	108562-20-000	EA	ROD-LATCH, LEFT THREADED - 61MM LONG
10	108562-28-000	EA	ROD-LATCH, THREADED, LEFT - 9.6" LONG
10	108652-35-000	EA	ROD-LATCH, THREADED, LEFT - 3.8" LONG
11	108561-01-000	EA	TURNBUCKLE,10-24 THREAD

KEY	PART NUMBER	U/M	DESCRIPTION
12	108562-01-000	EA	ROD-LATCH, RIGHT THREADED - 121MM LONG
12	108562-05-000	EA	ROD-LATCH, RIGHT THREADED - 288MM LONG
12	108562-10-000	EA	ROD-LATCH, LEFT THREADED - 458MM LONG
12	108562-19-000	EA	ROD-LATCH, RIGHT THREADED - 98MM LONG
13	102265-01-000	EA	CLIP-ROD END, 5/32" - PLASTIC - BLACK
14	108562-01-000	EA	ROD-LATCH, RIGHT THREADED - 121MM LONG
14	108562-05-000	EA	ROD-LATCH, RIGHT THREADED - 288MM LONG
14	108562-10-000	EA	ROD-LATCH, LEFT THREADED - 458MM LONG
14	108562-19-000	EA	ROD-LATCH, RIGHT THREADED - 98MM LONG
15	107721-01-000	FT	"D" SHAPED BULB SEAL W/ADHESIVE ON FLAT SIDE
16	108562-06-000	EA	ROD-LATCH, LEFT THREADED - 288MM LONG
16	108562-13-000	EA	ROD-LATCH, LEFT THREADED - 171MM LONG
16	108562-15-000	EA	ROD-LATCH, LEFT THREADED - 261MM LONG
16	108562-16-000	EA	ROD-LATCH, RIGHT THREADED - 288MM LONG
16	108562-28-000	EA	ROD-LATCH, THREADED, LEFT - 9.6" LONG
16	108652-35-000	EA	ROD-LATCH, THREADED, LEFT - 3.8" LONG
16	108652-42-000	EA	ROD-LATCH, THREADED, LEFT - 13.1" LONG
17	089329-01-000	EA	CLIP-SPRING, 3/8" - METAL
18	108755-02-000	EA	ROD-PROP,VALANCE DOOR
19	108754-01-000	EA	CHANNEL-VALANCE DOOR,CENTER
20	110415-01-01A	EA	SHIM-LATCH,VALANCE DOOR,BLK
21	104491-02-03A	EA	ANGLE-STRIKER,BLACK
22	107719-01-01A	EA	STRIKE-VALANCE DOOR MILL
23	102768-01-000	EA	HOLDER-COMPARTMENT/ENTRY DOOR, METAL - MILL FINISH
24	108757-01-01A	EA	ANGLE-VALANCE DOOR,UPPER BLK
24	120103-01-14B	EA	ANGLE-DOOR, VALANCE, GALVANNEAL
25	108615-01-000	EA	LATCH-PLATE,VALANCE DOOR
	099418-01-000	FT	D-SECTION SEAL W/ ADHESIVE BACK - .44" X .44" -BLK RUBBER
	104692-01-000	FT	SEAL-3/4" X 3/4", ADHESIVE BACK FOAM SEAL

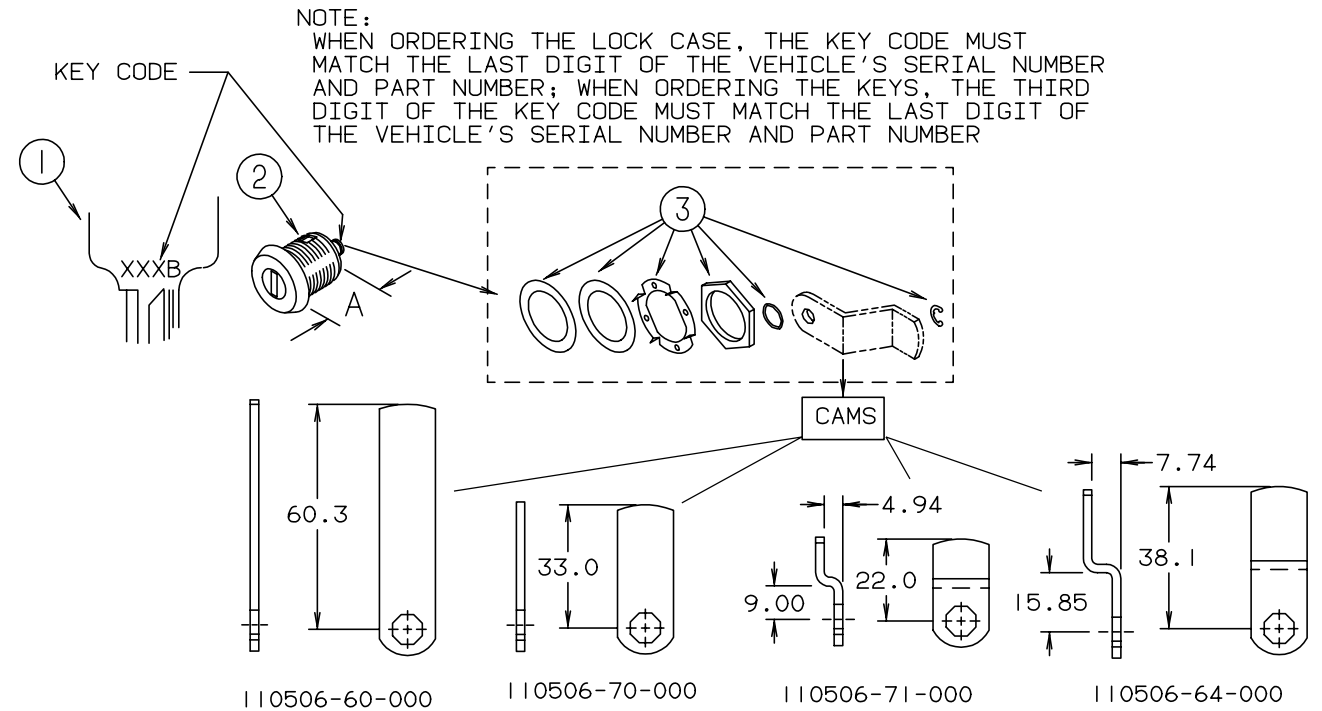
WINDOW, VENT & EXTERIOR DOOR GROUP (CONTINUED)



COMPARTMENT DOORS

KEY	PART NUMBER	U/M	DESCRIPTION
1	107721-01-000	FT	"D" SHAPED BULB SEAL W/ADHESIVE ON FLAT SIDE
2	P07221-01-01A	EA	COVER-LATCH ASM, VALANCE DOOR BLACK
3	107796-02-000	EA	BRACKET-"L" MOUNT BRACKET W/ BALL STUD F/GAS SPRING
4	107796-17-000	EA	SPRING-GAS 15" LENGTH, 20 LB.
5	107796-03-000	EA	BRACKET-GAS SPRING, SMALL
6	107895-01-000	EA	HINGE-DOUBLE PIVOT, W/U-CHANNEL - 254MM LONG
7	118207-05-02A	EA	CAP-END, VALANCE DOOR BLK
8	102330-03-000	EA	LATCH, SGLE HOLE, KEY OPERATED
	102328-01-000	EA	KEY-LATCH
9	118207-06-02A	EA	CAP-END, VALANCE DOOR BLK

WINDOW, VENT & EXTERIOR DOOR GROUP (CONTINUED)



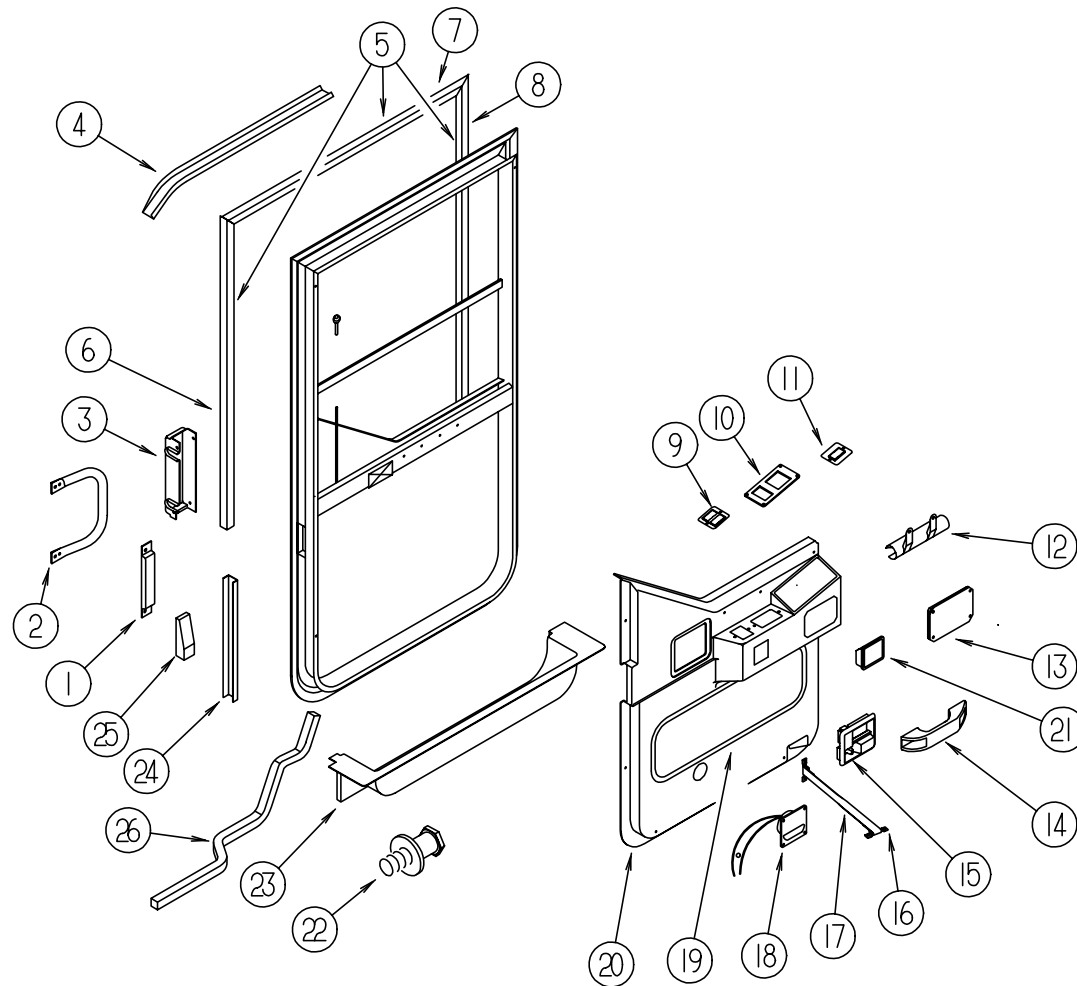
NOTE:
 WHEN ORDERING THE LOCK CASE, THE KEY CODE MUST MATCH THE LAST DIGIT OF THE VEHICLE'S SERIAL NUMBER AND PART NUMBER; WHEN ORDERING THE KEYS, THE THIRD DIGIT OF THE KEY CODE MUST MATCH THE LAST DIGIT OF THE VEHICLE'S SERIAL NUMBER AND PART NUMBER

BRIGGS & STRATTON LOCKS

KEY	PART NUMBER	U/M	DESCRIPTION	VENDOR NO.
1	110506-59-000	EA	KEY SET (SOLD AS PAIR)	596720
2	110506-52-000	EA	CASE ASM-LOCK 17 MM	702370
2	110506-53-000	EA	CASE ASM-LOCK 25 MM	702380
1	110506-59-001	EA	KEY SET (SOLD AS PAIR)	596721
2	110506-52-001	EA	CASE ASM-LOCK 17 MM	702371
2	110506-53-001	EA	CASE ASM-LOCK 25 MM	702381
1	110506-59-002	EA	KEY SET (SOLD AS PAIR)	596722
2	110506-52-002	EA	CASE ASM-LOCK 17 MM	702372
2	110506-53-002	EA	CASE ASM-LOCK 25 MM	702382
1	110506-59-003	EA	KEY SET (SOLD AS PAIR)	596723
2	110506-52-003	EA	CASE ASM-LOCK 17 MM	702373
2	110506-53-003	EA	CASE ASM-LOCK 25 MM	702383
1	110506-59-004	EA	KEY SET (SOLD AS PAIR)	596724
2	110506-52-004	EA	CASE ASM-LOCK 17 MM	702374
2	110506-53-004	EA	CASE ASM-LOCK 25 MM	702384
1	110506-59-005	EA	KEY SET (SOLD AS PAIR)	596725
2	110506-52-005	EA	CASE ASM-LOCK 17 MM	702375
2	110506-53-005	EA	CASE ASM-LOCK 25 MM	702385
1	110506-59-006	EA	KEY SET (SOLD AS PAIR)	596726
2	110506-52-006	EA	CASE ASM-LOCK 17 MM	702376
2	110506-53-006	EA	CASE ASM-LOCK 25 MM	702386
1	110506-59-007	EA	KEY SET (SOLD AS PAIR)	596727
2	110506-52-007	EA	CASE ASM-LOCK 17 MM	702377
2	110506-53-007	EA	CASE ASM-LOCK 25 MM	702387
1	110506-59-008	EA	KEY SET (SOLD AS PAIR)	596728
2	110506-52-008	EA	CASE ASM-LOCK 17 MM	702378
2	110506-53-008	EA	CASE ASM-LOCK 25 MM	702388
1	110506-59-009	EA	KEY SET (SOLD AS PAIR)	596729
2	110506-52-009	EA	CASE-LOCK - A = 17 MM	702379
2	110506-53-009	EA	CASE-LOCK - A = 25 MM	702389
3	110506-40-700	EA	HDW KIT (CONTAINS:NUT, FLAT WASHER, E-RING, SPRING WASHER GASKET, AND SPUR WASHER)	
	110506-60-000	EA	CAM-LOCK	322276
	110506-64-000	EA	CAM-LOCKING	322280
	110506-70-000	EA	CAM-LOCKING	322286
	110506-71-000	EA	CAM-LOCK	322287
	110506-59-701	EA	KEY BLANK (GOLD)	

WINDOW, VENT & EXTERIOR DOOR GROUP (CONTINUED)

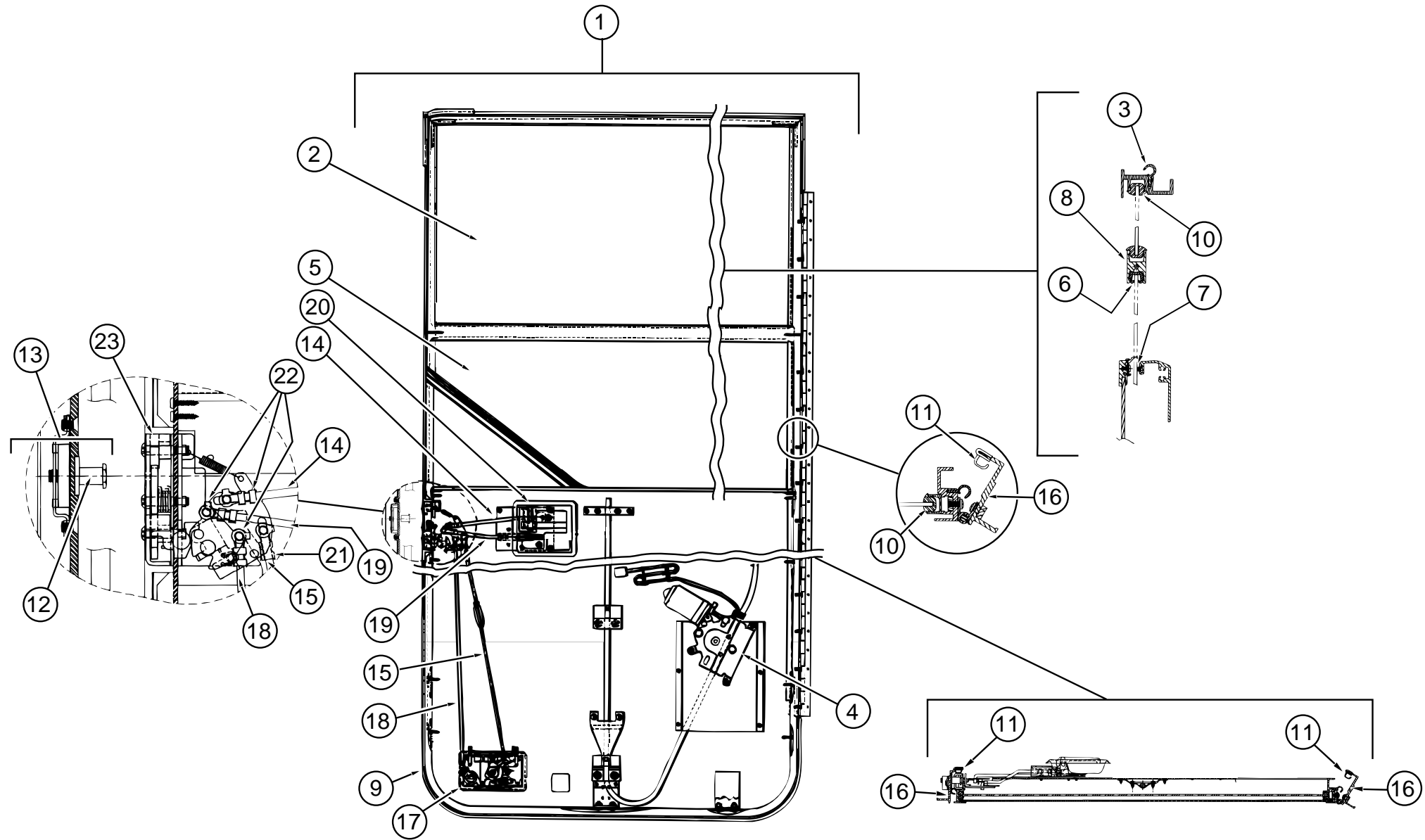
DRIVERS DOOR



KEY	PART NUMBER	U/M DESCRIPTION	VENDOR NO.
1	108654-01-01A	EA COVER-STRIKE, DR DOOR, BLK	
2	108832-01-02A	EA HANDLE-ASSIST, DOOR, DR O/W	
3	108833-02-01A	EA COVER-HANDLE, ASSIST O/W	
3	108833-01-01A	EA COVER-HANDLE, ASSIST, O/W	
4	108274-02-02A	EA RAIL-DRIP, FRONT END, LH SABLE	
5	108119-03-F36	EA GARNISH ASM-DRIVERS DOOR	
6	108129-01-01A	EA GARNISH-DOOR, DRIVERS MILL	
7	108107-01-01A	EA GARNISH-DRIVERS DOOR MILL	
8	108108-03-01A	EA GARNISH-DOOR, DRIVER MILL	
9	093132-01-000	EA SWITCH-ROCKER, 5 TERM W/ARROWS FOR POWER WINDOWS	
9	093132-02-000	EA SWITCH-ROCKER, 5 TERM W/KEY LOCK & ARROW F/POWER DOOR LOCK	
9	103473-12-01A	EA PLATE ASM-SWITCH, WINDOW, LH - BLACK	
9	103473-11-01A	EA PLATE-SWITCH, WINDOW, LOCK, LH MILL	
10	087695-01-000	EA SWITCH-HEATER, EXTERIOR MIRROR	
		FROM: 00-00-00 THRU: 09-03-95	
10	087695-02-000	EA SWITCH-MIRROR HEATER - DAV 4720-12	
		FROM: 09-04-95 THRU: 99-99-99	
10	088246-01-000	EA SWITCH-REMOTE, EXTE. MIRROR - SQUARE PUSH - VELVAC 7471290	
10	099982-02-01A	EA PLATE-SWITCH, BLACK	
11	103473-14-01A	EA PLATE ASM-SWITCH, WINDOW, LH BLACK	
12	093145-01-000	EA SLEEVE-WIRE, 10" LONG - PLASTIC - BLACK - GM #15590724	
13	107889-02-000	EA TOUCH CONTROL PANEL KIT - HWH AP1016	
	100532-09-700	EA PANEL ASM.-TOUCH CONTROL, RAP1002	
	100532-09-702	EA CABLE-MODULAR 5', AP1020	
14	102710-01-01A	EA HANDLE-ASSIST, ENTRY DOOR - 6.6" LONG - BLACK	
15	106469-04-712	EA HARDWARE-INNER HANDLE, LH	248-041148
16	064219-01-000	EA RETAINER-CHECK STRAP, DRIVER DOOR	
17	109378-01-000	EA STRAP-CHECK, DRIVERS DOOR	
18	108354-01-01A	EA LIGHT-COURTESY - ITC 81395-B	
19	108633-01-G38	EA PAD-DOOR, FABRIC (G38, G39)	
19	108633-01-F40	EA PAD-DOOR, FABRIC (G40, G41)	
19	108633-01-G42	EA PAD-DOOR, FABRIC (G42, G43)	
20	114689-05-01A	EA PANEL-DOOR, INNER - DRIVERS - W/O CUTOUTS - PLASTIC	
20	114689-06-01A	EA PANEL-DOOR, INNER - DRIVERS - FOR HYDRAULIC JACKS - PLASTIC	
20	114689-07-01A	EA PANEL-DOOR, INNER - DRIVERS - FOR POWERED MIRROR - PLASTIC	
20	114689-08-01A	EA PANEL-DOOR, INNER - DRIVERS - FOR HYDRAULIC JACKS/MIRROR - PLASTIC	
21	115948-01-01A	EA ASHTRAY ASM-SIDE MOUNT, FLUSH	
22	106469-04-703	EA BOLT-STRIKER, W/WASHER	248-041152
23	107818-01-01A	EA TRIM-STEP, DRIVERS DOOR WILLOW	
	102569-02-000	EA MAT-ANTI SLIP, LOWER 100 X 560MM	
24	108897-02-01A	EA GARNISH-DOOR, DRIVERS BLK	
25	109235-01-01A	FT COVER-SCREW, MAT BLACK	
26	063977-12-000	EA STEP-DRIVER DOOR, LEFT - PAINTED	
26	063977-11-000	EA STEP-DRIVER DOOR, LEFT - UNPAINTED	
	109506-01-000	EA FILM-URETHANE, PROTECTANT - 107.9 X 679.4MM	
	090340-01-000	FT SEAL-FOAM, CLOSED CELL - 1/4" X 1/2" X 50'	

WINDOW, VENT & EXTERIOR DOOR GROUP (CONTINUED)

EXCEL DRIVERS DOOR W/O POWER LOCKS

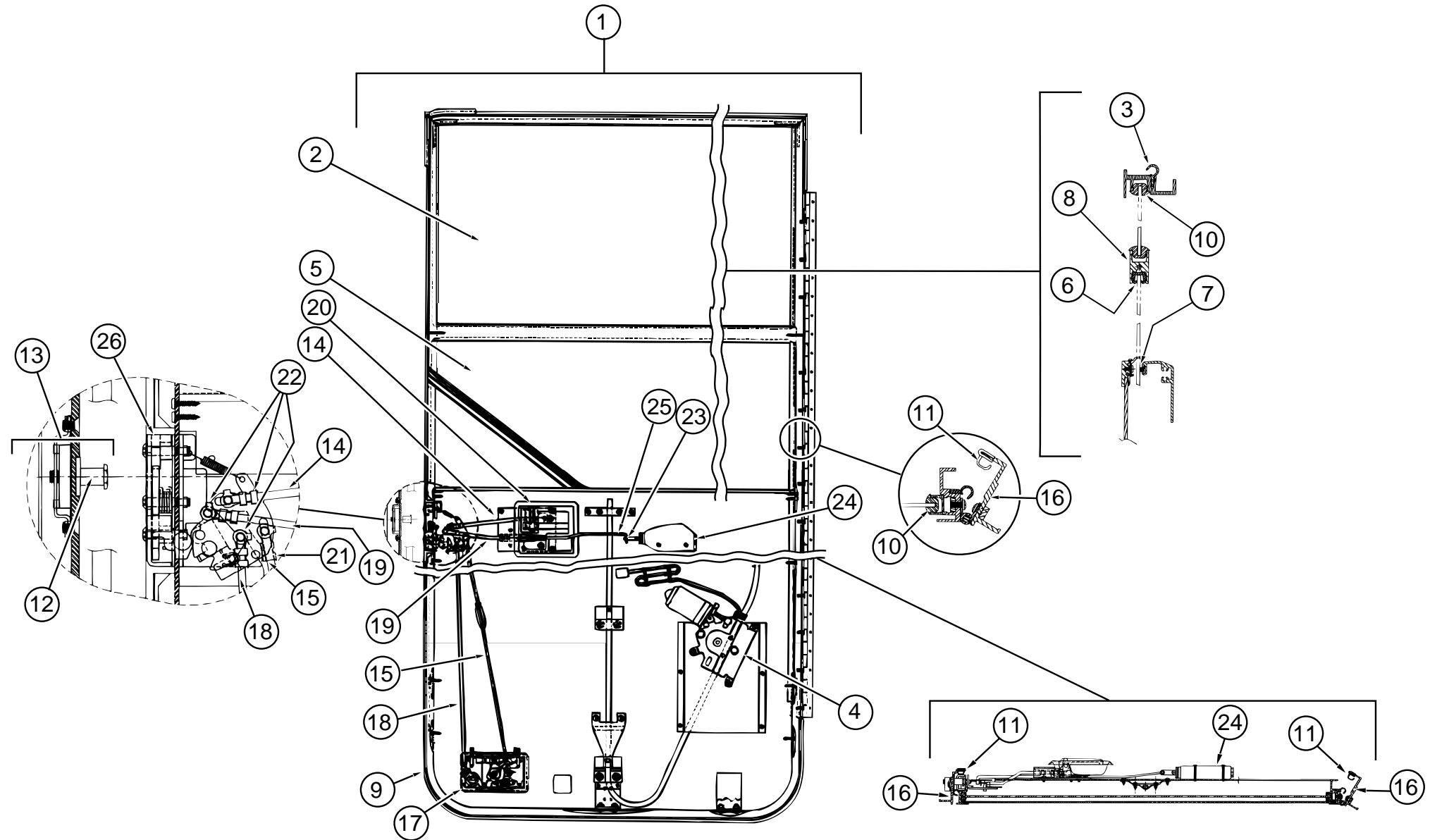


KEY	PART NUMBER	U/M DESCRIPTION	VENDOR NO.
1	106469-04-01A	EA DOOR ASM-DRIVERS, BLACK - EXCEL V123-02L	
2	106469-01-700	EA GLASS	106-040976
3	106469-01-702	EA SEAL-DOOR, (FRAME) EA=1	122-040984
4	106469-01-703	EA REGULATOR ASSEMBLY(ELECTRIC)	V103-89L
5	106469-01-704	EA GLASS ASM., ROLL-UP, W/BRKT	V103-65L
6	106469-01-705	FT CHANNEL-RUN, SLIDING	122-010850
7	106469-01-709	FT WEATHERSTRIP FUZZY	171-040630
8	106469-01-719	EA MULLION-RAIL	V103-84
9	106469-01-721	EA WEATHERSTRIP-BELT, EXTERIOR, WINDOW	V103-57
10	106469-01-722	EA GLAZING-VINYL, HORIZONTAL	V103-87
11	106469-01-723	EA SEAL-BULB ASM. (JAMB)	171-040985
12	106469-04-703	EA BOLT-STRIKER, W/WASHER	248-041152
13	106469-04-704	EA NUT ASSEMBLY-CAGED W/STRIKER	248-041151
14	106469-04-705	EA ROD-LATCH, HORIZONTAL	203-041139
15	106469-04-706	EA ROD-LATCH ASSEMBLY, VERTICAL	V124-49
16	106469-04-707	EA FRAME MOUNTING ASM., (JAMB)	V123-30L

KEY	PART NUMBER	U/M DESCRIPTION	VENDOR NO.
17	106469-04-708	EA PADDLE ASSEMBLY, RH	248-041145
	106469-04-701	EA TUMBLER & KEYS, TRI-MARK	248-041179
	106469-04-715	EA LATCH COMPLETE W/TUMBLER & KEYS	V123-15
	106469-04-702	EA KEY-BLANK (PAIR)	248-041180
18	106469-04-710	EA ROD-LOCK, VERTICAL	203-041138
19	106469-04-711	EA ROD-LOCK, HORIZONTAL	203-041137
20	106469-04-712	EA HARDWARE-INNER HANDLE, LH	248-041148
21	106469-04-713	EA ROD-CLIP, LH	248-041154
22	106469-04-714	EA ROD-CLIP, RH	248-041153
23	106469-05-706	EA LATCH-ROTARY, W/LINKAGE	248-041150
	106469-05-702	EA HINGE - 42"	211-041194

WINDOW, VENT & EXTERIOR DOOR GROUP (CONTINUED)

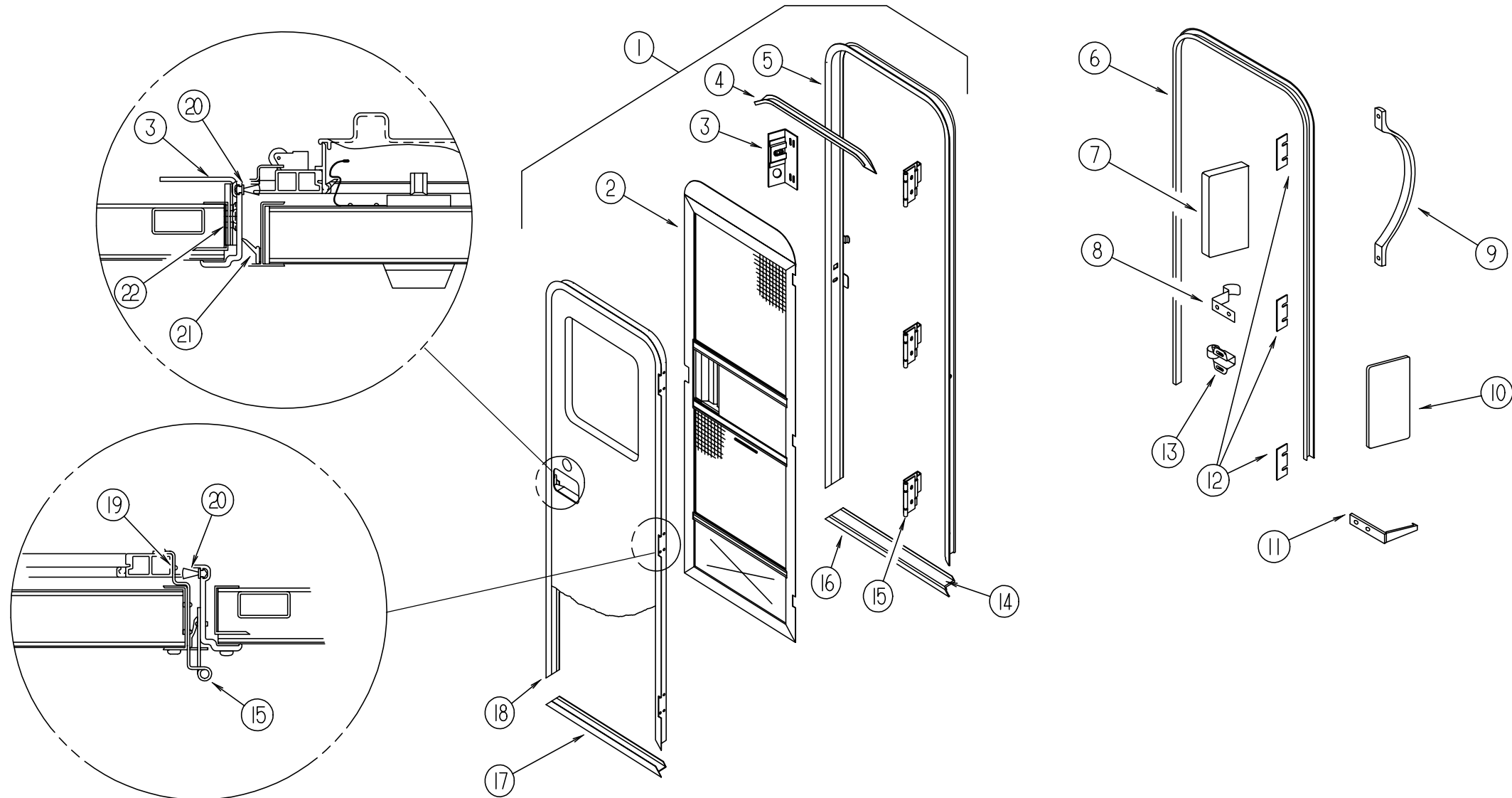
EXCEL DRIVERS DOOR W/POWER LOCKS



KEY	PART NUMBER	U/M DESCRIPTION	VENDOR NO.	KEY	PART NUMBER	U/M DESCRIPTION	VENDOR NO.
1	106469-05-01A	EA DOOR ASM-DRIVERS, BLACK - EXCEL V123-03L		17	106469-04-708	EA PADDLE ASSEMBLY, RH	248-041145
2	106469-01-700	EA GLASS	106-040976		106469-04-701	EA TUMBLER & KEYS, TRI-MARK	248-041179
3	106469-01-702	EA SEAL-DOOR, (FRAME) EA=1	122-040984		106469-04-702	EA KEY-BLANK (PAIR)	248-041180
4	106469-01-703	EA REGULATOR ASSEMBLY(ELECTRIC)	V103-89L		106469-04-715	EA LATCH COMPLETE W/TUMBLER & KEYS	V123-15
5	106469-01-704	EA GLASS ASM., ROLL-UP, W/BRKT	V103-65L	18	106469-05-705	EA ROD-LOCK, VERTICAL ADJUSTING	203-041279
6	106469-01-705	FT CHANNEL-RUN, SLIDING	122-010850	19	106469-04-711	EA ROD-LOCK, HORIZONTAL	203-041137
7	106469-01-709	FT WEATHERSTRIP FUZZY	171-040630	20	106469-04-712	EA HARDWARE-INNER HANDLE, LH	248-041402
8	106469-08-700	EA MULLION-RAIL	V103-84	21	106469-04-713	EA ROD-CLIP, LH	248-041154
9	106469-01-721	EA WEATHERSTRIP-BELT, EXTERIOR, WINDOW	V103-57	22	106469-04-714	EA ROD-CLIP, RH	248-041153
10	106469-01-722	EA GLAZING-VINYL, HORIZONTAL	V103-87	23	106469-05-700	EA ROD CLIP	231-041095
11	106469-01-723	EA SEAL-BULB ASM. (JAMB)	171-040985	24	106469-05-701	EA ACTUATOR, F/ELECTRIC LOCK	410-041096
12	106469-04-703	EA BOLT-STRIKER, W/WASHER	248-041152	25	106469-05-704	EA ROD-LOCK, POWER	203-041141
13	106469-04-704	EA NUT ASSEMBLY-CAGED W/STRIKER	248-041151	26	106469-05-706	EA LATCH-ROTARY, W/LINKAGE	248-041150
14	106469-04-705	EA ROD-LATCH, HORIZONTAL	203-041139		106469-05-702	EA HINGE - 42"	211-041194
15	106469-04-706	EA ROD-LATCH ASSEMBLY, VERTICAL	V124-49				
16	106469-04-707	EA FRAME MOUNTING ASM., (JAMB)	V123-30L				

WINDOW, VENT & EXTERIOR DOOR GROUP (CONTINUED)

ENTRANCE DOOR W/O WINDOW

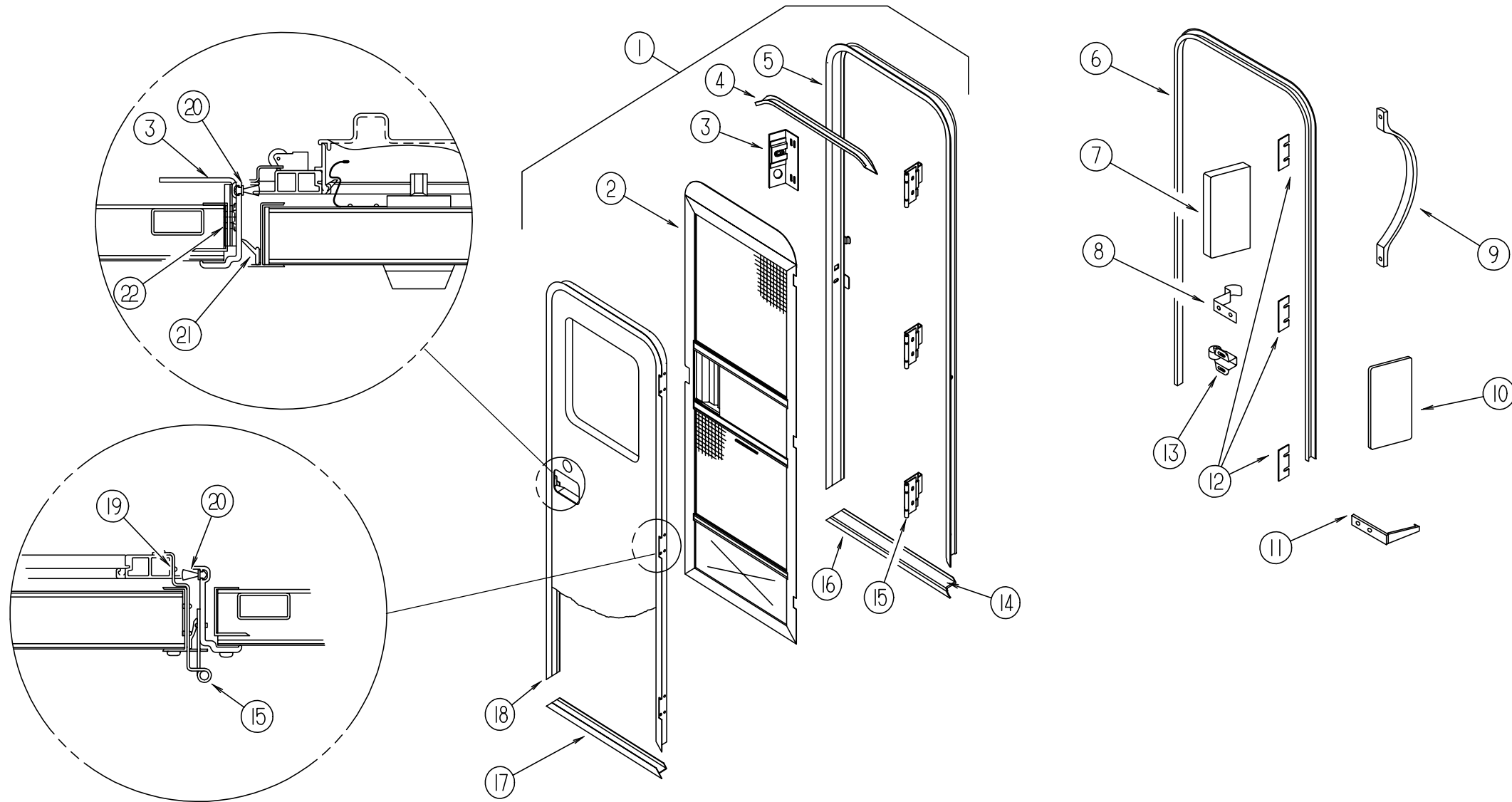


KEY	PART NUMBER	U/M DESCRIPTION
1	115108-07-G38	EA DOOR - ENTRY, W/POWER LOCK - W/SCREEN DOOR - W/O WINDOW (G38, G39)
1	115108-07-G40	EA DOOR - ENTRY, W/POWER LOCK - W/SCREEN DOOR - W/O WINDOW (G40, G41)
1	115108-07-G42	EA DOOR - ENTRY, W/POWER LOCK - W/SCREEN DOOR - W/O WINDOW (G42, G43)
1	115108-08-G38	EA DOOR - ENTRY, W/SCREEN DOOR - W/O WINDOW (G38, G39)
1	115108-08-G40	EA DOOR - ENTRY, W/SCREEN DOOR - W/O WINDOW (G40, G41)
1	115108-08-G42	EA DOOR - ENTRY, W/SCREEN DOOR - W/O WINDOW (G42, G43)
2	117077-01-F36	EA DOOR ASM-SCREEN FROM: 00-00-00 THRU: 03-17-96
2	117077-02-GV0	EA DOOR ASM-SCREEN FROM: 03-18-96 THRU: 99-99-99
3	041546-06-000	EA BRACKET ASM-DOOR ANGLE FROM: 00-00-00 THRU: 10-22-95
3	041546-08-000	EA BRACKET-ASM-DOOR ANGLE O/W FROM: 10-23-95 THRU: 99-99-99
4	044582-49-000	EA CAP-DRIP JAMB MITERED, SABLE
5	095277-11-02A	EA JAMB ASM-ENTRANCE DOOR SABLE, W/POWER LOCK OPTION FROM: 00-00-00 THRU: 07-30-95
5	120310-07-01A	EA JAMB ASM-ENTRANCE DOOR SABLE, W/POWER LOCK OPTION FROM: 07-31-95 THRU: 03-17-96
5	121898-06-01A	EA JAMB ASM-DOOR, ENTRANCE SABLE, W/POWER LOCK OPTION FROM: 03-18-96 THRU: 99-99-99

KEY	PART NUMBER	U/M DESCRIPTION
5	095277-12-02A	EA JAMB ASM-ENTRANCE DOOR SABLE FROM: 00-00-00 THRU: 07-30-95
5	120310-08-01A	EA JAMB ASM-ENTRANCE DOOR SABLE FROM: 07-31-95 THRU: 03-17-96
5	121898-07-01A	EA JAMB ASM-DOOR, ENTRANCE SABLE FROM: 03-18-96 THRU: 99-99-99
6	115222-08-01A	EA GARNISH-RADIUS, ENTRY DOOR O/W (W/POWER LOCK OPTION)
6	115222-02-01A	EA GARNISH-RADIUS, ENTRY DOOR O/W
7	077461-03-000	EA COVER-STRIKE, ENTRY DOOR - 6.5" X 2.5" - PLASTIC - WHITE
8	100412-01-000	EA CATCH-SCREEN DOOR
9	009126-02-000	EA HANDLE-ASSIST, ENTRY DOOR - BLACK FROM: 00-00-00 THRU: 09-10-95
9	009126-03-000	EA HANDLE-ASSIST, BLACK TEXTURED - T/M #10087-01 FROM: 09-11-95 THRU: 99-99-99
10	076725-02-000	EA COVER-HINGE, ENTRY DOOR - 6" X 3.2" - PLASTIC - OFF WHITE
11	102768-01-000	EA HOLDER-COMPARTMENT/ENTRY DOOR, METAL - MILL FINISH
12	102248-01-000	EA SHIM-DOOR
13	109403-01-000	EA CATCH-SINGLE ROLLER, SCREEN DOOR
14	038327-01-000	EA TAPE-ANTI SLIP, 2" X 60'

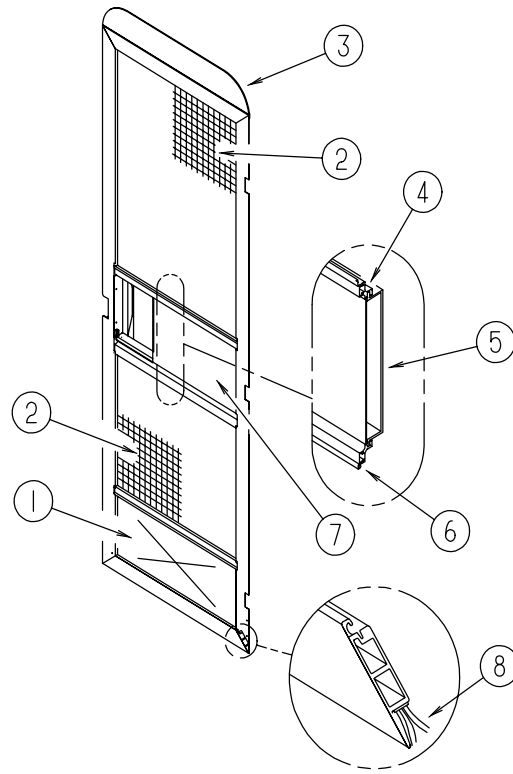
WINDOW, VENT & EXTERIOR DOOR GROUP (CONTINUED)

ENTRANCE DOOR W/O WINDOW (CONTINUED)



KEY	PART NUMBER	U/M DESCRIPTION
15	106719-01-01A	EA HINGE-ENTRANCE DOOR MILL
	039715-01-000	EA NUT-SERT, 1/4" DIAMETER - 20 THREADS (ON DOOR HINGE)
	116111-02-01A	EA SCREW-TAPTITE-1/4-20 X 3/8 PPH, ZINC (ON DOOR HINGE)
16	051049-01-000	EA JAMB-BOTTOM, ENTRY DOOR - 25.9" - UNPAINTED
17	089748-23-000	EA FRAME-BOTTOM, ENTRANCE SABLE
18	095276-08-02A	EA FRAME-DOOR, ENTRANCE SABLE W/POWER LOCK OPTION FROM: 00-00-00 THRU: 03-17-96
18	122102-01-01A	EA FRAME-DOOR, ENTRANCE SABLE W/POWER LOCK OPTION FROM: 03-18-96 THRU: 99-99-99
18	095276-09-02A	EA FRAME-DOOR, ENTRANCE SABLE FROM: 00-00-00 THRU: 03-17-96
18	122102-02-01A	EA FRAME-DOOR, ENTRANCE SABLE FROM: 03-18-96 THRU: 99-99-99
19	100128-02-000	FT SEAL-FOAM, ADHESIVE BACK - .37" W X .37" THICK
20	118929-01-01A	FT SEAL-PILE, PUSH-ON - AMESBURY 5250148
21	075671-04-000	FT SEAL-SPONGE, LAZY T SHAPE - W/ADHESIVE STRIPE - .5" WIDE
22	104692-01-000	FT SEAL-3/4" X 3/4", ADHESIVE BACK FOAM SEAL

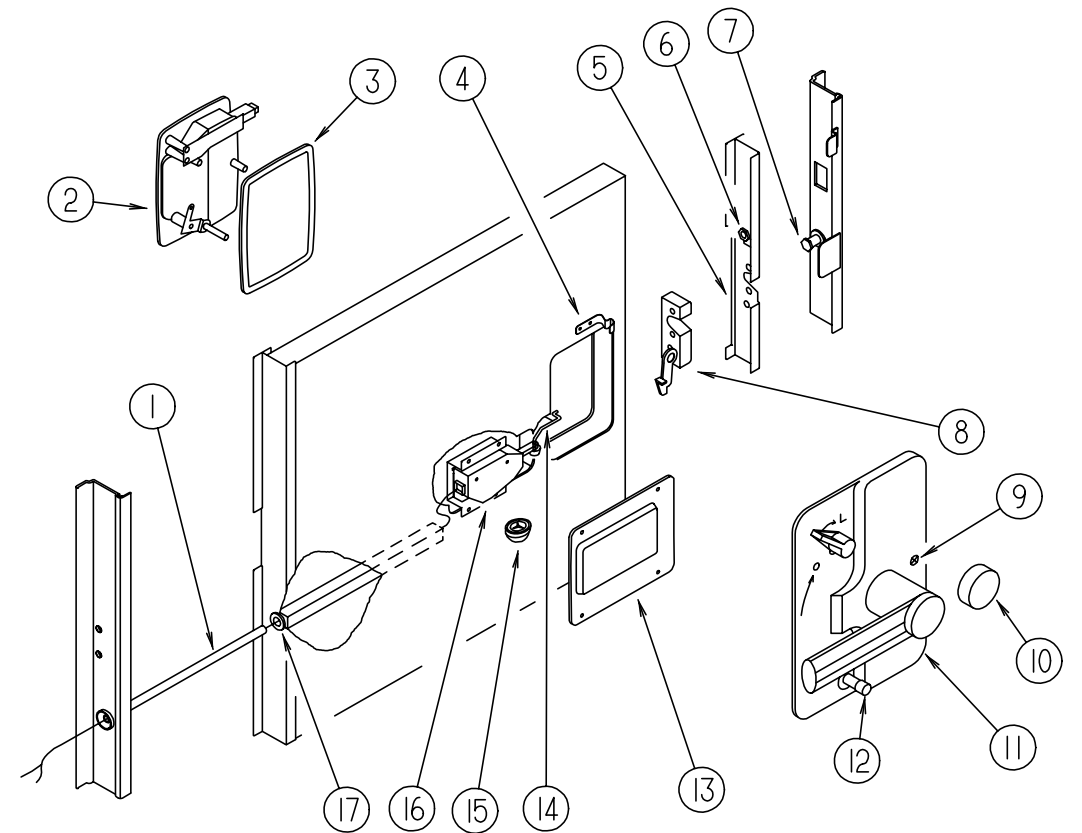
WINDOW, VENT & EXTERIOR DOOR GROUP (CONTINUED)



SCREEN DOOR COMPONENTS

KEY	PART NUMBER	U/M	DESCRIPTION
1	078552-03-000	EA	KICK PANEL-SCREEN DOOR, LOWER INSERT - UNPAINTED
2	002293-02-000	SF	SCREENING-WINDOW/DOOR, 26" - CHARCOAL
3	078595-01-000	EA	TOP PLATE-SCREEN DOOR, CURVED TOP - 4.7" X 25.35"
4	078777-01-000	EA	CHANNEL-SLIDE, SCREEN DOOR CENTER SLIDER COVER
5	079086-02-000	EA	SLIDER-SCREEN DOOR, OFF WHITE
6	002294-01-000	FT	SPLINE-SCREENING, .135" X .138" - BLACK
7	001014-01-013	EA	INSERT-CENTER, 10.25" X 16.31" - UNPAINTED
8	075673-01-000	FT	SEAL-PILE, ADHESIVE BACK - GRAY

WINDOW, VENT & EXTERIOR DOOR GROUP (CONTINUED)



ENTRANCE DOOR LATCH COMPONENTS

KEY	PART NUMBER	U/M	DESCRIPTION	VENDOR NO.
1	077222-01-000	EA	SPRING-WIRE GUARD, ENTRY DOOR - GM 08905080	
2	112782-01-01A	EA	LATCH ASM-EXTERIOR HOUSING, TRI/MARK 11922-37	
	112782-01-700	EA	KEY-BLANK-DEADBOLT, TM100-150	81535
	112782-01-701	EA	KEY-BLANK-DEADBOLT, TM151-200	81536
	112782-01-703	EA	CYLINDER-LOCK ASM. W/KEYS	081465-09
3	112782-04-01A	EA	GASKET, T/M 81480	
4	100412-01-000	EA	CATCH-SCREEN DOOR	
5	121334-03-01A	EA	STIFFENER-DOOR MILL	
6	072893-04-000	EA	NUTSERT-10-32 (ON STIFFENER)	
7	092927-03-000	EA	STRIKER-ROUND, JAMB MOUNTED - TRI/MARK 10335-16	
8	112782-03-01A	EA	LATCH-SINGLE ROTOR, T/M 13426-01	
9	112782-06-01A	EA	SCREW-MOUNTING, PLATE, ZINC - T/M 81096-15	
10	081914-01-000	EA	BUMPER-RUBBER, ROUND - .43" DIAMETER - BLACK	
11	112782-02-01A	EA	LATCH ASM-INTERIOR PLATE, T/M 13428-01	
12	112782-05-01A	EA	CAP-VINYL, RED, T/M 80844-99	
13	113960-01-01A	EA	COVER-ACTUATOR, POWER LOCK OFF WHITE	
14	113651-01-01A	EA	ROD-CONTROL, MOTOR, LOCK	
15	114209-01-01A	EA	PUSHNUT-CAP, 1/8", WHITE - ARDEN KPS125105	
16	113638-01-000	EA	POWER DOOR LOCK MOTOR/ACTUATOR EURAMTEC ACT-035N	
	113638-02-000	EA	CONNECTOR-ELECT, ACTUATOR - EURAMTEC ST2-01	
17	008384-01-000	EA	GROMMET-SNAP, 3/4" DIAMETER - NYLON	

WINDOW, VENT & EXTERIOR DOOR GROUP (CONTINUED)

JENSEN POWERED ROOF VENT

KEY	PART NUMBER	U/M DESCRIPTION	VENDOR NO.
	110051-08-01A	EA ROOF VENT - POWER W/LIFT - FOR 4" ROOF FROM: 00-00-00 THRU: 11-25-95	
	110051-11-01A	EA ROOF VENT - POWER W/LIFT - FOR 2.5" TO 4" ROOF FROM: 11-26-95 THRU: 99-99-99	
	110051-10-01A	EA ROOF VENT - POWER W/LIFT FOR 4" ROOF (CSA) FROM: 00-00-00 THRU: 11-25-95	
	110051-12-01A	EA ROOF VENT - POWER W/LIFT FOR 2.5" TO 4" ROOF (CSA) FROM: 11-26-95 THRU: 99-99-99	
	048648-01-000	EA MOTOR-ROOF VENT, 1/8 SHAFT - 12V - JENSEN	
	048649-01-000	EA FAN-ROOF VENT, 6 BLADES - 6" - JENSEN	
	064469-03-707	EA MOTOR-LIFT, W-1/8" SHAFT	RP-1023
	064469-03-708	EA GEAR-DRIVE	RP-1024
	064469-03-709	EA GEAR-MOTOR PINION, 1/8"SHAFT	RP-1025
	064470-01-700	EA COVER-VENT, W/O (SLIDE BAR)	J7291
	064470-01-701	EA SLIDE BAR, (VENT-LID)	JRP1291B
	110051-01-705	EA SCREEN & FRAME F/POWER LIFT 4"	29-689-04A
	110051-02-700	EA GARNISH-INTERIOR, 4" FROM: 00-00-00 THRU: 11-25-95	
	110051-11-700	EA GARNISH-INTERIOR, 3" FROM: 11-26-95 THRU: 99-99-99	

JENSEN NONPOWERED ROOF VENT

KEY	PART NUMBER	U/M DESCRIPTION	VENDOR NO.
	110051-02-01A	EA VENT-ROOF, NONPOWERED 4" ROOF, JENSEN 7727 WHEAT	
	064470-01-700	EA COVER-VENT, W/O (SLIDE BAR)	J7291
	064470-01-701	EA SLIDE BAR, (VENT-LID)	JRP1291B
	110051-01-702	EA ARM LIFT ASSEMBLY W/O HANDLE	RP-1000B
	110051-01-703	EA HANDLE-CRANK	RP-1031-B
	110051-01-704	EA SCREEN & FRAME F/POWER LIFT 4"	29-688-03
	110051-02-700	EA GARNISH-INTERIOR, 4"	

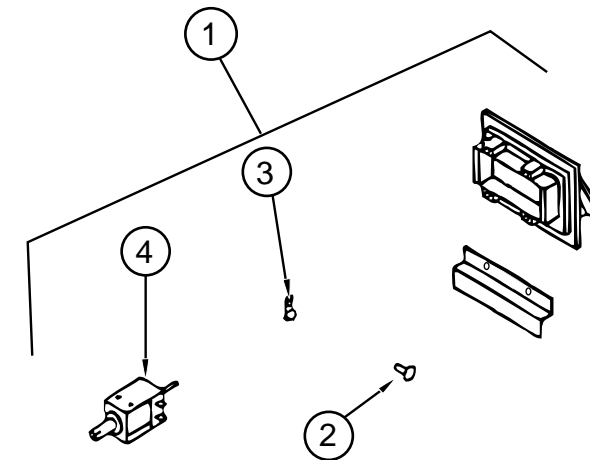
FANTASTIC EXHAUST VENT

KEY	PART NUMBER	U/M DESCRIPTION	VENDOR NO.
	084079-07-000	EA VENT-CEILING, EXHAUST, POWER, 014000-4-O/W	
	084079-10-000	EA VENT-CEILING, EXHAUST, POWER, O/W CSA - 014000-4-O/W	
	084079-01-700	EA COVER-VENT, W/HINGE & SLIDE	1020K-19
	084079-01-701	EA SCREEN ASM., INT. W/SWITCHES	1030-80
	084079-01-703	EA KNOB-LIFT, W/EXT. & SCREW	1140K-00
	084079-01-704	EA BLADE-FAN	1070-00
	084079-01-705	EA MOTOR	1080-00
	084079-01-707	EA SWITCH-SAFETY	1122.05
	084079-01-709	EA SWITCH-MAIN, 3 SPEED	1031-05
	084079-01-711	EA H-MOLDING, F/MOTOR MOUNT	
	084079-07-700	EA GARNISH-INTERIOR 4" OFF/WHT	2040-80

WINDOW, VENT & EXTERIOR DOOR GROUP (CONTINUED)

PLUMBING & REFRIGERATOR ROOF VENTS

KEY	PART NUMBER	U/M DESCRIPTION
	083558-06-000	EA VENT-PLUMBING PIPE ROOF, W/COVER - VW WHITE
	084073-04-000	EA BASE-ROOF VENT, REFRIGERATOR - BLACK - NORCOLD
	084073-08-000	EA VENT-ROOF, REFRIGERATOR, SABLE NORCOLD

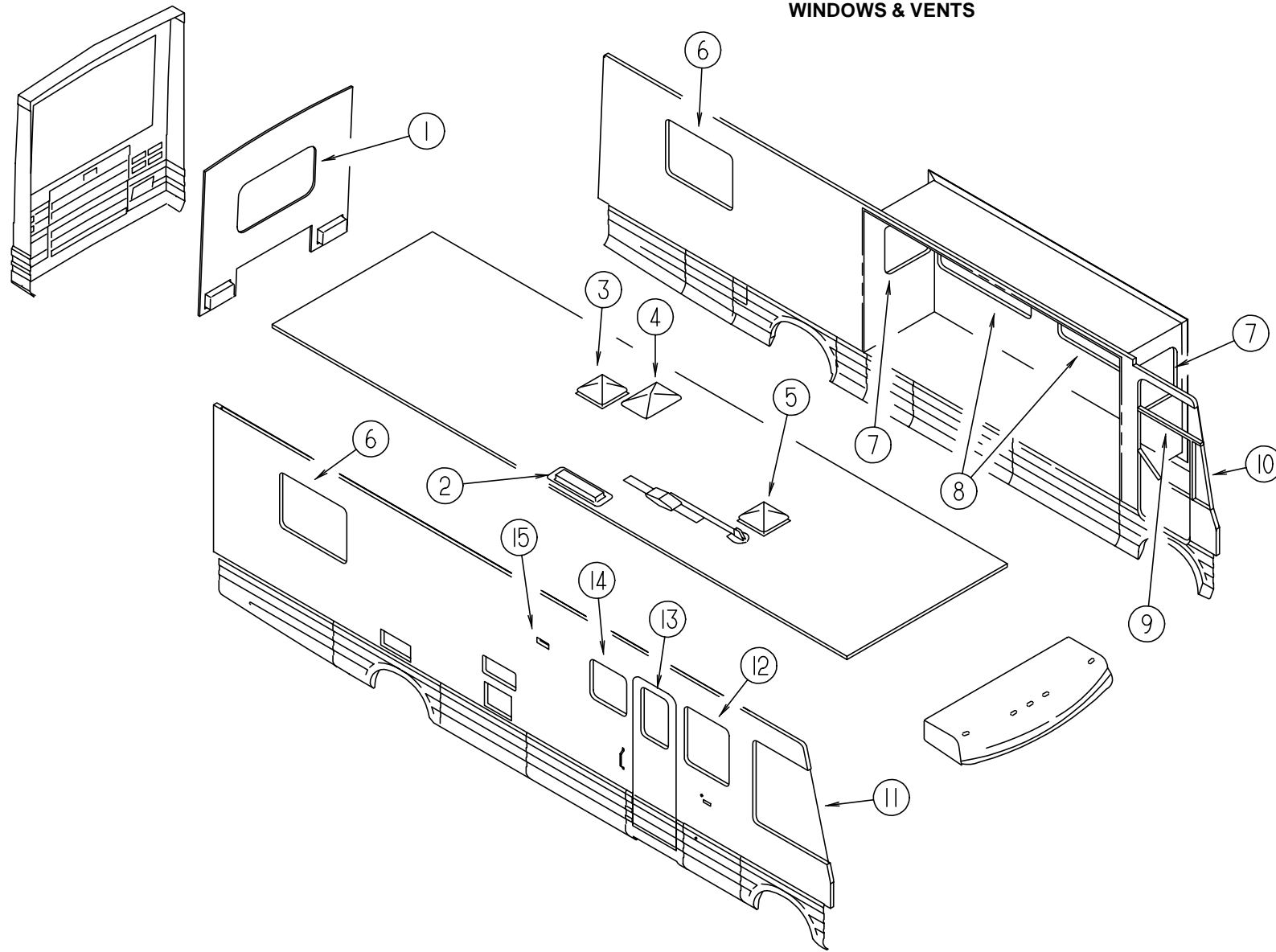


RANGE HOOD VENT

KEY	PART NUMBER	U/M DESCRIPTION	VENDOR NO.
1	092698-03-05A	EA VENT-W/DOOR AND SOLENOID	
2	092698-02-700	EA FASTENER-PUSH, EXTERIOR RANGE HOOD VENT	VB430
3	092698-02-701	EA CLAMP-CONDUIT, EXTERIOR RANGE HOOD VENT	VB334
4	092698-03-706	EA SOLENOID-RANGE HOOD	UB530

WINDOW, VENT & EXTERIOR DOOR GROUP (CONTINUED)

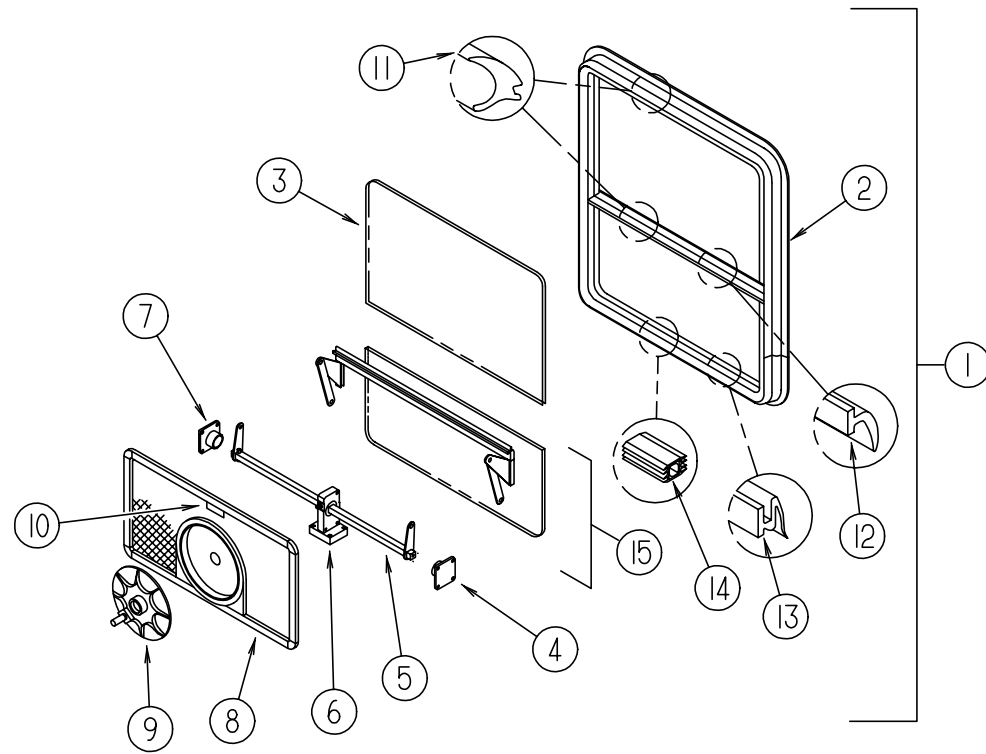
WINDOWS & VENTS



KEY	PART NUMBER	U/M DESCRIPTION
1	087985-07-F36	EA WINDOW - ESCAPE 28.5" X 47.5" FROM: 00-00-00 THRU: 12-31-95
1	087985-08-GV0	EA WINDOW-ESCAPE 28.5" X 47.5" FROM: 01-01-96 THRU: 99-99-99
1	107423-02-01A	EA RETAINER-REAR WINDOW OFF WHITE FROM: 00-00-00 THRU: 12-31-95
1	121129-01-01A	EA RETAINER-WINDOW - OFF WHITE FROM: 01-01-96 THRU: 99-99-99
2	084073-04-000	EA BASE-ROOF VENT, REFRIGERATOR - BLACK - NORCOLD
2	084073-08-000	EA VENT-ROOF, REFRIGERATOR, SABLE NORCOLD
3	110051-08-01A	EA ROOF VENT - POWER W/LIFT - FOR 4" ROOF FROM: 00-00-00 THRU: 11-25-95
3	110051-11-01A	EA ROOF VENT - POWER W/LIFT - FOR 2.5" TO 4" ROOF FROM: 11-26-95 THRU: 99-99-99
3	110051-10-01A	EA ROOF VENT - POWER W/LIFT FOR 4" ROOF (CSA) FROM: 00-00-00 THRU: 11-25-95
3	110051-12-01A	EA ROOF VENT - POWER W/LIFT FOR 2.5" TO 4" ROOF (CSA) FROM: 11-26-95 THRU: 99-99-99
4	077902-01-000	EA COVER-SKYLIGHT, INSIDE - 15.6" X 22.6" - PLASTIC
4	108662-01-01A	EA COVER-SKYLIGHT, WHT

KEY	PART NUMBER	U/M DESCRIPTION
5	110051-02-01A	EA VENT-ROOF, NONPOWERED 4" ROOF, JENSEN 7727 WHEAT
5	084079-07-000	EA VENT-CEILING, EXHAUST, POWER, 014000-4-O/W
5	084079-10-000	EA VENT-CEILING, EXHAUST, POWER, O/W CSA - 014000-4-O/W
6	113500-02-01A	EA WINDOW ASM-TIPOUT, DBL, OW - EXCEL CH92-G1W59
7	098647-37-01A	EA WINDOW ASM-SLIDER,HORIZ,RH - *EXCEL H288-G2W60R
8	115360-01-01A	EA WINDOW ASM-TIPOUT, HORIZONTAL DBL - EXCEL CH90-G1W59
9	106467-01-01A	EA WINDOW ASM-VISTA, LH - EXCEL H359-G1B27L
10	106468-01-01A	EA WINDOW ASM-FRONT SLANT, LH, EXCEL H358-A2B27L
11	106466-01-01A	EA WINDOW ASM-CAB, PASSENGER - EXCEL H357-A2B66R
12	099480-03-000	EA WINDOW-SLIDER, RH - EXCEL H150-G1W66R
13	117053-03-F31	EA WINDOW ASM-PICTURE
13	117054-02-01A	EA FRAME-WINDOW,INSIDE WHT
14	104691-16-01A	EA WINDOW ASM-TIPOUT, SINGLE OW, EXCEL CH91-G1W59
15	092698-03-05A	EA VENT-W/DOOR AND SOLENOID

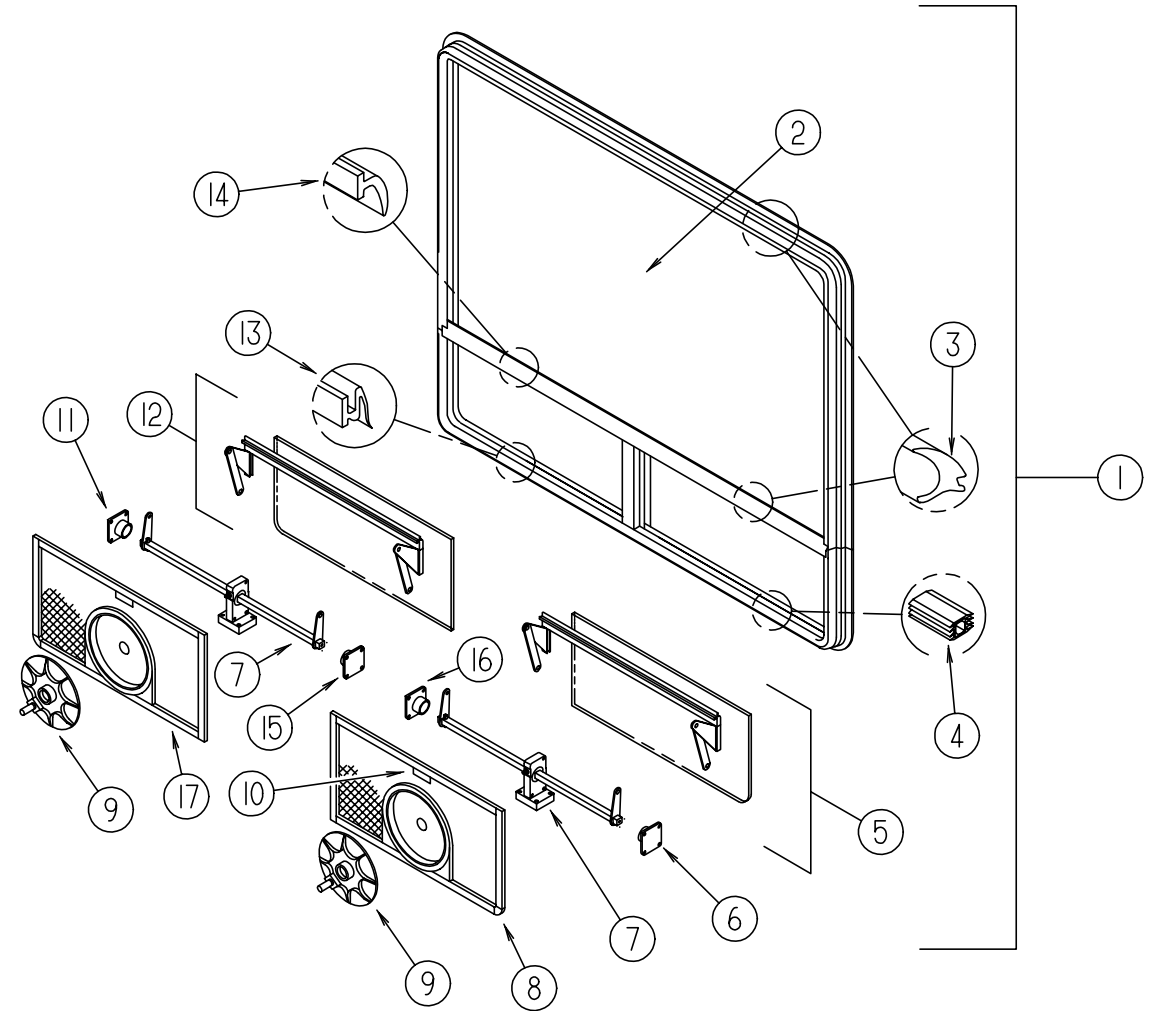
WINDOW, VENT & EXTERIOR DOOR GROUP (CONTINUED)



EXCEL GALLEY WINDOW

KEY	PART NUMBER	U/M DESCRIPTION	VENDOR NO.
1	104691-16-01A	EA WINDOW ASM-TIPOUT, SINGLE OW, EXCEL CH91-G1W59	
2	104691-16-700	EA WINDOW	CH91-G1
	104691-16-701	EA RETAINER-TRIM	CW9159
3	104691-16-702	EA GLASS-STATIONARY	106-019448
	100322-01-704	FT TAPE-BUTYL	154-016083 EXCEL
4	113500-01-708	EA SUPPORT-TORQUE BAR, LH	130-015978
5	104691-16-703	EA OPERATOR & BAR ASSEMBLY	CH91-18
6	112519-01-702	EA OPERATOR-VENT	410-016123
7	113500-01-707	EA SUPPORT-TORQUE BAR, RH	130-015979
8	104691-16-705	EA SCREEN ASSEMBLY, COMPLETE W/SEALS	410-019479
	098644-01-711	EA WEATHERSTRIP-SCREEN, BLACK	171-016965
9	100322-01-718	EA HANDLE-DIAL	410-016081 EXCEL
10	112519-01-706	EA CLIP-SCREEN	CH21-50
11	100322-01-703	FT STRIP-GLAZING, BUTYL	132-010723 EXCEL
12	100322-01-702	EA WEATHERSTRIP-HORIZONTAL RAIL	132-015976 EXCEL
13	100322-01-701	FT SEAL-VENT	122-016071 EXCEL
14	116976-01-702	FT PLUG-FILLER	132-016065
15	104691-16-704	EA GLASS-VENT ASSEMBLY	CH91-D9

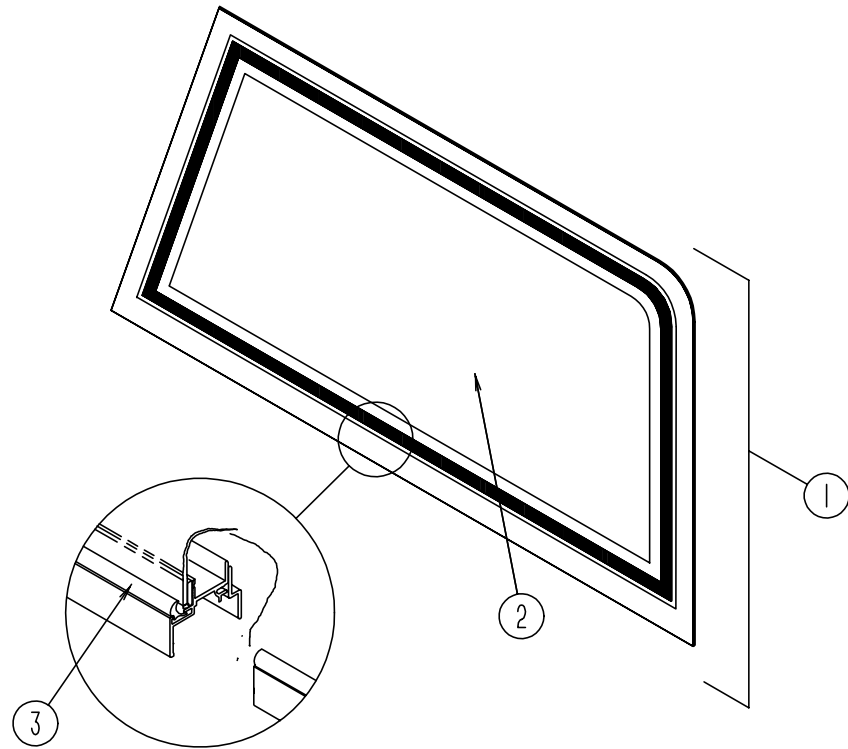
WINDOW, VENT & EXTERIOR DOOR GROUP (CONTINUED)



EXCEL SLIDEOUT ROOM WINDOWS

KEY	PART NUMBER	U/M DESCRIPTION	VENDOR NO.
1	115360-01-01A	EA WINDOW ASM-TIPOUT, HORIZONTAL DBL - EXCEL CH90-G1W59	
2	115360-01-700	EA GLASS-STATIONARY-19.02 X 56.56	106-019446
3	100322-01-703	FT STRIP-GLAZING, BUTYL	132-010723 EXCEL
4	098644-01-716	FT PLUG-FILLER	132-014470
5	115360-01-703	EA GLASS-VENT ASM. (LH) TORQUE	CH90D9L
6	113500-01-708	EA SUPPORT-TORQUE BAR, LH	130-015978
7	112519-01-702	EA OPERATOR-VENT	410-016123
8	115360-01-701	EA SCREEN ASM. (LH)	410-019477
9	100322-01-718	EA HANDLE-DIAL	410-016081 EXCEL
10	112519-01-706	EA CLIP-SCREEN	CH21-50
11	113500-01-707	EA SUPPORT-TORQUE BAR, RH	130-015979
12	115360-01-704	EA GLASS-VENT ASM. (RH) TORQUE	CH90D9R
13	100322-01-701	FT SEAL-VENT	122-016071 EXCEL
14	100322-01-702	EA WEATHERSTRIP-HORIZONTAL RAIL	132-015976 EXCEL
15	100322-01-716	EA SUPPORT-TORQUE BAR, CTR RAIL	130-015980
16	N/A	EA SUPPORT-TORQUE BAR, CTR RAIL	
17	115360-01-702	EA SCREEN ASM. (RH)	410-019478

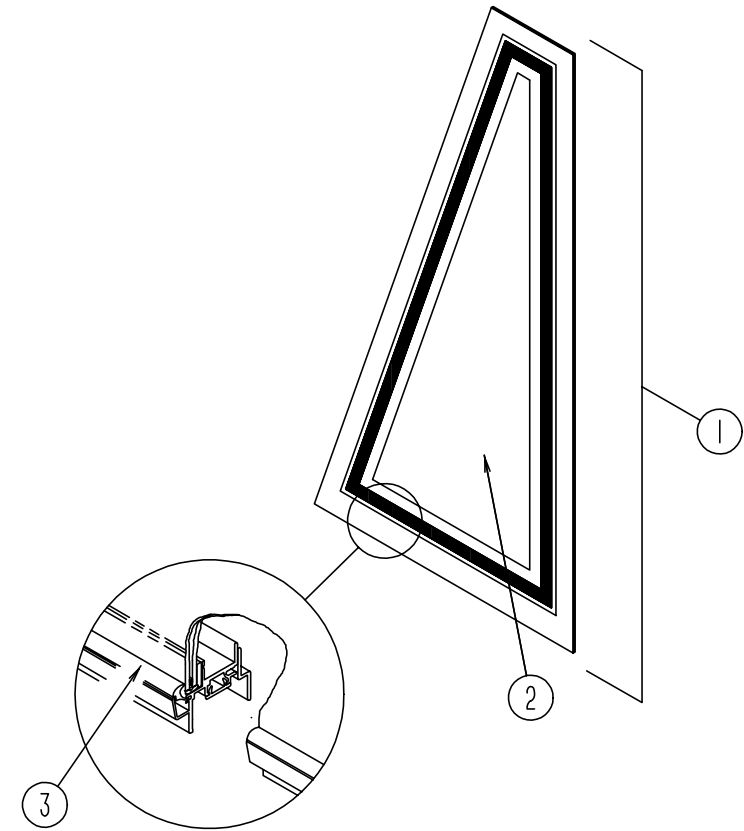
WINDOW, VENT & EXTERIOR DOOR GROUP (CONTINUED)



EXCEL VISTA WINDOWS ABOVE DRIVERS DOOR

KEY	PART NUMBER	U/M DESCRIPTION	VENDOR NO.
1	106467-01-01A	EA WINDOW ASM-VISTA, LH - EXCEL H359-G1B27L	
	106467-01-700	EA RETAINER-TRIM, BLACK	H359-27L
2	106467-01-701	EA GLASS-STATIONARY	106-018272
3	100322-01-703	FT STRIP-GLAZING, BUTYL	132-010723 EXCEL

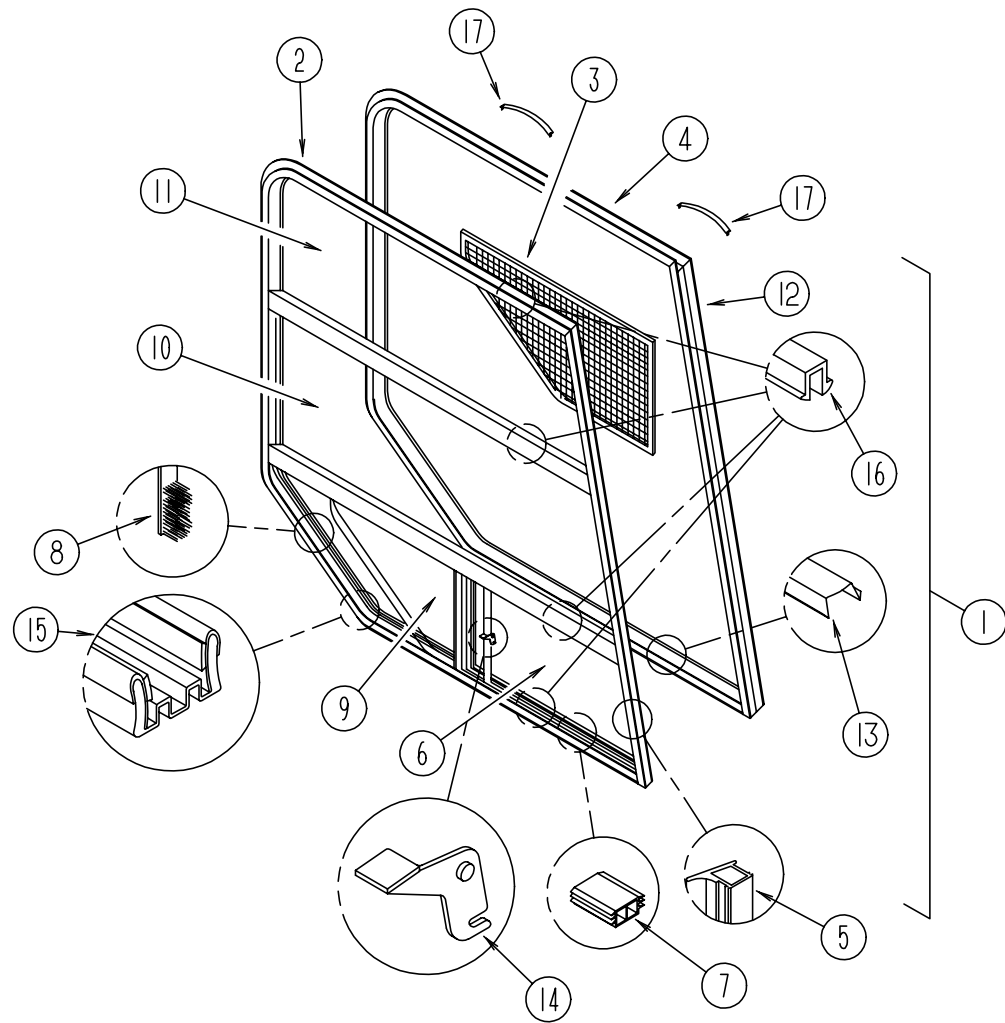
WINDOW, VENT & EXTERIOR DOOR GROUP (CONTINUED)



EXCEL DRIVER SIDE FRONT SLANT WINDOWS

KEY	PART NUMBER	U/M DESCRIPTION	VENDOR NO.
1	106468-01-01A	EA WINDOW ASM-FRONT SLANT, LH, EXCEL H358-A2B27L	
	106468-01-700	EA RETAINER-TRIM, BLACK	H358-27L
2	106468-01-701	EA GLASS-STATIONARY	106-018271
3	100322-01-703	FT STRIP-GLAZING, BUTYL	132-010723 EXCEL

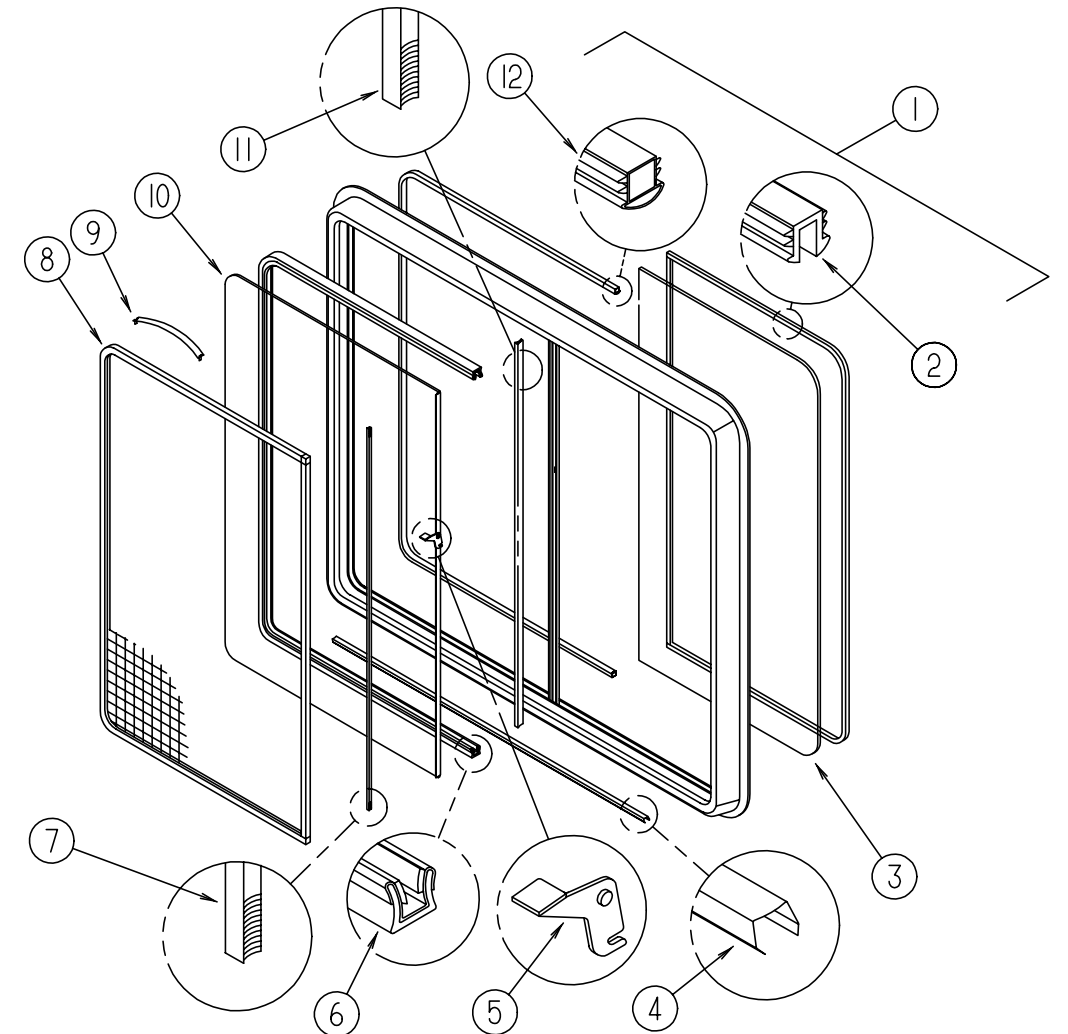
WINDOW, VENT & EXTERIOR DOOR GROUP (CONTINUED)



EXCEL PASSENGER SIDE CAB WINDOW

KEY	PART NUMBER	U/M DESCRIPTION	VENDOR NO.
1	106466-01-01A	EA WINDOW ASM-CAB, PASSENGER - EXCEL H357-A2B66R	
2	106466-01-707	EA WINDOW	H357-A2R
3	106466-01-705	EA SCREEN ASSEMBLY	H357-03R
4	106466-01-701	EA RETAINER-TRIM, BLACK, CURVED	H357-67 CURVED
5	098644-01-716	FT PLUG-FILLER	132-014470
6	106466-01-703	EA GLASS-STATIONARY, LOWER	106-018269
7	NOT USED	EA SLIDE-STOP	
8	098644-01-711	FT WEATHERSTRIP-SCREEN, BLACK	171-016965 EXCEL
9	106466-01-704	EA GLASS-SLIDING, W/SASH & LATCH	H357-A9R
	098644-01-706	FT WEATHERSTRIP-GLASS	171-010668 EXCEL
10	106466-01-706	EA GLASS-STATIONARY, MIDDLE	106-018268
11	106466-01-702	EA GLASS-STATIONARY, UPPER	106-018267
12	106466-01-700	EA RETAINER-TRIM, BLK. FRT. RAIL	H357-77
13	098644-01-710	FT TRACK-SCREEN SPACER, 12'	132-017135 EXCEL
14	098644-01-700	EA LATCH-REPAIR KIT (BLACK)	B801-CK EXCEL
15	098644-01-708	FT CHANNEL-RUN, PIERCED	122-016543 EXCEL
16	098644-01-705	FT STRIP-GLAZING, BUTYL	132-010723 EXCEL
17	098644-01-713	EA CLIP-SPRING, BLACK PLASTIC	226-016966 EXCEL

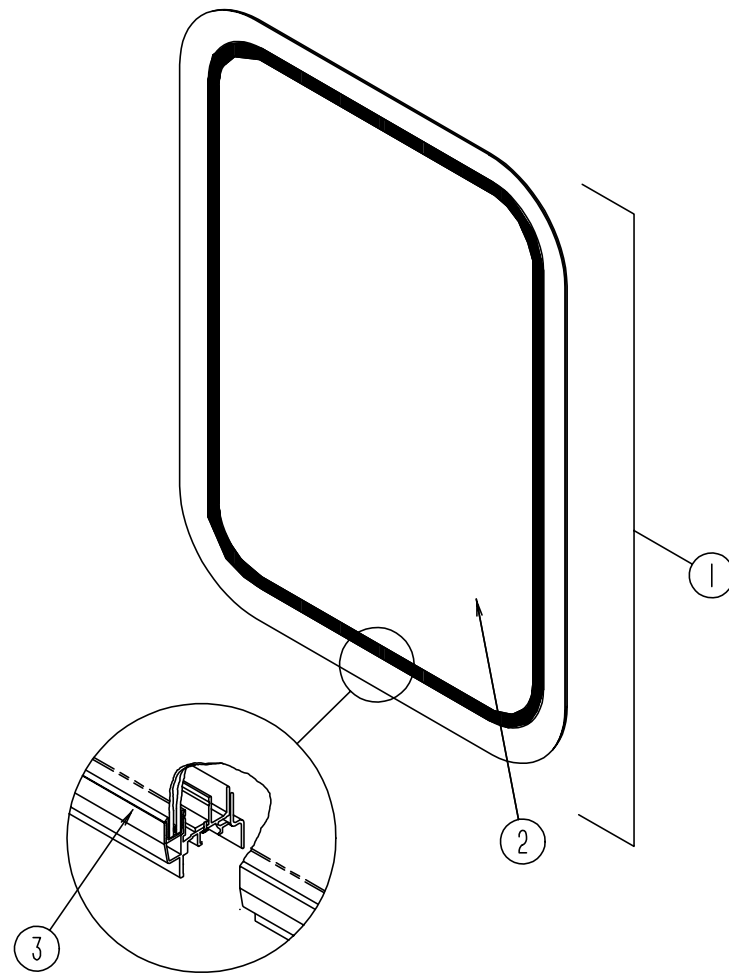
WINDOW, VENT & EXTERIOR DOOR GROUP (CONTINUED)



EXCEL PASSENGER SIDE LOUNGE WINDOW

KEY	PART NUMBER	U/M DESCRIPTION	VENDOR NO.
1	099480-03-000	EA WINDOW-SLIDER, RH - EXCEL H150-G1W66R	
	099480-03-700	EA RETAINER-TRIM, WHITE	W150-67
2	098644-01-705	FT STRIP-GLAZING, BUTYL	132-010723 EXCEL
3	099480-03-701	EA GLASS-STATIONARY	106-018291
4	098644-01-710	FT TRACK-SCREEN SPACER, 12'	132-017135 EXCEL
5	099480-01-700	EA LATCH REPAIR KIT	B801-CK
6	098644-01-708	FT CHANNEL-RUN, PIERCED	122-016543 EXCEL
7	098644-01-711	FT WEATHERSTRIP-SCREEN, BLACK	171-016965 EXCEL
8	099480-03-703	EA SCREEN ASSEMBLY	
	098644-01-717	FT SPLINE-SCREEN	132-010231
9	098644-01-713	EA CLIP-SPRING, BLACK PLASTIC	226-016966 EXCEL
10	099480-03-702	EA SLIDE ASSEMBLY	H150-G8
11	098644-01-706	FT WEATHERSTRIP-GLASS	171-010668 EXCEL
12	098644-01-716	FT PLUG-FILLER	132-014470

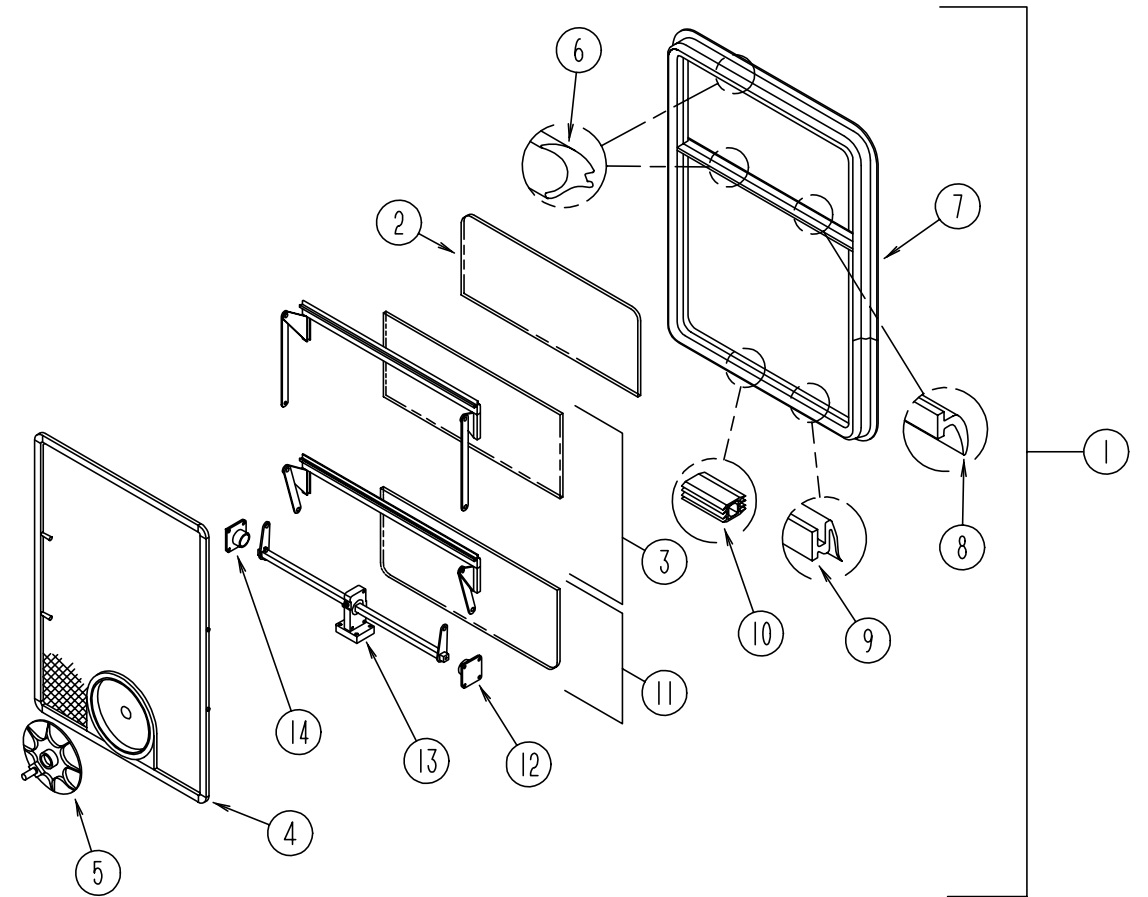
WINDOW, VENT & EXTERIOR DOOR GROUP (CONTINUED)



EXCEL ENTRANCE DOOR WINDOWS

KEY	PART NUMBER	U/M DESCRIPTION
	117054-02-01A	EA FRAME-WINDOW, INSIDE WHEAT
1	117053-03-F31	EA WINDOW ASM-PICTURE
2	002181-26-000	EA GLASS-PICTURE 655 X 417 59R - GRAY 31%
3	087561-01-000	FT SEAL-GLASS, EXTERIOR - .5" WIDE - VINYL - BLACK

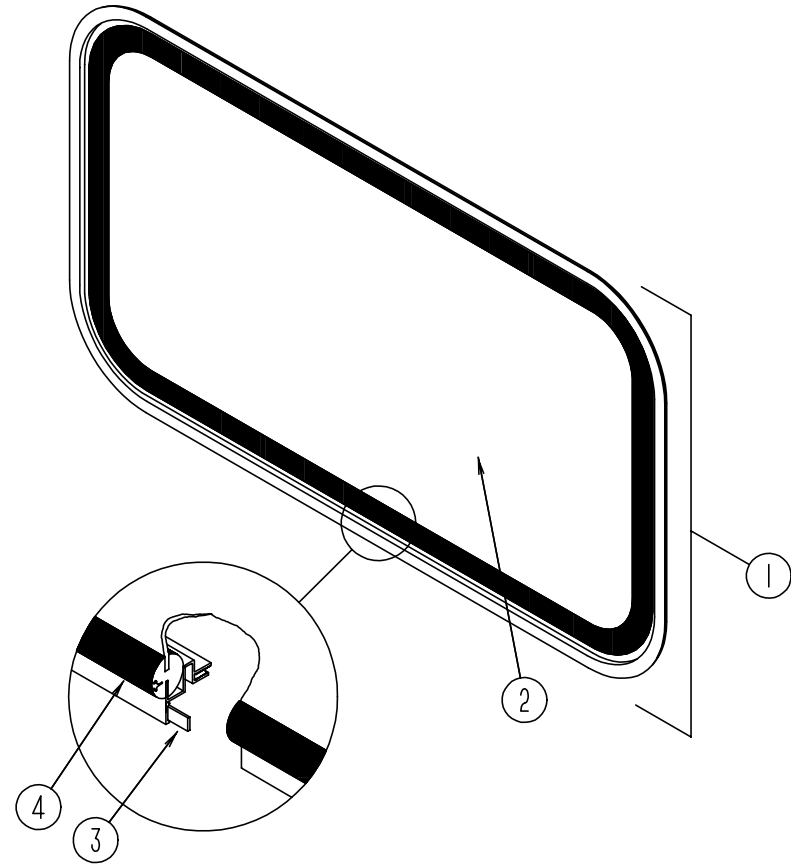
WINDOW, VENT & EXTERIOR DOOR GROUP (CONTINUED)



EXCEL BEDROOM WINDOWS

KEY	PART NUMBER	U/M DESCRIPTION	VENDOR NO.
1	113500-02-01A	EA WINDOW ASM-TIPOUT, DBL, OW - EXCEL CH92-G1W59	106-019450
2	113500-02-702	EA GLASS (STATIONARY)	154-016083 EXCEL
	100322-01-704	FT TAPE-BUTYL	CH92-D7
3	113500-02-703	EA VENT ASM. (UPPER)	410-019480
4	113500-02-705	EA SCREEN ASSEMBLY, W/SEALS	410-016081 EXCEL
5	100322-01-718	EA HANDLE-DIAL	132-010723 EXCEL
6	100322-01-703	FT STRIP-GLAZING, BUTYL	CH92-G1
7	113500-02-700	EA WINDOW W/O TRIM	CW9259
	113500-02-701	EA TRIM (INSIDE)	132-015976 EXCEL
8	100322-01-702	EA WEATHERSTRIP-HORIZONTAL RAIL	122-016071 EXCEL
9	100322-01-701	FT SEAL-VENT	132-014470
10	098644-01-716	FT PLUG-FILLER	CH92-D9
11	113500-02-704	EA VENT ASM. (LOWER)	130-015978
12	113500-01-708	EA SUPPORT-TORQUE BAR, LH	410-016123
13	112519-01-702	EA OPERATOR-VENT	130-015979
14	113500-01-707	EA SUPPORT-TORQUE BAR, RH	245-015975 EXCEL
	100322-01-717	EA E-RING	

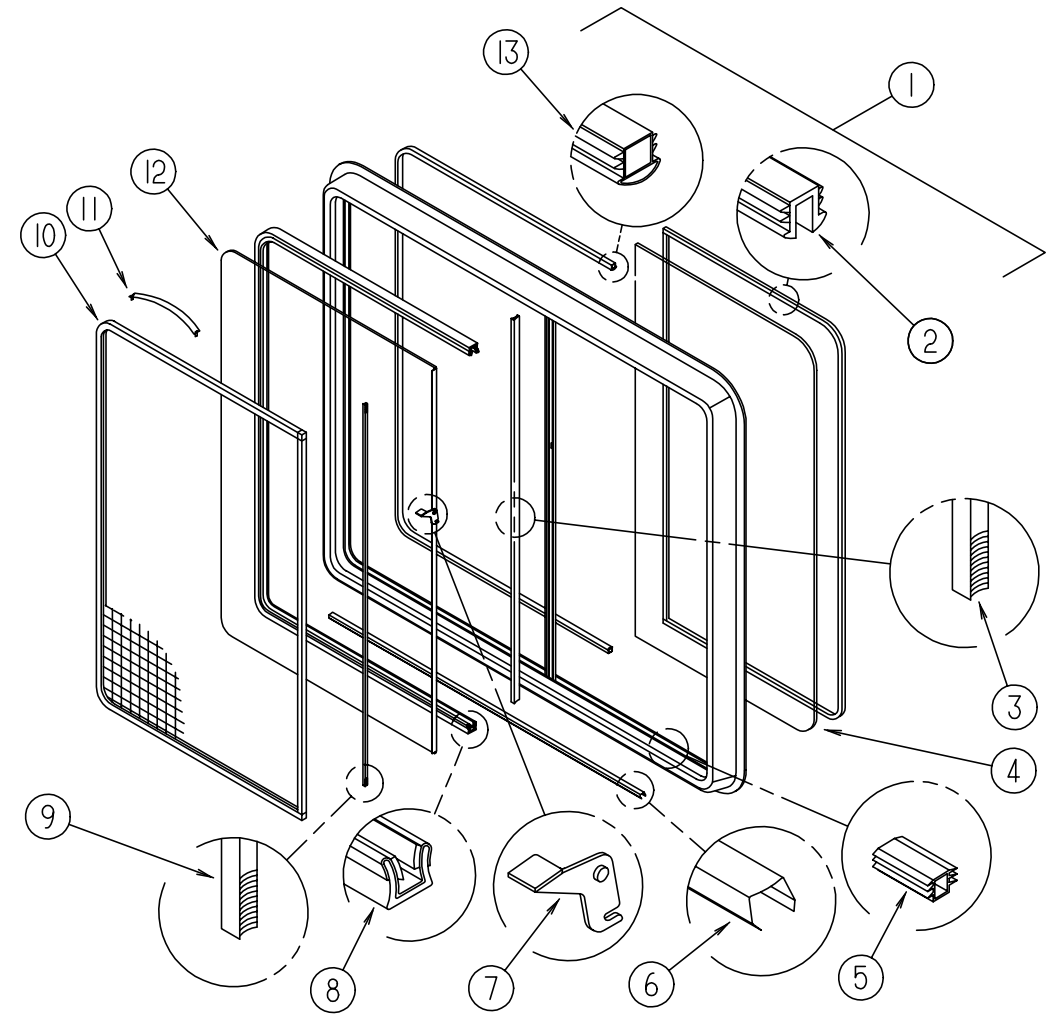
WINDOW, VENT & EXTERIOR DOOR GROUP (CONTINUED)



BACKWALL ESCAPE WINDOW

KEY	PART NUMBER	U/M DESCRIPTION
	107423-02-01A	EA RETAINER-REAR WINDOW OFF WHITE
		FROM: 00-00-00 THRU: 12-31-95
	121129-01-01A	EA RETAINER-WINDOW - OFF WHITE
		FROM: 01-01-96 THRU: 99-99-99
1	087985-07-F36	EA WINDOW - ESCAPE 28.5" X 47.5"
		FROM: 00-00-00 THRU: 12-31-95
1	087985-08-GV0	EA WINDOW-ESCAPE 28.5" X 47.5"
		FROM: 01-01-96 THRU: 99-99-99
2	076337-16-000	EA GLASS-EGRESS 45.5" X 26.5" GRAY
3	002285-01-000	FT FILLER-WEATHER STRIP, RUBBER - BLACK
4	002282-11-000	EA W/STR-WINDOW-.125 BLK,140.75 - VULCANIZED
	077066-01-702	EA TAPE ASM-ESCAPE WINDOW

WINDOW, VENT & EXTERIOR DOOR GROUP (CONTINUED)

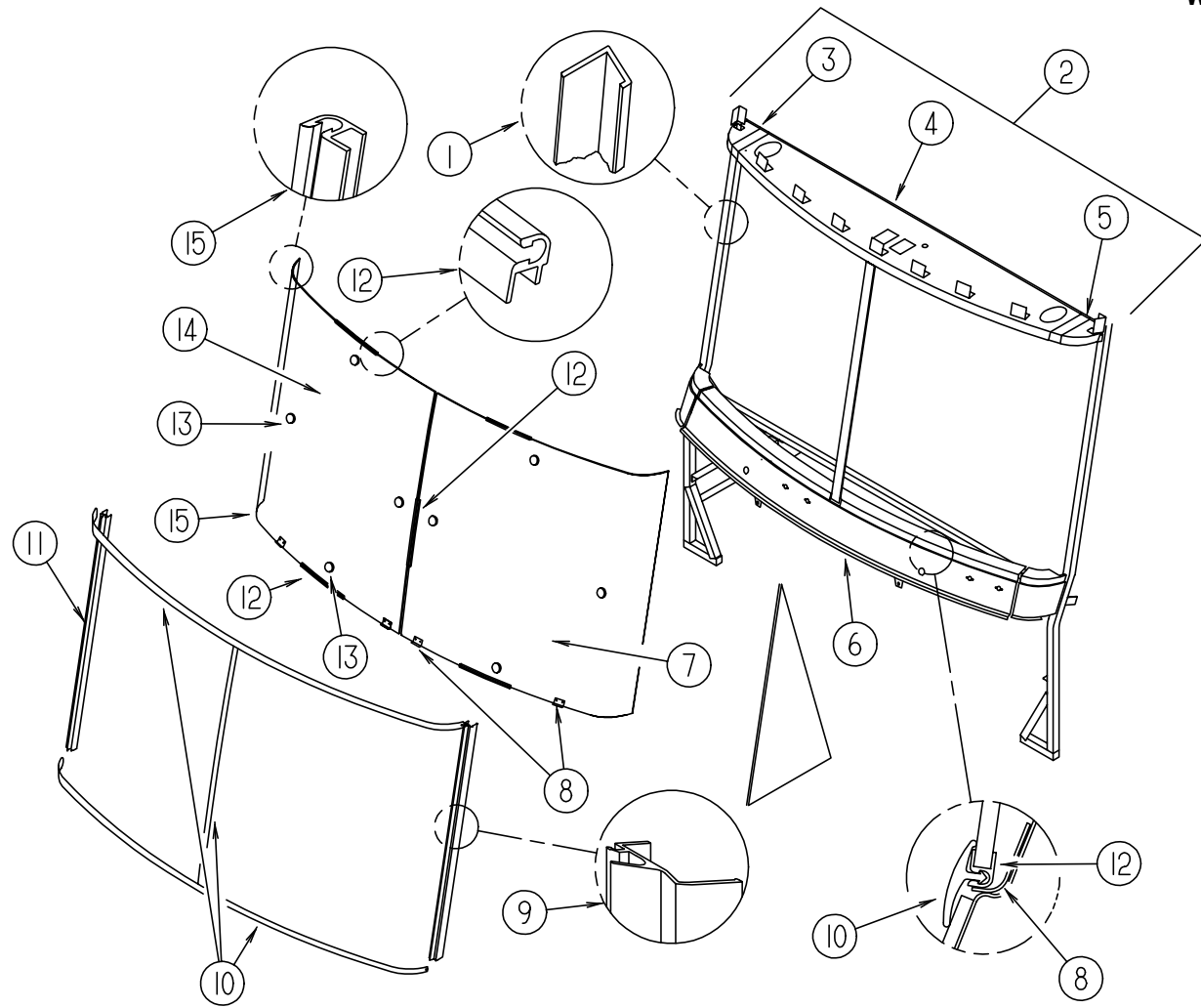


SLIDEOUT ROOM END WINDOWS

KEY	PART NUMBER	U/M DESCRIPTION	VENDOR NO.
	098647-37-01A	EA WINDOW ASM-SLIDER, HORIZONTAL, RH	- EXCEL H288-G2W60R
	098647-37-701	EA RETAINER-TRIM, WHITE	W28866
1	098647-37-700	EA WINDOW-SLIDER	H288-G2R
2	098644-01-705	FT GLAZING - STRIP	132-010231
3	098644-01-706	FT WEATHERSTRIP - GLASS	171-010668
4	098647-37-702	EA GLASS-STATIONARY	106-017716
5	098644-01-719	EA STOP - SLIDER GLASS	132-014203
6	098644-01-710	FT TRACK - SCREEN SPACER 12'	132-017135
7	098644-01-700	EA LATCH - REPAIR KIT (BLACK)	B801-CK
8	098644-01-708	FT CHANNEL - RUN PIERCED	122-016543
9	098644-01-711	FT WEATHERSTRIP - SCREEN BLACK	171-016965
10	098647-37-704	EA SCREEN ASM., W/SEAL & CLIPS	410-019067
11	098644-01-713	EA CLIP - SPRING - METAL	226-016966
12	098647-37-703	EA GLASS-SLIDING, W/SASH & LATCH	H288-G9
13	098644-01-716	FT PLUG - FILLER	132-014470
	098644-01-717	FT SPLINE - SCREEN	132-004716

WINDSHIELD & WIPER GROUP

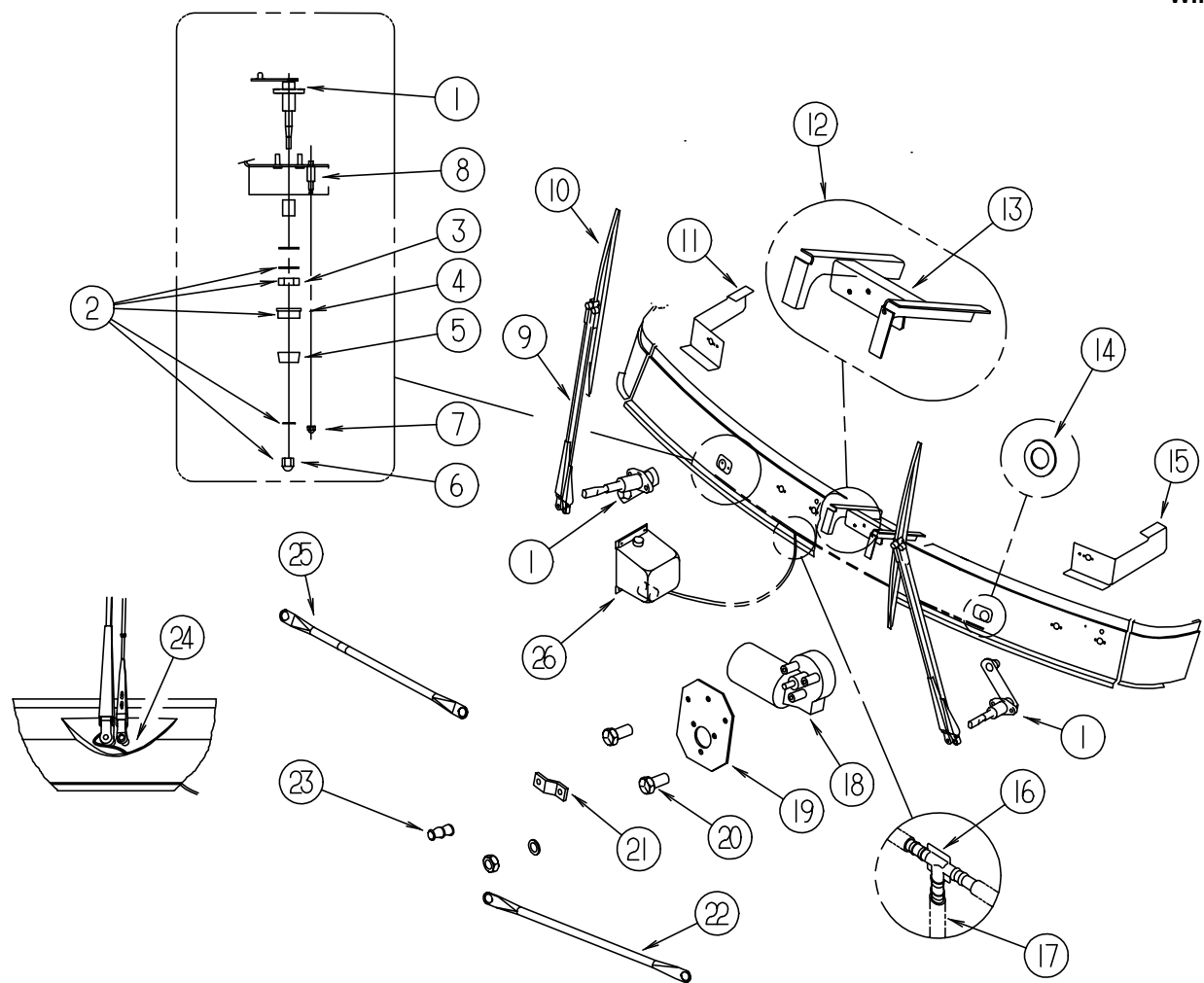
WINDSHIELD



KEY	PART NUMBER	U/M DESCRIPTION
1	098788-06-000	EA CHANNEL - 49" PVC
2	105535-01-000	EA HEADER ASM-WINDSHIELD
3	077922-03-000	EA HEADER W/S END, RH
4	077922-05-000	EA HEADER W/S, CENTER
5	077922-04-000	EA HEADER W/S END, LH
6	077847-02-000	EA SUPPORT-WINDSHIELD, LOWER - W/O BRACKETS
7	105036-04-000	EA WINDSHIELD - DRIVERS - 50.5" W X 49.5" T
8	107285-01-000	EA BRACKET-WINDSHIELD, SUPPORT
9	103107-06-01A	EA TRIM-WINDSHIELD, SIDE, BLACK
10	102936-01-000	FT MOLDING-REVEAL, WINDSHIELD
11	103107-05-01A	EA TRIM-WINDSHIELD, SIDE, BLACK
12	111771-01-000	EA CARRIER-REVEAL,WNDSHLD
13	081914-01-000	EA BUMPER-RUBBER, ROUND - .43" DIAMETER - BLACK
14	105036-03-000	EA WINDSHIELD - PASSENGER - 50.5" W X 49.5" T
15	110268-01-000	EA WINDSHIELD CARRIER - 50.4"

WINDSHIELD & WIPER (CONTINUED)

WIPER & WASHER



KEY	PART NUMBER	U/M DESCRIPTION	VENDOR NO.
1	108168-01-000	EA PIVOT SHAFT ASM - SPRAGUE GS-3683	
		FROM: 00-00-00 THRU: 08-27-95	
1	096505-05-000	EA PIVOT SHAFT ASM, PASS SIDE - 62871-20-SH25WJ	
		FROM: 08-28-95 THRU: 99-99-99	
2	108169-01-000	EA HARDWARE-PIVOT SHAFT ASM - SPRAGUE GS-3706	
		FROM: 00-00-00 THRU: 08-27-95	
3	096505-02-700	EA DRIVER-KNURLED,(HD) BARREL .687	NT721017
		FROM: 08-28-95 THRU: 99-99-99	
4	096505-02-701	EA NUT-HEX (HD) W/.687 BARREL	NT721021
		FROM: 08-28-95 THRU: 99-99-99	
5	096505-02-702	EA CAP-RUBBER (HD) BARREL .687	CP721084
		FROM: 08-28-95 THRU: 99-99-99	
6	096505-02-703	EA CAP-NUT(ACORN) HD W/.687 BARREL	51065-40-NT27WC
		FROM: 08-28-95 THRU: 99-99-99	
7	077049-01-000	EA NUT-ACORN, 10-32 ALUMINUM	
		FROM: 00-00-00 THRU: 07-31-95	
7	077049-02-000	EA NUT-ACORN-10-32 BLK/ANODIZED - ANCO 52486	
		FROM: 08-01-95 THRU: 99-99-99	
8	077048-02-000	EA SHAFT-ADAPTER PANTOGRAPH ARM - ANCO 52818	

KEY	PART NUMBER	U/M DESCRIPTION	VENDOR NO.
9	108165-02-000	EA ARM-WIPER, PANTOGRAPH, 28" RH - SPRAGUE 9280-00-RBW	
		FROM: 00-00-00 THRU: 08-27-95	
	108165-03-000	EA ARM-WIPER, PANTOGRAPH, 28" LH - SPRAGUE 9280-00-LBW	
		FROM: 00-00-00 THRU: 08-27-95	
	108165-01-704	EA NOZZLE-WASHER KIT	USE 700-702-703
		THIS KIT CONTAINS: NOZZLE SCREW - LOCK NUT - SPRAY NOZZLE	
	096931-01-700	FT HOSE-WIPER	XTU-66-0001
9	117769-01-000	EA ARM-WIPER, PANTOGRAPH, 28 IN - UT 6701620LE25WJ	
		FROM: 08-28-95 THRU: 99-99-99	
10	108166-01-000	EA BLADE-W/S WIPER, 24" - SPRAGUE C-1755	
		FROM: 00-00-00 THRU: 08-27-95	
	108166-01-700	EA BLADE-REFILL, 24' EA = 1 BLADE	3060858
10	095964-02-000	EA BLADE-W/S WIPER, 24 IN. - UT 5214720BD27WC	
		FROM: 08-28-95 THRU: 09-03-95	
10	095964-01-000	EA BLADE-WIPER, WINDSHIELD - 24"	
		FROM: 09-04-95 THRU: 99-99-99	
	095964-01-700	EA BLADE-REFILL 24" EA = 1 BLADE	12360
11	106680-01-000	EA BRACKET-MOUNT, WIPER PIVOT	
12	106603-01-000	EA MOUNT ASM-WIPER MOTOR	
13	106604-01-000	EA PLATE-WIPER, MOTOR MOUNT	
14	110742-01-000	EA GASKET-WIPER - INDUSTRIAL PRODUCTS	
15	106680-02-000	EA BRACKET-MOUNT, WIPER PIVOT	
16	110605-01-000	EA TEE-PLAS-BARBED 1/8X1/8X3/16 - BAYLOCK 3799721	
17	045794-01-000	FT HOSE-WASHER, WINDSHIELD - 5/32" ID - BLACK	
18	108164-01-000	EA WIPER MOTOR ASSEMBLY	
		FROM: 00-00-00 THRU: 08-27-95	
18	104346-04-000	EA WIPER MOTOR W/INTERNAL BREAKER - DYNAMIC PARK	
		FROM: 08-28-95 THRU: 99-99-99	
19	103935-03-000	EA PLATE-MOUNTING, WIPER MOTOR	
20	117322-01-000	EA SCREW-1/4-28UNF-2A,TORX U.T. 6270020 SC25WJ	
		FROM: 08-28-95 THRU: 99-99-99	
21	108164-01-701	EA CRANK-MOTOR, W/DOUBLE CRANK STUD	SPRAGUE GS-2508
		FROM: 00-00-00 THRU: 08-27-95	
21	104347-04-000	EA ARM-DRIVE, WIPER MOTOR - UT 6538520LE25WJ	
		FROM: 08-28-95 THRU: 99-99-99	
22	108167-02-000	EA LINK ASM-CONNECTING, 22.00" - SPRAGUE L1-3D3-3	
		FROM: 00-00-00 THRU: 08-27-95	
22	117770-04-000	EA LINK ASM-CONNECTING UT 6434620LK25WJ	
		FROM: 08-28-95 THRU: 99-99-99	
23	067188-01-000	EA STUD-CRANK, WIPER - WINDSHIELD - AMBAC 1903424SD27WC	
24	061603-01-000	EA GROMMET-SNAP, 3/16"ID - 3/8" HOLE - PLASTIC - BLACK	
25	108167-01-000	EA LINK ASM-CONNECTING, 22.00" - SPRAGUE L1-3B4-3	
		FROM: 00-00-00 THRU: 08-27-95	
25	117770-03-000	EA LINK ASM-CONNECTING UT 6434520LK25WJ	
		FROM: 08-28-95 THRU: 99-99-99	
26	117766-02-000	EA RESERVOIR/PUMP ASM - MCCORD 600328	