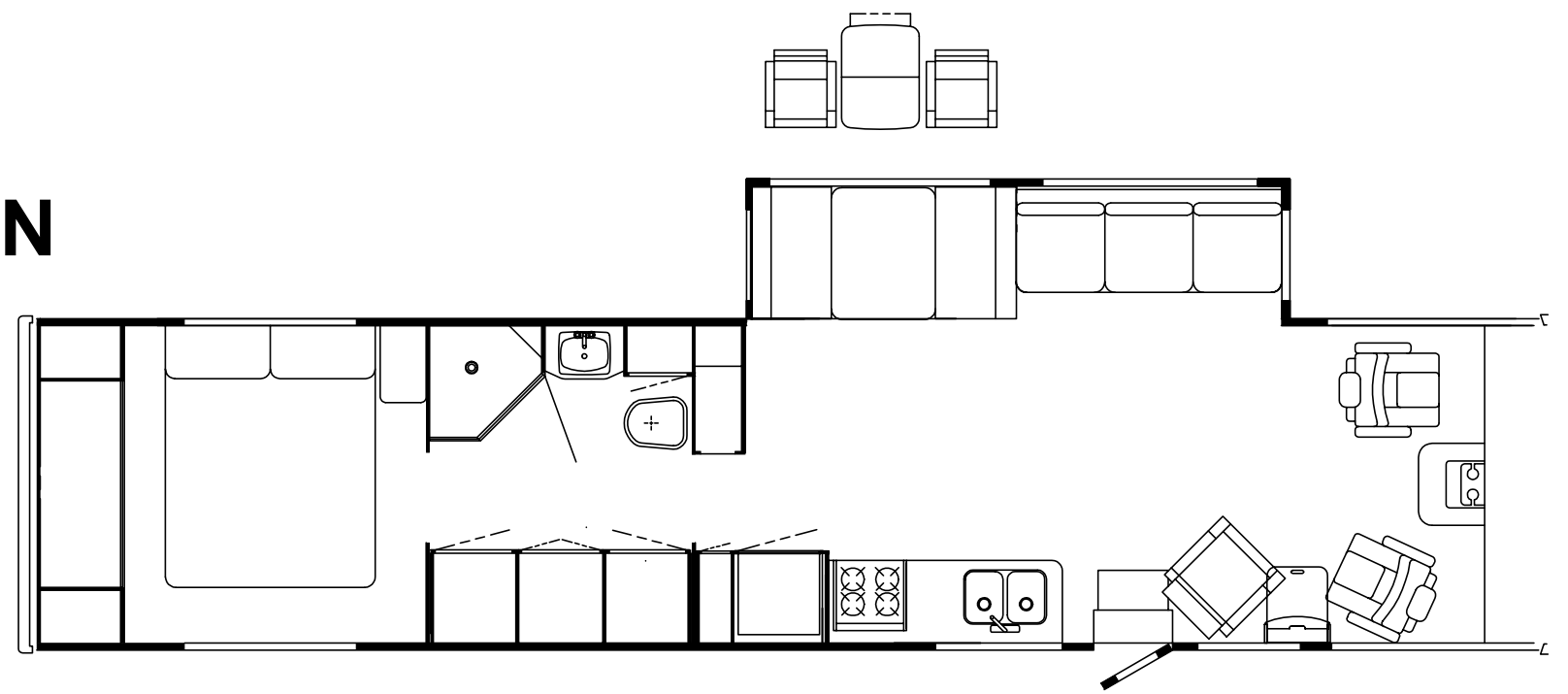



1996
WFG37RW

- G15**
BOTANICAL (GREEN)
- G16**
THISTLE (TAN)
- G17**
COPPER CANYON



ACCESSORIES GROUP

OPERATOR MANUAL

KEY	PART NUMBER	U/M DESCRIPTION
	054185-E1-000	EA MANUAL - OPERATOR 96 ADVENTURER - G-SERIES
	092318-01-000	EA BINDER - 3 RING - MOTOR HOME MANUAL
	092319-01-000	EA POCKET PAGE - 3 RING BINDER - PLASTIC
	118752-01-000	EA TOP LEVEL DRAWING NUMBER

AUDIO VIDEO GROUP

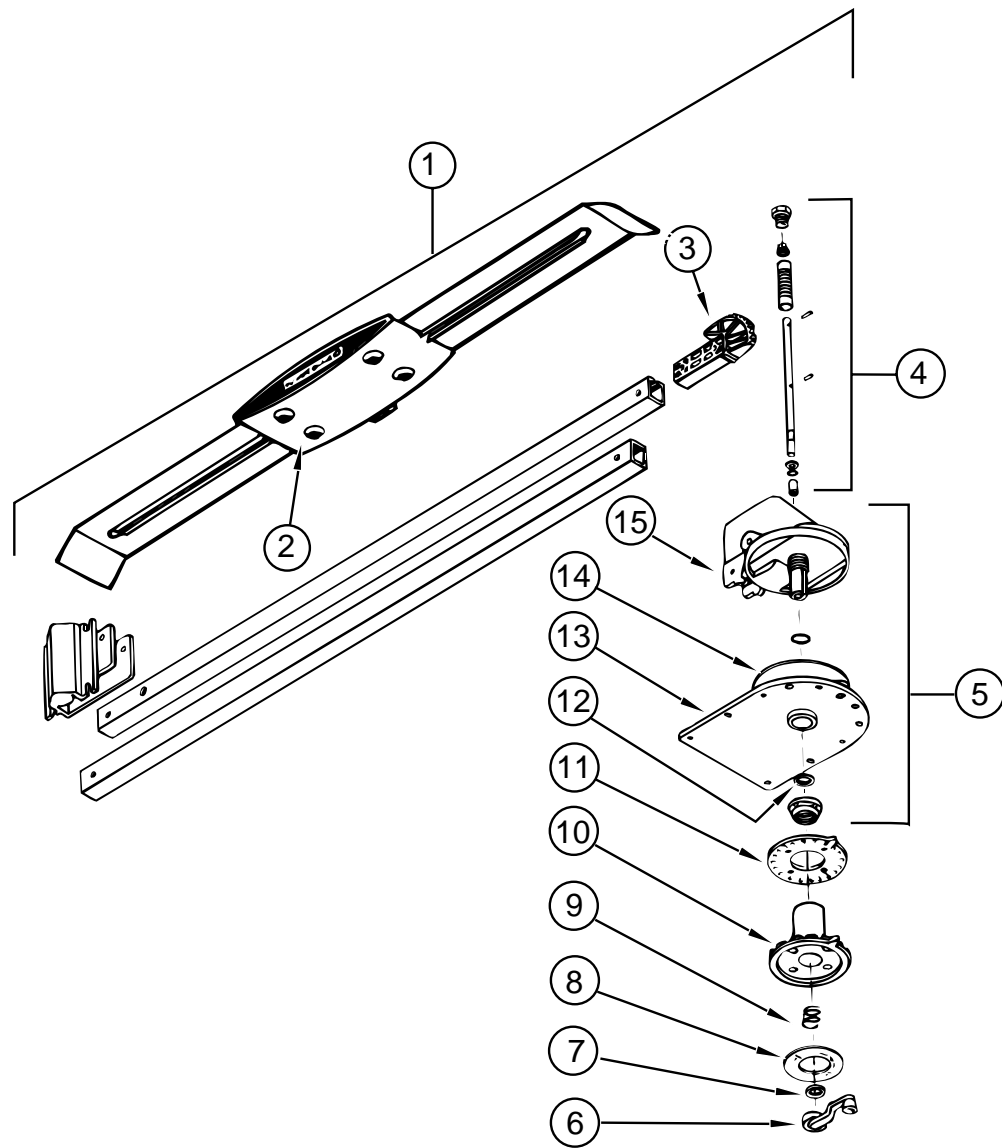
RADIO SYSTEMS & ANTENNA

KEY	PART NUMBER	U/M DESCRIPTION
	087683-03-000	EA RADIO - AM/ FM STEREO CASSETTE AUDIOVOX RS-100
	110267-03-000	EA RADIO - AM/ FM STEREO CD COMPAT AUDIOVOX IM-400
	116148-03-000	EA RADIO - AM/ FM STEREO - CD PLAYER
	077069-02-000	EA CABLE - ANTENNA - RADIO - EXTENSION 96" - ARA 6700667
	110469-01-000	EA SPEAKER - OVAL - 4" X 6" - BLACK
	110470-01-01A	EA GRILLE - SPEAKER - OVAL - 4" X 6" - BLACK
	081059-02-000	EA WIRE ASM - 9-PIN - RADIO - AUDIOVOX 112B-1761
	105248-01-000	EA ANTENNA - CB - ADVANCE 8604
	090944-01-000	EA ANTENNA - RADIO - 16" RUBBER
	108847-01-000	EA BRACKET - ANTENNA GROUND
	115916-01-01B	EA BRACKET - ANTENNA MOUNT
	109889-04-000	EA EXTENDER - SHAFT - ANTENNA 3"
	074979-12-000	EA SHIELD - SPEAKER - BACK - MOLDED PLASTIC - OFF WHITE
	089340-02-000	EA GRILLE - SPEAKER - 6.5" SQUARE
	089340-03-000	EA SPACER - GRILLE - 6.5" SQUARE - TAN - MAGNADYNE G514
	094097-01-000	EA SPEAKER - RADIO - W/O GRILLE - 5.25" DIA - AUDIOVOX 110C3030

PATIO ENTERTAINMENT CENTER

KEY	PART NUMBER	U/M DESCRIPTION
	110469-01-000	EA SPEAKER - OVAL - 4" X 6" - BLACK
	110470-01-01A	EA GRILLE - SPEAKER - OVAL - 4" X 6" - BLACK
	077069-02-000	EA CABLE - ANTENNA - RADIO - EXTENSION 96" - ARA 6700667
	087683-03-000	EA RADIO - AM/ FM STEREO W/ CASSETTE - AUDIOVOX
	090944-01-000	EA ANTENNA - RADIO - 16" RUBBER
	108847-01-000	EA BRACKET - ANTENNA GROUND
	109889-02-000	EA EXTENDER - SHAFT - ANTENNA 2" - MAGNADYNE RV71EX2

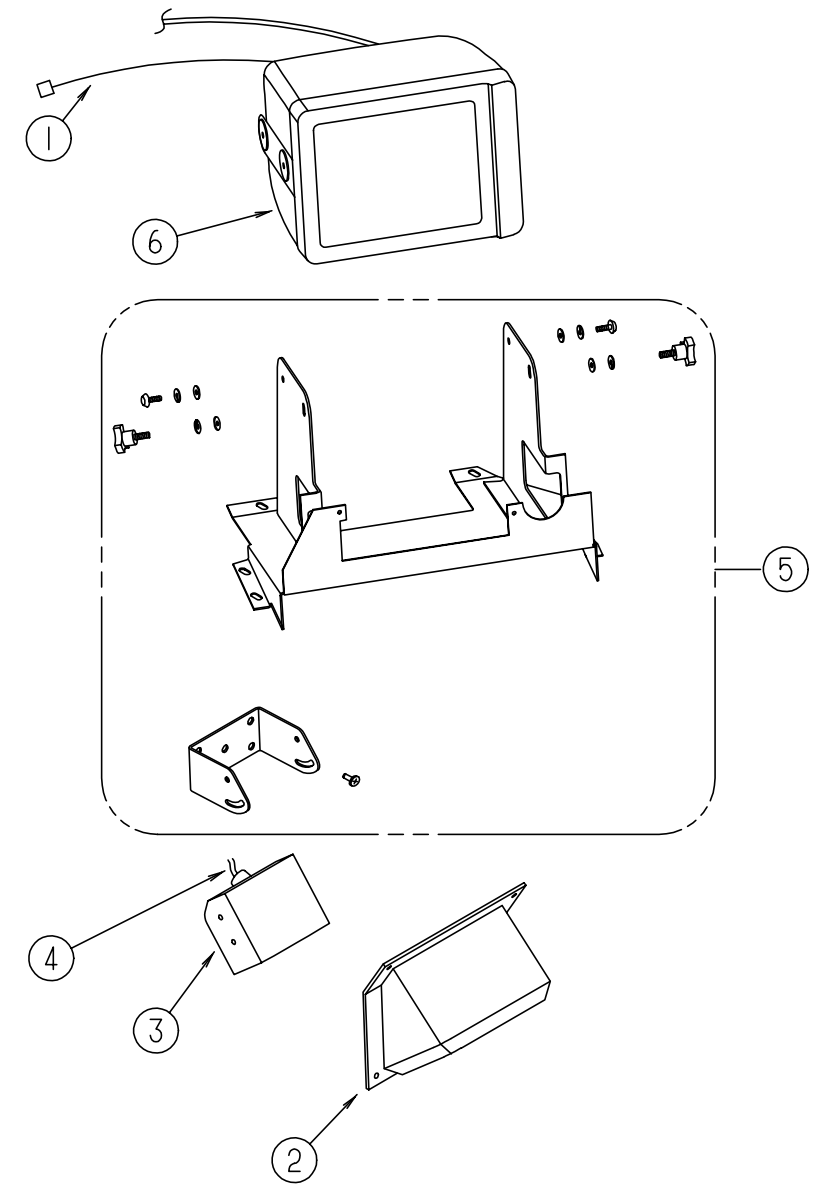
AUDIO VIDEO GROUP (CONTINUED)



TV ANTENNA (WINEGARD)

KEY	PART NUMBER	U/M	DESCRIPTION	VENDOR NO.
1	076319-18-000	EA	ANTENNA - TV - ROOF MOUNT	
2	076319-01-700	EA	HEAD - ANTENNA - AMPLIFIED	RVSA U/V
3	076319-01-701	EA	GEAR - ELEVATING - PLASTIC	2200046
4	076319-01-702	EA	SHAFT ASM - ELEVATING	RVP-400A
5	076319-01-711	EA	BASE & LIFT ASM	2762802
6	076319-01-706	EA	CRANK - ELEVATING - W/ SET SCREW	5755100
7	076319-01-705	EA	BEARING - NYLON - 7/8"ID	3200658
8	076319-01-708	EA	CRANK COVER DECAL	5413002
9	076319-01-707	EA	SPRING - HANDLE	5160822
10	076319-01-709	EA	PLATE - DIRECTIONAL - FOR HEAD	3200644
11	076319-01-712	EA	CEILING PLATE - WINEGARD	3200608
12	076319-01-704	EA	BEARING - NYLON - 1.5"OD	3200657
13	076319-01-713	EA	BASE PLATE	3100523
14	076319-01-703	EA	BEARING - NYLON - 5"OD	3200656
15	076319-01-714	EA	HOUSING - ROTATING GEAR	2200049

AUDIO VIDEO GROUP (CONTINUED)

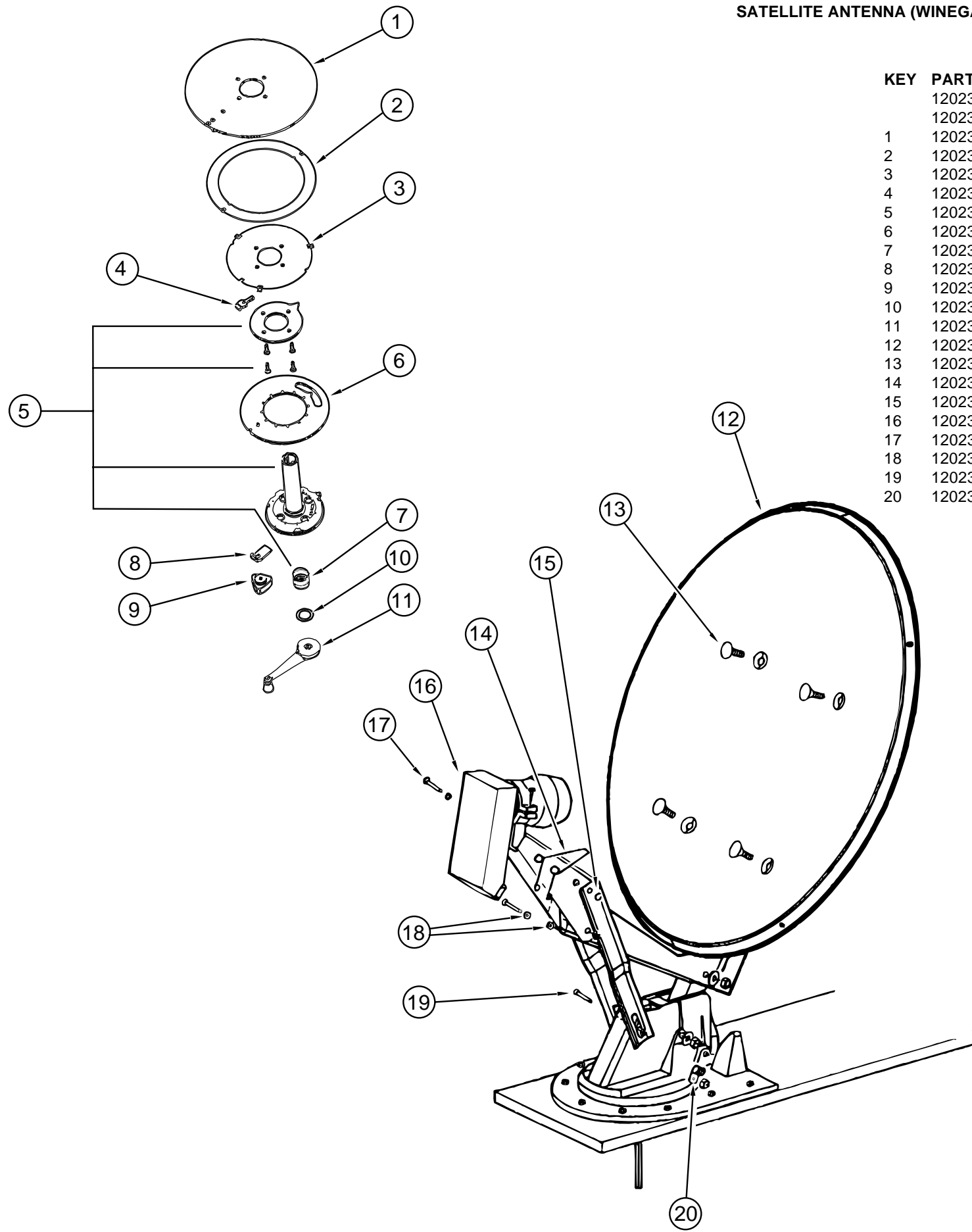


REAR MONITOR SYSTEM - SONY

KEY	PART NUMBER	U/M	DESCRIPTION	VENDOR NO.
	093040-08-000	EA	MONITOR SYSTEM-REAR VIEW 7" W/AUDIO JACK	
1	096717-03-000	EA	WIRE ASM-REAR MONITOR, UPPER FOR PREWIRED AFTER MARKET INSTL.	
	093040-06-000	EA	WIRE ASM-MONITOR FOR NON PREWIRED AFTER MARKET INSTL.	
			SONY SM-HRN7	
2	107852-01-01A	EA	CAMERA SHROUD-OUTER SHELL, BUFF	
	108529-01-01A	EA	SHROUD-CAMERA, INNER, BLACK	
3	093040-04-700	EA	CAMERA, W/BACKET & WIRING	SSC-530AM
4	093041-01-000	EA	CABLE-MONITOR/CAMERA, INTERNAL USE - 65.6'	
	093041-02-000	EA	CABLE-MONITOR/CAMERA, EXTERNAL USE	
5	N/A		PARTS ARE INCLUDED W/TELEVISION SYSTEM - SONY	
6	093040-05-700	EA	MONITOR-7" W/POWER HARNESS	SSM721AMR
	108885-02-000	EA	WIRE-REAR MONITOR POWER (W/3 PIN HOUSING F/FUSE BLOCK)	

AUDIO VIDEO GROUP (CONTINUED)

SATELLITE ANTENNA (WINEGARD)



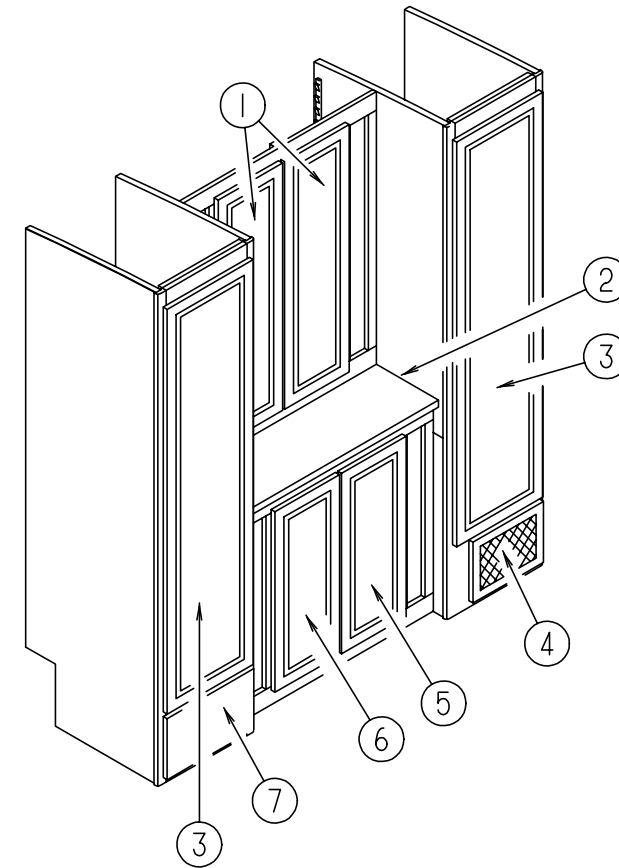
KEY	PART NUMBER	U/M	DESCRIPTION	VENDOR NO.
	120233-02-000	EA	RECEIVER - SATELLITE ONLY	
	120233-01-000	EA	ANTENNA - SATELLITE W/O RECEIVER (DISH & HDW KIT) MANUAL	
1	120233-01-700	EA	PLATE - FIXED	3750821
2	120233-01-701	EA	DIAL - DIRECTIONAL	2745056
3	120233-01-702	EA	PIVOT - DIAL - DIRECTIONAL	2745058
4	120233-01-703	EA	STOP - ROTATION	3711281
5	120233-01-704	EA	PLATE - CEILING W/DIR. HANDLE	RP-6300
6	120233-01-705	EA	PLATE - ROTATE	3750820
7	120233-01-706	EA	SPRING	RP-6822
8	120233-01-707	EA	CLAMP - ROTATE	3711280
9	120233-01-708	EA	KNOB - CLAMP	160822
10	120233-01-709	EA	WASHER - NYLON	RP-2658
11	120233-01-710	EA	HANDLE - CRANK	RP-6795
12	120233-01-711	EA	REFLECTOR - 46CM	2745304
13	120233-01-712	EA	BOLT - FLAT HEAD	2160253
14	120233-01-713	EA	SPRING	2160820
15	120233-01-714	EA	CLIP - E	5160818
16	120233-01-715	EA	RCA LNB	278015
17	120233-01-716	EA	PIN	2160814
18	120233-01-717	EA	BEARING - NYLON	2200728
19	120233-01-718	EA	PIN	5160817
20	120233-01-719	EA	CLAMP - CABLE	2200060

AUDIO VIDEO GROUP (CONTINUED)

TV - VCR SYSTEMS

KEY	PART NUMBER	U/M DESCRIPTION	VENDOR NO.
	082134-01-000	EA ADAPTER - TV - CABLE TO CABLE - WINEGARD F-81M	
	086756-01-000	EA SPLITTER - TV - 2 WAY	
	076319-03-000	FT CABLE - COAXIAL - 75 OHM	
	076319-12-000	EA CONNECTOR - COAXIAL - ONE PIECE	
	086757-03-000	EA CONTROL CENTER - SWITCH - VCR/ TV	
	119120-01-000	EA VCR-VHS, CABLE READY - REMOTE - AUDIOVOX AVR-1075	
		FROM: 00-00-00 THRU: 12-10-95	
	119120-02-000	EA VCR-VHS, CABLE READY - REMOTE - AUDIOVOX AVR-1170	
		FROM: 12-11-95 THRU: 99-99-99	
	119120-01-700	EA REMOTE F/ MODEL	AVR-1075
	113684-01-000	EA TV - 19" COLOR - 19 3/8" W X 17 3/8" H X 18 1/4" D	
		FROM: 00-00-00 THRU: 06-16-96	
	113684-02-000	EA TV - 19" COLOR - UL/CSA 1/8" JACK - AUDIOVOX AVT-1980	
		FROM: 06-17-96 THRU: 99-99-99	
	113684-01-700	EA REMOTE	8822345
	092310-02-000	EA TV - COLOR - 9"- AC/DC - W/REMOTE - MAGNAVOX RD0945 (REAR TV)	
	092310-02-700	EA REMOTE - F/TV MAGNAVOX RD0945	0822334
	098819-01-000	EA SPEAKER - 2 WATT - 8 OHM - 4"	
	114870-02-000	EA PLUG ASM - 3.5 MM AUDIO W/ LEADS - OW DONALD 35-P8	
	093214-01-02A	EA GRILL - SPEAKER, 4" BROWN	
	099717-01-000	EA TV TIEDOWN STRAP - W/ 24" FEMALE STRAP & 14.2" MALE STRAP	
	099717-02-000	EA TV TIEDOWN STRAP - W/ 29.9" FEMALE STRAP & 14.2" MALE STRAP	
	109889-04-000	EA EXTENDER - SHAFT - ANTENNA 3" MAGNADYNE RV71EX3	
	082136-01-000	EA JAM NUT - HEX 3/8-32 - WINEGARD	
	076319-08-000	EA WALLPLATE - CABLE RECEPTACLE - TV - SINGLE - IVORY	
	076319-09-000	EA WALLPLATE - CABLE RECEPTACLE - TV - SINGLE - BROWN	
	086777-01-000	EA WALLPLATE - TV CABLE - W/ ANTENNA SWITCH - IVORY	
	086777-03-000	EA WALLPLATE - CABLE - W/ TV ANTENNA SWITCH & BOOSTER - IVORY	
	086777-05-000	EA WALLPLATE - ANT 1 OUTPUT IVORY	
	086757-03-000	EA CONTROL CENTER - SWITCH - VCR/TV - MAGNADYNE VCS-6	

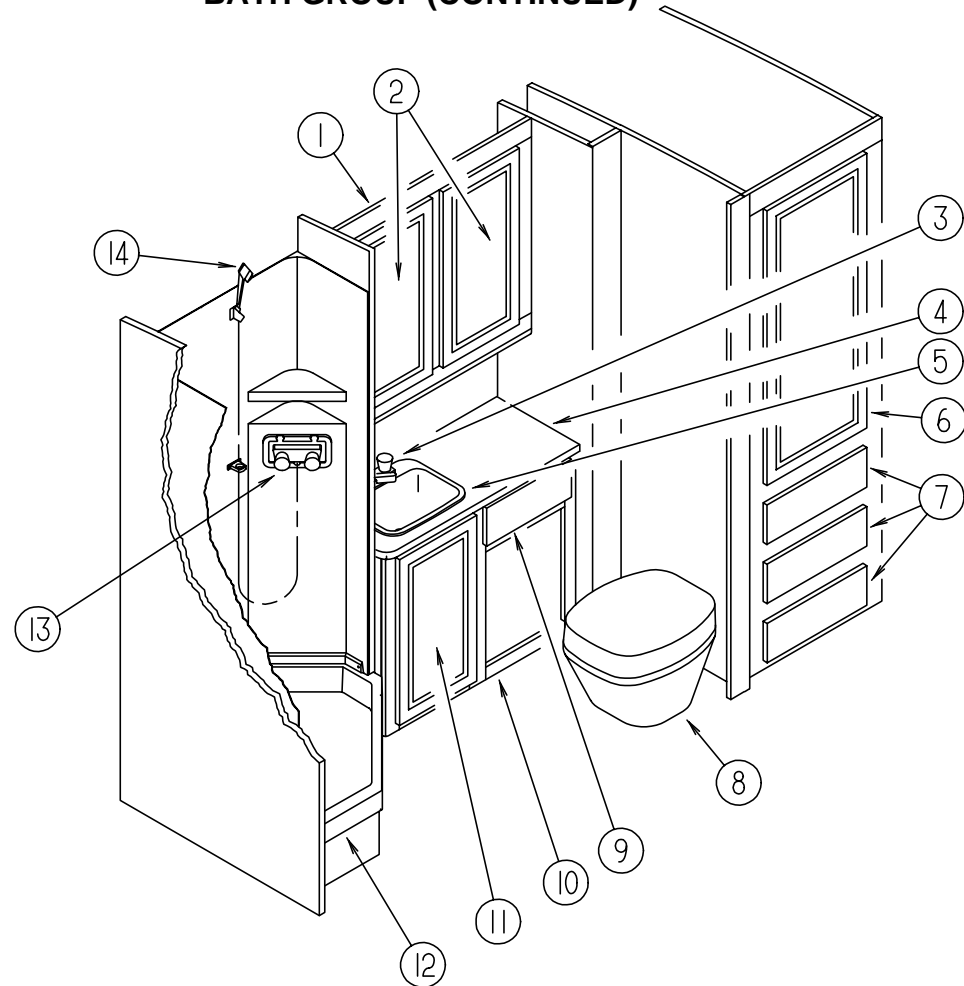
BATH GROUP



WARDROBE CABINET

KEY	PART NUMBER	U/M DESCRIPTION
1	M06803-48-G15	EA DOOR - RAIL - MTRD/OG 0290 X 0715
2	119755-20-G35	EA COUNTERTOP - CABINET - W/O WASHER/ DRYER (G15,G16)
2	119755-20-G17	EA COUNTERTOP - CABINET - W/O WASHER/ DRYER (G17)
2	119755-19-G35	EA COUNTERTOP - CABINET - W/ WASHER/ DRYER (G15,G16)
2	119755-19-G17	EA COUNTERTOP - CABINET - W/ WASHER/ DRYER (G17)
	119755-23-G35	EA COVER/HOLE - WASHER/DRYER - PLUMBING ACCESS - 4" X 11.8" (G15,G16)
	119755-23-G17	EA COVER/HOLE - WASHER/DRYER - PLUMBING ACCESS - 4" X 11.8" (G17)
3	M06803-B6-G15	EA DOOR - RAIL, MTRD/OG 0560 X 1650
4	093614-03-02A	EA GRILL - RETURN AIR - DUR-BEIGE - LIMA 19H-14X8BR-RAG
5	M06803-P1-G15	EA DOOR - RAIL - MTRD/OG 0290 X 0715
		FROM: 00-00-00 THRU: 11-30-95
5	M06803-T1-G15	EA DOOR - RAIL - MTRD/OG 0275 X 0710
		FROM: 12-01-95 THRU: 99-99-99
6	M06803-61-G15	EA DOOR - RAIL - MTRD/OG 0290 X 0715
		FROM: 00-00-00 THRU: 11-30-95
6	M06803-T2-G15	EA DOOR - RAIL - MTRD/OG 0275 X 0710
		FROM: 12-01-95 THRU: 99-99-99
7	M05971-E8-G15	EA DRAWER COMPLETE - SLIDE OGEE

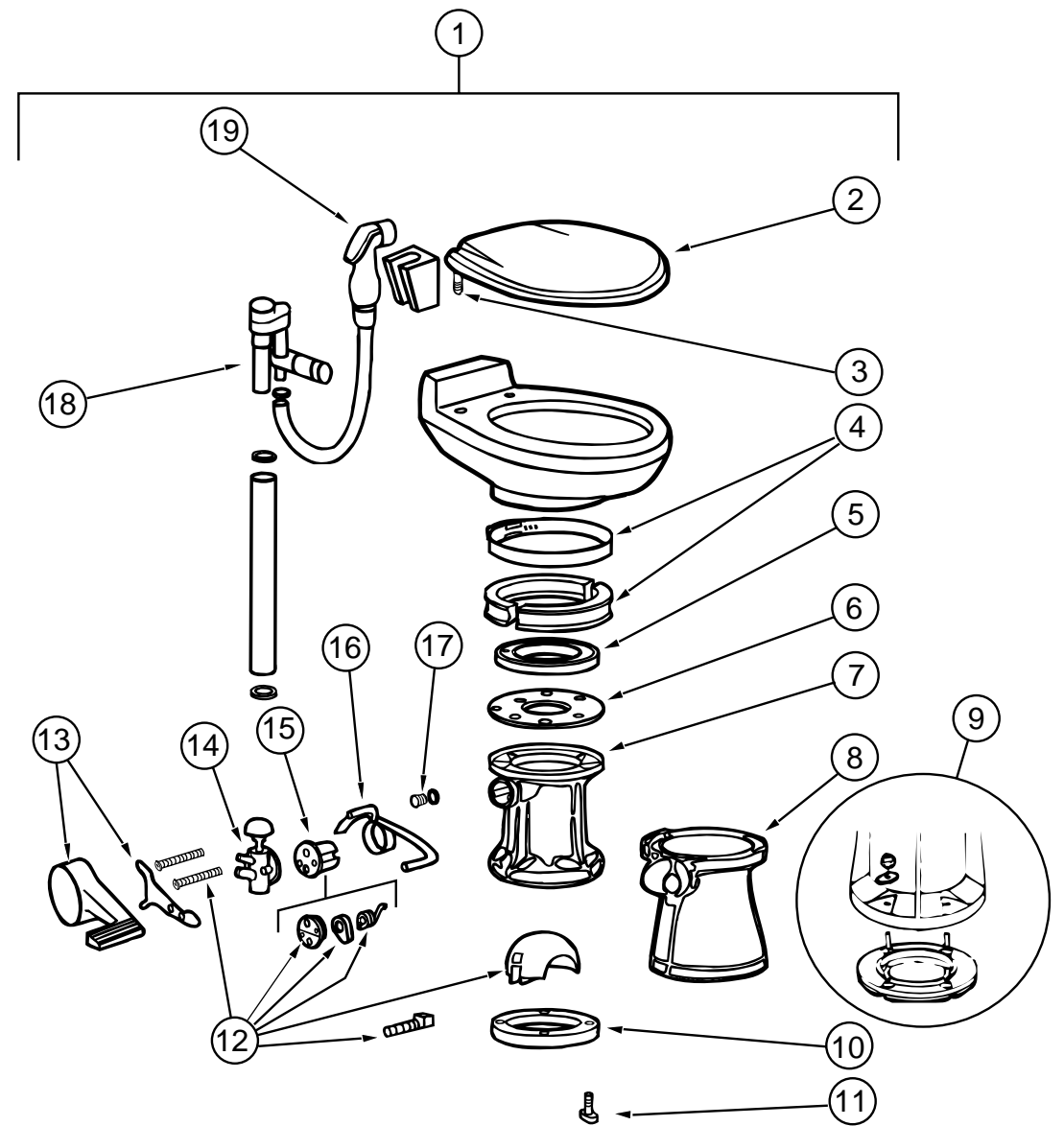
BATH GROUP (CONTINUED)



BATH CABINETS & SHOWER COMPONENTS

KEY	PART NUMBER	U/M DESCRIPTION
1	P10199-01-D35	EA CABINET - MEDICINE
2	M06803-98-G15	EA DOOR - RAIL, MTRD/OG - 0395 X 0750
3	075240-06-000	EA FAUCET - LAVATORY - BONE
4	091253-01-000	EA GASKET - FAUCET - LAVATORY/GALLEY
4	109082-11-G35	EA COUNTERTOP - LAVATORY (G15,G16)
4	109082-11-E10	EA COUNTERTOP - LAVATORY (G17)
5	096927-01-01A	EA SINK - LAVATORY - RECTANGULAR - PLASTIC - BONE
	096927-01-700	EA SINK STOPPER
	096927-01-701	EA TAILPIECE - SINK
6	M06803-53-G15	EA DOOR - RAIL, MTRD/OG - 0305 X 1015
7	M05971-N4-G15	EA DRAWER COMPLETE - SLIDE OGEE
8	085330-06-000	EA TOILET - CHINA - W/ SPRAYER - SEALAND 591003 - BONE
9	M05971-F0-G15	EA DRAWER COMPLETE - SLIDE OGEE
10	P09082-01-G15	EA CABINET - LAVATORY - W/O DOORS OR HARDWARE (G15,G16)
10	P09082-01-G17	EA CABINET - LAVATORY - W/O DOORS OR HARDWARE (G17)
11	M06803-97-G15	EA DOOR - RAIL, MTRD/OG - 0365 X 0680
12	M02630-23-D18	EA SHOWER PAN ASSEMBLY
	066440-01-000	EA STRAINER - W/ RUBBER WASHER
	011069-03-000	EA TAILPIECE - SHOWER/ TUB - 1 1/2" X 1 3/4" - PLASTIC - US
	011069-02-000	EA TAILPIECE - TUB/SHOWER - 1 1/2" X 1 1/4" X 4" - BRASS - CSA
	091208-01-000	EA WASHER - RUBBER - .06" X .75" X .5"
	066436-01-000	EA NUT - SLIP - TAILPIECE - 1.5"
13	075241-05-000	EA FAUCET - SHOWER - BONE
	075606-01-000	EA PANEL - FAUCET BACK - SHOWER - 5" X 9" - PLASTIC
14	103092-01-000	EA SHOWER HEAD - W/ 60" HOSE - U.S.
14	103092-02-000	EA SHOWER HEAD - W/ HOSE - CANADIAN
	103092-01-700	EA BRACKET - FOR SHOWER HEAD - CLEAR
	103092-01-701	EA BRACKET - FOR SHOWER HEAD - BONE
	107849-01-01A	EA ENCLOSURE - SHOWER - OFF WHITE
	057671-01-000	EA COVER - SCREW - #8 - PLASTIC - OFF WHITE

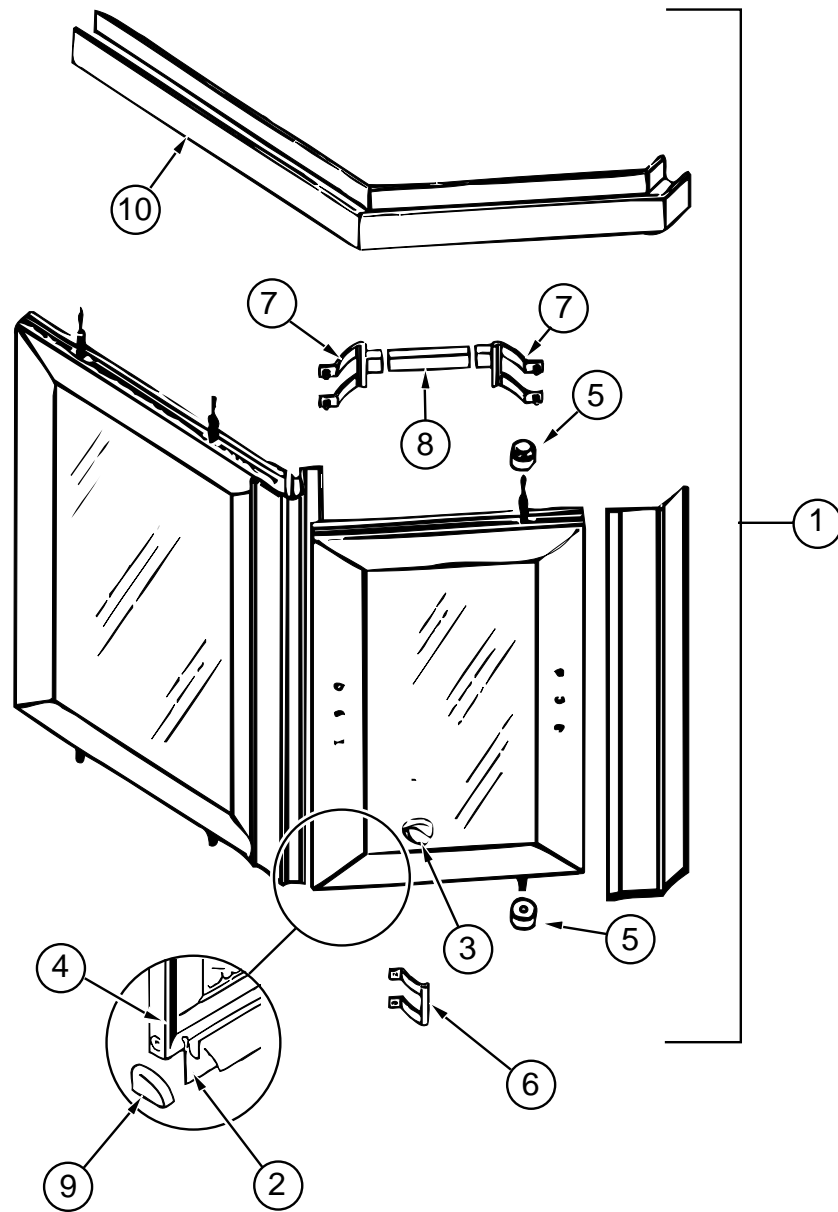
BATH GROUP (CONTINUED)



TOILET (SEALAND MODEL 910 W/ SPRAYER)

KEY	PART NUMBER	U/M DESCRIPTION	VENDOR NO.
1	085330-06-000	EA TOILET - CHINA - STANDARD (BONE) - 591003	
2	085330-06-700	EA SEAT ASSEMBLY (BONE)	340591
3	085330-06-702	EA HINGE HARDWARE (BONE) SET	342131
4	085330-01-703	EA RING & HALF CLAMPS ASM (BONE)	385310048
5	085330-01-704	EA TEFLON & RUBBER SEAL KIT	385316140
6	085330-01-705	EA SUPPORT - SEAL - PLASTIC	390346405
7	085330-02-700	EA BASE ASM	310121
8	085330-02-702	EA COVER - PEDESTAL - BONE 510	310112
9	085330-01-718	EA SEAL & BASE W/ MOUNTING HARDWARE	3853100-63
10	085330-01-714	EA SEAL - FLANGE - FLOOR	390343892
11	085330-01-717	EA STOOL MOUNTING PACKAGE - BOLT & SEAL	3100-64
12	085330-01-706	EA BALL - SHAFT & CARTRIDGE	385318162
13	085330-02-703	EA COVER - PEDAL - BONE NEW STYLE	310115
14	085330-01-709	EA VALVE - WATER	385314349
15	085330-01-707	EA CARTRIDGE - SPRING ASM.	381236096
16	085330-06-703	EA LEVER - FLUSH	340873
17	085330-01-710	EA DRAIN - KIT - PLUG - CAP W/ SEAL	230384
18	085330-06-701	EA BREAKER - VACUUM/ DIVERTER (900)	230335
19	085330-04-701	EA HAND SPRAY - W/ HOSE (500 & 900)	340683

BATH GROUP (CONTINUED)



COASTAL SHOWER DOOR & COMPONENTS

KEY	PART NUMBER	U/M DESCRIPTION	VENDOR NO.
1	107878-01-01A	EA DOOR - SHOWER	
2	089318-01-701	FT SWEEP - VINYL	
3	092574-01-700	EA KNOB - SAFETY LATCH	9728G
	092574-01-704	EA SCREW - GOLD - #6 3/8	638G
4	092574-01-705	EA MAGNETIC STRIP - 56.9"	98-41G
5	092574-01-707	EA PIVOT BUSHING - TOP	18712B
6	107878-01-700	EA PULL - DOOR - GOLD	8149
7	092574-01-701	EA BRACKET - TOWEL BAR - W/ STUDS	8141G
8	116814-01-700	EA TOWEL BAR	68G
9	107878-01-703	EA CAP - DRIP - PLUG SET	DCP2
10	107878-01-704	EA HEADER OR SILL	CST 70
	089318-01-704	EA BOLT - PIVOT, TOP OR BOTTOM	1428B

BATH GROUP (CONTINUED)

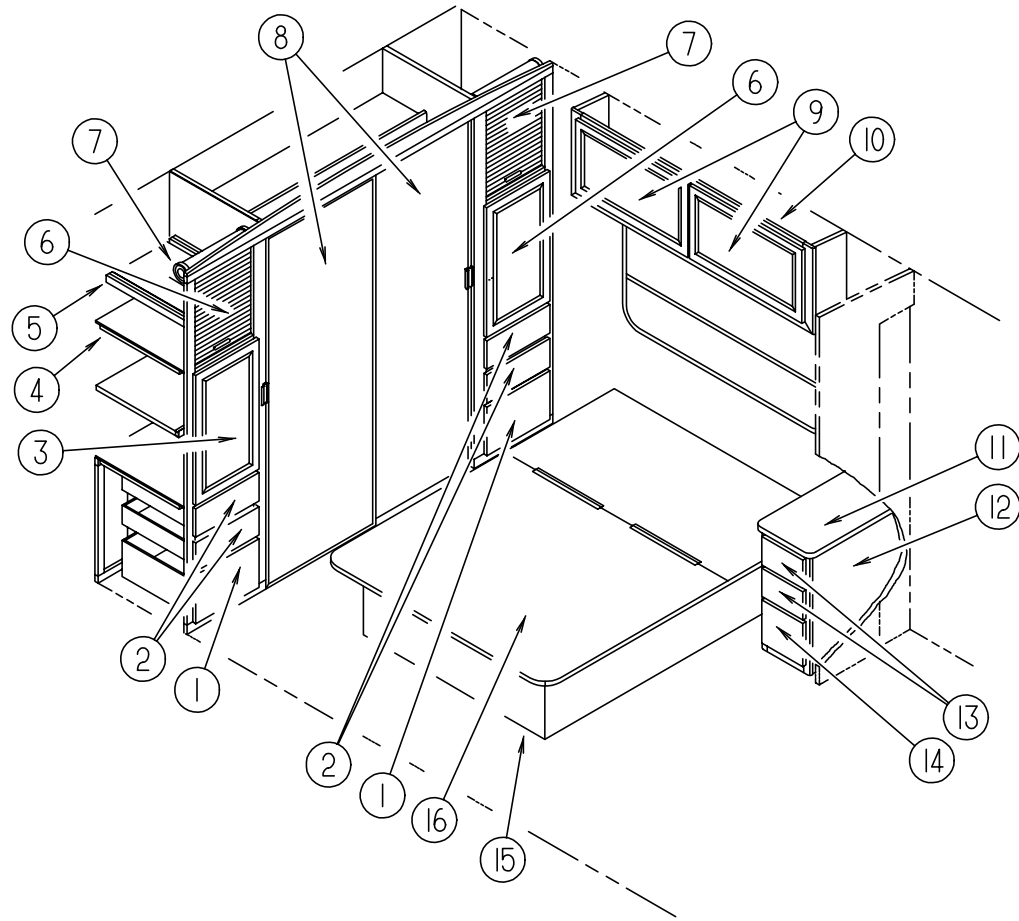
PRIVACY DOORS

KEY	PART NUMBER	U/M DESCRIPTION
	104013-05-G35	EA DOOR - SLIDING - PRIVACY - BEDROOM
	103868-05-01A	EA TRACK - DOOR - 1353 MM - OFF WHITE
	103874-01-000	EA HANGER - SLIDING DOOR
	104013-06-G35	EA DOOR - SLIDING - PRIVACY - GALLEY
	103868-03-01A	EA TRACK - DOOR - 1250 MM - OFF WHITE
	103874-01-000	EA HANGER - SLIDING DOOR
	103908-03-G35	EA HEADER - SLIDING DOOR
	064467-01-000	EA GUIDE - POCKET - SLIDING DOOR - WALL MOUNTED

BATH MISCELLANEOUS

KEY	PART NUMBER	U/M DESCRIPTION
	075452-02-000	EA HOLDER - TOILET TISSUE - BRASS
	075453-02-000	EA BAR - TOWEL - 18" BRASS
	075454-02-000	EA RING - TOWEL - W/MOUNTING HARDWARE - BRASS

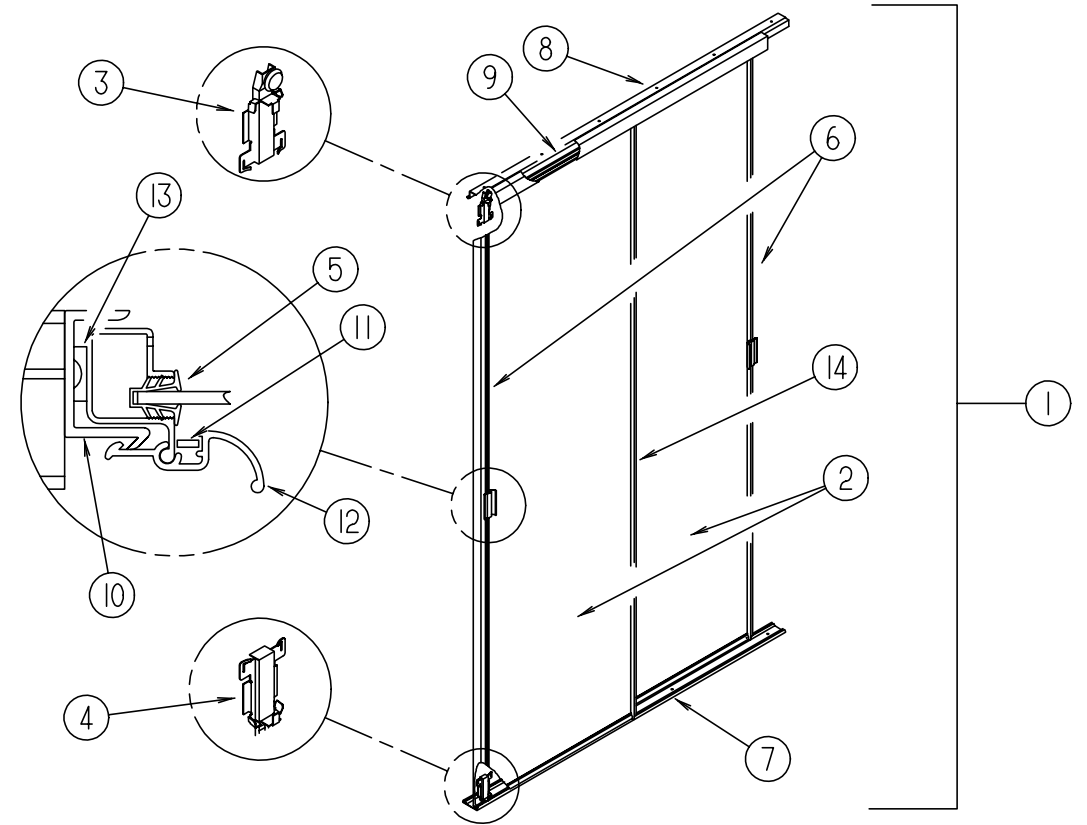
BEDROOM GROUP



QUEEN BED

KEY	PART NUMBER	U/M	DESCRIPTION
1	M05971-98-G15	EA	DRAWER COMPLETE - SLIDE OGEE
2	M05971-99-G15	EA	DRAWER COMPLETE - SLIDE OGEE
3	M06803-79-G15	EA	DOOR - RAIL, MTRD/OG - 0400 X 0710
4	108221-12-G35	EA	SHELF ASM
5	108221-13-G35	EA	SHELF ASM
6	108221-20-G35	EA	DOOR ASM
	057882-04-000	SF	TAMBOUR - FOR DOORS
	M97191-01-G15	EA	HANDLE - DOOR - TAMBOUR
7	097141-02-700	EA	TRACK - SPIRAL - TAMBOUR DOOR KIT (1 LEFT & 1 RIGHT)
8	114149-01-F31	EA	DOOR - WARDROBE - W/ MIRROR
9	M06803-13-G15	EA	DOOR - MITERED CORNER/OGEE EDGE - 15.7" X 27.9" - W/O HDW
9	M06803-82-G15	EA	DOOR - MITERED CORNER/OGEE EDGE - 15.7" X 27.9" - W/O HDW - EXPORT
10	M06838-10-G15	EA	CABINET ASM - OVERHEAD, RR - LH
10	M06852-14-G15	EA	CABINET ASM - OVERHEAD, RR - LH - EXPORT
11	104639-12-G35	EA	COUNTERTOP ASM (G15,G16)
11	104639-12-E10	EA	COUNTERTOP ASM (G17)
12	104639-02-G35	EA	CABINET ASM - NIGHTSTAND (G15,G16)
12	104639-02-G17	EA	CABINET ASM - NIGHTSTAND (G17)
13	M05971-97-G15	EA	DRAWER COMPLETE - SLIDE OGEE
14	M05971-71-G15	EA	DRAWER COMPLETE - SLIDE OGEE
15	P09476-01-G35	EA	CABINET ASM - QUEEN BED - W/O TOP
	057460-02-000	EA	STUD - BALL - GAS SPRING - 10MM - 5/16" - 18
	107796-06-000	EA	SPRING - GAS
	107796-07-000	EA	BRACKET - SUPPORT - GAS SPRING TO BED - ANGLE (UPPER)
	107796-05-000	EA	BRACKET - FLAT - GAS SPRING TO BED (LOWER)
	091952-01-000	EA	CLIP-GRIPPER - 1"
	097872 04 000	EA	DOWEL - WOOD - 1" DIA X 1.38" LONG
16	M05905-02-G35	EA	TOP CABINET - QUEEN BED

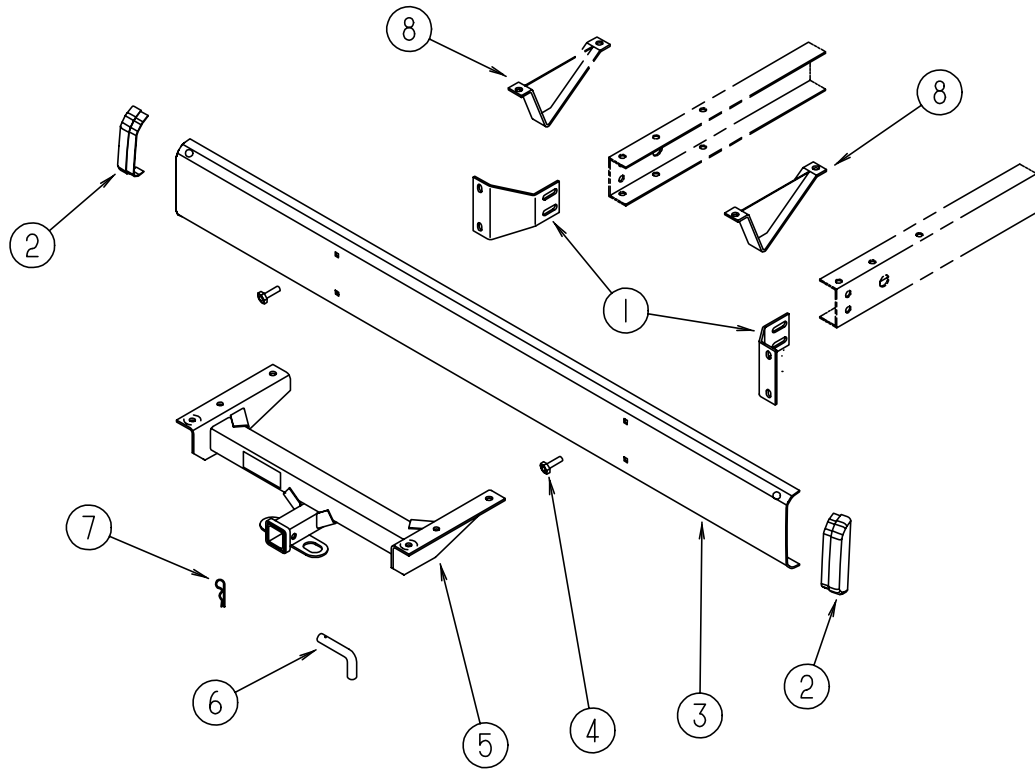
BEDROOM GROUP (CONTINUED)



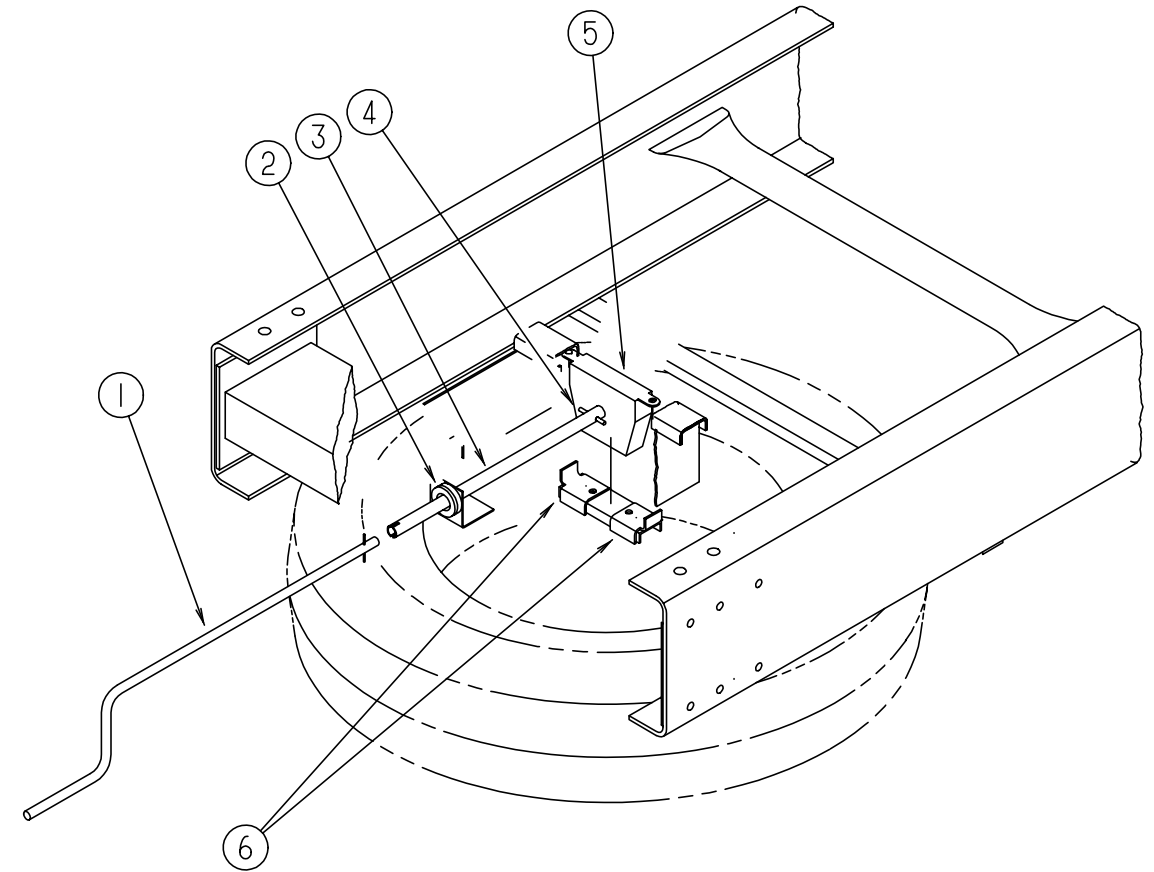
MIRRORED WARDROBE DOORS

KEY	PART NUMBER	U/M	DESCRIPTION
1	114149-01-F31	EA	DOOR - WARDROBE - W/ MIRROR
2	058331-C3-000	EA	MIRROR - SAFETY GLASS - WARDROBE DOOR
3	107390-01-000	EA	CORNER HANGER (SINGLE ROLLER ASM. W/ BRACKET) (1 = PAIR)
4	107391-01-000	EA	GUIDE - BOTTOM BY-PASS
5	111575-01-01A	FT	CHANNEL - GLAZING - SLIDING DOOR
6	114104-05-01A	EA	STILE - DOOR - SLIDING - TERRATONE
7	114105-08-01A	EA	TRACK - SLIDING DOOR - LOWER
8	114106-08-01A	EA	TRACK - SLIDING DOOR - UPPER
9	114107-07-01A	EA	RAIL - DOOR - SLIDING - TERRATONE
10	115538-03-01A	EA	JAMB - DOOR - WARDROBE - MIRRORED
11	115541-01-000	EA	SPRING - DOOR LATCH
12	115553-01-01A	EA	LATCH - DOOR
13	090340-01-000	EA	SEAL - FOAM
14	114104-01-01A	EA	STILE - DOOR - SLIDING - TERRATONE

CHASSIS GROUP



CHASSIS GROUP (CONTINUED)



REAR BUMPER & COMPONENTS

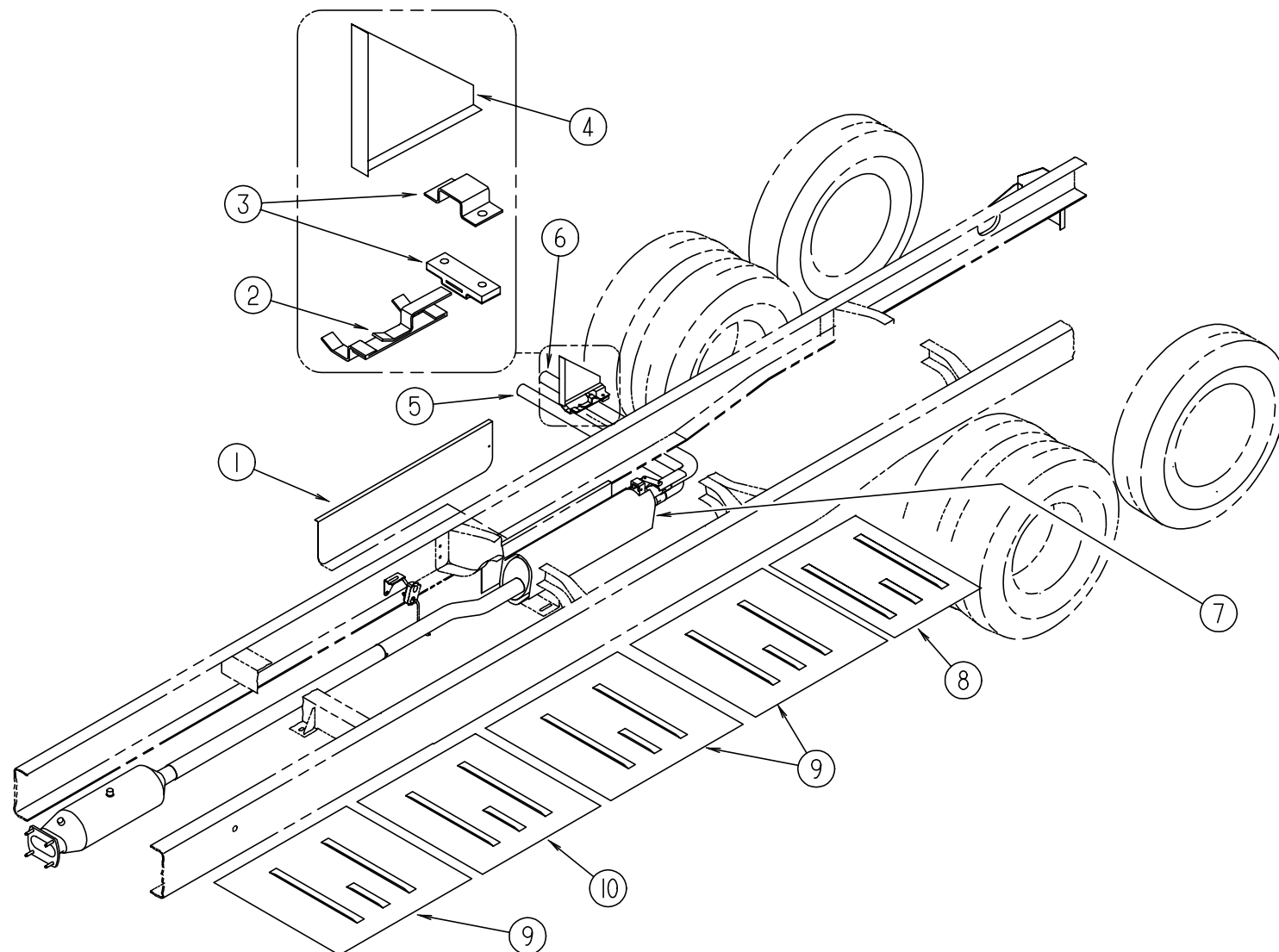
KEY	PART NUMBER	U/M	DESCRIPTION
1	104418-07-000	EA	ANGLE - SUPPORT - BUMPER REAR
2	103228-01-05A	EA	END CAP - BUMPER REAR - BLACK
3	103099-01-05A	EA	REAR BUMPER - BUFF
4	102333-01-05A	EA	BOLT - 7/16"
5	107707-01-000	EA	HITCH ASM - CLASS II
6	034512-01-000	EA	PIN
7	034513-01-000	EA	PIN - 3/16" WIRE
8	111742-01-000	EA	SKID PLATE
	113589-01-000	EA	CONNECTOR - PLUG - TRAILER
	113589-02-000	EA	CONNECTOR - SOCKET - TRAILER
	113588-02-01B	EA	BRACKET-CONNECTOR, TRAILER - MILL

SPARE TIRE & HOIST

KEY	PART NUMBER	U/M	DESCRIPTION
1	093376-02-000	EA	HANDLE-CRANK, TIRE HOIST
			FROM: 00-00-00 THRU: 04-16-96
1	093376-04-000	EA	HANDLE-CRANK, TIRE HOIST
			FROM: 04-17-96 THRU: 99-99-99
2	071015-11-000	EA	GROMMET - 1.00 ID
3	093375-06-000	EA	EXTENSION-TIRE HOIST
			FROM: 00-00-00 THRU: 04-14-96
3	093375-11-000	EA	EXTENSION-TIRE HOIST
			FROM: 04-15-96 THRU: 99-99-99
	093362-06-000	EA	CHANNEL-TIRE HOIST
4	114376-01-000	EA	PIN-DRIVE, .156 X .750 - TYPE E - TIRE HOIST
4	114376-02-000	EA	PIN-DRIVE, .156 X 1.000 - TYPE E - TIRE HOIST
5	093267-01-000	EA	HOIST-SPARE TIRE
			FROM: 00-00-00 THRU: 04-14-96
5	120877-01-000	EA	HOIST-SPARE TIRE, 400 LB
			FROM: 04-15-96 THRU: 99-99-99
6	105499-01-000	EA	BRACKET-TIRE HOIST
	077030-02-000	EA	EXTENSION-VALVE STEM, 1.25"
	083425-05-000	EA	TIRE-MICHELIN, LT235/85R16 LRE - XPS RIB - FORD
	095853-02-000	EA	WHEEL-STEEL, 16 X 6K - F2TA-1015-NA - FORD - ACCURIDE 28513-7
	051377-05-000	EA	VALVE STEM ASM - EATON VS-938 F53-92
	007324-03-000	EA	TIRE-MICHELIN, 8R 19.8 LRF - CHEVY
	064963-01-000	EA	WHEEL-STEEL, 19.5" X 6" - GM 14005758
	051377-01-000	EA	STEM-VALVE, TR 500
	080208-01-000	EA	LUG WRENCH, 1.06 X 1.00
	080208-02-000	EA	BAR-LEVERAGE, LUG WRENCH

CHASSIS GROUP (CONTINUED)

FORD EXHAUST COMPONENTS

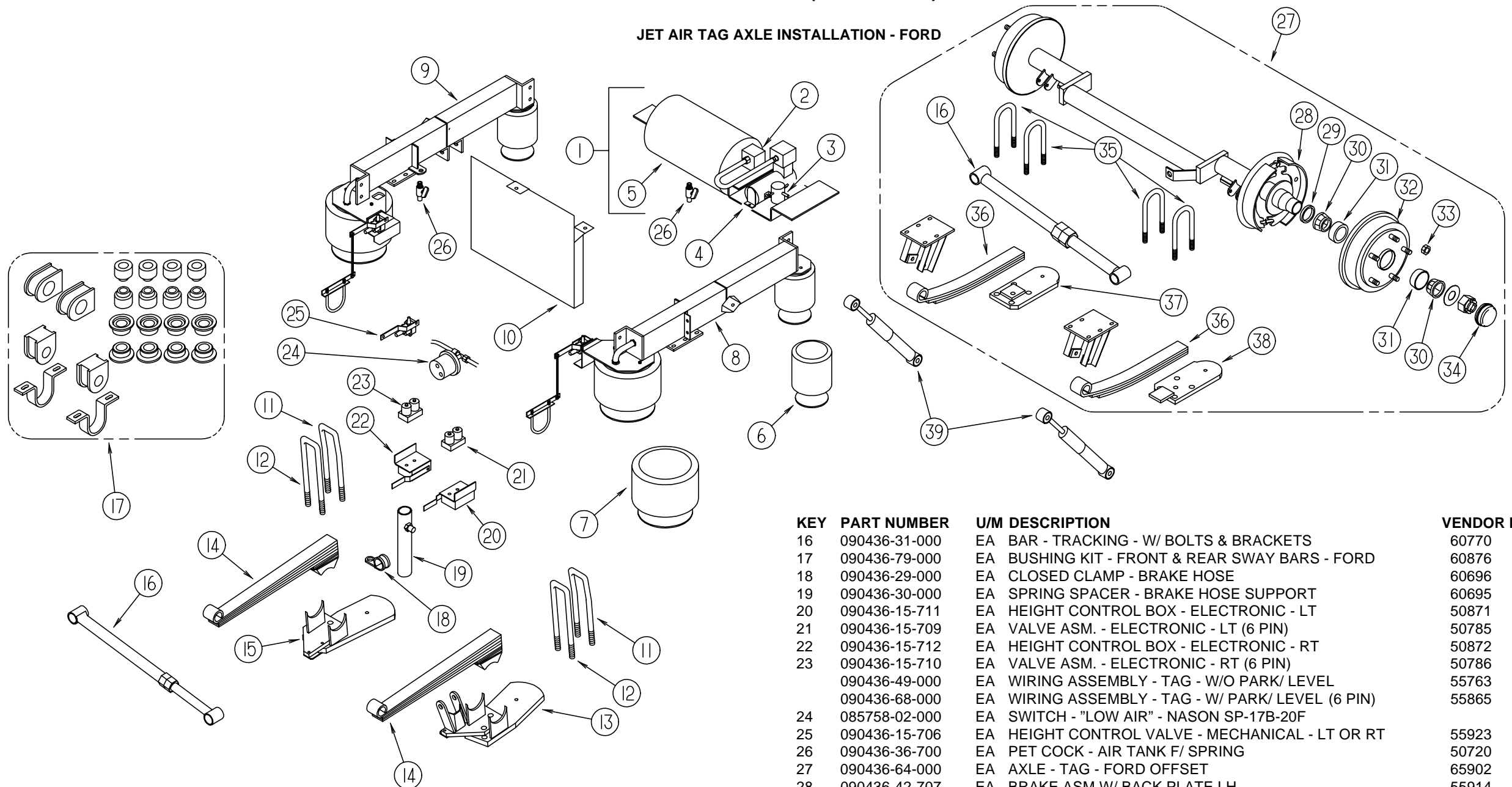


KEY	PART NUMBER	U/M	DESCRIPTION
1	075307-03-000	EA	SHIELD-HEAT - LP
2	096055-05-000	EA	SUPPORT ASM-EXHAUST PIPE
			FROM: 00-00-00 THRU: 11-09-95
2	096055-06-000	EA	SUPPORT-EXHAUST PIPE
			FROM: 11-10-95 THRU: 99-99-99
	007125-07-000	EA	CLAMP-MUFFLER - 2.50" DIAMETER
			FROM: 00-00-00 THRU: 11-09-95
	094918-01-000	EA	CLAMP-EXHAUST - 3" - GUILLOTINE STYLE
			FROM: 11-10-95 THRU: 99-99-99
3	095190-01-000	EA	HANGER - EXHAUST - 4" X 1.4"
4	102117-06-000	EA	HANGER ASM-TAILPIPE
			FROM: 00-00-00 THRU: 11-09-95
4	118000-02-02B	EA	HANGER ASM-TAILPIPE, E-COAT
			FROM: 11-10-95 THRU: 04-11-96
4	118000-01-02B	EA	HANGER ASM-TAILPIPE, E-COAT
			FROM: 04-12-96 THRU: 99-99-99

KEY	PART NUMBER	U/M	DESCRIPTION
5	112165-01-000	EA	PIPE-EXHAUST - TAIL - FORD - FRONT
			FROM: 00-00-00 THRU: 04-11-96
5	122242-01-000	EA	PIPE-EXHAUST, TAIL, FORD, FRONT
			FROM: 04-12-96 THRU: 99-99-99
6	112166-01-000	EA	PIPE-EXHAUST - TAIL - FORD - REAR
			FROM: 00-00-00 THRU: 04-11-96
6	122243-01-000	EA	PIPE-EXHAUST, TAIL, FORD, REAR
			FROM: 04-12-96 THRU: 99-99-99
7	007125-05-000	EA	CLAMP-MUFFLER - 2.00" DIAMETER
8	101544-01-000	EA	SHIELD-HEAT - EXHAUST - 19.7" X 28.9" - STEEL
9	101544-06-000	EA	SHIELD-HEAT - EXHAUST - STEEL
10	101544-02-000	EA	SHIELD-HEAT - EXHAUST - 30" X 28.9" - STEEL

CHASSIS GROUP (CONTINUED)

JET AIR TAG AXLE INSTALLATION - FORD



KEY	PART NUMBER	U/M DESCRIPTION	VENDOR NO.
1	090436-35-000	EA COMPRESSOR & TANK ASM. - SINGLE COMPRESSOR	60703
1	090436-54-000	EA COMPRESSOR & TANK ASM. - DUAL COMPRESSOR	60803
2	090436-07-701	EA SWITCH - AIR PRESSURE	50732
3	090436-07-704	EA SOLENOID - ELECTRONIC	50702
4	090436-07-700	EA COMPRESSOR (ONLY)	50701
5	090436-07-702	EA TANK ONLY - ALL MODELS	50703
	090436-40-000	EA FILTER - AIR INTAKE - COMPRESSOR	50822
6	090436-42-716	EA AIR BAG - TAG AXLE	55930
7	090436-15-704	EA AIR BAG - F53 MAIN AXLE	60752
8	090436-60-000	EA MOUNT - SPRING - LH - W/O PARK/ LEVEL	50752
8	090436-76-000	EA MOUNT - SPRING - LH - W/ PARK/ LEVEL	65853
9	090436-65-000	EA MOUNT - SPRING - RH - W/O PARK/ LEVEL	65858
9	090436-78-000	EA MOUNT - SPRING - RH - W/ PARK/ LEVEL	65855
10	090436-28-000	EA SHIELD - HEAT - FUEL TANK	60697
11	090436-25-000	EA U-BOLT - 1" X 15" - W/ NUTS	60759
12	090436-22-000	EA U-BOLT - 1" X 14" - W/ NUTS	60758
13	090436-20-000	EA MOUNT - SPRING - MAIN AXLE - LOWER LH	60753
14	090436-23-000	EA SPRING - LEAF - MAIN AXLE - SEMI F53 FORD	60762
15	090436-21-000	EA MOUNT - SPRING - MAIN AXLE - LOWER RH	60754

KEY	PART NUMBER	U/M DESCRIPTION	VENDOR NO.
16	090436-31-000	EA BAR - TRACKING - W/ BOLTS & BRACKETS	60770
17	090436-79-000	EA BUSHING KIT - FRONT & REAR SWAY BARS - FORD	60876
18	090436-29-000	EA CLOSED CLAMP - BRAKE HOSE	60696
19	090436-30-000	EA SPRING SPACER - BRAKE HOSE SUPPORT	60695
20	090436-15-711	EA HEIGHT CONTROL BOX - ELECTRONIC - LT	50871
21	090436-15-709	EA VALVE ASM. - ELECTRONIC - LT (6 PIN)	50785
22	090436-15-712	EA HEIGHT CONTROL BOX - ELECTRONIC - RT	50872
23	090436-15-710	EA VALVE ASM. - ELECTRONIC - RT (6 PIN)	50786
	090436-49-000	EA WIRING ASSEMBLY - TAG - W/O PARK/ LEVEL	55763
	090436-68-000	EA WIRING ASSEMBLY - TAG - W/ PARK/ LEVEL (6 PIN)	55865
24	085758-02-000	EA SWITCH - "LOW AIR" - NASON SP-17B-20F	
25	090436-15-706	EA HEIGHT CONTROL VALVE - MECHANICAL - LT OR RT	55923
26	090436-36-700	EA PET COCK - AIR TANK F/ SPRING	50720
27	090436-64-000	EA AXLE - TAG - FORD OFFSET	65902
28	090436-42-707	EA BRAKE ASM W/ BACK PLATE LH	55914
	090436-42-708	EA BRAKE ASM W/ BACK PLATE RH	55915
29	090436-42-706	EA GREASE SEAL - TAG AXLE	55913
30	090436-42-704	EA WHEEL BEARING - TAG AXLE	55911
31	090436-42-705	EA RACE - WHEEL BRG TAG AXLE	55912
32	090436-59-702	EA HUB & DRUM ASM - FORD TAG AXLE	65907
33	077043-03-000	EA LUG NUTS - FORD TAG AXLE	
	090436-59-701	EA WHEEL STUD - FORD TAG AXLE	65906
34	090436-59-703	EA DUST CAP - FORD TAG AXLE	65908
35	090436-42-711	EA U-BOLT - 7/8" X 8" TAG AXLE SPRING	55918
36	090436-59-706	EA LEAF SPRING - FORD TAG AXLE	65919
37	090436-59-705	EA SPRING HOLDER - RH LOWER - FORD	65917
38	090436-59-704	EA SPRING HOLDER - LH LOWER - FORD	65916
39	090436-42-714	EA SHOCK ABSORBER - TAG AXLE	55924
	085759-01-000	EA LIGHT - WARNING - "LOW AIR" - HENSCHEN	510633
	090436-42-715	EA BRAKE CONTROLLER - TAG AXLE	55928
	061673-01-000	EA CLAMP - MOTOR AID	
	077043-03-000	EA NUT - WHEEL 9/16-18 2 PC	
	000C12-07-20B	EA BOLT - HEX - 7/16-14 X 1 1/4 ZINC	
	000D39-06-00B	EA NUT - HEX - SERRATED FLANGE LOCK 3/8-16 ZINC	
	000D39-08-00B	EA NUT - HEX - SERRATED FLANGE LOCK 1/2-13 ZINC	
	000G39-10-12B	EA SCREW - SF/DR -10-16 X .75 PPH ZINC	

CHASSIS GROUP (CONTINUED)

STAINLESS STEEL WHEEL LINERS

KEY	PART NUMBER	U/M	DESCRIPTION	VENDOR NO.
	091209-14-000	EA	WHEEL LINER SET - F/F53 CHASSIS - 16" WHEEL (SET = 4) FROM: 00-00-00 THRU: 03-17-96	
	091209-01-704	EA	COVER-LUG NUT W/O FLANGE LUG NUT COVER - NO SHOULDER OR FLANGE AT BASE	36
	091209-08-700	EA	LINER-WHEEL, FRT., W/AXLE CVR HAS 8 PRESS-IN NUT COVERS WHICH ARE N/A, AND 2 SNAP-ON NUT COVERS #09120901704	157
	091209-08-706	EA	NUT-JAMB .500, 9/16 STUD	165
	091209-14-700	EA	LINER-WHEEL, (REAR) W/AXLE COVER	159
	091209-15-000	EA	WHEEL LINER SET - F/F53 CHASSIS - 16" WHEEL - (SET = 2) FROM: 00-00-00 THRU: 03-17-96	
	091209-01-704	EA	COVER-LUG NUT W/O FLANGE LUG NUT COVER - NO SHOULDER OR FLANGE AT BASE	36
	091209-08-706	EA	NUT-JAMB .500, 9/16 STUD	165
	091209-14-700	EA	LINER-WHEEL, (REAR) W/AXLE CVR	159
	110435-08-000	EA	LINER-WHEEL SET (SET=4) 16" FROM: 03-18-96 THRU: 99-99-99	
	110435-02-702	EA	STUD EXTENDER	V160SD-STX
	110435-02-703	EA	NUT (JAMB)	V160SD-JNT
	110435-02-704	EA	COVER-LUG NUT	V160F0-LNC
	110435-02-705	EA	TOOL F/ JAMB NUT, INSTALL.	V160F0-TOL
	110435-08-700	EA	LINER-WHEEL, FRONT	V160SD-FWC
	110435-08-701	EA	LINER-WHEEL, REAR	V160SD-RWC
	110435-09-000	EA	LINER-WHEEL, SET 2 - RR 16" F53 FORD FROM: 03-18-96 THRU: 99-99-99	
	110435-02-702	EA	STUD EXTENDER	V160SD-STX
	110435-02-703	EA	NUT (JAMB)	V160SD-JNT
	110435-02-704	EA	COVER-LUG NUT	V160F0-LNC
	110435-02-705	EA	TOOL F/ JAMB NUT, INSTALL.	V160F0-TOL
	110435-08-701	EA	LINER-WHEEL, REAR	V160SD-RWC

WHEEL COVERS

KEY	PART NUMBER	U/M	DESCRIPTION
	098532-01-000	EA	COVER - WHEEL - 16" - SET OF 4
	098532-02-000	EA	COVER - WHEEL - 16" - SET OF 2 - REAR TAG AXLE
	098532-01-700	EA	COVER - LUG NUT - CHROME
	098532-01-701	EA	COVER - WHEEL - 16"

CHASSIS MISCELLANEOUS

KEY	PART NUMBER	U/M	DESCRIPTION
	070579-06-000	EA	PLATE - ANCHOR - W/7/16 WELD NUT - 1.5" X 3.3"
	077001-01-000	EA	ANGLE - MOUNTING - ROOF PANEL - V ANGLE - 3" X 2.4" X 1.5"
	087234-01-000	EA	NUT - JACK - 1/4 X 20 THD - MOLLY - MOUNTS LICENSE PLATES - BRASS
	110934-01-000	EA	CONNECTOR - PLASTIC - BARB 5/16

CHASSIS GROUP (CONTINUED)

HYDRAULIC LEVELING SYSTEM (HWH AP10100) (W/ SLIDEOUT)

KEY	PART NUMBER	U/M	DESCRIPTION	VENDOR NO.
	100532-17-000	EA	LEVELING SYSTEM - SLIDE OUT	
	100532-03-710	EA	SENSING UNIT 21' MTA	RAP6798
	100532-03-715	EA	CAP - BREATHER	RAP7876
	100532-03-723	EA	MANIFOLD HARDWARE MOUNTING KIT	RAP9171
	100532-08-702	EA	VALVE - BI-AXIS	RAP9589
	100532-08-703	EA	PANEL ASM. - 200 BI-AXIS SYSTEM.	RAP9755
	100532-08-705	EA	KNOB - 3/4" BLACK - SET OF FOUR	RAP1379
	100532-08-706	EA	KNOB - 1 3/16" BLACK	RAP9734
	100532-08-707	EA	BEZEL W/ GASKET - F/ SYSTEM 200	RAP9592
	100532-09-704	EA	VALVE - SOLENOID - 2 WIRE	RAP0642
	100532-09-710	EA	SOLENOID - 4 POST INTERMITENT DUTY	RAP0533
	100532-12-701	EA	PUMP & MOTOR W/ TANK 1.7	RAP0588
	100532-12-706	EA	SWITCH - WARNING MAGNETIC	RAP1008
	100532-12-707	EA	SPRING KIT	RAP3847
	100532-16-700	EA	JACK ASM. - 6K - STATIONARY	RAP0468
	100532-16-701	EA	MANIFOLD ASM. - F/ SLIDE OUT	RAP1716
	100532-17-700	EA	JACK ASM. - 9K W/ SWITCH - 2 WIRE	RAP10107
	115767-01-700	EA	MOTOR F/ PUMP	RAP0640
	100534-13-000	EA	BRACKETS - REAR, LEVELING JACKS - 10173	
	112236-02-G35	EA	BEZEL ASM - SLIDEOUT CONTROLS	
	112236-02-04A	EA	BEZEL ASM - SLIDEOUT CONTROLS - WILLOW	
	116735-02-01B	EA	BRACKET - CONTROL VALVE - SLD - ML	

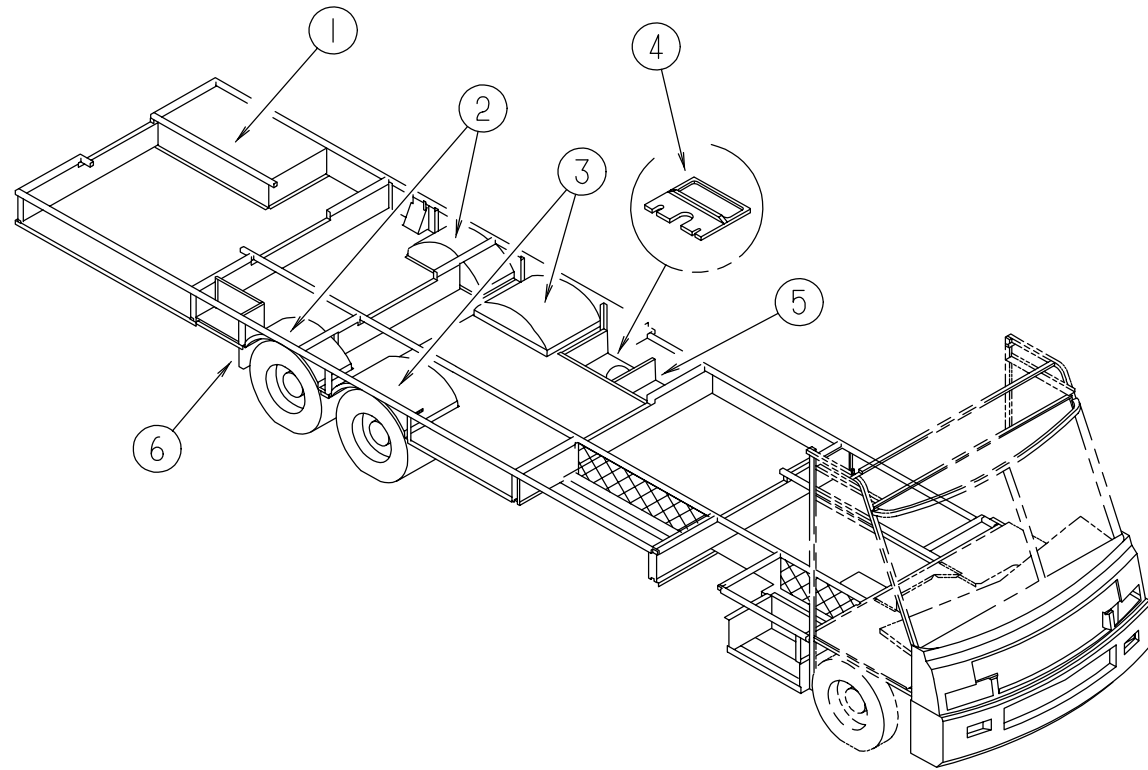
HYDRAULIC HOSE SYSTEM (LEVELING JACKS) (W/ SLIDEOUT)

KEY	PART NUMBER	U/M	DESCRIPTION	VENDOR NO.
	100536-28-000	EA	HOSE KIT - LEVELING JACKS - 10164 CONTAINS:#RAP4073-60", #RAP4391-372", #RAP4904-306", #RAP5216-312", AND #RAP5384-116" HOSES	
	100536-09-701	EA	HOSE - HYDRAULIC - 60"	RAP4073
	100536-10-701	EA	HOSE - HYDRAULIC - 116"	RAP5384
	100536-25-700	EA	HOSE - HYDRAULIC - 306"	RAP4904
	100536-25-701	EA	HOSE - HYDRAULIC - 312"	RAP5216
	100536-28-700	EA	HOSE - HYDRAULIC - 372"	RAP4391
	100536-29-000	EA	HOSE KIT - SLIDEOUT -10169 CONTAINS:#RAP4063-288" & #RAP4729-280" HOSES	
	100536-14-700	EA	HOSE - HYDRAULIC - 288"	RAP4063
	100536-29-700	EA	HOSE - HYDRAULIC - 280"	RAP4729
	107938-01-000	EA	BRACKET ASM - PUMP	
	108629-01-000	EA	SHIELD - PUMP	

HYDRAULIC SLIDEOUT SYSTEM (CHEVY, FORD)

KEY	PART NUMBER	U/M	DESCRIPTION	VENDOR NO.
	115767-01-000	EA	SLIDEOUT - HYDRAULIC	
	115767-01-700	EA	MOTOR F/ PUMP	RAP0640
	115767-01-701	EA	CYLINDER - HYDRAULIC F/ SLIDE OUT	RAP90007
	115767-01-702	EA	HOSE - HYDRAULIC - 17" F/ SLIDE OUT	RAP90003
	115767-01-703	EA	HOSE - HYDRAULIC - 90" F/ SLIDE OUT	RAP90001
	115767-01-704	EA	HOSE - HYDRAULIC - 146" F/ SLIDE OUT	RAP90004
	115767-01-705	EA	HOSE - HYDRAULIC - 60" F/ SLIDE OUT	RAP4073
	115767-01-706	EA	VALVE - SENSOR, F /SLIDE OUT	RAP90012

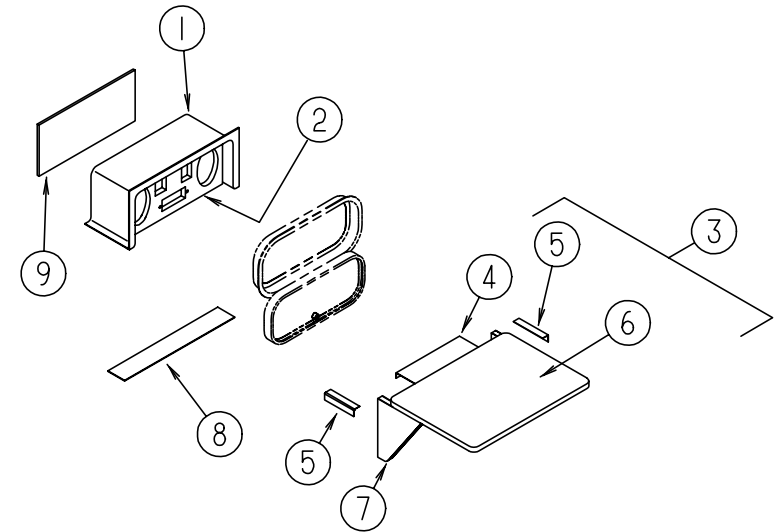
CHASSIS GROUP (CONTINUED)



COMPARTMENTS & TRAYS

KEY	PART NUMBER	U/M	DESCRIPTION
1	094657-02-000	EA	TRAY - GENERATOR - 22.5" X 30.4" X 6.9" W/ANGLE & NUTS
2	055374-02-000	EA	WHEELWELL - TAG AXLE - REAR - PLASTIC
3	055374-01-000	EA	WHEELWELL - TAG AXLE - FRONT - PLASTIC
4	M06991-03-F36	EA	HATCH ASM - W/ FOAM
	114680-01-01A	EA	HATCH - COMPT - STORAGE - BLACK
	114677-01-01A	EA	RETAINER - HATCH - SEWER HOSE
5	114676-01-F36	EA	COMPARTMENT - STORAGE
6	020167-05-000	EA	GUARD - DIRT
			FROM: 00-00-00 THRU: 05-19-96
6	020167-04-000	EA	GUARD - DIRT
			FROM: 05-20-96 THRU: 99-99-99
6	017516-01-000	EA	FLAP - MUD - 14" X 18" - BLACK
	065450-05-000	EA	TIEDOWN - BATTERY - 8.4" TUBE

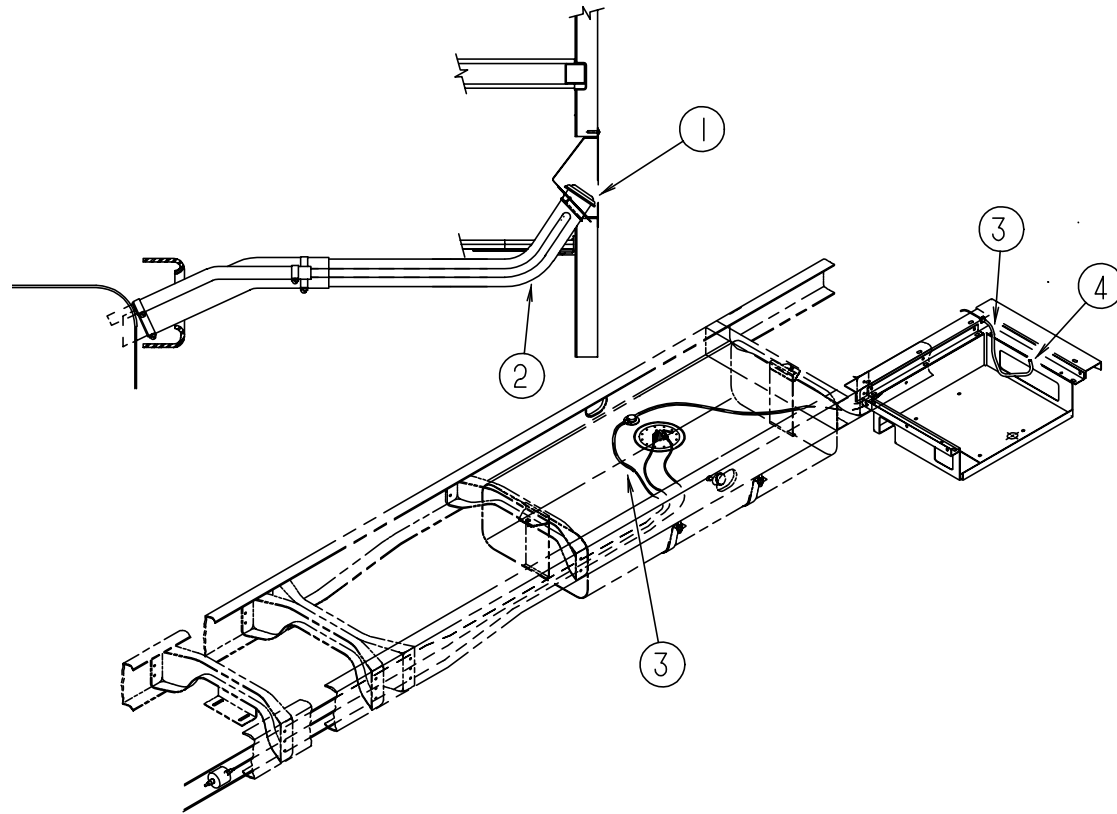
CHASSIS GROUP (CONTINUED)



COMPARTMENT (ENTERTAINMENT CENTER)

KEY	PART NUMBER	U/M	DESCRIPTION
1	104897-03-01A	EA	BOX - ENTERTAINMENT CENTER - O/W
2	104899-01-C05	EA	PLATE - RADIO MOUNTING
3	105230-01-G15	EA	SHELF ASM. - EXTERIOR
4	105377-01-01A	EA	BRACKET - TABLE HANGER - OFF WHITE
5	105376-01-02A	EA	HINGE - CONTINUOUS - 2" X 140 MM - OFF WHITE
6	105230-11-G15	EA	SHELF ASM.
7	105230-12-G15	EA	SUPPORT ASM.
8	104898-01-01A	EA	PLATE - PLASTIC BOTTOM - O/W
9	104898-02-01A	EA	PLATE - PLASTIC BACK - O/W

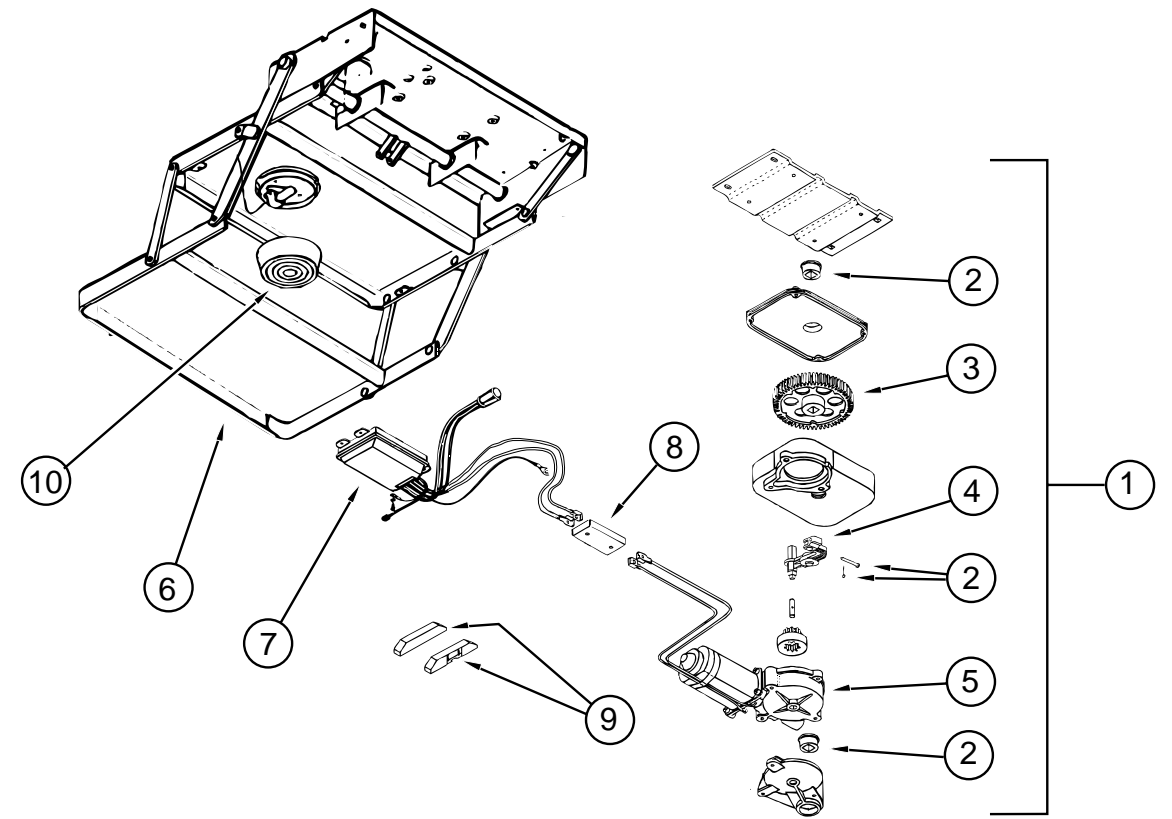
CHASSIS GROUP (CONTINUED)



FUEL SYSTEM - FORD

KEY	PART NUMBER	U/M	DESCRIPTION
1	095854-01-05A	EA	SHROUD - FUEL FILL - PLASTIC - BUFF
	078200-01-000	EA	GASKET - FUEL FILL - 3.5" OD X 2" ID
	104932-02-000	EA	PANEL - FUEL FILL
2	095607-01-000	EA	NECK - FUEL - FILL
3	007063-01-000	FT	HOSE - GAS 1/4" ID X 1/2" OD
4	084884-01-000	EA	PLUG - BRASS - 3/8"
	007111-02-000	EA	HOSE - FUEL FILL - 2.00" ID (3FT LENGTHS)
	066732-01-000	FT	HOSE - FUEL - .62" ID

CHASSIS GROUP (CONTINUED)



STEP ASSEMBLY (3200 SERIES)

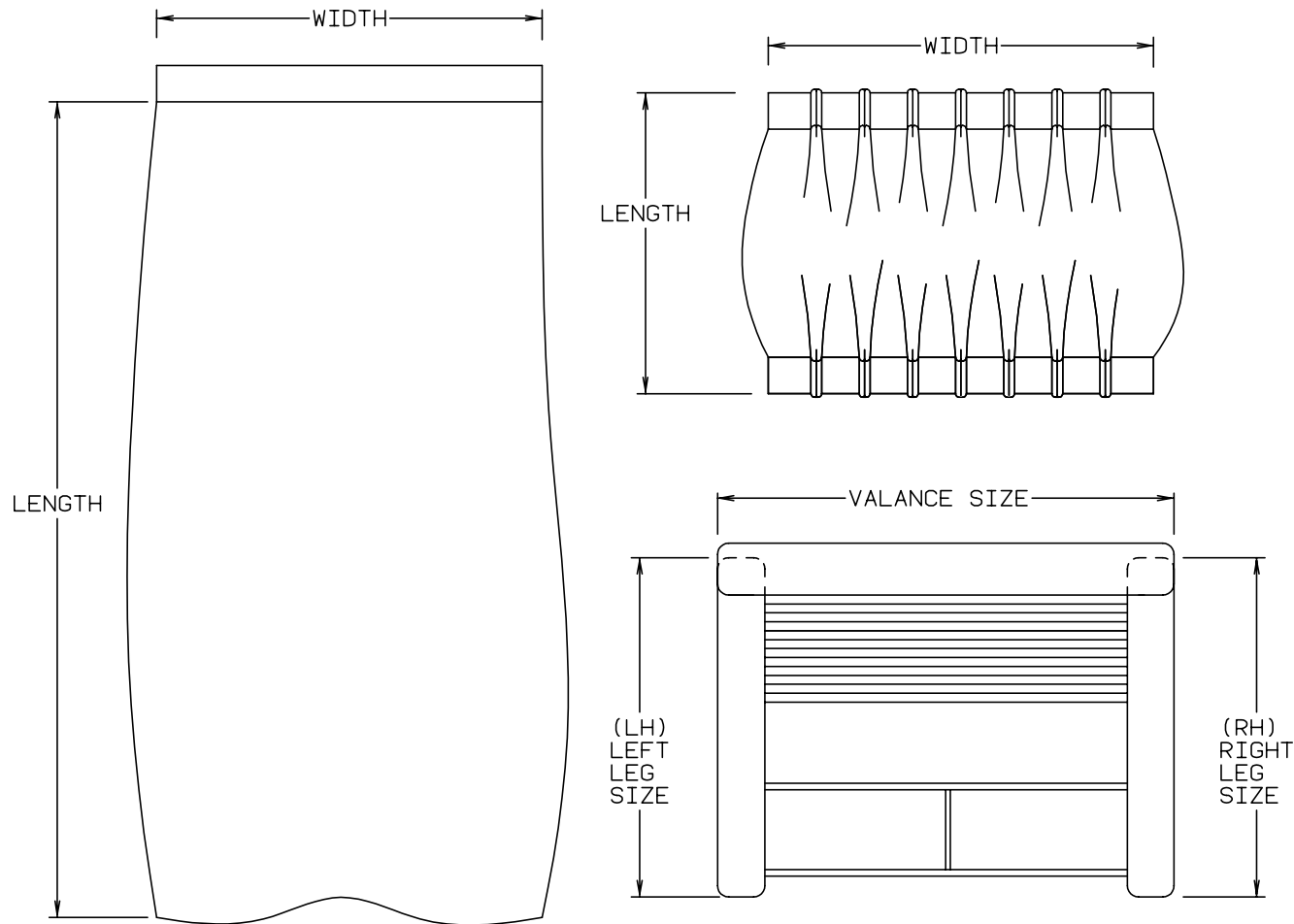
KEY	PART NUMBER	U/M	DESCRIPTION	VENDOR NO.
1	094707-01-01A	EA	STEP-ENTRY DOOR, ELECTRIC - DOUBLE - 3218	
2	094707-02-703	EA	BEARING & PINS	909530
3	094707-02-702	EA	GEAR KIT, W/BEARINGS, PIN-CASE	909525
4	094707-02-701	EA	LINKAGE ASSEMBLY W/BEARINGS - PINS	909534
5	094707-02-700	EA	MOTOR ASM., W/BEARINGS & PINS	909520
6	094707-01-702	EA	FRAME W/DOUBLE STEP	908032
7	094707-02-705	EA	CONTROL UNIT, WHITE	909513
8	094707-02-704	EA	CONNECTOR-MOTOR ASM.W/PLATES	909537
	094707-02-707	EA	TREAD-NON SKID, BLACK 6" X 21"	909333
9	116995-01-000	EA	SWITCH/MAGNET-STEP, ELECTRIC - 905306	
10	088746-01-705	EA	LIGHT - UNDER STEP	9004
	088733-01-700	EA	BULB	9004

CURTAIN & CUSHION GROUP

NOTICE

IN ORDER TO ASSIST OUR PARTS SALES DEPT. IN PROVIDING INTERIOR SOFTGOODS ITEMS, PLEASE INCLUDE THE SERIAL NUMBER AND THE COLOR CODE NUMBER FROM THE VEHICLE CERTIFICATION LABEL WHEN ORDERING. THIS LABEL IS LOCATED ON THE LEFT SIDEWALL AT THE END OF THE DASH (A-BODY), OR ON THE DRIVER'S DOOR LATCH PLATE (C-BODY).

AN EXAMPLE OF A COLOR CODE NUMBER IS B07, WHICH DESIGNATES AN OVERALL COLOR SCHEME OF A PARTICULAR UNIT. THE COLOR LISTED AFTER THE ITEM DESCRIPTION ON THE MICROFICHE, INDICATES THE OVERALL UNIT COLOR. ORDER THE ITEM YOU DESIRE ACCORDING TO UNIT COLOR CODE.



NOTE: USE THIS ILLUSTRATION WHEN DETERMINING LENGTH AND WIDTH MEASUREMENTS FOR CURTAINS. YOU WILL NOTE THE WIDTH MEASUREMENT IS TAKEN ON THE TOP OF THE CURTAIN WITH THE CURTAIN FULLY EXTENDED. THE LENGTH MEASUREMENT IS TAKEN FROM TOP TO BOTTOM. LEFT AND RIGHT WINDOW LEGS ARE DETERMINED WHEN FACING THE WINDOW.

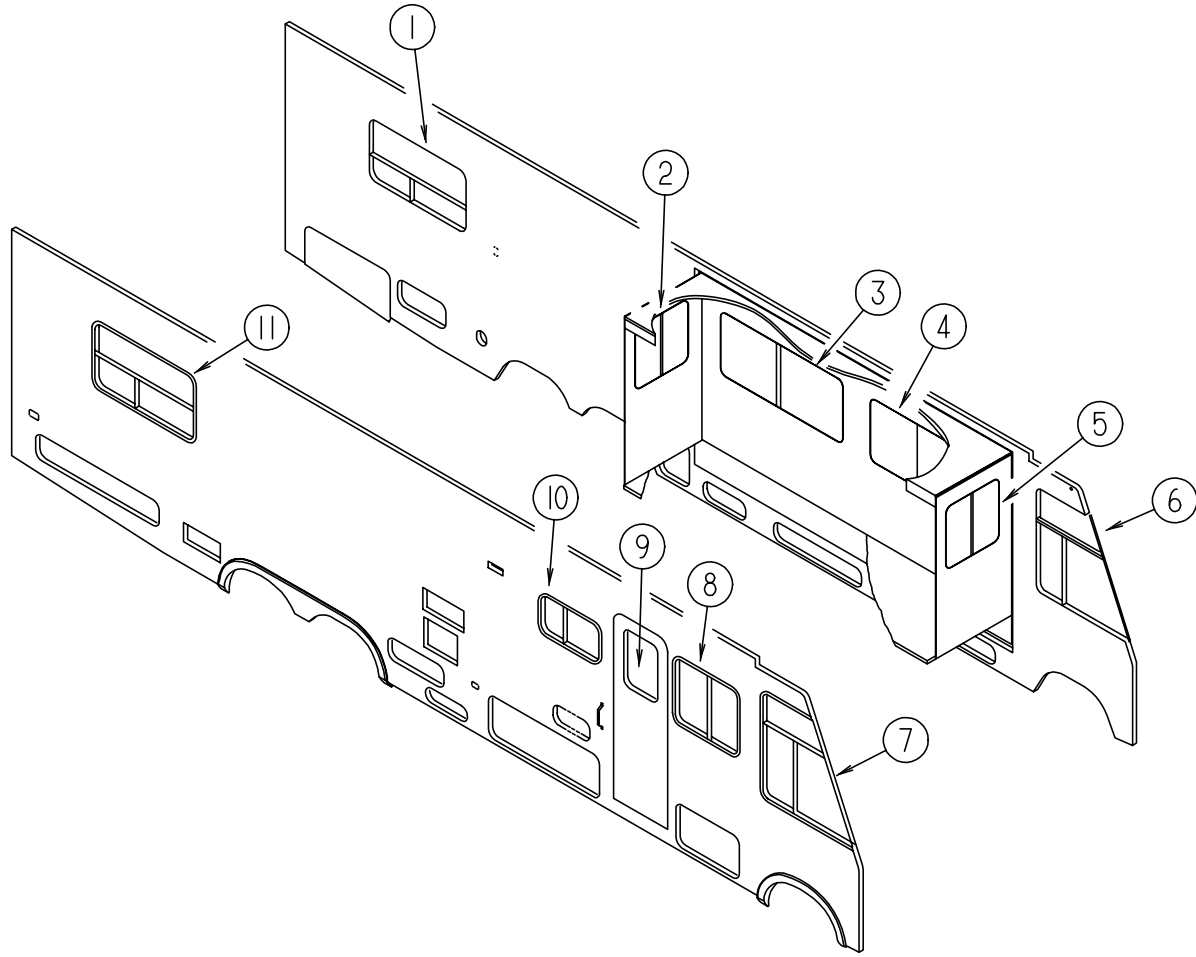
CURTAIN & CUSHION GROUP (CONTINUED)

ADVENTURER FABRIC				
COLOR CODES		G15	G16	G17
		BOTANICAL (GREEN)	THISTLE (TAN)	COPPER CANYON
CEILING MATERIAL	FROM: 00-00-00 THRU: 01-31-96	113979-04-01A	113979-04-01A	113979-04-01A
CEILING MATERIAL	FROM: 02-01-96 THRU: 99-99-99	113979-06-01A	113979-06-01A	113979-06-01A
OFF WHITE VINYL		103907-01-01A	103907-01-01A	103907-01-01A
BEIGE VINYL		079680-07-000	079680-07-000	079680-07-000
MADRID WILLOW VINYL		103907-01-03A	103907-01-03A	103907-01-03A
DRAPERY FABRIC		072333-85-000	072333-85-000	072333-85-000
BUCKET SEATS		108446-G0-000	108446-77-000	104233-59-000
DINETTE		108446-F8-000	108446-F9-000	108446-H0-000
DINETTE CHAIR		108446-G1-000	108446-G2-000	108446-H2-000
DINETTE PAD		108446-G0-000	108446-77-000	104233-59-000
SOFA		108446-F8-000	108446-F9-000	108446-H0-000
SOFA PILLOWS		108446-G1-000 084415-70-000	108446-G2-000 084415-69-000	108446-H2-000 084415-77-000
SWIVEL CHAIR		108446-G1-000	108446-G2-000	108446-H2-000
LOUNGE WINDOWS		108446-F8-000 108446-G1-000	108446-F9-000 108446-G2-000	108446-H0-000 108446-H2-000
BEDROOM WINDOW		105745-B2-000 105745-B0-000	105745-62-000 105745-B1-000	105745-B7-000 105745-A2-000
BEDSPREAD		105745-B2-000 105745-B0-000	105745-62-000 105745-B1-000	105745-B7-000 105745-A2-000
PILLOW SHAMS			105745-62-000 105745-B1-000	105745-B7-000 105745-A2-000
BEDROOM PILLOWS		105745-B2-000	105745-62-000	105745-B7-000
HEADBOARD		105745-B0-000 105745-B2-000	105745-B1-000 105745-62-000	105745-A2-000 105745-B7-000
FRONT WRAP AROUND		072333-85-000	072333-85-000	072333-85-000
PLEATED BLINDS		094911-30-000	094911-30-000	094911-30-000
MAP POCKETS		108446-G0-000	108446-77-000	104233-59-000

NOTE: FABRIC LISTED FIRST, IN A BLOCK, IS THE LARGEST QUANTITY OF FABRIC USED

CURTAIN & CUSHION GROUP (CONTINUED)

CURTAINS & WINDOW TREATMENT

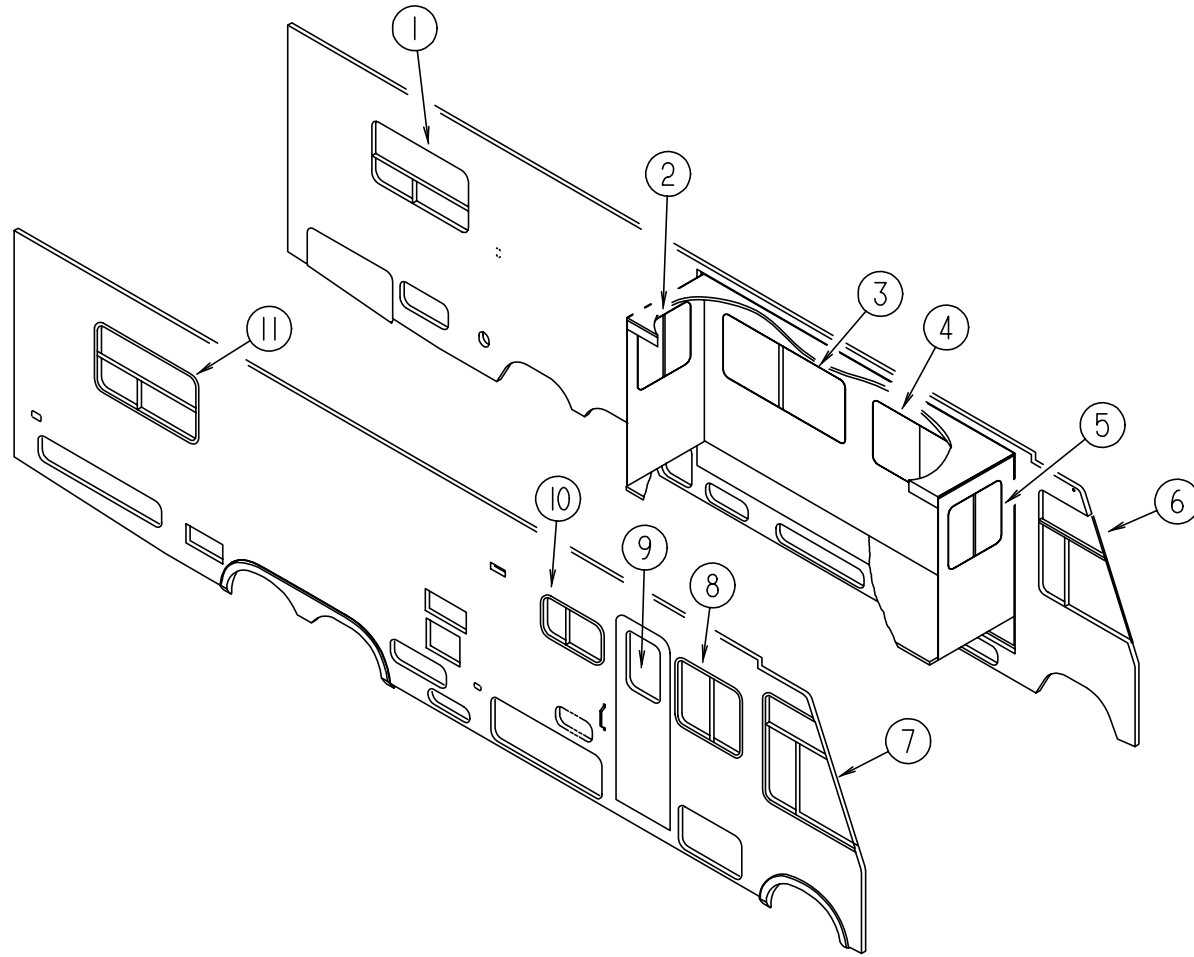


KEY	PART NUMBER	U/M DESCRIPTION
1	119262-29-G15	EA VALANCE ASM. - 52.5" MONACO - W/BRAID
1	119299-09-G16	EA VALANCE ASM. - 53" WHITNEY
1	119299-09-G17	EA VALANCE ASM. - 53" WHITNEY
1	119333-57-G15	EA LEG - RH, 28" - PLAIN - 3.5" DEEP
1	119333-35-G16	EA LEG - RH, 28" - PLAIN - 3.5" DEEP - W/O HOLE
1	119333-35-G17	EA LEG - RH, 28" - PLAIN - 3.5" DEEP - W/O HOLE
1	119333-58-G15	EA LEG - LH, 28" - PLAIN - 3.5" DEEP
1	119333-36-G16	EA LEG - LH, 28" - PLAIN - 3.5" DEEP - W/O HOLE
1	119333-36-G17	EA LEG - LH, 28" - PLAIN - 3.5" DEEP - W/O HOLE
1	109802-36-G15	EA BLIND ASM-PLEATED, 49" X 29" (G15)
1	109802-36-F12	EA BLIND ASM-PLEATED, 49" X 29" (G16,G17)

KEY	PART NUMBER	U/M DESCRIPTION
2	119262-28-G15	EA VALANCE ASM. - 30.5" - MONACO W/BRAID (W/O OVERHEAD CABINETS)
2	119263-14-G16	EA VALANCE ASM. - 30.5" - STARBUCK (W/O OVERHEAD CABINETS)
2	119263-14-G17	EA VALANCE ASM. - 30.5" - STARBUCK (W/O OVERHEAD CABINETS)
2	121410-06-G15	EA VALANCE ASM. - MODERATE, 29" (W/OVERHEAD CABINETS)
2	121410-03-G16	EA VALANCE ASM. - MODERATE, 29" (W/OVERHEAD CABINETS)
2	121410-06-G17	EA VALANCE ASM. - MODERATE, 29" (W/OVERHEAD CABINETS)
2	119333-52-G15	EA LEG - LEFT - 28" - PLAIN - W/O HOLE (W/O OVERHEAD CABINETS)
2	119333-52-G16	EA LEG - LEFT - 28" - PLAIN - W/O HOLE (W/O OVERHEAD CABINETS)
2	119333-52-G17	EA LEG - LEFT - 28" - PLAIN - W/O HOLE (W/O OVERHEAD CABINETS)
2	119333-02-G15	EA LEG - LEFT - 25" - PLAIN - W/O HOLE (W/OVERHEAD CABINETS) (G15)
2	119333-02-G16	EA LEG - LEFT - 25" - PLAIN - W/O HOLE (W/OVERHEAD CABINETS) (G16)
2	119333-02-G13	EA LEG - LEFT - 25" - PLAIN - W/O HOLE (W/OVERHEAD CABINETS) (G17)
2	119333-01-G15	EA LEG - RIGHT - 25" - PLAIN - W/O HOLE (W/OVERHEAD CABINETS) (G15)
2	119333-01-G16	EA LEG - RIGHT - 25" - PLAIN - W/O HOLE (W/OVERHEAD CABINETS) (G16)
2	119333-01-G13	EA LEG - RIGHT - 25" - PLAIN - W/O HOLE (W/OVERHEAD CABINETS) (G17)
2	109802-40-F32	EA BLIND ASM - PLEATED, 28" X 30" (W/O OVERHEAD CABINETS)
2	109802-49-G35	EA BLIND ASM - PLEATED, 26" X 27" (W/OVERHEAD CABINETS)
3	119262-26-G15	EA VALANCE ASM. - 64.5" - MONACO W/BRAID (W/O OVERHEAD CABINETS)
3	119263-12-G16	EA VALANCE ASM. - 64.5" - STARBUCK (W/O OVERHEAD CABINETS)
3	119263-12-G17	EA VALANCE ASM. - 64.5" - STARBUCK (W/O OVERHEAD CABINETS)
3	121410-04-G15	EA VALANCE ASM. - MODERATE, 62" (W/OVERHEAD CABINETS)
3	121410-01-G16	EA VALANCE ASM. - MODERATE, 62" (W/OVERHEAD CABINETS)
3	121410-04-G17	EA VALANCE ASM. - MODERATE, 62" (W/OVERHEAD CABINETS)
3	119333-51-G15	EA LEG - RIGHT - 28" - PLAIN - W/O HOLE (W/O OVERHEAD CABINETS)
3	119333-51-G16	EA LEG - RIGHT - 28" - PLAIN - W/O HOLE (W/O OVERHEAD CABINETS)
3	119333-51-G17	EA LEG - RIGHT - 28" - PLAIN - W/O HOLE (W/O OVERHEAD CABINETS)
3	120451-04-G15	EA LEG - LEFT - CORNER - 11.5 X 28" (W/O OVERHEAD CABINETS)
3	120451-04-G16	EA LEG - LEFT - CORNER - 11.5 X 28" (W/O OVERHEAD CABINETS)
3	120451-04-G17	EA LEG - LEFT - CORNER - 11.5 X 28" (W/O OVERHEAD CABINETS)
3	119333-02-G15	EA LEG - LEFT - 25" - PLAIN - W/O HOLE (W/OVERHEAD CABINETS) (G15)
3	119333-02-G16	EA LEG - LEFT - 25" - PLAIN - W/O HOLE (W/OVERHEAD CABINETS) (G16)
3	119333-02-G13	EA LEG - LEFT - 25" - PLAIN - W/O HOLE (W/OVERHEAD CABINETS) (G17)
3	119333-01-G15	EA LEG - RIGHT - 25" - PLAIN - W/O HOLE (W/OVERHEAD CABINETS) (G15)
3	119333-01-G16	EA LEG - RIGHT - 25" - PLAIN - W/O HOLE (W/OVERHEAD CABINETS) (G16)
3	119333-01-G13	EA LEG - RIGHT - 25" - PLAIN - W/O HOLE (W/OVERHEAD CABINETS) (G17)
3	109802-38-F32	EA BLIND ASM. - PLEATED - 60" X 30" (W/O OVERHEAD CABINETS)
3	109802-48-G35	EA BLIND - PLEATED - 59" X 26.5" (W/OVERHEAD CABINETS)
4	119262-25-G15	EA VALANCE ASM. - 64.5" - MONACO W/BRAID (W/O OVERHEAD CABINETS)
4	119263-11-G16	EA VALANCE ASM. - 64.5" - STARBUCK (W/O OVERHEAD CABINETS)
4	119263-11-G17	EA VALANCE ASM. - 64.5" - STARBUCK (W/O OVERHEAD CABINETS)
4	121410-04-G15	EA VALANCE ASM. - MODERATE, 62" (W/OVERHEAD CABINETS)
4	121410-01-G16	EA VALANCE ASM. - MODERATE, 62" (W/OVERHEAD CABINETS)
4	121410-04-G17	EA VALANCE ASM. - MODERATE, 62" (W/OVERHEAD CABINETS)
4	119333-52-G15	EA LEG - LEFT - 28" - PLAIN - W/O HOLE (W/O OVERHEAD CABINETS)
4	119333-52-G16	EA LEG - LEFT - 28" - PLAIN - W/O HOLE (W/O OVERHEAD CABINETS)
4	119333-52-G17	EA LEG - LEFT - 28" - PLAIN - W/O HOLE (W/O OVERHEAD CABINETS)
4	120451-03-G15	EA LEG - RIGHT - CORNER - 11.5 X 28" (W/O OVERHEAD CABINETS)
4	120451-03-G16	EA LEG - RIGHT - CORNER - 11.5 X 28" (W/O OVERHEAD CABINETS)
4	120451-03-G17	EA LEG - RIGHT - CORNER - 11.5 X 28" (W/O OVERHEAD CABINETS)
4	119333-02-G15	EA LEG - LEFT - 25" - PLAIN - W/O HOLE (W/OVERHEAD CABINETS) (G15)
4	119333-02-G16	EA LEG - LEFT - 25" - PLAIN - W/O HOLE (W/OVERHEAD CABINETS) (G16)
4	119333-02-G13	EA LEG - LEFT - 25" - PLAIN - W/O HOLE (W/OVERHEAD CABINETS) (G17)
4	119333-01-G15	EA LEG - RIGHT - 25" - PLAIN - W/O HOLE (W/OVERHEAD CABINETS) (G15)
4	119333-01-G16	EA LEG - RIGHT - 25" - PLAIN - W/O HOLE (W/OVERHEAD CABINETS) (G16)
4	119333-01-G13	EA LEG - RIGHT - 25" - PLAIN - W/O HOLE (W/OVERHEAD CABINETS) (G17)
4	109802-38-F32	EA BLIND ASM. - PLEATED - 60" X 30" (W/O OVERHEAD CABINETS)
4	109802-48-G35	EA BLIND - PLEATED - 59" X 26.5" (W/OVERHEAD CABINETS)

CURTAIN & CUSHION GROUP (CONTINUED)

CURTAINS & WINDOW TREATMENT (CONTINUED)



KEY	PART NUMBER	U/M	DESCRIPTION
5	119262-27-G15	EA	VALANCE ASM. - 30.5" - MONACO W/BRAID (W/O OVERHEAD CABINETS)
5	119263-13-G16	EA	VALANCE ASM. - 30.5" - STARBUCK (W/O OVERHEAD CABINETS)
5	119263-13-G17	EA	VALANCE ASM. - 30.5" - STARBUCK (W/O OVERHEAD CABINETS)
5	121410-06-G15	EA	VALANCE ASM. - MODERATE, 29" (W/OVERHEAD CABINETS)
5	121410-03-G16	EA	VALANCE ASM. - MODERATE, 29" (W/OVERHEAD CABINETS)
5	121410-06-G17	EA	VALANCE ASM. - MODERATE, 29" (W/OVERHEAD CABINETS)
5	119333-51-G15	EA	LEG - RIGHT - 28" - PLAIN - W/O HOLE (W/O OVERHEAD CABINETS)
5	119333-51-G16	EA	LEG - RIGHT - 28" - PLAIN - W/O HOLE (W/O OVERHEAD CABINETS)
5	119333-51-G17	EA	LEG - RIGHT - 28" - PLAIN - W/O HOLE (W/O OVERHEAD CABINETS)
5	119333-02-G15	EA	LEG - LEFT - 25" - PLAIN - W/O HOLE (W/OVERHEAD CABINETS) (G15)
5	119333-02-G16	EA	LEG - LEFT - 25" - PLAIN - W/O HOLE (W/OVERHEAD CABINETS) (G16)
5	119333-02-G13	EA	LEG - LEFT - 25" - PLAIN - W/O HOLE (W/OVERHEAD CABINETS) (G17)
5	119333-01-G15	EA	LEG - RIGHT - 25" - PLAIN - W/O HOLE (W/OVERHEAD CABINETS) (G15)
5	119333-01-G16	EA	LEG - RIGHT - 25" - PLAIN - W/O HOLE (W/OVERHEAD CABINETS) (G16)
5	119333-01-G13	EA	LEG - RIGHT - 25" - PLAIN - W/O HOLE (W/OVERHEAD CABINETS) (G17)
5	109802-40-F32	EA	BLIND ASM - PLEATED, 28" X 30" (W/O OVERHEAD CABINETS)
5	109802-49-G35	EA	BLIND ASM - PLEATED, 26" X 27" (W/OVERHEAD CABINETS)
6	101668-46-E91	EA	CURTAIN ASM. - 48" X 95" - DRIVER SIDE - TAPE TOP
6	073260-42-C18	EA	TIEBACK ASM. - 6" X 18"
7	101668-45-E91	EA	CURTAIN ASM. - 48" X 95" - PASSENGER SIDE - TAPE TOP
7	073260-42-C18	EA	TIEBACK ASM. - 6" X 18"
8	119262-02-G15	EA	VALANCE ASM. - 34.5" - MONACO W/BRAID (W/O SLIDEOUT OVERHEAD CABINETS)
8	119263-02-G16	EA	VALANCE ASM. - 34.5" - STARBUCK - (W/O SLIDEOUT OVERHEAD CABINETS)
8	119263-02-G17	EA	VALANCE ASM. - 34.5" - STARBUCK - (W/O SLIDEOUT OVERHEAD CABINETS)
8	121410-05-G15	EA	VALANCE ASM. - MODERATE - 34.5" (W/SLIDEOUT OVERHEAD CABINETS)
8	121410-02-G16	EA	VALANCE ASM. - MODERATE - 34.5" (W/SLIDEOUT OVERHEAD CABINETS)
8	121410-05-G17	EA	VALANCE ASM. - MODERATE - 34.5" (W/SLIDEOUT OVERHEAD CABINETS)
8	119333-02-G15	EA	LEG - LEFT - 25" - PLAIN - W/O HOLE (G15)
8	119333-02-G16	EA	LEG - LEFT - 25" - PLAIN - W/O HOLE (G16)
8	119333-02-G13	EA	LEG - LEFT - 25" - PLAIN - W/O HOLE (G17)
8	119333-01-G15	EA	LEG - RIGHT - 25" - PLAIN - W/O HOLE (G15)
8	119333-01-G16	EA	LEG - RIGHT - 25" - PLAIN - W/O HOLE (G16)
8	119333-01-G13	EA	LEG - RIGHT - 25" - PLAIN - W/O HOLE (G17)
8	109802-11-G15	EA	BLIND ASM. - PLEATED - 29" X 28.5" (G15)
8	109802-11-E33	EA	BLIND ASM. - PLEATED - 29" X 28.5" (G16,G17)
9	119262-37-G15	EA	VALANCE - FLAT, 33" MONACO - W/BRAID
9	119263-18-G16	EA	VALANCE - FLAT, 33" STARBUCK
9	119263-18-G17	EA	VALANCE - FLAT, 33" STARBUCK
9	084755-57-E07	EA	PULL SHADE - 27.25"
10	109041-20-02A	EA	MINI BLIND - 31" X 18" - BEIGE
10	109041-44-02A	EA	MINI BLIND - 30.5" X 18"
10	109353-07-02A	EA	BLIND SLAT - 31" - BEIGE
10	109353-10-02A	EA	BLIND SLAT - 30.5"
11	119262-03-G15	EA	VALANCE ASM. - 52.5" - MONACO W/BRAID
11	119299-01-G16	EA	VALANCE ASM. - 53" - WHITNEY
11	119299-01-G17	EA	VALANCE ASM. - 53" - WHITNEY
11	119333-59-G15	EA	LEG - RIGHT - 28" - PLAIN
11	119333-61-G16	EA	LEG - RIGHT - 28" - GATHERED W/O HOLE
11	119333-61-G17	EA	LEG - RIGHT - 28" - GATHERED W/O HOLE
11	119333-60-G15	EA	LEG - LEFT - 28" - PLAIN
11	119333-62-G16	EA	LEG - LEFT - 28" - GATHERED W/O HOLE
11	119333-62-G17	EA	LEG - LEFT - 28" - GATHERED W/O HOLE
11	109802-36-G15	EA	BLIND ASM - PLEATED, 49" X 29" (G15)
11	109802-36-F12	EA	BLIND ASM - PLEATED, 49" X 29" (G16,G17)

FROM: 00-00-00 THRU: 03-24-96

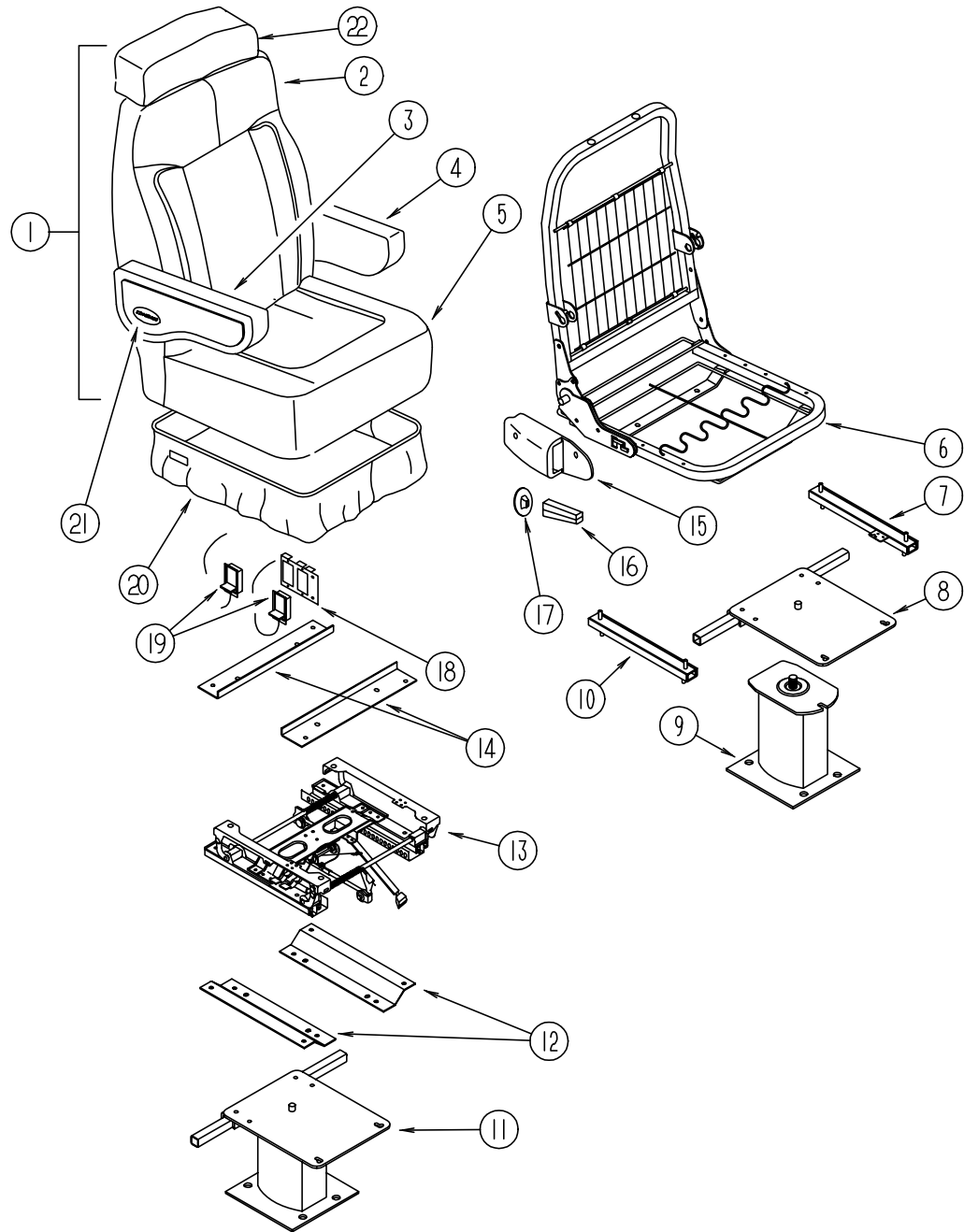
FROM: 03-25-96 THRU: 99-99-99

FROM: 00-00-00 THRU: 03-24-96

FROM: 03-25-96 THRU: 99-99-99

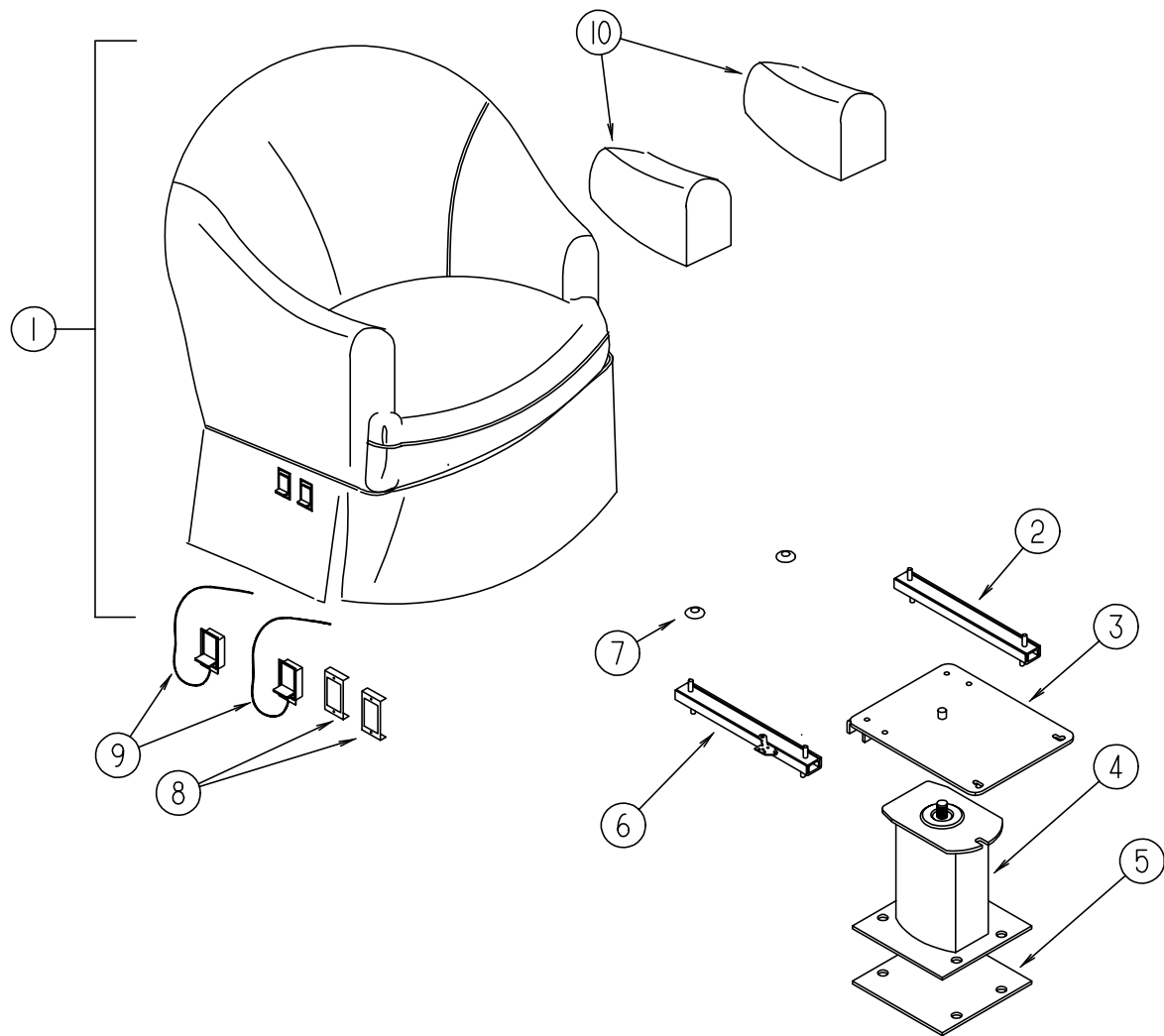
CURTAIN & CUSHION GROUP (CONTINUED)

BUCKET SEAT



KEY	PART NUMBER	U/M DESCRIPTION
1	115390-05-G15	EA SEAT-NEWPORT, MANUAL RECLINER W/HEADREST
1	115390-05-G16	EA SEAT-NEWPORT, MANUAL RECLINER W/HEADREST
1	115390-05-G17	EA SEAT-NEWPORT, MANUAL RECLINER W/HEADREST
2	M05962-13-G15	EA COVER - BACK - NEWPORT
2	M05962-13-G16	EA COVER - BACK - NEWPORT
2	M05962-13-G17	EA COVER - BACK - NEWPORT
3	114929-01-G15	EA ARMREST ASM - RIATTA, RH
3	114929-01-G16	EA ARMREST ASM - RIATTA, RH
3	114929-01-G17	EA ARMREST ASM - RIATTA, RH
3	P14929-01-G15	EA COVER - ARMREST - RIATTA, RH
3	P14929-01-G16	EA COVER - ARMREST - RIATTA, RH
3	P14929-01-G17	EA COVER - ARMREST - RIATTA, RH
4	114929-02-G15	EA ARMREST ASM - RIATTA, LH
4	114929-02-G16	EA ARMREST ASM - RIATTA, LH
4	114929-02-G17	EA ARMREST ASM - RIATTA, LH
4	P14929-02-G15	EA COVER - ARMREST - RIATTA, LH
4	P14929-02-G16	EA COVER - ARMREST - RIATTA, LH
4	P14929-02-G17	EA COVER - ARMREST - RIATTA, LH
5	M05962-14-G15	EA COVER - SEAT - NEWPORT
5	M05962-14-G16	EA COVER - SEAT - NEWPORT
5	M05962-14-G17	EA COVER - SEAT - NEWPORT
6	M80906-12-000	EA FRAME - SEAT - BACK & SPRING
7	119952-04-000	EA SLIDE-SEAT, HD - LOCKING 4 STUDS - ATWOOD 83785
	069246-09-000	EA SPRING - ADJUSTER - FOR REMOTE - LIGHT BLUE
	117125 01 02B	EA BRACKET - CABLE HOLDER - STEEL
	069246-05-701	EA CLIP - CABLE - FOR REMOTE
8	107921-05-000	EA TOP PLATE - PEDESTAL - W/ SEATBELT BAR
9	107921-01-000	EA PEDESTAL - FLOOR MOUNTED - W/ 9.75" EXTENSION
	107921-06-000	EA BEARING KIT - PEDESTAL
10	119952-02-000	EA SLIDE-SEAT, HD - NONLOCKING 4 STUDS - ATWOOD 83731
11	107921-14-000	EA PEDESTAL ASM-SEAT 5.75 IN - MANUAL SEAT OPTION - FLEXSTEEL XP1774
12	116215-03-000	EA PLATE-LOWER, MANUAL - 6-WAY - MANUAL SEAT OPTION - ATWOOD 83835
13	116215-01-000	EA SEAT-MANUAL, 6-WAY - DRIVER - MANUAL SEAT OPTION - ATWOOD 83805
14	116215-02-000	EA PLATE-UPPER, MANUAL - 6-WAY - MANUAL SEAT OPTION - ATWOOD 85118
15	080730-09-000	EA SHIELD - RECLINER HANDLE
	080730-10-000	EA SCREW - RECLINER HANDLE SHIELD
16	080730-08-000	EA HANDLE - RECLINER - BLACK
17	080730-11-000	EA SHIELD - RUBBER BOOT
18	108049-03-000	EA CABLE - REMOTE, 26" W/Z END-SWITCH LEVER
	108049-02-000	EA CLIP - CABLE
19	097683-03-000	EA BRACKET - REMOTE - SIDE MOUNT - SINGLE
20	071126-43-G15	EA SKIRT - SINGLE - 10.5" - W/OPEN BACK (G15)
20	071126-43-E33	EA SKIRT - SINGLE - 10.5" - W/OPEN BACK (G16)
20	071126-43-F86	EA SKIRT - SINGLE - 10.5" - W/OPEN BACK (G17)
20	071126-54-G15	EA SKIRT - SINGLE - 10.5" - W/OPEN BACK - 6 WAY MANUAL CONTROL (G15)
20	071126-54-F12	EA SKIRT - SINGLE - 10.5" - W/OPEN BACK - 6 WAY MANUAL CONTROL (G16)
20	071126-54-F04	EA SKIRT - SINGLE - 10.5" - W/OPEN BACK - 6 WAY MANUAL CONTROL (G17)
21	111169-01-000	EA BACK PLATE - EMBLEM
21	111169-02-000	EA EMBLEM - "WINNEBAGO"
22	119698-01-G15	EA HEADREST - STRATON II
22	119698-01-G16	EA HEADREST - STRATON II
22	119698-01-G17	EA HEADREST - STRATON II
22	P19698-01-G15	EA COVER-HEADREST, STRATON II
22	P19698-01-G16	EA COVER-HEADREST, STRATON II
22	P19698-01-G17	EA COVER-HEADREST, STRATON II

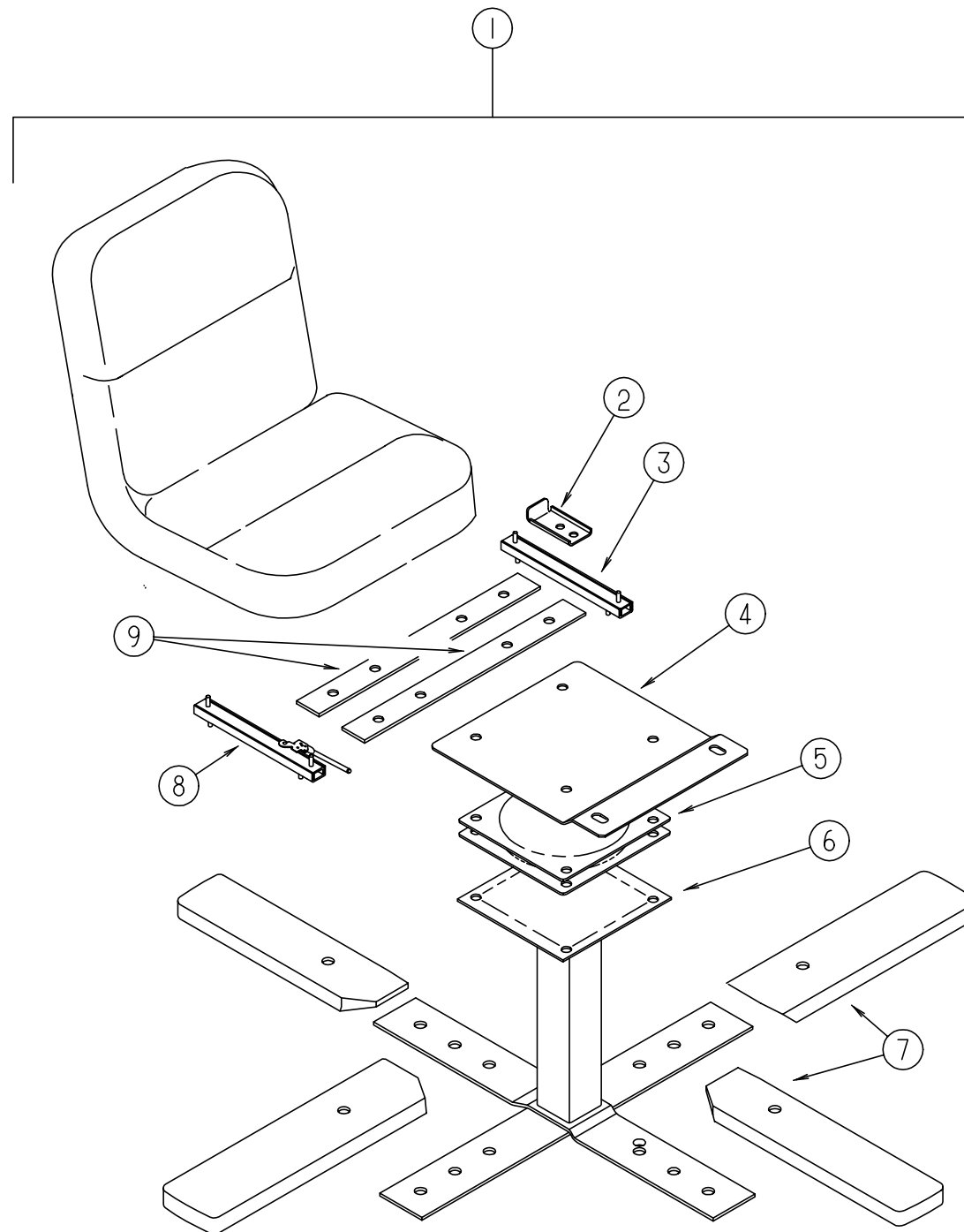
CURTAIN & CUSHION GROUP (CONTINUED)



SWIVEL CHAIR (RECLINER)

KEY	PART NUMBER	U/M	DESCRIPTION
1	118302-01-G15	EA	CHAIR ASM - 400 (G15)
1	118302-01-G16	EA	CHAIR ASM - 400 (G16)
1	118302-01-G13	EA	CHAIR ASM - 400 (G17)
	P18302-01-G15	EA	COVER-CHAIR, 400 (G15)
	P18302-01-G16	EA	COVER-CHAIR, 400 (G16)
	P18302-01-G13	EA	COVER-CHAIR, 400 (G17)
	118306-01-G15	EA	SKIRT ASM - 400-03 (G15)
	118306-01-G16	EA	SKIRT ASM - 400-03 (G16)
	118306-01-G13	EA	SKIRT ASM - 400-03 (G17)
2	119952-01-000	EA	SLIDE-SEAT, HD - NONLOCKING 2 STUD - ATWOOD 83711
3	107921-08-000	EA	TOP PLATE-W/O SEAT BELT BAR
	107921-06-000	EA	BEARING KIT - PEDESTAL
4	107921-02-000	EA	FLOOR MOUNTED PEDESTAL - W/ 6.50" EXTENSION
5	108445-02-000	EA	SUB PLATE - FLOOR MOUNTED PEDESTAL
6	119952-03-000	EA	SLIDE-SEAT, HD - LOCKING 2 STUDS - ATWOOD 83775
7	007221-01-000	EA	SPACER - SEAT ADJUSTER
8	097683-03-000	EA	BRACKET - REMOTE - SIDE MOUNT
	117125-01-02B	EA	BRACKET-CABLE HOLDER, E-COAT
9	108049-03-000	EA	CABLE-REMOTE, 26" W/Z END-SWITCH LEVER
10	P18302-27-G15	EA	COVER-ARM, RH - 400 CHAIR (G15)
10	P18302-27-G16	EA	COVER-ARM, RH - 400 CHAIR (G16)
10	P18302-27-G13	EA	COVER-ARM, RH - 400 CHAIR (G17)
10	P18302-28-G15	EA	COVER-ARM, LH - 400 CHAIR (G15)
10	P18302-28-G16	EA	COVER-ARM, LH - 400 CHAIR (G16)
10	P18302-28-G13	EA	COVER-ARM, LH - 400 CHAIR (G17)

CURTAIN & CUSHION GROUP (CONTINUED)

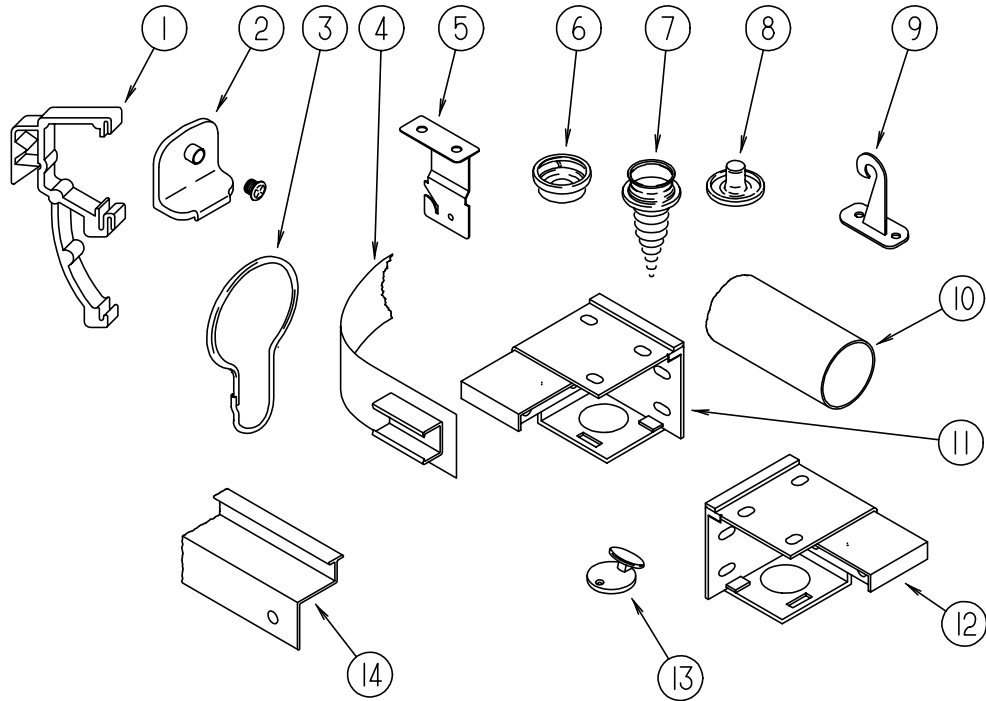


DINETTE CHAIRS

KEY	PART NUMBER	U/M	DESCRIPTION
1	119108-01-G15	EA	CHAIR ASM - 200 KC
1	119108-01-G16	EA	CHAIR ASM - 200 KC
1	119108-01-G17	EA	CHAIR ASM - 200 KC
2	114889-01-000	EA	STOP BAR - UNIVERSAL
3	119952-02-000	EA	SLIDE - SEAT, HD - NONLOCKING, 4 STUD
4	119705-03-02B	EA	PLATE - SEAT, E-COAT
5	119105-01-000	EA	PLATE - SWIVEL, RETURN-O-MATIC - 5.75"
6	119705-02-03B	EA	PEDESTAL ASM - O/W
7	116080-02-G35	EA	COVER - CHAIR LEG
8	119952-05-000	EA	SLIDE-SEAT, HD - LOCKING 4 STUDS
9	120109-01-02B	EA	ADAPTER BRACKET-CHAIR ASM 200 KC
	074045-07-000	EA	PLUG-OAK, 1/2" DIA.
	106477-01-000	EA	SCREW - 12 PER CHAIR

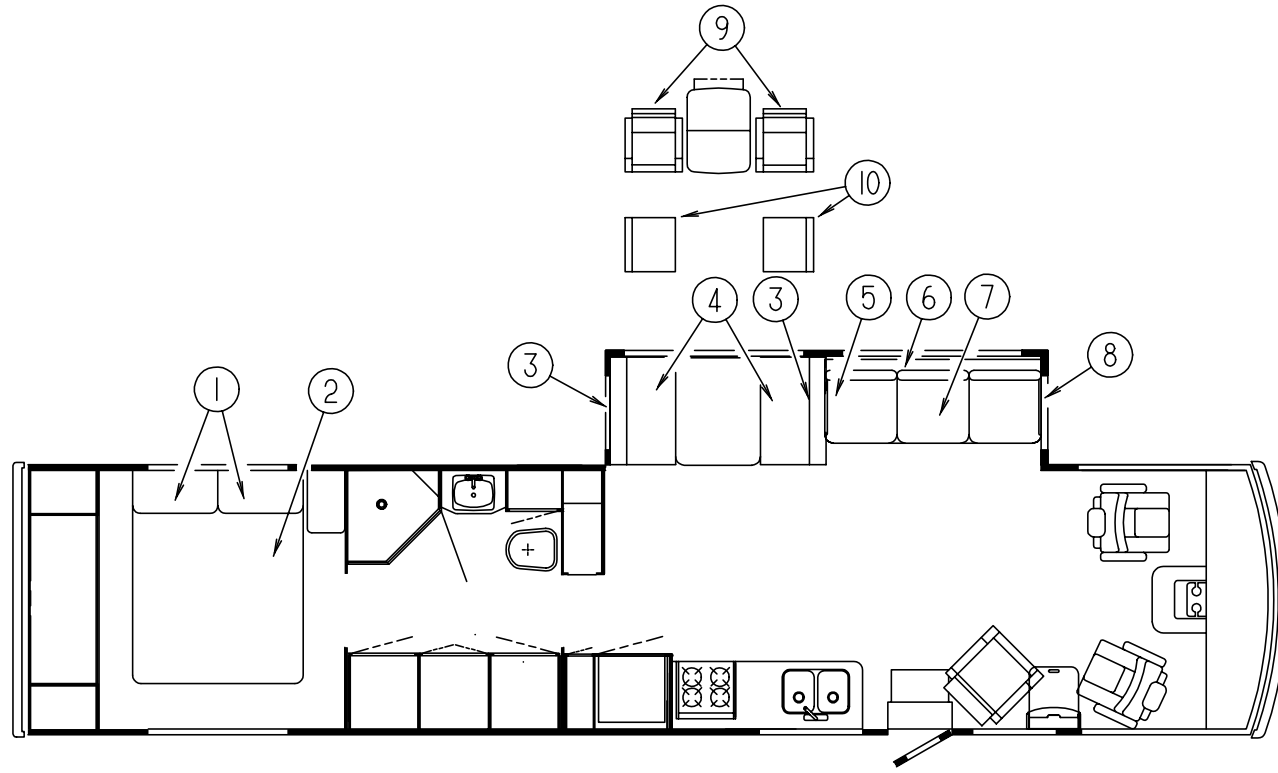
CURTAIN & CUSHION GROUP (CONTINUED)

CURTAIN & BLIND HARDWARE



KEY	PART NUMBER	U/M	DESCRIPTION
1	109353-04-000	EA	CLIP - VALANCE SLAT MOUNTING - CLEAR PLASTIC - PAR
2	106544-01-000	EA	SHADE PULL - BRASS
	106544-01-001	EA	SCREW - SHADE PULL - BRASS
3	009136-02-000	EA	HANGER - RING - PIN TYPE - CURTAIN - BRASS
4	101031-01-000	YD	TAPE - GLIDE - CURTAIN - 4.25" SPACING
5	084434-01-000	EA	BRACKET - MOUNTING - ROLLER SHADE - 1 3/8"
	096843-01-000	EA	SPRING - REWIND - ROLLER SHADE
6	029156-01-000	EA	SOCKET - SNAP - 9/16" O.D
7	029130-01-000	EA	SCREW - SNAP SOCKET - 8 PH X 5/8"
8	029155-01-000	EA	CAP - SNAP - 5/32" O.D. OF PIN
	046867-03-000	EA	GROMMET-HANDY BUTTON NO 3
9	109441-03-000	EA	HOLD DOWN - BLIND, HOOK
10	102075-06-01A	EA	SHOWER ROD
	009136-02-000	EA	BRASS SHOWER RINGS
	009112-01-000	EA	FLANGE - SHOWER ROD
11	083170-02-000	EA	BRACKET - BLIND - LEFT SIDE
12	083170-01-000	EA	BRACKET - BLIND - RIGHT SIDE
13	102555-01-000	EA	CLEAT - CORD - BLIND - CLEAR
			FROM: 00-00-00 THRU: 04-10-96
13	102555-03-000	EA	CLEAT - CORD - BLIND - MILKY WHITE
			FROM: 04-11-96 THRU: 99-99-99
14	114641-07-G15	EA	TRACK - WRAPAROUND CURTAIN - WILLOW (PASSENGER SIDE)
14	114641-08-G15	EA	TRACK - WRAPAROUND CURTAIN - WILLOW (DRIVER SIDE)
	048394-02-000	YD	VELCRO TAPE - HOOK - ADHESIVE BACK - .75" WIDE - BEIGE
	088792-02-000	YD	VELCRO TAPE - LOOP - ADHESIVE BACKED - .75" WIDE - BEIGE
	068716-01-001	EA	BRACKET - 90 DEGREE L-ANGLE - 192" - EXTRUDED ALUMINUM
	075943-01-000	EA	BRACE - WINDOW VALANCE - 1" X 1.5" X 20" - ALUMINUM - BEIGE
	094896-02-000	EA	GROMMET - CORD - PLEATED BLIND - NYLON - GRAY
	094907-02-000	EA	END CAP - TOP - PLEATED BLIND - PLASTIC - GRAY
	094907-04-000	EA	END CAP - BOTTOM - PULL TYPE SPECIALITY WINDOW
	097564-01-000	EA	T-HANDLE - EZ LIFT SHADE
	097565-01-000	EA	BRACKET - MOUNTING - PLEATED BLIND
	097591-01-000	EA	SPRING - EXTENSION - PLEATED BLIND
	097592-01-000	EA	SPOOL - CORD - ELEVATED BLIND HOLDUP - CLEAR PLASTIC
	089916-01-000	EA	MOUNT - WINDOW LEG - 23.75" LONG - ALUMINUM - BLACK
	056003-01-000	EA	BRACKET - DRAPERY RETAINING - FRONT - METAL
	056003-02-000	EA	BRACKET - DRAPERY RETAINING - REAR - METAL
	086276-01-000	EA	TAPE - DOUBLE SIDED - 1/2"
	009702-01-000	EA	END STOP-CURTAIN CARRIER, L ROD
	094896-02-000	EA	GROMMET-CORD, PLEATED BLIND - NYLON - GRAY
	097593-02-000	FT	CORD - BLIND - PLEATED - GRAY
	103986-01-000	FT	TRIM - VALANCE - U-CHANNEL - .75" WIDE - BRASS

CURTAIN & CUSHION GROUP (CONTINUED)



SOFA BED

KEY	PART NUMBER	U/M	DESCRIPTION	FROM:	THRU:
5	120991-01-G15	EA	ARM ASM - RH JACK KNIFE - VECTRA	00-00-00	10-15-95
5	120991-01-G16	EA	ARM ASM - RH JACK KNIFE - VECTRA	00-00-00	10-15-95
5	120991-01-G17	EA	ARM ASM - RH JACK KNIFE - VECTRA	00-00-00	10-15-95
5	P20991-01-G15	EA	COVER - ARM, RH JACK KNIFE - VECTRA	00-00-00	10-15-95
5	P20991-01-G15	EA	COVER - ARM, RH JACK KNIFE - VECTRA	00-00-00	10-15-95
5	P20991-01-G15	EA	COVER - ARM, RH JACK KNIFE - VECTRA	00-00-00	10-15-95
5	121222-01-G15	EA	ARM - RH SOFA BED JACK KNIFE BACK	10-16-95	99-99-99
5	121222-01-G16	EA	ARM - RH SOFA BED JACK KNIFE BACK	10-16-95	99-99-99
5	121222-01-G17	EA	ARM - RH SOFA BED JACK KNIFE BACK	10-16-95	99-99-99
5	P21222-01-G15	EA	COVER - ARM, RH JACK KNIFE	10-16-95	99-99-99
5	P21222-01-G16	EA	COVER - ARM, RH JACK KNIFE	10-16-95	99-99-99
5	P21222-01-G17	EA	COVER - ARM, RH JACK KNIFE	10-16-95	99-99-99
6	111319-03-G07	EA	BED ASM - JACK KNIFE BACK KNIFE EDGE - 66.5" (G15)	00-00-00	10-15-95
6	112104-02-G08	EA	BED ASM - 66.5" CHANNEL JACK KNIFE BACK (G16)	00-00-00	10-15-95
6	112104-02-G13	EA	BED ASM - 66.5" CHANNEL JACK KNIFE BACK (G17)	00-00-00	10-15-95
6	P11319-03-G07	EA	COVER BED - JACK KNIFE BACK KNIFE EDGE - 66.5" (G15)	00-00-00	10-15-95
6	P12104-02-G08	EA	COVER BED - 66.5" CHANNEL JACK KNIFE BACK (G16)	00-00-00	10-15-95
6	P12104-02-G13	EA	COVER BED - 66.5" CHANNEL JACK KNIFE BACK (G17)	00-00-00	10-15-95
6	111319-01-G15	EA	BED ASM - JACK KNIFE BACK KNIFE EDGE - 74" (G15)	10-16-95	99-99-99
6	112104-01-G16	EA	BED ASM - 74" CHANNEL JACK KNIFE BACK (G16)	10-16-95	99-99-99
6	112104-01-G13	EA	BED ASM - 74" CHANNEL JACK KNIFE BACK (G17)	10-16-95	99-99-99
6	P11319-01-G15	EA	COVER BED - JACK KNIFE BACK KNIFE EDGE - 74" (G15)	10-16-95	99-99-99
6	P12104-01-G16	EA	COVER BED - 74" CHANNEL JACK KNIFE BACK (G16)	10-16-95	99-99-99
6	P12104-01-G13	EA	COVER BED - 74" CHANNEL JACK KNIFE BACK (G17)	10-16-95	99-99-99
7	100032-37-G07	EA	BED - 3 PILLOW, SEAT - 66.5" - JACK KNIFE (G15)	00-00-00	10-15-95
7	100032-37-G08	EA	BED - 3 PILLOW, SEAT - 66.5" - JACK KNIFE (G16)	00-00-00	10-15-95
7	100032-37-G04	EA	BED - 3 PILLOW, SEAT - 66.5" - JACK KNIFE (G17)	00-00-00	10-15-95
7	P00032-37-G07	EA	COVER - BED, JACK KNIFE - TUCK SEAT - 66.5" (G15)	00-00-00	10-15-95
7	P00032-37-G08	EA	COVER - BED, JACK KNIFE - TUCK SEAT - 66.5" (G16)	00-00-00	10-15-95
7	P00032-37-G04	EA	COVER - BED, JACK KNIFE - TUCK SEAT - 66.5" (G17)	00-00-00	10-15-95

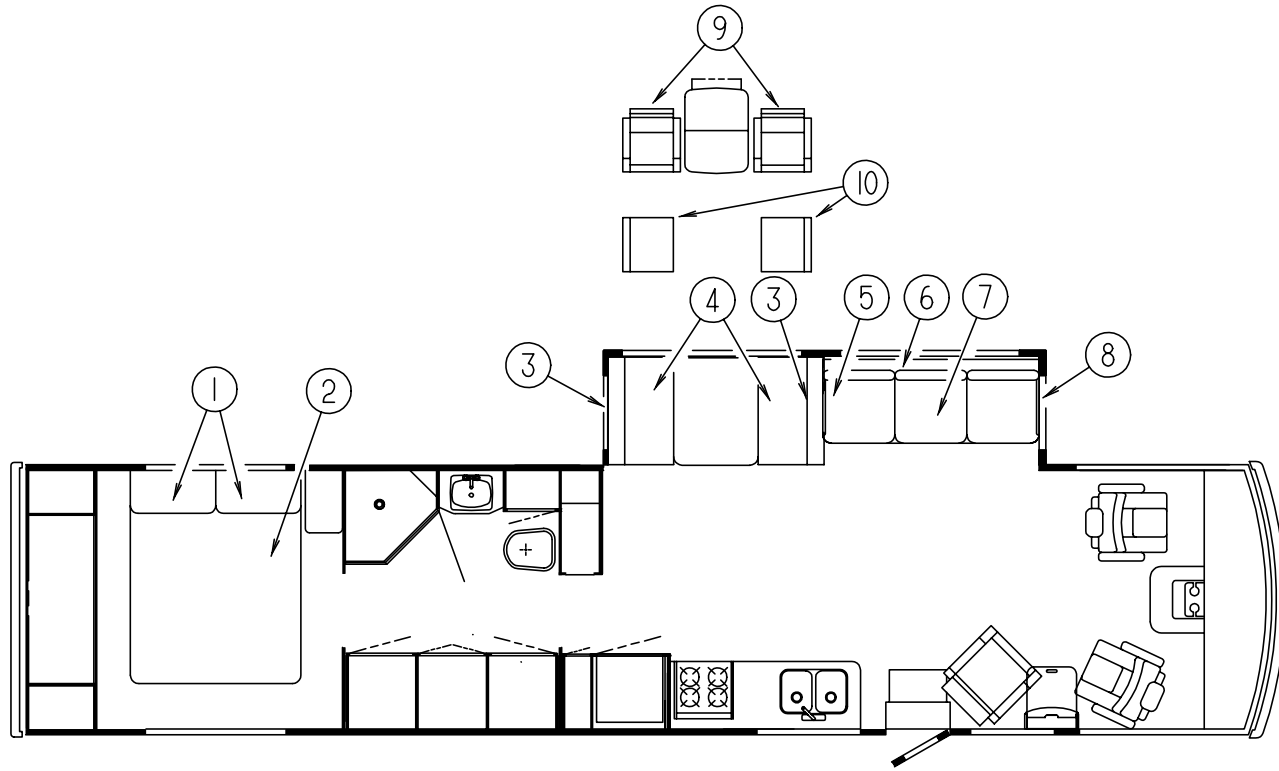
QUEEN BED

KEY	PART NUMBER	U/M	DESCRIPTION
1	119249-01-000	EA	PILLOW-CASE ASM, 20" X 33" - QUEEN (G15)
1	106727-04-G16	EA	PILLOW-TOOTSIE, W/.5" WELT, QUEEN (G16)
1	106727-04-G17	EA	PILLOW-TOOTSIE, W/.5" WELT, QUEEN (G17)
2	101123-08-000	EA	MATTRESS - QUEEN - 60" X 75" - TICKING COVERED
2	P01123-08-000	EA	COVER - MATTRESS, 60" X 75"
2	119141-06-G15	EA	BEDSPREAD - THROW, W/REVERSE SHAM - 60" X 75"
2	109588-31-G16	EA	BEDSPREAD - 60" X 75", FITTED - GUSSET CORNERS
2	109588-31-G17	EA	BEDSPREAD - 60" X 75", FITTED - GUSSET CORNERS
	111637-08-G15	EA	PILLOW ASM - 16" X 16" - KNIFE EDGE W/BRAID
	111637-09-G16	EA	PILLOW ASM - 16" X 16" - KNIFE EDGE W/BRAID
	111637-09-G17	EA	PILLOW ASM - 16" X 16" - KNIFE EDGE W/BRAID

DINETTE CUSHIONS

KEY	PART NUMBER	U/M	DESCRIPTION
3	111897-05-G15	EA	CUSHION - 13.5" X 42" X 5", CLUB BACK (G15)
3	111897-05-G16	EA	CUSHION - 13.5" X 42" X 5", CLUB BACK (G16)
3	111897-05-G04	EA	CUSHION - 13.5" X 42" X 5", CLUB BACK (G17)
3	P11897-05-G15	EA	COVER - 13.5" X 42" X 5", CLUB BACK (G15)
3	P11897-05-G16	EA	COVER - 13.5" X 42" X 5", CLUB BACK (G16)
3	P11897-05-G04	EA	COVER - 13.5" X 42" X 5", CLUB BACK (G17)
	078155-01-000	EA	STRAP-SNAP, BACKREST CUSHION
4	105603-15-G15	EA	CUSHION - 23" X 42" X 5" - SEAT (G15)
4	105603-15-G16	EA	CUSHION - 23" X 42" X 5" - SEAT (G16)
4	105603-15-G04	EA	CUSHION - 23" X 42" X 5" - SEAT (G17)
4	P05603-15-G15	EA	COVER - 23" X 42" X 5" - SEAT (G15)
4	P05603-15-G16	EA	COVER - 23" X 42" X 5" - SEAT (G16)
4	P05603-15-G04	EA	COVER - 23" X 42" X 5" - SEAT (G17)

CURTAIN & CUSHION GROUP (CONTINUED)



SOFA BED (CONTINUED)

KEY	PART NUMBER	U/M	DESCRIPTION
8	121222-02-G15	EA	ARM - LH SOFA BED JACK KNIFE BACK FROM: 10-16-95 THRU: 99-99-99
8	121222-02-G16	EA	ARM - LH SOFA BED JACK KNIFE BACK FROM: 10-16-95 THRU: 99-99-99
8	121222-02-G17	EA	ARM - LH SOFA BED JACK KNIFE BACK FROM: 10-16-95 THRU: 99-99-99
8	P21222-02-G15	EA	COVER - ARM, LH JACK KNIFE FROM: 10-16-95 THRU: 99-99-99
8	P21222-02-G16	EA	COVER - ARM, LH JACK KNIFE FROM: 10-16-95 THRU: 99-99-99
8	P21222-02-G17	EA	COVER - ARM, LH JACK KNIFE FROM: 10-16-95 THRU: 99-99-99
	101085-01-000	EA	FRAME - SEAT, COUCH - 66.5" FROM: 00-00-00 THRU: 10-15-95
	101085-03-000	EA	FRAME - BASE, COUCH - 66.5" FROM: 00-00-00 THRU: 10-15-95
	101085-04-000	EA	FRAME - SEAT, 74.75" FROM: 10-16-95 THRU: 99-99-99
	101085-06-000	EA	FRAME - BASE, 74.75" FROM: 10-16-95 THRU: 99-99-99
	101085-09-000	EA	FRAME - BACK, JACKKNIFE - 66.5" X 16" FROM: 00-00-00 THRU: 10-15-95
	101085-10-000	EA	FRAME - 74.5" X 16" BACK FRAME JACKKNIFE FROM: 10-16-95 THRU: 99-99-99
	114763-08-000	EA	FRAME - FORWARD FACING LEGS
	111637-03-G15	EA	PILLOW ASM - 22" X 22" KNIFE EDGE W/BRAID (G15)
	111637-03-G16	EA	PILLOW ASM - 22" X 22" KNIFE EDGE W/BRAID (G16)
	111637-03-G13	EA	PILLOW ASM - 22" X 22" KNIFE EDGE W/BRAID (G17)

NOTE: COUCH FRONT AND SIDE PANELS ARE FOUND IN THE LOUNGE GROUP

SOFA BED (CONTINUED)

KEY	PART NUMBER	U/M	DESCRIPTION
7	100032-43-G15	EA	BED - JACK KNIFE, SEAT - 74" TUCK - W/O ARMS (G15) FROM: 10-16-95 THRU: 99-99-99
7	100032-43-G16	EA	BED - JACK KNIFE, SEAT - 74" TUCK - W/O ARMS (G16) FROM: 10-16-95 THRU: 99-99-99
7	100032-43-G13	EA	BED - JACK KNIFE, SEAT - 74" TUCK - W/O ARMS (G17) FROM: 10-16-95 THRU: 99-99-99
7	P00032-43-G15	EA	COVER - JACK KNIFE, SEAT - 74" TUCK - W/O ARMS (G15) FROM: 10-16-95 THRU: 99-99-99
7	P00032-43-G16	EA	COVER - JACK KNIFE, SEAT - 74" TUCK - W/O ARMS (G16) FROM: 10-16-95 THRU: 99-99-99
7	P00032-43-G13	EA	COVER - JACK KNIFE, SEAT - 74" TUCK - W/O ARMS (G17) FROM: 10-16-95 THRU: 99-99-99
8	120991-02-G15	EA	ARM ASM - LH JACK KNIFE - VECTRA FROM: 00-00-00 THRU: 10-15-95
8	120991-02-G16	EA	ARM ASM - LH JACK KNIFE - VECTRA FROM: 00-00-00 THRU: 10-15-95
8	120991-02-G17	EA	ARM ASM - LH JACK KNIFE - VECTRA FROM: 00-00-00 THRU: 10-15-95
8	P20991-02-G15	EA	COVER - ARM, LH JACK KNIFE - VECTRA FROM: 00-00-00 THRU: 10-15-95
8	P20991-02-G16	EA	COVER - ARM, LH JACK KNIFE - VECTRA FROM: 00-00-00 THRU: 10-15-95
8	P20991-02-G17	EA	COVER - ARM, LH JACK KNIFE - VECTRA FROM: 00-00-00 THRU: 10-15-95

DINETTE OPTION

KEY	PART NUMBER	U/M	DESCRIPTION
9	119108-01-G15	EA	CHAIR ASM - 200 KC
9	119108-01-G16	EA	CHAIR ASM - 200 KC
9	119108-01-G17	EA	CHAIR ASM - 200 KC
10	101604-01-03A	EA	CHAIR - FOLDING - DINETTE #3053 - WATERFORD OAK

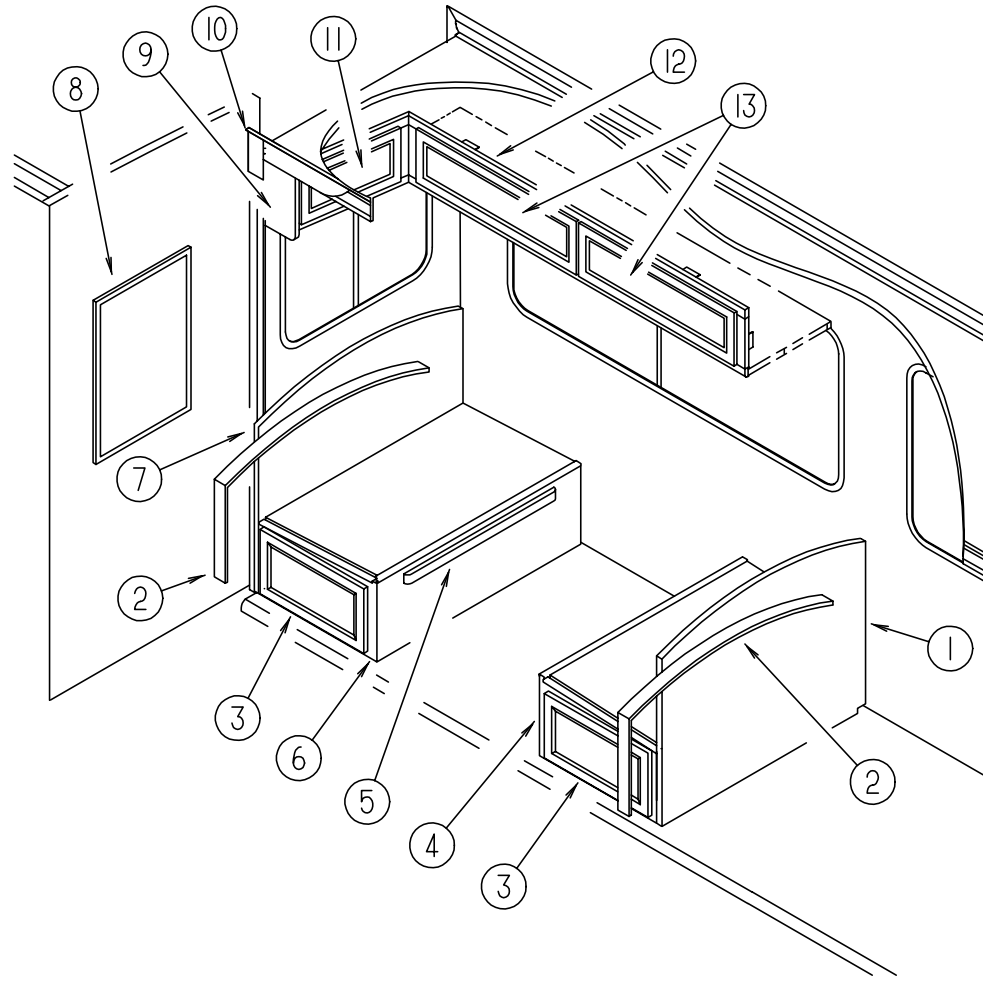
TRIMS & BUTTONS

KEY	PART NUMBER	U/M	DESCRIPTION
	084415-70-000	YD	TRIM-BRAID, 60261-V118 - CORD (G15)
	084415-69-000	YD	TRIM-BRAID, 62027-P57 - FRINGE (G16)
	084415-77-000	YD	TRIM-BRAID, 61814-N10 - CORD (G17)
	050263-01-000	YD	WELT-CORD, 5/32 DIA.
	070578-02-E38	EA	BUTTON - SCREW - STUD - #30 - VINYL

ASSIST HANDLE & SEAT BELTS

KEY	PART NUMBER	U/M	DESCRIPTION
	007021-01-000	EA	BELT - SEAT - 2" X 90" - BLACK
	056271-01-000	EA	BELT - SEAT - 2" X 102" - BLACK
	069178-02-000	EA	BRACKET - MOUNTING - ASSIST HANDLE - L ANGLE - W/HOLES
	000C16-07-16B	EA	BOLT - CARRIAGE - ASSIST HANDLE - 7/16-14 X 1" - ZINC
	000D20-07-00B	EA	NUT - ACORN - ASSIST HANDLE - 7/16" X 14 - ZINC
	057759-01-000	EA	WASHER BRACKET-SEAT BELT, 4" DIAMETER
	053552-02-AA8	EA	HANDLE - ASSIST - INTERIOR - ENTRY DOOR - VINYL - OFF WHITE

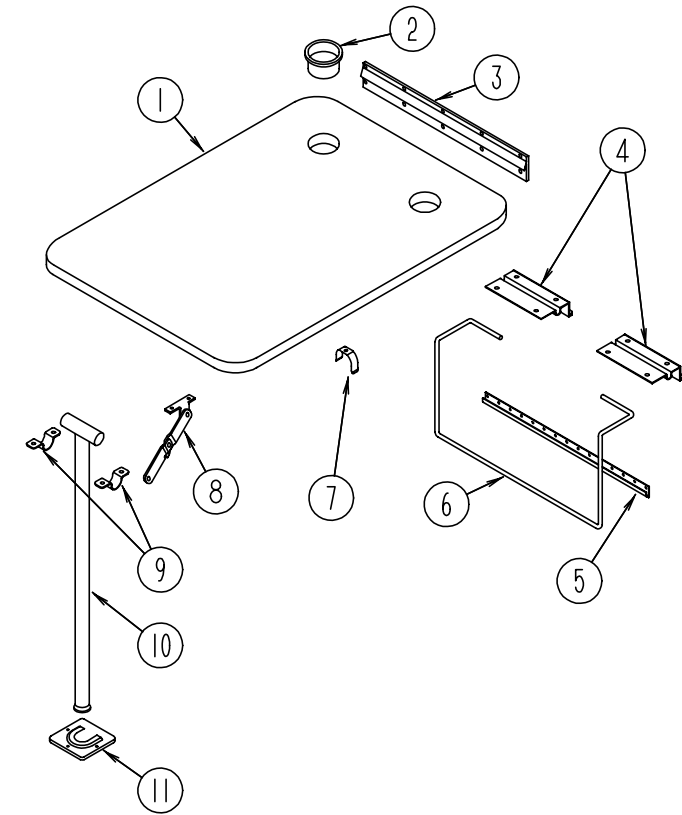
DINETTE GROUP



DINETTE CABINETRY (SLIDEOUT)

KEY	PART NUMBER	U/M	DESCRIPTION
1	M07514-01-G15	EA	CABINET - SEATBACK - RIGHT HAND
2	111338-06-G15	EA	PAD ASM. - DINETTE (G15)
2	111338-06-F09	EA	PAD ASM. - DINETTE (G16)
2	111338-06-F21	EA	PAD ASM. - DINETTE (G17)
3	M05971-35-G15	EA	DRAWER ASM. - W/O HARDWARE
4	M07515-01-G15	EA	CABINET - SEATBASE - RIGHT HAND
5	081295-01-G01	EA	BED SUPPORT - DINETTE
6	M07515-08-G35	EA	CABINET - SEATBASE - LEFT HAND
7	M07514-08-G35	EA	CABINET - SEATBACK - LEFT
8	058331-08-000	EA	MIRROR GLASS, SAFETY - 24" X 30"
9	120978-13-G35	EA	CAP ASM
10	115811-13-G15	EA	OVERLAY - 7.5 X 22 3/8 - NOVEAU
10	115811-13-G16	EA	OVERLAY - 7.5 X 22 3/8 - NOVEAU
10	115811-13-G17	EA	OVERLAY - 7.5 X 22 3/8 - NOVEAU
11	120035-05-G15	EA	DOOR ASM - FABRIC WRAPPED
11	120035-05-G16	EA	DOOR ASM - FABRIC WRAPPED
11	120035-05-G17	EA	DOOR ASM - FABRIC WRAPPED
12	120978-01-G35	EA	CABINET ASM - OVERHEAD - DINETTE
13	120035-04-G15	EA	DOOR ASM - FABRIC WRAPPED
13	120035-04-G16	EA	DOOR ASM - FABRIC WRAPPED
13	120035-04-G17	EA	DOOR ASM - FABRIC WRAPPED

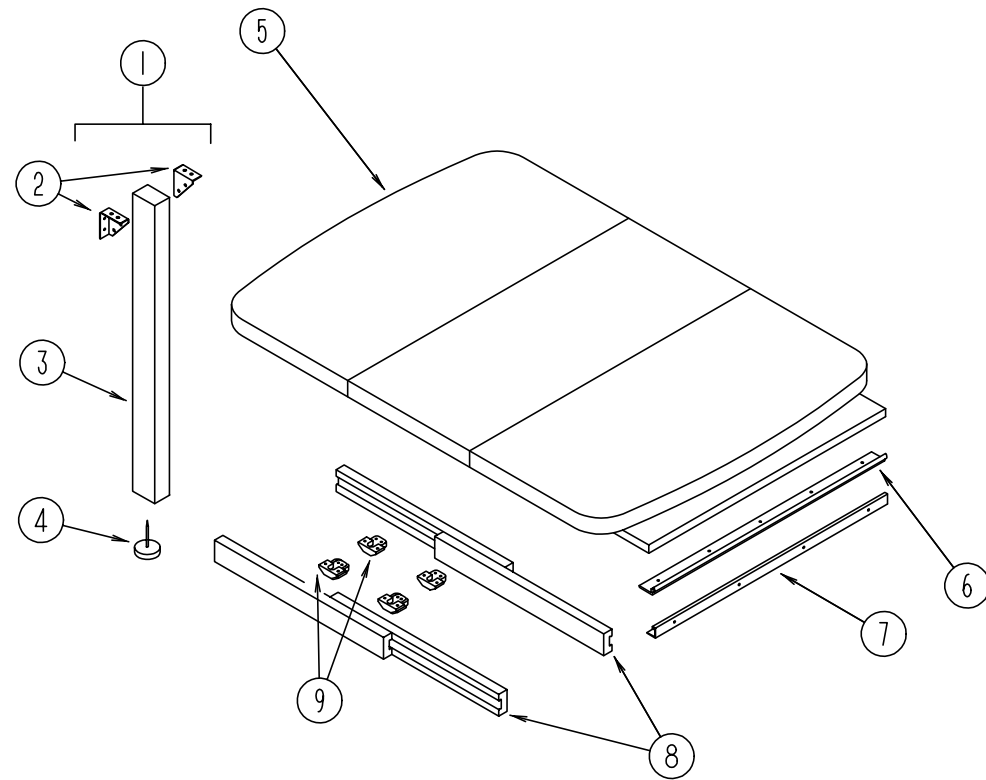
DINETTE GROUP (CONTINUED)



DINETTE TABLE ASM.

KEY	PART NUMBER	U/M	DESCRIPTION
1	081322-12-F09	EA	DINETTE TABLE (G15,G16)
1	081322-12-E01	EA	DINETTE TABLE (G17)
2	064781-06-000	EA	CUP HOLDER - 2 STEP
3	053200-12-000	EA	BRACKET - TABLE SUPPORT - UPPER WALL MOUNTED - 23.5" - OFF WHITE
4	088410-02-000	EA	BRACKET - TABLE MOUNTED - OFF WHITE
5	024281-14-000	EA	BRACKET - LIFT ROD - LOWER WALL MOUNTED - 22.12" - OFF WHITE
6	024275-12-000	EA	ROD - TABLE LIFT - 8" X 23.5" - OFF WHITE
7	024283-01-000	EA	CLIP - LEG - 1" - 1.125" OD - BLACK
8	024282-01-000	EA	BRACE - TABLE LEG - HINGED
9	064050-05-000	EA	CLAMP - SADDLE - LEG HINGE - OFF WHITE
10	024276-23-000	EA	TABLE LEG - METAL - OFF WHITE
11	049493-12-000	EA	LEG CATCH - FLOOR MOUNTED - 2.5" X 2.7" - METAL - E-COAT

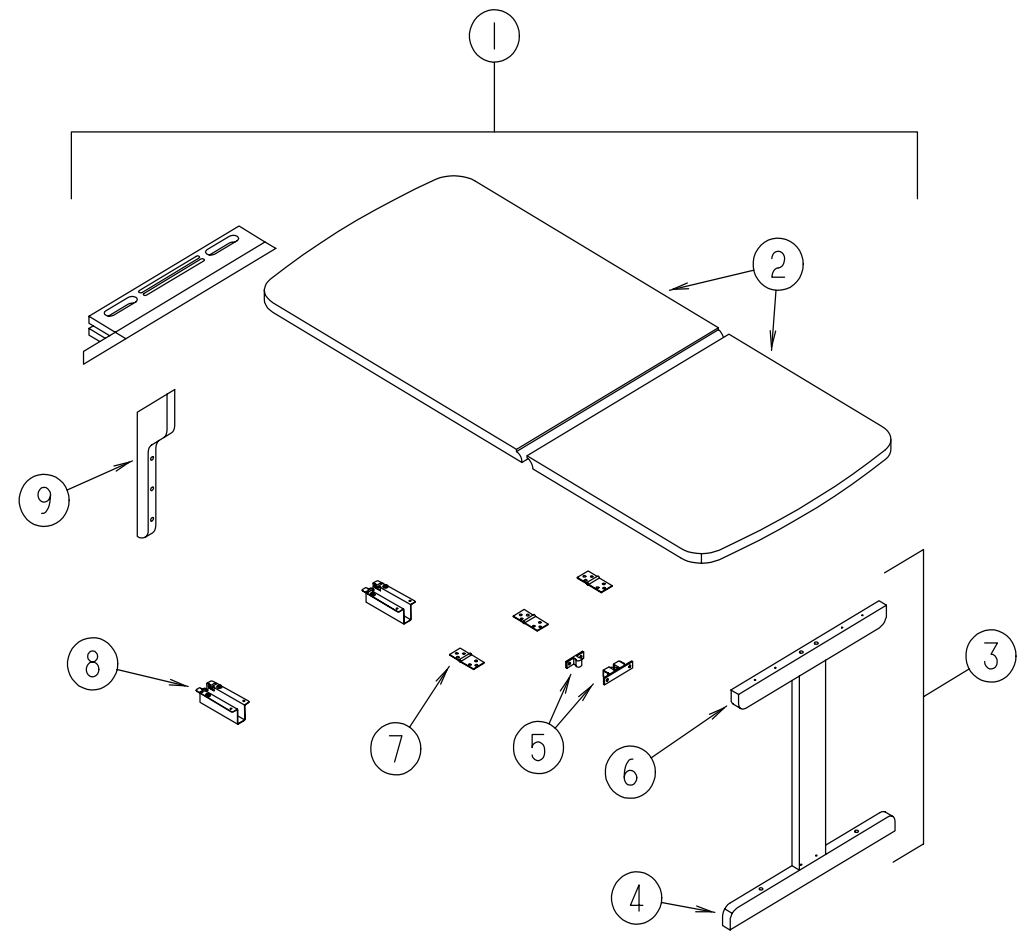
DINETTE GROUP (CONTINUED)



DINETTE TABLE - W/DROP LEAF - FROM 00/00/00 THRU 11/06/95

KEY	PART NUMBER	U/M	DESCRIPTION
1	092708-10-D35	EA	LEG ASM - TABLE
2	102810-01-04A	EA	BRACE - TABLE LEG - BLACK
3	092707-07-05A	EA	LEG MOLDING - OAK - WATERFORD OAK
4	102194-01-000	EA	GUIDE - PLASTIC
5	P02056-06-G35	EA	TABLE ASM. - W/ DROP LEAF
6	102201-02-01A	EA	SUPPORT - HINGE CATCH
7	102200-02-02A	EA	SUPPORT - HINGE LOCK - OFF WHITE
8	110749-01-000	EA	SLIDE - TABLE - 19 3/4" LONG
9	009050-02-000	EA	LEVELER - TABLE TOP - MALE END W/ SCREWS - PLASTIC
9	009050-03-000	EA	LEVELER - TABLE TOP - FEMALE END W/ SCREWS - PLASTIC
	119108-01-G15	EA	CHAIR ASM - 200 KC
	119108-01-G16	EA	CHAIR ASM - 200 KC
	119108-01-G17	EA	CHAIR ASM - 200 KC

DINETTE GROUP (CONTINUED)

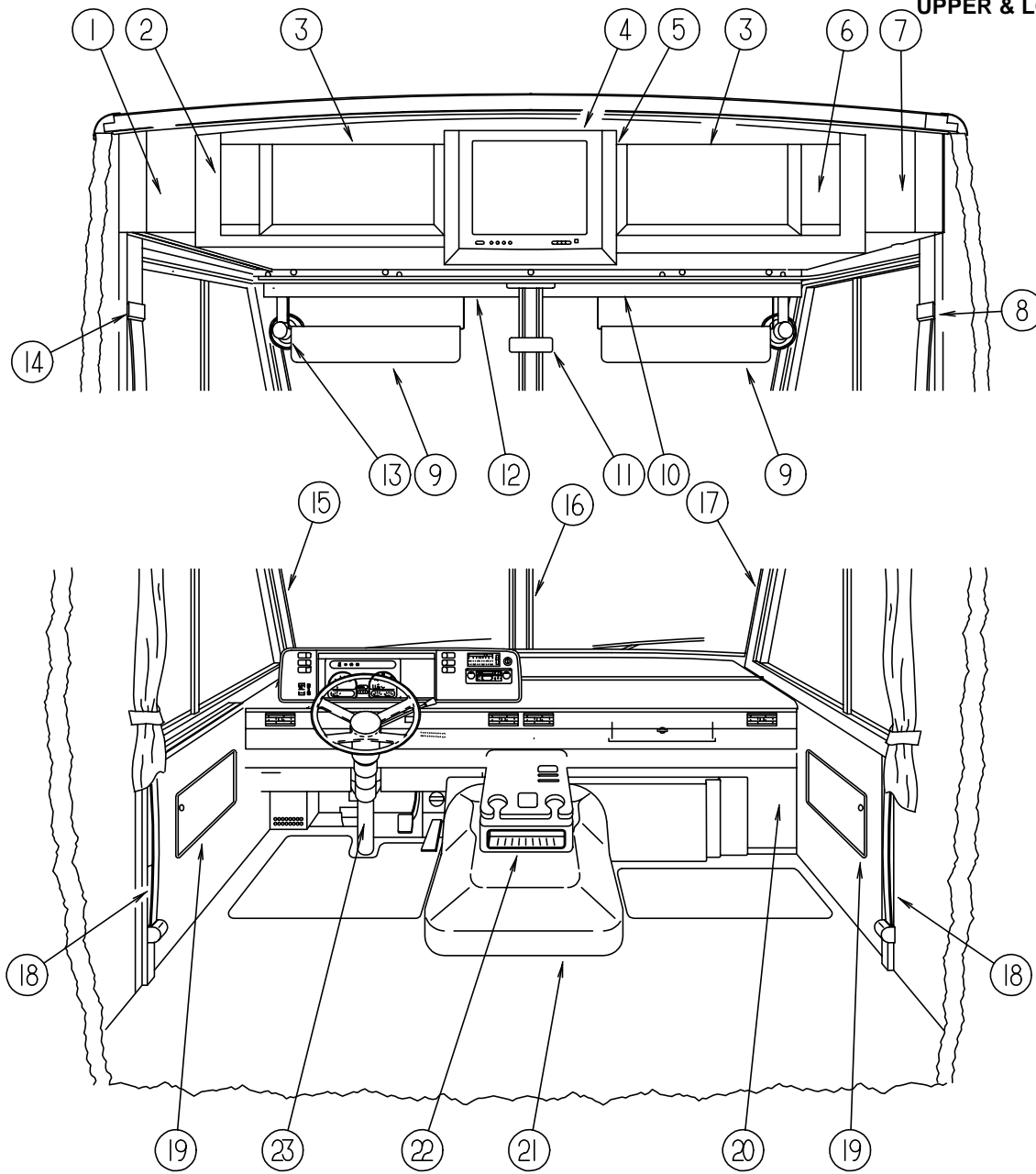


DINETTE TABLE - FOLDOUT - FROM 11/07/95 THRU 99/99/99

KEY	PART NUMBER	U/M	DESCRIPTION
1	120898-01-G35	EA	TABLE ASM. - FOLDOUT (G15,G16)
1	120898-01-G17	EA	TABLE ASM. - FOLDOUT (G17)
2	120898-11-G35	EA	COUNTERTOP ASM (G15,G16)
2	120898-11-G17	EA	COUNTERTOP ASM (G17)
3	M08092-01-G35	EA	LEG ASM - TABLE
4	120898-16-G35	EA	LEG - BOTTOM
5	084451-01-000	EA	CATCH - TV SHELF, BRASS
6	120898-17-G35	EA	LEG - UPPER
7	120972-01-01A	EA	HINGE - TABLE, DROP LEAF
8	120973-01-000	EA	SUPPORT - TABLE, DROP LEAF - PAIR
9	M08091-01-G35	EA	SUPPORT ASM - TABLE

DRIVERS COMPARTMENT GROUP

UPPER & LOWER DRIVER COMPARTMENT

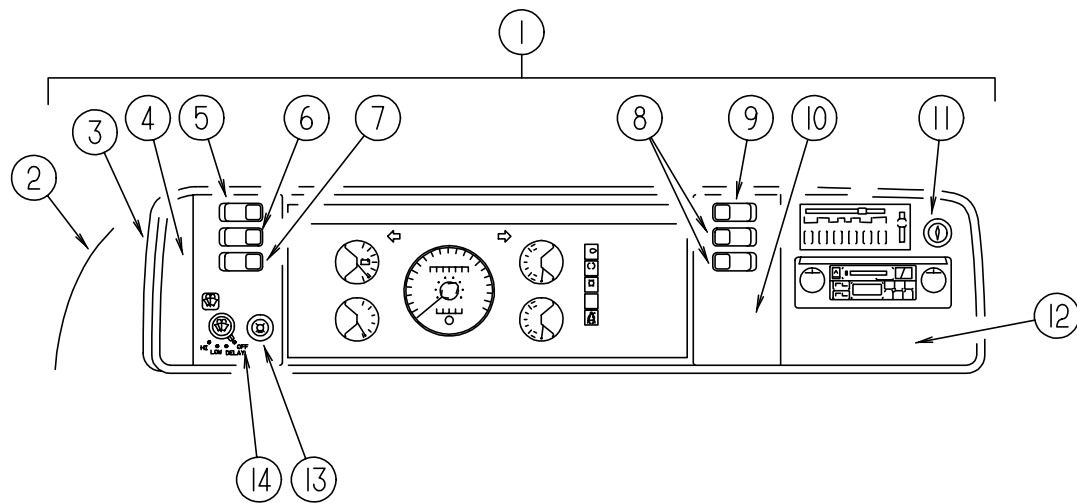


KEY	PART NUMBER	U/M DESCRIPTION
4	M06803-C1-G15	EA DOOR - MITERED CORNER/OGEE EDGE - 16.7" X 18" - W/O HARDWARE
5	116791-01-F31	EA FRAME ASSEMBLY - CABINET - W/ TV
	P18192-01-G15	EA COVER ASSEMBLY - TV - WITH VINYL
	115639-01-G15	EA PANEL ASSEMBLY - LINER-W/O TV - DRIVER
6	114612-01-G09	EA FACE ASSEMBLY - CABINET - PASSENGER SIDE OVERHEAD
	106699-01-01A	EA BRACKET - OVERHEAD CABINET - OFF WHITE
	P03077-04-G15	EA SHELF - BASE - CABINET - PASSENGER OVERHEAD
	100676-02-000	EA STAND - VCR
	114661-13-G09	EA PANEL ASSEMBLY - LINER - PASSENGER OVERHEAD - W/ TV
	114661-14-G09	EA PANEL ASSEMBLY - LINER - PASSENGER OVERHEAD - W/ TV & VCR
	114661-15-G09	EA PANEL ASSEMBLY - LINER - PASSENGER OVERHEAD - W/ TV - VCR/ INVERTER
	114661-16-G09	EA PANEL ASSEMBLY - LINER - PASSENGER OVERHEAD - W/ TV & INVERTER
7	104289-03-G15	EA PANEL - SIDE - PASSENGER OVERHEAD - VINYL
8	103961-01-01A	EA COVER-BRACKET - SEATBELT - OFF WHITE
9	082286-19-G15	EA SUNVISOR ASSEMBLY
	007211-01-000	EA HINGE - SUNVISOR - 25.5" X 1.5" - METAL
	074012-01-000	EA CLIP - SUNVISOR - SQUARE - PINCH ON
	116093-01-02A	EA BRACKET - SUNVISOR - W/ ROD - RH - BLACK
	116093-02-02A	EA BRACKET - SUNVISOR - W/ ROD - LH - BLACK
10	078579-15-000	EA TRIM - WINDSHIELD - UPPER INNER - RH - WILLOW
11	040714-01-000	EA MIRROR - REAR VIEW - W/ARM MOUNT & SET SCREW
	067490-01-000	EA BUTTON - MIRROR - REAR VIEW - STANK S927H
12	078579-16-000	EA TRIM - WINDSHIELD - UPPER INNER - LH - WILLOW
13	036420-02-000	EA FAN - DEFROSTER, 2 SPEED - 6" DIAMETER
		FROM: 00-00-00 THRU: 05-26-96
13	122856-01-01A	EA FAN - DEFROSTER, 2 SPEED - CHROME
		FROM: 05-27-96 THRU: 99-99-99
14	103961-01-01A	EA COVER - BRACKET - SEATBELT - W/O DRIVER DOOR - OFF WHITE
14	103961-02-01A	EA COVER - BRACKET - SEATBELT - W/ DRIVER DOOR - OFF WHITE
	R77030-53-447	EA WASHER - FLAT
15	103931-04-03A	EA COVER - INTERIOR - A-PILLAR - DRIVER SIDE - WILLOW
16	079765-11-000	EA TRIM - WINDSHIELD - CENTER - WILLOW
17	103931-03-03A	EA COVER - INTERIOR - A-PILLAR - PASSENGER SIDE - WILLOW
	024700-46-000	EA COVER - ROLL BAR - DRIVER & PASSENGER SIDE UPPER - OFF WHITE - 21.2"
	024700-44-000	EA COVER - ROLL BAR - DRIVER & PASSENGER SIDE LOWER - 53" (W/O DR. DOOR)
	024700-47-000	EA COVER - ROLL BAR - DRIVER SIDE LOWER - 18.9" (W/ DRIVER DOOR)
	024700-48-000	EA COVER - ROLL BAR - DRIVER SIDE CENTER - 25" (W/ DRIVER DOOR)
18	091990-04-01A	EA SEAT BELT - 3 POINT - BLACK - INTERTEK A8408
	109146-01-000	EA BOLT - SHOULDER - SEAT BELT
19	086120-10-G15	EA PAD - MAP POCKET - 12" X 16"
19	086120-10-G16	EA PAD - MAP POCKET - 12" X 16"
19	086120-10-G17	EA PAD - MAP POCKET - 12" X 16"
20	095757-03-F06	EA COVER - HEATER (G15)
20	095757-03-E33	EA COVER - HEATER (G16)
20	095757-03-G36	EA COVER - HEATER (G17)
21	115840-01-01A	EA COVER - MOTOR
	115850-01-02B	EA RETAINER ASM - MOTOR COVER LATCH
	116581-01-000	EA LATCH - MOTOR COVER
	115860-01-01A	EA TRIM - MOTOR COVER MILL
	115852-01-02B	EA STRIKE ASM. - MOTOR COVER
	116833-01-02B	EA WRENCH - HEX - MOTOR COVER
22	111618-01-GB1	EA TRAY - BEVERAGE
22	111618-13-GB1	EA LID ASM. - TRAY - BEVERAGE
	046886-03-000	EA ASHTRAY - CHROME - W/ COVER
23	103498-06-000	EA BOOT - COLUMN - UNIVERSAL
	112634-01-01A	EA TRIM - STEERING COLUMN - RH BLACK
	112634-02-01A	EA TRIM - STEERING COLUMN - LH BLACK
	111521-03-01A	EA COVER - STEERING COLUMN - BLACK

KEY	PART NUMBER	U/M DESCRIPTION
1	104289-04-G15	EA PANEL - SIDE - DRIVER - OVERHEAD - VINYL
2	114612-02-G09	EA FACE ASSEMBLY - OVERHEAD CABINET - DRIVER SIDE - W/TV
	106699-01-01A	EA BRACKET - OVERHEAD CABINET - OFF WHITE
	P03077-03-G15	EA SHELF - BASE - OVERHEAD CABINET - DRIVER
	114661-12-G09	EA PANEL ASSEMBLY - LINER - DRIVER OVERHEAD
	078811-08-G09	EA PANEL - TRIM - HEADER - LOWER - BETWEEN OVERHEAD AND W/S TRIM
3	100708-12-000	EA DOOR - GLASS TV CABINET- 9.7" X 23.2"
	100710-01-01A	EA LOCK ASSEMBLY - TWIST TYPE - BRASS
	100711-01-01A	EA HINGE - GLASS DOOR
	100707-01-000	EA SPACER - GLASS DOOR - .8" DIAMETER - .3" HOLE - PLASTIC
	101272-01-000	EA CATCH - GLASS DOOR
	101766-01-000	EA PIN - SUPPORT - GLASS DOOR
	108487-02-01A	EA SUPPORT - PROP ROD - PASSENGER OVERHEAD - BLACK
	108486-01-01A	EA BRACKET - PROP ROD - PASSENGER OVERHEAD - BLACK

DRIVERS COMPARTMENT GROUP (CONTINUED)

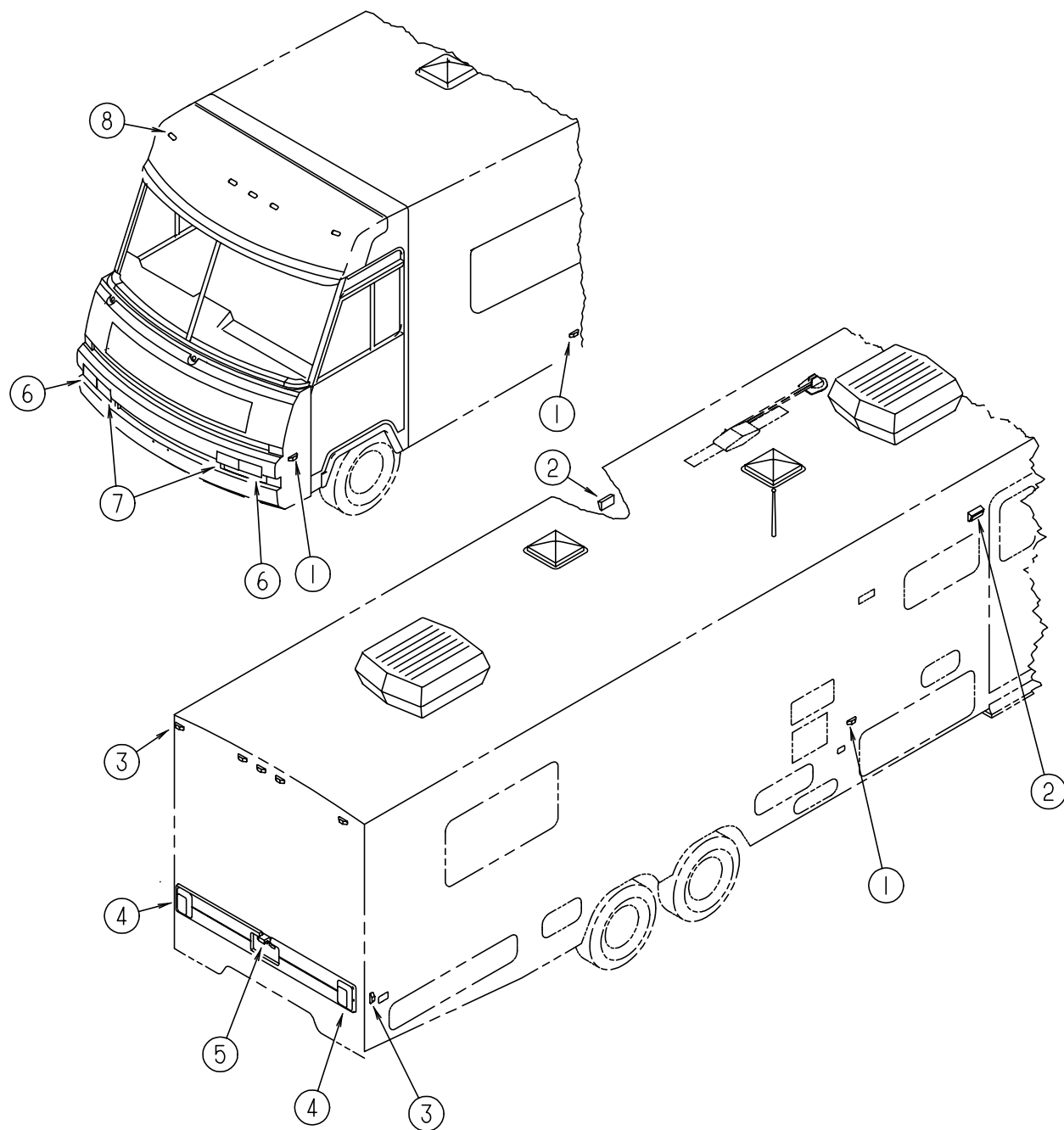
DASH, GAUGES & SWITCHES (FORD)



KEY	PART NUMBER	U/M	DESCRIPTION
1	M05946-34-G15	EA	DASH POD ASM.
2	111499-01-03A	EA	POD - INSTRUMENT PANEL - WILLOW
3	103662-04-01A	EA	BEZEL - INSTRUMENT PANEL
4	104056-01-02A	EA	APPLIQUE - BEZEL - LEFT - DRESS UP
5	108357-05-000	EA	SWITCH - ROCKER - SPDT ON/ NONE/ ON
5	108356-02-01A	EA	SWITCH COVER - W/ DIMPLES - CARLING VVAZC00 BLA
6	108357-09-000	EA	SWITCH - ROCKER - SPDT ON/ NONE/ MOM
6	108356-02-01A	EA	SWITCH COVER - W/ DIMPLES - CARLING VVAZC00 BLA
7	108357-06-000	EA	SWITCH - ROCKER - DPDT MOM/ OFF/ MOM
7	108356-02-01A	EA	SWITCH COVER - W/ DIMPLES - CARLING VVAZC00 BLA
8	108357-03-000	EA	SWITCH - ROCKER - SPDT ON/ OFF/ ON
8	108356-02-01A	EA	SWITCH COVER - W/ DIMPLES - CARLING VVAZC00 BLA
9	108357-10-000	EA	SWITCH - ROCKER - SPDT MOM/ OFF/ MOM
9	108356-04-01A	EA	SWITCH COVER - W/ DIMPLES & LENS - CARLING VVAGC00
	096241-03-000	EA	SWITCH - BLANK
10	104056-21-01A	EA	APPLIQUE - BEZEL - SWITCH RIGHT
11	089294-01-000	EA	LIGHTER ASM. - CIGARETTE
12	104056-06-02A	EA	APPLIQUE - BEZEL - RIGHT DRESS UP
13	096675-01-000	EA	KNOB - HEADLAMP SWITCH - W/SHAFT
	096674-01-000	EA	NUT - HEADLAMP SWITCH - BLACK
14	104056-24-01A	EA	APPLIQUE - BEZEL - SWITCH LEFT
	105927-02-000	EA	PANEL ASM - DASH - TOP - W/ STUD
	106569-07-01A	EA	VINYL - LAMINATE MADRID WILLOW - 1/4" X 17" X 100"
	100138-01-000	EA	MODULE - DAYTIME RUNNING LIGHT (CSA)
	077031-01-000	EA	FILM - BLACK - 1" X 1.75"
	077031-03-000	EA	FILM - WHITE .75" X 1"
	104354-08-01A	EA	APPLIQUE - LOWER DASH - FORD
	112236-02-G15	EA	BEZEL - SLIDE OUT CONTROL
	111528-05-04A	EA	TRIM - DASH - LOWER - RIGHT HAND - WILLOW
	117306-01-G09	EA	TRIM ASM - DASH - LOWER,FORD
	111904-01-000	EA	INDICATOR ASM - TRANSMISSION
	P03817-10-000	EA	DASH ASM - FORD - W/O VINYL
	108067-03-000	EA	STUD - WELD - 1/4-20 X 1/2 CD

ELECTRICAL GROUP

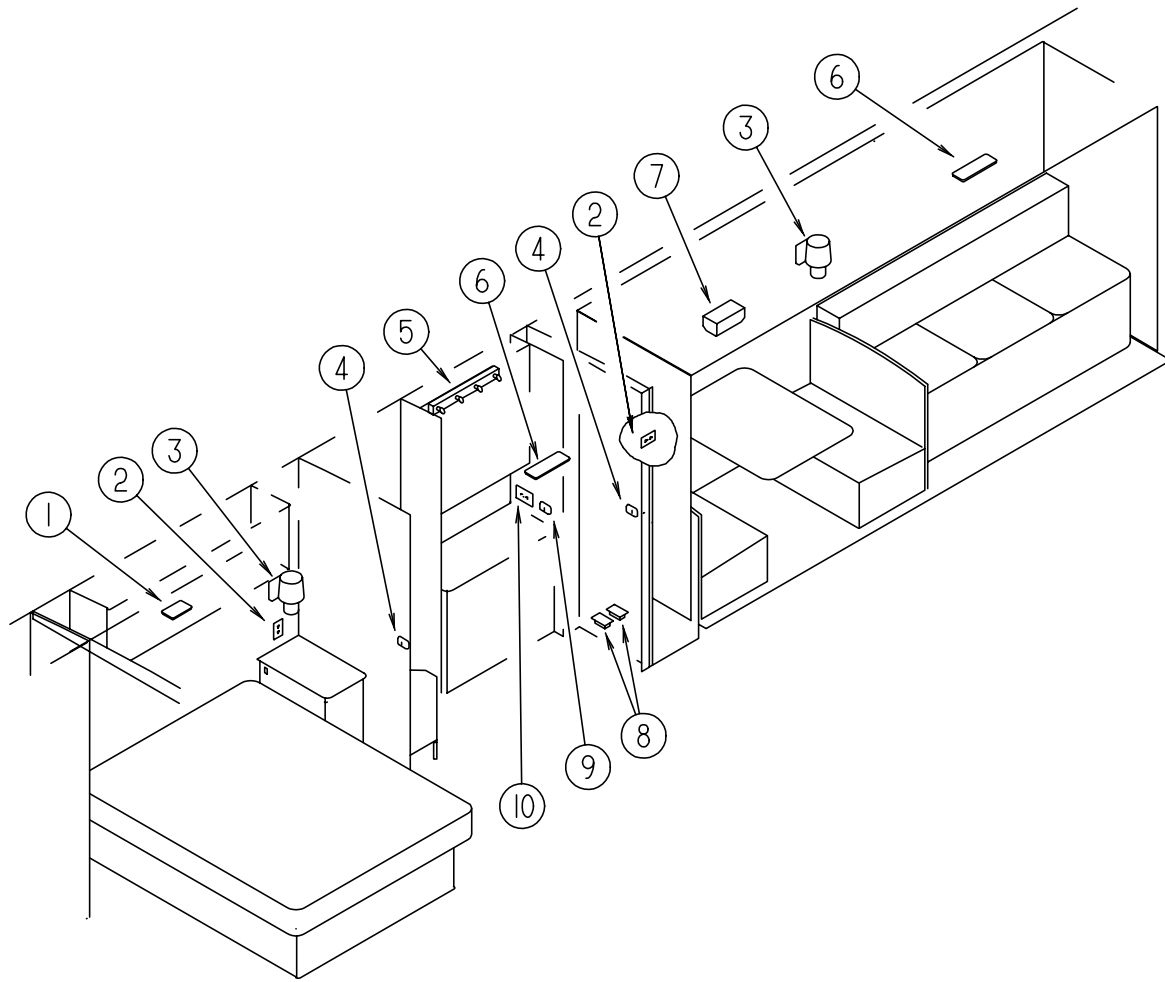
EXTERIOR LIGHTS



KEY	PART NUMBER	U/M DESCRIPTION
1	111102-01-000	EA LAMP - MARKER - BASE - TRIPLEX - 117XAS
1	036196-01-000	EA BULB
1	111102-02-000	EA LENS - MARKER LAMP - AMBER - TRIPLEX - 118A
1	112823-01-000	EA SPLICE - REDUCER
2	097917-01-04A	EA LIGHT - PORCH - ENTRY DOOR - BUFF
2	008215-01-000	EA BULB
2	097917-01-700	EA LENS - LIGHT - PORCH
3	111102-01-000	EA LAMP - MARKER - BASE - TRIPLEX - 117XAS
3	036196-01-000	EA BULB
3	111102-03-000	EA LENS - MARKER LAMP - RED - TRIPLEX - 117R
3	112823-01-000	EA SPLICE - REDUCER
4	081638-01-000	EA TAIL LIGHT - DOUBLE - W/ BLACK TRIM - DRIVER & PASSENGER SIDE
4	081638-01-700	EA LENS - TAIL LIGHT - RED
4	081638-01-701	EA LENS - TAIL LIGHT - W/BACKUP
4	037934-01-000	EA BULB #1156 (BACK UP & TURN SIGNAL)
4	037935-01-000	EA BULB #2057 OR #1157 (BRAKE LIGHT)
5	066432-02-000	EA LIGHT ASM. - LICENSE PLATE
5	066432-03-000	EA BRACKET - LICENSE PLATE
6	070907-04-000	EA HEADLAMP ASM - DRIVER & PASSENGER SIDE - HIGH/ LOW BEAM
7	089292-01-000	EA LIGHT - PARK/ TURN - DRIVER & PASSENGER SIDE - W/ AMBER LENS
	049359-01-000	EA SPRING - RETAINER - HEADLAMP - GM
	073308-01-000	EA SCREW - ADJUSTING - HEADLAMP
8	102520-01-000	EA CLEARANCE LIGHT ASM. - W/O SOCKET CONNECTIONS - AMBER
8	036196-01-000	EA BULB
8	102540-01-000	EA SEAL - SCREW - ROUND - RUBBER
8	067789-02-000	EA SOCKET - LAMP - PACKARD 8919426
8	088474-09-000	EA HOUSING - SOCKET - 3 CAVITY - AMP 1-480701-0
8	088476-01-000	EA SOCKET - CONNECTOR - BRASS - PRE-TIN

ELECTRICAL GROUP (CONTINUED)

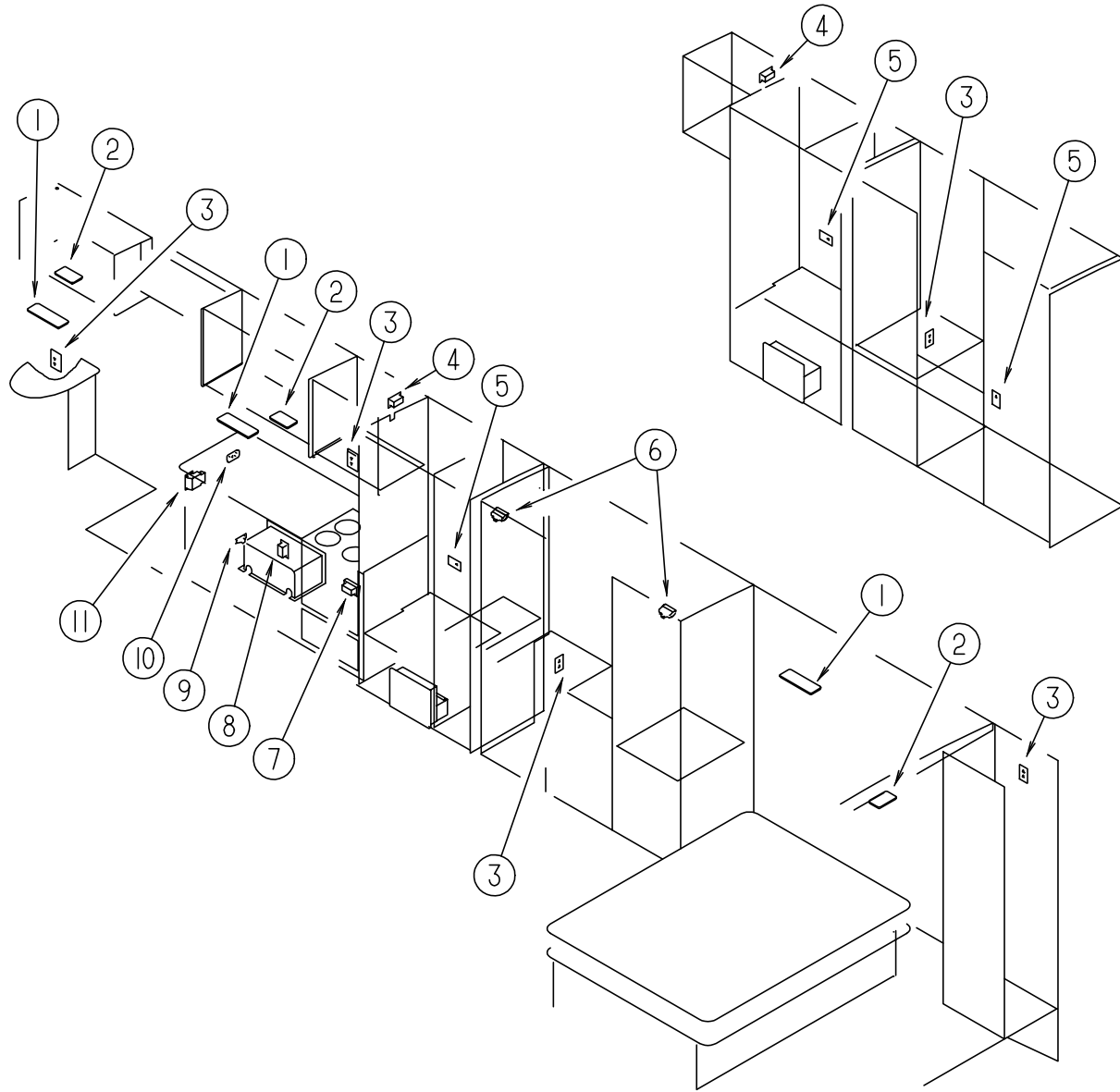
LIGHTS, RECEPTACLES, & SWITCHES (DRIVER SIDE)



KEY	PART NUMBER	U/M	DESCRIPTION
1	098024-01-01A	EA	DOME LIGHT - 1 BULB - US - IVORY
1	008218-01-000	EA	BULB - DOME LIGHT
1	098024-01-700	EA	LENS - DOME LIGHT
2	058708-02-000	EA	RECEPTACLE - ELECTRIC - DOUBLE - IVORY
2	091927-01-000	EA	COVER - RECEPTACLE - DOUBLE - IVORY
2	102568-01-GB1	EA	SPACER - RECEPTACL - WOOD - SIDEWALL
3	065202-24-000	EA	LAMP-WALL, BRASS UL/CSA - GUSTAFSON OV-531
3	065201-12-000	EA	SHADE-LAMP, FABRIC - WHITE SWIRL
3	067479-01-000	EA	BULB - 12V, NUMBER 1076
4	079364-01-000	EA	SWITCH - ON/ OFF - ROCKER - 2 PRONGS - BROWN
4	098351-01-01A	EA	PLATE - SWITCH - 1 GANG - POLISHED BRASS
4	095188-01-01A	EA	SPACER - SWITCH - DARK BROWN
5	110235-02-01A	EA	LIGHT - MAKE UP - 4 BULB - PANLESS
5	081633-01-700	EA	BULB - MAKE-UP
6	098024-03-01A	EA	DOME LIGHT - 2 BULB - IVORY
6	008218-01-000	EA	BULB - DOME LIGHT
6	098024-01-700	EA	LENS - DOME LIGHT
7	093575-06-01A	EA	LIGHT - CEILING W/ FLUTED GLASS
8	058707-02-000	EA	RECEPTACLE - BLANK - JUNCTION WIRECON
9	079364-01-000	EA	SWITCH - ON/ OFF - ROCKER - 2 PRONGS - BROWN
9	079364-03-000	EA	SWITCH - LOCK/ LOCK - ROCKER - BROWN
9	098351-02-01A	EA	PLATE - SWITCH - 2 GANG - POLISHED BRASS
10	084076-01-000	EA	RECEPTACLE - GFI - 15A - 125V - IVORY
	024924-02-000	EA	RECEPTACLE - POWER CORD - W/ PARTIAL PLATE

ELECTRICAL GROUP (CONTINUED)

LIGHTS, RECEPTACLES, & SWITCHES (PASSENGER SIDE)



KEY	PART NUMBER	U/M	DESCRIPTION
1	098024-03-01A	EA	DOMI LIGHT - 2 BULB - IVORY
1	008218-01-000	EA	BULB - DOME LIGHT
1	098024-01-700	EA	LENS - DOME LIGHT
2	098024-01-01A	EA	DOMI LIGHT - 1 BULB - US - IVORY
2	008218-01-000	EA	BULB - DOME LIGHT
2	098024-01-700	EA	LENS - DOME LIGHT
3	058708-02-000	EA	RECEPTACLE - ELECTRIC - DOUBLE - IVORY
3	091927-01-000	EA	COVER - RECEPTACLE - DOUBLE - IVORY
3	102568-01-GB1	EA	SPACER - RECEPTACLE - WOOD - SIDEWALL
4	058708-05-000	EA	RECEPTACLE - ELECTRIC - FLUSH MOUNT - SINGLE - BROWN
5	058707-01-000	EA	RECEPTACLE - ELECTRIC - SINGLE - BROWN
6	087694-01-000	EA	LIGHT - WARDROBE/ CLOSET - W/SWITCH
6	087694-01-700	EA	BULB - GE561 - WARDROBE/ CLOSET
7	112822-01-01A	EA	RECEPTACLE - DUPLEX - IVORY
8	058708-01-000	EA	RECEPTACLE - ELECTRIC - DOUBLE - BROWN
9	061424-01-000	EA	LIGHT - AISLE - 12V - RECTANGULAR
9	008103-01-000	EA	BULB - AISLE
10	079364-01-000	EA	SWITCH - ON/ OFF - ROCKER - 2 PRONGS - BROWN
10	098351-05-01A	EA	PLATE - SWITCH - 3 GANG - POLISH BRASS - JENSEN
11	084076-02-000	EA	RECEPTACLE - GFI - 15A - 125V - BROWN
	112824-01-02A	EA	COVER - EXTERIOR DUPLEX RECEPTACLE - OFF WHITE
	007954-01-000	EA	RECEPTACLE - HSG - 6 POSITION
	080015-02-000	EA	RECEPTACLE - FLAG - .185 - 16/14 GA - AMP 3

ELECTRICAL GROUP (CONTINUED)

ELECTRIC COMPONENTS

KEY	PART NUMBER	U/M	DESCRIPTION
	008326-01-000	EA	TERMINAL - RING - 16/14 WIRE - 3/8" STUD
	008328-01-000	EA	TERMINAL - RING - 12/10 WIRE - #10 STUD FIT
	008331-01-000	EA	TERMINAL - RING - TONGUE - #4 WIRE - 3/8" STUD - COPPER
	008348-01-000	EA	TERMINAL - RING - 3/8" STUD - #2 WIRE
	035416-04-000	EA	TERMINAL - RING #10 STUD FITTING - INSULATED BARREL #16/14
	047443-01-000	EA	TERMINAL - 250 RECEP. FITTING - INSULATED - 16/14 AWG
	062036-02-000	EA	TERMINAL - PACK - CONNECTOR - 16/14 AWG
	104100-03-000	EA	TERMINAL - 75 AMP AMP 53880-4 LOOSE
	106655-02-000	EA	TERMINAL - FUSE BLOCK - 10-12AWG
	103603-01-000	EA	BULB - 12V NO.74 0.12A WEDGE GE 22-25 OR EQUIV.
	008218-01-000	EA	BULB - DOME LIGHT - 12V - NUMBER 1141
	067479-01-000	EA	BULB - 12V - NUMBER 1076
	103608-01-000	EA	SOCKET - WEDGE BASE W/ LEADS JKL 2944-6 OR EQUIV
	077479-01-000	EA	BOOT - BATTERY TERMINAL - DOUBLE CABLE
	077479-02-000	EA	BOOT - BATTERY TERMINAL - SINGLE CABLE
	086233-01-000	EA	STUD - ISOLATED - 3/8" X 7/8" LONG
	086273-01-000	EA	RELAY - BATTERY DISCONNECT
	087949-01-000	EA	BUSS BAR - 2 POSITION - .6' X 1.5" - ALUMINUM
	087949-02-000	EA	BUSS BAR - 3 POSITION 90 WIV
	007093-01-000	EA	FLASHER - SIGNAL - STAT
	008188-01-000	EA	SOLENOID - 3 POST - BATTERY CHANGE OVER
	075723-02-000	EA	SPACER - SWITCH - W/HOLE - .2" X .9" X 2" - METAL - OFF WHITE FOR ELECTRIC STEP DOOR JAMB SWITCH
	095188-01-01A	EA	SPACER - SWITCH - 2.3" X 3.4" - PLASTIC - DARK BROWN
	095188-02-01A	EA	SPACER - SWITCH - 2.3" X 4.1" - PLASTIC - DARK BROWN
	102568-01-E90	EA	SPACER - RECEPTACLE - SIDEWALL
	103987-02-000	EA	SEAL - SOLENOID ACCESS
	063910-01-000	EA	HOUSING - RELAY - BOSCH 3 334 485 008
	063912-02-000	EA	RELAY - CANISTER - SPDT - BOSCH 0332204101
	115504-01-000	EA	PANEL - SOLAR 10 WATT
	115505-01-000	EA	MONITOR - SOLAR CHARGER
	087225-01-000	FT	SLEEVING - 1/2" - TYPE H
	087225-02-000	FT	SLEEVING - 5/8" - TYPE H

CONVERTER & LOAD CENTER

KEY	PART NUMBER	U/M	DESCRIPTION
	109677-01-000	EA	LOAD CENTER - 120V - 40A WESCO TT120 FLGNM
	113132-01-000	EA	LOAD CENTER - 120/ 240V - 60A WESCO 2460SGNM
	083208-02-000	EA	CONVERTER - POWER - 45A - 120V/12V - BW 6345
	099048-02-000	EA	100 WATT INVERTER W/EXTRA SURGE CAPACITY FROM: 00-00-00 THRU: 06-16-96
	099048-03-000	EA	INVERTER - 130 WATT FROM: 06-17-96 THRU: 99-99-99

ELECTRICAL GROUP (CONTINUED)

ELECTRICAL HOUSINGS

KEY	PART NUMBER	U/M	DESCRIPTION
	088473-01-000	EA	PIN HOUSING - 12 POSITION
	088473-02-000	EA	PIN HOUSING - 15 POSITION
	088473-03-000	EA	PIN HOUSING - 9 POSITION
	088473-05-000	EA	PIN HOUSING - 6 POSITION (SINGLE ROW)
	088473-06-000	EA	PIN HOUSING - 6 POSITION (TWO ROWS OF THREE)
	088473-08-000	EA	PIN HOUSING - 4 POSITION
	088473-09-000	EA	PIN HOUSING - 3 POSITION (SINGLE ROW)
	088473-10-000	EA	PIN HOUSING - 2 POSITION
	088474-01-000	EA	HOUSING - SOCKET - 12 POSITIONS
	088474-02-000	EA	HOUSING - SOCKET - 15 POSITION (3 ROWS OF 5)
	088474-03-000	EA	HOUSING - SOCKET - 9 POSITION
	088474-06-000	EA	HOUSING - SOCKET - 6 POSITION (2 ROWS OF THREE)
	088474-07-000	EA	HOUSING - SOCKET - 5 POSITION
	088474-08-000	EA	HOUSING - SOCKET - 4 POSITION (SINGLE ROW)
	088474-09-000	EA	HOUSING - SOCKET - 3 POSITION
	088474-10-000	EA	HOUSING - SOCKET - 2 POSITION
	115556-01-000	EA	HOUSING - 3 POSITION - FEMALE - 59-SERIES
	115556-02-000	EA	HOUSING - 2 POSITION - FEMALE - 59-SERIES
	104100-01-000	EA	HOUSING - 1 POSITION - 75 AMP - AMP 53884-1
	106006-01-000	EA	HOUSING - 1 POSITION - FEMALE
	113468-01-000	EA	HOUSING - 2 POSITION - FEMALE (WIPER/WASHER WIRE ASM)
	108355-01-000	EA	HOUSING - SWITCH - CARLING VCH

ROCKER SWITCHES (DASH)

KEY	PART NUMBER	U/M	DESCRIPTION
	108357-05-000	EA	SWITCH - ROCKER - SPDT ON/ NONE/ ON
	108356-02-01A	EA	SWITCH COVER - W/ DIMPLES - CARLING VVAZC00 BLA
	108357-09-000	EA	SWITCH - ROCKER - SPDT ON/ NONE/ MOM
	108356-02-01A	EA	SWITCH COVER - W/ DIMPLES - CARLING VVAZC00 BLA
	108357-06-000	EA	SWITCH - ROCKER - DPDT MOM/ OFF/ MOM
	108356-02-01A	EA	SWITCH COVER - W/ DIMPLES - CARLING VVAZC00 BLA
	108357-03-000	EA	SWITCH - ROCKER - SPDT ON/ OFF/ ON
	108356-02-01A	EA	SWITCH COVER - W/ DIMPLES - CARLING VVAZC00 BLA
	108357-10-000	EA	SWITCH - ROCKER - SPDT MOM/ OFF/ MOM
	108356-04-01A	EA	SWITCH COVER - W/ DIMPLES & LENS - CARLING VVAGC00
	096241-03-000	EA	SWITCH - BLANK
	077942-01-000	EA	SWITCH - DUMMY - BLACK

ELECTRICAL GROUP (CONTINUED)**ELECTRICAL WIRING & BOXES**

KEY	PART NUMBER	U/M	DESCRIPTION
	008052-01-000	EA	CORD - POWER - 10/3 - 30 AMP - 25' - CANADIAN
	008054-01-000	EA	CORD - POWER - 10/3 - 30 AMP - 25'
	121470-01-000	EA	CORD - EXTENSION, 6 FT 16-2 WIRE
	008289-01-000	EA	BOX - ELECTRIC - STEEL - 1/2" AND 3/4" KNOCKOUTS - 4" X 4"
	008289-02-000	EA	BOX - ELECTRICAL - 4" X 4" - 1/2" & 3/4" KNOCKOUTS - CANADIAN
	074890-01-000	EA	BOX - EXTENSION - STEEL - OPEN SIDES - 4" X 4" X 1 1/2"
	091910-01-000	EA	BOX - ELECTRIC - 3.75" X 3.5" X 1.75" - PLASTIC
	091910-02-000	EA	BOX - ELECTRIC - 57 X 88 MM - PLASTIC
	103863-01-000	EA	BOX - ELECTRICAL, FRONT
	111509-01-000	EA	BOX ASM - ELECTRICAL, FRONT
	008294-01-000	EA	COVER - ELECTRICAL BOX - BLANK/STEEL - 4" X 4" - GRAY
	008294-02-000	EA	COVER - ELECTRICAL BOX - BLANK STEEL - 4" X 4" - CANADIAN
	074897-01-000	EA	COVER - ELECTRIC BOX - 1 LARGE & 2 SMALL HOLES - 4" X 4"
	069238-01-000	EA	COVER - ELECTRICAL BOX - W/HOLE - 4" X 4" - GRAY USED WITH 30 AMP RECEPTACLE
	111510-01-000	EA	DOOR - ELECTRICAL BOX - FRONT
	108304-01-000	EA	WIRE ASM. - AUX FANS
	090986-01-000	EA	WIRE ASM - ELECTRIC STEP
	096449-01-000	EA	WIRE ASSEMBLY - WATER TANK TO MONITOR PANEL
	097618-01-000	EA	WIRE ASM - MONITOR PANEL - W/ 3 WIRES & ORANGE RESISTOR - LVS ORANGE RESISTOR W/3 (ORANGE-GREEN-BLUE) WIRES
	108303-01-000	EA	WIRE ASM - REAR AUTO HEATER
	111915-03-000	EA	WIRE ASM - DAY RUN LAMPS - FUSE - FORD
	073328-B4-000	EA	CABLE ASSEMBLY - BATTERY - W/TERMINALS
	119456-01-000	EA	WIRE ASM - INSTRUMENT PANEL - MAIN (FORD)
	100677-01-000	EA	WIRE ASM - RADIO
	102636-02-000	EA	WIRE ASM - CLEARANCE LAMPS
	103330-02-000	EA	WIRE ASM - OVHD SPKRS
	103342-02-000	EA	WIRE ASM - CLEARANCE - UPPER
	103342-03-000	EA	WIRE ASM - CLEARANCE - UPPER - RH
	104271-02-000	EA	WIRE ASM - SPEAKER - TV
	110256-01-000	EA	WIRE ASM - INSTRUMENT PANEL - GENERATOR
	096717-03-000	EA	WIRE ASM - REAR MONITOR, UPPER F/PREWIRED AFTER MARKET

ELECTRICAL GROUP (CONTINUED)**ELECTRICAL CONNECTORS & CONDUIT**

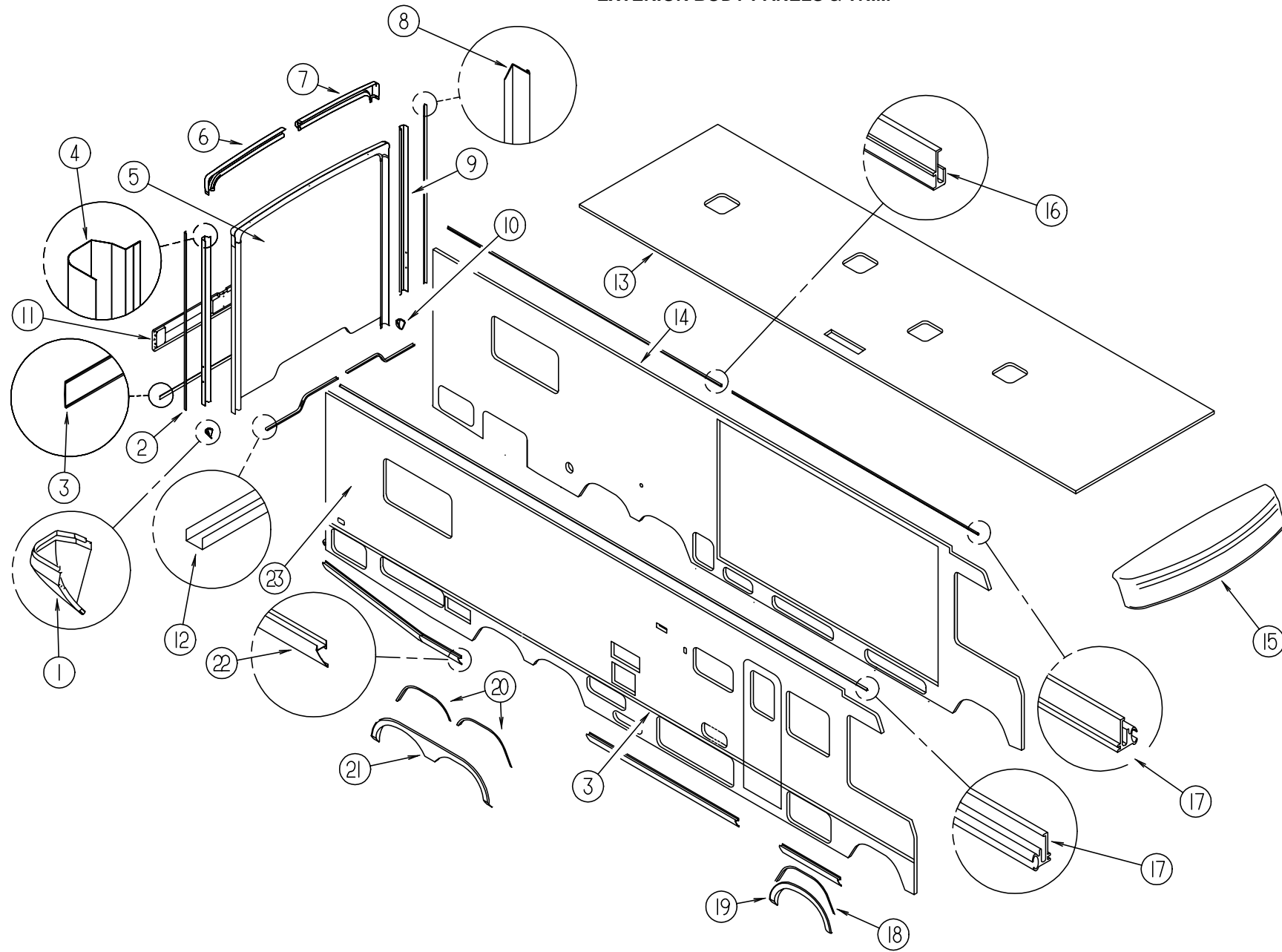
KEY	PART NUMBER	U/M	DESCRIPTION
	041953-01-000	FT	CONDUIT - CONVOLUTE - SLIT - .5"ID
	041953-03-000	FT	CONDUIT - CONVOLUTE - SLIT - 1" ID (CLOTHES ROD COVER)
	041953-05-000	FT	CONDUIT - CONVOLUTE - SOLID - .62" ID
	041953-06-000	FT	CONDUIT - CONVOLUTE - SLIT .375"ID
	041953-07-000	FT	CONDUIT - CONVOLUTE - SLIT - .25" ID
	041953-08-000	FT	CONDUIT - CONVOLUTE - SLIT - 1.50"ID
	041953-09-000	FT	CONDUIT - CONVOLUTE - SLIT .50"ID
	041953-10-000	FT	CONDUIT - CONVOLUTE - SLIT - .75" ID
	041953-11-000	FT	CONDUIT - CONVOLUTE - SLIT - 1.06" ID
	041953-12-000	FT	CONDUIT - CONVOLUTE - NON SLIT 1.1" ID
	008311-01-000	EA	CONNECTOR - WIRE NUT - INSULATED - RED
	008312-01-000	EA	CONNECTOR - WIRE NUT - INSULATED - BLUE
	008313-01-000	EA	CONNECTOR - WIRE NUT - INSULATED - YELLOW
	008314-01-000	EA	CONNECTOR - WIRE NUT - INSULATED - GRAY
	008355-01-000	EA	CONNECTOR - CABLE CLAMPING - 3/4"
	008356-01-000	EA	CONNECTOR - PLASTIC - 3/8" AVG
	082741-01-000	EA	CONNECTOR - BODY - 2 CONNECTOR - MALE
	058028-01-000	EA	CONNECTOR - ELECTRICAL PIGTAIL - NYLON - CLEAR
	041480-01-000	EA	CONNECTOR - STRAIGHT - 1/2" FLEX CONDUIT
	008398-01-000	EA	CONNECTOR - 1/2" X 90°- FLEX CONDUIT
	088475-01-000	EA	PIN-CONNECTOR - 14 TO 20 AWG
	088476-01-000	EA	SOCKET - CONNECTOR - BRASS - PRE - TIN
	088476-02-000	EA	SOCKET - CONNECTOR - 12-10 GA - PHOS. BRZ - PRE - TIN

CIRCUIT BREAKERS & FUSES

KEY	PART NUMBER	U/M	DESCRIPTION
	097611-01-000	EA	CIRCUIT BREAKER - 6AMP - ATC - BLACK
	093655-03-000	EA	CIRCUIT BREAKER - 40 AMP USD 17440-4E03A2A
	083209-02-000	EA	CIRCUIT BREAKER - 15/15AMP - 120V - BW H - 15/15
	083209-03-000	EA	CIRCUIT BREAKER - 15/20AMP - 120V - BW - 0-15/20
	083209-04-000	EA	CIRCUIT BREAKER - 30A - 120V - BW L - 30
	083209-06-000	EA	CIRCUIT BREAKER - 30/15 AMP - 120V - BW D - 30/15
	083209-07-000	EA	CIRCUIT BREAKER - 20/20A - 120V - BW K - 20/20
	083209-08-000	EA	CIRCUIT BREAKER - BLANK - BW
	112591-01-000	EA	CIRCUIT BREAKER - 16 AMP, 240V
	062901-02-000	EA	FUSE - 5 AMP - AUTOMOTIVE
	062901-05-000	EA	FUSE - 15 AMPS - AUTOMOTIVE
	062901-06-000	EA	FUSE - 20 AMPS - AUTOMOTIVE
	062901-07-000	EA	FUSE - AUTOMOTIVE - 25 AMPS
	062901-08-000	EA	FUSE - 30 AMPS - AUTOMOTIVE
	106656-01-000	EA	FUSE BLOCK - 4 CAVITY AUTOFUSE
	108669-01-000	EA	HOUSING - AUTO FUSE HOLDER
	062037-01-000	EA	HOUSING - AUTO FUSE - NATURAL
	062037-02-000	EA	HOUSING - AUTO FUSE - GREEN
	062037-03-000	EA	HOUSING - AUTO FUSE - BLACK
	062037-04-000	EA	HOUSING - AUTO FUSE - BLUE
	062037-06-000	EA	HOUSING - AUTO FUSE - BROWN

EXTERIOR BODY GROUP

EXTERIOR BODY PANELS & TRIM

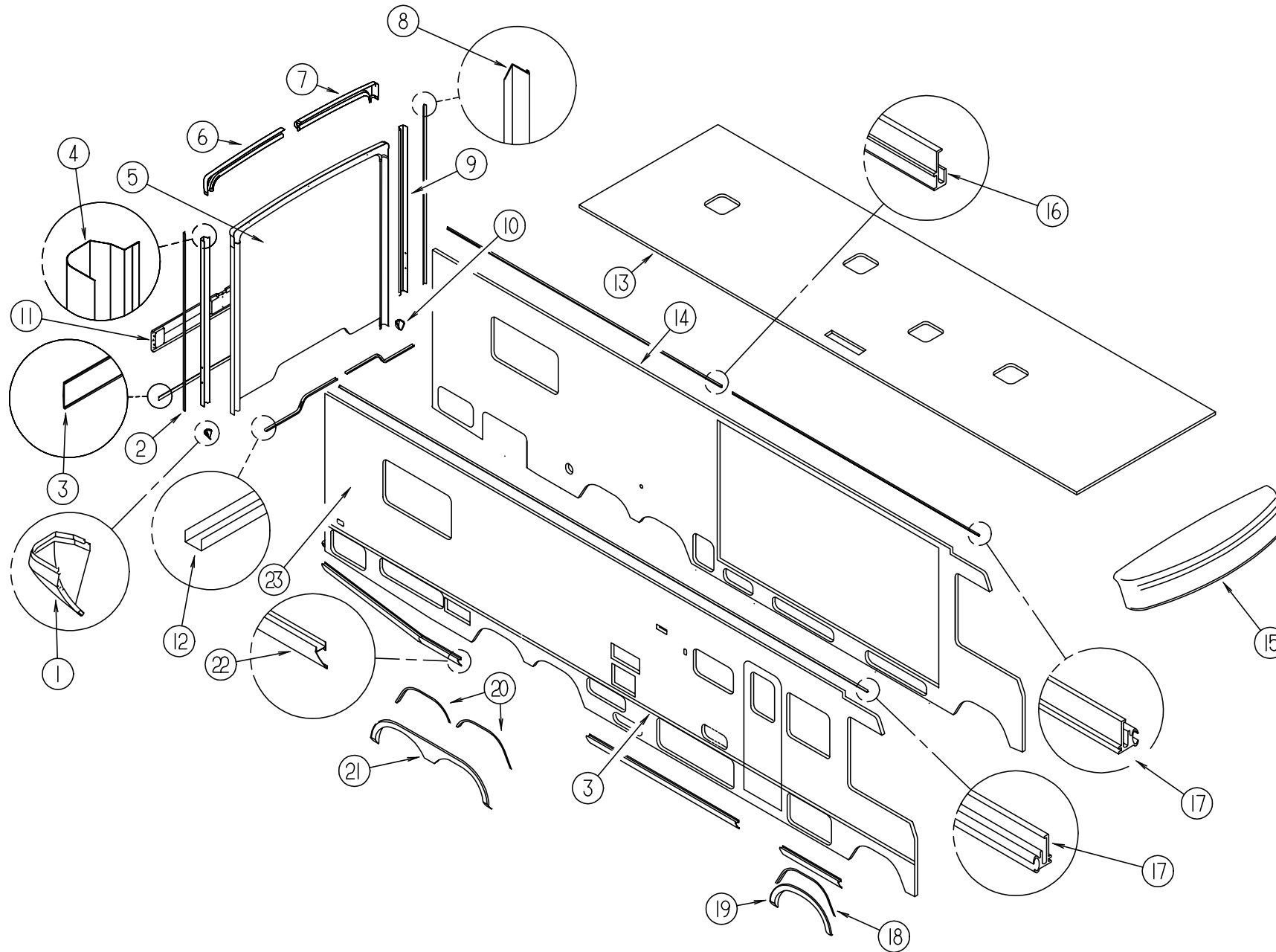


KEY	PART NUMBER	U/M	DESCRIPTION
1	115848-01-01A	EA	TRIM CAP - BACKWALL - LOWER
2	104033-05-01A	EA	TRIM - J (PASSENGER SIDE)
3	108688-01-04A	EA	FEATURE STRIP - W/ HOLES - BUFF
	105312-01-06A	FT	INSERT - FEATURE STRIP
	108651-01-01A	EA	END CAP - FEATURE STRIP - MILL
	108651-01-02A	EA	END CAP - FEATURE STRIP - TITANIUM
4	114874-01-07B	EA	TRIM - BACKWALL - BUFF (PASSENGER SIDE)
5	M06972-08-G15	EA	BACKWALL ASM.
5	M06972-08-G16	EA	BACKWALL ASM.
5	M06972-08-G17	EA	BACKWALL ASM.
6	114872-01-01A	EA	TRIM - BACKWALL - TOP - BUFF (PASSENGER SIDE)
7	114873-01-03A	EA	TRIM - BACKWALL - TOP - BUFF (DRIVER SIDE)
8	104033-04-01A	EA	TRIM - J (DRIVER SIDE)

KEY	PART NUMBER	U/M	DESCRIPTION
9	114874-02-07B	EA	TRIM - BACKWALL - BUFF (DRIVER SIDE)
10	115848-02-01A	EA	TRIM CAP - BACKWALL - LOWER
11	106125-02-F31	EA	TRIM ASM - BACKWALL
12	050406-18-000	EA	TRIM - BACKWALL, LOWER BUFF
			FROM: 00-00-00 THRU: 01-04-96
12	050406-26-000	EA	TRIM - BACKWALL, LOWER BUFF
			FROM: 01-05-96 THRU: 99-99-99
13	P19681-01-G15	EA	ROOF ASM.
14	M07478-05-G15	EA	SIDEWALL ASM (DRIVER SIDE) (W/O DRIVER DOOR)
14	M07478-05-G16	EA	SIDEWALL ASM (DRIVER SIDE) (W/O DRIVER DOOR)
14	M07478-05-G17	EA	SIDEWALL ASM (DRIVER SIDE) (W/O DRIVER DOOR)
14	M07478-06-G15	EA	SIDEWALL ASM (DRIVER SIDE) (W/ DRIVER DOOR)
14	M07478-06-G16	EA	SIDEWALL ASM (DRIVER SIDE) (W/ DRIVER DOOR)
14	M07478-06-G17	EA	SIDEWALL ASM (DRIVER SIDE) (W/ DRIVER DOOR)

EXTERIOR BODY GROUP

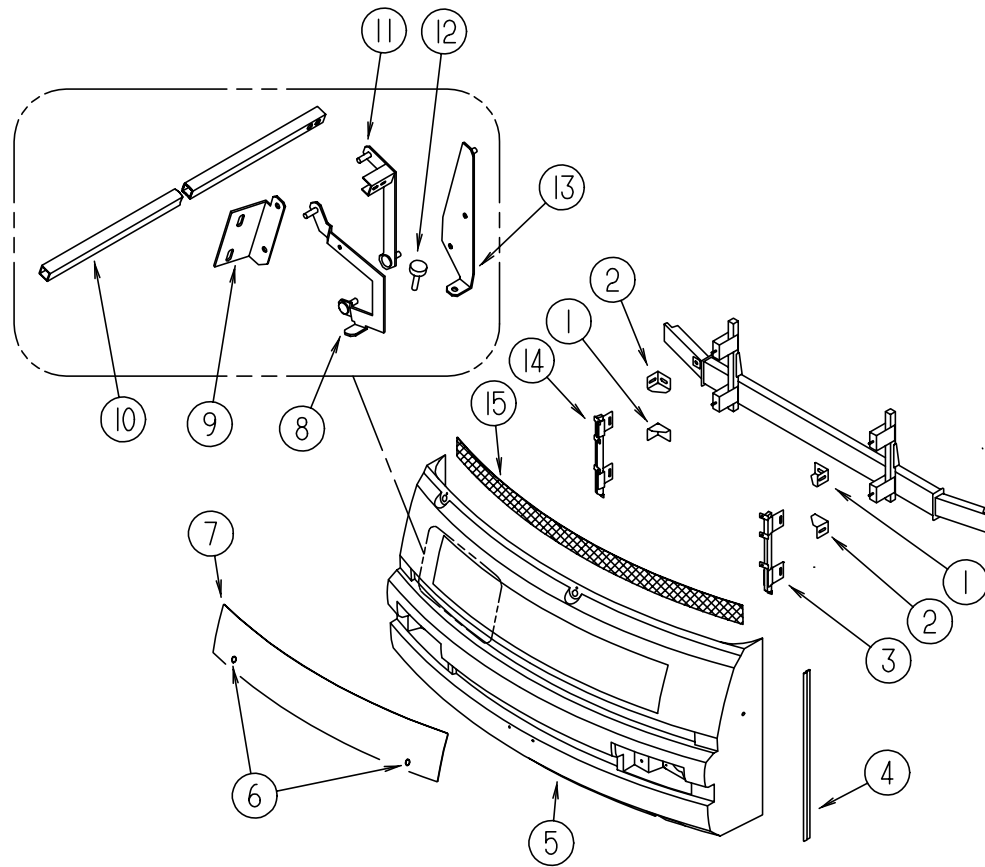
EXTERIOR BODY PANELS & TRIM (CONTINUED)



KEY	PART NUMBER	U/M	DESCRIPTION
15	M07435-01-G09	EA	CAP ASM - FRONT - W/ LIGHTS - BUFF
15	115042-01-03A	EA	CAP ASM - FRONT - W/O LIGHTS - BUFF
16	103801-02-04A	EA	TRIM - ROOF - BUFF
16	120091-01-01A	EA	TRIM - ROOF - BUFF
17	103802-02-04A	EA	RAIL - AWNING - BUFF
17	120092-01-01A	EA	RAIL - AWNING - BUFF
18	105808-01-01A	EA	TRIM - WHEELWELL - U CHANNEL - MILL (DRIVER OR PASSENGER SIDE)

KEY	PART NUMBER	U/M	DESCRIPTION
19	119367-01-01A	EA	TRIM - WHEELWELL PLASTIC - FRONT - (PASSENGER SIDE)
	119367-02-01A	EA	TRIM - WHEELWELL PLASTIC - FRONT - (DRIVER SIDE W/O DRIVER DOOR)
	119367-03-01A	EA	TRIM - WHEELWELL PLASTIC - FRONT - (DRIVER SIDE W/ DRIVER DOOR)
20	105808-04-01A	EA	TRIM - WHEELWELL - U CHANNEL - MILL (DRIVER OR PASSENGER SIDE)
21	108845-01-04A	EA	TRIM - WHEELWELL PLASTIC - REAR (DRIVER OR PASSENGER SIDE)
22	109140-55-009	EA	ROCKER PANEL 192"
23	M07479-03-G15	EA	SIDEWALL ASM (PASSENGER SIDE)
23	M07479-03-G16	EA	SIDEWALL ASM (PASSENGER SIDE)
23	M07479-03-G17	EA	SIDEWALL ASM (PASSENGER SIDE)

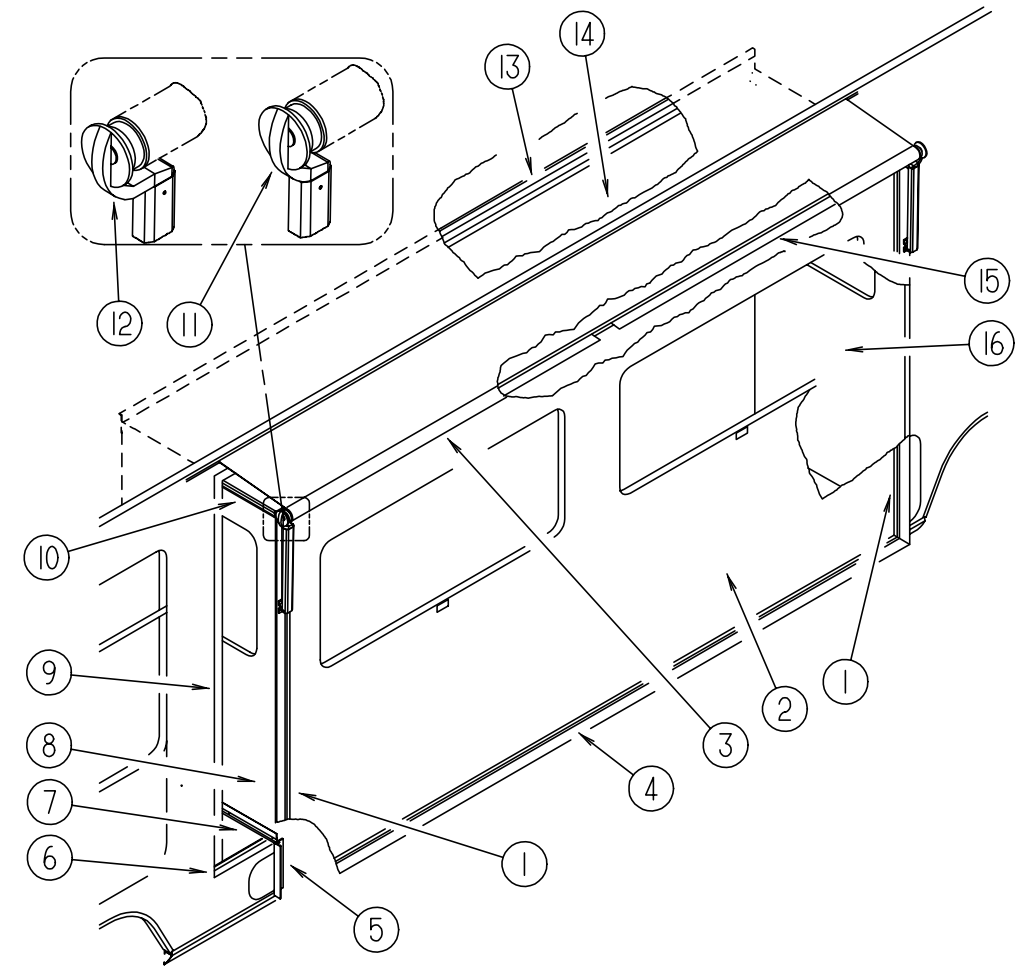
EXTERIOR BODY GROUP (CONTINUED)



FRONT END ASM

KEY	PART NUMBER	U/M	DESCRIPTION
1	117611-04-02B	EA	BRACKET - BUMPER
2	117611-03-02B	EA	BRACKET - BUMPER
3	118997-02-G35	EA	SUPPORT ASM - FRONT PANEL - LH
4	089922-36-000	EA	TRIM - FIBERGLASS - PANEL - BUFF
5	118999-01-G15	EA	PANEL ASM-FRONT - LOWER
6	102330-02-000	EA	HOOD LOCK - SINGLE HOLE - VISE ACTION
	102328-01-000	EA	BARREL KEY - HOOD LOCK
7	115976-03-G15	EA	PANEL ASM - HOOD - BUFF
8	109930-11-000	EA	LINK - HINGE - HOOD - LOWER - RH
	109930-12-000	EA	LINK - HINGE - HOOD - LOWER - LH
9	109927-03-000	EA	ANGLE - LINK - HOOD - RH
	109927-04-000	EA	ANGLE - LINK - HOOD - LH
10	105096-10-000	EA	TUBE ASM - TIMING - HOOD HINGE
11	109929-05-000	EA	LINK ASM - HINGE - HOOD - UPPER - RH
	109929-06-000	EA	LINK ASM - HINGE - HOOD - UPPER - LH
12	058786-01-000	EA	BOLT - ADJUSTING - HOOD - W/ BLACK PAD - .31" #18 X 2"
13	109926-15-000	EA	BRACKET - LINK - HINGE - HOOD
	109926-16-000	EA	BRACKET - LINK - HINGE - HOOD
14	118997-01-G35	EA	SUPPORT ASM - FRONT PANEL - RH
15	115924-05-02A	EA	GRILLE - WOVEN WIRE
	070579-06-000	EA	PLATE - ANCHOR - W/7/16 WELD NUT - 1.5" X 3.3"
	077001-01-000	EA	ANGLE - MOUNTING - ROOF PANEL - V ANGLE - 3" X 2.4" X 1.5"
	106746-01-000	EA	PANEL - STEPWELL
	106747-01-000	EA	PANEL - STEPWELL - END RH
	106747-02-000	EA	PANEL - STEPWELL - END LH
	106765-01-000	EA	SUPPORT - BOLT - HOOD ADJUSTING

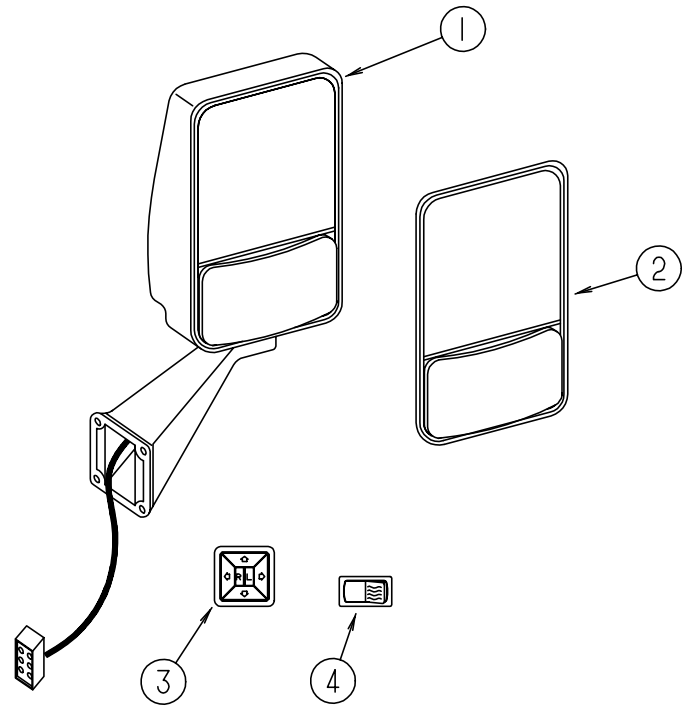
EXTERIOR BODY GROUP (CONTINUED)



EXTERIOR SLIDEOUT HARDWARE

KEY	PART NUMBER	U/M	DESCRIPTION	VENDOR NO.
1	105312-01-06A	FT	VINYL INSERT - BUFF	
1	116933-02-04A	EA	TRIM - SEAL - BUFF	
2	115264-01-G15	EA	PANEL ASM - SLIDEOUT - OUTER	
3	115868-01-04A	EA	AWNING ASM - SLIDEOUT	
	115868-01-700	EA	STRAP - PULL	022406-008
	115868-01-712	EA	CATCH - PULL STRAP - CAMEO	649110 WHITE
	115868-01-705	EA	BRACKET ASM. - BOTTOM RT & LT	R00221
	115868-01-706	EA	LOCK ASSEMBLY - ARM	R00023
	115868-01-707	EA	LOCK - SLIDE - ARM	R00029
	115868-01-708	EA	BRACKET - LOCK - ARM	R00223
4	105312-01-01A	FT	VINYL INSERT - OFF WHITE	
5	116821-02-04A	EA	ANGLE - SLIDEOUT - WALL - FRONT - BUFF	
	116821-01-04A	EA	ANGLE - SLIDEOUT - WALL - REAR - BUFF	
6	115075-01-000	FT	SEAL - WIPE - .25" X 2.75" (FLOOR SEAL)	
7	115822-02-02A	EA	FEATURE STRIP - BUFF	
8	115265-01-G15	EA	PANEL ASM - SLIDEOUT - FRONT	
9	115076-01-000	FT	SEAL - WALL	
10	108688-01-04A	EA	FEATURE STRIP - BUFF	
11	115868-01-715	EA	SPRING - RIGHT - 6' TO 17' (SHORT OFFSET)	R00141WHITE
11	115868-01-717	EA	SPRING - LEFT - 6' TO 17' (SHORT OFFSET)	R00142 WHITE
12	115868-01-721	EA	SPRING - RIGHT - 6' TO 17' (LONG OFFSET)	R00289 WHITE
12	115868-01-719	EA	SPRING - LEFT - 6' TO 17' (LONG OFFSET)	R00288 WHITE
13	099418-01-000	FT	SEAL - D-SECTION - PSA	
14	115266-02-G35	EA	ROOF ASM - SLIDEOUT	
15	119514-02-04A	EA	ANGLE - W/ HOLES - BUFF	
16	115263-01-G15	EA	PANEL ASM - SLIDEOUT - REAR	

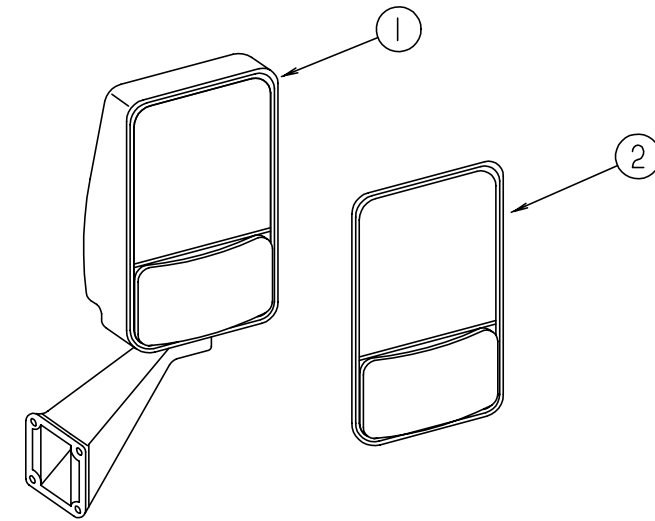
EXTERIOR BODY GROUP (CONTINUED)



EXTERIOR MIRROR OPTION (REMOTE & HEAT)

KEY	PART NUMBER	U/M	DESCRIPTION
1	106015-05-01A	EA	MIRROR ASM - EXTERIOR REMOTE & HEAT - PASSENGER SIDE
1	106015-06-01A	EA	MIRROR ASM - EXTERIOR REMOTE & HEAT - DRIVER SIDE
2	086261-02-701	EA	MIRROR KIT - BEZEL - CONVEX GLASS - HEATED FLAT GLASS - DRIVER SIDE
2	086261-01-704	EA	MIRROR KIT - BEZEL - CONVEX GLASS - HEATED FLAT GLASS - PASSENGER SIDE
3	088246-01-000	EA	SWITCH - REMOTE - EXTERIOR MIRROR - SQUARE PUSH
4	087695-01-000	EA	SWITCH - HEATER - EXTERIOR MIRROR

EXTERIOR BODY GROUP (CONTINUED)

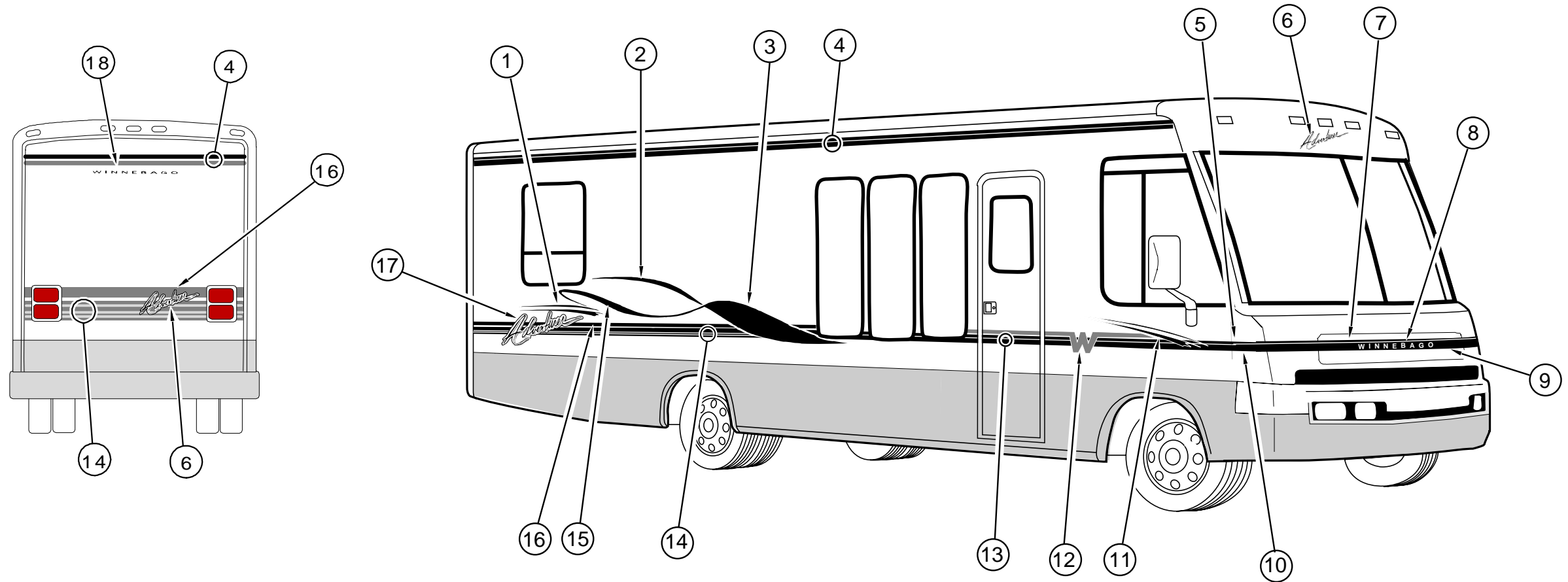


EXTERIOR MIRROR

KEY	PART NUMBER	U/M	DESCRIPTION
1	106015-09-01A	EA	MIRROR ASM - PASSENGER SIDE
1	106015-10-01A	EA	MIRROR ASM - DRIVER SIDE
2	106015-01-703	EA	MIRROR KIT (BEZEL W/MIRRORS) PASSENGER SIDE
2	106015-02-702	EA	MIRROR KIT (BEZEL W/MIRRORS) DRIVER SIDE

EXTERIOR BODY GROUP (CONTINUED)

DECALS, FILM STRIPES & PAINT



KEY	PART NUMBER	U/M	DESCRIPTION
1	117488-01-01A	EA	DECAL-RIBBON, #4 - RH - AMETHYST/LAGO BLUE
1	117488-02-01A	EA	DECAL-RIBBON, #4 - LH - AMETHYST/LAGO BLUE
2	117484-01-01A	EA	DECAL-RIBBON, #2 - RH - MED BLUE/BLACK
2	117484-02-01A	EA	DECAL-RIBBON, #2 - LH - MED BLUE/BLACK
3	117483-01-01A	EA	DECAL-RIBBON, #1 - RH - MED BLUE/AMETHYST/BLK
3	117483-02-01A	EA	DECAL-RIBBON, #1 - LH - MED BLUE/AMETHYST/BLK
4	094423-07-01A	FT	FILM-OVERLAY, MULTISTRIP 63.5MM - LAGO/AMETHYST/GOLDEN
5	117489-01-01A	EA	DECAL-CORNER, UPPER - RH - LAGO/GOLDEN/AMETHYST
5	117489-02-01A	EA	DECAL-CORNER, UPPER - LH - LAGO/GOLDEN/AMETHYST
6	117482-02-01A	EA	DECAL-ADVENTURER, SMALL - BUFF/GOLDEN/AMETHYST/SLATE
7	117491-01-01A	EA	DECAL-HOOD, UPPER - LAGO/GOLDEN/AMETHYST
8	110889-03-02A	EA	DECAL-LOGO, WINNEBAGO - BUFF
9	117492-01-01A	EA	DECAL-HOOD, LOWER - MED BLUE/GOLDEN
10	117490-01-01A	EA	DECAL-CORNER, LOWER - RH - MED BLUE/GOLDEN
10	117490-02-01A	EA	DECAL-CORNER, LOWER - LH - MED BLUE/GOLDEN
11	117481-01-01A	EA	DECAL-SLASH, RH - AMETHYST/LAGO BLUE
11	117481-02-01A	EA	DECAL-SLASH, LH - AMETHYST/LAGO BLUE
12	117480-01-01A	EA	DECAL-LOGO, W - GOLDEN
13	115335-05-01A	FT	FILM-OVERLAY, MULTISTRIP 31.8MM - MED BLUE/GOLDEN
14	117479-01-01A	FT	FILM-OVERLAY, MULTISTRIP 158.8MM - LAGO/GOLDEN/AMETHYST/AMETHYST
15	117486-01-01A	EA	DECAL-RIBBON, #3 - RH - AMETHYST/BLACK
15	117486-02-01A	EA	DECAL-RIBBON, #3 - LH - AMETHYST/BLACK
16	093681-40-06A	FT	FILM - 50.8MM X 150FT - GOLDEN
17	117482-01-01A	EA	DECAL-ADVENTURER, LARGE - BUFF/GOLDEN/AMETHYST/SLATE
18	110206-02-04A	EA	DECAL-WINNEBAGO - LAGO BLUE
	004308-01-000	EA	PAINT-SPRAY, BLACK
	099399-12-700	EA	PAINT-16OZ SPRAY - ENAMEL/BUFF

DUPONT PAINT COLOR CODES

BUFF	G9692
GRAPHITE METALLIC	F0901

EXTERIOR BODY GROUP (CONTINUED)

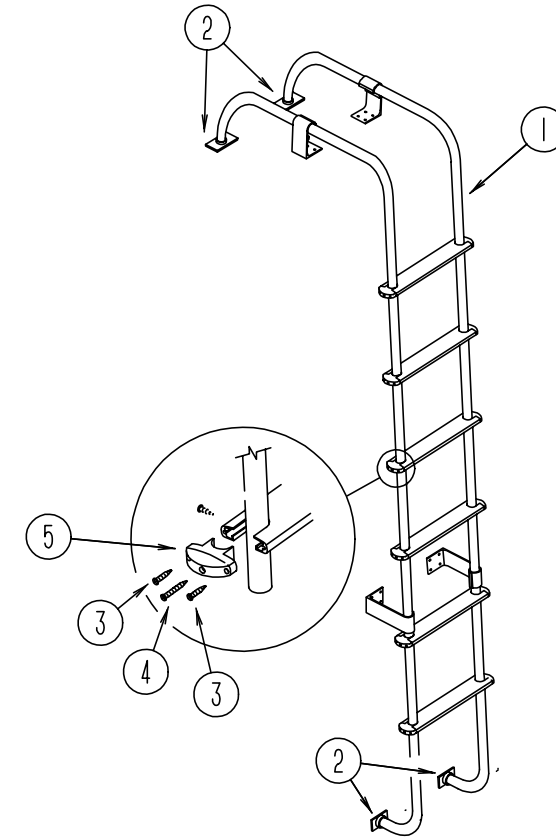
STYROFOAM & FIBERGLASS SHEETING

KEY	PART NUMBER	U/M	DESCRIPTION
	083574-06-000	SF	STYROFOAM - 1.3 /4" X 48" X 96" - PLANED
	000870-08-000	SF	STYROFOAM -.75" X 48" X 96" - PLANED
	083574-03-000	SF	STYROFOAM - 3/4" X 48" X 96"
	100619-01-000	BF	EXPANDED FOAM SHEET - 48" X 96" X 1.34"
	100619-02-000	BF	FOAM - EXPANDED POLYSTYRENE - 48" X 96" X 1.5"
	100619-04-000	BF	FOAM - EXPANDED POLYSTYRENE - EPS 48" X 96" X .5
	100619-05-000	BF	FOAM - EXPANDED POLYSTYRENE - 48" X 96" X .75"
	100619-11-000	BF	FOAM - EXPANDED POLYSTYRENE - 48" X 96" X 2"
	100619-13-000	BF	FOAM - EXPANDED POLYSTYRENE - 48" X 96" X .34"
	105077-03-000	EA	FOAM - PLUG - SIDEWALL TUBE
	108535-02-700	SF	FRP FLAT 104" X 396" LONG - BUFF (ROOF SKIN)
	115661-01-000	FT	POLYETHYLENE - HIGH DENSITY - 1/16 X 3.0
	105077-04-000	EA	FOAM - COVE - ROOF
			FROM: 00-00-00 THRU: 10-08-95
	120107-01-000	EA	FOAM - COVE - ROOF
			FROM: 10-09-95 THRU: 99-99-99
	120107-02-000	EA	FOAM - PLUG - ROOF TUBE
			FROM: 10-09-95 THRU: 99-99-99
	120107-03-000	EA	FOAM - PLUG - ROOF TUBE
			FROM: 10-09-95 THRU: 99-99-99
	077517-59-000	EA	FIBERGLASS SHEET - 48" X 96" BUFF
	076054-V8-000	EA	FIBERGLASS SHEET - 96" X 102" BUFF
	076054-G8-700	EA	FIBERGLASS SHEET - 52" X 96" OFF WHITE
	077517-N9-000	EA	FIBERGLASS SHEET - 96" X 102" - BUFF - FLAT
	089297-01-000	SF	PLYWOOD - LUAN - OVERLAY GRADE - 4' X 8'

EXTERIOR BODY HARDWARE

KEY	PART NUMBER	U/M	DESCRIPTION
	002726-01-001	EA	GARNISH - U-CHANNEL - 1.38" X 19" - SERRATED - MILL ALUMINUM
	033381-17-001	FT	STEEL - TUBE 16GA 1.5 X 1.5 X 288.00 HOT FORMED ASTM A50
	044487-51-001	LB	ALUMINUM - 019 X 0758 X 0317 MILL FINISH
	055278-51-259	FT	TUBING - STEEL - .75" X 1.5" X 12.5' LONG
	058267-01-000	FT	CHANNEL - STEEL - W/ HOLES - SIDEWALL STIFFENER - 2" X 20'
	068716-01-001	EA	BRACE - 90 DEGREE L-ANGLE - 192" - EXTRUDED ALUMINUM

EXTERIOR BODY GROUP (CONTINUED)

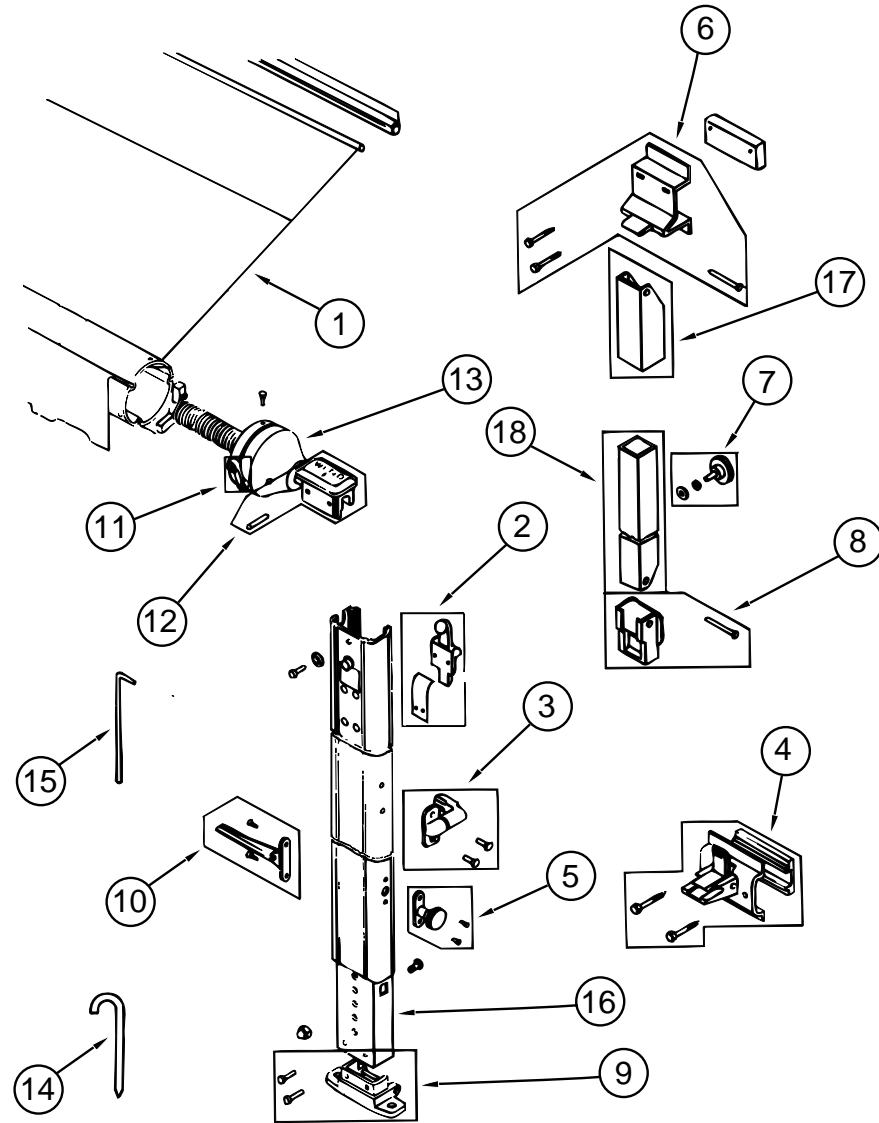


LADDER

KEY	PART NUMBER	U/M	DESCRIPTION
1	102953-11-F31	EA	LADDER ASM
2	067165-01-000	EA	MOUNTING BRACKET - LADDER - LOWER
3	000G39-06-10T	EA	SCREW-SF/ DR - 6 - 20 X 5/8 PPH - BLACK
4	000G68-10-36T	EA	SCREW - 10 - 12 X 2.25 POH BLACK
5	076980-02-000	EA	END CAP - STEP - BLACK
	038327-01-000	FT	TAPE - ANTI SLIP - 2" X 60FT

EXTERIOR BODY GROUP (CONTINUED)

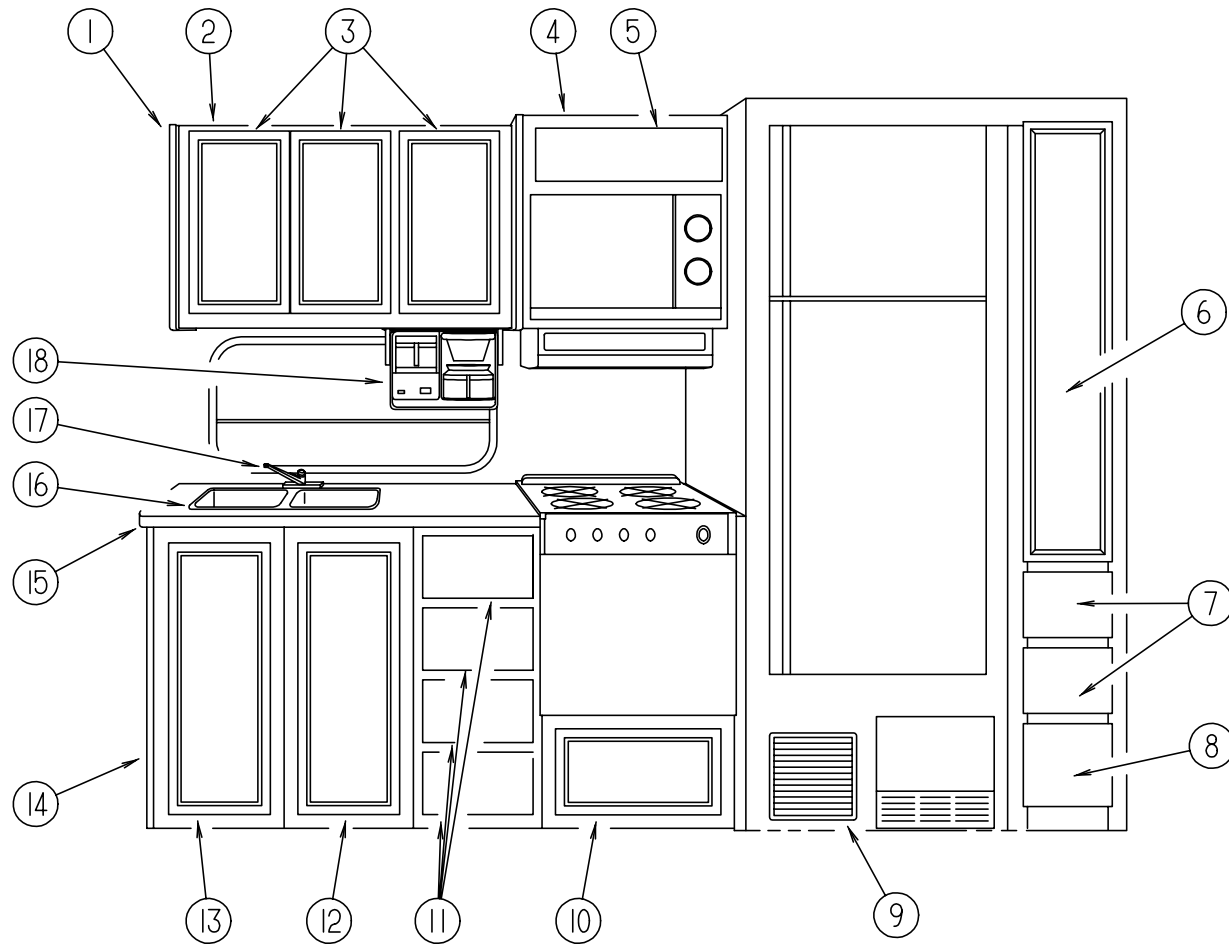
EXTERIOR AWNING (FAULKNER)



KEY	PART NUMBER	U/M DESCRIPTION	VENDOR NO.
	110634-02-01A	EA AWNING - HARDWARE KIT - BUFF	
1	110634-07-18A	EA AWNING - ROLLER ASM - 19'	
2	110634-01-700	EA RAFTER LOCKING MECHANICAL KIT	7605-0001
3	110634-01-701	EA SAFETY & LATCH KIT	7509-0001
4	110634-01-702	EA BOTTOM BRACKET KIT	7512-0001
	111038-01-01A	EA SPACER - AWNING - LOWER - BLACK	
5	110634-01-703	EA HEIGHT LOCK HANDLE KIT	7510-0001
6	110634-01-704	EA UPPER BRACKET KIT W/BOLTS	7505-0001
	111037-01-01A	EA SPACER - AWNING - UPPER - BLACK	
7	110634-01-705	EA ULTRA RAFTER KNOB KIT	7522-0001
8	110634-01-706	EA RAFTER SLIDE KIT	
9	110634-01-707	EA GROUND BRACKET KIT	7511-0001
10	110634-01-708	EA LIFT HANDLES W/ RIVETS	7000-0001
11	110634-01-709	EA RATCHET HANDLE KIT	7507-0001
12	110634-01-710	EA ARM CAP KIT	7503-0001
13	110634-01-711	EA FRONT SPRING ASM	6598-0001
	110634-01-712	EA REAR SPRING ASM	6599-0001
	110634-01-713	EA REAR END CAP KIT	7504-0001
14	110634-01-714	EA STAKE (4 PER BAG)	5208-0001
15	110634-01-715	EA PULL DOWN WAND	7604-0001
16	110634-01-721	EA ARM - INNER - FRONT - BUFF	5686-0001
16	110634-01-722	EA ARM - INNER - REAR - BUFF	5687-0001
17	110634-01-723	EA RAFTER - OUTER - BUFF	5688A0001
18	110634-01-724	EA RAFTER - INNER - BUFF	5689A0001
	110634-12-02A	EA SHIM-FILLER, LOWER BRACKET	

GALLEY GROUP

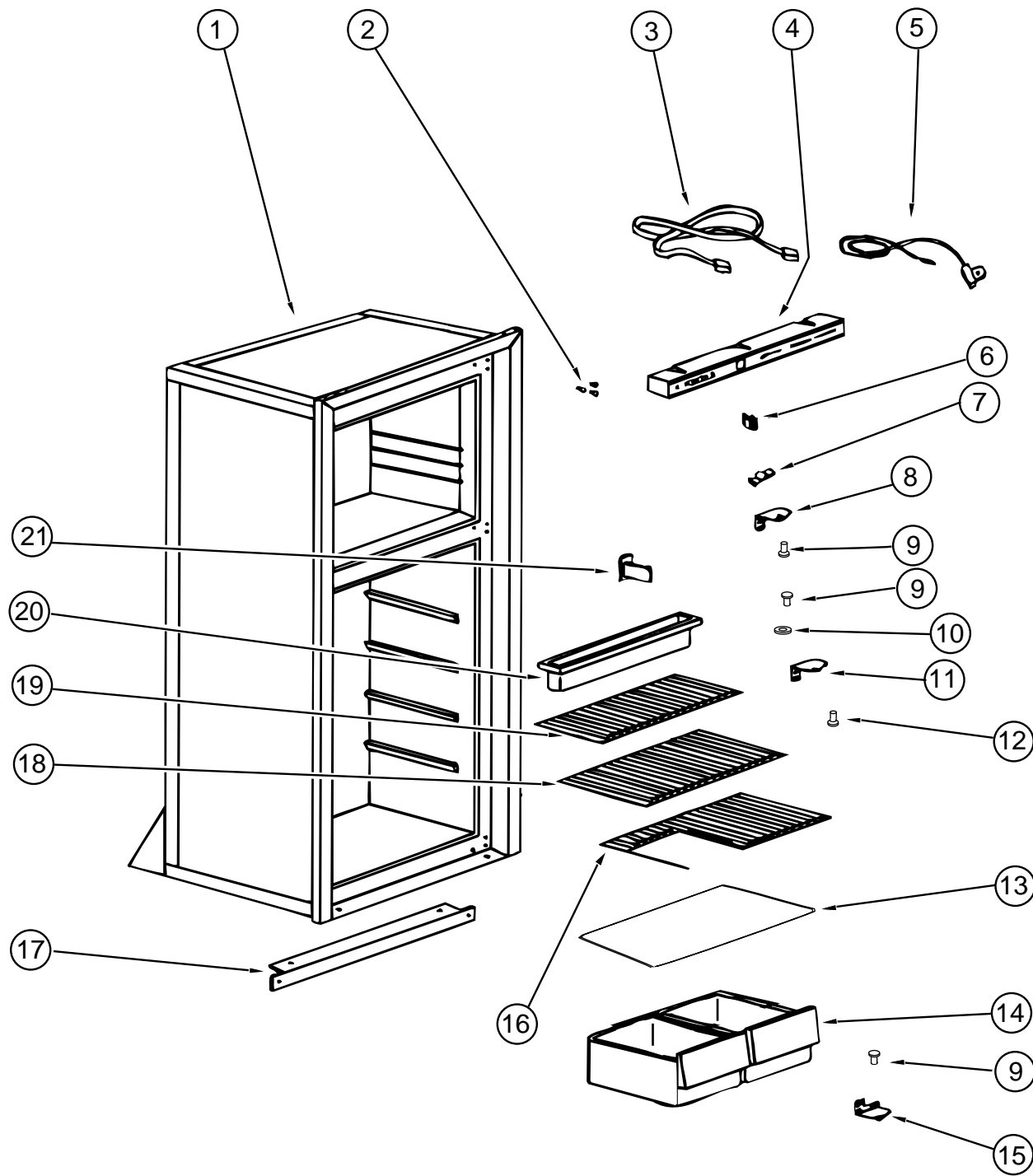
GALLEY CABINETS & FIXTURES



KEY	PART NUMBER	U/M	DESCRIPTION
1	081319-17-G35	EA	END CAP ASM. - OVERHEAD
2	P04372-01-G35	EA	CABINET ASM - GALLEY - OVERHEAD
	104372-11-G15	EA	SHELF ASM - GALLEY - OVERHEAD - 312 X 634 MM
	104372-12-G15	EA	SHELF ASM - GALLEY - OVERHEAD - 312 X 336 MM
3	M06803-29-G15	EA	DOOR - RAIL, MTRD/OG - 305 X 555 MM
4	114390-02-G15	EA	CABINET ASM - MICROWAVE OVERHEAD
	116592-02-G15	EA	CABINET ASM - A/C SWITCH
5	M05993-11-G15	EA	DOOR ASM - CABINET W/OGEE EDGE 7.1" X 21.9"
6	M06803-28-G15	EA	DOOR - RAIL, MTRD/OG - 305 X 1220 MM
	119757-13-G15	EA	SHELF ASM
7	M05971-11-G15	EA	DRAWER COMPLETE - SLIDE OGEE
8	M05971-32-G15	EA	DRAWER COMPLETE - SLIDE OGEE
9	093614-02-02A	EA	GRILL - RETURN AIR - DURA - 252 X 252 MM - BEIGE
	118664-13-G35	EA	TOE KICK ASM
10	M05971-T2-G15	EA	DRAWER COMPLETE - SLIDE OGEE
11	M05971-11-G15	EA	DRAWER COMPLETE - SLIDE OGEE
12	M06830-N7-G15	EA	DOOR - RAIL, MTRD/OG - 345 X 690 MM
13	M06830-N8-G15	EA	DOOR - RAIL, MTRD/OG - 345 X 690 MM
14	118664-01-G15	EA	GALLEY CABINET ASM. (G15,G16)
14	118664-01-G17	EA	GALLEY CABINET ASM. (G17)
15	118664-12-G35	EA	COUNTERTOP ASM. (G15,G16)
15	118664-12-G17	EA	COUNTERTOP ASM. (G17)
	108464-05-G15	EA	COVER - SINK, 7.1" X 15" (G15,G16)
	108464-05-G17	EA	COVER - SINK, 7.1" X 15" (G17)
	108464-04-F40	EA	COVER - SINK, 15" X 15" (G15,G16)
	108464-04-E08	EA	COVER - SINK, 15" X 15" (G17)
16	110654-01-000	EA	SINK - STAINLES STEEL - DOUBLE - LARGE/ SMALL BASIN
	092303-01-000	EA	STRAINER - SINK
17	103243-01-000	EA	FAUCET - GALLEY - DUAL CONTROL
	103635-01-000	EA	FAUCET - SINGLE CONTROL - EVERPURE
18	103799-01-02A	EA	COFFEE MAKER - GRAY
	090329-01-000	FT	T-SEAL - REFRIGERATOR CABINET - .6" WIDE TOP X 2" TAIL
	054450-01-000	EA	LEVEL - REFRIGERATOR
	093646-01-000	EA	BRACKET ASM - TIEDOWN - REFRIGERATOR
	093646-02-000	EA	BRACKET ASM - TIEDOWN - REFRIGERATOR
	065225-01-000	EA	PLATE - TIEDOWN - REFRIG
	065225-02-000	EA	PLATE - TIEDOWN - REFRIG

GALLEY GROUP (CONTINUED)

REFRIGERATOR - NORCOLD 6182



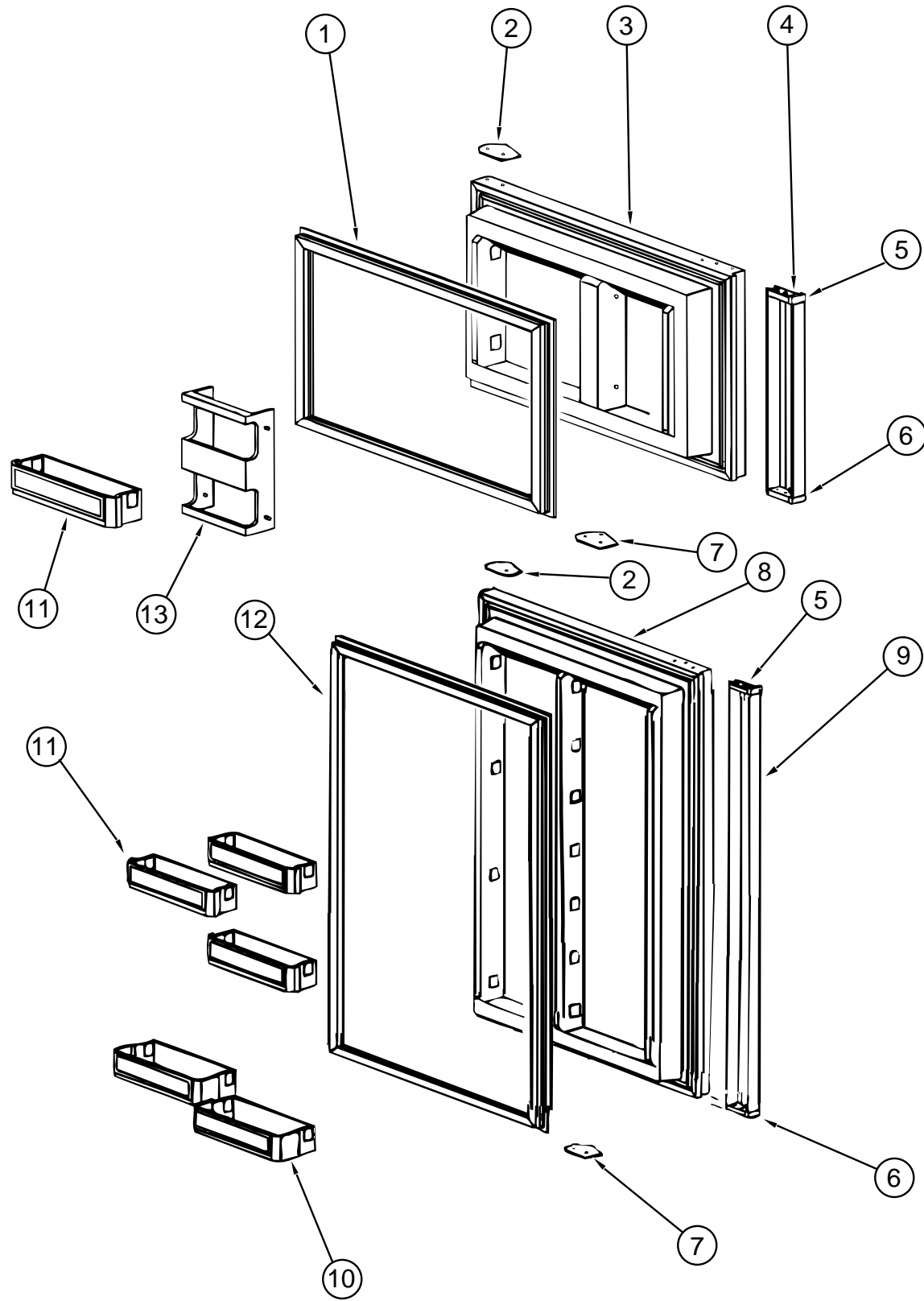
CABINET ASM. AND COMPONENTS (NORCOLD 6182)

KEY	PART NUMBER	U/M	DESCRIPTION	VENDOR NO.
	104137-06-01A	EA	REFRIGERATOR - LARGE DBL DOOR 2-WAY	
1	104137-06-708	EA	FOAMED CAB ASM (BLACK W/ WHITE)	61725138
2	094039-01-722	EA	HOLE PLUG (BLACK) HINGE HOLES	61582030
3	084880-01-746	EA	CABLE	61571522
4	104137-06-700	EA	EYEBROW SHELL (2-WAY)	61726622
5	084880-01-753	EA	THERMISTER 78"	61693822
6	075217-01-738	EA	SWITCH - HUMIDITY	61525922
7	084880-01-760	EA	CLIP (THERMISTER)	61689122
8	094039-01-723	EA	HINGE BRACKET - TOP RH - BOTTOM - LH - BLACK	61580838
9	094039-01-725	EA	HINGE PIN (BLACK)(MALE)	61578130
	084880-03-702	EA	HINGE PIN TOP/BTM FEMALE	61580630
10	084880-01-749	EA	HINGE BUSHING	615807
11	094039-01-728	EA	HINGE BRACKET - CENTER - BLACK	61566530
12	094039-01-730	EA	HINGE PIN SHAFT (BLACK) CENTER HINGE	61566730
13	084880-01-722	EA	CRISPER COVER	615641
14	104137-06-707	EA	CRISPER (WHITE)	61571325
15	094039-01-724	EA	HINGE BRACKET - TOP LH - BOTTOM - RH - BLACK	61580938
16	094039-01-739	EA	SHELF (CUTOUT)	61646722
17	094039-01-732	EA	FRONT COVER (BLACK) BOTTOM TRIM	61622130
18	094039-01-733	EA	WIRE SHELF (MIDDLE)	61563822
19	104137-06-706	EA	WIRE SHELF (SHORT)	61718222
20	094039-01-735	EA	INSIDE DRIP TRAY (WHITE)	61572830
21	084880-01-732	EA	LATCH	61578522
	094039-01-736	EA	SWITCH - LIGHT - BLACK	61581022
	104137-06-727	EA	SHELF - FREEZER - WHITE	618057

GALLEY GROUP (CONTINUED)

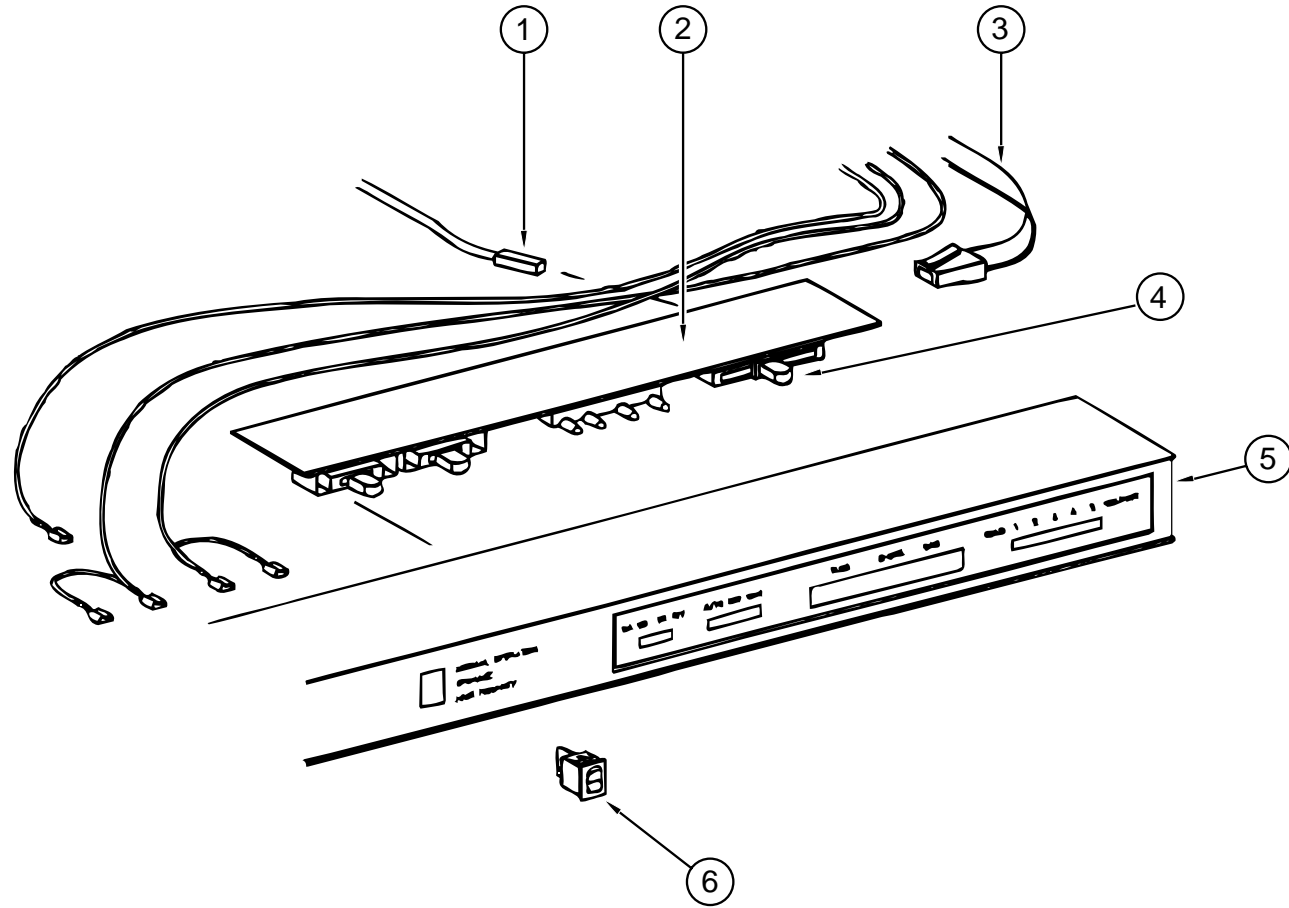
REFRIGERATOR - 6182

DOORS AND COMPONENTS (NORCOLD 6182)



KEY	PART NUMBER	U/M DESCRIPTION	VENDOR NO.
1	094039-01-702	EA GASKET (GRAY) UPPER	61567830
2	094039-01-710	EA PLATE - HINGE - BLACK	61631330
3	094039-01-706	EA UPPER DOOR LINER (WHITE) BLACK	61581838-B
4	094039-01-708	EA DOOR HANDLE ASM - UPPER - BLACK	61650038
	084880-01-720	EA SPRING (FOR DOOR HANDLE)	61558822
5	084880-01-761	EA END CAP (SPRING CATCH) BLACK	61593730
6	084880-01-740	EA END CAP (STOP CATCH)	61593830
7	094039-01-704	EA PLATE - HINGE - BLACK	61631430
8	094039-01-715	EA LOWER DOOR LINER (BLACK/WHITE)	61581738-B
9	094039-01-717	EA DOOR HANDLE ASM - LOWER (BLACK)	61649938
	084880-01-720	EA SPRING (FOR DOOR HANDLE)	61558822
10	104137-06-704	EA BIN - MILK - WHITE	61579425
11	104137-06-703	EA BIN - DOOR SHELF (WHITE)	61564025
12	094039-01-713	EA DOOR GASKET (LOWER) GRAY	61568030
13	104137-06-702	EA RACK - JUICE (WHITE)	61580525
	103251-02-01A	EA INSERT - ACRYLIC BLACK, 19.53" X 16.06"	
	103251-04-01A	EA INSERT - ACRYLIC BLACK, 19.53" X 39.20"	

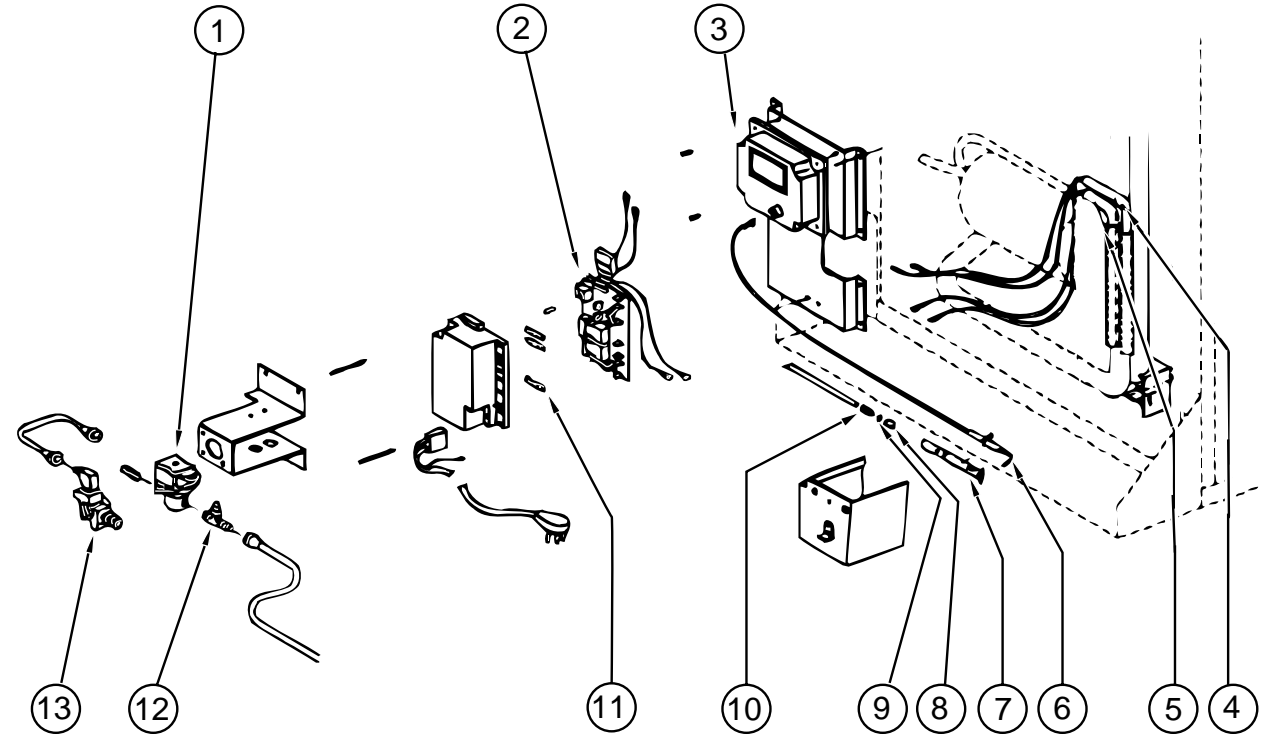
GALLEY GROUP (CONTINUED)



REFRIGERATOR EYEBROW ASM. (NORCOLD 6182)

KEY	PART NUMBER	U/M	DESCRIPTION	VENDOR NO.
1	084880-01-753	EA	THERMISTER 78"	61693822
2	094039-04-700	EA	PRINTED CIRCUIT BOARD - 2 WAY	1647322
3	084880-01-746	EA	CABLE	61571522
4	102621-01-703	EA	BUTTON - THERMOSTAT - ADJUSTABLE	61587422
5	104137-06-700	EA	EYEBROW SHELL (2-WAY)	61726622
6	075217-01-738	EA	SWITCH - HUMIDITY	61525922

GALLEY GROUP (CONTINUED)

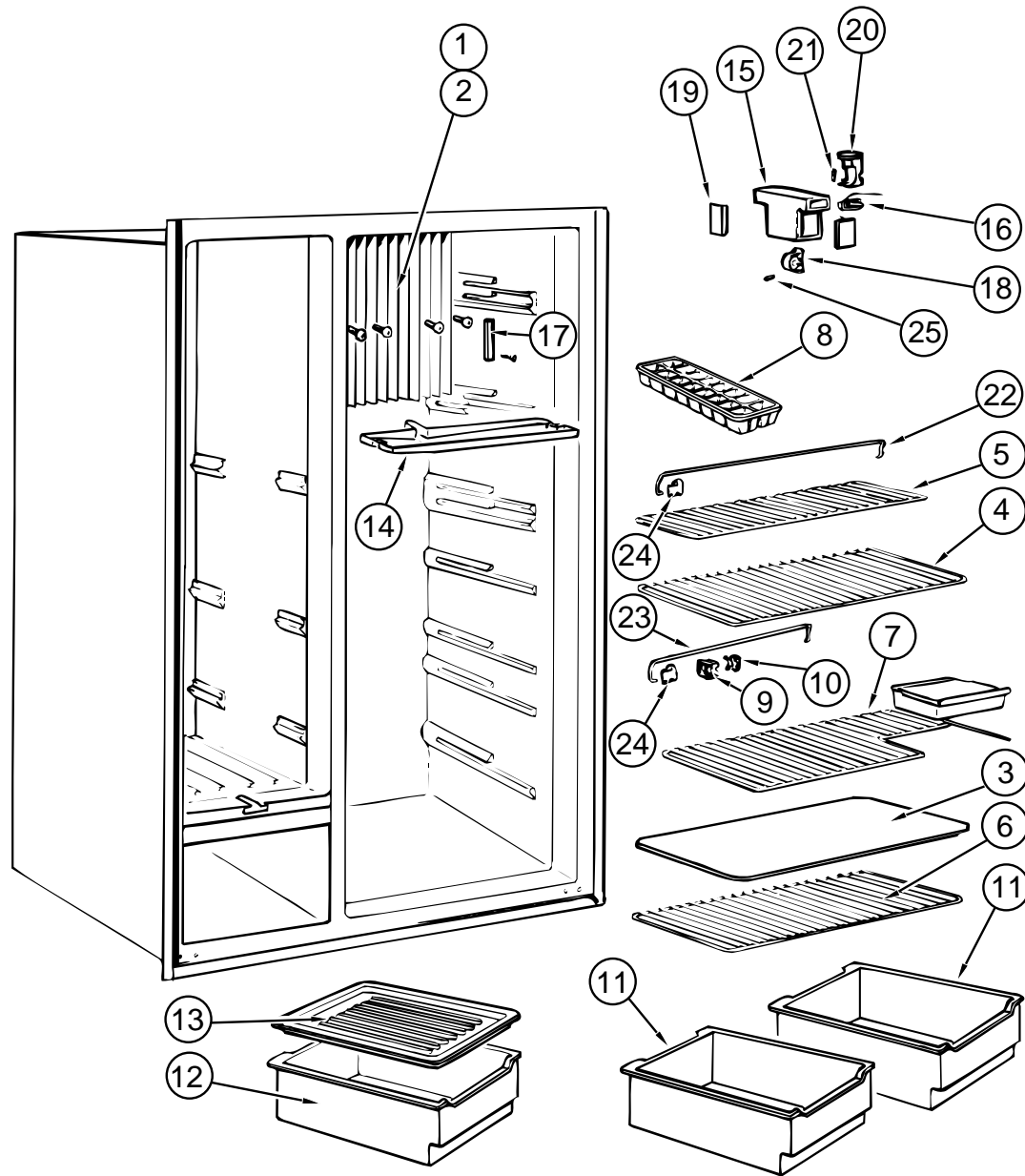


REFRIGERATOR CONTROL ASM. (NORCOLD 6182)

KEY	PART NUMBER	U/M	DESCRIPTION	VENDOR NO.
1	084880-01-718	EA	VALVE - GAS	61551822
2	094039-04-702	EA	POWER SUPPLY (2 WAY)	61647422
3	104137-02-700	EA	CHANNEL - CONTROL MODULE	61717037
4	088248-01-710	EA	HEATER - DC (HORIZONTAL) 3 WAY	615628
5	088248-01-709	EA	HEATER - AC (HORIZONTAL)	615627
6	104137-06-715	EA	ELECTRODE - SPARK / SENSOR (SINGLE)	61692222
7	104137-06-714	EA	BURNER ASSEMBLY (5-SLOT)	61705222
8	084880-01-705	EA	ORIFICE	614522
9	104137-06-713	EA	ORIFICE GASKET	61475122
10	104137-06-712	EA	FITTING - GAS TUBE CONNECTION	61692722
11	104137-06-711	EA	FUSE 5 AMP	61611622
12	104137-06-710	EA	PRESSURE TAP	61594422
13	104137-06-709	EA	VALVE SHUT - OFF - MANUAL ASM	61694922
	084880-03-701	EA	COOLING UNIT (HORIZ BURNER)	61687337

GALLEY GROUP (CONTINUED)

REFRIGERATOR - RM 7732IM



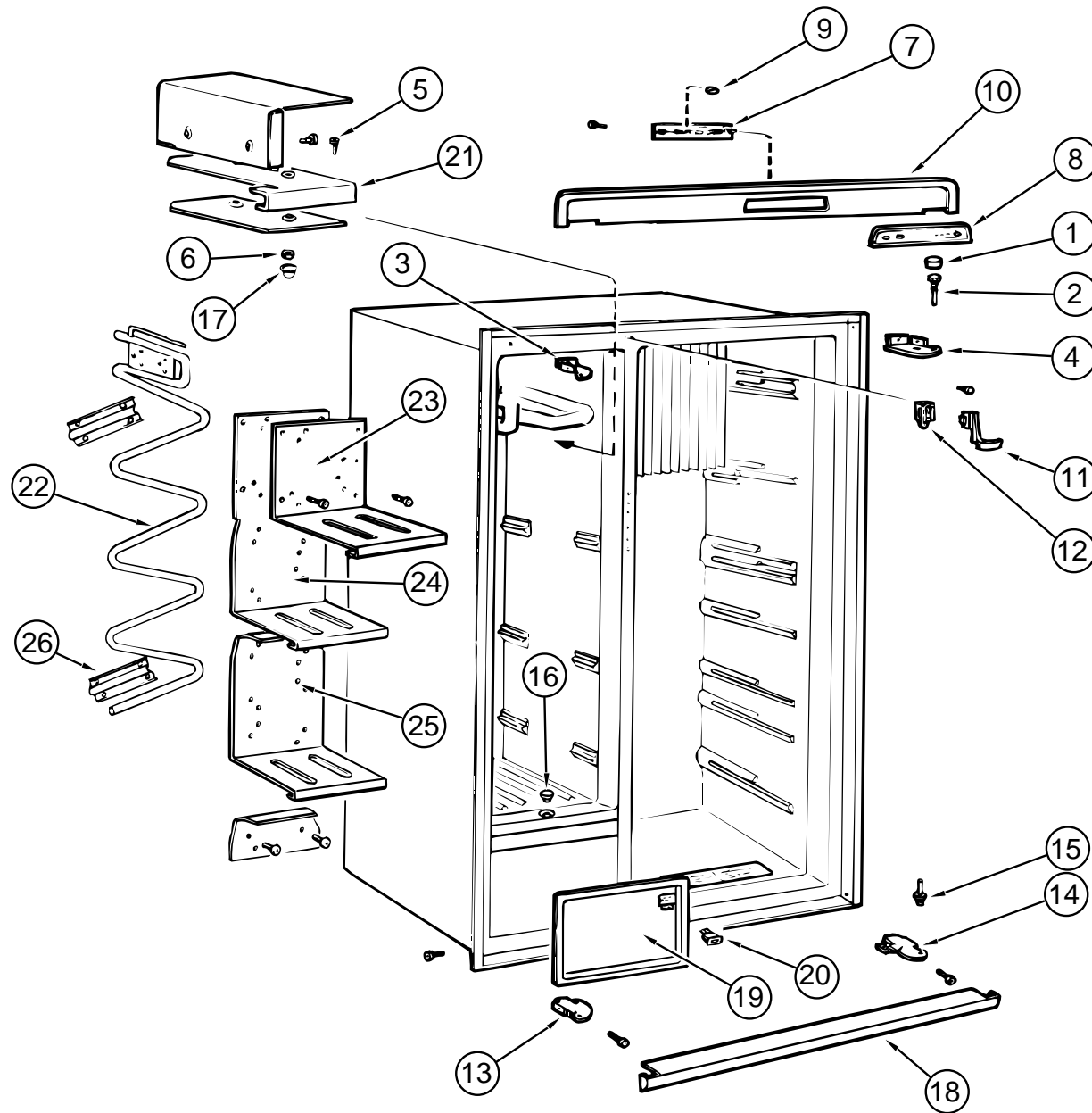
SHELVES & COMPONENTS (DOMETIC RM 7732IM)

KEY	PART NUMBER	U/M DESCRIPTION	VENDOR NO.
	118367-01-01A	EA REFRIGERATOR - SIDE BY SIDE DOOR - 2 WAY	
	065225-01-000	EA PLATE - TIEDOWN - REFRIGERATOR	
	065225-03-000	EA PLATE - TIEDOWN - REFRIGERATOR	
	103251-05-01A	EA INSERT - DOOR - ACRYLIC BLACK - 16.81 X 55.06	
	103251-06-01A	EA INSERT - DOOR - ACRYLIC BLACK - 10.44 X 55.06	
1	118367-01-739	EA FLANGE - COOLING COIL - LEFT	293 16 61-02/5
2	118367-01-740	EA FLANGE - COOLING COIL - RIGHT	293 16 61-03/3
3	118367-01-741	EA SHELF - UPPER - (REFRIGERATOR)	293 15 41-05/2
4	118367-01-742	EA SHELF #2 - (REFRIGERATOR)	293 15 41-04/5
5	118367-01-743	EA SHELF #3 - (REFRIGERATOR)	293 15 42-02/7
6	118367-01-744	EA SHELF #4 - (REFRIGERATOR)	293 11 17-06/9
7	118367-01-745	EA SHELF #5 - (REFRIGERATOR)	293 15 41-06/0
8	118367-01-746	EA TRAY - ICE	293 04 00-00/3
9	118367-01-747	EA LOCK - FLAP - INNER	200 73 92-02/6
10	118367-01-748	EA LOCK - FLAP - OUTER	200 73 93-02/4
11	118367-01-749	EA BOX - VEGETABLE	293 14 71-03/7
12	118367-01-750	EA BOX - VEGETABLE	293 14 71-03/7
13	118367-01-751	EA LID - VEGETABLE	293 26 93-01/9
14	118367-01-752	EA PAN - DRIP	293 61 63-01/3
15	118367-01-753	EA COVER - SWITCH & LIGHT	200 40 44-09/1
16	118367-01-754	EA SWITCH - DOOR	294 08 25 00/9
17	118367-01-755	EA RETAINER - PROBE	293 19 76-01/9
18	118367-01-756	EA SUPPORT - THERMOSTAT	200 40 42-00/4
19	118367-01-757	EA CAP - END LAMP PROTECTION	200 40 43-00/2
20	118367-01-758	EA LIGHTING	293 07 44-01/2
21	118367-01-759	EA LAMP - 10W - 12VOLT	200 72 90-00/6
22	118367-01-760	EA RACK - UPPER	200 73 37-15/3
23	118367-01-761	EA RACK - LOWER	200 73 37-16/1
24	118367-01-762	EA RETAINER - RACKS	293 06 93-04/5
25	118367-01-763	EA PIN - LOCKING	200 12 81-01/9
	118367-01-784	EA BUCKET - ICE	293 08 80-02
	118367-01-785	EA CONNECTION - WATER - COMPLETE	293 09 16-02
	118367-01-786	EA STRIP - DOOR DECORATION	293 1163-11
	118367-01-787	EA SHELF - ICE BUCKET	293 19 23-01
	118367-01-788	EA BLOCK - TERMINAL	293 19 63-01
	118367-01-789	EA ICEMAKER	293 19 71-02
	118367-01-790	EA VALVE - WATER	293 19 72-02

GALLEY GROUP (CONTINUED)

REFRIGERATOR - RM 7732IM

FREEZER SHELVES & COMPONENTS (DOMETIC RM 7732IM)

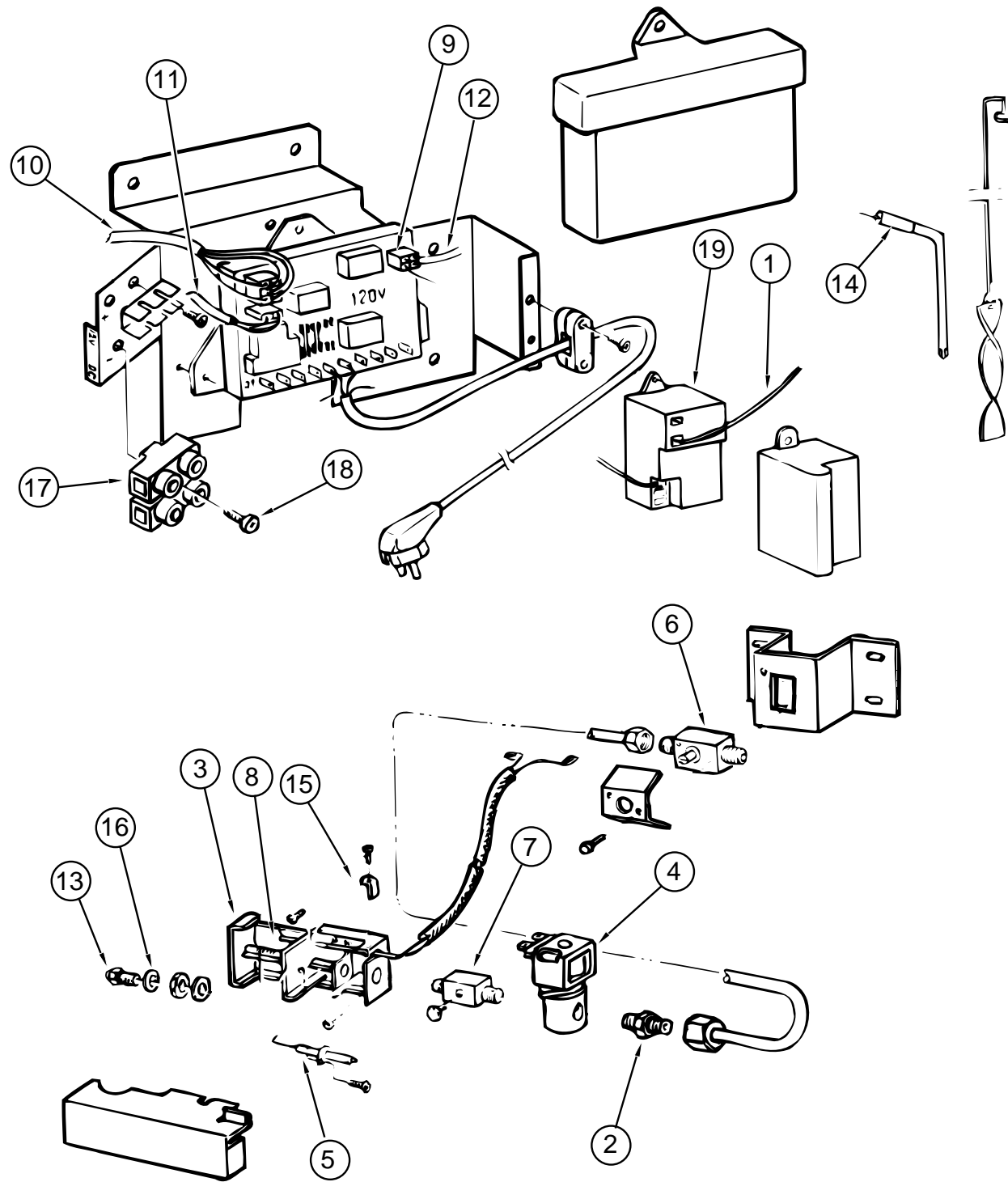


KEY	PART NUMBER	U/M DESCRIPTION	VENDOR NO.
1	118367-01-713	EA PLUG	293 27 36-01/6
2	118367-01-714	EA PIN - HINGE - UPPER	293 26 47-01/5
3	118367-01-715	EA HINGE - UPPER - LEFT (FREEZER)	293 26 46-01/7
4	118367-01-716	EA HINGE - UPPER - RIGHT (REFRIGERATOR)	293 26 46-02/5
5	118367-01-717	EA SCREW - M6S - 5X20 - FN	725 23 30-13/4
6	118367-01-718	EA NUT - M5 - BRASS - FN	731 43 14-13/4
7	118367-01-719	EA BOARD - CIRCUIT - AES ASM.	293 26 97-05/1
8	118367-01-720	EA DECORATION	95 50 24-53/4
9	118367-01-721	EA BUTTON	95 50 24-13/8
10	118367-01-722	EA DECORATION - FRONT	293 26 63-01/2
11	118367-01-723	EA BOW - LOCKING	293 27 45-01/7
12	118367-01-724	EA RETAINER	293 27 46-01/5
13	118367-01-725	EA HINGE - LOWER - LEFT (FREEZER)	293 26 45-01/9
14	118367-01-726	EA HINGE - LOWER - RIGHT (REFRIGERATOR)	293 26 45-02/7
15	118367-01-727	EA PIN - HINGE - LOWER	293 26 49-02/9
16	118367-01-728	EA LID - LOWER	293 17 15-01/1
17	118367-01-729	EA LID - UPPER	293 04 87-00/0
18	118367-01-730	EA STRIP - FRONT	293 26 64-01/0
19	118367-01-731	EA FLAP	293 26 55-01/8
20	118367-01-732	EA SWITCH - DOOR	293 26 80-01/6
21	118367-01-733	EA SHELF - UPPER - FREEZER	293 14 77-02/6
22	118367-01-734	EA COIL - FREEZER	293 14 74-01/5
23	118367-01-735	EA SHELF - #2 - FREEZER	293 19 83-02/3
24	118367-01-736	EA SHELF - #3 - FREEZER	293 19 82-02/5
25	118367-01-737	EA SHELF - #4 - FREEZER	293 14 82-02/6
26	118367-01-738	EA BRACKET - SHELF - FREEZER	293 14 84-01/4

GALLEY GROUP (CONTINUED)

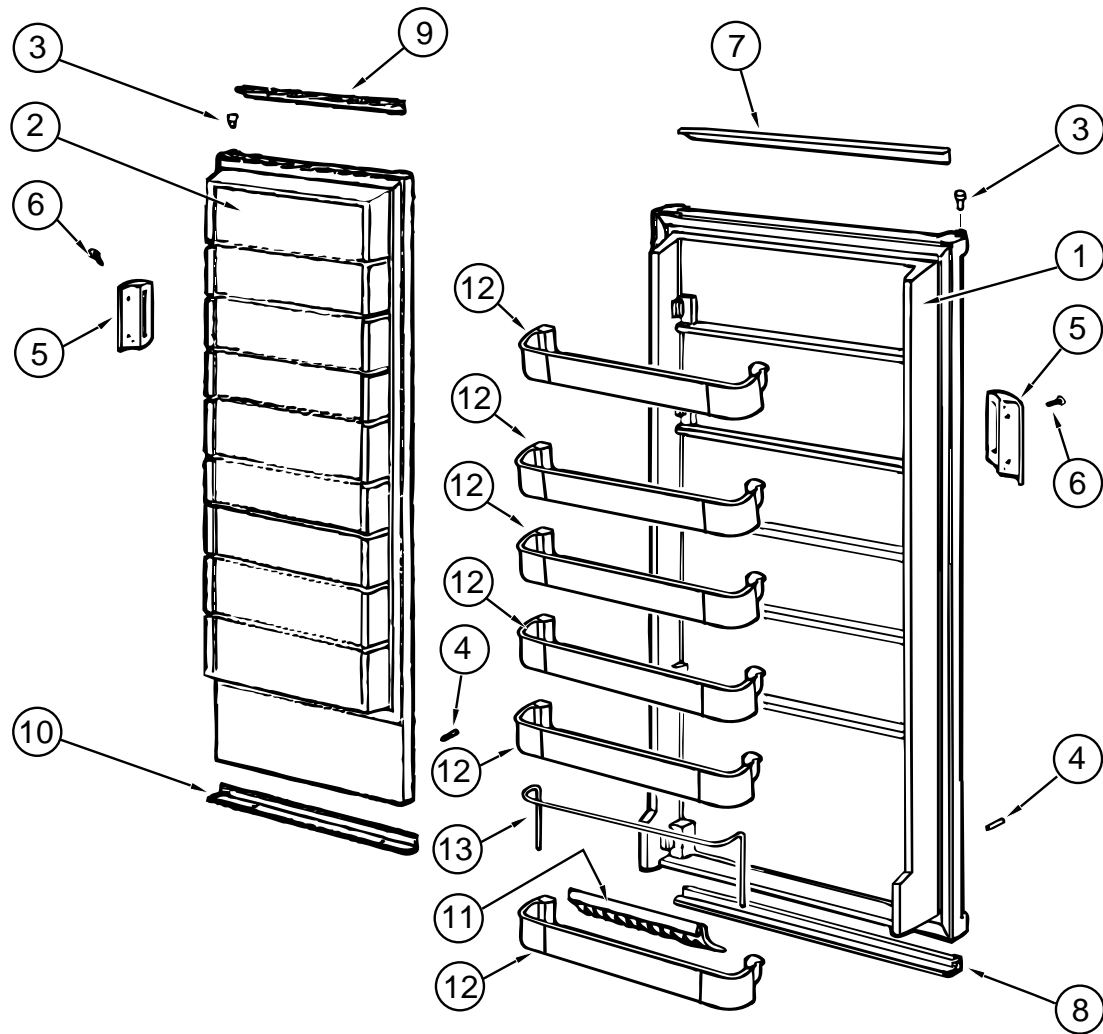
REFRIGERATOR - RM 7732IM

ELECTRICAL COMPONENTS (DOMETIC RM 7732IM)



KEY	PART NUMBER	U/M DESCRIPTION	VENDOR NO.
1	118367-01-764	EA CONDUCTOR - ELECTRODE	200 76 68-04/5
2	118367-01-765	EA NIPPLE	293 20 63-01/5
3	118367-01-766	EA HOUSING - BURNER	293 21 61-01/7
4	118367-01-767	EA VALVE - SOLENOID	294 3298-03/0
5	118367-01-768	EA ELECTRODE	293 14 95-01/0
6	118367-01-769	EA GAS SHUTOFF	293 26 16-01/0
7	118367-01-770	EA NIPPLE	293 18 24-01/1
8	118367-01-771	EA THERMOSTAT	293 18 26-01/6
9	118367-01-772	EA BOARD - CIRCUIT - COMPLETE	293 18 42-03/9
10	118367-01-773	EA CONDUCTOR - CIRCUIT BOARD	293 18 62-02/9
11	118367-01-774	EA CONDUCTOR - THERMISTOR	293 18 63-02/7
12	118367-01-775	EA CONDUCTOR - GAS VALVE	295 44 37-02/2
13	118367-01-776	EA ORIFICE - JET - NR76	200 74 19-33/2
14	118367-01-777	EA HEATER - 210WATT - 120VOLT	17 37 58-03/8
15	118367-01-778	EA RETAINER	293 06 60-01/0
16	118367-01-779	EA WASHER	200 74 57-00/1
17	118367-01-780	EA BLOCK - TERMINAL	293 04 63-01/9
18	118367-01-781	EA SCREW - RXS - B6X25 - STAINLESS	729 52 87-40/8
19	118367-01-782	EA IGNITION - SPARK	293 11 32-01/9

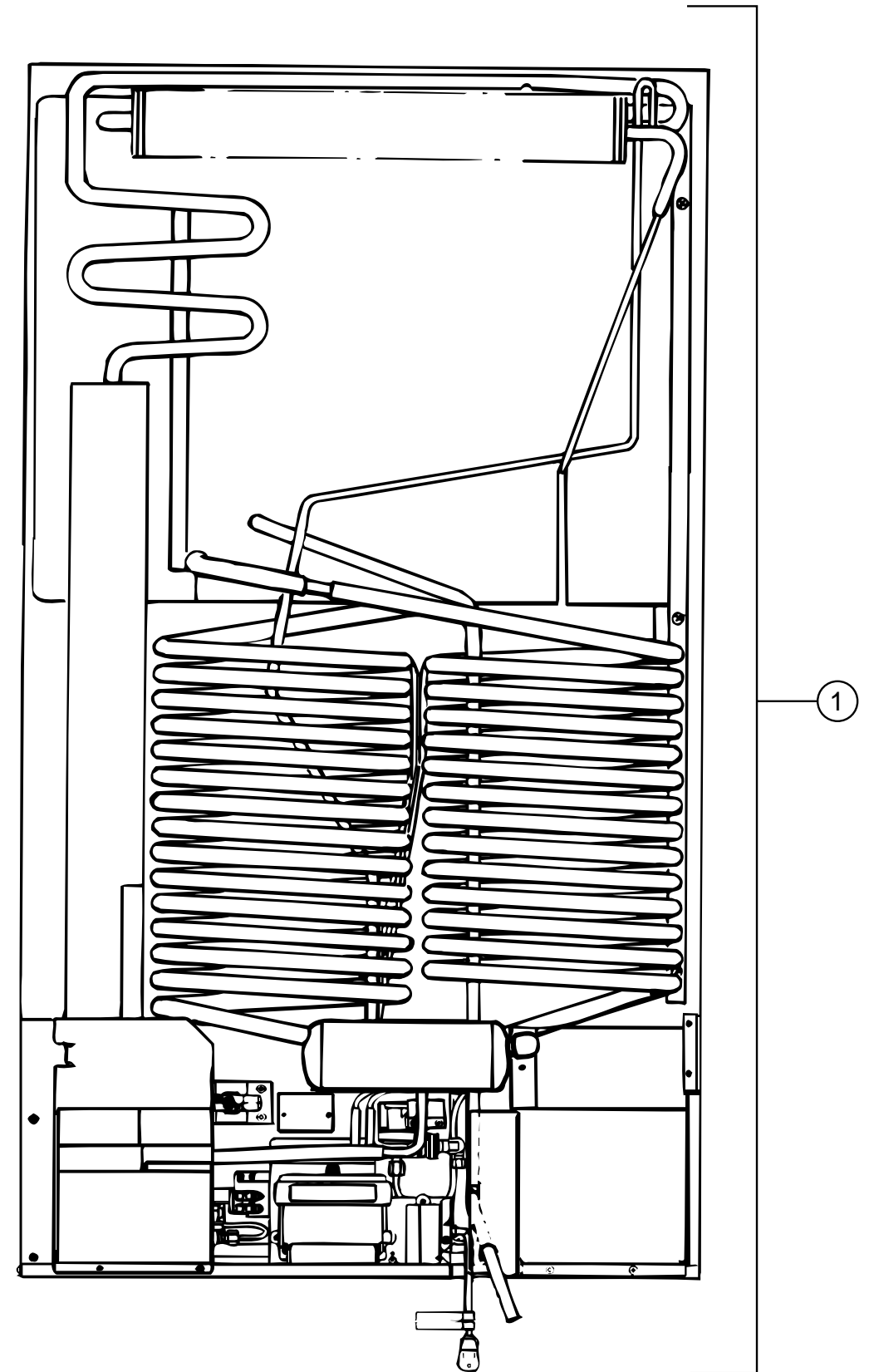
GALLEY GROUP (CONTINUED)



REFRIGERATOR DOORS (DOMETIC RM 7732IM)

KEY	PART NUMBER	U/M DESCRIPTION	VENDOR NO.
1	118367-01-700	EA DOOR - REFRIGERATOR	293 25 90-11/6
2	118367-01-701	EA DOOR - FREEZER	293 25 89-11/8
3	118367-01-702	EA BUSHING - HINGE - FREEZER - REFRIGERATOR	293 11 71-01/7
4	118367-01-703	EA STOP - LOWER - FREEZER - REFRIGERATOR	293 25 88-01/1
5	118367-01-704	EA HANDLE - FREEZER - REFRIGERATOR	293 27 29-01/1
6	118367-01-705	EA SCREW - HANDLE - FREEZER - REFRIGERATOR	724 13 23-61/2
7	118367-01-706	EA DECORATION - DOOR -REFRIGERATOR - UPPER	293 26 42-08/1
8	118367-01-707	EA DECORATION - DOOR - REFRIGERATOR - LOWER	293 26 42-03/2
9	118367-01-708	EA DECORATION - DOOR FREEZER - UPPER	293 26 42-12/3
10	118367-01-709	EA DECORATION - DOOR - FREEZER - LOWER	293 26 42-02/4
11	118367-01-710	EA HOLDER - BOTTLE - DOOR - REFRIGERATOR	293 26 58-01/2
12	118367-01-711	EA SHELF - DOOR - REFRIGERATOR	293 25 83-02/0
13	118367-01-712	EA RACK - DOOR - REFRIGERATOR	293 25 85-04/1

GALLEY GROUP (CONTINUED)

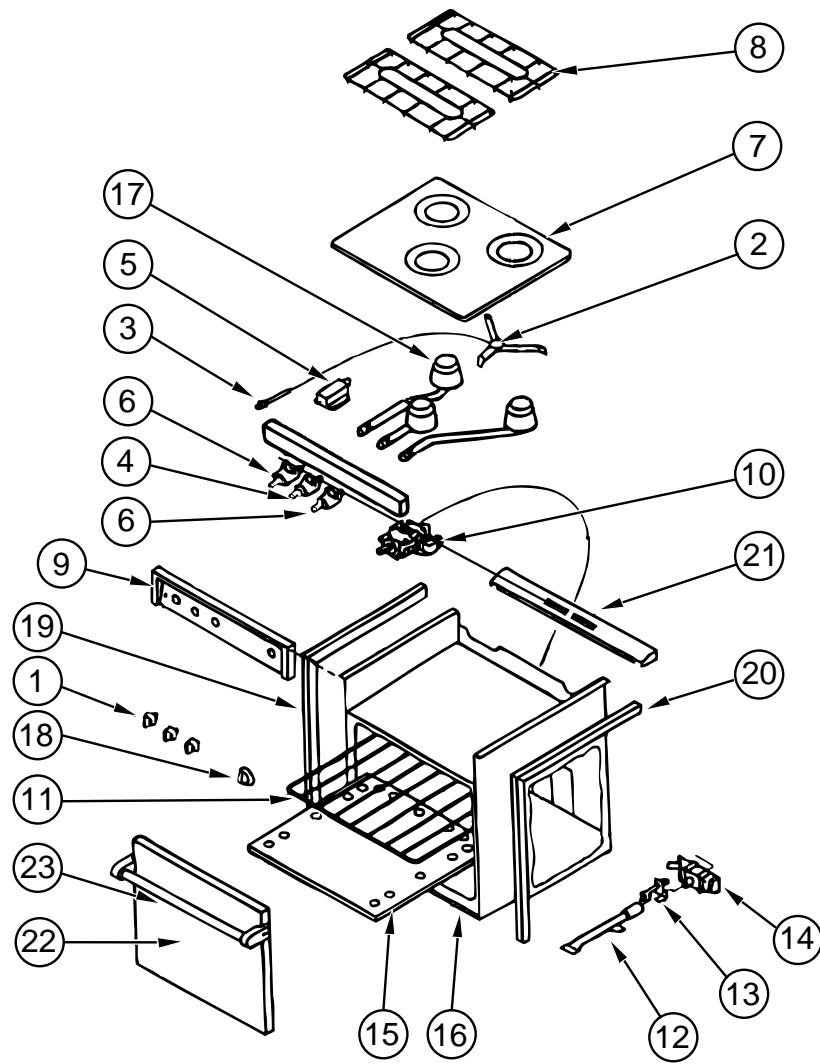


REFRIGERATOR COOLING COIL (DOMETIC RM 7732IM)

KEY	PART NUMBER	U/M DESCRIPTION	VENDOR NO.
1	118367-01-783	EA COIL - COOLING	293 49 45-09/4

GALLEY GROUP (CONTINUED)

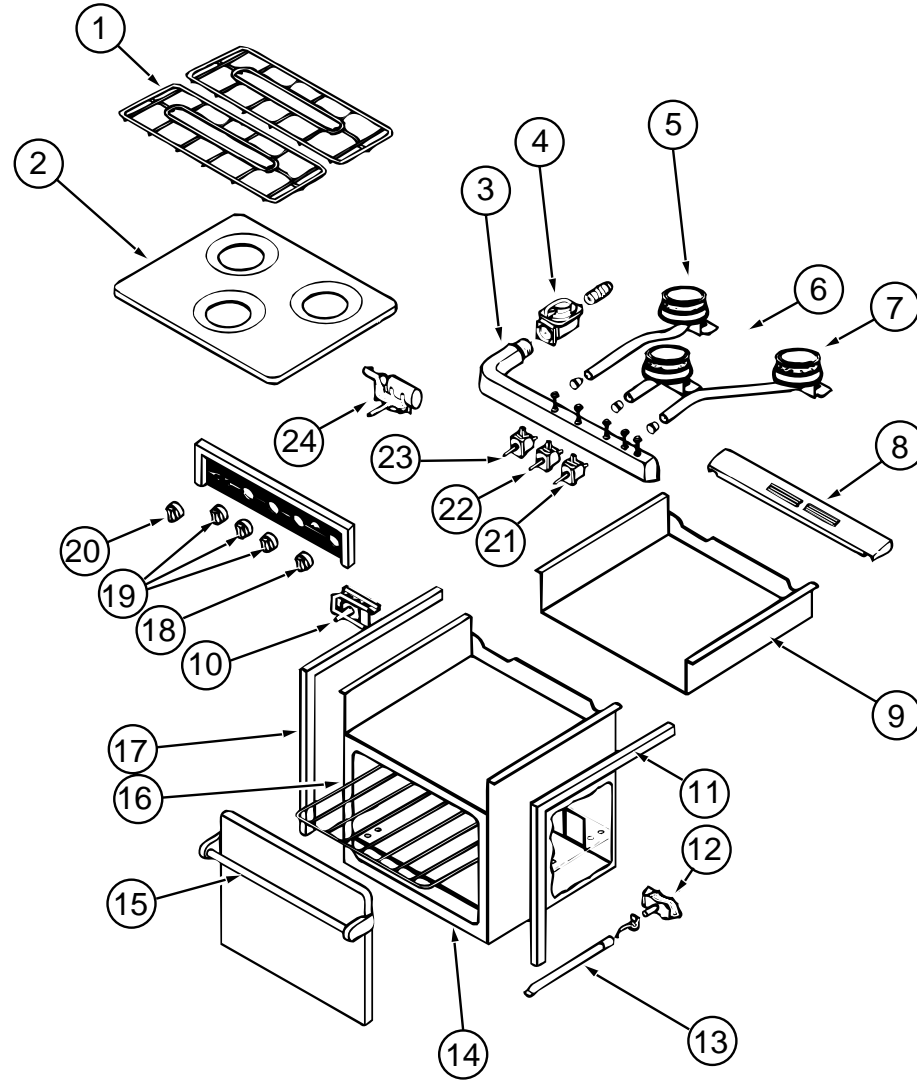
ATWOOD RANGE W/OVEN - R-2136BG



KEY	PART NUMBER	U/M	DESCRIPTION	VENDOR NO.
	107246-01-01A	EA	RANGE-W/OVEN, BLACK - R-2136BG	
				FROM: 00-00-00 THRU: 01-14-96
1	101593-01-703	EA	BURNER KNOB	53000
2	106689-01-701	EA	SPARK-IGNITOR ASM, HIGH OUTPUT	53078
3	106689-01-702	EA	PIEZO PUSH BUTTON	52279
4	106689-01-703	EA	VALVE-BURNER,ROBERT SHAW 9000 BTU	53047
5	106689-01-704	EA	REGULATOR W/EXTREME PRESSURE	52154
6	107323-01-719	EA	VALVE-BURNER, HARPER WYMAN 5200 BTU	51138
6	106689-01-705	EA	VALVE-BURNER, ROBERT SHAW 5200 BTU	52123
7	107246-01-700	EA	RANGE TOP (BLACK)	53083
8	107246-01-701	EA	GRATE	53050
9	107246-01-702	EA	MANIFOLD COVER	53072
10	107246-01-703	EA	THERMOSTAT	52122
11	107246-01-704	EA	RACK-OVEN	51069
12	107246-01-705	EA	BURNER-OVEN	52018
13	107246-01-706	EA	PILOT ASSEMBLY-OVEN	52242
14	107246-01-707	EA	VALVE-SAFETY	51177
15	107246-01-708	EA	SHELF-OVEN, BOTTOM	51657
16	107246-01-709	EA	TRIM-BOTTOM, BLACK	53526D
17	107246-01-710	EA	BURNER (HIGH OUTPUT)	53069
18	107246-01-711	EA	KNOB, THERMOSTAT	53001
19	107323-01-702	EA	TRIM-LEFT	53023
20	107323-01-703	EA	TRIM-RIGHT	53024
21	107323-01-705	EA	TRIM VENT	53525
	107323-01-710	EA	GRATE CLIP	53301
	107323-01-711	EA	RUBBER GRATE CUSHION	53008
22	107246-01-717	EA	DOOR-OVEN ASM, BLACK GLASS LARGE	51835
22	107323-01-713	EA	BLACK GLASS INSERT-W/HOLE	53426
23	107323-01-714	EA	HANDLE FOR W/HOLE GLASS	51112
	107314-01-01A	EA	COVER-RANGE, SLOTTED BIFOLD	
	106693-01-702	EA	BUMPER-RUBBER, 1/2"	
	105458-03-000	EA	TIEDOWN BRACKET, STOVE - RH	
	105458-04-000	EA	TIEDOWN BRACKET, STOVE - LH	

GALLEY GROUP (CONTINUED)

ATWOOD RANGE W/OVEN - R-2137BGP



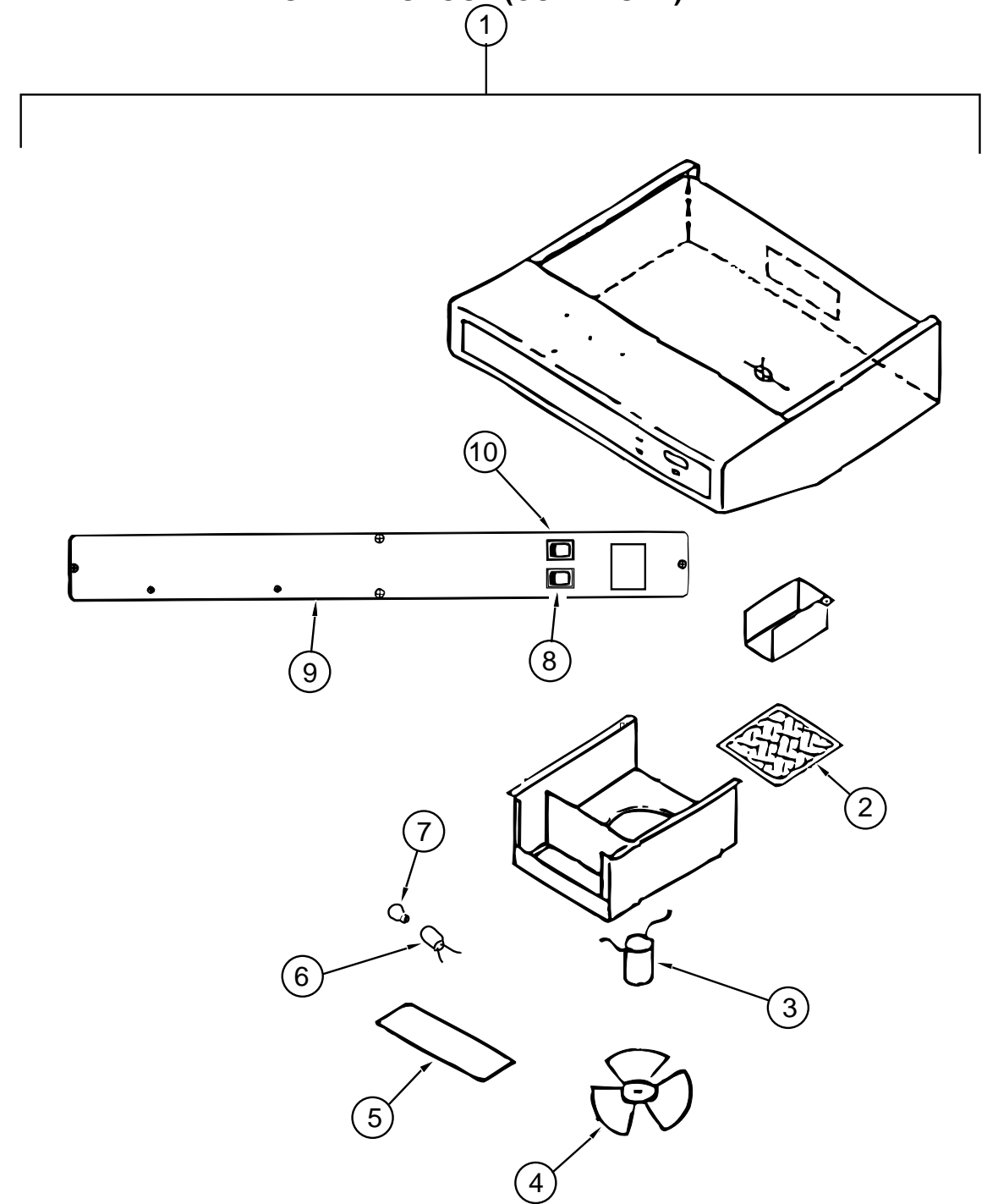
KEY	PART NUMBER	U/M DESCRIPTION	VENDOR NO.
	121758-01-01A	EA RANGE-W/OVEN, 21" - 3 BURNER - BLACK - R-2137BGP	FROM: 01-15-96 THRU: 99-99-99
1	107246-01-701	EA GRATE-BURNER	53050
	107323-01-711	EA CUSHION-GRATE, RUBBER	53008
	107323-01-716	EA CLIP-GRATE, GREEN	50005
2	121758-01-714	EA RANGE-TOP, ALMOND	53082
3	121758-01-709	EA MANIFOLD 3 BURNER	51272
	121758-01-713	EA COVER-MANIFOLD	56107
4	106689-01-704	EA REGULATOR-EXTREME PRESSURE	51062
5	121758-01-707	EA BURNER LEFT REAR PZO	56066
6	121758-01-708	EA BURNER CENTER (HIGH OUTPUT)	56068
7	121758-01-706	EA BURNER RIGHT REAR PZO	56067
8	107323-01-705	EA TRIM-VENT	53525
9	121758-01-711	EA BURNER BOX	51684
10	107246-01-703	EA THERMOSTAT, ROBERT SHAW	52122
11	107323-01-703	EA TRIM-RIGHT	53024
12	107246-01-706	EA PILOT ASM., ONLY (OVEN)	51065
13	107246-01-705	EA BURNER-OVEN	52018
14	107246-01-709	EA TRIM-LOWER, BLACK	53526D
15	107323-01-714	EA HANDLE ASM. DESIGNER STYLE	51112
	107323-01-713	EA GLASS-BLACK, INSERT OVEN DOOR	53426
16	107246-01-704	EA RACK-OVEN	51069
	107246-01-708	EA SHELF-OVEN, LOWER	51657
17	107323-01-702	EA TRIM-LEFT	53023
18	121758-01-703	EA KNOB THERMOSTAT	56094
19	121758-01-712	EA KNOB, BURNER (3)	56093
20	121758-01-700	EA KNOB (TURN STYLE) PIEZO IGN	56095
21	121758-01-710	EA VALVE, BURNER	56086
22	121758-01-705	EA VALVE HIGH OUTPUT	56087
23	121758-01-710	EA VALVE, BURNER	56086
24	121758-01-701	EA IGNITOR PIEZO (ROTARY)	56096
	121758-01-702	EA ELECTRODE WIRE (PIEZO IGNITOR)	56097
	107246-01-707	EA VALVE-SAFETY W/PILOT COMP	51063

GALLEY GROUP (CONTINUED)

MICROWAVE OVEN

KEY	PART NUMBER	U/M DESCRIPTION
	115303-01-000	EA OVEN - MICROWAVE
	098916-14-01A	EA BRACE - MICROWAVE CABINET - LEFT
	098916-15-01A	EA BRACE - MICROWAVE CABINET - RIGHT
	115401-01-01A	EA TRIM - MICROWAVE - BLACK
	094756-02-01A	EA BRACKET - MICROWAVE - 6.1" LONG X 3.9" WIDE - STEEL - TAN
	094756-01-02A	EA BRACKET - ANGLE - W/ HOLES - MILL

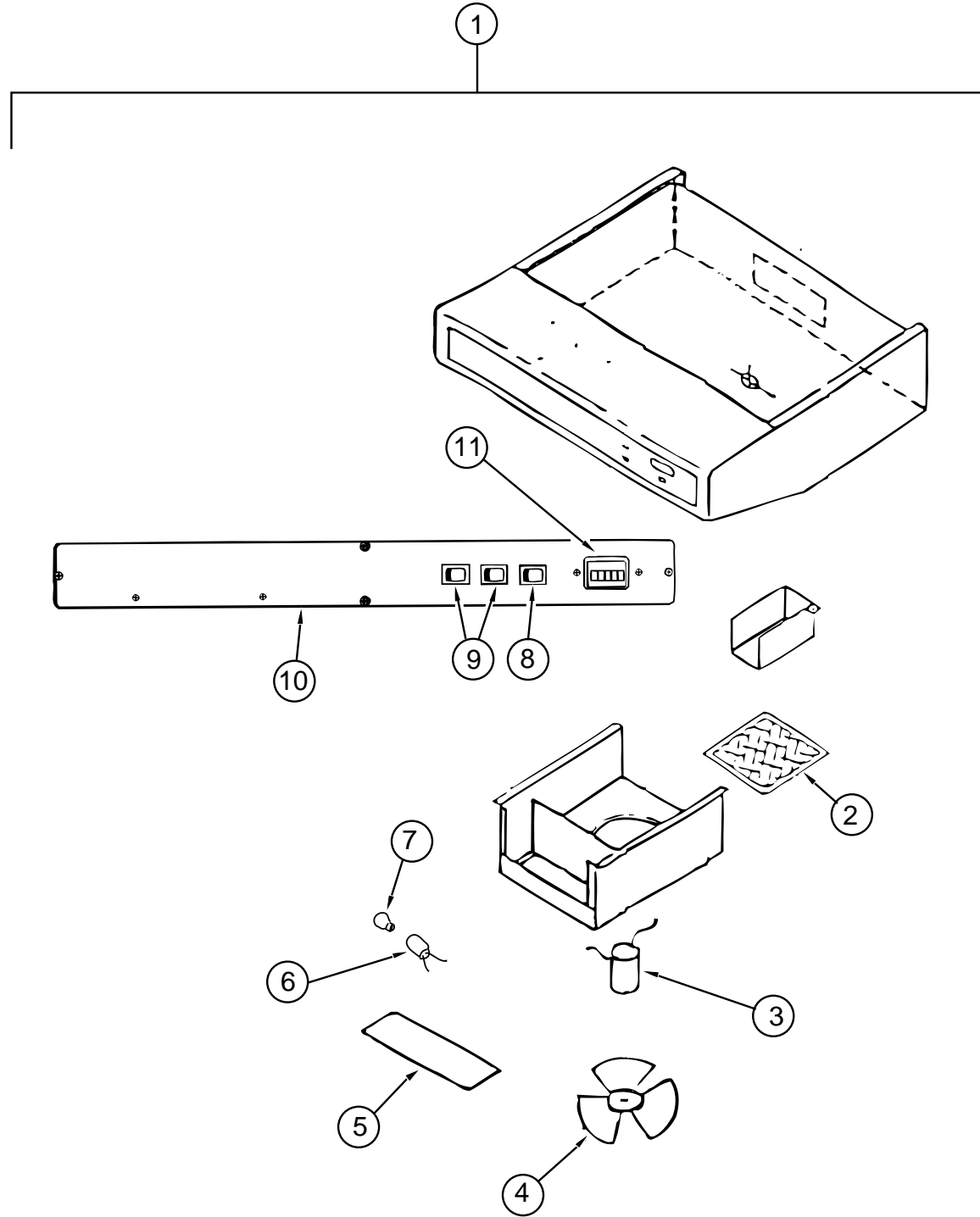
GALLEY GROUP (CONTINUED)



RANGE HOOD , W/O HOUR METER, TCS 5008-NBCLG (CANADIAN)

KEY	PART NUMBER	U/M DESCRIPTION	VENDOR NO.
1	100258-17-04A	EA HOOD - RANGE - W/O MONITOR PANEL	
2	096983-01-707	EA FILTER - GREASE - 8" X 8" - LVS	CC246
3	090973-01-700	EA MOTOR - LVS	CA508-1
4	090973-01-702	EA BLADE - FAN - LVS	VA183-1
5	092696-02-701	EA LENS - LAMP	CC179-2
6	092696-01-710	EA SOCKET - LIGHT	CB267-2
7	092696-01-709	EA BULB - 912	VA415
8	096983-01-700	EA SWITCH - ON/OFF	108
9	100258-01-700	EA HOOD NOSE LABEL	CC428
10	096983-01-700	EA SWITCH - ON/OFF	108
11	100258-10-01A	EA GAUGE - HOUR METER - SCREW ON (OPTION) - 150	

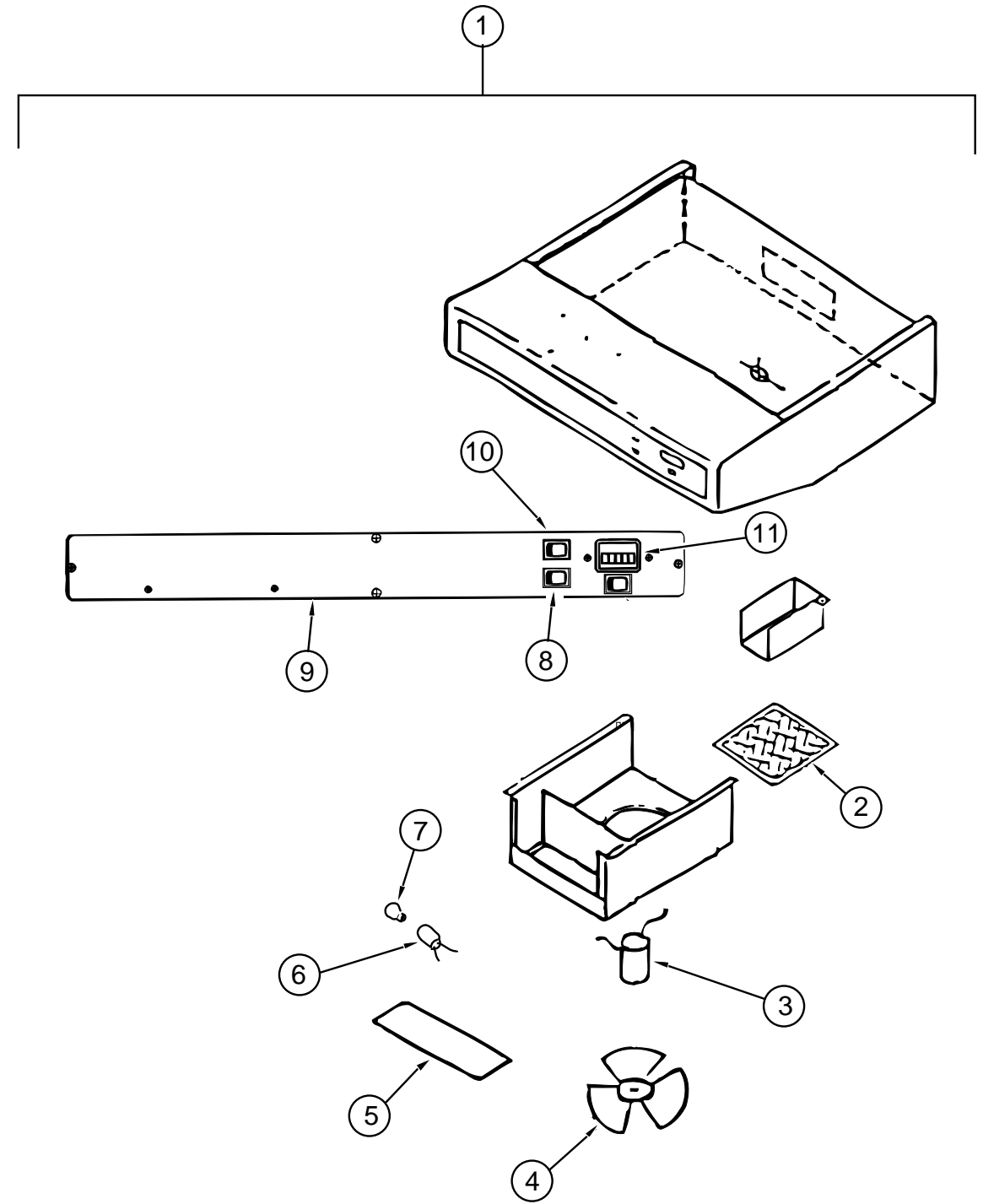
GALLEY GROUP (CONTINUED)



RANGE HOOD , W/O HOUR METER, TCS-5008-NBDLG (USA)

KEY	PART NUMBER	U/M DESCRIPTION	VENDOR NO.
1	100258-16-04A	EA HOOD - RANGE - W/O MONITOR PANEL	
2	096983-01-707	EA FILTER - GREASE - 8" X 8" - LVS	CC246
3	090973-01-700	EA MOTOR - LVS	CA508-1
4	090973-01-702	EA BLADE - FAN - LVS	VA183-1
5	092696-02-701	EA LENS - LAMP	CC179
6	092696-01-710	EA SOCKET - LIGHT	CB267-2
7	092696-01-709	EA BULB - 912	VA415
8	096983-01-700	EA SWITCH - ON/OFF	108
9	100258-01-700	EA HOOD NOSE LABEL	CC428
10	096983-01-702	EA SWITCH - TWO WAY MOMENTARY	112

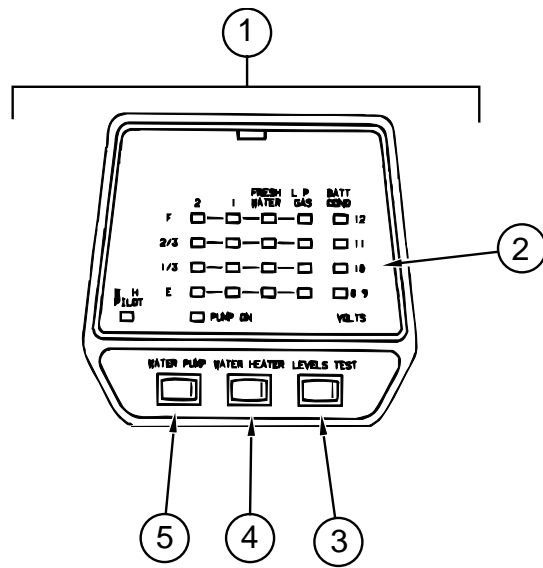
GALLEY GROUP (CONTINUED)



RANGE HOOD , W/HOUR METER, TPS-5009-SBDLG (USA)

KEY	PART NUMBER	U/M DESCRIPTION	VENDOR NO.
1	100258-18-03A	EA HOOD - RANGE 22W W/O MONITOR PANEL	
2	096983-01-707	EA FILTER - GREASE - 8" X 8" - LVS	CC246
3	090973-01-700	EA MOTOR - LVS	CA508-1
4	090973-01-702	EA BLADE - FAN - LVS	VA183-1
5	092696-02-701	EA LENS - LAMP	CC179
6	092696-01-710	EA SOCKET - LIGHT	CB267-2
7	092696-01-709	EA BULB - 912	VA415
8	096983-01-702	EA SWITCH - TWO WAY MOMENTARY	112
9	096983-01-700	EA SWITCH - ON/OFF	108
10	100258-01-700	EA HOOD NOSE LABEL	CC428
11	100258-10-01A	EA GAUGE - HOUR METER W/ SWITCH - SCREW ON - 150	
11	100258-10-701	EA GAUGE - HOUR METER - CLIP ON	72367

GALLEY GROUP (CONTINUED)



MONITOR PANEL (2 WATER TANKS & WATER HEATER)

KEY	PART NUMBER	U/M DESCRIPTION	VENDOR NO.
1	102765-04-01A	EA PANEL - MONITOR - W/ PLUG - 2 TANKS & WATER HEATER - LVS	
2	102765-04-700	EA CIRCUIT BOARD - 2 HOLDING TANKS	5076-11
3	097617 01 702	EA SWITCH (ALMOND)	107
4	097617 01 701	EA SWITCH - ON/OFF - ALMOND	106
5	102765 01 700	EA SWITCH - ON-ON - ALMOND	110-01

GENERATOR GROUP

ONAN GENERATOR, 5.0 KW EMERALD PLUS

KEY	PART NUMBER	U/M DESCRIPTION
	109303-01-000	EA GENERATOR - 5.0 KW EMERALD PLUS
	007125-03-000	EA CLAMP - MUFFLER - 1.5" DIA
	007125-04-000	EA CLAMP - MUFFLER - 1.1" DIA
	081364-03-000	EA MUFFLER - GENERATOR - ONAN
	079654-05-000	EA PIPE - EXHAUST - ANGLED - W/ FLANGE - 2" ID - ONAN# 154-2539
	106602-01-000	EA PIPE - EXHAUST - GENERATOR
	106607-01-000	EA ANGLE - SUPPORT - EXHAUST
	094059-01-000	EA SPACER

ONAN GENERATOR, 3.5 KW EMERALD PLUS (BGE-FN/29236G) (EXPORT)

KEY	PART NUMBER	U/M DESCRIPTION
	100974-04-000	EA GENERATOR - 4.0 KW EMERALD PLUS
	106602-01-000	EA PIPE - EXHAUST - GENERATOR
	007125-03-000	EA CLAMP - MUFFLER - 1.5" DIA
	007125-04-000	EA CLAMP - MUFFLER - 1.1" DIA
	079654-05-000	EA PIPE - EXHAUST - ANGLED - W/ FLANGE - 2" ID - ONAN# 154-2539
	081364-03-000	EA MUFFLER - GENERATOR - ONAN
	106607-01-000	EA ANGLE - SUPPORT - EXHAUST
	094059-01-000	EA SPACER

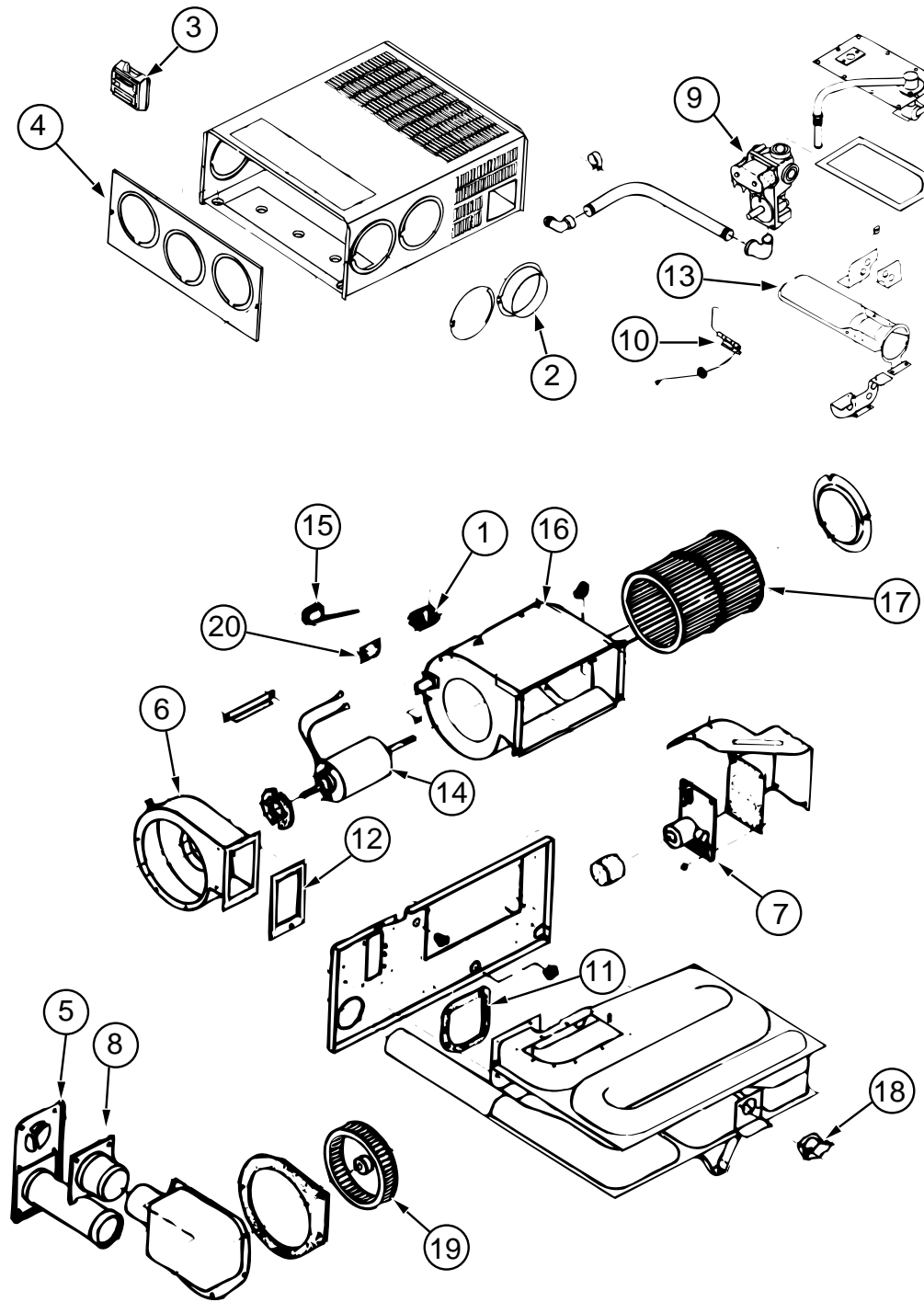
ONAN GENERATOR, 6.5 KW EMERALD PLUS (NHE-FA/26100G)

KEY	PART NUMBER	U/M DESCRIPTION
	100975-01-000	EA GENERATOR - 6.5 KW EMERALD PLUS
	106602-01-000	EA PIPE - EXHAUST - GENERATOR
	007125-03-000	EA CLAMP - MUFFLER - 1.5" DIA
	007125-04-000	EA CLAMP - MUFFLER - 1.1" DIA
	079654-05-000	EA PIPE - EXHAUST - ANGLED - W/ FLANGE - 2" ID - ONAN# 154-2539
	081364-03-000	EA MUFFLER - GENERATOR - ONAN
	106607-01-000	EA ANGLE - SUPPORT - EXHAUST
	094059-01-000	EA SPACER

NOTE: ADDITIONAL GENERATOR COMPONENTS ARE FOUND IN THE CHASSIS GROUP

HEATING & AIR CONDITIONING GROUP

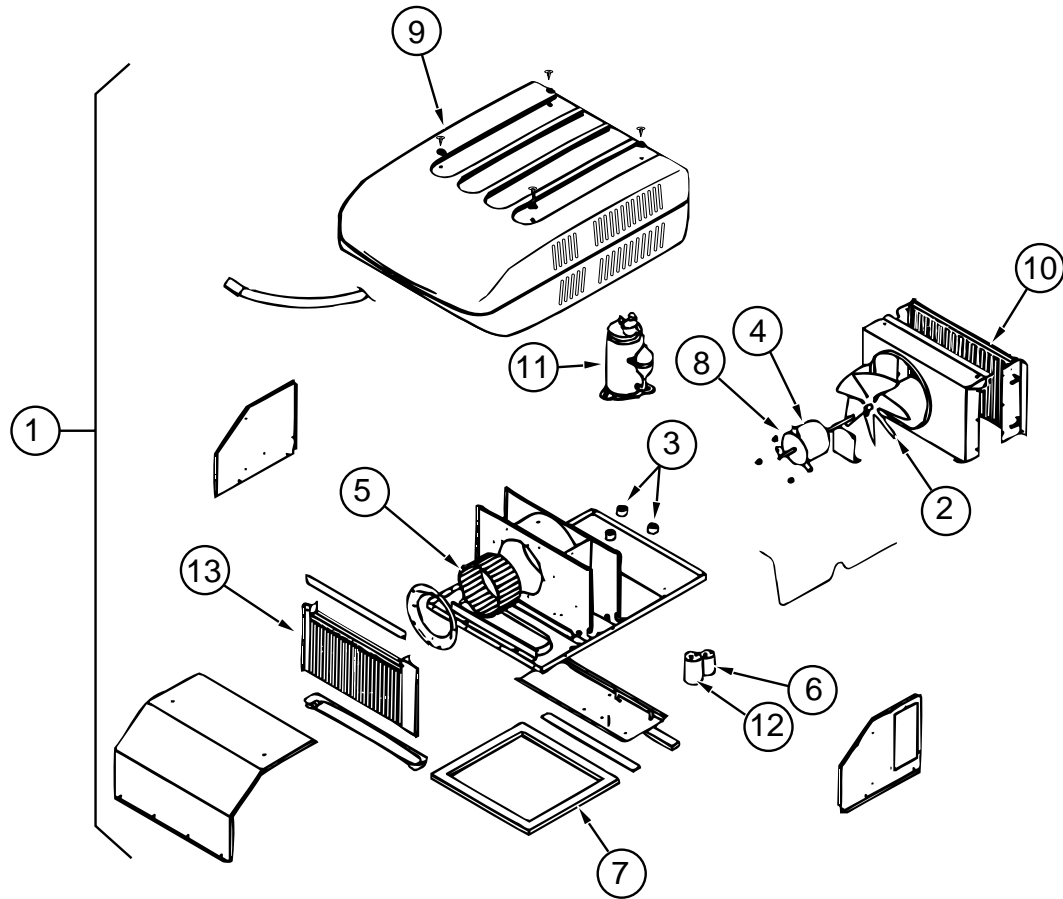
FURNACE (SUBURBAN SF-42 2275)



KEY	PART NUMBER	U/M DESCRIPTION	VENDOR NO.
	098668-22-000	EA FURNACE - 40,000 BTU	
1	074466-01-702	EA RELAY - TIME DELAY	230625
2	075696-02-703	EA DUCT COLLAR	050715
3	115764-01-01A	EA THERMOSTAT - WALL - FURNACE - 160902	
4	098668-01-700	EA CABINET FRONT	101242
5	098668-01-707	EA VENT CAP & EXHAUST TUBE ASM	260231
6	098668-01-708	EA BLOWER ASM (COMBUSTION AIR)	390441
7	098668-01-712	EA BOARD - MODULE	231741
8	098668-01-713	EA INTAKE VENT TUBE ASM	051248
9	098668-01-714	EA GAS VALVE (WHITE ROGERS)	161070
10	098668-01-715	EA ELECTRODE ASM. (SINGLE PROBE)	232166
11	098668-01-716	EA GASKET FIREWALL (CHAMBER SIDE)	070808
12	098668-01-717	EA GASKET FIREWALL(BLOWER SIDE)	070809
13	098668-11-701	EA BURNER ASM COMP (SF-42F)	010799
14	098668-11-702	EA MOTOR ASM COMP (SF-42F)	232212
15	098668-11-703	EA SWITCH - SAIL ASM (SF-42F)	232216
16	098668-11-704	EA BLOWER ASM ROOM AIR (SF-42F)	390698
17	098668-01-711	EA WHEEL - ROOM AIR	350129
18	098668-11-706	EA LIMIT SWITCH (SF-42F)	232217
19	098668-22-702	EA WHEEL COMBUSTION AIR	350183
20	101990-01-714	EA MICROSWITCH GASKET	230877
	098668-11-700	EA ORIFICE - MAIN BURNER SF-42F	180216
	117357-02-02B	EA TRANSITION ASM - FURNACE	
	009198-01-000	FT DUCT - HEAT - FLEXIBLE - 4" ID X 25 FT	
	009198-02-000	FT DUCT - HEAT - FLEXIBLE - 2" ID X 25 FT	
	089367-02-000	EA TEE - 4 X 2 X 4"	
	009200-01-000	EA TAPE - FURNACE - 1 1/2"	
	098668-14-000	EA GASKET - FIBERGLASS - .5" X 18" X 18" - 070976	
	098668-12-000	EA DOOR - ACCESS - FURNACE - BUFF	
	093614-04-02A	EA GRILL - RETURN AIR - DURA - 252 X 356 MM - BEIGE	
	093614-02-02A	EA GRILL - RETURN AIR - DURA - 252 X 252 MM - BEIGE	
	093614-03-02A	EA GRILL - RETURN AIR - DURA - 252 X 404 MM - BEIGE	
	056464-10-000	EA HEAT REGISTER - W/O DAMPER	

HEATING & AIR CONDITIONING GROUP (CONTINUED)

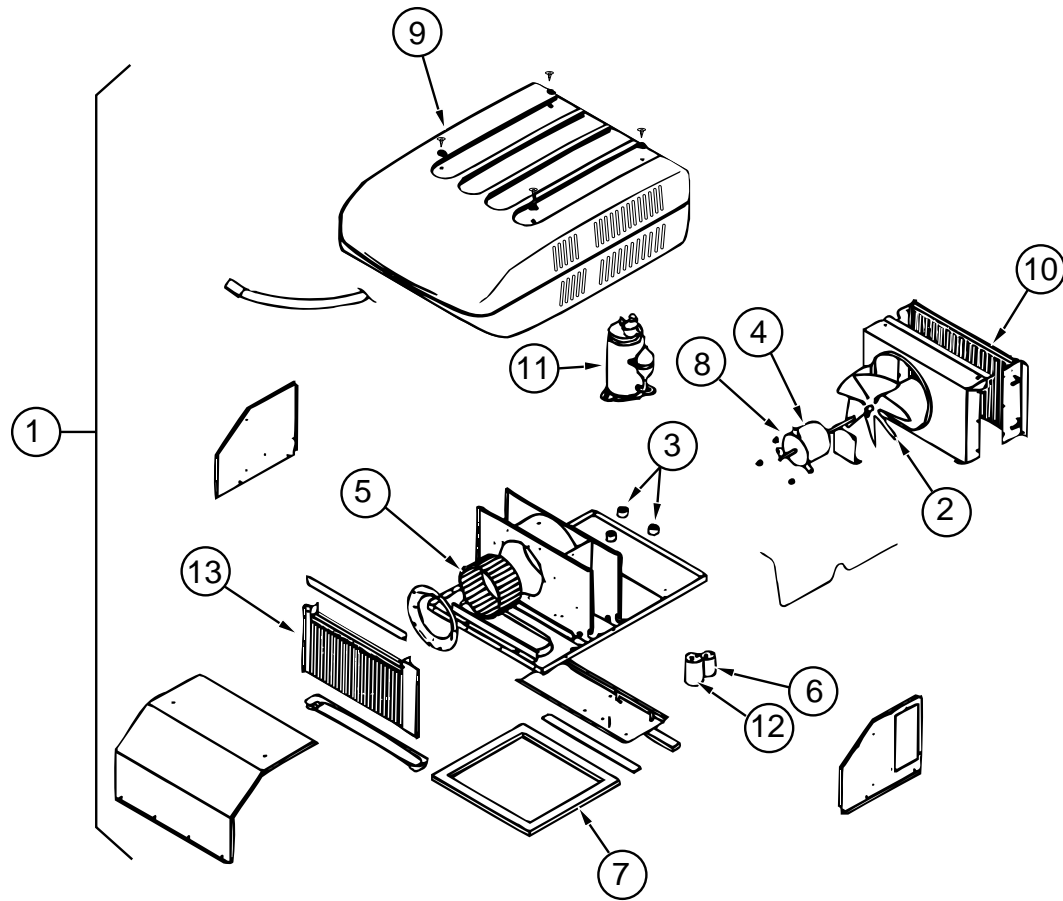
COLEMAN ROOF AIR 13,500 BTU (EXPORT)



KEY	PART NUMBER	U/M	DESCRIPTION	VENDOR NO.
1	108889-02-01A	EA	A/C - ROOF - 13,500 TSR 220 IVORY - 7373A897	
2	093763-01-712	EA	FAN BLADE - CONDENSER	6733-3221
3	105620-01-706	EA	FOOT PKG - COMPRESSOR - 3 PER PACKAGE	6759-3081
4	108889-02-701	EA	MOTOR	1468-3059
5	108889-01-706	EA	IMPELLOR	1472-1041
6	093763-01-704	EA	CAPACITOR - FAN	1499-3461
7	108889-01-711	EA	GASKET PACKAGE	6792-3301
8	108889-01-715	EA	MOTOR MOUNT & SHAFT SEAL KIT	6792-3361
9	108889-01-702	EA	SHROUD (BUFF/BUFF) LESS LOGO	6759-6411
10	108889-01-703	EA	CONDENSER COIL	1452A1301
11	108889-02-700	EA	COMPRESSOR	1452-2029
	108889-01-704	EA	OVERLOAD (MRA#98693)	6749-3541
12	108889-01-707	EA	RUN CAPACITOR (COMP-25MFD/ 370)	1499-5661
13	108889-01-709	EA	EVAPORATOR COIL	1452A1311
	108889-02-703	EA	START RELAY	1497-4141
	093306-01-701	EA	DECAL PKG - LEFT & RIGHT	6798B3591
	108889-01-710	EA	FILLER PAD - COND AIR SEAL	6759A3971
	108889-01-713	EA	SUCTION LINE (3/8 OD X .032 WALL)	6792-130
	108889-01-714	EA	DISCHARGE LINE ASM.	6792-531
	108892-01-01A	EA	CEILING ASM - A/C DUCTED - 7330-730 IV	
	108892-01-700	EA	PLUG ASSEMBLY	7330-540
	108892-01-701	EA	TERMINAL BOARD	7330-3201
	108892-01-702	EA	PRINTED CIRCUIT BOARD	7330-3211
	108892-01-703	EA	FILTER	6798A3761
	108892-01-704	EA	GRILLE (PLASTIC)	6798-3041
	108892-01-705	EA	SMALL PARTS PKG	7330A6101
	102289-01-000	EA	SPRING - SCREW - ROOF A/C GASKET - 6757-150	
	110403-01-G09	EA	SPACER ASM - RETURN AIR - OAK	
	117238-02-01A	EA	THERMOSTAT - A/C ONLY - 7330-3381	
	117238-02-01A	EA	THERMOSTAT - A/C ONLY - 7330-3381	
	088238-01-000	EA	COVER - SWITCH - A/C SELECTOR - FRONT TO REAR A/C	
	073937-03-000	EA	SWITCH - ROTARY SELECTOR - 3 DECK - A/C - CA20-USA892	
	088238-02-000	EA	COVER - SWITCH - A/C SELECTOR FOR FRONT OR REAR	
	056464-06-000	EA	REGISTER - HEAT/A/C - ROUND W/O DAMPER - 4" - PLASTIC - OFF WHITE	
			FROM: 00-00-00 THRU: 03-17-96	
	120134-01-01A	EA	REGISTER - 4-5IN DIA W/ DAMPER - OFF WHITE	
			FROM: 03-18-96 THRU: 99-99-99	

HEATING & AIR CONDITIONING GROUP (CONTINUED)

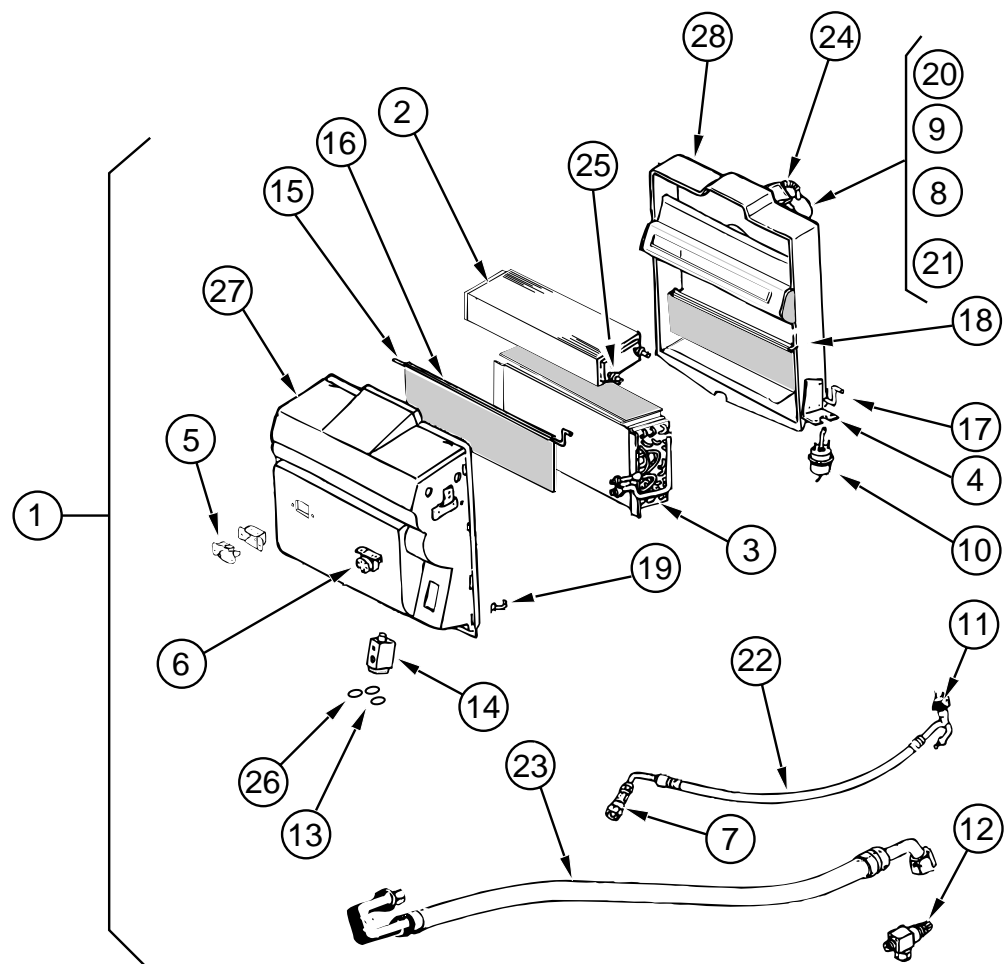
COLEMAN ROOF AIR 13,500 BTU (US, CSA)



KEY	PART NUMBER	U/M	DESCRIPTION	VENDOR NO.
1	108889-01-03A	EA	A/C - ROOF - 13,500 TSR HO BUFF - 7333A888	
2	093763-01-712	EA	FAN BLADE - CONDENSER	6733-3221
3	105620-01-706	EA	FOOT PKG - COMPRESSOR - 3 PER PACKAGE	6759-3081
4	108889-01-705	EA	MOTOR (115 - 60HZ)	1468-3049
5	108889-01-706	EA	IMPELLOR	1472-1041
6	093763-01-704	EA	CAPACITOR - FAN	1499-3461
7	108889-01-711	EA	GASKET PACKAGE	6792-3301
8	108889-01-715	EA	MOTOR MOUNT & SHAFT SEAL KIT	6792-3361
9	108889-01-702	EA	SHROUD (BUFF/BUFF) LESS LOGO	6759-6411
10	108889-01-703	EA	CONDENSER COIL	1452A1301
11	105620-01-704	EA	COMPRESSOR - RH & LH	1450-2009
	108889-01-704	EA	OVERLOAD (MRA#98693)	6749-3541
12	108889-01-707	EA	RUN CAPACITOR (COMP-25MFD/ 370)	1499-5661
13	108889-01-709	EA	EVAPORATOR COIL	1452A1311
	091225-01-709	EA	START RELAY	1497-4131
	093306-01-701	EA	DECAL PKG - LEFT & RIGHT	6798B3591
	108889-01-710	EA	FILLER PAD - COND AIR SEAL	6759A3971
	108889-01-712	EA	SUCTION LINE REDUCER (3/8 X 1/2)	1215-2161
	108889-01-713	EA	SUCTION LINE (3/8 OD X .032 WALL)	6792-130
	108889-01-714	EA	DISCHARGE LINE ASM.	6792-531
	108892-01-01A	EA	CEILING ASM - A/C DUCTED - 7330-730 IV	
	108892-01-700	EA	PLUG ASSEMBLY	7330-540
	108892-01-701	EA	TERMINAL BOARD	7330-3201
	108892-01-702	EA	PRINTED CIRCUIT BOARD	7330-3211
	108892-01-703	EA	FILTER	6798A3761
	108892-01-704	EA	GRILLE (PLASTIC)	6798-3041
	108892-01-705	EA	SMALL PARTS PKG	7330A6101
	102289-01-000	EA	SPRING - SCREW - ROOF A/C GASKET - 6757-150	
	110403-01-G09	EA	SPACER ASM - RETURN AIR -OAK	
	117238-01-01A	EA	THERMOSTAT - A/C AND FURNACE - 7330-3371	
	117238-02-01A	EA	THERMOSTAT - A/C ONLY - 7330-3381	
	092633-02-02A	EA	COVER - BLANK - ROOF A/C - 5.1" X 5.1" - PLASTIC - OFF WHITE	
	088238-01-000	EA	COVER - SWITCH - A/C SELECTOR - FRONT TO REAR A/C	
	088238-02-000	EA	COVER - SWITCH - A/C SELECTOR FOR FRONT OR REAR	
	073937-03-000	EA	SWITCH - ROTARY SELECTOR - 3 DECK - A/C - CA20-USA892	
	056464-06-000	EA	REGISTER - HEAT/A/C - ROUND W/O DAMPER - 4" - PLASTIC - OFF WHITE	
			FROM: 00-00-00 THRU: 03-17-96	
	120134-01-01A	EA	REGISTER - 4-5IN DIA W/ DAMPER - OFF WHITE	
			FROM: 03-18-96 THRU: 99-99-99	

HEATING & AIR CONDITIONING GROUP (CONTINUED)

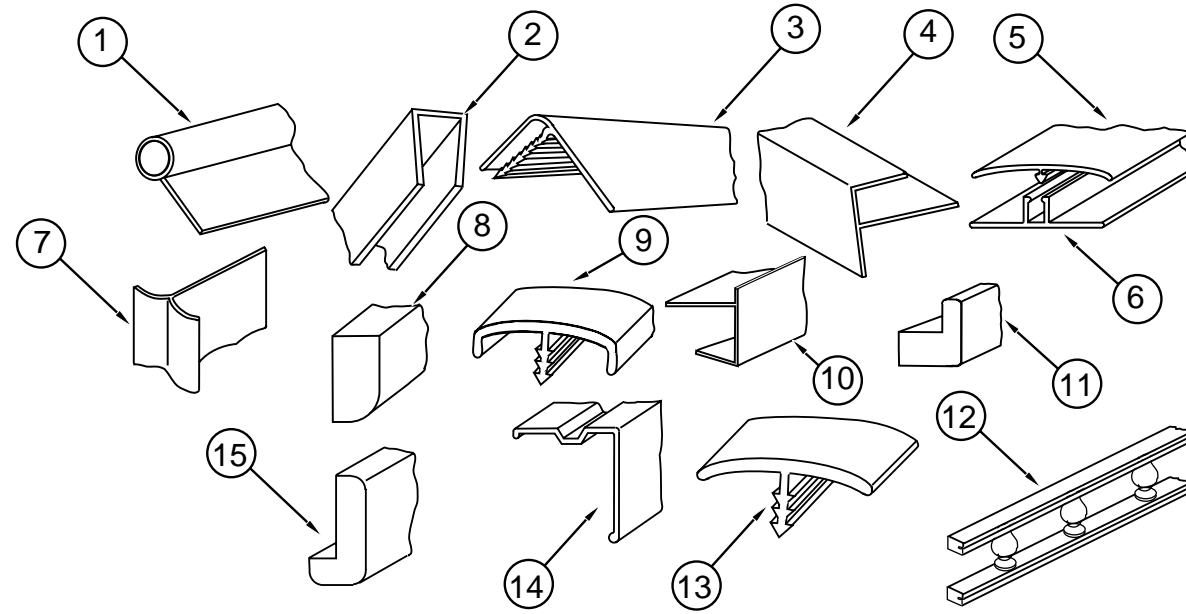
AUTOMOTIVE AIR CONDITIONING



KEY	PART NUMBER	U/M DESCRIPTION	VENDOR NO.
1	103930-21-000	EA EVAPORATOR/ HEATER ASSEMBLY - 090-00084	
2	103930-01-703	EA COIL - HEATER	042-0010
3	103930-01-704	EA COIL EVAPORATOR	041-0017
4	103930-01-708	EA BRACKET - VACUUM MOTOR	070-0113
5	103930-01-710	EA RESISTOR - FUSED	035-0006
6	103930-01-711	EA THERMOSTAT	033-0003
7	103930-01-713	EA FITTING - QUICK CONNECT - #4	050-003
8	103930-01-717	EA WHEEL - CLOCKWISE	062-0010
9	103930-01-720	EA MOTOR	030-0004
10	103930-02-708	EA MOTOR - VACUUM SERVO - A/C	030-0025
11	103930-12-708	EA SWITCH - BINARY - R-134A	032-0048
12	103930-13-702	EA SERVICE VALVE W/O C.P.	050-152
13	103930-17-702	EA GASKET OR SAE 015 #10 33-781	045-0127
14	103930-20-700	EA VALVE EXPANSION BLOCK (2 TON)	034-0032
15	103930-20-702	EA ROD F/BLEND AIR DOOR	073-0039
16	103930-20-703	EA DOOR - BLEND AIR	071-0212
17	103930-20-704	EA ROD - DOOR - RECIRCULATING	073-0018
18	103930-20-705	EA DOOR PANEL - RECIRCULATING	071-0213
19	103930-20-706	EA CLIP - RETAINER	022-0057
20	103930-20-707	EA BLOWER HOUSING	062-0145
21	103930-20-708	EA CLIP F/ MOTOR SHAFT	022-0001
22	103930-21-700	EA HOSE ASM. - #6	085-0139
23	103930-21-701	EA HOSE ASM. - #10	085-0140
24	110279-01-703	EA HOSE - VENT - MOTOR BLOWER	70510034
25	110279-01-712	EA HEATER FITTING	
26	113245-01-707	EA GASKET	045-0126
27	103930-05-710	EA CASE - FRONT - SUB-ASM.	062-0146
28	103930-05-711	EA CASE - BACK - SUB-ASM.	062-0147
	007281-01-000	EA HOSE - FLEXIBLE PVC - 2.5"ID X 50' - ATCOFLEX - A-182-355	
	072341-06-700	EA SWITCH - 4 SPEED - FAN	032-0043
	094831-01-709	EA CLAMPS - ROD - 3/16" - MOTIVAIR	ZGG14431
	103930-02-700	EA PANEL - CONTROL, W/BEZEL - W/O DECAL	032-0018
	103930-02-701	EA VALVE - CONTROL HEAD	034-0015
	103930-02-702	EA DECAL - FAN SWITCH	058-0008
	103930-02-703	EA HARNESS - WIRE CONTROL	036-0048
	103930-02-704	EA HARNESS - VACUUM CONTROL	036-0049
	103930-02-705	EA CABLE - CONTROL - BOWDEN	074-0011
	103930-02-706	EA CLIP - CABLE - CONTROL	022-0017
	103930-02-707	EA RELAY	031-0001
	103930-02-708	EA MOTOR - VACUUM - SERVO - A/C	030-0025
	103930-02-710	EA CANISTER - VACUUM	054-0002
	103930-02-711	EA VAVLE - WATER, 2 PORT	034-0014
	103930-23-000	EA VALVE - WATER - 2 PORT - 034-00114	
	103930-24-000	EA VALVE - WATER - 4 PORT - 034-00035	
	103930-02-712	EA PANEL - CONTROL A/C BLACK BEZEL	032-0054
	103930-04-000	EA CONTROL/ PLENUM SET	
	103930-05-000	EA MANUAL - OWNERS - HEATER - A/C - 057-0049	
	103930-17-000	EA HOSE KIT - #10 GM - SANDEN COMP - 093-00076	
	103930-17-700	EA FITTING - PAD COMP. SUCTION SAN	050-0131
	103930-17-701	EA FITTING - #10.90 W/FERRULE/1342CP	050-0132
	103930-17-702	EA GASKET OR SAE 015 = #10 33-781	045-0127
	103930-17-703	EA GASKET - SEAL,SANDEW COMP33-76	045-0142
	103930-17-704	EA HOSE ASSY - #10	085-0113
	024990-05-000	EA 4" DIAMETER OUTLET - W/ SWIVEL DEFLECTORS	
	103016-01-000	EA PLENUM - TRANSITION	
	103017-01-000	EA PLENUM - DEFROSTER	
	103558-01-06A	EA VENT - DEFROSTER - ABS QUICK SILVER	
	103796-01-01A	EA LOUVER ASM - A/C CARY PROD BLACK	
	056402-05-000	EA BRACKET - HEATER VENT - ROUND - W/ BEND - BLACK	
	077075-01-000	EA GASKET - INSTRUMENT PANEL TO DEFROSTER PLENUM - .6" X 11.3"	
	077075-03-000	EA GASKET - INSTRUMENT TO DEFROSTER PLENUM - SPL	

INTERIOR FINISH GROUP

INTERIOR TRIM, BATT STRIPS & MOLDINGS

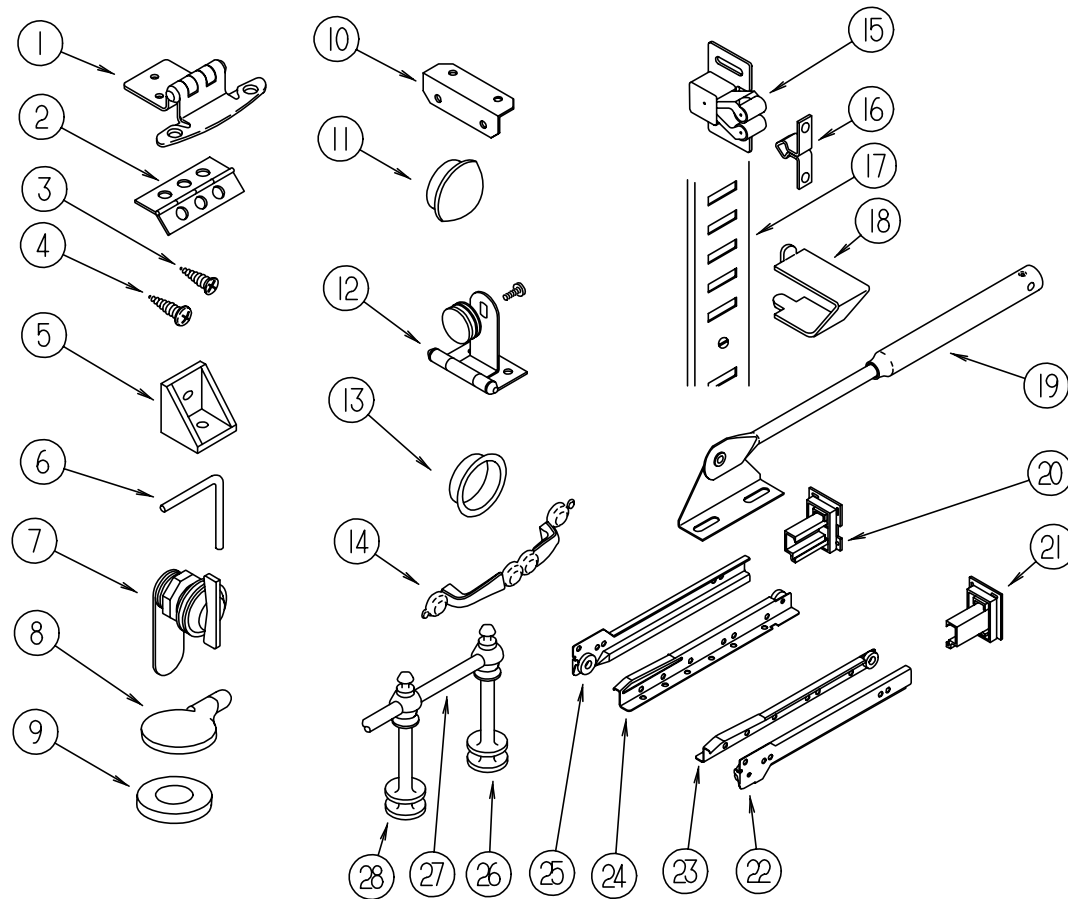


KEY	PART NUMBER	U/M	DESCRIPTION
1	009767-12-000	FT	MOLDING - SIDEWALL TO CEILING/ CABINET - WELTING - OFF WHITE
2	009778-21-000	FT	U-CHANNEL - 1" - PICKLED ASH
2	070504-36-000	FT	EXTRUSION - U CHANNEL - 1.65" WATERFORD OAK
2	070504-37-000	FT	EXTRUSION - U CHANNEL - 20.70 - WATERFORD OAK
3	009809-28-000	EA	MOLDING - CORNER - OUTSIDE - 1" - PLASTIC - WATERFORD OAK
3	009809-23-000	EA	MOLDING - CORNER - OUTSIDE - 1" - PLASTIC - IVORY
4	009812-29-000	EA	MOLDING - CORNER - OUTSIDE - .5" X 7' - PLASTIC - WATERFORD OAK
5	086229-13-000	EA	BATTEN - CEILING - 1" WIDE - IVORY - 7.6'
6	086229-01-000	EA	RETAINER - BATTEN - CEILING - .75" WIDE - 7.6'
7	022992-11-000	FT	MOLDING - REVERSE COVE - T-SHAPED - VINYL - IVORY
8	100818-01-05A	EA	MOLDING - VINYL WRAP - TRIM - WATERFORD OAK
9	083620-07-000	FT	T-MOLDING - 3/4 END CAP EDGE - W/ EDGE LIPS - THOR PECAN
9	083620-12-000	FT	T-MOLDING - 3/4 W/ EDGE LIPS - WATERFORD OAK
10	103186-02-05A	FT	MOLDING - PLASTIC - SHELF EDGING - 25.4 MM - WATERFORD OAK
10	103186-01-05A	FT	MOLDING - PLASTIC - SHELF EDGING - 9.5 MM - WATERFORD OAK

KEY	PART NUMBER	U/M	DESCRIPTION
11	100819-01-05A	EA	MOLDING - VINYL WRAP - L-SHAPED - DOOR - WATERFORD OAK
	076325-39-000	FT	MOLDING-EDGE BAND, 1527 - 1-5/16 X .030 X 600'
	076325-53-000	FT	MOLDING-EDGE BAND, 1049 NEUTRA - 1 5/16 X .030 X 600'
	076325-67-000	FT	MOLDING-EDGE BAND, WATERFORD - .93 X .024 X 600'
	076325-68-000	FT	MOLDING-EDGE BAND, WATERFORD - 1 5/16 X .038 X 600'
12	075249-01-000	EA	RAILING - OAK - 72" - UNFINISHED
13	105709-01-000	FT	T-MOLDING - 1" - MODERN IVORY
	109736-01-01A	FT	T-MOLDING - 1.00" BRASS/ BLACK
14	093873-01-01A	EA	TRIM - CARPET - L-ANGLE - 1.1" X 1.3" X 12' - VINYL - GRAY
15	077840-01-G01	EA	MOLDING - CAP - WALL
	109332-02-01A	FT	TRIM - J-MIRROR - BRASS
	116951-01-F31	EA	MOLDING (SLIDEOUT)
	117268-D2-134	EA	MOLDING - 018 X 040 X 2134 MM VINYL - WRAPPED-WATERFORD
	117268-F2-438	EA	MOLDING - 018 X 065 X 2438 MM - WRAPPED WATERFORD
	117268-F2-134	EA	MOLDING - 018 X 065 X 2134 MM - WRAPPED WATERFORD
	079653-13-000	EA	MOLDING - BATT STRIP - WHITE

INTERIOR FINISH GROUP (CONTINUED)

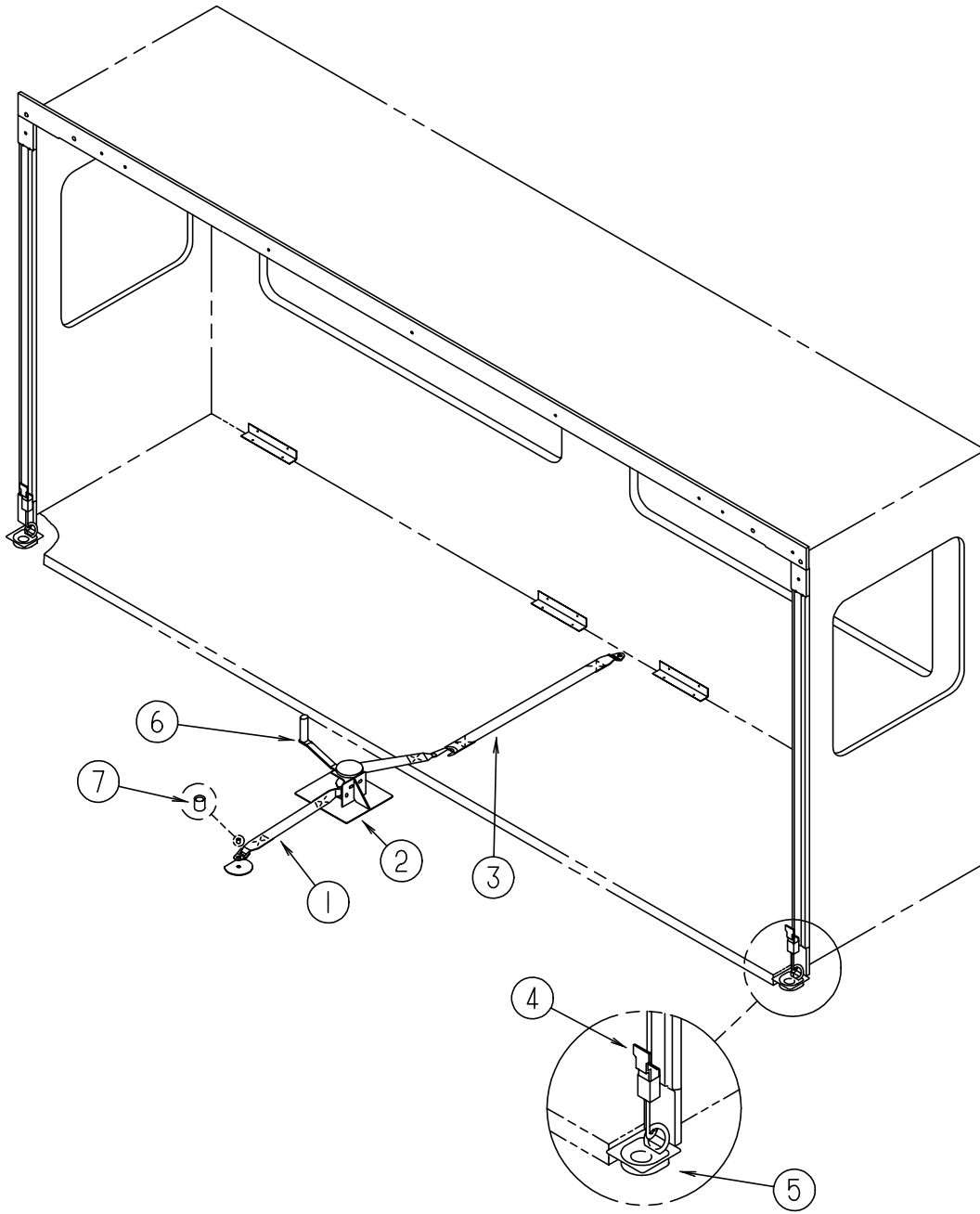
CABINET HARDWARE



KEY	PART NUMBER	U/M DESCRIPTION
17	098980-01-000	EA PILASTER-ADJUSTABLE SHELF, 18" LONG WOODGRAIN APPEARANCE
17	098980-02-000	EA PILASTER-ADJUSTABLE SHELF, 12" LONG WOODGRAIN APPEARANCE
17	098980-03-000	EA PILASTER-ADJUSTABLE SHELF WOODGRAIN APPEARANCE
17	098980-06-000	EA PILASTER-ADJUSTABLE SHELF, 24" LONG
18	098979-01-000	EA CLIP-ADJUSTABLE SHELF
19	074493-02-000	EA SUPPORT-PISTON SPRING, CABINET DOOR
20	114045-01-000	EA BACKSOCKET-ADJUSTABLE,LEFT - HOUCK 751-1 N/A ORDER SLIDE KIT ACCORDING TO LENGTH-SEE NUMERICAL LISTING OF #114031-??-700 IN THE \$ FICHE F/DESIRED LENGTH
21	114045-02-000	EA BACKSOCKET-ADJUSTABLE,RIGHT - HOUCK 751-2 N/A ORDER SLIDE KIT ACCORDING TO LENGTH-SEE NUMERICAL LISTING OF #114031-??-700 IN THE \$ FICHE F/DESIRED LENGTH
22	114031-02-000	EA SLIDE-DRAWER,12" RIGHT CABT N/A ORDER #114031-01-700 SLIDE DRAWER KIT
22	114031-14-000	EA SLIDE-DRAWER,18" RIGHT CABINET-HOUCK 7200-RV-2 N/A ORDER #114031-13-700 SLIDE DRAWER KIT
22	114031-18-000	EA SLIDE-DRAWER, 20" RIGHT CABT N/A ORDER #114031-17-700 SLIDE DRAWER KIT
22	114031-22-000	EA SLIDE-DRAWER, 22" RIGHT CABT N/A ORDER #114031-21-700 SLIDE DRAWER KIT
23	114031-04-000	EA SLIDE-DRAWER, 12" - RIGHT DRAWER - HOUCK 7200-RV-4 N/A ORDER #114031-01-700 SLIDE DRAWER KIT
23	114031-16-000	EA SLIDE-DRAWER, 18" RIGHT DRAWER -HOUCK 7200-RV-4 N/A ORDER #114031-13-700 SLIDE DRAWER KIT
23	114031-24-000	EA SLIDE-DRAWER, 22" RIGHT DRAWER N/A ORDER #114031-21-700 SLIDE DRAWER KIT
24	114031-03-000	EA SLIDE-DRAWER, 12" - LEFT DRAWER - HOUCK 7200-RV-3 N/A ORDER #114031-01-700 SLIDE DRAWER KIT
24	114031-15-000	EA SLIDE-DRAWER, 18" LEFT DRAWER - HOUCK 7200-RV-3 N/A ORDER #114031-13-700 SLIDE DRAWER KIT
24	114031-23-000	EA SLIDE-DRAWER, 22" LEFT DRAWER N/A ORDER #114031-21-700 SLIDE DRAWER KIT
25	114031-01-000	EA SLIDE-DRAWER, 12" LEFT CABT N/A ORDER KIT #114031-01-700 SLIDE DRAWER KIT
25	114031-13-000	EA SLIDE-DRAWER, 18" LEFT CABINET -HOUCK 7200-RV-1 N/A ORDER #114031-13-700 SLIDE DRAWER KIT
25	114031-17-000	EA SLIDE-DRAWER, 20" LEFT CABT N/A ORDER #114031-17-700 SLIDE DRAWER KIT
25	114031-21-000	EA SLIDE-DRAWER, 22" LEFT CABT N/A ORDER #114031-21-700 SLIDE DRAWER KIT
26	084070-02-000	EA POST - END - 2.4" - BRASS
27	084071-04-000	EA ROD - 11.9" - BRASS
27	084071-15-000	EA ROD - 8.27" - BRASS
28	084070-01-000	EA POST - CENTER - 2.4" - BRASS
	004354-01-000	EA BUMPER-RUBBER, .5" DIA - BROWN
	009112-01-000	EA FLANGE-ROD, 1" - CLOTHES ROD - PLASTIC - OFF WHITE
	041389-25-000	EA HINGE-PIANO, 1.50 X 1397.0 MILL
	042438-01-000	EA DOWEL-WOOD, CLOTHES ROD - 1" DIAMETER X 4'
	042438-06-000	EA DOWEL-WOOD, 1.5" X 26" - OAK
	064467-01-000	EA GUIDE-POCKET, SLIDING DOOR - WALL MOUNTED
	076790-01-000	EA SCREW, 6-20 X 1 1/4 PPH - BLACK
	079921-01-000	EA ROLLER-NYLON, W/STEEL SHAFT - BARBED
	084451-01-000	EA CATCH-TV SHELF, BRASS
	102194-01-000	EA GUIDE-PLASTIC
	103874-01-000	EA HANGER-SLIDING DOOR
	110643-01-000	EA ANGLE-FORMED W/HOLES
	116975-01-01A	EA LATCH ASM-UNDERCENTER, BLACK STRIKE #042541-05-000

KEY	PART NUMBER	U/M DESCRIPTION
1	108138-01-000	EA HINGE-DOOR, CABINET - BURNISHED BRASS
2	009059-01-000	EA HINGE-DOOR, 2" X 1.4" - BRASS
2	009059-02-000	EA HINGE-DOOR, 2" X 2.7" - BRASS
3	000G13-06-10G	EA SCREW - PHILLIPS - FLAT HEAD - 6-20 X 5/8" - ANTIQUE BRASS
4	000G68-06-10G	EA SCREW - PHILLIPS - OVAL HEAD - 6-18 X 5/8" - ANTIQUE BRASS
5	065740-01-000	EA BRACE-CABINET CORNER, PLASTIC
6	108487-02-01A	EA SUPPORT-PROP ROD, OVHD - BLACK
	108486-01-01A	EA BRACKET-PROP ROD, OVHD - BLACK
	039984-01-000	EA CAP - ROUND - VINYL - .28" ID X .62" LONG - BLACK
7	100710-01-01A	EA LOCK-GLASS DOOR, TWIST TYPE - BRASS
	101272-01-000	EA CATCH-DOOR, GLASS
8	101766-01-000	EA PIN-SUPPORT, GLASS DOOR
9	100707-01-000	EA SPACER-DOOR, GLASS - .8" DIA - .3" HOLE - PLASTIC
10	016604-01-000	EA BRACE-CABINET, ANGLE - 2.5" - METAL - UNPAINTED
10	016604-05-000	EA BRACE-CABINET, L ANGLE - 2.5" - METAL - OFF WHITE
11	042356-01-000	EA PLUG-BUTTON, MAHOGANY - 3/8" DIAMETER - WOOD
12	100711-01-01A	EA HINGE-DOOR, GLASS
13	098410-01-01A	EA PULL-FINGER, OVAL - BRASS
14	117800-01-01A	EA PULL-CABINET, BRASS
15	093586-06-000	EA CATCH-SPRING, ROLLER - FASTEC C411-AC
16	093586-05-000	EA STRIKE-SPRING STEEL, FASTEC S411-AC

INTERIOR FINISH GROUP (CONTINUED)



SLIDE OUT HARDWARE

KEY	PART NUMBER	U/M DESCRIPTION
1	116101-01-F31	EA STRAP ASM. - WINCH
2	116082-01-02B	EA BRACKET ASM - WINCH - E-COAT
3	116101-02-F31	EA STRAP ASM. - WINCH
4	116737-01-01A	EA LATCH - DRAW - ADJUSTABLE
5	116736-01-04B	EA D-TIEDOWN - BLACK
6	115767-02-000	EA WINCH ASM.
7	116743-01-01A	EA CAPLUG - COVER - THREAD - BLANK

INTERIOR FINISH GROUP (CONTINUED)

BATT STRIPS

KEY	PART NUMBER	U/M DESCRIPTION
	088263-C8-000	EA BATT STRIP - MAIN WALL - PAINTED DESERT (G15)
	088263-B3-000	EA BATT STRIP - MAIN WALL - ALLURE-MEADOW (G16)
	088263-C7-000	EA BATT STRIP - MAIN WALL - ETCHINGS-SAGE (G17)
	069733-83-000	EA BATT STRIP - WOODGRAIN - 8' - WATERFORD OAK
	088263-78-000	EA BATT STRIP - SHOWER - 8' - OFF WHITE
	085284-C2-000	FT STRIP - TAPE - MAIN WALL - PAINTED DESERT (G15)
	085284-A4-000	FT STRIP - TAPE - MAIN WALL - ALLURE-MEADOW (G16)
	085284-C1-000	FT STRIP - TAPE - MAIN WALL - ETCHINGS-SAGE (G17)
	085284-B5-000	FT STRIP - TAPE - WATERFORD OAK
	085284-76-000	FT STRIP - TAPE - WET BATH - ANTIQUE WHITE
	086229-04-000	EA BATTEN - 1" WIDE - IVORY
	086229-15-000	EA BATTEN - CEILING - 1" - MODERN IVORY
	086229-16-000	EA RETAINER - BATTEN - 3/4"

PANELING & PLASTIC LAMINATE

KEY	PART NUMBER	U/M DESCRIPTION
	088272-E9-000	SF PANELING - MAIN WALL - PAINTED DESERT (G15)
	088272-D6-000	SF PANELING - MAIN WALL - ALLURE-MEADOW (G16)
	088272-E8-000	SF PANELING - MAIN WALL - ETCHINGS-SAGE (G17)
	088272-98-000	SF PANELING - SHOWER - OFF WHITE - 4' X 7'
	074497-28-000	SF PANELING - WOODGRAIN - 4' X 8'
	080215-10-000	SF PANELING - 2 SIDE WATERFORD, 48" X 96"
	000885-76-000	SF PARTICLE BOARD - 3/8" X 48" X 96" WATERFORD - OAK VINYL 1 SIDED
	000885-77-000	SF PARTICLE BOARD - 3/8", WATERFORD OAK-VINYL 2 SIDED
	000885-79-000	SF PARTICLE BOARD - 3/4" X 48" X 96" WATERFORD OAK-VINYL 2 SIDED
	074498-71-000	SF LAMINATE-PLASTIC, NEUTRAL SANTOS (G15,G16)
	074498-54-000	SF LAMINATE-PLASTIC, SAND SPECKTRUM (G17)
	074498-61-000	SF LAMINATE-PLASTIC, NEUTRA MATR (EXTERIOR ENTERTAINMENT)
	074498-77-000	SF LAMINATE-PLASTIC, ART CABIN (PULL OUT TABLE)
	095688-01-000	SF VENEER - FLAT LUANA - 48" X 96"
	117267-E2-438	EA LUMBER - 018 X 50.8 X 2438MM VINYL
	117267-G2-438	EA LUMBER - 018 X 076 X 2438 MM VINYL

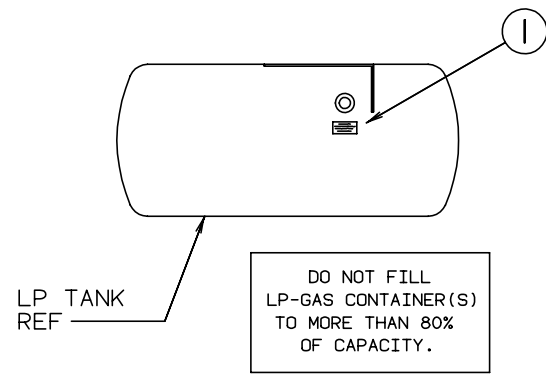
CARPET, PADS & FLOOR MATS

KEY	PART NUMBER	U/M DESCRIPTION
	096060-98-000	SY CARPET - 12' ROLL - SILVER ASPEN (G15)
	096060-99-000	SY CARPET - 12' ROLL - PARCHMENT (G16)
	096060-95-000	SY CARPET - 12' ROLL - DOESKIN (G17)
	093486-01-000	SY CARPET - COMPARTMENT - 54" WIDE - DARK GRAY
	075233-01-000	SY PAD - CARPET - 3/8" X 6' ROLL
	047034-06-000	SF PLASTIC - CARPET - 2' WIDE - CLEAR POLY
	119950-01-01A	EA COVER-PLASTIC
	042720-12-000	SF VINYL FLOOR - ARMSTRONG/MODULATIONS
	105924-01-F06	EA MAT - FLOOR - DRIVERS COMPARTMENT - 18" X 27" (G15)
	105924-01-F12	EA MAT - FLOOR - DRIVERS COMPARTMENT - 18" X 27" (G16)
	105924-01-G36	EA MAT - FLOOR - DRIVERS COMPARTMENT - 18" X 27" (G17)

FIRE EXTINGUISHER, DETECTORS & WALL CLOCK

KEY	PART NUMBER	U/M DESCRIPTION
	094499-01-000	EA EXTINGUISHER - FIRE - DRY W/ MOUNTING BRACKET - 10 BC - US
	094499-02-000	EA EXTINGUISHER - FIRE - DRY - 1A10BC - CANADIAN
	094499-01-700	EA BRACKET - MOUNTING - W/ PLASTIC STRAP - FIRE EXTINGUISHER
	094499-01-701	EA STRAP ONLY (METAL)
	072852-01-000	EA DETECTOR - SMOKE - W/ 9 VOLT BATTERY - US
	072852-02-000	EA DETECTOR - SMOKE - W/ 9 VOLT BATTERY - CANADIAN
	112320-01-000	EA DETECTOR - CO GAS - MODEL 9B-I - COSTAR 940000000
	112320-02-000	EA BATTERY/ SENSOR - CO GAS - COSTAR 940001000
	112320-03-000	EA DETECTOR-CO GAS MODEL 9D-I - COSTAR 946000001
	112320-04-000	EA DETECTOR-CO SENSOR ASM. - COSTAR 946001001
	118081-01-01A	EA CLOCK - WALL - ROUND 8" BRASS - LINDEN 9987

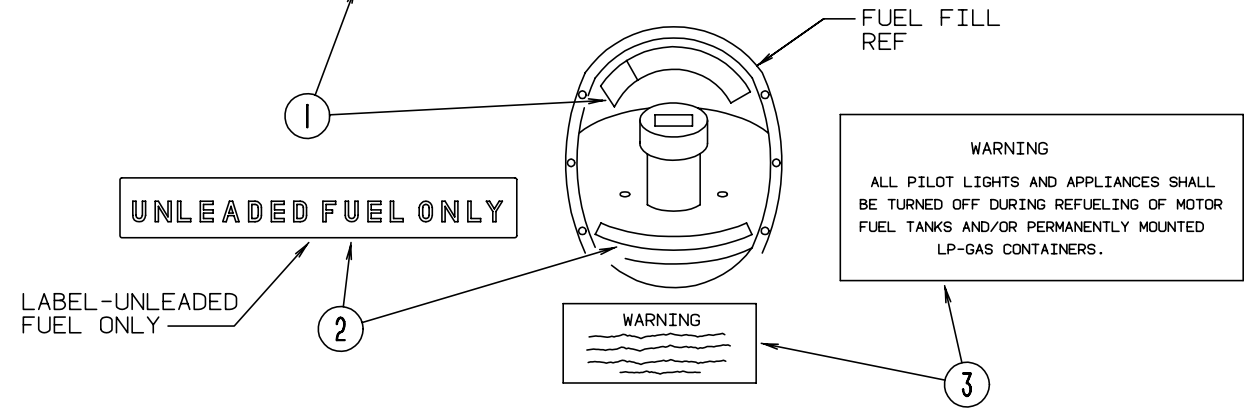
LABELS GROUP



KEY	PART NUMBER	U/M DESCRIPTION
1	079965-01-000	EA LABEL - LPG - 80% CAPACITY

LABELS GROUP (CONTINUED)

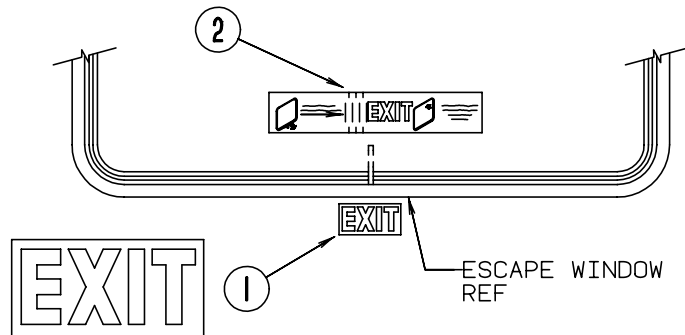

CAUTION	TO HELP AVOID PERSONAL INJURY DURING REMOVAL OF FUEL FILLER CAP, SLOWLY LOOSEN CAP 1/2 TURN TO ALLOW ANY FUEL PRESSURE TO BE RELIEVED BEFORE TURNING CAP FURTHER.
FUEL SPRAY MAY CAUSE PERSONAL INJURY	STOP ADDING FUEL AFTER FIRST SHUTOFF BY AUTOMATIC NOZZLE WHEN TANK IS NEARLY FULL. DO NOT OVERFILL FUEL TANK. SEE OWNERS MANUAL FOR ADDITIONAL INFORMATION.
	PRINTED IN U.S.A. MLC PT NO 15611763



WARNING

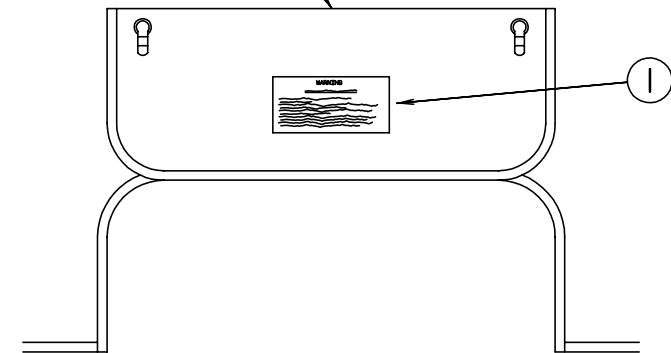
ALL PILOT LIGHTS AND APPLIANCES SHALL BE TURNED OFF DURING REFUELING OF MOTOR FUEL TANKS AND/OR PERMANENTLY MOUNTED LP-GAS CONTAINERS.

KEY	PART NUMBER	U/M DESCRIPTION
1	087207-05-000	EA LABEL - FUEL CAP REMOVAL
2	062043-01-000	EA LABEL - FUEL - UNLEADED
3	006040-01-000	EA TAG - GAS REFUELING WARNING
3	006040-02-000	EA TAG - GAS REFUELING WARNING (CANADIAN)



KEY	PART NUMBER	U/M DESCRIPTION
1	107571-01-000	EA LABEL - EXIT/ESCAPE WINDOW
2	039290-01-000	EA LABEL - EXIT WARNING

GENERATOR COMP DOOR REF



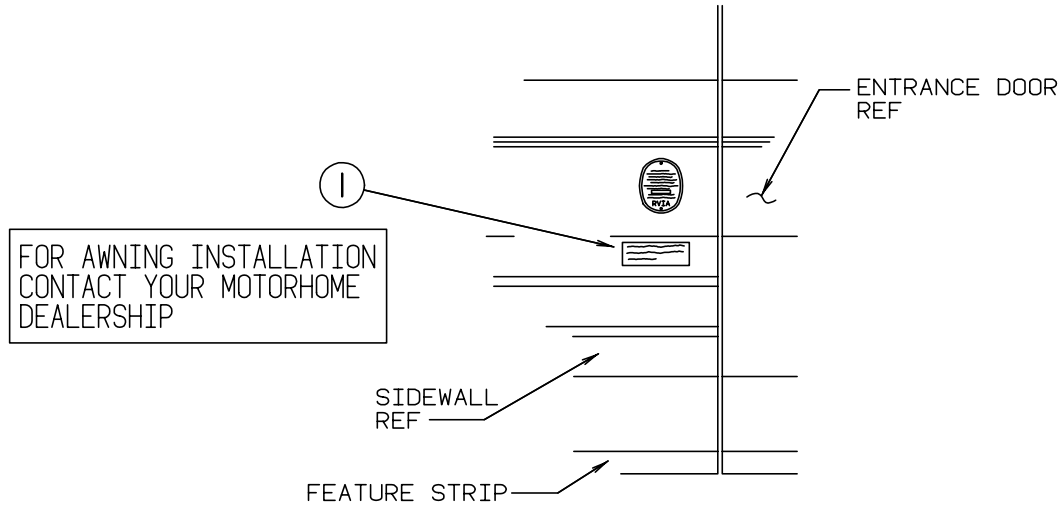
WARNING

WHEN ADDING A GENERATOR SET:

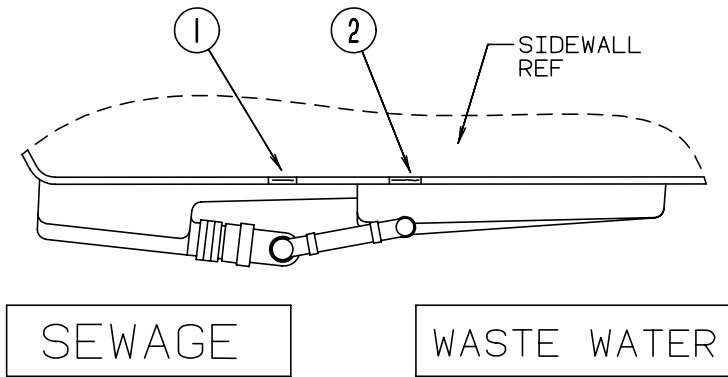
HIGH VOLTAGE-USE EXTREME CAUTION WHEN WORKING ON ELECTRICAL COMPONENTS. HAVE ALL ELECTRICAL INSTALLATION PERFORMED BY A QUALIFIED LICENSED ELECTRICIAN-FOLLOW ALL STATE AND LOCAL CODES. ONLY INSTALL GENERATOR SET APPROVED FOR R.V. APPLICATION. HAVE INSTALLED BY QUALIFIED TECHNICIAN. TO AVOID HEAT BUILD-UP AND TO GUARANTEE AN ADEQUATE AIR SUPPLY TO THE GENERATOR CARBURETOR, FOLLOW INSTALLATION INSTRUCTIONS. GENERATOR ENGINE EXHAUST GASES ARE TOXIC AND MUST NOT TERMINATE UNDER THE VEHICLE-DISCHARGE EXHAUST AWAY FROM VEHICLE.

KEY	PART NUMBER	U/M DESCRIPTION
1	077510-01-000	EA LABEL - GENERATOR PREP

LABELS GROUP (CONTINUED)

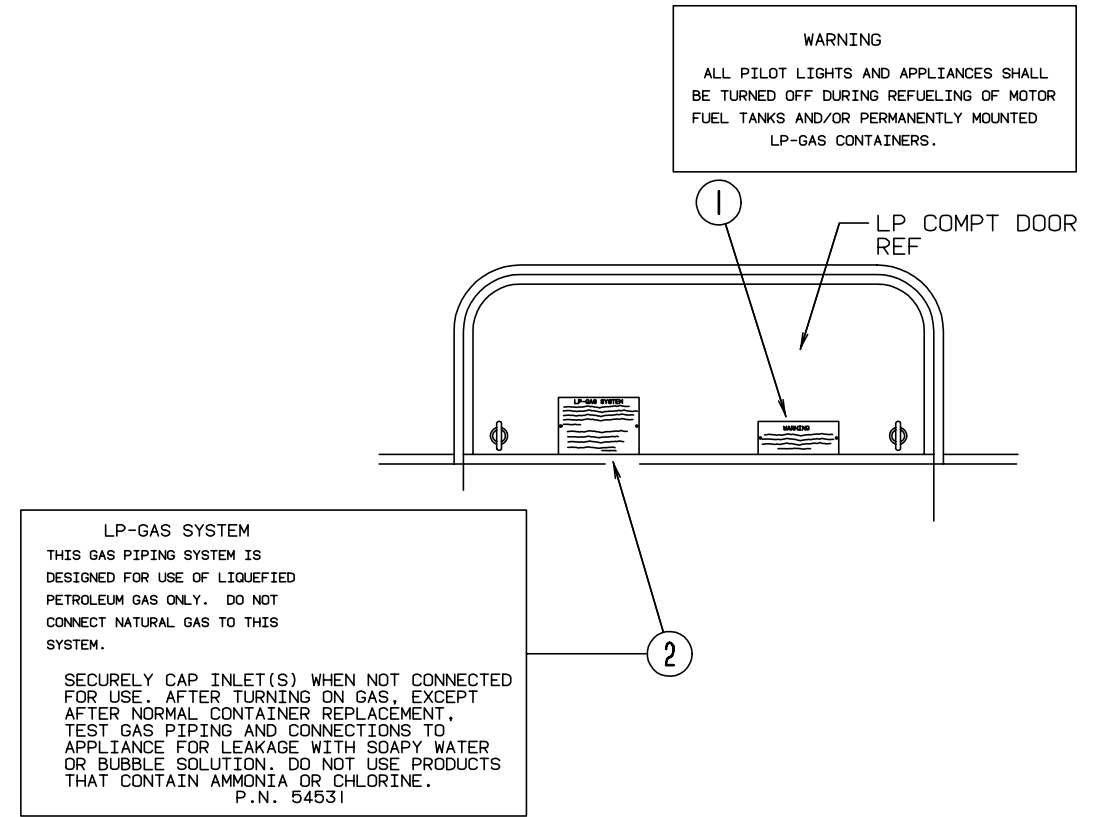


KEY	PART NUMBER	U/M DESCRIPTION
1	099509-01-000	EA LABEL - AWNING INSTALLATION

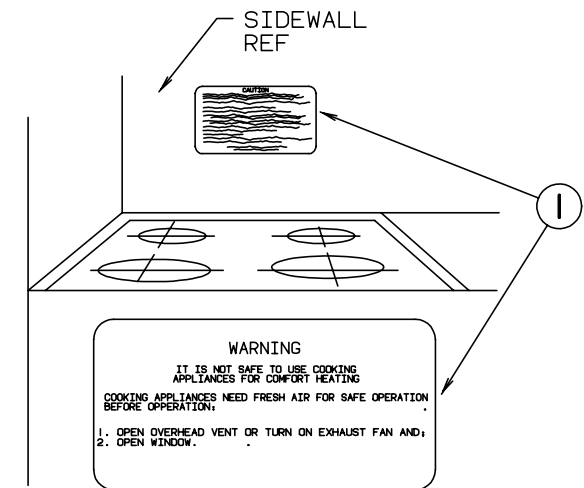


KEY	PART NUMBER	U/M DESCRIPTION
1	006187-01-000	EA LABEL - SEWAGE
2	006188-01-000	EA LABEL - WASTE WATER

LABELS GROUP (CONTINUED)

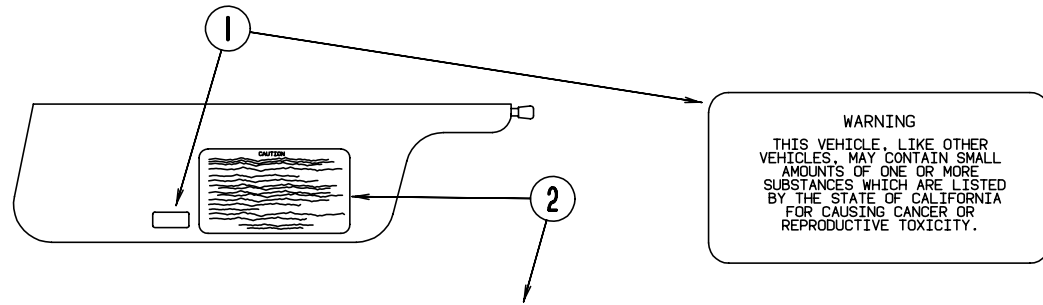


KEY	PART NUMBER	U/M DESCRIPTION
1	006040-01-000	EA TAG - GAS REFUELING WARNING
1	006040-02-000	EA TAG - GAS REFUELING WARNING (CANADIAN)
2	054531-01-000	EA LABEL - LP GAS ONLY
2	023769-01-000	EA LABEL - WARNING-LPG (CANADIAN)



KEY	PART NUMBER	U/M DESCRIPTION
1	050225-01-000	EA LABEL - WARNING - STOVE VENT - US
1	050222-01-000	EA LABEL - WARNING - STOVE VENT - CSA

LABELS GROUP (CONTINUED)



WARNING
THIS VEHICLE, LIKE OTHER VEHICLES, MAY CONTAIN SMALL AMOUNTS OF ONE OR MORE SUBSTANCES WHICH ARE LISTED BY THE STATE OF CALIFORNIA FOR CAUSING CANCER OR REPRODUCTIVE TOXICITY.

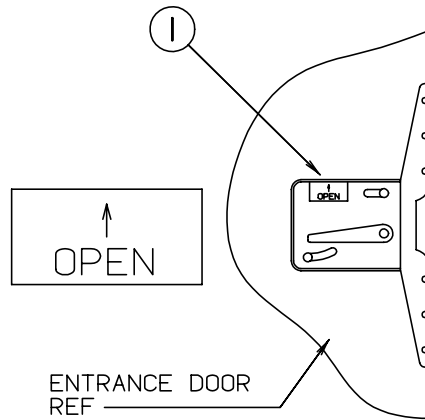
CAUTION

THIS MOTOR HOME HAS BEEN DESIGNED, MANUFACTURED AND TESTED WITH CONCERN FOR THE PROTECTION OF IT'S OCCUPANTS. WE RECOMMEND YOU PERFORM THE FOLLOWING INSPECTIONS FOR YOUR SAFETY AND THE SAFETY OF YOUR PASSENGERS BEFORE STARTING YOUR VEHICLE.

1. LP GAS SYSTEM- TURN OFF AT TANK FOR TRAVELING. TEST FOR LEAKS UPON ARRIVAL AT DESTINATION. BEFORE LIGHTING PILOTS.
2. WHEELS- INSPECT FOR DAMAGE AND CHECK LUG NUTS FOR TIGHTNESS.
3. TIRES- INSPECT FOR WEAR AND DAMAGE AND CHECK FOR RECOMMENDED AIR PRESSURE.
4. LIGHTING- TEST FOR PROPER OPERATION OF ALL INTERIOR AND EXTERIOR LIGHTS INCLUDING DASH LIGHTS, HEADLIGHTS, TAIL LIGHTS, BRAKE LIGHTS, CLEARANCE LIGHTS AND TURN SIGNALS.
5. EXITS- INSPECT RELEASE MECHANISM ON EMERGENCY EXIT WINDOW. TEST BOTH LOCKS ON MAIN ENTRANCE DOOR FOR EASE OF OPERATION AND INSTRUCT PASSENGERS HOW TO USE BOTH MEANS OF EXIT.
6. SEAT BELTS- DIRECT PASSENGERS TO DESIGNATED SEATS AND REQUIRE USE OF SEAT BELTS.
7. APPLIANCES- TURN OFF AND LATCH OR LOCK DOORS WHERE PROVIDED.
8. LOOSE PARCELS- STORE SECURELY.
9. UTILITY SUPPLY LINES- DISCONNECT ALL ELECTRIC, SEWER AND WATER LINES AND SECURE PROPERLY.
10. ENTRANCE DOOR STEP- PLACE IN RETRACTED POSITION FOR TRAVELING.

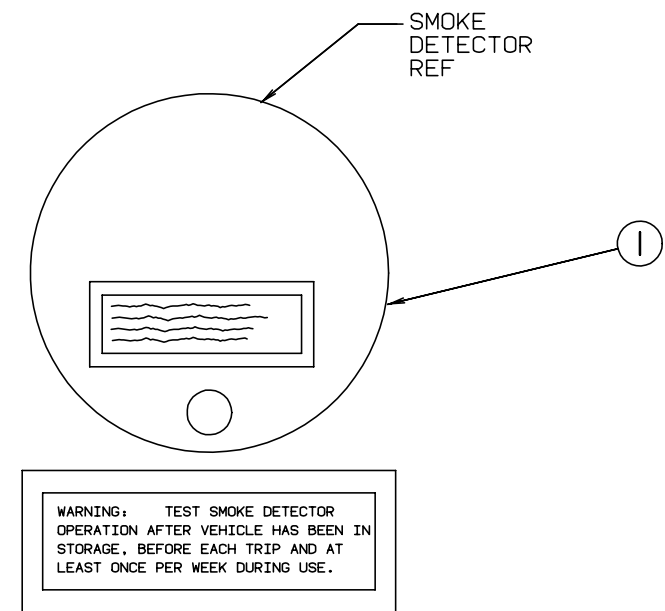
READ YOUR MOTOR HOME AND CHASSIS OWNER'S MANUAL FOR FURTHER PRECAUTIONS

KEY	PART NUMBER	U/M DESCRIPTION
1	099689-01-000	EA LABEL - WARNING - CANCER/TOXICITY
2	056259-01-000	EA LABEL - SAFETY CHECK LIST



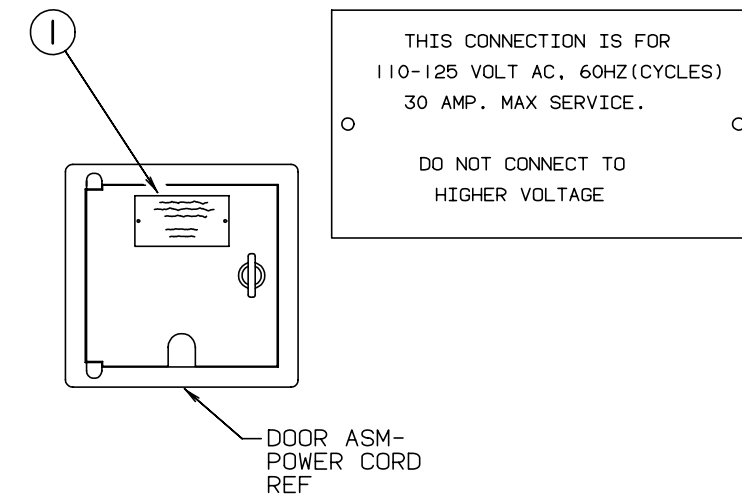
KEY	PART NUMBER	U/M DESCRIPTION
1	040944-01-000	EA LABEL - ENTRANCE DOOR - "OPEN"

LABELS GROUP (CONTINUED)



WARNING: TEST SMOKE DETECTOR OPERATION AFTER VEHICLE HAS BEEN IN STORAGE, BEFORE EACH TRIP AND AT LEAST ONCE PER WEEK DURING USE.

KEY	PART NUMBER	U/M DESCRIPTION
1	077956-01-000	EA LABEL - WARNING - SMOKE DETECTOR

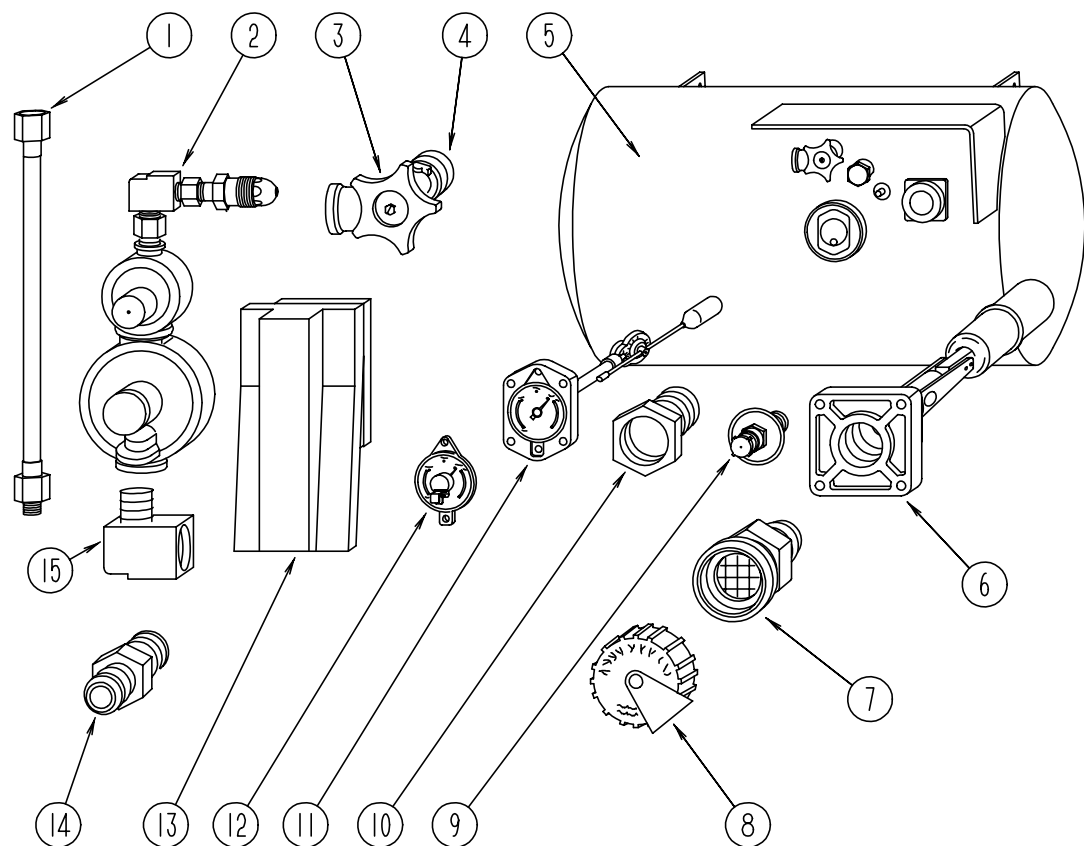


KEY	PART NUMBER	U/M DESCRIPTION
1	006062-01-000	EA TAG - ELECTRIC - 110V CONNECTION

MISCELLANEOUS LABELS

KEY	PART NUMBER	U/M DESCRIPTION
	093237-05-000	EA LABEL - CIRCUIT BREAKER - FRONT TAG AXLE BRAKES
	094675-01-000	EA LABEL - EXTERIOR LIGHT - SERVICE
	073998-01-000	EA LABEL - LPG ODOR WARNING
	079966-01-000	EA LABEL - WARNING - STOWED - MOTION
	091243-01-000	EA LABEL - A/C COVER - "AIR CONDITIONING CIRCUIT. ETC."
	098379-04-000	EA LABEL - ELECTRICAL BOX SIDE
	098641-01-000	EA LABEL - FUEL - UNLEADED - DASH
	104678-01-000	EA LABEL - CB PREP
	111104-01-000	EA LABEL - HITCH - READ MANUAL
	111537-07-000	EA LABEL - FUSES
	111537-05-000	EA LABEL - SLIDEOUT CONTROLS
	111802-01-000	EA LABEL - CFC WARNING

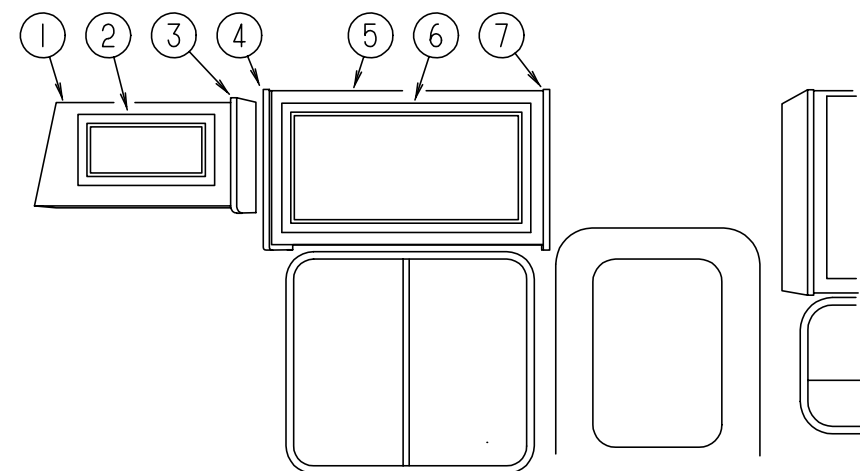
LP GROUP



LP TANK & COMPONENTS

KEY	PART NUMBER	U/M	DESCRIPTION	VENDOR NO.
1	045703-05-000	EA	HOSE - LP - 3/8" ID X 28" - 3/8" MPT X 1/2" F SWIVEL - US	
1	045703-06-000	EA	HOSE - LP - 3/8" ID X 28" - 3/8" MPT X 1/2" F SWIVEL - CANADA	
2	106150-01-000	EA	REGULATOR - TWO STAGE	
3	040421-01-708	EA	HANDWHEEL - SERVICE VALVE	G-1015-A
4	040421-01-712	EA	VALVE - SERVICE W/O VAPOR RELIEF	29000853
5	088253-03-000	EA	TANK - LP - 100 LB - 16"D X 36" - SPL	
6	040421-01-711	EA	VALVE - FILL W/AUTO STOP	
7	040421-01-701	EA	VALVE - FILL, SHORT - LP	75478
8	040421-01-702	EA	CAP - FILL VALVE, PLASTIC	G-1014-A
9	040421-01-700	EA	VALVE - LIQUID LEVEL, 20%	G-1013
10	040421-01-713	EA	VALVE - VAPOR ONLY	
11	088253-01-700	EA	GAUGE - FLOAT ASSEMBLY, LP	
12	040440-02-000	EA	TRANSMITTER - DIAL - 0-90 OHM - 2 TERMINAL (POWER & GROUND)	
13	105658-01-000	EA	COMPARTMENT - LP REGULATOR	
14	010323-01-000	EA	ADAPTER - BRASS - 3/8" F X 1/2" MPT	
15	065318-02-000	EA	ELBOW - 90 DEGREE - 3/8" MPT 3/8" FPT	
	035340-01000	EA	ELBOW - 3/8" MPT X 1/2" F - BRASS	
	010329-01-000	EA	ADAPTER - BRASS - 1/2" F X 1/2" MPT	
	103613-01-000	EA	DETECTOR - LP GAS	

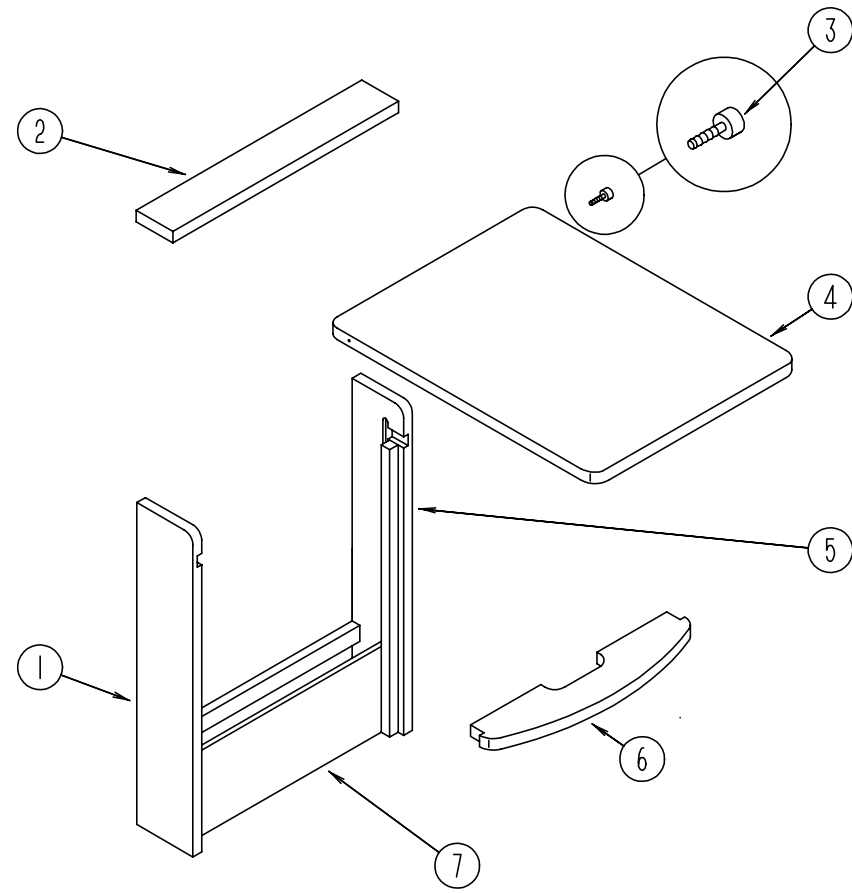
LOUNGE GROUP



FRONT OVERHEAD CABINET (PASSENGER SIDE)

KEY	PART NUMBER	U/M	DESCRIPTION
1	M06838-01-G15	EA	CABINET ASM. - FRONT OVERHEAD - PASSENGER SIDE
1	M06838-01-G16	EA	CABINET ASM. - FRONT OVERHEAD - PASSENGER SIDE
1	M06838-01-G17	EA	CABINET ASM. - FRONT OVERHEAD - PASSENGER SIDE
2	M06803-04-G15	EA	DOOR ASM - RAIL - W/O HARDWARE - 255 X 485
3	103128-08-G15	EA	END CAP ASM. (FRONT OVERHEAD)
4	103128-07-G15	EA	END CAP ASM. - LEFT HAND
5	M06838-08-G15	EA	CABINET ASM. - OVERHEAD
6	M06803-30-G15	EA	DOOR ASM - W/O HARDWARE - 395 X 750
7	103128-10-G15	EA	END CAP ASM. - RIGHT HAND
	104414-12-G15	EA	SHELF ASM.

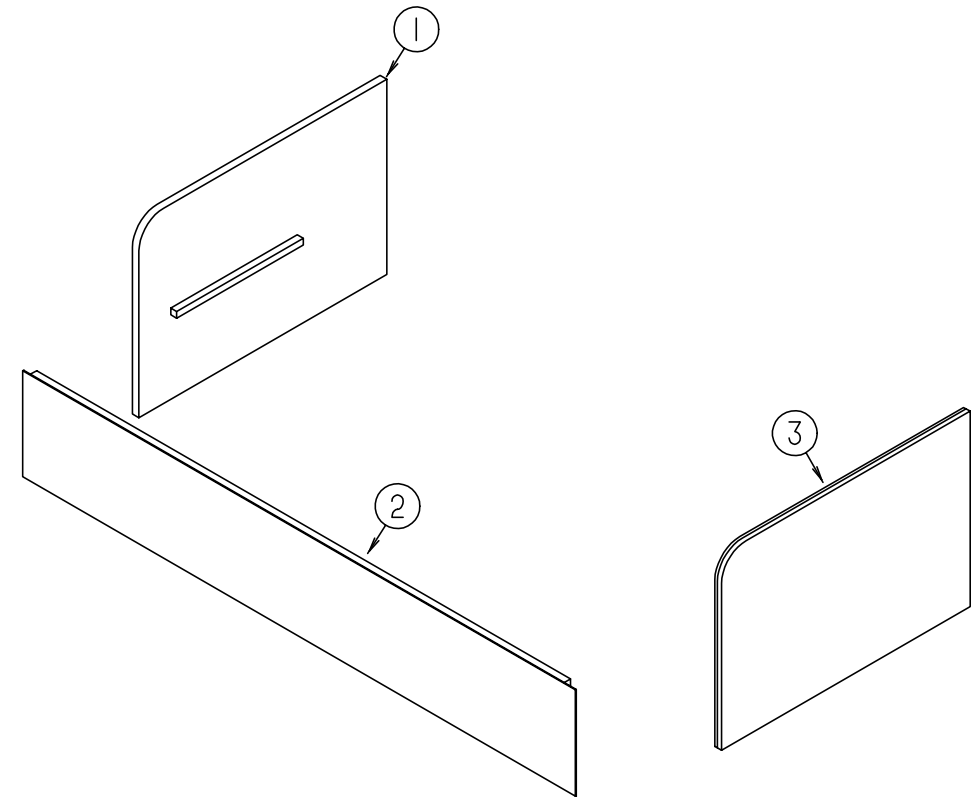
LOUNGE GROUP (CONTINUED)



PULLOUT TABLE

KEY	PART NUMBER	U/M DESCRIPTION
	P19559-01-G35	EA CABINET ASM. - TABLE - W/O PULLOUT TOP
1	119559-12-G35	EA SIDE END - TABLE - 28.7" X 5.7" - LEFT SIDE
2	119559-13-G35	EA SHELF - SUPPORT - OVER PULL OUT TABLE TOP
3	079921-01-000	EA NYLON ROLLER W/SHAFT
4	119559-17-G35	EA PULLOUT TOP
5	119559-11-G35	EA SIDE END - TABLE - 28.7" X 5.7" - RIGHT SIDE
6	119559-14-G35	EA SHELF - SUPPORT - UNDER PULL OUT TABLE TOP
7	119559-15-G35	EA PANEL - TABLE - FRONT BOTTOM - 18.1" X 6.7"
	080736-01-000	EA PULL - RECESSED - 1.25" X 4" - OAK

LOUNGE GROUP (CONTINUED)

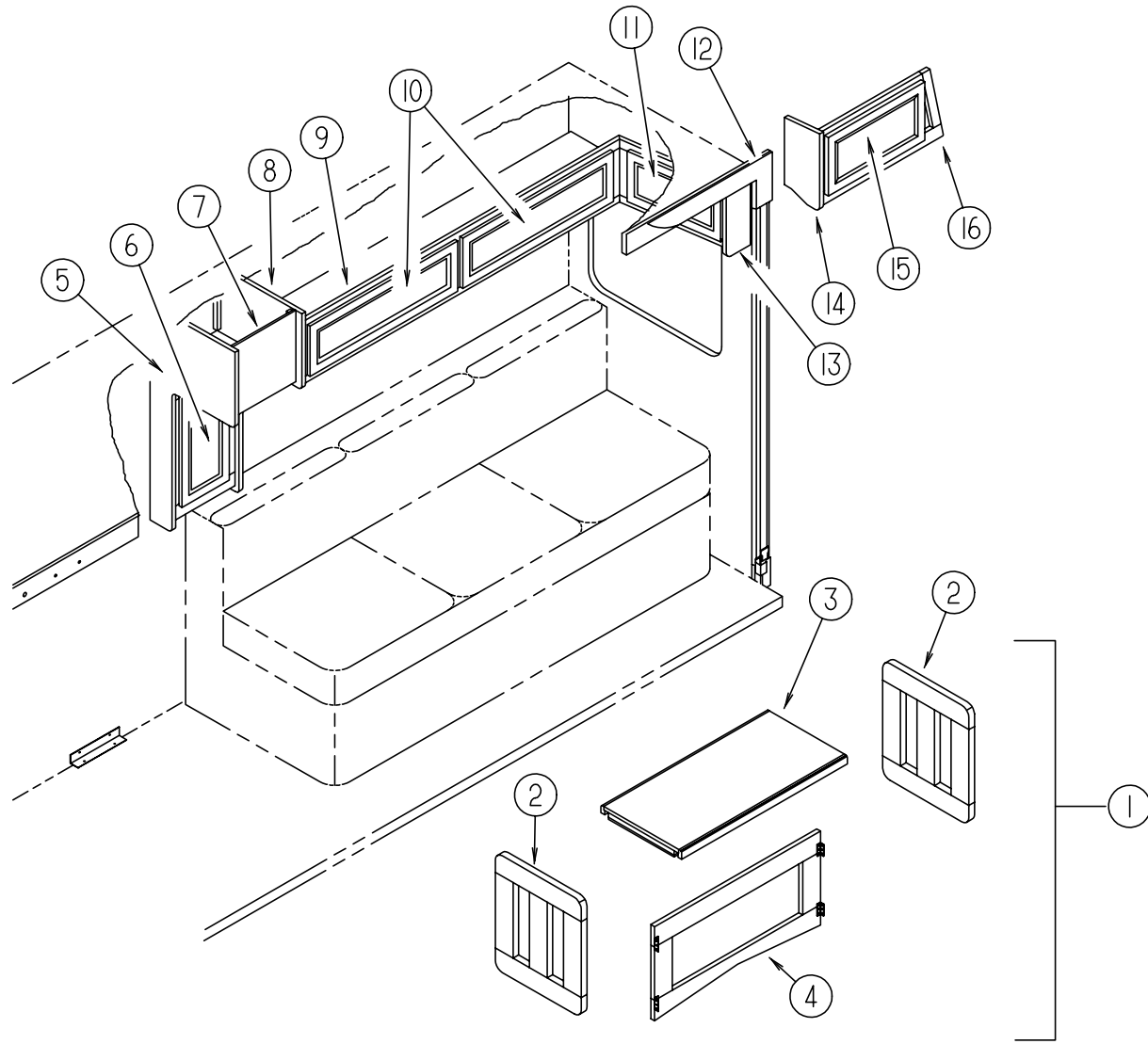


COUCH CABINET

KEY	PART NUMBER	U/M DESCRIPTION
1	M04187-36-G15	EA CABINET - COUCH - RIGHT HAND - W/ FABRIC
1	M04187-36-G16	EA CABINET - COUCH - RIGHT HAND - W/ FABRIC
1	M04187-36-G17	EA CABINET - COUCH - RIGHT HAND - W/ FABRIC
2	M04187-37-G15	EA CABINET - COUCH - FRONT - W/ FABRIC
2	M04187-37-G16	EA CABINET - COUCH - FRONT - W/ FABRIC
2	M04187-37-G17	EA CABINET - COUCH - FRONT - W/ FABRIC
3	M04187-34-G15	EA CABINET - COUCH - LEFT HAND - W/ FABRIC
3	M04187-34-G16	EA CABINET - COUCH - LEFT HAND - W/ FABRIC
3	M04187-34-G17	EA CABINET - COUCH - LEFT HAND - W/ FABRIC
	083125-07-000	EA BRACE - ANGLE - COUCH - OFF WHITE

LOUNGE GROUP (CONTINUED)

OVERHEAD CABINETS & COFFEE TABLE



KEY	PART NUMBER	U/M	DESCRIPTION
1	116957-01-G15	EA	TABLE - FOLDING ASM
2	116957-15-F31	EA	TABLE - LEG ASM
3	116957-12-G15	EA	TABLE - TOP ASM
4	116957-11-F31	EA	TABLE - BRACE ASM
5	120975-13-G35	EA	END CAP ASM.
6	M06803-F8-G15	EA	DOOR - RAIL 0255 X 0485 MM
7	120975-01-G35	EA	CABINET ASM - OVERHEAD - SPEAKER
8	120975-14-G35	EA	END CAP ASM.
9	120979-01-G35	EA	CABINET ASM - OVERHEAD - LOUNGE
10	120035-04-G15	EA	DOOR ASM - FABRIC WRAPPED
10	120035-04-G16	EA	DOOR ASM - FABRIC WRAPPED
10	120035-04-G17	EA	DOOR ASM - FABRIC WRAPPED
11	120035-05-G15	EA	DOOR ASM - FABRIC WRAPPED
11	120035-05-G16	EA	DOOR ASM - FABRIC WRAPPED
11	120035-05-G17	EA	DOOR ASM - FABRIC WRAPPED
12	115811-12-G15	EA	OVERLAY - 7.5 X 22 3/8 - NOVEAU
12	115811-12-G16	EA	OVERLAY - 7.5 X 22 3/8 - NOVEAU
12	115811-12-G17	EA	OVERLAY - 7.5 X 22 3/8 - NOVEAU
13	120979-13-G35	EA	CAP ASM
14	103128-09-G15	EA	END CAP ASM. (FRONT OVERHEAD)
15	M06803-D2-G15	EA	DOOR RAIL, MTRD/OG 250 X 370
16	M06838-31-G15	EA	CABINET ASM. - FRONT OVERHEAD - DRIVER SIDE
16	M06838-31-G16	EA	CABINET ASM. - FRONT OVERHEAD - DRIVER SIDE
16	M06838-31-G17	EA	CABINET ASM. - FRONT OVERHEAD - DRIVER SIDE

SEALANTS & FASTENERS GROUP

ADHESIVE AND TAPE SEALERS

KEY	PART NUMBER	U/M	DESCRIPTION
	002707-02-000	FT	TAPE - SEALER - 5/16" X 1/2" - INCREMENTS OF 50 FT
	034552-02-000	EA	SILICONE - TUBE - 300 ML - CLEAR - W/O NOZZLE ALSO ORDER P.N.#900390-03-000 NOZZLE SEPARATELY
	034552-06-000	EA	SILICONE - TUBE - 300 ML - OFF WHITE - W/O NOZZLE ALSO ORDER P.N.#900390-03-000 NOZZLE SEPARATELY
	034552-12-000	EA	SILICONE - 300 ML TUBE - BUFF - W/O NOZZLE ALSO ORDER P.N.#900390-03-000 NOZZLE SEPARATELY
	039518-01-000	EA	SILICONE - TUBE 300 ML BLACK - W/O NOZZLE ALSO ORDER #900390-03-000 NOZZLE
	053766-06-000	EA	BEDDING COMPOUND-TUBE - CLEAR
	062917-03-000	EA	ADHESIVE - LOCTITE 242 - LOCTITE 242 - SIDE 41
	067788-01-000	EA	ADHESIVE - SPRAY - 3M 74 - 19.5 OZ AEROSOL CAN
	069640-01-000	FT	SEALER - RIBBON - 1/4" DIAMETER - INCREMENTS OF 30'
	069640-02-000	FT	SEALER - RIBBON - 1/2" X 1/8" - INCREMENTS OF 60'
	069640-03-000	FT	SEALER - RIBBON - 3/4" X 1/8" - INCREMENTS OF 60'
	069640-07-000	FT	SEALER - RIBBON - 2" X 3/32" - INCREMENTS OF 45'
	069640-09-000	FT	SEALER - RIBBON - 1/32" X 2 1/2" - INCREMENTS OF 80'
	069640-14-000	FT	SEALER - TAPE - 1/16" X 1"X100' - MANUS - GRAY
	069640-15-000	FT	SEALER - RIBBON 1/16" X 3/8" GRY - MANUS
	072889-01-000	EA	SEALANT - URETHANE - BLACK - 1/10 - ESSEX 552.2
	072889-09-000	EA	SEALANT - URETHANE(TUBE) BLACK - MANUS 75AM
	076322-01-000	FT	TAPE - FOAM - DOUBLE COATED ADHESIVE BACKED - .75" X 216'
	076322-02-000	FT	TAPE - FOAM - DOUBLE COATED ADHESIVE BACKED - .75" X 108'
	076322-05-000	FT	TAPE - FOAM - DOUBLE COATED - .045" X .75" X 108'
	076322-07-000	FT	TAPE - FOAM - DOUBLE COATED .045 X .50 - NORT V2000
	087211-01-000	GL	PROMOTER - ADHESIVE
	091255-02-000	FT	SEAL - ADHESIVE BACKED FOAM - .18" THICK X 1.5" WIDE
	094401-01-000	EA	SEALER - BODY SEAM SEALER - 3M FLATEXICLEAR
	102352-01-000	EA	SEALER - PUMPABLE - BLACK - COLORIMETRIC MS101
	106206-01-000	EA	SEALER - PUMPABLE - MANUS 30ABLACK
	110274-01-000	FT	TAPE - FOAM - DBL COATED .045 X 1.0 - NORTON V-2800
	120074-01-01A	EA	SILICONE TUBE - OFF WHITE W/O NOZZLE ALSO ORDER NOZZLE #900390-03-000
	900390-01-000	EA	TIP - 2 1/2" X 1/8" ORIFICE - ELLSWORTH #TS216
	900390-03-000	EA	NOZZLES-SILICONE TUBE - CSL# D10
	063642-01-000	FT	TAPE - ADHESIVE, 10 MIL X 1.5" WIDE X 180"
	120534-01-01A	EA	TAPE - SCOTCH 3M 1/2" FINE LINE - #471 GREEN

MISCELLANEOUS FASTENERS

KEY	PART NUMBER	U/M	DESCRIPTION
	008343-01-000	EA	TIE - WIRE - 6"
	008343-02-000	EA	TIE - WIRE - 14"
	029094-04-000	YD	VELCRO TAPE - LOOP - 1" WIDE - BLACK
	029096-03-000	YD	VELCRO TAPE - HOOK - 1" WIDE - BLACK
	085774-01-000	FT	FASTENER - DUAL HOOK - 1" WIDE - ADHESIVE BACK - BLACK
	085774-02-000	FT	FASTENER - DUAL LOOP - 1" WIDE - ADHESIVE BACK - BLACK
	086285-01-000	EA	SPACER - NYLON - .5" OD X .257" ID
	108046-02-000	EA	CABLE TIE-SCREW MOUNT 15" - DENNISON 10035

SEALANTS & FASTENERS GROUP (CONTINUED)

BOLTS & NUTS

KEY	PART NUMBER	U/M	DESCRIPTION
	000C12-05-16B	EA	BOLT - HEX - 5/16-18 X 1 - ZINK 5
	000C12-05-12B	EA	BOLT - HEX - 5/16-18 X 3/4 ZINK 5
	000C12-06-20B	EA	BOLT - HEX - 3/8-16 X 11/4 ZINK 5
	000C12-06-16B	EA	BOLT - HEX - 3/8-16 X 1LG - ZINK 5
	000C12-06-44B	EA	BOLT - HEX - 3/8-16 X 2 3/4 ZINK 5
	000C12-07-20B	EA	BOLT - HEX - 7/16 - 14 X 1 1/4" - ZINK5
	000C12-08-28B	EA	BOLT - HEX - 1/2-13 X 1-3/4 ZINK 5
	000C12-08-24B	EA	BOLT - HEX - 1/2-13 X 1 1/2 - ZINK 5
	000C12-10-24B	EA	BOLT - HEX - 5/8-11 X 1 1/2 ZINK - 5
	000C13-07-48B	EA	BOLT - HEX - 7/16 - 20 X 3 - ZINK 5
	000C26-04-10B	EA	BOLT - HEX - SERRATED FLANGE - 1/4-20 X 5/8 ZINK
	000C26-04-18B	EA	BOLT - HEX - SERRATED FLANGE 1/4-20 X 11/8 - ZINK
	000C26-04-14B	EA	BOLT - HEX - SERRATED FLANGE - 1/4 X 20 X 7/8 ZINK
	000C26-05-16B	EA	BOLT - HEX - SERRATED FLANGE 5/16-18 X 1 - ZINK
	000C26-05-12B	EA	BOLT - HEX - SERRATED FLANGE 5/16-18 X 3/4 - ZINK
	000C26-05-20B	EA	BOLT - HEX - SERRATED FLANGE 5/16 - 18 X 1 1/4 ZINK
	000C26-06-12B	EA	BOLT - HEX - SERRATED FLANGE 3/8-16 X 3/4 - ZINK
	102333-01-05A	EA	BOLT - CARR - 7/16-14 SST CAP
	106956-03-000	EA	BOLT - HEX TAP 1/2-13NC X 3 GR5 - FULL THREAD ZINK
	051387-06-000	EA	BOLT - CARRIAGE - W/O HOLE - 5/16-18 X 9.5 ZINK
	000D24-10-00B	EA	NUT - HEX - SF/ LK - 10-32 - ZINK
	000D29-05-00B	EA	NUT - 5/16 - 18 UNC - SF/ LOCKING - NYLON WASHER INSERT
	000D29-06-00B	EA	NUT - HEX W/ NYLON LOK 3/8-16 ZINK
	000D34-06-00B	EA	NUT - HEX - LK - 3/8 - 16 GRADE C ZINK - PREVAILING TORQUE
	000D39-04-00B	EA	NUT - HEX - SERRATED FLANGE LK 1/4 - 20 ZINK
	000D39-05-00B	EA	NUT - HEX - SERRATED FLANGE LK - 5/16 - 18 ZINK
	000D39-06-00B	EA	NUT - HEX - SERRATED FLANGE LK - 3/8-16 ZINK
	000D39-08-00B	EA	NUT - HEX - SERRATED FLANGE LK - 1/2-13 ZINK
	000D46-04-00A	EA	NUT - HEX - WELD - 1/4-20 - PLAIN - SHORT PILOT
	000D73-08-00C	EA	NUT - HEX FLATG - 1/2-13 CAD PREV - GRADE G
	000E11-05-00B	EA	WASHER - LK-5/16 MED SPLIT ZINK - 05110-01-000
	000E11-07-00B	EA	WASHER - LK-7/16 MED SPLIT ZINK
	000E13-14-00B	EA	WASHER - FLAT - 1/4" WIDE ZINK
	000E13-17-00B	EA	WASHER - FLAT - 3/8" AR ZINK
	000E13-18-00B	EA	WASHER - FLAT-3/8 WIDE ZINK
	000E13-20-00B	EA	WASHER - FLAT - 7/16" WIDE - ZINK
	000E13-21-00B	EA	WASHER - FLAT - W/2 NAR ZINK
	000E13-22-00B	EA	WASHER - FLAT-1/2 WIDE ZINK - 05117-01-000
	110794-01-000	EA	WASHER - FLAT-1ID X 13/4OD
	000E14-10-00B	EA	WASHER - LK - NO 10 EXT TOOTH - ZINK
	058716-02-000	EA	WASHER - FLAT NYLON - .406 X .750 X .060
	040921-03-000	EA	NUT - SPEED - U TYPE - NO 10
	040921-04-000	EA	NUT - SPEED - U TYPE - NO. 8 - .59" LENGTH X .44" WIDTH
	040921-09-000	EA	NUT - SPEED - U TYPE - NO 8 - T'MN C9812-8A
	044364-02-000	EA	NUT - SPEED - FLAT - ROUND
	063253-07-000	EA	NUT - J - #8A .120- .130 PNL THK
	083163-06-000	EA	PUSHNUT - FLAT TYPE 3/8 STUD - FORD ONLY TO RETAIN THE AIR BAFFLATE ON THE OIL DIPSTICK TUBE
	087234-01-000	EA	NUT - JACK - 1/4 X 20THD - MOLLY - ARDEN 8-L - JN BRASS MOUNTS LICENSE PLATES
	088787-12-000	EA	STUD - WELD - 1/4-20 X 1.0LG MN

SEALANTS & FASTENERS GROUP (CONTINUED)

SCREWS

KEY	PART NUMBER	U/M	DESCRIPTION
	0B1210-32-180	EA	SET SCREW - 5/8-11 X 2.00 - BLACK CUP POINT
	0G3908-08-170	EA	SCREW - SF/ DR - 8-18 X 1/2PPH - BRIGHT WHITE
	0G5508-16-190	EA	SCREW - SF/ DR - 8-18 X 1.00 PWH - QUICK SILVER
	000G11-05-08B	EA	SCREW - 5-20 X 1/2 PPH ZINK
	000G11-06-10J	EA	SCREW - 6-20 X 5/8 PPH - BRASS
	000G11-06-10B	EA	SCREW - 6-20 X 5/8 PPH ZINK
	000G11-06-08B	EA	SCREW - 6-20 X 1/2 PPH ZINK
	000G11-06-06B	EA	SCREW - 6-20 X 3/8 PPH ZINK
	000G11-07-08B	EA	SCREW - 7-19 X 1/2 PPH - ZINK
	000G11-08-08T	EA	SCREW - 8-18 X 1/2 PPH
	000G11-08-08B	EA	SCREW - 8-18 X 1/2 PPH - ZINK
	000G11-08-06B	EA	SCREW - 8-18 X 3/8 PPH ZINK
	000G11-08-20B	EA	SCREW - 8-18 X 11/4 PPH ZINK
	000G11-08-16S	EA	SCREW - 8-18 X 1.00 PPH - OFF WHITE
	000G11-08-12T	EA	SCREW - 8-18 X 3/4 PPH - BLACK
	000G11-08-12S	EA	SCREW - 8-18 X 3/4 PPH - OFF WHITE
	000G11-08-12S	EA	SCREW - 8-18 X 3/4 PPH - OFF WHITE
	000G11-08-12P	EA	SCREW - 8-18 X .75 PPH - DARK BROWN
	000G11-08-12D	EA	SCREW - 8-18 X 3/4 PPH - BLACK
	000G11-08-12B	EA	SCREW - 8-18 X 3/4 PPH ZINK
	000G11-10-40B	EA	SCREW - 10-16 X 2 1/2 PPH CAD - 34927-01-000
	000G11-10-16B	EA	SCREW - 10-16 X 1 - PPH ZINK
	000G11-10-12S	EA	SCREW - 10-16 X .75 PPH OFF WHT
	000G11-10-12D	EA	SCREW - 10-16 X 3/4 PPH - BLACK
	000G11-10-10X	EA	SCREW - 10-16 X 5/8 PPH GRAY
	000G12-06-14A	EA	SCREW - 6-20 X .87 POH PLAIN
	000G12-06-08T	EA	SCREW - 6-20 X .50 POH - BLACK
	000G12-08-16S	EA	SCREW - 8-18 X 1.00 POH - OFF WHITE
	000G13-05-16S	EA	SCREW - 5-20 X 1 PFH OFF WHITE
	000G13-06-16J	EA	SCREW - 6-20 X 1.00 PFH - BRASS
	000G13-06-08B	EA	SCREW - 6-20 X 1/2 PFH ZINK
	000G13-06-24J	EA	SCREW - 6-20 X 1.50 PFH BRASS
	000G13-07-12B	EA	SCREW - 7-19 X 3/4 PFH ZINK
	000G13-08-16B	EA	SCREW - 8-18 X 1 PFH - ZINK
	000G13-08-10B	EA	SCREW - 8-18 X 5/8 PFH ZINK - 90 CW922FV
	000G18-08-22B	EA	SCREW - MACH - 8-32 X 1 3/8 PPH ZINK
	000G19-10-20B	EA	SCREW - MACHINE - 10-32 X 1 1/14 PPH ZINK
	000G19-10-08B	EA	SCREW - MACHINE - 10-32 X 1/2 PPH ZINK
	000G32-10-06B	EA	SCREW - 10-32 X 3/8" - PPH - ZINK
	000G39-06-10T	EA	SCREW - SF/ DR - 6-20 X 5/8 PPH - BLACK
	000G39-06-08B	EA	SCREW - DR - 6-18 X 1/2 ZINK
	000G39-08-08S	EA	SCREW - SF/ DR - 8-18 X 1/2 PPH - OFF WHITE
	000G39-08-08B	EA	SCREW - SF/ DR - 8-18 X 1/2 PPH ZINK
	000G39-08-32B	EA	SCREW - SF/ DR - 8-18 X 2 PPH - ZINK
	000G39-08-24B	EA	SCREW - SF/ DR - 8-18 X 1 1/2 PPH ZINK
	000G39-08-16T	EA	SCREW - SF/ DR - 8-18 X 1 PPH - BLACK
	000G39-08-16S	EA	SCREW - SF/ DR - 8-18 X 1.00 PPH - OFF WHITE
	000G39-08-16B	EA	SCREW - SF/ DR - 8-18 X 1 PPH ZINK
	000G39-08-12T	EA	SCREW - SF/ DR - 8-18 X 3/4 PPH - BLACK
	000G39-08-12B	EA	SCREW - SF/ DR - 8-18 X 3/4 PPH ZINK
	000G39-10-08B	EA	SCREW - SF/ DR 10-16 X .50 P&H - ZINK
	000G39-10-209	EA	SCREW - SF/ DR - 10-16 X 1.25 PPH - FLATUOROCARBON SILVER
	000G39-10-20B	EA	SCREW - SF/ DR - 10-16 X 1 1/4 PPH ZINK
	000G39-10-129	EA	SCREW - SF/ DR - 10-16 X 3/4 PPH - FLATUOROCARBON SILVER
	000G39-10-12R	EA	SCREW - SF/ DR - 10-16 X 3/4 PPH - BEIGE
	000G39-10-12D	EA	SCREW - SF/ DR - 10-16 X 3/4 PPH - BLACK
	000G39-10-12B	EA	SCREW - SF/ DR - 10-16 X .75 PPH ZINK
	000G39-12-12E	EA	SCREW - SF/ DR - 12 - 14 X 3/4 PPH - CHROME
	000G42-04-12B	EA	SCREW - SF/ DR 1/4-14 X 3/4 HWH ZINK
	000G46-08-24T	EA	SCREW - MACHINE - 8-32 - 1.50 IN PFH - BLACK
	000G50-04-12B	EA	SCREW - MACHINE - 1/4-20 X 3/4 PPH ZINK
	000G50-04-08B	EA	SCREW - MACHINE - 1/4-20 X 1/2 PTH - 2N
	000G51-08-08B	EA	SCREW - 8-18 X 1/2 PTH ZINK

SEALANTS & FASTENERS GROUP (CONTINUED)

SCREWS (CONTINUED)

KEY	PART NUMBER	U/M	DESCRIPTION
	000G52-08-18B	EA	SCREW - MACH-8-32 X 11/8 PTH ZINK
	000G54-04-20B	EA	SCREW - 1/4-20 X 1 1/4 PTH - TYPE 23 - ZINK PLATED
	000G55-08-127	EA	SCREW - SF/DR - 8-18 X .75 PWH - FAWN
	000G55-08-12S	EA	SCREW - SF/DR - 8-18 X .75 PWH - OFF WHITE
	000G57-05-16J	EA	SCREW - 5-20 X 1 PFH - BRASS
	000G60-10-28T	EA	SCREW - SF/ DR - 10-16 X 1.75 - BLACK
	000G67-08-32B	EA	SCREW - 8-15 X 2 PPH ZINK
	000G67-10-08B	EA	SCREW - 10-12 X 1/2 PPH ZINK
	000G67-10-48B	EA	SCREW - 10-12 X 3 PPH ZINK
	000G67-10-36T	EA	SCREW - 10-12 X 2.25PPHBLACK - STALGARD
	000G67-10-20D	EA	SCREW - 10-12 X 1 1/4 PPH - BLACK
	000G67-10-120	EA	SCREW - 10-12 X .75" PPH - TAN
	000G67-10-120	EA	SCREW - 10-12 X .75" PPH - TAN
	000G67-10-12B	EA	SCREW - 10-12 X 3/4" PPH - ZINK
	000G67-10-10P	EA	SCREW - 10-12 X .62 PPH - DARK BROWN
	000G67-10-10D	EA	SCREW - 10-12 X 5/8 PPH - BLACK - TYPE A
	000G67-10-10B	EA	SCREW - 10-12 X 5/8 PPH ZINK - TYPE A
	000G67-10-08R	EA	SCREW - 10-12 X 1/2 PPH - BEIGE - TYPE A
	000G68-06-10G	EA	SCREW - 6-18 X 5/8 POH - ANTIQUE BRASS
	049465-01-000	EA	SCREW - 10-16 W/ WASHER PTH - DARK BROWN
	049465-03-000	EA	SCREW - 10-16 X 1 POH W/ WASHER - OFF WHITE
	049465-17-000	EA	SCREW - 10-16 X 1 POH W/ WASHER - BRIGHT WHITE
	075908-01-000	EA	SCREW - MACHINE - 10-32 X .56 PTH - ZINC EXTERNAL TOOTH
	086256-01-000	EA	SCREW ASM - SF/DR 8 X .75HWH LG - PL BODY PNL MT
	097974-01-000	EA	SCREW - PART BD 7-9 X .75 PPH - FHM 0543 PLAIN
	106477-01-000	EA	SCREW - 14-10 X 3.00 PFH - STEEL BRASS PLATED
	116111-02-01A	EA	SCREW - TAPTITE - 1/4-20 X 3/8 PPH - ZINC
	117322-01-000	EA	SCREW - 1/4-28UNF-2A - TORX - U.T. 6270020 SC25WJ

CLAMPS, CLIPS, & GROMMETS

KEY	PART NUMBER	U/M	DESCRIPTION
	000F10-06-32B	EA	PIN - COTTER - 3/16 X 2.00 ZN
	000H16-04-06R	EA	RIVET - POP - AL 1/8 X .313-.375
	000H16-06-10R	EA	RIVET - POP-AL 3/16 X .501-.625
	010495-01-000	EA	CLAMP - CABLE - 9/16"
	010497-01-000	EA	CLAMP - CLOSED - 5/8" ID
	010497-03-000	EA	CLAMP - CLOSED - 1" ID - CUSHIONED
	010497-04-000	EA	CLAMP - CLOSED - 1.62 ID - ADEL - 945-2717
	010497-05-000	EA	CLAMP - CLOSED - 1/2" ID
	010499-01-000	EA	CLAMP - CLOSED - 3/8" ID
	062401-01-000	EA	CLAMP - HOSE - WORMGEAR .25" - 1"
	062401-03-000	EA	CLAMP - HOSE - WORMGEAR - .22"- 1"
	062401-04-000	EA	CLAMP - HOSE - WORMGEAR .69"- 1.25"
	062401-06-000	EA	CLAMP - HOSE - WORMGEAR .22"-.62"
	062401-11-000	EA	CLAMP - HOSE - WORMGEAR 3.56"- 4.5"
	075148-02-000	EA	CLAMP - GROUNDING - BRONZE SCREWS
	083609-01-000	EA	CLAMP - WIRE - DUAL EQUAL - 5/8" DIAMETER
	083610-01-000	EA	CLAMP - WIRE - DUAL - UNEQUAL DIAMETERS - .75" & 1.25"
	083610-02-000	EA	CLAMP - WIRE - DUAL UNEQUAL DIA
	008380-01-000	EA	GROMMET - RUBBER - 5/8" HOLE X 1 1/2" DIAMETER - BLACK
	016188-03-000	EA	GROMMET - L/P LINE - 3/8" HOLE X 2 1/2" LONG - RUBBER
	016188-05-000	EA	GROMMET - L/P LINE - 3/8" HOLE X 1 1/4" LONG - RUBBER
	023942-01-000	EA	GROMMET - RUBBER - 2" OD
	071015-11-000	EA	GROMMET - 1.00 ID - FITS .12 MATL - MINOR RUBBER Z-3065
	071015-29-000	EA	GROMMET - RUBBER - .25" ID X 1.25" OD W/.12" GROOVE - BLACK
	071015-30-000	EA	GROMMET - RUBBER - .31" ID X .81" OD W/.12" GROOVE - BLACK
	114208-02-000	EA	GROMMET - EDGE LINER - FITS .625 - HEYCO 2073
	077955-01-000	EA	CLIP - J - VINYL COATED - 3/8"
	091952-01-000	EA	CLIP - GRIPPER - 1"
	094362-02-000	EA	CLIP - CHRISTMAS TREE - FLAT HEAD - .5" X .95"

WATER & SEWAGE GROUP

WATER & SEWAGE GROUP (CONTINUED)

FRESH WATER TANK

KEY	PART NUMBER	U/M DESCRIPTION
	117217-02-000	EA TANK ASM - WATER - 18 GAL - W/ FITTINGS
	117217-01-000	EA TANK ASM - WATER - 18 GAL - W/O FITTINGS
	116881-02-000	EA TANK ASM - WATER - 48 GAL - W/ NOTCHED CORNER - W/ FITTINGS
	116881-01-000	EA TANK ASM - WATER - 48 GAL - W/ NOTCHED CORNER - W/O FITTINGS
	042989-05-000	EA FITTING - SPINWELD - PLASTIC 1/2FPT
	042989-03-000	EA FITTING - SPINWELD - PLASTIC - 11/4" FPT
	049032-01-000	EA PATCH - SPINWELD - 3/8" - PLASTIC
	039861-01-000	EA SENDING UNIT W/SCREW - WASHER
	091208-01-000	EA WASHER - RUBBER - .06" X .75" X .5"
	077954-02-000	EA FILTER - WATER TANK - SCREEN IN TANK

WATER SYSTEM COMPONENTS (FLAIR-IT)

KEY	PART NUMBER	U/M DESCRIPTION
	114427-01-000	EA CAP - 1/2P - 02860
	114427-02-000	EA PLUG - 1/2P - 02863
	114428-01-000	EA TEE - 1/2P X 1/2P X 1/2P - 02820
	114428-02-000	EA TEE - SWIVEL - 1/2P X 1/2P X 1/2FPT - 02821
	114428-03-000	EA TEE - 1/2P X 1/2P X 1/2MPT - 02822
	114429-01-000	EA ELBOW - 1/2P X 1/2P - 02800
	114429-02-000	EA ELBOW - 1/2P X 1/2MPT - 02803
	114429-03-000	EA ELBOW - SWIVEL - 1/2P X 1/2FPT - 02816
	114429-04-000	EA ELBOW - 1/2P X 3/8MPT - 02810
	114429-05-000	EA ELBOW - 1/2P X 3/4MPT - 02812
	114429-06-000	EA ELBOW - SWIVEL - 1/2P X 3/4FPT - 02811
	114430-01-000	EA ADAPTER - 1/2P X 1/2P - 02840
	114430-02-000	EA ADAPTER - SWIVEL - 1/2P X 1/2FPT - 02873
	114430-03-000	EA ADAPTER - 1/2P X 1/2MPT - 02842
	114431-01-000	EA VALVE - LINE DRAIN 1/2P - 02914
	114431-02-000	EA VALVE - 1/2P - BYPASS - 02910
	114431-03-000	EA VALVE - 1/2P X 1/2P - 02884
	114431-04-000	EA VALVE - STOP - 1/2P X 1/2P - 02880

WATER SYSTEM COMPONENTS

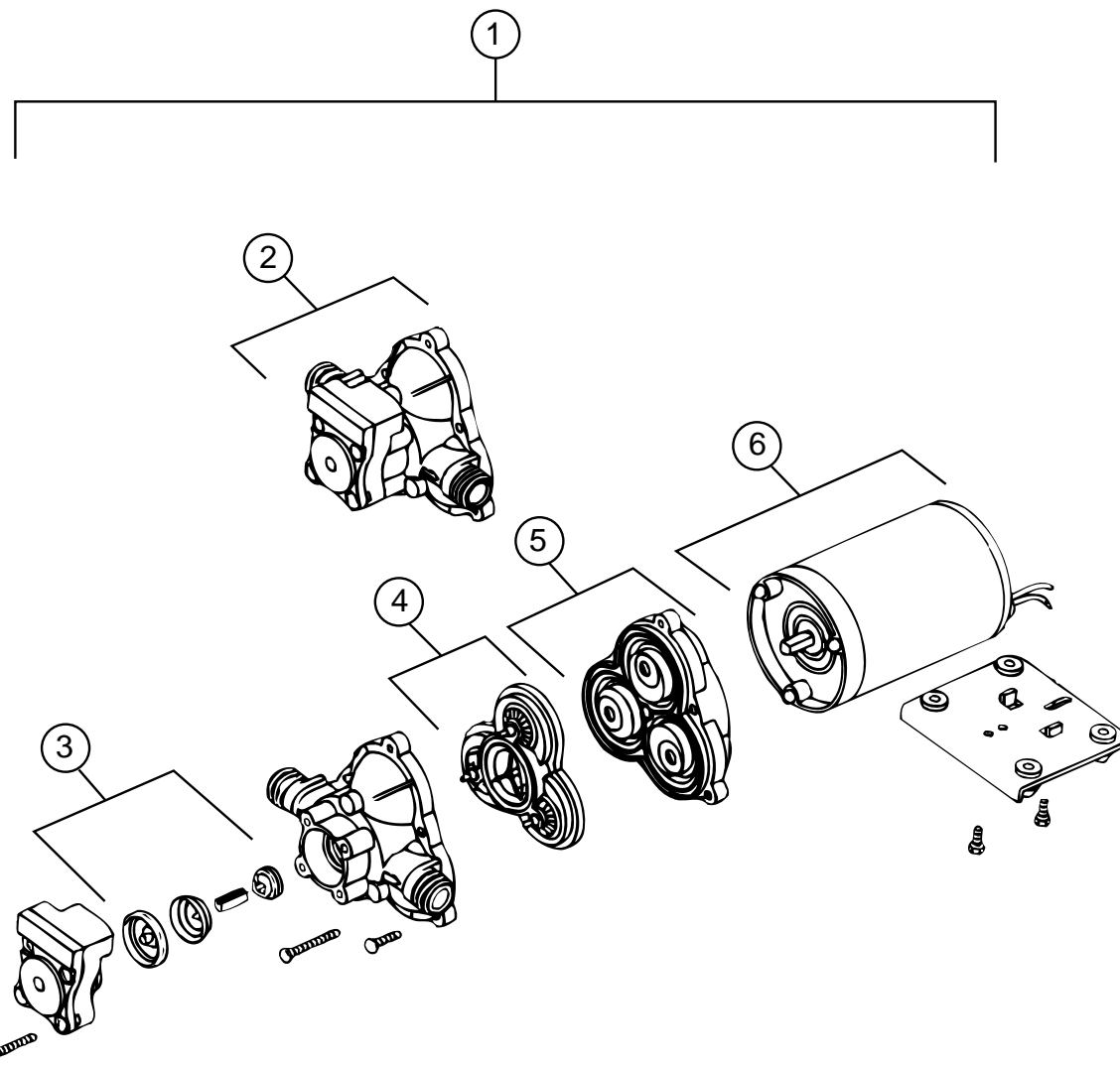
KEY	PART NUMBER	U/M DESCRIPTION
	701069-01-000	EA WATER PURIFICATION SYSTEM
	701069-03-700	EA CARTRIDGE - WATER FILTER - AC - EVERPURE 9601-11
	079381-01-000	FT TUBING - SMOOTH FLEXIBLE - 1 3/8" ID X 20'
	039800-02-000	FT TUBING - POLYBUTYL - 5/8" OD X 20FT
	010219-01-000	EA ELBOW - 1 1/4" MPT X 1 1/4" BARB - WATER FILL - PLASTIC
	039798-01-000	EA TEE - 1/2" MPT X 1/2" MPT X 1/2" MPT - PLASTIC
	101814-01-000	EA COUPLING - FEMALE - 1/2" X 1/2" FPT
	010230-05-000	EA CITY WATER FILL W/CHECK VALVE

EXTERIOR SHOWER COMPONENTS

KEY	PART NUMBER	U/M DESCRIPTION
	103092-01-000	EA SHOWER HEAD - W/ 60" HOSE (US)
	103092-02-000	EA SHOWER HEAD - W/ HOSE (CSA)
	104044-01-000	EA BRACKET - SUPPORT - FAUCET
	103092-01-701	EA BRACKET (FOR SHOWER HEAD) BONE
	079563-04-01A	EA FAUCET - SHOWER - BONE

WASHER, DRYER COMPONENTS

KEY	PART NUMBER	U/M DESCRIPTION
	107753-02-01A	EA WASHER-DRYER - WHITE UL/CSA - KARIBA WDS 1063
	110438-01-000	EA VALVE - CHECK - BRASS
	098419-01-000	EA FAUCET - WASHER - 90 DEGREE
	111842-01-01A	EA BRACKET - FAUCET - WASHER - E-COAT
	111913-01-01A	EA BRACKET - WASHER - TIE DOWN - BLACK

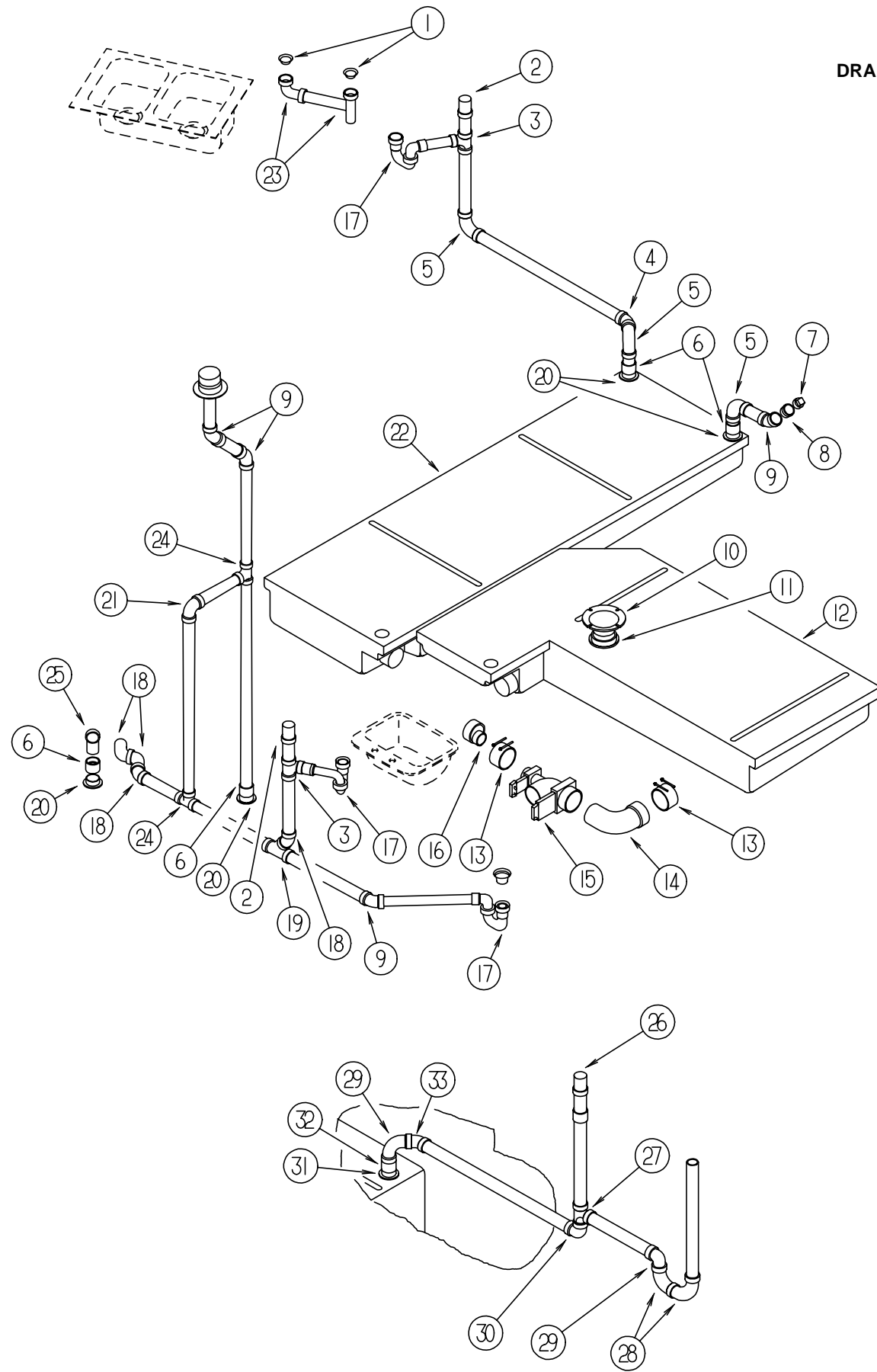


WATER PUMP (SHURFLO)

KEY	PART NUMBER	U/M DESCRIPTION	VENDOR NO.
1	098607-01-000	EA PUMP - WATER - W/.5"MPT FITTING - FLOW 2.8 GPM - UL	
2	098607-01-706	EA UPPER HOUSING/ SWITCH KIT	94-231-20
3	098607-01-705	EA CHECK VALVE - KIT	94-237-00
4	098607-01-703	EA VALVE ASM	94-232-00
5	098607-01-702	EA DRIVE/ DIAPHRAGM - KIT	94-238-04
6	098607-01-707	EA MOTOR/ BASEPLATE REPLACEMENT	94-235-03

WATER & SEWAGE GROUP (CONTINUED)

DRAINAGE SYSTEM



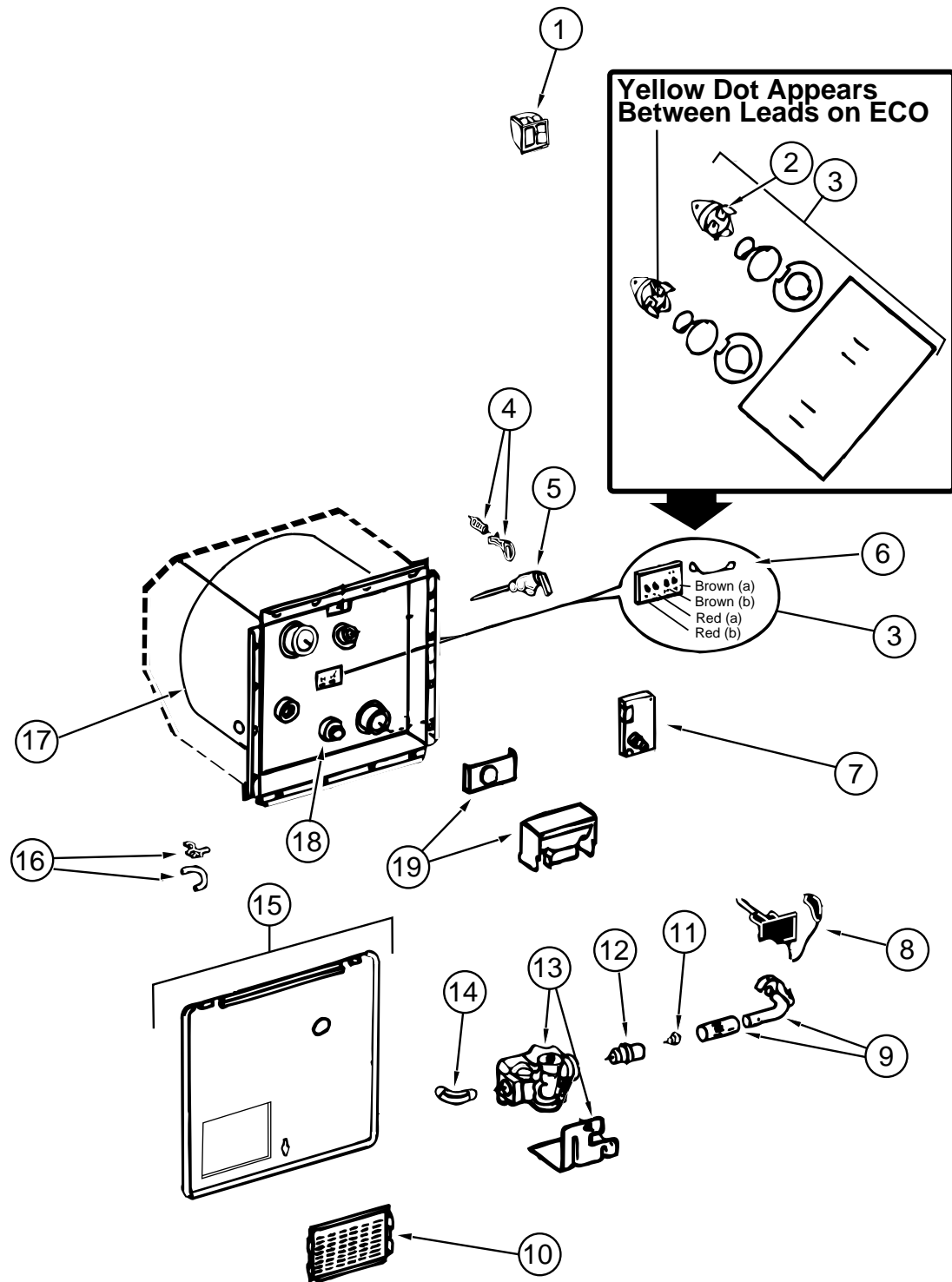
KEY	PART NUMBER	U/M	DESCRIPTION
1	092303-01-000	EA	STRAINER - SINK
2	079968-01-000	EA	VENT - MECHANICAL TRAP ARM - ANTI-SIPHON - 2" DIAMETER X 7.3"
3	010071-01-000	EA	TEE - SANITARY - 1 1/2" HUB X HUB X HUB - PLASTIC - BLACK
4	010005-01-000	EA	ELBOW - 22 1/2 DEGREE - 1/16 BEND - 1 1/2" HUB X HUB
5	010008-01-000	EA	ELBOW - 90 DEGREE - 1/4 BEND - 1 1/2" HUB X HUB
6	010115-01-000	EA	COUPLING - 1 1/2" HUB X HUB - PLASTIC
7	010166-01-000	EA	PLUG - THREADED - 1 1/4" DIAMETER - PLASTIC - BLACK
8	050787-01-000	EA	ADAPTER - CLEANOUT
9	010006-01-000	EA	ELBOW - 45 DEGREE - 1/8 BEND - 1 1/2" HUB X HUB
10	063641-01-000	EA	FLANGE - CLOSET - 4" X 3" - U.S.
10	063641-02-000	EA	FLANGE - CLOSET - 4" X 3" - CANADIAN
11	061607-02-000	EA	GROMMET - HOLDING TANK - 3" NPS
12	104351-01-000	EA	TANK - HOLDING - 55 GALLON - W/O FITTINGS
13	078406-01-000	EA	COUPLER - RUBBER - W/CLAMPS - 3" X 3"
14	041956-01-000	EA	ELBOW - STREET - PLASTIC - 1/4" BD 3 X 90 XLT
15	070916-01-000	EA	VALVE - DUAL DUMP - W/CAP - 3" X 1 1/2"
	070916-01-700	EA	VALVE ONLY - 3"
	070916-01-701	EA	VALVE ONLY - 1 1/2"
	062416-01-000	EA	ADAPTER - SEWER HOSE TO 3" PIPE
	010201-01-000	EA	HOSE - SEWER - 3" ID X 8'
	062401-05-000	EA	CLAMP - HOSE - WORMGEAR - 2" X 3"
16	062422-01-000	EA	ADAPTER - OFFSET REDUCER - 3" X 1 1/2"
17	107538-01-000	EA	P-TRAP - 1 1/2 - PLASTIC - U.S.
	109571-01-000	EA	ADAPTER - P-TRAP - 1 1/2" P X 1 1/4" MPT - U.S.
17	011066-03-700	EA	P-TRAP KIT - 1 1/2" X 1 1/2" P-TRAP W/1 1/2 TO 1 1/4 REDUCER - CANADIAN
18	010051-01-000	EA	STREET ELBOW - 45 DEGREE - 1/8 BEND - 1 1/2"
19	010873-01-000	EA	WYE - SANITARY - 1 1/2" HUB X HUB X HUB
20	061607-01-000	EA	GROMMET - HOLDING TANK - 1 1/2" NPS
21	034250-01-000	EA	ELBOW - 90 DEGREE - 1/4 BEND - 1 1/2" HUB X HUB
22	104352-01-000	EA	TANK - HOLDING - 50 GALLON - W/O FITTINGS
23	011091-02-000	EA	PIPE - DRAIN - DOUBLE SINK - BAFFLE TEE - 1 1/2" - U.S.
23	011091-03-000	EA	PIPE - DRAIN - W/ SEALS - DOUBLE SINK - CANADIAN
24	010071-01-000	EA	TEE - SANITARY - 1 1/2" HUB X HUB X HUB
25	033761-01-000	EA	STREET ELBOW - 90 DEGREE - 1 1/2"

DRAINAGE SYSTEM USED WITH WASHER/ DRYER

KEY	PART NUMBER	U/M	DESCRIPTION
26	079968-01-000	EA	VENT - MECHANICAL TRAP ARM - ANTI-SIPHON - 2" DIAMETER X 7.3"
27	010071-01-000	EA	TEE - SANITARY - 1 1/2" HUB X HUB X HUB
28	010051-01-000	EA	STREET ELBOW - 45 DEGREE - 1 1/2"
29	010009-01-000	EA	ELBOW - 90 DEGREE - 1/4 BEND - 1 1/2" - PLASTIC
30	034250-01-000	EA	ELBOW - 90 DEGREE - 1/4 BEND - 1 1/2" HUB X HUB
31	061607-01-000	EA	GROMMET - HOLDING TANK - 1 1/2" NPS
32	010115-01-000	EA	COUPLING - 1 1/2" HUB X HUB - PLASTIC
33	010051-01-000	EA	STREET ELBOW - 45 DEGREE - 1 1/2"

WATER & SEWAGE GROUP (CONTINUED)

WATER HEATER W/MOTOR AID - PILOTLESS IGNITION



WATER HEATER W/MOTOR AID ATWOOD (GH6-7E)

KEY	PART NUMBER	U/M DESCRIPTION	VENDOR NO.
	051393-01-000	EA WATER HEATER - W/MOTOR AID - PILOTLESS IGNITION	
1	051393-01-701	EA SWITCH PACKAGE	91959
2	051391-04-701	EA THERMOSTAT 12 VDC-120 PRESET	91470
3	051393-01-721	EA ECO & THERMOSTAT ASM - FRONT MOUNT - 140°	91447
4	051391-01-705	EA FASTENER - CAMLOC	92609
5	051391-01-704	EA VALVE - RELIEF - 1/2" FITTING	91604
6	051393-01-723	EA SWITCH - ENERGY CUT-OFF	93866
7	051393-01-724	EA CIRCUIT BOARD - W/ SPADE TERMINAL	93867
8	051393-01-725	EA ELECTRODE - SINGLE SPADE CONNECTION	93868
9	051391-04-703	EA BURNER - MAIN	91638
10	051391-01-717	EA GRILLE	92640
11	051391-01-710	EA ORIFICE - MAIN BURNER	92742
12	051391-03-700	EA ORIFICE HOLDER	91563
13	051393-01-726	EA SOLENOID VALVE & BRACKET	93870
14	051391-01-714	EA ELBOW - 45 DEGREE - 3/8" F X 3/8" MPT	91044
15	052009-01-000	EA DOOR - WATER HEATER - OFF WHITE	
16	051391-01-700	EA HINGE KIT - W/CLIP	92568 & 92559
17	051393-03-701	EA TANK - INNER	91642
18	051391-01-715	EA DRAIN PLUG	91857
19	051391-01-706	EA FLUE & GASKET	92787
	116424-01-000	EA PROTECTOR - ROUND VINYL - WATER HEATER LATCH	

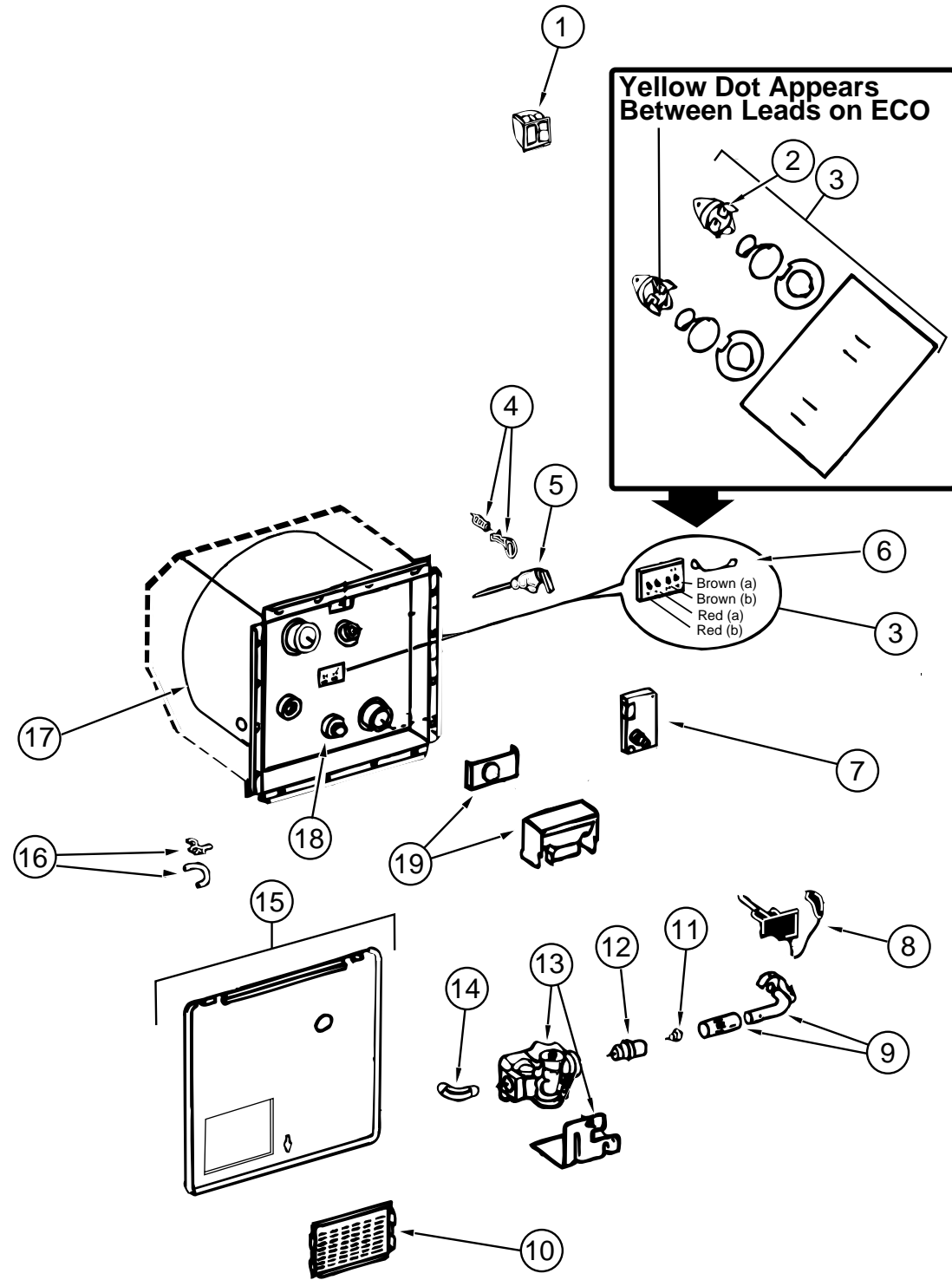
WATER HEATER W/MOTOR AID ATWOOD (GH6-8E)

KEY	PART NUMBER	U/M DESCRIPTION	VENDOR NO.
	051393-01-000	EA WATER HEATER - W/ MOTOR AID - PILOTLESS IGNITION	
1	051393-01-701	EA SWITCH PACKAGE	91959
2	051391-04-701	EA THERMOSTAT 12 VDC-120 PRESET	91470
3	051393-01-721	EA ECO & THERMOSTAT ASM - FRONT MOUNT - 140°	91447
4	051391-01-705	EA FASTENER - CAMLOC	92609
5	051391-01-704	EA VALVE - RELIEF - 1/2" FITTING	91604
6	051393-01-723	EA SWITCH - ENERGY CUT-OFF	93866
7	051393-01-724	EA CIRCUIT BOARD - W/ SPADE TERMINAL	93867
8	051393-01-725	EA ELECTRODE - SINGLE SPADE CONNECTION	93868
9	051391-04-703	EA BURNER - MAIN	91638
10	051391-01-717	EA GRILLE	92640
11	051391-01-710	EA ORIFICE - MAIN BURNER	92742
12	051391-03-700	EA ORIFICE HOLDER	91563
13	051393-01-726	EA SOLENOID VALVE & BRACKET	93870
14	051391-01-714	EA ELBOW - 45 DEGREE - 3/8" F X 3/8" MPT	91044
15	052009-04-000	EA DOOR - WATER HEATER - BUFF	
16	051391-01-700	EA HINGE KIT - W/CLIP	92568 & 92559
17	051391-04-704	EA TANK - INNER	91642
18	051391-01-715	EA DRAIN PLUG	91857
19	051391-04-707	EA FLUE & GASKET	90960
	111129-01-711	EA BRACKET-CORNER, SET OF FOUR	91928
	116424-01-000	EA PROTECTOR - ROUND VINYL - WATER HEATER LATCH	

WATER & SEWAGE GROUP (CONTINUED)

WATER HEATER W/MOTOR AID - ELECTRIC IGNITION

WATER HEATER W/ELECTRIC IGNITION ATWOOD (G6A-7E)



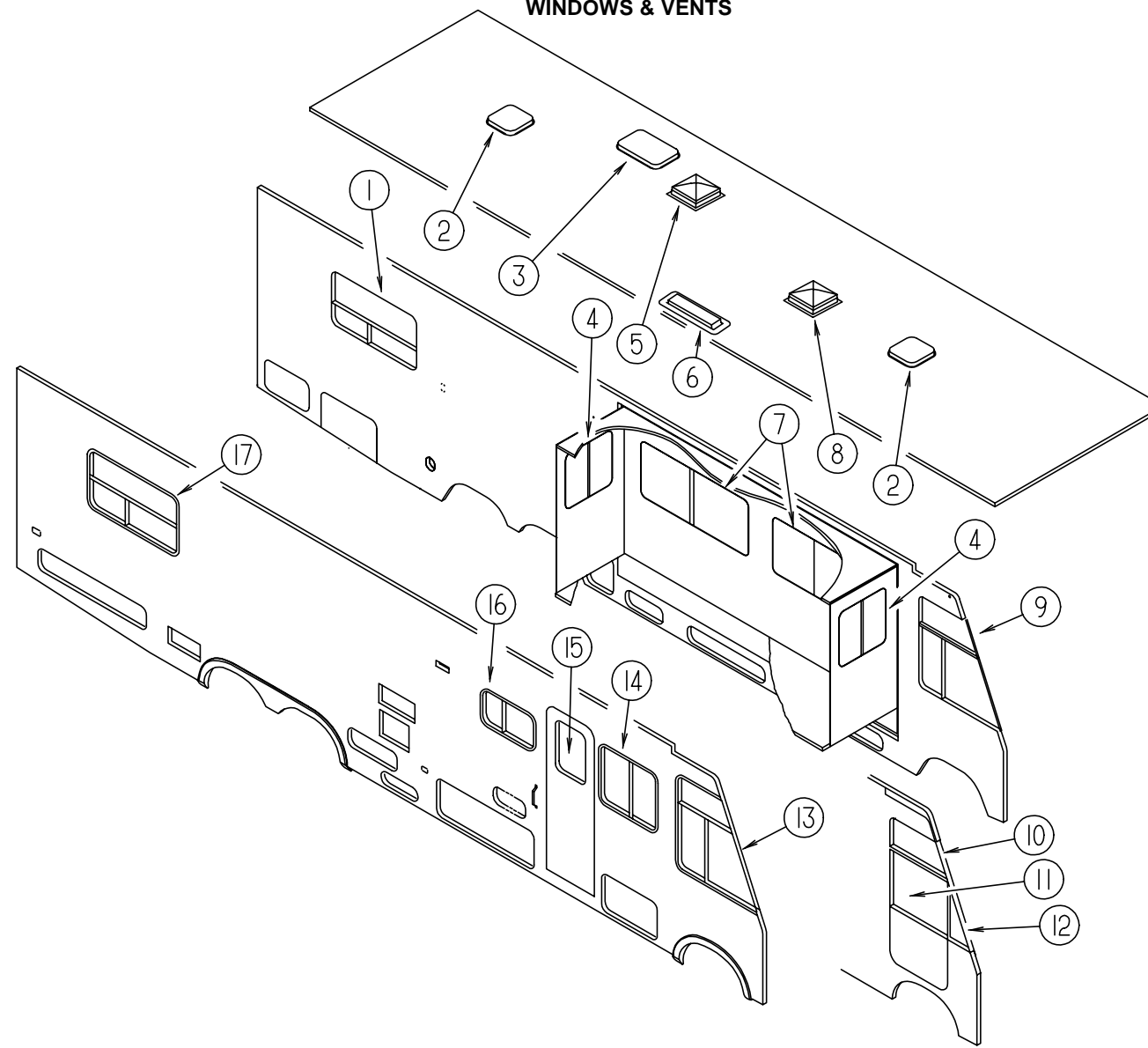
KEY	PART NUMBER	U/M DESCRIPTION	VENDOR NO.
	051391-03-000	EA WATER HEATER - W/ ELECTRIC IGNITION	
1	051393-01-701	EA SWITCH PACKAGE	91959
2	051391-04-701	EA THERMOSTAT 12 VDC-120 PRESET	91470
3	051393-01-721	EA ECO & THERMOSTAT ASM - FRONT MOUNT - 140°	91447
4	051391-01-705	EA FASTENER - CAMLOC	92609
5	051391-01-704	EA VALVE - RELIEF - 1/2" FITTING	91604
6	051393-01-723	EA SWITCH - ENERGY CUT-OFF	93866
7	051393-01-724	EA CIRCUIT BOARD - W/ SPADE TERMINAL	93867
8	051393-01-725	EA ELECTRODE - SINGLE SPADE CONNECTION	93868
9	051391-04-703	EA BURNER - MAIN	91638
10	051391-01-717	EA GRILLE	92640
11	051391-01-710	EA ORIFICE - MAIN BURNER	92742
12	051391-03-700	EA ORIFICE HOLDER	91563
13	051393-01-726	EA SOLENOID VALVE & BRACKET	93870
14	051391-01-714	EA ELBOW - 45 DEGREE - 3/8"F X 3/8"MPT	91044
15	052009-01-000	EA DOOR - WATER HEATER - OFF WHITE	
16	051391-01-700	EA HINGE KIT - W/CLIP	92568 & 92559
17	051391-04-706	EA TANK - INNER	91641
18	051391-01-715	EA DRAIN PLUG	91857
19	051391-01-706	EA FLUE & GASKET	92787
	116424-01-000	EA PROTECTOR - ROUND VINYL - WATER HEATER LATCH	

WATER HEATER W/ELECTRIC IGNITION ATWOOD (G6A-8E)

KEY	PART NUMBER	U/M DESCRIPTION	VENDOR NO.
	051391-03-000	EA WATER HEATER - W/ ELECTRIC IGNITION	
1	051393-01-701	EA SWITCH PACKAGE	91959
2	051391-04-701	EA THERMOSTAT 12 VDC-120 PRESET	91470
3	051393-01-721	EA ECO & THERMOSTAT ASM - FRONT MOUNT - 140°	91447
4	051391-01-705	EA FASTENER - CAMLOC	92609
5	051391-01-704	EA VALVE - RELIEF - 1/2" FITTING	91604
6	051393-01-723	EA SWITCH - ENERGY CUT-OFF	93866
7	051393-01-724	EA CIRCUIT BOARD - W/ SPADE TERMINAL	93867
8	051393-01-725	EA ELECTRODE - SINGLE SPADE CONNECTION	93868
9	051391-04-703	EA BURNER - MAIN	91638
10	051391-01-717	EA GRILLE	92640
11	051391-01-710	EA ORIFICE - MAIN BURNER	92742
12	051391-03-700	EA ORIFICE HOLDER	91563
13	051393-01-726	EA SOLENOID VALVE & BRACKET	93870
14	051391-01-714	EA ELBOW - 45 DEGREE - 3/8"F X 3/8"MPT	91044
15	052009-04-000	EA DOOR - WATER HEATER - BUFF	
16	051391-01-700	EA HINGE KIT - W/CLIP	92568 & 92559
17	051391-04-706	EA TANK - INNER	91641
18	051391-01-715	EA DRAIN PLUG	91857
19	051391-04-707	EA FLUE & GASKET	90960
	111129-01-711	EA BRACKET-CORNER, SET OF FOUR	91928
	116424-01-000	EA PROTECTOR - ROUND VINYL - WATER HEATER LATCH	

WINDOW, VENT & EXTERIOR DOOR GROUP

WINDOWS & VENTS



KEY	PART NUMBER	U/M	DESCRIPTION
1	104691-14-01A	EA	WINDOW ASM - TIPOUT - ESCAPE
1	112795-24-01A	EA	WINDOW - HORIZONTAL SLIDE (ESCAPE) THERMOPANE - 25 3/8" X 48" - DRIVER
2	110051-02-01A	EA	VENT - ROOF - NON POWERED
3	077902-03-000	EA	SKYLIGHT - BATH (INTERIOR FINISH) 15.6" X 22.5" - PLASTIC
3	080910-01-000	EA	SKYLIGHT - BATH (ROOF-DOMED) EXTERIOR 16.75" X 23.75" - PLASTIC
4	098647-45-01A	EA	WINDOW ASM - SLIDER - HORIZONTAL - EXCEL H467-G2W66R
5	110051-04-01A	EA	VENT - ROOF - POWERED (US)
5	110051-06-01A	EA	VENT - ROOF - POWERED (CSA)
6	118369-01-01A	EA	VENT - ROOF CAP, REFRIGERATOR - BUFF (SIDE BY SIDE)
6	118369-02-01A	EA	VENT - ROOF BASE, REFRIGERATOR - BUFF (SIDE BY SIDE)
6	084073-04-000	EA	BASE - ROOF VENT, REFRIGERATOR - BLACK - NORCOLD (DOUBLE DOOR)
6	084073-05-000	EA	COVER - ROOF VENT, REFRIGERATOR - BUFF - NORCOLD (DOUBLE DOOR)
7	112795-15-01A	EA	WINDOW ASM. - DRIVERS HORIZONTAL SLIDE THERMOPANE - 26 3/8" X 60" FROM: 00-00-00 THRU: 10-15-95
7	112795-54-01A	EA	WINDOW - DRIVER HORIZONTAL SLIDE THERMOPANE - 30" X 57 3/4" FROM: 10-16-95 THRU: 99-99-99
7	098647-22-01A	EA	WINDOW ASM - DRIVER HORIZONTAL SLIDE - 26 3/8" X 60" FROM: 00-00-00 THRU: 10-15-95
7	098647-47-01A	EA	WINDOW ASM - SLIDER - HORIZONTAL FROM: 10-16-95 THRU: 99-99-99

KEY	PART NUMBER	U/M	DESCRIPTION
8	084079-14-000	EA	VENT - ROOF - POWERED (US)
8	084079-15-000	EA	VENT - ROOF - POWERED (CSA)
9	113501-01-01A	EA	WINDOW ASM. - CAB - THERMOPANE - EXCEL DH374-A2B66L
9	103658-07-01A	EA	WINDOW ASM. - CAB - DRIVER SIDE - W/ RETAINER TRIM (BLACK)
10	116000-02-01A	EA	WINDOW ASM - DRIVER STATIONARY 14 13/16" X 25 11/16" X 32 1/4"
10	106467-03-01A	EA	WINDOW ASM - DRIVER STATIONARY, 14 13/16" X 25 11/16" X 32 1/4"
11	106469-01-704	EA	WINDOW - DRIVER DOOR - ROLL-UP GLASS ASM. - W/ BRACKET
12	115999-02-01A	EA	WINDOW ASM - FRONT SLANT - THERMOPANE INSULATED - DRIVER SIDE
12	106468-02-01A	EA	WINDOW ASM - FRONT SLANT- DRIVER SIDE
13	113501-02-01A	EA	WINDOW ASM. - PASS. SLANT THERMOPANE - 44 1/4" X 24 7/16" X 44 1/8"
13	103658-08-01A	EA	WINDOW ASM. - PASS. SLANT 44 1/4" X 24 7/16" X 44 1/8"
14	112795-18-01A	EA	WINDOW - PASSENGER HORIZONTAL SLIDER - THERMOPANE - 26 3/8" X 30"
14	098647-25-01A	EA	WINDOW ASM. - SLIDER, HORIZONTAL B/OW - EXCEL H286-G2W66R
15	113733-01-01A	EA	WINDOW - STATIONARY THERMOPANE - 26.4" X 17"
15	117053-02-F36	EA	WINDOW - PICTURE, 17" X 26.4"
16	112795-19-01A	EA	WINDOW - PASSENGER HORIZONTAL SLIDER THERMOPANE, 16" X 28 3/4"
16	098647-33-01A	EA	WINDOW ASM. - SLIDER HORIZONTAL, EXCEL H425-G2W66R
17	104691-13-01A	EA	WINDOW - TIPOUT SINGLE, 26.3" X 47.9"
17	112795-22-01A	EA	WINDOW - PASSENGER HORIZONTAL SLIDER THERMOPANE, 26 3/8" X 48"

WINDOW, VENT & EXTERIOR DOOR GROUP (CONTINUED)

SINGLE SLIDER WINDOW (EXCEL) (DRIVER SIDE, DINETTE & LOUNGE) (FROM: 00-00-00 THRU: 10-15-95)

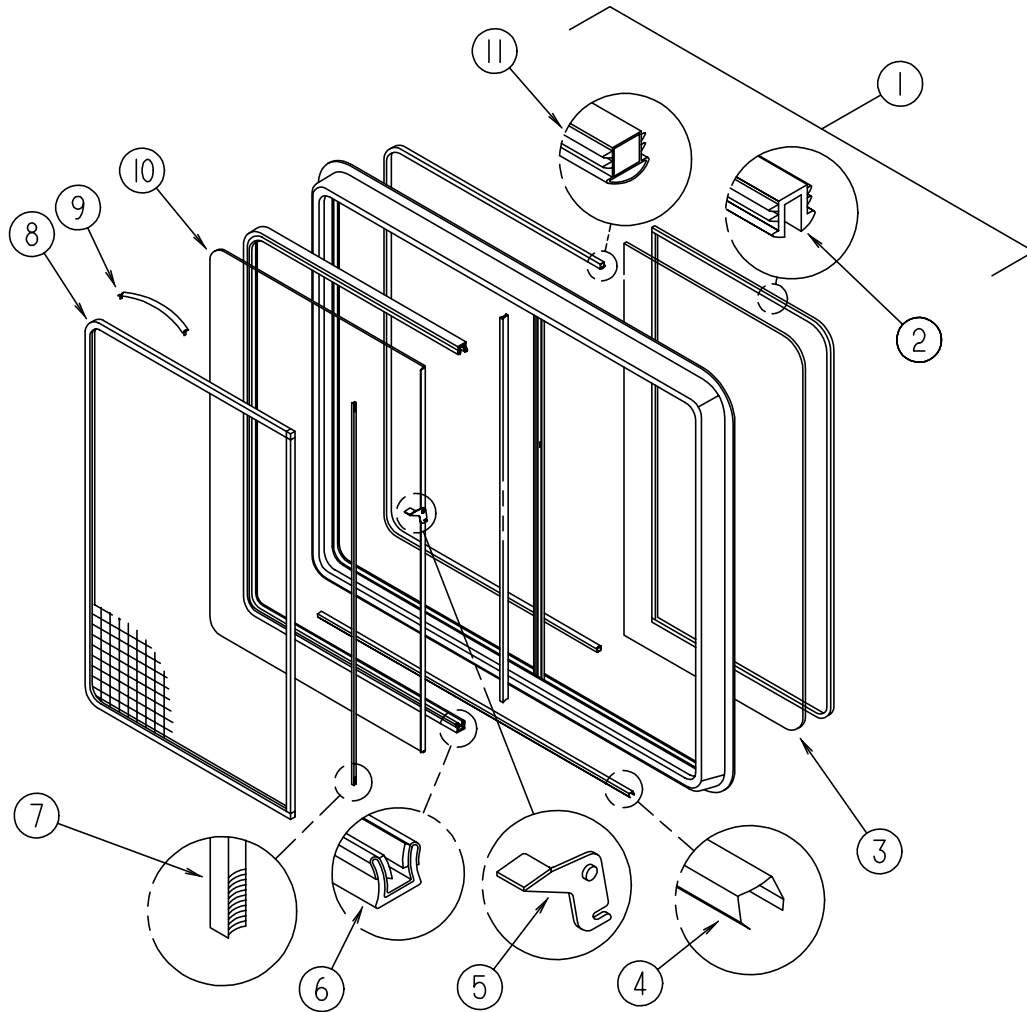
KEY	PART NUMBER	U/M DESCRIPTION	VENDOR NO.
	098647-22-01A	EA WINDOW ASM - DRIVER HORIZONTAL SLIDE - 26 3/8" X 60"	
1	098647-22-700	EA WINDOW ASM - SLIDER - W/O RETAINER TRIM	H287-G2L
	098647-23-702	EA RETAINER TRIM - INSIDE (OFF WHITE)	W28766
2	098644-01-705	FT GLAZING STRIP	132-010231
3	098647-23-703	EA GLASS - STATIONARY	106-017622
4	098644-01-710	FT TRACK - SCREEN SPACER - 12' LENGTH	132-017135
5	098644-01-700	EA LATCH - REPAIR KIT	B801-CK
6	098644-01-708	FT CHANNEL - PIERCED RUN	122-016543
7	098644-01-711	FT WEATHERSTRIP - SCREEN - BLACK	171-016965
8	098647-23-704	EA SCREEN ASM. - W/ SPRINGS & WEATHERSTRIP	410-019066
9	098644-01-713	EA SPRING - SCREEN FRAME (CLIP)	226-016966
10	098647-23-700	EA GLASS - SLIDING - W/ SASH & LATCH	H287-G9
11	098644-01-706	FT WEATHERSTRIP	171-010668
	098644-01-716	FT PLUG - FILLER	132-014470
	098644-01-717	FT SPLINE - SCREEN	132-004716
	098644-01-719	EA STOP - SLIDER GLASS	132-014203

SINGLE SLIDER WINDOW (EXCEL) (DRIVER SIDE, DINETTE & LOUNGE) (FROM: 10-16-95 THRU: 99-99-99)

KEY	PART NUMBER	U/M DESCRIPTION	VENDOR NO.
1	098647-47-01A	EA WINDOW ASM - SLIDER - HORIZONTAL	
	098647-47-703	EA RETAINER TRIM - INSIDE (OFF WHITE)	W49366
2	098644-01-705	FT GLAZING STRIP	132-010231
3	098647-47-700	EA GLASS - STATIONARY	106-025224
4	098644-01-710	FT TRACK - SCREEN SPACER - 12' LENGTH	132-017135
5	098644-01-700	EA LATCH - REPAIR KIT	B801-CK
6	098644-01-708	FT CHANNEL - PIERCED RUN	122-016543
7	098644-01-711	FT WEATHERSTRIP - SCREEN - BLACK	171-016965
8	098647-47-702	EA SCREEN ASM. - W/ SPRINGS & WEATHERSTRIP	410-025226
9	098644-01-713	EA SPRING - SCREEN FRAME (CLIP)	226-016966
10	098647-47-701	EA GLASS - SLIDING - W/ SASH & LATCH	H493-G9
11	098644-01-706	FT WEATHERSTRIP	171-010668
	098644-01-716	FT PLUG - FILLER	132-014470
	098644-01-717	FT SPLINE - SCREEN	132-004716
	098644-01-719	EA STOP - SLIDER GLASS	132-014203

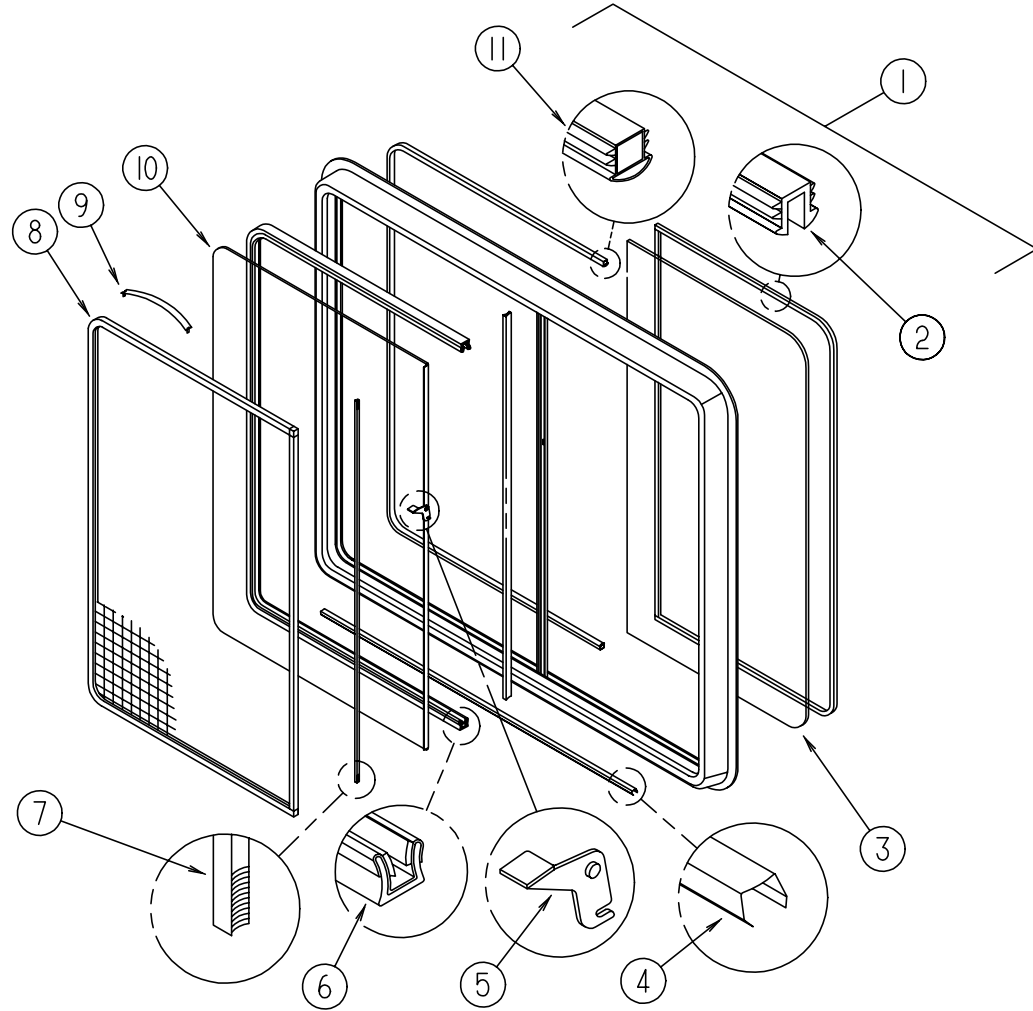
SINGLE SLIDER WINDOW (EXCEL) (PASSENGER SIDE, LOUNGE)

KEY	PART NUMBER	U/M DESCRIPTION	VENDOR NO.
	098647-25-01A	EA WINDOW ASM - SLIDER, HORIZONTAL B/OW - H286-G2W66R	
1	098647-25-700	EA WINDOW ASM - SLIDER - W/O RETAINER TRIM	H286-G2R
	098647-25-701	EA RETAINER TRIM - INSIDE (OFF WHITE)	W28666
2	098644-01-705	FT GLAZING STRIP	132-010231
3	098647-25-702	EA GLASS - STATIONARY	106-017657
4	098644-01-710	FT TRACK - SCREEN SPACER - 12' LENGTH	132-017135
5	098644-01-700	EA LATCH - REPAIR KIT	B801-CK
6	098644-01-708	FT CHANNEL - PIERCED RUN	122-016543
7	098644-01-711	FT WEATHERSTRIP - SCREEN - BLACK	171-016965
8	098647-25-704	EA SCREEN ASM. - W/ SPRINGS & WEATHERSTRIP	410-019065
9	098644-01-713	EA SPRING - SCREEN FRAME (CLIP)	226-016966
10	098647-25-703	EA GLASS - SLIDING - W/ SASH & LATCH	H286-G9
11	098644-01-706	FT WEATHERSTRIP	171-010668
	098644-01-716	FT PLUG - FILLER	132-014470
	098644-01-717	FT SPLINE - SCREEN	132-004716
	098644-01-719	EA STOP - SLIDER GLASS	132-014203



WINDOW, VENT & EXTERIOR DOOR GROUP (CONTINUED)

SINGLE SLIDER WINDOW (EXCEL) (GALLEY)

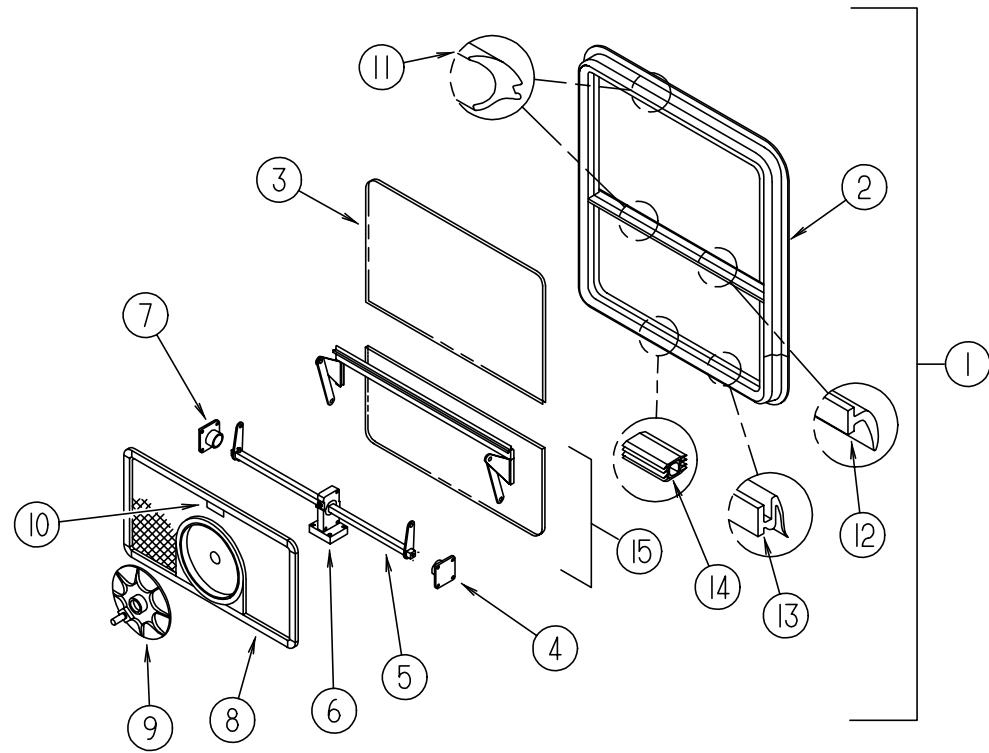


KEY	PART NUMBER	U/M	DESCRIPTION	VENDOR NO.
	098647-33-01A	EA	WINDOW ASM - SLIDER HORIZONTAL - H425-G2W66R	
1	098647-33-700	EA	WINDOW ASM - SLIDER - W/O RETAINER TRIM	H425-G2R
	098647-33-701	EA	RETAINER TRIM - INSIDE (OFF WHITE)	CW2966
2	098644-01-705	FT	GLAZING STRIP	132-010231
3	098647-33-702	EA	GLASS - STATIONARY	106-019297
4	098644-01-710	FT	TRACK - SCREEN SPACER - 12' LENGTH	132-017135
5	098644-01-700	EA	LATCH - REPAIR KIT	B801-CK
6	098644-01-708	FT	CHANNEL - PIERCED RUN	122-016543
7	098644-01-711	FT	WEATHERSTRIP - SCREEN - BLACK	171-016965
8	098647-33-704	EA	SCREEN ASM. - W/ SPRINGS & WEATHERSTRIP	410-019134
9	098644-01-713	EA	SPRING - SCREEN FRAME (CLIP)	226-016966
10	098647-33-703	EA	GLASS - SLIDING - W/ SASH & LATCH	H425-G9
11	098644-01-706	FT	WEATHERSTRIP	171-010668
	098644-01-716	FT	PLUG - FILLER	132-014470
	098644-01-717	FT	SPLINE - SCREEN	132-004716
	098644-01-719	EA	STOP - SLIDER GLASS	132-014203

SINGLE SLIDER WINDOW (EXCEL) SLIDEOUT WALL(ENDS)

KEY	PART NUMBER	U/M	DESCRIPTION	VENDOR NO.
1	098647-45-01A	EA	WINDOW ASM - SLIDER - HORIZONTAL - H467-G2W66R	
	098647-45-704	EA	RETAINER TRIM - INSIDE (OFF WHITE)	W46766
2	098644-01-705	FT	GLAZING STRIP	132-010231
3	098647-45-700	EA	GLASS - STATIONARY	106-025050
4	098644-01-710	FT	TRACK - SCREEN SPACER - 12' LENGTH	132-017135
5	098644-01-700	EA	LATCH - REPAIR KIT	B801-CK
6	098644-01-708	FT	CHANNEL - PIERCED RUN	122-016543
7	098644-01-711	FT	WEATHERSTRIP - SCREEN - BLACK	171-016965
8	098647-45-703	EA	SCREEN ASM. - W/ SPRINGS & WEATHERSTRIP	410-025050
9	098644-01-713	EA	SPRING - SCREEN FRAME (CLIP)	226-016966
10	098647-45-701	EA	GLASS - SLIDING - W/ SASH & LATCH	H467-G9
11	098644-01-706	FT	WEATHERSTRIP	171-010668
	098644-01-716	FT	PLUG - FILLER	132-014470
	098644-01-717	FT	SPLINE - SCREEN	132-004716
	098644-01-719	EA	STOP - SLIDER GLASS	132-014203

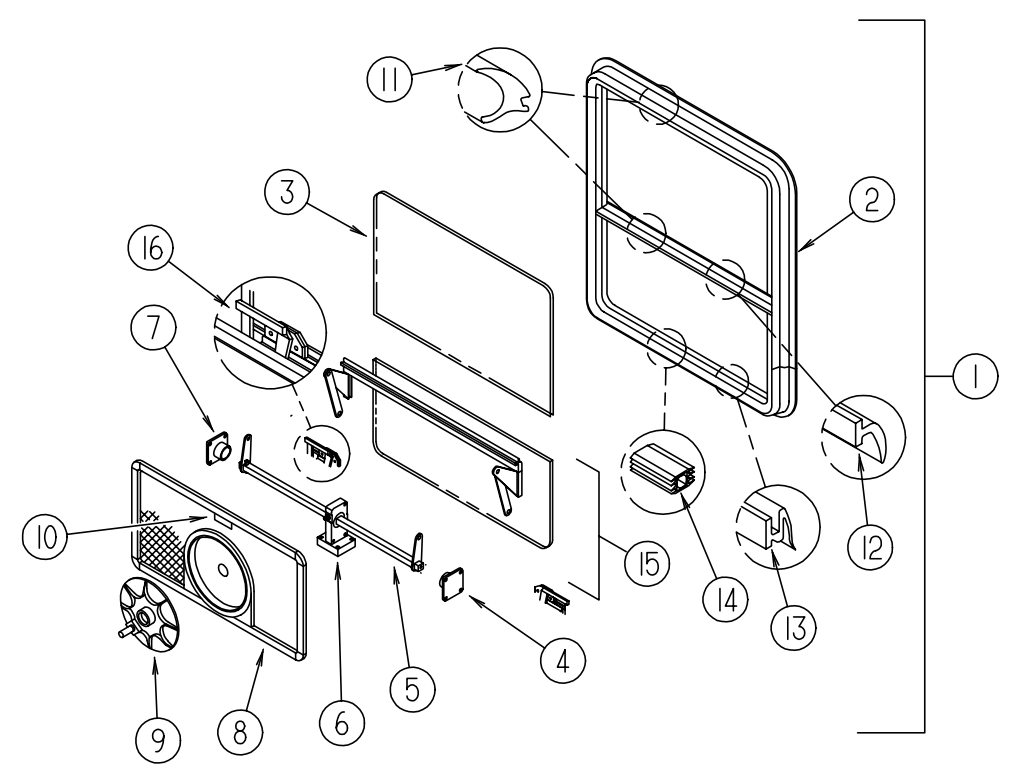
WINDOW, VENT & EXTERIOR DOOR GROUP (CONTINUED)



BEDROOM WINDOW (PASSENGER SIDE)

KEY	PART NUMBER	U/M	DESCRIPTION	VENDOR NO.
1	104691-13-01A	EA	WINDOW ASM. - TIPOUT BLK/OW - EXCEL CH37-G2W59	
2	104691-13-700	EA	WINDOW W/O TRIM	CH37-G2
	104691-13-701	EA	RETAINER - TRIM	W30359
3	104691-13-702	EA	GLASS - STATIONARY	106-017670
	100322-01-704	FT	TAPE - BUTYL	154-016083
4	100322-01-714	EA	SUPPORT - TORQUE BAR, LH	130-015978
5	104691-13-704	EA	OPERATOR & BAR ASM.	CH36-15
6	112519-01-702	EA	OPERATOR - VENT	410-016123
7	100322-01-715	EA	SUPPORT - TORQUE BAR, RH	130-015979
8	104691-13-705	EA	SCREEN ASSEMBLY	410-017763
	098644-01-711	EA	WEATHERSTRIP - SCREEN, BLACK	171-016965
9	100322-01-718	EA	HANDLE - DIAL	410-016081
10	112519-01-706	EA	CLIP - SCREEN	CH21-50
11	100322-01-703	FT	VINYL - GLAZING, BUTYL	132-010723
12	100322-01-702	EA	WEATHERSTRIP - HORIZONTAL RAIL	132-015976
13	100322-01-701	FT	SEAL - VENT	122-016071
14	116976-01-702	FT	PLUG - FILLER	132-016065
15	104691-13-703	EA	VENT ASSEMBLY	CH37-G9

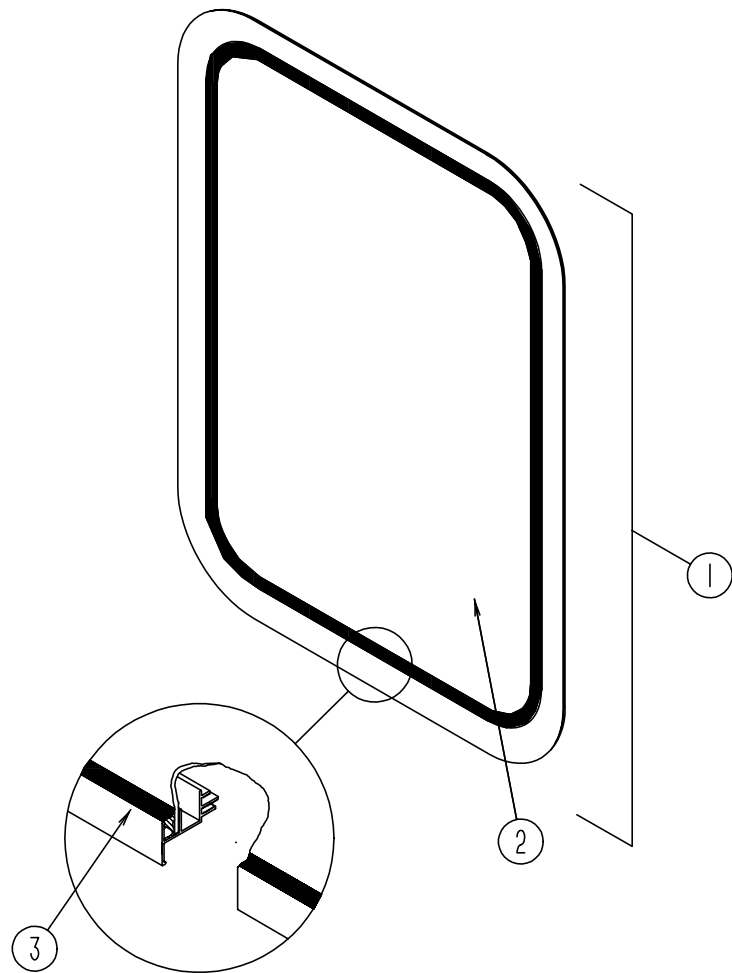
WINDOW, VENT & EXTERIOR DOOR GROUP (CONTINUED)



BEDROOM WINDOW (ESCAPE) (DRIVER SIDE)

KEY	PART NUMBER	U/M	DESCRIPTION	VENDOR NO.
1	104691-14-01A	EA	WINDOW ASM. - TIPOUT ESCAPE - EXCEL CH88-G2W59	
2	104691-14-700	EA	WINDOW W/O TRIM	CH88-G2
	104691-14-701	EA	RETAINER - TRIM	CW8859
3	104691-14-702	EA	GLASS - STATIONARY	106-019117
	100322-01-704	FT	TAPE - BUTYL	154-016083
4	100322-01-714	EA	SUPPORT - TORQUE BAR, LH	130-015978
5	104691-14-704	EA	OPERATOR & BAR ASM.	CH88-15
6	112519-01-702	EA	OPERATOR - VENT	410-016123
7	100322-01-715	EA	SUPPORT - TORQUE BAR, RH	130-015979
8	104691-14-705	EA	SCREEN ASSEMBLY	410-019120
	098644-01-711	EA	WEATHERSTRIP - SCREEN, BLACK	171-016965
9	100322-01-718	EA	HANDLE - DIAL	410-016081
10	112519-01-706	EA	CLIP - SCREEN	CH21-50
11	100322-01-703	FT	VINYL - GLAZING, BUTYL	132-010723
12	100322-01-702	EA	WEATHERSTRIP - HORIZONTAL RAIL	132-015976
13	100322-01-701	FT	SEAL - VENT	122-016071
14	116976-01-702	FT	PLUG - FILLER	132-016065
15	104691-14-703	EA	VENT ASSEMBLY	CH88-G9
16	112898-06-705	EA	HANDLE-LATCH, RED - LH	182-11294
	112898-06-704	EA	HANDLE-LATCH, RED - RH	182-11293

WINDOW, VENT & EXTERIOR DOOR GROUP (CONTINUED)



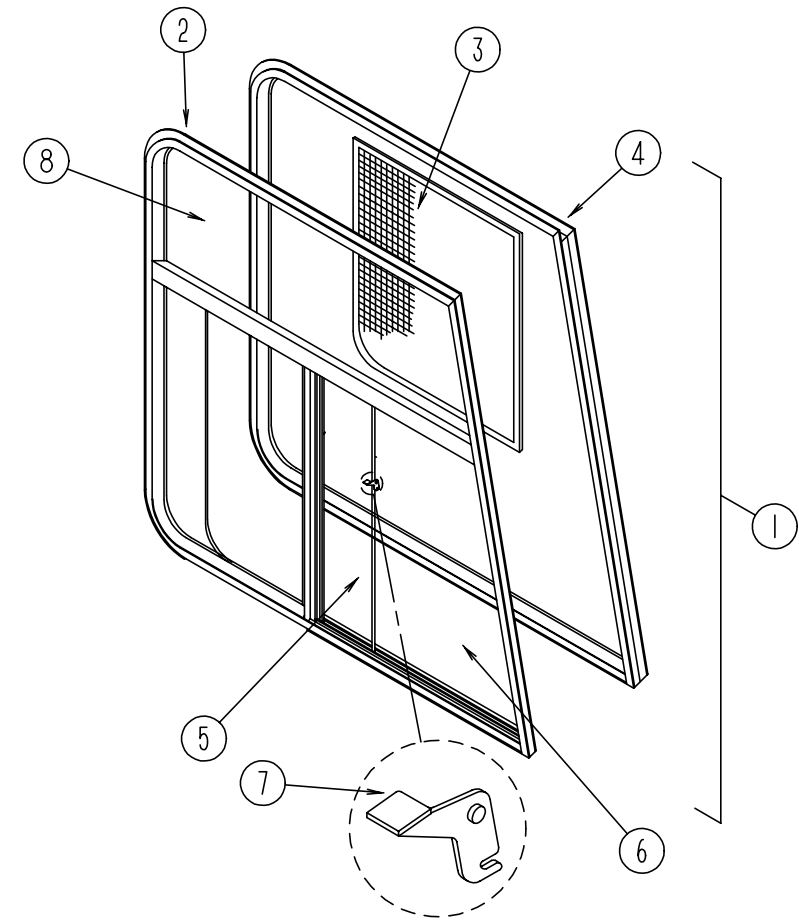
ENTRY DOOR WINDOW

KEY	PART NUMBER	U/M	DESCRIPTION
1	117053-02-F36	EA	WINDOW ASM. - ENTRANCE DOOR - W/O RETAINER TRIM
	117054-02-02A	EA	RETAINER TRIM - BRIGHT WHITE
2	002181-25-000	EA	GLASS - PICTURE 655 X 417 MM
3	087561-01-000	FT	SEAL - GLASS - EXTERIOR - .5" WIDE - VINYL - BLACK

ENTRY DOOR WINDOW (THERMO INSULATED)

KEY	PART NUMBER	U/M	DESCRIPTION	VENDOR NO.
	113733-01-01A	EA	WINDOW - STATIONARY THERMOPANE - 26.4" X 17"	
1	113733-01-700	EA	WINDOW ASM. - W/O TRIM	DH416-G2
	113733-01-701	EA	RETAINER TRIM - OFF WHITE	W41666
2	113733-01-702	EA	GLASS - PICTURE - THERMO INSULATED	390-019187

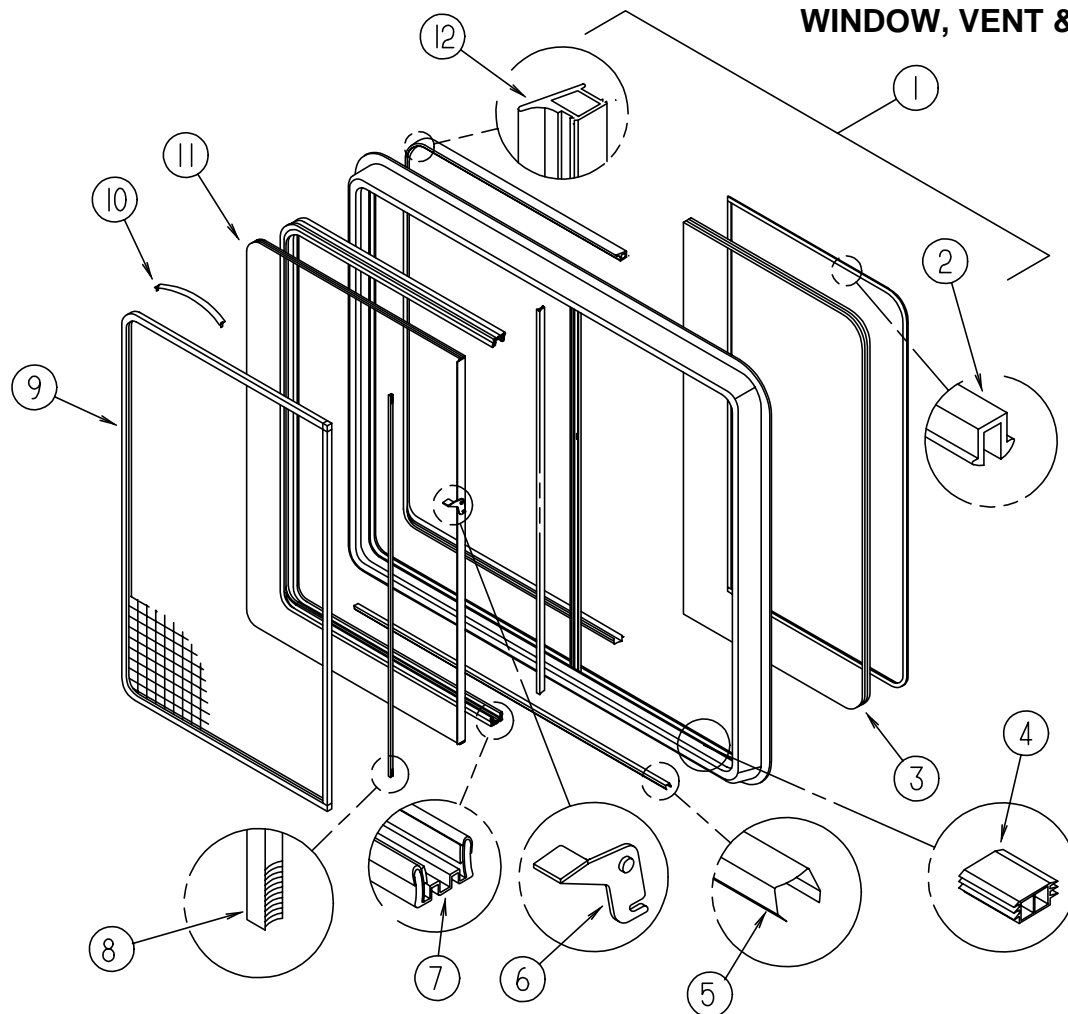
WINDOW, VENT & EXTERIOR DOOR GROUP (CONTINUED)



FRONT CAB WINDOWS (EXCEL)

KEY	PART NUMBER	U/M	DESCRIPTION	VENDER NO.
1	103658-07-01A	EA	WINDOW ASM. - W/ RETAINER TRIM - DRIVER SIDE	
1	103658-08-01A	EA	WINDOW ASM. - W/ RETAINER TRIM - PASSENGER SIDE	
2	103658-08-700	EA	WINDOW ASM. - W/O RETAINER TRIM - PASSENGER SIDE	H374-A2R
2	103658-07-704	EA	WINDOW ASM. - W/O RETAINER TRIM - DRIVER SIDE	H374-A2L
3	103658-01-700	EA	SCREEN ASM. - WINDOW - DRIVER SIDE	H322-03L
3	103658-02-700	EA	SCREEN ASM. - WINDOW - PASSENGER SIDE	H322-03R
	098644-01-717	FT	SPLINE - SCREEN	132-004716
	098644-01-713	EA	SPRING - SCREEN FRAME (CLIP)	226-016966
	098644-01-710	FT	TRACK - SCREEN SPACER - 12' LENGTH	132-017135
	098644-01-711	FT	WEATHERSTRIP - SCREEN - BLACK	171-016965
4	103658-08-701	EA	INSIDE FRAME - PASSENGER SIDE	H374-66R & 76R
4	103658-07-700	EA	INSIDE FRAME - DRIVER SIDE	H374-66L & 76L
5	103658-01-703	EA	GLASS - SLIDING - W/SASH & LATCH - DRIVER SIDE	H322-A9L
5	103658-02-701	EA	GLASS - SLIDING - W/SASH & LATCH - PASSENGER SIDE	H322-A9R
6	103658-01-702	EA	GLASS - STATIONARY - BOTTOM - DRIVER OR PASSENGER SIDE	106-017700
7	098644-01-700	EA	LATCH - REPAIR KIT	B801-CK
8	103658-07-701	EA	GLASS - STATIONARY - TOP - DRIVER OR PASSENGER SIDE	106-018481
	098644-01-708	FT	CHANNEL - PIERCED RUN	122-016543
	098644-01-706	FT	WEATHERSTRIP	171-010668
	098644-01-716	FT	PLUG - FILLER	132-014470

WINDOW, VENT & EXTERIOR DOOR GROUP (CONTINUED)



SINGLE SLIDER THERMOPANE WINDOW (EXCEL) (GALLEY) (CONTINUED)

KEY	PART NUMBER	U/M DESCRIPTION	VENDOR NO.
10	098644-01-713	EA CLIP-SPRING, BLACK PLASTIC	226-016966
11	112795-19-702	EA GLASS-SLIDING, W/SASH & LATCH	DC29-G9
12	112795-01-704	FT PLUG-FILLER	122-018737

**SINGLE SLIDER THERMOPANE WINDOW (EXCEL) (DRIVER SIDE DINETTE & LOUNGE)
FROM: 00-00-00 THRU: 10-15-95**

KEY	PART NUMBER	U/M DESCRIPTION	VENDOR NO.
1	112795-15-01A	EA WINDOW ASM-DR. HORIZONTAL SLIDER, THERMOPANE - 26 3/8" X 60" EXCEL DH287-G2W66L	
	112795-15-700	EA WINDOW W/O TRIM	DH287-G2L
	098647-23-702	EA RETAINER-TRIM, WHITE	W28766
2	112795-01-705	FT VINYL-GLAZING	132-019702
3	112795-15-701	EA GLASS-STATIONARY	390-019045
4	112795-01-701	EA SLIDE-STOP	132-019092
5	098644-01-710	FT TRACK - SCREEN SPACER, 12" LENGTH	M401-31
6	112795-01-700	EA LATCH ASM., BLACK	DH287-CK
7	112795-01-703	IN CHANNEL-RUN	122-018736
8	098644-01-711	FT WEATHERSTRIP - SCREEN, BLACK	171-016965
9	098647-23-704	EA SCREEN ASM., W/SPRING CLIP	410-019066
10	098644-01-713	EA CLIP-SPRING, BLACK PLASTIC	226-016966
11	112795-15-702	EA GLASS-SLIDING, W/SASH & LATCH	DH287-G9
12	112795-01-704	FT PLUG-FILLER	122-018737

**SINGLE SLIDER THERMOPANE WINDOW (EXCEL) (DRIVER SIDE DINETTE & LOUNGE)
FROM: 10-16-95 THRU: 99-99-99**

KEY	PART NUMBER	U/M DESCRIPTION	VENDOR NO.
1	112795-54-01A	EA WINDOW ASM-HORIZONTAL SLIDER, THERMOPANE - 30" X 57 3/4"	
	098647-47-703	EA RETAINER-TRIM, WHITE	W493-66
2	112795-01-705	FT VINYL-GLAZING	132-019702
3	112795-54-701	EA GLASS-STATIONARY	390-025248
4	112795-01-701	EA SLIDE-STOP	132-019092
5	098644-01-710	FT TRACK - SCREEN SPACER, 12" LENGTH	M401-31
6	112795-01-700	EA LATCH ASM., BLACK	DH287-CK
7	112795-01-703	IN CHANNEL-RUN	122-018736
8	098644-01-711	FT WEATHERSTRIP - SCREEN, BLACK	171-016965
9	098647-47-702	EA SCREEN ASM., W/SPRING CLIP	410-025226
10	098644-01-713	EA CLIP-SPRING, BLACK PLASTIC	226-016966
11	112795-54-700	EA GLASS-SLIDING, W/SASH & LATCH	DH493-G9
12	112795-01-704	FT PLUG-FILLER	122-018737

SINGLE SLIDER THERMOPANE WINDOW (EXCEL) (PASSENGER SIDE BEDROOM)

KEY	PART NUMBER	U/M DESCRIPTION	VENDOR NO.
1	112795-22-01A	EA WINDOW - PASSENGER HORIZONTAL SLIDER THERMOPANE, 26 3/8" X 48"	
	112795-22-700	EA WINDOW W/O TRIM	DC48-G2R
	112795-22-701	EA RETAINER-TRIM	W30366
2	112795-01-705	FT VINYL-GLAZING	132-019702
3	112795-22-702	EA GLASS-STATIONARY	390-019039
4	112795-01-701	EA SLIDE-STOP	132-019092
5	098644-01-710	FT TRACK - SCREEN SPACER, 12" LENGTH	M401-31
6	112795-01-700	EA LATCH ASM., BLACK	DH287-CK
7	112795-01-703	IN CHANNEL-RUN	122-018736
8	098644-01-711	FT WEATHERSTRIP - SCREEN, BLACK	171-016965
9	098647-38-704	EA SCREEN ASM., W/SPRING CLIP	410-019063
10	098644-01-713	EA CLIP-SPRING, BLACK PLASTIC	226-016966
11	112795-22-703	EA GLASS-SLIDING, W/SASH & LATCH	DC48-G9
12	112795-01-704	FT PLUG-FILLER	122-018737

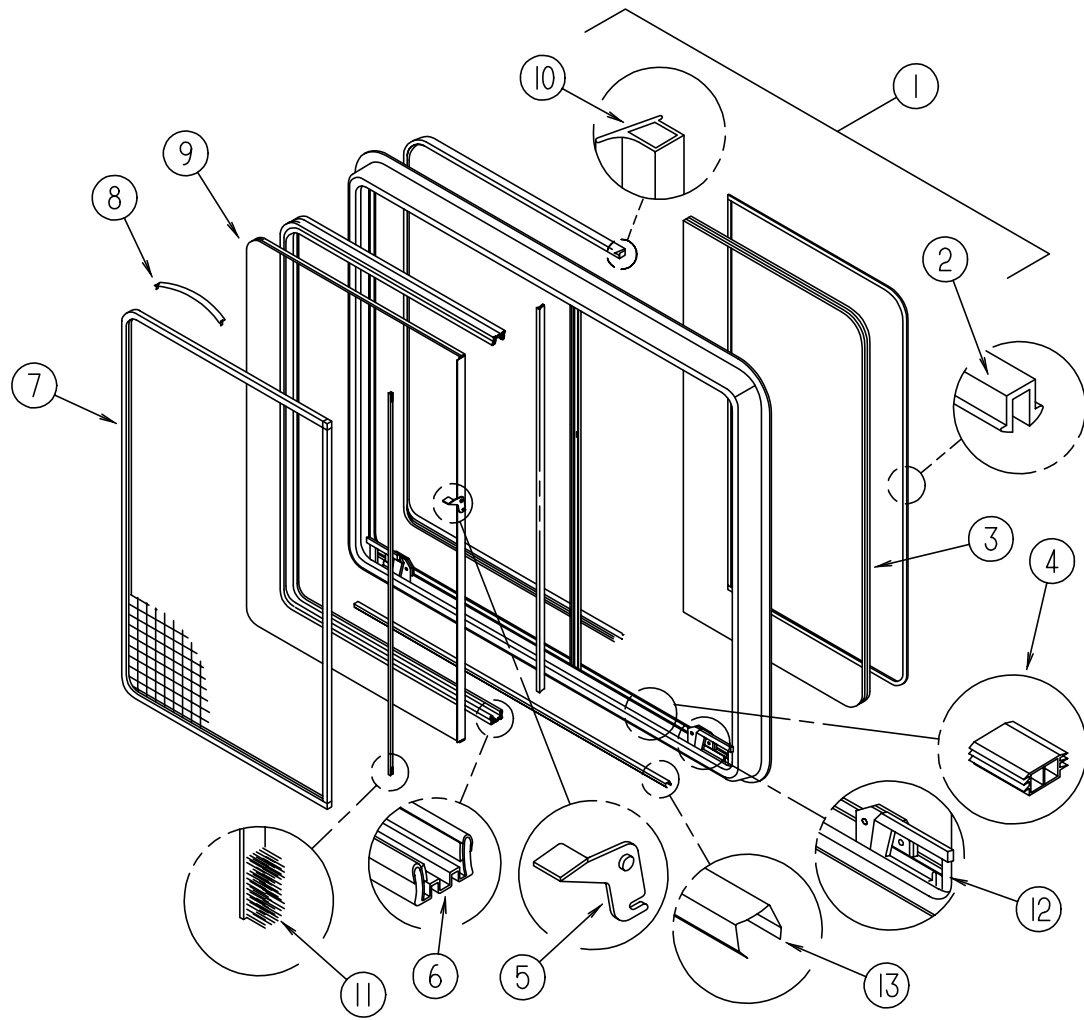
SINGLE SLIDER THERMOPANE WINDOW (EXCEL) (PASSENGER SIDE, LOUNGE)

KEY	PART NUMBER	U/M DESCRIPTION	VENDOR NO.
1	112795-18-01A	EA WINDOW - PASSENGER HORIZONTAL SLIDER - THERMOPANE - 26 3/8" X 30"	
	112795-18-702	EA WINDOW W/O TRIM	DH286-G2R
	098647-25-701	EA RETAINER-TRIM, WHITE	W28666
2	112795-01-705	FT VINYL-GLAZING	132-019702
3	112795-18-700	EA GLASS-STATIONARY	390-019043
4	112795-01-701	EA SLIDE-STOP	132-019092
5	098644-01-710	FT TRACK - SCREEN SPACER, 12" LENGTH	M401-31
6	112795-01-700	EA LATCH ASM., BLACK	DH287-CK
7	112795-01-703	IN CHANNEL-RUN	122-018736
8	098644-01-711	FT WEATHERSTRIP - SCREEN, BLACK	171-016965
9	098647-25-704	EA SCREEN ASM., W/SPRING CLIP	410-019065
10	098644-01-713	EA CLIP-SPRING, BLACK PLASTIC	226-016966
11	112795-18-701	EA GLASS-SLIDING, W/SASH & LATCH	DH286-G9
12	112795-01-704	FT PLUG-FILLER	122-018737

SINGLE SLIDER THERMOPANE WINDOW (EXCEL) (GALLEY)

KEY	PART NUMBER	U/M DESCRIPTION	VENDOR NO.
1	112795-19-01A	EA WINDOW - PASSENGER HORIZONTAL SLIDER THERMOPANE, 16" X 28 3/4"	
	112795-19-700	EA WINDOW W/O TRIM	DC29-G2R
	098647-31-701	EA RETAINER-TRIM, WHITE	CW2966
2	112795-01-705	FT VINYL-GLAZING	132-019702
3	112795-19-701	EA GLASS-STATIONARY	390-019134
4	112795-01-701	EA SLIDE-STOP	132-019092
5	098644-01-710	FT TRACK - SCREEN SPACER, 12" LENGTH	M401-31
6	112795-01-700	EA LATCH ASM., BLACK	DH287-CK
7	112795-01-703	IN CHANNEL-RUN	122-018736
8	098644-01-711	FT WEATHERSTRIP - SCREEN, BLACK	171-016965
9	098647-31-704	EA SCREEN ASM., W/SPRING CLIP	410-019128

WINDOW, VENT & EXTERIOR DOOR GROUP (CONTINUED)



SINGLE SLIDER ESCAPE THERMOPANE WINDOW (EXCEL) (DRIVER SIDE BEDROOM)

KEY	PART NUMBER	U/M DESCRIPTION	VENDOR NO.
1	112795-24-01A	EA WINDOW - HORIZONTAL SLIDE (ESCAPE) THERMOPANE - 25 3/8" X 48"	
	112795-24-700	EA WINDOW W/O TRIM	DH414-G2L
	112795-24-701	EA RETAINER-TRIM	W41464
2	112795-01-705	FT VINYL-GLAZING	132-019702
3	112795-24-702	EA GLASS-STATIONARY	390-019142
4	112795-01-701	EA SLIDE-STOP	132-019092
5	112795-01-700	EA LATCH ASM., BLACK	DH287-CK
6	112795-01-703	IN CHANNEL-RUN	122-018736
7	112795-24-704	EA SCREEN ASM., W/SPRING CLIP	410-019129
8	098644-01-713	EA CLIP-SPRING, BLACK PLASTIC	226-016966
9	112795-24-703	EA GLASS-SLIDING, W/SASH & LATCH	DH414-G9
10	112795-01-704	FT PLUG-FILLER	122-018737
11	098644-01-711	EA WEATHERSTRIP - SCREEN, BLACK	171-016965
12	112898-06-705	EA HANDLE-LATCH, RED - LH	182-11294
	112898-06-704	EA HANDLE-LATCH, RED - RH	182-11293
13	098644-01-710	FT TRACK-SCREEN SPACER, 12'	132-017135

WINDOW, VENT & EXTERIOR DOOR GROUP (CONTINUED)

EXCEL VISTA WINDOW

KEY	PART NUMBER	U/M DESCRIPTION	VENDOR NO.
	106467-03-01A	EA WINDOW ASM-DRIVER STATIONARY, 14 13/16" X 25 11/16" X 32 1/4" EXCEL H388-G2B27L	
	106467-03-700	EA GLASS-STATIONARY	106-018752
	106467-03-701	EA WINDOW	H388-G2L
	106467-03-702	EA RETAINER-TRIM, BLACK	H38827L

EXCEL THERMOPANE VISTA WINDOW

KEY	PART NUMBER	U/M DESCRIPTION	VENDOR NO.
	116000-02-01A	EA WINDOW ASM-DRIVER STATIONARY 14 13/16" X 25 11/16" X 32 1/4", THERMOPANE - EXCEL DH388G2B27L	

EXCEL SLANT WINDOW

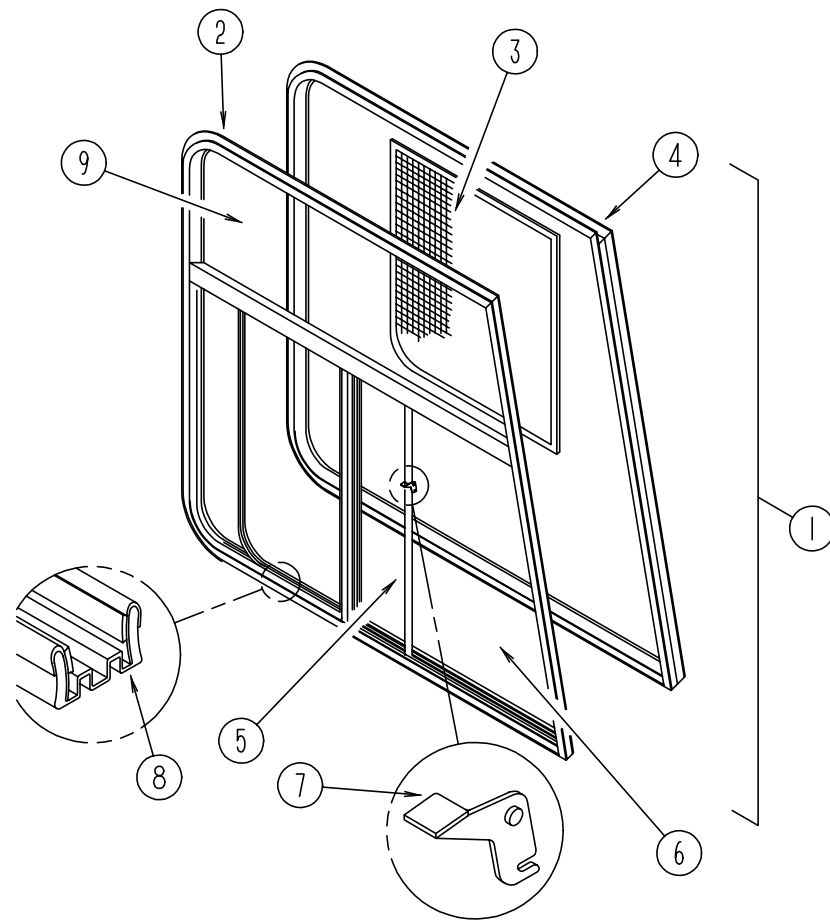
KEY	PART NUMBER	U/M DESCRIPTION	VENDOR NO.
	106468-02-01A	EA WINDOW ASM-FRONT SLANT, LH - EXCEL H383-A2B27L	
	100322-01-703	FT STRIP-GLAZING, BUTYL	132-010723
	106468-02-700	EA WINDOW	H383-A2L
	106468-02-701	EA RETAINER-TRIM, BLACK	H383-27L
	106468-02-702	EA GLASS-STATIONARY	106-018740

EXCEL THERMOPANE SLANT WINDOW

KEY	PART NUMBER	U/M DESCRIPTION	VENDOR NO.
	115999-02-01A	EA WINDOW ASM-FRONT SLANT, LH - THERMOPANE - EXCEL DH383A2B27L	

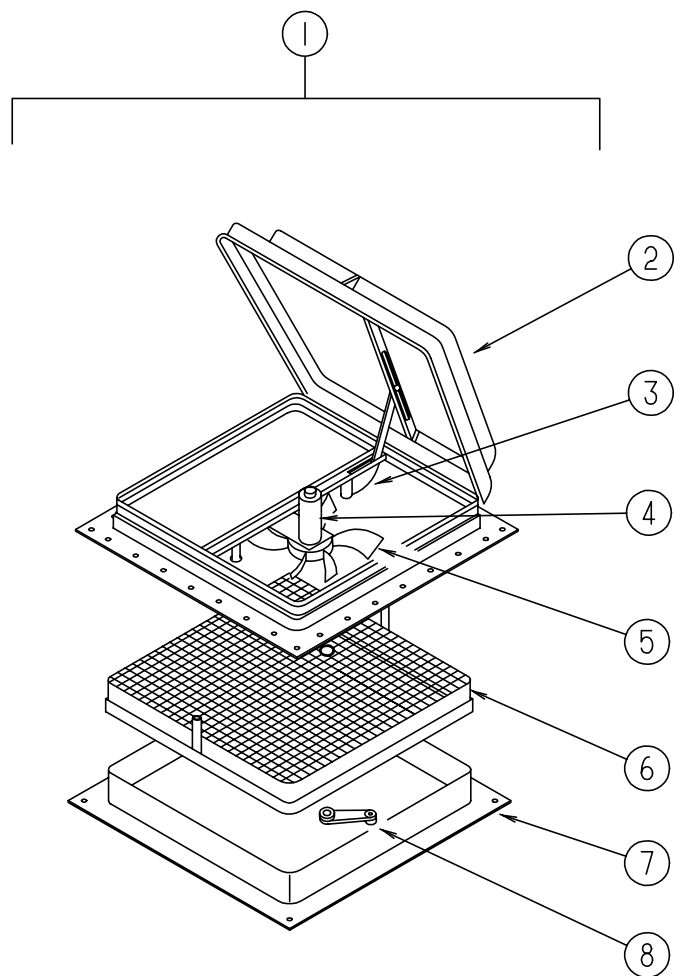
WINDOW, VENT & EXTERIOR DOOR GROUP (CONTINUED)

FRONT CAB THERMOPANE WINDOWS (EXCEL)



KEY	PART NUMBER	U/M DESCRIPTION	VENDOR NO.
1	113501-02-01A	EA WINDOW ASM-PASS. SLANT, THERMOPANE - 44 1/4" X 24 7/16" X 44 1/8" EXCEL DH374-A2B66R	
1	113501-01-01A	EA WINDOW ASM-DR. SLANT, THERMOPANE - DH374-A2B66L	
2	113501-01-700	EA WINDOW W/O TRIM, LH	DH374-A2L
2	113501-02-700	EA WINDOW W/O TRIM, RH	DH374-A2R
3	103658-01-700	EA SCREEN ASM.-WINDOW, LH	H322-03L
3	103658-02-700	EA SCREEN ASSEMBLY, RH	H322-03R
4	103658-09-702	EA RETAINER-TRIM, LH	H37366L & 76L
4	103658-10-701	EA RETAINER-TRIM, RH	H37366R & 76R
5	113501-01-703	EA GLASS-SLIDE ASSEMBLY, LH	DH374-A9L
5	113501-02-702	EA GLASS-SLIDE ASSEMBLY, RH	DH374-A9R
6	113501-01-702	EA GLASS-STATIONARY-LOWER, LH	390-019139L
6	113501-02-701	EA GLASS-STATIONARY-LOWER, RH	390-019138R
7	112795-01-700	EA LATCH ASM- BLACK	DH287-CK
8	112795-01-703	IN CHANNEL-RUN	122-018736
9	113501-01-701	EA GLASS-STATIONARY-UPPER	390-019137
	098644-01-713	EA CLIP-SPRING, METAL	226-016966
	098644-01-717	EA SPLINE-SCREEN	132-004716
	112795-01-704	FT PLUG FILLER	122-018737
	112795-01-705	FT VINYL-GLAZING	132-019702
	112795-01-701	EA SLIDE-STOP	132-019092

WINDOW, VENT & EXTERIOR DOOR GROUP (CONTINUED)



POWERED ROOF VENT (US)

KEY	PART NUMBER	U/M DESCRIPTION	VENDOR NO.
1	110051-04-01A	EA VENT ASM. - ROOF - POWERED - 7797	
2	064470-01-700	EA COVER - ROOF VENT (W/O SLIDE BAR)	J7291
	064470-01-701	EA SLIDE BAR (VENT-LID)	JRP1291B
3	110051-01-702	EA GEAR - LIFT-ARM ASM.	RP-1000B
4	048648-01-000	EA MOTOR - 12V NONVENTED 1/8 SHAFT - 42-472-01	
5	048649-01-000	EA FAN - PLASTIC - 6 IN - 6 BLADED - RP-10002B	
6	110051-01-704	EA SCREEN & FRAME	29-688-03
7	110051-02-700	EA GARNISH - INTERIOR - 4"	
8	110051-01-703	EA CRANK HANDLE	RP-1031-B

POWERED ROOF VENT (CANADIAN)

KEY	PART NUMBER	U/M DESCRIPTION	VENDOR NO.
1	110051-06-01A	EA VENT ASM. - ROOF - POWERED - C7797	
2	064470-01-700	EA COVER - ROOF VENT (W/O SLIDE BAR)	J7291
	064470-01-701	EA SLIDE BAR (VENT-LID)	JRP1291B
3	110051-01-702	EA GEAR - LIFT-ARM ASM.	RP-1000B
4	048648-01-000	EA MOTOR - 12V NONVENTED 1/8 SHAFT - 42-472-01	
5	048649-01-000	EA FAN - PLASTIC - 6 IN - 6 BLADED - RP-10002B	
6	110051-01-704	EA SCREEN & FRAME	29-688-03
7	110051-02-700	EA GARNISH - INTERIOR - 4"	
8	110051-01-703	EA CRANK HANDLE	RP-1031-B

WINDOW, VENT & EXTERIOR DOOR GROUP (CONTINUED)

NON POWERED ROOF VENT

KEY	PART NUMBER	U/M DESCRIPTION	VENDOR NO.
	110051-02-01A	EA ROOF VENT - W/ SCREEN - 7727	
	064470-01-700	EA COVER - ROOF VENT (W/O SLIDE BAR)	J7291
	064470-01-701	EA SLIDE BAR (VENT-LID)	JRP1291B
	110051-01-702	EA GEAR - LIFT-ARM ASM.	RP-1000B
	110051-01-703	EA CRANK HANDLE	RP-1031-B
	110051-01-704	EA SCREEN & FRAME	29-688-03
	110051-02-700	EA GARNISH - INTERIOR - 4"	

POWERED ROOF VENT (FANTASTIC) (US)

KEY	PART NUMBER	U/M DESCRIPTION	VENDOR NO.
	084079-14-000	EA VENT - EXHAUST - POWERED - OFF WHITE	
	084079-01-700	EA VENT COVER	1020-19
	084079-01-701	EA SCREEN ASM. - WHITE	1030-80
	084079-01-702	EA ARM LIFT ASSEMBLY - MANUAL	101105
	084079-01-703	EA CRANK - EXTERIOR	1060-09
	084079-01-707	EA SWITCH - SAFETY	1120-00
	084079-01-709	EA SWITCH - ON & OFF - MAIN POWER	1100-00
	084079-07-700	EA GARNISH - INTERIOR 4" OFF/WHT	2040-80
	084079-11-700	EA MOTOR, BRACKET & FAN BLADE	4017K-09
	084079-11-702	EA BASE - MAIN W/ DOME SWITCH	1010K-81

POWERED ROOF VENT (FANTASTIC) (CSA)

KEY	PART NUMBER	U/M DESCRIPTION	VENDOR NO.
	084079-15-000	EA VENT - EXHAUST - POWERED - OFF WHITE	
	084079-01-700	EA VENT COVER	1020-19
	084079-01-702	EA ARM LIFT ASSEMBLY - MANUAL	101105
	084079-01-703	EA CRANK - EXTERIOR	1060-09
	084079-01-707	EA SWITCH - SAFETY	1120-00
	084079-01-709	EA SWITCH - ON & OFF - MAIN POWER	1100-00
	084079-07-700	EA GARNISH - INTERIOR 4" OFF/WHT	2040-80
	084079-11-700	EA MOTOR, BRACKET & FAN BLADE	4017K-09
	084079-11-702	EA BASE - MAIN W/ DOME SWITCH	1010K-81
	084079-15-700	EA SCREEN ASM. - INT. W/ SWITCHES	1030S-80

ROOF VENTS

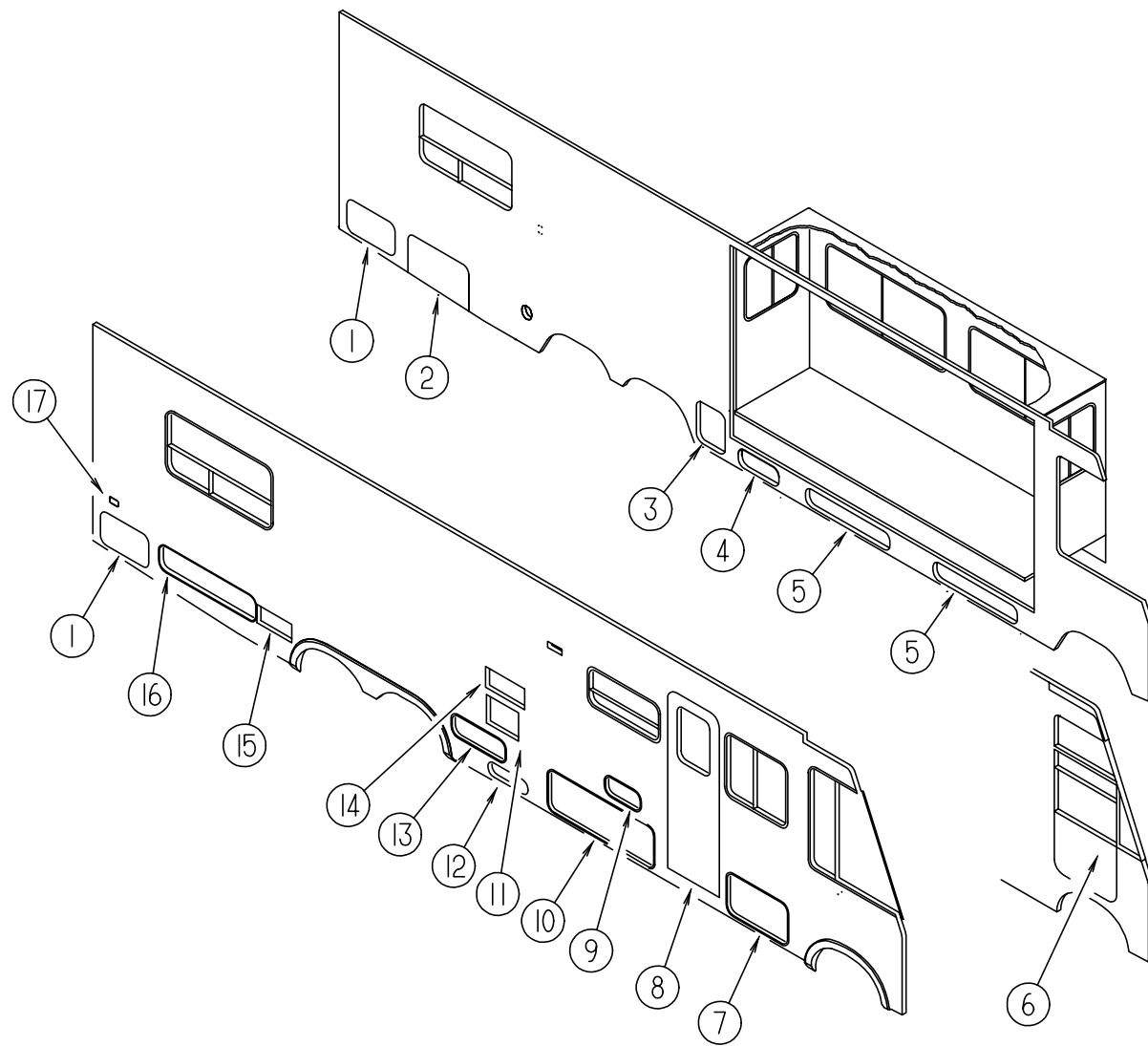
KEY	PART NUMBER	U/M DESCRIPTION
	083558-04-000	EA VENT COVER - PLUMBING PIPE - ROOF - BUFF
	118369-01-01A	EA VENT - ROOF CAP, REFRIGERATOR - BUFF (SIDE BY SIDE)
	118369-02-01A	EA VENT - ROOF BASE, REFRIGERATOR - BUFF (SIDE BY SIDE)
	084073-04-000	EA BASE - ROOF VENT, REFRIGERATOR - BLACK - NORCOLD (DOUBLE DOOR)
	084073-05-000	EA COVER - ROOF VENT, REFRIGERATOR - BUFF - NORCOLD (DOUBLE DOOR)

SIDEWALL VENTS

KEY	PART NUMBER	U/M DESCRIPTION
	084616-06-000	EA SHROUD - RANGE HOOD VENT - BUFF
	084878-09-000	EA VENT - RANGE HOOD - SHORT - LVS

WINDOW, VENT & EXTERIOR DOOR GROUP (CONTINUED)

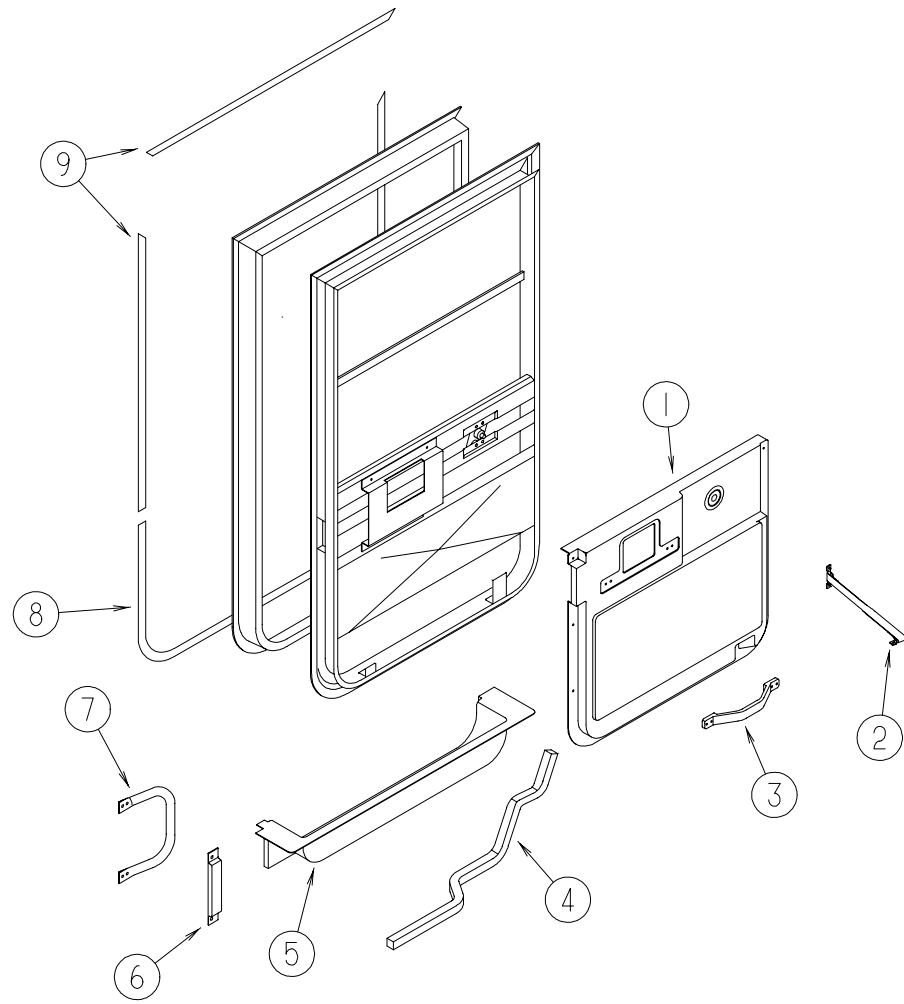
EXTERIOR DOORS



KEY	PART NUMBER	U/M	DESCRIPTION	
1	111013-60-G15	EA	DOOR ASM - STORAGE	
				FROM: 00-00-00 THRU: 11-12-95
1	111013-87-G35	EA	DOOR ASM-STORAGE	
				FROM: 11-13-95 THRU: 99-99-99
2	111012-09-G15	EA	DOOR ASM - GENERATOR	
				FROM: 00-00-00 THRU: 11-12-95
2	111012-13-G15	EA	DOOR ASM - GENERATOR	
				FROM: 11-13-95 THRU: 99-99-99
3	111013-41-G15	EA	DOOR ASM - (WATER DUMP VALVES & EXTERIOR SHOWER)	
				FROM: 00-00-00 THRU: 11-12-95
3	111013-76-G35	EA	DOOR ASM - (WATER DUMP VALVES & EXTERIOR SHOWER)	
				FROM: 11-13-95 THRU: 99-99-99
4	111013-47-G15	EA	DOOR ASM - (POWER CORD)	
5	111013-44-G15	EA	DOOR ASM - STORAGE	
6	106469-07-01A	EA	DOOR ASM. - DRIVERS - BLACK	
7	111013-16-G15	EA	DOOR ASM - STORAGE	
				FROM: 00-00-00 THRU: 11-12-95
7	111013-68-G35	EA	DOOR ASM - STORAGE	
				FROM: 11-13-95 THRU: 99-99-99
8	115108-02-G15	EA	DOOR - ENTRANCE - W/ SCREEN - W/O WINDOW	
8	115108-02-G16	EA	DOOR - ENTRANCE - W/ SCREEN - W/O WINDOW	
8	115108-02-G17	EA	DOOR - ENTRANCE - W/ SCREEN - W/O WINDOW	
9	111017-01-E10	EA	DOOR ASM - ACCESS - EXTERIOR RADIO	
10	111013-17-G15	EA	DOOR ASM - STORAGE	
				FROM: 00-00-00 THRU: 11-12-95
10	111013-69-G35	EA	DOOR ASM - STORAGE	
				FROM: 11-13-95 THRU: 99-99-99
11	052009-04-000	EA	DOOR - WATER HEATER - BUFF	
11	116424 01 000	EA	PROTECTOR - WATER HEATER LATCH	
12	111009-01-G15	EA	DOOR - LP COMPARTMENT	
				FROM: 00-00-00 THRU: 04-07-96
12	111009-02-G15	EA	DOOR - LP COMPARTMENT	
				FROM: 04-08-96 THRU: 04-14-96
12	111013-80-G15	EA	DOOR - LP COMPARTMENT	
				FROM: 04-15-96 THRU: 99-99-99
13	111013-52-G15	EA	DOOR ASM - ACCESS	
				FROM: 00-00-00 THRU: 11-12-95
13	111013-84-G15	EA	DOOR ASM - ACCESS	
				FROM: 11-13-95 THRU: 04-07-96
13	111013-95-G15	EA	DOOR ASM - ACCESS	
				FROM: 04-08-96 THRU: 99-99-99
14	118368-01-04A	EA	DOOR - REFRIGERATOR - VENTED - BUFF	
14	084104-06-000	EA	JAMB - REFRIGERATOR - BUFF	
15	098668-12-000	EA	DOOR ASM - FURNACE - EXTERIOR - BUFF	
16	111013-62-G15	EA	DOOR ASM - STORAGE	
				FROM: 00-00-00 THRU: 11-12-95
16	111013-89-G35	EA	DOOR ASM - STORAGE	
				FROM: 11-13-95 THRU: 99-99-99
17	081240-12-000	EA	DOOR - WATER FILL - LOCKABLE W/O LOCK - 4" X 4 5/8" - BUFF	

WINDOW, VENT & EXTERIOR DOOR GROUP (CONTINUED)

DRIVER DOOR INTERIOR COMPONENTS

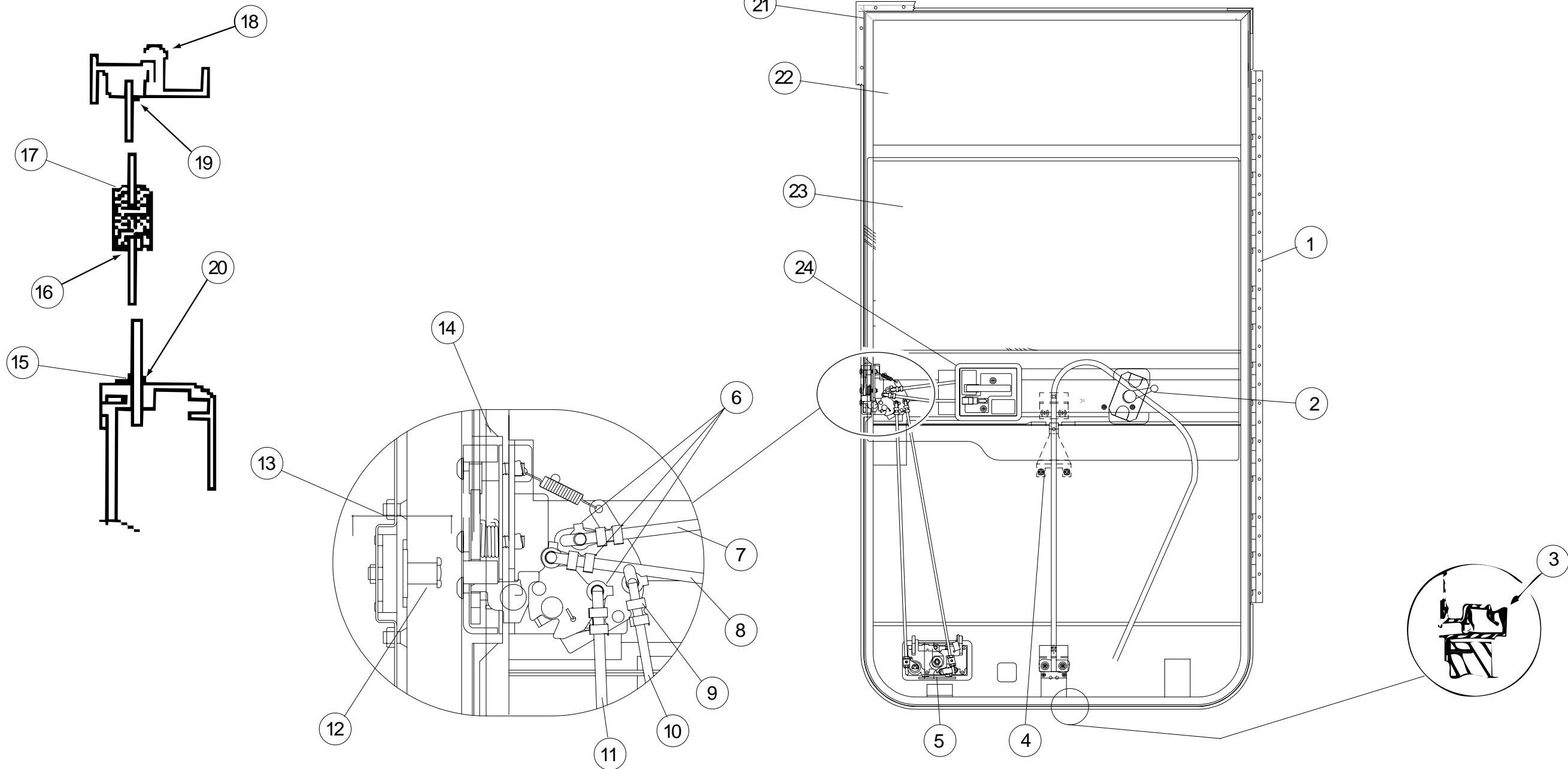


KEY	PART NUMBER	U/M	DESCRIPTION
1	114973-01-02A	EA	PANEL - DRIVER DOOR - INNER - WILLOW - PLASTIC
2	109378-01-000	EA	STRAP - CHECK - DRIVER DOOR - 12.8"
3	110604-01-01A	EA	HANDLE - ASSIST - DRIVERS DOOR
4	063977-12-000	EA	STEP - DRIVER DOOR - LEFT - PAINTED
4	063977-11-000	EA	STEP - DRIVER DOOR - LEFT - UNPAINTED
5	107818-01-01A	EA	TRIM - STEP - DRIVERS DOOR - PLASTIC - WILLOW
	106746-01-000	EA	PANEL - STEEL - STEPWELL
	106747-01-000	EA	PANEL - STEEL - STEPWELL - END RH
	106747-02-000	EA	PANEL - STEEL - STEPWELL - END LH
	102569-02-000	EA	MAT - ANTI SLIP - LOWER

KEY	PART NUMBER	U/M	DESCRIPTION
6	108654-01-01A	EA	COVER - STRIKE - DRIVERS DOOR - BLACK
7	108832-01-02A	EA	HANDLE - ASSIST - DRIVERS DOOR - METAL - OFF WHITE
	108833-01-01A	EA	COVER - HANDLE - ASSIST - OFF WHITE
8	109235-01-05A	FT	COVER - SCREW - BRIGHT WHITE - DAWN
9	109235-01-01A	FT	COVER - SCREW - MATTE BLACK - DAWN
	108129-02-02A	EA	GARNISH - DRIVERS DOOR - FRONT - BLACK
	108107-01-02A	EA	GARNISH - DRIVERS DOOR - TOP - BLACK
	108108-04-02A	EA	GARNISH - DRIVERS DOOR - REAR UPPER - BLACK
	108897-02-01A	EA	GARNISH - DRIVERS DOOR - REAR LOWER - BLACK
	P01713-01-000	EA	SWITCH - PUSH BUTTON - IN DOOR JAMB - METAL CHROME
	076725-06-000	EA	COVER - ACCESS - DOOR JAMB PUSH BUTTON - BLACK

WINDOW, VENT & EXTERIOR DOOR GROUP (CONTINUED)

DRIVER DOOR (EXCEL)



KEY	PART NUMBER	U/M	DESCRIPTION	VENDOR NO.
	106469-07-01A	EA	DOOR ASM. - DRIVERS - BLACK - V130-01L	
1	106469-05-702	EA	HINGE - 42"	211-041194
2	106469-02-704	EA	WINDOW HANDLE	V068-16
3	106469-01-723	EA	SEAL - BULB ASM. (JAMB)	171-040985
4	106469-02-701	EA	REGULATOR - MANUAL	V108-90L
5	106469-04-700	EA	PADDLE ASSEMBLY-W/COLLAR	248-041237
5	106469-04-715	EA	LATCH COMPLETE W/TUMBLER & KEYS	V123-15
6	106469-04-714	EA	ROD CLIP R.H.	248-041153
7	106469-04-705	EA	LATCH ROD - HORIZONTAL	203-041139
8	106469-04-711	EA	LOCK ROD - HORIZONTAL	203-041137
9	106469-04-713	EA	ROD CLIP L.H.	248-041154
10	106469-05-703	EA	ROD - LOCK/VERTICAL ADJUST.	203-041239
11	106469-05-705	EA	ROD - LATCH/VERTICAL ADJUST.	203-041279
12	106469-04-703	EA	BOLT - STRIKER (W/ WASHER)	248-041152
13	106469-04-704	EA	NUT ASSEMBLY - CAGED - W/STRIKER	248-041151

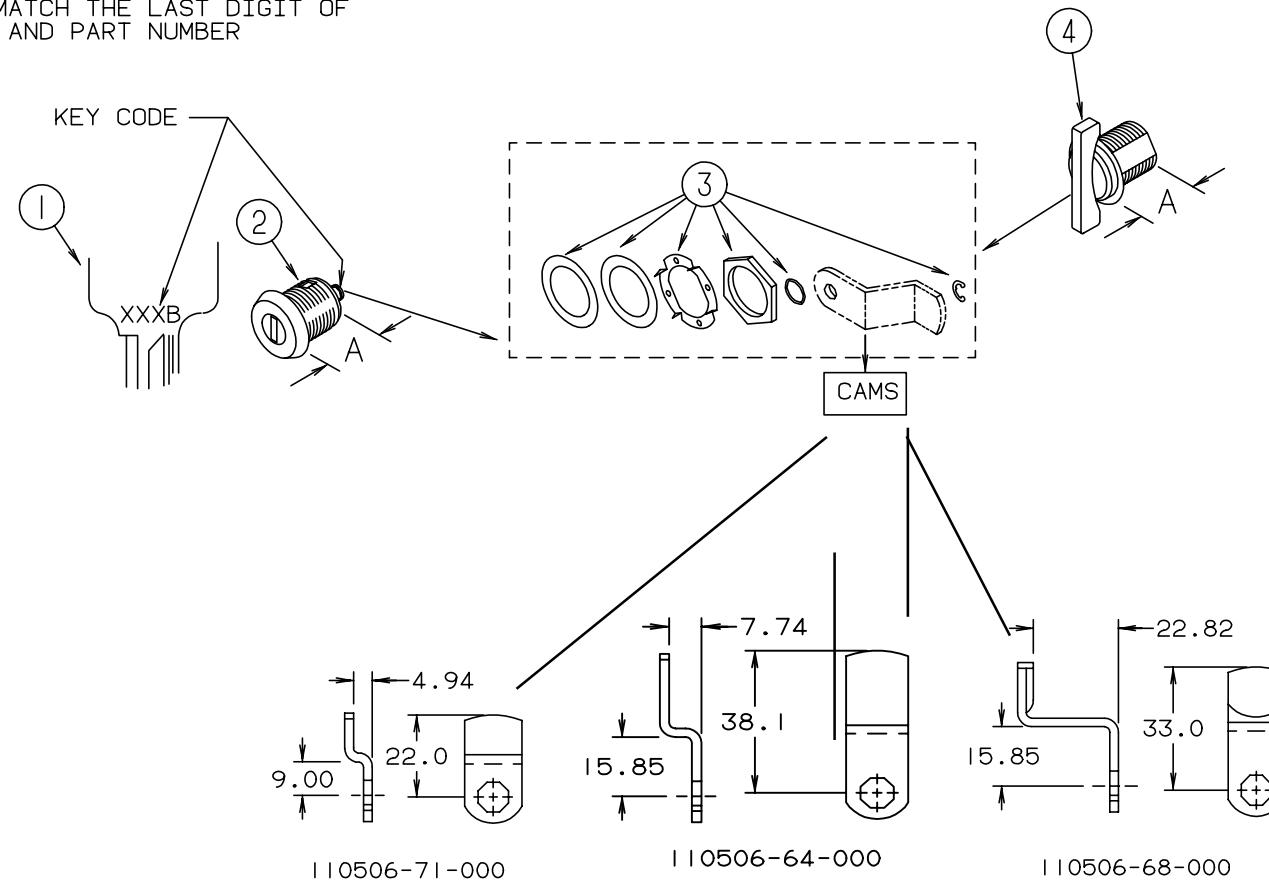
KEY	PART NUMBER	U/M	DESCRIPTION	VENDOR NO.
14	106469-05-706	EA	LATCH - ROTARY - W/LINKAGE	248-041150
15	106469-02-703	EA	BELT WEATHERSTRIP (EXT) WDO	V047-57
16	106469-01-705	FT	CHANNEL - RUN - SLIDING	122-010850
17	106469-08-700	EA	MULLION RAIL	V103-84
18	106469-01-702	EA	DOOR SEAL	122-040984
19	125581-02-705	EA	HORIZONTAL GLAZING - VINYL	V108-87
20	106469-01-709	FT	WEATHERSTRIP - FUZZY	171-040630
21	106469-07-700	EA	MOUNTING FRAME ASSEMBLY	V130-30L
22	106469-02-702	EA	GLASS - STATIONARY	106-041104
23	106469-01-704	EA	GLASS - ROLL-UP W/BACKET	V103-65L
24	106469-04-712	EA	HANDLE/DOOR - INNER W/HARDWARE	248-041402
24	106469-04-716	EA	LEVER - LOCKING - BLACK	80978-00
	106469-04-701	EA	TUMBLER & KEYS (TRI-MARK)	248-041179
	106469-04-702	EA	KEYS (BLANK)	248-041180
	125582-01-708	EA	WEEPHOLE COVER - RIGHT HAND	130-026598
	125582-01-709	EA	WEEPHOLE COVER - LEFT HAND	130-026599

WINDOW, VENT & EXTERIOR DOOR GROUP (CONTINUED)

NOTE:

WHEN ORDERING THE LOCK CASE, THE KEY CODE MUST MATCH THE LAST DIGIT OF THE VEHICLE'S SERIAL NUMBER AND PART NUMBER; WHEN ORDERING THE KEYS, THE THIRD DIGIT OF THE KEY CODE MUST MATCH THE LAST DIGIT OF THE VEHICLE'S SERIAL NUMBER AND PART NUMBER

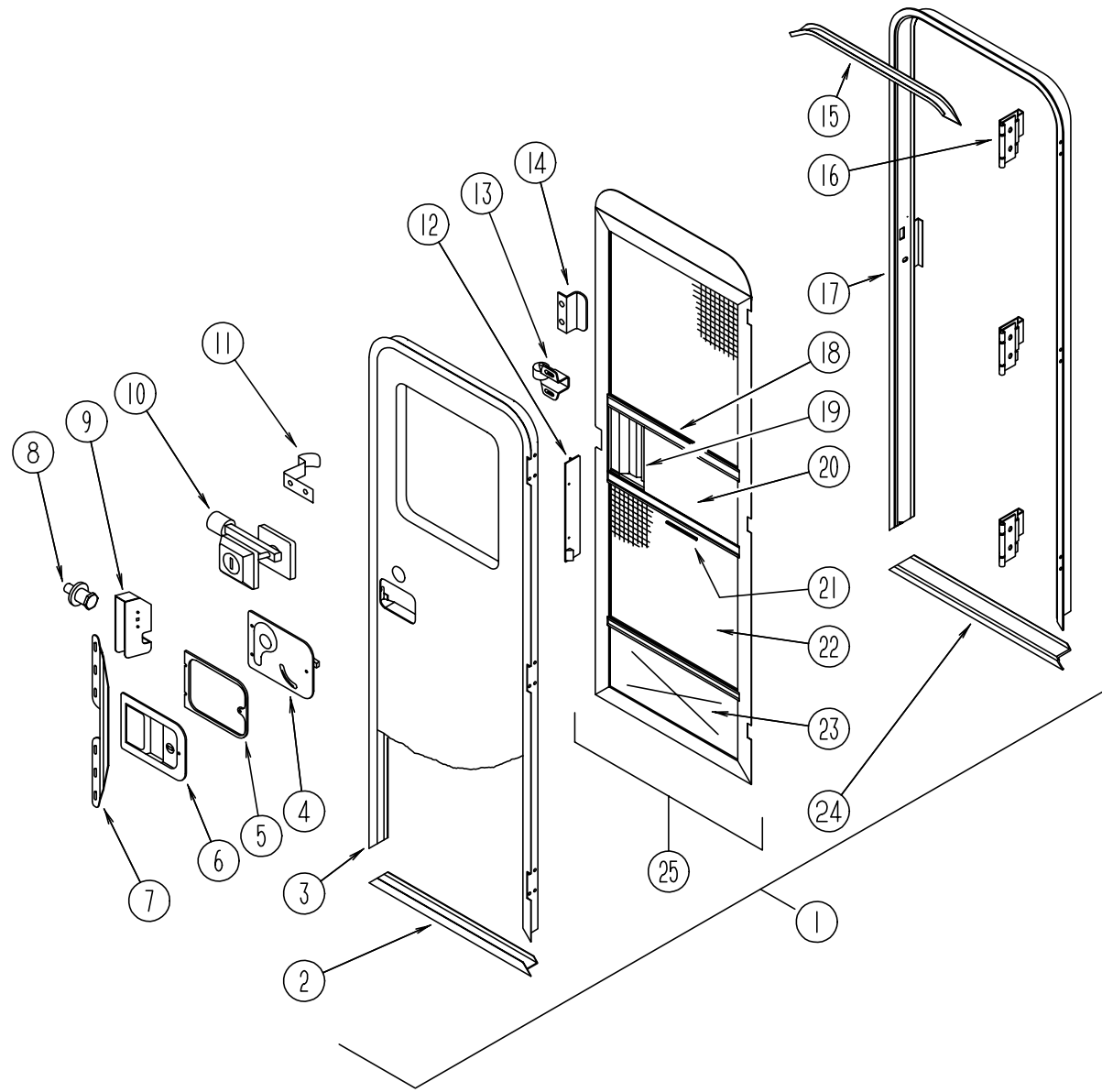
BRIGGS & STRATTON LOCKS & COMPONENTS



KEY	PART NUMBER	U/M	DESCRIPTION	VENDOR NO.	KEY	PART NUMBER	U/M	DESCRIPTION	VENDOR NO.
1	110506-59-000	EA	KEYS - SET OF TWO	596720	1	110506-59-006	EA	KEYS - SET OF TWO	596726
2	110506-52-000	EA	CASE - LOCK - A= 17 MM	702370	2	110506-52-006	EA	CASE - LOCK - A= 17 MM	702376
2	110506-53-000	EA	CASE - LOCK - A= 25 MM	702380	2	110506-53-006	EA	CASE - LOCK - A= 25 MM	702386
1	110506-59-001	EA	KEYS - SET OF TWO	596721	1	110506-59-007	EA	KEYS - SET OF TWO	596727
2	110506-52-001	EA	CASE - LOCK - A= 17 MM	702371	2	110506-52-007	EA	CASE - LOCK - A= 17 MM	702377
2	110506-53-001	EA	CASE - LOCK - A= 25 MM	702381	2	110506-53-007	EA	CASE - LOCK - A= 25 MM	702387
1	110506-59-002	EA	KEYS - SET OF TWO	596722	1	110506-59-008	EA	KEYS - SET OF TWO	596728
2	110506-52-002	EA	CASE - LOCK - A= 17 MM	702372	2	110506-52-008	EA	CASE - LOCK - A= 17 MM	702378
2	110506-53-002	EA	CASE - LOCK - A= 25 MM	702382	2	110506-53-008	EA	CASE - LOCK - A= 25 MM	702388
1	110506-59-003	EA	KEYS - SET OF TWO	596723	1	110506-59-009	EA	KEYS - SET OF TWO	596729
2	110506-52-003	EA	CASE - LOCK - A= 17 MM	702373	2	110506-52-009	EA	CASE - LOCK - A= 17 MM	702379
2	110506-53-003	EA	CASE - LOCK - A= 25 MM	702383	2	110506-53-009	EA	CASE - LOCK - A= 25 MM	702389
1	110506-59-004	EA	KEYS - SET OF TWO	596724	3	110506-40-700	EA	HARDWARE KIT	
2	110506-52-004	EA	CASE - LOCK - A= 17 MM	702374	4	110506-50-000	EA	CASE - TWIST LOCK - A= 17 MM	596952
2	110506-53-004	EA	CASE - LOCK - A= 25 MM	702384	4	110506-51-000	EA	CASE - TWIST LOCK - A= 25 MM	596669
1	110506-59-005	EA	KEYS - SET OF TWO	596725		110506-40-000	EA	CLIP-E - LOCK ASM.	93981
2	110506-52-005	EA	CASE - LOCK - A= 17 MM	702375		110506-64-000	EA	CAM - LOCK	322280
2	110506-53-005	EA	CASE - LOCK - A= 25 MM	702385		110506-68-000	EA	CAM - LOCK	322284
						110506-71-000	EA	CAM - LOCK	322287
						110506-59-701	EA	KEY BLANK - GOLD	

WINDOW, VENT & EXTERIOR DOOR GROUP (CONTINUED)

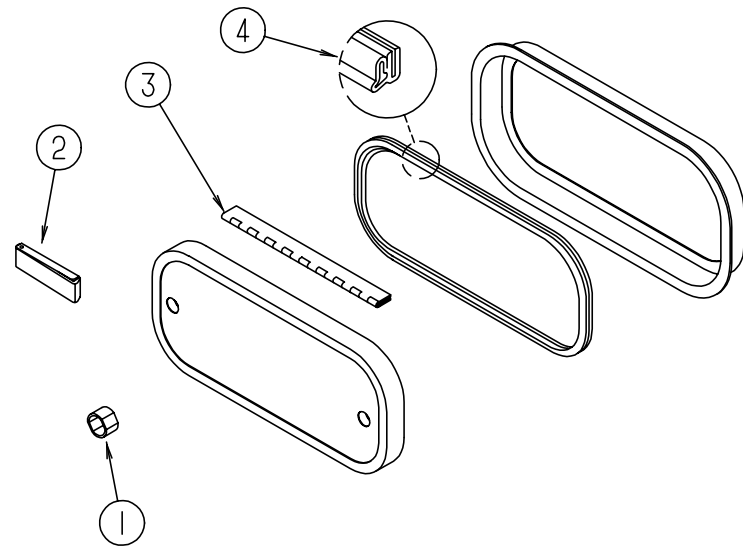
ENTRY DOOR W/O WINDOW



KEY	PART NUMBER	U/M DESCRIPTION
1	115108-02-G15	EA DOOR - ENTRANCE - W/ SCREEN - W/O WINDOW
1	115108-02-G16	EA DOOR - ENTRANCE - W/ SCREEN - W/O WINDOW
1	115108-02-G17	EA DOOR - ENTRANCE - W/ SCREEN - W/O WINDOW
	041546-05-000	EA BRACKET - ASM, DOOR ANGLE O/W
	041546-07-000	EA BRACKET - ASM, DOOR ANGLE O/W
	115222-02-01A	EA GARNISH - RADIUS - ENTRY DOOR - OFF WHITE
2	089748-09-000	EA FRAME - BOTTOM ENTRY DOOR - BUFF
		FROM: 00-00-00 THRU: 03-17-96
2	121893-01-02A	EA FRAME - BOTTOM ENTRY DOOR - BUFF
		FROM: 03-18-96 THRU: 99-99-99
3	095276-03-05A	EA FRAME - ENTRY DOOR - W/O BOTTOM - BUFF
		FROM: 00-00-00 THRU: 03-17-96
3	121894-03-02A	EA FRAME - ENTRY DOOR - W/O BOTTOM - BUFF
		FROM: 03-18-96 THRU: 99-99-99

KEY	PART NUMBER	U/M DESCRIPTION
4	039979-04-000	EA COVER - INTERIOR LATCH - W/TRIP ARM - RIGHT - BLACK
		FROM: 00-00-00 THRU: 09-10-95
4	039979-06-000	EA COVER - INTERIOR LATCH - W/TRIP ARM - RIGHT - BLACK
		FROM: 09-11-95 THRU: 99-99-99
5	096810-01-01A	EA SPACER - DOOR LOCK - PLASTIC - BLACK
6	045017-11-000	EA LATCH - PADDLE - MECHANISM W/LOCK CYLINDER & KEY - BLACK
		FROM: 00-00-00 THRU: 09-10-95
6	045017-13-000	EA LATCH - PADDLE - MECHANISM W/LOCK CYLINDER & KEY - BLACK
		FROM: 09-11-95 THRU: 99-99-99
	045017-11-701	EA KEY BLANK
7	098173-01-04A	EA STIFFENER - ENTRY DOOR - SUPPORTS LATCH/ STRIKE AREA - MILL
8	039539-01-000	EA STRIKE - ENTRANCE DOOR LOCK
	077461-03-000	EA COVER - STRIKE - ENTRY DOOR - 6.5" X 2.5" - PLASTIC - BRIGHT WHITE
9	039540-01-000	EA LATCH MECHANISM - HOOK - ENTRY DOOR - INTERIOR
	039715-01-000	EA NUT - SERT - 1/4" DIAMETER - 20 THREADS
	039984-01-000	EA CAP - ROUND - VINYL - .28" ID X .62" LONG - BLACK
	040944-01-000	EA LABEL - ENTRANCE DOOR - "OPEN"
10	101145-01-01A	EA DEADBOLT - ENTRY DOOR - BLACK
		FROM: 00-00-00 THRU: 09-10-95
10	101145-01-06A	EA DEADBOLT - ENTRY DOOR - BLACK
		FROM: 09-11-95 THRU: 99-99-99
	095229-01-700	EA KEY ONLY - BLANK
	101147-01-000	EA BOLT - SECURITY - 4.12" BACKSET
	101145-01-701	EA CYLINDER - LOCK ASM. - W/ KEY
	102524-01-000	EA BUMPER - RUBBER - FLAT - BLACK
		FROM: 00-00-00 THRU: 02-03-96
	122241-01-01A	EA BUMPER - FOAM RUBBER - BLACK
		FROM: 02-04-96 THRU: 99-99-99
11	100412-01-000	EA CATCH - SCREEN DOOR - THUMB CLIP
12	079087-02-000	EA STRIKE - SLIDER - W/LIP FOR ELBOW CATCH - 1.5" X 8.6" - OFF WHITE
13	109403-01-000	EA CATCH - SCREEN DOOR ROLLER
	063729-04-000	EA RIVNUT - 10-32 UNF - .010-.080
		FROM: 00-00-00 THRU: 03-17-96
	072893-04-000	EA NUTSERT - 10-32
		FROM: 03-18-96 THRU: 99-99-99
	075671-04-000	FT SEAL - SPONGE - LAZY-T SHAPE - W/ ADHESIVE STRIPE - .5" WIDE
	118929-01-01A	FT SEAL - PILE - PUSH-ON
14	050712-04-000	EA HANDLE - SCREEN DOOR - OFF WHITE
15	044582-33-000	EA CAP - DRIP - ENTRY DOOR - ALUMINUM - BUFF
16	106719-01-01A	EA HINGE - ENTRY DOOR - MILL
17	120310-02-02A	EA JAMB ASM - ENTRANCE DOOR - BUFF
		FROM: 00-00-00 THRU: 03-17-96
17	121898-01-02A	EA JAMB ASM - ENTRANCE DOOR - BUFF
		FROM: 03-18-96 THRU: 99-99-99
18	078777-01-000	EA CHANNEL - SLIDE - SCREEN DOOR CENTER SLIDER COVER
19	079086-02-000	EA SLIDER - SCREEN DOOR - OFF WHITE
	078595-01-000	EA TOP PLATE - SCREEN DOOR - CURVED TOP - 4.7" X 25.35"
20	016454-01-000	EA INSERT - SCREEN DOOR - CENTER - LEATHER GRAIN ALUMINUM
21	002294-01-000	FT SPLINE - SCREENING - .135" X .138" - BLACK
22	002293-02-000	SF SCREENING - 26" - CHARCOAL
23	078552-03-000	EA KICK PANEL - SCREEN DOOR - LOWER INSERT - UNPAINTED
24	051049-01-000	EA JAMB BOTTOM - ENTRY DOOR - 25.9" - UNPAINTED
25	079012-05-B10	EA DOOR - SCREEN
		FROM: 00-00-00 THRU: 03-17-96
25	121899-01-G15	EA DOOR - SCREEN
		FROM: 03-18-96 THRU: 99-99-99
	100128-02-000	FT SEAL - SCREEN DOOR
	009126-02-000	EA HANDLE - ASSIST - ENTRY DOOR - BLACK
		FROM: 00-00-00 THRU: 09-10-95
	009126-03-000	EA HANDLE - ASSIST - BLACK TEXTURED
		FROM: 09-11-95 THRU: 99-99-99

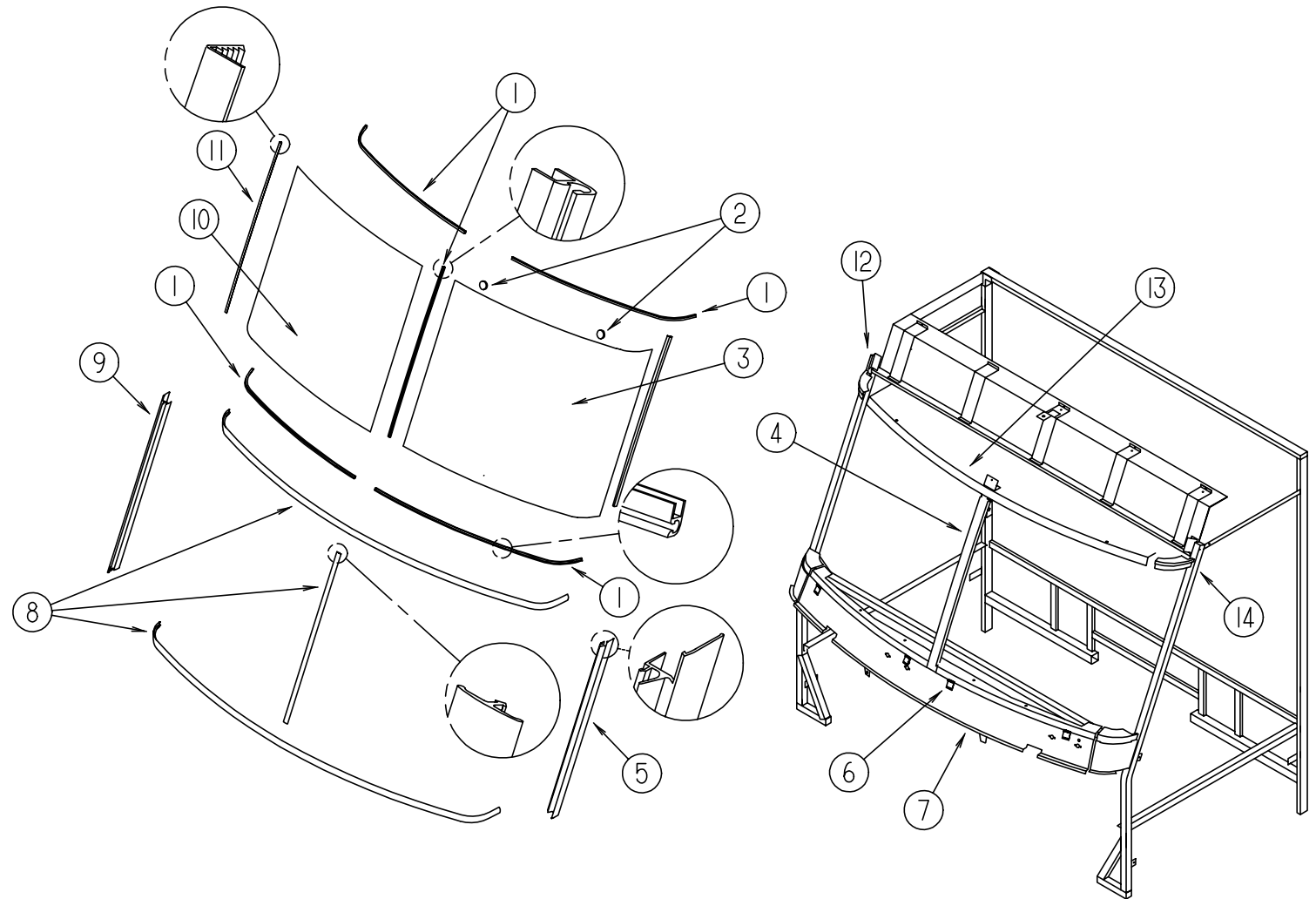
WINDOW, VENT & EXTERIOR DOOR GROUP (CONTINUED)



EXTERIOR DOORS

KEY	PART NUMBER	U/M DESCRIPTION
1	107997-51-001	EA SPACER - .86" X .6" - ALUMINUM
2	102768-01-000	EA HOLDER - COMPARTMENT/ ENTRY DOOR - METAL - MILL FINISH
3	081801-02-000	EA HINGE - PIANO - 2" X 96" - ALUMINUM
4	064075-07-000 096217-55-001	FT SEAL - BULB - W/ WIRED U CHANNEL - .3" X .5" CHANNEL - BLACK EA U-CHANNEL - 17.5' - OFF WHITE

WINDSHIELD & WIPER GROUP

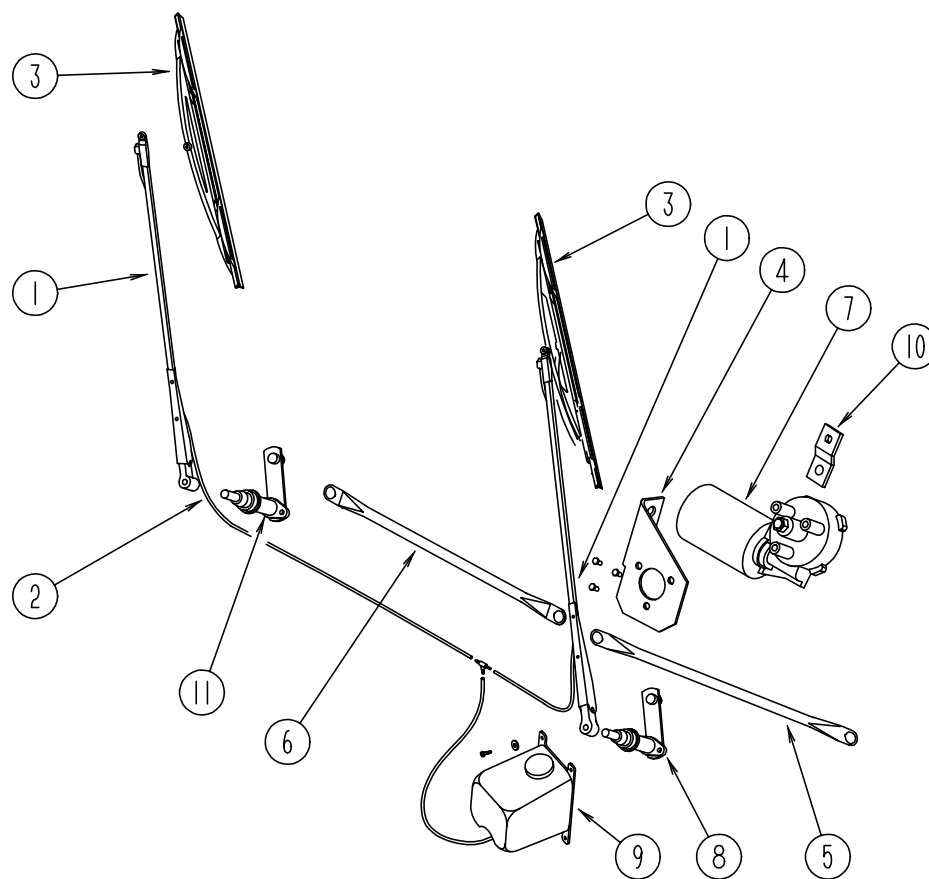


WINDSHIELD MOLDINGS & GLASS

KEY	PART NUMBER	U/M DESCRIPTION
1	110268-01-000	EA CARRIER - REVEAL - 1280 MM
2	081914-01-000	EA BUMPER - RUBBER - ROUND - .43" DIAMETER - BLACK
3	103788-02-000	EA GLASS - WINDSHIELD - DRIVER SIDE - 49.75" X 47.75"
4	075710-01-000	EA FRAME - WINDSHIELD - CENTER DIVIDER - INNER
5	103107-04-01A	EA TRIM - WINDSHIELD - DRIVER SIDE - BLACK
6	104449-01-000	EA BRACKET - WINDSHIELD SUPPORT
7	077847-02-000	EA SUPPORT - WINDSHIELD - LOWER - W/O BRACKETS
8	102936-01-000	FT MOLDING - REVEAL - WINDSHIELD
9	103107-03-01A	EA TRIM - WINDSHIELD - PASSENGER SIDE - BLACK
10	103788-01-000	EA GLASS - WINDSHIELD - PASSENGER SIDE - 49.75" X 47.75"
11	098788-06-000	EA CARRIER - REVEAL - 48.9" WINDSHIELD
12	077922-03-000	EA HEADER WINDSHIELD END - PASSENGER SIDE
13	077922-05-000	EA HEADER WINDSHIELD - CENTER
14	077922-04-000	EA HEADER WINDSHIELD END - DRIVER SIDE

WINDSHIELD & WIPER GROUP (CONTINUED)

WINDSHIELD WIPER ASM (FORD)



KEY	PART NUMBER	U/M DESCRIPTION	VENDOR NO.	KEY	PART NUMBER	U/M DESCRIPTION	VENDOR NO.
1	103671-01-000	EA ARM - WIPER - 24"		9	117766-02-000	EA RESERVOIR/ PUMP ASM - MCCORD 600328	
2	096931-01-700	FT HOSE			110605-01-000	EA TEE - PLAS - BARBED 1/8 X 1/8 X 3/16 BAYLOCK 3799721	
3	095964-01-000	EA BLADE - WIPER - WINDSHIELD - 24"			117765-01-000	EA CONNECTOR - 5/32-1/4-3/8 WINDSHIELD WASHER DANA - WEATHERHD	
4	104549-01-000	EA BRACKET ASM - WIPER MOTOR		10	104347-01-000	EA ARM - DRIVE - WIPER MOTOR - 1.54"	
5	117008-01-000	EA LINK ASM - CONNECTING - 21.85" - DRIVER SIDE		11	096505-05-000	EA PIVOT & SHAFT ASM - WIPER - PASSENGER SIDE	
6	117008-02-000	EA LINK ASM - CONNECTING - 21.85" - PASSENGER SIDE			096505-02-700	EA DRIVER - KNURLED, (HD) BRL .687	NT721017
7	104346-05-000	EA WIPER MOTOR			096505-02-701	EA NUT - HEX (HD) W/ .687 BARREL	NT721021
	110178-01-000	EA HOUSING - WIPER MOTOR			096505-02-702	EA CAP - RUBBER (HD) BARREL .687	CP721084
8	096505-06-000	EA PIVOT & SHAFT ASM - WIPER - DRIVER SIDE			096505-02-703	EA CAP - NUT (ACORN) HD W/ .687 BARREL	51065-40-NT27WC
	096505-02-700	EA DRIVER - KNURLED, (HD) BRL .687	NT721017		061603-01-000	EA GROMMET - SNAP - 3/16"ID - 3/8" HOLE - PLASTIC - BLACK	
	096505-02-701	EA NUT - HEX (HD) W/ .687 BARREL	NT721021		110742-01-000	EA WIPER GASKET	
	096505-02-702	EA CAP - RUBBER (HD) BARREL .687	CP721084		067188-01-000	EA STUD - WIPER CRANK	
	096505-02-703	EA CAP - NUT (ACORN) HD W/ .687 BARREL	51065-40-NT27WC				