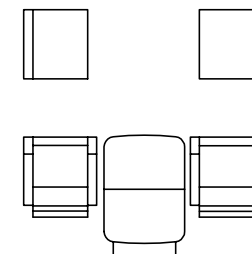
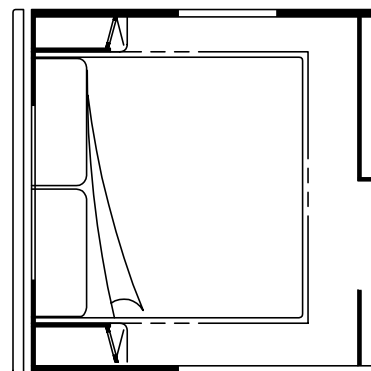
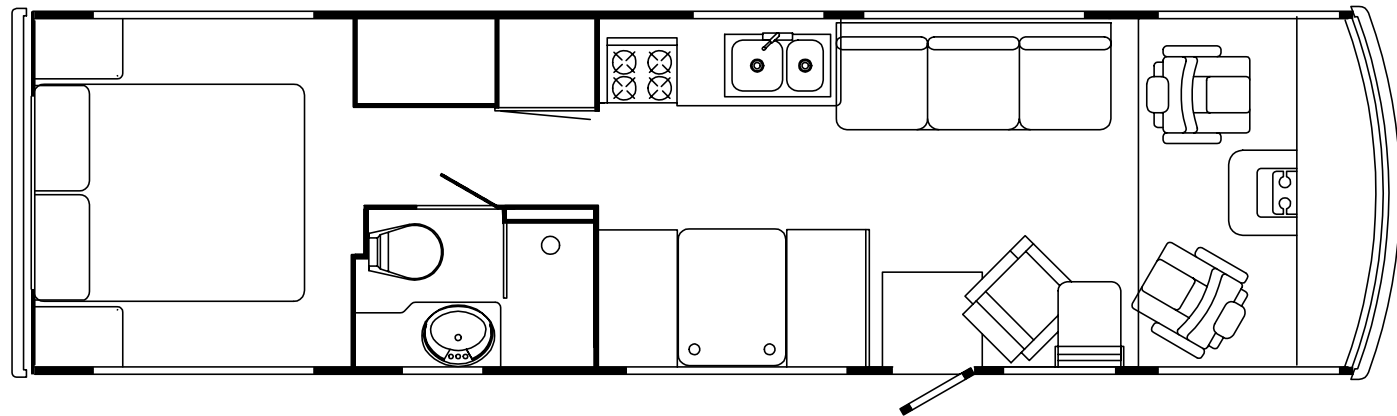
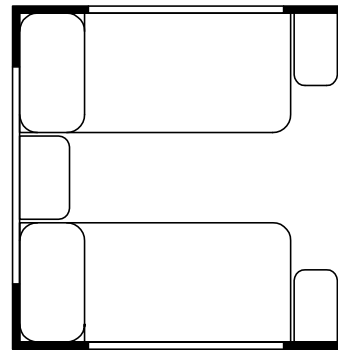



1996
WCG32WQ
G15
BOTANICAL (GREEN)
G16
THISTLE (TAN)
G17
COPPER CANYON



ACCESSORIES GROUP

OPERATOR MANUAL

KEY	PART NUMBER	U/M	DESCRIPTION
	054185-E1-000	EA	MANUAL-OPERATOR 96 ADVENTURER G-SERIES
	092318-01-000	EA	BINDER - 3 RING - MOTOR HOME MANUAL
	092319-01-000	EA	POCKET PAGE - 3 RING BINDER - PLASTIC
	118752-01-000	EA	TOP LEVEL DRAWING NUMBER

AUDIO VIDEO GROUP

RADIO SYSTEMS & ANTENNA

KEY	PART NUMBER	U/M	DESCRIPTION
	087683-03-000	EA	RADIO - AM/ FM STEREO CASSETTE - AUDIOVOX RS-100
	110267-03-000	EA	RADIO - AM/ FM STEREO CD COMPAT - AUDIOVOX IM-400
	116148-02-000	EA	RADIO - AM/ FM STEREO - CD PLAYER - CLARION RDB515F
	077069-02-000	EA	CABLE - ANTENNA - RADIO - EXTENSION 96" - ARA 6700667
	110469-01-000	EA	SPEAKER - OVAL - 4" X 6" - BLACK
	110470-01-01A	EA	GRILLE - SPEAKER - OVAL - 4" X 6" - BLACK
	081059-02-000	EA	WIRE ASM - 9-PIN - RADIO - AUDIOVOX 112B-1761
	105248-01-000	EA	ANTENNA - CB - ADVANCE 8604
	090944-01-000	EA	ANTENNA - RADIO - 16" RUBBER
	109889-04-000	EA	EXTENDER-SHAFT, ANTENNA 3" - MAGNADYNE RV71EX3
	108847-01-000	EA	BRACKET - ANTENNA GROUND
	115916-01-01B	EA	BRACKET - ANTENNA MOUNT
	074979-08-000	EA	SHIELD - SPEAKER - BACK - MOLDED PLASTIC - LIGHT OAK
	089340-02-000	EA	GRILLE - SPEAKER - 6.5" SQUARE
	089340-03-000	EA	SPACER - GRILLE - 6.5" SQUARE - TAN - MAGNADYNE G514
	094097-01-000	EA	SPEAKER - RADIO - W/O GRILLE - 5.25" DIA - AUDIOVOX 110C3030

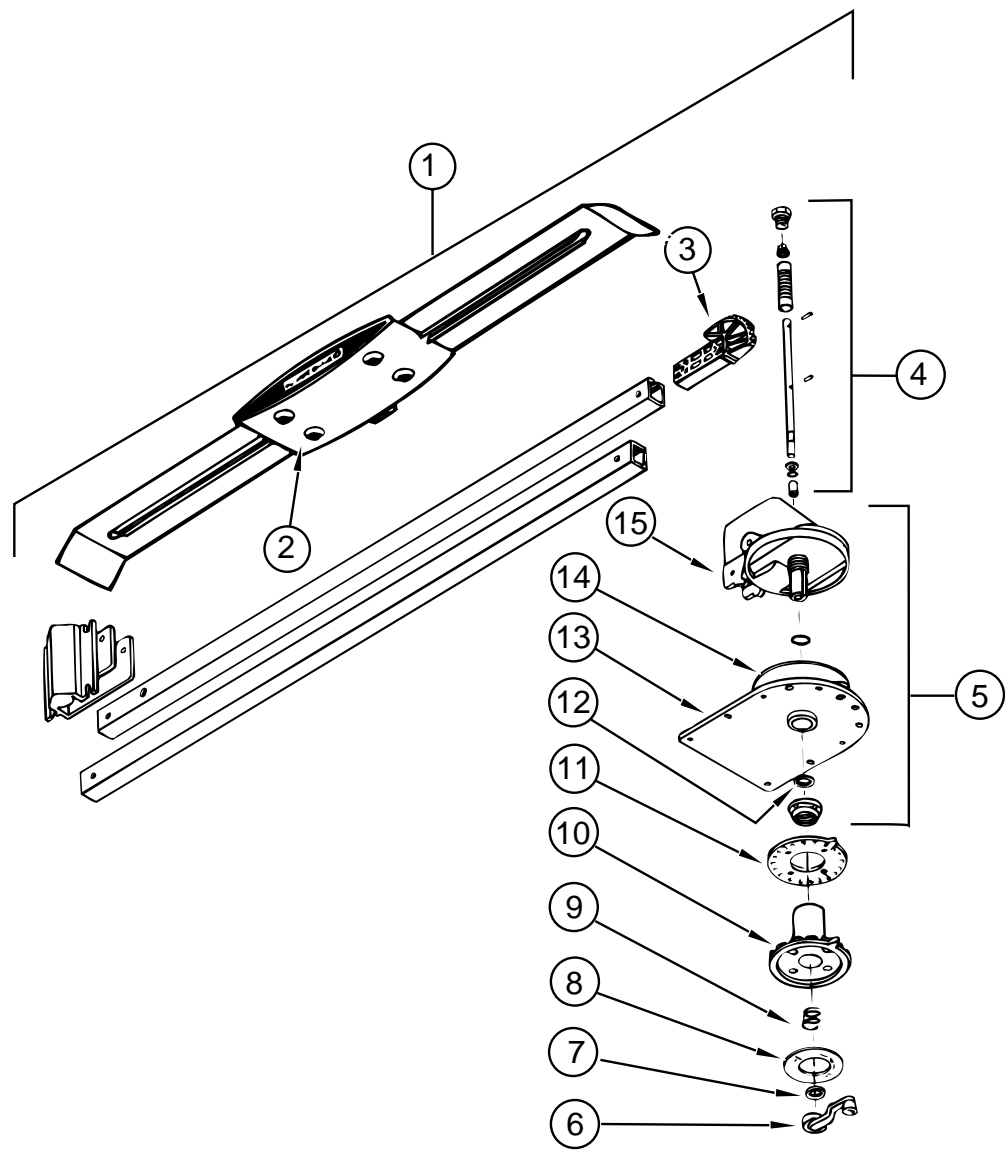
PATIO ENTERTAINMENT CENTER

KEY	PART NUMBER	U/M	DESCRIPTION
	110469-01-000	EA	SPEAKER - OVAL - 4" X 6" - BLACK
	110470-01-01A	EA	GRILLE - SPEAKER - OVAL - 4" X 6" - BLACK
	077069-02-000	EA	CABLE - ANTENNA - RADIO - EXTENSION 96" - ARA 6700667
	087683-03-000	EA	RADIO - AM/ FM STEREO W/ CASSETTE - AUDIOVOX
	090944-01-000	EA	ANTENNA - RADIO - 16" RUBBER
	108847-01-000	EA	BRACKET - ANTENNA GROUND
	109889-04-000	EA	ANTENNA - 2" SHAFT EXTENDER - MAGNADYNE RV71EX3

TV - VCR SYSTEMS

KEY	PART NUMBER	U/M	DESCRIPTION	VENDOR NO.
	082134-01-000	EA	ADAPTER - TV - CABLE TO CABLE - WINEGARD F-81M	
	086756-01-000	EA	SPLITTER - TV - 2 WAY	
	076319-03-000	FT	CABLE - COAXIAL - 75 OHM	
	076319-12-000	EA	CONNECTOR - COAXIAL - ONE PIECE	
	086757-03-000	EA	CONTROL CENTER - SWITCH - VCR/TV - MAGNADYNE VCS-6	
	119120-01-000	EA	VCR-VHS, CABLE READY - REMOTE - AUDIOVOX AVR-1075	
			FROM: 00-00-00 THRU: 12-10-95	
	119120-02-000	EA	VCR-VHS, CABLE READY - REMOTE - AUDIOVOX AVR-1170	
			FROM: 12-11-95 THRU: 99-99-99	
	119120-01-700	EA	VCR-REMOTE	8874570
	113684-01-000	EA	TV - 19" COLOR UL AND CSA - AUDIOVOX AVT-1975	
	113684-01-700	EA	REMOTE	8822345
	092310-02-000	EA	TV - COLOR - 9"- AC/ DC - MAGNAVOX (REAR TV) RD0945	
	092310-02-700	EA	REMOTE - F/TV MAGNAVOX RD0945	0822334
	098819-01-000	EA	SPEAKER - 2 WATT - 8 OHM - 4"	
	093214-01-02A	EA	GRILL - SPEAKER, 4" BROWN	
	099717-01-000	EA	TIEDOWN - TV STRAP - 38.2" LONG	
	109889-04-000	EA	EXTENDER - SHAFT - ANTENNA 3" - MAGNADYNE RV71EX3	
	082136-01-000	EA	JAM NUT - HEX 3/8-32 - WINEGARD	
	076319-08-000	EA	WALLPLATE - CABLE RECEPTACLE - TV - SINGLE - IVORY	
	076319-09-000	EA	WALLPLATE - CABLE RECEPTACLE - TV - SINGLE - BROWN	
	086777-01-000	EA	WALLPLATE - TV CABLE - W/ ANTENNA SWITCH - IVORY	
	086777-05-000	EA	PLATE-WALL, ANTENNA 1 OUTPUT - IVORY - WINEGARD RV-0921	
	114870-02-000	EA	PLUG ASM - 3.5MM AUDIO, W/LEADS - OW DONALD 35-P8	

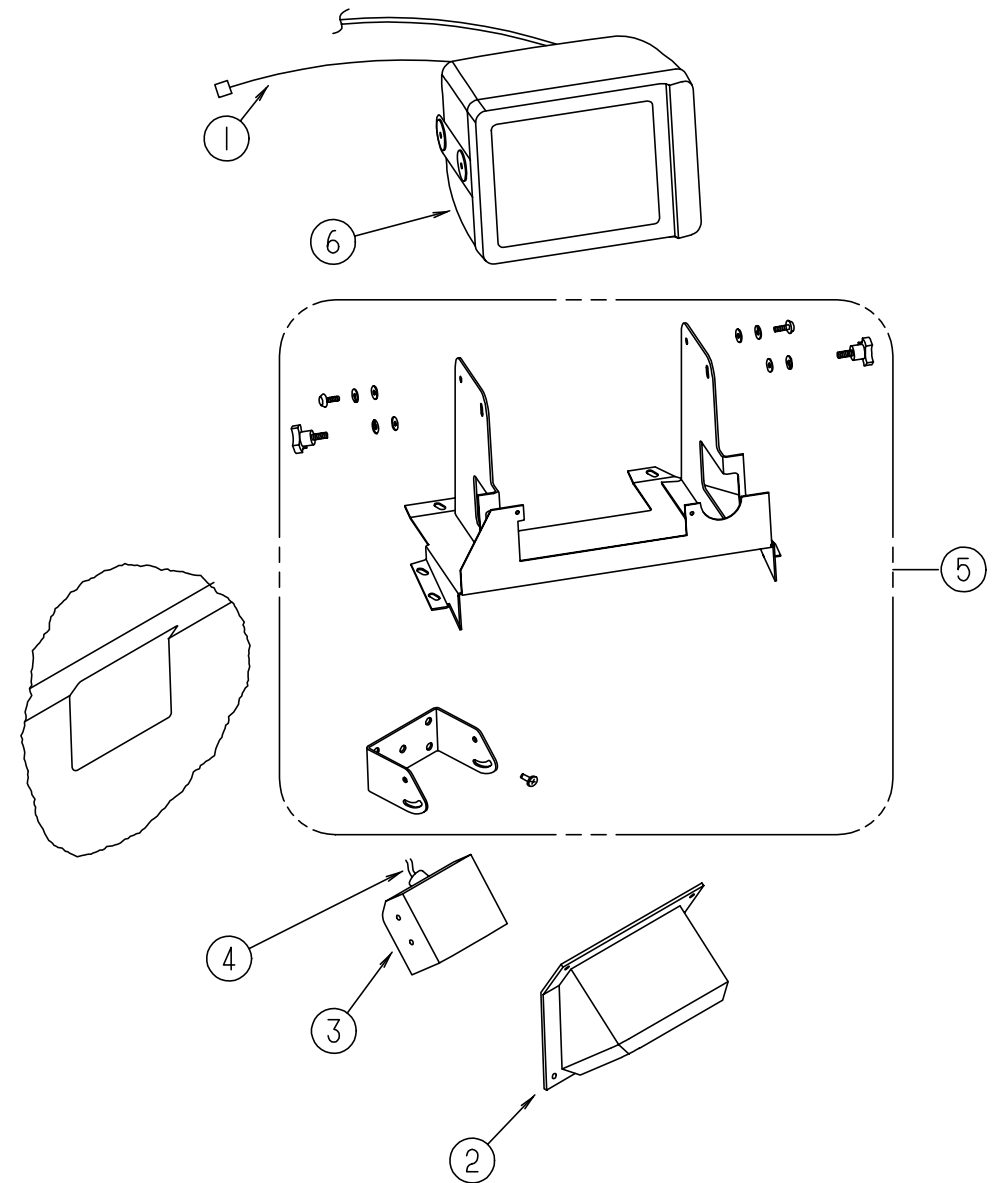
AUDIO VIDEO GROUP (CONTINUED)



TV ANTENNA (WINEGARD)

KEY	PART NUMBER	U/M	DESCRIPTION	VENDOR NO.
1	076319-18-000	EA	ANTENNA - TV - ROOF MOUNT	
2	076319-01-700	EA	HEAD - ANTENNA - AMPLIFIED	RVSA U/V
3	076319-01-701	EA	GEAR - ELEVATING - PLASTIC	2200046
4	076319-01-702	EA	SHAFT ASM - ELEVATING	RVP-400A
5	076319-01-711	EA	BASE & LIFT ASM	2762802
6	076319-01-706	EA	CRANK - ELEVATING - W/ SET SCREW	5755100
7	076319-01-705	EA	BEARING - NYLON - 7/8"ID	3200658
8	076319-01-708	EA	CRANK COVER DECAL	5413002
9	076319-01-707	EA	SPRING - HANDLE	5160822
10	076319-01-709	EA	PLATE - DIRECTIONAL - FOR HEAD	3200644
11	076319-01-712	EA	CEILING PLATE	3200608
12	076319-01-704	EA	BEARING - NYLON - 1.5"OD	3200657
13	076319-01-713	EA	BASE PLATE	3100523
14	076319-01-703	EA	BEARING - NYLON - 5"OD	3200656
15	076319-01-714	EA	HOUSING - ROTATING GEAR	2200049

AUDIO VIDEO GROUP (CONTINUED)

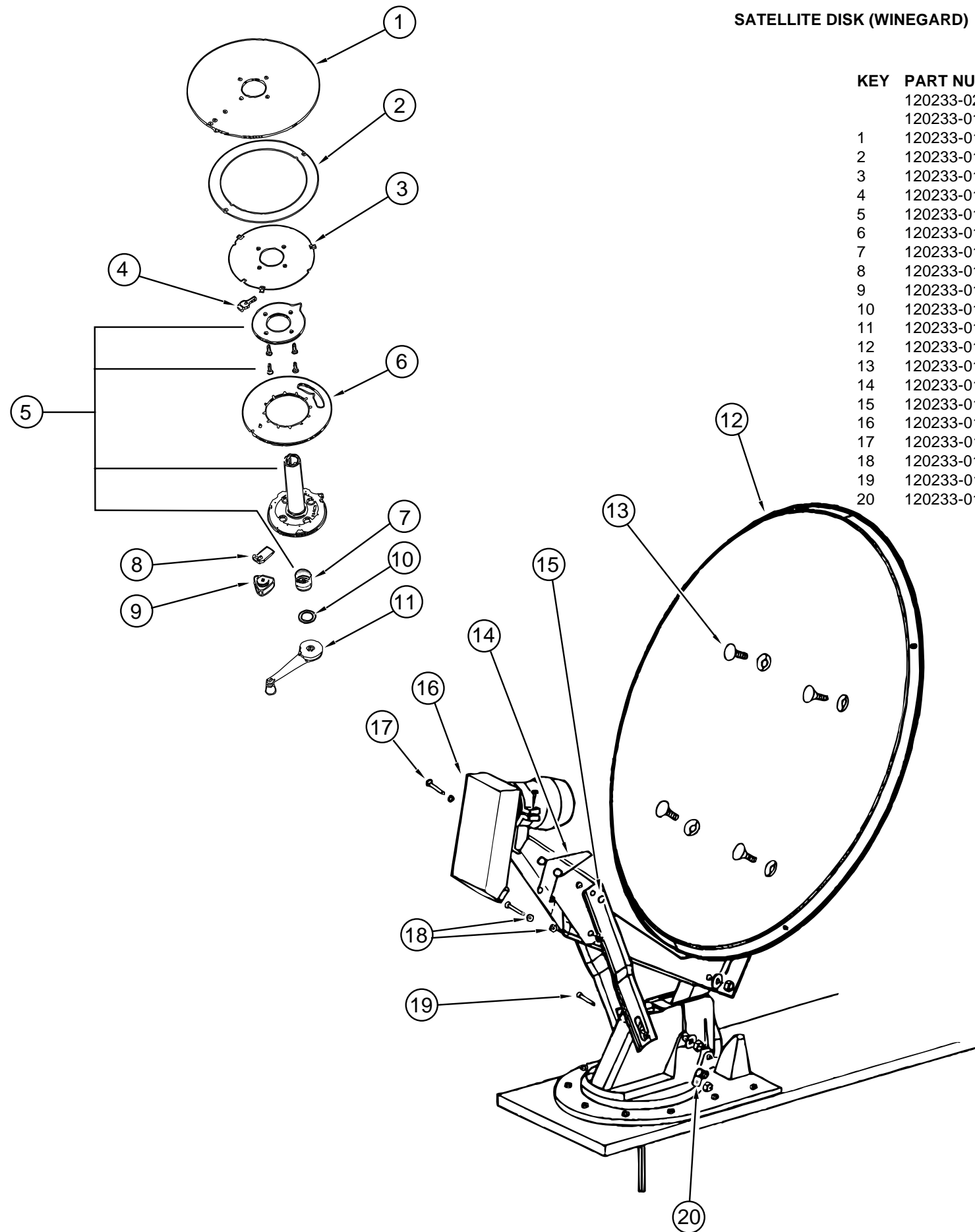


REAR MONITOR SYSTEM

KEY	PART NUMBER	U/M	DESCRIPTION	VENDOR NO.
1	096717-03-000	EA	WIRE ASM-REAR MONITOR, UPPER	
	093040-06-000	EA	WIRE ASM-MONITOR - SONY SM-HRN7	
2	107852-01-04A	EA	SHROUD-CAMERA, OUTER, SABLE	
	108529-01-01A	EA	SHROUD-CAMERA, INNER, BLACK	
2	093040-08-000	EA	7" REAR VIEW MONITOR SYSTEM W/AUDIO JACK	
3	093040-04-700	EA	CAMERA, W/BACKET & WIRING	SSC-530AM
4	093041-01-000	EA	CABLE-MONITOR/CAMERA, INTERNAL USE - 65.6'	
	093041-02-000	EA	CABLE-MONITOR/CAMERA, EXTERNAL USE	
5	N/A		PARTS ARE INCLUDED W/TELEVISION SYSTEM - SONY	
6	093040-05-700	EA	MONITOR-7" W/POWER HARNESS	SSM721AMR

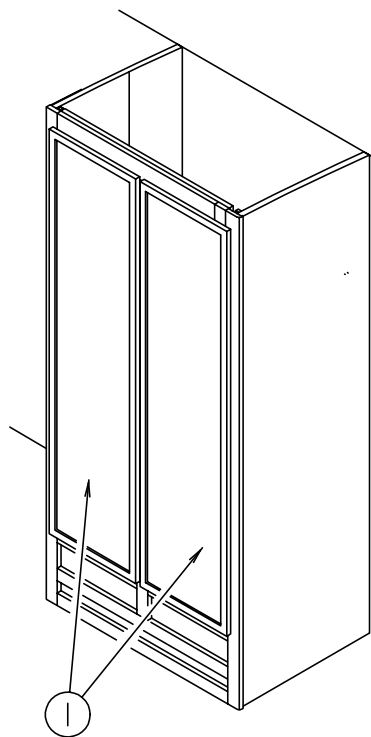
AUDIO VIDEO GROUP (CONTINUED)

SATELLITE DISK (WINEGARD)



KEY	PART NUMBER	U/M	DESCRIPTION	VENDOR NO.
	120233-02-000	EA	RECEIVER-SATELLITE ONLY - RD-1046	
	120233-01-000	EA	ANTENNA-SATELLITE, W/O RECEIVER (DISH & HDW KIT) - RD-4600	
1	120233-01-700	EA	PLATE-FIXED	3750821
2	120233-01-701	EA	DIAL-DIRECTIONAL	2745056
3	120233-01-702	EA	PIVOT-DIAL-DIRECTIONAL	2745058
4	120233-01-703	EA	STOP-ROTATION	3711281
5	120233-01-704	EA	PLATE-CEILING W/DIRECTIONAL HANDLE	RP-6300
6	120233-01-705	EA	PLATE-ROTATE	3750820
7	120233-01-706	EA	SPRING	RP-6822
8	120233-01-707	EA	CLAMP-ROTATE	3711280
9	120233-01-708	EA	KNOB-CLAMP	160822
10	120233-01-709	EA	WASHER-NYLON	RP-2658
11	120233-01-710	EA	HANDLE-CRANK	RP-6795
12	120233-01-711	EA	REFLECTOR - 46 CM	2745304
13	120233-01-712	EA	BOLT-FLAT HEAD	2160253
14	120233-01-713	EA	SPRING	2160820
15	120233-01-714	EA	CLIP-E	5160818
16	120233-01-715	EA	RCA LNB	278015
17	120233-01-716	EA	PIN	2160814
18	120233-01-717	EA	BEARING-NYLON	2200728
19	120233-01-718	EA	PIN	5160817
20	120233-01-719	EA	CLAMP-CABLE	2200060

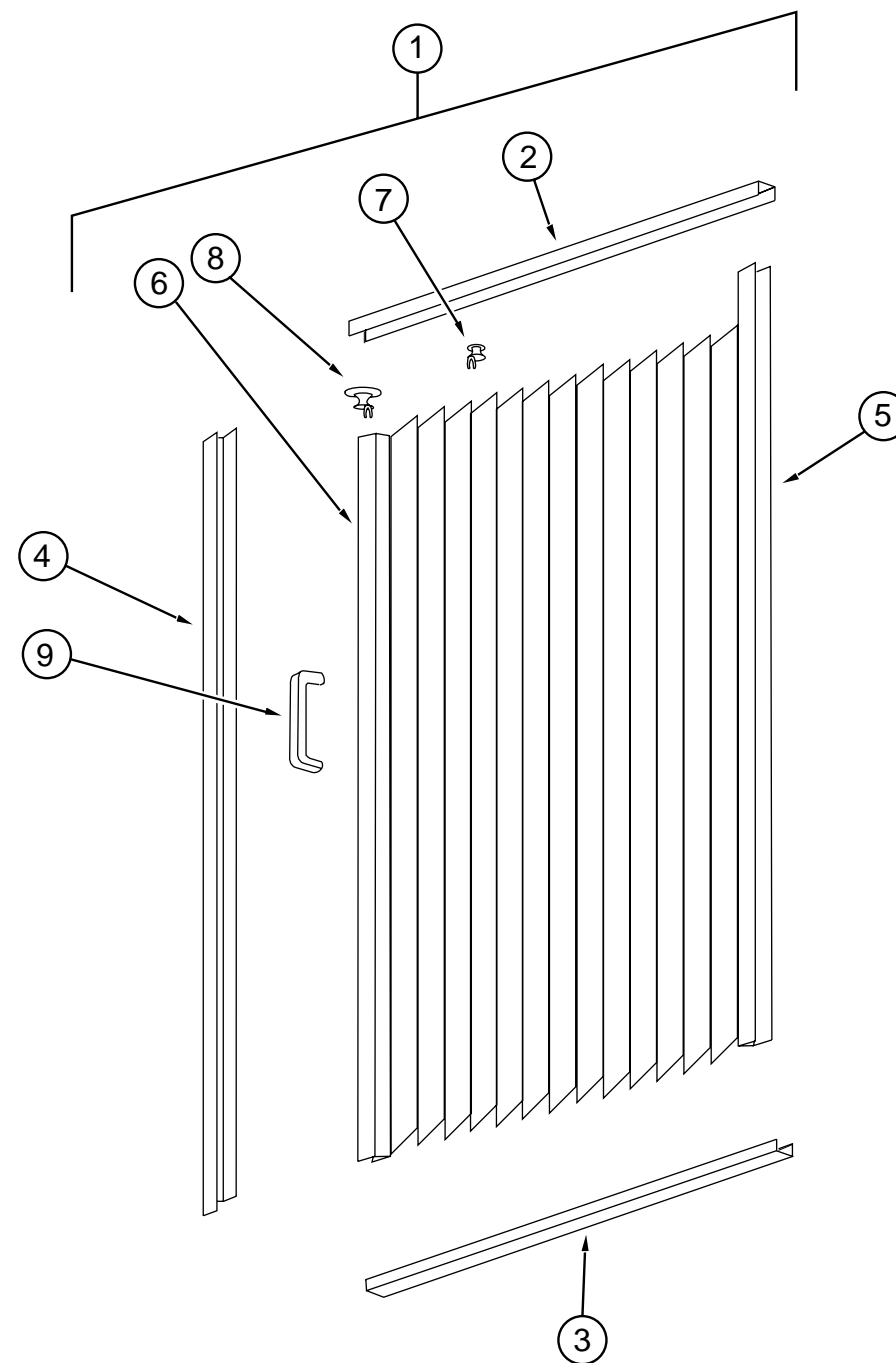
BATH GROUP



WARDROBE CABINET

KEY	PART NUMBER	U/M	DESCRIPTION
1	M06803-11-G15	EA	DOOR ASM. - RAIL - W/O HARDWARE - MTRD/ RAD 0410 X 1660
	042438-01-000	EA	DOWEL - CLOTHES ROD - 1" DIAMETER - WOOD
	009112-01-000	EA	FLANGE - 1" CLOTHES ROD - PLASTIC - OFF WHITE
	116172-12-G15	EA	TV WEDGE SHELF

BATH GROUP (CONTINUED)

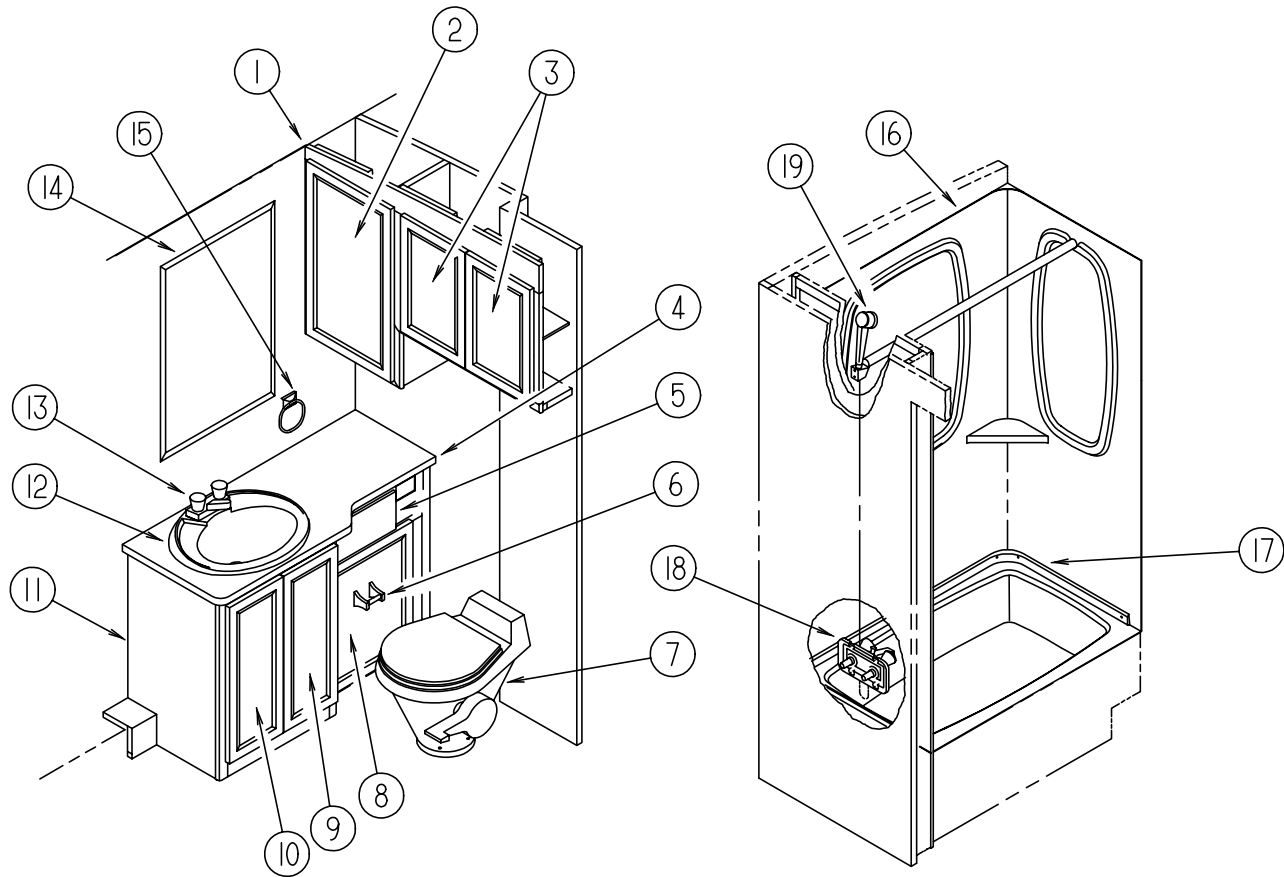


SHOWER DOOR

KEY	PART NUMBER	U/M	DESCRIPTION
1	117431-03-01A	EA	DOOR-SHOWER, FABRIC - PLEATED
2	117431-01-700	EA	TRACK-TOP, ALUM. IVORY INSERT - 39 3/8"
3	117431-01-701	EA	TRACK-BOTTOM, 39 3/8"
4	117431-01-702	EA	RAIL-SIDE, 63"
5	117431-01-703	EA	RAIL-STATIONARY, 63"
6	117431-01-704	EA	RAIL-LEAD, 63"
7	117431-01-705	EA	GLIDE-IVORY, TRAVELER
8	117431-01-706	EA	GLIDE-IVORY LEAD, TRAVELER
9	117431-01-708	EA	HANDLES & SCREWS
	117431-01-707	EA	LATCH
	117431-01-709	EA	STRAP-VINYL SHOWER

BATH GROUP (CONTINUED)

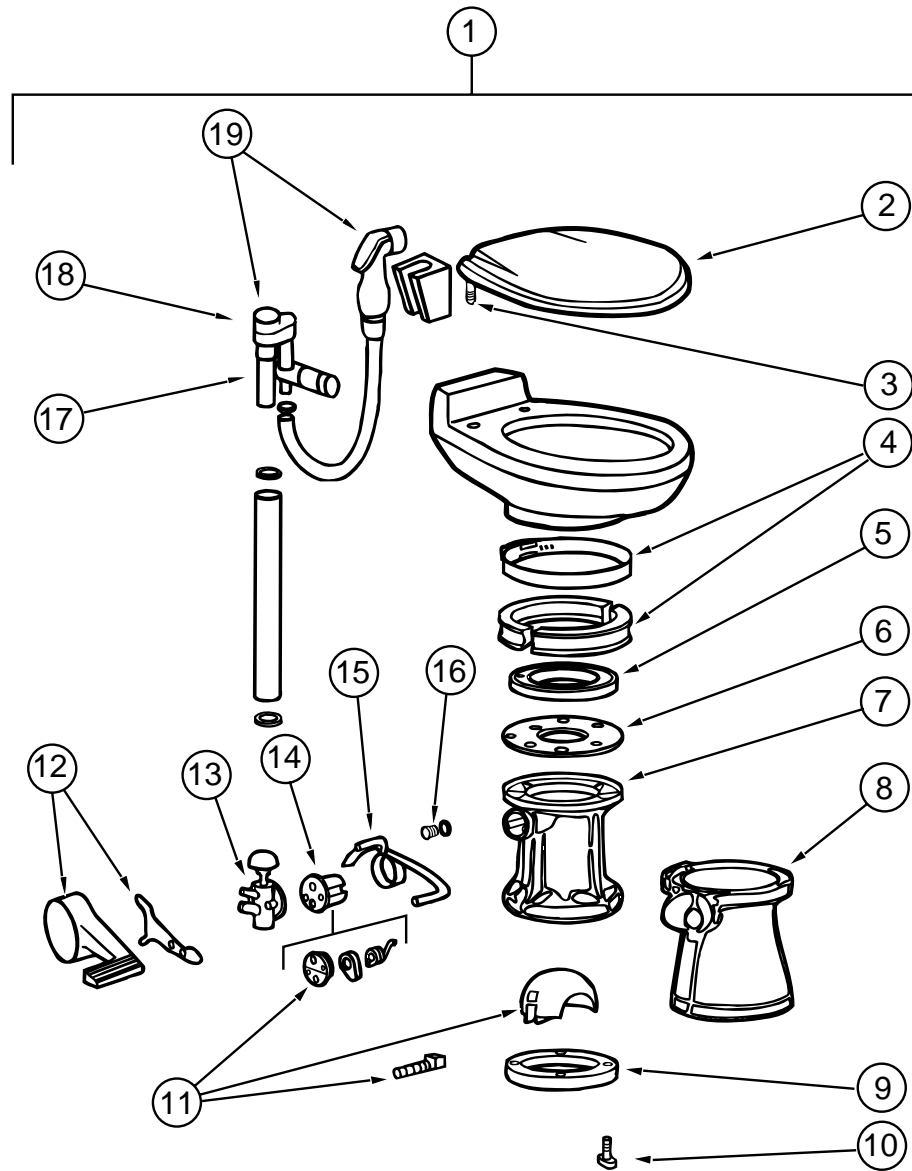
BATH CABINETS, PRIVACY DOOR & SHOWER COMPONENTS



KEY	PART NUMBER	U/M	DESCRIPTION
1	116308-01-G15	EA	CABINET ASM - MEDICINE
2	M06803-82-G15	EA	DOOR - RAIL - W/O HARDWARE - MTRD/OG 400 X 710
3	M06803-G0-G15	EA	DOOR - RAIL - W/O HARDWARE - MTRD/OG 305 X 475
4	116309-12-F12	EA	COUNTERTOP ASM. (G15,G16)
4	116309-12-G17	EA	COUNTERTOP ASM.
5	M05971-L8-G15	EA	DRAWER ASM. - W/O HARDWARE
6	075452-02-000	EA	HOLDER - TOILET TISSUE - BRASS
7	085330-06-000	EA	TOILET - CHINA - W/ SPRAY (SEALAND)
8	116237-01-G15	EA	DRAWER ASM-HAMPER
9	M06803-20-G15	EA	DOOR ASM - W/O HARDWARE, MTRD/OG 255 X 640
10	M06803-D9-G15	EA	DOOR ASM - W/O HARDWARE, MTRD/OG 255 X 640
11	P16309-01-G15	EA	CABINET ASM - LAVATORY - W/COUNTERTOP ASM (G15,G16)
11	P16309-01-G17	EA	CABINET ASM - LAVATORY - W/COUNTERTOP ASM
12	105921-01-01A	EA	SINK-LAVATORY, LARGE OVAL -17" X 20"
	106116-01-01A	EA	STRAINER-SINK, W/STOPPER TAILPIECE GASKET & NUT - PLASTIC
13	075240-06-000	EA	FAUCET - LAVATORY - BONE
	091253-01-000	EA	GASKET-FAUCET, LAVATORY/GALLEY
	105218-01-01A	EA	SPACER-FAUCET, LAVATORY SINK - 2" X 5.9" - ABS PLASTIC O/W
14	058331-51-000	EA	MIRROR-GLASS,SAFETY - 660 X 1016MM
15	075454-02-000	EA	RING - TOWEL - W/ MOUNTING HARDWARE - BRASS
	M03866-04-G35	EA	DOOR ASM. (1 BIFOLD ONLY) W/O HARDWARE
	093170-06-02A	EA	HEADER - BIFOLD DOOR (TRACK) OFF WHITE
	093832-01-01A	EA	KNOB - DOOR - BRIGHT BRASS
	092652-01-000	EA	GUIDE WHEEL (BIFOLD DOOR) TOP MOUNT
	084451-01-000	EA	CATCH (BIFOLD DOOR) BRASS
	102920-01-01A	EA	HINGE - DOOR - SPRING LOADED - BRASS
	009059-02-000	EA	HINGE - 2 IN-BRASS
	M87868-23-G15	EA	DOOR ASM. - BATH
	094485-03-01A	EA	KNOB - DOOR - BRASS
	100357-01-000	EA	ROD -TOWEL - BRASS W/ENDS BENT FOR BACK OF BATH DOOR
	102089-13-E07	EA	MOUNT - ROD - RIGHT SIDE - FOR TOWEL RODS - 53.5" LONG - WOOD
	102089-14-E07	EA	MOUNT - ROD - LEFT SIDE - FOR TOWEL RODS - 53.5" LONG - WOOD
16	115612-02-01A	EA	SURROUND - SHOWER - OFF WHITE
17	M02630-28-F11	EA	SHOWER PAN ASM
	066436-01-000	EA	NUT-SLIP,1.5 TAILPIECE
	066729-01-000	EA	STRAINER-TUB,SHOWER DRAIN
	069640-01-000	FT	SEALER-RIBBON,1/4"DIA X 30'
	069735-01-000	EA	WASHER-TAILPIECE,1.5 PLASTIC
	011069-06-000	EA	TAILPIECE - 1 1/2 X 1 1/4 X 2.5 - BRASS (SHOWER PAN)
	057671-01-000	EA	COVER - SCREW - #8 - PLASTIC - OFF WHITE
18	079563-04-01A	EA	FAUCET - TUB/SHOWER - BONE
	075606-01-000	EA	PANEL-FAUCET BACK, SHOWER - 5" X 9" - PLASTIC
19	103092-01-000	EA	SHOWER HEAD - W/60" HOSE (US)
19	103092-02-000	EA	SHOWER HEAD - W/HOSE (CSA)
	103092-01-700	EA	BRACKET-SHOWER HEAD
	103092-01-701	EA	BRACKET (FOR SHOWER HEAD) BONE
	103092-01-702	EA	SPRAY HEAD SEALS
	104462-02-01A	EA	CADDY - SHOWER - OFF WHITE
	114495-01-01A	EA	PANEL-SKYLIGHT, INNER
	114496-01-01A	EA	PANEL-SKYLIGHT, OUTER

BATH GROUP (CONTINUED)

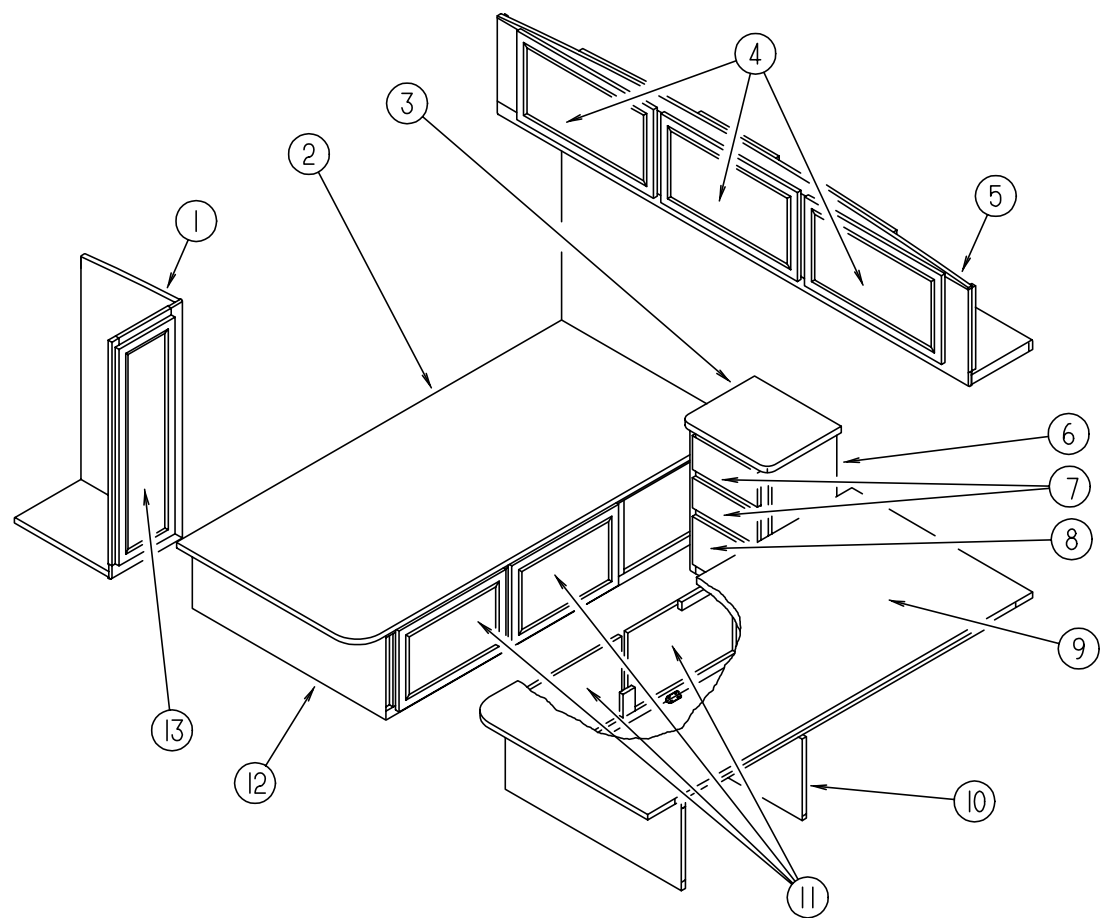
TOILET (SEALAND)



KEY	PART NUMBER	U/M	DESCRIPTION	VENDOR NO.
1	085330-06-000	EA	TOILET-CHINA - STANDARD (BONE) - 591003	
2	085330-06-700	EA	SEAT ASSEMBLY (BONE)	340591
3	085330-06-702	EA	HINGE HARDWARE (BONE) SET	342131
4	085330-01-703	EA	RING & HALF CLAMPS ASM (BONE)	385310048
5	085330-01-704	EA	TEFLON & RUBBER SEALS	385316140
6	085330-01-705	EA	SUPPORT - SEAL - PLASTIC	390346405
7	085330-02-700	EA	BASE ASM	310121
8	085330-02-702	EA	PEDESTAL COVER KIT (BONE)	510 - 310112
9	085330-01-714	EA	SEAL - FLANGE - FLOOR	390343892
10	085330-01-717	EA	BOLT MOUNTING PACKAGE	385310064
	085330-01-718	EA	SEAL & BOLT MOUNTING PACKAGE	385310063

KEY	PART NUMBER	U/M	DESCRIPTION	VENDOR NO.
11	085330-01-706	EA	BALL - SHAFT & CARTRIDGE	385318162
12	085330-02-703	EA	PEDAL COVER KIT (BONE) NEW STYLE	310115
13	085330-01-709	EA	VALVE - WATER	385314349
14	085330-01-707	EA	CARTRIDGE - SPRING	381236096
15	085330-06-703	EA	FLUSH LEVER	340873
16	085330-01-710	EA	PLUG - DRAIN - & CAP - W/ SEAL	385316142
17	085330-06-701	EA	VALVE W/ DIVERTER (VACUUM BREAKER)	230335
18	085330-06-704	EA	VACUUM BREAKER KIT	316906
19	085330-04-701	EA	HAND SPRAY W/HOSE	340683
	085330-01-716	EA	FLANGE - FLOOR, 3" MPT	345889

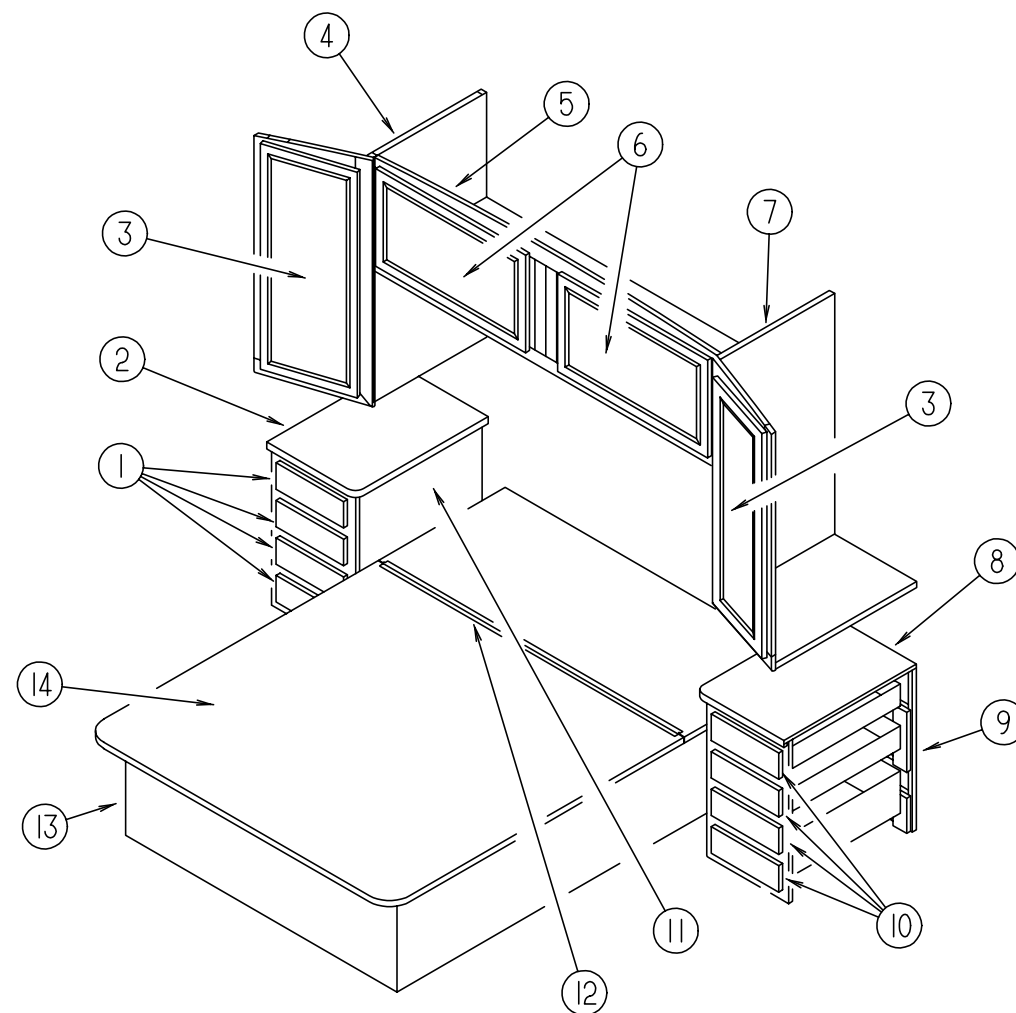
BEDROOM GROUP



TWIN BEDROOM

KEY	PART NUMBER	U/M	DESCRIPTION
1	110946-01-G09	EA	CABINET ASM-SHIRT CLOSET, RH
2	M07464-01-000	EA	CABINET ASM. - TWIN BED TOP - PASSENGER SIDE
3	104507-11-F12	EA	COUNTERTOP ASM. (G15,G16)
3	104507-11-E10	EA	COUNTERTOP ASM. (G17)
4	M06803-13-G15	EA	DOOR ASM - RAIL - W/O HARDWARE - MITERED/OGEE 0400 X 0710
4	108536-04-04A	EA	MIRROR - CABINET DOOR
5	M06838-24-G15	EA	CABINET ASM. - OVERHEAD - W/O DOORS & HARDWARE
6	104507-01-G15	EA	CABINET ASM - NIGHTSTAND (G15,G16)
6	104507-01-G17	EA	CABINET ASM - NIGHTSTAND
7	M05971-65-G15	EA	DRAWER ASM. - W/O HARDWARE
8	M05971-74-G15	EA	DRAWER ASM. - W/O HARDWARE
9	M07464-02-000	EA	CABINET ASM. - TWIN BED TOP - DRIVER SIDE
10	P16194-02-G15	EA	CABINET - TWIN BED BASE - DRIVER SIDE
11	M06803-68-G15	EA	DOOR ASM - W/O HARDWARE - RAD 0305 X 0555
12	P16194-01-G15	EA	CABINET ASM. - TWIN BED BASE - PASSENGER SIDE
13	M06803-F3-G15	EA	DOOR ASM - RAIL - W/O HARDWARE - MITERED/OGEE 0305 X 1015

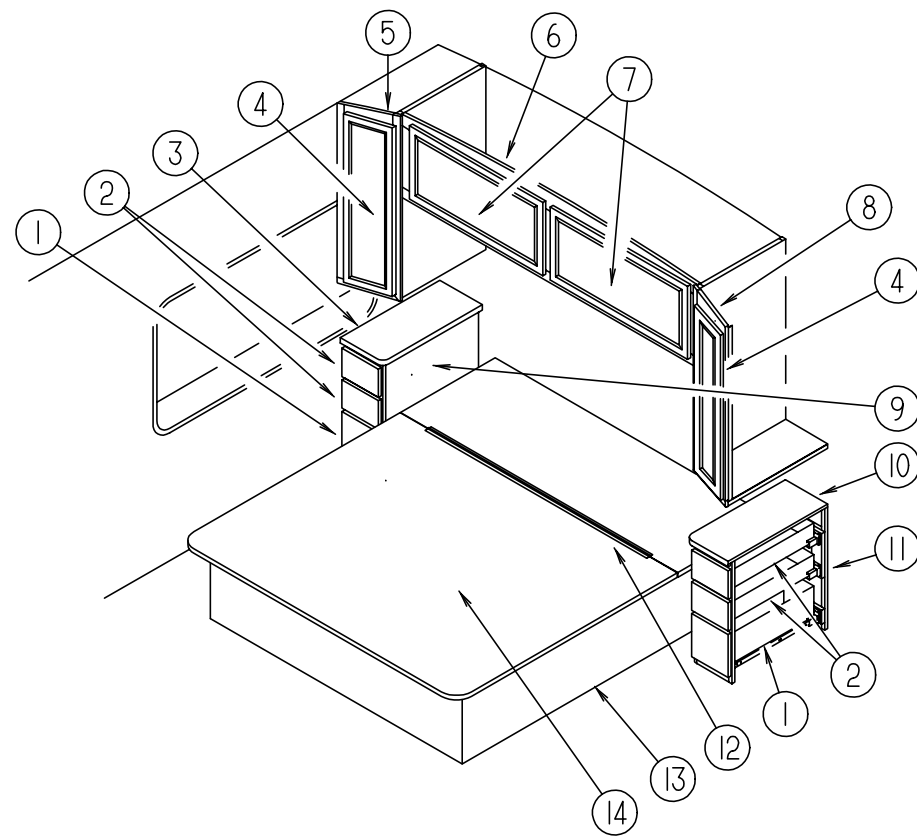
BEDROOM GROUP (CONTINUED)



QUEEN BEDROOM

KEY	PART NUMBER	U/M	DESCRIPTION
1	M05971-L5-F11	EA	DRAWER ASM - CABINET - W/O HARDWARE
2	116193-11-F12	EA	COUNTERTOP ASM. (G15,G16)
2	116193-11-G17	EA	COUNTERTOP ASM.
3	M06803-G1-G15	EA	DOOR ASM - RAIL - W/O HARDWARE - MITERED/OG 0365 X 0925
3	058331-D4-000	EA	MIRROR - CABINET DOOR
4	116142-01-G15	EA	CABINET ASM - SHIRT CLOSET (PASSENGER SIDE)
5	M06852-01-G15	EA	CABINET ASM - OVERHEAD - REAR
6	M06803-82-G15	EA	DOOR ASM - W/O HARDWARE - MITERED/OG 0400 X 0710
7	116142-02-G15	EA	CABINET ASM - SHIRT CLOSET (DRIVER SIDE)
8	116193-12-F12	EA	COUNTERTOP ASM. (G15,G16)
8	116193-12-G17	EA	COUNTERTOP ASM.
9	116193-01-G15	EA	CABINET ASM. - W/ COUNTERTOP - NIGHTSTAND (G15,G16)
9	116193-01-G17	EA	CABINET ASM. - W/ COUNTERTOP - NIGHTSTAND
10	M05971-L6-F11	EA	DRAWER ASM - CABINET - W/O HARDWARE
11	116193-02-G15	EA	CABINET ASM. - W/ COUNTERTOP - NIGHTSTAND (G15,G16)
11	116193-02-G17	EA	CABINET ASM. - W/ COUNTERTOP - NIGHTSTAND
12	041389-34-000	EA	PIANO HINGE - OFF WHITE - 55"
13	P21153-01-G15	EA	CABINET ASM-BED,QUEEN
14	M07571-02-G15	EA	CABINET ASM. - QUEEN BED TOP - COMPLETE W/HINGE
	089025-01-000	EA	SUPPORT-SPRING, TO BED - ANGLE 1.5" X 11.8" LONG - STEEL
	107796-07-000	EA	BRACKET-GAS SPRING
	107796-05-000	EA	BRACKET-GAS SPRING,FLAT

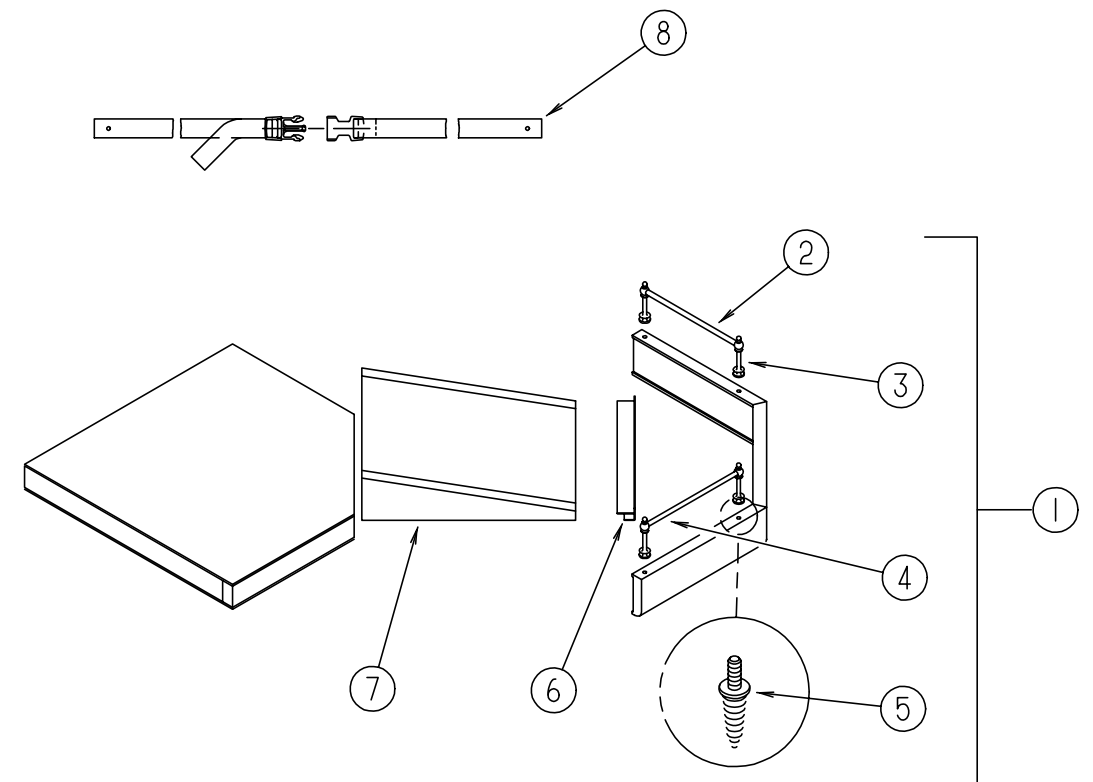
BEDROOM GROUP (CONTINUED)



KING BEDROOM

KEY	PART NUMBER	U/M	DESCRIPTION
1	M05971-W8-G15	EA	DRAWER ASM - CABINET - W/O HARDWARE
2	M05971-W9-G15	EA	DRAWER ASM - CABINET - W/O HARDWARE
3	117173-11-F12	EA	COUNTERTOP ASM. (G15,G16)
3	117173-11-G17	EA	COUNTERTOP ASM.
4	M06803-37-G15	EA	DOOR ASM - RAIL - W/O HARDWARE - 275 X 925 MM
4	058331-A7-000	EA	MIRROR - CABINET DOOR - 192 X 842 MM
5	117175-01-G15	EA	CABINET - SHIRT CLOSET - PASSENGER SIDE
6	P17240-01-G15	EA	CABINET - OVERHEAD - REAR
7	M06803-L7-G15	EA	DOOR - CABINET - W/O HARDWARE - 365 X 850 MM
8	117175-02-G15	EA	CABINET - SHIRT CLOSET - DRIVER SIDE
9	117173-01-G15	EA	CABINET - NIGHTSTAND - PASSENGER SIDE (G15,G16)
9	117173-01-G17	EA	CABINET - NIGHTSTAND - PASSENGER SIDE
10	117173-12-F12	EA	COUNTERTOP - NIGHTSTAND (G15,G16)
10	117173-12-G17	EA	COUNTERTOP - NIGHTSTAND
11	117173-02-G15	EA	CABINET - NIGHTSTAND - DRIVER SIDE (G15,G16)
11	117173-02-G17	EA	CABINET - NIGHTSTAND - DRIVER SIDE
12	041389-25-000	EA	PIANO HINGE - MILL FINISH - 55"
13	P21154-01-G15	EA	CABINET ASM-BED,KING
14	M08093-02-G15	EA	TOP ASM-BED, KING
	091952-01-000	EA	CLIP-GRIPPER - 1."
	097872 04 000	EA	DOWEL - WOOD - 1." DIA X 1.38" LONG
	107796-05-000	EA	BRACKET - GAS SPRING - FLAT
	107796-06-000	EA	GAS SPRING - 20" LENGTH - 120 LB
	107796-07-000	EA	BRACKET - GAS SPRING

BEDROOM GROUP (CONTINUED)



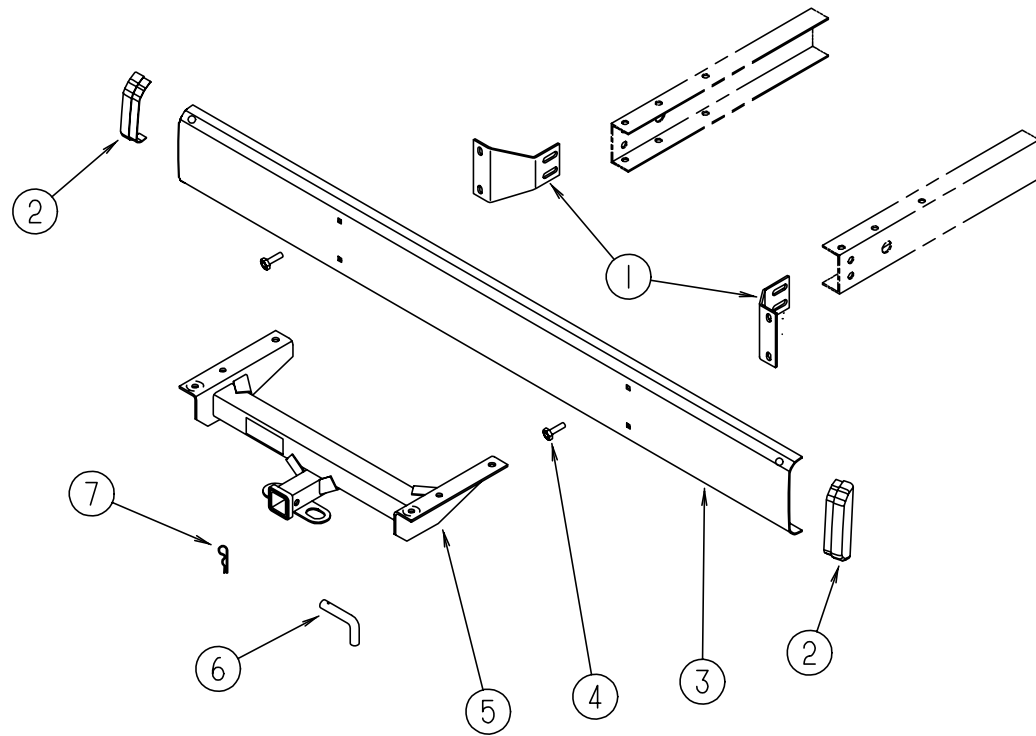
TV SHELF

KEY	PART NUMBER	U/M	DESCRIPTION
1	116553-02-G09	EA	CABINET ASM-TV SHELF
2	084071-12-000	EA	ROD-BRASS, 104MM LONG
3	084070-02-000	EA	POST-END, BRASS
4	084071-19-000	EA	ROD-BRASS, 198MM LONG
5	106166-01-000	EA	BOLT-COLLARED HANGER
6	P03186-01-G01	EA	MOLDING-PLASTIC, SHELF - 7'
7	116553-15-G09	EA	WEDGE ASM
8	099717-01-000	EA	TIE DOWN-TV, STRAP ON FEMALE END IS 22.8" LONG

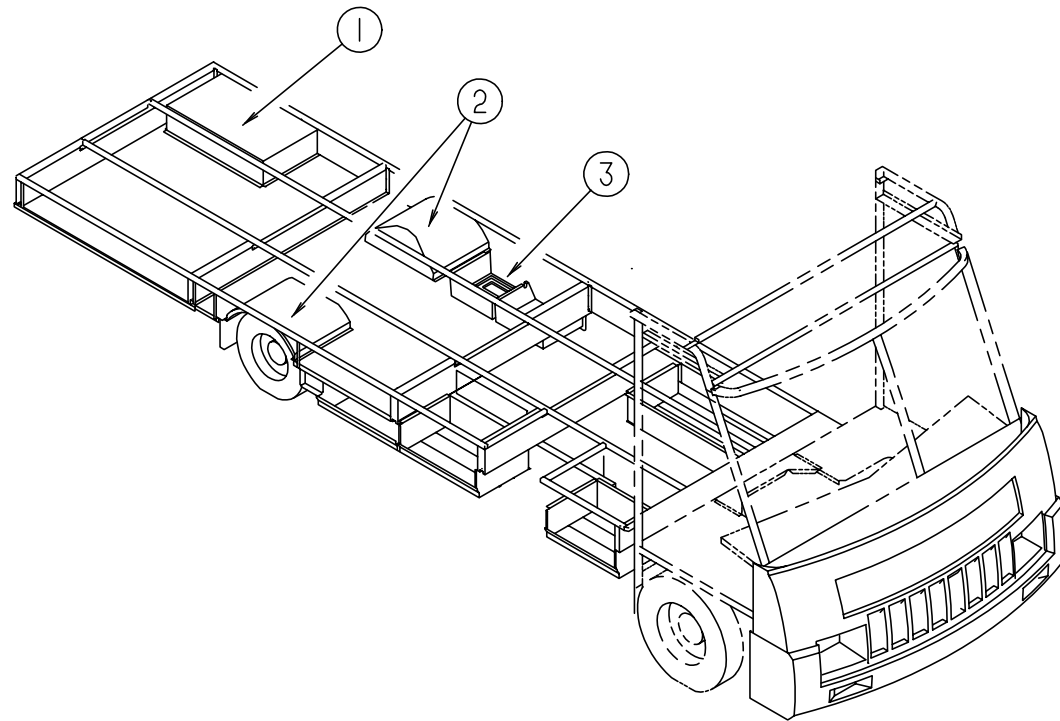
CHASSIS GROUP

REAR BUMPER

KEY	PART NUMBER	U/M	DESCRIPTION
1	104418-07-000	EA	ANGLE - SUPPORT - BUMPER REAR
2	103228-01-05A	EA	END CAP - BUMPER REAR - BLACK
3	103099-04-01A	EA	REAR BUMPER - BUFF
4	102333-01-02A	EA	BOLT - 7/16"
5	107707-04-000	EA	HITCH ASM - CLASS II
6	034512-01-000	EA	PIN
7	034513-01-000	EA	PIN - 3/16" WIRE
	113589-01-000	EA	CONNECTOR - PLUG - TRAILER
	113589-02-000	EA	CONNECTOR - SOCKET - TRAILER
	111742-01-000	EA	PLATE-SKID, STEEL



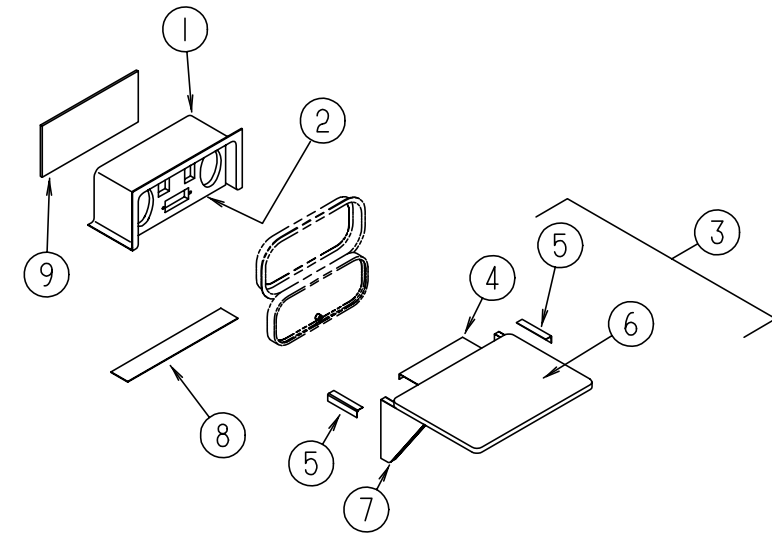
CHASSIS GROUP (CONTINUED)



COMPARTMENTS & TRAYS

KEY	PART NUMBER	U/M	DESCRIPTION
1	094657-02-000	EA	TRAY-GENERATOR, 22.5" X 30.4" X 6.9" W/ANGLE & NUTS
2	055374-03-000	EA	REAR WHEELWELL - PLASTIC
3	117757-01-01A	EA	COMPARTMENT-STORAGE
3	M06991-05-G38	EA	HATCH ASM W/ FOAM
	094707 01 01A	EA	STEP ASM-ELECTRIC,DOUBLE
	114677-01-01A	EA	RETAINER - HATCH - SEWER HOSE
	093287-10-01A	EA	NET-CARGO - 254 MM X 970 MM
	093287-11-01A	EA	NET-CARGO - 254 MM X 1646 MM
	065450-05-000	EA	TIEDOWN-BATTERY - 8.4" TUBE
	017516-01-000	EA	FLAP - MUD - 14" X 18" - BLACK
	020167-04-000	EA	GUARD - DIRT

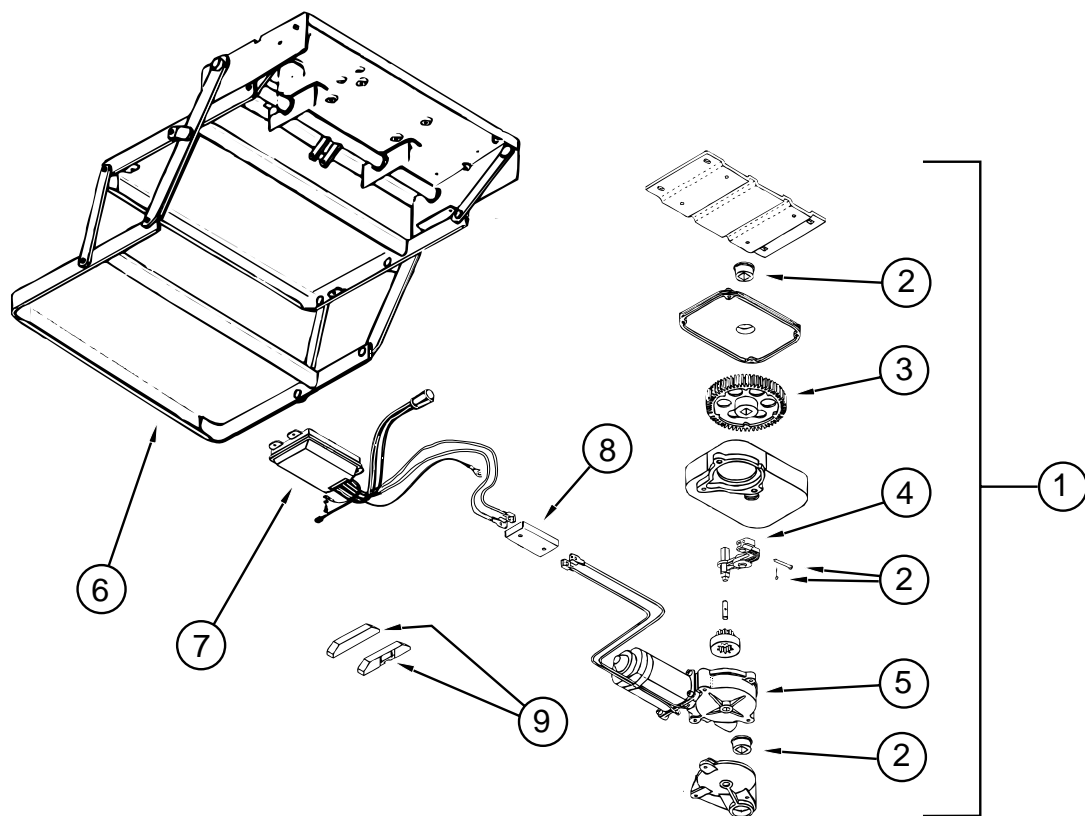
CHASSIS GROUP (CONTINUED)



COMPARTMENT (ENTERTAINMENT CENTER)

KEY	PART NUMBER	U/M	DESCRIPTION
1	104897-03-01A	EA	BOX - ENTERTAINMENT CENTER - OFF WHITE
2	104899-01-C05	EA	PLATE - RADIO MOUNTING
3	105230-01-G15	EA	SHELF ASM. - EXTERIOR
4	105377-01-01A	EA	BRACKET - TABLE HANGER - OFF WHITE
5	105376-01-02A	EA	HINGE - CONTINUOUS - 2" X 140 MM - OFF WHITE
6	105230-11-G15	EA	SHELF ASM.
7	105230-12-G15	EA	SUPPORT ASM.
8	104898-01-01A	EA	PLATE - PLASTIC BOTTOM - OFF WHITE (CSA)
9	104898-02-01A	EA	PLATE - PLASTIC BACK - OFF WHITE (US)

CHASSIS GROUP (CONTINUED)



STEP ASSEMBLY KWIKEE (3200 SERIES)

KEY	PART NUMBER	U/M DESCRIPTION	VENDOR NO.
1	094707-01-01A	EA STEP-ENTRY DOOR, ELECTRIC - DOUBLE - 3218	
2	094707-02-703	EA BEARING & PINS	909530
3	094707-02-702	EA GEAR KIT, W/BEARINGS, PIN-CASE	909525
4	094708-02-701	EA LINKAGE ASSEMBLY	909523
5	094707-02-700	EA MOTOR ASM., W/BEARINGS & PINS	909520
6	094707-01-702	EA FRAME W/DOUBLE STEP	908032
7	094707-02-705	EA CONTROL UNIT, WHITE	909513
8	094707-02-704	EA CONNECTOR-MOTOR ASM.W/PLATES	909537
	094707-02-707	EA TREAD-NON SKID, BLACK 6" X 21"	909333
9	116995-01-000	EA SWITCH/MAGNET-STEP, ELECTRIC - 905306	

CHASSIS GROUP (CONTINUED)

HYDRAULIC LEVELING SYSTEM (CHEVY,FORD)

KEY	PART NUMBER	U/M DESCRIPTION	VENDOR NO.
	100532-08-000	EA LEVELING SYSTEM - HYDRAULIC - JOYSTICK	
	100532-01-704	EA SWITCH - MERCURY F/ 6K & 9K JACK	RAP1010
	100532-01-705	EA SPRING KIT - 9K JACK	R1171
	100532-02-700	EA 6K TALL JACK ASM	RAP7164
	100532-02-701	EA SPRING KIT - 6K JACK	R6824
	100532-02-704	EA ACTIVATOR CABLE - 6K JACK	RAP7194
	100532-02-705	EA PUMP/ RESERVOIR ASM - MONARCH	RAP8178
	100532-03-710	EA SENSING UNIT 21' MTA	RAP6798
	100532-03-715	EA CAP - BREATHER	RAP7876
	100532-08-700	EA POWER UNIT ASM.	RAP0595
	100532-08-701	EA BI-AXIS CONTROL - 200 SYSTEM	RAP0612
	100532-08-702	EA VALVE - BI-AXIS	RAP9589
	100532-08-703	EA PANEL ASM. - 200 BI - AXIS SYSTEM	RAP9755
	100532-08-704	EA JACK ASM. - 9K TALL 200 SYSTEM	RAP7002
	100532-08-705	EA KNOB - 3/4" BLACK - SET OF FOUR	RAP1379
	100532-08-706	EA KNOB - 1 3/16" BLACK	RAP9734
	100532-08-707	EA BEZEL W/ GASKET - F/ SYSTEM 200	RAP9592
	100532-09-707	EA ACTUATOR ASM. - 9K - REAR JACKS	RAP0547
	100532-09-709	EA ACTUATOR ASM. - 6K - FRONT JACKS	RAP0448
	100532-09-710	EA SOLENOID - 4 POST (INTERMITENT)	RAP0533
	100533-05-000	EA BRACKETS - FRONT LEVELING JACKS (GM)	
	100533-06-000	EA BRACKETS - FRONT LEVELING JACKS (FORD)	
	100534-12-000	EA BRACKETS - REAR LEVELING JACKS (GM)	
	100534-06-000	EA BRACKETS - REAR LEVELING JACKS (FORD)	
	100536-18-000	EA HOSE KIT	
	100536-09-700	EA HOSE - HYDRAULIC - 324"	RAP2464
	100536-09-701	EA HOSE - HYDRAULIC - 60"	RAP4073
	100536-09-702	EA HOSE - HYDRAULIC - 354"	RAP4311
	100536-10-700	EA HOSE - HYDRAULIC - 84"	RAP1412
	100536-10-701	EA HOSE - HYDRAULIC - 116"	RAP5384
	107890-01-000	EA ELBOW - STEEL 90D 1/4 X 3/8 FLARE PARKER 4-C6X-S	
	112236-01-E10	EA BEZEL - MONITOR - UNDER DASH - LEFT SIDE	

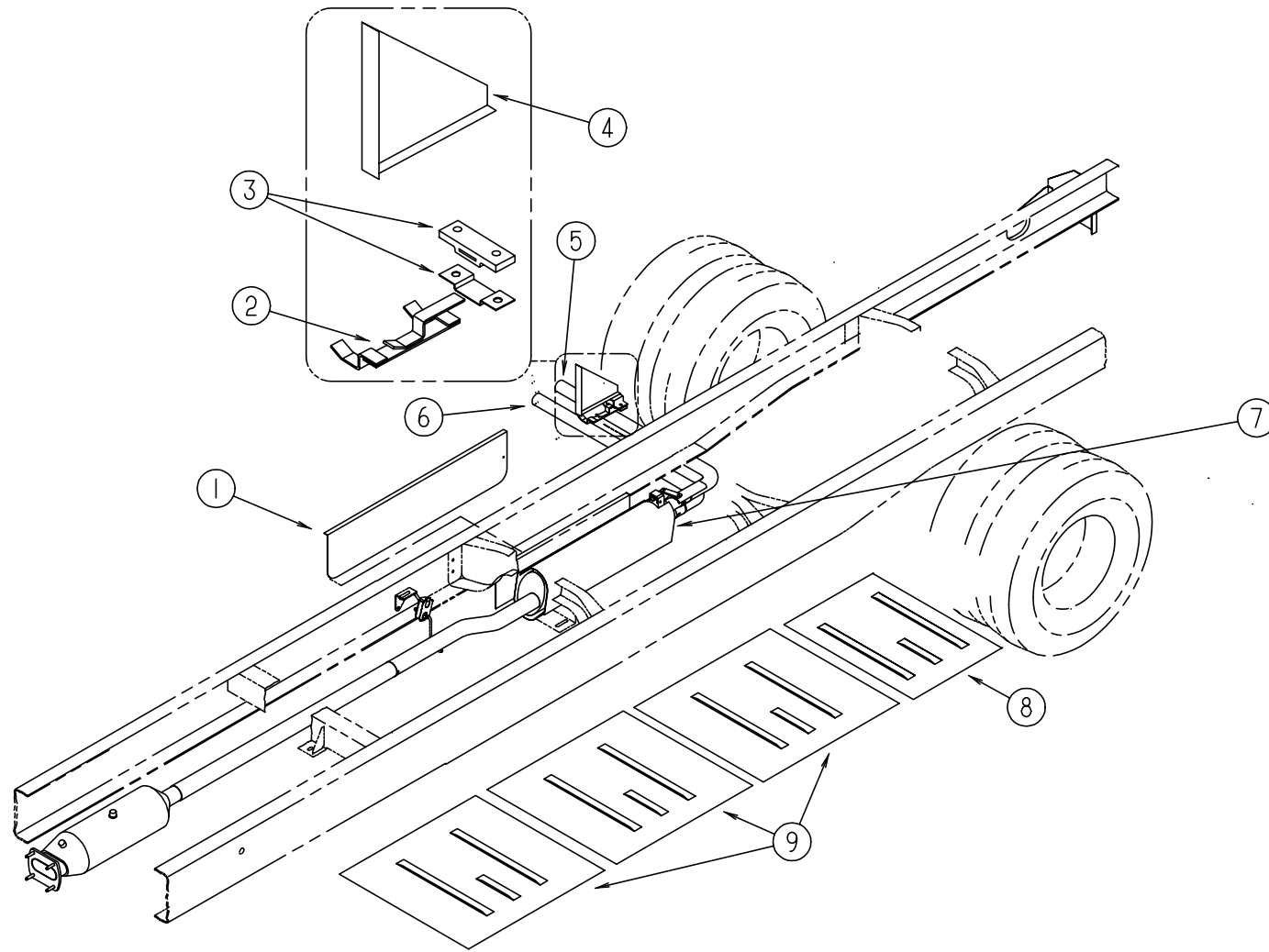
BRAKE LINE

KEY	PART NUMBER	U/M DESCRIPTION
	088498-01-000	EA UNION - INVERTED FLARE - BRASS - 3/16 - 3/8 - 24 THREAD - BRAKE LINE
	088497-02-000	EA NUT - INVERTED FLARE - 1/4"
	085771-03-000	EA NUT - HEX - FL. PREV. TORQUE - GRADE G DRIVE SHAFT

SHOCK ABSORBER (CHEVY)

KEY	PART NUMBER	U/M DESCRIPTION
	104993-01-000	EA SHOCK ABSORBER-GAS, P30 FRONT-BILSTEIN B46-1173 (SINGLE-1) FROM: 00-00-00 THRU: 01-07-96
	104993-02-000	EA SHOCK ABSORBER-GAS,P30 FRONT FROM: 01-08-96 THRU: 99-99-99

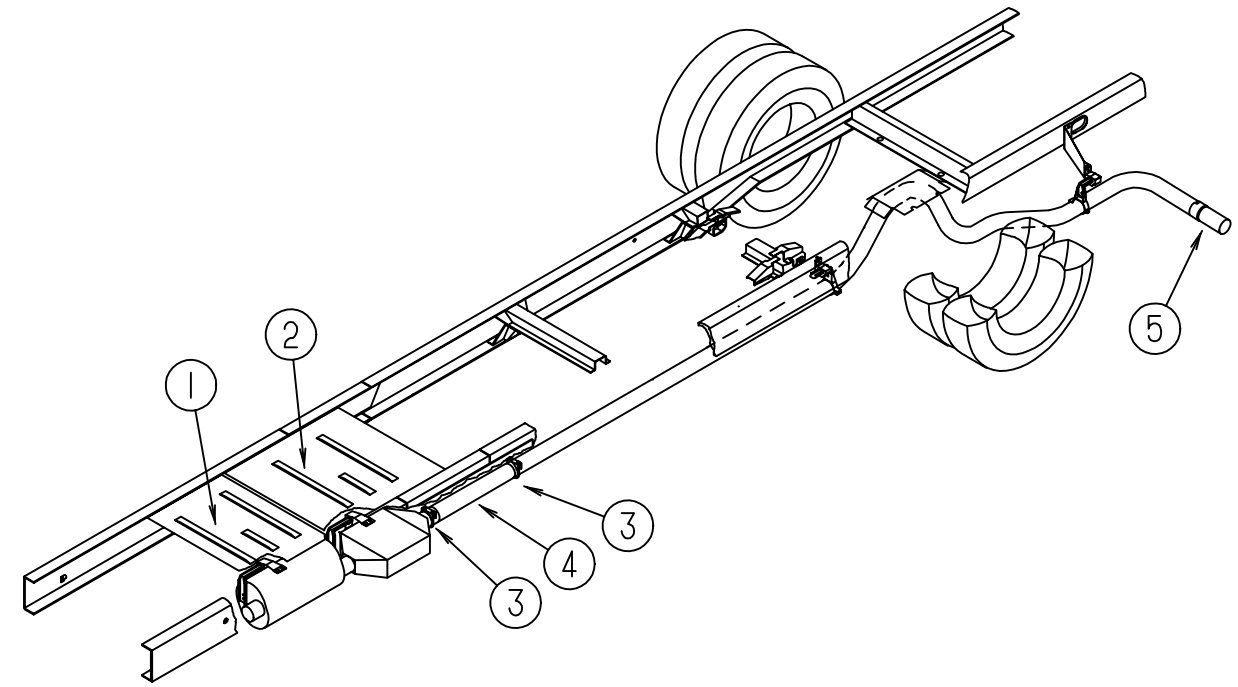
CHASSIS GROUP (CONTINUED)



EXHAUST SYSTEM (FORD)

KEY	PART NUMBER	U/M	DESCRIPTION
1	075307-03-000	EA	SHIELD - HEAT - LP
2	096055-05-000	EA	SUPPORT - EXHAUST PIPE
3	095190-01-000	EA	HANGER ASM - EXHAUST
4	102117-06-000	EA	HANGER ASM - TAILPIPE
5	098762-12-000	EA	PIPE-EXHAUST,STRAIGHT,2.25IN
6	098762-12-000	EA	PIPE-EXHAUST,STRAIGHT,2.25IN
	007125-07-000	EA	CLAMP - MUFFLER - 2.50" DIAMETER
7	007125-05-000	EA	CLAMP - MUFFLER - 2" DIAMETER
8	101544-06-000	EA	SHIELD - EXHAUST
9	101544-01-000	EA	SHIELD - EXHAUST

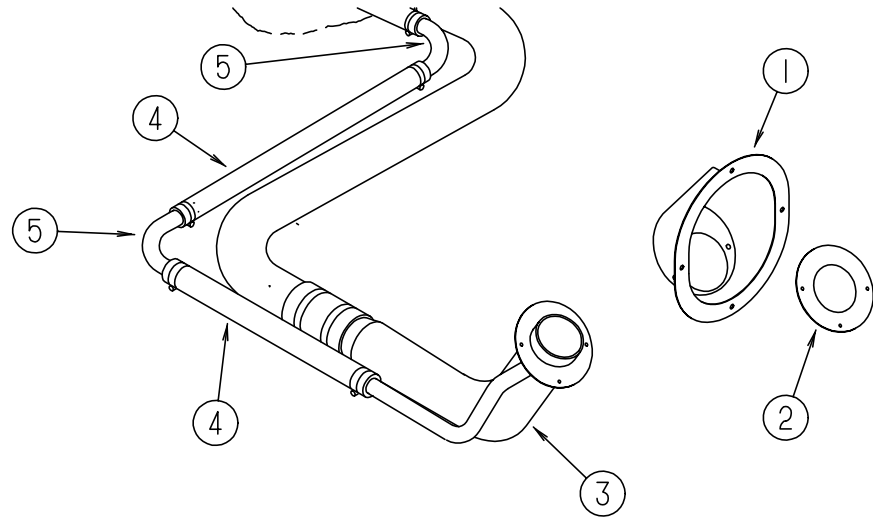
CHASSIS GROUP (CONTINUED)



EXHAUST SYSTEM (CHEVY)

KEY	PART NUMBER	U/M	DESCRIPTION
1	101544-01-000	EA	SHIELD - HEAT - EXHAUST - 19.7" X 28.9" - STEEL
2	101544-02-000	EA	SHIELD - HEAT - EXHAUST - 30" X 28.9" - STEEL
3	094918-01-000	EA	CLAMP - EXHAUST - 3"
4	098762-06-000	EA	PIPE - EXHAUST - STRAIGHT - 3.0" X 22"
5	098762-11-000	EA	PIPE - EXHAUST - STRAIGHT - 3.0"

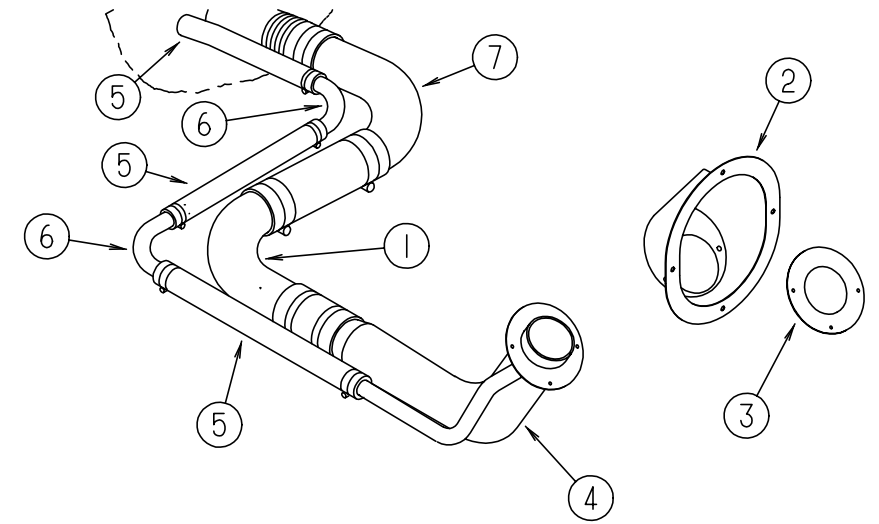
CHASSIS GROUP (CONTINUED)



FUEL SYSTEM (FORD)

KEY	PART NUMBER	U/M	DESCRIPTION
1	095854-01-05A	EA	SHROUD - FUEL FILL
2	078200-01-000	EA	GASKET - FUEL FILL - 3.5"OD X 2"ID
3	087256-07-000	EA	NECK ASM - FUEL FILL
4	066732-01-000	FT	HOSE - FUEL FILL - .62" ID
5	098806-01-000	EA	PIPE - FILL VENT - 90 DEGREE BEND - .625" OD - STEEL
	007063-01-000	FT	HOSE - GAS 1/4"ID X 1/2"OD
	084884-01-000	EA	PLUG - BRASS - 3/8"
	007111-02-000	EA	HOSE - FUEL FILL - 2" ID - IN 3FT LENGTHS

CHASSIS GROUP (CONTINUED)



FUEL SYSTEM (CHEVY)

KEY	PART NUMBER	U/M	DESCRIPTION
1	098807-01-000	EA	PIPE - FUEL FILL - 90 DEGREE BEND - 6.6" - 1 3/4" OD - STEEL
2	095854-01-05A	EA	SHROUD - FUEL FILL
3	078200-01-000	EA	GASKET - FUEL FILL - 3.5"OD X 2"ID
4	087256-10-000	EA	NECK ASM. - FUEL FILL
5	066732-01-000	FT	HOSE - FUEL FILL - .62" ID
6	098806-01-000	EA	PIPE - FILL VENT - 90 DEGREE BEND - .625" OD - STEEL
7	098803-01-000	EA	PIPE-FUEL,FILL
	007063-01-000	FT	HOSE - GAS 1/4"ID X 1/2"OD

CHASSIS GROUP (CONTINUED)

WHEEL LINERS, KAPER (FORD)

KEY	PART NUMBER	U/M	DESCRIPTION	VENDOR NO.
	091209-14-000	EA	WHEEL LINER SET - F/F53 CHASSIS - 16" WHEEL (SET = 4)	
	091209-01-704	EA	COVER-LUG NUT W/O FLANGE	36
			LUG NUT COVER - NO SHOULDER OR FLANGE AT BASE	
	091209-08-700	EA	LINER-WHEEL, FRONT, W/AXLE COVER	157
			HAS 8 PRESS-IN NUT COVERS WHICH ARE N/A, AND 2 SNAP-ON NUT COVERS #09120901704	
	091209-08-706	EA	NUT-FLAT .500, 9/16 STUD	165
	091209-14-700	EA	LINER-WHEEL, (REAR)	159

WHEEL COVERS, DICOR (FORD)

KEY	PART NUMBER	U/M	DESCRIPTION	VENDOR NO.
	098532-01-000	EA	COVER-WHEEL, FORD - 16" - SET OF 4 - DICOR SH-SD-16	
	098532-01-700	EA	COVER-LUG NUT (CHROME)	SH-AU-LNC
	098532-01-701	EA	COVER-WHEEL (FRT & REAR)	SH-SD-16

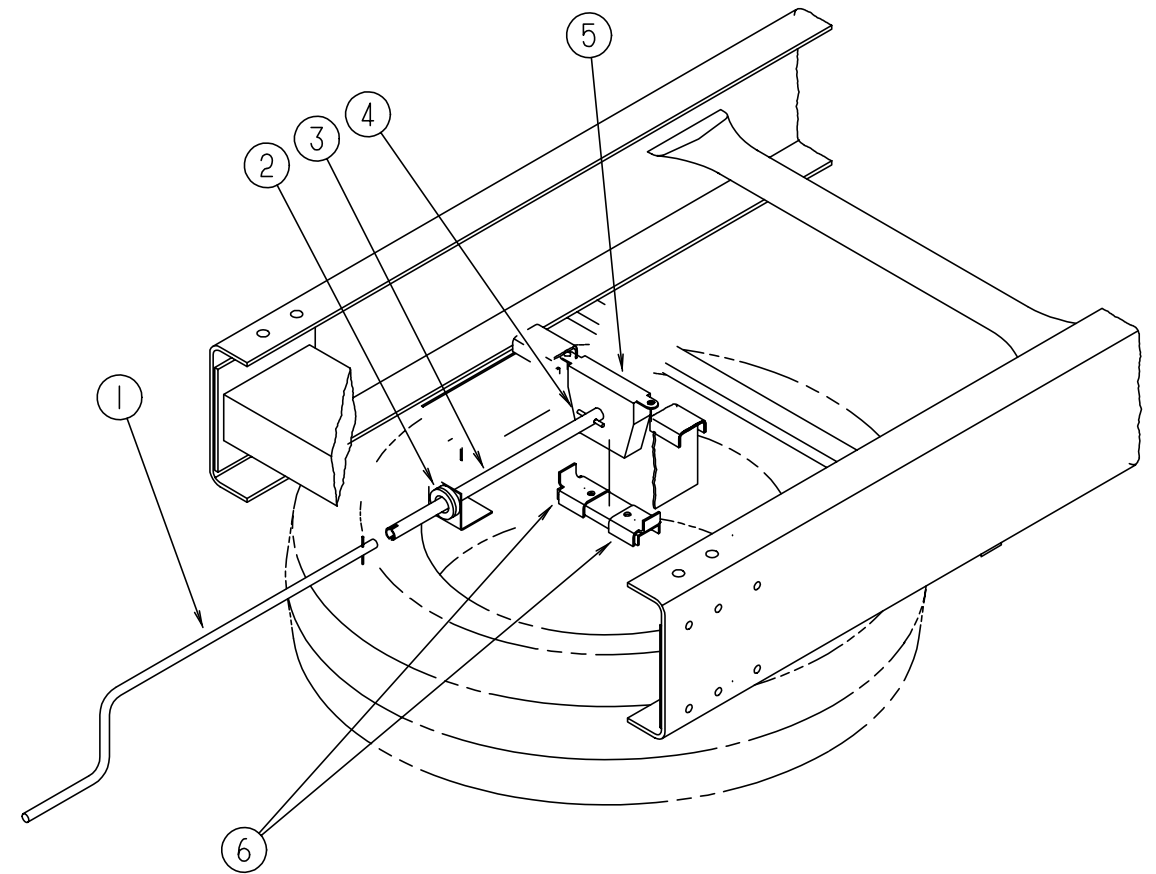
WHEEL LINERS, KAPER (CHEVY)

KEY	PART NUMBER	U/M	DESCRIPTION	VENDOR NO.
	091209-01-000	EA	LINER - WHEEL - 19.5" - SST - SET OF 4 - 1954-ION	
	091209-01-700	EA	LINER - WHEEL - 19.5" FRONT - 10 LUG	37N
	091209-01-701	EA	LINER - WHEEL - 19.5" REAR - 10 LUG	38N
	091209-01-702	EA	COVER - AXLE - 19.5" FRONT - 10 LUG	34N
	091209-01-703	EA	COVER - AXLE - 19.5" REAR - 10 LUG	35N
	091209-01-704	EA	COVER-LUG NUT W/O FLANGE	36
			LUG NUT COVER - NO SHOULDER OR FLANGE AT BASE	

WHEEL COVERS, DICOR (CHEVY)

KEY	PART NUMBER	U/M	DESCRIPTION	VENDOR NO.
	109443-01-000	EA	COVER - WHEEL - 4/ SET 19.5 W/ HARDWARE	
	109443-01-700	EA	COVER - WHEEL - 19.5 - FRONT & REAR	SHAG95
	109443-01-701	EA	SET - BRACKET - 1 FRONT WHEEL	SHAG95-FBS
	109443-01-702	EA	SET - BRACKET - 1 REAR WHEEL	SHAG95-RBS
	109443-01-703	EA	CAP - CENTER - HUB	SP-AUCAP
	109443-01-704	EA	CLIP-RETAINER	V160GM-PNT

CHASSIS GROUP (CONTINUED)



SPARE TIRE HOIST

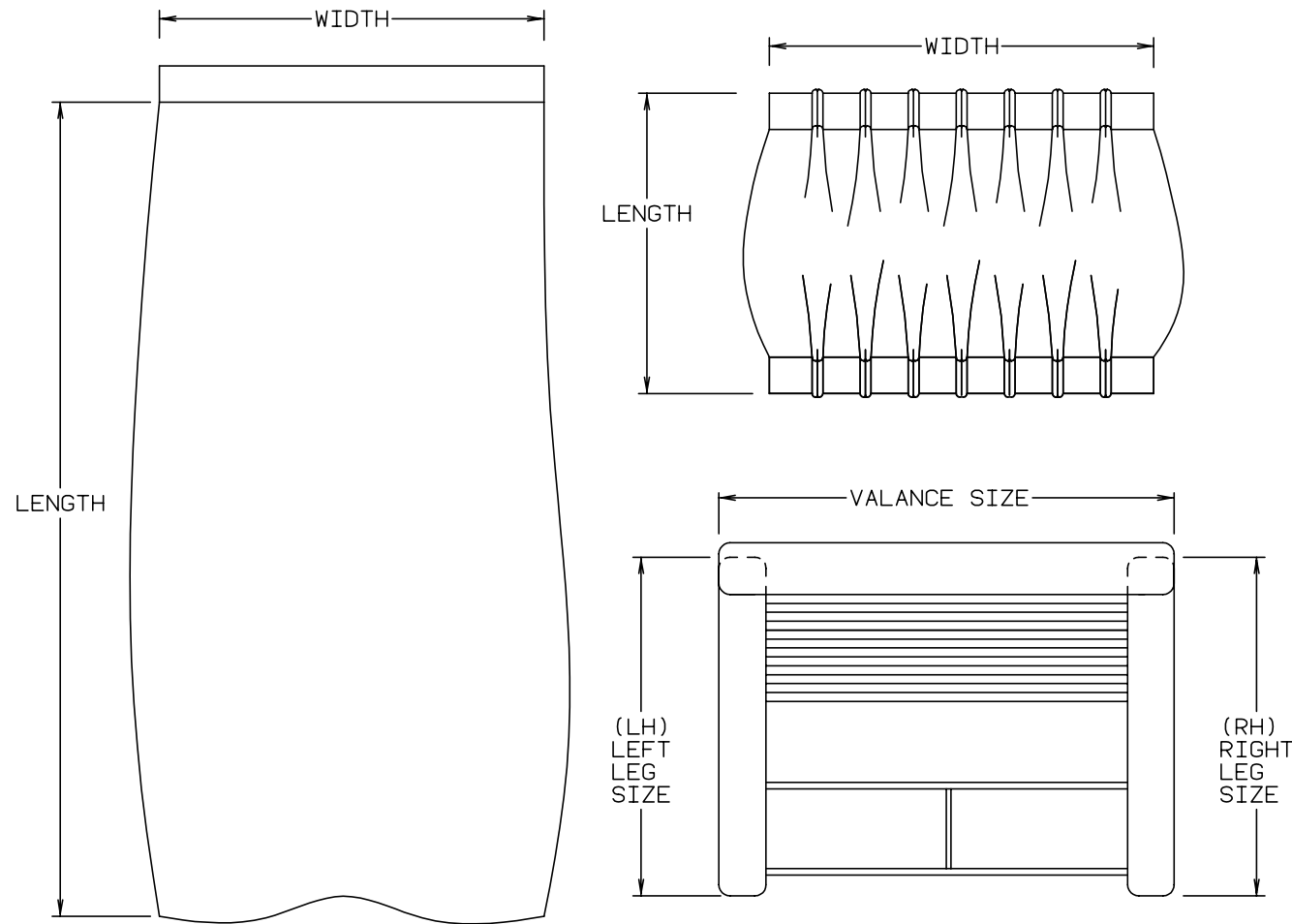
KEY	PART NUMBER	U/M	DESCRIPTION	
1	093376-02-000	EA	HANDLE-CRANK, TIRE HOIST	
2	071015-11-000	EA	GROMMET - 1.00 ID	
3	093375-06-000	EA	EXTENSION-TIRE HOIST	
	093375-09-000	EA	EXTENSION-TIRE HOIST	FROM: 00-00-00 THRU: 10-31-95
	093362-06-000	EA	CHANNEL-TIRE HOIST	FROM: 11-01-95 THRU: 99-99-99
				FROM: 00-00-00 THRU: 02-01-96
4	114376-01-000	EA	PIN-DRIVE, .156 X .750 - TYPE E - TIRE HOIST	
5	093267-02-000	EA	HOIST-SPARE TIRE	
	093267-01-000	EA	HOIST-SPARE TIRE - DEUER MFG6L201	
6	105499-01-000	EA	BRACKET-TIRE HOIST	
	077030-02-000	EA	EXTENSION-VALVE STEM, 1.25"	
	083425-05-000	EA	TIRE-MICHELIN, LT235/85R16 LRE - XPS RIB - FORD	
	095853-02-000	EA	WHEEL-STEEL, 16 X 6K - F2TA-1015-NA - FORD - ACCURIDE 28513-7	
	051377-05-000	EA	VALVE STEM ASM - EATON VS-938 F53-92	
	007324-03-000	EA	TIRE-MICHELIN, 8R 19.8 LRF - CHEVY	
	064963-01-000	EA	WHEEL-STEEL, 19.5" X 6" - GM 14005758	
	051377-01-000	EA	STEM-VALVE, TR 500	
	080208-01-000	EA	LUG WRENCH, 1.06 X 1.00	
	080208-02-000	EA	BAR-LEVERAGE, LUG WRENCH	

CURTAIN & CUSHION GROUP

NOTICE

IN ORDER TO ASSIST OUR PARTS SALES DEPT. IN PROVIDING INTERIOR SOFTGOODS ITEMS, PLEASE INCLUDE THE SERIAL NUMBER AND THE COLOR CODE NUMBER FROM THE VEHICLE CERTIFICATION LABEL WHEN ORDERING. THIS LABEL IS LOCATED ON THE LEFT SIDEWALL AT THE END OF THE DASH (A-BODY), OR ON THE DRIVER'S DOOR LATCH PLATE (C-BODY).

AN EXAMPLE OF A COLOR CODE NUMBER IS B07, WHICH DESIGNATES AN OVERALL COLOR SCHEME OF A PARTICULAR UNIT. THE COLOR LISTED AFTER THE ITEM DESCRIPTION ON THE MICROFICHE, INDICATES THE OVERALL UNIT COLOR. ORDER THE ITEM YOU DESIRE ACCORDING TO UNIT COLOR CODE.



NOTE: USE THIS ILLUSTRATION WHEN DETERMINING LENGTH AND WIDTH MEASUREMENTS FOR CURTAINS. YOU WILL NOTE THE WIDTH MEASUREMENT IS TAKEN ON THE TOP OF THE CURTAIN WITH THE CURTAIN FULLY EXTENDED. THE LENGTH MEASUREMENT IS TAKEN FROM TOP TO BOTTOM. LEFT AND RIGHT WINDOW LEGS ARE DETERMINED WHEN FACING THE WINDOW.

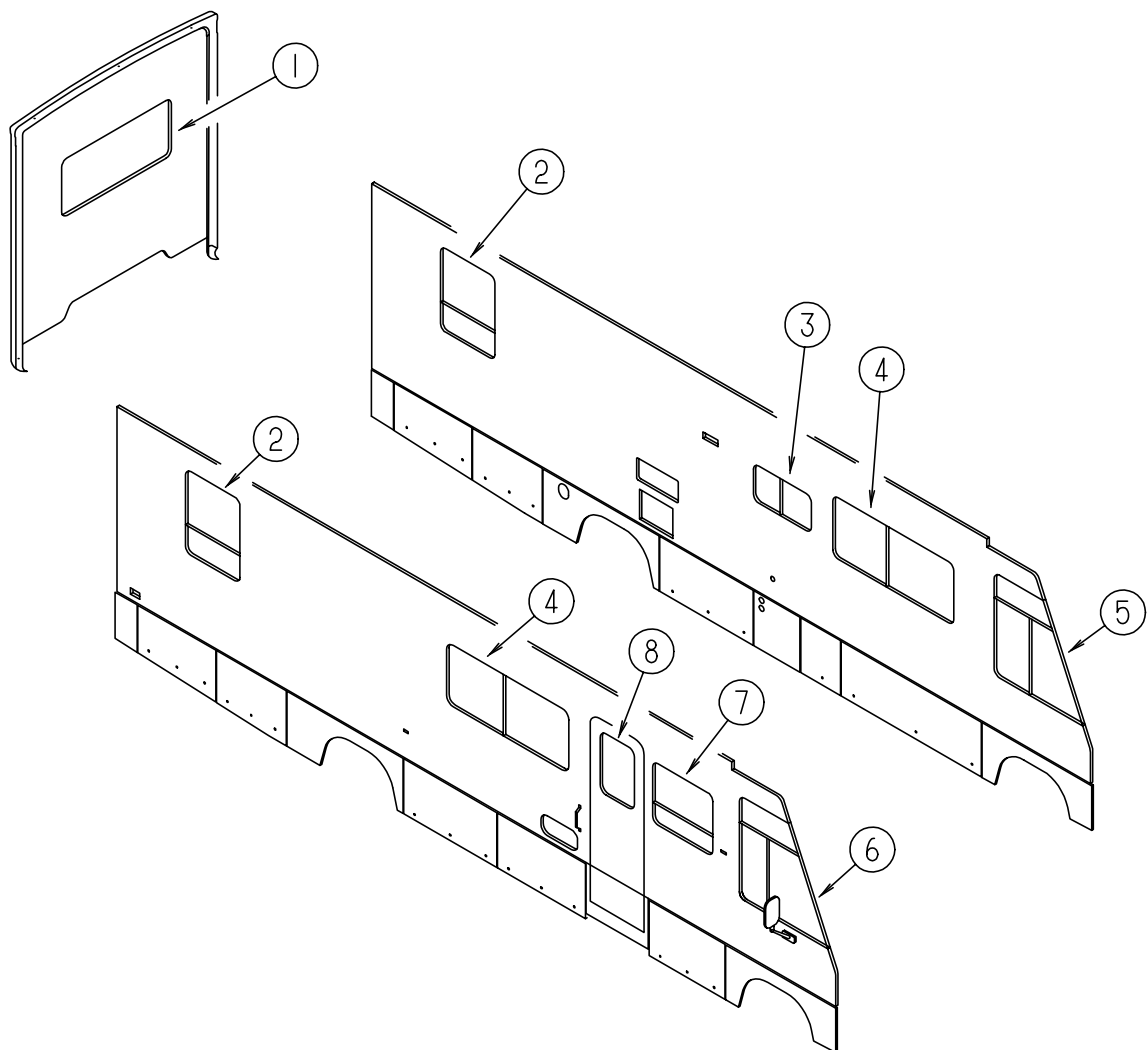
CURTAIN & CUSHION GROUP (CONTINUED)

ADVENTURER FABRIC				
COLOR CODES		G15	G16	G17
		BOTANICAL (GREEN)	THISTLE (TAN)	COPPER CANYON
CEILING MATERIAL	FROM: 00-00-00 THRU: 01-31-96	113979-04-01A	113979-04-01A	113979-04-01A
CEILING MATERIAL	FROM: 02-01-96 THRU: 99-99-99	113979-06-01A	113979-06-01A	113979-06-01A
OFF WHITE VINYL		103907-01-01A	103907-01-01A	103907-01-01A
BEIGE VINYL		079680-07-000	079680-07-000	079680-07-000
MADRID WILLOW VINYL		103907-01-03A	103907-01-03A	103907-01-03A
DRAPERY FABRIC		072333-85-000	072333-85-000	072333-85-000
BUCKET SEATS		108446-G0-000	108446-77-000	104233-59-000
DINETTE		108446-F8-000	108446-F9-000	108446-H0-000
DINETTE CHAIR		108446-G1-000	108446-G2-000	108446-H2-000
DINETTE PAD		108446-G0-000	108446-77-000	104233-59-000
SOFA		108446-F8-000	108446-F9-000	108446-H0-000
SOFA PILLOWS		108446-G1-000 084415-70-000	108446-G2-000 084415-69-000	108446-H2-000 084415-77-000
SWIVEL CHAIR		108446-G1-000	108446-G2-000	108446-H2-000
LOUNGE WINDOWS		108446-F8-000 108446-G1-000	108446-F9-000 108446-G2-000	108446-H0-000 108446-H2-000
BEDROOM WINDOW		105745-B2-000 105745-B0-000	105745-62-000 105745-B1-000	105745-B7-000 105745-A2-000
BEDSPREAD		105745-B2-000 105745-B0-000	105745-62-000 105745-B1-000	105745-B7-000 105745-A2-000
PILLOW SHAMS			105745-62-000 105745-B1-000	105745-B7-000 105745-A2-000
BEDROOM PILLOWS		105745-B2-000	105745-62-000	105745-B7-000
HEADBOARD		105745-B0-000 105745-B2-000	105745-B1-000 105745-62-000	105745-A2-000 105745-B7-000
FRONT WRAP AROUND		072333-85-000	072333-85-000	072333-85-000
PLEATED BLINDS		094911-30-000	094911-30-000	094911-30-000
MAP POCKETS		108446-G0-000	108446-77-000	104233-59-000

NOTE: FABRIC LISTED FIRST, IN A BLOCK, IS THE LARGEST QUANTITY OF FABRIC USED

CURTAIN & CUSHION GROUP (CONTINUED)

CURTAINS & WINDOW TREATMENT

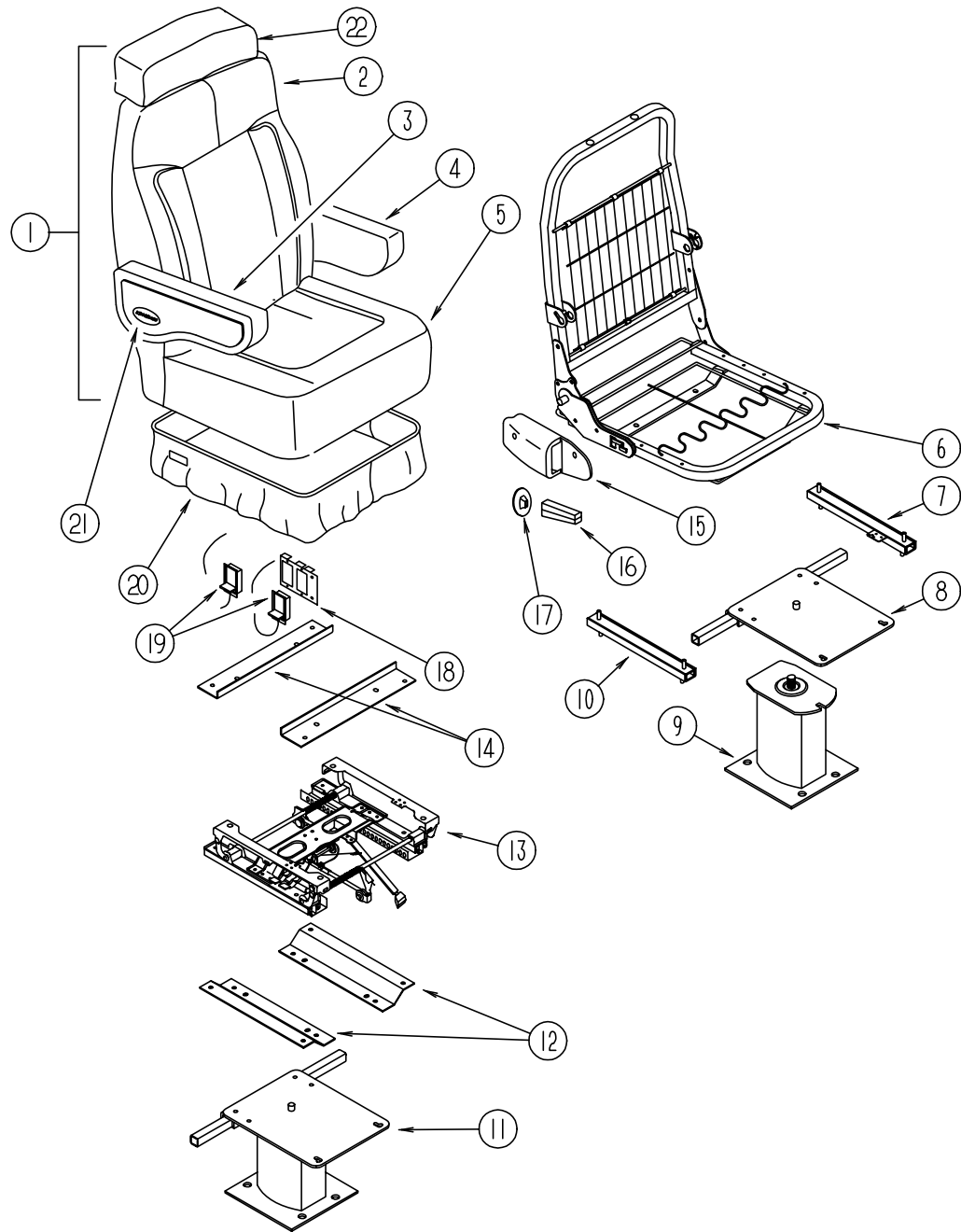


KEY	PART NUMBER	U/M	DESCRIPTION
1	119262-03-G15	EA	VALANCE ASM - 52.5" MONACO W/BRAID
1	119299-01-G16	EA	VALANCE ASM - 53" WHITNEY
1	119299-01-G17	EA	VALANCE ASM - 53" WHITNEY
1	119333-03-G15	EA	LEG-RH., 25" - PLAIN - W/O HOLE
1	119333-07-G16	EA	LEG-RH., 25" - GATHERED - W/O HOLE
1	119333-07-G17	EA	LEG-RH., 25" - GATHERED - W/O HOLE
1	119333-04-G15	EA	LEG-LH., 25" - PLAIN - W/O HOLE
1	119333-08-G16	EA	LEG-LH., 25" - GATHERED - W/O HOLE
1	119333-08-G17	EA	LEG-LH., 25" - GATHERED - W/O HOLE
1	109802-36-G15	EA	BLIND ASM-PLEATED, 49" X 29" (G15)
1	109802-36-F12	EA	BLIND ASM-PLEATED, 49" X 29" (G16,G17)
1	119262-24-G15	EA	VALANCE ASM - 64.5" MONACO W/BRAID (TWIN BED OPTION)
1	119299-07-G16	EA	VALANCE ASM - 65" WHITNEY (TWIN BED OPTION)
1	119299-07-G17	EA	VALANCE ASM - 65" WHITNEY (TWIN BED OPTION)
1	109802-10-G15	EA	BLIND ASM-PLEATED, 60" X 28.5" (TWIN BED OPTION)

KEY	PART NUMBER	U/M	DESCRIPTION
2	119262-04-G15	EA	VALANCE ASM. - 31" MONACO W/BRAID
2	119299-02-G16	EA	VALANCE ASM. - 32" WHITNEY
2	119299-02-G17	EA	VALANCE ASM. - 32" WHITNEY
2	119333-05-G15	EA	LEG-RH., 38" - PLAIN - W/O HOLE
2	119333-09-G16	EA	LEG-RH., 38" - GATHERED - W/O HOLE
2	119333-09-G17	EA	LEG-RH., 38" - GATHERED - W/O HOLE
2	119333-06-G15	EA	LEG-LH., 38" - PLAIN - W/O HOLE
2	119333-10-G16	EA	LEG-LH., 38" - GATHERED - W/O HOLE
2	119333-10-G17	EA	LEG-LH., 38" - GATHERED - W/O HOLE
2	109802-37-G15	EA	BLIND ASM-PLEATED, 27.5" X 38.5"
2	109802-37-F12	EA	BLIND ASM-PLEATED, 27.5" X 38.5" (G16,G17)
3	109041-20-02A	EA	BLIND-MINI, 31" X 18" DROP (G15,G17)
3	109041-20-01A	EA	BLIND-MINI, 31" X 18" DROP (G16)
	109353-04-000	EA	CLIP-VALANCE SLAT MOUNTING, CLEAR PLASTIC - PAR
	109353-07-02A	EA	BLIND-SLAT, 31" (G15,G17)
	109353-07-01A	EA	BLIND-SLAT, 31" (G16)
	109441-01-000	EA	HOLD DOWN-BLIND (CLOUDY)
			FROM: 00-00-00 THRU: 01-31-96
	109441-03-000	EA	HOLD DOWN-BLIND (CLOUDY)
			FROM: 02-01-96 THRU: 99-99-99
4	119262-01-G15	EA	VALANCE ASM - 64.5" MONACO W/BRAID
4	119263-01-G16	EA	VALANCE ASM - 64.5" STARBUCK
4	119263-01-G17	EA	VALANCE ASM - 64.5" STARBUCK
4	119333-01-G15	EA	LEG-RH., 25", PLAIN - W/O HOLE
4	119333-01-G16	EA	LEG-RH., 25", PLAIN - W/O HOLE
4	119333-01-G13	EA	LEG-RH., 25", PLAIN - W/O HOLE (G17)
4	119333-02-G15	EA	LEG-LH., 25", PLAIN - W/O HOLE
4	119333-02-G16	EA	LEG-LH., 25", PLAIN - W/O HOLE
4	119333-02-G13	EA	LEG-LH., 25", PLAIN - W/O HOLE (G17)
4	109802-10-G15	EA	BLIND ASM-PLEATED, 60" X 28.5"
4	109802-10-G09	EA	BLIND ASM-PLEATED, 60" X 28.5" (G16,G17)
5	101668-46-E91	EA	CURTAIN ASM. - 48" X 95" - DRIVER SIDE - TAPE TOP
5	073260-42-C18	EA	TIEBACK ASM. - 6" X 18"
6	101668-45-E91	EA	CURTAIN ASM. - 48" X 95" - PASSENGER SIDE - TAPE TOP
6	073260-42-C18	EA	TIEBACK ASM. - 6" X 18"
7	119262-02-G15	EA	VALANCE ASM - 34.5" MONACO W/BRAID
7	119263-02-G16	EA	VALANCE ASM - 34.5" STARBUCK
7	119263-02-G17	EA	VALANCE ASM - 34.5" STARBUCK
7	119333-01-G15	EA	LEG-RH., 25", PLAIN - W/O HOLE
7	119333-01-G16	EA	LEG-RH., 25", PLAIN - W/O HOLE
7	119333-01-G13	EA	LEG-RH., 25", PLAIN - W/O HOLE (G17)
7	119333-02-G15	EA	LEG-LH., 25", PLAIN - W/O HOLE
7	119333-02-G16	EA	LEG-LH., 25", PLAIN - W/O HOLE
7	119333-02-G13	EA	LEG-LH., 25", PLAIN - W/O HOLE (G17)
	109802-11-G15	EA	BLIND ASM-PLEATED, 29" X 28.5"
7	109802-11-E33	EA	BLIND ASM-PLEATED, 29" X 28.5" (G16,G17)
8	119262-05-G15	EA	VALANCE ASM-FLAT - 30.25" MONACO
8	119263-03-G16	EA	VALANCE ASM-FLAT - 30.25" STARBUCK
8	119263-03-G17	EA	VALANCE ASM-FLAT - 30.25" STARBUCK
8	084755-57-E07	EA	PULL SHADE - 27.25 - W/O TRIM

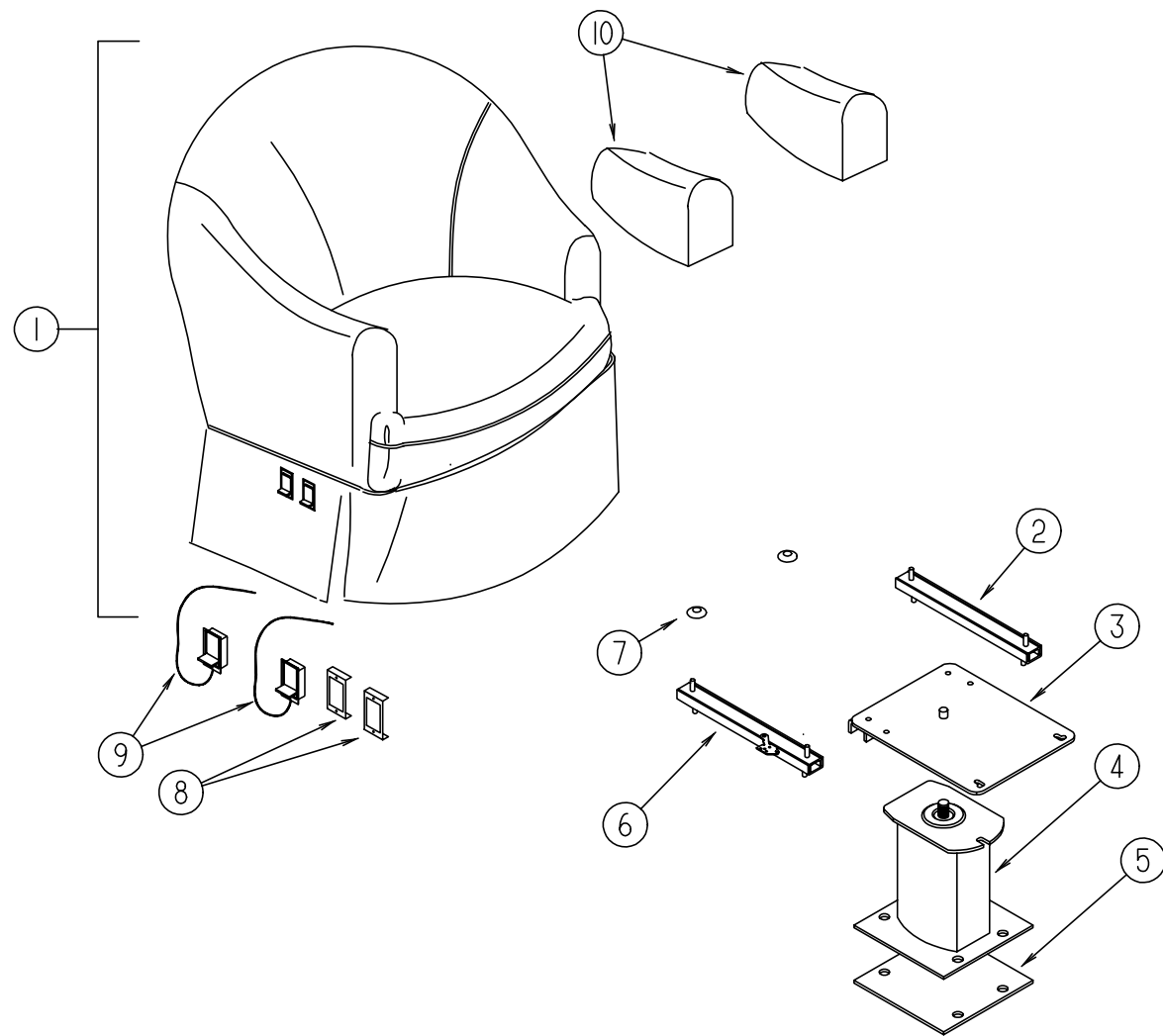
CURTAIN & CUSHION GROUP (CONTINUED)

BUCKET SEAT



KEY	PART NUMBER	U/M	DESCRIPTION
1	115390-05-G15	EA	SEAT-NEWPORT, MANUAL RECLINER W/HEADREST
1	115390-05-G16	EA	SEAT-NEWPORT, MANUAL RECLINER W/HEADREST
1	115390-05-G17	EA	SEAT-NEWPORT, MANUAL RECLINER W/HEADREST
2	M05962-13-G15	EA	COVER - BACK - NEWPORT
2	M05962-13-G16	EA	COVER - BACK - NEWPORT
2	M05962-13-G17	EA	COVER - BACK - NEWPORT
3	114929-01-G15	EA	ARMREST ASM - RIATTA, RH
3	114929-01-G16	EA	ARMREST ASM - RIATTA, RH
3	114929-01-G17	EA	ARMREST ASM - RIATTA, RH
3	P14929-01-G15	EA	COVER - ARMREST - RIATTA, RH
3	P14929-01-G16	EA	COVER - ARMREST - RIATTA, RH
3	P14929-01-G17	EA	COVER - ARMREST - RIATTA, RH
4	114929-02-G15	EA	ARMREST ASM - RIATTA, LH
4	114929-02-G16	EA	ARMREST ASM - RIATTA, LH
4	114929-02-G17	EA	ARMREST ASM - RIATTA, LH
4	P14929-02-G15	EA	COVER - ARMREST - RIATTA, LH
4	P14929-02-G16	EA	COVER - ARMREST - RIATTA, LH
4	P14929-02-G17	EA	COVER - ARMREST - RIATTA, LH
5	M05962-14-G15	EA	COVER - SEAT - NEWPORT
5	M05962-14-G16	EA	COVER - SEAT - NEWPORT
5	M05962-14-G17	EA	COVER - SEAT - NEWPORT
6	M80906-12-000	EA	FRAME - SEAT - BACK & SPRING
7	119952-04-000	EA	SLIDE-SEAT, HD - LOCKING 4 STUDS - ATWOOD 83785
	069246-99-000	EA	SPRING - ADJUSTER - FOR REMOTE - LIGHT BLUE
	117125 01 02B	EA	BRACKET - CABLE HOLDER - STEEL
	069246-05-701	EA	CLIP - CABLE - FOR REMOTE
8	107921-05-000	EA	TOP PLATE - PEDESTAL - W/ SEATBELT BAR
9	107921-01-000	EA	PEDESTAL - FLOOR MOUNTED - W/ 9.75" EXTENSION
	107921-06-000	EA	BEARING KIT - PEDESTAL
10	119952-02-000	EA	SLIDE-SEAT, HD - NONLOCKING 4 STUDS - ATWOOD 83731
11	107921-14-000	EA	PEDESTAL ASM-SEAT 5.75 IN - MANUAL SEAT OPTION - FLEXSTEEL XP1774
12	116215-03-000	EA	PLATE-LOWER, MANUAL - 6-WAY - MANUAL SEAT OPTION - ATWOOD 83835
13	116215-01-000	EA	SEAT-MANUAL, 6-WAY - DRIVER - MANUAL SEAT OPTION - ATWOOD 83805
14	116215-02-000	EA	PLATE-UPPER, MANUAL - 6-WAY - MANUAL SEAT OPTION - ATWOOD 85118
15	080730-09-000	EA	SHIELD - RECLINER HANDLE
	080730-10-000	EA	SCREW - RECLINER HANDLE SHIELD
16	080730-08-000	EA	HANDLE - RECLINER - BLACK
17	080730-11-000	EA	SHIELD - RUBBER BOOT
18	108049-03-000	EA	REMOTE & CABLE - 26"
	108049-02-000	EA	CLIP - CABLE
19	097683-03-000	EA	BRACKET - REMOTE - SIDE MOUNT - SINGLE
20	071126-43-G15	EA	SKIRT - SINGLE - 10.5" - W/OPEN BACK
20	071126-43-E33	EA	SKIRT - SINGLE - 10.5" - W/OPEN BACK (G16)
20	071126-43-F86	EA	SKIRT - SINGLE - 10.5" - W/OPEN BACK (G17)
20	071126-54-G15	EA	SKIRT - SINGLE - 10.5" - W/OPEN BACK - 6 WAY MANUAL CONTROL
20	071126-54-F12	EA	SKIRT - SINGLE - 10.5" - W/OPEN BACK - 6 WAY MANUAL CONTROL (G16)
20	071126-54-F04	EA	SKIRT - SINGLE - 10.5" - W/OPEN BACK - 6 WAY MANUAL CONTROL (G17)
21	111169-01-000	EA	BACK PLATE - EMBLEM
21	111169-02-000	EA	EMBLEM - "WINNEBAGO"
22	119698-01-G15	EA	HEADREST - STRATON II
22	119698-01-G16	EA	HEADREST - STRATON II
22	119698-01-G17	EA	HEADREST - STRATON II
22	P19698-01-G15	EA	COVER-HEADREST, STRATON II
22	P19698-01-G16	EA	COVER-HEADREST, STRATON II
22	P19698-01-G17	EA	COVER-HEADREST, STRATON II
22	117713-02-000	EA	CHAIR ASM-RECLINER,FLEXSTEEL (F12)

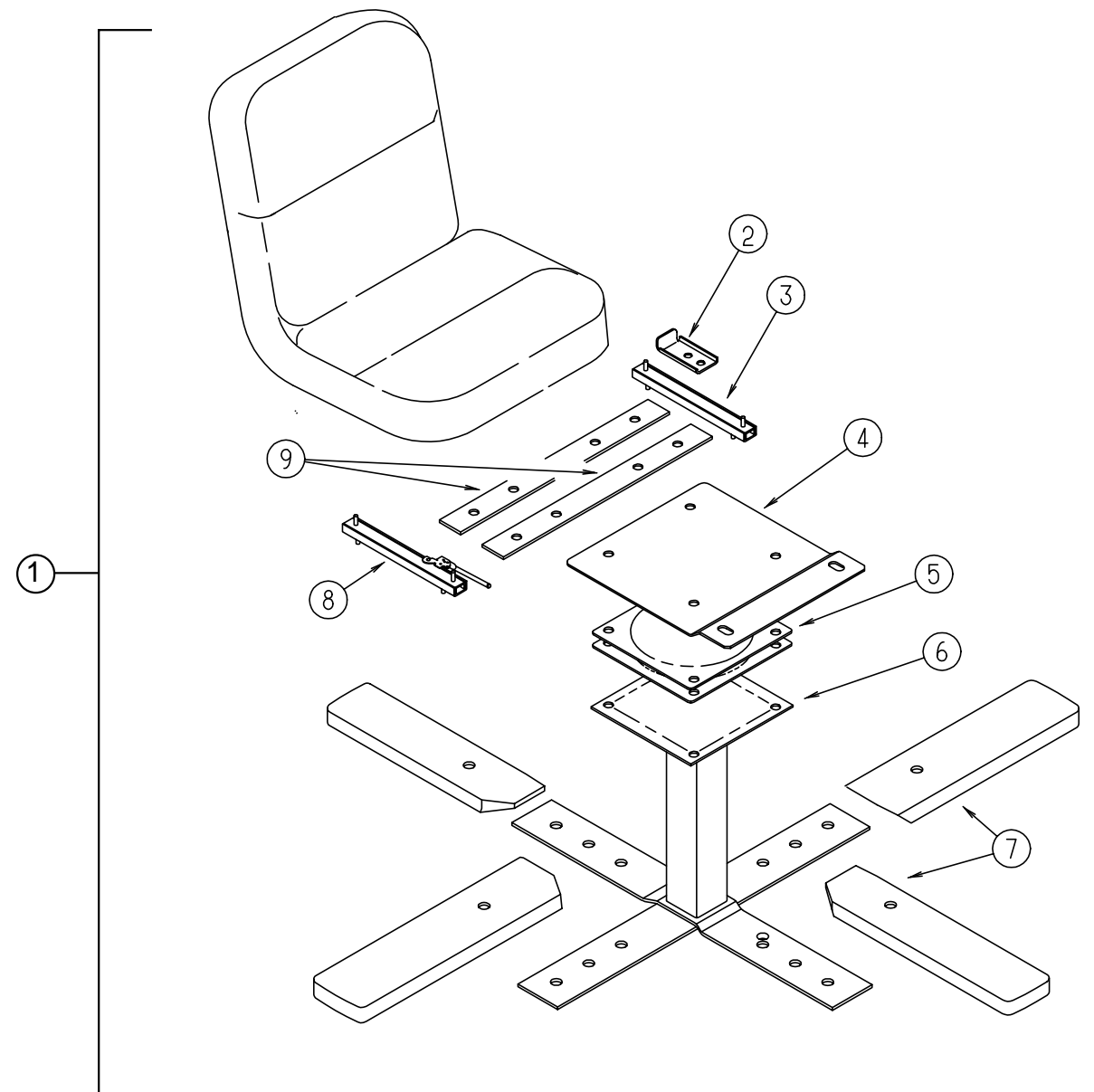
CURTAIN & CUSHION GROUP (CONTINUED)



SWIVEL CHAIR (RECLINER)

KEY	PART NUMBER	U/M	DESCRIPTION
1	118302-01-G15	EA	CHAIR ASM - 400
1	118302-01-G16	EA	CHAIR ASM - 400
1	118302-01-G13	EA	CHAIR ASM - 400 (G17)
	P18302-01-G15	EA	COVER-CHAIR, 400
	P18302-01-G16	EA	COVER-CHAIR, 400
	P18302-01-G13	EA	COVER-CHAIR, 400 (G17)
	118306-01-G15	EA	SKIRT ASM - 400-03
	118306-01-G16	EA	SKIRT ASM - 400-03
	118306-01-G13	EA	SKIRT ASM - 400-03 (G17)
2	119952-01-000	EA	SLIDE-SEAT, HD - NONLOCKING 2 STUD - ATWOOD 83711
3	107921-08-000	EA	TOP PLATE-W/O SEAT BELT BAR
	107921-06-000	EA	BEARING KIT - PEDESTAL
4	107921-02-000	EA	FLOOR MOUNTED PEDESTAL - W/ 6.50" EXTENSION
5	108445-02-000	EA	SUB PLATE - FLOOR MOUNTED PEDESTAL
6	119952-03-000	EA	SLIDE-SEAT, HD - LOCKING 2 STUDS - ATWOOD 83775
7	007221-01-000	EA	SPACER - SEAT ADJUSTER
8	097683-03-000	EA	BRACKET - REMOTE - SIDE MOUNT
	117125-01-02B	EA	BRACKET-CABLE HOLDER, E-COAT
9	108049-03-000	EA	REMOTE & CABLE
10	P18302-27-G15	EA	COVER-ARM, RH - 400 CHAIR
10	P18302-27-G16	EA	COVER-ARM, RH - 400 CHAIR
10	P18302-27-G13	EA	COVER-ARM, RH - 400 CHAIR (G17)
10	P18302-28-G15	EA	COVER-ARM, LH - 400 CHAIR
10	P18302-28-G16	EA	COVER-ARM, LH - 400 CHAIR
10	P18302-28-G13	EA	COVER-ARM, LH - 400 CHAIR (G17)

CURTAIN & CUSHION GROUP (CONTINUED)



DINING CHAIRS

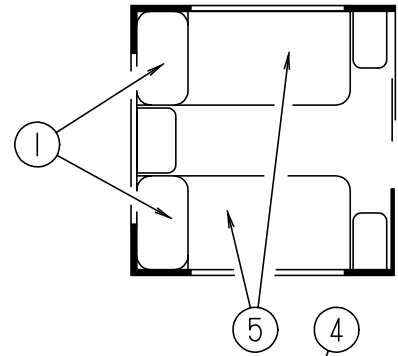
KEY	PART NUMBER	U/M	DESCRIPTION
1	119108-01-G15	EA	CHAIR ASM - 200 KC
1	119108-01-G16	EA	CHAIR ASM - 200 KC
1	119108-01-G17	EA	CHAIR ASM - 200 KC
2	114889-01-000	EA	STOP BAR - UNIVERSAL
3	119952-02-000	EA	SLIDE - SEAT, HD - NONLOCKING, 4 STUD
4	119705-03-02B	EA	PLATE - SEAT, E-COAT
5	119105-01-000	EA	PLATE - SWIVEL, RETURN-O-MATIC - 5.75"
6	119705-02-03B	EA	PEDESTAL ASM - O/W
7	116080-02-G35	EA	COVER - CHAIR LEG
8	119952-05-000	EA	SLIDE-SEAT, HD - LOCKING 4 STUDS
9	120109-01-02B	EA	ADAPTER BRACKET-CHAIR ASM 200 KC
	074045-07-000	EA	PLUG-OAK, 1/2" DIA.
	106477-01-000	EA	SCREW - 12 PER CHAIR

FOLDING CHAIR

KEY	PART NUMBER	U/M	DESCRIPTION
	101604-01-03A	EA	CHAIR-FOLDING, DINETTE W/O FABRIC

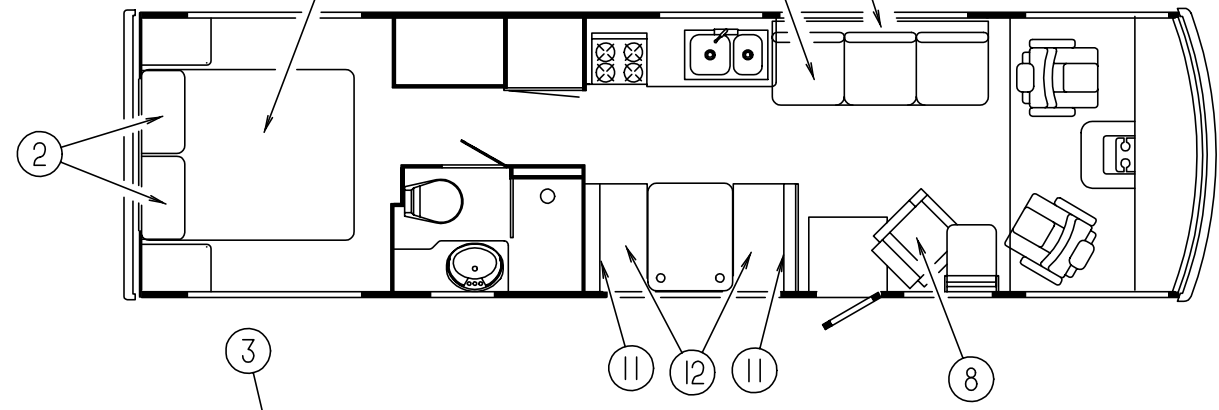
CURTAIN & CUSHION GROUP (CONTINUED)

KING BED



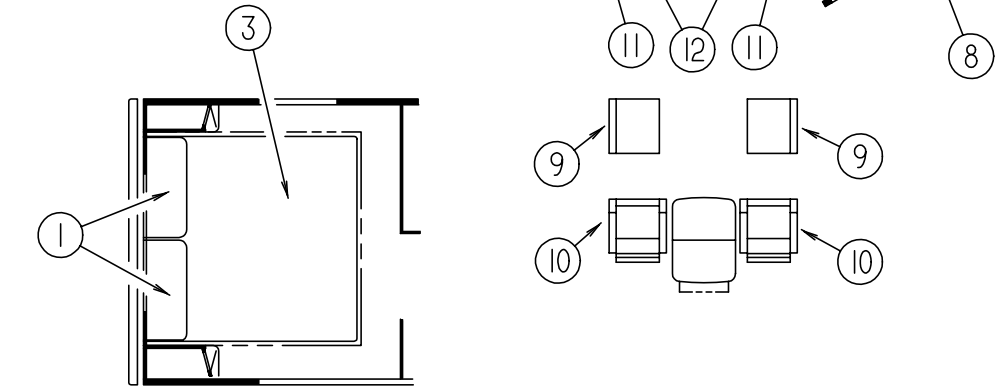
KEY	PART NUMBER	U/M	DESCRIPTION
1	119249-02-000	EA	PILLOW-CASE ASM, 22" X 37" (G15)
1	106727-03-G16	EA	PILLOW-TOOTSIE, W/.5" WELT
1	106727-03-G17	EA	PILLOW-TOOTSIE, W/.5" WELT
3	101123-31-000	EA	MATTRESS - FOAM - 72" X 75" X 6.5"
3	P01123-31-000	EA	COVER - MATTRESS
3	119141-05-G15	EA	BEDSPREAD-THROW, W/REVERSE SHAM - 72" X 75"
3	109588-30-G16	EA	BEDSPREAD - 72" X 75" - W/FITTED GUSSET CORNERS
3	109588-30-G17	EA	BEDSPREAD - 72" X 75" - W/FITTED GUSSET CORNERS
	111637-08-G15	EA	PILLOW ASM - 16" X 16" - KNIFE EDGE W/BRAID
	111637-09-G16	EA	PILLOW ASM - 16" X 16" - KNIFE EDGE W/BRAID
	111637-09-G17	EA	PILLOW ASM - 16" X 16" - KNIFE EDGE W/BRAID

QUEEN BED



KEY	PART NUMBER	U/M	DESCRIPTION
2	119249-01-000	EA	PILLOW-CASE ASM, 20" X 33" - QUEEN (G15)
2	106727-04-G16	EA	PILLOW-TOOTSIE, W/.5" WELT, QUEEN
2	106727-04-G17	EA	PILLOW-TOOTSIE, W/.5" WELT, QUEEN
4	101123-08-000	EA	MATTRESS - FOAM - 60" X 75"
4	P01123-08-000	EA	COVER - MATTRESS
4	119141-06-G15	EA	BEDSPREAD-THROW - W/ REVERSE SHAM - 60" X 75"
4	109588-31-G16	EA	BEDSPREAD - 60" X 75" - FITTED GUSSET CORNER
4	109588-31-G17	EA	BEDSPREAD - 60" X 75" - FITTED GUSSET CORNER

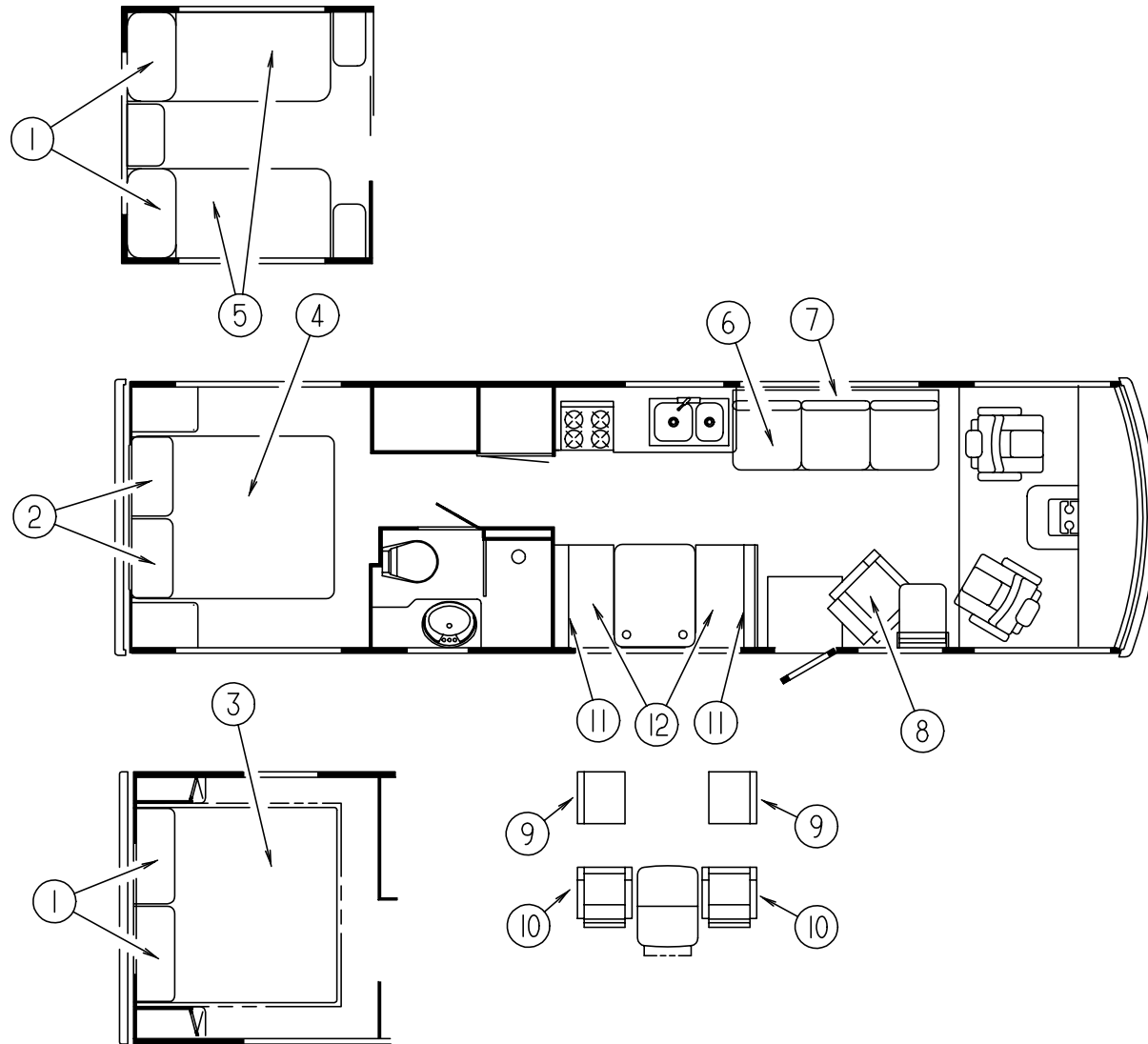
TWIN BEDS



KEY	PART NUMBER	U/M	DESCRIPTION
1	119249-02-000	EA	PILLOW-CASE ASM, 22" X 37" (G15)
1	106727-03-G16	EA	PILLOW-TOOTSIE, W/.5" WELT
1	106727-03-G17	EA	PILLOW-TOOTSIE, W/.5" WELT
5	101123-21-000	EA	MATTRESS - FOAM - 36" X 80"
5	P01123-21-000	EA	COVER - MATTRESS
5	119141-04-G15	EA	BEDSPREAD-THROW - W/ REVERSE SHAM - 36" X 80"
5	109588-19-G16	EA	BEDSPREAD - 36" X 80" - FITTED GUSSET CORNER
5	109588-19-G17	EA	BEDSPREAD - 36" X 80" - FITTED GUSSET CORNER
1	106727-03-G17	EA	PILLOW-TOOTSIE, W/.5" WELT
	111637-08-G15	EA	PILLOW ASM - 16" X 16" - KNIFE EDGE W/BRAID
	111637-09-G16	EA	PILLOW ASM - 16" X 16" - KNIFE EDGE W/BRAID
	111637-09-G17	EA	PILLOW ASM - 16" X 16" - KNIFE EDGE W/BRAID

CURTAIN & CUSHION GROUP (CONTINUED)

DRIVER SIDE COUCH



KEY	PART NUMBER	U/M	DESCRIPTION
6	100032-43-G15	EA	BED-JACK KNIFE, SEAT - 74" TUCK - W/O ARMS
6	100032-43-G16	EA	BED-JACK KNIFE, SEAT - 74" TUCK - W/O ARMS
6	100032-43-G13	EA	BED-JACK KNIFE, SEAT - 74" TUCK - W/O ARMS (G17)
6	P00032-43-G15	EA	COVER-JACK KNIFE, SEAT - 74" TUCK - W/O ARMS
6	P00032-43-G16	EA	COVER-JACK KNIFE, SEAT - 74" TUCK - W/O ARMS
6	P00032-43-G13	EA	COVER-JACK KNIFE, SEAT - 74" TUCK - W/O ARMS (G17)
	101085-10-000	EA	FRAME-BACK, 74.75"
7	111319-01-G15	EA	BED ASM-JACK KNIFE BACK, KNIFE EDGE - 74"
7	112104-01-G16	EA	BED ASM - 74" CHANNEL JACK KNIFE BACK
7	112104-01-G13	EA	BED ASM - 74" CHANNEL JACK KNIFE BACK (G17)
7	P11319-01-G15	EA	COVER-BED, JACK KNIFE EDGE BACK - 74"
7	P12104-01-G16	EA	COVER-BED, CHANNEL JACK KNIFE BACK - 74"
7	P12104-01-G13	EA	COVER-BED, CHANNEL JACK KNIFE BACK - 74" (G17)
	101085-10-000	EA	FRAME - BACK - 74.75"
	101085-04-000	EA	FRAME - SEAT - 74.75"
	101085-06-000	EA	FRAME - BASE - 74.75"
	111637-03-G15	EA	PILLOW ASM - 22" X 22" KNIFE EDGE W/BRAID
	111637-03-G16	EA	PILLOW ASM - 22" X 22" KNIFE EDGE W/BRAID
	111637-03-G13	EA	PILLOW ASM - 22" X 22" KNIFE EDGE W/BRAID (G17)

NOTE: COUCH FRONT & SIDE PANELS ARE FOUND IN LOUNGE GROUP

SWIVEL CHAIR (RECLINER)

KEY	PART NUMBER	U/M	DESCRIPTION
8	118302-01-G15	EA	CHAIR ASM - 400
8	118302-01-G16	EA	CHAIR ASM - 400
8	118302-01-G13	EA	CHAIR ASM - 400 (G17)

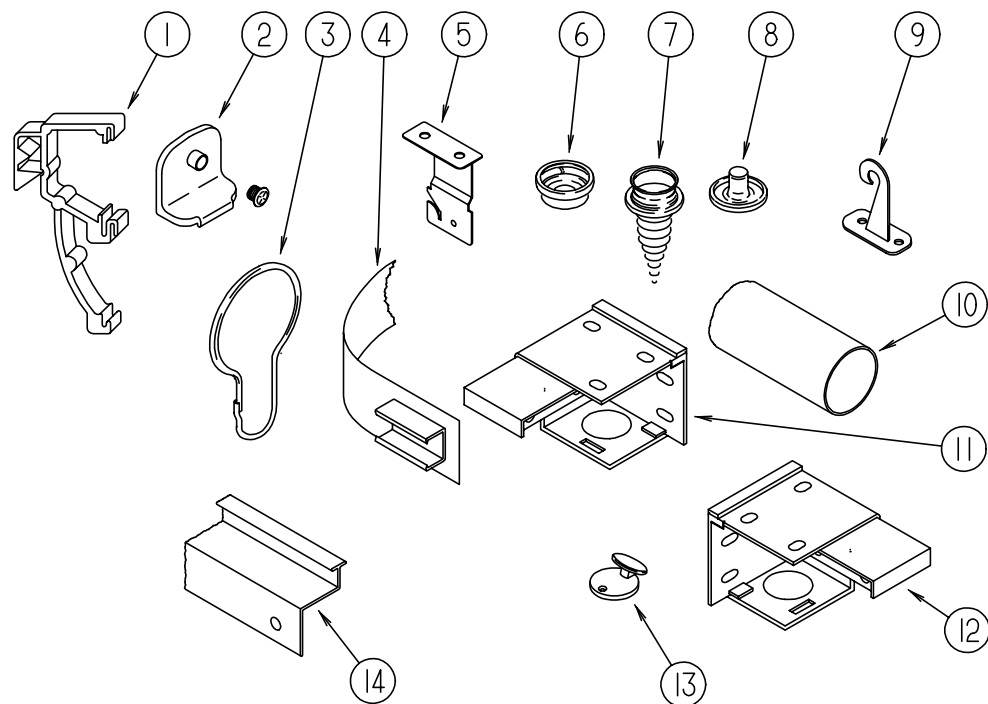
DINING CHAIR

KEY	PART NUMBER	U/M	DESCRIPTION
9	101604-01-03A	EA	CHAIR - FOLDING - DINETTE - WATERFORD OAK
10	119108-01-G15	EA	CHAIR ASM - 200 KC
10	119108-01-G16	EA	CHAIR ASM - 200 KC
10	119108-01-G17	EA	CHAIR ASM - 200 KC

DINETTE CUSHIONS

KEY	PART NUMBER	U/M	DESCRIPTION
11	111897-05-G15	EA	CUSHION - 13.5" X 42" X 5", CLUB BACK
11	111897-05-G16	EA	CUSHION - 13.5" X 42" X 5", CLUB BACK
11	111897-05-G04	EA	CUSHION - 13.5" X 42" X 5", CLUB BACK (G17)
11	P11897-05-G15	EA	COVER - 13.5" X 42" X 5", CLUB BACK
11	P11897-05-G16	EA	COVER - 13.5" X 42" X 5", CLUB BACK
11	P11897-05-G04	EA	COVER - 13.5" X 42" X 5", CLUB BACK (G17)
	078155-01-000	EA	STRAP-SNAP, BACKREST CUSHION
12	105603-15-G15	EA	CUSHION - 23" X 42" X 5" - SEAT
12	105603-15-G16	EA	CUSHION - 23" X 42" X 5" - SEAT
12	105603-15-G04	EA	CUSHION - 23" X 42" X 5" - SEAT (G17)
12	P05603-15-G15	EA	COVER - 23" X 42" X 5" - SEAT
12	P05603-15-G16	EA	COVER - 23" X 42" X 5" - SEAT
12	P05603-15-G04	EA	COVER - 23" X 42" X 5" - SEAT (G17)

CURTAIN & CUSHION GROUP (CONTINUED)



CURTAIN & BLIND HARDWARE

KEY	PART NUMBER	U/M	DESCRIPTION
1	109353-04-000	EA	CLIP - VALANCE SLAT MOUNTING - CLEAR PLASTIC - PAR
2	106544-01-000	EA	SHADE PULL - BRASS
	106544-01-001	EA	SCREW - SHADE PULL - BRASS
3	009136-02-000	EA	HANGER - RING - PIN TYPE - CURTAIN - BRASS
4	101031-01-000	YD	TAPE - GLIDE - CURTAIN - 4.25" SPACING
5	084434-01-000	EA	BRACKET - MOUNTING - ROLLER SHADE - 1 3/8"
	096843-01-000	EA	SPRING - REWIND - ROLLER SHADE
6	029156-01-000	EA	SOCKET - SNAP - 9/16" O.D
7	029130-01-000	EA	SCREW - SNAP SOCKET - 8 PH X 5/8"
8	029155-01-000	EA	CAP - SNAP - 5/32" O.D. OF PIN
	046867-01-000	EA	GROMMET-BRASS - 7/16" ID X 1" OD
			FROM: 00-00-00 THRU: 10-01-95
	046867-03-000	EA	GROMMET-HANDY BUTTON NO 3
			FROM: 10-02-95 THRU: 99-99-99
9	109441-01-000	EA	HOLD DOWN - BLIND, HOOK
10	102075-06-01A	EA	SHOWER ROD
	009136-02-000	EA	BRASS SHOWER RINGS
	009112-01-000	EA	FLANGE - SHOWER ROD
11	083170-02-000	EA	BRACKET - BLIND - LEFT SIDE
12	083170-01-000	EA	BRACKET - BLIND - RIGHT SIDE
13	102555-01-000	EA	CLEAT - CORD - BLIND - OFF WHITE
14	114641-07-G15	EA	TRACK - WRAPAROUND CURTAIN - WILLOW (PASSENGER SIDE)
14	114641-08-G15	EA	TRACK - WRAPAROUND CURTAIN - WILLOW (DRIVER SIDE)
	048394-02-000	YD	VELCRO TAPE - HOOK - ADHESIVE BACK - .75" WIDE - BEIGE
	088792-02-000	YD	VELCRO TAPE - LOOP - ADHESIVE BACKED - .75" WIDE - BEIGE
	068716-01-001	EA	BRACKET - 90 DEGREE L-ANGLE - 192" - EXTRUDED ALUMINUM
	075943-01-000	EA	BRACE - WINDOW VALANCE - 1" X 1.5" X 20" - ALUMINUM - BEIGE
	094896-02-000	EA	GROMMET - CORD - PLEATED BLIND - NYLON - GRAY
	094907-02-000	EA	END CAP - TOP - PLEATED BLIND - PLASTIC - GRAY
	094907-04-000	EA	END CAP - BOTTOM - PULL TYPE SPECIALITY WINDOW
	097564-01-000	EA	T-HANDLE - EZ LIFT SHADE
	097565-01-000	EA	BRACKET - MOUNTING - PLEATED BLIND

CURTAIN & CUSHION GROUP (CONTINUED)

CURTAIN & BLIND HARDWARE (CONTINUED)

KEY	PART NUMBER	U/M	DESCRIPTION
	097591-01-000	EA	SPRING - EXTENSION - PLEATED BLIND
	097592-01-000	EA	SPOOL - CORD - ELEVATED BLIND HOLDUP - CLEAR PLASTIC
	089916-01-000	EA	MOUNT - WINDOW LEG - 23.75" LONG - ALUMINUM - BLACK
	056003-01-000	EA	BRACKET - DRAPERY RETAINING - FRONT - METAL
	056003-02-000	EA	BRACKET - DRAPERY RETAINING - REAR - METAL
	086276-01-000	EA	TAPE - DOUBLE SIDED - 1/2"
	009702-01-000	EA	END STOP-CURTAIN CARRIER, L ROD
	094896-02-000	EA	GROMMET-CORD, PLEATED BLIND - NYLON - GRAY
	097593-02-000	FT	CORD - BLIND - PLEATED - GRAY
	103986-01-000	FT	TRIM - VALANCE - U-CHANNEL - .75" WIDE - BRASS

TRIMS & BUTTONS

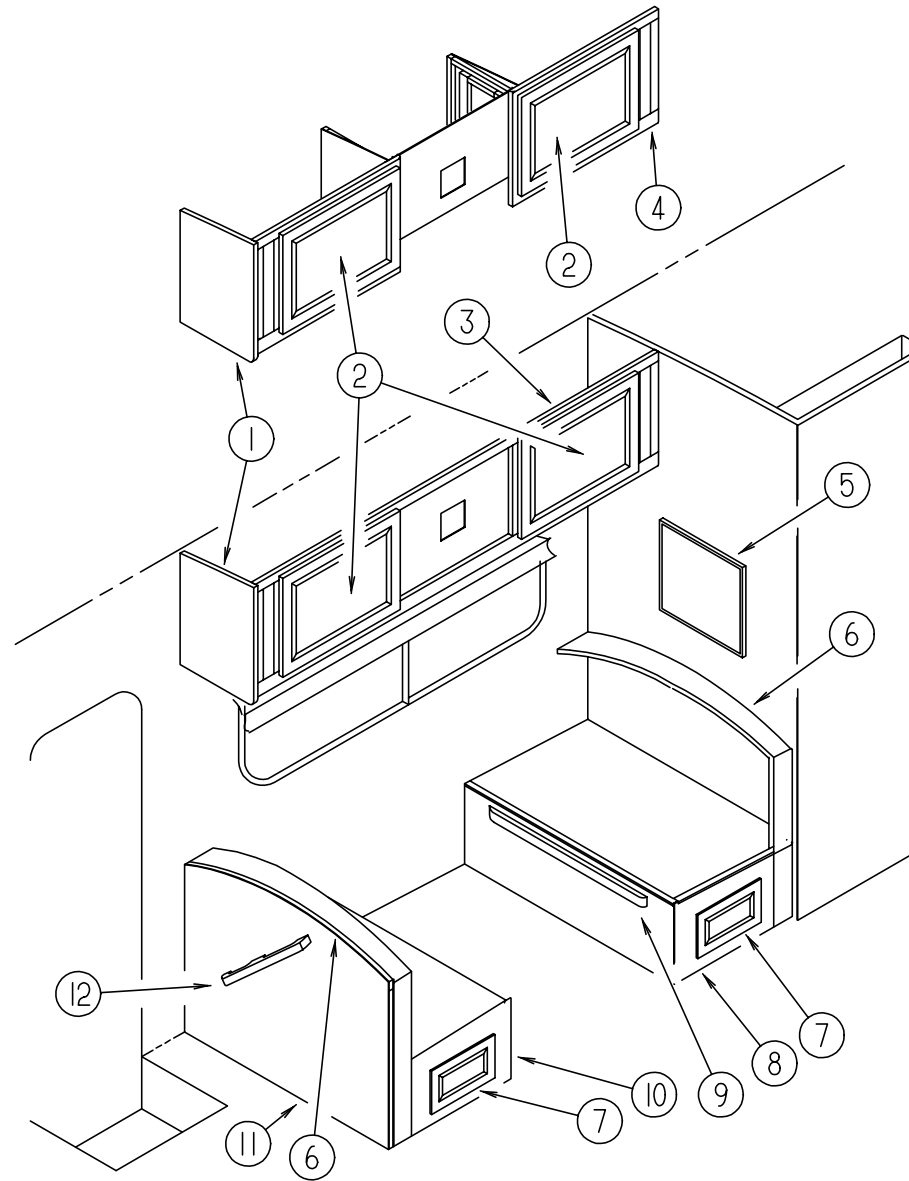
KEY	PART NUMBER	U/M	DESCRIPTION
	084415-70-000	YD	TRIM-BRAID, 60261-V118 - CORD (G15)
	084415-69-000	YD	TRIM-BRAID, 62027-P57 - FRINGE (G16)
	084415-77-000	YD	TRIM-BRAID, 61814-N10 - CORD (G17)
	050263-01-000	YD	WELT-CORD, 5/32 DIA.
	070578-02-B29	EA	BUTTON - SCREW - STUD - #30 - VINYL

ASSIST HANDLE & SEAT BELTS

KEY	PART NUMBER	U/M	DESCRIPTION
	007021-01-000	EA	BELT - SEAT - 2" X 90" - BLACK
	069178-02-000	EA	BRACKET - MOUNTING - ASSIST HANDLE - L ANGLE - W/HOLES
	000C16-07-16B	EA	BOLT - CARRIAGE - ASSIST HANDLE - 7/16-14 X 1" - ZINC
	000D20-07-00B	EA	NUT - ACORN - ASSIST HANDLE - 7/16" X 14 - ZINC
	057759-01-000	EA	WASHER BRACKET-SEAT BELT, 4" DIAMETER
	053552-02-AA8	EA	HANDLE - ASSIST - INTERIOR - ENTRY DOOR - VINYL - OFF WHITE
	108808-02-02A	EA	HANDRAIL - STEP - ENTRANCE - OFF WHITE

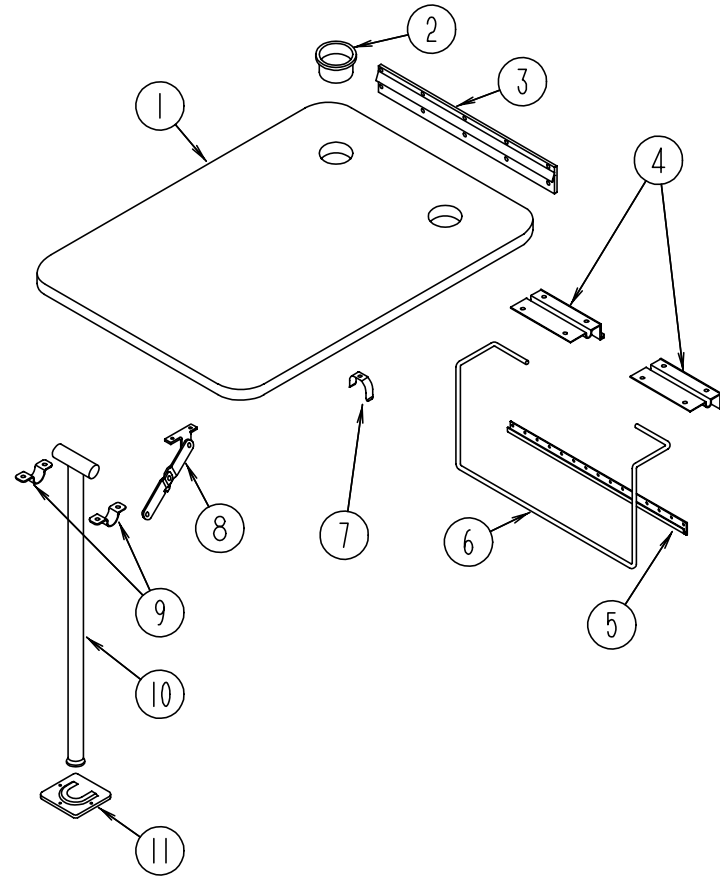
DINETTE GROUP

DINETTE CABINETRY



KEY	PART NUMBER	U/M	DESCRIPTION
1	103128-02-G09	EA	CAP ASM - END - DINETTE OVERHEAD
2	M06803-82-G15	EA	DOOR ASM - DINETTE OVERHEAD - W/O HARDWARE
3	117902-02-G15	EA	CABINET ASM. - OVERHEAD - W/O DOORS OR HARDWARE
3	117902-02-G16	EA	CABINET ASM. - OVERHEAD - W/O DOORS OR HARDWARE
3	117902-02-G17	EA	CABINET ASM. - OVERHEAD - W/O DOORS OR HARDWARE
4	117579-03-G15	EA	CABINET ASM. - OVERHEAD - W/O DOORS OR HARDWARE (W/COFFEE MAKER)
4	117579-03-G16	EA	CABINET ASM. - OVERHEAD - W/O DOORS OR HARDWARE (W/COFFEE MAKER)
4	117579-03-G17	EA	CABINET ASM. - OVERHEAD - W/O DOORS OR HARDWARE (W/COFFEE MAKER)
5	112515-02-05A	EA	PICTURE-DECOR, 203SC LANDSCAPE
6	111338-06-G15	EA	PAD ASM. - DINETTE
6	111338-06-F09	EA	PAD ASM. - DINETTE (G16)
6	111338-06-F21	EA	PAD ASM. - DINETTE (G17)
7	M05971-35-G15	EA	DRAWER ASM. - W/O HARDWARE
8	M07515-03-G15	EA	CABINET - SEATBASE RIGHT
9	081295-01-G01	EA	SUPPORT - BED - DINETTE - 712 LONG
10	M07515-04-G15	EA	CABINET - SEATBASE LEFT
11	M07514-04-G15	EA	CABINET - SEATBACK LEFT
12	P02786-04-G15	EA	HANDRAIL ASM - ENTRY DOOR W/O BRACKETS
	099682-01-01A	EA	BRACKET - END, HANDRAIL BRASS

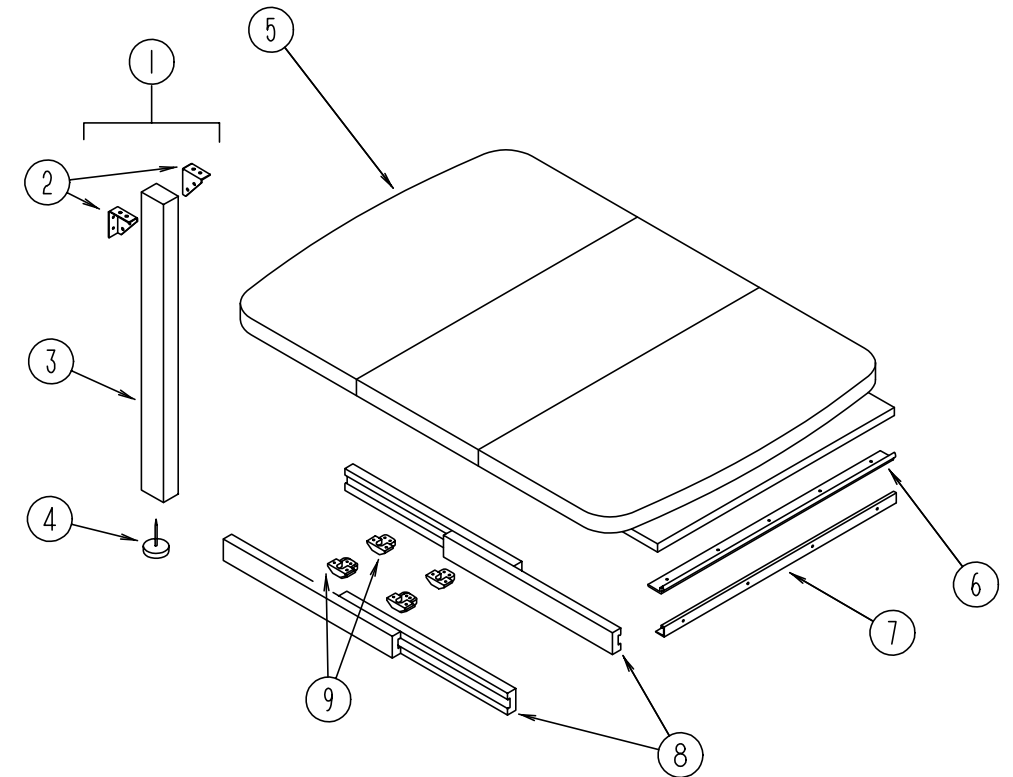
DINETTE GROUP (CONTINUED)



DINETTE TABLE ASM.

KEY	PART NUMBER	U/M	DESCRIPTION
1	081322-12-F09	EA	TABLE TOP ONLY (G15,G16)
1	081322-12-E01	EA	TABLE TOP ONLY (G17)
2	064781-06-000	EA	CUP HOLDER - 2 STEP
3	053200-12-000	EA	BRACKET - TABLE SUPPORT - UPPER WALL MOUNTED - 23.5" - OFF WHITE
4	088410-02-000	EA	BRACKET - TABLE MOUNTED - OFF WHITE
5	024281-14-000	EA	BRACKET - LIFT ROD - LOWER WALL MOUNTED - 22.12" - OFF WHITE
6	024275-12-000	EA	ROD - TABLE LIFT - 8" X 23.5" - OFF WHITE
7	024283-01-000	EA	CLIP - LEG - 1" - 1.125" OD - BLACK
8	024282-01-000	EA	BRACE - TABLE LEG - HINGED
9	064050-05-000	EA	CLAMP - SADDLE - LEG HINGE - OFF WHITE
10	024276-23-000	EA	TABLE LEG - METAL - OFF WHITE
11	049493-12-000	EA	LEG CATCH - FLOOR MOUNTED - 2.5" X 2.7" - METAL - E-COAT

DINETTE GROUP (CONTINUED)

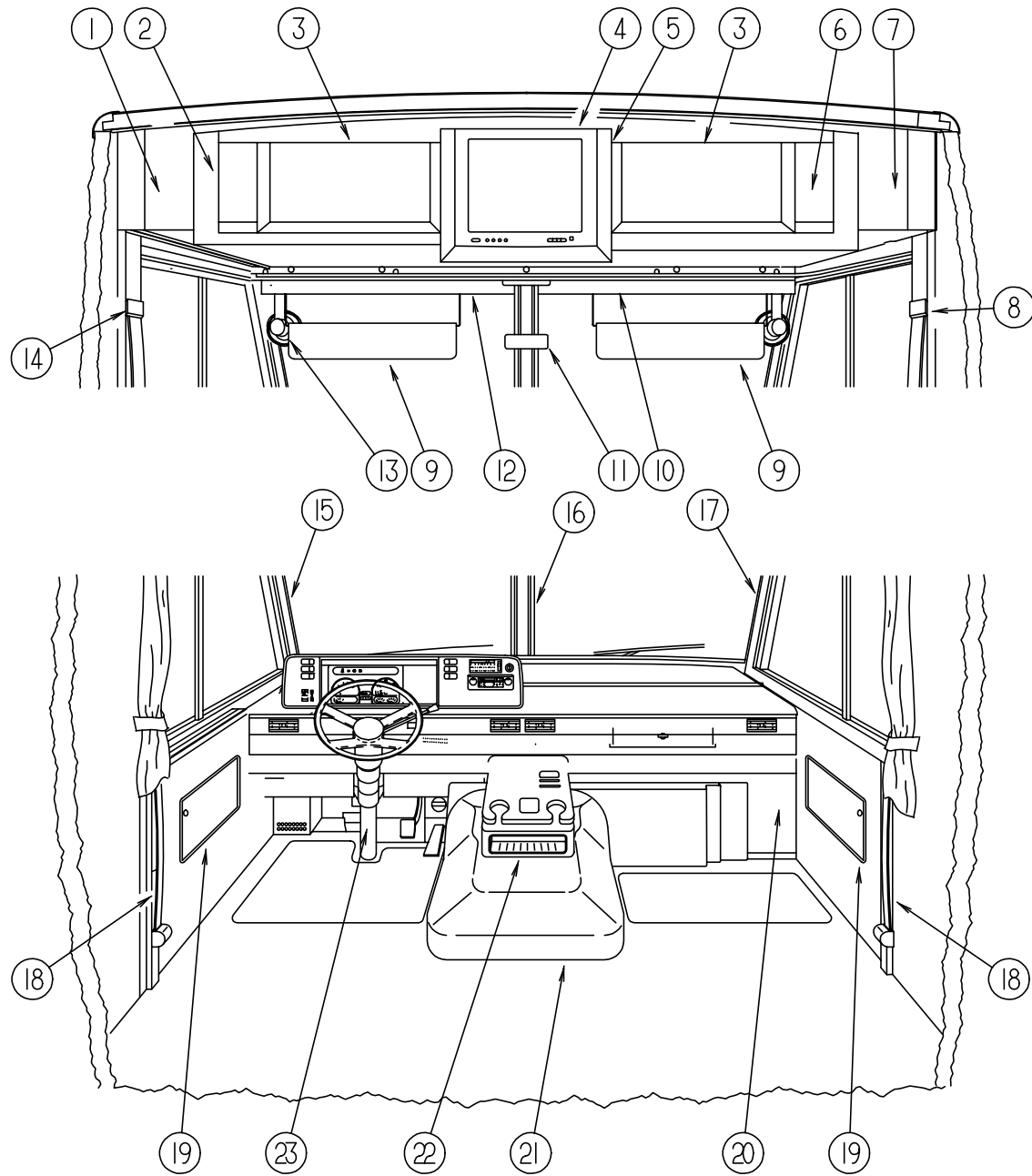


DINETTE PULLOUT TABLE ASM.

KEY	PART NUMBER	U/M	DESCRIPTION
1	092708-10-D35	EA	LEG ASM - TABLE
2	102810-01-04A	EA	BRACE - TABLE LEG - BLACK
3	092707-08-01A	EA	LEG MOLDING - OAK - RAMBLING OAK
4	102194-01-000	EA	GUIDE - PLASTIC
5	P02056-05-G15	EA	TABLE ASM. - W/ DROP LEAF
6	102056-14-G15	EA	COUNTERTOP ASM.
7	102201-02-01A	EA	SUPPORT - HINGE CATCH
8	102200-02-02A	EA	SUPPORT - HINGE LOCK - OFF WHITE
9	110749-01-000	EA	SLIDE - TABLE - 19 3/4" LONG
9	009050-02-000	EA	LEVELER - TABLE TOP - MALE END W/ SCREWS - PLASTIC
9	009050-03-000	EA	LEVELER - TABLE TOP - FEMALE END W/ SCREWS - PLASTIC

DRIVERS COMPARTMENT GROUP

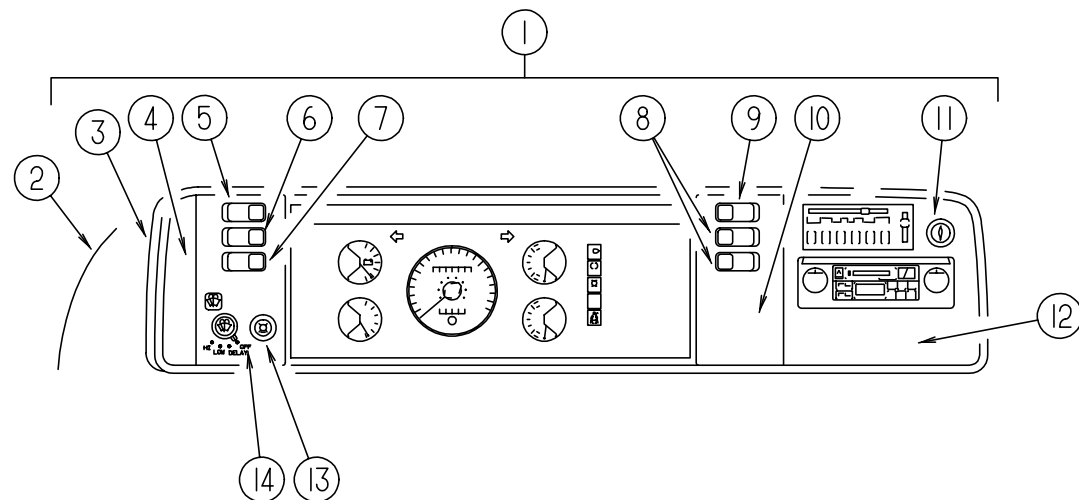
UPPER & LOWER DRIVER COMPARTMENT



KEY	PART NUMBER	U/M	DESCRIPTION
4	M06803-C1-G15	EA	DOOR - CABINET - W/O TV - 425 X 460 MM
5	116791-01-F31	EA	FRAME ASSEMBLY - CABINET - W/ TV
	P18192-01-G15	EA	COVER ASSEMBLY - TV - WITH VINYL
	115639-01-G15	EA	PANEL ASSEMBLY - LINER-W/O TV - DRIVER
6	114612-03-G15	EA	FACE ASSEMBLY - CABINET - PASSENGER SIDE OVERHEAD
	106699-01-01A	EA	BRACKET - OVERHEAD CABINET - OFF WHITE
	P03077-06-G15	EA	SHELF - BASE - CABINET - PASSENGER OVERHEAD
	100676-02-000	EA	STAND - VCR
	114661-03-E10	EA	PANEL ASSEMBLY - LINER - PASSENGER OVERHEAD - W/ TV
	114661-17-G15	EA	PANEL ASSEMBLY - LINER - PASSENGER OVERHEAD - W/ TV & VCR
	114661-09-F11	EA	PANEL ASSEMBLY - LINER - PASSENGER OVERHEAD - W/ TV - VCR/ INVERTER
	114661-10-E10	EA	PANEL ASSEMBLY - LINER - PASSENGER OVERHEAD - W/ TV & INVERTER
7	104289-03-D12	EA	PANEL - SIDE - PASSENGER OVERHEAD - VINYL
8	103961-01-01A	EA	COVER-BRACKET - SEATBELT - OFF WHITE
9	082286-19-F11	EA	SUNVISOR ASSEMBLY
	007211-01-000	EA	HINGE - SUNVISOR - 25.5" X 1.5" - METAL
	074012-01-000	EA	CLIP - SUNVISOR - SQUARE - PINCH ON
	116093-01-02A	EA	BRACKET - SUNVISOR - W/ ROD - RH - BLACK
	116093-02-02A	EA	BRACKET - SUNVISOR - W/ ROD - LH - BLACK
10	078579-17-000	EA	TRIM - WINDSHIELD - UPPER INNER - RH - WILLOW
11	040714-01-000	EA	MIRROR - REAR VIEW - W/ARM MOUNT & SET SCREW
	067490-01-000	EA	BUTTON - MIRROR - REAR VIEW - STANK S927H
12	078579-18-000	EA	TRIM - WINDSHIELD - UPPER INNER - LH - WILLOW
13	036420-02-000	EA	FAN - DEFROSTER - 2 SPEED - 6" DIAMETER
14	103961-01-01A	EA	COVER - BRACKET - SEATBELT - W/O DRIVER DOOR - OFF WHITE
14	103961-02-01A	EA	COVER - BRACKET - SEATBELT - W/ DRIVER DOOR - OFF WHITE
	R77030-53-447	EA	WASHER - FLAT
15	103931-04-03A	EA	COVER - INTERIOR - A-PILLAR - DRIVER SIDE - WILLOW
16	079765-11-000	EA	TRIM - WINDSHIELD - CENTER - WILLOW
17	103931-03-03A	EA	COVER - INTERIOR - A-PILLAR - PASSENGER SIDE - WILLOW
	024700-46-000	EA	COVER - ROLL BAR - UPPER - OFF WHITE - 21.2"
	024700-44-000	EA	COVER - ROLL BAR - LOWER - 53" (W/O DRIVER DOOR)
	024700-47-000	EA	COVER - ROLL BAR - DRIVER SIDE LOWER - 18.9" (W/ DRIVER DOOR)
	024700-48-000	EA	COVER - ROLL BAR - DRIVER SIDE CENTER - 25" (W/ DRIVER DOOR)
18	091990-04-01A	EA	SEAT BELT - 3 POINT - BLACK - INTERTEK A8408
	109146-01-000	EA	BOLT - SHOULDER - SEAT BELT
19	086120-10-G15	EA	PAD - MAP POCKET - 12" X 16"
19	086120-10-G16	EA	PAD - MAP POCKET - 12" X 16"
19	086120-10-G17	EA	PAD - MAP POCKET - 12" X 16"
20	095757-05-G15	EA	COVER - HEATER
20	095757-05-G16	EA	COVER - HEATER
20	095757-05-G17	EA	COVER - HEATER
21	115840-01-01A	EA	COVER - MOTOR
	115850-01-02B	EA	RETAINER ASM - MOTOR COVER LATCH
	116581-01-000	EA	LATCH - MOTOR COVER
	115860-01-01A	EA	TRIM - MOTOR COVER MILL
	115852-01-02B	EA	STRIKE ASM. - MOTOR COVER
	116833-01-02B	EA	WRENCH - HEX - MOTOR COVER
22	111618-01-GB1	EA	TRAY - BEVERAGE
22	111618-13-GB1	EA	LID ASM. - TRAY - BEVERAGE
	046886-03-000	EA	ASHTRAY - CHROME - W/ COVER
23	103498-06-000	EA	BOOT - COLUMN - UNIVERSAL
	112634-01-01A	EA	TRIM - STEERING COLUMN - RH BLACK
	112634-02-01A	EA	TRIM - STEERING COLUMN - LH BLACK
	111521-03-01A	EA	COVER - STEERING COLUMN - BLACK

KEY	PART NUMBER	U/M	DESCRIPTION
1	104289-04-G15	EA	PANEL - SIDE - DRIVER - OVERHEAD - VINYL
2	114612-04-G15	EA	FACE ASSEMBLY - OVERHEAD CABINET - DRIVER SIDE - W/TV
	106699-01-01A	EA	BRACKET - OVERHEAD CABINET - OFF WHITE
	P03077-05-G15	EA	SHELF - BASE - OVERHEAD CABINET - DRIVER
	114661-11-G15	EA	PANEL ASSEMBLY - LINER - DRIVER OVERHEAD
	078811-09-F11	EA	PANEL - TRIM - HEADER - LOWER - BETWEEN OVERHEAD AND W/S TRIM
3	100708-13-000	EA	DOOR - CABINET - GLASS - 246 X 658 MM
	100710-01-01A	EA	LOCK ASSEMBLY - TWIST TYPE - BRASS
	100711-01-01A	EA	HINGE - GLASS DOOR
	100707- 01-000	EA	SPACER - GLASS DOOR - .8" DIAMETER - .3" HOLE - PLASTIC
	101272-01-000	EA	CATCH - GLASS DOOR
	101766-01-000	EA	PIN - SUPPORT - GLASS DOOR
	108487-02-01A	EA	SUPPORT - PROP ROD - BLACK
	108486-01-01A	EA	BRACKET - PROP ROD - BLACK

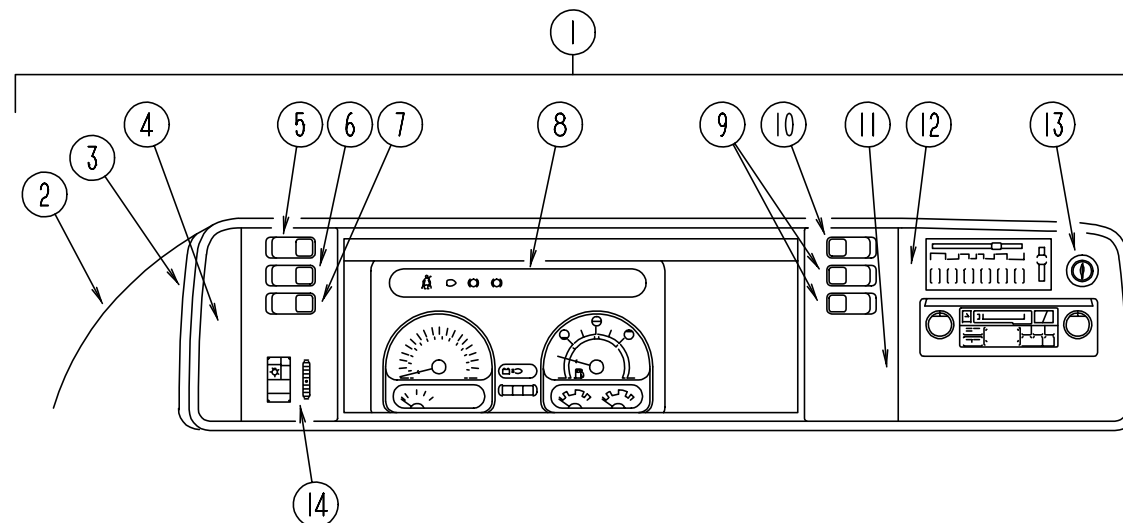
DRIVERS COMPARTMENT GROUP (CONTINUED)



DASH, GAUGES & SWITCHES (FORD)

KEY	PART NUMBER	U/M	DESCRIPTION
1	M05946-30-G15	EA	DASH POD ASM.
2	111499-01-03A	EA	POD - INSTRUMENT PANEL - WILLOW
3	103662-04-01A	EA	BEZEL - INSTRUMENT PANEL
4	104056-01-02A	EA	APPLIQUE - BEZEL - LEFT - DRESS UP
5	108357-05-000	EA	SWITCH - ROCKER - SPDT ON/ NONE/ ON
5	108356-02-01A	EA	SWITCH COVER - W/ DIMPLES - CARLING VVAZC00 BLA
6	108357-09-000	EA	SWITCH - ROCKER - SPDT ON/ NONE/ MOM
6	108356-02-01A	EA	SWITCH COVER - W/ DIMPLES - CARLING VVAZC00 BLA
7	108357-06-000	EA	SWITCH - ROCKER - DPDT MOM/ OFF/ MOM
7	108356-02-01A	EA	SWITCH COVER - W/ DIMPLES - CARLING VVAZC00 BLA
8	108357-03-000	EA	SWITCH - ROCKER - SPDT ON/ OFF/ ON
8	108356-02-01A	EA	SWITCH COVER - W/ DIMPLES - CARLING VVAZC00 BLA
9	108357-10-000	EA	SWITCH - ROCKER - SPDT MOM/ OFF/ MOM
9	108356-04-01A	EA	SWITCH COVER - W/ DIMPLES & LENS - CARLING VVAGC00
	096241-03-000	EA	SWITCH - BLANK
10	104056-21-01A	EA	APPLIQUE - BEZEL - SWITCH RIGHT
11	089294-01-000	EA	LIGHTER ASM. - CIGARETTE
12	104056-06-02A	EA	APPLIQUE - BEZEL - RIGHT DRESS UP
13	096675-01-000	EA	KNOB - HEADLAMP SWITCH - W/SHAFT
	096674-01-000	EA	NUT - HEADLAMP SWITCH - BLACK
14	104056-24-01A	EA	APPLIQUE - BEZEL - SWITCH LEFT
	106569-07-01A	EA	VINYL - LAMINATE MADRID WILLOW - 1/4" X 17" X 100"
	100138-01-000	EA	MODULE - DAYTIME RUNNING LIGHT (CSA)
	077031-01-000	EA	FILM - BLACK - 1" X 1.75"
	077031-03-000	EA	FILM - WHITE .75" X 1"
	104354-08-01A	EA	APPLIQUE - LOWER DASH - FORD
	112235-01-01A	EA	BEZEL - MONITOR - LEVELING JACK - WILLOW
	111528-03-02A	EA	TRIM - DASH - LOWER - RIGHT HAND - WILLOW
	117306-02-F11	EA	TRIM ASM - DASH - LOWER,FORD
	P14614-02-F11	EA	DASH ASM - FORD - W/O VINYL
	108067-03-000	EA	STUD - WELD - 1/4-20 X 1/2 CD

DRIVERS COMPARTMENT GROUP (CONTINUED)

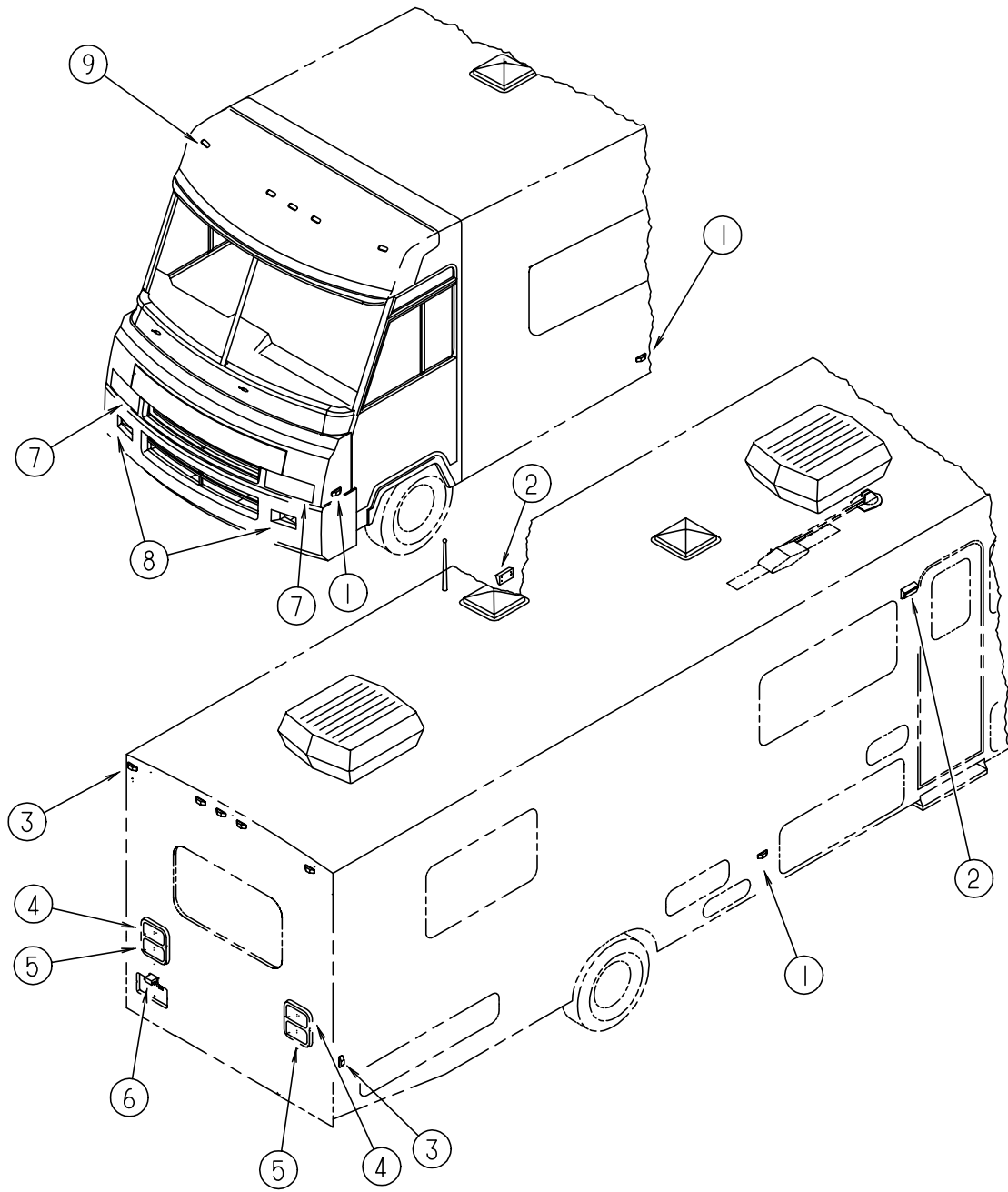


DASH, GAUGES & SWITCHES (CHEVY)

KEY	PART NUMBER	U/M	DESCRIPTION
1	M05946-29-G15	EA	DASH POD ASM.
2	111499-01-03A	EA	POD - INSTRUMENT PANEL - WILLOW
3	103662-01-01A	EA	BEZEL - INSTRUMENT PANEL
4	104056-01-02A	EA	APPLIQUE - BEZEL - LEFT - DRESS UP
5	108357-05-000	EA	SWITCH - ROCKER - SPDT ON/ NONE/ ON
5	108356-02-01A	EA	SWITCH COVER - W/ DIMPLES - CARLING VVAZC00 BLA
6	108357-09-000	EA	SWITCH - ROCKER - SPDT ON/ NONE/ MOM
6	108356-02-01A	EA	SWITCH COVER - W/ DIMPLES - CARLING VVAZC00 BLA
7	108357-06-000	EA	SWITCH - ROCKER - DPDT MOM/ OFF/ MOM
7	108356-02-01A	EA	SWITCH COVER - W/ DIMPLES - CARLING VVAZC00 BLA
8	094796-07-000	EA	CLUSTER - INSTRUMENT PANEL - KILOMETER (CSA)
9	108357-03-000	EA	SWITCH - ROCKER - SPDT ON/ OFF/ ON
9	108356-02-01A	EA	SWITCH COVER - W/ DIMPLES - CARLING VVAZC00 BLA
10	108357-10-000	EA	SWITCH - ROCKER - SPDT MOM/ OFF/ MOM
10	108356-04-01A	EA	SWITCH COVER - W/ DIMPLES & LENS - CARLING VVAGC00
	096241-03-000	EA	SWITCH - BLANK
11	104056-21-01A	EA	APPLIQUE - BEZEL - SWITCH RIGHT
12	104056-06-02A	EA	APPLIQUE - BEZEL - RIGHT DRESS UP
13	089294-01-000	EA	LIGHTER ASM. - CIGARETTE
14	104056-22-01A	EA	APPLIQUE - BEZEL - SWITCH LEFT
	P14614-01-F11	EA	DASH ASM - LOWER - W/O VINYL
	106569-07-01A	EA	VINYL - LAMINATE MADRID WILLOW - 1/4" X 17" X 100"
	077031-01-000	EA	FILM - BLACK - 1" X 1.75"
	077031-03-000	EA	FILM - WHITE .75" X 1"
	105615-01-000	FT	FILM - PROTECTIVE - CLEAR
	114620-01-01A	EA	TRIM - DASH - LOWER - WILLOW
	104354-08-01A	EA	APPLIQUE - LOWER DASH
	100138-01-000	EA	MODULE - DAYTIME RUNNING LIGHT (CSA)
	077539-01-000	EA	BRACKET - MOUNTING - DASH PANEL - L/ SHAPED
	112235-01-01A	EA	BEZEL - MONITOR - LEVELING JACK - WILLOW

ELECTRICAL GROUP

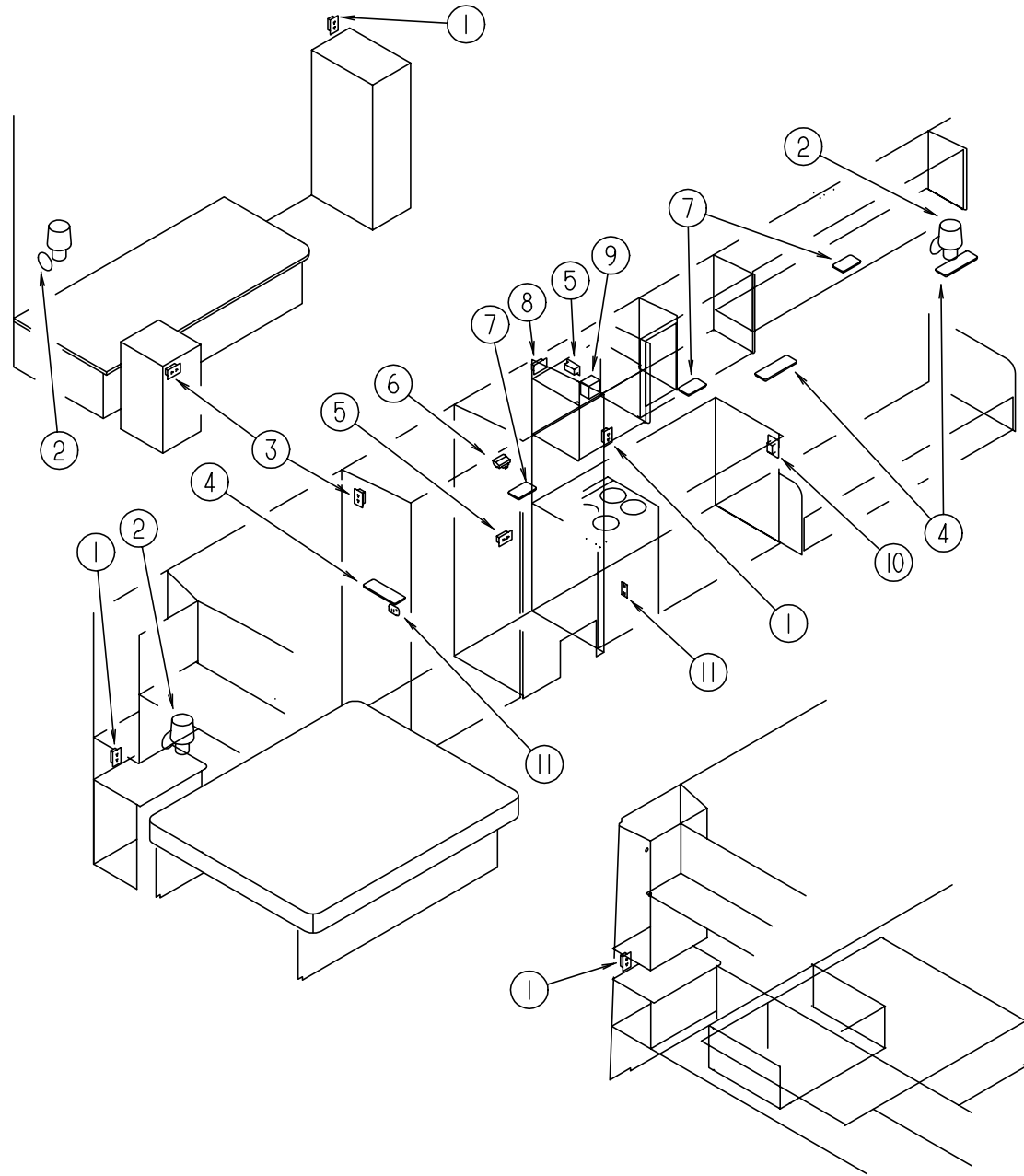
EXTERIOR LIGHTS



KEY	PART NUMBER	U/M	DESCRIPTION
1	111102-01-000	EA	LAMP - MARKER - BASE - TRIPLEX 117XAS
1	036196-01-000	EA	BULB - 12V - #194 - .27 AMP - BAYONETTE
1	111102-02-000	EA	LENS - MARKER LAMP - AMBER - TRIPLEX 118A
1	112823-01-000	EA	SPLICE - REDUCER
2	097917-01-04A	EA	LIGHT - PORCH - ENTRY DOOR - BUFF - US
2	008215-01-000	EA	BULB - 12V - #1003 - .94 AMP
2	097917-01-700	EA	LENS - LIGHT - PORCH
2	008089-02-000	EA	LIGHT - PORCH, RECESSED - CANADIAN
2	008215-01-000	EA	BULB - 12V - #1003 - .94 AMP
2	008089-01-700	EA	LENS - LIGHT - PORCH - CANADIAN
3	111102-01-000	EA	LAMP - MARKER - BASE - TRIPLEX 117XAS
3	036196-01-000	EA	BULB - 12V - #194 - .27 AMP - BAYONETTE
3	111102-03-000	EA	LENS - MARKER LAMP - RED - TRIPLEX 117R
3	112823-01-000	EA	SPLICE - REDUCER
4	115632-01-02A	EA	LIGHT - STOP/TURN/TAIL RED - BARGMAN 3092106
4	115632-03-02A	EA	LIGHT - STOP/TAIL/BACKUP - BARGMAN 3092107
	117379-01-01A	EA	TRIM - TAIL LIGHT - REAR - BUFF
5	115632-03-02A	EA	LIGHT - STOP/TAIL/BACK UP - BARGMAN 3092107
6	066432-02-000	EA	LIGHT - LICENSE
	066432-03-000	EA	BRACKET - LICENSE PLATE - BARGMAN 30-60-030
7	070907-04-000	EA	HEADLAMP ASM-HIGH/LOW HALOGEN - BLACK - KD 923-23-276
	049359-01-000	EA	SPRING - RETAINER - HEADLAMP - GM 496096
	110750-01-000	EA	SCREW - HEADLAMP ADJUSTING
8	089292-01-000	EA	LIGHT - TURN - W/AMBER LENS
	037935-01-000	EA	BULB - 12V - #1157 - 2.1AMP
9	102520-01-000	EA	LIGHT - CLEARANCE - W/O SOCKET CONNECTIONS - AMBER
	036196-01-000	EA	BULB - 12V - #194 - .27 AMP - BAYONETTE
	102540-01-000	EA	SEAL - SCREW - ROUND - RUBBER
	088474-09-000	EA	HOUSING - SOCKET - 3 CAVITY - AMP 1-480701-0
	088476-01-000	EA	SOCKET - CONNECTOR - BRASS - PRE-TIN
	102541-01-000	EA	GASKET - CLEARANCE LIGHT
	067789-02-000	EA	SOCKET - LAMP

ELECTRICAL GROUP (CONTINUED)

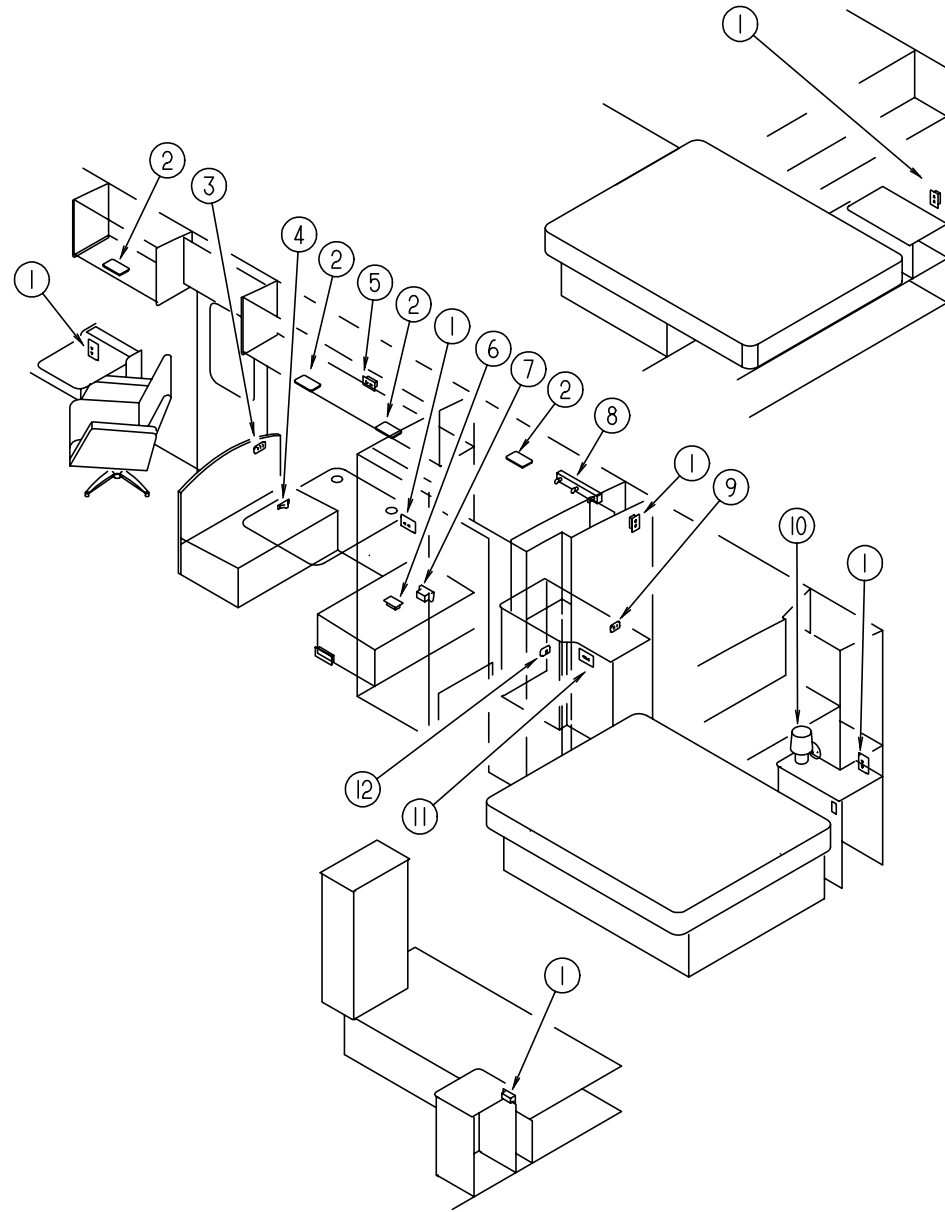
LIGHTS, SWITCHES & RECEPTACLES DRIVERS SIDE



KEY	PART NUMBER	U/M	DESCRIPTION	VENDOR NO.
1	058708-02-000	EA	RECEPTACLE-ELECTRIC, DOUBLE - IVORY	
	102568-01-GB1	EA	SPACER-RECEPTACLE, SIDEWALL	
2	065202-24-000	EA	LAMP-WALL, BRASS UL/CSA - GUSTAFSON OV-531	
	065201-12-000	EA	SHADE-LAMP, FABRIC - WHITE SWIRL	
	067479-01-000	EA	BULB - 12V, NUMBER 1076	
3	058708-01-000	EA	RECEPTACLE-ELECTRIC, DOUBLE - BROWN	
4	098024-03-01A	EA	LIGHT-DOME, 2 BULB - IVORY	
	008218-01-000	EA	BULB-DOME LIGHT, 12V - NUMBER 1141	
	098024-01-700	EA	LENS-LIGHT	807877
5	058707-01-000	EA	RECEPTACLE-ELECTRIC, SINGLE - BROWN	
6	087694-01-000	EA	LIGHT-WARDROBE/CLOSET, W/SWITCH	
	087694-01-700	EA	BULB	GE561
7	098024-01-01A	EA	LIGHT-DOME, 1 BULB - US - IVORY	
	008218-01-000	EA	BULB-DOME LIGHT, 12V - NUMBER 1141	
	098024-01-700	EA	LENS-LIGHT	807877
8	058707-02-000	EA	RECEPTACLE-BLANK, JUNCTION - WIRECON WDJ20BR	
9	073937-03-000	EA	SWITCH-ROTARY SELECTOR, 3 DECK - A/C - CA20-USA892	
10	084076-02-000	EA	RECEPTACLE-GF1 15A - 125V - BROWN	
11	079364-01-000	EA	SWITCH-ON/OFF ROCKER, 2 PRONGS - BROWN	
	098351-01-01A	EA	PLATE-SWITCH, 1 GANG - POLISHED BRASS - JENSEN	

ELECTRICAL GROUP (CONTINUED)

LIGHTS, SWITCHES & RECEPTACLES PASSENGER SIDE



KEY	PART NUMBER	U/M	DESCRIPTION	VENDOR NO.
1	058708-02-000	EA	RECEPTACLE-ELECTRIC, DOUBLE - IVORY	
	102568-01-GB1	EA	SPACER-RECEPTACLE, SIDEWALL	
2	098024-01-01A	EA	LIGHT-DOME, 1 BULB - US - IVORY	
	008218-01-000	EA	BULB-DOME LIGHT, 12V - NUMBER 1141	
	098024-01-700	EA	LENS-LIGHT	807877
2	058708-01-000	EA	RECEPTACLE-ELECTRIC, DOUBLE - BROWN	
3	079364-01-000	EA	SWITCH-ON/OFF ROCKER, 2 PRONGS - BROWN (STEP, CEILING LIGHT & PORCH)	
	098351-05-01A	EA	PLATE-SWITCH, 3 GANG - POLISH BRASS - W/LABEL - JENSEN	
	095188-02-01A	EA	SPACER-SWITCH, 2.3" X 4.1" - PLASTIC - DARK BROWN	
4	061424-01-000	EA	LIGHT-AISLE, 12V - RECTANGULAR	
	008103-01-000	EA	BULB-DASH/AISLE LIGHT, #53 - 12 V - .12 AMP	
5	058708-01-000	EA	RECEPTACLE-ELECTRIC, DOUBLE - BROWN	
6	058707-02-000	EA	RECEPTACLE-BLANK, JUNCTION - WIRECON WDJ20BR	
7	112822-01-01A	EA	RECEPTACLE-DUPLEX, IVORY - WIRECON WDRU15IV	
	112824-01-02A	EA	COVER-EXTERIOR DUPLEX RECEPTACLE, O/W - P&S 3780-SC-CW	
8	110235-01-01A	EA	LIGHT-MAKE UP, 3 BULB PANLESS - PD PD200-621 BRASS	
	081633-01-700	EA	BULB-LIGHT, MAKE-UP	RP1041
9	079364-01-000	EA	SWITCH-ON/OFF ROCKER, 2 PRONGS - BROWN (VANITY)	
9	079364-03-000	EA	SWITCH-ON/OFF ROCKER, 3 PRONGS - BROWN (PUMP)	
	098351-02-01A	EA	PLATE-SWITCH, 2 GANG - POLISHED BRASS - JENSEN	
	095188-01-01A	EA	SPACER-SWITCH, 2.3" X 3.4" - PLASTIC - DARK BROWN	
10	065202-24-000	EA	LAMP-WALL, BRASS UL/CSA - GUSTAFSON OV-531	
	065201-12-000	EA	SHADE-LAMP, FABRIC - WHITE SWIRL	
	067479-01-000	EA	BULB - 12V, NUMBER 1076	
11	084076-02-000	EA	RECEPTACLE-GF1 15A - 125V - BROWN	
12	079364-02-000	EA	SWITCH-ON/OFF, ROCKER - BROWN	

ELECTRICAL GROUP (CONTINUED)**TERMINALS**

KEY	PART NUMBER	U/M	DESCRIPTION
	008326-01-000	EA	TERMINAL - RING - 16/14 WIRE - 3/8" STUD
	008328-01-000	EA	TERMINAL - RING - 12/10 WIRE - #10 STUD FIT
	008331-01-000	EA	TERMINAL - RING - TONGUE - #4 WIRE - 3/8" STUD - COPPER
	008348-01-000	EA	TERMINAL - RING - 3/8" STUD - #2 WIRE
	035416-04-000	EA	TERMINAL - RING #10 STUD FITTING - INSULATED BARREL #16/14
	047443-01-000	EA	TERMINAL - .250 RECEPTACLE FITTING - INSULATED - 16/14 AWG
	062036-01-000	EA	TERMINAL - PACK - CONNECTOR - 12/10 AWG - PARKARD 12033817
	062036-02-000	EA	TERMINAL - PACK - CONNECTOR - 16/14 AWG - PARKARD 08917021
	088267-01-000	EA	TERMINAL - FEMALE, 1/4 - PACKARD 2962573
	104100-03-000	EA	TERMINAL - 75 AMP AMP 53880-4 LOOSE
	106655-01-000	EA	TERMINAL - FUSE BLOCK - 14-16AWG - PARKARD 12020321
	106655-02-000	EA	TERMINAL - FUSE BLOCK - 10-12AWG - PARKARD 12020400
	106007-01-000	EA	TERMINAL - FEMALE, 14-16AWG - PARKARD 12015861-L
	113135-01-000	EA	TERMINAL - FEMALE - METRI-PACK - 280 - 14-16 - PARKARD 12048451
	113306-01-000	EA	TERMINAL - FEMALE - METRI-PACK - 480 - 14-16 - PARKARD 12048451
	113307-01-000	EA	TERMINAL - FEMALE - METRI-PACK - 150 - 16-20 - PARKARD 12048074

ELECTRICAL CONNECTORS & CONDUIT

KEY	PART NUMBER	U/M	DESCRIPTION
	041953-01-000	FT	CONDUIT - CONVOLUTE - SLIT - .5"ID
	041953-03-000	FT	CONDUIT - CONVOLUTE - SLIT - 1" ID (CLOTHES ROD COVER)
	041953-04-000	FT	CONDUIT - CONVOLUTE - SLIT - .50"ID
	041953-05-000	FT	CONDUIT - CONVOLUTE - SOLID - .62" ID
	041953-06-000	FT	CONDUIT - CONVOLUTE - SLIT .375"ID
	041953-07-000	FT	CONDUIT - CONVOLUTE - SLIT - .25" ID
	041953-08-000	FT	CONDUIT - CONVOLUTE - SLIT - 1.50"ID
	041953-09-000	FT	CONDUIT - CONVOLUTE - SLIT .50"ID
	041953-10-000	FT	CONDUIT - CONVOLUTE - SLIT - .75" ID
	041953-11-000	FT	CONDUIT - CONVOLUTE - SLIT - 1.06" ID
	041953-12-000	FT	CONDUIT - CONVOLUTE - NON SLIT 1.1" ID
	008311-01-000	EA	CONNECTOR - WIRE NUT - INSULATED - RED
	008312-01-000	EA	CONNECTOR - WIRE NUT - INSULATED - BLUE
	008314-01-000	EA	CONNECTOR - WIRE NUT - INSULATED - GRAY
	008355-01-000	EA	CONNECTOR - CABLE CLAMPING - 3/4"
	008356-01-000	EA	CONNECTOR - PLASTIC - 3/8" AVG
	008398-01-000	EA	CONNECTOR - 1/2" X 90 DEGREE, FLEX CONDUIT - UL & CSA
	082741-01-000	EA	CONNECTOR - BODY - 2 CONNECTOR - MALE
	058028-01-000	EA	CONNECTOR - ELECTRICAL PIGTAIL - NYLON - CLEAR
	041480-01-000	EA	CONNECTOR - STRAIGHT - 1/2" FLEX CONDUIT
	087695-03-000	EA	CONNECTOR - ASSEMBLY - EURAMTEC RT10484802
	088475-01-000	EA	PIN - CONNECTOR - 14 TO 20 AWG
	088476-01-000	EA	SOCKET - CONNECTOR - BRASS - PRE - TIN
	088476-02-000	EA	SOCKET - CONNECTOR - 12-10 GA - PHOS. BRZ - PRE - TIN
	098261-02-000	EA	SOCKET - CONNECTOR, WEATHERPACK - PACKARD 12124580
	098262-01-000	EA	SEAL - CONNECTOR, WEATHERPACK - PACKARD 12010293

CONVERTER & LOAD CENTER

KEY	PART NUMBER	U/M	DESCRIPTION
	113132-01-000	EA	LOAD CENTER - 120/ 240V - 60A - WESCO 2460SGNM
	083208-02-000	EA	CONVERTER - POWER - 45A - 120V/12V - BW 6345
	099048-01-000	EA	INVERTER - 100 WATT

ELECTRICAL GROUP (CONTINUED)**ELECTRICAL HOUSINGS**

KEY	PART NUMBER	U/M	DESCRIPTION
	088473-01-000	EA	HOUSING-PIN, 12 CAVITY - AMP 1-480708-0
	088473-02-000	EA	HOUSING-PIN, 15 CAVITY - AMP 1-480710-0
	088473-03-000	EA	HOUSING-PIN, 9 CAVITY - AMP 1-480706-0
	088473-05-000	EA	HOUSING-PIN, 6 CAVITY - AMP 640585-1
	088473-06-000	EA	HOUSING-PIN, 6 CAVITY - AMP 1-480704-0
	088473-08-000	EA	HOUSING-PIN, 4 CAVITY - AMP 1-480702-0
	088473-09-000	EA	HOUSING-PIN, 3 CAVITY - AMP 1-480700-0
	088473-10-000	EA	HOUSING-PIN, 2 CAVITY - AMP 1-480698-0
	088474-01-000	EA	HOUSING-SOCKET, 12 CAVITY - AMP 1-480709-0
	088474-02-000	EA	HOUSING-SOCKET, 12 CAVITY - AMP 1-480711-0
	088474-03-000	EA	HOUSING-SOCKET, 9 CAVITY - AMP 1-480707-0
	088474-06-000	EA	HOUSING-SOCKET, 6 CAVITY - AMP 1-480705-0
	088474-07-000	EA	HOUSING-SOCKET, 5 CAVITY - AMP 1-480764-0
	088474-08-000	EA	HOUSING-SOCKET, 4 CAVITY - AMP 1-480703-0
	088474-09-000	EA	HOUSING-SOCKET, 3 CAVITY - AMP 1-480701-0
	088474-10-000	EA	HOUSING-SOCKET, 2 CAVITY - AMP 1-480699-0
	098264-01-000	EA	HOUSING - 2 PIN, WEATHER PACK - MALE - PACKARD 12015792
	104100-01-000	EA	HOUSING - 1 POSITION, 75 AMP - AMP 53884-1
	106006-01-000	EA	HOUSING - 1 POSITION, FEMALE - PACKARD 12015952
	113131-01-000	EA	HOUSING - 3 PIN, METRI-PACK - FEMALE - PACKARD12020397
	113468-01-000	EA	HOUSING - 2 POSITION, FEMALE - 56-SERIES - PACKARD 02965981 USED ON WIPER/WASHER WIRE ASM
	115556-01-000	EA	HOUSING - 3 POSITION, FEMALE 59-SERIES - PACKARD 02965810
	115556-02-000	EA	HOUSING - 2 POSITION, FEMALE 59-SERIES - PACKARD 02965809
	119248-02-000	EA	HOUSING - 7 POSTION, FEMALE - PACKARD 12059472

CIRCUIT BREAKERS & FUSES

KEY	PART NUMBER	U/M	DESCRIPTION
	097611-01-000	EA	CIRCUIT BREAKER - 6AMP - ATC - BLACK
	093655-03-000	EA	CIRCUIT BREAKER - 40 AMP USD 17440-4E03A2A
	083209-02-000	EA	CIRCUIT BREAKER - 15/20AMP - 120V - BW H - 15/15
	083209-03-000	EA	CIRCUIT BREAKER - 15/20AMP - 120V - BW - 0-15/20
	083209-04-000	EA	CIRCUIT BREAKER - 30A - 120V - BW L - 30
	083209-06-000	EA	CIRCUIT BREAKER - 30/15 AMP - 120V - BW D - 30/15
	083209-07-000	EA	CIRCUIT BREAKER - 20/20A - 120V - BW K - 20/20
	083209-08-000	EA	CIRCUIT BREAKER - BLANK - BW
	112591-01-000	EA	CIRCUIT BREAKER - 16A, 240V
	062901-02-000	EA	FUSE - 5 AMP - AUTOMOTIVE
	062901-05-000	EA	FUSE - 15 AMPS - AUTOMOTIVE
	062901-06-000	EA	FUSE - 20 AMPS - AUTOMOTIVE
	062901-07-000	EA	FUSE - AUTOMOTIVE - 25 AMPS
	062901-08-000	EA	FUSE - 30 AMPS - AUTOMOTIVE
	106656-01-000	EA	FUSE BLOCK - 4 CAVITY AUTOFUSE
	108669-01-000	EA	HOUSING - AUTO FUSE HOLDER
	062037-01-000	EA	HOUSING - AUTO FUSE - NATURAL
	062037-02-000	EA	HOUSING - AUTO FUSE - GREEN
	062037-03-000	EA	HOUSING - AUTO FUSE - BLACK
	062037-04-000	EA	HOUSING - AUTO FUSE - BLUE
	062037-06-000	EA	HOUSING - AUTO FUSE - BROWN
	062037-07-000	EA	HOUSING - AUTO FUSE - RED

ELECTRICAL GROUP (CONTINUED)

ELECTRICAL WIRING & BOXES

KEY	PART NUMBER	U/M	DESCRIPTION
	008052-01-000	EA	CORD-POWER, 10/3 - 30 AMP - 25' - CANADIAN
	008054-01-000	EA	CORD-POWER, 10/3 - 30 AMP - 25'
	008289-01-000	EA	BOX-ELECTRIC, STEEL - 1/2" AND 3/4" KNOCKOUTS - 4" X 4"
	008289-02-000	EA	BOX-ELECTRICAL, 4" X 4" - 1/2" & 3/4" KNOCKOUTS - CANADIAN
	008294-01-000	EA	COVER-ELECTRICAL BOX, BLANK/STEEL - 4" X 4" - GRAY
	069238-01-000	EA	COVER-ELECTRICAL BOX, W/HOLE - 4" X 4" - GRAY USED WITH 30 AMP RECEPTACLE
	074890-01-000	EA	BOX-EXTENSION, STEEL - OPEN SIDES - 4" X 4" X 1 1/2"
	074897-01-000	EA	COVER-ELECTRIC BOX, 1 LARGE & 2 SMALL HOLES - 4" X 4"
	091910-01-000	EA	BOX-ELECTRIC, 3.75" X 3.5" X 1.75" - PLASTIC
	091910-02-000	EA	BOX-ELECTRICAL, PLASTIC - 57 X 88MM
	111510-01-000	EA	DOOR-ELECTRICAL BOX, FRONT
	073328-B4-000	EA	CABLE ASSEMBLY-BATTERY, W/TERMINALS
	090986-01-000	EA	WIRE ASM-ELECTRIC STEP, KWIKEE 9009
	096449-01-000	EA	WIRE ASSEMBLY-WATER TANK TO MONITOR PANEL
	097618-01-000	EA	WIRE ASM-MONITOR PANEL, W/3 WIRES & ORANGE RESISTOR- LVS ORANGE RESISTOR W/3 (ORANGE-GREEN-BLUE) WIRES
	102636-02-000	EA	WIRE ASM-CLEARANCE LAMPS
	108303-01-000	EA	WIRE ASM-REAR AUTO HEATER
	108304-01-000	EA	WIRE ASM-IP, AUX FANS
	110256-01-000	EA	WIRE ASM-IP, GENERATOR
	111915-01-000	EA	WIRE ASM-DAY RUN LAMPS, FUSE
	111915-03-000	EA	WIRE ASM-DAY RUN LAMPS, FUSE
	119456-01-000	EA	WIRE ASM-IP, MAIN (FORD)
	119459-01-000	EA	WIRE ASM-IP, MAIN (CHEVY)
	104016-01-000	EA	WIRE ASM-AUX FANS

ELECTRICAL GROUP (CONTINUED)

ELECTRICAL COMPONENTS

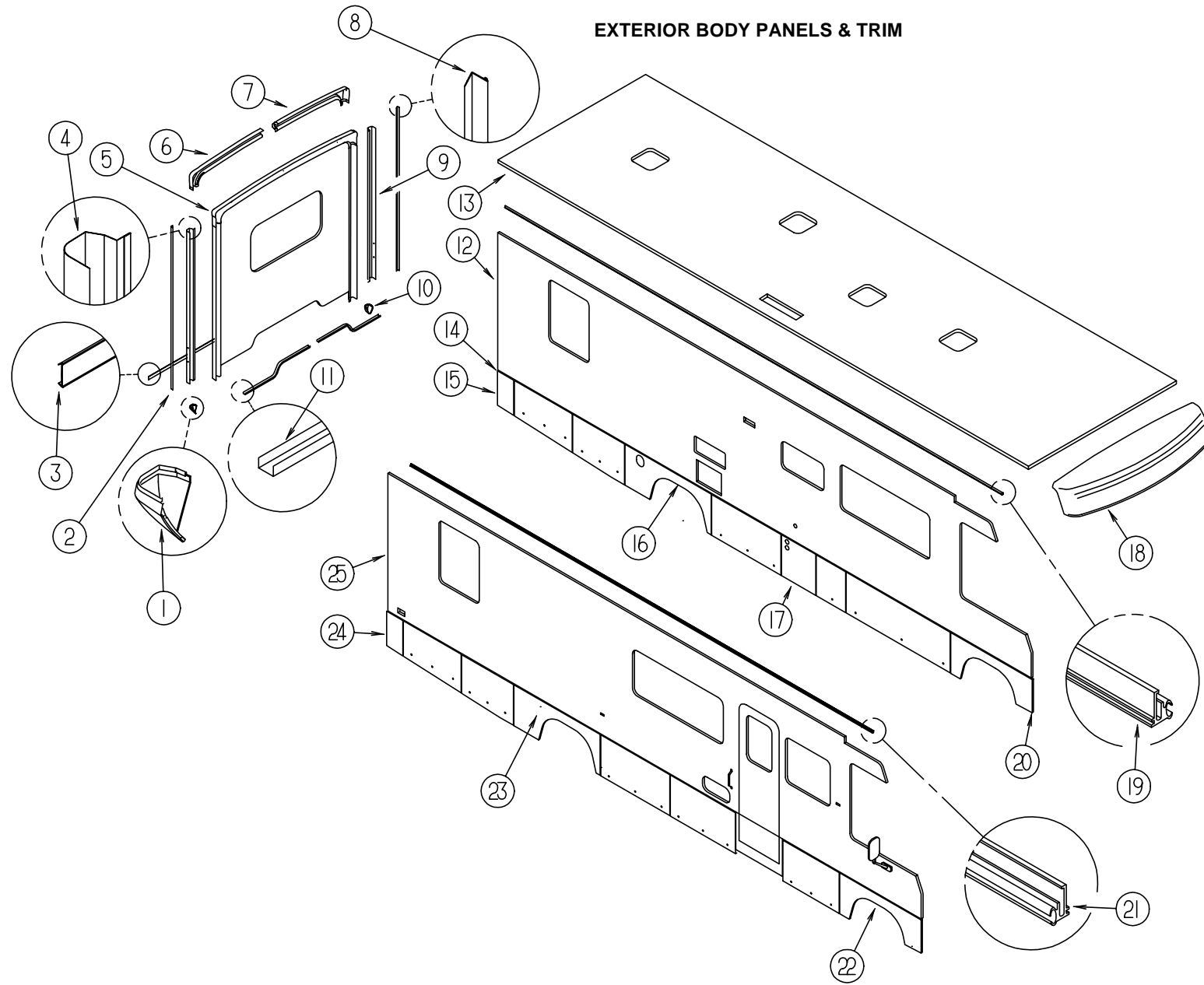
KEY	PART NUMBER	U/M	DESCRIPTION	VENDOR NO.
	007956-05-000	EA	INSULATOR-SHRINK .25ID X 1.50 - BLACK	
	077479-01-000	EA	BOOT-BATTERY TERMINAL, DOUBLE CABLE	
	077479-02-000	EA	BOOT-BATTERY TERMINAL, SINGLE CABLE	
	087225-01-000	FT	SLEEVING - 1/2", TYPE H - VARFLEX	
	087225-02-000	FT	SLEEVING - 5/8", TYPE H - VARFLEX VARGLAS	
	087949-01-000	EA	BUSS BAR - 2 POSITION, .6" X 1.5" - ALUMINUM	
	087949-02-000	EA	BUSS BAR - 3 POSITION, .6" X 2.4" - ALUMINUM	
	103608-01-000	EA	SOCKET-WEDGE BASE W/LEADS - JKL 2944-6 OR EQUIV	
	103987-02-000	EA	SEAL-SOLENOID ACCESS	
	112823-01-000	EA	SPLICE-REDUCER 16-14 TO 18-22 - ETC BA-631X	
	007093-01-000	EA	FLASHER-SIGNAL, STAT	
	008188-01-000	EA	SOLENOID - 3 POST, BATTERY CHANGE OVER	
	063910-01-000	EA	HOUSING-RELAY - BOSCH 3 334 485 008	
	063912-02-000	EA	RELAY-CANISTER, SPDT - BOSCH 0332204101	
	086233-01-000	EA	STUD-ISOLATED, 3/8" X 7/8" LONG	
	086273-01-000	EA	RELAY-BATTERY DISCONNECT	
	115504-01-700	EA	PLUG & CABLE, 10 WATT PANEL	600-016

ROCKER SWITCHES

KEY	PART NUMBER	U/M	DESCRIPTION
	108357-05-000	EA	SWITCH - ROCKER - SPDT ON/ NONE/ ON
	108356-02-01A	EA	SWITCH COVER - W/ DIMPLES - CARLING VVAZC00 BLA
	108357-09-000	EA	SWITCH - ROCKER - SPDT ON/ NONE/ MOM
	108356-02-01A	EA	SWITCH COVER - W/ DIMPLES - CARLING VVAZC00 BLA
	108357-06-000	EA	SWITCH - ROCKER - DPDT MOM/ OFF/ MOM
	108356-02-01A	EA	SWITCH COVER - W/ DIMPLES - CARLING VVAZC00 BLA
	108357-03-000	EA	SWITCH - ROCKER - SPDT ON/ OFF/ ON
	108356-02-01A	EA	SWITCH COVER - W/ DIMPLES - CARLING VVAZC00 BLA
	108357-10-000	EA	SWITCH - ROCKER - SPDT MOM/ OFF/ MOM
	108356-04-01A	EA	SWITCH COVER - W/ DIMPLES & LENS - CARLING VVAGC00
	096241-03-000	EA	SWITCH - BLANK

EXTERIOR BODY GROUP

EXTERIOR BODY PANELS & TRIM

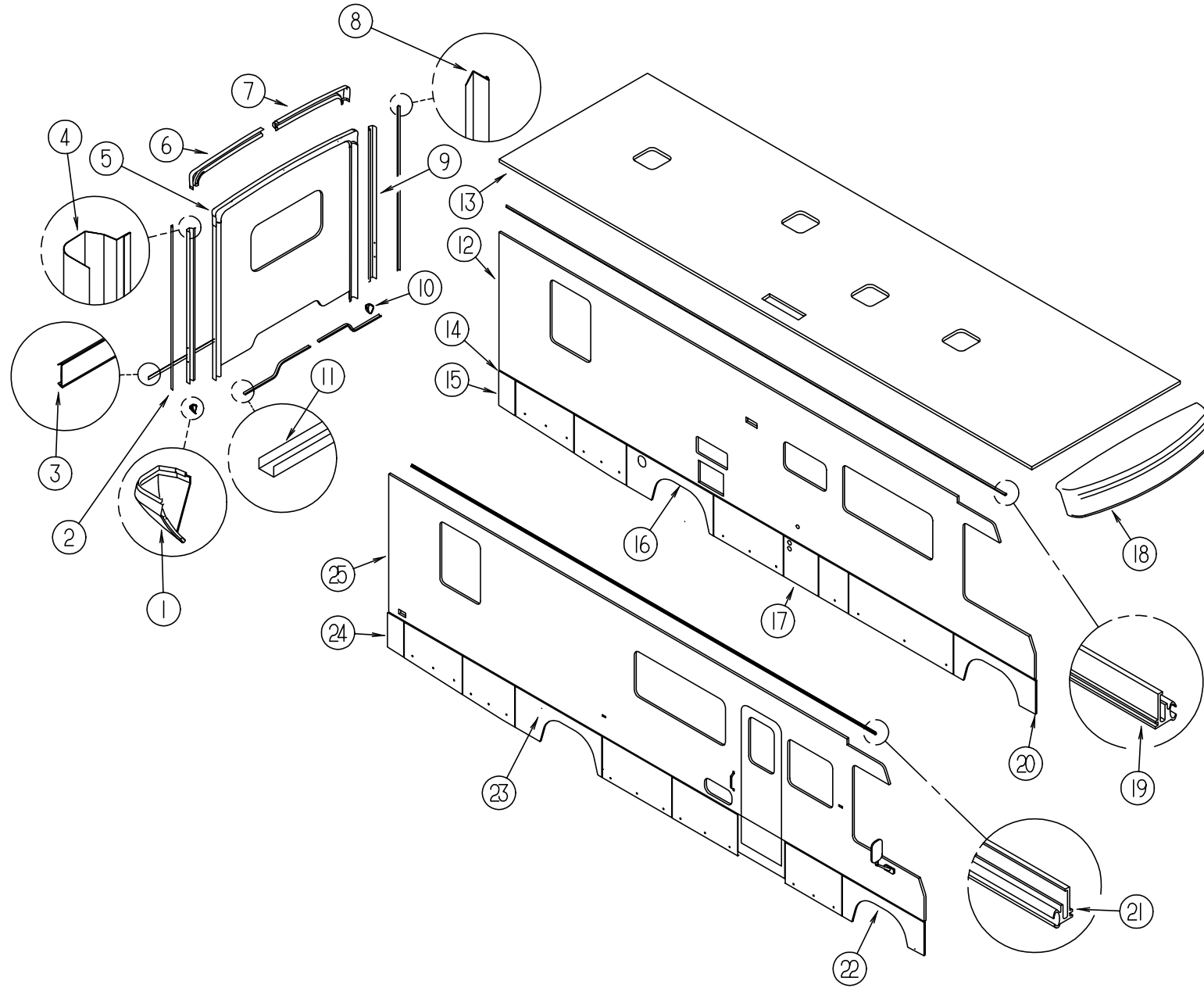


KEY	PART NUMBER	U/M DESCRIPTION
1	119212-01-01A	EA TRIM-BACKWALL, LOWER - RH - BLK
2	120548-01-01A	EA TRIM-J, RH - BACKWALL - W/NOTCH - BUFF
3	108688-01-06A	EA FEATURE STRIP - VW GRAY - 4623MM
	105312-01-06A	FT INSERT - FEATURE STRIP - PEARL FAWN
	108651-01-02A	EA END CAP - FEATURE STRIP
4	114874-03-07B	EA TRIM - BACKWALL - BUFF (PASSENGER SIDE)
5	M07576-02-G15	EA BACKWALL ASM - QUEEN BED (CHEVY)
5	M07576-02-G16	EA BACKWALL ASM - QUEEN BED (CHEVY)
5	M07576-02-G17	EA BACKWALL ASM - QUEEN BED (CHEVY)
5	M07577-02-G15	EA BACKWALL ASM - QUEEN BED (FORD)
5	M07577-02-G16	EA BACKWALL ASM - QUEEN BED (FORD)
5	M07577-02-G17	EA BACKWALL ASM - QUEEN BED (FORD)
5	M07576-04-G15	EA BACKWALL ASM - TWIN BED (CHEVY)
5	M07576-04-G16	EA BACKWALL ASM - TWIN BED (CHEVY)
5	M07576-04-G17	EA BACKWALL ASM - TWIN BED (CHEVY)
5	M07577-04-G15	EA BACKWALL ASM - TWIN BED (FORD)
5	M07577-04-G16	EA BACKWALL ASM - TWIN BED (FORD)
5	M07577-04-G17	EA BACKWALL ASM - TWIN BED (FORD)

KEY	PART NUMBER	U/M DESCRIPTION
5	M07576-01-G15	EA BACKWALL ASM - KING BED (CHEVY)
5	M07576-01-G16	EA BACKWALL ASM - KING BED (CHEVY)
5	M07576-01-G17	EA BACKWALL ASM - KING BED (CHEVY)
5	M07577-01-G15	EA BACKWALL ASM - KING BED (FORD)
5	M07577-01-G16	EA BACKWALL ASM - KING BED (FORD)
5	M07577-01-G17	EA BACKWALL ASM - KING BED (FORD)
6	114872-02-01A	EA TRIM - BACKWALL - TOP - BUFF (PASSENGER SIDE)
7	114873-02-01A	EA TRIM - BACKWALL - TOP - BUFF (DRIVER SIDE)
8	120548-02-01A	EA TRIM-J, LH - BACKWALL - W/NOTCH - BUFF
9	114874-04-07B	EA TRIM - BACKWALL - BUFF (DRIVER SIDE)
10	119212-02-01A	EA TRIM-BACKWALL, LOWER - LH - BLK
11	050406-22-000	EA TRIM - BACKWALL - LOWER LEFT OR RIGHT SIDE - BUFF
12	M08051-02-G15	EA SIDEWALL ASM - (DRIVER SIDE) (W/ DRIVER DOOR)
12	M08051-02-G16	EA SIDEWALL ASM - (DRIVER SIDE) (W/ DRIVER DOOR)
12	M08051-02-G17	EA SIDEWALL ASM - (DRIVER SIDE) (W/ DRIVER DOOR)
12	M08051-01-G15	EA SIDEWALL ASM - (DRIVER SIDE) (W/O DRIVER DOOR)
12	M08051-01-G16	EA SIDEWALL ASM - (DRIVER SIDE) (W/O DRIVER DOOR)
12	M08051-01-G17	EA SIDEWALL ASM - (DRIVER SIDE) (W/O DRIVER DOOR)

EXTERIOR BODY GROUP (CONTINUED)

EXTERIOR BODY PANELS & TRIM (CONTINUED)



KEY	PART NUMBER	U/M	DESCRIPTION
13	M08022-01-G15	EA	ROOF ASM. (QUEEN/KING BED)
13	M08022-02-G15	EA	ROOF ASM. (TWIN BED)
14	105312-01-06A	FT	INSERT-VINYL, PEARL FAWN
	108651-01-02A	EA	CAP-FEATURE STRIP, VW GRAY
15	118657-02-G15	EA	PANEL ASM-VALANCE REAR, LH
16	118609-02-G15	EA	WHEEL LIP ASM-REAR, LH
17	118658-01-G15	EA	PANEL ASM-VALANCE, FURNACE
18	M05145-08-F11	EA	CAP ASM - FRONT - W/O TRIM - BUFF
19	103801-02-04A	EA	TRIM - ROOF
19	120091-01-01A	EA	TRIM - ROOF, BUFF

FROM: 00-00-00 THRU: 10-08-95

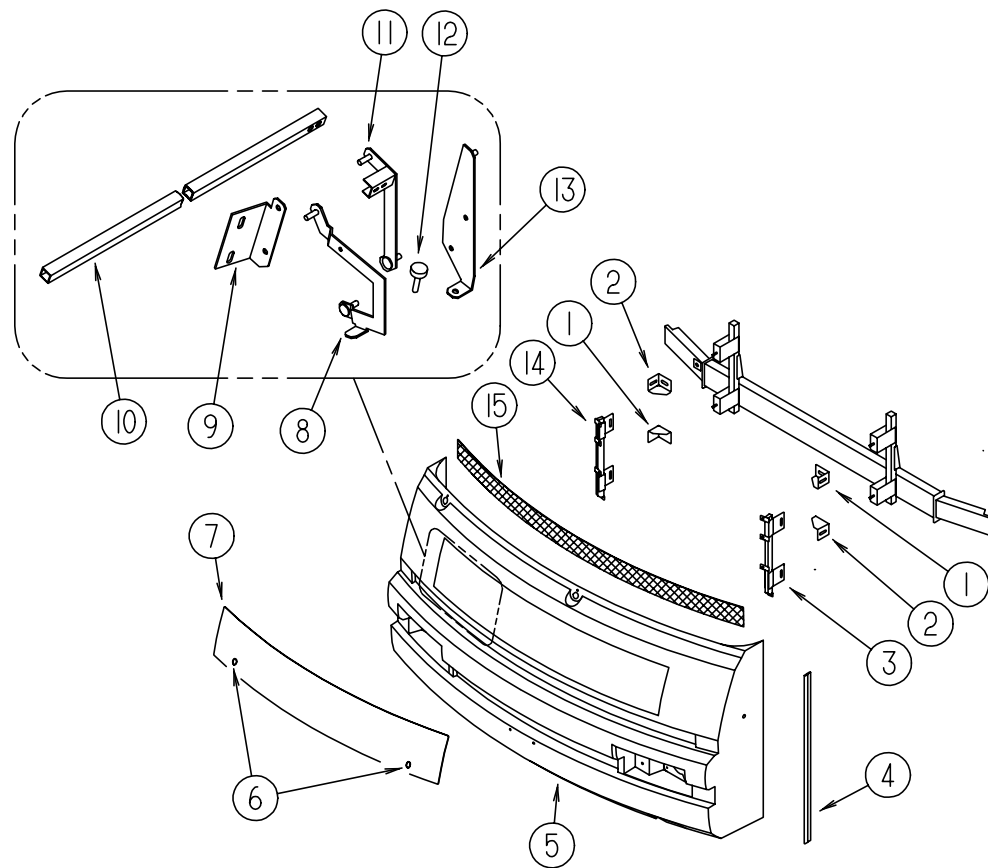
FROM: 10-09-95 THRU: 99-99-99

KEY	PART NUMBER	U/M	DESCRIPTION
20	118528-03-G15	EA	WHEEL LIP ASM-FRONT, LH
21	103802-02-04A	EA	RAIL - AWNING
21	120092-01-01A	EA	RAIL - AWNING, BUFF
22	118528-01-G15	EA	WHEEL LIP ASM-FRONT, RH
23	118609-01-G15	EA	WHEEL LIP ASM-REAR, RH
24	118657-01-G15	EA	PANEL ASM-VALANCE REAR, RH
25	P19953-01-G15	EA	SIDEWALL ASM - (PASSENGER SIDE)
25	P19953-01-G16	EA	SIDEWALL ASM - (PASSENGER SIDE)
25	P19953-01-G17	EA	SIDEWALL ASM - (PASSENGER SIDE)

FROM: 00-00-00 THRU: 10-08-95

FROM: 10-09-95 THRU: 99-99-99

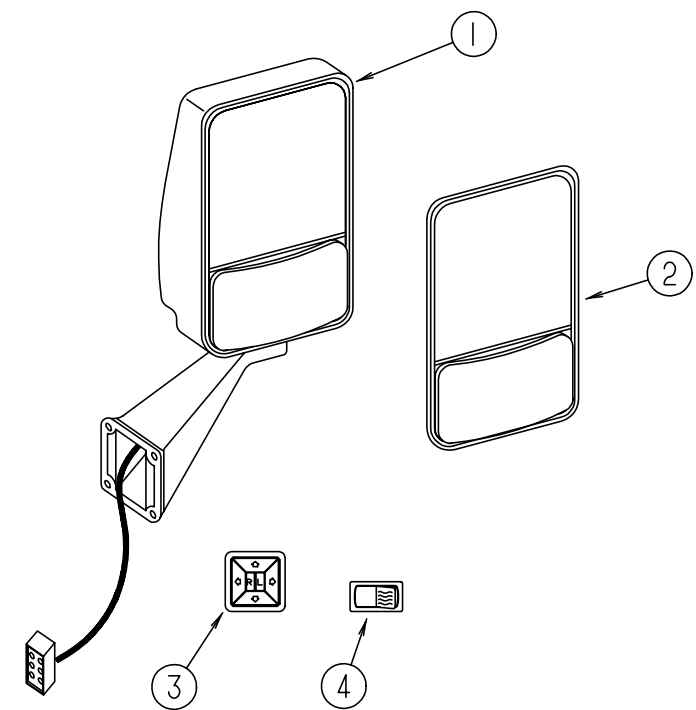
EXTERIOR BODY GROUP (CONTINUED)



FRONT END ASSEMBLY

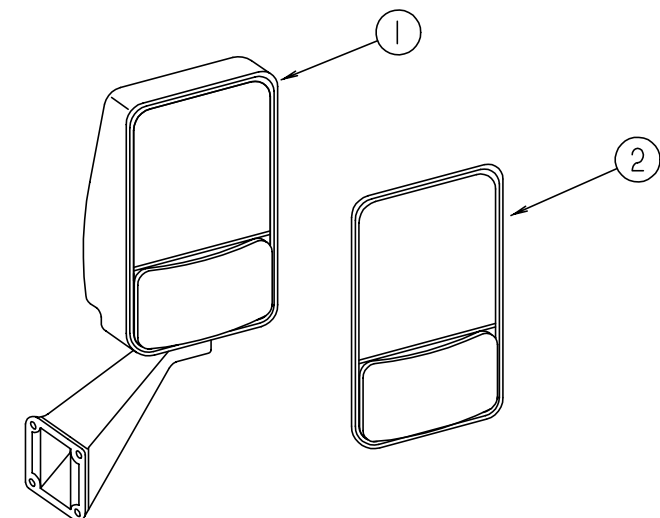
KEY	PART NUMBER	U/M	DESCRIPTION
1	117611-04-02B	EA	BRACKET - BUMPER
2	117611-03-02B	EA	BRACKET - BUMPER
3	118997-02-G35	EA	SUPPORT ASM - FRONT PANEL - LH
4	089922-36-000	EA	TRIM - FIBERGLASS - PANEL - BUFF
5	118999-03-G15	EA	PANEL ASM - FRONT - LOWER
6	102330-02-000	EA	HOOD LOCK - SINGLE HOLE - VISE ACTION
	102328-01-000	EA	BARREL KEY - HOOD LOCK
7	115976-03-G15	EA	PANEL ASM - HOOD - BUFF
8	109930-11-000	EA	LINK - HINGE - HOOD - LOWER - RH
	109930-12-000	EA	LINK - HINGE - HOOD - LOWER - LH
9	109927-03-000	EA	ANGLE - LINK - HOOD - RH
	109927-04-000	EA	ANGLE - LINK - HOOD - LH
10	105096-10-000	EA	TUBE ASM - TIMING - HOOD HINGE
11	109929-05-000	EA	LINK ASM - HINGE - HOOD - UPPER - RH
	109929-06-000	EA	LINK ASM - HINGE - HOOD - UPPER - LH
12	058786-01-000	EA	BOLT - ADJUSTING - HOOD - W/BLACK PAD - .31" #18 X 2"
13	109926-15-000	EA	BRACKET - LINK - HINGE - HOOD - RH
	109926-16-000	EA	BRACKET - LINK - HINGE - HOOD - LH
14	118997-01-G35	EA	SUPPORT ASM - FRONT PANEL - RH
15	115924-05-01A	EA	GRILLE - WOVEN WIRE
	070579-06-000	EA	PLATE - ANCHOR - W/ 7/16 WELD NUT - 1.5" X 3.3"
	077001-01-000	EA	ANGLE - MOUNTING - ROOF PANEL - V ANGLE - 3" X 2.4" X 1.5"
	106746-01-000	EA	PANEL - STEPWELL
	106747-01-000	EA	PANEL - STEPWELL - END RH
	106747-02-000	EA	PANEL - STEPWELL - END LH
	106765-01-000	EA	SUPPORT - BOLT - HOOD ADJUSTING

EXTERIOR BODY GROUP (CONTINUED)



EXTERIOR MIRROR OPTION (REMOTE & HEAT)

KEY	PART NUMBER	U/M	DESCRIPTION
1	106015-05-01A	EA	MIRROR ASM - EXTERIOR REMOTE & HEAT - PASSENGER SIDE
1	106015-06-01A	EA	MIRROR ASM - EXTERIOR REMOTE & HEAT - DRIVER SIDE
2	086261-02-701	EA	MIRROR KIT-BEZEL, CONVEX GLASS - HEATED FLAT GLASS - DRIVER SIDE
2	086261-01-704	EA	MIRROR KIT-BEZEL, CONVEX GLASS - HEATED FLAT GLASS - PASSENGER SIDE
3	088246-01-000	EA	SWITCH - REMOTE - EXTERIOR MIRROR - SQUARE PUSH
4	087695-01-000	EA	SWITCH - HEATER - EXTERIOR MIRROR

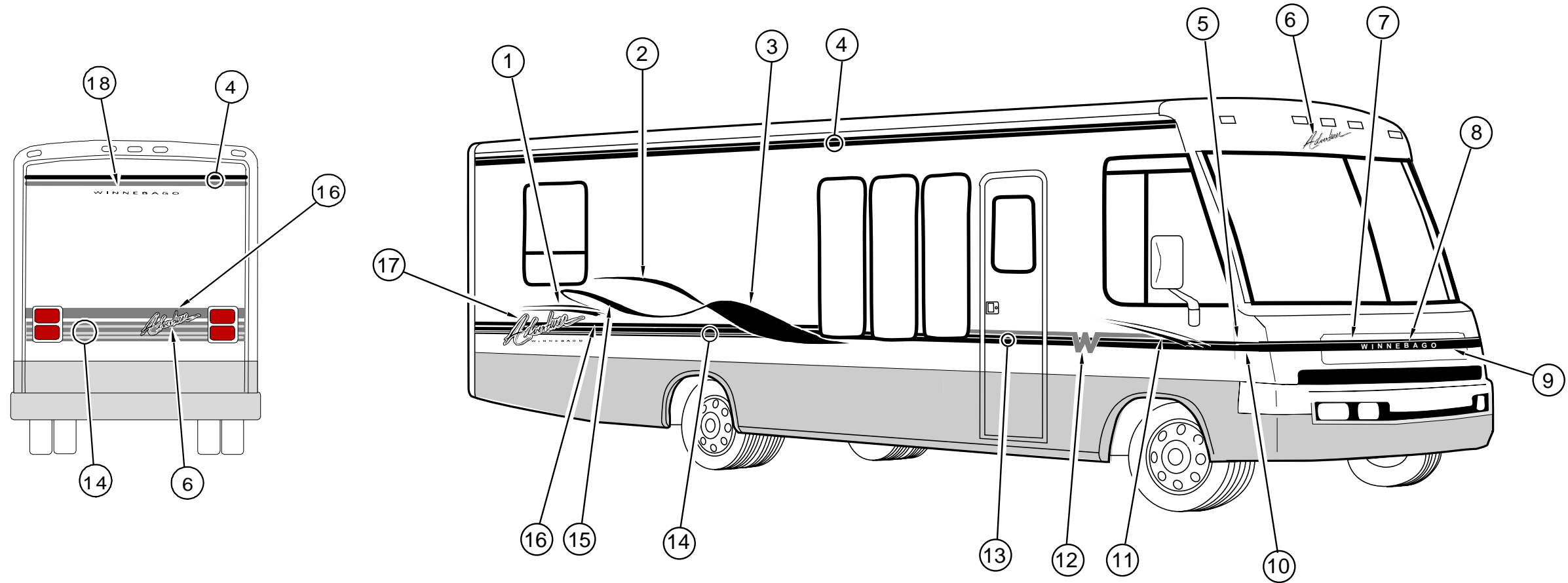


EXTERIOR MIRROR OPTION

KEY	PART NUMBER	U/M	DESCRIPTION
1	106015-09-01A	EA	MIRROR ASM - PASSENGER SIDE
1	106015-10-01A	EA	MIRROR ASM - DRIVER SIDE
2	106015-01-703	EA	MIRROR KIT (BEZEL W/MIRRORS) PASSENGER SIDE
2	106015-02-702	EA	MIRROR KIT (BEZEL W/MIRRORS) DRIVER SIDE

EXTERIOR BODY GROUP (CONTINUED)

DECALS, FILM STRIPES & PAINT



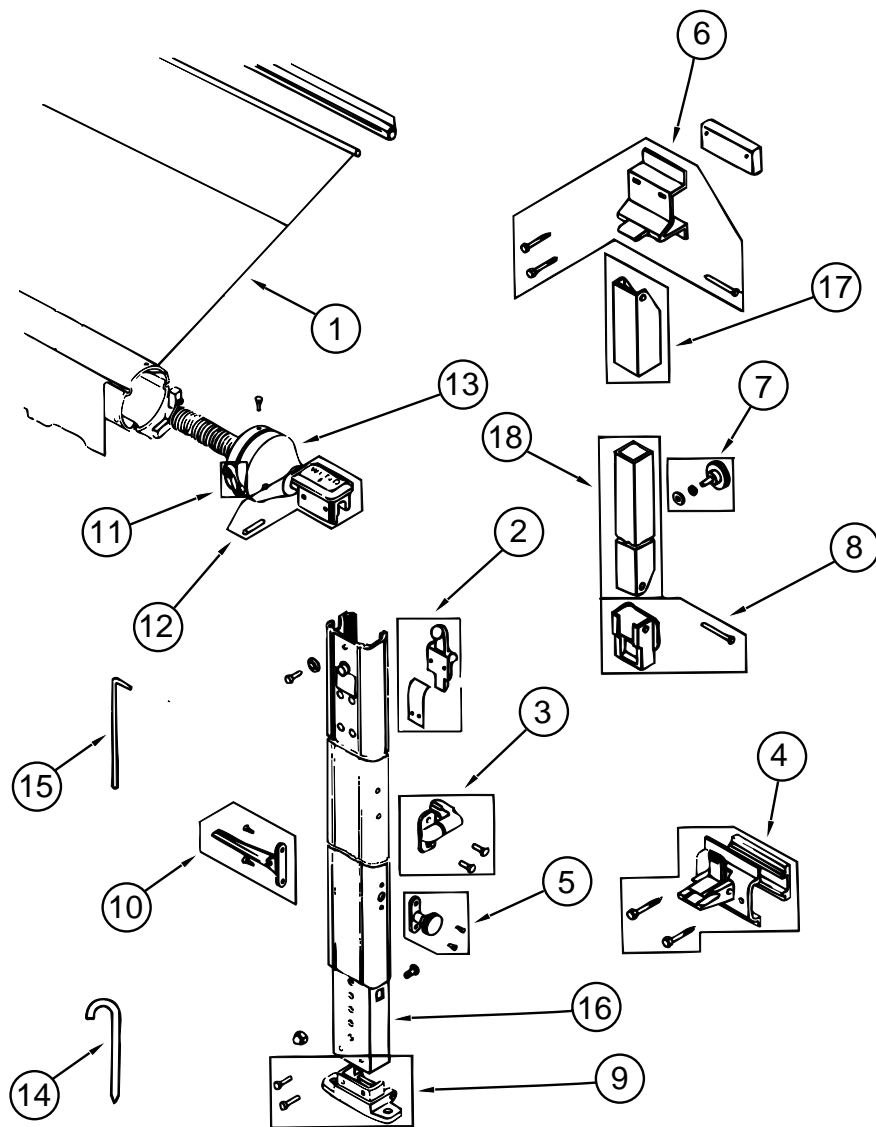
KEY	PART NUMBER	U/M	DESCRIPTION
1	117488-01-01A	EA	DECAL-RIBBON, #4 - RH - AMETHYST/LAGO BLUE
1	117488-02-01A	EA	DECAL-RIBBON, #4 - LH - AMETHYST/LAGO BLUE
2	117484-01-01A	EA	DECAL-RIBBON, #2 - RH - MED BLUE/BLACK
2	117484-02-01A	EA	DECAL-RIBBON, #2 - LH - MED BLUE/BLACK
3	117483-01-01A	EA	DECAL-RIBBON, #1 - RH - MED BLUE/AMETHYST/BLK
3	117483-02-01A	EA	DECAL-RIBBON, #1 - LH - MED BLUE/AMETHYST/BLK
4	094423-07-01A	FT	FILM-OVERLAY, MULTISTRIP 63.5MM - LAGO/AMETHYST/GOLDEN
5	117489-01-01A	EA	DECAL-CORNER, UPPER - RH - LAGO/GOLDEN/AMETHYST
5	117489-02-01A	EA	DECAL-CORNER, UPPER - LH - LAGO/GOLDEN/AMETHYST
6	117482-02-01A	EA	DECAL-ADVENTURER, SMALL - BUFF/GOLDEN/AMETHYST/SLATE
7	117491-01-01A	EA	DECAL-HOOD, UPPER - LAGO/GOLDEN/AMETHYST
8	110889-03-02A	EA	DECAL-LOGO, WINNEBAGO - BUFF
9	117492-01-01A	EA	DECAL-HOOD, LOWER - MED BLUE/GOLDEN
10	117490-01-01A	EA	DECAL-CORNER, LOWER - RH - MED BLUE/GOLDEN
10	117490-02-01A	EA	DECAL-CORNER, LOWER - LH - MED BLUE/GOLDEN
11	117481-01-01A	EA	DECAL-SLASH, RH - AMETHYST/LAGO BLUE
11	117481-02-01A	EA	DECAL-SLASH, LH - AMETHYST/LAGO BLUE
12	117480-01-01A	EA	DECAL-LOGO, W - GOLDEN
13	115335-05-01A	FT	FILM-OVERLAY, MULTISTRIP 31.8MM - MED BLUE/GOLDEN
14	117479-01-01A	FT	FILM-OVERLAY, MULTISTRIP 158.8MM - LAGO/GOLDEN/AMETHYST/AMETHYST
15	117486-01-01A	EA	DECAL-RIBBON, #3 - RH - AMETHYST/BLACK
15	117486-02-01A	EA	DECAL-RIBBON, #3 - LH - AMETHYST/BLACK
16	093681-40-06A	FT	FILM - 50.8MM X 150FT - GOLDEN
17	117482-01-01A	EA	DECAL-ADVENTURER, LARGE - BUFF/GOLDEN/AMETHYST/SLATE
18	110206-02-04A	EA	DECAL-WINNEBAGO - LAGO BLUE
	004308-01-000	EA	PAINT-SPRAY, BLACK
	041561-03-000	EA	PAINT-16OZ SPRAY - OFF WHITE - ACRYLIC ENAMEL

DUPONT PAINT COLOR CODES

BUFF	G9692
GRAPHITE METALLIC	F0901

EXTERIOR BODY GROUP (CONTINUED)

EXTERIOR AWNING (FAULKNER)



KEY	PART NUMBER	U/M	DESCRIPTION	VENDOR NO.
	110634-02-01A	EA	AWNING - HARDWARE KIT - BUFF	
1	110634-01-18A	EA	AWNING - ROLLER ASM - 18'	
2	110634-01-700	EA	RAFTER LOCKING MECHANICAL KIT	7605-0001
3	110634-01-701	EA	SAFETY & LATCH KIT	7509-0001
4	110634-01-702	EA	BOTTOM BRACKET KIT	7512-0001
5	111038-01-01A	EA	SPACER - AWNING - LOWER - BLACK	
5	110634-01-703	EA	HEIGHT LOCK HANDLE KIT	7510-0001
6	110634-01-704	EA	UPPER BRACKET KIT W/BOLTS	7505-0001
	111037-01-01A	EA	SPACER - AWNING - UPPER - BLACK	
7	110634-01-705	EA	ULTRA RAFTER KNOB KIT	7522-0001
8	110634-01-706	EA	RAFTER SLIDE KIT	
9	110634-01-707	EA	GROUND BRACKET KIT	7511-0001
10	110634-01-708	EA	LIFT HANDLES W/ RIVETS	7000-0001
11	110634-01-709	EA	RATCHET HANDLE KIT	7507-0001
12	110634-01-710	EA	ARM CAP KIT	7503-0001
13	110634-01-711	EA	FRONT SPRING ASM	6598-0001
	110634-01-712	EA	REAR SPRING ASM	6599-0001
	110634-01-713	EA	REAR END CAP KIT	7504-0001
14	110634-01-714	EA	STAKE (4 PER BAG)	5208-0001
15	110634-01-715	EA	PULL DOWN WAND	7604-0001
16	110634-01-721	EA	ARM - INNER - FRONT - BUFF	5686-0001
16	110634-01-722	EA	ARM - INNER - REAR - BUFF	5687-0001
17	110634-01-723	EA	RAFTER - OUTER - BUFF	5688A0001
18	110634-01-724	EA	RAFTER - INNER - BUFF	5689A0001
	110634-12-02A	EA	SHIM-FILLER, LOWER BRACKET	

EXTERIOR BODY GROUP (CONTINUED)

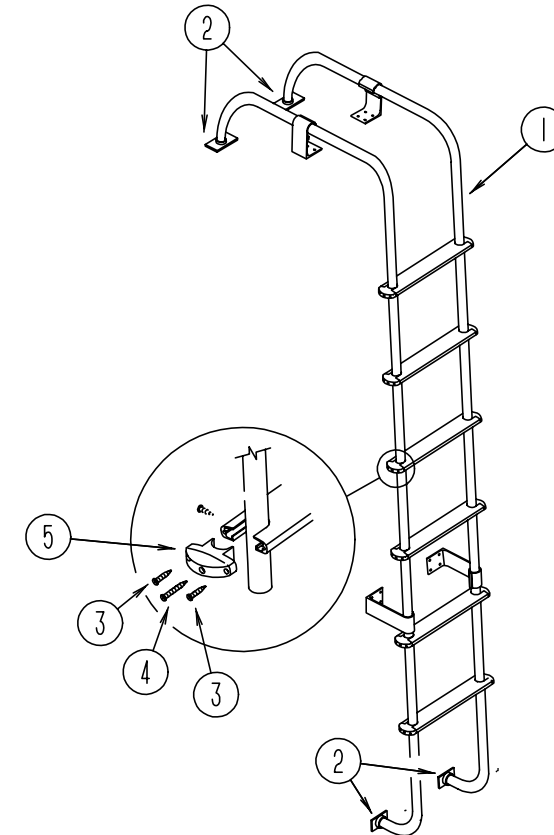
STYROFOAM & FIBERGLASS SHEETING

KEY	PART NUMBER	U/M	DESCRIPTION
	000870-08-000	SF	STYROFOAM - .75" X 48" X 96" - PLANED
	083574-03-000	SF	STYROFOAM - 3/4" X 48" X 96"
	065747-01-000	SF	INSULATION - MICROFOAM - .5" X 72" X 112' ROLL
	076054-T5-000	EA	FIBERGLASS-SHEET, 2572 X 2647 - BUFF
	108535-03-700	EA	FRP FLAT 110" X 396" BUFF
	076054-V4-000	EA	FIBERGLASS SHEET 79.1" X 361.3" - BUFF
	117754-01-01A	EA	FIBERGLASS-SHEET, 328 X 2448MM - ANY COLOR
	117754-01-05A	EA	FIBERGLASS-SHEET, 328 X 2448MM - BUFF
	117754-01-02A	EA	FIBERGLASS-SHEET, 328 X 2442MM - BRIGHT WHITE
	117754-01-03A	EA	FIBERGLASS-SHEET, 328 X 2448MM - SABLE
	077517-59-000	EA	FIBERGLASS SHEET - 48" X 96" - BUFF PAINTING IS REQUIRED WHEN USED ON OLDER COACHES
	077517-62-000	EA	FIBERGLASS SHEET - 48" X 96" - BRIGHT WHITE
	077517-64-000	EA	FIBERGLASS SHEET - 48" X 96" - GRAY
	100619-01-000	BF	FOAM - EXPANDED POLYSTYRENE - 48" X 96" X 1.34"
	100619-04-000	BF	FOAM - EXPANDED POLYSTYRENE - EPS 48" X 96" X .5
	100619-02-000	BF	FOAM - EXPANDED POLYSTYRENE - 48" X 96" X 1.5"
	100619-05-000	BF	FOAM - EXPANDED POLYSTYRENE - 48" X 96" X .75"
	100619-11-000	BF	FOAM - EXPANDED POLYSTYRENE - 48" X 96" X 2"
	100619-13-000	BF	FOAM - EXPANDED POLYSTYRENE - 48" X 96" X .34"
	108535-03-700	EA	FRP FLAT 110" X 396" - BUFF
	105077-03-000	EA	FOAM-PLUG, SIDEWALL TUBE
	105077-04-000	EA	FOAM-COVE, ROOF FROM: 00-00-00 THRU: 10-08-95
	105077-07-000	EA	FOAM-PLUG, ROOF TUBE FROM: 00-00-00 THRU: 10-08-95
	120107-01-000	EA	FOAM-COVE, ROOF - WISCONSIN EPS FROM: 10-09-95 THRU: 99-99-99
	120107-02-000	EA	FOAM-PLUG, ROOF TUBE - WISCONSIN EPS - 45 MM X 74.3 MM FROM: 10-09-95 THRU: 99-99-99
	120107-03-000	EA	FOAM-PLUG, ROOF TUBE - WISCONSIN EPS - 45MM X 54.5 MM FROM: 10-09-95 THRU: 99-99-99
	058804-01-000	EA	AL - .032 X 36.00 X 064.00 1/4 HEX - PERFORATED .79 OPEN
	119389-01-01A	EA	TUBE-W/HOLE MILL - EXTR 119391

EXTERIOR BODY HARDWARE

KEY	PART NUMBER	U/M	DESCRIPTION
	002726-01-001	EA	GARNISH - U-CHANNEL - 1.38" X 19' - SERRATED - MILL ALUMINUM
	002754-01-001	EA	ANGLE - EXTRUDED - .75" X .75" X 18' - MILL ALUMINUM
	033381-17-001	FT	STEEL - TUBE 16GA 1.5 X 1.5 X 288.00 HOT FORMED ASTM A50
	044487-01-002	EA	ALUMINUM - .019 X 96.00 X 432"
	055278-51-259	EA	TUBING - STEEL - 12.5'
	058267-01-000	FT	CHANNEL - STEEL - W/ HOLES - SIDEWALL STIFFENER - 2" X 20'
	068716-01-001	EA	BRACE - 90 DEGREE L-ANGLE - 192" - EXTRUDED ALUMINUM
	089297-01-000	SF	PLYWOOD - LUAN - OVERLAY GRADE - 4' X 8'
	089297-02-000	SF	PLYWOOD - LUAN GRADE CC LFE 2.7 MM X 48 X 108

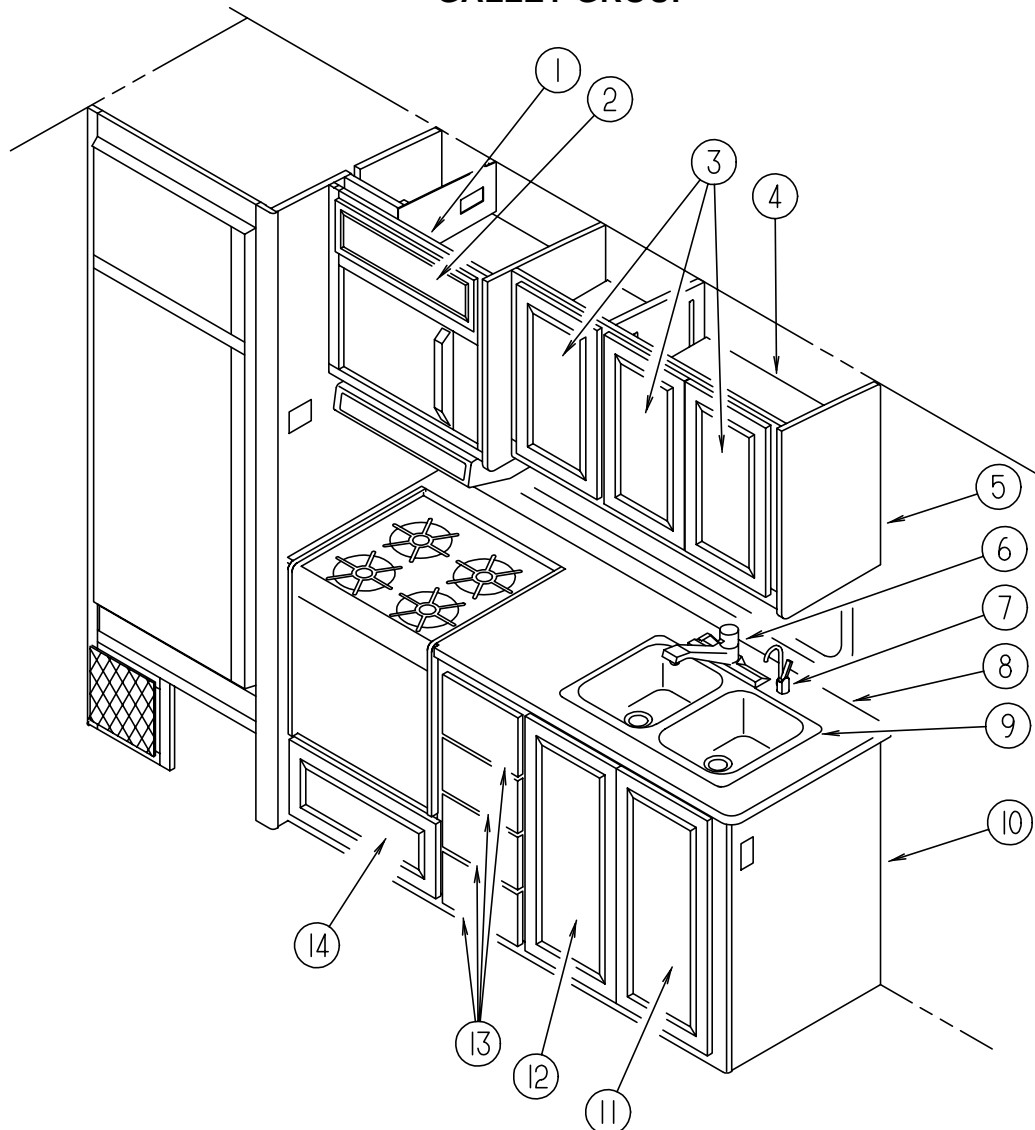
EXTERIOR BODY GROUP (CONTINUED)



LADDER

KEY	PART NUMBER	U/M	DESCRIPTION
1	102953-11-F31	EA	LADDER ASM
2	067165-01-000	EA	MOUNTING BRACKET - LADDER - LOWER
3	000G39-06-10T	EA	SCREW-SF/ DR - 6 - 20 X 5/8 PPH - BLACK
4	000G68-10-36T	EA	SCREW - 10 - 12 X 2.25 POH BLACK
5	076980-02-000	EA	END CAP - STEP - BLACK
	038327-01-000	FT	TAPE - ANTI SLIP - 2" X 60FT

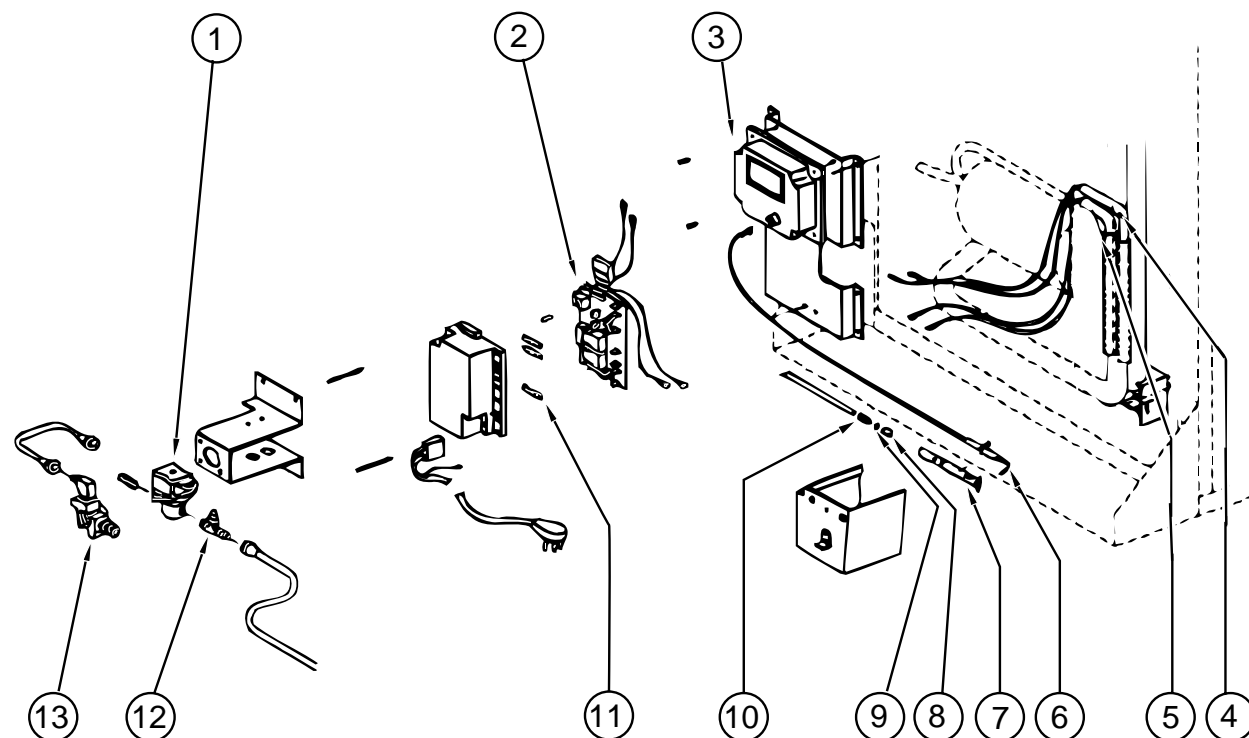
GALLEY GROUP



GALLEY CABINETRY & FIXTURES

KEY	PART NUMBER	U/M	DESCRIPTION
1	114390-01-G15	EA	CABINET ASM - MICROWAVE OVERHEAD
	116592-01-G09	EA	CABINET ASM - A/C SWITCH
2	M05992-11-G15	EA	DOOR ASM - RAIL - W/O HARDWARE 180 X 555
3	M06803-29-G15	EA	DOOR ASM - W/O HARDWARE - 305 X 555
4	P18158-02-G15	EA	CABINET ASM - OVERHEAD - GALLEY
5	081319-17-G35	EA	END CAP ASM. - OVERHEAD - GALLEY
6	104114-02-01A	EA	FAUCET-GALLEY - SINGLE CONTROL
6	091253-01-000	EA	GASKET-FAUCET,LAVATORY
7	103635-01-000	EA	FAUCET-SINGLE CONTROL, EVERPURE 5435-00
8	117999-11-G15	EA	COUNTERTOP ASM. (G15,G16)
8	117999-11-G17	EA	COUNTERTOP ASM.
	098335-07-G07	EA	RAIL - GALLEY - 22.2" (G15,G16)
	098335-07-G42	EA	RAIL - GALLEY - 22.2" (G17)
	108464-04-F40	EA	COVER - SINK (G15,G16)
	108464-04-E08	EA	COVER - SINK (G17)
9	110654-01-000	EA	SINK - STAINLESS STEEL LARGE/ SMALL BASIN - DOUBLE
	092303-01-000	EA	STRAINER - SINK
10	M07598-02-G15	EA	GALLEY CABINET ASM. - W/ COUNTERTOP (G15,G16)
10	M07598-02-G17	EA	GALLEY CABINET ASM. - W/ COUNTERTOP
11	M06803-N8-G15	EA	DOOR ASM - W/O HARDWARE 0345 X 0690
12	M06803-N7-G15	EA	DOOR ASM - W/O HARDWARE 0345 X 0690
13	M05971-11-G15	EA	DRAWER ASM. - W/O HARDWARE
14	M05971-P8-G15	EA	DRAWER ASM. - W/O HARDWARE
	117999-14-G15	EA	TOE KICK ASM

GALLEY GROUP (CONTINUED)

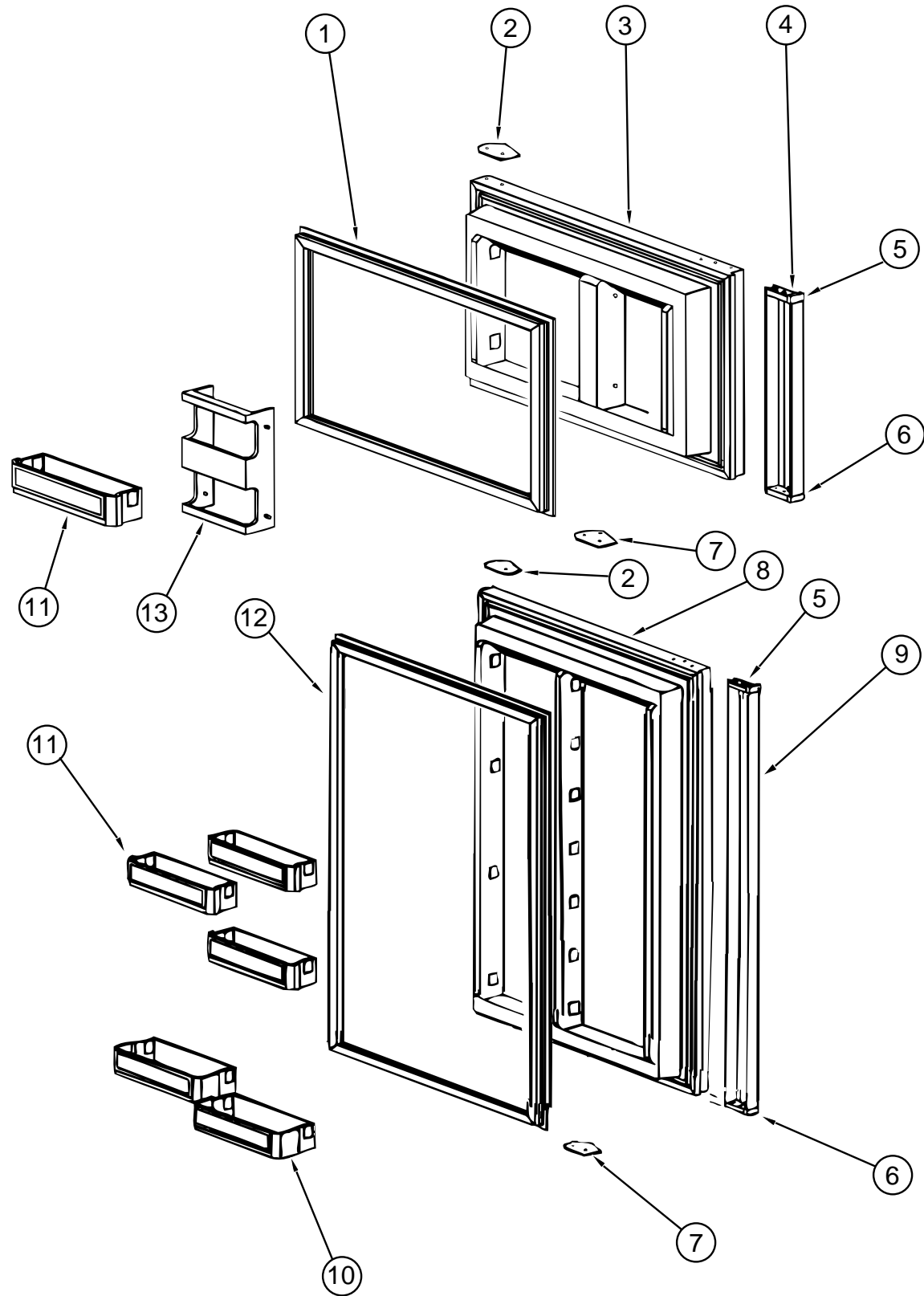


NORCOLD 6182 REFRIGERATOR CONTROL ASM.

KEY	PART NUMBER	U/M	DESCRIPTION	VENDOR NO.
1	084880-01-718	EA	VALVE-GAS	61551822
2	094039-04-702	EA	POWER SUPPLY (2-WAY)	61647422
3	102621-01-702	EA	IGNITION MODULE	61688922
4	088248-01-710	EA	HEATER-DC, (HORIZONTAL)	61562822
5	088248-01-709	EA	HEATER-AC, (HORIZONTAL)	61562722
6	104137-06-715	EA	SPARK/SENSE ELECTRODE (SINGLE)	61692222
7	104137-06-714	EA	BURNER ASSEMBLY (5-SLOT)	61705222
8	084880-01-705	EA	ORIFICE	61452122
9	104137-06-713	EA	ORIFICE GASKET	61475122
10	104137-06-712	EA	FITTING-GAS TUBE CONNECTION	61692722
11	104137-06-711	EA	FUSE - 5 AMP	61611622
12	104137-06-710	EA	PRESSURE TAP	61594422
13	104137-06-709	EA	VALVE SHUT-OFF-MANUAL ASM	61694922
	084880-03-701	EA	COIL-COOLING, FOR HORIZONTAL BURNER	61687337

GALLEY GROUP (CONTINUED)

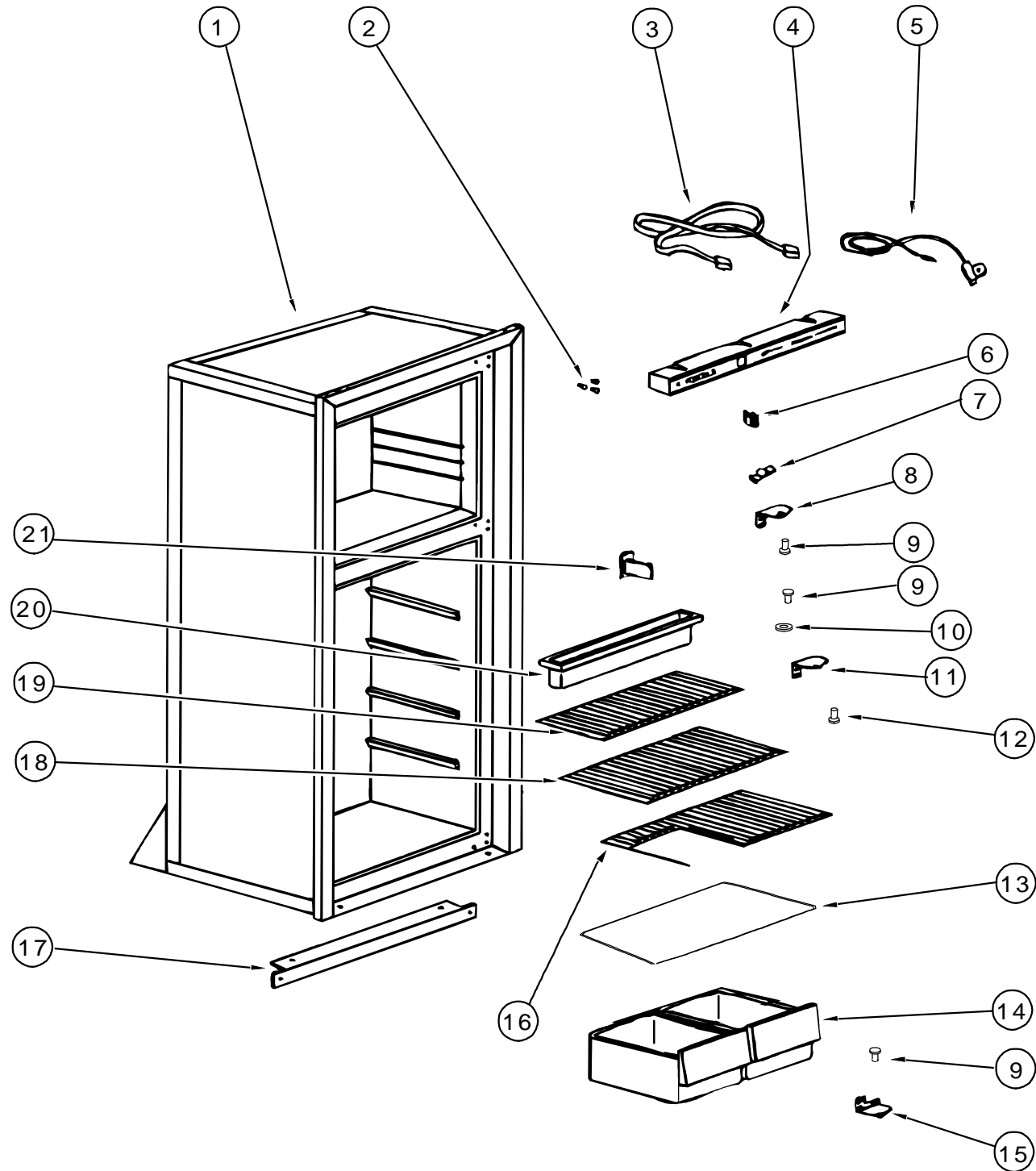
NORCOLD 6182 REFRIGERATOR DOORS



KEY	PART NUMBER	U/M	DESCRIPTION	VENDOR NO.
1	094039-01-702	EA	GASKET (GRAY) UPPER	61567830
2	094039-01-710	EA	PLATE-HINGE, BLACK	61631330
3	094039-01-706	EA	UPPER DOOR LINER (WHITE) BLACK	61581838-B
4	094039-01-708	EA	HANDLE-DOOR, UPPER - BLACK	61650038
	084880-01-720	EA	SPRING (FOR DOOR HANDLE)	61558822
5	084880-01-761	EA	CAP-END, SPRING CATCH - UPPER	61593730
6	084880-01-740	EA	CAP-END, STOP CATCH - LOWER	61593830
7	094039-01-704	EA	PLATE-HINGE, BLACK	61631430
8	094039-01-715	EA	LINER-DOOR, LOWER - BLACK/WHITE	61581738-B
9	094039-01-717	EA	HANDLE-DOOR, LOWER - BLACK	61649938
	084880-01-720	EA	SPRING (FOR DOOR HANDLE)	61558822
10	104137-06-704	EA	MILK BIN (WHITE)	61579425
11	104137-06-703	EA	BIN-DOOR SHELF (WHITE)	61564025
12	094039-01-713	EA	GASKET-LOWER, GRAY	61568030
13	104137-06-702	EA	RACK-JUICE (WHITE)	61580525

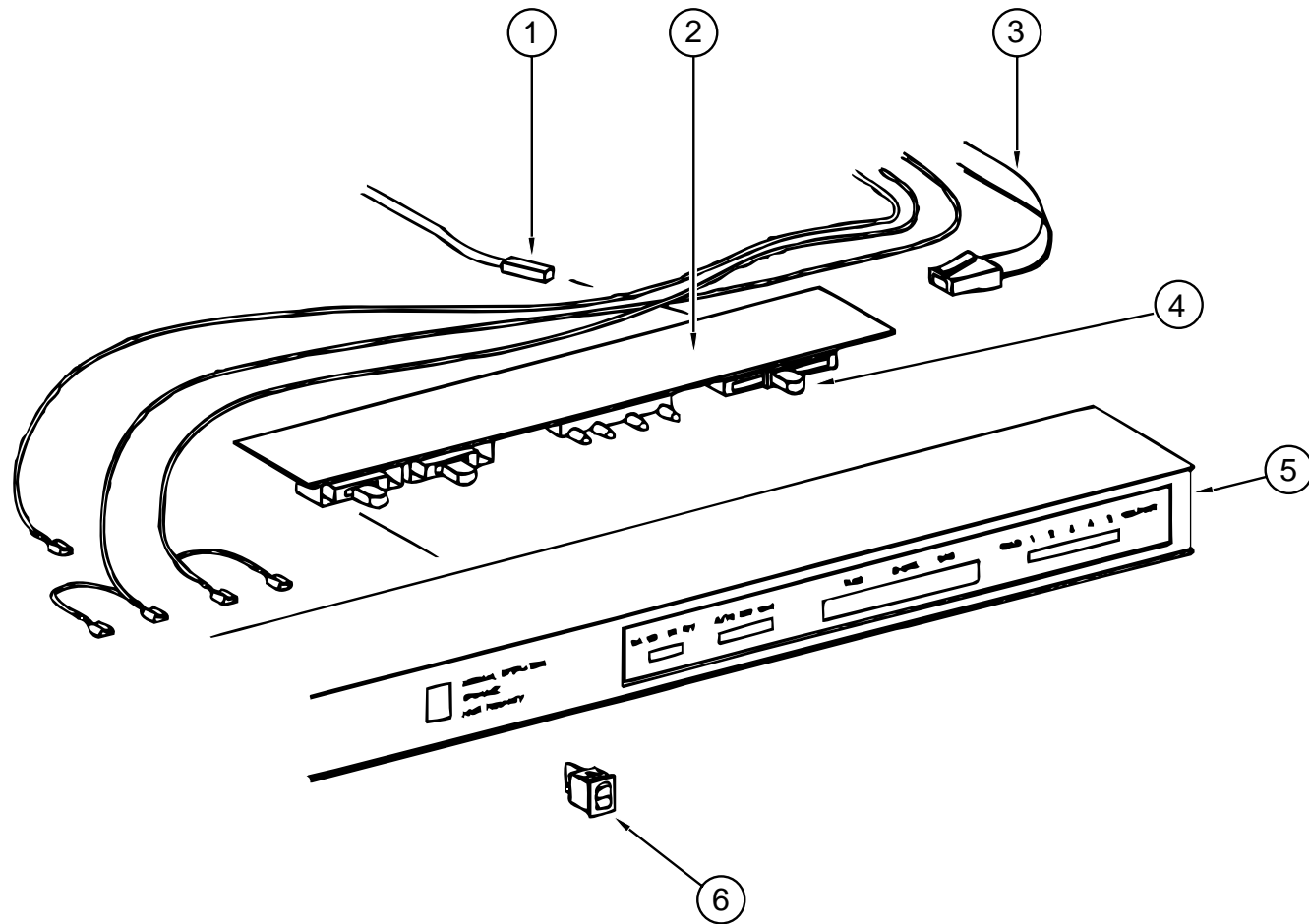
GALLEY GROUP (CONTINUED)

NORCOLD 6182 REFRIGERATOR CABINET ASM.



KEY	PART NUMBER	U/M	DESCRIPTION	VENDOR NO.
	104137-07-01A	EA	REFRIGERATOR LARGE DOUBLE DOOR 2-WAY - 6182 LH	
1	104137-06-708	EA	CABINET-W/BLACK TRIM, WHITE INTERIOR	61725138
2	094039-01-722	EA	HOLE PLUG (BLK) HINGE HOLES	61582030
3	084880-01-746	EA	CABLE-PRINTED CIRCUIT BOARD TO POWER SUPPLY	61571522
4	104137-06-700	EA	EYEBROW SHELL (2-WAY)	61726622
5	084880-01-753	EA	THERMISTER 78"	61697822
6	075217-01-738	EA	SWITCH-HUMIDITY	61525922
7	084880-01-760	EA	CLIP (THERMISTER)	61689122
8	094039-01-723	EA	HINGE BRACKET, TOP RH-BOTTOM LH BLK	61580838
9	094039-01-725	EA	HINGE PIN (BLACK) (MALE)	61578130
	084880-03-702	EA	HINGE PIN (BLACK) FEMALE	61580630
10	084880-01-749	EA	HINGE BUSHING	61580722
11	094039-01-728	EA	BRACKET-HINGE, CENTER BLACK	61566530
12	094039-01-730	EA	HINGE PIN SHAFT (BLK) CENTER HINGE	61566730
13	084880-01-722	EA	CRISPER COVER	61564122
14	104137-06-707	EA	CRISPER (WHITE)	61571325
15	094039-01-724	EA	BRACKET-HINGE, TOP LH - BOTTOM RH - BLK	61580938
16	094039-01-739	EA	SHELF (CUTOUT)	61646722
17	094039-01-732	EA	FRONT COVER (BLK) BOTTOM TRIM	61622130
18	094039-01-733	EA	WIRE SHELF (MIDDLE)	61563822
19	104137-06-706	EA	WIRE SHELF (TOP) W/RISER	61718222
20	094039-01-735	EA	INSIDE DRIP TRAY (WHITE)	61572830
21	084880-01-732	EA	LATCH	61578522
	094039-01-736	EA	SWITCH-LIGHT, BLACK	61581022
	104137-06-727	EA	SHELF-FREEZER, WHITE	618057
	104137-08-01A	EA	LIGHT KIT - 61771022	
	093646-01-000	EA	BRACKET-TIEDOWN, RH	
	093646-02-000	EA	BRACKET-TIEDOWN, LH	
	054450-01-000	EA	LEVEL-REFRIGERATOR	
	065225-02-000	EA	PLATE-TIEDOWN, REFRIGERATOR	
	090195-08-000	EA	BAFFLE-REFRIGERATOR, LOWER	

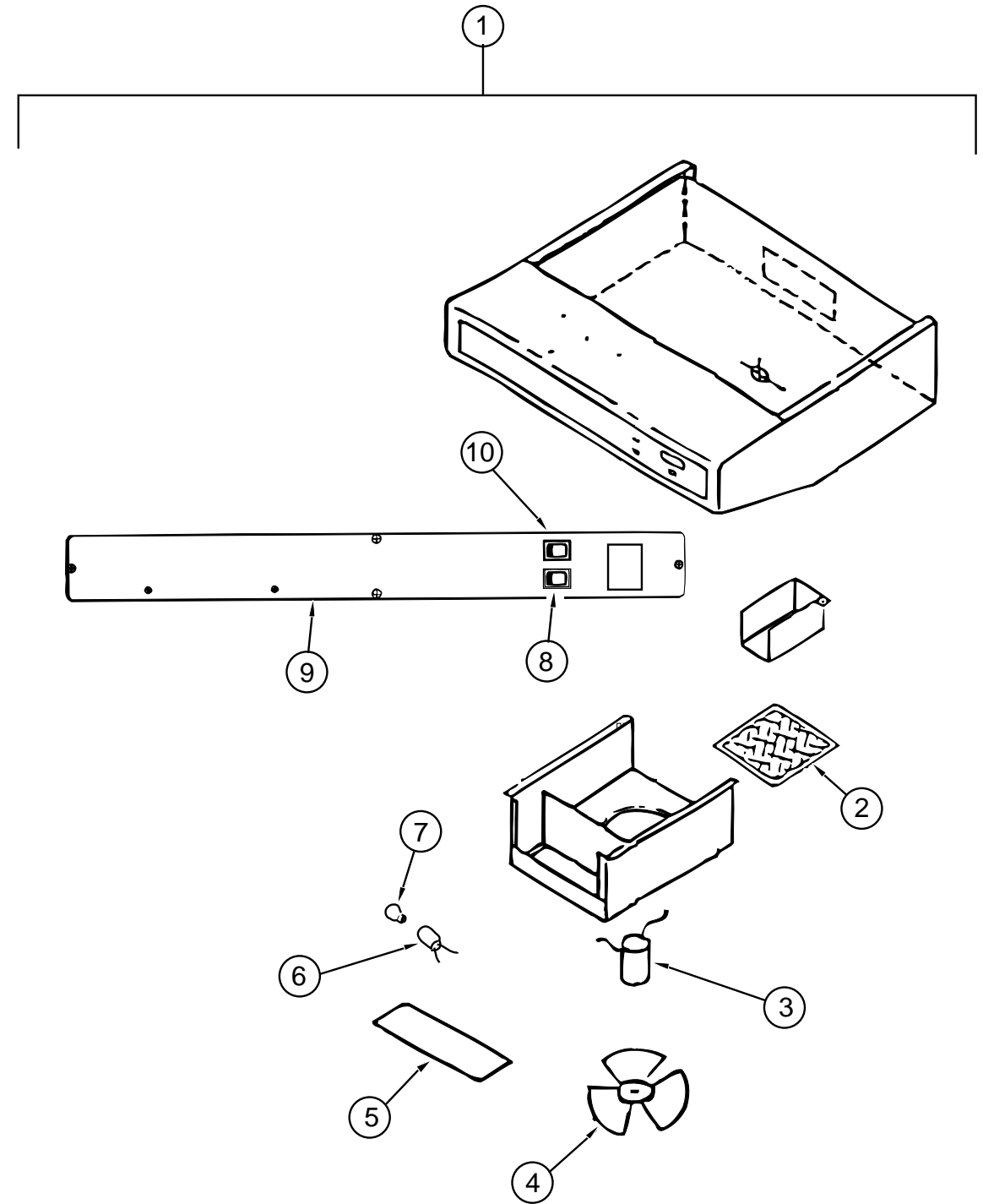
GALLEY GROUP (CONTINUED)



NORCOLD 6182 REFRIGERATOR EYEBROW ASM.

KEY	PART NUMBER	U/M	DESCRIPTION	VENDOR NO.
1	084880-01-753	EA	THERMISTER 78"	61693822
2	094039-04-700	EA	PRINTED CIRCUIT BOARD - 2 WAY	61647322
3	084880-01-746	EA	CABLE- PRINTED CIRCUIT BOARD TO POWER SUPPLY	61571522
4	102621-01-703	EA	THERMOSTAT BUTTON	61587422
5	104137-06-700	EA	EYEBROW SHELL (2-WAY)	61726622
6	075217-01-738	EA	SWITCH-HUMIDITY	61525922

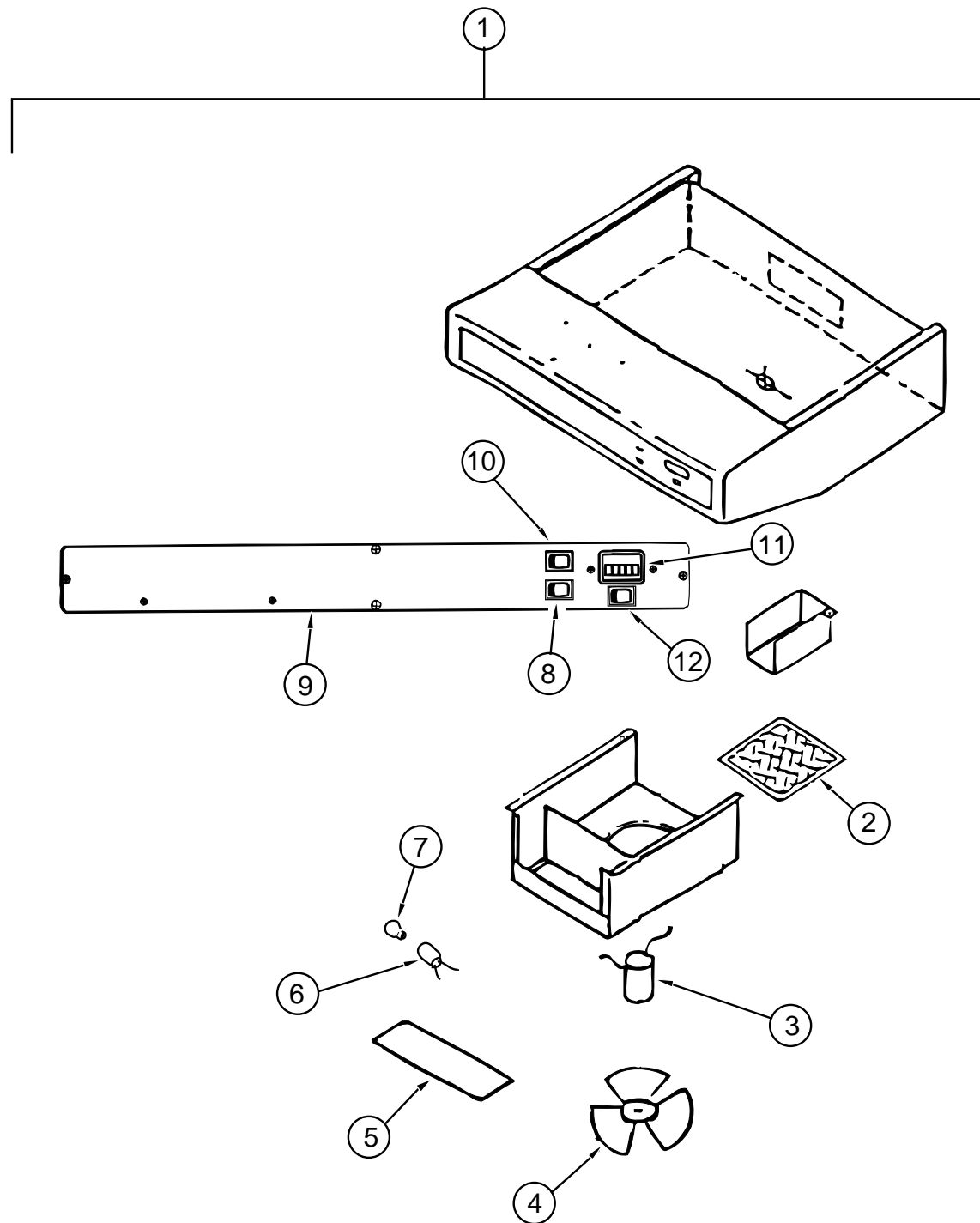
GALLEY GROUP (CONTINUED)



RANGE HOOD W/O HOUR METER (US)

KEY	PART NUMBER	U/M	DESCRIPTION	VENDOR NO.
1	100258-16-04A	EA	HOOD-RANGE, W/O MONITOR PANEL - TCS-5008-NBDLG	
2	096983-01-707	EA	FILTER-MESH	CC246
3	090973-01-700	EA	MOTOR-12 VOLT, CSA & UL	CA508-1
4	090973-01-702	EA	BLADE-FAN	VA183-1
5	092696-02-701	EA	LENS-LAMP	CC179-2
6	092696-01-710	EA	HOLDER-LAMP	CB267-2
7	092696-01-709	EA	LAMP #912	VA415
8	096983-01-700	EA	SWITCH-ON/OFF	108
9	100258-01-700	EA	LABEL-HOOD NOSE	CC428
10	096983-01-702	EA	SWITCH-MOM/MOM	112

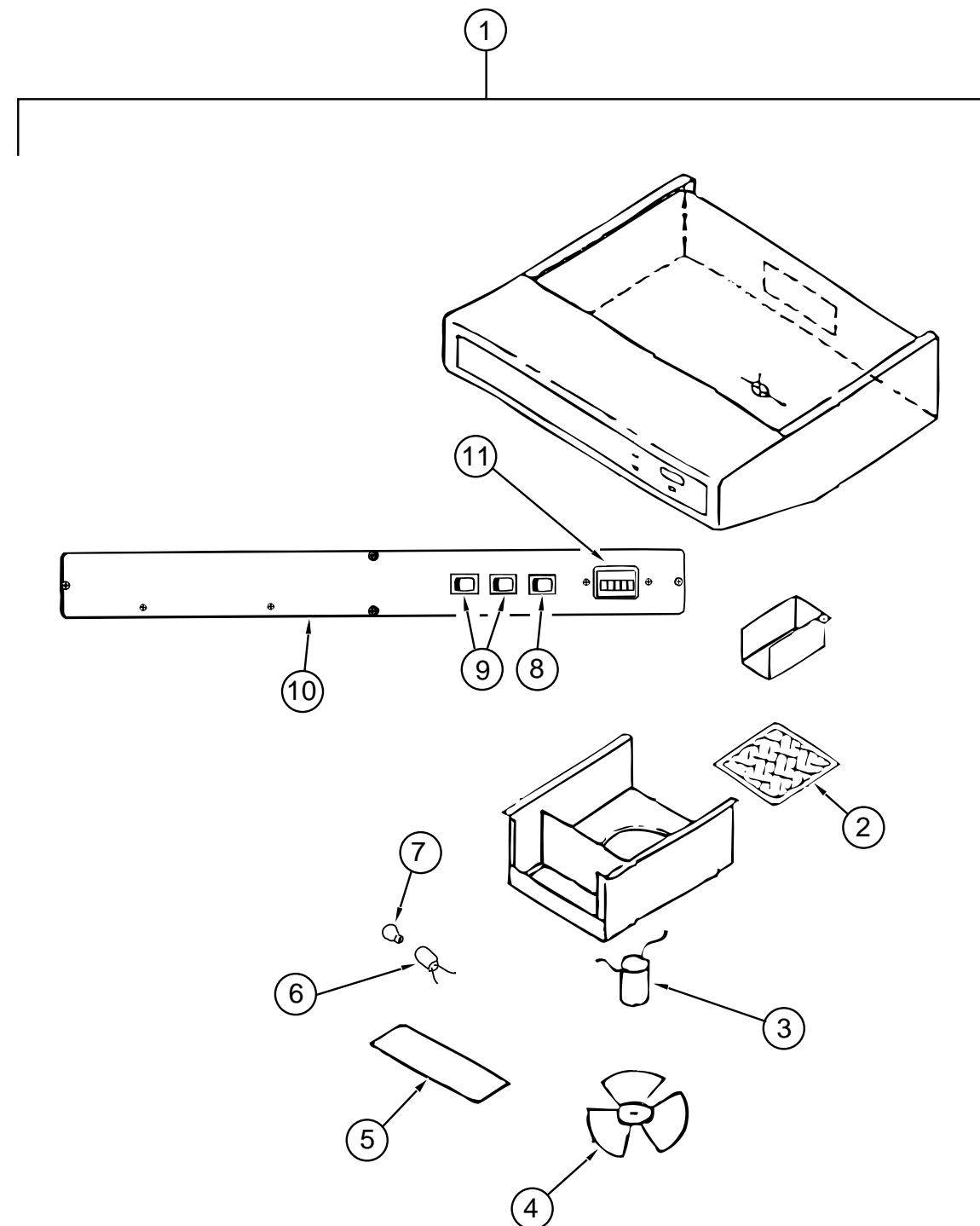
GALLEY GROUP (CONTINUED)



RANGE HOOD W/O HOUR METER (CANADIAN)

KEY	PART NUMBER	U/M	DESCRIPTION	VENDOR NO.
1	100258-17-04A	EA	HOOD-RANGE, W/O MONITOR PANEL - TCS-500-NBCLG	
2	096983-01-707	EA	FILTER-MESH	CC246
3	090973-01-700	EA	MOTOR-12 VOLT, CSA & UL	CA508-1
4	090973-01-702	EA	BLADE-FAN	VA183-1
5	092696-02-701	EA	LENS-LAMP	CC179-2
6	092696-01-710	EA	HOLDER-LAMP	CB267-2
7	092696-01-709	EA	LAMP #912	VA415
8	096983-01-700	EA	SWITCH-ON/OFF	108
9	100258-01-700	EA	LABEL-HOOD NOSE	CC428
10	096983-01-702	EA	SWITCH-MOM/MOM	112
11	100258-10-01A	EA	GAUGE-HOUR METER W/SWITCH - SCREW ON (OPTION) - 150	
11	100258-10-701	EA	GAUGE-HOUR METER, CLIP ON (OPTION)	L0775-00
12	096983-01-702	EA	SWITCH-MOM/MOM (OPTION)	112

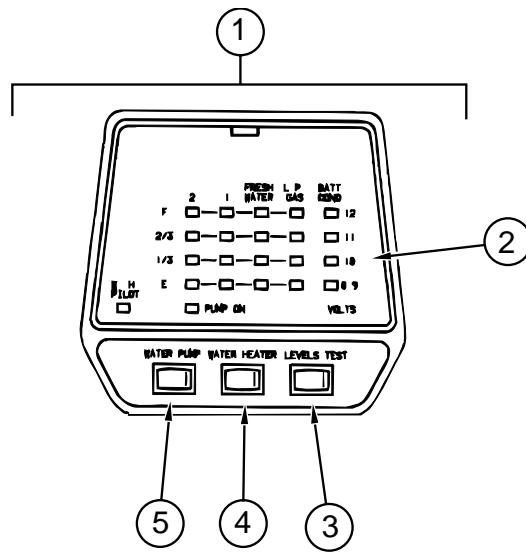
GALLEY GROUP (CONTINUED)



RANGE HOOD W/HOUR METER (US)

KEY	PART NUMBER	U/M	DESCRIPTION	VENDOR NO.
1	100258-18-03A	EA	HOOD-RANGE, W/O MONITOR PANEL - TP55009-SBO-LG	
2	096983-01-707	EA	FILTER-MESH	CC246
3	090973-01-700	EA	MOTOR-12 VOLT, CSA & UL	CA508-1
4	090973-01-702	EA	BLADE-FAN	VA183-1
5	092696-02-701	EA	LENS-LAMP	CC179-2
6	092696-01-710	EA	HOLDER-LAMP	CB267-2
7	092696-01-709	EA	LAMP #912	VA415
8	096983-01-702	EA	SWITCH-MOM/MOM	112
9	096983-01-700	EA	SWITCH-ON/OFF	108
10	100258-01-700	EA	LABEL-HOOD NOSE	CC428
11	100258-10-01A	EA	GAUGE-HOUR METER W/SWITCH - SCREW ON STYLE - 150	
11	100258-10-701	EA	GAUGE-HOUR METER, CLIP ON	L0775-00

GALLEY GROUP (CONTINUED)



LVS MONITOR PANEL

KEY	PART NUMBER	U/M	DESCRIPTION	VENDOR NO.
1	102765-04-01A	EA	PANEL-MONITOR, W/PLUG - FOR 2 TANKS & WATER HEATER - LVS	
2	102765-04-700	EA	BOARD-CIRCUIT, 2 HOLDING TANK	5076-11
3	097617-01-702	EA	SWITCH (ALMOND)	107
4	097617-01-701	EA	SWITCH-ON/OFF, ALMOND	106
5	102765-01-700	EA	SWITCH-ON-ON, ALMOND	110-01

GALLEY GROUP (CONTINUED)

MICROWAVE OVEN

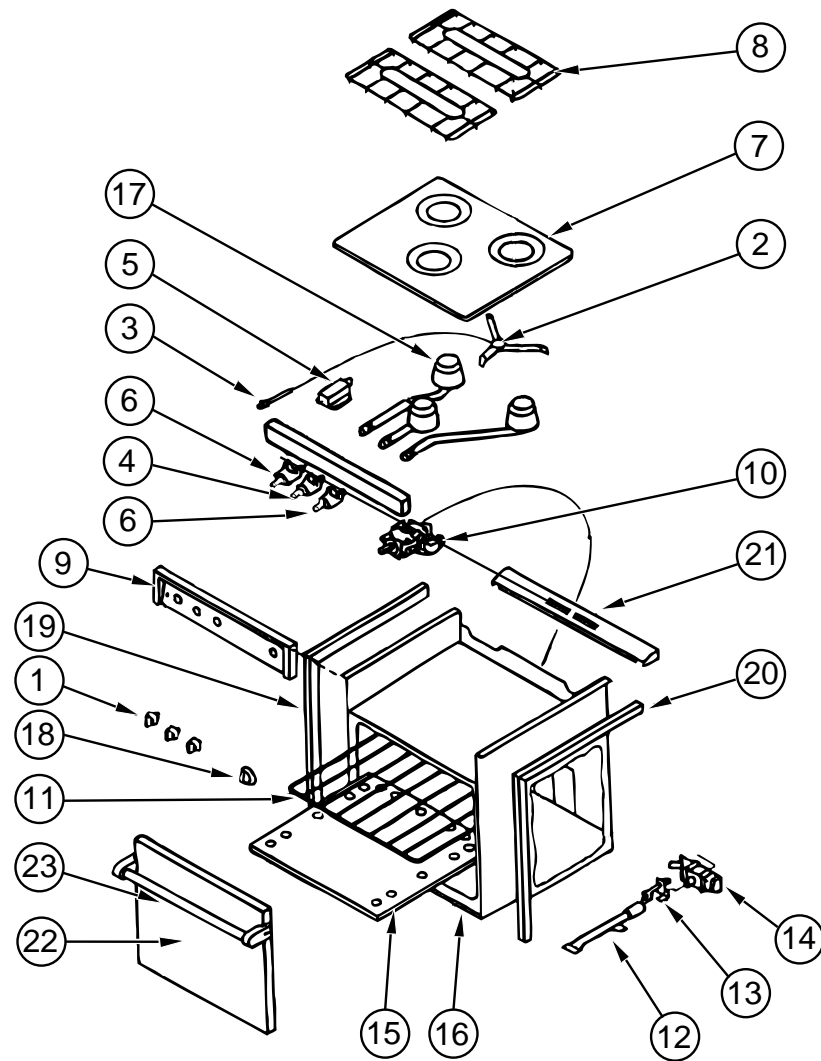
KEY	PART NUMBER	U/M	DESCRIPTION
	115303-01-000	EA	OVEN-MICROWAVE - MCD-DM15K-7B
	115401-01-01A	EA	TRIM-MICROWAVE, BLACK
	094750-07-000	EA	BRACKET-MICROWAVE, 89 DEGREE - STEEL
	098916-14-01A	EA	BRACE-MICROWAVE
	098916-15-01A	EA	BRACE-MICROWAVE

COFFEE MAKER

KEY	PART NUMBER	U/M	DESCRIPTION
	103799-01-02A	EA	COFFEE MAKER - GRAY - BLACK & DECKER - W/GLASS POT
	103799-01-700	EA	POT-CARAFE, GLASS
	103799-01-701	EA	BRACKETS, WHITE PAIR

GALLEY GROUP (CONTINUED)

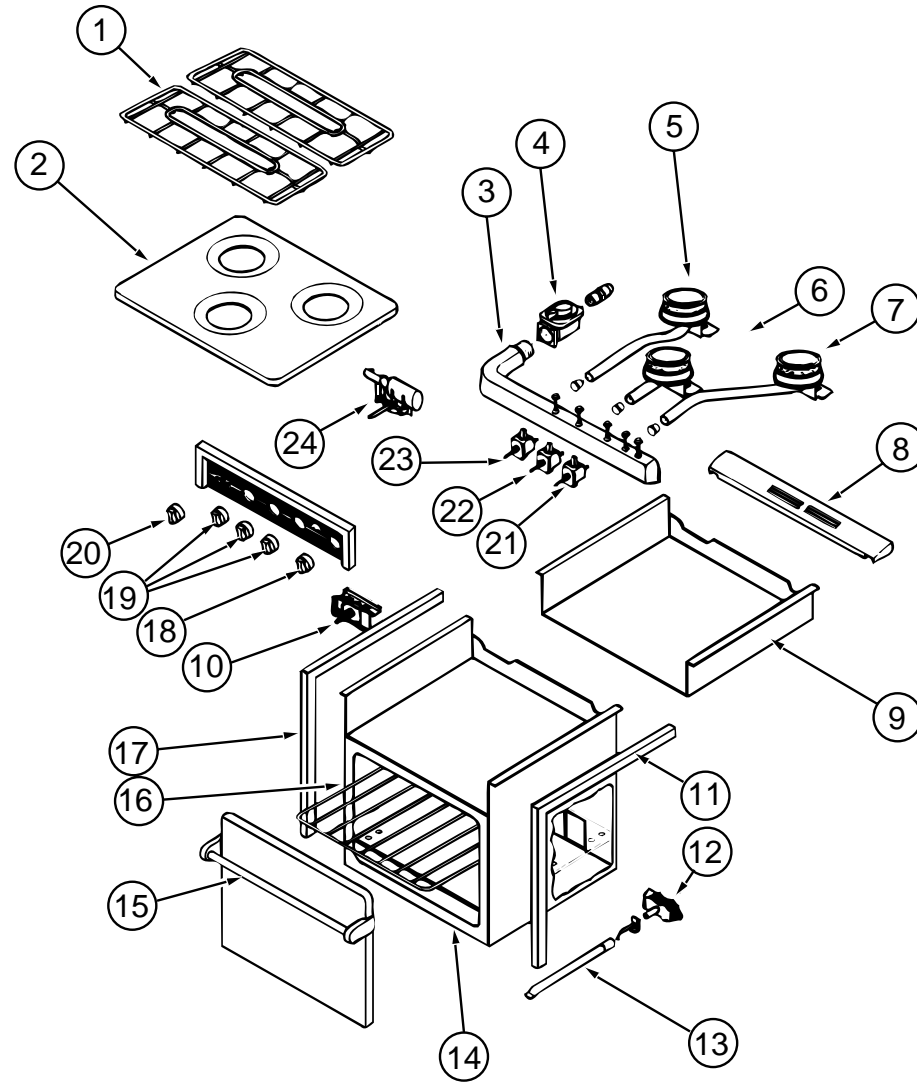
ATWOOD RANGE W/OVEN



KEY	PART NUMBER	U/M	DESCRIPTION	VENDOR NO.
	107246-01-01A	EA	RANGE-W/OVEN, BLACK - R-2136BG	
			FROM: 00-00-00 THRU: 01-14-96	
1	101593-01-703	EA	BURNER KNOB	53000
2	106689-01-701	EA	SPARK-INGNITOR ASM, HIGHOUTPUT	53078
3	106689-01-702	EA	PIEZO PUSH BUTTON	52279
4	106689-01-703	EA	VALVE-BURNER,ROBERT SHAW 9000 BTU	53047
5	106689-01-704	EA	REGULATOR W/EXTREME PRESSURE	52154
6	107323-01-719	EA	VALVE-BURNER, HARPER WYMAN 5200 BTU	51138
6	106689-01-705	EA	VALVE-BURNER, ROBERT SHAW 5200 BTU	52123
7	107246-01-700	EA	RANGE TOP (BLACK)	53083
8	107246-01-701	EA	GRATE	53050
9	107246-01-702	EA	MANIFOLD COVER	53072
10	107246-01-703	EA	THERMOSTAT	52122
11	107246-01-704	EA	RACK-OVEN	51069
12	107246-01-705	EA	BURNER-OVEN	52018
13	107246-01-706	EA	PILOT ASSEMBLY-OVEN	52242
14	107246-01-707	EA	VALVE-SAFETY	51177
15	107246-01-708	EA	SHELF-OVEN, BOTTOM	51657
16	107246-01-709	EA	TRIM-BOTTOM, BLACK	53526D
17	107246-01-710	EA	BURNER (HIGH OUTPUT)	53069
18	107246-01-711	EA	KNOB, THERMOSTAT	53001
19	107323-01-702	EA	TRIM-LEFT	53023
20	107323-01-703	EA	TRIM-RIGHT	53024
21	107323-01-705	EA	TRIM VENT	53525
	107323-01-710	EA	GRATE CLIP	53301
	107323-01-711	EA	RUBBER GRATE CUSHION	53008
22	107246-01-717	EA	DOOR-OVEN ASM, BLACK GLASS LARGE	51835
22	107323-01-713	EA	BLACK GLASS INSERT-W/HOLE	53426
23	107323-01-714	EA	HANDLE FOR W/HOLE GLASS	51112
	107314-01-01A	EA	COVER-RANGE, SLOTTED BIFOLD - BFC-4B WEDGEWOOD	
	106693-01-702	EA	BUMPER-RUBBER, 1/2"	
	105458-03-000	EA	TIEDOWN BRACKET, STOVE - RH	
	105458-04-000	EA	TIEDOWN BRACKET, STOVE - LH	

GALLEY GROUP (CONTINUED)

ATWOOD RANGE W/OVEN - BLACK



KEY	PART NUMBER	U/M	DESCRIPTION	VENDOR NO.
	121758-01-01A	EA	RANGE-W/OVEN, 21" - 3 BURNER - BLACK - R-2137BGP	
			FROM: 01-15-96 THRU: 99-99-99	
1	107246-01-701	EA	GRATE-BURNER	53050
	107323-01-711	EA	CUSHION-GRATE, RUBBER	53008
	107323-01-716	EA	CLIP-GRATE, GREEN	50005
2	121758-01-714	EA	RANGE-TOP, ALMOND	53082
3	121758-01-709	EA	MANIFOLD 3 BURNER	51272
	121758-01-713	EA	COVER-MANIFOLD	56107
4	106689-01-704	EA	REGULATOR-EXTREME PRESSURE	51062
5	121758-01-707	EA	BURNER LEFT REAR PZO	56066
6	121758-01-708	EA	BURNER CENTER (HIGH OUTPUT)	56068
7	121758-01-706	EA	BURNER RIGHT REAR PZO	56067
8	107323-01-705	EA	TRIM-VENT	53525
9	121758-01-711	EA	BURNER BOX	51684
10	107246-01-703	EA	THERMOSTAT, ROBERT SHAW	52122
11	107323-01-703	EA	TRIM-RIGHT	53024
12	107246-01-706	EA	PILOT ASM., ONLY (OVEN)	51065
13	107246-01-705	EA	BURNER-OVEN	52018
14	107246-01-709	EA	TRIM-LOWER, BLACK	53526D
15	107323-01-714	EA	HANDLE ASM. DESIGNER STYLE	51112
	107323-01-713	EA	GLASS-BLACK, INSERT OVEN DOOR	53426
16	107246-01-704	EA	RACK-OVEN	51069
	107246-01-708	EA	SHELF-OVEN, LOWER	51657
17	107323-01-702	EA	TRIM-LEFT	53023
18	121758-01-703	EA	KNOB THERMOSTAT	56094
19	121758-01-712	EA	KNOB, BURNER (3)	56093
20	121758-01-700	EA	KNOB (TURN STYLE) PIEZO IGN	56095
21	121758-01-710	EA	VALVE, BURNER	56086
22	121758-01-705	EA	VALVE HIGH OUTPUT	56087
23	121758-01-710	EA	VALVE, BURNER	56086
24	121758-01-701	EA	IGNITOR PIEZO (ROTARY)	56096
	121758-01-702	EA	ELECTRODE WIRE (PIEZO IGNITOR)	56097
	107246-01-707	EA	VALVE-SAFETY W/PILOT COMP	51063

GENERATOR GROUP

ONAN GENERATOR, 5.0 KW EMERALD PLUS (US, CSA)

KEY	PART NUMBER	U/M	DESCRIPTION
	109303-01-000	EA	GENERATOR - 5.0 KW EMERALD PLUS
	007125-03-000	EA	CLAMP - MUFFLER - 1.5" DIA
	007125-04-000	EA	CLAMP - MUFFLER - 1.1" DIA
	081364-03-000	EA	MUFFLER
	079654-05-000	EA	PIPE - EXHAUST - ANGLED - W/ FLANGE - 2" ID - ONAN# 154-2539
	106602-01-000	EA	PIPE - EXHAUST - GENERATOR
	094059-01-000	EA	SPACER
	068382-06-000	EA	BUSHING - BRASS - 3/8 MPT X 1/8 FPT
	106607-01-000	EA	ANGLE-SUPPORT, EXHAUST

ONAN GENERATOR, 4.0 KW EMERALD PLUS (BGE-FN/29236G) (EXPORT)

KEY	PART NUMBER	U/M	DESCRIPTION
	100974-04-000	EA	GENERATOR - 4.0 KW EMERALD PLUS
	105958-03-000	EA	PIPE - EXHAUST - GENERATOR
	007125-03-000	EA	CLAMP - MUFFLER - 1.5" DIA
	007125-04-000	EA	CLAMP - MUFFLER - 1.1" DIA
	079654-05-000	EA	PIPE - EXHAUST - ANGLED - W/FLANGE - 2" ID - ONAN# 154-2539
	082272-01-000	EA	MUFFLER
	094059-01-000	EA	SPACER

ONAN GENERATOR, 6.5 KW EMERALD PLUS (NHE-FA/26100G) (US, CSA)

KEY	PART NUMBER	U/M	DESCRIPTION
	100975-01-000	EA	GENERATOR - 6.5 KW EMERALD PLUS
	106602-01-000	EA	PIPE - EXHAUST - GENERATOR
	007125-03-000	EA	CLAMP - MUFFLER - 1.5" DIA
	007125-04-000	EA	CLAMP - MUFFLER - 1.1" DIA
	079654-05-000	EA	PIPE - EXHAUST - ANGLED - W/FLANGE - 2" ID - ONAN# 154-2539
	081364-03-000	EA	MUFFLER
	094059-01-000	EA	SPACER

ONAN GENERATOR, 5.0 KW EMERALD PLUS (EXPORT)

KEY	PART NUMBER	U/M	DESCRIPTION
	100975-03-000	EA	GENERATOR - 5.0 KW EMERALD PLUS
	007125-03-000	EA	CLAMP - MUFFLER - 1.5" DIA
	007125-04-000	EA	CLAMP - MUFFLER - 1.1" DIA
	081364-03-000	EA	MUFFLER
	079654-05-000	EA	PIPE - EXHAUST - ANGLED - W/ FLANGE - 2" ID - ONAN# 154-2539
	106602-01-000	EA	PIPE - EXHAUST - GENERATOR
	094059-01-000	EA	SPACER
	007131-01-000	EA	HANGER-TAILPIPE
	106607-01-000	EA	ANGLE-SUPPORT, EXHAUST

NOTE: GENERATOR TRAY AND COMPONENTS ARE FOUND IN THE CHASSIS GROUP

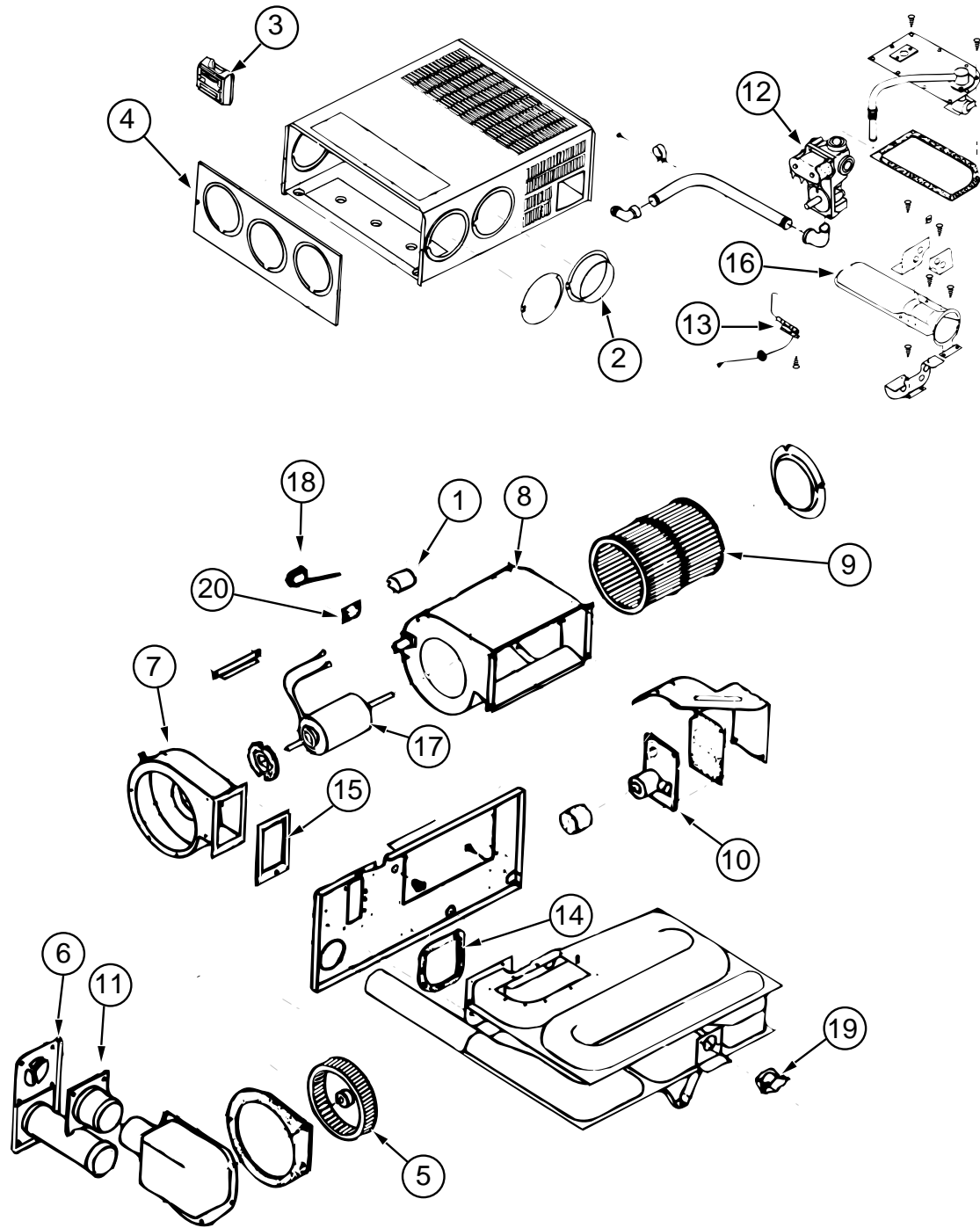
HEATING & AIR CONDITIONING GROUP

REAR HEATER W/ MOTOR AID (EVANS)

KEY	PART NUMBER	U/M	DESCRIPTION	VENDOR NO.
	084405-01-000	EA	HEATER ASM - REAR - DUCTED - W/ MOTOR AID	
	084405-01-700	EA	HEATER CORE	FT200229
	084405-01-701	EA	FAN BLADES	HV029931
	084405-01-702	EA	MOTOR ASM - 12 V	200146
	061673-01-000	EA	BRACKET - MOTOR AID TUBES - 4" X 1.5" - STEEL	
	088753-01-000	FT	TUBE - ALUMINIZED STEEL - 5/8" - 18 GAUGE	
	007076-01-000	EA	HOSE - FLEXIBLE PVC - 2" ID X 50'	
	007108-01-000	FT	HOSE - HEATER, 5/8" ID - HI-TEMP	
	079059-01-000	EA	HOSE - 90 DEGREE - 5/8"ID X 4" X 36"	
	079059-02-000	EA	HOSE - 90 DEGREE - .61"ID X 4" X 6"	
	079059-03-000	EA	HOSE - 90 DEGREE - .61"ID X 4" X 18"	
	089353-01-000	EA	UNION - 5/8 - TUBE TO TUBE	

HEATING & AIR CONDITIONING GROUP (CONTINUED)

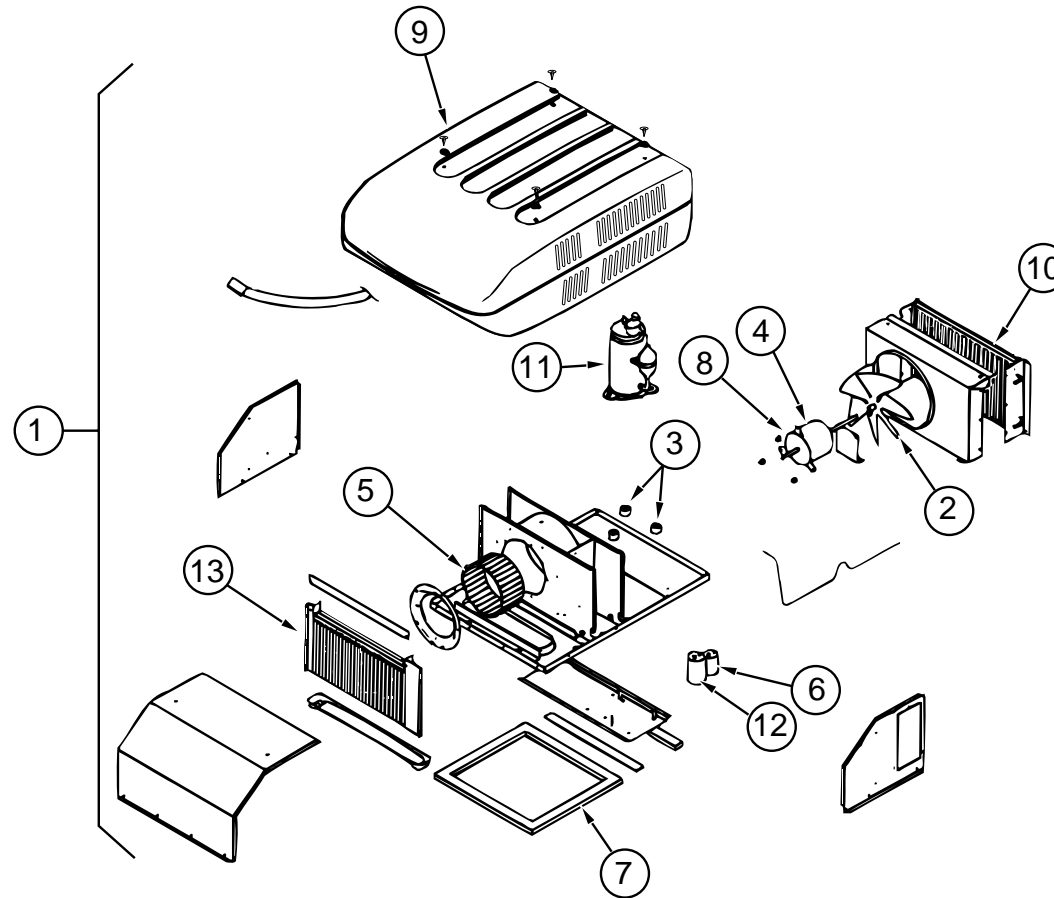
FURNACE (SUBURBAN SF-35 2274)



KEY	PART NUMBER	U/M	DESCRIPTION	VENDOR NO.
	098668-14-000	EA	GASKET-FIBERGLASS, .5" X 18" X 18" - 070976	
	098668-21-000	EA	FURNACE - 35,000 BTU - SF-35 2274	
	069634-01-720	EA	ORFICE-MAIN BURNER	0180222
1	074466-01-702	EA	RELAY, TIME DELAY 205 & L & 45000	230625
2	075696-02-703	EA	DUCT COLLAR	050715
3	115764-01-01A	EA	THERMOSTAT-WALL, FURNACE - 0160902	
4	098668-01-700	EA	CABINET FRONT	101242
5	098668-01-706	EA	WHEEL-AIR	350128
6	098668-01-707	EA	VENT CAP & EXHAUST TUBE ASM	260193
7	098668-01-708	EA	BLOWER ASM.(COMBUSTION AIR)	390441
8	098668-01-710	EA	BLOWER ASM (ROOM AIR)	390440
9	098668-01-711	EA	WHEEL-ROOM AIR	350129
10	098668-01-712	EA	BOARD-MODULE	520741
11	098668-01-713	EA	INTAKE VENT TUBE ASM	051044
12	098668-01-714	EA	GAS VALVE (WHITE ROGERS)	161070
13	098668-01-715	EA	ELECTRODE ASM.(SGL PROBE)	232166
14	098668-01-716	EA	GASKET FIREWALL(CHAMBER SIDE)	070808
15	098668-01-717	EA	GASKET FIREWALL(BLOWER SIDE)	070809
16	098668-02-700	EA	BURNER ASM	010745
17	098668-03-700	EA	MOTOR ASM	231707
18	098668-21-700	EA	SWITCH-SAIL, SF-42F	232261
19	098668-21-701	EA	LIMIT SWITCH	231799
20	101990-01-714	EA	MICROSWITCH GASKET	230877
	024990-05-000	EA	OUTLET-DEFROSTER, W/SWIVEL - 2" DIAMETER - BLACK	
	009198-01-000	FT	DUCT-HEAT- FLEXIBLE - 4" ID X 25 FT	
	009198-02-000	FT	DUCT-HEAT- FLEXIBLE - 2" ID X 25 FT	
	094600-05-01A	EA	REGISTER-HEAT, W/DAMPER	
	093614-04-02A	EA	GRILLE-RETURN AIR- FURNACE - 15.6" X 7.6" - BEIGE	
	009200-01-000	EA	TAPE-FURNACE, 1 1/2"	
	056464-10-000	EA	REGISTER-HEAT/A/C, ROUND W/O DAMPER - 4" - PLASTIC - BEIGE	
	069636-02-000	EA	CONNECTOR-DUCT, 4" ID - 050715	
	092777-01-000	EA	ADAPTER-DUCT, 4"	
	023146-01-000	EA	CLAMP-SCREW TYPE - 4"	
	076776-01-000	EA	TEE-BARB, 5/8" X 5/8" X 5/8"	
	089367-02-000	EA	TEE - 4 X 2 X 4 INCH	
	115764-01-01A	EA	THERMOSTAT-FURNACE, SUBURBAN 160902	
	093614-01-02A	EA	GRILLE-RETURN AIR, DURA BIEGE - LIMA,19H-14X6BR-RAG	
	093614-02-02A	EA	GRILL-RETURN AIR, DURA-BEIGE - LIMA,19H-8X8BR-RAG	
	093614-04-02A	EA	GRILL-RETURN AIR, DURA-BEIGE	

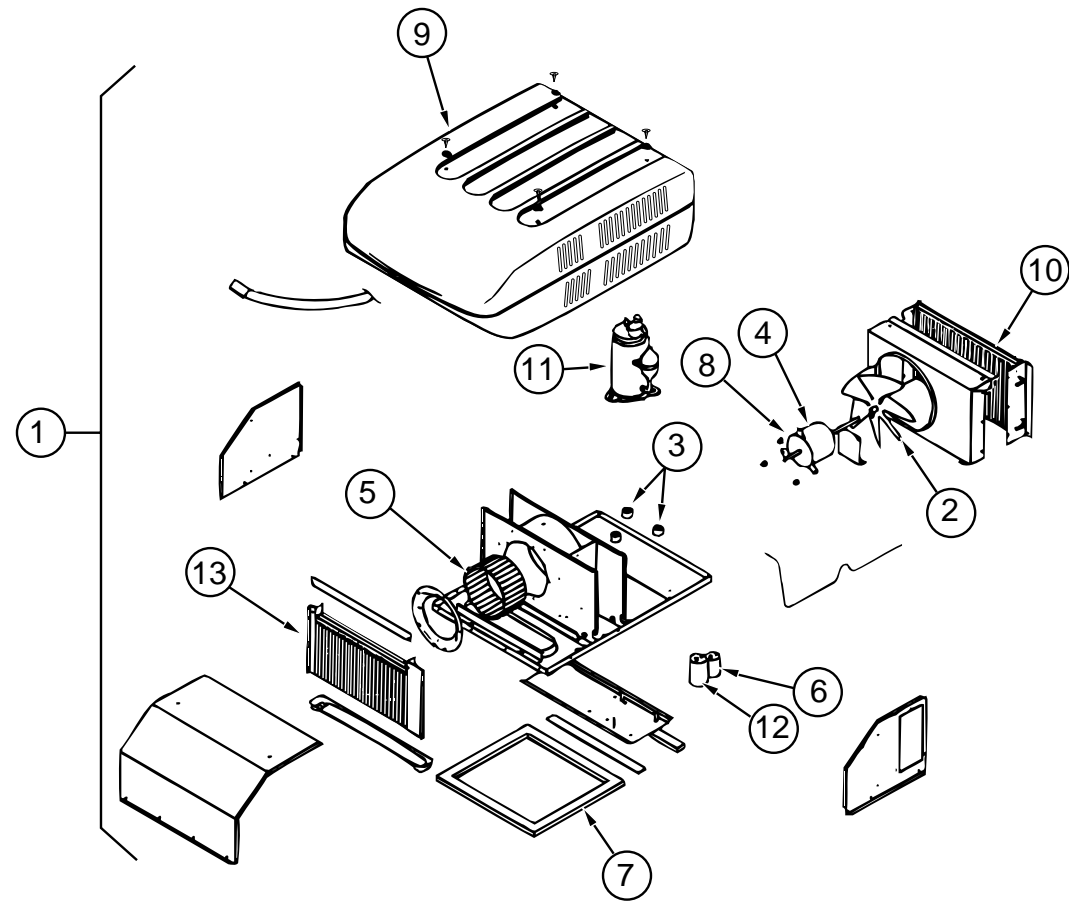
HEATING & AIR CONDITIONING GROUP (CONTINUED)

COLEMAN ROOF AIR 13,500 BTU (US, CSA)



KEY	PART NUMBER	U/M	DESCRIPTION	VENDOR NO.	KEY	PART NUMBER	U/M	DESCRIPTION	VENDOR NO.
1	108889-01-03A	EA	A/C - ROOF - 13,500 TSR HO BUFF - 7333A888		091225-01-709	EA	START RELAY	1497-4131	
2	093763-01-712	EA	FAN BLADE - CONDENSER - 6733-3221		091225-01-710	EA	START CAPACITOR	1497-0881	
3	105620-01-706	EA	FOOT PKG - COMPRESSOR - 3 PER PACKAGE	6759-3081	093306-01-701	EA	DECAL PKG - LEFT & RIGHT	6798B3591	
4	108889-01-705	EA	MOTOR (115 - 60HZ)	1468-3049	108889-01-710	EA	FILLER PAD - COND AIR SEAL	6759A3971	
5	108889-01-706	EA	IMPELLOR	1472-1041	108889-01-712	EA	SUCTION LINE REDUCER (3/8 X 1/2)	1215-2161	
6	093763-01-704	EA	CAPACITOR - FAN	1499-3461	108889-01-713	EA	SUCTION LINE (3/8 OD X .032 WALL)	6792-130	
7	108889-01-711	EA	GASKET PACKAGE	6792-3301	108889-01-714	EA	DISCHARGE LINE ASM.	6792-531	
8	108889-01-715	EA	MOTOR MOUNT & SHAFT SEAL KIT	6792-3361	108892-01-01A	EA	CEILING ASM - A/C DUCTED - 7330-730 IV		
9	108889-01-702	EA	SHROUD (BUFF/ BUFF) LESS LOGO	6759-6411	108892-01-700	EA	PLUG ASSEMBLY	7330-540	
10	108889-01-703	EA	CONDENSER COIL	1452A1301	108892-01-701	EA	TERMINAL BOARD	7330-3201	
11	105620-01-704	EA	COMPRESSOR - RH & LH	1450-2009	108892-01-702	EA	PRINTED CIRCUIT BOARD	7330-3211	
	108889-01-704	EA	OVERLOAD (MRA#98693)	6749-3541	108892-01-703	EA	FILTER	6798A3761	
12	108889-01-707	EA	RUN CAPACITOR (COMP-25MFD/ 370)	1499-5661	108892-01-704	EA	GRILLE (PLASTIC)	6798-3041	
13	108889-01-709	EA	EVAPORATOR COIL	1452A1311	108892-01-705	EA	SMALL PARTS PKG	7330A6101	
					108892-01-706	EA	COIL - SENSOR	7330-6111	
					110403-01-F31	EA	SPACER ASM - RETURN AIR -OAK		
					117238-01-01A	EA	THERMOSTAT - A/C AND FURNACE - 7330-3371		
					117238-02-01A	EA	THERMOSTAT - A/C ONLY - 7330-3381		
					088238-01-000	EA	COVER - SWITCH - A/C SELECTOR - FRONT TO REAR A/C		
					073937-03-000	EA	SWITCH - ROTARY SELECTOR - 3 DECK - A/C - CA20-USA892		
					088238-02-000	EA	COVER - SWITCH - A/C SELECTOR FOR FRONT OR REAR		

HEATING & AIR CONDITIONING GROUP (CONTINUED)
13,500 BTU COLEMAN ROOF A/C & CEILING ASSEMBLY - EUROPEAN

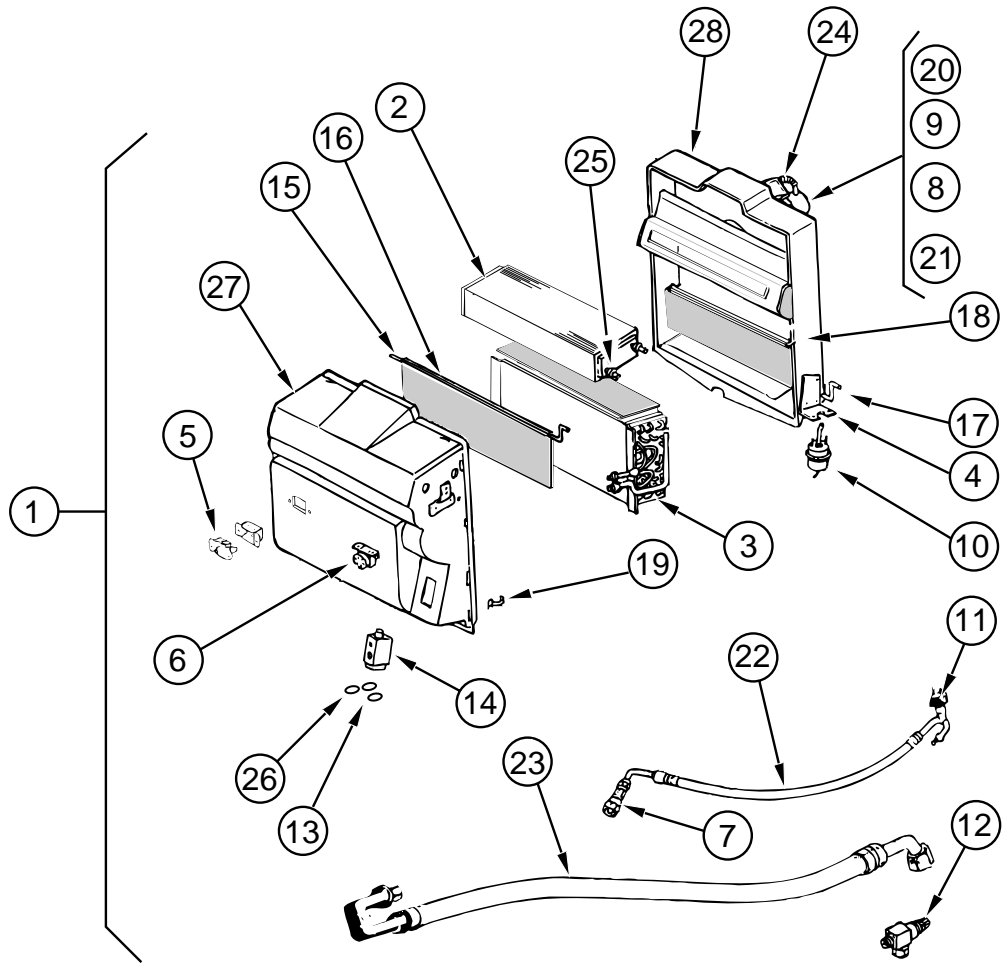


KEY	PART NUMBER	U/M DESCRIPTION	VENDOR NO.
1	108889-02-01A	EA A/C-ROOF, 13,500 TSR 220 IVORY - 7373-597	
2	093763-01-712	EA FAN BLADE-CONDENSER	6733-3221
3	105620-01-706	EA FOOT PACKAGE-COMPRESSOR, 3 PER PACKAGE	6759-3081
4	108889-02-701	EA MOTOR - 115V, 60HZ	1468-3059
5	108889-01-706	EA IMPELLOR	1472-1041
6	108889-01-708	EA CAPACITOR-FAN, (7.5MFD.370U)	1499-5461
	108889-01-710	EA FILLER PAD-COND AIR SEAL	6759A3971
7	108889-01-711	EA GASKET PACKAGE	6792-3301
8	108889-01-715	EA MOTOR MOUNT & SHAFT SEAL KIT	6792-3361
9	063903-01-700	EA SHROUD	6759-4601
10	108889-01-703	EA CONDENSER COIL	1452-1301
11	108889-02-700	EA COMPRESSOR, TECUMSEH	1452-2029
12	108889-01-707	EA CAPACITOR-RUN, COMPRESSOR-25MFD/370	1499-5661
	108889-02-703	EA RELAY-START	1497-4141

KEY	PART NUMBER	U/M DESCRIPTION	VENDOR NO.
13	108889-01-709	EA EVAPORATOR COIL	1452-1311
	108889-01-714	EA DISCHARGE LINE ASSEMBLY	6792-531
	108889-01-712	EA REDUCER-SUCTION LINE, (3/8" X 1/2")	1215-2161
	108889-01-713	EA SUCTION LINE, (3/8" OD X .032" WALL)	6792-130
	108889-02-702	EA CAPACITOR-START	1497-0891
	093306-01-701	EA DECAL PACKAGE-LEFT & RIGHT	6798B3591
	105620-01-705	EA OVERLOAD	6759-3791
	102289-01-000	EA SPRING-SCREW, ROOF A/C GASKET - 6757-150	
	108892-01-01A	EA CEILING ASM-A/C DUCTED - 7330-730 IV	
	108892-01-700	EA PLUG ASSEMBLY	7330-540
	108892-01-701	EA BOARD-TERMINAL	7330-3201
	108892-01-702	EA BOARD-PRINTED CIRCUIT	7330A3211
	108892-01-703	EA FILTER	6798A3761
	108892-01-704	EA GRILLE (PLASTIC)	6798-3041
	108892-01-705	EA SMALL PARTS PKG	7330A6101

HEATING & AIR CONDITIONING GROUP (CONTINUED)

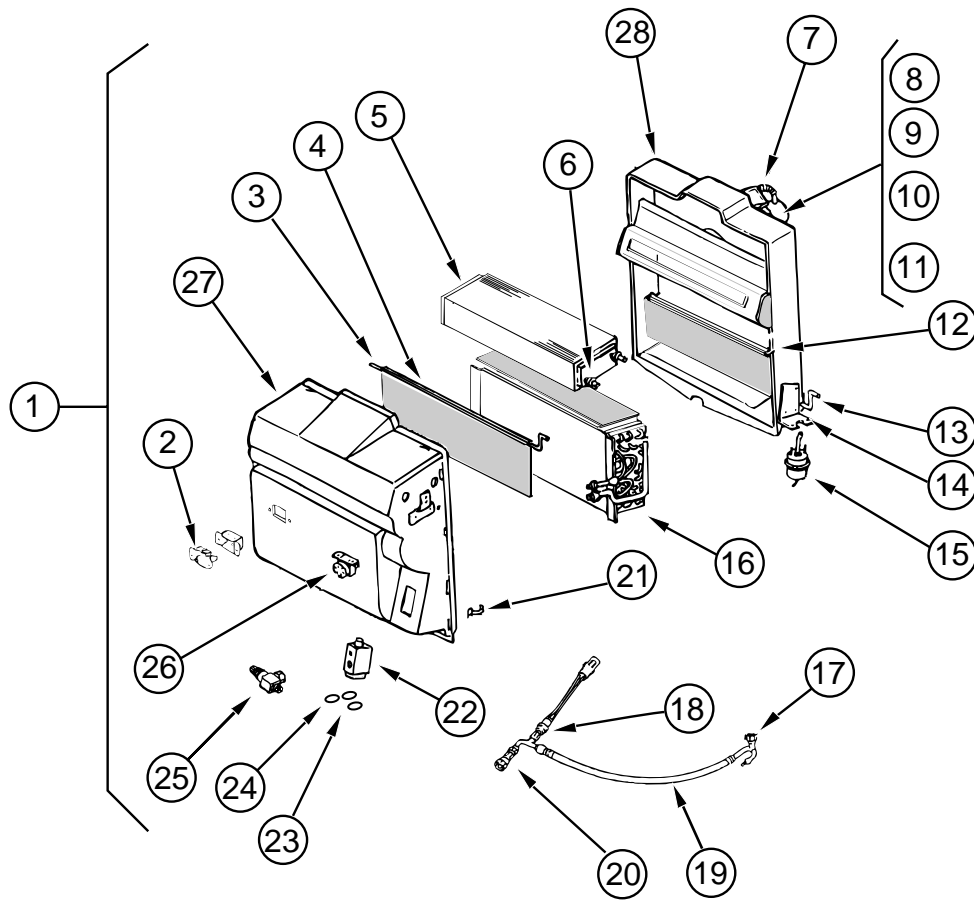
SCS AUTOMOTIVE AIR CONDITIONING (FORD)



KEY	PART NUMBER	U/M	DESCRIPTION	VENDOR NO.
1	103930-21-000	EA	EVAPORATOR/ HEATER ASSEMBLY - 090-00084	
2	103930-01-703	EA	COIL - HEATER	042-0010
3	103930-01-704	EA	COIL EVAPORATOR	041-0017
4	103930-01-708	EA	BRACKET - VACUUM MOTOR	070-0113
5	103930-01-710	EA	RESISTOR - FUSED	035-0006
6	103930-01-711	EA	THERMOSTAT	033-0003
7	103930-01-713	EA	FITTING - QUICK CONNECT - #4	050-003
8	103930-01-717	EA	WHEEL - CLOCKWISE	062-0010
9	103930-01-720	EA	MOTOR	030-0004
10	103930-02-708	EA	MOTOR - VACUUM SERVO - A/C	030-0002
11	103930-12-708	EA	SWITCH - BINARY - R-134A	032-0048
12	103930-13-702	EA	SERVICE VALVE W/O C.P.	050-152
13	103930-17-702	EA	GASKET OR SAE 015 #10 33-781	045-0127
14	103930-20-700	EA	VALVE EXPANSION BLOCK (2 TON)	034-0032
15	103930-20-702	EA	ROD F/BLEND AIR DOOR	073-0039
16	103930-20-703	EA	DOOR - BLEND AIR	071-0212
17	103930-20-704	EA	ROD - DOOR - RECIRCULATING	073-0018
18	103930-20-705	EA	DOOR PANEL - RECIRCULATING	071-0213
19	103930-20-706	EA	CLIP - RETAINER	022-0057
20	103930-20-707	EA	BLOWER HOUSING	062-0145
21	103930-20-708	EA	CLIP F/ MOTOR SHAFT	022-0001
22	103930-21-700	EA	HOSE ASM. - #6	085-0139
23	103930-21-701	EA	HOSE ASM. - #10	085-0140
24	110279-01-703	EA	HOSE - VENT - MOTOR BLOWER	70510034
25	110279-01-712	EA	HEATER FITTING	
26	113245-01-707	EA	GASKET	045-0126
27	103930-20-710	EA	CASE-FRONT, SUB-ASSEMBLY	062-0146
28	103930-20-710	EA	CASE-BACK, SUB-ASSEMBLY	062-0147
	007281-01-000	EA	HOSE - FLEXIBLE PVC - 2.5"ID X 50' - ATCOFLEX - A-182-355	
	072341-06-700	EA	SWITCH - 4 SPEED - FAN	ARA 0883502
	094831-01-709	EA	CLAMPS - ROD - 3/16" - MOTIVAIR	ZGG14431
	103930-02-701	EA	VALVE - CONTROL HEAD	034-0015
	103930-02-702	EA	DECAL - CONTROL SETTING	058-0008
	103930-02-703	EA	HARNES - WIRE CONTROL	036-0048
	103930-02-704	EA	HARNES - VACUUM CONTROL	036-0049
	103930-02-705	EA	CABLE - CONTROL - BOWDEN	074-0011
	103930-02-706	EA	CLIP - CABLE - CONTROL	022-0017
	103930-02-707	EA	RELAY	031-0001
	103930-02-710	EA	CANISTER - VACUUM	054-0002
	103930-02-711	EA	VALVE - WATER	034-00114
	103930-02-712	EA	CONTROL PANEL - A/C & HEAT - BLACK FACING	
	103930-04-000	EA	CONTROL/ PLENUM SET - 093-00037	
	103930-05-000	EA	MANUAL - OWNERS - HEATER - A/C - 057-0049	
	103930-17-000	EA	HOSE KIT - #10 GM - SANDEN COMP - 093-00076	
	103930-17-700	EA	FITTING - PAD COMP. SUCTION SAN	050-0131
	103930-17-701	EA	FITTING - #10.90 W/FERRULE/1342CP	050-0132
	103930-17-703	EA	GASKET - SEAL,SANDEW COMP33-76	045-0142
	103930-17-704	EA	HOSE ASSY - #10	085-0113
	024990-05-000	EA	4" DIAMETER OUTLET - W/ SWIVEL DEFLECTORS	
	103016-01-000	EA	PLENUM - TRANSITION	
	103017-01-000	EA	PLENUM - DEFROSTER	
	103558-01-07A	EA	VENT - DEFROSTER - ABS WILLOW	
	103796-01-01A	EA	LOUVER ASM - A/C CARY PROD BLACK	
	056402-05-000	EA	BRACKET - HEATER VENT - ROUND - W/ BEND - BLACK	
	077075-01-000	EA	GASKET - INSTRUMENT PANEL TO DEFROSTER PLENUM - .6" X 11.3"	
	077075-03-000	EA	GASKET - INSTRUMENT TO DEFROSTER PLENUM - SPL	

HEATING & AIR CONDITIONING GROUP (CONTINUED)

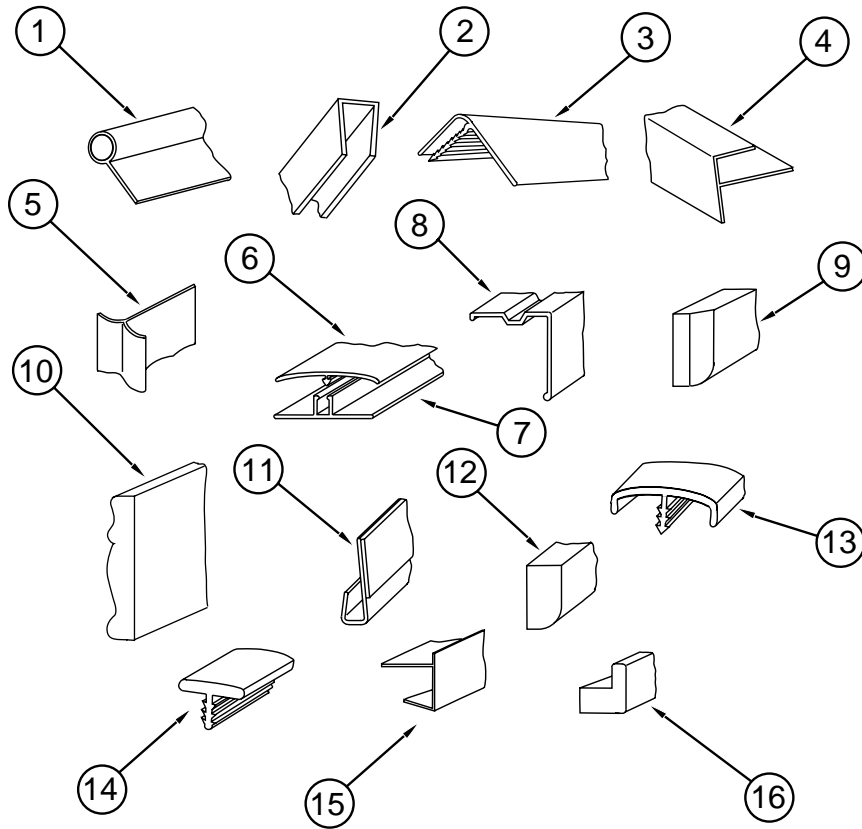
SCS AUTOMOTIVE AIR CONDITIONING (CHEVY)



KEY	PART NUMBER	U/M	DESCRIPTION	VENDOR NO.
1	103930-20-000	EA	EVAPORATOR/ HEATER ASSEMBLY - 090-00084	
2	103930-01-710	EA	RESISTOR - FUSED	035-0006
3	103930-20-702	EA	ROD F/BLEND AIR DOOR	073-0039
4	103930-20-703	EA	DOOR - BLEND AIR	071-0212
5	103930-01-703	EA	COIL - HEATER	042-0010
6	110279-01-712	EA	HEATER FITTING	
7	110279-01-703	EA	HOSE - VENT - MOTOR BLOWER	70510034
8	103930-01-717	EA	WHEEL - CLOCKWISE	062-0010
9	103930-01-720	EA	MOTOR	030-0004
10	103930-20-707	EA	BLOWER HOUSING	062-0145
11	103930-20-708	EA	CLIP F/ MOTOR SHAFT	022-0001
12	103930-20-705	EA	DOOR PANEL - RECIRCULATING	071-0213
13	103930-20-704	EA	ROD - DOOR - RECIRCULATING	073-0018
14	103930-01-708	EA	BRACKET - VACUUM MOTOR	070-0113
15	103930-02-708	EA	MOTOR - VACUUM SERVO - A/C	030-0002
16	103930-01-704	EA	COIL EVAPORATOR	041-0017
17	103930-12-708	EA	SWITCH - BINARY - R-134A	032-0048
18	103930-01-716	EA	SWITCH - PRESSURE - FAN	032-0036
19	103930-20-701	EA	HOSE ASM. - #6 GM	085-0138
20	103930-12-709	EA	FITTING - QUICK CONNECT	050-0120
21	103930-20-706	EA	CLIP - RETAINER	022-0057
22	103930-20-700	EA	VALVE EXPANSION BLOCK (2 TON)	034-0032
23	103930-17-702	EA	GASKET OR SAE 015 #10 33-781	045-0127
24	113245-01-707	EA	GASKET	045-0126
25	103930-20-709	EA	SERVICE VALVE W/O C.P.	050-0159
26	103930-01-711	EA	THERMOSTAT	033-0003
27	103930-20-710	EA	CASE-FRONT, SUB-ASSEMBLY	062-0146
28	103930-20-710	EA	CASE-BACK, SUB-ASSEMBLY	062-0147
	007281-01-000	EA	HOSE - FLEXIBLE PVC - 2.5"ID X 50' - ATCOFLEX - A-182-355	
	072341-06-700	EA	SWITCH - 4 SPEED - FAN	ARA 0883502
	094831-01-709	EA	CLAMPS - ROD - 3/16" - MOTIVAIR	ZGG14431
	103930-02-701	EA	VALVE - CONTROL HEAD	034-0015
	103930-02-702	EA	DECAL - FAN SWITCH	058-0008
	103930-02-703	EA	HARNES - WIRE CONTROL	036-0048
	103930-02-704	EA	HARNES - VACUUM CONTROL	036-0049
	103930-02-705	EA	CABLE - CONTROL - BOWDEN	074-0011
	103930-02-706	EA	CLIP - CABLE - CONTROL	022-0017
	103930-02-707	EA	RELAY	031-0001
	103930-02-710	EA	CANISTER - VACUUM	054-0002
	103930-02-711	EA	VALVE - WATER	034-00114
	103930-02-712	EA	CONTROL PANEL - A/C & HEAT - BLACK FACING	
	103930-04-000	EA	CONTROL/ PLENUM SET - 093-00037	
	103930-05-000	EA	MANUAL - OWNERS - HEATER - A/C - 057-0049	
	024990-05-000	EA	4" DIAMETER OUTLET - W/ SWIVEL DEFLECTORS	
	103016-01-000	EA	PLENUM - TRANSITION	
	103017-01-000	EA	PLENUM - DEFROSTER	
	103558-01-07A	EA	VENT - DEFROSTER - ABS WILLOW	
	103796-01-01A	EA	LOUVER ASM - A/C CARY PROD BLACK	
	056402-05-000	EA	BRACKET - HEATER VENT - ROUND - W/ BEND - BLACK	
	077075-01-000	EA	GASKET - INSTRUMENT PANEL TO DEFROSTER PLENUM - .6" X 11.3"	
	077075-03-000	EA	GASKET - INSTRUMENT TO DEFROSTER PLENUM - SPL	

INTERIOR FINISH GROUP

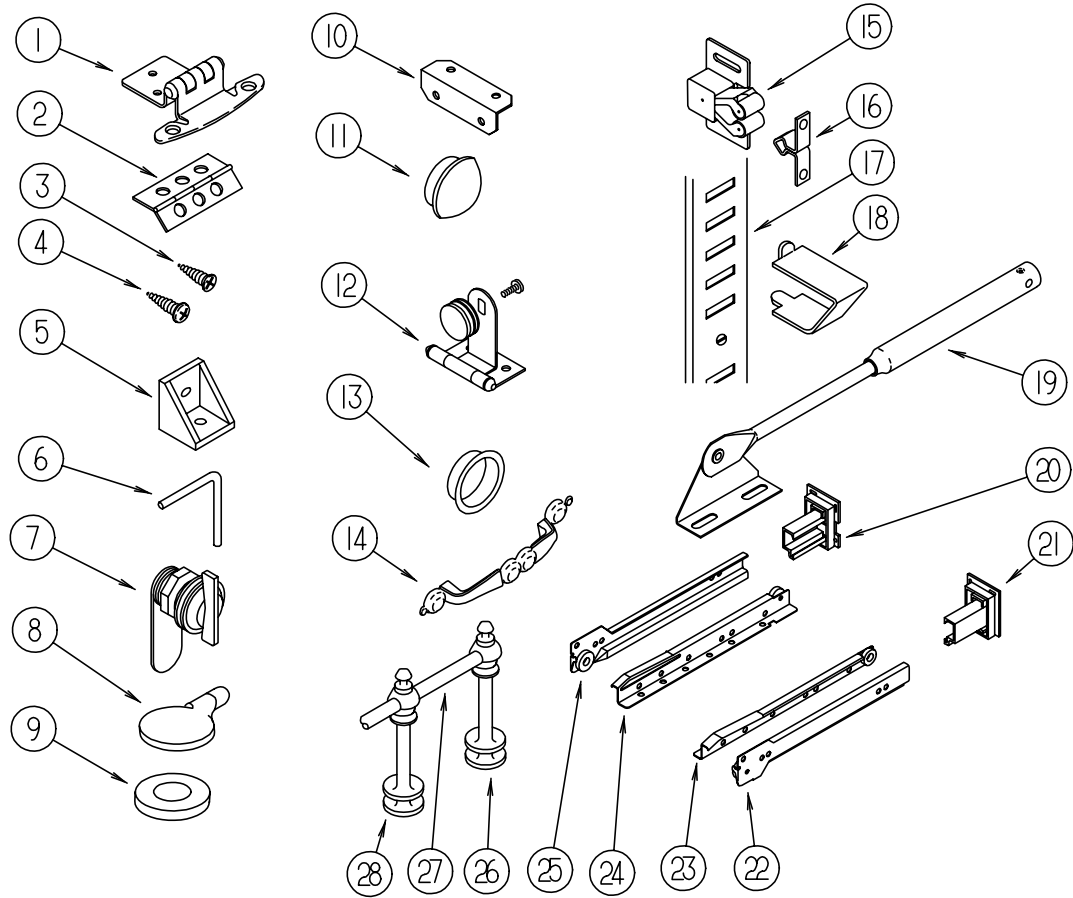
INTERIOR TRIM & MOLDINGS



KEY	PART NUMBER	U/M	DESCRIPTION
1	009767-12-000	FT	MOLDING-SIDEWALL TO CEILING/CABINET - WELTING - OFF WHITE
2	009778-21-000	FT	U-CHANNEL - 1" - WATERFORD OAK
2	070504-23-000	FT	EXTRUSION-U CHANNEL, 22.56 - COUNTRY FOREST
2	070504-37-000	FT	EXTRUSION-U-CHANNEL, 20.70 - WATERFORD OAK
3	009809-23-000	EA	MOLDING-CORNER, OUTSIDE - 1" - PLASTIC - IVORY
3	009809-28-000	EA	MOLDING-PLAS, CORNER - 1" - WATERFORD OAK
4	009812-29-000	EA	MOLDING-PLAS, CORNER, O/S 1/2" - WATERFORD OAK
5	022992-11-000	FT	MOLDING-REVERSE COVE, T-SHAPED - VINYL - IVORY
6	086229-13-000	EA	BATTEN - 1" CEILING, MOD IVORY
6	086229-19-000	EA	BATTEN - 1" CEILING, OFF WHITE - W&B RN323-W-129
7	086229-14-000	EA	RETAINER - 3/4 - W&B RN 391
8	093873-01-01A	EA	TRIM-CARPET, L-ANGLE - 1.1" X 1.3" X 12' - VINYL - GRAY
9	100659-01-E01	EA	MOLDING-TRIM, VINYL FLOOR
10	100182-01-G15	EA	TRIM-RAIL
11	109332-02-01A	FT	TRIM-J, MIRROR, BRASS - W&B RN 446
12	100818-01-05A	EA	MOLDING-VINYL WRAP, TRIM - WATERFORD OAK
13	083620-12-000	FT	T-MOLDING 3/4 W/EDGE LIPS - WATERFORD OAK
14	104676-01-01A	FT	T-MOLDING, 5/16 RIGID - GOLD
15	103186-01-01A	FT	MOLDING-EDGE, SHELF - .78" WIDE - PLASTIC - RAMBLING OAK
15	103186-02-01A	FT	MOLDING-EDGE, SHELF - 1.3" WIDE - PLASTIC - RAMBLING OAK
16	100819-01-05A	EA	MOLDING-VINYL WRAP, DOOR - WATERFORD OAK

INTERIOR FINISH GROUP (CONTINUED)

CABINET HARDWARE



KEY	PART NUMBER	U/M	DESCRIPTION
1	108138-01-000	EA	HINGE-DOOR, CABINET - BURNISHED BRASS
2	009059-01-000	EA	HINGE-DOOR, 2" X 1.4" - BRASS
2	009059-02-000	EA	HINGE-DOOR, 2" X 2.7" - BRASS
3	000G13-06-10G	EA	SCREW - PHILLIPS - FLAT HEAD - 6-20 X 5/8" - ANTIQUE BRASS
4	000G68-06-10G	EA	SCREW - PHILLIPS - OVAL HEAD - 6-18 X 5/8" - ANTIQUE BRASS
5	065740-01-000	EA	BRACE-CABINET CORNER, PLASTIC
6	108487-02-01A	EA	SUPPORT-PROP ROD, OVHD - BLACK
	108486-01-01A	EA	BRACKET-PROP ROD, OVHD - BLACK
7	100710-01-01A	EA	LOCK-GLASS DOOR, TWIST TYPE - BRASS
	101272-01-000	EA	CATCH-DOOR, GLASS
8	101766-01-000	EA	PIN-SUPPORT, GLASS DOOR
9	100707-01-000	EA	SPACER-DOOR, GLASS - .8" DIA - .3" HOLE - PLASTIC
10	016604-01-000	EA	BRACE-CABINET, ANGLE - 2.5" - METAL - UNPAINTED
10	016604-05-000	EA	BRACE-CABINET, L ANGLE - 2.5" - METAL - OFF WHITE
11	042356-01-000	EA	PLUG-BUTTON, MAHOGANY - 3/8" DIAMETER - WOOD
12	100711-01-01A	EA	HINGE-DOOR, GLASS
13	098410-01-01A	EA	PULL-FINGER, OVAL - BRASS
14	117800-01-01A	EA	PULL-CABINET, BRASS
15	093586-06-000	EA	CATCH-SPRING, ROLLER - FASTEC C411-AC
16	093586-05-000	EA	STRIKE-SPRING STEEL, FASTEC S411-AC

KEY	PART NUMBER	U/M	DESCRIPTION
17	098980-01-000	EA	PILASTER-ADJUSTABLE SHELF, 18" LONG WOODGRAIN APPEARANCE
17	098980-02-000	EA	PILASTER-ADJUSTABLE SHELF, 12" LONG WOODGRAIN APPEARANCE
17	098980-03-000	EA	PILASTER-ADJUSTABLE SHELF WOODGRAIN APPEARANCE
17	098980-06-000	EA	PILASTER-ADJUSTABLE SHELF, 24" LONG
18	098979-01-000	EA	CLIP-ADJUSTABLE SHELF
19	074493-02-000	EA	SUPPORT-PISTON SPRING, CABINET DOOR
20	114045-01-000	EA	BACKSOCKET-ADJUSTABLE, LEFT - HOUCK 751-1 N/A ORDER KIT ACCORDING TO LENGTH OF DRAWER SLIDE #114031
21	114045-02-000	EA	BACKSOCKET-ADJUSTABLE, RIGHT - HOUCK 751-2 N/A ORDER KIT ACCORDING TO LENGTH OF DRAWER SLIDE #114031
22	114031-02-000	EA	SLIDE-DRAWER, 12" RIGHT CABT N/A ORDER #114031-01-700 SLIDE DRAWER KIT
22	114031-14-000	EA	SLIDE-DRAWER, 18" RIGHT CABINET-HOUCK 7200-RV-2 N/A ORDER #114031-13-700 SLIDE DRAWER KIT
22	114031-18-000	EA	SLIDE-DRAWER, 20" RIGHT CABT N/A ORDER #114031-17-700 SLIDE DRAWER KIT
22	114031-22-000	EA	SLIDE-DRAWER, 22" RIGHT CABT N/A ORDER #114031-21-700 SLIDE DRAWER KIT
23	114031-04-000	EA	SLIDE-DRAWER, 12" - RIGHT DRAWER - HOUCK 7200-RV-4 N/A ORDER #114031-01-700 SLIDE DRAWER KIT
23	114031-16-000	EA	SLIDE-DRAWER, 18" RIGHT DRAWER -HOUCK 7200-RV-4 N/A ORDER #114031-13-700 SLIDE DRAWER KIT
23	114031-24-000	EA	SLIDE-DRAWER, 22" RIGHT DRAWER N/A ORDER #114031-21-700 SLIDE DRAWER KIT
24	114031-03-000	EA	SLIDE-DRAWER, 12" - LEFT DRAWERHOUCK 7200-RV-3 N/A ORDER #114031-01-700 SLIDE DRAWER KIT
24	114031-15-000	EA	SLIDE-DRAWER, 18" LEFT DRAWER - HOUCK 7200-RV-3 N/A ORDER #114031-13-700 SLIDE DRAWER KIT
24	114031-23-000	EA	SLIDE-DRAWER, 22" LEFT DRAWER N/A ORDER #114031-21-700 SLIDE DRAWER KIT
25	114031-01-000	EA	SLIDE-DRAWER, 12" LEFT CABT N/A ORDER KIT #114031-01-700 SLIDE DRAWER KIT
25	114031-13-000	EA	SLIDE-DRAWER, 18" LEFT CABINET -HOUCK 7200-RV-1 N/A ORDER #114031-13-700 SLIDE DRAWER KIT
25	114031-17-000	EA	SLIDE-DRAWER, 20" LEFT CABT N/A ORDER #114031-17-700 SLIDE DRAWER KIT
25	114031-21-000	EA	SLIDE-DRAWER, 22" LEFT CABT N/A ORDER #114031-21-700 SLIDE DRAWER KIT
26	084070-02-000	EA	POST - END - 2.4" - BRASS
27	084071-04-000	EA	ROD - 11.9" - BRASS
27	084071-15-000	EA	ROD - 8.27" - BRASS
28	084070-01-000	EA	POST - CENTER - 2.4" - BRASS
	004354-01-000	EA	BUMPER-RUBBER, .5" DIA - BROWN
	009112-01-000	EA	FLANGE-ROD, 1" - COTHES ROD - PLASTIC - OFF WHITE
	041389-25-000	EA	HINGE-PIANO, 1.50 X 1397.0 MILL
	042438-01-000	EA	DOWEL-WOOD, CLOTHES ROD - 1" DIAMETER X 4'
	042438-06-000	EA	DOWEL-WOOD, 1.5" X 26" - OAK
	064467-01-000	EA	GUIDE-POCKET, SLIDING DOOR - WALL MOUNTED
	076790-01-000	EA	SCREW, 6-20 X 1 1/4 PPH - BLACK
	079921-01-000	EA	ROLLER-NYLON, W/STEEL SHAFT - BARBED
	084451-01-000	EA	CATCH-TV SHELF, BRASS
	102194-01-000	EA	GUIDE-PLASTIC
	103874-01-000	EA	HANGER-SLIDING DOOR
	110643-01-000	EA	ANGLE-FORMED W/HOLES
	116975-01-01A	EA	LATCH ASM-UNDERCENTER, BLACK STRIKE #042541-05-000

INTERIOR FINISH GROUP (CONTINUED)

BATT STRIPS

KEY	PART NUMBER	U/M	DESCRIPTION
	088263-C8-000	EA	BATT STRIP - MAIN WALL - PAINTED DESERT (G15)
	088263-B3-000	EA	BATT STRIP - MAIN WALL - ALLURE-MEADOW (G16)
	088263-C7-000	EA	BATT STRIP - MAIN WALL - ETCHINGS-SAGE (G17)
	069733-83-000	EA	BATT STRIP - WOODGRAIN - 8' - WATERFORD OAK
	088263-78-000	EA	BATT STRIP - SHOWER - 8' - OFF WHITE
	085284-C2-000	FT	STRIP - TAPE - MAIN WALL - PAINTED DESERT (G15)
	085284-A4-000	FT	STRIP - TAPE - MAIN WALL - ALLURE-MEADOW (G16)
	085284-C1-000	FT	STRIP - TAPE - MAIN WALL - ETCHINGS-SAGE (G17)
	085284-B5-000	FT	STRIP - TAPE - WATERFORD OAK
	085284-76-000	FT	STRIP - TAPE - WET BATH - ANTIQUE WHITE
	086229-04-000	EA	BATTEN - 1" WIDE - IVORY
	086229-15-000	EA	BATTEN - CEILING - 1" - MODERN IVORY
	086229-16-000	EA	RETAINER - BATTEN - 3/4"

PANELING & PLASTIC LAMINATE

KEY	PART NUMBER	U/M	DESCRIPTION
	088272-E9-000	SF	PANELING - MAIN WALL - PAINTED DESERT (G15)
	088272-D6-000	SF	PANELING - MAIN WALL - ALLURE-MEADOW (G16)
	088272-E8-000	SF	PANELING - MAIN WALL - ETCHINGS-SAGE (G17)
	088272-98-000	SF	PANELING - SHOWER - OFF WHITE - 4' X 7'
	074497-28-000	SF	PANELING - WOODGRAIN - 4' X 8'
	080215-10-000	SF	PANELING - 2 SIDE WATERFORD, 48 X 96
	000885-76-000	SF	PARTICLE BOARD - 3/8 X 48 X 96 WATERFORD - OAK VINYL 1 SIDED
	000885-77-000	SF	PARTICLE BOARD - 3/8, WATERFORD OAK-VINYL 2 SIDED
	000885-79-000	SF	PARTICLE BOARD - 3/4 X 48 X 96 WATERFORD OAK-VINYL 2 SIDED
	074498-71-000	SF	LAMINATE-PLASTIC, NEUTRAL SANTOS (G15,G16)
	074498-54-000	SF	LAMINATE-PLASTIC, SAND SPECKTRUM (G17)
	074498-61-000	SF	LAMINATE-PLASTIC, NEUTRA MATR (EXTERIOR ENTERTAINMENT)
	074498-77-000	SF	LAMINATE-PLASTIC, ART CABIN (PULL OUT TABLE)
	095688-01-000	SF	VENEER - FLAT LUANA - 48" X 96"
	117267-E2-438	EA	LUMBER - 018 X 50.8 X 2438MM VINYL
	117267-G2-438	EA	LUMBER - 018 X 076 X 2438 MM VINYL

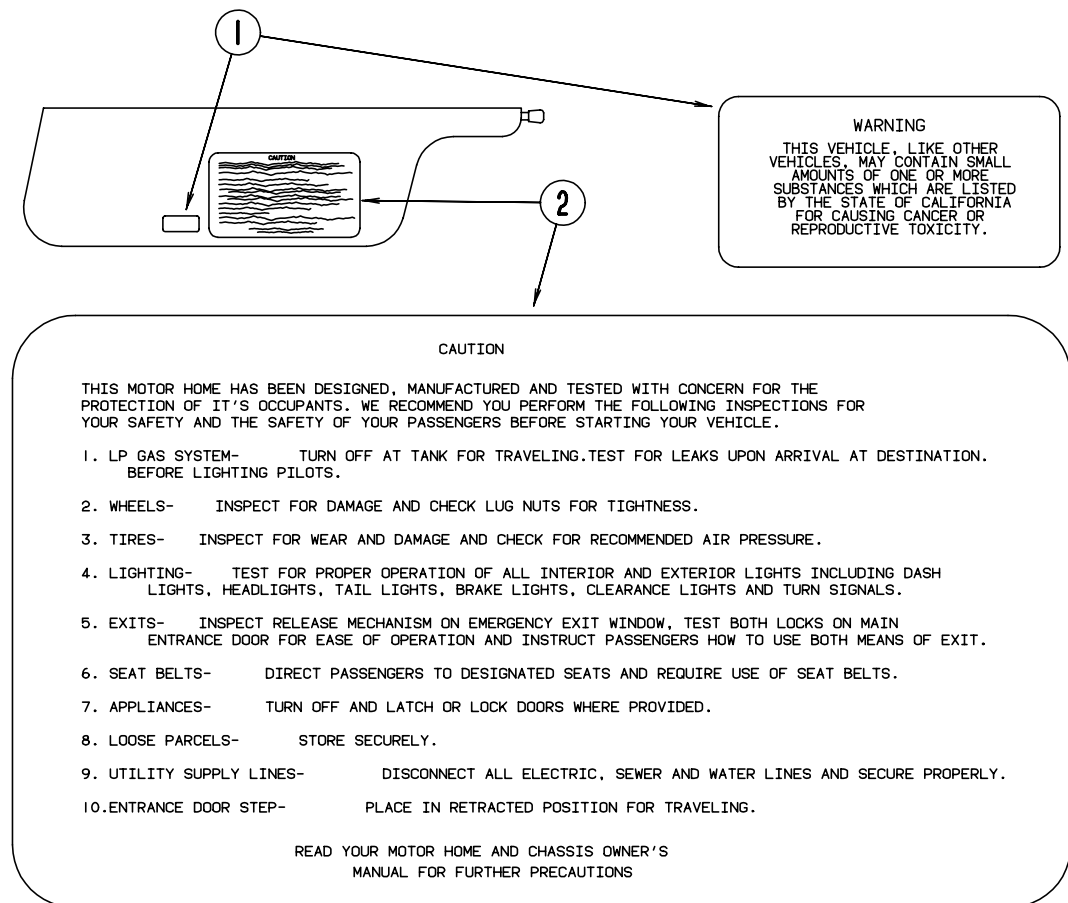
CARPET, PADS & FLOOR MATS

KEY	PART NUMBER	U/M	DESCRIPTION
	096060-98-000	SY	CARPET - 12' ROLL - SILVER ASPEN (G15)
	096060-99-000	SY	CARPET - 12' ROLL - PARCHMENT (G16)
	096060-95-000	SY	CARPET - 12' ROLL - DOESKIN (G17)
	093486-01-000	SY	CARPET - COMPARTMENT - 54" WIDE - DARK GRAY
	075233-01-000	SY	PAD - CARPET - 3/8" X 6' ROLL
	047034-06-000	SF	PLASTIC - CARPET - 2' WIDE - CLEAR POLY
	042720-12-000	SF	VINYL FLOOR - ARMSTRONG/MODULATIONS
	105924-01-F06	EA	MAT - FLOOR - DRIVERS COMPARTMENT - 18" X 27" (G15)
	105924-01-F12	EA	MAT - FLOOR - DRIVERS COMPARTMENT - 18" X 27" (G16)
	105924-01-G36	EA	MAT - FLOOR - DRIVERS COMPARTMENT - 18" X 27" (G17)

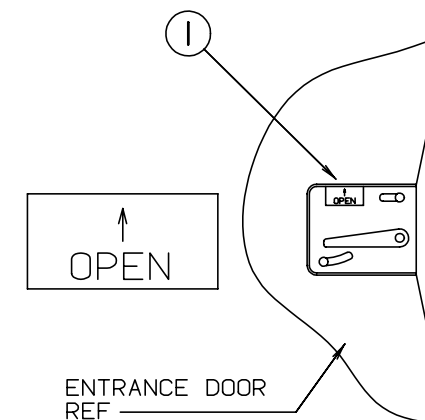
FIRE EXTINGUISHER, DETECTORS & WALL CLOCK

KEY	PART NUMBER	U/M	DESCRIPTION
	094499-01-000	EA	EXTINGUISHER - FIRE - DRY W/ MOUNTING BRACKET - 10 BC - US
	094499-02-000	EA	EXTINGUISHER - FIRE - DRY - 1A10BC - CANADIAN
	094499-01-700	EA	BRACKET - MOUNTING - W/ PLASTIC STRAP - FIRE EXTINGUISHER
	072852-01-000	EA	DETECTOR - SMOKE - W/ 9 VOLT BATTERY - US
	072852-02-000	EA	DETECTOR - SMOKE - W/ 9 VOLT BATTERY - CANADIAN
	112320-02-000	EA	BATTERY/ SENSOR - CO GAS - COSTAR 940001000
	112320-03-000	EA	DETECTOR-CO GAS MODEL 9D-I - COSTAR 946000001
	112320-04-000	EA	DETECTOR-CO SENSOR ASM. - COSTAR 946001001
	118081-01-01A	EA	CLOCK - WALL - ROUND 8" BRASS - LINDEN 9987

LABELS GROUP

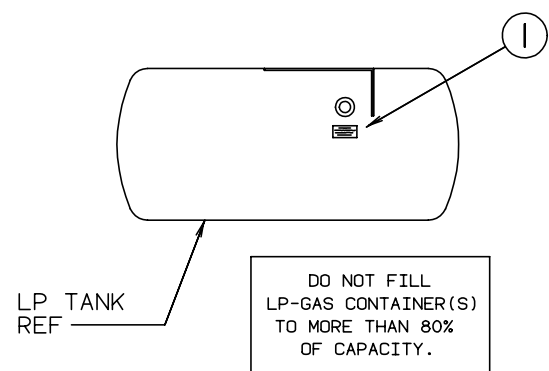


KEY	PART NUMBER	U/M	DESCRIPTION
1	099689-01-000	EA	LABEL - WARNING - CANCER/TOXICITY
2	056259-01-000	EA	LABEL - SAFETY CHECK LIST

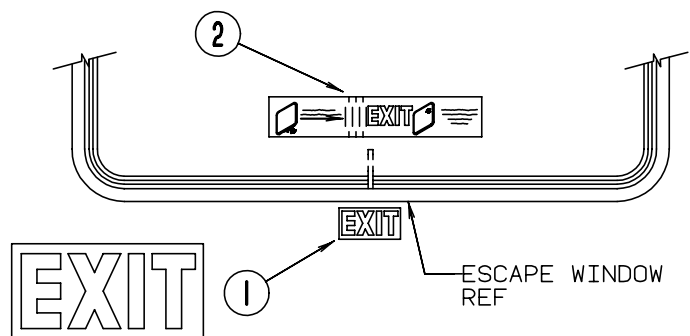
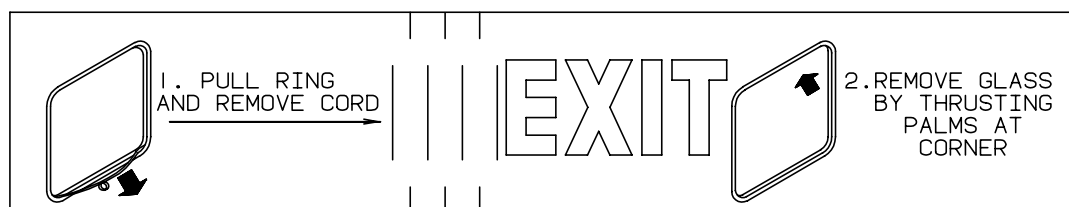


KEY	PART NUMBER	U/M	DESCRIPTION
1	040944-01-000	EA	LABEL - ENTRANCE DOOR - "OPEN"

LABELS GROUP (CONTINUED)



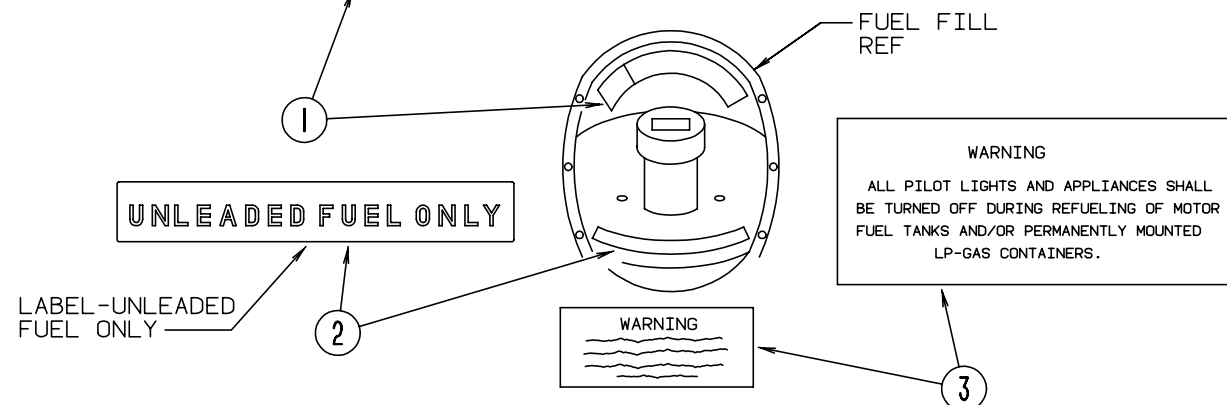
KEY	PART NUMBER	U/M	DESCRIPTION
1	079965-01-000	EA	LABEL - LPG - 80% CAPACITY



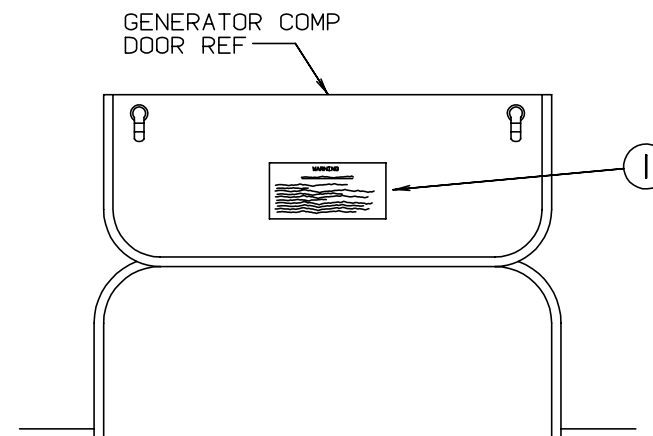
KEY	PART NUMBER	U/M	DESCRIPTION
1	107571-01-000	EA	LABEL - EXIT/ESCAPE WINDOW
2	039290-01-000	EA	LABEL - EXIT WARNING

LABELS GROUP (CONTINUED)

CAUTION	TO HELP AVOID PERSONAL INJURY DURING REMOVAL OF FUEL FILLER CAP, SLOWLY LOOSEN CAP 1/2 TURN TO ALLOW ANY FUEL PRESSURE TO BE RELIEVED BEFORE TURNING CAP FURTHER.
FUEL SPRAY MAY CAUSE PERSONAL INJURY	STOP ADDING FUEL AFTER FIRST SHUTOFF BY AUTOMATIC NOZZLE WHEN TANK IS NEARLY FULL. DO NOT OVERFILL FUEL TANK. SEE OWNERS MANUAL FOR ADDITIONAL INFORMATION. PRINTED IN U.S.A. MLC PT NO 15611763



KEY	PART NUMBER	U/M	DESCRIPTION
1	087207-05-000	EA	LABEL - FUEL CAP REMOVAL
2	062043-01-000	EA	LABEL - FUEL - UNLEADED
3	006040-01-000	EA	TAG - GAS REFUELING WARNING
3	006040-02-000	EA	TAG - GAS REFUELING WARNING (CANADIAN)



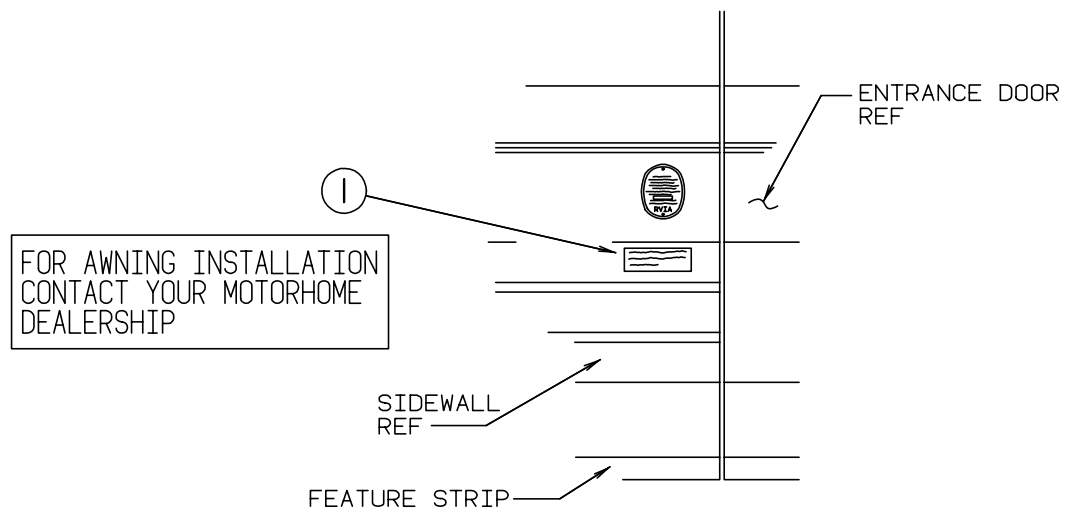
WARNING

WHEN ADDING A GENERATOR SET:

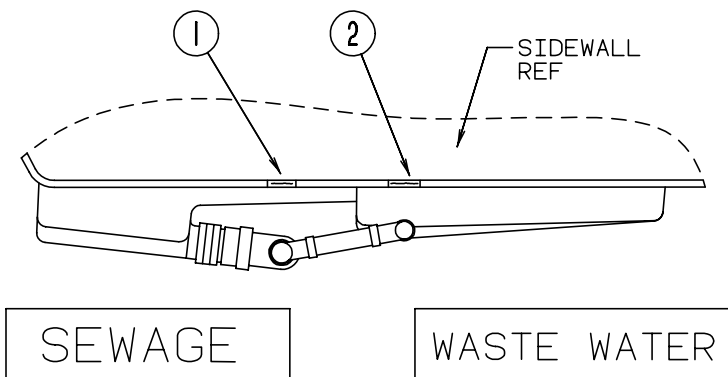
HIGH VOLTAGE-USE EXTREME CAUTION WHEN WORKING ON ELECTRICAL COMPONENTS.
HAVE ALL ELECTRICAL INSTALLATION PERFORMED BY A QUALIFIED LICENSED ELECTRICIAN-FOLLOW ALL STATE AND LOCAL CODES.
ONLY INSTALL GENERATOR SET APPROVED FOR R.V. APPLICATION. HAVE INSTALLED BY QUALIFIED TECHNICIAN.
TO AVOID HEAT BUILD-UP AND TO GUARANTEE AN ADEQUATE AIR SUPPLY TO THE GENERATOR CARBURETOR, FOLLOW INSTALLATION INSTRUCTIONS.
GENERATOR ENGINE EXHAUST GASES ARE TOXIC AND MUST NOT TERMINATE UNDER THE VEHICLE-DISCHARGE EXHAUST AWAY FROM VEHICLE.

KEY	PART NUMBER	U/M	DESCRIPTION
1	077510-01-000	EA	LABEL - GENERATOR PREP

LABELS GROUP (CONTINUED)

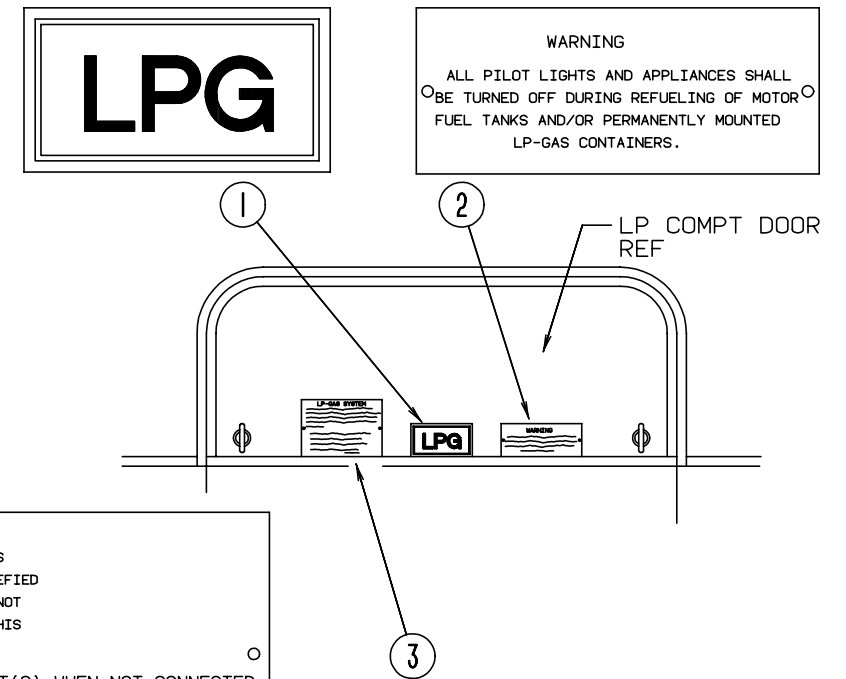


KEY	PART NUMBER	U/M DESCRIPTION
1	099509-01-000	EA LABEL - AWNING INSTALLATION

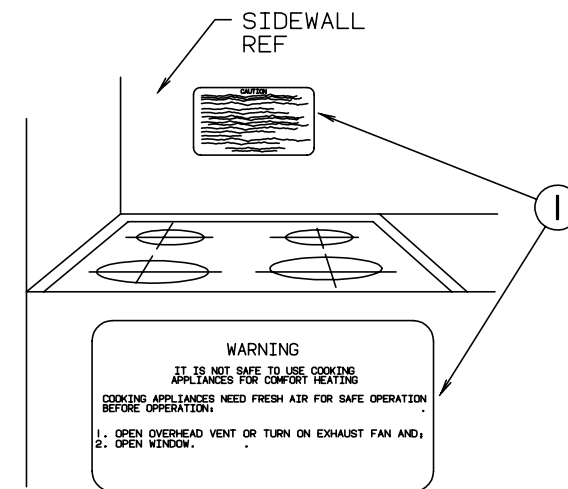


KEY	PART NUMBER	U/M DESCRIPTION
1	006187-01-000	EA LABEL - SEWAGE
2	006188-01-000	EA LABEL - WASTE WATER

LABELS GROUP (CONTINUED)

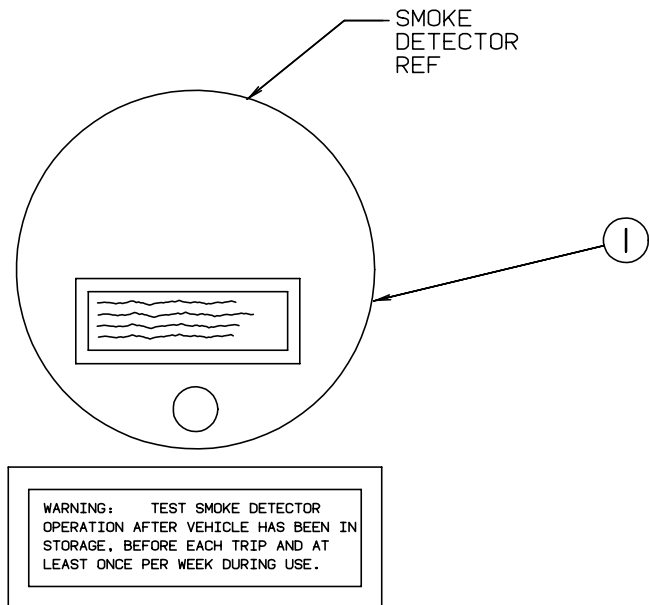


KEY	PART NUMBER	U/M DESCRIPTION
1	074559-01-000	EA DECAL - LOGO - LPG - RED - (CALIF. CODE)
2	006040-01-000	EA TAG - GAS REFUELING WARNING
2	006040-02-000	EA TAG - GAS REFUELING WARNING (CANADIAN)
3	054531-01-000	EA LABEL - LP GAS ONLY
3	023769-01-000	EA LABEL - WARNING-LPG (CANADIAN)

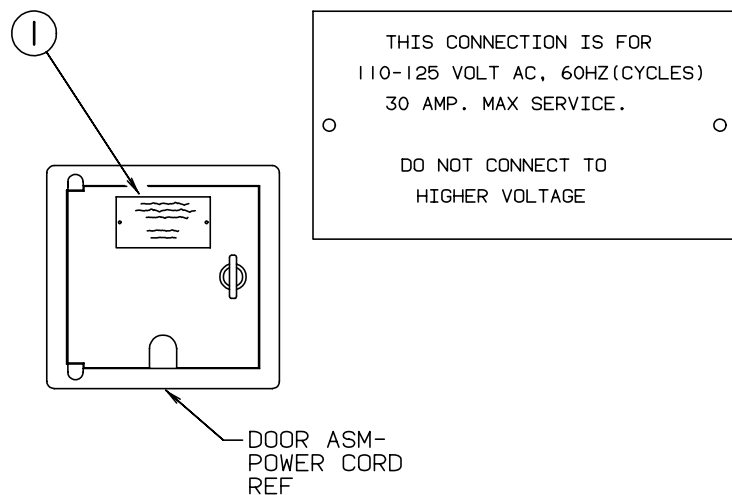


KEY	PART NUMBER	U/M DESCRIPTION
1	050225-01-000	EA LABEL - WARNING - STOVE VENT - US
1	050222-01-000	EA LABEL - WARNING - STOVE VENT - CSA

LABELS GROUP (CONTINUED)



KEY	PART NUMBER	U/M DESCRIPTION
1	077956-01-000	EA LABEL - WARNING - SMOKE DETECTOR

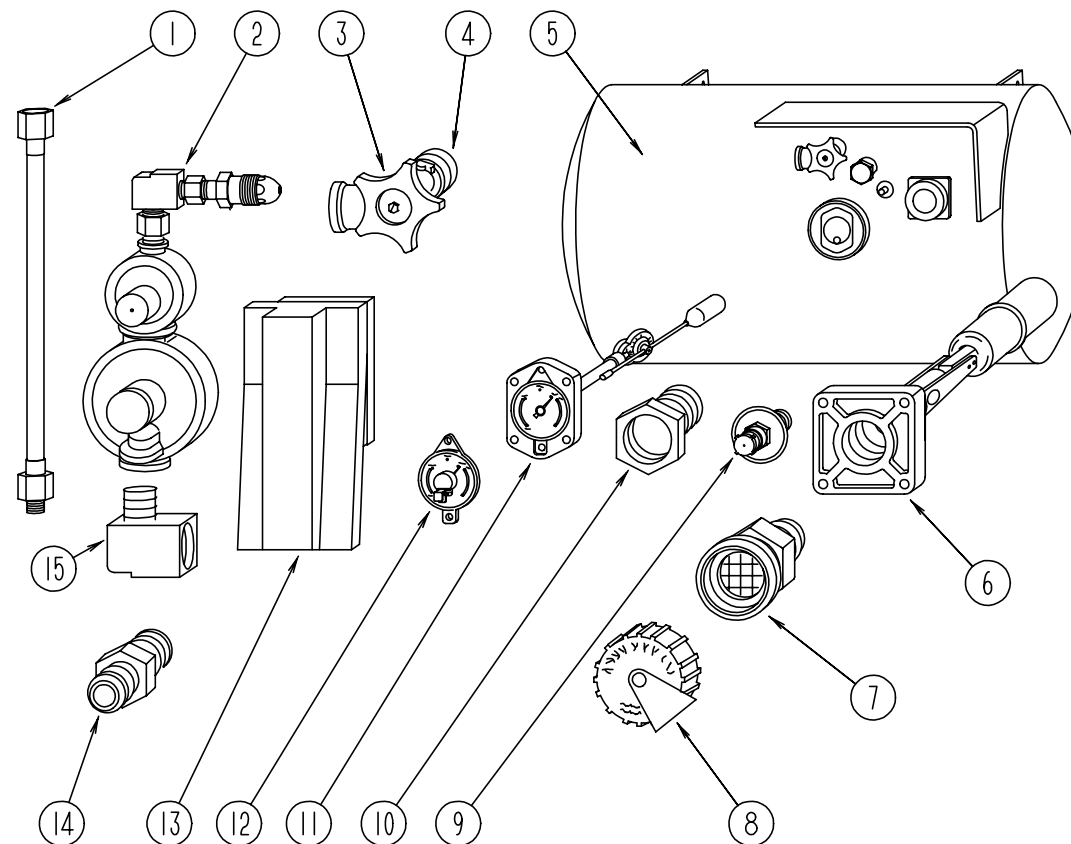


KEY	PART NUMBER	U/M DESCRIPTION
1	006062-01-000	EA TAG - ELECTRIC - 110V CONNECTION

MISCELLANEOUS LABELS

KEY	PART NUMBER	U/M DESCRIPTION
	061606-01-000	EA LABEL - OVERLAY - VEHICLE CERTIFICATION - ADHESIVE BACKED
	073998-01-000	EA LABEL - LPG ODOR WARNING
	074983-01-000	EA LABEL - SWITCH - A/C SELECTOR FOR FRONT OR REAR
	079966-01-000	EA LABEL - WARNING - STOWED - MOTION
	091224-02-000	EA LABEL - TRAILER LIGHTING
	091243-01-000	EA LABEL - A/C COVER - "AIR CONDITIONING CIRCUIT. ETC."
	098641-01-000	EA LABEL - FUEL - UNLEADED - DASH
	104678-01-000	EA LABEL - CB PREP
	111537-07-000	EA LABEL - FUSES
	111104-01-000	EA LABEL - HITCH - READ MANUAL
	112518-01-000	EA LABEL-HANG TAG,CO DETECTOR

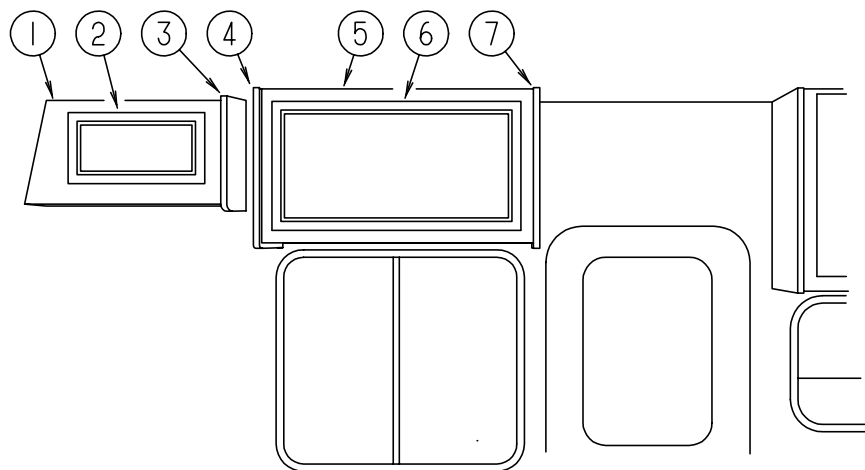
LP GROUP



LP TANK & COMPONENTS

KEY	PART NUMBER	U/M DESCRIPTION	VENDOR NO.
1	045703-01-000	EA HOSE - LP - 3/8" ID X 24" - 3/8" MPT X 1/2" F SWIVEL - US	
1	045703-02-000	EA HOSE - LP - 3/8" ID X 24" - 3/8" MPT X 1/2" F SWIVEL - CANADA	
2	106150-01-000	EA REGULATOR - TWO STAGE	
3	040421-01-708	EA HANDWHEEL - VAPOR RELIEF VALVE - BRUNNER	G-1015-A
4	040421-01-712	EA VALVE - SERVICE W/HANDWHEEL	
5	088253-01-000	EA TANK - LP - 80 LB - 16"D X 30"	
6	040421-01-711	EA VALVE - 80% W/FLOAT - PLATE - BOLTS & GASKET - BRUNNER	
7	040421-01-701	EA VALVE - SHORT LP FILLER W/YELLOW CAP - BRUNNER	75478
8	040421-01-702	EA CAP - LP FILLER VALVE - PLASTIC - YELLOW - BRUNNER	G-1014-A
9	040421-01-700	EA GAUGE - LIQUID LEVEL - 20% LP - BRUNNER	G-1013
10	040421-01-713	EA PRESSURE RELIEF VALVE	
11	088253-01-700	EA L.P. FLOAT GAUGE - 4 MACHINE SCREW STYLE	
12	040440-02-000	EA TRANSMITTER - DIAL - 90 OHM	
13	105658-01-000	EA COMPARTMENT - LP REGULATOR	
14	010323-01-000	EA ADAPTER - BRASS - 3/8" F X 1/2" MPT	
15	065318-02-000	EA ELBOW - 90 DEGREE - 3/8" MPT TO 3/8" FPT	
	010329-01-000	EA ADAPTER - BRASS - 1/2" F X 1/2" MPT	
	103613-01-000	EA DETECTOR - LP GAS	

LOUNGE GROUP



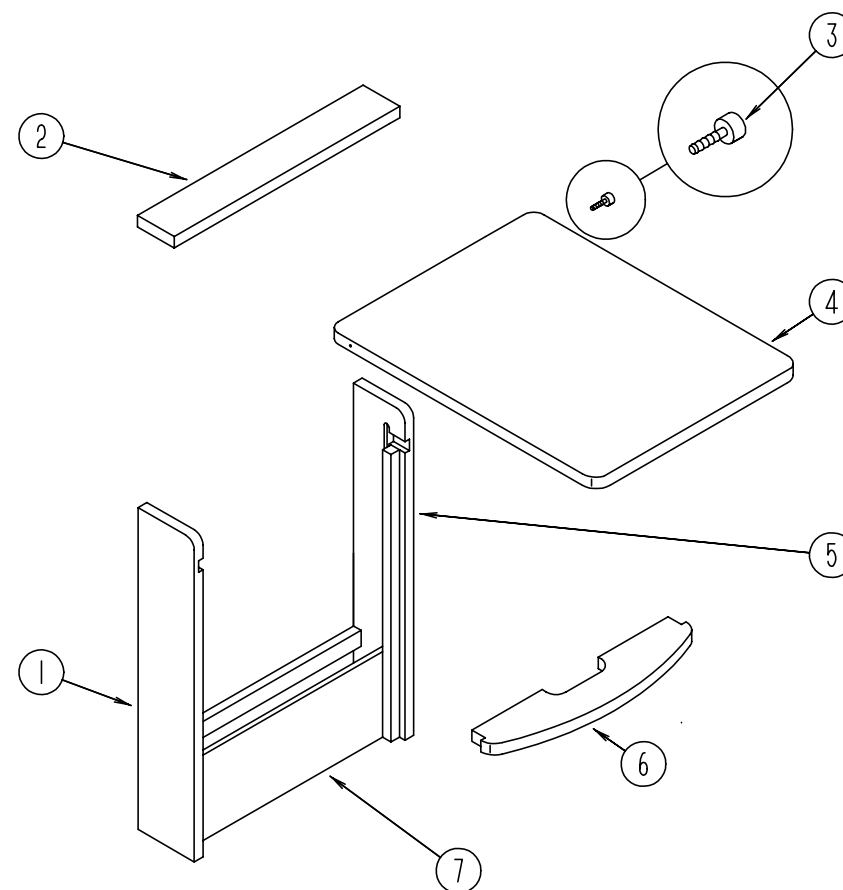
FRONT OVERHEAD CABINET (PASSENGER SIDE)

KEY	PART NUMBER	U/M	DESCRIPTION
1	M06838-01-G15	EA	CABINET ASM. - FRONT OVERHEAD - PASSENGER SIDE
1	M06838-01-G16	EA	CABINET ASM. - FRONT OVERHEAD - PASSENGER SIDE
1	M06838-01-G17	EA	CABINET ASM. - FRONT OVERHEAD - PASSENGER SIDE
2	M06803-04-G15	EA	DOOR ASM - RAIL - W/O HARDWARE
3	103128-08-G15	EA	END CAP ASM. (FRONT OVERHEAD)
4	103128-07-G15	EA	END CAP ASM. - LEFT HAND
5	M06838-08-G15	EA	CABINET ASM. - OVERHEAD
6	M06803-30-G15	EA	DOOR ASM - W/O HARDWARE
7	103128-10-G15	EA	END CAP ASM. - RIGHT HAND

ENTRANCE STEP LID COMPONENTS

KEY	PART NUMBER	U/M	DESCRIPTION
	101222-01-02A	EA	BRACKET-CATCH,LID, O/WHT
	107941-02-03B	EA	SUPPORT-LID,ENT STEP,O/WHT
	107941-02-01B	EA	SUPPORT-LID,ENT STEP,MILL
	P14437-01-000	EA	CABT ASM-LID,W/O CARPET

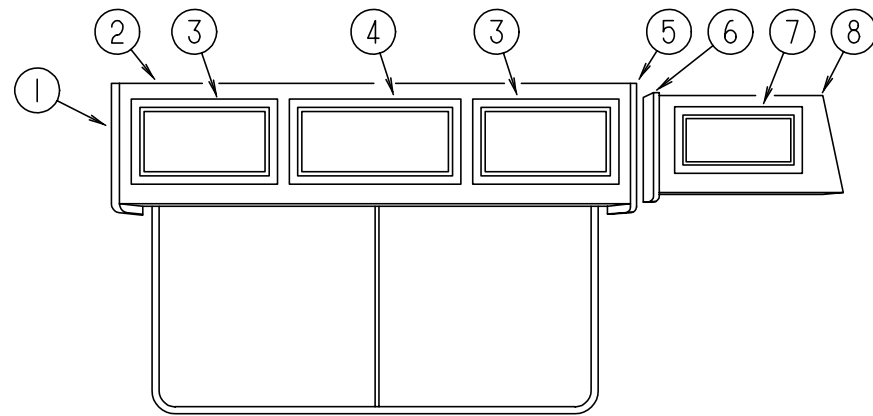
LOUNGE GROUP (CONTINUED)



PULLOUT TABLE

KEY	PART NUMBER	U/M	DESCRIPTION
	P19559-01-G35	EA	CABINET ASM. - TABLE - W/O PULLOUT TOP
1	119559-12-G35	EA	SIDE END - TABLE - 28.7" X 5.7" - LEFT SIDE
2	119559-13-G35	EA	SHELF - SUPPORT - OVER PULL OUT TABLE TOP
3	079921-01-000	EA	NYLON ROLLER W/SHAFT
4	119559-17-G35	EA	PULLOUT TOP
5	119559-11-G35	EA	SIDE END - TABLE - 28.7" X 5.7" - RIGHT SIDE
6	119559-14-G35	EA	SHELF - SUPPORT - UNDER PULL OUT TABLE TOP
7	119559-15-G35	EA	PANEL - TABLE - FRONT BOTTOM - 18.1" X 6.7"
	080736-01-000	EA	PULL - RECESSED - 1.25" X 4" - OAK

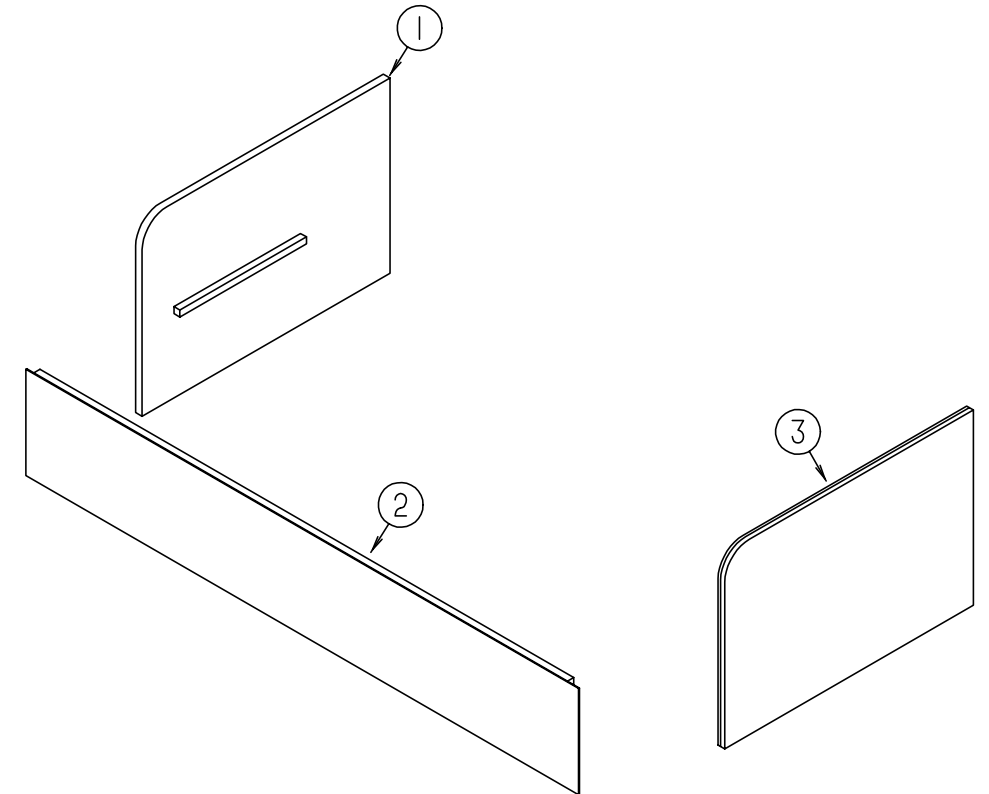
LOUNGE GROUP (CONTINUED)



FRONT OVERHEAD CABINET (DRIVER SIDE)

KEY	PART NUMBER	U/M	DESCRIPTION
1	103128-07-G15	EA	END CAP ASM. - LEFT HAND
2	M06838-08-G15	EA	CABINET ASM
3	M06803-B1-G15	EA	DOOR ASM. - RAIL - W/O HARDWARE - W/O MIRROR - 400 X 520 MM
3	M06803-03-G15	EA	DOOR ASM. - RAIL - W/O HARDWARE - W/ MIRROR - 400 X 520 MM
4	M06803-82-G15	EA	DOOR ASM. - RAIL - W/O HARDWARE - W/O MIRROR - 400 X 710 MM
4	M06803-13-G15	EA	DOOR ASM. - RAIL - W/O HARDWARE - W/ MIRROR - 400 X 710 MM
5	103128-10-G15	EA	END CAP ASM. - RIGHT HAND
6	103128-09-G15	EA	END CAP ASM. (FRONT OVERHEAD)
7	M06803-04-G15	EA	DOOR ASM - W/O HARDWARE - 255 X 485 MM
8	M06838-02-G15	EA	CABINET ASM. - FRONT OVERHEAD - DRIVER SIDE
8	M06838-02-G16	EA	CABINET ASM. - FRONT OVERHEAD - DRIVER SIDE
8	M06838-02-G17	EA	CABINET ASM. - FRONT OVERHEAD - DRIVER SIDE

LOUNGE GROUP (CONTINUED)



COUCH CABINET

KEY	PART NUMBER	U/M	DESCRIPTION
1	M04187-36-G15	EA	CABINET - COUCH - RIGHT HAND - W/ FABRIC
1	M04187-36-G16	EA	CABINET - COUCH - RIGHT HAND - W/ FABRIC
1	M04187-36-G17	EA	CABINET - COUCH - RIGHT HAND - W/ FABRIC
2	M04187-37-G15	EA	CABINET - COUCH - FRONT - W/ FABRIC
2	M04187-37-G16	EA	CABINET - COUCH - FRONT - W/ FABRIC
2	M04187-37-G17	EA	CABINET - COUCH - FRONT - W/ FABRIC
3	M04187-34-G15	EA	CABINET - COUCH - LEFT HAND - W/ FABRIC
3	M04187-34-G16	EA	CABINET - COUCH - LEFT HAND - W/ FABRIC
3	M04187-34-G17	EA	CABINET - COUCH - LEFT HAND - W/ FABRIC
	083125-07-000	EA	BRACE - ANGLE - COUCH - OFF WHITE

SEALANTS & FASTENERS GROUP

SEALANTS & ADHESIVE

KEY	PART NUMBER	U/M	DESCRIPTION
	034552-02-000	EA	SILICONE-TUBE, 300 ML - CLEAR - W/O NOZZLE ALSO ORDER P.N.#900390-03-000 NOZZLE SEPARATELY
	034552-12-000	EA	SILICONE-TUBE, 300 ML - BUFF - W/O NOZZLE ALSO ORDER P.N.#900390-03-000 NOZZLE SEPARATELY
	120074-01-01A	EA	SILICONE TUBE - OFF WHITE W/O NOZZLE ALSO ORDER NOZZLE #900390-03-000
	900390-01-000	EA	TIP - 2 1/2" X 1/8" ORIFICE, ELLSWORTH#TS216
	900390-03-000	EA	NOZZLES-SILICONE TUBE, CSL# D10
	053766-02-000	EA	BEDDING COMPOUND-TUBE, WHITE SCHNEE# 5522
	053766-06-000	EA	BEDDING COMPOUND-TUBE, CLEAR
	053766-08-000	EA	BEDDING COMPOUND-TUBE, GRAY
	063642-01-000	FT	TAPE-ADHESIVE, 10 MIL. X 1.5" WIDE X 180"
	067788-01-000	EA	ADHESIVE-SPRAY, 3M 74 - 19.5 OZ AEROSOL CAN
	069640-01-000	FT	SEALER-RIBBON, 1/4" DIAMETER - INCREMENTS OF 30'
	069640-02-000	FT	SEALER-RIBBON, 1/2" X 1/8"- INCREMENTS OF 60'
	069640-03-000	FT	SEALER-RIBBON, 3/4" X 1/8" - INCREMENTS OF 60'
	069640-07-000	FT	SEALER-RIBBON, 2" X 3/32" - INCREMENTS OF 45'
	069640-14-000	FT	SEALER-TAPE, 1/16" X 1" X 100' - GRAY
	072889-01-000	EA	SEALANT-URETHANE, BLACK - 1/10 - ESSEX 552.2
	072889-09-000	EA	SEALANT-URETHANE(TUBE) BLACK - MANUS 75AM
	076322-01-000	FT	TAPE-FOAM, DOUBLE COATED ADHESIVE BACKED - .75" X 216'
	076322-02-000	FT	TAPE-FOAM, DOUBLE COATED ADHESIVE BACKED - 1" X 108'
	076322-03-000	FT	TAPE-FOAM, DOUBLE COATED ADHESIVE BACKED - .5" X 108'
	076322-04-000	FT	TAPE-FOAM, DOUBLE COATED - .045" X .75" X 108'
	076322-05-000	FT	TAPE-FOAM, DOUBLE COATED - .045" X .75" X 108'
	076322-07-000	FT	TAPE-FOAM, DOUBLE COATED - .045 X .50 - NORT V2000
	087211-01-000	GL	PROMOTER-ADHESIVE
	088479-01-000	EA	TAPE-ALUM 3" 3M
	091255-02-000	FT	SEAL-ADHESIVE BACKED FOAM, .18" THICK X 1.5" WIDE
	094401-01-000	EA	SEALER-BODY SEAM SEALER, 3M FLEXICLEAR
	102352-01-000	EA	SEALER-PUMPABLE, BLACK - COLORIMETRIC MS101
	106206-01-000	EA	SEALER-PUMPABLE - MANUS 30ABLACK
	108716-02-000	EA	SILICONE (TUBE) BUFF LEVEL - CSL 510
	110274-01-000	FT	TAPE-FOAM, DBL COATED .045 X 1.0 - NORTON V-2800
	112901-02-000	EA	ADHESIVE-PLEXUS MA 330 50ML - P33500
	120534-01-01A	EA	TAPE-SCOTCH 3M 1/2" FINE LINE

BOLTS, NUTS & WASHERS

KEY	PART NUMBER	U/M	DESCRIPTION
	000C12-05-16B	EA	BOLT-HEX, 5/16-18 X 1 - ZINC 5
	000C12-05-12B	EA	BOLT-HEX, 5/16-18 X 3/4 ZN 5
	000C12-06-16B	EA	BOLT-HEX, 3/8-16 X 1LG, ZN 5
	000C12-08-24B	EA	BOLT-HEX, 1/2-13 X 1 1/2 - ZN 5
	000C12-10-24B	EA	BOLT-HEX, 5/8-11 X 1 1/2 ZN - 5
	000C13-07-48B	EA	BOLT-HEX, 7/16 - 20 X 3 - ZN 5
	000C26-04-18B	EA	BOLT-HEX-SER FLG 1/4-20 X 1 1/8 - ZN
	000C26-04-10B	EA	BOLT-HEX, SER FLG 1/4-20 X 5/8 ZINC
	000C26-05-12B	EA	BOLT-HEX-SER FLG 5/16-18 X 3/4 - ZN
	000C26-05-20B	EA	BOLT-HEX, SER FLG 5/16 - 18 X 1 1/4 ZINC
	000C26-05-16B	EA	BOLT-HEX-SER FLG 5/16-18 X 1 - ZINC
	000C26-06-12B	EA	BOLT-HEX-SER FLG 3/8-16 X 3/4 - ZN
	000D24-10-00B	EA	NUT-HEX, SF/LK - 10-32 ZN
	000D29-05-00B	EA	NUT - 5/16 - 18 UNC, SF/LOCKING - NYLON WASHER INSERT
	000D34-06-00B	EA	NUT-HEX, LK - 3/8 - 16 GRADE C ZN - PREVAILING TORQUE
	000D39-04-00B	EA	NUT-HEX, SER FLG LK 1/4 - 20 ZN
	000D39-05-00B	EA	NUT-HEX, SER FLG LK - 5/16 - 18 ZN
	000D39-06-00B	EA	NUT-HEX, SER FLG LK - 3/8 - 16 ZN
	000D39-08-00B	EA	NUT-HEX, SER FLG LK - 1/2 - 13 ZN
	000D44-07-00B	EA	NUT-HEX, SER FLG LK - 7/16 - 20 ZN

SEALANTS & FASTENERS GROUP (CONTINUED)

BOLTS, NUTS & WASHERS (CONTINUED)

KEY	PART NUMBER	U/M	DESCRIPTION
	000D46-04-00A	EA	NUT-HEX, WELD, 1/4-20 - PLAIN - SHORT PILOT
	000E11-05-00B	EA	WASHER-LK - 5/16 MED SPLIT ZN
	000E11-08-00B	EA	WASHER-LK - 1/2 MED SPLIT ZN
	000E13-14-00B	EA	WASHER-FL, 1/4" WIDE ZN
	000E13-18-00B	EA	WASHER-FL, 3/8 WIDE ZN
	000E13-20-00B	EA	WASHER-FL, 7/16" WIDE - ZN
	000E13-21-00B	EA	WASHER-FL - W/2 NAR ZN
	000E13-22-00B	EA	WASHER-FL, 1/2 WIDE ZN
	000G45-04-24B	EA	BOLT-LAG, 1/4 - 9 X 1 1/2 ZN
	040921-04-000	EA	NUT-SPEED, U TYPE - NO. 8 - .59" LENGTH X .44" WIDTH
	040921-09-000	EA	NUT-SPEED-U TYPE NO 8 - T'MN C9812-8A
	044364-02-000	EA	NUT-SPEED, FLAT - ROUND
	051387-05-000	EA	BOLT-CARR, 5/16 - 18 X 8.5 - ZN - W/O HOLE
	051387-06-000	EA	BOLT-CARRIAGE, W/O HOLE - 5/16-18 X 9.5 ZN
	058716-02-000	EA	WASHER-FLAT NYLON - .406 X .750 X .060
	063253-07-000	EA	NUT-J, #8A .120- .130 PNL THK
	083163-06-000	EA	PUSHNUT-FLAT TYPE 3/8 STUD - FORD ONLY TO RETAIN THE AIR BAFFLE ON THE OIL DIPSTICK TUBE
	087234-01-000	EA	NUT-JACK, 1/4 X 20THD, MOLLY - ARDEN 8-L - JN BRASS MOUNTS LICENSE PLATES
	088787-12-000	EA	STUD-WELD, 1/4-20 X 1.0 LG MN - ARDEN MN-1420-S-100
	102333-01-02A	EA	BOLT-CARRIAGE, 7/16 - 14 SST CAP O/WHT BUMPER BOLT
	108067-03-000	EA	STUD-WELD, 1/4-20 X 1/2 CD - IMAGE
	110794-01-000	EA	WASHER-FL- 1ID X 1 3/4OD - C-TECH 36T1043187

CLAMPS, CLIPS & GROMMETS

KEY	PART NUMBER	U/M	DESCRIPTION
	000F10-06-32B	EA	PIN-COTTER, 3/16 X 2.00 ZN
	000H16-06-10R	EA	RIVET-POP-AL 3/16 X .501 - .625
	008380-01-000	EA	GROMMET-RUBBER, 5/8" HOLE X 1 1/2" DIAMETER - BLACK
	010495-01-000	EA	CLAMP-CABLE, 9/16"
	010497-01-000	EA	CLAMP-CLOSED, 5/8" ID
	010497-03-000	EA	CLAMP-CLOSED, 1" ID - CUSHIONED
	010497-04-000	EA	CLAMP-CLOSED, 1.62 ID - ADEL, 945-2717
	010499-01-000	EA	CLAMP-CLOSED, 3/8" ID
	016188-05-000	EA	GROMMET-L/P LINE, 3/8" HOLE X 1 1/4" LONG - RUBBER
	023942-01-000	EA	GROMMET-RUBBER, 2" OD
	062401-01-000	EA	CLAMP-HOSE, WORMGEAR .25" - 1"
	062401-02-000	EA	CLAMP-HOSE, WORMGEAR, 1.56" - 2.5"
	062401-03-000	EA	CLAMP-HOSE, WORMGEAR - .22" - 1"
	062401-04-000	EA	CLAMP-HOSE, WORMGEAR .69" - 1.25"
	062401-05-000	EA	CLAMP-HOSE, WORMGEAR - 2" X 3"
	062401-06-000	EA	CLAMP-HOSE, WORMGEAR .22"-.62"
	062401-11-000	EA	CLAMP-HOSE, WORMGEAR 3.56"- 4.5"
	071015-11-000	EA	GROMMET - 1.00 ID, FITS .12 MATL - MINOR RUBBER Z-3065
	071015-29-000	EA	GROMMET-RUBBER, .25" ID X 1.25" OD W/.12" GROOVE - BLACK
	071015-30-000	EA	GROMMET-RUBBER, .31" ID X .81" OD W/.12" GROOVE - BLACK
	075148-02-000	EA	CLAMP-GROUNDING, BRONZE SCREWS
	077955-01-000	EA	CLIP-J, VINYL COATED, 3/8"
	081211-05-000	EA	PLUG-PLASTIC, .188 DIA - NATURAL
	083609-01-000	EA	CLAMP-WIRE, DUAL EQUAL - 5/8" DIAMETER
	083610-01-000	EA	CLAMP-WIRE, DUAL - UNEQUAL DIAMETERS - .75" & 1.25"
	083610-02-000	EA	CLAMP-WIRE, DUAL UNEQUAL DIA
	091952-02-000	EA	CLIP-GRIPPER, 3/4"
	094362-02-000	EA	CLIP-CHRISTMAS TREE, FLAT HEAD - .5" X .95"

FROM: 00-00-00 THRU: 01-01-96

SEALANTS & FASTENERS GROUP (CONTINUED)

SCREWS

KEY	PART NUMBER	U/M DESCRIPTION
	000G11-05-08B	EA SCREW, 5-20 X 1/2 PPH ZN
	000G11-06-08B	EA SCREW, 6-20 X 1/2 PPH ZINC
	000G11-06-06B	EA SCREW, 6-20 X 3/8 PPH ZN
	000G11-06-10J	EA SCREW, 6-20 X 5/8 PPH - BRASS
	000G11-07-08B	EA SCREW, 7-19 X 1/2 PPH - ZN
	000G11-08-08B	EA SCREW, 8-18 X 1/2 PPH - ZN
	000G11-08-06B	EA SCREW, 8-18 X 3/8 PPH ZN
	000G11-08-20B	EA SCREW, 8-18 X 1 1/4 PPH ZN
	000G11-08-16S	EA SCREW, 8-18 X 1.00 PPH - OFF WHITE
	000G11-08-12T	EA SCREW, 8-18 X 3/4 PPH - BLACK
	000G11-08-12S	EA SCREW, 8-18 X 3/4 PPH - OFF WHITE
	000G11-08-12P	EA SCREW, 8-18 X .75 PPH - DARK BROWN
	000G11-08-12D	EA SCREW, 8-18 X 3/4 PPH - BLACK
	000G11-08-12B	EA SCREW, 8-18 X 3/4 PPH ZN
	000G11-08-08T	EA SCREW, 8-18 X 1/2 PPH
	000G11-10-40B	EA SCREW, 10-16 X 2 1/2 PPH CAD
	000G11-10-12D	EA SCREW, 10-16 X 3/4 PPH - BLACK
	000G12-06-14A	EA SCREW, 6-20 X .87 POH PLAIN
	000G12-06-08T	EA SCREW, 6-20 X .50 POH - BLACK
	000G13-05-16S	EA SCREW, 5-20 X 1 PFH OFF WHITE
	000G13-06-08G	EA SCREW, 6-20 X 1/2 PFH - ANTIQUE BRASS
	000G13-06-08B	EA SCREW, 6-20 X 1/2 PFH ZN
	000G13-06-24J	EA SCREW, 6-20 X 1.50 PFH BRASS
	000G13-06-16J	EA SCREW, 6-20 X 1.00 PFH - BRASS
	000G13-07-12B	EA SCREW, 7-19 X 3/4 PFH ZN
	000G13-08-10B	EA SCREW, 8-18 X 5/8 PFH ZN
	000G18-08-22B	EA SCREW-MACH, 8-32 X 1 3/8 PPH ZN
	000G19-10-20B	EA SCREW-MACHINE, 10-32 X 1 1/14 PPH ZINK
	000G19-10-08B	EA SCREW-MACHINE, 10-32 X 1/2 PPH ZN
	000G32-10-06B	EA SCREW, 10-32 X 3/8" - PPH - ZINC
	000G39-06-16T	EA SCREW-SF/DR, 6-20 X 1 PPH - BLACK
	000G39-06-10T	EA SCREW-SF/DR, 6-20 X 5/8 PPH - BLACK
	000G39-06-08B	EA SCREW-DR, 6-18 X 1/2 ZN
	000G39-06-10T	EA SCREW-SF/DR, 6-20 X 5/8 PPH - BLACK
	000G39-08-24B	EA SCREW-SF/DR, 8-18 X 1 1/2 PPH ZN
	000G39-08-16T	EA SCREW-SF/DR, 8-18 X 1 PPH - BLACK
	000G39-08-16R	EA SCREW-SF/DR, 8-18 X 1.00 PPH BEIGE
	000G39-08-16B	EA SCREW-SF/DR, 8-18 X 1 PPH ZN
	000G39-08-12T	EA SCREW-SF/DR, 8-18 X 3/4 PPH - BLACK
	000G39-08-06B	EA SCREW-SF/DR, 8-18 X 3/8 PPH ZN
	000G39-08-12B	EA SCREW-SF/DR, 8-18 X 3/4 PPH ZN
	000G39-08-08T	EA SCREW-SF/DR, 8-18 X .50 PPH - BLACK
	000G39-08-08S	EA SCREW-SF/DR, 8-18 X 1/2 PPH - OFF WHITE
	000G39-08-08B	EA SCREW-SF/DR, 8-18 X 1/2 PPH ZN
	000G39-10-12B	EA SCREW-SF/DR, 10-16 X .75 PPH ZN
	000G39-10-10B	EA SCREW-SF/DR, 10-16 X .625 - ZN
	000G39-10-08B	EA SCREW-SF/DR, 10-16 X .50 P&H - ZINC
	000G39-10-209	EA SCREW-SF/DR, 10-16 X 1.25 PPH - FLUOROCARBON SILVER
	000G39-10-20B	EA SCREW-SF/DR, 10-16 X 1 1/4 PPH ZN
	000G39-10-129	EA SCREW-SF/DR, 10-16 X 3/4 PPH - FLUOROCARBON SILVER
	000G39-10-12D	EA SCREW-SF/DR, 10-16 X 3/4 PPH - BLACK
	000G42-04-12B	EA SCREW-SF/DR, 1/4-14 X 3/4 HWH ZN
	000G46-08-24T	EA SCREW-MACHINE, 8-32-1.50 IN PFH - BLACK
	000G50-04-08B	EA SCREW-MACH, 1/4-20 X 1/2 PTH - 2N
	000G50-04-12B	EA SCREW-MACH, 1/4-20 X 3/4 PPH ZN
	000G52-08-18B	EA SCREW-MACH, 8-32 X 1 1/8 PTH ZN
	000G54-04-20B	EA SCREW, 1/4-20 X 1 1/4 PTH - TYPE 23 - ZINC PLATED
	000G55-08-12S	EA SCREW-SF/DR, 8-18 X .75 PWH - OFF WHITE
	000G55-08-125	EA SCREW-SF/DR, 8-18 X .75 PWH - WILLOW
	000G57-05-16J	EA SCREW, 5-20 X 1 PFH - BRASS

SEALANTS & FASTENERS GROUP (CONTINUED)

SCREWS (CONTINUED)

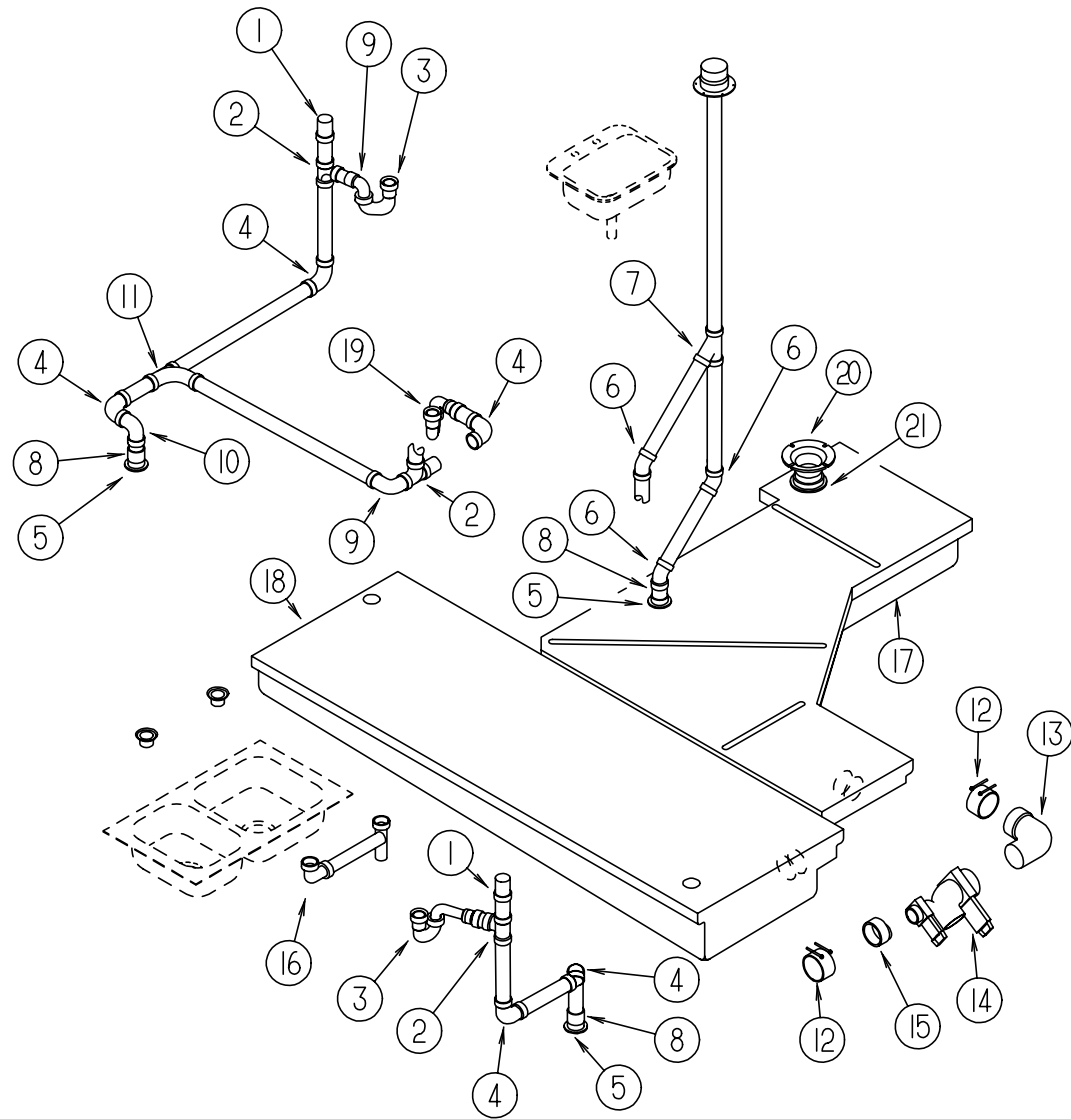
KEY	PART NUMBER	U/M DESCRIPTION
	000G60-10-28T	EA SCREW-SF/DR, 10-16 X 1.75 - BLACK
	000G67-08-32B	EA SCREW, 8-15 X 2 PPH ZN
	000G67-10-10B	EA SCREW, 10-12 X 5/8 PPH ZN - TYPE A
	000G67-10-08R	EA SCREW, 10-12 X 1/2 PPH - BEIGE - TYPE A
	000G67-10-08B	EA SCREW, 10-12 X 1/2 PPH ZN
	000G67-10-120	EA SCREW, 10-12 X .75" PPH - TAN
	000G67-10-12B	EA SCREW, 10-12 X 3/4" PPH - ZN
	000G67-10-10P	EA SCREW, 10-12 X .62 PPH - DARK BROWN
	000G67-10-10D	EA SCREW, 10-12 X 5/8 PPH - BLACK - TYPE A
	000G67-10-48B	EA SCREW, 10-12 X 3 PPH ZN
	000G67-10-36T	EA SCREW, 10-12 X 2.25 PPH BLACK - STALGARD
	000G68-06-10G	EA SCREW, 6-18 X 5/8 POH - ANTIQUE BRASS
	049465-01-000	EA SCREW, 10-16 W/WASHER PTH - DARK BROWN
	049465-03-000	EA SCREW, 10-16 X 1 POH W/WASHER - OFF WHITE
	057671-01-000	EA COVER-SCREW, #8 - PLASTIC - OFF WHITE
	075908-01-000	EA SCREW-MACHINE, 10-32 X .56 PTH - ZINC EXTERNAL TOOTH
	086256-01-000	EA SCREW ASM-SF/DR 8 X .75 HWH LG - PL BODY PNL MT
	097974-01-000	EA SCREW-PART BD 7-9 X .75 PPH - FHM 0543 PLAIN
	101618-01-000	EA SCREW - 1/4-20 X 3/4 HEX/TAPPING - STALGARD TYPE F
	106477-01-000	EA SCREW - 14-10 X 3.00 PFH - STEEL BRASS PLATED
	110460-04-01A	EA SCREW-MACH - 10-24 X 3.25IN PFH - ALMOND
	116111-02-01A	EA SCREW-TAPTITE - 1/4-20 X 3/8 PPH - ZINC
	117322-01-000	EA SCREW - 1/4-28 UNF-2A, TORX - U.T. 6270020 SC25WJ

TAPES AND TIES

KEY	PART NUMBER	U/M DESCRIPTION
	008343-01-000	EA TIE-WIRE, 6"
	008343-02-000	EA TIE-WIRE, 14"
	008343-03-000	EA TIE-WIRE, 7.5" BLACK - DENNISON 10003
	029094-04-000	YD VELCRO TAPE-LOOP, 1" WIDE - BLACK
	029096-03-000	YD VELCRO TAPE-HOOK, 1" WIDE - BLACK
	085774-01-000	FT FASTENER-DUAL HOOK, 1" WIDE - ADHESIVE BACK - BLACK
	085774-02-000	FT FASTENER-DUAL LOOP, 1" WIDE - ADHESIVE BACK - BLACK
	086285-01-000	EA SPACER-NYLON, .5" OD X .257" ID
	108046-02-000	EA CABLE TIE-SCREW MOUNT 15" - DENNISON 10035

WATER & SEWAGE GROUP

DRAINAGE SYSTEM



KEY	PART NUMBER	U/M	DESCRIPTION	VENDOR NO.
1	079968-01-000	EA	VENT-MECHANICAL TRAP ARM, ANTI-SIPHON - 2" DIA X 7.3" - PLASTIC	
2	010071-01-000	EA	TEE-SANITARY, 1 1/2" HUB X HUB X HUB - PLASTIC - BLACK	
3	107538-01-000	EA	P TRAP-PLAS 1 1/4 W/EXT ARM KEVCO P814 1-1/4"	
3	011066-02-000	EA	P TRAP-PLAS 1 1/4 - SLOANE 3220-A - CSA	
3	109571-01-000	EA	ADAPTER-P TRAP, 1 1/2" P X 1 1/4" MPT	
4	010008-01-000	EA	ELBOW - 90 DEGREE, 1/4 BEND - 1 1/2" HUB X HUB - BLACK PLASTIC	
5	061607-01-000	EA	GROMMET-HOLDING TANK, 1 1/2" NPS	
6	010006-01-000	EA	ELBOW - 45 DEGREE, 1/8 BEND - 1 1/2" HUB X HUB - BLACK PLASTIC	
7	010073-01-000	EA	WYE - 45 DEGREE, 1 1/2" HUB X HUB X HUB - PLASTIC - BLACK	
8	010115-01-000	EA	COUPLING - 1 1/2" HUB X HUB, PLASTIC	
9	033761-01-000	EA	ELBOW-TURN, 1/4 BEND X 1.5" HUB X 1.5" SPIGOT - BLK PLASTIC	
10	034250-01-000	EA	ELBOW, 90 DEGREE, LONG TURN - 1 1/2" HUB X HUB ABS	
11	031365-02-000	EA	TEE-PLASTIC, 1 1/2 EXT LG TURN - NIBCO 5812-LR-11/2	
12	078406-01-000	EA	COUPLER-RUBBER, W/CLAMPS - 3" X 3"	
13	041956-01-000	EA	ELBOW-STREET, PLASTIC - 1/4 BEND - 3" X 90 XLT	
14	070916-01-000	EA	VALVE-DUAL DUMP, W/CAP - 3" X 1 1/2" - PLASTIC - BLACK	
	070916-01-700	EA	VALVE ONLY (WASTE) 3"	T1003BU
	070916-01-701	EA	VALVE ONLY (WASTE 1 1/2")	T1001BU
	010201-01-000	EA	HOSE-SEWER, 3" ID X 8'	
	062416-01-000	EA	ADAPTER-SEWER HOSE TO 3" PIPE	
15	062422-01-000	EA	ADAPTER-OFFSET REDUCER, 3" X 1 1/2" - PLASTIC - BLACK	
16	011091-02-000	EA	PIPE-DRAIN, DOUBLE SINK - BAFFLE TEE - 1 1/2" PIPE W/TEE TO DRAIN	
16	011091-03-000	EA	WASTE-CONT.DBL SINK,CSA	
17	104350-07-000	EA	TANK-HOLDING, 69 GALLON	
	104350-01-000	EA	TANK-HOLDING, 69 GALLON	
18	104352-01-000	EA	TANK-HOLDING, 50 GALLON	
19	011069-02-000	EA	TAILPIECE-TUB/SHOWER, 1 1/2" X 1 1/4" X 4" - BRASS	
	011069-04-000	EA	TAILPIECE, 1 1/2 X 1 1/4 X 8 - BRASS	
	069735-01-000	EA	WASHER-STRAINER TO TAILPIECE PLASTIC, 1.5"	
20	116644-01-000	EA	FLANGE-CLOSET 4" X 3"	
20	024676-02-000	EA	FLANGE-CLOSET, 4" X 3" - ABS - CANADIAN	
21	061607-02-000	EA	GROMMET-HOLDING TANK, 3" NPS	

WATER & SEWAGE GROUP (CONTINUED)

FRESH WATER TANK

KEY	PART NUMBER	U/M	DESCRIPTION
	117217-01-000	EA	TANK ASM - WATER - 30 GAL - W/O FITTINGS
	117217-02-000	EA	TANK ASM - WATER - 30 GAL - W/ FITTINGS
	116881-01-000	EA	TANK ASM - WATER - 48 GAL (W/ NOTCHED CORNER) - W/O FITTINGS
	116881-04-000	EA	TANK ASM - WATER - 48 GAL (W/ NOTCHED CORNER) - W/ FITTINGS
	042989-05-000	EA	FITTING - SPINWELD - PLASTIC 1/2FPT
	042989-03-000	EA	FITTING - SPINWELD - PLASTIC - 1 1/4" FPT
	049032-01-000	EA	PATCH - SPINWELD - 3/8" - PLASTIC
	039861-01-000	EA	SENDING UNIT W/SCREW - WASHER
	091208-01-000	EA	WASHER - RUBBER - .06" X .75" X .5"
	077954-02-000	EA	FILTER - WATER TANK - SCREEN IN TANK

EXTERIOR SHOWER COMPONENTS

KEY	PART NUMBER	U/M	DESCRIPTION
	103092-01-000	EA	SHOWER HEAD - W/60" HOSE (US)
	103092-02-000	EA	SHOWER HEAD - W/HOSE (CSA)
	104044-01-000	EA	BRACKET - SUPPORT - FAUCET
	103092-01-700	EA	BRACKET (FOR SHOWER HEAD) CLEAR
	103092-01-701	EA	BRACKET (FOR SHOWER HEAD) BONE
	075241-05-000	EA	FAUCET - SHOWER - BONE

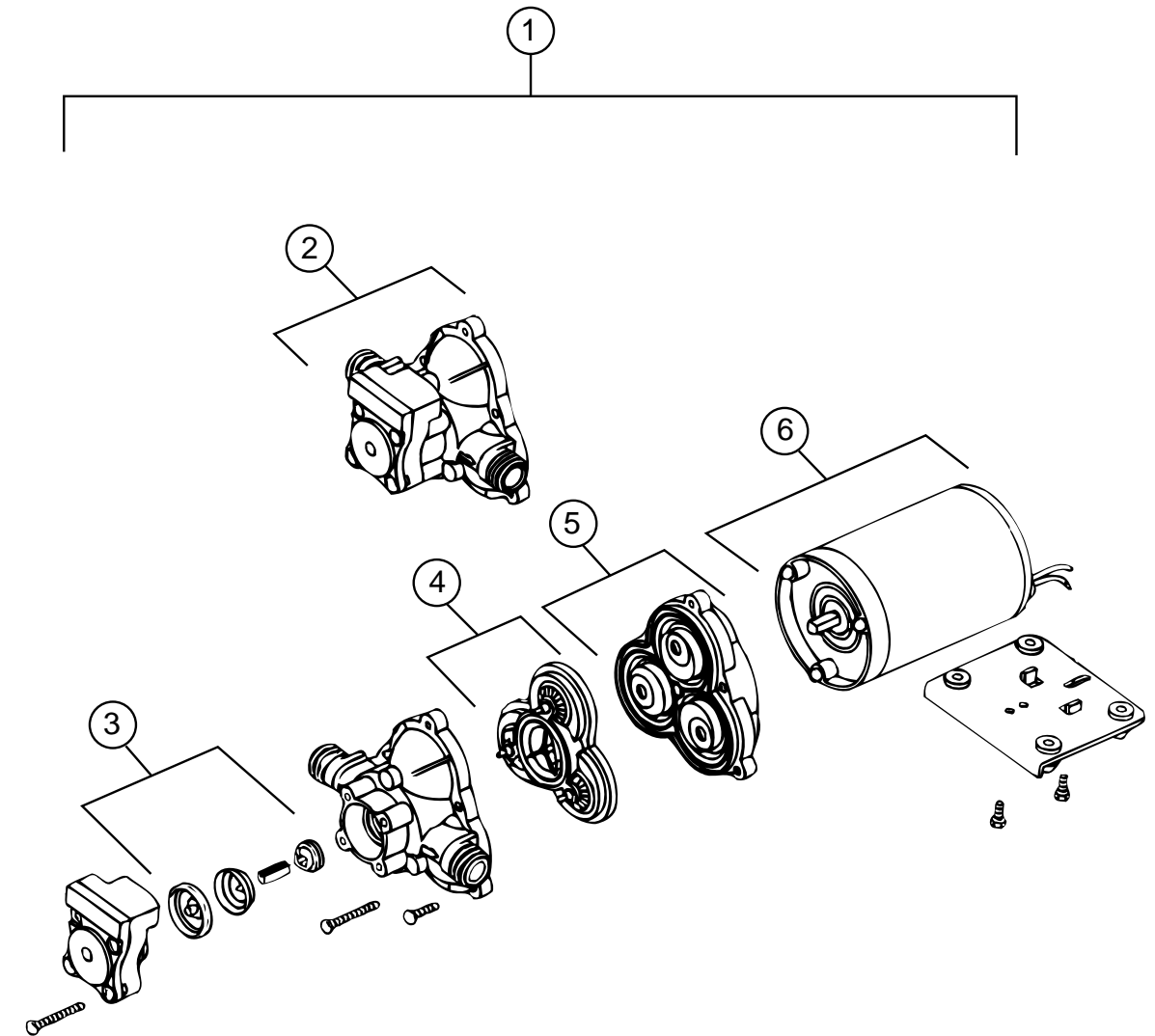
WATER SYSTEM COMPONENTS

KEY	PART NUMBER	U/M	DESCRIPTION
	701069-01-000	EA	WATER PURIFICATION SYSTEM
	701069-03-700	EA	CARTRIDGE - WATER FILTER - AC - EVERPURE 9601-11
	039800-04-000	FT	TUBING - POLYBUTYL - 1/4" OD X 20FT
	039800-02-000	FT	TUBING - POLYBUTYL - 5/8" OD X 20FT
	079381-01-000	FT	TUBING-SMOOTH FLEXIBLE, 1 3/8" ID X 20'
	010219-01-000	EA	ELBOW - 1 1/4" MPT X 1 1/4" BARB - WATER FILL - PLASTIC
	039798-01-000	EA	TEE - 1/2" MPT X 1/2" MPT X 1/2" MPT - PLASTIC
	101814-01-000	EA	COUPLING - FEMALE - 1/2" X 1/2" FPT
	M06993-02-000	EA	INSULATION - WATER TANK
	010230-05-000	EA	CITY WATER FILL, W/CHECK VALVE
	103798-01-000	EA	CONNECTOR - 1/4"OD X 3/8"MPT
	110438-01-000	EA	VALVE - CHECK - BRASS
	111888-02-000	EA	INSERT-BRASS, 1/4 COMP

WATER SYSTEM COMPONENTS (FLAIR-IT)

KEY	PART NUMBER	U/M	DESCRIPTION
	114427-01-000	EA	CAP - 1/2P - 02860
	114427-02-000	EA	PLUG - 1/2P - 02863
	114428-01-000	EA	TEE - 1/2P X 1/2P X 1/2P - 02820
	114428-02-000	EA	TEE - SWIVEL - 1/2P X 1/2P X 1/2FPT - 02821
	114428-03-000	EA	TEE - 1/2P X 1/2P X 1/2MPT - 02822
	114429-01-000	EA	ELBOW - 1/2P X 1/2P - 02800
	114429-02-000	EA	ELBOW - 1/2P X 1/2MPT - 02803
	114429-03-000	EA	ELBOW - SWIVEL - 1/2P X 1/2FPT - 02816
	114429-04-000	EA	ELBOW - 1/2P X 3/8MPT - 02810
	114429-05-000	EA	ELBOW - 1/2P X 3/4MPT - 02812
	114429-06-000	EA	ELBOW - SWIVEL - 1/2P X 3/4FPT - 02811
	114430-01-000	EA	ADAPTER - 1/2P X 1/2P - 02840
	114430-02-000	EA	ADAPTER - SWIVEL - 1/2P X 1/2FPT - 02873
	114430-03-000	EA	ADAPTER - 1/2P X 1/2MPT - 02842
	114431-01-000	EA	VALVE - LINE DRAIN 1/2P - 02914
	114431-02-000	EA	VALVE - 1/2P - BYPASS - 02910
	114431-03-000	EA	VALVE - 1/2P X 1/2P - 02884
	114431-04-000	EA	VALVE - STOP - 1/2P X 1/2P - 02880

WATER & SEWAGE GROUP (CONTINUED)



WATER PUMP (SHURFLO)

KEY	PART NUMBER	U/M	DESCRIPTION	VENDOR NO.
1	098607-01-000	EA	PUMP - WATER - W/.5"MPT FITTING - FLOW 2.8 GPM - UL	
2	098607-01-706	EA	UPPER HOUSING/ SWITCH KIT	94-231-20
3	098607-01-705	EA	CHECK VALVE - KIT	94-237-00
4	098607-01-703	EA	VALVE ASM	94-232-00
5	098607-01-702	EA	DRIVE/ DIAPHRAGM - KIT	94-238-04
6	098607-01-707	EA	MOTOR/ BASEPLATE REPLACEMENT	94-235-03

WATER & SEWAGE GROUP (CONTINUED)

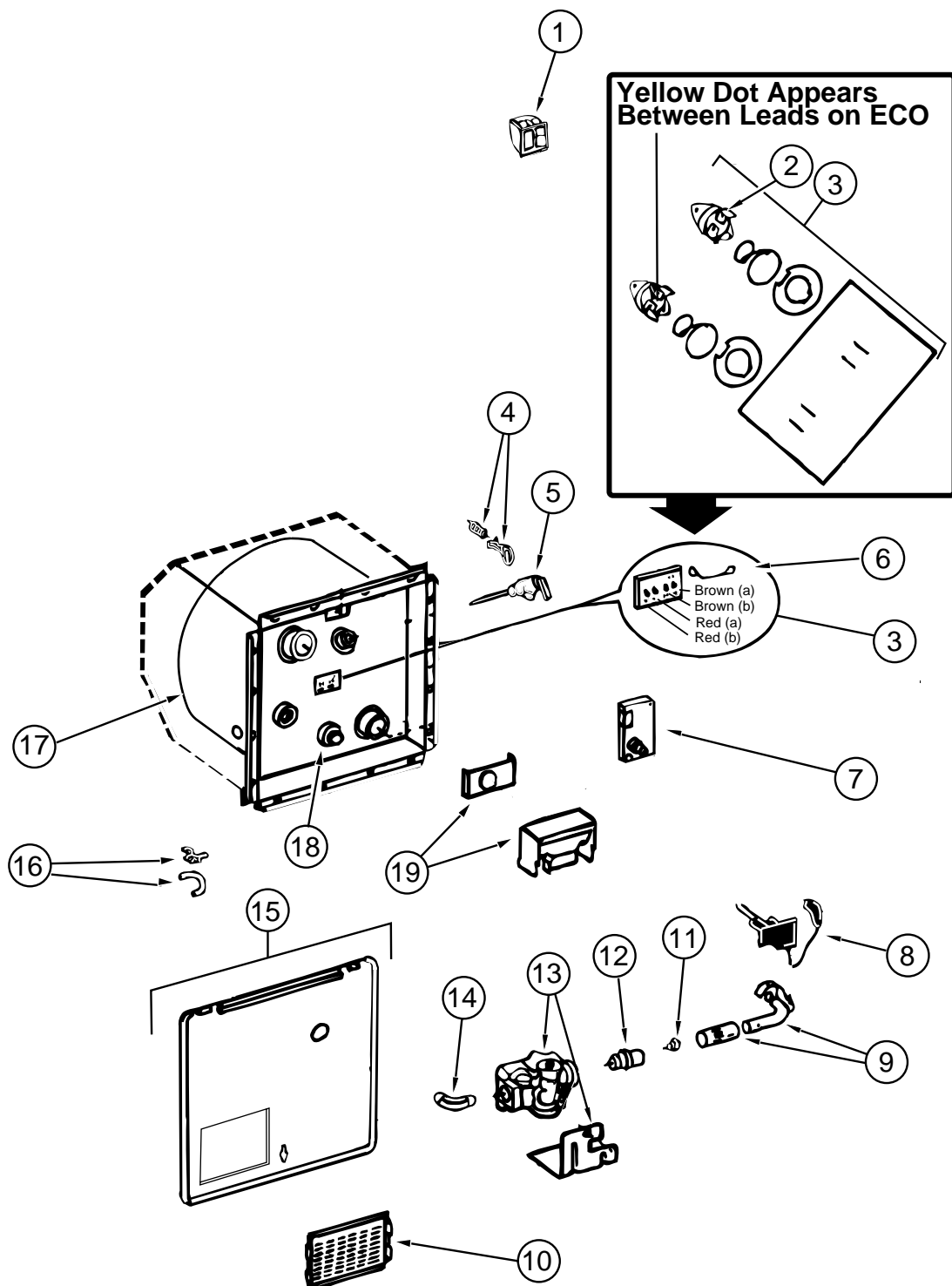
WATER HEATER W/MOTOR AID - PILOTLESS IGNITION

WATER HEATER W/MOTOR AID ATWOOD (GH6-7E)

KEY	PART NUMBER	U/M	DESCRIPTION	VENDOR NO.
	051393-01-000	EA	WATER HEATER - W/ MOTOR AID - PILOTLESS IGNITION	
1	051393-01-701	EA	SWITCH PACKAGE	91959
2	051391-04-701	EA	THERMOSTAT 12 VDC-120 PRESET	91470
3	051393-01-721	EA	ECO & THERMOSTAT ASM - FRONT MOUNT - 140°	91447
4	051391-01-705	EA	FASTENER - CAMLOC	92609
5	051391-01-704	EA	VALVE - RELIEF - 1/2" FITTING	91604
6	051393-01-723	EA	SWITCH - ENERGY CUT-OFF	93866
7	051393-01-724	EA	CIRCUIT BOARD - W/ SPADE TERMINAL	93867
8	051393-01-725	EA	ELECTRODE - SINGLE SPADE CONNECTION	93868
9	051391-04-703	EA	BURNER - MAIN	91638
10	051391-01-717	EA	GRILLE	92640
11	051391-01-710	EA	ORIFICE - MAIN BURNER	92742
12	051391-03-700	EA	ORIFICE HOLDER	91563
13	051393-01-726	EA	SOLENOID VALVE & BRACKET	93870
14	051391-01-714	EA	ELBOW - 45 DEGREE - 3/8" F X 3/8" MPT	91044
15	052009-04-000	EA	DOOR - WATER HEATER - BUFF	
16	051391-01-700	EA	HINGE KIT - W/CLIP	92568 & 92559
17	051393-03-701	EA	TANK - INNER	91642
18	051391-01-715	EA	DRAIN PLUG	91857
19	051391-01-706	EA	FLUE & GASKET	92787
	116424-01-000	EA	PROTECTOR - ROUND VINYL - WATER HEATER LATCH	

WATER HEATER W/MOTOR AID ATWOOD (GH6-8E)

KEY	PART NUMBER	U/M	DESCRIPTION	VENDOR NO.
	051393-01-000	EA	WATER HEATER - W/ MOTOR AID - PILOTLESS IGNITION	
1	051393-01-701	EA	SWITCH PACKAGE	91959
2	051391-04-701	EA	THERMOSTAT 12 VDC-120 PRESET	91470
3	051393-01-721	EA	ECO & THERMOSTAT ASM - FRONT MOUNT - 140°	91447
4	051391-01-705	EA	FASTENER - CAMLOC	92609
5	051391-01-704	EA	VALVE - RELIEF - 1/2" FITTING	91604
6	051393-01-723	EA	SWITCH - ENERGY CUT-OFF	93866
7	051393-01-724	EA	CIRCUIT BOARD - W/ SPADE TERMINAL	93867
8	051393-01-725	EA	ELECTRODE - SINGLE SPADE CONNECTION	93868
9	051391-04-703	EA	BURNER - MAIN	91638
10	051391-01-717	EA	GRILLE	92640
11	051391-01-710	EA	ORIFICE - MAIN BURNER	92742
12	051391-03-700	EA	ORIFICE HOLDER	91563
13	051393-01-726	EA	SOLENOID VALVE & BRACKET	93870
14	051391-01-714	EA	ELBOW - 45 DEGREE - 3/8" F X 3/8" MPT	91044
15	052009-04-000	EA	DOOR - WATER HEATER - BUFF	
16	051391-01-700	EA	HINGE KIT - W/CLIP	92568 & 92559
17	051391-04-704	EA	TANK - INNER	91642
18	051391-01-715	EA	DRAIN PLUG	91857
19	051391-04-707	EA	FLUE & GASKET	90960
	111129-01-711	EA	BRACKET-CORNER, SET OF FOUR	91928
	116424-01-000	EA	PROTECTOR - ROUND VINYL - WATER HEATER LATCH	



WATER & SEWAGE GROUP (CONTINUED)

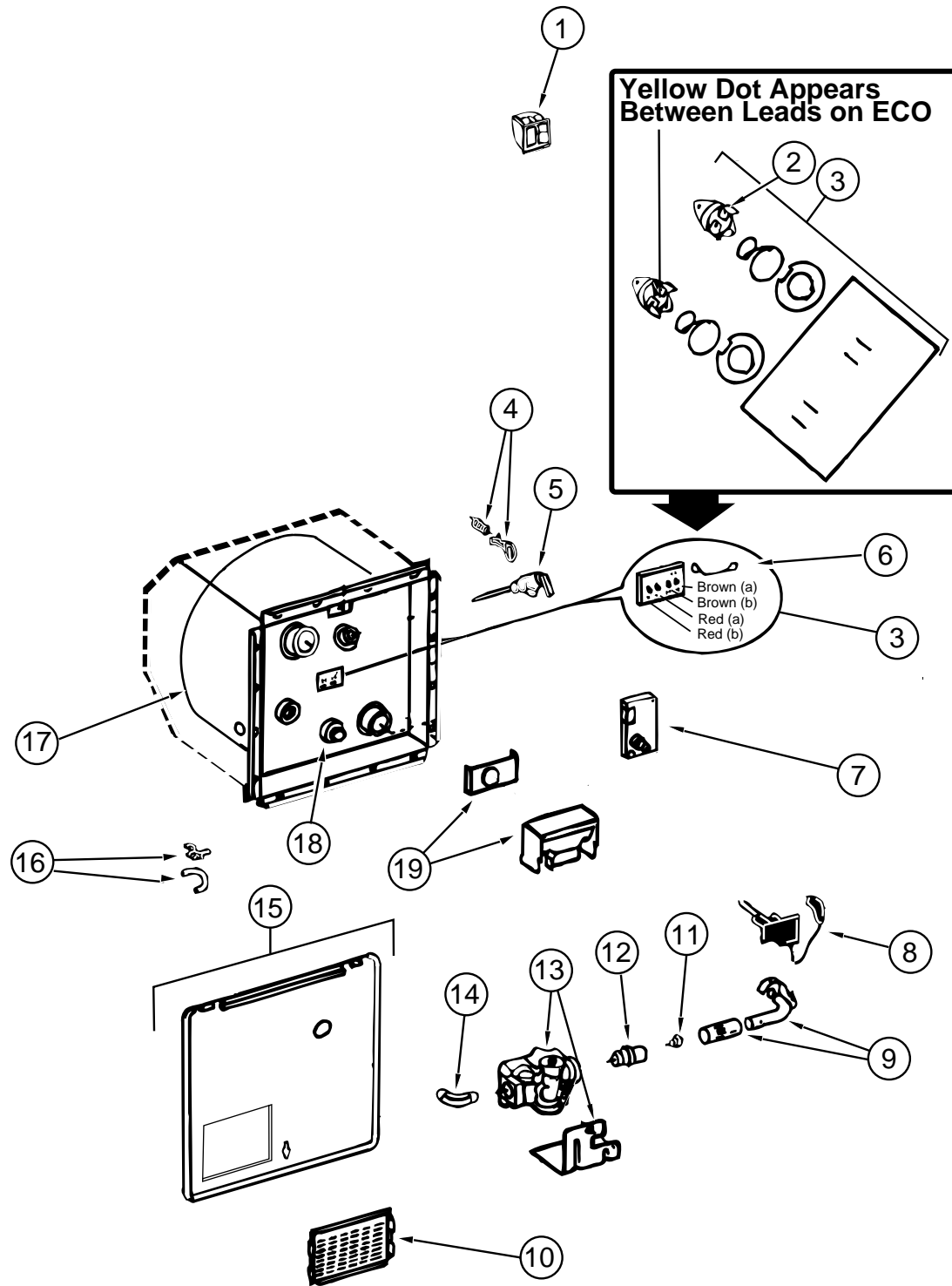
WATER HEATER W/MOTOR AID - ELECTRIC IGNITION

WATER HEATER W/MOTOR AID ATWOOD (G6A-8E)

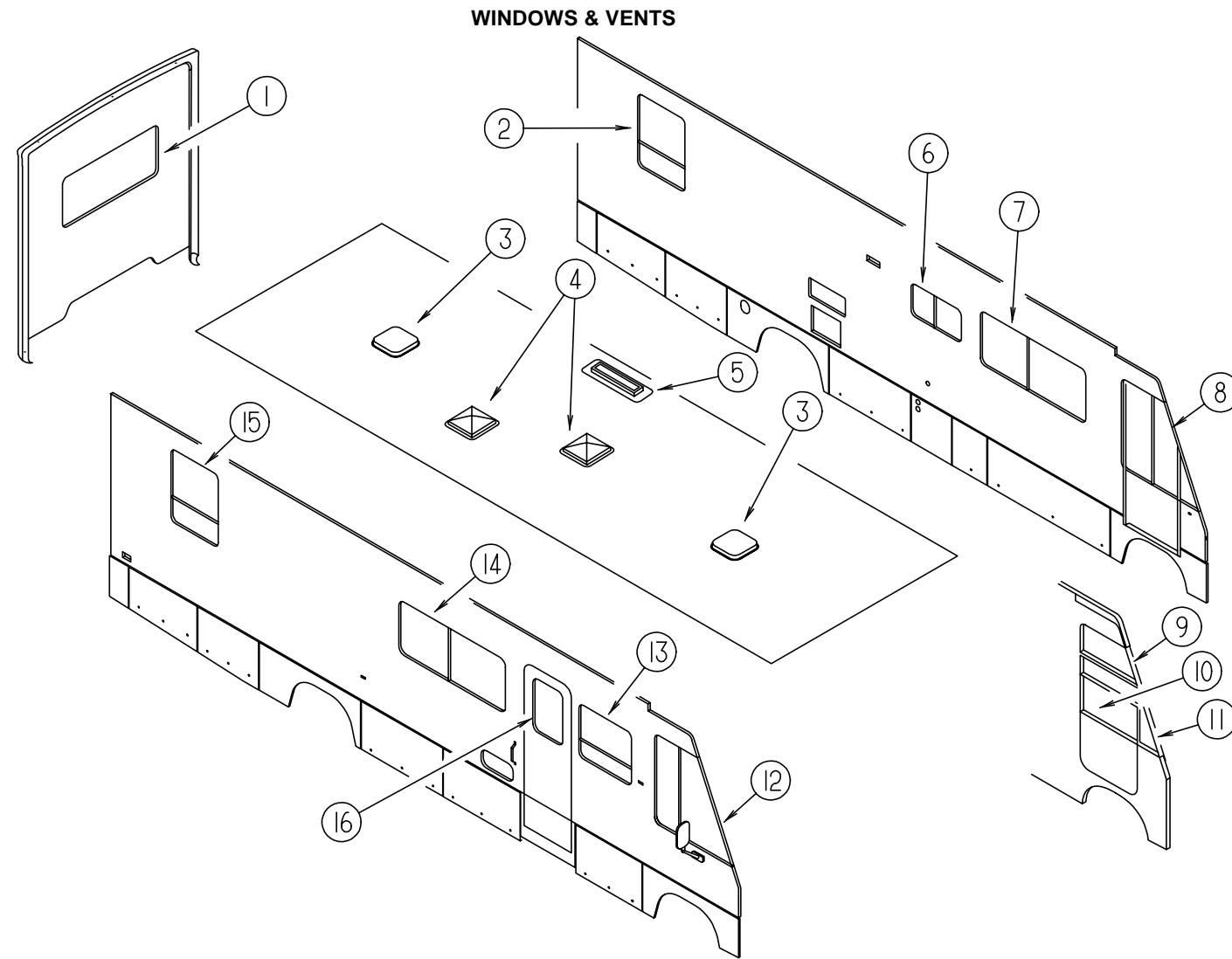
KEY	PART NUMBER	U/M	DESCRIPTION	VENDOR NO.
	051391-03-000	EA	WATER HEATER - W/ ELECTRIC IGNITION	
1	051393-01-701	EA	SWITCH PACKAGE	91959
2	051391-04-701	EA	THERMOSTAT 12 VDC-120 PRESET	91470
3	051393-01-721	EA	ECO & THERMOSTAT ASM - FRONT MOUNT - 140°	91447
4	051391-01-705	EA	FASTENER - CAMLOC	92609
5	051391-01-704	EA	VALVE - RELIEF - 1/2" FITTING	91604
6	051393-01-723	EA	SWITCH - ENERGY CUT-OFF	93866
7	051393-01-724	EA	CIRCUIT BOARD - W/ SPADE TERMINAL	93867
8	051393-01-725	EA	ELECTRODE - SINGLE SPADE CONNECTION	93868
9	051391-04-703	EA	BURNER - MAIN	91638
10	051391-01-717	EA	GRILLE	92640
11	051391-01-710	EA	ORIFICE - MAIN BURNER	92742
12	051391-03-700	EA	ORIFICE HOLDER	91563
13	051393-01-726	EA	SOLENOID VALVE & BRACKET	93870
14	051391-01-714	EA	ELBOW - 45 DEGREE - 3/8" F X 3/8" MPT	91044
15	052009-04-000	EA	DOOR - WATER HEATER - BUFF	
16	051391-01-700	EA	HINGE KIT - W/CLIP	92568 & 92559
17	051391-04-706	EA	TANK - INNER	91641
18	051391-01-715	EA	DRAIN PLUG	91857
19	051391-04-707	EA	FLUE & GASKET	90960
	111129-01-711	EA	BRACKET-CORNER, SET OF FOUR	91928
	116424-01-000	EA	PROTECTOR - ROUND VINYL - WATER HEATER LATCH	

WATER HEATER W/MOTOR AID ATWOOD (G6A-7E)

KEY	PART NUMBER	U/M	DESCRIPTION	VENDOR NO.
	051391-03-000	EA	WATER HEATER - W/ ELECTRIC IGNITION	
1	051393-01-701	EA	SWITCH PACKAGE	91959
2	051391-04-701	EA	THERMOSTAT 12 VDC-120 PRESET	91470
3	051393-01-721	EA	ECO & THERMOSTAT ASM - FRONT MOUNT - 140°	91447
4	051391-01-705	EA	FASTENER - CAMLOC	92609
5	051391-01-704	EA	VALVE - RELIEF - 1/2" FITTING	91604
6	051393-01-723	EA	SWITCH - ENERGY CUT-OFF	93866
7	051393-01-724	EA	CIRCUIT BOARD - W/ SPADE TERMINAL	93867
8	051393-01-725	EA	ELECTRODE - SINGLE SPADE CONNECTION	93868
9	051391-04-703	EA	BURNER - MAIN	91638
10	051391-01-717	EA	GRILLE	92640
11	051391-01-710	EA	ORIFICE - MAIN BURNER	92742
12	051391-03-700	EA	ORIFICE HOLDER	91563
13	051393-01-726	EA	SOLENOID VALVE & BRACKET	93870
14	051391-01-714	EA	ELBOW - 45 DEGREE - 3/8" F X 3/8" MPT	91044
15	052009-04-000	EA	DOOR - WATER HEATER - BUFF	
16	051391-01-700	EA	HINGE KIT - W/CLIP	92568 & 92559
17	051391-04-706	EA	TANK - INNER	91641
18	051391-01-715	EA	DRAIN PLUG	91857
19	051391-01-706	EA	FLUE & GASKET	92787
	116424-01-000	EA	PROTECTOR - ROUND VINYL - WATER HEATER LATCH	



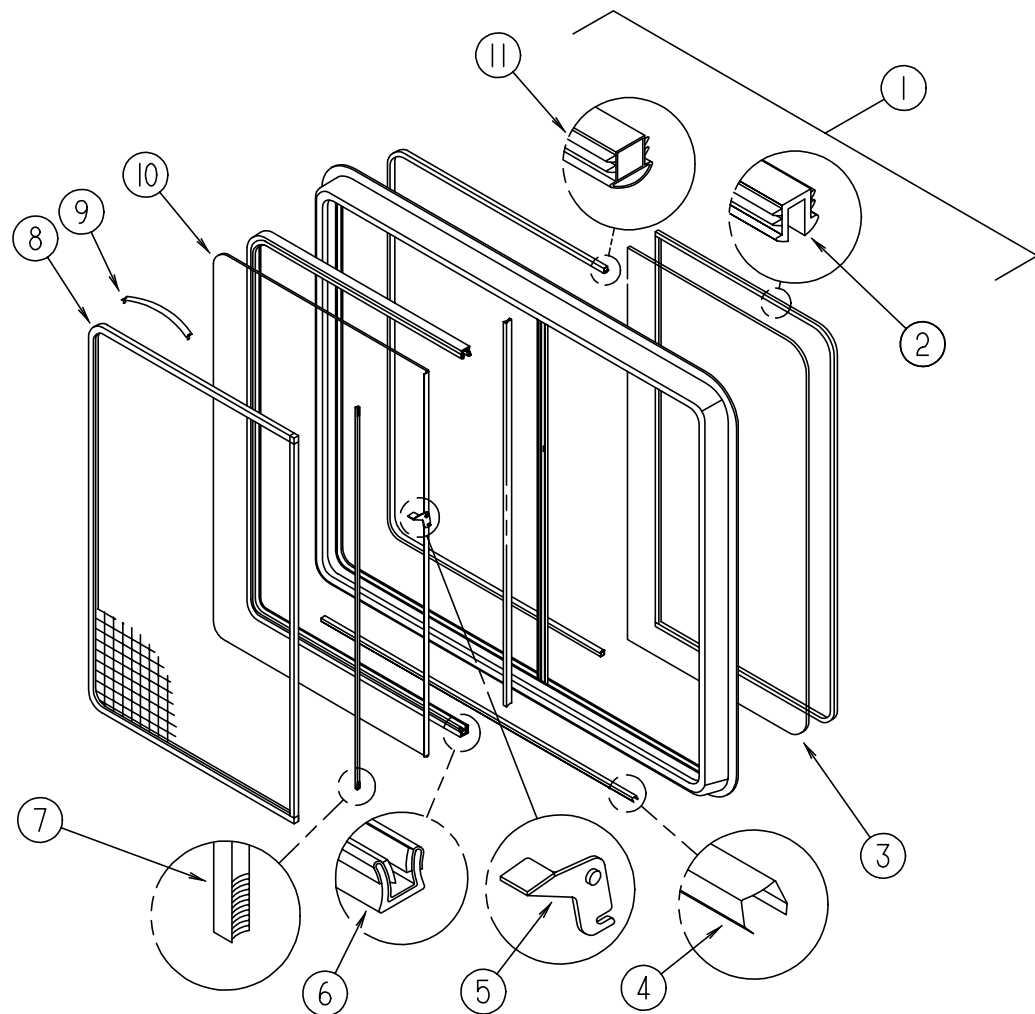
WINDOW, VENT & EXTERIOR DOOR GROUP



KEY	PART NUMBER	U/M	DESCRIPTION
1	078528-06-E10	EA	WINDOW ASM. - ESCAPE - 24.75" X 48.75" - W/O INSIDE FRAME - USED W/QUEEN
1	113502-01-01A	EA	WINDOW ASM. - ESCAPE - THERMOPANE - W/ INSIDE FRAME - USED W/QUEEN
1	078528-13-F11	EA	WINDOW ASM. - ESCAPE - USED W/TWIN
1	113733-07-01A	EA	WINDOW ASM-STATIONARY - THERMOPANE - W/ INSIDE FRAME - USED W/TWIN
2	112463-01-01A	EA	WINDOW ASM. - TORQUE - EXCEL CH81-G2W59 - USED W/QUEEN
2	112898-08-01A	EA	WINDOW ASM. - SLIDER, VERTICAL-THERMO-DH435-G2W66 - USED W/ QUEEN
2	112463-02-01A	EA	WINDOW ASM. - TORQUE EGRESS-EXCEL CH82-G2W59 - USED W/TWIN
2	112898-09-01A	EA	WINDOW ASM. - SLIDER, VERTICAL, THERMO-DH436-G2W64 - USED W/ TWIN
3	110051-02-01A	EA	VENT - ROOF - NON POWERED
3	084079-14-000	EA	VENT - ROOF - POWERED (US)
3	084079-15-000	EA	VENT - ROOF - POWERED (CSA)
4	110051-04-01A	EA	VENT - ROOF - POWERED (US)
4	110051-06-01A	EA	VENT - ROOF - POWERED (CSA)
5	084073-05-000	EA	REFRIGERATOR ROOF VENT (BUFF)
5	084073-04-000	EA	BASE-ROOF VENT, REFRIGERATOR, STYLED BLACK NORCOLD
6	098647-34-01A	EA	WINDOW ASM-SLIDER , HORIZ EXCEL H425-G2W66L
6	112795-20-01A	EA	WINDOW ASM-SLIDER, HORIZ THERMO EXCEL DC29-G2W66L
7	098647-22-01A	EA	WINDOW ASM. - SLIDER - W/INSIDE FRAME - EXCEL H287-G2W66L - 26 3/8 " HIGH
7	112795-15-01A	EA	WINDOW ASM. - SLIDER - THERMO - EXCEL DH287-G2W66 - 26 3/8 " HIGH
8	106467-03-01A	EA	WINDOW ASM. - VISTA - DRIVER SIDE

KEY	PART NUMBER	U/M	DESCRIPTION
8	113501-01-01A	EA	WINDOW ASM. - CAB - THERMOPANE INSULATED - W/ INSIDE FRAME (OPTION)
8	103658-07-01A	EA	WINDOW ASM. - CAB - DRIVER SIDE
9	116000-02-01A	EA	WINDOW ASM. - VISTA - THERMOPANE INSULATED - W/ INSIDE FRAME (OPTION)
9	106467-03-01A	EA	WINDOW ASM. - VISTA - DRIVER SIDE
10	106469-01-704	EA	WINDOW - DRIVER DOOR - ROLL-UP GLASS ASM. - W/ BRACKET
11	115999-02-01A	EA	WINDOW ASM. - FRONT SLANT - THERMO INSULATED - DRIVER SIDE (OPTION)
11	106468-02-01A	EA	WINDOW ASM. - FRONT SLANT- DRIVER SIDE
12	103658-08-01A	EA	WINDOW ASM. - CAB - PASSENGER SIDE
12	113501-02-01A	EA	WINDOW ASM. - CAB - PASSENGER SIDE W/ INSIDE FRAME (OPTION)THERMO
13	098647-25-01A	EA	WINDOW ASM-SLIDER, HORIZ B/OW - EXCEL H286-G2W66R
13	112795-18-01A	EA	WINDOW ASM-SLIDER, HORIZ THERMO - EXCEL DH286-G2W66R
14	098647-23-01A	EA	WINDOW ASM-SLIDER,HORIZ B/OW - EXCEL H287-G2W66R
14	112795-16-01A	EA	WINDOW ASM-SLIDER,HORIZ THERMO - EXCEL DH287-G2W66R
15	112463-01-01A	EA	WINDOW ASM. - TORQUE - EXCEL CH81-G2W59 - USED W/QUEEN
15	112898-08-01A	EA	WINDOW ASM. - SLIDER,VERT-THERMO-EXCEL DH435-G2W66 - USED W/ QUEEN
16,	117053-02-F36	EA	WINDOW ASM-PICTURE ENTRANCE DOOR
16,	113733-01-01A	EA	WINDOW ASM-STATIONARY,THERMOPANE ENTRANCE DOOR
	114495-01-01A	EA	PANEL - INNER SKYLIGHT - 22.1" X 36.9"
	114496-01-01A	EA	PANEL - OUTER SKYLIGHT - 26.3" X 28.5"

WINDOW, VENT & EXTERIOR DOOR GROUP (CONTINUED)



SINGLE SLIDER WINDOW (EXCEL) (DRIVER SIDE LOUNGE)

KEY	PART NUMBER	U/M	DESCRIPTION	VENDOR NO.
1	098647-22-01A	EA	WINDOW ASM - SLIDER - W/ INSIDE FRAME - H287-G2W66L	
	098647-22-700	EA	WINDOW W/O TRIM	H287-G2L
	098647-23-702	EA	RETAINER-TRIM, WHITE	W28766
2	100322-01-703	FT	GLAZING STRIP	132-010723
3	098647-23-703	EA	GLASS-STATIONARY	106-017622
4	098644-01-710	FT	TRACK-SPACER, FOR SCREEN 12'	132-017135
5	098644-01-700	EA	LATCH REPAIR KIT (BLACK)	B801-CK
6	098644-01-708	FT	CHANNEL-RUN, PIERCED - GLASS	122-016543
7	098644-01-711	FT	WEATHERSTRIP-SCREEN, BLACK	171-016965
8	098647-23-704	EA	SCREEN W/SPRING & WEATHERSTRIP	410-019066
9	098644-01-713	EA	SCREEN CLIPS (METAL)(BLK)	226-016966
10	098647-23-700	EA	GLASS SLIDING,W/SASH & LATCH	H287-G9
11	098644-01-706	FT	WEATHERSTRIP-GLASS	171-010668
	098644-01-716	FT	PLUG-FILLER	132-014470
	098644-01-717	FT	SPLINE-SCREEN MFG	132-004716

WINDOW, VENT & EXTERIOR DOOR GROUP (CONTINUED)

SINGLE SLIDER WINDOW (EXCEL) (DRIVER SIDE GALLEY)

KEY	PART NUMBER	U/M	DESCRIPTION	VENDOR NO.
1	098647-34-01A	EA	WINDOW ASM-SLIDER HORIZ - EXCEL H425-G2W66L	
	098647-34-700	EA	WINDOW W/O TRIM	H425-G2L
	098647-33-701	EA	RETAINER-TRIM, WHITE	CW2966
2	100322-01-703	FT	GLAZING STRIP	132-010723
3	098647-33-702	EA	GLASS-STATIONARY	106-019297
4	098644-01-710	FT	TRACK-SPACER, FOR SCREEN 12'	132-017135
5	098644-01-700	EA	LATCH REPAIR KIT (BLACK)	B801-CK
6	098644-01-708	FT	CHANNEL-RUN, PIERCED - GLASS	122-016543
7	098644-01-711	FT	WEATHERSTRIP-SCREEN, BLACK	171-016965
8	098647-33-704	EA	SCREEN W/SPRING & WEATHERSTRIP	410-019134
9	098644-01-713	EA	SCREEN CLIPS (METAL)(BLK)	226-016966
10	098647-33-703	EA	GLASS-SLIDING, W/SASH & LATCH	H425-G9
11	098644-01-706	FT	WEATHERSTRIP-GLASS	171-010668
	098644-01-716	FT	PLUG-FILLER	132-014470
	098644-01-717	FT	SPLINE-SCREEN MFG	132-004716

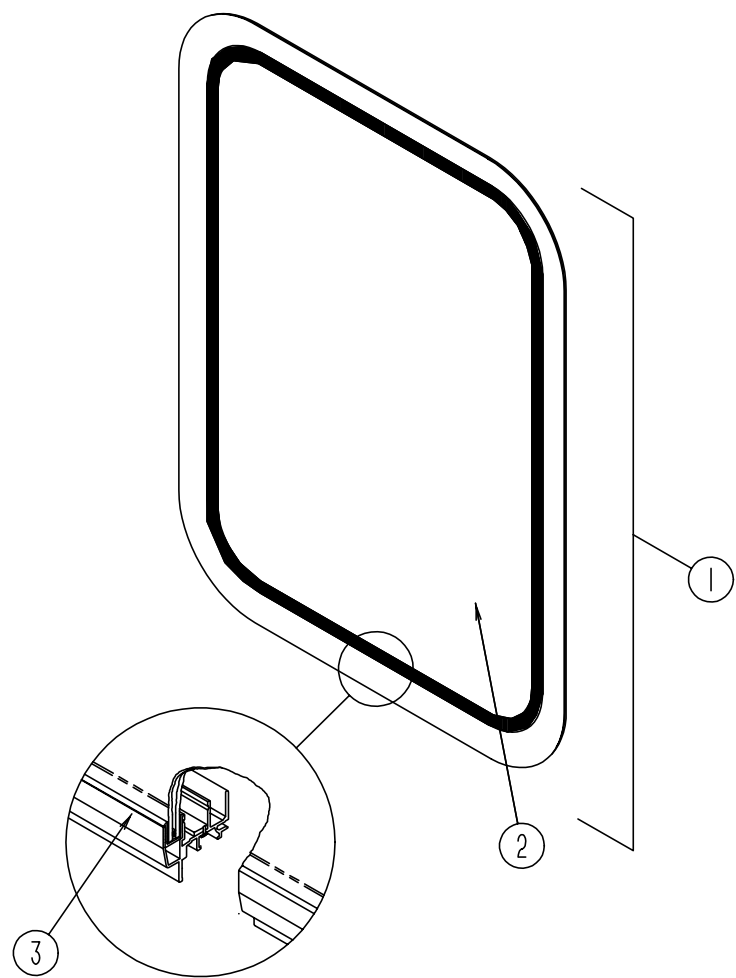
SINGLE SLIDER WINDOW (EXCEL) (PASSENGER SIDE LOUNGE)

KEY	PART NUMBER	U/M	DESCRIPTION	VENDOR NO.
1	098647-25-01A	EA	WINDOW ASM-SLIDER,HORIZ B/OW EXCEL H286-G2W66R	
	098647-25-700	EA	WINDOW W/O INSIDE TRIM	H286-G2R
	098647-25-701	EA	RETAINER-TRIM, WHITE	W28666
2	100322-01-703	FT	GLAZING STRIP	132-010723
3	098647-25-702	EA	GLASS-STATIONARY	
4	098644-01-710	FT	TRACK-SPACER, FOR SCREEN 12'	132-017135
5	098644-01-700	EA	LATCH REPAIR KIT (BLACK)	B801-CK
6	098644-01-708	FT	CHANNEL-RUN, PIERCED - GLASS	122-016543
7	098644-01-711	FT	WEATHERSTRIP-SCREEN, BLACK	171-016965
8	098647-25-704	EA	SCREEN W/SPRING & WEATHERSTRIP	410-019065
9	098644-01-713	EA	SCREEN CLIPS (METAL)(BLK)	226-016966
10	098647-25-703	EA	GLASS-SLIDING W/SASH & LATCH	H286-G9
11	098644-01-706	FT	WEATHERSTRIP-GLASS	171-010668
	098644-01-716	FT	PLUG-FILLER	132-014470
	098644-01-717	FT	SPLINE-SCREEN MFG	132-004716

SINGLE SLIDER WINDOW (EXCEL) (PASSENGER SIDE DINETTE)

KEY	PART NUMBER	U/M	DESCRIPTION	VENDOR NO.
1	098647-23-01A	EA	WINDOW ASM-SLIDER,HORIZ B/OW - EXCEL H287-G2W66R	
	098647-23-701	EA	WINDOW W/O TRIM	H287-G2R
	098647-23-702	EA	RETAINER-TRIM, WHITE	W28766
2	100322-01-703	FT	GLAZING STRIP	132-010723
3	098647-23-703	EA	GLASS-STATIONARY	
4	098644-01-710	FT	TRACK-SPACER, FOR SCREEN 12'	132-017135
5	098644-01-700	EA	LATCH REPAIR KIT (BLACK)	B801-CK
6	098644-01-708	FT	CHANNEL-RUN, PIERCED - GLASS	122-016543
7	098644-01-711	FT	WEATHERSTRIP-SCREEN, BLACK	171-016965
8	098647-23-704	EA	SCREEN W/SPRING & WEATHERSTRIP	410-019066
9	098644-01-713	EA	SCREEN CLIPS (METAL)(BLK)	226-016966
10	098647-23-700	EA	GLASS SLIDING,W/SASH & LATCH	H287-G9
11	098644-01-706	FT	WEATHERSTRIP-GLASS	171-010668
	098644-01-716	FT	PLUG-FILLER	132-014470
	098644-01-717	FT	SPLINE-SCREEN MFG	132-004716

WINDOW, VENT & EXTERIOR DOOR GROUP (CONTINUED)



EXCEL BACKWALL THERMOPANE STATIONARY WINDOW (TWIN BED)

KEY	PART NUMBER	U/M	DESCRIPTION	VENDOR NO.
1	113733-07-01A	EA	WINDOW ASM-STATIONARY, THERMO - EXCEL	DH377-G2W60
	113733-07-700	EA	WINDOW ASM. W/O TRIM	DH337-G2
2	113733-07-702	EA	GLASS-STATIONARY	390-019051
3	113733-07-701	EA	TRIM (W)	W28760

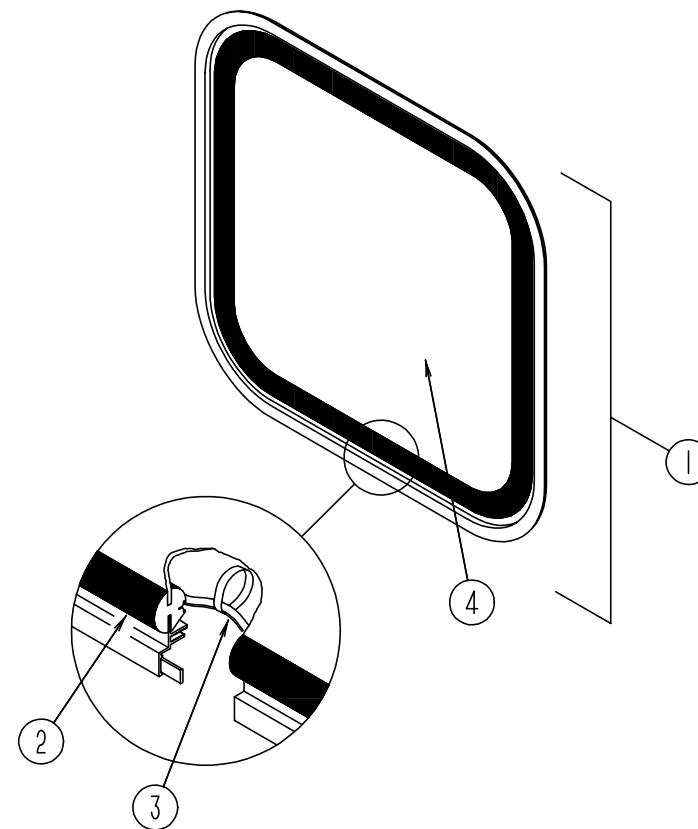
EXCEL ENTRY DOOR THERMOPANE WINDOW

KEY	PART NUMBER	U/M	DESCRIPTION	VENDOR NO.
1	113733-01-01A	EA	WINDOW ASM-STATIONARY, THERMO - EXCEL	DH416-G2W66
	113733-01-700	EA	WINDOW ASM. W/O TRIM	DH416-G2
2	113733-01-702	EA	GLASS-STATIONARY	390-019187
3	113733-01-701	EA	TRIM (W)	W41666

EXCEL ENTRY DOOR WINDOW

KEY	PART NUMBER	U/M	DESCRIPTION
	117053-02-F36	EA	WINDOW ASM. - ENTRANCE DOOR - W/O INSIDE FRAME
	002181-25-000	EA	GLASS-PICTURE, 655 X 417
	087561-01-000	FT	EXTR-VINYL SEAL, TIPOUT/SLIDE

WINDOW, VENT & EXTERIOR DOOR GROUP (CONTINUED)



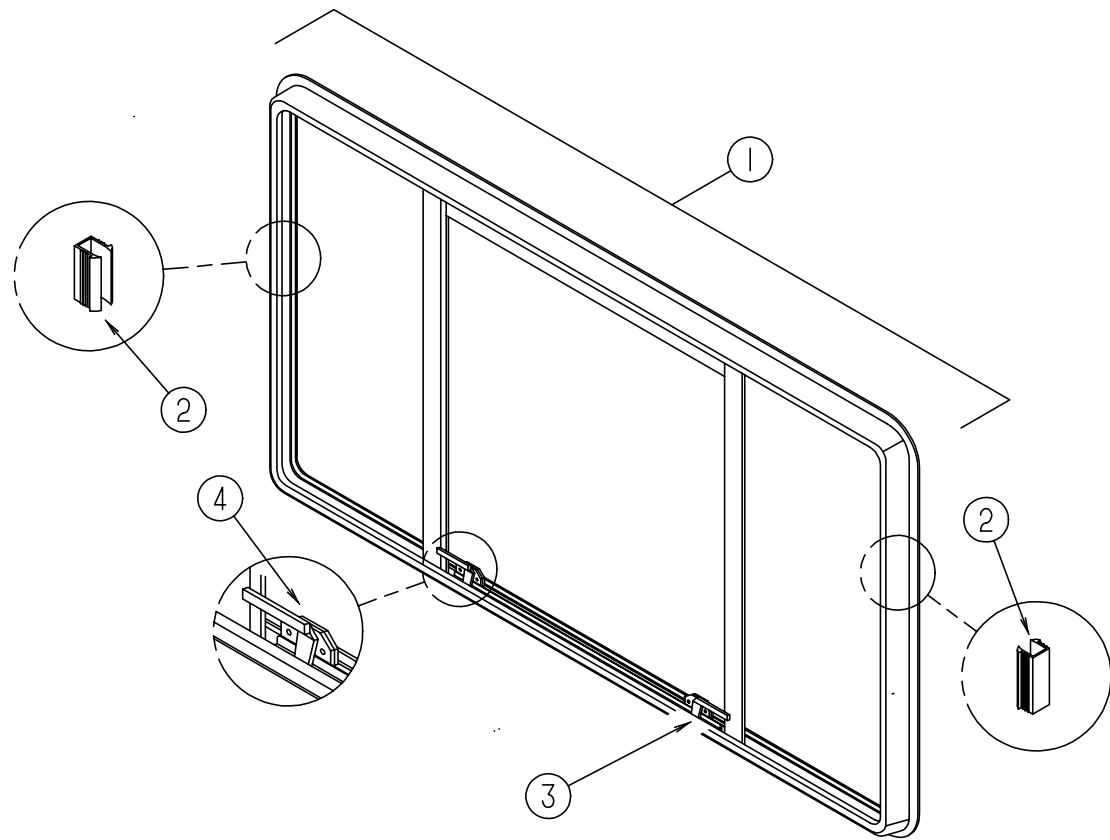
BACKWALL ESCAPE WINDOW (QUEEN BED)

KEY	PART NUMBER	U/M	DESCRIPTION
1	078528-06-E10	EA	WINDOW - ESCAPE - 24.75" X 48.75" - W/O INSIDE FRAME
	074816-08-000	EA	INSIDE FRAME - OFF WHITE
2	002282-09-000	EA	WEATHERSTRIP - .125" VULCANIZED - 130.53" LONG - BLACK
3	002285-01-000	FT	FILLER - WEATHER STRIP RUBBER - BLACK
4	076337-12-000	EA	GLASS - WINDOW

BACKWALL ESCAPE WINDOW (TWIN BED)

KEY	PART NUMBER	U/M	DESCRIPTION
1	078528-13-F11	EA	WINDOW - ESCAPE - W/O INSIDE FRAME
	074816-15-000	EA	INSIDE FRAME - OFF WHITE
2	002282-13-000	EA	WEATHERSTRIP - .125" VULCANIZED - BLACK
3	002285-01-000	FT	FILLER - WEATHER STRIP RUBBER - BLACK
4	076337-18-000	EA	GLASS - WINDOW

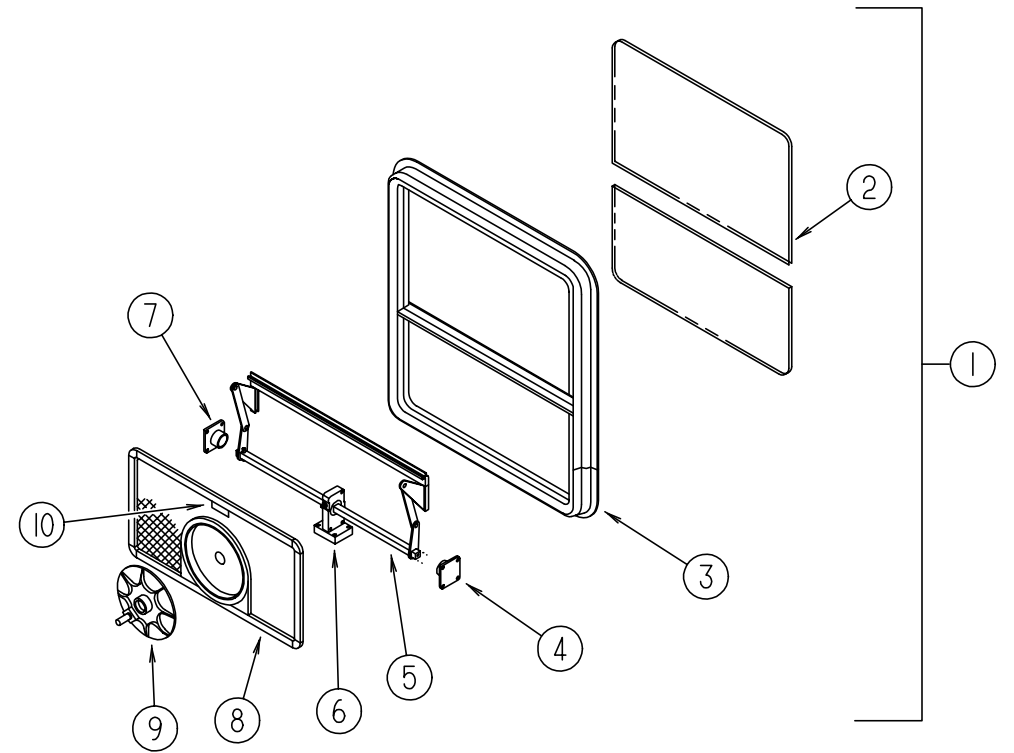
WINDOW, VENT & EXTERIOR DOOR GROUP (CONTINUED)



EXCEL BACKWALL THERMOPANE ESCAPE WINDOW (KING OR QUEEN BED)

KEY	PART NUMBER	U/M	DESCRIPTION	VENDOR NO.
1	113502-01-01A	EA	WINDOW ASM-REAR ESCAPE BLK/O/W - EXCEL DH153-G2W60	
2	098644-01-705	FT	STRIP-GLAZING, BUTYL	132-010723
3	112898-06-704	EA	HANDLE-LATCH, RED - RH	182-11293
4	112898-06-705	EA	HANDLE-LATCH, RED - LH	182-11294

WINDOW, VENT & EXTERIOR DOOR GROUP (CONTINUED)



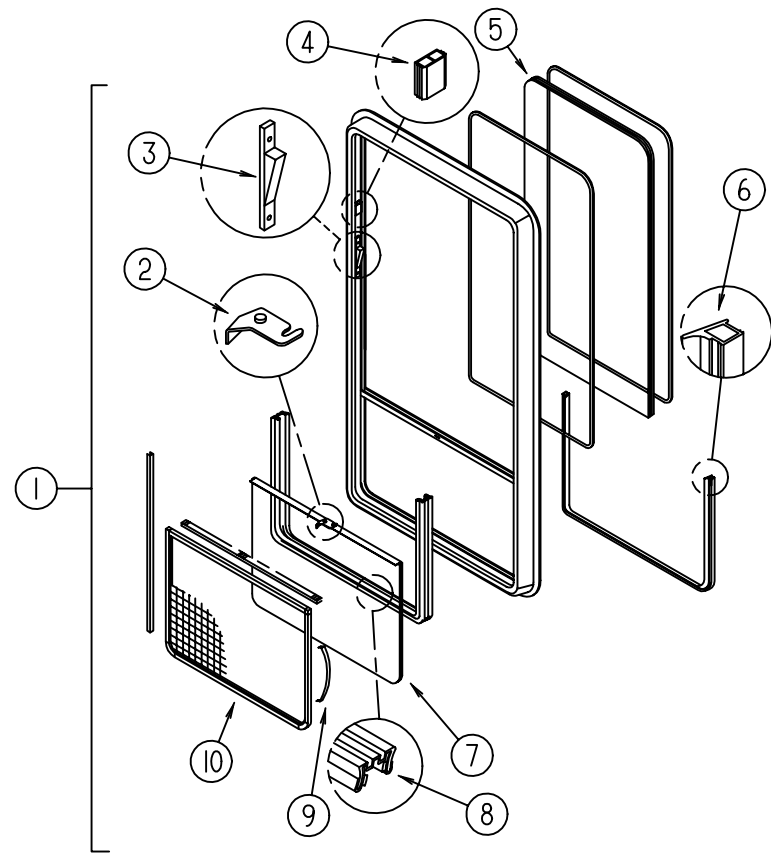
EXCEL QUEEN BEDROOM WINDOW (EXCEL TIPOUT)

KEY	PART NUMBER	U/M	DESCRIPTION	VENDOR NO.
1	112463-01-01A	EA	WINDOW ASM - TORQUE - TIPOUT - CH81-G2W59	
	112463-01-702	EA	RETAINER-TRIM, WHITE	CW8159
2	112463-01-700	EA	GLASS - STATIONARY 62 % GP	106-018807
3	112463-01-701	EA	WINDOW W/O TRIM	CH81-G2
4	113500-01-707	EA	SUPPORT - TORQUE BAR, RH	130-015979
5	112463-01-704	EA	OPERATOR & BAR ASSEMBLY	CH78-18
6	112463-01-703	EA	VENT ASSEMBLY	CH81-G9
7	113500-01-708	EA	SUPPORT - TORQUE BAR, LH	130-015978
8	112463-01-705	EA	SCREEN ASSEMBLY	410-018811
9	100322-01-718	EA	HANDLE - DIAL	410-016081
10	112519-01-706	EA	CLIP - SCREEN	CH21-50
	100322-01-703	FT	STRIP - GLAZING	132-010723

EXCEL TWIN BEDROOM WINDOW (EXCEL TIPOUT)

KEY	PART NUMBER	U/M	DESCRIPTION	VENDOR NO.
1	112463-02-01A	EA	WINDOW ASM - TORQUE - TIPOUT - CH82-G2W59	
	112463-02-701	EA	RETAINER-TRIM, WHITE	CW8259
2	112463-02-702	EA	GLASS - STATIONARY 62 % GP	106-018809
3	112463-02-700	EA	WINDOW W/O TRIM	CH82-G2
4	113500-01-707	EA	SUPPORT - TORQUE BAR, RH	130-015979
5	112463-02-704	EA	OPERATOR & BAR ASSEMBLY	CH82-18
6	112463-02-703	EA	VENT ASSEMBLY	CH82-G9
7	113500-01-708	EA	SUPPORT - TORQUE BAR, LH	130-015978
8	112463-02-705	EA	SCREEN ASSEMBLY	410-018812
9	100322-01-718	EA	HANDLE - DIAL	410-016081
10	112519-01-706	EA	CLIP - SCREEN	CH21-50
	100322-01-703	FT	STRIP - GLAZING	132-010723

WINDOW, VENT & EXTERIOR DOOR GROUP (CONTINUED)



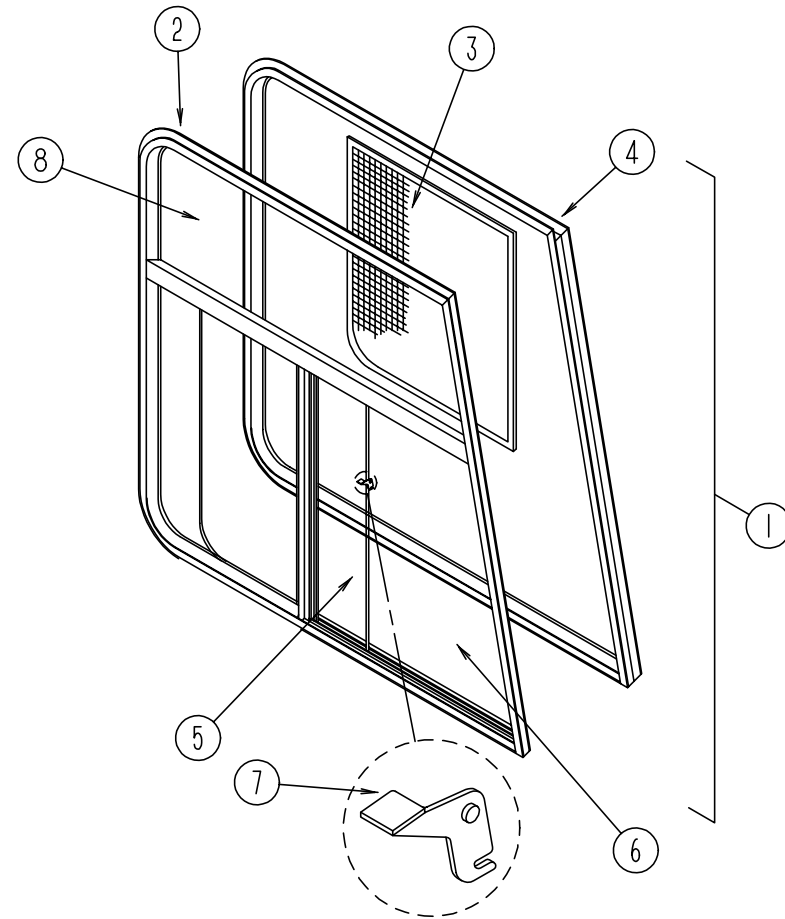
EXCEL QUEEN BEDROOM THERMOPANE WINDOW

KEY	PART NUMBER	U/M	DESCRIPTION	VENDOR NO.
1	112898-08-01A	EA	WINDOW ASM-SLIDER, VERTICAL - THERMO - EXCEL	DH435-G2W66R
	112898-08-700	EA	WINDOW W/O TRIM	DH435-G2R
	112898-08-701	EA	RETAINER-TRIM, WHITE	W43566
2	112795-01-700	EA	LATCH ASM., BLACK	DH287-CK
3	112898-04-703	EA	SASH LATCH KIT, RAISED	DH343-CK
4	112795-01-701	EA	SLIDE-STOP	132-019092
5	112898-08-702	EA	GLASS-STATIONARY	390-019462
6	112795-01-702	FT	PLUG-FILLER	122-018737
7	112898-08-703	EA	GLASS-ASSEMBLY SLIDING	DH435-G9
8	112795-01-703	IN	CHANNEL-RUN	122-018736
9	098644-01-713	EA	CLIP-SPRING, BLACK PLASTIC	226-016966
10	112898-08-704	EA	SCREEN ASSEMBLY	410-019473

EXCEL TWIN BEDROOM THERMOPANE WINDOW

KEY	PART NUMBER	U/M	DESCRIPTION	VENDOR NO.
1	112898-09-01A	EA	WINDOW ASM-SLIDER, VERTICAL - THERMO - EXCEL	DH436-G2W64L
	112898-09-700	EA	WINDOW W/O TRIM	DH436-G2
	112898-09-701	EA	RETAINER-TRIM, WHITE	W43664
2	112795-01-700	EA	LATCH ASM., BLACK	DH287-CK
3	112898-04-703	EA	SASH LATCH KIT, RAISED	DH343-CK
4	112795-01-701	EA	SLIDE-STOP	132-019092
5	112898-09-702	EA	GLASS-STATIONARY	390-019464
6	112795-01-702	FT	PLUG-FILLER	122-018737
7	112898-09-703	EA	GLASS-ASSEMBLY SLIDING	DH436-G9
8	112795-01-703	IN	CHANNEL-RUN	122-018736
9	098644-01-713	EA	CLIP-SPRING, BLACK PLASTIC	226-016966
10	112898-09-704	EA	SCREEN ASSEMBLY	410-019474

WINDOW, VENT & EXTERIOR DOOR GROUP (CONTINUED)

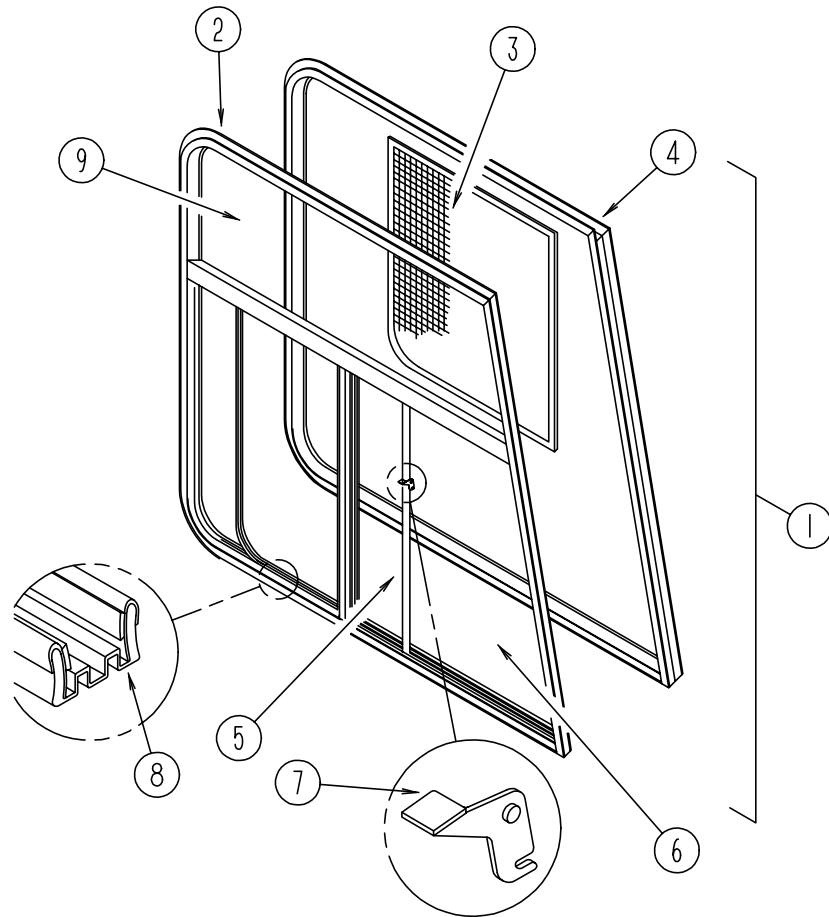


FRONT CAB WINDOWS (EXCEL)

KEY	PART NUMBER	U/M	DESCRIPTION
1	103658-07-01A	EA	WINDOW ASM. - CAB - W/ INSIDE FRAME - DRIVER SIDE
1	103658-08-01A	EA	WINDOW ASM. - CAB - W/ INSIDE FRAME - PASSENGER SIDE
2	103658-08-700	EA	WINDOW ASM. - SLIDER - W/O INSIDE FRAME - PASSENGER SIDE
2	103658-07-704	EA	WINDOW ASM. - SLIDER - W/O INSIDE FRAME - DRIVER SIDE
3	103658-01-700	EA	SCREEN ASM. - WINDOW - DRIVER SIDE
3	103658-02-700	EA	SCREEN ASM. - WINDOW - PASSENGER SIDE
	098644-01-717	FT	SCREEN SPLINE
	098644-01-713	EA	SCREEN CLIPS (METAL)(BLACK)
	098644-01-710	FT	TRACK - SPACER - FOR SCREEN 12'
	098644-01-711	FT	WEATHERSTRIP - SCREEN - BLACK
4	103658-08-701	EA	INSIDE FRAME - PASSENGER SIDE
4	103658-07-700	EA	INSIDE FRAME - DRIVER SIDE
5	103658-01-703	EA	GLASS - SLIDING - W/SASH & LATCH - DRIVER SIDE
5	103658-02-701	EA	GLASS - SLIDING - W/SASH & LATCH - PASSENGER SIDE
6	103658-01-702	EA	GLASS - STATIONARY - BOTTOM - DRIVER OR PASSENGER SIDE
7	098644-01-700	EA	LATCH - REPAIR KIT
8	103658-07-701	EA	GLASS - STATIONARY - TOP - DRIVER OR PASSENGER SIDE
	098644-01-708	FT	CHANNEL - PIERCED RUN
	098644-01-706	FT	WEATHERSTRIP - GLASS
	098644-01-716	FT	PLUG - FILLER

WINDOW, VENT & EXTERIOR DOOR GROUP (CONTINUED)

WINDOW, VENT & EXTERIOR DOOR GROUP (CONTINUED)



EXCEL VISTA WINDOW

KEY	PART NUMBER	U/M	DESCRIPTION	VENDOR NO.
	106467-03-01A	EA	WINDOW ASM-VISTA, LH - EXCEL H388-G2B27L	
	106467-03-700	EA	GLASS-STATIONARY	106-018752
	106467-03-701	EA	WINDOW	H388-G2L
	106467-03-702	EA	RETAINER-TRIM, BLACK	H38827L

EXCEL THERMOPANE VISTA WINDOW

KEY	PART NUMBER	U/M	DESCRIPTION
	116000-02-01A	EA	WINDOW ASM-VISTA, LH - THERMOPANE - EXCEL DH388G2B27L

EXCEL SLANT WINDOW

KEY	PART NUMBER	U/M	DESCRIPTION	VENDOR NO.
	106468-02-01A	EA	WINDOW ASM-FRONT SLANT, LH - EXCEL H383-A2B27L	
	100322-01-703	FT	STRIP-GLAZING, BUTYL	132-010723
	106468-02-700	EA	WINDOW	H383-A2L
	106468-02-701	EA	RETAINER-TRIM, BLACK	H383-27L
	106468-02-702	EA	GLASS-STATIONARY	106-018740

EXCEL THERMOPANE SLANT WINDOW

KEY	PART NUMBER	U/M	DESCRIPTION
	115999-02-01A	EA	WINDOW ASM-FRONT SLANT, LH - THERMOPANE - EXCEL DH383A2B27L

FRONT CAB THERMOPANE WINDOWS (EXCEL)

KEY	PART NUMBER	U/M	DESCRIPTION	VENDOR NO.
1	113501-01-01A	EA	WINDOW ASM-CAB,THERMOPANE - LH - EXCEL DH374-A2B66L	
1	113501-02-01A	EA	WINDOW ASM-CAB,THERMOPANE - RH - EXCEL DH374-A2B66R	
2	113501-01-700	EA	WINDOW W/O TRIM, LH	DH374-A2L
2	113501-02-700	EA	WINDOW W/O TRIM, RH	DH374-A2R
3	103658-01-700	EA	SCREEN ASM.-WINDOW, LH	H322-03L
3	103658-02-700	EA	SCREEN ASSEMBLY, RH	H322-03R
4	103658-09-702	EA	RETAINER-TRIM, LH	H37366L & 76L
4	103658-10-701	EA	RETAINER-TRIM, RH	H37366R & 76R
5	113501-01-703	EA	GLASS-SLIDE ASSEMBLY, LH	DH374-A9L
5	113501-02-702	EA	GLASS-SLIDE ASSEMBLY, RH	DH374-A9R
6	113501-01-702	EA	GLASS-STATIONARY-LOWER, LH	390-019139L
6	113501-02-701	EA	GLASS-STATIONARY-LOWER, RH	390-019138R
7	112795-01-700	EA	LATH ASM- BLACK	DH287-CK
8	112795-01-703	IN	CHANNEL-RUN	122-018736
9	113501-01-701	EA	GLASS-STATIONARY-UPPER	390-019137

WINDOW, VENT & EXTERIOR DOOR GROUP (CONTINUED)

SINGLE SLIDER THERMOPANE WINDOW (EXCEL) (DRIVER SIDE LOUNGE)

KEY	PART NUMBER	U/M	DESCRIPTION	VENDOR NO.
1	112795-15-01A	EA	WINDOW ASM-SLIDER, HORIZ THERMO - EXCEL	DH287-G2W66L
	112795-15-700	EA	WINDOW W/O TRIM	DH287-G2L
	098647-23-702	EA	RETAINER-TRIM, WHITE	W28766
2	112795-01-702	FT	PLUG-FILLER	122-018737
3	112795-15-701	EA	GLASS-STATIONARY	390-019045
4	112795-01-701	EA	SLIDE-STOP	132-019092
5	112795-01-700	EA	LATCH ASM., BLACK	DH287-CK
6	112795-01-703	IN	CHANNEL-RUN	122-018736
7	098647-23-704	EA	SCREEN ASM., W/SPRING CLIP	410-019066
8	098644-01-713	EA	CLIP-SPRING, BLACK PLASTIC	226-016966
9	112795-15-702	EA	GLASS-SLIDING, W/SASH & LATCH	DH287-G9
10	112795-01-704	FT	VINYL-GLAZING	132-018280

SINGLE SLIDER THERMOPANE WINDOW (EXCEL) (PASSENGER SIDE DINETTE)

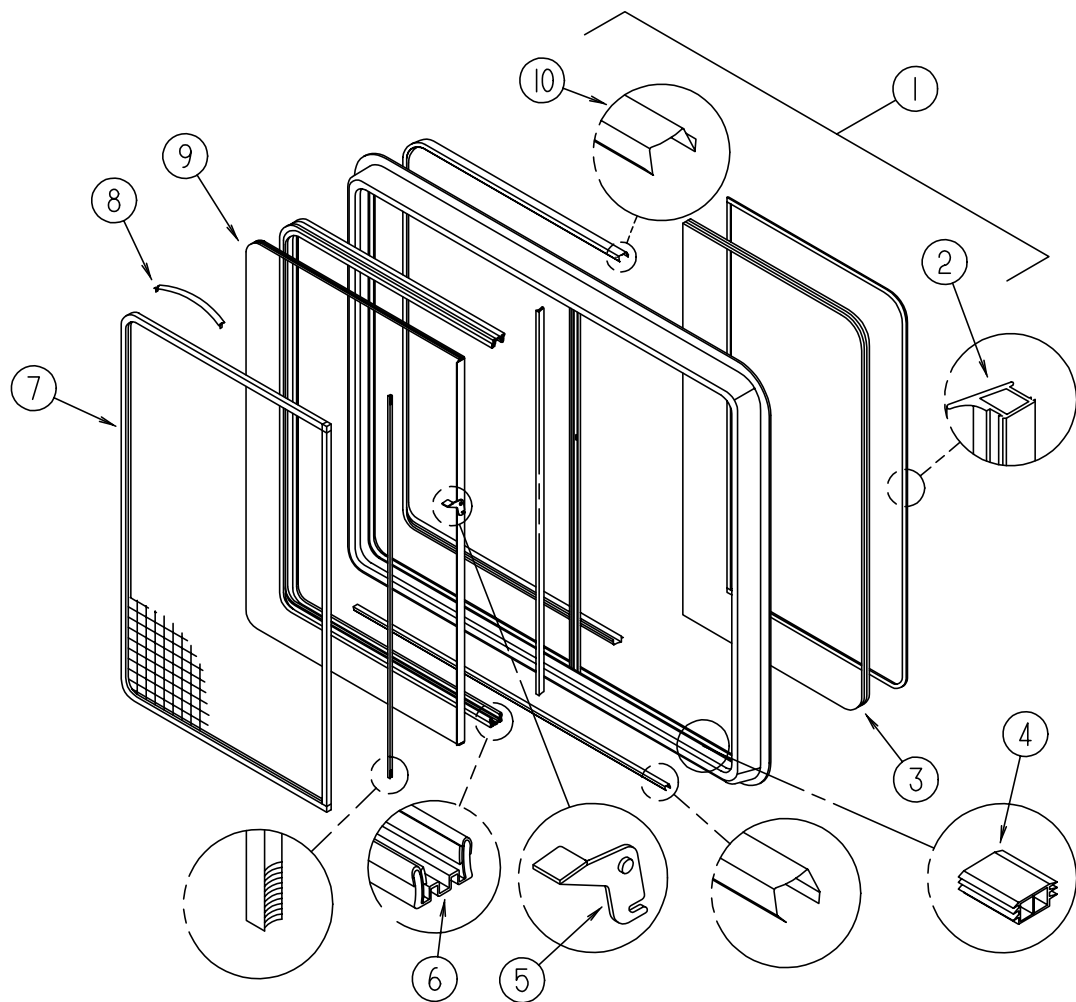
KEY	PART NUMBER	U/M	DESCRIPTION	VENDOR NO.
1	112795-16-01A	EA	WINDOW ASM-SLIDER, HORIZ THERMO - EXCEL	DH287-G2W66R
	112795-16-700	EA	WINDOW W/O TRIM	DH287-G2R
	098647-23-702	EA	RETAINER-TRIM, WHITE	W28766
2	112795-01-702	FT	PLUG-FILLER	122-018737
3	112795-15-701	EA	GLASS-STATIONARY	390-019045
4	112795-01-701	EA	SLIDE-STOP	132-019092
5	112795-01-700	EA	LATCH ASM., BLACK	DH287-CK
6	112795-01-703	IN	CHANNEL-RUN	122-018736
7	098647-23-704	EA	SCREEN ASM., W/SPRING CLIP	410-019066
8	098644-01-713	EA	CLIP-SPRING, BLACK PLASTIC	226-016966
9	112795-15-702	EA	GLASS-SLIDING, W/SASH & LATCH	DH287-G9
10	112795-01-704	FT	VINYL-GLAZING	132-018280

SINGLE SLIDER THERMOPANE WINDOW (EXCEL) (PASSENGER SIDE LOUNGE)

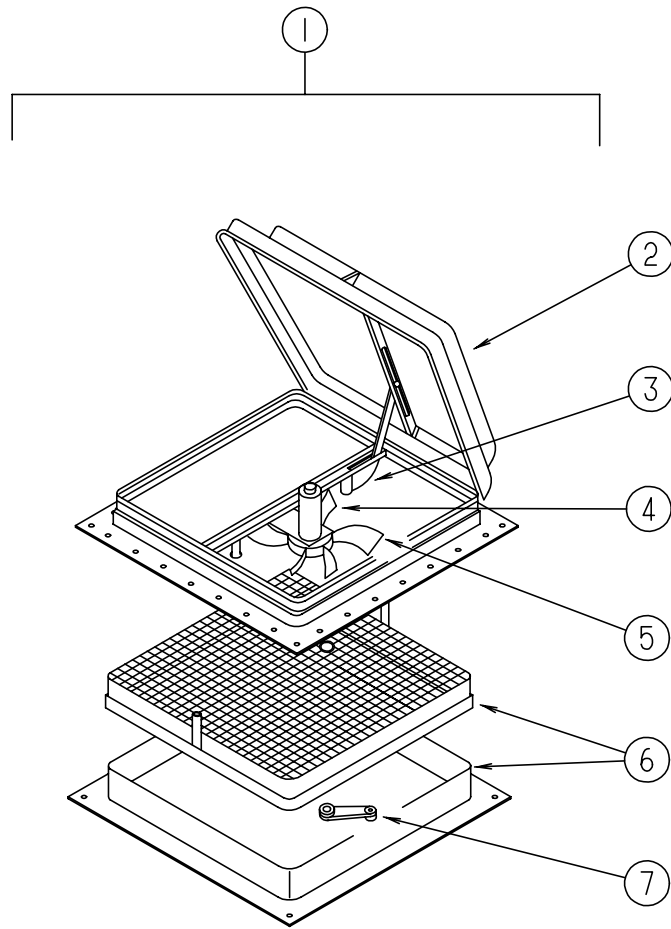
KEY	PART NUMBER	U/M	DESCRIPTION	VENDOR NO.
1	112795-18-01A	EA	WINDOW ASM-SLIDER, HORIZ THERMO - EXCEL	DH286-G2W66R
	112795-18-702	EA	WINDOW W/O TRIM	DH286-G2R
	098647-25-701	EA	RETAINER-TRIM, WHITE	W28666
2	112795-01-702	FT	PLUG-FILLER	122-018737
3	112795-18-700	EA	GLASS-STATIONARY	390-019043
4	112795-01-701	EA	SLIDE-STOP	132-019092
5	112795-01-700	EA	LATCH ASM., BLACK	DH287-CK
6	112795-01-703	IN	CHANNEL-RUN	122-018736
7	098647-25-704	EA	SCREEN ASM., W/SPRING CLIP	410-019065
8	098644-01-713	EA	CLIP-SPRING, BLACK PLASTIC	226-016966
9	112795-18-701	EA	GLASS-SLIDING, W/SASH & LATCH	DH286-G9
10	112795-01-704	FT	VINYL-GLAZING	132-018280

SINGLE SLIDER THERMOPANE WINDOW (EXCEL) (DRIVERS SIDE GALLEY)

KEY	PART NUMBER	U/M	DESCRIPTION	VENDOR NO.
1	112795-20-01A	EA	WINDOW ASM-SLIDER, HORIZ THERMO - EXCEL	DC29-G2W66L
	112795-20-700	EA	WINDOW W/O TRIM	DC29-G2L
	098647-31-701	EA	RETAINER-TRIM, WHITE	CW2966
2	112795-01-702	FT	PLUG-FILLER	122-018737
3	112795-19-701	EA	GLASS-STATIONARY	390-019134
4	112795-01-701	EA	SLIDE-STOP	132-019092
5	112795-01-700	EA	LATCH ASM., BLACK	DH287-CK
6	112795-01-703	IN	CHANNEL-RUN	122-018736
7	098647-31-704	EA	SCREEN ASM., W/SPRING CLIP	410-019128
8	098644-01-713	EA	CLIP-SPRING, BLACK PLASTIC	226-016966
9	112795-19-702	EA	GLASS-SLIDING, W/SASH & LATCH	DC29-G9
10	112795-01-704	FT	VINYL-GLAZING	132-018280



WINDOW, VENT & EXTERIOR DOOR GROUP (CONTINUED)



POWERED ROOF VENT (US) (JENSEN)

KEY	PART NUMBER	U/M DESCRIPTION	VENDOR NO.
1	110051-04-01A	EA VENT ASM. - ROOF - POWERED - 7797	
2	064470-01-700	EA COVER - ROOF VENT	7291
3	110051-01-702	EA GEAR - LIFT-ARM ASM.	RP-1000B
4	048648-01-000	EA MOTOR - 12V NONVENTED 1/8 SHAFT - 42-472-01	
5	048649-01-000	EA FAN - PLASTIC - 6 IN - 6 BLADED - RP-10002B	
6	110051-01-704	EA SCREEN & FRAME	29-688-03
7	110051-01-703	EA CRANK HANDLE	RP-1031-B
	064470-01-701	EA SLIDE BAR, (VENT-LID)	JRP1291B
	110051-02-700	EA GARNISH-INTERIOR, 4"	

POWERED ROOF VENT (CANADIAN) (JENSEN)

KEY	PART NUMBER	U/M DESCRIPTION	VENDOR NO.
1	110051-06-01A	EA VENT ASM. - ROOF - POWERED - C7797	
2	064470-01-700	EA COVER - ROOF VENT	7291
3	110051-01-702	EA GEAR - LIFT-ARM ASM.	RP-1000B
4	048648-01-000	EA MOTOR - 12V NONVENTED 1/8 SHAFT - 42-472-01	
5	048649-01-000	EA FAN - PLASTIC - 6 IN - 6 BLADED - RP-10002B	
6	110051-01-704	EA SCREEN & FRAME	29-688-03
7	110051-01-703	EA CRANK HANDLE	RP-1031-B
	064470-01-701	EA SLIDE BAR, (VENT-LID)	JRP1291B
	110051-02-700	EA GARNISH-INTERIOR, 4"	

WINDOW, VENT & EXTERIOR DOOR GROUP (CONTINUED)

NON POWERED ROOF VENT (JENSEN)

KEY	PART NUMBER	U/M DESCRIPTION	VENDOR NO.
	110051-02-01A	EA ROOF VENT - W/ SCREEN - 7727	
	064470-01-700	EA COVER - ROOF VENT	7291
	110051-01-702	EA GEAR - LIFT-ARM ASM.	RP-1000B
	110051-01-703	EA CRANK HANDLE	RP-1031-B
	110051-01-704	EA SCREEN & FRAME	29-688-03
	064470-01-701	EA SLIDE BAR, (VENT-LID)	JRP1291B
	110051-02-700	EA GARNISH-INTERIOR, 4"	

POWERED ROOF VENT (FANTASTIC) (US)

KEY	PART NUMBER	U/M DESCRIPTION	VENDOR NO.
	084079-14-000	EA VENT - EXHAUST - POWERED - OFF WHITE	
	084079-01-700	EA VENT COVER	1020K-19
	084079-01-701	EA SCREEN ASM. - OFF WHITE	1030-80
	084079-01-702	EA ARM LIFT ASSEMBLY - MANUAL	101105
	084079-01-703	EA KNOB - LIFT - W/ EXTENTION & SCREW	1140K-00
	084079-01-707	EA SWITCH - SAFETY	1122.05
	084079-01-709	EA SWITCH - MAIN POWER - 3 SPEED	1031-05
	084079-07-700	EA GARNISH - INTERIOR - 4" - OFF WHITE	2040-80
	084079-11-700	EA MOTOR, BRACKET, & FAN BLADE KIT	4017K-09
	084079-11-702	EA BASE - MAIN W/ DOME SWITCH	1010K-81

POWERED ROOF VENT (FANTASTIC) (CSA)

KEY	PART NUMBER	U/M DESCRIPTION	VENDOR NO.
	084079-15-000	EA VENT - EXHAUST - POWERED - OFF WHITE	
	084079-01-700	EA VENT COVER	1020K-19
	084079-01-701	EA SCREEN ASM. - OFF WHITE	1030-80
	084079-01-702	EA ARM LIFT ASSEMBLY - MANUAL	101105
	084079-01-703	EA KNOB - LIFT - W/ EXTENTION & SCREW	1140K-00
	084079-01-707	EA SWITCH - SAFETY	1122.05
	084079-01-709	EA SWITCH - MAIN POWER - 3 SPEED	1031-05
	084079-07-700	EA GARNISH - INTERIOR - 4" - OFF WHITE	2040-80
	084079-11-700	EA MOTOR, BRACKET, & FAN BLADE KIT	4017K-09
	084079-11-702	EA BASE - MAIN W/ DOME SWITCH	1010K-81

ROOF VENTS

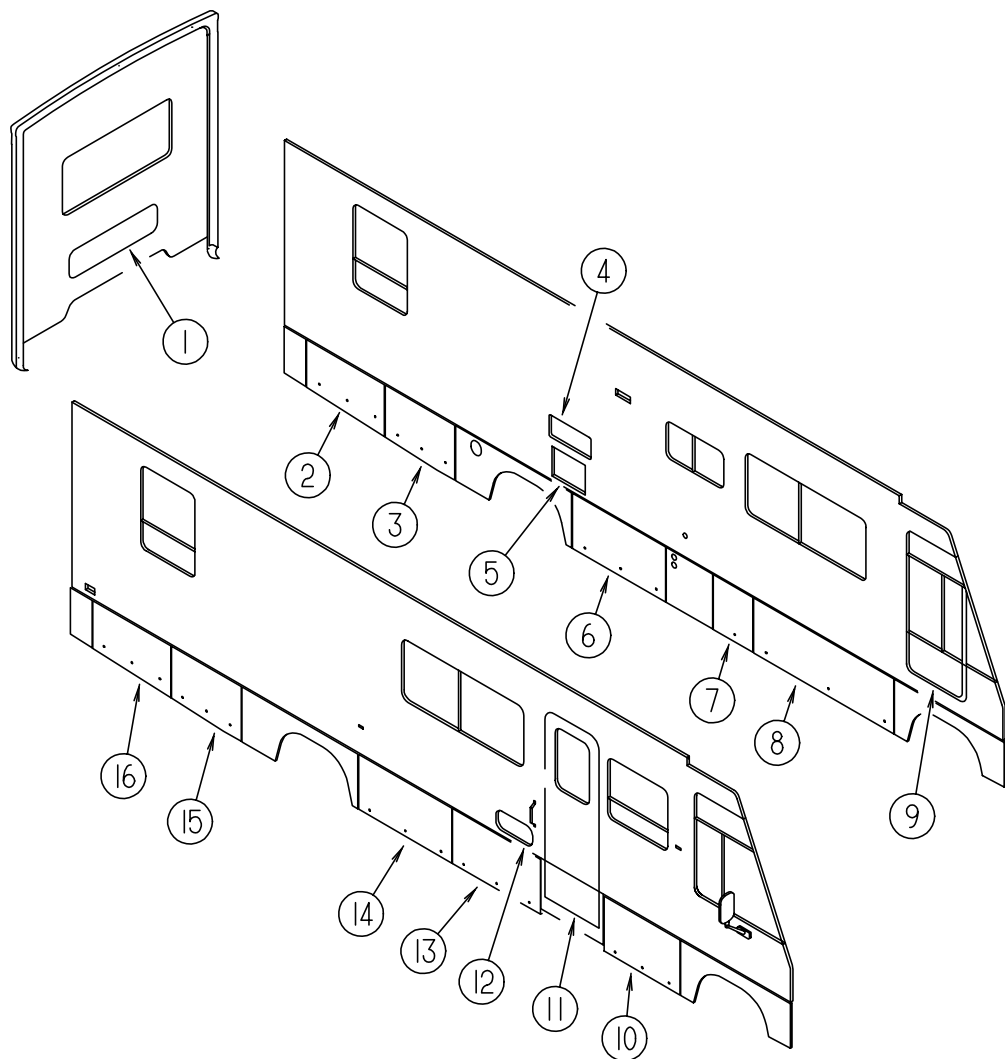
KEY	PART NUMBER	U/M DESCRIPTION
	083558-04-000	EA VENT COVER - PLUMBING PIPE - ROOF - BUFF
	084073-05-000	EA COVER-ROOF VENT, REFRIGERATOR - BUFF - NORCOLD
	084073-04-000	EA BASE-ROOF VENT, REFRIGERATOR - BLACK - NORCOLD
	118369-01-01A	EA VENT-ROOF CAP, REFRIGERATOR - BUFF - DOMETIC
	118369-02-01A	EA VENT-ROOF BASE, REFRIGERATOR - BUFF - DOMETIC

SIDEWALL VENTS

KEY	PART NUMBER	U/M DESCRIPTION
	084616-06-000	EA SHROUD - RANGE HOOD VENT - BUFF
	084878-09-000	EA VENT - RANGE HOOD - SHORT - LVS

WINDOW, VENT & EXTERIOR DOOR GROUP (CONTINUED)

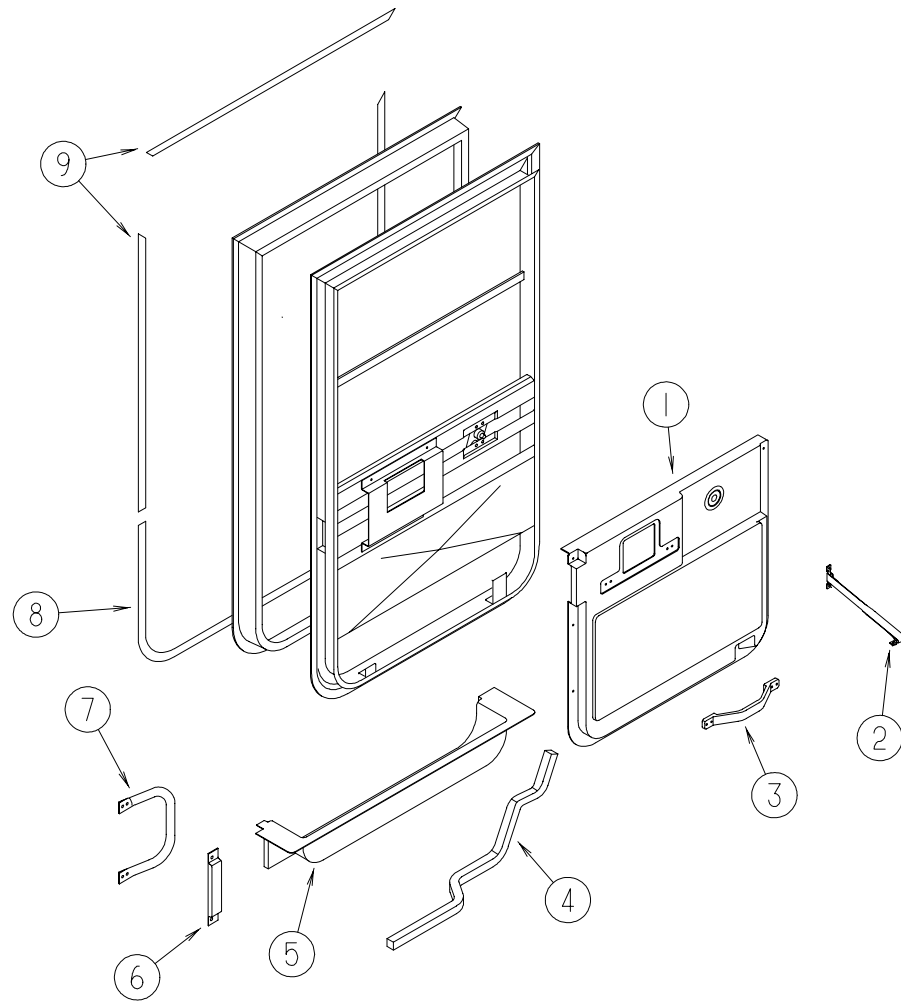
EXTERIOR DOORS



KEY	PART NUMBER	U/M	DESCRIPTION	
1	111013-63-G15	EA	DOOR ASM - STORAGE	
2	118789-04-G15	EA	DOOR ASM - STORAGE	
3	118789-06-G15	EA	DOOR ASM - STORAGE	
4	084103-06-000	EA	DOOR - REFRIGERATOR - VENTED - JAMB - BUFF	
4	084104-06-000	EA	JAMB - REFRIGERATOR - BUFF	
5	052009-04-000	EA	DOOR - WATER HEATER - BUFF	
6	118791-03-G15	EA	DOOR ASM-STORAGE	
6	121294-24-G15	EA	DOOR ASM-STORAGE	FROM: 00-00-00 THRU: 11-19-95
7	118791-06-G15	EA	DOOR ASM-STORAGE	FROM: 11-20-95 THRU: 99-99-99
7	121294-06-G15	EA	DOOR ASM-STORAGE	FROM: 00-00-00 THRU: 11-19-95
8	118791-01-G15	EA	DOOR ASM-STORAGE	FROM: 11-20-95 THRU: 99-99-99
8	121294-01-G15	EA	DOOR ASM-STORAGE	FROM: 00-00-00 THRU: 11-19-95
9	106469-07-01A	EA	DOOR ASM - DRIVERS, BLACK - EXCEL V130-01L	FROM: 11-20-95 THRU: 99-99-99
10	118791-04-G15	EA	DOOR ASM-STORAGE	FROM: 00-00-00 THRU: 11-19-95
10	121294-04-G15	EA	DOOR ASM-STORAGE	FROM: 11-20-95 THRU: 99-99-99
11	115108-02-G15	EA	DOOR - ENTRANCE - W/ SCREEN - W/O WINDOW	
11	115108-02-G16	EA	DOOR - ENTRANCE - W/ SCREEN - W/O WINDOW	
11	115108-02-G17	EA	DOOR - ENTRANCE - W/ SCREEN - W/O WINDOW	
12	111017-01-E10	EA	DOOR ASM - ACCESS - EXTERIOR RADIO	
13	118791-07-G15	EA	DOOR ASM-STORAGE	
13	121294-07-G15	EA	DOOR ASM-STORAGE	FROM: 00-00-00 THRU: 11-19-95
14	118791-03-G15	EA	DOOR ASM-STORAGE	FROM: 11-20-95 THRU: 99-99-99
14	121294-03-G15	EA	DOOR ASM-STORAGE	FROM: 00-00-00 THRU: 11-19-95
15	118789-05-G15	EA	DOOR ASM-STORAGE	FROM: 11-20-95 THRU: 99-99-99
16	118789-03-G15	EA	DOOR ASM-STORAGE	
	081240-12-000	EA	DOOR - WATER FILL - LOCKABLE W/O LOCK - 4" X 4 5/8" - BUFF	

WINDOW, VENT & EXTERIOR DOOR GROUP (CONTINUED)

DRIVER DOOR INTERIOR COMPONENTS

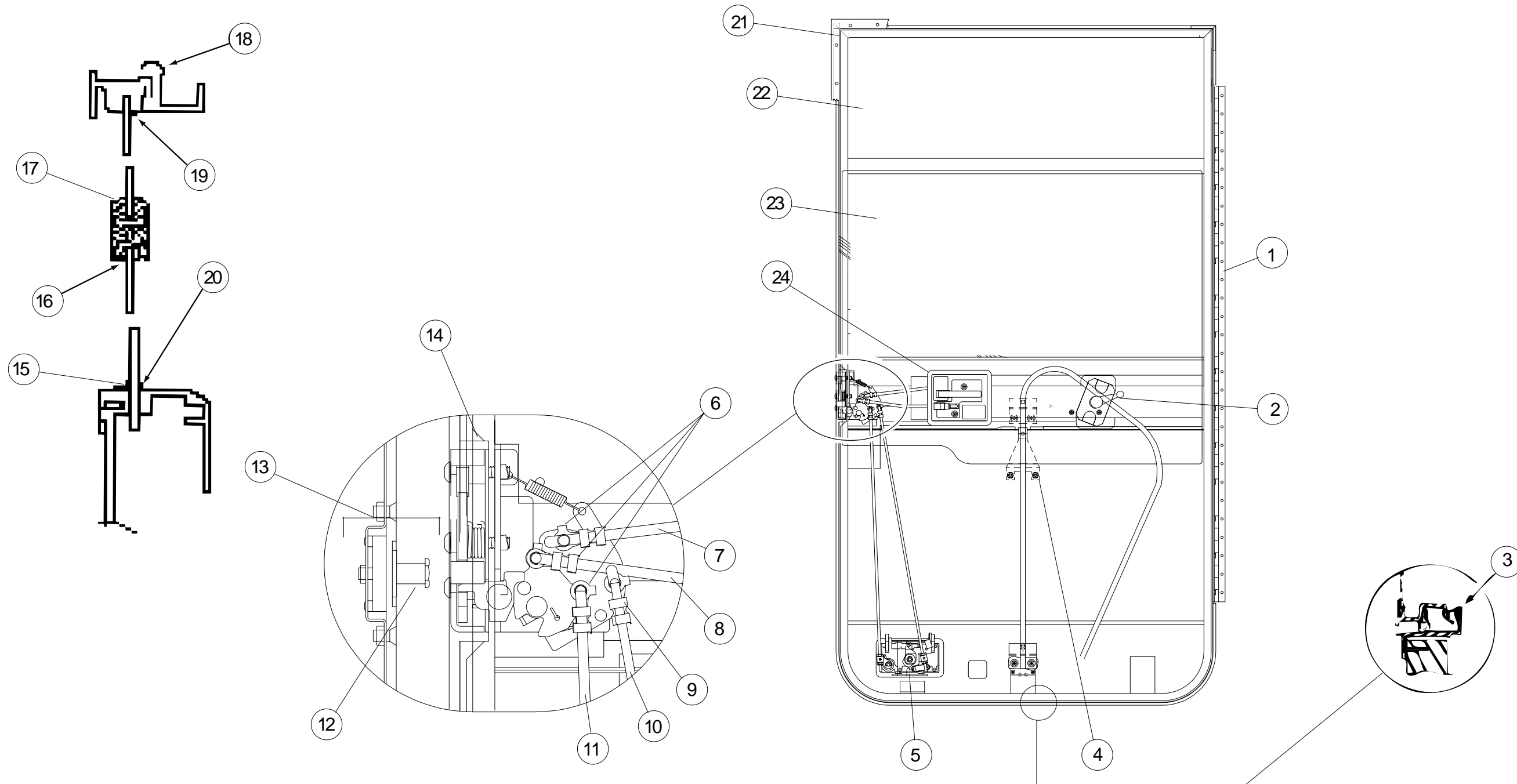


KEY	PART NUMBER	U/M	DESCRIPTION
1	114973-01-02A	EA	PANEL - DRIVER DOOR - INNER - WILLOW - PLASTIC
2	109378-01-000	EA	STRAP - CHECK - DRIVER DOOR - 12.8"
3	110604-01-01A	EA	HANDLE - ASSIST - DRIVERS DOOR
4	063977-12-000	EA	STEP - DRIVER DOOR - LEFT - PAINTED
4	063977-11-000	EA	STEP - DRIVER DOOR - LEFT - UNPAINTED
5	107818-01-01A	EA	TRIM - STEP - DRIVERS DOOR - PLASTIC - WILLOW
	106746-01-000	EA	PANEL - STEEL - STEPWELL
	106747-01-000	EA	PANEL - STEEL - STEPWELL - END RH
	106747-02-000	EA	PANEL - STEEL - STEPWELL - END LH
	102569-02-000	EA	MAT - ANTI SLIP - LOWER

KEY	PART NUMBER	U/M	DESCRIPTION
6	108654-01-01A	EA	COVER - STRIKE - DRIVERS DOOR - BLACK
7	108832-01-02A	EA	HANDLE - ASSIST - DRIVERS DOOR - METAL - OFF WHITE
	108833-01-01A	EA	COVER - HANDLE - ASSIST - OFF WHITE
8	109235-01-05A	FT	COVER - SCREW - BRIGHT WHITE - DAWN
9	109235-01-01A	FT	COVER - SCREW - MATTE BLACK - DAWN
	108129-02-02A	EA	GARNISH - DRIVERS DOOR - FRONT - BLACK
	108107-01-02A	EA	GARNISH - DRIVERS DOOR - TOP - BLACK
	108108-04-02A	EA	GARNISH - DRIVERS DOOR - REAR UPPER - BLACK
	108897-02-01A	EA	GARNISH - DRIVERS DOOR - REAR LOWER - BLACK
	P01713-01-000	EA	SWITCH - PUSH BUTTON - IN DOOR JAMB - METAL CHROME
	076725-06-000	EA	COVER - ACCESS - DOOR JAMB PUSH BUTTON - BLACK

WINDOW, VENT & EXTERIOR DOOR GROUP (CONTINUED)

DRIVER DOOR (EXCEL)



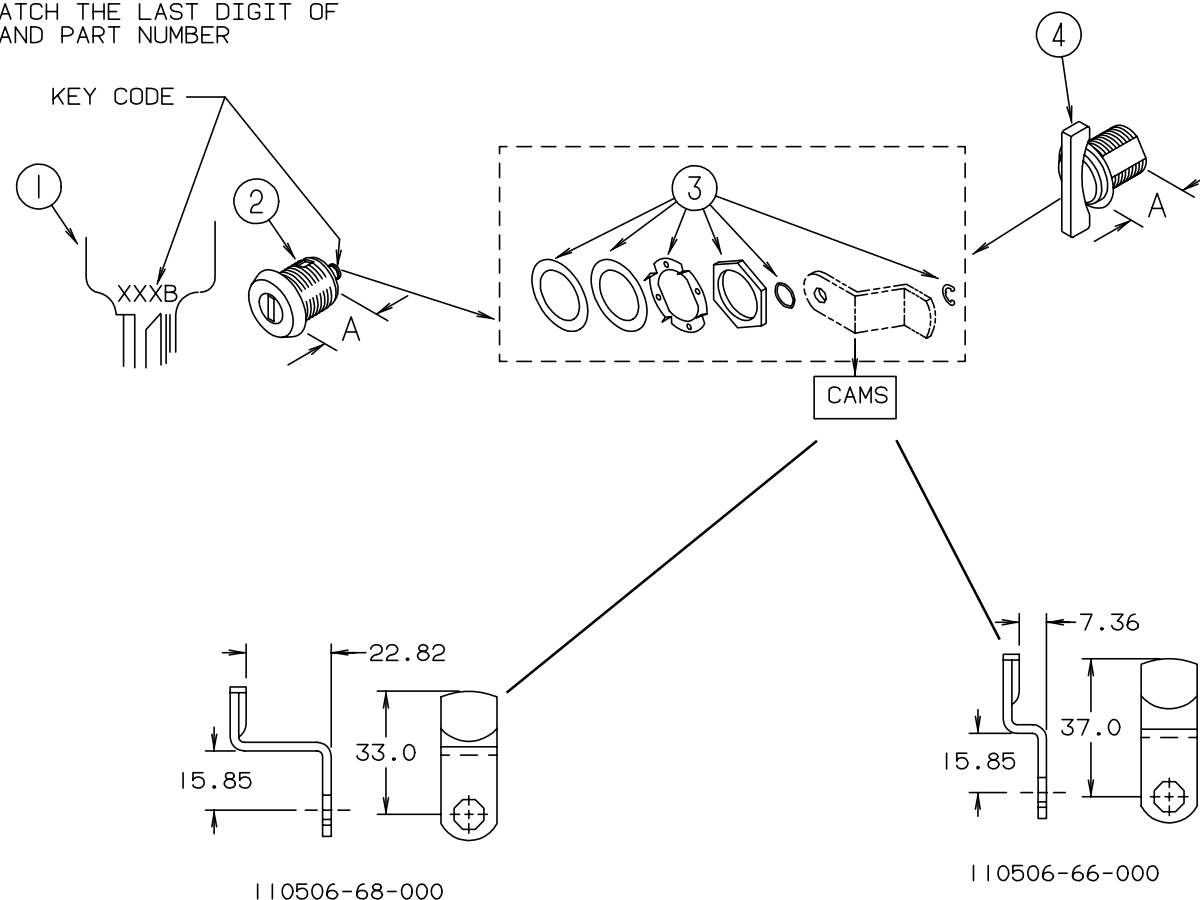
KEY	PART NUMBER	U/M	DESCRIPTION	VENDOR NO.
	106469-07-01A	EA	DOOR ASM. - DRIVERS - BLACK - V130-01L	
1	106469-05-702	EA	HINGE - 42"	211-041194
2	106469-02-704	EA	WINDOW HANDLE	V068-16
3	106469-01-723	EA	SEAL - BULB ASM. (JAMB)	171-040985
4	106469-02-701	EA	REGULATOR - MANUAL	V108-90L
5	106469-04-700	EA	PADDLE ASSEMBLY-W/COLLAR	248-041237
5	106469-04-715	EA	LATCH COMPLETE W/TUMBLER & KEYS	V123-15
6	106469-04-714	EA	ROD CLIP R.H.	248-041153
7	106469-04-705	EA	LATCH ROD - HORIZONTAL	203-041139
8	106469-04-711	EA	LOCK ROD - HORIZONTAL	203-041137
9	106469-04-713	EA	ROD CLIP L.H.	248-041154
10	106469-05-703	EA	ROD - LOCK/VERTICAL ADJUST.	203-041239
11	106469-05-705	EA	ROD - LATCH/VERTICAL ADJUST.	203-041279
12	106469-04-703	EA	BOLT - STRIKER (W/ WASHER)	248-041152
13	106469-04-704	EA	NUT ASSEMBLY - CAGED - W/STRIKER	248-041151

KEY	PART NUMBER	U/M	DESCRIPTION	VENDOR NO.
14	106469-05-706	EA	LATCH - ROTARY - W/LINKAGE	248-041150
15	106469-02-703	EA	BELT WEATHERSTRIP (EXT) WDO	V047-57
16	106469-01-705	FT	CHANNEL - RUN - SLIDING	122-010850
17	106469-08-700	EA	MULLION RAIL	V103-84
18	106469-01-702	EA	DOOR SEAL	122-040984
19	125581-02-705	EA	HORIZONTAL GLAZING - VINYL	V108-87
20	106469-01-709	FT	WEATHERSTRIP - FUZZY	171-040630
21	106469-07-700	EA	MOUNTING FRAME ASSEMBLY	V130-30L
22	106469-02-702	EA	GLASS - STATIONARY	106-041104
23	106469-01-704	EA	GLASS - ROLL-UP W/BRACKET	V103-65L
24	106469-04-712	EA	HANDLE/DOOR - INNER W/HARDWARE	248-041402
24	106469-04-716	EA	LEVER - LOCKING - BLACK	80978-00
	106469-04-701	EA	TUMBLER & KEYS (TRI-MARK)	248-041179
	106469-04-702	EA	KEYS (BLANK)	248-041180
	125582-01-708	EA	WEEPHOLE COVER - RIGHT HAND	130-026598
	125582-01-709	EA	WEEPHOLE COVER - LEFT HAND	130-026599

WINDOW, VENT & EXTERIOR DOOR GROUP (CONTINUED)

BRIGGS & STRATTON LOCKS & COMPONENTS

NOTE:
 WHEN ORDERING THE LOCK CASE, THE KEY CODE MUST MATCH THE LAST DIGIT OF THE VEHICLE'S SERIAL NUMBER AND PART NUMBER; WHEN ORDERING THE KEYS, THE THIRD DIGIT OF THE KEY CODE MUST MATCH THE LAST DIGIT OF THE VEHICLE'S SERIAL NUMBER AND PART NUMBER

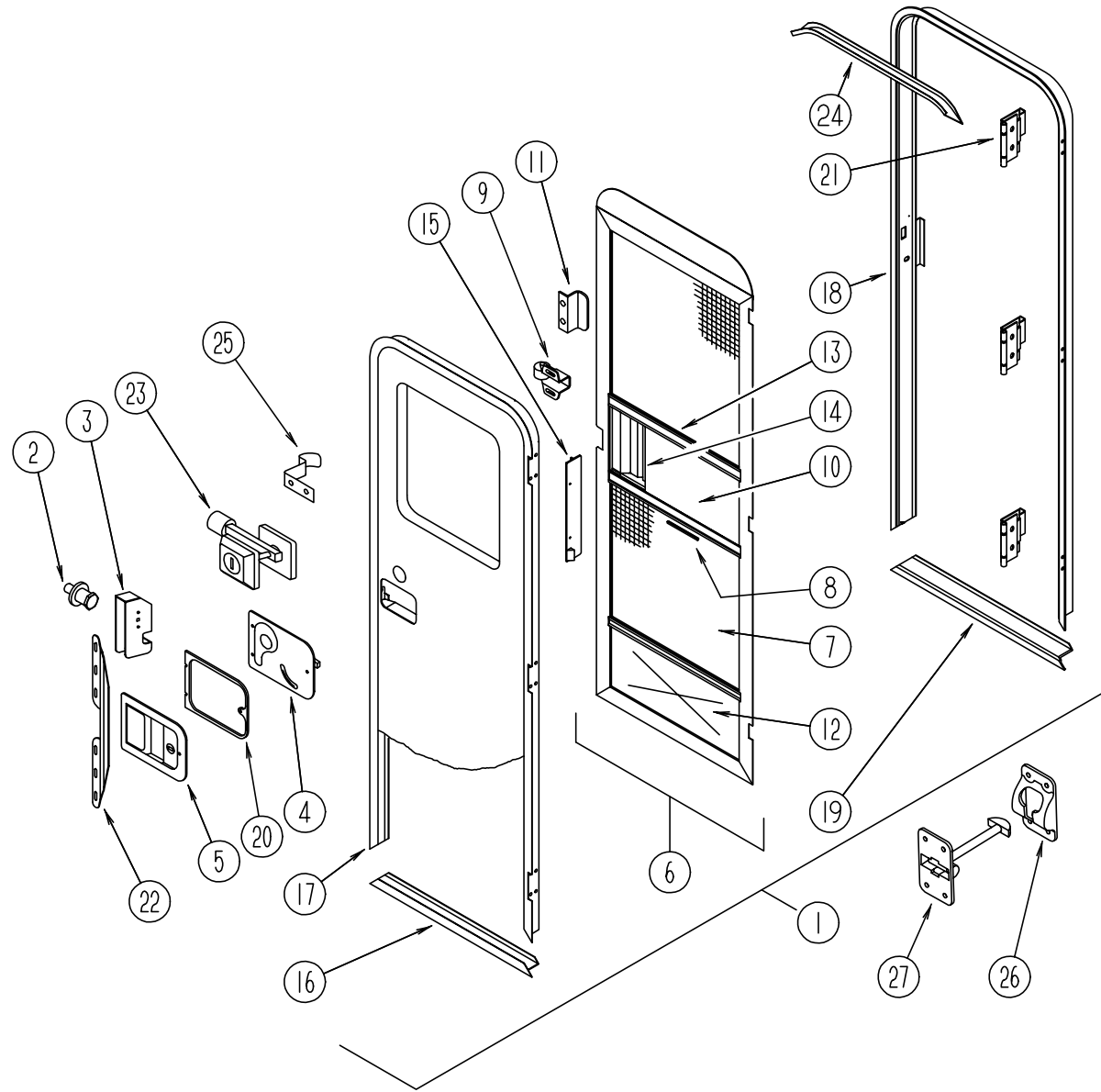


KEY	PART NUMBER	U/M	DESCRIPTION	VENDOR NO.
1	110506-59-000	EA	KEYS - SET OF TWO	596720
2	110506-52-000	EA	CASE - LOCK - A= 17 MM	702370
2	110506-53-000	EA	CASE - LOCK - A= 25 MM	702380
2	110506-54-000	EA	CASE - LOCK - A= 32 MM	703170
1	110506-59-001	EA	KEYS - SET OF TWO	596721
2	110506-52-001	EA	CASE - LOCK - A= 17 MM	702371
2	110506-53-001	EA	CASE - LOCK - A= 25 MM	702381
2	110506-54-001	EA	CASE - LOCK - A= 32 MM	703171
1	110506-59-002	EA	KEYS - SET OF TWO	596722
2	110506-52-002	EA	CASE - LOCK - A= 17 MM	702372
2	110506-53-002	EA	CASE - LOCK - A= 25 MM	702382
2	110506-54-002	EA	CASE - LOCK - A= 32 MM	703172
1	110506-59-003	EA	KEYS - SET OF TWO	596723
2	110506-52-003	EA	CASE - LOCK - A= 17 MM	702373
2	110506-53-003	EA	CASE - LOCK - A= 25 MM	702383
2	110506-54-003	EA	CASE - LOCK - A= 32 MM	703173
1	110506-59-004	EA	KEYS - SET OF TWO	596724
2	110506-52-004	EA	CASE - LOCK - A= 17 MM	702374
2	110506-53-004	EA	CASE - LOCK - A= 25 MM	702384
2	110506-54-004	EA	CASE - LOCK - A= 32 MM	703174
1	110506-59-005	EA	KEYS - SET OF TWO	596725
2	110506-52-005	EA	CASE - LOCK - A= 17 MM	702375
2	110506-53-005	EA	CASE - LOCK - A= 25 MM	702385
2	110506-54-005	EA	CASE - LOCK - A= 32 MM	703175

KEY	PART NUMBER	U/M	DESCRIPTION	VENDOR NO.
1	110506-59-006	EA	KEYS - SET OF TWO	596726
2	110506-52-006	EA	CASE - LOCK - A= 17 MM	702376
2	110506-53-006	EA	CASE - LOCK - A= 25 MM	702386
2	110506-54-006	EA	CASE - LOCK - A= 32 MM	703176
1	110506-59-007	EA	KEYS - SET OF TWO	596727
2	110506-52-007	EA	CASE - LOCK - A= 17 MM	702377
2	110506-53-007	EA	CASE - LOCK - A= 25 MM	702387
2	110506-54-007	EA	CASE - LOCK - A= 32 MM	703177
1	110506-59-008	EA	KEYS - SET OF TWO	596728
2	110506-52-008	EA	CASE - LOCK - A= 17 MM	702378
2	110506-53-008	EA	CASE - LOCK - A= 25 MM	702388
2	110506-54-008	EA	CASE - LOCK - A= 32 MM	703178
1	110506-59-009	EA	KEYS - SET OF TWO	596729
2	110506-52-009	EA	CASE - LOCK - A= 17 MM	702379
2	110506-53-009	EA	CASE - LOCK - A= 25 MM	702389
2	110506-54-009	EA	CASE - LOCK - A= 32 MM	703179
3	110506-40-700	EA	HARDWARE KIT	
4	110506-50-000	EA	CASE - TWIST LOCK - A= 17 MM	596952
4	110506-51-000	EA	CASE - TWIST LOCK - A= 25 MM	596669
4	110506-55-000	EA	CASE - TWIST LOCK - A= 32 MM	597312AA1
	110506-40-000	EA	CLIP-E - LOCK ASM.	93981
	110506-59-701	EA	KEY BLANK - GOLD	

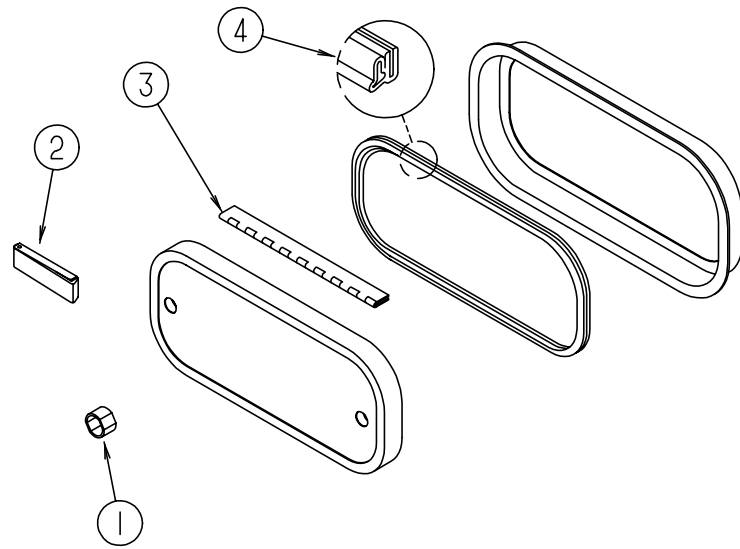
WINDOW - VENT & EXTERIOR DOOR GROUP (CONTINUED)

ENTRY DOOR W/O WINDOW



KEY	PART NUMBER	U/M	DESCRIPTION
1	115108-02-G15	EA	DOOR - ENTRANCE - W/ SCREEN - W/O WINDOW
1	115108-02-G16	EA	DOOR - ENTRANCE - W/ SCREEN - W/O WINDOW
1	115108-02-G17	EA	DOOR - ENTRANCE - W/ SCREEN - W/O WINDOW
2	039539-01-000	EA	STRIKE - LOCK - ENTRY DOOR - ROUND W/THREADED WASHER
	077461-03-000	EA	COVER - STRIKE - ENTRY DOOR - 6.5" X 2.5" - PLASTIC - OFF WHITE
3	039540-01-000	EA	LATCH MECHANISM - HOOK - ENTRY DOOR - INTERIOR
	039715-01-000	EA	NUT - SERT - 1/4" DIAMETER - 20 THREADS
4	039979-06-000	EA	COVER ASM - LATCH PLATE, RH - BLACK - T/M 11883-01
	039984-01-000	EA	CAP - ROUND - VINYL - .28" ID X .62" LONG - BLACK
	041546-05-000	EA	BRACKET - DOOR ANGLE - 5" X 1.9" - METAL - OFF WHITE
			FROM: 00-00-00 THRU: 10-22-95
	041546-07-000	EA	BRACKET - DOOR ANGLE - METAL - OFF WHITE
			FROM: 10-23-95 THRU: 99-99-99
5	045017-13-000	EA	LATCH - ENTRY DOOR - BLACK - T/M 11896-01
	045017-11-701	EA	KEY - BLANK - ROUND TOP - SILVER - TRI/ MARK
	058806-03-000	EA	PLUG - TAPERED - PLASTIC - 1.06" DIAMETER - RED
	063729-04-000	EA	RIVNUT - 10-32 UNF - .010-.080
	072893-01-000	EA	NUT-SERT - M5 X 0.8
	075671-04-000	FT	SEAL - SPONGE - LAZY T SHAPE - W/ADHESIVE STRIPE - .5" WIDE
6	079012-05-B10	EA	DOOR - SCREEN - ENTRANCE DOOR
7	002293-02-000	SF	SCREENING - WINDOW/DOOR - 26" - CHARCOAL
8	002294-01-000	FT	SPLINE - SCREENING - .135" X .138" - BLACK
9	100412-01-000	EA	CATCH - SCREEN DOOR
10	016454-01-000	EA	INSERT - CENTER - LEATHER GRAIN ALUMINUM - UNPAINTED
	001014-01-013	EA	SHEET - ALUMINUM - LEATHER GRAIN - 10.25" X 16.31" - UNPAINTED
11	050712-04-000	EA	HANDLE - SCREEN DOOR - ALUMINUM - OFF WHITE
12	078552-03-000	EA	KICK PANEL - SCREEN DOOR - LOWER INSERT - UNPAINTED
	078595-01-000	EA	TOP PLATE - SCREEN DOOR - CURVED TOP - 4.7" X 25.35"
13	078777-01-000	EA	CHANNEL - SLIDE - SCREEN DOOR CENTER SLIDER COVER
14	079086-02-000	EA	SLIDER - SCREEN DOOR - OFF WHITE
15	079087-02-000	EA	STRIKE - SLIDER - W/ LIP FOR ELBOW CATCH - 1.5" X 8.6" - OFF WHITE
16	089748-09-000	EA	FRAME - BOTTOM - ENTRY DOOR - 24.8" LONG - BUFF
	090340-02-000	FT	SEAL - FOAM - CLOSED CELL - 3/8" X 1/2" X 50'
17	095276-03-05A	EA	FRAME - ENTRANCE DOOR - BUFF
18	095277-04-05A	EA	JAMB - ENTRANCE DOOR - BUFF
19	051049-01-000	EA	JAMB - BOTTOM - ENTRY DOOR - 25.9" - UNPAINTED
20	096810-01-01A	EA	PLATE - LATCH - ENTRY DOOR - PLASTIC - BLACK
21	106719-01-01A	EA	HINGE - ENTRANCE DOOR - MILL
22	098173-01-04A	EA	STIFFENER - ENTRY DOOR - SUPPORTS LATCH/STRIKE AREA - UNPAINTED
	118929-01-01A	FT	SEAL - PILE, PUSH-ON - AMESBURY XC-964
23	101145-01-04A	EA	DEADBOLT - ENTRY DOOR - BUFF/BLACK
	095229-01-700	EA	KEY - BLANK, DEADBOLT - 81205-03
	101145-01-701	EA	CYLINDER - LOCK ASM, W/KEY - 81306-03
	101147-01-000	EA	BOLT - SECURITY - 4.12" BACKSET
	102524-01-000	EA	BUMPER - RUBBER - FLAT - BLACK
	040944-01-000	EA	LABEL - ENTRANCE DOOR - "OPEN"
24	044582-33-000	EA	CAP - DRIP - DOOR JAMB MOUNTED -
	115222-02-01A	EA	GARNISH - RADIUS - ENTRANCE DOOR - OFF WHITE
25	100412-01-000	EA	CATCH - SCREEN DOOR - THUMB CLIP
26	104099-02-01A	EA	CATCH - DOOR HOLDER - RETAINER - OFF WHITE
27	104099-01-01A	EA	CATCH - DOOR HOLDER - STRIKE - OFF WHITE
	009126-03-000	EA	HANDLE - ASSIST - BLACK TEXTURED - T/M 10087-01
	093673-01-01A	FT	TRIM - ENTRANCE DOOR - 1.4" WIDE X 8' LONG - OFF WHITE PLASTIC
	102248-01-000	EA	SHIM - DOOR

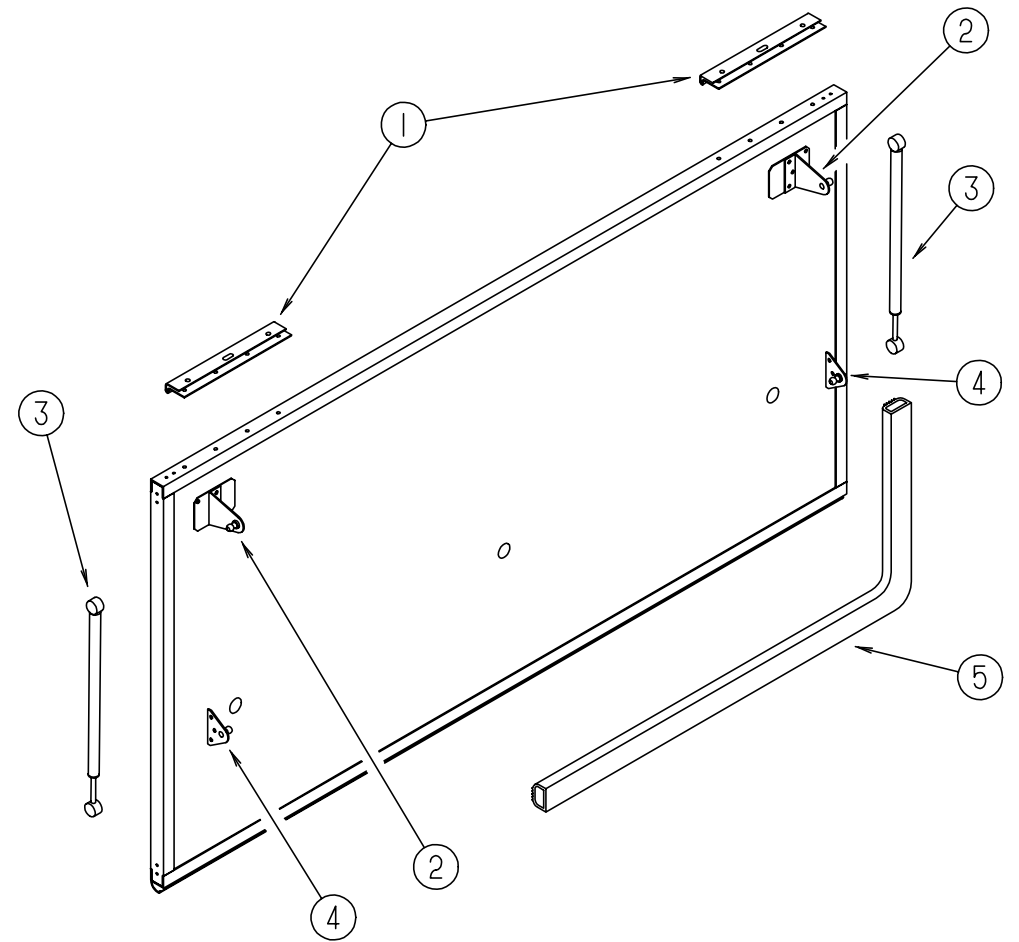
WINDOW, VENT & EXTERIOR DOOR GROUP (CONTINUED)



EXTERIOR DOOR HARDWARE

KEY	PART NUMBER	U/M	DESCRIPTION
1	107997-51-001	EA	SPACER - .86" X .6" - ALUMINUM
2	102768-01-000	EA	HOLDER - COMPARTMENT/ ENTRY DOOR - METAL - MILL FINISH
3	081801-08-000	EA	HINGE - PIANO - 2" X 96" - BUFF
4	064075-07-000	FT	SEAL - BULB - W/ WIRED U CHANNEL - .3" X .5" CHANNEL - BLACK

WINDOW, VENT & EXTERIOR DOOR GROUP (CONTINUED)

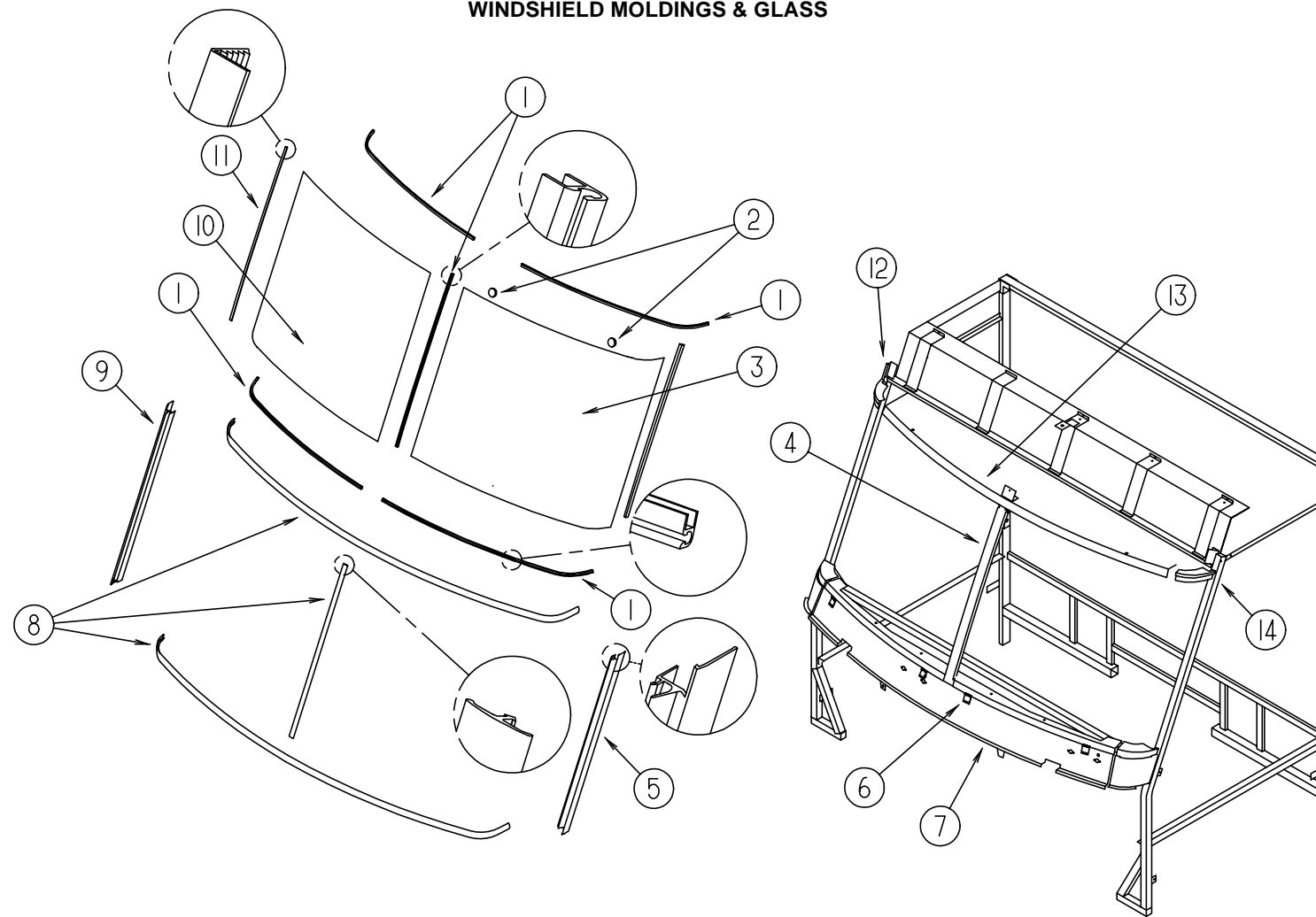


EXTERIOR DOOR HARDWARE

KEY	PART NUMBER	U/M	DESCRIPTION
1	120774-01-02B	EA	HINGE - 8.00 INCH - E-COAT
2	108998-02-000	EA	BRACKET - L W/BALL STUD
3	107796-04-000	EA	GAS SPRING - 12" COMPRESSED/ 20" EXTENDED - 20 LB
4	107796-05-000	EA	BRACKET - GAS SPRING - FLAT
5	107721-01-000	EA	SEAL - ACCESS DOOR

WINDSHIELD & WIPER GROUP

WINDSHIELD MOLDINGS & GLASS

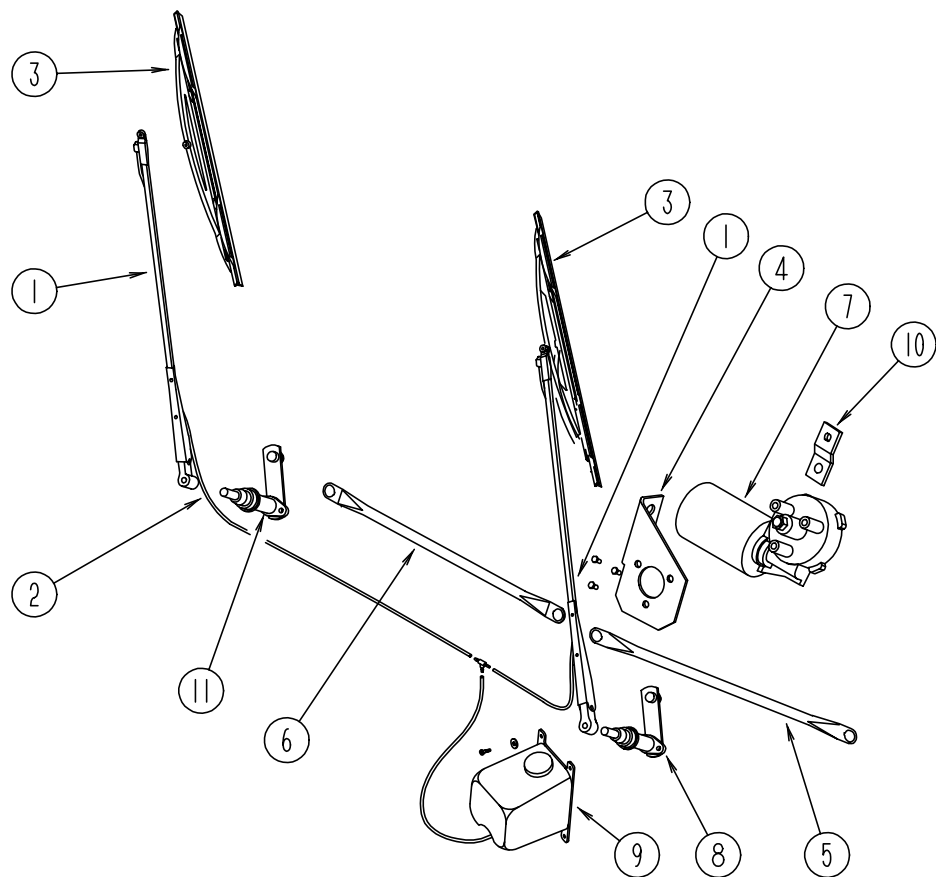


KEY	PART NUMBER	U/M	DESCRIPTION
1	110268-01-000	EA	CARRIER - REVEAL - 1280 MM
2	081914-01-000	EA	BUMPER - RUBBER - ROUND - .43" DIAMETER - BLACK
3	114432-02-000	EA	GLASS - WINDSHIELD - DRIVER SIDE
4	075710-01-000	EA	FRAME - WINDSHIELD - CENTER DIVIDER - INNER
5	103107-04-01A	EA	TRIM - WINDSHIELD - DRIVER SIDE - BLACK
6	104449-01-000	EA	BRACKET - WINDSHIELD SUPPORT
7	077847-05-000	EA	SUPPORT - WINDSHIELD - LOWER - W/O BRACKETS
	077847-03-000	EA	SUPPORT - WINDSHIELD - END - PASSENGER SIDE
	077847-04-000	EA	SUPPORT - WINDSHIELD - END - DRIVER SIDE
8	102936-01-000	FT	MOLDING - REVEAL - WINDSHIELD

KEY	PART NUMBER	U/M	DESCRIPTION
9	103107-03-01A	EA	TRIM - WINDSHIELD - PASSENGER SIDE - BLACK
10	114432-01-000	EA	GLASS - WINDSHIELD - PASSENGER SIDE
11	098788-06-000	EA	CHANNEL - REVEAL - 49" WINDSHIELD
12	077922-03-000	EA	HEADER WINDSHIELD END - PASSENGER SIDE
	114583-01-01B	EA	HEADER - WINDSHIELD - FILLER - UPPER - MILL
13	077922-06-000	EA	HEADER WINDSHIELD - CENTER
14	077922-04-000	EA	HEADER WINDSHIELD END - DRIVER SIDE
	114583-02-01B	EA	HEADER - WINDSHIELD - FILLER - UPPER - MILL
	002328-02-000	EA	BLOCK - WINDSHIELD - .062" X .5" X .98"

WINDSHIELD & WIPER GROUP (CONTINUED)

WINDSHIELD WIPER ASM



KEY	PART NUMBER	U/M	DESCRIPTION
1	103671-01-000	EA	ARM - WIPER - 24"
2	096931-01-700	FT	HOSE
3	095964-01-000	EA	BLADE - WIPER - WINDSHIELD - 24"
	095964-01-700	EA	BLADE - REFILL 24" (PAIR)
4	104549-01-000	EA	BRACKET ASM - WIPER MOTOR
5	117008-01-000	EA	LINK ASM - CONNECTING - 21.85" - DRIVER SIDE
6	117008-02-000	EA	LINK ASM - CONNECTING - 21.85" - PASSENGER SIDE
7	104346-05-000	EA	WIPER MOTOR (FORD)
7	104346-02-000	EA	WIPER MOTOR (CHEVY)
			FROM: 00-00-00 THRU: 11-10-95
7	104346-04-000	EA	WIPER MOTOR (CHEVY)
			FROM: 11-11-95 THRU: 99-99-99
	110178-01-000	EA	HOUSING - WIPER MOTOR

KEY	PART NUMBER	U/M	DESCRIPTION
8	096505-06-000	EA	PIVOT & SHAFT ASM - WIPER - DRIVER SIDE
9	056000-04-000	EA	WINDSHIELD WASHER - BOTTLE & PUMP
	056000-01-700	EA	VACUUM HOSE 7/64 - 5/32
	096931-01-701	EA	NOZZLE & HARDWARE KIT, INCLUDES NOZZLE, NUT, SHORT THREAD SCREW, LONG THREAD SCREW, AND PLASTIC CAP
9	117766-02-000	EA	WASHER ASM - WINDSHIELD WIPER - MCCORD 600328
	110605-01-000	EA	TEE - PLAS - BARBED 1/8 X 1/8 X 3/16 BAYLOCK 3799721
	117765-03-000	EA	CONNECTOR - 5/32 W/SWSH - ITT H-BAYLOCK 116756
10	104347-01-000	EA	ARM - DRIVE - WIPER MOTOR - 1.54"
11	096505-05-000	EA	PIVOT & SHAFT ASM - WIPER - PASSENGER SIDE
	110742-01-000	EA	WIPER GASKET
	067188-01-000	EA	STUD - WIPER CRANK
	096505-02-703	EA	CAP - NUT (ACORN) HD W/.687 BARREL
	045794-01-000	FT	HOSE-WASHER, WINDSHEILD - 5/32" ID - BLACK
	061603-01-000	EA	GROMMET-SNAP, 3/16" ID - 3/8" HOLE - PLASTIC - BLACK