

1996
WKF32RQ

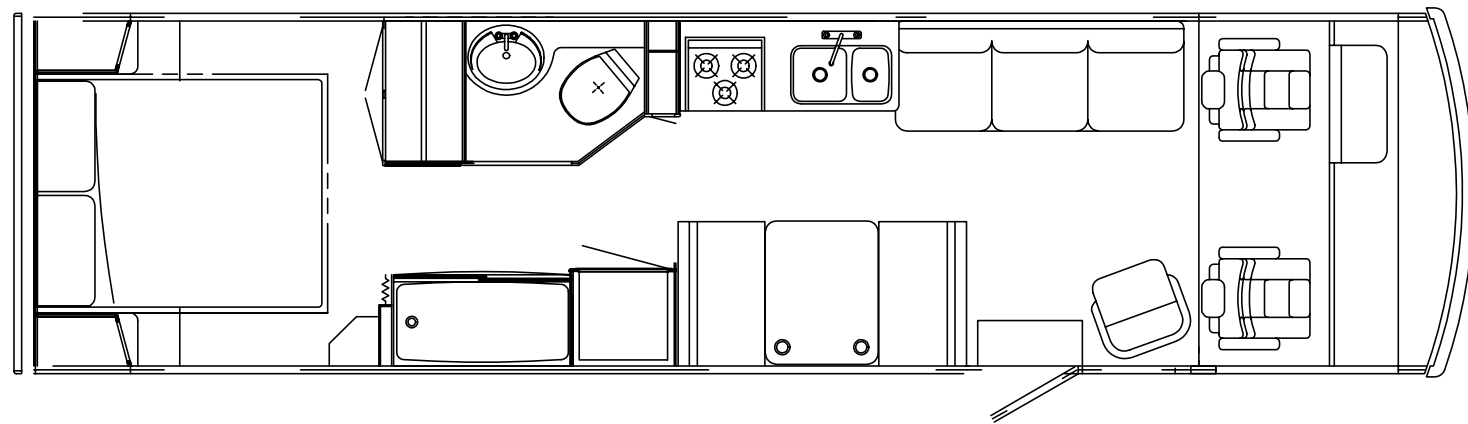

G09
SANDSCAPE (BROWN)

G11
OLIVE BRANCH (SAGE)

G12
MOTOR SPORT

G13
COPPER CANYON (COPPER)

G14
SAVANNAH (SAND)



**ACCESSORIES GROUP
OPERATOR MANUAL**

KEY	PART NUMBER	U/M DESCRIPTION
	054185-D9-000	EA MANUAL-OPERATOR, 1996 BRAVE
	092318-01-000	EA BINDER - 3 RING, MOTOR HOME MANUAL
	092319-01-000	EA POCKET PAGE - 3 RING BINDER, PLASTIC
	117907-01-000	DW TOP LEVEL DRAWING-F, 1996

**AUDIO VIDEO GROUP
PATIO ENTERTAINMENT CENTER**

KEY	PART NUMBER	U/M DESCRIPTION
	110469-01-000	EA SPEAKER - 4" X 6", OVAL - MAGNADYNE F46XB-12
	110470-01-01A	EA GRILLE-SPEAKER, OVAL - 4" X 6" - BLACK - MAGNADYNE G46WI
	077069-02-000	EA CABLE-ANTENNA, RADIO - EXTENSION 96" - ARA 6700667
	090944-01-000	EA ANTENNA-RADIO, 16" RUBBER
	109889-02-000	EA EXTENDER-SHAFT, ANTENNA - 2" - MAGNADYNE RV71EX2
	087683-03-000	EA RADIO-AM/FM STEREO W/CASSETTE - AUDIOVOX RS-100
	108847-01-000	EA BRACKET-ANTENNA GROUND

RADIO SYSTEM, CD PLAYER & ANTENNA

KEY	PART NUMBER	U/M DESCRIPTION
	110267-03-000	EA RADIO-AM/FM STEREO, CASSETTE - AUDIOVOX IM-400
	116148-02-000	EA RADIO-AM/FM STEREO, CD PLAYER - CLARION RDB515F
	077069-02-000	EA CABLE-ANTENNA, RADIO - EXTENSION 96" - ARA 6700667
	090944-01-000	EA ANTENNA-RADIO, 16" RUBBER
	081059-02-000	EA WIRE ASM - 9-PIN, RADIO - AUDIOVOX 112B-1761
	089340-02-000	EA GRILLE-SPEAKER, 6.5" SQUARE
	089340-03-000	EA SPACER-GRILLE, 6.5" SQUARE - TAN - MAGNADYNE G514
	094097-01-000	EA SPEAKER-RADIO/TV, W/O GRILLE - 5.25" DIA - AUDIOVOX 110C3030
	110469-01-000	EA SPEAKER - 4" X 6", OVAL - MAGNADYNE F46XB-12
	110470-01-01A	EA GRILLE-SPEAKER, OVAL - 4" X 6" - BLACK - MAGNADYNE G46WI

CB ANTENNA

KEY	PART NUMBER	U/M DESCRIPTION
	105248-01-000	EA ANTENNA-CB, ADVANCE 8604 FROM: 00-00-00 THRU: 06-14-96
	123256-01-000	EA ANTENNA-CB W/O CABLE FROM: 06-15-96 THRU: 99-99-99
	123256-02-000	EA CABLE-CB, COAX FROM: 06-15-96 THRU: 99-99-99
	115916-01-01B	EA BRACKET-ANTENNA MOUNT, STEP SHAPED - 3" X 6" - STEEL

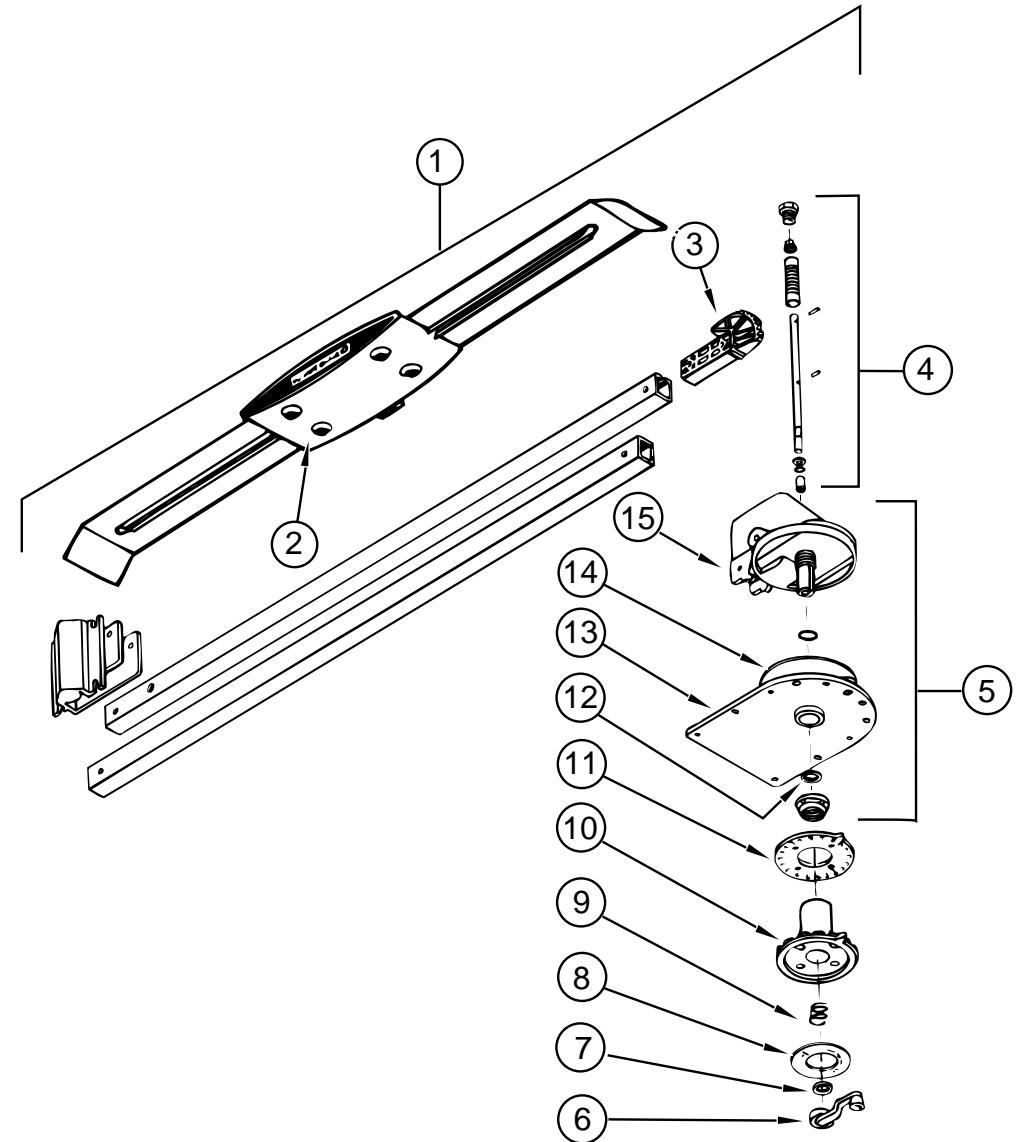
AUDIO VIDEO GROUP (CONTINUED)
TVS, VCR & CONTROL CENTER

KEY	PART NUMBER	U/M DESCRIPTION	VENDOR NO.
	092310-02-000	EA TV-COLOR, 9" - AC/DC - W/REMOTE - MAGNAVOX RD0945	
	092310-02-700	EA REMOTE-TV, MAGNAVOX	RD0945
	113684-01-000	EA TV - 19", COLOR UL/CSA - 19 3/8" W X 17 3/8" H X 18 1/4" D - AUDIOVOX AVT-1975	
		FROM: 00-00-00 THRU: 06-16-96	
	113684-01-700	EA REMOTE-TV, AUDIOVOX	8822345
		FROM: 00-00-00 THRU: 06-16-96	
	113684-02-000	EA TV - 19", COLOR UL/CSA - 1/8" JACK - AUDIOVOX AVT-1980	
		FROM: 06-17-96 THRU: 99-99-99	
	113684-02-700	EA REMOTE-TV, AUDIOVOX	0892355
		FROM: 06-17-96 THRU: 99-99-99	
	119120-01-000	EA VCR-VHS, CABLE READY - REMOTE - AUDIOVOX AVR-1075	
		FROM: 00-00-00 THRU: 12-10-95	
	119120-01-700	EA REMOTE-VCR - AUDIOVOX	8874570
	119120-02-000	EA VCR-VHS, CABLE READY - REMOTE - AUDIOVOX AVR-1170	
		FROM: 12-11-95 THRU: 99-99-99	
	119120-02-700	EA REMOTE-VCR - AUDIOVOX	0994569
	098819-01-000	EA SPEAKER - 2 WATT, 8 OHM - 4"	
	093214-01-02A	EA GRILLE-SPEAKER, 4" - BROWN	
	086757-03-000	EA CONTROL CENTER-SWITCH, VCR/TV - MAGNADYNE VCS-6	

TV CABLE, CONNECTORS, & WALLPLATES

KEY	PART NUMBER	U/M DESCRIPTION
	076319-03-000	FT CABLE-COAXIAL, 75 OHM
	076319-06-000	EA ADAPTOR-CABLE ROOF PLATE, WINEGARD RPJ-1
	076319-08-000	EA WALLPLATE-CABLE RECEPTACLE, TV - SINGLE - IVORY - BEDROOM
	076319-09-000	EA WALLPLATE-CABLE RECEPTACLE, TV - SINGLE - BROWN
	076319-12-000	EA CONNECTOR-COAXIAL, ONE PIECE
	082134-01-000	EA ADAPTER-TV, CABLE TO CABLE - WINEGARD F-81M
	086756-01-000	EA SPLITTER-TV, 2 WAY
	086777-01-000	EA PLATE-WALL, TV CABLE W/ANTENNA SWITCH - IVORY - WINEGARD RV-0710
	086777-05-000	EA PLATE-WALL, ANTENNA - 1 OUTPUT - IVORY - WINEGARD RV-0921
	099717-01-000	EA TIEDOWN-TV, STRAP ON FEMALE END IS 22.8" LONG
	099717-02-000	EA TIEDOWN-TV, STRAP ON FEMALE END IS 28.7" LONG
	098819-01-000	EA SPEAKER - 2 WATT, 8 OHM - 4"
	093214-01-02A	EA GRILLE-SPEAKER, 4" BROWN
	114870-02-000	EA PLUG ASM - 3.5 MM AUDIO W/LEADS - OW - DONALD 35-P8

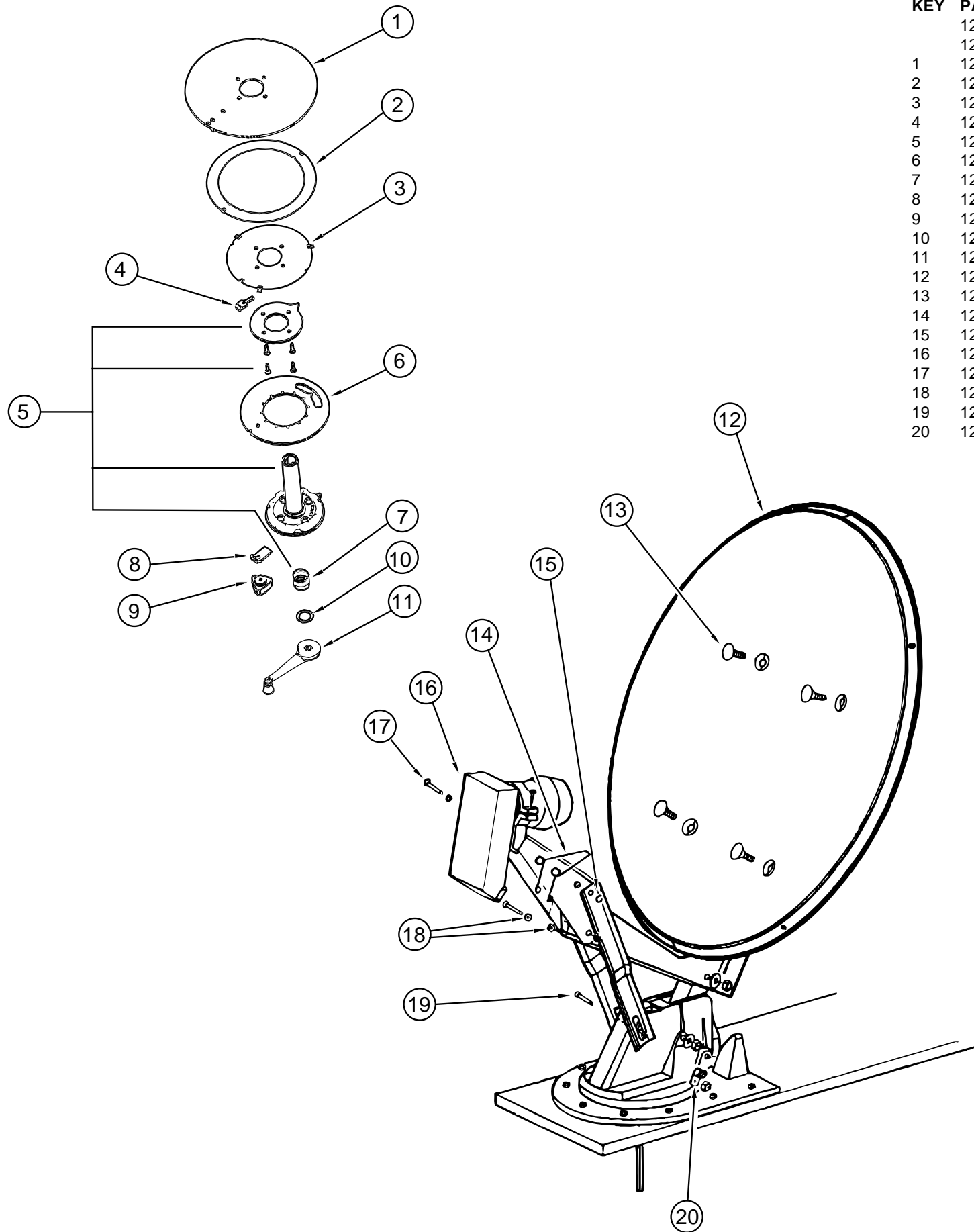
AUDIO VIDEO GROUP (CONTINUED)



WINEGARD TV ANTENNA

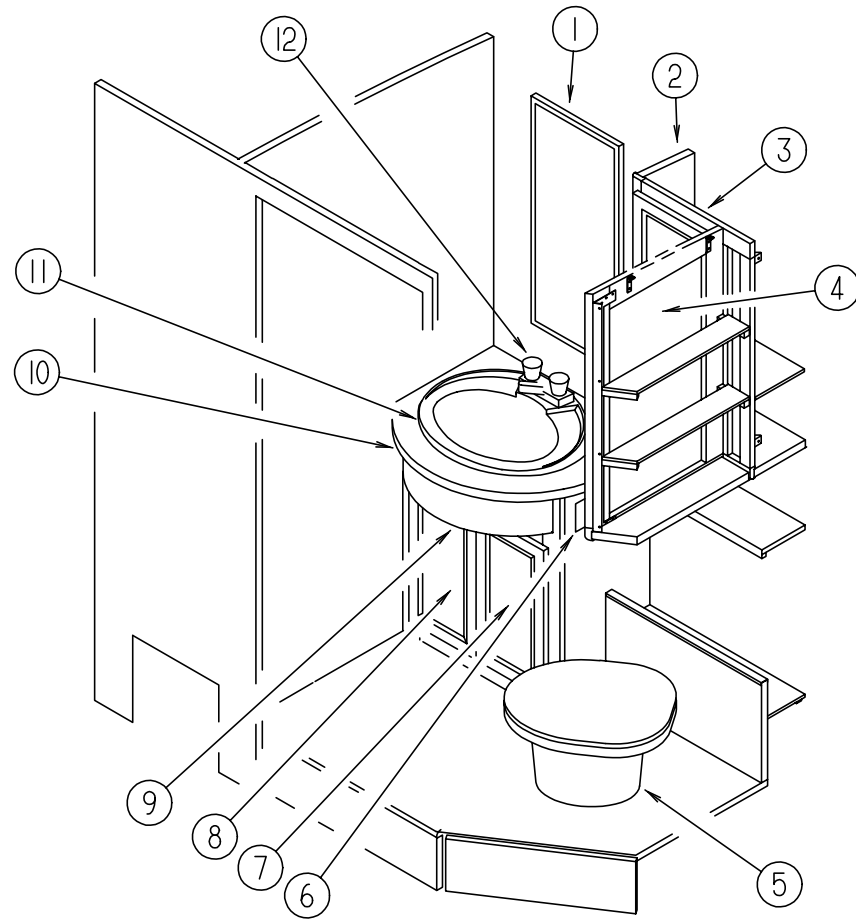
KEY	PART NUMBER	U/M DESCRIPTION	VENDOR NO.
1	076319-18-000	EA ANTENNA-TV, ROOF MOUNT	
2	076319-01-700	EA HEAD-ANTENNA, AMPLIFIED	RVSA U/V
3	076319-01-701	EA GEAR-ELEVATING, PLASTIC	2200046
4	076319-01-702	EA SHAFT ASM-ELEVATING	RVP-400A
5	076319-01-711	EA BASE & LIFT ASM	2762802
6	076319-01-706	EA CRANK-ELEVATING, W/SET SCREW	5755100
7	076319-01-705	EA GROMMET-NYLON, 7/8"ID	3200658
8	076319-01-708	EA CRANK COVER DECAL	5413002
9	076319-01-707	EA SPRING-HANDLE	5160800
10	076319-01-709	EA PLATE-DIRECTIONAL, FOR HEAD	3200644
11	076319-01-712	EA PLATE-CEILING	3200608
12	076319-01-704	EA BEARING-NYLON, 1.25"OD	3200657
13	076319-01-713	EA PLATE-BASE, STEEL	3100523
14	076319-01-703	EA BEARING-NYLON, 5"OD	3200656
15	076319-01-714	EA HOUSING, ROTATING GEAR	2200049
	076319-01-715	EA NUT (GEAR HOUSING)	2200047

AUDIO VIDEO GROUP (CONTINUED)
WINEGARD SATELLITE TV ANTENNA



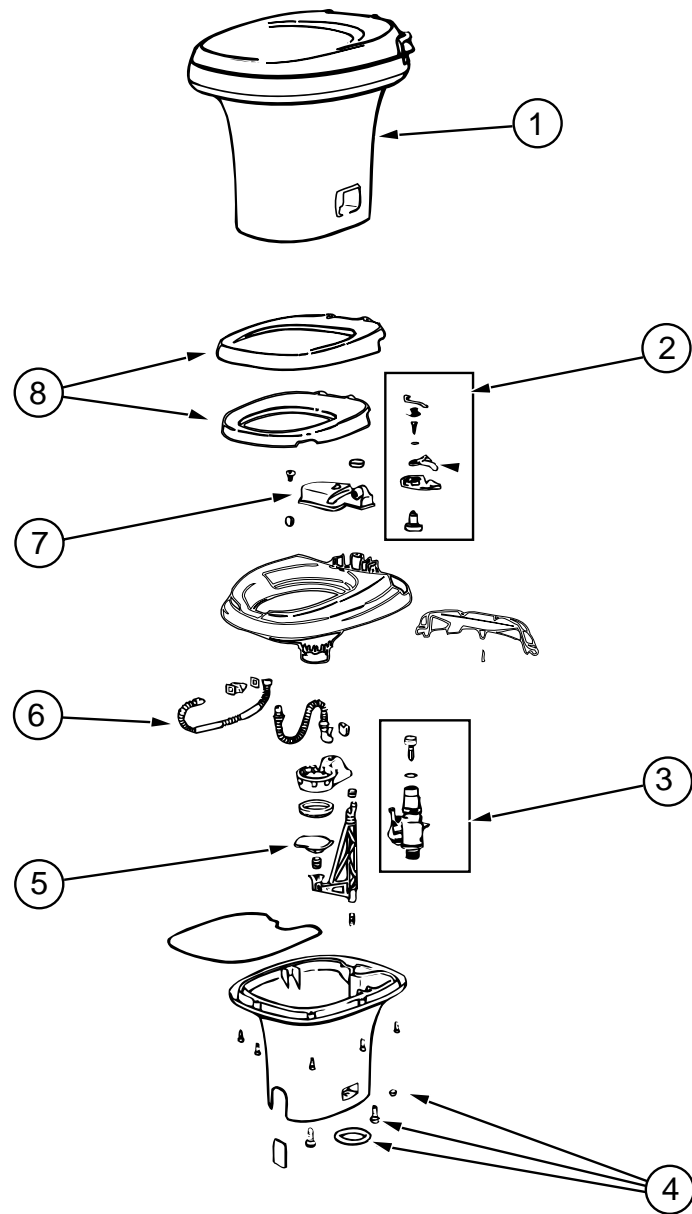
KEY	PART NUMBER	U/M	DESCRIPTION	VENDOR NO.
	120233-02-000	EA	RECEIVER-SATELLITEONLY	
	120233-01-000	EA	ANTENNA-SATELLITE W/O RECEIVER (DISH & HDW KIT) MANUAL	
1	120233-01-700	EA	PLATE-FIXED	3750821
2	120233-01-701	EA	DIAL-DIRECTIONAL	2745056
3	120233-01-702	EA	PIVOT-DIAL-DIRECTIONAL	2745058
4	120233-01-703	EA	STOP-ROTATION	3711281
5	120233-01-704	EA	PLATE-CEILING W/DIRECTIONAL HANDLE	RP-6300
6	120233-01-705	EA	PLATE-ROTATE	3750820
7	120233-01-706	EA	SPRING	RP-6822
8	120233-01-707	EA	CLAMP-ROTATE	3711280
9	120233-01-708	EA	KNOB-CLAMP	160822
10	120233-01-709	EA	WASHER-NYLON	RP-2658
11	120233-01-710	EA	HANDLE-CRANK	RP-6795
12	120233-01-711	EA	REFLECTOR - 46 CM	2745304
13	120233-01-712	EA	BOLT-FLAT HEAD	2160253
14	120233-01-713	EA	SPRING	2160820
15	120233-01-714	EA	CLIP-E	5160818
16	120233-01-715	EA	RCA LNB	278015
17	120233-01-716	EA	PIN	2160814
18	120233-01-717	EA	BEARING-NYLON	2200728
19	120233-01-718	EA	PIN	5160817
20	120233-01-719	EA	CLAMP-CABLE	2200060

BATH GROUP
BATHROOM CABINET & COMPONENTS



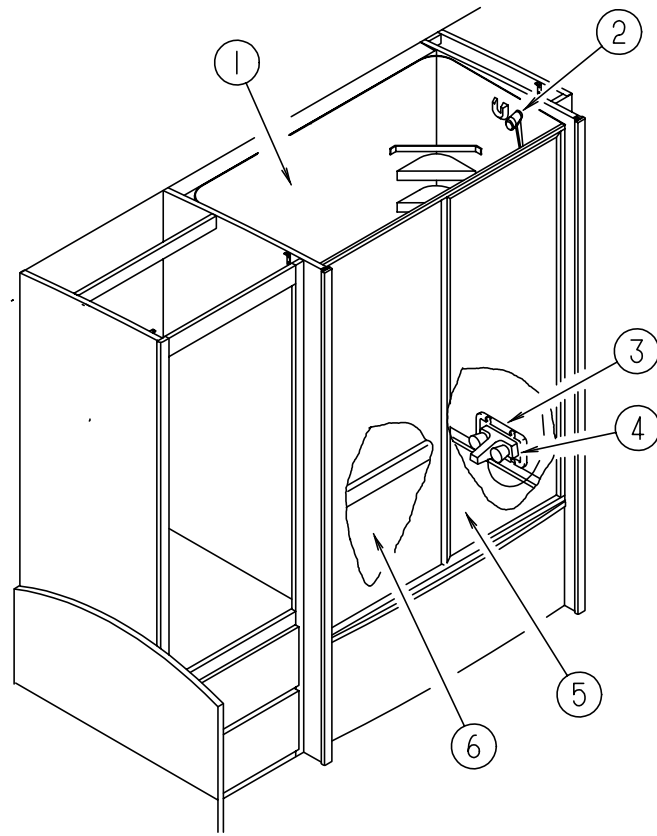
KEY	PART NUMBER	U/M DESCRIPTION
1	058331-D0-000	EA MIRROR-GLASS, SAFETY - 500 MM X 900 MM
	009089-01-000	EA CLIP-MIRROR
2	114814-01-G09	EA CABINET ASM-LINEN/MEDICINE - W/O DOORS OR HARDWARE
3	M06803-49-G09	EA DOOR-W/O HARDWARE - FLAT PANEL - 290 X 715MM (G09/G11/G12)
3	M06803-D5-G13	EA DOOR-W/O HARDWARE - RAISED PANEL - 290 X 715MM (G13/G14)
4	M06803-C3-G09	EA DOOR-W/O HARDWARE - FLAT PANEL - 400 X 715MM (G09/G11/G12)
4	M06803-H7-G13	EA DOOR-W/O HARDWARE - RAISED PANEL - 400 X 715MM (G13/G14)
5	063740-02-000	EA TOILET-HIGH, FOOT FLUSH - THETFORD
6	075452-02-000	EA HOLDER-TOILET TISSUE, BRASS
7	M06803-C5-G09	EA DOOR-W/O HARDWARE - 255 X 485MM (G09/G11/G12)
7	M06803-C5-G13	EA DOOR-W/O HARDWARE - 255 X 485MM (G13/G14)
8	M06803-C4-G09	EA DOOR-W/O HARDWARE - 255 X 485MM (G09/G11/G12)
8	M06803-C4-G13	EA DOOR-W/O HARDWARE - 255 X 485MM (G13/G14)
9	P14812-01-G09	EA CABINET ASM-LAVATORY, W/O DOORS OR HARDWARE (G09/G12)
9	P14812-01-G11	EA CABINET ASM-LAVATORY, W/O DOORS OR HARDWARE (G11)
9	P14812-02-G13	EA CABINET ASM-LAVATORY, W/O DOORS OR HARDWARE (G13)
9	P14812-02-G14	EA CABINET ASM-LAVATORY, W/O DOORS OR HARDWARE (G14)
	075454-02-000	EA RING-TOWEL, W/MOUNTING HARDWARE - BRASS
10	114812-11-F04	EA COUNTERTOP ASM (G09/G12)
10	114812-11-F06	EA COUNTERTOP ASM (G11)
10	114812-14-G13	EA COUNTERTOP ASM (G13)
10	114812-14-G14	EA COUNTERTOP ASM (G14)
11	105921-01-01A	EA SINK-LAVATORY, LARGE OVAL - 17" X 20" - PLASTIC - OFF WHITE
	106116-01-01A	EA STRAINER-SINK, W/STOPPER TAILPIECE GASKET & NUT - PLASTIC
12	075240-06-000	EA FAUCET-LAVATORY, BONE
	091253-01-000	EA GASKET-FAUCET, LAVATORY/GALLEY
	105218-01-01A	EA SPACER-FAUCET, LAVATORY SINK - 2" X 5.9" - ABS PLASTIC - OFF WHITE
	M87868-28-G09	EA DOOR ASM-CABINET BATH
	094485-03-01A	EA KNOB-DOOR, BRASS - THUNADER L132PB
	100357-01-000	EA ROD-TOWEL, BRASS W/ENDS BENT FOR BACK OF BATH DOOR
	102089-13-G09	EA MOUNT-RAIL, RIGHT SIDE - TOWEL ROD - 26" LONG - WOOD - WATERFORD OAK
	102089-14-G09	EA MOUNT-RAIL, LEFT SIDE - TOWEL ROD - 26" LONG - WOOD - WATERFORD OAK
	102920-01-01A	EA HINGE-DOOR, SPRING LOADED - BRASS
	110496-01-01A	EA HINGE-BRASS
	058331-A3-000	EA MIRROR-GLASS, SAFETY - 342 MM X 1137 MM
	105004-01-05A	EA MOLDING-MIRROR, VINYL WRAPPED - OAK

BATH GROUP (CONTINUED)
AQUA MAGIC IV - LOW - FOOT FLUSH TOILET



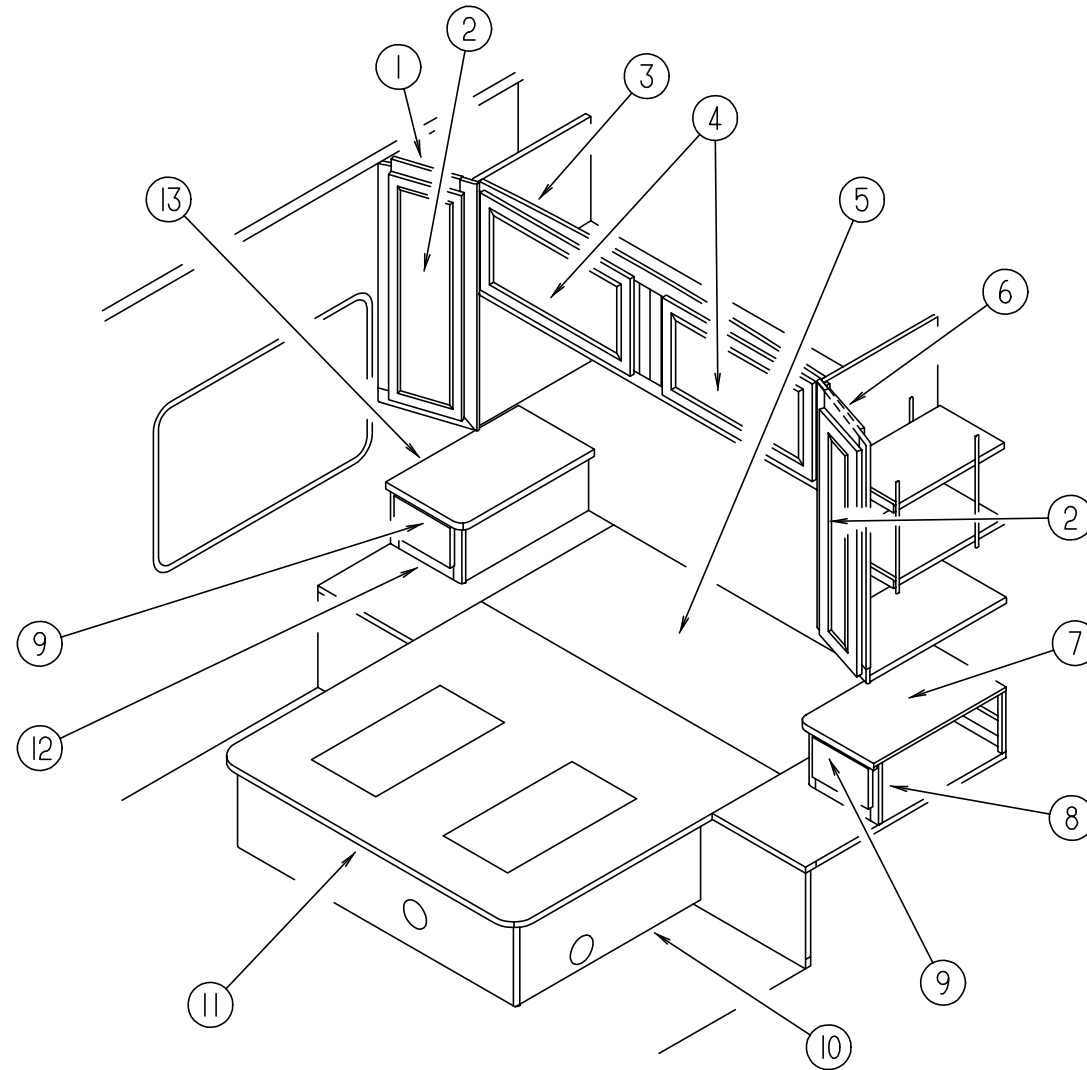
KEY	PART NUMBER	U/M	DESCRIPTION	VENDOR NO.
1	063740-02-000	EA	TOILET-HIGH, FOOT FLUSH - THETFORD	
2	063740-01-720	EA	LEVER KIT, WAT-FLUSH-BEARING	24629
3	063740-01-714	EA	VALVE ASM, W/GASKET & FLOAT	12492
4	063740-01-706	EA	BOLT PACKAGE-FLOOR FLANGE	12524
5	063740-01-721	EA	BLADE ONLY	1248 32
6	063740-01-717	EA	TUBE-FLUSH	12509
7	063740-02-701	EA	RESERVOIR (TANK ASSEMBLY)	24630
8	063740-02-700	EA	SEAT & COVER, PARCHMENT	20829

BATH GROUP (CONTINUED)
SHOWER CABINET & COMPONENTS



KEY	PART NUMBER	U/M	DESCRIPTION	VENDOR NO.
1	110541-01-01A	EA	SURROUND-SHOWER/TUB	
2	103092-01-000	EA	SHOWER HEAD-W/60" HOSE - US	
2	103092-02-000	EA	SHOWER HEAD-W/60" HOSE - CANADIAN	
	103092-01-700	EA	BRACKET ONLY-CLEAR, F/SHOWER HEAD - BPC	2328028
	103092-01-702	EA	SEALS-SPRAY HEAD	24466
	011048-03-700	EA	BRACKET/F SHOWER HEAD - BPC	2328029-3
3	075606-01-000	EA	PANEL-FAUCET BACK, SHOWER - 5" X 9" - PLASTIC	
4	075242-04-000	EA	FAUCET-TUB/SHOWER, BONE	
5	M02630-25-E37	EA	SHOWER PAN ASM	
	066436-01-000	EA	NUT-SLIP, TAILPIECE - 1.5"	
	066729-01-000	EA	STRAINER-TUB/SHOWER, W/PLUG	
6	115011-01-01A	EA	SHOWER DOOR - BYPASS W/50" LOWER TRACK	
	115011-01-700	EA	HEADER, W/O ANTI JUMP GUARD	120G
	115011-01-701	EA	GUIDE-NYLON, (W-TRACK)	1104
	115011-01-702	EA	BRACKET-TOWEL BAR	135
	115011-01-703	EA	BAR-TOWEL	136
	115011-01-704	EA	ROLLERS	PN193
	115011-01-705	EA	SCREW-ROLLER, (HEX HEAD)	832HEX
	115011-01-706	EA	GLAZING VINYL	C 169
	115011-01-707	EA	SCREW F/TOWEL BAR	612F
	115011-01-708	EA	SCREW F/TOWEL BAR BRKTS	638F
	115011-01-709	EA	TRACK-BOTTOM- 50"	90
	115011-01-710	EA	GUARD-ANTI JUMP	130
	115011-01-711	EA	KNOB-TENSION,(HEADER W/BOLT)	1420K-1420S
	115011-01-712	EA	BOLT-TENSION, (HEADER)	1420S
	115011-01-713	EA	JAMB - WALL SHOWER DOOR	126
	114495-01-01A	EA	PANEL-SKYLITE, INNER	
	114496-01-01A	EA	PANEL-SKYLITE, OUTER	

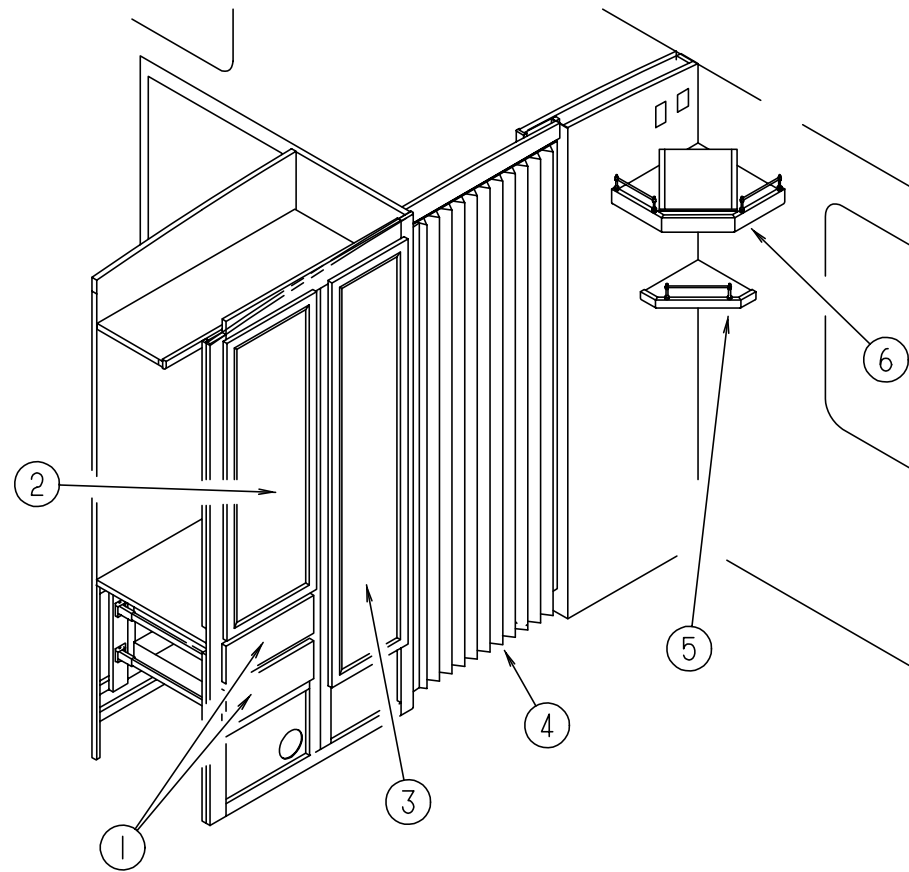
BEDROOM GROUP
QUEEN BEDROOM CABINETS - REAR



KEY	PART NUMBER	U/M DESCRIPTION
1	110625-01-G09	EA CABINET-SHIRT CLOSET RIGHT HAND, W/O DOOR OR HARDWARE
	009112-01-000	EA FLANGE - 1" ROD, CLOTHES - PLASTIC - OFF WHITE
	042438-01-000	EA DOWEL-WOOD, CLOTHES ROD - 1" DIAMETER X 4'
2	M06803-10-G09	EA DOOR-W/O HARDWARE - FLAT PANEL - 10.8" X 36.4" (G09/G11/G12)
2	M06803-H5-G13	EA DOOR-W/O HARDWARE - RAISED PANEL - 10.8" X 36.4" (G13/G14)
3	106523-01-G09	EA CABINET-OVERHEAD, W/O DOORS OR HARDWARE
4	M06803-13-G09	EA DOOR-W/O HARDWARE W/MIRROR - 400 MM X 710 MM (G09/G11/G12)
4	M06803-02-G13	EA DOOR-W/O HARDWARE W/O MIRROR - FLAT PANEL - 400 MM X 710 MM (G13/G14)
4	M06803-82-G13	EA DOOR-W/O HARDWARE W/O MIRROR - 400 MM X 710 MM (G13/G14) DECORATOR DOOR OPTION - RAISED PANEL
5	M06979-01-000	EA TOP-QUEEN BED CABINET W/O HINGE
6	110625-02-G09	EA CABINET-SHIRT CLOSET LEFT HAND, W/O DOOR OR HARDWARE
	009112-01-000	EA FLANGE - 1" ROD, CLOTHES - PLASTIC - OFF WHITE
	042438-01-000	EA DOWEL-WOOD, CLOTHES ROD - 1" DIAMETER X 4'
7	117901-12-G09	EA COUNTERTOP-NIGHTSTAND (G09/G12/G13)
7	117901-12-G11	EA COUNTERTOP-NIGHTSTAND (G11)
7	117901-12-G14	EA COUNTERTOP-NIGHTSTAND (G14)
8	P17901-02-G09	EA CABINET-NIGHTSTAND W/COUNTERTOP W/O DRAWER OR HDW (G09/G12/G13)
8	P17901-02-G11	EA CABINET-NIGHTSTAND W/COUNTERTOP W/O DRAWER OR HARDWARE (G11)
8	P17901-02-G14	EA CABINET-NIGHTSTAND W/COUNTERTOP W/O DRAWER OR HARDWARE (G14)

KEY	PART NUMBER	U/M DESCRIPTION
9	M05971-R3-G09	EA DRAWER-CABINET, W/O SLIDES OR HARDWARE (G09/G11/G12)
9	M05971-R3-G13	EA DRAWER-CABINET, W/O SLIDES OR HARDWARE (G13/G14)
10	P14484-01-G09	EA CABINET ASM-BED, QUEEN
11	M06979-02-F04	EA TOP-QUEEN BED CABINET W/HINGE
	041389-25-000	EA HINGE-PIANO, 1.5" X 55" - MILL
	110535-01-01A	EA ROD-PROP, BED MILL
	081114-01-000	EA CAP-INSERT, ROUND - 1" DIAMETER - PLASTIC - BLACK
	091952-01-000	EA CLIP-GRIPPER - 1"
	110536-01-000	EA BRACKET-PROP ROD
12	P17901-01-G09	EA CABINET-NIGHTSTAND W/COUNTERTOP W/O DRAWER OR HDW (G09/G12/G13)
12	P17901-01-G11	EA CABINET-NIGHTSTAND W/COUNTERTOP W/O DRAWER OR HARDWARE (G11)
12	P17901-01-G14	EA CABINET-NIGHTSTAND W/COUNTERTOP W/O DRAWER OR HARDWARE (G14)
13	117901-11-G09	EA COUNTERTOP-NIGHTSTAND (G09/G12/G13)
13	117901-11-G11	EA COUNTERTOP-NIGHTSTAND (G11)
13	117901-11-G14	EA COUNTERTOP-NIGHTSTAND (G14)
	110248-04-G09	EA HEADBOARD-QUEEN, PRINCESS (G09)
	110248-04-F06	EA HEADBOARD-QUEEN, PRINCESS (G11)
	110248-04-G12	EA HEADBOARD-QUEEN, PRINCESS (G12)
	110248-04-G13	EA HEADBOARD-QUEEN, PRINCESS (G13)
	110248-04-G14	EA HEADBOARD-QUEEN, PRINCESS (G14)

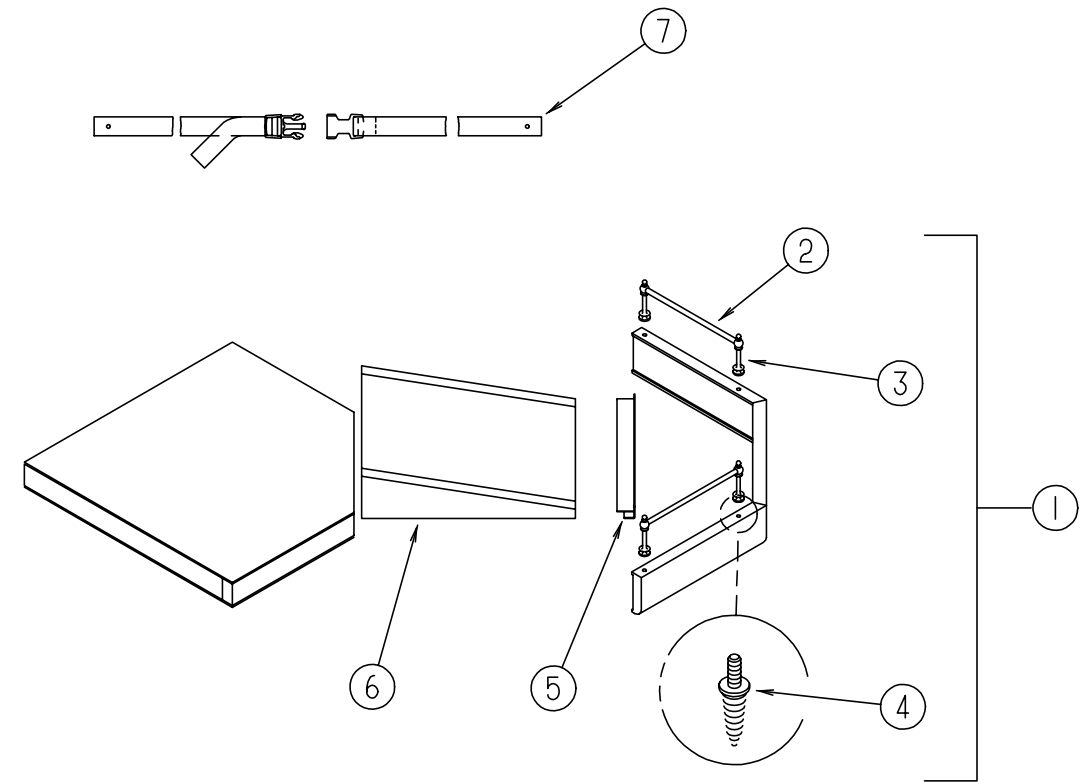
BEDROOM GROUP (CONTINUED)



QUEEN BEDROOM CABINETRY - FRONT

KEY	PART NUMBER	U/M DESCRIPTION
1	M05971-J9-G09	EA DRAWER-CABINET, W/O HARDWARE (G09//G11/G12)
1	M05971-J9-G13	EA DRAWER-CABINET, W/O HARDWARE (G13/G14)
2	M06803-C6-G09	EA DOOR-W/O HARDWARE, 425 MM X 1220 MM (G09//G11/G12)
2	M06803-C6-G13	EA DOOR-W/O HARDWARE, 425 MM X 1220 MM (G13/G14)
3	M06803-L9-G09	EA DOOR-W/O HARDWARE W/MIRROR, 360 MM X 1660 MM (G09//G11/G12)
3	M06803-L9-G13	EA DOOR-W/O HARDWARE W/MIRROR, 360 MM X 1660 MM (G13/G14)
4	042488-10-000	EA DOOR-FOLDING, FABRIC - 37" X 75" - OFF WHITE
	080224-01-703	EA ALMOND HANDLE W/LATCH AND CATCH
	080224-01-705	EA ALMOND LATCH AND CATCH ASM.
	094856-14-01A	EA TRACK-DOOR, FOLDING - OFF WHITE
	009702-01-000	EA END STOP-DOOR TRACK
5	105219-01-G09	EA CABINET ASM-SHELF
	084070-02-000	EA POST-END, 2.4" - BRASS
	084071-15-000	EA ROD-BRASS, 210 MM LONG
	106166-01-000	EA BOLT-COLLARED HANGER, 8-32 X 1"
	058331-17-000	EA MIRROR-GLASS, SAFETY - 8.75" X 12.5"
	105004-01-05A	EA MOLDING-MIRROR, VINYL WRAPPED - OAK
6	111236-01-G09	EA SHELF ASM-TV, W/BRASS RAILING & WEDGE

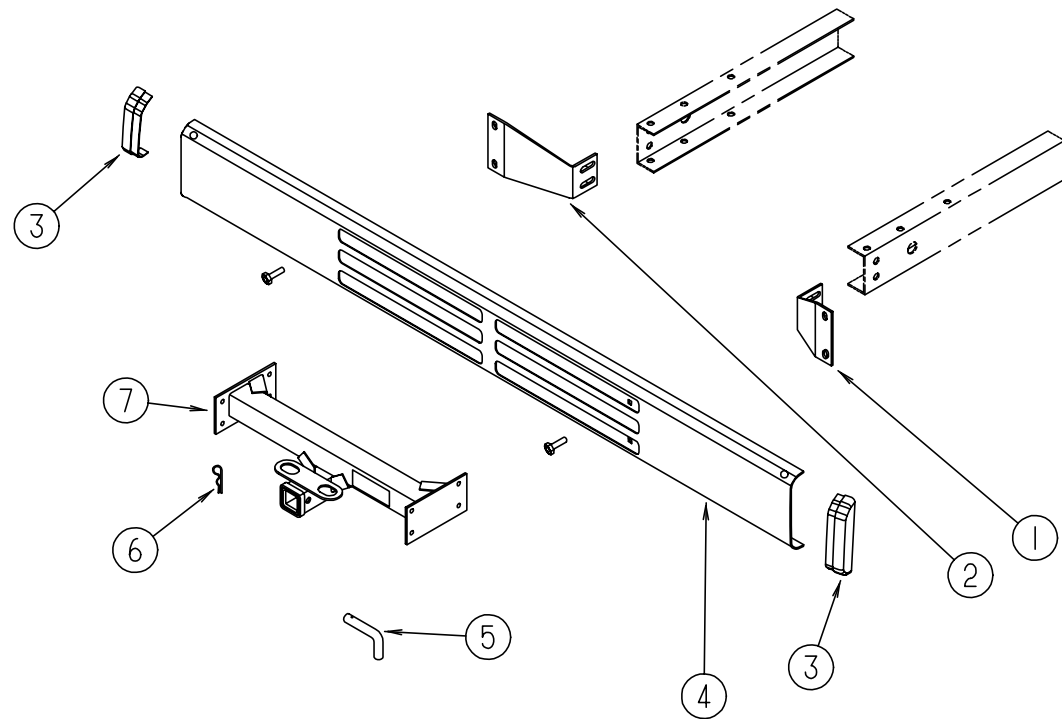
BEDROOM GROUP (CONTINUED)



TV SHELVES

KEY	PART NUMBER	U/M DESCRIPTION
1	111236-01-G09	EA SHELF ASM-TV, W/BRASS RAILING & WEDGE
2	084071-17-000	EA ROD-BRASS, 181 MM LONG
3	084070-02-000	EA POST-END, 2.4" - BRASS
4	106166-01-000	EA BOLT-COLLARED HANGER, 8-32 X 1"
5	103186-01-05A	FT MOLDING-EDGE, SHELF - .78" WIDE - PLASTIC - WATERFORD OAK
6	111236-15-G09	EA WEDGE-TV
7	099717-01-000	EA TIEDOWN-TV, STRAP ON FEMALE END IS 22.8" LONG

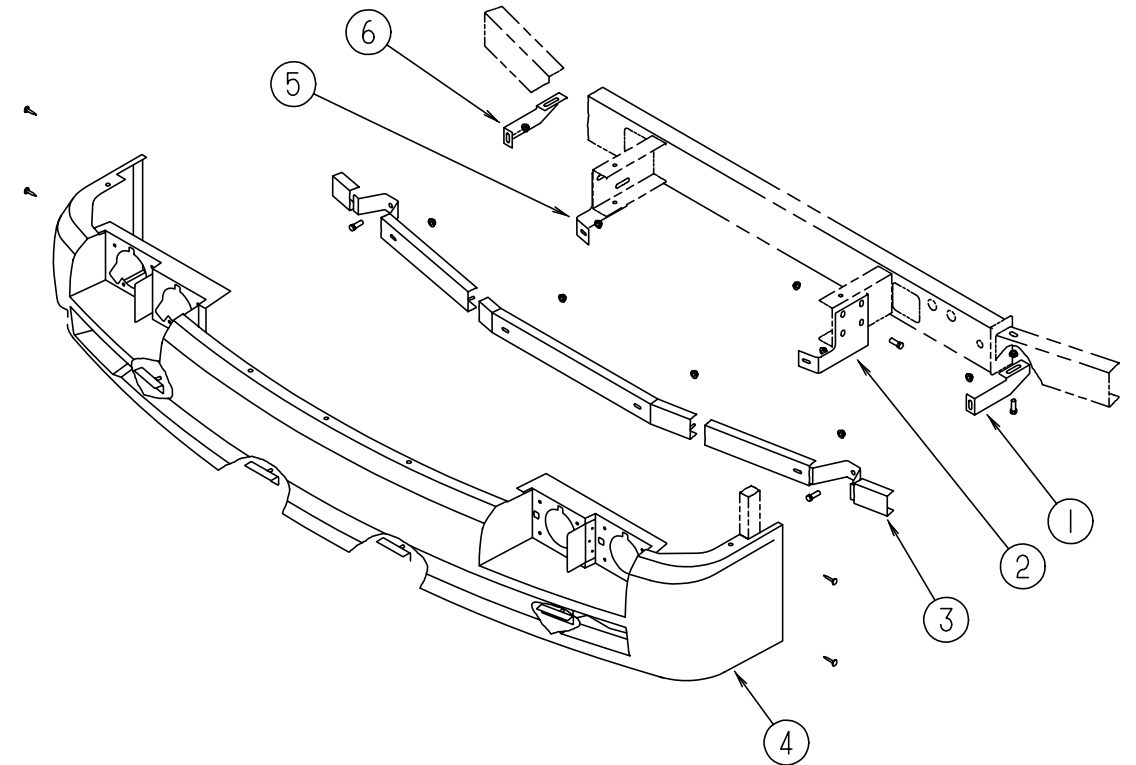
CHASSIS GROUP



REAR BUMPER, TRAILER HITCH & COMPONENTS

KEY	PART NUMBER	U/M DESCRIPTION
1	104418-08-000	EA ANGLE-SUPPORT BUMPER REAR
2	104418-09-000	EA ANGLE-SUPPORT BUMPER REAR
3	103228-01-05A	EA CAP-END, BUMPER - REAR - DRIVER OR PASSENGER SIDE - UNPAINTED
4	103099-03-05A	EA BUMPER-REAR, BUFF
5	034512-01-000	EA PIN-LOCKING-DRAWBAR
6	034513-01-000	EA PIN-HITCH - 3/16" WIRE
7	107707-04-000	EA HITCH ASM W/O DRAWBAR
	113589-02-000	EA CONNECTOR-SOCKET, TRAILER - GENERAL 433601
	113589-01-000	EA CONNECTOR-PLUG, TRAILER - GENERAL 433501
	113588-02-01B	EA BRACKET-CONNECTOR, TRAILER W/O LIP

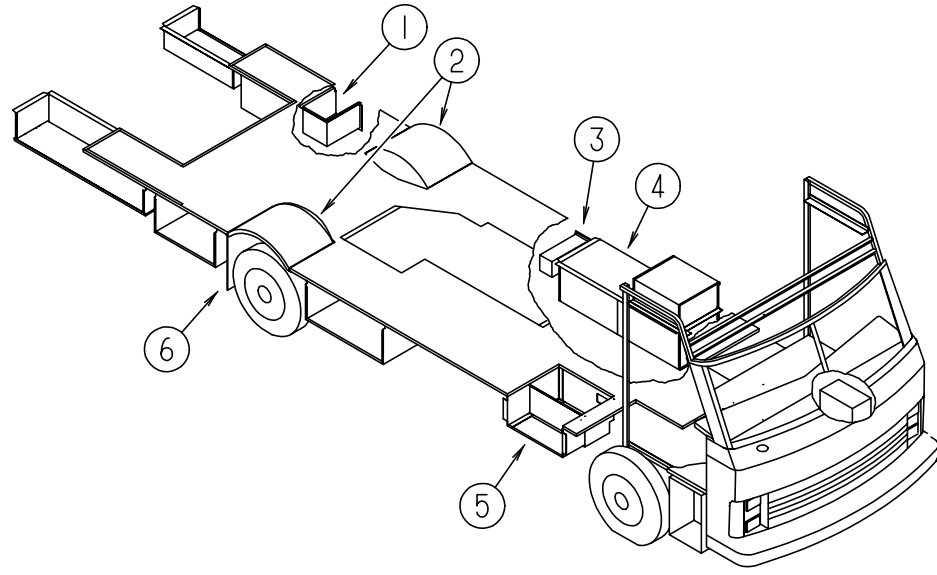
CHASSIS GROUP (CONTINUED)



FRONT BUMPER

KEY	PART NUMBER	U/M DESCRIPTION
1	118235-02-02B	EA SUPPORT-BUMPER, OUTER - LH
2	114634-02-02B	EA SUPPORT-BUMPER, INNER - LH
3	103512-01-000	EA CHANNEL ASM-BUMPER
4	118193-02-G13	EA BUMPER ASM-FRONT - UNPAINTED
5	114634-01-02B	EA SUPPORT-BUMPER, INNER - RH
6	118235-01-02B	EA SUPPORT-BUMPER, OUTER - RH

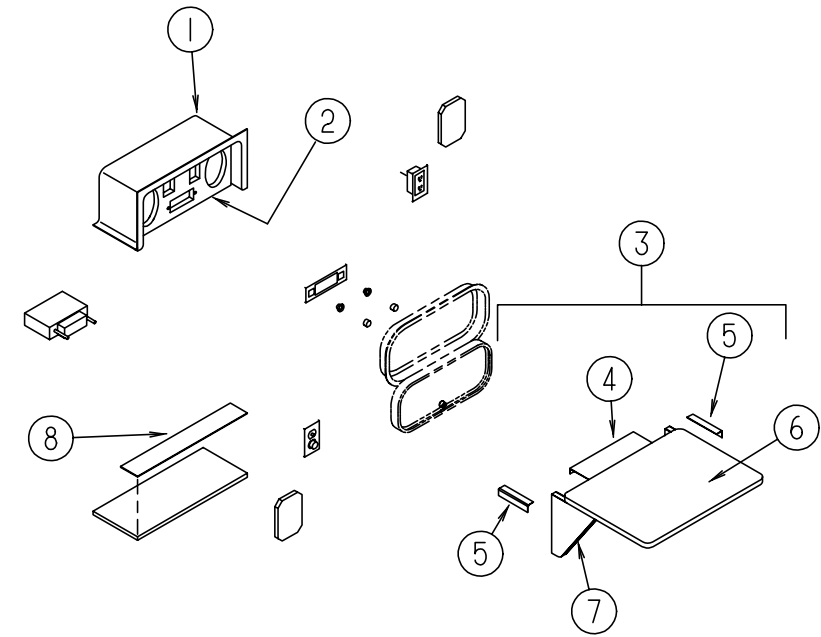
CHASSIS GROUP (CONTINUED)



STORAGE COMPARTMENTS & WHEELWELLS

KEY	PART NUMBER	U/M DESCRIPTION
1	102979-05-000	EA BOX-POWER CORD
2	102921-01-000	EA WHEELWELL - PLASTIC
3	085967-01-000	EA COMPARTMENT-SEWER HOSE, 6" X 6.6" X 17.8" - PLASTIC
4	078137-04-000	EA TRAY-COMPARTMENT, GENERATOR - 29.1" WIDE X 22.4" DEEP
	105732-02-000	EA TRAY ASM-GENERATOR
5	094707-01-01A	EA STEP-DOUBLE, ELECTRIC - KWIKEE 3218
5	091176-01-000	EA SUPPORT-BASE, ENTRANCE STEP
6	017516-01-000	EA FLAP-MUD, 14" X 18" - BLACK
6	020167-04-000	EA GUARD-DIRT
	056748-01-000	EA PLUG-CAP, 1.5" DIAMETER - BLACK
	061420-01-000	EA PLUG-PLASTIC, 1.75" - BROWN
	061420-05-000	EA PLUG-PLASTIC, 1.8" DIAMETER
	115361-01-01A	EA PLUG-PLASTIC, CAPLUG NO.W5
	114473-13-02B	EA WHEELWELL ASM, FRONT - E-COAT
	109606-01-000	EA COMPARTMENT - 650 MM X 607 MM X 305 MM, POLYETHYLENE
	106208-01-01A	EA COMPARTMENT-EXTERIOR SHOWER, PLASTIC - OFF WHITE

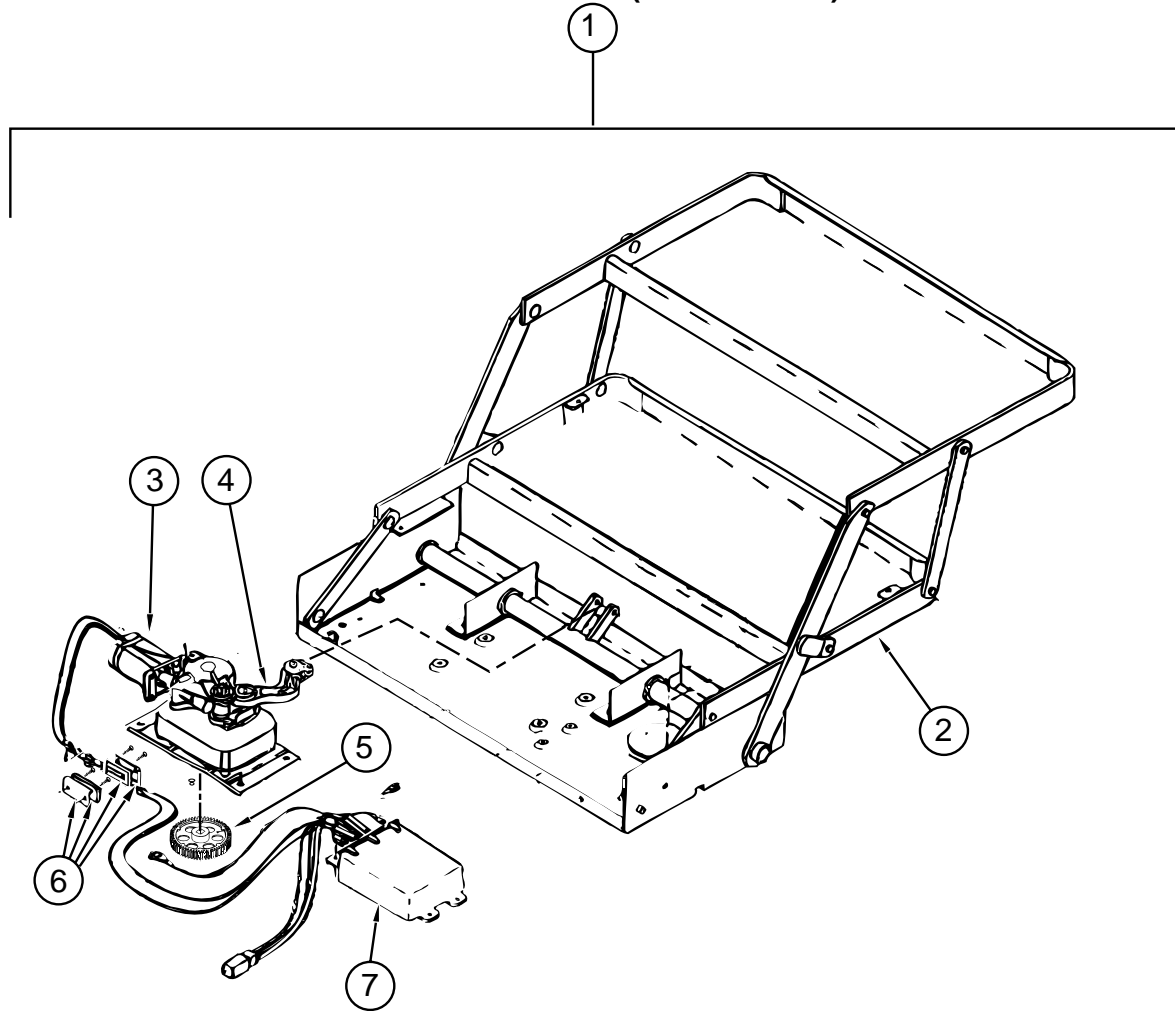
CHASSIS GROUP (CONTINUED)



PATIO ENTERTAINMENT CENTER

KEY	PART NUMBER	U/M DESCRIPTION
1	104897-01-01A	EA BOX-ENTERTAINMENT CENTER - OFF WHITE
2	104899-01-C05	EA PLATE-RADIO MOUNTING
3	105230-01-F11	EA SHELF ASSEMBLY
4	105377-01-01A	EA BRACKET-TABLE HANGER, OFF WHITE
5	105376-01-02A	EA HINGE-CONTINUOUS, 2" X 140 MM - OFF WHITE
6	105230-11-E01	EA SHELF
7	105230-12-F11	EA SUPPORT-SHELF
8	104898-01-01A	EA PLATE-PLASTIC, BOTTOM - 19.38" X 3.1" - OFF WHITE

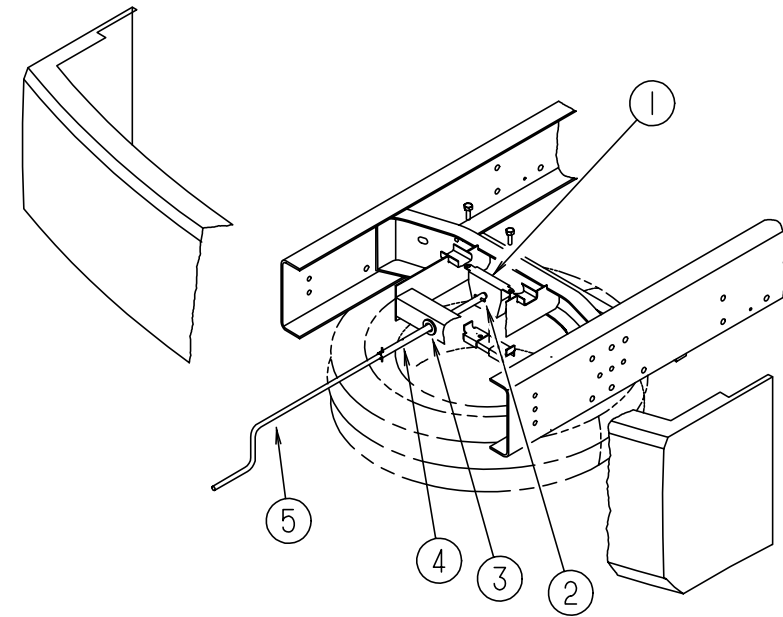
CHASSIS GROUP (CONTINUED)



KWIKEE ELECTRIC ENTRY STEP

KEY	PART NUMBER	U/M DESCRIPTION	VENDOR NO.
1	094707-01-01A	EA STEP-DOUBLE, ELECTRIC - KWIKEE 3218	
2	094707-01-702	EA FRAME-DOUBLE STEP, 3200 SERIES	908032
	094707-02-703	EA PARTS KIT, (BEARINGS & PINS)	9530
3	094707-02-700	EA MOTOR REPLACEMENT KIT - MODELS 32 & 28	9520
4	094707-02-701	EA LINKAGE ASM. W/BEARINGS-PINS	909534
5	094707-02-702	EA GEAR KIT - KWIKEE	9525
6	094707-02-704	EA CONNECTOR KIT-MOTOR	9537
7	094707-02-705	EA CONTROL UNIT, WHITE	909513
	094707-02-707	EA TREAD-NON-SKID, BLACK - 6" X 21"	909333
	088746-01-705	EA LIGHT-UNDER STEP	9004
	088733-01-700	EA BULB	9004

CHASSIS GROUP (CONTINUED)



SPARE TIRE HOIST

KEY	PART NUMBER	U/M DESCRIPTION
1	093267-03-000	EA HOIST-SPARE TIRE, 100#
	105499-01-000	EA BRACKET-TIRE HOIST
2	114376-01-000	EA PIN-DRIVE, .156 X .750 - TYPE E - TIRE HOIST
3	071015-11-000	EA GROMMET - 1.00 ID - FITS .12 MATL - MINOR RUBBER Z-3065
4	093375-09-000	EA EXTENSION-TIRE HOIST
5	093376-02-000	EA HANDLE ASM-CRANK, TIRE HOIST

CHASSIS GROUP (CONTINUED)
FUEL SYSTEM

KEY	PART NUMBER	U/M DESCRIPTION
	073220-03-000	EA CAP-FUEL FILL, NON LOCK - GM 15671703
	072447-04-000	EA SHROUD-FUEL FILL, UPPER - PLASTIC
	078200-01-000	EA GASKET-FUEL FILL, 3.5" OD X 2" ID
	095854-01-05A	EA SHROUD-FUEL FILL, BUFF

TIRE & WHEEL

KEY	PART NUMBER	U/M DESCRIPTION
	007324-03-000	EA TIRE - 8R19.8 LRF, MICHELIN
	086281-02-000	EA WHEEL-STEEL, 19.5" X 6" - 8.75 3500 - ACCURIDE 28853
	051377-01-000	EA STEM-VALVE, TR 500
	077030-02-000	EA EXTENSION-VALVE STEM, 1.25"

DICOR 19.5" OSH KOSH WHEEL COVERS

KEY	PART NUMBER	U/M DESCRIPTION	VENDOR NO.
	109443-03-000	EA WHEEL-COVER W/HARDWARE, SET (SET=4) 19.5" OSH KOSH - SHAJ95	
	109443-01-700	EA WHEEL-COVER, 1 - FRONT OR REAR - 19.5	SHAG95
	109443-03-700	EA BRACKET-RETAINER W/JAMB NUTS, FRONT (1 EA=1)	SHAJ95-FBS
	109443-03-701	EA BRACKET-RETAINER, REAR (1 EA=1)	SHAJ95-RBS
	109443-01-703	EA CAP-CENTER, HUB	SP-AUCAP

DICOR 19.5" STAINLESS STEEL WHEEL LINERS

KEY	PART NUMBER	U/M DESCRIPTION	VENDOR NO.
	110435-03-000	EA LINER-WHEEL, SET (SET=4) 19.5" - V195J0-FWC	
	110435-03-700	EA LINER-WHEEL, FRONT	V195J0-FWC
	110435-03-701	EA LINER-WHEEL, REAR	V195J0-RWC
	110435-01-700	EA COVER-LUG NUT	V195J0-LNC
	110435-01-705	EA TOOL-INSTALLATION	V195J0TOL0S
	110435-01-706	EA NUT-JAMB, 1 1/2 X 1 1/16 - RIGHT REAR	V195J0-RRJ
	110435-01-707	EA NUT-JAMB, 1 1/2 X 1 1/16 - LEFT REAR	V195J0-LRJ
	110435-01-708	EA NUT-JAMB, 1 1/2 X 3/4 - RIGHT FRONT	V195J0-RFJ
	110435-01-709	EA NUT-JAMB, 1 1/2 X 3/4 - LEFT FRONT	V195J0-LFJ
	077030-02-000	EA EXTENSION-VALVE STEM, 1.25"	

CHASSIS GROUP (CONTINUED)
LUG WRENCH & LEVERAGE BAR

KEY	PART NUMBER	U/M DESCRIPTION
	080208-02-000	EA BAR-LEVERAGE, LUG WRENCH
	080208-03-000	EA WRENCH-LUG, 1.5" X .8"

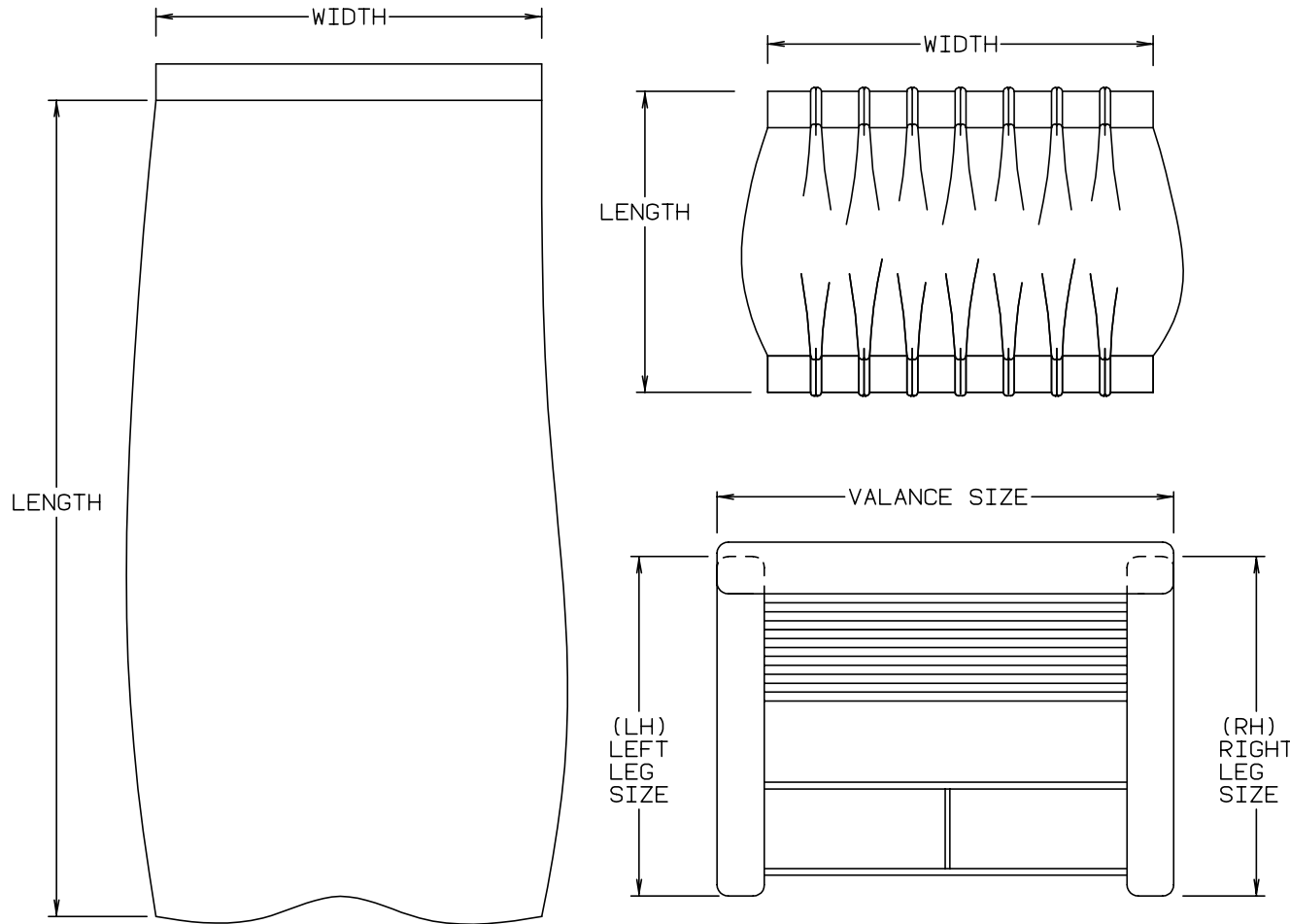
CHASSIS MISCELLANEOUS

KEY	PART NUMBER	U/M DESCRIPTION
	055278-51-259	FT TUBING-STEEL, .75" X 1.5" X 150"
	008042-01-000	FT TUBING-VINYL, .65" ID
	065450-05-000	EA TIEDOWN-BATTERY, 8.4" TUBE
	076310-04-000	EA SHEET-RUBBER, 23" X 50"
	098215-03-000	EA COLLAR-CRIMPED, 6" DIAMETER - ROUND - AIR INTAKE
	102805-01-000	EA CHANNEL-EXT, FRONT FRAME - 114.3 MM X 53.9 MM X 350 MM - STEEL
	110277-02-000	EA STRAP-W/HOLES
	077298-55-003	EA EXTR-TUBE, 0007 MM, BLACK - 6060T6

**CURTAIN & CUSHION GROUP
NOTICE**

IN ORDER TO ASSIST OUR PARTS SALES DEPT. IN PROVIDING INTERIOR SOFTGOODS ITEMS, PLEASE INCLUDE THE SERIAL NUMBER AND THE COLOR CODE NUMBER FROM THE VEHICLE CERTIFICATION LABEL WHEN ORDERING. THIS LABEL IS LOCATED ON THE LEFT SIDEWALL AT THE END OF THE DASH (A-BODY), OR ON THE DRIVER'S DOOR LATCH PLATE (C-BODY).

AN EXAMPLE OF A COLOR CODE NUMBER IS B07, WHICH DESIGNATES AN OVERALL COLOR SCHEME OF A PARTICULAR UNIT. THE COLOR LISTED AFTER THE ITEM DESCRIPTION ON THE MICROFICHE, INDICATES THE OVERALL UNIT COLOR. ORDER THE ITEM YOU DESIRE ACCORDING TO UNIT COLOR CODE.



NOTE: USE THIS ILLUSTRATION WHEN DETERMINING LENGTH AND WIDTH MEASUREMENTS FOR CURTAINS. YOU WILL NOTE THE WIDTH MEASUREMENT IS TAKEN ON THE TOP OF THE CURTAIN WITH THE CURTAIN FULLY EXTENDED. THE LENGTH MEASUREMENT IS TAKEN FROM TOP TO BOTTOM. LEFT AND RIGHT WINDOW LEGS ARE DETERMINED WHEN FACING THE WINDOW.

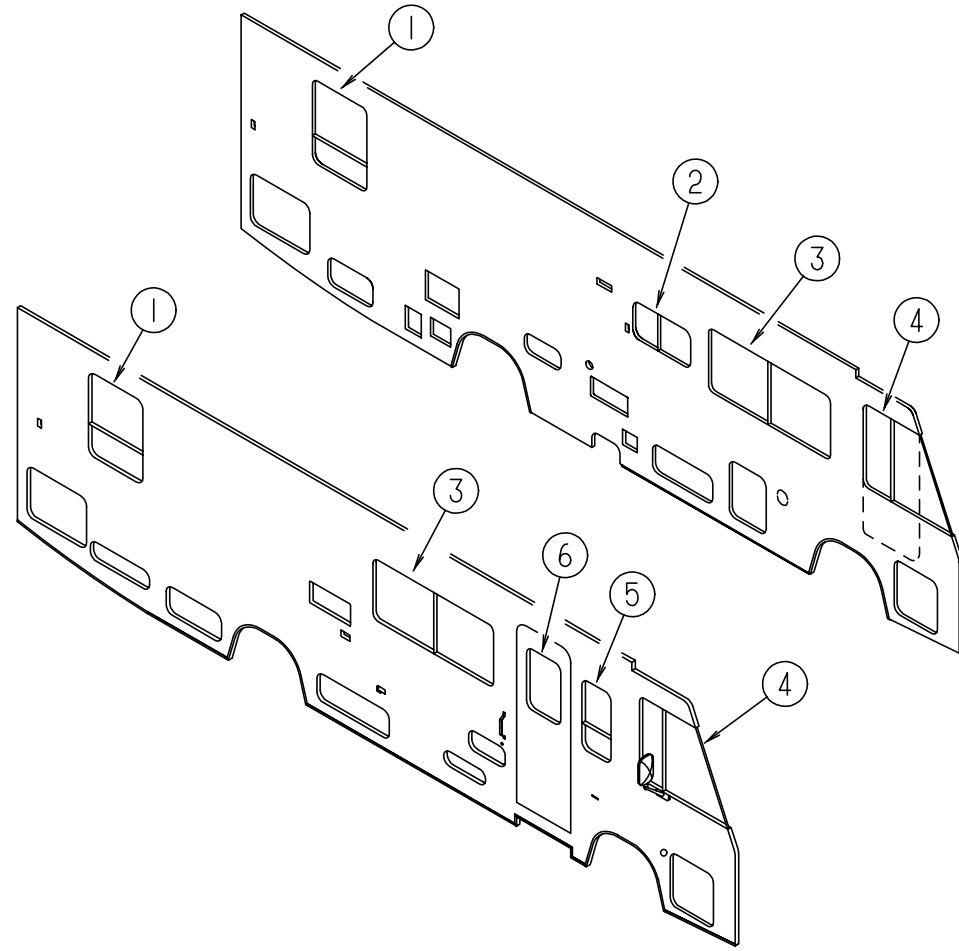
CURTAIN & CUSHION GROUP (CONTINUED)

BRAVE FABRIC

COLOR CODES	G09	G11	G12	G13	G14
	SANDSCAPE (BROWN)	OLIVE BRANCH (SAGE)	MOTOR SPORT	COPPER CANYON	SAVANNAH (SAND)
CEILING VINYL	089351-03-000	089351-03-000	089351-03-000	089351-03-000	089351-03-000
VINYL OFF WHITE	106569-01-01A	106569-01-01A	106569-01-01A	106569-01-01A	106569-01-01A
WILLOW VINYL	103907-01-03A	103907-01-03A	103907-01-03A	103907-01-03A	103907-01-03A
DRAPERY LINING	087272-03-000	087272-03-000	087272-03-000	087272-03-000	087272-03-000
BUCKET SEATS	104233-59-000	108446-55-000	108446-55-000	104233-59-000	108446-G9-000
DINETTE	108446-E4-000	108446-A7-000	108446-D6-000	108446-H0-000	108446-H1-000
DINETTE PADS	104233-59-000	108446-55-000	108446-55-000	104233-59-000	108446-G9-000
SOFA	108446-E4-000	108446-D9-000	108446-D2-000	108446-H0-000	108446-H1-000
SOFA PILLOWS	108446-E3-000	108446-57-000	108446-D6-000	108446-H2-000 084415-77-000	108446-G2-000 084415-69-000
SWIVEL CHAIR	108446-E3-000	108446-57-000	108446-D6-000	108446-H2-000	108446-G2-000
LOUNGE WINDOWS	104233-59-000 108446-E3-000	108446-55-000 108446-57-000	108446-D6-000 108446-D2-000	108446-H2-000 108446-H0-000	108446-H1-000 108446-G2-000
BEDROOM WINDOWS	105745-A7-000 105745-A9-000	105745-83-000 105745-63-000	105745-D1-000 105745-D3-000	105745-A2-000 084415-77-000	105745-B6-000 105745-62-000
BEDSPREAD	105745-A7-000 105745-A9-000	105745-83-000 105745-63-000	105745-D1-000	105745-A2-000	105745-B6-000
PILLOW SHAMS/ PILLOW CASE	105745-A7-000 105745-A9-000	105745-83-000 105745-63-000	087272-03-000	105745-A2-000 084415-77-000	105745-B6-000 084415-69-000
HEADBOARD	105745-A7-000 105745-A9-000	105745-83-000 105745-63-000	105745-D1-000 105745-D3-000	105745-A2-000 084415-77-000	105745-B6-000 105745-62-000
BEDROOM PILLOWS	105745-A9-000 105745-A7-000	105745-63-000 105745-83-000	105745-D3-000	105745-B7-000 084415-77-000	105745-62-000 084415-69-000
FRONT WRAP AROUND	072333-90-000	072333-90-000	072333-90-000	072333-90-000	072333-82-000
DIVIDER CURTAIN	072333-90-000	072333-90-000	072333-90-000	072333-90-000	072333-82-000
MAP POCKETS	104233-59-000	108446-55-000	108446-55-000	104233-59-000	108446-G9-000

NOTE: FABRIC LISTED FIRST, IN A BLOCK, IS THE LARGEST QUANTITY OF FABRIC USED.

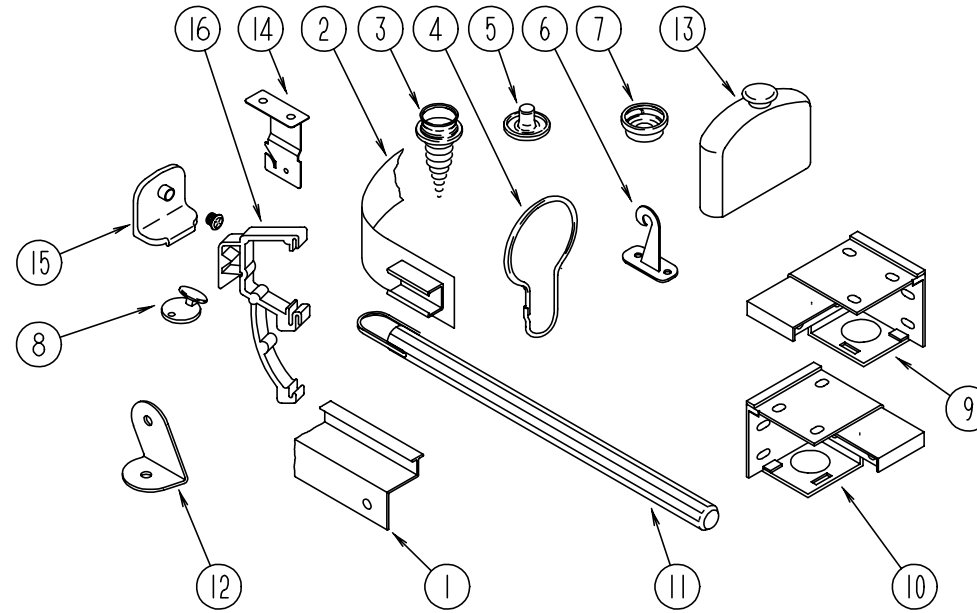
CURTAIN & CUSHION GROUP (CONTINUED)
WINDOW TREATMENT



KEY	PART NUMBER	U/M DESCRIPTION
1	112113-17-G09	EA VALANCE - 30", VALERIE (G09)
1	112113-17-G11	EA VALANCE - 30", VALERIE (G11)
1	119138-18-G12	EA VALANCE - 31", BELLINI W/BRAID TRIM (G12)
1	119138-19-G13	EA VALANCE - 31", BELLINI W/BRAID TRIM (G13)
1	119299-04-G14	EA VALANCE - 31", WHITNEY (G14)
1	112986-07-G09	EA CURTAIN - 38.5" X 6", PLEATED TOP - POCKET BOTTOM (G09)
1	112986-07-F06	EA CURTAIN - 38.5" X 6", PLEATED TOP - POCKET BOTTOM (G11)
1	119333-65-G12	EA LEG - 38", RIGHT (G12)
1	119333-43-G35	EA LEG - 38", RIGHT (G13)
1	119333-53-G14	EA LEG - 38", RIGHT (G14)
1	119333-66-G12	EA LEG - 38", LEFT (G12)
1	119333-44-G35	EA LEG - 38", LEFT (G13)
1	119333-54-G14	EA LEG - 38", LEFT (G14)
1	109041-21-02A	EA BLIND-MINI, 27" X 37" DROP (G09/G11/G12)
1	111910-31-G13	EA BLIND-PLEATED, 28" X 37" DROP (G13)
1	111910-31-G14	EA BLIND-PLEATED, 36" X 26" DROP (G14)

KEY	PART NUMBER	U/M DESCRIPTION
2	109353-07-02A	EA VALANCE-SLAT, 31" (G09/G11/G12) FROM: 00-00-00 THRU: 03-24-96
2	109353-10-02A	EA VALANCE-SLAT, 30.5" (G09/G11/G12) FROM: 03-25-96 THRU: 99-99-99
2	109353-07-03A	EA VALANCE-SLAT, 31" (G13/G14)
2	109041-20-02A	EA BLIND-MINI, 31" X 18" DROP (G09/G11/G12) FROM: 00-00-00 THRU: 03-24-96
2	109041-44-02A	EA BLIND-MINI, 30.5" X 18" DROP (G09/G11/G12) FROM: 00-00-00 THRU: 03-24-96
2	111861-07-01A	EA BLIND-MINI, 31" X 18" DROP (G13/G14)
3	118299-01-G09	EA VALANCE - 64.5", W/BUTTON
3	118299-01-G11	EA VALANCE - 64.5", W/BUTTON
3	105923-47-G12	EA VALANCE - 64.5", RODEWAY
3	119136-01-G13	EA VALANCE - 64.5", W/BUTTON
3	119262-06-G14	EA VALANCE - 64.5", W/WELT
3	119333-01-G21	EA LEG - 25", RIGHT (G09)
3	119333-01-G01	EA LEG - 25", RIGHT (G11)
3	119333-33-G12	EA LEG - 25", RIGHT (G12)
3	119333-01-G13	EA LEG - 25", RIGHT (G13)
3	119333-11-G14	EA LEG - 25", RIGHT (G14)
3	119333-02-G09	EA LEG - 25", LEFT
3	119333-02-G11	EA LEG - 25", LEFT
3	119333-34-G12	EA LEG - 25", LEFT
3	119333-02-G13	EA LEG - 25", LEFT
3	119333-12-G14	EA LEG - 25", LEFT
3	093475-76-06A	EA BLIND-MINI, 60" X 28.5" DROP (G09/G11/G12)
3	109802-10-G09	EA BLIND-PLEATED, 60" X 28.5" DROP (G13/G14)
4	101668-57-G09	EA CURTAIN - 38" X 95", TAPE TOP - LEFT (G09/G11/G12/G13)
4	101668-57-G10	EA CURTAIN - 38" X 95", TAPE TOP - LEFT (G14)
4	101668-32-D09	EA CURTAIN - 40" X 40", TAPE TOP (G09/G11/G12/G13) - FRONT BUNK OPTION
4	101668-32-D10	EA CURTAIN - 40" X 40", TAPE TOP (G14) - FRONT BUNK OPTION
4	101668-56-G09	EA CURTAIN - 38" X 95", TAPE TOP - RIGHT (G09/G11/G12/G13)
4	101668-56-G10	EA CURTAIN - 38" X 95", TAPE TOP - RIGHT (G14)
4	101668-33-D09	EA CURTAIN - 38" X 125", TAPE TOP (G09/G11/G12/G13) - FRONT BUNK OPTION
4	101668-33-D10	EA CURTAIN - 38" X 125", TAPE TOP (G14) - FRONT BUNK OPTION
4	073260-42-D09	EA TIEBACK - 6" X 18" (G09/G11/G12/G13)
4	073260-42-D10	EA TIEBACK - 6" X 18" (G14)
5	118299-02-G09	EA VALANCE - 17", W/BUTTON (G09)
5	118299-02-G11	EA VALANCE - 17", W/BUTTON (G11)
5	105923-39-F07	EA VALANCE - 17", RODEWAY (G12)
5	119136-08-G13	EA VALANCE - 17", W/BUTTON (G13)
5	119262-07-G14	EA VALANCE - 17", W/WELT (G14)
5	109041-30-02A	EA BLIND-MINI, 15.5" X 33" DROP (G09/G11/G12)
5	109802-41-F14	EA BLIND-PLEATED, 15.5" X 33" DROP (G13/G14)
6	118299-03-G09	EA VALANCE - 33.75", W/BUTTON (G09)
6	118299-03-G11	EA VALANCE - 33.75", W/BUTTON (G11)
6	113268-17-F07	EA VALANCE - 33.75" (G12)
6	119136-09-G13	EA VALANCE - 33.75", STANWICK (G13)
6	119262-08-G14	EA VALANCE - 33.75", MONACO (G14)
6	084755-57-E07	EA SHADE-PULL, 27.25"

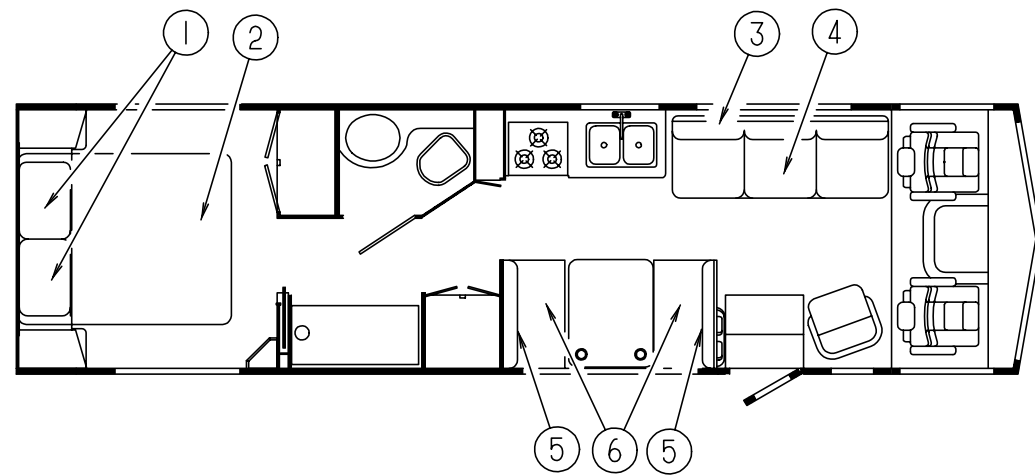
CURTAIN & CUSHION GROUP (CONTINUED)
CURTAIN, BLIND HARDWARE & TRACKS



KEY	PART NUMBER	U/M DESCRIPTION
1	101589-02-G09	EA TRACK ASM W/BRKTS-CURTAIN, RIGHT HAND WRAPAROUND - WILLOW - 10'
1	105450-01-02A	EA TRACK-CURTAIN, LEFT HAND WRAPAROUND - WILLOW - 30.8" LONG
1	114641-07-G15	EA TRACK ASM-CURTAIN, RIGHT HAND WRAPAROUND - WILLOW - 7.17' - TV OPTIONS
1	114641-08-G15	EA TRACK ASM-CURTAIN, LEFT HAND WRAPAROUND - WILLOW - 7.17' - TV OPTIONS
2	101031-01-000	YD TAPE-GLIDE, CURTAIN - 4.25" SPACING
3	029130-01-000	EA SCREW-SNAP SOCKET, #8 PH X 5/8"
3	029130-03-000	EA SCREW-SNAP SOCKET, #8 PH X 1"
4	009136-02-000	EA HANGER-RING, PIN TYPE - CURTAIN - BRASS
5	029155-01-000	EA CAP-SNAP, 5/32" O.D. OF PIN
6	109441-01-000	EA HOLD DOWN-BLIND, HOOK
7	029156-01-000	EA SOCKET-SNAP, 9/16" O.D.
8	102555-01-000	EA CLEAT-CORD, BLIND - OFF WHITE
9	083170-01-000	EA BRACKET-MINI BLIND, LEFT SIDE WHEN FACING WINDOW
10	083170-02-000	EA BRACKET-MINI BLIND, RIGHT SIDE WHEN FACING WINDOW
11	093475-01-700	EA WAND-BLIND, W/METAL CLIP - 8" LONG
12	099205-02-02A	EA BRACKET-WRAPAROUND, OFF WHITE
13	093475-01-701	EA END CAP-BLIND, W/STUD
14	084434-01-000	EA BRACKET-MOUNTING, ROLLER SHADE - 1 3/8"
15	106544-01-001	EA SCREW-BRASS, SHADE
15	106544-01-000	EA PULL-SHADE, BRASS
16	109353-04-000	EA CLIP-VALANCE SLAT MOUNTING, CLEAR PLASTIC - PAR

KEY	PART NUMBER	U/M DESCRIPTION
	046867-03-000	EA GROMMET-HANDY BUTTON NO 3
	048394-02-000	YD VELCRO TAPE-HOOK, ADHESIVE BACK - .75" WIDE - BEIGE
	105648-01-02A	EA BRACE-VALANCE, OFF WHITE
	056003-01-000	EA BRACKET-RETAIN, CURTAIN - RH
	056003-02-000	EA BRACKET-RETAIN, CURTAIN - LH
	068716-01-001	EA BRACE - 90 DEGREE L-ANGLE, 192" - EXTRUDED ALUMINUM
	088792-01-000	YD VELCRO-HOOK, .75" WIDE - BEIGE
	088792-02-000	YD VELCRO TAPE-LOOP, ADHESIVE BACKED - .75" WIDE - BEIGE
	086276-01-000	YD TAPE-DOUBLE SIDED, 1/2"
	096843-01-000	EA SPRING-REWIND, ROLLER SHADE
	094896-02-000	EA GROMMET-CORD, PLEATED BLIND - NYLON - GRAY
	094907-02-000	EA END CAP-TOP, PLEATED BLIND - PLASTIC - GRAY
	094907-04-000	EA END CAP-BOTTOM, PLEATED BLIND - PLASTIC - GRAY
	097564-01-000	EA HANDLE-T, PLEATED BLIND
	097565-01-000	EA BRACKET-MOUNTING, PLEATED BLIND
	097591-01-000	EA SPRING-EXTENSION, PLEATED BLIND
	097592-01-000	EA SPOOL-CORD, PLEATED BLIND - CLEAR PLASTIC
	097593-02-000	EA CORD-PLEATED BLIND, GRAY (G13/G14)
	110943-01-000	FT FELTSTRIP - 3/8", ADHESIVE BACKED - PLEATED BLIND

CURTAIN & CUSHION GROUP (CONTINUED)



COUCH & THROW PILLOW

KEY	PART NUMBER	U/M DESCRIPTION
3	111319-01-G09	EA COUCH-BACK, 74" W/O ARMS (G09)
3	111319-01-FA6	EA COUCH-BACK, 74" W/O ARMS (G11)
3	111319-01-F07	EA COUCH-BACK, 74" W/O ARMS (G12)
3	112104-01-G13	EA COUCH-BACK, 74" W/O ARMS (G13)
3	112104-01-G14	EA COUCH-BACK, 74" W/O ARMS (G14)
3	P11319-01-G09	EA COVER-COUCH BACK (G09)
3	P11319-01-FA6	EA COVER-COUCH BACK (G11)
3	P11319-01-F07	EA COVER-COUCH BACK (G12)
3	P12104-01-G13	EA COVER-COUCH BACK (G13)
3	P12104-01-G14	EA COVER-COUCH BACK (G14)
	101085-10-000	EA FRAME - 74.5" X 16" BACK FRAME JACKKNIFE
4	100032-43-G21	EA COUCH-SEAT, 74" W/O ARMS (G09)
4	100032-43-FA6	EA COUCH-SEAT, 74" W/O ARMS (G11)
4	100032-43-F07	EA COUCH-SEAT, 74" W/O ARMS (G12)
4	100032-43-G13	EA COUCH-SEAT, 74" W/O ARMS (G13)
4	100032-43-G14	EA COUCH-SEAT, 74" W/O ARMS (G14)
4	P00032-43-G21	EA COVER-COUCH SEAT (G09)
4	P00032-43-FA6	EA COVER-COUCH SEAT (G11)
4	P00032-43-F07	EA COVER-COUCH SEAT (G12)
4	P00032-43-G13	EA COVER-COUCH SEAT (G13)
4	P00032-43-G14	EA COVER-COUCH SEAT (G14)
	101085-04-000	EA FRAME-COUCH SEAT, 74"
	101085-06-000	EA FRAME-COUCH BASE, 74"
	111637-02-G09	EA PILLOW-THROW, 22" X 22" (G09)
	111637-02-F06	EA PILLOW-THROW, 22" X 22" (G11)
	111637-02-F07	EA PILLOW-THROW, 22" X 22" (G12)
	111637-03-G13	EA PILLOW-THROW, 22" X 22" (G13)
	111637-03-G14	EA PILLOW-THROW, 22" X 22" (G14)

NOTE: COUCH FRONT AND SIDE PANELS ARE FOUND IN THE LOUNGE GROUP

QUEEN MATTRESS, BEDSPREAD, PILLOW SHAMS, & THROW PILLOW

KEY	PART NUMBER	U/M DESCRIPTION
1	111863-05-G09	EA PILLOW SHAM-W/O FOAM (G09)
1	111863-05-G11	EA PILLOW SHAM-W/O FOAM (G11)
1	119249-01-000	EA PILLOW - CASE, 20" X 33" (G12)
1	119555-01-G13	EA PILLOW SHAM-W/O FOAM (G13)
1	119555-01-G14	EA PILLOW SHAM-W/O FOAM (G14)
2	101123-08-000	EA MATTRESS-QUEEN, 60" X 75" - TICKING COVERED
2	P01123-08-000	EA COVER-MATTRESS, 60" X 75"
2	085365-19-G09	EA BEDSPREAD - 60", THROW (G09)
2	085365-19-F06	EA BEDSPREAD - 60", THROW (G11)
2	119141-07-G12	EA BEDSPREAD - 60", THROW (G12)
2	109588-21-G13	EA BEDSPREAD - 60", THROW (G13)
2	085365-09-G14	EA BEDSPREAD - 60", THROW (G14)
	111862-03-G09	EA PILLOW-THROW, 15" X 15"
	111862-03-G11	EA PILLOW-THROW, 15" X 15"
	109785-06-G12	EA PILLOW-THROW, 15" X 15"
	103669-09-G13	EA PILLOW-THROW, 15" X 15"
	109785-05-G14	EA PILLOW-THROW, 15" X 15"

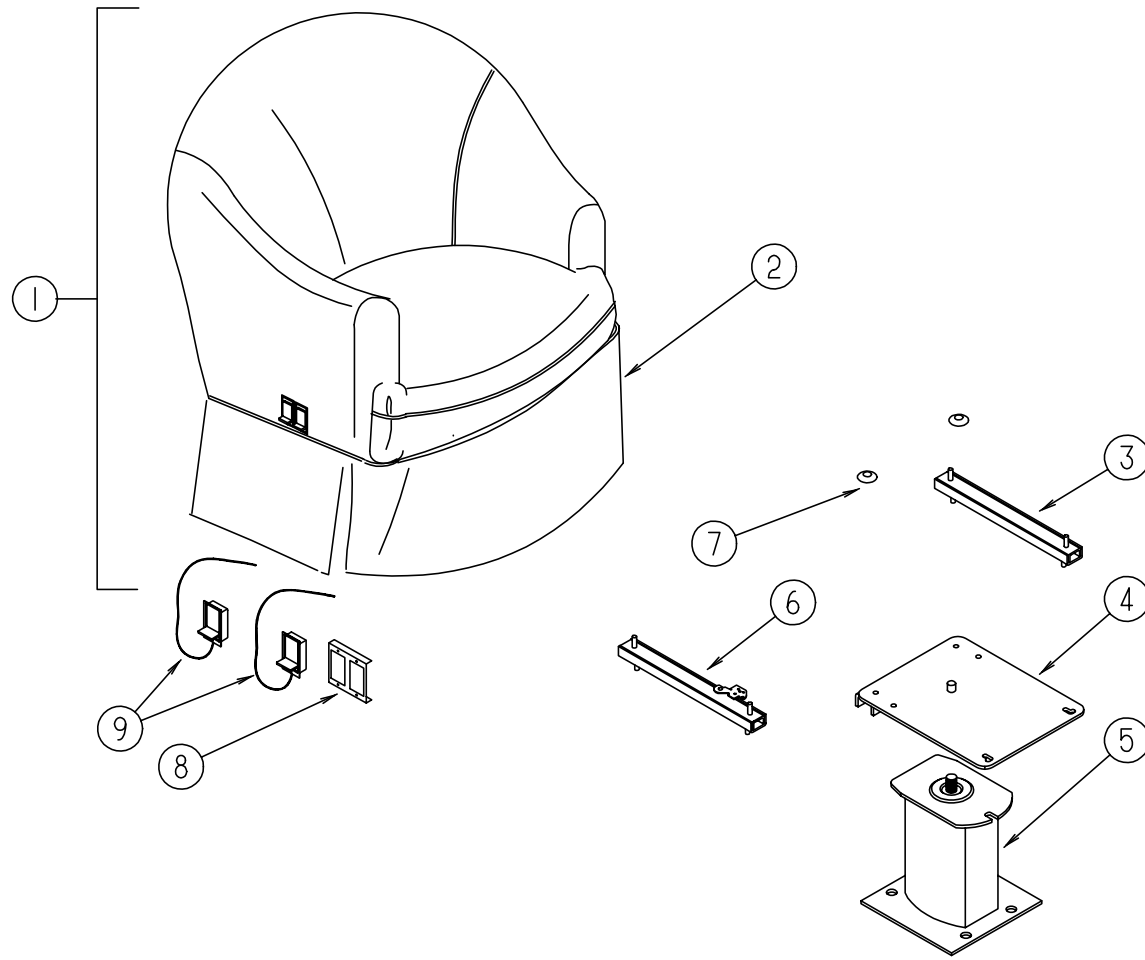
DINETTE CUSHIONS

KEY	PART NUMBER	U/M DESCRIPTION
5	111897-04-G09	EA CUSHION-BACK, 13.5" X 38" X 5" (G09)
5	111897-09-G11	EA CUSHION-BACK, 13.5" X 38" X 5" (G11)
5	111897-08-F07	EA CUSHION-BACK, 13.5" X 38" X 5" (G12)
5	111897-04-G13	EA CUSHION-BACK, 13.5" X 38" X 5" (G13)
5	111897-04-G14	EA CUSHION-BACK, 13.5" X 38" X 5" (G14)
5	P11897-04-G09	EA COVER-BACK CUSHION, 13.5" X 38" X 5" (G09)
5	P11897-09-G11	EA COVER-BACK CUSHION, 13.5" X 38" X 5" (G11)
5	P11897-08-F07	EA COVER-BACK CUSHION, 13.5" X 38" X 5" (G12)
5	P11897-04-G13	EA COVER-BACK CUSHION, 13.5" X 38" X 5" (G13)
5	P11897-04-G14	EA COVER-BACK CUSHION, 13.5" X 38" X 5" (G14)
	078155-01-000	EA STRAP-SNAP, BACKREST CUSHION
6	088927-87-G21	EA CUSHION-SEAT, 23" X 38" X 5" (G09)
6	105603-19-G11	EA CUSHION-SEAT, 23" X 38" X 5" (G11)
6	105603-03-F07	EA CUSHION-SEAT, 23" X 38" X 5" (G12)
6	088927-87-G13	EA CUSHION-SEAT, 23" X 38" X 5" (G13)
6	088927-87-G14	EA CUSHION-SEAT, 23" X 38" X 5" (G14)
6	M88927-87-G21	EA COVER-SEAT CUSHION, 23" X 38" X 5" (G09)
6	P05603-19-G11	EA COVER-SEAT CUSHION, 23" X 38" X 5" (G11)
6	P05603-03-F07	EA COVER-SEAT CUSHION, 23" X 38" X 5" (G12)
6	M88927-87-G13	EA COVER-SEAT CUSHION, 23" X 38" X 5" (G13)
6	M88927-87-G14	EA COVER-SEAT CUSHION, 23" X 38" X 5" (G14)

BUNK CUSHION

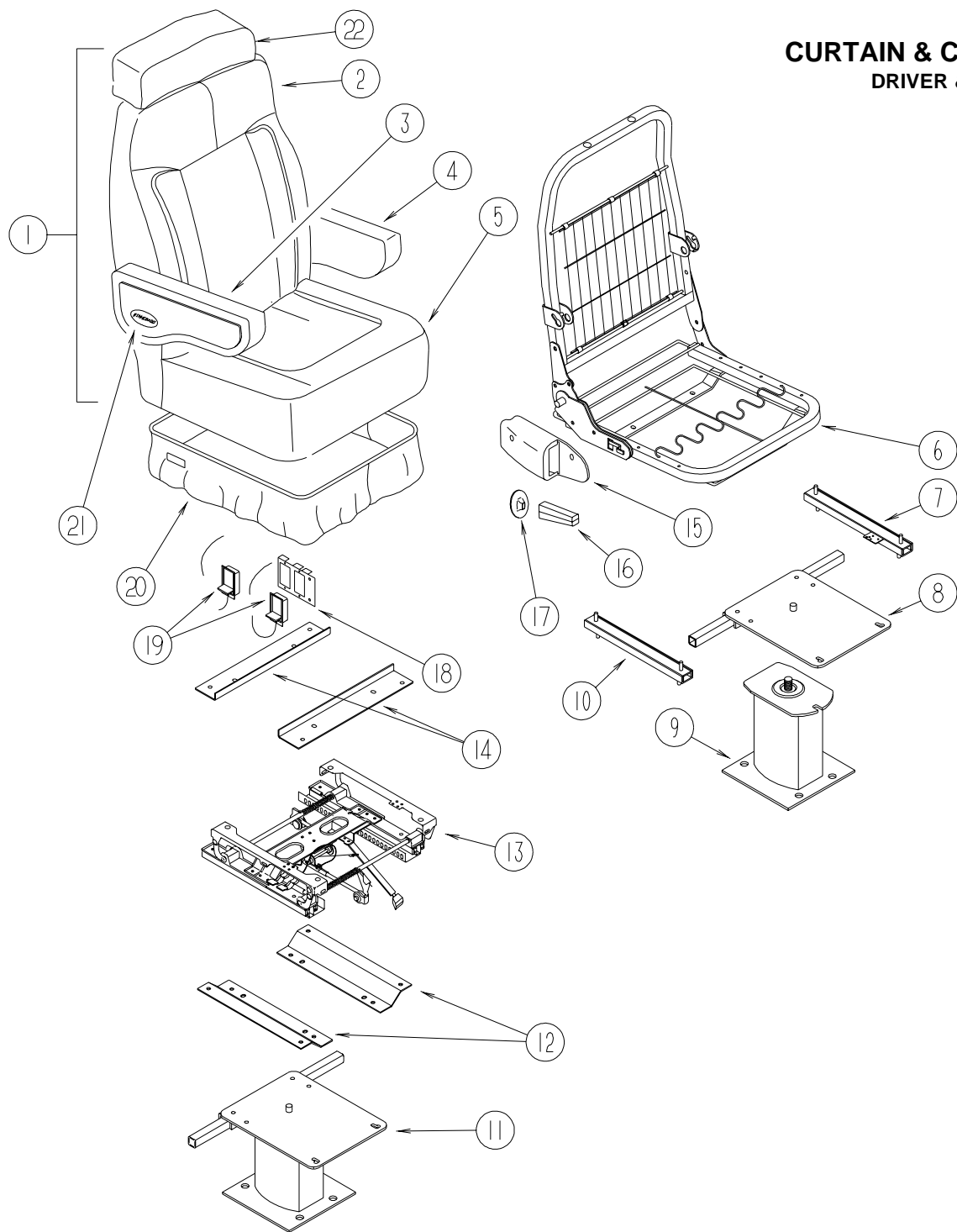
KEY	PART NUMBER	U/M DESCRIPTION
	079145-06-000	EA CUSHION-BUNK, 30" X 77" X 4"
	M79145-06-000	EA COVER-CUSHION, BUNK

CURTAIN & CUSHION GROUP (CONTINUED)
SWIVEL CHAIR



KEY	PART NUMBER	U/M	DESCRIPTION
1	118302-01-G09	EA	CHAIR-SWIVEL, W/O SKIRT OR ARM CAP COVERS
1	118302-01-G11	EA	CHAIR-SWIVEL, W/O SKIRT OR ARM CAP COVERS
1	118302-02-G12	EA	CHAIR-SWIVEL, W/O SKIRT OR ARM CAP COVERS
1	118302-01-G13	EA	CHAIR-SWIVEL, W/O SKIRT OR ARM CAP COVERS
1	118302-01-G14	EA	CHAIR-SWIVEL, W/O SKIRT OR ARM CAP COVERS
	P18302-01-G09	EA	COVER-SWIVEL CHAIR
	P18302-01-G11	EA	COVER-SWIVEL CHAIR
	P18302-02-G12	EA	COVER-SWIVEL CHAIR
	P18302-01-G13	EA	COVER-SWIVEL CHAIR
	P18302-01-G14	EA	COVER-SWIVEL CHAIR
	P18302-27-G09	EA	COVER-ARM CAP, SWIVEL CHAIR - RH OR LH
	P18302-27-G11	EA	COVER-ARM CAP, SWIVEL CHAIR - RH OR LH
	P18302-27-G12	EA	COVER-ARM CAP, SWIVEL CHAIR - RH OR LH
	P18302-27-G13	EA	COVER-ARM CAP, SWIVEL CHAIR - RH OR LH
	P18302-27-G14	EA	COVER-ARM CAP, SWIVEL CHAIR - RH OR LH
2	118306-01-G09	EA	SKIRT-SWIVEL CHAIR
2	118306-01-G11	EA	SKIRT-SWIVEL CHAIR
2	118306-02-G12	EA	SKIRT-SWIVEL CHAIR
2	118306-01-G13	EA	SKIRT-SWIVEL CHAIR
2	118306-01-G14	EA	SKIRT-SWIVEL CHAIR
3	119952-01-000	EA	SLIDE-SEAT W/O LOCK, HD - 2 STUDS - ATWOOD 83711
4	107921-08-000	EA	PLATE-TOP, W/O SEAT BELT BAR
	107921-06-000	EA	BEARING KIT-SEAT SWIVEL
5	107921-07-000	EA	PLATE-SUB, FLOOR MOUNTED PEDESTAL - W/4.5" EXTENSION
6	119952-03-000	EA	SLIDE-SEAT W/LOCK, HD - 2 STUDS - ATWOOD 83775
7	007221-01-000	EA	SPACER-SEAT, ADJUSTER
8	097683-02-000	EA	BRACKET-MOUNT, REMOTE
9	108049-03-000	EA	CABLE W/SWITCH - 26", Z END CABLE - CMA
	108049-02-000	EA	CLIP-CABLE, PEDESTAL
	117125-01-02B	EA	BRACKET-CABLE HOLDER, E-COAT
	108445-02-000	EA	PLATE ASM-PEDESTAL, SEAT - 230 MM X 157 MM - W/WELDNUTS
	112436-03-000	FT	TRIM - #8 RING FLEX - FLEX-O-LATOR

CURTAIN & CUSHION GROUP (CONTINUED)
DRIVER & PASSENGER BUCKET SEATS



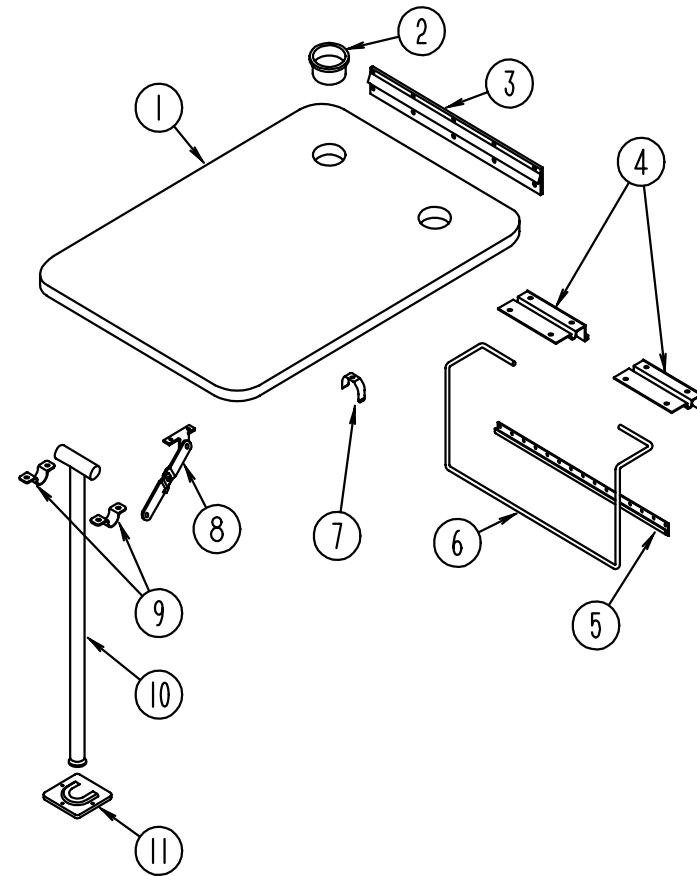
KEY	PART NUMBER	U/M DESCRIPTION
3	111320-03-G09	EA ARMREST-RIGHT, BUCKET SEAT (G09/G13)
3	111320-03-G11	EA ARMREST-RIGHT, BUCKET SEAT (G11/G12)
3	111320-03-G05	EA ARMREST-RIGHT, BUCKET SEAT (G14)
	P11320-03-G09	EA COVER-ARMREST, RIGHT (G09/G13)
	P11320-03-G11	EA COVER-ARMREST, RIGHT (G11/G12)
	P11320-03-G05	EA COVER-ARMREST, RIGHT (G14)
4	111320-04-G09	EA ARMREST-LEFT, BUCKET SEAT (G09/G13)
4	111320-04-G11	EA ARMREST-LEFT, BUCKET SEAT (G11/G12)
4	111320-04-G05	EA ARMREST-LEFT, BUCKET SEAT (G14)
	P11320-04-G09	EA COVER-ARMREST, LEFT (G09/G13)
	P11320-04-G11	EA COVER-ARMREST, LEFT (G11/G12)
	P11320-04-G05	EA COVER-ARMREST, LEFT (G14)
5	M05962-06-G09	EA COVER-SEAT, BUCKET SEAT (G09)
5	M05962-06-G11	EA COVER-SEAT, BUCKET SEAT (G11)
5	M05962-06-F06	EA COVER-SEAT, BUCKET SEAT (G12)
5	M05962-06-F04	EA COVER-SEAT, BUCKET SEAT (G13)
5	M05962-06-G05	EA COVER-SEAT, BUCKET SEAT (G14)
6	M80906-12-000	EA FRAME-SEAT, BACK & SPRING
7	119952-02-000	EA SLIDE-SEAT W/O LOCK, HD - 4 STUDS - ATWOOD 83731
8	107921-05-000	EA PLATE-TOP, W/SEAT BELT BAR
9	107921-01-000	EA PLATE-SUB, FLOOR MOUNTED PEDESTAL - W/9.75" EXTENSION
	107921-06-000	EA BEARING KIT-SEAT SWIVEL
10	119952-04-000	EA SLIDE-SEAT W/LOCK, HD - 4 STUDS - ATWOOD 83785
	117125-01-02B	EA BRACKET-CABLE MOUNT, ADJUSTER W/LOCK - STEEL - E-COAT
11	107921-14-000	EA BASE-FLOOR MOUNTED PEDESTAL, 5.75" - MANUAL SEAT OPTION
12	116215-03-000	EA PLATE - LOWER, 6-WAY MANUAL CONTROL
13	116215-01-000	EA SEAT - 6-WAY MANUAL CONTROL - DRIVER
14	116215-02-000	EA PLATE - UPPER, 6-WAY MANUAL CONTROL
15	080730-09-000	EA SHIELD-RECLINER HANDLE
16	080730-08-000	EA HANDLE-RECLINER, BLACK
17	080730-11-000	EA SHIELD-RUBBER BOOT
	108049-02-000	EA CLIP-CABLE, PEDESTAL
18	097683-02-000	EA BRACKET-REMOTE, SIDE MOUNT - DOUBLE
19	108049-03-000	EA CABLE W/SWITCH - 26", Z END CABLE - CMA
20	071126-43-F86	EA SKIRT-BUCKET SEAT (G09/G13)
20	071126-43-F06	EA SKIRT-BUCKET SEAT (G11/G12)
20	071126-43-G14	EA SKIRT-BUCKET SEAT (G14)
20	071126-54-F04	EA SKIRT-BUCKET SEAT (G09/G13) - MANUAL SEAT OPTION
20	071126-54-F06	EA SKIRT-BUCKET SEAT (G11/G12) - MANUAL SEAT OPTION
20	071126-54-G14	EA SKIRT-BUCKET SEAT (G14) - MANUAL SEAT OPTION
21	111169-01-000	EA PLATE-BACK, ARMREST
21	111169-02-000	EA INSERT-ARMREST, OVAL DECAL - WINNEBAGO
22	119509-01-G09	EA HEADREST ASM (G09/G13)
22	119509-01-G11	EA HEADREST ASM (G11/G12)
22	119509-01-G05	EA HEADREST ASM (G14)
	P19509-01-G09	EA COVER ASM-HEADREST (G09/G13)
	P19509-01-G11	EA COVER ASM-HEADREST (G11/G12)
	P19509-01-G05	EA COVER ASM-HEADREST (G14)
	113977-12-000	EA HEADREST INSERT, W/O LOCK - BLACK PLASTIC - FLEXSTEEL
	113977-13-000	EA HEADREST INSERT, W/LOCK - BLACK PLASTIC - FLEXSTEEL
	007221-01-000	EA SPACER-SEAT, ADJUSTER
	114889-01-000	EA STOP BAR-UNIVERSAL, SHROCK

KEY	PART NUMBER	U/M DESCRIPTION
1	119508-01-G09	EA SEAT-BUCKET, W/ARMRESTS & HEADREST - W/O SKIRT
1	119508-01-G11	EA SEAT-BUCKET, W/ARMRESTS & HEADREST - W/O SKIRT
1	119508-01-G12	EA SEAT-BUCKET, W/ARMRESTS & HEADREST - W/O SKIRT
1	119508-01-G13	EA SEAT-BUCKET, W/ARMRESTS & HEADREST - W/O SKIRT
1	119508-01-G14	EA SEAT-BUCKET, W/ARMRESTS & HEADREST - W/O SKIRT
2	M05962-28-G09	EA COVER-BACK, BUCKET SEAT
2	M05962-28-G11	EA COVER-BACK, BUCKET SEAT
2	M05962-28-G12	EA COVER-BACK, BUCKET SEAT
2	M05962-28-G13	EA COVER-BACK, BUCKET SEAT
2	M05962-28-G14	EA COVER-BACK, BUCKET SEAT

CURTAIN & CUSHION GROUP (CONTINUED)
BUTTON, TRIM, ASSIST HANDLE & SEAT BELT

KEY	PART NUMBER	U/M DESCRIPTION
	079349-04-E08	YD WELT ASM-NARROW, ACCENT (G09/G13)
	079349-04-E22	YD WELT ASM-NARROW, ACCENT (G11/G12)
	079349-04-G05	YD WELT ASM-NARROW, ACCENT (G14)
	057759-01-000	EA WASHER BRACKET-SEAT BELT, 4" DIAMETER
	007021-01-000	EA BELT-SEAT, 2" X 90" - BLACK
	056271-02-000	EA BELT-SEAT, 2" X 72" - BLACK
	118350-01-01A	EA BELT ASM-SEAT, 2 POINT - BLACK
	084415-77-000	YD TRIM-BRAID, 61814-N10 - CORD (G13)
	084415-69-000	YD TRIM-BRAID, 62027-P57 - FRINGE (G14)
	069178-02-000	EA BRACKET-MOUNTING, ASSIST HANDLE - L ANGLE - W/HOLES - STEEL
	000C16-07-16B	EA BOLT-CARRIAGE, ASSIST HANDLE - 7/16" - 14 X 1" ZN
	000D20-07-00B	EA NUT-ACORN, ASSIST HANDLE - 7/16" X 14 ZN
	053552-02-AA8	EA HANDLE-ASSIST, INTERIOR - ENTRY DOOR - VINYL - OFF WHITE
	118337-01-G09	EA BUTTON ASM - #60
	118337-01-G11	EA BUTTON ASM - #60
	118337-04-G13	EA BUTTON ASM - #60
	074494-02-000	EA BUTTON-RETAINING PIVOT #60
	074494-03-000	EA BUTTON-SERRATED PIVOT TACK 3/8
	057534-01-000	EA TIEBACK/TIEDOWN-BED/CURTAIN/DOOR, 6" - PLASTIC - CLEAR

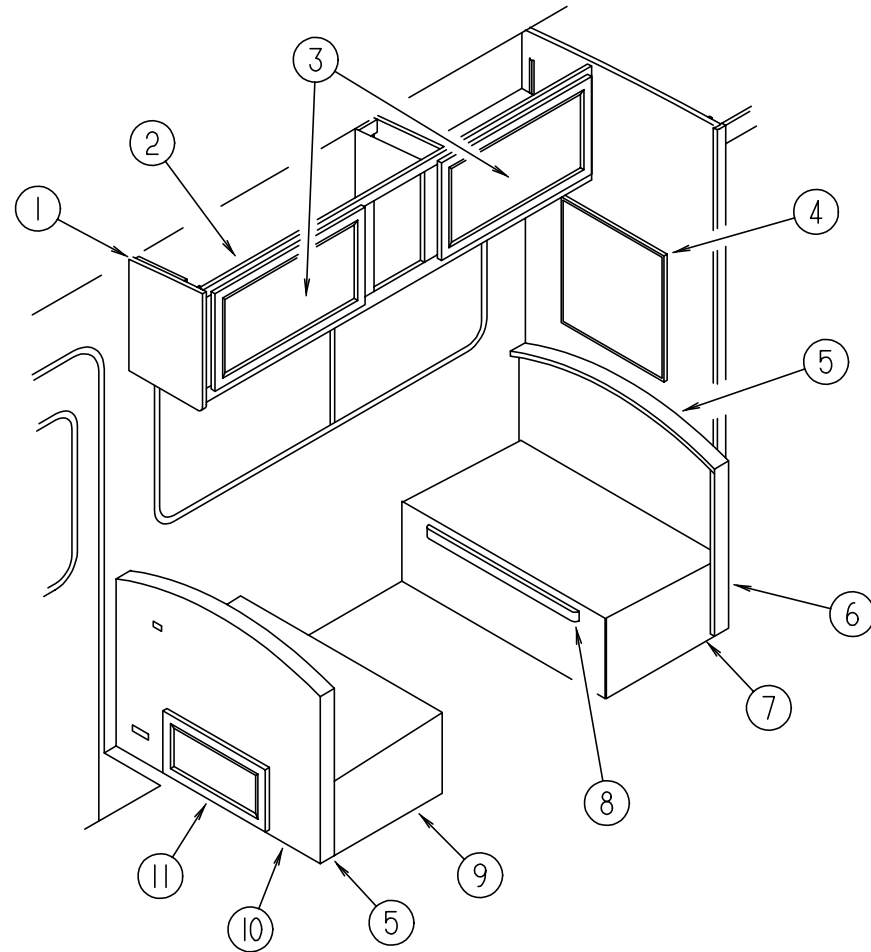
DINETTE GROUP



DINETTE TABLE

KEY	PART NUMBER	U/M DESCRIPTION
1	081322-01-G09	EA TABLE-DINETTE, W/O HARDWARE OR CUPHOLDERS (G09/G12/G13)
1	081322-01-G11	EA TABLE-DINETTE, W/O HARDWARE OR CUPHOLDERS (G11)
1	081322-01-G14	EA TABLE-DINETTE, W/O HARDWARE OR CUPHOLDERS (G14)
2	064781-06-000	EA HOLDER-CUP, TWO STEP - OFF WHITE
3	053200-12-000	EA SUPPORT-TABLE, 23.5" - OFF WHITE
4	088410-02-000	EA BRACKET-LIFT, TABLE MOUNTED - OFF WHITE
5	024281-14-000	EA BRACKET-LIFT ROD, LOWER WALL MOUNTED - 22.12" - OFF WHITE
6	024275-12-000	EA ROD-TABLE LIFT, OFF WHITE
7	024283-01-000	EA CLIP-LEG, 1" X 1.125" OD - BLACK
8	024282-01-000	EA BRACE-TABLE LEG, HINGED
9	064050-05-000	EA HINGE-TABLE LEG, OFF WHITE
10	024276-23-000	EA LEG-TABLE, METAL - OFF WHITE
11	049493-12-000	EA CATCH-LEG, FLOOR MOUNTED - 2.5" X 2.7" - METAL - OFF WHITE
11	049493-11-700	EA CATCH-LEG, FLOOR MOUNTED - 2.5" X 2.7" - METAL - E-COAT

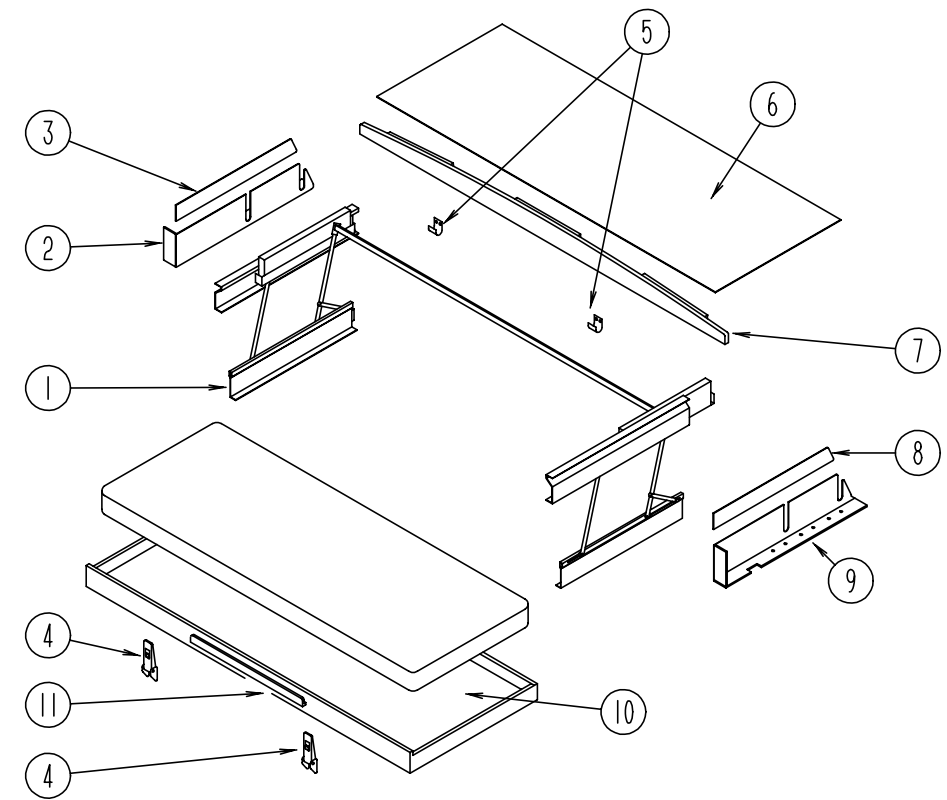
DINETTE GROUP (CONTINUED)



DINETTE CABINETRY

KEY	PART NUMBER	U/M DESCRIPTION
1	103128-02-G09	EA CAP-END, OVERHEAD CABINET
2	117902-01-G09	EA CABINET-OVERHEAD, W/O DOORS
2	117902-01-G11	EA CABINET-OVERHEAD, W/O DOORS
2	117902-01-G12	EA CABINET-OVERHEAD, W/O DOORS
2	117902-01-G13	EA CABINET-OVERHEAD, W/O DOORS
2	117902-01-G14	EA CABINET-OVERHEAD, W/O DOORS
2	117579-01-G09	EA CABINET-OVERHEAD, W/O DOORS - COFFEEMAKER OPTION
2	117579-01-G11	EA CABINET-OVERHEAD, W/O DOORS - COFFEEMAKER OPTION
2	117579-01-G12	EA CABINET-OVERHEAD, W/O DOORS - COFFEEMAKER OPTION
2	117579-01-G13	EA CABINET-OVERHEAD, W/O DOORS - COFFEEMAKER OPTION
2	117579-01-G14	EA CABINET-OVERHEAD, W/O DOORS - COFFEEMAKER OPTION
3	M06803-02-G09	EA DOOR-W/O HARDWARE - 400 MM X 710 MM (G09/G11/G12)
3	M06803-82-G13	EA DOOR-W/O HARDWARE - 400 MM X 710 MM (G13/G14) DECORATOR DOOR OPTION - RAISED PANEL
4	058331-47-000	EA MIRROR-SAFETY GLASS - 22.36" X 15.09"
	105004-01-05A	EA MOLDING-MIRROR, VINYL WRAPPED - OAK
5	104787-04-F04	EA PAD-DINETTE (G09/G13)
5	104787-04-F06	EA PAD-DINETTE (G11/G12)
5	104787-04-G14	EA PAD-DINETTE (G14)
6	M04174-72-F04	EA CABINET ASM-SEAT BACK, RIGHT
7	M04175-72-G09	EA CABINET ASM-SEAT BASE, RIGHT
8	081295-01-G01	EA SUPPORT-BED, DINETTE - EITHER SIDE - 712 LG
9	M04175-73-G09	EA CABINET ASM-SEAT BASE, LEFT - W/O DOOR
10	M04174-73-G09	EA CABINET ASM-SEAT BACK, LEFT
11	M06803-07-G09	EA DOOR-W/O HARDWARE - 255 MM X 485 MM (G09/G11/G12)
11	M06803-07-G13	EA DOOR-W/O HARDWARE - 255 MM X 485 MM (G13/G14)
	091257-08-000	EA HANDLE-ASSIST, ENTRY DOOR - WOOD - FINISHED

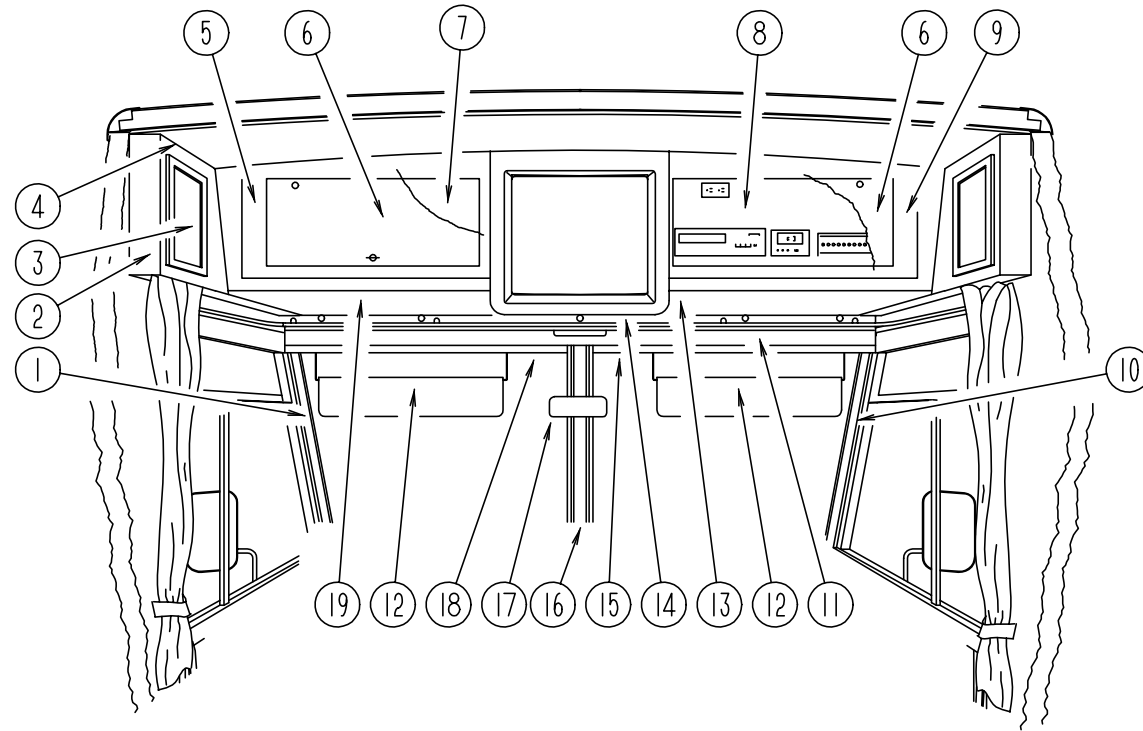
DRIVERS COMPARTMENT GROUP



FRONT BUNK

KEY	PART NUMBER	U/M DESCRIPTION
1	076760-02-000	EA BUNK HARDWARE (COMPLETE)
	076760-02-700	EA SPRING-GAS, BUNK HARDWARE
2	101499-06-G09	EA PANEL ASM - BOTTOM DRIVERS - PADDED - WILLOW
3	101497-08-G09	EA PANEL ASM - UPPER DRIVERS - PADDED - WILLOW
4	116975-01-01A	EA LATCH-W/O STRIKE, BLACK
5	042541-05-000	EA STRIKE-BRASS
6	103040-06-G09	EA PANEL-HEADLINER FRONT OVERHEAD, PADDED - WILLOW
7	P03199-01-C05	EA BOARD ASM-TRIM, BUNK - CEILING MOUNTED
8	101497-07-G09	EA PANEL ASM - UPPER PASSENGERS - PADDED - WILLOW
9	101499-05-G09	EA PANEL ASM - BOTTOM PASSENGERS - PADDED - WILLOW
10	081717-03-G09	EA BED ASM-BUNK, FRONT
11	094658-01-G09	EA HANDLE-BUNK, OAK

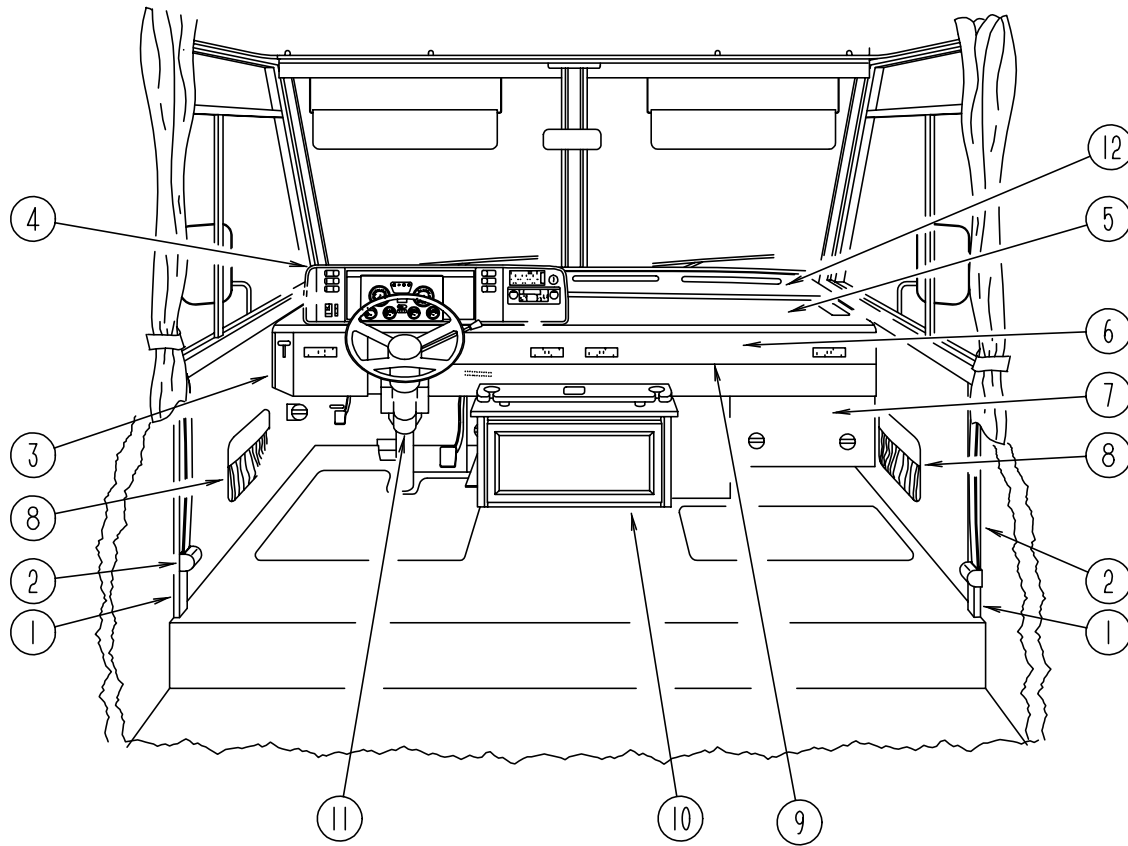
DRIVERS COMPARTMENT GROUP (CONTINUED)
DRIVERS COMPARTMENT - UPPER



KEY	PART NUMBER	U/M DESCRIPTION
1	103931-02-04A	EA COVER-INNER, A-PILLAR - DRIVERS - WILLOW
2	103128-09-G09	EA CAP-END, FRONT OVERHEAD, DRIVERS SIDE
3	M06803-04-G09	EA DOOR-CABINET, W/O HARDWARE - 255 MM X 485 MM (G09/G11/G12)
3	M06803-04-G13	EA DOOR-CABINET, W/O HARDWARE - 255 MM X 485 MM (G13/G14)
3	M06803-F8-G13	EA DOOR-CABINET, W/O HARDWARE - 255 MM X 485 MM (G13/G14) DECORATOR DOOR OPTION - RAISED PANEL
4	109561-02-G09	EA CABINET-FRONT OVERHEAD W/O DOOR, DRIVERS SIDE
4	109561-02-G11	EA CABINET-FRONT OVERHEAD W/O DOOR, DRIVERS SIDE
4	109561-02-G12	EA CABINET-FRONT OVERHEAD W/O DOOR, DRIVERS SIDE
4	109561-02-G13	EA CABINET-FRONT OVERHEAD W/O DOOR, DRIVERS SIDE
4	109561-02-G14	EA CABINET-FRONT OVERHEAD W/O DOOR, DRIVERS SIDE
	P09561-02-G09	EA BOTTOM-VINYL COVERED, FRONT OVERHEAD - DRIVERS SIDE
	104289-02-G09	EA PAD-VINYL COVERED, 769 MM X 245 MM - ANGLED - DRIVERS SIDE - WILLOW
	104289-04-G09	EA PAD-VINYL COVERED, 655 MM X 245 MM - ANGLED - DRIVERS SIDE - WILLOW TV OPTIONS
5	114612-02-G09	EA FACE-TV CABINET W/O DOORS, FRONT OVERHEAD - DRIVERS SIDE
	106699-01-01A	EA BRACKET-L-ANGLE, TV CABINET FACE - 5.1" LONG - OFF WHITE STEEL
6	100708-12-000	EA DOOR-GLASS, TV CABINET - 9.7" X 23.2" - W/O HARDWARE
7	103040-01-G09	EA PANEL-HEADLINER FRONT OVERHEAD, RH & LH - STANDARD
7	114661-12-G09	EA PANEL-HEADLINER FRONT OVERHEAD, LH - TV OPTIONS
8	103040-01-G09	EA PANEL-HEADLINER FRONT OVERHEAD, RH & LH - STANDARD
8	114661-13-G09	EA PANEL-HEADLINER FRONT OVERHEAD, TV OPTIONS
8	114661-14-G09	EA PANEL-HEADLINER FRONT OVERHEAD, TV/VCR OPTIONS
8	114661-15-G09	EA PANEL-HEADLINER FRONT OVERHEAD, TV/VCR/INVERTER OPTION
8	114661-16-G09	EA PANEL-HEADLINER FRONT OVERHEAD, TV/INVERTER OPTION
	100676-02-000	EA STAND-VCR, STEEL
	100676-03-000	EA STAND-VCR, STEEL - SATELLITE DISH OPTION

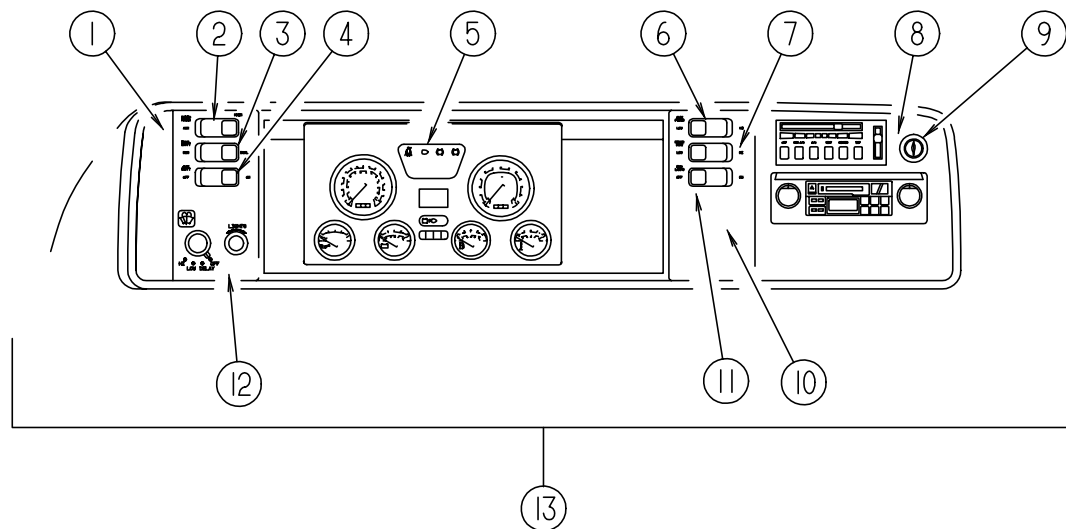
KEY	PART NUMBER	U/M DESCRIPTION
9	114612-01-G09	EA FACE-TV CABINET W/O DOORS, FRONT OVERHEAD - PASSENGERS SIDE
	106699-01-01A	EA BRACKET-L-ANGLE, TV CABINET FACE - 5.1" LONG - OFF WHITE STEEL
10	103931-01-04A	EA COVER-INNER, A-PILLAR - PASSENGERS - WILLOW
11	078811-05-C07	EA PANEL-HEADER W/RECEPTACLE CUTOUTS - 90.2" LONG - VINYL COVERED
12	082286-18-G09	EA SUNVISOR-DRIVER OR PASSENGER - W/O POCKET
	102377-01-000	EA BRACKET-SUNVISOR, 1 PIECE - STEEL
	007211-01-000	EA HINGE-SUNVISOR
	074012-01-000	EA CLIP-SUNVISOR, SQUARE PINCH-ON
	081987-05-000	EA ROD-SUNVISOR, BLACK
13	P03077-08-G15	EA SHELF-CABINET, PASSENGERS SIDE - WILLOW VINYL COVERED
14	117974-01-01A	EA COVER-TV CABINET, FRONT FACE - WILLOW
14	118022-01-G09	EA COVER ASM-TV CABINET, SIDES & BOTTOM (ASSEMBLED KIT)
	114706-02-02B	EA SUPPORT ASM-SHELF, TV - U-SHAPED W/WELD STUDS - 518 MM WIDE - E-COAT
15	078579-15-000	EA TRIM - WINDSHIELD - UPPER INNER - RIGHT - WILLOW
16	079765-11-000	EA TRIM - WINDSHIELD - CENTER INNER - WILLOW
17	040714-01-000	EA MIRROR-REAR VIEW, W/ARM MOUNT & SET SCREW - GM 911722
	067490-01-000	EA BUTTON-MIRROR, REAR VIEW - STANK S927H
18	078579-16-000	EA TRIM - WINDSHIELD - UPPER INNER - LEFT - WILLOW
19	P03077-07-G15	EA SHELF-CABINET, DRIVERS SIDE - WILLOW VINYL COVERED
	104417-01-G09	EA CABINET-BLANKET (STANDARD CABINET)

DRIVERS COMPARTMENT GROUP (CONTINUED)
DRIVERS COMPARTMENT - LOWER



KEY	PART NUMBER	U/M DESCRIPTION
1	024700-44-000	EA COVER-SIDEWALL ROLL BAR, OFF WHITE - 53"
1	024700-45-000	EA COVER-SIDEWALL ROLL BAR, OFF WHITE - 12.8"
	024700-47-000	EA COVER-SIDEWALL ROLL BAR, OFF WHITE - 18.9" - DRIVER DOOR
	024700-48-000	EA COVER-SIDEWALL ROLL BAR, OFF WHITE - 25" - DRIVER DOOR
2	091990-04-01A	EA SEAT BELT-SHOULDER HARNESS - DRIVERS/PASSENGERS - BLACK
	091990-01-700	EA BOLT COVER
	091990-01-701	EA 9" EXTENDER - F/A8408 3 POINT
	109146-01-000	EA BOLT-SHOULDER, SEAT BELT
	103961-01-01A	EA COVER-BRACKET, SEATBELT - OFF WHITE
	103961-02-01A	EA COVER-BRACKET, SEATBELT - OFF WHITE - DRIVER DOOR OPTION
3	P12158-01-01A	EA COVER-SHIFTER, WILLOW
	117829-01-02B	EA BRACKET-SHIFTER COVER, E-COAT
4	111499-01-03A	EA POD-INSTRUMENT PANEL, WILLOW PLASTIC
5	P03817-12-000	EA DASH ASM, W/O VINYL
	106569-02-03A	EA VINYL-LAMINATE, 1/4" X 16" X 96" - WILLOW
6	104354-01-04A	EA APPLIQUE-LOWER DASH, 2300 MM LONG
7	095757-03-F04	EA COVER-HEATER W/CARPET (G09)
7	095757-03-F06	EA COVER-HEATER W/CARPET (G11)
7	095757-03-G36	EA COVER-HEATER W/CARPET (G12/G13)
7	095757-03-E33	EA COVER-HEATER W/CARPET (G14)
8	086120-01-F04	EA PAD-MAP POCKET, 12" X 16" (G09/G13)
8	086120-01-F06	EA PAD-MAP POCKET, 12" X 16" (G11/G12)
8	086120-01-G14	EA PAD-MAP POCKET, 12" X 16" (G14)
9	103812-09-04A	EA TRIM-DASH, LOWER - OSHKOSH - WILLOW
10	M06880-01-G09	EA CABINET ASM-TRAY, BEVERAGE (G09/G11/G12)
10	M06880-01-G13	EA CABINET ASM-TRAY, BEVERAGE (G13/G14)
	M06881-01-G09	EA DRAWER ASM (G09/G11/G12)
	M06881-01-G13	EA DRAWER ASM (G13/G14)
	M06803-75-G09	EA DRAWER FACE - 280 MM X 555 MM (G09/G11/G12)
	M06803-75-G13	EA DRAWER FACE - 280 MM X 555 MM (G13/G14)
	111759-13-G15	EA TOP
	111759-14-G15	EA TRAY
	046886-03-000	EA ASHTRAY-CHROME, W/COVER
11	103498-07-000	EA BOOT-STEERING COLUMN
	073151-02-000	EA HINGE-CONTINUOUS, 22.3" LONG - OFF WHITE (STORAGE COMARTMENT DOOR)
	116452-02-G13	EA PANEL-TRIM, 31.9" X 19.7" - WILLOW VINYL COVERED (G12/G13/G14)
	116452-03-F14	EA PANEL-TRIM, 23.1" X 7.9" - FABRIC COVERED (G12)
	116452-03-G13	EA PANEL-TRIM, 23.1" X 7.9" - FABRIC COVERED (G13)
	116452-03-G14	EA PANEL-TRIM, 23.1" X 7.9" - FABRIC COVERED (G14)
	084902-08-000	EA HOLDER-MUG, COLLAPSIBLE - BLACK (G12/G13/G14)
12	105927-02-000	EA PANEL-DASH TOP, STEEL

DRIVERS COMPARTMENT GROUP (CONTINUED)



INSTRUMENT CLUSTER

KEY	PART NUMBER	U/M DESCRIPTION
1	104056-01-01A	EA APPLIQUE-BEZEL
2	108356-02-01A	EA COVER-SWITCH W/DIMPLES, CARLING VVAZC00 BLA
2	108357-05-000	EA SWITCH-ROCKER, SPDT ON/NONE/ON - RADIO POWER - CARLING V4D1000B-0
3	108356-02-01A	EA COVER-SWITCH W/DIMPLES, CARLING VVAZC00 BLA
3	108357-09-000	EA SWITCH-ROCKER, SPDT ON/NONE/MOM - DUAL BATTERY - CARLING V5D1000B-0
4	108356-02-01A	EA COVER-SWITCH W/DIMPLES, CARLING VVAZC00 BLA
4	108357-06-000	EA SWITCH-ROCKER, DPDT MOM/OFF/MOM - CARLING VLD1000B-0 BATTERY DISCONNECT SWITCH OPTION
4	096241-03-000	EA SWITCH-BLANK
5	094796-08-000	EA CLUSTER-INSTRUMENT, KM - DIESEL - GM 16164645 - CANADIAN
6	108356-04-01A	EA COVER-SWITCH W/DIMPLES & LENS, CARLING VVAGC00
6	108357-10-000	EA SWITCH-ROCKER, SPDT MOM/OFF/MOM - LIGHTED - CARLING V8D1160B-0 GENERATOR OPTION
6	096241-03-000	EA SWITCH-BLANK
7	096241-03-000	EA SWITCH-BLANK
8	104056-06-01A	EA APPLIQUE-BEZEL
9	089294-01-000	EA LIGHTER ASM-CIGARETTE - CASCO C213275
10	104056-21-01A	EA APPLIQUE-BEZEL
11	096241-03-000	EA SWITCH-BLANK
12	104056-24-01A	EA APPLIQUE-BEZEL
13	M05946-28-G09	EA DASH POD ASM-OSHKOSH
	103662-03-01A	EA BEZEL-INSTRUMENT PANEL, OSHKOSH
	100138-01-000	EA MODULE-DAYTIME RUNNING LIGHT - CANADIAN
	077031-01-000	EA FILM-BLACK, 1" X 1.75"
	077031-03-000	EA FILM-WHITE, .75" X 1"
	103603-01-000	EA BULB - 12V, #74 - .12A WEDGE - GE 22-25 - USED IN DASH
	077539-01-000	EA BRACKET-MOUNTING, DASH PANEL - L/SHAPED - 2.5" X 1" X 1.5"

ELECTRICAL GROUP POWER CORDS & ELECTRICAL BOXES

KEY	PART NUMBER	U/M DESCRIPTION
	008052-01-000	EA CORD-POWER, 10/3 - 30 AMP - 25' - CANADIAN
	008054-01-000	EA CORD-POWER, 10/3 - 30 AMP - 25'
	121470-01-000	EA CORD-EXTENSION, 6 FT - 16-2 WIRE - AWI 2030 - SATELLITE DISH OPTION
	008289-01-000	EA BOX-ELECTRIC, STEEL - 1/2" AND 3/4" KNOCKOUTS - 4" X 4"
	008289-02-000	EA BOX-ELECTRICAL, 4" X 4" - 1/2" & 3/4" KNOCKOUTS - CANADIAN
	074890-01-000	EA BOX-EXTENSION, STEEL - OPEN SIDES - 4" X 4" X 1 1/2"
	074897-01-000	EA COVER-ELECTRICAL BOX W/HOLES - 4" X 4"
	008294-01-000	EA COVER-ELECTRICAL BOX, BLANK/STEEL - 4" X 4" - GRAY
	008294-02-000	EA COVER-ELECTRICAL BOX, BLANK STEEL - 4" X 4" - CANADIAN
	069238-01-000	EA COVER-ELECTRICAL BOX, W/HOLE - 4" X 4" - GRAY USED WITH 30 AMP RECEPTACLE
	091910-02-000	EA BOX-ELECTRICAL, PLASTIC - 57 MM X 88 MM
	111509-01-000	EA BOX ASM-ELECTRICAL, FRONT
	111510-01-000	EA DOOR-ELECTRICAL BOX, FRONT

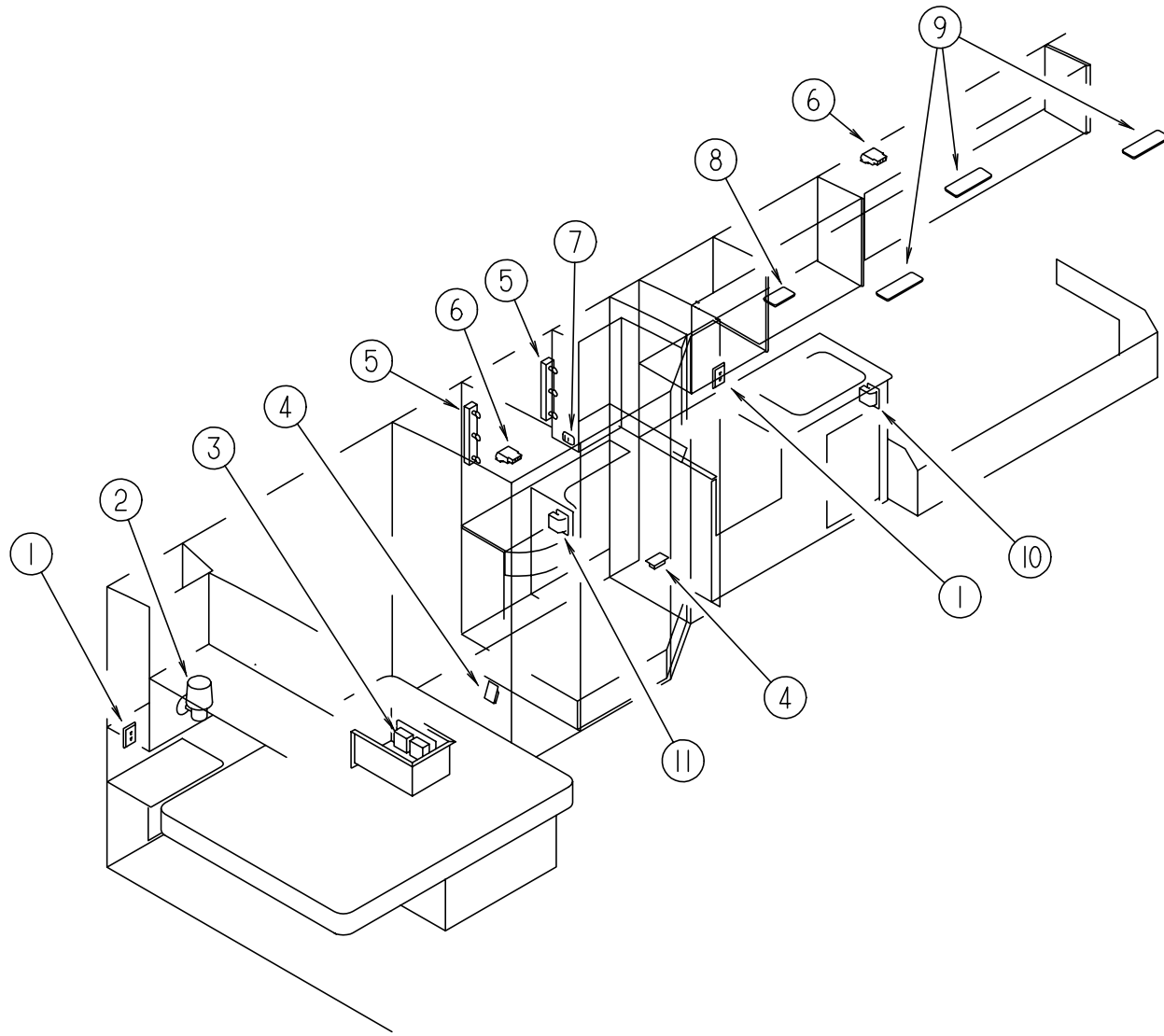
POWER CONVERTERS & INVERTER

KEY	PART NUMBER	U/M DESCRIPTION
	083208-02-000	EA CONVERTER-POWER, 45A - 120V/12V - BW 6345
	099048-02-000	EA INVERTER - 100 WATT - DUI-12/100TLW

TERMINALS

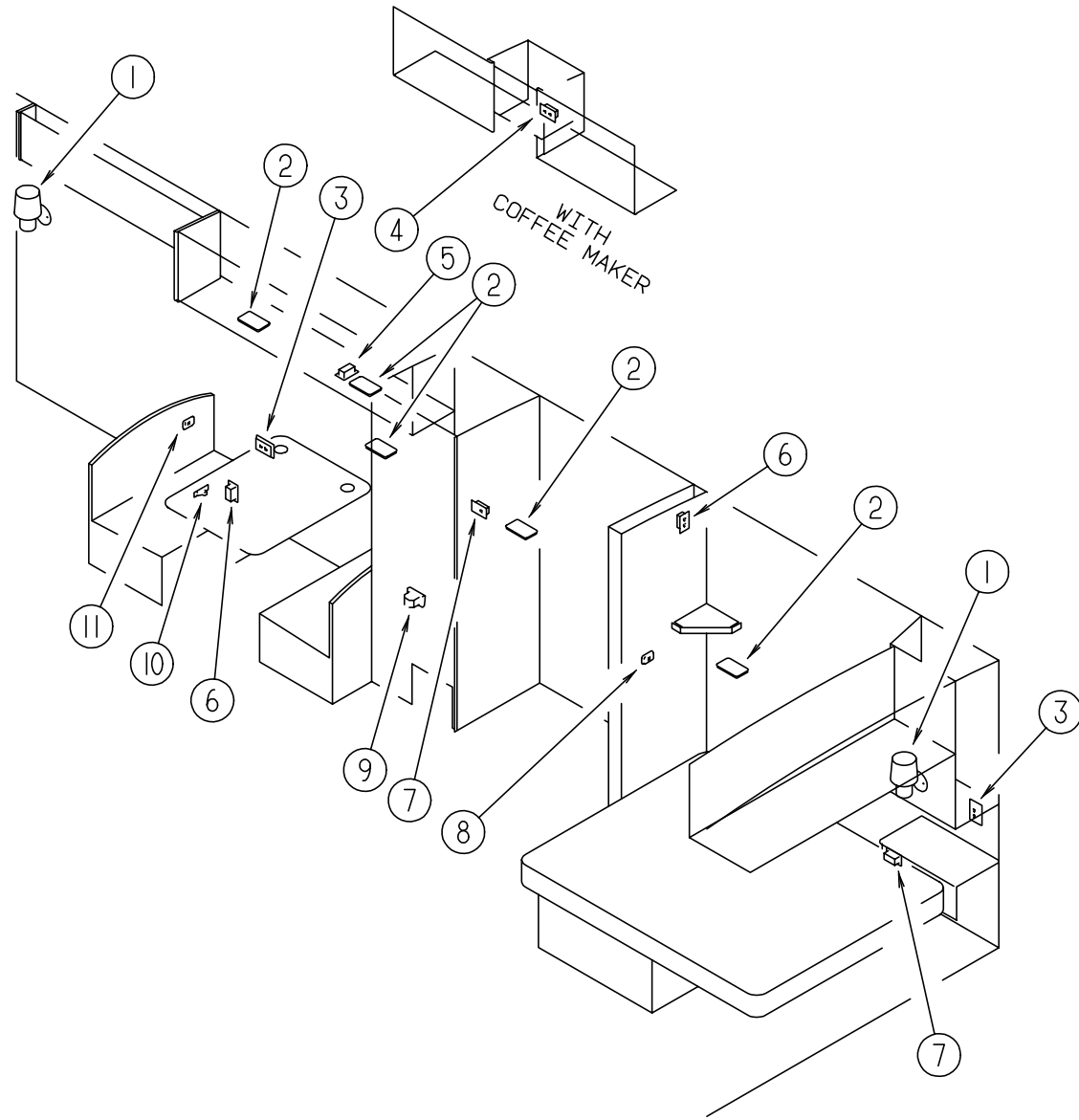
KEY	PART NUMBER	U/M DESCRIPTION
	008326-01-000	EA TERMINAL-RING, 16/14 WIRE - 3/8" STUD
	008328-01-000	EA TERMINAL-RING, 12/10 WIRE - #10 STUD FIT
	008331-01-000	EA TERMINAL-RING, TONGUE - #4 WIRE - 3/8" STUD - COPPER
	008348-01-000	EA TERMINAL-RING, 3/8" STUD - #2 WIRE
	035416-04-000	EA TERMINAL-RING, #10 STUD FIT, INSULATED BARREL #16/14
	047443-01-000	EA TERMINAL - .250 RECEPTACLE FIT, INSULATED - 16/14 AWG
	062036-01-000	EA TERMINAL-PACK-CON, 12/10 AWG - PACKARD 12033817
	062036-02-000	EA TERMINAL-PACK-CON, 16/14 AWG
	088267-01-000	EA TERMINAL-FEMALE, 1/4 - PACKARD 2962573
	104100-03-000	EA TERMINAL - 75 AMP - AMP 53880-4 LOOSE
	098260-01-000	EA TERMINAL-MALE, 56 SERIES - PACKARD 02971962
	106007-01-000	EA TERMINAL-FEMALE, 14-16AWG - PACKARD 12015861-L
	106655-01-000	EA TERMINAL-FUSE BLOCK, 14-16AWG - PACKARD 12020321

ELECTRICAL GROUP (CONTINUED)
LIGHTS, RECEPTACLES & SWITCHES - DRIVER SIDE



KEY	PART NUMBER	U/M	DESCRIPTION
1	058708-02-000	EA	RECEPTACLE-ELECTRIC, DOUBLE - IVORY
1	102568-01-GB1	EA	SPACER-RECEPTACLE, SIDEWALL
2	065202-22-000	EA	LAMP-WALL W/O SHADE, BRASS (G09/G11/G12)
2	065202-24-000	EA	LAMP-WALL W/O SHADE, BRASS (G13/G14)
2	065201-09-000	EA	SHADE-LAMP, FABRIC - PARCHMENT (G09/G11/G12)
2	065201-12-000	EA	SHADE-LAMP, FABRIC - WHITE SWIRL (G13/G14)
2	067479-01-000	EA	BULB - 12V, NUMBER 1076
3	024924-02-000	EA	RECEPTACLE-POWER CORD, W/PARTIAL PLATE
4	058707-02-000	EA	RECEPTACLE-BLANK, JUNCTION - WIRECON WDJ20BR
5	110235-01-01A	EA	LIGHT-MAKE UP, 3 BULB PANLESS - PD PD200-621 BRASS
5	081633-01-700	EA	BULB-MAKE UP LIGHT, JENSEN
6	091927-01-000	EA	COVER-RECEPTACLE, DOUBLE - IVORY
7	079364-01-000	EA	SWITCH-ON/OFF ROCKER, 2 PRONGS - BROWN - LAMP
7	079364-03-000	EA	SWITCH-ON/OFF ROCKER, 3 PRONGS - BROWN - WATER PUMP
7	098351-02-01A	EA	PLATE-SWITCH, 2 GANG - POLISHED BRASS - JENSEN
8	098024-01-01A	EA	LIGHT-DOME, 1 BULB - IVORY
8	098024-01-700	EA	LENS-DOME LIGHT
8	008218-01-000	EA	BULB-DOME LIGHT, 12V - NUMBER 1141
9	098024-03-01A	EA	LIGHT-DOME, 2 BULB - IVORY
9	098024-01-700	EA	LENS-DOME LIGHT
9	008218-01-000	EA	BULB-DOME LIGHT, 12V - NUMBER 1141
10	084076-02-000	EA	RECEPTACLE-GFI, 15A - 125V - BROWN
11	084076-01-000	EA	RECEPTACLE-GFI, 15A - 125V - IVORY
	087695-02-000	EA	SWITCH-HEATER, EXTERIOR MIRROR - EURAMTEC DAV4720-12
	087695-03-000	EA	CONNECTOR-ASSEMBLY - EURAMTEC RT10484802
	088246-01-000	EA	SWITCH-REMOTE, EXTERIOR MIRROR - SQUARE PUSH 7471290
	054250-04-000	EA	COVER-ANGLED, W/O HOLE - 3.6" X 4.5" - PLASTIC - OFF WHITE ELECTRICAL PLATE SUPPORT
	073626-04-000	EA	COVER-ELECTRIC, 10.4" X 7.8" - BEIGE PLASTIC
	117806-01-000	EA	BULB - 12V NO.912 1.0 AMPS
	086280-01-000	EA	LIGHT-SURFACE MOUNT, 12V - JENSEN 1236
	086280-01-700	EA	BULB - 12V, 6 WATT

ELECTRICAL GROUP (CONTINUED)
LIGHTS, RECEPTACLES & SWITCHES - PASSENGER SIDE



KEY	PART NUMBER	U/M	DESCRIPTION
1	065202-22-000	EA	LAMP-WALL W/O SHADE, BRASS (G09/G11/G12)
1	065202-24-000	EA	LAMP-WALL W/O SHADE, BRASS (G13/G14)
1	065201-09-000	EA	SHADE-LAMP, FABRIC - PARCHMENT (G09/G11/G12)
1	065201-12-000	EA	SHADE-LAMP, FABRIC - WHITE SWIRL (G13/G14)
1	067479-01-000	EA	BULB - 12V, NUMBER 1076
2	098024-01-01A	EA	LIGHT-DOME, 1 BULB - IVORY
2	098024-01-700	EA	LENS-DOME LIGHT
2	008218-01-000	EA	BULB-DOME LIGHT, 12V - NUMBER 1141
3	058708-02-000	EA	RECEPTACLE-ELECTRIC, DOUBLE - IVORY
3	102568-01-GB1	EA	SPACER-RECEPTACLE, SIDEWALL
4	058708-05-000	EA	RECEPTACLE-ELECTRIC, SINGLE - BROWN - WIRECON WDR15BRS
5	058708-01-000	EA	RECEPTACLE-ELECTRIC, DOUBLE - BROWN
6	058708-02-000	EA	RECEPTACLE-ELECTRIC, DOUBLE - IVORY
7	058707-01-000	EA	RECEPTACLE-ELECTRIC, SINGLE - BROWN
8	079364-01-000	EA	SWITCH-ON/OFF ROCKER, 2 PRONGS - BROWN - LAMP
8	098351-01-01A	EA	PLATE-SWITCH, 1 GANG - POLISHED BRASS - JENSEN
8	095188-01-01A	EA	SPACER-SWITCH, 2.3" X 3.4" - PLASTIC - DARK BROWN
9	112822-01-01A	EA	RECEPTACLE-DUPLEX, IVORY - WIRECON WDRU15IV
9	112824-01-02A	EA	COVER-EXTERIOR DUPLEX RECEPTACLE, OFF WHITE - P&S 3780-SC-CW
10	061424-01-000	EA	LIGHT-AISLE, 12V - RECTANGULAR
10	008103-01-000	EA	BULB-DASH/AISLE LIGHT, #53 - 12 V - .12 AMP
11	098351-05-01A	EA	PLATE-SWITCH, 3 GANG - POLISHED BRASS - JENSEN
11	079364-01-000	EA	SWITCH-ON/OFF ROCKER, 2 PRONGS - BROWN
11	095188-02-01A	EA	SPACER-SWITCH, 2.3" X 4.1" - PLASTIC - DARK BROWN
	086280-01-000	EA	LIGHT-SURFACE MOUNT, 12V - JENSEN 1236
	086280-01-700	EA	BULB - 12V, 6 WATT
	087695-02-000	EA	SWITCH-HEATER, EXTERIOR MIRROR - EURAMTEC DAV4720-12
	087695-03-000	EA	CONNECTOR-ASSEMBLY - EURAMTEC RT10484802
	088246-01-000	EA	SWITCH-REMOTE, EXTERIOR MIRROR - SQUARE PUSH 7471290
	054250-04-000	EA	COVER-ANGLED, W/O HOLE - 3.6" X 4.5" - PLASTIC - OFF WHITE
			ELECTRICAL PLATE SUPPORT
	073626-04-000	EA	COVER-ELECTRIC, 10.4" X 7.8" - BEIGE PLASTIC
	117806-01-000	EA	BULB-12V NO.912 1.0 AMPS

ELECTRICAL GROUP (CONTINUED)
HOUSINGS, PINS, TABS & SOCKETS

KEY	PART NUMBER	U/M DESCRIPTION
	088473-01-000	EA HOUSING-PIN, 12 CAVITY - AMP 1-480708-0
	088473-02-000	EA HOUSING-PIN, 15 CAVITY - AMP 1-480710-0
	088473-03-000	EA HOUSING-PIN, 9 CAVITY - AMP 1-480706-0
	088473-05-000	EA HOUSING-PIN, 6 CAVITY - AMP 640585-1
	088473-06-000	EA HOUSING-PIN, 6 CAVITY - AMP 1-480704-0
	088473-08-000	EA HOUSING-PIN, 4 CAVITY - AMP 1-480702-0
	088473-09-000	EA HOUSING-PIN, 3 CAVITY - AMP 1-480700-0
	088473-10-000	EA HOUSING-PIN, 2 CAVITY - AMP 1-480698-0
	098264-01-000	EA HOUSING - 2 PIN, WEATHER PACK - M - PACKARD 12015792
	108355-01-000	EA HOUSING-SWITCH - CARLING VCH
	088474-01-000	EA HOUSING-SOCKET, 12 CAVITY - AMP 1-480709-0
	088474-02-000	EA HOUSING-SOCKET, 12 CAVITY - AMP 1-480711-0
	088474-03-000	EA HOUSING-SOCKET, 9 CAVITY - AMP 1-480707-0
	088474-06-000	EA HOUSING-SOCKET, 6 CAVITY - AMP 1-480705-0
	088474-07-000	EA HOUSING-SOCKET, 5 CAVITY - AMP 1-480764-0
	088474-08-000	EA HOUSING-SOCKET, 4 CAVITY - AMP 1-480703-0
	088474-09-000	EA HOUSING-SOCKET, 3 CAVITY - AMP 1-480701-0
	088474-10-000	EA HOUSING-SOCKET, 2 CAVITY - AMP 1-480699-0
	088475-01-000	EA PIN-CONNECTOR, 14 TO 20 AWG
	088475-02-000	EA PIN-CONNECTOR, 10 TO 12 AWG
	088476-01-000	EA SOCKET-CONNECTOR, BRASS - PRE-TIN
	088476-02-000	EA SOCKET-CONNECTOR, 12-10 GA - PHOS. BRZ - PRE-TIN
	098261-02-000	EA SOCKET-CONNECTOR, WEATHERPACK - PACKARD 12124580
	103608-01-000	EA SOCKET-WEDGE BASE W/LEADS - JKL 2944-6 OR EQUIVALENT
	098262-01-000	EA SEAL-CONNECTOR, WEATHER PACK - PACKARD 12010293
	101571-01-000	EA HOUSING - 2 POSITION, MALE
	110178-01-000	EA HOUSING-WIPER MOTOR - UT 6237440-EC25WJ
	115556-01-000	EA HOUSING - 3 POSITION, FEMALE 59-SERIES - PACKARD 02965810
	115556-02-000	EA HOUSING - 2 POSITION, FEMALE 59-SERIES - PACKARD 02965809
	104100-01-000	EA HOUSING - 1 POSITION, 75 AMP - AMP 53884-1
	106006-01-000	EA HOUSING - 1 POSITION, FEMALE - PACKARD 12015952
	113468-01-000	EA HOUSING - 2 POSITION, FEMALE - 56-SERIES - PACKARD 02965981 USED ON WIPER/WASHER WIRE ASM

CONDUIT

KEY	PART NUMBER	U/M DESCRIPTION
	041953-01-000	FT CONDUIT-CONVOLUTE, SLIT - .5" ID
	041953-03-000	FT CONDUIT-CONVOLUTE, SLIT - 1" ID (CLOTHES ROD COVER)
	041953-05-000	FT CONDUIT-CONVOLUTE, SOLID - .62" ID
	041953-06-000	FT CONDUIT-CONVOLUTE, SLIT - .375" ID
	041953-07-000	FT CONDUIT-CONVOLUTE, SLIT - .25" ID
	041953-08-000	FT CONDUIT-CONVOLUTE, SLIT - 1.50" ID
	041953-09-000	FT CONDUIT-CONVOLUTE, SLIT - .50" ID
	041953-10-000	FT CONDUIT-CONVOLUTE, SLIT - .75" ID
	041953-11-000	FT CONDUIT-CONVOLUTE, SLIT - 1.06" ID
	041953-12-000	FT CONDUIT-CONVOLUTE, NON SLIT - 1.1" ID

CONNECTORS

KEY	PART NUMBER	U/M DESCRIPTION
	008311-01-000	EA CONNECTOR-WIRE NUT, INSULATED - RED
	008312-01-000	EA CONNECTOR-WIRE NUT, INSULATED - BLUE
	008313-01-000	EA CONNECTOR-WIRE NUT, INSULATED - YELLOW
	008314-01-000	EA CONNECTOR-WIRE NUT, INSULATED - GRAY
	008355-01-000	EA CONNECTOR-CABLE CLAMPING, 3/4"
	008356-01-000	EA CONNECTOR-PLASTIC, 3/8" AVG
	041480-01-000	EA CONNECTOR-STRAIGHT, 1/2" FLEX CONDUIT
	058028-01-000	EA CONNECTOR-ELECTRICAL PIGTAIL, NYLON - CLEAR
	082741-01-000	EA CONNECTOR BODY - 2 CONNECTOR MALE
	008398-01-000	EA CONNECTOR - 1/2" X 90 DEGREE, FLEX CONDUIT - UL AND CSA
	087695-03-000	EA CONNECTOR-ASSEMBLY - EURAMTEC RT10484802
	007954-01-000	EA RECEPTACLE-HOUSING, 6 POSITION
	080015-02-000	EA RECEPTACLE-FLAG, .185 - 16/14 GA - AMP 3

ELECTRICAL GROUP (CONTINUED)
FUSES & CIRCUIT BREAKERS

KEY	PART NUMBER	U/M DESCRIPTION
	008234-01-000	EA FUSE - 12V, 10 AMP
	062037-01-000	EA HOUSING-AUTO FUSE, NATURAL
	062037-02-000	EA HOUSING-AUTO FUSE, GREEN
	062037-03-000	EA HOUSING-AUTO FUSE, BLACK
	062037-04-000	EA HOUSING-AUTO FUSE, BLUE
	062037-06-000	EA HOUSING-AUTO FUSE, BROWN
	062901-02-000	EA FUSE - 5 AMPS, AUTOMOTIVE
	062901-05-000	EA FUSE - 15 AMPS, AUTOMOTIVE
	062901-06-000	EA FUSE - 20 AMPS, AUTOMOTIVE
	062901-07-000	EA FUSE - 25 AMPS, AUTOMOTIVE
	083209-02-000	EA CIRCUIT BREAKER - 15/15AMP, 120V - BW H-15/15
	083209-06-000	EA CIRCUIT BREAKER - 30/15 AMP, 120V - BW D-30/15
	083209-07-000	EA CIRCUIT BREAKER - 20/20A, 120V - BW K-20/20
	093655-03-000	EA CIRCUIT BREAKER - 40A, 12V - USD 17440-4E03A2A
	106655-02-000	EA TERMINAL-FUSE BLOCK,10-12AWG - PACKARD 12020400
	106656-01-000	EA FUSE BLOCK - 4 CAVITY AUTOFUSE - PACKARD 12004943
	108669-01-000	EA HOUSING-AUTO FUSE HOLDER, PACKARD 12010105

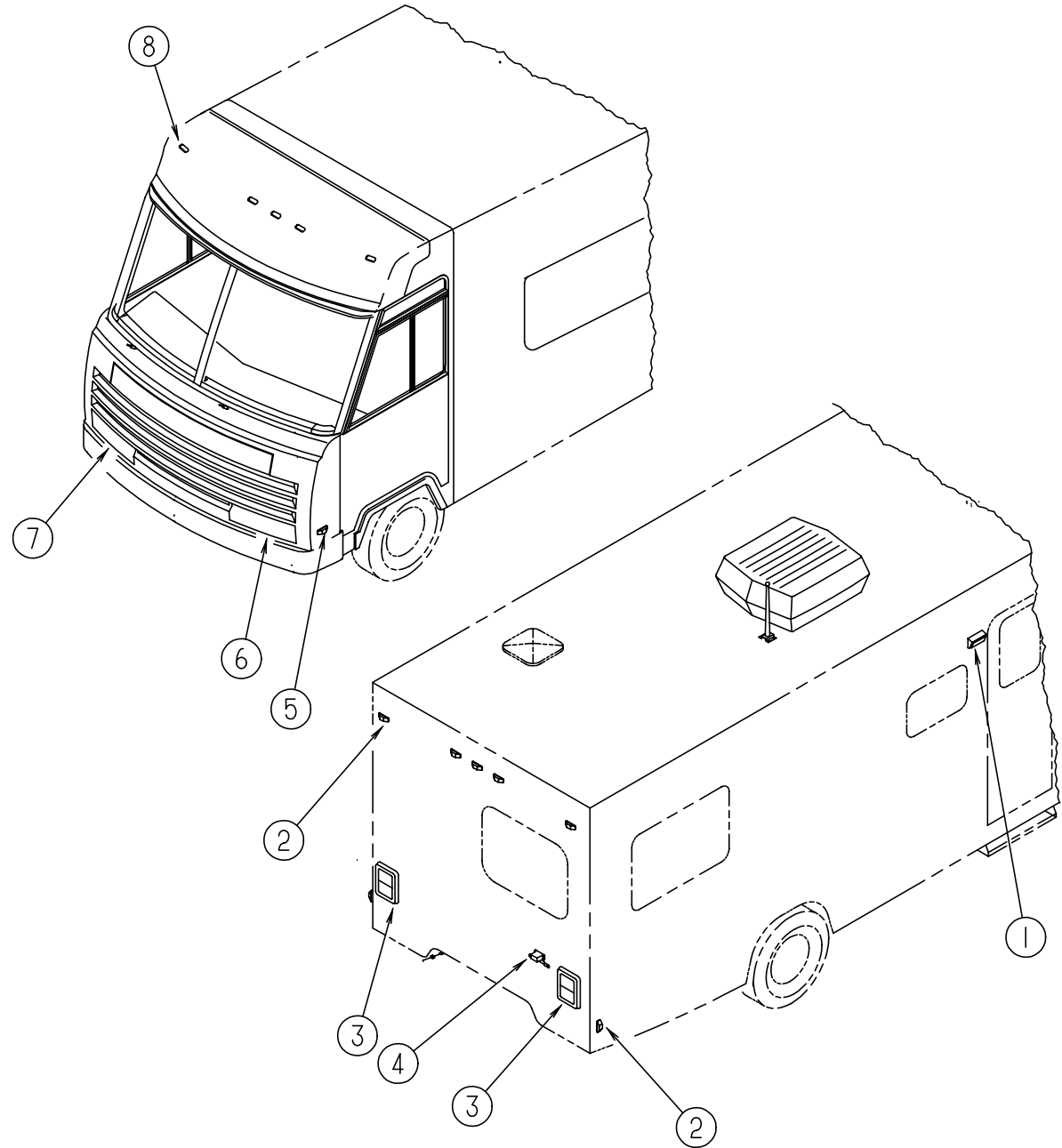
WIRE ASSEMBLIES

KEY	PART NUMBER	U/M DESCRIPTION
	096449-01-000	EA WIRE ASM-WATER TANK TO MONITOR PANEL
	097618-01-000	EA WIRE ASM-MONITOR PANEL, W/3 WIRES & ORANGE RESISTOR - LVS
	102636-02-000	EA WIRE ASM-CLEARANCE LAMPS
	100677-01-000	EA WIRE ASM-RADIO
	103342-02-000	EA WIRE ASM-CLEARANCE, UPPER - LT
	103342-03-000	EA WIRE ASM-CLEARANCE, UPPER - RT
	104271-02-000	EA WIRE ASM-SPEAKER, TV
	108303-01-000	EA WIRE ASM-REAR AUTO HEATER
	110256-01-000	EA WIRE ASM-IP, GENERATOR
	111915-01-000	EA WIRE ASM-DAY RUN LAMPS, FUSE
	115957-01-000	EA WIRE ASM-WIPER/WASHER
	119458-01-000	EA WIRE ASM-IP, MAIN
	P03783-05-000	EA WIRE ASM-HEADLAMP

ELECTRICAL MISCELLANEOUS

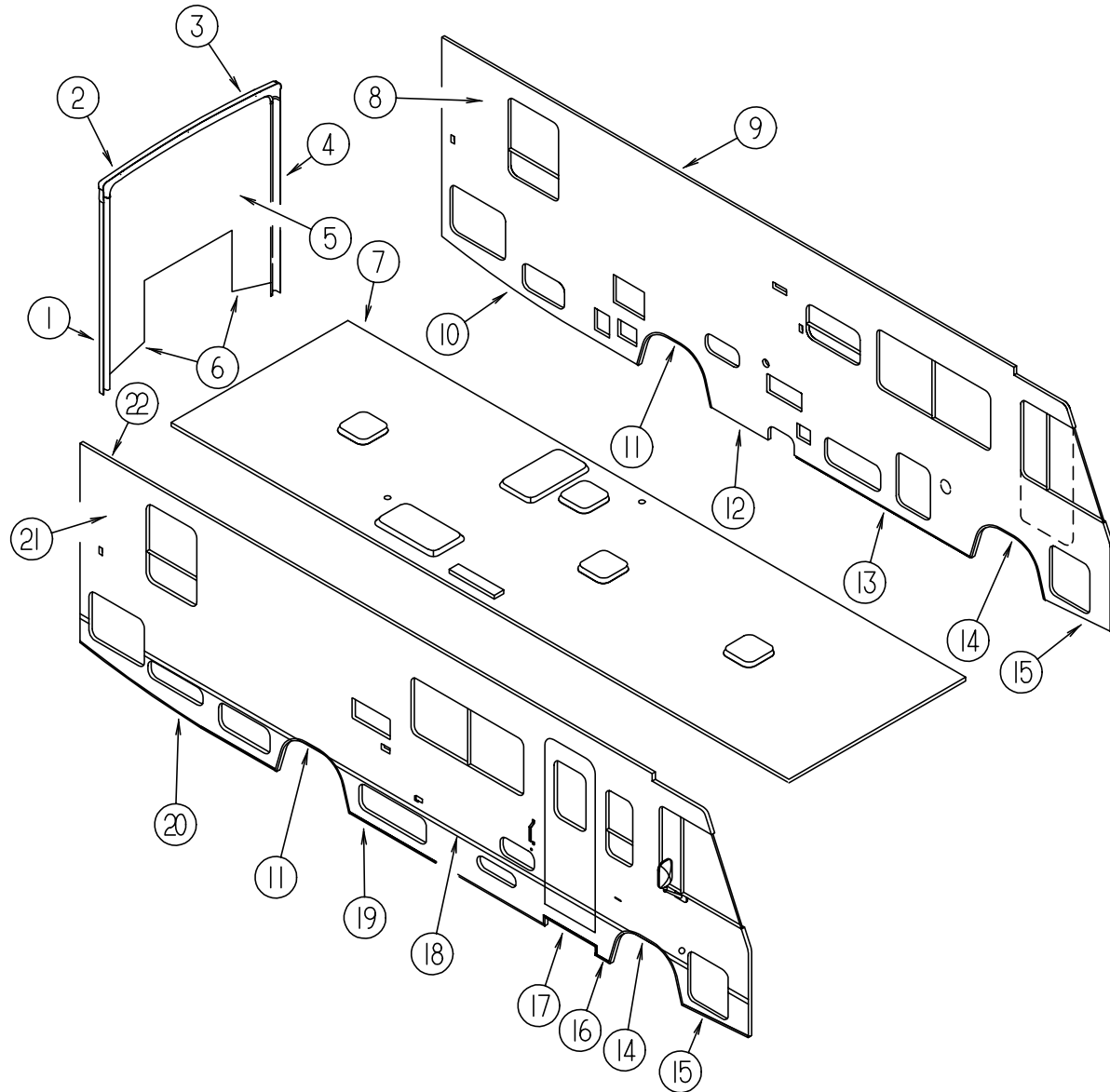
KEY	PART NUMBER	U/M DESCRIPTION
	073328-B4-000	EA CABLE ASSEMBLY-BATTERY, W/TERMINALS
	087949-02-000	EA BUS BAR - 3 POSITION, .6" X 2.4" - ALUMINUM
	112823-01-000	EA SPLICE-REDUCER, 16-14TO 18-22 - ETC BA-631X
	063912-02-000	EA RELAY-CANISTER, SPDT - BOSCH 0332204101
	077479-01-000	EA BOOT-BATTERY TERMINAL, DOUBLE CABLE
	077479-02-000	EA BOOT-BATTERY TERMINAL, SINGLE CABLE
	103987-02-000	EA SEAL-SOLENOID ACCESS
	007093-01-000	EA FLASHER-SIGNAL, STAT
	007956-05-000	EA INSULATOR-SHRINK, .25 ID X 1.50 - BLACK
	008188-01-000	EA SOLENOID - 3 POST, BATTERY CHANGE OVER
	063910-01-000	EA HOUSING-RELAY, BOSCH 3 334 485 008
	086233-01-000	EA STUD-ISOLATED, 3/8" X 7/8" LONG
	086273-01-000	EA RELAY-BATTERY DISCONNECT

ELECTRICAL GROUP (CONTINUED)
EXTERIOR LIGHTS



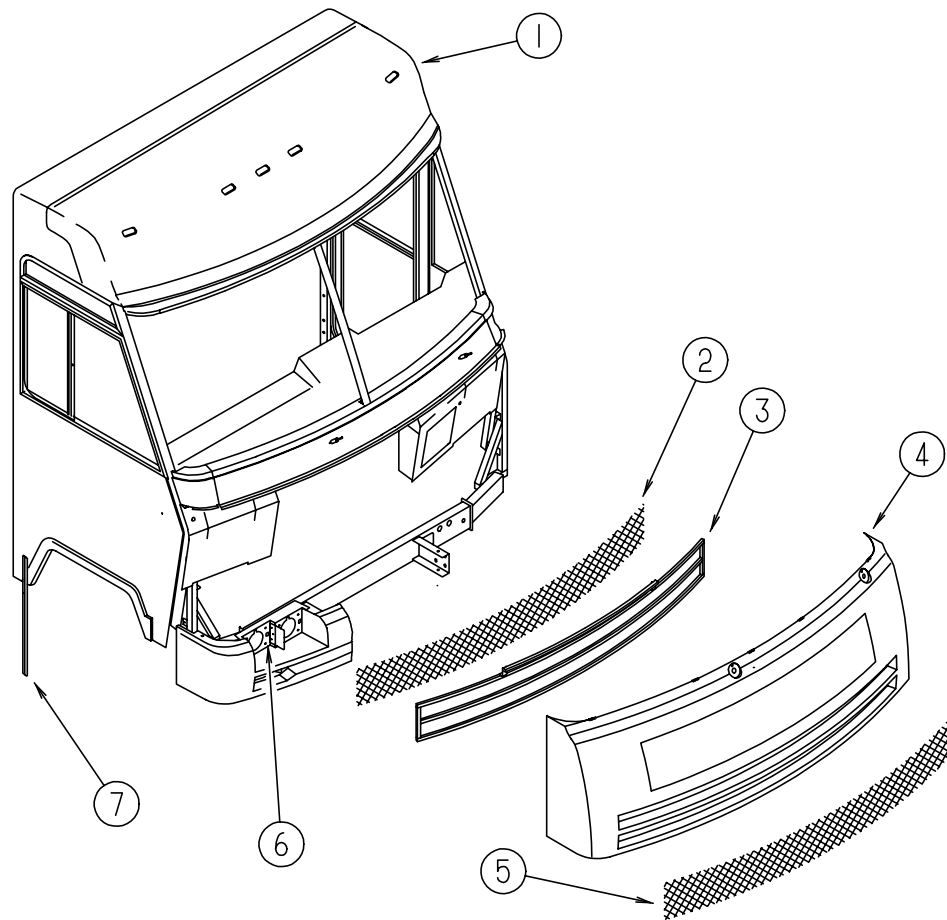
KEY	PART NUMBER	U/M	DESCRIPTION	VENDOR NO.
1	097917-01-04A	EA	LIGHT-PORCH, ENTRY DOOR - BUFF	
	008215-01-000	EA	BULB - 12V, #1003 - .94 AMP	
	097917-01-700	EA	LENS-LIGHT, PORCH	
2	111102-01-000	EA	LAMP-MARKER, BASE - TRIPLEX 117XAS	
	111102-03-000	EA	LENS-MARKER LAMP, RED - TRIPLEX 117R	
3	036196-01-000	EA	BULB - 12V, #194 - .27 AMP - BAYONETTE	
	081638-01-000	EA	TAILLIGHT-DOUBLE, W/BLACK TRIM - DRIVER OR PASSENGER SIDE	
	037934-01-000	EA	BULB - 12V, #1156 - 2.1 AMP - CLEAR GLASS	
	037935-01-000	EA	BULB - 12V, #1157 OR #2057 - 2.1 AMP - CLEAR GLASS	
	081638-01-700	EA	LENS-TAILLIGHT, RED - BARGMAN	30-84-010
	081638-01-701	EA	LENS-TAILLIGHT, W/BACKUP - BARGMAN	30-84-700
4	103355-01-04A	EA	POD-TAILLIGHT, BUFF	
	066432-02-000	EA	LIGHT-LICENSE, BLACK	
	066432-03-000	EA	BRACKET-LICENSE PLATE - BARGMAN 30-60-030	
5	111102-01-000	EA	LAMP-MARKER, BASE - TRIPLEX 117XAS	
	111102-02-000	EA	LENS-MARKER LAMP, AMBER - TRIPLEX 118A	
6	036196-01-000	EA	BULB - 12V, #194 - .27 AMP - BAYONETTE	
	049186-04-000	EA	HEADLAMP ASM-DRIVER, HIGH/LOW BEAM - HALOGEN - KD	92749-201
	049188-04-000	EA	HEADLAMP ASM-DRIVER, HIGH BEAM - HALOGEN - KD	92750-201
	049185-04-000	EA	HEADLAMP ASM-PASS, HIGH/LOW BEAM - HALOGEN - KD	92751-201
	049187-04-000	EA	HEADLAMP ASM-PASS, HIGH BEAM - HALOGEN - KD	92748-201
	049359-01-000	EA	SPRING-RETAINER, HEADLAMP - GM 496096	
7	110750-01-000	EA	SCREW-ADJUSTING, HEADLAMP	
	089292-01-000	EA	LIGHT-TURN, DRIVER OR PASSENGER - W/AMBER LENS	
	037935-01-000	EA	BULB - 12V, #1157 OR #2057 - 2.1 AMP - CLEAR GLASS	
	102520-01-000	EA	LIGHT-CLEARANCE, W/O SOCKET CONNECTIONS - AMBER - (LENS N/A)	
	036196-01-000	EA	BULB - 12V, #194 - .27 AMP - BAYONETTE	
	102540-01-000	EA	SEAL-SCREW, ROUND - RUBBER	
8	102541-01-000	EA	GASKET-CLEARANCE LIGHT	
	112823-01-000	EA	SPLICE-REDUCER, 16-14 TO 18-22 - ETC BA-631X	
	067789-02-000	EA	SOCKET-LAMP	

EXTERIOR BODY GROUP
EXTERIOR BODY PANELS AND TRIM



KEY	PART NUMBER	U/M DESCRIPTION
1	114874-09-07B	EA TRIM-BACKWALL SIDE, RIGHT - BUFF - STEEL
1	104033-07-03A	EA TRIM-J, BACKWALL - RIGHT - BUFF - ALUMINUM
2	114872-03-02A	EA TRIM-BACKWALL, TOP W/O CLEARANCE LIGHTS - RIGHT - BUFF PLASTIC
3	114873-03-02A	EA TRIM-BACKWALL, TOP W/O CLEARANCE LIGHTS - LEFT - BUFF PLASTIC
4	114874-10-07B	EA TRIM-BACKWALL SIDE, LEFT - BUFF - STEEL
4	104033-08-03A	EA TRIM-J, BACKWALL - LEFT - BUFF - ALUMINUM
5	M07419-14-G09	EA BACKWALL-W/O WINDOW, LIGHTS, OR DECALS
5	M07419-14-G11	EA BACKWALL-W/O WINDOW, LIGHTS, OR DECALS
5	M07419-14-G12	EA BACKWALL-W/O WINDOW, LIGHTS, OR DECALS
5	M07419-14-G13	EA BACKWALL-W/O WINDOW, LIGHTS, OR DECALS
5	M07419-14-G14	EA BACKWALL-W/O WINDOW, LIGHTS, OR DECALS
6	105930-04-04A	EA TRIM-BACKWALL, LOWER - DRIVER OR PASS SIDE - BUFF - ALUMINUM
	002365-01-001	EA U-CHANNEL, 1" X 18' - SERRATED - MILL FINISHED ALUMINUM
7	P20117-01-G09	EA ROOF-W/O VENTS
8	M05735-18-G09	EA SIDEWALL ASM-DRIVER SIDE, W/O WINDOWS & TRIM
8	M05735-18-G11	EA SIDEWALL ASM-DRIVER SIDE, W/O WINDOWS & TRIM
8	M05735-18-G12	EA SIDEWALL ASM-DRIVER SIDE, W/O WINDOWS & TRIM
8	M05735-18-G13	EA SIDEWALL ASM-DRIVER SIDE, W/O WINDOWS & TRIM
8	M05735-18-G14	EA SIDEWALL ASM-DRIVER SIDE, W/O WINDOWS & TRIM
8	M05735-20-G09	EA SIDEWALL ASM-DRIVER SIDE, W/O WINDOWS & TRIM - DRIVER DOOR
8	M05735-20-G11	EA SIDEWALL ASM-DRIVER SIDE, W/O WINDOWS & TRIM - DRIVER DOOR
8	M05735-20-G12	EA SIDEWALL ASM-DRIVER SIDE, W/O WINDOWS & TRIM - DRIVER DOOR
8	M05735-20-G13	EA SIDEWALL ASM-DRIVER SIDE, W/O WINDOWS & TRIM - DRIVER DOOR
8	M05735-20-G14	EA SIDEWALL ASM-DRIVER SIDE, W/O WINDOWS & TRIM - DRIVER DOOR
9	120091-01-01A	EA TRIM-ROOF, 16' LONG - W/O DRILLED HOLES - DRIVER SIDE - BUFF
10	108038-21-04A	EA TRIM-SIDEWALL, BOTTOM - DRIVER SIDE REAR - 2706 MM LONG - BUFF
11	108070-02-04A	EA TRIM-WHEELWELL, REAR - DRIVER OR PASSENGER SIDE - BUFF
12	108038-26-03A	EA TRIM-SIDEWALL, BOTTOM - DRIVER SIDE - 770 MM LONG - BUFF
13	108038-25-04A	EA TRIM-SIDEWALL, BOTTOM - DRIVER SIDE - 2390 MM LONG - BUFF
14	108069-06-01A	EA TRIM-WHEELWELL, FRONT - DRIVER OR PASSENGER SIDE - BUFF
15	108038-44-01A	EA TRIM-SIDEWALL, BOTTOM - FRONT - DRIVER OR PASSENGER SIDE - BUFF
	116800-55-004	EA U-CHANNEL-EXTRUDED, 1.7" X 16' - BUFF
16	108038-24-04A	EA TRIM-SIDEWALL, BOTTOM - PASSENGER SIDE - 184 MM LONG - BUFF
17	114961-01-G09	EA TRIM-STEPWELL, BUFF
	086180-51-001	EA EXTRUSION-CHANNEL, SERRATED - 4877 MM
18	108688-01-04A	EA STRIP-FEATURE, W/O INSERT OR END CAPS - 15' LONG - BUFF
	108651-01-01A	EA END CAP-FEATURE STRIP
	105312-01-05A	FT INSERT-FEATURE STRIP
19	108038-20-04A	EA TRIM-SIDEWALL, BOTTOM - PASSENGER SIDE - 2644 MM LONG - BUFF
20	108038-22-04A	EA TRIM-SIDEWALL, BOTTOM - PASSENGER SIDE - 2706 MM LONG - BUFF
21	M05734-18-G09	EA SIDEWALL ASM-PASSENGER SIDE, W/O WINDOWS & TRIM
21	M05734-18-G11	EA SIDEWALL ASM-PASSENGER SIDE, W/O WINDOWS & TRIM
21	M05734-18-G12	EA SIDEWALL ASM-PASSENGER SIDE, W/O WINDOWS & TRIM
21	M05734-18-G13	EA SIDEWALL ASM-PASSENGER SIDE, W/O WINDOWS & TRIM
21	M05734-18-G14	EA SIDEWALL ASM-PASSENGER SIDE, W/O WINDOWS & TRIM
22	120092-01-01A	EA RAIL-AWNING, 16' LONG - W/O DRILLED HOLES - PASSENGER SIDE - BUFF
	119943-51-001	EA EXTRUSION-AWNING RAIL, 4877 MM - MILL
	084852-51-003	EA ANGLE-EXTRUDED, 1.25" X .75" X 4600 MM - MILL ALUMINUM
	033381-17-001	FT TUBING-STEEL, 1.5" X 1.5" X 192" - 16 GA - HOT FORMED ASTM A50
	055278-51-259	EA TUBING-STEEL, .75" X 1.5" X 12.5' LONG
	002726-01-001	EA GARNISH-U-CHANNEL, 1.38" X 19' - SERRATED - MILL ALUMINUM
	002766-01-001	EA ANGLE-EXTRUDED, 1" X 1.5" X 17'
	069726-02-000	EA BUMPER - .88" DIAMETER X .40", BLACK

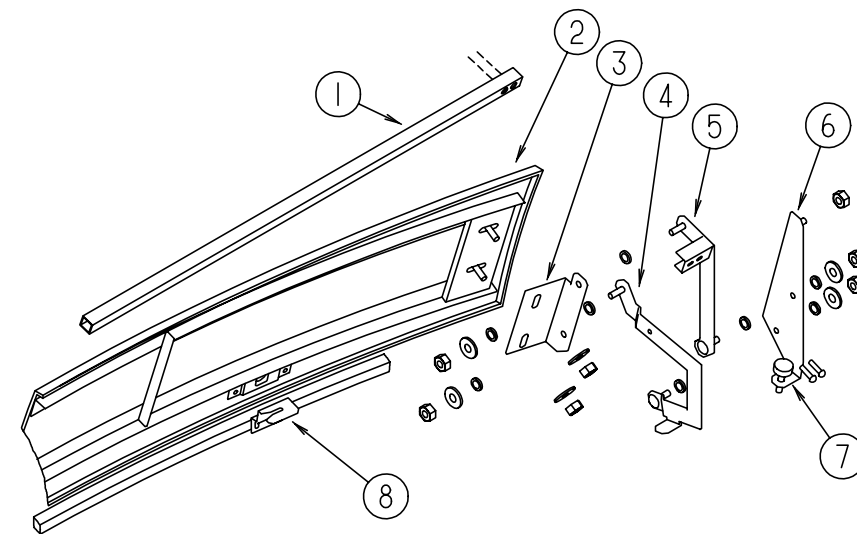
EXTERIOR BODY GROUP (CONTINUED)



FRONT CAP AND FRONT END COMPONENTS

KEY	PART NUMBER	U/M DESCRIPTION
1	115042-01-03A	EA PANEL-ROOF CAP, BUFF
	070579-06-000	EA PLATE-ANCHOR, W/7/16 WELD NUT - 1.5" X 3.3"
	077001-01-000	EA ANGLE-MOUNTING, ROOF PANEL - V ANGLE - 3" X 2.4" X 1.5"
2	115924-03-02A	EA GRILLE-WOVEN WIRE, BLACK
3	118182-01-G09	EA GRILLE ASSEMBLY-TUBE W/O MESH
4	M07546-01-G09	EA FRONT END ASM-W/O GRILLES, HOOD OR HOOD HINGES - BUFF
	113495-02-02B	EA SUPPORT-HINGE, 150 MM X 73 MM W/10 HOLES - STEEL - E-COAT
5	115924-04-02A	EA GRILLE-WOVEN WIRE, BLACK
6	118191-01-01A	EA BEZEL-HEADLIGHT, PASSENGER SIDE - BLACK
	118191-02-01A	EA BEZEL-HEADLIGHT, DRIVER SIDE - BLACK
7	089922-30-000	EA TRIM-FRONT END/SIDEWALL, DRIVER OR PASSENGER SIDE - BUFF
	099418-01-000	FT D-SECTION SEAL W/ADHESIVE BACK - .44" X .44" - BLACK RUBBER
	110691-01-01A	EA BRACKET-SPRING, HEADLAMP - DRIVER OR PASSENGER SIDE - UNPAINTED
	119445-01-02B	EA PLATE-W/HOLES, 38 MM X 26 MM - STAINLESS STEEL - BLACK

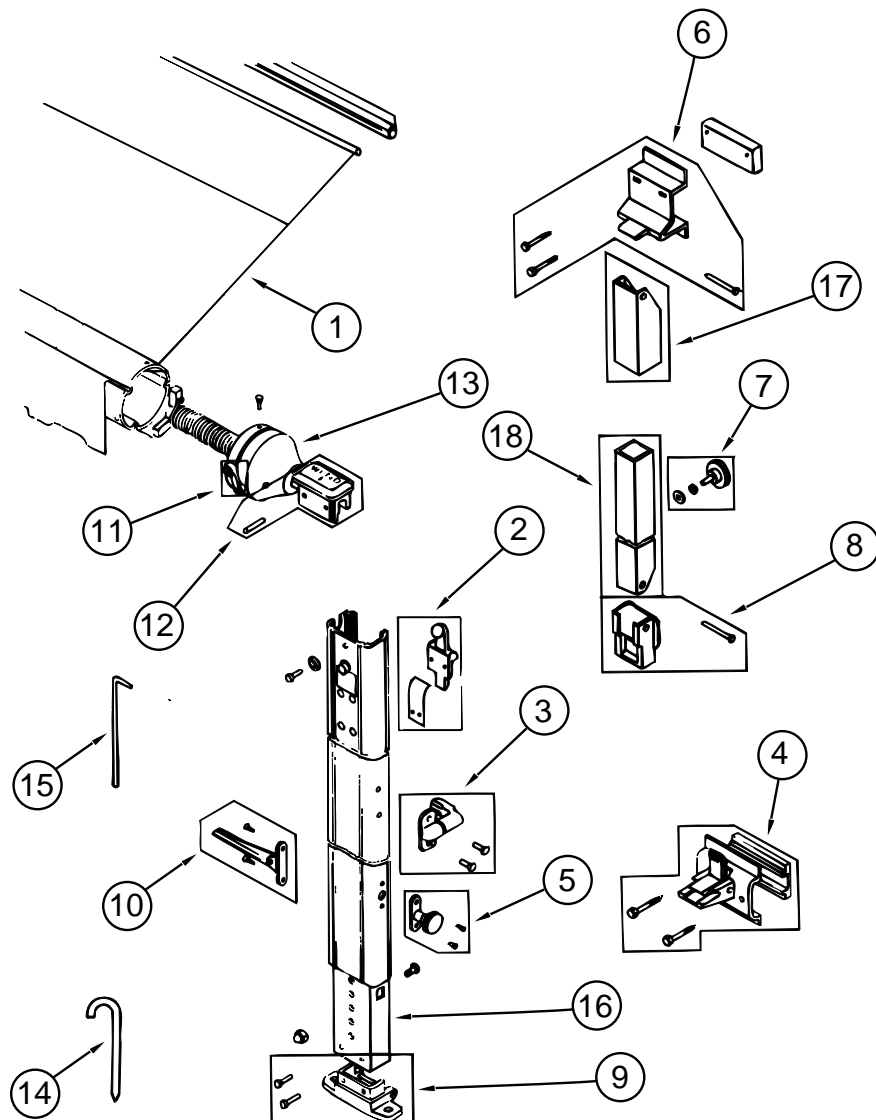
EXTERIOR BODY GROUP (CONTINUED)



HOOD AND FRONT END COMPONENTS

KEY	PART NUMBER	U/M DESCRIPTION
1	105096-10-000	EA TUBE-TIMING, HOOD HINGE
2	115976-02-G09	EA PANEL ASM-HOOD, BUFF
	106730-02-000	EA PLATE ASM-STUD
	106730-01-000	EA PLATE-STUD
3	109927-03-000	EA ANGLE-LINK, HOOD - RH
3	109927-04-000	EA ANGLE LINK, HOOD - LH
4	109930-07-000	EA LINK ASM-HINGE, HOOD - LOWER - RH
4	109930-08-000	EA LINK ASM-HINGE, HOOD - LOWER - LH
5	109929-03-000	EA LINK ASM-HINGE, HOOD - UPPER - RH
5	109929-04-000	EA LINK ASM-HINGE, HOOD - UPPER - LH
6	109926-07-000	EA BRACKET ASM-LINK, HINGE, HOOD - RH
6	109926-08-000	EA BRACKET ASM-LINK, HINGE, HOOD - LH
7	058786-01-000	EA BOLT-ADJUSTING, HOOD - W/BLACK PAD - .31" #18 X 2"
8	106748-02-000	EA LATCH-HOOD, FRONT END
	103136-03-000	EA BRACKET - SUPPORT UPPER - HINGE/RIGHT
	103136-04-000	EA BRACKET - SUPPORT UPPER - HINGE/LEFT
	102330-02-000	EA LOCK-SINGLE HOLE, VISE ACTION - SOUTHCOE 3-56-715-5
	102328-01-000	EA KEY-BARREL, NICKEL PLATED - SOUTHCOE 3-26-715-19

EXTERIOR BODY GROUP (CONTINUED)



FAULKNER AWNING & HARDWARE

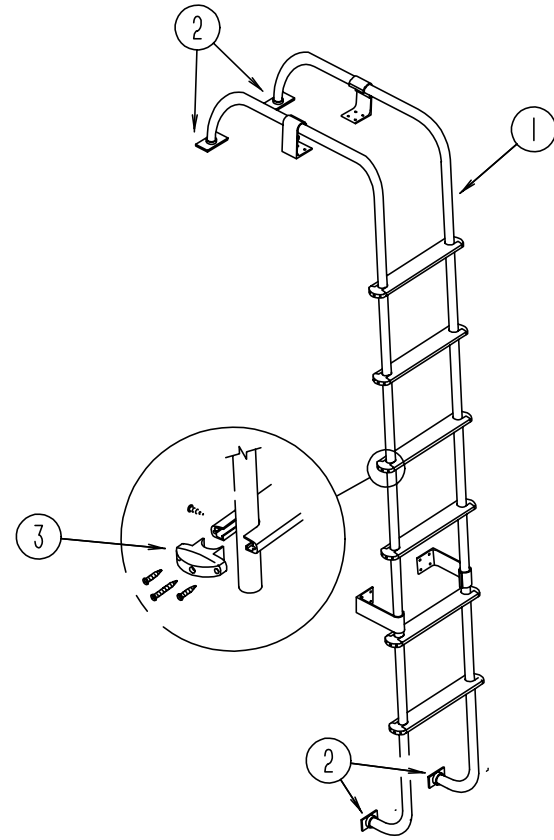
KEY	PART NUMBER	U/M DESCRIPTION	VENDOR NO.
1	110634-07-18A	EA AWNING-ROLLER ASSEMBLY, 19'	
	110634-02-01A	EA HARDWARE KIT-AWNING, BUFF	
2	110634-01-700	EA RAFTER LOCKING MECHANISM KIT	7605-0001
3	110634-01-701	EA SAFETY & LATCH KIT	7509-0001
4	110634-01-702	EA BOTTOM BRACKET KIT	7512-0001
5	110634-01-703	EA HEIGHT LOCK HANDLE KIT	7510-0001
6	110634-01-704	EA UPPER BRACKET KIT W/BOLTS	7505-0001
7	110634-01-705	EA ULTRA RAFTER KNOB KIT	7522-0001
8	110634-01-706	EA RAFTER SLIDE KIT	
9	110634-01-707	EA GROUND BRACKET KIT	7511-0001
10	110634-01-708	EA LIFT HANDLES W/RIVETS	7000-0001
11	110634-01-709	EA RATCHET HANDLE KIT	7507-0001
12	110634-01-710	EA ARM CAP KIT	7503-0001
13	110634-01-711	EA FRONT SPRING ASM	6598-0001
13	110634-01-712	EA REAR SPRING ASM	6599-0001
13	110634-01-713	EA REAR END CAP KIT	7504-0001
14	110634-01-714	EA STAKE - (4 PER BAG)	5208-0001
15	110634-01-715	EA WAND - PULL DOWN	7604-0001
16	110634-01-721	EA ARM-INNER, FRONT - BUFF	5686-0001
16	110634-01-722	EA ARM-INNER, REAR - BUFF	5687-0001
17	110634-01-723	EA RAFTER-OUTER, BUFF	5688A0001
18	110634-01-724	EA RAFTER-INNER, BUFF	5689A0001
	110634-01-734	EA HANDLE-PUSH BUTTON, BUFF	7000-9061
	111037-01-01A	EA SPACER-AWNING, UPPER - BLACK	
	111038-01-01A	EA SPACER-AWNING, LOWER - BLACK	

EXTERIOR BODY GROUP (CONTINUED)

FIBERGLASS, STYROFOAM & INSULATION

KEY	PART NUMBER	U/M DESCRIPTION
	044487-01-001	EA ALUMINUM SHEET - .019" X 96" X 360" - MILL FINISH
	044487-01-002	EA ALUMINUM SHEET - .019" X 96" X 432" - MILL FINISH
	044487-51-001	EA ALUMINUM SHEET - .019" X 758 MM X 317 MM - MILL FINISH
	076054-S6-000	EA FIBERGLASS SHEET-FLAT, 99.6" X 360.6" - BUFF
	076054-J9-000	EA FIBERGLASS SHEET-FLAT, 96" X 96" - BUFF
	077517-59-000	EA FIBERGLASS SHEET-FLAT, 48" X 96" - BUFF
	108535-04-700	EA FIBERGLASS SHEET-FLAT, 104" X 396" - BUFF (ROOF COVERING)
	108535-04-703	EA FIBERGLASS SHEET-FLAT, 6" X 34' - BUFF
	108535-04-706	EA FIBERGLASS SHEET-FLAT, 9" X 34' - BUFF
	100619-01-000	BF FOAM-EXPANDED POLYSTYRENE, 1.34" X 48" X 96"
	100619-04-000	BF FOAM-EXPANDED POLYSTYRENE, .5" X 48" X 96"
	100619-05-000	BF FOAM-EXPANDED POLYSTYRENE, .75" X 48" X 96"
	100619-11-000	BF FOAM-EXPANDED POLYSTYRENE, 2" X 48" X 96"
	000870-08-000	SF STYROFOAM - .75" X 48" X 96" - PLANED - INCREMENTS OF 32 SF
	072877-03-000	EA INSULATION-SOUND BARRIER, LB-1 COMPOSITE EAR
	120107-01-000	EA FOAM-COVE, ROOF - 70.6 MM X 2438 MM LONG - POLYSTYRENE FOAM
	120107-02-000	EA FOAM-PLUG, TUBE - 57 MM X 74.3 MM X 45 MM LONG - POLYSTYRENE FOAM
	120107-03-000	EA FOAM-PLUG, TUBE - 29.6 MM X 54.5 MM X 45 MM LONG - POLYSTYRENE FOAM

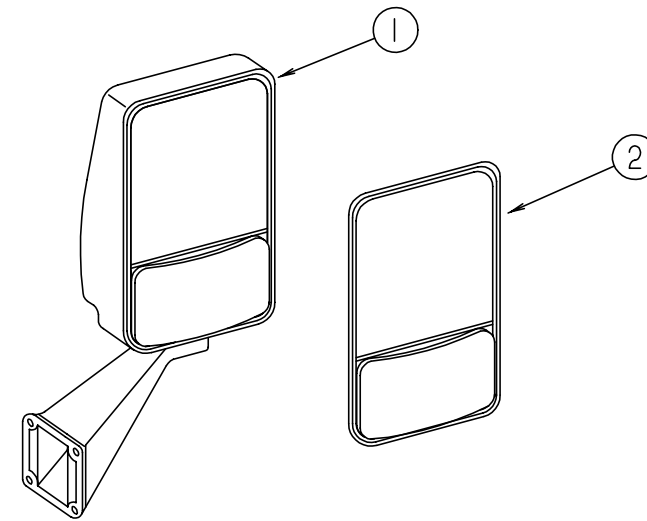
EXTERIOR BODY GROUP (CONTINUED)



LADDER

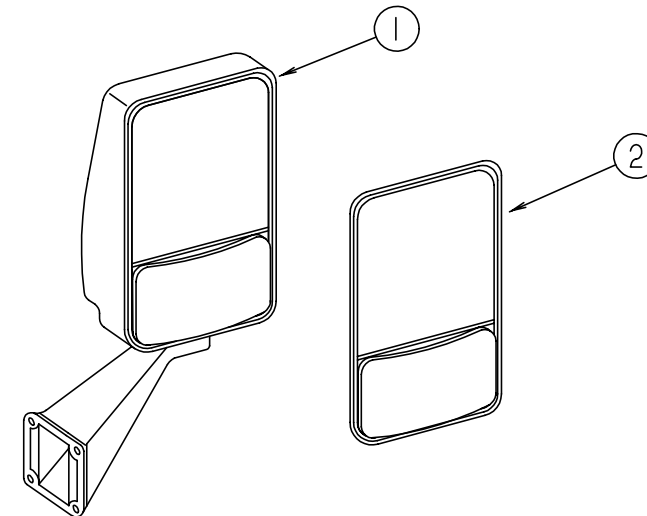
KEY	PART NUMBER	U/M DESCRIPTION
1	102953-17-G09	EA LADDER ASSEMBLY
2	067165-01-000	EA MOUNTING BRACKET-LADDER, LOWER
3	076980-02-000	EA END CAP-STEP, BLACK
	038327-01-000	EA TAPE-ANTI SLIP, 2" X 60'

EXTERIOR BODY GROUP (CONTINUED)



VELVAC HEATED EXTERIOR MIRRORS

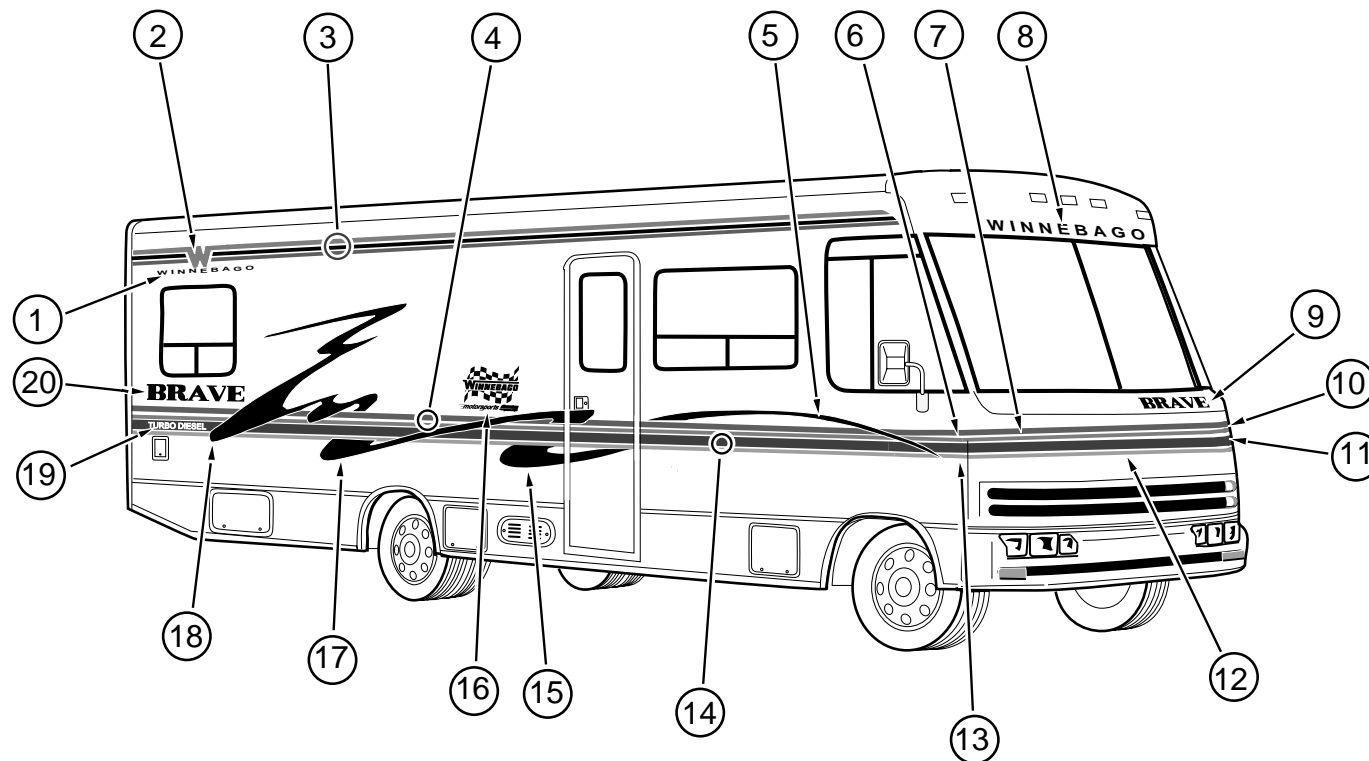
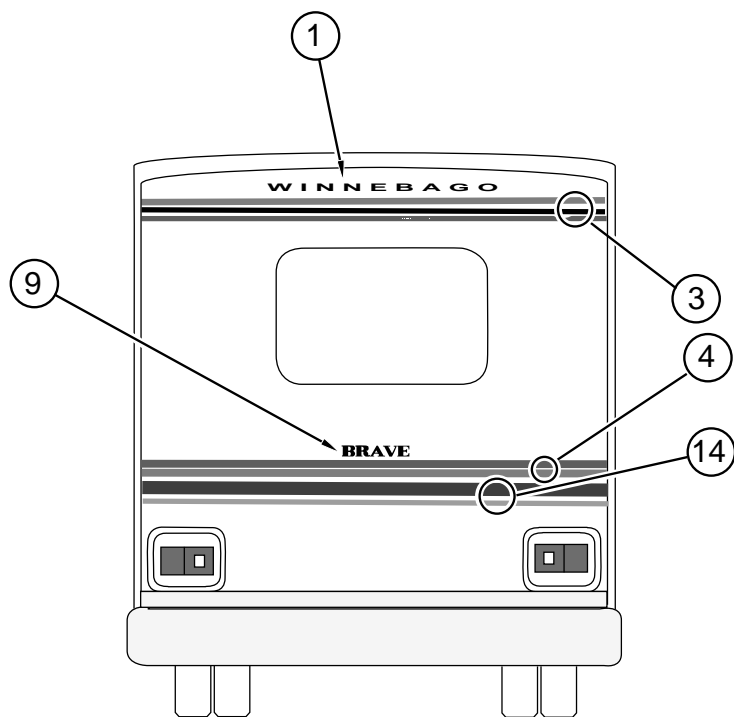
KEY	PART NUMBER	U/M DESCRIPTION	VENDOR NO.
1	106015-05-01A	EA MIRROR ASM. - REMOTE/HEATED - W/O WIRING OR SWITCHES - PASS SIDE VELVAC 713170	
1	106015-06-01A	EA MIRROR ASM - REMOTE/HEATED - W/O WIRING OR SWITCHES - DRIVER SIDE VELVAC 713171	
2	086261-01-704	EA MIRROR KIT (BEZEL W/MIRRORS) PASSENGER SIDE	709268
2	086261-02-701	EA MIRROR KIT (BEZEL W/MIRRORS) DRIVER SIDE	709269
	087695-02-000	EA SWITCH-HEATER, EXTERIOR MIRROR - EURAMTEC DAV4720-12	
	087695-03-000	EA CONNECTOR-ASSEMBLY - EURAMTEC RT10484802	
	088246-01-000	EA SWITCH-REMOTE, EXTERIOR MIRROR - SQUARE PUSH 7471290	



VELVAC EXTERIOR MIRRORS

KEY	PART NUMBER	U/M DESCRIPTION	VENDOR NO.
1	106015-09-01A	EA MIRROR ASM-EXTERIOR GLASS RIGHT - BLACK - VELVAC 713126	
1	106015-10-01A	EA MIRROR ASM-EXTERIOR ADJUST GLASS LEFT - BLACK - VELVAC 713125	
2	106015-01-703	EA MIRROR KIT (BEZEL W/MIRRORS) PASSENGER SIDE	709266
2	106015-02-702	EA MIRROR KIT (BEZEL W/MIRRORS) DRIVER SIDE	709267

EXTERIOR BODY GROUP (CONTINUED)
DECALS, FILM STRIPES & PAINT

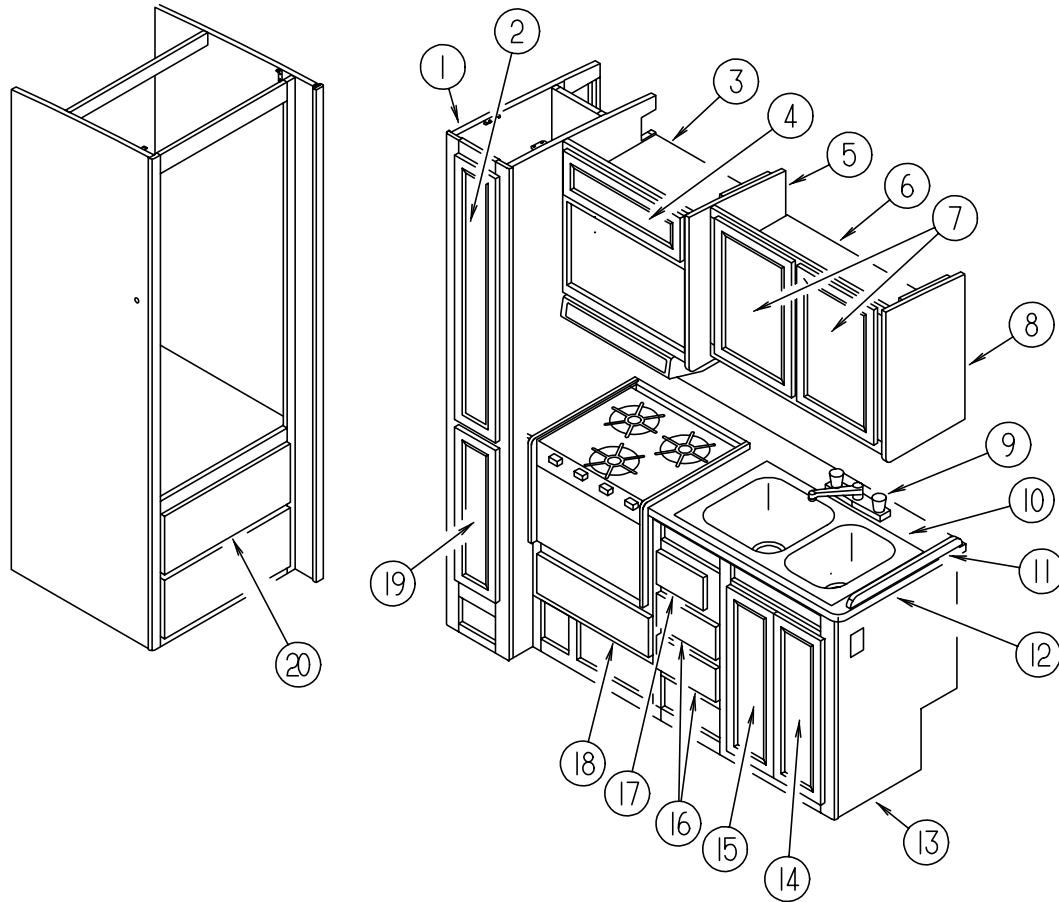


KEY	PART NUMBER	U/M DESCRIPTION
1	118706-01-01A	EA DECAL-LOGO, WINNEBAGO - LIGHT GOLD/MALLARD GREEN
2	117480-03-01A	EA DECAL-LOGO, W - LIGHT GOLD
3	094443-39-01A	FT FILM-MULTISTRIPE, 82.7 MM WIDE - LIGHT GOLD/MALLARD GREEN/REGGAE BLUE
4	105781-21-03A	FT FILM-MULTISTRIPE, 63.5 MM WIDE - REGGAE BLUE/RASPBERRY
5	118698-01-01A	EA DECAL-WHIP, #1 - RH - REGGAE BLUE/LIGHT GOLD/MALLARD GREEN/BUFF
5	118698-02-01A	EA DECAL-WHIP, #1 - LH - REGGAE BLUE/LIGHT GOLD/MALLARD GREEN/BUFF
6	118704-01-01A	EA DECAL-CORNER, UPPER - RH - REGGAE BLUE/RASPBERRY
7	118702-01-01A	EA DECAL-HOOD, UPPER - REGGAE BLUE/RASPBERRY
8	118708-01-01A	EA DECAL-LOGO, WINNEBAGO - SWP #10 - LIGHT GOLD/MALLARD GREEN
9	118709-02-01A	EA DECAL-LOGO, BRAVE - SMALL - REGGAE BLUE/MALLARD GREEN/BUFF
10	118704-02-01A	EA DECAL-CORNER, UPPER - LH - REGGAE BLUE/RASPBERRY
11	118705-02-01A	EA DECAL-CORNER, LOWER - LH - MALLARD GREEN/LIGHT GOLD
12	118703-01-01A	EA DECAL-HOOD, LOWER - DUCK GREEN/LIGHT GOLD
13	118705-01-01A	EA DECAL-CORNER, LOWER - RH - MALLARD GREEN/LIGHT GOLD
14	105781-46-01A	FT FILM-MULTISTRIPE, 120.8 MM WIDE - MALLARD GREEN/LIGHT GOLD
15	118699-01-01A	EA DECAL-WHIP, #2 - RH - REGGAE BLUE/LIGHT GOLD/MALLARD GREEN/BUFF
15	118699-02-01A	EA DECAL-WHIP, #2 - LH - REGGAE BLUE/LIGHT GOLD/MALLARD GREEN/BUFF
16	118700-01-01A	EA DECAL-MOTORSPORTS
17	118700-01-01A	EA DECAL-WHIP, #3 - RH - REGGAE BLUE/LIGHT GOLD/MALLARD GREEN/BUFF
17	118700-02-01A	EA DECAL-WHIP, #3 - LH - REGGAE BLUE/LIGHT GOLD/MALLARD GREEN/BUFF
18	118701-01-01A	EA DECAL-WHIP, #4 - RH - REGGAE BLUE/LIGHT GOLD/MALLARD GREEN/BUFF
18	118701-02-01A	EA DECAL-WHIP, #4 - LH - REGGAE BLUE/LIGHT GOLD/MALLARD GREEN/BUFF
19	111318-03-04A	EA DECAL-TURBO DIESEL, BUFF
20	118709-01-01A	EA DECAL-LOGO, BRAVE - LARGE - REGGAE BLUE/MALLARDGREEN/BUFF
	041561-03-000	EA PAINT - 16 OZ SPRAY, OFF WHITE - ACRYLIC ENAMEL
	099399-12-700	EA PAINT - 16 OZ SPRAY, BUFF - ACRYLIC ENAMEL
	099399-12-701	EA PAINT - .6 OZ BOTTLE W/BRUSH, BUFF

DUPONT COLOR CODES

BUFF #G9692U
DUCK GREEN #F1908U

GALLEY GROUP
GALLEY CABINETS



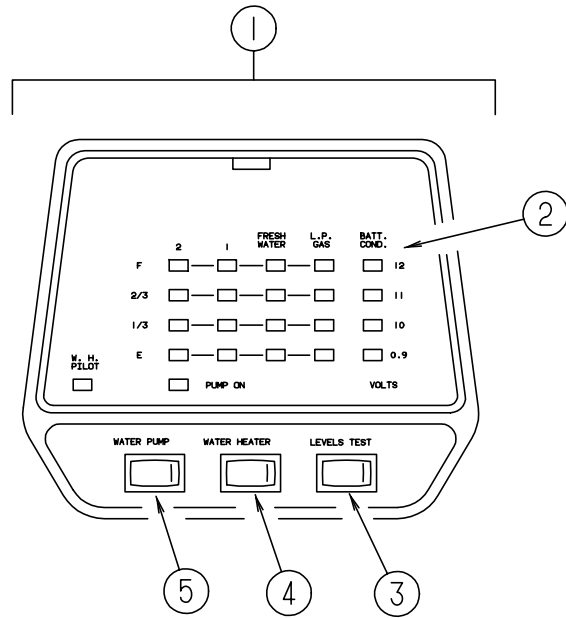
KEY	PART NUMBER	U/M	DESCRIPTION
1	114813-01-G09	EA	CABINET ASM-PANTRY
1	114813-01-G11	EA	CABINET ASM-PANTRY
1	114813-01-G12	EA	CABINET ASM-PANTRY
1	114813-01-G13	EA	CABINET ASM-PANTRY
1	114813-01-G14	EA	CABINET ASM-PANTRY
2	M05992-D4-G09	EA	DOOR-CABINET, W/O HARDWARE - 200 MM X 1110 MM (G09/G11/G12)
2	M05992-D4-G13	EA	DOOR-CABINET, W/O HARDWARE - 200 MM X 1110 MM (G13/G14)
	M05971-K2-G09	EA	DRAWER-CABINET, W/O HARDWARE (G09/G11/G12) (INSIDE CABINET)
	M05971-K2-G13	EA	DRAWER-CABINET, W/O HARDWARE (G13/G14) (INSIDE CABINET)
3	114390-01-G09	EA	CABINET-OVERHEAD, W/O DOOR
	104879-01-G09	EA	CABINET ASM-A/C SWITCH (INSIDE CABINET)
4	M05992-11-G09	EA	DOOR-CABINET, W/O HARDWARE - 7.1" X 21.9" (G09/G11/G12)
4	M05992-11-G13	EA	DOOR-CABINET, W/O HARDWARE - 7.1" X 21.9" (G13/G14)
5	081320-16-G09	EA	CAP-END, OVERHEAD - FRONT
6	103276-01-G09	EA	CABINET-OVERHEAD, W/O DOORS
	103276-11-G09	EA	SHELF ASM-OVERHEAD CABINET
7	M06803-05-G09	EA	DOOR-CABINET, W/O HARDWARE - 14.3" X 21.8" (G09/G11/G12)
7	M06803-93-G13	EA	DOOR-CABINET, W/O HARDWARE - 14.3" X 21.8" (G13/G14)
8	081320-17-G09	EA	CAP-END, OVERHEAD - FRONT
9	103243-01-000	EA	FAUCET-GALLEY, DUAL CONTROL - 8"
10	110654-01-000	EA	SINK-DOUBLE, LARGE/SMALL BASINS - SST - DAYTON FR2917
	092303-01-000	EA	STRAINER-SINK
	108464-04-E08	EA	COVER-SINK (G09/G12/G13)
	108464-04-E31	EA	COVER-SINK (G11)
	108464-04-F32	EA	COVER-SINK (G14)
11	098335-05-E10	EA	RAIL-GALLEY, 20.9" LONG (G09/G12/G13)
11	098335-05-F06	EA	RAIL-GALLEY, 20.9" LONG (G11)
11	098335-05-F32	EA	RAIL-GALLEY, 20.9" LONG (G14)
12	114893-11-F04	EA	COUNTERTOP-GALLEY CABINET (G09/G12)
12	114893-11-F06	EA	COUNTERTOP-GALLEY CABINET (G11)
12	114893-16-G13	EA	COUNTERTOP-GALLEY CABINET (G13)
12	114893-16-F14	EA	COUNTERTOP-GALLEY CABINET (G14)
13	P14893-01-G09	EA	CABINET-GALLEY, W/COUNTERTOP - W/O DOORS OR DRAWERS (G09/G12)
13	P14893-01-G11	EA	CABINET-GALLEY, W/COUNTERTOP - W/O DOORS OR DRAWERS (G11)
13	P14893-03-G13	EA	CABINET-GALLEY, W/COUNTERTOP - W/O DOORS OR DRAWERS (G13)
13	P14893-03-G14	EA	CABINET-GALLEY, W/COUNTERTOP - W/O DOORS OR DRAWERS (G14)
14	M06803-08-G09	EA	DOOR-CABINET, W/O HARDWARE - 9.04" X 26.5" (G09/G11/G12)
14	M06803-08-G13	EA	DOOR-CABINET, W/O HARDWARE - 9.04" X 26.5" (G13/G14)
15	M06803-09-G09	EA	DOOR-CABINET, W/O HARDWARE - 9.04" X 26.5" (G09/G11/G12)
15	M06803-09-G13	EA	DOOR-CABINET, W/O HARDWARE - 9.04" X 26.5" (G13/G14)
16	M05971-K0-G09	EA	DRAWER-CABINET, W/O HARDWARE (G09/G11/G12)
16	M05971-K0-G13	EA	DRAWER-CABINET, W/O HARDWARE (G13/G14)
17	M05971-K1-G09	EA	DRAWER-CABINET, W/O HARDWARE (G09/G11/G12)
17	M05971-K1-G13	EA	DRAWER-CABINET, W/O HARDWARE (G13/G14)
18	M05971-L1-G09	EA	DRAWER-CABINET, W/O HARDWARE (G09/G11/G12)
18	M05971-L1-G13	EA	DRAWER-CABINET, W/O HARDWARE (G13/G14)
19	M05992-D3-G09	EA	DOOR-CABINET, W/O HARDWARE - 200 MM X 670 MM (G09/G11/G12)
19	M05992-D3-G13	EA	DOOR-CABINET, W/O HARDWARE - 200 MM X 670 MM (G13/G14)
20	M05971-41-G09	EA	DRAWER-CABINET, W/O HARDWARE (G09/G11/G12)
20	M05971-41-G13	EA	DRAWER-CABINET, W/O HARDWARE (G13/G14)
	090329-01-000	FT	SEAL-T, REFRIGERATOR CABINET - .6" WIDE TOP X 2" TAIL

GALLEY GROUP (CONTINUED)
BLACK & DECKER COFFEE MAKER

KEY	PART NUMBER	U/M DESCRIPTION	VENDOR NO.
	103799-01-02A	EA COFFEE MAKER-GRAY W/GLASS POT - BLACK & DECKER - MADE BY G.E.	
	103799-01-700	EA CARAFE-GLASS POT - BLACK & DECKER	679420
	103799-01-701	EA BRACKETS-WHITE, PAIR - BLACK & DECKER	164734-06

MAGIC CHEF MICROWAVE OVEN

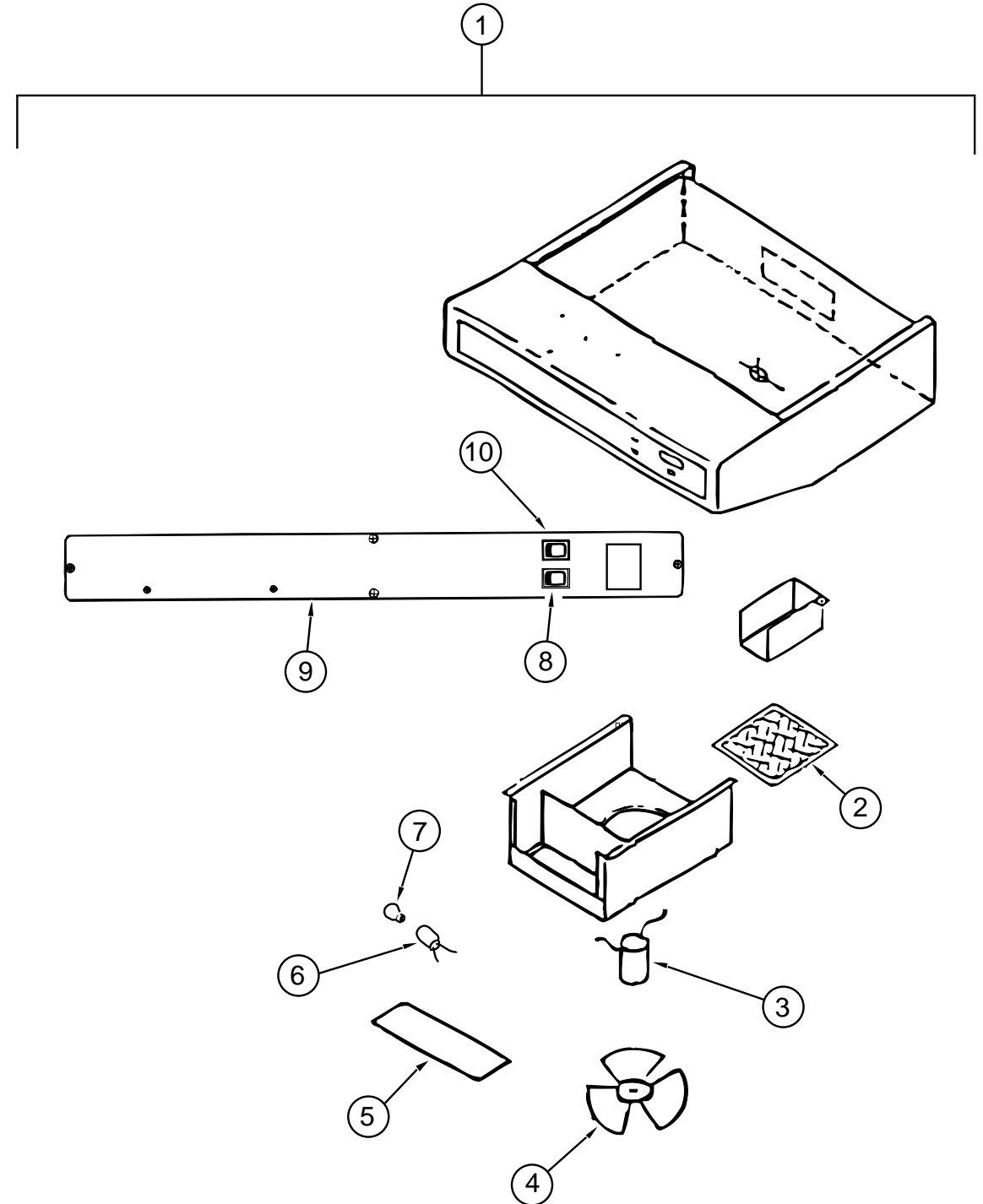
KEY	PART NUMBER	U/M DESCRIPTION	VENDOR NO.
	115303-01-000	EA OVEN-MICROWAVE - MAGIC CHEF DM15K-7B	
	115303-01-700	EA TRIM F/VENT - TOP - MAGIC CHEF	2100309
	115401-01-01A	EA TRIM-MICROWAVE, LOWER - BLACK	
	094750-07-000	EA BRACKET-MICROWAVE, 89 DEGREE - STEEL	
	098916-14-01A	EA BRACE-MICROWAVE CABINET, LEFT - 8.9" X 7.5" - STEEL	
	098916-15-01A	EA BRACE-MICROWAVE CABINET, RIGHT - 8.9" X 7.5" - STEEL	



LVS MONITOR PANEL

KEY	PART NUMBER	U/M DESCRIPTION	VENDOR NO.
1	102765-04-01A	EA PANEL-MONITOR, W/PLUG - FOR 2 TANKS & WATER HEATER	
2	102765-04-700	EA BOARD-CIRCUIT, 2 HOLDING TANK	5076-11
3	097617-01-702	EA SWITCH (ALMOND)	107
4	097617-01-701	EA SWITCH-ON/OFF, ALMOND	106
5	102765-01-700	EA SWITCH-ON-ON, ALMOND	110-01

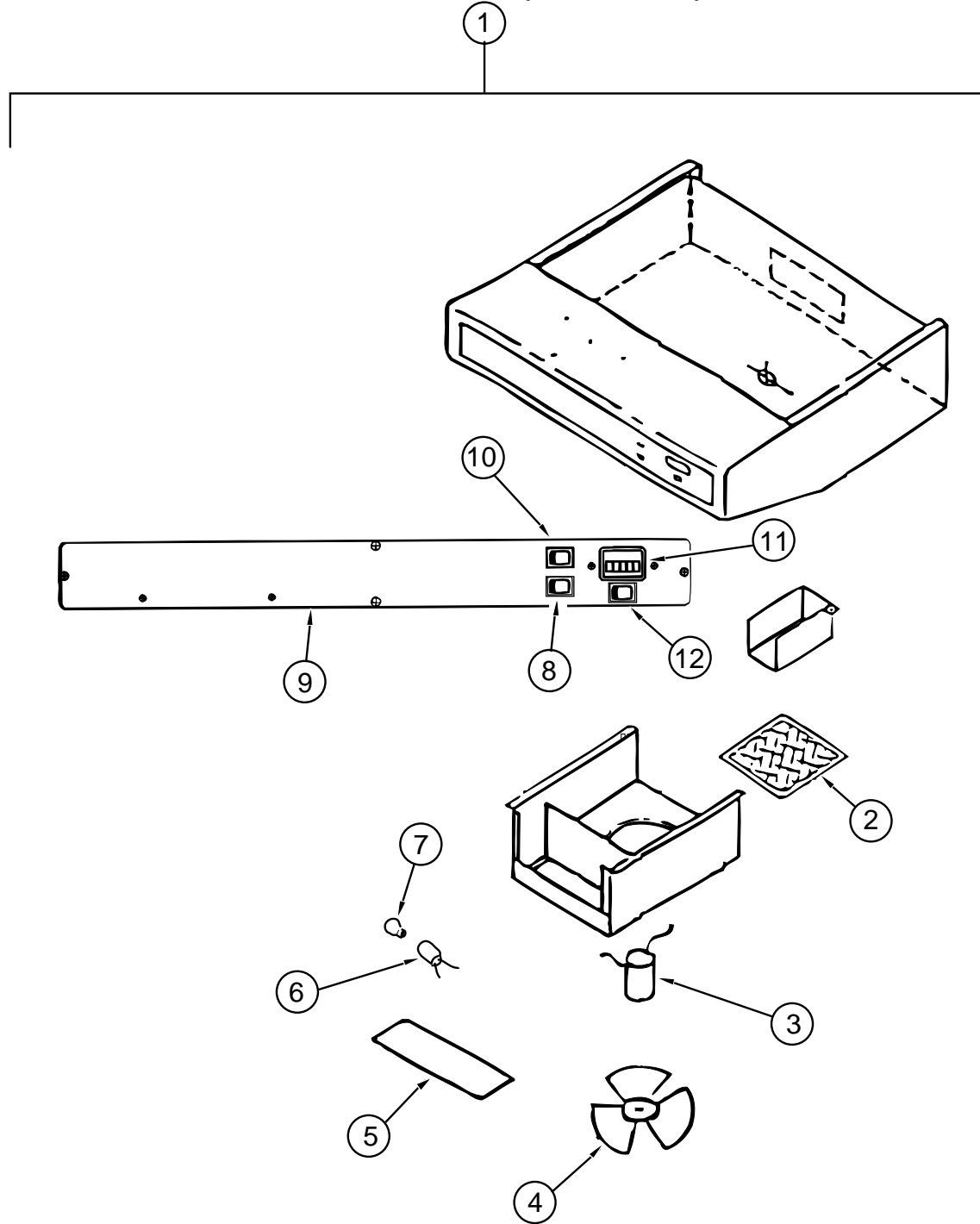
GALLEY GROUP (CONTINUED)



RANGE HOOD MODEL TCS-5008-NBDLG - US - STANDARD

KEY	PART NUMBER	U/M DESCRIPTION	VENDOR NO.
1	100258-16-04A	EA HOOD-RANGE, W/O MONITOR PANEL - VENTLINE TCS-5008-NBDLG	
2	096983-01-707	EA FILTER-GREASE, 8" X 8" - LVS	CC246
3	090973-01-700	EA MOTOR - LVS	CA508-1
4	090973-01-702	EA BLADE-FAN, LVS	VA183-1
5	092696-02-701	EA LENS-LAMP, VENTLINE	CC179
6	092696-01-710	EA SOCKET-LIGHT, VENTLINE	CB267-2
7	092696-01-709	EA BULB - 912, VENTLINE	VA415
8	096983-01-700	EA SWITCH-ON/OFF, VENTLINE	108
9	100258-01-700	EA HOOD-NOSE LABEL	CC428
10	096983-01-702	EA SWITCH-TWO WAY MOMENTARY, VENTLINE	112

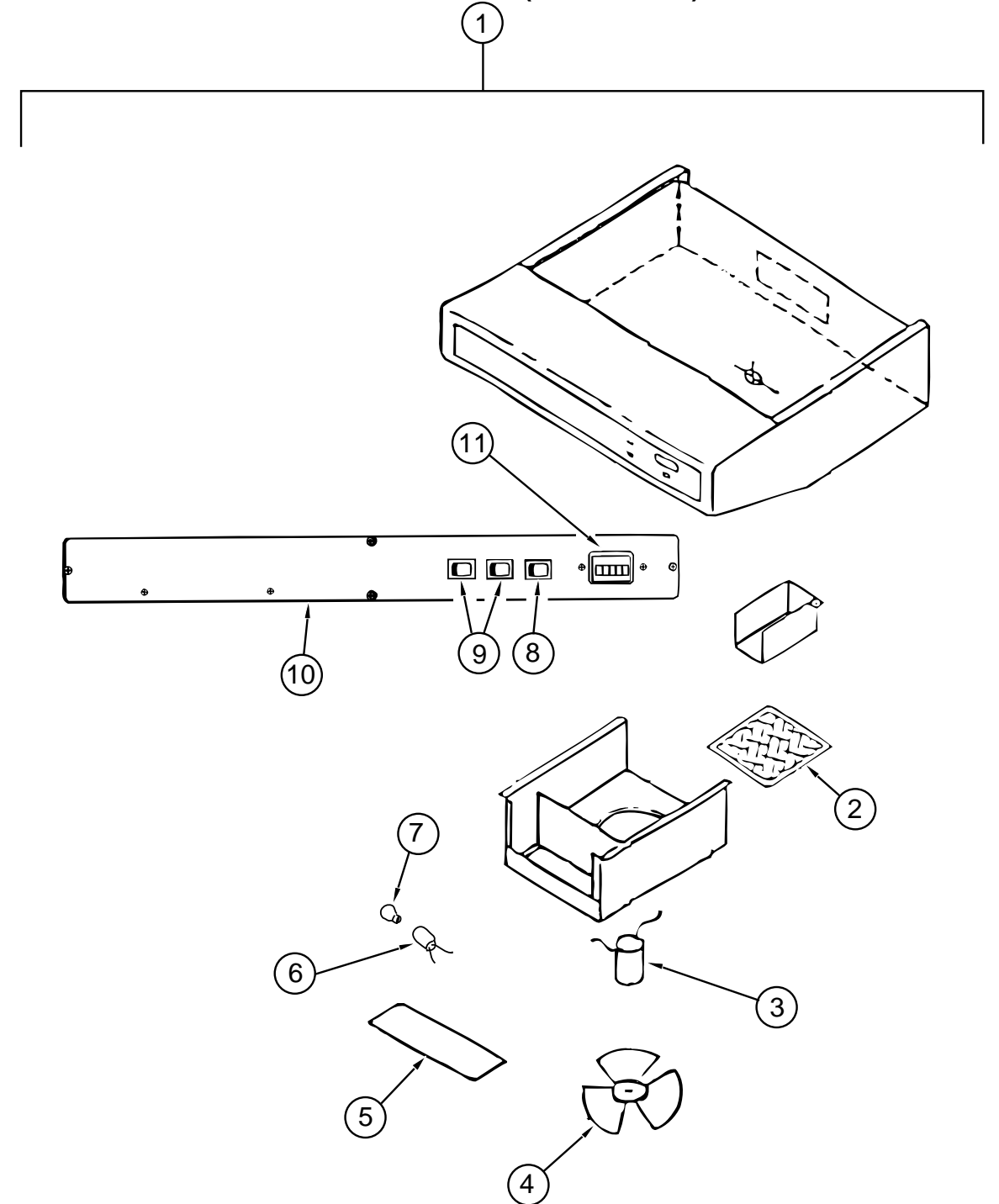
GALLEY GROUP (CONTINUED)



RANGE HOOD MODEL TCS 500-NBCLG - CANADIAN

KEY	PART NUMBER	U/M	DESCRIPTION	VENDOR NO.
1	100258-17-04A	EA	HOOD-RANGE, W/O MONITOR PANEL VENTLINE TCS 500-NBCLG	CC246
2	096983-01-707	EA	FILTER-GREASE, 8" X 8" - LVS	CA508-1
3	090973-01-700	EA	MOTOR - LVS	VA183-1
4	090973-01-702	EA	BLADE-FAN, LVS	CC179
5	092696-02-701	EA	LENS-LAMP, VENTLINE	CB267-2
6	092696-01-710	EA	SOCKET-LIGHT, VENTLINE	VA415
7	092696-01-709	EA	BULB - 912, VENTLINE	108
8	096983-01-700	EA	SWITCH-ON/OFF, VENTLINE	CC428
9	100258-01-700	EA	HOOD-NOSE LABEL	108
10	096983-01-700	EA	SWITCH-ON/OFF, VENTLINE	150
11	100258-10-01A	EA	METER-HOUR, SCREW ON - GENERATOR OPTIONS - VENTLINE	L0775-00
11	100258-10-701	EA	METER-HOUR, CLIP ON - GENERATOR OPTIONS - VENTLINE	112
12	096983-01-702	EA	SWITCH-TWO WAY MOMENTARY, VENTLINE	

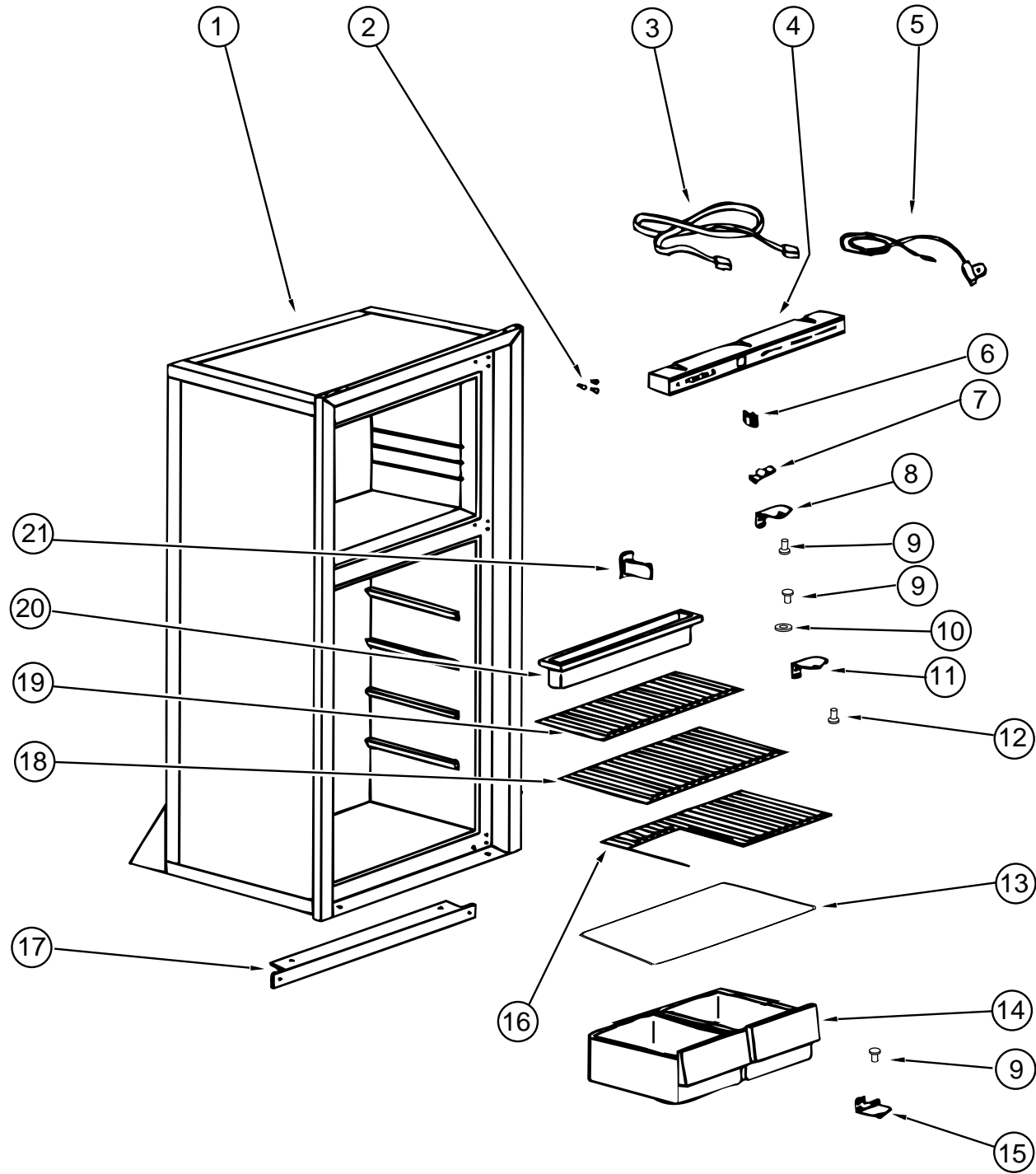
GALLEY GROUP (CONTINUED)



RANGE HOOD MODEL TP-55009-SBO-LG - US - GENERATOR OPTIONS

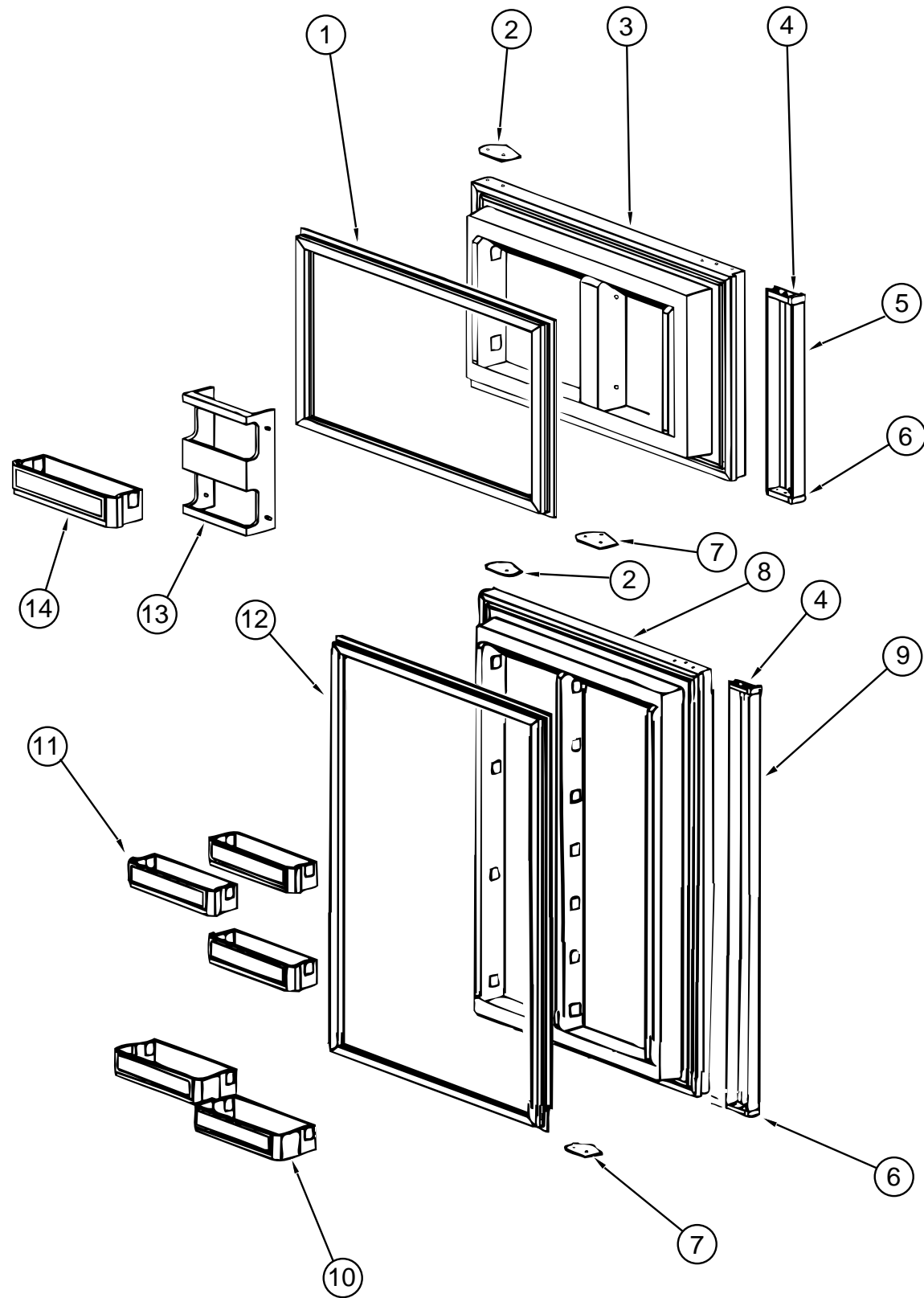
KEY	PART NUMBER	U/M	DESCRIPTION	VENDOR NO.
1	100258-18-03A	EA	HOOD-RANGE, W/O MONITOR PANEL - VENTLINE TP-55009-SBO-LG	CC246
2	096983-01-707	EA	FILTER-GREASE, 8" X 8" - LVS	CA508-1
3	090973-01-700	EA	MOTOR - LVS	VA183-1
4	090973-01-702	EA	BLADE-FAN, LVS	CC179
5	092696-02-701	EA	LENS-LAMP, VENTLINE	CB267-2
6	092696-01-710	EA	SOCKET-LIGHT, VENTLINE	VA415
7	092696-01-709	EA	BULB - 912, VENTLINE	112
8	096983-01-702	EA	SWITCH-TWO WAY MOMENTARY, VENTLINE	108
9	096983-01-700	EA	SWITCH-ON/OFF, VENTLINE	108
10	100258-01-700	EA	HOOD-NOSE LABEL	CC428
11	100258-10-01A	EA	METER-HOUR, SCREW ON - GENERATOR OPTIONS - VENTLINE	150
11	100258-10-701	EA	METER-HOUR, CLIP ON - GENERATOR OPTIONS - VENTLINE	L0775-00

GALLEY GROUP (CONTINUED)
NORCOLD REFRIGERATOR MODEL 6162 CABINET ASM WITH TRAY, TIEDOWNS & LEVEL



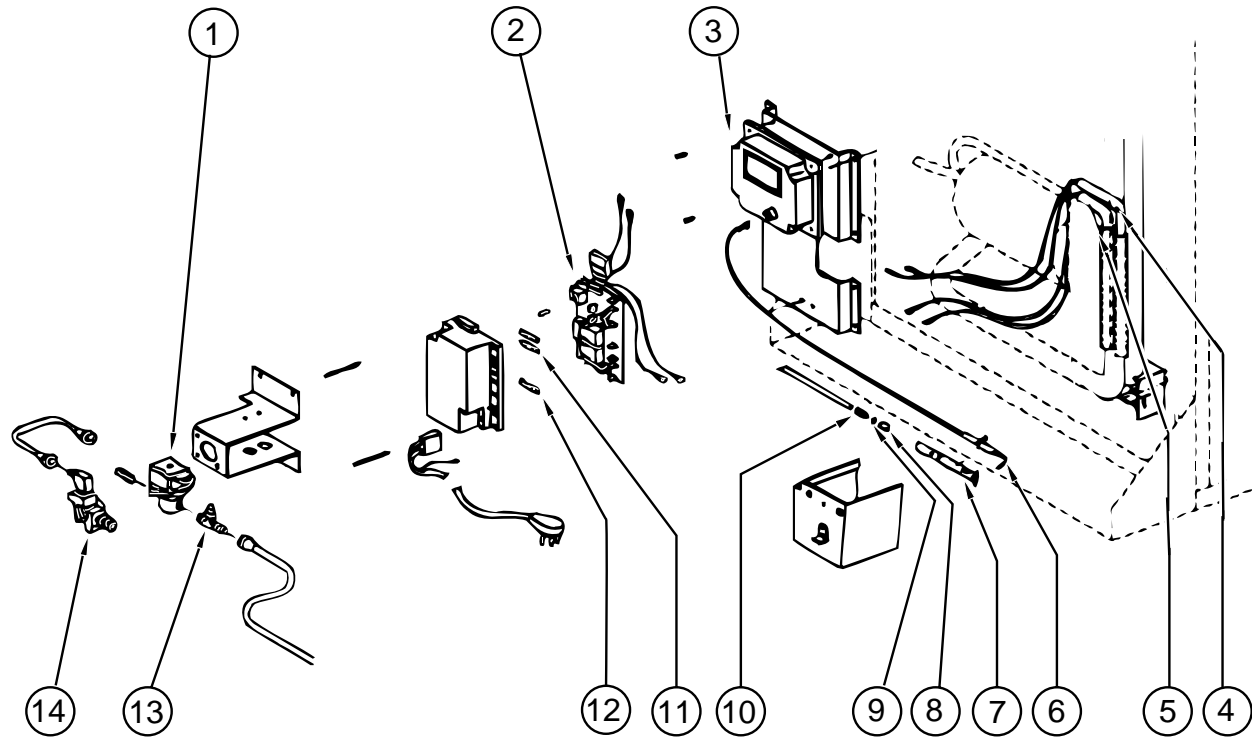
KEY	PART NUMBER	U/M DESCRIPTION	VENDOR NO.
	104138-04-01A	EA REFRIGERATOR-DOUBLE DOOR, 2-WAY - NORCOLD 6162 RH BL	
1	104138-04-701	EA CABINET ASM BLACK TRIM W/WHITE INTERIOR	61725038
	084879-03-700	EA COOLING UNIT - HORIZONTAL BURNER	61687237
2	094039-01-722	EA HOLE PLUG, (BLACK) HINGE HOLES	61582030
3	084880-01-746	EA CABLE-PRINTED CIRCUIT BOARD TO POWER SUPPLY	61571522
4	104137-06-700	EA EYEBROW SHELL (2-WAY)	61726622
5	084880-01-753	EA THERMISTER 78"	61697822
6	075217-01-738	EA SWITCH-HUMIDITY	61525922
7	084880-01-760	EA CLIP (THERMISTER)	61689122
8	094039-01-723	EA HINGE BRACKET, TOP RH-BOTTOM LH BLACK	61580838
9	094039-01-725	EA HINGE PIN, (BLACK) (MALE)	61578130
10	084880-01-749	EA HINGE BUSHING	615807
11	094039-01-728	EA HINGE BRACKET-CENTER HINGE, BLACK	61566530
12	094039-01-730	EA HINGE PIN SHAFT, (BLACK) CENTER HINGE	61566730
13	084880-01-722	EA CRISPER COVER	615641
14	104137-06-707	EA CRISPER (WHITE)	61571325
15	094039-01-724	EA BRACKET-HINGE, TOP LH - BOTTOM RH - BLACK	61580938
16	094039-01-739	EA BOTTOM SHELF W/CUT-OUT - NORCOLD	61646722
17	094039-01-732	EA FRONT COVER, (BLACK) BOTTOM TRIM - NORCOLD	61622130
18	094039-01-733	EA SHELF-WIRE, CENTER - NORCOLD	61563822
19	104137-06-728	EA SHELF-WIRE, TOP W/RISER - WHITE	618062
20	094039-01-735	EA INSIDE DRIP TRAY, (WHITE)	61572830
21	084880-01-732	EA LATCH	61578522
	084880-03-702	EA PIN-HINGE, TOP/BOTTOM - FEMALE - BLACK	61580630
	104137-06-727	EA FREEZER SHELF, WHITE	618057
	093646-01-000	EA BRACKET-TIEDOWN, REFRIGERATOR - RH	
	093646-02-000	EA BRACKET-TIEDOWN, REFRIGERATOR - LH	
	116751-02-01A	EA TRAY-REFRIGERATOR, BLACK	
	065225-02-000	EA PLATE-TIEDOWN, REFRIGERATOR	
	054450-01-000	EA LEVEL-REFRIGERATOR	

GALLEY GROUP (CONTINUED)
NORCOLD REFRIGERATOR MODEL 6162 DOORS



KEY	PART NUMBER	U/M DESCRIPTION	VENDOR NO.
	104138-04-01A	EA REFRIGERATOR-DOUBLE DOOR, 2-WAY - NORCOLD 6162 RH BL	
1	094039-01-702	EA GASKET (GRAY) UPPER	61567830
2	094039-01-710	EA PLATE-HINGE, TOP RH - LH BOTTOM - BLACK	61631330
3	094039-01-706	EA UPPER DOOR LINER (WHITE) BLACK	61581838-B
4	084880-01-761	EA END CAP (SPRING CATCH) BLACK - NORCOLD	61593730
5	094039-01-708	EA HANDLE-DOOR, UPPER - BLACK - NORCOLD	61650038
6	084880-01-740	EA END CAP (STOP CATCH)	61593830
7	094039-01-704	EA PLATE-HINGE, BLACK	61631430
8	094038-01-702	EA LINER-DOOR, LOWER - BLACK/WHITE	61581938-B
9	094038-01-704	EA HANDLE-DOOR, LOWER - BLACK	61650138
10	104137-06-704	EA MILK BIN - WHITE	61579425
11	104137-06-703	EA BIN-DOOR SHELF, (WHITE)	61564025
12	094038-01-700	EA GASKET-LOWER, GRAY	61567930
13	104137-06-702	EA RACK-JUICE, WHITE	61580525
14	104137-06-703	EA BIN-DOOR SHELF, WHITE	61564025
	084880-01-720	EA SPRING (FOR DOOR HANDLE)	61558822

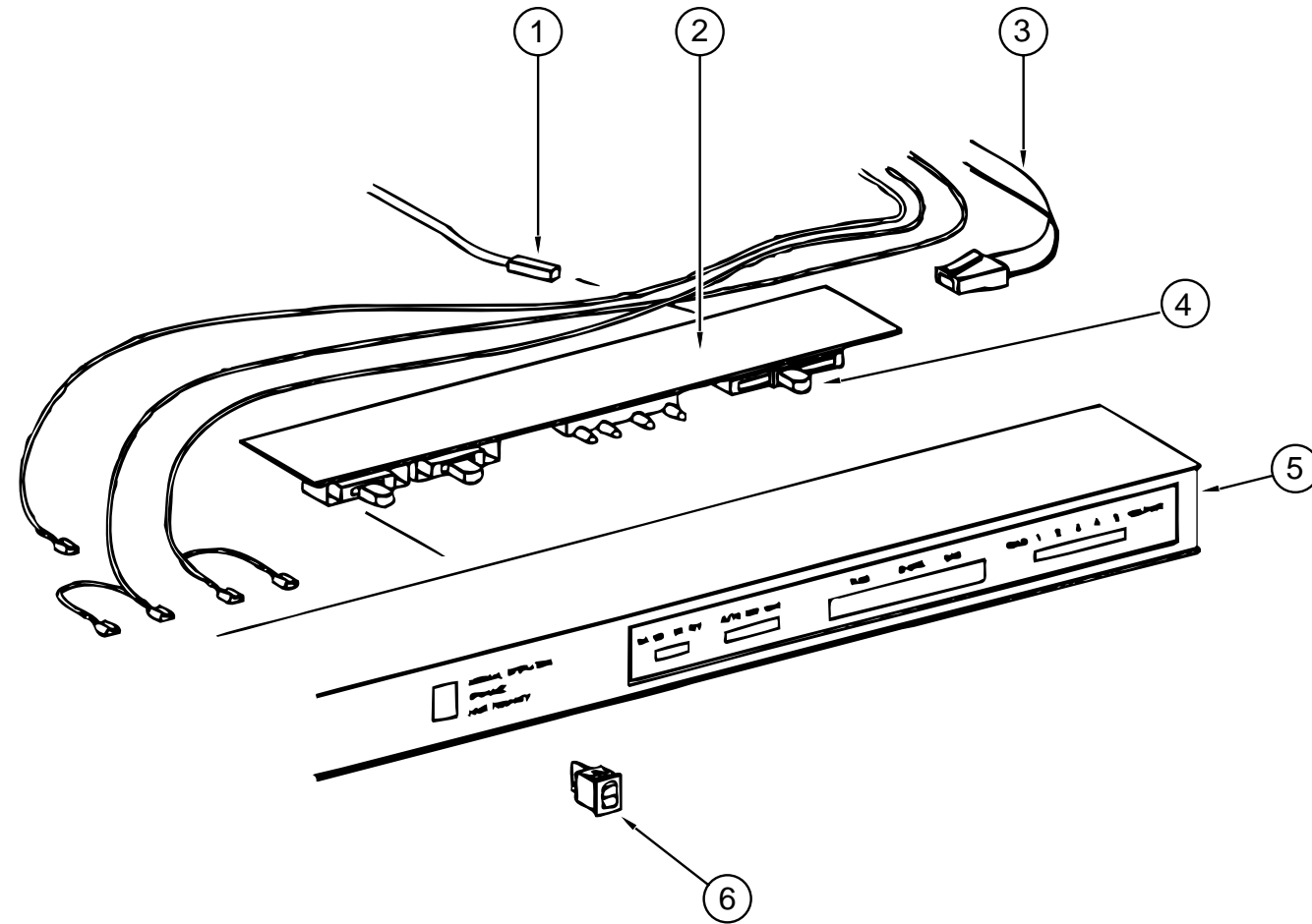
GALLEY GROUP (CONTINUED)



NORCOLD REFRIGERATOR MODEL 6162 CONTROL ASM

KEY	PART NUMBER	U/M	DESCRIPTION	VENDOR NO.
	104138-04-01A	EA	REFRIGERATOR-DOUBLE DOOR, 2-WAY - NORCOLD 6162 RH BL	
1	084880-01-718	EA	VALVE-GAS	61551822
2	094039-04-702	EA	POWER SUPPLY, (2 WAY)	61647422
3	102621-01-702	EA	IGNITION MODULE	61688922
4	088248-01-710	EA	HEATER-DC, (HORIZONTAL) - 3 WAY	615628
5	088248-01-709	EA	HEATER-AC, (HORIZONTAL)	615627
6	104137-06-715	EA	SPARK/SENSE ELECTRODE, (SINGLE)	61692222
7	104137-06-714	EA	BURNER ASSEMBLY, (5-SLOT)	61705222
8	084880-01-705	EA	ORIFICE	614522
9	104137-06-713	EA	ORIFICE GASKET	61475122
10	104137-06-712	EA	FITTING-GAS TUBE CONNECTION	61692722
11	075217-01-734	EA	FUSE, 3 AMP	61538822
12	104137-06-711	EA	FUSE, 5 AMP	61611622
13	104137-06-710	EA	PRESSURE TAP	61594422
14	104137-06-709	EA	VALVE, SHUT-OFF-MANUAL ASM	61694922

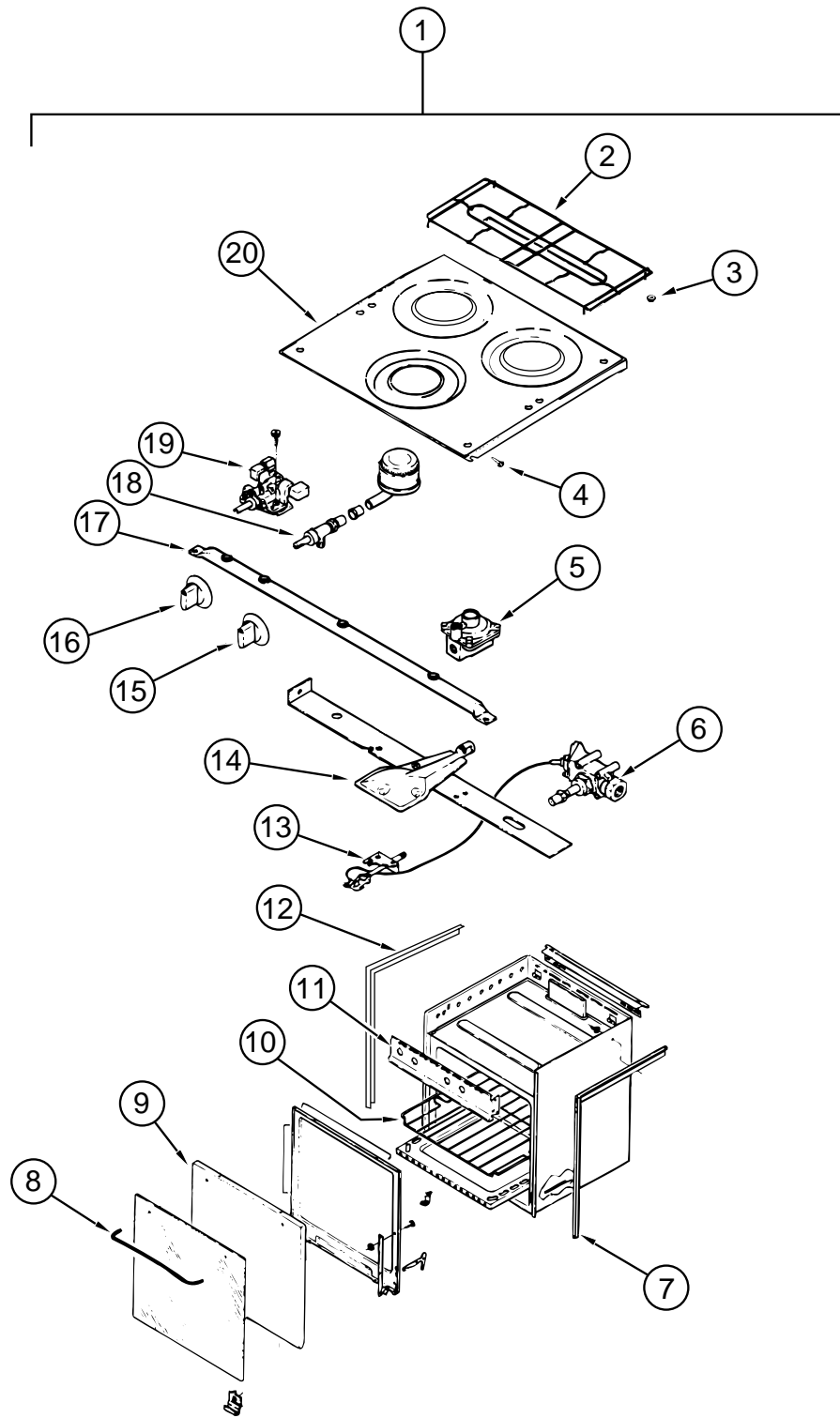
GALLEY GROUP (CONTINUED)



NORCOLD REFRIGERATOR MODEL 6162 EYEBROW ASM

KEY	PART NUMBER	U/M	DESCRIPTION	VENDOR NO.
	104138-04-01A	EA	REFRIGERATOR-DOUBLE DOOR, 2-WAY - NORCOLD 6162 RH BL	
1	084880-01-753	EA	THERMISTER - 78"	61693822
2	094039-04-700	EA	BOARD-PRINTED CIRCUIT, 2 WAY	61647322
3	084880-01-746	EA	CABLE	61571522
4	102621-01-703	EA	THERMOSTAT BUTTON	61587422
5	104137-06-700	EA	EYEBROW SHELL, (2-WAY)	61726622
6	075217-01-738	EA	SWITCH-HUMIDITY	61525922

GALLEY GROUP (CONTINUED)
MAGIC CHEF RANGE MODEL 16RB-3B49



KEY	PART NUMBER	U/M	DESCRIPTION	VENDOR NO.
1	112881-01-04A	EA	RANGE - 16", 3 BURNER - MAGIC CHEF 16RB-3B49	
2	102020-01-711	EA	GRATE-TOP, MAGIC CHEF	7518P012-60
3	102020-01-709	EA	BUMPER-GRATE, MAGIC CHEF	8007-P020-60
4	102020-01-724	EA	BUMPER-MAIN TOP, MAGIC CHEF	8003P008-60
5	102022-01-708	EA	REGULATOR-PRESSURE, 1/4 IN 1/2 OUT - MAGIC CHEF	7510P041-60
6	112881-01-702	EA	VALVE-MERCURY, SAFETY VALVE - MAGIC CHEF	7501-P121-60
7	112881-01-708	EA	TRIM-FLAT, RIGHT - BLACK - MAGIC CHEF	3608W036-70
8	102020-01-701	EA	HANDLE-DOOR, MAGIC CHEF	7701P092-60
9	112881-01-713	EA	DOOR-OVEN, TEXTURED - MAGIC CHEF	2401F079-70
10	102020-01-700	EA	SHELF-OVEN, MAGIC CHEF	7801-P027-60
11	112881-01-701	EA	MANIFOLD PANEL - MAGIC CHEF	2616F091-70
12	112881-01-707	EA	TRIM-FLAT, LEFT - BLACK - MAGIC CHEF	3608W035-70
13	112881-01-710	EA	PILOT-OVEN, MAGIC CHEF	7505P202-60
14	112881-01-711	EA	BURNER ASSEMBLY-OVEN, MAGIC CHEF	3404W025045
15	112881-01-705	EA	KNOB-TOP BURNER, MAGIC CHEF	7733P072-60
15	112881-01-718	EA	KNOB-HIGH OUTPUT, FLAME INDICATOR, MAGIC CHEF	7733P072-60
16	112881-01-704	EA	KNOB-THERMOSTAT, MAGIC CHEF	7731P067-60
16	112881-01-716	EA	KNOB-THERMOSTAT, REF. SER. # 3C - MAGIC CHEF	7731P107-60
17	112881-01-709	EA	PIPE-MANIFOLD, MAGIC CHEF	7513P097-60
18	102020-01-722	EA	VALVE-TOP BURNER, MAGIC CHEF	7502P181-60
18	112881-01-703	EA	VALVE-TOP BURNER, HI-OUTPUT - MAGIC CHEF	7502P180-60
19	112881-01-706	EA	THERMOSTAT - MAGIC CHEF	12400026
19	112881-01-715	EA	THERMOSTAT - REF. SER. # 3C - MAGIC CHEF	7515P037-60
20	112881-01-712	EA	TOP-MAIN, BLACK - MAGIC CHEF	740101486
	105458-01-000	EA	BRACKET-TIEDOWN, STOVE - RIGHT	
	105458-02-000	EA	BRACKET-TIEDOWN, STOVE - LEFT	

GENERATOR GROUP
6,500 WATT ONAN EMERALD PLUS - LP

KEY	PART NUMBER	U/M	DESCRIPTION
	100975-01-000	EA	GENERATOR-6,500 WATT EMERALD PLUS, ONAN NHE-FA/26100G WITH ONAN TRAY #403-2218
	007125-03-000	EA	CLAMP-MUFFLER, 1.5" DIA
	007125-04-000	EA	CLAMP-MUFFLER, 1.1" DIA
	079654-05-000	EA	PIPE-EXHAUST, ANGLED - W/FLANGE - 2" ID - ONAN# 154-2539
	081364-03-000	EA	MUFFLER-GENERATOR, ONAN
	106602-01-000	EA	PIPE-EXHAUST, GENERATOR
	106607-01-000	EA	ANGLE-SUPPORT, EXHAUST
	007067-01-000	SF	INSULATION-FIBERGLASS, 1" THICK X 4' - INCREMENTS OF 4 SF
	007131-01-000	EA	HANGER-TAILPIPE, 6 SLOTS
	093511-01-000	EA	VAPOR KIT-LP, GENERATOR
	094059-01-000	EA	SPACER-GENERATOR, ONAN

NOTE: ADDITIONAL GENERATOR COMPONENTS ARE FOUND IN THE CHASSIS GROUP

HEATING & AIR CONDITIONING GROUP
AUTO A/C & HEATER COMPONENTS

KEY	PART NUMBER	U/M	DESCRIPTION
	007076-01-000	EA	HOSE-FLEXIBLE PVC - 2" ID - INCREMENTS OF 50'
	007076-01-700	FT	HOSE-FLEXIBLE PVC - 2" ID
	007108-01-000	FT	HOSE-HEATER, 5/8" ID
	009198-01-000	FT	DUCT-HEAT, FLEXIBLE - 4" ID - INCREMENTS OF 25'
	009200-01-000	EA	TAPE-FURNACE, 1 1/2"
	069636-02-000	EA	CONNECTOR-DUCT, 4" ID - SUBURBAN 050715
	007281-01-000	EA	HOSE-FLEXIBLE PVC, 2.5" ID X 50'
	007281-01-700	FT	HOSE-FLEXIBLE PVC, 2.5" ID
	024990-05-000	EA	OUTLET-DEFROSTER, W/SWIVEL - 2" DIAMETER - BLACK
	077075-01-000	EA	GASKET-INSTRUMENT PANEL TO DEFROSTER PLENUM - 1.8" X 12.5"
	077075-03-000	EA	GASKET-INSTRUMENT PANEL TO DEFROSTER PLENUM - 1.8" X 12.25"
	103016-01-000	EA	PLENUM-TRANSITION
	103017-01-000	EA	PLENUM-DEFROSTER
	103558-01-07A	EA	VENT-DEFROSTER, ABS - WILLOW
	103796-01-01A	EA	LOUVER ASM-A/C CARY PROD - BLACK
	056402-05-000	EA	BRACKET-HEATER VENT, ROUND - W/BEND - BLACK
	103930-05-000	EA	MANUAL-OWNERS, HEATER-A/C - SCS 057-0049
	114802-01-000	EA	PUMP-VACUUM, 12V, 16" HG - EVANS RV212471

HEATING & AIR CONDITIONING GROUP (CONTINUED)
AUTO A/C HOSE KIT

KEY	PART NUMBER	U/M DESCRIPTION
	103930-15-000	EA HOSE KIT #12 PRECHARGED R134 - SCS 093-00075
	103930-07-704	EA FITTING QUICK CONNECT #8
	103930-13-702	EA VALVE-SERVICE, W/O COMPRESSOR
	103930-15-700	EA HOSE ASSEMBLY #12 OSHKOSH
	103930-15-702	EA O'RING #18
	103930-17-702	EA O'RING #10
	113245-01-710	EA GASKET, #12

AUTO A/C & HEATER CONTROL/PLENUM

KEY	PART NUMBER	U/M DESCRIPTION
	103930-04-000	EA CONTROL/PLENUM SET - SCS 093-00037
	072341-06-700	EA SWITCH - 4 SPEED, FAN - ARA
	094831-01-709	EA CLAMPS-ROD, 3/16" - MOTIVAIR/SCS
	103930-02-712	EA PANEL-CONTROL, BLACK BEZEL - SCS
	103930-02-701	EA VALVE-CONTROL HEAD, SCS
	103930-02-702	EA DECAL-FAN SWITCH, SCS
	103930-02-703	EA HARNESS-WIRE CONTROL, SCS
	103930-02-704	EA HARNESS-VACUUM CONTROL, SCS
	103930-02-705	EA CABLE-CONTROL, BOWDEN - SCS
	103930-02-714	EA CLAMP-CLUTCH, BARREL
	103930-02-707	EA RELAY, SCS
	103930-02-708	EA MOTOR-VACUUM SERVO, A/C - SCS
	103930-02-710	EA CANISTER-VACUUM, SCS
	103930-23-000	EA VALVE-WATER, 2 PORT - SCS 034-00014

AUTO A/C CONDENSER

KEY	PART NUMBER	U/M DESCRIPTION
	072342-10-000	EA CONDENSER ASM-W/FAN PUSH R13
	072342-08-703	EA FAN BLADE/MOTOR & SHROUD 11"
	072342-10-700	EA COIL-CONDENSER
	072342-10-701	EA RECEIVER DRIER
	072342-10-702	EA FITTING-QUICK CONNECT #4 MALE
	072342-10-703	EA HOSE #8
	072342-10-704	EA VALVE-SERVICE #8X8
	072342-10-705	EA HOSE ASSEMBLY W/FITTINGS

VENDOR NO.

050-0081
 050-152
 085-0099
 045-0152
 045-0127
 045-0128

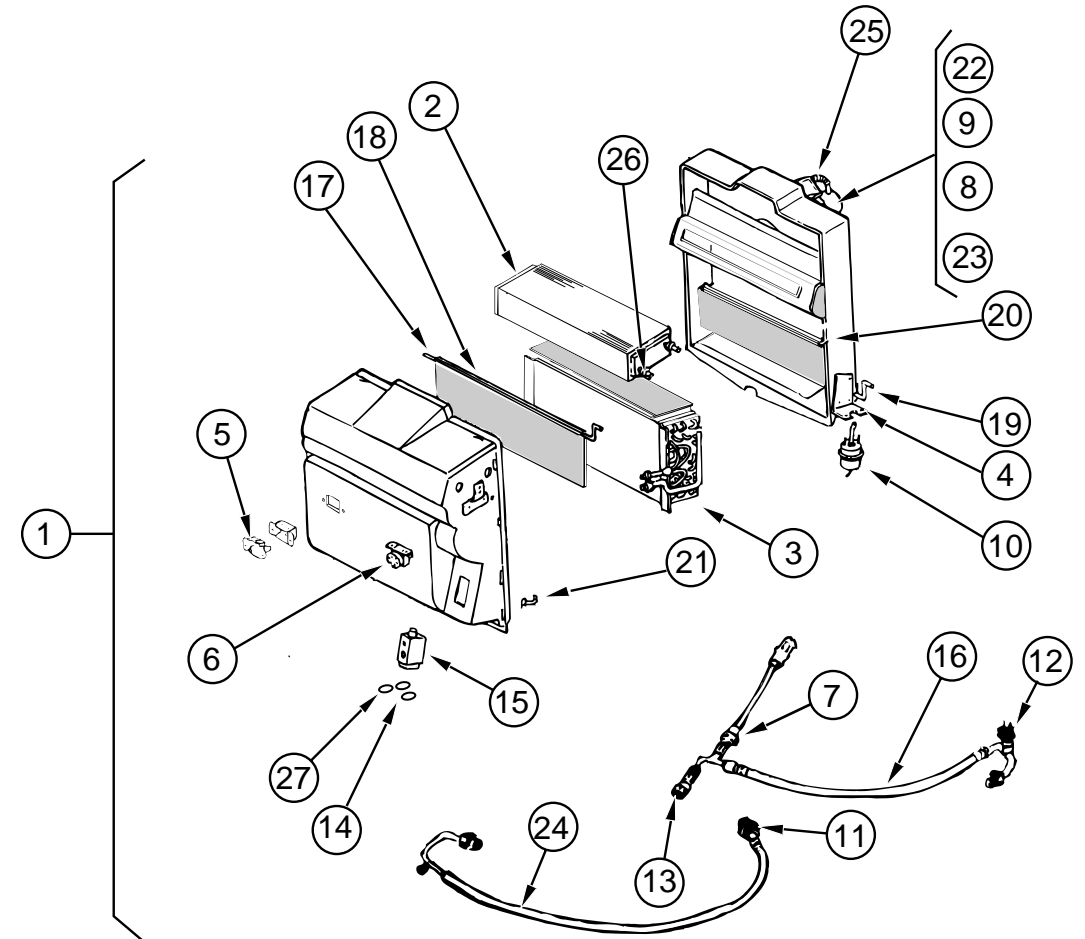
VENDOR NO.

0883502
 ZGG14431
 032-0054
 034-0015
 058-0008
 036-0048
 036-0049
 074-0011
 022-0006
 031-0001
 030-0002
 054-0002

VENDOR NO.

062-0097
 040-0028
 054-0015
 050-0148
 051-0096
 050-0134
 085-0119

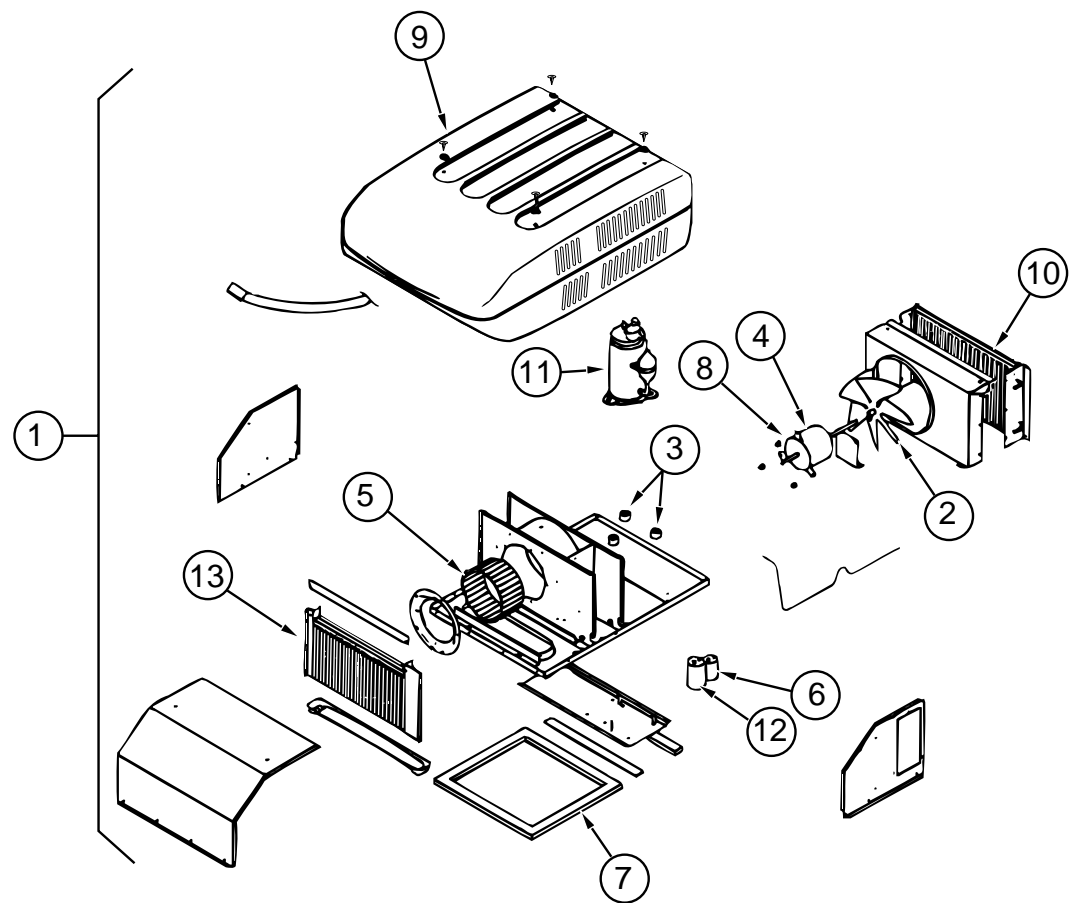
HEATING & AIR CONDITIONING GROUP (CONTINUED)



SCS EVAPORATOR/HEATER ASSEMBLY

KEY	PART NUMBER	U/M DESCRIPTION	VENDOR NO.
1	103930-22-000	EA EVAPORATOR/HEATER ASSEMBLY - SCS 090-00085	
2	103930-01-703	EA COIL-HEATER, SCS	042-0010
3	103930-01-704	EA COIL-EVAPORATOR, SCS	041-0017
4	103930-01-708	EA BRACKET-VACUUM MOTOR, SCS	070-0113
5	103930-01-710	EA RESISTOR-FUSED, SCS	035-0006
6	103930-01-711	EA THERMOSTAT, SCS	033-0003
7	103930-01-716	EA SWITCH-PRESSURE, FAN - SCS	032-0036
8	103930-01-717	EA WHEEL-CLOCKWISE, SCS	062-0010
9	103930-01-720	EA MOTOR, SCS	030-0004
10	103930-02-708	EA MOTOR-VACUUM SERVO, A/C - SCS	030-0002
11	103930-06-700	EA FITTING-QUICK CONNECT, #8 - SCS	050-0082
12	103930-12-708	EA SWITCH-BINARY, R-134A - SCS	032-0048
13	103930-12-709	EA FITTING-QUICK CONNECT - SCS	050-0120
14	103930-17-702	EA GASKET OR SAE 015 #10 33-781, SCS	045-0127
15	103930-20-700	EA VALVE-EXPANSION BLOCK, 2 TON - SCS	034-0032
16	103930-20-701	EA HOSE ASM - #6, SCS	085-0138
17	103930-20-702	EA ROD-AIR BLEND DOOR, SCS	073-0039
18	103930-20-703	EA DOOR-AIR BLEND, SCS	071-0212
19	103930-20-704	EA ROD-RECIRCULATING DOOR, SCS	073-0018
20	103930-20-705	EA DOOR-RECIRCULATING, SCS	071-0213
21	103930-20-706	EA CLIP-RETAINER, SCS	022-0057
22	103930-20-707	EA HOUSING-BLOWER, SCS	062-0145
23	103930-20-708	EA CLIP F/MOTOR SHAFT, SCS	022-0001
24	103930-22-700	EA HOSE ASM - #10 - SCS	085-0141
25	110279-01-703	EA MOTOR-BLOWER, SCS	051-0034
26	110279-01-712	EA FITTING-HEATER, SCS	050-0076
27	113245-01-707	EA GASKET #8, SCS	045-0126
	103930-05-000	EA MANUAL-OWNERS, HEATER-A/C - SCS 057-0049	

HEATING & AIR CONDITIONING GROUP (CONTINUED)



COLEMAN 13,500 BTU COLEMAN ROOF A/C

KEY	PART NUMBER	U/M DESCRIPTION	VENDOR NO.
1	108889-01-03A	EA A/C-ROOF, 13,500 BTU TSR HO - COLEMAN 7333A888	
2	093763-01-712	EA FAN BLADE-CONDENSER	6733-3221
3	105620-01-706	EA FOOT PACKAGE-COMPRESSOR, 3 PER PACKAGE	6759-3081
4	108889-01-705	EA MOTOR - 115V, 60HZ	1468-3049
5	108889-01-706	EA IMPELLOR	1472-1041
6	093763-01-704	EA CAPACITOR-FAN	1499-5461
	108889-01-710	EA FILLER PAD-COND AIR SEAL	6759A3971
7	108889-01-711	EA GASKET PACKAGE	6792-3301
8	108889-01-715	EA MOTOR MOUNT & SHAFT SEAL KIT	6792-3361
9	108889-01-702	EA SHROUD	6759-6411
10	108889-01-703	EA COIL-CONDENSER	1452A1301
11	105620-01-704	EA COMPRESSOR, RH & LH	1450-2009
12	108889-01-707	EA CAPACITOR-RUN, COMPRESSOR - 25MFD/370	1499-5661
	091225-01-709	EA RELAY-START	1497-4131
13	108889-01-709	EA COIL-EVAPORATOR	1452A1311
	108889-01-714	EA LINE ASSEMBLY-DISCHARGE	6792-531
	108889-01-712	EA LINE-SUCTION, REDUCER - 3/8" X 1/2"	1215-2161
	108889-01-713	EA LINE-SUCTION, 3/8" OD X 032 WALL	6792-130
	108889-01-704	EA OVERLOAD (MRA#98693)	6749-3541
	091225-01-710	EA CAPACITOR-START	1497-0881
	108889-01-720	EA TUBE-CAP	6792-1351
	093306-01-701	EA DECAL PACKAGE-LEFT & RIGHT	6798B3591
	102289-01-000	EA SPRING-SCREW, ROOF A/C GASKET - COLEMAN 6757-150	

HEATING & AIR CONDITIONING GROUP (CONTINUED)

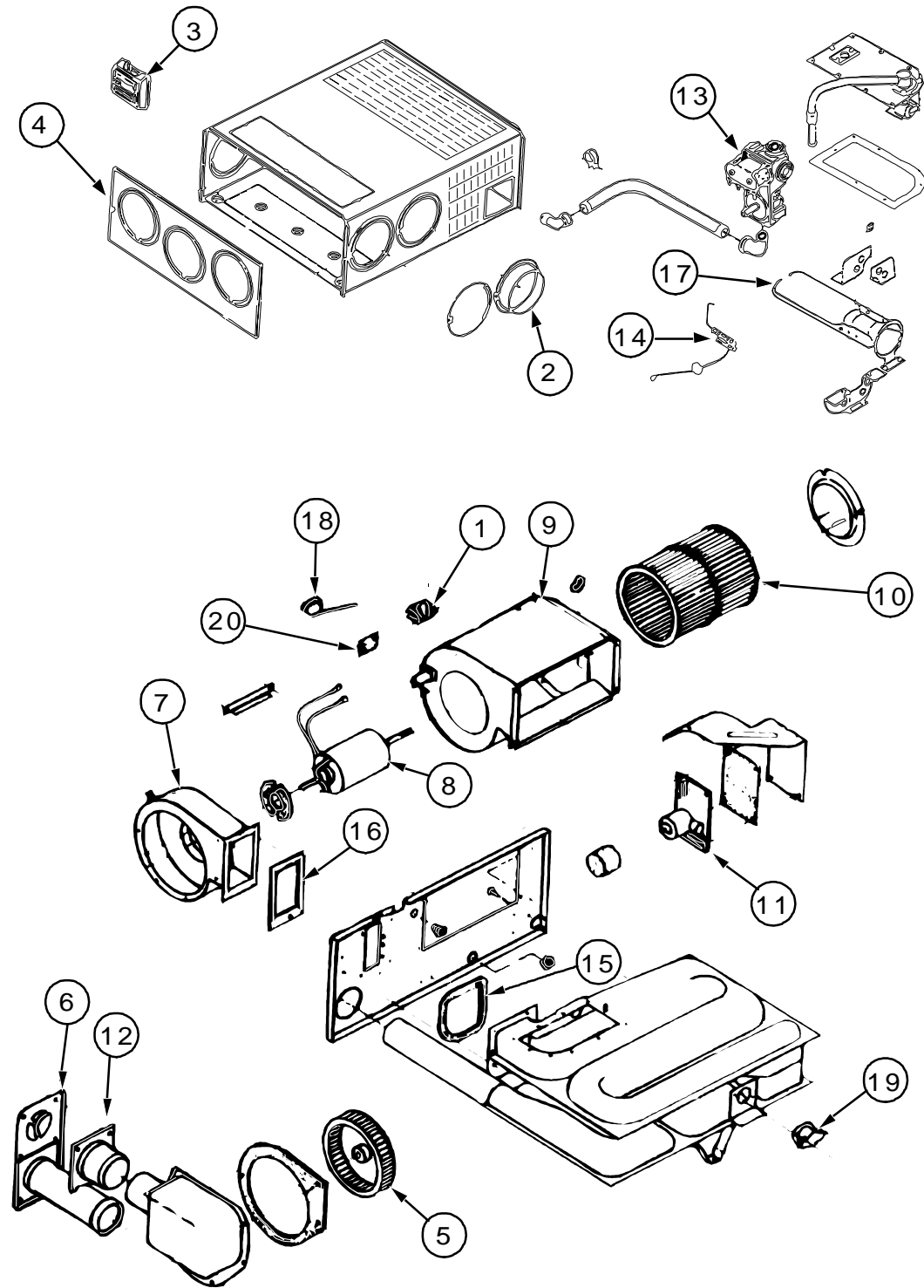
COLEMAN CEILING ASSEMBLY 13,500 BTU A/C

KEY	PART NUMBER	U/M DESCRIPTION	VENDOR NO.
	108892-01-01A	EA CEILING ASM-A/C DUCTED - COLEMAN 7330-7301V	
	108892-01-700	EA PLUG ASSEMBLY	7330-540
	108892-01-701	EA BOARD-TERMINAL	7330-3201
	108892-01-702	EA BOARD-PRINTED CIRCUIT	7330A3211
	108892-01-703	EA FILTER	6798A3761
	108892-01-704	EA GRILLE (PLASTIC)	6798-3041
	108892-01-705	EA SMALL PARTS PKG	7330A6101
	117238-01-01A	EA THERMOSTAT-A/C AND FURNACE - COLEMAN 7330-3371	
	056464-06-000	EA REGISTER-HEAT/A/C, ROUND W/O DAMPER - 4" - OFF WHITE PLASTIC	

ROOF A/C COVER & AC SELECTOR SWITCH

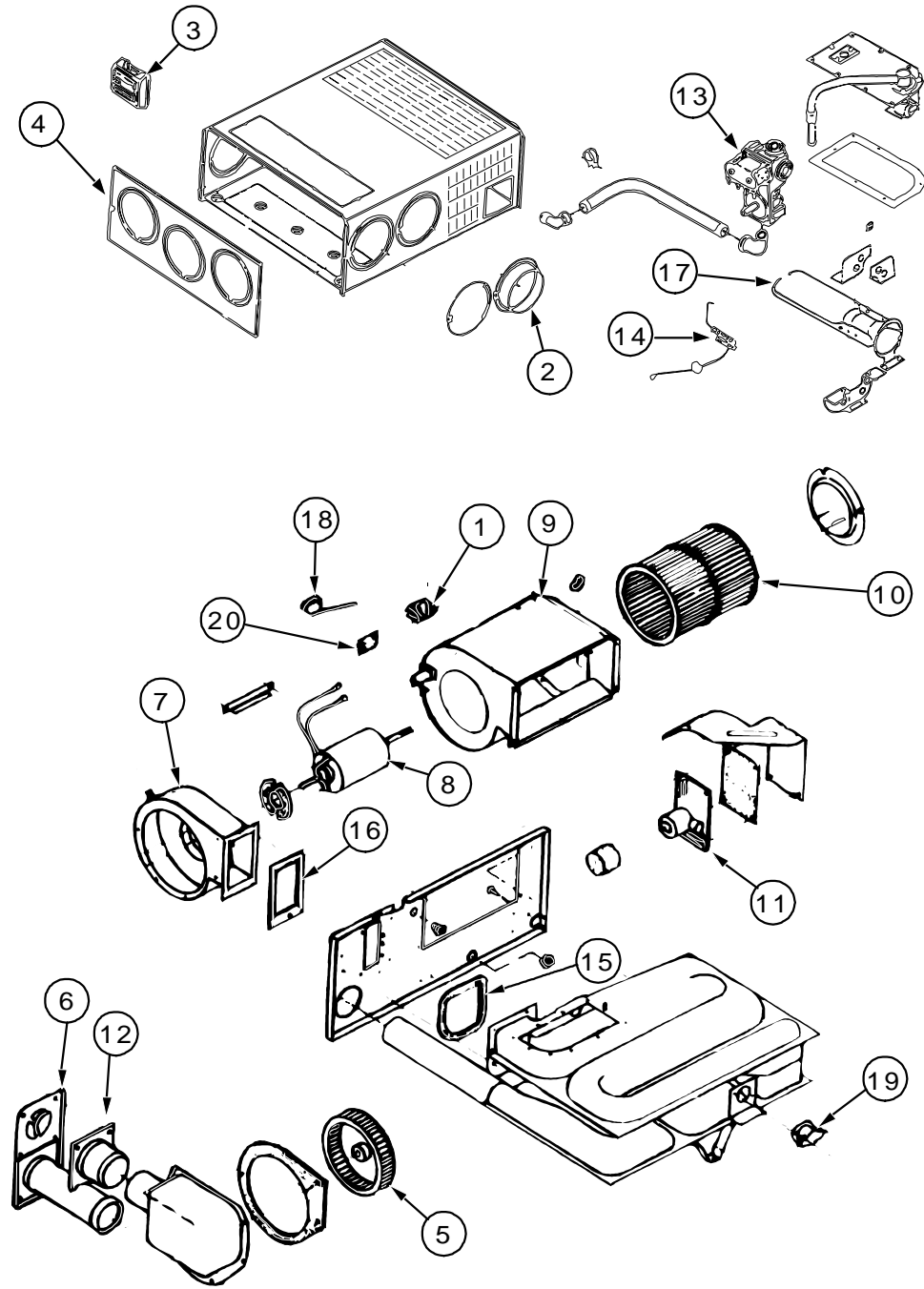
KEY	PART NUMBER	U/M DESCRIPTION
	092633-02-02A	EA COVER-BLANK, ROOF A/C - 5.1" X 5.1" - PLASTIC - OFF WHITE
	022756-03-000	EA COVER-A/C, OFF WHITE - PLASTIC
	022756-02-000	EA COVER-PROTECTIVE, 5.5" ENDS X 8.2" - PLASTIC - OFF WHITE
	073937-03-000	EA SWITCH-ROTARY SELECTOR, 3 DECK - A/C - CA20-USA892
	088238-01-000	EA COVER-SWITCH, A/C SELECTOR - FRONT TO REAR A/C

HEATING & AIR CONDITIONING GROUP (CONTINUED)
30,000 BTU SUBURBAN FURNACE & WALL THERMOSTAT



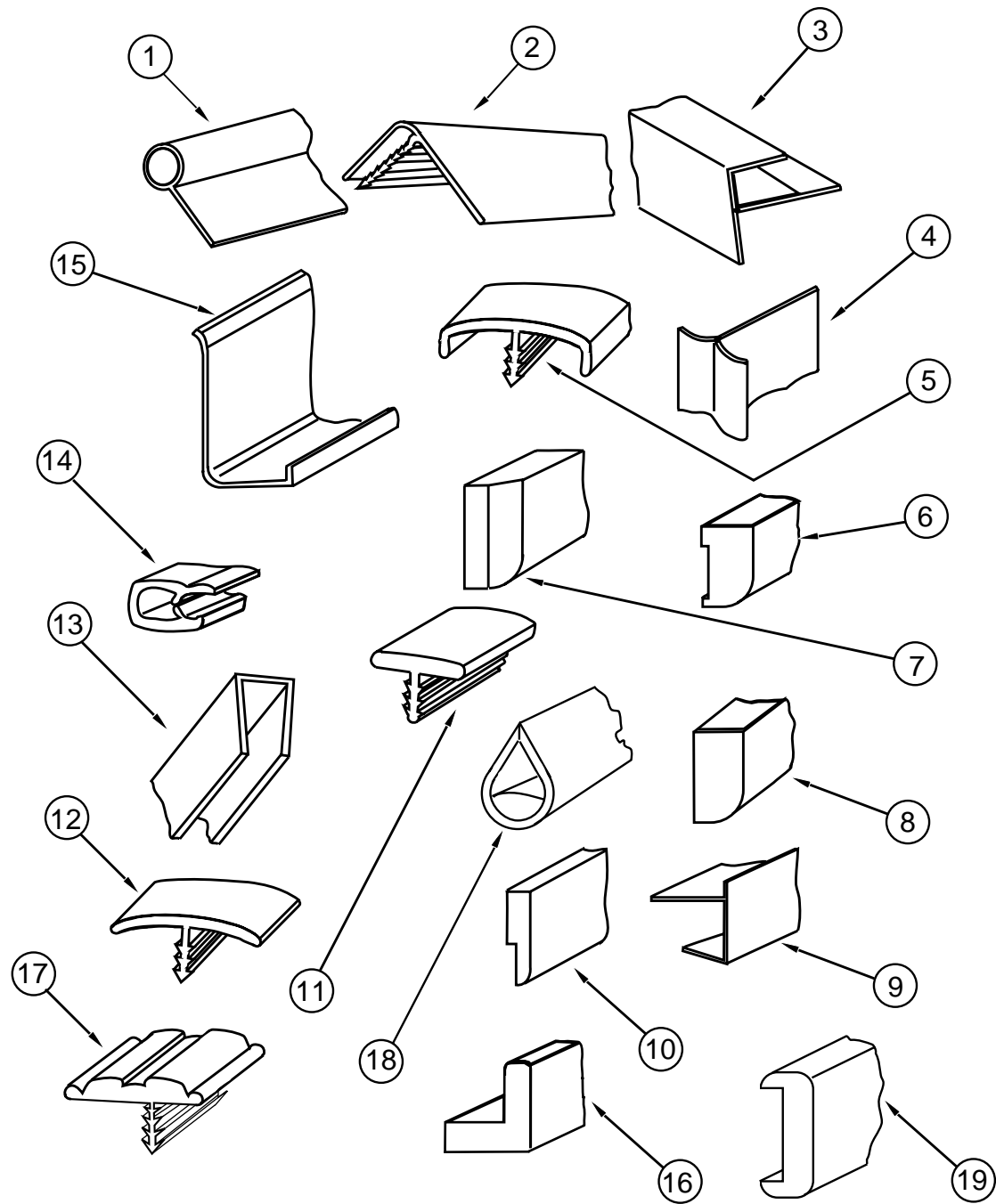
KEY	PART NUMBER	U/M	DESCRIPTION	VENDOR NO.
	098668-20-000	EA	FURNACE - 30,000 BTU, SUBURBAN SF30 2273	
1	074466-01-702	EA	RELAY-TIME DELAY	230625
2	075696-02-703	EA	COLLAR-DUCT	050715
3	115764-01-01A	EA	THERMOSTAT - WALL, FURNACE 160902	
4	098668-01-700	EA	CABINET-FRONT	101242
5	098668-01-706	EA	WHEEL-COMBUSTION AIR	350122
6	098668-01-707	EA	VENT ASSEMBLY-CAP AND TUBE	260193
7	098668-01-708	EA	BLOWER ASSEMBLY-COMBUSTION AIR	390441
8	098668-01-709	EA	MOTOR ASSEMBLY-F/SF-25, SF-30	231706
9	098668-01-710	EA	BLOWER ASSEMBLY-ROOM AIR	390440
10	098668-01-711	EA	WHEEL-ROOM AIR	350123
11	098668-01-712	EA	BOARD-MODULE	231741
12	098668-01-713	EA	INTAKE VENT TUBE ASSEMBLY	051044
13	098668-01-714	EA	VALVE-GAS, SF S.N. 921401821	161070
14	098668-01-715	EA	ELECTRODE ASSEMBLY-SINGLE PROBE	232166
15	098668-01-716	EA	GASKET-FIREWALL, CHAMBER SIDE	232166
16	098668-01-717	EA	GASKET-FIREWALL, BLOWER SIDE	070163
17	098668-02-700	EA	BURNER ASSEMBLY COMPLETE - (SF-30/SF35)	010745
18	098668-21-700	EA	MICROSWITCH W/O FLAG 3 1/4"	232261
19	098668-21-701	EA	LIMIT SWITCH	231799
20	101990-01-714	EA	MICROSWITCH GASKET	230877
	092300-02-701	EA	ORIFICE-(MAIN BURNER) - SUBURBAN	180214
	098668-12-000	EA	DOOR-ACCESS, FURNACE - BUFF - SUBURBAN 520732	
	056464-10-000	EA	REGISTER-HEAT/A/C, ROUND W/O DAMPER - 4" - DURA-BEIGE PLASTIC	
	093614-01-02A	EA	GRILLE-RETURN AIR, FURNACE - 15.6" X 7.6" - BEIGE - LIMA,19H-14X6BR-RAG	

HEATING & AIR CONDITIONING GROUP (CONTINUED)
35,000 BTU SUBURBAN FURNACE & WALL THERMOSTAT



KEY	PART NUMBER	U/M DESCRIPTION	VENDOR NO.
	098668-21-000	EA FURNACE - 35,000 BTU - SUBURBAN SF35 2274	
1	074466-01-702	EA RELAY-TIME DELAY	230625
2	075696-02-703	EA COLLAR-DUCT	050715
3	115764-01-01A	EA THERMOSTAT - WALL, FURNACE 160902	
4	098668-01-700	EA CABINET-FRONT	101242
5	098668-01-706	EA WHEEL-COMBUSTION AIR	350122
6	098668-01-707	EA VENT ASSEMBLY-CAP AND TUBE	260193
7	098668-01-708	EA BLOWER ASSEMBLY-COMBUSTION AIR	390441
8	098668-03-700	EA MOTOR ASSEMBLY, SF-35	231707
9	098668-01-710	EA BLOWER ASSEMBLY-ROOM AIR	390440
10	098668-01-711	EA WHEEL-ROOM AIR	350123
11	098668-01-712	EA BOARD-MODULE	231741
12	098668-01-713	EA INTAKE VENT TUBE ASSEMBLY	051044
13	098668-01-714	EA VALVE-GAS, (WHITE ROGERS	161070
14	098668-01-715	EA ELECTRODE ASSEMBLY-SINGLE PROBE	232166
15	098668-01-716	EA GASKET-FIREWALL, CHAMBER SIDE	232166
16	098668-01-717	EA GASKET-FIREWALL, BLOWER SIDE	070163
17	098668-02-700	EA BURNER ASSEMBLY COMPLETE - (SF-30/SF35)	010745
18	098668-21-700	EA MICROSWITCH W/O FLAG 3 1/4"	232261
19	098668-21-701	EA LIMIT SWITCH	231799
20	101990-01-714	EA MICROSWITCH GASKET	230877
	069634-01-720	EA ORIFICE-MAIN BURNER	0180222
	098668-12-000	EA DOOR-ACCESS, FURNACE - BUFF - 520732	
	094600-05-01A	EA REGISTER-HEAT, W/O DAMPER - LIMA 41 - DURA-BEIGE	
	056464-10-000	EA REGISTER-W/O DAMPER, 4" DIAMETER - DURA-BEIGE PLASTIC	
	093614-01-02A	EA GRILLE-RETURN AIR, FURNACE - 15.6" X 7.6" - BEIGE	

INTERIOR FINISH GROUP
MOLDINGS, TRIM & LUMBER



KEY	PART NUMBER	U/M DESCRIPTION
1	009767-12-000	FT MOLDING-SIDEWALL TO CEILING/CABINET - WELTING - OFF WHITE
2	009809-28-000	EA MOLDING-CORNER, OUTSIDE - 1" - PLASTIC - WATERFORD OAK
3	009812-29-000	EA MOLDING-CORNER, OUTSIDE - .5" X 7' - PLASTIC - WATERFORD OAK
4	022992-11-000	FT MOLDING-REVERSE COVE, T-SHAPED - VINYL - IVORY
5	083620-12-000	FT MOLDING-T, END CAP EDGE - W/EDGE LIPS - .75" - WATERFORD OAK
6	117268-D2-134	EA MOLDING-VINYL WRAPPED, .7" X 1.6" X 7' - WATERFORD OAK
6	117268-F2-134	EA MOLDING-VINYL WRAPPED, .7" X 2.6" X 7' - WATERFORD OAK
6	117268-F2-438	EA MOLDING-VINYL WRAPPED, .7" X 2.6" X 8' - WATERFORD
7	100659-01-G09	EA MOLDING-TRIM, VINYL FLOOR
8	100818-01-05A	EA MOLDING-VINYL WRAPPED, 1.65" X .4" X 7' - WATERFORD OAK
9	103186-01-05A	FT MOLDING-EDGE, SHELF - .78" WIDE - PLASTIC - WATERFORD OAK
9	103186-02-05A	FT MOLDING-EDGE, SHELF - 1.3" WIDE - PLASTIC - WATERFORD OAK
10	105004-01-05A	EA MOLDING-VINYL WRAPPED, 1" X 8' - WATERFORD OAK
11	104676-01-01A	FT T-MOLDING, 5/16 - RIGID - GOLD
12	105709-01-000	FT T-MOLDING, 1", IVORY
13	009778-21-000	FT U - CHANNEL, 1" WIDE X 8' INCREMENTS - PLASTIC - WATERFORD OAK
13	070504-18-000	FT U-CHANNEL-PLASTIC, .065" WIDE - IVORY - INCREMENTS OF 8'
13	070504-19-000	FT U-CHANNEL-PLASTIC, .815" WIDE - BROWN - INCREMENTS OF 8'
14	072368-02-000	EA TRIM-VINYL, EDGE - BLACK - GM 14004305
15	085746-01-000	FT TRIM-J, CARPET - 1.2" X .5" ANGLE - 10' LONG - PVC - BEIGE
16	100819-01-05A	EA MOLDING-VINYL WRAP, DOOR - WATERFORD OAK
17	109736-01-03A	FT T-MOLDING, 1" WIDE- WATERFORD OAK - CRILLA PLASTIC
18	105618-01-01A	FT MOLDING-EDGE, 5/16" - GOLD W/ADHESIVE
19	078323-06-G15	EA MOLDING-CAP, WALL - 2022 MM
	093873-01-01A	EA TRIM-CARPET, L-ANGLE - 1.1" X 1.3" X 12' - VINYL - GRAY
	117267-D2-438	EA LUMBER-VINYL WRAPPED, .7" X 1 1/2" X 8' - WATERFORD OAK
	117267-E2-438	EA LUMBER-VINYL WRAPPED, .7" X 2" X 8' - WATERFORD OAK
	117267-G2-438	EA LUMBER-VINYL WRAPPED, .7" X 3" X 8' - WATERFORD OAK

INTERIOR FINISH GROUP (CONTINUED)
BATT STRIPS

KEY	PART NUMBER	U/M DESCRIPTION
	069733-83-000	EA BATT STRIP-WOODGRAIN, 8' - WATERFORD OAK
	088263-78-000	EA BATT STRIP-SHOWER, 8' - OFF WHITE
	088263-C1-000	EA BATT STRIP-DECORATIVE, BIARRITZ/TRAVERTINE - 8' LONG (G09) (MAIN WALL)
	088263-C8-000	EA BATT STRIP-DECORATIVE, PAINTED DESERT - 8' LONG (G11) (MAIN WALL)
	088263-B8-000	EA BATT STRIP-DECORATIVE, EASTWINDS/MIDNIGHT - 8' LONG (G12) (MAIN WALL)
	088263-C7-000	EA BATT STRIP-DECORATIVE, ETCHING/SAGE - 8' LONG (G13) (MAIN WALL)
	088263-D3-000	EA BATT STRIP-DECORATIVE, MARBLE/SAGE - 8' LONG (G14) (MAIN WALL)
	085284-B5-000	FT BATT - TAPE, WATERFORD OAK WOODGRAIN - ADHESIVE BACKED
	085284-76-000	FT BATT - TAPE, SHOWER - OFF WHITE - ADHESIVE BACKED
	085284-B3-000	FT BATT - TAPE, BIARRITZ/TRAVER - ADHESIVE BACKED (G09) (MAIN WALL)
	085284-C2-000	FT BATT - TAPE, PAINTED DESERT - ADHESIVE BACKED (G11) (MAIN WALL)
	085284-B1-000	FT BATT - TAPE, METRO MIST - ADHESIVE BACKED (G12) (MAIN WALL)
	085284-C1-000	FT BATT - TAPE, ETCHINGS/SAGE - ADHESIVE BACKED (G13) (MAIN WALL)
	085284-C6-000	FT BATT - TAPE, BIARRITZ/TRAVER - ADHESIVE BACKED (G14) (MAIN WALL)
	086229-13-000	EA BATTEN-CEILING, 1" WIDE - MODERN IVORY - 7.6'
	086229-01-000	EA RETAINER-BATTEN, CEILING - .75" WIDE - IVORY - 7.6'

PLASTIC LAMINATE & EDGE BAND MOLDING

KEY	PART NUMBER	U/M DESCRIPTION
	074498-54-000	SF LAMINATE-PLASTIC, SAND SPEKTRUM - 5' X 8' - INCREMENTS OF 40 SF (G09/G12/G13) (GALLEY, DINETTE, BATH & BEDROOM)
	074498-61-000	SF LAMINATE-PLASTIC, NEUTRAL MATRIX - 5' X 8' - INCREMENTS OF 40 SF (G11) (GALLEY, DINETTE, BATH & BEDROOM)
	074498-72-000	SF LAMINATE-PLASTIC, PEBBLE SANTOS - 5' X 8' - INCREMENTS OF 40 SF (G14) (GALLEY, DINETTE, BATH & BEDROOM)
	074498-67-000	SF LAMINATE-PLASTIC, ORCHID MIST - 5' X 8' - INCREMENTS OF 40 SF (PATIO ENTERTAINMENT CENTER TABLE)
	076325-34-000	FT MOLDING-EDGE BAND, 1233 ORCHID MIST - 1 5/16" X .030" X 600" (PATIO ENTERTAINMENT CENTER TABLE)
	076325-47-000	FT MOLDING-EDGE BAND, 1032 SAND - 1 5/16" X .030" X 600" (G09/G12/G13) (DINETTE/BEDROOM)
	076325-53-000	FT MOLDING-EDGE BAND, 1049 NEUTRAL - 1 5/16" X .030" X 600" (G11) (DINETTE/BEDROOM)
	076325-37-000	FT MOLDING-EDGE BAND, 1136 NEUTRAL - 1 5/16" X .030" X 600" (G14) (DINETTE/BEDROOM)
	076325-44-000	FT MOLDING-EDGE BAND, 1032 SAND - .875 "X .024" X 600" (G09/G12/G13) (DINETTE/BEDROOM)
	076325-54-000	FT MOLDING-EDGE BAND, 1049 NEUTRAL - .875 "X .024" X 600" (G11) (DINETTE/BEDROOM)
	076325-38-000	FT MOLDING-EDGE BAND, 1136 NEUTRAL - .875 "X .024" X 600" (G14) (DINETTE/BEDROOM)

INTERIOR FINISH GROUP (CONTINUED)
PANELING, PLYWOOD, PARTICLE BOARD & TAMBOUR

KEY	PART NUMBER	U/M DESCRIPTION
	074497-28-000	SF PANELING-WOODGRAIN, 4' X 8' - INCREMENTS OF 32 SF
	088272-98-000	SF PANELING-SHOWER, OFF WHITE - 4' X 7' - INCREMENTS OF 28 SF
	088272-E2-000	SF PANELING-DECORATIVE, BIARRITZ/TRAVERTINE - 4' X 7' - INCREMENTS OF 28 SF (G09) (MAIN WALL)
	088272-E9-000	SF PANELING-DECORATIVE, PAINTED DESERT - 4' X 7' - INCREMENTS OF 28 SF (G11) (MAIN WALL)
	088272-E0-000	SF PANELING-DECORATIVE, EASTWINDS/MIDNIGHT - 4' X 7' - INCREMENTS OF 28 SF (G12) (MAIN WALL)
	088272-E8-000	SF PANELING-DECORATIVE, ETCHINGS/SAGE - 4' X 7' - INCREMENTS OF 28 SF (G13) (MAIN WALL)
	088272-F4-000	SF PANELING-DECORATIVE, MARBLE/SAGE - 4' X 7' - INCREMENTS OF 28 SF (G14) (MAIN WALL)
	080215-10-000	SF PANELING - 2 SIDED, WATERFORD OAK - 5 MM X 4' X 8' - INCREMENTS OF 32 SF
	000846-01-000	SF PLYWOOD - 5/16" X 4' X 8'
	000846-02-000	SF PLYWOOD-UNDR, 5/16" X 4' X 8'
	089297-01-000	SF PLYWOOD-LUAN, OVERLAY GRADE - 4' X 8' - INCREMENTS OF 32 SF
	000885-76-000	SF PARTICLE BOARD - 3/8" X 48" X 96" - WATERFORD OAK VINYL 1 SIDE
	000885-77-000	SF PARTICLE BOARD - 3/8" X 48" X 96" - WATERFORD OAK VINYL 2 SIDES
	000885-79-000	SF PARTICLE BOARD - 3/4" X 48" X 96" - WATERFORD OAK VINYL 2 SIDES
	057882-04-000	SF TAMBOUR-SHEET, 47" X 95" - UNFINISHED - LAVATORY CABINET
	057882-04-700	EA TAMBOUR-SHEET, 4' X 4' - WINONA - LAVATORY CABINET

ANTISLIP & FLOOR MATS

KEY	PART NUMBER	U/M DESCRIPTION
	091261-01-000	FT SLIPNOT-ANTISLIP, 1' WIDE (100' ROLL)
	105924-01-F04	EA MAT-FLOOR, 18" X 27" (G09/G12/G13)
	105924-01-F06	EA MAT-FLOOR, 18" X 27" (G11)
	105924-01-F12	EA MAT-FLOOR, 18" X 27" (G14)

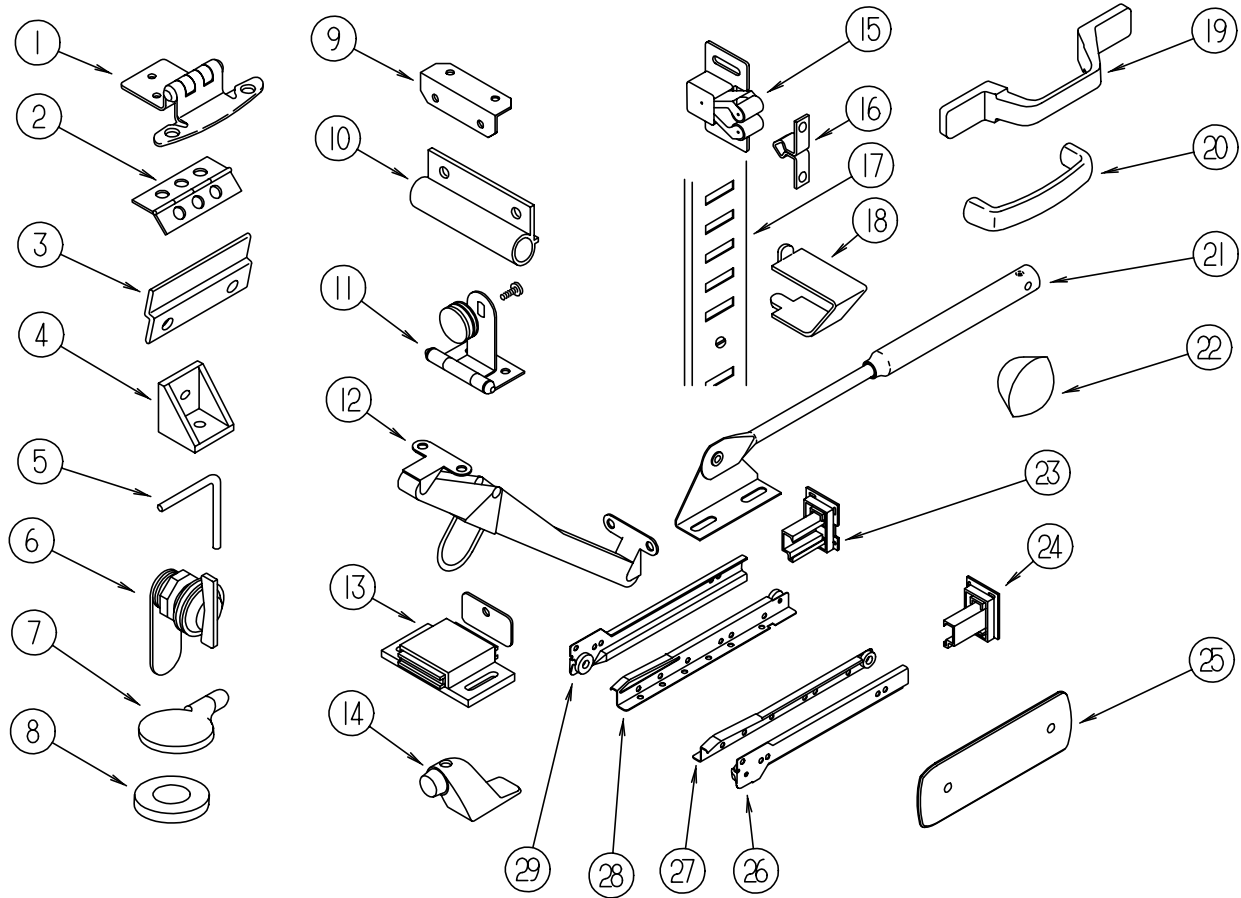
CARPET

KEY	PART NUMBER	U/M DESCRIPTION
	075233-01-000	SY PAD-CARPET, 3/8" X 6' ROLL
	047034-06-000	SF PLASTIC - CARPET - 2' WIDE - CLEAR POLY
	093486-01-000	SY CARPET - COMPARTMENT, 54" WIDE - DARK GRAY
	096060-95-000	SY CARPET - 12' ROLL, INCREMENTS OF 4 SY (G09/G12/G13)
	096060-98-000	SY CARPET - 12' ROLL, INCREMENTS OF 4 SY (G11)
	096060-99-000	SY CARPET - 12' ROLL, INCREMENTS OF 4 SY (G14)

SMOKE DETECTOR, CO DETECTOR, FIRE EXTINGUISHER & CLOCK

KEY	PART NUMBER	U/M DESCRIPTION
	072852-01-000	EA DETECTOR-SMOKE, W/9 VOLT BATTERY - US
	072852-02-000	EA DETECTOR-SMOKE, W/9 VOLT BATTERY - CANADIAN
	094499-01-000	EA EXTINGUISHER-FIRE, DRY W/MOUNTING BRACKET - 10 BC
	094499-01-700	EA BRACKET-MOUNTING, W/PLASTIC STRAP - FIRE EXTINGUISHER
	094499-01-701	EA STRAP ONLY-(METAL), FIRE EXTINGUISHER
	094499-02-000	EA EXTINGUISHER-FIRE, DRY - 1A10BC - CANADIAN
	112320-03-000	EA DETECTOR-CO GAS, MODEL 9D-I - COSTAR 946000001
	112320-04-000	EA DETECTOR-CO SENSOR ASSEMBLY - COSTAR 946001001
	118081-01-01A	EA CLOCK-WALL, ROUND 8" - BRASS

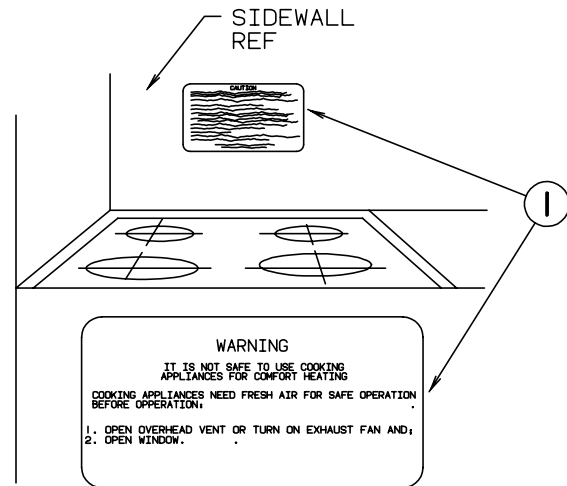
INTERIOR FINISH GROUP (CONTINUED)
CABINET HARDWARE



KEY	PART NUMBER	U/M	DESCRIPTION
1	108138-01-000	EA	HINGE-CABINET DOOR, BURNISHED BRASS
2	009059-01-000	EA	HINGE-DOOR, 2" X 1.4" - BRASS
2	009059-02-000	EA	HINGE-DOOR, 2" X 2.7" - BRASS
3	101272-01-000	EA	CATCH-DOOR, GLASS
4	065740-01-000	EA	BRACE-CABINET CORNER, PLASTIC
5	108487-02-01A	EA	SUPPORT-PROP ROD, OVERHEAD - BLACK
6	100710-01-01A	EA	LOCK-GLASS DOOR, TWIST TYPE - BRASS
7	101766-01-000	EA	PIN-SUPPORT, GLASS DOOR
8	100707-01-000	EA	SPACER-DOOR, GLASS - .8" DIA - .3" HOLE - PLASTIC
9	016604-01-000	EA	BRACE-CABINET, ANGLE - 2.5" - METAL - UNPAINTED
9	016604-05-000	EA	BRACE-CABINET, ANGLE - 2.5" - METAL - OFF WHITE
10	108486-01-01A	EA	BRACKET-PROP ROD, OVERHEAD - BLACK
11	100711-01-01A	EA	HINGE-DOOR, GLASS
12	104181-01-01A	EA	SUPPORT-LEAF, 5.3" - EXTENDS TO 7.5" - SAFETY RING - METAL
13	088254-01-000	EA	CATCH-MAGNETIC W/STRIKE, 1.8" X .7"
14	103257-01-000	EA	STOP-DOOR
15	093586-06-000	EA	CATCH-SPRING, ROLLER
16	093586-05-000	EA	STRIKE-SPRING STEEL
17	098980-01-000	EA	PILASTER-ADJUSTABLE SHELF, 18" LONG
17	098980-02-000	EA	PILASTER-ADJUSTABLE SHELF, 12" LONG
17	098980-03-000	EA	PILASTER-ADJUSTABLE SHELF, 9" LONG
18	098979-01-000	EA	CLIP-ADJUSTABLE SHELF
19	117801-01-01A	EA	PULL-CABINET, BRASS (G09/G11/G12)
20	111093-01-000	EA	PULL-CABINET, BRASS - AMEROCK CM1940-AU (G13/G14)
21	074493-02-000	EA	SUPPORT-PISTON SPRING, CABINET DOOR
22	042356-01-000	EA	PLUG-BUTTON, MAHOGANY - 3/8" DIAMETER - WOOD
23	114045-01-000	EA	BACKSOCKET-ADJUSTABLE, LEFT PLEASE REFER TO PARTS BULLETIN #140 FOR INTERCHANGEABILITY
24	114045-02-000	EA	BACKSOCKET-ADJUSTABLE, RIGHT PLEASE REFER TO PARTS BULLETIN #140 FOR INTERCHANGEABILITY

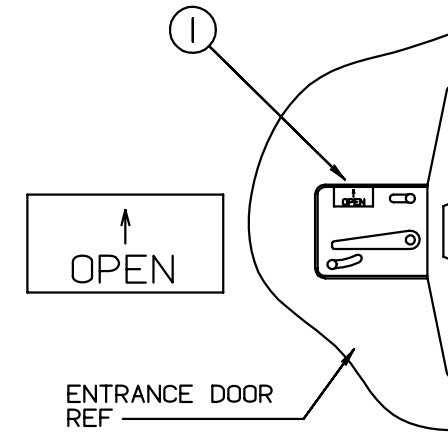
KEY	PART NUMBER	U/M	DESCRIPTION
25	081376-01-000	EA	BACKPLATE-DOOR PULL, OVAL - BRASS - .8" X 4.25"
26	114031-06-000	EA	SLIDE-DRAWER, CABINET - RIGHT SIDE - 14" REFERENCE DEALER PARTS BULLETIN #7SB010-96-12Z.
26	114031-10-000	EA	SLIDE-DRAWER, CABINET - RIGHT SIDE - 16" REFERENCE DEALER PARTS BULLETIN #7SB010-96-12Z.
26	114031-14-000	EA	SLIDE-DRAWER, CABINET - RIGHT SIDE - 18" REFERENCE DEALER PARTS BULLETIN #7SB010-96-12Z.
26	114031-18-000	EA	SLIDE-DRAWER, CABINET - RIGHT SIDE - 20" REFERENCE DEALER PARTS BULLETIN #7SB010-96-12Z.
26	114031-22-000	EA	SLIDE-DRAWER, CABINET - RIGHT SIDE - 22" REFERENCE DEALER PARTS BULLETIN #7SB010-96-12Z.
26	114031-26-000	EA	SLIDE-DRAWER, CABINET - RIGHT SIDE - 24" REFERENCE DEALER PARTS BULLETIN #7SB010-96-12Z.
27	114031-08-000	EA	SLIDE-DRAWER, DRAWER MOUNT - RIGHT SIDE - 14" REFERENCE DEALER PARTS BULLETIN #7SB010-96-12Z.
27	114031-12-000	EA	SLIDE-DRAWER, DRAWER MOUNT - RIGHT SIDE - 16" REFERENCE DEALER PARTS BULLETIN #7SB010-96-12Z.
27	114031-16-000	EA	SLIDE-DRAWER, DRAWER MOUNT - RIGHT SIDE - 18" REFERENCE DEALER PARTS BULLETIN #7SB010-96-12Z.
27	114031-20-000	EA	SLIDE-DRAWER, DRAWER MOUNT - RIGHT SIDE - 20" REFERENCE DEALER PARTS BULLETIN #7SB010-96-12Z.
27	114031-24-000	EA	SLIDE-DRAWER, DRAWER MOUNT - RIGHT SIDE - 22" REFERENCE DEALER PARTS BULLETIN #7SB010-96-12Z.
27	114031-28-000	EA	SLIDE-DRAWER, DRAWER MOUNT - RIGHT SIDE - 24" REFERENCE DEALER PARTS BULLETIN #7SB010-96-12Z.
28	114031-07-000	EA	SLIDE-DRAWER, DRAWER MOUNT - LEFT SIDE - 14" REFERENCE DEALER PARTS BULLETIN #7SB010-96-12Z.
28	114031-11-000	EA	SLIDE-DRAWER, DRAWER MOUNT - LEFT SIDE - 16" REFERENCE DEALER PARTS BULLETIN #7SB010-96-12Z.
28	114031-15-000	EA	SLIDE-DRAWER, DRAWER MOUNT - LEFT SIDE - 18" REFERENCE DEALER PARTS BULLETIN #7SB010-96-12Z.
28	114031-19-000	EA	SLIDE-DRAWER, DRAWER MOUNT - LEFT SIDE - 20" REFERENCE DEALER PARTS BULLETIN #7SB010-96-12Z.
28	114031-23-000	EA	SLIDE-DRAWER, DRAWER MOUNT - LEFT SIDE - 22" REFERENCE DEALER PARTS BULLETIN #7SB010-96-12Z.
28	114031-27-000	EA	SLIDE-DRAWER, DRAWER MOUNT - LEFT SIDE - 24" REFERENCE DEALER PARTS BULLETIN #7SB010-96-12Z.
29	114031-05-000	EA	SLIDE-DRAWER, CABINET - LEFT SIDE - 14" REFERENCE DEALER PARTS BULLETIN #7SB010-96-12Z.
29	114031-09-000	EA	SLIDE-DRAWER, CABINET - LEFT SIDE - 16" REFERENCE DEALER PARTS BULLETIN #7SB010-96-12Z.
29	114031-16-000	EA	SLIDE-DRAWER, CABINET - LEFT SIDE - 18" REFERENCE DEALER PARTS BULLETIN #7SB010-96-12Z.
29	114031-17-000	EA	SLIDE-DRAWER, CABINET - LEFT SIDE - 20" REFERENCE DEALER PARTS BULLETIN #7SB010-96-12Z.
29	114031-21-000	EA	SLIDE-DRAWER, CABINET - LEFT SIDE - 22" REFERENCE DEALER PARTS BULLETIN #7SB010-96-12Z.
29	114031-25-000	EA	SLIDE-DRAWER, CABINET - LEFT SIDE - 24" REFERENCE DEALER PARTS BULLETIN #7SB010-96-12Z.
	004354-01-000	EA	BUMPER-RUBBER, .5" DIA - BROWN
	009112-01-000	EA	FLANGE - 1" ROD, CLOTHES - PLASTIC - OFF WHITE
	023320-01-000	EA	PAD-FELT, 3/8" DIAMETER - BROWN
	039984-01-000	EA	CAP-ROUND, VINYL - .28" ID X .62" LONG - BLACK
	042438-01-000	EA	DOWEL-WOOD, CLOTHES ROD - 1" DIAMETER X 4'
	009021-01-000	EA	CATCH-GRILLE, NYLON
	009021-02-000	EA	STRIKE-SPRING STEEL
	072871-01-000	EA	PULL-FLUSH, CHROME
	074045-07-000	EA	PLUG-WOOD, 1/2"

LABELS GROUP

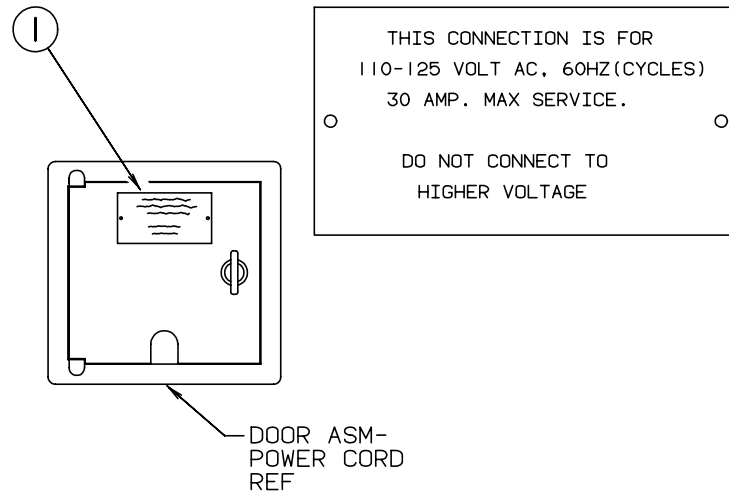


KEY	PART NUMBER	U/M DESCRIPTION
1	050225-01-000	EA LABEL-WARNING, STOVE VENT - US
1	050222-01-000	EA LABEL-WARNING, STOVE VENT - CANADIAN

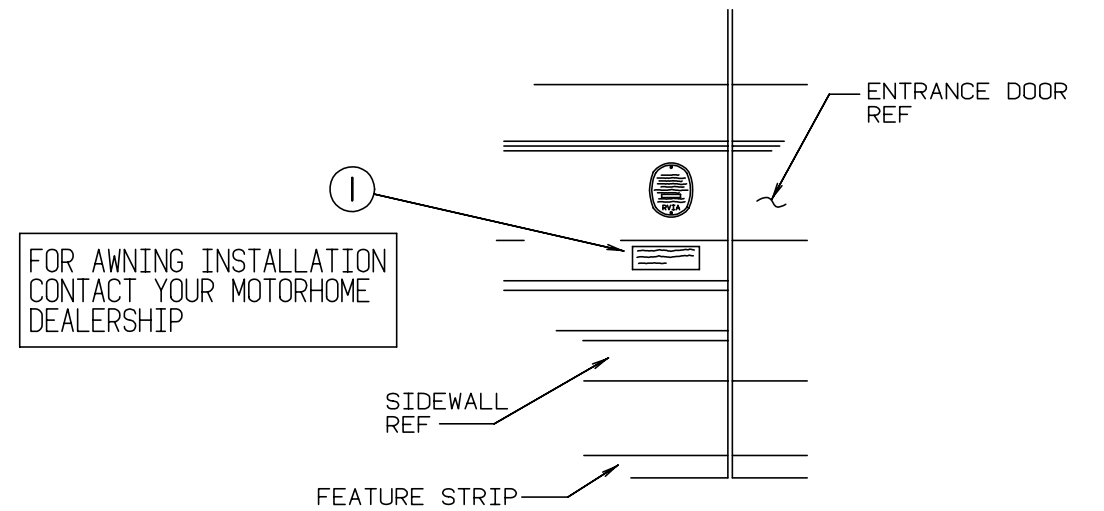
LABELS GROUP (CONTINUED)



KEY	PART NUMBER	U/M DESCRIPTION
1	040944-01-000	EA LABEL-ENTRANCE DOOR, "OPEN"

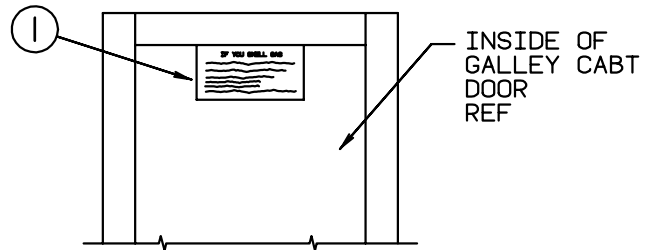


KEY	PART NUMBER	U/M DESCRIPTION
1	006062-01-000	EA LABEL-ELECTRIC, 110V CONNECTION



KEY	PART NUMBER	U/M DESCRIPTION
1	099509-01-000	EA LABEL-AWNING INSTALLATION

LABELS GROUP (CONTINUED)

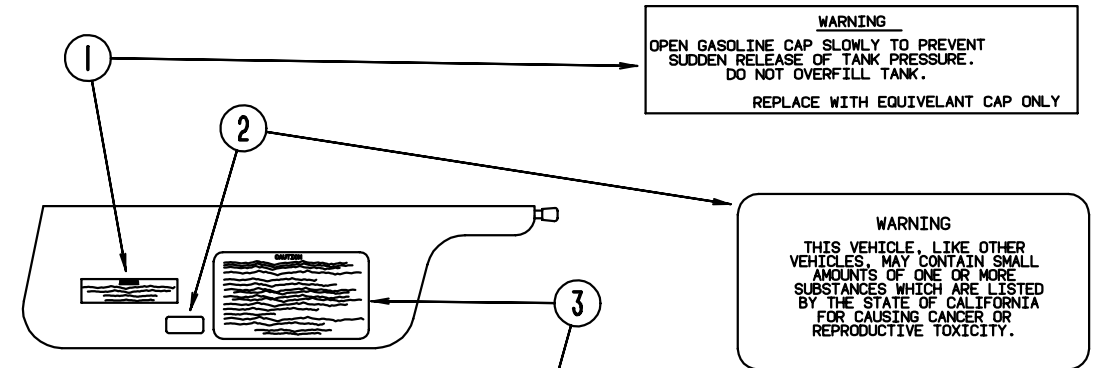


IF YOU SMELL GAS

1. EXTINGUISH ANY OPEN FLAME, PILOT LIGHTS AND ALL SMOKING MATERIALS.
2. SHUT OFF THE GAS SUPPLY AT THE TANK VALVE(OR GAS SUPPLY CONNECTION.
3. OPEN DOORS AND OTHER VENTILATING OPENINGS.
4. DO NOT TOUCH ELECTRICAL SWITCHES.
5. LEAVE THE AREA UNTIL ODOR CLEARS.
6. HAVE THE GAS SYSTEM CHECKED AND LEAKAGE SOURCE CORRECTED BEFORE USING AGAIN.

KEY	PART NUMBER	U/M DESCRIPTION
1	073998-01-000	EA LABEL-LPG ODOR WARNING

LABELS GROUP (CONTINUED)



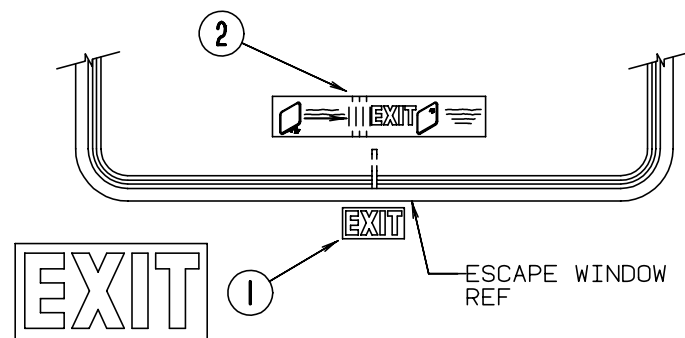
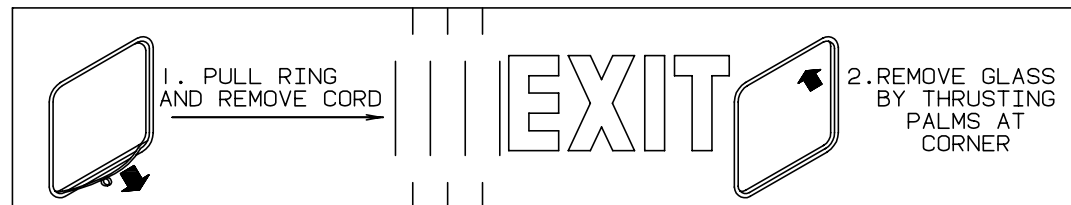
CAUTION

THIS MOTOR HOME HAS BEEN DESIGNED, MANUFACTURED AND TESTED WITH CONCERN FOR THE PROTECTION OF IT'S OCCUPANTS. WE RECOMMEND YOU PERFORM THE FOLLOWING INSPECTIONS FOR YOUR SAFETY AND THE SAFETY OF YOUR PASSENGERS BEFORE STARTING YOUR VEHICLE.

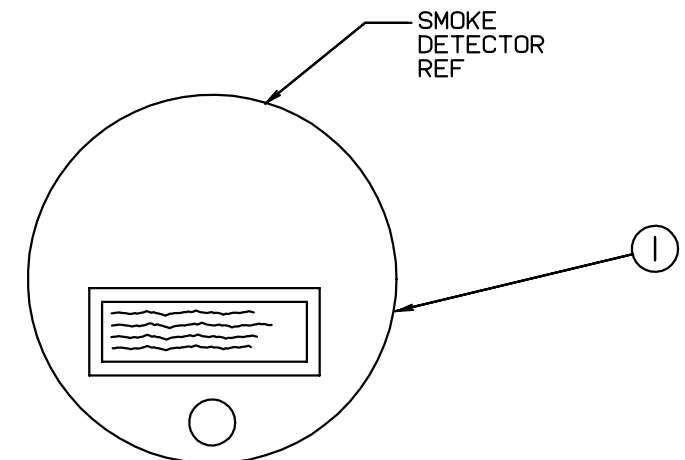
1. LP GAS SYSTEM- TURN OFF AT TANK FOR TRAVELING. TEST FOR LEAKS UPON ARRIVAL AT DESTINATION. BEFORE LIGHTING PILOTS.
2. WHEELS- INSPECT FOR DAMAGE AND CHECK LUG NUTS FOR TIGHTNESS.
3. TIRES- INSPECT FOR WEAR AND DAMAGE AND CHECK FOR RECOMMENDED AIR PRESSURE.
4. LIGHTING- TEST FOR PROPER OPERATION OF ALL INTERIOR AND EXTERIOR LIGHTS INCLUDING DASH LIGHTS, HEADLIGHTS, TAIL LIGHTS, BRAKE LIGHTS, CLEARANCE LIGHTS AND TURN SIGNALS.
5. EXITS- INSPECT RELEASE MECHANISM ON EMERGENCY EXIT WINDOW, TEST BOTH LOCKS ON MAIN ENTRANCE DOOR FOR EASE OF OPERATION AND INSTRUCT PASSENGERS HOW TO USE BOTH MEANS OF EXIT.
6. SEAT BELTS- DIRECT PASSENGERS TO DESIGNATED SEATS AND REQUIRE USE OF SEAT BELTS.
7. APPLIANCES- TURN OFF AND LATCH OR LOCK DOORS WHERE PROVIDED.
8. LOOSE PARCELS- STORE SECURELY.
9. UTILITY SUPPLY LINES- DISCONNECT ALL ELECTRIC, SEWER AND WATER LINES AND SECURE PROPERLY.
10. ENTRANCE DOOR STEP- PLACE IN RETRACTED POSITION FOR TRAVELING.

READ YOUR MOTOR HOME AND CHASSIS OWNER'S MANUAL FOR FURTHER PRECAUTIONS

KEY	PART NUMBER	U/M DESCRIPTION
1	087207-05-000	EA LABEL-FUEL CAP REMOVAL
2	099689-01-000	EA LABEL-WARNING, CANCER/TOXICITY
3	056259-01-000	EA LABEL-SAFETY CHECK LIST



KEY	PART NUMBER	U/M DESCRIPTION
1	039290-01-000	EA LABEL-WARNING, EXIT
2	107571-01-000	EA LABEL-ESCAPE EXIT, WINDOW



WARNING: TEST SMOKE DETECTOR OPERATION AFTER VEHICLE HAS BEEN IN STORAGE, BEFORE EACH TRIP AND AT LEAST ONCE PER WEEK DURING USE.

KEY	PART NUMBER	U/M DESCRIPTION
1	077956-01-000	EA LABEL-WARNING, SMOKE DETECTOR

LABELS GROUP (CONTINUED)

NOTE: TUNE ANTENNA PER MANUFACTURER'S DIRECTIONS. FAILURE TO COMPLY COULD RESULT IN DAMAGE TO CB.

CB POWER PROVISION

RED	+12 V
BLACK	GROUND
COAX	ANTENNA
(SEE REVERSE ALSO)	

KEY PART NUMBER U/M DESCRIPTION
 1 104678-01-000 EA LABEL-CB PREP

WARNING
 MUST BE STOWED
 IN LATCHED POSITION
 WHILE VEHICLE IS IN MOTION

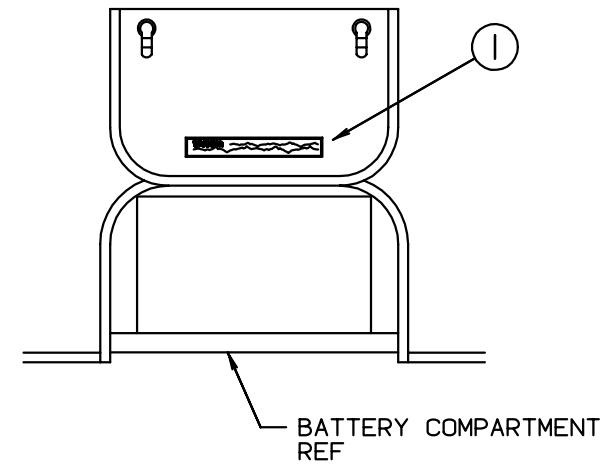
KEY PART NUMBER U/M DESCRIPTION
 1 079966-01-000 EA LABEL-WARNING, STOWED, MOTION

DO NOT USE HITCH BEFORE
 READING OWNERS MANUAL REGARDING
 VEHICLE LOADING AND TOWING

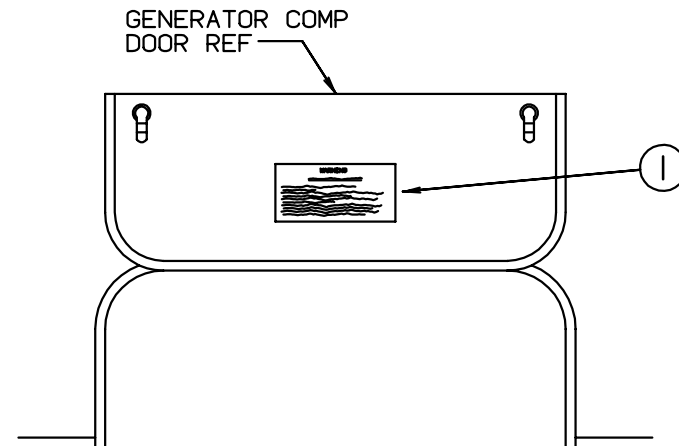
KEY PART NUMBER U/M DESCRIPTION
 1 111104-01-000 EA LABEL-HITCH, READ MANUAL

LABELS GROUP (CONTINUED)

WARNING DISCONNECT BATTERIES BEFORE CONNECTING EXTERNAL CHARGING EQUIPMENT.



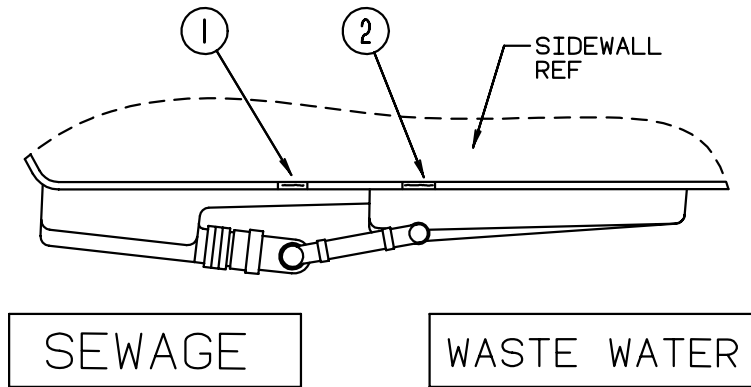
KEY PART NUMBER U/M DESCRIPTION
 1 065748-01-000 EA LABEL-CAUTION, BATTERY CHARGING



WARNING
 WHEN ADDING A GENERATOR SET:
 HIGH VOLTAGE--USE EXTREME CAUTION WHEN WORKING ON ELECTRICAL COMPONENTS.
 HAVE ALL ELECTRICAL INSTALLATION PERFORMED BY A QUALIFIED LICENSED ELECTRICIAN--FOLLOW ALL STATE AND LOCAL CODES.
 ONLY INSTALL GENERATOR SET APPROVED FOR R.V. APPLICATION. HAVE INSTALLED BY QUALIFIED TECHNICIAN.
 TO AVOID HEAT BUILD-UP AND TO GUARANTEE AN ADEQUATE AIR SUPPLY TO THE GENERATOR CARBURETOR, FOLLOW INSTALLATION INSTRUCTIONS.
 GENERATOR ENGINE EXHAUST GASES ARE TOXIC AND MUST NOT TERMINATE UNDER THE VEHICLE--DISCHARGE EXHAUST AWAY FROM VEHICLE.

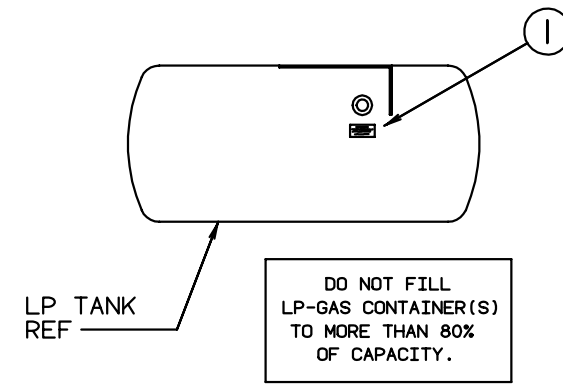
KEY PART NUMBER U/M DESCRIPTION
 1 077510-01-000 EA LABEL-GENERATOR PREP

LABELS GROUP (CONTINUED)



KEY	PART NUMBER	U/M DESCRIPTION
1	006187-01-000	EA LABEL-SEWAGE
2	006188-01-000	EA LABEL-WASTE WATER

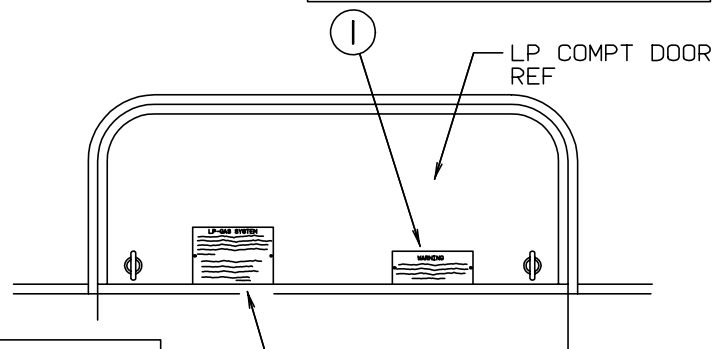
LABELS GROUP (CONTINUED)



KEY	PART NUMBER	U/M DESCRIPTION
1	079965-01-000	EA LABEL-LPG, 80 LB CAPACITY

CAUTION	TO HELP AVOID PERSONAL INJURY DURING REMOVAL OF FUEL FILLER CAP, SLOWLY LOOSEN CAP 1/2 TURN TO ALLOW ANY FUEL PRESSURE TO BE RELIEVED BEFORE TURNING CAP FURTHER.
FUEL SPRAY MAY CAUSE PERSONAL INJURY	STOP ADDING FUEL AFTER FIRST SHUTOFF BY AUTOMATIC NOZZLE WHEN TANK IS NEARLY FULL. DO NOT OVERFILL FUEL TANK. SEE OWNERS MANUAL FOR ADDITIONAL INFORMATION.
	PRINTED IN U.S.A. MLC PT NO 15611763

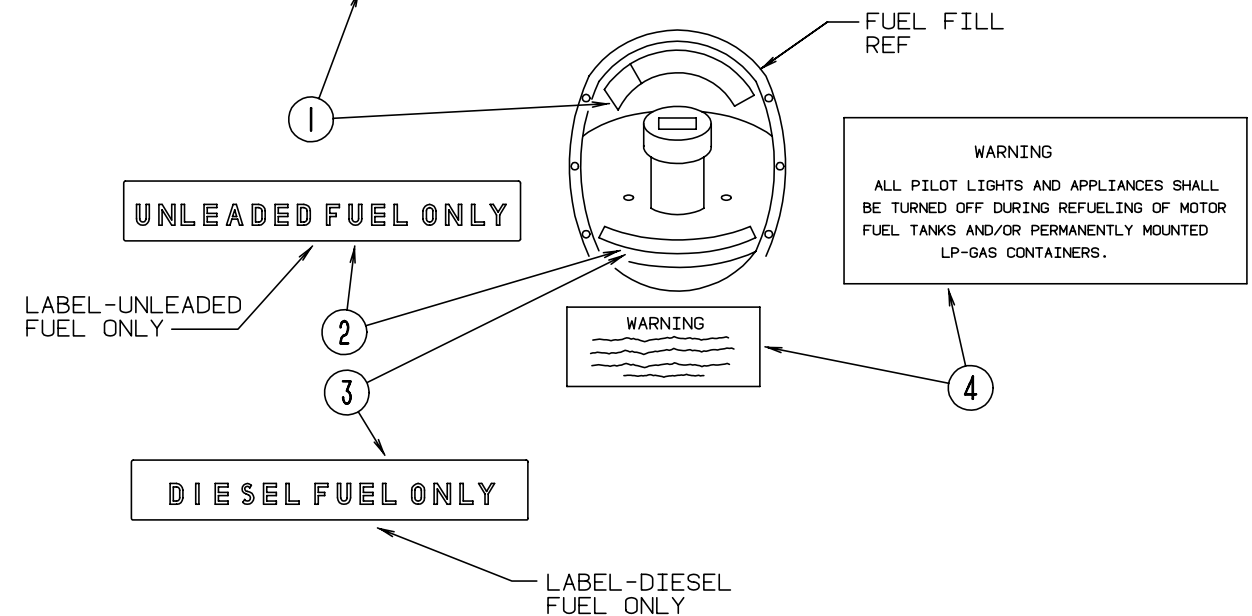
WARNING
ALL PILOT LIGHTS AND APPLIANCES SHALL BE TURNED OFF DURING REFUELING OF MOTOR FUEL TANKS AND/OR PERMANENTLY MOUNTED LP-GAS CONTAINERS.



LP-GAS SYSTEM
THIS GAS PIPING SYSTEM IS DESIGNED FOR USE OF LIQUEFIED PETROLEUM GAS ONLY. DO NOT CONNECT NATURAL GAS TO THIS SYSTEM.

SECURELY CAP INLET(S) WHEN NOT CONNECTED FOR USE. AFTER TURNING ON GAS, EXCEPT AFTER NORMAL CONTAINER REPLACEMENT, TEST GAS PIPING AND CONNECTIONS TO APPLIANCE FOR LEAKAGE WITH SOAPY WATER OR BUBBLE SOLUTION. DO NOT USE PRODUCTS THAT CONTAIN AMMONIA OR CHLORINE.
P.N. 54531

KEY	PART NUMBER	U/M DESCRIPTION
1	006040-01-000	EA TAG-GAS REFUELING WARNING
1	006040-02-000	EA TAG-GAS REFUEL WARNING, CANADIAN
2	054531-01-000	EA LABEL-LP GAS ONLY
2	023769-01-000	EA LABEL-WARNING, LPG - CANADIAN



KEY	PART NUMBER	U/M DESCRIPTION
1	087207-05-000	EA LABEL-FUEL CAP REMOVAL
2	062043-01-000	EA LABEL-FUEL, UNLEADED
3	068383-01-000	EA LABEL-DIESEL FUEL
4	006040-01-000	EA TAG-GAS REFUELING WARNING
4	006040-02-000	EA TAG-GAS REFUEL WARNING, CANADIAN

LABELS GROUP (CONTINUED)

AIR CONDITIONING CIRCUIT.
THIS CONNECTION IS FOR
AIR CONDITIONERS RATED 110-
125 VOLT AC, 60 HZ, 16
AMPERES MAXIMUM. DO NOT
EXCEED CIRCUIT RATING.

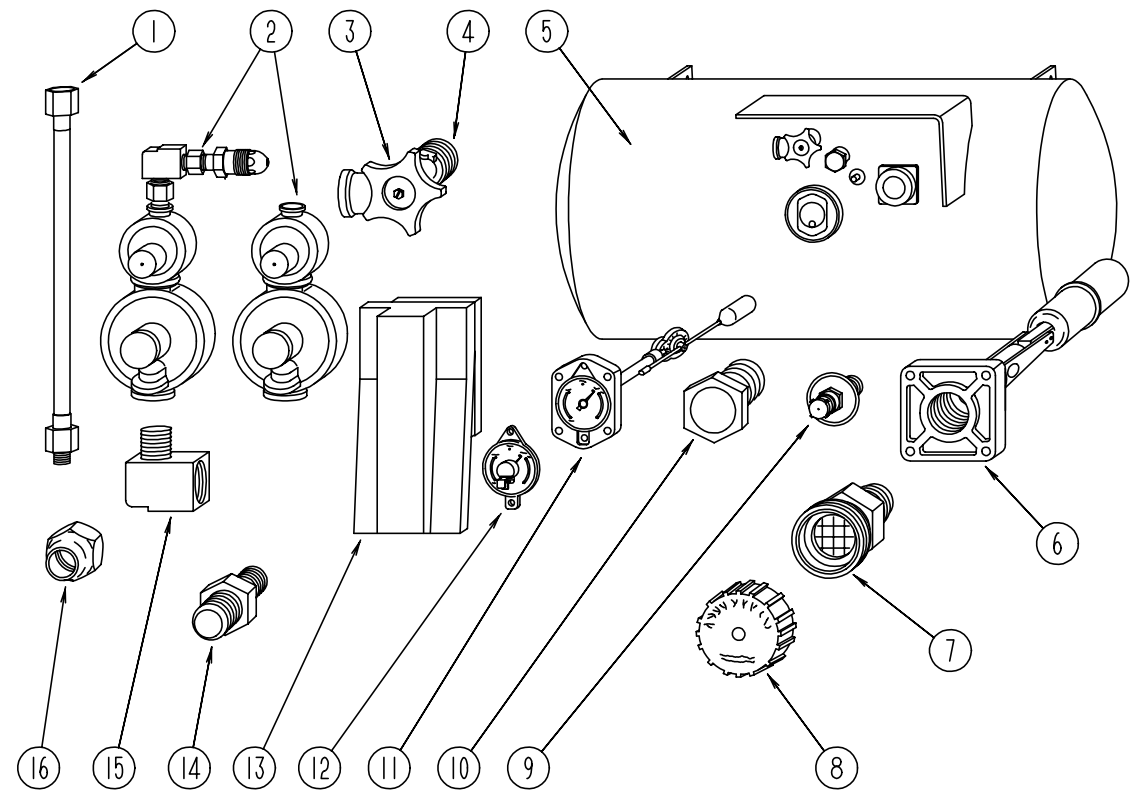
1

KEY	PART NUMBER	U/M DESCRIPTION
1	091243-01-000	EA LABEL-A/C COVER, "AIR CONDITIONING CIRCUIT. ETC."

MISCELLANEOUS LABELS

KEY	PART NUMBER	U/M DESCRIPTION
	006064-01-000	EA LABEL-SEAT W/O SEATBELT "NOT INTENDED FOR USE WHILE COACH IN MOTION"
	074983-01-000	EA LABEL-SWITCH, A/C SELECTOR FOR FRONT OR REAR
	087236-01-000	EA LABEL-CABLE, INPUT
	098379-04-000	EA LABEL-ELECTRICAL BOX, SIDE
	098641-01-000	EA LABEL-FUEL, UNLEADED - DASH
	111537-07-000	EA LABEL-FUSES
	111802-01-000	EA LABEL-CFC WARNING

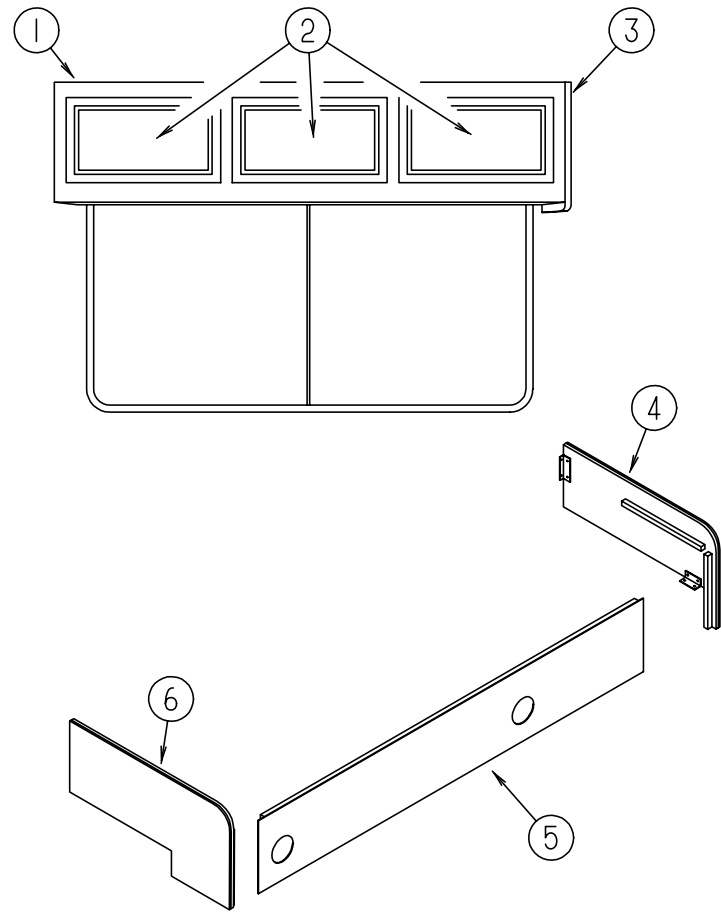
LP GROUP



LP TANK & COMPONENTS

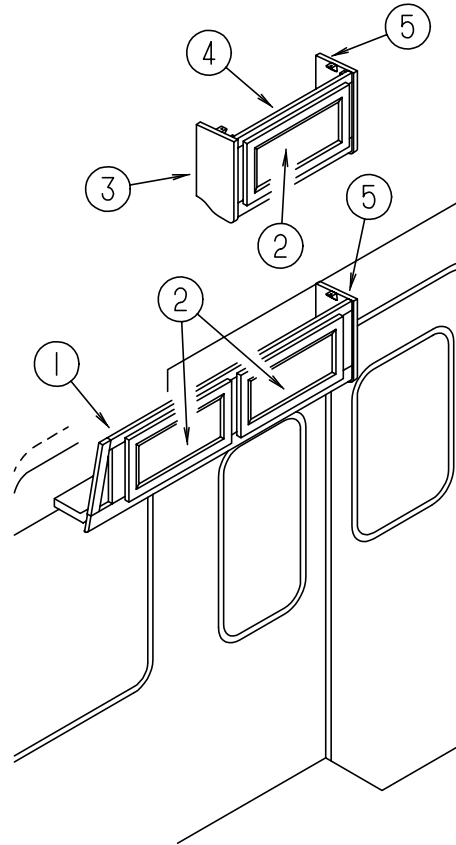
KEY	PART NUMBER	U/M DESCRIPTION	VENDOR NO.
1	045703-01-000	EA HOSE-LP, 3/8" ID X 24" - 3/8" MPT X 1/2" F SWIVEL - US	
1	045703-05-000	EA HOSE-LP, 3/8" ID X 28" - 3/8" MPT X 1/2" F SWIVEL - US	
1	045703-02-000	EA HOSE-LP, 3/8" ID X 24" - 3/8" MPT X 1/2" F SWIVEL - CANADIAN	
1	045703-06-000	EA HOSE-LP, 3/8" ID X 28" - 3/8" MPT X 1/2" F SWIVEL - CANADIAN	
1	045703-09-000	EA HOSE-LP, 3/8" ID X 24" - 3/8" F SWIVEL X 3/8" F SWIVEL	
2	106150-01-000	EA REGULATOR-TWO STAGE W/90 DEGREE ELBOW	
2	106150-02-000	EA REGULATOR-TWO STAGE W/O 90 DEGREE ELBOW	
3	040421-01-708	EA HANDWHEEL-VAPOR RELIEF VALVE, BRUNNER	G-1015-A
4	040421-01-712	EA VALVE-SERVICE W/O VAPOR RELIEF, 29000853	
5	088253-06-000	EA TANK-LP, 130 LB	
6	040421-01-711	EA VALVE - 80% W/FLOAT, PLATE, BOLTS & GASKET - BRUNNER	
7	040421-01-701	EA VALVE-SHORT LP FILLER W/YELLOW CAP - BRUNNER	75478
8	040421-01-702	EA CAP-LP FILLER VALVE, PLASTIC - YELLOW - BRUNNER	G-1014-A
9	040421-01-700	EA GAUGE-LIQUID LEVEL, 20% LP - BRUNNER	G-1013
10	040421-01-713	EA PRESSURE RELIEF VALVE	
11	088253-01-700	EA LP FLOAT GUAGE - 4 MACHINE SCREW STYLE	
12	040440-02-000	EA TRANSMITTER-DIAL, 90 OHM	
13	105658-01-000	EA COMPARTMENT-LP REGULATOR	
14	010329-01-000	EA ADAPTER-BRASS, 1/2" F X 1/2" MPT	
14	010323-01-000	EA ADAPTER-BRASS, 3/8" F X 1/2" MPT	
15	065318-02-000	EA ELBOW - 90 DEGREE, 3/8" MPT TO 3/8" FPT	
16	010377-02-000	EA NUT-BRASS, 3/8 FEMALE - FORGED	
	008042-01-000	FT TUBING-VINYL, .65" ID	
	010265-01-000	EA ELBOW-BRASS, 90 DEGREE - 3/8" F X 1/2" FPT	
	010380-02-000	EA NUT-BRASS, 1/2" FEMALE - FORGED	
	071391-02-000	EA NIPPLE-HEX, 1/4 PIPE - 3325X4 WEATHERHEAD	
	103613-01-000	EA DETECTOR-LP GAS	

LOUNGE GROUP
DRIVERS SIDE CABINETS & COMPONENTS



KEY	PART NUMBER	U/M	DESCRIPTION
1	103275-01-G09	EA	CABINET-OVERHEAD, W/O DOORS
	103275-12-G09	EA	SHELF-OVERHEAD CABINET
2	M06803-03-G09	EA	DOOR-W/MIRROR W/O HARDWARE - 400 MM X 520 MM (G09/G11/G12)
2	M06803-41-G13	EA	DOOR-W/O HARDWARE W/O MIRROR - 400 MM X 520 MM (G13/G14) DECORATOR DOOR OPTION - FLAT PANEL
2	M06803-B1-G13	EA	DOOR-W/O HARDWARE W/O MIRROR - 400 MM X 520 MM (G13/G14) DECORATOR DOOR OPTION - RAISED PANEL
3	103128-01-G09	EA	CAP-END, OVERHEAD CABINET - FRONT
4	M06978-02-G09	EA	PANEL-COUCH CABINET - LEFT SIDE - FABRIC COVERED (G09)
4	M06978-02-F06	EA	PANEL-COUCH CABINET - LEFT SIDE - FABRIC COVERED (G11)
4	M06978-02-F27	EA	PANEL-COUCH CABINET - LEFT SIDE - FABRIC COVERED (G12)
4	M06978-02-G13	EA	PANEL-COUCH CABINET - LEFT SIDE - FABRIC COVERED (G13)
4	M06978-02-G14	EA	PANEL-COUCH CABINET - LEFT SIDE - FABRIC COVERED (G14)
5	M06978-03-G09	EA	PANEL-COUCH CABINET - FRONT - FABRIC COVERED
5	M06978-03-G11	EA	PANEL-COUCH CABINET - FRONT - FABRIC COVERED
5	M06978-03-G12	EA	PANEL-COUCH CABINET - FRONT - FABRIC COVERED
5	M06978-03-G13	EA	PANEL-COUCH CABINET - FRONT - FABRIC COVERED
5	M06978-03-G14	EA	PANEL-COUCH CABINET - FRONT - FABRIC COVERED
6	M06978-01-G09	EA	PANEL-COUCH CABINET - RIGHT SIDE - FABRIC COVERED (G09)
6	M06978-01-F06	EA	PANEL-COUCH CABINET - RIGHT SIDE - FABRIC COVERED (G11)
6	M06978-01-F27	EA	PANEL-COUCH CABINET - RIGHT SIDE - FABRIC COVERED (G12)
6	M06978-01-G13	EA	PANEL-COUCH CABINET - RIGHT SIDE - FABRIC COVERED (G13)
6	M06978-01-G14	EA	PANEL-COUCH CABINET - RIGHT SIDE - FABRIC COVERED (G14)
	083125-07-000	EA	BRACE-ANGLE, COUCH - 2.5" - OFF WHITE

LOUNGE GROUP (CONTINUED)
PASSENGER SIDE CABINETS & COMPONENTS



KEY	PART NUMBER	U/M	DESCRIPTION
1	114188-01-G09	EA	CABINET-FRONT OVERHEAD W/O DOOR, PASSENGERS SIDE - TV OPTIONS
1	114188-01-G11	EA	CABINET-FRONT OVERHEAD W/O DOOR, PASSENGERS SIDE - TV OPTIONS
1	114188-01-G12	EA	CABINET-FRONT OVERHEAD W/O DOOR, PASSENGERS SIDE - TV OPTIONS
1	114188-01-G13	EA	CABINET-FRONT OVERHEAD W/O DOOR, PASSENGERS SIDE - TV OPTIONS
1	114188-01-G14	EA	CABINET-FRONT OVERHEAD W/O DOOR, PASSENGERS SIDE - TV OPTIONS
2	M06803-04-G09	EA	DOOR-CABINET, W/O HARDWARE - 255 MM X 485 MM (G09/G11/G12)
2	M06803-F8-G13	EA	DOOR-CABINET, W/O HARDWARE - 255 MM X 485 MM (G13/G14)
3	103128-09-G09	EA	CAP-END, OVERHEAD CABINET - FRONT
4	114189-01-G09	EA	CABINET-FRONT OVERHEAD W/O DOOR, PASSENGERS SIDE
5	103128-08-G09	EA	CAP-END, OVERHEAD LOUNGE - PASSENGER RIGHT
	P14188-01-G09	EA	BOTTOM-VINYL COVERED, FRONT OVERHEAD - PASSENGER SIDE - TV OPTIONS
	104289-01-G09	EA	PAD-VINYL COVERED, 769 MM X 245 MM - ANGLED - PASSENGER SIDE - WILLOW
	104289-03-G09	EA	PAD-VINYL COVERED, 655 MM X 245 MM - ANGLED - PASSENGER SIDE - WILLOW
			TV OPTIONS
	104006-01-C05	EA	LID-ENTRANCE STEP COMPARTMENT, W/O CARPET OR HARDWARE
	101222-01-02A	EA	BRACKET-CATCH, LID - 60 MM X 36.7 MM - STEEL - OFF WHITE
	107941-01-02A	EA	SUPPORT-LID, ENTRANCE STEP - 645 MM X 378 MM - STEEL - OFF WHITE
	116975-01-01A	EA	LATCH ASM-UNDERCENTER, BLACK - SOUTHCO 91-522-69

**SEALANTS & FASTENERS GROUP
ADHESIVE**

KEY	PART NUMBER	U/M DESCRIPTION
	004020-01-000	QT ADHESIVE-ABS CEMENT, QUART
	081377-01-700	EA ADHESIVE-CYANOACRYLATE, 10 GRAM TUBE
	087211-01-000	GL ADHESIVE-PROMOTER
	004006-05-700	EA ADHESIVE - 5 GALLON - NATURAL STARCH
	062917-03-000	EA ADHESIVE-LOCTITE 242
	067788-01-000	EA ADHESIVE-SPRAY, 3M 74 - 19.5 OZ AEROSOL CAN

TAPES

KEY	PART NUMBER	U/M DESCRIPTION
	076314-02-000	FT TAPE-CARPET SEAM, HEAT-BOND - 4" WIDE
	076322-01-000	FT TAPE-FOAM, DOUBLE COATED ADHESIVE BACKED - .75" X 216'
	076322-02-000	FT TAPE-FOAM, DOUBLE COATED ADHESIVE BACKED - 1" X 108'
	076322-05-000	FT TAPE-FOAM, DOUBLE COATED - .025" X 1.5" X 108'
	076322-07-000	FT TAPE-FOAM, DOUBLE COATED - .045" X .50" X 200' - NORTON V2000
	108353-03-000	FT SEAL-FOAM, 4.76 MM X 6.35 MM - LUNDELL
	110274-01-000	FT TAPE-FOAM, DOUBLE COATED - .045" X 1.00" - NORTON V-2800
	002707-02-000	FT TAPE-SEALER, 5/16" X 1/2" - INCREMENTS OF 50 FT
	063642-01-000	FT TAPE-ADHESIVE, 10 MM X 1.5" WIDE X 180'
	088479-01-000	FT TAPE-ALUMINUM, 3" - 3M

SEALERS

KEY	PART NUMBER	U/M DESCRIPTION
	069640-01-000	FT SEALER-RIBBON, 1/4" DIAMETER - INCREMENTS OF 30'
	069640-02-000	FT SEALER-RIBBON, 1/2" X 1/8" - INCREMENTS OF 60'
	069640-03-000	FT SEALER-RIBBON, 3/4" X 1/8" - INCREMENTS OF 60'
	069640-07-000	FT SEALER-RIBBON, 2" X 3/32" - INCREMENTS OF 30' OR 45'
	069640-09-000	FT SEALER-RIBBON, 1/32" X 2 1/2" - INCREMENTS OF 80'
	069640-11-000	FT SEALER-TAPE, 3/16" X 3/8" - BLACK - MANUS
	069640-13-000	FT SEALER-TAPE, 3/32" X 2" - BLACK
	069640-14-000	FT SEALER-TAPE, 1/16" X 1" - GRAY - INCREMENTS OF 60'
	900390-01-000	EA TIP - 2 1/2" X 1/8" ORIFICE, ELLSWORTH# TS216
	900390-03-000	EA NOZZLES-SILICONE TUBE, CSL# D10
	034552-02-000	EA SILICONE-TUBE, 300 ML - CLEAR - W/O NOZZLE
	034552-12-000	EA SILICONE-TUBE, 300 ML - BUFF - W/O NOZZLE
	053766-02-000	EA BEDDING COMPOUND-TUBE, WHITE SCHNEE# 5522
	053766-06-000	EA BEDDING COMPOUND-TUBE, CLEAR
	053766-08-000	EA BEDDING COMPOUND-TUBE, GRAY - SCHNEE# 5522
	072889-01-000	EA SEALANT-URETHANE, BLACK - 1/10 - ESSEX 552.2
	072889-09-000	EA SEALANT-URETHANE, TUBE - BLACK - MANUS 75AM
	102352-01-000	EA SEALER-PUMPABLE, BLACK - COLORIMETRIC MS101
	106206-01-000	EA SEALER-PUMPABLE - MANUS 30ABLACK
	108716-01-000	EA SILICONE-TUBE, OFF WHITE - SELF LEVELING - CSL 510

**SEALANTS & FASTENERS GROUP (CONTINUED)
SCREWS**

KEY	PART NUMBER	U/M DESCRIPTION
	000G11-05-08B	EA SCREW, 5-20 X 1/2 PPH - ZINC
	000G11-06-08B	EA SCREW, 6-20 X 1/2 PPH - ZINC
	000G11-06-10J	EA SCREW, 6-20 X 5/8 PPH - BRASS
	000G11-06-06B	EA SCREW, 6-20 X 3/8 PPH - ZINC
	000G11-07-08B	EA SCREW, 7-19 X 1/2 PPH - ZINC
	000G11-08-06B	EA SCREW, 8-18 X 3/8 PPH - ZINC
	000G11-08-08B	EA SCREW, 8-18 X 1/2 PPH - ZINC
	000G11-08-12S	EA SCREW, 8-18 X 3/4 PPH - OFF WHITE
	000G11-08-12P	EA SCREW, 8-18 X .75 PPH - DARK BROWN
	000G11-08-12D	EA SCREW, 8-18 X 3/4 PPH - BLACK
	000G11-08-12B	EA SCREW, 8-18 X 3/4 PPH - ZINC
	000G11-08-16S	EA SCREW, 8-18 X 1.00 PPH - OFF WHITE
	000G11-08-20B	EA SCREW, 8-18 X 1 1/4 PPH - ZINC
	000G11-10-12D	EA SCREW, 10-16 X 3/4 PPH - BLACK
	000G11-10-12S	EA SCREW, 10-16 X .75 PPH - OFF WHT
	000G11-10-40B	EA SCREW, 10-16 X 2 1/2 PPH - CAD
	000G12-06-08T	EA SCREW, 6-20 X .50 POH - BLACK
	000G12-08-16S	EA SCREW, 8-18 X 1.00 POH - OFF WHITE
	000G13-06-08G	EA SCREW, 6-20 X 1/2 PFH - ANTIQUE BRASS
	000G13-06-10G	EA SCREW, 6-20 X 5/8 PFH - ANTIQUE BRASS
	000G13-06-16E	EA SCREW, 6-20 X 1.00 PFH - CHROME
	000G13-06-16J	EA SCREW, 6-20 X 1.00 PFH - BRASS
	000G13-06-24J	EA SCREW, 6-20 X 1.50 PFH - BRASS
	000G13-07-12B	EA SCREW, 7-19 X 3/4 PFH - ZINC
	000G13-08-10B	EA SCREW, 8-18 X 5/8 PFH - ZINC
	000G18-08-22B	EA SCREW-MACHINE, 8-32 X 1 3/8 PPH - ZINC
	000G19-10-10B	EA SCREW, 10-32 X 5/8 PPH - ZINC
	000G19-10-20B	EA SCREW-MACHINE, 10-32 X 1 1/14 PPH - ZINC
	000G19-10-08B	EA SCREW-MACHINE, 10-32 X 1/2 PPH - ZINC
	000G32-10-06B	EA SCREW, 10-32 X 3/8" - PPH - ZINC
	000G39-06-10T	EA SCREW-SF/DR, 6-20 X 5/8 PPH - BLACK
	000G39-06-16T	EA SCREW-SF/DR, 6-20 X 1 PPH - BLACK
	000G39-08-06B	EA SCREW-SF/DR, 8-18 X 3/8 PPH - ZINC
	000G39-08-08B	EA SCREW-SF/DR, 8-18 X 1/2 PPH - ZINC
	000G39-08-08S	EA SCREW-SF/DR, 8-18 X 1/2 PPH - OFF WHITE
	000G39-08-12B	EA SCREW-SF/DR, 8-18 X 3/4 PPH - ZINC
	000G39-08-12T	EA SCREW-SF/DR, 8-18 X 3/4 PPH - BLACK
	000G39-08-16B	EA SCREW-SF/DR, 8-18 X 1 PPH - ZINC
	000G39-08-16R	EA SCREW-SF/DR, 8-18 X 1.00 PPH - BEIGE
	000G39-08-16T	EA SCREW-SF/DR, 8-18 X 1 PPH - BLACK
	000G39-08-24B	EA SCREW-SF/DR, 8-18 X 1.5 PPH - ZINC
	000G39-08-32B	EA SCREW-SF/DR, 8-18 X 2 PPH - ZINC
	000G39-10-08B	EA SCREW-SF/DR, 10-16 X .50 P&H - ZINC
	000G39-10-10B	EA SCREW-SF/DR, 10-16 X .625 PPH - ZINC
	000G39-10-12B	EA SCREW-SF/DR, 10-16 X .75 PPH - ZINC
	000G39-10-12D	EA SCREW-SF/DR, 10-16 X 3/4 PPH - BLACK
	000G39-10-129	EA SCREW-SF/DR, 10-16 X 3/4 PPH - FLUOROCARBON SILVER
	000G39-10-209	EA SCREW-SF/DR, 10-16 X 1.25 PPH - FLUOROCARBON SILVER
	000G39-10-20B	EA SCREW-SF/DR, 10-16 X 1 1/4 PPH - ZINC
	000G42-04-12B	EA SCREW-SF/DR, 1/4-14 X 3/4 HWH - ZINC
	000G46-08-24T	EA SCREW-MACHINE, 8-32 X 1.50 PFH - BLACK
	000G50-04-08B	EA SCREW-MACHINE, 1/4-20 X 1/2 PTH - ZINC
	000G50-04-12B	EA SCREW-MACHINE, 1/4-20 X 3/4 PPH - ZINC
	000G52-08-18B	EA SCREW-MACHINE, 8-32 X 11/8 PTH - ZINC
	000G54-04-20B	EA SCREW, 1/4-20 X 1 1/4 PTH - TYPE 23 - ZINC PLATED
	000G55-08-12S	EA SCREW-SF/DR - 8-18 X .75 PWH - OFF WHITE
	000G55-08-12M	EA SCREW-SF/DR - 8-18 X .75 PWH - GRAY
	000G56-12-48B	EA SCREW-WOOD, 12-11 X 3 POH - SPECIAL HARDENED
	000G60-10-28T	EA SCREW-SF/DR, 10-16 X 1.75 - BLACK
	000G67-10-08B	EA SCREW, 10-12 X 1/2 PPH - ZINC
	000G67-10-36T	EA SCREW, 10-12 X 2.25 PPH - BLACK - STALGAURD
	000G67-10-24B	EA SCREW, 10-12 X 1 1/2 PPH - ZINC
	000G67-10-20D	EA SCREW, 10-12 X 1 1/4 PPH - BLACK
	000G67-10-120	EA SCREW, 10-12 X .75" PPH - TAN

SEALANTS & FASTENERS GROUP (CONTINUED)
SCREWS (CONTINUED)

KEY	PART NUMBER	U/M DESCRIPTION
	000G67-10-12B	EA SCREW, 10-12 X 3/4" PPH - ZINC
	000G67-10-10D	EA SCREW, 10-12 X 5/8 PPH - BLACK - TYPE A
	000G67-10-10B	EA SCREW, 10-12 X 5/8 PPH - ZINC - TYPE A
	000G67-10-08R	EA SCREW, 10-12 X 1/2 PPH - BEIGE - TYPE A
	000G67-10-12P	EA SCREW, 10-12 X .75" - PPH - DARK BROWN
	000G68-06-10G	EA SCREW, 6-18 X 5/8 POH - ANTIQUE BRASS
	0G3908-08-170	EA SCREW-SF/DR, 8-18 X .50 PPH - BRIGHT WHITE
	049465-03-000	EA SCREW, 10-16 X 1 POH W/WASHER - OFF WHITE
	049465-04-000	EA SCREW, 10-16 X 1 PTH W/WASHER - BEIGE
	049465-05-000	EA SCREW, 10-16 X 1 PTH W/WASHER - GRAY
	054434-02-000	EA SCREW-SF/DR, 10-16 X 2 ZN - TORX #25 HEAD
	075908-01-000	EA SCREW, MACHINE, 10-32 X .56 PTH - ZINC - EXTERNAL TOOTH
	076790-01-000	EA SCREW, 6-20 X 1 1/4 PPH - BLACK
	086256-01-000	EA SCREW-SF/DR, 8X .75HWH LG
	101618-01-000	EA SCREW, 1/4-20 X 3/4 HEX/TAPPING - STALGARD TYPE F
	057671-01-000	EA COVER - SCREW - #8 - PLASTIC - OFF WHITE

BOLTS

KEY	PART NUMBER	U/M DESCRIPTION
	000C12-05-12B	EA BOLT-HEX, 5/16-18 X 3/4 - ZINC 5
	000C12-05-16B	EA BOLT-HEX, 5/16-18 X 1 - ZINC 5
	000C12-05-64B	EA BOLT-HEX, 5/16-18 X 4
	000C12-06-16B	EA BOLT-HEX, 3/8-16 X 1 - ZINC 5
	000C12-07-20B	EA BOLT-HEX, 7/16-14 X 1 1/4" - ZINC 5
	000C12-08-24B	EA BOLT-HEX, 1/2-13 X 1 1/2 - ZINC 5
	000C12-10-24B	EA BOLT-HEX, 5/8-11 X 1 1/2 - ZINC 5
	000C13-07-48B	EA BOLT-HEX, 7/16 - 20 X 3 - ZINC 5
	000C18-05-40A	EA BOLT-ELEVATOR, 5/16" - 18 X 2 1/2" - PL
	000C26-04-10B	EA BOLT-HEX, SER FLG - 1/4-20 X 5/8 - ZINC
	000C26-04-14B	EA BOLT-HEX, SER FLG - 1/4-20 X 7/8 - ZINC
	000C26-05-12B	EA BOLT-HEX, SER FLG - 5/16-18 X 3/4 - ZINC
	000C26-06-12B	EA BOLT-HEX, SER FLG - 3/8-16 X 3/4 - ZINC
	000C26-06-28B	EA BOLT-HEX, SER FLG - 3/8-16 X 1 3/4 - ZINC
	000C27-10-32B	EA BOLT-CARRIAGE, 5/8-11 X 2.00
	000G45-05-16B	EA BOLT-LAG, 5/16 - 9 X 1 - ZINC
	051387-06-000	EA BOLT-CARRIAGE, W/O HOLE - 5/16-18 X 9.5 - ZINC
	102333-01-02A	EA BOLT-CARRIAGE, 7/16 - 14 SST CAP - OFF WHITE BUMPER BOLT

NUTS

KEY	PART NUMBER	U/M DESCRIPTION
	000D24-10-00B	EA NUT-HEX, SF/LK - 10-32 - ZINC
	000D29-05-00B	EA NUT - 5/16-18 UNC, SF/LOCKING - NYLON WASHER INSERT
	000D34-06-00B	EA NUT-HEX, LK - 3/8 - 16 GRADE C - ZINC - PREVAILING TORQUE
	000D39-04-00B	EA NUT-HEX, SER FLG LK 1/4 - 20 - ZINC
	000D39-05-00B	EA NUT-HEX, SER FLG LK - 5/16 - 18 - ZINC
	000D39-06-00B	EA NUT-HEX, SER FLG LK - 3/8-16 - ZINC
	000D44-07-00B	EA NUT-HEX, SER FLG LK - 7/16-20 - ZINC
	000D46-04-00A	EA NUT-HEX, WELD - 1/4-20 - PLAIN - SHORT PILOT
	040921-03-000	EA NUT-SPEED, U TYPE - NO. 10
	040921-04-000	EA NUT-SPEED, U TYPE - NO. 8
	040921-09-000	EA NUT-SPEED, U TYPE - NO. 8 - T'MN C9812-8A
	044364-02-000	EA NUT-SPEED, FLAT - ROUND
	063253-07-000	EA NUT-J, #8A - .120-.130 PANEL THICKNESS
	104369-01-000	EA NUT-HEX, HEAVY - 5/8-11 UNC
	087234-01-000	EA NUT-JACK, 1/4" X 20 - MOLLY - ARDEN 8-L,JN BRASS MOUNTS LICENSE PLATES

SEALANTS & FASTENERS GROUP (CONTINUED)
CLAMPS

KEY	PART NUMBER	U/M DESCRIPTION
	007161-01-000	EA CLAMP-HOSE, SPRING TYPE - 1/2"
	010495-01-000	EA CLAMP-CABLE, 9/16"
	010497-01-000	EA CLAMP-CLOSED, 5/8" ID
	010497-03-000	EA CLAMP-CLOSED, 1" ID - CUSHIONED
	010497-04-000	EA CLAMP-CLOSED, 1.62" ID
	010497-07-000	EA CLAMP-CLOSED, 3/8" ID
	062401-01-000	EA CLAMP-HOSE, WORMGEAR .25" - 1"
	062401-02-000	EA CLAMP-HOSE, WORMGEAR 1.56" - 2.5"
	062401-03-000	EA CLAMP-HOSE, WORMGEAR .22" - 1"
	062401-04-000	EA CLAMP-HOSE, WORMGEAR .69" - 1.25"
	062401-05-000	EA CLAMP-HOSE, WORMGEAR 2" - 3"
	062401-11-000	EA CLAMP-HOSE, WORMGEAR 3.56" - 4.5"
	075148-02-000	EA CLAMP-GROUNDING, BRONZE SCREWS
	083610-01-000	EA CLAMP-WIRE, DUAL - UNEQUAL DIAMETERS - .75" & 1.25"

WASHERS

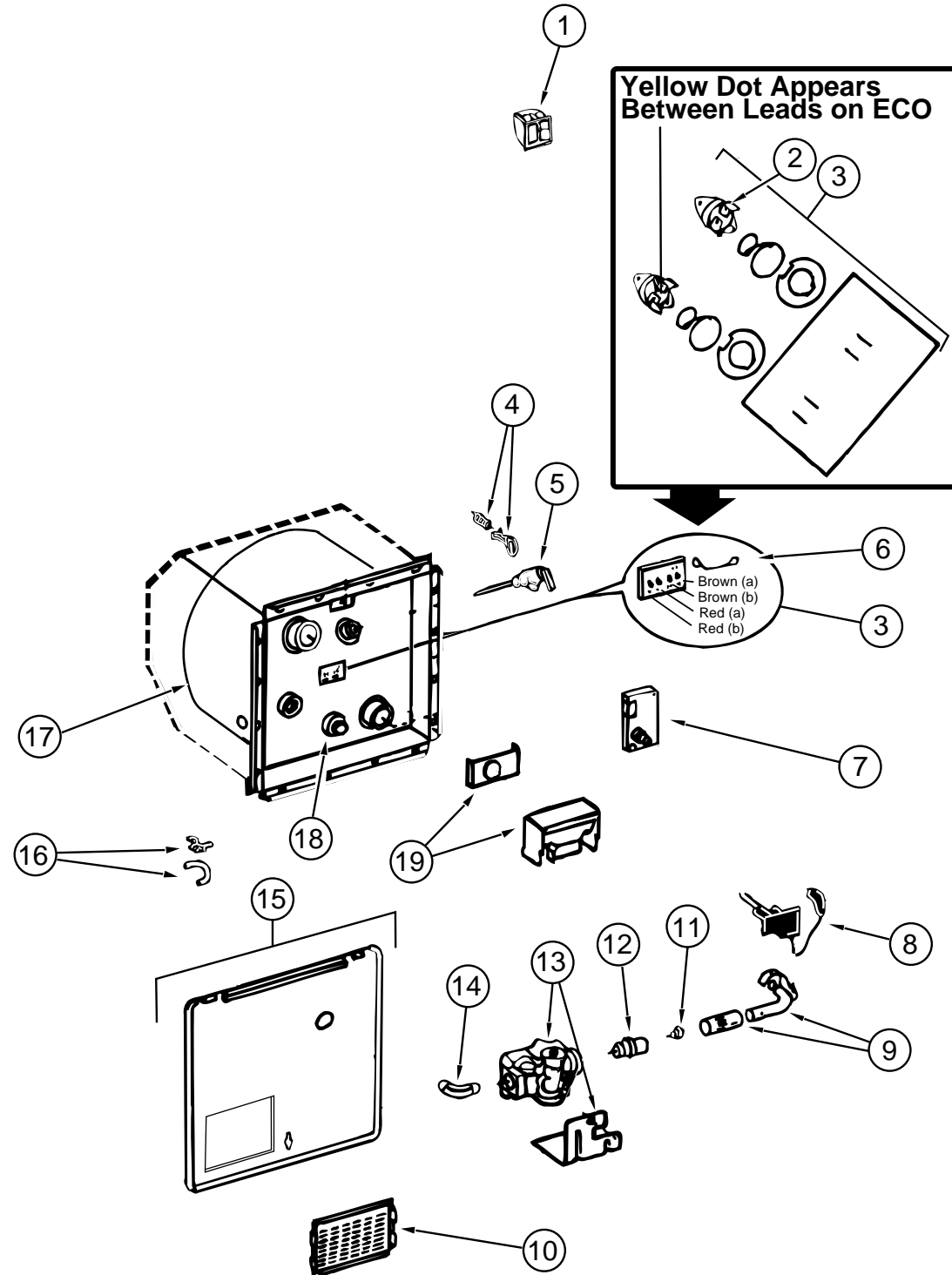
KEY	PART NUMBER	U/M DESCRIPTION
	000E11-05-00B	EA WASHER-LK, 5/16" MED SPLIT - ZINC
	000E11-07-00B	EA WASHER-LK, 7/16" MED SPLIT - ZINC
	000E13-14-00B	EA WASHER-FL, 1/4" WIDE - ZINC
	000E13-18-00B	EA WASHER-FL, 3/8" WIDE - ZINC
	000E13-20-00B	EA WASHER-FL, 7/16" WIDE - ZINC
	000E13-21-00B	EA WASHER-FL, W/2 NAR - ZINC
	000E14-10-00B	EA WASHER-LK, NO 10 EXT TOOTH - ZINC
	044533-01-000	EA WASHER-PLASTIC, 1 3/8"OD - FOR BUTTONS
	058716-02-000	EA WASHER-FLAT, NYLON - .406 X .750 X .060
	110794-01-000	EA WASHER-FLAT, 1" ID X 1 3/4" OD - C-TECH 36T1043187
	102540-01-000	EA SEAL-SCREW, ROUND - NEOPRENE - 9.5 MM X 1.1 MM W/3.25 MM HOLE

RIVETS, GROMMETS & MISCELLANEOUS

KEY	PART NUMBER	U/M DESCRIPTION
	069592-02-000	EA RIVET-T, (POP) - 1/4 X .093 - .156
	000H14-06-14R	EA RIVET-MANDREL BLIND, 3/16"
	000F10-04-16B	EA PIN-COTTER, 1/8" X 1" - ZINC
	008380-01-000	EA GROMMET-RUBBER, 5/8" HOLE X 1 1/2" DIAMETER - BLACK
	016188-03-000	EA GROMMET-L/P LINE, 3/8" HOLE X 2 1/2" LONG - RUBBER
	016188-05-000	EA GROMMET-L/P LINE, 3/8" HOLE X 1 1/4" LONG - RUBBER
	023942-01-000	EA GROMMET-RUBBER, 2" OD
	071015-11-000	EA GROMMET-RUBBER, 1.00" ID FITS .12 MATERIAL - BLACK
	071015-26-000	EA GROMMET-RUBBER, 1.5" ID X 2.12" OD W/.06" GROOVE - BLACK
	114208-02-000	EA GROMMET-EDGE LINER, FITS .625" - HEYCO 2073
	056134-02-000	EA HOLDER-RING, 1.8" DIAMETER - METAL
	029094-04-000	YD VELCRO TAPE-LOOP, 1" WIDE - BLACK
	029096-03-000	YD VELCRO TAPE-HOOK, 1" WIDE - BLACK
	029096-04-000	YD VELCRO TAPE-HOOK W/ADHESIVE BACK, 1" WIDE - BLACK
	085774-01-000	FT FASTENER-DUAL HOOK, 1" WIDE - ADHESIVE BACK - BLACK
	085774-02-000	FT FASTENER-DUAL LOOP, 1" WIDE - ADHESIVE BACK - BLACK
	106648-01-000	EA CAP-STUD, .120 TO .130 STUD DIA - T'MN C30017-014-27
	008343-01-000	EA TIE-WIRE, 6"
	008343-02-000	EA TIE-WIRE, 14"
	108046-02-000	EA CABLE-TIE, SCREW MOUNT - 15"
	049176-01-000	EA HEDLOCK II - 3/4" DIAMETER - SCREW MOUNT
	077955-01-000	EA CLIP-J,VINYL COATED, 3/8"
	080211-03-000	EA CLIP-MOUNTING, XMAS TREE - DECORATIVE PADS
	080734-02-000	EA CLIP-WIRE, NYLON
	091952-02-000	EA CLIP-GRIPPER, 3/4"
	094362-02-000	EA CLIP-CHRISTMAS TREE, FLAT HEAD - .5" X .95"
	086285-01-000	EA SPACER-NYLON, .5" OD X .257" ID
	081211-05-000	EA PLUG-PLASTIC, .188 DIA - NATURAL
	088787-12-000	EA STUD-WELD, 1/4-20 X 1.0 LG MN - ARDEN MN-1420-S-100

WATER & SEWAGE GROUP

ATWOOD WATER HEATER W/ELECTRIC IGNITION (G6A-7E)



KEY	PART NUMBER	U/M DESCRIPTION	VENDOR NO.
	051391-03-000	EA HEATER-WATER, W/ELECTRIC IGNITION	
1	051393-01-701	EA SWITCH PACKAGE - ATWOOD	91959
2	051391-04-701	EA THERMOSTAT 12 VDC - 120 PRESET, FRONT MOUNT - ATWOOD	91470
3	051393-01-721	EA ECO & THERMOSTAT ASM-FRONT MOUNT, 140 DEGREE - ATWOOD	91447
4	051391-01-705	EA FASTENER-CAMLOC, ATWOOD	92609
5	051391-01-704	EA VALVE-RELIEF, 1/2" FITTING - ATWOOD	91604
6	051393-01-723	EA SWITCH-THERMAL CUT-OFF 2/PKG, ATWOOD	93866
7	051393-01-724	EA CIRCUIT BOARD-SPADE TERMINAL, ATWOOD	93867
8	051393-01-725	EA ELECTRODE-SINGLE SPADE CONNECT - ATWOOD	93868
9	051391-04-703	EA BURNER-MAIN, ATWOOD	91638
10	051391-01-717	EA GRILLE ONLY - ATWOOD	92640
11	051391-01-710	EA ORIFICE-MAIN BURNER, ATWOOD	92742
12	051391-03-700	EA ORIFICE HOLDER - ATWOOD	91563
13	051393-01-726	EA SOLENOID VALVE AND BRACKET - ATWOOD	93870
14	051391-01-714	EA ELBOW - 45 DEGREE, 3/8" F X 3/8" MPT - ATWOOD	91044
15	052009-04-000	EA DOOR-WATER HEATER, BUFF - ATWOOD	
16	051391-01-700	EA HINGE KIT-W/CLIP, ATWOOD	92568 & 92559
17	051393-04-706	EA TANK-INNER - ATWOOD	91641
18	051391-01-715	EA DRAIN PLUG, ATWOOD	91561
19	051391-01-706	EA FLUE, & GASKET - ATWOOD	92787
	116424-01-000	EA PROTECTOR-WATER HEATER LATCH - ATWOOD 92611	
	110438-01-000	EA VALVE-CHECK, BRASS - G784	

ATWOOD WATER HEATER W/ELECTRIC IGNITION (G6A-8E)

KEY	PART NUMBER	U/M DESCRIPTION	VENDOR NO.
	051391-03-000	EA HEATER-WATER, W/ELECTRIC IGNITION	
1	051393-01-701	EA SWITCH PACKAGE - ATWOOD	91959
2	051391-04-701	EA THERMOSTAT 12 VDC - 120 PRESET, FRONT MOUNT - ATWOOD	91470
3	051393-01-721	EA ECO & THERMOSTAT ASM-FRONT MOUNT, 140 DEGREE - ATWOOD	91447
4	051391-01-705	EA FASTENER-CAMLOC, ATWOOD	92609
5	051391-01-704	EA VALVE-RELIEF, 1/2" FITTING - ATWOOD	91604
6	051393-01-723	EA SWITCH-THERMAL CUT-OFF 2/PKG, ATWOOD	93866
7	051393-01-724	EA CIRCUIT BOARD-SPADE TERMINAL, ATWOOD	93867
8	051393-01-725	EA ELECTRODE-SINGLE SPADE CONNECT - ATWOOD	93868
9	051391-04-703	EA BURNER-MAIN, ATWOOD	91638
10	051391-01-717	EA GRILLE ONLY - ATWOOD	92640
11	051391-01-710	EA ORIFICE-MAIN BURNER, ATWOOD	92742
12	051391-03-700	EA ORIFICE HOLDER - ATWOOD	91563
13	051393-01-726	EA SOLENOID VALVE AND BRACKET - ATWOOD	93870
14	051391-01-714	EA ELBOW - 45 DEGREE, 3/8" F X 3/8" MPT - ATWOOD	91044
15	052009-04-000	EA DOOR-WATER HEATER, BUFF - ATWOOD	
16	051391-01-700	EA HINGE KIT-W/CLIP, ATWOOD	92568 & 92559
17	051391-04-706	EA TANK-INNER - ATWOOD	91641
18	051391-01-715	EA DRAIN PLUG, ATWOOD	91561
19	051391-04-707	EA FLUE, & GASKET - ATWOOD	90960
	111129-01-711	EA BRACKET-CORNER, SET OF FOUR	91928
	116424-01-000	EA PROTECTOR-WATER HEATER LATCH - ATWOOD 92611	
	110438-01-000	EA VALVE-CHECK, BRASS - G784	

WATER & SEWAGE GROUP (CONTINUED)
WATER TANK

KEY	PART NUMBER	U/M DESCRIPTION
	113883-02-000	EA TANK ASM-WATER, 55 GALLON - W/FITTINGS - 1178 M X 522 MM X 290 MM
	113883-01-000	EA TANK-WATER BASE, 55 GALLON - W/O FITTINGS - 1178 M X 522 MM X 290 MM
	010224-01-000	EA ADAPTER-HOSE TO PIPE, 3/8" MPT X 3/8" BARB - BLACK PLASTIC
	039861-01-000	EA SENDING UNIT-W/SCREW, WASHER, WELL NUT & TERMINAL RING
	042989-03-000	EA FITTING-WATER TANK, SPINWELD - 1 1/4"NPT - PLASTIC - WHITE
	042989-04-000	EA FITTING-WATER TANK, SPINWELD - 3/8" FPT - PLASTIC - WHITE
	042989-05-000	EA FITTING-WATER TANK, SPINWELD - 1/2" FPT - PLASTIC - WHITE
	044927-01-000	EA ADAPTER-HOSE TO PIPE, 1 1/4" MPT X 1 1/4" BARB - PLASTIC - BLACK
	049032-01-000	EA PATCH-SPINWELD, 3/8" - PLASTIC
	074462-02-000	FT TUBING-VINYL, 3/8" ID X 20' - CLEAR
	077954-02-000	EA FILTER-WATER TANK, SCREEN IN TANK
	079381-01-000	FT TUBING-SMOOTH FLEXIBLE, 1 1/4" ID X 20'
	114429-02-000	EA ELBOW - 1/2" P X 1/2" MPT - FLAIR-IT 02803

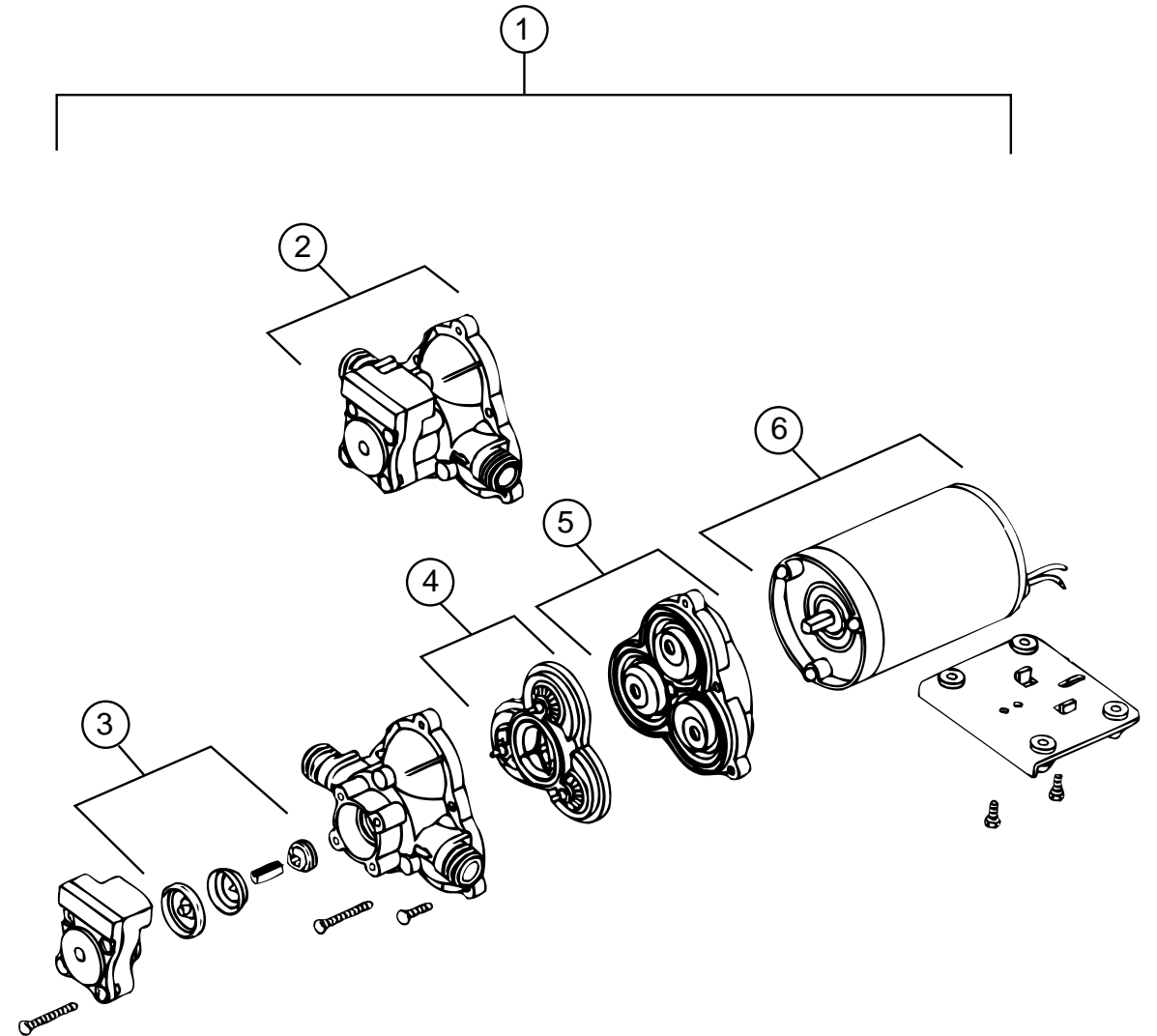
WATER SYSTEM

KEY	PART NUMBER	U/M DESCRIPTION
	039800-02-000	FT TUBING-POLYBUTYL, 5/8" OD - INCREMENTS OF 20' - BLACK
	091208-01-000	EA WASHER-RUBBER, .06" X .75" X .5"
	110915-01-01A	EA FILL-WATER, CITY - CHROME - KEVCO 64713
	111039-02-000	EA BRACKET-FAUCET
	114428-01-000	EA TEE - 1/2" P X 1/2" P X 1/2" P - FLAIR-IT 02820
	114428-02-000	EA TEE-SWIVEL, 1/2" P X 1/2" P X 1/2" FPT - FLAIR-IT 02821
	114429-01-000	EA ELBOW - 1/2" P X 1/2" P - FLAIR-IT 02800
	114429-03-000	EA ELBOW-SWIVEL, 1/2" P X 1/2" FPT - FLAIR-IT 02816
	114430-02-000	EA ADAPTER-SWIVEL, 1/2" P X 1/2" FPT - FLAIR-IT 02873
	114430-03-000	EA ADAPTER - 1/2" P X 1/2" MPT - FLAIR-IT 02842
	114431-01-000	EA VALVE-LINE DRAIN, 1/2" P - FLAIR-IT 02914
	114431-02-000	EA VALVE - 1/2" P, BYPASS - FLAIR-IT 02910
	117089-01-000	FT HOSE - 1/2" ID, GARDEN - KEVCO 49154

EXTERIOR SHOWER KIT

KEY	PART NUMBER	U/M DESCRIPTION	VENDOR NO.
	046128-01-000	EA VALVE-DRAIN, PLASTIC - 1/2" FPT	
	079563-04-01A	EA FAUCET - SHOWER W/ 1/2" MPT X 1.25" LONG INLET PIPE	
	091952-02-000	EA CLIP-GRIPPER - 3/4"	
	103092-01-000	EA SHOWER HEAD-W/60" HOSE - US	2328028
	103092-02-000	EA SHOWER HEAD-W/60" HOSE - CANADIAN	24466
	103092-01-700	EA BRACKET ONLY-CLEAR, F/SHOWER HEAD - BPC	2328029-3
	103092-01-702	EA SEALS-SPRAY HEAD	
	011048-03-700	EA BRACKET/F SHOWER HEAD - BPC	
	108356-02-01A	EA COVER-SWITCH W/DIMPLES, CARLING VVAZC00 BLA	
	108357-08-000	EA SWITCH-ROCKER, DPDT ON/NONE/ON - CARLING VDD1S00C-0	
	114293-01-01A	EA PAN-DRIP, 280 MM X 250 MM - OFF WHITE PLASTIC	

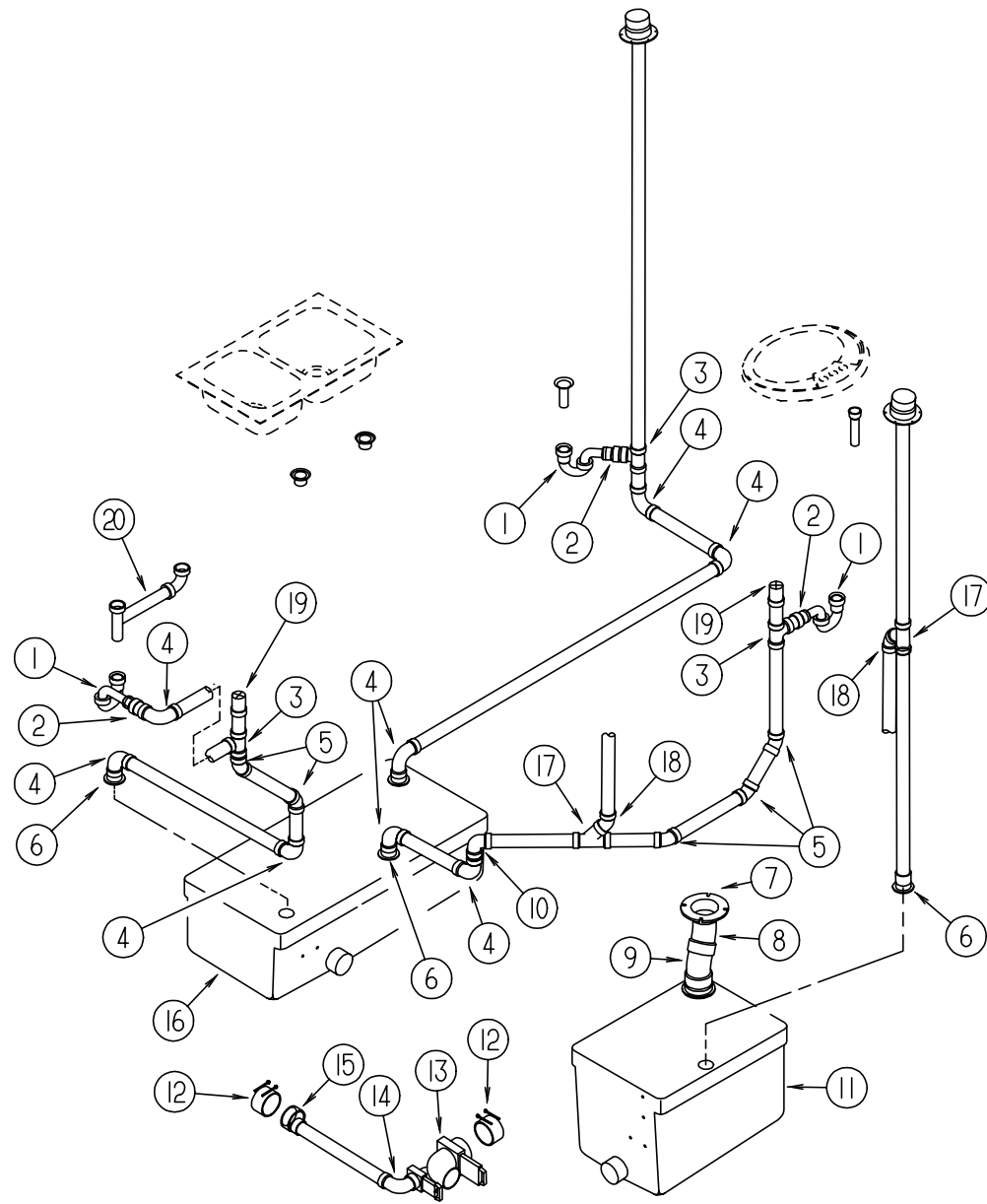
WATER & SEWAGE GROUP (CONTINUED)



SHURFLO WATER PUMP & COMPONENTS

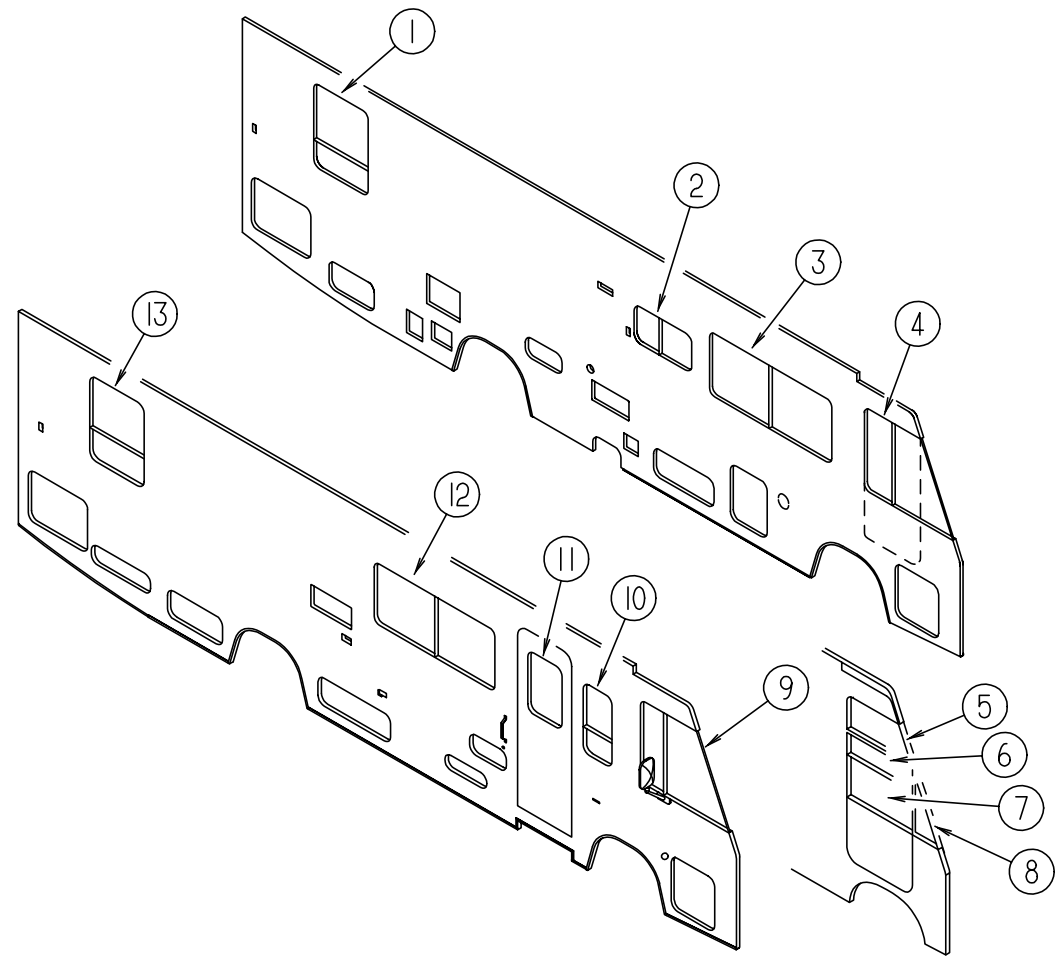
KEY	PART NUMBER	U/M DESCRIPTION	VENDOR NO.
1	098607-01-000	EA PUMP-WATER, W/.5" MPT FITTING - FLOW 2.8 GPM - UL	
2	098607-01-706	EA HOUSING W/SWITCH ONLY	94-231-20
3	098607-01-705	EA VALVE-CHECK, KIT	94-237-00
4	098607-01-703	EA VALVE KIT	94-232-00
5	098607-01-702	EA DIAPHRAGM/DRIVE ASSEMBLY KIT	94-238-04
6	098607-01-707	EA MOTOR W/BASEPLATE	94-234-03

WATER & SEWAGE GROUP (CONTINUED)
DRAINAGE SYSTEM



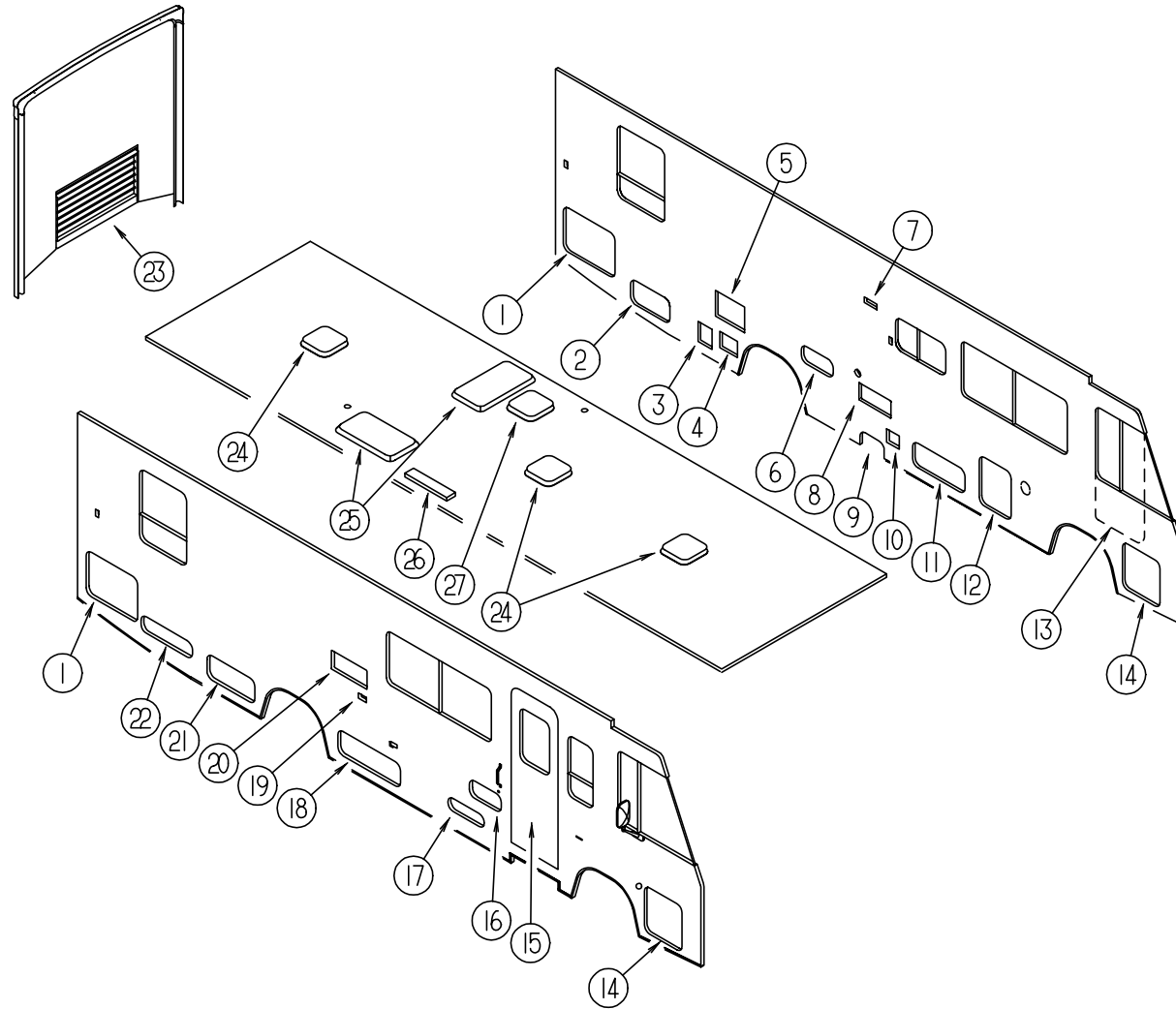
KEY	PART NUMBER	U/M DESCRIPTION
1	107538-01-000	EA P TRAP-PLASTIC, 1 1/4 W/EXTENSION ARM - KEVCO P814 1-1/4" - US
1	011071-01-000	EA P TRAP-PLASTIC, 1 1/2" - NIBCO 5892 1 1/2" - CANADIAN
	011069-04-000	EA TAILPIECE, 1 1/2 X 1 1/4 X 8 - BRASS
	069735-01-000	EA WASHER-STRAINER TO TAILPIECE PLASTIC, 1.5"
	066440-01-000	EA STRAINER W/RUBBER WASHER
2	109571-01-000	EA ADAPTER-P TRAP, 1 1/2" P X 1 1/4" MPT
3	010071-01-000	EA TEE-SANITARY, 1 1/2" HUB X HUB X HUB - PLASTIC - BLACK
4	010008-01-000	EA ELBOW - 90 DEGREE, 1/4 BEND - 1 1/2" HUB X HUB - BLACK PLASTIC
5	010006-01-000	EA ELBOW - 45 DEGREE, 1/8 BEND - 1 1/2" HUB X HUB - BLACK PLASTIC
6	010115-01-000	EA COUPLING - 1 1/2" HUB X HUB, PLASTIC
	061607-01-000	EA GROMMET-HOLDING TANK, 1 1/2" NPS
7	116644-01-000	EA FLANGE-CLOSET, TOILET - 4" X 3" - SEALAND 345892 - US
7	010147-02-000	EA FLANGE-CLOSET, TOILET - 4" X 3" FPT - CANADIAN
	061607-02-000	EA GROMMET-HOLDING TANK, 3" NPS
8	010061-01-000	EA ELBOW - 45 DEGREE, STREET - 1/8 BEND - 3" S X H - PLASTIC
9	010024-01-000	EA ELBOW-PLASTIC, 1/8 BD - 3 X 45 - H X H
10	034250-01-000	EA ELBOW - 90 DEGREE, LONG TURN - 1 1/2" HUB X HUB - ABS
11	113861-01-000	EA TANK-HOLDING W/O FITTINGS - 30 GALLONS - 678 MM X 481 MM X 478 MM
	061607-01-000	EA GROMMET-HOLDING TANK, 1 1/2" NPS
	061607-02-000	EA GROMMET-HOLDING TANK, 3" NPS
	039861-01-000	EA SENDING UNIT-W/SCREW, WASHER, WELL NUT & TERMINAL RING
12	078406-01-000	EA COUPLER-RUBBER, W/CLAMPS - 3" X 3"
13	070916-01-000	EA VALVE-DUAL DUMP, W/CAP - 3" X 1 1/2" - PLASTIC - BLACK
	070916-01-700	EA VALVE ONLY, 3"
	070916-01-701	EA VALVE ONLY, 1 1/2"
	010201-01-000	EA HOSE-SEWER, 3" ID X 8'
	062415-01-000	EA CAP-SEWER, 3" DIAMETER
	062415-01-700	EA STRING SEWER CAP
	062416-01-000	EA ADAPTER-SEWER HOSE TO 3" PIPE
14	033761-01-000	EA ELBOW-TURN, 1/4 BEND X 1.5" HUB X 1.5" SPIGOT - BLACK PLASTIC
15	062422-01-000	EA ADAPTER-OFFSET REDUCER, 3" X 1 1/2" - PLASTIC - BLACK
16	113860-01-000	EA TANK-HOLDING W/O FITTINGS - 39 GALLONS - 1100 MM X 520 MM X 329 MM
	061607-01-000	EA GROMMET-HOLDING TANK, 1 1/2" NPS
	039861-01-000	EA SENDING UNIT-W/SCREW, WASHER, WELL NUT & TERMINAL RING
17	010073-01-000	EA WYE - 45 DEGREE, 1 1/2" HUB X HUB X HUB - PLASTIC - BLACK
18	010051-01-000	EA ELBOW - 45 DEGREE BEND, 1 1/2" SPIGOT AND HUB - PLASTIC - BLACK
19	079968-01-000	EA VENT-MECH. TRAP ARM, ANTI-SIPHON - 2" DIA X 7.3" - PLASTIC
20	011091-02-000	EA PIPE-DRAIN, DOUBLE SINK - BAFFLE TEE - 1 1/2" - US
20	011091-03-000	EA PIPE-DRAIN, W/SEALS - DOUBLE SINK - EXTENDS 9" TO 16" - CANADIAN

WINDOW, VENT & EXTERIOR DOOR GROUP
WINDOWS



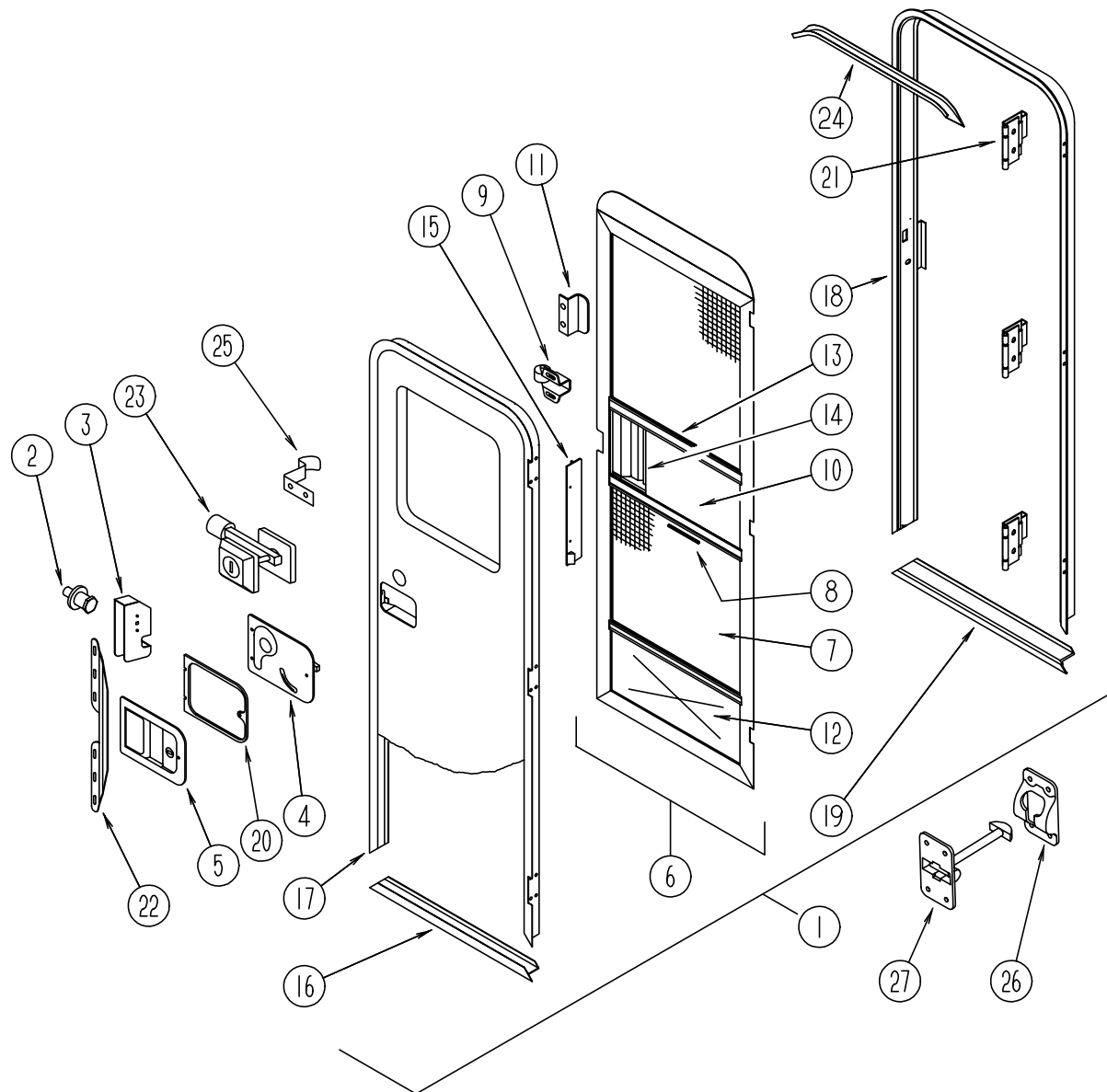
KEY	PART NUMBER	U/M	DESCRIPTION	VENDOR NO.
1	112463-02-01A	EA	WINDOW-TIPOUT/ESCAPE W/RETAINER TRIM - 36" X 27", EXCEL CH82-G2W59	
1	112898-09-01A	EA	WINDOW-VERTICAL SLIDER/ESCAPE, 36" X 27" - EXCEL DH436-G2W64L THERMOPANE WINDOW OPTION	
2	098647-34-01A	EA	WINDOW-DRIVERS, HORIZONTAL SLIDER - 15.7" X 28.5" - EXCEL H425-G2W66L	
2	112795-20-01A	EA	WINDOW-DRIVERS, HORIZONTAL SLIDER - 16" X 28 3/4" - EXCEL DC29-G2W66L THERMOPANE WINDOW OPTION	
3	098647-22-01A	EA	WINDOW-DRIVERS, HORIZONTAL SLIDER - 26.1" X 59.7" - EXCEL H287-G2W66L	
3	112795-15-01A	EA	WINDOW-DRIVERS, HORIZONTAL SLIDER - 26 3/8" X 60" - EXCEL DH287-G2W66L THERMOPANE WINDOW OPTION	
4	103658-09-01A	EA	WINDOW-CAB, W/RETAINER - DRIVER SIDE - EXCEL H405-A2B66L	
4	113501-03-01A	EA	WINDOW-CAB, W/RETAINER - DRIVER SIDE - EXCEL DH405-A2B66L THERMOPANE WINDOW OPTION	
5	106467-02-01A	EA	WINDOW-VISTA - DRIVER SIDE - EXCEL - DRIVER DOOR	
5	116000-05-01A	EA	WINDOW-VISTA - DRIVER SIDE - EXCEL - DRIVER DOOR THERMOPANE WINDOW OPTION	
6	106469-02-702	EA	GLASS-STATIONARY, EXCEL - DRIVER DOOR	106-041104
7	106469-01-704	EA	ROLL-UP GLASS ASM W/BACKET, EXCEL - DRIVER DOOR V103-65L	
8	106468-02-01A	EA	WINDOW-FRONT SLANT - DRIVER SIDE - DRIVER DOOR - EXCEL H383-A2B27L	
8	115999-02-01A	EA	WINDOW-FRONT SLANT - DRIVER SIDE - DRIVER DOOR - EXCEL DH383-A2B27L THERMOPANE WINDOW OPTION	
9	103658-10-01A	EA	WINDOW-CAB, W/RETAINER - PASSENGER SIDE - EXCEL H405-A2B66R	
9	113501-04-01A	EA	WINDOW-CAB, W/RETAINER - PASSENGER SIDE - EXCEL DH405-A2B66R THERMOPANE WINDOW OPTION	
10	098644-07-01A	EA	WINDOW-VERTICAL SLIDER, W/RETAINER - 30.2" X 14.3" - EXCEL H170-G2W66	
10	112898-04-01A	EA	WINDOW-VERTICAL SLIDER, W/RETAINER - 30.2" X 14.3" - EXCEL DC02-G2W66 THERMOPANE WINDOW OPTION	
11	117053-02-F36	EA	WINDOW-PICTURE, W/O RETAINER - 17" X 26.4"	
11	113733-01-01A	EA	WINDOW-PICTURE, W/RETAINER - 17" X 26.4" - EXCEL DH416-G2W66 THERMOPANE WINDOW OPTION	
12	098647-23-01A	EA	WINDOW ASM-SLIDING, 26 3/8" X 60" - EXCEL H287-G2W66R	
12	112795-16-01A	EA	WINDOW ASM-SLIDING, 26 3/8" X 60" - EXCEL DH287-G2W66R THERMOPANE WINDOW OPTION	
13	112463-01-01A	EA	WINDOW-TIPOUT, W/RETAINER - 36" X 27" - EXCEL CH81-G2W59	
13	112898-08-01A	EA	WINDOW-VERTICAL SLIDER - 36" X 27" - EXCEL DH435-G2W66R THERMOPANE WINDOW OPTION	
	117046-02-000	EA	BUMPER-RUBBER, ROUND END - LAKEVIEW 22073 THERMOPANE WINDOW OPTION	

WINDOW, VENT & EXTERIOR DOOR GROUP (CONTINUED)
EXTERIOR DOORS & VENTS



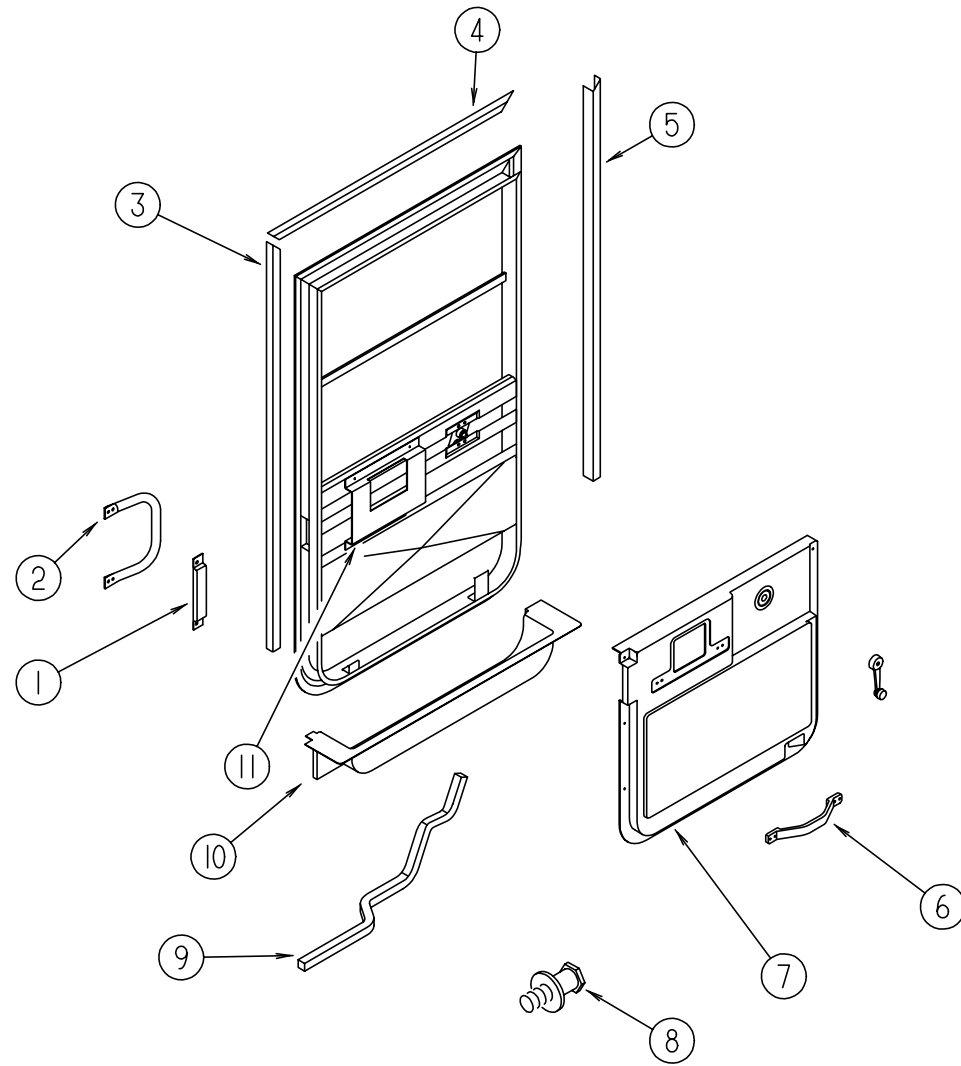
KEY	PART NUMBER	U/M	DESCRIPTION
1	111013-36-G09	EA	DOOR-STORAGE, BUFF
2	111013-04-G09	EA	DOOR-STORAGE, 22.1" X 11.6" - W/O PADDLE LATCH - BUFF
2	111013-04-G13	EA	DOOR-STORAGE, 22.1" X 11.6" - W/O PADDLE LATCH - DUCK GREEN
3	088794-07-000	EA	DOOR-POWER CORD, W/HATCH - BUFF
4	106100-01-E10	EA	VENT ASM-ENGINE
5	052009-04-000	EA	DOOR-WATER HEATER, 18" X 14.6", BUFF
6	111017-02-G09	EA	DOOR ASM-EXTERIOR SHOWER, BUFF
7	084616-06-000	EA	SHROUD-RANGE HOOD VENT, BUFF
	084878-09-000	EA	VENT-RANGE HOOD, SHORT - LVS
8	098668-12-000	EA	DOOR-ACCESS, FURNACE - BUFF - SUBURBAN 520732
9	111012-05-G09	EA	DOOR-STORAGE, BUFF
9	111012-05-G13	EA	DOOR-STORAGE, DUCK GREEN
10	052423-08-000	EA	DOOR-ACCESS, 6.6" X 6.3" - PLASTIC - BUFF - SEWER HOSE DOOR
10	052424-07-000	EA	JAMB-DOOR, 8" X 7.7" - PLASTIC - BUFF - SEWER HOSE DOOR
11	111018-03-G09	EA	DOOR-GENERATOR/STORAGE, BUFF
11	111018-03-G13	EA	DOOR-GENERATOR/STORAGE, DUCK GREEN
12	111013-40-G09	EA	DOOR-STORAGE, BUFF
13	106469-07-01A	EA	DOOR-DRIVERS - BLACK - EXCEL V130-01L
14	111013-07-G09	EA	DOOR-STORAGE, BUFF
15	115108-05-G09	EA	DOOR-ENTRY W/SCREEN DOOR & JAMB - W/O WINDOW (G09)
15	115108-05-G11	EA	DOOR-ENTRY W/SCREEN DOOR & JAMB - W/O WINDOW (G11)
15	115108-05-G10	EA	DOOR-ENTRY W/SCREEN DOOR & JAMB - W/O WINDOW (G12)
15	115108-05-G13	EA	DOOR-ENTRY W/SCREEN DOOR & JAMB - W/O WINDOW (G13)
15	115108-05-G14	EA	DOOR-ENTRY W/SCREEN DOOR & JAMB - W/O WINDOW (G14)
16	111017-01-E10	EA	DOOR-PATIO ENTERTAINMENT CENTER, 17.8" X 8.1" - BUFF
17	111009-01-G09	EA	DOOR-COMPARTMENT, LP - 6.5" X 20.8" - BUFF
17	111009-01-G13	EA	DOOR-COMPARTMENT, LP - 6.5" X 20.8" - DUCK GREEN
18	111013-39-G09	EA	DOOR-STORAGE, BUFF
18	111013-39-G13	EA	DOOR-STORAGE, DUCK GREEN
			FROM: 00-00-00 THRU: 10-15-95
18	111013-90-G09	EA	DOOR-STORAGE, BUFF
			FROM: 00-00-00 THRU: 10-15-95
18	111013-90-G13	EA	DOOR-STORAGE, DUCK GREEN
			FROM: 10-16-95 THRU: 99-99-99
			FROM: 10-16-95 THRU: 99-99-99
19	081240-12-000	EA	DOOR-WATER FILL, LOCKABLE W/O LOCK - 4" X 4 5/8"
20	084103-06-000	EA	DOOR-REFRIGERATOR, VENTED - W/O JAMB - BUFF
20	084104-06-000	EA	JAMB-DOOR, REFRIGERATOR - BUFF
	084104-01-700	EA	LOCK-MALE, FASTENER - REFRIGERATOR DOOR
	084104-01-701	EA	LOCK-FEMALE, FASTENER - REFRIGERATOR DOOR
21	111013-48-G09	EA	DOOR-STORAGE, BUFF
21	111013-48-G13	EA	DOOR-STORAGE, DUCK GREEN
22	111013-11-G09	EA	DOOR-STORAGE, BUFF
22	111013-11-G13	EA	DOOR-STORAGE, DUCK GREEN
23	105546-02-G09	EA	DOOR ASM-ACCESS, ENGINE
	105548-02-03A	EA	ROD-GRILL, MILL
	102330-01-000	EA	LOCK-SINGLE HOLE, VISE ACTION - SOUTHCOE E3-216-715-19
	102328-01-000	EA	KEY-BARREL, NICKEL PLATED - SOUTHCOE 3-26-715-19
24	110051-02-01A	EA	VENT-ROOF, NONPOWERED - 4" ROOF - JENSEN 7727 WHE
25	114495-01-01A	EA	PANEL-SKYLITE, INNER
25	114496-01-01A	EA	PANEL-SKYLITE, OUTER
26	084073-05-000	EA	COVER-ROOF VENT, REFRIGERATOR - BUFF - NORCOLD
26	084073-04-000	EA	BASE-ROOF VENT, REFRIGERATOR - BLACK - NORCOLD
27	110051-04-01A	EA	VENT-ROOF, POWERED - 4" ROOF - US - JENSEN 7797 WHE
27	110051-06-01A	EA	VENT-ROOF, POWERED - 4" ROOF - CSA - JENSEN C7797 WHE

WINDOW, VENT & EXTERIOR DOOR GROUP (CONTINUED)
ENTRANCE DOOR W/O WINDOW



KEY	PART NUMBER	U/M	DESCRIPTION	VENDOR NO.
1	115108-05-G09	EA	DOOR-ENTRY W/SCREEN DOOR & JAMB - W/O WINDOW (G09)	
1	115108-05-G11	EA	DOOR-ENTRY W/SCREEN DOOR & JAMB - W/O WINDOW (G11)	
1	115108-05-G10	EA	DOOR-ENTRY W/SCREEN DOOR & JAMB - W/O WINDOW (G12)	
1	115108-05-G13	EA	DOOR-ENTRY W/SCREEN DOOR & JAMB - W/O WINDOW (G13)	
1	115108-05-G14	EA	DOOR-ENTRY W/SCREEN DOOR & JAMB - W/O WINDOW (G14)	
2	039539-01-000	EA	STRIKE-LOCK, ENTRY DOOR - ROUND W/THREADED WASHER	
3	039540-01-000	EA	LATCH MECHANISM-HOOK, ENTRY DOOR - INTERIOR	
	039715-01-000	EA	NUT-SERT, 1/4" DIAMETER - 20 THREADS	
4	039979-06-000	EA	COVER-INTERIOR LATCH, W/TRIP ARM - RIGHT - BLACK - TRI/MARK	11883-01
	039984-01-000	EA	CAP-ROUND, VINYL - .28" ID X .62" LONG - BLACK	
	041546-05-000	EA	BRACKET-DOOR ANGLE, 5" X 1.9" - OFF WHITE - METAL	
5	045017-13-000	EA	LATCH-ENTRY DOOR, W/LOCK & KEY - BLACK - TRI/MARK	11896-01
	045017-11-701	EA	KEY BLANK	
	045017-11-703	EA	CYLINDER-LOCK ASSEMBLY W/KEYS - TRIMARK	81266-09
	036618-02-000	EA	E RING-EXTERNAL, LYNOR DOOR LOCK - 3/16" SHAFT DIAMETER	
	063729-04-000	EA	RIVNUT, 10-32 UNF - .010-.080	
	075671-04-000	FT	SEAL-SPONGE, LAZY T SHAPE - W/ADHESIVE STRIPE - .5" WIDE	
6	079012-09-F15	EA	DOOR-SCREEN	
	075673-01-000	FT	SEAL-PILE, ADHESIVE BACK - GRAY	
7	002293-02-000	SF	SCREENING-WINDOW/DOOR, 26" - CHARCOAL	
8	002294-01-000	FT	SPLINE-SCREENING, .135" X .138" - BLACK	
9	109403-01-000	EA	CATCH-ASM-SINGLE ROLLER	
10	016454-01-000	EA	INSERT-CENTER, LEATHER GRAIN ALUMINUM - UNPAINTED	
10	001014-01-013	EA	INSERT-CENTER, 10.25" X 16.31" - UNPAINTED	
11	050712-04-000	EA	HANDLE-SCREEN DOOR, ALUMINUM - OFF WHITE	
12	078552-03-000	EA	KICK PANEL-SCREEN DOOR, LOWER INSERT - UNPAINTED	
	078595-01-000	EA	TOP PLATE-SCREEN DOOR, CURVED TOP - 4.7" X 25.35"	
13	078777-01-000	EA	CHANNEL-SLIDE, SCREEN DOOR CENTER SLIDER COVER	
14	079086-02-000	EA	SLIDER-SCREEN DOOR, OFF WHITE	
15	079087-02-000	EA	STRIKE-SLIDER, W/LIP FOR ELBOW CATCH - 1.5" X 8.6" - OFF WHITE	
	081914-01-000	EA	BUMPER-RUBBER, ROUND - .43" DIAMETER - BLACK	
	104692-01-000	FT	SEAL - 3/4" X 3/4", ADHESIVE BACK	
16	089748-09-000	EA	FRAME-BOTTOM, ENTRY DOOR - 24.8" LONG - BUFF	
17	095276-07-04A	EA	FRAME-ENTRY DOOR, W/O BOTTOM - BUFF	
18	120310-05-02A	EA	JAMB-ENTRY DOOR, W/BOTTOM - BUFF	
19	051049-01-000	EA	JAMB-BOTTOM, ENTRY DOOR - 25.9" - UNPAINTED	
20	096810-01-01A	EA	PLATE-LATCH, ENTRY DOOR - PLASTIC - BLACK	
21	106719-01-01A	EA	HINGE-ENTRY DOOR, UNPAINTED	
22	098173-01-04A	EA	STIFFENER-ENTRY DOOR, SUPPORTS LATCH/STRIKE AREA - UNPAINTED	
	118929-01-01A	FT	SEAL-PILE, PUSH-ON - AMESBURY XC-964	
23	101145-01-06A	EA	DEADBOLT ASM-BLACK TEXTURED - TRI/MARK 11840-02	
	095229-01-700	EA	KEY BLANK FOR DEADBOLT	
	101145-01-701	EA	CYLINDER-LOCK ASM, W/KEY	81306-03
	101147-01-000	EA	BOLT-SECURITY, 4.12" BACKSET	
	102524-01-000	EA	BUMPER-RUBBER, FLAT - BLACK	
24	044582-33-000	EA	CAP-DRIP, ENTRY DOOR - JAMB MOUNTED - ALUMINUM - BUFF	
	115222-01-01A	EA	GARNISH-RADIUS, ENTRY DOOR - OFF WHITE	
	077461-03-000	EA	COVER-STRIKE, ENTRY DOOR - 6.5" X 2.5" - PLASTIC - WHITE	
25	100412-01-000	EA	CATCH-SCREEN DOOR, THUMB CLIP W/BLACK PLASTIC CAP	
26	104099-02-01A	EA	CATCH-DOOR HOLDER, RETAINER - OFF WHITE - DH-520BCW	
27	104099-01-01A	EA	CATCH-DOOR HOLDER, STRIKE - OFF WHITE - DH-520ACW	
	009126-03-000	EA	HANDLE-ASSIST, ENTRY DOOR - BLACK TEXTURED	
	102248-01-000	EA	SHIM-DOOR	
	038327-01-000	EA	TAPE-ANTI SLIP, 2" X 60'	
	063729-01-000	EA	RIVNUT, 1/4 X 20 UNC - .030-.125	
	076725-02-000	EA	COVER-HINGE, ENTRY DOOR - 6" X 3.2"	
	090340-01-000	FT	SEAL-FOAM, CLOSED CELL - 1/4" X 1/2" X 50'	
	116111-02-01A	EA	SCREW - TAPTITE - 1/4-20 X 3/8 PPH - ZINC	

WINDOW, VENT & EXTERIOR DOOR GROUP (CONTINUED)
EXCEL DRIVERS DOOR MODEL V130-01L

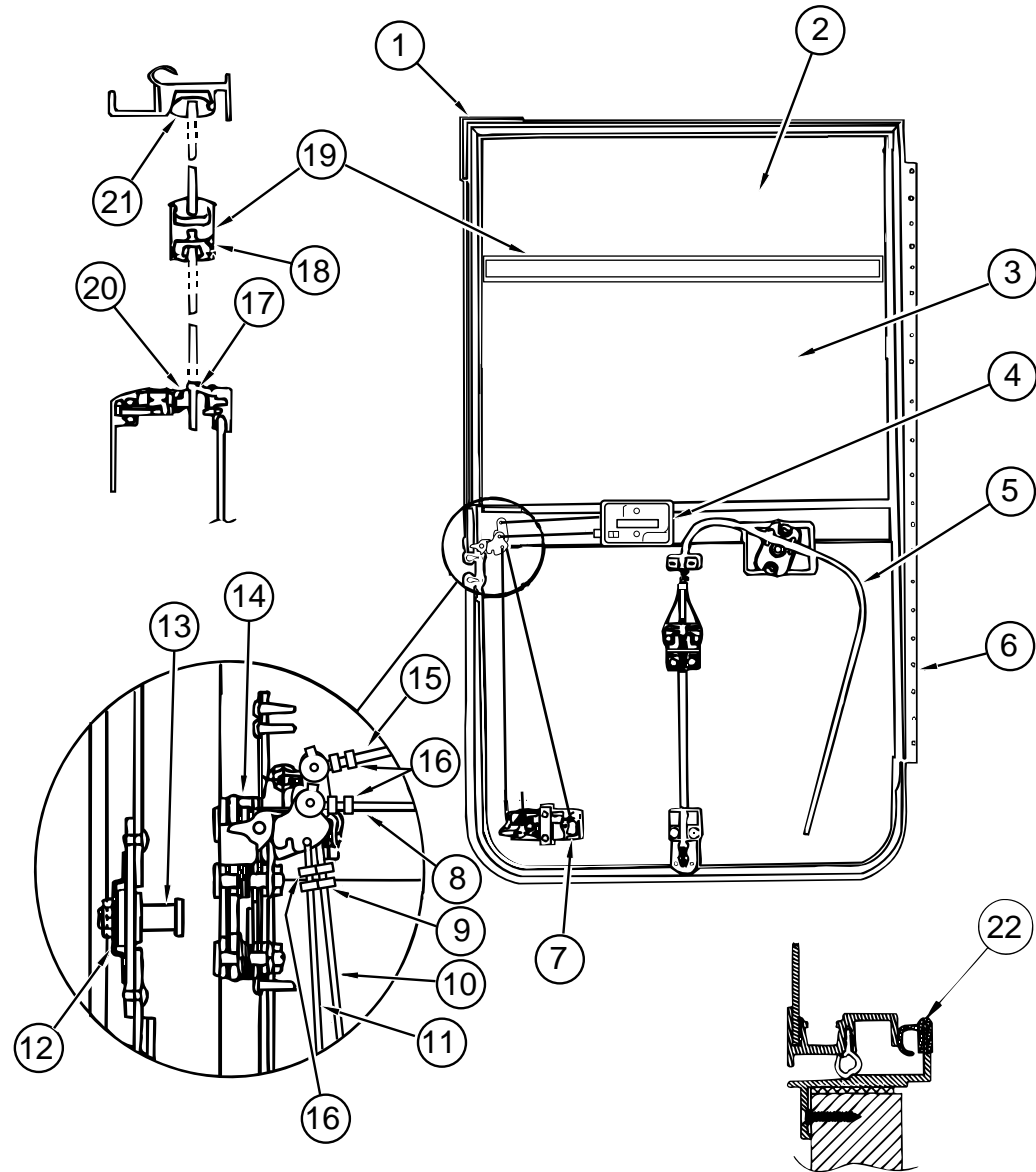


KEY	PART NUMBER	U/M DESCRIPTION
	106469-07-01A	EA DOOR - DRIVERS - BLACK - EXCEL V130-01L
1	108654-01-01A	EA COVER - STRIKE - DRIVERS DOOR - BLACK
2	108832-01-02A	EA HANDLE - ASSIST - DRIVERS DOOR - METAL - OFF WHITE
	108833-01-01A	EA COVER - HANDLE - ASSIST - OFF WHITE
3	108129-02-02A	EA GARNISH - DRIVERS DOOR - BLACK
4	108107-01-02A	EA GARNISH - DRIVERS DOOR - BLACK
5	108108-04-02A	EA GARNISH - DRIVERS DOOR - BLACK
6	110604-01-01A	EA HANDLE - ASSIST - DRIVERS DOOR - 10.8" LONG - BLACK
7	114973-01-02A	EA PANEL - DRIVER DOOR - INNER - WILLOW - PLASTIC
8	106469-04-703	EA STRIKER ASSEMBLY - (SUPPLIED W/DRIVERS DOOR) - EXCEL
9	063977-12-000	EA STEP - DRIVER DOOR - LEFT - PAINTED BLACK
9	063977-11-000	EA STEP - DRIVER DOOR - LEFT - UNPAINTED
10	107818-01-01A	EA TRIM - STEP - DRIVERS DOOR - PLASTIC - WILLOW
	102569-02-000	EA MAT-ANTISLIP, 4" X 22"
11	115051-01-01B	EA BRACKET - HANDLE - MOUNT
	108897-02-01A	EA GARNISH - DOOR - DRIVERS - U-CHANNEL - BLACK
	109378-01-000	EA STRAP - CHECK - DRIVERS DOOR - BLACK
	076725-06-000	EA COVER - ACCESS, HINGE - BLACK
	109235-01-01A	FT COVER - SCREW - MAT BLACK
	109235-01-04A	FT COVER - SCREW - BUFF
	106746-01-000	EA PANEL-STEPWELL, 789 MM LONG - STEEL
	106747-01-000	EA PANEL-STEPWELL, RH END - STEEL
	106747-02-000	EA PANEL-STEPWELL, LH END - STEEL
	110063-01-000	EA PLATE ASM-STEP
	116102-02-01A	EA LINER-STEPWELL, VALANCE - BLACK

VENDOR NO.

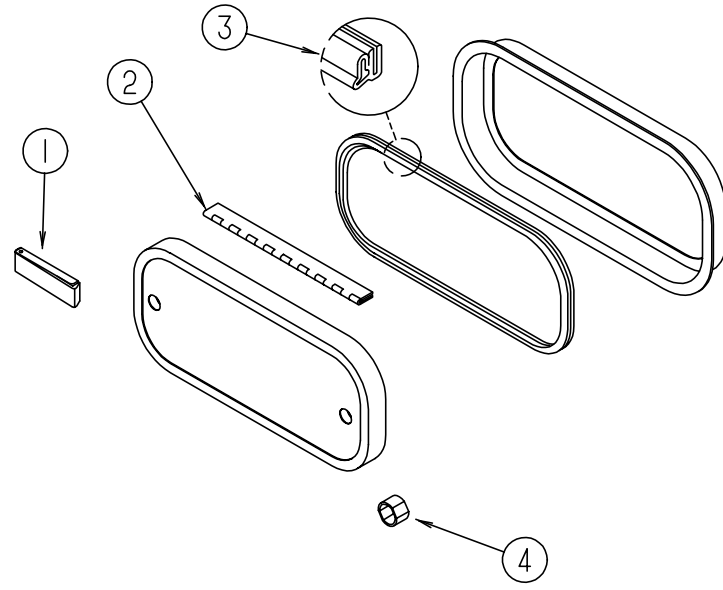
248-041152

WINDOW, VENT & EXTERIOR DOOR GROUP (CONTINUED)
EXCEL DRIVERS DOOR MODEL V130-01L (CONTINUED)



KEY	PART NUMBER	U/M	DESCRIPTION	VENDOR NO.
1	106469-01-702	EA	DOOR SEAL, EXCEL	122-040984
2	106469-02-702	EA	GLASS-STATIONARY, EXCEL	106-041104
3	106469-01-704	EA	ROLL-UP GLASS ASM W/BRACKET, EXCEL	V103-65L
4	106469-04-712	EA	INNER HANDLE HARDWARE - LH, EXCEL	248-041148
5	106469-02-701	EA	REGULATOR ASSEMBLY, EXCEL	V108-90L
6	106469-05-702	EA	HINGE - 42", EXCEL	211-041194
7	106469-04-700	EA	PADDLE ASM. W/COLLAR, EXCEL	248-041237
	106469-04-701	EA	TUMBLER & KEYS (TRI-MARK), EXCEL	248-041179
	106469-04-715	EA	LATCH COMPLETE W/TUMBLER & KEYS, EXCEL	V123-15
	045017-11-701	EA	KEY-BLANK, TRIMARK	81312-02
8	106469-04-711	EA	LOCK ROD, HORIZONTAL, EXCEL	203-041137
9	106469-04-713	EA	ROD CLIP-LH, EXCEL	248-041154
10	106469-05-703	EA	LATCH ROD, VERTICAL ADJ, EXCEL	203-041239
11	106469-05-705	EA	LOCK ROD, VERTICAL ADJ, EXCEL	203-041279
12	106469-04-704	EA	CAGED NUT ASSEMBLY (STRIKER), EXCEL	248-041151
13	106469-04-703	EA	STRIKER BOLT (W/WASHER), EXCEL	248-041152
14	106469-05-706	EA	ROTARY LATCH & LINKAGE, EXCEL	248-041150
15	106469-04-705	EA	LATCH ROD-HORIZONTAL, EXCEL	203-041139
16	106469-04-714	EA	ROD CLIP-RH, EXCEL	248-041153
17	106469-02-703	EA	BELT-WEATHERSTRIP, EXTERIOR - ROLL-UP GLASS - EXCEL	V047-57
18	106469-01-705	FT	RUN-CHANNEL, EXCEL	122-010850
19	106469-01-719	EA	MULLION RAIL, EXCEL	V103-84
20	106469-01-709	FT	WEATHERSTRIP-FUZZY, EXCEL	171-040630
21	106469-02-705	EA	HORIZONTAL GLAZING VINYL, EXCEL	V108-87
22	106469-01-723	EA	BULB SEAL ASM-DRIVERS DOOR JAMB - PREFORMED - EXCEL	171-040985
	106469-02-704	EA	PARTS BAG (HANDLE WINDOW), EXCEL	V068-16
	106469-07-700	EA	MOUNTING FRAME ASSEMBLY, EXCEL	V130-30L

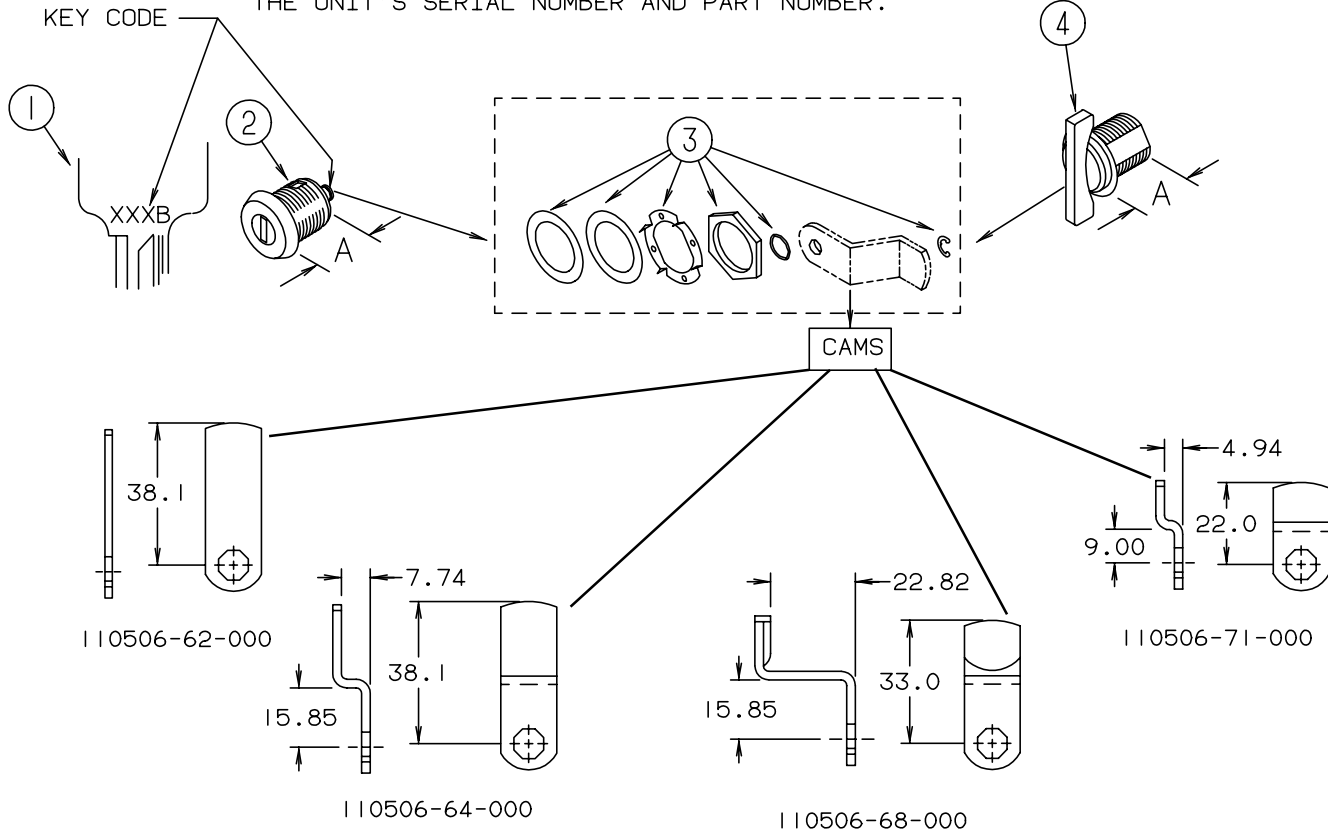
WINDOW, VENT & EXTERIOR DOOR GROUP (CONTINUED)
EXTERIOR DOOR COMPONENTS & HOLDERS



KEY	PART NUMBER	U/M	DESCRIPTION
1	102768-01-000	EA	HOLDER-COMPARTMENT/ENTRY DOOR, METAL - MILL FINISH
2	081801-08-000	EA	HINGE - 2" X 96", BUFF
2	009065-01-000	EA	HINGE-PIANO, 1.5" X 96" - ALUMINUM - UNPAINTED
3	064075-07-000	FT	SEAL-BULB, W/WIRED U CHANNEL - .3" X .5" CHANNEL - BLACK
4	107997-51-001	EA	SPACER - .86" X .6", ALUMINUM
	081914-01-000	EA	BUMPER-RUBBER, ROUND - .43" DIAMETER - BLACK
	099418-01-000	FT	D-SECTION SEAL W/ ADHESIVE BACK - .44" X .44" - BLACK RUBBER
	104692-01-000	FT	SEAL - 3/4" X 3/4", ADHESIVE BACK
	116424-01-000	EA	PROTECTOR-WATER HEATER LATCH - ATWOOD 92611

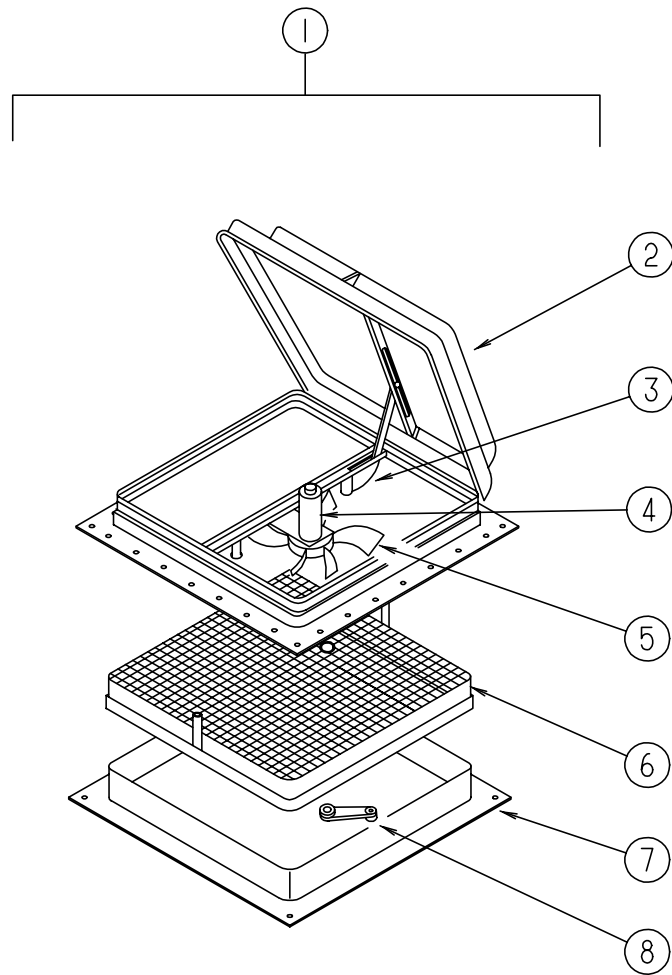
WINDOW, VENT & EXTERIOR DOOR GROUP (CONTINUED)
BRIGGS & STRATTON LOCKS & COMPONENTS

NOTE:
 WHEN ORDERING THE LOCK CASE, THE KEY CODE MUST MATCH THE LAST DIGIT OF THE UNIT'S SERIAL NUMBER AND PART NUMBER; WHEN ORDERING THE KEYS, THE THIRD DIGIT OF THE KEY CODE MUST MATCH THE LAST DIGIT OF THE UNIT'S SERIAL NUMBER AND PART NUMBER.



KEY	PART NUMBER	U/M	DESCRIPTION	VENDOR NO.
1	110506-59-000	EA	KEYS-SET OF 2	596720
2	110506-52-000	EA	CASE-LOCK, A=17 MM	702370
2	110506-53-000	EA	CASE-LOCK, A=25 MM	702380
2	110506-54-000	EA	CASE-LOCK, A=32 MM	703170
1	110506-59-001	EA	KEYS-SET OF 2	596721
2	110506-52-001	EA	CASE-LOCK, A=17 MM	702371
2	110506-53-001	EA	CASE-LOCK, A=25 MM	702381
2	110506-54-001	EA	CASE-LOCK, A=32 MM	703171
1	110506-59-002	EA	KEYS-SET OF 2	596722
2	110506-52-002	EA	CASE-LOCK, A=17 MM	702372
2	110506-53-002	EA	CASE-LOCK, A=25 MM	702382
2	110506-54-002	EA	CASE-LOCK, A=32 MM	703172
1	110506-59-003	EA	KEYS-SET OF 2	596723
2	110506-52-003	EA	CASE-LOCK, A=17 MM	702373
2	110506-53-003	EA	CASE-LOCK, A=25 MM	702383
2	110506-54-003	EA	CASE-LOCK, A=32 MM	703173
1	110506-59-004	EA	KEYS-SET OF 2	596724
2	110506-52-004	EA	CASE-LOCK, A=17 MM	702374
2	110506-53-004	EA	CASE-LOCK, A=25 MM	702384
2	110506-54-004	EA	CASE-LOCK, A=32 MM	703174
1	110506-59-005	EA	KEYS-SET OF 2	596725
2	110506-52-005	EA	CASE-LOCK, A=17 MM	702375
2	110506-53-005	EA	CASE-LOCK, A=25 MM	702385
2	110506-54-005	EA	CASE-LOCK, A=32 MM	703175
1	110506-59-006	EA	KEYS-SET OF 2	596726
2	110506-52-006	EA	CASE-LOCK, A=17 MM	702376
2	110506-53-006	EA	CASE-LOCK, A=25 MM	702386
2	110506-54-006	EA	CASE-LOCK, A=32 MM	703176
1	110506-59-007	EA	KEYS-SET OF 2	596727
2	110506-52-007	EA	CASE-LOCK, A=17 MM	702377
2	110506-53-007	EA	CASE-LOCK, A=25 MM	702387
2	110506-54-007	EA	CASE-LOCK, A=32 MM	703177
1	110506-59-008	EA	KEYS-SET OF 2	596728
2	110506-52-008	EA	CASE-LOCK, A=17 MM	702378
2	110506-53-008	EA	CASE-LOCK, A=25 MM	702388
2	110506-54-008	EA	CASE-LOCK, A=32 MM	703178
1	110506-59-009	EA	KEYS-SET OF 2	596729
2	110506-52-009	EA	CASE-LOCK, A=17 MM	702379
2	110506-53-009	EA	CASE-LOCK, A=25 MM	702389
2	110506-54-009	EA	CASE-LOCK, A=32 MM	703179
3	110506-40-700	EA	HARDWARE KIT-LOCK, W/GASKET, NUT, CLIP & WASHERS	
4	110506-50-000	EA	CASE-TWIST LOCK, A=17 MM	596932
4	110506-51-000	EA	CASE-TWIST LOCK, A=25 MM	596669
4	110506-55-000	EA	CASE-TWIST LOCK, A=32 MM	597312AA1
	110506-59-701	EA	KEY BLANK	

WINDOW, VENT & EXTERIOR DOOR GROUP (CONTINUED)



JENSEN POWERED ROOF VENT

KEY	PART NUMBER	U/M DESCRIPTION
1	110051-04-01A	EA VENT-ROOF, POWERED - 4" ROOF - JENSEN 7797 WHE
1	110051-06-01A	EA VENT-ROOF, POWERED - 4" ROOF - CSA - JENSEN C7797 WHE
2	064470-01-700	EA COVER-ROOF VENT, JENSEN
	064470-01-701	EA SLIDE BAR-VENT LID, JENSEN
3	110051-01-702	EA LIFT ASM-VENT LID W/O CRANK, JENSEN
4	048648-01-000	EA MOTOR-ROOF VENT, 1/8 SHAFT - 12V - JENSEN 42-472-01
5	048649-01-000	EA FAN-ROOF VENT, 6 BLADES - 6" - JENSEN RP-1002B
6	110051-01-704	EA SCREEN & FRAME - 4", JENSEN
7	110051-02-700	EA GARNISH-INTERIOR - 4", JENSEN
8	110051-01-703	EA CRANK, JENSEN
	110051-03-700	EA SWITCH-PUSH BUTTON, BLACK

WINDOW, VENT & EXTERIOR DOOR GROUP (CONTINUED)
JENSEN NONPOWERED ROOF VENT

KEY	PART NUMBER	U/M DESCRIPTION	VENDOR NO.
	110051-02-01A	EA VENT-ROOF, NONPOWERED - 4" ROOF - JENSEN 7727 WHE	
	064470-01-700	EA COVER-ROOF VENT, JENSEN	7291
	064470-01-701	EA SLIDE BAR-VENT LID, JENSEN	JRP 1291B
	110051-01-702	EA LIFT ASM-VENT LID W/O CRANK, JENSEN	RP-1000B
	110051-01-703	EA CRANK, JENSEN	RP-1031-B
	110051-01-704	EA SCREEN & FRAME - 4", JENSEN	29-688-03
	110051-02-700	EA GARNISH-INTERIOR - 4", JENSEN	

VENTS, SHROUDS & ROOF COVERS

KEY	PART NUMBER	U/M DESCRIPTION
	083558-04-000	EA VENT-PLUMBING PIPE ROOF W/COVER - BUFF
	084616-06-000	EA SHROUD-RANGE HOOD VENT, PLASTIC - BUFF
	084878-09-000	EA VENT-RANGE HOOD, SHORT - LVS
	084073-05-000	EA COVER-ROOF VENT, REFRIGERATOR - BUFF - NORCOLD
	084073-04-000	EA BASE-ROOF VENT, REFRIGERATOR - BLACK - NORCOLD

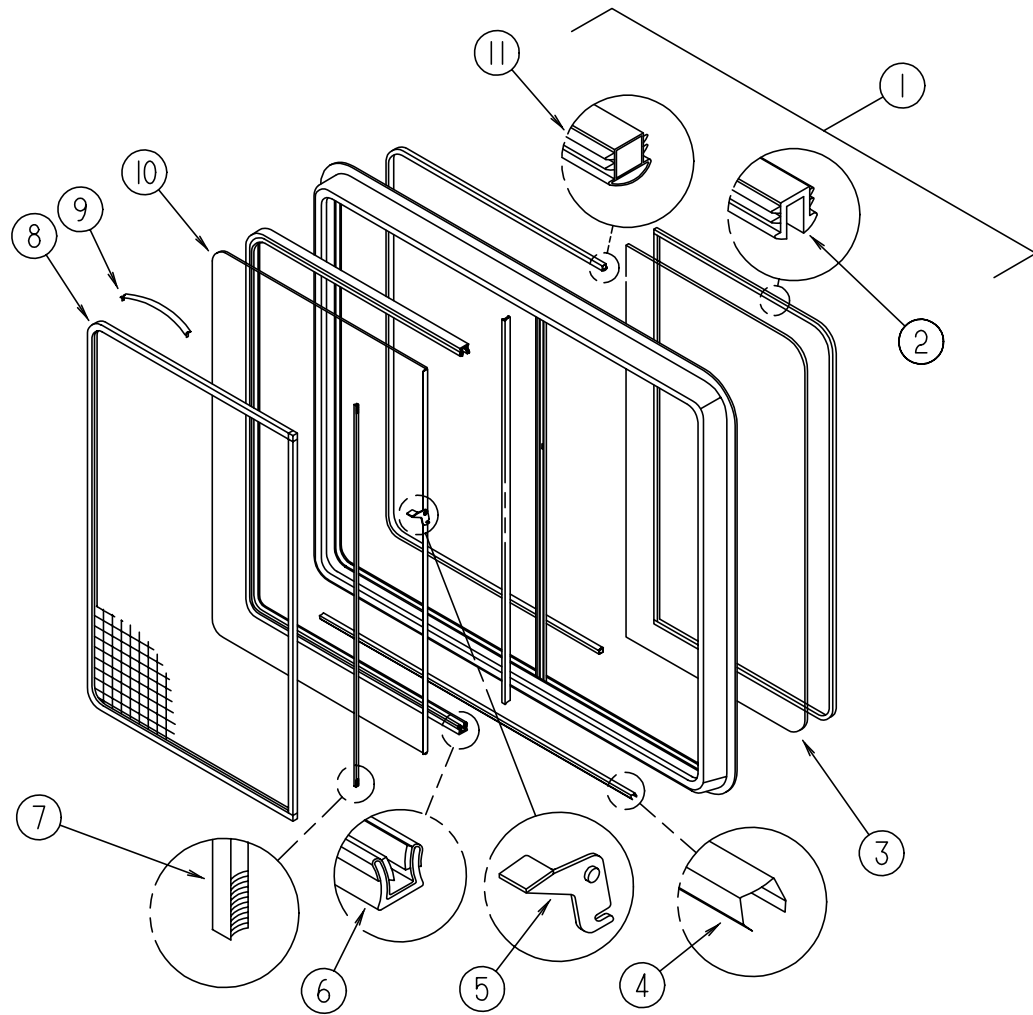
VENDOR NO.

7291
 JRP 1291B
 RP-1000B

 29-688-03

 RP-1031-B
 27-0164

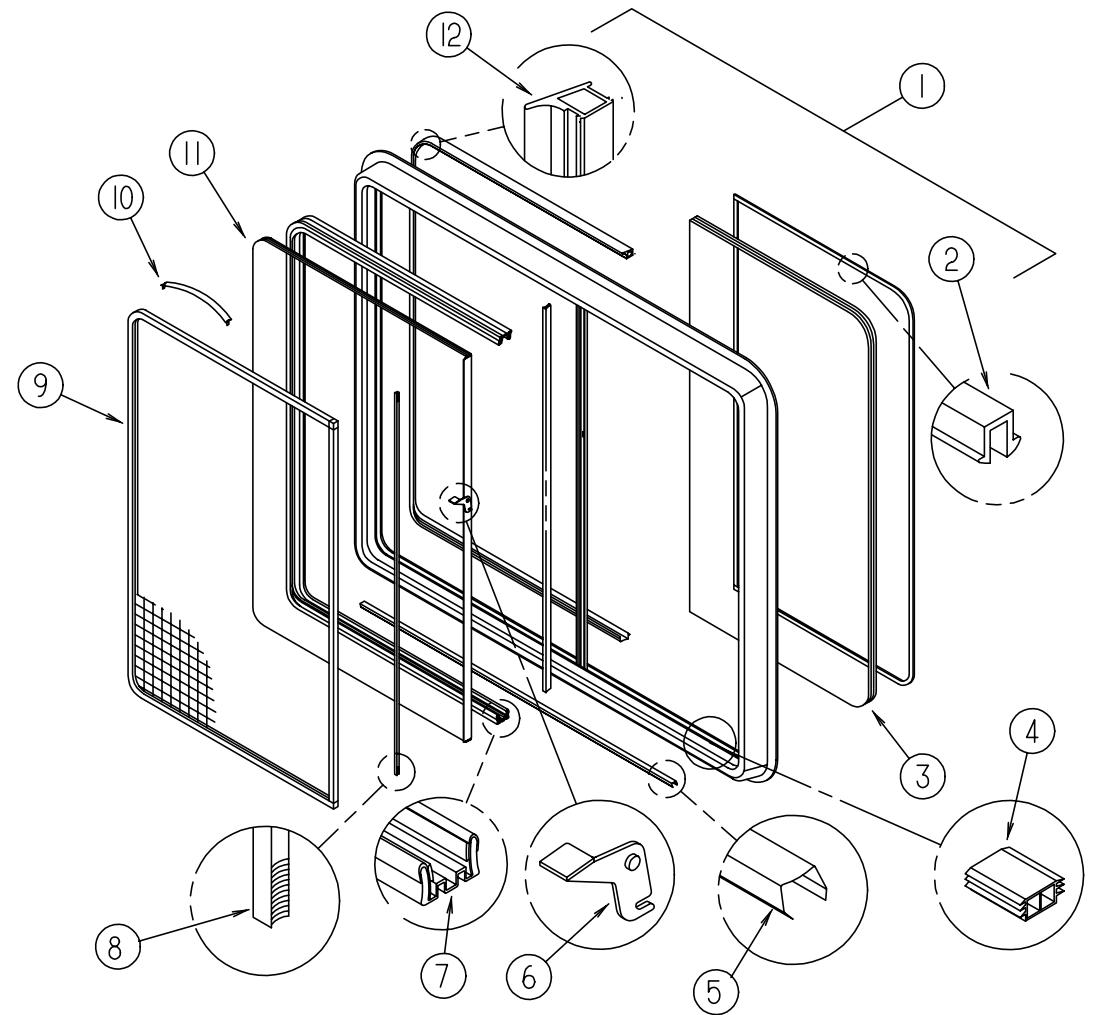
WINDOW, VENT & EXTERIOR DOOR GROUP (CONTINUED)



EXCEL GALLEY SINGLE SLIDING WINDOW

KEY	PART NUMBER	U/M DESCRIPTION	VENDOR NO.
	098647-34-01A	EA WINDOW-HORIZONTAL SLIDER, W/RETAINER - EXCEL H425-G2W66L	
	098647-33-701	EA RETAINER-TRIM, OFF WHITE - EXCEL	CW2966
1	098647-34-700	EA WINDOW-HORIZONTAL SLIDER, W/O RETAINER - EXCEL	H425-G2L
2	098644-01-705	FT STRIP-GLAZING - EXCEL	132-010231
3	098647-33-702	EA GLASS-STATIONARY - EXCEL	106-019297
4	098644-01-710	FT TRACK-SCREEN SPACER, 12' LENGTH - EXCEL	M401-31
5	098644-01-700	EA LATCH-REPAIR KIT, EXCEL	B801-CK
6	098644-01-708	FT CHANNEL-PIERCED RUN, EXCEL	122-016543
7	098644-01-711	FT WEATHERSTRIP-SCREEN BLACK - EXCEL	171-016965
8	098647-33-704	EA SCREEN W/SPRING & WEATHERSTRIP - EXCEL	410-019134
9	098644-01-713	EA SPRING-SCREEN FRAME (CLIP), PLASTIC - BLACK - EXCEL	226-016966
10	098647-33-703	EA GLASS-SLIDING, W/SASH & LATCH - EXCEL	H425-G9
11	098644-01-716	FT PLUG-FILLER, EXCEL	132-014470
	098644-01-706	FT WEATHERSTRIP, EXCEL	171-010668
	098644-01-717	FT SPLINE-SCREEN, EXCEL	132-004716
	098644-01-719	EA STOP-SLIDER GLASS, EXCEL	132-014203

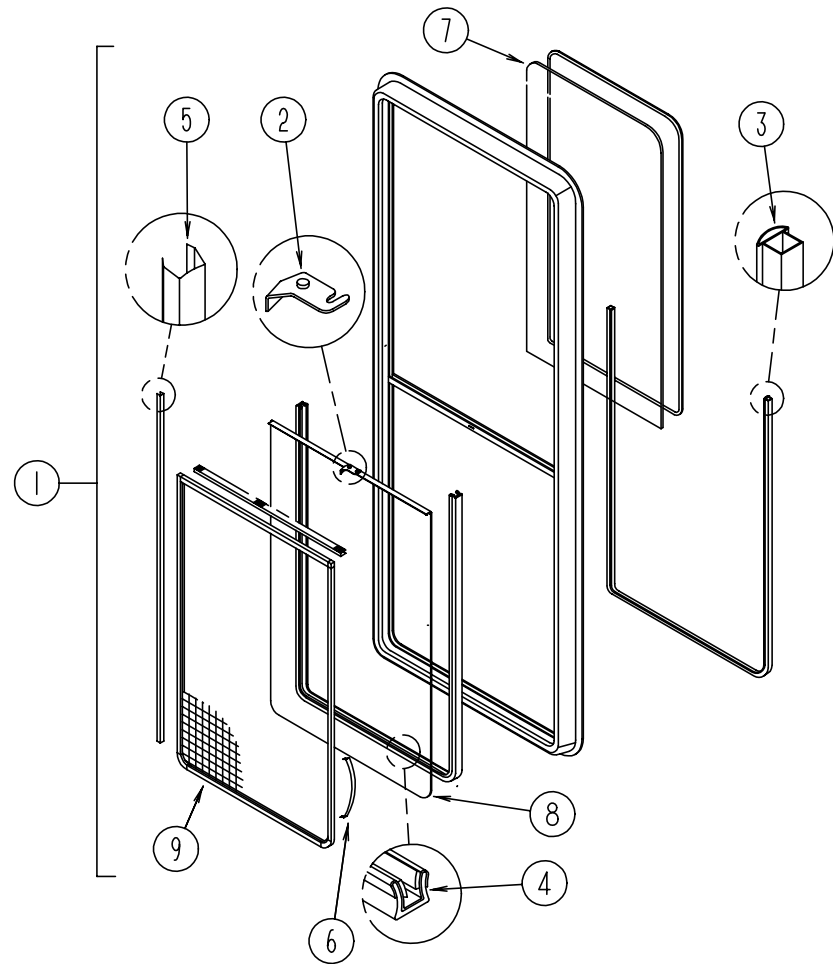
WINDOW, VENT & EXTERIOR DOOR GROUP (CONTINUED)



EXCEL GALLEY SINGLE SLIDING WINDOW - THERMOPANE WINDOW OPTION

KEY	PART NUMBER	U/M DESCRIPTION	VENDOR NO.
	112795-20-01A	EA WINDOW-SLIDING, W/RETAINER - EXCEL DC29-G2W66L	
	098647-31-701	EA RETAINER-TRIM, OFF WHITE	CW2966
1	112795-20-700	EA WINDOW-HORIZONTAL SLIDER, W/O RETAINER	DC29-G2L
2	112795-01-705	FT VINYL-GLAZING	132-019702
3	112795-19-701	EA GLASS-STATIONARY	390-019134
4	112795-01-701	EA SLIDE-STOP	132-019092
5	098644-01-710	FT TRACK-SCREEN SPACER, 12' LENGTH - EXCEL	M401-31
6	112795-01-700	EA LATCH ASM-BLACK - EXCEL	DH287-CK
7	112795-01-703	IN RUN CHANNEL - EXCEL	122-018736
8	098644-01-711	FT WEATHERSTRIP-SCREEN, BLACK - EXCEL	171-016965
9	098647-31-704	EA SCREEN W/SPRING & WEATHERSTRIP - EXCEL	410-019128
10	098644-01-713	EA CLIP-SPRING, BLACK PLASTIC	226-016966
11	112795-19-702	EA GLASS-SLIDING, W/SASH & LATCH	DC29-G9
12	112795-01-704	FT PLUG-FILLER (DOUBLE GLAZED)	122-018737

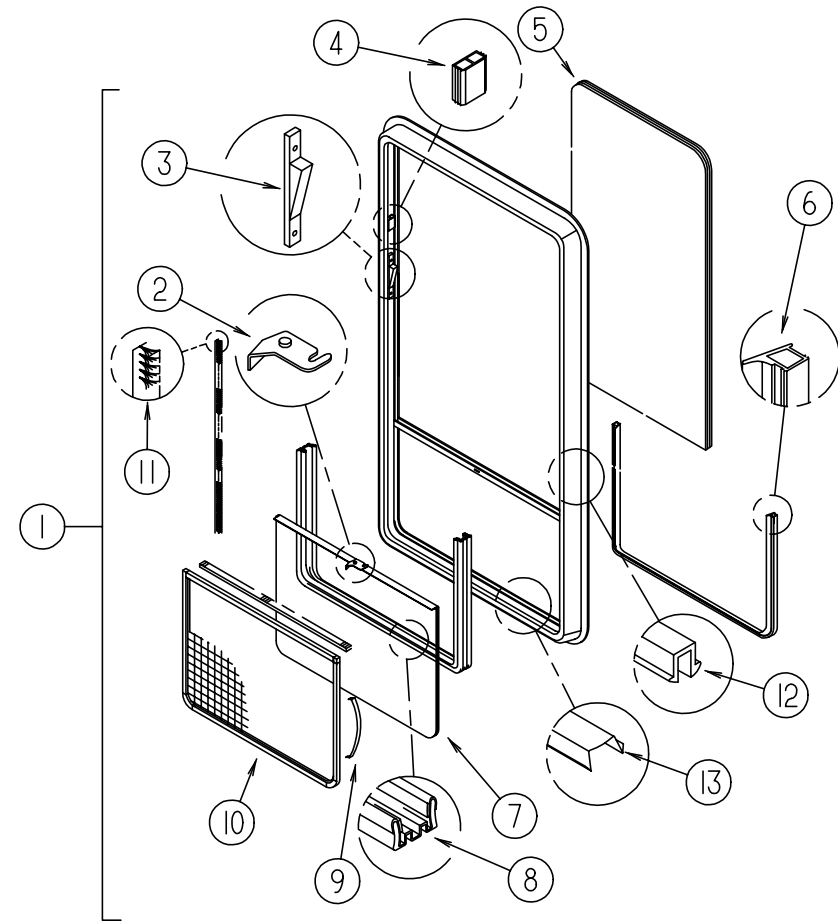
WINDOW, VENT & EXTERIOR DOOR GROUP (CONTINUED)



EXCEL SWIVEL CHAIR VERTICAL SLIDING WINDOW

KEY	PART NUMBER	U/M DESCRIPTION	VENDOR NO.
	098644-07-01A	EA WINDOW-VERTICAL SLIDER, W/RETAINER - EXCEL H170-G2W66	CW0266
	098644-07-701	EA RETAINER-TRIM, OFF WHITE - EXCEL	H170-G2
1	098644-07-700	EA WINDOW-VERTICAL SLIDER, W/O RETAINER - EXCEL	B801-CK
2	098644-01-700	EA LATCH-REPAIR KIT, EXCEL	171-010668
3	098644-01-706	FT WEATHERSTRIP, EXCEL	122-016543
4	098644-01-708	FT CHANNEL-PIERCED RUN, EXCEL	M401-31
5	098644-01-710	FT TRACK-SCREEN SPACER, 12' LENGTH - EXCEL	171-016965
	098644-01-711	FT WEATHERSTRIP-SCREEN, BLACK - EXCEL	226-016966
6	098644-01-713	EA SPRING-SCREEN FRAME (CLIP), PLASTIC - BLACK - EXCEL	132-010231
	098644-01-705	FT STRIP-GLAZING - EXCEL	132-014470
	098644-01-716	FT PLUG-FILLER, EXCEL	132-004716
	098644-01-717	FT SPLINE-SCREEN, EXCEL	132-014203
	098644-01-719	EA STOP-SLIDER GLASS, EXCEL	106-015777
7	098644-07-702	EA GLASS-STATIONARY - EXCEL	H170-G9
8	098644-07-703	EA GLASS-SLIDING, W/SASH & LATCH - EXCEL	410-018863
9	098644-07-704	EA SCREEN W/SPRING & WEATHERSTRIP - EXCEL	

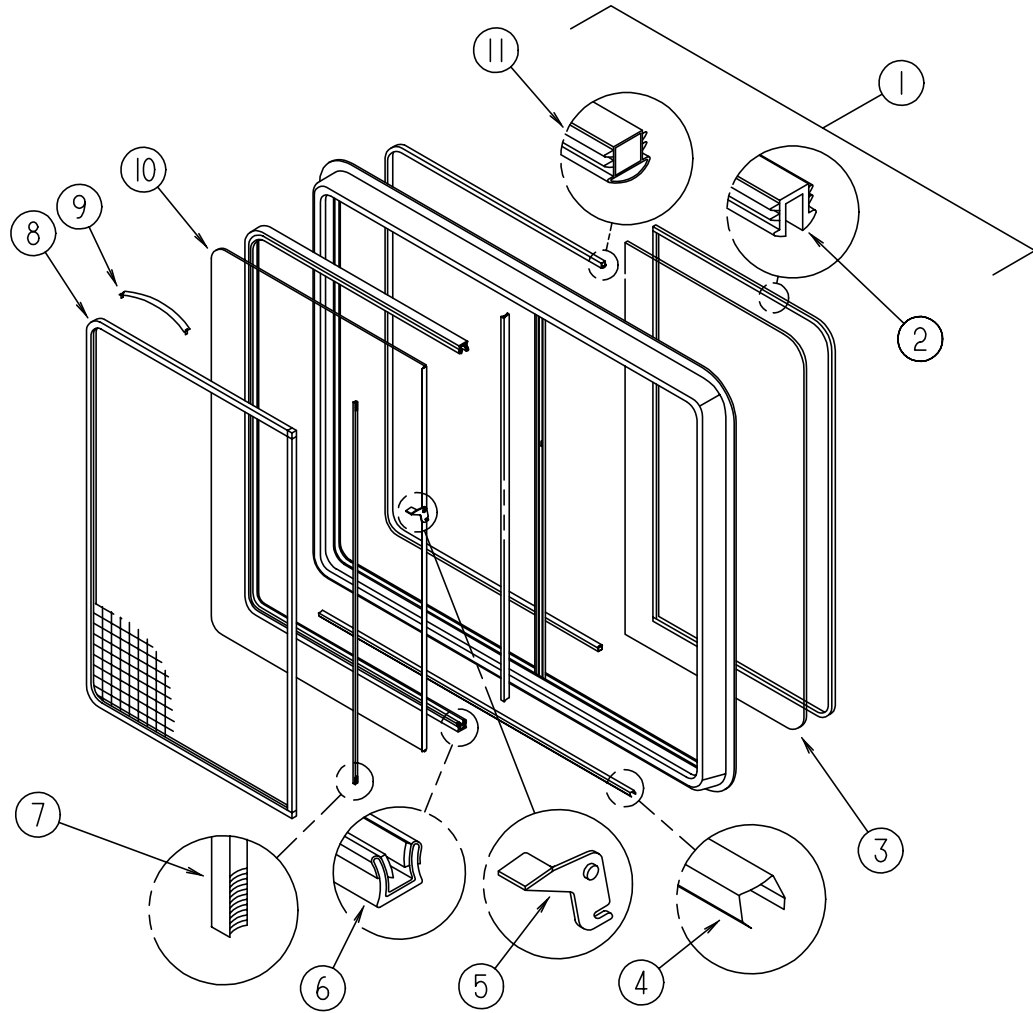
WINDOW, VENT & EXTERIOR DOOR GROUP (CONTINUED)



EXCEL SWIVEL CHAIR VERTICAL SLIDING WINDOW - THERMOPANE WINDOW OPTION

KEY	PART NUMBER	U/M DESCRIPTION	VENDOR NO.
	112898-04-01A	EA WINDOW-VERTICAL SLIDER, W/RETAINER - EXCEL DC02-G2W66	CW0266
	098644-07-701	EA RETAINER-TRIM, OFF WHITE - EXCEL	DC02-G2
1	112898-04-700	EA WINDOW-VERTICAL SLIDER, W/O RETAINER - EXCEL	DH287-CK
2	112795-01-700	EA LATCH ASM-BLACK - EXCEL	DH343-CK
3	112898-04-703	EA SASH LATCH KIT, RAISED - EXCEL	132-019092
4	112795-01-701	EA SLIDE-STOP - EXCEL	390-019130
5	112898-04-701	EA GLASS-STATIONARY - EXCEL	122-018737
6	112795-01-704	FT PLUG FILLER (DOUBLE GLAZED) - EXCEL	DC02-G9
7	112898-04-702	EA GLASS-SLIDING, W/SASH & LATCH - EXCEL	122-018736
8	112795-01-703	IN RUN CHANNEL - EXCEL	226-016966
9	098644-01-713	EA SPRING-SCREEN FRAME (CLIP), PLASTIC - BLACK - EXCEL	410-018863
10	098644-07-704	EA SCREEN W/SPRING & WEATHERSTRIP - EXCEL	171-016965
11	098644-01-711	FT WEATHERSTRIP-SCREEN, BLACK - EXCEL	132-019702
12	112795-01-705	FT VINYL-GLAZING - EXCEL	132-017135
13	098644-01-710	FT TRACK-SCREEN SPACER, 12'	

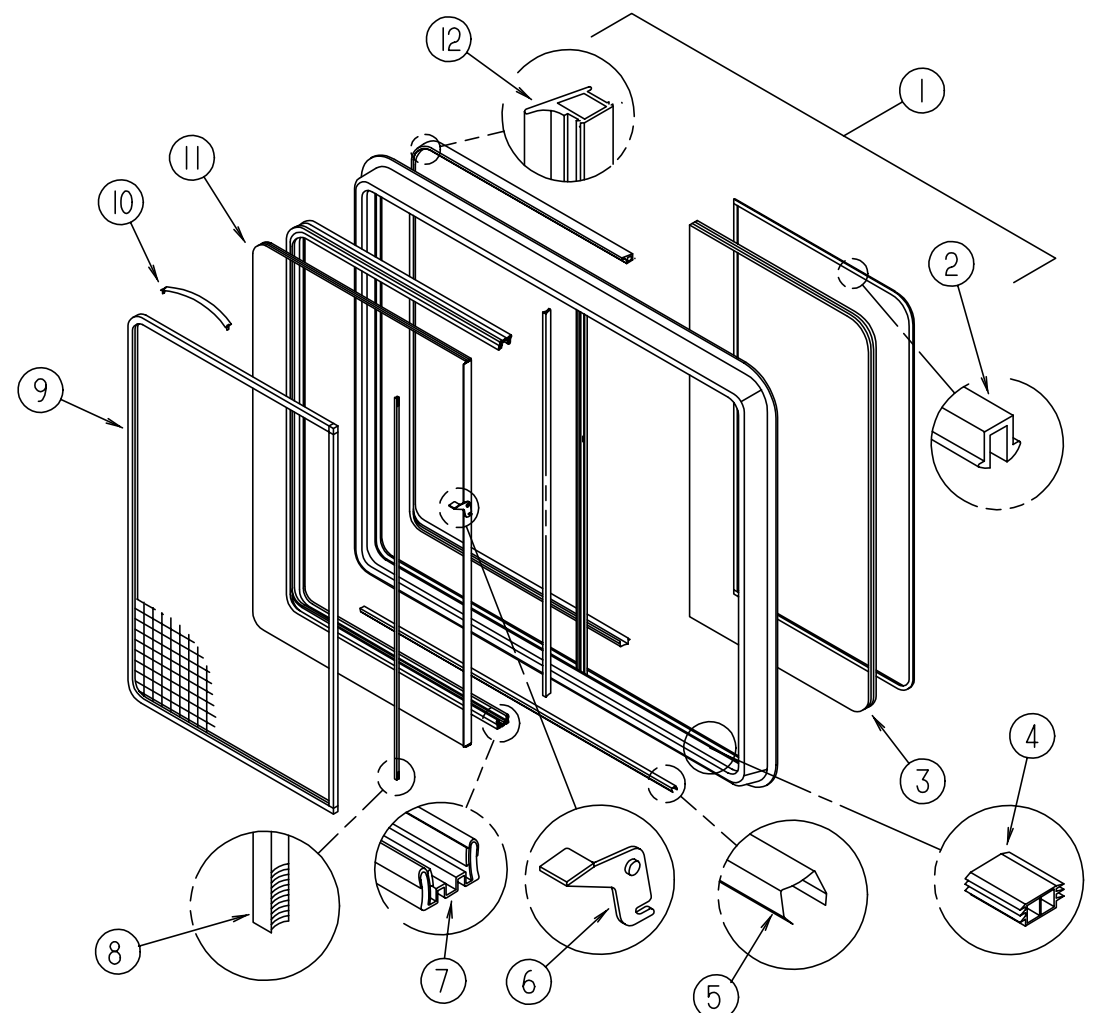
WINDOW, VENT & EXTERIOR DOOR GROUP (CONTINUED)



EXCEL DINNETTE SINGLE SLIDING WINDOW

KEY	PART NUMBER	U/M DESCRIPTION	VENDOR NO.
	098647-23-01A	EA WINDOW-HORIZONTAL SLIDER, W/RETAINER - EXCEL H287-G2W66R	
	098647-23-702	EA RETAINER-TRIM, OFF WHITE - EXCEL	W28766
1	098647-23-701	EA WINDOW-HORIZONTAL SLIDER, W/O RETAINER - EXCEL	H287-G2R
2	098644-01-705	FT STRIP-GLAZING - EXCEL	132-010231
3	098647-23-703	EA GLASS-STATIONARY - EXCEL	106-017622
4	098644-01-710	FT TRACK-SCREEN SPACER, 12' LENGTH - EXCEL	M401-31
5	098644-01-700	EA LATCH-REPAIR KIT, EXCEL	B801-CK
6	098644-01-708	FT CHANNEL-PIERCED RUN, EXCEL	122-016543
7	098644-01-711	FT WEATHERSTRIP-SCREEN BLACK - EXCEL	171-016965
8	098647-23-704	EA SCREEN W/SPRING & WEATHERSTRIP - EXCEL	410-019066
9	098644-01-713	EA SPRING-SCREEN FRAME (CLIP), PLASTIC - BLACK - EXCEL	226-016966
10	098647-23-700	EA GLASS-SLIDING, W/SASH & LATCH - EXCEL	H287-G9
11	098644-01-716	FT PLUG-FILLER, EXCEL	132-014470
	098644-01-706	FT WEATHERSTRIP, EXCEL	171-010668
	098644-01-717	FT SPLINE-SCREEN, EXCEL	132-004716
	098644-01-719	EA STOP-SLIDER GLASS, EXCEL	132-014203

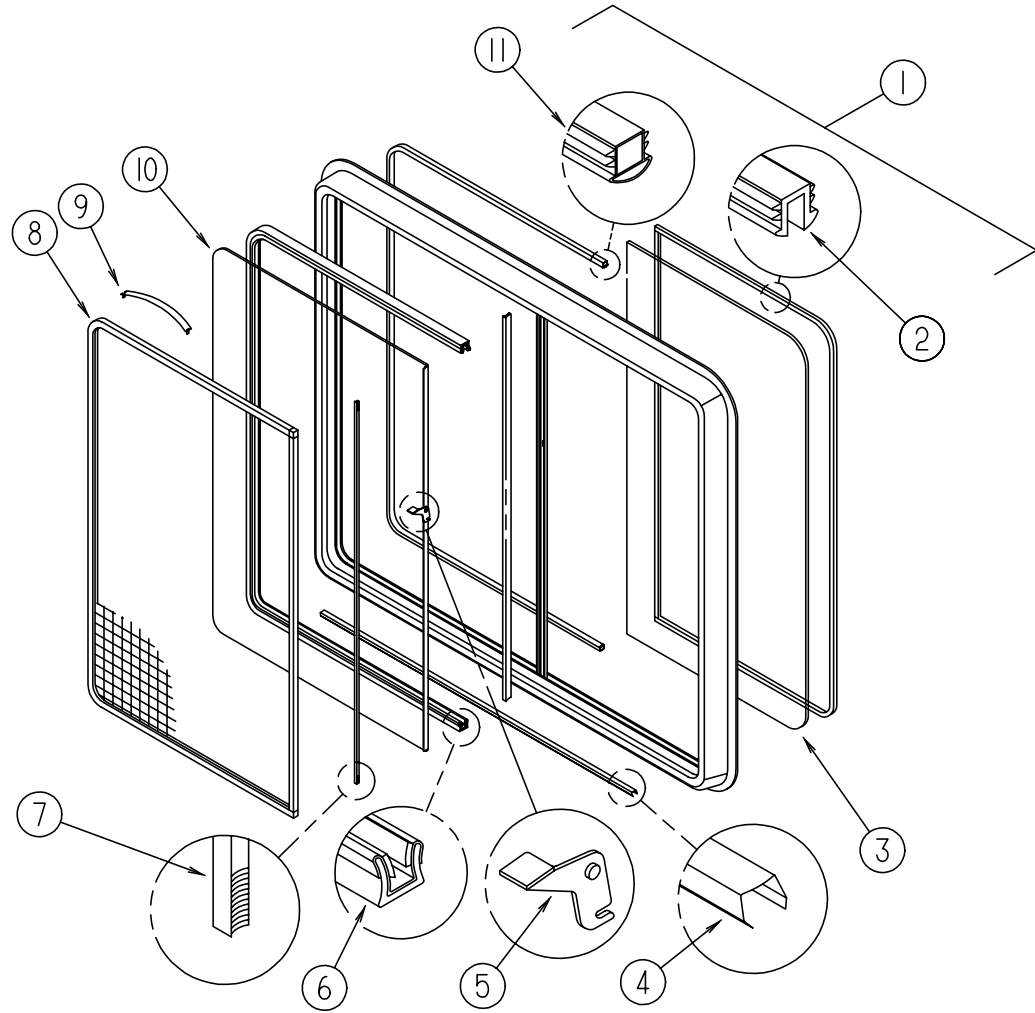
WINDOW, VENT & EXTERIOR DOOR GROUP (CONTINUED)



EXCEL DINNETTE SINGLE SLIDING WINDOW - THERMOPANE WINDOW OPTION

KEY	PART NUMBER	U/M DESCRIPTION	VENDOR NO.
	112795-16-01A	EA WINDOW-HORIZONTAL SLIDER, W/RETAINER - EXCEL DH287-G2W66R	
	098647-23-702	EA RETAINER-TRIM, OFF WHITE - EXCEL	W28766
1	112795-16-700	EA WINDOW-HORIZONTAL SLIDER, W/O RETAINER - EXCEL	DH287-G2R
2	112795-01-705	FT VINYL-GLAZING - EXCEL	132-019702
3	112795-15-701	EA GLASS-STATIONARY - EXCEL	390-019045
4	112795-01-701	EA SLIDE-STOP - EXCEL	132-019092
5	098644-01-710	FT TRACK-SCREEN SPACER, 12' LENGTH - EXCEL	M401-31
6	112795-01-700	EA LATCH ASM-BLACK - EXCEL	DH287-CK
7	112795-01-703	IN RUN CHANNEL - EXCEL	122-018736
8	098644-01-711	FT WEATHERSTRIP-SCREEN, BLACK - EXCEL	171-016965
9	098647-23-704	EA SCREEN W/SPRING & WEATHERSTRIP - EXCEL	410-019066
10	098644-01-713	EA SPRING-SCREEN FRAME (CLIP), PLASTIC - BLACK - EXCEL	226-016966
11	112795-15-702	EA GLASS-SLIDING, W/SASH & LATCH - EXCEL	DH287-G9
12	112795-01-704	FT PLUG FILLER (DOUBLE GLAZED) - EXCEL	122-018737

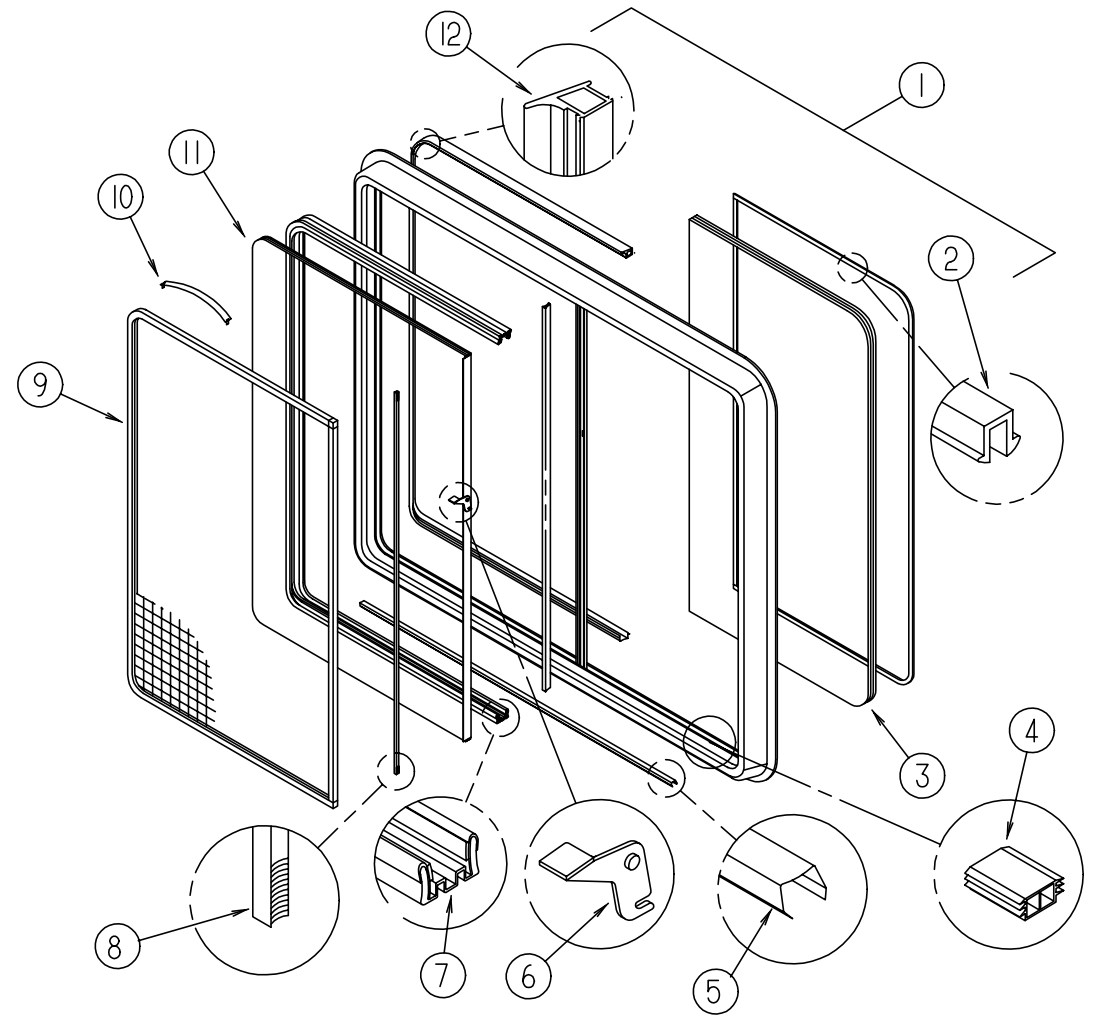
WINDOW, VENT & EXTERIOR DOOR GROUP (CONTINUED)



EXCEL COUCH SINGLE SLIDING WINDOW

KEY	PART NUMBER	U/M DESCRIPTION	VENDOR NO.
	098647-22-01A	EA WINDOW-HORIZONTAL SLIDER, W/RETAINER - EXCEL H287-G2W66L	
	098647-23-702	EA RETAINER-TRIM, OFF WHITE - EXCEL W28766	
1	098647-22-700	EA WINDOW-HORIZONTAL SLIDER, W/O RETAINER - EXCEL H287-G2L	
2	098644-01-705	FT STRIP-GLAZING - EXCEL	132-010231
3	098647-23-703	EA GLASS-STATIONARY - EXCEL	106-017622
4	098644-01-710	FT TRACK-SCREEN SPACER, 12' LENGTH - EXCEL	M401-31
5	098644-01-700	EA LATCH-REPAIR KIT, EXCEL	B801-CK
6	098644-01-708	FT CHANNEL-PIERCED RUN, EXCEL	122-016543
7	098644-01-711	FT WEATHERSTRIP-SCREEN BLACK - EXCEL	171-016965
8	098647-23-704	EA SCREEN W/SPRING & WEATHERSTRIP - EXCEL	410-019066
9	098644-01-713	EA SPRING-SCREEN FRAME (CLIP), PLASTIC - BLACK - EXCEL	226-016966
10	098647-23-700	EA GLASS-SLIDING, W/SASH & LATCH - EXCEL	H287-G9
11	098644-01-716	FT PLUG-FILLER, EXCEL	132-014470
	098644-01-706	FT WEATHERSTRIP, EXCEL	171-010668
	098644-01-717	FT SPLINE-SCREEN - EXCEL	132-004716
	098644-01-719	EA STOP-SLIDER GLASS, EXCEL	132-014203

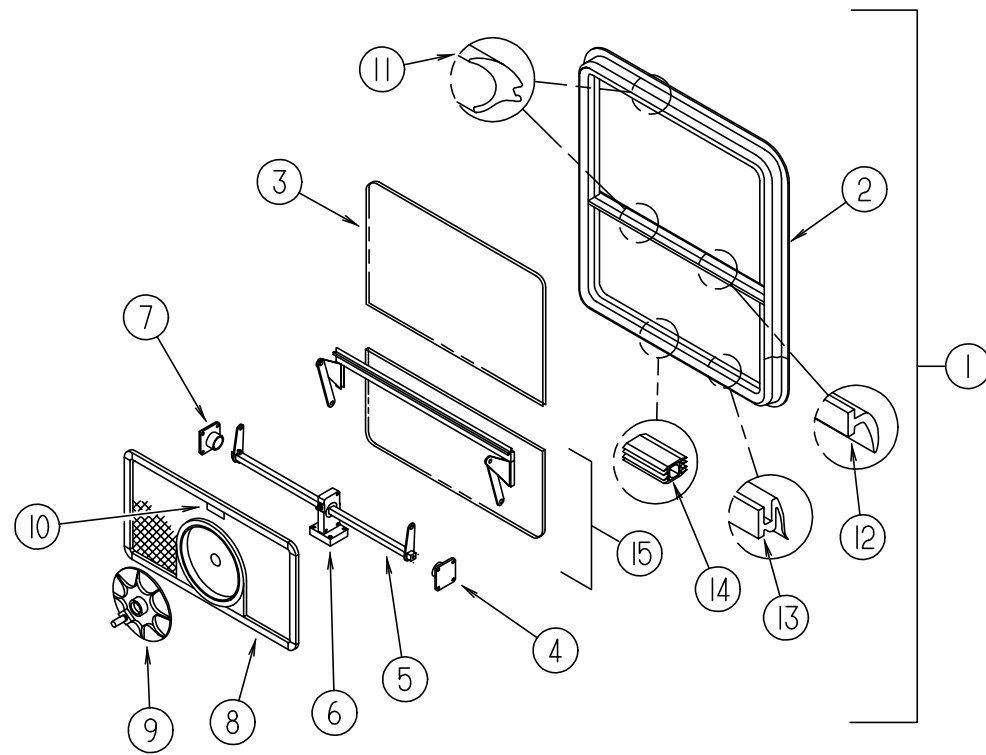
WINDOW, VENT & EXTERIOR DOOR GROUP (CONTINUED)



EXCEL COUCH SINGLE SLIDING WINDOW - THERMOPANE WINDOW OPTION

KEY	PART NUMBER	U/M DESCRIPTION	VENDOR NO.
	112795-15-01A	EA WINDOW-HORIZONTAL SLIDER, W/RETAINER - EXCEL DH287-G2W66L	
	098647-23-702	EA RETAINER-TRIM, OFF WHITE - EXCEL	W28766
1	112795-15-700	EA WINDOW-HORIZONTAL SLIDER, W/O RETAINER - EXCEL	DH287-G2L
2	112795-01-705	FT VINYL-GLAZING	132-019702
3	112795-15-701	EA GLASS-STATIONARY - EXCEL	390-019045
4	112795-01-701	FT SLIDE-STOP - EXCEL	132-019092
5	098644-01-710	FT TRACK-SCREEN SPACER, 12' LENGTH - EXCEL	M401-31
6	112795-01-700	EA LATCH ASM-BLACK - EXCEL	DH287-CK
7	112795-01-703	IN RUN CHANNEL - EXCEL	122-018736
8	098644-01-711	FT WEATHERSTRIP-SCREEN, BLACK - EXCEL	171-016965
9	098647-23-704	EA SCREEN W/SPRING & WEATHERSTRIP - EXCEL	410-019066
10	098644-01-713	EA SPRING-SCREEN FRAME (CLIP), PLASTIC - BLACK - EXCEL	226-016966
11	112795-15-702	EA GLASS-SLIDING, W/SASH & LATCH - EXCEL	DH287-G9
12	112795-01-704	FT PLUG FILLER (DOUBLE GLAZED) - EXCEL	122-018737

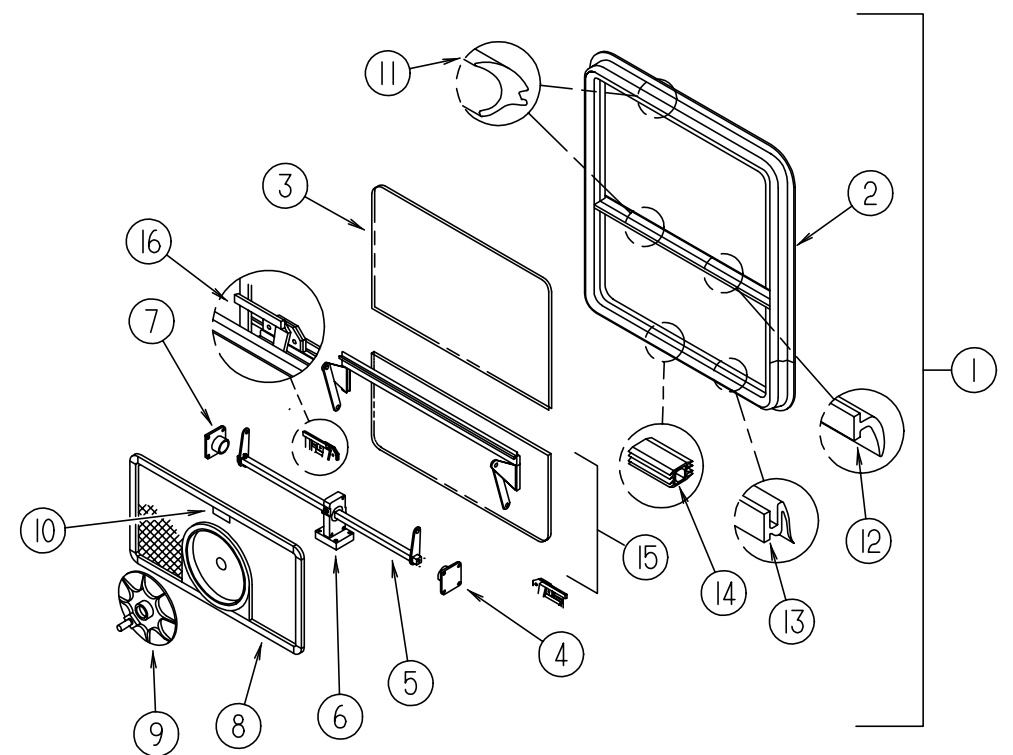
WINDOW, VENT & EXTERIOR DOOR GROUP (CONTINUED)



EXCEL BEDROOM TIPOUT WINDOW - PASSENGER SIDE

KEY	PART NUMBER	U/M DESCRIPTION	VENDOR NO.
1	112463-01-01A	EA WINDOW - TIPOUT, W/RETAINER - 36" X 27" - EXCEL CH81-G2W59	
2	112463-01-701	EA WINDOW W/O TRIM	CH81-G2
	112463-01-702	EA RETAINER - TRIM	CW81-59
3	112463-01-700	EA GLASS-STATIONARY	106-018807
	100322-01-704	EA TAPE-BUTYL, WINDOW - EXCEL	154-016083
4	100322-01-714	EA SUPPORT-TORQUE BAR, LH	130-015978
5	112463-01-704	EA OPERATOR & BAR ASSEMBLY	CH78-18
6	100322-01-716	EA SUPPORT-TORQUE BAR, CENTER RAIL	130-015980
7	100322-01-715	EA SUPPORT-TORQUE BAR, RH	130-015979
8	112463-01-705	EA SCREEN ASM., W/SEAL & CLIPS	410-018811
9	100322-01-718	EA HANDLE-DIAL	410-016081
10	112519-01-706	EA CLIP-SCREEN	CH21-50
11	100322-01-703	FT VINYL-GLAZING, BUTYL	132-010723
12	100322-01-702	FT WEATHERSTRIP-HORIZONTAL RAIL - EXCEL	132-015976
13	100322-01-701	FT SEAL-VENT, WINDOW - EXCEL	122-016071
14	098644-01-716	EA PLUG-FILLER, EXCEL	132-014470
15	112463-01-703	EA VENT ASSEMBLY	CH81-G9
	100322-01-717	EA E-RING, WINDOW - EXCEL	245-015975

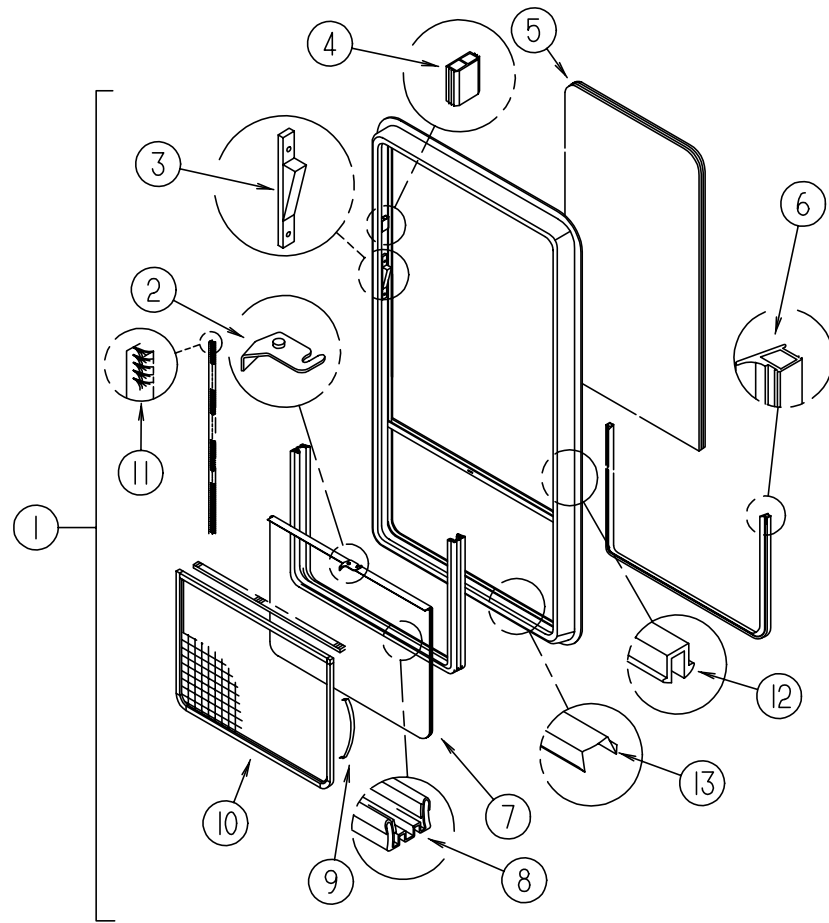
WINDOW, VENT & EXTERIOR DOOR GROUP (CONTINUED)



EXCEL BEDROOM TIPOUT/ESCAPE WINDOW - DRIVER SIDE

KEY	PART NUMBER	U/M DESCRIPTION	VENDOR NO.
1	112463-02-01A	EA WINDOW-TIPOUT/ESCAPE W/RETAINER TRIM - 36" X 27", EXCEL CH82-G2W59	
2	112463-02-700	EA WINDOW W/O TRIM	CH82-G2
	112463-02-701	EA RETAINER - TRIM	CW82-59
3	112463-02-702	EA GLASS-STATIONARY	106-018809
	100322-01-704	EA TAPE-BUTYL, WINDOW - EXCEL	154-016083
4	100322-01-714	EA SUPPORT-TORQUE BAR, LH	130-015978
5	112463-02-704	EA OPERATOR & BAR ASSEMBLY	CH82-18
6	100322-01-716	EA SUPPORT-TORQUE BAR, CENTER RAIL	130-015980
7	100322-01-715	EA SUPPORT-TORQUE BAR, RH	130-015979
8	112463-02-705	EA SCREEN ASM., W/SEAL & CLIPS	410-018812
9	100322-01-718	EA HANDLE-DIAL	410-016081
10	112519-01-706	EA CLIP-SCREEN	CH21-50
11	100322-01-703	FT VINYL-GLAZING, BUTYL	132-010723
12	100322-01-702	FT WEATHERSTRIP-HORIZONTAL RAIL - EXCEL	132-015976
13	100322-01-701	FT SEAL-VENT, WINDOW - EXCEL	122-016071
14	098644-01-716	EA PLUG-FILLER, EXCEL	132-014470
15	112463-02-703	EA VENT ASSEMBLY	CH82-G9
16	112898-06-705	EA HANDLE-LATCH, RED - LH	182-11294
	112898-06-704	EA HANDLE-LATCH, RED - RH	182-11293
	100322-01-717	EA E-RING, WINDOW - EXCEL	245-015975

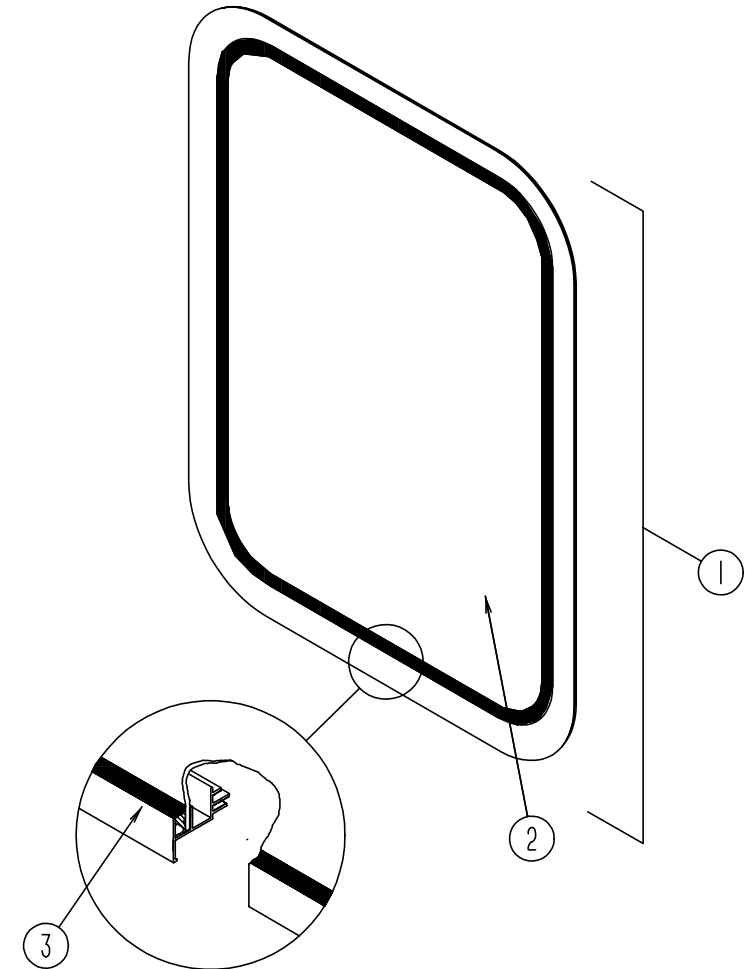
WINDOW, VENT & EXTERIOR DOOR GROUP (CONTINUED)



EXCEL BEDROOM VERTICAL SLIDER WINDOWS - THERMOPANE WINDOW OPTION

KEY	PART NUMBER	U/M DESCRIPTION	VENDOR NO.
	112898-09-01A	EA WINDOW-VERTICAL SLIDER/ESCAPE, 36" X 27" - EXCEL DH436-G2W64L DRIVER SIDE	
	112898-08-01A	EA WINDOW-VERTICAL SLIDER - 36" X 27" - EXCEL DH435-G2W66R PASSENGER SIDE	
	112898-09-701	EA RETAINER-TRIM, OFF WHITE - DRIVER SIDE - EXCEL	W436-64
	112898-08-701	EA RETAINER-TRIM, OFF WHITE - PASSENGER SIDE - EXCEL	W435-66
1	112898-09-700	EA WINDOW-VERTICAL SLIDER, W/O RETAINER - DRIVER SIDE - EXCEL DH436-G2	
1	112898-08-700	EA WINDOW-VERTICAL SLIDER, W/O RETAINER - PASS SIDE - EXCEL DH435-G2R	
2	112795-01-700	EA LATCH ASM-BLACK - EXCEL	DH287-CK
3	112898-04-703	EA SASH LATCH KIT, RAISED - EXCEL	DH343-CK
4	112795-01-701	EA SLIDE-STOP - EXCEL	132-019092
5	112898-09-702	EA GLASS-STATIONARY - DRIVER SIDE - EXCEL	390-019464
5	112898-08-702	EA GLASS-STATIONARY - PASSENGER SIDE - EXCEL	390-019462
6	112795-01-704	FT PLUG FILLER (DOUBLE GLAZED) - EXCEL	122-018737
7	112898-09-703	EA GLASS-SLIDING, W/SASH & LATCH - DRIVER SIDE - EXCEL	DH436-G9
7	112898-08-703	EA GLASS-SLIDING, W/SASH & LATCH - PASSENGER SIDE - EXCEL	DH435-G9
8	112795-01-703	IN RUN CHANNEL - EXCEL	122-018736
9	098644-01-713	EA SPRING-SCREEN FRAME (CLIP), PLASTIC - BLACK - EXCEL	226-016966
10	098644-09-704	EA SCREEN W/SPRING & WEATHERSTRIP - DRIVER SIDE - EXCEL	410-019474
10	098644-08-704	EA SCREEN W/SPRING & WEATHERSTRIP - PASSENGER SIDE - EXCEL	410-019473
11	098644-01-711	FT WEATHERSTRIP-SCREEN, BLACK - EXCEL	171-016965
12	112795-01-705	FT VINYL-GLAZING - EXCEL	132-019702
13	098644-01-710	FT TRACK-SCREEN SPACER, 12'	132-017135
	112898-06-704	EA HANDLE-LATCH, RED - RH - DRIVER SIDE - EXCEL	182-11293
	112898-06-705	EA HANDLE-LATCH, RED - LH - DRIVER SIDE - EXCEL	182-11294

WINDOW, VENT & EXTERIOR DOOR GROUP (CONTINUED)



ENTRANCE DOOR WINDOW

KEY	PART NUMBER	U/M DESCRIPTION	VENDOR NO.
	117054-02-01A	EA RETAINER-TRIM, ENTRY DOOR WINDOW - OFF WHITE	
1	117053-02-F36	EA WINDOW-PICTURE, W/O RETAINER	
2	002181-25-000	EA GLASS-PICTURE WINDOW, 655 MM X 417 MM	
3	087561-01-000	FT SEAL-GLASS, EXTERIOR - .5" WIDE - VINYL - BLACK	

KEY	PART NUMBER	U/M DESCRIPTION	VENDOR NO.
	113733-01-01A	EA WINDOW ASM-PICTURE, W/RETAINER - EXCEL DH416-G2W66	
	113733-01-700	EA WINDOW-PICTURE, W/O RETAINER - EXCEL	DH416-G2
	113733-01-701	EA RETAINER-TRIM, ENTRY DOOR WINDOW - EXCEL	W41666
	113733-01-702	EA GLASS-STATIONARY - EXCEL	390-019187
	112795-01-705	FT VINYL-GLAZING	132-019702

EXCEL ENTRANCE DOOR WINDOW - THERMOPANE WINDOW OPTION

WINDOW, VENT & EXTERIOR DOOR GROUP (CONTINUED)
EXCEL FRONT SLANT WINDOW - DRIVERS SIDE - DRIVER DOOR

KEY	PART NUMBER	U/M DESCRIPTION	VENDOR NO.
	106468-02-01A	EA WINDOW-FRONT SLANT, W/RETAINER - EXCEL H383-A2B27L	
	100322-01-703	FT STRIP-GLAZING, BUTYL - EXCEL	132-010723
	106468-02-701	EA RETAINER-TRIM - EXCEL	H383-27L
	106468-02-702	EA GLASS-STATIONARY - EXCEL	106-018740

EXCEL FRONT SLANT WINDOW - DRIVERS SIDE - DRIVER DOOR & THERMOPANE WINDOW OPTION

KEY	PART NUMBER	U/M DESCRIPTION	VENDOR NO.
	115999-02-01A	EA WINDOW-FRONT SLANT, W/RETAINERS - EXCEL	
	115999-01-701	EA RETAINER-TRIM - EXCEL	H358-27L
	115999-02-700	EA RETAINER-TRIM RAIL, REAR - EXCEL	H383-41L
	115999-03-701	EA GLASS-STATIONARY - EXCEL	390-019550
	116000-01-704	FT STRIP-GLAZING, VINYL- EXCEL	132-018161

EXCEL VISTA WINDOW - DRIVERS SIDE - DRIVER DOOR & THERMOPANE WINDOW OPTION

KEY	PART NUMBER	U/M DESCRIPTION	VENDOR NO.
	116000-05-01A	EA WINDOW-VISTA, W/RETAINERS - EXCEL	
	116000-01-704	FT STRIP-GLAZING, VINYL- EXCEL	132-018161
	116000-04-701	EA RETAINER-TRIM RAIL, TOP/REAR - EXCEL	H382-41L
	116000-04-702	EA RETAINER-TRIM RAIL, FRONT - EXCEL	H382-42L
	116000-04-703	EA RETAINER-TRIM RAIL, BOTTOM - EXCEL	H382-43L
	116000-05-700	EA GLASS-STATIONARY - EXCEL	390-019688

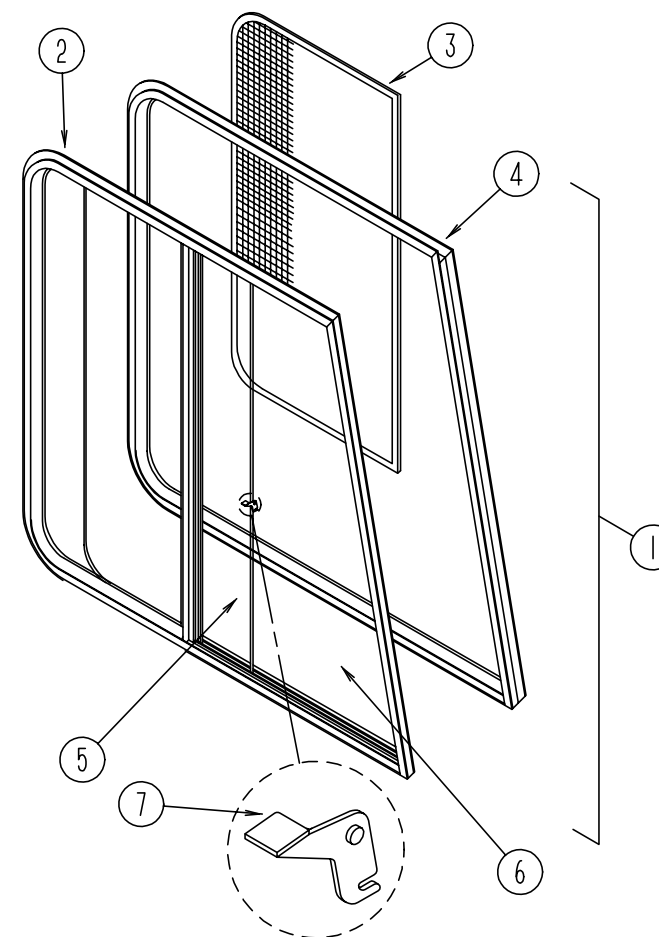
EXCEL CAB WINDOW - DRIVER SIDE - THERMOPANE WINDOW OPTION

KEY	PART NUMBER	U/M DESCRIPTION	VENDOR NO.
	113501-03-01A	EA WINDOW-CAB, SINGLE SLIDER - W/RETAINER - EXCEL DH405-A2B66	
	103658-09-702	EA RETAINER-TRIM, EXCEL	H37366L & H37376L
	113501-03-700	EA WINDOW-SINGLE SLIDER, W/O RETAINER - EXCEL	DH405-A2L
	098644-01-711	FT WEATHERSTRIP-SCREEN, BLACK - EXCEL	171-016965
	098644-01-713	EA CLIP-SPRING, BLACK PLASTIC - EXCEL	226-016966
	098644-01-717	FT SPLINE-SCREEN	132-004716
	103658-09-705	EA SCREEN ASSEMBLY - EXCEL	410-018973L
	112795-01-700	EA LATCH ASM, BLACK - EXCEL	DH287-CK
	112795-01-701	EA SLIDE-STOP - EXCEL	132-019092
	112795-01-703	IN CHANNEL-RUN - EXCEL	122-018736
	112795-01-704	FT PLUG FILLER (DOUBLE GLAZED) - EXCEL	122-018737
	112795-01-705	FT VINYL-GLAZING - EXCEL	132-019702
	112898-04-703	EA SASH LATCH KIT, RAISED - EXCEL	DH343-CK
	113501-03-701	EA GLASS-STATIONARY - EXCEL	390-019397L
	113501-03-702	EA GLASS-SLIDE ASSEMBLY - EXCEL	DH405-A9L

EXCEL CAB WINDOW - PASSENGER SIDE - THERMOPANE WINDOW OPTION

KEY	PART NUMBER	U/M DESCRIPTION	VENDOR NO.
	113501-04-01A	EA WINDOW-CAB, SINGLE SLIDER - W/RETAINER - EXCEL DH405-A2B66	
	103658-10-701	EA RETAINER-TRIM, EXCEL	H37366R & H37376R
	113501-04-700	EA WINDOW-SINGLE SLIDER, W/O RETAINER - EXCEL	DH405-A2R
	113501-04-701	EA GLASS-STATIONARY - EXCEL	390-019395R
	113501-04-702	EA GLASS-SLIDING, W/SASH & LATCH - EXCEL	DH405-A9R
	103658-10-704	EA SCREEN W/SPRING & WEATHERSTRIP - EXCEL	410-018973R
	098644-01-711	FT WEATHERSTRIP-SCREEN, BLACK - EXCEL	171-016965
	098644-01-713	EA CLIP-SPRING, BLACK PLASTIC - EXCEL	226-016966
	098644-01-717	FT SPLINE-SCREEN	132-004716
	112795-01-700	EA LATCH ASM., BLACK - EXCEL	DH287-CK
	112795-01-701	EA SLIDE-STOP - EXCEL	132-019092
	112795-01-703	IN CHANNEL-RUN - EXCEL	122-018736
	112795-01-704	FT PLUG FILLER (DOUBLE GLAZED) - EXCEL	122-018737
	112795-01-705	FT VINYL-GLAZING - EXCEL	132-019702
	112898-04-703	EA SASH LATCH KIT, RAISED - EXCEL	DH343-CK

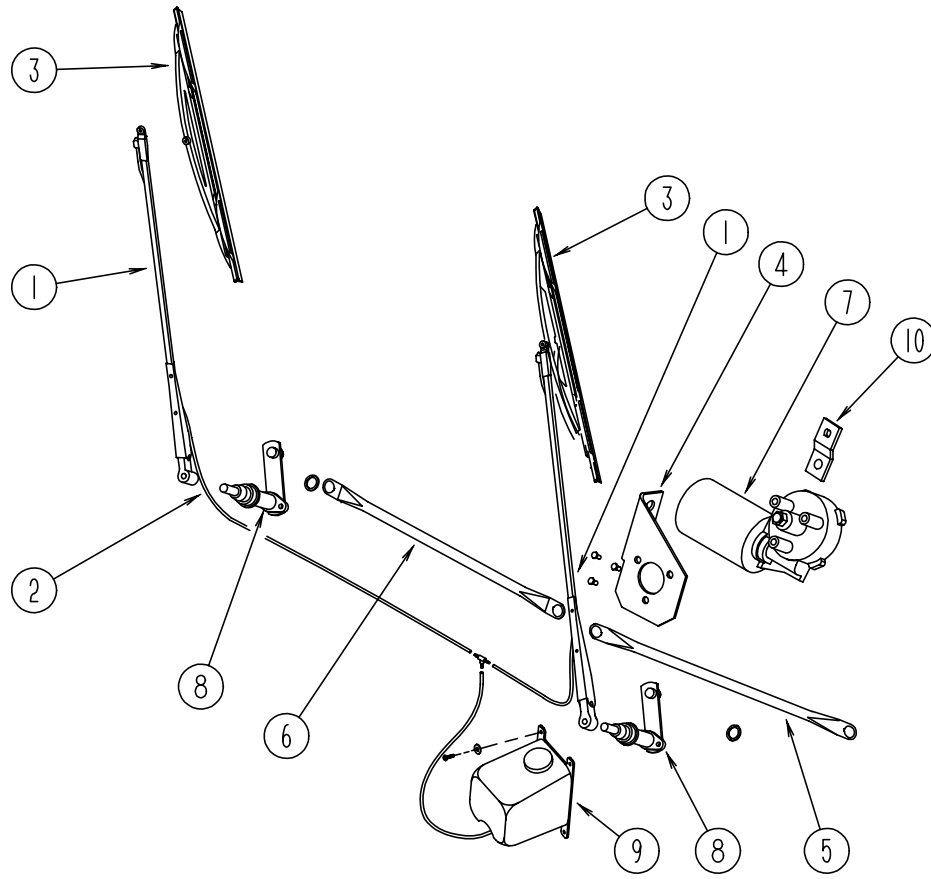
WINDOW, VENT & EXTERIOR DOOR GROUP (CONTINUED)



EXCEL CAB WINDOWS

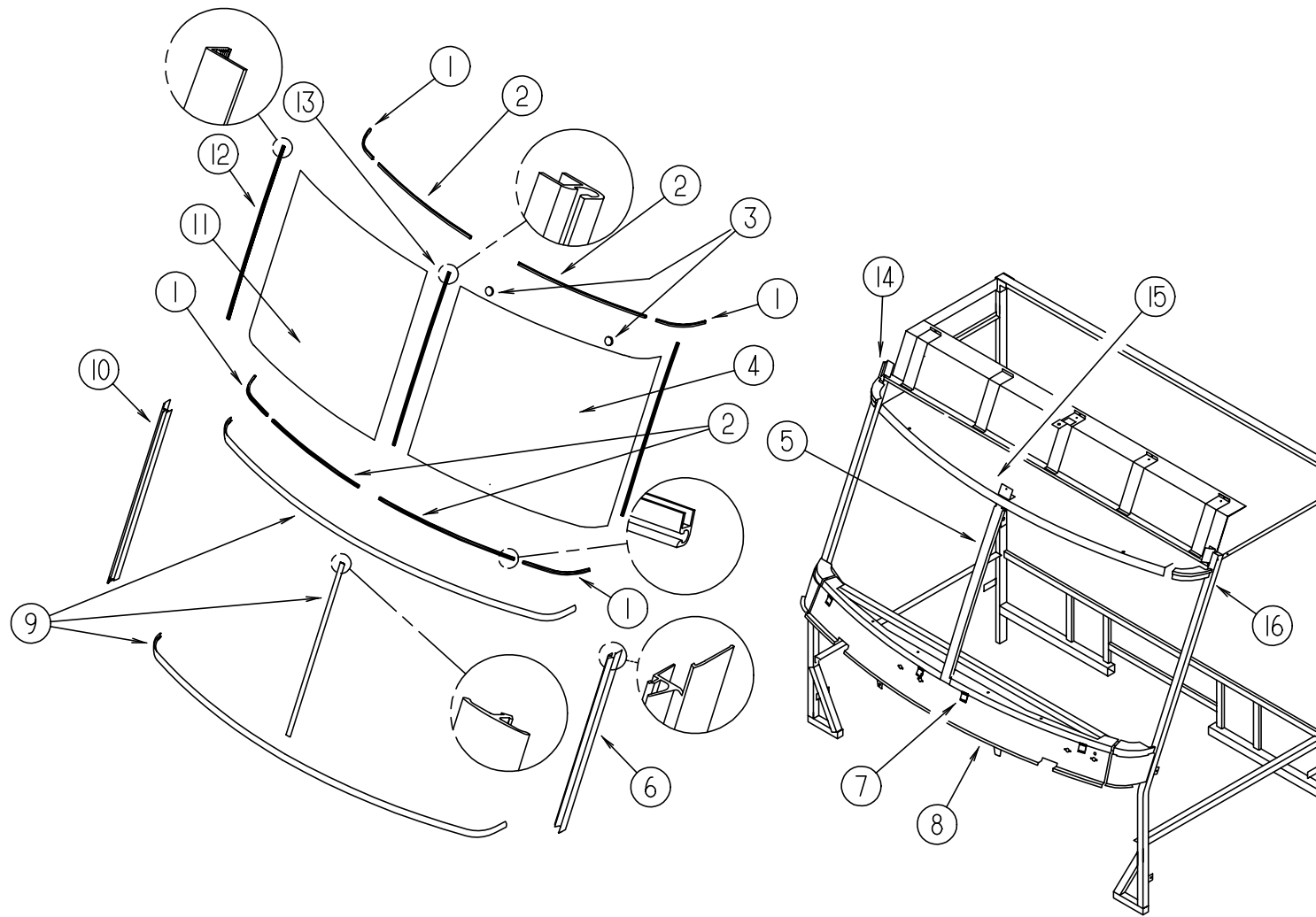
KEY	PART NUMBER	U/M DESCRIPTION	VENDOR NO.
1	103658-09-01A	EA WINDOW-CAB W/RETAINER - DRIVER SIDE - EXCEL H405-A2B66L	
1	103658-10-01A	EA WINDOW-CAB W/RETAINER - PASSENGER SIDE - EXCEL H405-A2B66R	
2	103658-09-701	EA WINDOW ASM, W/O RETAINER - DRIVER SIDE	H405-A2L
2	103658-10-700	EA WINDOW ASM, W/O RETAINER - PASSENGER SIDE	H405-A2R
3	103658-09-705	EA SCREEN ASSEMBLY - DRIVER SIDE	410-018973L
3	103658-10-704	EA SCREEN ASSEMBLY - PASSENGER SIDE	410-018973R
	098644-01-717	FT SPLINE-SCREEN	132-004716
	098644-01-713	EA CLIP-SPRING, BLACK PLASTIC	226-016966
	098644-01-710	FT TRACK-SCREEN SPACER, 12'	132-017135
	098644-01-711	FT WEATHERSTRIP-SCREEN, BLACK	171-016965
4	103658-09-702	EA RETAINER-TRIM, DRIVER SIDE	H37366L & H37376L
4	098647-10-701	EA RETAINER-TRIM, PASSENGER SIDE	H37366R & H37376R
5	103658-09-704	EA GLASS-SLIDING, W/SASH & LATCH - DRIVER SIDE	H405-A9L
5	103658-10-703	EA GLASS-SLIDING, W/SASH & LATCH - PASSENGER SIDE	H405-A9R
6	103658-09-700	EA GLASS-STATIONARY, BOTTOM - DR OR PASS SIDE	106-018971
7	098644-01-700	EA LATCH-REPAIR KIT (BLACK)	B801-CK
	098644-01-706	FT WEATHERSTRIP-GLASS	171-010668
	098644-01-708	FT CHANNEL-RUN, PIERCED	122-016543
	098644-01-716	FT PLUG-FILLER	132-014470

**WINDSHIELD & WIPER GROUP
WIPER COMPONENTS**



KEY	PART NUMBER	U/M DESCRIPTION	VENDOR NO.
1	103671-01-000	EA ARM-WIPER, PANTOGRAPH - 24"	
	096931-01-700	FT HOSE-WIPER, TO BLADE	
	096931-01-701	EA NOZZLE-HARDWARE KIT, INCLUDES NOZZLE, NUT, SHORT THREAD SCREW, LONG THREAD SCREW, AND PLASTIC CAP	
2	045794-01-000	FT HOSE-WASHER, WINDSHIELD - 5/32" ID - BLACK	
3	095964-01-000	EA BLADE-WIPER, 24"	
	095964-01-700	EA REFILL-WIPER BLADE, 24" - PAIR	
4	104549-01-000	EA BRACKET ASSEMBLY-WIPER MOTOR	
5	117008-01-000	EA LINK ASM - CONNECTING - DRIVERS SIDE	
6	117008-02-000	EA LINK ASM - CONNECTING - PASSENGERS SIDE	
7	104346-05-000	EA MOTOR-WIPER W/INTERNAL BREAKER, DYNAMIC PARK - UT 6571M02025WJ	
	117322-01-000	EA SCREW - 1/4-28 UNF-2A, TORX - U.T. 6270020 SC25WJ	
8	096505-05-000	EA PIVOT & SHAFT ASM-WIPER, PASSENGER WINDSHIELD	
	096505-06-000	EA PIVOT & SHAFT ASM-WIPER, DRIVER WINDSHIELD	
8	096505-02-700	EA DRIVER-KNURLED,(HD) BRL .687	NT721017
	096505-02-701	EA NUT-HEX (HD) W/.687 BARREL	NT721021
	096505-02-702	EA CAP-RUBBER (HD) BARREL .687	CP721084
	096505-02-703	EA CAP-NUT(ACORN) HD W/.687 BRL	51065-40-NT27WC
	117766-02-000	EA WASHER-WINDSHIELD, BOTTLE & PUMP - MCCORD	600328
9	110605-01-000	EA TEE-BARBED, 1/8 X 1/8 X 3/16 - BAYLOCK 3799721	
	110934-01-000	EA CONNECTOR-BARB, 5/16" - PLASTIC - KEVCO TC 7055	
10	117765-03-000	EA CONNECTOR - 5/32 W/SWSH - ITT H-BAYLOCK 116756	
	104347-01-000	EA ARM-DRIVE, WIPER MOTOR - 1.54"	
10	061603-01-000	EA GROMMET-SNAP, 3/16 ID - 3/8 HOLE - PLASTIC - BLACK	
	067188-01-000	EA STUD-CRANK, WIPER	
	110742-01-000	EA GASKET-WIPER	

WINDSHIELD & WIPER GROUP (CONTINUED)
WINDSHIELD MOLDINGS & GLASS



KEY	PART NUMBER	U/M DESCRIPTION
1	110268-01-000	EA CARRIER - REVEAL - 50.4" WINDSHIELD
2	110268-01-000	EA CARRIER - REVEAL - 50.4" WINDSHIELD
3	081914-01-000	EA BUMPER - RUBBER - ROUND - .43" DIAMETER - BLACK
4	088793-04-000	EA GLASS-WINDSHIELD, DRIVER
5	075710-03-000	EA FRAME-WINDSHIELD, CENTER DIVIDER - INNER
6	103107-02-01A	EA TRIM-WINDSHIELD, DRIVER SIDE - BLACK
7	104449-01-000	EA BRACKET - WINDSHIELD SUPPORT
8	077847-02-000	EA SUPPORT - WINDSHIELD - LOWER - W/O BRACKETS
9	102936-01-000	FT MOLDING - REVEAL - WINDSHIELD
10	103107-01-01A	EA TRIM - WINDSHIELD - PASSENGER SIDE - BLACK

KEY	PART NUMBER	U/M DESCRIPTION
11	088793-03-000	EA GLASS-WINDSHIELD, PASSENGER
12	098788-06-000	EA CHANNEL - 49" PVC, DRIVER OR PASSENGER SIDE
13	110268-01-000	EA CARRIER - REVEAL - 50.4" WINDSHIELD
14	077922-02-000	EA HEADER WINDSHIELD END - PASSENGER SIDE
15	077922-05-000	EA HEADER WINDSHIELD - CENTER
16	077922-04-000	EA HEADER WINDSHIELD END - DRIVER SIDE
	002328-02-000	EA BLOCK-WINDSHIELD, .062" X .5" X .98"