

**1996  
WCF29RQ**

**G09**

**SANDSCAPE (BROWN)**

**G10**

**BATIK (BLUE)**

**G11**

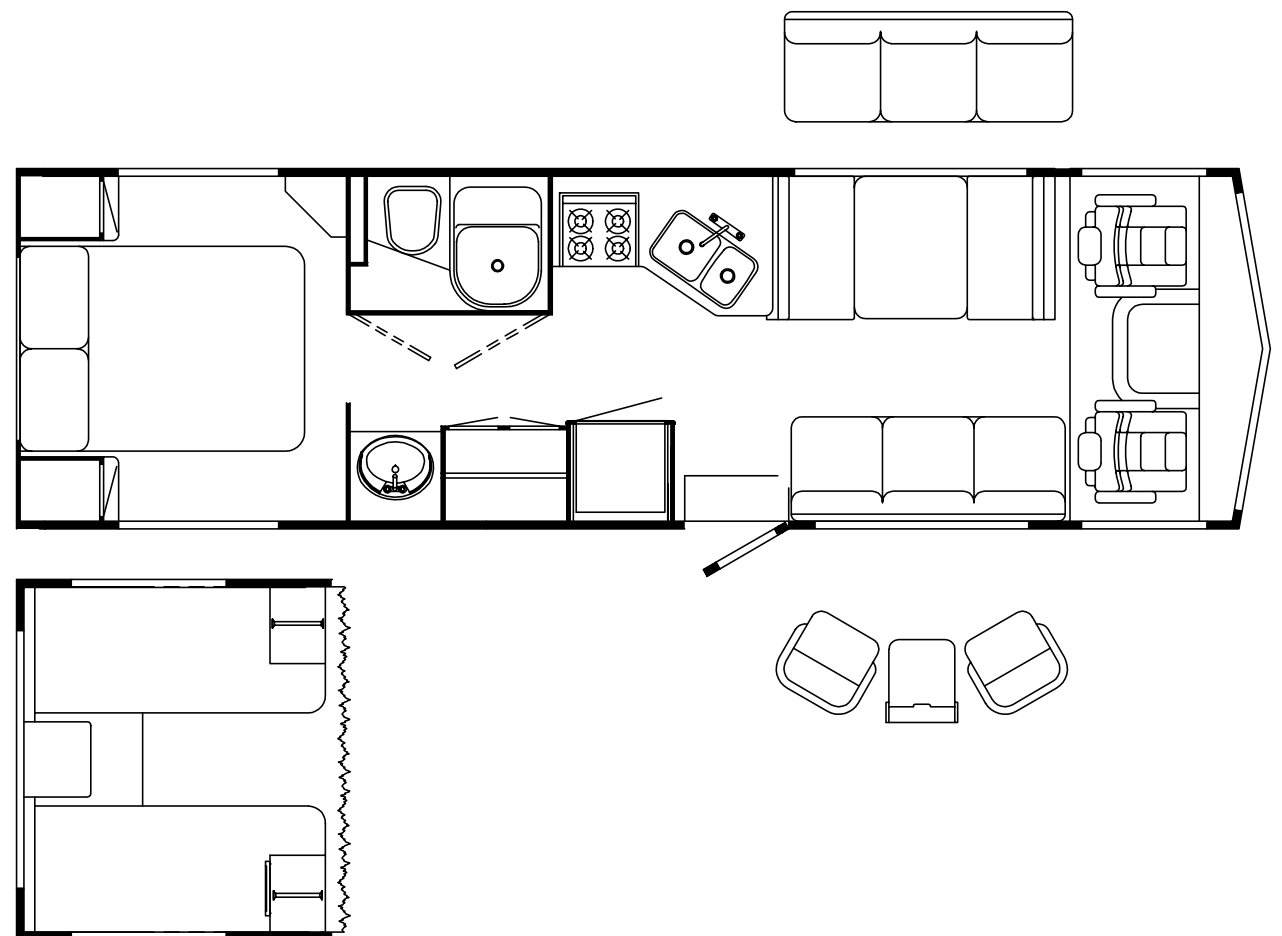

**OLIVE BRANCH (SAGE)**

**G13**

**COPPER CANYON (COPPER)**

**G14**

**SAVANNAH (SAND)**



**ACCESSORIES GROUP  
OPERATOR MANUAL**

KEY	PART NUMBER	U/M DESCRIPTION
	054185-D9-000	EA MANUAL-OPERATOR, 1996 BRAVE
	092318-01-000	EA BINDER - 3 RING, MOTOR HOME MANUAL
	092319-01-000	EA POCKET PAGE - 3 RING BINDER, PLASTIC
	117907-01-000	DW TOP LEVEL DRAWING-F, 1996

**AUDIO VIDEO GROUP  
PATIO ENTERTAINMENT CENTER**

KEY	PART NUMBER	U/M DESCRIPTION
	110469-01-000	EA SPEAKER - 4" X 6", OVAL - MAGNADYNE F46XB-12
	110470-01-01A	EA GRILLE-SPEAKER, OVAL - 4" X 6" - BLACK - MAGNADYNE G46WI
	077069-02-000	EA CABLE-ANTENNA, RADIO - EXTENSION 96" - ARA 6700667
	090944-01-000	EA ANTENNA-RADIO, 16" RUBBER
	109889-04-000	EA ANTENNA-SHAFT EXTENDER, 3" - MAGNADYNE RV71EX3
	087683-03-000	EA RADIO-AM/FM STEREO W/CASSETTE - AUDIOVOX RS-100
	108847-01-000	EA BRACKET-ANTENNA GROUND

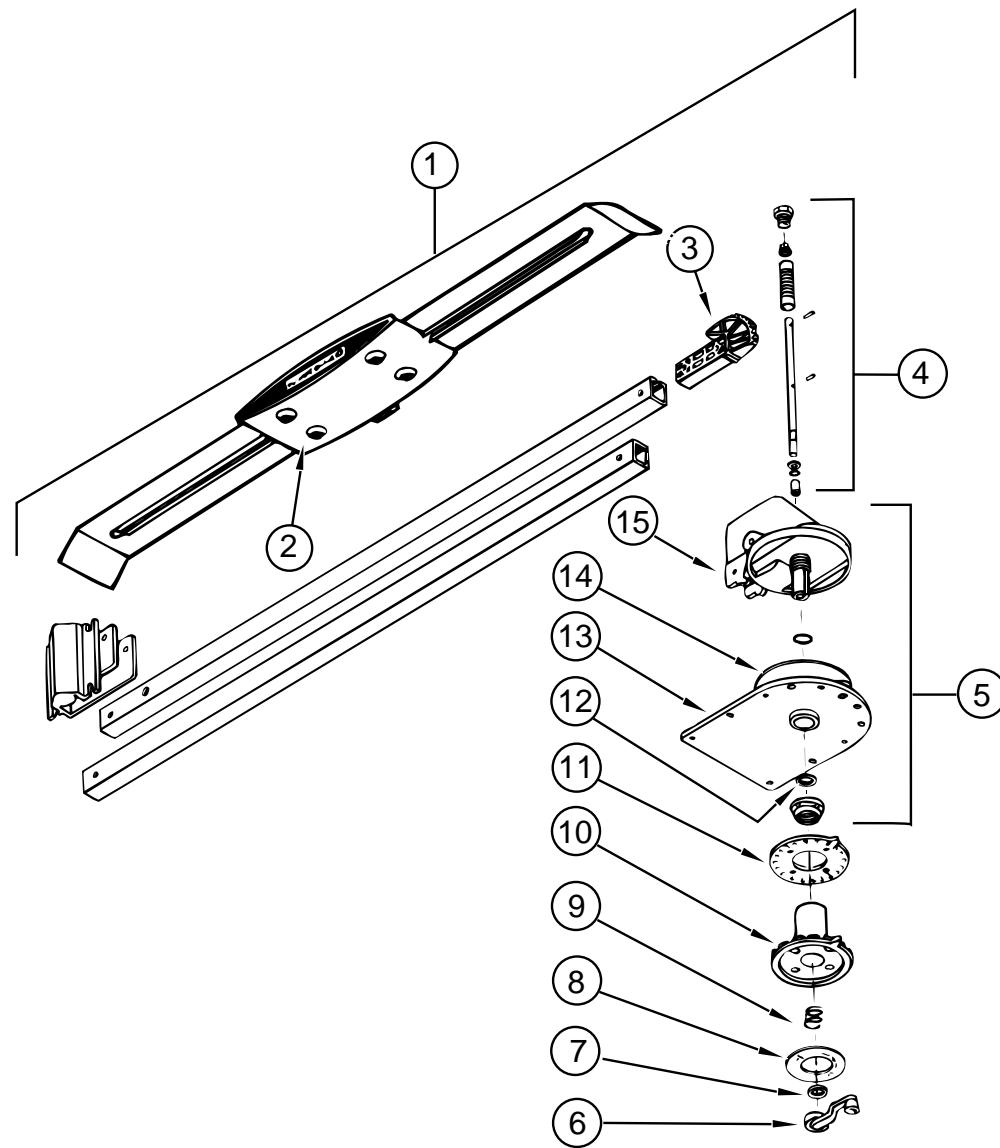
**RADIO SYSTEM, CD PLAYER & ANTENNA**

KEY	PART NUMBER	U/M DESCRIPTION
	110267-03-000	EA RADIO-AM/FM STEREO, CASSETTE - AUDIOVOX IM-400
	116148-02-000	EA RADIO-AM/FM STEREO, CD PLAYER - CLARION RDB515F
	077069-02-000	EA CABLE-ANTENNA, RADIO - EXTENSION 96" - ARA 6700667
	090944-01-000	EA ANTENNA-RADIO, 16" RUBBER
	081059-02-000	EA WIRE ASM - 9-PIN, RADIO - AUDIOVOX 112B-1761
	089340-02-000	EA GRILLE-SPEAKER, 6.5" SQUARE
	089340-03-000	EA SPACER-GRILLE, 6.5" SQUARE - TAN - MAGNADYNE G514
	094097-01-000	EA SPEAKER-RADIO, W/O GRILLE - 5.25" DIA - AUDIOVOX 110C3030
	110469-01-000	EA SPEAKER - 4" X 6", OVAL - MAGNADYNE F46XB-12
	110470-01-01A	EA GRILLE-SPEAKER, OVAL - 4" X 6" - BLACK - MAGNADYNE G46WI

**CB ANTENNA**

KEY	PART NUMBER	U/M DESCRIPTION
	105248-01-000	EA ANTENNA-CB, ADVANCE 8604
	115916-01-01B	EA BRACKET-ANTENNA MOUNT, STEP SHAPED - 3" X 6" - STEEL

**AUDIO VIDEO GROUP (CONTINUED)**



**WINEGARD TV ANTENNA**

KEY	PART NUMBER	U/M DESCRIPTION	VENDOR NO.
1	076319-18-000	EA ANTENNA-TV, ROOF MOUNT - WINEGARD WI-0094	
2	076319-01-700	EA HEAD-ANTENNA, AMPLIFIED	RVSA U/V
3	076319-01-701	EA GEAR-ELEVATING, PLASTIC	2200046
4	076319-01-702	EA SHAFT ASM-ELEVATING	RVP-400A
5	076319-01-711	EA BASE & LIFT ASM	2762802
6	076319-01-706	EA CRANK-ELEVATING, W/SET SCREW	5755100
7	076319-01-705	EA GROMMET-NYLON, 7/8"ID	3200658
8	076319-01-708	EA CRANK COVER DECAL	5413002
9	076319-01-707	EA SPRING-HANDLE	5160800
10	076319-01-709	EA PLATE-DIRECTIONAL, FOR HEAD	3200644
11	076319-01-712	EA PLATE-CEILING	3200608
12	076319-01-704	EA BEARING-NYLON, 1.25"OD	3200657
13	076319-01-713	EA PLATE-BASE, STEEL	3100523
14	076319-01-703	EA BEARING-NYLON, 5"OD	3200656
15	076319-01-714	EA HOUSING, ROTATING GEAR	2200049

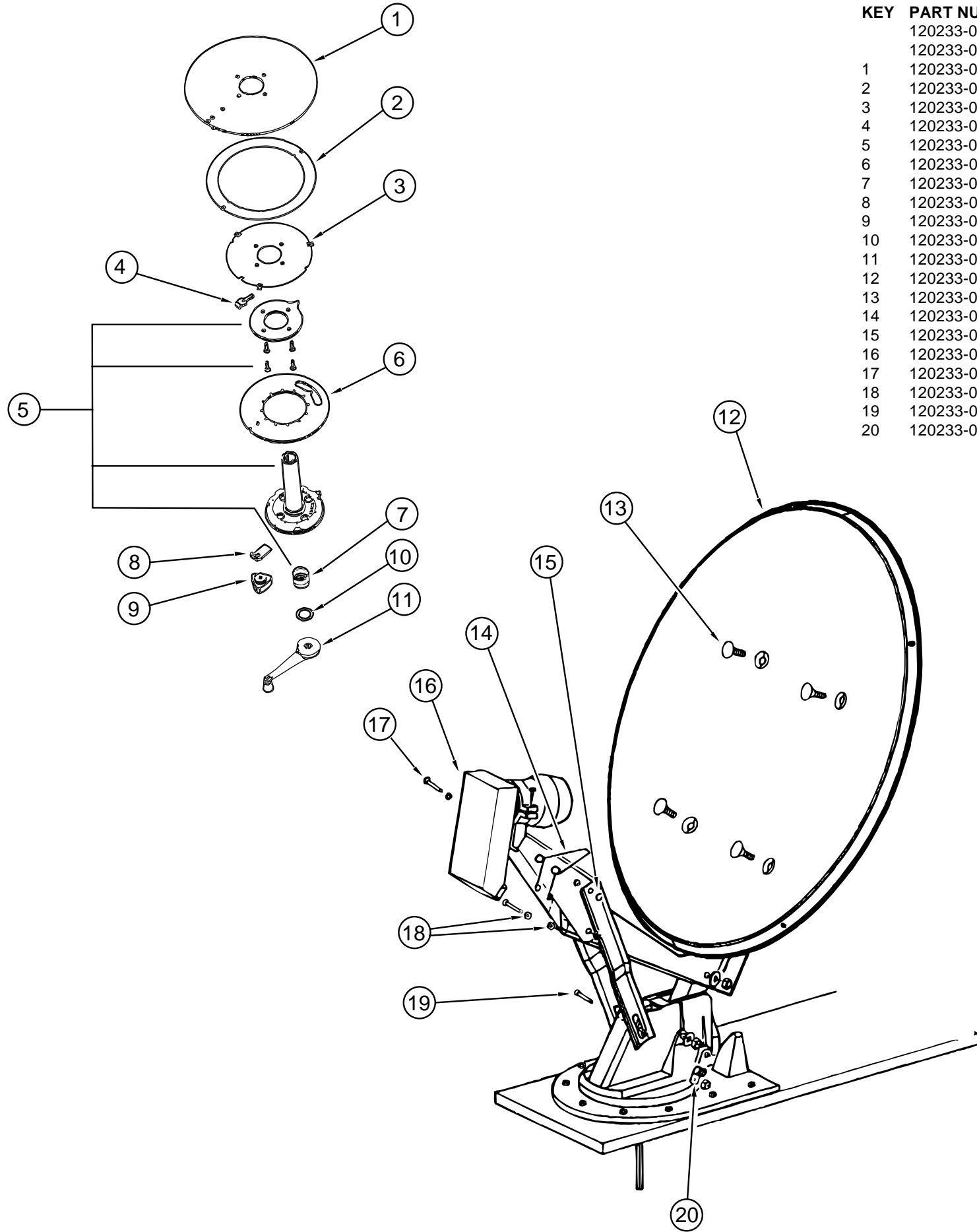
**AUDIO VIDEO GROUP (CONTINUED)**  
**TV CABLE, CONNECTORS, & WALLPLATES**

KEY	PART NUMBER	U/M DESCRIPTION
	076319-03-000	FT CABLE-COAXIAL, 75 OHM
	076319-06-000	EA ADAPTER-CABLE ROOF PLATE, WINEGARD RPJ-1
	076319-08-000	EA WALLPLATE-CABLE RECEPTACLE, TV - SINGLE - IVORY - BEDROOM
	076319-09-000	EA WALLPLATE-CABLE RECEPTACLE, TV - SINGLE - BROWN - PATIO OPTION
	076319-12-000	EA CONNECTOR-COAXIAL, ONE PIECE
	082134-01-000	EA ADAPTER-TV, CABLE TO CABLE - WINEGARD F-81M
	086756-01-000	EA SPLITTER-TV, 2 WAY
	086777-01-000	EA PLATE-WALL, TV CABLE W/ANTENNA SWITCH - IVORY - WINEGARD RV-0710
	086777-05-000	EA PLATE-WALL, ANTENNA - 1 OUTPUT - IVORY - WINEGARD RV-0921
	114870-02-000	EA PLUG ASM - 3.5 MM AUDIO W/LEADS - OW - DONALD 35-P8

**TV, VCR & CONTROL CENTER**

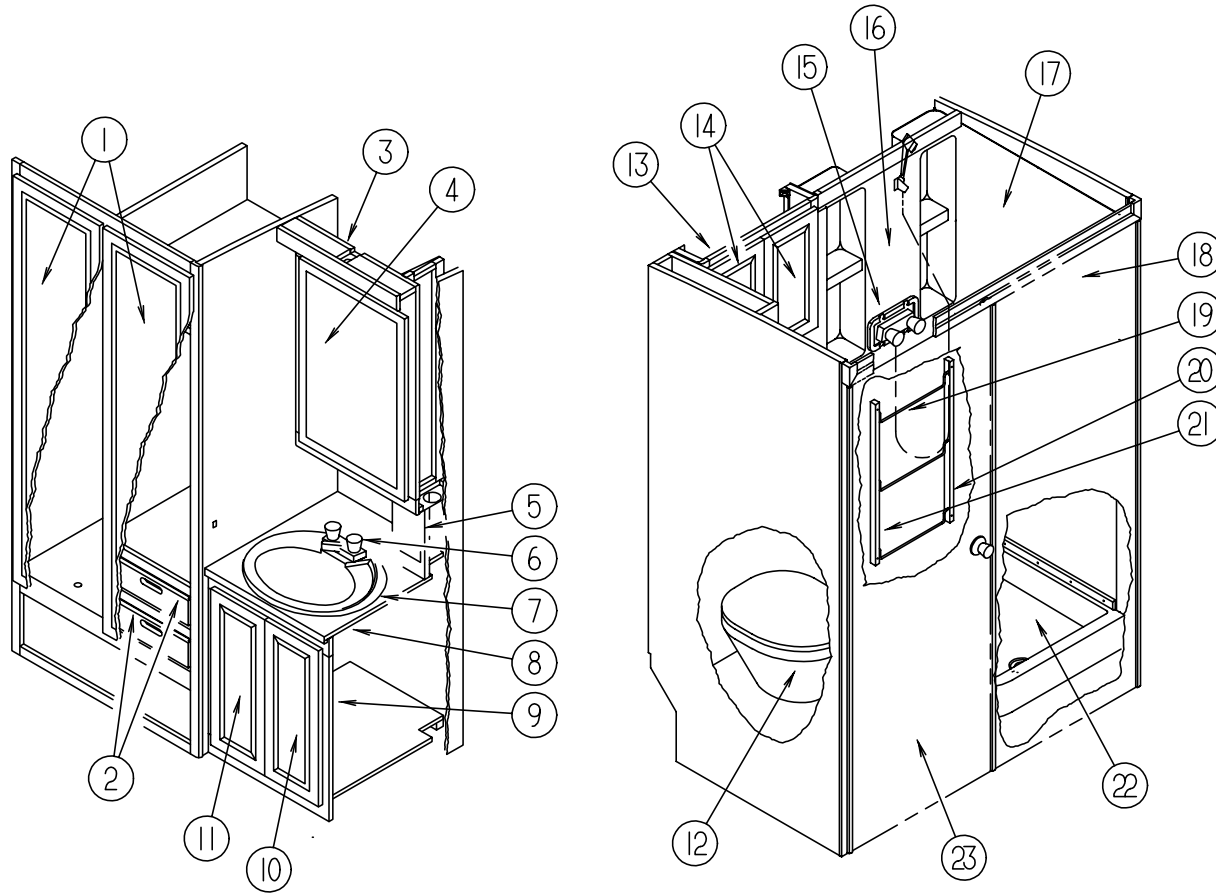
KEY	PART NUMBER	U/M DESCRIPTION	VENDOR NO.
	092310-02-000	EA TV-COLOR, 9" - AC/DC - W/REMOTE - MAGNAVOX RD0945	
	092310-02-700	EA REMOTE-TV, MAGNAVOX	RD0945
	113684-01-000	EA TV - 19", COLOR - U.S. & CSA - AUDIOVOX AVT-1975	
	113684-01-700	EA REMOTE-TV, AUDIOVOX	8822345
	119120-01-000	EA VCR-VHS, CABLE READY - REMOTE - AUDIOVOX AVR-1075	
	119120-01-700	EA REMOTE F/MODEL #AVR-1075 - AUDIOVOX	8874570
	099717-01-000	EA TIEDOWN-TV, STRAP ON FEMALE END IS 22.8" LONG	
	098819-01-000	EA SPEAKER - 2 WATT, 8 OHM - 4"	
	093214-01-02A	EA GRILLE-SPEAKER, 4" - BROWN	
	086757-03-000	EA CONTROL CENTER-SWITCH, VCR/TV - MAGNADYNE VCS-6	

**AUDIO VIDEO GROUP (CONTINUED)**  
**WINEGARD SATELLITE TV ANTENNA**



KEY	PART NUMBER	U/M	DESCRIPTION	VENDOR NO.
	120233-02-000	EA	ANTENNA-SATELLITE W/RECEIVER RD-1046	
	120233-01-000	EA	ANTENNA-SATELLITE DSS RD-4600	
1	120233-01-700	EA	PLATE-FIXED	3750821
2	120233-01-701	EA	DIAL-DIRECTIONAL	2745056
3	120233-01-702	EA	PIVOT-DIAL-DIRECTIONAL	2745058
4	120233-01-703	EA	STOP-ROTATION	3711281
5	120233-01-704	EA	PLATE-CEILING W/DIRECTIONAL HANDLE	RP-6300
6	120233-01-705	EA	PLATE-ROTATE	3750820
7	120233-01-706	EA	SPRING	RP-6822
8	120233-01-707	EA	CLAMP-ROTATE	3711280
9	120233-01-708	EA	KNOB-CLAMP	160822
10	120233-01-709	EA	WASHER-NYLON	RP-2658
11	120233-01-710	EA	HANDLE-CRANK	RP-6795
12	120233-01-711	EA	REFLECTOR - 46 CM	2745304
13	120233-01-712	EA	BOLT-FLAT HEAD	2160253
14	120233-01-713	EA	SPRING	2160820
15	120233-01-714	EA	CLIP-E	5160818
16	120233-01-715	EA	RCA LNB	278015
17	120233-01-716	EA	PIN	2160814
18	120233-01-717	EA	BEARING-NYLON	2200728
19	120233-01-718	EA	PIN	5160817
20	120233-01-719	EA	CLAMP-CABLE	2200060

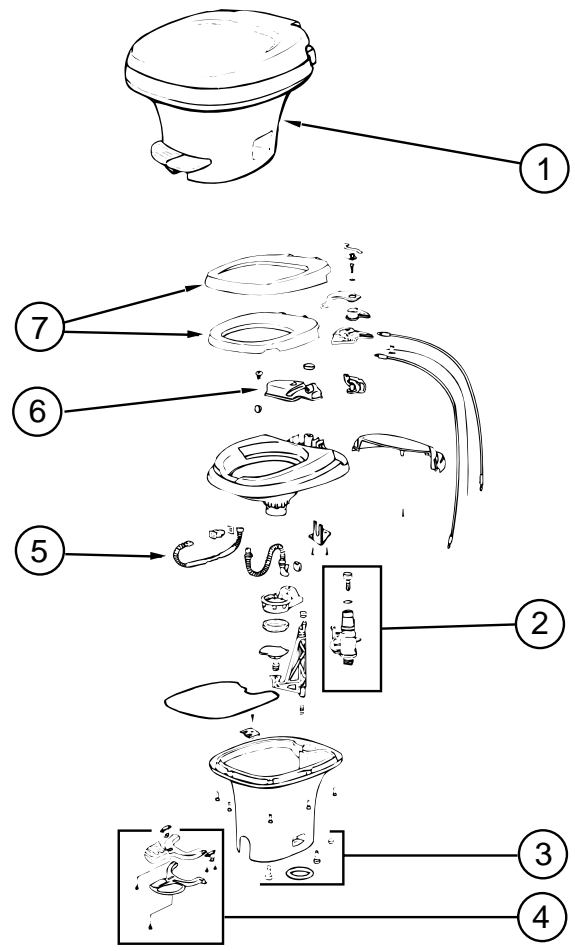
**BATH GROUP**  
**BATHROOM CABINET & COMPONENTS**



KEY	PART NUMBER	U/M DESCRIPTION
1	M06803-11-G09	EA DOOR-W/O HARDWARE - 410 MM X 1660 MM (G09/G10/G11)
1	M06803-11-G13	EA DOOR-W/O HARDWARE - 410 MM X 1660 MM (G13/G14)
2	P11023-01-G09	EA DRAWER-CABINET, W/O HARDWARE
3	111086-01-G09	EA CABINET-MEDICINE, W/O DOOR OR HARDWARE
4	115237-01-G01	EA DOOR-MIRRORED, 500 MM X 750 MM
5	111087-01-G09	EA CABINET-COVER, PIPE
5	111087-01-G10	EA CABINET-COVER, PIPE
5	111087-01-G11	EA CABINET-COVER, PIPE
5	111087-01-G13	EA CABINET-COVER, PIPE
5	111087-01-G14	EA CABINET-COVER, PIPE
5	075454-02-000	EA RING-TOWEL, W/MOUNTING HARDWARE - BRASS
6	075240-06-000	EA FAUCET-LAVATORY, BONE
6	091253-01-000	EA GASKET-FAUCET, LAVATORY/GALLEY
6	105218-01-01A	EA SPACER-FAUCET, LAVATORY SINK - 2" X 5.9" - ABS PLASTIC - OFF WHITE
7	105921-01-01A	EA SINK-LAVATORY, LARGE OVAL - 17" X 20" - PLASTIC - OFF WHITE
7	106116-01-01A	EA STRAINER-SINK, W/STOPPER TAILPIECE, GASKET & NUT - PLASTIC
8	111088-11-G09	EA COUNTERTOP-LAVATORY CABINET (G09)
8	111088-11-G10	EA COUNTERTOP-LAVATORY CABINET (G10)
8	111088-11-G11	EA COUNTERTOP-LAVATORY CABINET (G11)
8	111088-15-G13	EA COUNTERTOP-LAVATORY CABINET (G13)
8	111088-15-F14	EA COUNTERTOP-LAVATORY CABINET (G14)

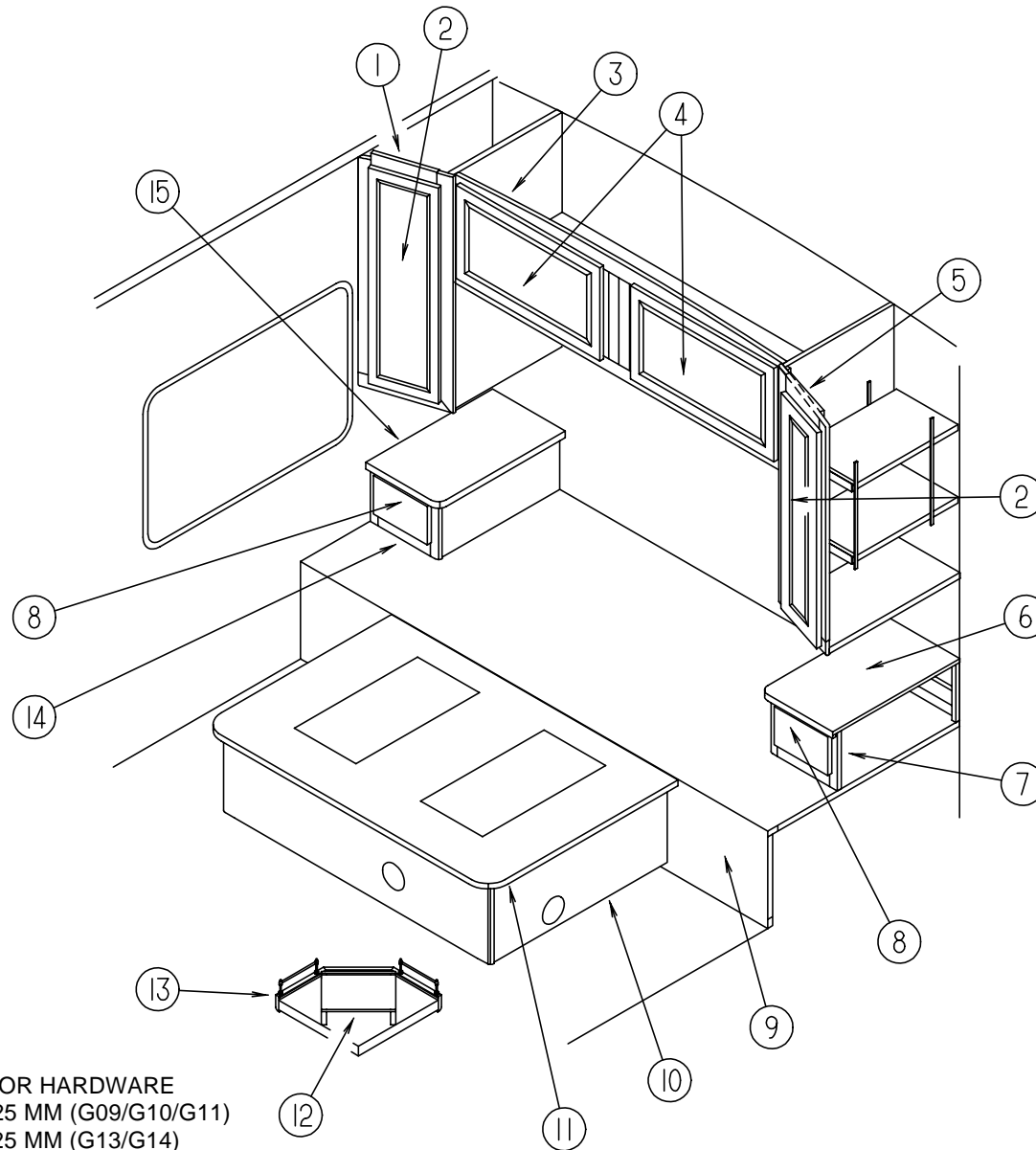
KEY	PART NUMBER	U/M DESCRIPTION	VENDOR NO.
9	P11088-01-G09	EA CABINET-LAVATORY W/COUNTERTOP	
9	P11088-01-G10	EA CABINET-LAVATORY W/COUNTERTOP	
9	P11088-01-G11	EA CABINET-LAVATORY W/COUNTERTOP	
9	P11088-02-G13	EA CABINET-LAVATORY W/COUNTERTOP	
9	P11088-02-G14	EA CABINET-LAVATORY W/COUNTERTOP	
10	M06803-D9-G09	EA DOOR-W/O HARDWARE, 255 MM X 640 MM (G09/G10/G11)	
10	M06803-D9-G13	EA DOOR-W/O HARDWARE, 255 MM X 640 MM (G13/G14)	
11	M06803-20-G09	EA DOOR-W/O HARDWARE, 255 MM X 640 MM (G09/G10/G11)	
11	M06803-20-G13	EA DOOR-W/O HARDWARE, 255 MM X 640 MM (G13/G14)	
12	067487-02-000	EA TOILET - 12.37", IVORY - FOOT FLUSH - THETFORD	
13	111190-01-G09	EA CABINET-LINEN, W/O DOORS OR HARDWARE	
14	M06803-24-G09	EA DOOR-W/O HARDWARE, W/MIRROR - 255 MM X 485 MM (G09/G10/G11)	
14	M06803-24-G13	EA DOOR-W/O HARDWARE, W/MIRROR - 255 MM X 485 MM (G13/G14)	
15	075241-05-000	EA FAUCET-SHOWER, BONE	
15	075606-01-000	EA PANEL-FAUCET BACK, SHOWER - 5" X 9" - PLASTIC	
15	103092-01-000	EA SHOWER HEAD-W/60" HOSE - US	
15	103092-02-000	EA SHOWER HEAD-W/60" HOSE - CANADIAN	
15	103092-01-700	EA BRACKET ONLY-CLEAR, F/SHOWER HEAD - BPC	2328028
15	103092-01-702	EA SEALS-SPRAY HEAD	24466
15	011048-03-700	EA BRACKET/F SHOWER HEAD - BPC	2328029-3
16	M06888-01-E07	EA SURROUND ASSEMBLY-SHOWER W/2 SHOWER CADDIES, OFF WHITE	
16	110937-01-01A	EA CADDY-SHOWER, OFF WHITE	
17	110450-01-01A	EA SURROUND-SHOWER, OFF WHITE	
17	077902-01-000	EA COVER-SKYLIGHT, INSIDE - 15.6" X 22.5" - PLASTIC	
17	080910-01-000	EA COVER-SKYLIGHT, OUTER - 15.25" X 22.25" - PLASTIC	
18	111180-02-G09	EA DOOR-BATH CABINET, W/O HARDWARE	
18	111180-02-G10	EA DOOR-BATH CABINET, W/O HARDWARE	
18	111180-02-G11	EA DOOR-BATH CABINET, W/O HARDWARE	
18	111180-02-G13	EA DOOR-BATH CABINET, W/O HARDWARE	
18	111180-02-G14	EA DOOR-BATH CABINET, W/O HARDWARE	
18	080728-01-000	EA HANDLE-PULL, 1.3" X 4.4" - PLASTIC - BROWN	
19	100357-01-000	EA ROD-TOWEL, BRASS W/ENDS BENT FOR BACK OF BATH DOOR	
20	102089-14-G09	EA WOOD RAIL - TOWEL RACK - LEFT SIDE - 26" LONG	
21	102089-13-G09	EA WOOD RAIL - TOWEL RACK - RIGHT SIDE - 26" LONG	
22	M02429-08-000	EA PAN-SHOWER, OFF WHITE	
22	066436-01-000	EA NUT-SLIP, TAILPIECE - 1.5"	
22	057671-01-000	EA COVER-SCREW, #8 - PLASTIC - OFF WHITE	
23	111180-01-G09	EA DOOR-BATH CABINET, W/O HARDWARE	
23	111180-01-G10	EA DOOR-BATH CABINET, W/O HARDWARE	
23	111180-01-G11	EA DOOR-BATH CABINET, W/O HARDWARE	
23	111180-01-G13	EA DOOR-BATH CABINET, W/O HARDWARE	
23	111180-01-G14	EA DOOR-BATH CABINET, W/O HARDWARE	
23	094485-03-01A	EA KNOB-DOOR W/LOCK, BRASS - THUNADER L132PB	
23	061604-01-000	EA SLIDE-BOLT, BRIGHT BRASS - GM HDW BB-789-BW/S	
23	009013-01-000	EA CATCH-MALE & FEMALE BULLDOG, ANTIQUE COPPER	
23	112457-01-01A	EA PLATE-CATCH, BULLDOG - 50 MM X 40 MM - STEEL - OFF WHITE	
23	112457-01-02A	EA PLATE-CATCH, BULLDOG - 50 MM X 40 MM - STEEL - MILL FINISH	
23	112456-01-E07	EA CATCH ASM-BATH DOOR, OFF WHITE	
23	075453-02-000	EA BAR-TOWEL, 18" BRASS	
23	075452-02-000	EA HOLDER-TOILET TISSUE, BRASS	

**BATH GROUP (CONTINUED)**  
**AQUA MAGIC IV - LOW - FOOT FLUSH TOILET**



KEY	PART NUMBER	U/M DESCRIPTION	VENDOR NO.
1	067487-02-000	EA TOILET-AQUA MAGIC IV - LOW - FOOT FLUSH	
2	063740-01-714	EA VALVE ASM-WATER, THETFORD	12492
3	063740-01-706	EA BOLT PACKAGE-CLOSET, THETFORD	12524
4	067487-02-701	EA PEDAL PACKAGE (FOOT FLUSH) - THETFORD	20821
5	063740-01-717	EA TUBE-FLUSH, TOILET - THETFORD	12509
6	063740-02-701	EA RESERVOIR (TANK ASSEMBLY), THETFORD	24630
7	063740-02-700	EA SEAT & COVER, PARCHMENT - THETFORD	20829

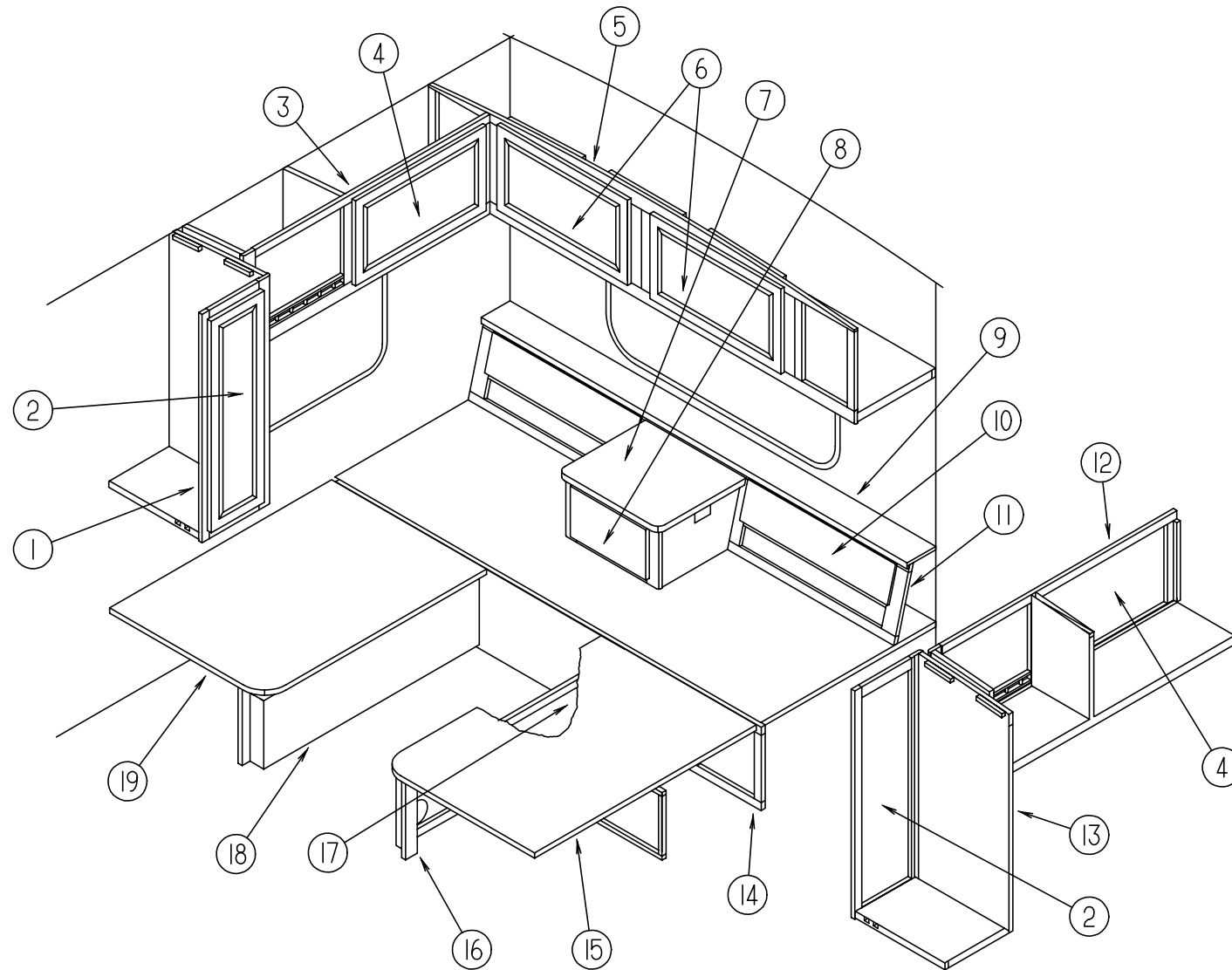
**BEDROOM GROUP**  
**QUEEN BEDROOM CABINETS**



KEY	PART NUMBER	U/M	DESCRIPTION
1	110625-01-G09	EA	CABINET-SHIRT CLOSET, W/O DOOR OR HARDWARE
2	M06803-10-G09	EA	DOOR-W/O HARDWARE - 275 MM X 925 MM (G09/G10/G11)
2	M06803-10-G13	EA	DOOR-W/O HARDWARE - 275 MM X 925 MM (G13/G14)
2	M06803-H5-G13	EA	DOOR-W/O HARDWARE - 275 MM X 925 MM (G13/G14) DECORATOR DOOR OPTION - RAISED PANEL
3	106523-01-G09	EA	CABINET-OVERHEAD, W/O DOORS OR HARDWARE
4	M06803-13-G09	EA	DOOR-W/O HARDWARE W/MIRROR - 400 MM X 710 MM (G09/G10/G11)
4	M06803-13-G13	EA	DOOR-W/O HARDWARE W/MIRROR - 400 MM X 710 MM (G13/G14)
4	M06803-02-G09	EA	DOOR-W/O HARDWARE W/O MIRROR - 400 MM X 710 MM (G09/G10/G11) DECORATOR DOOR OPTION - FLAT PANEL
4	M06803-02-G13	EA	DOOR-W/O HARDWARE W/O MIRROR - 400 MM X 710 MM (G13/G14) DECORATOR DOOR OPTION - FLAT PANEL
4	M06803-82-G13	EA	DOOR-W/O HARDWARE W/O MIRROR - 400 MM X 710 MM (G13/G14) DECORATOR DOOR OPTION - RAISED PANEL
5	110625-02-G09	EA	CABINET-SHIRT CLOSET, W/O DOOR OR HARDWARE
6	117901-12-G09	EA	COUNTERTOP-NIGHTSTAND (G09/G13)
6	117901-12-G10	EA	COUNTERTOP-NIGHTSTAND (G10)
6	117901-12-G11	EA	COUNTERTOP-NIGHTSTAND (G11)
6	117901-12-G14	EA	COUNTERTOP-NIGHTSTAND (G14)
7	P17901-02-G09	EA	CABINET-NIGHTSTAND W/COUNTERTOP - W/O DRAWER (G09/G13)
7	P17901-02-G10	EA	CABINET-NIGHTSTAND W/COUNTERTOP - W/O DRAWER (G10)
7	P17901-02-G11	EA	CABINET-NIGHTSTAND W/COUNTERTOP - W/O DRAWER (G11)
7	P17901-02-G14	EA	CABINET-NIGHTSTAND W/COUNTERTOP - W/O DRAWER (G14)

KEY	PART NUMBER	U/M	DESCRIPTION
8	M05971-R3-G09	EA	DRAWER-CABINET, W/O HARDWARE (G09/G10/G11)
8	M05971-R3-G13	EA	DRAWER-CABINET, W/O HARDWARE (G13/G14)
9	P10624-01-000	EA	CABINET-COMPARTMENT, W/O CARPET OR TOP
10	P10623-01-G09	EA	CABINET-QUEEN BED W/O TOP
11	M05706-09-000	EA	TOP-QUEEN BED CABINET
12	116553-15-G09	EA	WEDGE-TV
13	116553-02-G09	EA	SHELF ASM-TV, W/BRASS RAILING & WEDGE - 444 MM X 424 MM
	105219-01-G09	EA	SHELF ASM-W/BRASS RAILING - 273 MM X 274 MM
	084070-02-000	EA	POST-END, 2.4" - BRASS
	084071-15-000	EA	ROD-BRASS, 210 MM LONG
	058331-17-000	EA	MIRROR-GLASS, SAFETY - 8.75" X 12.5"
	105004-01-05A	EA	MOLDING-MIRROR, VINYL WRAPPED - OAK
14	P17901-01-G09	EA	CABINET-NIGHTSTAND W/COUNTERTOP - W/O DRAWER (G09/G13)
14	P17901-01-G10	EA	CABINET-NIGHTSTAND W/COUNTERTOP - W/O DRAWER (G10)
14	P17901-01-G11	EA	CABINET-NIGHTSTAND W/COUNTERTOP - W/O DRAWER (G11)
14	P17901-01-G14	EA	CABINET-NIGHTSTAND W/COUNTERTOP - W/O DRAWER (G14)
15	117901-11-G09	EA	COUNTERTOP-NIGHTSTAND (G09/G13)
15	117901-11-G10	EA	COUNTERTOP-NIGHTSTAND (G10)
15	117901-11-G11	EA	COUNTERTOP-NIGHTSTAND (G11)
15	117901-11-G14	EA	COUNTERTOP-NIGHTSTAND (G14)

**BEDROOM GROUP (CONTINUED)**  
TWIN BEDROOM CABINETS

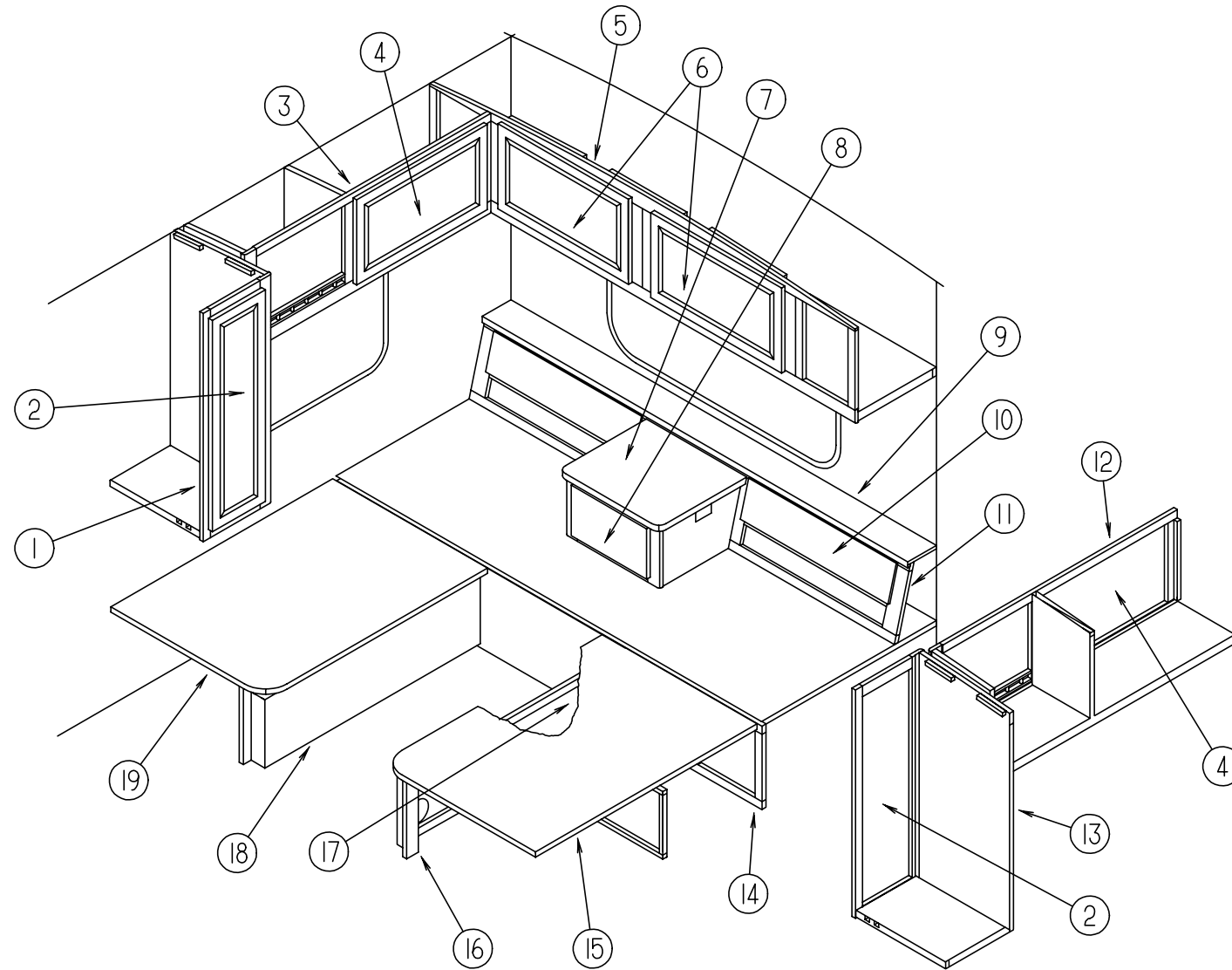


KEY	PART NUMBER	U/M	DESCRIPTION
1	110946-01-G09	EA	CABINET-SHIRT CLOSET, W/O DOOR OR HARDWARE
2	M06803-15-G09	EA	DOOR-W/O HARDWARE - 305 MM X 1015 MM (G09/G10/G11)
2	M06803-15-G13	EA	DOOR-W/O HARDWARE - 305 MM X 1015 MM (G13/G14)
2	M06803-F3-G13	EA	DOOR-W/O HARDWARE - 305 MM X 1015 MM (G13/G14) DECORATOR DOOR OPTION - RAISED PANEL
3	111185-01-G09	EA	CABINET-OVERHEAD, W/O DOOR OR HARDWARE
	058331-A5-000	EA	MIRROR-GLASS, SAFETY - 396 MM X 516 MM
4	M06803-02-G09	EA	DOOR-W/O HARDWARE - 400 MM X 710 MM (G09/G10/G11)
4	M06803-02-G13	EA	DOOR-W/O HARDWARE - 400 MM X 710 MM (G13/G14)
4	M06803-82-G13	EA	DOOR-W/O HARDWARE - 400 MM X 710 MM (G13/G14) DECORATOR DOOR OPTION - RAISED PANEL
5	111239-01-G09	EA	CABINET-OVERHEAD, W/O DOORS OR HARDWARE

KEY	PART NUMBER	U/M	DESCRIPTION
6	M06803-13-G09	EA	DOOR-W/O HARDWARE W/MIRROR - 400 MM X 710 MM (G09/G10/G11)
6	M06803-13-G13	EA	DOOR-W/O HARDWARE W/MIRROR - 400 MM X 710 MM (G13/G14)
6	M06803-02-G09	EA	DOOR-W/O HARDWARE W/O MIRROR - 400 MM X 710 MM (G09/G10/G11) DECORATOR DOOR OPTION - FLAT PANEL
6	M06803-02-G13	EA	DOOR-W/O HARDWARE W/O MIRROR - 400 MM X 710 MM (G13/G14) DECORATOR DOOR OPTION - FLAT PANEL
6	M06803-82-G13	EA	DOOR-W/O HARDWARE W/O MIRROR - 400 MM X 710 MM (G13/G14) DECORATOR DOOR OPTION - RAISED PANEL
7	110826-13-F24	EA	COUNTERTOP-NIGHTSTAND CABINET (G09/G13)
7	110826-13-G10	EA	COUNTERTOP-NIGHTSTAND CABINET (G10)
7	110826-13-F06	EA	COUNTERTOP-NIGHTSTAND CABINET (G11)
7	110826-13-F14	EA	COUNTERTOP-NIGHTSTAND CABINET (G14)



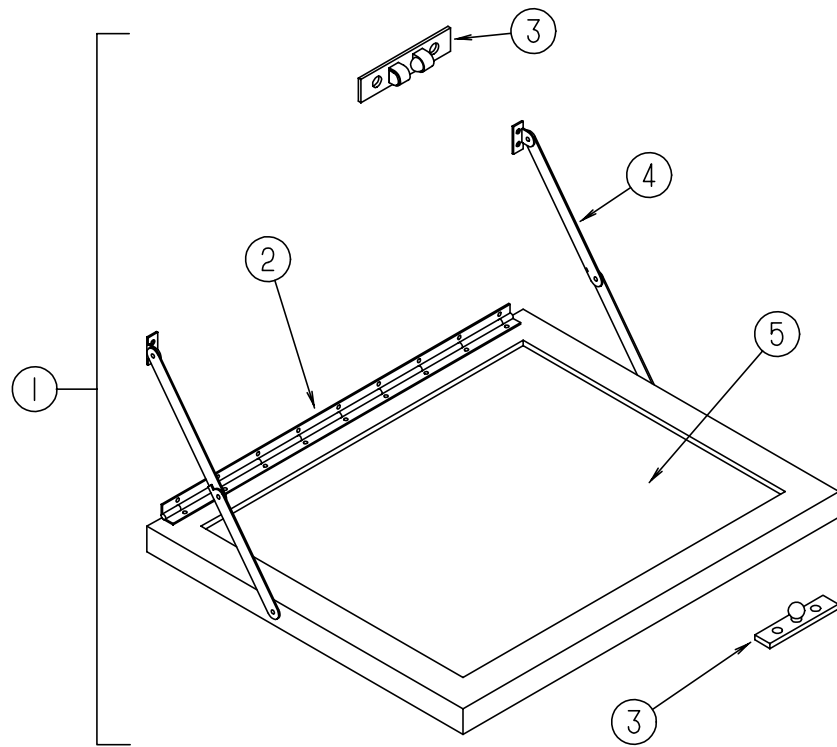
**BEDROOM GROUP (CONTINUED)**  
**TWIN BEDROOM CABINETS (CONTINUED)**



KEY	PART NUMBER	U/M DESCRIPTION
8	M05971-R4-G09	EA DRAWER-CABINET, W/O HARDWARE (G09/G10/G11)
8	M05971-R4-G13	EA DRAWER-CABINET, W/O HARDWARE (G13/G14)
9	110826-11-F24	EA COUNTERTOP-NIGHTSTAND CABINET (G09/G13)
9	110826-11-G10	EA COUNTERTOP-NIGHTSTAND CABINET (G10)
9	110826-11-F06	EA COUNTERTOP-NIGHTSTAND CABINET (G11)
9	110826-11-F14	EA COUNTERTOP-NIGHTSTAND CABINET (G14)
10	110826-12-G09	EA DOOR-W/O HARDWARE - FABRIC COVERED - 176 MM X 802 MM - EITHER SIDE
10	110826-12-G10	EA DOOR-W/O HARDWARE - FABRIC COVERED - 176 MM X 802 MM - EITHER SIDE
10	110826-12-G11	EA DOOR-W/O HARDWARE - FABRIC COVERED - 176 MM X 802 MM - EITHER SIDE
10	110826-12-G13	EA DOOR-W/O HARDWARE - FABRIC COVERED - 176 MM X 802 MM - EITHER SIDE
10	110826-12-G14	EA DOOR-W/O HARDWARE - FABRIC COVERED - 176 MM X 802 MM - EITHER SIDE
11	110826-01-G09	EA CABINET-NIGHTSTAND, W/COUNTERTOPS - W/O DOORS OR DRAWER
11	110826-01-G10	EA CABINET-NIGHTSTAND, W/COUNTERTOPS - W/O DOORS OR DRAWER
11	110826-01-G11	EA CABINET-NIGHTSTAND, W/COUNTERTOPS - W/O DOORS OR DRAWER
11	110826-01-G13	EA CABINET-NIGHTSTAND, W/COUNTERTOPS - W/O DOORS OR DRAWER
11	110826-01-G14	EA CABINET-NIGHTSTAND, W/COUNTERTOPS - W/O DOORS OR DRAWER

KEY	PART NUMBER	U/M DESCRIPTION
12	111186-01-G09	EA CABINET-OVERHEAD, W/O DOOR OR HARDWARE
	058331-A5-000	EA MIRROR-GLASS, SAFETY - 396 MM X 516 MM
13	110947-01-G09	EA CABINET-SHIRT CLOSET, W/O DOOR OR HARDWARE - DRIVER SIDE
14	P10877-01-000	EA CABINET-COMPARTMENT, W/O TOP OR CARPET
15	M04170-11-000	EA TOP-TWIN BED, DRIVER SIDE
16	P18049-01-G09	EA CABINET-TWIN BED W/O TOP
17	M06803-25-G09	EA DOOR-W/O HARDWARE - 305 MM X 475 MM - DRIVER SIDE TWIN BED CABINET (G09/G10/G11)
17	M06803-25-G13	EA DOOR-W/O HARDWARE - 305 MM X 475 MM - DRIVER SIDE TWIN BED CABINET (G13/G14)
18	P18048-01-G09	EA CABINET-TWIN BED W/O TOP
19	M04170-10-000	EA TOP-TWIN BED, PASSENGER SIDE

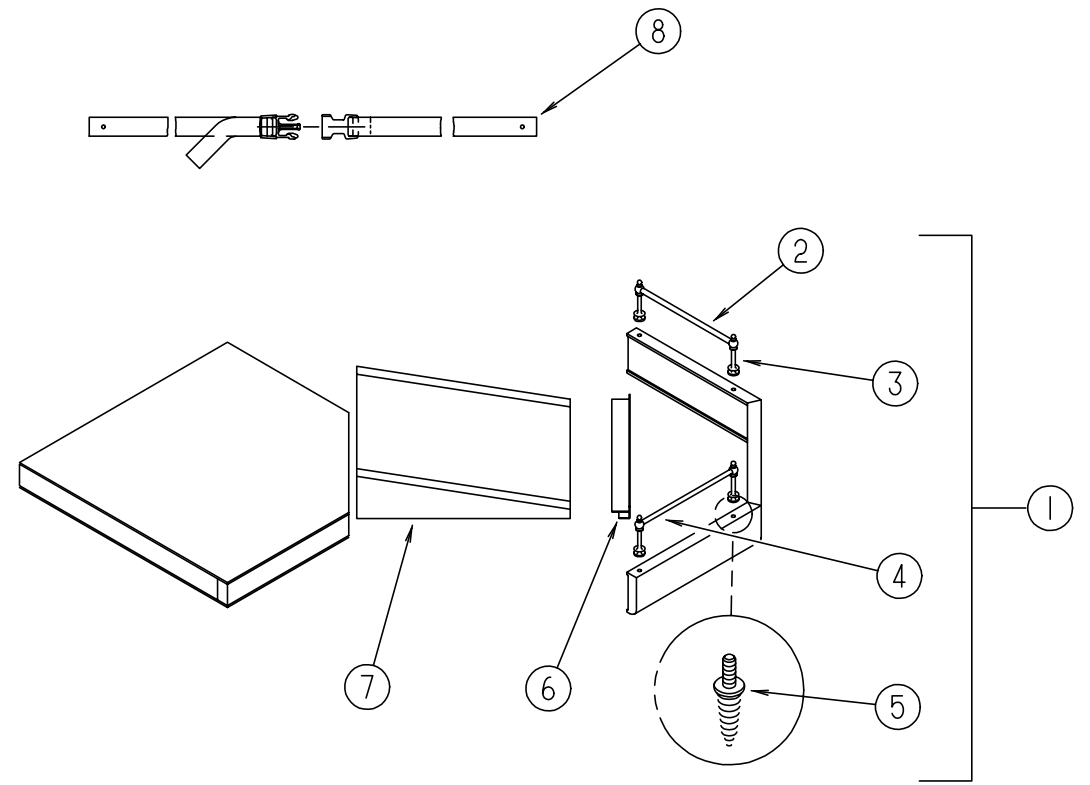
**BEDROOM GROUP (CONTINUED)**



**TV STAND**

KEY	PART NUMBER	U/M	DESCRIPTION
1	084357-02-G09	EA	STAND-FOLD DOWN, TV - W/MIRROR
2	084413-01-000	EA	HINGE-CONTINUOUS, W/HOLES
3	084451-01-000	EA	CATCH-TV SHELF, BRASS
4	084412-01-000	EA	SUPPORT-HINGED (PAIR)
5	084356-08-000	EA	INSERT-TV STAND, W/SUPPORT HINGE - METAL - OFF WHITE
5	058331-14-000	EA	MIRROR-GLASS, SAFETY - 14" X 12.7"

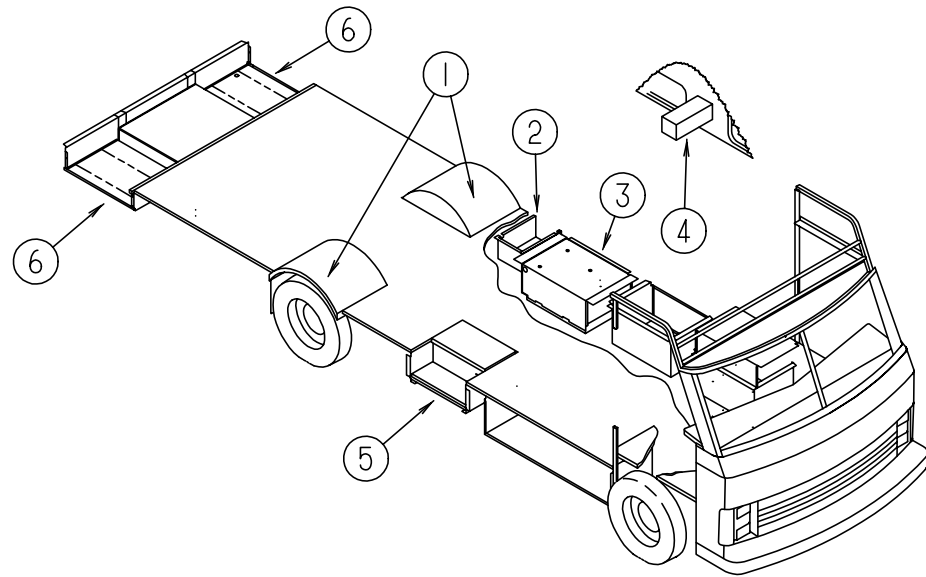
**BEDROOM GROUP (CONTINUED)**



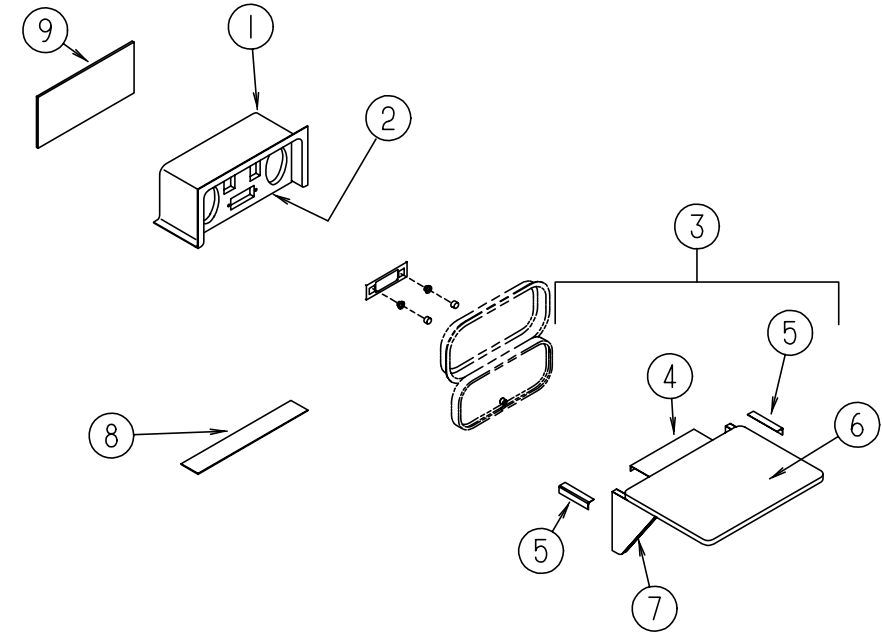
**TV SHELF**

KEY	PART NUMBER	U/M	DESCRIPTION
1	116553-02-G09	EA	SHELF ASM-TV, W/BRASS RAILING & WEDGE - 444 MM X 424 MM
2	084071-12-000	EA	ROD-BRASS, 104 MM LONG
3	084070-02-000	EA	POST-END, 2.4" - BRASS
4	084071-19-000	EA	ROD-BRASS, 198 MM LONG
5	106166-01-000	EA	BOLT-COLLARED HANGER, 8-32 X 1"
6	103186-01-05A	FT	MOLDING-EDGE, SHELF - .78" WIDE - PLASTIC - WATERFORD OAK
7	116553-15-G09	EA	WEDGE-TV
8	099717-01-000	EA	TIEDOWN-TV, STRAP ON FEMALE END IS 22.8" LONG

## CHASSIS GROUP



## CHASSIS GROUP (CONTINUED)



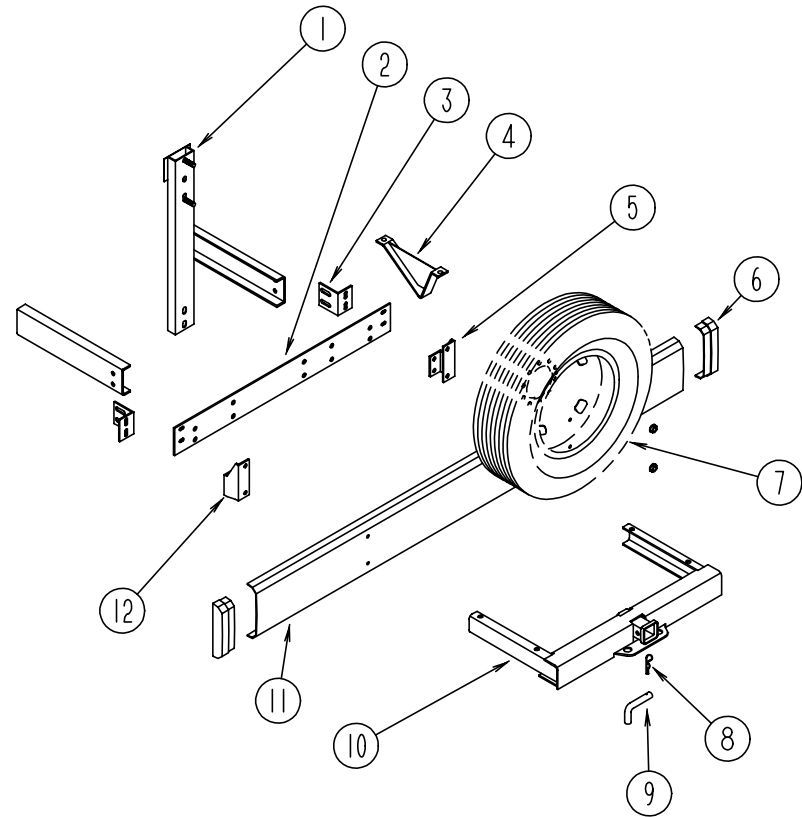
## COMPARTMENTS & WHEELWELLS

KEY	PART NUMBER	U/M	DESCRIPTION
1	102921-01-000	EA	WHEELWELL-PLASTIC
2	102979-04-000	EA	BOX-POWER CORD
3	114072-01-02B	EA	TRAY-STORAGE, 30.9" WIDE - E-COAT - MICROLITE GENERATOR PREP OPTION
3	114070-02-02B	EA	SUPPORT-GENERATOR, LH - 490 MM LONG - STEEL - BLACK - MICROLITE ONLY
3	114071-02-02B	EA	SUPPORT-GENERATOR, RH - 490 MM LONG - STEEL - BLACK - MICROLITE ONLY
4	085967-01-000	EA	COMPARTMENT-SEWER HOSE, 6" X 6.6" X 17.8" - PLASTIC
5	077848-02-000	EA	STEP-PULLOUT
	091176-01-000	EA	SUPPORT-BASE-ENTRANCE STEP
	102569-04-000	EA	MAT-ANTI SLIP, 178 MM X 610 MM
FROM: 07-24-95 THRU: 99-99-99			
6	110820-02-000	EA	COMPARTMENT-STORAGE, STEEL - E-COAT
	017516-01-000	EA	FLAP-MUD, 14" X 18" - BLACK
	020167-04-000	EA	GUARD-DIRT
	056748-01-000	EA	PLUG-CAP, 1.5" DIAMETER - BLACK
	115361-01-01A	EA	PLUG-PLASTIC, .55" DIAMETER HOLE - CAPPLUG W-5

## PATIO ENTERTAINMENT CENTER

KEY	PART NUMBER	U/M	DESCRIPTION
1	104897-03-01A	EA	BOX-ENTERTAINMENT CENTER - OFF WHITE
2	104899-01-C05	EA	PLATE-RADIO MOUNTING
3	105230-01-E01	EA	SHELF ASSEMBLY
4	105377-01-01A	EA	BRACKET-TABLE HANGER, OFF WHITE
5	105376-01-02A	EA	HINGE-CONTINUOUS, 2" X 140 MM - OFF WHITE
6	105230-11-E01	EA	SHELF
7	105230-12-E01	EA	SUPPORT-SHELF
8	104898-01-01A	EA	PLATE-PLASTIC, BOTTOM - 19.38" X 3.1" - OFF WHITE
9	104898-02-01A	EA	PLATE-PLASTIC, REAR - 16.1" X 6.3" - OFF WHITE

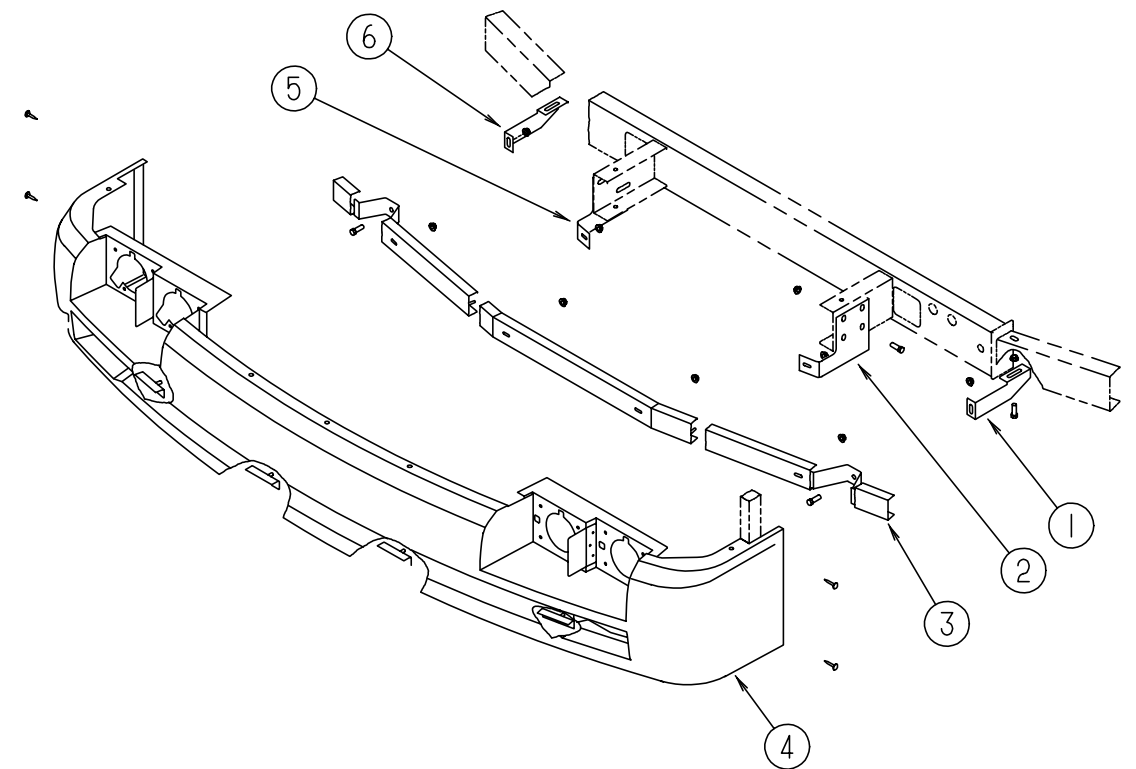
### CHASSIS GROUP (CONTINUED)



**REAR BUMPER, TRAILER HITCH & COMPONENTS**

KEY	PART NUMBER	U/M DESCRIPTION
1	102944-05-000	EA BRACKET ASM-TIRE CARRIER, CHEVY
1	102944-06-000	EA BRACKET ASM-TIRE CARRIER, FORD OPTION
2	078678-02-000	EA PLATE-MOUNTING, BUMPER - REAR
3	078668-01-000	EA SUPPORT ANGLE-BUMPER, REAR
4	083376-01-000	EA SKID PLATE
5	117950-03-02B	EA BRACKET ASM-BUMPER, REAR - E-COAT
6	103228-01-05A	EA CAP-END, BUMPER - REAR - DRIVER OR PASSENGER SIDE - UNPAINTED
7	083425-10-000	EA TIRE - LT215/85R16, LRE XCH4 - MICHELIN XCH4 ORBL - FORD OPTION
7	007324-04-000	EA TIRE - 8R19.5 LRD, MICHELIN XZA - CHEVY
	051377-01-000	EA STEM-VALVE, TR 500
	051377-05-000	EA STEM-VALVE, EATON VS-938 F53-92 - FORD OPTION
	077030-02-000	EA EXTENSION-VALVE STEM, 1.25" - FORD OPTION
	095853-02-000	EA WHEEL-STEEL, 16" X 6K - F2TA-1015-NA - ACCURIDE 28513-7 - FORD OPTION
8	034513-01-000	EA PIN-HITCH, 3/16" WIRE
9	034512-01-000	EA PIN-LOCKING, DRAWBAR
10	107707-01-000	EA HITCH ASM W/O DRAWBAR
11	103099-01-05A	EA BUMPER-REAR, BUFF
12	117950-04-02B	EA BRACKET ASM-BUMPER, REAR - E-COAT
	113589-02-000	EA CONNECTOR-SOCKET, TRAILER - GENERAL 433601
	113589-01-000	EA CONNECTOR-PLUG, TRAILER - GENERAL 433501

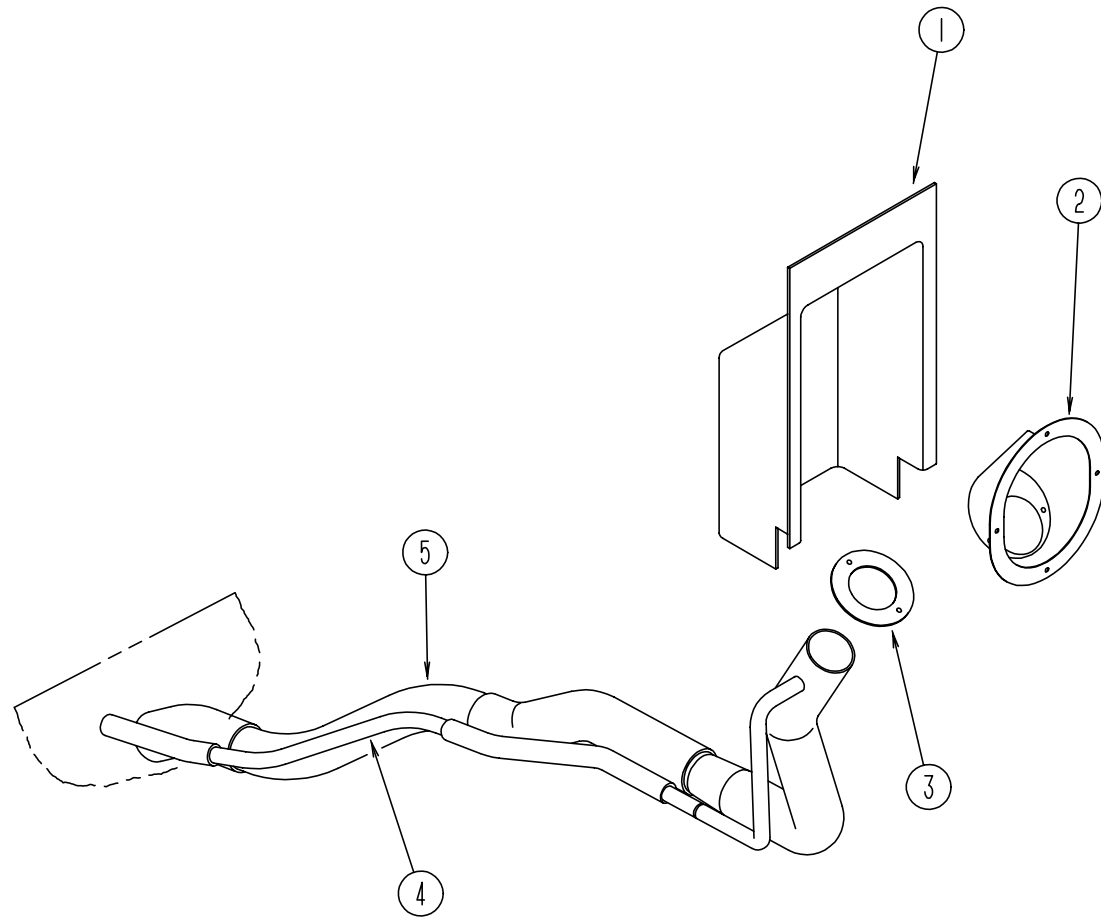
### CHASSIS GROUP (CONTINUED)



**FRONT BUMPER**

KEY	PART NUMBER	U/M DESCRIPTION
1	118235-02-02B	EA SUPPORT-BUMPER, OUTER - LH
2	118234-02-02B	EA SUPPORT-BUMPER, INNER - LH
3	103512-01-000	EA CHANNEL ASM-BUMPER
4	118193-01-G13	EA BUMPER ASM-FRONT
5	118234-01-02B	EA SUPPORT-BUMPER, INNER - RH
6	118235-01-02B	EA SUPPORT-BUMPER, OUTER - RH

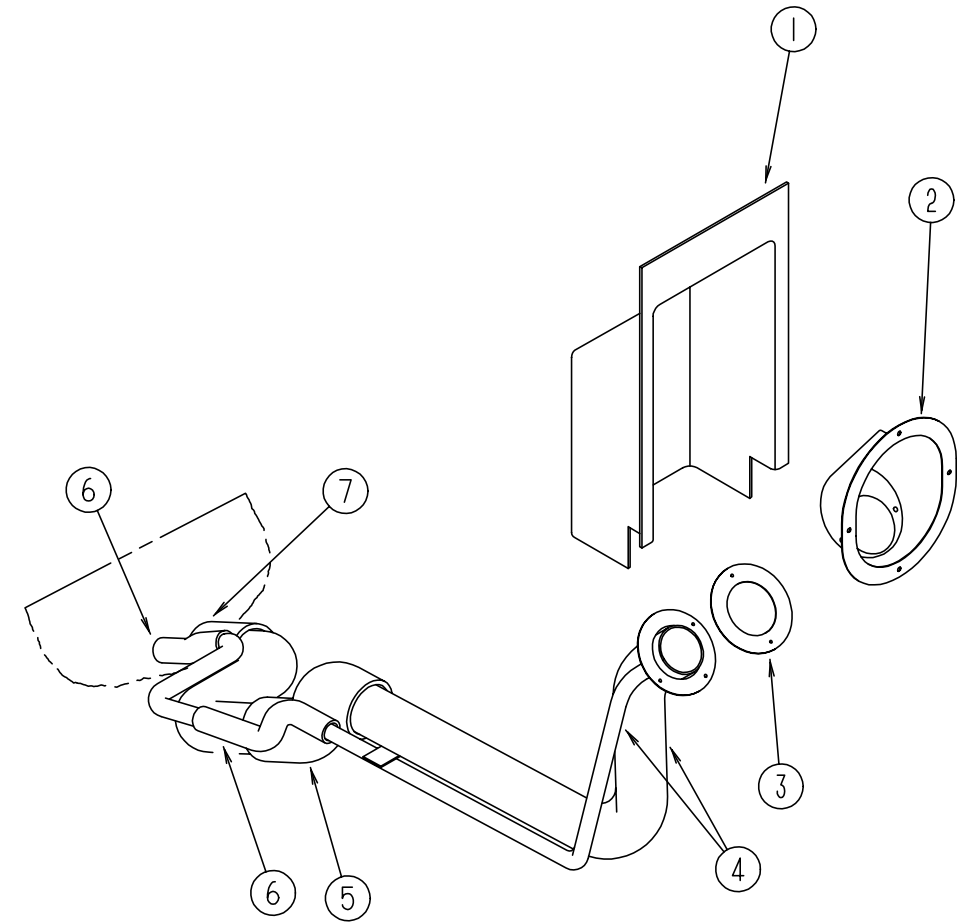
**CHASSIS GROUP (CONTINUED)**



**FUEL SYSTEM - CHEVY**

KEY	PART NUMBER	U/M DESCRIPTION
1	072447-04-000	EA SHROUD-FUEL FILL, UPPER - PLASTIC
2	095854-01-05A	EA SHROUD-FUEL FILL, BUFF
3	078200-01-000	EA GASKET-FUEL FILL, 3.5" OD X 2" ID
4	098804-01-000	EA PIPE-VENT, FUEL FILL - 12" LONG
5	098805-01-000	EA PIPE-FUEL, FUEL FILL - 11.4" LONG
	084884-01-000	EA PLUG-BRASS, 3/8"
	007063-01-000	FT HOSE-GAS, 1/4" ID X 1/2" OD
	024138-01-000	FT HOSE-FUEL, 5/16" ID

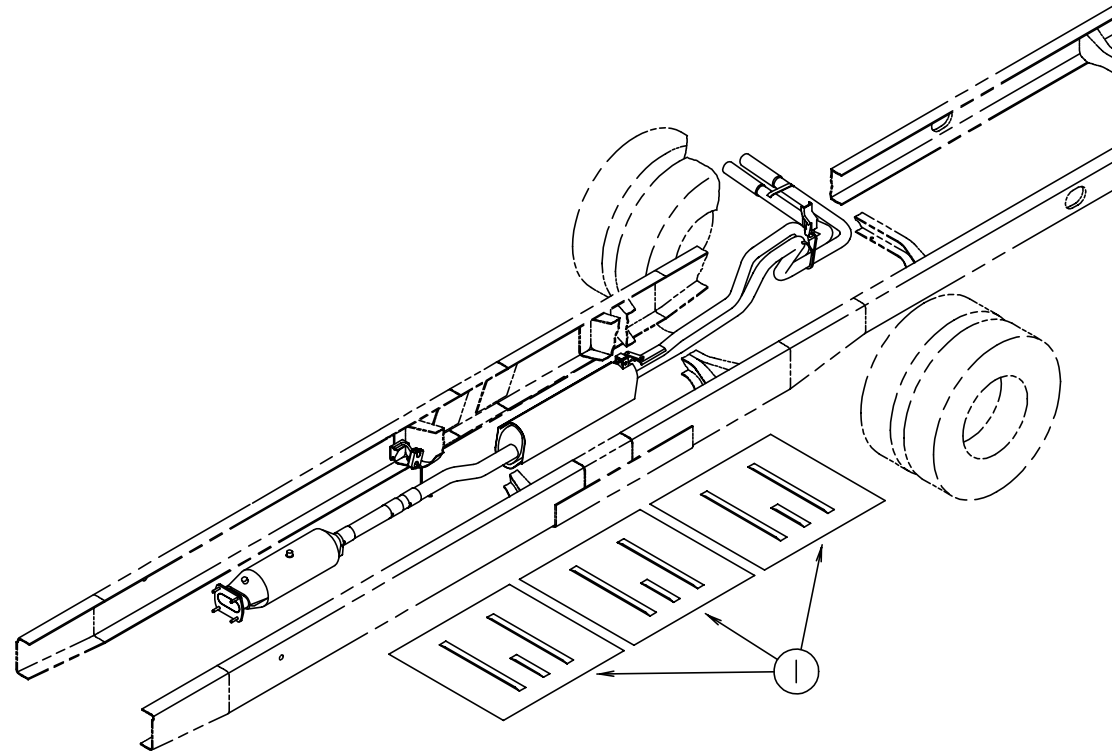
**CHASSIS GROUP (CONTINUED)**



**FUEL SYSTEM - FORD**

KEY	PART NUMBER	U/M DESCRIPTION
1	072447-04-000	EA SHROUD-FUEL FILL, UPPER - PLASTIC
2	095854-01-05A	EA SHROUD-FUEL FILL, BUFF
3	078200-01-000	EA GASKET-FUEL FILL, 3.5" OD X 2" ID
4	095606-01-000	EA NECK-FUEL FILL, W/CHECK VALVE - L-SHAPED - 18.2" LONG
5	100156-01-000	EA HOSE-FUEL FILL, 8.3" LONG W/2" ID
6	066732-03-000	FT HOSE-FUEL FILL, .75" ID
7	007111-02-000	EA HOSE-FUEL FILL, 2.00 ID - IN 3FT LENGTHS
	007063-01-000	FT HOSE-GAS, 1/4" ID X 1/2" OD
	084884-01-000	EA PLUG-BRASS, 3/8"

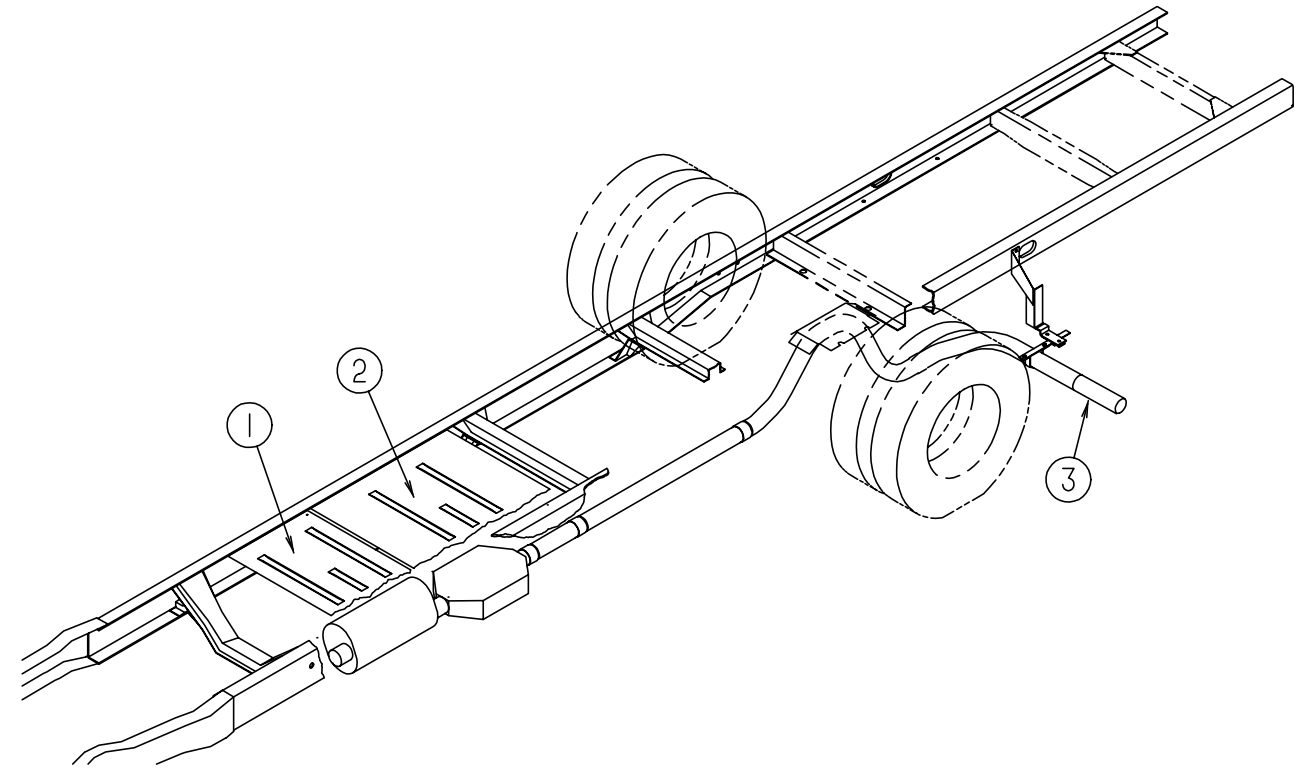
**CHASSIS GROUP (CONTINUED)**



**FORD EXHAUST HEAT SHIELDS**

KEY	PART NUMBER	U/M DESCRIPTION
1	101544-02-000	EA SHIELD-HEAT, EXHAUST - 30" X 28.9" - STEEL

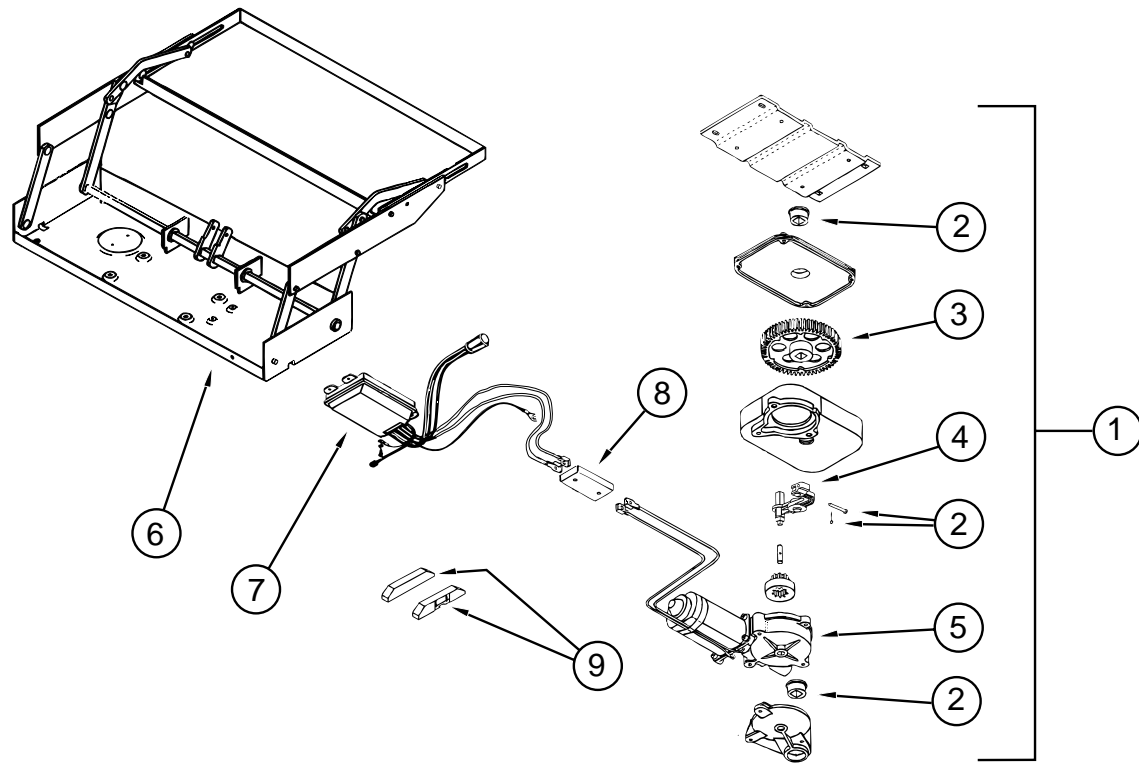
**CHASSIS GROUP (CONTINUED)**



**CHEVY EXHAUST SYSTEM**

KEY	PART NUMBER	U/M DESCRIPTION
1	101544-01-000	EA SHIELD-HEAT, EXHAUST - 19.7" X 28.9" - STEEL
2	101544-02-000	EA SHIELD-HEAT, EXHAUST - 30" X 28.9" - STEEL
3	098762-05-000	EA EXTENSION-EXHAUST, STRAIGHT - 3" OD X 7.9" LONG - STAINLESS STEEL

### CHASSIS GROUP (CONTINUED)



#### KWIKEE ELECTRIC ENTRY STEP

KEY	PART NUMBER	U/M DESCRIPTION	VENDOR NO.
1	094708-01-01A	EA STEP-ENTRY DOOR, ELECTRIC - SINGLE - KWIKEE 2813	
2	094707-02-703	EA PARTS KIT, (BEARINGS & PINS)	9530
3	094707-02-702	EA GEAR KIT - KWIKEE	9525
4	094708-03-700	EA LINKAGE ASM F/28 SERIES	9522
5	094707-02-700	EA MOTOR REPLACEMENT KIT - MODELS 32 & 28	9520
6	088746-01-709	EA FRAME W/SINGLE STEP, 2800 SERIES	908028
7	094707-02-705	EA CONTROL UNIT, WHITE	909513
8	094707-02-704	EA CONNECTOR KIT-MOTOR	9537
	094707-02-707	EA TREAD-NON-SKID, BLACK - 6" X 21"	909333
9	116995-01-000	EA SWITCH/MAGNET-STEP, ELECTRIC	905306

### CHASSIS GROUP (CONTINUED) DICOR 19.5" CHEVY WHEEL COVERS

KEY	PART NUMBER	U/M DESCRIPTION	VENDOR NO.
	109443-01-000	EA WHEEL-COVER, 4/SET - 19.5" W/HARDWARE - DICOR SHAG95	
	109443-01-700	EA WHEEL-COVER, 1 - FRONT OR REAR - 19.5"	SHAG95 LONLY
	109443-01-701	EA SET-BRACKET, 1 FRONT WHEEL	SHAG95-FBS
	109443-01-702	EA SET-BRACKET, 1 REAR WHEEL	SHAG95-RBS
	109443-01-703	EA CAP-CENTER, HUB	SP-AUCAP
	109443-01-704	EA CLIP-RETAINER	V160GM-PNT

#### KAPER 19.5" CHEVY STAINLESS STEEL WHEEL LINERS

KEY	PART NUMBER	U/M DESCRIPTION	VENDOR NO.
	091209-01-000	EA LINER-WHEEL, 19.5" - STAINLESS STEEL - SET OF 4 - KAPER 1954-ION	
	091209-01-700	EA LINER-WHEEL, 19.5" FRONT - 10 LUG - CHEVY P-30	37N
	091209-01-701	EA LINER-WHEEL, 19.5" REAR - 10 LUG - CHEVY P-30	38N
	091209-01-702	EA COVER-AXLE, 19.5" FRONT - 10 LUG - CHEVY P-30	34N
	091209-01-703	EA COVER-AXLE, 19.5" REAR - 10 LUG - CHEVY P-30	35N
	091209-01-704	EA COVER-LUG NUT	36
	077030-02-000	EA EXTENSION-VALVE STEM, 1.25"	

#### DICOR 16" FORD WHEEL COVERS

KEY	PART NUMBER	U/M DESCRIPTION	VENDOR NO.
	098532-01-000	EA COVER-WHEEL, FORD - 16" - SET OF 4 - DICOR SH-SD-16	
	098532-01-700	EA COVER-LUG NUT, FORD - CHROME	SP-FM-CLN
	098532-01-701	EA COVER-WHEEL, FORD - 16"	

#### KAPER II 16" FORD CHROME WHEEL LINERS

KEY	PART NUMBER	U/M DESCRIPTION	VENDOR NO.
	091209-14-000	EA LINER-WHEEL, SET OF 4 - 16" - CHROMEKAPER II 1611-4ULT4	
	091209-08-700	EA SIMULATOR-FRONT	157
	091209-14-700	EA SIMULATOR-REAR	159
	091209-08-706	EA FLAT NUT - .500, 9/16" STUD	
	091209-01-704	EA COVER-LUG NUT	
	077030-02-000	EA EXTENSION-VALVE STEM, 1.25"	

#### BILSTEIN FRONT SHOCKS - CHEVY

KEY	PART NUMBER	U/M DESCRIPTION
	104993-01-000	EA SHOCK ABSORBER-GAS, P30 FRONT - BILSTEIN B46-1173

#### TIRE COVERS

KEY	PART NUMBER	U/M DESCRIPTION
	108163-02-01A	EA COVER-TIRE, 19.5" CHEVY - CHROME - EXTERIOR TRIM OPTION
	108560-03-04A	EA INSERT-TIRE COVER, 19.5" CHEVY - BUFF - EXTERIOR TRIM OPTION
	108163-01-01A	EA COVER-TIRE, 16" FORD - CHROME - EXTERIOR TRIM OPTION
	108560-02-04A	EA INSERT-TIRE COVER, 16" FORD - BUFF - EXTERIOR TRIM OPTION

#### LUG WRENCH & LEVERAGE BAR

KEY	PART NUMBER	U/M DESCRIPTION
	080208-01-000	EA LUG WRENCH, 1.06 X 1.00
	080208-02-000	EA LEVERAGE BAR-LUG WRENCH

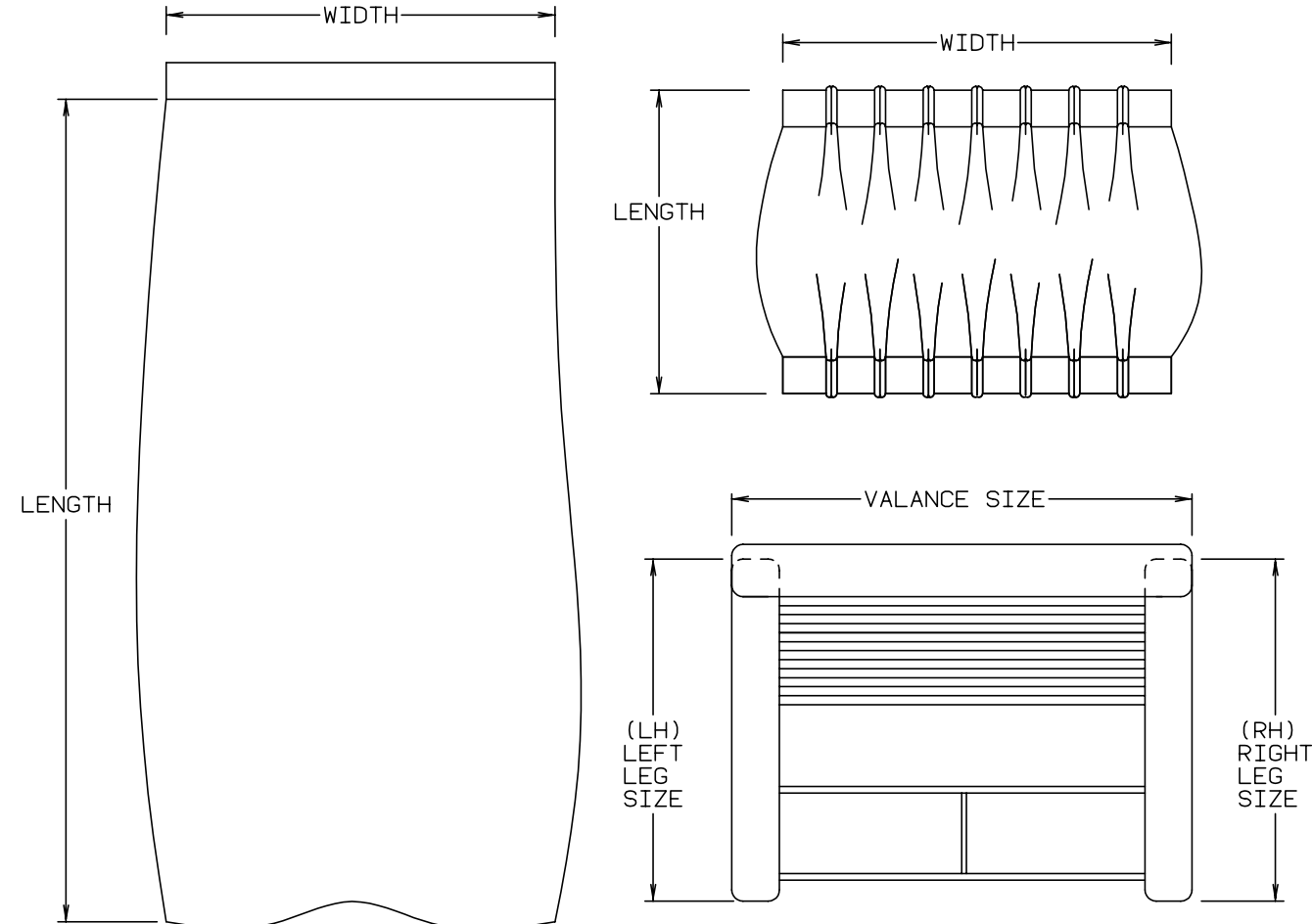
**CHASSIS GROUP (CONTINUED)**  
**CHASSIS MISCELLANEOUS**

KEY	PART NUMBER	U/M	DESCRIPTION
	055278-51-259	EA	TUBING-STEEL, .75" X 1.5" X 12.5"
	008042-01-000	FT	TUBING-VINYL, .65" ID
	065450-05-000	EA	TIEDOWN-BATTERY, 8.4" TUBE - STEEL
	087475-02-000	EA	BRACKET-TIE DOWN, BATTERY - 13.5" X 1.3" - FORD OPTION
	090604-06-000	EA	TRAY-BATTERY, AUTO - W/TWO HEX NUTS - FORD OPTION
	119847-01-02B	EA	SHIELD-A/C CONDENSER, E-COAT
	075307-03-000	EA	SHIELD-HEAT, LP - DIESEL OPTION
	113875-01-000	EA	HOSE-HUMP, 3" - GRIFFITH HH3 - DIESEL OPTION
	097494-02-000	EA	TEE-BARB, 3/8" X 5/32 X 3/8" - BRASS - DIESEL OPTION
	110934-01-000	EA	CONNECTOR-BARB, 5/16" - PLASTIC - KEVCO TC 7055
	114254-01-000	EA	ADAPTER - 1/4" SINGLE BARB X 1/8" MPT
	113007-01-000	EA	PIN-SPRING, .375" X 3" - FORD
	083163-06-000	EA	PUSHNUT-FLAT TYPE 3/8 STUD - FORD
	068382-06-000	EA	BUSHING-BRASS, 3/8" MPT X 1/8" FPT
	104147-02-000	EA	SHIELD ASM-SPLASH, RH - 494 MM X 408 MM - W/STUDS - E-COATED STEEL

**CURTAIN & CUSHION GROUP**  
**NOTICE**

IN ORDER TO ASSIST OUR PARTS SALES DEPT. IN PROVIDING INTERIOR SOFTGOODS ITEMS, PLEASE INCLUDE THE SERIAL NUMBER AND THE COLOR CODE NUMBER FROM THE VEHICLE CERTIFICATION LABEL WHEN ORDERING. THIS LABEL IS LOCATED ON THE LEFT SIDEWALL AT THE END OF THE DASH (A-BODY), OR ON THE DRIVER'S DOOR LATCH PLATE (C-BODY).

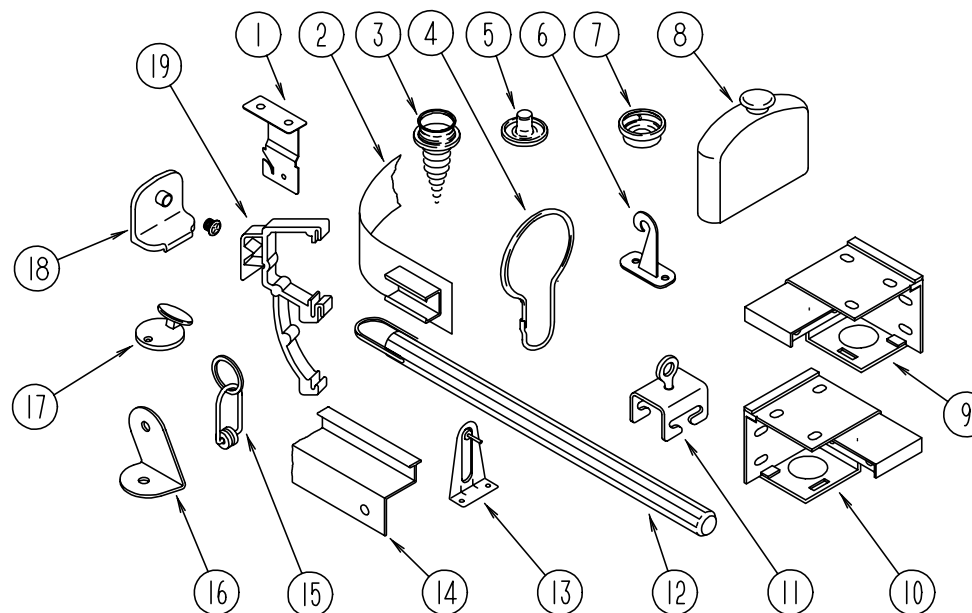
AN EXAMPLE OF A COLOR CODE NUMBER IS B07, WHICH DESIGNATES AN OVERALL COLOR SCHEME OF A PARTICULAR UNIT. THE COLOR LISTED AFTER THE ITEM DESCRIPTION ON THE MICROFICHE, INDICATES THE OVERALL UNIT COLOR. ORDER THE ITEM YOU DESIRE ACCORDING TO UNIT COLOR CODE.



NOTE: USE THIS ILLUSTRATION WHEN DETERMINING LENGTH AND WIDTH MEASUREMENTS FOR CURTAINS. YOU WILL NOTE THE WIDTH MEASUREMENT IS TAKEN ON THE TOP OF THE CURTAIN WITH THE CURTAIN FULLY EXTENDED. THE LENGTH MEASUREMENT IS TAKEN FROM TOP TO BOTTOM. LEFT AND RIGHT WINDOW LEGS ARE DETERMINED WHEN FACING THE WINDOW.



**CURTAIN & CUSHION GROUP (CONTINUED)**  
**CURTAIN, BLIND HARDWARE & TRACKS**



KEY	PART NUMBER	U/M	DESCRIPTION	KEY	PART NUMBER	U/M	DESCRIPTION
1	084434-01-000	EA	BRACKET-MOUNTING, ROLLER SHADE - 1 3/8"	15	009701-01-000	EA	CARRIER-CURTAIN, L-ROD
	096843-01-000	EA	SPRING-REWIND, ROLLER SHADE	16	099205-02-02A	EA	BRACKET-WRAPAROUND CURTAIN TRACK, OFF WHITE
	086276-01-000	EA	TAPE-DOUBLE SIDED, 1/2"	17	102555-01-000	EA	CLEAT-CORD, BLIND - OFF WHITE
2	101031-01-000	YD	TAPE-GLIDE, CURTAIN - 4.25" SPACING	18	106544-01-000	EA	PULL-SHADE, BRASS
3	029130-01-000	EA	SCREW-SNAP SOCKET, #8 PH X 5/8"	18	106544-01-001	EA	SCREW-SHADE PULL, BRASS
3	029130-03-000	EA	SCREW-SNAP SOCKET, #8 PH X 1"	19	109353-04-000	EA	CLIP-MOUNTING, VALANCE SLAT - CLEAR PLASTIC
4	009136-02-000	EA	HANGER-RING, PIN TYPE - CURTAIN - BRASS	056003-01-000	EA	BRACKET-RETAIN, CURTAIN - RH	
	046867-01-000	EA	GROMMET-BRASS, 7/16" ID X 1" OD	056003-02-000	EA	BRACKET-RETAIN, CURTAIN - LH	
5	029155-01-000	EA	CAP-SNAP, 5/32" O.D. OF PIN	048394-02-000	YD	VELCRO TAPE-HOOK, ADHESIVE BACK - .75" WIDE - BEIGE	
6	109441-01-000	EA	HOLD DOWN-BLIND, HOOK	088792-01-000	YD	VELCRO-HOOK, .75" WIDE - BEIGE	
	109441-02-000	EA	SPACER-HOLD DOWN, BLIND	088792-02-000	YD	VELCRO TAPE-LOOP, ADHESIVE BACKED - .75" WIDE - BEIGE	
7	029156-01-000	EA	SOCKET-SNAP, 9/16" O.D.	068716-01-001	EA	BRACE - 90 DEGREE L-ANGLE, 192" - EXTRUDED ALUMINUM	
8	093475-01-701	EA	END CAP-BLIND, W/STUD	075943-09-000	EA	BRACE-VALANCE, OFF WHITE - 8"	
9	083170-01-000	EA	BRACKET-BLIND, RIGHT HAND	094896-02-000	EA	GROMMET-CORD, PLEATED BLIND - NYLON - GRAY	
10	083170-02-000	EA	BRACKET-BLIND, LEFT HAND	094907-02-000	EA	END CAP-TOP, PLEATED BLIND - PLASTIC - GRAY	
11	009702-01-000	EA	END STOP-CURTAIN CARRIER, L ROD	094907-04-000	EA	END CAP-BOTTOM, PLEATED BLIND - PLASTIC - GRAY	
12	093475-01-700	EA	WAND-BLIND, W/METAL CLIP - 8" LONG	097564-01-000	EA	HANDLE-T, PLEATED BLIND	
13	095591-02-000	EA	BRACKET-HOLD DOWN, W/PIN - BLIND - METAL	097565-01-000	EA	BRACKET-MOUNTING, PLEATED BLIND	
14	101589-02-C05	EA	TRACK ASM W/BRKTS-CURTAIN, RIGHT HAND WRAPAROUND - OFF WHITE - 10'	097591-01-000	EA	SPRING-EXTENSION, PLEATED BLIND	
			FROM: 00-00-00 THRU: 08-27-95	097592-01-000	EA	SPOOL-CORD, PLEATED BLIND - CLEAR PLASTIC	
14	101589-02-G09	EA	TRACK ASM W/BRKTS-CURTAIN, RIGHT HAND WRAPAROUND - WILLOW - 10'	097593-02-000	EA	CORD-PLEATED BLIND, GRAY (G13/G14)	
			FROM: 08-28-95 THRU: 99-99-99	110943-01-000	FT	FELTSTRIP - 3/8", ADHESIVE BACKED - PLEATED BLIND	
14	105450-01-01A	EA	TRACK-CURTAIN, LEFT HAND WRAPAROUND - OFF WHITE - 30.8" LONG	105648-01-02A	EA	BRACE-VALANCE, ANGLE - 1.5" X 1.5" X 14" - OFF WHITE	
			FROM: 00-00-00 THRU: 08-27-95				
14	105450-01-02A	EA	TRACK-CURTAIN, LEFT HAND WRAPAROUND - WILLOW - 30.8" LONG				
			FROM: 08-28-95 THRU: 99-99-99				
14	114641-03-E10	EA	TRACK ASM-CURTAIN, RIGHT HAND WRAPAROUND - O/W - 6.95' - TV OPTIONS				
			FROM: 00-00-00 THRU: 08-27-95				
14	114641-03-G09	EA	TRACK ASM-CURTAIN, RIGHT HAND WRAPAROUND - WILLOW - 6.95' - TV OPTIONS				
			FROM: 08-28-95 THRU: 09-23-95				
14	114641-07-G15	EA	TRACK ASM-CURTAIN, RIGHT HAND WRAPAROUND - WILLOW - 7.17' - TV OPTIONS				
			FROM: 09-24-95 THRU: 99-99-99				
14	114641-04-E10	EA	TRACK ASM-CURTAIN, LEFT HAND WRAPAROUND - O/W - 6.95' - TV OPTIONS				
			FROM: 00-00-00 THRU: 08-27-95				
14	114641-04-G09	EA	TRACK ASM-CURTAIN, LEFT HAND WRAPAROUND - WILLOW - 6.95' - TV OPTIONS				
			FROM: 08-28-95 THRU: 09-23-95				
14	114641-08-G15	EA	TRACK ASM-CURTAIN, LEFT HAND WRAPAROUND - WILLOW - 7.17' - TV OPTIONS				
			FROM: 09-24-95 THRU: 99-99-99				
14	111298-01-01A	EA	TRACK-SHOWER CURTAIN, OFF WHITE				

**CURTAIN & CUSHION GROUP (CONTINUED)**

**BRAVE FABRIC**

COLOR CODES	G09	G10	G11	G12	G13	G14
	SANDSCAPE (BROWN)	BATIK (BLUE)	OLIVE BRANCH (SAGE)	MOTOR SPORT	COPPER CANYON	SAVANNAH (SAND)
CEILING VINYL	089351-03-000	089351-03-000	089351-03-000	089351-03-000	089351-03-000	089351-03-000
VINYL OFF WHITE	106569-01-01A	106569-01-01A	106569-01-01A	106569-01-01A	106569-01-01A	106569-01-01A
WILLOW VINYL	103907-01-03A	103907-01-03A	103907-01-03A	103907-01-03A	103907-01-03A	103907-01-03A
DRAPERY LINING	087272-03-000	087272-03-000	087272-03-000	087272-03-000	087272-03-000	087272-03-000
BUCKET SEATS	104233-59-000	108446-77-000	108446-55-000	108446-55-000	104233-59-000	108446-G9-000
DINETTE	108446-E4-000	108446-E5-000	108446-A7-000	108446-D6-000	108446-H0-000	108446-H1-000
DINETTE PADS	104233-59-000	108446-77-000	108446-55-000	108446-55-000	104233-59-000	108446-G9-000
SOFA	108446-E4-000	108446-E5-000	108446-D9-000	108446-D2-000	108446-H0-000	108446-H1-000
SOFA PILLOWS	108446-E3-000	108446-G6-000	108446-57-000	108446-D6-000	108446-H2-000 084415-77-000	108446-G2-000 084415-69-000
SWIVEL CHAIR	108446-E3-000	108446-G6-000	108446-57-000	108446-D6-000	108446-H2-000	108446-G2-000
LOUNGE WINDOWS	104233-59-000 108446-E3-000	108446-77-000 108446-G6-000	108446-55-000 108446-57-000	108446-D6-000 108446-D2-000	108446-H2-000 108446-H0-000	108446-H1-000 108446-G2-000
BEDROOM WINDOWS	105745-A7-000 105745-A9-000	105745-A3-000 105745-B4-000	105745-83-000 105745-63-000	105745-D1-000 105745-D3-000	105745-A2-000 084415-77-000	105745-B6-000 105745-62-000
BEDSPREAD	105745-A7-000 105745-A9-000	105745-A3-000 105745-B4-000	105745-83-000 105745-63-000	105745-D1-000	105745-A2-000	105745-B6-000
PILLOW SHAMS/ PILLOW CASE	105745-A7-000 105745-A9-000	105745-A3-000 105745-B4-000	105745-83-000 105745-63-000	087272-03-000	105745-A2-000 084415-77-000	105745-B6-000 084415-69-000
HEADBOARD	105745-A7-000 105745-A9-000	105745-A3-000 105745-B4-000	105745-83-000 105745-63-000	105745-D1-000 105745-D3-000	105745-A2-000 084415-77-000	105745-B6-000 105745-62-000
BEDROOM PILLOWS	105745-A9-000 105745-A7-000	105745-B4-000 105745-A3-000	105745-63-000 105745-83-000	105745-D3-000	105745-B7-000 084415-77-000	105745-62-000 084415-69-000
FRONT WRAP AROUND	072333-90-000	072333-82-000	072333-90-000	072333-90-000	072333-90-000	072333-82-000
DIVIDER CURTAIN	072333-90-000	072333-82-000	072333-90-000	072333-90-000	072333-90-000	072333-82-000
MAP POCKETS	104233-59-000	108446-77-000	108446-55-000	108446-55-000	104233-59-000	108446-G9-000

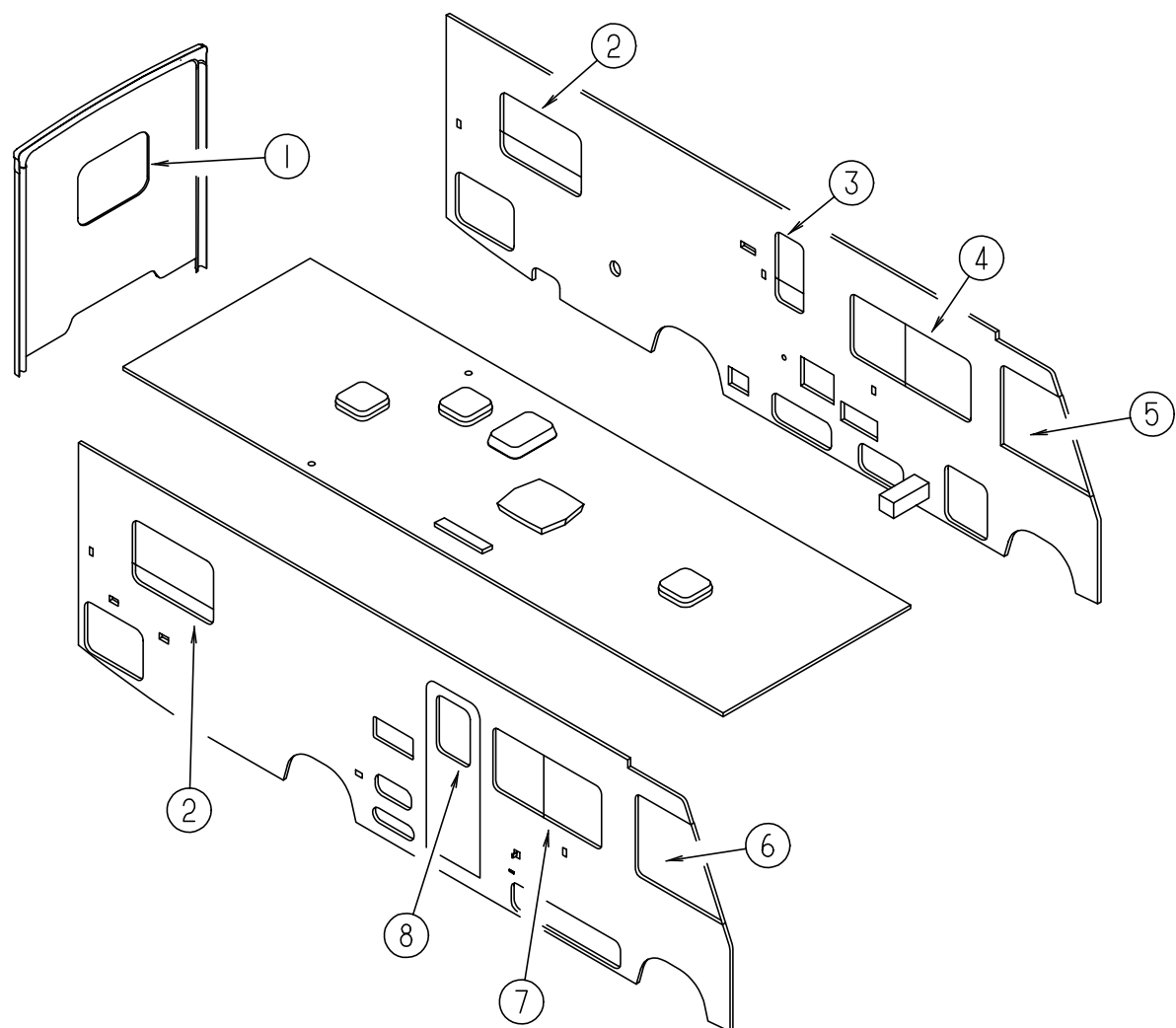
**NOTE:** FABRIC LISTED FIRST IN A BLOCK IS THE LARGEST QUANTITY OF FABRIC USED.

**CURTAIN & CUSHION GROUP (CONTINUED)**

**BUTTON, TRIM, ASSIST HANDLE & SEAT BELT**

KEY	PART NUMBER	U/M DESCRIPTION
	079349-04-E08	YD WELT ASM-NARROW, ACCENT (G09/G13)
	079349-04-E24	YD WELT ASM-NARROW, ACCENT (G10)
	079349-04-E22	YD WELT ASM-NARROW, ACCENT (G11)
	079349-04-G05	YD WELT ASM-NARROW, ACCENT (G14)
	057759-01-000	EA WASHER BRACKET-SEAT BELT, 4" DIAMETER
	007021-01-000	EA BELT-SEAT, 2" X 90" - BLACK
	056271-02-000	EA BELT-SEAT, 2" X 72" - BLACK
	069178-02-000	EA BRACKET-MOUNTING, ASSIST HANDLE - L ANGLE - W/HOLES - STEEL
	118337-01-G09	EA BUTTON ASM - #60, VALANCE
	118337-01-G10	EA BUTTON ASM - #60, VALANCE
	118337-01-G11	EA BUTTON ASM - #60, VALANCE
	118337-04-G13	EA BUTTON ASM - #60, VALANCE
	074494-02-000	EA BUTTON-RETAINING PIVOT #60
	074494-03-000	EA BUTTON-SERRATED PVT.TACK - 3/8"
	084415-77-000	EA TRIM-BRAID, 61814-N10 - CORD (G13)
	084415-69-000	EA TRIM-BRAID, 62027-P57 - CORD (G14)
	000C16-07-16B	EA BOLT-CARRIAGE, ASSIST HANDLE - 7/16" - 14 X 1" ZN
	000D20-07-00B	EA NUT-ACORN, ASSIST HANDLE - 7/16" X 14 ZN
	053552-02-AA8	EA HANDLE-ASSIST, INTERIOR - ENTRY DOOR - VINYL - OFF WHITE
	057534-01-000	EA TIEBACK/TIEDOWN-BED/CURTAIN/DOOR, 6" - PLASTIC - CLEAR

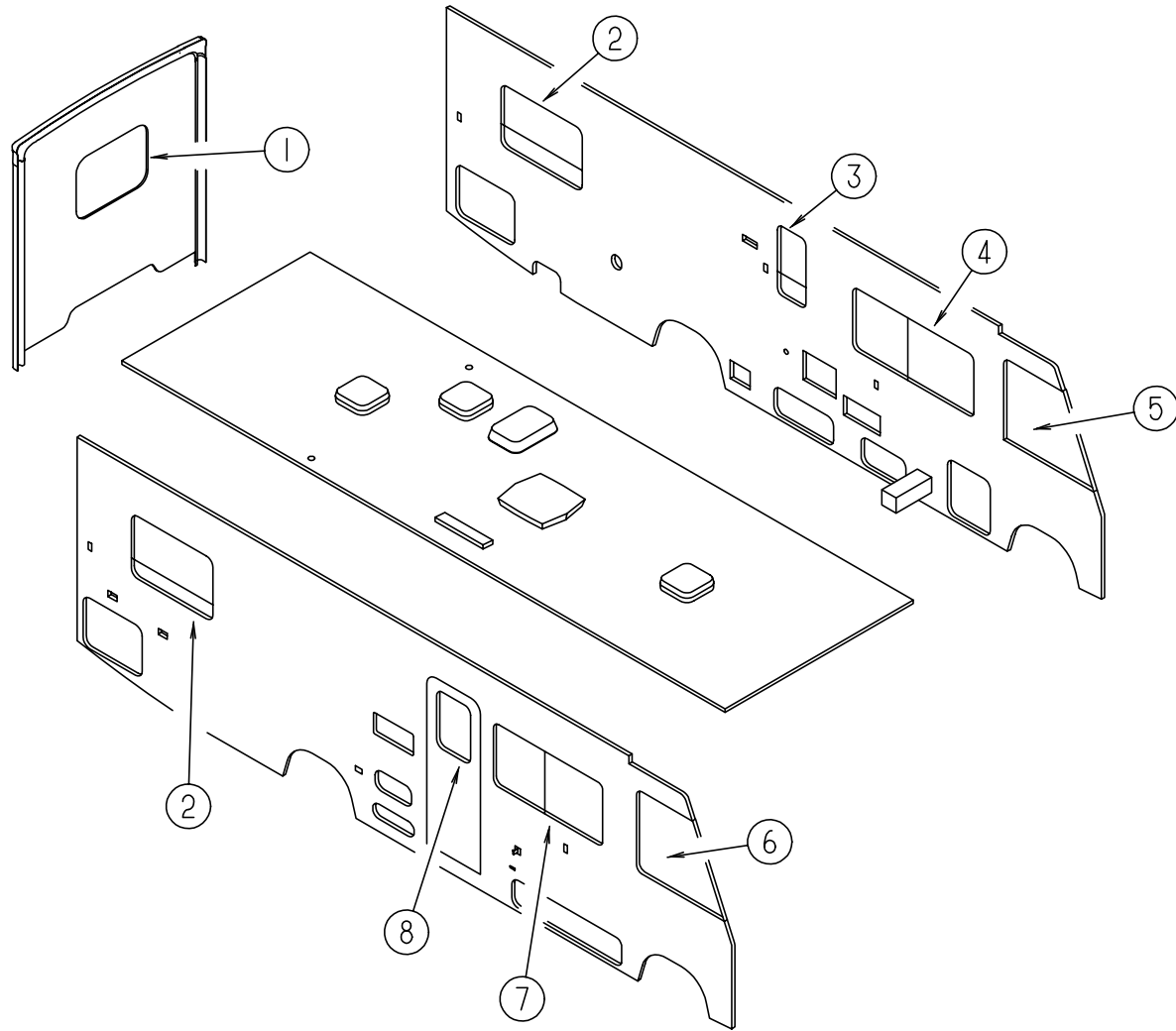
**CURTAIN & CUSHION GROUP (CONTINUED)**  
**WINDOW TREATMENT & SHOWER CURTAIN**



KEY	PART NUMBER	U/M DESCRIPTION
1	112113-10-G09	EA VALANCE - 52", VALERIE
1	112113-10-G10	EA VALANCE - 52", VALERIE
1	112113-10-G11	EA VALANCE - 52", VALERIE
1	119138-03-G13	EA VALANCE - 53", BELLINI W/BRAID TRIM
1	119299-01-G14	EA VALANCE - 53", WHITNEY
1	112986-11-G09	EA CURTAIN - 27.5" X 6", PLEATED TOP - POCKET BOTTOM
1	112986-11-G10	EA CURTAIN - 27.5" X 6", PLEATED TOP - POCKET BOTTOM
1	112986-11-G11	EA CURTAIN - 27.5" X 6", PLEATED TOP - POCKET BOTTOM
1	119333-03-G35	EA LEG - 25", RIGHT (G13)
1	119333-07-G14	EA LEG - 25", RIGHT (G14)
1	119333-04-G35	EA LEG - 25", LEFT (G13)
1	119333-08-G14	EA LEG - 25", LEFT (G14)
1	093475-68-08A	EA BLIND-MINI, 48" X 27" DROP (G09/G11)
1	093475-68-07A	EA BLIND-MINI, 48" X 27" DROP (G10)
1	111910-24-G13	EA BLIND-PLEATED, 49" X 28.5" DROP (G13)
1	111910-24-G14	EA BLIND-PLEATED, 49" X 28.5" DROP (G14)
2	112113-11-G09	EA VALANCE - 44", VALERIE
2	112113-11-G10	EA VALANCE - 44", VALERIE
2	112113-11-G11	EA VALANCE - 44", VALERIE
2	119138-04-G13	EA VALANCE - 45", BELLINI W/BRAID TRIM
2	119299-03-G14	EA VALANCE - 45", WHITNEY - QUEEN BED OR TWIN BEDS OPTION
2	112113-12-G09	EA VALANCE - 44", VALERIE - TWIN BEDS OPTION
2	112113-12-G10	EA VALANCE - 44", VALERIE - TWIN BEDS OPTION
2	112113-12-G11	EA VALANCE - 44", VALERIE - TWIN BEDS OPTION
2	119138-08-G13	EA VALANCE - 45", BELLINI W/BRAID TRIM - TWIN BEDS OPTION

KEY	PART NUMBER	U/M DESCRIPTION
2	112986-04-G09	EA CURTAIN - 29.5" X 6", PLEATED TOP - POCKET BOTTOM (G09)
2	112986-04-G10	EA CURTAIN - 29.5" X 6", PLEATED TOP - POCKET BOTTOM (G10)
2	112986-04-F06	EA CURTAIN - 29.5" X 6", PLEATED TOP - POCKET BOTTOM (G11)
2	112986-11-G09	EA CURTAIN - 27.5" X 6", PLEATED TOP - POCKET BOTTOM - TWIN BEDS OPTION
2	112986-11-G10	EA CURTAIN - 27.5" X 6", PLEATED TOP - POCKET BOTTOM - TWIN BEDS OPTION
2	112986-11-G11	EA CURTAIN - 27.5" X 6", PLEATED TOP - POCKET BOTTOM - TWIN BEDS OPTION
2	119333-03-G35	EA LEG - 25", RIGHT (G13)
2	119333-07-G14	EA LEG - 25", RIGHT (G14)
2	119333-04-G35	EA LEG - 25", LEFT (G13)
2	119333-08-G14	EA LEG - 25", LEFT (G14)
2	093475-99-03A	EA BLIND-MINI, 41" X 28.5" DROP (G09/G11)
2	093475-99-02A	EA BLIND-MINI, 41" X 28.5" DROP (G10)
2	111910-25-G13	EA BLIND-PLEATED, 41" X 28.5" DROP (G13)
2	111910-25-G14	EA BLIND-PLEATED, 41" X 28.5" DROP (G14)
2	109041-37-01A	EA BLIND-MINI, 41" X 26" DROP - TWIN BEDS OPTION (G09/G11)
2	109041-37-02A	EA BLIND-MINI, 41" X 26" DROP - TWIN BEDS OPTION (G10)
2	111910-38-G13	EA BLIND-PLEATED, 41" X 26" DROP - TWIN BEDS OPTION (G13)
2	111910-38-G14	EA BLIND-PLEATED, 41" X 26" DROP - TWIN BEDS OPTION (G14)
3	109353-06-02A	EA VALANCE-SLAT, 14.5" (G09/G11)
3	109353-06-01A	EA VALANCE-SLAT, 14.5" (G10)
3	109353-06-03A	EA VALANCE-SLAT, 14.5" (G13/G14)
3	109041-15-03A	EA BLIND-MINI, 14.5" X 32" DROP (G09/G11)
3	109041-15-01A	EA BLIND-MINI, 14.5" X 32" DROP (G10)
3	111861-06-01A	EA BLIND-MINI, 14.5" X 32" DROP (G13/G14)
4	118299-01-G09	EA VALANCE - 64.5", W/BUTTON
4	118299-01-G10	EA VALANCE - 64.5", W/BUTTON
4	118299-01-G11	EA VALANCE - 64.5", W/BUTTON
4	119136-07-G13	EA VALANCE - 64.5", W/BUTTON
4	119262-06-G14	EA VALANCE - 64.5", W/WELT
4	119333-01-G21	EA LEG - 25", RIGHT (G09)
4	119333-01-G22	EA LEG - 25", RIGHT (G10)
4	119333-01-G01	EA LEG - 25", RIGHT (G11)
4	119333-01-G13	EA LEG - 25", RIGHT (G13)
4	119333-11-G14	EA LEG - 25", RIGHT (G14)
4	119333-02-G09	EA LEG - 25", LEFT
4	119333-02-G10	EA LEG - 25", LEFT
4	119333-02-G11	EA LEG - 25", LEFT
4	119333-02-G13	EA LEG - 25", LEFT
4	119333-12-G14	EA LEG - 25", LEFT
4	093475-76-06A	EA BLIND-MINI, 60" X 28.5" DROP (G09/G11)
4	093475-76-05A	EA BLIND-MINI, 60" X 28.5" DROP (G10)
4	109802-10-G09	EA BLIND-PLEATED, 60" X 28.5" DROP (G13/G14)
5	101668-57-G09	EA CURTAIN - 38" X 95", TAPE TOP - LEFT (G09/G11/G13)
5	101668-57-G10	EA CURTAIN - 38" X 95", TAPE TOP - LEFT (G10/G14)
5	101668-32-D09	EA CURTAIN - 40" X 40", TAPE TOP (G09/G11/G13) - FRONT BUNK OPTION
5	101668-32-D10	EA CURTAIN - 40" X 40", TAPE TOP (G10/G14) - FRONT BUNK OPTION
6	101668-56-G09	EA CURTAIN - 38" X 95", TAPE TOP - RIGHT (G09/G11/G13)
6	101668-56-G10	EA CURTAIN - 38" X 95", TAPE TOP - RIGHT (G10/G14)
6	101668-33-D09	EA CURTAIN - 38" X 125", TAPE TOP (G09/G11/G13) - FRONT BUNK OPTION
6	101668-33-D10	EA CURTAIN - 38" X 125", TAPE TOP (G10/G14) - FRONT BUNK OPTION
	073260-42-D09	EA TIEBACK - 6" X 18" (G09/G11/G13)
	073260-42-D10	EA TIEBACK - 6" X 18" (G10/G14)

**CURTAIN & CUSHION GROUP (CONTINUED)**  
**WINDOW TREATMENT & SHOWER CURTAIN (CONTINUED)**



KEY	PART NUMBER	U/M	DESCRIPTION
7	118299-06-G09	EA	VALANCE - 58.5", W/BUTTON
7	118299-06-G10	EA	VALANCE - 58.5", W/BUTTON
7	118299-06-G11	EA	VALANCE - 58.5", W/BUTTON
7	119136-11-G13	EA	VALANCE - 58.5", W/BUTTON
7	119262-20-G14	EA	VALANCE - 58.5", W/WELT
7	119333-01-G21	EA	LEG - 25", RIGHT (G09)
7	119333-01-G22	EA	LEG - 25", RIGHT (G10)
7	119333-01-G01	EA	LEG - 25", RIGHT (G11)
7	119333-01-G13	EA	LEG - 25", RIGHT (G13)
7	119333-11-G14	EA	LEG - 25", RIGHT (G14)
7	119333-02-G09	EA	LEG - 25", LEFT
7	119333-02-G10	EA	LEG - 25", LEFT
7	119333-02-G11	EA	LEG - 25", LEFT
7	119333-02-G13	EA	LEG - 25", LEFT
7	119333-12-G14	EA	LEG - 25", LEFT
7	109041-28-02A	EA	BLIND-MINI, 54" X 28.5" DROP (G09/G11)
7	109041-28-01A	EA	BLIND-MINI, 54" X 28.5" DROP (G10)
7	109802-32-F14	EA	BLIND-PLEATED, 54" X 28.5" DROP (G13/G14)
8	118299-07-G09	EA	VALANCE - 30.25", W/BUTTON
8	118299-07-G10	EA	VALANCE - 30.25", W/BUTTON
8	118299-07-G11	EA	VALANCE - 30.25", W/BUTTON
8	119136-12-G13	EA	VALANCE - 30.25", W/BUTTON
8	119262-21-G14	EA	VALANCE - 30.25", MONACO
8	084755-57-E07	EA	SHADE-PULL, 27.25" (G09/G10/G11/G13/G14)
	084481-28-E08	EA	CURTAIN-SHOWER, 68" X 84" - GROMMET TOP (G09/G13)
	084481-28-F05	EA	CURTAIN-SHOWER, 68" X 84" - GROMMET TOP (G10/G11)
	084481-28-E09	EA	CURTAIN-SHOWER, 68" X 84" - GROMMET TOP (G14)
	073260-54-E08	EA	TIEBACK-SHOWER CURTAIN, 3" X 16" (G09/G13)
	073260-54-E01	EA	TIEBACK-SHOWER CURTAIN, 3" X 16" (G10/G11)
	073260-54-D36	EA	TIEBACK-SHOWER CURTAIN, 3" X 16" (G14)

## CURTAIN & CUSHION GROUP (CONTINUED)

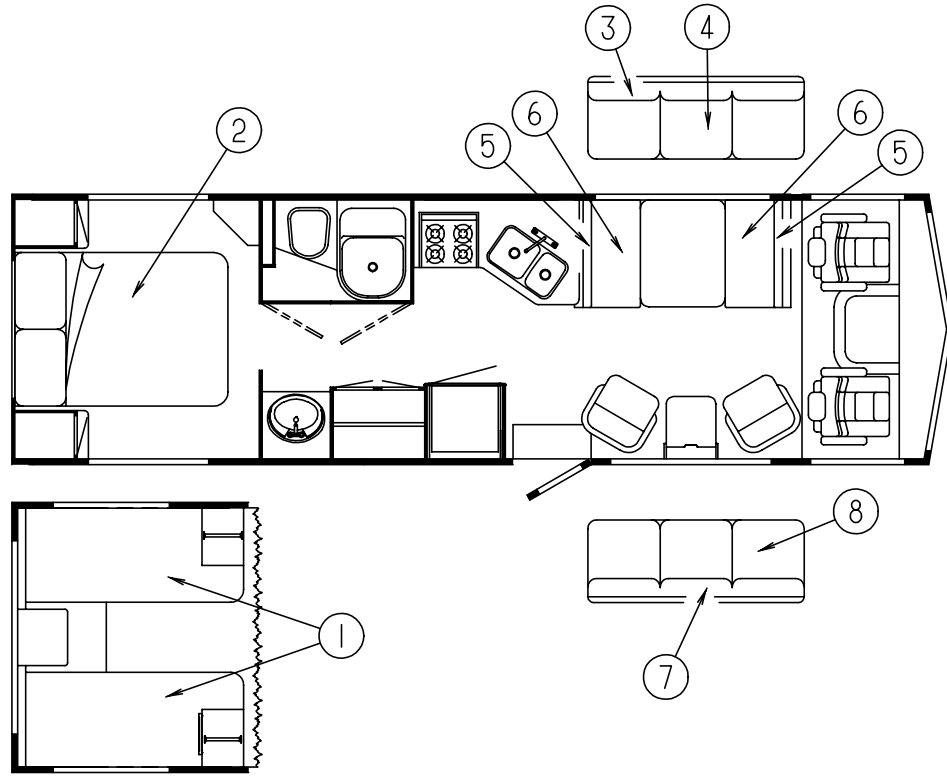
### QUEEN MATTRESS, BEDSPREADS & PILLOW SHAMS

KEY	PART NUMBER	U/M	DESCRIPTION
2	101123-08-000	EA	MATTRESS-QUEEN, 60" X 75"
2	P01123-08-000	EA	COVER-MATTRESS, 60" X 75"
2	085365-19-G09	EA	BEDSPREAD-THROW, 60" X 75" (G09)
2	085365-19-G10	EA	BEDSPREAD-THROW, 60" X 75" (G10)
2	085365-19-F06	EA	BEDSPREAD-THROW, 60" X 75" (G11)
2	109588-21-G13	EA	BEDSPREAD-FITTED, 60" X 75" (G13)
2	085365-09-G14	EA	BEDSPREAD-THROW, 60" X 75" (G14)
	111863-05-G09	EA	PILLOW SHAM-W/O FOAM
	111863-05-G10	EA	PILLOW SHAM-W/O FOAM
	111863-05-G11	EA	PILLOW SHAM-W/O FOAM
	119555-01-G13	EA	PILLOW SHAM-W/O FOAM
	119555-01-G14	EA	PILLOW SHAM-W/O FOAM
	111862-03-G09	EA	PILLOW-THROW, 15" X 15"
	111862-03-G10	EA	PILLOW-THROW, 15" X 15"
	111862-03-G11	EA	PILLOW-THROW, 15" X 15"
	103669-09-G13	EA	PILLOW-THROW, 15" X 15"
	109785-05-G14	EA	PILLOW-THROW, 15" X 15"

### COUCH

KEY	PART NUMBER	U/M	DESCRIPTION
3	111319-01-G09	EA	COUCH-BACK, 74" W/O ARMS (G09)
3	111319-01-G10	EA	COUCH-BACK, 74" W/O ARMS (G10)
3	111319-01-FA6	EA	COUCH-BACK, 74" W/O ARMS (G11)
3	112104-01-G13	EA	COUCH-BACK, 74" W/O ARMS (G13)
3	112104-01-G14	EA	COUCH-BACK, 74" W/O ARMS (G14)
3	P11319-01-G09	EA	COVER-COUCH BACK (G09)
3	P11319-01-G10	EA	COVER-COUCH BACK (G10)
3	P11319-01-FA6	EA	COVER-COUCH BACK (G11)
3	P12104-01-G13	EA	COVER-COUCH BACK (G13)
3	P12104-01-G14	EA	COVER-COUCH BACK (G14)
	101085-10-000	EA	FRAME-COUCH BACK, 74"
4	100032-43-G21	EA	COUCH-SEAT, 74" W/O ARMS (G09)
4	100032-43-G22	EA	COUCH-SEAT, 74" W/O ARMS (G10)
4	100032-43-FA6	EA	COUCH-SEAT, 74" W/O ARMS (G11)
4	100032-43-G13	EA	COUCH-SEAT, 74" W/O ARMS (G13)
4	100032-43-G14	EA	COUCH-SEAT, 74" W/O ARMS (G14)
4	P00032-43-G21	EA	COVER-COUCH SEAT (G09)
4	P00032-43-G22	EA	COVER-COUCH SEAT (G10)
4	P00032-43-FA6	EA	COVER-COUCH SEAT (G11)
4	P00032-43-G13	EA	COVER-COUCH SEAT (G13)
4	P00032-43-G14	EA	COVER-COUCH SEAT (G14)
	101085-04-000	EA	FRAME-COUCH SEAT, 74"
	101085-06-000	EA	FRAME-COUCH BASE, 74"
	111637-02-G09	EA	PILLOW-THROW, 22" X 22" (G09)
	111637-02-G10	EA	PILLOW-THROW, 22" X 22" (G10)
	111637-02-F06	EA	PILLOW-THROW, 22" X 22" (G11)
	111637-03-G13	EA	PILLOW-THROW, 22" X 22" (G13)
	111637-03-G16	EA	PILLOW-THROW, 22" X 22" (G14)

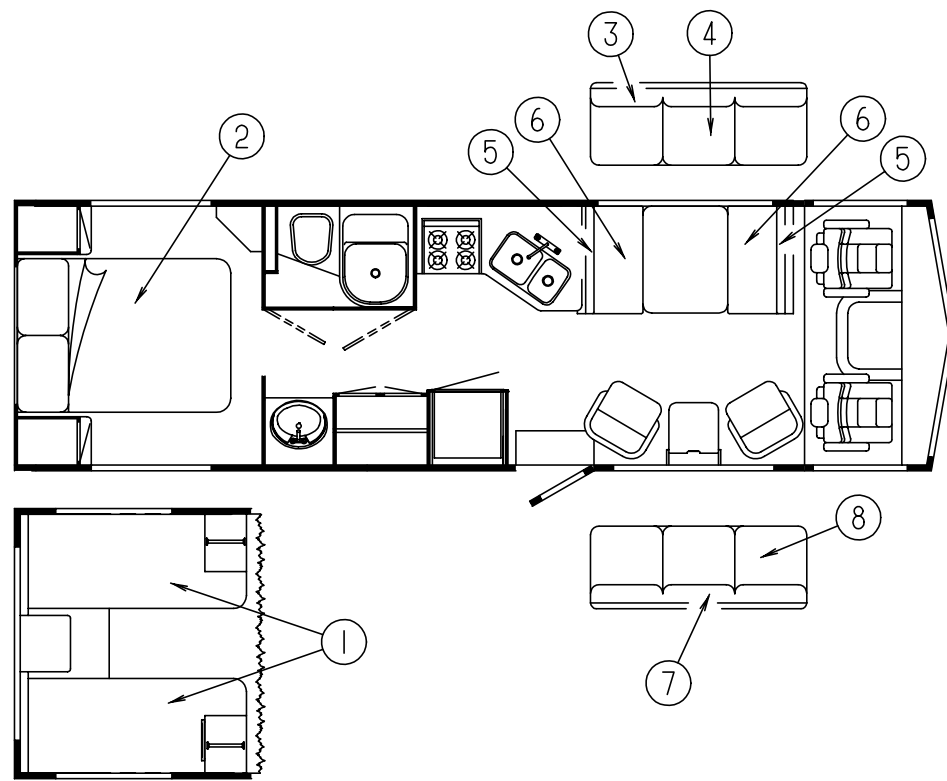
NOTE: COUCH FRONT AND SIDE PANELS ARE FOUND IN THE LOUNGE GROUP



### TWIN MATTRESSES, BEDSPREADS & PILLOW SHAMS

KEY	PART NUMBER	U/M	DESCRIPTION
1	101123-02-000	EA	MATTRESS-TWIN, 32" X 74"
1	P01123-02-000	EA	COVER-MATTRESS, 32" X 74"
1	085365-33-G09	EA	BEDSPREAD-THROW, 33" X 75" (G09)
1	085365-33-G10	EA	BEDSPREAD-THROW, 33" X 75" (G10)
1	085365-33-F06	EA	BEDSPREAD-THROW, 33" X 75" (G11)
1	109588-28-G13	EA	BEDSPREAD-FITTED, 33" X 75" (G13)
1	085365-07-G14	EA	BEDSPREAD-THROW, 33" X 75" (G14)
	111863-05-G09	EA	PILLOW SHAM-W/O FOAM
	111863-05-G10	EA	PILLOW SHAM-W/O FOAM
	111863-05-G11	EA	PILLOW SHAM-W/O FOAM
	119555-01-G13	EA	PILLOW SHAM-W/O FOAM
	119555-01-G14	EA	PILLOW SHAM-W/O FOAM
	111862-03-G09	EA	PILLOW-THROW, 15" X 15"
	111862-03-G10	EA	PILLOW-THROW, 15" X 15"
	111862-03-G11	EA	PILLOW-THROW, 15" X 15"
	103669-09-G13	EA	PILLOW-THROW, 15" X 15"
	109785-05-G14	EA	PILLOW-THROW, 15" X 15"

## CURTAIN & CUSHION GROUP (CONTINUED)



### DINETTE CUSHIONS

KEY	PART NUMBER	U/M	DESCRIPTION
5	111897-04-G09	EA	CUSHION-BACK, 13.5" X 38" X 5" (G09)
5	111897-04-G10	EA	CUSHION-BACK, 13.5" X 38" X 5" (G10)
5	111897-09-G11	EA	CUSHION-BACK, 13.5" X 38" X 5" (G11)
5	111897-04-G13	EA	CUSHION-BACK, 13.5" X 38" X 5" (G13)
5	111897-04-G14	EA	CUSHION-BACK, 13.5" X 38" X 5" (G14)
5	P11897-04-G09	EA	COVER-BACK CUSHION, 13.5" X 38" X 5" (G09)
5	P11897-04-G10	EA	COVER-BACK CUSHION, 13.5" X 38" X 5" (G10)
5	P11897-09-G11	EA	COVER-BACK CUSHION, 13.5" X 38" X 5" (G11)
5	P11897-04-G13	EA	COVER-BACK CUSHION, 13.5" X 38" X 5" (G13)
5	P11897-04-G14	EA	COVER-BACK CUSHION, 13.5" X 38" X 5" (G14)
	078155-01-000	EA	STRAP-SNAP, BACKREST CUSHION
6	088927-87-G21	EA	CUSHION-SEAT, 23" X 38" X 5" (G09)
6	088927-87-G22	EA	CUSHION-SEAT, 23" X 38" X 5" (G10)
6	105603-19-G11	EA	CUSHION-SEAT, 23" X 38" X 5" (G11)
6	088927-87-G13	EA	CUSHION-SEAT, 23" X 38" X 5" (G13)
6	088927-87-G14	EA	CUSHION-SEAT, 23" X 38" X 5" (G14)
6	M88927-87-G21	EA	COVER-SEAT CUSHION, 23" X 38" X 5" (G09)
6	M88927-87-G22	EA	COVER-SEAT CUSHION, 23" X 38" X 5" (G10)
6	P05603-19-G11	EA	COVER-SEAT CUSHION, 23" X 38" X 5" (G11)
6	M88927-87-G13	EA	COVER-SEAT CUSHION, 23" X 38" X 5" (G13)
6	M88927-87-G14	EA	COVER-SEAT CUSHION, 23" X 38" X 5" (G14)

### COUCH

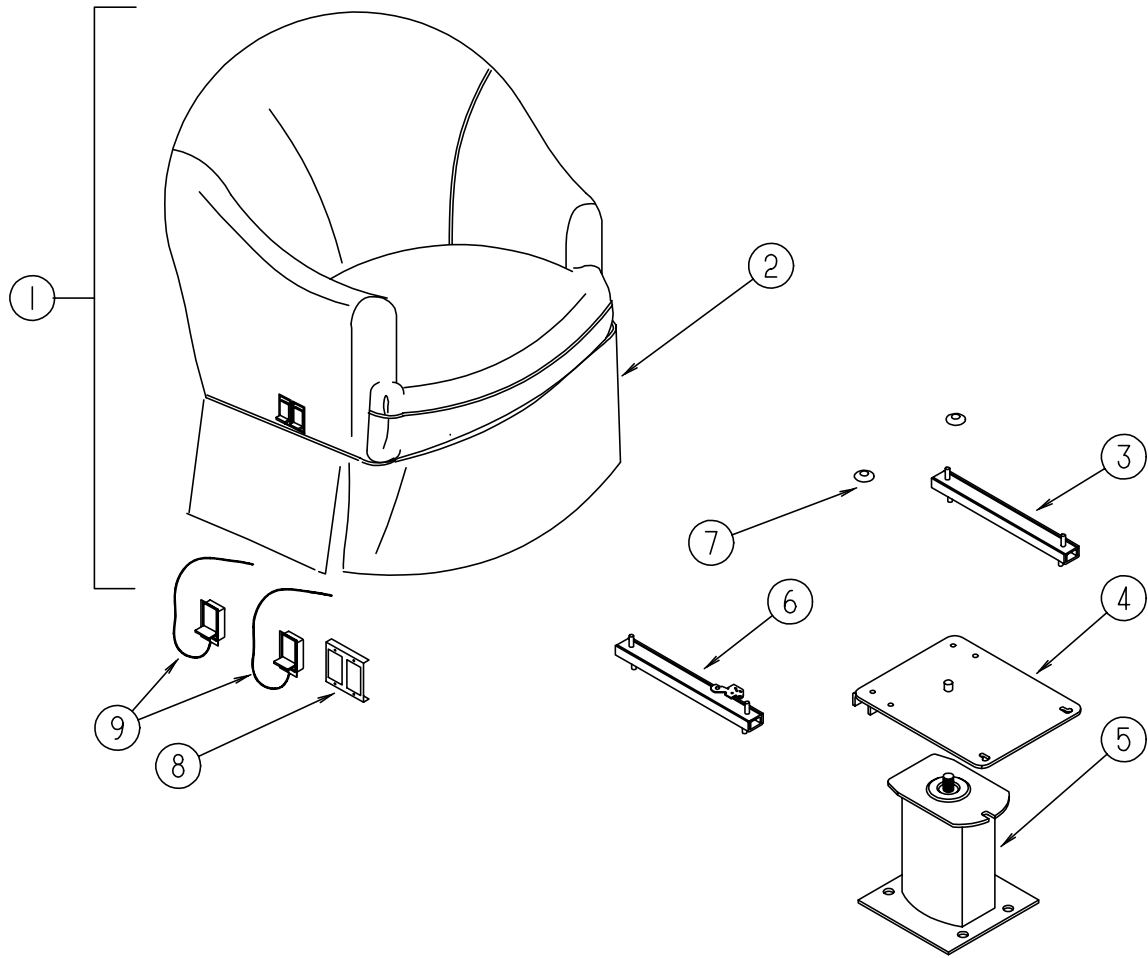
KEY	PART NUMBER	U/M	DESCRIPTION
7	111319-03-G09	EA	COUCH-BACK, 66.5" W/O ARMS (G09)
7	111319-03-G10	EA	COUCH-BACK, 66.5" W/O ARMS (G10)
7	111319-03-FA6	EA	COUCH-BACK, 66.5" W/O ARMS (G11)
7	112104-02-G13	EA	COUCH-BACK, 66.5" W/O ARMS (G13)
7	112104-02-G14	EA	COUCH-BACK, 66.5" W/O ARMS (G14)
7	P11319-03-G09	EA	COVER-COUCH BACK (G09)
7	P11319-03-G10	EA	COVER-COUCH BACK (G10)
7	P11319-03-FA6	EA	COVER-COUCH BACK (G11)
7	P12104-02-G13	EA	COVER-COUCH BACK (G13)
7	P12104-02-G14	EA	COVER-COUCH BACK (G14)
	101085-09-000	EA	FRAME-BACK, 66.5"
8	100032-37-G21	EA	COUCH-SEAT, 66.5" W/O ARMS (G09)
8	100032-37-G22	EA	COUCH-SEAT, 66.5" W/O ARMS (G10)
8	100032-37-FA6	EA	COUCH-SEAT, 66.5" W/O ARMS (G11)
8	100032-37-G04	EA	COUCH-SEAT, 66.5" W/O ARMS (G13)
8	100032-37-G05	EA	COUCH-SEAT, 66.5" W/O ARMS (G14)
8	P00032-37-G21	EA	COVER-COUCH SEAT (G09)
8	P00032-37-G22	EA	COVER-COUCH SEAT (G10)
8	P00032-37-FA6	EA	COVER-COUCH SEAT (G11)
8	P00032-37-G04	EA	COVER-COUCH SEAT (G13)
8	P00032-37-G05	EA	COVER-COUCH SEAT (G14)
	101085-01-000	EA	FRAME-SEAT, 66.5"
	101085-03-000	EA	FRAME-BASE, 66.5"
	111637-02-G09	EA	PILLOW-THROW, 22" X 22" (G09)
	111637-02-G10	EA	PILLOW-THROW, 22" X 22" (G10)
	111637-02-F06	EA	PILLOW-THROW, 22" X 22" (G11)
	111637-03-G13	EA	PILLOW-THROW, 22" X 22" (G13)
	111637-03-G16	EA	PILLOW-THROW, 22" X 22" (G14)

NOTE: COUCH FRONT AND SIDE PANELS ARE FOUND IN THE LOUNGE GROUP

### BUNK CUSHION

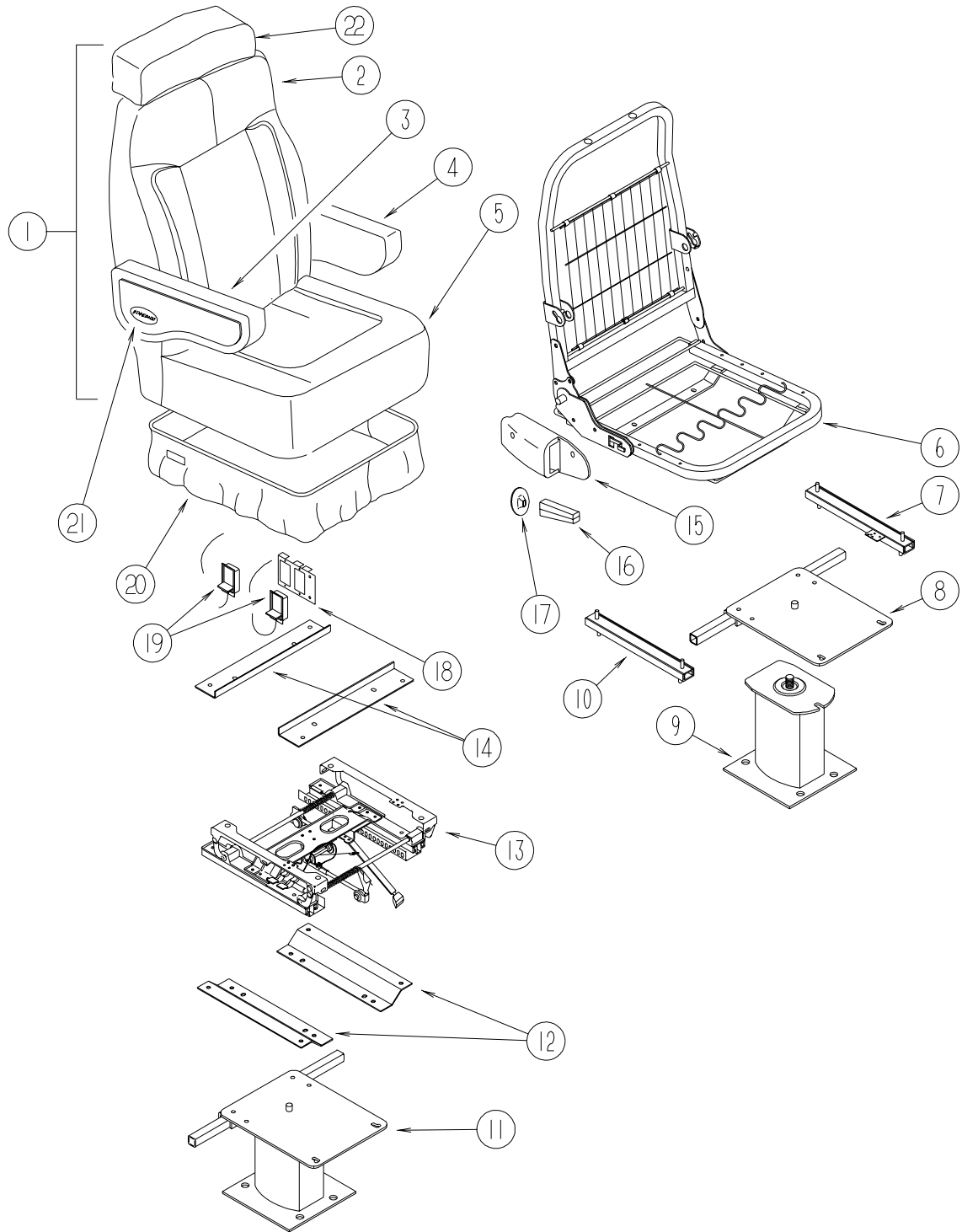
KEY	PART NUMBER	U/M	DESCRIPTION
	079145-06-000	EA	CUSHION-BUNK, 30" X 77" X 4"
	M79145-06-000	EA	COVER-CUSHION, BUNK

**CURTAIN & CUSHION GROUP (CONTINUED)**  
**SWIVEL CHAIR**



KEY	PART NUMBER	U/M	DESCRIPTION
1	118302-01-G09	EA	CHAIR-SWIVEL, W/O SKIRT
1	118302-01-G10	EA	CHAIR-SWIVEL, W/O SKIRT
1	118302-01-G11	EA	CHAIR-SWIVEL, W/O SKIRT
1	118302-01-G13	EA	CHAIR-SWIVEL, W/O SKIRT
1	118302-01-G14	EA	CHAIR-SWIVEL, W/O SKIRT
	P18302-01-G09	EA	COVER-SWIVEL CHAIR
	P18302-01-G10	EA	COVER-SWIVEL CHAIR
	P18302-01-G11	EA	COVER-SWIVEL CHAIR
	P18302-01-G13	EA	COVER-SWIVEL CHAIR
	P18302-01-G14	EA	COVER-SWIVEL CHAIR
	P18302-27-G09	EA	COVER-ARM CAP, RIGHT HAND - SWIVEL CHAIR
	P18302-27-G10	EA	COVER-ARM CAP, RIGHT HAND - SWIVEL CHAIR
	P18302-27-G11	EA	COVER-ARM CAP, RIGHT HAND - SWIVEL CHAIR
	P18302-27-G13	EA	COVER-ARM CAP, RIGHT HAND - SWIVEL CHAIR
	P18302-27-G14	EA	COVER-ARM CAP, RIGHT HAND - SWIVEL CHAIR
	P18302-28-G09	EA	COVER-ARM CAP, LEFT HAND - SWIVEL CHAIR
	P18302-28-G10	EA	COVER-ARM CAP, LEFT HAND - SWIVEL CHAIR
	P18302-28-G11	EA	COVER-ARM CAP, LEFT HAND - SWIVEL CHAIR
	P18302-28-G13	EA	COVER-ARM CAP, LEFT HAND - SWIVEL CHAIR
	P18302-28-G14	EA	COVER-ARM CAP, LEFT HAND - SWIVEL CHAIR
2	118306-01-G09	EA	SKIRT-SWIVEL CHAIR
2	118306-01-G10	EA	SKIRT-SWIVEL CHAIR
2	118306-01-G11	EA	SKIRT-SWIVEL CHAIR
2	118306-01-G13	EA	SKIRT-SWIVEL CHAIR
2	118306-01-G14	EA	SKIRT-SWIVEL CHAIR
3	119952-01-000	EA	SLIDE-SEAT W/O LOCK, HD - 2 STUDS - ATWOOD 83711
4	107921-08-000	EA	PLATE-TOP, W/O SEAT BELT BAR
	107921-06-000	EA	BEARING KIT-SEAT SWIVEL
5	107921-02-000	EA	PLATE-SUB, FLOOR MOUNTED PEDESTAL - W/6.5" EXTENSION
6	119952-03-000	EA	SLIDE-SEAT W/LOCK, HD - 2 STUDS - ATWOOD 83775
7	007221-01-000	EA	SPACER-SEAT, ADJUSTER
8	097683-02-000	EA	BRACKET-MOUNT, REMOTE
9	108049-03-000	EA	CABLE W/SWITCH - 26", Z END CABLE - CMA
	108049-02-000	EA	CLIP-CABLE, PEDESTAL
	117125-01-02B	EA	BRACKET-CABLE HOLDER, E-COAT
	108445-02-000	EA	PLATE ASM-PEDESTAL, SEAT - 230 MM X 157 MM - W/WELDNUTS
	112436-03-000	FT	TRIM - #8 RING FLEX - FLEX-O-LATOR

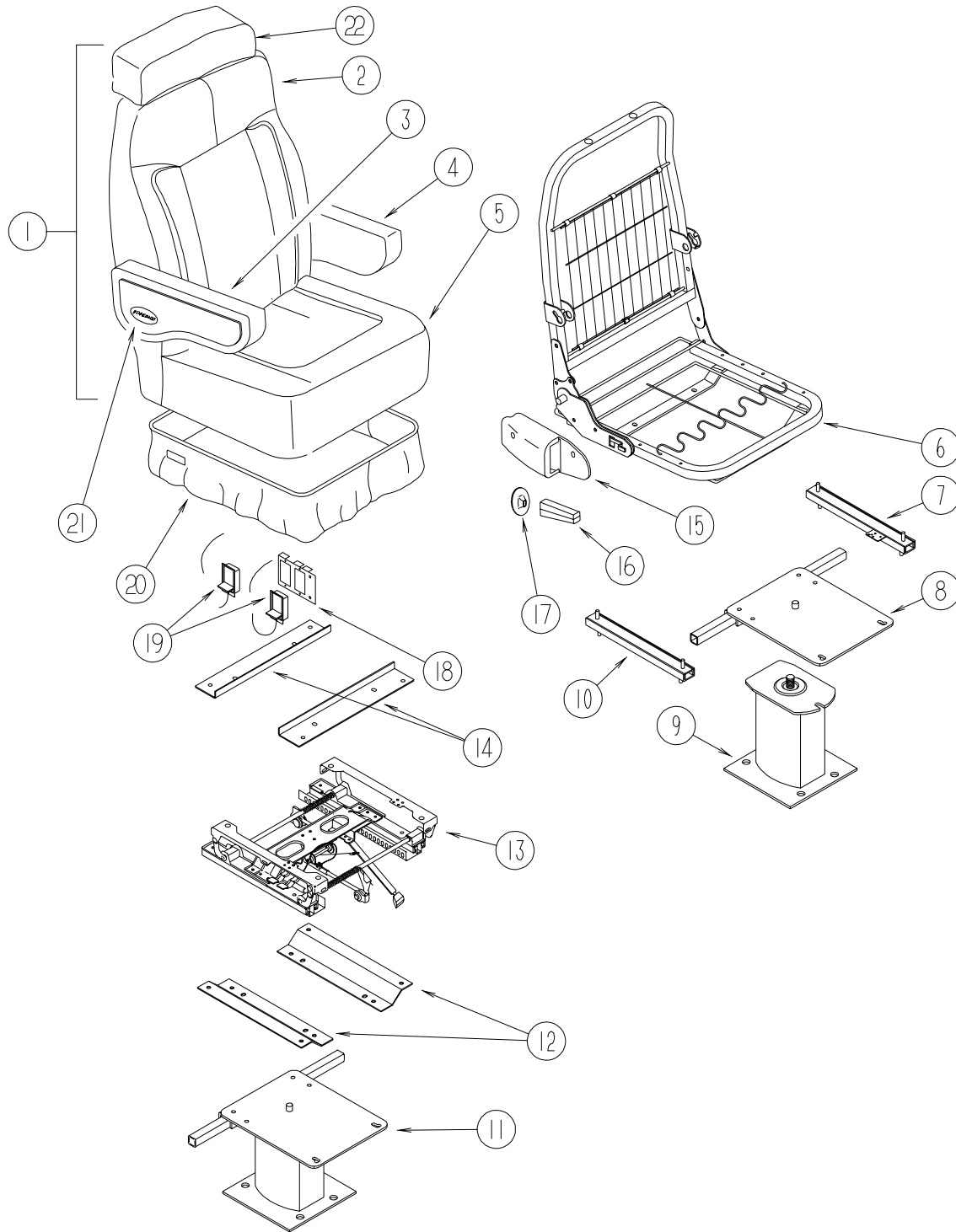
**CURTAIN & CUSHION GROUP (CONTINUED)**  
**DRIVER & PASSENGER BUCKET SEATS**



KEY	PART NUMBER	U/M	DESCRIPTION
1	119508-01-G09	EA	SEAT-BUCKET, W/ARMRESTS & HEADREST - W/O SKIRT
1	119508-01-G10	EA	SEAT-BUCKET, W/ARMRESTS & HEADREST - W/O SKIRT
1	119508-01-G11	EA	SEAT-BUCKET, W/ARMRESTS & HEADREST - W/O SKIRT
1	119508-01-G13	EA	SEAT-BUCKET, W/ARMRESTS & HEADREST - W/O SKIRT
1	119508-01-G14	EA	SEAT-BUCKET, W/ARMRESTS & HEADREST - W/O SKIRT
2	M05962-28-G09	EA	COVER-BACK, BUCKET SEAT
2	M05962-28-G10	EA	COVER-BACK, BUCKET SEAT
2	M05962-28-G11	EA	COVER-BACK, BUCKET SEAT
2	M05962-28-G13	EA	COVER-BACK, BUCKET SEAT
2	M05962-28-G14	EA	COVER-BACK, BUCKET SEAT
3	111320-03-G09	EA	ARMREST-RIGHT, BUCKET SEAT (G09/G13)
3	111320-03-G10	EA	ARMREST-RIGHT, BUCKET SEAT (G10)
3	111320-03-G11	EA	ARMREST-RIGHT, BUCKET SEAT (G11)
3	111320-03-G05	EA	ARMREST-RIGHT, BUCKET SEAT (G14)
	P11320-03-G09	EA	COVER-ARMREST, RIGHT (G09/G13)
	P11320-03-G10	EA	COVER-ARMREST, RIGHT (G10)
	P11320-03-G11	EA	COVER-ARMREST, RIGHT (G11)
	P11320-03-G05	EA	COVER-ARMREST, RIGHT (G14)
4	111320-04-G09	EA	ARMREST-LEFT, BUCKET SEAT (G09/G13)
4	111320-04-G10	EA	ARMREST-LEFT, BUCKET SEAT (G10)
4	111320-04-G11	EA	ARMREST-LEFT, BUCKET SEAT (G11)
4	111320-04-G05	EA	ARMREST-LEFT, BUCKET SEAT (G14)
	P11320-04-G09	EA	COVER-ARMREST, LEFT (G09/G13)
	P11320-04-G10	EA	COVER-ARMREST, LEFT (G10)
	P11320-04-G11	EA	COVER-ARMREST, LEFT (G11)
	P11320-04-G05	EA	COVER-ARMREST, LEFT (G14)
5	M05962-06-G09	EA	COVER-SEAT, BUCKET SEAT (G09)
5	M05962-06-G10	EA	COVER-SEAT, BUCKET SEAT (G10)
5	M05962-06-G11	EA	COVER-SEAT, BUCKET SEAT (G11)
5	M05962-06-F04	EA	COVER-SEAT, BUCKET SEAT (G13)
5	M05962-06-G05	EA	COVER-SEAT, BUCKET SEAT (G14)
6	M80906-12-000	EA	FRAME-SEAT, BACK & SPRING
7	119952-02-000	EA	SLIDE-SEAT W/O LOCK, HD - 4 STUDS - ATWOOD 83731
8	107921-05-000	EA	PLATE-TOP, W/SEAT BELT BAR
9	107921-01-000	EA	PLATE-SUB, FLOOR MOUNTED PEDESTAL - W/9.75" EXTENSION
	107921-06-000	EA	BEARING KIT-SEAT SWIVEL

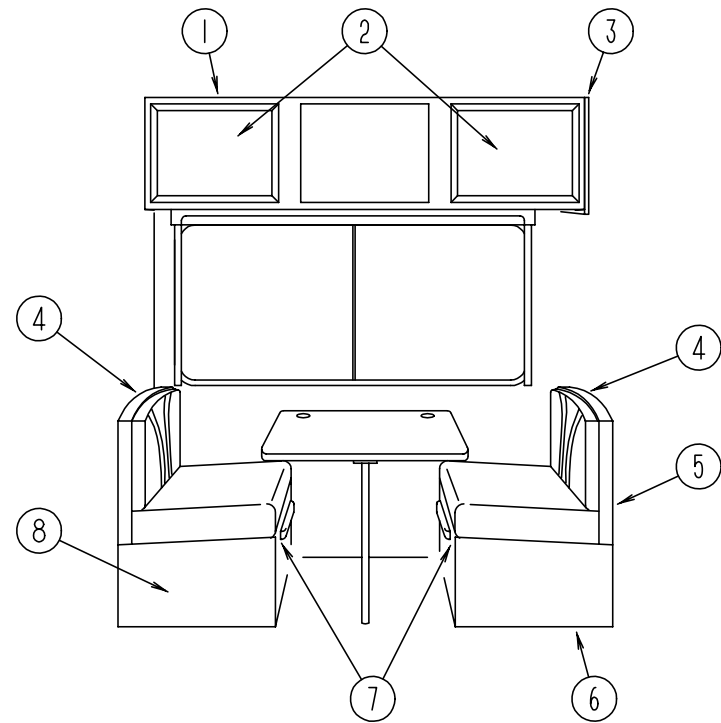


**CURTAIN & CUSHION GROUP (CONTINUED)**  
**DRIVER & PASSENGER BUCKET SEATS (CONTINUED)**



KEY	PART NUMBER	U/M	DESCRIPTION
10	119952-04-000	EA	SLIDE-SEAT W/LOCK, HD - 4 STUDS - ATWOOD 83785
	117125-01-02B	EA	BRACKET-CABLE MOUNT, ADJUSTER W/LOCK - STEEL - E-COAT
11	107921-14-000	EA	BASE-FLOOR MOUNTED PEDESTAL, 5.75" - MANUAL SEAT OPTION
12	116215-03-000	EA	PLATE-LOWER, MANUAL - 6-WAY MANUAL SEAT OPTION - ATWOOD83835
13	116215-01-000	EA	SEAT-MANUAL, DRIVER - 6-WAY MANUAL SEAT OPTION - ATWOOD83805
14	116215-02-000	EA	PLATE-UPPER, 6-WAY MANUAL SEAT OPTION - ATWOOD 85118
15	080730-09-000	EA	SHIELD-RECLINER HANDLE
16	080730-08-000	EA	HANDLE-RECLINER, BLACK
17	080730-11-000	EA	SHIELD-RUBBER BOOT
	108049-02-000	EA	CLIP-CABLE, PEDESTAL
18	097683-02-000	EA	BRACKET-REMOTE, SIDE MOUNT - DOUBLE
19	108049-03-000	EA	CABLE W/SWITCH - 26", Z END CABLE - CMA
20	071126-43-F86	EA	SKIRT-BUCKET SEAT (G09/G13)
20	071126-43-E33	EA	SKIRT-BUCKET SEAT (G10)
20	071126-43-F06	EA	SKIRT-BUCKET SEAT (G11)
20	071126-43-G14	EA	SKIRT-BUCKET SEAT (G14)
20	071126-54-F04	EA	SKIRT-BUCKET SEAT (G09/G13) - MANUAL SEAT OPTION
20	071126-54-F12	EA	SKIRT-BUCKET SEAT (G10) - MANUAL SEAT OPTION
20	071126-54-F06	EA	SKIRT-BUCKET SEAT (G11) - MANUAL SEAT OPTION
20	071126-54-G14	EA	SKIRT-BUCKET SEAT (G14) - MANUAL SEAT OPTION
21	111169-01-000	EA	PLATE-BACK, ARMREST
21	111169-02-000	EA	INSERT-ARMREST, OVAL DECAL - WINNEBAGO
22	119509-01-G09	EA	HEADREST ASM (G09/G13)
22	119509-01-G10	EA	HEADREST ASM (G10)
22	119509-01-G11	EA	HEADREST ASM (G11)
22	119509-01-G05	EA	HEADREST ASM (G14)
	P19509-01-G09	EA	COVER ASM-HEADREST (G09/G13)
	P19509-01-G10	EA	COVER ASM-HEADREST (G10)
	P19509-01-G11	EA	COVER ASM-HEADREST (G11)
	P19509-01-G05	EA	COVER ASM-HEADREST (G14)
	113977-12-000	EA	HEADREST INSERT, W/O LOCK - BLACK PLASTIC - FLEXSTEEL
	113977-13-000	EA	HEADREST INSERT, W/LOCK - BLACK PLASTIC - FLEXSTEEL
	007221-01-000	EA	SPACER-SEAT, ADJUSTER
	114889-01-000	EA	STOP BAR-UNIVERSAL, SHROCK

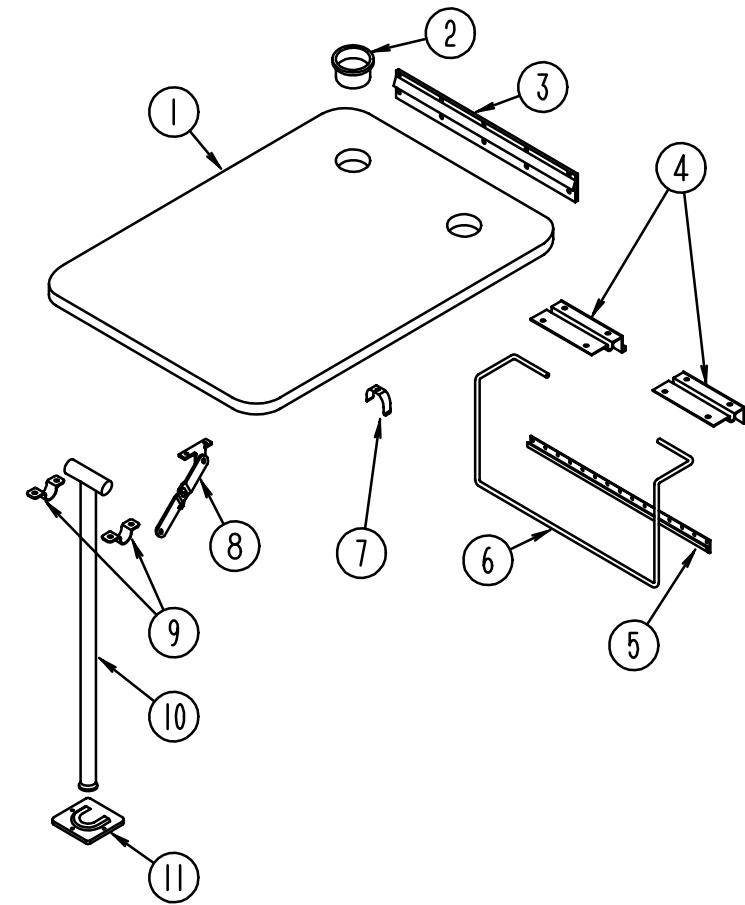
## DINETTE GROUP



### DINETTE CABINETRY

KEY	PART NUMBER	U/M	DESCRIPTION
1	113880-01-G09	EA	CABINET-OVERHEAD, W/O DOORS
1	113880-01-G10	EA	CABINET-OVERHEAD, W/O DOORS
1	113880-01-G11	EA	CABINET-OVERHEAD, W/O DOORS
1	113880-01-G13	EA	CABINET-OVERHEAD, W/O DOORS
1	113880-01-G14	EA	CABINET-OVERHEAD, W/O DOORS
2	M06803-13-G09	EA	DOOR-W/O HARDWARE W/MIRROR - 400 MM X 710 MM (G09/G10/G11)
2	M06803-13-G13	EA	DOOR-W/O HARDWARE W/MIRROR - 400 MM X 710 MM (G13/G14)
2	M06803-02-G09	EA	DOOR-W/O HARDWARE W/O MIRROR - 400 MM X 710 MM (G09/G10/G11) DECORATOR DOOR OPTION - FLAT PANEL
2	M06803-02-G13	EA	DOOR-W/O HARDWARE W/O MIRROR - 400 MM X 710 MM (G13/G14) DECORATOR DOOR OPTION - FLAT PANEL
2	M06803-82-G13	EA	DOOR-W/O HARDWARE W/O MIRROR - 400 MM X 710 MM (G13/G14) DECORATOR DOOR OPTION - RAISED PANEL
3	103128-01-G09	EA	CAP-END, OVERHEAD CABINET - FRONT
4	104787-04-F04	EA	PAD-DINETTE (G09/G13)
4	104787-04-E33	EA	PAD-DINETTE (G10)
4	104787-04-F06	EA	PAD-DINETTE (G11)
4	104787-04-G14	EA	PAD-DINETTE (G14)
5	M05162-03-G09	EA	CABINET-SEATBACK, FRONT
6	M05161-03-G09	EA	CABINET-SEATBASE, FRONT
7	081295-01-G01	EA	SUPPORT-BED, DINETTE - 28" LONG - WOOD
8	M04175-16-G09	EA	CABINET-SEATBASE, REAR

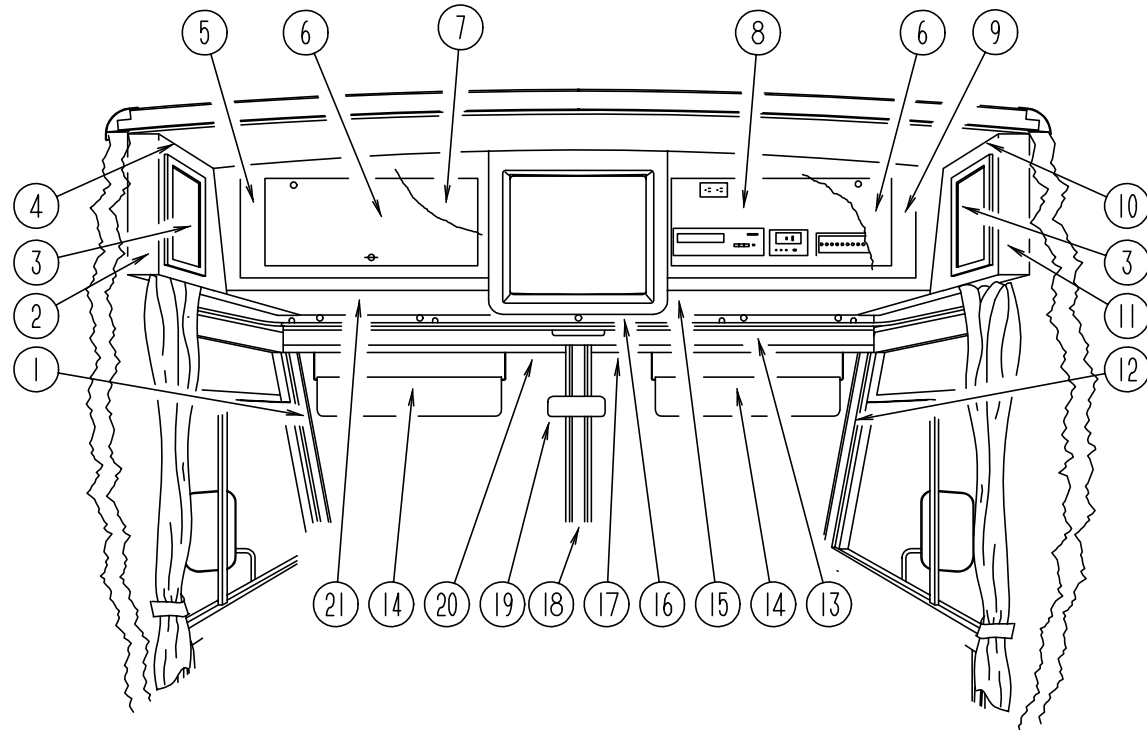
## DINETTE GROUP (CONTINUED)



### DINETTE TABLE

KEY	PART NUMBER	U/M	DESCRIPTION
1	081322-01-G09	EA	TABLE-DINETTE, W/O HARDWARE OR CUPHOLDERS (G09/G12/G13)
1	081322-01-G10	EA	TABLE-DINETTE, W/O HARDWARE OR CUPHOLDERS (G10)
1	081322-01-G11	EA	TABLE-DINETTE, W/O HARDWARE OR CUPHOLDERS (G11)
1	081322-01-G14	EA	TABLE-DINETTE, W/O HARDWARE OR CUPHOLDERS (G14)
2	064781-06-000	EA	HOLDER-CUP, TWO STEP - OFF WHITE
3	053200-12-000	EA	SUPPORT-TABLE, 23.5" - OFF WHITE
4	088410-02-000	EA	BRACKET-LIFT, TABLE MOUNTED - OFF WHITE
5	024281-14-000	EA	BRACKET-LIFT ROD, LOWER WALL MOUNTED - 22.12" - OFF WHITE
6	024275-12-000	EA	ROD-TABLE LIFT, OFF WHITE
7	024283-01-000	EA	CLIP-LEG, 1" X 1.125" OD - BLACK
8	024282-01-000	EA	BRACE-TABLE LEG, HINGED
9	064050-05-000	EA	HINGE-TABLE LEG, OFF WHITE
10	024276-23-000	EA	LEG-TABLE, METAL - OFF WHITE
11	049493-12-000	EA	CATCH-LEG, FLOOR MOUNTED - 2.5" X 2.7" - METAL - OFF WHITE
11	049493-11-700	EA	CATCH-LEG, FLOOR MOUNTED - 2.5" X 2.7" - METAL - E-COAT

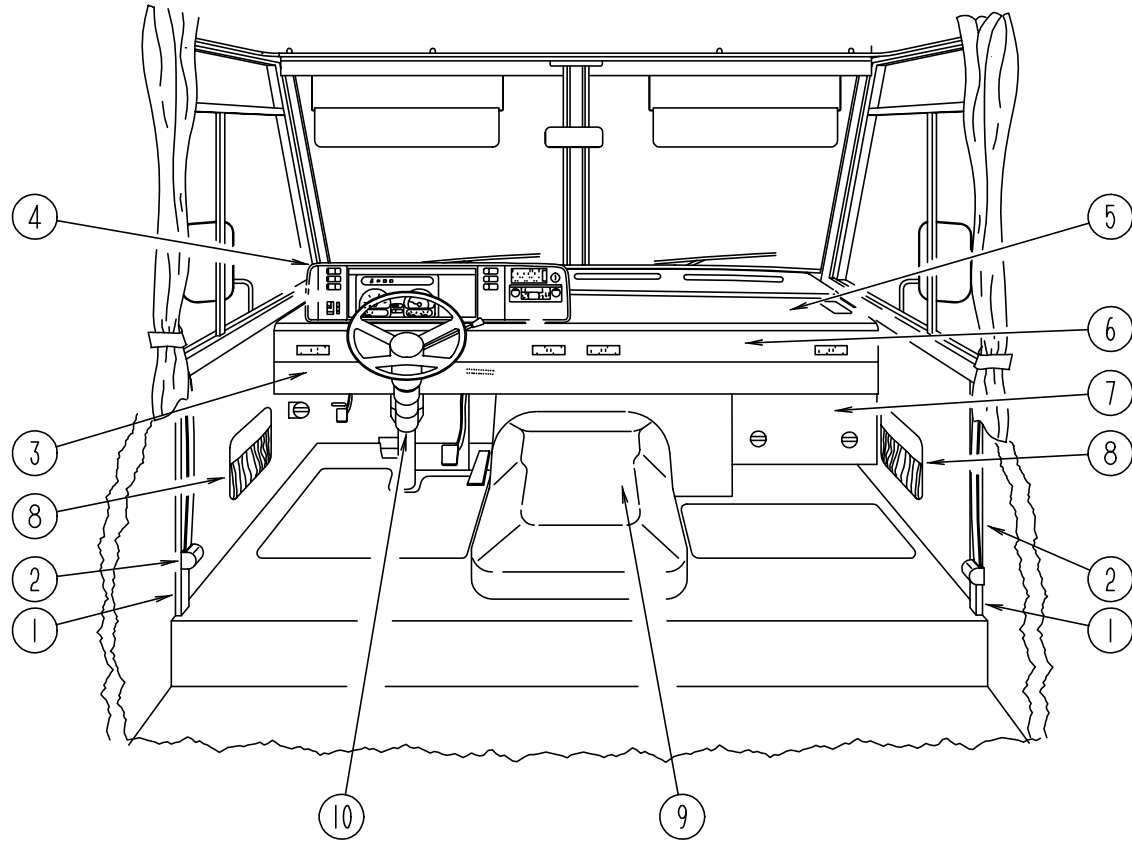
**DRIVERS COMPARTMENT GROUP**  
**DRIVERS COMPARTMENT - UPPER**



KEY	PART NUMBER	U/M DESCRIPTION
1	103931-02-04A	EA COVER-INNER, A-PILLAR - DRIVERS - WILLOW
2	103128-09-G09	EA CAP-END, FRONT OVERHEAD, DRIVERS SIDE
3	M06803-04-G09	EA DOOR-CABINET, W/O HARDWARE - 255 MM X 485 MM (G09/G10/G11)
3	M06803-04-G13	EA DOOR-CABINET, W/O HARDWARE - 255 MM X 485 MM (G13/G14)
3	M06803-F8-G13	EA DOOR-CABINET, W/O HARDWARE - 255 MM X 485 MM (G13/G14) DECORATOR DOOR OPTION - RAISED PANEL
4	109561-02-G09	EA CABINET-FRONT OVERHEAD W/O DOOR, DRIVERS SIDE
4	109561-02-G10	EA CABINET-FRONT OVERHEAD W/O DOOR, DRIVERS SIDE
4	109561-02-G11	EA CABINET-FRONT OVERHEAD W/O DOOR, DRIVERS SIDE
4	109561-02-G13	EA CABINET-FRONT OVERHEAD W/O DOOR, DRIVERS SIDE
4	109561-02-G14	EA CABINET-FRONT OVERHEAD W/O DOOR, DRIVERS SIDE
	P09561-02-G09	EA BOTTOM-VINYL COVERED, FRONT OVERHEAD - DRIVERS SIDE
	104289-02-C05	EA PAD-VINYL COVERED, 769 MM X 245 MM - ANGLED - DRIVERS SIDE - OFF WHITE FROM: 00-00-00 THRU: 08-27-95
	104289-02-G09	EA PAD-VINYL COVERED, 769 MM X 245 MM - ANGLED - DRIVERS SIDE - WILLOW FROM: 08-28-95 THRU: 99-99-99
	104289-04-D12	EA PAD-VINYL COVERED, 655 MM X 245 MM - ANGLED - DRIVERS SIDE - OFF WHITE TV OPTIONS FROM: 00-00-00 THRU: 08-27-95
	104289-04-G09	EA PAD-VINYL COVERED, 655 MM X 245 MM - ANGLED - DRIVERS SIDE - WILLOW TV OPTIONS FROM: 08-28-95 THRU: 99-99-99
5	114612-02-G09	EA FACE-TV CABINET W/O DOORS, FRONT OVERHEAD - DRIVERS SIDE
	106699-01-01A	EA BRACKET-L-ANGLE, TV CABINET FACE - 5.1" LONG - OFF WHITE STEEL
6	100708-12-000	EA DOOR-GLASS, TV CABINET - W/O HARDWARE - 246 MM X 590 MM

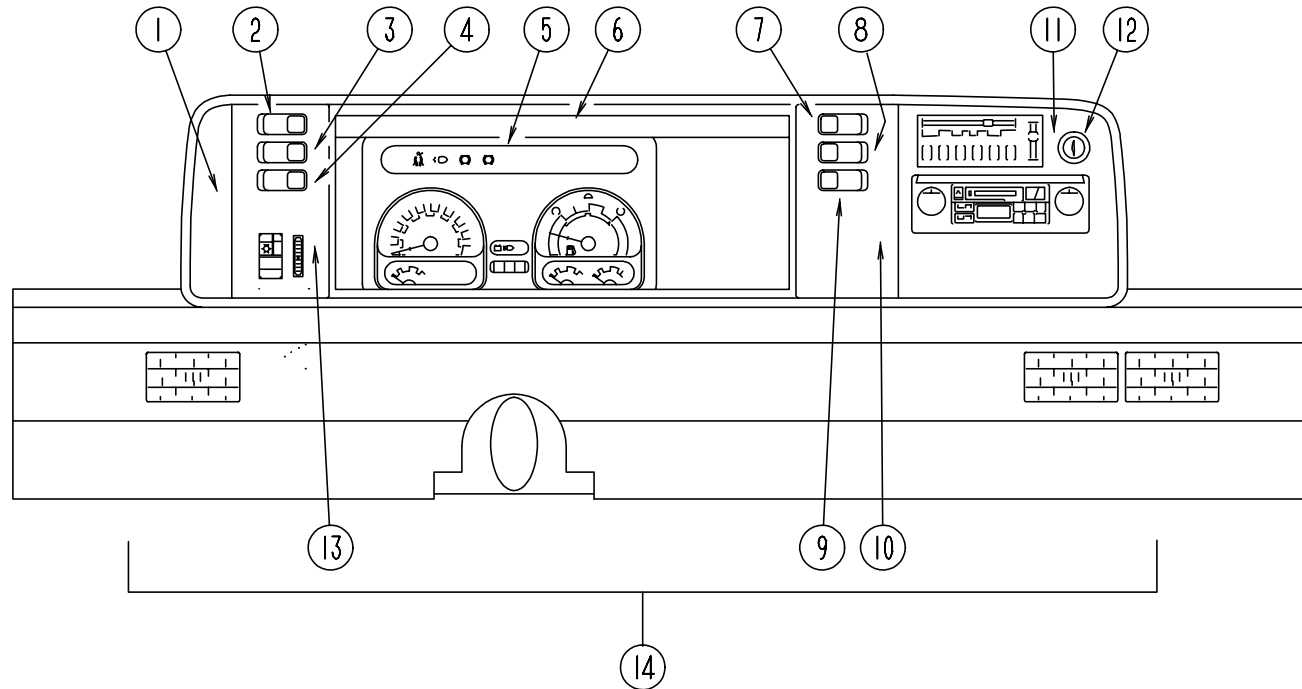
KEY	PART NUMBER	U/M DESCRIPTION
7	103040-01-G09	EA PANEL-HEADLINER FRONT OVERHEAD, RH & LH - STANDARD
7	114661-12-G09	EA PANEL-HEADLINER FRONT OVERHEAD, LH - TV OPTIONS
8	103040-01-G09	EA PANEL-HEADLINER FRONT OVERHEAD, RH & LH - STANDARD
8	114661-13-G09	EA PANEL-HEADLINER FRONT OVERHEAD, TV OPTIONS
8	114661-14-G09	EA PANEL-HEADLINER FRONT OVERHEAD, TV/VCR OPTIONS
8	114661-15-G09	EA PANEL-HEADLINER FRONT OVERHEAD, TV/VCR/INVERTER OPTION
8	114661-16-G09	EA PANEL-HEADLINER FRONT OVERHEAD, TV/INVERTER OPTION
	100676-02-000	EA STAND-VCR, STEEL
9	114612-01-G09	EA FACE-TV CABINET W/O DOORS, FRONT OVERHEAD - PASSENGERS SIDE
10	109561-01-G09	EA CABINET-FRONT OVERHEAD W/O DOOR, PASSENGERS SIDE
10	109561-01-G10	EA CABINET-FRONT OVERHEAD W/O DOOR, PASSENGERS SIDE
10	109561-01-G11	EA CABINET-FRONT OVERHEAD W/O DOOR, PASSENGERS SIDE
10	109561-01-G13	EA CABINET-FRONT OVERHEAD W/O DOOR, PASSENGERS SIDE
10	109561-01-G14	EA CABINET-FRONT OVERHEAD W/O DOOR, PASSENGERS SIDE
11	103128-08-G09	EA CAP-END, FRONT OVERHEAD, PASSENGERS SIDE
	P09561-01-G09	EA BOTTOM-VINYL COVERED, FRONT OVERHEAD - PASSENGERS SIDE
	104289-01-C05	EA PAD-VINYL COVERED, 769 MM X 245 MM - ANGLED - PASS SIDE - OFF WHITE FROM: 00-00-00 THRU: 08-27-95
	104289-01-G09	EA PAD-VINYL COVERED, 769 MM X 245 MM - ANGLED - PASSENGERS SIDE - WILLOW FROM: 08-28-95 THRU: 99-99-99
	104289-03-D12	EA PAD-VINYL COVERED, 655 MM X 245 MM - ANGLED - PASS SIDE - OFF WHITE TV OPTIONS FROM: 00-00-00 THRU: 08-27-95
	104289-03-G09	EA PAD-VINYL COVERED, 655 MM X 245 MM - ANGLED - PASSENGERS SIDE - WILLOW TV OPTIONS FROM: 08-28-95 THRU: 99-99-99
12	103931-01-04A	EA COVER-INNER, A-PILLAR - PASSENGERS - WILLOW
13	078811-05-C07	EA PANEL-HEADER W/RECEPTACLE CUTOUPS - 90.2" LONG - VINYL COVERED
14	082286-18-GB1	EA SUNVISOR-DRIVER OR PASSENGER - W/O POCKET FROM: 00-00-00 THRU: 08-27-95
14	082286-18-G09	EA SUNVISOR-DRIVER OR PASSENGER - W/O POCKET FROM: 08-28-95 THRU: 99-99-99
	102377-01-000	EA BRACKET-SUNVISOR, 1 PIECE - STEEL
	007211-01-000	EA HINGE-SUNVISOR
	074012-01-000	EA CLIP-SUNVISOR, SQUARE PINCH-ON
	081987-05-000	EA ROD-SUNVISOR, BLACK
15	P03077-07-G09	EA SHELF-CABINET, PASSENGERS SIDE - OFF WHITE VINYL COVERED FROM: 00-00-00 THRU: 08-27-95
15	P03077-07-G15	EA SHELF-CABINET, PASSENGERS SIDE - WILLOW VINYL COVERED FROM: 08-28-95 THRU: 99-99-99
16	117974-01-01A	EA COVER-TV CABINET, FRONT FACE - WILLOW
16	118022-01-G09	EA COVER ASM-TV CABINET, SIDES & BOTTOM (ASSEMBLED KIT)
17	078579-15-000	EA TRIM - WINDSHIELD - UPPER INNER - RIGHT - WILLOW
18	079765-11-000	EA TRIM - WINDSHIELD - CENTER INNER - WILLOW
19	040714-01-000	EA MIRROR-REAR VIEW, W/ARM MOUNT & SET SCREW - GM 911722
	067490-01-000	EA BUTTON-MIRROR, REAR VIEW - STANK S927H
20	078579-16-000	EA TRIM - WINDSHIELD - UPPER INNER - LEFT - WILLOW
21	P03077-08-G09	EA SHELF-CABINET, DRIVERS SIDE - OFF WHITE VINYL COVERED FROM: 00-00-00 THRU: 08-27-95
21	P03077-08-G15	EA SHELF-CABINET, DRIVERS SIDE - WILLOW VINYL COVERED FROM: 08-28-95 THRU: 99-99-99
	104417-01-G09	EA CABINET-BLANKET (STANDARD CABINET)

**DRIVERS COMPARTMENT GROUP (CONTINUED)**  
**DRIVERS COMPARTMENT - LOWER**



KEY	PART NUMBER	U/M	DESCRIPTION
1	024700-44-000	EA	COVER-SIDEWALL ROLL BAR, OFF WHITE - 53"
1	024700-45-000	EA	COVER-SIDEWALL ROLL BAR, OFF WHITE - 12.8"
	024700-47-000	EA	COVER-SIDEWALL ROLL BAR, OFF WHITE - 18.9" - DRIVER DOOR
	024700-48-000	EA	COVER-SIDEWALL ROLL BAR, OFF WHITE - 25" - DRIVER DOOR
2	091990-04-01A	EA	SEAT BELT-SHOULDER HARNESS - DRIVERS/PASSENGERS - BLACK
	091990-01-700	EA	BOLT COVER
	109146-01-000	EA	BOLT-SHOULDER, SEAT BELT
	103961-01-01A	EA	COVER-BRACKET, SEAT BELT - OFF WHITE
	103961-02-01A	EA	COVER-BRACKET, SEAT BELT - OFF WHITE - DRIVER DOOR
3	111528-05-04A	EA	TRIM-DASH, LOWER - 1648 MM LONG - WILLOW - FORD
3	117306-01-G09	EA	TRIM-DASH, LOWER - 307 MM LONG - WILLOW - FORD
3	103812-06-04A	EA	TRIM-DASH, LOWER - 2299 MM LONG - WILLOW - CHEVY
4	111499-01-03A	EA	POD-INSTRUMENT PANEL, WILLOW PLASTIC
5	P03817-11-000	EA	DASH ASM, W/O VINYL - CHEVY
5	P03817-10-000	EA	DASH ASM, W/O VINYL - FORD
	106569-02-03A	YD	VINYL-LAMINATE, 26 OZ - 54" WIDE - WILLOW
	105927-02-000	EA	PANEL-DASH TOP, STEEL
6	104354-01-04A	EA	APPLIQUE-LOWER DASH, 2300 MM LONG
7	095757-03-F04	EA	COVER-HEATER W/CARPET (G09)
7	095757-03-F05	EA	COVER-HEATER W/CARPET (G10)
7	095757-03-F06	EA	COVER-HEATER W/CARPET (G11)
7	095757-03-G36	EA	COVER-HEATER W/CARPET (G13)
7	095757-03-E33	EA	COVER-HEATER W/CARPET (G14)
8	086120-01-F04	EA	PAD-MAP POCKET, 12" X 16" (G09/G13)
8	086120-01-G10	EA	PAD-MAP POCKET, 12" X 16" (G10)
8	086120-01-F06	EA	PAD-MAP POCKET, 12" X 16" (G11)
8	086120-01-G14	EA	PAD-MAP POCKET, 12" X 16" (G14)
9	115840-01-01A	EA	COVER-MOTOR, W/O CARPET
	115850-01-02B	EA	RETAINER-LATCH, MOTOR COVER
	116581-01-000	EA	LATCH-MOTOR COVER - SOUTHCO 2710074088
	115852-01-02B	EA	STRIKE ASM-MOTOR COVER, E-COAT
	116833-01-02B	EA	WRENCH-HEX, MOTOR COVER - E-COAT
	115860-01-01A	EA	TRIM-MOTOR COVER
	039623-01-000	FT	SEAL-MOTOR COVER, RUBBER BULB TYPE - BLACK
	111618-01-GB1	EA	TRAY ASM-BEVERAGE
	097872-04-000	EA	DOWEL-WOOD, 1" DIAMETER X 1.38" LONG - UNFINISHED
	111618-13-GB1	EA	LID-BEVERAGE TRAY ASM
	046886-03-000	EA	ASHTRAY-CHROME, W/COVER
10	103498-06-000	EA	BOOT-STEERING COLUMN, BLACK VINYL - CHEVY
	111521-03-01A	EA	COVER-STEERING COLUMN, BLACK PLASTIC - FORD
	112634-01-01A	EA	TRIM-STEERING COLUMN, RH BLACK PLASTIC - FORD
	112634-02-01A	EA	TRIM-STEERING COLUMN, LH BLACK PLASTIC - FORD
	116452-02-G13	EA	PANEL-TRIM, 31.9" X 19.7" - WILLOW VINYL COVERED (G13/G14)
	116452-03-G13	EA	PANEL-TRIM, 23.1" X 7.9" - FABRIC COVERED (G13)
	116452-03-G14	EA	PANEL-TRIM, 23.1" X 7.9" - FABRIC COVERED (G14)
	084902-08-000	EA	HOLDER-MUG, COLLAPSIBLE - BLACK (G13/G14)
	108067-03-000	EA	STUD-WELD, 1/4" - 20 X 1/2" CD

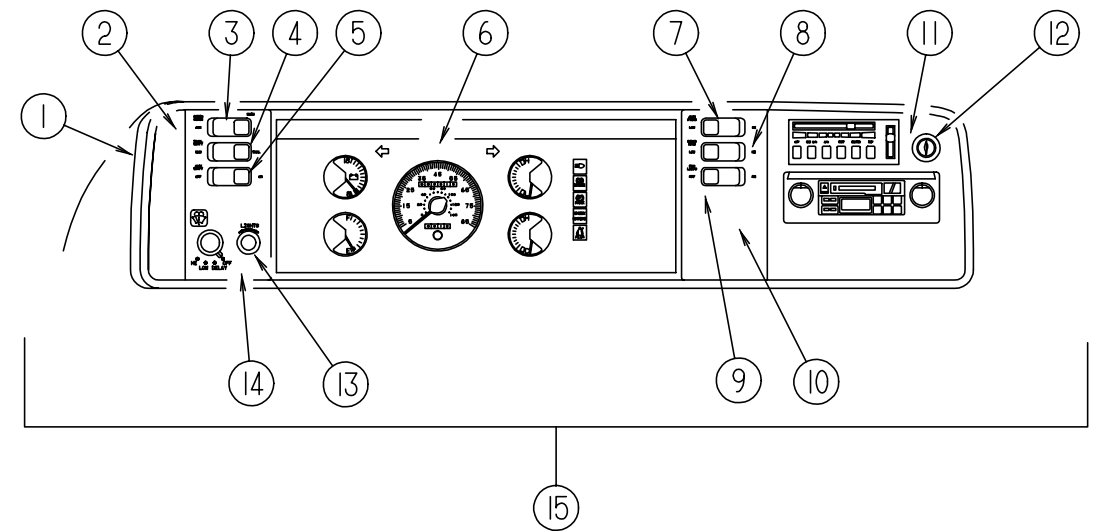
**DRIVERS COMPARTMENT GROUP (CONTINUED)**



**DASH, GAUGES & SWITCHES (CHEVY)**

KEY	PART NUMBER	U/M	DESCRIPTION
1	104056-01-01A	EA	APPLIQUE-BEZEL, BLACK VELVET LEXAN FROM: 00-00-00 THRU: 12-17-95
1	104056-01-02A	EA	APPLIQUE-BEZEL, CHAMPAGNE BURL MAT FROM: 12-18-95 THRU: 99-99-99
2	108356-02-01A	EA	COVER-SWITCH W/DIMPLES, CARLING VVAZC00 BLA
2	108357-05-000	EA	SWITCH-ROCKER, SPDT ON/NONE/ON - RADIO POWER - CARLING V4D1000B-0
3	108356-02-01A	EA	COVER-SWITCH W/DIMPLES, CARLING VVAZC00 BLA
3	108357-09-000	EA	SWITCH-ROCKER, SPDT ON/NONE/MOM - DUAL BATTERY - CARLING V5D1000B-0
4	108356-02-01A	EA	COVER-SWITCH W/DIMPLES, CARLING VVAZC00 BLA
4	108357-06-000	EA	SWITCH-ROCKER, DPDT MOM/OFF/MOM - CARLING VLD1000B-0 BATTERY DISCONNECT SWITCH OPTION
4	096241-03-000	EA	SWITCH-BLANK
5	094796-07-000	EA	CLUSTER-INSTRUMENT PANEL, KILOMETERS - GAS - GM# 16167145
5	094796-08-000	EA	CLUSTER-INSTRUMENT PANEL, KILOMETERS - DIESEL - GM# 16164645
6	103662-01-01A	EA	BEZEL-INSTRUMENT PANEL
7	108356-04-01A	EA	COVER-SWITCH W/DIMPLES & LENS, CARLING VVAGC00
7	108357-10-000	EA	SWITCH-ROCKER, SPDT MOM/OFF/MOM - LIGHTED - CARLING V8D1160B-0 GENERATOR OPTION
7	096241-03-000	EA	SWITCH-BLANK
8	108356-02-01A	EA	COVER-SWITCH W/DIMPLES, CARLING VVAZC00 BLA
8	108357-03-000	EA	SWITCH-ROCKER, SPDT ON/OFF/ON - CARLING V6D1000B-0 REAR HEATER OPTION
8	096241-03-000	EA	SWITCH-BLANK
9	096241-03-000	EA	SWITCH-BLANK
10	104056-21-01A	EA	APPLIQUE-BEZEL
11	104056-06-01A	EA	APPLIQUE-BEZEL, BLACK VELVET LEXAN FROM: 00-00-00 THRU: 12-17-95
11	104056-06-02A	EA	APPLIQUE-BEZEL, CHAMPAGNE BURL MAT FROM: 12-18-95 THRU: 99-99-99
12	089294-01-000	EA	LIGHTER ASM-CIGARETTE - CASCO C213275
13	104056-22-01A	EA	APPLIQUE-BEZEL
14	M05946-26-G09	EA	DASH POD ASSEMBLY - CHEVY
	100138-01-000	EA	MODULE-DAYTIME RUNNING LIGHT - CANADIAN
	077031-01-000	EA	FILM-BLACK, 1" X 1.75"
	077031-03-000	EA	FILM-WHITE, .75" X 1"
	103603-01-000	EA	BULB - 12V, #74 - .12A WEDGE - GE 22-25 - USED IN DASH
	077539-01-000	EA	BRACKET-MOUNTING, DASH PANEL - L/SHAPED - 2.5" X 1" X 1.5"

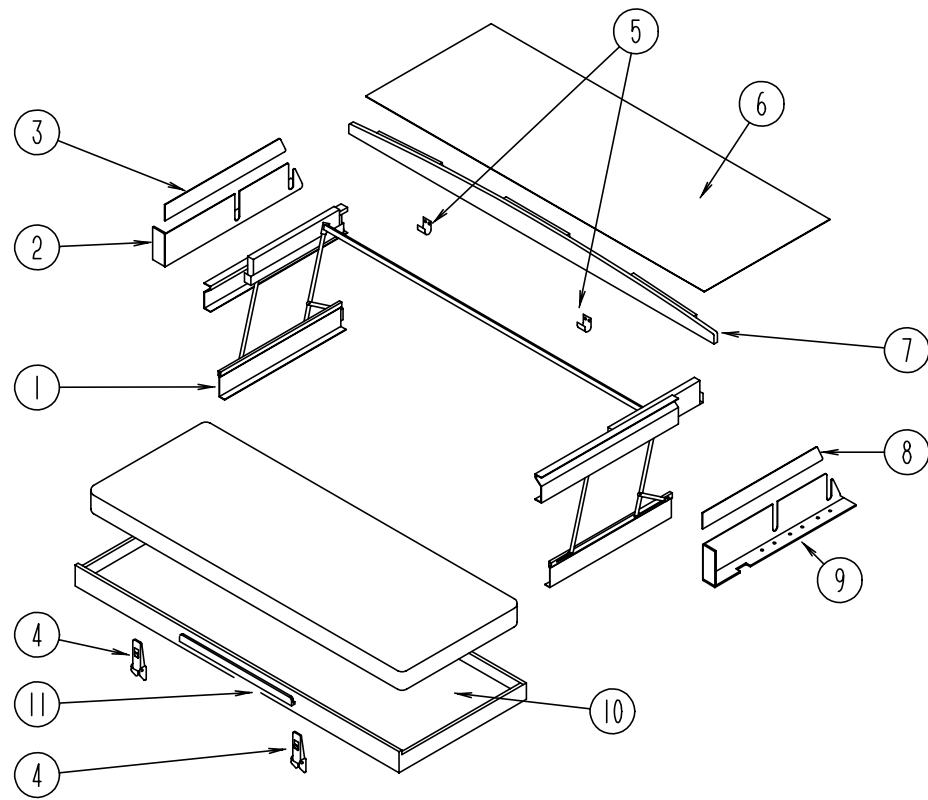
**DRIVERS COMPARTMENT GROUP (CONTINUED)**



**DASH, GAUGES & SWITCHES (FORD)**

KEY	PART NUMBER	U/M	DESCRIPTION
1	103662-04-01A	EA	BEZEL-INSTRUMENT PANEL
2	104056-01-01A	EA	APPLIQUE-BEZEL, BLACK VELVET LEXAN FROM: 00-00-00 THRU: 12-17-95
2	104056-01-02A	EA	APPLIQUE-BEZEL, CHAMPAGNE BURL MAT FROM: 12-18-95 THRU: 99-99-99
3	108356-02-01A	EA	COVER-SWITCH W/DIMPLES, CARLING VVAZC00 BLA
3	108357-05-000	EA	SWITCH-ROCKER, SPDT ON/NONE/ON - RADIO POWER - CARLING V4D1000B-0
4	108356-02-01A	EA	COVER-SWITCH W/DIMPLES, CARLING VVAZC00 BLA
4	108357-09-000	EA	SWITCH-ROCKER, SPDT ON/NONE/MOM - DUAL BATTERY - CARLING V5D1000B-0
5	108356-02-01A	EA	COVER-SWITCH W/DIMPLES, CARLING VVAZC00 BLA
5	108357-06-000	EA	SWITCH-ROCKER, DPDT MOM/OFF/MOM - CARLING VLD1000B-0 BATTERY DISCONNECT SWITCH OPTION
5	096241-03-000	EA	SWITCH-BLANK
6	094794-04-000	EA	CLUSTER-INSTRUMENT PANEL, KILOMETERS - FORD F3TD10849BA
6	094794-05-000	EA	CLUSTER-INSTRUMENT PANEL, MILES - FORD F4TD10849AA
7	108356-04-01A	EA	COVER-SWITCH W/DIMPLES & LENS, CARLING VVAGC00
7	108357-10-000	EA	SWITCH-ROCKER, SPDT MOM/OFF/MOM - LIGHTED - CARLING V8D1160B-0 GENERATOR OPTION
7	096241-03-000	EA	SWITCH-BLANK
8	108356-02-01A	EA	COVER-SWITCH W/DIMPLES, CARLING VVAZC00 BLA
8	108357-03-000	EA	SWITCH-ROCKER, SPDT ON/OFF/ON - CARLING V6D1000B-0 REAR HEATER OPTION
8	096241-03-000	EA	SWITCH-BLANK
9	096241-03-000	EA	SWITCH-BLANK
10	104056-21-01A	EA	APPLIQUE-BEZEL
11	104056-06-01A	EA	APPLIQUE-BEZEL, BLACK VELVET LEXAN FROM: 00-00-00 THRU: 12-17-95
11	104056-06-02A	EA	APPLIQUE-BEZEL, CHAMPAGNE BURL MAT FROM: 12-18-95 THRU: 99-99-99
12	089294-01-000	EA	LIGHTER ASM-CIGARETTE - CASCO C213275
13	096674-01-000	EA	NUT-HEADLAMP KNOB, BLACK
13	096675-01-000	EA	KNOB - HEADLAMP - W/SHAFT
14	104056-24-01A	EA	APPLIQUE-BEZEL
15	M05946-27-G09	EA	DASH POD ASSEMBLY - FORD
	100138-01-000	EA	MODULE-DAYTIME RUNNING LIGHT - CANADIAN
	103603-01-000	EA	BULB - 12V, #74 - .12A WEDGE - GE 22-25 - USED IN DASH
	077031-01-000	EA	FILM-BLACK, 1" X 1.75"
	077031-03-000	EA	FILM-WHITE, .75" X 1"
	111904-01-000	EA	INDICATOR ASM-TRANSMISSION - FORD F2US-7B053

## DRIVERS COMPARTMENT GROUP (CONTINUED)



FRONT BUNK

KEY	PART NUMBER	U/M DESCRIPTION
1	076760-02-000	EA BUNK HARDWARE (COMPLETE)
	076760-02-700	EA SPRING-GAS, BUNK HARDWARE
2	101499-06-C05	EA PANEL ASM - BOTTOM DRIVERS - PADDED - OFF WHITE FROM: 00-00-00 THRU: 08-27-95
	101499-06-G09	EA PANEL ASM - BOTTOM DRIVERS - PADDED - WILLOW FROM: 08-28-95 THRU: 99-99-99
3	101497-08-C05	EA PANEL ASM - UPPER DRIVERS - PADDED - OFF WHITE FROM: 00-00-00 THRU: 08-27-95
	101497-08-G09	EA PANEL ASM - UPPER DRIVERS - PADDED - WILLOW FROM: 08-28-95 THRU: 99-99-99
4	116975-01-01A	EA LATCH-W/O STRIKE, BLACK
5	042541-05-000	EA STRIKE-BRASS
6	103040-06-C05	EA PANEL-HEADLINER FRONT OVERHEAD, PADDED - OFF WHITE FROM: 00-00-00 THRU: 08-27-95
	103040-06-G09	EA PANEL-HEADLINER FRONT OVERHEAD, PADDED - WILLOW FROM: 08-28-95 THRU: 99-99-99
7	P03199-01-C05	EA BOARD ASM-TRIM, BUNK - CEILING MOUNTED
8	101497-07-C05	EA PANEL ASM - UPPER PASSENGERS - PADDED - OFF WHITE FROM: 00-00-00 THRU: 08-27-95
	101497-07-G09	EA PANEL ASM - UPPER PASSENGERS - PADDED - WILLOW FROM: 08-28-95 THRU: 99-99-99
9	101499-05-C05	EA PANEL ASM - BOTTOM PASSENGERS - PADDED - OFF WHITE FROM: 00-00-00 THRU: 08-27-95
	101499-05-G09	EA PANEL ASM - BOTTOM PASSENGERS - PADDED - WILLOW FROM: 08-28-95 THRU: 99-99-99
10	081717-03-G09	EA BED ASM-BUNK, FRONT
11	094658-01-G09	EA HANDLE-BUNK, OAK

## ELECTRICAL GROUP CIRCUIT BREAKERS

KEY	PART NUMBER	U/M DESCRIPTION
	083209-01-000	EA CIRCUIT BREAKER - 15 AMP, 120V - BW G-15
	083209-02-000	EA CIRCUIT BREAKER - 15/15 AMP, 120V - BW H-15/15
	083209-03-000	EA CIRCUIT BREAKER - 15/20 AMP, 120V - BW O-15/20
	083209-04-000	EA CIRCUIT BREAKER - 30 AMP, 120V - BW L-30
	083209-06-000	EA CIRCUIT BREAKER - 30/15 AMP, 120V - BW D-30/15
	083209-07-000	EA CIRCUIT BREAKER - 20/20 AMP, 120V - BW K-20/20
	093655-03-000	EA CIRCUIT BREAKER - 40 AMP, 12V - USD 17440-4E03A2A
	097611-01-000	EA CIRCUIT BREAKER - 6 AMP, ATC - BLACK - FASCO VB3-A10-F57

## WIRE ASSEMBLIES

KEY	PART NUMBER	U/M DESCRIPTION
	096449-01-000	EA WIRE ASM-WATER TANK TO MONITOR PANEL
	097618-01-000	EA WIRE ASM-MONITOR PANEL, W/3 WIRES & ORANGE RESISTOR- LVS
	102636-02-000	EA WIRE ASM-CLEARANCE LAMPS
	103328-06-000	EA WIRE ASM-PUMP, EXTERIOR SHOWER
	104271-02-000	EA WIRE ASM-SPEAKER, TV
	108303-01-000	EA WIRE ASM-REAR AUTO HEATER
	110256-01-000	EA WIRE ASM-IP, GENERATOR
	111915-01-000	EA WIRE ASM-DAY RUN LAMPS, FUSE - CHEVY
	111915-03-000	EA WIRE ASM-DAY RUN LAMPS, FUSE - FORD
	119456-01-000	EA WIRE ASM-IP, MAIN - FORD
	119459-01-000	EA WIRE ASM-IP, MAIN - CHEVY
	P03784-01-000	EA WIRE ASM-HEADLAMP - CHEVY
	P03784-02-000	EA WIRE ASM-HEADLAMP - FORD

## HOUSINGS, PINS & SOCKETS

KEY	PART NUMBER	U/M DESCRIPTION
	088473-01-000	EA HOUSING-PIN, 4 ROWS OF 3
	088473-02-000	EA HOUSING-PIN, 15 CAVITY - AMP 1-480710-0
	088473-03-000	EA HOUSING-PIN, 9 POSITION
	088473-05-000	EA HOUSING-PIN, 6 POSITION (SINGLE ROW)
	088473-06-000	EA HOUSING-PIN, 6 POSITION (TWO ROWS OF THREE)
	088473-08-000	EA HOUSING-PIN, 4 POSITION
	088473-09-000	EA HOUSING-PIN, 3 POSITION (SINGLE ROW)
	088473-10-000	EA HOUSING-PIN, 2 POSITION
	088474-01-000	EA HOUSING-SOCKET, 12 POSITIONS
	088474-02-000	EA HOUSING-SOCKET, 12 CAVITY - AMP 1-480711-0
	088474-03-000	EA HOUSING-SOCKET, 9 POSITION
	088474-06-000	EA SOCKET-HOUSING, 6 POSITION (2 ROWS OF THREE)
	088474-07-000	EA HOUSING-SOCKET, 5 CAVITY - AMP 1-480764-0
	088474-08-000	EA SOCKET-HOUSING, 4 POSITION (SINGLE ROW)
	088474-09-000	EA HOUSING-SOCKET, 3 POSITION
	088474-10-000	EA HOUSING-SOCKET, 2 POSITION
	088475-01-000	EA PIN-CONNECTOR, 14 TO 20 AWG
	088475-02-000	EA PIN-CONNECTOR, 10 TO 12 AWG
	088476-01-000	EA SOCKET-CONNECTOR, BRASS - PRE-TIN
	088476-02-000	EA SOCKET-CONNECTOR, 12-10 GA - PHOSPHATE BRONZE - PRE-TIN
	103608-01-000	EA SOCKET-WEDGE BASE W/LEADS, JKL 2944-6 OR EQUIVALENT
	104100-01-000	EA HOUSING - 1 POSITION, 75 AMP - AMP 53884-1
	106006-01-000	EA HOUSING - 1 POSITION, FEMALE - PACKARD 12015952
	108355-01-000	EA HOUSING-SWITCH, CARLING VCH
	113468-01-000	EA HOUSING - 2 POSITION, FEMALE - 56-SERIES - PACKARD 02965981 USED ON WIPER/WASHER WIRE ASM
	119248-02-000	EA HOUSING - 7 POSITION, FEMALE - METRI-PACK - PACKARD 12059472

**ELECTRICAL GROUP (CONTINUED)**  
**CONVERTER & INVERTER**

KEY	PART NUMBER	U/M DESCRIPTION
	083208-02-000	EA CONVERTER-POWER, 45A - 120V/12V - BW 6345
	099048-02-000	EA INVERTER - 100 WATT

**CONNECTORS**

KEY	PART NUMBER	U/M DESCRIPTION
	008311-01-000	EA CONNECTOR-WIRE NUT, INSULATED - RED
	008312-01-000	EA CONNECTOR-WIRE NUT, INSULATED - BLUE
	008314-01-000	EA CONNECTOR-WIRE NUT, INSULATED - GRAY
	008355-01-000	EA CONNECTOR-CABLE CLAMPING, 3/4"
	008356-01-000	EA CONNECTOR-PLASTIC, 3/8" AVG
	008398-01-000	EA CONNECTOR - 1/2" X 90 DEGREE, FLEX CONDUIT - UL AND CSA
	041480-01-000	EA CONNECTOR-STRAIGHT, 1/2" FLEX CONDUIT
	082741-01-000	EA CONNECTOR BODY - 2 CONNECTOR - MALE - SERV ELEC 2P-FYL
	087695-03-000	EA CONNECTOR-ASSEMBLY - EURAMTEC RT10484802 FROM: 09-01-95 THRU: 99-99-99
	058028-01-000	EA CONNECTOR-ELECTRICAL PIGTAIL, NYLON - CLEAR
	007940-01-000	EA RECEPTACLE-SLIDE, 16 TO 12 AWG - FEMALE END
	007954-01-000	EA RECEPTACLE-HOUSING, 6 POSITION
	080015-02-000	EA RECEPTACLE-FLAG, .185 - 16/14 GA - AMP 3-520340-2

**FUSES & FUSE HOUSINGS**

KEY	PART NUMBER	U/M DESCRIPTION
	008234-01-000	EA FUSE - 10 AMPS, 12 VOLT
	062901-02-000	EA FUSE - 5 AMPS, AUTOMOTIVE
	062901-05-000	EA FUSE - 15 AMPS, AUTOMOTIVE
	062901-06-000	EA FUSE - 20 AMPS, AUTOMOTIVE
	062901-07-000	EA FUSE - 25 AMPS, AUTOMOTIVE
	062901-08-000	EA FUSE - 30 AMPS, AUTOMOTIVE
	062037-01-000	EA HOUSING-AUTO FUSE, NATURAL
	062037-02-000	EA HOUSING-AUTO FUSE, GREEN
	062037-03-000	EA HOUSING-AUTO FUSE, BLACK
	062037-04-000	EA HOUSING-AUTO FUSE, BLUE
	062037-06-000	EA HOUSING-AUTO FUSE, BROWN
	062037-07-000	EA HOUSING-AUTO FUSE, RED
	108669-01-000	EA HOUSING-AUTO FUSE HOLDER, PACKARD 12010105
	106655-02-000	EA TERMINAL-FUSE BLOCK,10-12AWG - PACKARD 12020400
	106656-01-000	EA FUSE BLOCK - 4 CAVITY AUTO FUSE - PACKARD 12004943

**POWER CORDS**

KEY	PART NUMBER	U/M DESCRIPTION
	008052-01-000	EA CORD-POWER, 10/3 - 30 AMP - 25' - CANADIAN
	008054-02-000	EA CORD-POWER, 10/3 - 30 AMP - 35' - US

**ELECTRICAL GROUP (CONTINUED)**  
**TERMINALS**

KEY	PART NUMBER	U/M DESCRIPTION
	008326-01-000	EA TERMINAL-RING, 16/14 WIRE - 3/8" STUD
	008328-01-000	EA TERMINAL-RING, 12/10 WIRE - #10 STUD FIT
	008331-01-000	EA TERMINAL-RING,TONGUE - #4 WIRE - 3/8" STUD - COPPER
	008348-01-000	EA TERMINAL-RING, 3/8" STUD - #2 WIRE
	035416-04-000	EA TERMINAL-RING #10 STUD FIT, INSULATED BARREL #16/14
	047443-01-000	EA TERMINAL - .250 RECEPTACLE FIT, INSULATED - 16/14 AWG
	047443-02-000	EA TERMINAL - .250 RECEPTACLE FIT, INSULATED - 12/10 AWG
	062036-01-000	EA TERMINAL-PACK-CON,12/10 AWG - PACKARD 12033817
	062036-02-000	EA TERMINAL-PACK-CON, 16/14 AWG
	088267-01-000	EA TERMINAL-FEMALE, 1/4 - PACKARD 2962573
	104100-03-000	EA TERMINAL - 75 AMP, AMP 53880-4 LOOSE
	106007-01-000	EA TERMINAL-FEMALE, 14-16AWG - PACKARD 12015861-L
	106655-01-000	EA TERMINAL-FUSE BLOCK, 14-16 AWG - PACKARD 12020321
	113306-01-000	EA TERMINAL-FEMALE, METRI-PACK - PACKARD 12048451
	113307-01-000	EA TERMINAL-FEMALE, METRI-PACK - PACKARD 12048074

**CONDUIT**

KEY	PART NUMBER	U/M DESCRIPTION
	041953-01-000	FT CONDUIT-CONVOLUTE, SLIT - .5" ID
	041953-03-000	FT CONDUIT-CONVOLUTE, SLIT - 1" ID (CLOTHES ROD COVER)
	041953-05-000	FT CONDUIT-CONVOLUTE, SOLID - .62" ID
	041953-06-000	FT CONDUIT-CONVOLUTE, SLIT - .375" ID
	041953-07-000	FT CONDUIT-CONVOLUTE, SLIT - .25" ID
	041953-08-000	FT CONDUIT-CONVOLUTE, SLIT - 1.50" ID
	041953-09-000	FT CONDUIT-CONVOLUTE, SLIT - .50" ID
	041953-12-000	FT CONDUIT-CONVOLUTE, NON SLIT - 1.1" ID

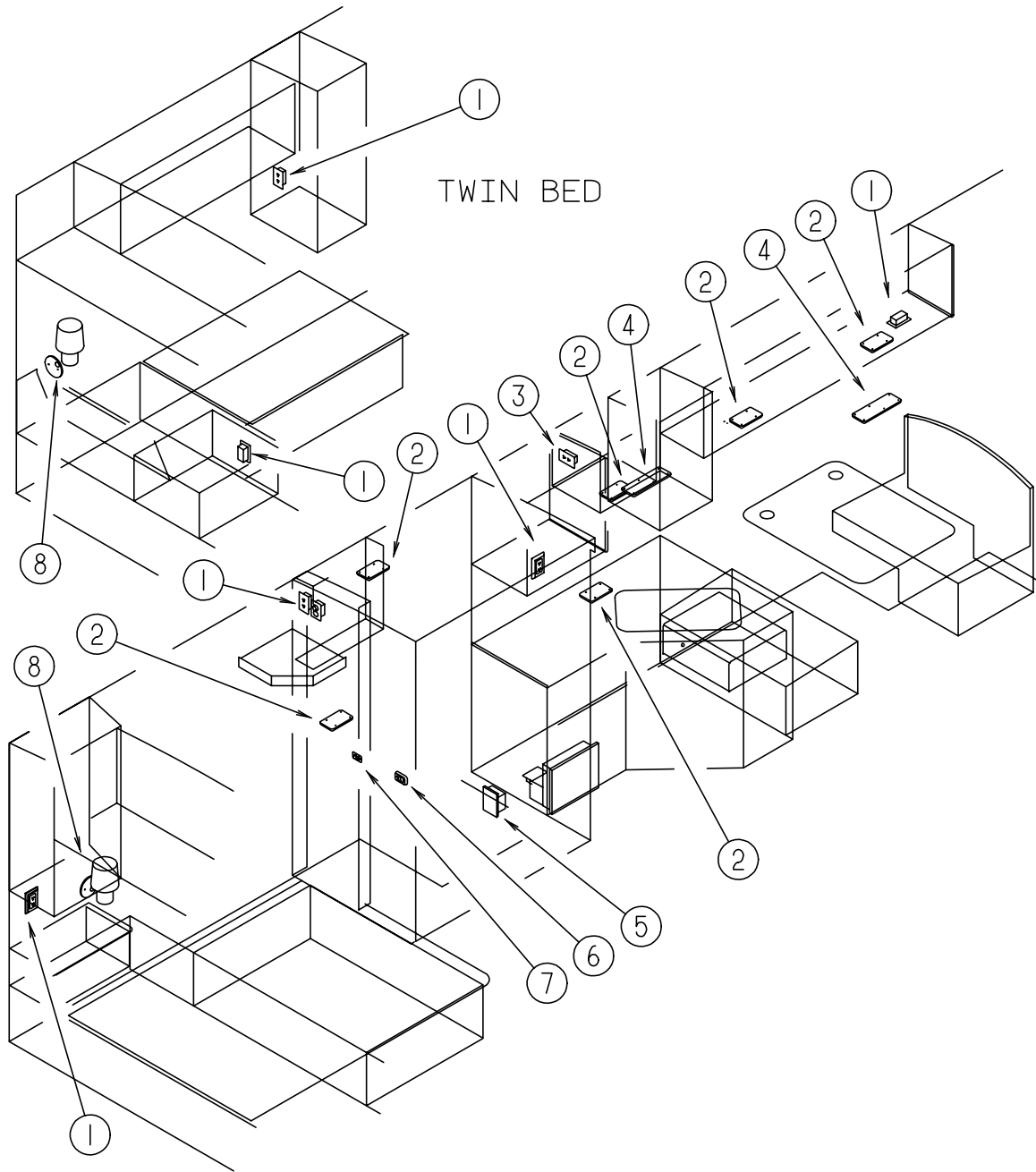
**ELECTRIC BOXES & COVERS**

KEY	PART NUMBER	U/M DESCRIPTION
	008289-01-000	EA BOX-ELECTRIC, STEEL - 1/2" AND 3/4" KNOCKOUTS - 4" X 4" - US
	008289-02-000	EA BOX-ELECTRIC, 4" X 4" - 1/2" & 3/4" KNOCKOUTS - CANADIAN
	091910-01-000	EA BOX-ELECTRIC, 3.75" X 3.5" X 1.75" - PLASTIC
	091910-02-000	EA BOX-ELECTRIC, 57 MM X 88 MM - PLASTIC
	008294-01-000	EA COVER-ELECTRICAL BOX, BLANK/STEEL - 4" X 4" - GRAY
	008294-02-000	EA COVER-ELECTRICAL BOX, BLANK STEEL - 4" X 4" - CANADIAN
	073626-04-000	EA COVER-ELECTRIC, 10.4" X 7.8" - BEIGE PLASTIC
	069238-01-000	EA COVER-ELECTRICAL BOX, W/HOLE - 4" X 4" - GRAY USED WITH 30 AMP RECEPTACLE
	091927-01-000	EA COVER-RECEPTACLE, DOUBLE - IVORY
	111510-01-000	EA DOOR-ELECTRICAL BOX, FRONT

**MISCELLANEOUS ELECTRICAL COMPONENTS**

KEY	PART NUMBER	U/M DESCRIPTION
	007093-01-000	EA FLASHER-SIGNAL, STAT
	007956-05-000	EA INSULATOR-SHRINK, .25" ID X 1.50"
	008188-01-000	EA SOLENOID - 3 POST, BATTERY CHANGE OVER
	063910-01-000	EA HOUSING-RELAY, BOSCH 3 334 485 008
	063912-02-000	EA RELAY-CANISTER, SPDT - BOSCH 0332204101
	086233-01-000	EA STUD-ISOLATED, 3/8" X 7/8" LONG
	086273-01-000	EA RELAY-BATTERY DISCONNECT
	103987-02-000	EA SEAL-SOLENOID ACCESS
	087225-01-000	FT SLEEVING - 1/2", TYPE H - VARFLEX
	073328-B4-000	EA CABLE ASSEMBLY-BATTERY, W/TERMINALS
	077479-01-000	EA BOOT-BATTERY TERMINAL, DOUBLE CABLE
	077479-02-000	EA BOOT-BATTERY TERMINAL, SINGLE CABLE

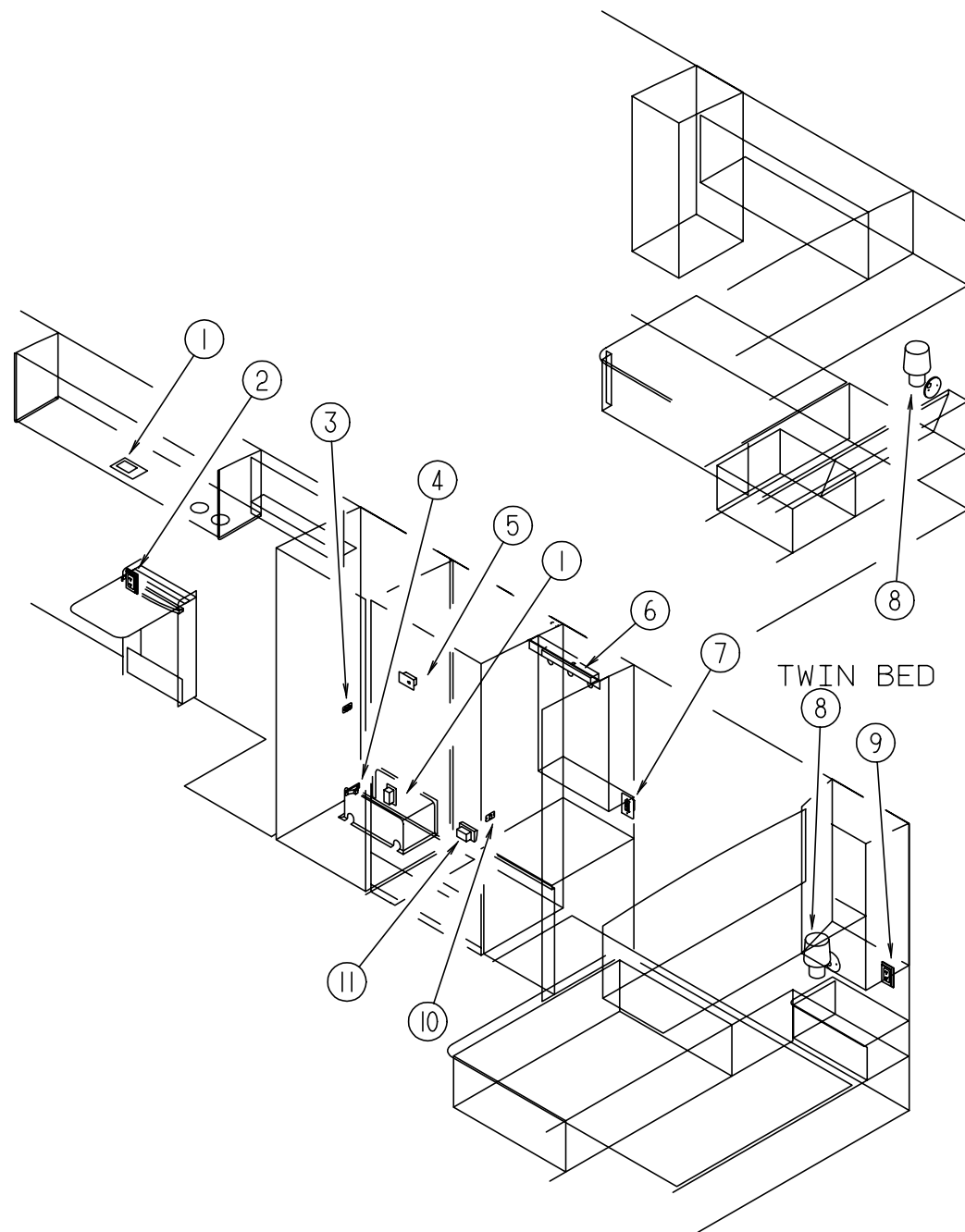
**ELECTRICAL GROUP (CONTINUED)**  
**LIGHTS, RECEPTACLES & SWITCHES - DRIVER SIDE**



KEY	PART NUMBER	U/M	DESCRIPTION
1	058708-01-000	EA	RECEPTACLE-ELECTRIC, DOUBLE - BROWN
1	058708-02-000	EA	RECEPTACLE-ELECTRIC, DOUBLE - IVORY
2	098024-01-01A	EA	LIGHT-DOME, 1 BULB - US - IVORY
2	008218-01-000	EA	BULB-DOME LIGHT, 12V - NUMBER 1141
2	098024-01-700	EA	LENS-DOME LIGHT
3	058708-05-000	EA	RECEPTACLE-SINGLE, BROWN - WIRECON WDR15BRS
4	098024-03-01A	EA	LIGHT-DOME, 2 BULB - IVORY
4	008218-01-000	EA	BULB-DOME LIGHT, 12V - NUMBER 1141
4	098024-01-700	EA	LENS-DOME LIGHT
5	024924-02-000	EA	RECEPTACLE-POWER CORD, W/PARTIAL PLATE
6	098351-01-01A	EA	PLATE-SWITCH, 1 GANG - POLISHED BRASS - JENSEN
6	095188-01-01A	EA	SPACER-SWITCH, 2.3" X 3.4" - PLASTIC - DARK BROWN
6	079364-01-000	EA	SWITCH-ON/OFF ROCKER, 2 PRONGS - BROWN
7	098351-02-01A	EA	PLATE-SWITCH, 2 GANG - POLISHED BRASS - JENSEN
7	079364-03-000	EA	SWITCH-ON/OFF ROCKER, 3 PRONGS - BROWN
7	079364-01-000	EA	SWITCH-ON/OFF ROCKER, 2 PRONGS - BROWN
8	065202-22-000	EA	LAMP-WALL W/O SHADE, BRASS - US & CANADIAN (G09/G10/G11)
8	065201-09-000	EA	SHADE-LAMP, FABRIC - PARCHMENT (G09/G10/G11)
8	067479-01-000	EA	BULB - 12V, NUMBER 1076
8	065202-24-000	EA	LAMP-WALL W/O SHADE, BRASS - US & CANADIAN (G13/G14)
8	065201-09-000	EA	SHADE-LAMP, FABRIC - WHITE SWIRL (G13/G14)
	086280-01-000	EA	LIGHT-SURFACE MOUNT, 12V - JENSEN 1236
	086280-01-700	EA	BULB - 12 VOLT, 6 WATT
	058707-02-000	EA	RECEPTACLE-BLANK, JUNCTION - WIRECON WDJ20BR
	112824-01-02A	EA	COVER-EXTERIOR RECEPTACLE, OFF WHITE - P&S 3780-SC-CW
	097734-01-02A	EA	EXTENSION-RECEPTACLE, 3.2" X 5" X .7" - PLASTIC - BROWN - CANADIAN
	087695-01-000	EA	SWITCH-HEATER, EXTERIOR MIRROR - EURAMTEC
			FROM: 00-00-00 THRU: 09-10-95
	087695-02-000	EA	SWITCH-HEATER, EXTERIOR MIRROR - EURAMTEC
			FROM: 09-11-95 THRU: 99-99-99
	088246-01-000	EA	SWITCH-REMOTE, EXTERIOR MIRROR - SQUARE PUSH - VELVAC 7471290
	098351-05-01A	EA	PLATE-SWITCH, 3 GANG W/LABEL - POLISHED BRASS - JENSEN
	098351-06-01A	EA	PLATE-SWITCH, 2 GANG W/LABEL - POLISHED BRASS - JENSEN
	095188-02-01A	EA	SPACER-SWITCH, 2.3" X 4.1" - PLASTIC - DARK BROWN
	073626-04-000	EA	COVER-ELECTRIC, 10.4" X 7.8" - BEIGE PLASTIC
	108355-01-000	EA	HOUSING-SWITCH, CARLING VCH

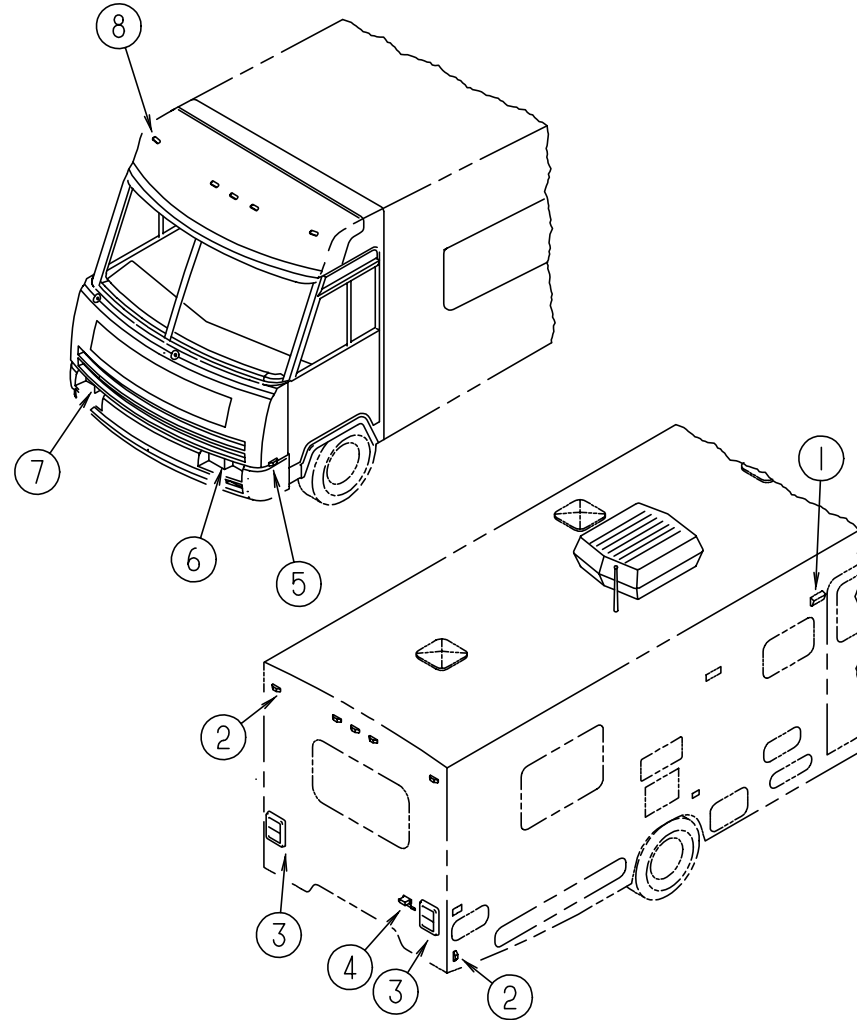


**ELECTRICAL GROUP (CONTINUED)**  
**LIGHTS, RECEPTACLES & SWITCHES - PASSENGER SIDE**



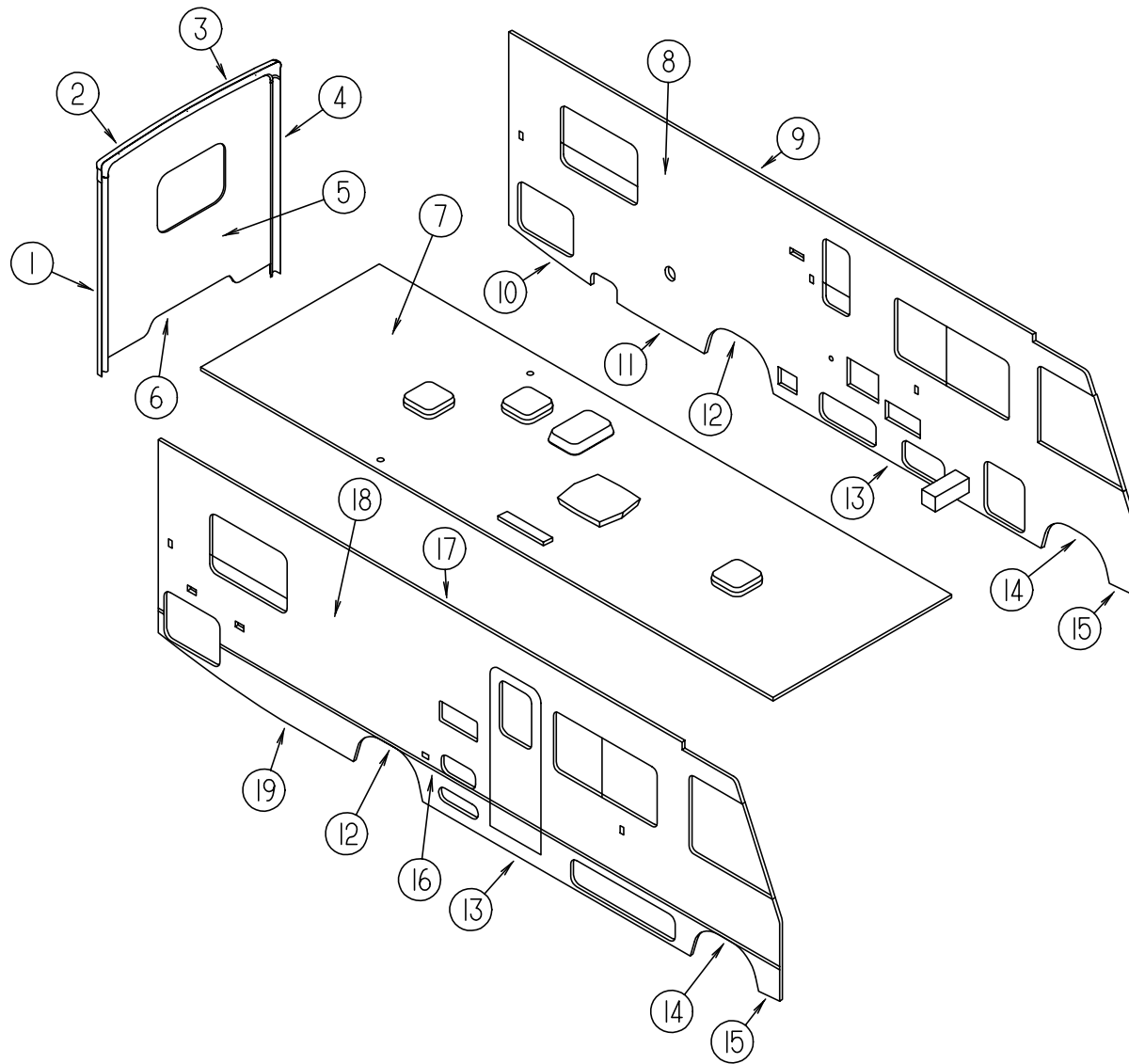
KEY	PART NUMBER	U/M	DESCRIPTION
1	098024-01-01A	EA	LIGHT-DOME, 1 BULB - US - IVORY
1	008218-01-000	EA	BULB-DOME LIGHT, 12V - NUMBER 1141
1	098024-01-700	EA	LENS-DOME LIGHT
2	058708-01-000	EA	RECEPTACLE-ELECTRIC, DOUBLE - BROWN
2	058708-02-000	EA	RECEPTACLE-ELECTRIC, DOUBLE - IVORY
3	098351-02-01A	EA	PLATE-SWITCH, 2 GANG - POLISHED BRASS - JENSEN
3	079364-01-000	EA	SWITCH-ON/OFF ROCKER, 2 PRONGS - BROWN
4	061424-01-000	EA	LIGHT-AISLE, 12V - RECTANGULAR
4	008103-01-000	EA	BULB-DASH/AISLE LIGHT, #53 - 12 V - .12 AMP
5	058707-01-000	EA	RECEPTACLE-ELECTRIC, SINGLE - BROWN
6	110235-01-01A	EA	LIGHT-MAKE UP, BRASS - 3 BULB PANLESS - PD PD200-621
6	081633-01-700	EA	BULB-MAKE UP LIGHT, JENSEN
7	084076-01-000	EA	RECEPTACLE-GFI, 15A - 125V - IVORY
7	084076-02-000	EA	RECEPTACLE-GFI, 15A - 125V - BROWN
8	065202-22-000	EA	LAMP-WALL W/O SHADE, BRASS - US & CANADIAN (G09/G10/G11)
8	065201-09-000	EA	SHADE-LAMP, FABRIC - PARCHMENT (G09/G10/G11)
8	067479-01-000	EA	BULB - 12V, NUMBER 1076
8	065202-24-000	EA	LAMP-WALL W/O SHADE, BRASS - US & CANADIAN (G13/G14)
8	065201-09-000	EA	SHADE-LAMP, FABRIC - WHITE SWIRL (G13/G14)
9	102568-01-GB1	EA	SPACER-RECEPTACLE, BETWEEN SIDEWALL & PLATE - WOOD
9	058708-01-000	EA	RECEPTACLE-ELECTRIC, DOUBLE - BROWN
9	058708-02-000	EA	RECEPTACLE-ELECTRIC, DOUBLE - IVORY
10	098351-01-01A	EA	PLATE-SWITCH, 1 GANG - POLISHED BRASS - JENSEN
10	095188-01-01A	EA	SPACER-SWITCH, 2.3" X 3.4" - PLASTIC - DARK BROWN
10	079364-01-000	EA	SWITCH-ON/OFF ROCKER, 2 PRONGS - BROWN
11	112822-01-01A	EA	RECEPTACLE-EXTERIOR, DUPLEX - IVORY - WIRECON WDRU151V
11	112824-01-02A	EA	COVER-EXTERIOR RECEPTACLE, OFF WHITE - P&S 3780-SC-CW
	086280-01-000	EA	LIGHT-SURFACE MOUNT, 12V - JENSEN 1236
	086280-01-700	EA	BULB - 12 VOLT, 6 WATT
	058707-02-000	EA	RECEPTACLE-BLANK, JUNCTION - WIRECON WDJ20BR
	112824-01-02A	EA	COVER-EXTERIOR RECEPTACLE, OFF WHITE - P&S 3780-SC-CW
	097734-01-02A	EA	EXTENSION-RECEPTACLE, 3.2" X 5" X .7" - PLASTIC - BROWN
	087695-01-000	EA	SWITCH-HEATER, EXTERIOR MIRROR - EURAMTEC
			FROM: 00-00-00 THRU: 09-10-95
	087695-02-000	EA	SWITCH-HEATER, EXTERIOR MIRROR - EURAMTEC DAV4720-12
			FROM: 09-11-95 THRU: 99-99-99
	088246-01-000	EA	SWITCH-REMOTE, EXTERIOR MIRROR - SQUARE PUSH - VELVAC 7471290
	098351-05-01A	EA	PLATE-SWITCH, 3 GANG W/LABEL - POLISHED BRASS - JENSEN
	098351-06-01A	EA	PLATE-SWITCH, 2 GANG W/LABEL - POLISHED BRASS - JENSEN
	095188-02-01A	EA	SPACER-SWITCH, 2.3" X 4.1" - PLASTIC - DARK BROWN
	073626-04-000	EA	COVER-ELECTRIC, 10.4" X 7.8" - BEIGE PLASTIC
	108355-01-000	EA	HOUSING-SWITCH, CARLING VCH

**ELECTRICAL GROUP (CONTINUED)**  
**EXTERIOR LIGHTS**



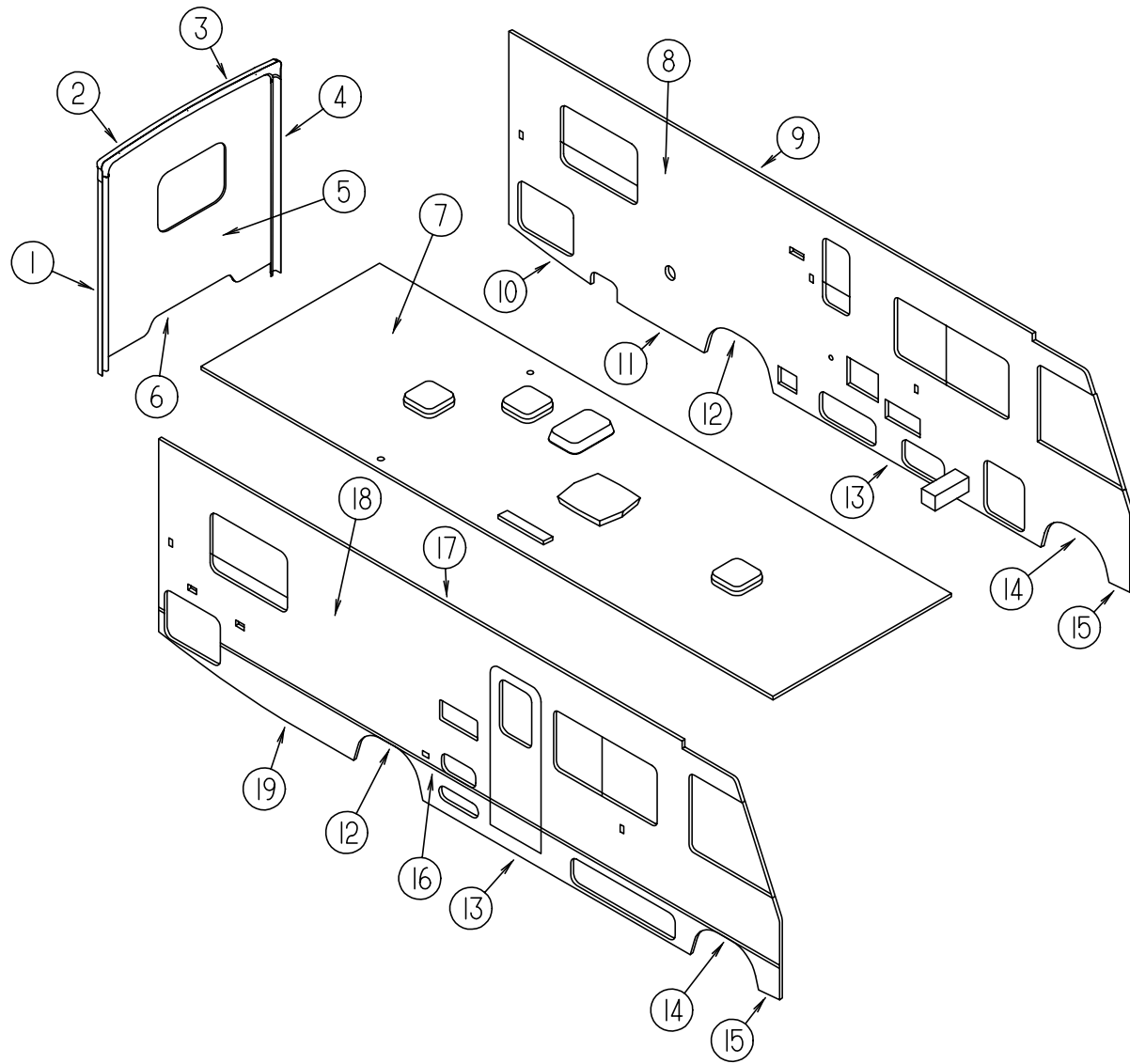
KEY	PART NUMBER	U/M	DESCRIPTION	VENDOR NO.
1	097917-01-04A	EA	LIGHT-PORCH, ENTRY DOOR - BUFF	
	008215-01-000	EA	BULB - 12V, #1003 - .94 AMP	
	097917-01-700	EA	LENS-LIGHT, PORCH	
2	111102-01-000	EA	LAMP-MARKER, BASE - TRIPLEX 117XAS	
2	111102-03-000	EA	LENS-MARKER LAMP, RED - TRIPLEX 117R	
	036196-01-000	EA	BULB - 12V, #194 - .27 AMP - BAYONETTE	
3	081638-01-000	EA	TAILLIGHT-DOUBLE, W/BLACK TRIM - DRIVER OR PASSENGER SIDE	
	037934-01-000	EA	BULB - 12V, #1156 - 2.1 AMP - CLEAR GLASS	
	037935-01-000	EA	BULB - 12V, #1157 OR #2057 - 2.1 AMP - CLEAR GLASS	
	081638-01-700	EA	LENS-TAILLIGHT, RED - BARGMAN	30-84-010
	081638-01-701	EA	LENS-TAILLIGHT, W/BACKUP - BARGMAN	30-84-700
	103355-01-04A	EA	POD-TAILLIGHT, BUFF	
4	066432-02-000	EA	LIGHT-LICENSE, BLACK	
	066432-03-000	EA	BRACKET-LICENSE PLATE - BARGMAN 30-60-030	
5	111102-01-000	EA	LAMP-MARKER, BASE - TRIPLEX 117XAS	
5	111102-02-000	EA	LENS-MARKER LAMP, AMBER - TRIPLEX 118A	
	036196-01-000	EA	BULB - 12V, #194 - .27 AMP - BAYONETTE	
6	049186-04-000	EA	HEADLAMP ASM-DRIVER, HIGH/LOW BEAM - HALOGEN - KD 92749-201	
	049188-04-000	EA	HEADLAMP ASM-DRIVER, HIGH BEAM - HALOGEN - KD 92750-201	
7	049185-04-000	EA	HEADLAMP ASM-PASS, HIGH/LOW BEAM - HALOGEN - KD 92751-201	
	049187-04-000	EA	HEADLAMP ASM-PASS, HIGH BEAM - HALOGEN - KD 92748-201	
	049359-01-000	EA	SPRING-RETAINER, HEADLAMP - GM 496096	
8	102520-01-000	EA	LIGHT-CLEARANCE, W/O SOCKET CONNECTIONS - AMBER	
	036196-01-000	EA	BULB - 12V, #194 - .27 AMP - BAYONETTE	
	102540-01-000	EA	SEAL-SCREW, ROUND - RUBBER	
	102541-01-000	EA	GASKET-CLEARANCE LIGHT	
	112823-01-000	EA	SPLICE-REDUCER, 16-14 TO 18-22 - ETC BA-631X	
	067789-02-000	EA	SOCKET-LAMP	

**EXTERIOR BODY GROUP**  
**EXTERIOR BODY PANELS AND TRIM**



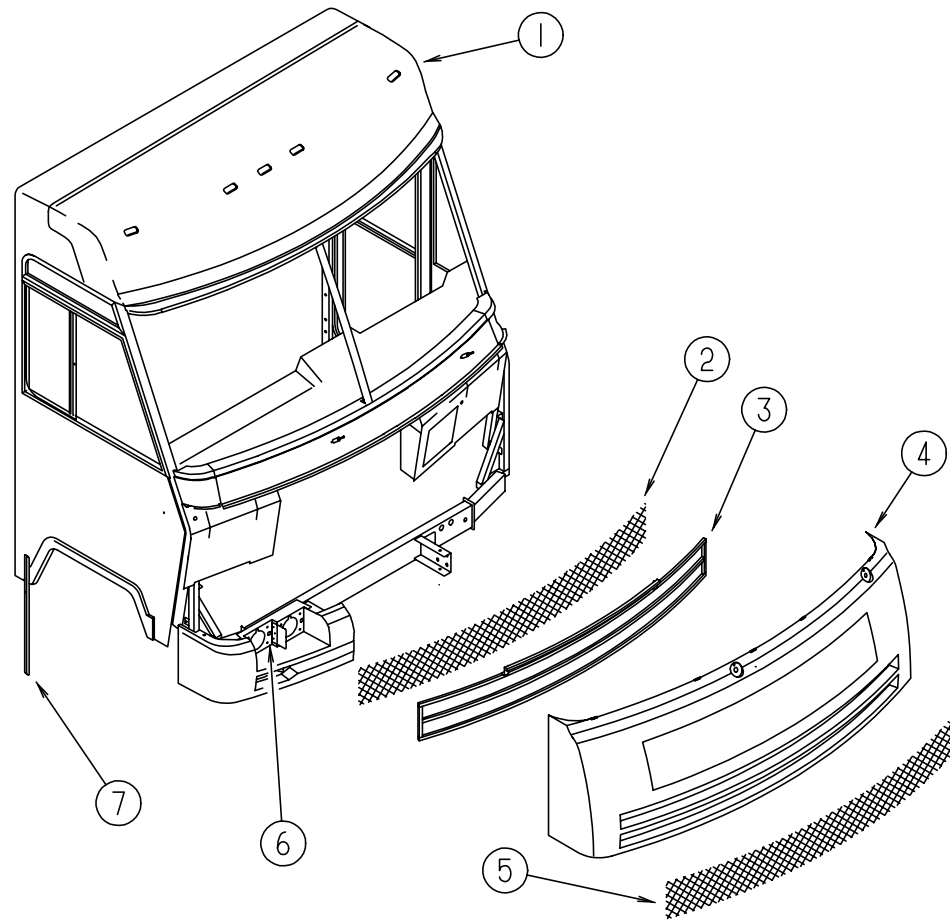
KEY	PART NUMBER	U/M	DESCRIPTION
1	114874-05-07B	EA	TRIM-BACKWALL SIDE, RIGHT - BUFF - STEEL
1	104033-11-01A	EA	TRIM-J, BACKWALL - RIGHT - BUFF - ALUMINUM
2	114872-03-02A	EA	TRIM-BACKWALL, TOP W/O CLEARANCE LIGHTS - RIGHT - BUFF PLASTIC
3	114873-03-02A	EA	TRIM-BACKWALL, TOP W/O CLEARANCE LIGHTS - LEFT - BUFF PLASTIC
4	114874-06-07B	EA	TRIM-BACKWALL SIDE, LEFT - BUFF - STEEL
4	104033-12-01A	EA	TRIM-J, BACKWALL - LEFT - BUFF - ALUMINUM
5	M07419-07-G09	EA	BACKWALL-W/O WINDOW, LIGHTS, OR DECALS - QUEEN BED - CHEVY
5	M07419-07-G10	EA	BACKWALL-W/O WINDOW, LIGHTS, OR DECALS - QUEEN BED - CHEVY
5	M07419-07-G11	EA	BACKWALL-W/O WINDOW, LIGHTS, OR DECALS - QUEEN BED - CHEVY
5	M07419-07-G13	EA	BACKWALL-W/O WINDOW, LIGHTS, OR DECALS - QUEEN BED - CHEVY
5	M07419-07-G14	EA	BACKWALL-W/O WINDOW, LIGHTS, OR DECALS - QUEEN BED - CHEVY
5	M07419-08-G09	EA	BACKWALL-W/O WINDOW, LIGHTS, OR DECALS - TWIN BEDS OPTION - CHEVY
5	M07419-08-G10	EA	BACKWALL-W/O WINDOW, LIGHTS, OR DECALS - TWIN BEDS OPTION - CHEVY
5	M07419-08-G11	EA	BACKWALL-W/O WINDOW, LIGHTS, OR DECALS - TWIN BEDS OPTION - CHEVY
5	M07419-08-G13	EA	BACKWALL-W/O WINDOW, LIGHTS, OR DECALS - TWIN BEDS OPTION - CHEVY
5	M07419-08-G14	EA	BACKWALL-W/O WINDOW, LIGHTS, OR DECALS - TWIN BEDS OPTION - CHEVY
5	M07419-09-G09	EA	BACKWALL-W/O WINDOW, LIGHTS, OR DECALS - QUEEN BED - FORD
5	M07419-09-G10	EA	BACKWALL-W/O WINDOW, LIGHTS, OR DECALS - QUEEN BED - FORD
5	M07419-09-G11	EA	BACKWALL-W/O WINDOW, LIGHTS, OR DECALS - QUEEN BED - FORD
5	M07419-09-G13	EA	BACKWALL-W/O WINDOW, LIGHTS, OR DECALS - QUEEN BED - FORD
5	M07419-09-G14	EA	BACKWALL-W/O WINDOW, LIGHTS, OR DECALS - QUEEN BED - FORD
5	M07419-10-G09	EA	BACKWALL-W/O WINDOW, LIGHTS, OR DECALS - TWIN BEDS OPTION - FORD
5	M07419-10-G10	EA	BACKWALL-W/O WINDOW, LIGHTS, OR DECALS - TWIN BEDS OPTION - FORD
5	M07419-10-G11	EA	BACKWALL-W/O WINDOW, LIGHTS, OR DECALS - TWIN BEDS OPTION - FORD
5	M07419-10-G13	EA	BACKWALL-W/O WINDOW, LIGHTS, OR DECALS - TWIN BEDS OPTION - FORD
5	M07419-10-G14	EA	BACKWALL-W/O WINDOW, LIGHTS, OR DECALS - TWIN BEDS OPTION - FORD
6	050406-23-000	EA	TRIM-BACKWALL, LOWER - DRIVER OR PASS SIDE - BUFF - ALUMINUM
7	M05702-18-G09	EA	ROOF-W/O VENTS - QUEEN BED (G09/G10/G11/G13/G14)
7	M05702-19-G09	EA	ROOF-W/O VENTS - TWIN BEDS OPTION (G09/G10/G11/G13/G14)
8	M05705-45-G09	EA	SIDEWALL ASM-DRIVER SIDE, W/O DOORS OR WINDOWS - QUEEN BED
8	M05705-45-G10	EA	SIDEWALL ASM-DRIVER SIDE, W/O DOORS OR WINDOWS - QUEEN BED
8	M05705-45-G11	EA	SIDEWALL ASM-DRIVER SIDE, W/O DOORS OR WINDOWS - QUEEN BED
8	M05705-45-G13	EA	SIDEWALL ASM-DRIVER SIDE, W/O DOORS OR WINDOWS - QUEEN BED
8	M05705-45-G14	EA	SIDEWALL ASM-DRIVER SIDE, W/O DOORS OR WINDOWS - QUEEN BED
8	M05705-46-G09	EA	SIDEWALL ASM-DRIVER SIDE, W/O DOORS OR WINDOWS - TWIN BEDS OPTION
8	M05705-46-G10	EA	SIDEWALL ASM-DRIVER SIDE, W/O DOORS OR WINDOWS - TWIN BEDS OPTION
8	M05705-46-G11	EA	SIDEWALL ASM-DRIVER SIDE, W/O DOORS OR WINDOWS - TWIN BEDS OPTION
8	M05705-46-G13	EA	SIDEWALL ASM-DRIVER SIDE, W/O DOORS OR WINDOWS - TWIN BEDS OPTION
8	M05705-46-G14	EA	SIDEWALL ASM-DRIVER SIDE, W/O DOORS OR WINDOWS - TWIN BEDS OPTION
8	M05705-47-G09	EA	SIDEWALL ASM-DRIVER SIDE, W/O DOORS OR WINDOWS - QUEEN BED DRIVER DOOR
8	M05705-47-G10	EA	SIDEWALL ASM-DRIVER SIDE, W/O DOORS OR WINDOWS - QUEEN BED DRIVER DOOR
8	M05705-47-G11	EA	SIDEWALL ASM-DRIVER SIDE, W/O DOORS OR WINDOWS - QUEEN BED DRIVER DOOR
8	M05705-47-G13	EA	SIDEWALL ASM-DRIVER SIDE, W/O DOORS OR WINDOWS - QUEEN BED DRIVER DOOR
8	M05705-47-G14	EA	SIDEWALL ASM-DRIVER SIDE, W/O DOORS OR WINDOWS - QUEEN BED DRIVER DOOR
8	M05705-48-G09	EA	SIDEWALL ASM-DRIVER SIDE, W/O DOORS OR WINDOWS TWIN BEDS OPTION & DRIVER DOOR
8	M05705-48-G10	EA	SIDEWALL ASM-DRIVER SIDE, W/O DOORS OR WINDOWS TWIN BEDS OPTION & DRIVER DOOR
8	M05705-48-G11	EA	SIDEWALL ASM-DRIVER SIDE, W/O DOORS OR WINDOWS TWIN BEDS OPTION & DRIVER DOOR
8	M05705-48-G13	EA	SIDEWALL ASM-DRIVER SIDE, W/O DOORS OR WINDOWS TWIN BEDS OPTION & DRIVER DOOR
8	M05705-48-G14	EA	SIDEWALL ASM-DRIVER SIDE, W/O DOORS OR WINDOWS TWIN BEDS OPTION & DRIVER DOOR

**EXTERIOR BODY GROUP (CONTINUED)**  
**EXTERIOR BODY PANELS AND TRIM (CONTINUED)**



KEY	PART NUMBER	U/M	DESCRIPTION
9	103801-02-04A	EA	TRIM-ROOF, 16' LONG - W/O DRILLED HOLES - DRIVER SIDE FROM: 00-00-00 THRU: 09-23-95
9	120091-01-01A	EA	TRIM-ROOF, 16' LONG - W/O DRILLED HOLES - DRIVER SIDE - BUFF FROM: 09-24-95 THRU: 99-99-99
10	111108-07-01A	EA	TRIM-SIDEWALL, BOTTOM - DRIVER SIDE - BUFF
11	108038-37-01A	EA	TRIM-SIDEWALL, BOTTOM - DRIVER SIDE - BUFF
12	108070-01-05A	EA	TRIM-WHEELWELL, REAR - DRIVER OR PASSENGER SIDE - BUFF
13	108039-05-05A	EA	TRIM-SIDEWALL, BOTTOM - CENTER - DRIVER OR PASSENGER SIDE - BUFF
14	108069-04-04A	EA	TRIM-WHEELWELL, FRONT - DRIVER OR PASSENGER SIDE - BUFF
15	108109-02-01A	EA	TRIM-SIDEWALL, BOTTOM - FRONT - DRIVER OR PASSENGER SIDE - BUFF
	116800-55-004	EA	U-CHANNEL-EXTRUDED, 1.7" X 16' - BUFF
16	108688-01-04A	EA	STRIP-FEATURE, W/O INSERT OR END CAPS - 15' LONG - BUFF
	108651-01-01A	EA	END CAP-FEATURE STRIP
	105312-01-05A	FT	INSERT-FEATURE STRIP
17	103802-02-04A	EA	RAIL-AWNING, 16' LONG - W/O DRILLED HOLES - PASSENGER SIDE - BUFF FROM: 00-00-00 THRU: 09-23-95
17	120092-01-01A	EA	RAIL-AWNING, 16' LONG - W/O DRILLED HOLES - PASSENGER SIDE - BUFF FROM: 09-24-95 THRU: 99-99-99
18	M05704-45-G09	EA	SIDEWALL ASM-PASSENGER SIDE, W/O DOORS OR WINDOWS - QUEEN BED
18	M05704-45-G10	EA	SIDEWALL ASM-PASSENGER SIDE, W/O DOORS OR WINDOWS - QUEEN BED
18	M05704-45-G11	EA	SIDEWALL ASM-PASSENGER SIDE, W/O DOORS OR WINDOWS - QUEEN BED
18	M05704-45-G13	EA	SIDEWALL ASM-PASSENGER SIDE, W/O DOORS OR WINDOWS - QUEEN BED
18	M05704-45-G14	EA	SIDEWALL ASM-PASSENGER SIDE, W/O DOORS OR WINDOWS - QUEEN BED
18	M05704-46-G09	EA	SIDEWALL ASM-PASSENGER SIDE, W/O DOORS OR WINDOWS - TWIN BEDS
18	M05704-46-G10	EA	SIDEWALL ASM-PASSENGER SIDE, W/O DOORS OR WINDOWS - TWIN BEDS
18	M05704-46-G11	EA	SIDEWALL ASM-PASSENGER SIDE, W/O DOORS OR WINDOWS - TWIN BEDS
18	M05704-46-G13	EA	SIDEWALL ASM-PASSENGER SIDE, W/O DOORS OR WINDOWS - TWIN BEDS
18	M05704-46-G14	EA	SIDEWALL ASM-PASSENGER SIDE, W/O DOORS OR WINDOWS - TWIN BEDS
19	108038-36-01A	EA	TRIM-SIDEWALL, BOTTOM - PASSENGER SIDE - BUFF
	084852-51-003	EA	ANGLE-EXTRUDED, 1.25" X .75" X 4600 MM - MILL ALUMINUM
	055278-51-259	EA	TUBING-STEEL, .75" X 1.5" X 12.5' LONG
	002726-01-001	EA	GARNISH-U-CHANNEL, 1.38" X 19' - SERRATED - MILL ALUMINUM
	069726-02-000	EA	BUMPER - .88" DIAMETER X .40", BLACK

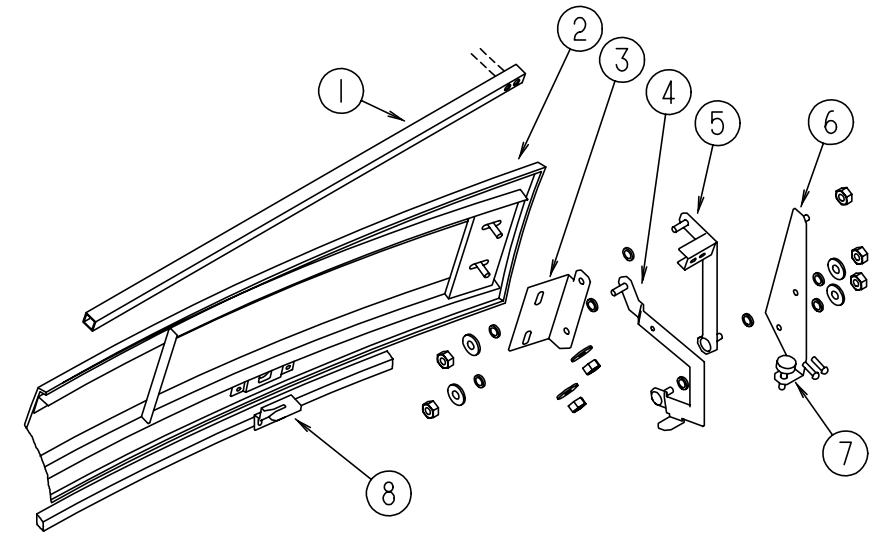
## EXTERIOR BODY GROUP (CONTINUED)



### FRONT CAP AND FRONT END COMPONENTS

KEY	PART NUMBER	U/M	DESCRIPTION
1	115042-01-03A	EA	PANEL-ROOF CAP, BUFF
	070579-06-000	EA	PLATE-ANCHOR, W/7/16 WELD NUT - 1.5" X 3.3"
	077001-01-000	EA	ANGLE-MOUNTING, ROOF PANEL - V ANGLE - 3" X 2.4" X 1.5"
2	115924-03-01A	EA	GRILLE-WOVEN WIRE
3	118182-01-G09	EA	GRILLE ASM-MESH
4	M07546-01-G09	EA	FRONT END ASM-W/O GRILLES, HOOD OR HOOD HINGES - BUFF
5	115924-04-01A	EA	GRILLE-WOVEN WIRE
6	118191-01-01A	EA	BEZEL-HEADLIGHT, PASSENGER SIDE - BLACK
	118191-02-01A	EA	BEZEL-HEADLIGHT, DRIVER SIDE - BLACK
7	089922-30-000	EA	TRIM-FRONT END/SIDEWALL, DRIVER OR PASSENGER SIDE - BUFF
	099418-01-000	FT	D-SECTION SEAL W/ADHESIVE BACK - .44" X .44" - BLACK RUBBER
	110691-01-01A	EA	BRACKET-SPRING, HEADLAMP - DRIVER OR PASSENGER SIDE - UNPAINTED
	119445-01-02B	EA	PLATE-W/HOLES, 38 MM X 26 MM - STAINLESS STEEL - BLACK

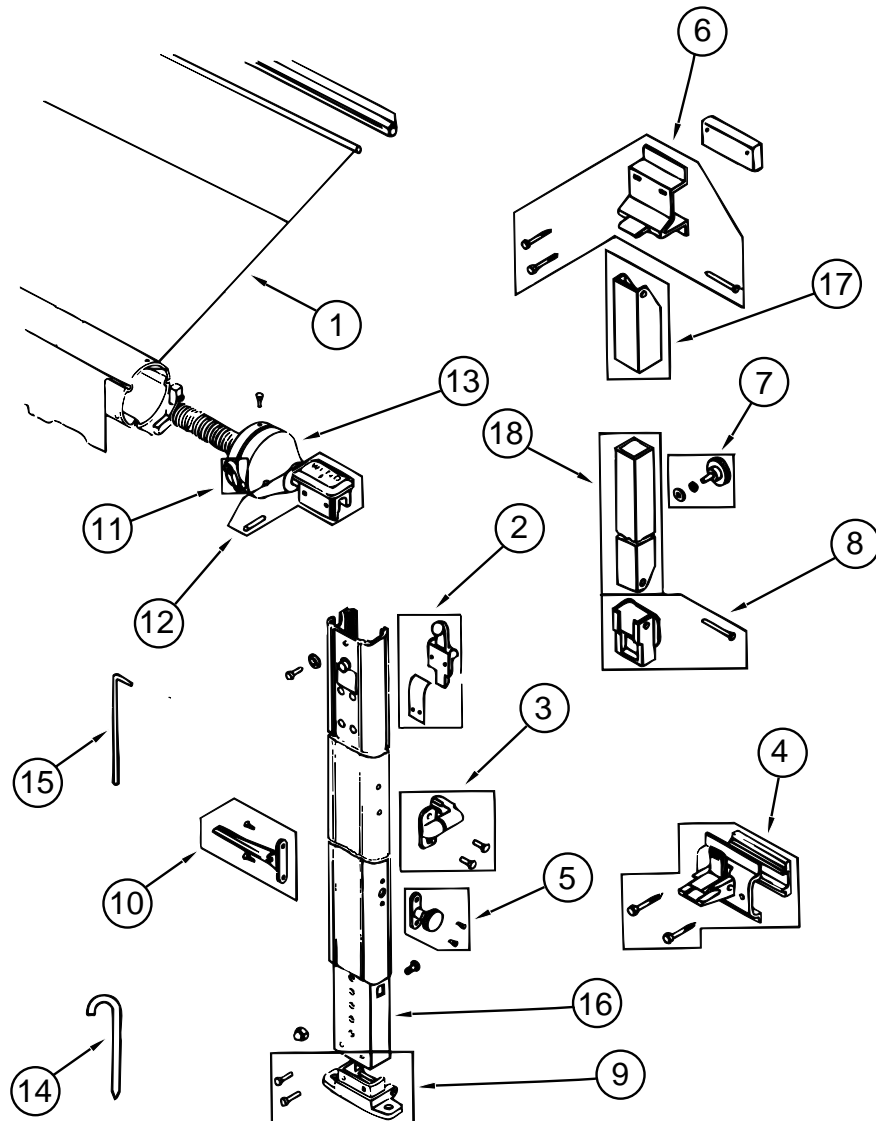
## EXTERIOR BODY GROUP (CONTINUED)



### HOOD AND FRONT END COMPONENTS

KEY	PART NUMBER	U/M	DESCRIPTION
1	105096-10-000	EA	TUBE-TIMING, HOOD HINGE
2	115976-02-G09	EA	PANEL ASM-HOOD, BUFF
3	109927-03-000	EA	ANGLE-LINK, HOOD - RH
3	109927-04-000	EA	ANGLE LINK, HOOD - LH
4	109930-07-000	EA	LINK ASM-HINGE, HOOD - LOWER - RH
4	109930-08-000	EA	LINK ASM-HINGE, HOOD - LOWER - LH
5	109929-03-000	EA	LINK ASM-HINGE, HOOD - UPPER - RH
5	109929-04-000	EA	LINK ASM-HINGE, HOOD - UPPER - LH
6	109926-07-000	EA	BRACKET ASM-LINK, HINGE, HOOD - RH
6	109926-08-000	EA	BRACKET ASM-LINK, HINGE, HOOD - LH
7	058786-01-000	EA	BOLT-ADJUSTING, HOOD - W/BLACK PAD - .31" #18 X 2"
8	106748-02-000	EA	LATCH-HOOD, FRONT END
	102330-02-000	EA	LOCK-SINGLE HOLE, VISE ACTION - SOUTHCOE 3-56-715-5
	102328-01-000	EA	KEY-BARREL, NICKEL PLATED - SOUTHCOE 3-26-715-19

**EXTERIOR BODY GROUP (CONTINUED)**



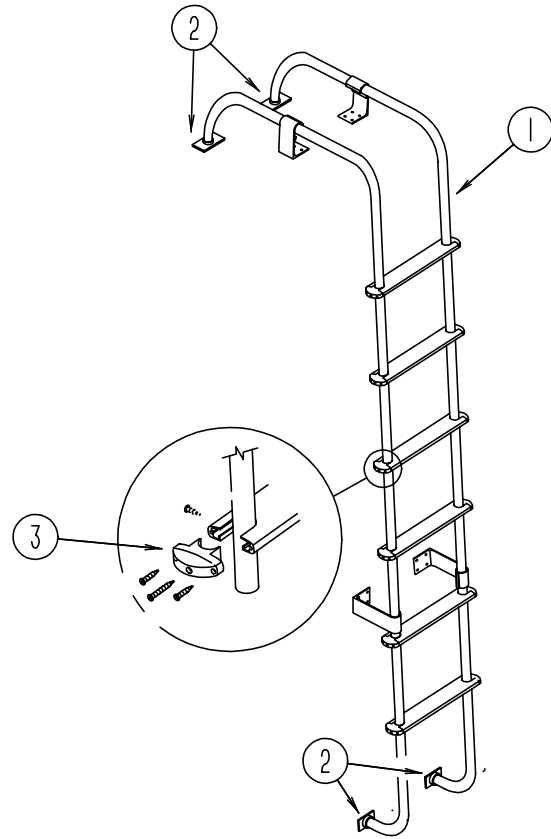
**FAULKNER AWNING & HARDWARE**

KEY	PART NUMBER	U/M DESCRIPTION	VENDOR NO.
1	110634-04-18A	EA AWNING-ROLLER ASSEMBLY, 16'	
	110634-02-01A	EA HARDWARE KIT-AWNING, BUFF	
2	110634-01-700	EA RAFTER LOCKING MECHANISM KIT	7605-0001
3	110634-01-701	EA SAFETY & LATCH KIT	7509-0001
4	110634-01-702	EA BOTTOM BRACKET KIT	7512-0001
5	110634-01-703	EA HEIGHT LOCK HANDLE KIT	7510-0001
6	110634-01-704	EA UPPER BRACKET KIT W/BOLTS	7505-0001
7	110634-01-705	EA ULTRA RAFTER KNOB KIT	7522-0001
8	110634-01-706	EA RAFTER SLIDE KIT	
9	110634-01-707	EA GROUND BRACKET KIT	7511-0001
10	110634-01-708	EA LIFT HANDLES W/RIVETS	7000-0001
11	110634-01-709	EA RATCHET HANDLE KIT	7507-0001
12	110634-01-710	EA ARM CAP KIT	7503-0001
13	110634-01-711	EA FRONT SPRING ASM	6598-0001
13	110634-01-712	EA REAR SPRING ASM	6599-0001
13	110634-01-713	EA REAR END CAP KIT	7504-0001
14	110634-01-714	EA STAKE - (4 PER BAG)	5208-0001
15	110634-01-715	EA WAND - PULL DOWN	7604-0001
16	110634-01-721	EA ARM-INNER, FRONT - BUFF	5686-0001
16	110634-01-722	EA ARM-INNER, REAR - BUFF	5687-0001
17	110634-01-723	EA RAFTER-OUTER, BUFF	5688A0001
18	110634-01-724	EA RAFTER-INNER, BUFF	5689A0001
	111037-01-01A	EA SPACER-AWNING, UPPER - BLACK	
	111038-01-01A	EA SPACER-AWNING, LOWER - BLACK	

**EXTERIOR BODY GROUP (CONTINUED)**  
**FIBERGLASS, STYROFOAM & INSULATION**

KEY	PART NUMBER	U/M DESCRIPTION
	044487-01-001	EA ALUMINUM SHEET - .019" X 96" X 360" - MILL FINISH
	044487-01-002	EA ALUMINUM SHEET - .019" X 96" X 432" - MILL FINISH
	044487-51-001	EA ALUMINUM SHEET - .019" X 758 MM X 317 MM - MILL FINISH
	076054-S4-000	EA FIBERGLASS SHEET-FLAT, 96" X 355.5" - BUFF
	076054-T6-000	EA FIBERGLASS SHEET-FLAT, 2438 X 2463 - BUFF
	077517-59-000	EA FIBERGLASS SHEET-FLAT, 48" X 96" - BUFF
	108535-04-700	EA FIBERGLASS SHEET-FLAT, 104" X 396" - BUFF (ROOF COVERING)
	108535-04-703	EA FIBERGLASS SHEET-FLAT, 6" X 34' - BUFF
	100619-01-000	BF FOAM-EXPANDED POLYSTYRENE, 1.34" X 48" X 96"
	100619-04-000	BF FOAM-EXPANDED POLYSTYRENE, .5" X 48" X 96"
	100619-05-000	BF FOAM-EXPANDED POLYSTYRENE, .75" X 48" X 96"
	100619-10-000	BF FOAM-EXPANDED POLYSTYRENE, 1.5" X 48" X 96"
	100619-11-000	BF FOAM-EXPANDED POLYSTYRENE, 2" X 48" X 96"
	000870-08-000	SF STYROFOAM - .75" X 48" X 96" - PLANED - INCREMENTS OF 32 SF
	072877-03-000	EA INSULATION-SOUND BARRIER, LB-1 COMPOSITE EAR
	072878-01-000	EA INSULATION-SOUND BARRIER PAD, .058" X 33" X 58"
	105077-03-000	EA FOAM-PLUG, TUBE - 30.2 MM X 33.1 MM X 45 MM LONG - POLYSTYRENE FOAM FROM: 00-00-00 THRU: 09-23-95
	120107 03 000	EA FOAM-PLUG, TUBE - 29.6 MM X 54.5 MM X 45 MM LONG - POLYSTYRENE FOAM FROM: 09-24-95 THRU: 99-99-99
	105077-04-000	EA FOAM-COVE, ROOF - 100.6 MM X 2438 MM LONG - POLYSTYRENE FOAM FROM: 00-00-00 THRU: 09-23-95
	120107 01 000	EA FOAM-COVE, ROOF - 70.6 MM X 2438 MM LONG - POLYSTYRENE FOAM FROM: 09-24-95 THRU: 99-99-99
	105077-07-000	EA FOAM-PLUG, TUBE - 56.9 MM X 78.8 MM X 45 MM LONG - POLYSTYRENE FOAM FROM: 00-00-00 THRU: 09-23-95
	120107 02 000	EA FOAM-PLUG, TUBE - 57 MM X 74.3 MM X 45 MM LONG - POLYSTYRENE FOAM FROM: 09-24-95 THRU: 99-99-99

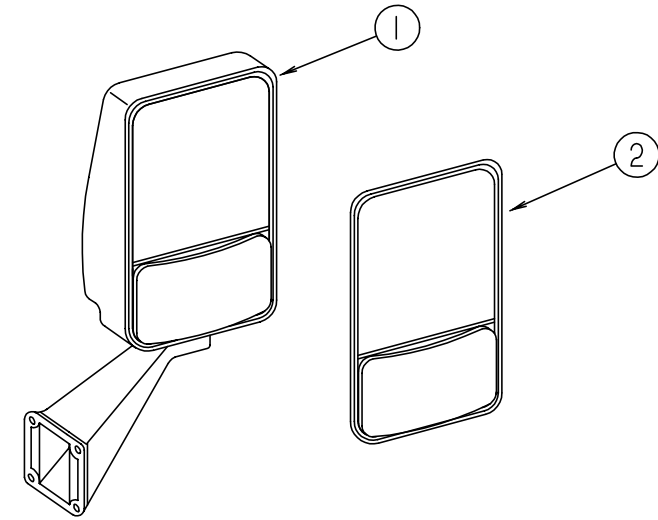
**EXTERIOR BODY GROUP (CONTINUED)**



**LADDER**

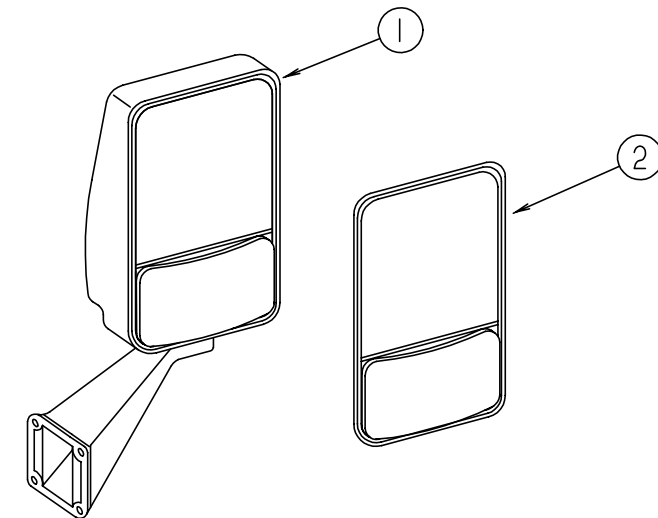
KEY	PART NUMBER	U/M DESCRIPTION
1	102953-16-G09	EA LADDER ASSEMBLY
2	067165-01-000	EA MOUNTING BRACKET-LADDER, LOWER
3	076980-02-000	EA END CAP-STEP, BLACK

**EXTERIOR BODY GROUP (CONTINUED)**



**VELVAC HEATED EXTERIOR MIRRORS**

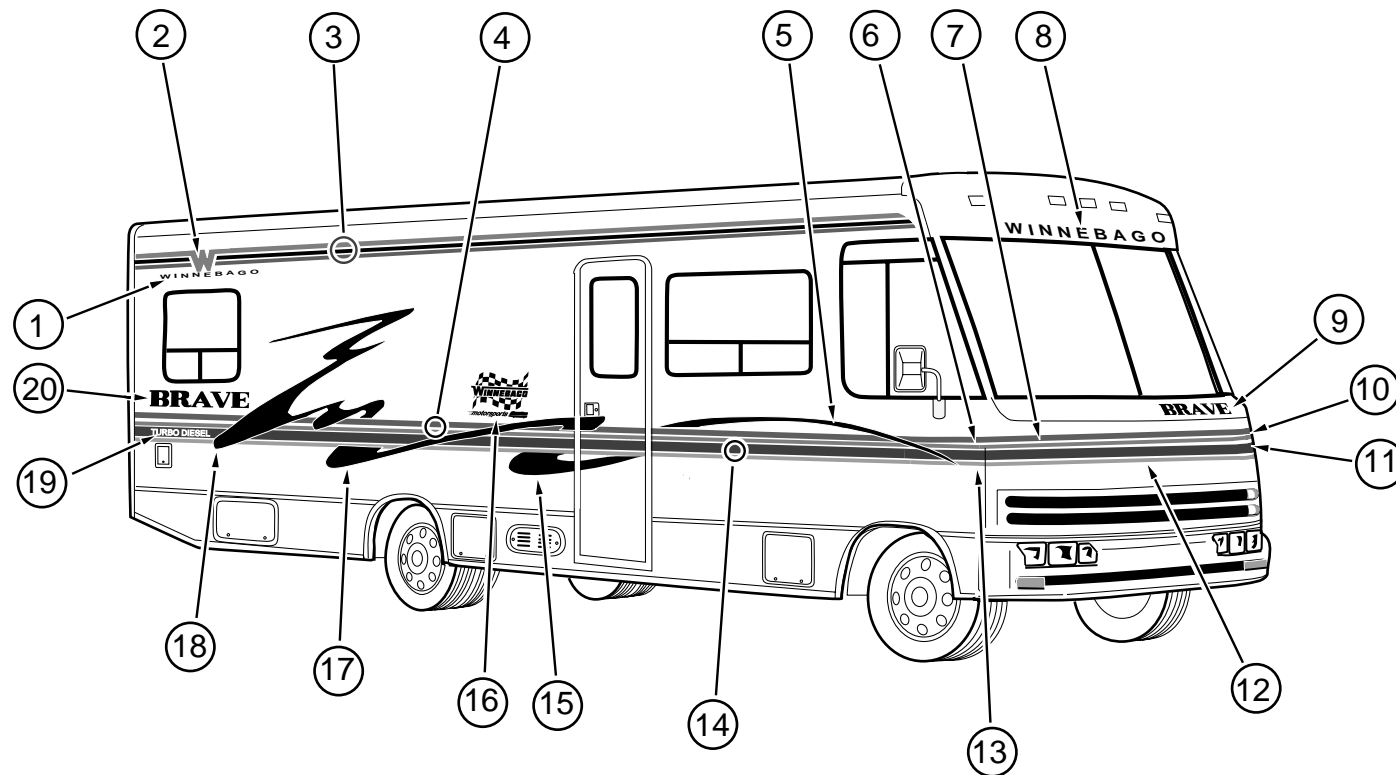
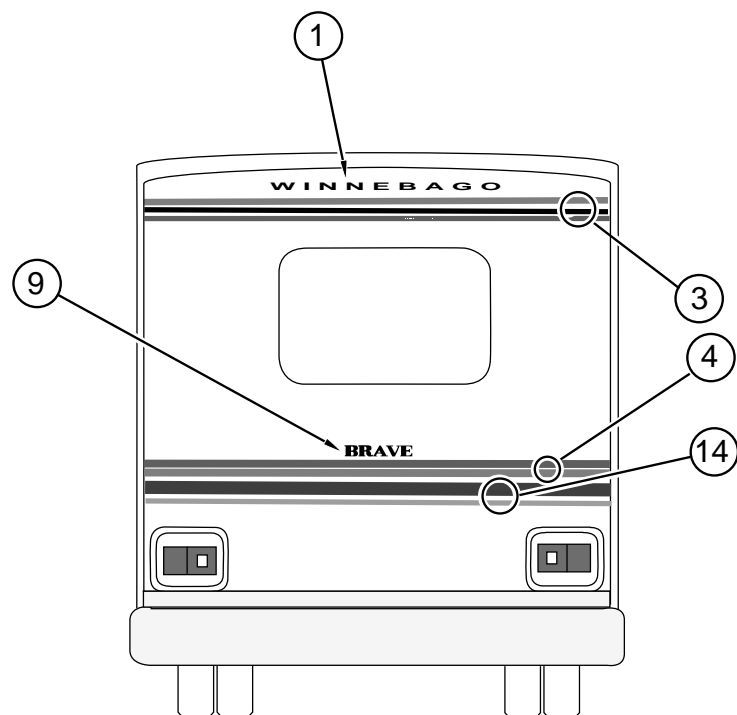
KEY	PART NUMBER	U/M DESCRIPTION	VENDOR NO.
1	106015-05-01A	EA MIRROR ASM. - REMOTE/HEATED - W/O WIRING OR SWITCHES - PASS SIDE VELVAC 713170	
1	106015-06-01A	EA MIRROR ASM - REMOTE/HEATED - W/O WIRING OR SWITCHES - DRIVER SIDE VELVAC 713171	
2	086261-01-704	EA MIRROR KIT (BEZEL W/MIRRORS) PASSENGER SIDE	709268
2	086261-02-701	EA MIRROR KIT (BEZEL W/MIRRORS) DRIVER SIDE	709269
	087695-01-000	EA SWITCH-HEATER, EXTERIOR MIRROR - EURAMTEC FROM: 00-00-00 THRU: 09-10-95	
	087695-02-000	EA SWITCH-HEATER, EXTERIOR MIRROR - EURAMTEC DAV4720-12 FROM: 09-11-95 THRU: 99-99-99	
	088246-01-000	EA SWITCH-REMOTE, EXTERIOR MIRROR - SQUARE PUSH 7471290	



**VELVAC EXTERIOR MIRRORS**

KEY	PART NUMBER	U/M DESCRIPTION	VENDOR NO.
1	106015-09-01A	EA MIRROR ASM-EXTERIOR GLASS RIGHT - BLACK - VELVAC 713126	
1	106015-10-01A	EA MIRROR ASM-EXTERIOR ADJUST GLASS LEFT - BLACK - VELVAC 713125	
2	106015-01-703	EA MIRROR KIT (BEZEL W/MIRRORS) PASSENGER SIDE	709266
2	106015-02-702	EA MIRROR KIT (BEZEL W/MIRRORS) DRIVER SIDE	709267

**EXTERIOR BODY GROUP (CONTINUED)**  
DECALS, FILM STRIPES & PAINT



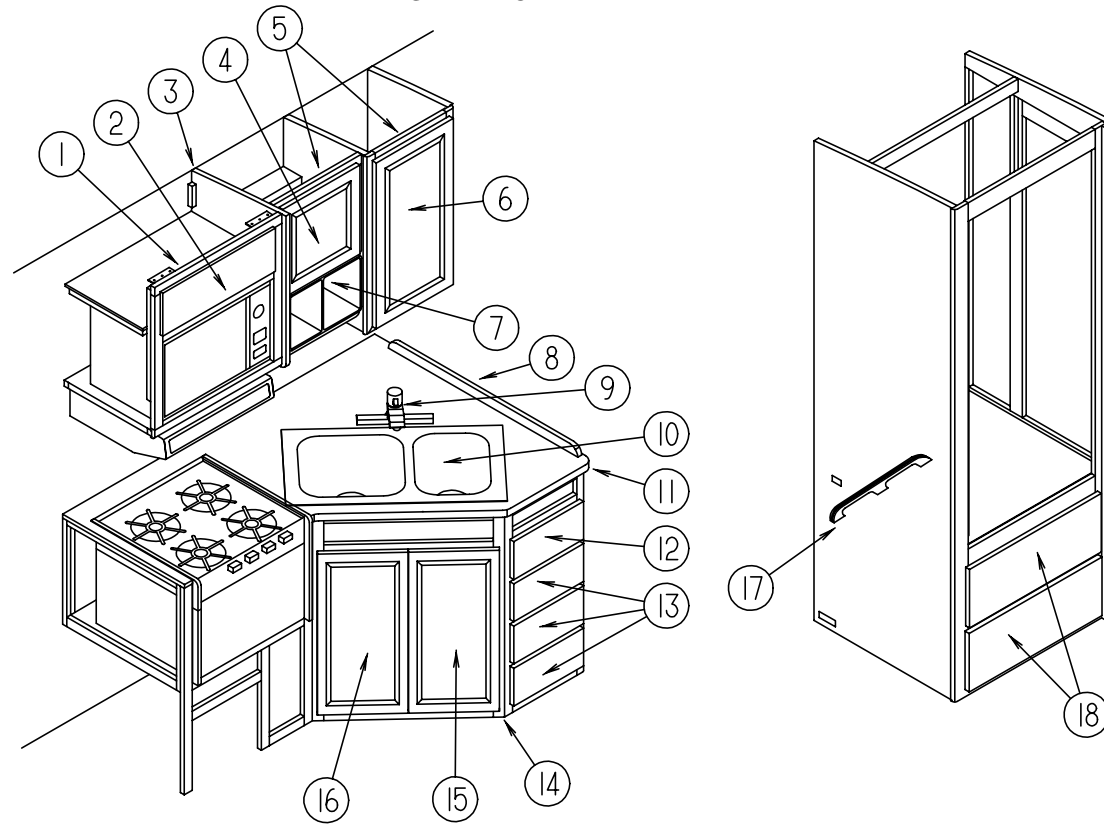
KEY	PART NUMBER	U/M	DESCRIPTION
1	118706-01-01A	EA	DECAL-LOGO, WINNEBAGO - LIGHT GOLD/MALLARD GREEN
2	117480-03-01A	EA	DECAL-LOGO, W - LIGHT GOLD
3	094443-39-01A	FT	FILM-MULTISTRIPE, 82.7 MM WIDE - LIGHT GOLD/MALLARD GREEN/REGGAE BLUE
4	105781-21-03A	FT	FILM-MULTISTRIPE, 63.5 MM WIDE - REGGAE BLUE/RASPBERRY
5	118698-01-01A	EA	DECAL-WHIP, #1 - RH - REGGAE BLUE/LIGHT GOLD/MALLARD GREEN/BUFF
5	118698-02-01A	EA	DECAL-WHIP, #1 - LH - REGGAE BLUE/LIGHT GOLD/MALLARD GREEN/BUFF
6	118704-01-01A	EA	DECAL-CORNER, UPPER - RH - REGGAE BLUE/RASPBERRY
7	118702-01-01A	EA	DECAL-HOOD, UPPER - REGGAE BLUE/RASPBERRY
8	118708-01-01A	EA	DECAL-LOGO, WINNEBAGO - SWP #10 - LIGHT GOLD/MALLARD GREEN
9	118709-02-01A	EA	DECAL-LOGO, BRAVE - SMALL - REGGAE BLUE/MALLARD GREEN/BUFF
10	118704-02-01A	EA	DECAL-CORNER, UPPER - LH - REGGAE BLUE/RASPBERRY
11	118705-02-01A	EA	DECAL-CORNER, LOWER - LH - MALLARD GREEN/LIGHT GOLD
12	118703-01-01A	EA	DECAL-HOOD, LOWER - DUCK GREEN/LIGHT GOLD
13	118705-02-01A	EA	DECAL-CORNER, LOWER - RH - MALLARD GREEN/LIGHT GOLD
14	105781-46-01A	FT	FILM-MULTISTRIPE, 120.8 MM WIDE - MALLARD GREEN/LIGHT GOLD
15	118699-01-01A	EA	DECAL-WHIP, #2 - RH - REGGAE BLUE/LIGHT GOLD/MALLARD GREEN/BUFF
15	118699-02-01A	EA	DECAL-WHIP, #2 - LH - REGGAE BLUE/LIGHT GOLD/MALLARD GREEN/BUFF
16	118700-01-01A	EA	DECAL-MOTORSPORTS
17	118700-01-01A	EA	DECAL-WHIP, #3 - RH - REGGAE BLUE/LIGHT GOLD/MALLARD GREEN/BUFF
17	118700-02-01A	EA	DECAL-WHIP, #3 - LH - REGGAE BLUE/LIGHT GOLD/MALLARD GREEN/BUFF
18	118701-01-01A	EA	DECAL-WHIP, #4 - RH - REGGAE BLUE/LIGHT GOLD/MALLARD GREEN/BUFF
18	118701-02-01A	EA	DECAL-WHIP, #4 - LH - REGGAE BLUE/LIGHT GOLD/MALLARD GREEN/BUFF
19	111318-03-04A	EA	DECAL-TURBO DIESEL, BUFF
20	118709-01-01A	EA	DECAL-LOGO, BRAVE - LARGE - REGGAE BLUE/MALLARDGREEN/BUFF
	041561-03-000	EA	PAINT - 16 OZ SPRAY, OFF WHITE - ACRYLIC ENAMEL

**DUPONT COLOR CODES**

BUFF #G9692U  
DUCK GREEN #F1908U

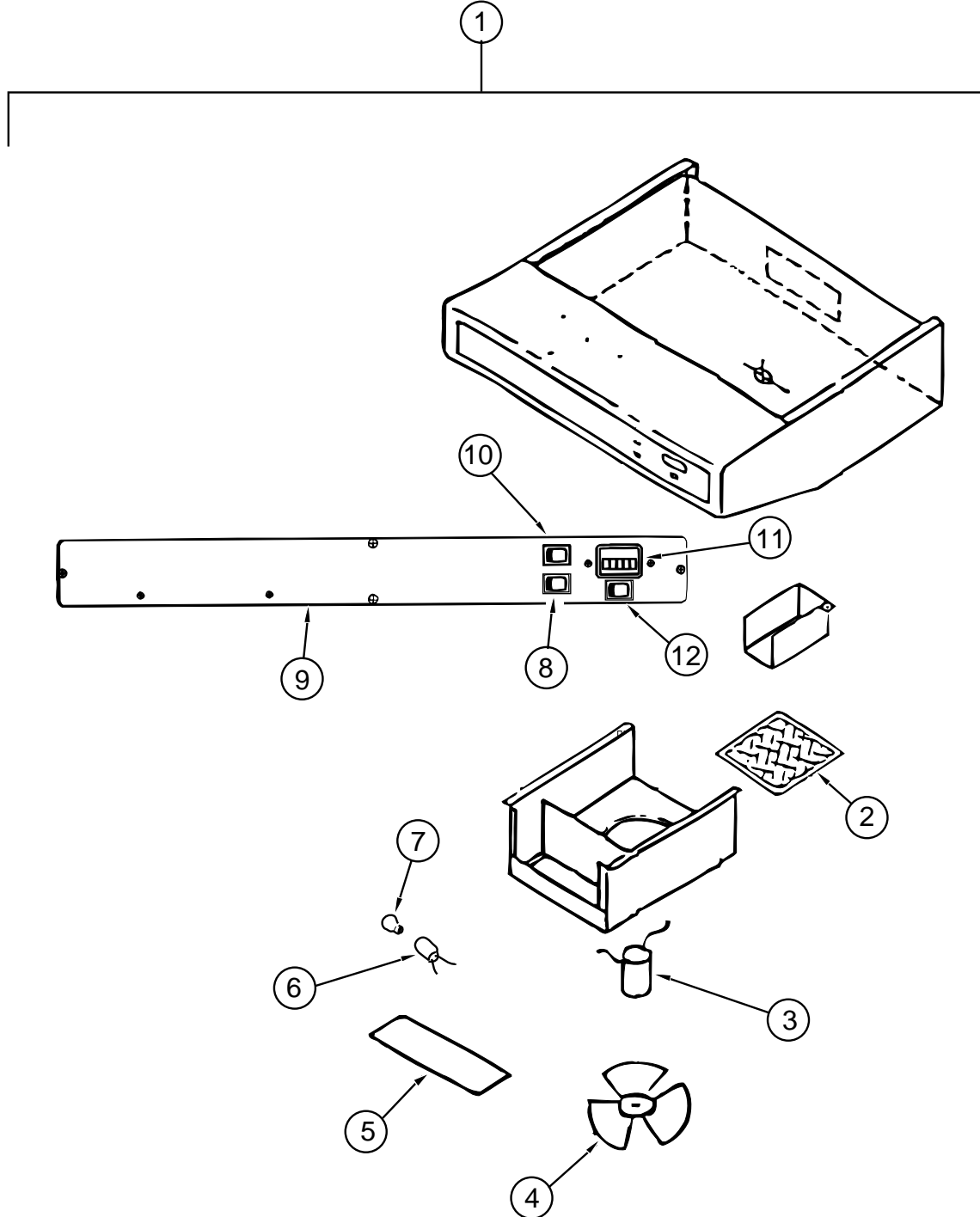


**GALLEY GROUP  
GALLEY CABINETRY**



KEY	PART NUMBER	U/M	DESCRIPTION	VENDER NO.	KEY	PART NUMBER	U/M	DESCRIPTION
1	114390-01-G09	EA	CABINET-OVERHEAD, W/O DOOR		11	118043-19-G09	EA	COUNTERTOP-GALLEY CABINET
2	M05992-11-G09	EA	DOOR-CABINET, W/O HARDWARE - 240 MM X 555 MM (G09/G10/G11)		11	118043-19-G10	EA	COUNTERTOP-GALLEY CABINET
2	M05992-11-G13	EA	DOOR-CABINET, W/O HARDWARE - 240 MM X 555 MM (G13/G14)		11	118043-19-G11	EA	COUNTERTOP-GALLEY CABINET
3	081320-16-G09	EA	CAP-END, OVERHEAD - FRONT		11	118043-20-G13	EA	COUNTERTOP-GALLEY CABINET
4	M06803-23-G09	EA	DOOR-CABINET, W/O HARDWARE - 365 MM X 365 MM (G09/G10/G11)		11	118043-20-G14	EA	COUNTERTOP-GALLEY CABINET
4	M06803-23-G13	EA	DOOR-CABINET, W/O HARDWARE - 365 MM X 365 MM (G13/G14)		12	M05971-42-G09	EA	DRAWER-CABINET, W/O HARDWARE (G09/G10/G11)
4	M06803-B3-G13	EA	DOOR-CABINET, W/O HARDWARE - 365 MM X 365 MM (G13/G14) DECORATOR DOOR OPTION - RAISED PANEL		12	M05971-42-G13	EA	DRAWER-CABINET, W/O HARDWARE (G13/G14)
5	110776-01-G09	EA	CABINET-OVERHEAD, W/O DOORS		13	M05971-43-G09	EA	DRAWER-CABINET, W/O HARDWARE (G09/G10/G11)
	110776-11-G09	EA	SHELF ASM-OVERHEAD CABINET		13	M05971-43-G13	EA	DRAWER-CABINET, W/O HARDWARE (G13/G14)
6	M06803-22-G09	EA	DOOR-CABINET, W/O HARDWARE - 365 MM X 680 MM (G09/G10/G11)		14	P18043-01-G09	EA	CABINET-GALLEY, W/COUNTERTOP - W/O DOORS OR DRAWERS
6	M06803-22-G13	EA	DOOR-CABINET, W/O HARDWARE - 365 MM X 680 MM (G13/G14)		14	P18043-01-G10	EA	CABINET-GALLEY, W/COUNTERTOP - W/O DOORS OR DRAWERS
6	M06803-B2-G13	EA	DOOR-CABINET, W/O HARDWARE - 365 MM X 680 MM (G13/G14) DECORATOR DOOR OPTION - RAISED PANEL		14	P18043-01-G11	EA	CABINET-GALLEY, W/COUNTERTOP - W/O DOORS OR DRAWERS
7	103799-01-02A	EA	COFFEE MAKER-GRAY W/GLASS POT - BLACK & DECKER		14	P18043-02-G13	EA	CABINET-GALLEY, W/COUNTERTOP - W/O DOORS OR DRAWERS
	103799-01-700	EA	CARAFE-GLASS POT - BLACK & DECKER	679420	14	P18043-02-G14	EA	CABINET-GALLEY, W/COUNTERTOP - W/O DOORS OR DRAWERS
	103799-01-701	EA	BRACKETS-WHITE, PAIR - BLACK & DECKER	164734-06	15	M06803-27-G09	EA	DOOR-CABINET, W/O HARDWARE - 305 MM X 660 MM (G09/G10/G11)
8	098335-08-E08	EA	RAIL-GALLEY, 35.3" LONG (G09/G13)		15	M06803-27-G13	EA	DOOR-CABINET, W/O HARDWARE - 305 MM X 660 MM (G13/G14)
8	098335-08-F12	EA	RAIL-GALLEY, 35.3" LONG (G10)		16	M06803-26-G09	EA	DOOR-CABINET, W/O HARDWARE - 305 MM X 660 MM (G09/G10/G11)
8	098335-08-E31	EA	RAIL-GALLEY, 35.3" LONG (G11)		16	M06803-26-G13	EA	DOOR-CABINET, W/O HARDWARE - 305 MM X 660 MM (G13/G14)
8	098335-08-F32	EA	RAIL-GALLEY, 35.3" LONG (G14)		17	091257-08-000	EA	HANDLE-ASSIST, ENTRY DOOR - WOOD - FINISHED
9	103243-01-000	EA	FAUCET-GALLEY, DUAL CONTROL - 8"		18	M05971-41-G09	EA	DRAWER-CABINET, W/O HARDWARE - REFRIGERATOR CABINET (G09/G10/G11)
10	110654-01-000	EA	SINK-DOUBLE, LARGE/SMALL BASINS - SST - DAYTON FR2917		18	M05971-41-G13	EA	DRAWER-CABINET, W/O HARDWARE - REFRIGERATOR CABINET (G13/G14)
	092303-01-000	EA	STRAINER-SINK			090329-01-000	FT	SEAL-T, REFRIGERATOR CABINET - .6" WIDE TOP X 2" TAIL
	108464-04-E08	EA	COVER-SINK (G09/G13)					
	108464-04-F40	EA	COVER-SINK (G10)					
	108464-04-E31	EA	COVER-SINK (G11)					
	108464-04-F32	EA	COVER-SINK (G14)					
	008380-01-000	EA	GROMMET-RUBBER, 5/8" HOLE X 1 1/2" DIAMETER					

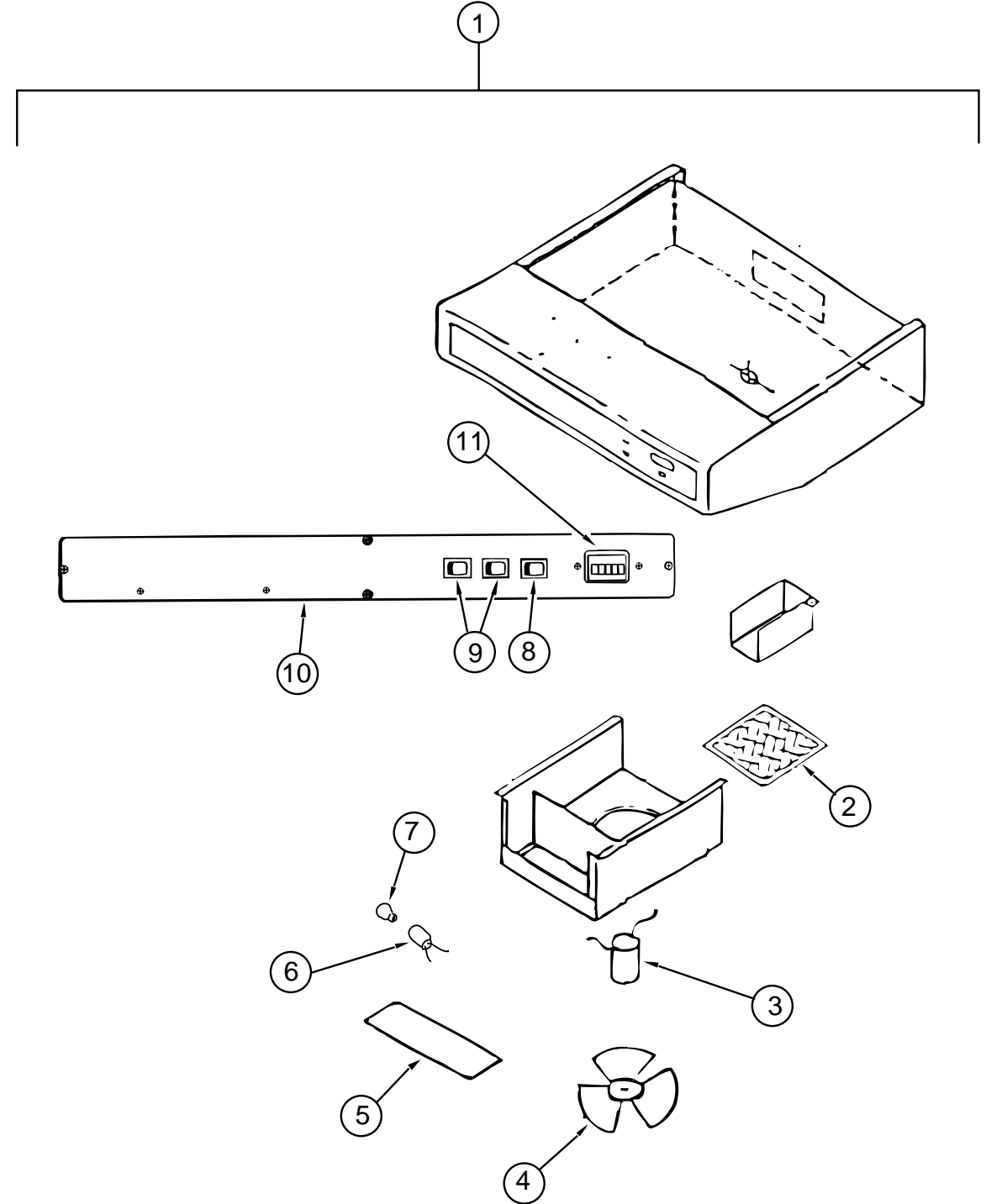
**GALLEY GROUP (CONTINUED)**



**RANGE HOOD - CANADIAN**

KEY	PART NUMBER	U/M	DESCRIPTION	VENDOR NO.
1	100258-17-04A	EA	HOOD-RANGE, W/O MONITOR PANEL VENTLINE TCS 500-NBCLG	CC246
2	096983-01-707	EA	FILTER-GREASE, 8" X 8" - LVS	CA508-1
3	090973-01-700	EA	MOTOR - LVS	VA183-1
4	090973-01-702	EA	BLADE-FAN, LVS	CC179
5	092696-02-701	EA	LENS-LAMP, VENTLINE	CB267-2
6	092696-01-710	EA	SOCKET-LIGHT, VENTLINE	VA415
7	092696-01-709	EA	BULB - 912, VENTLINE	108
8	096983-01-700	EA	SWITCH-ON/OFF, VENTLINE	108
9	100258-01-700	EA	HOOD-NOSE LABEL	CC428
10	096983-01-700	EA	SWITCH-ON/OFF, VENTLINE	108
11	100258-10-01A	EA	METER-HOUR, SCREW ON - GENERATOR OPTIONS - VENTLINE 150	150
11	100258-10-701	EA	METER-HOUR, CLIP ON - GENERATOR OPTIONS - VENTLINE L0775-00	
12	096983-01-702	EA	SWITCH-TWO WAY MOMENTARY, VENTLINE 112	

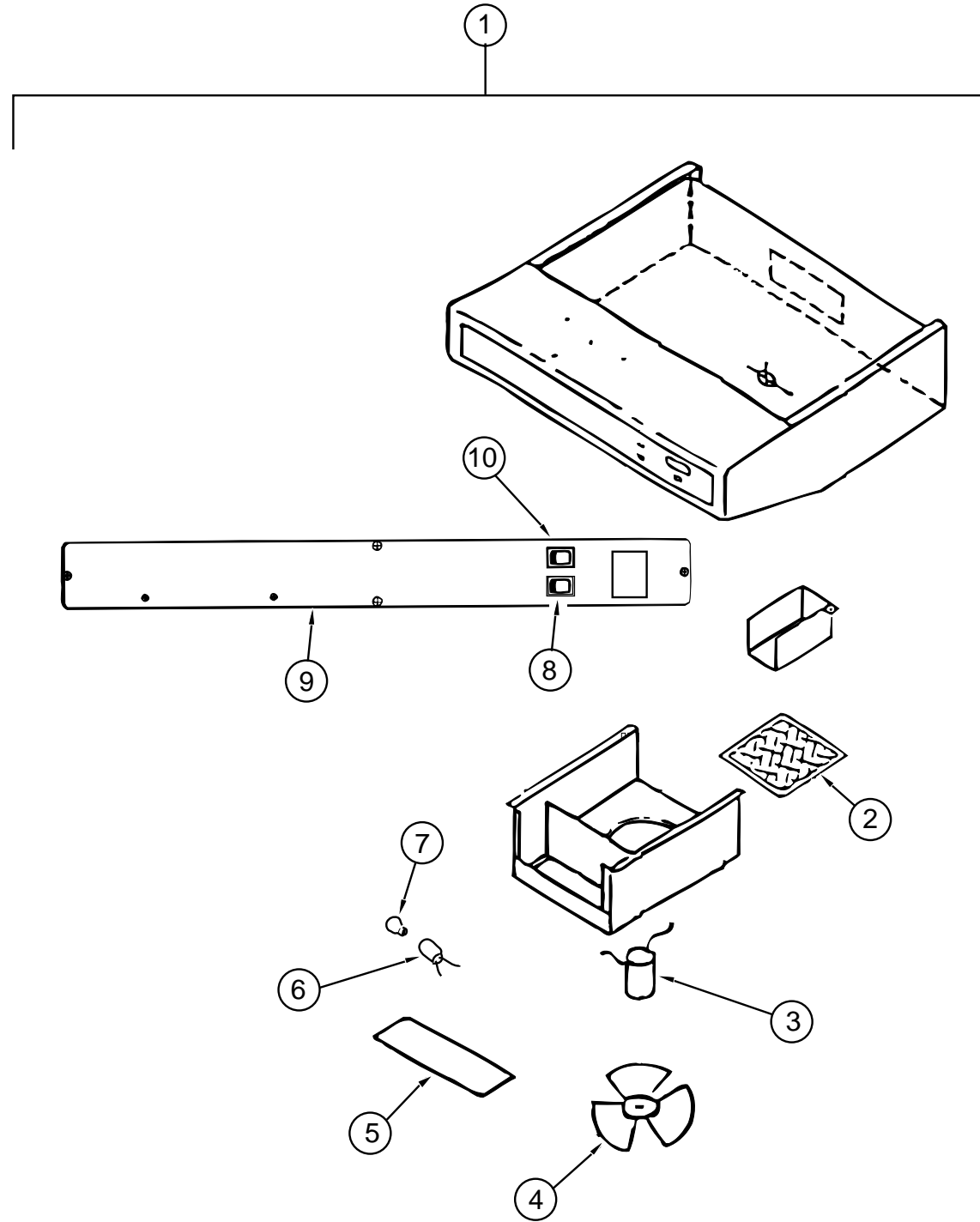
**GALLEY GROUP (CONTINUED)**



**RANGE HOOD - US - GENERATOR OPTIONS**

KEY	PART NUMBER	U/M	DESCRIPTION	VENDOR NO.
1	100258-18-03A	EA	HOOD-RANGE, W/O MONITOR PANEL - VENTLINE TP-55009-SBO-LG	CC246
2	096983-01-707	EA	FILTER-GREASE, 8" X 8" - LVS	CA508-1
3	090973-01-700	EA	MOTOR - LVS	VA183-1
4	090973-01-702	EA	BLADE-FAN, LVS	CC179
5	092696-02-701	EA	LENS-LAMP, VENTLINE	CB267-2
6	092696-01-710	EA	SOCKET-LIGHT, VENTLINE	VA415
7	092696-01-709	EA	BULB - 912, VENTLINE	112
8	096983-01-702	EA	SWITCH-TWO WAY MOMENTARY, VENTLINE	108
9	096983-01-700	EA	SWITCH-ON/OFF, VENTLINE	108
10	100258-01-700	EA	HOOD-NOSE LABEL	CC428
11	100258-10-01A	EA	METER-HOUR, SCREW ON - GENERATOR OPTIONS - VENTLINE 150	
11	100258-10-701	EA	METER-HOUR, CLIP ON - GENERATOR OPTIONS - VENTLINE L0775-00	

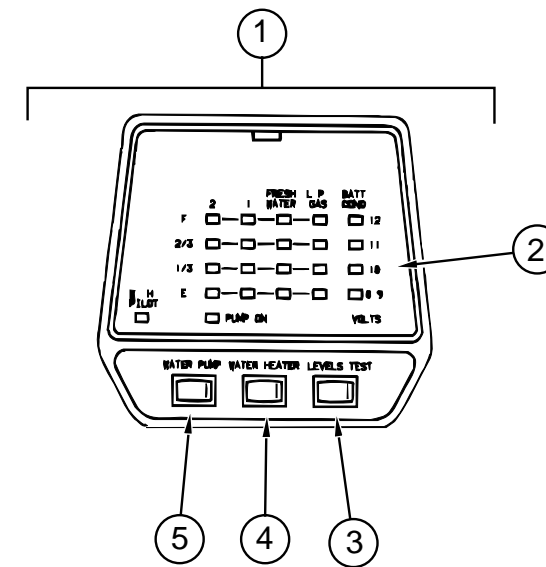
**GALLEY GROUP (CONTINUED)**



**RANGE HOOD - US - STANDARD**

KEY	PART NUMBER	U/M	DESCRIPTION	VENDOR NO.
1	100258-16-04A	EA	HOOD-RANGE, W/O MONITOR PANEL - VENTLINE TCS-5008-NBDLG	
2	096983-01-707	EA	FILTER-GREASE, 8" X 8" - LVS	CC246
3	090973-01-700	EA	MOTOR - LVS	CA508-1
4	090973-01-702	EA	BLADE-FAN, LVS	VA183-1
5	092696-02-701	EA	LENS-LAMP, VENTLINE	CC179
6	092696-01-710	EA	SOCKET-LIGHT, VENTLINE	CB267-2
7	092696-01-709	EA	BULB - 912, VENTLINE	VA415
8	096983-01-700	EA	SWITCH-ON/OFF, VENTLINE	108
9	100258-01-700	EA	HOOD-NOSE LABEL	CC428
10	096983-01-702	EA	SWITCH-TWO WAY MOMENTARY, VENTLINE	112

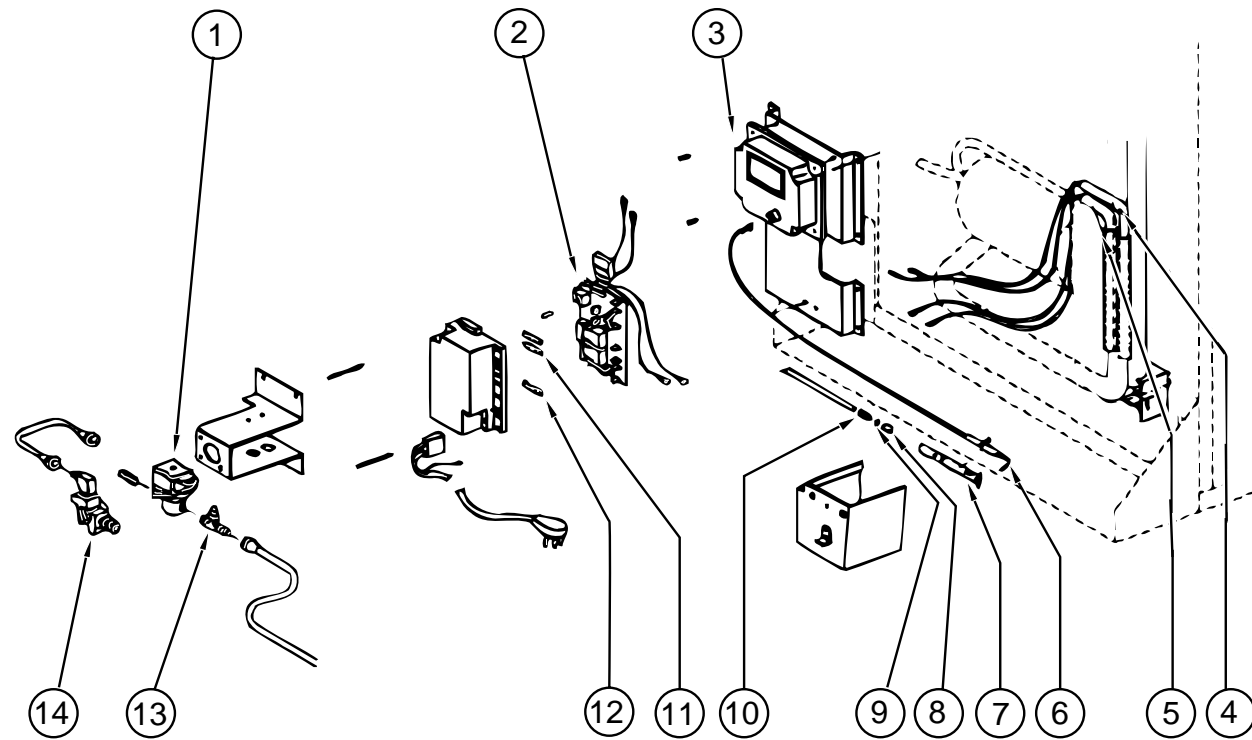
**GALLEY GROUP (CONTINUED)**



**MONITOR PANEL**

KEY	PART NUMBER	U/M	DESCRIPTION	VENDOR NO.
1	102765-03-01A	EA	PANEL-MONITOR, W/PLUG - FOR 3 TANKS & WATER HEATER - LVS	CP-9018
2	102765-03-700	EA	CIRCUIT BOARD, LVS	5076-12
3	097617-01-702	EA	SWITCH-ALMOND - VENTLINE	107
4	097617-01-701	EA	SWITCH-ON/OFF, ALMOND - VENTLINE	106
5	102765-01-700	EA	SWITCH-ON/ON, ALMOND - VENTLINE	110-01

### GALLEY GROUP (CONTINUED)

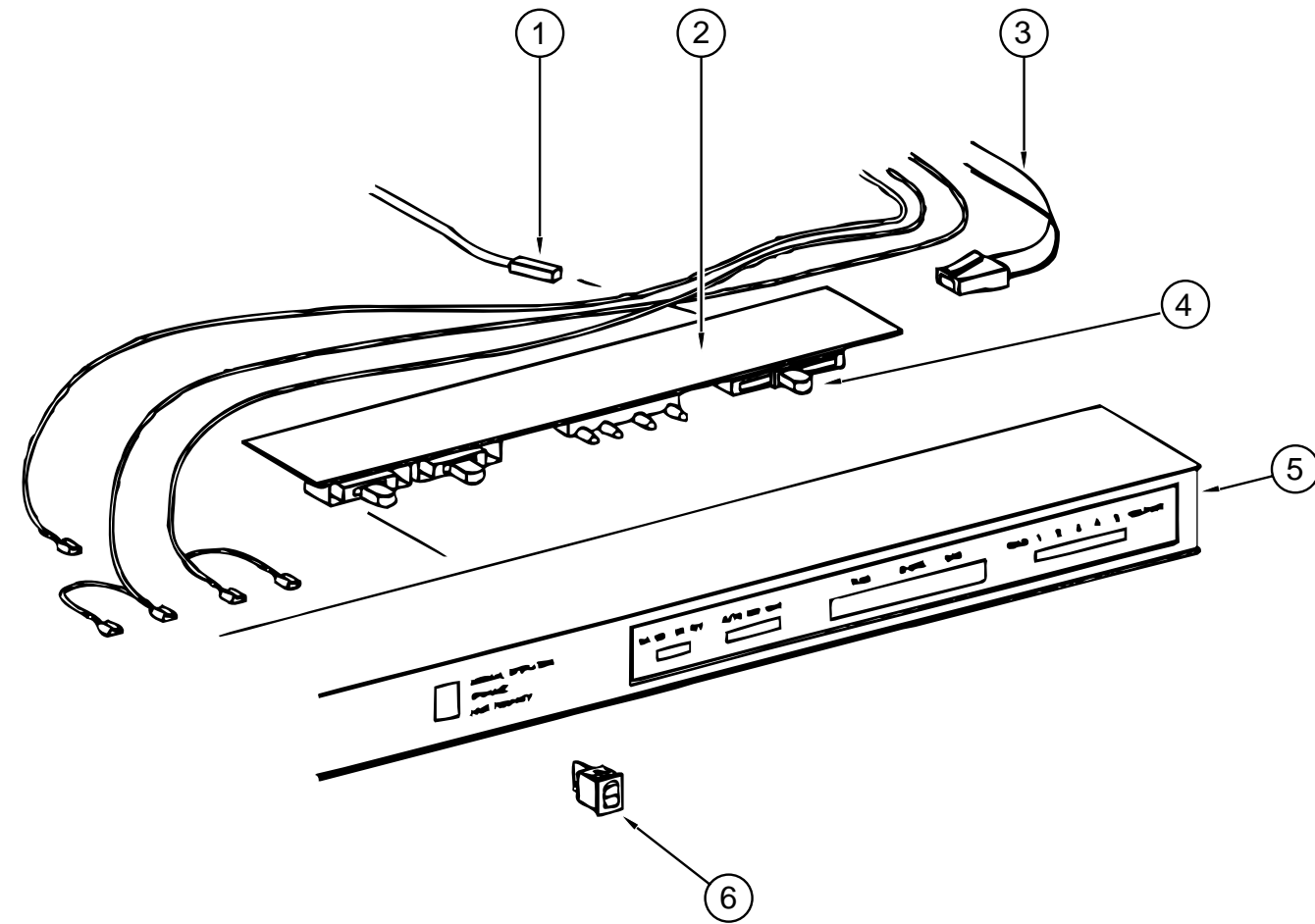


**NORCOLD REFRIGERATOR CONTROL ASM**

KEY	PART NUMBER	U/M	DESCRIPTION
1	084880-01-718	EA	VALVE-GAS
2	094039-04-702	EA	POWER SUPPLY, (2 WAY)
3	102621-01-702	EA	IGNITION MODULE
4	088248-01-710	EA	HEATER-DC, (HORIZONTAL) - 3 WAY
5	088248-01-709	EA	HEATER-AC, (HORIZONTAL)
6	104137-06-715	EA	SPARK/SENSE ELECTRODE, (SINGLE)
7	104137-06-714	EA	BURNER ASSEMBLY, (5-SLOT)
8	084880-01-705	EA	ORIFICE
9	104137-06-713	EA	ORIFICE GASKET
10	104137-06-712	EA	FITTING-GAS TUBE CONNECTION
11	075217-01-734	EA	FUSE, 3 AMP
12	104137-06-711	EA	FUSE, 5 AMP
13	104137-06-710	EA	PRESSURE TAP
14	104137-06-709	EA	VALVE, SHUT-OFF-MANUAL ASM

VENDOR NO.
61551822
61647422
61688922
615628
615627
61692222
61705222
614522
61475122
61692722
61538822
61611622
61594422
61694922

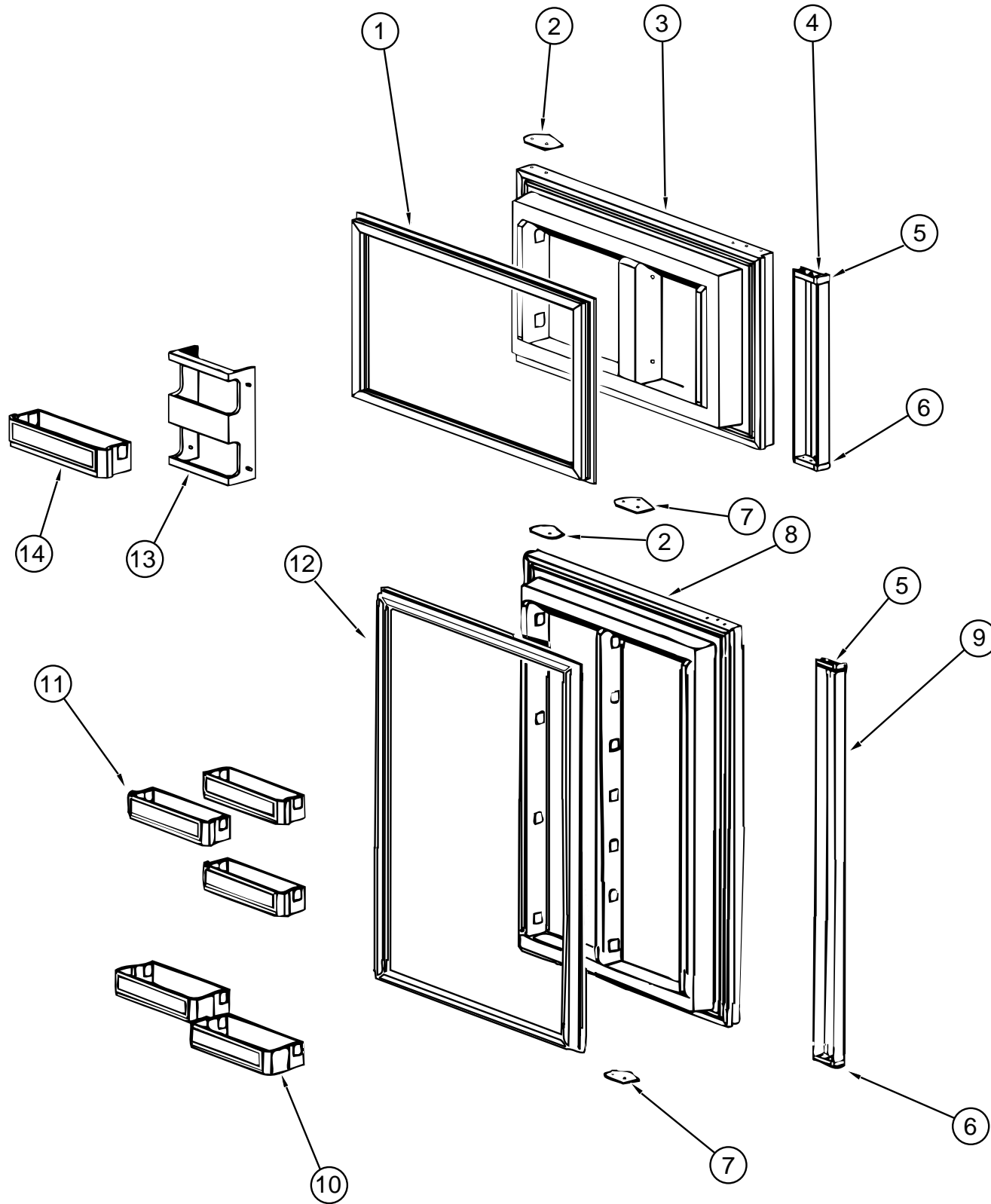
### GALLEY GROUP (CONTINUED)



**NORCOLD REFRIGERATOR EYEBROW ASM**

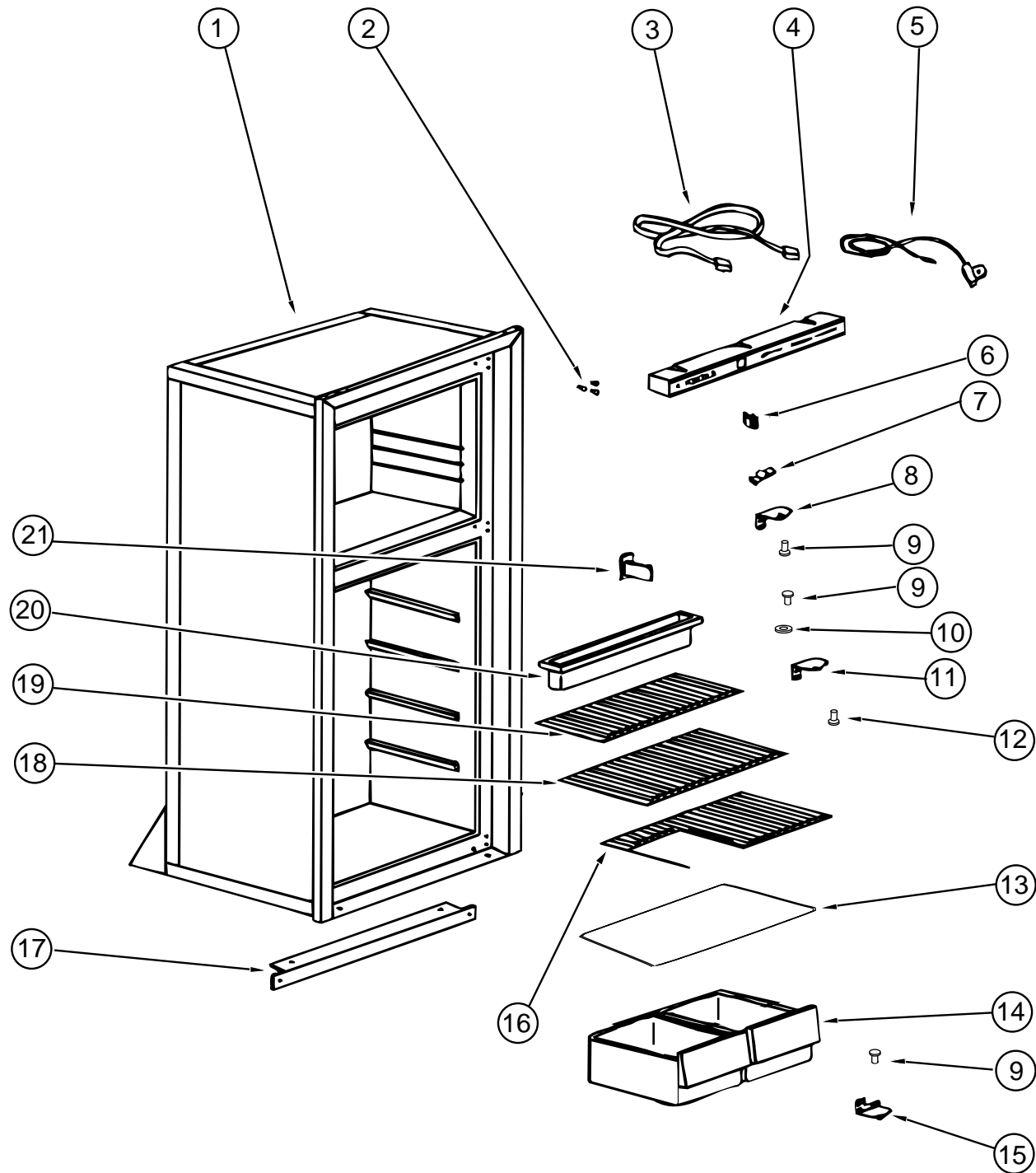
KEY	PART NUMBER	U/M	DESCRIPTION	VENDOR NO.
1	084880-01-753	EA	THERMISTER - 78"	61693822
2	094039-04-700	EA	BOARD-PRINTED CIRCUIT, 2 WAY	61647322
3	084880-01-746	EA	CABLE	61571522
4	102621-01-703	EA	THERMOSTAT BUTTON	61587422
5	104137-06-700	EA	EYEBROW SHELL, (2-WAY)	61726622
6	075217-01-738	EA	SWITCH-HUMIDITY	61525922

**GALLEY GROUP (CONTINUED)**  
**NORCOLD REFRIGERATOR DOORS**



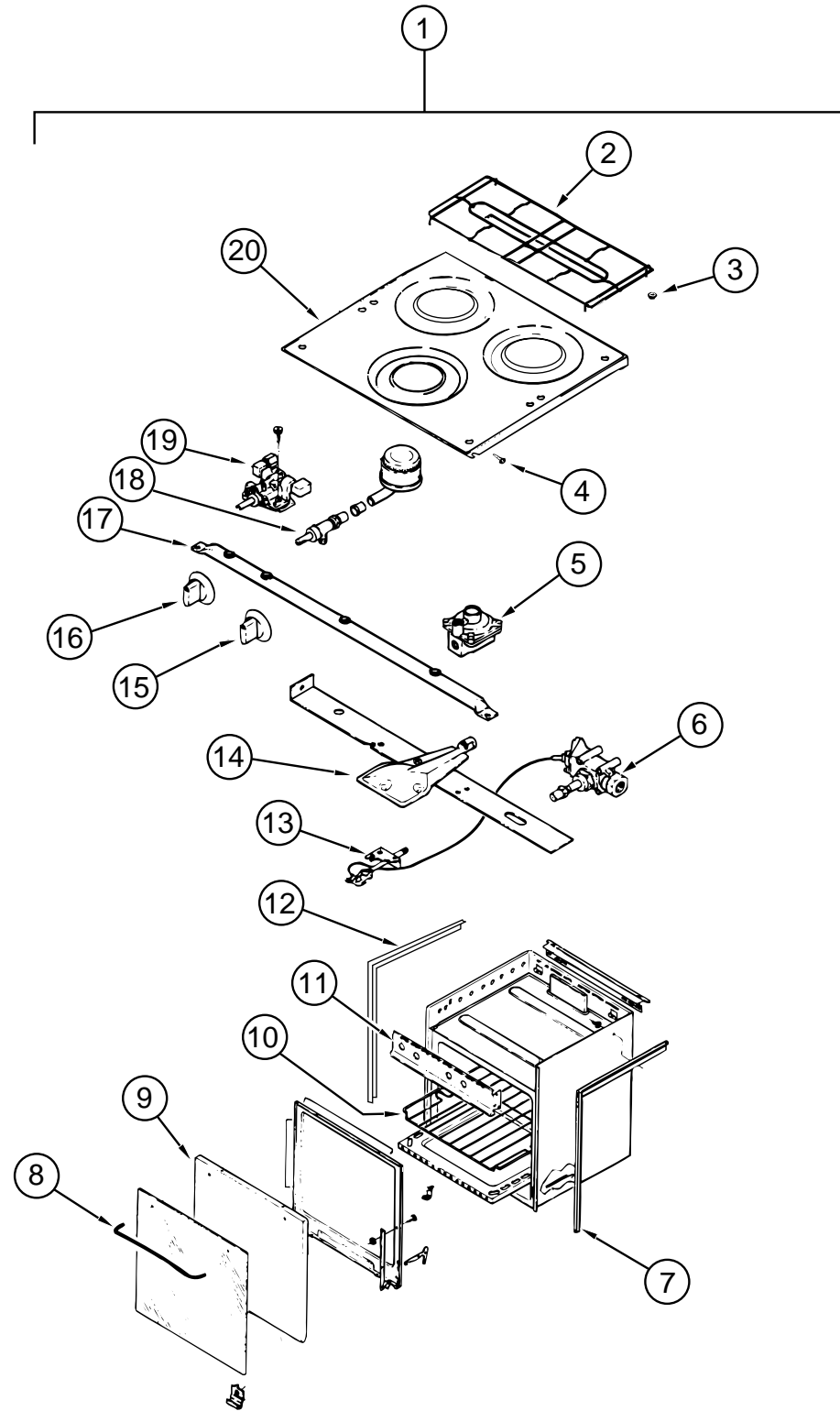
KEY	PART NUMBER	U/M	DESCRIPTION	VENDOR NO.
1	094039-01-702	EA	GASKET (GRAY) UPPER	61567830
2	094039-01-710	EA	PLATE-HINGE, TOP RH - LH BOTTOM - BLACK	61631330
3	094039-01-706	EA	UPPER DOOR LINER (WHITE) BLACK	61581838-B
4	094039-01-708	EA	HANDLE-DOOR, UPPER - BLACK	61650038
5	084880-01-761	EA	END CAP (SPRING CATCH) BLACK	61593730
6	084880-01-740	EA	END CAP (STOP CATCH)	61593830
7	094039-01-704	EA	PLATE-HINGE, BLACK	61631430
8	094038-01-702	EA	LINER-DOOR, LOWER - BLACK/WHITE	61581938-B
9	094038-01-704	EA	HANDLE-DOOR, LOWER - BLACK	61650138
10	104137-06-704	EA	MILK BIN - WHITE	61579425
11	104137-06-703	EA	BIN-DOOR SHELF, (WHITE)	61564025
12	094038-01-700	EA	GASKET-LOWER, GRAY	61567930
13	104137-06-702	EA	RACK-JUICE, WHITE	61580525
14	104137-06-703	EA	BIN-DOOR SHELF, WHITE	61564025
	084880-01-720	EA	SPRING (FOR DOOR HANDLE)	61558822

**GALLEY GROUP (CONTINUED)**  
**NORCOLD REFRIGERATOR CABINET ASM WITH TRAY, TIEDOWNS & LEVEL**



KEY	PART NUMBER	U/M	DESCRIPTION	VENDOR NO.
	104138-04-01A	EA	REFRIGERATOR-DOUBLE DOOR, 2-WAY - NORCOLD 6162 RH BL	
1	104138-04-701	EA	FOAMED CAB ASM BLACK W/WHITE	61725038
	084879-03-700	EA	COOLING UNIT - HORIZONTAL BURNER	61687237
2	094039-01-722	EA	HOLE PLUG, (BLACK) HINGE HOLES	61582030
3	084880-01-746	EA	CABLE-PRINTED CIRCUIT BOARD TO POWER SUPPLY	61571522
4	104137-06-700	EA	EYEBROW SHELL (2-WAY)	61726622
5	084880-01-753	EA	THERMISTER 78"	61697822
6	075217-01-738	EA	SWITCH-HUMIDITY	61525922
7	084880-01-760	EA	CLIP (THERMISTER)	61689122
8	094039-01-723	EA	HINGE BRACKET, TOP RH-BOTTOM LH BLACK	61580838
9	094039-01-725	EA	HINGE PIN, (BLACK) (MALE)	61578130
10	084880-01-749	EA	HINGE BUSHING	615807
11	094039-01-728	EA	HINGE BRACKET-CENTER HINGE, BLACK	61566530
12	094039-01-730	EA	HINGE PIN SHAFT, (BLACK) CENTER HINGE	61566730
13	084880-01-722	EA	CRISPER COVER	615641
14	104137-06-707	EA	CRISPER (WHITE)	61571325
15	094039-01-724	EA	BRACKET-HINGE, TOP LH - BOTTOM RH - BLACK	61580938
16	094039-01-739	EA	BOTTOM SHELF W/CUT-OUT - NORCOLD	61646722
17	094039-01-732	EA	FRONT COVER, (BLACK) BOTTOM TRIM - NORCOLD	61622130
18	094039-01-733	EA	SHELF-WIRE, CENTER - NORCOLD	61563822
19	104137-06-728	EA	SHELF-WIRE, TOP W/RISER - WHITE	618062
20	094039-01-735	EA	INSIDE DRIP TRAY, (WHITE)	61572830
21	084880-01-732	EA	LATCH	61578522
	084880-03-702	EA	PIN-HINGE, TOP/BOTTOM - FEMALE - BLACK	61580630
	104137-06-727	EA	FREEZER SHELF, WHITE	618057
	093646-01-000	EA	BRACKET-TIEDOWN, REFRIGERATOR - RH	
	093646-02-000	EA	BRACKET-TIEDOWN, REFRIGERATOR - LH	
	116751-03-01A	EA	TRAY-REFRIGERATOR, BLACK	
	065225-02-000	EA	PLATE-TIEDOWN, REFRIGERATOR	
	054450-01-000	EA	LEVEL-REFRIGERATOR	

**GALLEY GROUP (CONTINUED)**  
**MAGIC CHEF RANGE**



KEY	PART NUMBER	U/M	DESCRIPTION	VENDOR NO.
1	112881-01-04A	EA	RANGE - 16", 3 BURNER - MAGIC CHEF 16RB-3B49	
2	102020-01-711	EA	GRATE-TOP	7518P012-60
3	102020-01-709	EA	BUMPER-GRATE	8007-P020-60
4	102020-01-724	EA	BUMPER-MAIN TOP	8003P008-60
5	102022-01-708	EA	REGULATOR-PRESSURE, 1/4 IN 1/2 OUT	7510P041-60
6	112881-01-702	EA	VALVE-MERCURY, SAFETY VALVE	7501-P121-60
7	112881-01-708	EA	TRIM-FLAT, RIGHT - BLACK	3608W036-70
8	102020-01-701	EA	HANDLE-DOOR	7701P092-60
9	112881-01-713	EA	DOOR-OVEN, TEXTURED	2401F079-70
10	102020-01-700	EA	SHELF-OVEN	7801-P027-60
11	112881-01-701	EA	MANIFOLD PANEL	2616F091-70
12	112881-01-707	EA	TRIM-FLAT, LEFT - BLACK	3608W035-70
13	112881-01-710	EA	PILOT-OVEN	7505P202-60
14	112881-01-711	EA	BURNER ASSEMBLY-OVEN	3404W025045
15	112881-01-705	EA	KNOB-TOP BURNER	7733P072-60
16	112881-01-704	EA	KNOB-THERMOSTAT	7731P067-60
16	112881-01-716	EA	KNOB-THERMOSTAT, REF. SER. # 3C	7731P107-60
17	112881-01-709	EA	PIPE-MANIFOLD	7513P097-60
18	102020-01-722	EA	VALVE-TOP BURNER	7502P181-60
18	112881-01-703	EA	VALVE-TOP BURNER, HI-OUTPUT	7502P180-60
19	112881-01-706	EA	THERMOSTAT	12400026
19	112881-01-715	EA	THERMOSTAT - REF. SER. # 3C	7515P037-60
20	112881-01-712	EA	TOP-MAIN, BLACK	740101486
	105458-03-000	EA	BRACKET-TIEDOWN, STOVE - RIGHT	
	105458-04-000	EA	BRACKET-TIEDOWN, STOVE - LEFT	

**GALLEY GROUP (CONTINUED)**  
**MAGIC CHEF MICROWAVE OVEN**

KEY	PART NUMBER	U/M DESCRIPTION
	115303-01-000	EA OVEN-MICROWAVE - MAGIC CHEF DM 15K-7B
	115303-01-700	EA TRIM F/VENT - TOP - MAGIC CHEF
	115401-01-01A	EA TRIM-MICROWAVE, LOWER - BLACK
	094750-07-000	EA BRACKET-MICROWAVE, 89 DEGREE - STEEL
	098916-14-01A	EA BRACE-MICROWAVE CABINET, LEFT - 8.9" X 7.5" - STEEL
	098916-15-01A	EA BRACE-MICROWAVE CABINET, RIGHT - 8.9" X 7.5" - STEEL

VENDOR NO.  
2100309

**GENERATOR GROUP**  
**3,300 WATT ONAN MICROLITE - 220 VOLT - LP - EXPORT**

KEY	PART NUMBER	U/M DESCRIPTION
	109982-05-000	EA GENERATOR - 3,300 WATT MICROLITE - ONAN KY-FR/26119B
	007125-04-000	EA CLAMP-MUFFLER, 1.1" DIAMETER
	105958-10-000	EA PIPE-EXHAUST, GENERATOR

**3,600 WATT ONAN MICROLITE - 110 VOLT - LP - DIESEL CHASSIS**

KEY	PART NUMBER	U/M DESCRIPTION
	109982-04-000	EA GENERATOR - 3,600 WATT MICROLITE, ONAN KY-FA/26120B
	007125-04-000	EA CLAMP-MUFFLER, 1.1" DIAMETER
	105958-10-000	EA PIPE-EXHAUST, GENERATOR

**4,000 WATT ONAN MICROLITE - US & CANADIAN**

KEY	PART NUMBER	U/M DESCRIPTION
	109982-03-000	EA GENERATOR - 4,000 WATT MICROLITE, ONAN KY-FA/26100B
	007125-04-000	EA CLAMP-MUFFLER, 1.1" DIAMETER
	105958-10-000	EA PIPE-EXHAUST, GENERATOR

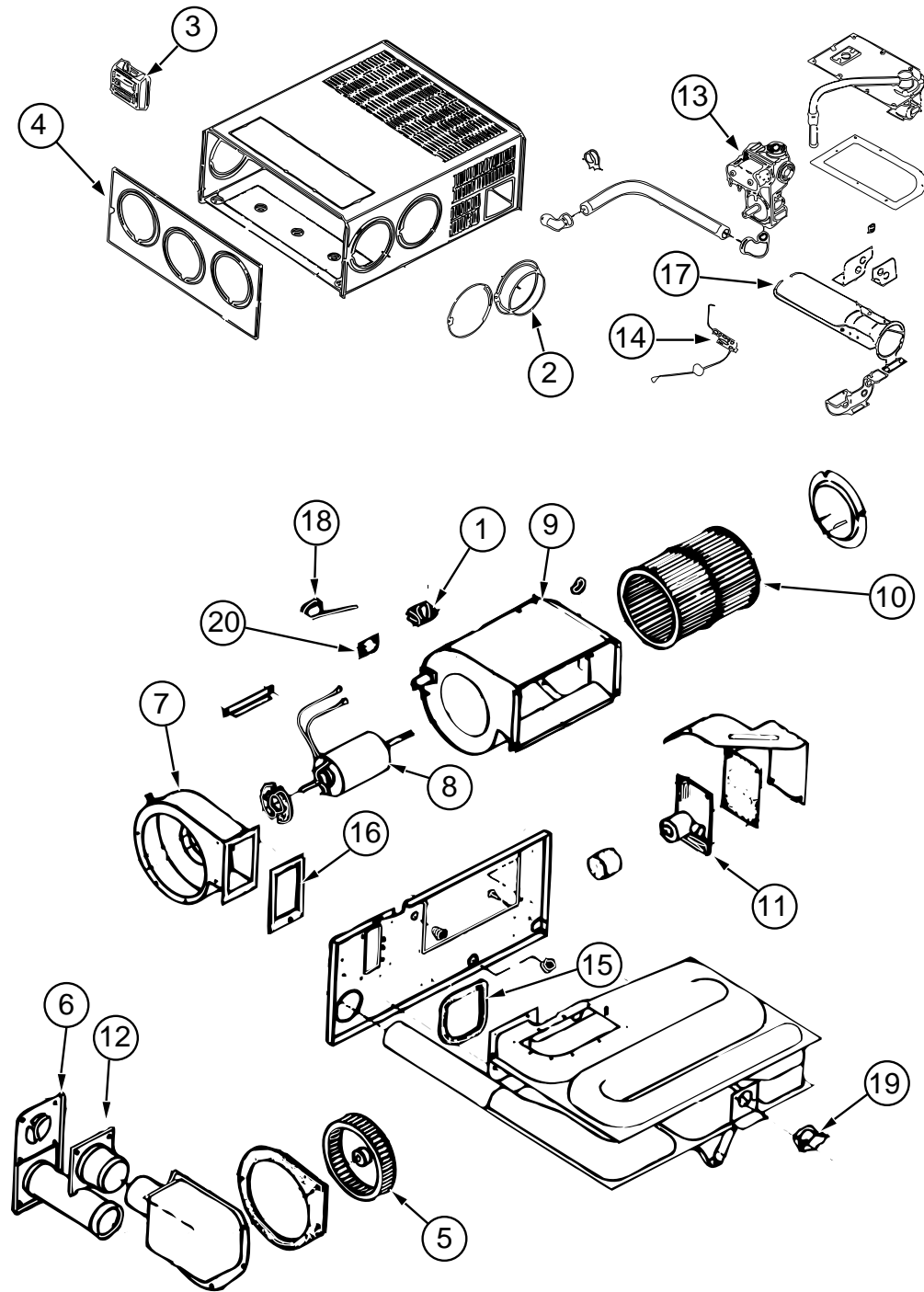


**HEATING & AIR CONDITIONING GROUP**  
**AUTO A/C & HEATER COMPONENTS**

**HEATING & AIR CONDITIONING GROUP (CONTINUED)**  
**EVANS REAR HEATER & COMPONENTS**

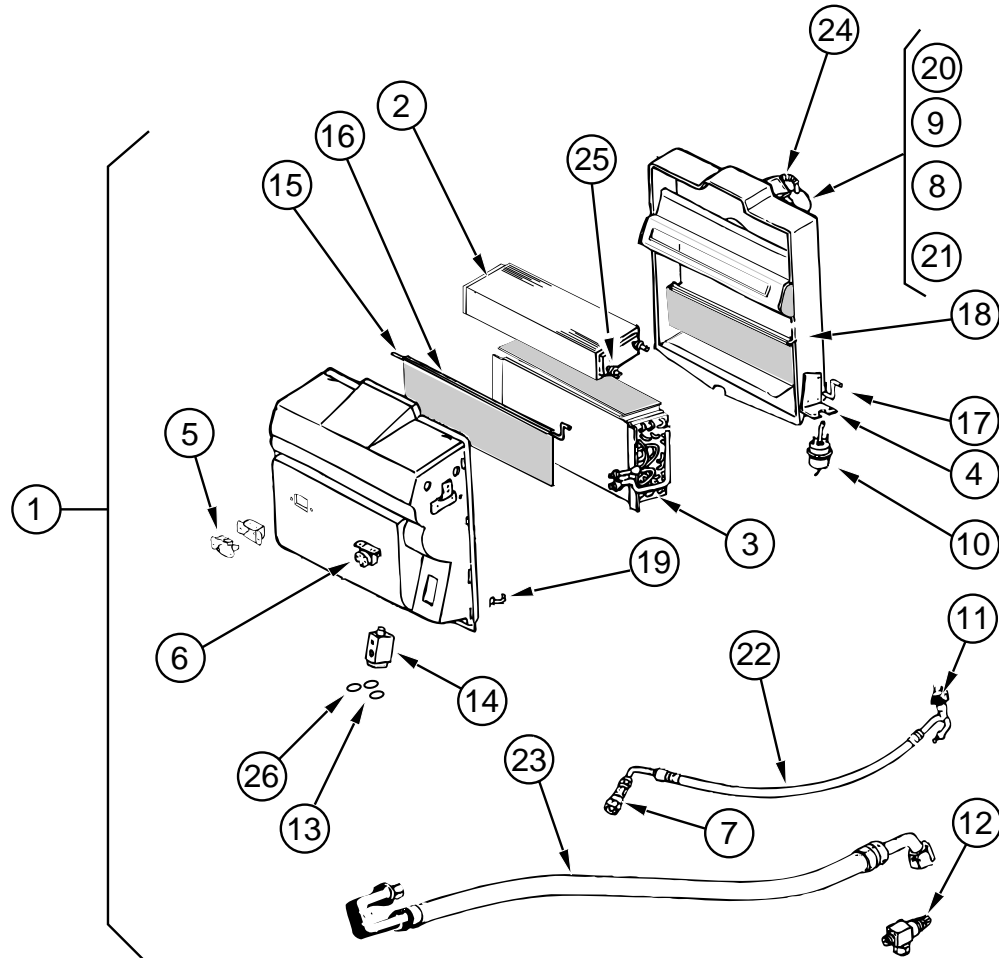
KEY	PART NUMBER	U/M	DESCRIPTION	VENDOR NO.	KEY	PART NUMBER	U/M	DESCRIPTION	VENDOR NO.
	007076-01-700	FT	HOSE-FLEXIBLE PVC - 2" ID			084405-01-000	EA	HEATER ASM-REAR, DUCTED - W/MOTOR AID - EVANS MPA 304055A	
	007108-01-000	FT	HOSE-HEATER, 5/8" ID			084405-01-700	EA	HEATER CORE-EVANS	FT200229
	007281-01-000	EA	HOSE-FLEXIBLE PVC, 2.5" ID X 50'			084405-01-701	EA	FAN BLADES-EVANS	HV029931
	007281-01-700	FT	HOSE-FLEXIBLE PVC, 2.5" ID			084405-01-702	EA	MOTOR ASM - 12 V, EVANS	200146
	024990-05-000	EA	OUTLET-DEFROSTER, W/SWIVEL - 2" DIAMETER - BLACK			009198-01-000	FT	DUCT-HEAT, FLEXIBLE - 4" ID - INCREMENTS OF 25'	
	077075-01-000	EA	GASKET-INSTRUMENT PANEL TO DEFROSTER PLENUM - 1.8" X 12.5"			009200-01-000	EA	TAPE-FURNACE, 1 1/2"	
	077075-03-000	EA	GASKET-INSTRUMENT PANEL TO DEFROSTER PLENUM - 1.8" X 12.25"			069636-02-000	EA	CONNECTOR-DUCT, 4" ID	
	103016-01-000	EA	PLENUM-TRANSITION			007076-01-000	EA	HOSE-FLEXIBLE PVC - 2" ID - INCREMENTS OF 50'	
	103017-01-000	EA	PLENUM-DEFROSTER			007108-01-000	FT	HOSE-HEATER, 5/8" ID	
	103558-01-07A	EA	VENT-DEFROSTER, ABS - WILLOW			008042-01-000	FT	TUBING-VINYL, .65" ID	
	103796-01-01A	EA	LOUVER ASM-A/C CARY PROD - BLACK			061673-01-000	EA	BRACKET-MOTOR AID TUBES, 4" X 1.5" - STEEL	
	056402-05-000	EA	BRACKET-HEATER VENT, ROUND - W/BEND - BLACK			088753-01-000	FT	TUBE-ALUMINIZED STEEL, 5/8" - 18 GAUGE	
	103930-05-000	EA	MANUAL-OWNERS, HEATER-A/C - SCS 057-0049			094600-05-01A	EA	REGISTER-HEAT, W/O DAMPER - LIMA 41, DURA-BEIGE	
			<b>1995 CHEVY GAS CHASSIS</b>			076776-01-000	EA	TEE-BARB, 5/8" X 5/8" X 5/8"	
	103930-17-000	EA	HOSE KIT #10 GM-SANDEN COMPRESSOR - SCS 093-00076			079059-01-000	EA	HOSE - 90 DEGREE, 5/8" ID X 4" X 36"	
	103930-01-708	EA	BRACKET-VACUUM MOTOR, SCS	070-0113		079059-02-000	EA	HOSE - 90 DEGREE, .61" ID X 4" X 6"	
	103930-17-700	EA	FITTING-PAD COMPRESSOR SUCTION SANDEN - SCS	050-0131		079059-03-000	EA	HOSE - 90 DEGREE, .61" ID X 4" X 18"	
	103930-17-701	EA	FITTING #10.90 W/FERRULE/1342CP - SCS	050-0132					
	103930-17-702	EA	GASKET OR SAE 015 #10 33-781, SCS	045-0127					
	103930-17-703	EA	GASKET-SEAL, SANDEN COMPRESSOR 33-76 - SCS	045-0142					
	103930-17-704	EA	HOSE #10 - SCS	085-0113					
			<b>1996 CHEVY GAS CHASSIS</b>						
	103930-28-000	EA	HOSE KIT #10 GM - L-19 - SCS 093-00426						
			<b>1995 CHEVY DIESEL CHASSIS</b>						
	103930-18-000	EA	HOSE KIT #10 GM-HARRISON COMPRESSOR - SCS 093-00077						
	103930-17-701	EA	FITTING #10.90 W/FERRULE/1342CP - SCS	050-0132					
	103930-17-702	EA	GASKET OR SAE 015 #10 33-781, SCS	045-0127					
	103930-17-703	EA	GASKET-SEAL, SANDEN COMPRESSOR 33-76 - SCS	045-0142					
	103930-18-700	EA	FITTING-PAD COMPRESSOR SUCTION HARRISON - SCS	050-00133					
	103930-18-701	EA	HOSE #10 - SCS	085-0114					
	103930-18-702	EA	GASKET SEAL - HARRISON - SCS	045-0143					
	110279-01-708	EA	HOSE-REFRIGERANT BARRIER #10 SAEJ51 - SCS	051-0008					
			<b>1996 CHEVY DIESEL CHASSIS</b>						
	103930-29-000	EA	HOSE KIT #10 GM - L-29 & L-65 - SCS 093-00427						
			<b>1995 CHEVY OR FORD GAS &amp; CHEVY DIESEL CHASSIS</b>						
	103930-04-000	EA	CONTROL/PLENUM SET - SCS 093-00037						
	072341-06-700	EA	SWITCH - 4 SPEED, FAN - ARA	0883502					
	094831-01-709	EA	CLAMPS-ROD, 3/16" - MOTIVAIR/SCS	ZGG14431					
	103930-02-712	EA	PANEL-CONTROL, BLACK BEZEL - SCS	032-0054					
	103930-02-701	EA	VALVE-CONTROL HEAD, SCS	034-0015					
	103930-02-702	EA	DECAL-FAN SWITCH, SCS	058-0008					
	103930-02-703	EA	HARNES-WIRE CONTROL, SCS	036-0048					
	103930-02-704	EA	HARNES-VACUUM CONTROL, SCS	036-0049					
	103930-02-705	EA	CABLE-CONTROL, BOWDEN - SCS	074-0011					
	103930-02-706	EA	CLIP-CABLE, CONTROL - SCS	022-0017					
	103930-02-707	EA	RELAY, SCS	031-0001					
	103930-02-708	EA	MOTOR-VACUUM SERVO, A/C - SCS	030-0002					
	103930-02-710	EA	CANISTER-VACUUM, SCS	054-0002					
	103930-23-000	EA	VALVE-WATER, 2 PORT - SCS 034-00014						
			<b>1996 CHEVY GAS &amp; CHEVY DIESEL CHASSIS</b>						
	103930-27-000	EA	CONTROL/PLENUM SET - SCS 093-00430						

**HEATING & AIR CONDITIONING GROUP (CONTINUED)**  
**30,000 BTU SUBURBAN FURNACE & WALL THERMOSTAT**



KEY	PART NUMBER	U/M	DESCRIPTION	VENDOR NO.
	098668-20-000	EA	FURNACE - 30,000 BTU - SUBURBAN SF30 2273	
1	074466-01-702	EA	RELAY-TIME DELAY	230625
2	075696-02-703	EA	COLLAR-DUCT	050715
3	115764-01-01A	EA	THERMOSTAT - WALL, FURNACE 160902	
4	098668-01-700	EA	CABINET-FRONT	101242
5	098668-01-706	EA	WHEEL-COMBUSTION AIR	350122
6	098668-01-707	EA	VENT ASSEMBLY-CAP AND TUBE	260193
7	098668-01-708	EA	BLOWER ASSEMBLY-COMBUSTION AIR	390441
8	098668-01-709	EA	MOTOR ASSEMBLY-F/SF-25, SF-30	231706
9	098668-01-710	EA	BLOWER ASSEMBLY-ROOM AIR	390440
10	098668-01-711	EA	WHEEL-ROOM AIR	350123
11	098668-01-712	EA	BOARD-MODULE	231741
12	098668-01-713	EA	INTAKE VENT TUBE ASSEMBLY	051044
13	098668-01-714	EA	VALVE-GAS, (WHITE ROGERS)	161070
14	098668-01-715	EA	ELECTRODE ASSEMBLY-SINGLE PROBE	232166
15	098668-01-716	EA	GASKET-FIREWALL, CHAMBER SIDE	232166
16	098668-01-717	EA	GASKET-FIREWALL, BLOWER SIDE	070163
17	098668-02-700	EA	BURNER ASSEMBLY COMPLETE - (SF-30/SF35)	010745
18	098668-21-700	EA	MICROSWITCH W/O FLAG 3 1/4"	232261
19	098668-21-701	EA	LIMIT SWITCH	231799
20	101990-01-714	EA	MICROSWITCH GASKET	230877
	092300-02-701	EA	ORIFICE-(MAIN BURNER)	180214
	098668-12-000	EA	DOOR-ACCESS, FURNACE - BUFF - 520732	
	056464-10-000	EA	REGISTER-HEAT/A/C, ROUND W/O DAMPER - 4" - DURA-BEIGE PLASTIC	
	093614-01-02A	EA	GRILLE-RETURN AIR, FURNACE - 15.6" X 7.6" - BEIGE	

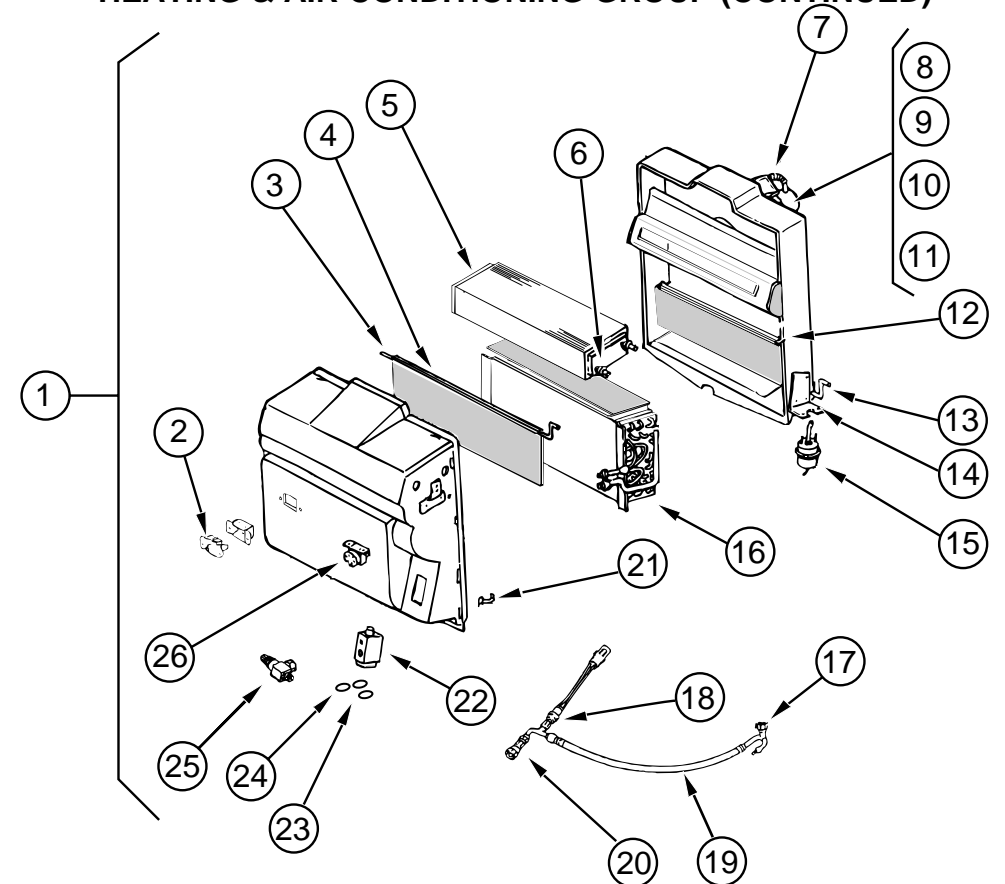
### HEATING & AIR CONDITIONING GROUP (CONTINUED)



**SCS EVAPORATOR/HEATER ASSEMBLY - FORD GAS CHASSIS**

KEY	PART NUMBER	U/M DESCRIPTION	VENDOR NO.
1	103930-21-000	EA EVAPORATOR/HEATER ASSEMBLY - SCS 090-00084	
2	103930-01-703	EA COIL-HEATER	042-0010
3	103930-01-704	EA COIL EVAPORATOR	041-0017
4	103930-01-708	EA BRACKET-VACUUM MOTOR	070-0113
5	103930-01-710	EA RESISTOR-FUSED	035-0006
6	103930-01-711	EA THERMOSTAT	033-0003
7	103930-01-713	EA FITTING-QUICK CONNECT, #4	050-003
8	103930-01-717	EA WHEEL-CLOCK-WISE	062-0010
9	103930-01-720	EA MOTOR	030-0004
10	103930-02-708	EA MOTOR-VACUUM SERVO, A/C	030-0002
11	103930-12-708	EA SWITCH-BINARY, R-134A	032-0048
12	103930-13-702	EA SERVICE VALVE	050-152
13	103930-17-702	EA GASKET OR SAE 015 #10 33-781	045-0127
14	103930-20-700	EA VALVE-EXPANSION BLOCK, 2 TON	034-0032
15	103930-20-702	EA ROD-AIR BLEND DOOR	073-0039
16	103930-20-703	EA DOOR-AIR BLEND	071-0212
17	103930-20-704	EA ROD-RECIRCULATING DOOR	073-0018
18	103930-20-705	EA DOOR-RECIRCULATING	071-0213
19	103930-20-706	EA CLIP-RETAINER	022-0057
20	103930-20-707	EA HOUSING-BLOWER	062-0145
21	103930-20-708	EA CLIP F/MOTOR SHAFT	022-0001
	103930-20-710	EA CASE-FRONT, SUB-ASSEMBLY	062-0146
	103930-20-711	EA CASE-BACK, SUB-ASSEMBLY	062-0147
22	103930-21-700	EA HOSE #6 - FORD	085-0139
23	103930-21-701	EA HOSE #10 - FORD	085-0140
24	110279-01-703	EA MOTOR-BLOWER	051-0034
25	110279-01-712	EA FITTING-HEATER	050-0076
26	113245-01-707	EA GASKET #8	045-0126

### HEATING & AIR CONDITIONING GROUP (CONTINUED)



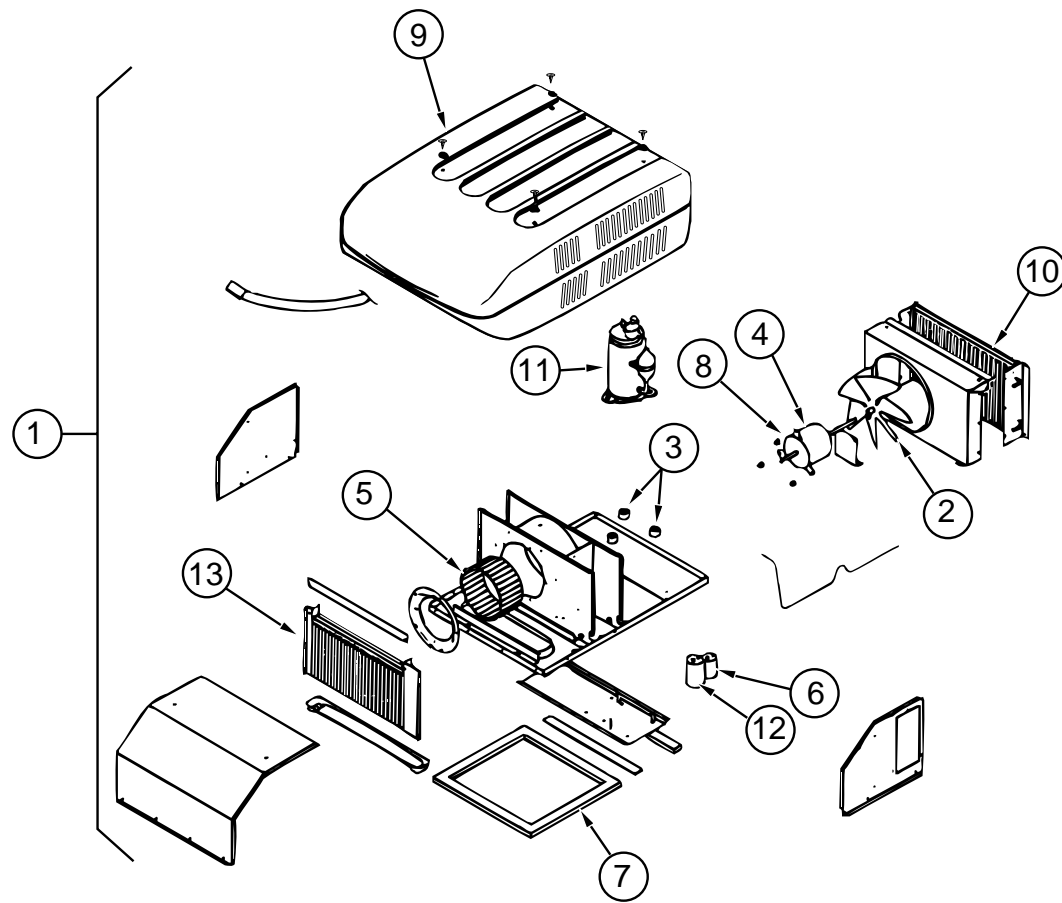
**SCS EVAPORATOR/HEATER ASSEMBLY - 1995 CHEVY GAS & DIESEL CHASSIS**

KEY	PART NUMBER	U/M DESCRIPTION	VENDOR NO.
1	103930-20-000	EA EVAPORATOR/HEATER ASSEMBLY - SCS 090-00083	
2	103930-01-710	EA RESISTOR-FUSED	035-0006
3	103930-20-702	EA ROD-AIR BLEND DOOR	073-0039
4	103930-20-703	EA DOOR-AIR BLEND	071-0212
5	103930-01-703	EA COIL-HEATER	042-0010
6	110279-01-712	EA FITTING-HEATER	050-0076
7	110279-01-703	EA MOTOR-BLOWER	051-0034
8	103930-20-707	EA HOUSING-BLOWER	062-0145
9	103930-01-720	EA MOTOR	030-0004
10	103930-01-717	EA WHEEL-CLOCK-WISE	062-0010
11	103930-20-708	EA CLIP F/MOTOR SHAFT	022-0001
12	103930-20-705	EA DOOR-RECIRCULATING	071-0213
13	103930-20-704	EA ROD-RECIRCULATING DOOR	073-0018
14	103930-01-708	EA BRACKET-VACUUM MOTOR	070-0113
15	103930-02-708	EA MOTOR-VACUUM SERVO, A/C	030-0002
16	103930-01-704	EA COIL-EVAPORATOR	041-0017
17	103930-12-708	EA SWITCH-BINARY, R-134A	032-0048
18	103930-01-716	EA SWITCH-PRESSURE, FAN	032-0036
19	103930-20-701	EA HOSE ASM - #6	085-0138
20	103930-12-709	EA FITTING-QUICK CONNECT	050-0120
21	103930-20-706	EA CLIP-RETAINER, SCS	022-0057
22	103930-20-700	EA VALVE-EXPANSION BLOCK, 2 TON	034-0032
23	103930-17-702	EA GASKET OR SAE 015 #10 33-781	045-0127
24	113245-01-707	EA GASKET #8	045-0126
25	103930-20-709	EA SERVICE VALVE	050-159
26	103930-01-711	EA THERMOSTAT	033-0003
	103930-20-710	EA CASE-FRONT, SUB-ASSEMBLY	062-0146
	103930-20-711	EA CASE-BACK, SUB-ASSEMBLY	062-0147

**SCS EVAPORATOR/HEATER ASSEMBLY - 1996 CHEVY GAS & DIESEL CHASSIS**

KEY	PART NUMBER	U/M DESCRIPTION
	103930-25-000	EA EVAPORATOR/HEATER ASSEMBLY - SCS 090-00296

## HEATING & AIR CONDITIONING GROUP (CONTINUED)



14,800 BTU COLEMAN ROOF A/C

KEY	PART NUMBER	U/M DESCRIPTION	VENDOR NO.
1	115219-01-04A	EA A/C-ROOF, 14,800 BTU - MACH 15 - BUFF - COLEMAN 7335B898	
2	093763-01-712	EA FAN BLADE-CONDENSER	6733-3221
3	105620-01-706	EA FOOT PACKAGE-COMPRESSOR, 3 PER PACKAGE	6759-3081
4	108889-01-705	EA MOTOR - 115V, 60HZ	1468-3049
5	108889-01-706	EA IMPELLOR	1472-1041
6	108889-01-708	EA CAPACITOR-FAN, (7.5MFD.370U)	1499-5461
	108889-01-710	EA FILLER PAD-COND AIR SEAL	6759A3971
7	108889-01-711	EA GASKET PACKAGE	6792-3301
8	108889-01-715	EA MOTOR MOUNT & SHAFT SEAL KIT	6792-3361
9	108889-01-702	EA SHROUD	6759-6411
10	115219-01-700	EA CONDENSER COIL	1452-1321
11	115219-01-701	EA COMPRESSOR, PANASONIC	1450-2039
12	115219-01-702	EA CAPACITOR-RUN, COMPRESSOR	1499-5741
	115219-01-703	EA RELAY-START	1497-4151
13	115219-01-704	EA EVAPORATOR COIL	1452-1331
	115219-01-707	EA DISCHARGE LINE ASSEMBLY	7335A132
	115219-01-705	EA LINE-SUCTION, LOWER	7335-130
	115219-01-706	EA LINE-SUCTION, UPPER	7335-131
	093306-01-720	EA CAPACITOR-START	1497-3351
	093306-01-701	EA DECAL PACKAGE-LEFT & RIGHT	6798B3591
	102289-01-000	EA SPRING-SCREW, ROOF A/C GASKET - COLEMAN 6757-150	

## HEATING & AIR CONDITIONING GROUP (CONTINUED)

### COLEMAN CEILING ASSEMBLY 14,800 BTU A/C

KEY	PART NUMBER	U/M DESCRIPTION	VENDOR NO.
	108892-01-01A	EA CEILING ASM-A/C DUCTED - COLEMAN 7330-730IV	
	108892-01-700	EA PLUG ASSEMBLY	7330-540
	108892-01-701	EA BOARD-TERMINAL	7330-3201
	108892-01-702	EA BOARD-PRINTED CIRCUIT	7330A3211
	108892-01-703	EA FILTER	6798A3761
	108892-01-704	EA GRILLE (PLASTIC)	6798-3041
	108892-01-705	EA SMALL PARTS PKG	7330A6101
	117238-01-01A	EA THERMOSTAT-A/C AND FURNACE - COLEMAN 7330-3371	
	056464-06-000	EA REGISTER-HEAT/A/C, ROUND W/O DAMPER - 4" - OFF WHITE PLASTIC FROM: 00-00-00 THRU: 11-05-95	
	120134-01-01A	EA REGISTER - 4"-5" DIAMETER W/DAMPER - OFF WHITE - D&W 8840 FROM: 11-06-95 THRU: 99-99-99	

### ROOF A/C COVER

KEY	PART NUMBER	U/M DESCRIPTION
	092633-02-02A	EA COVER-BLANK, ROOF A/C - 5.1" X 5.1" - PLASTIC - OFF WHITE
	084077-03-000	EA COVER-BLANK, ROOF A/C - 5.2" X 3.5" - IVORY
	022756-03-000	EA COVER-A/C, OFF WHITE - PLASTIC
	022756-02-000	EA COVER-PROTECTIVE, 5.5" ENDS X 8.2" - PLASTIC - OFF WHITE

**INTERIOR FINISH GROUP**

**SMOKE DETECTOR, CO DETECTOR, FIRE EXTINGUISHER & CLOCK**

KEY	PART NUMBER	U/M DESCRIPTION
	072852-01-000	EA DETECTOR-SMOKE, W/9 VOLT BATTERY - US
	072852-02-000	EA DETECTOR-SMOKE, W/9 VOLT BATTERY - CANADIAN
	094499-01-000	EA EXTINGUISHER-FIRE, DRY W/MOUNTING BRACKET - 10 BC
	094499-01-700	EA BRACKET-MOUNTING, W/PLASTIC STRAP - FIRE EXTINGUISHER
	094499-02-000	EA EXTINGUISHER-FIRE, DRY - 1A10BC - CANADIAN
	112320-01-000	EA DETECTOR-CO GAS, MODEL 9B-I - COSTAR 940000000 FROM: 00-00-00 THRU: 09-03-95
	112320-02-000	EA BATTERY/SENSOR-CO GAS, COSTAR 940001000 FROM: 00-00-00 THRU: 09-03-95
	112320-03-000	EA DETECTOR-CO GAS, MODEL 9D-I - COSTAR 946000001 FROM: 09-04-95 THRU: 99-99-99
	112320-04-000	EA DETECTOR-CO SENSOR ASSEMBLY - COSTAR 946001001 FROM: 09-04-95 THRU: 99-99-99
	118081-01-01A	EA CLOCK-WALL, ROUND 8" - BRASS

**ANTISLIP & FLOOR MATS**

KEY	PART NUMBER	U/M DESCRIPTION
	091261-01-000	FT SLIPNOT-ANTISLIP, 1' WIDE (100' ROLL)
	105924-01-F04	EA MAT-FLOOR, 18" X 27" (G09/G13)
	105924-01-F05	EA MAT-FLOOR, 18" X 27" (G10)
	105924-01-F06	EA MAT-FLOOR, 18" X 27" (G11)
	105924-01-F12	EA MAT-FLOOR, 18" X 27" (G14)

**CARPET**

KEY	PART NUMBER	U/M DESCRIPTION
	075233-01-000	SY PAD-CARPET, 3/8" X 6' ROLL
	047034-06-000	SF PLASTIC - CARPET - 2' WIDE - CLEAR POLY
	093486-01-000	SY CARPET - COMPARTMENT, 54" WIDE - DARK GRAY
	096060-95-000	SY CARPET - 12' ROLL, INCREMENTS OF 4 SY (G09/G13)
	096060-97-000	SY CARPET - 12' ROLL, INCREMENTS OF 4 SY (G10)
	096060-98-000	SY CARPET - 12' ROLL, INCREMENTS OF 4 SY (G11)
	096060-99-000	SY CARPET - 12' ROLL, INCREMENTS OF 4 SY (G14)

**PANELING & PLYWOOD**

KEY	PART NUMBER	U/M DESCRIPTION
	074497-28-000	SF PANELING-WOODGRAIN, 4' X 8' - INCREMENTS OF 32 SF
	088272-98-000	SF PANELING-SHOWER, OFF WHITE - 4' X 7' - INCREMENTS OF 28 SF FROM: 00-00-00 THRU: 01-14-96
	088272-G1-000	SF PANELING-SHOWER, PEBBLE EMBOSS ANTIQUE - 4' X 7' - INCREMENTS OF 28 SF FROM: 01-15-96 THRU: 99-99-99
	088272-E2-000	SF PANELING-DECORATIVE, BIARRITZ/TRAVERTINE4' X 7' - INCREMENTS OF 28 SF (G09) (MAIN WALL)
	088272-E6-000	SF PANELING-DECORATIVE, EASTWINDS/MIDNIGHT - 4' X 7' - INCREMENTS OF 28 SF (G10) (MAIN WALL) FROM: 00-00-00 THRU: 10-08-95
	088272-E0-000	SF PANELING-DECORATIVE, EASTWINDS/MIDNIGHT - 4' X 7' - INCREMENTS OF 28 SF (G10) (MAIN WALL) FROM: 10-09-95 THRU: 99-99-99
	088272-E9-000	SF PANELING-DECORATIVE, PAINTED DESERT - 4' X 7' - INCREMENTS OF 28 SF (G11) (MAIN WALL)
	088272-E8-000	SF PANELING-DECORATIVE, ETCHINGS/SAGE - 4' X 7' - INCREMENTS OF 28 SF (G13) (MAIN WALL)
	088272-F4-000	SF PANELING-DECORATIVE, MARBLE/SAGE - 4' X 7' - INCREMENTS OF 28 SF (G14) (MAIN WALL)
	080215-10-000	SF PANELING - 2 SIDED, WATERFORD OAK - 5 MM X 4' X 8' - INCREMENTS OF 32 SF
	074497-34-000	SF PANELING-BUNK, IMPACT PEARL - 4' X 8' - INCREMENTS OF 32 SF
	089297-01-000	SF PLYWOOD-LUAN, OVERLAY GRADE - 4' X 8' - INCREMENTS OF 32 SF
	000885-76-000	SF PARTICLE BOARD - 3/8" X 48" X 96" - WATERFORD OAK VINYL 1 SIDE
	000885-77-000	SF PARTICLE BOARD - 3/8" X 48" X 96" - WATERFORD OAK VINYL 2 SIDES
	000885-79-000	SF PARTICLE BOARD - 3/4" X 48" X 96" - WATERFORD OAK VINYL 2 SIDES

**INTERIOR FINISH GROUP (CONTINUED)**

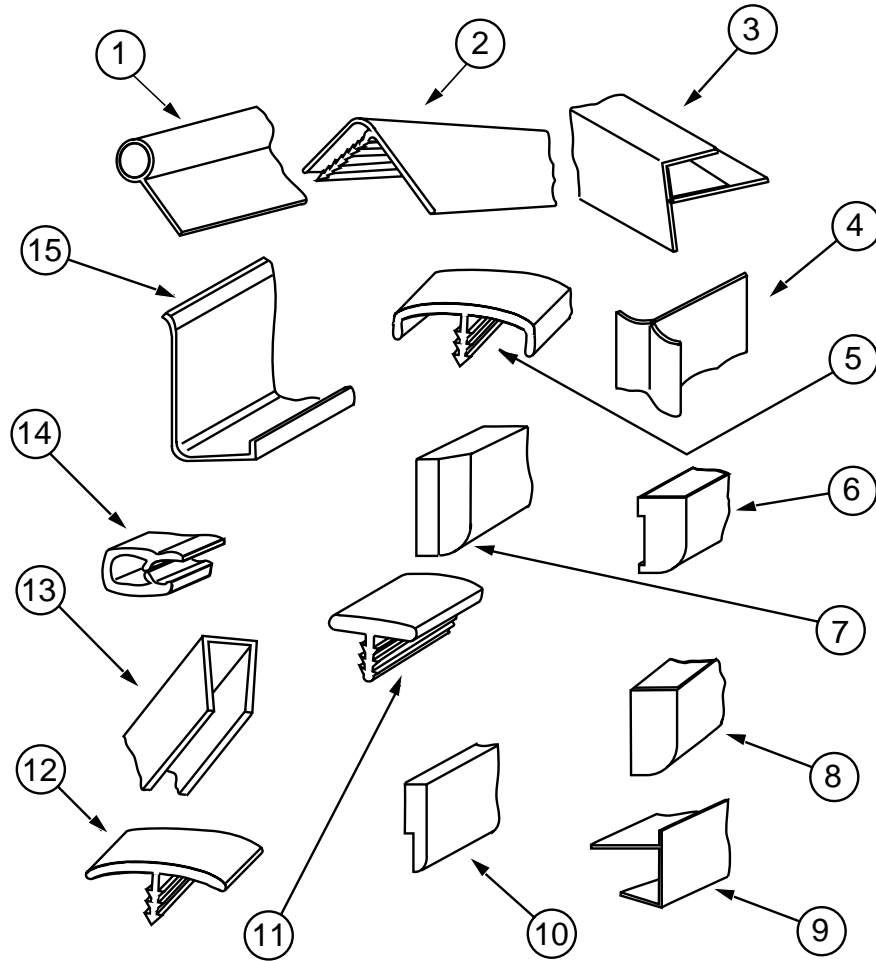
**PLASTIC LAMINATE & EDGE BAND MOLDING**

KEY	PART NUMBER	U/M DESCRIPTION
	074498-54-000	SF LAMINATE-PLASTIC, SAND SPEKTRUM - 5' X 8' - INCREMENTS OF 40 SF (G09,G13) (GALLEY, DINETTE, BATH & BEDROOM)
	074498-71-000	SF LAMINATE-PLASTIC, NEUTRAL SANTOS - 5' X 8' - INCREMENTS OF 40 SF (G10) (GALLEY, DINETTE, BATH & BEDROOM)
	074498-61-000	SF LAMINATE-PLASTIC, NEUTRAL MATRIX - 5' X 8' - INCREMENTS OF 40 SF (G11) (GALLEY, DINETTE, BATH & BEDROOM)
	074498-72-000	SF LAMINATE-PLASTIC, PEBBLE SANTOS - 5' X 8' - INCREMENTS OF 40 SF (G14) (GALLEY, DINETTE, BATH & BEDROOM)
	074498-67-000	SF LAMINATE-PLASTIC, ORCHID MIST - 5' X 8' - INCREMENTS OF 40 SF (PATIO ENTERTAINMENT CENTER TABLE)
	076325-34-000	FT MOLDING-EDGE BAND, 1233 ORCHID MIST - 1 5/16" X .030" X 600" (PATIO ENTERTAINMENT CENTER TABLE)
	076325-47-000	FT MOLDING-EDGE BAND, 1032 SAND - 1 5/16" X .030" X 600" (G09,G13) (DINETTE/BEDROOM)
	076325-39-000	FT MOLDING-EDGE BAND, 1527 NEUTRAL - 1 5/16" X .030" X 600" (G10) (DINETTE/BEDROOM)
	076325-53-000	FT MOLDING-EDGE BAND, 1049 NEUTRAL - 1 5/16" X .030" X 600" (G11) (DINETTE/BEDROOM)
	076325-37-000	FT MOLDING-EDGE BAND, 1136 NEUTRAL - 1 5/16" X .030" X 600" (G14) (DINETTE/BEDROOM)
	076325-44-000	FT MOLDING-EDGE BAND, 1032 SAND - .875" X .024" X 600" (G09,G13) (DINETTE/BEDROOM)
	076325-40-000	FT MOLDING-EDGE BAND, 1527 NEUTRAL - .875" X .024" X 600" (G10) (DINETTE/BEDROOM)
	076325-54-000	FT MOLDING-EDGE BAND, 1049 NEUTRAL - .875" X .024" X 600" (G11) (DINETTE/BEDROOM)
	076325-38-000	FT MOLDING-EDGE BAND, 1136 NEUTRAL - .875" X .024" X 600" (G14) (DINETTE/BEDROOM)
	074498-77-000	SF LAMINATE-PLASTIC, ART CAGIN OAK - 5' X 8' - INCREMENTS OF 40 SF (PULL OUT TABLE)
	076325-68-000	FT MOLDING-EDGE BAND, WATERFORD OAK - 1 5/16" X .030" X 600" (PULL OUT TABLE)

**BATT STRIPS**

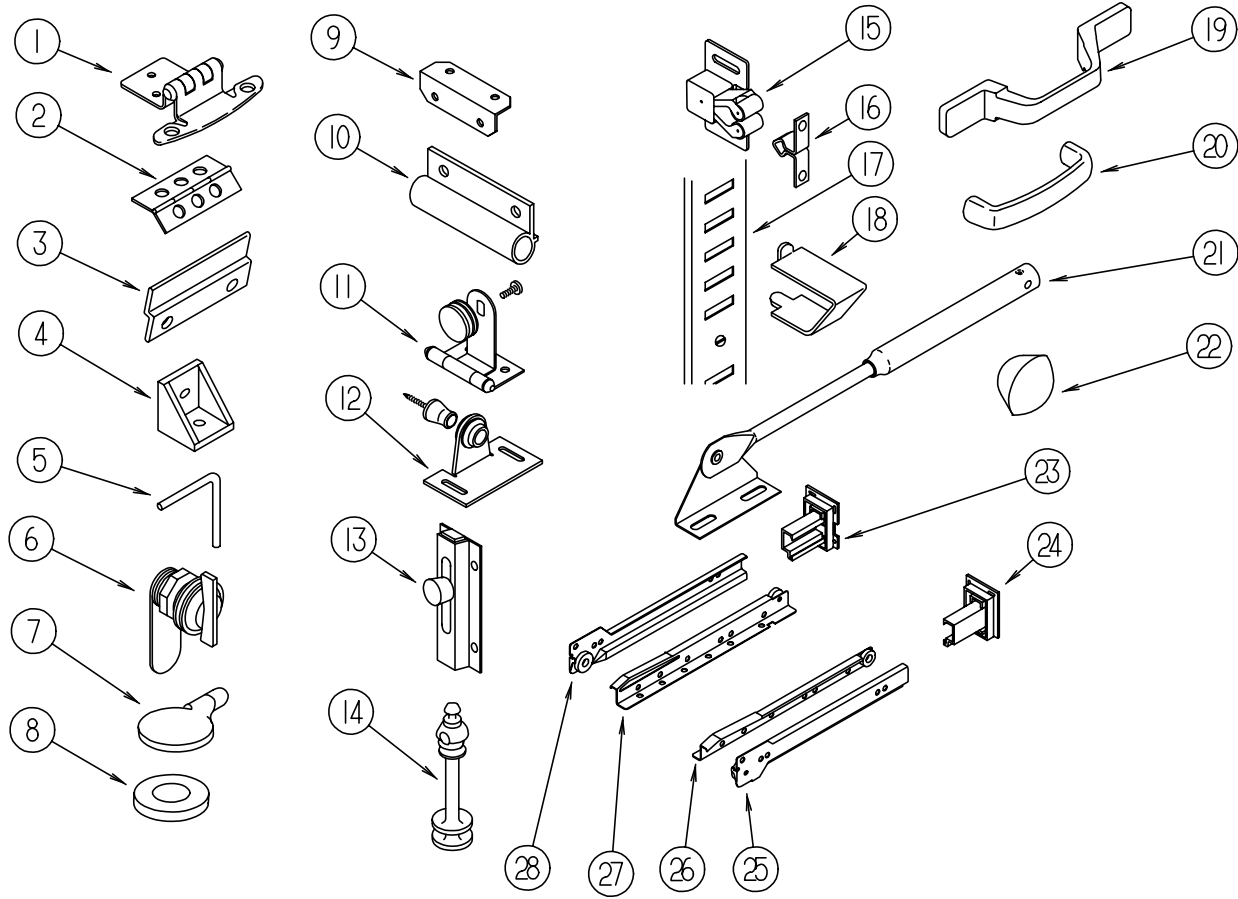
KEY	PART NUMBER	U/M DESCRIPTION
	069733-83-000	EA BATT STRIP-WOODGRAIN, 8' - WATERFORD OAK
	088263-78-000	EA BATT STRIP-SHOWER, 8' - OFF WHITE FROM: 00-00-00 THRU: 01-14-96
	088263-E3-000	EA BATT STRIP-SHOWER, 8' - PEBBLE EMBOSS ANTIQUE FROM: 01-15-96 THRU: 99-99-99
	088263-C1-000	EA BATT STRIP-DECORATIVE, BIARRITZ/TRAVERTINE - 8' LONG (G09) (MAIN WALL)
	088263-C5-000	EA BATT STRIP-DECORATIVE, EASTWINDS/MIDNIGHT - 8' LONG (G10) (MAIN WALL) FROM: 00-00-00 THRU: 10-08-95
	088263-B8-000	EA BATT STRIP-DECORATIVE, EASTWINDS/MIDNIGHT - 8' LONG (G10) (MAIN WALL) FROM: 10-09-95 THRU: 99-99-99
	088263-C8-000	EA BATT STRIP-DECORATIVE, PAINTED DESERT - 8' LONG (G11) (MAIN WALL)
	088263-C7-000	EA BATT STRIP-DECORATIVE, ETCHING/SAGE - 8' LONG (G13) (MAIN WALL)
	088263-D3-000	EA BATT STRIP-DECORATIVE, MARBLE/SAGE - 8' LONG (G14) (MAIN WALL)
	085284-B5-000	FT BATT STRIP-WOODGRAIN, ADHESIVE BACKED - WATERFORD OAK
	085284-76-000	FT BATT STRIP-SHOWER, ADHESIVE BACKED - OFF WHITE FROM: 00-00-00 THRU: 01-14-96
	085284-D6-000	FT BATT STRIP-SHOWER, ADHESIVE BACKED - PEBBLE EMBOSS ANTIQUE FROM: 01-15-96 THRU: 99-99-99
	085284-B3-000	FT BATT STRIP-DECORATIVE, ADHESIVE BACKED (G09) (MAIN WALL)
	085284-B8-000	FT BATT STRIP-DECORATIVE, ADHESIVE BACKED (G10) (MAIN WALL) FROM: 00-00-00 THRU: 10-08-95
	085284-B1-000	FT BATT STRIP-DECORATIVE, ADHESIVE BACKED (G10) (MAIN WALL) FROM: 10-09-95 THRU: 99-99-99
	085284-C2-000	FT BATT STRIP-DECORATIVE, ADHESIVE BACKED (G11) (MAIN WALL)
	085284-C1-000	FT BATT STRIP-DECORATIVE, ADHESIVE BACKED (G13) (MAIN WALL)
	085284-C6-000	FT BATT STRIP-DECORATIVE, ADHESIVE BACKED (G14) (MAIN WALL)
	086229-04-000	EA BATTEN-CEILING, 1" WIDE - IVORY - 7.6'
	086229-01-000	EA RETAINER-BATTEN, CEILING - .75" WIDE - IVORY - 7.6'

**INTERIOR FINISH GROUP (CONTINUED)**  
**MOLDINGS & TRIM**



KEY	PART NUMBER	U/M	DESCRIPTION
1	009767-12-000	FT	MOLDING-SIDEWALL TO CEILING/CABINET - WELTING - OFF WHITE
2	009809-28-000	EA	MOLDING-CORNER, OUTSIDE - 1" - PLASTIC - WATERFORD OAK
3	009812-29-000	EA	MOLDING-CORNER, OUTSIDE - .5" X 7' - PLASTIC - WATERFORD OAK
4	022992-11-000	FT	MOLDING-REVERSE COVE, T-SHAPED - VINYL - IVORY
5	083620-12-000	FT	MOLDING-T, END CAP EDGE - W/EDGE LIPS - .75" - WATERFORD OAK
6	117268-D2-134	EA	MOLDING-VINYL WRAPPED, 18 MM X 40 MM X 2134 MM - WATERFORD OAK
6	117268-F2-134	EA	MOLDING-VINYL WRAPPED, 18 MM X 65 MM X 2134 - WATERFORD OAK
6	117268-F2-438	EA	MOLDING-VINYL WRAPPED, 18 MM X 65 MM X 2438 MM - WATERFORD OAK
7	100659-01-G09	EA	MOLDING-TRIM, VINYL FLOOR
8	100818-01-02A	EA	MOLDING-VINYL WRAPPED, 1.65" X .4" X 7' - OAK
9	103186-01-05A	FT	MOLDING-EDGE, SHELF - .78" WIDE - PLASTIC - WATERFORD OAK
9	103186-02-05A	FT	MOLDING-EDGE, SHELF - 1.3" WIDE - PLASTIC - WATERFORD OAK
10	105004-01-05A	EA	MOLDING-VINYL WRAPPED, 1" X 8' - WATERFORD OAK
11	104676-01-01A	FT	T-MOLDING, 5/16 - RIGID - GOLD
12	105709-01-000	FT	T-MOLDING, 1", IVORY
13	070504-18-000	FT	U-CHANNEL-PLASTIC, .065" WIDE - IVORY - INCREMENTS OF 8'
13	070504-19-000	FT	U-CHANNEL-PLASTIC, .815" WIDE - BROWN - INCREMENTS OF 8'
13	070504-36-000	FT	U-CHANNEL-PLASTIC, 1.65" WIDE - WATERFORD OAK - INCREMENTS OF 8'
14	072368-02-000	EA	TRIM-VINYL, EDGE - BLACK - GM 14004305
15	085746-01-000	FT	TRIM-J, CARPET - 1.2" X .5" ANGLE - 10' LONG - PVC - BEIGE
	052859-01-B05	FT	TRIM ASM-ACCENT, SEWN VINYL
	075249-01-000	EA	RAILING-OAK, 72" - UNFINISHED
	117267-E2-438	EA	LUMBER-VINYL WRAPPED, 18 MM X 50.8 MM X 2438 MM - WATERFORD OAK
	117267-G2-438	EA	LUMBER-VINYL WRAPPED, 18 MM X 76 MM X 2438 MM - WATERFORD OAK

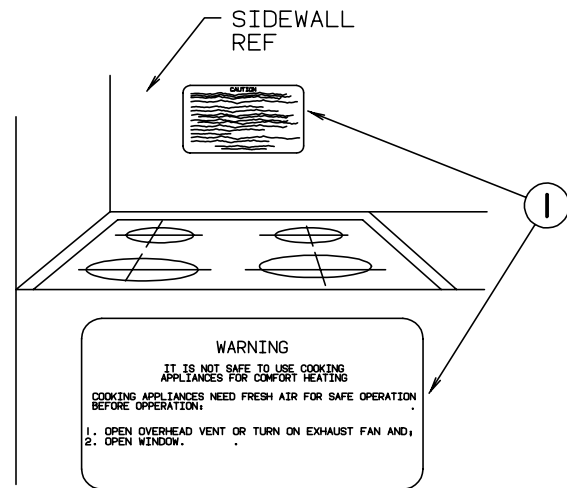
**INTERIOR FINISH GROUP (CONTINUED)**  
**CABINET HARDWARE**



KEY	PART NUMBER	U/M	DESCRIPTION
1	108138-01-000	EA	HINGE-CABINET DOOR, BURNISHED BRASS
2	009059-02-000	EA	HINGE-DOOR, 2" X 2.7" - BRASS
	041389-33-000	EA	HINGE-PIANO, OFF WHITE - 72.5"
3	101272-01-000	EA	CATCH-DOOR, GLASS
4	065740-01-000	EA	BRACE-CABINET CORNER, PLASTIC
5	108487-02-01A	EA	SUPPORT-PROP ROD, OVERHEAD - BLACK
6	100710-01-01A	EA	LOCK-GLASS DOOR, TWIST TYPE - BRASS
7	101766-01-000	EA	PIN-SUPPORT, GLASS DOOR
8	100707-01-000	EA	SPACER-DOOR, GLASS - .8" DIA - .3" HOLE - PLASTIC
9	016604-01-000	EA	BRACE-CABINET, ANGLE - 2.5" - METAL - UNPAINTED
9	016604-05-000	EA	BRACE-CABINET, ANGLE - 2.5" - METAL - OFF WHITE
10	108486-01-01A	EA	BRACKET-PROP ROD, OVERHEAD - BLACK
11	100711-01-01A	EA	HINGE-DOOR, GLASS
12	009013-01-000	EA	CATCH-MALE & FEMALE BULLDOG, ANTIQUE COPPER
13	061604-01-000	EA	SLIDE-BOLT, BRIGHT BRASS - GM HDW BB-789-BW/S
14	084070-02-000	EA	POST-END, 2.4" - BRASS
15	093586-06-000	EA	CATCH-SPRING, ROLLER
16	093586-05-000	EA	STRIKE-SPRING STEEL
17	098980-01-000	EA	PILASTER-ADJUSTABLE SHELF, 18" LONG
17	098980-02-000	EA	PILASTER-ADJUSTABLE SHELF, 12" LONG
18	098979-01-000	EA	CLIP-ADJUSTABLE SHELF
19	117801-01-01A	EA	PULL-CABINET, BRASS (G09/G10/G11/G12)
20	111093-01-000	EA	PULL-CABINET, BRASS - AMEROCK CM1940-AU (G13/G14)
21	074493-02-000	EA	SUPPORT-PISTON SPRING, CABINET DOOR
22	042356-01-000	EA	PLUG-BUTTON, MAHOGANY - 3/8" DIAMETER - WOOD

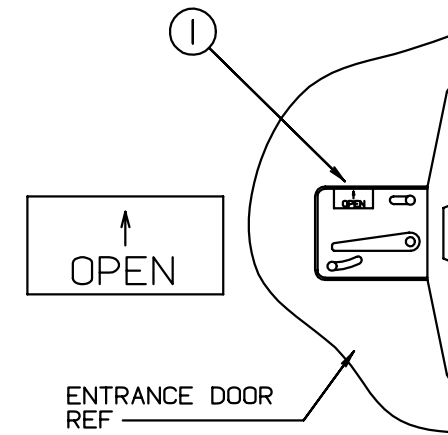
KEY	PART NUMBER	U/M	DESCRIPTION
23	114045-01-000	EA	BACKSOCKET-ADJUSTABLE, LEFT N/A ORDER KIT ACCORDING TO LENGTH OF DRAWER SLIDE 114031
24	114045-02-000	EA	BACKSOCKET-ADJUSTABLE, RIGHT N/A ORDER KIT ACCORDING TO LENGTH OF DRAWER SLIDE 114031
25	114031-02-000	EA	SLIDE-DRAWER, CABINET - RIGHT SIDE - 12" N/A ORDER #114031-01-700 SLIDE DRAWER KIT
25	114031-06-000	EA	SLIDE-DRAWER, CABINET - RIGHT SIDE - 14" N/A ORDER #114031-05-700 SLIDE DRAWER KIT
25	114031-10-000	EA	SLIDE-DRAWER, CABINET - RIGHT SIDE - 16" N/A ORDER #114031-09-700 SLIDE DRAWER KIT
25	114031-22-000	EA	SLIDE-DRAWER, CABINET - RIGHT SIDE - 22" N/A ORDER #114031-21-700 SLIDE DRAWER KIT
25	114031-26-000	EA	SLIDE-DRAWER, CABINET - RIGHT SIDE - 24" N/A ORDER #114031-25-700 SLIDE DRAWER KIT
26	114031-04-000	EA	SLIDE-DRAWER, DRAWER MOUNT - RIGHT SIDE - 12" N/A ORDER #114031-01-700 SLIDE DRAWER KIT
26	114031-08-000	EA	SLIDE-DRAWER, DRAWER MOUNT - RIGHT SIDE - 14" N/A ORDER #114031-05-700 SLIDE DRAWER KIT
26	114031-12-000	EA	SLIDE-DRAWER, DRAWER MOUNT - RIGHT SIDE - 16" N/A ORDER #114031-09-700 SLIDE DRAWER KIT
26	114031-24-000	EA	SLIDE-DRAWER, DRAWER MOUNT - RIGHT SIDE - 22" N/A ORDER #114031-21-700 SLIDE DRAWER KIT
26	114031-28-000	EA	SLIDE-DRAWER, DRAWER MOUNT - RIGHT SIDE - 24" N/A ORDER #114031-25-700 SLIDE DRAWER KIT
27	114031-03-000	EA	SLIDE-DRAWER, DRAWER MOUNT - LEFT SIDE - 12" N/A ORDER #114031-01-700 SLIDE DRAWER KIT
27	114031-07-000	EA	SLIDE-DRAWER, DRAWER MOUNT - LEFT SIDE - 14" N/A ORDER #114031-05-700 SLIDE DRAWER KIT
27	114031-11-000	EA	SLIDE-DRAWER, DRAWER MOUNT - LEFT SIDE - 16" N/A ORDER #114031-09-700 SLIDE DRAWER KIT
27	114031-23-000	EA	SLIDE-DRAWER, DRAWER MOUNT - LEFT SIDE - 22" N/A ORDER #114031-21-700 SLIDE DRAWER KIT
27	114031-27-000	EA	SLIDE-DRAWER, DRAWER MOUNT - LEFT SIDE - 24" N/A ORDER #114031-25-700 SLIDE DRAWER KIT
28	114031-01-000	EA	SLIDE-DRAWER, CABINET - LEFT SIDE - 12" N/A ORDER #114031-01-700 SLIDE DRAWER KIT
28	114031-05-000	EA	SLIDE-DRAWER, CABINET - LEFT SIDE - 14" N/A ORDER #114031-05-700 SLIDE DRAWER KIT
28	114031-09-000	EA	SLIDE-DRAWER, CABINET - LEFT SIDE - 16" N/A ORDER #114031-09-700 SLIDE DRAWER KIT
28	114031-21-000	EA	SLIDE-DRAWER, CABINET - LEFT SIDE - 22" N/A ORDER #114031-21-700 SLIDE DRAWER KIT
28	114031-25-000	EA	SLIDE-DRAWER, CABINET - LEFT SIDE - 24" N/A ORDER #114031-25-700 SLIDE DRAWER KIT
	004354-01-000	EA	BUMPER-RUBBER, .5" DIA - BROWN
	009112-01-000	EA	FLANGE - 1" ROD, CLOTHES - PLASTIC - OFF WHITE
	023320-01-000	EA	PAD-FELT, 3/8" DIAMETER - BROWN
	039984-01-000	EA	CAP-ROUND, VINYL - .28" ID X .62" LONG - BLACK
	042438-01-000	EA	DOWEL-WOOD, CLOTHES ROD - 1" DIAMETER X 4'
	042438-02-000	EA	DOWEL-WOOD, 2" X 2"
	083125-07-000	EA	BRACE-CABINET, ANGLE - METAL - OFF WHITE (FOR DINETTE BACK PADS)

**LABELS GROUP**

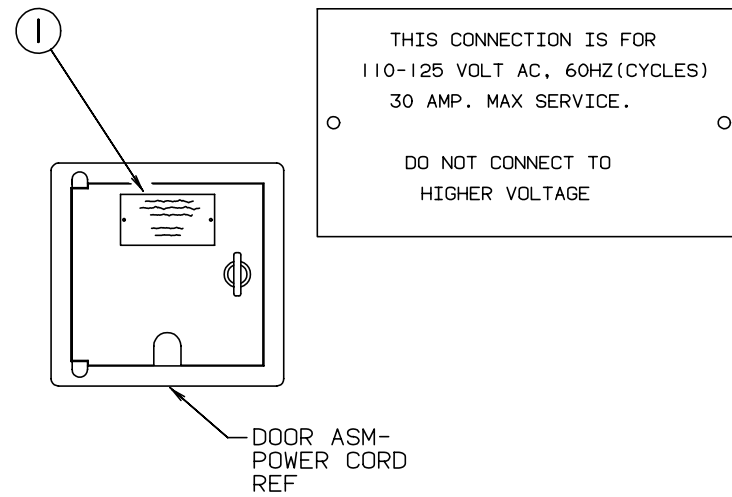


KEY	PART NUMBER	U/M DESCRIPTION
1	050225-01-000	EA LABEL-WARNING, STOVE VENT - US
1	050222-01-000	EA LABEL-WARNING, STOVE VENT - CANADIAN

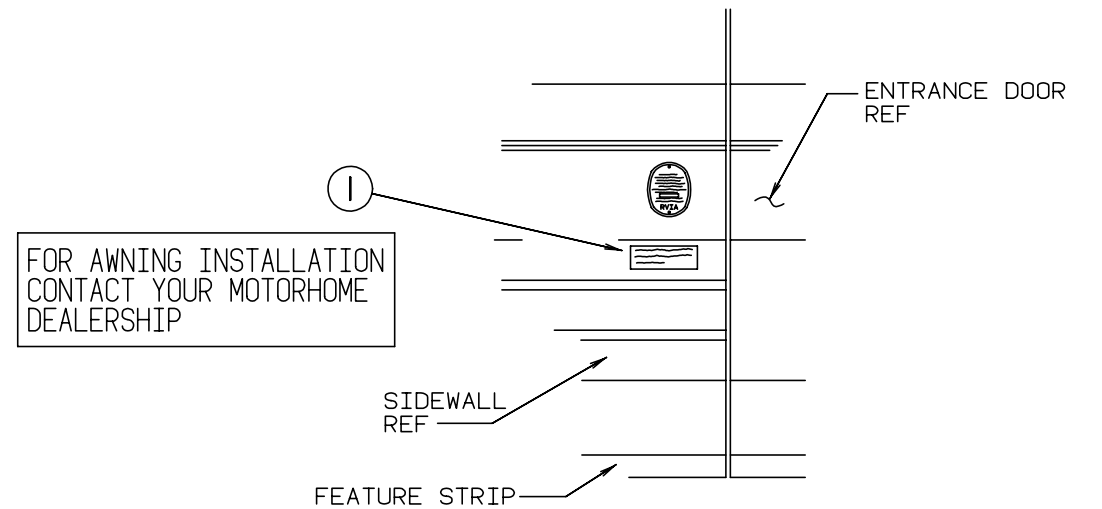
**LABELS GROUP (CONTINUED)**



KEY	PART NUMBER	U/M DESCRIPTION
1	040944-01-000	EA LABEL-ENTRANCE DOOR, "OPEN"



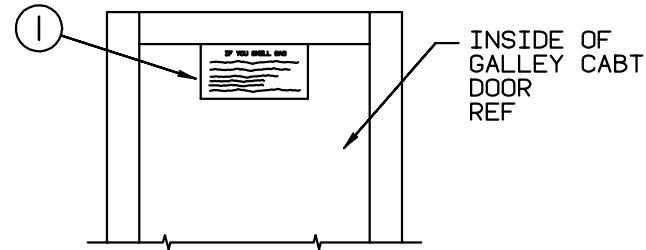
KEY	PART NUMBER	U/M DESCRIPTION
1	006062-01-000	EA LABEL-ELECTRIC, 110V CONNECTION



KEY	PART NUMBER	U/M DESCRIPTION
1	099509-01-000	EA LABEL-AWNING INSTALLATION



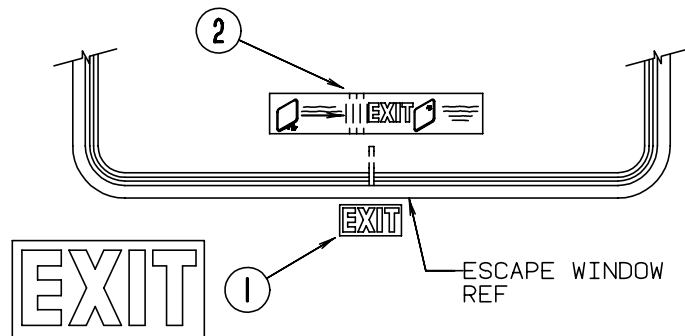
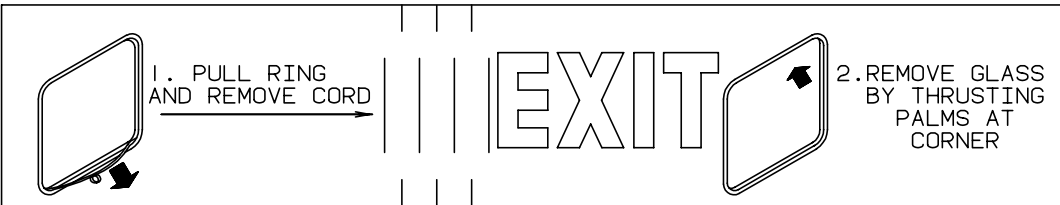
**LABELS GROUP (CONTINUED)**



**IF YOU SMELL GAS**

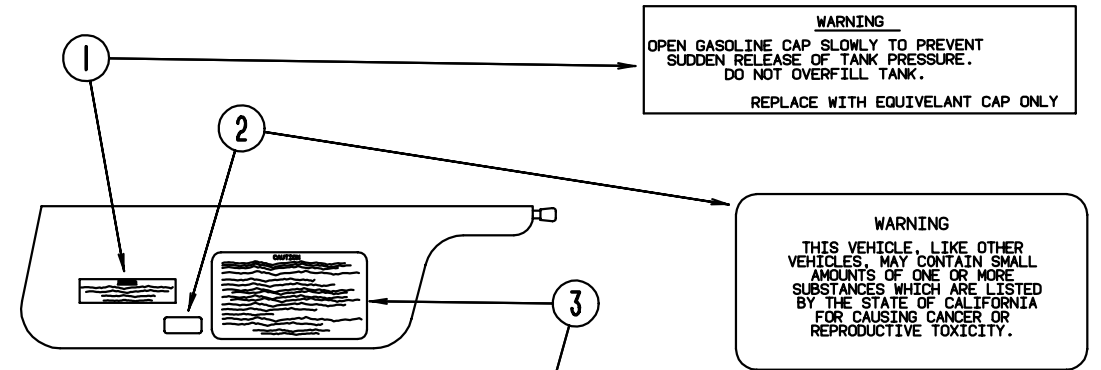
1. EXTINGUISH ANY OPEN FLAME, PILOT LIGHTS AND ALL SMOKING MATERIALS.
2. SHUT OFF THE GAS SUPPLY AT THE TANK VALVE( OR GAS SUPPLY CONNECTION.
3. OPEN DOORS AND OTHER VENTILATING OPENINGS.
4. DO NOT TOUCH ELECTRICAL SWITCHES.
5. LEAVE THE AREA UNTIL ODOR CLEARS.
6. HAVE THE GAS SYSTEM CHECKED AND LEAKAGE SOURCE CORRECTED BEFORE USING AGAIN.

KEY	PART NUMBER	U/M DESCRIPTION
1	073998-01-000	EA LABEL-LPG ODOR WARNING



KEY	PART NUMBER	U/M DESCRIPTION
1	039290-01-000	EA LABEL-WARNING, EXIT
2	107571-01-000	EA LABEL-ESCAPE EXIT, WINDOW

**LABELS GROUP (CONTINUED)**



**WARNING**  
 OPEN GASOLINE CAP SLOWLY TO PREVENT SUDDEN RELEASE OF TANK PRESSURE. DO NOT OVERFILL TANK.  
 REPLACE WITH EQUIVELANT CAP ONLY

**WARNING**  
 THIS VEHICLE, LIKE OTHER VEHICLES, MAY CONTAIN SMALL AMOUNTS OF ONE OR MORE SUBSTANCES WHICH ARE LISTED BY THE STATE OF CALIFORNIA FOR CAUSING CANCER OR REPRODUCTIVE TOXICITY.

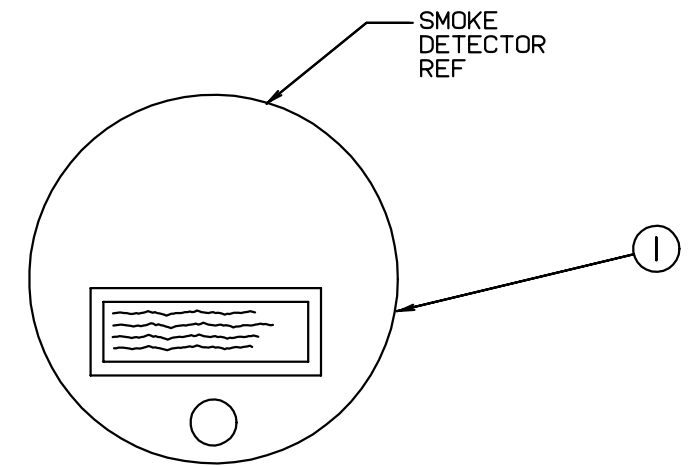
**CAUTION**

THIS MOTOR HOME HAS BEEN DESIGNED, MANUFACTURED AND TESTED WITH CONCERN FOR THE PROTECTION OF IT'S OCCUPANTS. WE RECOMMEND YOU PERFORM THE FOLLOWING INSPECTIONS FOR YOUR SAFETY AND THE SAFETY OF YOUR PASSENGERS BEFORE STARTING YOUR VEHICLE.

1. LP GAS SYSTEM- TURN OFF AT TANK FOR TRAVELING. TEST FOR LEAKS UPON ARRIVAL AT DESTINATION. BEFORE LIGHTING PILOTS.
2. WHEELS- INSPECT FOR DAMAGE AND CHECK LUG NUTS FOR TIGHTNESS.
3. TIRES- INSPECT FOR WEAR AND DAMAGE AND CHECK FOR RECOMMENDED AIR PRESSURE.
4. LIGHTING- TEST FOR PROPER OPERATION OF ALL INTERIOR AND EXTERIOR LIGHTS INCLUDING DASH LIGHTS, HEADLIGHTS, TAIL LIGHTS, BRAKE LIGHTS, CLEARANCE LIGHTS AND TURN SIGNALS.
5. EXITS- INSPECT RELEASE MECHANISM ON EMERGENCY EXIT WINDOW, TEST BOTH LOCKS ON MAIN ENTRANCE DOOR FOR EASE OF OPERATION AND INSTRUCT PASSENGERS HOW TO USE BOTH MEANS OF EXIT.
6. SEAT BELTS- DIRECT PASSENGERS TO DESIGNATED SEATS AND REQUIRE USE OF SEAT BELTS.
7. APPLIANCES- TURN OFF AND LATCH OR LOCK DOORS WHERE PROVIDED.
8. LOOSE PARCELS- STORE SECURELY.
9. UTILITY SUPPLY LINES- DISCONNECT ALL ELECTRIC, SEWER AND WATER LINES AND SECURE PROPERLY.
10. ENTRANCE DOOR STEP- PLACE IN RETRACTED POSITION FOR TRAVELING.

READ YOUR MOTOR HOME AND CHASSIS OWNER'S MANUAL FOR FURTHER PRECAUTIONS

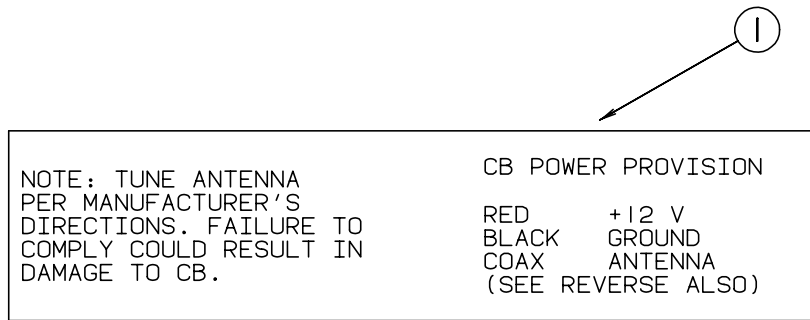
KEY	PART NUMBER	U/M DESCRIPTION
1	087207-05-000	EA LABEL-FUEL CAP REMOVAL
2	099689-01-000	EA LABEL-WARNING, CANCER/TOXICITY
3	056259-01-000	EA LABEL-SAFETY CHECK LIST



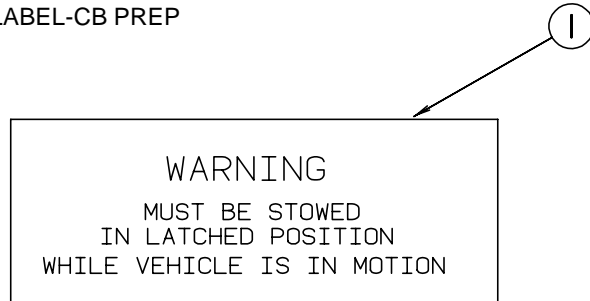
**WARNING:** TEST SMOKE DETECTOR OPERATION AFTER VEHICLE HAS BEEN IN STORAGE. BEFORE EACH TRIP AND AT LEAST ONCE PER WEEK DURING USE.

KEY	PART NUMBER	U/M DESCRIPTION
1	077956-01-000	EA LABEL-WARNING, SMOKE DETECTOR

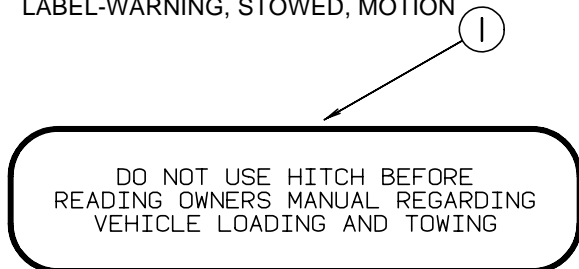
**LABELS GROUP (CONTINUED)**



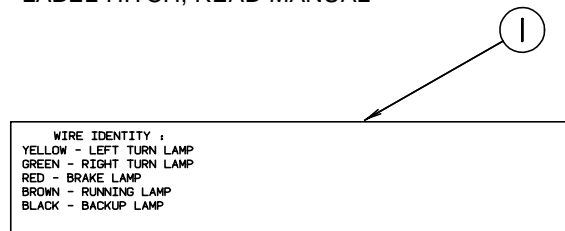
**KEY PART NUMBER U/M DESCRIPTION**  
1 104678-01-000 EA LABEL-CB PREP



**KEY PART NUMBER U/M DESCRIPTION**  
1 079966-01-000 EA LABEL-WARNING, STOWED, MOTION

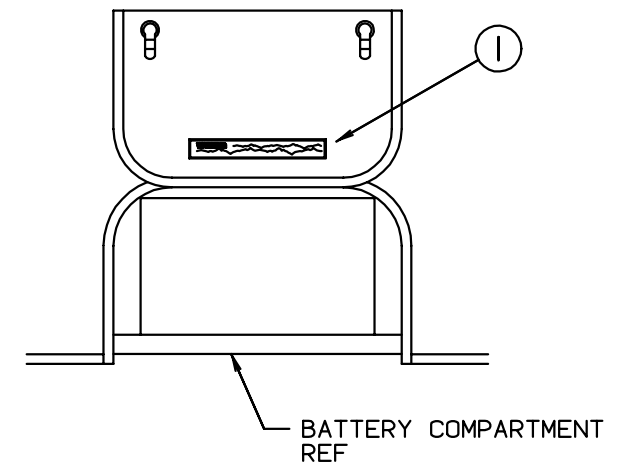


**KEY PART NUMBER U/M DESCRIPTION**  
1 111104-01-000 EA LABEL-HITCH, READ MANUAL

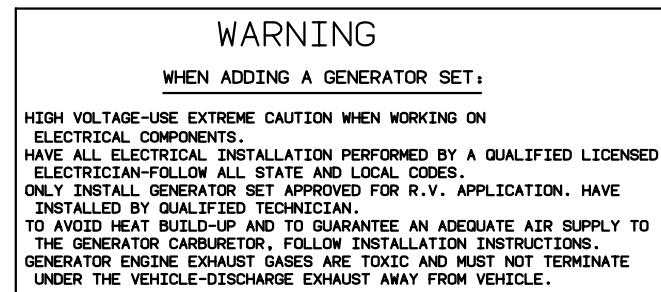
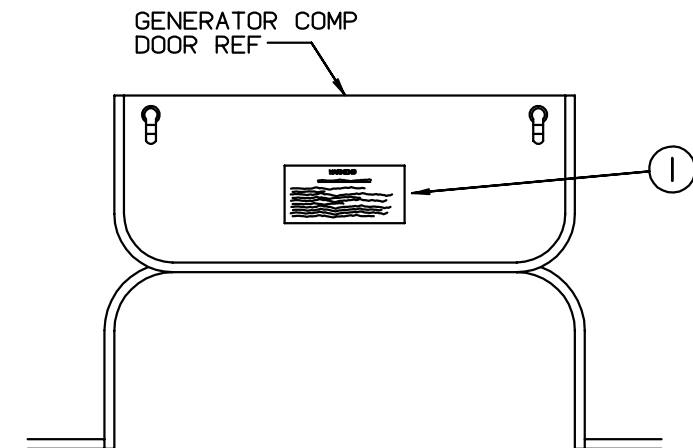


**KEY PART NUMBER U/M DESCRIPTION**  
1 091224-02-000 EA LABEL-TRAILER LIGHTING

**LABELS GROUP (CONTINUED)**

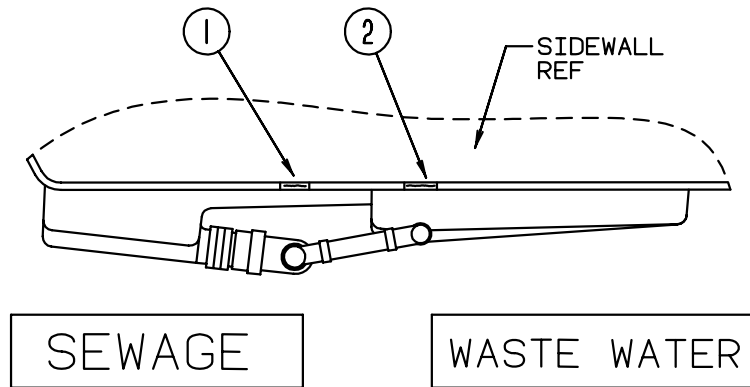


**KEY PART NUMBER U/M DESCRIPTION**  
1 065748-01-000 EA LABEL-CAUTION, BATTERY CHARGING



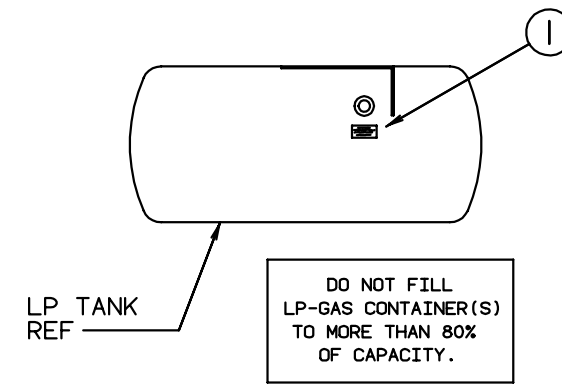
**KEY PART NUMBER U/M DESCRIPTION**  
1 077510-01-000 EA LABEL-GENERATOR PREP

**LABELS GROUP (CONTINUED)**

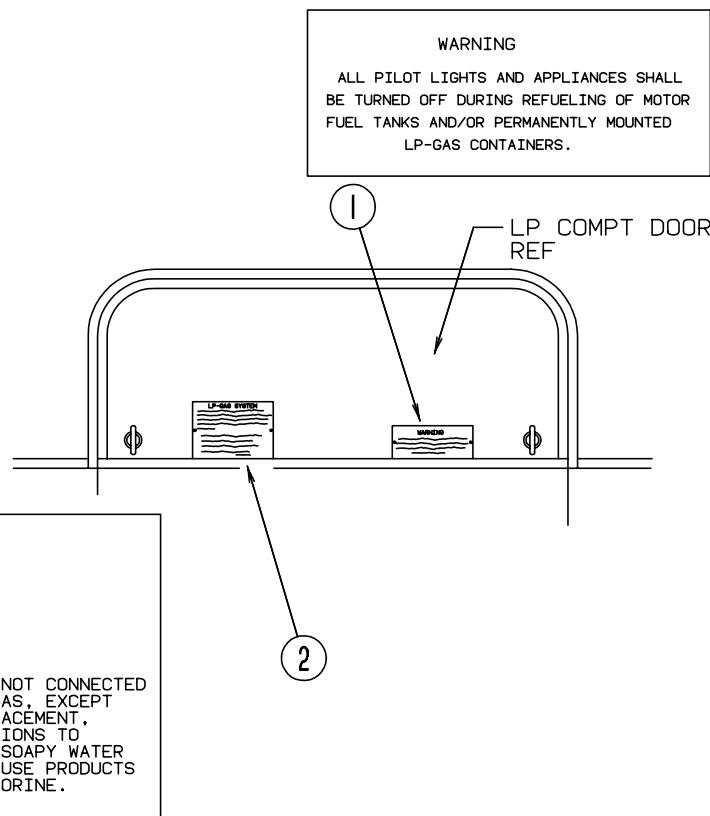


KEY	PART NUMBER	U/M DESCRIPTION
1	006187-01-000	EA LABEL-SEWAGE
2	006188-01-000	EA LABEL-WASTE WATER

**LABELS GROUP (CONTINUED)**

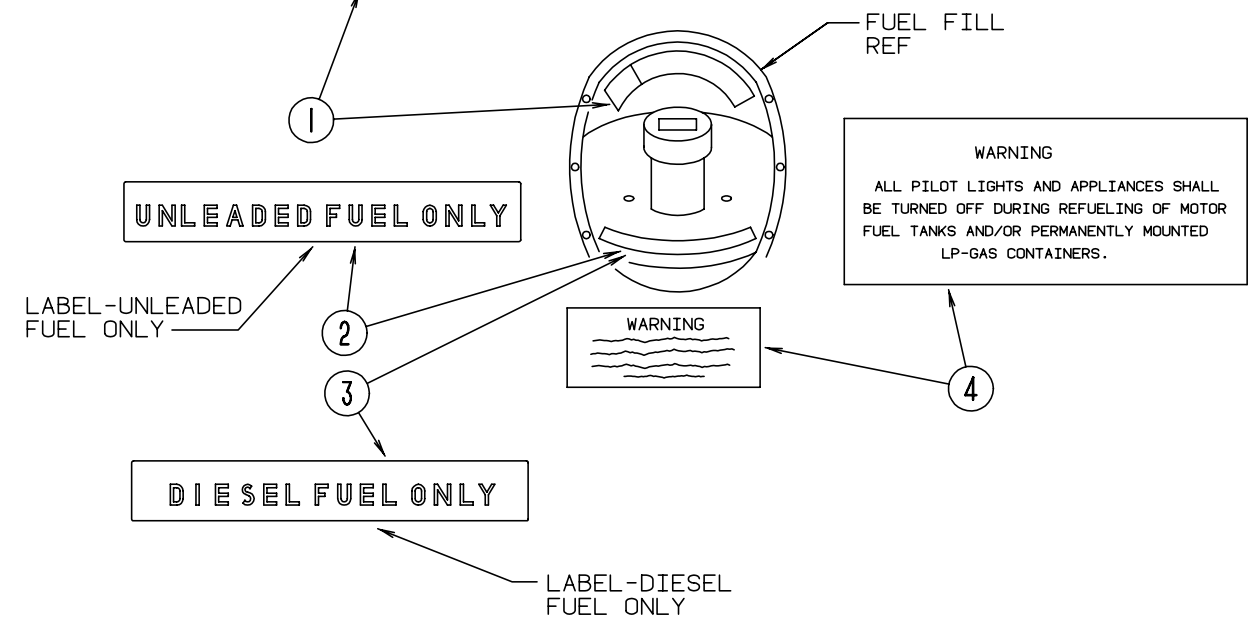


KEY	PART NUMBER	U/M DESCRIPTION
1	079965-01-000	EA LABEL-LPG, 80 LB CAPACITY



KEY	PART NUMBER	U/M DESCRIPTION
1	006040-01-000	EA TAG-GAS REFUELING WARNING
1	006040-02-000	EA TAG-GAS REFUEL WARNING, CANADIAN
2	054531-01-000	EA LABEL-LP GAS ONLY
2	023769-01-000	EA LABEL-WARNING, LPG - CANADIAN

<b>CAUTION</b>	TO HELP AVOID PERSONAL INJURY DURING REMOVAL OF FUEL FILLER CAP, SLOWLY LOOSEN CAP 1/2 TURN TO ALLOW ANY FUEL PRESSURE TO BE RELIEVED BEFORE TURNING CAP FURTHER.
<b>FUEL SPRAY MAY CAUSE PERSONAL INJURY</b>	STOP ADDING FUEL AFTER FIRST SHUTOFF BY AUTOMATIC NOZZLE WHEN TANK IS NEARLY FULL. DO NOT OVERFILL FUEL TANK. SEE OWNERS MANUAL FOR ADDITIONAL INFORMATION. PRINTED IN U.S.A. MLC PT NO 15611763



KEY	PART NUMBER	U/M DESCRIPTION
1	087207-05-000	EA LABEL-FUEL CAP REMOVAL
2	062043-01-000	EA LABEL-FUEL, UNLEADED
3	068383-01-000	EA LABEL-DIESEL FUEL
4	006040-01-000	EA TAG-GAS REFUELING WARNING
4	006040-02-000	EA TAG-GAS REFUEL WARNING, CANADIAN

**LABELS GROUP (CONTINUED)**

AIR CONDITIONING CIRCUIT.  
THIS CONNECTION IS FOR  
AIR CONDITIONERS RATED 110-  
125 VOLT AC, 60 HZ, 16  
AMPERES MAXIMUM. DO NOT  
EXCEED CIRCUIT RATING.



KEY	PART NUMBER	U/M DESCRIPTION
	091243-01-000	EA LABEL-A/C COVER, "AIR CONDITIONING CIRCUIT. ETC."



**ATTENTION**  
DEALER MUST INSTALL BATTERY AND  
SENSOR IN CO DETECTOR WHEN THIS  
MOTOR HOME IS PURCHASED. PARTS  
ARE IN LOOSE PARTS BOX.

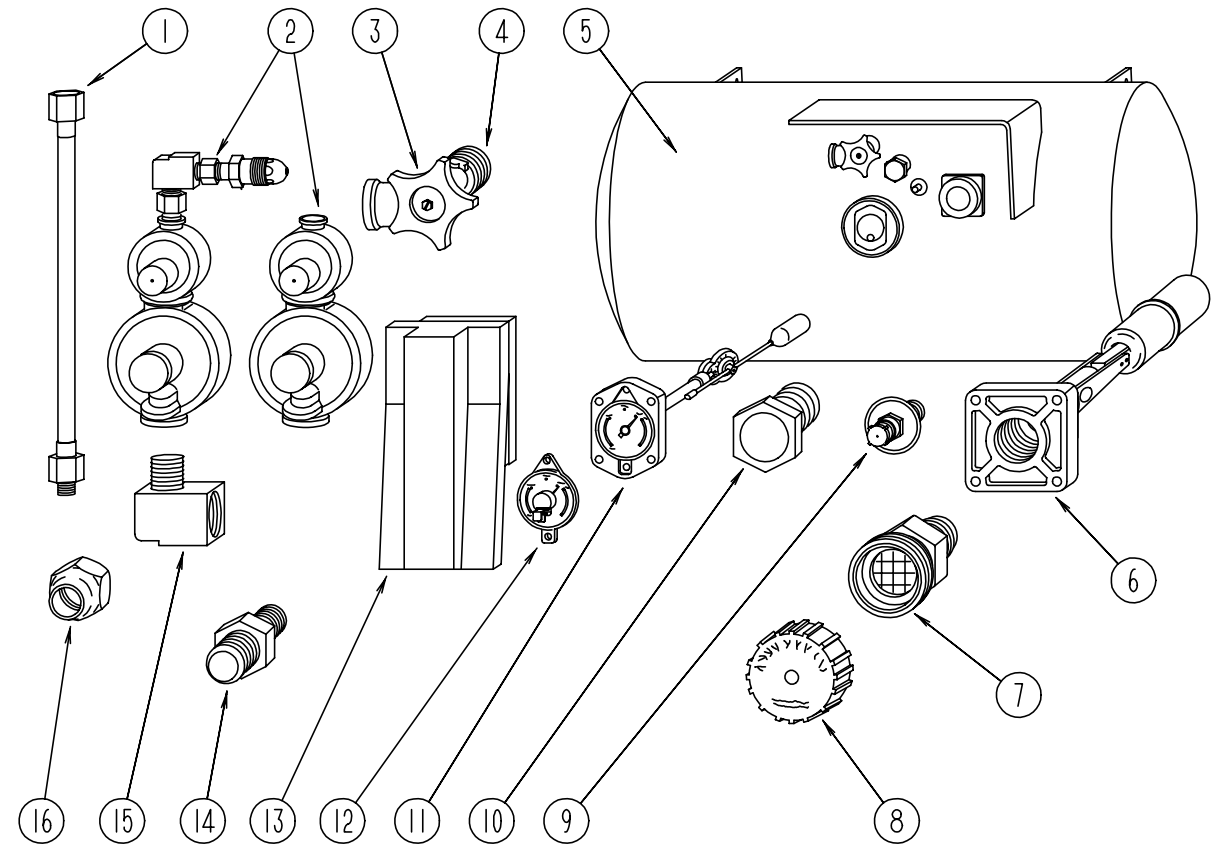
KEY	PART NUMBER	U/M DESCRIPTION
	112518-01-000	EA LABEL-HANG TAG, CO DETECTOR

FROM: 00-00-00 THRU: 09-11-95

**MISCELLANEOUS LABELS**

KEY	PART NUMBER	U/M DESCRIPTION
	006064-01-000	EA LABEL-SEAT W/O SEATBELT "NOT INTENDED FOR USE WHILE COACH IN MOTION"
	098379-04-000	EA LABEL-ELECTRICAL BOX, SIDE
	098641-01-000	EA LABEL-FUEL, UNLEADED - DASH
	111537-07-000	EA LABEL-FUSES
	111802-01-000	EA LABEL-CFC WARNING

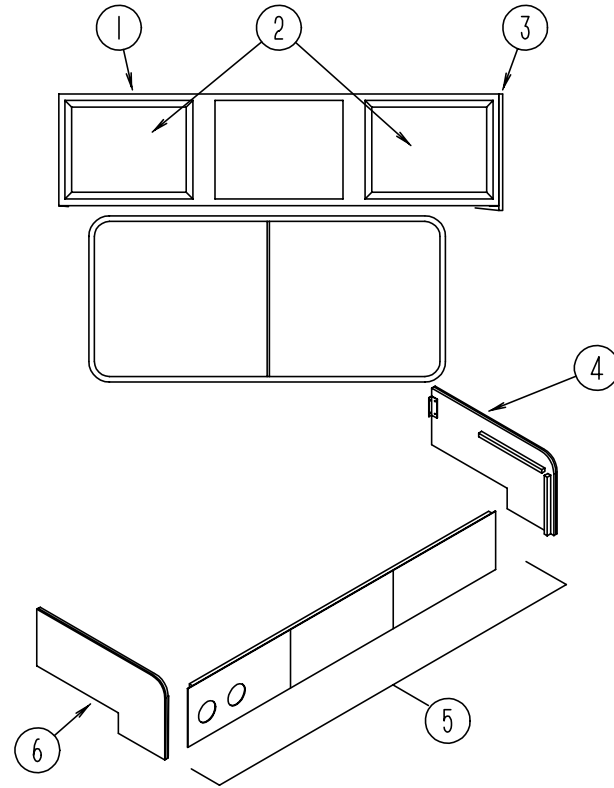
**LP GROUP**



**BRUNNER LP TANK & COMPONENTS**

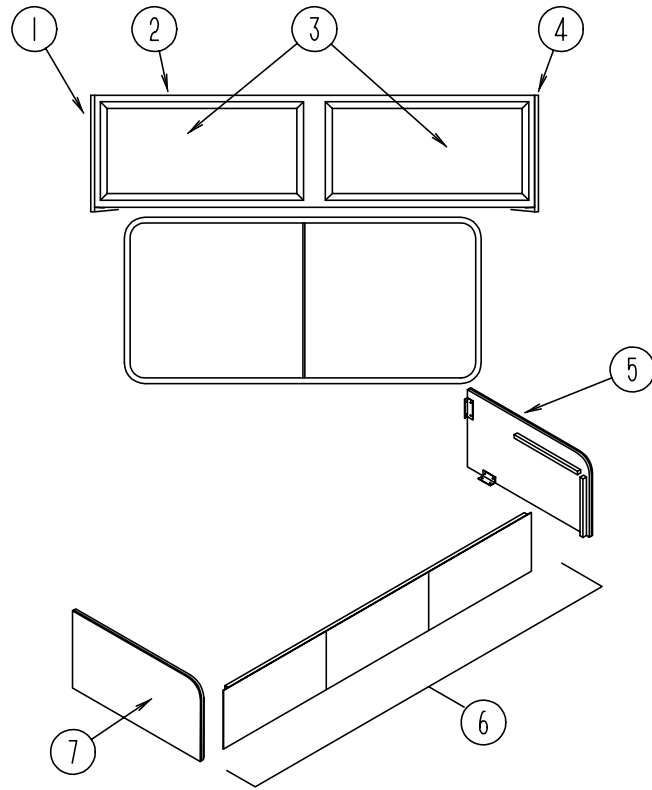
KEY	PART NUMBER	U/M DESCRIPTION	VENDOR NO.
1	045703-01-000	EA HOSE-LP, 3/8" ID X 24" - 3/8" MPT X 1/2" F SWIVEL - US	
1	045703-02-000	EA HOSE-LP, 3/8" ID X 24" - 3/8" MPT X 1/2" F SWIVEL - CANADIAN	
1	045703-09-000	EA HOSE-LP, 3/8" ID X 24" - 3/8" MPT X 3/8" F SWIVEL - DIESEL	
2	106150-01-000	EA REGULATOR-TWO STAGE	
2	106150-02-000	EA REGULATOR-TWO STAGE - EUROPEAN EXPORT OPTION	
3	040421-01-708	EA HANDWHEEL-VAPOR RELIEF VALVE, BRUNNER	G-1015-A
4	040421-01-712	EA VALVE-SERVICE W/O VAPOR RELIEF	29000853
5	097821-01-000	EA TANK-LP, 60 LB BRUNNER - 14" X 30"	
6	040421-01-711	EA VALVE - 80% W/FLOAT, PLATE, BOLTS & GASKET - BRUNNER	
7	040421-01-701	EA VALVE-SHORT LP FILLER W/YELLOW CAP - BRUNNER	75478
8	040421-01-702	EA CAP-LP FILLER VALVE, PLASTIC - YELLOW - BRUNNER	G-1014-A
9	040421-01-700	EA GAUGE-LIQUID LEVEL, 20% LP - BRUNNER	G-1013
10	040421-01-713	EA PRESSURE RELIEF VALVE	
11	040421-01-707	EA GAUGE-FLOAT W/VISIBLE DIAL - BRUNNER	MA-9 6244-4
12	040440-02-000	EA TRANSMITTER-DIAL, 90 OHM	
13	105658-01-000	EA COMPARTMENT-LP REGULATOR	
14	010329-01-000	EA ADAPTER-BRASS, 1/2" F X 1/2" MPT	
14	010323-01-000	EA ADAPTER-BRASS, 3/8" F X 1/2" MPT	
15	065318-02-000	EA ELBOW - 90 DEGREE, 3/8" MPT TO 3/8" FPT	
16	010377-02-000	EA NUT-BRASS, 3/8 FEMALE - FORGED	
	008042-01-000	FT TUBING-VINYL, .65" ID	
	010265-01-000	EA ELBOW-BRASS, 90 DEGREE - 3/8" F X 1/2" FPT	
	103613-01-000	EA DETECTOR-LP GAS	

**LOUNGE GROUP  
DRIVERS SIDE COUCH & TABLES**



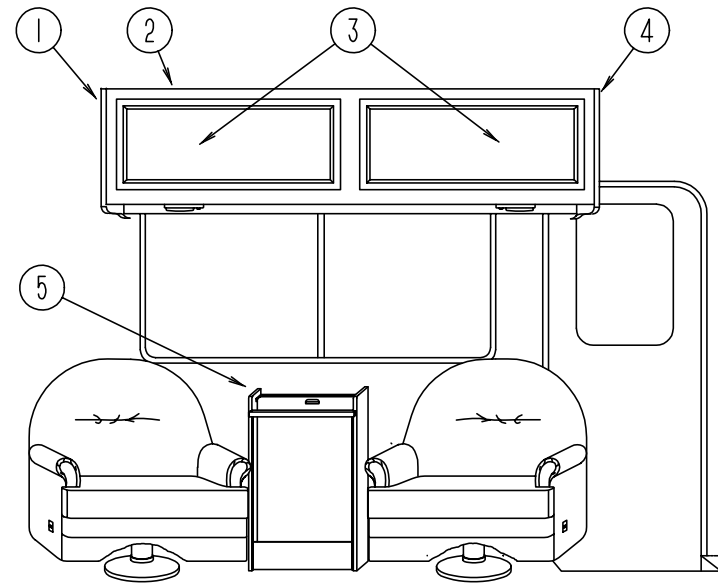
KEY	PART NUMBER	U/M	DESCRIPTION
1	113880-01-G09	EA	CABINET-OVERHEAD, W/O DOORS
1	113880-01-G10	EA	CABINET-OVERHEAD, W/O DOORS
1	113880-01-G11	EA	CABINET-OVERHEAD, W/O DOORS
1	113880-01-G13	EA	CABINET-OVERHEAD, W/O DOORS
1	113880-01-G14	EA	CABINET-OVERHEAD, W/O DOORS
2	M06803-13-G09	EA	DOOR-W/O HARDWARE W/MIRROR - 400 MM X 710 MM (G09/G10/G11)
2	M06803-13-G13	EA	DOOR-W/O HARDWARE W/MIRROR - 400 MM X 710 MM (G13/G14)
2	M06803-02-G09	EA	DOOR-W/O HARDWARE W/O MIRROR - 400 MM X 710 MM (G09/G10/G11) DECORATOR DOOR OPTION - FLAT PANEL
2	M06803-02-G13	EA	DOOR-W/O HARDWARE W/O MIRROR - 400 MM X 710 MM (G13/G14) DECORATOR DOOR OPTION - FLAT PANEL
2	M06803-82-G13	EA	DOOR-W/O HARDWARE W/O MIRROR - 400 MM X 710 MM (G13/G14) DECORATOR DOOR OPTION - RAISED PANEL
3	103128-01-G09	EA	CAP-END, OVERHEAD CABINET - FRONT
4	M04187-81-G09	EA	PANEL-COUCH CABINET - LEFT SIDE - FABRIC COVERED (G09)
4	M04187-81-G10	EA	PANEL-COUCH CABINET - LEFT SIDE - FABRIC COVERED (G10)
4	M04187-81-F06	EA	PANEL-COUCH CABINET - LEFT SIDE - FABRIC COVERED (G11)
4	M04187-81-G13	EA	PANEL-COUCH CABINET - LEFT SIDE - FABRIC COVERED (G13)
4	M04187-81-G14	EA	PANEL-COUCH CABINET - LEFT SIDE - FABRIC COVERED (G14)
5	M04187-80-G09	EA	PANEL-COUCH CABINET - FRONT - W/DOOR - FABRIC COVERED
5	M04187-80-G10	EA	PANEL-COUCH CABINET - FRONT - W/DOOR - FABRIC COVERED
5	M04187-80-G11	EA	PANEL-COUCH CABINET - FRONT - W/DOOR - FABRIC COVERED
5	M04187-80-G13	EA	PANEL-COUCH CABINET - FRONT - W/DOOR - FABRIC COVERED
5	M04187-80-G14	EA	PANEL-COUCH CABINET - FRONT - W/DOOR - FABRIC COVERED
6	M04187-82-G09	EA	PANEL-COUCH CABINET - RIGHT SIDE - W/FABRIC (G09)
6	M04187-82-G10	EA	PANEL-COUCH CABINET - RIGHT SIDE - W/FABRIC (G10)
6	M04187-82-F06	EA	PANEL-COUCH CABINET - RIGHT SIDE - W/FABRIC (G11)
6	M04187-82-G13	EA	PANEL-COUCH CABINET - RIGHT SIDE - W/FABRIC (G13)
6	M04187-82-G14	EA	PANEL-COUCH CABINET - RIGHT SIDE - W/FABRIC (G14)
	105947-01-000	EA	BRACKET-HOLD DOWN, COUCH - CANADIAN
	082525-01-000	EA	BRACE-COUCH, FLOOR MOUNT - ANGLE 3" LONG - METAL
	083125-07-000	EA	BRACE-ANGLE, COUCH - 2.5" - OFF WHITE
	081298-01-E01	EA	TABLE-LOUNGE, 432 MM X 610 MM - W/O HARDWARE (G09/G13)
	081298-01-F09	EA	TABLE-LOUNGE, 432 MM X 610 MM - W/O HARDWARE (G10)
	081298-01-F06	EA	TABLE-LOUNGE, 432 MM X 610 MM - W/O HARDWARE (G11)
	081298-01-F32	EA	TABLE-LOUNGE, 432 MM X 610 MM - W/O HARDWARE (G14)
	009040-02-000	EA	PEDESTAL TABLE LEG - 27.5" X 2.25" DIA - CHROME
	041194-01-000	EA	BASE-TABLE, FLUSH - FLOOR MOUNTED
	009040-03-000	EA	BASE-TABLE, RAISED - TABLE MOUNTED
	062046-01-000	EA	CLIP-LEG, PEDESTAL - 1.7" X 2.2" - DIAMETER FROM 2" TO 2.5"
	056093-01-F04	EA	PLUG ASM-PEDESTAL TABLE (G09/G13)
	056093-01-F05	EA	PLUG ASM-PEDESTAL TABLE (G10)
	056093-01-F06	EA	PLUG ASM-PEDESTAL TABLE (G11)
	056093-01-E33	EA	PLUG ASM-PEDESTAL TABLE (G14)

**LOUNGE GROUP (CONTINUED)**  
**PASSENGERS SIDE COUCH**



KEY	PART NUMBER	U/M	DESCRIPTION
1	103128-02-G09	EA	CAP-END, OVERHEAD CABINET
2	106483-01-G09	EA	CABINET-OVERHEAD, W/O DOORS
3	M06803-02-G09	EA	DOOR-W/O HARDWARE W/O MIRROR - 400 MM X 710 MM (G09/G10/G11)
3	M06803-02-G13	EA	DOOR-W/O HARDWARE W/O MIRROR - 400 MM X 710 MM (G13/G14)
3	M06803-82-G13	EA	DOOR-W/O HARDWARE W/O MIRROR - 400 MM X 710 MM (G13/G14) DECORATOR DOOR OPTION - RAISED PANEL
4	103128-01-G09	EA	CAP-END, OVERHEAD CABINET
5	M04187-85-G09	EA	PANEL-COUCH CABINET - LEFT SIDE - W/FABRIC (G09)
5	M04187-85-G10	EA	PANEL-COUCH CABINET - LEFT SIDE - W/FABRIC (G10)
5	M04187-85-F06	EA	PANEL-COUCH CABINET - LEFT SIDE - W/FABRIC (G11)
5	M04187-85-G13	EA	PANEL-COUCH CABINET - LEFT SIDE - W/FABRIC (G13)
5	M04187-85-G14	EA	PANEL-COUCH CABINET - LEFT SIDE - W/FABRIC (G14)
6	M04187-83-G09	EA	PANEL-COUCH CABINET - FRONT - W/DOOR - FABRIC COVERED
6	M04187-83-G10	EA	PANEL-COUCH CABINET - FRONT - W/DOOR - FABRIC COVERED
6	M04187-83-G11	EA	PANEL-COUCH CABINET - FRONT - W/DOOR - FABRIC COVERED
6	M04187-83-G13	EA	PANEL-COUCH CABINET - FRONT - W/DOOR - FABRIC COVERED
6	M04187-83-G14	EA	PANEL-COUCH CABINET - FRONT - W/DOOR - FABRIC COVERED
7	M04187-84-G09	EA	PANEL-COUCH CABINET - RIGHT SIDE - FABRIC COVERED (G09)
7	M04187-84-G10	EA	PANEL-COUCH CABINET - RIGHT SIDE - FABRIC COVERED (G10)
7	M04187-84-F06	EA	PANEL-COUCH CABINET - RIGHT SIDE - FABRIC COVERED (G11)
7	M04187-84-G13	EA	PANEL-COUCH CABINET - RIGHT SIDE - FABRIC COVERED (G13)
7	M04187-84-G14	EA	PANEL-COUCH CABINET - RIGHT SIDE - FABRIC COVERED (G14)
	105947-01-000	EA	BRACKET-HOLD DOWN, COUCH - CANADIAN
	082525-01-000	EA	BRACE-COUCH, FLOOR MOUNT - ANGLE 3" LONG - METAL
	083125-07-000	EA	BRACE-ANGLE, COUCH - 2.5" - OFF WHITE
	104006-01-C05	EA	LID-ENTRANCE STEP COMPARTMENT, W/O CARPET
	107941-01-02A	EA	SUPPORT-LID, ENTRANCE STEP - OFF WHITE
	101222-01-02A	EA	BRACKET-CATCH, LID - OFF WHITE
	116975-01-01A	EA	LATCH-W/O STRIKE, BLACK

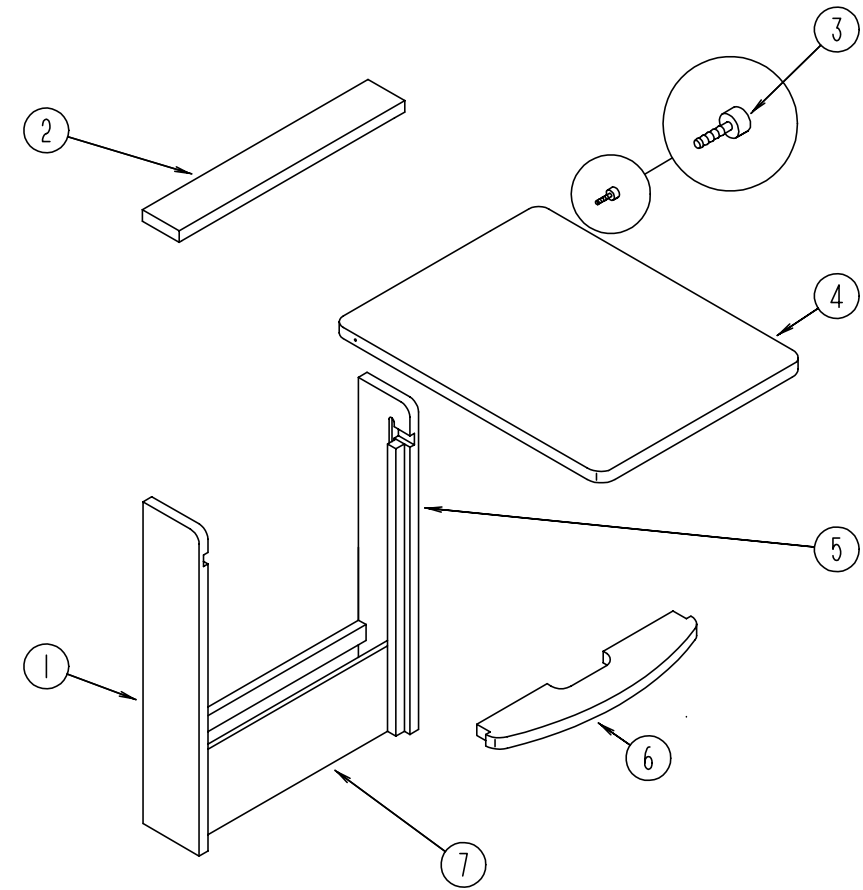
## LOUNGE GROUP (CONTINUED)



### PASSENGER SIDE SWIVEL CHAIRS & TABLE

KEY	PART NUMBER	U/M	DESCRIPTION
1	103128-02-G09	EA	CAP-END, OVERHEAD CABINET
2	106483-01-G09	EA	CABINET-OVERHEAD, W/O DOORS
3	M06803-02-G09	EA	DOOR-W/O HARDWARE W/O MIRROR - 400 MM X 710 MM (G09/G10/G11)
3	M06803-02-G13	EA	DOOR-W/O HARDWARE W/O MIRROR - 400 MM X 710 MM (G13/G14)
3	M06803-82-G13	EA	DOOR-W/O HARDWARE W/O MIRROR - 400 MM X 710 MM (G13/G14) DECORATOR DOOR OPTION - RAISED PANEL
4	103128-01-G09	EA	CAP-END, OVERHEAD CABINET
5	M96873-01-G01	EA	CABINET ASSEMBLY-TABLE, W/O PULLOUT TOP
	104006-01-C05	EA	LID-ENTRANCE STEP COMPARTMENT, W/O CARPET
	107941-01-02A	EA	SUPPORT-LID, ENTRANCE STEP - OFF WHITE
	101222-01-02A	EA	BRACKET-CATCH, LID - OFF WHITE
	116975-01-01A	EA	LATCH-W/O STRIKE, BLACK

## LOUNGE GROUP (CONTINUED)



### PULLOUT TABLE

KEY	PART NUMBER	U/M	DESCRIPTION
	M96873-01-G01	EA	TABLE ASM-PULLOUT
1	096873-14-G01	EA	SIDE END-TABLE, 28.7" X 5.7" - LEFT SIDE
2	096873-15-G01	EA	SHELF-SUPPORT, OVER PULL OUT TABLE TOP
3	079921-01-000	EA	NYLON ROLLER W/SHAFT
4	096873-11-G01	EA	TOP-PULLOUT
5	096873-13-G01	EA	SIDE END-TABLE, 28.7" X 5.7" - RIGHT SIDE
6	096873-12-G01	EA	SHELF-SUPPORT, UNDER PULL OUT TABLE TOP
7	096873-16-G01	EA	PANEL-TABLE, FRONT BOTTOM - 18.1" X 6.7"
	080736-01-000	EA	PULL-RECESSED, 1.25" X 4" - OAK

**SEALANTS & FASTENERS GROUP****ADHESIVE**

KEY	PART NUMBER	U/M DESCRIPTION
	004020-01-000	QT ADHESIVE-ABS CEMENT, QUART
	081377-01-700	EA ADHESIVE-CYANOACRYLATE, 10 GRAM TUBE
	087211-01-000	GL ADHESIVE-PROMOTER
	004005-02-000	EA ADHESIVE-SWIFTS, 1 GAL - W1333
	062917-03-000	EA ADHESIVE-LOCTITE 242
	067788-01-000	EA ADHESIVE-SPRAY, 19.5 OZ AEROSOL CAN 3M 74
	114311-01-000	GL ADHESIVE-GLUE - NATIONAL STARCH 72-7843

**TAPES**

KEY	PART NUMBER	U/M DESCRIPTION
	076314-02-000	FT TAPE-CARPET SEAM, HEAT-BOND - 4" WIDE
	076322-01-000	FT TAPE-FOAM, DOUBLE COATED ADHESIVE BACKED - .75" X 216'
	076322-02-000	FT TAPE-FOAM, DOUBLE COATED ADHESIVE BACKED - 1" X 108'
	076322-03-000	FT TAPE-FOAM, DOUBLE COATED ADHESIVE BACKED - .5" X 108'
	076322-05-000	FT TAPE-FOAM, DOUBLE COATED - .025" X 1.5" X 108'
	076322-07-000	FT TAPE-FOAM, DOUBLE COATED - .045" X .50" X 200' - NORTON V2000
	110274-01-000	FT TAPE-FOAM, DOUBLE COATED - .045" X 1.00" - NORTON V-2800
	002707-02-000	FT TAPE-SEALER, 5/16" X 1/2" - INCREMENTS OF 50 FT
	088479-01-000	FT TAPE-ALUMINUM, 3" - 3M

**SEALERS**

KEY	PART NUMBER	U/M DESCRIPTION
	069640-03-000	FT SEALER-RIBBON, 3/4" X 1/8" - INCREMENTS OF 60'
	069640-07-000	FT SEALER-RIBBON, 2" X 3/32" - INCREMENTS OF 30' OR 45'
	069640-09-000	FT SEALER-RIBBON, 1/32" X 2 1/2" - INCREMENTS OF 80'
	069640-11-000	FT SEALER-TAPE, 3/16" X 3/8", BLACK - INCREMENTS OF 40'
	069640-13-000	FT SEALER-TAPE, 3/32" X 2" - BLACK
	069640-14-000	FT SEALER-TAPE, 1/16" X 1" - GRAY - INCREMENTS OF 60'
	108353-03-000	FT SEAL-FOAM, 4.76 MM X 6.35 MM - LUNDELL
	900390-01-000	EA TIP - 2 1/2" X 1/8" ORIFICE, ELLSWORTH TS216
	900390-03-000	EA NOZZLES-SILICONE TUBE, CSL D10
	034552-02-000	EA SILICONE-TUBE, 300 ML - CLEAR - W/O NOZZLE
	034552-12-000	EA SILICONE-TUBE, 300 ML - BUFF - W/O NOZZLE
	053766-02-000	EA BEDDING COMPOUND-TUBE, WHITE - SCHNEE 5522
	053766-06-000	EA BEDDING COMPOUND-TUBE, CLEAR
	053766-08-000	EA BEDDING COMPOUND-TUBE, GRAY - SCHNEE 5522
	072889-01-000	EA SEALANT-URETHANE, BLACK - 1/10 - ESSEX 552.2
	072889-09-000	EA SEALANT-URETHANE, TUBE - BLACK - MANUS 75AM
	102352-01-000	EA SEALER-PUMPABLE, BLACK - COLORIMETRIC MS101
	106206-01-000	EA SEALER-PUMPABLE, BLACK - MANUS 30A
	107828-01-000	EA SEALANT-SB 190 EVERSEAL - SURE BOND INC
	108716-01-000	EA SILICONE-TUBE, OFF WHITE - SELF LEVELING - CSL 510

**WASHERS**

KEY	PART NUMBER	U/M DESCRIPTION
	000E11-07-00B	EA WASHER-LK, 7/16" MED SPLIT - ZINC
	000E11-08-00B	EA WASHER-LK, 1/2" MED SPLIT - ZINC
	000E13-14-00B	EA WASHER-FL, 1/4" WIDE - ZINC
	000E13-18-00B	EA WASHER-FL, 3/8" WIDE - ZINC
	000E13-20-00B	EA WASHER-FL, 7/16" WIDE - ZINC
	000E13-21-00B	EA WASHER-FL, W/2 NAR - ZINC
	000E14-10-00B	EA WASHER-LK, NO 10 EXT TOOTH - ZINC
	044533-01-000	EA WASHER-PLASTIC, 1 3/8" OD - FOR BUTTONS
	058716-02-000	EA WASHER-FLAT, NYLON - .406 X .750 X .060
	077071-01-000	EA WASHER-FENDER, 3/16" ID X 1" OD
	106649-01-000	EA WASHER-SEALING, 5/8" ID - GALVANIZED
	110794-01-000	EA WASHER-FL, 1" ID X 1 3/4" OD - C-TECH 36T1043187

**SEALANTS & FASTENERS GROUP (CONTINUED)****SCREWS**

KEY	PART NUMBER	U/M DESCRIPTION
	000G11-05-08B	EA SCREW, 5-20 X 1/2 PPH - ZINC
	000G11-06-06B	EA SCREW, 6-20 X 3/8 PPH - ZINC
	000G11-06-08B	EA SCREW, 6-20 X 1/2 PPH - ZINC
	000G11-06-10J	EA SCREW, 6-20 X 5/8 PPH - BRASS
	000G11-06-10B	EA SCREW, 6-20 X 5/8 PPH - ZINC
	000G11-07-08B	EA SCREW, 7-19 X 1/2 PPH - ZINC
	000G11-08-06B	EA SCREW, 8-18 X 3/8 PPH - ZINC
	000G11-08-08B	EA SCREW, 8-18 X 1/2 PPH - ZINC
	000G11-08-12S	EA SCREW, 8-18 X 3/4 PPH - OFF WHITE
	000G11-08-12P	EA SCREW, 8-18 X 3/4 PPH - DARK BROWN
	000G11-08-12D	EA SCREW, 8-18 X 3/4 PPH - BLACK PHOS
	000G11-08-12B	EA SCREW, 8-18 X 3/4 PPH - ZINC
	000G11-08-16S	EA SCREW, 8-18 X 1.00 PPH - OFF WHITE
	000G11-08-20B	EA SCREW, 8-18 X 1 1/4 PPH - ZINC
	000G11-10-12S	EA SCREW, 10-16 X .75 PPH - OFF WHITE
	000G11-10-12D	EA SCREW, 10-16 X 3/4 PPH - BLACK
	000G11-10-40B	EA SCREW, 10-16 X 2 1/2 PPH CAD - 34927-01-000
	000G11-10-16B	EA SCREW, 10-16 X 1 - PPH - ZINC
	000G11-10-10X	EA SCREW, 10 - 16 X 5/8 PPH - GRAY
	000G12-06-08T	EA SCREW, 6-20 X .50 POH - BLACK
	000G12-08-16S	EA SCREW, 8-18 X 1.00 POH - OFF WHITE
	000G13-06-08G	EA SCREW, 6-20 X 1/2 PFH - ANTIQUE BRASS
	000G13-06-10G	EA SCREW, 6-20 X 5/8 PFH - ANTIQUE BRASS
	000G13-07-10H	EA SCREW, 7-19 X 5/8 PFH - BLACK
	000G13-08-10B	EA SCREW, 8-18 X 5/8 PFH - ZINC
	000G18-08-22B	EA SCREW-MACHINE, 8-32 X 1 3/8 PPH - ZINC
	000G19-10-20B	EA SCREW-MACHINE, 10-32 X 1 1/14 PPH - ZINC
	000G19-10-08B	EA SCREW-MACHINE, 10-32 X 1/2 PPH - ZINC
	000G32-10-06B	EA SCREW, 10-32 X 3/8" - PPH - ZINC
	000G39-06-10T	EA SCREW-SF/DR, 6-20 X 5/8 PPH - BLACK
	000G39-06-16T	EA SCREW-SF/DR, 6-20 X 1.00 PPH - BLACK
	000G39-08-08B	EA SCREW-SF/DR, 8-18 X 1/2 PPH - ZINC
	000G39-08-06B	EA SCREW-SF/DR, 8-18 X 3/8 PPH - ZINC
	000G39-08-08S	EA SCREW-SF/DR, 8-18 X 1/2 PPH - OFF WHITE
	000G39-08-12B	EA SCREW-SF/DR, 8-18 X 3/4 PPH - ZINC
	000G39-08-12T	EA SCREW-SF/DR, 8-18 X 3/4 PPH - BLACK
	000G39-08-16B	EA SCREW-SF/DR, 8-18 X 1 PPH - ZINC
	000G39-08-16T	EA SCREW-SF/DR, 8-18 X 1 PPH - BLACK
	000G39-08-32B	EA SCREW-SF/DR, 8-18 X 2 PPH - ZINC
	000G39-10-08B	EA SCREW-SF/DR, 10-16 X .50 PPH - ZINC
	000G39-10-12B	EA SCREW-SF/DR, 10-16 X .75 PPH - ZINC
	000G39-10-12D	EA SCREW-SF/DR, 10-16 X 3/4 PPH - BLACK
	000G39-10-129	EA SCREW-SF/DR, 10-16 X 3/4 PPH - FLUOROCARBON SILVER
	000G39-10-20B	EA SCREW-SF/DR, 10-16 X 1 1/4 PPH - ZINC
	000G39-10-10B	EA SCREW-SF/DR, 10-16 X .625 - ZINC
	000G42-04-12B	EA SCREW-SF/DR, 1/4-14 X 3/4 HWH - ZINC
	000G43-06-24B	EA SCREW-MACHINE, 8-32 X 1.50 PFH - BLACK
	000G46-08-24T	EA SCREW-MACHINE, 8-32 X 1.50 PFH - BLACK
	000G50-04-08B	EA SCREW-MACHINE, 1/4-20 X 1/2 PTH - ZINC
	000G50-04-12B	EA SCREW-MACHINE, 1/4-20 X 3/4 PPH - ZINC
	000G52-08-18B	EA SCREW-MACHINE, 8-32 X 11/8 PTH - ZINC
	000G53-04-06B	EA SCREW-MACHINE, 1/4-20 X 3/8 PPH - ZINC - UNDERCUT HEAD
	000G54-04-20B	EA SCREW, 1/4-20 X 1 1/4 PTH - TYPE 23 - ZINC PLATED
	000G55-08-12S	EA SCREW-SF/DR, 8-18 X .75 PWH - OFF WHITE
	000G56-12-48B	EA SCREW-WOOD, 12-11 X 3 POH - SPECIAL HARDENED
	000G60-10-28T	EA SCREW-SF/DR, 10-16 X 1.75 - BLACK
	000G67-10-08B	EA SCREW, 10-12 X 1/2 PPH - ZINC
	000G67-10-36T	EA SCREW, 10-12 X 2.25 PPH - BLACK - STALGAURD
	000G67-10-24B	EA SCREW, 10-12 X 1 1/2 PPH - ZINC
	000G67-10-20D	EA SCREW, 10-12 X 1 1/4 PPH - BLACK
	000G67-10-120	EA SCREW, 10-12 X .75" PPH - TAN
	000G67-10-16B	EA SCREW, 10-12 X 1 PPH - ZINC
	000G67-10-12B	EA SCREW, 10-12 X 3/4" PPH - ZINC



**SEALANTS & FASTENERS GROUP (CONTINUED)**  
**SCREWS (CONTINUED)**

KEY	PART NUMBER	U/M DESCRIPTION
	000G67-10-12P	EA SCREW, 10-12 X 3/4" PPH - DARK BROWN
	000G67-10-10D	EA SCREW, 10-12 X 5/8 PPH - BLACK - TYPE A
	000G67-10-10B	EA SCREW, 10-12 X 5/8 PPH - ZINC - TYPE A
	000G68-06-10G	EA SCREW, 6-18 X 5/8 POH - ANTIQUE BRASS
	049465-01-000	EA SCREW, 10-16 W/WASHER PTH - DARK BROWN
	049465-03-000	EA SCREW, 10-16 X 1 POH W/WASHER - OFF WHITE
	049465-04-000	EA SCREW, 10-16 X 1 PTH W/WASHER - BEIGE
	075908-01-000	EA SCREW, MACHINE, 10-32 X .56 PTH - ZINC - EXTERNAL TOOTH
	076790-01-000	EA SCREW, 6-20 X 1 1/4 PPH - BLACK
	086256-01-000	EA SCREW-SF/DR, 8 X .75 HWH LG
	087721-01-000	EA SCREW-FLAT HEAD, TAPPING - 1/4" X 1 1/4" LONG - ZINC
	097974-01-000	EA SCREW-PARTICLE BOARD, 7-9 X .75 PPH
	101618-01-000	EA SCREW, 1/4-20 X 3/4 HEX/TAPPING - STALGARD TYPE F
	116111-02-01A	EA SCREW-TAPTITE, 1/4-20 X 3/8 PPH - ZINC
	117322-01-000	EA SCREW - 1/4-28 UNF - 2A - TORX

**BOLTS**

KEY	PART NUMBER	U/M DESCRIPTION
	000C12-05-12B	EA BOLT-HEX, 5/16-18 X 3/4 - ZINC 5
	000C12-05-16B	EA BOLT-HEX, 5/16-18 X 1 - ZINC 5
	000C12-05-64B	EA BOLT-HEX, 5/16-18 X 4
	000C12-06-16B	EA BOLT-HEX, 3/8-16 X 1 - ZINC 5
	000C12-07-20B	EA BOLT-HEX, 7/16 - 14 X 1 1/4" - ZINC 5
	000C12-08-24B	EA BOLT-HEX, 1/2-13 X 1 1/2 - ZINC 5
	000C12-09-20B	EA BOLT-HEX, 9/16-12 X1 1/4 - ZINC 5
	000C12-10-24B	EA BOLT-HEX, 5/8-11 X 1 1/2 - ZINC 5
	000C13-07-48B	EA BOLT-HEX, 7/16 - 20 X 3 - ZINC 5
	000C18-05-40A	EA BOLT-ELEVATOR, 5/16"-18 X 2 1/2" - PL
	000C26-04-10B	EA BOLT-HEX, SER FLG - 1/4-20 X 5/8 - ZINC
	000C26-04-14B	EA BOLT-HEX, SER FLG - 1/4-20 X 7/8 - ZINC
	000C26-04-18B	EA BOLT-HEX, SER FLG - 1/4-20 X 1 1/8 - ZINC
	000C26-05-12B	EA BOLT-HEX, SER FLG - 5/16-18 X 3/4 - ZINC
	000C26-05-16B	EA BOLT-HEX, SER FLG - 5/16-18 X 1 - ZINC
	000C26-06-12B	EA BOLT-HEX, SER FLG - 3/8-16 X 3/4 - ZINC
	000C27-10-32B	EA BOLT-CARRIAGE, 5/8-11 X 2.00
	000G45-05-16B	EA BOLT-LAG, 5/16 - 9 X 1 - ZINC
	051387-06-000	EA BOLT-CARRIAGE, W/O HOLE - 5/16-18 X 9.5 - ZINC
	102333-01-02A	EA BOLT-CARRIAGE, 7/16 - 14 SST CAP - OFF WHITE BUMPER BOLT
	106166-01-000	EA BOLT-COLLARED HANGER, 8-32 X 1"

**NUTS**

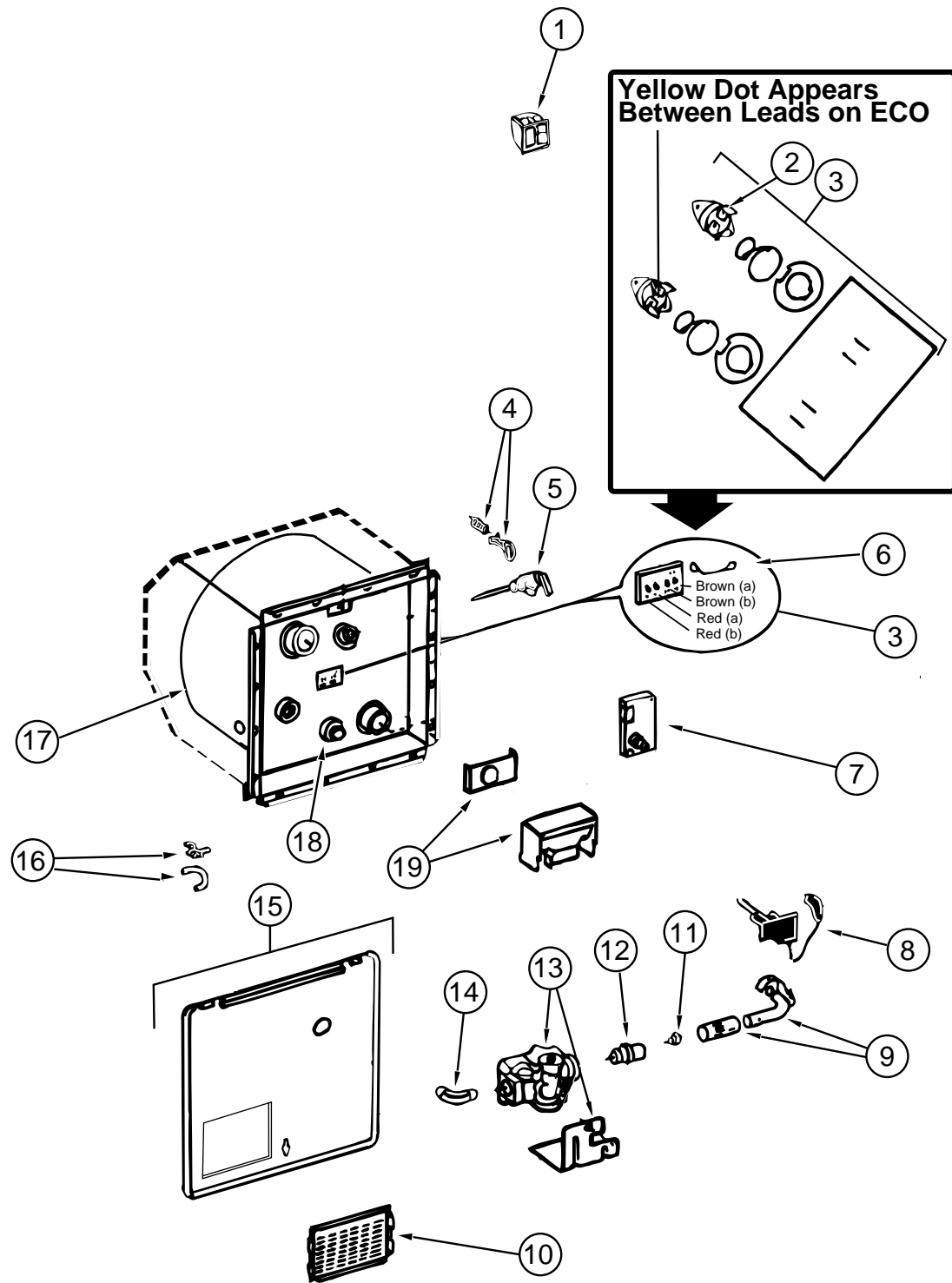
KEY	PART NUMBER	U/M DESCRIPTION
	000D24-10-00B	EA NUT-HEX, SF/LK - 10-32 - ZINC
	000D29-05-00B	EA NUT-HEX, SELFLOCK - 5/16 - 18 - UNC
	000D29-09-00B	EA NUT-HEX, SELFLOCK - 9/16 - 12 - ZINC
	000D34-06-00B	EA NUT-HEX, LK - 3/8 - 16 GRADE C - ZINC - PREVAILING TORQUE
	000D39-04-00B	EA NUT-HEX, SER FLG LK - 1/4-20 - ZINC
	000D39-05-00B	EA NUT-HEX, SER FLG LK - 5/16-18 - ZINC
	000D39-06-00B	EA NUT-HEX, SER FLG LK - 3/8-16 - ZINC
	000D39-08-00B	EA NUT-HEX, SER FLG LK - 1/2-13 - ZINC
	000D44-07-00B	EA NUT-HEX, SER FLG LK - 7/16-20 - ZINC
	000D46-04-00A	EA NUT-HEX, WELD - 1/4-20 - PLAIN - SHORT PILOT
	044364-02-000	EA NUT-SPEED, FLAT - ROUND
	063253-07-000	EA NUT-J, #8A - .120-.130 PANEL THICKNESS
	104369-01-000	EA NUT-HEX, HEAVY - 5/8-11 UNC
	040921-03-000	EA NUT-SPEED, U TYPE - NO 10
	040921-04-000	EA NUT-SPEED, U TYPE - NO 8 - .59" LENGTH X .44" WIDTH
	040921-09-000	EA NUT-SPEED, U TYPE - NO 8 - TINNERMAN C9812-8A
	083163-06-000	EA PUSHNUT-FLAT TYPE 3/8 STUD - FORD ONLY TO RETAIN THE AIR BAFFLE ON THE OIL DIPSTICK TUBE
	087234-01-000	EA NUT-JACK, 1/4 X 20 THD, MOLLY - BRASS - ARDEN 8-L,JN MOUNTS LICENSE PLATES

**SEALANTS & FASTENERS GROUP (CONTINUED)**  
**CLAMPS, GROMMETS AND MISCELLANEOUS FASTENERS**

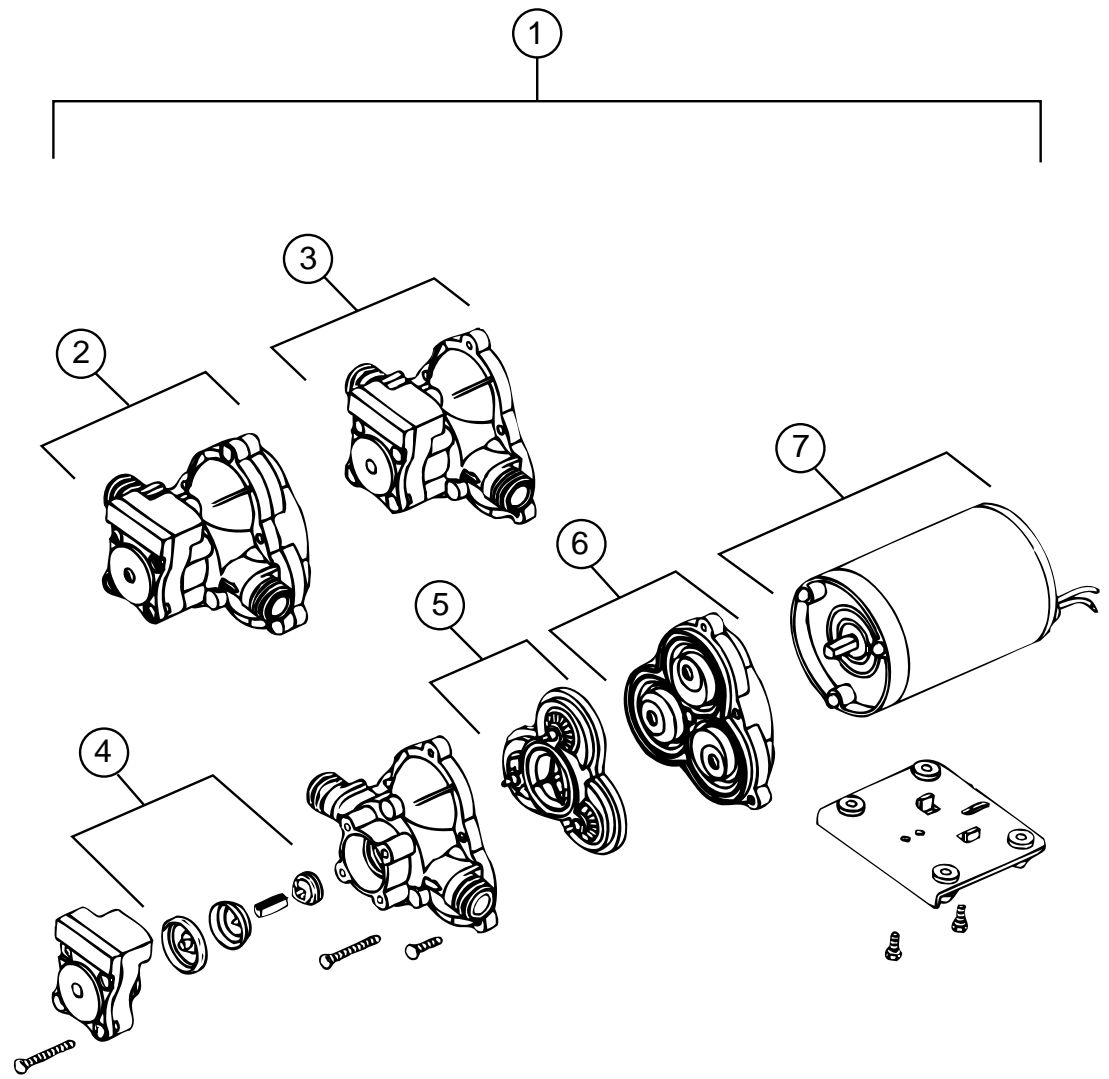
KEY	PART NUMBER	U/M DESCRIPTION
	000H16-06-10R	EA RIVET-POP, 3/16 X .501 - .625 - AL
	007161-01-000	EA CLAMP-HOSE, SPRING TYPE - 1/2"
	010495-01-000	EA CLAMP-CABLE, 9/16"
	010497-01-000	EA CLAMP-CLOSED, 5/8" ID
	010497-03-000	EA CLAMP-CLOSED, 1" ID - CUSHIONED
	010499-01-000	EA CLAMP-CLOSED, 3/8" ID
	062401-01-000	EA CLAMP-HOSE, WORMGEAR .25" - 1"
	062401-02-000	EA CLAMP-HOSE, WORMGEAR 1.56" - 2.5"
	062401-03-000	EA CLAMP-HOSE, WORMGEAR .22" - 1"
	062401-04-000	EA CLAMP-HOSE, WORMGEAR .69" - 1.25"
	062401-06-000	EA CLAMP-HOSE, WORMGEAR .22" - .62"
	062401-11-000	EA CLAMP-HOSE, WORMGEAR 3.56" - 4.5"
	075148-02-000	EA CLAMP-GROUNDING, BRONZE SCREWS
	080734-02-000	EA CLIP-WIRE, NYLON
	083609-01-000	EA CLAMP-WIRE, DUAL EQUAL - 5/8" DIAMETER
	083610-01-000	EA CLAMP-WIRE, DUAL - UNEQUAL DIAMETERS - .75" & 1.25"
	083610-02-000	EA CLAMP-WIRE, DUAL - UNEQUAL DIAMETERS
	008380-01-000	EA GROMMET-RUBBER, 5/8" HOLE X 1 1/2" DIAMETER - BLACK
	016188-03-000	EA GROMMET-L/P LINE, 3/8" HOLE X 2 1/2" LONG - RUBBER
	016188-05-000	EA GROMMET-L/P LINE, 3/8" HOLE X 1 1/4" LONG - RUBBER
	023942-01-000	EA GROMMET-RUBBER, 2" OD
	071015-26-000	EA GROMMET-RUBBER, 1.5" ID X 2.12" OD W/.06" GROOVE
	114208-02-000	EA GROMMET-EDGE LINER, FITS .625 - HEYCO 2073
	049176-01-000	EA HEDLOCK II - 3/4 DIAMETER, SCREW MOUNT
	056134-01-000	EA HOLDER-RING, 3.6" DIAMETER - METAL
	056134-02-000	EA HOLDER-RING, 1.8" DIAMETER - METAL
	086285-01-000	EA SPACER-NYLON, .5" OD X .257" ID
	077955-01-000	EA J CLIP-VINYL COATED, 3/8" USED IN WIRING TO CLEARANCE LIGHTS
	029094-04-000	YD VELCRO TAPE-LOOP, 1" WIDE - BLACK
	029096-03-000	YD VELCRO TAPE-HOOK, 1" WIDE - BLACK
	085774-01-000	FT FASTENER-DUAL HOOK, 1" WIDE - ADHESIVE BACK - BLACK
	085774-02-000	FT FASTENER-DUAL LOOP, 1" WIDE - ADHESIVE BACK - BLACK
	008343-01-000	EA TIE-WIRE, 6"
	008343-02-000	EA TIE-WIRE, 14"
	108046-02-000	EA CABLE-TIE, SCREW MOUNT - 15"
	080211-03-000	EA CLIP-MOUNTING, XMAS TREE - DECORATIVE PADS
	091952-02-000	EA CLIP-GRIPPER, 3/4"
	094362-02-000	EA CLIP-XMAS TREE, FLAT HEAD
	101447-01-000	EA CLIP-U TYPE, TINNERMAN HOLDS SHOWER SURROUND TOGETHER

**WATER & SEWAGE GROUP**  
**ATWOOD WATER HEATER W/MOTOR AID MODEL GH6-7E**

KEY	PART NUMBER	U/M	DESCRIPTION	VENDOR NO.
	051393-01-000	EA	WATER HEATER-W/MOTOR AID, PILOTLESS IGNITION - ATWOOD GH6-7E	
1	097967-01-000	EA	SWITCH-WATER HEATER, REMOTE W/LIGHT - ATWOOD 91959	
2	051391-04-701	EA	THERMOSTAT 12 VDC - 120 PRESET, FRONT MOUNT - ATWOOD	91470
3	051393-01-721	EA	ECO & THERMOSTAT ASM-FRONT MOUNT, 140 DEGREE - ATWOOD	91447
4	051391-01-705	EA	FASTENER-CAMLOC, ATWOOD	92609
5	051391-01-704	EA	VALVE-RELIEF, 1/2" FITTING - ATWOOD	91604
6	051393-01-723	EA	SWITCH-THERMAL CUT-OFF 2/PKG, ATWOOD	93866
7	051393-01-724	EA	CIRCUIT BOARD-SPADE TERMINAL, ATWOOD	93867
8	051393-01-725	EA	ELECTRODE-SINGLE SPADE CONNECT - ATWOOD	93868
9	051391-04-703	EA	BURNER-MAIN, ATWOOD	91638
10	051391-01-717	EA	GRILLE ONLY - ATWOOD	92640
11	051391-01-710	EA	ORIFICE-MAIN BURNER, ATWOOD	92742
12	051391-03-700	EA	ORIFICE HOLDER - ATWOOD	91563
13	051393-01-726	EA	SOLENOID VALVE AND BRACKET - ATWOOD	93870
14	051391-01-714	EA	ELBOW - 45 DEGREE, 3/8" F X 3/8" MPT - ATWOOD	91044
15	052009-04-000	EA	DOOR-WATER HEATER, BUFF - ATWOOD	
16	051391-01-700	EA	HINGE KIT-W/CLIP, ATWOOD	92568 & 92559
17	051391-04-704	EA	TANK-INNER - ATWOOD	91642
18	051391-01-715	EA	DRAIN PLUG, ATWOOD	91561
19	051391-04-707	EA	FLUE, & GASKET - ATWOOD	90960
	116424-01-000	EA	PROTECTOR-WATER HEATER LATCH - ATWOOD 92611	
	114430-03-000	EA	ADAPTER - 1/2" P X 1/2" MPT - FLAIR-IT 02842	
	101814-01-000	EA	COUPLING-FEMALE, 1/2" X 1/2" FPT W/COMP. SLEEVE - GRAY	
	110438-01-000	EA	VALVE-CHECK, BRASS - G784	



**WATER & SEWAGE GROUP (CONTINUED)**  
**SHURFLO WATER PUMP**



KEY	PART NUMBER	U/M	DESCRIPTION	VENDOR NO.
1	098607-01-000	EA	PUMP-WATER, W/.5"MPT FITTING - FLOW 2.8 GPM - UL	
2	098607-01-700	EA	PUMPHEAD-REPLACEMENT, SHURFLO	94-236-08
3	098607-01-706	EA	UPPER HOUSING/SWITCH KIT, SHURFLO	94-231-20
4	098607-01-705	EA	CHECK VALVE-KIT, SHURFLO	94-237-00
5	098607-01-703	EA	VALVE ASM, SHURFLO	94-232-00
6	098607-01-702	EA	DIAPHRAGM KIT W/DRIVE, SHURFLO	94-238-04
7	098607-01-707	EA	MOTOR/BASEPLATE REPLACEMENT, SHURFLO	94-234-03

**WATER & SEWAGE GROUP (CONTINUED)**  
**WATER TANK QUEEN BED**

KEY	PART NUMBER	U/M DESCRIPTION
	117898-02-000	EA TANK ASSEMBLY-WATER 1066 MM X 674 MM X 390 MM - W/FITTINGS
	117898-01-000	EA TANK-WATER, 1066 MM X 674 MM X 390 MM - W/O FITTINGS
	039861-01-000	EA SENDING UNIT-W/SCREW, WASHER, WELL NUT & TERMINAL RING
	010224-01-000	EA ADAPTER-HOSE TO PIPE, 3/8" MPT X 3/8" BARB - BLACK PLASTIC
	042989-03-000	EA FITTING-WATER TANK, SPINWELD - 1 1/4" NPT - PLASTIC - WHITE
	042989-04-000	EA FITTING-WATER TANK, SPINWELD - 3/8" FPT - PLASTIC - WHITE
	042989-05-000	EA FITTING-WATER TANK, SPINWELD - 1/2" FPT - PLASTIC - WHITE
	049032-01-000	EA PATCH-SPINWELD, 3/8" - PLASTIC
	044927-01-000	EA ADAPTER-HOSE TO PIPE, 1 1/4"MPT X 1 1/4"BARB - PLASTIC - BLACK
	114429-02-000	EA ELBOW - 1/2" P X 1/2" MPT - FLAIR-IT 02803
	074462-02-000	FT TUBING-VINYL, 3/8" ID X 20' - CLEAR
	077954-02-000	EA FILTER-WATER TANK, SCREEN IN TANK
	079381-01-000	FT TUBING-SMOOTH FLEXIBLE, 1 1/4" ID X 20'

**WATER TANK TWIN BED**

KEY	PART NUMBER	U/M DESCRIPTION
	117898-03-000	EA TANK ASSEMBLY-WATER 1066 MM X 674 MM X 390 MM - W/FITTINGS
	117898-01-000	EA TANK-WATER, 1066 MM X 674 MM X 390 MM - W/O FITTINGS
	039861-01-000	EA SENDING UNIT-W/SCREW, WASHER, WELL NUT & TERMINAL RING
	010219-01-000	EA ELBOW - 1 1/4" MPT X 1 1/4" BARB, WATER FILL - PLASTIC
	010224-01-000	EA ADAPTER-HOSE TO PIPE, 3/8" MPT X 3/8" BARB - BLACK PLASTIC
	114430-03-000	EA ADAPTER - 1/2" P X 1/2" MPT - FLAIR-IT 02842
	042989-03-000	EA FITTING-WATER TANK, SPINWELD - 1 1/4"NPT - PLASTIC - WHITE
	042989-04-000	EA FITTING-WATER TANK, SPINWELD - 3/8" FPT - PLASTIC - WHITE
	042989-05-000	EA FITTING-WATER TANK, SPINWELD - 1/2" FPT - PLASTIC - WHITE
	049032-01-000	EA PATCH-SPINWELD, 3/8" - PLASTIC
	074462-02-000	FT TUBING-VINYL, 3/8" ID X 20' - CLEAR
	077954-02-000	EA FILTER-WATER TANK, SCREEN IN TANK
	079381-01-000	FT TUBING-SMOOTH FLEXIBLE, 1 1/4" ID X 20'

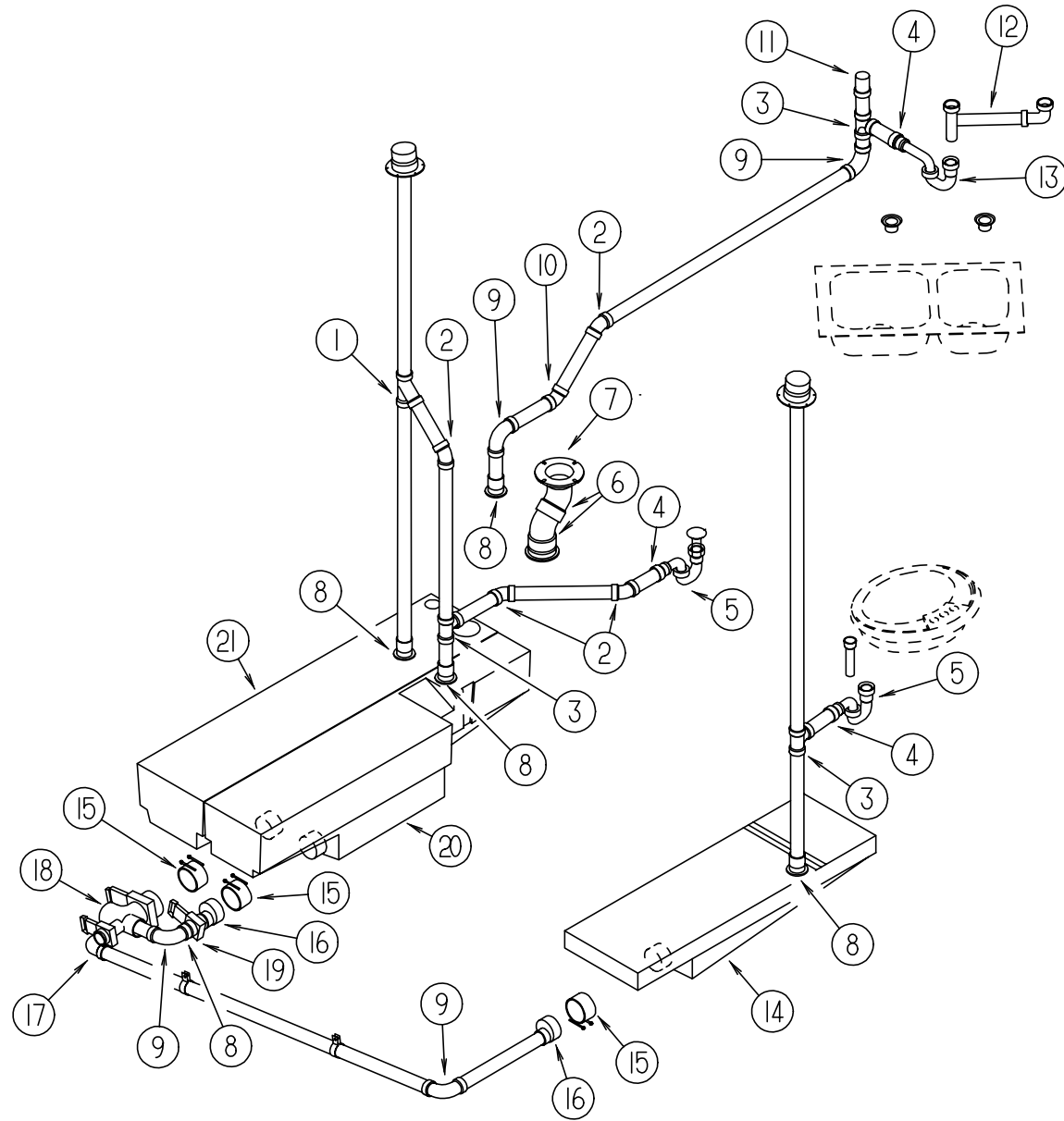
**WATER & SEWAGE GROUP (CONTINUED)**  
**WATER SYSTEM**

KEY	PART NUMBER	U/M DESCRIPTION
	039800-02-000	FT TUBING-POLYBUTYL, 5/8" OD - INCREMENTS OF 20' - BLACK
	035539-01-000	EA ELBOW-PLASTIC, 3/8" MPT X 3/8" BARB
	039808-03-000	EA ELBOW - 1/2" MPT X 1/2" MPT, PLASTIC - KEVCO 17296
	091208-01-000	EA WASHER-RUBBER, .06" X .75" X .5"
	110915-01-01A	EA FILL-WATER, CITY - CHROME - KEVCO 64713
	114428-01-000	EA TEE - 1/2" P X 1/2" P X 1/2" P - FLAIR-IT 02820
	114428-02-000	EA TEE-SWIVEL, 1/2" P X 1/2" P X 1/2" P - FLAIR-IT 02821
	114429-01-000	EA ELBOW - 1/2" P X 1/2" P - FLAIR-IT 02800
	114429-02-000	EA ELBOW - 1/2" P X 1/2" MPT - FLAIR-IT 02803
	114429-03-000	EA ELBOW-SWIVEL, 1/2" P X 1/2" FPT - FLAIR-IT 02816
	114430-02-000	EA ADAPTER-SWIVEL, 1/2" P X 1/2" FPT - FLAIR-IT 02873
	114431-01-000	EA VALVE-LINE DRAIN, 1/2" P - FLAIR-IT 02914
	114431-02-000	EA VALVE - 1/2" P, BYPASS - FLAIR-IT 02910
	117089-01-000	FT HOSE - 1/2" ID, GARDEN - KEVCO 49154

**EXTERIOR SHOWER**

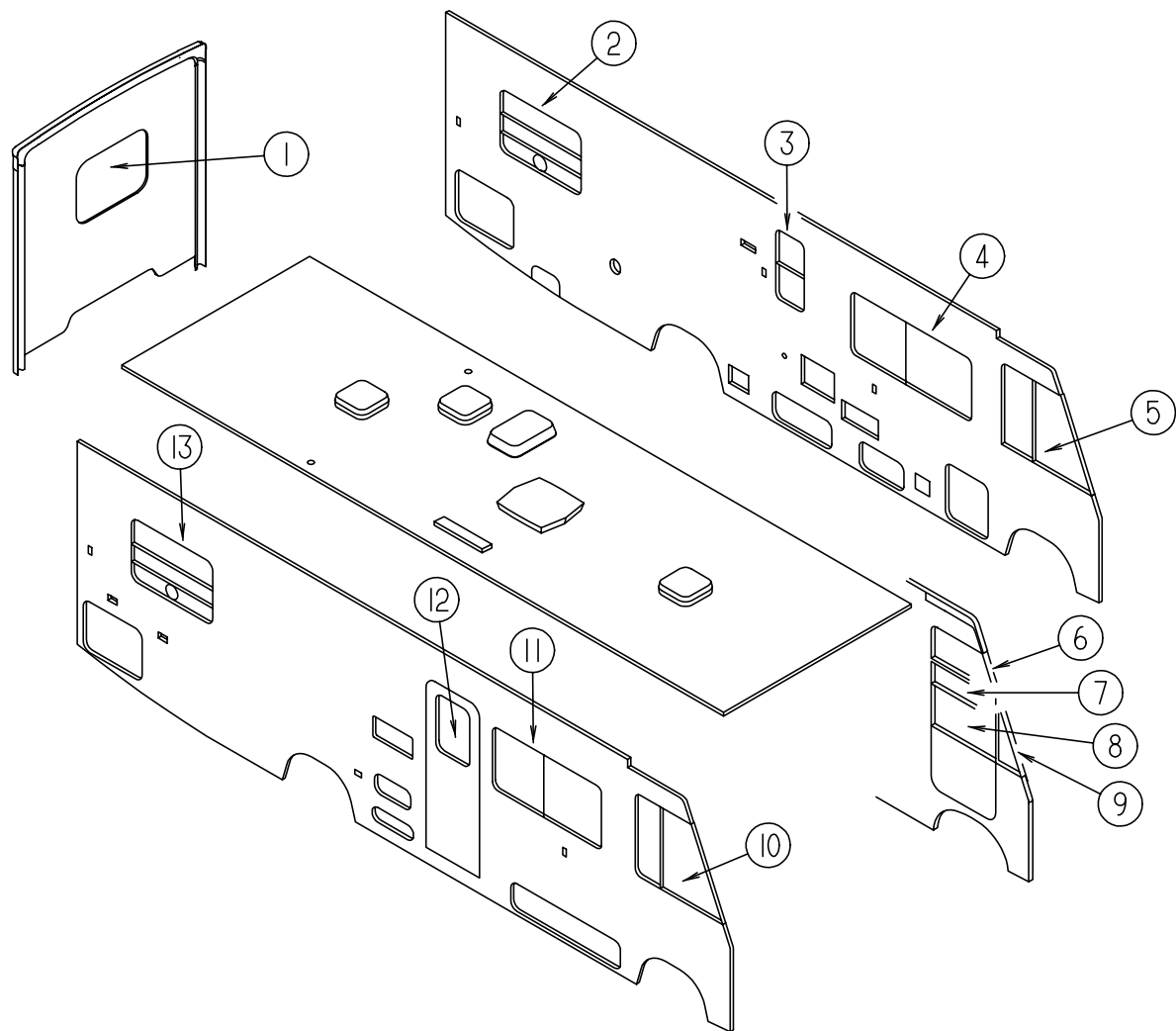
KEY	PART NUMBER	U/M DESCRIPTION	VENDOR NO.
	114429-01-000	EA ELBOW - 1/2" P X 1/2" P - FLAIR-IT 02800	
	114429-03-000	EA ELBOW-SWIVEL, 1/2" P X 1/2" FPT - FLAIR-IT 02816	
	046128-01-000	EA VALVE-DRAIN, PLASTIC - 1/2" FPT	
	075241-05-000	EA FAUCET-SHOWER, BONE	
	103092-01-000	EA SHOWER HEAD-W/60" HOSE - US	
	103092-02-000	EA SHOWER HEAD-W/60" HOSE - CANADIAN	
	103092-01-700	EA BRACKET ONLY-CLEAR, F/SHOWER HEAD - BPC	2328028
	103092-01-702	EA SEALS-SPRAY HEAD	24466
	011048-03-700	EA BRACKET/F SHOWER HEAD - BPC	2328029-3
	108356-02-01A	EA COVER-SWITCH W/DIMPLES, CARLING VVAZC00 BLA	
	108357-08-000	EA SWITCH-ROCKER, DPDT ON/NONE/ON - CARLING VDD1S00C-0	
	114293-01-01A	EA PAN-DRIP, 280 MM X 250 MM - OFF WHITE PLASTIC	

**WATER & SEWAGE GROUP (CONTINUED)**  
**DRAINAGE SYSTEM**



KEY	PART NUMBER	U/M DESCRIPTION
1	010073-01-000	EA WYE - 45 DEGREE, 1 1/2" HUB X HUB X HUB - PLASTIC - BLACK
2	010006-01-000	EA ELBOW - 45 DEGREE, 1/8 BEND - 1 1/2" HUB X HUB - BLACK PLASTIC
3	010071-01-000	EA TEE-SANITARY, 1 1/2" HUB X HUB X HUB - PLASTIC - BLACK
4	109571-01-000	EA ADAPTER-P TRAP, 1 1/2" P X 1 1/4" MPT - US ONLY
5	107538-01-000	EA P TRAP-PLASTIC, 1 1/4" W/EXT ARM - US
5	011066-03-700	EA P TRAP KIT-PLASTIC, 1 1/2" X 1 1/2" - CANADIAN
5	010121-01-000	EA BUSHING-REDUCER, 1 1/2" SMOOTH X 1 1/4" HUB - BLACK PLASTIC - CANADIAN
5	011066-03-701	EA P TRAP-PLASTIC - CANADIAN
5	011066-03-702	EA ADAPTER-P TRAP, 1 1/2" - CANADIAN
	011069-02-000	EA TAILPIECE-TUB/SHOWER, 1 1/2" X 1 1/4" X 4" - BRASS
	066440-01-000	EA STRAINER-SHOWER, W/RUBBER WASHER
	069735-01-000	EA WASHER-STRAINER TO TAILPIECE PLASTIC, 1.5"
6	010061-01-000	EA ELBOW - 45 DEGREE, STREET - 1/8 BEND - 3" S X H - PLASTIC
7	116644-01-000	EA FLANGE-CLOSET, TOILET - 4" X 3" - SEALAND 345892
8	010115-01-000	EA COUPLING - 1 1/2" HUB X HUB, PLASTIC
9	010008-01-000	EA ELBOW - 90 DEGREE, 1/4 BEND - 1 1/2" HUB X HUB - PLASTIC - BLACK
10	010051-01-000	EA ELBOW - 45 DEGREE BEND, 1 1/2" SPIGOT AND HUB - PLASTIC - BLACK
11	079968-01-000	EA VENT-MECHANICAL TRAP ARM, ANTI-SIPHON - 2" DIA X 7.3" - PLASTIC
12	011091-02-000	EA PIPE-DRAIN, DOUBLE SINK - BAFFLE TEE - 1 1/2" - US ONE PIPE W/TEE TO DRAIN BOTH SIDES OF SINK
12	011091-03-000	EA PIPE-DRAIN, W/SEALS - DOUBLE SINK - EXTENDS 9" TO 16" - CANADIAN
13	107538-01-000	EA P TRAP-PLASTIC, 1 1/4" W/EXT ARM - US
13	011071-01-000	EA P TRAP-PLASTIC, 1 1/2" - CANADIAN
14	064546-01-000	EA TANK-HOLDING, 17 GALLON - 48" X 14.75" X 8.5"
	061607-01-000	EA GROMMET-HOLDING TANK, 1 1/2" NPS
	039861-01-000	EA SENDING UNIT-W/SCREW, WASHER, WELL NUT & TERMINAL RING
15	078406-01-000	EA COUPLER-RUBBER, W/CLAMPS - 3" X 3"
16	062422-01-000	EA ADAPTER-OFFSET REDUCER, 3" X 1 1/2" - PLASTIC - BLACK
17	033761-01-000	EA ELBOW-TURN, 1/4 BEND X 1.5" HUB X 1.5" SPIGOT - PLASTIC - BLACK
18	082696-01-000	EA VALVE-DUAL DUMP, W/CAP - 3" X 1 1/2" - PLASTIC - BLACK
	010201-01-000	EA HOSE-SEWER, 3" ID X 8'
	062416-01-000	EA ADAPTER-SEWER HOSE TO 3" PIPE
	089330-01-000	EA ADAPTER-SEWER HOSE TO DUMP VALVE - PLASTIC - BLACK
	062415-01-000	EA CAP-SEWER, 3" DIAMETER
	062415-01-700	EA STRING SEWER CAP
19	062421-01-000	EA VALVE-DUMP, W/HANDLE - 1 1/2" - PLASTIC - BLACK
20	081185-01-000	EA TANK-HOLDING, 20 GALLON - 59.25" X 11.4" X 13.8"
	061607-01-000	EA GROMMET-HOLDING TANK, 1 1/2" NPS
	039861-01-000	EA SENDING UNIT-W/SCREW, WASHER, WELL NUT & TERMINAL RING
21	081149-01-000	EA TANK-HOLDING, 29 GALLON - 59.25" X 13.4" X 15.5"
	061607-01-000	EA GROMMET-HOLDING TANK, 1 1/2" NPS
	061607-02-000	EA GROMMET-HOLDING TANK, 3" NPS
	039861-01-000	EA SENDING UNIT-W/SCREW, WASHER, WELL NUT & TERMINAL RING

**WINDOW, VENT & EXTERIOR DOOR GROUP**  
**WINDOWS**

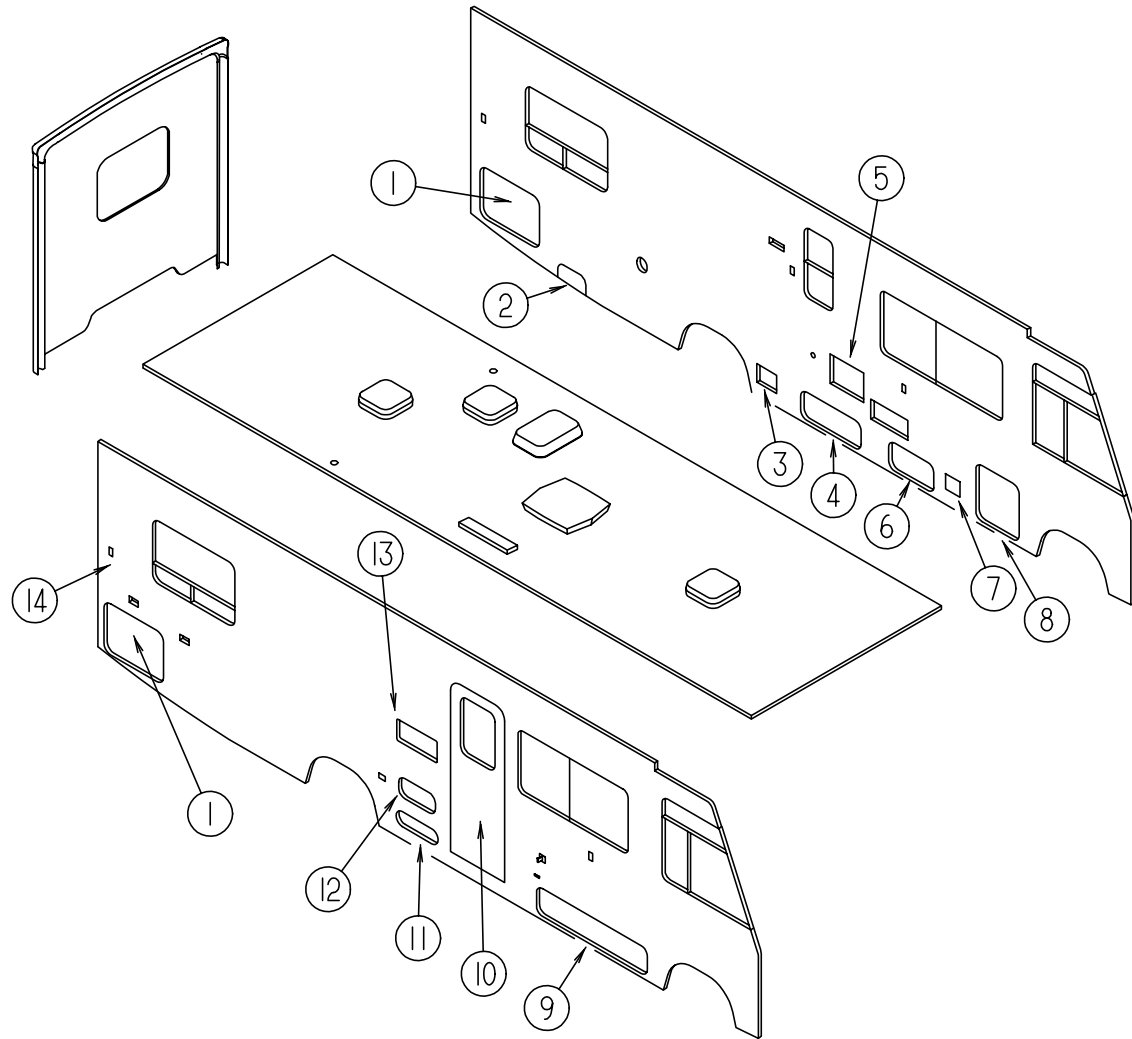


KEY	PART NUMBER	U/M	DESCRIPTION
1	078528-06-E10	EA	WINDOW-ESCAPE, BACKWALL - W/O INSIDE FRAME
1	113502-01-01A	EA	WINDOW-ESCAPE, BACKWALL - W/INSIDE FRAME - EXCEL DH153-G2W66 THERMOPANE WINDOW OPTION
2	113500-01-01A	EA	WINDOW-TIPOUT, DOUBLE - W/INSIDE FRAME - EXCEL CH04-G2W59
2	112795-23-01A	EA	WINDOW-HORIZONTAL SLIDER, W/INSIDE FRAME - EXCEL DC04-G2W66L THERMOPANE WINDOW OPTION
3	098644-07-01A	EA	WINDOW-VERTICAL SLIDER, W/INSIDE FRAME - EXCEL H170-G2W66
3	112898-04-01A	EA	WINDOW-VERTICAL SLIDER, W/INSIDE FRAME - EXCEL DC02-G2W66 THERMOPANE WINDOW OPTION
4	098647-22-01A	EA	WINDOW-SLIDING, W/INSIDE FRAME - EXCEL H287-G2W66L
4	112795-15-01A	EA	WINDOW-SLIDING, W/INSIDE FRAME - EXCEL DH287G2W66L THERMOPANE WINDOW OPTION
5	103658-09-01A	EA	WINDOW-CAB, W/INSIDE FRAME - DRIVER SIDE - EXCEL H373-ARL
5	113501-03-01A	EA	WINDOW-CAB, W/INSIDE FRAME - DRIVER SIDE - EXCEL DH405-A2B66L THERMOPANE WINDOW OPTION
6	106467-02-01A	EA	WINDOW-VISTA - DRIVER SIDE - EXCEL - DRIVER DOOR
6	116000-05-01A	EA	WINDOW-VISTA - DRIVER SIDE - EXCEL - DRIVER DOOR THERMOPANE WINDOW OPTION
7	106469-02-702	EA	WINDOW-DRIVER DOOR - STATIONARY GLASS - EXCEL 106-041104 DRIVER DOOR
8	106469-01-704	EA	WINDOW-DRIVER DOOR - ROLL-UP GLASS - W/BACKET - EXCEL V103-65L DRIVER DOOR
9	106468-02-01A	EA	WINDOW-FRONT SLANT - DRIVER SIDE - DRIVER DOOR - EXCEL DH383-A2B27L
9	115999-02-01A	EA	WINDOW-FRONT SLANT - DRIVER SIDE - EXCEL - DRIVER DOOR THERMOPANE WINDOW OPTION
10	103658-10-01A	EA	WINDOW-CAB, W/INSIDE FRAME - PASSENGER SIDE - EXCEL H373-ARR
10	113501-04-01A	EA	WINDOW-CAB, W/INSIDE FRAME - PASSENGER SIDE - EXCEL DH405-A2B66R THERMOPANE WINDOW OPTION
11	098647-24-01A	EA	WINDOW-SLIDING, W/INSIDE FRAME - EXCEL H415-G2W66R
11	112795-17-01A	EA	WINDOW-SLIDING, W/INSIDE FRAME - EXCEL DC80-G2W66R THERMOPANE WINDOW OPTION
12	117053-02-F36	EA	WINDOW-PICTURE, W/O INSIDE FRAME
12	113733-01-01A	EA	WINDOW-PICTURE, W/INSIDE FRAME - EXCEL DH416-G2W66 THERMOPANE WINDOW OPTION
13	113500-01-01A	EA	WINDOW-TIPOUT, DOUBLE - W/INSIDE FRAME - EXCEL CH04-G2W59
13	112795-21-01A	EA	WINDOW-HORIZONTAL SLIDER, W/INSIDE FRAME - EXCEL DC04-G2W66R THERMOPANE WINDOW OPTION
	117046-01-000	EA	BUMPER-RUBBER, ROUND END - LAKEVIEW 22134 FROM: 00-00-00 THRU: 07-23-95 THERMOPANE WINDOW OPTION
	117046-02-000	EA	BUMPER-RUBBER, ROUND END - LAKEVIEW 22073 FROM: 07-24-95 THRU: 99-99-99 THERMOPANE WINDOW OPTION

## WINDOW, VENT & EXTERIOR DOOR GROUP (CONTINUED)

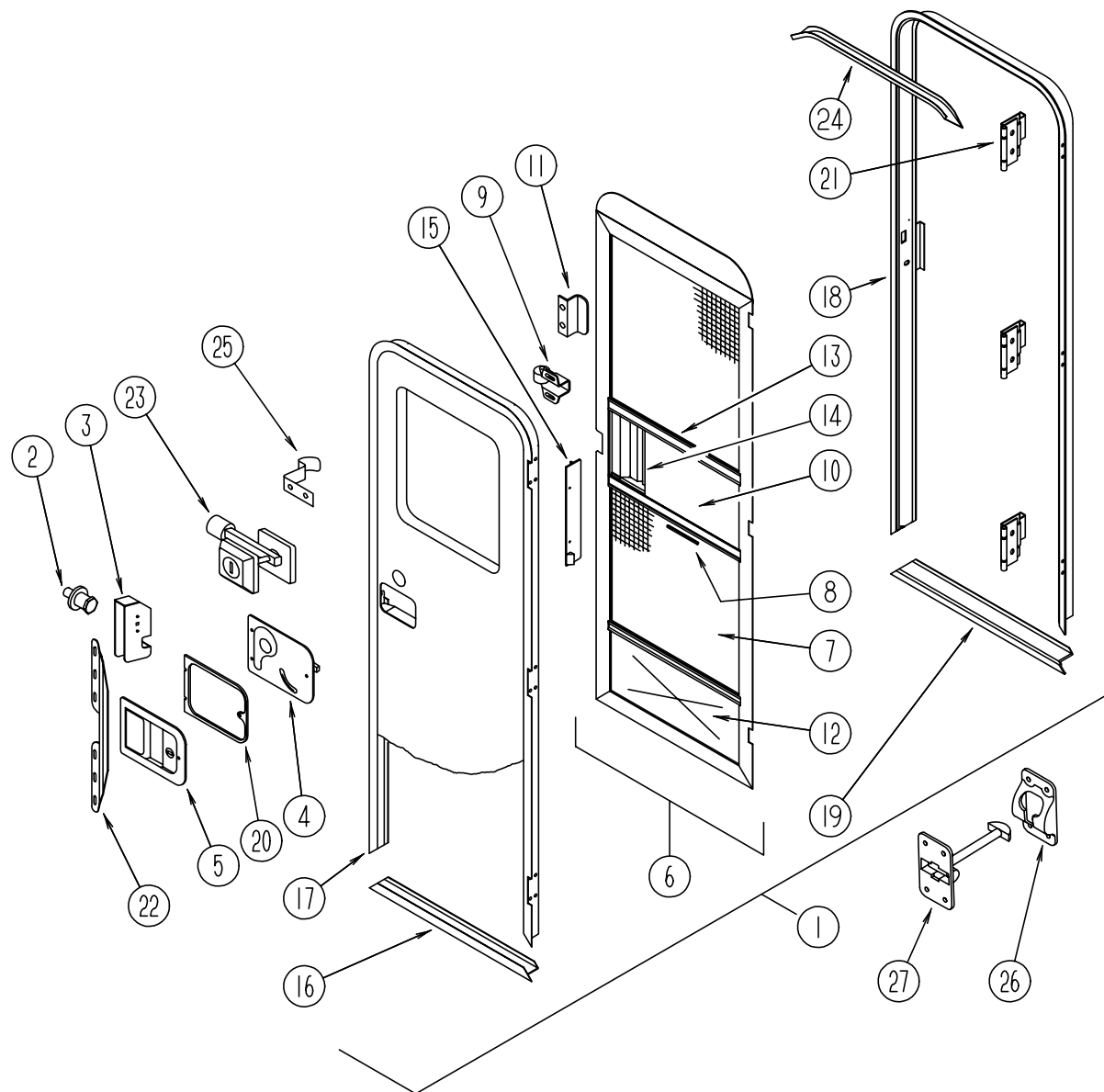
### EXTERIOR DOORS

KEY	PART NUMBER	U/M	DESCRIPTION
1	111013-53-G09	EA	DOOR-STORAGE, BUFF
2	111012-07-G09	EA	DOOR-ACCESS, BUFF - SEWER VALVE DOOR
2	111012-07-G13	EA	DOOR-ACCESS, DUCK GREEN - SEWER VALVE DOOR
3	088794-07-000	EA	DOOR-POWER CORD, W/HATCH - BUFF
4	111018-03-G09	EA	DOOR-GENERATOR/STORAGE, BUFF
4	111018-03-G13	EA	DOOR-GENERATOR/STORAGE, DUCK GREEN
5	052009-04-000	EA	DOOR-WATER HEATER, BUFF - ATWOOD
6	111013-04-G09	EA	DOOR-STORAGE, 22.1" X 11.6" - BUFF
6	111013-04-G13	EA	DOOR-STORAGE, 22.1" X 11.6" - DUCK GREEN
7	052423-08-000	EA	DOOR-ACCESS, 6.6" X 6.3" - PLASTIC - BUFF - SEWER HOSE DOOR
	052424-07-000	EA	JAMB-DOOR, 8" X 7.7" - PLASTIC - BUFF - SEWER HOSE DOOR
8	111013-02-G09	EA	DOOR-STORAGE, BUFF
9	111013-14-G09	EA	DOOR-STORAGE, BUFF
9	111013-14-G13	EA	DOOR-STORAGE, DUCK GREEN
10	115108-05-G09	EA	DOOR-ENTRY W/SCREEN DOOR & JAMB - W/O WINDOW
10	115108-05-G10	EA	DOOR-ENTRY W/SCREEN DOOR & JAMB - W/O WINDOW
10	115108-05-G11	EA	DOOR-ENTRY W/SCREEN DOOR & JAMB - W/O WINDOW
10	115108-05-G13	EA	DOOR-ENTRY W/SCREEN DOOR & JAMB - W/O WINDOW
10	115108-05-G14	EA	DOOR-ENTRY W/SCREEN DOOR & JAMB - W/O WINDOW
11	111009-01-G09	EA	DOOR-COMPARTMENT, LP - 16.9" X 5.4" - BUFF
11	111009-01-G13	EA	DOOR-COMPARTMENT, LP - 16.9" X 5.4" - DUCK GREEN
12	111017-01-E10	EA	DOOR-PATIO ENTERTAINMENT CENTER, 17.8" X 8.1" - BUFF
13	084103-06-000	EA	DOOR-REFRIGERATOR, VENTED - W/O JAMB - BUFF
13	084104-06-000	EA	JAMB-DOOR, REFRIGERATOR - BUFF
	084104-01-700	EA	LOCK-MALE, FASTENER - REFRIGERATOR DOOR
	084104-01-701	EA	LOCK-FEMALE, FASTENER - REFRIGERATOR DOOR
14	081240-12-000	EA	DOOR-WATER FILL, LOCKABLE W/O LOCK, 4" X 4 5/8" - BUFF



# WINDOW, VENT & EXTERIOR DOOR GROUP (CONTINUED)

## ENTRY DOOR

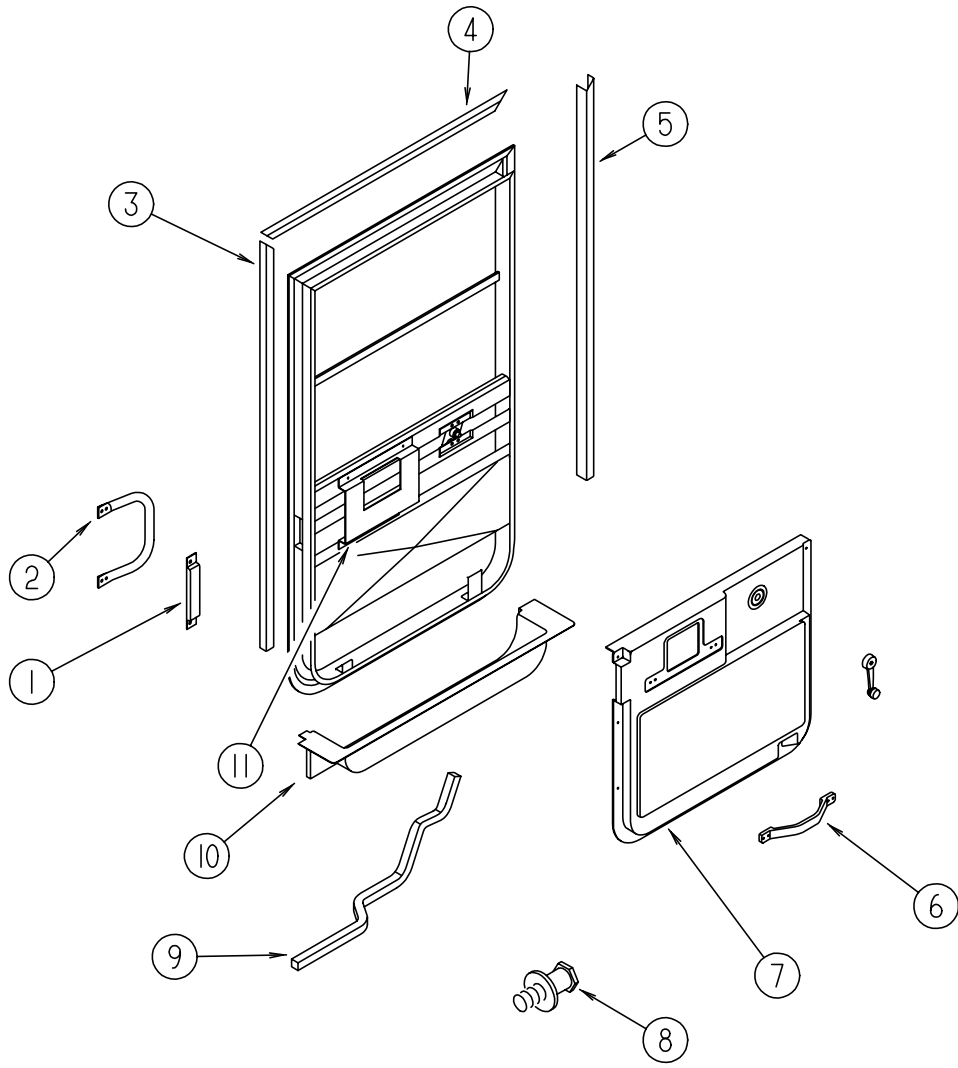


KEY	PART NUMBER	U/M	DESCRIPTION
1	115108-05-G09	EA	DOOR-ENTRY W/SCREEN DOOR & JAMB - W/O WINDOW
1	115108-05-G10	EA	DOOR-ENTRY W/SCREEN DOOR & JAMB - W/O WINDOW
1	115108-05-G11	EA	DOOR-ENTRY W/SCREEN DOOR & JAMB - W/O WINDOW
1	115108-05-G13	EA	DOOR-ENTRY W/SCREEN DOOR & JAMB - W/O WINDOW
1	115108-05-G14	EA	DOOR-ENTRY W/SCREEN DOOR & JAMB - W/O WINDOW
2	039539-01-000	EA	STRIKE-LOCK, ENTRY DOOR - ROUND W/THREADED WASHER
3	039540-01-000	EA	LATCH MECHANISM-HOOK, ENTRY DOOR - INTERIOR
	039715-01-000	EA	NUT-SERT, 1/4" DIAMETER - 20 THREADS
4	039979-04-000	EA	COVER-INTERIOR LATCH, W/TRIP ARM - RIGHT - BLACK - TRI/MARK 11883-12 FROM: 00-00-00 THRU: 09-10-95
4	039979-06-000	EA	COVER-INTERIOR LATCH, W/TRIP ARM - RIGHT - BLACK - TRI/MARK 11883-01 FROM: 09-11-95 THRU: 99-99-99
	039984-01-000	EA	CAP-ROUND, VINYL - .28" ID X .62" LONG - BLACK
	041546-05-000	EA	BRACKET-DOOR ANGLE, 5" X 1.9" - OFF WHITE - METAL

KEY	PART NUMBER	U/M	DESCRIPTION	VENDOR NO.
5	045017-11-000	EA	LATCH-ENTRY DOOR, W/LOCK & KEY - BLACK - TRI/MARK 11896-12 FROM: 00-00-00 THRU: 09-10-95	
5	045017-13-000	EA	LATCH-ENTRY DOOR, W/LOCK & KEY - BLACK - TRI/MARK 11896-01 FROM: 09-11-95 THRU: 99-99-99	
	045017-11-701	EA	KEY BLANK FROM: 00-00-00 THRU: 99-99-99	
	112782-01-702	EA	CYLINDER-LOCK ASSEMBLY W/KEY - TRIMARK	81266-09
	063729-04-000	EA	RIVNUT, 10-32 UNF - .010-.080	
	075671-04-000	FT	SEAL-SPONGE, LAZY T SHAPE - W/ADHESIVE STRIPE - .5" WIDE	
6	079012-09-F15	EA	DOOR-SCREEN	
	075673-01-000	FT	SEAL-PILE, ADHESIVE BACK - GRAY	
7	002293-02-000	SF	SCREENING-WINDOW/DOOR, 26" - CHARCOAL	
8	002294-01-000	FT	SPLINE-SCREENING, .135" X .138" - BLACK	
9	109403-01-000	EA	CATCH-ASM-SINGLE ROLLER	
10	016454-01-000	EA	INSERT-CENTER, LEATHER GRAIN ALUMINUM - UNPAINTED	
10	001014-01-013	EA	INSERT-CENTER, 10.25" X 16.31" - UNPAINTED	
11	050712-04-000	EA	HANDLE-SCREEN DOOR, ALUMINUM - OFF WHITE	
12	078552-03-000	EA	KICK PANEL-SCREEN DOOR, LOWER INSERT - UNPAINTED	
	078595-01-000	EA	TOP PLATE-SCREEN DOOR, CURVED TOP - 4.7" X 25.35"	
13	078777-01-000	EA	CHANNEL-SLIDE, SCREEN DOOR CENTER SLIDER COVER	
14	079086-02-000	EA	SLIDER-SCREEN DOOR, OFF WHITE	
15	079087-02-000	EA	STRIKE-SLIDER, W/LIP FOR ELBOW CATCH - 1.5" X 8.6" - OFF WHITE	
	081914-01-000	EA	BUMPER-RUBBER, ROUND - .43" DIAMETER - BLACK	
	104692-01-000	FT	SEAL - 3/4" X 3/4", ADHESIVE BACK	
16	089748-09-000	EA	FRAME-BOTTOM, ENTRY DOOR - 24.8" LONG - BUFF	
17	095276-07-04A	EA	FRAME-ENTRY DOOR, W/O BOTTOM - BUFF	
18	095277-09-03A	EA	JAMB-ENTRY DOOR, W/BOTTOM - BUFF FROM: 00-00-00 THRU: 07-30-95	
	120310-05-02A	EA	JAMB-ENTRY DOOR, W/BOTTOM - BUFF FROM: 07-31-95 THRU: 99-99-99	
19	051049-01-000	EA	JAMB-BOTTOM, ENTRY DOOR - 25.9" - UNPAINTED	
20	096810-01-01A	EA	PLATE-LATCH, ENTRY DOOR - PLASTIC - BLACK	
21	106719-01-01A	EA	HINGE-ENTRY DOOR, UNPAINTED	
22	098173-01-04A	EA	STIFFENER-ENTRY DOOR, SUPPORTS LATCH/STRIKE AREA - UNPAINTED	
	100128-02-000	FT	SEAL-FOAM, ADHESIVE BACK - .37" WIDE X .37" THICK - SCREEN DOOR FROM: 00-00-00 THRU: 07-30-95	
	118929-01-01A	FT	SEAL-PILE, PUSH-ON - AMESBURY XC-964 FROM: 07-31-95 THRU: 99-99-99	
23	101145-01-01A	EA	DEADBOLT-ENTRY DOOR, W/2 KEYS W/O BACK SET BOLT OR SCREWS TRI/MARK 11840-12 FROM: 00-00-00 THRU: 09-10-95	
	101145-01-06A	EA	DEADBOLT ASM-BLACK TEXTURED - TRI/MARK 11840-02 FROM: 09-11-95 THRU: 99-99-99	
	095229-01-700	EA	KEY BLANK FOR DEADBOLT FROM: 00-00-00 THRU: 99-99-99	
	101147-01-000	EA	BOLT-SECURITY, 4.12" BACKSET	
	102524-01-000	EA	BUMPER-RUBBER, FLAT - BLACK	
24	044582-33-000	EA	CAP-DRIP, ENTRY DOOR - JAMB MOUNTED - ALUMINUM - BUFF	
	115222-01-01A	EA	GARNISH-RADIUS, ENTRY DOOR - OFF WHITE	
	077461-03-000	EA	COVER-STRIKE, ENTRY DOOR - 6.5" X 2.5" - PLASTIC - WHITE	
25	100412-01-000	EA	CATCH-SCREEN DOOR, THUMB CLIP W/BLACK PLASTIC CAP	
26	104099-02-01A	EA	CATCH-DOOR HOLDER, RETAINER - OFF WHITE	
27	104099-01-01A	EA	CATCH-DOOR HOLDER, STRIKE - OFF WHITE	
	009126-02-000	EA	HANDLE-ASSIST, ENTRY DOOR - BLACK FROM: 00-00-00 THRU: 09-10-95	
	009126-02-000	EA	HANDLE-ASSIST, ENTRY DOOR - BLACK TEXTURED FROM: 09-11-95 THRU: 99-99-99	
	102248-01-000	EA	SHIM-DOOR	



**WINDOW, VENT & EXTERIOR DOOR GROUP (CONTINUED)**  
**EXCEL DRIVERS DOOR MODEL V130-01L**

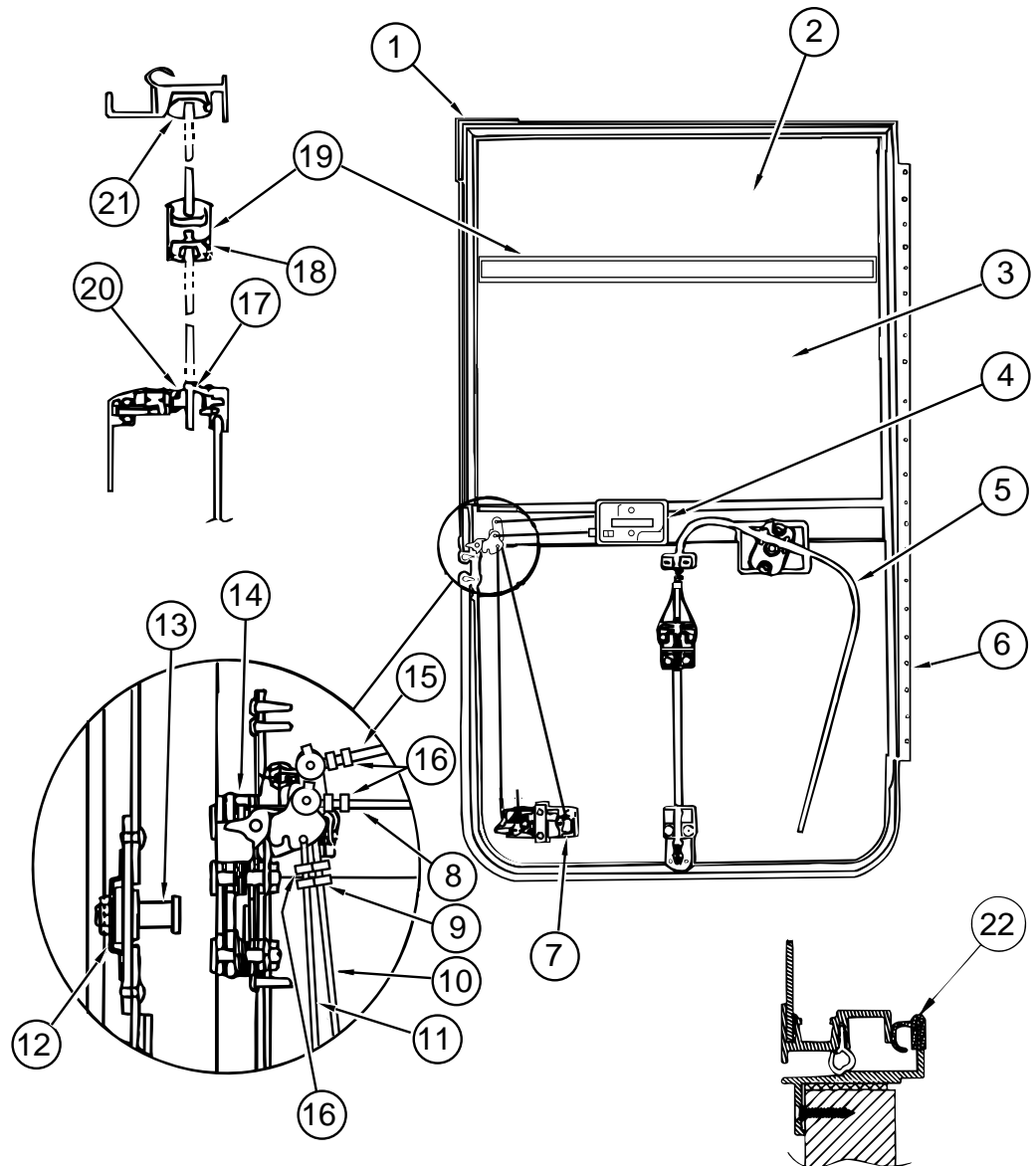


KEY	PART NUMBER	U/M	DESCRIPTION
	106469-07-01A	EA	DOOR - DRIVERS - BLACK - EXCEL
1	108654-01-01A	EA	COVER - STRIKE - DRIVERS DOOR - BLACK
2	108832-01-02A	EA	HANDLE - ASSIST - DRIVERS DOOR - METAL - OFF WHITE
	108833-01-01A	EA	COVER - HANDLE - ASSIST - OFF WHITE
3	108129-02-02A	EA	GARNISH - DRIVERS DOOR - BLACK
4	108107-01-02A	EA	GARNISH - DRIVERS DOOR - BLACK
5	108108-04-02A	EA	GARNISH - DRIVERS DOOR - BLACK
6	110604-01-01A	EA	HANDLE - ASSIST - DRIVERS DOOR - 10.8" LONG - BLACK
7	114973-01-02A	EA	PANEL - DRIVER DOOR - INNER - WILLOW - PLASTIC
8	106469-04-703	EA	STRIKER ASSEMBLY - (SUPPLIED W/DRIVERS DOOR) - EXCEL
9	063977-12-000	EA	STEP - DRIVER DOOR - LEFT - PAINTED BLACK
9	063977-11-000	EA	STEP - DRIVER DOOR - LEFT - UNPAINTED
10	107818-01-01A	EA	TRIM - STEP - DRIVERS DOOR - PLASTIC - WILLOW
	102569-02-000	EA	MAT-ANTISLIP, 4" X 22"
11	115051-01-01B	EA	BRACKET - HANDLE - MOUNT
	108897-02-01A	EA	GARNISH - DOOR - DRIVERS - U-CHANNEL - BLACK
	109378-01-000	EA	STRAP - CHECK - DRIVERS DOOR - BLACK
	076725-06-000	EA	COVER - ACCESS, HINGE - BLACK
	109235-01-01A	FT	COVER - SCREW - MAT BLACK
	109235-01-04A	FT	COVER - SCREW - BUFF
	106746-01-000	EA	PANEL-STEPWELL, 789 MM LONG - STEEL
	106747-01-000	EA	PANEL-STEPWELL, RH END - STEEL
	106747-02-000	EA	PANEL-STEPWELL, LH END - STEEL

VENDOR NO.

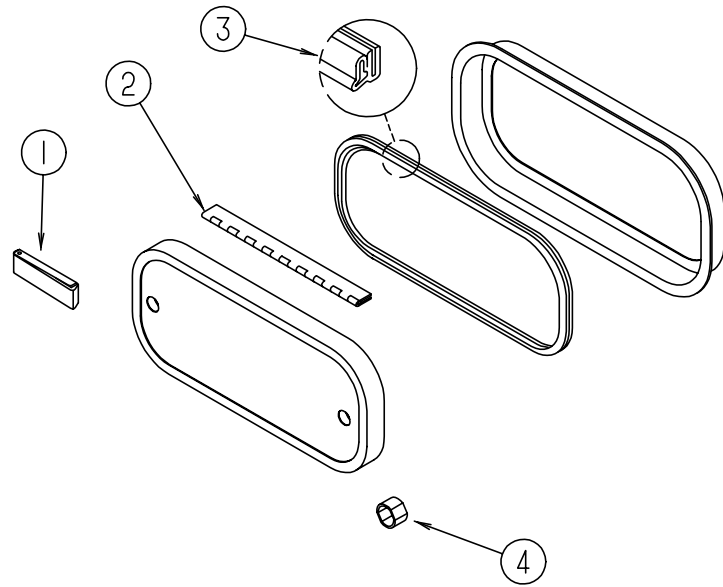
248-041152

**WINDOW, VENT & EXTERIOR DOOR GROUP (CONTINUED)**  
**EXCEL DRIVERS DOOR MODEL V130-01L (CONTINUED)**



KEY	PART NUMBER	U/M	DESCRIPTION	VENDOR NO.
1	106469-01-702	EA	DOOR SEAL, EXCEL	122-040984
2	106469-02-702	EA	GLASS-STATIONARY, EXCEL	106-041104
3	106469-01-704	EA	ROLL-UP GLASS ASM W/BACKET, EXCEL	V103-65L
4	106469-04-712	EA	INNER HANDLE HARDWARE - LH, EXCEL	248-041148
5	106469-02-701	EA	REGULATOR ASSEMBLY, EXCEL	V108-90L
6	106469-05-702	EA	HINGE - 42", EXCEL	211-041194
7	106469-04-700	EA	PADDLE ASM. W/COLLAR, EXCEL	248-041237
	106469-04-701	EA	TUMBLER & KEYS (TRI-MARK), EXCEL	248-041179
	106469-04-715	EA	LATCH COMPLETE W/TUMBLER & KEYS, EXCEL	V123-15
	045017-11-701	EA	KEY-BLANK, TRIMARK	81312-02
8	106469-04-711	EA	LOCK ROD, HORIZONTAL, EXCEL	203-041137
9	106469-04-713	EA	ROD CLIP-LH, EXCEL	248-041154
10	106469-05-703	EA	LATCH ROD, VERTICAL ADJ, EXCEL	203-041239
11	106469-05-705	EA	LOCK ROD, VERTICAL ADJ, EXCEL	203-041279
12	106469-04-704	EA	CAGED NUT ASSEMBLY (STRIKER), EXCEL	248-041151
13	106469-04-703	EA	STRIKER BOLT (W/WASHER), EXCEL	248-041152
14	106469-05-706	EA	ROTARY LATCH & LINKAGE, EXCEL	248-041150
15	106469-04-705	EA	LATCH ROD-HORIZONTAL, EXCEL	203-041139
16	106469-04-714	EA	ROD CLIP-RH, EXCEL	248-041153
17	106469-02-703	EA	BELT-WEATHERSTRIP, EXTERIOR - ROLL-UP GLASS - EXCEL	V047-57
18	106469-01-705	FT	RUN-CHANNEL, EXCEL	122-010850
19	106469-01-719	EA	MULLION RAIL, EXCEL	V103-84
20	106469-01-709	FT	WEATHERSTRIP-FUZZY, EXCEL	171-040630
21	106469-02-705	EA	HORIZONTAL GLAZING VINYL, EXCEL	V108-87
22	106469-01-723	EA	BULB SEAL ASM-DRIVERS DOOR JAMB - PREFORMED - EXCEL	171-040985
	106469-02-704	EA	PARTS BAG (HANDLE WINDOW), EXCEL	V068-16
	106469-07-700	EA	MOUNTING FRAME ASSEMBLY, EXCEL	V130-30L

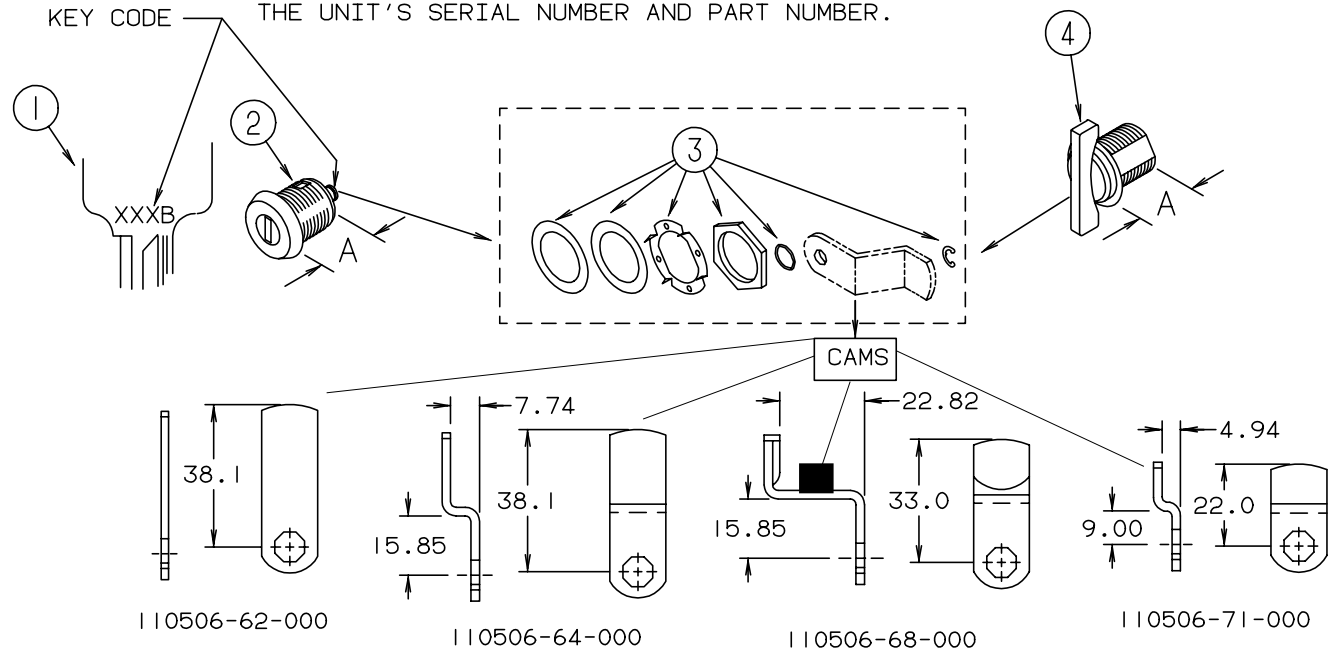
**WINDOW, VENT & EXTERIOR DOOR GROUP (CONTINUED)**  
**EXTERIOR DOOR COMPONENTS & HOLDER**



KEY	PART NUMBER	U/M	DESCRIPTION
1	102768-01-000	EA	HOLDER-COMPARTMENT/ENTRY DOOR, METAL - MILL FINISH
2	081801-02-000	EA	HINGE - 2" X 96", OFF WHITE
2	081801-08-000	EA	HINGE - 2" X 96", BUFF
2	009065-01-000	EA	HINGE-PIANO, 1.5" X 96" - ALUMINUM - UNPAINTED
3	064075-07-000	FT	SEAL-BULB, W/WIRED U CHANNEL - .3" X .5" CHANNEL - BLACK
4	107997-51-001	EA	SPACER - .86" X .6", ALUMINUM
	081914-01-000	EA	BUMPER-RUBBER, ROUND - .43" DIAMETER - BLACK
	104692-01-000	FT	SEAL - 3/4" X 3/4", ADHESIVE BACK
	079368-01-000	FT	SEAL-BULB, W/WIRED U CHANNEL - .37" X .57" CHANNEL - BLACK W/ADHESIVE, VENTED BULB SECTION & BULB LIP
	076767-04-000	EA	CABLE-SUPPORT, 5.9" - STAINLESS STEEL
	116424-01-000	EA	PROTECTOR-WATER HEATER LATCH - ATWOOD 92611

**WINDOW, VENT & EXTERIOR DOOR GROUP (CONTINUED)**  
**BRIGGS & STRATTON LOCKS & COMPONENTS**

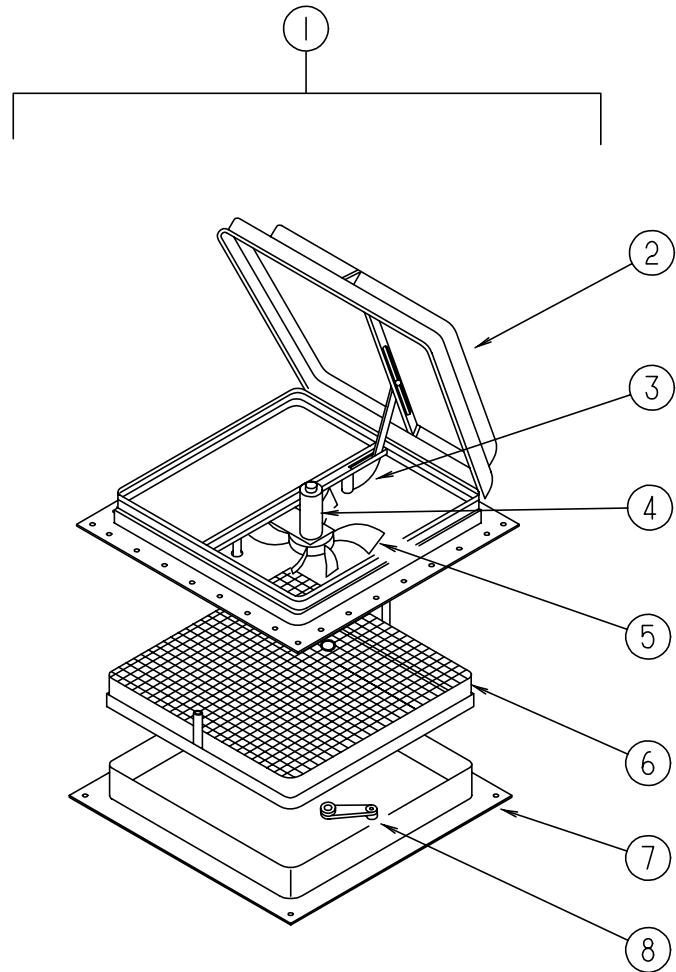
NOTE:  
 WHEN ORDERING THE LOCK CASE, THE KEY CODE MUST MATCH THE LAST DIGIT OF THE UNIT'S SERIAL NUMBER AND PART NUMBER; WHEN ORDERING THE KEYS, THE THIRD DIGIT OF THE KEY CODE MUST MATCH THE LAST DIGIT OF THE UNIT'S SERIAL NUMBER AND PART NUMBER.



KEY	PART NUMBER	U/M	DESCRIPTION	VENDOR NO.
1	110506-59-000	EA	KEYS-SET OF 2	596720
2	110506-52-000	EA	CASE-LOCK, A=17MM	702370
2	110506-53-000	EA	CASE-LOCK, A=25MM	702380
1	110506-59-001	EA	KEYS-SET OF 2	596721
2	110506-52-001	EA	CASE-LOCK, A=17MM	702371
2	110506-53-001	EA	CASE-LOCK, A=25MM	702381
1	110506-59-002	EA	KEYS-SET OF 2	596722
2	110506-52-002	EA	CASE-LOCK, A=17MM	702372
2	110506-53-002	EA	CASE-LOCK, A=25MM	702382
1	110506-59-003	EA	KEYS-SET OF 2	596723
2	110506-52-003	EA	CASE-LOCK, A=17MM	702373
2	110506-53-003	EA	CASE-LOCK, A=25MM	702383
1	110506-59-004	EA	KEYS-SET OF 2	596724
2	110506-52-004	EA	CASE-LOCK, A=17MM	702374
2	110506-53-004	EA	CASE-LOCK, A=25MM	702384
1	110506-59-005	EA	KEYS-SET OF 2	596725
2	110506-52-005	EA	CASE-LOCK, A=17MM	702375
2	110506-53-005	EA	CASE-LOCK, A=25MM	702385
1	110506-59-006	EA	KEYS-SET OF 2	596726
2	110506-52-006	EA	CASE-LOCK, A=17MM	702376
2	110506-53-006	EA	CASE-LOCK, A=25MM	702386
1	110506-59-007	EA	KEYS-SET OF 2	596727
2	110506-52-007	EA	CASE-LOCK, A=17MM	702377
2	110506-53-007	EA	CASE-LOCK, A=25MM	702387
1	110506-59-008	EA	KEYS-SET OF 2	596728
2	110506-52-008	EA	CASE-LOCK, A=17MM	702378
2	110506-53-008	EA	CASE-LOCK, A=25MM	702388
1	110506-59-009	EA	KEYS-SET OF 2	596729
2	110506-52-009	EA	CASE-LOCK, A=17MM	702379
2	110506-53-009	EA	CASE-LOCK, A=25MM	702389
3	110506-40-700	EA	HARDWARE KIT-LOCK, W/GASKET, NUT, CLIP & WASHERS	
4	110506-50-000	EA	CASE-TWIST LOCK, A=17MM	596932
4	110506-51-000	EA	CASE-TWIST LOCK, A=25MM	596669
	110506-59-701	EA	KEY BLANK	

**WINDOW, VENT & EXTERIOR DOOR GROUP (CONTINUED)**

**WINDOW, VENT & EXTERIOR DOOR GROUP (CONTINUED)**  
**JENSEN NONPOWERED ROOF VENT**



**JENSEN POWERED ROOF VENT**

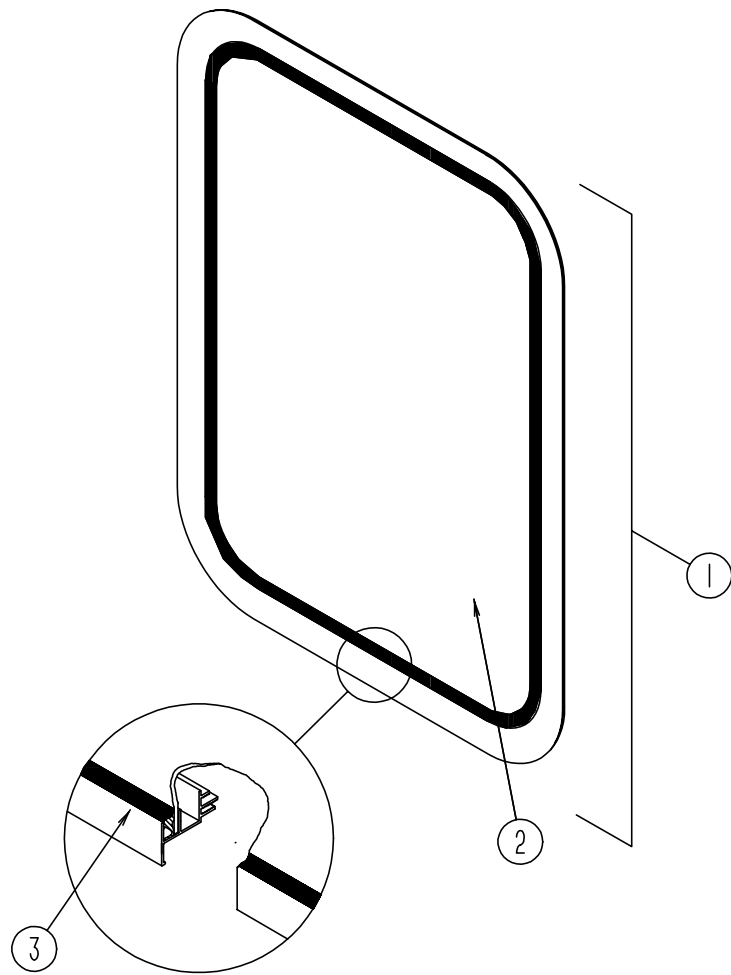
KEY	PART NUMBER	U/M	DESCRIPTION	VENDOR NO.
	110051-02-01A	EA	VENT-ROOF, NONPOWERED - 4" ROOF - JENSEN 7727 WHE	
	064470-01-700	EA	COVER-ROOF VENT, JENSEN	7291
	064470-01-701	EA	SLIDE BAR-VENT LID, JENSEN	JRP 1291B
	110051-01-702	EA	LIFT ASM-VENT LID W/O CRANK, JENSEN	RP-1000B
	110051-01-703	EA	CRANK, JENSEN	RP-1031-B
	110051-01-704	EA	SCREEN & FRAME - 4", JENSEN	29-688-03
	110051-02-700	EA	GARNISH-INTERIOR - 4", JENSEN	

**VENTS, SHROUDS & ROOF COVERS**

KEY	PART NUMBER	U/M	DESCRIPTION
	083558-04-000	EA	VENT-PLUMBING PIPE ROOF W/COVER - BUFF
	084616-06-000	EA	SHROUD-RANGE HOOD VENT, PLASTIC - BUFF
	084878-09-000	EA	VENT-RANGE HOOD, SHORT - LVS
	084073-05-000	EA	COVER-ROOF VENT, REFRIGERATOR - BUFF - NORCOLD
	084073-04-000	EA	BASE-ROOF VENT, REFRIGERATOR - BLACK - NORCOLD
	105028-01-000	EA	FLASHING ASM-VENT, REFRIGERATOR

KEY	PART NUMBER	U/M	DESCRIPTION	VENDOR NO.
1	110051-04-01A	EA	VENT-ROOF, POWERED - 4" ROOF - JENSEN 7797 WHE	
1	110051-06-01A	EA	VENT-ROOF, POWERED - 4" ROOF - CSA - JENSEN C7797 WHE	
2	064470-01-700	EA	COVER-ROOF VENT, JENSEN	7291
	064470-01-701	EA	SLIDE BAR-VENT LID, JENSEN	JRP 1291B
3	110051-01-702	EA	LIFT ASM-VENT LID W/O CRANK, JENSEN	RP-1000B
4	048648-01-000	EA	MOTOR-ROOF VENT, 1/8 SHAFT - 12V - JENSEN 42-472-01	
5	048649-01-000	EA	FAN-ROOF VENT, 6 BLADES - 6" - JENSEN RP-1002B	
6	110051-01-704	EA	SCREEN & FRAME - 4", JENSEN	29-688-03
7	110051-02-700	EA	GARNISH-INTERIOR - 4", JENSEN	
8	110051-01-703	EA	CRANK, JENSEN	RP-1031-B

**WINDOW, VENT & EXTERIOR DOOR GROUP (CONTINUED)**



**ENTRANCE DOOR WINDOW**

KEY	PART NUMBER	U/M DESCRIPTION
	117054-02-01A	EA FRAME-WINDOW, INSIDE - ENTRY DOOR - OFF WHITE
1	117053-02-F36	EA WINDOW-PICTURE, W/O INSIDE FRAME
2	002181-25-000	EA GLASS-PICTURE WINDOW, 655 MM X 417 MM
3	087561-01-000	FT SEAL-GLASS, EXTERIOR - .5" WIDE - VINYL - BLACK

**EXCEL ENTRANCE DOOR WINDOW - THERMOPANE WINDOW OPTION**

KEY	PART NUMBER	U/M DESCRIPTION	VENDOR NO.
	113733-01-01A	EA WINDOW ASM-PICTURE, W/INSIDE FRAME - EXCEL DH416-G2W66	
	113733-01-700	EA WINDOW-PICTURE, W/O INSIDE FRAME - EXCEL	DH416-G2
	113733-01-701	EA FRAME-WINDOW, INSIDE - ENTRY DOOR - EXCEL	W41666
	113733-01-702	EA GLASS-STATIONARY - EXCEL	390-019187

**WINDOW, VENT & EXTERIOR DOOR GROUP (CONTINUED)**  
**EXCEL BEDROOM DOUBLE TIPOUT WINDOW - DRIVER OR PASSENGER SIDE**

KEY	PART NUMBER	U/M DESCRIPTION	VENDOR NO.
	113500-01-01A	EA WINDOW-DOUBLE TIPOUT, W/OFF WHITE INSIDE FRAME - EXCEL CH04-G2W59	CH04-G2
	113500-01-701	EA WINDOW-DOUBLE TIPOUT, W/O INSIDE FRAME - EXCEL	CW0459
	113500-01-702	EA FRAME-INSIDE, OFF WHITE - EXCEL	132-014470
	098644-01-716	EA PLUG-FILLER, EXCEL	122-016071
	100322-01-701	FT SEAL-VENT, WINDOW - EXCEL	132-015976
	100322-01-702	FT WEATHERSTRIP-HORIZONTAL RAIL - EXCEL	132-010723
	100322-01-703	EA GLAZING STRIP-BUTYL, GLASS - EXCEL	154-016083
	100322-01-704	EA TAPE-BUTYL, WINDOW - EXCEL	245-015975
	100322-01-717	EA E-RING, WINDOW - EXCEL	410-016081
	100322-01-718	EA HANDLE-DIAL, WINDOW - EXCEL	410-016123
	112519-01-702	EA OPERATOR-VENT, EXCEL	410-016020
	113500-01-700	EA SCREEN W/SPRING & WEATHERSTRIP - EXCEL	106-015970
	113500-01-703	EA GLASS-TOP, STATIONARY - EXCEL	CH04-G7
	113500-01-704	EA GLASS-VENT, UPPER - EXCEL	CH04-G9
	113500-01-705	EA GLASS-VENT, LOWER - EXCEL	CH04-18
	113500-01-706	EA OPERATOR & BAR ASSEMBLY - EXCEL	132-015979
	113500-01-707	EA SUPPORT-TORQUE BAR - EXCEL	132-015978
	113500-01-708	EA SUPPORT-TORQUE BAR - EXCEL	

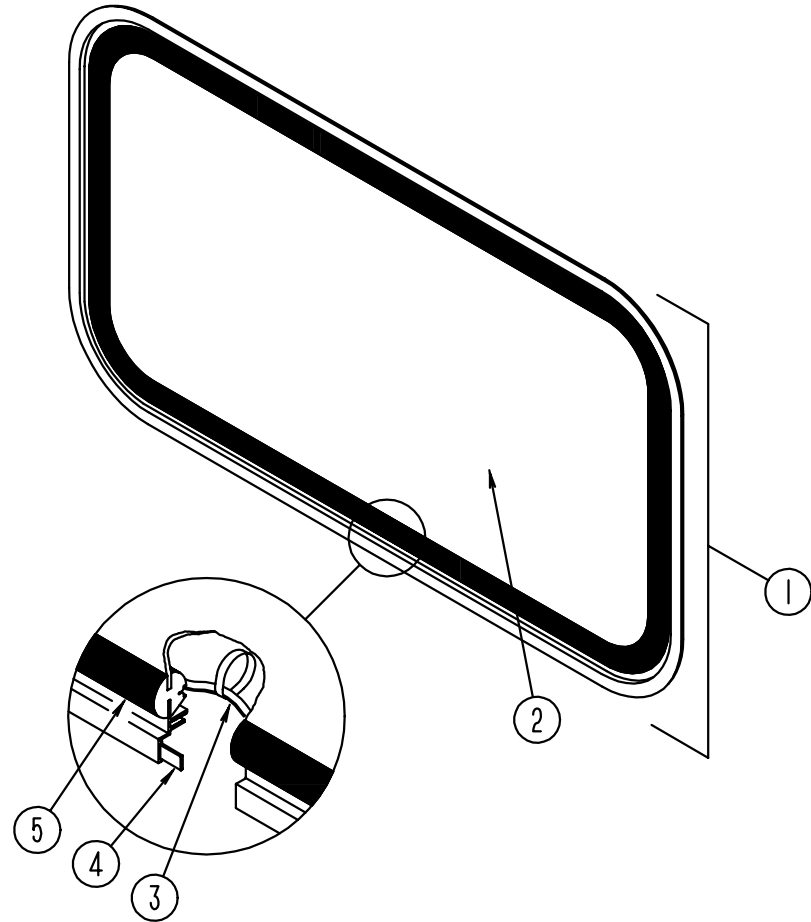
**EXCEL BEDROOM HORIZONTAL SLIDER WINDOW - DRIVER SIDE - THERMOPANE WINDOW OPTION**

KEY	PART NUMBER	U/M DESCRIPTION	VENDOR NO.
	112795-23-01A	EA WINDOW-HORIZONTAL SLIDER, W/OFF WHITE INSIDE FRAME EXCEL DC04-G2W66L	
	098647-29-701	EA FRAME-INSIDE, OFF WHITE - EXCEL	CW0466
	112795-23-700	EA WINDOW-HORIZONTAL SLIDER, W/O INSIDE FRAME - EXCEL DC04-G2L	
	112795-01-700	EA LATCH ASM-BLACK - EXCEL	DH287-CK
	112795-01-701	EA SLIDE-STOP - EXCEL	132-019092
	112795-01-702	FT FILLER PLUG - EXCEL	122-018737
	112795-01-703	IN RUN CHANNEL - EXCEL	122-018736
	112795-01-704	FT VINYL-GLAZING - EXCEL	132-018280
	112795-21-701	EA GLASS-STATIONARY - EXCEL	390-019132
	112795-21-702	EA GLASS-SLIDING, W/SASH & LATCH - EXCEL	DC04-G9
	098647-29-704	EA SCREEN W/SPRING & WEATHERSTRIP - EXCEL	410-018864
	098644-01-713	EA CLIP-SPRING, BLACK PLASTIC - EXCEL	226-016966

**EXCEL BEDROOM HORIZONTAL SLIDER WINDOW - PASSENGER SIDE - THERMOPANE WINDOW OPTION**

KEY	PART NUMBER	U/M DESCRIPTION	VENDOR NO.
	112795-21-01A	EA WINDOW-HORIZONTAL SLIDER, W/OFF WHITE INSIDE FRAME EXCEL DC04G2W66R	
	098647-29-701	EA FRAME-INSIDE, OFF WHITE - EXCEL	CW0466
	112795-21-700	EA WINDOW-HORIZONTAL SLIDER, W/O INSIDE FRAME - EXCEL DC04-G2R	
	112795-01-700	EA LATCH ASM-BLACK - EXCEL	DH287-CK
	112795-01-701	EA SLIDE-STOP - EXCEL	132-019092
	112795-01-702	FT FILLER PLUG - EXCEL	122-018737
	112795-01-703	IN RUN CHANNEL - EXCEL	122-018736
	112795-01-704	FT VINYL-GLAZING - EXCEL	132-018280
	112795-21-701	EA GLASS-STATIONARY - EXCEL	390-019132
	112795-21-702	EA GLASS-SLIDING, W/SASH & LATCH - EXCEL	DC04-G9
	098647-29-704	EA SCREEN W/SPRING & WEATHERSTRIP - EXCEL	410-018864
	098644-01-713	EA CLIP-SPRING, BLACK PLASTIC - EXCEL	226-016966
	112898-06-704	EA HANDLE-LATCH, RED - RH - EXCEL	182-11293
	112898-06-705	EA HANDLE-LATCH, RED - LH - EXCEL	182-11294

**WINDOW, VENT & EXTERIOR DOOR GROUP (CONTINUED)**



**BACKWALL ESCAPE WINDOW**

KEY	PART NUMBER	U/M DESCRIPTION
	074816-11-000	EA FRAME-WINDOW, INSIDE - ESCAPE - OFF WHITE
1	078528-06-E10	EA WINDOW-ESCAPE, BACKWALL - W/O INSIDE FRAME
2	076337-12-000	EA GLASS-WINDOW, ESCAPE - 1157.4 MM X 548.1 MM
3	002285-01-000	FT FILLER-WEATHER STRIP, RUBBER - BLACK
	077066-01-702	EA TAPE ASM-ESCAPE WINDOW, RED
4	069640-10-000	FT SEALER-RIBBON, 1/32" X 1 1/2" INCREMENTS OF 90'
5	002282-09-000	EA WEATHERSTRIP-WINDOW, .125" X 130.53" - BLACK

**EXCEL BACKWALL ESCAPE WINDOW - THERMOPANE WINDOW OPTION**

KEY	PART NUMBER	U/M DESCRIPTION	VENDOR NO.
	113502-01-01A	EA WINDOW-ESCAPE, BACKWALL - W/INSIDE FRAME - EXCEL DH153-G2W60	
	100322-01-703	FT STRIP-GLAZING, BUTYL - EXCEL	132-010723
	112898-06-704	EA LOCK-HANDLE, CAM - RED - RH - EXCEL	182-11293
	112898-06-705	EA LOCK-HANDLE, CAM - RED - LH - EXCEL	182-11294

**WINDOW, VENT & EXTERIOR DOOR GROUP (CONTINUED)**  
**EXCEL DINETTE OR COUCH SINGLE SLIDING WINDOW - DRIVERS SIDE - THERMOPANE WINDOW OPTION**

KEY	PART NUMBER	U/M DESCRIPTION	VENDOR NO.
	112795-15-01A	EA WINDOW-HORIZONTAL SLIDER, W/OFF WHITE INSIDE FRAME EXCEL DH287-G2W66	
	098647-23-702	EA FRAME-INSIDE, OFF WHITE - EXCEL	W28766
	112795-15-700	EA WINDOW-HORIZONTAL SLIDER, W/O INSIDE FRAME - EXCEL DH287-G2L	
	112795-01-700	EA LATCH ASM-BLACK - EXCEL	DH287-CK
	112795-01-701	FT SLIDE-STOP - EXCEL	132-019092
	112795-01-702	FT FILLER PLUG - EXCEL	122-018737
	112795-01-703	IN RUN CHANNEL - EXCEL	122-018736
	112795-01-704	FT VINYL-GLAZING - EXCEL	132-018280
	112795-15-701	EA GLASS-STATIONARY - EXCEL	390-019045
	112795-15-702	EA GLASS-SLIDING, W/SASH & LATCH - EXCEL	DH287-G9
	098647-23-704	EA SCREEN W/SPRING & WEATHERSTRIP - EXCEL	410-019066
	098644-01-713	EA CLIP-SPRING, BLACK PLASTIC - EXCEL	226-016966

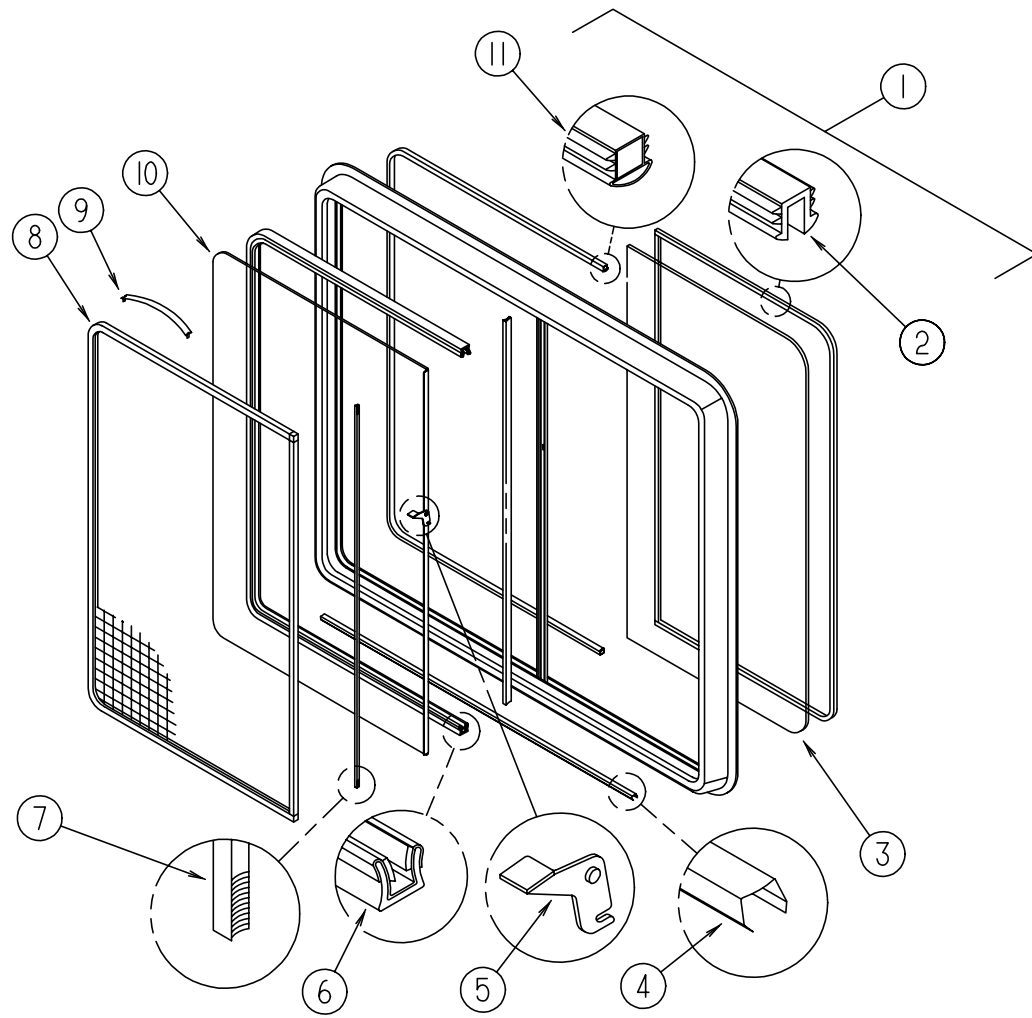
**EXCEL SWIVEL CHAIRS OR COUCH SINGLE SLIDING WINDOW - PASS SIDE - THERMOPANE WINDOW OPTION**

KEY	PART NUMBER	U/M DESCRIPTION	VENDOR NO.
	112795-17-01A	EA WINDOW-HORIZONTAL SLIDER, W/OFF WHITE INSIDE FRAME EXCEL DC80G2W66R	
	112795-01-700	EA LATCH ASM-BLACK - EXCEL	DH287-CK
	112795-01-701	FT SLIDE-STOP - EXCEL	132-019092
	112795-01-702	FT FILLER PLUG - EXCEL	122-018737
	112795-01-703	IN RUN CHANNEL - EXCEL	122-018736
	112795-01-704	FT VINYL-GLAZING - EXCEL	132-018280
	098644-01-713	EA CLIP-SPRING, BLACK PLASTIC - EXCEL	226-016966

**EXCEL FRONT SLANT WINDOW - DRIVERS SIDE - DRIVER DOOR**

KEY	PART NUMBER	U/M DESCRIPTION	VENDOR NO.
	106468-02-01A	EA WINDOW-FRONT SLANT, W/INSIDE FRAME - EXCEL H383-A2B27L	
	100322-01-703	FT STRIP-GLAZING, BUTYL - EXCEL	132-010723
	106468-02-701	EA FRAME-INSIDE - EXCEL	H383-27L
	106468-02-700	EA WINDOW-FRONT SLANT, W/O INSIDE FRAME - EXCEL	H383-A2L
	106468-02-702	EA GLASS-STATIONARY - EXCEL	106-018740

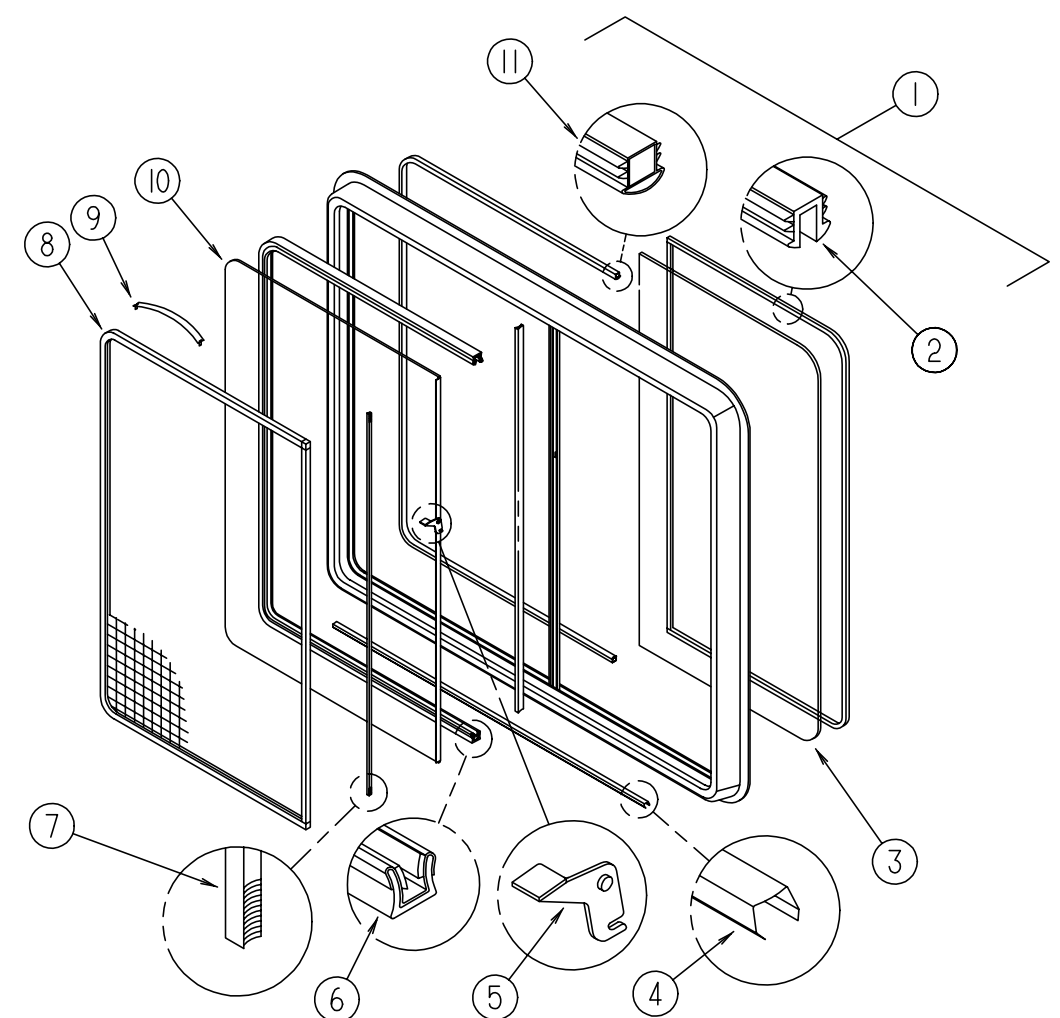
**WINDOW, VENT & EXTERIOR DOOR GROUP (CONTINUED)**



**EXCEL DINETTE OR COUCH SINGLE SLIDING WINDOW - DRIVERS SIDE**

KEY	PART NUMBER	U/M	DESCRIPTION	VENDOR NO.
	098647-22-01A	EA	WINDOW-HORIZONTAL SLIDER, W/OFF WHITE INSIDE FRAME EXCEL H287-G2W66L	
	098647-23-702	EA	FRAME-INSIDE, OFF WHITE - EXCEL	W28766
1	098647-22-700	EA	WINDOW-HORIZONTAL SLIDER, W/O INSIDE FRAME - EXCEL	H287-G2L
2	100322-01-703	FT	STRIP-GLAZING, BUTYL - EXCEL	132-010723
3	098647-23-703	EA	GLASS-STATIONARY - EXCEL	106-017622
4	098644-01-710	FT	TRACK-SCREEN SPACER, 12' LENGTH - EXCEL	M401-31
5	098644-01-700	EA	LATCH-REPAIR KIT, EXCEL	B801-CK
6	098644-01-708	FT	CHANNEL-PIERCED RUN, EXCEL	122-016543
7	098644-01-711	FT	WEATHERSTRIP-SCREEN BLACK - EXCEL	171-016965
8	098647-23-704	EA	SCREEN W/SPRING & WEATHERSTRIP - EXCEL	410-019066
9	098644-01-713	EA	SPRING-SCREEN FRAME (CLIP), PLASTIC - BLACK - EXCEL	226-016966
10	098647-23-700	EA	GLASS-SLIDING, W/SASH & LATCH - EXCEL	H287-G9
11	098644-01-706	FT	WEATHERSTRIP, EXCEL	171-010668
	098644-01-716	FT	PLUG-FILLER, EXCEL	132-014470
	098644-01-717	FT	SPLINE-SCREEN, EXCEL	132-004716

**WINDOW, VENT & EXTERIOR DOOR GROUP (CONTINUED)**

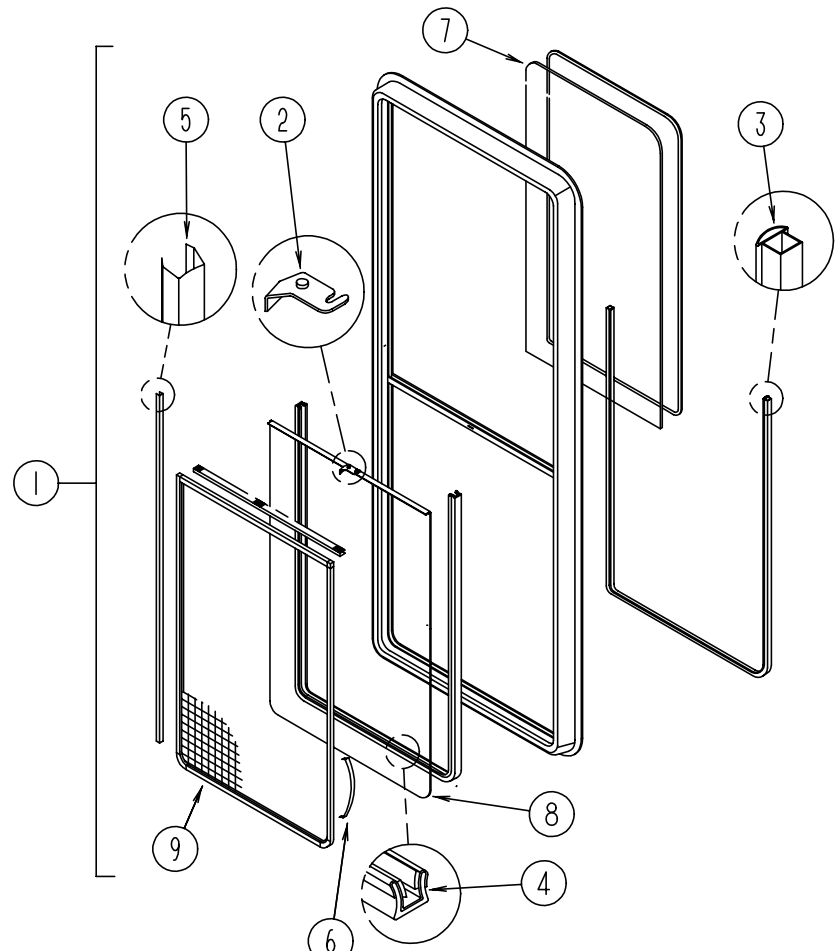


**SWIVEL CHAIRS OR COUCH SINGLE SLIDING WINDOW - PASSENGERS SIDE**

KEY	PART NUMBER	U/M	DESCRIPTION	VENDOR NO.
	098647-24-01A	EA	WINDOW-HORIZONTAL SLIDER, W/OFF WHITE INSIDE FRAME EXCEL H415-G2W66R	
	098647-36-701	EA	FRAME-INSIDE, OFF WHITE - EXCEL	CW8066
1	098647-24-700	EA	WINDOW-HORIZONTAL SLIDER, W/O INSIDE FRAME - EXCEL	H415-G2R
2	100322-01-703	FT	STRIP-GLAZING, BUTYL - EXCEL	132-010723
3	098647-35-701	EA	GLASS-STATIONARY - EXCEL	106-019119
4	098644-01-710	FT	TRACK-SCREEN SPACER, 12' LENGTH - EXCEL	M401-31
5	098644-01-700	EA	LATCH-REPAIR KIT, EXCEL	B801-CK
6	098644-01-708	FT	CHANNEL-PIERCED RUN, EXCEL	122-016543
7	098644-01-711	FT	WEATHERSTRIP-SCREEN BLACK - EXCEL	171-016965
8	098647-36-704	EA	SCREEN W/SPRING & WEATHERSTRIP - EXCEL	410-017550
9	098644-01-713	EA	SPRING-SCREEN FRAME (CLIP), PLASTIC - BLACK - EXCEL	226-016966
10	098647-35-702	EA	GLASS-SLIDING, W/SASH & LATCH - EXCEL	H279-G9
11	098644-01-706	FT	WEATHERSTRIP, EXCEL	171-010668
	098644-01-716	FT	PLUG-FILLER, EXCEL	132-014470
	098644-01-717	FT	SPLINE-SCREEN, EXCEL	132-004716



**WINDOW, VENT & EXTERIOR DOOR GROUP (CONTINUED)**



**EXCEL GALLEY WINDOW**

KEY	PART NUMBER	U/M DESCRIPTION	VENDOR NO.
	098644-07-01A	EA WINDOW-VERTICAL SLIDER, W/OFF WHITE INSIDE FRAME - EXCEL	H170-G2W66
	098644-07-701	EA FRAME-WINDOW, INSIDE - OFF WHITE - EXCEL	CW0266
1	098644-07-700	EA WINDOW-VERTICAL SLIDER, W/O INSIDE FRAME - EXCEL	H170-G2
2	098644-01-700	EA LATCH-REPAIR KIT, EXCEL	B801-CK
3	098644-01-706	FT WEATHERSTRIP, EXCEL	171-010668
4	098644-01-708	FT CHANNEL-PIERCED RUN, EXCEL	122-016543
5	098644-01-710	FT TRACK-SCREEN SPACER, 12' LENGTH - EXCEL	M401-31
	098644-01-711	FT WEATHERSTRIP-SCREEN, BLACK - EXCEL	171-016965
6	098644-01-713	EA CLIP-SPRING, BLACK PLASTIC - EXCEL	226-016966
	098644-01-716	FT PLUG-FILLER, EXCEL	132-014470
	098644-01-717	FT SPLINE-SCREEN MFG, EXCEL	132-004716
7	098644-07-702	EA GLASS-STATIONARY - EXCEL	106-015777
8	098644-07-703	EA GLASS-SLIDING, W/SASH & LATCH - EXCEL	410-018863
9	098644-07-704	EA SCREEN W/SPRING & WEATHERSTRIP - EXCEL	410-018863
	100322-01-703	FT STRIP-GLAZING, BUTYL - EXCEL	132-010723

**EXCEL GALLEY WINDOW - THERMOPANE WINDOW OPTION**

KEY	PART NUMBER	U/M DESCRIPTION	VENDOR NO.
	112898-04-01A	EA WINDOW-VERTICAL SLIDER, W/OFF WHITE INSIDE FRAME - EXCEL	DC02-G2W66
	098644-07-701	EA FRAME-WINDOW, INSIDE - OFF WHITE - EXCEL	CW0266
	112898-04-700	EA WINDOW-VERTICAL SLIDER, W/O INSIDE FRAME - EXCEL	DC02-G2
	112898-04-701	EA GLASS-STATIONARY - EXCEL	390-019130
	112898-04-702	EA GLASS-SLIDING, W/SASH & LATCH - EXCEL	DC02-G9
	112898-04-703	EA SASH LATCH KIT, RAISED - EXCEL	DH343-CK
	098644-01-713	EA CLIP-SPRING, BLACK PLASTIC - EXCEL	226-016966
	098644-07-704	EA SCREEN W/SPRING & WEATHERSTRIP - EXCEL	410-018863
	112795-01-700	EA LATCH ASM, BLACK - EXCEL	DH287-CK
	112795-01-701	EA SLIDE-STOP - EXCEL	132-019092

**WINDOW, VENT & EXTERIOR DOOR GROUP (CONTINUED)**

**EXCEL CAB WINDOW - DRIVER SIDE**

KEY	PART NUMBER	U/M DESCRIPTION	VENDOR NO.
	103658-09-01A	EA WINDOW-CAB, SINGLE SLIDER - W/INSIDE FRAME - EXCEL	H405-A2B66L
	103658-09-702	EA FRAME-WINDOW, INSIDE - EXCEL	H37366L & H37376L
	103658-09-701	EA WINDOW ASM, W/O TRIM - EXCEL	H405-A2L
	098644-01-700	EA LATCH-REPAIR KIT (BLACK) - EXCEL	B801-CK
	098644-01-706	FT WEATHERSTRIP-GLASS - EXCEL	171-010668
	098644-01-708	FT CHANNEL-RUN, PIERCED - EXCEL	122-016543
	098644-01-710	FT TRACK-SCREEN SPACER, 12' - EXCEL	132-017135
	098644-01-711	FT WEATHERSTRIP-SCREEN, BLACK - EXCEL	171-016965
	098644-01-713	EA CLIP-SPRING, BLACK PLASTIC - EXCEL	226-016966
	098644-01-716	FT PLUG-FILLER - EXCEL	132-014470
	098644-01-717	FT SPLINE-SCREEN - EXCEL	132-004716
	103658-09-700	EA GLASS-STATIONARY, RT OR LT - EXCEL	106-018971
	103658-09-704	EA GLASS-SLIDING, W/SASH & LATCH - EXCEL	H405-A9L
	103658-09-705	EA SCREEN ASSEMBLY - EXCEL	410-018973L

**EXCEL CAB WINDOW - DRIVER SIDE - THERMOPANE WINDOW OPTION**

KEY	PART NUMBER	U/M DESCRIPTION	VENDOR NO.
	113501-03-01A	EA WINDOW-CAB, SINGLE SLIDER - W/INSIDE FRAME - EXCEL	DH405-A2B66
	103658-09-702	EA FRAME-WINDOW, INSIDE - EXCEL	H37366L & H37376L
	113501-03-700	EA WINDOW-SINGLE SLIDER, W/O INSIDE FRAME - EXCEL	DH405-A2L
	098644-01-711	FT WEATHERSTRIP-SCREEN, BLACK - EXCEL	171-016965
	098644-01-713	EA CLIP-SPRING, BLACK PLASTIC - EXCEL	226-016966
	103658-09-705	EA SCREEN ASSEMBLY - EXCEL	410-018973L
	112795-01-700	EA LATCH ASM, BLACK - EXCEL	DH287-CK
	112795-01-701	EA SLIDE-STOP - EXCEL	132-019092
	112795-01-702	FT PLUG-FILLER - EXCEL	122-018737
	112795-01-703	FT CHANNEL-RUN - EXCEL	122-018736
	112898-04-703	EA SASH LATCH KIT, RAISED - EXCEL	DH343-CK
	113501-03-701	EA GLASS-STATIONARY - EXCEL	390-019397L
	113501-03-702	EA GLASS-SLIDE ASSEMBLY - EXCEL	DH405-A9L

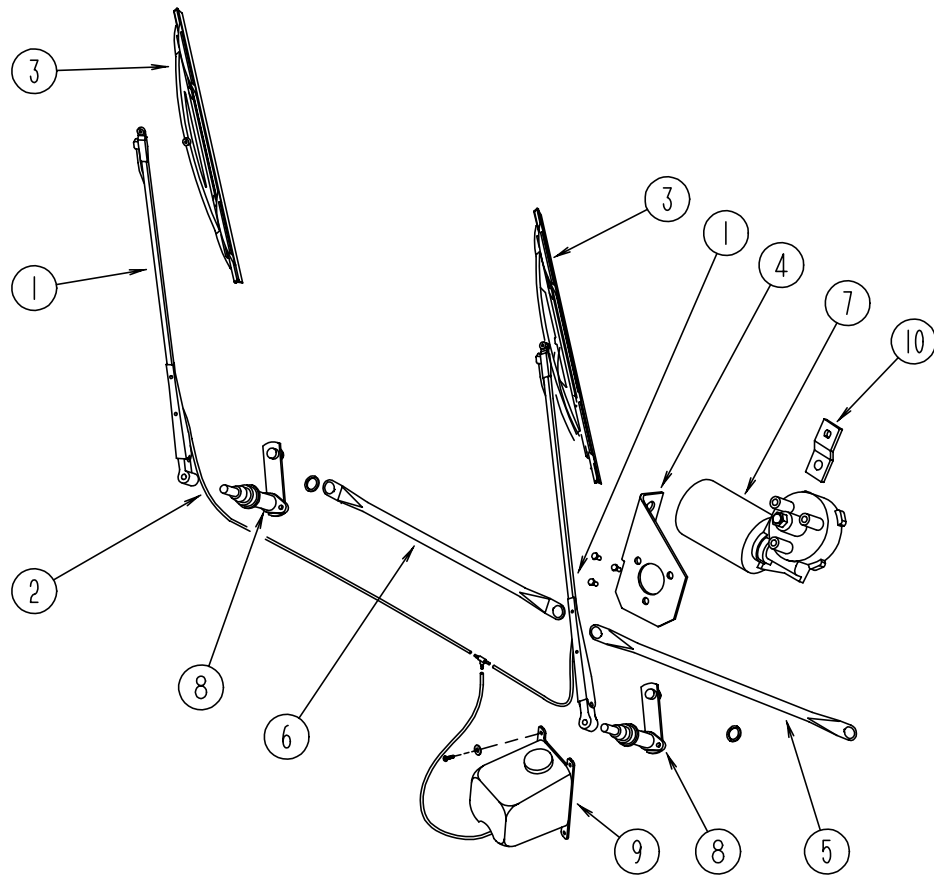
**EXCEL CAB WINDOW - PASSENGER SIDE**

KEY	PART NUMBER	U/M DESCRIPTION	VENDOR NO.
	103658-10-01A	EA WINDOW-CAB, SINGLE SLIDER - W/INSIDE FRAME - EXCEL	H405-A2B66R
	098647-10-701	EA FRAME-WINDOW, INSIDE - EXCEL	H37366R & H37376R
	103658-10-700	EA WINDOW ASM, W/O TRIM	H405-A2R
	098644-01-700	EA LATCH-REPAIR KIT (BLACK)	B801-CK
	098644-01-706	FT WEATHERSTRIP-GLASS	171-010668
	098644-01-708	FT CHANNEL-RUN, PIERCED	122-016543
	098644-01-710	FT TRACK-SCREEN SPACER, 12'	132-017135
	098644-01-711	FT WEATHERSTRIP-SCREEN, BLACK	171-016965
	098644-01-713	EA CLIP-SPRING, BLACK PLASTIC	226-016966
	098644-01-716	FT PLUG-FILLER	132-014470
	098644-01-717	FT SPLINE-SCREEN	132-004716
	103658-09-700	EA GLASS-STATIONARY, RT OR LT	106-018971
	103658-10-703	EA GLASS-SLIDING, W/SASH & LATCH	H405-A9R
	103658-10-704	EA SCREEN ASSEMBLY	410-018973R

**EXCEL CAB WINDOW - PASSENGER SIDE - THERMOPANE WINDOW OPTION**

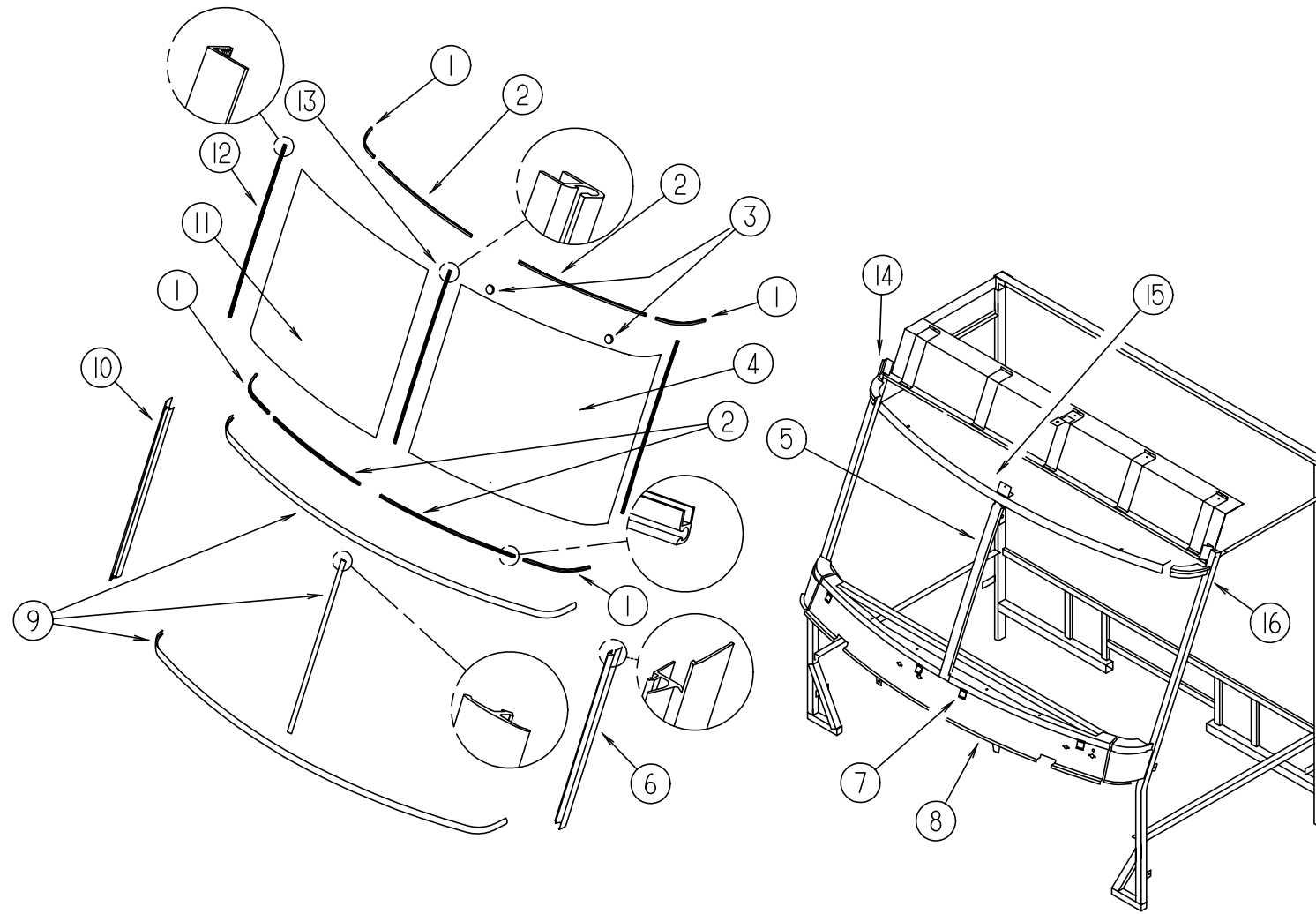
KEY	PART NUMBER	U/M DESCRIPTION	VENDOR NO.
	113501-04-01A	EA WINDOW-CAB, SINGLE SLIDER - W/INSIDE FRAME - EXCEL	DH405-A2B66
	103658-10-701	EA FRAME-WINDOW, INSIDE - EXCEL	H37366R & H37376R
	113501-04-700	EA WINDOW-SINGLE SLIDER, W/O INSIDE FRAME - EXCEL	DH405-A2R
	113501-04-701	EA GLASS-STATIONARY - EXCEL	390-019395R
	113501-04-702	EA GLASS-SLIDING, W/SASH & LATCH - EXCEL	DH405-A9R
	103658-10-704	EA SCREEN W/SPRING & WEATHERSTRIP - EXCEL	410-018973R
	098644-01-711	FT WEATHERSTRIP-SCREEN, BLACK - EXCEL	171-016965
	098644-01-713	EA CLIP-SPRING, BLACK PLASTIC - EXCEL	226-016966
	112795-01-700	EA LATCH ASM., BLACK - EXCEL	DH287-CK
	112795-01-701	EA SLIDE-STOP - EXCEL	132-019092
	112795-01-702	FT PLUG-FILLER - EXCEL	122-018737
	112795-01-703	IN CHANNEL-RUN - EXCEL	122-018736
	112898-04-703	EA SASH LATCH KIT, RAISED - EXCEL	DH343-CK

**WINDSHIELD & WIPER GROUP  
WIPER COMPONENTS**



KEY	PART NUMBER	U/M	DESCRIPTION
1	103671-01-000	EA	ARM-WIPER, PANTOGRAPH - 24"
	096931-01-700	FT	HOSE-WIPER, TO BLADE
	096931-01-701	EA	NOZZLE-HARDWARE KIT, INCLUDES NOZZLE, NUT, SHORT THREAD SCREW, LONG THREAD SCREW, AND PLASTIC CAP
2	045794-01-000	FT	HOSE-WASHER, WINDSHIELD - 5/32" ID - BLACK
3	095964-01-000	EA	BLADE-WIPER, 24"
	095964-01-700	EA	REFILL-WIPER BLADE, 24" - PAIR
4	104549-01-000	EA	BRACKET ASSEMBLY-WIPER MOTOR
5	117008-01-000	EA	LINK ASM - CONNECTING - DRIVERS SIDE
6	117008-02-000	EA	LINK ASM - CONNECTING - PASSENGERS SIDE
7	104346-03-000	EA	MOTOR-WIPER, FORD CHASSIS
			FROM: 00-00-00 THRU: 08-31-95
7	104346-05-000	EA	MOTOR-WIPER, FORD CHASSIS
			FROM: 09-01-95 THRU: 99-99-99
7	104346-02-000	EA	MOTOR-WIPER, CHEVY CHASSIS - UT 63098-20-M012WJ
			FROM: 00-00-00 THRU: 11-19-95
7	104346-04-000	EA	MOTOR-WIPER, CHEVY CHASSIS - UT 65714M02025WJ
			FROM: 11-20-95 THRU: 99-99-99
	110178-01-000	EA	HOUSING-WIPER MOTOR - UT 6237440-EC25WJ
8	096505-05-000	EA	PIVOT & SHAFT ASM-WIPER, PASSENGER WINDSHIELD
8	096505-06-000	EA	PIVOT & SHAFT ASM-WIPER, DRIVER WINDSHIELD
9	117766-02-000	EA	WASHER-WINDSHIELD, BOTTLE & PUMP - MCCORD 600328
	110605-01-000	EA	TEE-BARBED, 1/8 X 1/8 X 3/16 - BAYLOCK 3799721
	117765-03-000	EA	CONNECTOR - 5/32 W/SWSH - ITT H-BAYLOCK 116756
10	104347-01-000	EA	ARM-DRIVE, WIPER MOTOR - 1.54"
	061603-01-000	EA	GROMMET-SNAP, 3/16 ID - 3/8 HOLE - PLASTIC - BLACK
	067188-01-000	EA	STUD-CRANK, WIPER
	110742-01-000	EA	GASKET-WIPER

**WINDSHIELD & WIPER GROUP (CONTINUED)**  
**WINDSHIELD MOLDINGS & GLASS**



KEY	PART NUMBER	U/M DESCRIPTION
1	110268-01-000	EA CARRIER - REVEAL - 50.4" WINDSHIELD
2	110268-01-000	EA CARRIER - REVEAL - 50.4" WINDSHIELD
3	081914-01-000	EA BUMPER - RUBBER - ROUND - .43" DIAMETER - BLACK
4	088793-04-000	EA GLASS-WINDSHIELD, DRIVER
5	075710-03-000	EA FRAME-WINDSHIELD, CENTER DIVIDER - INNER
6	103107-02-01A	EA TRIM-WINDSHIELD, DRIVER SIDE - BLACK
7	104449-01-000	EA BRACKET - WINDSHIELD SUPPORT
8	077847-02-000	EA SUPPORT - WINDSHIELD - LOWER - W/O BRACKETS
9	102936-01-000	FT MOLDING - REVEAL - WINDSHIELD
10	103107-01-01A	EA TRIM - WINDSHIELD - PASSENGER SIDE - BLACK

KEY	PART NUMBER	U/M DESCRIPTION
11	088793-03-000	EA GLASS-WINDSHIELD, PASSENGER
12	098788-06-000	EA CHANNEL - 49" PVC, DRIVER OR PASSENGER SIDE
13	110268-01-000	EA CARRIER - REVEAL - 50.4" WINDSHIELD
14	077922-03-000	EA HEADER WINDSHIELD END - PASSENGER SIDE
15	077922-05-000	EA HEADER WINDSHIELD - CENTER
16	077922-04-000	EA HEADER WINDSHIELD END - DRIVER SIDE
	002328-02-000	EA BLOCK-WINDSHIELD, .062" X .5" X .98"