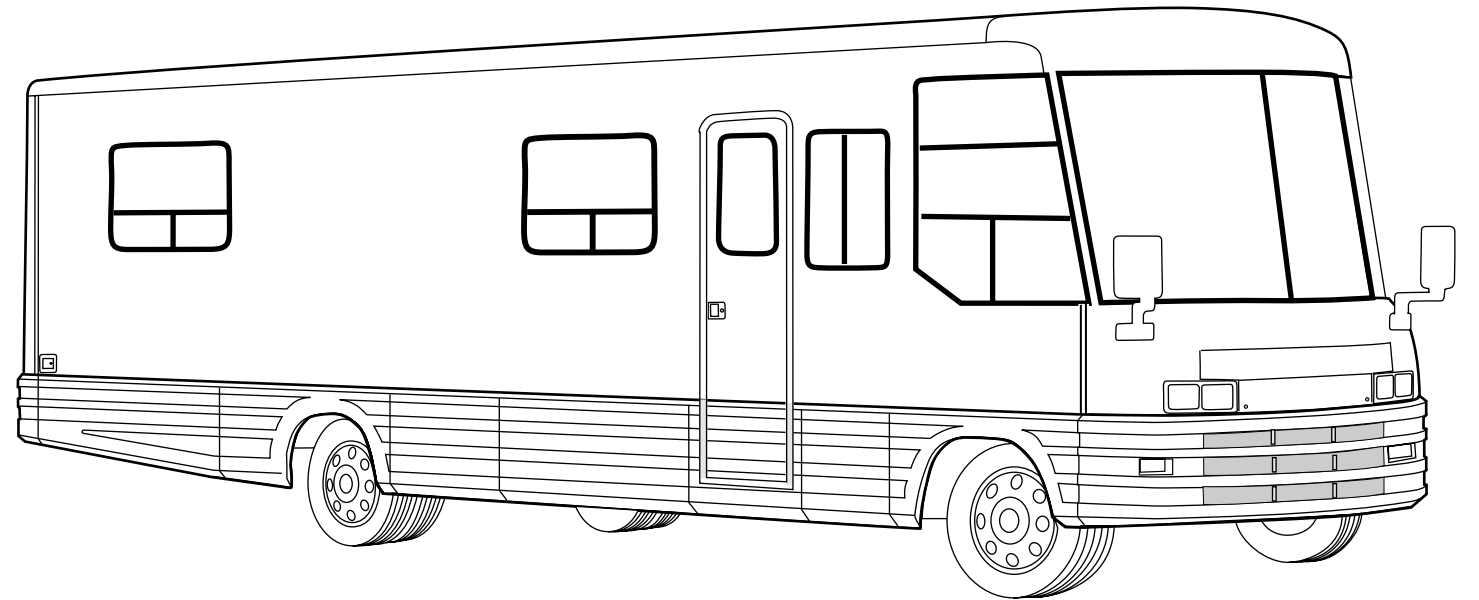
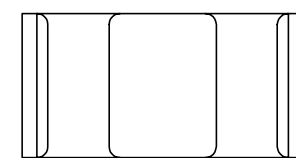
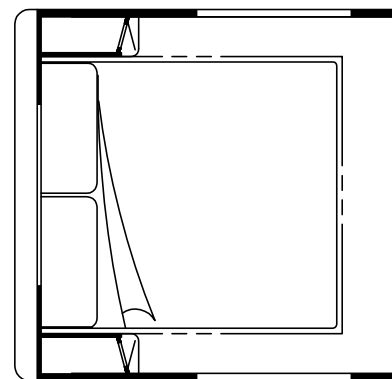
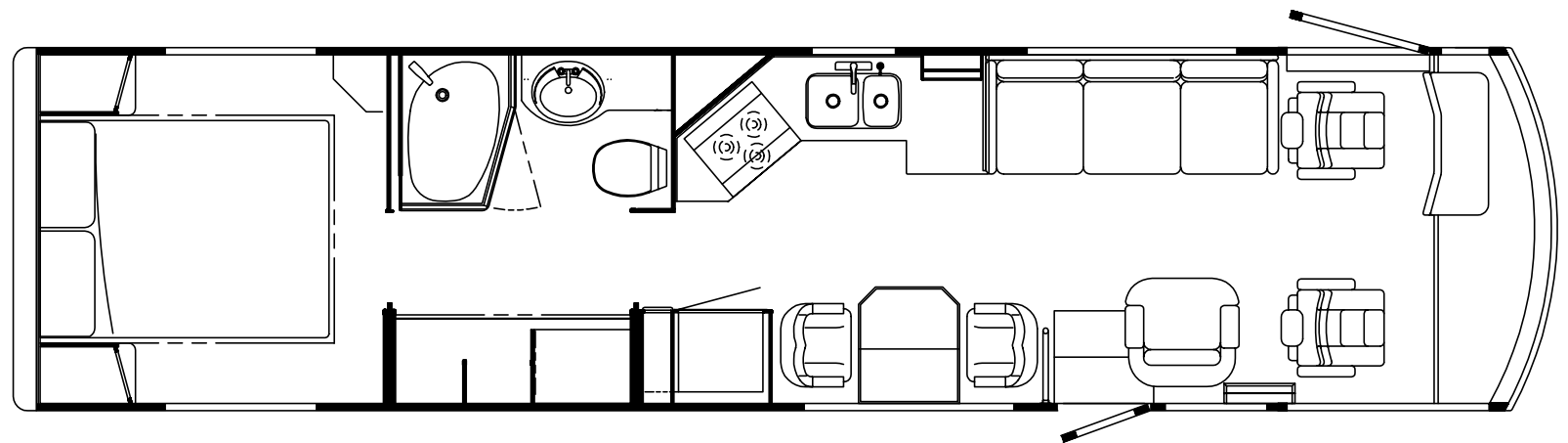


**1996**  
**WKM35WQ**



**GV0, GV2, GV4**  
**PICKLED ASH**

**GV1, GV3, GV5**  
**SALEM CHERRY**



## ACCESSORIES GROUP

### OPERATORS MANUAL

KEY	PART NUMBER	U/M DESCRIPTION
	054185-E2-000	EA MANUAL-OPERATOR 96 VECTRA
	092318-01-000	EA BINDER-3 RING, MOTOR HOME MANUAL
	092319-01-000	EA POCKET PAGE - 3 RING BINDER, PLASTIC - (50 PER PKG)
	119439-01-000	DW TOP LEVEL-M, 1996

### VACUUM CLEANER

KEY	PART NUMBER	U/M DESCRIPTION	VENDOR NO.
	108186-01-000	EA VACUUM CLEANER-BUILT IN, HP 19-1 DELUXE	
	092304-01-700	EA BAG-VACUUM, REPLACEMENT PKG5	4908
	092304-02-704	EA MOTOR W/RELAY	5098
	092304-02-710	EA SECONDARY FILTER	HP 4929
	108186-02-000	EA TOOL SET-VACUUM W/O POWER BRUSH, HP W/30" HOSE	
	092304-02-701	EA TOOL-DUSTING	1142
	092304-02-702	EA TOOL-RUG	4982
	092304-02-703	EA TOOL-CREVICE	1141
	092304-02-707	EA TOOL-UPHOLSTERY	7029
	092304-02-708	EA WAND-PLASTIC	4978
	092304-02-709	EA HOSE ASM., 30" COMPLETE	4988-30

## AUDIO VIDEO GROUP

### RADIO & CD SYSTEM

KEY	PART NUMBER	U/M DESCRIPTION
	109053-02-000	EA RADIO-WALL MOUNT AM/FM CASS AUDIOVOX AWM-300
	087683-03-000	EA RADIO-AM/FM STEREO/CASSETTE
	116148-03-000	EA RADIO-AM/FM STEREO/CD PLAYER
	102080-03-000	EA CHANGER-COMPACT DISC SONY CDX-71RF
		FROM: 00-00-00 THRU: 05-19-96
	102080-05-000	EA CHANGER-COMPACT DISC SONY CDX-52RF
		FROM: 05-20-96 THRU: 99-99-99
	097460-08-000	EA RADIO-AM/FM STEREO/CASSETTE
	116148-02-000	EA RADIO-AM/FM STEREO/CD PLAYER, RDB515F
		FROM: 00-00-00 THRU: 03-14-96
	116148-03-000	EA RADIO-AM/FM STEREO/CD PLAYER, RDB325D
		FROM: 03-15-96 THRU: 99-99-99
	081059-02-000	EA WIRE ASM - 9-PIN, RADIO - AUDIOVOX 112B-1761
	089340-02-000	EA GRILLE-SPEAKER, 6.5" SQUARE
		CAN BE USED FOR RADIO OR TV SPEAKER IN OVHD CABINETS
	094097-01-000	EA SPEAKER-RADIO/TV, W/O GRILLE, 5.25" DIAMETER
		CAN BE USED AS TV OR RADIO SPEAKER IN OVHD CABINETS
	094097-01-000	EA SPEAKER-RADIO/TV, W/O GRILLE, 5.25" DIAMETER
	110469-01-000	EA SPEAKER - 4" X 6" OVAL, COAXIAL
	110470-01-01A	EA GRILLE-SPEAKER, OVAL - 4" X 6" - BLACK
	118165-01-GV0	EA GRILL ASM-SPEAKER
		MOUNTED OVER DR & PASS ON SIDES OF CAB
	118144-01-02B	EA GRILL-SPEAKER, E-COAT

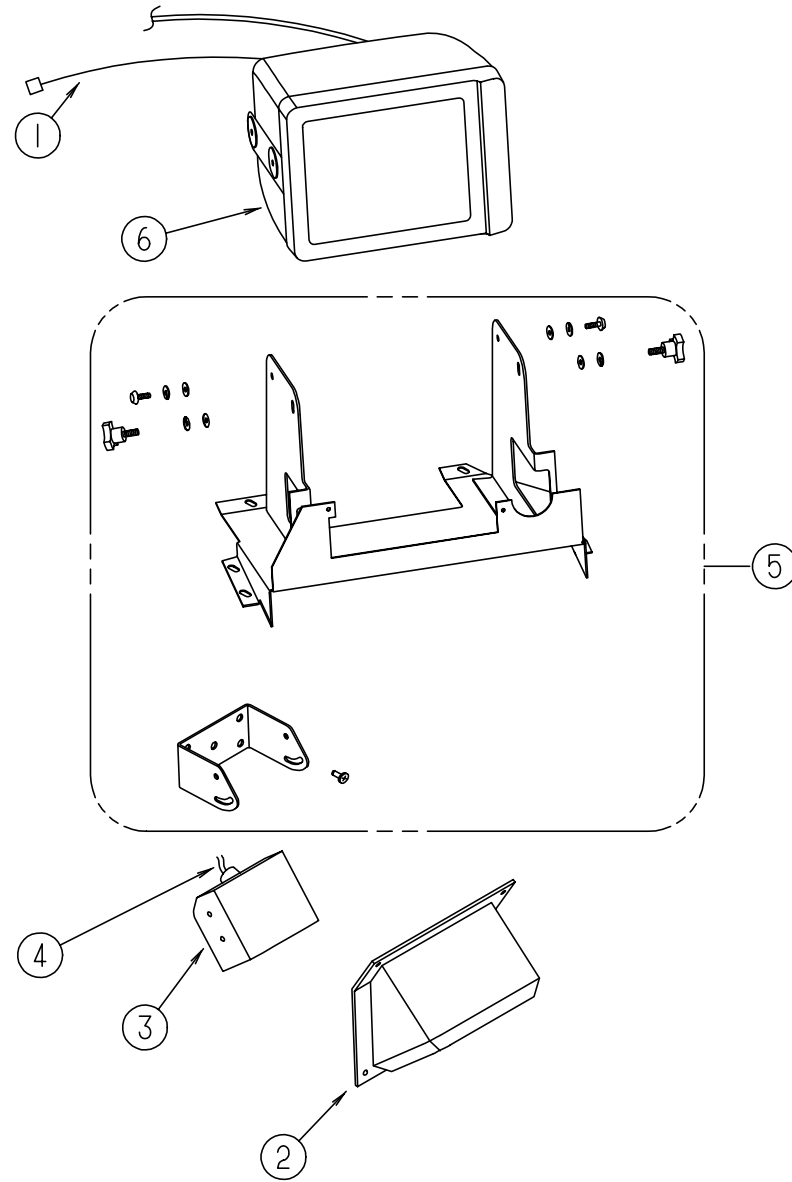
### RADIO & CB ANTENNA

KEY	PART NUMBER	U/M DESCRIPTION
	105248-01-000	EA ANTENNA-CB, KIT CONTAINS: ANTENNA, ANTENNA COAX, 3 O-RING SEALS
	090944-01-000	EA ANTENNA-RADIO, 16" RUBBER
	108847-01-000	EA BRACKET-ANTENNA GROUND
	109889-04-000	EA EXTENDER-SHAFT, ANTENNA, 3" - MAGNADYNE RV71EX3
	077069-02-000	EA CABLE-RADIO ANTENNA, 96" EXTENSION

### TELEPHONE SYSTEM

KEY	PART NUMBER	U/M DESCRIPTION
	093253-01-02A	EA PLATE-WALL, TELEPHONE - BROWN - LEVITON 40249
	093254-01-000	EA HOUSING-TELEPHONE, AMP 554171-1

**AUDIO VIDEO GROUP (CONTINUED)**



**REAR MONITOR SYSTEM**

KEY	PART NUMBER	U/M DESCRIPTION
	093040-08-000	EA TELEVISION SYSTEM-REAR VIEW, 7", W/AUDIO JACK
1	096717-03-000	EA WIRE ASM-REAR MONITOR, UPPER
	093040-06-000	EA WIRE ASM-MONITOR, SONY SM-HRN7
2	117669-01-01A	EA SHROUD-CAMERA, OUTER - SABLE
	108529-01-01A	EA SHROUD-CAMERA, INNER - BLACK
3	093040-04-700	EA CAMERA, BRACKET & WIRING
4	093041-01-000	EA CABLE-MONITOR/CAMERA, INTERNAL USE
	093041-02-000	EA CABLE-MONITOR/CAMERA, EXTERNAL USE
5	N/A	PARTS ARE INCLUDED W/TELEVISION SYSTEM - SONY
6	093040-05-700	EA MONITOR - 7", W/POWER HARNESS

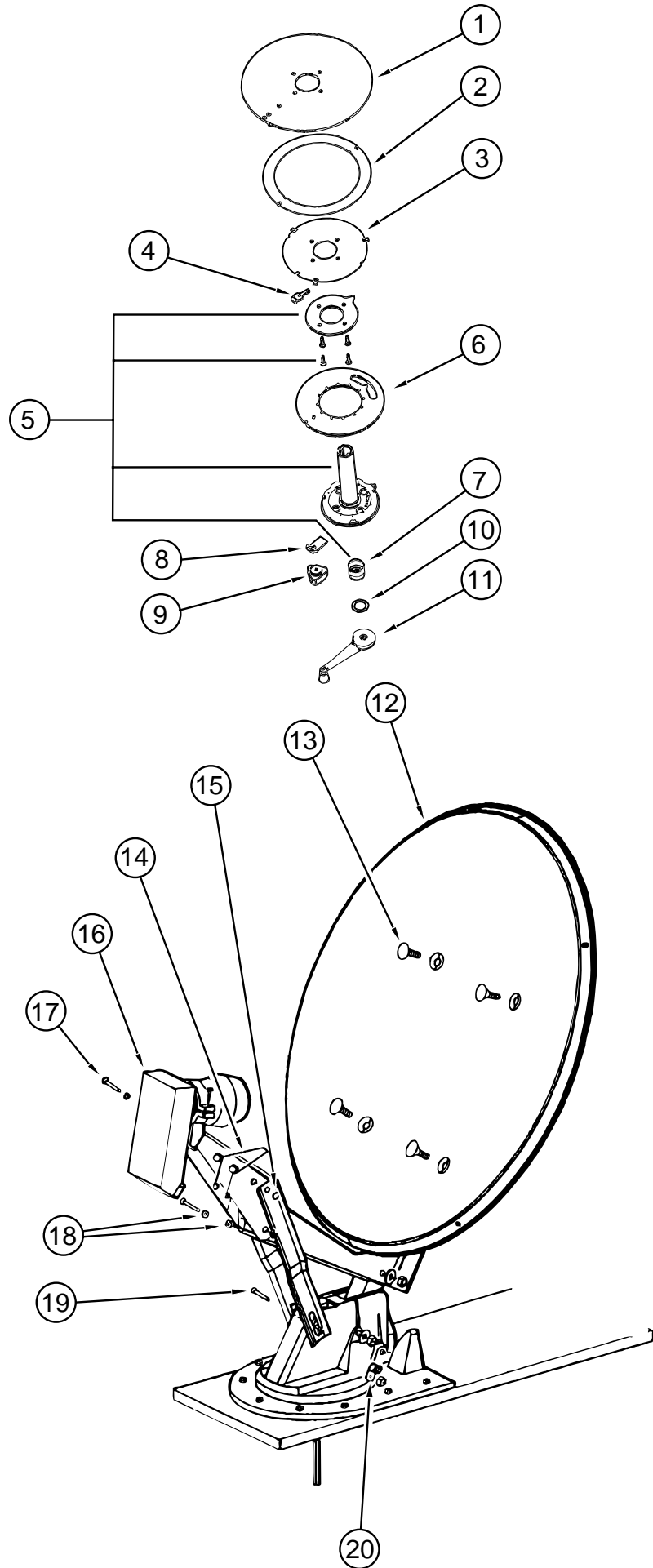
**AUDIO VIDEO GROUP (CONTINUED)**

**TV & VCR SYSTEMS**

KEY	PART NUMBER	U/M DESCRIPTION	VENDOR NO.
	108096-08-000	EA TV - 19" COLOR, 1/8" JACK - CSA - MAGNAVOX XR1905C	
	098447-11-700	EA REMOTE	
	108096-10-000	EA TV - 19" COLOR, 1/8" JACK - US - MAGNAVOX 19PR14C	
	098447-11-700	EA REMOTE	
	098447-11-000	EA TV - 13" COLOR W/JACK - US - MAGNAVOX 13PRC10/RR13	
	098447-11-700	EA REMOTE	
	098446-09-000	EA VCR-VHS, CABLE READY, REMOTE - MAGNAVOX VRT222AT	
		FROM: 00-00-00 THRU: 04-28-96	8874222
	098446-09-700	EA REMOTE	
	098446-11-000	EA VCR-VHS, CABLE READY - REMOTE - MAGNAVOX VRT222AT	
		FROM: 04-29-96 THRU: 04-28-96	
	086757-03-000	EA CONTROL CENTER-SWITCH, VCR/TV - AUDIOVOX AVCC-100	
	093214-01-02A	EA GRILLE-SPEAKER, 4" - BROWN	
	098819-01-000	EA SPEAKER - 2 WATT, 8 OHM - 4"	
	115540-01-000	EA AMPLIFIER-TV SPEAKERS - AMP3 35-94-SC	
	115539-01-000	EA RELAY-RADIO/TV SPEAKER, SWTCH ASA A1780100	
	115466-02-02B	EA STRAP ASM-TIEDOWN, TV - E-COAT	
	082134-01-000	EA ADAPTER-TV, CABLE TO CABLE - WINEGARD F-81M	
	076319-03-000	FT CABLE-COAXIAL, 75 OHM	
	076319-12-000	EA CONNECTOR-COAXIAL, ONE PIECE	
	076319-09-000	EA WALLPLATE-CABLE RECEPTACLE, TV - SINGLE - BROWN	
	086777-02-000	EA WALLPLATE-TV CABLE, W/ANTENNA SWITCH - BROWN	
	086777-06-000	EA PLATE-WALL, ANT 1 OUTPUT BROW - WINEGARD RV-0931	
	082136-01-000	EA NUT-HEX JAM 3/8-32, WINEGARD	
	086756-01-000	EA SPLITTER-TV, 2 WAY	
	093901-06-000	EA PLATE-TV	

# AUDIO VIDEO GROUP (CONTINUED)

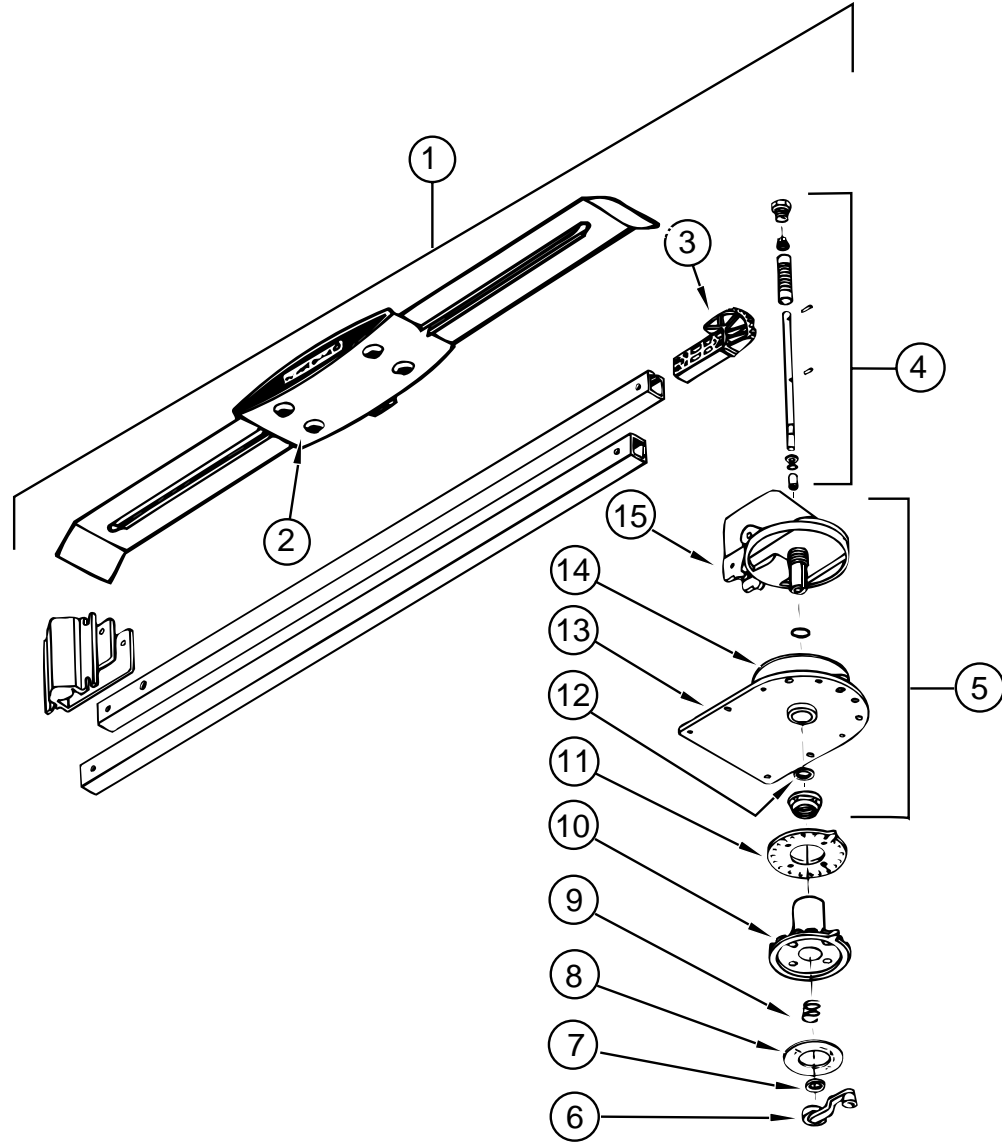
## SATELLITE DISH



KEY	PART NUMBER	U/M DESCRIPTION	VENDOR NO.
	120233-01-000	EA ANTENNA-SATELLITE W/O RECEIVER (DISH & HDW KIT) MANUAL	
	120233-02-000	EA RECEIVER-SATELLITE ONLY	
1	120233-01-700	EA PLATE-FIXED	3750821
2	120233-01-701	EA DIAL-DIRECTIONAL	2745056
3	120233-01-702	EA PIVOT-DIAL, DIRECTIONAL	2745058
4	120233-01-703	EA STOP-ROTATION	3711281
5	120233-01-704	EA PLATE-CEILING W/DIRECTIONAL HANDLE	RP-6300
6	120233-01-705	EA PLATE-ROTATE	3750820
7	120233-01-706	EA SPRING	RP-6822
8	120233-01-707	EA CLAMP-ROTATE	3711280
9	120233-01-708	EA KNOB-CLAMP	2200061
10	120233-01-709	EA WASHER-NYLON	RP-2658
11	120233-01-710	EA HANDLE-CRANK	RP-6795
12	120233-01-711	EA REFLECTOR - 46 CM	2745304
13	120233-01-712	EA BOLT-FLAT HEAD	2160253
14	120233-01-713	EA SPRING	2160820
15	120233-01-714	EA CLIP-E	5160818
16	120233-01-715	EA RCA LNB	278015
17	120233-01-716	EA PIN	2160814
18	120233-01-717	EA BEARING-NYLON	2200728
19	120233-01-718	EA PIN	5160817
20	120233-01-719	EA CLAMP-CABLE	2200060

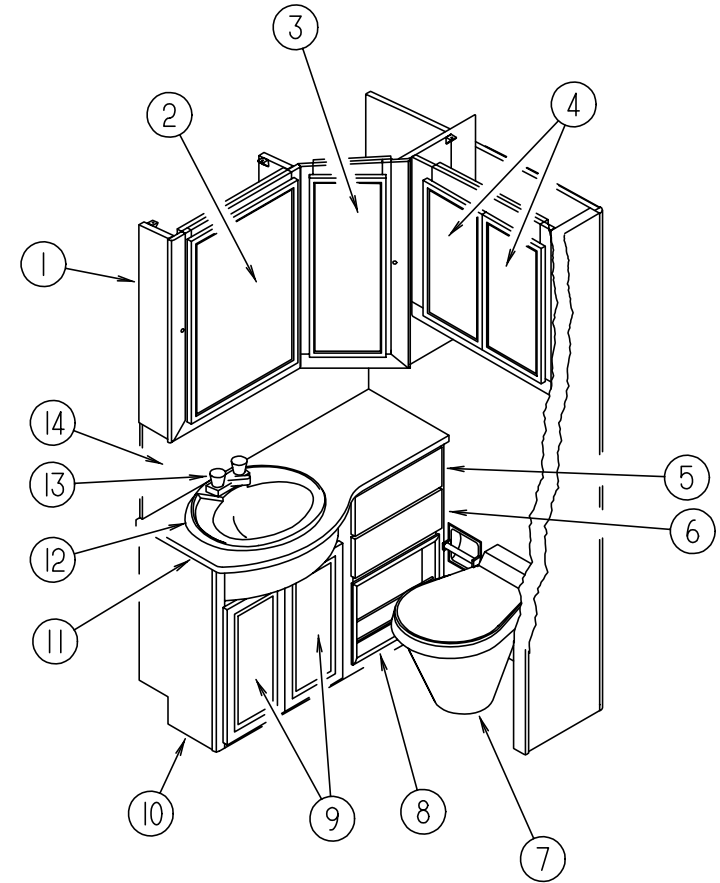
**AUDIO VIDEO GROUP (CONTINUED)**

**BATH GROUP**



**TV ANTENNA - WINEGARD**

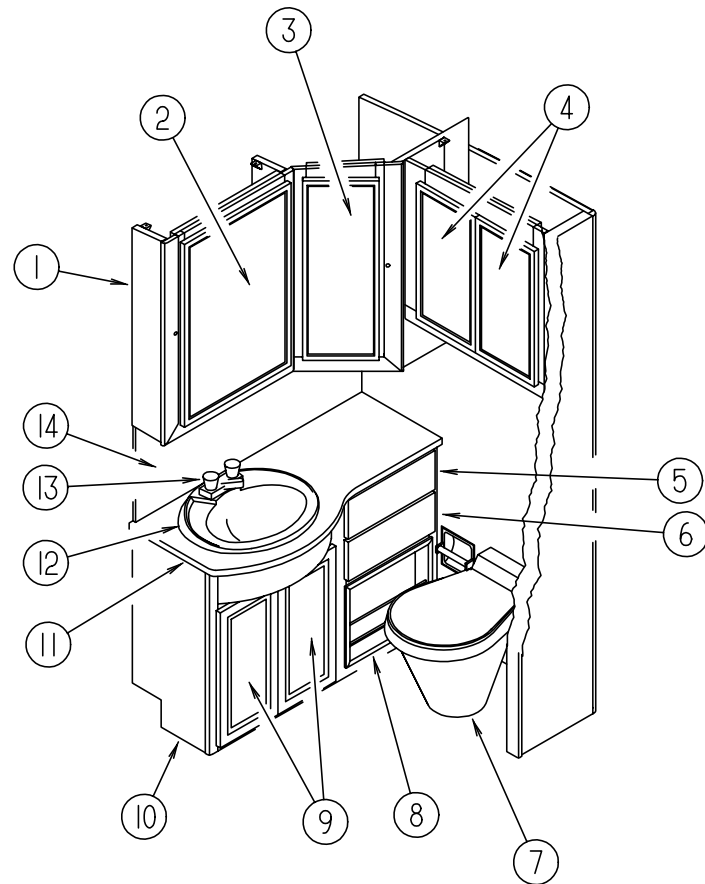
KEY	PART NUMBER	U/M DESCRIPTION	VENDOR NO.
1	076319-18-000	EA ANTENNA-TV ROOF MOUNTED	
2	076319-01-700	EA HEAD-ANTENNA, AMPLIFIED	RVSA U/V
3	076319-01-701	EA GEAR-ELEVATING, PLASTIC	2200046
4	076319-01-702	EA SHAFT ASSEMBLY-ELEVATING	RVP-400A
5	076319-01-711	EA BASE & LIFT ASSEMBLY	2762802
6	076319-01-706	EA CRANK-ELEVATING, W/SET SCREW	5755100
7	076319-01-705	EA GROMMET-NYLON, 7/8" ID	200658
8	076319-01-708	EA DECAL-CRANK	5413002
9	076319-01-707	EA SPRING-HANDLE	5160800
10	076319-01-709	EA PLATE-DIRECTIONAL, FOR HEAD	3200644
11	076319-01-712	EA PLATE-CEILING	3200608
12	076319-01-704	EA BEARING-NYLON, 1.25" OD	3200657
13	076319-01-713	EA PLATE-BASE, STEEL	3100523
14	076319-01-703	EA BEARING-NYLON, 5" OD	3200656
15	076319-01-714	EA HOUSING-ROTATING GEAR	2200049



**BATH CABINETS & FIXTURES**

KEY	PART NUMBER	U/M DESCRIPTION
1	120366-01-GV0	EA CABINET ASM-MEDICINE (PICKLED ASH)
1	120366-01-GV1	EA CABINET ASM-MEDICINE (SALEM CHERRY)
2	M06803-P9-GV0	EA DOOR-RAIL, MTRD/OG 0256 X 0750 (PICKLED ASH)
	113195-17-01A	EA MIRROR-BEVELED, SAFETY GLASS - CLEAR 422 X 667
2	M06803-P9-GV1	EA DOOR-RAIL, MTRD/OG 0256 X 0750 (SALEM CHERRY)
	113195-17-01A	EA MIRROR-BEVELED, SAFETY GLASS - CLEAR 422 X 667
3	M06803-R1-GV0	EA DOOR-RAIL, MTRD/OG 0280 X 0555 (PICKLED ASH)
	113195-18-01A	EA MIRROR-BEVELED, SAFETY GLASS - CLEAR 172 X 667
3	M06803-R1-GV1	EA DOOR-RAIL, MTRD/OG 0280 X 0555 (SALEM CHERRY)
	113195-18-01A	EA MIRROR-BEVELED, SAFETY GLASS - CLEAR 172 X 667
4	M06803-P8-GV0	EA DOOR-RAIL, MTRD/OG 0505 X 0750 (PICKLED ASH)
	113195-19-01A	EA MIRROR-BEVELED, SAFETY GLASS - CLEAR 197 X 472
4	M06803-P8-GV1	EA DOOR-RAIL, MTRD/OG 0505 X 0750 (SALEM CHERRY)
	113195-19-01A	EA MIRROR-BEVELED, SAFETY GLASS - CLEAR 197 X 472
5	M05971-V4-GV0	EA DRAWER COMPL-SLIDE OGEE (PICKLED ASH)
5	M05971-V4-GV1	EA DRAWER COMPL-SLIDE OGEE (SALEM CHERRY)
6	M05971-BD-GV0	EA DRAWER COMPL-SLIDE OGEE (PICKLED ASH)
6	M05971-BD-GV1	EA DRAWER COMPL-SLIDE OGEE (SALEM CHERRY)
7	085330-02-000	EA TOILET-STANDARD BONE CHINA
7	085330-06-000	EA TOILET-STANDARD CHINA W/SPRAYER, BONEMODEL 910

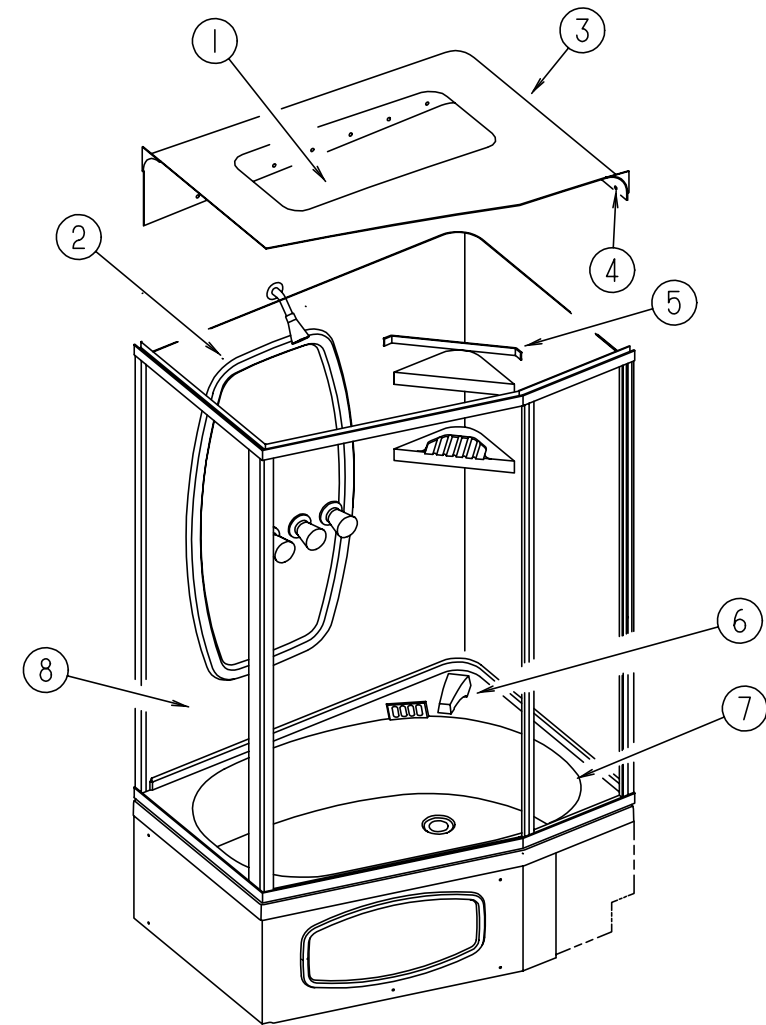
### BATH GROUP (CONTINUED)



### BATH CABINETS & FIXTURES (CONTINUED)

KEY	PART NUMBER	U/M DESCRIPTION
8	119960-11-GV0	EA RACK ASM (PICKLED ASH)
8	119960-11-GV1	EA RACK ASM (SALEM CHERRY)
9	M05992-G5-GV0	EA DOOR-RAIL, HDW, OGEE 0274 X 0554 (PICKLED ASH)
9	M05992-G5-GV1	EA DOOR-RAIL, HDW, OGEE 0274 X 0554 (SALEM CHERRY)
10	119960-01-GV0	EA CABINET ASM-LAVATORY
10	119960-01-GV1	EA CABINET ASM-LAVATORY
10	119960-01-GV2	EA CABINET ASM-LAVATORY
10	119960-01-GV3	EA CABINET ASM-LAVATORY
10	119960-01-GV4	EA CABINET ASM-LAVATORY
10	119960-01-GV5	EA CABINET ASM-LAVATORY
11	119960-16-GV0	EA COUNTERTOP ASM
11	119960-16-GV1	EA COUNTERTOP ASM
11	119960-16-GV2	EA COUNTERTOP ASM
11	119960-16-GV3	EA COUNTERTOP ASM
11	119960-16-GV4	EA COUNTERTOP ASM
11	119960-16-GV5	EA COUNTERTOP ASM
12	105921-01-01A	EA SINK-LAVATORY, LARGE OVAL - 17" X 20" - PLASTIC - OFF WHITE
	106116-01-01A	EA STRAINER-SINK, W/STOPPER TAILPIECE GASKET & NUT - PLASTIC
13	075240-05-000	EA FAUCET-LAVATORY, BRASS
	105218-01-01A	EA SPACER-FAUCET, LAVATORY SINK - 2" X 5.9" - ABS PLASTIC O/W
14	093606-25-000	EA MIRROR-PANEL, BEVELED 1/8" - 355.0 X 1080.0
	075453-02-000	EA BAR-TOWEL, 18" BRASS
	085278-01-000	EA HOLDER-TOILET PAPER, RECESSED - BRASS

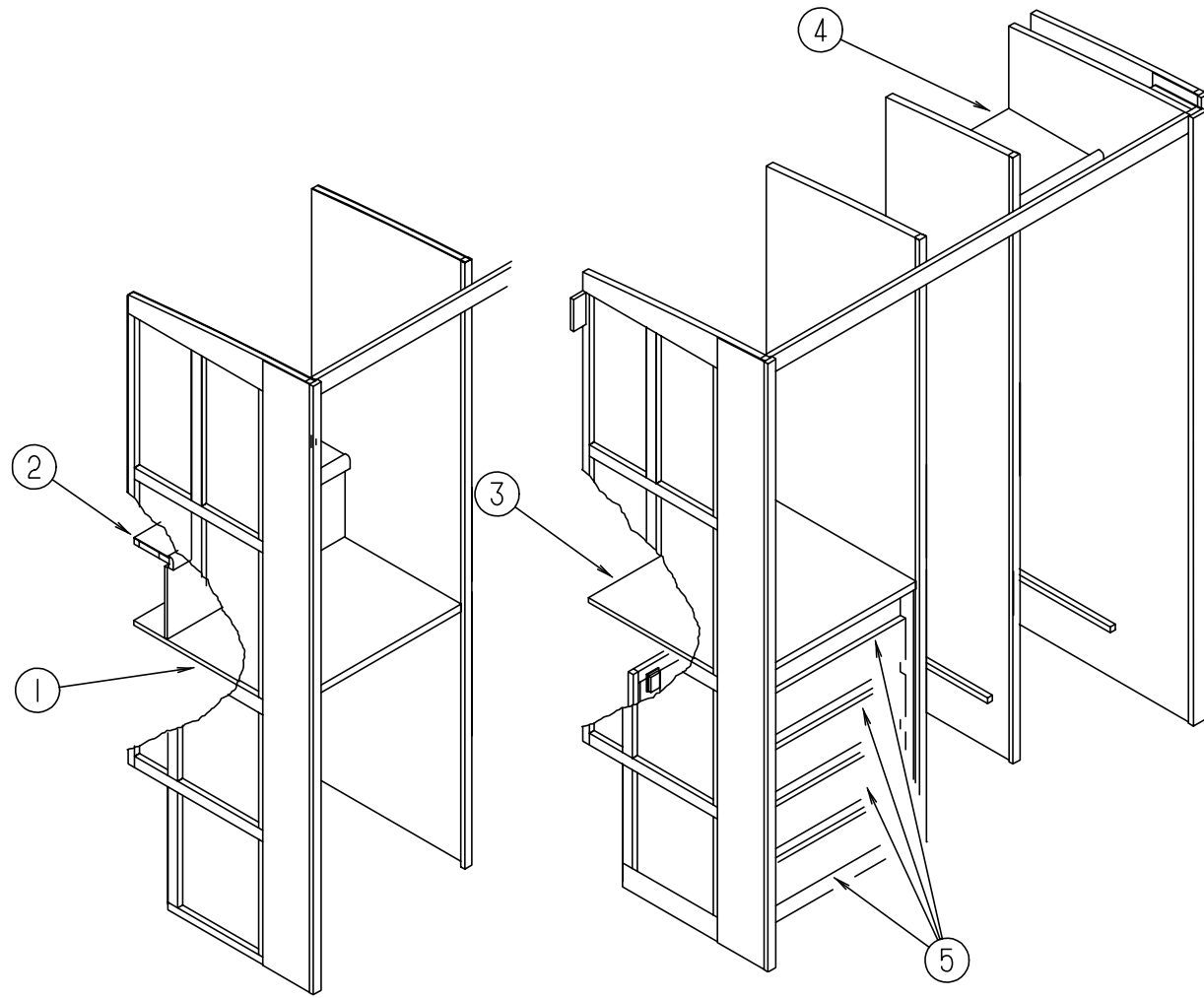
### BATH GROUP (CONTINUED)



### SHOWER & FIXTURES

KEY	PART NUMBER	U/M DESCRIPTION
1	077902-01-000	EA COVER-SKYLIGHT, INSIDE - 15.6" X 22.6" - PLASTIC
	108662-01-01A	EA COVER-SKYLIGHT, WHITE
2	119677-01-01A	EA SHOWER - 3 PCS, HDW, FAUCET, SPOUT
	075606-01-000	EA PANEL-FAUCET BACK, SHOWER - 5" X 9"
3	119338-01-01A	EA CAP-TUB/SHOWER, O/W
4	057671-01-000	EA COVER-SCREW - #8 - PLASTIC - OFF WHITE
5	113714-01-01A	EA RETAINER-SHELF, SHOWER O/W
6	075241-05-000	EA FAUCET-SHOWER, BONE W/ 3/4" MPT X 1.4" LONG INLET PIPES
7	M02630-31-GV0	EA TUB/SHOWER ASSEMBLY
	066436-01-000	EA NUT-SLIP, TAILPIECE - 1.5"
	066729-01-000	EA STRAINER-TUB/SHOWER, W/PLUG
	120981-01-01A	EA DRAIN-TIP TOE, BRASS
8	119336-01-01A	EA ENCLOSURE-SHOWER O/W
	104462-01-01A	EA CADDY-SHOWER, O/W

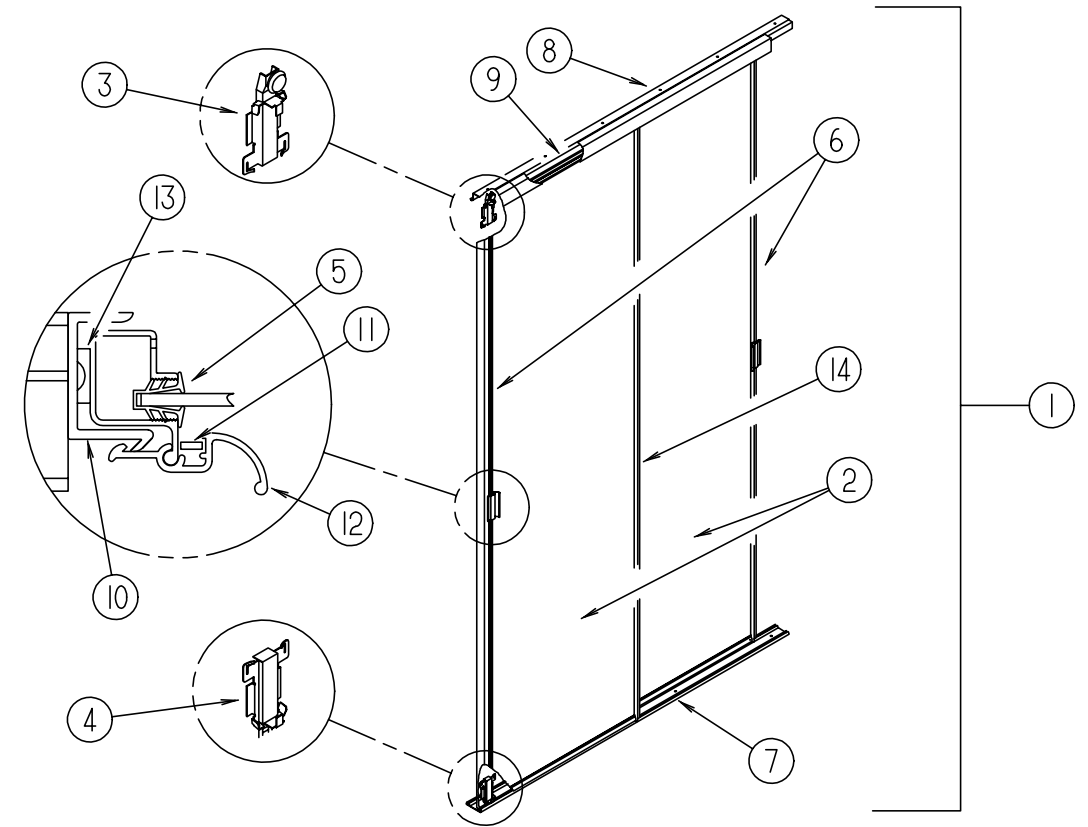
## BATH GROUP (CONTINUED)



### WARDROBE CABINET

KEY	PART NUMBER	U/M	DESCRIPTION
1	119766-19-GV0	EA	COUNTERTOP ASM-WASHER/DRYER
1	119766-19-GV1	EA	COUNTERTOP ASM-WASHER/DRYER
1	119766-19-GV2	EA	COUNTERTOP ASM-WASHER/DRYER
1	119766-19-GV3	EA	COUNTERTOP ASM-WASHER/DRYER
1	119766-19-GV4	EA	COUNTERTOP ASM-WASHER/DRYER
1	119766-19-GV5	EA	COUNTERTOP ASM-WASHER/DRYER
2	119766-21-GV0	EA	SHELF ASM-WASHER/DRYER (PICKLED ASH)
2	119766-21-GV1	EA	SHELF ASM-WASHER/DRYER (SALEM CHERRY)
3	119766-12-GV0	EA	COUNTERTOP ASM
3	119766-12-GV1	EA	COUNTERTOP ASM
3	119766-12-GV2	EA	COUNTERTOP ASM
3	119766-12-GV3	EA	COUNTERTOP ASM
3	119766-12-GV4	EA	COUNTERTOP ASM
3	119766-12-GV5	EA	COUNTERTOP ASM
4	119766-11-GV0	EA	SHELF ASM (PICKLED ASH)
4	119766-11-GV0	EA	SHELF ASM (SALEM CHERRY)
5	M05971-V3-GV0	EA	DRAWER COMPL-SLIDE OGEE (PICKLED ASH)
5	M05971-V3-GV1	EA	DRAWER COMPL-SLIDE OGEE (SALEM CHERRY)

## BATH GROUP (CONTINUED)



### WARDROBE DOOR

KEY	PART NUMBER	U/M	DESCRIPTION
1	114149-11-GV0	EA	DOOR COMPL-WARDROBE, MIRRORED
2	058331-E6-000	EA	MIRROR-GLASS, SAFETY - 816MM X 1938MM
3	107390-02-000	EA	CORNER HANGER (DOUBLE ROLLER W/BRACKET) (1 = PAIR)
4	107391-01-000	EA	GUIDE-BOTTOM, BY-PASS, STANLEY 4053 (PAIR)
5	111575-01-01A	FT	CHANNEL-GLAZING, SWING DOOR, STANLEY 4130
6	114104-06-01A	EA	STILE-DOOR, SLIDING, TERRATONE
7	114105-08-01A	EA	TRACK-DOOR, SLIDING, LOWER, TERRATONE
8	114106-08-01A	EA	TRACK-DOOR, SLIDING, UPPER, TERRATONE
9	114107-07-01A	EA	RAIL-DOOR, SLIDING, TERRATONE
10	115538-03-01A	EA	JAMB-DOOR, WARDROBE, MIRRORED, WEST & BARKER BLACK
11	115541-01-000	EA	SPRING-DOOR, SLIDING, CSC P/N NPN-SPRING
12	115553-01-01A	EA	LATCH-DOOR, WARDROBE, MIRROR, TERRATONE
13	114104-06-01A	EA	STILE-DOOR, SLIDING, TERRATONE
14	114104-02-01A	EA	STILE-DOOR, SLIDING, TERRATONE

**BATH GROUP (CONTINUED)****SHOWER DOOR**

KEY	PART NUMBER	U/M DESCRIPTION	VENDOR NO.
	119622-01-01A	EA DOOR-SHOWER, SOLID W/PANEL - COASTAL WINN	#33G-
	089318-01-701	FT SWEEP-VINYL	C171G 500FT RL
	089318-01-704	EA BOLT-PIVOT, TOP & BOTTOM	1428B
	092574-01-700	EA KNOB-SAFETY LATCH	9728G
	092574-01-703	EA PULL-DOOR, GOLD W/HOLE	8149G
	092574-01-705	EA STRIP-MAGNETIC, 56 7/8"	98-41G
	092574-01-707	EA BUSHING-PIVOT, TOP	18712B
	092574-01-710	EA SCREW-GOLD, FOR TOWEL BAR	832G COASTAL
	092574-01-711	EA PULL-DOOR, GOLD W/STUDS	8153G
	107878-01-703	EA CAP-DRIP, PLUG SET	DGP2
	107878-01-704	EA HEADER OR SILL	

**BATH GROUP (CONTINUED)****BATH PRIVACY DOOR**

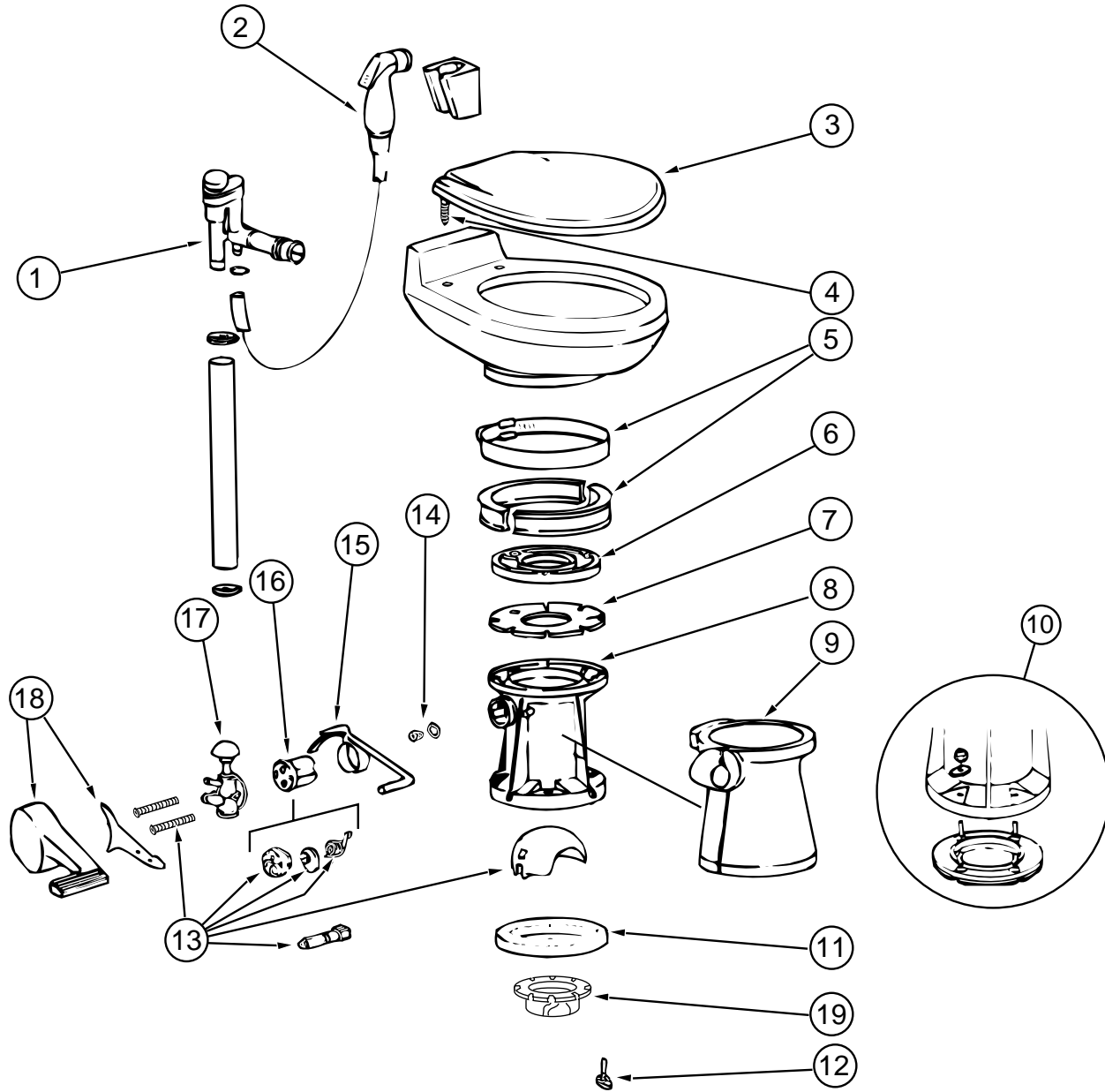
KEY	PART NUMBER	U/M DESCRIPTION
	104013-03-E37	EA DOOR-SLIDING PRIVACY, BETWEEN GALLEY & BATH (PICKLED ASH)
	104013-03-E41	EA DOOR-SLIDING PRIVACY, BETWEEN GALLEY & BATH (SALEM CHERRY)
	120510-02-GV0	EA HEADER-DOOR, WOOD - BETWEEN GALLEY & BATH (PICKLED ASH)
	120510-02-GV1	EA HEADER-DOOR, WOOD - BETWEEN GALLEY & BATH (SALEM CHERRY)
	103868-03-01A	EA TRACK-DOOR, FRONT - 1250MM - OFF WHITE
	103874-01-000	EA HANGER-SLIDING DOOR
	098410-01-01A	EA PULL-FINGER, OVAL - BRASS
	057534-01-000	EA TIEBACK/TIEDOWN-BED/CURTAIN/DOOR, 6" - PLASTIC - CLEAR

**BEDROOM/BATH PRIVACY DOOR**

KEY	PART NUMBER	U/M DESCRIPTION
	104013-08-GV0	EA DOOR-SLIDING PRIVACY, BETWEEN BATH & BEDROOM (PICKLED ASH)
	104013-08-GV1	EA DOOR-SLIDING PRIVACY, BETWEEN BATH & BEDROOM (SALEM CHERRY)
	120510-01-GV0	EA HEADER-DOOR, WOOD - BETWEEN BATH & BEDROOM (PICKLED ASH)
	120510-01-GV1	EA HEADER-DOOR, WOOD - BETWEEN BATH & BEDROOM (SALEM CHERRY)
	103874-01-000	EA HANGER-SLIDING DOOR
	098410-01-01A	EA PULL-FINGER, OVAL - BRASS
	103868-03-01A	EA TRACK-DOOR, 1250MM - OFF WHITE
	057534-01-000	EA TIEBACK/TIEDOWN-BED/CURTAIN/DOOR, 6" - PLASTIC - CLEAR



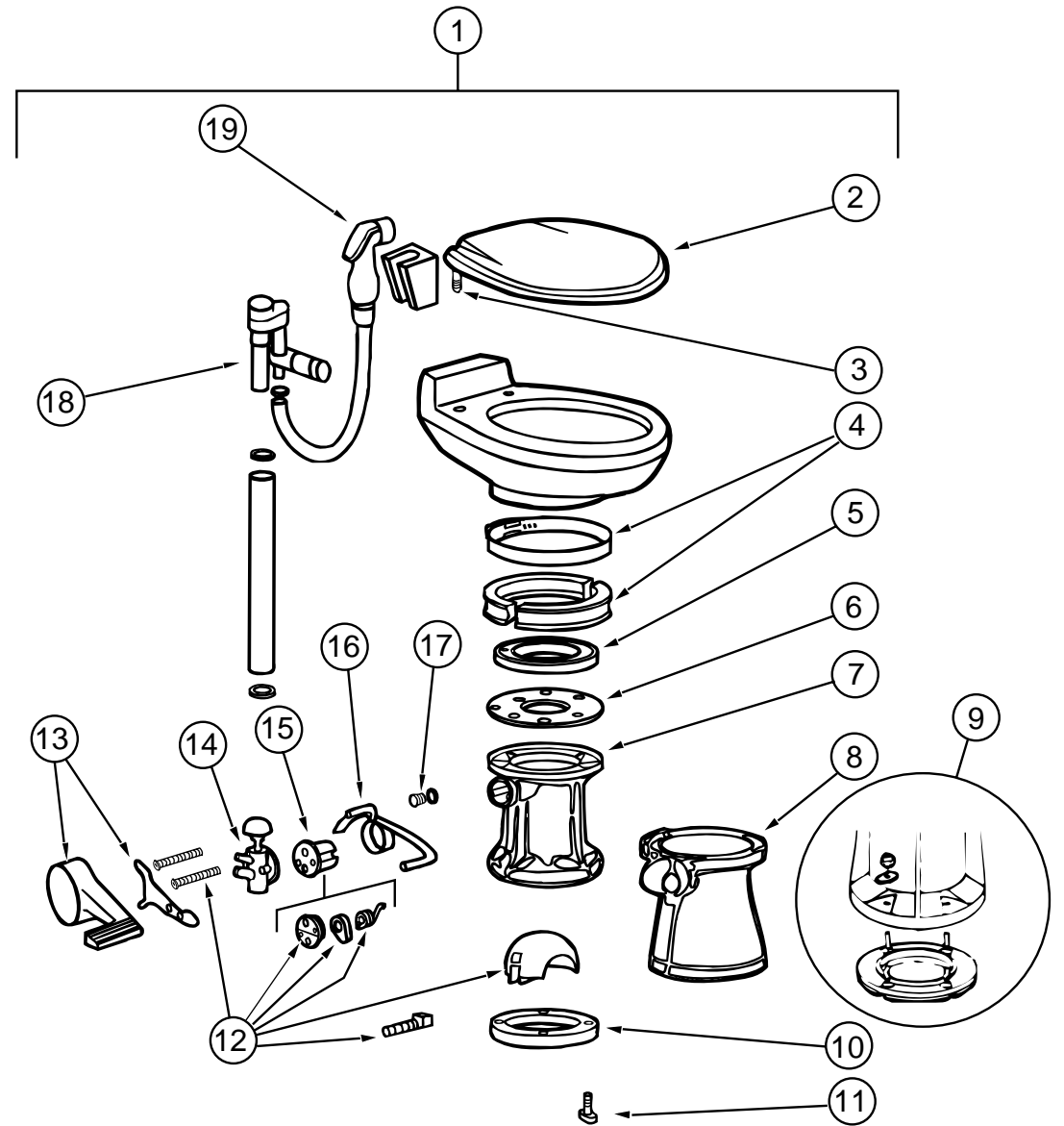
**BATH GROUP (CONTINUED)**



**TOILET & COMPONENTS - SEALAND MODEL ML 510**

KEY	PART NUMBER	U/M DESCRIPTION	VENDOR NO.
	085330-02-000	EA TOILET-STANDARD, BONE CHINA	
1	085330-04-700	EA BREAKER-VACUUM, F/HANDSPRAY	230325
2	085330-04-701	EA HAND SPRAY W/HOSE (500 & 900)	340683
3	085330-04-707	EA SEAT ASSEMBLY, BONE	340816
4	085330-01-720	EA HINGE HARDWARE, (BONE) SET	341707
5	085330-01-703	EA RING & HALF CLAMPS, BONE	385310048
6	085330-01-704	EA TEFLON & RUBBER SEAL KIT	385316140
7	085330-01-705	EA SUPPORT-SEAL, PLASTIC	390346405
8	085330-02-700	EA BASE ASM	310121
9	085330-02-702	EA COVER-PEDESTAL, BONE 510	310112
10	085330-01-718	EA SEAL & BASE W/MOUNTING HDW	3853100-63
11	085330-01-714	EA SEAL-FLANGE, FLOOR	390343892
12	085330-01-717	EA STOOL MTG., PKG. BOLT & SEAL	3100-64
13	085330-01-706	EA BALL, SHAFT & CARTRIDGE	385318162
14	085330-01-710	EA DRAIN-KIT, PLUG-CAP W/SEAL	230384
15	085330-06-703	EA LEVER-FLUSH	340873
16	085330-01-707	EA CARTRIDGE SPRING ASSEMBLY	381236096
17	085330-01-709	EA VALVE-WATER	385314349
18	085330-02-703	EA COVER-PEDAL, BONE - NEW STYLE	310115

**BATH GROUP (CONTINUED)**

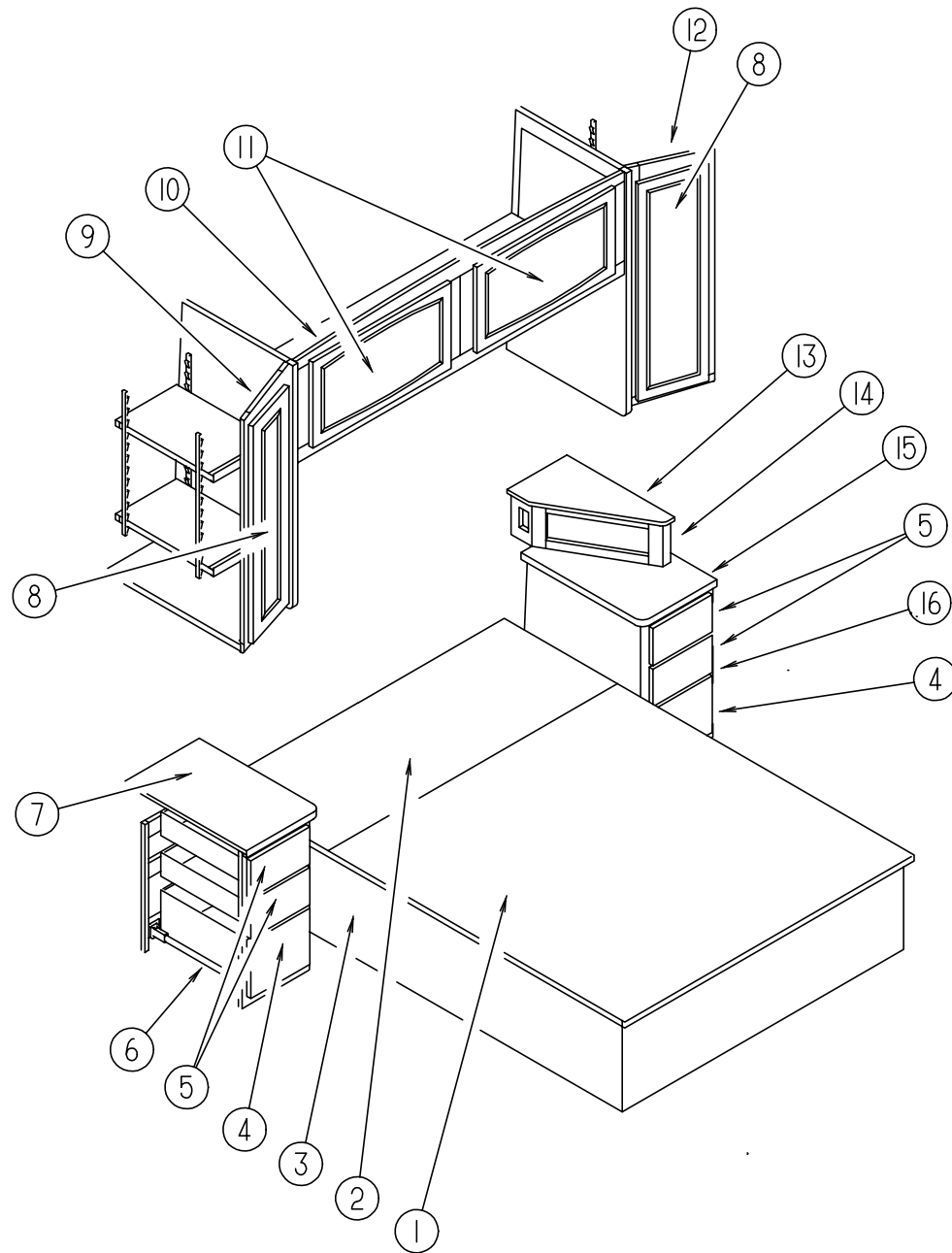


**TOILET & COMPONENTS - SEALAND MODEL 591003**

KEY	PART NUMBER	U/M DESCRIPTION	VENDOR NO.
1	085330-06-000	EA TOILET-STANDARD, CHINA W/SPRAYER, BONE	
2	085330-06-700	EA SEAT ASSEMBLY, BONE	340591
3	085330-06-702	EA HINGE HARDWARE (BONE) SET	342131
4	085330-01-703	EA RING & HALF CLAMPS, BONE	385310048
5	085330-01-704	EA TEFLON & RUBBER SEAL KIT	385316140
6	085330-01-705	EA SUPPORT-SEAL, PLASTIC	390346405
7	085330-02-700	EA BASE ASM	310121
8	085330-02-702	EA COVER-PEDESTAL, BONE 510	310112
9	085330-01-718	EA SEAL & BASE W/MOUNTING HDW	3853100-63
10	085330-01-714	EA SEAL-FLANGE, FLOOR	390343892
11	085330-01-717	EA STOOL MTG., PKG. BOLT & SEAL	3100-64
12	085330-01-706	EA BALL, SHAFT & CARTRIDGE	385318162
13	085330-02-703	EA COVER-PEDAL, BONE - NEW STYLE	310115
14	085330-01-709	EA VALVE-WATER	385314349
15	085330-01-707	EA CARTRIDGE SPRING ASSEMBLY	381236096
16	085330-06-703	EA LEVER-FLUSH	340873
17	085330-01-710	EA DRAIN-KIT, PLUG-CAP W/SEAL	230384
18	085330-06-701	EA BREAKER-VACUUM/DIVERter (900)	230335
19	085330-04-701	EA HAND SPRAY W/HOSE (500 & 900)	340683

## BEDROOM GROUP

### QUEEN BEDROOM CABINETS

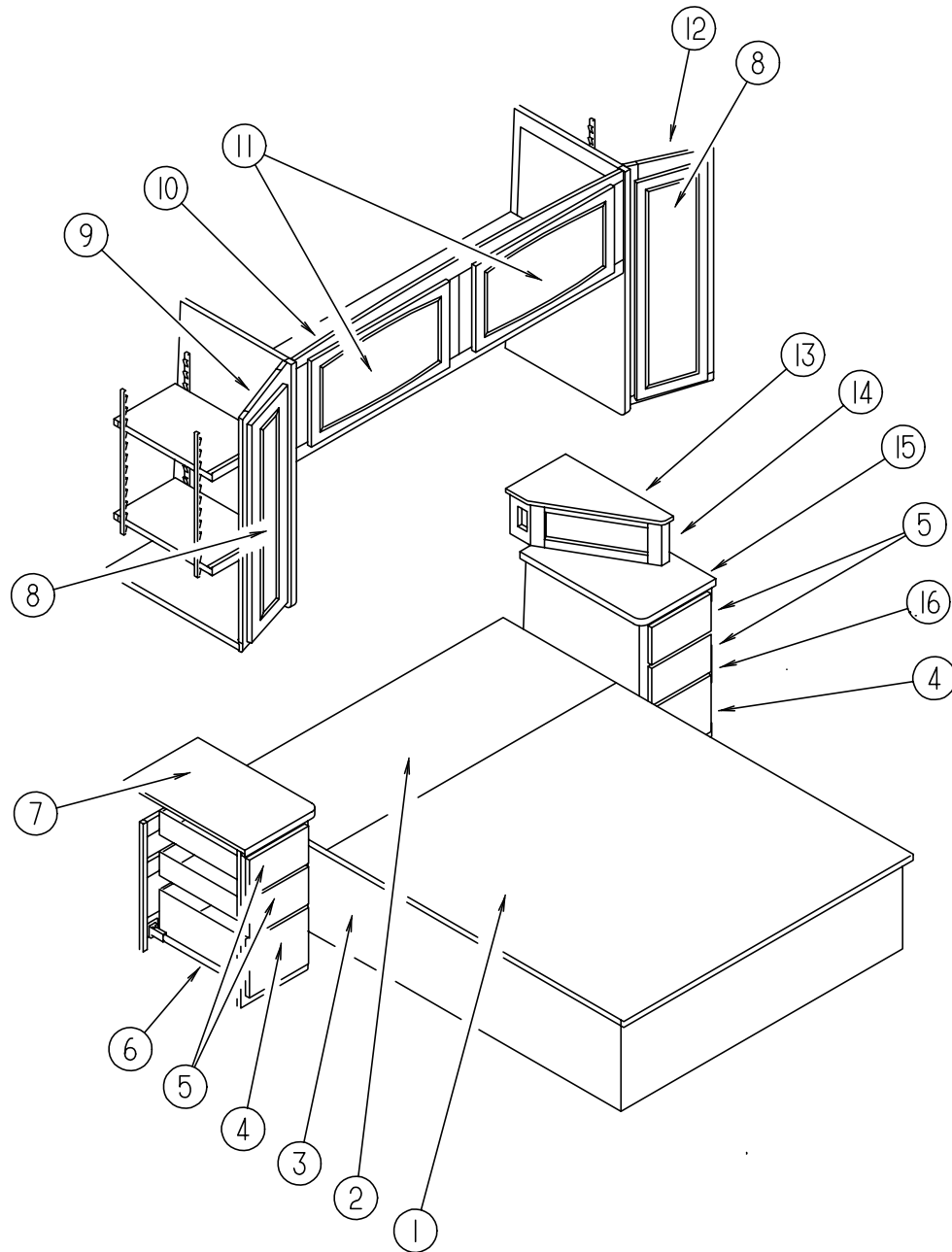


KEY	PART NUMBER	U/M DESCRIPTION
6	P18150-01-GV5	EA CABINET ASM-NIGHTSTAND, RH
7	118150-11-GV0	EA COUNTERTOP ASM (GV0/GV1)
7	118150-11-GV2	EA COUNTERTOP ASM (GV2/GV3)
7	118150-11-GV4	EA COUNTERTOP ASM (GV4/GV5)
8	M06803-P7-GV0	EA DOOR-RAIL, MTRD/OG - 0365 X 0925 (PICKLED ASH)
	113195-16-01A	EA MIRROR-BEVELED, SAFETY GLASS - CLEAR - 282 X 842
8	M06803-P7-GV1	EA DOOR-RAIL, MTRD/OG 0365 X 0925 (SALEM CHERRY)
	113195-16-01A	EA MIRROR-BEVELED, SAFETY GLASS - CLEAR - 282 X 842
9	P18112-01-GV0	EA CABINET ASM-SHIRT CLOSET, RH (PICKLED ASH)
9	P18112-01-GV1	EA CABINET ASM-SHIRT CLOSET, RH (SALEM CHERRY)
	118112-12-GV0	EA SHELF ASM (PICKLED ASH)
	118112-12-GV1	EA SHELF ASM (SALEM CHERRY)
10	118151-02-GV0	EA CABINET ASM-OVHD, REAR, QUEEN (PICKLED ASH)
		FROM: 00-00-00 THRU: 11-24-95
10	121548-01-GV0	EA CABINET ASM-OVHD, REAR, QUEEN (PICKLED ASH)
		FROM: 11-25-95 THRU: 99-99-99
10	118151-02-GV1	EA CABINET ASM-OVHD, REAR, QUEEN (SALEM CHERRY)
		FROM: 00-00-00 THRU: 11-24-95
10	121548-01-GV1	EA CABINET ASM-OVHD, REAR, QUEEN (SALEM CHERRY)
		FROM: 11-25-95 THRU: 99-99-99

KEY	PART NUMBER	U/M DESCRIPTION
1	M05905-09-GV0	EA TOP ASM-BED, QUEEN
	112732-02-GV0	EA HEADBOARD-WINDWARD, QUEEN (GV0/GV1)
	120869-01-GV2	EA HEADBOARD ASM-MONACO, QUEEN (GV2/GV3)
	112516-05-GV4	EA HEADBOARD-IMPERIAL, QUEEN (GV4/GV5)
2	M05905-10-000	EA TOP ASM-BED, QUEEN LOWER
	120414-11-GV0	EA BEDBOARD-QUEEN BED (GV0/GV1)
	120414-11-GV2	EA BEDBOARD-QUEEN BED (GV2/GV3)
	120414-11-GV4	EA BEDBOARD-QUEEN BED (GV4/GV5)
3	P20414-01-GV0	EA CABINET ASM-BED, QUEEN (PICKLED ASH)
3	P20414-01-GV1	EA CABINET ASM-BED, QUEEN (SALEM CHERRY)
4	M05971-P9-GV0	EA DRAWER COMPL-SLIDE OGEE (PICKLED ASH)
4	M05971-P9-GV1	EA DRAWER COMPL-SLIDE OGEE (SALEM CHERRY)
5	M05971-R0-GV0	EA DRAWER COMPL-SLIDE OGEE (PICKLED ASH)
5	M05971-R0-GV1	EA DRAWER COMPL-SLIDE OGEE (SALEM CHERRY)
6	P18150-01-GV0	EA CABINET ASM-NIGHTSTAND, RH
6	P18150-01-GV1	EA CABINET ASM-NIGHTSTAND, RH
6	P18150-01-GV2	EA CABINET ASM-NIGHTSTAND, RH
6	P18150-01-GV3	EA CABINET ASM-NIGHTSTAND, RH
6	P18150-01-GV4	EA CABINET ASM-NIGHTSTAND, RH

## BEDROOM GROUP (CONTINUED)

### QUEEN BEDROOM CABINETS (CONTINUED)

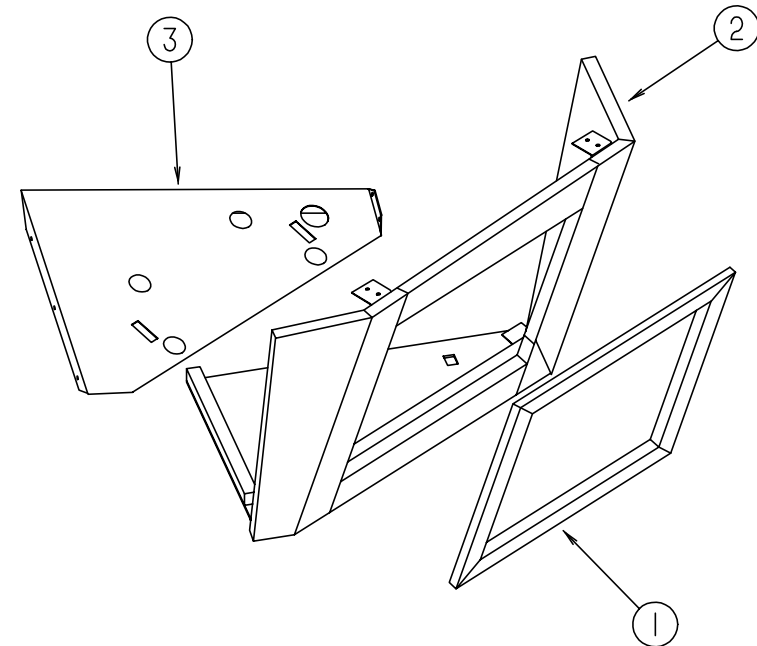


KEY	PART NUMBER	U/M DESCRIPTION
11	M05990-01-GV0	EA DOOR-RAIL, HDW, OGEE - 0365 X 0680 (PICKLED ASH)
11	M05990-01-GV1	EA DOOR-RAIL, HDW, OGEE - 0365 X 0680 (SALEM CHERRY)
12	P18111-01-GV0	EA CABINET ASM-SHIRT CLOSET, LH (PICKLED ASH)
12	P18111-01-GV1	EA CABINET ASM-SHIRT CLOSET, LH (SALEM CHERRY)
	118111-12-GV0	EA SHELF ASM (PICKLED ASH)
	118111-12-GV1	EA SHELF ASM (SALEM CHERRY)
13	118202-01-GV0	EA COUNTERTOP-RADIO CABINET (GV0/GV1)
13	118202-01-GV2	EA COUNTERTOP-RADIO CABINET (GV2/GV3)
13	118202-01-GV4	EA COUNTERTOP-RADIO CABINET (GV4/GV5)
14	118202-01-GV0	EA CABINET-RADIO
14	118202-01-GV1	EA CABINET-RADIO
14	118202-01-GV2	EA CABINET-RADIO
14	118202-01-GV3	EA CABINET-RADIO
14	118202-01-GV4	EA CABINET-RADIO
14	118202-01-GV5	EA CABINET-RADIO
15	118149-11-GV0	EA COUNTERTOP ASM (GV0/GV1)
15	118149-11-GV2	EA COUNTERTOP ASM (GV2/GV3)
15	118149-11-GV4	EA COUNTERTOP ASM (GV4/GV5)

## BEDROOM GROUP (CONTINUED)

### QUEEN BEDROOM CABINETS (CONTINUED)

KEY	PART NUMBER	U/M DESCRIPTION
16	P18149-01-GV0	EA CABINET ASM-NIGHTSTAND, LH
16	P18149-01-GV1	EA CABINET ASM-NIGHTSTAND, LH
16	P18149-01-GV2	EA CABINET ASM-NIGHTSTAND, LH
16	P18149-01-GV3	EA CABINET ASM-NIGHTSTAND, LH
16	P18149-01-GV4	EA CABINET ASM-NIGHTSTAND, LH
16	P18149-01-GV5	EA CABINET ASM-NIGHTSTAND, LH
	057460-02-000	EA STUD-BALL, GAS SPRING - 10MM - 5/16" - 18
	057460-04-000	EA SPRING-GAS
	089025-01-000	EA SUPPORT-SPRING, TO BED - ANGLE 1.5" X 11.8" LONG - STEEL
	109645-01-000	EA BRACKET-SUPPORT, FLOOR TO BED - FOR GAS SPRING
	041389-11-000	EA HINGE-PIANO, QUEEN BED

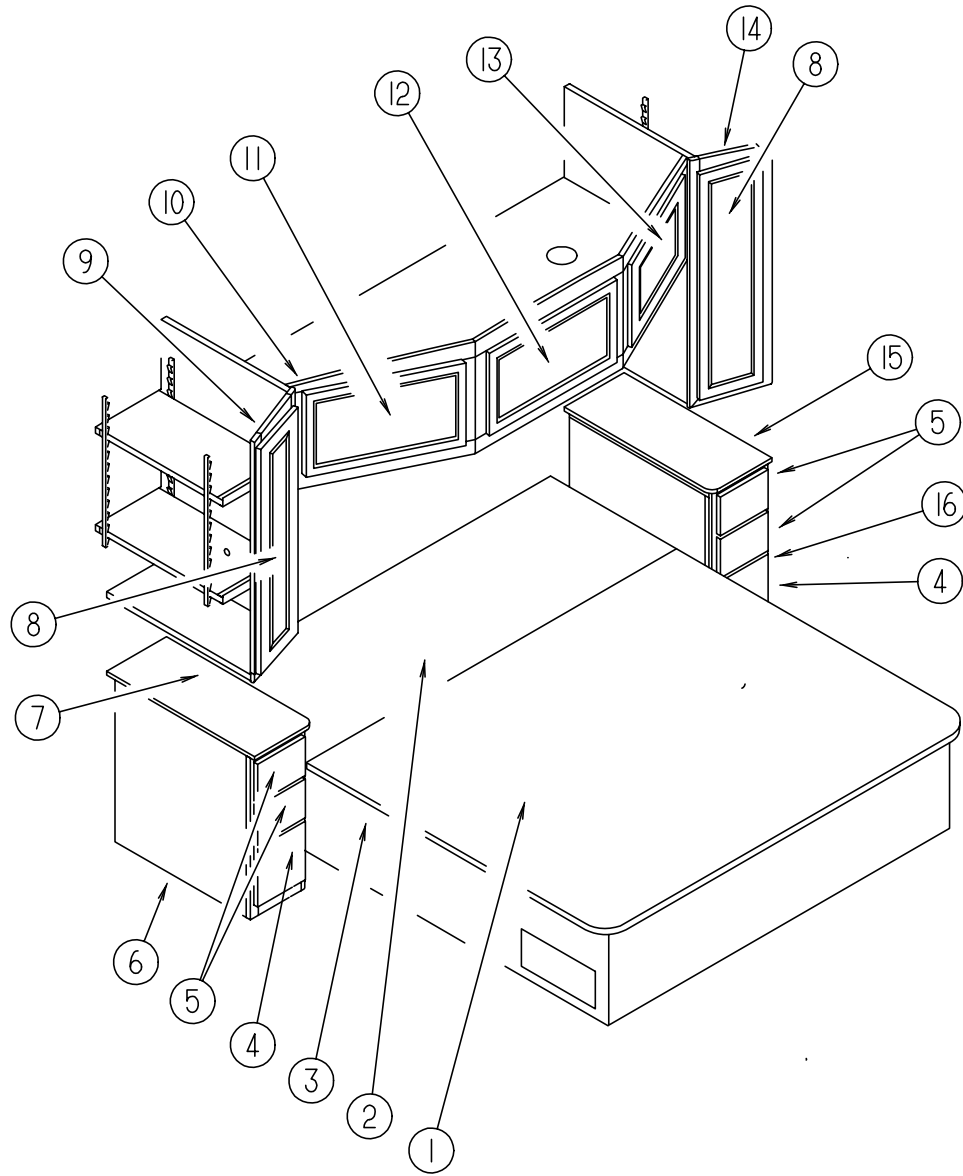


### REAR OVERHEAD TV CABINET

KEY	PART NUMBER	U/M DESCRIPTION
1	113106-17-FQ0	EA TRIM (PICKLED ASH)
	074045-09-000	EA PLUG-OAK, 1/2" DIA (PICKLED ASH)
1	113106-17-FQ0	EA TRIM (SALEM CHERRY)
	074045-08-000	EA PLUG-OAK, 1/2" DIA (SALEM CHERRY)
2	113106-01-FQ0	EA CABINET ASM-OVHD, TV, REAR (PICKLED ASH)
2	113106-01-FQ0	EA CABINET ASM-OVHD, TV, REAR (SALEM CHERRY)
3	113107-01-02B	EA SHELF ASM-SUPPORT, TV, REAR
	123655-01-000	FT SEAL-CLOSED CELL FOAM

## BEDROOM GROUP (CONTINUED)

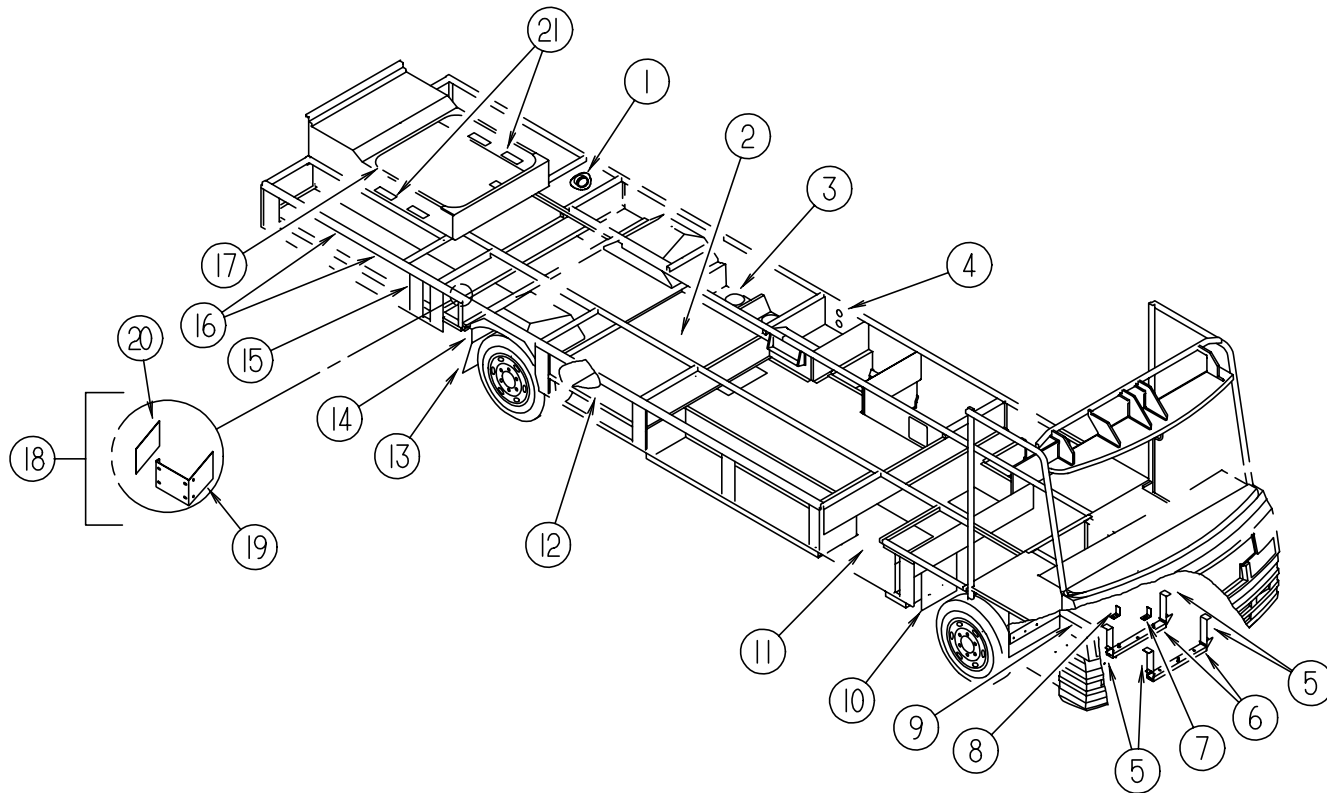
### KING BEDROOM CABINETS



KEY	PART NUMBER	U/M DESCRIPTION
1	M05905-11-GV0	EA TOP ASM-BED, KING
	112732-05-GV0	EA HEADBOARD-WINDWARD, KING (GV0/GV1)
	120869-03-GV2	EA HEADBOARD ASM-MONACO, KING (GV2/GV3)
	112516-06-GV4	EA HEADBOARD-IMPERIAL, KING (GV4/GV5)
2	M05905-12-000	EA TOP ASM-BED, KING - LOWER
	120416-11-GV0	EA BEDBOARD-KING BED (GV0/GV1)
	120416-11-GV2	EA BEDBOARD-KING BED (GV2/GV3)
	120416-11-GV4	EA BEDBOARD-KING BED (GV4/GV5)
3	P20416-01-GV0	EA CABINET ASM-BED, KING (PICKLED ASH)
3	P20416-01-GV1	EA CABINET ASM-BED, KING (SALEM CHERRY)
4	M05971-R1-GV0	EA DRAWER COMPL-SLIDE OGEE (PICKLED ASH)
4	M05971-R1-GV1	EA DRAWER COMPL-SLIDE OGEE (SALEM CHERRY)
5	M05971-R2-GV0	EA DRAWER COMPL-SLIDE OGEE (PICKLED ASH)
5	M05971-R2-GV1	EA DRAWER COMPL-SLIDE OGEE (SALEM CHERRY)
6	P18225-01-GV0	EA CABINET ASM-NIGHTSTAND, RH
6	P18225-01-GV1	EA CABINET ASM-NIGHTSTAND, RH
6	P18225-01-GV2	EA CABINET ASM-NIGHTSTAND, RH
6	P18225-01-GV3	EA CABINET ASM-NIGHTSTAND, RH
6	P18225-01-GV4	EA CABINET ASM-NIGHTSTAND, RH
6	P18225-01-GV5	EA CABINET ASM-NIGHTSTAND, RH

KEY	PART NUMBER	U/M DESCRIPTION
7	118225-11-GV0	EA COUNTERTOP ASM (GV0/GV1)
7	118225-11-GV2	EA COUNTERTOP ASM (GV2/GV3)
7	118225-11-GV4	EA COUNTERTOP ASM (GV4/GV5)
8	M06803-14-GV0	EA DOOR-RAIL, MTRD/OG - 0275 X 0925 (PICKLED ASH)
	088742-10-000	EA MIRROR-BEVELED, SAFETY GLASS - 186 X 836
8	M06803-14-GV1	EA DOOR-RAIL, MTRD/OG - 0275 X 0925 (SALEM CHERRY)
	088742-10-000	EA MIRROR-BEVELED, SAFETY GLASS - 186 X 836
9	P18229-01-GV0	EA CABINET ASM-SHIRT CLOSET, RH (PICKLED ASH)
9	P18229-01-GV1	EA CABINET ASM-SHIRT CLOSET, RH (SALEM CHERRY)
10	118228-02-GV0	EA CABINET ASM-OVHD, REAR, KING (PICKLED ASH)
		FROM: 00-00-00 THRU: 11-24-95
10	121549-01-GV0	EA CABINET ASM-OVHD, REAR, KING (PICKLED ASH)
		FROM: 11-25-95 THRU: 99-99-99
10	118228-02-GV1	EA CABINET ASM-OVHD, REAR, KING (SALEM CHERRY)
		FROM: 00-00-00 THRU: 11-24-95
10	121549-01-GV1	EA CABINET ASM-OVHD, REAR, KING (SALEM CHERRY)
		FROM: 11-25-95 THRU: 99-99-99
11	120035-03-GV0	EA DOOR ASM-FABRIC WRAPPED
11	120035-03-GV1	EA DOOR ASM-FABRIC WRAPPED
11	120035-03-GV2	EA DOOR ASM-FABRIC WRAPPED
11	120035-03-GV3	EA DOOR ASM-FABRIC WRAPPED
11	120035-03-GV4	EA DOOR ASM-FABRIC WRAPPED
11	120035-03-GV5	EA DOOR ASM-FABRIC WRAPPED
12	120035-01-GV0	EA DOOR ASM-FABRIC WRAPPED
12	120035-01-GV1	EA DOOR ASM-FABRIC WRAPPED
12	120035-01-GV2	EA DOOR ASM-FABRIC WRAPPED
12	120035-01-GV3	EA DOOR ASM-FABRIC WRAPPED
12	120035-01-GV4	EA DOOR ASM-FABRIC WRAPPED
12	120035-01-GV5	EA DOOR ASM-FABRIC WRAPPED
13	120035-02-GV0	EA DOOR ASM-FABRIC WRAPPED
13	120035-02-GV1	EA DOOR ASM-FABRIC WRAPPED
13	120035-02-GV2	EA DOOR ASM-FABRIC WRAPPED
13	120035-02-GV3	EA DOOR ASM-FABRIC WRAPPED
13	120035-02-GV4	EA DOOR ASM-FABRIC WRAPPED
13	120035-02-GV5	EA DOOR ASM-FABRIC WRAPPED
14	P18230-01-GV0	EA CABINET ASM-SHIRT CLOSET, LH (PICKLED ASH)
14	P18230-01-GV1	EA CABINET ASM-SHIRT CLOSET, LH (SALEM CHERRY)
15	118226-11-GV0	EA COUNTERTOP ASM (GV0/GV1)
15	118226-11-GV2	EA COUNTERTOP ASM (GV2/GV3)
15	118226-11-GV4	EA COUNTERTOP ASM (GV4/GV5)
16	P18226-01-GV0	EA CABINET ASM-NIGHTSTAND, LH
16	P18226-01-GV1	EA CABINET ASM-NIGHTSTAND, LH
16	P18226-01-GV2	EA CABINET ASM-NIGHTSTAND, LH
16	P18226-01-GV3	EA CABINET ASM-NIGHTSTAND, LH
16	P18226-01-GV4	EA CABINET ASM-NIGHTSTAND, LH
16	P18226-01-GV5	EA CABINET ASM-NIGHTSTAND, LH
	057460-02-000	EA STUD-BALL, GAS SPRING - 10MM - 5/16" - 18
	057460-04-000	EA SPRING-GAS
	089025-01-000	EA SUPPORT-SPRING, TO BED - ANGLE 1.5" X 11.8" LONG - STEEL
	109645-01-000	EA BRACKET-SUPPORT, FLOOR TO BED - FOR GAS SPRING
	041389-11-000	EA HINGE-PIANO

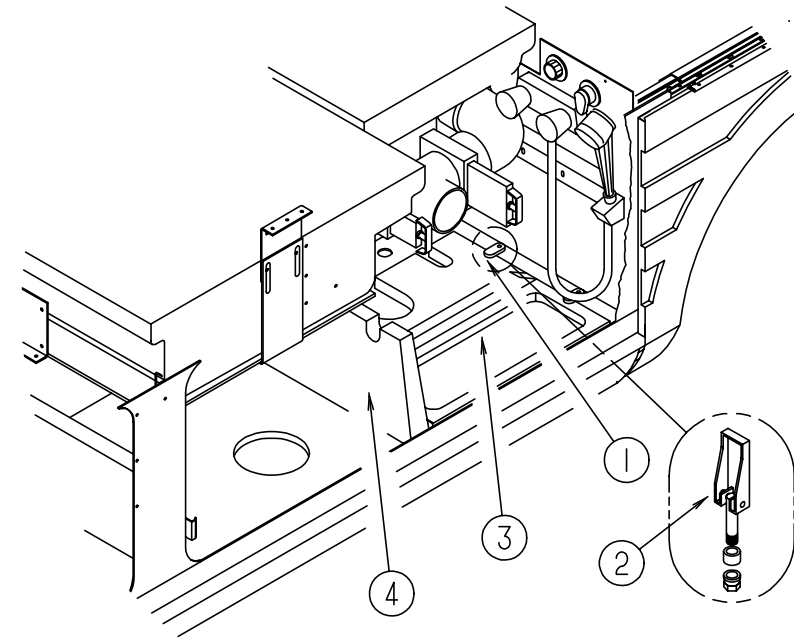
## CHASSIS GROUP



### COMPARTMENTS & COMPONENTS

KEY	PART NUMBER	U/M DESCRIPTION
1	098215-03-000	EA COLLAR-CRIMPED, 6 IN. ROUND
2	105536-02-000	EA PANEL-BOTTOM, WATER COMPARTMENT
	105718-03-000	EA SUPPORT ASM-COMPARTMENT
		FROM: 11-27-95 THRU: 99-99-99
3	M07452-05-GV0	EA COMPARTMENT-STORAGE 14.4" X 47.2"
	117757-02-01A	EA COMPARTMENT-STORAGE, OFF WHITE
4	092263-04-000	EA PANEL-EXHAUST, FURNACE
5	115652-02-02B	EA BRACKET ASM-HANGER GENERATOR, E-COAT
6	115656-02-02B	EA SUPPORT ASM-GENERATOR
7	111756-01-000	EA BRACKET-EXHAUST, HANGER
		FROM: 00-00-00 THRU: 11-24-95
7	111756-04-000	EA BRACKET-EXHAUST, HANGER
		FROM: 11-25-95 THRU: 99-99-99
8	P11756-02-000	EA BRACKET-EXHAUST, HANGER
9	106152-01-000	EA PANEL-COMPARTMENT, GENERATOR
	072877-03-000	EA INSULATION-SOUND BARRIER-1" X 36" X 57"
10	020167-03-000	EA DIRT GUARD-STEEL 11" LONG
11	110063-01-000	EA PLATE ASM-STEP
11	065450-05-000	EA TIEDOWN-BATTERY, 8.4" TUBE
12	P13380-01-01A	EA PANEL-COVER SEAL, VALANCE - BLACK
13	017516-01-000	EA FLAP-MUD, 14" X 18" - BLACK
14	020167-04-000	EA GUARD-DIRT
		FROM: 00-00-00 THRU: 11-12-95
14	020167-05-000	EA DIRT GUARD-STEEL 15" X 15"
		FROM: 11-13-95 THRU: 99-99-99
15	115392-01-01A	EA STRAP ASM-VELCRO, APLIX FF5026-008
16	108986-01-000	EA TUBE-SUPPORT, LADDER - MOUNTS LADDER IN STORAGE COMPARTMENT
16	112384-01-000	EA SPONGE-BRACKET, RACK & LADDER
17	039623-01-000	EA SEAL-MOTOR COVER, RUBBER BULB TYPE - BLACK
18	115653-13-02B	EA BRACKET ASM-AIR DRYER, E-COAT
19	111844-01-000	EA BRACKET-AIR DRYER
20	111845-01-000	EA BRACKET-AIR DRYER
21	110277-02-000	EA STRAP-W/HOLES
	056748-01-000	EA PLUG-CAP, 1.5" DIAMETER - BLACK
	119845-01-01A	EA PLUG-PLASTIC, BLACK - CAPLUG FP 241

## CHASSIS GROUP (CONTINUED)



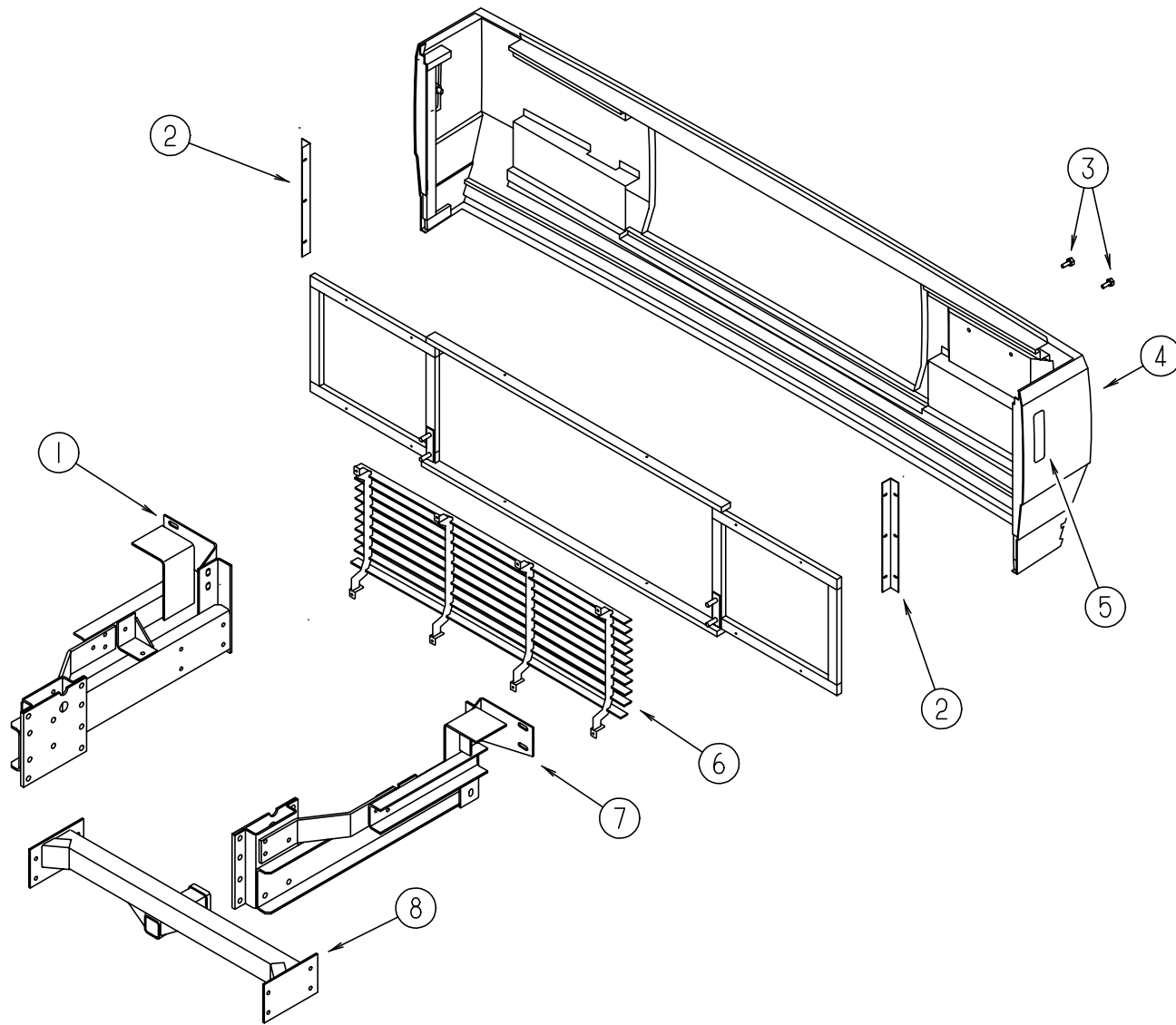
### STORAGE COMPARTMENT

KEY	PART NUMBER	U/M DESCRIPTION
1	114677-01-01A	EA RETAINER-HATCH, COMPARTMENT - MILL
		FROM: 00-00-00 THRU: 01-25-96
2	121175-01-01A	EA LATCH-SWELL, BLACK
		FROM: 01-26-96 THRU: 99-99-99
3	M06991-05-G38	EA HATCH ASM-W/FOAM
4	117758-01-01A	EA HATCH-COMPARTMENT, STORAGE - BLACK
		FROM: 00-00-00 THRU: 03-03-96
4	117758-02-01A	EA HATCH-COMPARTMENT, STORAGE BLACK
		FROM: 03-04-96 THRU: 99-99-99

### RADIATOR BAFFLE

KEY	PART NUMBER	U/M DESCRIPTION
	076310-04-000	EA SHEET-RUBBER, 23" X 50"

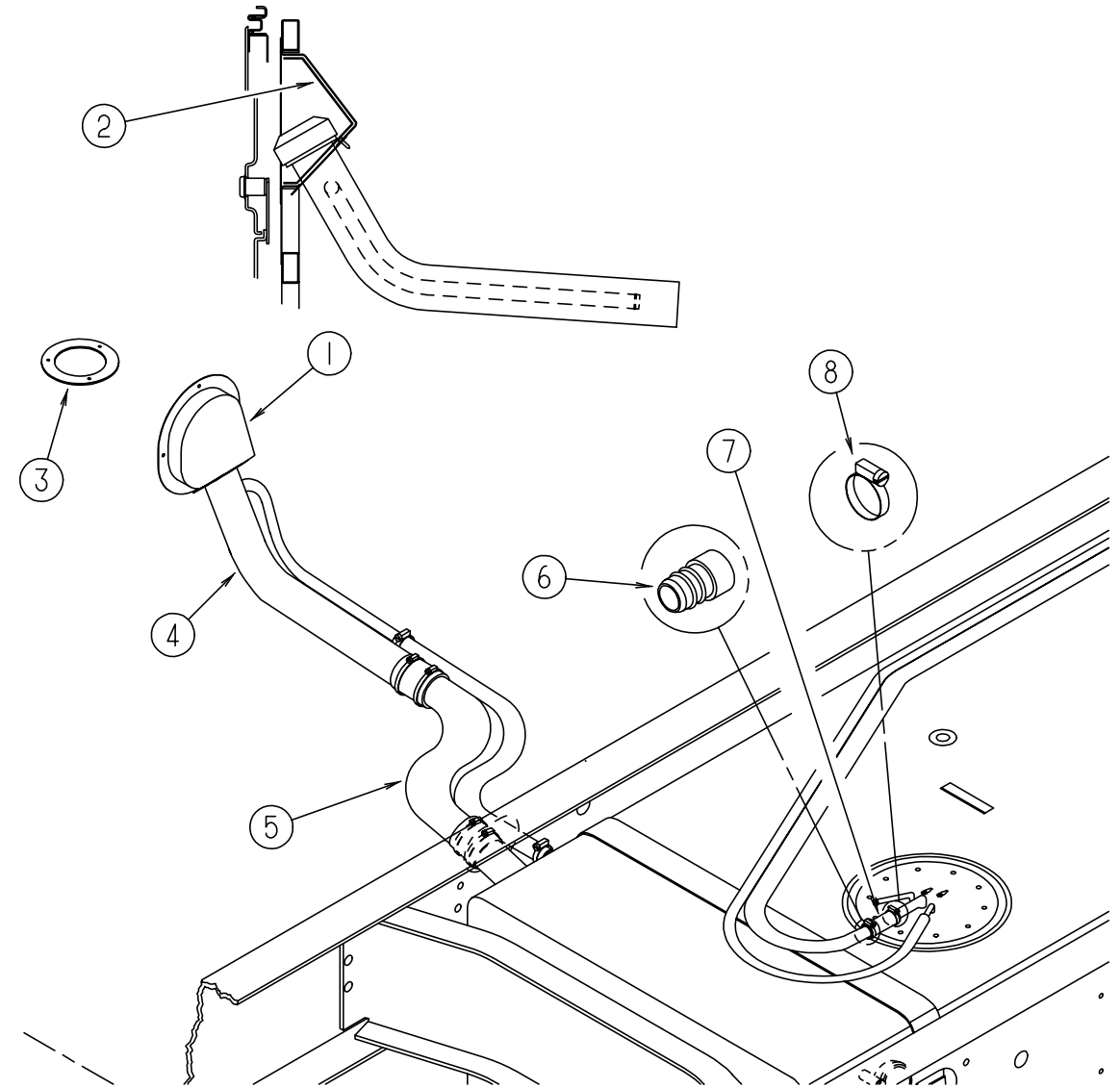
### CHASSIS GROUP (CONTINUED)



#### REAR BUMPER & TRAILER HITCH

KEY	PART NUMBER	U/M DESCRIPTION
1	113568-03-02B	EA ANGLE-MOUNT, BUMPER - RH - E-COAT
2	113041-03-02B	EA ANGLE-MOUNT, BUMPER, E-COAT
3	087234-01-000	EA NUT-JACK, 1/4 X 20 THD, MOLLY - MOUNTS LICENSE PLATES
4	M08020-01-GV0	EA BUMPER-REAR, W/O HITCH
5	118374-01-01A	EA POCKET-SIDE MARKER LIGHT, BLACK
6	118730-01-GV0	EA GRILLE ASM-BUMPER, REAR, LOWER
	104319-51-007	EA EXTR-FRAME, GRILLE 100MM
7	113568-04-02B	EA ANGLE-MOUNT, BUMPER - LH - E-COAT
8	117313-01-02B	EA DRAWBAR ASM-HITCH, CLASS III
	034512-01-000	EA PIN-LOCKING, DRAWBAR
	113589-01-000	EA CONNECTOR-PLUG, TRAILER - GENERAL 433501
	113589-02-000	EA CONNECTOR-SOCKET, TRAILER - GENERAL 433601
	113588-02-01B	EA BRACKET-CONNECTOR, TRAILER, MILL
	034513-01-000	EA PIN-HITCH, 3/16" WIRE

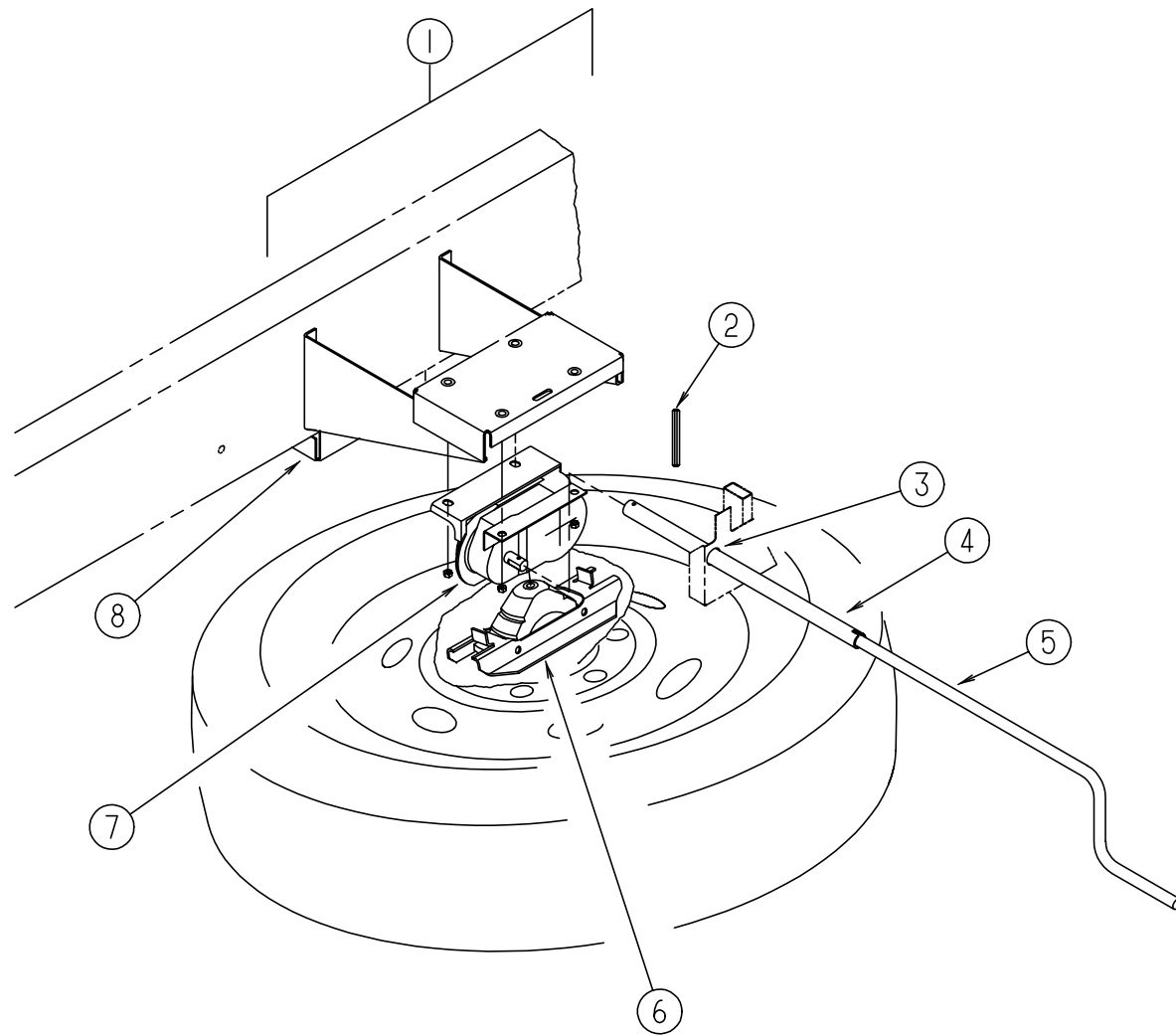
### CHASSIS GROUP (CONTINUED)



#### FUEL SYSTEM

KEY	PART NUMBER	U/M DESCRIPTION
1	095854-01-01A	EA SHROUD-FUEL FILL, PLASTIC
2	102951-01-08A	EA SHROUD-FUEL FILL, BLACK
		FROM: 00-00-00 THRU: 03-03-96
2	102951-01-01A	EA SHROUD-FUEL FILL - UNFINISHED
		FROM: 03-04-96 THRU: 99-99-99
3	078200-01-000	EA GASKET-FUEL FILL, 3.5" OD X 2" ID
4	087256-09-000	EA NECK ASM-FUEL FILL
5	100140-01-000	EA TUBE-FUEL INLET
6	084884-01-000	EA PLUG-BRASS, 3/8"
7	007063-01-000	FT HOSE-GAS, 1/4" ID X 1/2" OD
8	062401-06-000	EA CLAMP-HOSE, WORMGEAR - .22"-.62"
	024138-01-000	FT HOSE-FUEL, 5/16" ID
	007111-02-000	FT HOSE-FUEL, 2" ID
	068382-06-000	EA BUSHING-BRASS, 3/8 MPT X 1/8 FPT - PARKER 209P-6-2
	114253-01-000	EA ELBOW - 1/4 SINGLE BARB X 1/8 MPT - WEATHERHEAD 1582
	114253-02-000	EA ELBOW - 5/16 SINGLE BARB X 1/4MPT - WEATHERHEAD 1557
	114254-01-000	EA ADAPTER - 1/4 SINGLE BARB X 1/8 MPT - WEATHERHEAD 1537

## CHASSIS GROUP (CONTINUED)



**SPARE TIRE HOIST**

KEY	PART NUMBER	U/M DESCRIPTION
1	119968-18-02B	EA SUPPORT-SPARE TIRE HOIST, E-COATED
2	113007-04-000	EA PIN-SPRING, .188 X 1.25 IN
3	077953-01-000	EA GROMMET-EDGE LINER, FITS 1"
4	093375-10-000	EA EXTENSION-TIRE HOIST
5	093376-04-000	EA HANDLE ASM-CRANK, TIRE HOIST
	114376-02-000	EA PIN-DRIVE, .156 X 1.000 TYPE E
6	120752-01-02B	EA SUPPORT-TIRE, SPARE, E-COAT
7	120877-01-000	EA HOIST-SPARE TIRE, 400 LB
8	116242-01-02B	EA SPACER-TIRE, SPARE, E-COAT
	080208-04-000	EA WRENCH-LUG, 30MM (1 3/16")
	080208-05-000	EA LEVERAGE BAR-LUG WRENCH, 3/4D

## CHASSIS GROUP (CONTINUED)

**WHEEL LINERS - SET OF 4 - FROM: 00-00-00 THRU: 01-31-96**

KEY	PART NUMBER	U/M DESCRIPTION	VENDOR NO.
	110435-04-000	EA LINER-WHEEL, SET 4, 22.5/29028	
	110435-04-700	EA LINER-WHEEL, FRONT W/POP OUT	P4827FWL
	110435-04-701	EA LINER-WHEEL, REAR	P4827RWL
	110435-04-702	EA COVER-HUB, POP OUT, REAR	P4826RHC
	110435-04-703	EA CAP-CENTER, POP OUT 4.25	SP425
	110435-04-704	EA COVER-LUG NUT, 38MM	SP27

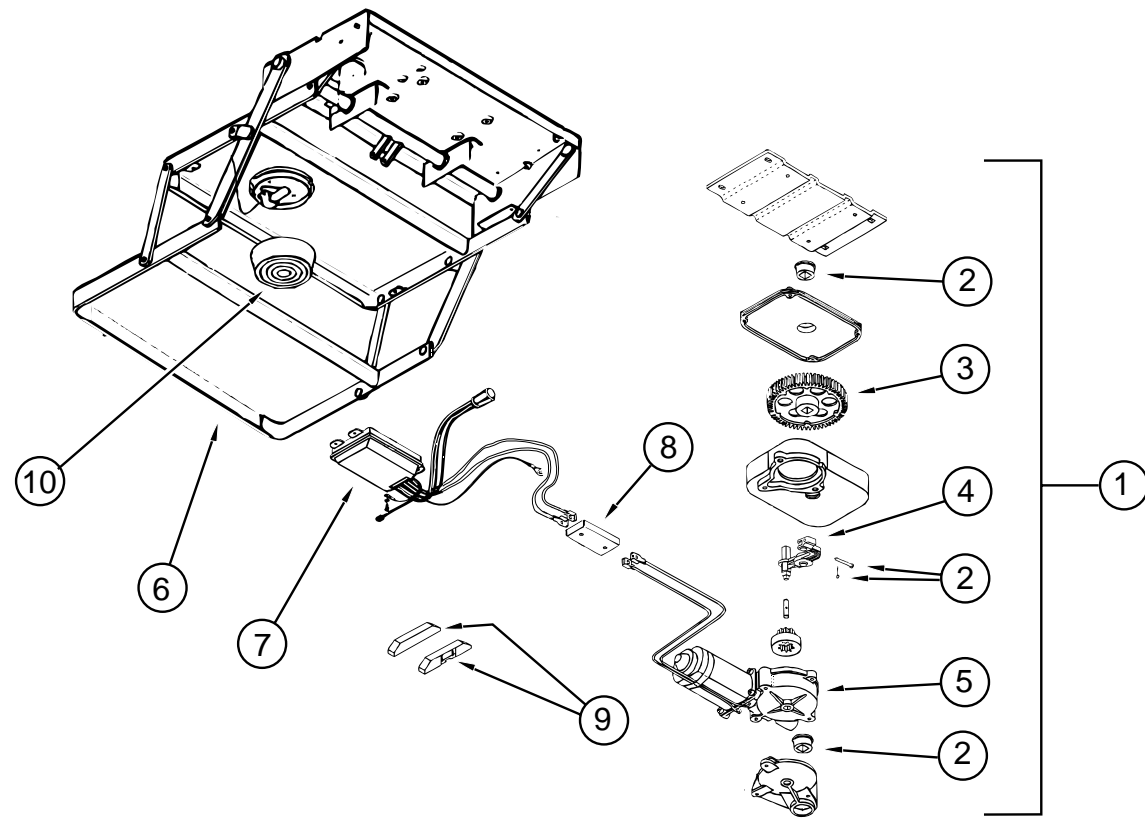
**WHEEL LINERS - SET OF 4 - FROM: 02-01-96 THRU: 99-99-99**

KEY	PART NUMBER	U/M DESCRIPTION	VENDOR NO.
	110435-05-000	EA LINER-WHEEL, SET 4, 22.5/29028	
	110435-05-700	EA CAP-CENTER, POP-OUT	V22508-POC
	110435-05-701	EA COVER-WHEEL, FRONT	V22506-FWC
	110435-05-702	EA COVER-HUB, FRONT	V22506-FHC
	110435-05-703	EA COVER-WHEEL, REAR	V22506-RWC
	110435-05-704	EA COVER-HUB, REAR	V22506-RHC
	110435-05-705	EA STUD EXTENDER - 3/4", LEFT FRONT	V22506-SLF
	110435-05-706	EA STUD EXTENDER - 3/4", RIGHT FRONT	V22506-SRF
	110435-05-707	EA STUD EXTENDER - 1 1/8", LEFT REAR	V22506-SLR
	110435-05-708	EA STUD EXTENDER - 1 1/8", RT REAR	V22506-SRR
	110435-05-709	EA NUT-JAM, LEFT	V22506-LJN
	110435-05-710	EA NUT-JAM, RIGHT	V22506-RJN
	110435-05-711	EA COVER-LUG NUT	V22506-LNC
	110435-05-712	EA TOOL INSTALLATION	V22506-TOL

## HWH HYDRAULIC LEVELING SYSTEM

KEY	PART NUMBER	U/M DESCRIPTION	VENDOR NO.
	100532-23-000	EA LEVELING SYSTEM-HYDRAULIC - HWH AP11296	
	100532-03-715	EA CAP-BREATHER W/DIPSTICK	RAP7876
	100532-03-716	EA SOLENOID-CONTINUOUS DUTY	RAP7505
	100532-03-723	EA MANIFOLD HARDWARE MOUNTING KIT	RAP9171
	100532-03-726	EA SWITCH-PRESSURE	RAP8003
	100532-09-702	EA CABLE-MODULAR 5'	RAP1020
	100532-09-703	EA MANIFOLD ASM.-COMPLETE	RAP0959
	100532-09-710	EA SOLENOID-INTERMITTENT DUTY	RAP0533
	100532-12-700	EA VALVE ASM. 18" - POWER UNIT	RAP1124
	100532-12-701	EA PUMP & MOTOR W/TANK, 1.7	RAP0588
	100532-12-702	EA CONTROL BOX ASM.	RAP1079
	100532-12-703	EA SENSING UNIT-BI-AXIS-27'	RAP6800
	100532-12-706	EA SWITCH-WARNING MAGNETIC	RAP1008
	100532-12-707	EA SPRING KIT	R3847
	100532-12-709	EA SOLENOID-AIR DUMP	RAP1653
	100532-23-700	EA JACK-FRONT W/SWITCHES, 6K	RAP90176
	100532-23-701	EA JACK-REAR W/SWITCHES, 12K	RAP11375
	114748-03-02B	EA BRACKETS-FRONT LEVELING JACK	
	114748-06-02B	EA BRACKET ASM-FRONT LEVELING JACKS - E-COATED	FROM: 00-00-00 THRU: 11-17-95
	114748-05-02B	EA BRACKET ASM-REAR LEVELING JACKS - E-COATED	FROM: 11-18-95 THRU: 99-99-99
	100536-26-000	EA HOSE KIT-LEVELING JACKS - HWH AP1903	
	107890-01-000	EA ELBOW-STEEL, 90 D 1/4 X 37 D FLARE - PARKER 4-C6X-S	
	116181-01-02B	EA BRACKET-PUMP, LEVELING JACK, REAR INNER - E-COAT	
	116199-01-02B	EA SUPPORT ASM-LEVELING JACK PUMP, E-COAT	
	116200-01-09B	EA SHIELD-HEAT, LEVELING JACK PUMP, GALVANIZED	
	085765-01-000	EA TEE - 2 F & 1 MALE ENDS, 1/4 MPT X 1/4 - BRASS - WEATHERHEAD	

## CHASSIS GROUP (CONTINUED)



### ELECTRIC STEP - KWIKEE

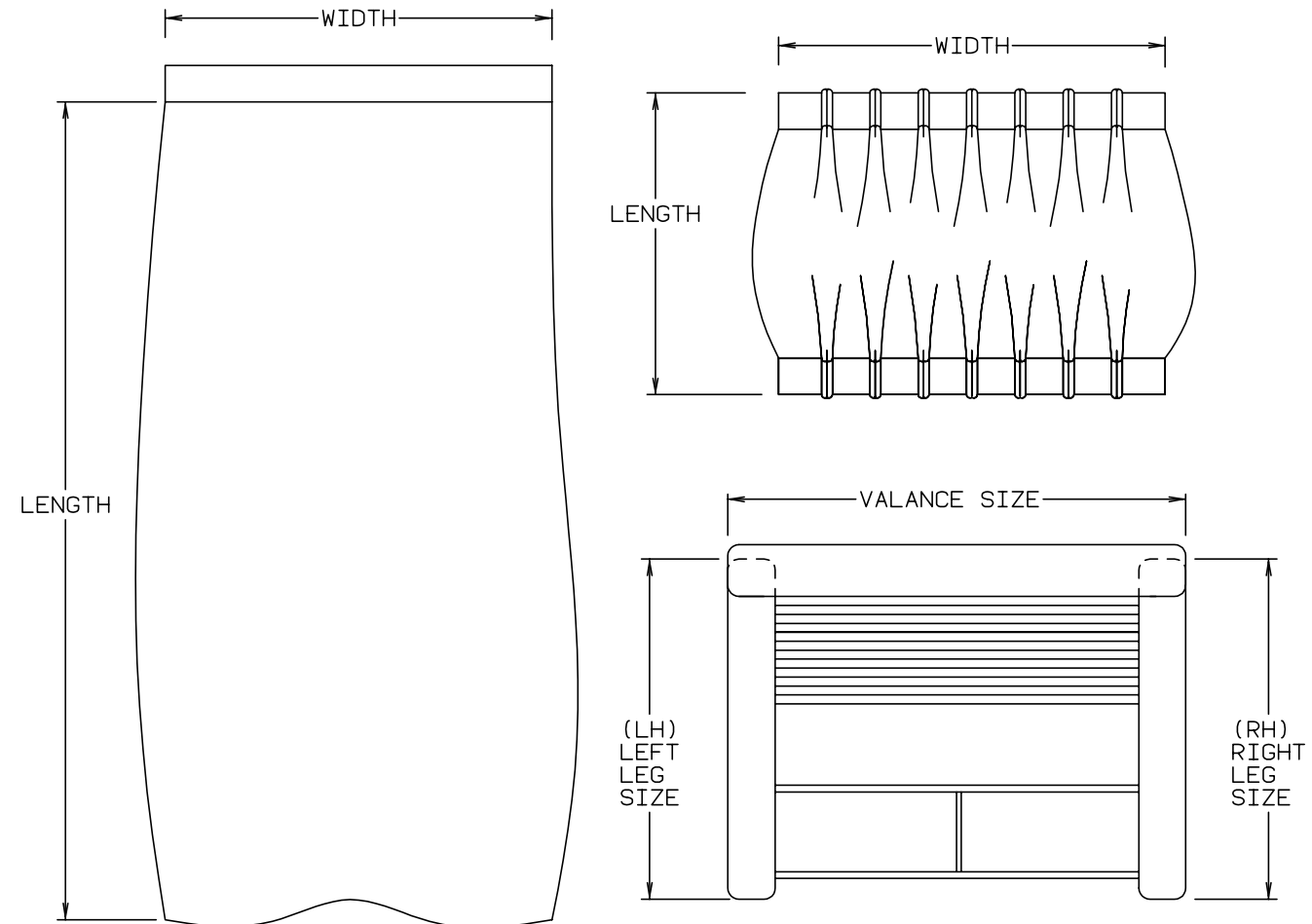
KEY	PART NUMBER	U/M DESCRIPTION	VENDOR NO.
1	094707-01-01A	EA STEP-DOUBLE, ELECTRIC W/ORANGE CONTROL BOX	3218
2	094707-02-703	EA PARTS KIT, (BEARINGS & PINS)	9530
3	094707-02-702	EA GEAR KIT, W/BEARINGS, PIN & CASE	9525
4	094707-02-701	EA LINKAGE ASM, W/BEARINGS & PINS	9523
5	094707-02-700	EA MOTOR REPLACEMENT KIT, W/BEARINGS & PINS	9520
6	094707-01-702	EA FRAME ONLY, W/DOUBLE STEP	908032
7	094707-02-705	EA CONTROL UNIT, (ORANGE)	9513
8	094707-02-704	EA CONNECTOR KIT-MOTOR, W/PLATES	9537
	094707-02-707	EA NON-SKID TREAD BLACK, 6" X 21"	909333
9	116995-01-000	EA SWITCH/MAGNET-STEP, ELECTRIC	905306
	075723-02-000	EA SPACER-SWITCH, W/HOLE - .2" X .9" X 2" - METAL - OFF WHITE FOR ELECTRIC STEP DOOR JAMB SWITCH	
	041250-01-000	EA SWITCH-PUSH BUTTON, IN DOOR JAMB - METAL - CHROME	
10	088746-01-705	EA LIGHT-UNDER STEP	9004
	088733-01-700	EA BULB	9004

## CURTAIN & CUSHION GROUP

### NOTICE

IN ORDER TO ASSIST OUR PARTS SALES DEPT. IN PROVIDING INTERIOR SOFTWARE ITEMS, PLEASE INCLUDE THE SERIAL NUMBER AND THE COLOR CODE NUMBER FROM THE VEHICLE CERTIFICATION LABEL WHEN ORDERING. THIS LABEL IS LOCATED ON THE LEFT SIDEWALL AT THE END OF THE DASH (A-BODY), OR ON THE DRIVER'S DOOR LATCH PLATE (C-BODY).

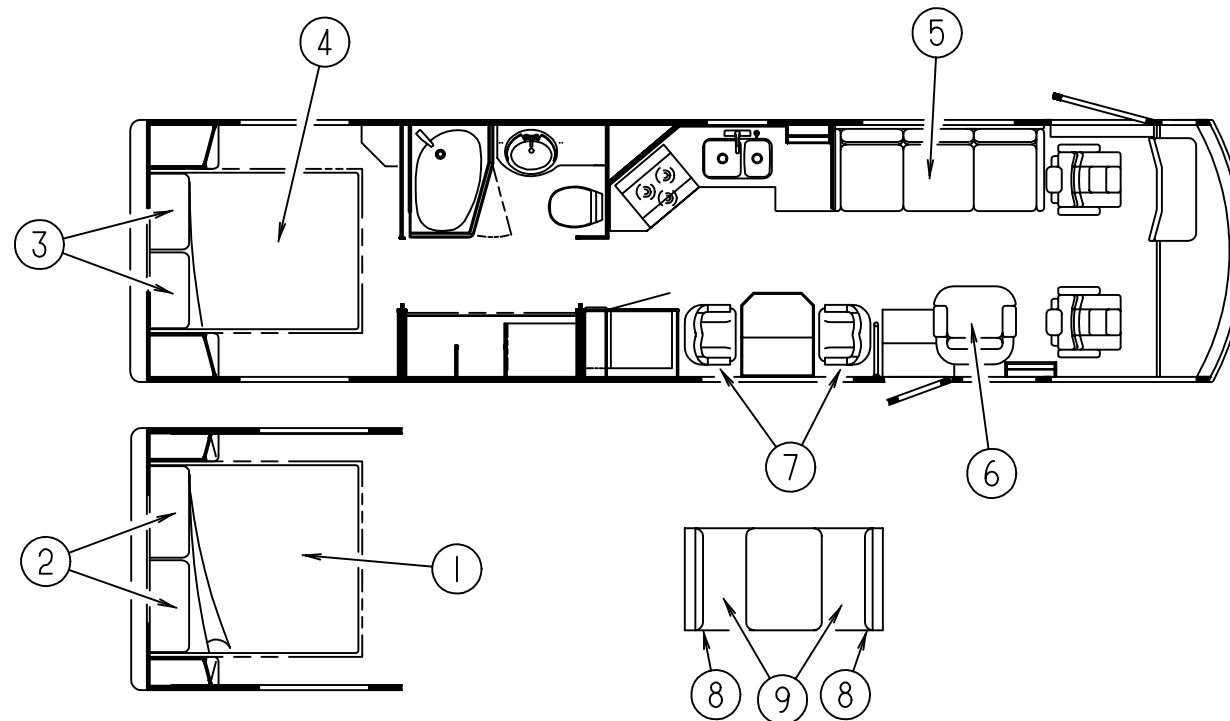
AN EXAMPLE OF A COLOR CODE NUMBER IS B07, WHICH DESIGNATES AN OVERALL COLOR SCHEME OF A PARTICULAR UNIT. THE COLOR LISTED AFTER THE ITEM DESCRIPTION ON THE MICROFICHE, INDICATES THE OVERALL UNIT COLOR. ORDER THE ITEM YOU DESIRE ACCORDING TO UNIT COLOR CODE. IF ALL COLORS USE THE SAME ITEM NO COLOR CODE WILL BE NOTED.



NOTE: USE THIS ILLUSTRATION WHEN DETERMINING LENGTH AND WIDTH MEASUREMENTS FOR CURTAINS. YOU WILL NOTE THE WIDTH MEASUREMENT IS TAKEN ON THE TOP OF THE CURTAIN WITH THE CURTAIN FULLY EXTENDED. THE LENGTH MEASUREMENT IS TAKEN FROM TOP TO BOTTOM. LEFT AND RIGHT WINDOW LEGS ARE DETERMINED WHEN FACING THE WINDOW.



**CURTAIN & CUSHION GROUP (CONTINUED)**



**KING BEDSPREAD, PILLOWS & MATTRESSES**

KEY	PART NUMBER	U/M DESCRIPTION
1	109588-25-GV0	EA BEDSPREAD-KING, 72 X 80, FITTED W/CORNER PANELS (GV0/GV1)
1	085365-41-GV2	EA BEDSPREAD-KING, 72 X 80, THROW W/.5" WELT (GV2/GV3)
1	109588-25-GV4	EA BEDSPREAD-KING, 72 X 80, FITTED W/CORNER PANELS (GV4/GV5)
2	111863-13-GV0	EA SHAM - .5" NON-GATHERED WELT, QUILT (GV0/GV1)
2	111863-13-GV2	EA SHAM - .5" NON-GATHERED WELT, QUILT (GV2/GV3)
2	106727-06-GV4	EA PILLOW-TOOTSIE, W/BRAID (GV4/GV5)
	098176-15-000	EA MATTRESS-INNERSPRING, 72 X 79.5

**QUEEN BEDSPREAD, PILLOWS & MATTRESSES**

KEY	PART NUMBER	U/M DESCRIPTION
3	111863-12-GV0	EA SHAM - .5" NON-GATHERED WELT, QUILT (GV0/GV1)
3	111863-12-GV2	EA SHAM - .5" NON-GATHERED WELT, QUILT (GV2/GV3)
3	106727-05-GV4	EA PILLOW-TOOTSIE, W/BRAID (GV4/GV5)
4	109588-24-GV0	EA BEDSPREAD-QUEEN, 60 X 80, FITTED W/CORNER PANELS (GV0/GV1)
4	085365-40-GV2	EA BEDSPREAD-QUEEN, 72 X 80, THROW W/.5" WELT (GV2/GV3)
4	109588-24-GV4	EA BEDSPREAD-QUEEN, 60 X 80, FITTED W/CORNER PANELS (GV4/GV5)
	098176-05-000	EA MATTRESS-QUEEN, INNERSPRING - 59 X 79 - SEALY

**BEDROOM THROW PILLOWS**

KEY	PART NUMBER	U/M DESCRIPTION
	109785-06-GV0	EA PILLOW - 15 X 15 W/CORNER PLEATS & WELT (GV0/GV1)
	104504-07-GV2	EA PILLOW - 16" ROUND, W/WELT & BUTTON (GV2/GV3)
	109785-05-GV4	EA PILLOW - 15 X 15 W/CORNER PLEATS & WELT (GV4/GV5)

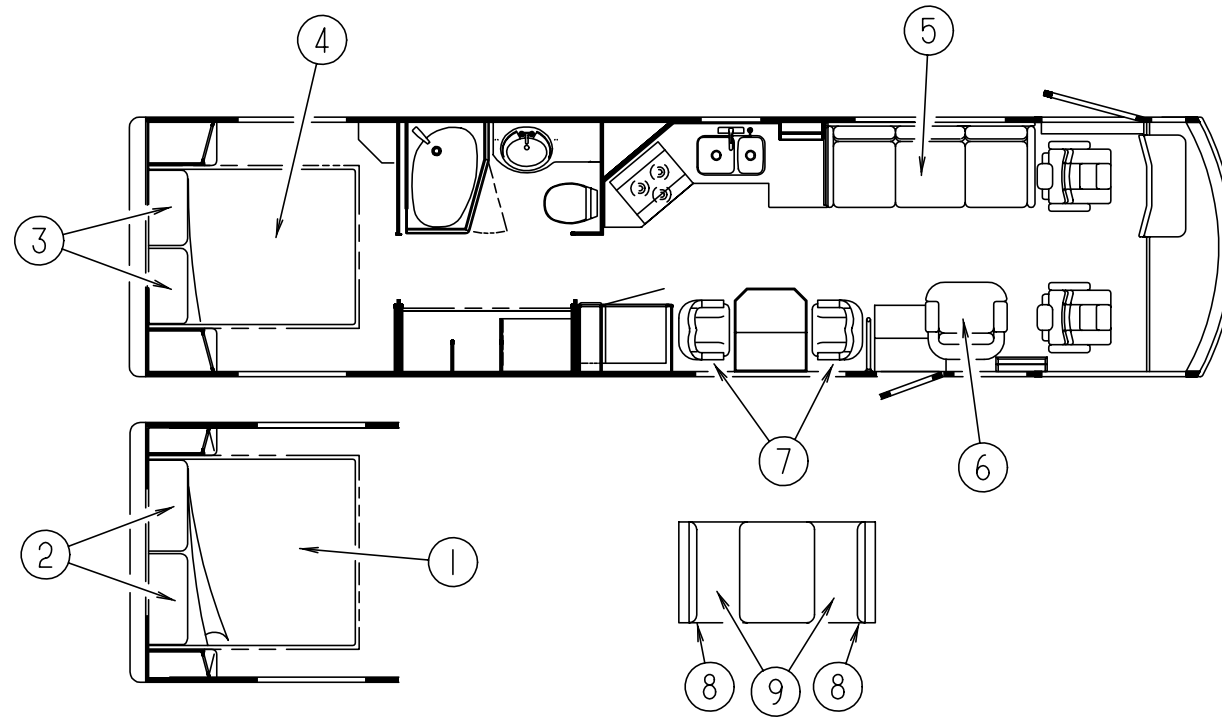
**SOFA**

KEY	PART NUMBER	U/M DESCRIPTION
5	119728-02-000	EA SOFA-VILLA, W/ARMS & KICKBOARD (GV0/GV1) FROM: 00-00-00 THRU: 03-10-96
5	119728-03-000	EA SOFA-VILLA, W/ARMS & KICKBOARD (GV0/GV1) FROM: 03-11-96 THRU: 99-99-99
5	119728-01-000	EA SOFA-VILLA, W/ARMS & KICKBOARD (GV2/GV3)
5	119727-01-000	EA SOFA-VILLA, W/ARMS & KICKBOARD (GV4/GV5)
5	121884-01-000	EA SOFA-NORTH SHORE, VILLA - LEATHER OPTION (GV0/GV1) FROM: 00-00-00 THRU: 03-10-96
5	121884-03-000	EA SOFA-NORTH SHORE, VILLA - LEATHER OPTION (GV0/GV1) FROM: 03-11-96 THRU: 99-99-99
5	121884-02-000	EA SOFA-NORTH SHORE, VILLA - LEATHER OPTION (GV2/GV3)
5	121884-04-000	EA SOFA-NORTH SHORE, VILLA - LEATHER OPTION (GV4/GV5)
5	121884-01-000	EA SOFA-NORTH SHORE, VILLA - RICHARD PETTY OPTION FROM: 00-00-00 THRU: 03-10-96
5	121884-03-000	EA SOFA-NORTH SHORE, VILLA - RICHARD PETTY OPTION FROM: 03-11-96 THRU: 99-99-99

**LOUNGE THROW PILLOWS**

KEY	PART NUMBER	U/M DESCRIPTION
	106728-03-GV0	EA PILLOW ASM-W/BRAID, 9" X 20" (GV0/GV1) FROM: 00-00-00 THRU: 03-10-96
	106728-03-GV7	EA PILLOW ASM-W/BRAID, 9" X 20" (GV0/GV1) FROM: 03-11-96 THRU: 99-99-99
	106728-04-GV2	EA PILLOW ASM-W/BRAID, 9" X 20" (GV2/GV3)
	106728-03-GV4	EA PILLOW ASM-W/BRAID, 9" X 20" (GV4/GV5)

## CUSHION GROUP (CONTINUED)



### SWIVEL CHAIR

KEY	PART NUMBER	U/M DESCRIPTION
6	118821-01-GV0	EA CHAIR ASM-RECLINING W/FOOTREST
6	118821-01-GV1	EA CHAIR ASM-RECLINING W/FOOTREST
6	118821-01-GV2	EA CHAIR ASM-RECLINING W/FOOTREST
6	118821-01-GV3	EA CHAIR ASM-RECLINING W/FOOTREST
6	118821-01-GV4	EA CHAIR ASM-RECLINING W/FOOTREST
6	118821-01-GV5	EA CHAIR ASM-RECLINING W/FOOTREST
6	121883-01-000	EA CHAIR-ASHLEY, LEATHER OPTION (GV0/GV1)
6	121883-02-000	EA CHAIR-ASHLEY, LEATHER OPTION (GV2/GV3)
6	121883-03-000	EA CHAIR-ASHLEY, LEATHER OPTION (GV4/GV5)
6	121883-01-000	EA CHAIR-ASHLEY, RICHARD PETTY OPTION

### DINETTE CHAIRS

KEY	PART NUMBER	U/M DESCRIPTION
7	116058-07-000	EA CHAIR-DINETTE, FLEXSTEEL (GV0/GV1)
7	116058-08-000	EA CHAIR-DINETTE, FLEXSTEEL (GV2/GV3)
7	116058-09-000	EA CHAIR-DINETTE, FLEXSTEEL (GV4/GV5)
	116080-01-FQ0	EA COVER-CHAIR LEG (PICKLED ASH)
		FROM: 00-00-00 THRU: 10-08-95
	116080-03-G38	EA COVER-CHAIR LEG (PICKLED ASH)
		FROM: 10-09-95 THRU: 99-99-99
	116080-01-FQ1	EA COVER-CHAIR LEG (SALEM CHERRY)
		FROM: 00-00-00 THRU: 10-08-95
	116080-03-G39	EA COVER-CHAIR LEG (SALEM CHERRY)
		FROM: 10-09-95 THRU: 99-99-99
	074045-09-000	EA PLUG - 1/2" DIAMETER (PICKLED ASH)
	074045-08-000	EA PLUG - 1/2" DIAMETER (SALEM CHERRY)

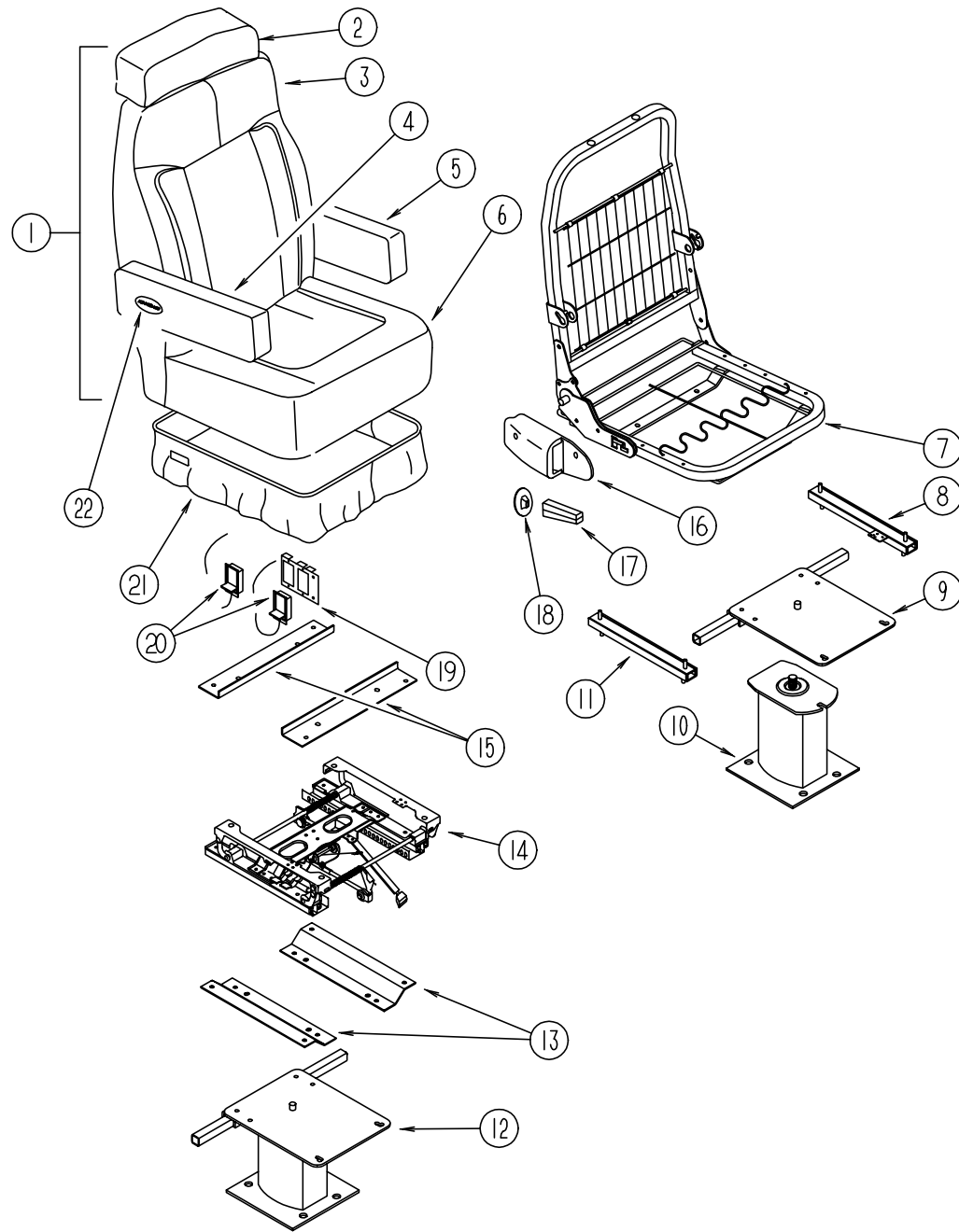
### DINETTE CUSHIONS

KEY	PART NUMBER	U/M DESCRIPTION
8	111897-07-GV0	EA CUSHION-CLUB BACK, 13.5 X 30 X 5 (GV0/GV1)
		FROM: 00-00-00 THRU: 03-10-96
	P11897-07-GV0	EA COVER-CLUB BACK, 13.5 X 30 X 5 (GV0/GV1)
8	111897-07-GV7	EA CUSHION-CLUB BACK, 13.5 X 30 X 5 (GV0/GV1)
		FROM: 03-11-96 THRU: 99-99-99
	P11897-07-GV7	EA COVER-CLUB BACK, 13.5 X 30 X 5 (GV0/GV1)
8	111897-11-GV2	EA CUSHION-CLUB BACK, 13.5 X 30 X 5 (GV2/GV3)
	P11897-11-GV2	EA COVER-CLUB BACK, 13.5 X 30 X 5 (GV2/GV3)
8	111897-07-GV4	EA CUSHION-CLUB BACK, 13.5 X 30 X 5 (GV4/GV5)
	P11897-07-GV4	EA COVER-CLUB BACK, 13.5 X 30 X 5 (GV4/GV5)
9	105603-17-GV0	EA CUSHION-DINETTE SEAT, 23 X 30.5 X 5 (GV0/GV1)
		FROM: 00-00-00 THRU: 03-10-96
	P05603-17-GV0	EA COVER-DINETTE SEAT, 23 X 30.5 X 5 (GV0/GV1)
9	105603-17-GV7	EA CUSHION-DINETTE SEAT, 23 X 30.5 X 5 (GV0/GV1)
		FROM: 03-11-96 THRU: 99-99-99
	P05603-17-GV7	EA COVER-DINETTE SEAT, 23 X 30.5 X 5 (GV0/GV1)
9	105603-21-GV2	EA CUSHION-DINETTE SEAT, 23 X 30.5 X 5 (GV2/GV3)
	P05603-21-GV2	EA COVER-DINETTE SEAT, 23 X 30.5 X 5 (GV2/GV3)
9	105603-17-GV4	EA CUSHION-DINETTE SEAT, 23 X 30.5 X 5 (GV4/GV5)
	P05603-17-GV4	EA COVER-DINETTE SEAT, 23 X 30.5 X 5 (GV4/GV5)
	078155-01-000	EA STRAP-SNAP, BACKREST CUSHION

### FOLDING CHAIRS

KEY	PART NUMBER	U/M DESCRIPTION
	101604-01-01A	EA CHAIR-FOLDING, STACKMORE - W/O MATCHING FABRIC (PICKLED ASH)
	101604-01-02A	EA CHAIR-FOLDING, STACKMORE - W/O MATCHING FABRIC (SALEM CHERRY)

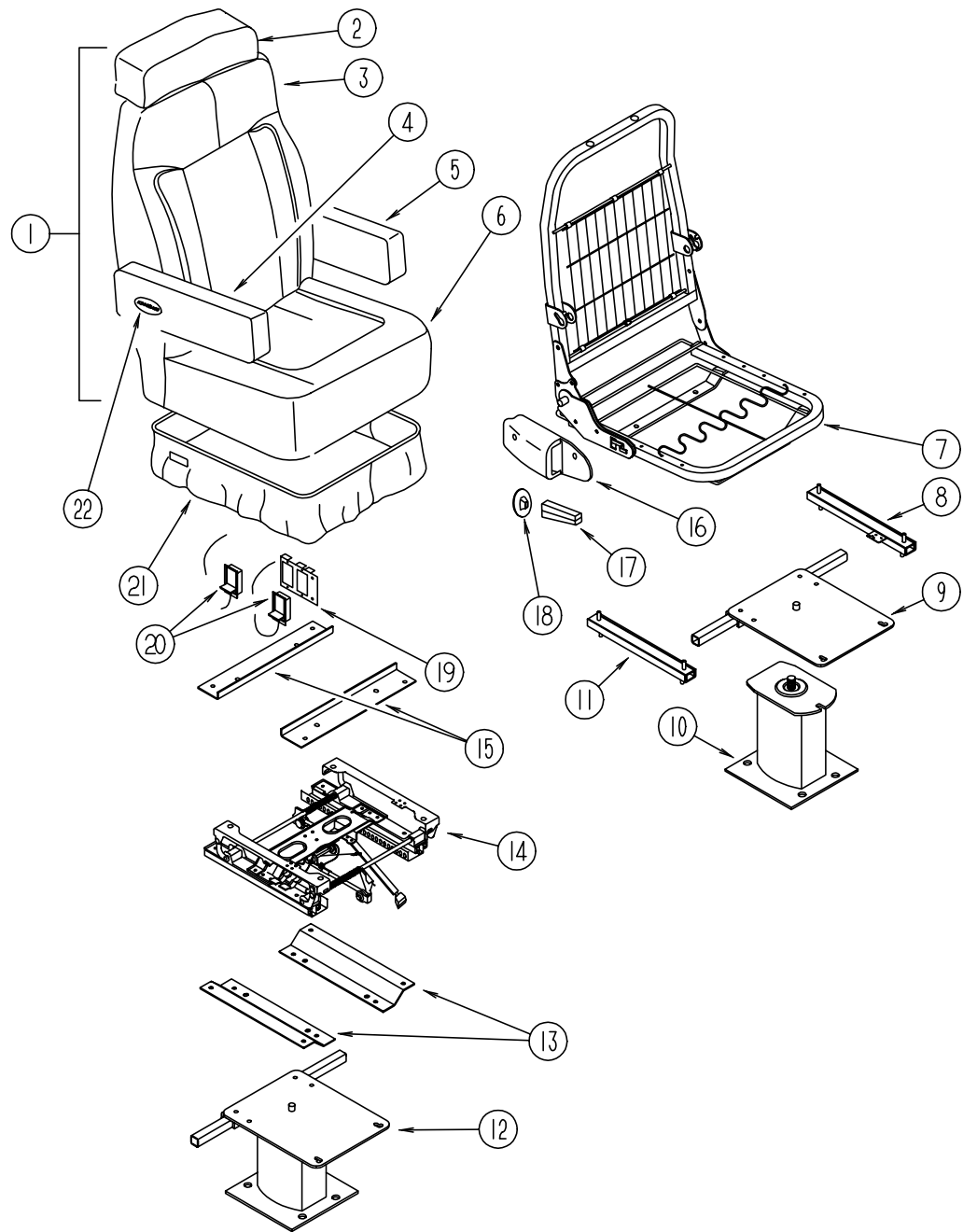
**CURTAIN & CUSHION GROUP (CONTINUED)**  
**BUCKET SEATS**



KEY	PART NUMBER	U/M DESCRIPTION
2	119626-01-GV0	EA HEADREST-BUCKET SEAT (GV0/GV1)
2	119626-01-GV2	EA HEADREST-BUCKET SEAT (GV2/GV3)
2	119626-01-GV5	EA HEADREST-BUCKET SEAT (GV4/GV5)
	P19626-01-GV0	EA COVER-HEADREST (GV0/GV1)
	P19626-01-GV2	EA COVER-HEADREST (GV2/GV3)
	P19626-01-GV5	EA COVER-HEADREST (GV4/GV5)
2	119626-02-GV0	EA HEADREST-VINYL/LEATHER
	P19626-02-GV0	EA COVER-HEADREST, LEATHER UPGRADE
	113977-12-000	EA HEADREST INSERT, W/O LOCK - FLEXSTEEL
	113977-13-000	EA HEADREST INSERT, W/LOCK - FLEXSTEEL
	114791-04-000	EA FRAME-HEADREST, PLYFOAM
3	M05962-24-GV0	EA COVER-BACK, BUCKET - MANUAL RECLINE (GV0/GV1)
3	M05962-24-GV2	EA COVER-BACK, BUCKET - MANUAL RECLINE (GV2/GV3)
3	M05962-24-GV5	EA COVER-BACK, BUCKET - MANUAL RECLINE (GV4/GV5)
3	M05962-26-GV0	EA COVER-BACK, BUCKET - MANUAL RECLINE - LEATHER UPGRADE
4	119627-01-GV0	EA ARMREST-RH, BUCKET SEAT (GV0/GV1)
4	119627-01-GV2	EA ARMREST-RH, BUCKET SEAT (GV2/GV3)
4	119627-01-GV5	EA ARMREST-RH, BUCKET SEAT (GV4/GV5)
	P19627-01-GV0	EA COVER-ARMREST, RH (GV0/GV1)
	P19627-01-GV2	EA COVER-ARMREST, RH (GV2/GV3)
	P19627-01-GV5	EA COVER-ARMREST, RH (GV4/GV5)
4	119627-03-GV0	EA ARMREST-RH, BUCKET SEAT - LEATHER UPGRADE
	P19627-03-GV0	EA COVER-ARMREST, RH - LEATHER UPGRADE
	111169-01-000	EA PLATE-BACK, ARMREST
	115617-01-000	EA BRACKET-ARM, RH - MOLDED PLYFOAM
5	119627-02-GV0	EA ARMREST-BUCKET SEAT, LH (GV0/GV1)
5	119627-02-GV2	EA ARMREST-BUCKET SEAT, LH (GV2/GV3)
5	119627-02-GV5	EA ARMREST-BUCKET SEAT, LH (GV4/GV5)
	P19627-02-GV0	EA COVER-ARMREST, LH (GV0/GV1)
	P19627-02-GV2	EA COVER-ARMREST, LH (GV2/GV3)
	P19627-02-GV5	EA COVER-ARMREST, LH (GV4/GV5)
5	119627-04-GV0	EA ARMREST-BUCKET SEAT, LH - LEATHER UPGRADE
	P19627-04-GV0	EA COVER-ARMREST, LH - LEATHER UPGRADE
	111169-01-000	EA PLATE-BACK, ARMREST
	115617-02-000	EA BRACKET-ARM, LH - MOLDED PLYFOAM
6	M05962-25-GV0	EA COVER-BUCKET SEAT, MANUAL RECLINE (GV0/GV1)
6	M05962-25-GV2	EA COVER-BUCKET SEAT, MANUAL RECLINE (GV2/GV3)
6	M05962-25-GV5	EA COVER-BUCKET SEAT, MANUAL RECLINE (GV4/GV5)
6	M05962-27-GV0	EA COVER-BUCKET SEAT, MANUAL RECLINE - LEATHER UPGRADE
7	M80906-12-000	EA FRAME-SEAT, BACK & SPRING
8	119952-04-000	EA SLIDE - SEAT, HEAVY DUTY LOCKING
9	119730-90-000	EA TOP PLATE, POWER SEAT/LEATHER UPGRADE/RICHARD PETTY/LEATHER OPTION
9	113983-90-000	EA TOP PLATE-DRIVER, 22" - VILLA - LEATHER UPGRADE
		FROM: 00-00-00 THRU: 10-15-95
9	119730-95-000	EA TOP PLATE-VILLA SEAT, LEATHER UPGRADE
9	107921-05-000	EA PLATE TOP - W/SEAT BELT BAR

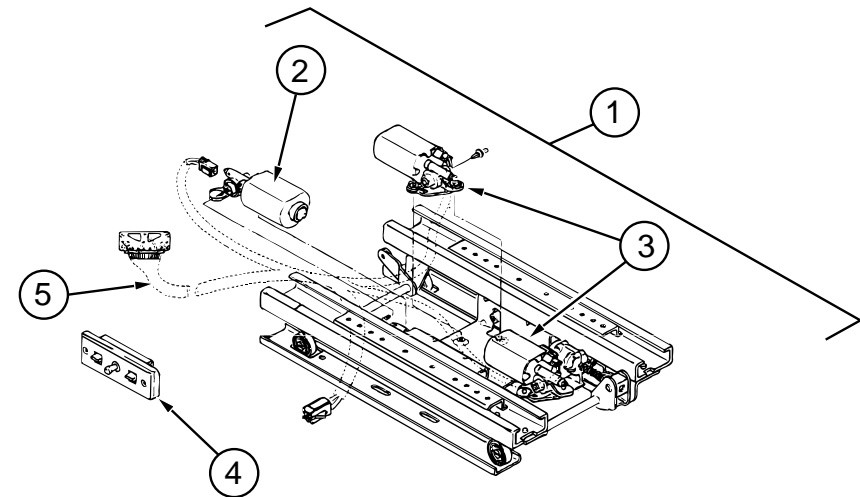
KEY	PART NUMBER	U/M DESCRIPTION
1	119730-01-000	EA SEAT ASM-BUCKET, VILLA - HAMPTON TAN, DRIVER
		FROM: 00-00-00 THRU: 11-10-95
1	119730-02-000	EA SEAT ASM-BUCKET, VILLA - HAMPTON TAN, PASSENGER
		FROM: 00-00-00 THRU: 11-10-95
1	118807-01-GV0	EA SEAT-BUCKET, W/MANUAL RECLINE (GV0/GV1)
		FROM: 11-11-95 THRU: 99-99-99
1	118807-01-GV2	EA SEAT-BUCKET, W/MANUAL RECLINE (GV2/GV3)
		FROM: 11-11-95 THRU: 99-99-99
1	118807-01-GV5	EA SEAT-BUCKET, W/MANUAL RECLINE (GV4/GV5)
		FROM: 11-11-95 THRU: 99-99-99
1	118807-03-GV0	EA SEAT-BUCKET, W/MANUAL RECLINE - LEATHER/VINYL
1	121882-01-000	EA SEAT-BUCKET, ASHLEY-VILLA, DRIVER - RICHARD PETTY/LEATHER OPTION (GV0/GV1)
1	121882-04-000	EA SEAT-BUCKET, ASHLEY-VILLA, PASSENGER - RICHARD PETTY/LEATHER OPTION (GV0/GV1)
1	121882-02-000	EA SEAT-BUCKET, ASHLEY-VILLA, DRIVER - LEATHER OPTION (GV2/GV3)
1	121882-05-000	EA SEAT-BUCKET, ASHLEY-VILLA, PASSENGER - LEATHER OPTION (GV2/GV3)
1	121882-03-000	EA SEAT-BUCKET, ASHLEY-VILLA, DRIVER - LEATHER OPTION (GV4/GV5)
1	121882-06-000	EA SEAT-BUCKET, ASHLEY-VILLA, PASSENGER - LEATHER OPTION (GV4/GV5)

**CURTAIN & CUSHION GROUP (CONTINUED)**  
**BUCKET SEATS (CONTINUED)**



KEY	PART NUMBER	U/M DESCRIPTION
15	116215-02-000	EA PLATE-UPPER, 6-WAY MANUAL CONTROL
16	080730-09-000	EA SHIELD-FLEXSTEEL
17	080730-08-000	EA HANDLE-RECLINER
18	080730-11-000	EA SHIELD-RUBBER BOOT
19	097683-02-000	EA BRACKET-MOUNT, REMOTE
20	108049-03-000	EA CABLE-W/CONTROL 25.5" SHEATH/28.5" CABLE W/DOG LEG
20	089368-05-000	EA CABLE- W/SWITCH 25.5" SHEATH-29 3/4" CABLE W/DOG LEG
20	097683-03-000	EA BRACKET-REMOTE, SIDE MOUNT - SINGLE
	117125-01-02B	EA BRACKET-CABLE HOLDER, E-COAT
21	071126-43-GV0	EA SKIRT-SINGLE, 10.5" - W/SEAT BELT SLOT (GV0/GV1)
21	071126-43-GV2	EA SKIRT-SINGLE, 10.5" - W/SEAT BELT SLOT (GV2/GV3)
21	071126-43-E37	EA SKIRT-SINGLE, 10.5" - W/SEAT BELT SLOT (GV4/GV5)
21	071126-54-GV0	EA SKIRT-SINGLE, 10.5" - 6 WAY MANUAL SEAT (GV0/GV1)
21	071126-54-GV2	EA SKIRT-SINGLE, 10.5" - 6 WAY MANUAL SEAT (GV2/GV3)
21	071126-54-GV5	EA SKIRT-SINGLE, 10.5" - 6 WAY MANUAL SEAT (GV4/GV5)
21	071126-55-F36	EA SKIRT-DRIVER, 6 WAY NON-POWER - LEATHER/RICHARD PETTY OPTION
21	071126-52-F36	EA SKIRT-PASSENGER, NON-POWER SEAT - LEATHER/RICHARD PETTY OPTION
21	071126-26-GV0	EA SKIRT-POWER SEAT (GV0/GV1)
21	071126-26-GV2	EA SKIRT-POWER SEAT (GV2/GV3)
21	071126-26-E37	EA SKIRT-POWER SEAT (GV4/GV5)
21	071126-57-F36	EA SKIRT-POWER SEAT, LEATHER OPTION
22	111169-04-000	EA INSERT-OVAL, VECTRA

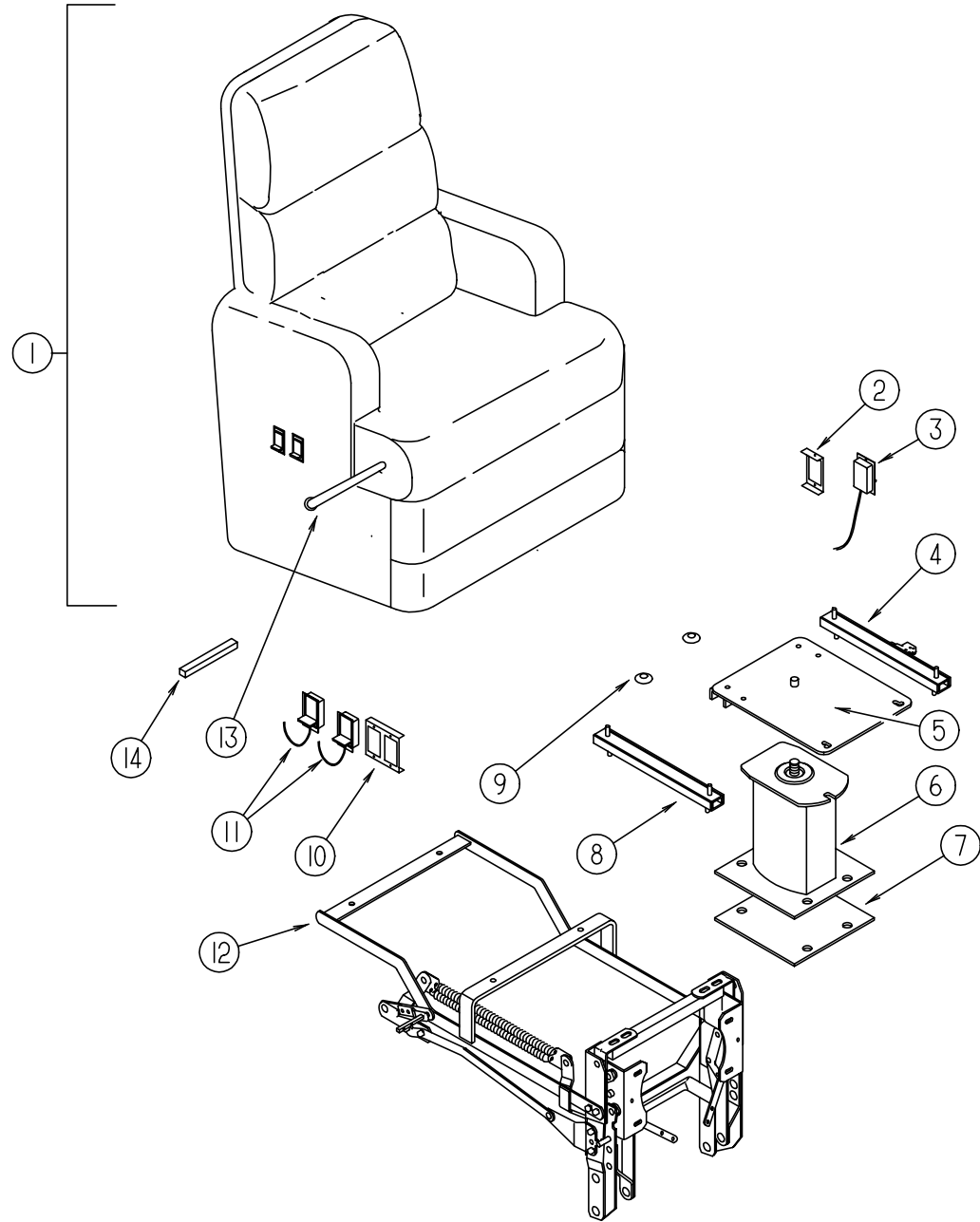
KEY	PART NUMBER	U/M DESCRIPTION
10	107921-01-000	EA PEDESTAL FLOOR MOUNTED - W/9.75" EXTENSION FROM: 00-00-00 THRU: 10-15-95
10	107921-14-000	EA PEDESTAL-SEAT W/5.75" EXTENSION - MANUAL SEAT OPTION FROM: 10-16-95 THRU: 99-99-99
	107921-06-000	EA BEARING KIT-PEDESTAL
11	119952-02-000	EA SLIDE-SEAT, HEAVY DUTY NONLOCKING
	007221-01-000	EA SPACER-SEAT, ADJUSTER - 4 USED PER SWIVEL CHAIR
	114889-01-000	EA STOP BAR-UNIVERSAL
12	119730-94-000	EA PEDESTAL-VILLA - RICHARD PETTY/LEATHER OPTION FROM: 01-24-96 THRU: 99-99-99
12	119730-91-000	EA PEDESTAL ASM-VILLA - RICHARD PETTY/LEATHER OPTION FROM: 01-24-96 THRU: 99-99-99
12	119730-92-000	EA PEDESTAL ASM-VILLA - RICHARD PETTY/LEATHER OPTION FROM: 00-00-00 THRU: 10-15-95
	113983-94-000	EA SWIVEL KIT-VILLA, LEATHER UPGRADE/POWER SEAT/RICHARD PETTY OPTION FROM: 00-00-00 THRU: 10-15-95
13	116215-03-000	EA PLATE-LOWER, 6-WAY MANUAL CONTROL
14	116215-01-000	EA SEAT - 6-WAY MANUAL CONTROL - DRIVER



**DELCO POWER SEAT - 6 WAY FROM: 10-16-95 THRU: 99-99-99**

KEY	PART NUMBER	U/M DESCRIPTION	VENDOR NO.
1	081373-03-000	EA SEAT-POWER, 6 WAY DELCO RV620	
2	081373-02-704	EA MOTOR PACKAGE-ADJUST VERTICAL	22063238 & H-196
3	081373-03-700	EA SWITCH ASM-FLAT, BROWN-GRAY	22138182 & H-441
	081373-02-700	EA SWITCH W/CLEAR MOLDED CONN.	22063234
	081373-01-700	EA BRACKET-L, CONTROL SWITCH	H-171
4	081373-03-701	EA WIRE HARNESS ASM., LH SIDE	6000
	081373-03-702	EA WIRE HARNESS ASM., RH SIDE	6001
5	081373-02-703	EA MOTOR PACKAGE-ADJUST HORIZONTAL	22063237 & H-195

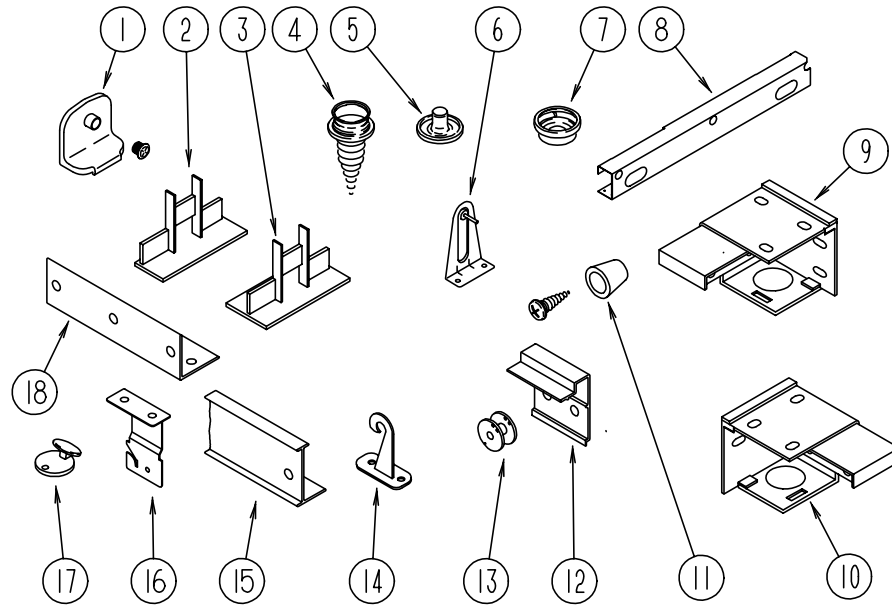
**CURTAIN & CUSHION GROUP (CONTINUED)**  
**RECLINER CHAIR**



KEY	PART NUMBER	U/M	DESCRIPTION
1	118821-01-GV0	EA	CHAIR ASM-RECLINING, W/FOOTREST
1	118821-01-GV1	EA	CHAIR ASM-RECLINING, W/FOOTREST
1	118821-01-GV2	EA	CHAIR ASM-RECLINING, W/FOOTREST
1	118821-01-GV3	EA	CHAIR ASM-RECLINING, W/FOOTREST
1	118821-01-GV4	EA	CHAIR ASM-RECLINING, W/FOOTREST
1	118821-01-GV5	EA	CHAIR ASM-RECLINING, W/FOOTREST
	P18821-01-GV0	EA	CHAIR ASM-RECLINING, W/FOOTREST
	P18821-01-GV1	EA	CHAIR ASM-RECLINING, W/FOOTREST
	P18821-01-GV2	EA	CHAIR ASM-RECLINING, W/FOOTREST
	P18821-01-GV3	EA	CHAIR ASM-RECLINING, W/FOOTREST
	P18821-01-GV4	EA	CHAIR ASM-RECLINING, W/FOOTREST
	P18821-01-GV5	EA	CHAIR ASM-RECLINING, W/FOOTREST
	P18821-27-GV0	EA	COVER-CHAIR ARM, RH
	P18821-27-GV1	EA	COVER-CHAIR ARM, RH
	P18821-27-GV2	EA	COVER-CHAIR ARM, RH
	P18821-27-GV3	EA	COVER-CHAIR ARM, RH
	P18821-27-GV4	EA	COVER-CHAIR ARM, RH
	P18821-27-GV5	EA	COVER-CHAIR ARM, RH
	P18821-28-GV0	EA	COVER-CHAIR ARM, LH
	P18821-28-GV1	EA	COVER-CHAIR ARM, LH
	P18821-28-GV2	EA	COVER-CHAIR ARM, LH
	P18821-28-GV3	EA	COVER-CHAIR ARM, LH
	P18821-28-GV4	EA	COVER-CHAIR ARM, LH
	P18821-28-GV5	EA	COVER-CHAIR ARM, LH
2	097683-03-000	EA	BRACKET-REMOTE, SIDE MOUNT - SINGLE
3	089368-05-000	EA	CABLE-RECLINER, W/SWITCH
4	119952-04-000	EA	SLIDE-SEAT, HD, LOCKING - 4 STUDS - ATWOOD 83785
	117125-01-02B	EA	BRACKET-CABLE HOLDER, E-COAT
	108049-02-000	EA	CLIP-CABLE, PEDESTAL
5	107921-08-000	EA	TOP PLATE-W/O SEAT BELT BAR - FLEXSTEEL 2759PDTP
6	107921-01-000	EA	PEDESTAL ASM-SEAT, 9 3/4 IN - FLEXSTEEL 3060 MSPD
7	108445-02-000	EA	PLATE-PEDESTAL, MOUNTS TO FLOOR
	107921-06-000	EA	BEARING KIT-PEDESTAL, FLEXSTEEL
8	119952-02-000	EA	SLIDE-SEAT, HD, NONLOCKING - 4 STUDS - ATWOOD 83785
9	007221-01-000	EA	SPACER-SEAT, ADJUSTER
10	097683-02-000	EA	BRACKET-REMOTE, SIDE MOUNT
11	108049-03-000	EA	CABLE-REMOTE, 26" W/Z END-SWITCH LEVER
12	119106-01-000	EA	FRAME-FOOTREST MECHANICS & HANDLE - FLEXSTEEL
13	119106-01-701	EA	HANDLE 92596
14	119106-01-700	EA	TUBE-EXTENSION, RECTANGULAR 92859

## CURTAIN & CUSHION GROUP (CONTINUED)

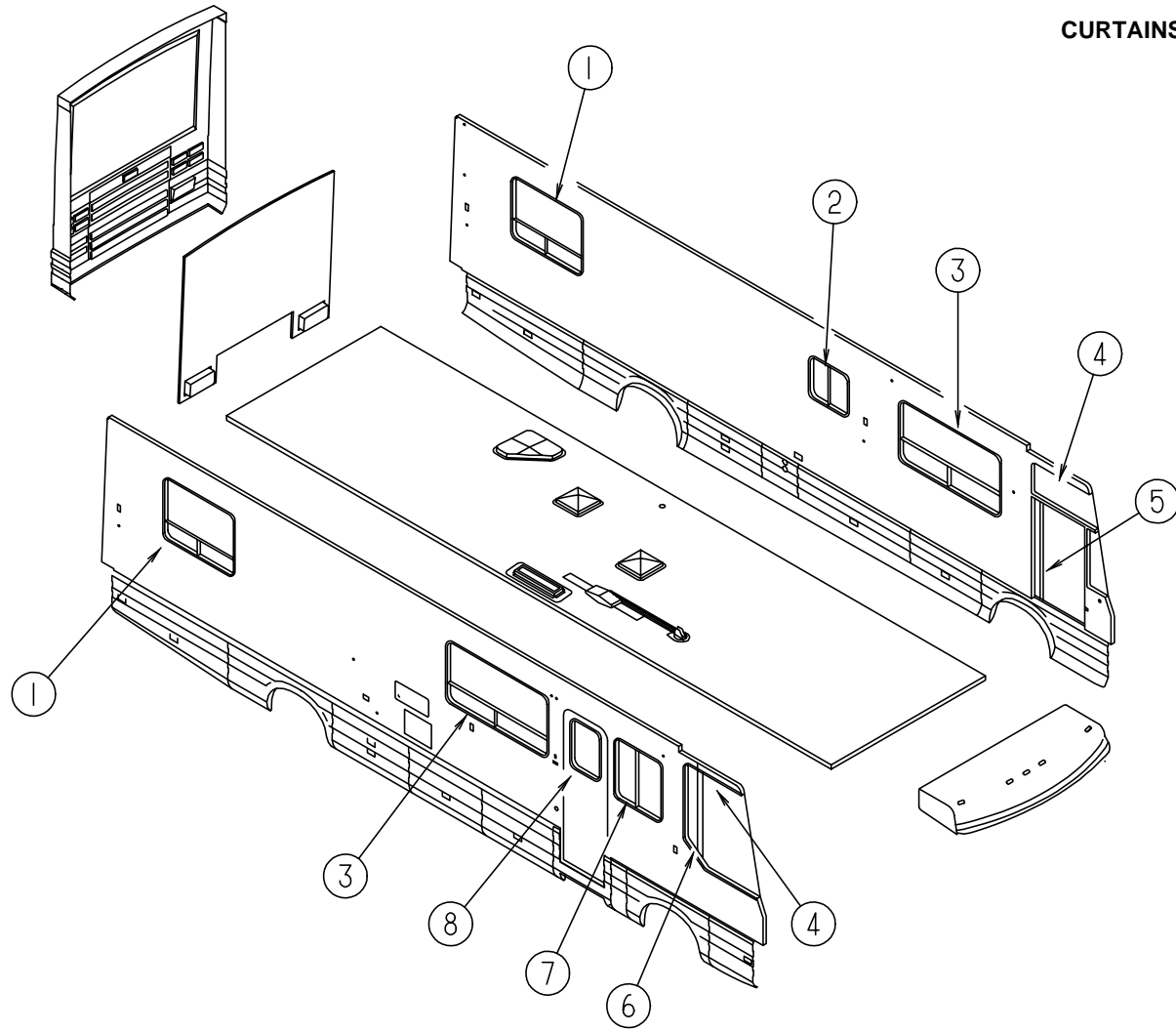
### CURTAIN HARDWARE



KEY	PART NUMBER	U/M	DESCRIPTION
1	106544-01-000	EA	PULL-SHADE, BRASS
	106544-01-001	EA	SCREW-BRASS, SHADE
2	094907-02-000	EA	END CAP-TOP, PLEATED BLIND - PLASTIC - GRAY
3	094907-04-000	EA	HARDWARE-END CAP, BTM - PULL TYPE
	094907-04-700	EA	END CAP-RH, BOTTOM BLIND
	094907-04-701	EA	END CAP-LH, BOTTOM BLIND
	097591-01-000	EA	SPRING-EXTENSION, PLEATED BLIND
	097593-02-000	FT	CORD-BLIND, PLEATED - GRAY (GV0/GV1/GV2/GV3)
	097593-10-000	FT	CORD-BLIND, PLEATED - VANILLA (GV4/GV5)
	094896-02-000	EA	GROMMET-CORD, PLEATED BLIND - NYLON - GRAY
4	029130-01-000	EA	SCREW-SNAP SOCKET, #8 PH X 5/8"
5	029155-01-000	EA	CAP-SNAP, 5/32" O.D. OF PIN
6	095591-02-000	EA	BRACKET-HOLD DOWN, W/PIN - BLIND - METAL
7	029156-01-000	EA	SOCKET-SNAP, 9/16" O.D.
8	110597-01-000	EA	BRACKET-SHADE, RIGHT SIDE
8	110597-02-000	EA	BRACKET-SHADE, LEFT SIDE
9	083170-01-000	EA	BRACKET-BLIND, LEFT SIDE WHEN FACING WINDOW
10	083170-02-000	EA	BRACKET-BLIND, RIGHT SIDE WHEN FACING WINDOW
11	097564-01-000	EA	HANDLE-T, EZ LIFT SHADE
12	097565-01-000	EA	BRACKET-MOUNTING, PLEATED BLIND
13	097592-01-000	EA	SPOOL-CORD, ELEVATED BLIND HOLDUP - CLEAR PLASTIC
14	109441-03-000	EA	HOLD DOWN-BLIND (CLOUDY)
15	118896-01-01A	EA	TRACK-CURTAIN, RH - OFF WHITE
15	118897-01-01A	EA	TRACK-CURTAIN, LH - OFF WHITE
16	084434-01-000	EA	BRACKET-MOUNTING, ROLLER SHADE - 1 3/8"
17	102555-01-000	EA	CLEAT-CORD, BLIND - CLEAR
	102555-03-000	EA	CLEAT-BLIND CORD, MILKY WHITE PLASTIC
18	105648-01-02A	EA	BRACE-VALANCE, 356MM LONG - EXTRUDED ALUMINUM - OFF WHITE
	046867-01-000	EA	GROMMET-BRASS, 7/16" ID X 1" OD
			FROM: 00-00-00 THRU: 10-01-95
	046867-03-000	EA	GROMMET-HANDY BUTTON NO 3
			FROM: 10-02-95 THRU: 99-99-99
	048394-02-000	YD	VELCRO TAPE-HOOK, ADHESIVE BACK - .75" WIDE - BEIGE
	086276-01-000	EA	TAPE-DOUBLE SIDED, 1/2"
	088792-02-000	YD	VELCRO TAPE-LOOP, ADHESIVE BACKED - .75" WIDE - BEIGE
	096843-01-000	EA	SPRING-REWIND, ROLLER SHADE
	111988-11-000	YD	TAPE-PROVANE PLUS #5.4272
	083125-07-000	EA	BRACE-CURTAIN LEGS

## CURTAIN & CUSHION GROUP (CONTINUED)

### CURTAINS & WINDOW TREATMENT



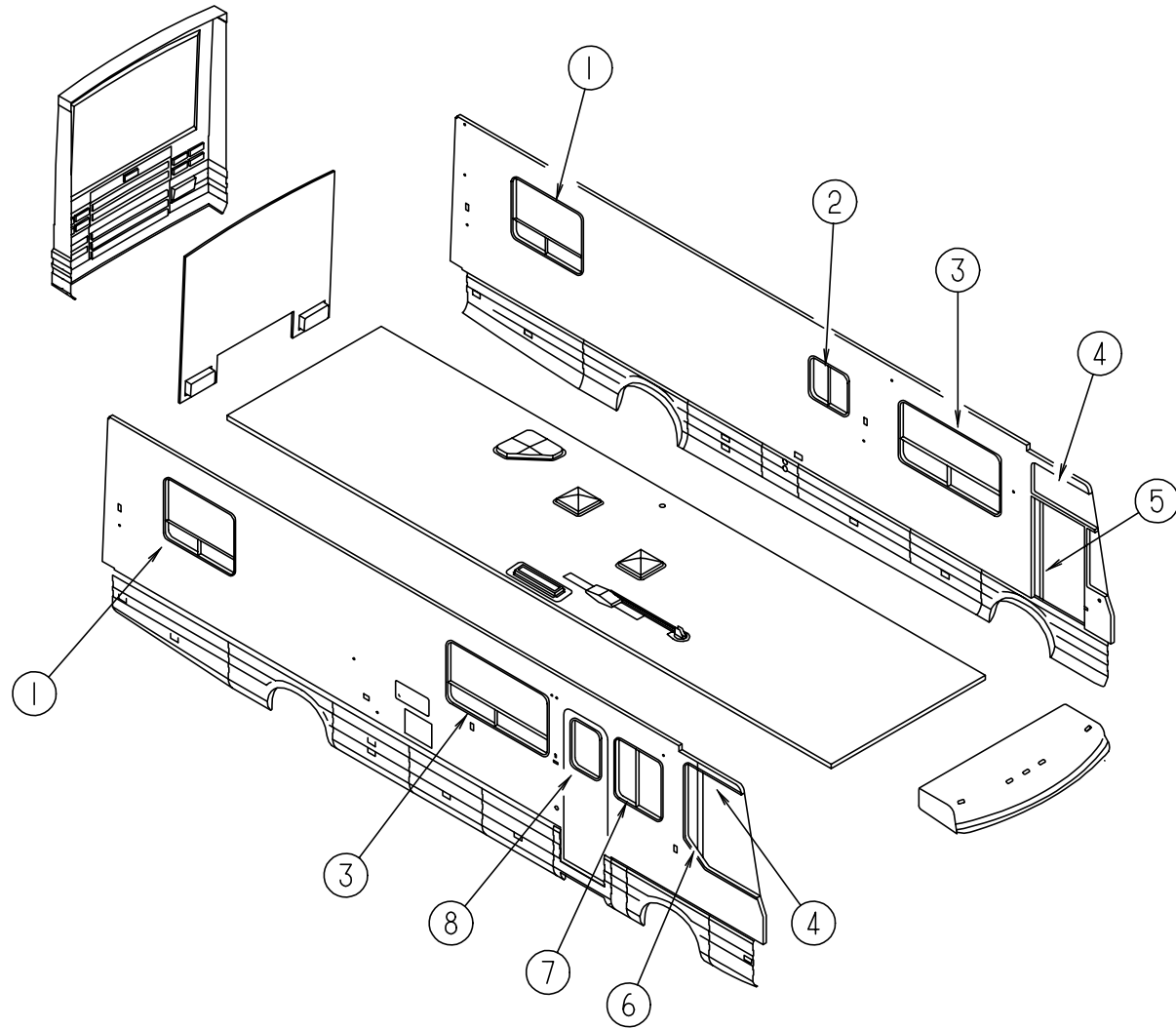
#### CURTAINS & WINDOW TREATMENT - WINDOW EXCHANGE OPTION

KEY	PART NUMBER	U/M DESCRIPTION
3	119820-01-GV0	EA VALANCE ASM-MELROSE, 62.5" (GV0/GV1) FROM: 00-00-00 THRU: 03-10-96
3	119820-01-GV7	EA VALANCE ASM-MELROSE, 62.5" (GV0/GV1) FROM: 03-11-96 THRU: 99-99-99
3	119262-32-GV2	EA VALANCE ASM-MONACO, W/MEDALLION & BRAID - 62.5" (GV2/GV3)
3	119262-31-GV4	EA VALANCE ASM-MONACO, W/MEDALLION & BRAID - 62.5" (GV4/GV5)
3	111910-40-GV0	EA BLIND-DAY/NIGHTER, 59" X 33" - MUSHROOM/ALABASTER
3	119333-45-GV0	EA LEG-PLAIN, W/O HOLE - 30" - RH (GV0/GV1) FROM: 00-00-00 THRU: 03-10-96
3	119333-45-GV7	EA LEG-PLAIN, W/O HOLE - 30" - RH (GV0/GV1) FROM: 03-11-96 THRU: 99-99-99
3	119333-27-GV2	EA LEG-PLAIN, W/O HOLE - 30" - RH (GV2/GV3)
3	119333-45-GV4	EA LEG-PLAIN, W/O HOLE - 30" - RH (GV4/GV5)
3	119333-46-GV0	EA LEG-PLAIN, W/O HOLE - 30" - LH (GV0/GV1) FROM: 00-00-00 THRU: 03-10-96
3	119333-46-GV7	EA LEG-PLAIN, W/O HOLE - 30" - LH (GV0/GV1) FROM: 03-11-96 THRU: 99-99-99
3	119333-28-GV2	EA LEG-PLAIN, W/O HOLE - 30" - LH (GV2/GV3)
3	119333-46-GV4	EA LEG-PLAIN, W/O HOLE - 30" - LH (GV4/GV5)

KEY	PART NUMBER	U/M DESCRIPTION
1	119918-04-GV0	EA VALANCE ASM-MONTCLAIR, 46" (GV0/GV1)
1	117657-06-GV2	EA VALANCE ASM-KINGSTON, 46" (GV2/GV3)
1	117657-06-GV4	EA VALANCE ASM-KINGSTON, 46" (GV4/GV5)
1	111910-29-F40	EA BLIND-DAY/NIGHTER, 42" X 32" MUSHROOM/ALABASTER (GV0/GV1/GV2/GV3)
1	111910-29-F28	EA BLIND-DAY/NIGHTER, 42" X 32" SHELL/ALABASTER (GV4/GV5)
1	119333-47-GV0	EA LEG-PLAIN, W/O HOLE - 30" - RH (GV0/GV1)
1	119333-49-GV2	EA LEG-GATHERED, W/O HOLE - 30" - RH (GV2/GV3)
1	119333-49-GV5	EA LEG-GATHERED, W/O HOLE - 30" - RH (GV4/GV5)
1	119333-48-GV0	EA LEG-PLAIN, W/O HOLE - 30" - LH (GV0/GV1)
1	119333-50-GV2	EA LEG-GATHERED, W/O HOLE - 30" - LH (GV2/GV3)
1	119333-50-GV5	EA LEG-GATHERED, W/O HOLE - 30" - LH (GV4/GV5)
2	111861-02-01A	EA BLIND-MICRO MINI, 24.5" X 22" - ALABASTER/PEARL

## CURTAIN & CUSHION GROUP (CONTINUED)

### CURTAINS & WINDOW TREATMENT (CONTINUED)



KEY	PART NUMBER	U/M DESCRIPTION
3	119820-04-GV0	EA VALANCE ASM-MELROSE, 62.5" (GV0/GV1) FROM: 00-00-00 THRU: 03-10-96
3	119820-04-GV7	EA VALANCE ASM-MELROSE, 62.5" (GV0/GV1) FROM: 03-11-96 THRU: 99-99-99
3	119262-09-GV2	EA VALANCE ASM-MONACO, W/MEDALLION & BRAID - 62.5" (GV2/GV3)
3	119262-10-GV4	EA VALANCE ASM-MONACO, W/MEDALLION & BRAID - 62.5" (GV4/GV5)
3	111910-39-GV0	EA BLIND-DAY/NIGHTER, 59" X 41" - MUSHROOM/ALABASTER
3	119333-13-GV0	EA LEG-PLAIN, W/O HOLE - 38" - RH (GV0/GV1) FROM: 00-00-00 THRU: 03-10-96
3	119333-13-GV7	EA LEG-PLAIN, W/O HOLE - 38" - RH (GV0/GV1) FROM: 03-11-96 THRU: 99-99-99
3	119333-31-GV2	EA LEG-PLAIN, W/O HOLE - 38" - RH (GV2/GV3)
3	119333-13-GV5	EA LEG-PLAIN, W/O HOLE - 38" - RH (GV4/GV5)
3	119333-14-GV0	EA LEG-PLAIN, W/O HOLE - 38" - LH (GV0/GV1) FROM: 00-00-00 THRU: 03-10-96
3	119333-14-GV7	EA LEG-PLAIN, W/O HOLE - 38" - LH (GV0/GV1) FROM: 03-11-96 THRU: 99-99-99
3	119333-32-GV7	EA LEG-PLAIN, W/O HOLE - 38" - LH (GV2/GV3)
3	119333-14-GV5	EA LEG-PLAIN, W/O HOLE - 38" - LH (GV4/GV5)
4	084755-90-000	EA SHADE ASM-PULL - 28.25 X 60, SUNSCREEN
5	093487-08-03A	EA WRAP AROUND-FRONT, LH - PLEATED - 51" X 100" - OFF WHITE
6	093487-07-03A	EA WRAP AROUND-FRONT, RH - PLEATED - 51" X 100" - OFF WHITE
7	119820-05-GV0	EA VALANCE ASM-MELROSE, 32.5" (GV0/GV1) FROM: 00-00-00 THRU: 03-10-96
7	119820-05-GV7	EA VALANCE ASM-MELROSE, 32.5" (GV0/GV1) FROM: 03-11-96 THRU: 99-99-99
7	119262-18-GV2	EA VALANCE ASM-MONACO, W/MEDALLION & BRAID - 30" (GV2/GV3)
7	119262-19-GV4	EA VALANCE ASM-MONACO, W/MEDALLION & BRAID - 30" (GV4/GV5)
7	111910-16-F40	EA BLIND-DAY/NIGHTER, 29" X 31"
7	119333-13-GV0	EA LEG-PLAIN, W/O HOLE - 38" - RH (GV0/GV1) FROM: 00-00-00 THRU: 03-10-96
7	119333-13-GV7	EA LEG-PLAIN, W/O HOLE - 38" - RH (GV0/GV1) FROM: 03-11-96 THRU: 99-99-99
7	119333-31-GV2	EA LEG-PLAIN, W/O HOLE - 38" - RH (GV2/GV3)
7	119333-13-GV5	EA LEG-PLAIN, W/O HOLE - 38" - RH (GV4/GV5)
7	119333-14-GV0	EA LEG-PLAIN, W/O HOLE - 38" - LH (GV0/GV1) FROM: 00-00-00 THRU: 03-10-96
7	119333-14-GV7	EA LEG-PLAIN, W/O HOLE - 38" - LH (GV0/GV1) FROM: 03-11-96 THRU: 99-99-99
7	119333-32-GV2	EA LEG-PLAIN, W/O HOLE - 38" - LH (GV2/GV3)
7	119333-14-GV5	EA LEG-PLAIN, W/O HOLE - 38" - LH (GV4/GV5)
8	120820-01-GV0	EA VAL ASM-FLAT, 15" X 30.5" W/CLOCK (GV0/GV1) FROM: 00-00-00 THRU: 03-10-96
8	120820-01-GV7	EA VAL ASM-FLAT, 15" X 30.5" W/CLOCK (GV0/GV1) FROM: 03-11-96 THRU: 99-99-99
8	120820-01-GV2	EA VAL ASM-FLAT, 15" X 30.5" W/CLOCK (GV2/GV3)
8	120820-01-GV4	EA VAL ASM-FLAT, 15" X 30.5" W/CLOCK (GV4/GV5)
8	084755-57-E07	EA SHADE ASM-PULL, 27.25" - W/O TRIM



**CURTAIN & CUSHION GROUP (CONTINUED)**  
**FABRICS**

Color Codes		GV0 & GV1	GV2 & GV3	GV4 & GV5
		NORTH SHORE TAUPE	COUNTRY MANOR BLUE	KENTSHIRE HUNTER GREEN
Bucket Seats		108446-J4-000	108446-J9-000	108446-59-000
Opt. Leather Seats		079680-23-000	079680-23-000	079680-23-000
Leather Headrest		103907-01-04A	103907-01-04A	103907-01-04A
Dinette Seat & Back	From: 00-00-00 Thru: 03-10-96	108446-F5-000	108446-H7-000	108446-F6-000
Dinette Seat & Back	From: 03-11-96 Thru: 99-99-99	108446-N0-000	108446-H7-000	108446-F6-000
Dinette Pads		108446-J4-000	108446-J9-000	108446-59-000
Dinette Chairs		108446-J3-000	108446-H7-000	108446-J5-000
Sofa Pillows	From: 00-00-00 Thru: 03-10-96	108446-F5-000	108446-H8-000	108446-F6-000
Sofa Pillows	From: 03-11-96 Thru: 99-99-99	108446-N0-000	108446-H8-000	108446-F6-000
Swivel Chair		108446-J3-000	108446-H9-000	108446-J5-000
Lounge & Dinette Valances	From: 00-00-00 Thru: 03-10-96	108446-F5-000 108446-J3-000 108446-J4-000	108446-H9-000 108446-H7-000	108446-F6-000 108446-J5-000
Lounge & Dinette Valances	From: 03-11-96 Thru: 99-99-99	108446-N0-000 108446-J3-000 108446-J4-000	108446-H9-000 108446-H7-000	108446-F6-000 108446-J5-000
Lounge & Dinette Legs	From: 00-00-00 Thru: 03-10-96	108446-F5-000	108446-H9-000	108446-F6-000
Lounge & Dinette Legs	From: 03-11-96 Thru: 99-99-99	108446-N0-000	108446-H9-000	108446-F6-000
Ceiling		113979-04-01A	113979-04-01A	113979-04-01A
Bedroom Valances		105745-C5-000 105745-C6-000	105745-B8-000 105745-B9-000	105745-C7-000 105745-C8-000
Bedroom Legs		105745-C6-000	105745-B9-000	105745-C7-000
Bedsread		105745-C5-000	105745-B9-000 105745-B8-000	105745-C7-000
Pillow Shams		105745-C5-000 105745-C6-000	105745-B8-000 105745-B9-000	105745-C7-000
Bedboard		105745-C6-000	105745-B8-000	105745-C8-000
Bedroom Pillows		105745-C6-000	105745-B8-000 105745-B9-000	105745-C8-000
Buttons-Fabric Buttons-Vinyl		105745-C6-000 079680-17-000	105745-B8-000 079680-17-000	105745-C8-000 079680-17-000
Drapery Lining		087272-03-000	087272-03-000	087272-03-000
Entrance Door Valance	From: 00-00-00 Thru: 03-10-96	108446-F5-000	108446-H9-000	108446-F6-000
Entrance Door Valance	From: 03-11-96 Thru: 99-99-99	108446-N0-000	108446-H9-000	108446-F6-000
Fabric Wrapped Doors		105745-C6-000	105745-B8-000	105745-C8-000
Dash Vinyl		106569-08-01A 106569-09-01A	106569-08-01A 106569-09-01A	106569-08-01A 106569-09-01A
End Cap Vinyl		103907-01-03A	103907-01-03A	103907-01-03A

**NOTE: FABRIC LISTED FIRST BLOCK, IS THE LARGEST QUANTITY OF FABRIC USED**

**CURTAIN & CUSHION GROUP (CONTINUED)**

**FABRIC TRIMS & BUTTONS**

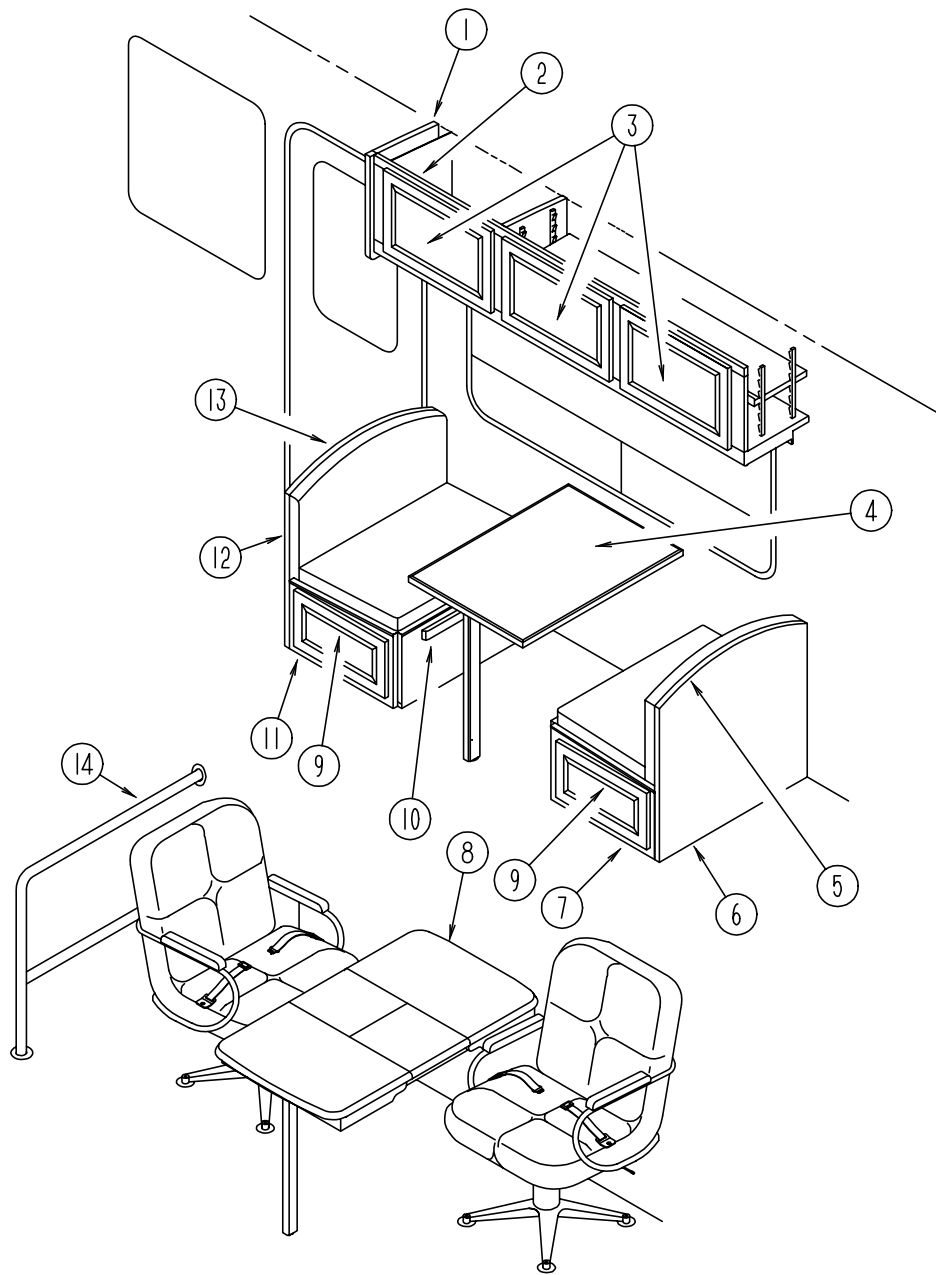
<b>KEY</b>	<b>PART NUMBER</b>	<b>U/M</b>	<b>DESCRIPTION</b>
	070578-02-FQ0	EA	BUTTON SCREW-STUD, #30 VINYL - TAN
	070578-02-E37	EA	BUTTON SCREW-STUD, #30 VINYL
	074494-02-000	EA	BUTTON-RETAINING PIVOT #60
	074494-03-000	EA	BUTTON-SERRATED PIVOT TACK, 3/8 - HANDY BUTTON
	074494-04-000	EA	BUTTON-JOINED PIVOT W/3/4 TACK
	118337-02-GV0	EA	BUTTON ASM - #60, DOUBLE SIDED (GV0/GV1)
	118337-02-GV2	EA	BUTTON ASM - #60, DOUBLE SIDED (GV2/GV3)
	118337-02-GV5	EA	BUTTON ASM - #60, DOUBLE SIDED (GV4 /GV5)
	118337-05-GV0	EA	BUTTON ASM - #60 (GV0/GV1)
	079349-01-GV0	YD	WELT ASM-ACCENT FABRIC (GV0/GV1)
	079349-01-GV2	YD	WELT ASM-ACCENT FABRIC (GV2/GV3)
	079349-01-E37	YD	WELT ASM-ACCENT FABRIC (GV4/GV5)
	084415-71-000	YD	TRIM-BRAID, FRINGE (GV0/GV1)
	084415-73-000	YD	TRIM-BRAID, FRINGE (GV2/GV3)
	084415-75-000	YD	TRIM-BRAID, FRINGE (GV4/GV5)
	084415-72-000	YD	TRIM-BRAID, CORD (GV0/GV1)
	084415-74-000	YD	TRIM-BRAID, CORD (GV2/GV3)
	084415-76-000	YD	TRIM-BRAID, CORD (GV4/GV5)
	057534-03-000	EA	TIEBACK-PLASTIC, 7.5" - CLEAR

**SEATBELTS & ASSIST HANDLE**

<b>KEY</b>	<b>PART NUMBER</b>	<b>U/M</b>	<b>DESCRIPTION</b>
	057759-01-000	EA	WASHER BRACKET-SEAT BELT, 4" DIAMETER
	007021-01-000	EA	BELT-SEAT, 2" X 90" - BLACK
	069178-02-000	EA	BRACKET-MOUNTING, ASSIST HANDLE - L ANGLE - W/HOLES - STEEL
	000C16-07-16B	EA	BOLT-CARRIAGE, ASSIST HANDLE - 7/16" - 14 X 1" - ZINC
	000D20-07-00B	EA	NUT-ACORN, ASSIST HANDLE - 7/16" X 14 - ZINC
	053552-02-AA8	EA	HANDLE-ASSIST, INTERIOR - ENTRY DOOR - VINYL - OFF WHITE

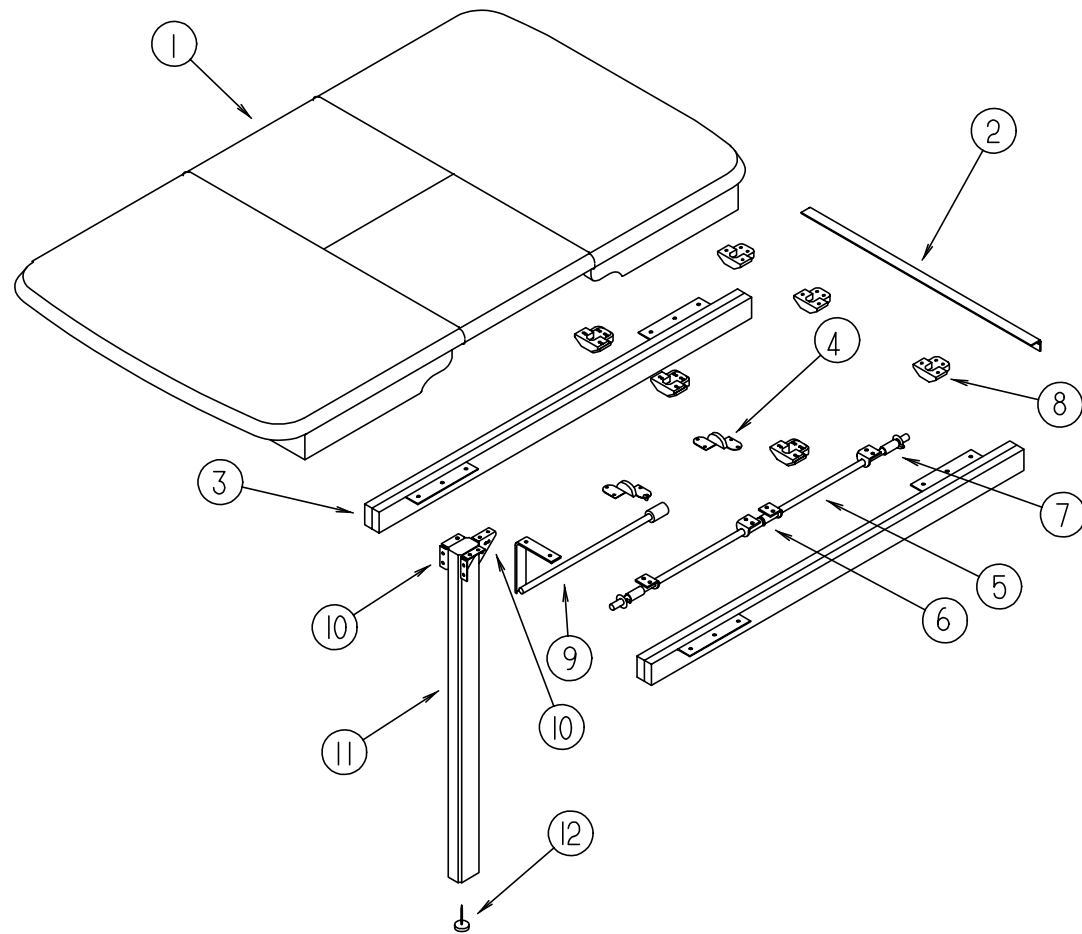
# DINETTE GROUP

## DINETTE CABINETS WITH SWIVEL CHAIRS



KEY	PART NUMBER	U/M DESCRIPTION
1	107494-20-GV0	EA END CAP-CABINET, OVHD (PICKLED ASH)
1	107494-20-GV1	EA END CAP-CABINET, OVHD (SALEM CHERRY)
2	120348-01-GV0	EA CABINET ASM-DINETTE, OVHD (PICKLED ASH)
2	120348-01-GV1	EA CABINET ASM-DINETTE, OVHD (SALEM CHERRY)
	120348-11-GV0	EA SHELF-CABINET, OVHD (PICKLED ASH)
	120348-11-GV1	EA SHELF-CABINET, OVHD (SALEM CHERRY)
3	M05990-03-GV0	EA DOOR-RAIL,HDW, OGEE 0365 X 0555 (PICKLED ASH)
3	M05990-03-GV1	EA DOOR-RAIL,HDW, OGEE 0365 X 0555 (SALEM CHERRY)
4	M92743-24-F40	EA TABLE ASM COMPLETE-DINETTE (GV0)
		FROM: 00-00-00 THRU: 12-10-95
4	088913-07-GV0	EA TABLE ASM COMPLETE-DINETTE (GV0)
		FROM: 12-11-95 THRU: 99-99-99
4	M92743-24-F41	EA TABLE ASM COMPLETE-DINETTE (GV1)
		FROM: 00-00-00 THRU: 12-10-95
4	088913-07-GV0	EA TABLE ASM COMPLETE-DINETTE (GV1)
		FROM: 12-11-95 THRU: 99-99-99
4	M92743-24-E38	EA TABLE ASM COMPLETE-DINETTE (GV2)
		FROM: 00-00-00 THRU: 12-10-95
4	088913-07-GV2	EA TABLE ASM COMPLETE-DINETTE (GV2)
		FROM: 12-11-95 THRU: 99-99-99
4	M92743-24-E42	EA TABLE ASM COMPLETE-DINETTE (GV3)
		FROM: 00-00-00 THRU: 12-10-95
4	088913-07-GV2	EA TABLE ASM COMPLETE-DINETTE (GV3)
		FROM: 12-11-95 THRU: 99-99-99
4	M92743-24-F40	EA TABLE ASM COMPLETE-DINETTE (GV4)
		FROM: 00-00-00 THRU: 12-10-95
4	088913-07-GV4	EA TABLE ASM COMPLETE-DINETTE (GV4)
		FROM: 12-11-95 THRU: 99-99-99
4	M92743-24-F40	EA TABLE ASM COMPLETE-DINETTE (GV5)
		FROM: 00-00-00 THRU: 12-10-95
4	088913-07-GV5	EA TABLE ASM COMPLETE-DINETTE (GV5)
		FROM: 12-11-95 THRU: 99-99-99
5	105476-09-GV0	EA PAD-BACKREST, TOP - RIGHT SIDE (GV0/GV1)
5	105476-09-GV2	EA PAD-BACKREST, TOP - RIGHT SIDE (GV2)
5	105476-09-GV3	EA PAD-BACKREST, TOP - RIGHT SIDE (GV3)
5	105476-09-E37	EA PAD-BACKREST, TOP - RIGHT SIDE (GV4/GV5)
6	M04174-53-E37	EA CABINET-SEATBACK, RIGHT SIDE (PICKLED ASH)
6	M04174-53-E41	EA CABINET-SEATBACK, RIGHT SIDE (SALEM CHERRY)
	016604-01-000	EA BRACE-SEAT, ANGLE - 2.50
7	M04175-55-E37	EA CABINET-SEATBASE, RIGHT SIDE (PICKLED ASH)
7	M04175-55-E41	EA CABINET-SEATBASE, RIGHT SIDE (SALEM CHERRY)
8	P18322-01-GV0	EA TABLE ASM-PULLOUT (PICKLED ASH)
8	P18322-01-GV1	EA TABLE ASM-PULLOUT (SALEM CHERRY)
9	M05971-35-GV0	EA DRAWER COMPL-SLIDE OGEE (PICKLED ASH)
9	M05971-35-GV1	EA DRAWER COMPL-SLIDE OGEE (SALEM CHERRY)
10	081295-09-E37	EA SUPPORT-BED, DINETTE, 712MM LONG (PICKLED ASH)
10	081295-09-E41	EA SUPPORT-BED, DINETTE, 712MM LONG (SALEM CHERRY)
11	M04175-56-E37	EA CABINET-SEATBASE, LEFT SIDE (PICKLED ASH)
11	M04175-56-E41	EA CABINET-SEATBASE, LEFT SIDE (SALEM CHERRY)
12	M04174-54-E37	EA CABINET-BACKREST, LEFT SIDE (PICKLED ASH)
12	M04174-54-E41	EA CABINET-BACKREST, LEFT SIDE (SALEM CHERRY)
	016604-01-000	EA BRACE-SEAT, ANGLE - 2.50
	P02786-03-E37	EA HANDRAIL ASM-ENTRANCE DOOR - ON DINETTE BACKREST (PICKLED ASH)
	P02786-03-E41	EA HANDRAIL ASM-ENTRANCE DOOR - ON DINETTE BACKREST (SALEM CHERRY)
	099682-01-01A	EA BRACKET-MOUNTING, HAND RAIL - BRASS
13	105476-10-GV0	EA PAD-BACKREST, TOP - LEFT SIDE (GV0/GV1)
13	105476-10-GV2	EA PAD-BACKREST, TOP - LEFT SIDE (GV2)
13	105476-10-GV3	EA PAD-BACKREST, TOP - LEFT SIDE (GV3)
13	105476-10-E37	EA PAD-BACKREST, TOP - LEFT SIDE (GV4/GV5)
14	108808-01-01A	EA HANDRAIL-STEP, ENTRANCE BRASS - TRANSFER FLOW

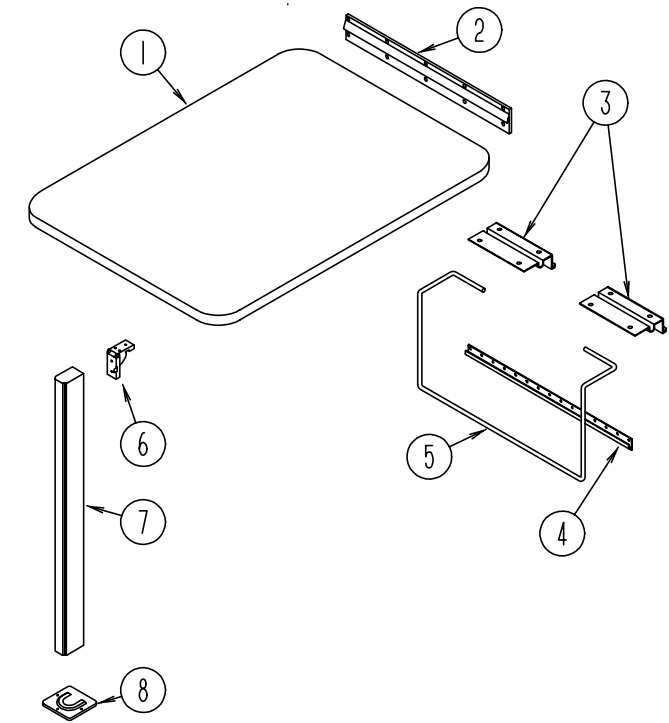
## DINETTE GROUP (CONTINUED)



**DINETTE PULLOUT TABLE**

KEY	PART NUMBER	U/M DESCRIPTION
	P18322-01-GV0	EA TABLE ASM-PULLOUT (PICKLED ASH)
	P18322-01-GV1	EA TABLE ASM-PULLOUT (SALEM CHERRY)
1	118322-11-GV0	EA TOP-PULLOUT TABLE (PICKLED ASH)
1	118322-11-GV1	EA TOP-PULLOUT TABLE (SALEM CHERRY)
2	009063-01-000	EA HINGE-CONTINUOUS, 1 1/2" X 72" - UNPAINTED
3	110749-01-000	EA SLIDE-TABLE - 19.75" LONG - 2 USED
4	108663-01-000	EA HINGE-LEAF, FOLDING - HAFELE 341.30.526 - 2 USED
5	108932-01-000	EA ROD-PIVOT
	000F10-04-16B	EA PIN-COTTER, 1/8" X 1" - ZINC
6	108874-01-000	EA BRACKET-HINGE, TABLE LEAF
7	108664-01-000	EA SPRING-COMPRESSION, 13 X 50MM - 4 USED
8	009050-02-000	EA LEVELER-TABLE TOP, MALE END W/4 SCREWS - 6 USED
8	009050-03-000	EA LEVELER-TABLE TOP, FEMALE END W/4 SCREWS - PLASTIC - 6 USED
9	108905-01-000	EA SUPPORT ASM-TABLE LEAF
10	102810-01-04A	EA BRACE-LEG, TABLE, BLACK
	102810-01-03A	EA BRACE-LEG, TABLE, MILL
11	092708-12-E37	EA LEG-TABLE (PICKLED ASH)
	092707-07-02A	EA MOLDING-WOOD, TABLE LEG - 27" (PICKLED ASH)
11	092708-12-E41	EA LEG-TABLE (SALEM CHERRY)
	092707-07-03A	EA MOLDING-WOOD, TABLE LEG - 27" (SALEM CHERRY)
12	102194-01-000	EA GUIDE-PLASTIC

## DINETTE GROUP (CONTINUED)

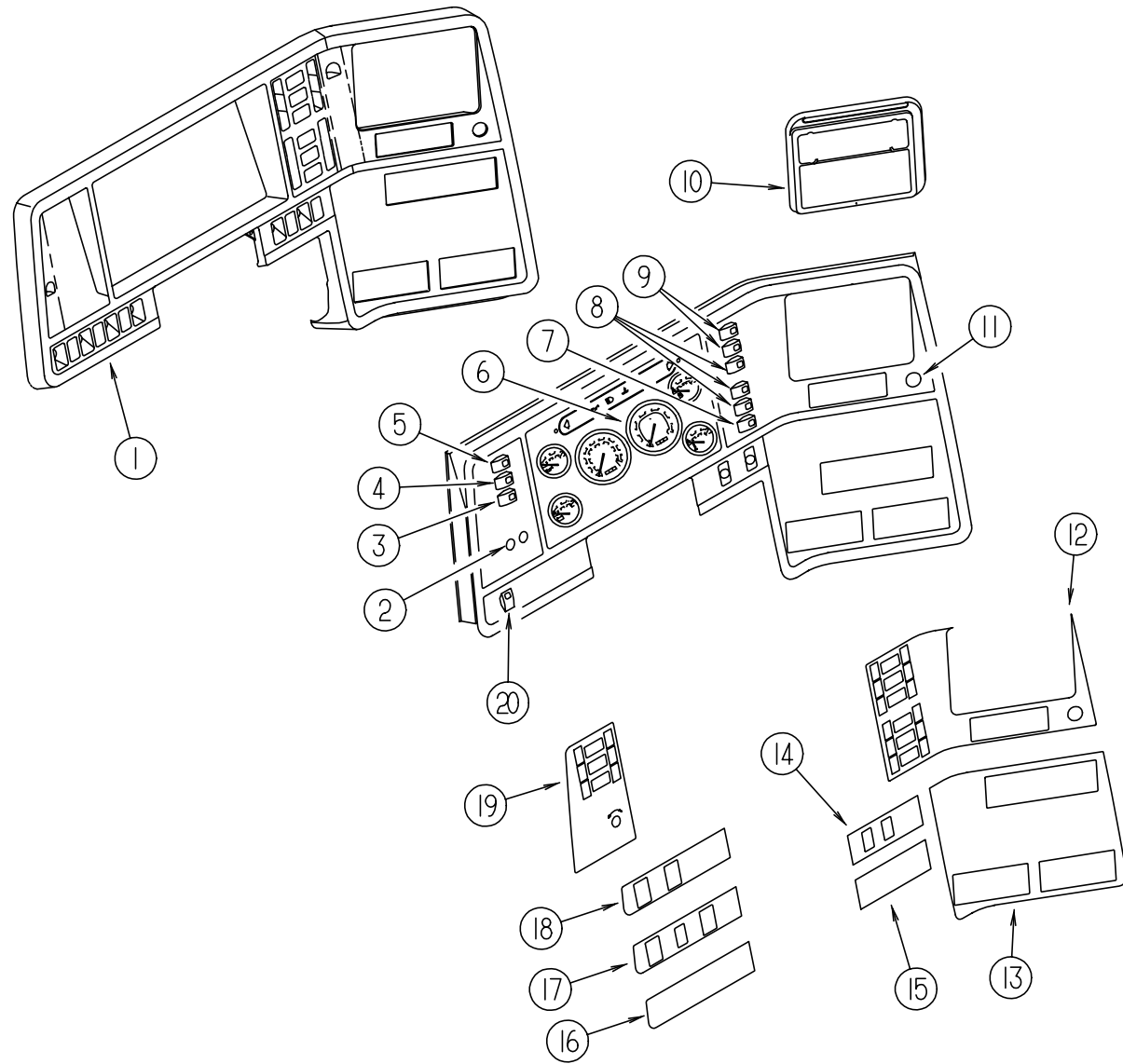


**DINETTE TABLE**

KEY	PART NUMBER	U/M DESCRIPTION
1	M92743-24-F40	EA TABLE ASM COMPLETE-DINETTE (GV0) FROM: 00-00-00 THRU: 12-10-95
1	088913-07-GV0	EA TABLE ASM-DINETTE (GV0) FROM: 12-11-95 THRU: 99-99-99
1	M92743-24-F41	EA TABLE ASM COMPLETE-DINETTE (GV1) FROM: 00-00-00 THRU: 12-10-95
1	088913-07-GV0	EA TABLE ASM COMPLETE-DINETTE (GV1) FROM: 12-11-95 THRU: 99-99-99
1	M92743-24-E38	EA TABLE ASM COMPLETE-DINETTE (GV2) FROM: 00-00-00 THRU: 12-10-95
1	088913-07-GV2	EA TABLE ASM COMPLETE-DINETTE (GV2) FROM: 12-11-95 THRU: 99-99-99
1	M92743-24-E42	EA TABLE ASM COMPLETE-DINETTE (GV3) FROM: 00-00-00 THRU: 12-10-95
1	088913-07-GV2	EA TABLE ASM COMPLETE-DINETTE (GV3) FROM: 12-11-95 THRU: 99-99-99
1	M92743-24-F40	EA TABLE ASM COMPLETE-DINETTE (GV4) FROM: 00-00-00 THRU: 12-10-95
1	088913-07-GV4	EA TABLE ASM COMPLETE-DINETTE (GV4) FROM: 12-11-95 THRU: 99-99-99
1	M92743-24-F40	EA TABLE ASM COMPLETE-DINETTE (GV5) FROM: 00-00-00 THRU: 12-10-95
1	088913-07-GV5	EA TABLE ASM COMPLETE-DINETTE (GV5) FROM: 12-11-95 THRU: 99-99-99
	064781-06-000	EA HOLDER-CUP, TWO STEM - OFF WHITE
2	053200-12-000	EA SUPPORT-TABLE, 23.5" - OFF WHITE
3	088410-02-000	EA HANGER-TABLE, OFF WHITE
4	024281-14-000	EA BRACKET-TABLE LEFT, 22.12" - OFF WHITE
5	024275-12-000	EA ROD-TABLE LIFT, OFF WHITE
6	093550-01-000	EA BRACKET-HINGE, MOUNTS TO LEG & TABLE TOP - 1.7" X 2.6"
7	092708-11-E37	EA LEG-TABLE, WOOD (PICKLED ASH)
	092707-04-03A	EA MOLDING-WOOD, TABLE LEG (PICKLED ASH)
7	092708-11-E41	EA LEG-TABLE, WOOD (SALEM CHERRY)
	092707-04-04A	EA MOLDING-WOOD, TABLE LEG (SALEM CHERRY)
8	049493-12-000	EA CATCH-TABLE LEG, OFF WHITE
	049493-11-700	EA CATCH-LEG, FLOOR MOUNTED - 2.5" X 2.7" - METAL - E-COAT

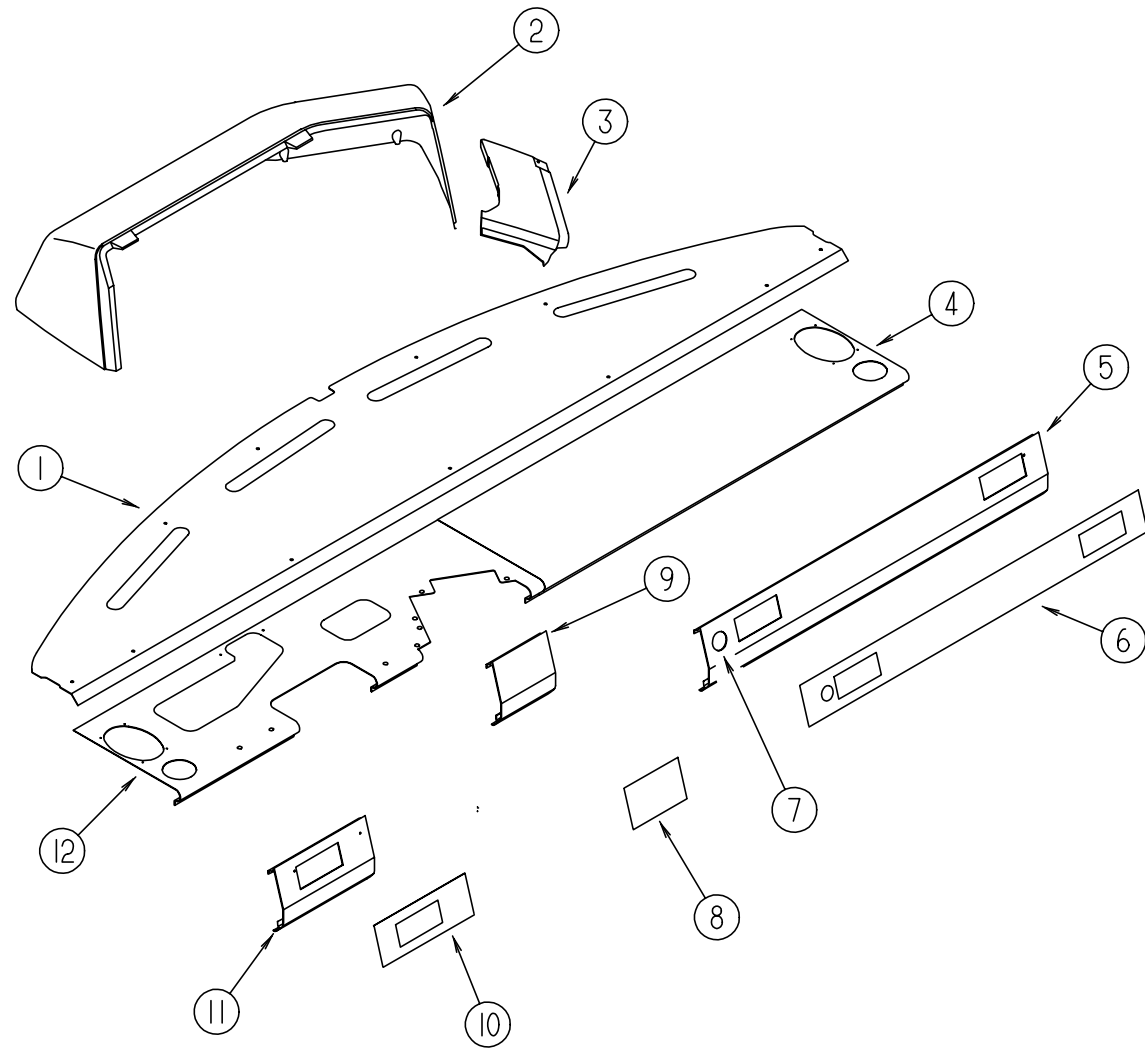
# DRIVERS COMPARTMENT GROUP

## INSTRUMENT PANEL



KEY	PART NUMBER	U/M DESCRIPTION
1	107031-08-01A	EA BEZEL-INSTRUMENT PANEL
2	091206-04-000	EA WIPER CONTROL MODULE - DYNAMIC DANA 250-6629
3	108357-06-000	EA SWITCH-ROCKER, DPDT MOM/OFF/MOM 6 TERM.
	108356-01-02A	EA SWITCH COVER W/3 GROOVES - CARLING - HAMPTON TAN
4	108357-09-000	EA SWITCH-ROCKER, SPDT ON/NONE/MOM 3 TERM.
	108356-01-02A	EA SWITCH COVER W/3 GROOVES - CARLING - HAMPTON TAN
5	108357-08-000	EA ROCKER SWITCH, DPDT ON/NONE/ON - CARLING VDD1S00C-0
	108356-01-02A	EA SWITCH COVER W/3 GROOVES - CARLING - HAMPTON TAN
6	121868-01-000	EA CLUSTER-KM, XC23 5.13/22.5" - FCCC U117784
7	108357-10-000	EA SWITCH-RKR SPDT MOM/ON LIGHTED - 5 TERM
	108356-03-01A	EA SWITCH COVER W/GROOVES - LIGHTED - CARLING VVCGC00
8	108357-01-000	EA ROCKER SWITCH, SPST ON/OFF - CARLING V1D1000B-0
8	096241-03-000	EA SWITCH-BLANK
	108356-01-02A	EA SWITCH COVER W/3 GROOVES - CARLING - HAMPTON TAN
9	108357-03-000	EA SWITCH-ROCKER, SPDT ON/OFF/ON 3 TERM
	108356-01-02A	EA SWITCH COVER W/3 GROOVES - CARLING - HAMPTON TAN
10	111337-01-01A	EA POCKET-I/P, RIGHT UPPER, BLACK
11	089294-01-000	EA CIGARETTE LIGHTER - W/O WIRES
12	104056-20-01A	EA APPLIQUE-BEZEL UPPER RH 6 SW, BLACK VELVET
	077031-03-000	EA FILM-WHITE .75 X 1.00
13	104056-14-01A	EA APPLIQUE-BEZEL LOWER RH WING, BLACK VELVET
14	104056-28-01A	EA APPLIQUE-BEZEL LOWER RH, PARK & LEVEL - BLACK VELVET
15	104056-11-01A	EA APPLIQUE-BEZEL, LOWER RH, BLACK VELVET
16	104056-09-01A	EA APPLIQUE-BEZEL, LOWER LH, BLACK VELVET
17	104056-32-01A	EA APPLIQUE-BEZEL LOWER LH EXH BR - BLACK VELVET
18	104056-29-01A	EA APPLIQUE-BEZEL, LOWER LH, PARK & LEVEL - BLACK VELVET
19	104056-26-01A	EA APPLIQUE-BEZEL SW LH, BLACK
20	108357-01-000	EA ROCKER SWITCH, SPST ON/OFF - CARLING V1D1000B-0
	108356-01-02A	EA SWITCH COVER W/3 GROOVES - CARLING - HAMPTON TAN
	100138-01-000	EA MODULE-DAYTIME RUNNING LIGHT
	077031-01-000	EA FILM-BLACK, 1" X 1.75"
	108357-10-000	EA SWITCH-RKR SPDT MOM/ON LIGHTED-5 TERM

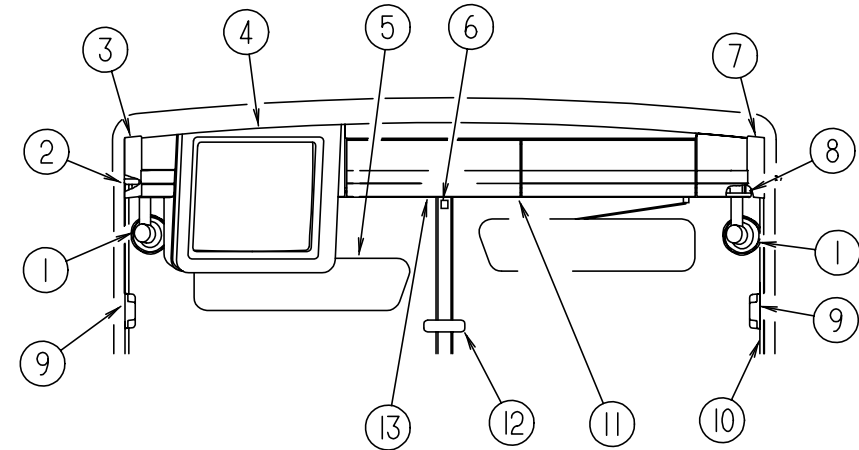
**DRIVERS COMPARTMENT GROUP (CONTINUED)**



**DASH PANELS**

KEY	PART NUMBER	U/M DESCRIPTION
	P18164-01-000	EA DASH ASM W/O VINYL
	106569-08-01A	EA VINYL-LAMINATE, MADRID HAMPTON TAN - 1/4" X 20" X 100" FROM: 00-00-00 THRU: 08-04-96
	106569-09-01A	EA VINYL-LAMINATE, MADRID HAMPTON TAN - 1/4" X 25" X 100" FROM: 00-00-00 THRU: 08-04-96
	077539-01-000	EA BRACKET-MOUNTING, DASH PANEL - L/SHAPED - 2.5" X 1" X 1.5"
2	118256-02-01A	EA POD-INSTRUMENT PANEL - HAMPTON TAN - W/REAR MONITOR
2	118256-01-01A	EA POD-INSTRUMENT PANEL - HAMPTON TAN
3	118292-01-01A	EA POD-LOWER DASH - HAMPTON TAN
4	112297-02-000	EA PANEL-DASH, BOTTOM
5	117991-01-01A	EA EXTENSION-LOWER RH DASH-MILL
5	118024-01-01A	EA TRIM-LOWER PASS. DASH - HAMPTON TAN
6	118377-07-01A	EA APPLIQUE-LOWER RH INNER PANEL
6	120059-01-01A	EA DECAL-VECTRA GRAND TOUR, DASH - CENTERED ON APPLIQUE
7	111414-01-000	EA RECEPTACLE - 12V W/O BIMETAL, INTERTEK
	112296-04-000	EA PANEL ASM-DASH, BOTTOM
	096776-02-000	EA BOX-CASSETTE, 4-TAPE DIN MNT - FISHER 21507 04 03
8	118377-01-01A	EA APPLIQUE-LOWER RH DASH
9	118024-06-01A	EA TRIM-LOWER DRIVERS RH DASH - HAMPTON TAN
10	118377-05-01A	EA APPLIQUE-LOWER LH DASH
11	118024-05-01A	EA TRIM-LOWER DRIVERS LH DASH - HAMPTON TAN
12	117991-05-01A	EA EXTENSION-LOWER DRIVER LH DASH-MILL
	118377-06-01A	EA APPLIQUE-LOWER LH DASH
	118256-01-01A	EA POD-INSTRUMENT PANEL - HAMPTON TAN

**DRIVERS COMPARTMENT GROUP (CONTINUED)**

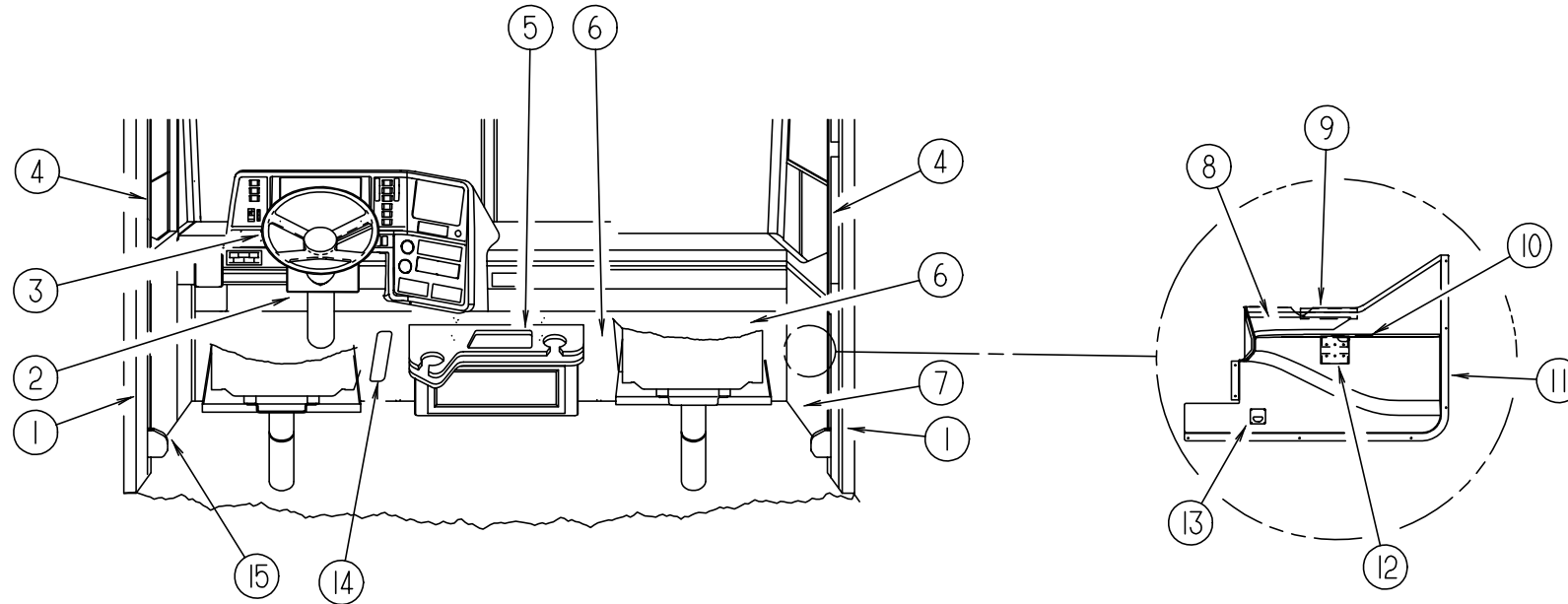


**UPPER DRIVERS COMPARTMENT**

KEY	PART NUMBER	U/M DESCRIPTION
1	036420-02-000	EA FAN-DEFROSTER, 2 SPEED - 6" DIAMETER FROM: 00-00-00 THRU: 05-26-96
1	122856-01-01A	EA FAN-DEFROSTER, 2 SPEED, CHROME - ACAR RV-480-W2 FROM: 05-27-96 THRU: 99-99-99
2	118693-01-GV0	EA PANEL-HEADLINER, RH
3	118466-02-01A	EA PANEL-TRIM, SIDE, UPPER - HAMPTON TAN
4	116734-02-01A	EA COVER-TV, OVERHEAD FRONT - HAMPTON TAN
5	108170-02-000	EA SUNVISOR ASM-W/KNOBS, DRIVER
5	108170-03-000	EA SUNVISOR ASM-W/KNOBS, PASSENGER
6	118452-01-01A	EA TRIM-WINDSHIELD, CENTER - HAMPTON TAN
7	118466-01-01A	EA PANEL-TRIM, SIDE, UPPER - HAMPTON TAN
8	118138-01-GV0	EA PANEL-HEADLINER, LH
9	103961-03-01A	EA COVER-BRACKET, SEATBELT - OFF WHITE - DRIVER DOOR OPTION
	091990-04-01A	EA SEAT BELT - 3 POINT - BLACK - INTERTEK A8408
	091990-01-701	EA EXTENDER - 9" FOR A 8408 3 POINT
	109146-01-000	EA BOLT-SHOULDER, SEAT BELT
10	118431-01-01A	EA TRIM-A PILLAR, INTERIOR, RH - HAMPTON TAN
10	118431-02-01A	EA TRIM-A PILLAR, INTERIOR, LH - HAMPTON TAN
11	118453-01-01A	EA TRIM-WINDSHIELD, INTERIOR, TOP RH - HAMPTON TAN
12	040714-01-000	EA MIRROR-REAR VIEW, W/ARM MOUNT & SET SCREW - GM # 911722
	067490-01-000	EA BUTTON-REAR VIEW MIRROR
13	118453-02-01A	EA TRIM-WINDSHIELD, INTERIOR, TOP LH - HAMPTON TAN

## DRIVERS COMPARTMENT GROUP (CONTINUED)

### LOWER DRIVERS COMPARTMENT

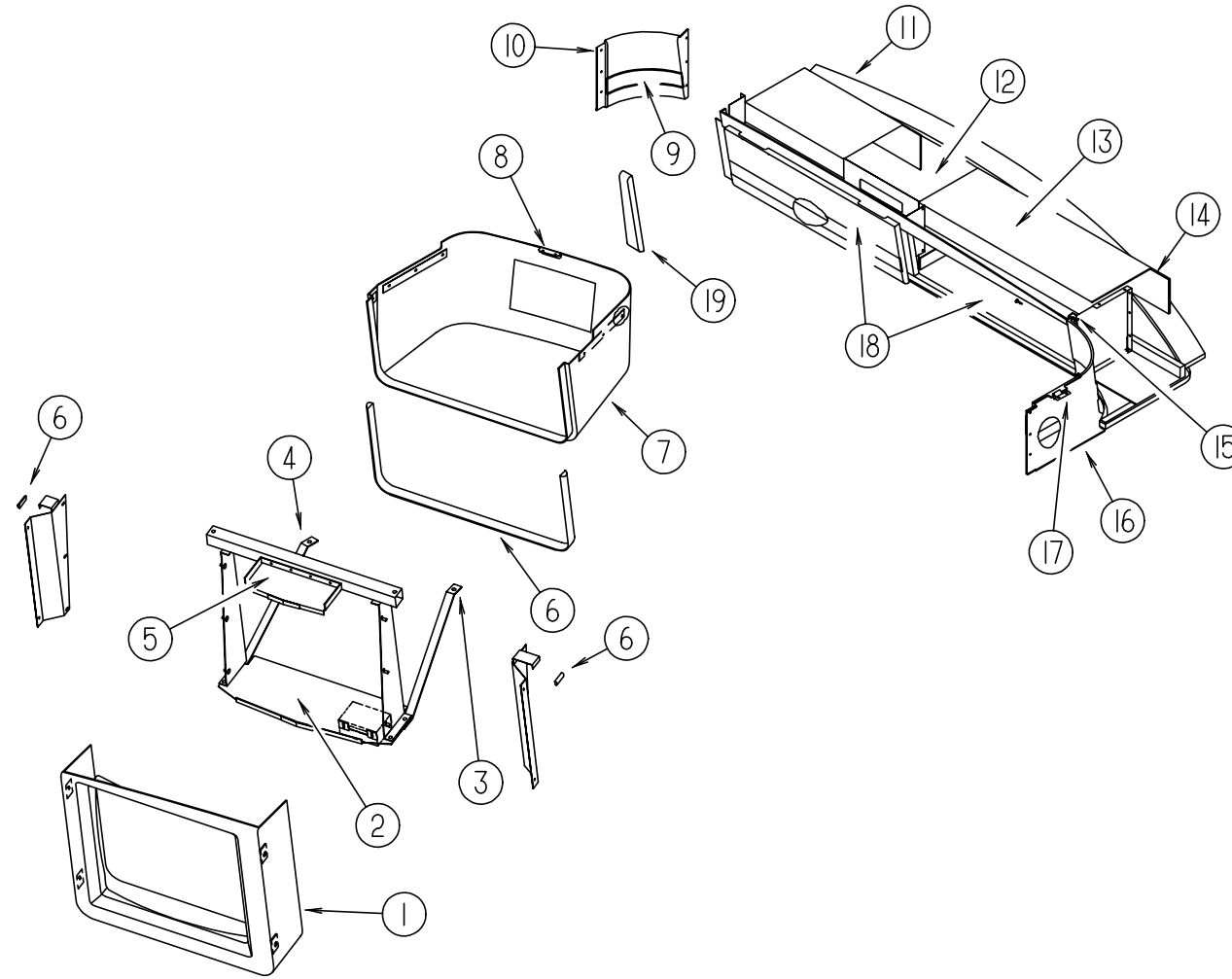


KEY	PART NUMBER	U/M DESCRIPTION
1	024700-54-000	EA COVER-ROLL BAR, SIDEWALL - 52.5" - OFF WHITE
2	109832-03-01A 110002-02-000	EA COVER-STEERING COLUMN - HAMPTON TAN - CHEVY EA PATCH-Q-SERIES, COLUMN - 4.25 X 7.5
3	114388-02-02A 095933-07-000	EA WHEEL-STEERING, 18" DIA EA STOP-TILT, COLUMN DOUGLAS
4	024700-55-000	EA COVER-ROLL BAR-SIDEWALL - 15" - OFF WHITE
5	P16157-01-G38 P16157-01-G39 116157-12-G38 116157-12-G39 116157-11-F36 116157-11-F37	EA CABINET-BEVERAGE, W/COUNTERTOP & CUP HOLDER (PICKLED ASH) EA CABINET-BEVERAGE, W/COUNTERTOP & CUP HOLDER (SALEM CHERRY) EA TRAY-CUP HOLDER, BEVERAGE TRAY CABINET (PICKLED ASH) EA TRAY-CUP HOLDER, BEVERAGE TRAY CABINET (SALEM CHERRY) EA COUNTERTOP-CABINET, BEVERAGE TRAY (PICKLED ASH) EA COUNTERTOP-CABINET, BEVERAGE TRAY (SALEM CHERRY)
	M07451-01-F36 M07451-01-F37	EA DRAWER-BEVERAGE TRAY (PICKLED ASH) EA DRAWER-BEVERAGE TRAY (SALEM CHERRY)
	M05992-11-F36 M05992-11-F37	EA DOOR ASM-DRAWER FRONT, BEVERAGE TRAY (PICKLED ASH) EA DOOR ASM-DRAWER FRONT, BEVERAGE TRAY (SALEM CHERRY)
6	095757-06-GV0	EA COVER-HEATER (GV0/GV1)
6	095757-06-GV2	EA COVER-HEATER (GV2/GV3)
6	095757-06-GV4	EA COVER-HEATER (GV4/GV5)

KEY	PART NUMBER	U/M DESCRIPTION
7	P18720-01-000	EA PANEL ASM-INNER, CAB, RH
8	118377-07-01A	EA APPLIQUE-LOWER INNER PANEL - RH
9	106105-02-000	EA CLIP-TRIM, 11.8" X 1.87" - METAL
10	118719-01-01A	EA ASHTRAY-TOP MOUNT, PLASTIC
11	118287-01-01A	EA TRIM PANEL-INNER RH - BLACK
12	118718-01-01A	EA HOLDER-DRINK, COLLAPSIBLE
13	108354-01-01A	EA LIGHT-COURTESY, ITC 81395-B
14	116993-01-01A	EA COVER-PEDALS, BLACK
15	118654-01-01A	EA PANEL-TOEKICK, LH - HAMPTON TAN

## DRIVERS COMPARTMENT GROUP (CONTINUED)

### OVERHEAD TV & VCR CABINETS

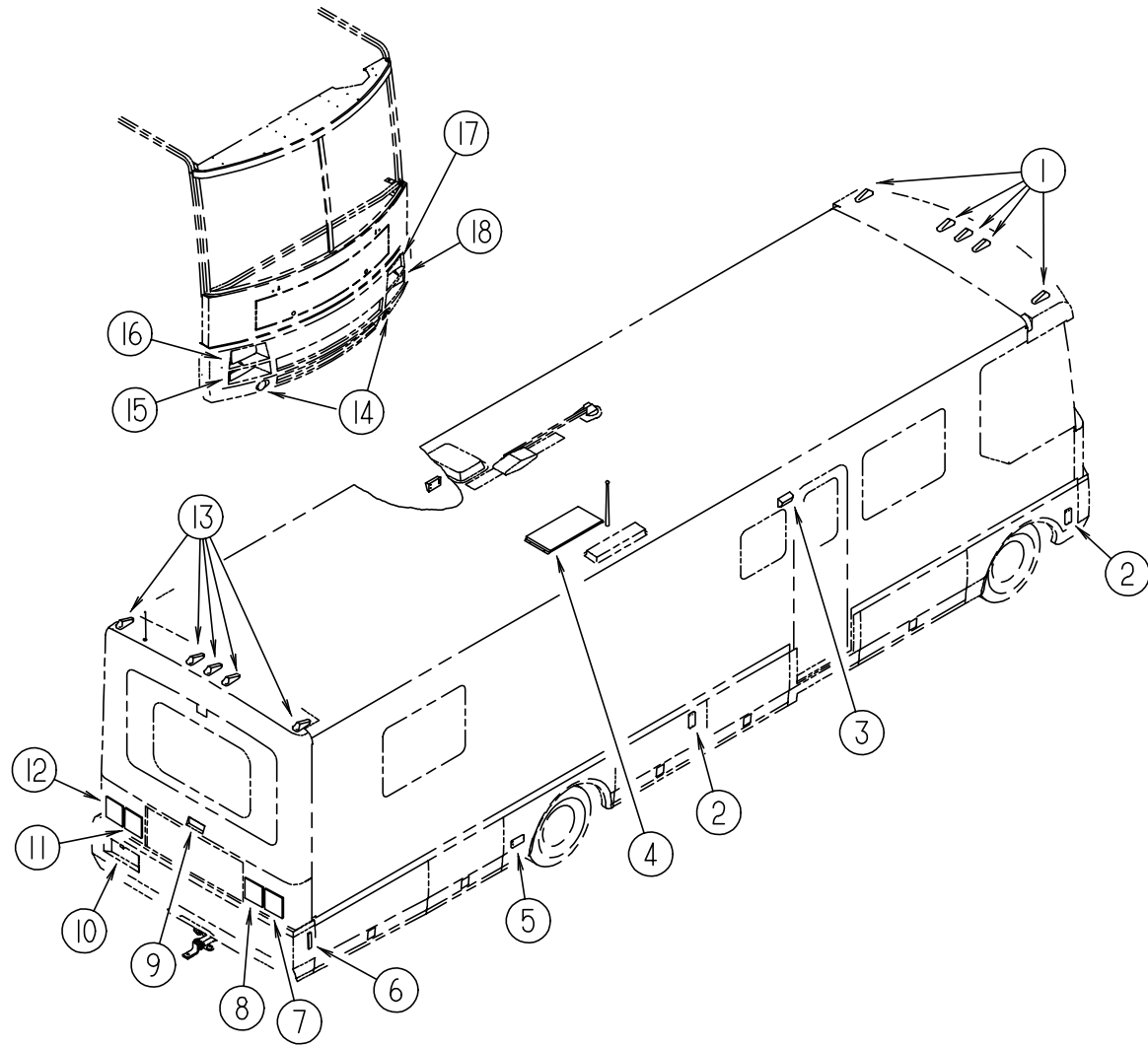


KEY	PART NUMBER	U/M DESCRIPTION
1	116734-02-01A	EA COVER-TV, OVERHEAD FRONT - LH HAMPTON TAN
	116734-11-01A	EA BACKING-SCREW - HAMPTON TAN
2	116747-02-02B	EA SHELF ASM-TV, E-COAT
3	111907-04-000	EA SUPPORT-SHELF, TV
4	111907-03-000	EA SUPPORT-SHELF, TV
5	116745-02-02B	EA MOUNT ASM-TV, PANEL, TOP, E-COAT
6	112160-02-000	FT SEAL-D SECTION, 6 X 10 - FOAM RUBBER
7	M06860-03-GV0	EA COVER ASM-TV, OVERHEAD - LEFT SIDE
7	118566-01-01A	EA COVER-TV, OVERHEAD, LH - HAMPTON TAN
8	016604-05-000	EA BRACE-CABINET, L ANGLE - 2.5" - OFF WHITE
9	118582-01-01A	EA PANEL-TRIM, INNER, LH - HAMPTON TAN
10	P18562-01-GV0	EA PANEL-TRM, CORNER, UPPER, LH
10	118562-01-01A	EA PANEL-TRIM, CORNER, UPPER, LH - HAMPTON TAN
11	118305-01-GV0	EA CABINET ASM-OVERHEAD, FRONT
12	118208-01-GV0	EA PANEL-TOP, VINYL COVERED - W/TV
12	118208-02-GV0	EA PANEL-TOP, VINYL COVERED - W/VCR
12	118208-03-GV0	EA PANEL-TOP, VINYL COVERED - W/CONVERTER
12	118208-04-GV0	EA PANEL-TOP, VINYL COVERED - W/VCR & CONVERTER

KEY	PART NUMBER	U/M DESCRIPTION
13	118215-02-GV0	EA PANEL-TOP, VINYL COVERED - W/O SATELITE DISH
13	118215-02-GV0	EA PANEL-TOP, VINYL COVERED - W/SATELITE DISH & CONTROLER
14	118836-02-GV0	EA PANEL-VINYL COVERED - W/SATELITE DISH
15	118309-01-01A	EA PANEL-TRIM, TOP - HAMPTON TAN
16	P18465-01-GV0	EA PANEL-TRM, CORNER, UPPER
16	118465-01-01A	EA PANEL-TRIM, CORNER, UPPER - HAMPTON TAN
17	073050-03-000	EA MOUNTING CLIP-VALANCE PANEL
18	118898-01-GV0	EA DOOR-TV CABINET
19	120485-01-01A	EA PANEL-TRIM, TRANSITION, TV - HAMPTON TAN

# ELECTRICAL GROUP

## EXTERIOR LIGHTS



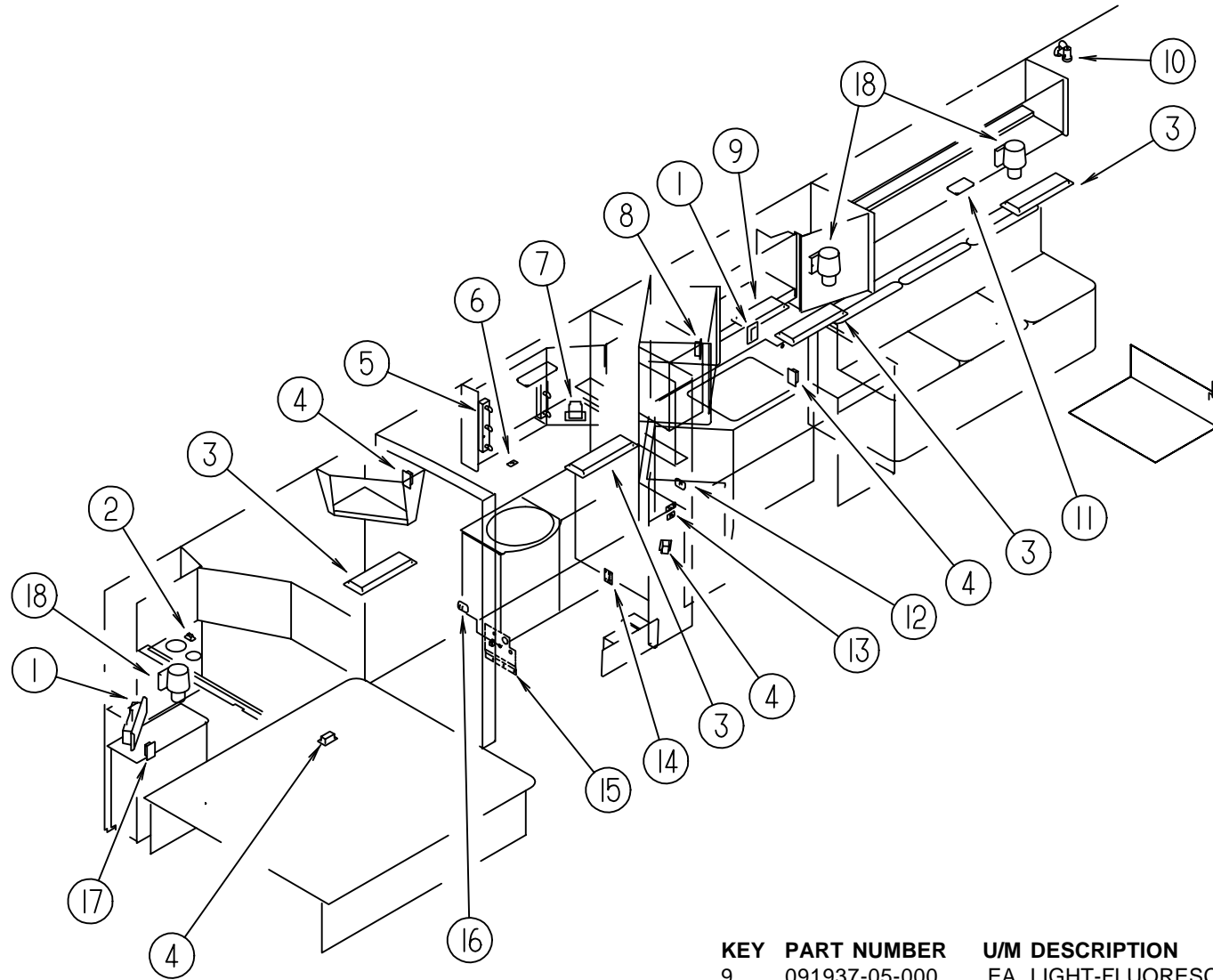
KEY	PART NUMBER	U/M DESCRIPTION
1	107749-01-000	EA LIGHT ASM-CAB MARKER, AMBER - KD 509-0-1
	036196-01-000	EA BULB - 12V, #194 - .27 AMP - BAYONETTE
	037934-01-000	EA BULB - 12V, #1156 - 2.1 AMP - CLEAR GLASS
2	117826-02-000	EA SIDE MARKER LAMP ASM. - AMBER
	036196-01-000	EA BULB - 12V, #194 - .27 AMP - BAYONETTE
	067789-02-000	EA SOCKET-LAMP
3	117826-03-000	EA GASKET-MARKER LIGHT, TRIPLEX 410-2
	097917-01-07A	EA LIGHT-PORCH, SABLE - BARGMAN 30-78-535 - U.S.
	008215-01-000	EA BULB - 12V, #1003 - .94 AMP
3	058028-01-000	EA CONNECTOR-ELECTRICAL PIGTAIL, NYLON - CLEAR
	097917-01-700	EA LENS-LIGHT, CLEAR 30-78-021
	008089-02-000	EA LIGHT-PORCH, RECESSED - CANADIAN
3	008215-01-000	EA BULB - 12V, #1003 - .94 AMP
	058028-01-000	EA CONNECTOR-ELECTRICAL PIGTAIL, NYLON - CLEAR
	008089-01-700	EA LENS-LIGHT, RECESSED, PORCH
3	008214-01-000	EA BULB - 12V NO67 0.59 AMP
	091981-01-000	EA GASKET-PORCH LIGHT
	4	115504-01-000
4	115504-01-700	EA PLUG & CABLE, 10 WATT PANEL 600-016
	115505-01-000	EA MONITOR LIGHT - SOLAR PANEL - RED LED INDICATOR
5	106688-04-000	EA LIGHT ASM-AUXILIARY, CLEAR - TRIPLEX 147W
	037934-01-000	EA BULB - 12V, #1156 - 2.1 AMP - CLEAR GLASS

KEY	PART NUMBER	U/M DESCRIPTION	
6	117826-01-000	EA SIDE MARKER LIGHT ASM. - RED	
	036196-01-000	EA BULB - 12V, #194 - .27AMP - BAYONETTE	
	067789-02-000	EA SOCKET-LAMP	
6	117826-03-000	EA GASKET-MARKER LIGHT, TRIPLEX 410-2	
	7	117831-01-000	EA LAMP ASM-STOP/TURN/TAI/BACK UP - TRIPLEX 1060 RH
	106687-01-000	EA SOCKET ASM-LIGHT, 2 WIRE - TRIPLEX 375X	
7	106687-02-000	EA SOCKET ASM-LIGHT, 3 WIRE - TRIPLEX 376	
	067789-02-000	EA SOCKET-LAMP	
	119157-01-000	EA SOCKET-SINGLE CONTACT, GENERAL 350501	
7	119158-01-000	EA SOCKET-DOUBLE CONTACT, GENERAL 349301	
	037934-01-000	EA BULB - 12V, #1156 - 2.1 AMP - CLEAR GLASS - BACK UP & TURN SIGNAL BULB	
	037935-01-000	EA BULB - 12V, #1157 OR #2057 - 2.1 AMP - CLEAR GLASS - BRAKE LIGHT BULB	
8	117831-03-000	EA LAMP ASM-TURN, AMBER - RH - TRIPLEX 1060A	
	106687-01-000	EA SOCKET ASM LIGHT - 2 WIRE - TRIPLEX 375X	
	106687-02-000	EA SOCKET ASM LIGHT - 3 WIRE - TRIPLEX 376	
8	067789-02-000	EA SOCKET-LAMP	
	119157-01-000	EA SOCKET-SINGLE CONTACT, GENERAL 350501	
	119158-01-000	EA SOCKET-DOUBLE CONTACT, GENERAL 349301	
8	037935-01-000	EA BULB - 12V, #1157 OR #2057 - 2.1 AMP - CLEAR GLASS - BRAKE LIGHT BULB	
	9	106688-03-000	EA LIGHT ASM-STOP/TURN RED, TRIPLEX 141-W
	037934-01-000	EA BULB - 12V, #1156 - 2.1 AMP - CLEAR GLASS - BACK UP & TURN SIGNAL BULB	
9	107221-01-01A	EA COVER-LATCH ASM, VALANCE DOOR, 181MM X 229MM - BLACK	
	10	087201-01-000	EA LIGHT-HALF ROUND, 1" X 1.7" - PLASTIC - BLACK
	11	117831-04-000	EA LAMP ASM-TURN, AMBER - LH - TRIPLEX 1059A
11	106687-01-000	EA SOCKET ASM-LIGHT, 2 WIRE - TRIPLEX 375X	
	106687-02-000	EA SOCKET ASM-LIGHT, 3 WIRE - TRIPLEX 376	
	067789-02-000	EA SOCKET-LAMP	
11	119157-01-000	EA SOCKET-SINGLE CONTACT, GENERAL 350501	
	119158-01-000	EA SOCKET-DOUBLE CONTACT, GENERAL 349301	
	037935-01-000	EA BULB - 12V, #1157 OR #2057 - 2.1 AMP - CLEAR GLASS - BRAKE LIGHT BULB	
12	117831-02-000	EA LAMP ASM-STOP/TURN/TAI/BACK UP, TRIPLEX 1059 LH	
	106687-01-000	EA SOCKET ASM-LIGHT, 2 WIRE - TRIPLEX 375X	
	106687-02-000	EA SOCKET ASM-LIGHT, 3 WIRE - TRIPLEX 376	
12	067789-02-000	EA SOCKET-LAMP	
	119157-01-000	EA SOCKET-SINGLE CONTACT, GENERAL 350501	
	119158-01-000	EA SOCKET-DOUBLE CONTACT, GENERAL 349301	
12	037934-01-000	EA BULB - 12V, #1156 - 2.1 AMP - CLEAR GLASS - BACK UP & TURN SIGNAL BULB	
	037935-01-000	EA BULB - 12V, #1157 OR #2057 - 2.1 AMP - CLEAR GLASS - BRAKE LIGHT BULB	
	13	107749-02-000	EA LIGHT ASM-CAB MARKER, RED - KD 509-0-6
13	036196-01-000	EA BULB - 12V, #194 - .27 AMP - BAYONETTE	
	14	117827-01-000	EA LAMP ASM-FOG, CLEAR LENS, RD - HELLA 65099
14	15	113294-03-000	EA LAMP ASM-PARK/TURN, AMBER - RH - TRIPLEX 932A
	037935-01-000	EA BULB - 12V, #1157 OR #2057 - 2.1 AMP - CLEAR GLASS	
	16	118056-01-000	EA HEADLAMP ASM. (PASSENGER SIDE) - HELLA #65025
16	118054-01-000	EA BULB-HEADLAMP REPLACEMENT - #9004 G.E., SYLVANIA, WESTINGHOUSE	
	088758-01-000	EA HOUSING-HEADLAMP, CONNECTOR TERMINAL W/3 WIRES	
	17	118056-02-000	EA HEADLAMP ASM. (DRIVERS) - HELLA #65024
17	118054-01-000	EA BULB-HEADLAMP REPLACEMENT - #9004 G.E., SYLVANIA, WESTINGHOUSE	
	088758-01-000	EA HOUSING-HEADLAMP, CONNECTOR TERMINAL W/3 WIRES	
	18	113294-04-000	EA LAMP ASM-PARK/TURN, AMBER, LH - TRIPLEX 930A
18	037935-01-000	EA BULB - 12V, #1157 OR #2057 - 2.1 AMP - CLEAR GLASS	



## ELECTRICAL GROUP (CONTINUED)

### DRIVER SIDE INTERIOR LIGHTS, SWITCHES & RECEPTACLES

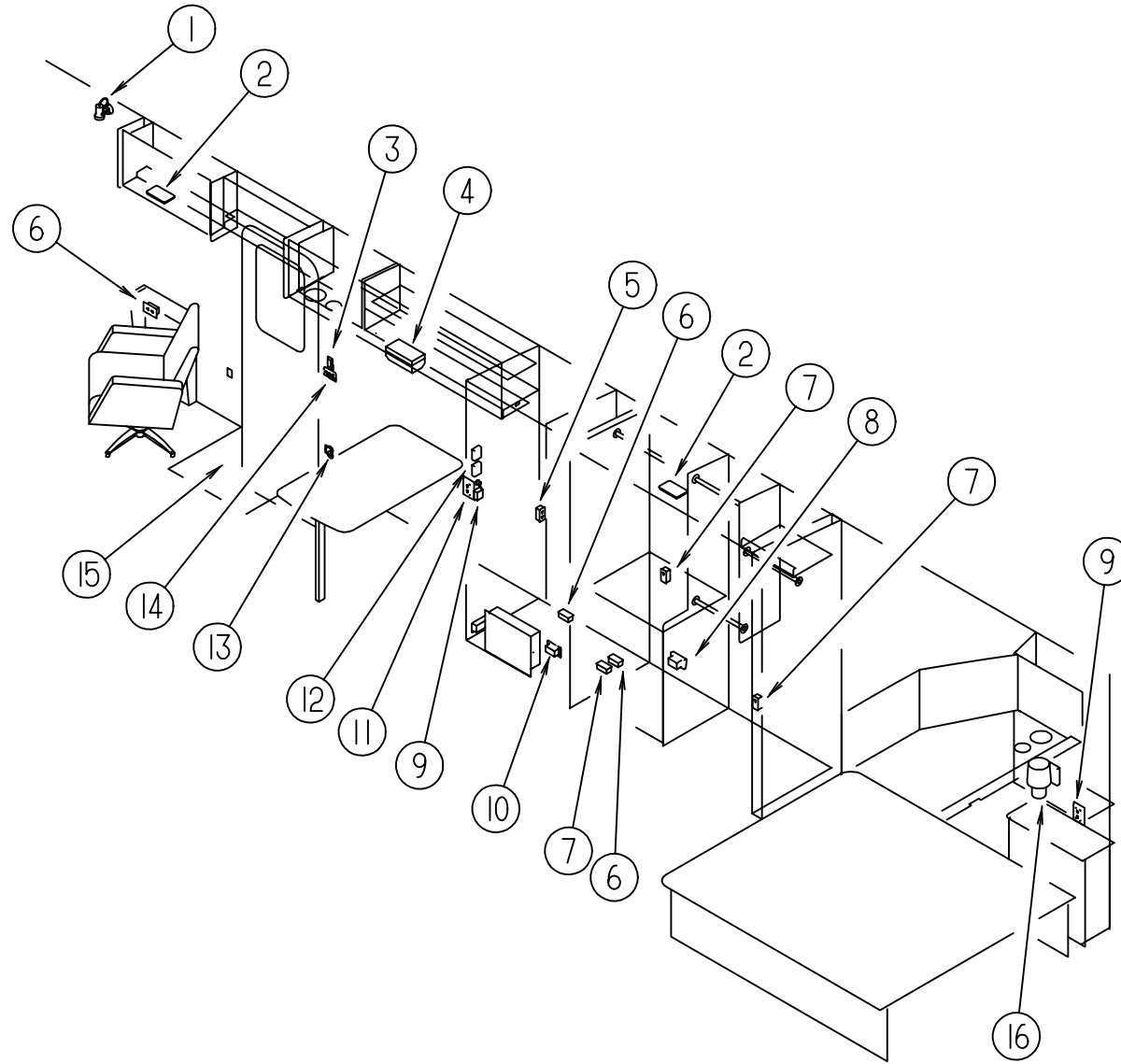


KEY	PART NUMBER	U/M DESCRIPTION
1	058708-01-000	EA RECEPTACLE-ELECTRIC, DOUBLE - BROWN
1	058708-02-000	EA RECEPTACLE-ELECTRIC, DOUBLE - IVORY
1	102568-01-E37	EA SPACER-RECEPTACLE, SIDEWALL
2	108357-10-000	EA SWITCH-RKR SPDT MOM/ON LIGHTED - 5 TERM
	108356-05-01A	EA SWITCH COVER W/GROOVES-LIGHTED-GEN.SET-CARLING VVLGCXX-XWB
	098351-07-01A	EA PLATE-SWITCH, GEN SW - JENSEN-BRASS, POLISH
	095188-01-01A	EA SPACER-SWITCH, 2.3" X 3.4" - PLASTIC - DARK BROWN
3	098024-03-01A	EA LIGHT-DOME, 2 BULB - IVORY
	008218-01-000	EA BULB-DOME LIGHT, 12V - NUMBER 1141
	098024-01-700	EA LENS-LIGHT 807877
3	091937-04-000	EA LIGHT-FLUORESCENT, 12 V/30 WATT - 20.75" LONG - THIN LITE
4	058707-01-000	EA RECEPTACLE-ELECTRIC, SINGLE - BROWN
5	110235-01-01A	EA LIGHT-MAKE UP, 3 BULB PANLESS - PD PD200-621 BRASS
	081633-01-700	EA BULB-LIGHT, MAKE-UP RP1041
6	079364-02-000	EA SWITCH-ON/OFF, ROCKER - BLACK
	098351-01-01A	EA PLATE-SWITCH, 1 GANG - POLISHED BRASS - JENSEN
7	084076-02-000	EA RECEPTACLE-GFI, 15A - 125V - BROWN
8	058708-05-000	EA RECEPTACLE-SINGLE, BROWN - WIRECON WDR15BRS

KEY	PART NUMBER	U/M DESCRIPTION
	091937-05-000	EA LIGHT-FLUORESCENT, 12V/16 WATT - 15" LONG - THIN LITE 732
	091937-05-701	EA LENS-LIGHT, FLUORESCENT D-732
10	104173-01-01A	EA LIGHT-DESIGNER, BRASS - #81-905
	104173-01-700	EA BULB - 81900
10	104173-02-01A	EA LIGHT-DESIGNER, BLACK 81-903
11	098024-01-01A	EA LIGHT-DOME, 1 BULB - US - IVORY
	008218-01-000	EA BULB-DOME LIGHT, 12V - NUMBER 1141
	098024-01-700	EA LENS-LIGHT 807877
12	109294-01-01A	EA SWITCH PANEL ASM-VENT FAN - JRV J8948BR BRASS
13	079364-02-000	EA SWITCH-ON/OFF, ROCKER - BLACK
	098351-01-01A	EA PLATE-SWITCH, 1 GANG - POLISHED BRASS - JENSEN
	095188-01-01A	EA SPACER-SWITCH, 2.3" X 3.4" - PLASTIC - DARK BROWN
14	079364-04-000	EA SWITCH-ON/OFF, ROCKER - BLACK
15	108357-08-000	EA SWITCH-ROCKER, DPDT ON/NONE/ON 6 TERM. CARLING VDD1S00C-0
16	079364-02-000	EA SWITCH-ON/OFF, ROCKER - BLACK
	079364-03-000	EA SWITCH-ON/OFF ROCKER, 3 PRONGS - BROWN
	098351-02-01A	EA PLATE-SWITCH, 2 GANG - POLISHED BRASS - JENSEN
	095188-01-01A	EA SPACER-SWITCH, 2.3" X 3.4" - PLASTIC - DARK BROWN
17	058708-01-000	EA RECEPTACLE-ELECTRIC, DOUBLE - BROWN
17	058708-02-000	EA RECEPTACLE-ELECTRIC, DOUBLE - IVORY
18	119258-01-01A	EA LAMP-WALL, UL/CSA - 53-507 X B7YZ
	067479-01-000	EA BULB - 12V, NUMBER 1076
	119257-01-01A	EA SHADE-LAMP, POTPOURRI (GV0/GV1)
	119257-02-01A	EA SHADE-LAMP, SKIP PLEAT (GV2/GV3/GV4/GV5)

## ELECTRICAL GROUP (CONTINUED)

### PASSENGER SIDE INTERIOR LIGHTS, SWITCHES & RECEPTACLES



KEY	PART NUMBER	U/M DESCRIPTION
1	104173-01-01A	EA LIGHT-DESIGNER, BRASS - #81-905
	104173-01-700	EA BULB - 81900
1	104173-02-01A	EA LIGHT-DESIGNER, BLACK 81-903
2	098024-01-01A	EA LIGHT-DOME, 1 BULB - US - IVORY
	008218-01-000	EA BULB-DOME LIGHT, 12V - NUMBER 1141
	098024-01-700	EA LENS-LIGHT 807877
3	093132-02-000	EA SWITCH-ROCKER, 5 TERM W/KEY LOCK & ARROW F/POWER DOOR LOCK
	094086-01-01A	EA PLATE-SWITCH, SINGLE GANG - 1.8" X 3" - PLASTIC - BLACK
4	093575-09-01A	EA LIGHT-CEILING, DOUBLE UL/CSA
	119252-01-01A	EA SHADE-LAMP, GLASS SWIRL
	067479-01-000	EA BULB-12V, NUMBER 1076
5	058708-01-000	EA RECEPTACLE-ELECTRIC, DOUBLE - BROWN
5	058708-02-000	EA RECEPTACLE-ELECTRIC, DOUBLE - IVORY
6	058707-02-000	EA RECEPTACLE-BLANK, JUNCTION - WIRECON WDJ20BR
7	058707-01-000	EA RECEPTACLE-ELECTRIC, SINGLE - BROWN

KEY	PART NUMBER	U/M DESCRIPTION
8	112822-01-01A	EA RECEPTACLE-DUPLEX, IVORY - WIRECON WDRU15IV
	112824-01-01A	EA COVER- RECEPTACLE, EXTERIOR DUPLEX
		FROM: 00-00-00 THRU: 11-02-95
	112824-01-03A	EA COVER-EXTERIOR DUPLEX RECEPTACLE, WHITE - P&S 3780-SC-WH
		FROM: 11-03-95 THRU: 99-99-99
9	058708-02-000	EA RECEPTACLE-ELECTRIC, DOUBLE - IVORY
10	058708-01-000	EA RECEPTACLE-ELECTRIC, DOUBLE - BROWN
	076319-09-000	EA WALLPLATE-CABLE RECEPTACLE, TV - SINGLE - BROWN
11	079364-04-000	EA SWITCH-ON/OFF, ROCKER - BLACK
	098351-01-01A	EA PLATE-SWITCH, 1 GANG - POLISHED BRASS - JENSEN
12	105620-09-000	EA THERMOSTAT - A/C & FURNACE - HORIZONTAL MOUNT 4.25" X 2.5"
13	108354-01-01A	EA LIGHT-COURTESY, ITC 81395-B
	108354-01-700	EA BULB-COURTESY LIGHT 395-B
14	079364-04-000	EA SWITCH-ON/OFF, ROCKER - BLACK
	098351-05-01A	EA PLATE-SWITCH, 3 GANG - POLISH BRASS - W/LABEL - JENSEN
	095188-02-01A	EA SPACER-SWITCH, 2.3" X 4.1" - PLASTIC - DARK BROWN
15	116995-01-000	EA SWITCH/MAGNET-STEP, ELECTRIC, KWIKEE 905306
16	119258-01-01A	EA LAMP-WALL, UL/CSA - 53-507 X B7YZ
	067479-01-000	EA BULB - 12V, NUMBER 1076
	119257-01-01A	EA SHADE-LAMP, POTPOURRI (GV0/GV1)
	119257-02-01A	EA SHADE-LAMP, SKIP PLEAT (GV2/GV3/GV4/GV5)

## ELECTRICAL GROUP (CONTINUED)

### CIRCUIT BREAKERS & FUSES

KEY	PART NUMBER	U/M DESCRIPTION
	083209-01-000	EA CIRCUIT BREAKER 15 AMP 120V BW G-15 - CANADIAN
	083209-02-000	EA CIRCUIT BREAKER 15/15AMP 120V BW H-15/15
	083209-03-000	EA CIRCUIT BREAKER 15/20AMP 120V BW 0-15/20
	083209-04-000	EA CIRCUIT BREAKER 30AMP 120V BW L-30
	083209-05-000	EA CIRCUIT BREAKER 20A, 120V - BW J-20
	083209-06-000	EA CIRCUIT BREAKER 30/15 AMP 120V BW D-30/15
	083209-07-000	EA CIRCUIT BREAKER 20/20AMP 120V BW K-20/20
	093654-01-000	EA CIRCUIT BREAKER 6AMP 12V USD 17406-4E12A2A
	093654-02-000	EA CIRCUIT BREAKER 15 AMP 12V USD 17415-4E12A2A
	093655-01-000	EA CIRCUIT BREAKER 25AMP 12V USD 17425-4E03A2A
	093655-02-000	EA CIRCUIT BREAKER 30AMP 12V USD 17430-4E03A2A
	108916-01-000	EA CIRCUIT BREAKER 50AMP 120V, WESTINGHOUSE BR250
	113482-01-000	EA CIRCUIT BREAKER 55A, MANUAL - MP1648-001-055-13
	093674-01-000	EA PLATE-CIRCUIT BREAKER, HOUSE - 8.4" X 4.1" - STEEL
	100341-01-000	EA FUSE HOLDER-IN LINE TYPE, WESCO 8931-92020
	008233-01-000	EA FUSE - 12V - 6AMP
	008235-01-000	EA FUSE-AUTOMOTIVE, 12V - 15AMP
	062037-01-000	EA HOUSING-AUTO FUSE, NATURAL
	062037-02-000	EA HOUSING-AUTO FUSE, GREEN
	062037-03-000	EA HOUSING-AUTO FUSE, BLACK
	062037-04-000	EA HOUSING-AUTO FUSE, BLUE
	062037-05-000	EA HOUSING-AUTO FUSE, GRAY
	062037-06-000	EA HOUSING-AUTO FUSE, BROWN
	062901-05-000	EA FUSE - 15 AMPS, AUTOMOTIVE

### CONVERTERS, INVERTER & LOAD CENTERS

KEY	PART NUMBER	U/M DESCRIPTION
	123058-01-000	EA CONVERTER - 55 AMP, ELECTRONIC - MAGNETEK 7455BT FROM: 00-00-00 THRU: 04-07-96
	123058-01-000	EA CONVERTER - 55 AMP, ELECTRONIC - MAGNETEK 7455BT FROM: 04-08-96 THRU: 99-99-99
	099048-02-000	EA 100 WATT INVERTER W/EXTRA SURGE CAPACITY FROM: 00-00-00 THRU: 06-16-96
	099048-03-000	EA INVERTER - 130 WATT FROM: 06-17-96 THRU: 99-99-99
	113685-01-000	EA INVERTER-CHARGER, 2000W AC - HEART 81-0205-12
	108915-01-000	EA LOAD CENTER - 120/240V, 125A - WESTINGHOUSE S816CG
	109677-01-000	EA LOAD CENTER - 120V, 40A - WESCO TT120FLGNM
	113132-01-000	EA LOAD CENTER - 120/240V, 60A - WESCO 2460SGNM

### FLASHER, SOLENOID & RELAYS

KEY	PART NUMBER	U/M DESCRIPTION
	007093-01-000	EA FLASHER-SIGNAL, STAT
	008188-01-000	EA SOLENOID - 3 POST, BATTERY CHANGE OVER
	063910-01-000	EA HOUSING-RELAY, BOSCH 3 334 485 008
	063912-02-000	EA RELAY-CANISTER, SPDT - BOSCH 0332204101
	086233-01-000	EA STUD-ISOLATED, 3/8" X 7/8" LONG
	086273-01-000	EA RELAY-BATTERY DISCONNECT
	077479-01-000	EA BOOT-BATTERY TERMINAL, DOUBLE CABLE
	077479-02-000	EA BOOT-BATTERY TERMINAL, SINGLE CABLE

## ELECTRICAL GROUP (CONTINUED)

### WIRE ASSEMBLIES

KEY	PART NUMBER	U/M DESCRIPTION
	073328-B4-000	EA CABLE ASSEMBLY-BATTERY, W/TERMINALS
	093057-05-000	EA WIRE ASM-POWER LOCK ENTRANCE
	096449-02-000	EA WIRE ASM-TANK, WATER
	097618-01-000	EA WIRE ASM-MONITOR PANEL, W/3 WIRES & ORANGE RESISTOR- LVS ORANGE RESISTOR W/3 (ORANGE-GREEN-BLUE) WIRES
	102636-03-000	EA WIRE ASM-CLEARANCE LAMPS
	103330-02-000	EA WIRE ASM-OVHD SPEAKERS
	107306-01-000	EA WIRE ASM-IP, DOCKING LAMPS
	108029-01-000	EA WIRE ASM-POWER DRIVER SEAT
	108242-01-000	EA WIRE ASM-DOOR, CAB LEFT
	108304-01-000	EA WIRE ASM-IP, AUXILIARY FANS
	110256-01-000	EA WIRE ASM-IP, GENERATOR
	113639-01-000	FT CABLE-3/0AWG STRANDED, RED, EXCEL

### ELECTRIC BOXES

KEY	PART NUMBER	U/M DESCRIPTION
	008289-01-000	EA BOX-ELECTRIC, STEEL - 1/2" AND 3/4" KNOCKOUTS - 4" X 4"
	008289-02-000	EA BOX-ELECTRIC, 4" X 4", W/1/2" & 3/4" KNOCKOUTS, CANADIAN
	008294-01-000	EA COVER-ELECTRICAL BOX, BLANK/STEEL - 4" X 4" - GRAY
	008294-02-000	EA COVER-ELECTRICAL BOX, BLANK STEEL - 4" X 4" - CANADIAN
	091910-01-000	EA BOX-ELECTRIC, 3.75" X 3.5" X 1.75" - PLASTIC
	091910-02-000	EA BOX-ELECTRICAL, PLASTIC - 57 X 88MM
	092492-08-000	EA SEAL-ELECTRICAL BOX
	098196-01-000	EA LATCH - 1/4 TURN, T-BAR
	109925-01-000	EA DOOR ASM-ELECTRICAL BOX
	109925-03-000	EA DOOR ASM-ELECTRICAL BOX
	113029-03-02B	EA PANEL-ELECTRICAL BOX, FRONT, E-COAT FROM: 00-00-00 THRU: 11-14-95
	113088-01-000	EA BOX-ELECTRIC, 3.00 X 2.00 X 2.75 - STEEL CITY CW-1/2

### POWER CORDS

KEY	PART NUMBER	U/M DESCRIPTION
	108934-01-000	EA CORD-POWER, 50A, 4-WIRE, 36 FT - WESCO K3536
	109172-01-000	EA CORD-POWER, 13A, 3-WIRE, 4 FT - ELECTICORD
	113096-01-000	EA CORD-POWER, 50A, 4WIRE, 36', CSA - WESCO 4243
	121470-01-000	EA CORD-EXTENSION, 6FT 16-2 WIRE

### SOLAR PANEL

KEY	PART NUMBER	U/M DESCRIPTION
	115504-01-000	EA PANEL-SOLAR 10 WATT - NAGY TJN-2SW
	115504-01-700	EA PLUG & CABLE, 10 WATT PANEL 600-016
	115505-01-000	EA MONITOR LIGHT - SOLAR PANEL - RED LED INDICATOR

**ELECTRICAL GROUP (CONTINUED)****CONNECTORS & HOUSINGS**

KEY	PART NUMBER	U/M DESCRIPTION
	007942-01-000	EA TAB-WIRE, 18 TO 14 AWG
	007954-01-000	EA RECEPTACLE-HSG - 6 POSITION
	007956-05-000	EA INSULATOR-SHRINK .25ID X 1.50 - BLACK
	008311-01-000	EA CONNECTOR-WIRE NUT, INSULATED - RED
	008312-01-000	EA CONNECTOR-WIRE NUT, INSULATED - BLUE
	008313-01-000	EA CONNECTOR-WIRE NUT, INSULATED - YELLOW
	008326-01-000	EA TERMINAL-RING, 16/14 WIRE - 3/8" STUD
	008328-01-000	EA TERMINAL-RING, 12/10 WIRE - #10 STUD FIT
	008331-01-000	EA TERMINAL-RING, TONGUE - #4 WIRE - 3/8" STUD - COPPER
	008348-01-000	EA TERMINAL-RING, 3/8" STUD - #2 WIRE
	008355-01-000	EA CONNECTOR-CABLE CLAMPING, 3/4"
	008356-01-000	EA CONNECTOR-PLASTIC, 3/8" AVG
	035416-04-000	EA TERMINAL-RING #10 STUD FIT, INSULATED BARREL #16/14
	041480-01-000	EA CONNECTOR-STRAIGHT, 1/2" FLEX CONDUIT
	047443-01-000	EA TERMINAL - .250 RECEPTACLE FIT, INSULATED - 16/14 AWG
	047443-02-000	EA TERMINAL - .250 RECEPTACLE FIT, INSULATED - 12/10 AWG
	058028-01-000	EA CONNECTOR-ELECTRICAL PIGTAIL, NYLON - CLEAR
	062036-01-000	EA TERMINAL-PACK-CON, 12/10 AWG - PACKARD 12033817
	062036-02-000	EA TERMINAL-PACK-CON, 16/14 AWG - PACKARD 08917021
	074017-02-000	EA HOUSING - 5 POSITION, RIGHT ANGLED
	077479-01-000	EA BOOT-BATTERY TERMINAL, DOUBLE CABLE
	077479-02-000	EA BOOT-BATTERY TERMINAL, SINGLE CABLE
	080015-02-000	EA RECEPTACLE-FLAG, .185 - 16/14 GA - AMP 3
	082109-01-000	EA HOUSING-CONNECTOR, PACKARD
	082741-01-000	EA CONNECTOR BODY - 2 CNCT MALE - SERV ELEC 2P-FYL
	085724-01-000	EA SOCKET-DOUBLE CONTACT, TAILLIGHT
	087225-01-000	FT SLEEVING - 1/2", TYPE H - VARFLEX
	087695-03-000	EA CONNECTOR-ASSEMBLY - EURAMTEC RT10484802
	087949-01-000	EA BUSS BAR - 2 POSITION, .6" X 1.5" - ALUMINUM
	087949-02-000	EA BUS BAR - 3 POSITION - .6" 2.4" - ALUMINUM
	088267-01-000	EA TERMINAL-FEMALE, 1/4 - PACKARD 12033824
	088473-01-000	EA HOUSING-PIN, 12 CAVITY - AMP 1-480708-0
	088473-02-000	EA HOUSING-PIN, 15 CAVITY - AMP 1-480710-0
	088473-03-000	EA HOUSING-PIN, 9 CAVITY - AMP 1-480706-0
	088473-05-000	EA HOUSING-PIN, 6 CAVITY - AMP 640585-1
	088473-06-000	EA HOUSING-PIN, 6 CAVITY - AMP 1-480704-0
	088473-07-000	EA HOUSING-PIN, 5 CAVITY - AMP 1-480763-0
	088473-08-000	EA HOUSING-PIN, 4 CAVITY - AMP 1-480702-0
	088473-09-000	EA HOUSING-PIN, 3 CAVITY - AMP 1-480700-0
	088473-10-000	EA HOUSING-PIN, 2 CAVITY - AMP 1-480698-0
	088474-01-000	EA HOUSING-SOCKET, 12 CAVITY - AMP 1-480709-0
	088474-02-000	EA HOUSING-SOCKET, 12 CAVITY - AMP 1-480711-0
	088474-03-000	EA HOUSING-SOCKET, 9 CAVITY - AMP 1-480707-0
	088474-06-000	EA HOUSING-SOCKET, 6 CAVITY - AMP 1-480705-0
	088474-07-000	EA HOUSING-SOCKET, 5 CAVITY - AMP 1-480764-0
	088474-08-000	EA HOUSING-SOCKET, 4 CAVITY - AMP 1-480703-0
	088474-09-000	EA HOUSING-SOCKET, 3 CAVITY - AMP 1-480701-0
	088474-10-000	EA HOUSING-SOCKET, 2 CAVITY - AMP 1-480699-0
	088475-01-000	EA PIN-CONNECTOR, 14 TO 20 AWG
	088475-02-000	EA PIN-CONNECTOR, 10 TO 12 AWG
	088476-01-000	EA SOCKET-CONNECTOR, BRASS - PRE-TIN
	088476-02-000	EA SOCKET-CONNECTOR, 12-10 GA - PHOS. BRZ - PRE-TIN
	092786-03-000	EA BUSS BAR - 6.9" LONG

**ELECTRICAL GROUP (CONTINUED)****CONNECTORS & HOUSINGS**

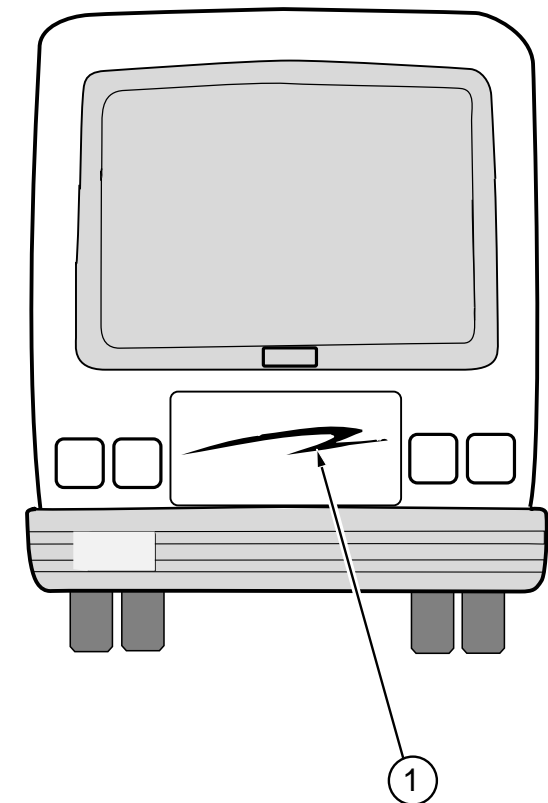
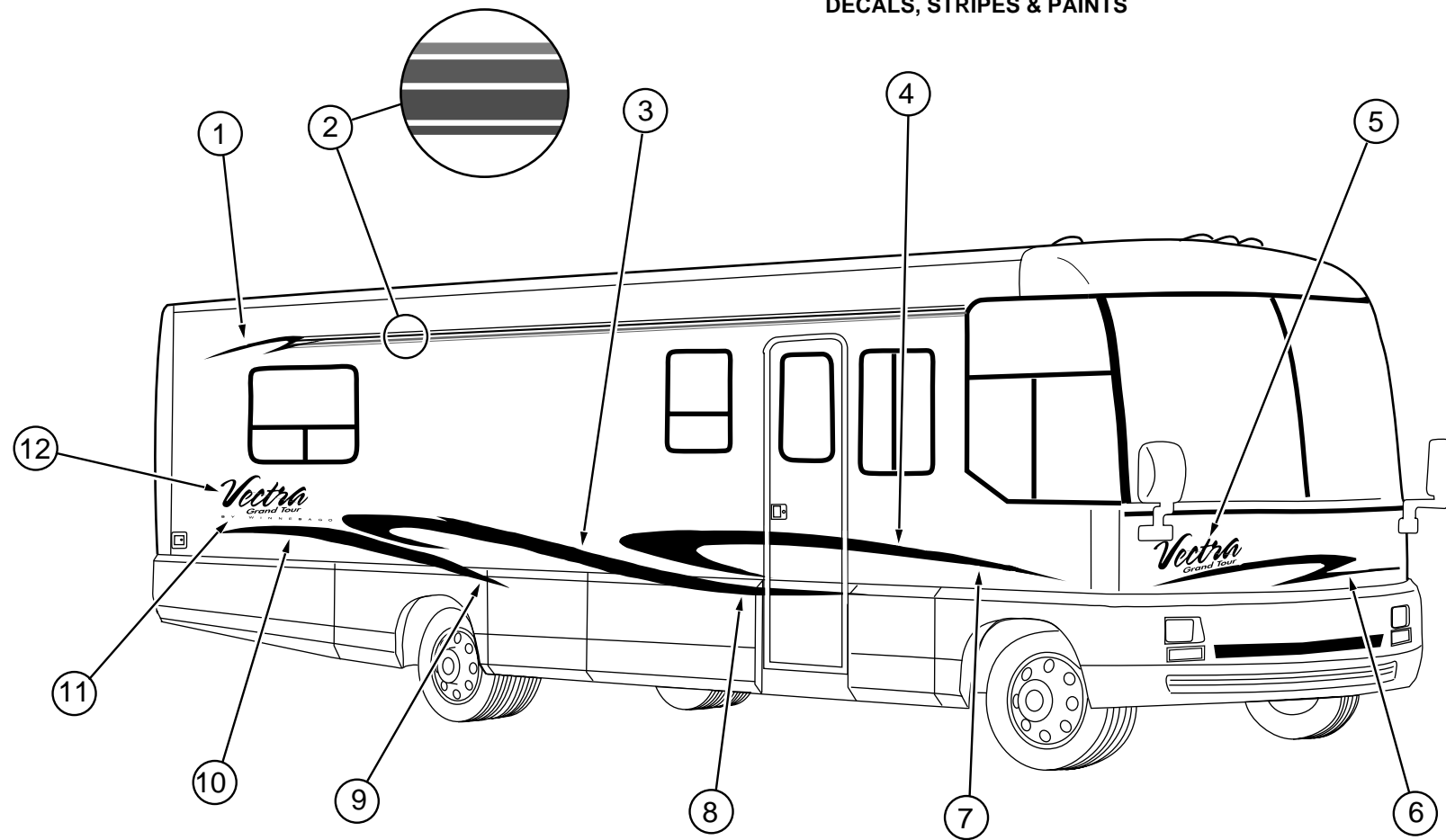
KEY	PART NUMBER	U/M DESCRIPTION
	098260-01-000	EA TERMINAL-MALE, 56 SERIES - PACKARD 02971962
	098261-02-000	EA SOCKET-CONNECTOR, WEATHERPACK - PACKARD 12124580
	098262-01-000	EA SEAL-CONNECTOR, WEATHER PACK - PACKARD 12010293
	098264-01-000	EA HOUSING - 2 PIN, WEATHER PACK, M - PACKARD 12015792
	098265-02-000	EA PIN-CONNECTOR, WEATHER PACK - PACKARD12089305
	100690-01-000	EA HOUSING - 5 PIN, WEATHER PACK
	101571-01-000	EA HOUSING - 2 POSITION, MALE
	102777-02-000	EA TERMINAL-RING #6 STUD, 10 AWG
	103608-01-000	EA SOCKET-WEDGE BASE W/LEADS - JKL 2944-6 OR EQUIV
	104100-01-000	EA HOUSING - 1 POSITION, 75 AMP - AMP 53884-1
	104100-02-000	EA TERMINAL - 75 AMP - 53880-2 STRIP
	104100-03-000	EA TERMINAL - 75 AMP - 53880-4 LOOSE
	106006-01-000	EA HOUSING - 1 POSITION, FEMALE - PACKARD 12015952
	106007-01-000	EA TERMINAL-FEMALE, 14-16 AWG - PACKARD 12015861-L
	106655-02-000	EA TERMINAL-FUSE BLOCK, 10-12AWG - PACKARD 12020400
	112823-01-000	EA SPLICE-REDUCER 16-14 TO 18-22 - ETC BA-631X
	113308-01-000	EA TERMINAL-FEM, M/P, 280, 14-16 - PACKARD12077412
	113468-01-000	EA HOUSING - 2 POSITION, FEMALE - 56-SERIES - PACKARD 02965981 USED ON WIPER/WASHER WIRE ASM
	115931-02-000	EA COVER-CONNECTOR, MARINCO 7715ELN
	115932-02-000	EA CONNECTOR-FEMALE, 50A, 240V - MARINCO 6364CRN
	117700-01-000	EA HOUSING - 2POSN, METRI-PACK, FEM - PACKARD 12124819
	119221-01-000	EA HOUSING - 1POSN, FEM, 280-SERIES - PACKARD12065172

**CONDUIT**

KEY	PART NUMBER	U/M DESCRIPTION
	041953-01-000	FT CONDUIT-CONVOLUTE SLIT, .5" ID
	041953-01-000	FT CONDUIT-CONVOLUTE SLIT, .5" ID
	041953-03-000	FT CONDUIT-CONVOLUTE SLIT, 1" ID (CLOTHES ROD COVER)
	041953-05-000	FT CONDUIT-CONVOLUTE SOLID, .62" ID
	041953-06-000	FT CONDUIT-CONVOLUTE SLIT, .375" ID
	041953-07-000	FT CONDUIT-CONVOLUTE SLIT, .25" ID
	041953-08-000	FT CONDUIT-CONVOLUTE SLIT, 1.50" ID
	041953-09-000	FT CONDUIT-CONVOLUTE SLIT .50" ID
	041953-10-000	FT CONDUIT-CONVOLUTE SLIT - .75" ID
	041953-11-000	FT CONDUIT-CONVOLUTE SLIT- 1.06" ID

## EXTERIOR BODY GROUP

### DECALS, STRIPES & PAINTS



KEY	PART NUMBER	U/M DESCRIPTION
1	119372-01-01A	EA DECAL-SWEEP, #4, RH - MARLIN BLUE/HUNTER GREEN/MED BROWN/BERRYWOOD
1	119372-02-01A	EA DECAL-SWEEP, #4, LH - MARLIN BLUE/HUNTER GREEN/MED BROWN/BERRYWOOD
2	093689-19-01A	FT FILM-MULTISTRIPE, 100.1MM - BERRYWOOD/HUNTER GREEN/MED BROWN
3	119370-01-01A	EA DECAL-SWEEP, #2, RH - MARLIN BLUE/HUNTER GREEN/BERRYWOOD
3	119370-02-01A	EA DECAL-SWEEP, #2, LH - MARLIN BLUE/HUNTER GREEN/BERRYWOOD
4	119369-01-01A	EA DECAL-SWEEP, #1, RH - MARLIN BLUE/HUNTER GREEN/MED BROWN/BERRYWOOD
4	119369-02-01A	EA DECAL-SWEEP, #1, LH - MARLIN BLUE/HUNTER GREEN/MED BROWN/BERRYWOOD
5	119377-02-01A	EA DECAL-VECTRA, GRAND TOUR, SMALL - HUNTER GREEN/BERRYWOOD/HUNTER GREEN/BERRYWOOD
6	119376-01-01A	EA DECAL-HOOD, SWEEP - MED BROWN/HUNTER GREEN/MARLIN BLUE/BERRYWOOD
7	119373-01-01A	EA DECAL-TIP, SWEEP, #1, RH - MED BROWN/HUNTER GREEN
7	119373-02-01A	EA DECAL-TIP, SWEEP, #1, LH - MED BROWN/HUNTER GREEN
8	119374-01-01A	EA DECAL-TIP, SWEEP, #2, RH - HUNTER GREEN
8	119374-02-01A	EA DECAL-TIP, SWEEP, #2, LH - HUNTER GREEN
9	119375-01-01A	EA DECAL-TIP, SWEEP, #3, RH - HUNTER GREEN
9	119375-02-01A	EA DECAL-TIP, SWEEP, #3, LH - HUNTER GREEN
10	119371-01-01A	EA DECAL-SWEEP, #3, RH - MARLIN BLUE/HUNTER GREEN/BERRYWOOD
10	119371-02-01A	EA DECAL-SWEEP, #3, LH - MARLIN BLUE/HUNTER GREEN/BERRYWOOD
11	115344-02-03A	EA DECAL-LOGO, BY WINNEBAGO - HUNTER GREEN
12	119377-01-01A	EA DECAL-VECTRA, GRAND TOUR, LG - HUNTER GREEN/BERRYWOOD/HUNTER GREEN/BERRYWOOD
	122312-01-01A	EA DECAL-VORTEC 7400 - BLACK/OFF WHITE/MISTY GRAY/SPECTRA RED
	041561-03-000	EA PAINT - 16OZ SPRAY - OFF WHITE - ACRYLIC ENAMEL
	091828-61-000	GL PAINT-CHROMABASE L8723 - OFF WHITE

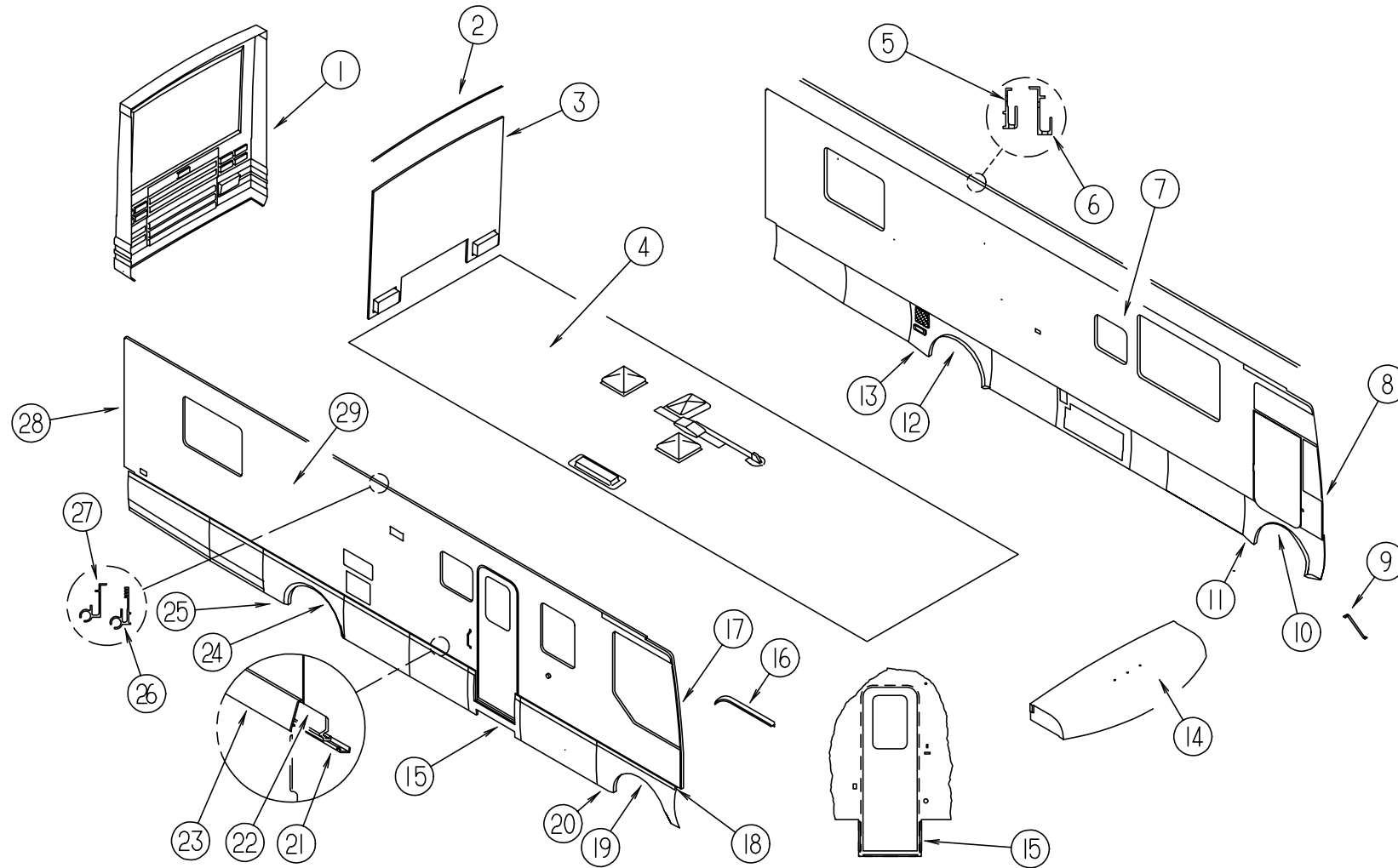
#### DUPONT PAINT COLOR CODES

MOCHA FROST PEARL  
OFF WHITE  
SABLE

L3011  
L8723  
F1529

## EXTERIOR BODY GROUP (CONTINUED)

### BODY PANELS & TRIM



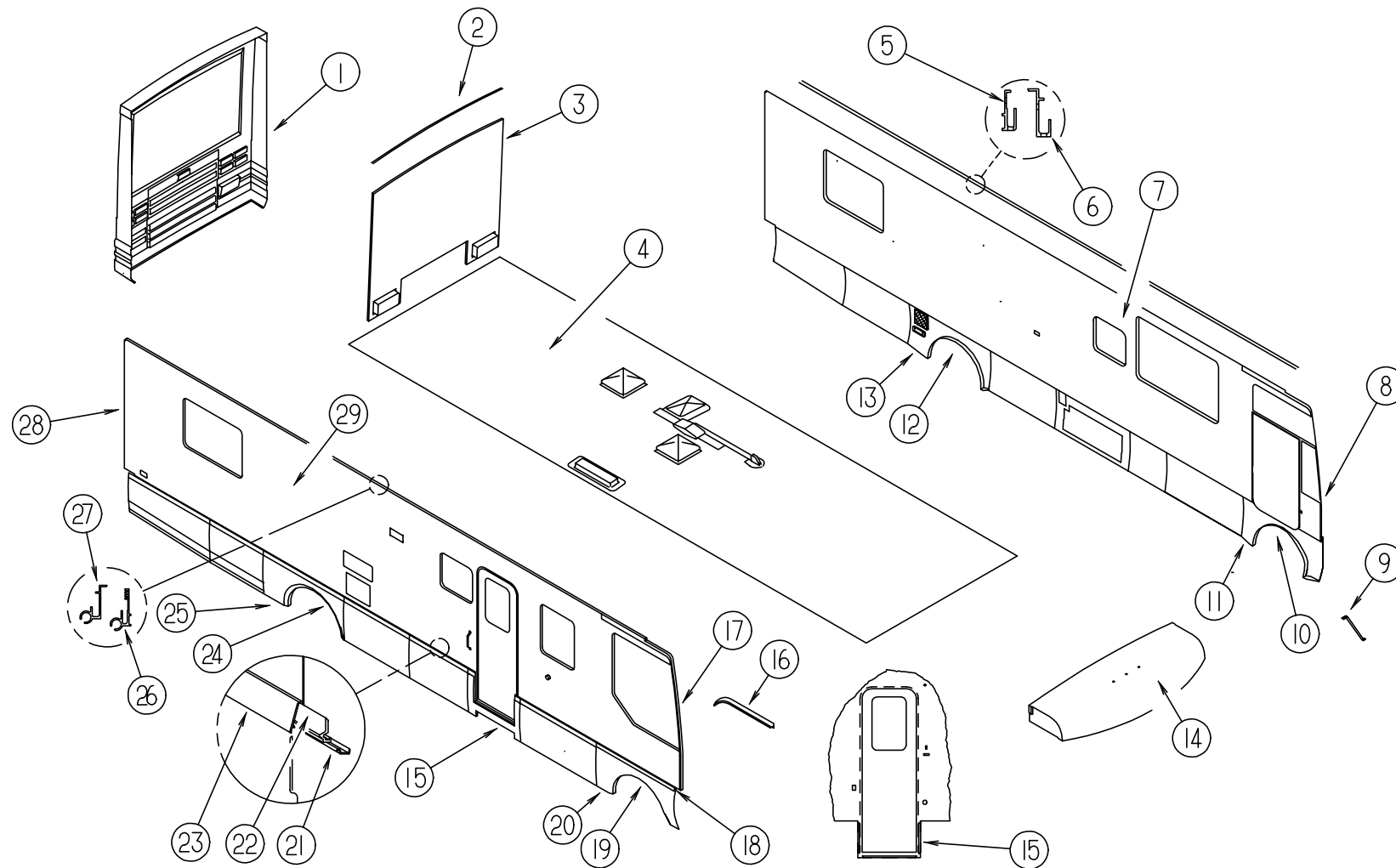
KEY	PART NUMBER	U/M DESCRIPTION
1	117514-02-01A	EA PANEL-REARCAP, W/O DOOR
2	083805-22-000	EA TRIM-CAP, ROOF SABLE, 2340
3	P20236-01-GV0	EA BACKWALL ASM (GV0/GV1)
3	P20236-01-GV2	EA BACKWALL ASM (GV2/GV3/GV4/GV5)
4	117498-01-GV0	EA ROOF ASM
5	120091-01-03A	EA TRIM-ROOF, SABLE
6	120091-02-03A	EA TRIM-ROOF, SABLE
7	118890-01-GV0	EA SIDEWALL ASM-LEFT (GV0)
7	118890-01-GV1	EA SIDEWALL ASM-LEFT (GV1)
7	118890-01-GV2	EA SIDEWALL ASM-LEFT (GV2/GV4)
7	118890-01-GV3	EA SIDEWALL ASM-LEFT (GV3/GV5)
8	120352-01-02A	EA TRIM-WINDSHIELD, A PILLAR, LH - BLACK
9	107865-07-000	EA ROD-SUPPORT, VALANCE PANEL
10	117506-02-01A	EA PANEL-WHEELWELL, FRONT LH - BLACK

KEY	PART NUMBER	U/M DESCRIPTION
11	118842-02-GV0	EA PANEL ASM-WHEELWELL, FRONT LH
	106105-05-000	EA CLIP-VALANCE RETAINING
	106105-06-000	EA CLIP-VALANCE RETAINING
	113041-05-02B	EA ANGLE-MOUNT, BUMPER, E-COAT
	120932-02-02B	EA ANGLE-WHEEL LIP, LH, E-COAT
	002776-01-001	EA U-CHANNEL-EXTRUDED, 1.75" X 192" - SERRATED
	118374-01-01A	EA POCKET-SIDE MARKER LIGHT BLK
12	119631-02-01A	EA WHEEL LIP-REAR, LH BLK
13	119630-01-GV0	EA WHEEL LIP ASM-REAR, LH
	118036-01-01A	EA HINGE-SINGLE PIVOT, MILL
14	118027-01-01A	EA CAP-ROOF SABLE
15	M05859-03-GV0	EA DOOR-VALANCE, ASM, INNER, BLK
15	113119-01-01A	EA PANEL-VALANCE, ENTRANCE DOOR, BLK
	121091-01-01A	EA ANGLE-ENTRANCE DOOR, LH - HAMPTON TAN
	121091-02-01A	EA ANGLE-ENTRANCE DOOR, RH - HAMPTON TAN
	121091-03-01A	EA ANGLE-ENTRANCE DOOR, BOTTOM - HAMPTON TAN
	106105-03-000	EA CLIP-VALANCE, RETAINING
	119700-01-GV0	EA PANEL ASM-VALANCE, HORSESHOE

FROM: 11-10-95 THRU: 99-99-99

## EXTERIOR BODY GROUP (CONTINUED)

### BODY PANELS & TRIM (CONTINUED)



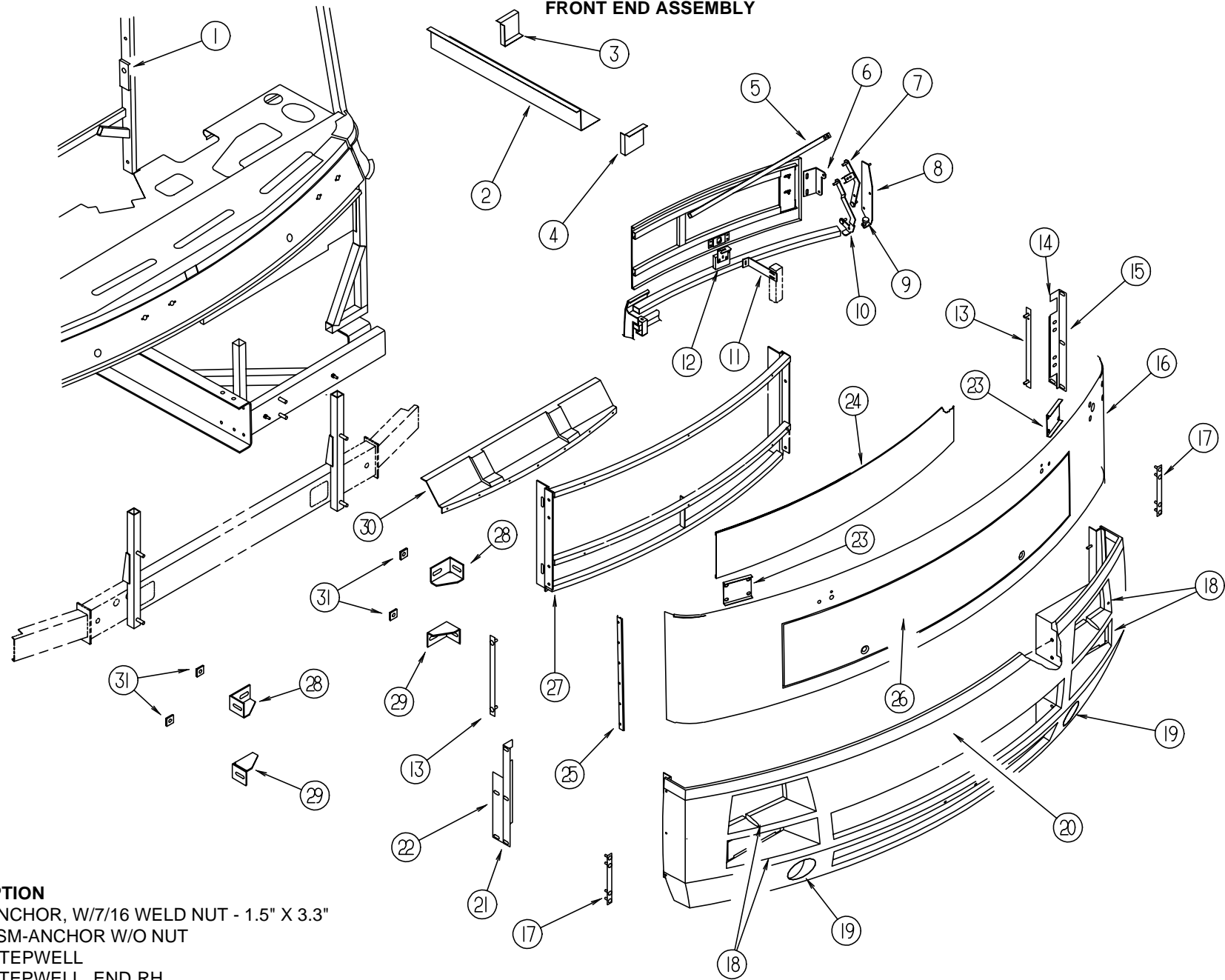
KEY	PART NUMBER	U/M DESCRIPTION
16	108274-07-01A	EA RAIL-DRIP, FRONT RH - SABLE
16	108274-08-01A	EA RAIL-DRIP, FRONT LH - SABLE
17	120352-02-02A	EA TRIM-WINDSHIELD, A PILLAR, RH - BLACK
18	121091-09-01A	EA ANGLE-ENTRANCE DOOR - HAMPTON TAN
	116800-55-006	EA EXTR-CHANNEL, SABLE 4877MM
19	117505-02-01A	EA PANEL-WHEELWELL, FRONT RH - BLK
20	118843-02-GV0	EA PANEL ASM-WHEELWELL, FRONT RH
	113041-05-02B	EA ANGLE-MOUNT, BUMPER, E-COAT
	118036-01-01A	EA HINGE-SINGLE PIVOT, MILL
21	118547-01-01A	EA RETAINER-TRIM - MILL
21	118547-02-01A	EA RETAINER,TRIM - MILL
21	118547-03-01A	EA RETAINER-TRIM - MILL
	118359-51-001	EA EXTR-RETAINER, TRIM 4877 MM
22	118546-01-01A	EA HANGER-VALANCE MILL
	118358-51-001	EA EXTR-SIDEWALL, LOWER 4623 MM

FROM: 11-29-95 THRU: 01-21-96

KEY	PART NUMBER	U/M DESCRIPTION
23	113161-01-01A	EA TRIM-PANEL, VALANCE RH - BLK
23	113161-02-01A	EA TRIM-PANEL, VALANCE LH - BLK
	118540-01-01A	EA TRIM-COVER, BLK
	108497-01-01A	EA CAP-END, COVER TRIM - LH - GRAY
	108497-02-01A	EA CAP-END, COVER TRIM - LH - GRAY
24	119631-01-01A	EA WHEEL LIP-REAR, RH - BLK
25	119629-01-GV0	EA WHEEL LIP ASM-REAR, RH
	107865-05-000	EA ROD-SUPPORT, VALANCE PANEL
26	103802-01-06A	EA RAIL-AWNING, SABLE
		FROM: 00-00-00 THRU: 10-15-95
26	103802-02-06A	EA RAIL-AWNING, SABLE
		FROM: 00-00-00 THRU: 10-15-95
27	120092-01-03A	EA RAIL-AWNING, SABLE
		FROM: 10-16-95 THRU: 99-99-99
27	120091-02-03A	EA RAIL-AWNING, SABLE
		FROM: 10-16-95 THRU: 99-99-99
	119943-51-001	EA EXTR-RAIL AWNING, 4877 MM
28	092041-02-02A	EA TRIM-REAR, CAP TO SIDEWALL - SABLE
	091985-01-06A	FT MOLDING-TRIM, SABLE
29	118889-01-GV0	EA SIDEWALL ASM-RIGHT (GV0)
29	118889-01-GV2	EA SIDEWALL ASM-RIGHT (GV2/GV4)
29	118889-01-GV4	EA SIDEWALL ASM-RIGHT(GV3/GV5)

## EXTERIOR BODY GROUP (CONTINUED)

### FRONT END ASSEMBLY



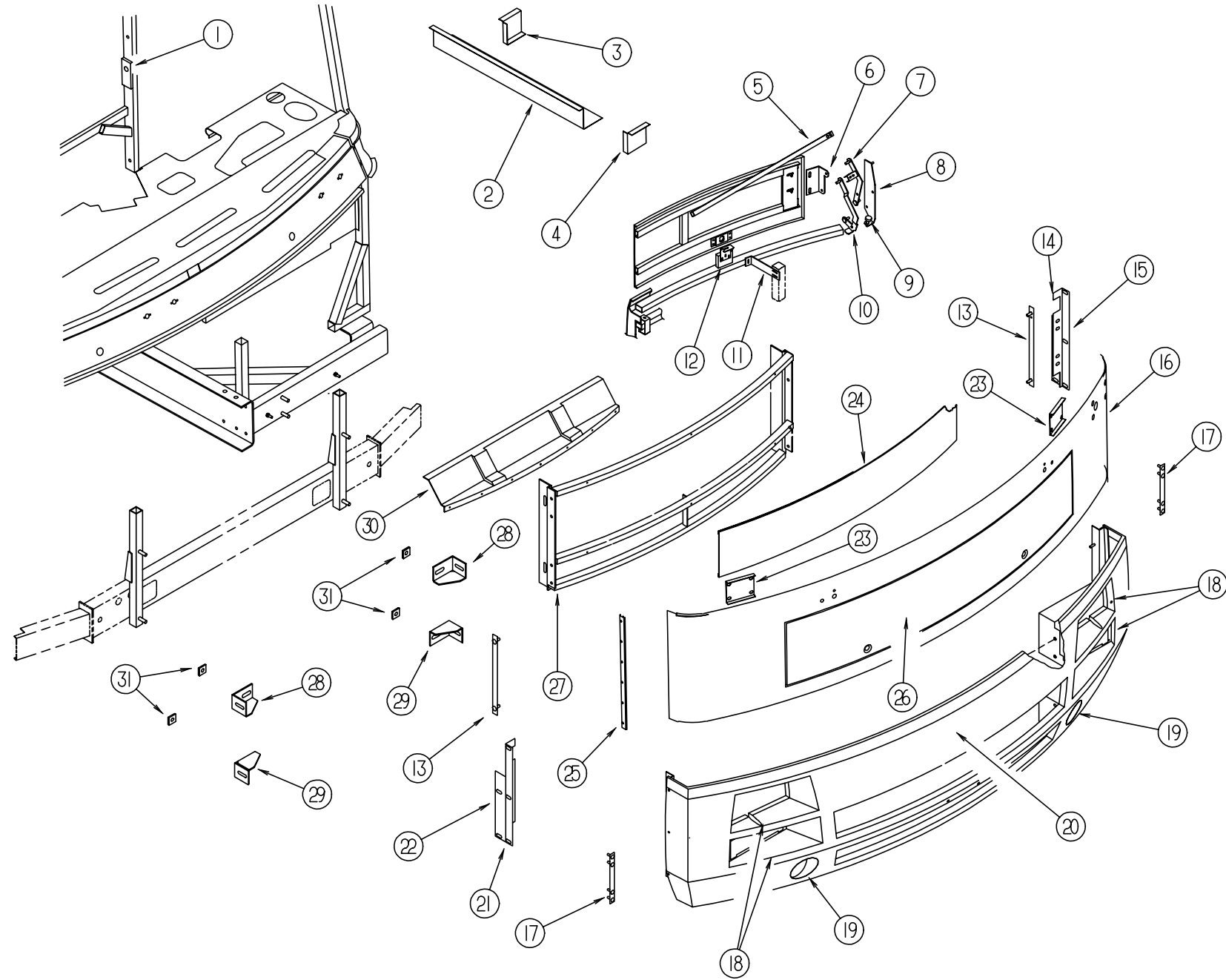
KEY	PART NUMBER	U/M DESCRIPTION
1	070579-06-000	EA PLATE-ANCHOR, W/7/16 WELD NUT - 1.5" X 3.3"
	070579-07-000	EA PLATE ASM-ANCHOR W/O NUT
2	106746-02-000	EA PANEL-STEPWELL
3	106747-03-000	EA PANEL-STEPWELL, END RH
4	106747-04-000	EA PANEL-STEPWELL, END LH
5	105096-10-000	EA TUBE ASM-TIMING, HOOD HINGE - CHEV
5	120466-02-02B	EA TUBE ASM-TIMING, HOOD HINGE - FORD
6	109927-05-000	EA ANGLE-LINK, HOOD - RH
6	109927-06-000	EA ANGLE-LINK, HOOD - LH
7	118156-01-02B	EA LINK ASM-HINGE, HOOD, UPR, RH, E-COAT
7	118156-02-02B	EA LINK ASM-HINGE, HOOD, UPR, LH, E-COAT
8	109926-11-000	EA BRACKET ASM-LINK, HINGE, RH
8	109926-12-000	EA BRACKET ASM-LINK, HINGE, LH
9	058786-01-000	EA BOLT-ADJUSTING, HOOD - W/BLACK PAD - 5/16" #18 X 2"
	106765-01-000	EA SUPPORT-BOLT, HOOD ADJUSTING
10	118154-03-02B	EA LINK ASM-HINGE, HOOD, LOWER, RH, E-COAT
	118154-01-01B	EA LINK-HINGE, HOOD, LOWER, RH, MILL
10	118154-04-02B	EA LINK ASM-HINGE, HOOD, LOWER, LH, E-COAT
	118154-02-01B	EA LINK-HINGE, HOOD, LOWER, LH, MILL
11	118607-01-02B	EA BRACE-FRONT END
	114422-01-02A	EA TRIM-PANEL, FIBERGLASS - SABLE

KEY	PART NUMBER	U/M DESCRIPTION
12	106748-03-000	EA LATCH-HOOD, FRONT END
13	106730-08-000	EA PLATE ASM-STUD
	106730-07-000	EA PLATE-STUD
14	120932-02-02B	EA ANGLE-WHEEL LIP, LH, E-COAT
15	120933-02-02B	EA ANGLE-BUMPER, LH, E-COAT
	117979-17-02B	EA SUPPORT ASM-BUMPER, FORD - RH, E-CT
16	117499-02-GV0	EA FRONT END-FIBERGLASS, SABLE
	117499-01-01A	EA PANEL-FRONT, LOWER - SABLE
	002328-02-000	EA BLOCK-WINDSHIELD, .062" X .5" X .98"
	119445-01-02B	EA PLATE-W/HOLES, E-COAT
17	120934-02-02B	EA PLATE ASM-STUD, E-COAT
18	117777-01-02B	EA FRAME ASM-HEADLAMP, RH, E-COAT
18	117777-02-02B	EA FRAME ASM-HEADLAMP, LH, E-COAT
19	117503-01-01A	EA HOUSING-FOG LAMP, BLACK
	118650-01-02B	EA SUPPORT-FOG LAMP, E-COAT
	118651-03-02B	EA SUPPORT ASM-BUMPER/FOG LAMP, E-COAT
	118651-04-02B	EA SUPPORT ASM-BUMPER/FOG LAMP, E-COAT



## EXTERIOR BODY GROUP (CONTINUED)

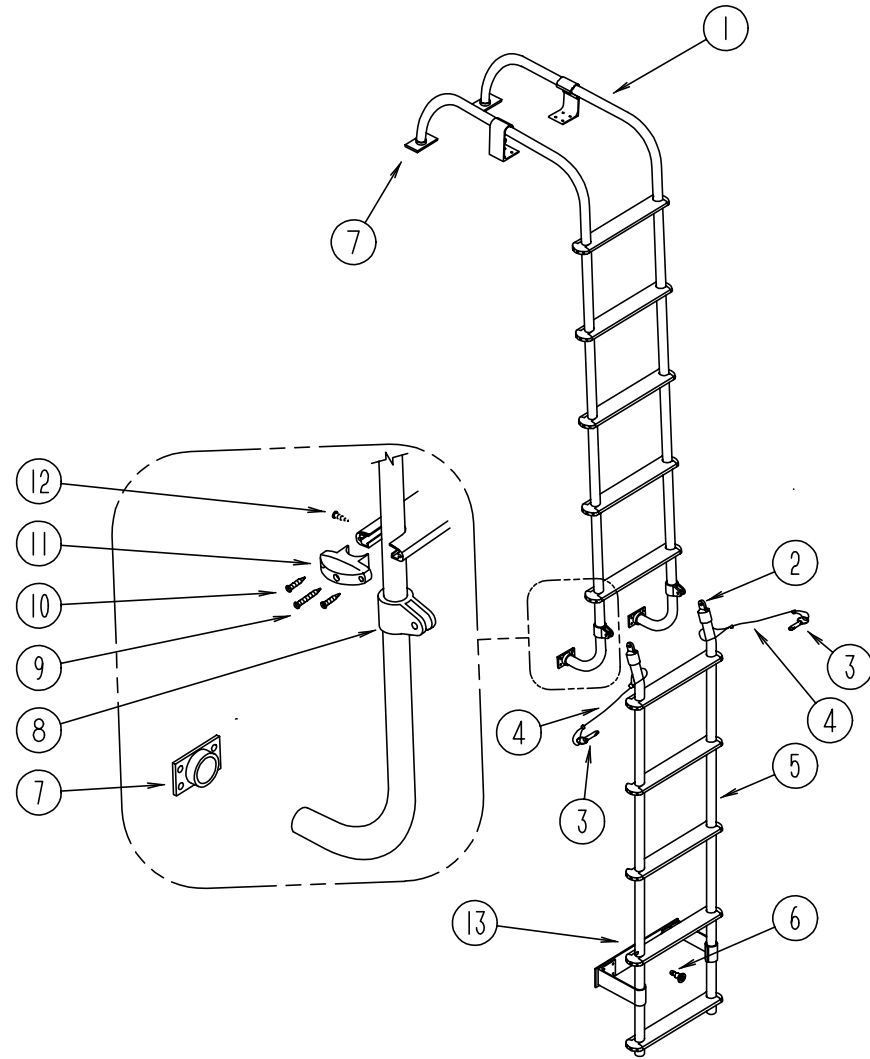
### FRONT END ASSEMBLY (CONTINUED)



KEY	PART NUMBER	U/M DESCRIPTION
20	P17485-02-GV0	EA PANEL ASM-BUMPER, FRONT - CHEVY
20	P17485-02-GV0	EA PANEL ASM-BUMPER, FRONT - FORD
	106730-06-000	EA PLATE-STUD
	106730-05-000	EA PLATE-STUD
21	120933-01-02B	EA ANGLE-BUMPER, RH, E-COAT
22	120932-01-02B	EA ANGLE-WHEEL LIP, RH, E-COAT
23	120331-01-02B	EA BRACKET-SUPPORT, FRONT END, E-COAT
24	115924-01-02A	EA GRILLE-WOVEN WIRE, FLAT BLACK
25	114422-01-02A	EA TRIM-PANEL, FIBERGLASS - SABLE
26	117496-01-GV0	EA PANEL ASM-HOOD, SABLE
	106730-02-000	EA PLATE ASM-STUD (HOOD/INNER)
	106730-01-000	EA PLATE-STUD
	102330-01-000	EA LATCH-SINGLE HOLE, VISE ACTION
	102328-01-000	EA KEY-LATCH

KEY	PART NUMBER	U/M DESCRIPTION
27	118117-01-GV0	EA FRAME ASM-BUMPER, FRONT
28	117611-01-02B	EA BRACKET ASM-BUMPER, E-COAT
29	117611-02-02B	EA BRACKET ASM-BUMPER, E-COAT
30	120665-02-01A	EA SPOILER-RADIATOR, FRONT - BLACK - FORD
30	P20665-01-01A	EA SPOILER-RADIATOR, FRONT - BLACK - CHEV
31	116617-02-02B	EA SPACER-BUMPER, E-COAT
	120481-01-02B	EA ANGLE-W/SLOTS

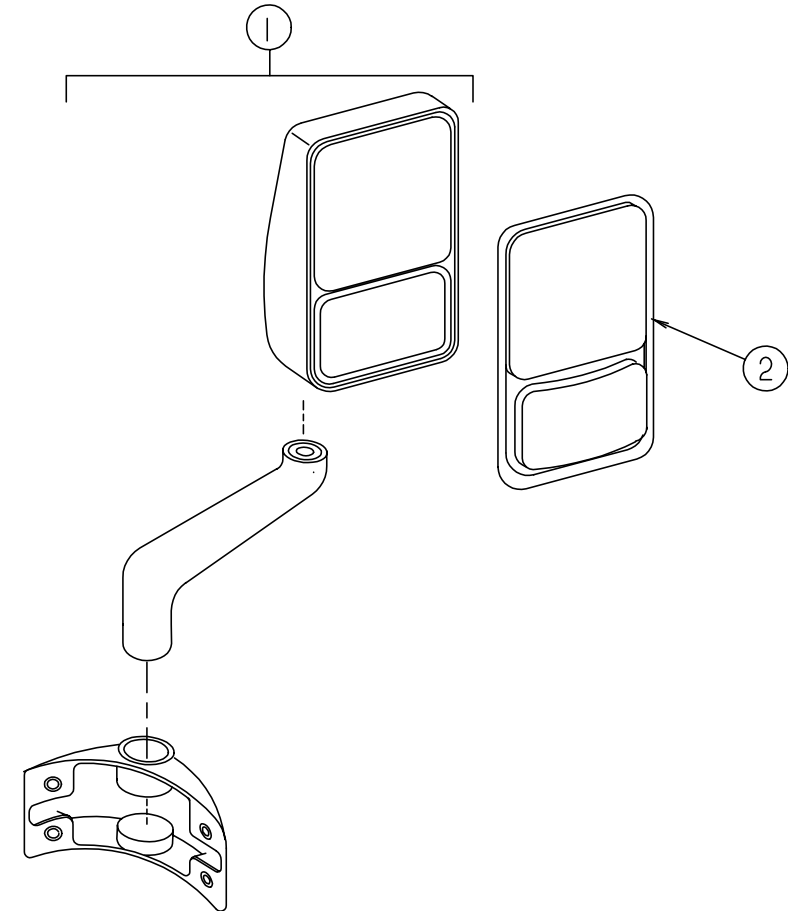
**EXTERIOR BODY GROUP (CONTINUED)**



**LADDER**

KEY	PART NUMBER	U/M DESCRIPTION
1	118841-01-GV0	EA LADDER ASM-UPPER
2	081115-01-000	EA CAP-TOP, 1 INCH
3	081056-01-000	EA PIN-QUICK RELEASE, SINGLE ACTION - LADDER
4	076767-11-000	EA CABLE - 1/16" X 5.9"
5	118840-01-GV0	EA LADDER ASM-LOWER
6	114834-01-000	EA PIN-QUICK RELEASE, FASPIN C4-6R 303
7	067165-01-000	EA MOUNTING BRACKET-LADDER, LOWER
8	081116-01-000	EA SLIDE-TOP, RACK & LADDER - 1"
9	000G67-10-36T	EA SCREW - 10-12 X 2.25 PPH, BLACK
10	000G39-06-10T	EA SCREW-SF/DR, 6-20 X 5/8 PPH
11	076980-02-000	EA END CAP-STEP, BLACK
12	000G39-10-16U	EA SCREW-SF/DR, 10-16 X 1.00 PPH
13	108423-01-02A	EA PLATE-BUMPER, LADDER, LOWER
	081114-01-000	EA CAP-INSERT, ROUND - 1" DIAMETER - PLASTIC - BLACK
	038327-01-000	EA TAPE-ANTI SLIP, 2" X 60'
	081055-01-000	EA SPRING GRIP-INTERNAL TOOTH - LADDER

**EXTERIOR BODY GROUP (CONTINUED)**



**VELVAC EXTERIOR MIRRORS**

KEY	PART NUMBER	U/M DESCRIPTION	VENDOR NO.
1	119774-03-01A	EA MIRROR ASM-EXTERIOR, REMOTE W/HEAT, RH	713648-7
2	086261-01-704	EA MIRROR KIT-EXTERIOR, PASS. SIDE KIT CONTAINS: BEZEL - CONVEX GLASS - HEATED FLAT GLASS	709268
1	119774-04-01A	EA MIRROR ASM-EXTERIOR, REMOTE W/HEAT, LH	713649-7
2	086261-02-701	EA MIRROR KIT-EXTERIOR, DRIVER SIDE KIT INCLUDES: BEZEL - CONVEX GLASS - HEATED FLAT GLASS	709269
1	119774-01-01A	EA MIRROR ASM-EXTERIOR, ADJ GLASS, RH	713646-7
2	106015-01-703	EA MIRROR-REPL KIT-PASSENGER SIDE KIT CONTAINS: BEZEL - CONVEX GLASS - FLAT GLASS	709266
1	119774-02-01A	EA MIRROR ASM-EXTERIOR, ADJ GLASS, LH	713647-7
2	106015-02-702	EA MIRROR-REPL KIT-DRIVER SIDE KIT COMES W/BEZEL, FLAT & CONVEX GLASS - DRIVER	709267
	108825-02-000	EA GASKET-MIRROR	
	088246-01-000	EA SWITCH-REMOTE, EXTERIOR MIRROR - SQUARE PUSH	7471290
	087695-02-000	EA SWITCH-MIRROR HEATER, DAV 4720-12	
	087695-03-000	EA CONNECTOR-ASSEMBLY EURAMTEC RT1048480	

**SQUEEGEE**

KEY	PART NUMBER	U/M DESCRIPTION
	091955-02-000	EA SQUEEGEE-EXTEND HANDLE
	110429-03-D18	EA BRACKET ASM-SQUEEGEE
	110429-01-01A	EA BRACKET-SQUEEGEE, MILL

**EXTERIOR BODY GROUP (CONTINUED)**

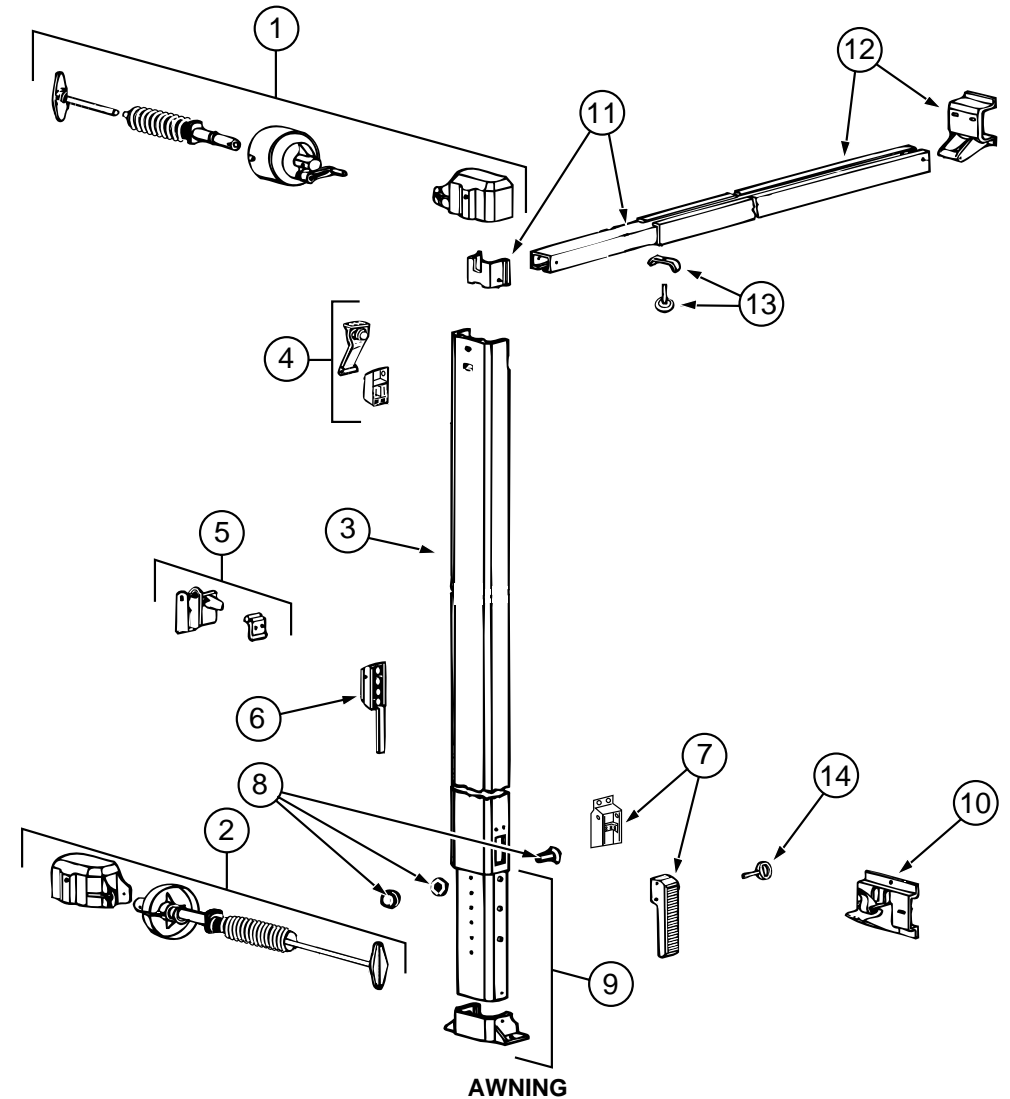
**HADLEY AIR HORN**

KEY	PART NUMBER	U/M DESCRIPTION	VENDOR NO.
	077497-06-000	EA HORN-AIR, CHROME - TWIN - HADLEY	977AW
	077497-01-701	EA SWITCH-COMPRESSOR	13940-S
	077497-01-702	EA SWITCH-TOGGLE, W/WIRE	12949-S
	081407-01-000	EA PLATE-MOUNTING, AIR HORN	
	071390-04-000	FT TUBING AIR BRAKE, 1/4" OD-BLK WEATHERHEAD (BRAKES & HORN)	
	077497-03-000	EA FITTING KIT-HOSE, AUXILIARY AIR HORN PRESSURE GAUGE & HOSE FITTINGS	
	077497-01-710	EA GAUGE-AIR PRESSURE	14212S
	077497-05-000	EA COMPRESSOR/TANK/SOLENOID KIT, HADLEY 852EB	
	077497-01-700	EA SOLENOID-AIR TANK	550B
	077497-01-703	EA TANK-AIR	751-N
	077497-01-704	EA COMPRESSOR W/SWITCH	852EC
	077497-01-706	EA VALVE & HEAD REPAIR-COMPRESSOR	H00852HV
	077497-01-707	EA BELT & SCREW COVER-COMPRESSOR	H00852BR
	077497-01-708	EA FILTER & MOUNTING HARDWARE-COMPRESSOR	H00852FM
	077497-01-709	EA PLUNGER & SPRING-SOLENOID	H136215
	077497-02-000	EA HOSE-AUXILIARY AIR HORN, MIDLAND 89 ID 50' COILED HOSE, AIR CHUCK, NEEDLE, NOZZLE & CARRIER	
	081404-01-000	EA BRACKET-MOUNTING, COMPRESSOR - L SHAPED - 4" X 7.5" - ST	
	108114-01-000	EA BRACKET-TANK, AIR (CHEV)	
	115024-01-02B	EA BRACKET-TANK, AIR HORN, E-COAT (FORD)	
	115024-01-01B	EA BRACKET-TANK, AIR HORN (FORD)	

**FIBERGLASS, STYROFOAM & STEEL CHANNEL**

KEY	PART NUMBER	U/M DESCRIPTION	VENDOR NO.
	076054-T8-000	EA FIBERGLASS SHEET, 79" X 390" - SABLE	
	108535-03-701	EA FIBERGLASS-SHEET, 110" X 396" - SABLE	
	108535-05-701	EA FIBERGLASS-SHEET, 110" X 396" - SABLE	
	117754-01-02A	EA FIBERGLASS-SHEET, 320" X 2442MM - BRIGHT WHITE	
	077517-63-000	EA SHEET-FIBERGLASS, 4' X 8' SABLE, FLAT	
	083574-06-000	SF STYROFOAM - .75" X 48" X 108"	
	115301-01-000	SF STYROFOAM - .34" X 48" X 600"	
	100619-01-000	BF EXPANDED FOAM SHEET - 48" X 96" X 1.34"	
	100619-02-000	BF FOAM-EXPANDED POLYSTYRENE, 48" X 96" X 1.5"	
	100619-05-000	BF FOAM-EXPANDED POLYSTYRENE, 48" X 96" X .75"	
	100619-11-000	BF FOAM-EXPANDED POLYSTYRENE, 48" X 96" X 2"	
	100619-13-000	BF FOAM-EXPANDED POLYSTYRENE, 48" X 96" X .34"	
	105077-03-000	EA FOAM-PLUG, SIDEWALL TUBE	
	120107-03-000	EA FOAM-PLUG, ROOF TUBE	FROM: 00-00-00 THRU: 10-15-95
	105077-04-000	EA FOAM-ROOF COVE	FROM: 10-16-95 THRU: 99-99-99
	120107-01-000	EA FOAM-COVE, ROOF	FROM: 00-00-00 THRU: 10-15-95
	105077-05-000	EA FOAM-PLUG, ROOF TUBE	FROM: 10-16-95 THRU: 99-99-99
	120107-02-000	EA FOAM-PLUG, ROOF TUBE	FROM: 00-00-00 THRU: 10-15-95
	000870-05-000	SF STYROFOAM - .5" X 24" X 96", INCREMENTS OF 16 SF	FROM: 10-16-95 THRU: 99-99-99
	000870-08-000	SF STYROFOAM - .75" X 48" X 96" - PLANED	
	065747-01-000	SF INSULATION-MICROFOAM, .5" THICK X 72" X 112' ROLL	
	089297-01-000	SF PLYWOOD-LUAN, OVERLAY GRADE - 4' X 8'	
	068716-01-001	EA BRACE - 90 DEGREE L-ANGLE, 192" - EXTRUDED ALUMINUM	
	002726-01-001	EA GARNISH-U CHANNEL, 1.38" X 19' - SERRATED - MILL ALUMINUM	
	002754-01-001	EA ANGLE-EXTRUDED, .75" X .75" X 18' - MILL ALUMINUM	

**EXTERIOR BODY GROUP (CONTINUED)**



KEY	PART NUMBER	U/M DESCRIPTION	VENDOR NO.
	113874-02-02A	EA AWNING-ROLLER ASM, 21' - A&E SAPPHIRE BLUE - UPGRADE	
	116059-05-01A	EA AWNING - 20' (PERSIAN GREEN) W/O HARDWARE	
	116059-01-03A	EA AWNING HARDWARE KIT - BLACK ANODIZED	
1	116059-01-744	EA SPRING & BRAKE ASSM (FRONT)	249001A
2	116059-01-745	EA SPRING ASSEMBLY, REAR	249020A
3	116059-01-746	EA ARM ASSEMBLY, UPPER, FRT. 66"	249528
	116059-01-747	EA ARM ASSEMBLY-UPPER, REAR 66"	249529
3	116059-01-762	EA ARM ASM. COMP. FRONT, UPR & LWR	249201
	116059-01-763	EA ARM ASM. COMP. REAR UPR & LWR	249221
4	116059-01-748	EA SLIDER ASSEMBLY, UPPER	249040
5	116059-01-749	EA ARM STORAGE, LOCK ASSEMBLY	249060
6	116059-01-706	EA CONTROL-BRAKE	249070
7	116059-01-751	EA HANDLE ASSEMBLY	249080
8	116059-01-752	EA STOP BOLT ASSEMBLY	011131
9	116059-01-753	EA ARM-LOWER ASSEMBLY, FRT 56"	249600
	116059-01-754	EA ARM-LOWER ASSEMBLY, REAR 56"	249601
10	116059-01-755	EA BRACKET ASSEMBLY, BOTTOM	012414
11	116059-01-756	EA BRACE ASSEMBLY-LOWER, 50"	012410
12	116059-01-757	EA BRACE ASSEMBLY-UPPER, 50"	012409
13	116059-01-714	EA KNOB-LOCKING, BLACK	249105
14	116059-01-761	EA HANDLE LOCK PIN	040279
	116059-01-720	EA LEVER-BRAKE, BLACK	037076W
	116059-01-718	EA WAND-PULL W/LOOP	036-031 CAM
	116059-01-759	EA DOOR ROLLER	060063
	116059-01-760	EA TOOL KIT-NUTSERT	905007
	116059-06-01A	EA SHIM-BOTTOM BRACKET, CAREFREE 071300	
	111037-02-01A	EA SPACER-AWNING, UPPER - BLACK	

**GALLEY GROUP**

**LARGE NORCOLD 982 REFRIGERATOR**

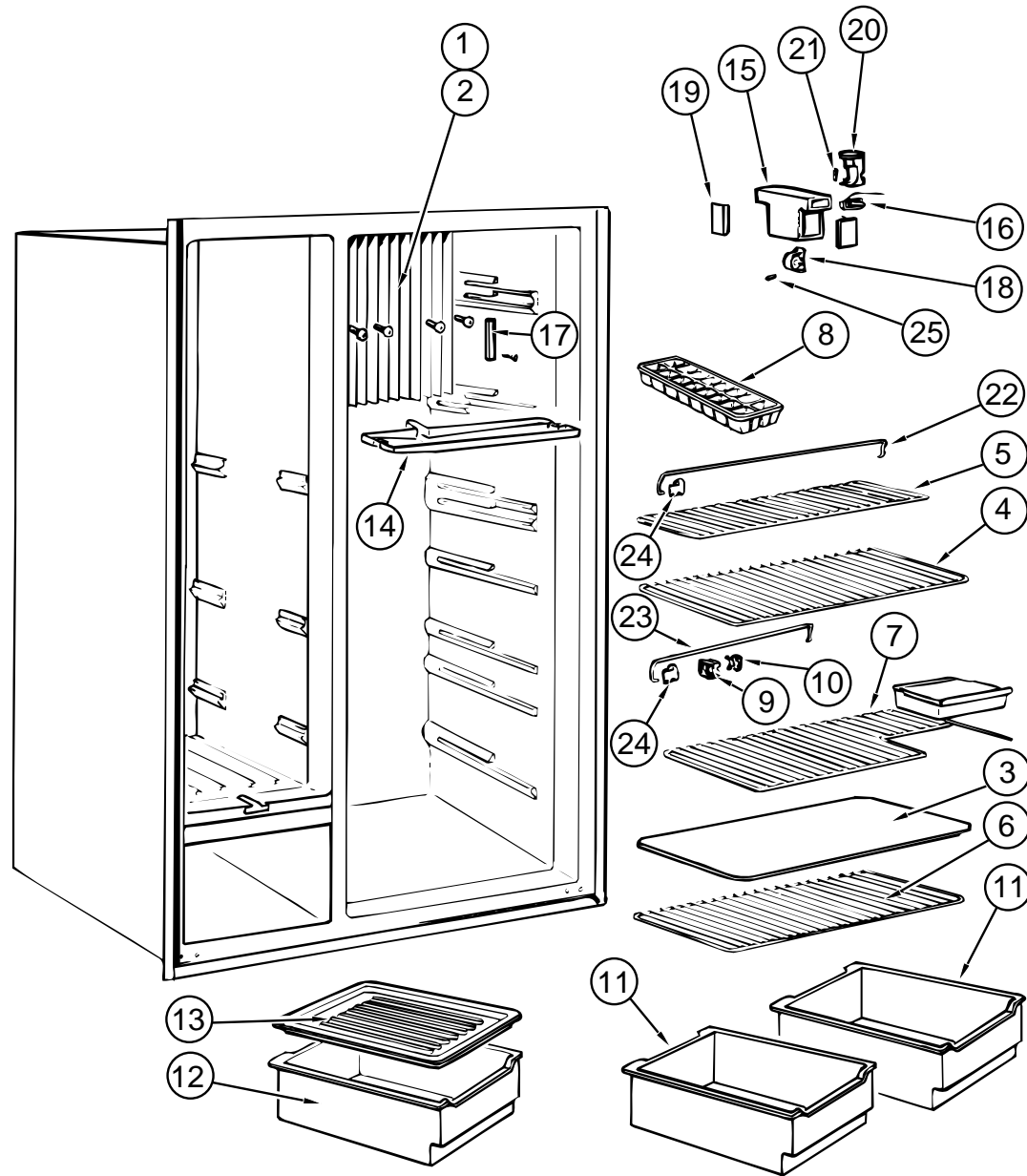
KEY	PART NUMBER	U/M DESCRIPTION	VENDOR NO.
	120075-01-01A	EA REFRIG-LARGE DBL DR BL 2-WAY - NORCOLD 982 R	
	084880-01-718	EA VALVE-GAS, (ASCO)	61551822
	084880-01-760	EA CLIP (THERMISTER)	61689122
	084880-03-705	EA BRACKET-LIGHT-INTERIOR	61629722
	084880-03-706	EA BULB-LAMP	61628922
	088248-01-709	EA HEATER-AC (HORIZONTAL)	61562722
	088248-01-710	EA HEATER DC (HORIZONTAL)	61562822
	104137-06-709	EA VALVE-SHUT OFF, MANUAL	61694922
	104137-06-714	EA BURNER ASSEMBLY, 5-SLOT	61705222
	104137-06-715	EA ELECTRODE-SPARK/SENSOR, SGL	61692222
	104137-06-716	EA SHELF-TRAY, WHITE, W/CUTOUT	617756
	113737-01-702	EA PLUG 1/8" F/PRESSURE TAP	61445322
	113737-01-716	EA TAP-PRESSURE	61594422
	113737-01-750	EA TUBE-UNION	61694622
	120075-01-700	EA RETAINER-DOOR, DECOR PANEL	618128
	120075-01-701	EA HINGE-TOP RH/BTM LH, PAINTED	618511
	120075-01-702	EA CAP, (HINGE PLUG)	618160
	120075-01-703	EA DOOR ASM., FOAMED, W/GASKET	618205
	120075-01-704	EA HANDLE ASM, UPPER L./BTM RH	618230
	120075-01-705	EA HINGE, PAINTED, TOP LH/BTM RH	618510
	120075-01-706	EA BIN-DOOR	618109
	120075-01-707	EA DIVIDER-DOOR BIN	618166
	120075-01-708	EA BUSHING-DOOR HINGE	618144
	120075-01-709	EA RETAINER-LOWER DOOR PANEL	618219
	120075-01-710	EA DOOR-LOWER-FOAMED, W/GASKET	618270
	120075-01-711	EA HANDLE ASM, UPPER RH/LOWER LH	618235
	120075-01-712	EA BIN-DOOR, BOTTOM-LARGE	618103
	120075-01-713	EA TRIM-TOP PIECE	618124
	120075-01-714	EA PLUG-HOLE	618170
	120075-01-715	EA HINGE-CABINET SIDE-PAINTED	618512
	120075-01-716	EA TRIM-SIDE PIECE	618134
	120075-01-717	EA SHELF-FREEZER, WIRE	618172
	120075-01-718	EA BOX-FILLER	618112
	120075-01-719	EA OPTICAL CONTROL BOX ASSEMBLY	618245
	120075-01-720	EA TRAY-DRIP	618137
	120075-01-721	EA LOUVER-DRIP TRAY	618176
	120075-01-722	EA SHELF-WIRE, SHORT	618239
	120075-01-723	EA SHELF-WIRE	618114
	120075-01-724	EA SHELF-WIRE, W/CUTOUT	618177
	120075-01-725	EA COVER-CRISPER	618158
	120075-01-726	EA CRISPER	618154
	120075-01-727	EA PIN-HINGE	618145
	120075-01-728	EA COVER-HINGE HOLE	618171
	120075-01-729	EA TRIM-BOTTOM PIECE	618136
	120075-01-730	EA RETAINER-SHELF	618181
	120075-01-731	EA PLUG-FACADE	618184
	120075-01-732	EA PLATE-STRIKE	618167
	120075-01-733	EA CABINET-FOAMED	618265
	120075-01-734	EA COVER-LENS	618190
	120075-01-735	EA WIRE ASM.-LAMP	618548
	120075-01-736	EA COOLING UNIT, SERVICE PACK	618542
	120075-01-737	EA ORFICE-JEWEL, .0155	618284
	120075-01-738	EA COVER-POWER BOARD	618185
	120075-01-739	EA BOARD-POWER, 2-WAY	618198
	120075-01-740	EA COVER-BASE, POWER BOARD	618186
	103251-07-01A	EA INSERT-ACRYLIC BLACK - 21.60 X 14.53	
	103251-09-01A	EA INSERT-ACRYLIC BLACK - 21.60 X 38.62	
	116751-02-01A	EA TRAY-REFRIGERATOR, BLACK	
	090195-08-000	EA BAFFLE-REFRIGERATOR, LOWER	
	093646-01-000	EA BRACKET ASM-TIEDOWN, REFRIGERATOR	
	093646-02-000	EA BRACKET-TIEDOWN, REFRIGERATOR	
	054450-01-000	EA LEVEL-REFRIGERATOR	

**GALLEY GROUP (CONTINUED)**  
**LARGE NORCOLD 982 REFRIGERATOR W/ICE MAKER**

KEY	PART NUMBER	U/M DESCRIPTION	VENDOR NO.
	120075-03-01A	EA REFRIG-LARGE DBL DR BL 2-WAY - NORCOLD 982 RIM	
	084880-01-718	EA VALVE-GAS, (ASCO)	61551822
	084880-01-760	EA CLIP (THERMISTER)	61689122
	084880-03-705	EA BRACKET-LIGHT-INTERIOR	61629722
	084880-03-706	EA BULB-LAMP	61628922
	088248-01-709	EA HEATER-AC (HORIZONTAL)	61562722
	088248-01-710	EA HEATER DC (HORIZONTAL)	61562822
	104137-06-709	EA VALVE-SHUT OFF, MANUAL	61694922
	104137-06-714	EA BURNER ASSEMBLY, 5-SLOT	61705222
	104137-06-715	EA ELECTRODE-SPARK/SENSOR, SGL	61692222
	104137-06-718	EA SHELF-TRAY, WHITE, W/CUTOUT	617756
	113737-01-702	EA PLUG 1/8" F/PRESSURE TAP	61445322
	113737-01-716	EA TAP-PRESSURE	61594422
	113737-01-750	EA TUBE-UNION	61694622
	120075-01-700	EA RETAINER-DOOR, DECOR PANEL	618128
	120075-01-701	EA HINGE-TOP RH/BTM LH, PAINTED	618511
	120075-01-702	EA CAP, (HINGE PLUG)	618160
	120075-01-703	EA DOOR ASM., FOAMED, W/GASKET	618205
	120075-01-704	EA HANDLE ASM, UPPER L./BTM RH	618230
	120075-01-705	EA HINGE, PAINTED, TOP LH/BTM RH	618510
	120075-01-706	EA BIN-DOOR	618109
	120075-01-707	EA DIVIDER-DOOR BIN	618166
	120075-01-708	EA BUSHING-DOOR HINGE	618144
	120075-01-709	EA RETAINER-LOWER DOOR PANEL	618219
	120075-01-710	EA DOOR-LOWER-FOAMED, W/GASKET	618270
	120075-01-711	EA HANDLE ASM, UPPER RH/LOWER LH	618235
	120075-01-712	EA BIN-DOOR, BOTTOM-LARGE	618103
	120075-01-713	EA TRIM-TOP PIECE	618124
	120075-01-714	EA PLUG-HOLE	618170
	120075-01-715	EA HINGE-CABINET SIDE-PAINTED	618512
	120075-01-716	EA TRIM-SIDE PIECE	618134
	120075-01-717	EA SHELF-FREEZER, WIRE	618172
	120075-01-718	EA BOX-FILLER	618112
	120075-01-719	EA OPTICAL CONTROL BOX ASSEMBLY	618245
	120075-01-720	EA TRAY-DRIP	618137
	120075-01-721	EA LOUVER-DRIP TRAY	618176
	120075-01-722	EA SHELF-WIRE, SHORT	618239
	120075-01-723	EA SHELF-WIRE	618114
	120075-01-724	EA SHELF-WIRE, W/CUTOUT	618177
	120075-01-725	EA COVER-CRISPER	618158
	120075-01-726	EA CRISPER	618154
	120075-01-727	EA PIN-HINGE	618145
	120075-01-728	EA COVER-HINGE HOLE	618171
	120075-01-729	EA TRIM-BOTTOM PIECE	618136
	120075-01-730	EA RETAINER-SHELF	618181
	120075-01-731	EA PLUG-FACADE	618184
	120075-01-732	EA PLATE-STRIKE	618167
	120075-01-734	EA COVER-LENS	618190
	120075-01-735	EA WIRE ASM.-LAMP	618548
	120075-01-736	EA COOLING UNIT, SERVICE PACK	618542
	120075-01-737	EA ORFICE-JEWEL, .0155	618284
	120075-01-738	EA COVER-POWER BOARD	618185
	120075-01-739	EA BOARD-POWER, 2-WAY	618198
	120075-01-740	EA COVER-BASE, POWER BOARD	618186
	120075-03-700	EA CABINET-FOAMED	618285
	120075-03-701	EA VALVE ASM., WATER, W/BRACKET	618253
	120075-03-702	EA FITTING-NUT/COMPRESSION	61678722
	120075-03-703	EA ARM-SHUT OFF	61656922
	120075-03-704	EA BIN-ICE CUBE	618154
	103251-07-01A	EA INSERT-ACRYLIC BLACK - 21.60 X 14.53	
	103251-09-01A	EA INSERT-ACRYLIC BLACK - 21.60 X 38.62	
	116751-02-01A	EA TRAY-REFRIGERATOR, BLACK	
	090195-08-000	EA BAFFLE-REFRIGERATOR, LOWER	
	093646-01-000	EA BRACKET ASM-TIEDOWN, REFRIGERATOR	
	093646-02-000	EA BRACKET-TIEDOWN, REFRIGERATOR	
	054450-01-000	EA LEVEL-REFRIGERATOR	

# GALLEY GROUP (CONTINUED)

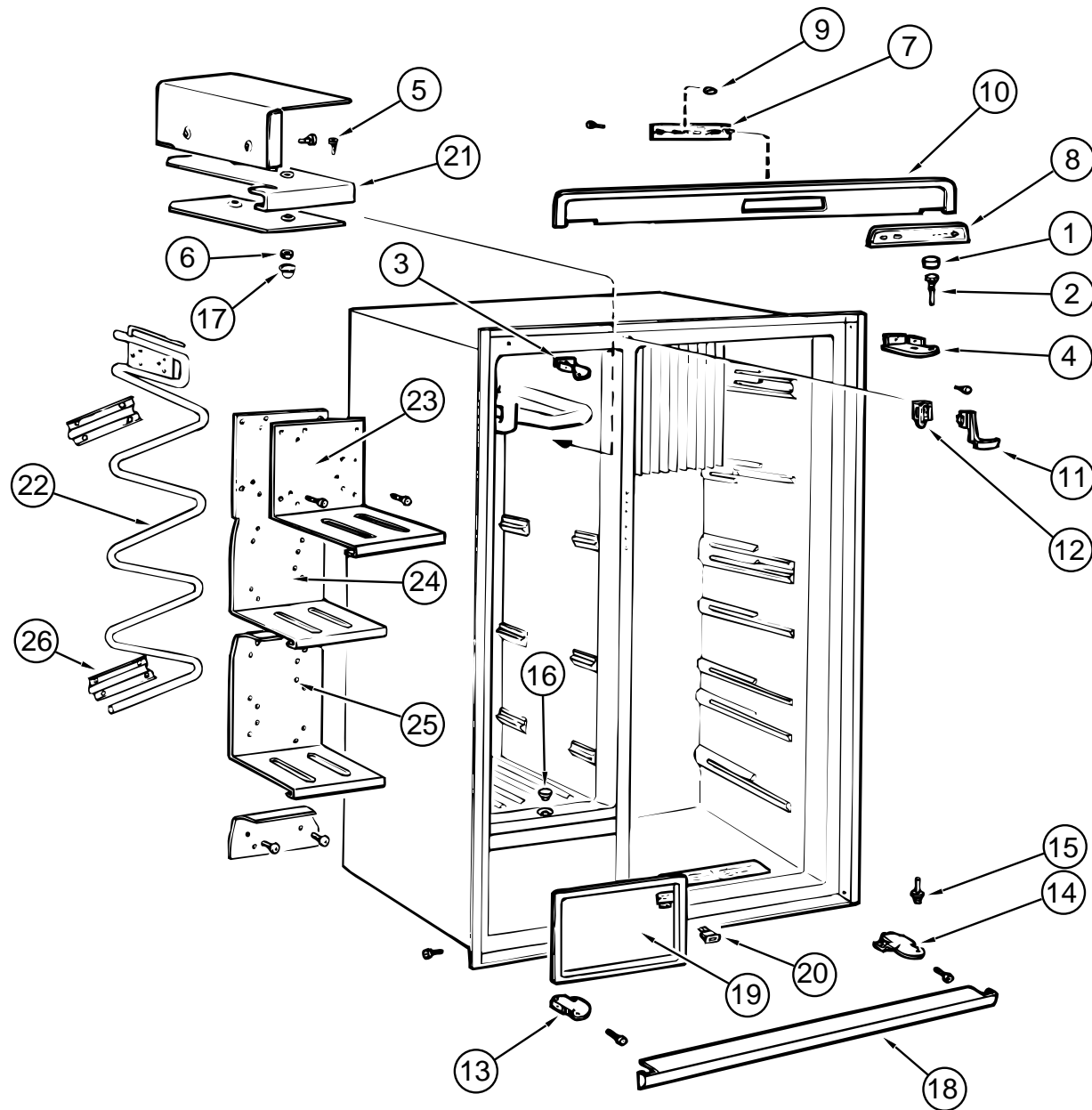
## DOMETIC SIDE BY SIDE REFRIGERATOR - RM 7732IM



KEY	PART NUMBER	U/M DESCRIPTION	VENDOR NO.
	118367-01-01A	EA REFRIGERATOR-SIDE BY SIDE DOOR 2 WAY	
1	118367-01-739	EA FLANGE-COOLING COIL, LEFT	293 16 61-02/5
2	118367-01-740	EA FLANGE-COOLING COIL, RIGHT	293 16 61-03/3
3	118367-01-741	EA SHELF-UPPER, REFRIGERATOR	293 15 41-05/2
4	118367-01-742	EA SHELF #2, REFRIGERATOR	293 15 41-04/5
5	118367-01-743	EA SHELF #3, REFRIGERATOR	293 15 42-02/7
6	118367-01-744	EA SHELF #4, REFRIGERATOR	293 11 17-06/9
7	118367-01-745	EA SHELF #5, REFRIGERATOR	293 15 41-06/0
8	118367-01-746	EA TRAY-ICE	293 04 00-00/3
9	118367-01-747	EA LOCK-FLAP, INNER	200 73 92-02/6
10	118367-01-748	EA LOCK-FLAP, OUTER	200 73 93-02/4
11	118367-01-749	EA BOX-VEGETABLE	293 14 71-02/9
12	118367-01-750	EA BOX-VEGETABLE	293 14 71-03/7
13	118367-01-751	EA LID-VEGETABLE	293 26 93-01/9
14	118367-01-752	EA PAN-DRIP	293 61 63-01/3
15	118367-01-753	EA COVER-SWITCH & LIGHT	200 40 44-09/1
16	118367-01-754	EA SWITCH-DOOR	294 08 25 00/9
17	118367-01-755	EA RETAINER-PROBE	293 19 76-01/9
18	118367-01-756	EA SUPPORT-THERMOSTAT	200 40 42-00/4
19	118367-01-757	EA CAP-END LAMP PROTECTION	200 40 43-00/2
20	118367-01-758	EA LIGHTING	293 07 44-01/2
21	118367-01-759	EA LAMP, 10W - 12VOLT	200 72 90-00/6
22	118367-01-760	EA RACK-UPPER	200 73 37-15/3
23	118367-01-761	EA RACK-LOWER	200 73 37-16/1
24	118367-01-762	EA RETAINER-RACKS	293 06 93-04/5
25	118367-01-763	EA PIN-LOCKING	200 12 81-01/9
	118367-01-784	EA BUCKET-ICE	3108702.998
	118367-01-785	EA CONNECTION-WATER, COMPLETE	2930916024
	118367-01-787	EA SHELF-ICE BUCKET WIRE	293 19 85010
	118367-01-788	EA BLOCK-TERMINAL	2931963017
	118367-01-789	EA ICEMAKER	3108703.517
	118367-01-790	EA VALVE-WATER	2931972026
	120075-01-740	EA COVER-BASE, POWER BOARD	618186
	120075-03-700	EA CABINET-FOAMED	618285
	120075-03-701	EA VALVE ASM., WATER, W/BACKET	618253
	120075-03-702	EA FITTING-NUT/COMPRESSION	61678722
	120075-03-703	EA ARM-SHUT OFF	61656922
	120075-03-704	EA BIN-ICE CUBE	618154
	054450-01-000	EA LEVEL-REFRIGERATOR	
	065225-02-000	EA PLATE-TIEDOWN, REFRIGERATOR	
	090195-08-000	EA BAFFLE-REFRIGERATOR, LOWER	
	093646-01-000	EA BRACKET ASM-TIEDOWN, REFRIGERATOR	
	093646-02-000	EA BRACKET-TIEDOWN, REFRIGERATOR	
	103251-05-01A	EA INSERT-ACRYLIC BLACK - *16.81 X 55.06	
	103251-06-01A	EA INSERT-ACRYLIC BLACK - *10.44 X 55.06	
	114431-05-000	EA VALVE-NEEDLE, COMP 1/8 MPT X 1/4 - FLAIR-IT 64858	
	118871-01-01A	EA TRAY-REFRIGERATOR, SIDE/SIDE - BLACK	
		FROM: 00-00-00 THRU: 03-31-96	
	118871-02-01A	EA TRAY-REFRIGERATOR, SIDE/SIDE - BLACK	
		FROM: 04-01-96 THRU: 99-99-99	

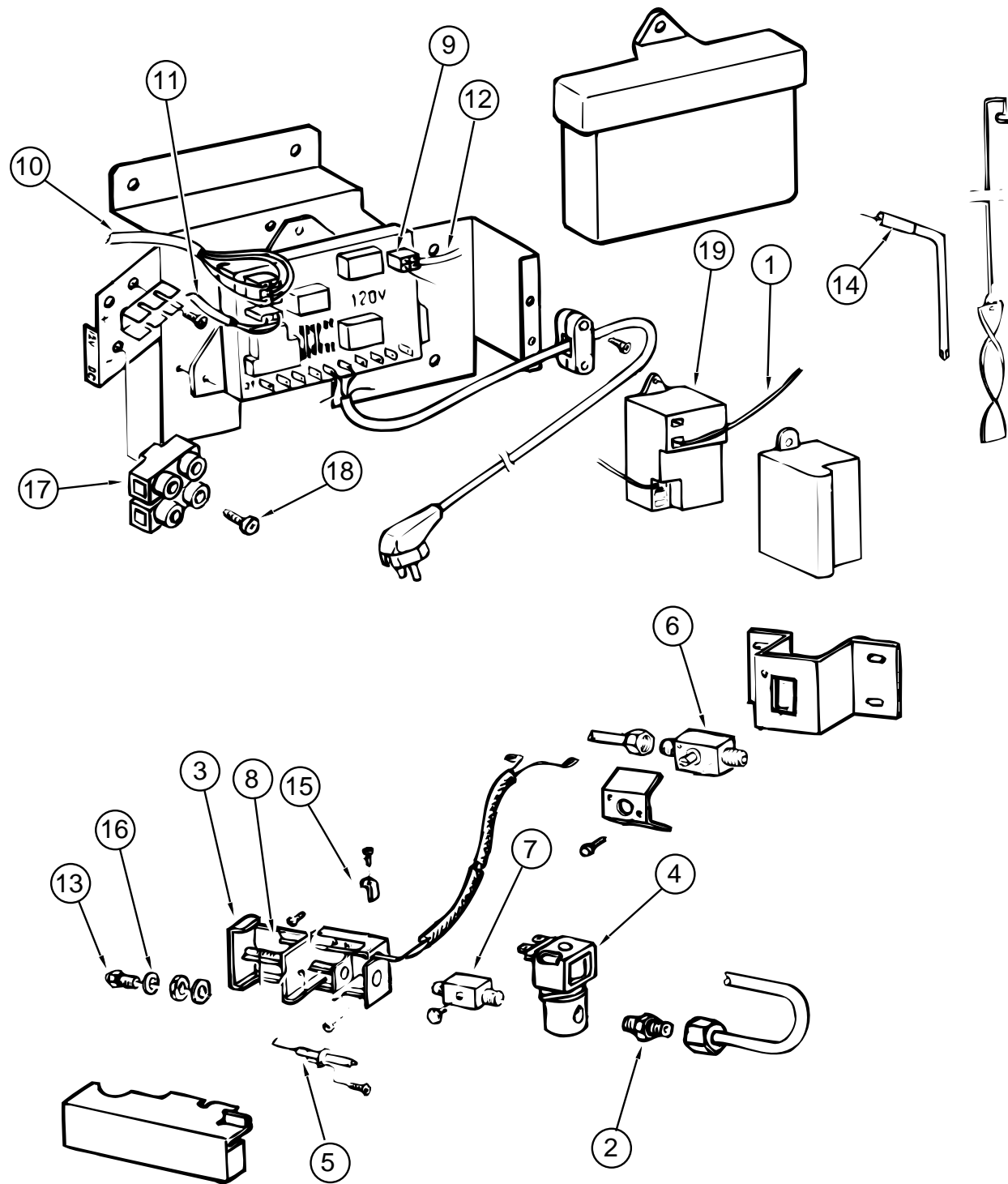
## GALLEY GROUP (CONTINUED)

### REFRIGERATOR SHELVES & COMPONENTS - DOMETIC RM 7732IM



KEY	PART NUMBER	U/M DESCRIPTION	VENDOR NO.
1	118367-01-713	EA PLUG	293 27 36-01/6
2	118367-01-714	EA PIN-HINGE, UPPER	293 26 47-01/5
3	118367-01-715	EA HINGE-UPPER, LEFT - FREEZER	293 26 46-01/7
4	118367-01-716	EA HINGE-UPPER, RIGHT - REFRIGERATOR	293 26 46-02/5
5	118367-01-717	EA SCREW, M6S, 5 X 20, FINISHED	725 23 30-13/4
6	118367-01-718	EA NUT, M5, BRASS, FINISHED	731 43 14-13/4
7	118367-01-719	EA BOARD-CIRCUIT, AES ASM.	293 26 97-05/1
8	118367-01-720	EA DECORATION	95 50 24-53/4
9	118367-01-721	EA BUTTON	95 50 24-13/8
10	118367-01-722	EA DECORATION-FRONT	293 26 63-01/2
11	118367-01-723	EA BOW-LOCKING	293 27 45-01/7
12	118367-01-724	EA RETAINER	293 27 46-01/5
13	118367-01-725	EA HINGE-LOWER, LEFT - FREEZER	293 26 45-01/9
14	118367-01-726	EA HINGE-LOWER, RIGHT - REFRIGERATOR	293 26 45-02/7
15	118367-01-727	EA PIN-HINGE, LOWER	293 26 49-02/9
16	118367-01-728	EA LID-LOWER	293 17 15-01/1
17	118367-01-729	EA LID-UPPER	293 04 87-00/0
18	118367-01-730	EA STRIP-FRONT	293 26 64-01/0
19	118367-01-731	EA FLAP	293 26 55-01/8
20	118367-01-732	EA SWITCH-DOOR	293 26 80-01/6
21	118367-01-732	EA SHELF-UPPER, FREEZER	293 14 77-02/6
22	118367-01-734	EA COIL-FREEZER	293 14 74-01/5
23	118367-01-735	EA SHELF - #2, FREEZER	293 19 83-02/3
24	118367-01-736	EA SHELF - #3, FREEZER	293 19 82-02/5
25	118367-01-737	EA SHELF - #4, FREEZER	293 14 82-02/6
26	118367-01-738	EA BRACKET-SHELF, FREEZER	293 14 84-01/4

### GALLEY GROUP (CONTINUED)



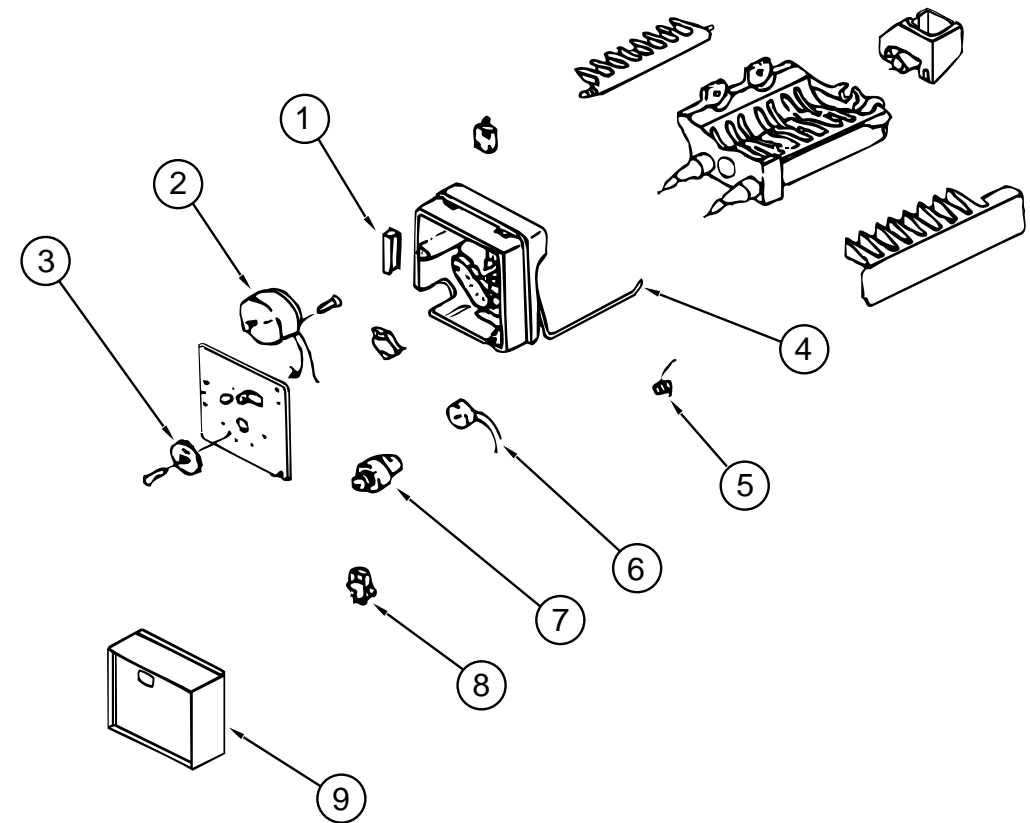
REFRIGERATOR ELECTRICAL COMPONENTS - DOMETIC RM 7732IM

KEY	PART NUMBER	U/M DESCRIPTION	VENDOR NO.
1	118367-01-764	EA CONDUCTOR-ELECTRODE	200 76 68-04/5
2	118367-01-765	EA NIPPLE	293 20 63-01/5
3	118367-01-766	EA HOUSING-BURNER	293 21 61-01/7
4	118367-01-767	EA VALVE-SOLENOID	294 3298-03/0
5	118367-01-768	EA ELECTRODE	293 14 95-01/0
6	118367-01-769	EA GAS SHUTOFF	293 26 16-01/0
7	118367-01-770	EA NIPPLE	293 18 24-01/1
8	118367-01-771	EA THERMOSTAT	293 18 26-01/6
9	118367-01-772	EA BOARD-CIRCUIT, COMPLETE	293 18 42-03/9

### GALLEY GROUP (CONTINUED)

REFRIGERATOR ELECTRICAL COMPONENTS - DOMETIC RM 7732IM (CONTINUED)

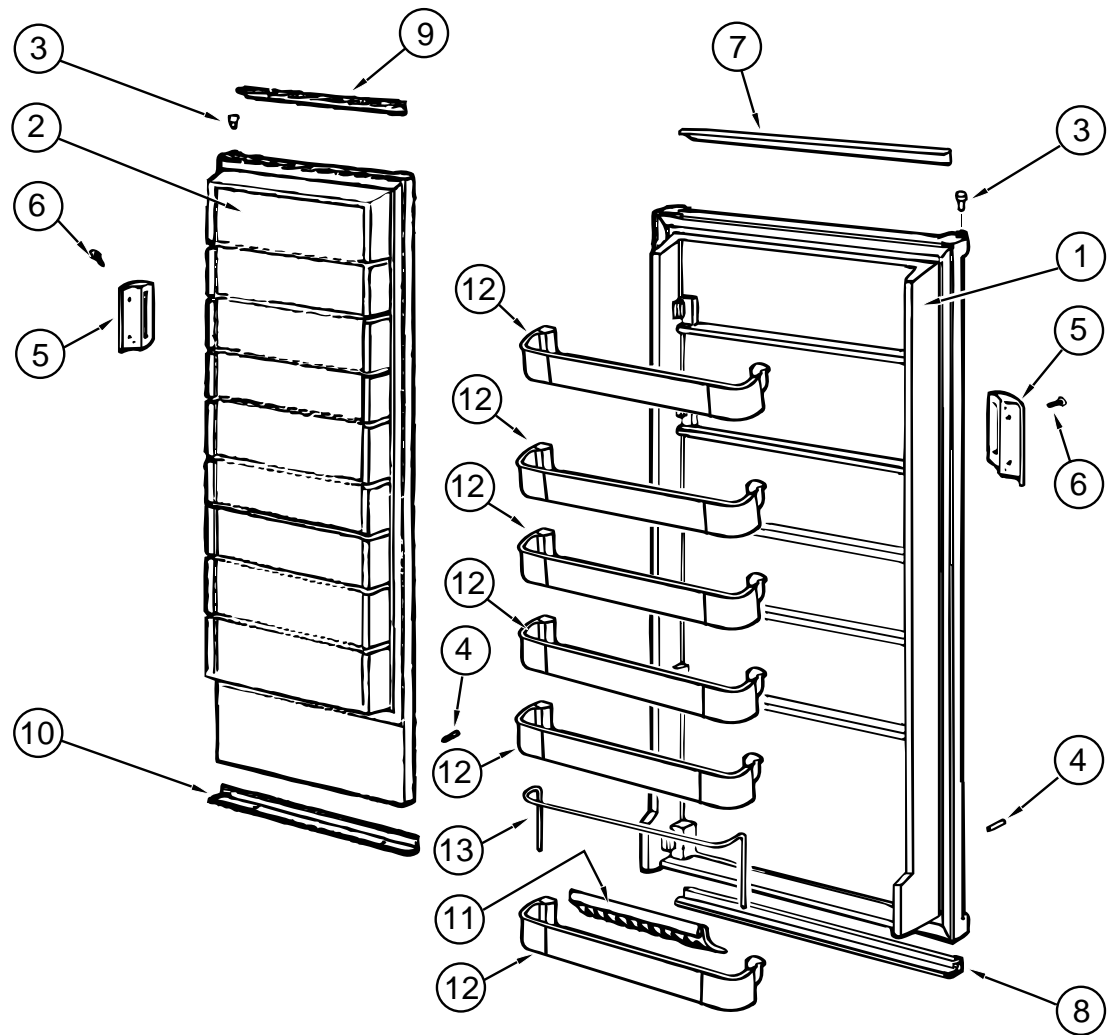
KEY	PART NUMBER	U/M DESCRIPTION	VENDOR NO.
10	118367-01-773	EA CONDUCTOR-CIRCUIT BOARD	293 18 62-02/9
11	118367-01-774	EA CONDUCTOR-THERMISTOR	293 18 63-02/7
12	118367-01-775	EA CONDUCTOR-GAS VALVE	295 44 37-02/2
13	118367-01-776	EA ORFICE-JET, NR76	200 74 19-33/2
14	118367-01-777	EA HEATER - 210 WATT, 120 VOLT	17 37 58-03/8
15	118367-01-778	EA RETAINER	293 06 60-01/0
16	118367-01-779	EA WASHER	200 74 57-00/1
17	118367-01-780	EA BLOCK-TERMINAL	293 04 63-01/9
18	118367-01-781	EA SCREW, R X S, B6 X 25, STAINLESS	729 52 87-40/8
19	118367-01-782	EA IGNITION-SPARK	293 11 32-01/9
	118367-01-800	EA BOARD-CIRCUIT	293 25 95-01/4



REFRIGERATOR ICEMAKER COMPONENTS - DOMETIC RM 7732IM

KEY	PART NUMBER	U/M DESCRIPTION	VENDOR NO.
1	118367-01-799	EA PLUG, 4 PRONG FEMALE	3108702.907
2	118367-01-793	EA MOTOR	3108703.475
3	118367-01-795	EA GEAR	3108703.491
4	118367-01-797	EA ARM, SHUT OFF	3108702.881
5	118367-01-798	EA SPRING, SHUT OFF ARM	3108702.899
6	118367-01-792	EA THERMOSTAT, MOLDING	3108703.467
7	118367-01-794	EA CAM	3108703.483
8	118367-01-791	EA SWITCH (3 REQ)	8108703.459
9	118367-01-796	EA COVER, CYCLE FRONT	2930874025

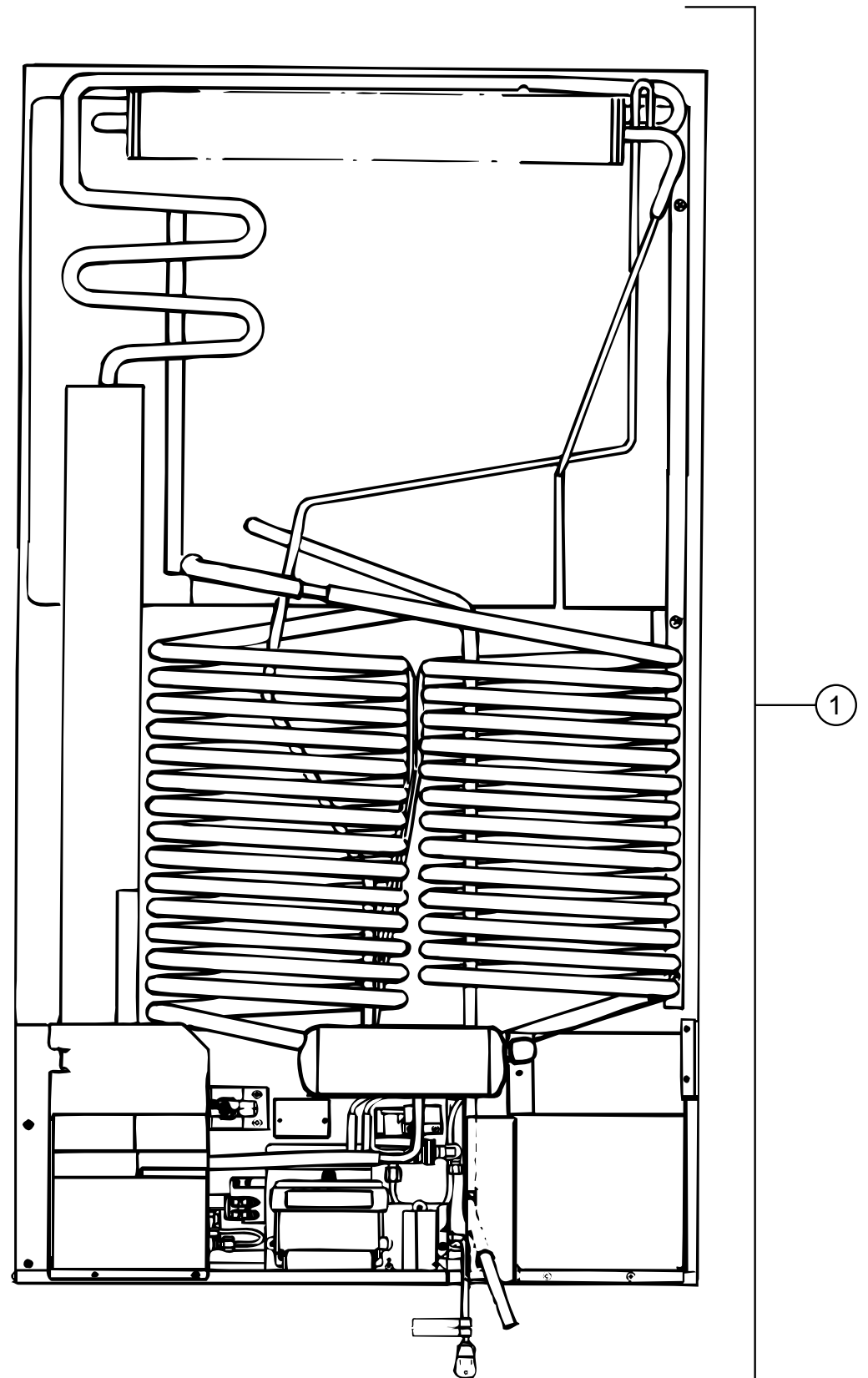
**GALLEY GROUP (CONTINUED)**



**REFRIGERATOR DOORS - DOMETIC RM 7732IM**

KEY	PART NUMBER	U/M DESCRIPTION	VENDOR NO.
1	118367-01-700	EA DOOR-REFRIGERATOR	293 25 90-11/6
2	118367-01-701	EA DOOR-FREEZER	293 25 89-11/8
3	118367-01-702	EA BUSHING-HINGE, FREEZER/REFRIGERATOR	293 11 71-01/7
4	118367-01-703	EA STOP-LOWER, FREEZER/REFRIGERATOR	293 25 88-01/1
5	118367-01-704	EA HANDLE, FREEZER/REFRIGERATOR	293 27 29-01/1
6	118367-01-705	EA SCREW-HANDLE, FREEZER/REFRIGERATOR	724 13 23-61/2
7	118367-01-706	EA DECORATION-DOOR, REFRIGERATOR UPPER	293 26 42-08/1
8	118367-01-707	EA DECORATION-DOOR, REFRIGERATOR LOWER	293 26 42-03/2
9	118367-01-708	EA DECORATION-DOOR, FREEZER, UPPER	293 26 42-12/3
10	118367-01-709	EA DECORATION-DOOR, FREEZER, LOWER	293 26 42-02/4
11	118367-01-710	EA HOLDER-BOTTLE, DOOR, REFRIGERATOR	293 26 58-01/2
12	118367-01-711	EA SHELF-DOOR, REFRIGERATOR	293 25 83-02/0
13	118367-01-712	EA RACK-DOOR, REFRIGERATOR	293 25 85-04/1

**GALLEY GROUP (CONTINUED)**



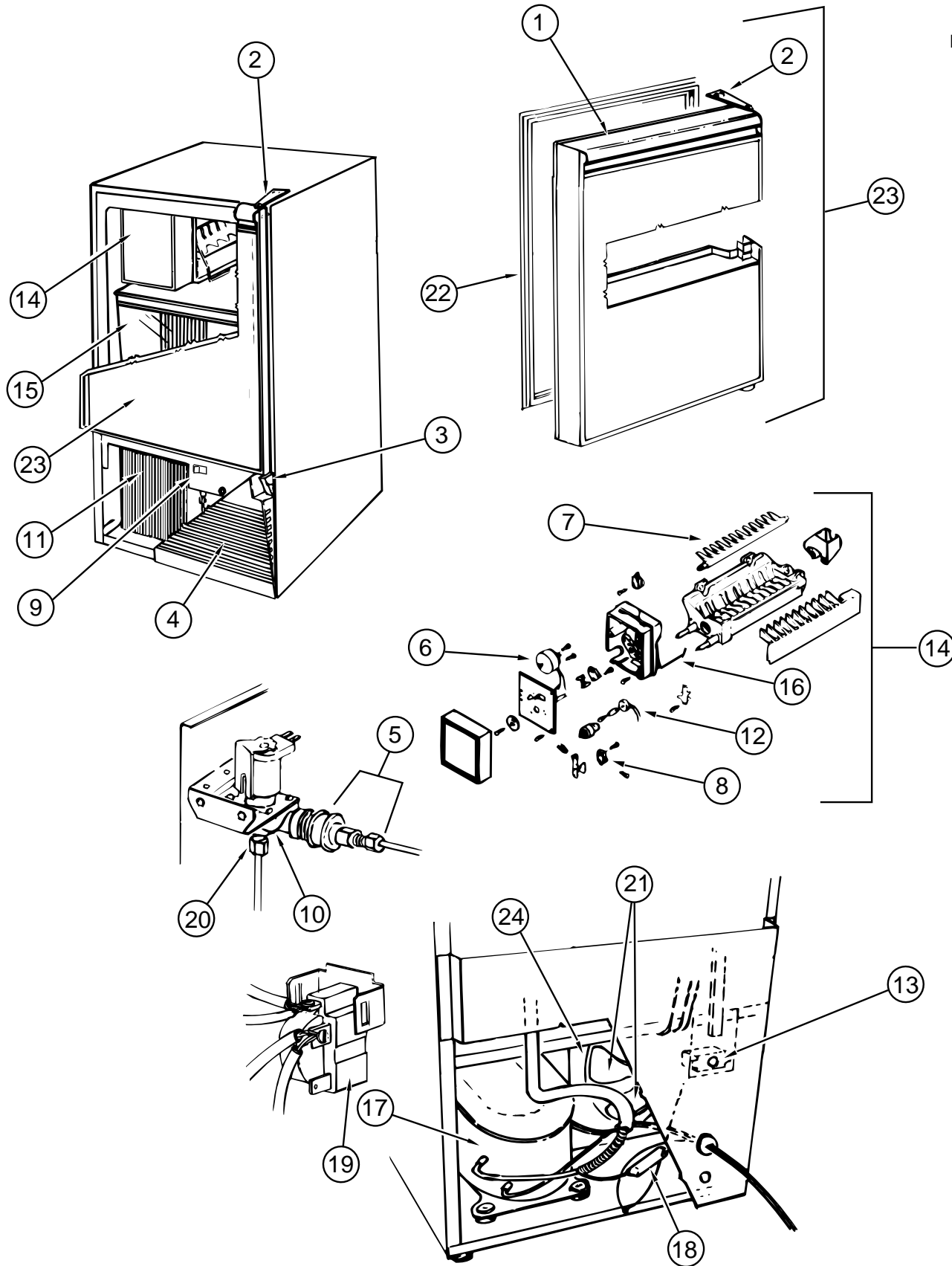
**REFRIGERATOR COOLING COIL - DOMETIC RM 7732IM**

KEY	PART NUMBER	U/M DESCRIPTION	VENDOR NO.
	118367-01-783	EA COIL-COOLING	293 49 45-09/4



# GALLEY GROUP (CONTINUED)

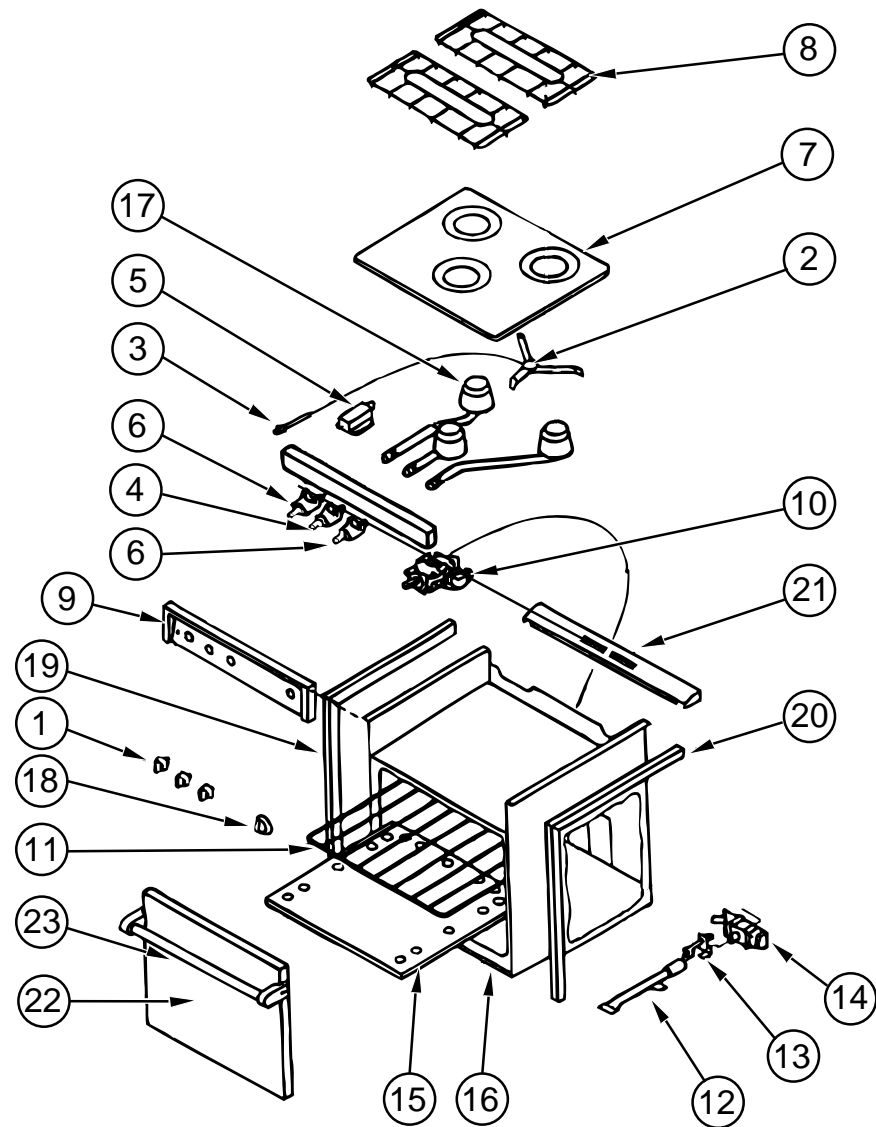
## DOMETIC ICE MAKER



KEY	PART NUMBER	U/M DESCRIPTION	VENDOR NO.
	076799-01-000	EA ICE MAKER-14" X 14.5" X 24.5" - U-LINE/DOMETIC	
	076799-01-710	EA TRAVEL PIN ASSEMBLY	5000
	076799-01-711	EA MOTOR	627973
	076799-01-712	EA EJECTOR-12 CAVITY	627375
	076799-01-713	EA SWITCH-MICRO, SPDT	2506
	076799-01-714	EA SWITCH-S.P.S.T.	2053
	076799-01-716	EA VALVE-SOLENOID	2552A
	076799-01-717	EA CONDENSER ASSEMBLY	2628S
	076799-01-718	EA SWITCH-LIMIT	2579
	076799-01-720	EA ICE MAKER ASSEMBLY	402
	076799-01-721	EA BUCKET-ICE	31429
	076799-01-723	EA COMPRESSOR	5266-S
	076799-01-724	EA DRYER	2544
	076799-01-725	EA RELAY-OVERLOAD	5239
	076799-01-726	EA PLASTIC NUT & SLEEVE ASM.	41254
	076799-01-727	EA BLADE-FAN	5188
	076799-01-728	EA GASKET-DOOR, GRAY (SVC3002)	31493-1
	076799-01-729	EA DOOR ASSEMBLY, COMPLETE	95BG
	076799-01-730	EA MOTOR-FAN	5263
	077841-01-000	EA BRACKET-TIEDOWN, TRIANGLE - RH - 9.5" LONG SIDE - STEEL	
	077841-02-000	EA BRACKET-TIEDOWN, TRIANGLE - LH - 9.5" LONG SIDE - STEEL	

## GALLEY GROUP (CONTINUED)

RANGE W/OVEN - ATWOOD R-2136BG FROM: 00-00-00 THRU: 02-28-96

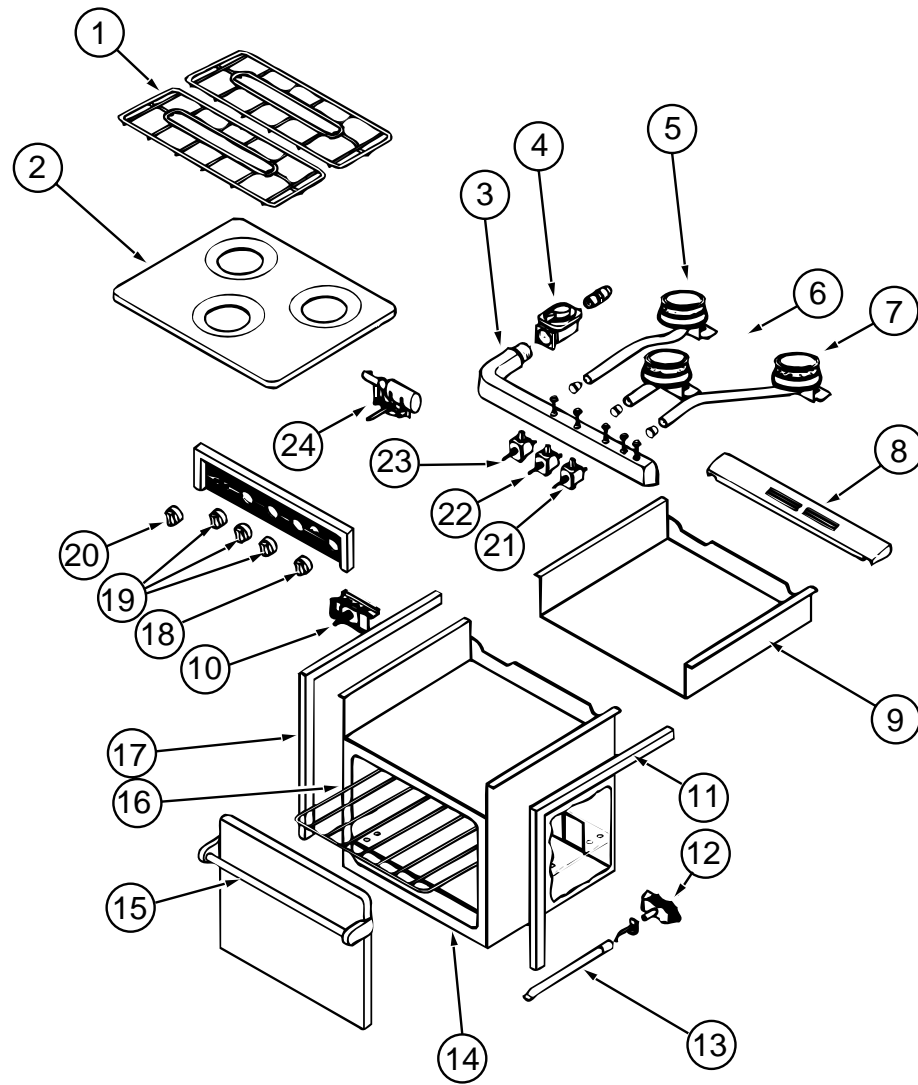


KEY	PART NUMBER	U/M DESCRIPTION	VENDOR NO.
	14	107246-01-707 EA VALVE-SAFETY	51177
	15	107246-01-708 EA SHELF-OVEN, BOTTOM	51657
	16	107246-01-709 EA TRIM-BOTTOM, BLACK	53526D
	17	107246-01-710 EA BURNER (HIGH OUTPUT)	53069
	18	107246-01-711 EA KNOB-THERMOSTAT	53001
	19	107323-01-702 EA TRIM-LEFT	53023
	20	107323-01-703 EA TRIM-RIGHT	53024
	21	107323-01-705 EA TRIM VENT	53525
		107323-01-710 EA GRATE CLIP	53301
		107323-01-711 EA RUBBER GRATE CUSHION	53008
22	107246-01-717 EA DOOR-OVEN, BLACK GLASS - LARGE	51835	
	107323-01-713 EA GLASS-BLACK, OVEN DOOR INSERT	53426	
23	107323-01-714 EA HANDLE FOR GLASS W/HOLE	51112	
	107109-09-01A EA BRACKET ASM-TIEDOWN, RH - BLACK		
	107109-10-01A EA BRACKET-TIEDOWN, LH - BLACK		

KEY	PART NUMBER	U/M DESCRIPTION	VENDOR NO.
	107246-01-01A	EA RANGE-W/OVEN, BLACK	
1	101593-01-703	EA BURNER KNOB	3000
2	106689-01-701	EA SPARK-INGNITOR ASM, HIGHOUTPUT	53078
3	106689-01-702	EA PIEZO PUSH BUTTON	52279
4	106689-01-703	EA VALVE-HIGH OUTPUT	53047
5	106689-01-704	EA REGULATOR W/EXTREME PRESSURE	52154
6	106689-01-705	EA VALVE-BURNER, R-SHAW 5200 BTU	52123
6	107323-01-719	EA VALVE-BURNER, HARPER WYMAN	51138
7	107246-01-700	EA RANGE TOP (BLACK)	53083
8	107246-01-701	EA GRATE	53050
9	107246-01-702	EA MANIFOLD COVER	53072
10	107246-01-703	EA THERMOSTAT, ROBERT SHAW	52122
11	107246-01-704	EA RACK-OVEN	51069
12	107246-01-705	EA BURNER-OVEN	52018
		FROM: 00-00-00 THRU: 04-16-96	
12	107246-01-721	EA BURNER-OVEN	52017
		FROM: 04-17-96 THRU: 99-99-99	
13	107246-01-706	EA PILOT ASSEMBLY-OVEN	52242

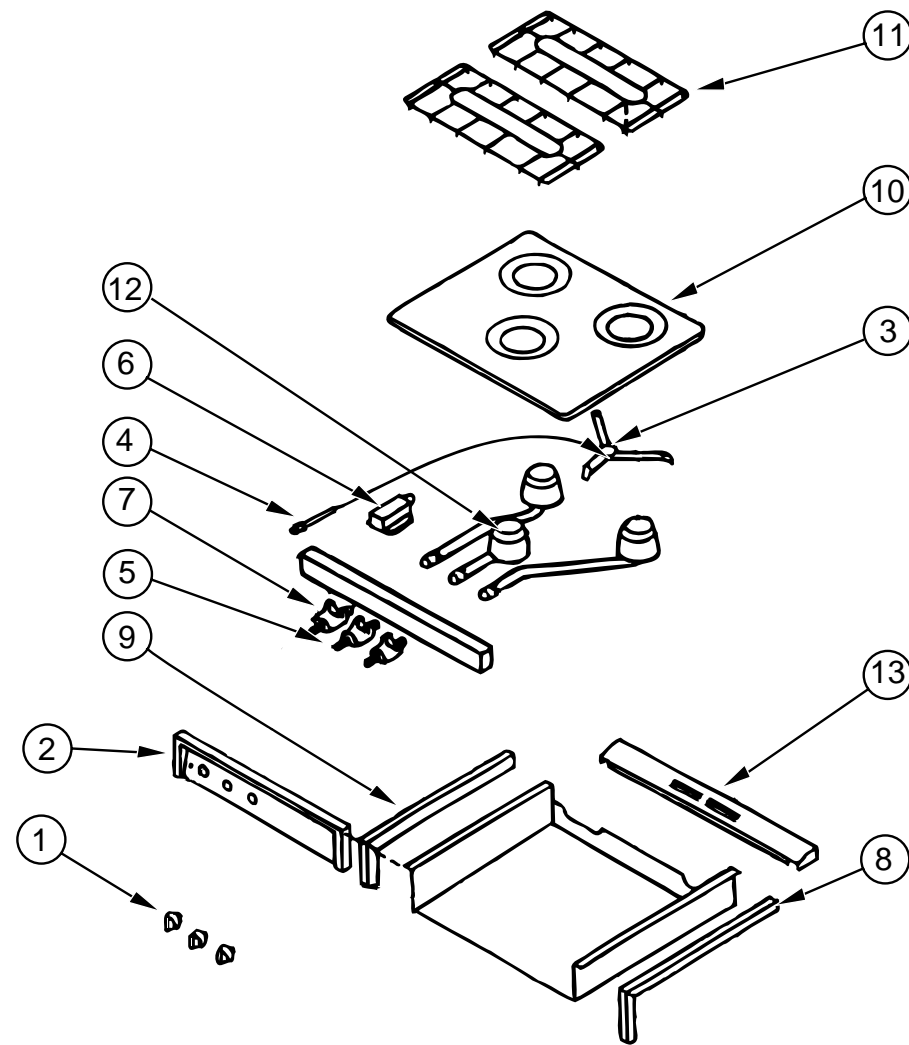
## GALLEY GROUP (CONTINUED)

RANGE W/OVEN - ATWOOD R-2137BGP FROM: 02-29-96 THRU: 99-99-99



KEY	PART NUMBER	U/M DESCRIPTION	VENDOR NO.
	121758-01-01A	EA RANGE-W/OVEN, 21" 3 BURNER - BLACK	
	106689-01-704	EA REGULATOR-EXTREME PRESSURE	51062
1	107246-01-701	EA GRATE-BURNER	53050
	107323-01-711	EA CUSHION-GRATE, RUBBER	53008
	107323-01-716	EA CLIP-GRATE, GREEN	50005
2	121758-01-714	EA RANGE-TOP, ALMOND	53082
3	121758-01-709	EA MANIFOLD - 3 BURNER	51272
4	121758-01-713	EA COVER-MANIFOLD	56107
5	121758-01-707	EA BURNER-LEFT REAR PIEZO	56066
6	121758-01-708	EA BURNER-CENTER (HIGH OUTPUT)	56068
7	121758-01-706	EA BURNER-RIGHT REAR PIEZO	56067
8	107323-01-705	EA TRIM-VENT	53525
9	121758-01-711	EA BURNER BOX	51684
10	107246-01-703	EA THERMOSTAT, ROBERT SHAW	52122
11	107323-01-703	EA TRIM-RIGHT	53024
12	107246-01-706	EA PILOT ASM, ONLY (OVEN)	51065
13	107246-01-705	EA BURNER-OVEN	52018
		FROM: 00-00-00 THRU: 04-16-96	
13	107246-01-721	EA BURNER-OVEN	52017
		FROM: 04-17-96 THRU: 99-99-99	
14	107246-01-709	EA TRIM-LOWER, BLACK	53526D
15	107323-01-714	EA HANDLE ASM. DESIGNER STYLE	51112
	107323-01-713	EA GLASS-BLACK, INSERT OVEN DOOR	53426
16	107246-01-704	EA RACK-OVEN	51069
	107246-01-708	EA SHELF-OVEN, LOWER	51657
17	107323-01-702	EA TRIM-LEFT	53023
18	121758-01-703	EA KNOB-THERMOSTAT	56094
19	121758-01-712	EA KNOB-BURNER (3)	56093
20	121758-01-700	EA KNOB (TURN STYLE) PIEZO IGNITOR	56095
21	121758-01-710	EA VALVE, BURNER (2)	56086
22	121758-01-705	EA VALVE-HIGH OUTPUT	56087
23	121758-01-710	EA VALVE, BURNER (2)	56086
24	121758-01-701	EA IGNITOR PIEZO (ROTARY)	56096
	121758-01-704	EA INSERT-PIEZO	56098
	107246-01-707	EA VALVE-SAFETY W/PILOT COMP.	51063
	121758-01-702	EA ELECTRODE WIRE-PIEZO IGNITOR	56097

## GALLEY GROUP (CONTINUED)



ATWOOD RANGE TOP - 53764  
FROM: 00-00-00 THRU: 01-14 96

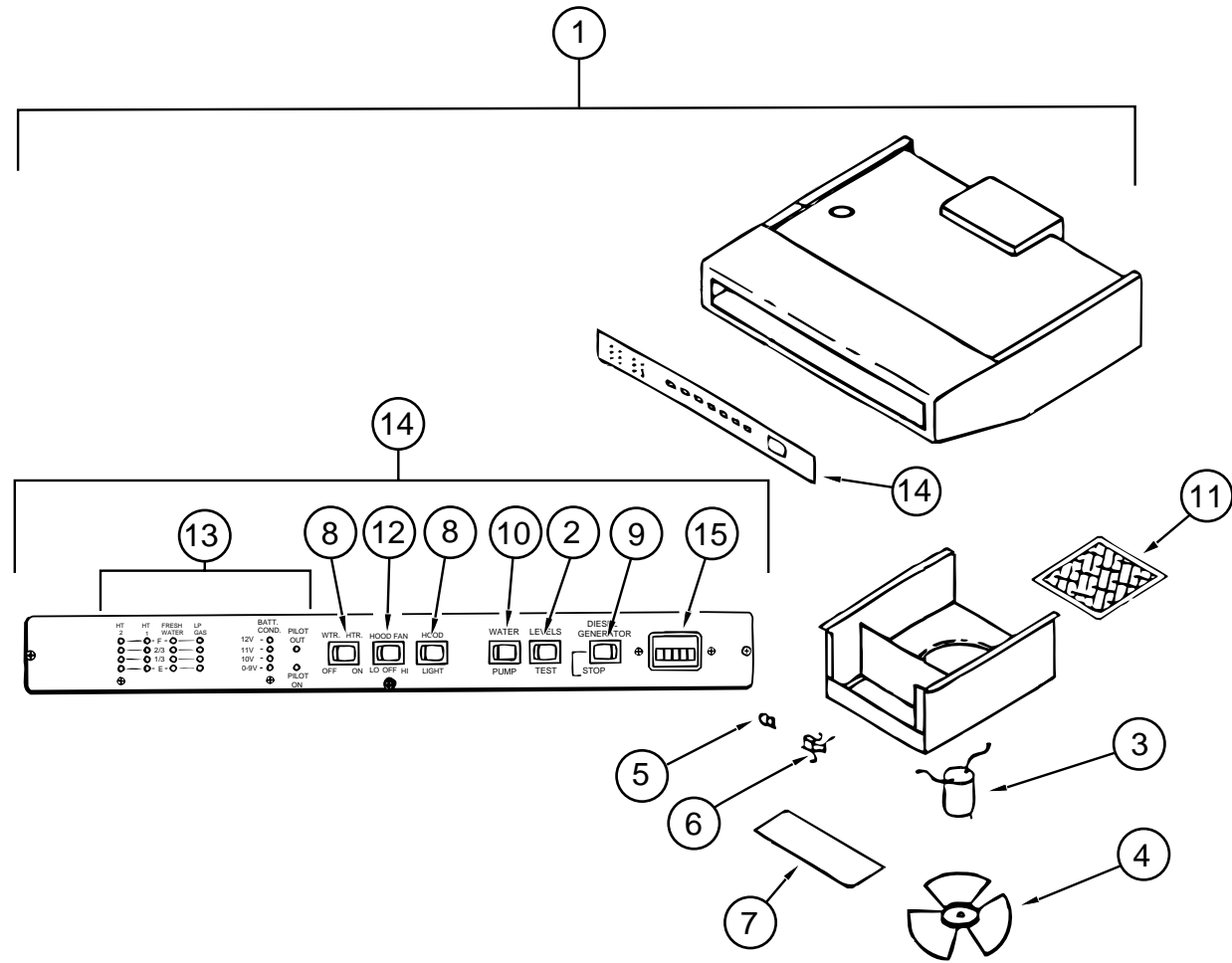
KEY	PART NUMBER	U/M DESCRIPTION	VENDOR NO.
	106689-01-01A	EA TOP-RANGE, 3 BURNER - BLACK	53764
1	101593-01-703	EA BURNER KNOB	53000
2	106689-01-700	EA MANIFOLD COVER, 3 BURNER	53074
3	106689-01-701	EA SPARK-INGNITOR ASM-HIGH OUTPUT	53078
4	106689-01-702	EA PIEZO PUSH BUTTON	52279
5	106689-01-703	EA VALVE-HIGH OUTPUT	53047
6	106689-01-704	EA REGULATOR W/EXTREME PRESSURE	52154
7	106689-01-705	EA VALVE-BURNER	52123
8	106689-01-706	EA TRIM-RIGHT HAND TOP & SIDE, BLACK	53020
9	106689-01-707	EA TRIM-LEFT HAND TOP & SIDE, BLACK	53019
10	107246-01-700	EA RANGE TOP-BLACK	53083
11	107246-01-701	EA GRATE	53050
12	107246-01-710	EA BURNER-HIGH OUTPUT	53069
13	107323-01-705	EA TRIM VENT	53525
	107323-01-710	EA GRATE CLIP	53301
	107323-01-711	EA RUBBER GRATE CUSHION	53008
	106936-03-01A	EA BRACKET-TDWN, STOVE, FRONT, RH - BLACK	
	106936-04-01A	EA BRACKET-STOVE FRONT TIEDOWN - LH - BLACK	

## GALLEY GROUP (CONTINUED)

ATWOOD RANGE TOP - C-37BP FROM: 01-15 96 THRU: 99-99-99

KEY	PART NUMBER	U/M DESCRIPTION	VENDOR NO.
	121757-01-01A	EA RANGE TOP - 3 BURNER, HIGH PRESSURE - BLACK	
	106689-01-704	EA REGULATOR-EXTREME PRESSURE	51062
	107246-01-701	EA GRATE-BURNER	53050
	107323-01-705	EA TRIM-VENT	53525
	107323-01-711	EA CUSHION-GRATE, RUBBER	53008
	107323-01-716	EA CLIP-GRATE, GREEN	50005
	121758-01-700	EA KNOB (TURN STYLE) PIEZO IGNITOR	56095
	121758-01-701	EA IGNITOR PIEZO (ROTARY)	56096
	121758-01-702	EA ELECTRODE WIRE (PIEZO IGNITOR)	56097
	121758-01-704	EA INSERT PIEZO	56098
	121758-01-705	EA VALVE-HIGH OUTPUT	56087
	121758-01-706	EA BURNER-RIGHT REAR PIEZO	56067
	121758-01-707	EA BURNER-LEFT REAR PIEZO	56066
	121758-01-708	EA BURNER-CENTER (HIGH OUTPUT)	56068
	121758-01-709	EA MANIFOLD 3 BURNER	51272
	121758-01-710	EA VALVE, BURNER (2)	56086
	121758-01-711	EA BURNER BOX	51684
	121758-01-712	EA KNOB, BURNER (3)	56093
	121758-01-714	EA RANGE-TOP, ALMOND	53082

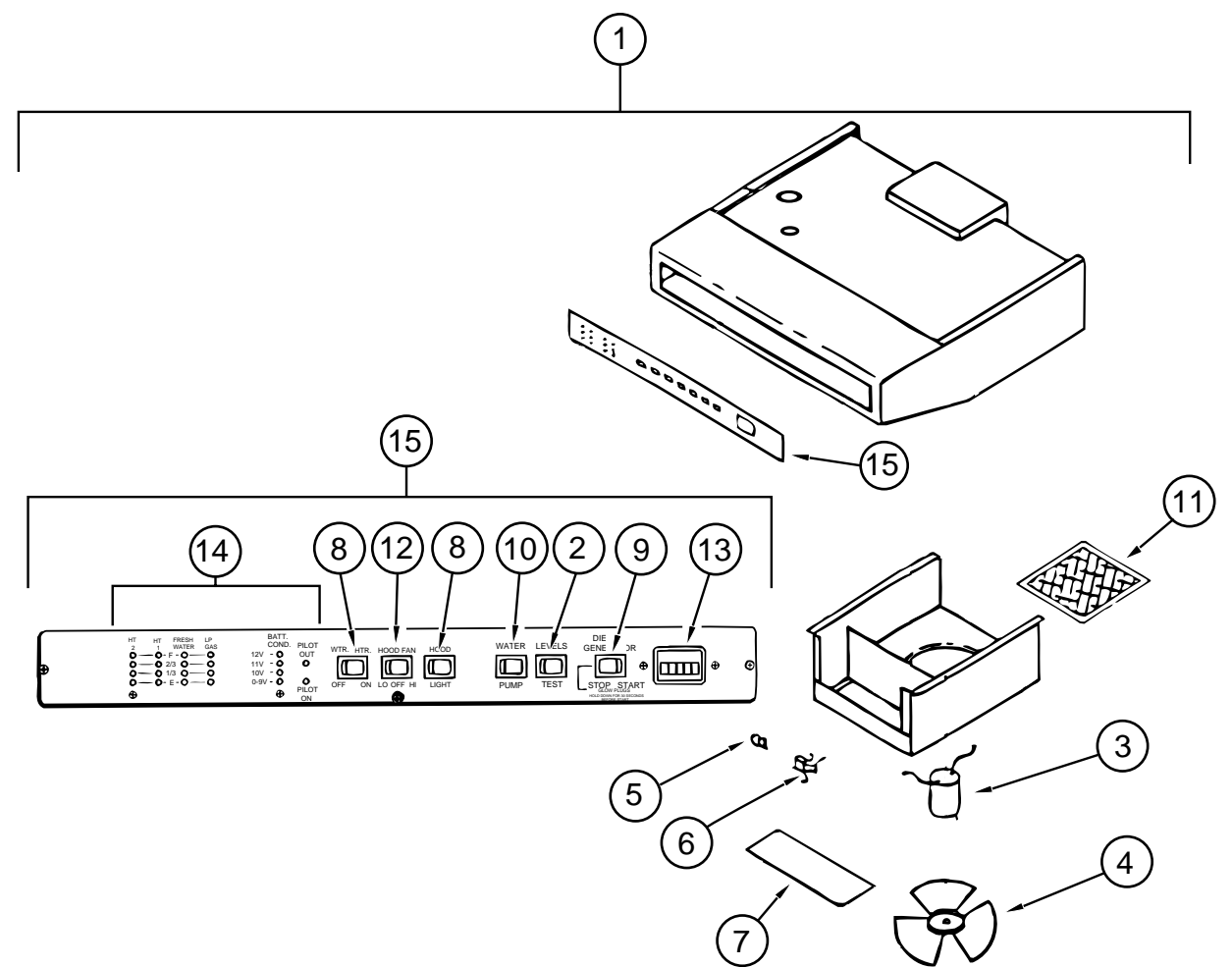
**GALLEY GROUP (CONTINUED)**



**RANGE HOODS**

KEY	PART NUMBER	U/M DESCRIPTION	VENDOR NO.
1	100258-25-02A	EA HOOD-RANGE, 22 - W/MONITOR PANEL TEXTURED	TMR-5021-SBDLG
1	100258-26-02A	EA HOOD-RANGE, 22 - W/MONITOR PANEL TEXTURED	TMR-5021-SBCLG
2	096983-01-701	EA SWITCH-SPST MOM., 2 TERM	L0111
3	090973-01-700	EA MOTOR - 12 VOLT, CSA & UL	CA508-1
4	090973-01-702	EA BLADE-FAN	VA183-1
5	117806-01-000	EA BULB - 12V, NO.912 1.0 AMPS	
6	092696-01-710	EA HOLDER-LAMP	CB267-2
7	092696-02-701	EA LENS-LAMP	CC179-2
8	075470-01-702	EA SWITCH-ON/OFF (VARIOUS)	L108
9	096983-01-702	EA SWITCH-ON/ON	115
10	096983-01-703	EA SWITCH-ON/ON	115
11	100258-05-700	EA FILTER-CHARCOAL	CC248
12	100258-05-701	EA SWITCH-FAN, 2 SPEED	117
13	100258-11-700	EA BOARD-CIRCUIT	L5099-01
14	100258-14-701	EA PANEL-CONTROL ASSEMBLY	LA9078
15	100258-29-700	EA PANEL-CONTROL ASSEMBLY	LA9170

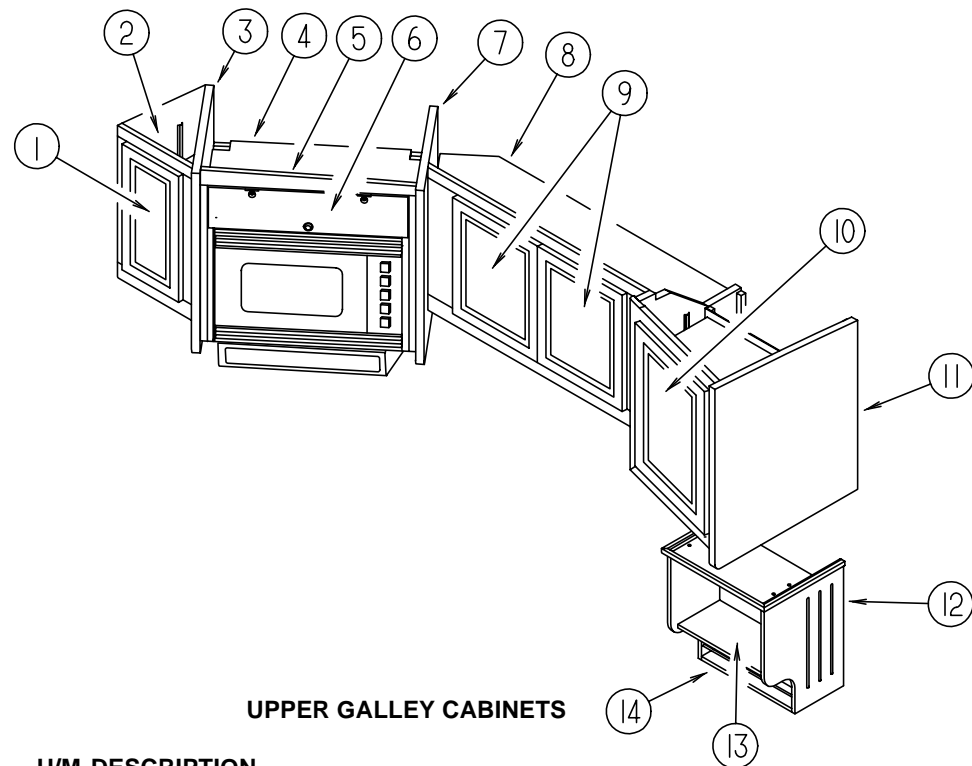
**GALLEY GROUP (CONTINUED)**



**RANGE HOODS**

KEY	PART NUMBER	U/M DESCRIPTION	VENDOR NO.
1	100258-29-01A	EA HOOD-RANGE, 22 - W/MONITOR PANEL - TEXTURED	TMR-5040 SBDLG
1	100258-30-01A	EA HOOD-RANGE, 22 - W/MONITOR PANEL - TEXTURED	TMR 5040 SBCLG
2	096983-01-701	EA SWITCH-SPST MOM., 2 TERM	L0111
3	090973-01-700	EA MOTOR - 12 VOLT, CSA & UL	CA508-1
4	090973-01-702	EA BLADE-FAN	VA183-1
5	117806-01-000	EA BULB - 12V, NO.912 1.0 AMPS	
6	092696-01-710	EA HOLDER-LAMP	CB267-2
7	092696-02-701	EA LENS-LAMP	CC179-2
8	096983-01-700	EA SWITCH-ON/OFF	108
9	096983-01-702	EA SWITCH-MOM/OFF/MOM, 3 TERM	112
10	096983-01-703	EA SWITCH-ON/ON	115
11	100258-05-700	EA FILTER-CHARCOAL	CC248
12	100258-05-701	EA SWITCH-FAN, 2 SPEED	117
13	100258-10-01A	EA GAUGE-HOUR METER W/SWITCH - SCREW ON STYLE	
13	100258-10-701	EA GAUGE-HOUR METER, CLIP ON	L0775-00
14	100258-11-700	EA BOARD-CIRCUIT	L5099-01
15	100258-29-700	EA PANEL-CONTROL ASSEMBLY	LA9170

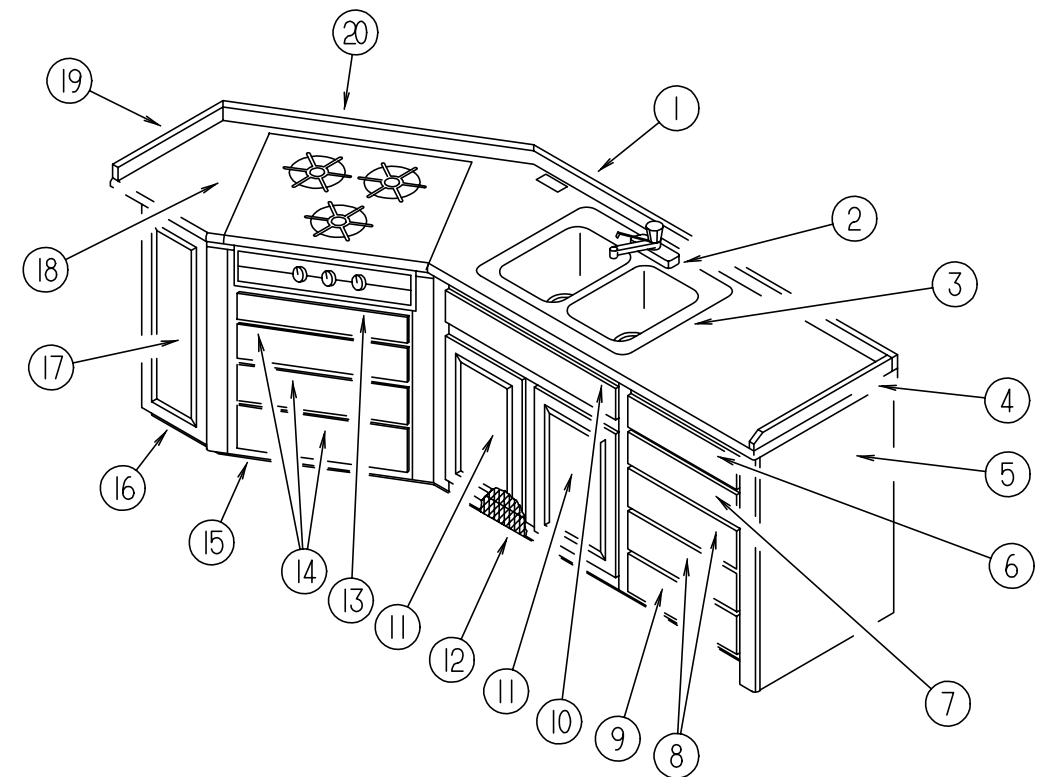
## GALLEY GROUP (CONTINUED)



UPPER GALLEY CABINETS

KEY	PART NUMBER	U/M DESCRIPTION
1	M05990-30-GV0	EA DOOR-RAIL, HDW, OGEE 0488 X 0266 (PICKLED ASH)
1	M05990-30-GV0	EA DOOR-RAIL, HDW, OGEE 0488 X 0266 (SALEM CHERRY)
2	119753-01-GV0	EA CABINET ASM-OVHD, GALLEY, RR (PICKLED ASH)
2	119753-01-GV1	EA CABINET ASM-OVHD, GALLEY, RR (SALEM CHERRY)
	119753-11-GV0	EA SHELF ASM (PICKLED ASH)
	119753-11-GV0	EA SHELF ASM (SALEM CHERRY)
3	107494-26-GV0	EA CAP ASM-END, RH (PICKLED ASH)
3	107494-26-GV1	EA CAP ASM-END, RH (SALEM CHERRY)
4	102483-20-GV0	EA SHELF-CABINET, MIRCROWAVE (PICKLED ASH)
4	102483-20-GV1	EA SHELF-CABINET, MIRCROWAVE (SALEM CHERRY)
5	P19752-01-GV0	EA CABINET ASM-OVHD, MICROWAVE (PICKLED ASH)
5	P19752-01-GV1	EA CABINET ASM-OVHD, MICROWAVE (SALEM CHERRY)
6	100708-11-000	EA DOOR-GLASS, CABINET - 6.13" X 23.4"
	100711-01-01A	EA HINGE-DOOR, GLASS
	100710-01-01A	EA LOCK-GLASS DOOR, TWIST TYPE - BRASS
	101272-01-000	EA CATCH-DOOR, GLASS
	101766-01-000	EA PIN-SUPPORT, GLASS DOOR
	100707-01-000	EA SPACER-DOOR, GLASS - .8" DIA - .3" HOLE - PLASTIC
7	107494-27-GV0	EA CAP ASM-END, LH (PICKLED ASH)
7	107494-27-GV1	EA CAP ASM-END, LH (SALEM CHERRY)
8	119754-01-GV0	EA CABINET ASM-OVHD, GALLEY (PICKLED ASH)
8	119754-01-GV1	EA CABINET ASM-OVHD, GALLEY (SALEM CHERRY)
9	M05990-28-GV0	EA DOOR-RAIL, HDW, OGEE 0452 X 0369 (PICKLED ASH)
9	M05990-28-GV0	EA DOOR-RAIL, HDW, OGEE 0452 X 0369 (SALEM CHERRY)
10	M05990-31-GV0	EA DOOR-RAIL, HDW, OGEE 0550 X 0432 (PICKLED ASH)
10	M05990-31-GV1	EA DOOR-RAIL, HDW, OGEE 0550 X 0432 (SALEM CHERRY)
11	P20479-01-GV0	EA CABINET ASM-GALLEY, FRONT (PICKLED ASH)
11	P20479-01-GV1	EA CABINET ASM-GALLEY, FRONT (SALEM CHERRY)
12	119767-01-GV0	EA CABINET ASM-COFFEE MAKER (PICKLED ASH)
12	119767-01-GV1	EA CABINET ASM-COFFEE MAKER (SALEM CHERRY)
13	058331-E3-000	EA MIRROR-GLASS, SAFETY - 378MM X 150MM
14	084071-21-000	EA ROD-BRASS, 393MM LONG

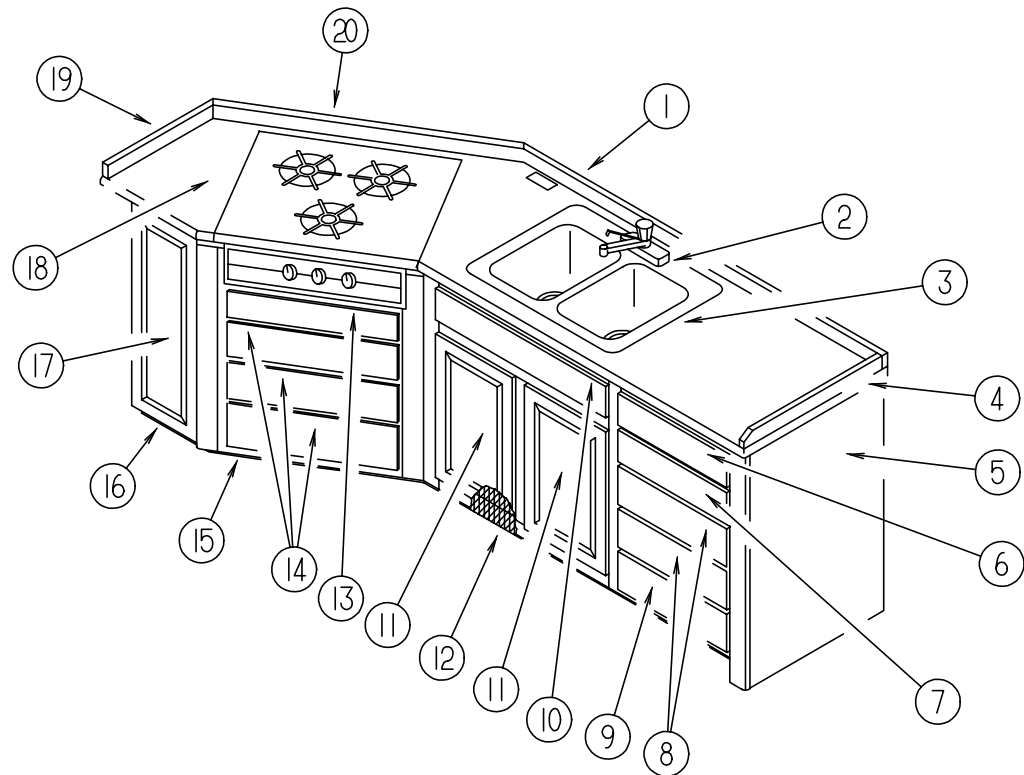
## GALLEY GROUP (CONTINUED)



LOWER GALLEY CABINETS W/RANGE TOP

KEY	PART NUMBER	U/M DESCRIPTION
1	119388-31-GV0	EA BACKSPLASH PANEL (GV0/GV1/GV2/GV3)
1	119388-31-GV4	EA BACKSPLASH PANEL (GV4/GV5)
2	064952-01-000	EA FAUCET-GALLEY, SINGLE CONTROL - MOEN #7650-8"
2	103635-01-000	EA FAUCET-SINGLE CONTROL, EVERPURE 5435-00
3	110654-01-000	EA SINK-STAINLESS STEEL DOUBLE BASIN (1 LG/1 SM BASIN)
	092303-01-000	EA STRAINER-SINK
	107044-05-GV0	EA COVER-RECESSED SINK (GV0/GV1/GV2/GV3)
	107044-05-GV4	EA COVER-RECESSED SINK (GV4/GV5)
	107044-06-GV0	EA COVER-RECESSED SINK (GV0/GV1/GV2/GV3)
	107044-06-GV4	EA COVER-RECESSED SINK (GV4/GV5)
4	095080-04-GV0	EA RAIL-GALLEY (GV0/GV1/GV2/GV3)
4	095080-04-GV4	EA RAIL-GALLEY (GV4/GV5)
5	119388-01-GV0	EA CABINET ASM-GALLEY W/RANGE TOP (GV0/GV2)
5	119388-01-GV1	EA CABINET ASM-GALLEY W/RANGE TOP (GV1/GV3)
5	119388-01-GV4	EA CABINET ASM-GALLEY W/RANGE TOP (GV4)
5	119388-01-GV5	EA CABINET ASM-GALLEY W/RANGE TOP (GV5)
5	119388-02-GV0	EA CABINET ASM-GALLEY W/RANGE TOP & ICE MAKER (GV0/GV2)
5	119388-02-GV1	EA CABINET ASM-GALLEY W/RANGE TOP & ICE MAKER (GV1/GV3)
5	119388-02-GV4	EA CABINET ASM-GALLEY W/RANGE TOP & ICE MAKER (GV4)
5	119388-02-GV5	EA CABINET ASM-GALLEY W/RANGE TOP & ICE MAKER (GV5)
5	119388-03-GV0	EA CABINET ASM-GALLEY W/RANGE TOP & DISHWASHER (GV0/GV2)
5	119388-03-GV1	EA CABINET ASM-GALLEY W/RANGE TOP & DISHWASHER (GV1/GV3)
5	119388-03-GV4	EA CABINET ASM-GALLEY W/RANGE TOP & DISHWASHER (GV4)
5	119388-03-GV5	EA CABINET ASM-GALLEY W/RANGE TOP & DISHWASHER (GV5)
6	M05976-06-GV0	EA DRAWER COMPL-CUTTING BOARD OGEE (PICKLED ASH)
6	M05976-06-GV1	EA DRAWER COMPL-CUTTING BOARD OGEE (SALEM CHERRY)
7	M05971-87-FQ0	EA DRAWER COMPL-SLIDE OGEE (PICKLED ASH)
7	M05971-87-FQ1	EA DRAWER COMPL-SLIDE OGEE (SALEM CHERRY)
8	M05971-89-FQ0	EA DRAWER COMPL-SLIDE OGEE (PICKLED ASH)
8	M05971-89-FQ1	EA DRAWER COMPL-SLIDE OGEE (SALEM CHERRY)

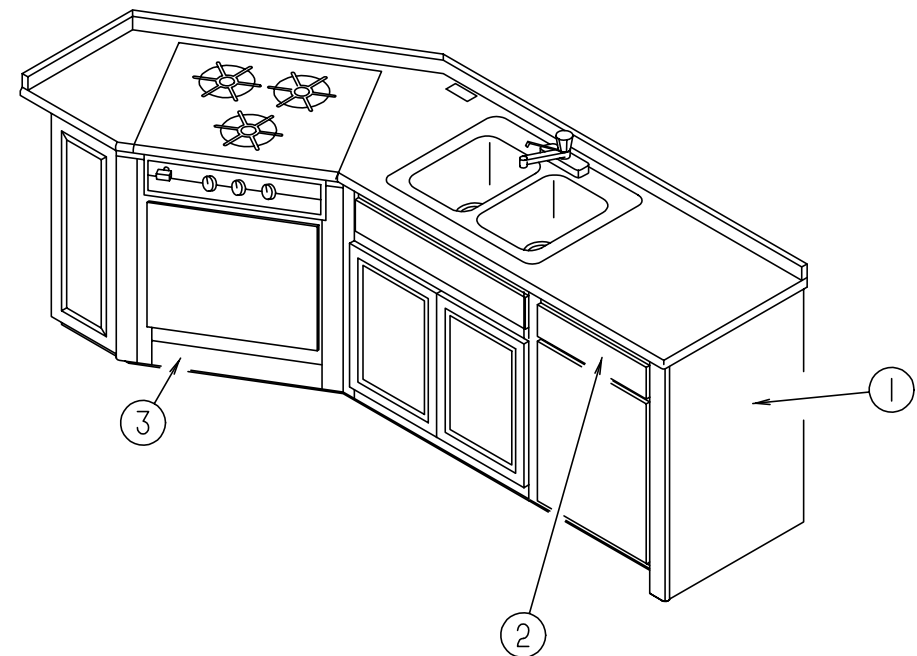
## GALLEY GROUP (CONTINUED)



LOWER GALLEY CABINETS W/RANGE TOP (CONTINUED)

KEY	PART NUMBER	U/M DESCRIPTION
9	M05971-V2-GV0	EA DRAWER COMPL-SLIDE OGEE (PICKLED ASH)
9	M05971-V2-GV1	EA DRAWER COMPL-SLIDE OGEE (SALEM CHERRY)
10	M06810-07-GV0	EA DRAWER-OGEE EDGE, W/O TRAY/HARDWARE (PICKLED ASH)
10	M06810-07-GV1	EA DRAWER-OGEE EDGE, W/O TRAY/HARDWARE (SALEM CHERRY)
	108126-01-000	EA TRAY HINGE SET (QTY. 2 PER SET)
	108127-01-01A	EA CAP-TRAY, AMEROCK D8490-A
	108128-01-01A	EA TRAY-HIDDEN, AMEROCK D8489
11	M05992-G7-GV0	EA DOOR-RAIL, HDW, OGEE 0340 X 0555 (PICKLED ASH)
11	M05992-G7-GV1	EA DOOR-RAIL, HDW, OGEE 0340 X 0555 (SALEM CHERRY)
12	118200-03-01A	EA MESH-PLASTIC, 1/2 INCH BLK
13	M05971-88-GV0	EA DRAWER COMPL-SLIDE OGEE (PICKLED ASH)
13	M05971-88-GV1	EA DRAWER COMPL-SLIDE OGEE (SALEM CHERRY)
14	M05971-13-GV0	EA DRAWER COMPL-SLIDE OGEE (PICKLED ASH)
14	M05971-13-GV1	EA DRAWER COMPL-SLIDE OGEE (SALEM CHERRY)
15	118200-02-01A	EA MESH-PLASTIC, 1/2 INCH, BLACK
16	118200-01-01A	SF MESH-PLASTIC, 1/2 INCH, BLACK
17	M05992-G9-GV0	EA DOOR-RAIL, HDW, OGEE 0290 X 0715 (PICKLED ASH)
17	M05992-G9-GV1	EA DOOR-RAIL, HDW, OGEE 0290 X 0715 (SALEM CHERRY)
18	119388-27-GV0	EA COUNTERTOP ASM (GV0/GV1/GV2/GV3)
18	119388-27-GV4	EA COUNTERTOP ASM (GV4/GV5)
19	119388-29-GV0	EA BACKSPLASH PANEL (GV0/GV1/GV2/GV3)
19	119388-29-GV4	EA BACKSPLASH PANEL (GV4/GV5)
20	119388-30-GV0	EA BACKSPLASH PANEL (GV0/GV1/GV2/GV3)
20	119388-30-GV4	EA BACKSPLASH PANEL (GV4/GV5)

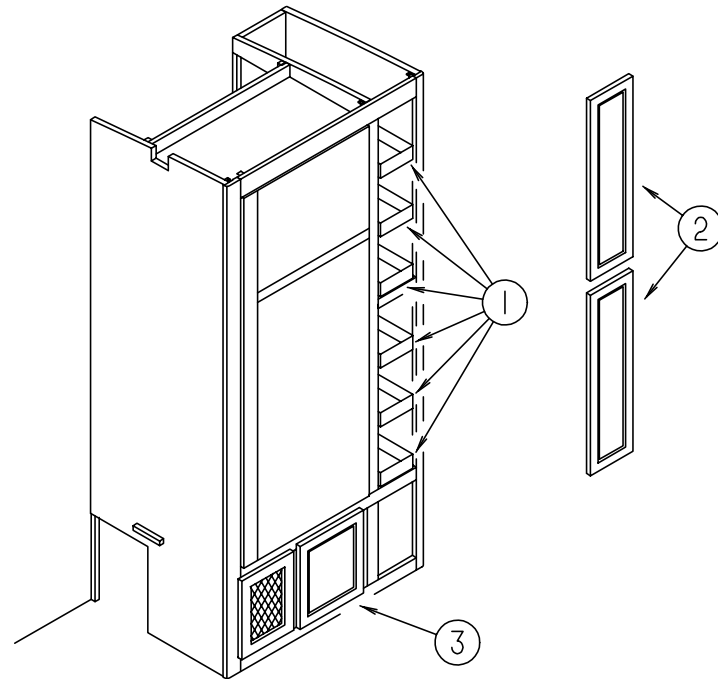
## GALLEY GROUP (CONTINUED)



LOWER GALLEY CABINETS W/RANGE & OVEN

KEY	PART NUMBER	U/M DESCRIPTION
1	119388-04-GV0	EA CABINET ASM-GALLEY W/OVEN (GV0/GV2)
1	119388-04-GV1	EA CABINET ASM-GALLEY W/OVEN (GV1/GV3)
1	119388-04-GV4	EA CABINET ASM-GALLEY W/OVEN (GV4)
1	119388-04-GV5	EA CABINET ASM-GALLEY W/OVEN (GV5)
1	119388-05-GV0	EA CABINET ASM-GALLEY W/OVEN & ICEMAKER (GV0/GV2)
1	119388-05-GV1	EA CABINET ASM-GALLEY W/OVEN & ICEMAKER (GV1/GV3)
1	119388-05-GV4	EA CABINET ASM-GALLEY W/OVEN & ICEMAKER (GV4)
1	119388-05-GV5	EA CABINET ASM-GALLEY W/OVEN & ICEMAKER (GV5)
1	119388-06-GV0	EA CABINET ASM-GALLEY W/OVEN & DISHWASHER (GV0/GV2)
1	119388-06-GV1	EA CABINET ASM-GALLEY W/OVEN & DISHWASHER (GV1/GV3)
1	119388-06-GV4	EA CABINET ASM-GALLEY W/OVEN & DISHWASHER (GV4)
1	119388-06-GV5	EA CABINET ASM-GALLEY W/OVEN & DISHWASHER (GV5)
2	M05976-06-GV0	EA DRAWER COMPL-CUTTING BOARD OGEE, USED W/ICEMAKER (PICKLED ASH)
2	M05976-06-GV1	EA DRAWER COMPL-CUTTING BOARD OGEE, USED W/ICEMAKER (SALEM CHERRY)
3	M05971-13-GV0	EA DRAWER COMPL-SLIDE OGEE (PICKLED ASH)
3	M05971-13-GV1	EA DRAWER COMPL-SLIDE OGEE (SALEM CHERRY)

**GALLEY GROUP (CONTINUED)**



**REFRIGERATOR CABINET**

KEY	PART NUMBER	U/M DESCRIPTION
1	P18052-01-GV0	EA DRAWER COMPL-SLIDE (PICKLED ASH)
1	P18052-01-GV1	EA DRAWER COMPL-SLIDE (SALEM CHERRY)
2	M05992-D9-GV0	EA DOOR-RAIL, HDW, OGEE 0210 X 0770 (PICKLED ASH)
2	M05992-D9-GV1	EA DOOR-RAIL, HDW, OGEE 0210 X 0770 (SALEM CHERRY)
3	M05992-09-E37	EA DOOR-RAIL, HDW, OGEE 0350 X 0590 (PICKLED ASH)
3	M05992-09-E41	EA DOOR-RAIL, HDW, OGEE 0350 X 0590 (SALEM CHERRY)
	090329-01-000	FT SEAL-T, REFRIGERATOR CABINET - .6" WIDE TOP X 2" TAIL

**GALLEY GROUP (CONTINUED)**

**STOVE COVERS**

KEY	PART NUMBER	U/M DESCRIPTION
	M05904-02-GV0	EA COVER ASM-STOVE, W/SOLID CTRP (GV0/GV1)
	M05904-02-GV2	EA COVER ASM-STOVE, W/SOLID CTRP (GV2/GV3)
	M05904-02-GV4	EA COVER ASM-STOVE, W/SOLID CTRP (GV4/GV5)
	106693-03-01A	EA COVER-FLUSH MOUNT, THIN TOP - ATWOOD 53450

**GALLEY MISCELLANEOUS**

KEY	PART NUMBER	U/M DESCRIPTION
	100081-01-01A	EA TRAY-SILVERWARE, 9" X 13.3" - PLAS - ALMOND - RUBBERMAID
	102238-01-000	EA CONTAINER-TRASH, W/HDW - 8" X 13" X 15.2" - WIRE BASKET
	093605-02-01A	EA RACK-WIRE TOWEL - ALMOND

**MICROWAVE OVEN**

KEY	PART NUMBER	U/M DESCRIPTION
	102479-01-000	EA OVEN-MICROWAVE, CONVECTION - PANASONIC NN8501VA
	102479-03-000	EA OVEN-MICROWAVE, PANASONIC NN6505A
	102842-02-000	EA BRACKET-BAFFLE, 22.1" X 2.5" - STEEL
	102456-09-000	EA BAFFLE ASM-MICROWAVE
	094756-02-01A	EA BRACKET-L, MICROWAVE - 6.1" LONG X 3.9" WIDE - STEEL - TAN
	094756-03-D18	EA BRACKET-ANGLE W/HOLES
	094756-01-02A	EA BRACKET-ANGLE, W/HOLES MILL
	102482-04-D18	EA FRAME ASM-MICROWAVE

**COFFEE MAKER**

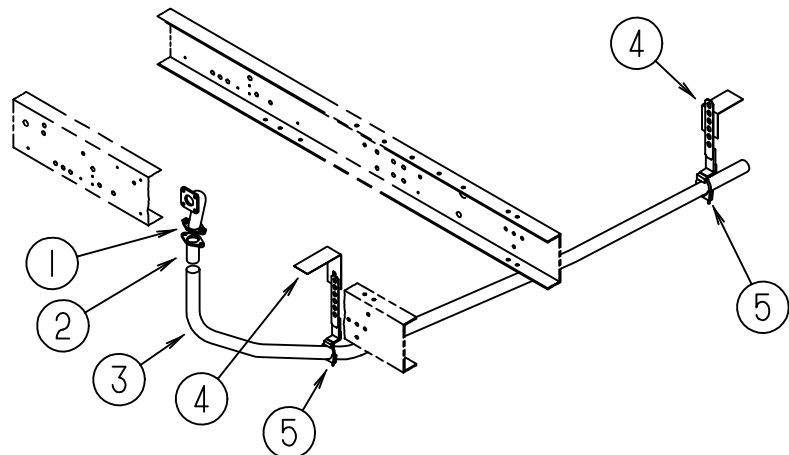
KEY	PART NUMBER	U/M DESCRIPTION	VENDOR NO.
	103799-02-01A	EA COFFEEMAKER WITH CLOCK, WHITE - BLK&DKR SDC2B	
	103799-01-700	EA POT-CARAFE, GLASS	679420
	103799-01-701	EA BRACKETS, WHITE PAIR	164734-06 B & D

**DISHWASHER**

KEY	PART NUMBER	U/M DESCRIPTION
	107752-02-01A	EA DISHWASHER - 18", WESTINGHOUSE-MDR231RBR
	115666-01-02B	EA BRACKET-TIEDOWN, DISHWASHER, E-COAT



## GENERATOR GROUP



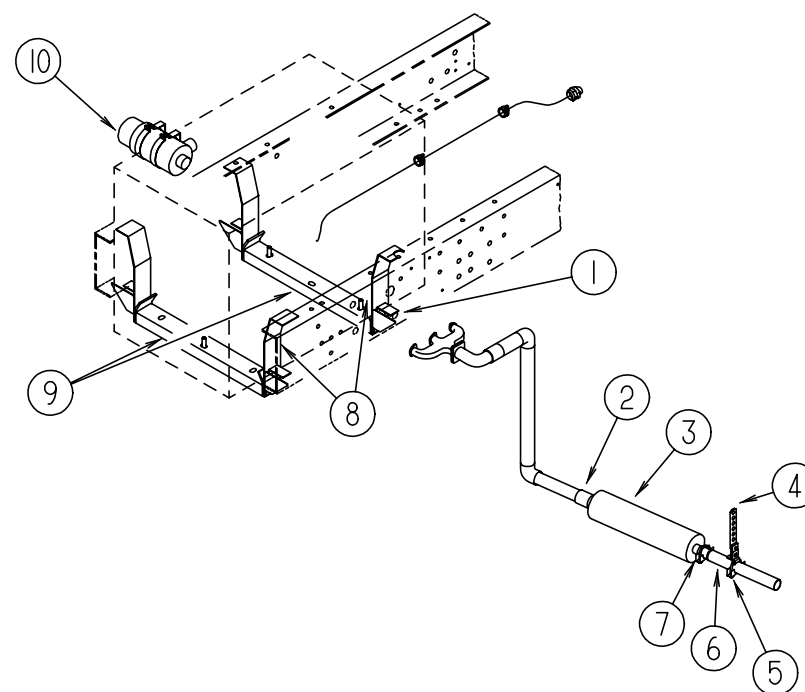
**6.5 KW ONAN MARQUIS GENERATOR - LP FUELED - U.S.**

KEY	PART NUMBER	U/M DESCRIPTION
	105559-04-000	EA GENERATOR - 6.5KW LP LIQ 30/30 ONAN NHM FA/26115 WITH ONAN TRAY #403-2893, W/MUFFLER LP FUELED
1	N/A	EA ADAPTOR-EXHAUST (SUPPLIED WITH GENERATOR)
2	106235-01-000	EA ADAPTOR-EXHAUST, GENERATOR
3	116381-02-000	EA PIPE-EXHAUST, GENERATOR
4	007131-01-000	EA HANGER-TAILPIPE, 6 SLOTS
5	007125-03-000	EA CLAMP-MUFFLER, 1.5" DIA
	106071-02-000	EA SWITCH-AUTOMATIC TRANSFER, MAGNETEK ATS 30 (50 AMP)
	010251-02-000	EA ELBOW-BRASS, 90 3/8 F X 1/4 MPT
	065820-09-000	EA HOSE ASM-HIGH PRESSURE, 28"
	007125-02-000	EA CLAMP ASM-MUFFLER 1.25" DIAMETER

**6.5 KW ONAN MARQUIS GENERATOR - LP FUELED - CANADIAN**

KEY	PART NUMBER	U/M DESCRIPTION
	105559-04-000	EA GENERATOR - 6.5KW LP LIQ 30/30 ONAN NHM FA/26115 WITH ONAN TRAY #403-2893, W/MUFFLER LP FUELED
1	N/A	EA ADAPTOR-EXHAUST (SUPPLIED WITH GENERATOR)
2	106235-01-000	EA ADAPTOR-EXHAUST, GENERATOR
3	116381-02-000	EA PIPE-EXHAUST, GENERATOR
4	007131-01-000	EA HANGER-TAILPIPE, 6 SLOTS
5	007125-03-000	EA CLAMP-MUFFLER, 1.5" DIA
	106071-02-000	EA SWITCH-AUTOMATIC TRANSFER, MAGNETEK ATS 30 (50 AMP)
	007125-02-000	EA CLAMP ASM-MUFFLER 1.25" DIAMETER
	010251-02-000	EA ELBOW-BRASS - 90 3/8 F X 1/4 MPT
	112365-04-000	EA BREAKER - 20 AMP GENERATOR ONAN 320-1683

## GENERATOR GROUP (CONTINUED)



**7.5 KW ONAN GENERATOR - DIESEL FUELED - U.S.**

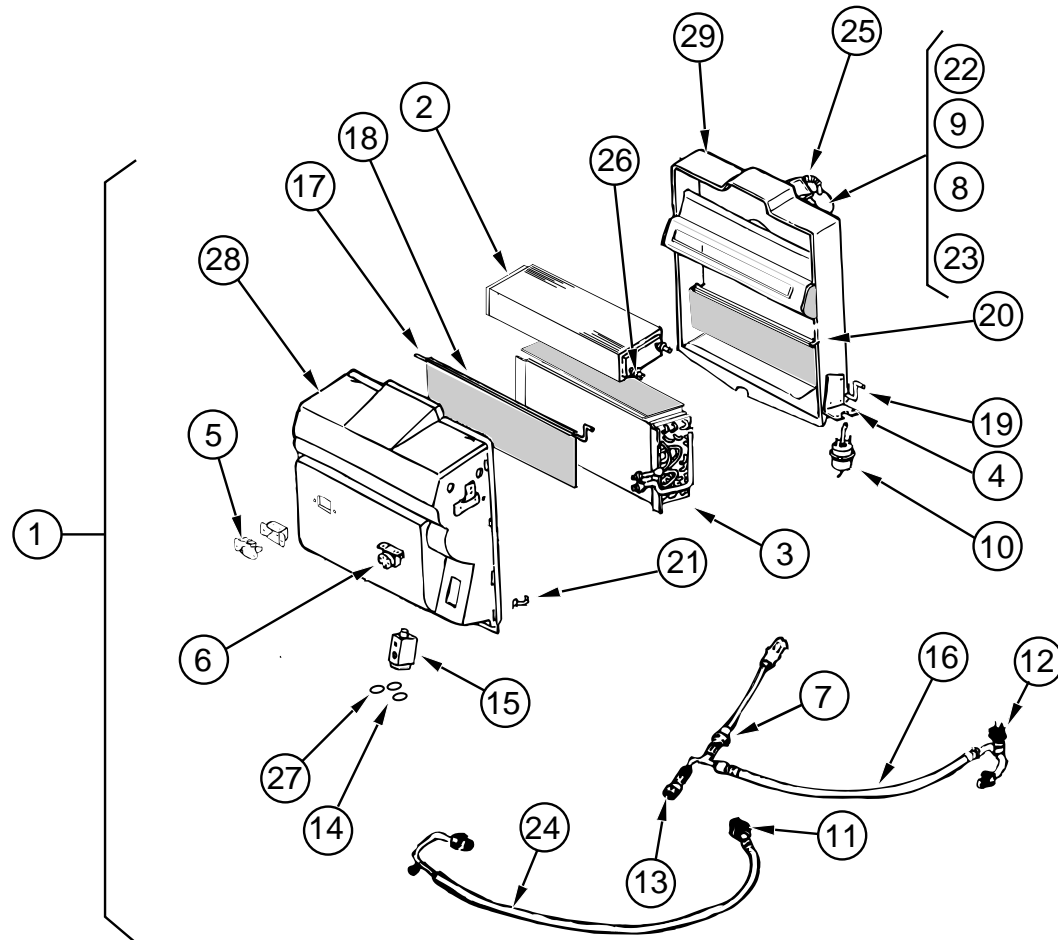
KEY	PART NUMBER	U/M DESCRIPTION
	112841-02-000	EA GENERATOR - 7.5KW DIESEL, ONAN DKD FJ/11319D
1	115652-02-02B	EA BRACKET ASM-HANGER GENERATOR E-COAT
2	114172-01-000	EA COUPLER -1 1/4 FPT X 1 1/4 FPT, BLACK
3	114083-01-000	EA MUFFLER-GENERATOR DIESEL, NELSON 21279A
4	007131-01-000	EA HANGER-TAILPIPE, 6 SLOTS
5	007125-03-000	EA CLAMP-MUFFLER, 1.5" DIA
6	114171-02-000	EA PIPE-EXHAUST, GEN., STRAIGHT
7	007125-02-000	EA CLAMP ASM-MUFFLER 1.25" DIAMETER
8	115652-02-02B	EA BRACKET ASM-HANGER GENERATOR, E-COAT
9	115656-02-02B	EA TUBE SUPPORT ASM-GENERATOR, 2 USED
10	115218-01-000	EA BOTTLE-OVERFLOW RECOVER KIT, ONAN 130-2781
	106071-02-000	EA SWITCH-AUTOMATIC TRANSFER, MAGNETEK ATS 30 (50 AMP)
	068382-06-000	EA BUSHING-BRASS, 3/8 MPT X 1/8 FPT PARKER 209P-6-2
	116457-01-000	EA TEE-BRASS, BRANCH 1/4 NPT, W'HD 3600X4
	114253-01-000	EA ELBOW - 1/4 SGL BARB X 1/8 MPT WEATHERHEAD 1582
	114253-02-000	EA ELBOW - 5/16 SGL BARB X 1/4 MPT WEATHERHEAD 1557

**7.5 KW ONAN GENERATOR - DIESEL FUELED - UPGRADE**

KEY	PART NUMBER	U/M DESCRIPTION
	122425-01-000	EA GENERATOR-DIESEL 7.5 SQD
	116381-03-000	EA PIPE-EXHAUST, GENERATOR
	106071-02-000	EA SWITCH-AUTOMATIC TRANSFER, MAGNETEK ATS 30 (50 AMP)
	007125-02-000	EA CLAMP ASM-MUFFLER 1.25" DIAMETER
	007125-03-000	EA CLAMP-MUFFLER, 1.5" DIA
	007131-01-000	EA HANGER-TAILPIPE, 6 SLOTS
	114172-01-000	EA COUPLER - 1 1/4 FPT X 1 1/4 FPT, BLACK
	115218-01-000	EA BOTTLE-OVERFLOW RECOVER KIT, ONAN 130-2781
	116457-01-000	EA TEE-BRASS, BRANCH 1/4 NPT, W'HD 3600X4
	068382-06-000	EA BUSHING-BRASS, 3/8 MPT X 1/8 FPT PARKER 209P-6-2
	114253-01-000	EA ELBOW - 1/4 SGL BARB X 1/8 MPT WEATHERHEAD 1582
	114253-02-000	EA ELBOW - 5/16 SGL BARB X 1/4 MPT WEATHERHEAD 1557

NOTE: ADDITIONAL GENERATOR COMPONENTS ARE FOUND IN THE CHASSIS GROUP.

## HEATING & AIR CONDITIONING GROUP



**DIESEL EVAPORATOR/HEATER ASSEMBLY**

KEY	PART NUMBER	U/M DESCRIPTION	VENDOR NO.
1	103930-22-000	EA EVAP/HEATER-PUSHER, 134A, BLOCK	
2	103930-01-703	EA CORE-HEATER	042-0010
3	103930-01-704	EA COIL-EVAPORATOR	041-0017
4	103930-01-708	EA BRACKET-VACUUM MOTOR	070-0113
5	103930-01-710	EA RESISTOR-FUSED, A/C	035-0006
6	103930-01-711	EA THERMOSTAT	033-0003
7	103930-01-716	EA SWITCH-PRESSURE, FAN	032-0036
8	103930-01-717	EA WHEEL-BLOWER, CLOCKWISE	062-0010
9	103930-01-720	EA MOTOR-BLOWER, (PM105)	030-0004
10	103930-02-708	EA MOTOR-VACUUM SERVO, A/C	030-0025
11	103930-06-700	EA FITTING-QUICK CONNECT, #8	050-0082
12	103930-12-708	EA SWITCH-BINARY, HI-LOW CUTOUT	032-0048
13	103930-12-709	EA FITTING-QUICK CONNECT	050-0120
14	103930-17-702	EA GASKET OR SAE 015=#10 33-781	045-0127
15	103930-20-700	EA VALVE-EXPANSION-BLOCK, 2 TON	034-0032
16	103930-20-701	EA HOSE ASM. #6, EVAP-DRIER	085-0138
17	103930-20-702	EA ROD-DOOR, BLEND AIR	073-0039
18	103930-20-703	EA DOOR-BLEND AIR	071-0212
19	103930-20-704	EA ROD-DOOR-RECIRCULATING	073-0018
20	103930-20-705	EA PANEL-DOOR, RECIRCULATING	071-0213
21	103930-20-706	EA CLIP-RETAINER	022-0057
22	103930-20-707	EA HOUSING-BLOWER	062-0145
23	103930-20-708	EA CLIP-MOTOR SHAFT	022-0001
24	103930-22-700	EA HOSE ASM., #10	085-0141
25	110279-01-703	EA HOSE-VENT, BLOWER MOTOR	051-0034
26	110279-01-712	EA FITTING-HEATER	050-0076
27	113245-01-707	EA GASKET, #8	045-0126
28	103930-20-710	EA CASE-FRONT, SUB-ASSEMBLY	062-0146
29	103930-20-711	EA CASE-BACK, SUB-ASSEMBLY	062-0147
	103930-05-000	EA MANUAL-OWNERS, HEATER-A/C - SCS 057-0049	

## HEATING & AIR CONDITIONING GROUP (CONTINUED)

### AUTO A/C & HEAT SYSTEM

KEY	PART NUMBER	U/M DESCRIPTION
	007281-01-000	EA HOSE-FLEXIBLE PVC, 2.5" ID X 50' - ATCOFLEX A-182-355
	024990-07-000	EA OUTLET-DEFROSTER W/SWIV, 2IN - HAMPTON TAN
	056402-05-000	EA BRACKET-HEATER VENT, ROUND - W/BEND - BLACK
	056402-06-000	EA BRACKET-HEATER, BLACK
	103016-01-000	EA PLENUM-TRANSITION
	103558-01-08A	EA VENT-DEFROSTER, ABS, KORAD - HAMPTON TAN
	103796-01-01A	EA LOUVER ASM-A/C CARY PROD - BLACK
	077075-01-000	EA GASKET-INSTRUMENT PANEL TO DEFROSTER PLENUM - .6" X 11.3" (CTR 2 OPENING)
	077075-03-000	EA GASKET-INSTRUMENT PANEL TO DEFROSTER PLENUM (OUTER TWO OPENINGS)
	103017-04-000	EA PLENUM-DEFROSTER, W/SIDE VENT
	024990-05-000	EA 4" DIAMETER OUTLET W/SWIVEL DEFLECTORS

### AUTO A/C CONTROL PLENUM - FROM: 00-00-00 THRU: 01-21-96

KEY	PART NUMBER	U/M DESCRIPTION	VENDOR NO.
	103930-08-000	EA CONTROL/PLENUM SET, SCS 093-00045	
	072341-06-700	EA SWITCH - 4 SPEED, FAN	032-0043
	103930-01-723	EA HOSE ASM., #10 W/FITTINGS	085-0073
	103930-02-712	EA PANEL-CONTROL, A/C - BLACK BEZEL	032-0054
	103930-02-701	EA SWITCH-VACUUM, CONTROL HEAD	034-0015
	103930-02-702	EA DECAL-CONTROL HEAD	058-0009
	103930-02-703	EA HARNESS-WIRE CONTROL	036-0048
	103930-02-704	EA HARNESS-VACUUM CONTROL	036-0049
	103930-02-705	EA CABLE-BOWDEN, W/O LEVER - 89"	074-0011
	103930-02-714	EA CLAMP-CLUTCH, BARREL	022-0006
	103930-02-707	EA RELAY-BOSCH W/RESISTER	031-0001
	103930-02-710	EA CANISTER-VACUUM	054-0002
	103930-23-000	EA VALVE-WATER, 2 PORT	

### AUTO A/C CONTROL PLENUM - FROM: 01-22-96 THRU: 99-99-99

KEY	PART NUMBER	U/M DESCRIPTION	VENDOR NO.
	103930-26-000	EA CONTROL/PLENUM SET	
	094831-01-709	EA CLAMP-ROD, 3/16"	022-0025
	103930-01-724	EA CLIP-SPRING, S TYPE	022-00002
	103930-02-701	EA SWITCH-VACUUM, CONTROL HEAD	034-0015
	103930-02-702	EA DECAL-CONTROL HEAD	058-0009
	103930-02-704	EA HARNESS-VACUUM CONTROL	036-0049
	103930-02-705	EA CABLE-BOWDEN, W/O LEVER - 89"	074-0011
	103930-02-707	EA RELAY-BOSCH W/RESISTER	031-0001
	103930-02-708	EA MOTOR-VACUUM SERVO, A/C	030-0025
	103930-02-710	EA CANISTER-VACUUM	054-0002
	103930-02-712	EA PANEL-CONTROL A/C, BLACK BEZEL	032-0054
	103930-02-714	EA CLAMP-CLUTCH, BARREL	022-0006

## HEATING & AIR CONDITIONING GROUP (CONTINUED)

### AUTO A/C & HEATER HOSE KIT

KEY	PART NUMBER	U/M DESCRIPTION	VENDOR NO.
	103930-16-000	EA HOSE KIT #12 389" R134A, SCS 093-00074	
	103930-07-704	EA FITTING-QUICK CONNECT, #8	050-0081
	103930-13-702	EA VALVE-SERVICE, W/O COMP.	050-0152
	103930-16-700	EA HOSE ASM., #12 SPARTON	085-0120
	103930-17-702	EA GASKET OR SAE 015=#10 33-781	045-0127
	113245-01-710	EA GASKET, #12	045-0128
	117870-01-01A	EA PLENUM-A/C, 1710	

### AUTO A/C/HEATER CONDENSER

KEY	PART NUMBER	U/M DESCRIPTION	VENDOR NO.
	072342-12-000	EA CONDENSER ASM-W/FAN SIDE R13, SCS 091-00024	
	072342-08-703	EA FAN BLADE/MOTOR & SHROUD 11"	062-0097
	072342-10-702	EA FITTING-QUICK CONNECT, #4 MALE	050-0148
	072342-10-704	EA VALVE-SERVICE #8 X 8	050-0134
	072342-12-700	EA COIL-CONDENSER	040-0027
	072342-12-701	EA HOSE ASSEMBLY #8 X 95	085-0142
	072342-12-702	EA HOSE ASSEMBLY #6, EVAP-DRIER	085-0143
	072342-12-703	EA RECEIVER DRIER	054-0001
	113245-01-707	EA GASKET, #8	045-0126
	113245-01-711	EA GASKET, #6	045-0129

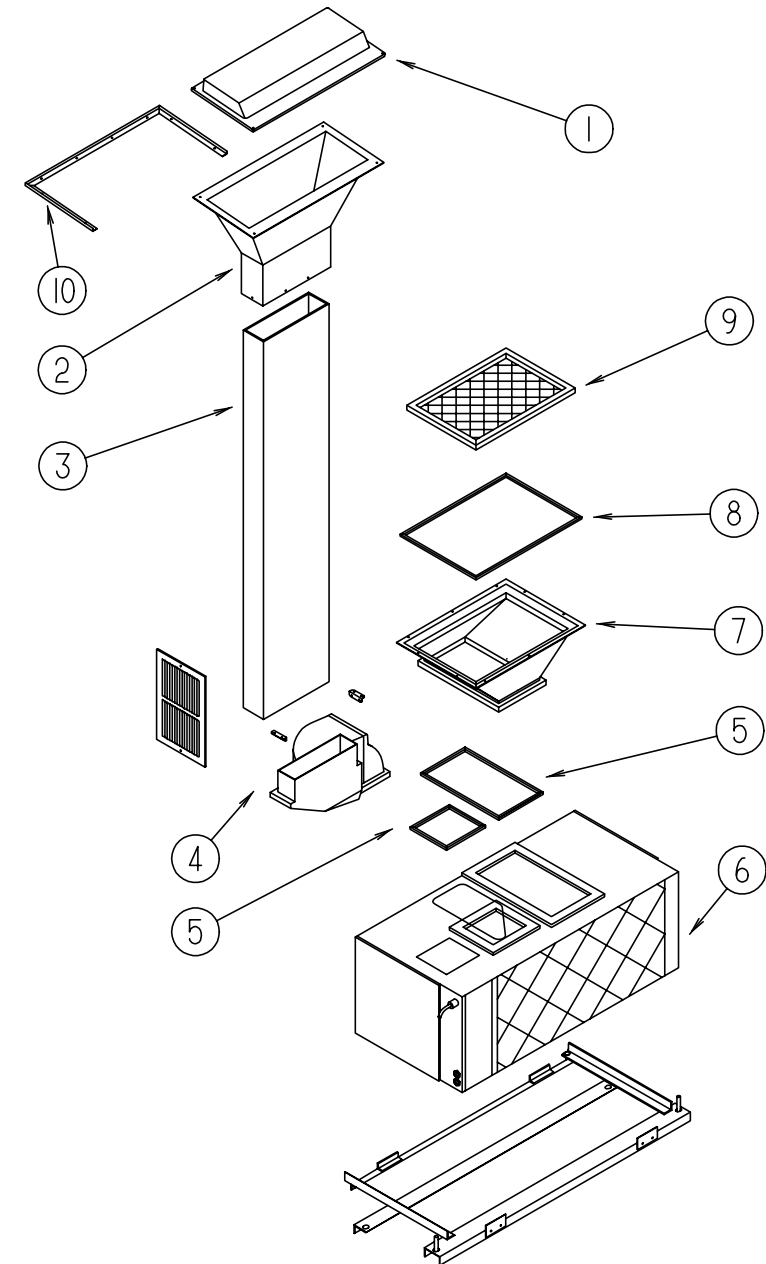
### VACUUM PUMP

KEY	PART NUMBER	U/M DESCRIPTION
	114802-01-000	EA PUMP-VACUUM, 12V, 16" HG - EVANS RV212471

### REAR HEATER COMPONENTS

KEY	PART NUMBER	U/M DESCRIPTION
	007108-01-000	FT HOSE-HEATER, 5/8" ID - HI-TEMP - ESE-M2D192-A
	089353-01-000	EA UNION - 5/8,TUBE TO TUBE
	088753-01-000	FT TUBE-GALVANIZED STEEL, 5/8" - 18 GAUGE
	007076-01-000	EA HOSE-FLEXIBLE PVC - 2" ID - INCREMENTS OF 50'
	079059-02-000	EA HOSE - 90 DEGREE, .61" ID X 4" X 6"

## HEATING & AIR CONDITIONING GROUP (CONTINUED)



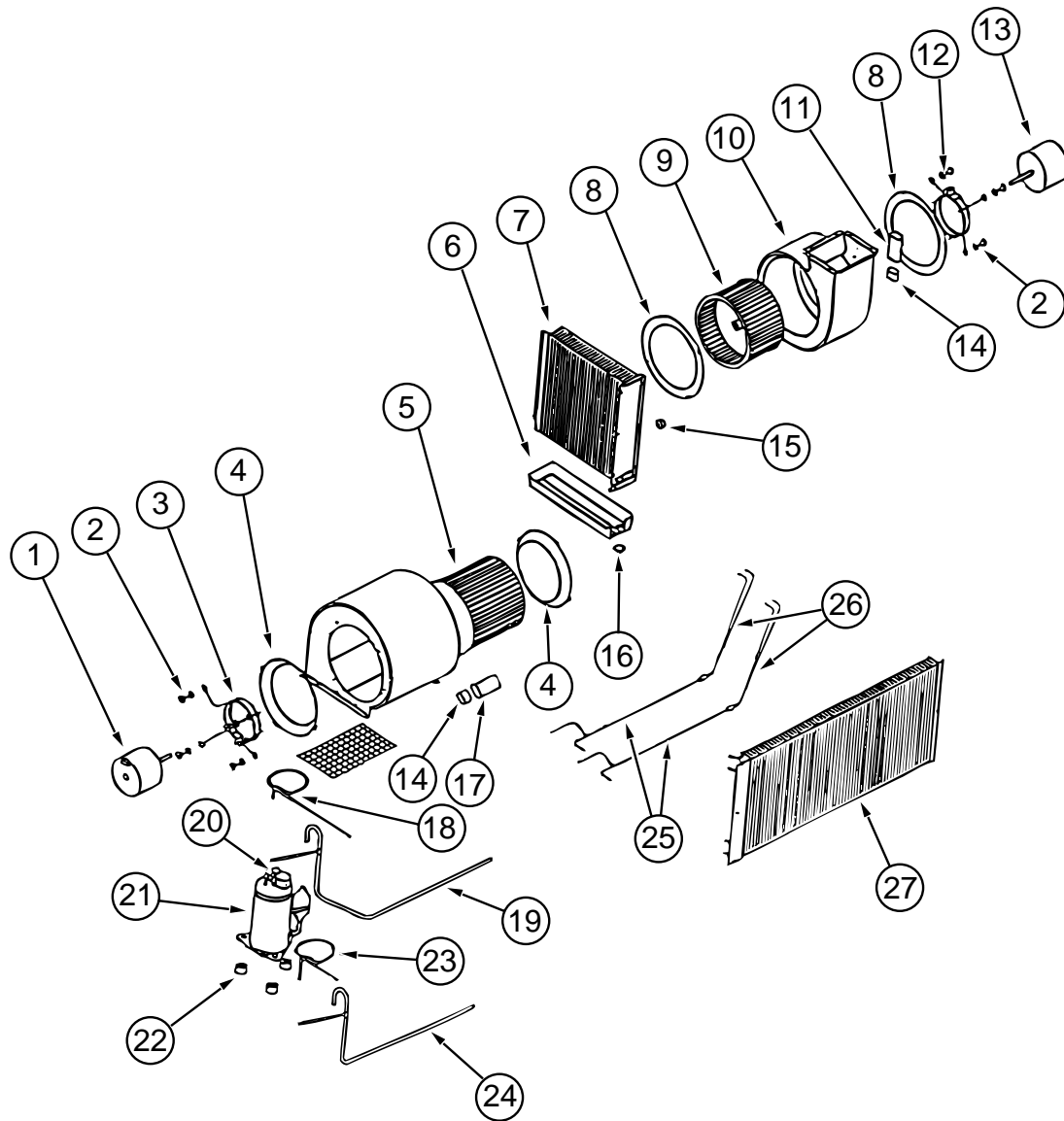
### CENTRAL A/C & HEATING SYSTEM

KEY	PART NUMBER	U/M DESCRIPTION
1	109009-01-000	EA DEFLECTOR-A/C, ROOF
2	P12759-01-GV0	EA PLENUM-A/C, SUPPLY - UPPER - BLACK - W/WRAP FROM: 00-00-00 THRU: 12-16-95
2	P12759-02-GV0	EA PLENUM-A/C, SUPPLY - UPPER - BLACK - W/WRAP FROM: 12-17-95 THRU: 99-99-99
3	117870-01-01A	EA PLENUM-A/C, 1710
4	120476-01-01A	EA PLENUM-A/C, SUPPLY - LOWER
	105290-01-000	SF INSULATION-AIR POCKET W/FOIL - ASTRO-ROIL 4' X 125'
5	100128-02-000	FT SEAL-FOAM, ADHESIVE BACK - .37" W X .37" THICK
6	105620-05-000	EA A/C-CENTRAL PACKAGE UNIT LH - COLEMAN 6795B832
7	120477-01-01A	EA PLENUM-A/C, RETURN AIR
8	109859-01-000	EA FRAME ASM-FILTER, A/C
9	109050-02-000	EA FILTER-FIBERGLASS, 1 X 14 X 20
10	104692-01-000	FT SEAL - 3/4" X 3/4", ADHESIVE BACK FOAM SEAL
	105620-09-000	EA THERMOSTAT - A/C & FURNACE - HORIZONTAL MOUNT 4.25" X 2.5"
	093614-03-02A	EA GRILL-RETURN AIR ,DURA-BEIGE LIMA,19 H-14 X 8 BR-RAG
	120134-01-01A	EA REGISTER - 4-5" DIAMETER W/DAMPER

**HEATING & AIR CONDITIONING GROUP (CONTINUED)**

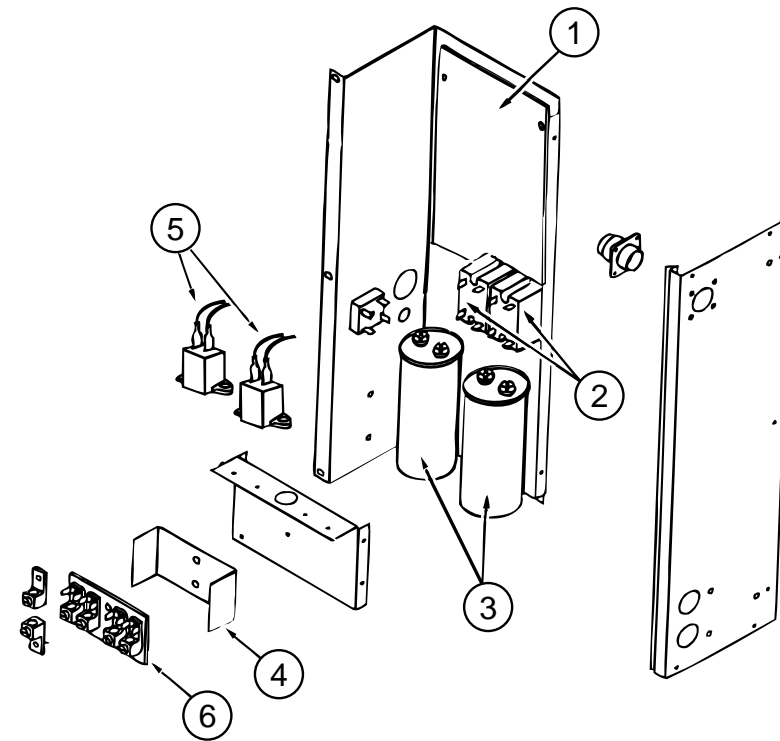
**HEATING & AIR CONDITIONING GROUP (CONTINUED)**

**CENTRAL A/C & HEATING SYSTEM (CONTINUED)**



KEY	PART NUMBER	U/M DESCRIPTION	VENDOR NO.
18	105620-02-704	EA LINE ASM.-DISCHARGE, CKT #2 LH	6795-233
19	105620-02-703	EA LINE ASM.-SUCTION CKT #2 LH	6795-507
20	105620-01-705	EA PROTECTOR-OVERLOAD, RH & LH	6759-3791
21	105620-01-704	EA COMPRESSOR-TECUMSEH, RH & LH	1450-2009
22	105620-01-706	EA MOUNTING PKG., COMP., 3 PER	6759-3081
23	105620-02-706	EA LINE ASM.-LIQUID, CKT #1 LH	6795-234
24	105620-02-705	EA LINE ASM.-SUCTION, CKT #1 LH	6795-508
25	105620-02-707	EA LINE ASM.-LIQUID, COMP. LH	6795-503
26	105620-01-712	EA CAP TUBE ASM-DISTRIBUTOR RH & LH	6795-5141
27	105620-02-700	EA COIL-CONDENSER, LH	1452-1421
	105620-07-000	EA WIRE ASM-THERMOSTAT - COLEMAN 6795A4351	
	056464-06-000	EA REGISTER-HEAT/A/C, ROUND W/O DAMPER - 4" - PLASTIC - OFF WHITE	

**CENTRAL A/C & HEATING SYSTEM (CONTINUED)**

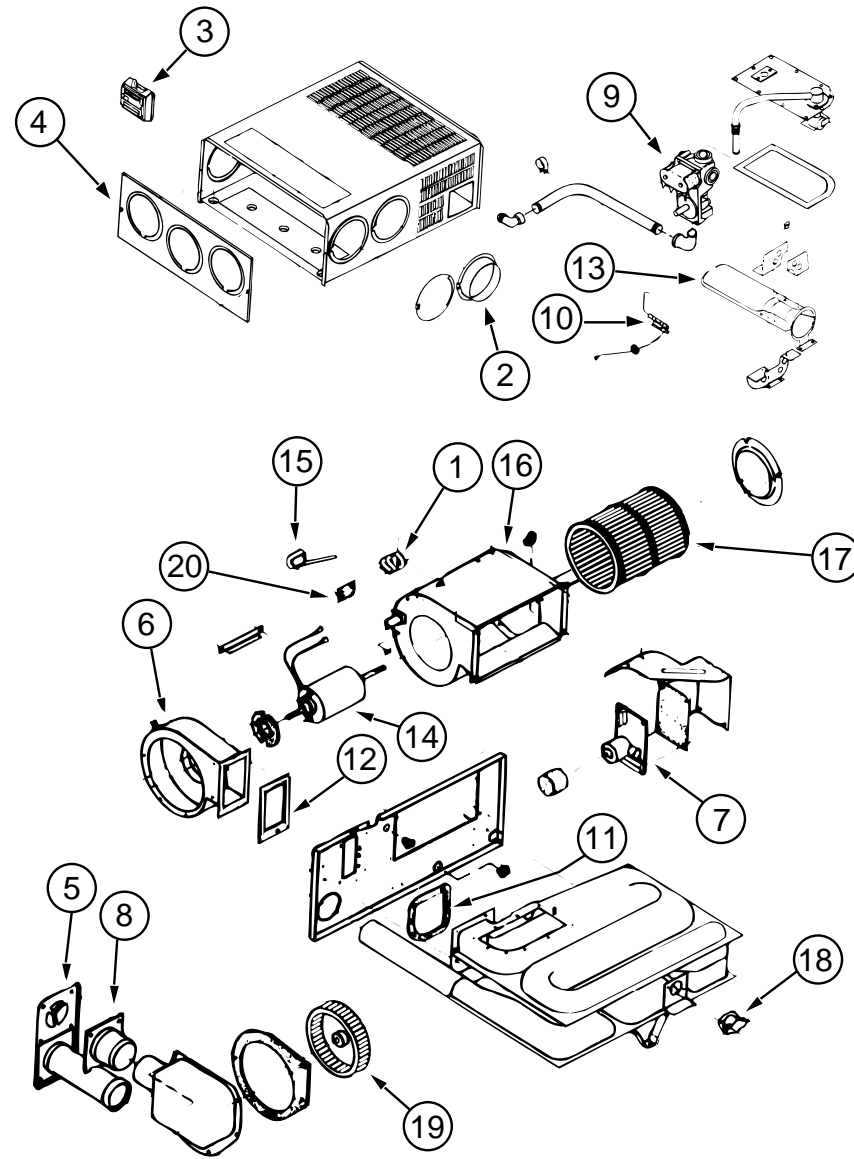


KEY	PART NUMBER	U/M DESCRIPTION	VENDOR NO.
1	105620-01-717	EA MOTOR-BLOWER, O.D.	1468-3029
2	105620-01-716	EA SLEEVE & GROMMET, 4 PER PKG	6795-3031
3	105620-01-715	EA MOUNT-BLOWER, O.D.	6795-3011
4	105620-01-714	EA VENTURI-BLOWER, O.D.	6795-150
5	105620-01-713	EA WHEEL-BLOWER, O.D.	1472-1011
6	105620-02-702	EA PAN-DRAIN. (LH)	6795-225
7	105620-02-701	EA COIL-EVAPORATOR, (LH)	1452-1431
8	105620-01-722	EA VENTURI-BLOWER, I.D.	6795-151
9	105620-02-709	EA WHEEL-BLOWER, I.D.	1472-1021
10	105620-02-708	EA HOUSING-BLOWER, I.D.	6795-519
11	093763-01-704	EA CAPACITOR-FAN	1499-5461
12	105620-01-723	EA MOUNT-MOTOR, BLOWER I.D.	6795-3021
13	105620-01-724	EA MOTOR-BLOWER, I.D., REVERSIBLE	1468-3129
14	105620-01-719	EA BOOT-CAPACITOR, RUBBER	1499-950
15	N/A	EA SWITCH-FREEZE, COLEMAN 6795A330 (NOT USED ON THIS MODEL)	
16	105620-01-703	EA VALVE-DRAIN, RH & LH	6795-300
17	105620-01-718	EA CAPACITOR-FAN, 12.5 MFD/370V	1499-5631

KEY	PART NUMBER	U/M DESCRIPTION	VENDOR NO.
1	105620-05-700	EA BOARD-PRINTED CIRCUIT, 2 TON	6795-3201
2	105620-01-729	EA RELAY-COMPRESSOR	1460-1011
3	108889-01-707	EA CAPACITOR-RUN, COMP-25MFD/370	1499-5661
4	105620-01-733	EA ISOLATOR-HIGH VOLTAGE	6795-117
5	105620-01-739	EA ASSIST-START	1497-9011
6	105620-01-738	EA BOARD-TERMINAL, HIGH VOLTAGE	6795-315

# HEATING & AIR CONDITIONING GROUP (CONTINUED)

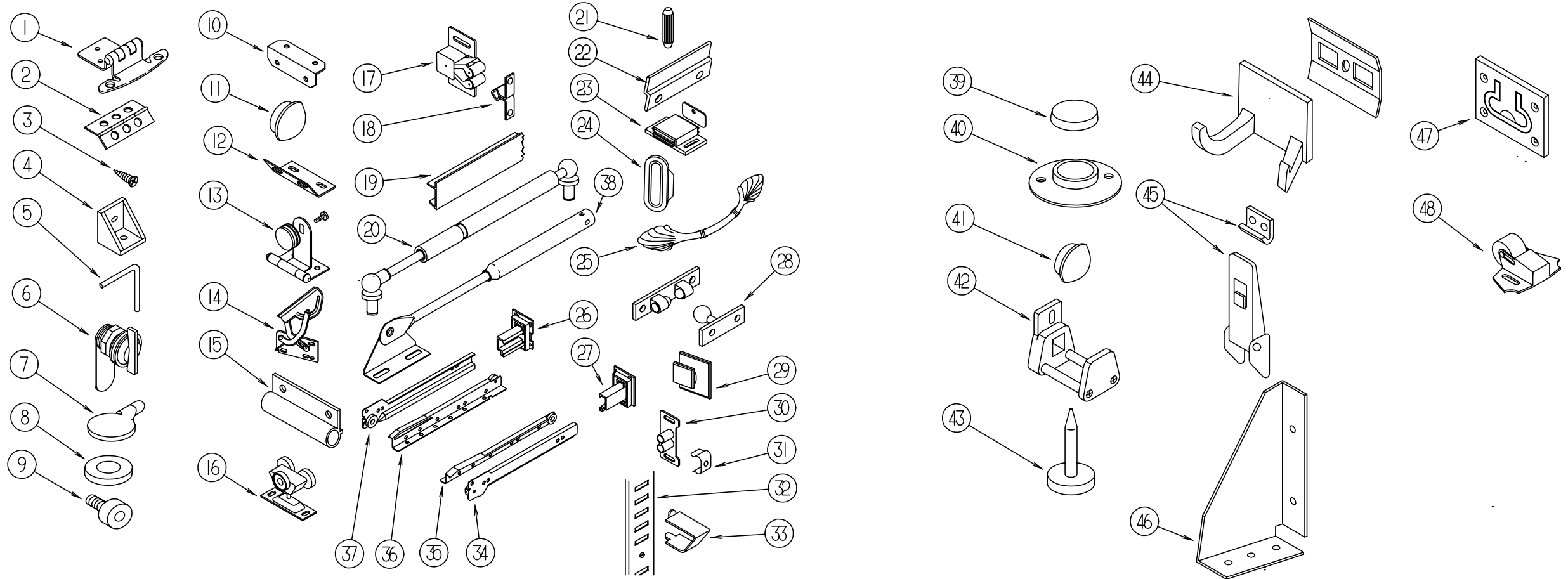
FURNACE-SUBURBAN - 40,000 BTU - SF-422275



KEY	PART NUMBER	U/M DESCRIPTION	VENDOR NO.
	098668-22-000	EA FURNACE, 40,000 BTU., SUBURBAN SF-42 2275	
1	074466-01-702	EA RELAY, TIME DELAY	230625
2	075696-02-703	EA COLLAR-DUCT	050715
3	115764-01-01A	EA THERMOSTAT-FURNACE, SUBURBAN 160902	
4	098668-01-700	EA CABINET FRONT	101242
5	098668-01-707	EA TUBE ASSEMBLY, EXHAUST W/CAP	260231
6	098668-01-708	EA HOUSING-BLOWER, COMBUSTION	390441
7	098668-01-712	EA BOARD-MODULE	520741
8	098668-01-713	EA TUBE ASSEMBLY, INTAKE	051248
9	098668-01-714	EA VALVE-GAS, SF	161070
10	098668-01-715	EA ELECTRODE ASM., SINGLE PROBE	232166
11	098668-01-716	EA GASKET-FIREWALL, CHAMBER SIDE	070808
12	098668-01-717	EA GASKET-FIREWALL, BLOWER SIDE	070809
13	098668-11-700	EA ORIFICE-MAIN BURNER, SF-42F	180216
	098668-11-701	EA BURNER ASSEMBLY, SF-42F	010799
14	098668-11-702	EA MOTOR ASSEMBLY, SF-42F	232212
15	098668-11-703	EA SWITCH-SAIL, SF-42F	232216
16	098668-11-704	EA BLOWER ASM., ROOM AIR SF-42F	390698
17	098668-01-711	EA WHEEL-BLOWER, ROOM AIR	350129
18	098668-11-706	EA SWITCH-LIMIT, SF42 & SF42F	232217
19	098668-22-702	EA WHEEL-COMBUSTION AIR	350183
20	101990-01-714	EA GASKET-MICROSWITCH	230877
	098668-14-000	EA GASKET-FIBERGLASS, .5" X 18" X 18" 070976	
	094600-05-01A	EA REGISTER-HEAT, W/O DAMPER - LIMA 41, DURA-BEIGE	
	094600-06-01A	EA REGISTER-HEAT, W/DAMPER	
	056464-10-000	EA REGISTER-W/O DAMPER, 4" DIAMETER - DURA-BEIGE	
	120773-02-01A	EA SHROUD-FURNACE, TITANIUM	
		FROM: 00-00-00 THRU: 02-22-96	
	120773-01-01A	EA SHROUD-FURNACE, TITANIUM	
		FROM: 02-23-96 THRU: 99-99-99	
	009198-02-000	FT DUCT-FLEXIBLE - 2IN ID X 25FT	
	009198-01-000	FT DUCT-HEAT, FLEXIBLE - 4" ID X 25 FT	

# INTERIOR FINISH GROUP

## CABINET HARDWARE

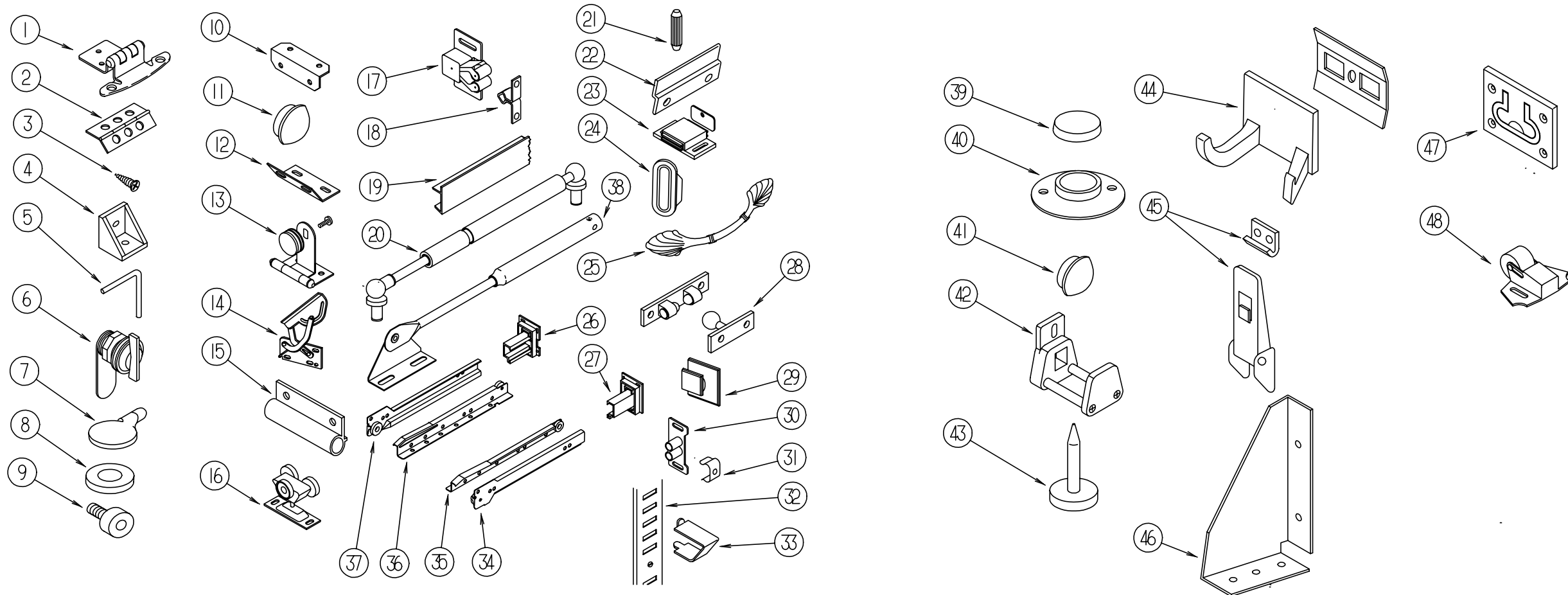


KEY	PART NUMBER	U/M DESCRIPTION
1	108138-01-000	EA HINGE-DOOR, CABINET - BURNISHED BRASS
2	009059-01-000	EA HINGE-DOOR, 2" X 1.4" - BRASS
2	009059-02-000	EA HINGE-DOOR, 2" X 2.7" - BRASS
2	009065-01-000	EA HINGE-CONTINUOUS, 1 1/2" X 96" - UNPAINTED
2	112556-01-01A	EA HINGE-BRASS, 1 1/2 IN
3	000G13-06-10G	EA SCREW - 6-20 X 5/8 PFH, ANTIQUE BRASS
3	000G13-06-08G	EA SCREW - 6-20 X .50 PFH, ANTIQUE BRASS
4	065740-01-000	EA BRACE-CABINET CORNER, PLASTIC
5	108487-01-01A	EA SUPPORT-PROP ROD, OVERHEAD - BLACK
6	100710-01-01A	EA LOCK-GLASS DOOR, TWIST TYPE - BRASS
7	101766-02-000	EA PIN-SUPPORT, GLASS DOOR
8	100707-01-000	EA SPACER-DOOR, GLASS - .8" DIA - .3" HOLE - PLASTIC
9	079921-01-000	EA ROLLER-NYLON, W/STEEL SHAFT - BARBED
10	016604-01-000	EA BRACE-CABINET, ANGLE - 2.5" - METAL - UNPAINTED
10	016604-05-000	EA BRACE-CABINET, L ANGLE - 2.5" - METAL - OFF WHITE
11	074045-08-000	EA PLUG-OAK, 1/2" DIAMETER - SALEM CHERRY STAIN
11	074045-09-000	EA PLUG-OAK, 1/2" DIAMETER - PICKLED ASH STAIN
11	042356-01-000	EA PLUG-BUTTON, MAHOGANY - 3/8" DIAMETER - WOOD
12	111866-01-01A	EA BRACE-SEAT, ANGLE
13	100711-01-01A	EA HINGE-DOOR, GLASS
14	108126-01-000	EA HINGE SET-TRAY, TIPOUT - 2 PER SET
15	108486-01-01A	EA BRACKET-PROP ROD, OVERHEAD - BLACK
16	103874-01-000	EA HANGER-SLIDING DOOR
17	093586-06-000	EA CATCH-SPRING, ROLLER - FASTEC C411-AC
18	093586-05-000	EA STRIKE-SPRING STEEL, FASTEC S411-AC
19	103186-01-03A	FT MOLDING-PLASTIC, 9.5 MM SHELF EDGING - PICKLED ASH
19	103186-02-03A	FT MOLDING-PLASTIC, 25.4 MM SHELF EDGING - SALEM CHERRY
20	057460-04-000	EA SPRING-GAS, QUEEN BED TOP
21	110072-01-000	EA DOWEL, 5/16" X 1 3/16", BIRCH
22	101272-01-000	EA CATCH-DOOR, GLASS
23	088254-01-000	EA CATCH-MAGNETIC, 1.8" X .7"

KEY	PART NUMBER	U/M DESCRIPTION
24	098410-01-01A	EA PULL-FINGER, OVAL - BRASS
25	113202-01-000	EA PULL-CABINET, BRASS - AMEROCK D1333-074
26	114045-01-000	EA BACKSOCKET-ADJUSTABLE, LEFT N/A ORDER KIT NUMBER ACCORDING TO DRAWER SLIDE LENGTH - #114031
27	114045-02-000	EA BACKSOCKET-ADJUSTABLE, RIGHT N/A ORDER KIT NUMBER ACCORDING TO DRAWER SLIDE LENGTH - #114031
28	084451-01-000	EA CATCH-TV SHELF, BRASS
28	084451-02-000	EA CATCH-TV SHELF, BRASS
29	102327-01-01A	EA PULL-MIRROR, SQUARE
30	009021-01-000	EA CATCH-GRILL, NYLON
31	009021-02-000	EA STRIKE-SPRING STEEL
32	098980-01-000	EA PILASTER-ADJUSTABLE SHELF, 18" LONG - WOODGRAIN
32	098980-02-000	EA PILASTER-ADJUSTABLE SHELF, 12" LONG - WOODGRAIN
32	098980-03-000	EA PILASTER-ADJUSTABLE SHELF 9" LONG - WOODGRAIN
32	098980-06-000	EA PILASTER-ADJUSTABLE SHELF, 24" LONG - WOODGRAIN
33	098979-01-000	EA CLIP-PILASTER, ADJUSTABLE SHELF
34	114031-02-000	EA SLIDE-DRAWER, 12" RIGHT CABINET N/A ORDER #114031-01-700 SLIDE DRAWER KIT
34	114031-14-000	EA SLIDE-DRAWER, 18" - RIGHT - CABINET MOUNTED N/A ORDER #114031-13-700 SLIDE DRAWER KIT
34	114031-18-000	EA SLIDE-DRAWER, 20" - RIGHT - CABINET MOUNTED N/A ORDER #114031-17-700 SLIDE DRAWER KIT
34	114031-22-000	EA SLIDE-DRAWER, 22" - RIGHT - CABINET MOUNTED N/A ORDER #114031-21-700 SLIDE DRAWER KIT
34	114031-26-000	EA SLIDE-DRAWER, 24" RH CABINET N/A ORDER #114031-25-700 SLIDE DRAWER KIT
35	114031-04-000	EA SLIDE-DRAWER, 12" - RIGHT DRAWER N/A ORDER #114031-01-700 SLIDE DRAWER KIT
35	114031-16-000	EA SLIDE-DRAWER, 18" - RIGHT - DRAWER MOUNTED N/A ORDER #114031-13-700 SLIDE DRAWER KIT

# INTERIOR FINISH GROUP(CONTINUED)

## CABINET HARDWARE (CONTINUED)

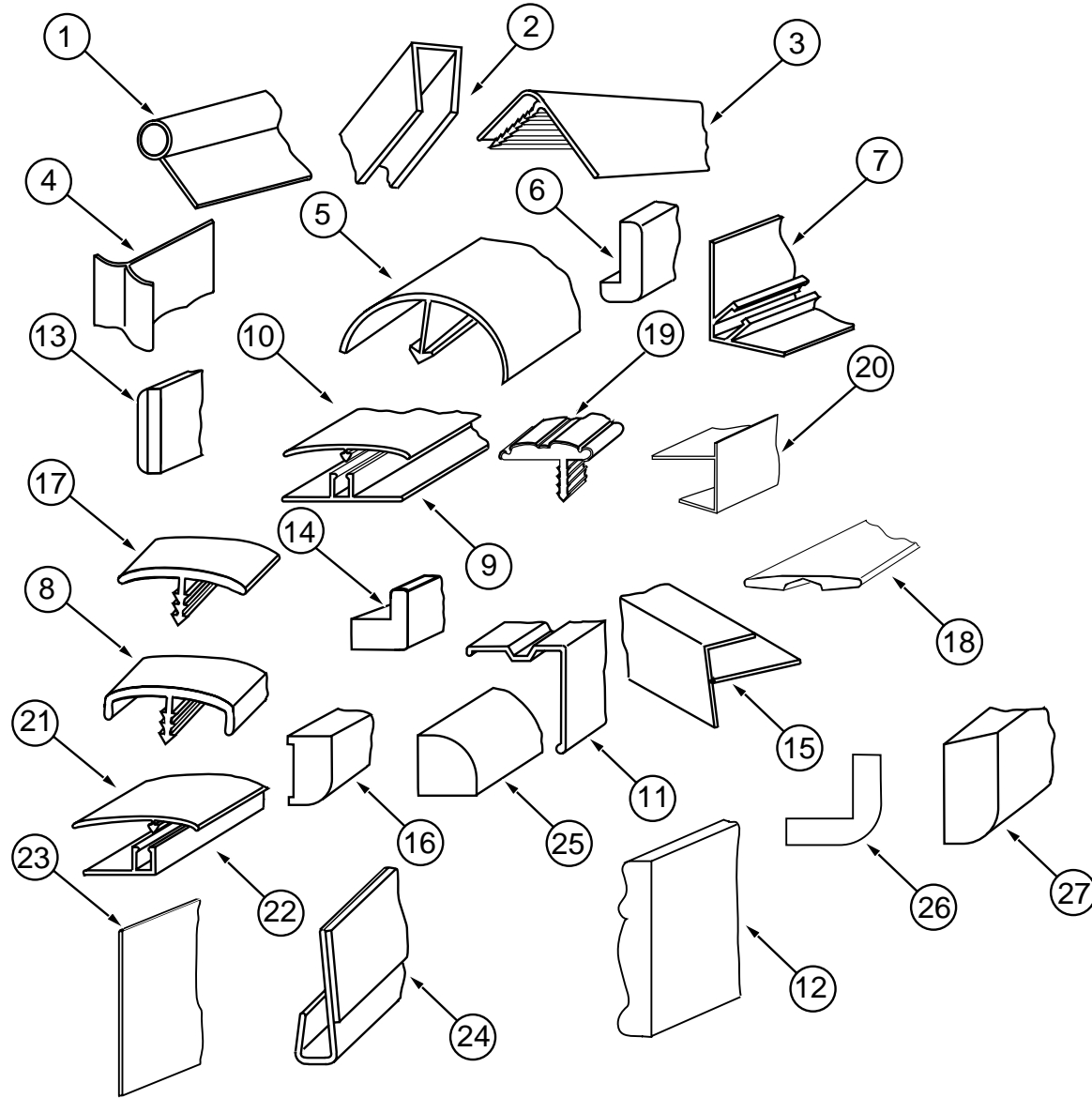


KEY	PART NUMBER	U/M	DESCRIPTION
35	114031-20-000	EA	SLIDE-DRAWER, 20" - RIGHT - DRAWER MOUNTED N/A ORDER #114031-17-700 SLIDE DRAWER KIT
35	114031-24-000	EA	SLIDE-DRAWER, 22" - RIGHT - DRAWER MOUNTED N/A ORDER #114031-21-700 SLIDE DRAWER KIT
35	114031-28-000	EA	SLIDE-DRAWER, 24" - RIGHT - DRAWER MOUNTED N/A ORDER #114031-25-700 SLIDE DRAWER KIT
36	114031-03-000	EA	SLIDE-DRAWER, 12" - LEFT - DRAWER MOUNTED N/A ORDER #114031-01-700 SLIDE DRAWER KIT
36	114031-15-000	EA	SLIDE-DRAWER, 18" - LEFT - DRAWER MOUNTED N/A ORDER #114031-13-700 SLIDE DRAWER KIT
36	114031-19-000	EA	SLIDE-DRAWER, 20" - LEFT - DRAWER MOUNTED N/A ORDER #114031-17-700 SLIDE DRAWER KIT
36	114031-23-000	EA	SLIDE-DRAWER, 22" - LEFT - DRAWER MOUNTED N/A ORDER #114031-21-700 SLIDE DRAWER KIT
36	114031-27-000	EA	SLIDE-DRAWER, 24" - LEFT - DRAWER MOUNTED N/A ORDER #114031-25-700 SLIDE DRAWER KIT
37	114031-01-000	EA	SLIDE-DRAWER, 12" - LEFT - CABINET MOUNTED N/A ORDER #114031-01-700 SLIDE DRAWER KIT
37	114031-13-000	EA	SLIDE-DRAWER, 18" - LEFT - CABINET MOUNTED N/A ORDER #114031-13-700 SLIDE DRAWER KIT
37	114031-17-000	EA	SLIDE-DRAWER, 20" - LEFT - CABINET MOUNTED N/A ORDER #114031-17-700 SLIDE DRAWER KIT
37	114031-21-000	EA	SLIDE-DRAWER, 22" - LEFT - CABINET MOUNTED N/A ORDER #114031-21-700 SLIDE DRAWER KIT
37	114031-25-000	EA	SLIDE-DRAWER, 24" - LEFT - CABINET MOUNTED N/A ORDER #114031-25-700 SLIDE DRAWER KIT

KEY	PART NUMBER	U/M	DESCRIPTION
38	074493-02-000	EA	SUPPORT-PISTON SPRING, CABINET DOOR
38	074493-03-000	EA	SUPPORT-DOOR, SPRUNG FASTECH MS33AE
39	004354-01-000	EA	BUMPER-RUBBER, .5" DIA - BROWN
40	009112-01-000	EA	FLANGE-ROD, 1" - COTHES ROD - PLASTIC - OFF WHITE
41	042356-01-000	EA	PLUG-BUTTON, MAHOGANY - 3/8" DIAMETER - WOOD
42	064467-01-000	EA	GUIDE-POCKET, SLIDING DOOR - WALL MOUNTED
43	102194-01-000	EA	GUIDE-PLASTIC
44	104174-01-000	EA	HOOK-ROBE, TWIN
45	116975-01-01A	EA	LATCH ASM-UNDERCENTER, BLACK STRIKE #042541-05-000
	042541-05-000	EA	STRIKE-W/O LATCH, BRASS
46	116978-01-03B	EA	GUSSET-SLIDEOUT ROOM, OFF WHITE
47	072871-01-000	EA	PULL-FLUSH, CHROME
48	109403-01-000	EA	CATCH-SINGLE ROLLER
	076790-01-000	EA	SCREW, 6-20 X 1 1/4 PPH - BLACK
	M97191-01-E37	EA	HANDLE-DOOR, TAMBOUR
	023320-01-000	EA	PAD-FELT, 3/8" DIAMETER - BROWN
	042438-01-000	EA	DOWEL-WOOD, CLOTHES ROD - 1" DIAMETER X 4'
	042438-06-000	EA	DOWEL-WOOD, 1.5" X 26" - OAK
	041389-18-000	EA	HINGE-PIANO, 1.50 X 482.6 - OFF WHITE
	041389-25-000	EA	HINGE-PIANO, 1.50 X 55" - MILL
	073151-02-000	EA	HINGE-CONTINUOUS, 22.3" LONG - METAL - OFF WHITE
	097141-02-700	EA	TRACK-SPIRAL KIT, (1)LH & (1)RH
	118802-01-02A	EA	HINGE ASM-DOOR, OVERHEAD CABINET, HAMPTON TAN
	118802-01-01A	EA	HINGE ASM-DOOR, OVERHEAD CABINET

# INTERIOR FINISH GROUP (CONTINUED)

## MOLDINGS & TRIMS



KEY	PART NUMBER	U/M DESCRIPTION
1	009767-12-000	FT MOLDING-SIDEWALL TO CEILING/CABINET - WELTING - OFF WHITE
2	009778-16-000	FT U CHANNEL-PLASTIC, 1" (PICKLED ASH)
2	009778-18-000	FT U CHANNEL-PLASTIC, 1" (SALEM CHERRY)
2	070504-28-000	FT U CHANNEL-PLASTIC, 1.65" (PICKLED ASH)
2	070504-30-000	FT U CHANNEL-PLASTIC, 1.65" (SALEM CHERRY)
2	070504-29-000	FT U CHANNEL-PLASTIC, 20.7" (PICKLED ASH)
2	070504-31-000	FT U CHANNEL-PLASTIC, 20.7" (SALEM CHERRY)
3	009809-26-000	EA MOLDING-CORNER, OUTSIDE - 1" (PICKLED ASH)
3	009809-27-000	EA MOLDING-CORNER, OUTSIDE - 1" (SALEM CHERRY)
4	022992-11-000	FT MOLDING-REVERSE COVE, T-SHAPED - VINYL - IVORY
5	042357-18-000	EA MOLDING-CORNER, RADIUS - 1.5" X 7' - PLASTIC (PICKLED ASH)
5	042357-19-000	EA MOLDING-CORNER, RADIUS - 1.5" X 7' - PLASTIC (SALEM CHERRY)
6	077840-01-E37	EA MOLDING-WALL CAP, 36MM X 8' LONG - L-SHAPED WOOD (PICKLED ASH)
6	077840-01-E41	EA MOLDING-WALL CAP, 36MM X 8' LONG - L-SHAPED WOOD (SALEM CHERRY)

KEY	PART NUMBER	U/M DESCRIPTION
7	081521-02-007	EA MOUNT-METAL MOLDING, FOR RADIUS CORNER MOLDING - 12.5' LONG
8	083620-10-000	FT MOLDING-T, END CAP EDGE - W/EDGE LIPS - .75" (PICKLED ASH)
8	083620-11-000	FT MOLDING-T, END CAP EDGE - W/EDGE LIPS - .75" (SALEM CHERRY)
9	086229-14-000	EA RETAINER-BATTEN, 3/4
10	086229-13-000	EA BATTEN-CEILING, 1" WIDE - MODERN IVORY
10	086229-19-000	EA BATTEN-CEILING, 1" WIDE - OFF WHITE
11	093873-01-01A	EA TRIM-CARPET, L-ANGLE - 1.1" X 1.3" X 12' - VINYL
12	100182-10-E37	EA TRIM-CHAIR RAIL, WOOD (PICKLED ASH)
12	100182-10-E41	EA TRIM-CHAIR RAIL, WOOD (SALEM CHERRY)
13	100818-01-03A	EA TRIM-MOLDING, FLAT VINYL WRAP - 42 WIDE X 2134MM LONG (PICKLED ASH)
13	100818-01-04A	EA TRIM-MOLDING, FLAT VINYL WRAP - 42 WIDE X 2134MM LONG (SALEM CHERRY)
14	100819-01-03A	EA TRIM-CORNER, VINYL WRAP - 38MM WIDE X 2134MM LONG (PICKLED ASH)
14	100819-01-04A	EA TRIM-CORNER, VINYL WRAP - 38MM WIDE X 2134MM LONG (SALEM CHERRY)
15	009812-27-000	EA MOLDING-CORNER, OUTSIDE - .5" - PLASTIC (PICKLED ASH)
15	009812-26-000	EA MOLDING-CORNER, OUTSIDE - .5" - PLASTIC (SALEM CHERRY)
16	111135-B2-438	EA MOLDING-VINYL WRAPPED, 018 X 025 X 2438 (PICKLED ASH)
16	111136-B2-438	EA MOLDING-VINYL WRAPPED, 018 X 025 X 2438 (SALEM CHERRY)
16	111135-D2-134	EA MOLDING-TRIM, VINYL WRAP - ROUNDED EDGE - 40 X 2134MM (PICKLED ASH)
16	111136-D2-134	EA MOLDING-TRIM, VINYL WRAP - ROUNDED EDGE - 40 X 2134MM (SALEM CHERRY)
16	111135-D2-016	EA MOLDING-TRIM, VINYL WRAP - ROUNDED EDGE - 38 X 2016MM (PICKLED ASH)
16	111136-D2-016	EA MOLDING-TRIM, VINYL WRAP - ROUNDED EDGE - 38 X 2016MM (SALEM CHERRY)
16	111133-D2-438	EA MOLDING-TRIM, VINYL WRAP - ROUNDED EDGE - 38 X 2438MM (PICKLED ASH)
16	111134-D2-438	EA MOLDING-TRIM, VINYL WRAP - ROUNDED EDGE - 38 X 2438MM (SALEM CHERRY)
16	111135-F2-134	EA MOLDING-TRIM, VINYL WRAP - ROUNDED EDGE - 65 X 2134MM (PICKLED ASH)
16	111136-F2-134	EA MOLDING-TRIM, VINYL WRAP - ROUNDED EDGE - 65 X 2134MM (SALEM CHERRY)
16	111135-F2-438	EA MOLDING-TRIM, VINYL WRAP - ROUNDED EDGE - 65 X 2438MM (PICKLED ASH)
16	111136-F2-438	EA MOLDING-TRIM, VINYL WRAP - ROUNDED EDGE - 65 X 2438MM (SALEM CHERRY)
17	105709-01-000	FT T-MOLDING, 1" WIDE - MODERN IVORY
18	079653-19-000	EA MOLDING-BATT STRIP, KERFED (PICKLED ASH)
18	079653-20-000	EA MOLDING-BATT STRIP, KERFED (SALEM CHERRY)
19	109736-01-01A	FT T-MOLDING, 1" WIDE - OFF SET - BRASS/BLACK
20	103186-01-03A	FT MOLDING-PLASTIC, 9.5MM SHELF EDGING (PICKLED ASH)
20	103186-01-04A	FT MOLDING-PLASTIC, 9.5MM SHELF EDGING (SALEM CHERRY)
20	103186-02-03A	FT MOLDING-PLASTIC, 25.4MM SHELF EDGING (PICKLED ASH)
20	103186-02-04A	FT MOLDING-PLASTIC, 25.4MM SHELF EDGING (SALEM CHERRY)
21	086229-09-000	EA RETAINER-BATTEN, CEILING - OFFSET
22	086229-13-000	EA BATTEN-CEILING, 1.5" OFFSET - MODERN IVORY
23	101957-01-03A	EA EXTRUDED-PLASTIC (PICKLED ASH)
23	101957-01-04A	EA EXTRUDED-PLASTIC (SALEM CHERRY)
24	109332-02-01A	FT TRIM-J, MIRROR - BRASS
25	109410-01-E37	EA MOLDING-TRIM (PICKLED ASH)
25	109410-01-E41	EA MOLDING-TRIM (SALEM CHERRY)
26	080176-05-000	EA CAP-TOP, RADIUS CORNER MOLDING - PLASTIC (PICKLED ASH)
26	080176-06-000	EA CAP-TOP, RADIUS CORNER MOLDING - PLASTIC (SALEM CHERRY)
27	100659-17-E37	EA TRIM-MOLDING, 1990MM LONG - WOOD FLOORING (PICKLED ASH)
27	100659-17-E41	EA TRIM-MOLDING, 1990MM LONG - WOOD FLOORING (SALEM CHERRY)
	075249-01-000	EA RAILING-OAK, 72" UNFINISHED
	104676-01-01A	FT T-MOLDING, 5/16 - RIGID - GOLD
	009767-13-000	FT WELTING (PICKLED ASH)
	009767-14-000	FT WELTING (SALEM CHERRY)
	109831-01-E37	EA LUMBER-MIRROR STOP, 610 LONG (PICKLED ASH)
	109831-01-E41	EA LUMBER-MIRROR STOP, 610 LONG (SALEM CHERRY)
	120492-01-01A	FT STRIP-TRIM, IVORY
	117788-11-GV0	EA TRIM (PICKLED ASH)
	117788-11-GV1	EA TRIM (SALEM CHERRY)
	119217-01-GV0	EA MOLDING-DOOR, ENTRANCE - WOOD (PICKLED ASH)
	119217-01-GV1	EA MOLDING-DOOR, ENTRANCE - WOOD (SALEM CHERRY)
	119217-02-GV0	EA MOLDING-DOOR, ENTRANCE - WOOD (PICKLED ASH)
	119217-02-GV1	EA MOLDING-DOOR, ENTRANCE - WOOD (SALEM CHERRY)



**INTERIOR FINISH GROUP (CONTINUED)**

**PANELING & LUMBER**

KEY	PART NUMBER	U/M DESCRIPTION
	080215-08-000	SF PANELING-WOODGRAIN, 2 SIDED - 48" X 96" (PICKLED ASH)
	080215-09-000	SF PANELING-WOODGRAIN, 2 SIDED - 48" X 96" (SALEM CHERRY)
	074497-22-000	SF PANELING-WOODGRAIN, 48" X 96" (PICKLED ASH)
	074497-23-000	SF PANELING-WOODGRAIN, 48" X 96" (SALEM CHERRY)
	088272-F3-000	SF PANELING-MAIN WALL (GV0/GV1)
	088272-E1-000	SF PANELING-MAIN WALL (GV2/GV3/GV4/GV5)
	088272-98-000	SF PANELING-SHOWER, OFF WHITE - 4' X 7'
		FROM: 00-00-00 THRU: 01-14-96
	088272-G1-000	SF PANELING-PEBBLE EMBOSS, ANTIQUE - 3MM X 48 X 96 - WET BATH
		FROM: 01-15-96 THRU: 99-99-99
	106069-01-000	SF TAMBOUR-BRASSTONE, 4" X 6" - ALUMINUM COVERED HARDBOARD
	057882-04-000	SF TAMBOUR-DOOR, 47" X 95" SHEET - UNFINISHED
	111133-D2-438	EA LUMBER-VINYL WRAPPED, 018 X 038 X 2438 MM (PICKLED ASH)
	111134-D2-438	EA LUMBER-VINYL WRAPPED, 018 X 038 X 2438 MM (SALEM CHERRY)
	111133-E2-438	EA LUMBER-VINYL WRAPPED, 50.8 MM X 2438 MM (PICKLED ASH)
	111134-E2-438	EA LUMBER-VINYL WRAPPED, 50.8 MM X 2438 MM (SALEM CHERRY)
	111133-G2-438	EA LUMBER-VINYL WRAPPED, 76 MM X 2438 MM (PICKLED ASH)
	111134-G2-438	EA LUMBER-VINYL WRAPPED, 76 MM X 2438 MM (SALEM CHERRY)
	000885-66-000	SF PARTICLE-BOARD, 1/2 X 60 X 96 - VINYL 2 SIDED (PICKLED ASH)
	000885-72-000	SF PARTICLE-BOARD, 1/2 X 60 X 96 - VINYL 2 SIDED (SALEM CHERRY)
	000885-67-000	SF PARTICLE-BOARD, 3/4 X 60 X 96 - VINYL 2 SIDED (PICKLED ASH)
	000885-73-000	SF PARTICLE-BOARD, 3/4 X 60 X 96 - VINYL 2 SIDED (SALEM CHERRY)
	000885-68-000	SF PARTICLE-BOARD, 3/8 X 60 X 96 - VINYL 2 SIDED (PICKLED ASH)
	000885-74-000	SF PARTICLE-BOARD, 3/8 X 60 X 96 - VINYL 2 SIDED (SALEM CHERRY)
	098531-03-000	SF PLYWOOD - 1/2" (PICKLED ASH)
	098531-02-000	SF PLYWOOD - 1/2" (SALEM CHERRY)
	083618-02-000	SF PLYWOOD-OAK, 1 SIDE FINISHED - 3/16" X 4' X 8'
	000846-01-000	SF PLYWOOD - 5/16" X 4' X 8'
	000846-02-000	SF PLYWOOD - UNDR - 5/16" X 4' X 8'

**LAMINATES & EDGE BAND**

KEY	PART NUMBER	U/M DESCRIPTION
	115649-01-000	SF LAMINATE-PLASTIC, NEUTRAL SANTOS (GV0/GV1)
	074498-70-000	SF LAMINATE-PLASTIC, 5' X 8' - GRAY FINESSE (GV2/GV3)
	074498-72-000	SF LAMINATE-PLASTIC, 5' X 8' - PEBBLE SANTOS (GV4/GV5)
	074498-57-000	SF LAMINATE-PLASTIC, 5' X 8' (PICKLED ASH)
	074498-58-000	SF LAMINATE-PLASTIC, 5' X 8' (SALEM CHERRY)
	074498-71-000	SF LAMINATE-PLASTIC, NEUTRAL SANTOS (GV0/GV1)
	074498-62-000	SF LAMINATE-PLASTIC, GRAY FINESSE (GV2/GV3)
	074498-72-000	SF LAMINATE-PLASTIC, PEBBLE SANTOS (GV4/GV5)
	076325-49-000	FT MOLDING-EDGE BAND, 1 5/16 X .30 X 600 (PICKLED ASH)
	076325-50-000	FT MOLDING-EDGE BAND, 1 5/16 X .30 X 600 (SALEM CHERRY)
	076325-40-000	FT MOLDING-EDGE BAND, .875 X .024 X 600 (GV0/GV1)
	076325-43-000	FT MOLDING-EDGE BAND, .875 X .024 X 600 - CLOUD (GV2/GV3)
	076325-38-000	FT MOLDING-EDGE BAND, .875 X .24 X 600 (GV4/GV5)
	076325-39-000	FT MOLDING-EDGE BAND, 1 5/16 X .30 X 600 (GV4/GV5)

**BATT STRIPS**

KEY	PART NUMBER	U/M DESCRIPTION
	088263-D2-000	EA BATT-STRIP, MAIN WALL (GV0/GV1)
	088263-B9-000	EA BATT-STRIP, MAIN WALL (GV2/GV3/GV4/GV5)
	088263-78-000	EA BATT-STRIP, WET BATH
	085284-C5-000	FT STRIP-TAPE, MAIN WALL (GV0/GV1)
	085284-B2-000	FT STRIP-TAPE, MAIN WALL (GV2/GV3/GV4/GV5)
	085284-96-000	FT STRIP-TAPE (PICKLED ASH)
	085284-97-000	FT STRIP-TAPE (SALEM CHERRY)

**INTERIOR FINISH GROUP (CONTINUED)**

**FIRE EXTINGUISHER, DETECTORS, CLOCK & PICTURES**

KEY	PART NUMBER	U/M DESCRIPTION
	094499-01-000	EA EXTINGUISHER-FIRE, DRY W/MOUNTING BRACKET - 10 BC
	094499-02-000	EA EXTINGUISHER-FIRE, DRY - 1A10BC - CANADIAN
	094499-01-700	EA BRACKET-MOUNTING, W/PLASTIC STRAP 294039
	094499-01-701	EA STRAP ONLY (METAL) 320351
	072852-01-000	EA DETECTOR-SMOKE, W/9 VOLT BATTERY - US
	072852-02-000	EA DETECTOR-SMOKE, W/9 VOLT BATTERY - CANADIAN
	112320-02-000	EA BATTERY/SENSOR-CO GAS, COSTAR 940001000
		FROM: 00-00-00 THRU: 09-03-95
	112320-03-000	EA DETECTOR-CO GAS MODEL 9D-I COSTAR 946000001
		FROM: 09-04-95 THRU: 99-99-99
	112320-04-000	EA DETECTOR-CO SENSOR ASSEMBLY COSTAR 946001001
		FROM: 09-04-95 THRU: 99-99-99
	100793-02-01A	EA CLOCK-WALL, BRASS QUARTZ 11"
	112515-01-02A	EA PICTURE-DECORATIVE, 12" X 16"
	112515-02-04A	EA PICTURE-DECORATIVE, BLUEBIRD - 16" X 20"

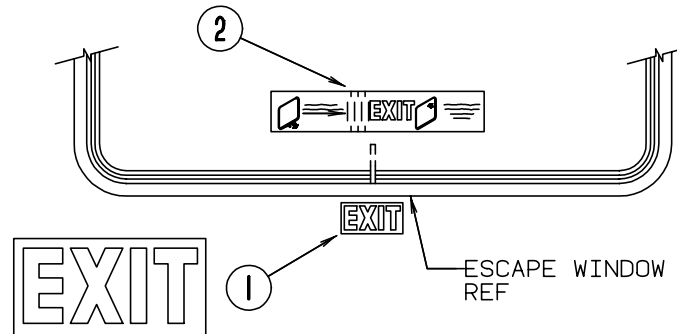
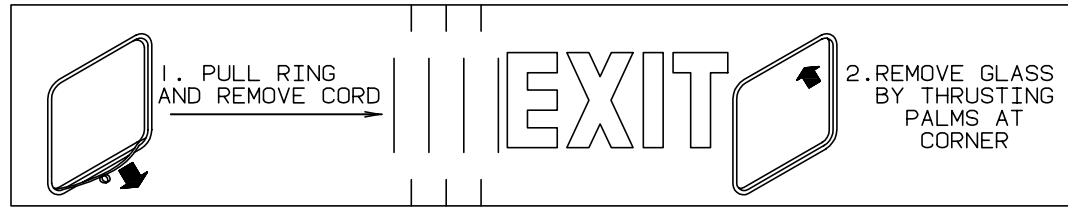
**FLOOR COVERINGS**

KEY	PART NUMBER	U/M DESCRIPTION
	096060-B6-000	SY CARPET-EXCALIBUR, DOESKIN (GV0/GV1)
	096060-B5-000	SY CARPET-EXCALIBUR, NIGHT NAVY (GV2/GV3)
	096060-B8-000	SY CARPET-EXCALIBUR, SPRUCE (GV4/GV5)
	105829-03-01A	SF WOOD PLANK FLOORING TILE - OAK GOLDEN WHEAT (GV0/GV2/GV4)
	105829-03-02A	SF WOOD PLANK FLOORING TILE - CORDOVON BROWN HICKORY (GV1/GV3/GV5)
	093486-01-000	SY CARPET-COMPARTMENT, 54" WIDE - DARK GRAY
	075233-01-000	SY PAD-CARPET, 3/8" X 6' ROLL
	047034-02-000	SF PLASTIC-CARPET, 4' WIDE - CLEAR POLY

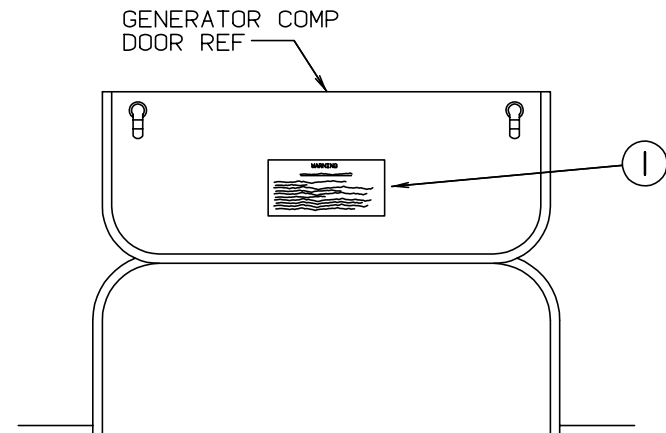
**FLOOR MATS**

KEY	PART NUMBER	U/M DESCRIPTION
	108151-01-000	EA MAT-FLOOR, ENTRANCE
	108152-01-000	EA MAT-FLOOR, RH
	108152-02-000	EA MAT-FLOOR, LH

**LABELS GROUP**



KEY	PART NUMBER	U/M DESCRIPTION
1	039290-01-000	EA LABEL-WARNING, EXIT
2	107571-01-000	EA LABEL-ESCAPE EXIT, WINDOW



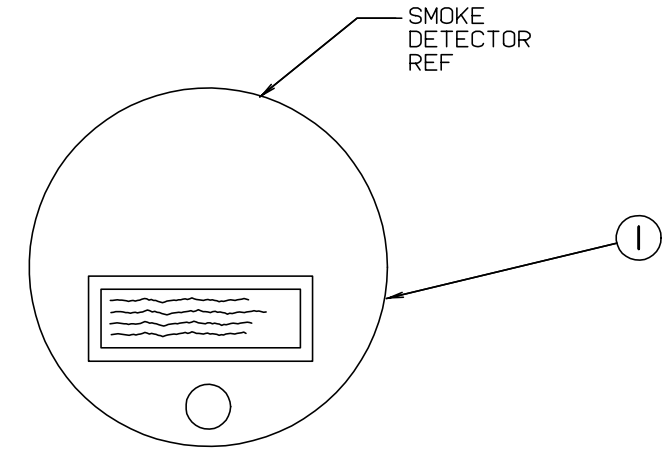
**WARNING**

WHEN ADDING A GENERATOR SET:

HIGH VOLTAGE-USE EXTREME CAUTION WHEN WORKING ON ELECTRICAL COMPONENTS. HAVE ALL ELECTRICAL INSTALLATION PERFORMED BY A QUALIFIED LICENSED ELECTRICIAN-FOLLOW ALL STATE AND LOCAL CODES. ONLY INSTALL GENERATOR SET APPROVED FOR R.V. APPLICATION. HAVE INSTALLED BY QUALIFIED TECHNICIAN. TO AVOID HEAT BUILD-UP AND TO GUARANTEE AN ADEQUATE AIR SUPPLY TO THE GENERATOR CARBURETOR, FOLLOW INSTALLATION INSTRUCTIONS. GENERATOR ENGINE EXHAUST GASES ARE TOXIC AND MUST NOT TERMINATE UNDER THE VEHICLE-DISCHARGE EXHAUST AWAY FROM VEHICLE.

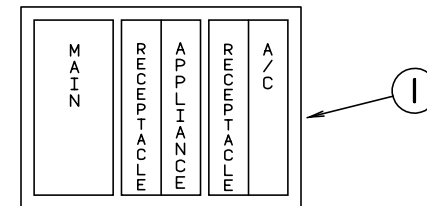
KEY	PART NUMBER	U/M DESCRIPTION
1	077510-01-000	EA LABEL-GENERATOR PREP

**LABELS GROUP (CONTINUED)**



**WARNING:** TEST SMOKE DETECTOR OPERATION AFTER VEHICLE HAS BEEN IN STORAGE. BEFORE EACH TRIP AND AT LEAST ONCE PER WEEK DURING USE.

KEY	PART NUMBER	U/M DESCRIPTION
1	077956-01-000	EA LABEL-WARNING, SMOKE DETECTOR

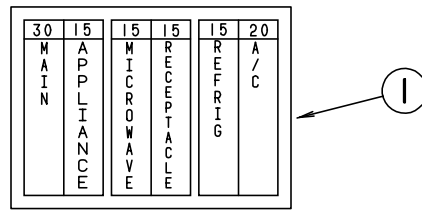


KEY	PART NUMBER	U/M DESCRIPTION
1	095721-07-000	EA LABEL-CONTROL CENTER - FRONT - W/SWITCH LOCATIONS

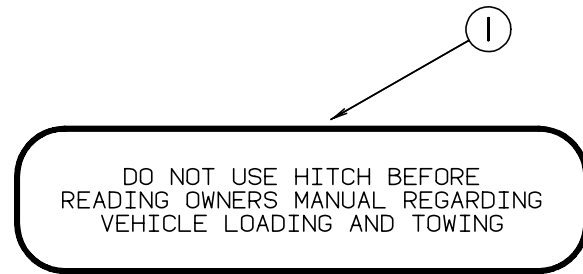
<b>MAIN</b>	<b>REFRIG/MICRO</b>
	<b>A/C CIRCUIT 1</b>
<b>MAIN</b>	<b>A/C CIRCUIT 2</b>
	<b>GENERAL RECPS</b>
<b>GFI # 1</b>	<b>WASHER/OTHER</b>
<b>GFI # 2</b>	<b>CONVERTER/</b>
<b>CONVERTER/</b>	<b>GENERAL RECPS</b>
<b>DISHWASHER</b>	

KEY	PART NUMBER	U/M DESCRIPTION
1	095721-09-000	EA LABEL-CONTROL CENTER (50A)

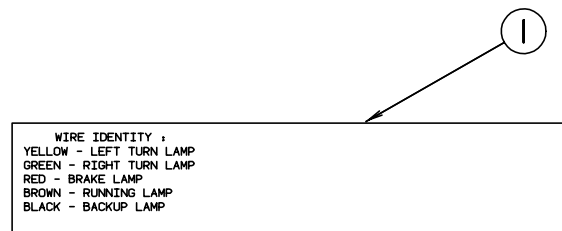
**LABELS GROUP (CONTINUED)**



KEY	PART NUMBER	U/M DESCRIPTION
1	095721-10-000	EA LABEL-CONTROL CENTER (30A) (CANADIAN)

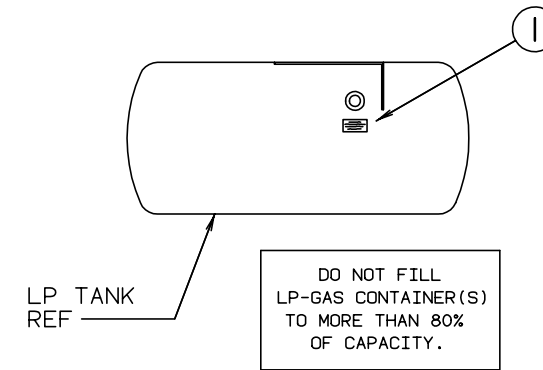


KEY	PART NUMBER	U/M DESCRIPTION
1	111104-01-000	EA LABEL-HITCH, READ MANUAL

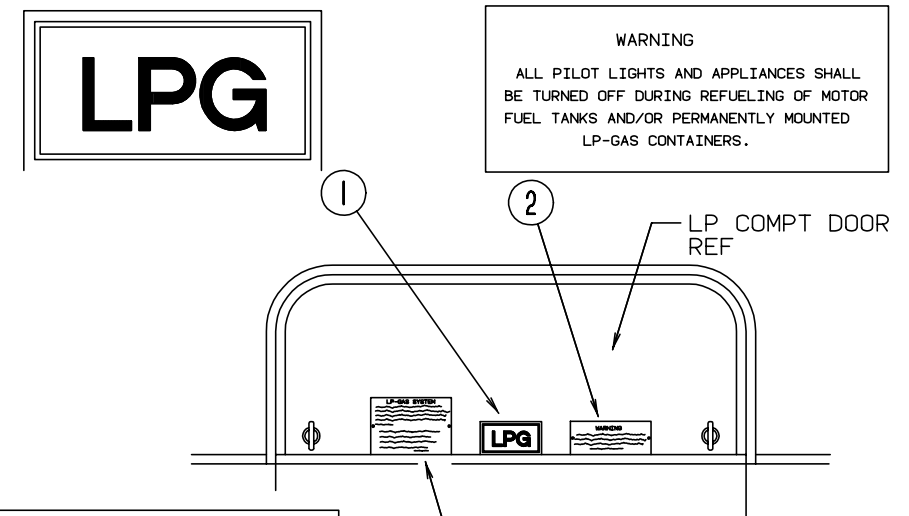


KEY	PART NUMBER	U/M DESCRIPTION
1	091224-02-000	EA LABEL-TRAILER LIGHTING

**LABELS GROUP (CONTINUED)**



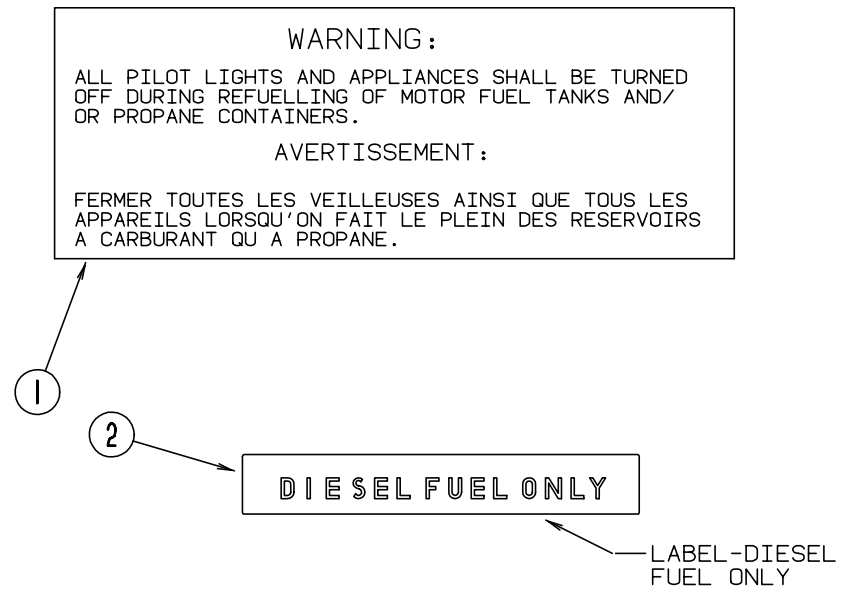
KEY	PART NUMBER	U/M DESCRIPTION
1	079965-01-000	EA LABEL-LPG 80 CAPACITY



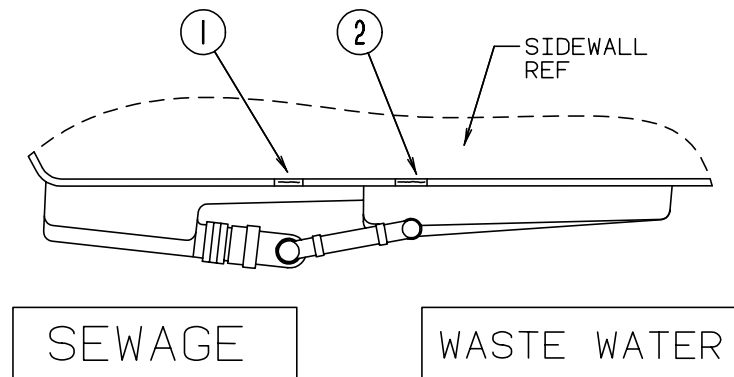
**LP-GAS SYSTEM**  
 THIS GAS PIPING SYSTEM IS DESIGNED FOR USE OF LIQUEFIED PETROLEUM GAS ONLY. DO NOT CONNECT NATURAL GAS TO THIS SYSTEM.  
 SECURELY CAP INLET(S) WHEN NOT CONNECTED FOR USE. AFTER TURNING ON GAS, EXCEPT AFTER NORMAL CONTAINER REPLACEMENT, TEST GAS PIPING AND CONNECTIONS TO APPLIANCE FOR LEAKAGE WITH SOAPY WATER OR BUBBLE SOLUTION. DO NOT USE PRODUCTS THAT CONTAIN AMMONIA OR CHLORINE.  
 P.N. 54531

KEY	PART NUMBER	U/M DESCRIPTION
1	074559-01-000	EA DECAL-LOGO, LPG - RED - CALIF. CODE
2	006040-01-000	EA TAG-GAS REFUELING WARNING
2	006040-02-000	EA TAG-GAS REFUELING WARNING - CANADIAN
3	054531-01-000	EA LABEL-LP GAS ONLY
3	023769-01-000	EA LABEL-WARNING, LPG - CANADIAN

**LABELS GROUP (CONTINUED)**

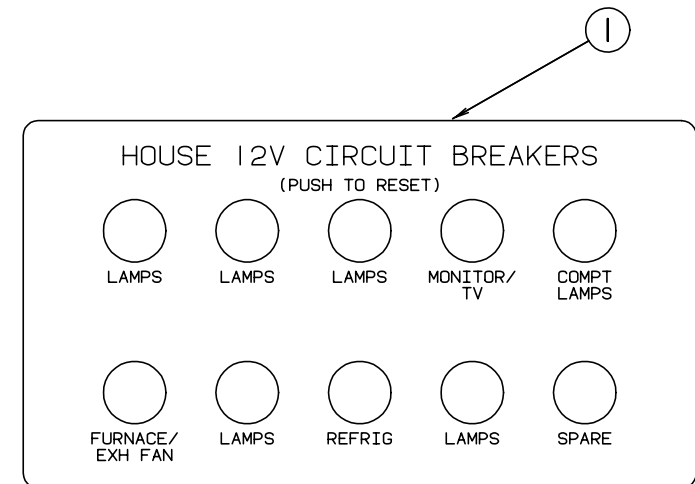


KEY	PART NUMBER	U/M DESCRIPTION
1	006040-01-000	EA TAG-GAS REFUELING WARNING
1	006040-02-000	EA TAG-GAS REFUEL WARNING, CANADIAN
2	068383-01-000	EA LABEL-DIESEL FUEL ONLY

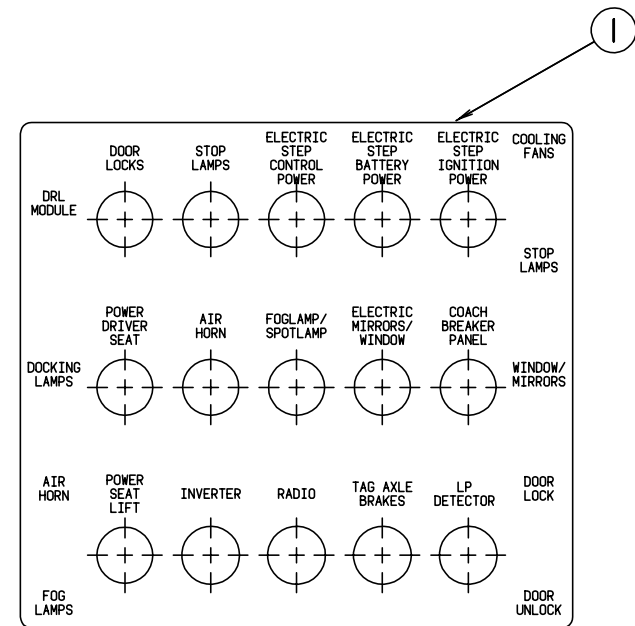


KEY	PART NUMBER	U/M DESCRIPTION
1	006187-01-000	EA LABEL-SEWAGE
2	006188-01-000	EA LABEL-WASTE WATER

**LABELS GROUP (CONTINUED)**

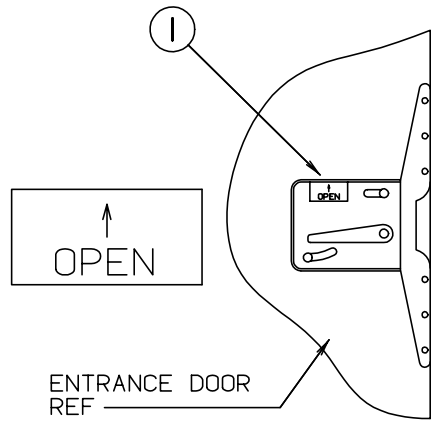


KEY	PART NUMBER	U/M DESCRIPTION
1	092547-04-000	EA LABEL-CIRCUIT BREAKER



KEY	PART NUMBER	U/M DESCRIPTION
1	093236-12-000	EA LABEL-CIRCUIT BREAKER

**LABELS GROUP (CONTINUED)**



KEY	PART NUMBER	U/M DESCRIPTION
1	040944-01-000	EA LABEL-ENTRANCE DOOR, "OPEN"

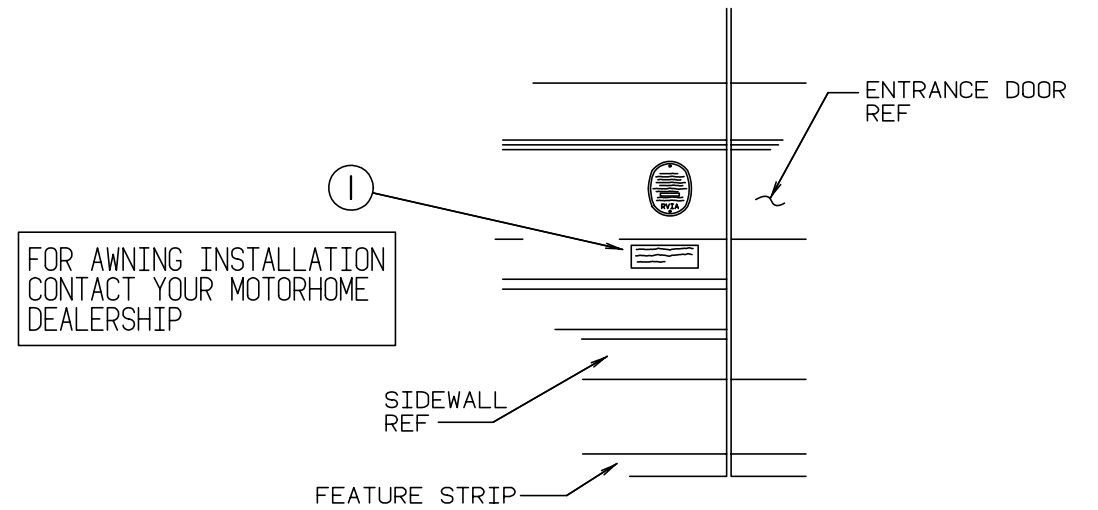
CB POWER PROVISION  
 RED +12 V  
 BLACK GROUND  
 COAX ANTENNA  
 (SEE REVERSE ALSO)

KEY	PART NUMBER	U/M DESCRIPTION
1	104678-01-000	EA LABEL-CB PREP

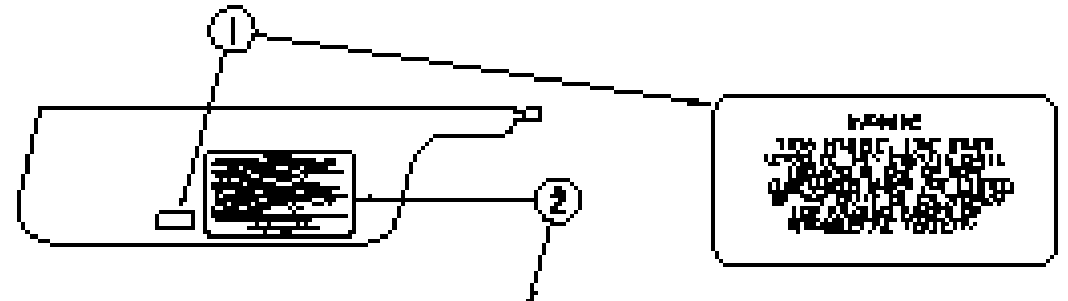
**WARNING**  
 MUST BE STOWED  
 IN LATCHED POSITION  
 WHILE VEHICLE IS IN MOTION

KEY	PART NUMBER	U/M DESCRIPTION
1	079966-01-000	EA LABEL-WARNING, STOWED - MOTION

**LABELS GROUP (CONTINUED)**



KEY	PART NUMBER	U/M DESCRIPTION
1	099509-01-000	EA LABEL-AWNING INSTALLATION



**CAUTION**

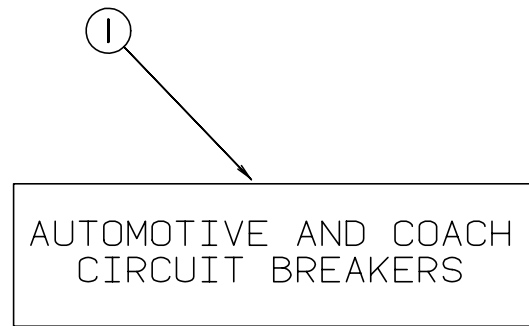
THIS PRODUCT HAS BEEN DESIGNED, MANUFACTURED AND TESTED WITH EXPECTATION FOR THE CONTINUOUS USE OF THE PRODUCT. IT IS NOT TO BE USED AS A LIFE LINE OR TO SUPPORT ANY PERSON OR OBJECT. THE USER SHALL BE RESPONSIBLE FOR THE PROPER INSTALLATION AND MAINTENANCE OF THE PRODUCT AND FOR THE PROPER USE OF THE PRODUCT.

1. READ INSTRUCTIONS: READ ALL INSTRUCTIONS CAREFULLY BEFORE USING THE PRODUCT.
2. WEIGHT: DO NOT EXCEED THE WEIGHT LIMITS SPECIFIED IN THE INSTRUCTIONS.
3. WIND: DO NOT USE THE PRODUCT IN WINDS EXCEEDING THE WIND SPEED LIMITS SPECIFIED IN THE INSTRUCTIONS.
4. LOCATION: DO NOT USE THE PRODUCT IN UNDESIRABLE LOCATIONS INCLUDING NEAR POWER LINES, TELEPHONE LINES, GAS LINES, OIL LINES, OR OTHER HAZARDOUS LOCATIONS.
5. CLOSING: ALWAYS RETRACT THE PRODUCT CAREFULLY AND NEVER USE FORCE TO CLOSE OR OPEN THE PRODUCT.
6. CHILDREN: DO NOT ALLOW CHILDREN TO USE THE PRODUCT WITHOUT SUPERVISION.
7. MAINTENANCE: ALWAYS CHECK THE LATCH OR LOCK MECHANISM BEFORE USE.
8. LOAD LIMITS: DO NOT EXCEED THE LOAD LIMITS SPECIFIED IN THE INSTRUCTIONS.
9. SAFETY: ALWAYS WEAR YOUR SEATBELT AND SAFETY BELT WHILE DRIVING.
10. ELECTRICAL: DO NOT USE THE PRODUCT IN WET OR DAMP CONDITIONS.

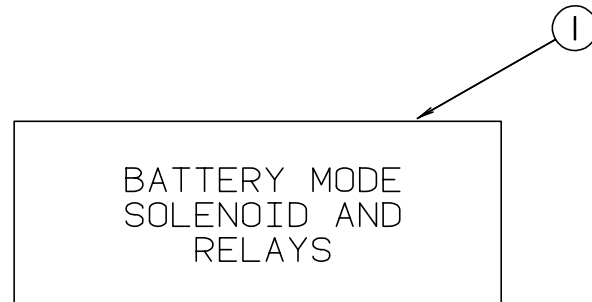
ALWAYS READ THE INSTRUCTIONS CAREFULLY BEFORE USING THE PRODUCT.

KEY	PART NUMBER	U/M DESCRIPTION
1	099689-01-000	EA LABEL-WARNING, CANCER/TOXICITY
2	056259-01-000	EA LABEL -SAFETY CHECK LIST

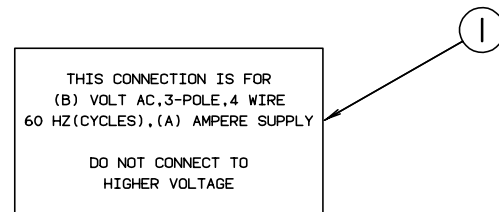
**LABELS GROUP (CONTINUED)**



KEY	PART NUMBER	U/M DESCRIPTION
1	098379-01-000	EA LABEL-ELECTRICAL BOX, FRONT

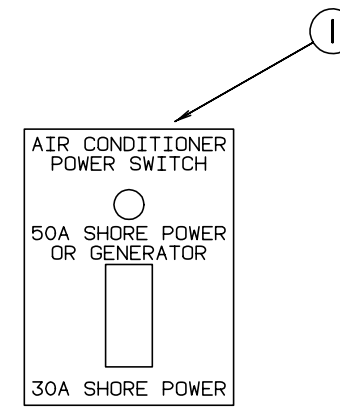


KEY	PART NUMBER	U/M DESCRIPTION
1	098379-04-000	EA LABEL-ELECTRICAL BOX, SIDE

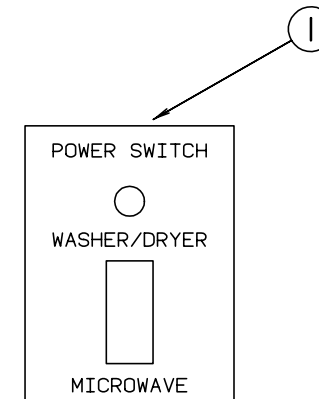


KEY	PART NUMBER	U/M DESCRIPTION
1	006062-04-000	EA LABEL-ELECTRIC, 120/240V SERVICE

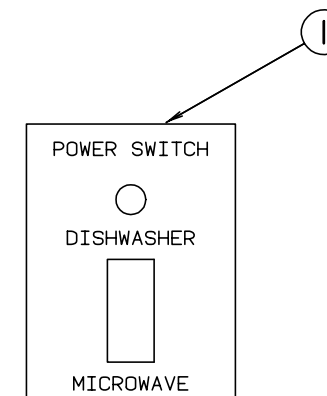
**LABELS GROUP (CONTINUED)**



KEY	PART NUMBER	U/M DESCRIPTION
1	109051-01-000	EA LABEL-SWITCH, 50A POWER (SHORE)

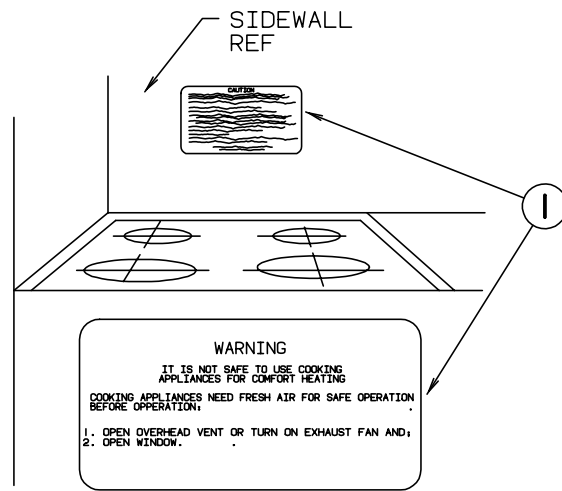


KEY	PART NUMBER	U/M DESCRIPTION
1	109051-02-000	EA LABEL-SWITCH, 50A POWER (DISHWASHER)

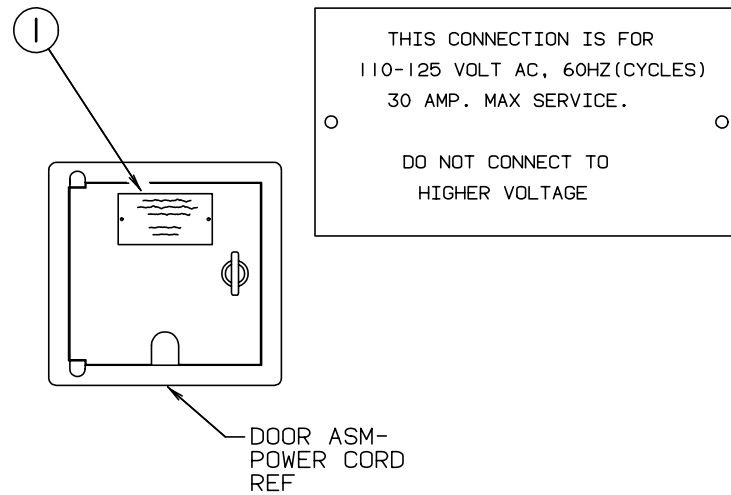


KEY	PART NUMBER	U/M DESCRIPTION
1	109051-03-000	EA LABEL-SWITCH, 50A POWER (WASHER/DRYER)

**LABELS GROUP (CONTINUED)**



KEY	PART NUMBER	U/M DESCRIPTION
1	050225-01-000	EA LABEL-WARNING, STOVE VENT - US
1	050222-01-000	EA LABEL-WARNING, STOVE VENT - CANADIAN

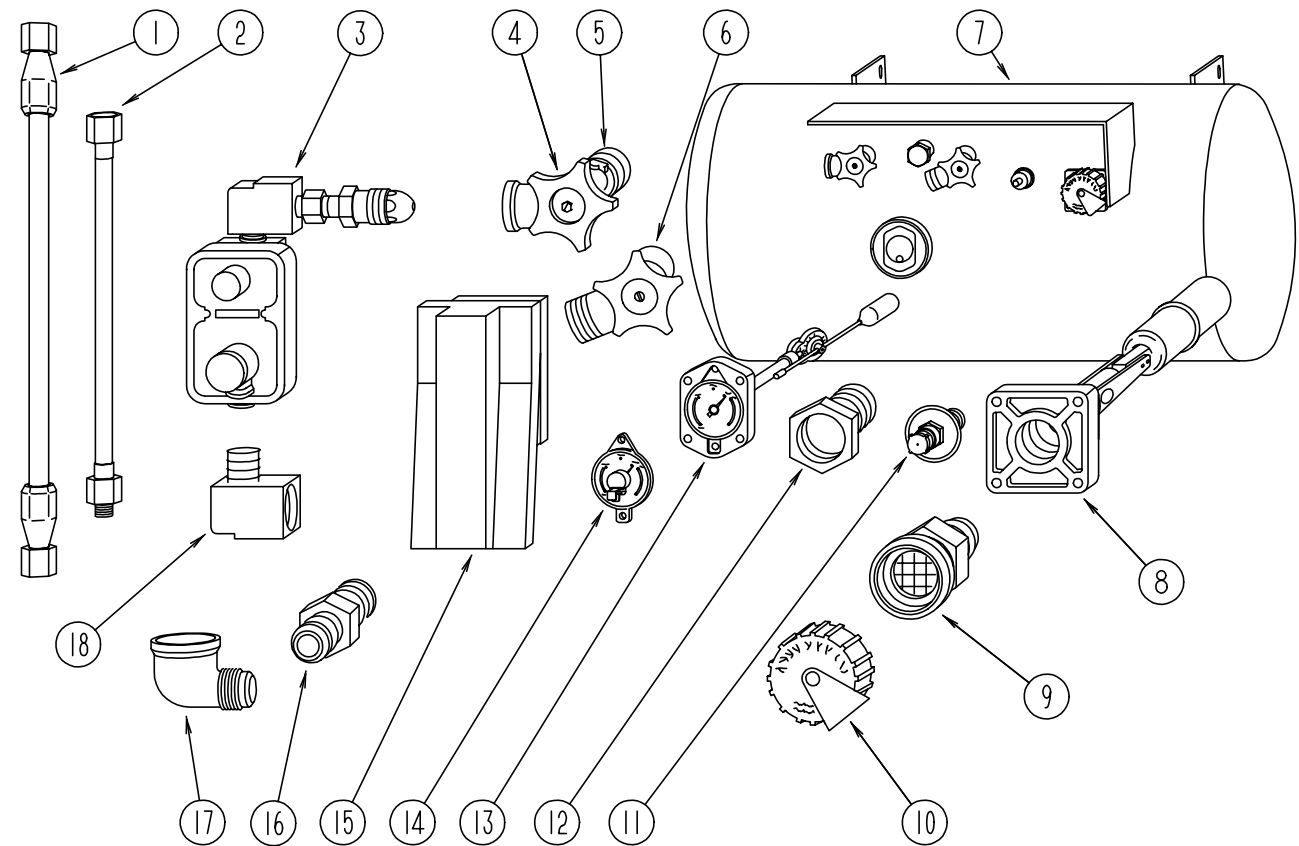


KEY	PART NUMBER	U/M DESCRIPTION
1	006062-01-000	EA TAG-ELECTRIC, 110V CONNECTION

**MISCELLANEOUS LABELS**

KEY	PART NUMBER	U/M DESCRIPTION
	073998-01-000	EA LABEL-LPG ODOR WARNING
	087236-01-000	EA LABEL-CABLE, INPUT
	087236-02-000	EA LABEL-TV OUTLET
	111802-01-000	EA LABEL-CFC WARNING
	112518-01-000	EA LABEL-HANG TAG, CO DETECTOR
	095721-12-000	EA LABEL-CONTROL CENTER, 30A - W/INVERTER
	095721-13-000	EA LABEL-CONTROL CENTER, 50A - W/INVERTER

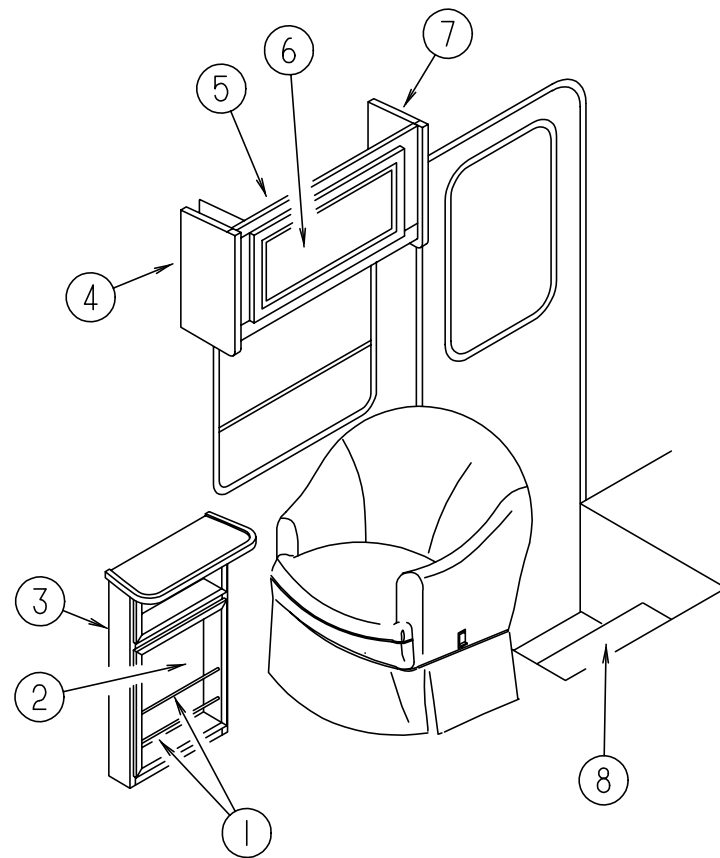
**LP GROUP**



**BRUNNER LP TANK & COMPONENTS**

KEY	PART NUMBER	U/M DESCRIPTION	VENDOR NO.
1	045703-01-000	EA HOSE-LP, 3/8" ID X 24" - 3/8 MPT X 1/2 F SWIVEL - U.S.	
1	045703-07-000	EA HOSE ASM-LP, 3/8 ID X 10 - U.S.	
2	045703-08-000	EA HOSE ASM-LP, 3/8 ID X 10 - CANADA	
2	045703-02-000	EA HOSE-LP, 3/8" ID X 24" - 3/8" MPT X 1/2" F SWIVEL - CANADA	
3	106150-01-000	EA REGULATOR-TWO STAGE M'BRASS 290-303	
4	040421-01-708	EA HANDWHEEL-SERVICE VALVE	G-1015-A
5	040421-01-712	EA VALVE-SERVICE, W/O VAPOR RELIEF	29000853
6	040421-01-710	EA VALVE-SERVICE, LIQUID	910145
7	088253-06-000	EA TANK-LP, 130 LB	
7	088253-05-000	EA TANK-LP, 130 LB, LIQUID DRAW	
8	040421-01-711	EA VALVE - 80% FILL W/AUTO STOP LLL	
9	040421-01-701	EA VALVE-FILL-SHORT, LP	75478
10	040421-01-702	EA CAP-FILL VALVE, PLASTIC	G-1014-A
11	040421-01-700	EA VALVE-LIQUID LEVEL, 20%	G-1013
12	040421-01-713	EA VALVE-VAPOR ONLY	29000587
13	088253-01-700	EA GAUGE-FLOAT ASSEMBLY, L.P. 16C	
	040421-01-706	EA DIAL-LP TANK VOLUME, VISIBLE FACE (5-1789)	
14	040440-02-000	EA TRANSMITTER-DIAL, 0-90 OHM - 2 TERMINAL (POWER & GROUND)	
15	105658-01-000	EA COMPARTMENT-LP REGULATOR	
16	010323-01-000	EA ADAPTER-BRASS, 3/8 F X 1/2 MPT	
17	010265-01-000	EA ELBOW-BRASS, 90 DEGREE - 3/8" F X 1/2" FPT	
18	065318-02-000	EA ELBOW - 90 DEGREE, 3/8" MPT TO 3/8" FPT	
	106846-01-000	EA VALVE-RELIEF	
	106871-01-000	EA BUSHING - 1/2 X 1/4 - BLACK	
	010377-02-000	EA NUT-BRASS, 3/8" FLARE - FORGED	
	010380-02-000	EA NUT-BRASS, 1/2" FLARE - FORGED	
	010329-01-000	EA ADAPTER-BRASS, 1/2" F X 1/2" MPT	
	010252-01-000	EA ELBOW-BRASS, 90 DEG, 3/8 F X 1/2 MPT	
	103613-01-000	EA DETECTOR-LP GAS	

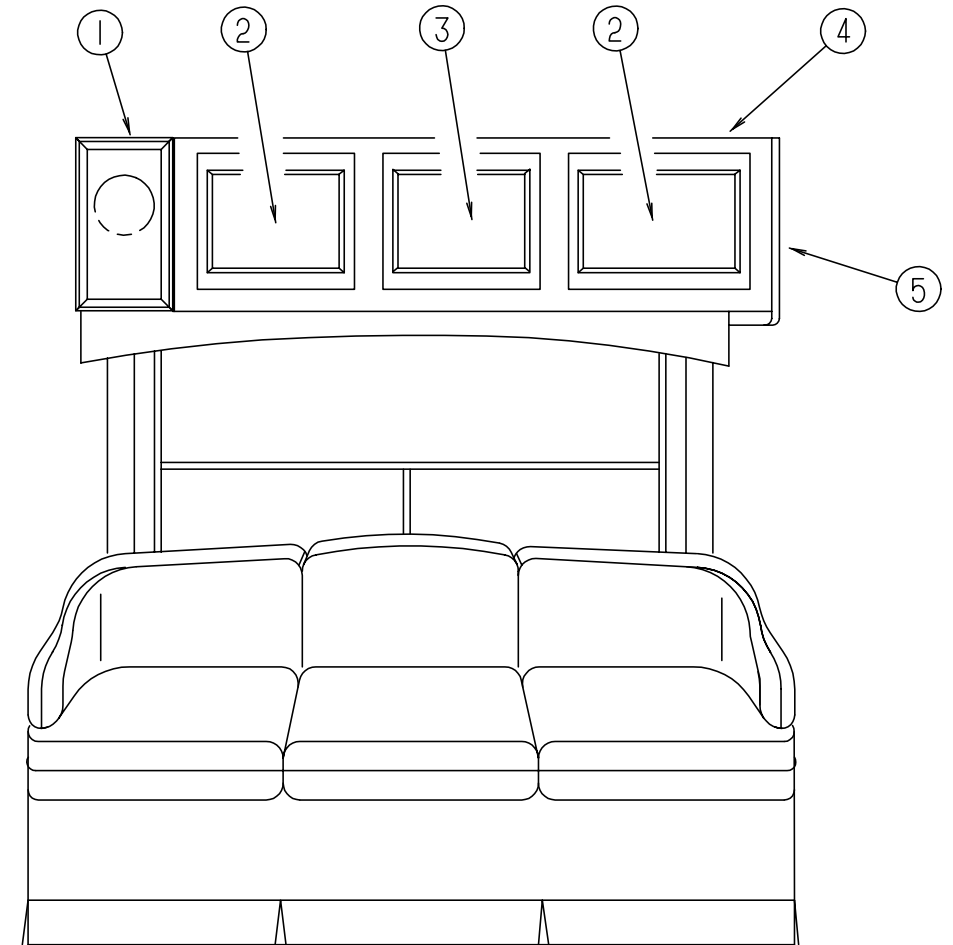
## LOUNGE GROUP



### PASSENGER SIDE CABINETS & TABLE

KEY	PART NUMBER	U/M DESCRIPTION
1	084071-04-000	EA ROD-BRASS, 11.9" LONG
2	120381-01-GV0	EA CABINET ASM-MAGAZINE RACK (PICKLED ASH)
2	120381-01-GV1	EA CABINET ASM-MAGAZINE RACK (SALEM CHERRY)
3	120381-14-GV0	EA MAGAZINE RACK ASM (PICKLED ASH)
3	120381-14-GV1	EA MAGAZINE RACK ASM (SALEM CHERRY)
4	107494-29-GV0	EA CAP ASM-END, LH (PICKLED ASH)
4	107494-29-GV1	EA CAP ASM-END, LH (SALEM CHERRY)
5	119733-01-GV0	EA CABINET ASM-OVHD, TT CHAIRS (PICKLED ASH)
5	119733-01-GV1	EA CABINET ASM-OVHD, TT CHAIRS (SALEM CHERRY)
6	M05990-01-GV0	EA DOOR-RAIL, HDW, OGEE 0365 X 0680 (PICKLED ASH)
6	M05990-01-GV1	EA DOOR-RAIL, HDW, OGEE 0365 X 0680 (SALEM CHERRY)
7	107494-30-GV0	EA CAP ASM-END, RH (PICKLED ASH)
7	107494-30-GV1	EA CAP ASM-END, RH (SALEM CHERRY)
8	P14437-01-000	EA CABINET ASM-LID, W/O CARPET
	120234-01-GV0	EA LID ASM-STEP, ENTRANCE
	120231-01-01A	EA FLOORING-RUBBER, NORAMENT925B
	101222-01-04A	EA BRACKET-CATCH, LID - E-COAT
	107941-02-03B	EA SUPPORT-LID, ENTRANCE STEP - OFF WHITE
	107941-02-01B	EA SUPPORT-LID, ENTRANCE STEP - MILL

## LOUNGE GROUP (CONTINUED)



### DRIVER SIDE CABINETS

KEY	PART NUMBER	U/M DESCRIPTION
1	120351-01-GV0	EA CABINET ASM-OVHD, SPEAKER, LH (PICKLED ASH)
1	120351-01-GV1	EA CABINET ASM-OVHD, SPEAKER, LH (SALEM CHERRY)
2	M05990-01-GV0	EA DOOR-RAIL, HDW, OGEE 0365 X 0680 (PICKLED ASH)
2	M05990-01-GV1	EA DOOR-RAIL, HDW, OGEE 0365 X 0680 (SALEM CHERRY)
3	M05990-03-GV0	EA DOOR-RAIL, HDW, OGEE 0365 X 0555 (PICKLED ASH)
3	M05990-03-GV1	EA DOOR-RAIL, HDW, OGEE 0365 X 0555 (SALEM CHERRY)
4	107494-18-GV0	EA END CAP-CABINET, OVERHEAD (PICKLED ASH)
4	107494-18-GV1	EA END CAP-CABINET, OVERHEAD (SALEM CHERRY)
5	119676-01-GV0	EA CABINET ASM-OVHD, FRONT, LH (PICKLED ASH)
5	119676-01-GV1	EA CABINET ASM-OVHD, FRONT, LH (SALEM CHERRY)



## SEALANTS & FASTENERS GROUP

### SEALANTS & ADHESIVES

KEY	PART NUMBER	U/M DESCRIPTION
	004006-05-000	GL ADHESIVE-NAT'L STARCH-0802 - 55 GAL DRUM
	004020-01-000	QT ADHESIVE-ABS CEMENT - QUART
	034552-02-000	EA SILICONE - TUBE - 300 ML - W/O NOZZLE - CLEAR
	120074-01-01A	EA SILICONE TUBE - OFF WHITE W/O NOZZLE
		FROM: 00-00-00 THRU: 11-28-95
	034552-06-000	EA SILICONE - TUBE - 300 ML - W/O NOZZLE - OFF WHITE
		FROM: 11-29-95 THRU: 99-99-99
	034552-16-000	EA SILICONE-SABLE W/O NOZZLE, CSL302 (TUBE)
	053766-02-000	EA BEDDING COMPOUND-TUBE, WHITE SCHNEE# 5522
	067788-01-000	EA ADHESIVE-SPRAY, 3M 74 - 19.5 OZ AEROSOL CAN
	069640-01-000	FT SEALER-RIBBON - 1/4" DIAMETER - INCREMENTS OF 30'
	069640-02-000	FT SEALER-RIBBON - 1/2" X 1/8" - INCREMENTS OF 60'
	069640-03-000	FT SEALER-RIBBON - 3/4" X 1/8" - INCREMENTS OF 60'
	069640-09-000	FT SEALER-RIBBON - 1/32" X 2 1/2" - INCREMENTS OF 80'
	069640-11-000	FT SEALER-TAPE - 3/16" X 3/8", BLACK - MANUS
	069640-14-000	FT SEALER - TAPE - 1/16" X 1" X 100' - GRAY
	072889-01-000	EA SEALANT-URETHANE, BLACK - 1/10 - ESSEX 552.2
	072889-09-000	EA SEALANT-URETHANE - BLACK (TUBE) - MANUS 75AM
	072889-11-000	EA SEALANT-URETHANE (TUBE) GRAY - MANUS 75AM
	076322-01-000	FT TAPE - FOAM - DOUBLE COATED ADHESIVE BACKED - .75" X 216'
	076322-02-000	FT TAPE-FOAM, DOUBLE COATED ADHESIVE BACKED - 1" X 108'
	076322-03-000	FT TAPE - FOAM - DOUBLE COATED ADHESIVE BACKED - .5" X 108'
	076322-05-000	FT TAPE - DOUBLE COATED ADHESIVE BACKED FOAM .45" X .75"
	076322-11-000	FT TAPE-FOAM, DOUBLE COATED - .020 X 1.0 - 3M 4905 (CLEAR)
	087211-01-000	GL PROMOTER-ADHESIVE
	091255-02-000	FT SEAL-ADHESIVE BACKED FOAM - .18" THICK X 1.5" WIDE
	094401-01-000	EA SEALER-BODY SEAM SEALER - 3M FLEXICLEAR
	106206-01-000	EA SEALER - PUMPABLE - MANUS 30A - BLACK
	107828-01-000	EA SEALANT-SB 190 EVERSEAL - SURE BOND INC
	108716-01-000	EA SILICONE-TUBE OFF WHITE SELF LEVELING
	110274-01-000	FT TAPE-FOAM, DOUBLE COATED, .045 X 1.0 - NORTON V-2800
	112901-02-000	EA ADHESIVE-PLEXUS MA 330 50ML - P33500
	120534-01-01A	EA TAPE-SCOTCH 3M 1/2" FINE LINE - #471 GREEN
	900390-01-000	EA TIP - 2 1/2" X 1/8" ORIFICE - ELLSWORTH #2180
	900390-03-000	EA NOZZLES-SILICONE TUBE - CSL #D10

### RIVETS, CLAMPS, PLUGS & CLIPS

KEY	PART NUMBER	U/M DESCRIPTION
	000F10-04-16B	EA PIN-COTTER, 1/8" X 1" - ZINC
	000H16-04-06R	EA RIVET-POP, AL 1/8 X .313-.375
	000H16-06-10R	EA RIVET-POP-AL 3/16 X .501-.625
	010495-01-000	EA CLAMP-CABLE - 9/16"
	010495-02-000	EA CLAMP-CABLE, 3/8"
	010497-01-000	EA CLAMP-CLOSED - 5/8" ID
	010497-03-000	EA CLAMP-CLOSED - 1" ID - CUSHIONED
	010497-05-000	EA CLAMP-CLOSED, 1/2" ID
	010497-07-000	EA CLAMP-CLOSED, 3/8" ID
	062401-01-000	EA CLAMP-HOSE - WORMGEAR .25" - 1"
	062401-02-000	EA CLAMP-HOSE - WORMGEAR 1.56" - 2.5"
	062401-03-000	EA CLAMP-HOSE - WORMGEAR - .22" - 1"
	062401-04-000	EA CLAMP-HOSE - WORMGEAR .69" - 1.25"
	062401-05-000	EA CLAMP-HOSE, WORMGEAR - 2" X 3"
	062401-06-000	EA CLAMP-HOSE - WORMGEAR .22"-.62"
	062401-09-000	EA CLAMP-HOSE, WORMGEAR 2.8"- 3.75"
	062401-11-000	EA CLAMP-HOSE - WORMGEAR 3.56"- 4.5"
	075148-02-000	EA CLAMP-GROUNDING - BRONZE SCREWS
	075312-02-000	EA U-CLIP - 3/4" LONG X 1/2" WIDE- F/1/8" - 3/16" THICK MATERIAL
	083609-01-000	EA CLAMP-WIRE - DUAL EQUAL - 5/8" DIAMETER
	083610-02-000	EA CLAMP-WIRE - DUAL UNEQUAL DIAMETER

## SEALANTS & FASTENERS GROUP (CONTINUED)

### RIVETS, CLAMPS, PLUGS & CLIPS

KEY	PART NUMBER	U/M DESCRIPTION
	091952-01-000	EA CLIP-GRIPPER - 1"
	091952-02-000	EA CLIP-GRIPPER - 3/4"
	094362-02-000	EA CLIP-CHRISTMAS TREE, FLAT HEAD - .5" X .95"
	101447-01-000	EA CLIP-U TYPE - TINNEMAN
		HOLDS SHOWER SURROUND TOGETHER

### BOLTS & NUTS

KEY	PART NUMBER	U/M DESCRIPTION
	0MC04K-06-016	EA BOLT-HEX M06 X 100 X016
	000C12-05-16B	EA BOLT-HEX - 5/16-18 X 1 - ZINC 5
	000C12-06-16B	EA BOLT-HEX - 3/8-16 X 1 LG - ZINC 5
	000C12-08-28B	EA BOLT-HEX - 1/2-13 X 1-3/4 ZN 5
	000C12-08-24B	EA BOLT-HEX - 1/2-13 X 1.50 - ZINC 5
	000C12-10-24B	EA BOLT-HEX - 5/8-11 X 1.50 - ZINC - 5
	000C13-07-48B	EA BOLT-HEX - 7/16-20 X 3 - ZINC 5
	000C26-04-10B	EA BOLT-HEX-SERRATED FLANGE - 1/4-20 X 5/8 - ZINC
	000C26-05-16B	EA BOLT-HEX-SERRATED FLANGE 5/16-18 X 1 - ZINC
	000C26-05-12B	EA BOLT-HEX - SERRATED FLANGE - 5/16-18 X 3/4 - ZINC
	000C26-06-20B	EA BOLT-HEX, SERRATED FLANGE 3/8 - 16 X 1 1/4 - ZN
	000C26-06-12B	EA BOLT-HEX-SERRATED FLANGE - 3/8-16 X 3/4 - ZINC
	000D24-10-00B	EA NUT-HEX - SF/LOCKING - 10-32 ZINC
	000D29-05-00B	EA NUT - 5/16-18 UNC, SF/LOCKING - NYLON WASHER INSERT
	000D29-06-00B	EA NUT-HEX - W/NYLON LOCK - 3/8-16 - ZINC
	000D34-06-00B	EA NUT-HEX - LOCKING - 3/8-16 GRADE C ZINC - PREVAILING T
	000D39-04-00B	EA NUT-HEX - SERRATED FLANGE LOCK 1/4-20 - ZINC
	000D39-05-00B	EA NUT-HEX - SERRATED FLANGE LOCK - 5/16-18 - ZINC
	000D39-06-00B	EA NUT-HEX - SERRATED FLANGE LOCK - 3/8-16 - ZINC
	000D39-07-00B	EA NUT-HEX - SERRATED FLANGE LOCK - 7/16-14 ZN
	000D39-08-00B	EA NUT-HEX - SERRATED FLANGE LOCK - 1/2-13 - ZINC
	000D44-07-00B	EA NUT-HEX - SERRATED FLANGE LOCK - 7/16-20 - ZINC
	000D46-04-00A	EA NUT-HEX,WELD, 1/4-20, PLAIN - SHORT PILOT
	000D60-05-00A	EA NUT-HEX WELD, LOCK 5/16-18 UNC - SHORT PILOT
	000D73-08-00C	EA NUT-HEX FLG, 1/2-13 CAD PREV - GRADE G
	000G45-04-24B	EA BOLT-LAG, 1/4-9 X 1 1/2 ZN
	005081-01-000	EA NUT-SPEED, C TYPE - NO 8 SCREW
	040921-03-000	EA NUT-SPEED, U TYPE - NO 10
	040921-05-000	EA NUT-SPEED, U TYPE - NO. 8 - .67" LENGTH X .44" WIDTH
	044364-02-000	EA NUT-SPEED, FLAT - ROUND - T'MN C9186-014-1
	051387-05-000	EA BOLT-CARRIAGE, 5/16 - 18 X 8.5 - ZN - W/O HOLE
	051387-06-000	EA BOLT-CARRIAGE W/O HOLE - 5/16-18 X 9.5 - ZINC
	063253-07-000	EA NUT-J, #8A .120- .130 PNL THK
	087234-01-000	EA NUT-JACK, 1/4 X 20 THD, MOLLY - ARDEN 8-L, JN BRASS
		MOUNTS LICENSE PLATES
	088787-12-000	EA STUD-WELD, 1/4-20 X 1.0 LG MN - ARDEN MN-1420-S-100
	091274-03-000	EA BOLT - J - 3/8-16 X 12.0
	102540-02-000	EA SEAL-SCREW, GRUMEN 900177
	106648-01-000	EA CAP-STUD .120 TO .130 STUD DIA - T'MN C30017-014-27
	106956-03-000	EA BOLT-HEX TAP 1/2-13 NC X 3 GR5 - FULL THREAD ZINC
	108067-03-000	EA STUD-WELD, 1/4-20 X 1/2 CD - IMAGE
	120506-01-01A	EA RIVET-PLASTIC-BL 3/16 DIA - FASTEX 231-121041-0

### MISCELLANEOUS FASTENERS

KEY	PART NUMBER	U/M DESCRIPTION
	008343-01-000	EA TIE-WIRE - 6"
	008343-02-000	EA TIE-WIRE, 14"
	029094-06-000	YD TAPE-LOOP, 2.0 WIDE, BLACK - VELCRO LOOP
	029096-04-000	YD TAPE-HOOK, VELCRO - 1" WIDE - BLACK
	085774-01-000	FT FASTENER-DUAL HOOK - 1" WIDE - ADHESIVE BACK - BLACK
	085774-02-000	FT FASTENER-DUAL LOOP - 1" WIDE - ADHESIVE BACK - BLACK
	085774-03-000	FT FASTENER-DUAL LOCK, 1/2" WIDE - 3M-3541
	085774-04-000	FT FASTENER-DUAL LOCK, 1/2" WIDE - 3M-3541
	086285-01-000	EA SPACER-NYLON, .5" OD X .257" ID

**SEALANTS & FASTENERS GROUP (CONTINUED)**

KEY	PART NUMBER	U/M DESCRIPTION	SCREWS
	0G5508-12-110	EA SCREW-SF/DR - 8-18 X .75 PWH - HAMPTON TAN	
	000G11-05-08B	EA SCREW - 5-20 X .50 PPH - ZINC	
	000G11-06-10J	EA SCREW - 6-20 X 5/8 PPH - BRASS	
	000G11-06-08B	EA SCREW - 6-20 X .50 PPH - ZINC	
	000G11-06-06B	EA SCREW - 6-20 X 3/8 PPH - ZINC	
	000G11-07-08B	EA SCREW - 7-19 X .50 PPH - ZINC	
	000G11-08-20B	EA SCREW - 8-18 X 1.25 PPH - ZINC	
	000G11-08-16S	EA SCREW - 8-18 X 1.00 PPH - OFF WHITE	
	000G11-08-12S	EA SCREW - 8-18 X .75 PPH - OFF WHITE	
	000G11-08-12P	EA SCREW - 8-18 X .75 PPH - DARK BROWN	
	000G11-08-12D	EA SCREW - 8-18 X .75 PPH - BLACK	
	000G11-08-12B	EA SCREW - 8-18 X .75 PPH - ZINC	
	000G11-08-08T	EA SCREW - 8-18 X 1/5 PPH - FLUORO CARBON COATING	
	000G11-08-08B	EA SCREW - 8-18 X .50 PPH - ZINC	
	000G11-08-06B	EA SCREW - 8-18 X 3/8 PPH - ZINC	
	000G11-10-16B	EA SCREW - 10-16 X 1 PPH - ZINC	
	000G11-10-12S	EA SCREW - 10-16 X .75 PPH - OFF WHITE	
	000G11-10-12D	EA SCREW - 10-16 X 3/4 PPH - BLACK	
	000G11-10-40B	EA SCREW - 10-16 X 2 1/2 PPH CAD - 34927-01-000	
	000G12-06-20B	EA SCREW - 6-20 X 1.25 POH - ZINC	
	000G12-06-14A	EA SCREW - 6-20 X .87 POH - PLAIN	
	000G12-06-08T	EA SCREW - 6-20 X .50 POH - BLACK	
	000G13-06-24J	EA SCREW - 6-20 X 1.50 PFH - BRASS	
	000G13-06-16J	EA SCREW - 6-20 X 1.00 PFH - BRASS	
	000G13-06-16E	EA SCREW - 6-20 X 1.00 PFH CHROME	
	000G13-07-12B	EA SCREW - 7-19 X .75 PFH - ZINC	
	000G13-07-12B	EA SCREW - 7-19 X .75 PFH - ZINC	
	000G13-07-10H	EA SCREW - 7-19 X 5/8 PFH, BLACK	
	000G13-08-16B	EA SCREW - 8-18 X 1 PFH - ZINC	
	000G13-08-10B	EA SCREW - 8-18 X 5/8 PFH - ZINC	
	000G18-08-22B	EA SCREW-MACHINE - 8-32 X 1 3/8 PPH - ZINC	
	000G18-08-12B	EA SCREW-MACH, 8-32 X 3/4" PPH ZN	
	000G19-10-12F	EA SCREW-MACH, 10-32 X .75 PPH, SST	
	000G19-10-10B	EA SCREW-MACHINE - 10-32 X 5/8 - PPH - ZINC	
	000G19-10-20B	EA SCREW-MACHINE - 10-32 X 1 1/14 PPH - ZINC	
	000G32-10-06B	EA SCREW - 10-32 X 3/8" - PPH - ZINC	
	000G39-06-10T	EA SCREW - SF/DR - 6-20 X 5/8 PPH - BLACK	
	000G39-06-10T	EA SCREW - SF/DR - 6-20 X 5/8 PPH - BLACK	
	000G39-06-16T	EA SCREW - SF/DR - 6-20 X 1 PPH - BLACK	
	000G39-08-08S	EA SCREW - SF/DR - 8-18 X .50 PPH - OFF WHITE	
	000G39-08-08B	EA SCREW - SF/DR - 8-18 X .50 PPH - ZINC	
	000G39-08-06B	EA SCREW - SF/DR - 8-18 X 3/8 PPH - ZINC	
	000G39-08-32B	EA SCREW - SF/DR - 8-18 X 2 PPH - ZINC	
	000G39-08-24B	EA SCREW - SF/DR - 8-18 X 1.50 PPH - ZINC	
	000G39-08-16T	EA SCREW - SF/DR - 6-20 X 1 PPH - BLACK	
	000G39-08-16R	EA SCREW - SF/DR - 8-18 X 1.00 PPH - BEIGE	
	000G39-08-16B	EA SCREW - SF/DR - 8-18 X 1 PPH - ZINC	
	000G39-08-12T	EA SCREW - SF/DR, 8-18 X 3/4 PPH - BLACK	
	000G39-08-12B	EA SCREW - SF/DR - 8-18 X .75 PPH - ZINC	
	000G39-08-08T	EA SCREW - SF/DR - 8-18 X .50 PPH - BLACK	
	000G39-10-12B	EA SCREW - SF/DR - 10-16 X .75 PPH - ZINC	
	000G39-10-10B	EA SCREW - SF/DR - 10-16 X .625 - ZINC	
	000G39-10-088	EA SCREW - SF/DR - 10-16 X PPH - DRILL - FLEX F'CARBON	
	000G39-10-08B	EA SCREW - SF/DR - 10-16 X .50 PPH - ZINC	
	000G39-10-48T	EA SCREW - SF/DR - 10-16 X 3.00 PPH - BLACK-FLUROCARBON	
	000G39-10-48B	EA SCREW - SF/DR 10-16 X 3.00 PPH - ZINC	
	000G39-10-40D	EA SCREW - SF/DR, 10-16 X 2.50 PPH - BLACK	
	000G39-10-32B	EA SCREW - SF/DR, 10 - 16 X 2.00 PPH - ZINC	
	000G39-10-209	EA SCREW - SF/DR - 10-16 X 1.25 PPH - FLUOROCARBON SILVER	
	000G39-10-20B	EA SCREW - SF/DR - 10-16 X 1.25 PPH - ZINC	
	000G39-10-129	EA SCREW - SF/DR - 10-16 X .75 PPH - FLUOROCARBON SILVER	
	000G39-10-12D	EA SCREW - SF/DR - 10-16 X .75 PPH - BLACK	

**SEALANTS & FASTENERS GROUP (CONTINUED)**

KEY	PART NUMBER	U/M DESCRIPTION	SCREWS (CONTINUED)
	000G42-04-16B	EA SCREW - SF/DR -1/4"-14 X 1 HWH - ZINC	
	000G42-04-12B	EA SCREW - SF/DR - 1/4-14 X 3/4 HWH - ZINC	
	000G50-04-12B	EA SCREW - MACHINE - 1/4-20 X 3/4 PPH - ZINC	
	000G51-08-08B	EA SCREW - 8-18 X 1/2 PTH - ZINC	
	000G52-08-18B	EA SCREW - MACHINE - 8-32 X 1 1/8 PTH - ZINC	
	000G52-08-06B	EA SCREW - MACHINE - 8-32 X 3/8 PTH - ZINC	
	000G54-04-20B	EA SCREW - 1/4-20 X 1 1/4 PTH - TYPE 23 - ZINC PLATED	
	000G55-08-12S	EA SCREW - SF/DR - 8-18 X .75 PWH - OFF WHITE	
	000G55-08-12M	EA SCREW - SF/DR, 8-18 X .75 PWH - GRAY	
	000G56-10-24J	EA SCREW - WOOD - 10-13 X 1.5 POH - BRIGHT BRASS	
	000G57-05-16J	EA SCREW - 5-20 X 1 PFH - BRASS	
	000G60-10-16J	EA SCREW - SF/DR - 10-16 X 1 POH - BRIGHT BRASS	
	000G67-08-32B	EA SCREW - 8-15 X 2 PPH - ZINC	
	000G67-10-08B	EA SCREW - 10-12 X 1/2 PPH - ZINC	
	000G67-10-36T	EA SCREW - 10-12 X 2.25 PPH - BLACK - STALGARD	
	000G67-10-32B	EA SCREW - 10-12 X 2 PPH - ZINC	
	000G67-10-24B	EA SCREW - 10-12 X 1.50 PPH - ZINC	
	000G67-10-20D	EA SCREW - 10-12 X 1.25 PPH - BLACK	
	000G67-10-16B	EA SCREW - 10-12 X 1 PPH - ZINC	
	000G67-10-12B	EA SCREW - 10-12 X .75 PPH - ZINC	
	000G67-10-10D	EA SCREW - 10-12 X 5/8 PPH - BLACK - TYPE A	
	000G67-10-10B	EA SCREW - 10-12 X 5/8 PPH - ZINC - TYPE A	
	000G68-06-12S	EA SCREW - 6-18 X .75 POH - GENERAL MOTOR HOMES	
	000G68-06-10G	EA SCREW - 6-18 X 5/8 POH - ANTIQUE BRASS	
	049465-01-000	EA SCREW - 10-16 W/WASHER PTH - DARK BROWN	
	049465-04-000	EA SCREW - 10-16 X 1 PTH W/WASHER - BEIGE	
	049465-18-000	EA SCREW - 10-16 X 1POH W/WASHER VW GRAY	
	054434-02-000	EA SCREW - SF/DR - 10-16 X 2 ZN - TORQ'S #25 HEAD	
	057671-01-000	EA COVER - SCREW - #8 - PLASTIC - OFF WHITE	
	057671-10-000	EA COVER - SCREW, VW GRAY, NO 8 - PRO-DEC PRODUCT	
	057671-11-000	EA COVER - SCREW, HAMPTON TAN, NO 8 - PRO-DEC PRODUCT	
	075908-01-000	EA SCREW - MACHINE - 10-32 X .56 PTH - EXTERNAL TOOTH - ZINC	
	086256-01-000	EA SCREW - SF/DR - 8 X .75 HWH LONG - PL BODY PNL MT	
	101618-01-000	EA SCREW - 1/4-20 X .75 HEX - TAPPING - STALGARD TYPE F	
	109152-03-000	EA SCREW - 3/8-16 X 2" FLAT SOC - STAINLESS STEEL BLK	
	110460-04-01A	EA SCREW - MACH - 10-24 X 3.25 IN PFH - ALMOND	

**GROMMETS**

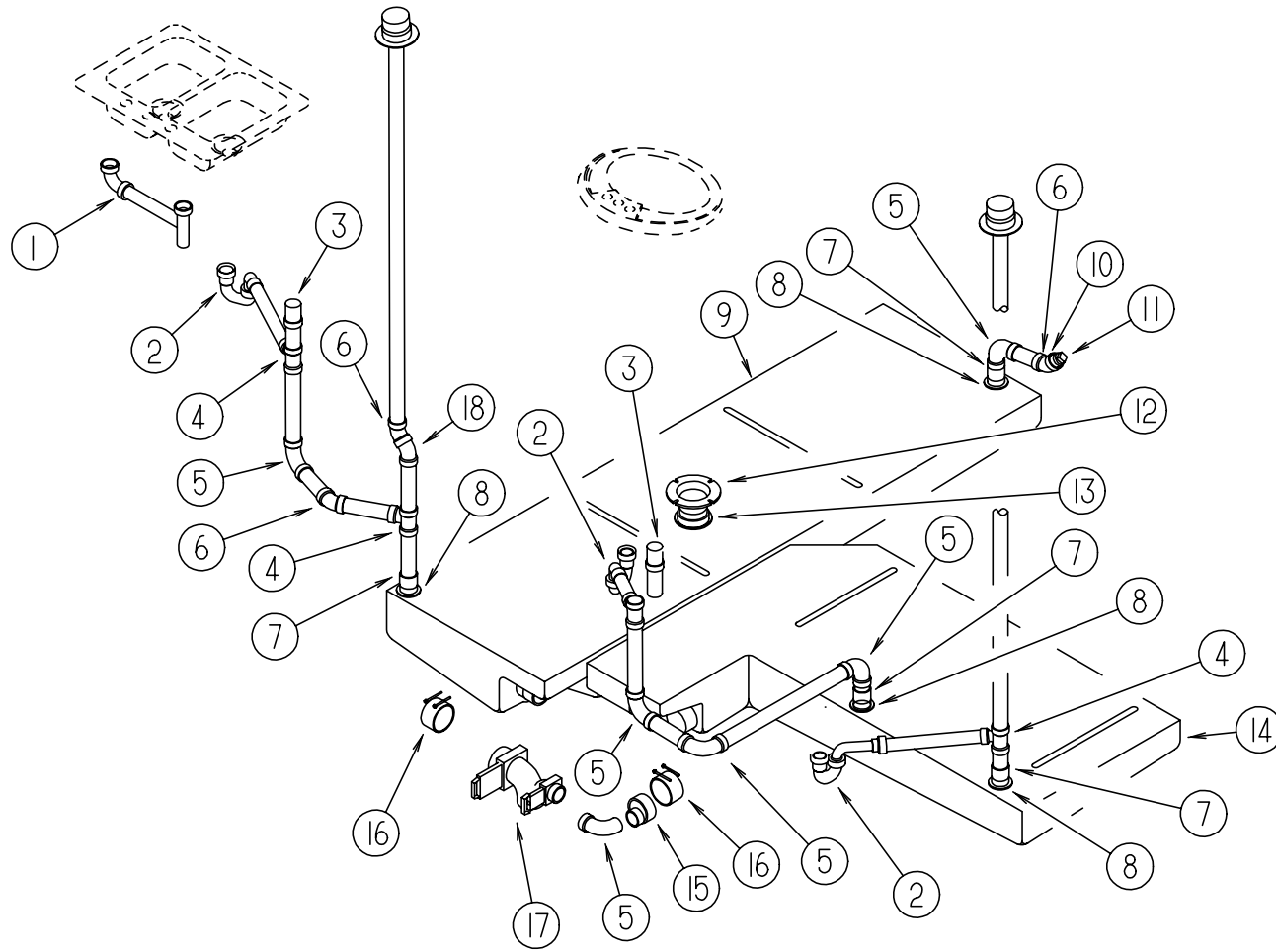
KEY	PART NUMBER	U/M DESCRIPTION
	114208-02-000	EA GROMMET-EDGE LINER - FITS .625 - HEYCO 2073
	071015-13-000	EA GROMMET-RUBBER, .62" ID X 1" OD W/.09" GROOVE - BLACK
	071015-29-000	EA GROMMET-RUBBER, .25" ID X 1.25" OD W/.12" GROOVE - BLACK
	008380-01-000	EA GROMMET-RUBBER, 5/8" HOLE X 1 1/2" DIAMETER - BLACK
	008384-01-000	EA GROMMET-SNAP, 3/4" DIAMETER - NYLON
	077953-01-000	EA GROMMET-EDGE LINER, FITS 1"
	016188-05-000	EA GROMMET-LP LINE - 3/8" HOLE X 1 1/4" LONG - RUBBER
	023942-01-000	EA GROMMET-RUBBER - 2" OD
	099637-01-000	EA GROMMET-RUBBER, .37" X .94" DIAMETER - BLACK

**WASHERS**

KEY	PART NUMBER	U/M DESCRIPTION
	000E11-05-00B	EA WASHER-LK-5/16 MED SPLIT ZN - 05110-01-000
	000E11-07-00B	EA WASHER-LOCK - 7/16 MED SPLIT - ZINC
	000E11-08-00B	EA WASHER-LOCK - 1/2 MED SPLIT - ZINC
	000E13-14-00B	EA WASHER-FLAT - 1/4" WIDE - ZINC
	000E13-18-00B	EA WASHER-FLAT - 3/8 WIDE - ZINC
	000E13-22-00B	EA WASHER-FLAT-1/2 WIDE ZN - 05117-01-000
	000E14-10-00B	EA WASHER-LOCK - NO 10 EXT TOOTH - ZN
	058716-02-000	EA WASHER-FLAT NYLON - .406 X .750 X .060
	107397-01-000	EA WASHER-FENDER, 6.8" ID X 32.0" OD
	110794-01-000	EA WASHER-FLAT 1" ID X 1 3/4" OD
	102378-01-02A	EA WASHER-BLACK

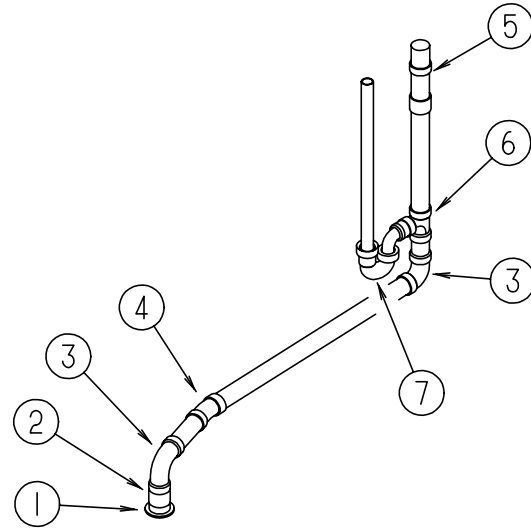
# WATER & SEWAGE GROUP

## DRAINAGE SYSTEM



KEY	PART NUMBER	U/M DESCRIPTION
1	011091-02-000	EA PIPE-DRAIN, DOUBLE SINK - BAFFLE TEE - 1 1/2" - U.S. ONE PIPE W/TEE TO DRAIN BOTH SIDES OF SINK
1	011091-03-000	EA PIPE-DRAIN, W/SEALS - DOUBLE SINK - EXTENDS 9" TO 16" - CANADIAN
2	011066-03-700	EA P TRAP - 1 1/4" HUB X SLIP JOINT, W/UNION - ABS - CANADIAN
2	109571-01-000	EA ADAPTER-P TRAP, 1 1/2" P X 1 1/4" MPT (US)
2	107538-01-000	EA P TRAP-PLASTIC, 1 1/4" W/EXT ARM (US)
3	079968-01-000	EA VENT-MECHANICAL TRAP ARM, ANTI-SIPHON - 2" DIA X 7.3" - PLASTIC
4	010071-01-000	EA TEE-SANITARY, 1 1/2" HUB X HUB X HUB - PLASTIC - BLACK
5	010008-01-000	EA ELBOW - 90 DEG, 1/4 BEND - 1 1/2" HUB X HUB - BLACK PLASTIC
6	010006-01-000	EA ELBOW - 45 DEG, 1/8 BEND - 1 1/2" HUB X HUB - BLACK PLASTIC
7	010115-01-000	EA COUPLING - 1 1/2" HUB X HUB, PLASTIC
8	061607-01-000	EA GROMMET-HOLDING TANK, 1 1/2" NPS
9	120376-01-000	EA TANK-HOLDING, 59 GAL
10	109571-01-000	EA ADAPTER-P TRAP, 1 1/2" P X 1 1/4" MPT (US)
11	010166-01-000	EA PLUG-THREADED, 1 1/4" DIAMETER - PLASTIC - BLACK
12	116644-01-000	EA FLANGE-CLOSET, 4 X 3 - SEALAND 345892
13	061607-02-000	EA GROMMET-HOLDING TANK, 3" NPS
14	112789-01-000	EA TANK-HOLDING, 46 GAL
15	011066-03-700	EA P TRAP - 1 1/4" HUB X SLIP JOINT, W/UNION - ABS - CANADIAN
15	107538-01-000	EA P TRAP-PLASTIC, 1 1/4" W/EXT ARM (US)
15	062422-01-000	EA ADAPTER-OFFSET REDUCER, 3" X 1 1/2" - PLASTIC - BLACK
16	078406-01-000	EA COUPLER-RUBBER, W/CLAMPS - 3" X 3"
17	070916-01-000	EA VALVE-DUAL DUMP, W/CAP - 3" X 1 1/2" - PLASTIC - BLACK
	070916-01-700	EA VALVE ONLY, 3"
	070916-01-701	EA VALVE ONLY, 1 1/2"
	010201-01-000	EA HOSE-SEWER, 3" ID X 8'
	062416-01-000	EA ADAPTER-SEWER HOSE TO 3" PIPE
	103354-01-000	EA CONNECTOR-HOSE, SEWER
18	010051-01-000	EA ELBOW, 45 DEG., 1 1/2" SPIGOT & HUB, PLASTIC-BLACK

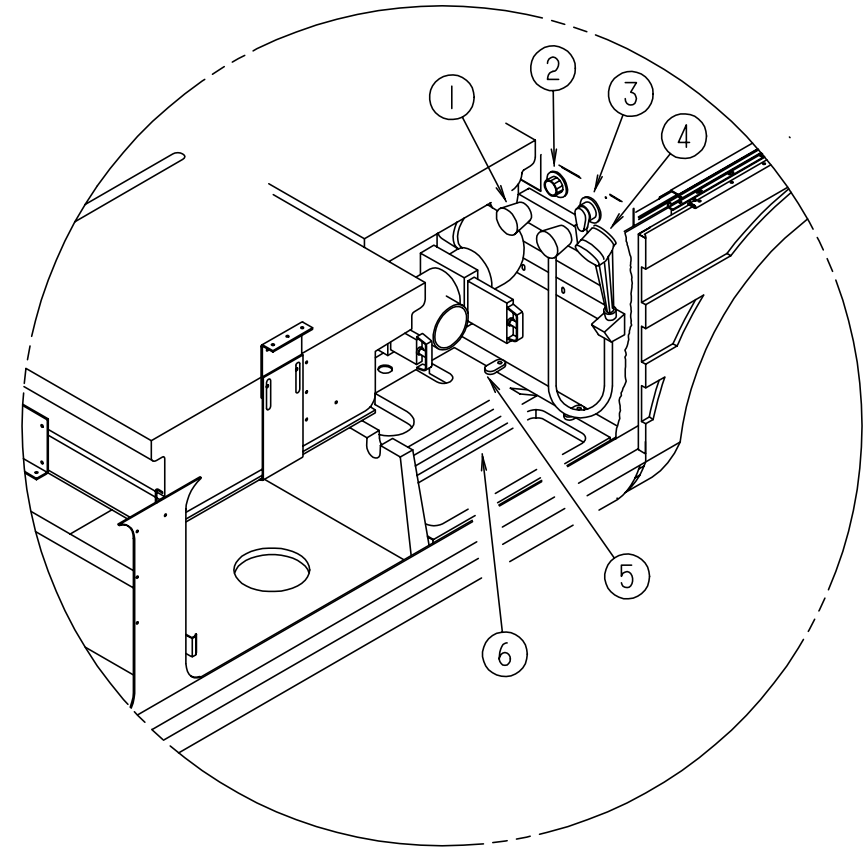
**WATER & SEWAGE GROUP (CONTINUED)**



**WASHER/DRYER**

KEY	PART NUMBER	U/M DESCRIPTION
	107753-02-01A	EA WASHER-DRYER, WHITE UL/CSA - KARIBA WDS 1063
1	061607-01-000	EA GROMMET-HOLDING TANK, 1 1/2" NPS
2	010115-01-000	EA COUPLING - 1 1/2" HUB X HUB, PLASTIC
3	010008-01-000	EA ELBOW - 90 DEG, 1/4 BEND - 1 1/2" HUB X HUB - BLACK PLASTIC
4	010005-01-000	EA ELBOW, 22 11/2 DEGREE, 1/16 BEND - 1 1/2" HUB X HUB - PLASTIC - BLACK
5	079968-01-000	EA VENT-MECHANICAL TRAP ARM-ANTI-SIPHON 2" DIA X 7.3" PLASTIC
6	010071-01-000	EA TEE-SANITARY, 1 1/2" HUB X HUB X HUB - PLASTIC - BLACK
7	037763-01-000	EA P TRAP-PLAS 1 1/2 HXH W/UNION - NIBCO 5895
	010008-01-000	EA ELBOW - 90 DEG, 1/4 BEND - 1 1/2" HUB X HUB - BLACK PLASTIC
	069735-01-000	EA WASHER-STRAINER TO TAILPIECE PLASTIC, 1.5"
	098419-01-000	EA FAUCET-WASHER, 90 DEGREE
	111842-01-01A	EA BRACKET-FAUCET, WASHER E-COAT
	113795-01-02B	EA BRACKET-WASHER, E-COAT
	113795-02-02B	EA BRACKET-WASHER, E-COAT
	010071-01-000	EA TEE-SANITARY, 1 1/2" HUB X HUB X HUB - PLASTIC - BLACK
	114429-02-000	EA ELBOW, 1/2 P X 1/2 MPT
	114429-01-000	EA ELBOW, 1/2 P X 1/2 P
	114428-01-000	EA TEE - 1/2P X 1/2 P X 1/2 P - FLAIR-IT 02820
	039800-02-000	FT TUBING-POLYBUTYL, 5/8" OD - BLACK

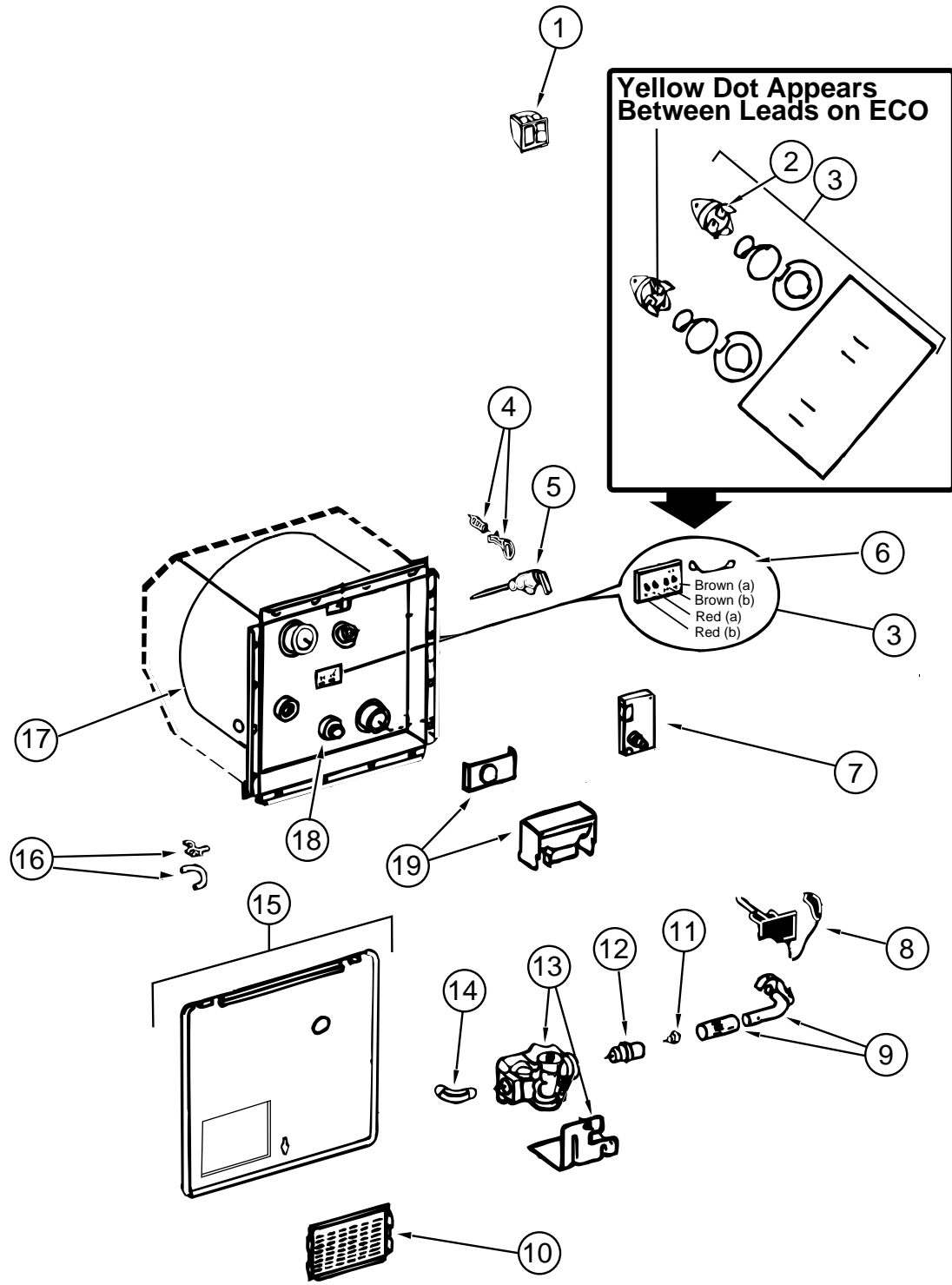
**WATER & SEWAGE GROUP (CONTINUED)**



**EXTERIOR SHOWER COMPONENTS**

KEY	PART NUMBER	U/M DESCRIPTION
1	075241-05-000	EA FAUCET-SHOWER, BONE W/ 3/4" MPT X 1.4" LONG INLET PIPES
	114430-02-000	EA ADAPTER-SWIVEL, 1/2 P X 1/2 FPT - FLAIR-IT 02873
2	010230-05-000	EA CITY WATER FILL W/CHECK VALVE
3	114431-02-000	EA WATER VALVE - 2 POSITION - "BYPASS VALVE"
	010497-03-000	EA CLAMP-CLOSED, 1" ID - CUSHIONED
	114428-01-000	EA TEE - 1/2 P X 1/2 P X 1/2 P - FLAIR-IT 02820
4	103092-02-000	EA SHOWER HEAD-W/HOSE, ONDINE 23213NYLON B
4	103092-01-000	EA SHOWER HEAD-W/60" HOSE
		FROM: 00-00-00 THRU: 08-27-95
4	103092-03-000	EA SHOWER HEAD-W/HOSE & BRACKET ONDINE 23263APB
		FROM: 08-28-95 THRU: 99-99-99
	103092-01-700	EA BRACKET-SHOWER HEAD, CLEAR 2328028
	011048-03-700	EA BRACKET-SHOWER HEAD 2328029-3
5	114677-01-01A	EA RETAINER-HATCH-COMPARTMENT, MILL
		FROM: 00-00-00 THRU: 01-25-96
5	121175-01-01A	EA LATCH-SWELL, BLACK
		FROM: 01-26-96 THRU: 99-99-99
6	M06991-05-G38	EA HATCH-COMPARTMENT, SEWER HOSE - PLASTIC - BLACK

## WATER & SEWAGE GROUP (CONTINUED)



### WATER HEATER W/O MOTOR AID - ATWOOD G6A-7E

KEY	PART NUMBER	U/M DESCRIPTION	VENDOR NO.
	051391-03-000	EA WATER HEATER ATWOOD G6A-7E ELECTRONIC IGNITION	
1	097967-01-000	EA SWITCH-WATER HEATER, REMOTE W/LIGHT 91959	
2	051391-04-701	EA THERMOSTAT 12V DC-120 PRESET	91470
3	051393-01-721	EA THERMOSTAT W/ECO, 140 FRONT MOUNT	91447
4	051391-01-705	EA FASTENER-CAMLOCK	92609
5	051391-01-704	EA VALVE-RELIEF, 1/2" FITTING	91604
6	051393-01-723	EA SWITCH-THERMALCUT OFF, 2/PKG	93866
7	051393-01-724	EA BOARD-CIRCUIT, SPADE TERMINAL	93865
8	051393-01-725	EA ELECTRODE-SINGLE SPADE CONNECTOR	93868
9	051391-04-703	EA BURNER-MAIN	91638
10	051391-01-717	EA GRILLE-WATER HEATER DOOR	92640
	051391-01-716	EA GRILL ONLY (GOES ON FLUE BOX )	91786
11	051391-01-710	EA ORIFICE-MAIN BURNER	92742
12	051391-03-700	EA HOLDER-ORIFICE	91563
13	051393-01-726	EA VALVE-SOLENOID, W/BRACKET	93870
14	051391-01-714	EA FITTING-ELBOW, 45 DEGREE - 3/8 F X 3/8 MPT	1044
15	052009-07-000	EA DOOR-WATER HEATER, 18" X 14.6" - METAL - SABLE	
	116424-01-000	EA PROTECTOR-WATER HEATER LATCH, ADHESIVE BACKED ROUND VINYL	
16	051391-01-700	EA HINGE KIT-PIN & CLIP	92568 & 92559
17	051391-04-706	EA TANK-INNER, G6A-4E & 6E - FRONT MOUNT	91641
18	051391-01-715	EA PLUG-DRAIN, 1 EA = 2 PER PKG	91857
19	051391-04-707	EA KIT-EXHAUST, (FLUE & GASKET)	90960

### WATER HEATER W/O MOTOR AID - ATWOOD G6A-8E

KEY	PART NUMBER	U/M DESCRIPTION	VENDOR NO.
	051391-03-B00	EA WATER HEATER-ATWOOD G6A-8E ELECTRIC IGNITION	
1	097967-01-000	EA SWITCH-WATER HEATER, REMOTE W/LIGHT 91959	
2	051391-04-701	EA THERMOSTAT - 12V DC-120 PRESET	91470
3	051393-01-721	EA THERMOSTAT-W/ECO, 140 FRONT MOUNT	91447
4	051391-01-705	EA FASTENER-CAMLOCK	92609
5	051391-01-704	EA VALVE-RELIEF, 1/2" FITTING	91604
6	051393-01-723	EA SWITCH-THERMAL-CUT OFF 2/PKG	93866
7	051393-01-724	EA BOARD-CIRCUIT, SPADE TERMINAL	93865
8	051393-01-725	EA ELECTRODE-SINGLE SPADE CONNECTOR	93868
9	051391-04-703	EA BURNER-MAIN	91638
10	051391-01-717	EA GRILLE-WATER HEATER DOOR	92640
	051391-01-716	EA GRILL ONLY (GOES ON FLUE BOX)	91786
11	051391-01-710	EA ORIFICE-MAIN BURNER	92742
12	051391-03-700	EA HOLDER-ORIFICE	91563
13	051393-01-726	EA VALVE-SOLENOID, W/BRACKET	93870
15	052009-07-000	EA DOOR-WATER HEATER, 18" X 14.6" - METAL - SABLE	
	116424-01-000	EA PROTECTOR-WATER HEATER LATCH, ADHESIVE BACKED ROUND VINYL	
16	051391-01-700	EA HINGE KIT, (PIN & CLIP)	92568 & 92559
17	051391-04-706	EA TANK-INNER, G6A-4E & 6E - FRONT MOUNT	91641
18	051391-01-715	EA PLUG-DRAIN, 1 EA = 2 PER PKG	91857
19	051391-04-707	EA KIT-EXHAUST, (FLUE & GASKET)	90960
	111129-01-711	EA BRACKET-CORNER, SET OF FOUR	91928

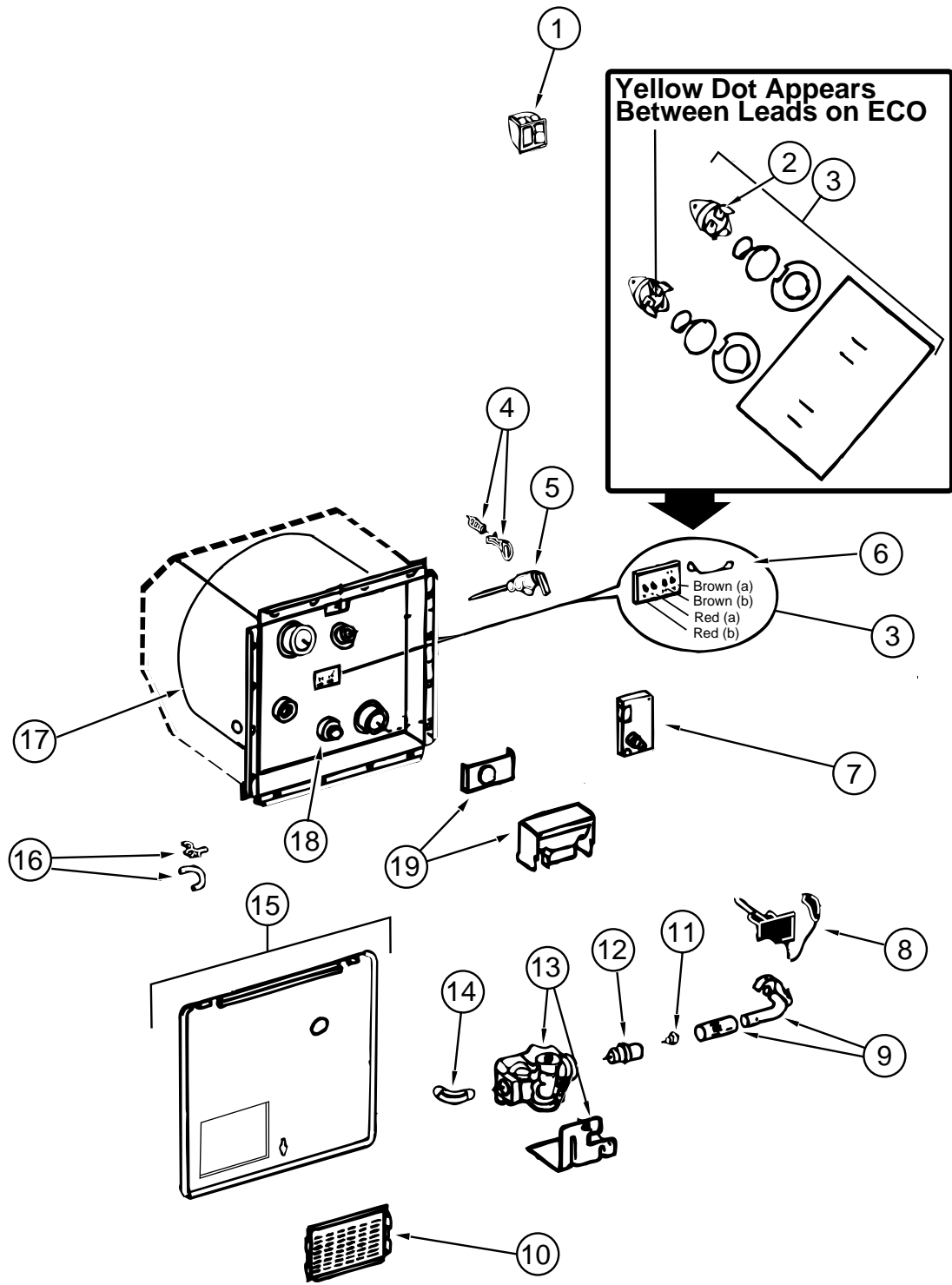
## WATER & SEWAGE GROUP (CONTINUED)

### WATER HEATER W/MOTOR AID FOR REAR HEATER - ATWOOD GH6-7E

KEY	PART NUMBER	U/M DESCRIPTION	VENDOR NO.
	051393-01-A00	EA WATER HEATER-ATWOOD GH6-7E ELECTRIC IGNITION	
1	097967-01-000	EA SWITCH-WATER HEATER, REMOTE W/LIGHT 91959	
2	051391-04-701	EA THERMOSTAT 12V DC-120 PRESET	91470
3	051393-01-721	EA THERMOSTAT W/ECO, 140 FRONT MOUNT	91447
4	051391-01-705	EA FASTENER-CAMLOCK	92609
5	051391-01-704	EA VALVE-RELIEF, 1/2" FITTING	91604
6	051393-01-723	EA SWITCH-THERMAL CUT OFF, 2/PKG	93866
7	051393-01-724	EA BOARD-CIRCUIT, SPADE TERMINAL	93865
8	051393-01-725	EA ELECTRODE-SINGLE SPADE CONNECTOR	93868
9	051391-04-703	EA BURNER-MAIN	91638
10	051391-01-717	EA GRILLE-WATER HEATER DOOR	92640
	051391-01-716	EA GRILL ONLY (GOES ON FLUE BOX)	91786
11	051391-01-710	EA ORIFICE-MAIN BURNER	92742
12	051391-03-700	EA HOLDER-ORIFICE	91563
13	051393-01-726	EA VALVE-SOLENOID, W/BRACKET	93870
14	051391-01-714	EA FITTING-ELBOW, 45 DEGREE - 3/8F X 3/8MPT	1044
15	052009-07-000	EA DOOR-WATER HEATER, 18" X 14.6" - METAL - SABLE	
	116424-01-000	EA PROTECTOR-WATER HEATER LATCH, ADHESIVE BACKED ROUND VINYL	
16	051391-01-700	EA HINGE KIT, (PIN & CLIP)	92568 & 92559
17	051391-04-704	EA TANK-INNER (FRONT MOUNT )	91642
18	051391-01-715	EA PLUG-DRAIN, 1 EA = 2 PER PKG	91857
19	051391-04-707	EA KIT-EXHAUST, (FLUE & GASKET)	90960

### WATER HEATER W/MOTOR AID FOR REAR HEATER - ATWOOD GH6-8E

KEY	PART NUMBER	U/M DESCRIPTION	VENDOR NO.
	051393-01-B00	EA WATER HEATER-ATWOOD GH6-8E ELECTRIC IGNITION	
1	097967-01-000	EA SWITCH-WATER HEATER, REMOTE W/LIGHT 91959	
2	051391-04-701	EA THERMOSTAT 12V DC-120 PRESET	91470
3	051393-01-721	EA THERMOSTAT W/ECO, 140 FRONT MOUNT	91447
4	051391-01-705	EA FASTENER-CAMLOCK	92609
5	051391-01-704	EA VALVE-RELIEF, 1/2" FITTING	91604
6	051393-01-723	EA SWITCH-THERMAL CUT OFF 2/PKG	93866
7	051393-01-724	EA BOARD-CIRCUIT, SPADE TERMINAL	93865
8	051393-01-725	EA ELECTRODE-SINGLE SPADE CONNECTOR	93868
9	051391-04-703	EA BURNER-MAIN	91638
10	051391-01-717	EA GRILLE-WATER HEATER DOOR	92640
	051391-01-716	EA GRILL ONLY (GOES ON FLUE BOX)	91786
11	051391-01-710	EA ORIFICE-MAIN BURNER	92742
12	051391-03-700	EA HOLDER-ORIFICE	91563
13	051393-01-726	EA VALVE-SOLENOID, W/BRACKET	93870
15	052009-07-000	EA DOOR-WATER HEATER, 18" X 14.6" - METAL - SABLE	
	116424-01-000	EA PROTECTOR-WATER HEATER LATCH, ADHESIVE BACKED ROUND VINYL	
16	051391-01-700	EA HINGE KIT, (PIN & CLIP)	92568 & 92559
17	051391-04-704	EA TANK-INNER (FRONT MOUNT )	91642
18	051391-01-715	EA PLUG-DRAIN, 1 EA = 2 PER PKG	91857
19	051391-04-707	EA KIT-EXHAUST, (FLUE & GASKET)	90960
	111129-01-711	EA BRACKET-CORNER, SET OF FOUR	91928



## WATER & SEWAGE GROUP (CONTINUED)

### FRESH WATER TANK

KEY	PART NUMBER	U/M DESCRIPTION
	120291-01-000	EA TANK-WATER, 90 GAL
	120291-02-000	EA TANK ASM-WATER, 90 GAL - W/FITTINGS
	039861-01-000	EA SENDING UNIT-W/SCREW, WASHER, WELL NUT & TERMINAL RING
	044927-01-000	EA ADAPTER-HOSE TO PIPE, 1 1/4" MPT X 1 1/4" BARB-BLACK PLASTIC
	077954-02-000	EA FILTER-WATER TANK, SCREEN IN TANK
	079381-01-000	FT TUBING-SMOOTH FLEXIBLE, 1 3/8" ID X 20'
	114429-02-000	EA ELBOW - 1/2 P X 1/2 MPT - FLAIR-IT 02803
	042989-03-000	EA FITTING-WATER TANK, SPINWELD - 1 1/4" NPT - PLASTIC - WHITE
	042989-05-000	EA FITTING-WATER TANK, SPINWELD - 1/2" FPT - PLASTIC - WHITE
	049032-01-000	EA PATCH-SPINWELD, 3/8" - PLASTIC
	105804-01-000	EA ANGLE-STEEL

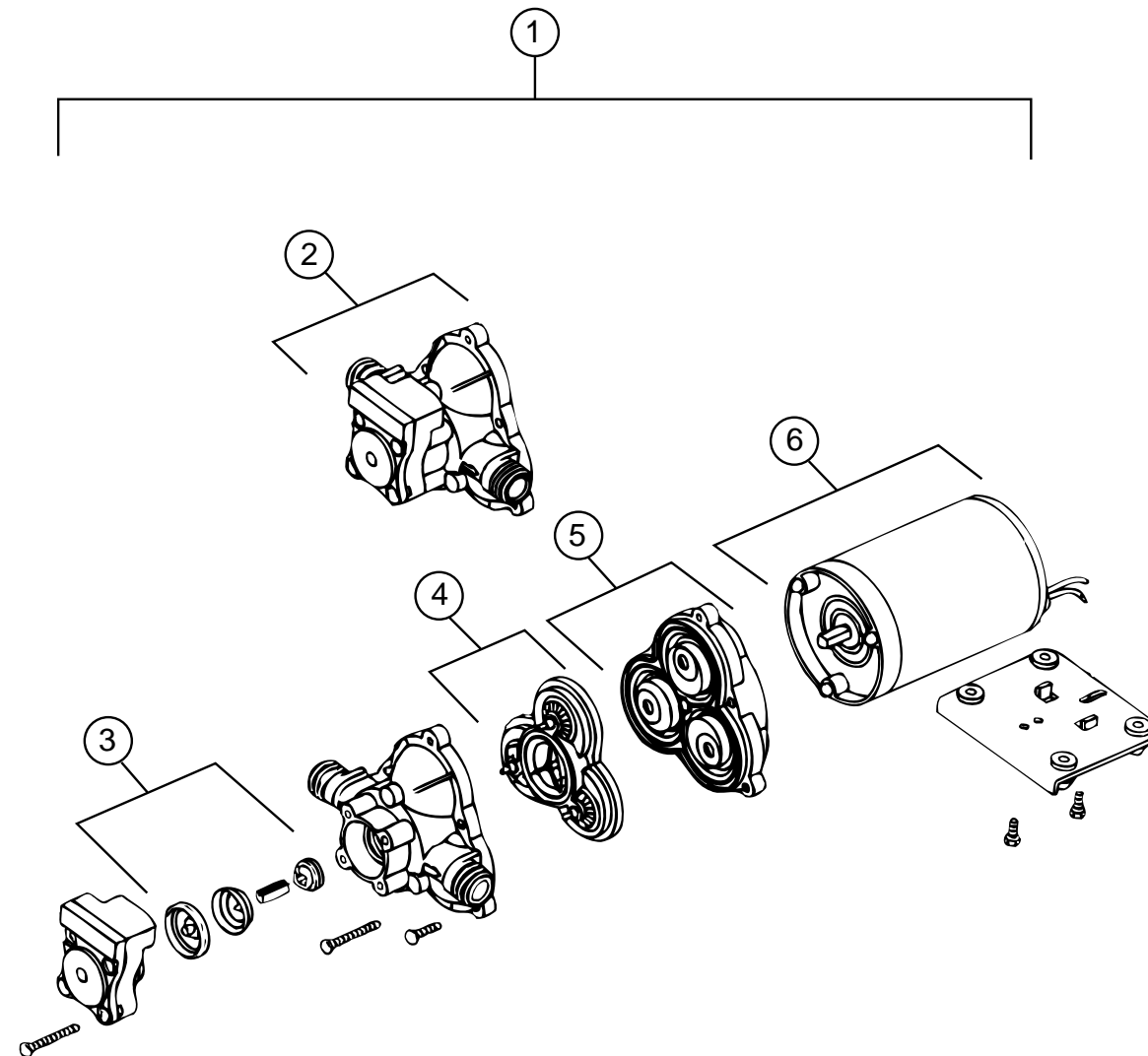
### WATER SYSTEM

KEY	PART NUMBER	U/M DESCRIPTION
	039800-04-000	FT TUBING - 1/4" OD X 20' POLYBUTYL
	039800-02-000	FT TUBING-POLYBUTYL, 5/8" OD - INCREMENTS OF 20' - BLACK
	114429-01-000	EA ELBOW - 1/2 P X 1/2P - FLAIR-IT 02800
	114429-02-000	EA ELBOW - 1/2 P X 1/2 MPT - FLAIR-IT 02803
	114429-03-000	EA ELBOW - FLAIR-IT SWIVEL 1/2" P X 1/2" FPT
	114429-04-000	EA ELBOW - 1/2 P X 3/8 MPT - FLAIR-IT 02810
	114429-05-000	EA ELBOW - 1/2 P X 3/4 MPT - FLAIR-IT 02812
	114429-06-000	EA ELBOW-SWIVEL, 1/2 P X 3/4 FPT - FLAIR-IT 02811
	118424-01-000	EA ELBOW-BRASS, 1/4 P X 1/4 P - 65CPT-4
	114430-08-000	EA ADAPTER - 1/2 P X 3/4 MPT - FLAIR-IT 02868
	118809-01-000	EA ADAPTER-PLAS - 1/2 MPT X 3/8 BARB - KEVCO TA-1086
	114430-01-000	EA ADAPTER - 1/2 P X 1/2 P - FLAIR-IT 02840
	114430-02-000	EA ADAPTER-SWIVEL, 1/2 P X 1/2 FPT - FLAIR-IT -02873
	114430-03-000	EA ADAPTER - 1/2 P X 1/2 MPT - FLAIR-IT 02842
	114428-01-000	EA TEE - 1/2 P X 1/2P X 1/2 P - FLAIR-IT 02820
	114428-03-000	EA TEE - 1/2 P X 1/2 P X 1/2 MPT - FLAIR-IT 02822
	118423-01-000	EA TEE FITTING-BRASS 1/4"C X 1/4"C X 1/4"C
	111888-02-000	EA INSERT-BRASS, 1/4 COMP
	010230-05-000	EA CITY WATER FILL W/CHECK VALVE
	111888-01-000	EA FERRULE-PLASTIC, .250 I.D. X .375 O.D.
	111888-02-000	EA INSERT-BRASS, 1/4 COMP
	114431-02-000	EA WATER VALVE - 2 POSITION - "BYPASS VALVE"
	114431-03-000	EA WATER VALVE - 90 DEGREE ELBOW - "WATER DRAIN VALVE"
	121176-01-02B	EA BRACKET-WATER CENTER, E-COAT

### WINTERIZATION KIT

KEY	PART NUMBER	U/M DESCRIPTION
	118569-01-000	EA WINTERIZATION SYSTEM - SWAN RFQ 314-W
	115029-01-000	FT HOSE - 3/8 ID, WATER - LAVANTURE PR86
	099717-08-000	EA TIEDOWN ASM-STRAP W/BUCKLE
	039800-02-000	FT TUBING-POLYBUTYL, 5/8" OD - INCREMENTS OF 20' - BLACK
	071015-13-000	EA GROMMET-RUBBER, .62" ID X 1" OD W/.09" GROOVE - BLACK
	114428-01-000	EA TEE - 1/2 P X 1/2P X 1/2 P - FLAIR-IT 02820
	114428-03-000	EA TEE - 1/2 P X 1/2 P X 1/2 MPT - FLAIR-IT 02822
	114429-02-000	EA ELBOW - 1/2 P X 1/2 MPT - FLAIR-IT 02803
	114429-05-000	EA ELBOW - 1/2 P X 3/4 MPT - FLAIR-IT 02812
	114429-06-000	EA ELBOW-SWIVEL, 1/2 P X 3/4 FPT - FLAIR-IT 02811
	101814-01-000	EA COUPLING-FEMALE, 1/2" X 1/2" FPT W/COMP. SLEEVE - GRAY
	110438-01-000	EA VALVE-BRASS CHECK
	114430-01-000	EA ADAPTER - 1/2 P X 1/2 P - FLAIR-IT 02840
	114430-03-000	EA ADAPTER - 1/2 P X 1/2 MPT - FLAIR-IT 02842
	114430-08-000	EA ADAPTER - 1/2 P X 3/4 MPT - FLAIR-IT 02868
	118809-01-000	EA ADAPTER-PLAS - 1/2 MPT X 3/8 BARB - KEVCO TA-1086

## WATER & SEWAGE GROUP (CONTINUED)



### WATER PUMP-SHURFLO - FROM: 00-00-00 THRU: 02-25-96

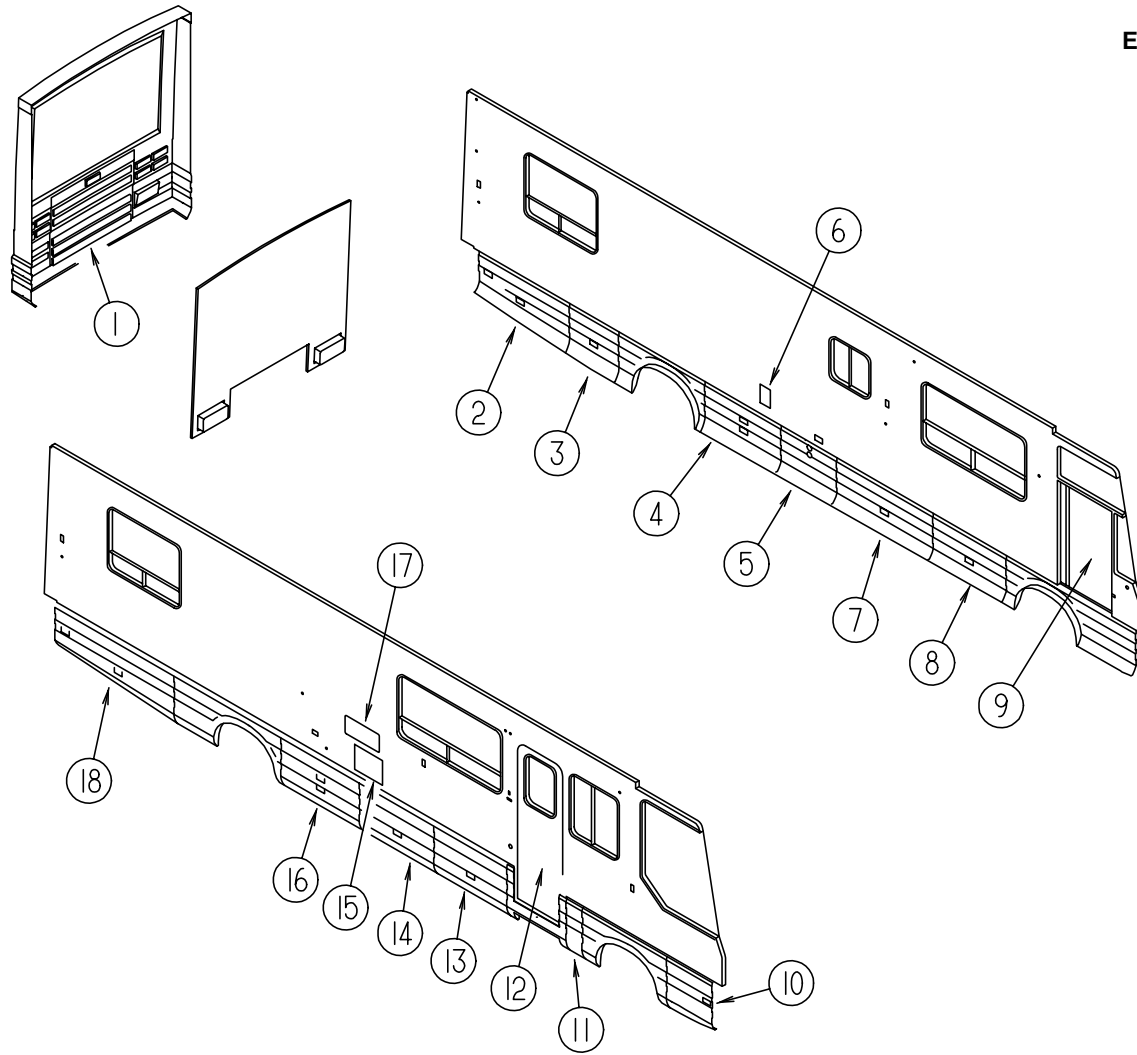
KEY	PART NUMBER	U/M DESCRIPTION	VENDOR NO.
	1	098607-01-000 EA PUMP-WATER, W/.5" MPT FITTING - FLOW 2.8 GPM - UL	
	2	098607-01-706 EA UPPER HOUSING/SWITCH-KIT	94-231-20
	3	098607-01-705 EA CHECK VALVE-KIT	94-237-00
	4	098607-01-703 EA VALVE ASSEMBLY	94-232-00
	5	098607-01-702 EA DIAPHRAGM-KIT	94-238-04
	6	098607-01-707 EA MOTOR/BASEPLATE REPLACEMENT	94-235-03

### WATER PUMP-SHURFLO - FROM: 02-26-96 THRU: 99-99-99

KEY	PART NUMBER	U/M DESCRIPTION	VENDOR NO.
	121887-01-000	EA PUMP-WATER, FLOW - 2.0 W/1/2 MPT - SHURFLO	2093
	121887-01-700	EA MOTOR-REPLACEMENT	11-192-00
	121887-01-701	EA PUMP HEAD, COMPLETE	94-236-00

# WINDOW, VENT & EXTERIOR DOOR GROUP

## EXTERIOR DOORS

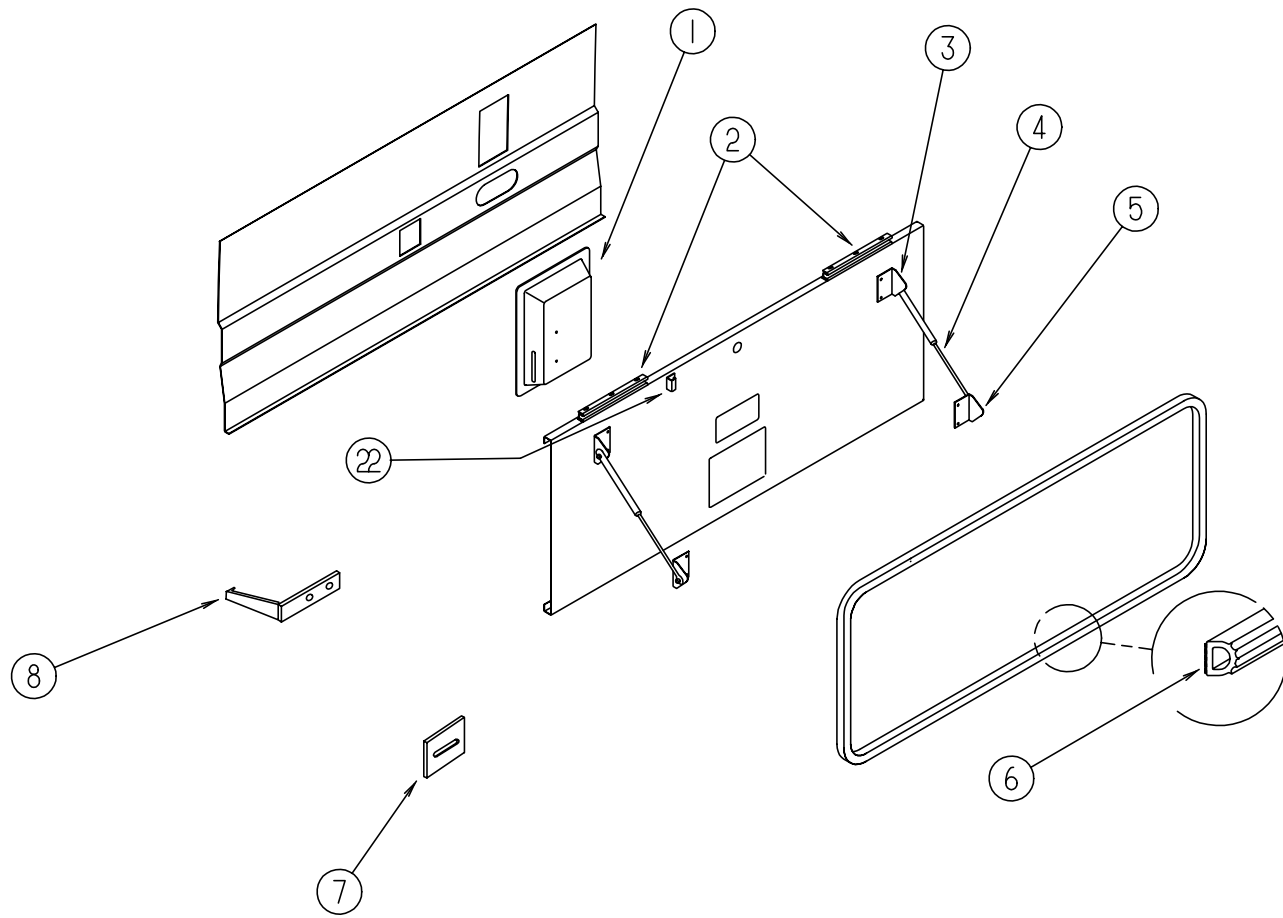


KEY	PART NUMBER	U/M DESCRIPTION
1	117507-02-GV0	EA PANEL-DOOR,ENGINE, REAR
2	120249-01-GV0	EA DOOR COMPL-VALANCE, CONDENSER
	118037-01-01A	EA HINGE-DOUBLE PIVOT, 90 DEG MILL
3	120252-02-GV0	EA DOOR COMPL-VALANCE
	107796-01-000	EA GAS SPRING - 11" COMPRESSED/17" EXTENDED - 40LB.
	118037-01-01A	EA HINGE-DOUBLE PIVOT, 90 DEG MILL
	119443-01-01A	EA COVER-LATCH, VALANCE DOOR BLK
	120495-01-01A	EA STRIKER-DOOR, MILL
4	120251-05-GV0	EA DOOR COMPL-VALANCE
	118037-01-01A	EA HINGE-DOUBLE PIVOT, 90 DEG MILL
	119443-01-01A	EA COVER-LATCH, VALANCE DOOR BLK
	100128-02-000	FT SEAL-FOAM, ADHESIVE BACK - .37" W X .37" THICK
5	120250-01-GV0	EA DOOR COMPL-VALANCE, A/C
	104692-01-000	FT SEAL - 3/4" X 3/4", ADHESIVE BACK FOAM SEAL
	118037-01-01A	EA HINGE-DOUBLE PIVOT, 90 DEG MILL
6	081240-17-000	EA FILL-WATER, LOCKABLE SABLE W/O LOCK
	104692-01-000	FT SEAL - 3/4" X 3/4", ADHESIVE BACK FOAM SEAL
7	120251-04-GV0	EA DOOR COMPL-VALANCE
	107796-01-000	EA GAS SPRING - 11" COMPRESSED/17" EXTENDED - 40LB.
	118037-01-01A	EA HINGE-DOUBLE PIVOT, 90 DEG MILL
	119443-01-01A	EA COVER-LATCH, VALANCE DOOR BLK

KEY	PART NUMBER	U/M DESCRIPTION
8	120251-06-GV0	EA DOOR COMPL-VALANCE
	107796-08-000	EA SPRING-GAS - 11" COMPRESSED/17" EXTENDED
	118037-01-01A	EA HINGE-DOUBLE PIVOT, 90 DEG MILL
	119443-01-01A	EA COVER-LATCH, VALANCE DOOR BLK
	100128-02-000	FT SEAL-FOAM, ADHESIVE BACK - .37" W X .37" THICK
9	106469-10-01A	EA DOOR ASM-DRIVERS, BLACK EXCEL V134-02L
9	106469-11-01A	EA DOOR ASM-DRIVERS, W/POWER - BLACK EXCEL V134-03L
10	120896-01-GV0	EA VALANCE ASM-FRONT, RH
	121511-01-000	EA WASHER-SPUR
	102330-02-000	EA LATCH, SGLE HOLE-KEY OPERATED
	102328-01-000	EA KEY-BARREL, NICKEL PLATED - SOUTHCO E3-26-715-15
	107796-01-000	EA GAS SPRING - 11" COMPRESSED/17" EXTENDED - 40LB.
	118037-01-01A	EA HINGE-DOUBLE PIVOT, 90 DEG MILL
	118374-01-01A	EA POCKET-SIDE MARKER LIGHT BLK
11	120788-01-GV0	EA DOOR ASM-FUEL FILL
	118037-02-02B	EA HINGE-DBL PVT, 90 DEG, W/TS, E-COAT
	118037-02-01A	EA HINGE-DBL PVT, 90 DEG, W/TS, MILL
	120789-01-01A	EA DOOR-FUEL FILL BLK
12	115108-08-GV0	EA DOOR-ENTRANCE, W/SCREEN DOOR & JAMB - W/O WINDOW (GV0/GV1)
12	115108-08-GV2	EA DOOR-ENTRANCE, W/SCREEN DOOR & JAMB - W/O WINDOW (GV2/GV3/GV4/GV5)
12	115108-07-GV0	EA DOOR-ENTRANCE, W/POWER LOCKS (GV0/GV1)
12	115108-07-GV2	EA DOOR-ENTRANCE, W/POWER LOCKS (GV2/GV3/GV4/GV5)
13	120251-01-GV0	EA DOOR COMPL-VALANCE
	107796-08-000	EA SPRING-GAS - 11" COMPRESSED/17" EXTENDED
	118037-01-01A	EA HINGE-DOUBLE PIVOT, 90 DEG MILL
	119443-01-01A	EA COVER-LATCH, VALANCE DOOR BLK
	100128-02-000	FT SEAL-FOAM, ADHESIVE BACK - .37" W X .37" THICK
14	120251-02-GV0	EA DOOR COMPL-VALANCE
	107796-08-000	EA SPRING-GAS - 11" COMPRESSED/17" EXTENDED
	118037-01-01A	EA HINGE-DOUBLE PIVOT, 90 DEG MILL
	119443-01-01A	EA COVER-LATCH, VALANCE DOOR BLK
15	052009-07-000	EA DOOR-WATER HEATER, SABLE ATWOOD
	116424-01-000	EA PROTECTOR-WATER HEATER LATCH, ATWOOD 92611
16	120251-03-GV0	EA DOOR COMPL-VALANCE
	107796-08-000	EA SPRING-GAS - 11" COMPRESSED/17" EXTENDED
	118037-01-01A	EA HINGE-DOUBLE PIVOT, 90 DEG MILL
	119443-01-01A	EA COVER-LATCH, VALANCE DOOR BLK
	100128-02-000	FT SEAL-FOAM, ADHESIVE BACK - .37" W X .37" THICK
17	118368-01-01A	EA DOOR-VENT REFRIGERATOR - OFF WHITE - DOMETIC
		FROM: 00-00-00 THRU: 08-27-95
17	118368-01-02A	EA DOOR-VENT REFRIGERATOR - DOMETIC 3103847.038
		FROM: 08-28-95 THRU: 99-99-99
17	084103-09-000	EA DOOR-REFRIGERATOR VENT - SABLE
	084104-09-000	EA JAMB-VENT DOOR, REFRIGERATOR - SABLE
	084104-01-700	EA LOCK-MALE, FASTENER - REFRIGERATOR DOOR
	084104-01-701	EA LOCK-FEMALE, FASTENER - REFRIGERATOR DOOR
18	120252-01-GV0	EA DOOR COMPL-VALANCE
	107796-11-000	EA GAS SPRING - 11" COMPRESSED/17" EXTENDED
	118037-01-01A	EA HINGE-DOUBLE PIVOT, 90 DEG MILL
	119443-01-01A	EA COVER-LATCH, VALANCE DOOR BLK



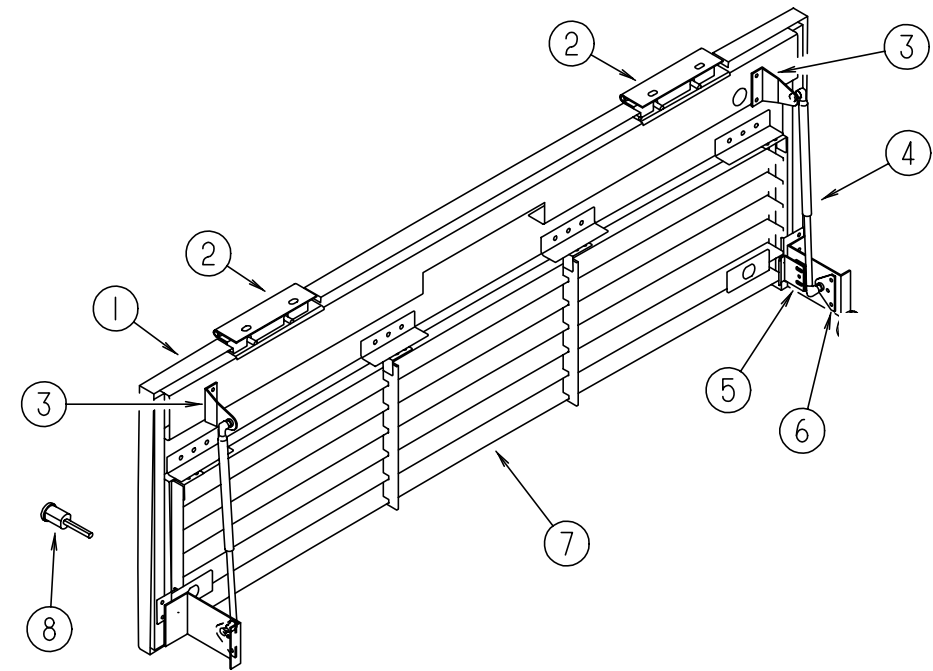
WINDOW, VENT & EXTERIOR DOOR GROUP (CONTINUED)



EXTERIOR DOOR COMPONENTS & HOLDER

KEY	PART NUMBER	U/M DESCRIPTION
1	119443-01-01A	EA COVER-LATCH, VALANCE DOOR BLK
	100128-02-000	FT SEAL-FOAM, ADHESIVE BACK - .37" W X .37" THICK
2	118037-01-01A	EA HINGE-DOUBLE PIVOT, 90 DEG MILL
2	118037-02-02B	EA HINGE-DOUBLE PIVOT, 90 DEG, W/TS, E-COAT (FUEL DOOR)
2	118037-02-01A	EA HINGE-DOUBLE PIVOT, 90 DEG, W/TS, MILL (FUEL DOOR)
3	107796-02-000	EA BRACKET-"L" MOUNT BRACKET W/ BALL STUD F/GAS SPRING
4	107796-01-000	EA GAS SPRING - 11" COMPRESSED/17" EXTENDED - 40LB.
4	107796-08-000	EA SPRING-GAS - 11" COMPRESSED/17" EXTENDED
5	107796-05-000	EA BRACKET-GAS SPRING, FLAT SPDI SPD-1020
7	110415-01-01A	EA SHIM-LATCH, VALANCE DOOR - BLACK
8	102768-01-000	EA HOLDER-COMPARTMENT/ENTRY DOOR, METAL - MILL FINISH
	091876-01-000	EA RETAINER-DOOR, 1/9" X .8" - METAL

WINDOW, VENT & EXTERIOR DOOR GROUP (CONTINUED)



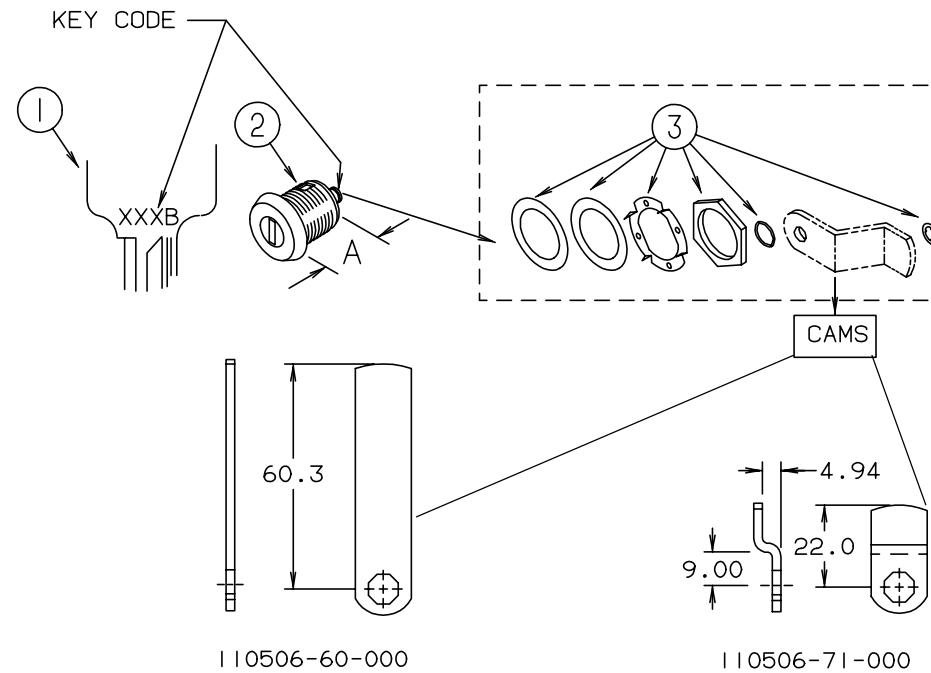
ENGINE DOOR COMPONENTS

KEY	PART NUMBER	U/M DESCRIPTION
1	117507-02-GV0	EA PANEL-DOOR,ENGINE, REAR
2	102325-02-06A	EA HINGE-TRUNK DOOR, SABLE
	057460-02-000	EA STUD-BALL, GAS SPRING - 10MM - 5/16" - 18
3	114268-03-02B	EA BRACKET-GAS SPRING,E-COAT
4	108998-01-000	EA SPRING-GAS 12" COMPRESSED/20" EXTENDED - 30 LB. SPD-5300-30
5	107719-01-01A	EA STRIKE-VALANCE DOOR, MILL
	118931-01-02B	EA SHIM-STRIKER, DOOR, E-COAT
6	107796-05-000	EA BRACKET-GAS SPRING, FLAT SPDI SPD-1020
7	118533-01-GV0	EA GRILLE ASM-DOOR, TRUNK
8	102330-02-000	EA LATCH, SGLE HOLE-KEY OPERATED
	102328-01-000	EA KEY-BARREL, NICKEL PLATED - SOUTHCO E3-26-715-15
	107721-01-000	FT "D" SHAPED BULB SEAL W/ADHESIVE ON FLAT SIDE

# WINDOW, VENT & EXTERIOR DOOR GROUP (CONTINUED)

## BRIGGS & STRATTON LOCKS & COMPONENTS

NOTE:  
WHEN ORDERING THE LOCK CASE, THE KEY CODE MUST MATCH THE LAST DIGIT OF THE VEHICLE'S SERIAL NUMBER AND PART NUMBER; WHEN ORDERING THE KEYS, THE THIRD DIGIT OF THE KEY CODE MUST MATCH THE LAST DIGIT OF THE VEHICLE'S SERIAL NUMBER AND PART NUMBER

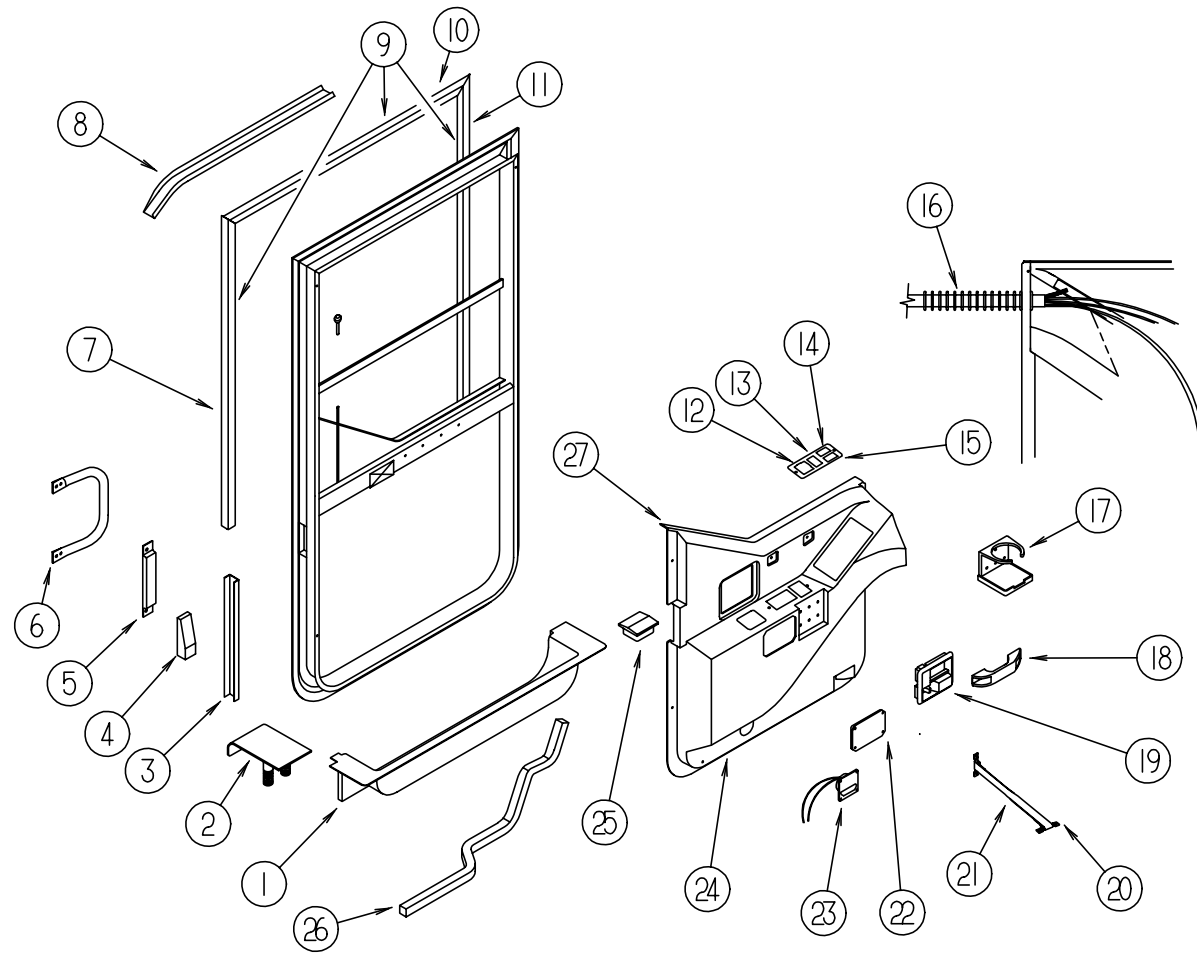


KEY	PART NUMBER	U/M DESCRIPTION	VENDOR NO.
1	110506-59-000	EA KEYS-SET OF TWO	596720
2	110506-52-000	EA CASE-LOCK, A = 17 MM	702370
2	110506-53-000	EA CASE-LOCK, A = 25 MM	702380
1	110506-59-001	EA KEYS-SET OF TWO	596721
2	110506-52-001	EA CASE-LOCK, A = 17 MM	702371
2	110506-53-001	EA CASE-LOCK, A = 25 MM	702381
1	110506-59-002	EA KEYS-SET OF TWO	596722
2	110506-52-002	EA CASE-LOCK, A = 17 MM	702372
2	110506-53-002	EA CASE-LOCK, A = 25 MM	702382
1	110506-59-003	EA KEYS-SET OF TWO	596723
2	110506-52-003	EA CASE-LOCK, A = 17 MM	702373
2	110506-53-003	EA CASE-LOCK, A = 25 MM	702383
1	110506-59-004	EA KEYS-SET OF TWO	596724
2	110506-52-004	EA CASE-LOCK, A = 17 MM	702374
2	110506-53-004	EA CASE-LOCK, A = 25 MM	702384
1	110506-59-005	EA KEYS-SET OF TWO	596725
2	110506-52-005	EA CASE-LOCK, A = 17 MM	702375
2	110506-53-005	EA CASE-LOCK, A = 25 MM	702385
1	110506-59-006	EA KEYS-SET OF TWO	596726
2	110506-52-006	EA CASE-LOCK, A = 17 MM	702376
2	110506-53-006	EA CASE-LOCK, A = 25 MM	702386

KEY	PART NUMBER	U/M DESCRIPTION	VENDOR NO.
1	110506-59-007	EA KEYS-SET OF TWO	596727
2	110506-52-007	EA CASE-LOCK, A = 17 MM	702377
2	110506-53-007	EA CASE-LOCK, A = 25 MM	702387
1	110506-59-008	EA KEYS-SET OF TWO	596728
2	110506-52-008	EA CASE-LOCK, A = 17 MM	702378
2	110506-53-008	EA CASE-LOCK, A = 25 MM	702388
1	110506-59-009	EA KEYS-SET OF TWO	596729
2	110506-52-009	EA CASE-LOCK - A = 17 MM	702379
2	110506-53-009	EA CASE-LOCK - A = 25 MM	702389
3	110506-40-700	EA HARDWARE KIT	
3	110506-40-700	EA HARDWARE KIT, INCLUDES GASKET, WASHERS, NUT & CLIP	
	110506-60-000	EA CAM-LOCK, BRIGGS & STRATTON 322276 (FUEL FILL)	
	110506-71-000	EA CAM-LOCK, BRIGGS & STRATTON 322287 (WATER FILL)	
	110506-59-701	EA KEY BLANK (GOLD)	

## WINDOW, VENT & EXTERIOR DOOR GROUP (CONTINUED)

### DRIVERS DOOR



KEY	PART NUMBER	U/M DESCRIPTION	VENDOR NO.
	19	106469-04-712 EA HARDWARE-INNER HANDLE, LH	248-041402
	20	064219-01-000 EA RETAINER-CHECK STRAP, DRIVER DOOR	
	21	109378-01-000 EA STRAP-CHECK, DRIVERS DOOR	
	22	107889-03-000 EA PANEL-CONTROL, TOUCH, AIR DUMP HWH AP1226	
		107889-03-700 EA PANEL-TOUCH	RAP1088
		100532-09-702 EA CABLE-MODULAR 5'	RAP1020
	22	107889-02-000 EA TOUCH CONTROL PANEL KIT - HWH AP1016	
		100532-09-700 EA PANEL ASM.-TOUCH CONTROL	RAP1002
		100532-09-702 EA CABLE-MODULAR, 5'	AP1020
	23	108354-01-01A EA LIGHT-COURTESY - ITC 81395-B	
		108354-01-700 EA BULB-COURTESY LIGHT	395-B
	24	118582-03-01A EA PANEL-TRIM, INNER LH - HAMPTON TAN	
	24	118582-04-01A EA PANEL-TRIM, INNER LH - LEVELING JACKS - HAMPTON TAN	
	25	118719-01-01A EA ASHTRAY-TOP MOUNT, BLACK PLASTIC	
	26	063977-14-000 EA STEP-DRIVERS DOOR - BLACK	
	26	063977-13-000 EA STEP-DRIVERS DOOR - UNPAINTED	
	27	115870-01-000 FT SEAL-TRIM, EDGE TRIM LOK X1002	
		091162-55-005 EA ANGLE, 4900, V.W. GRAY	

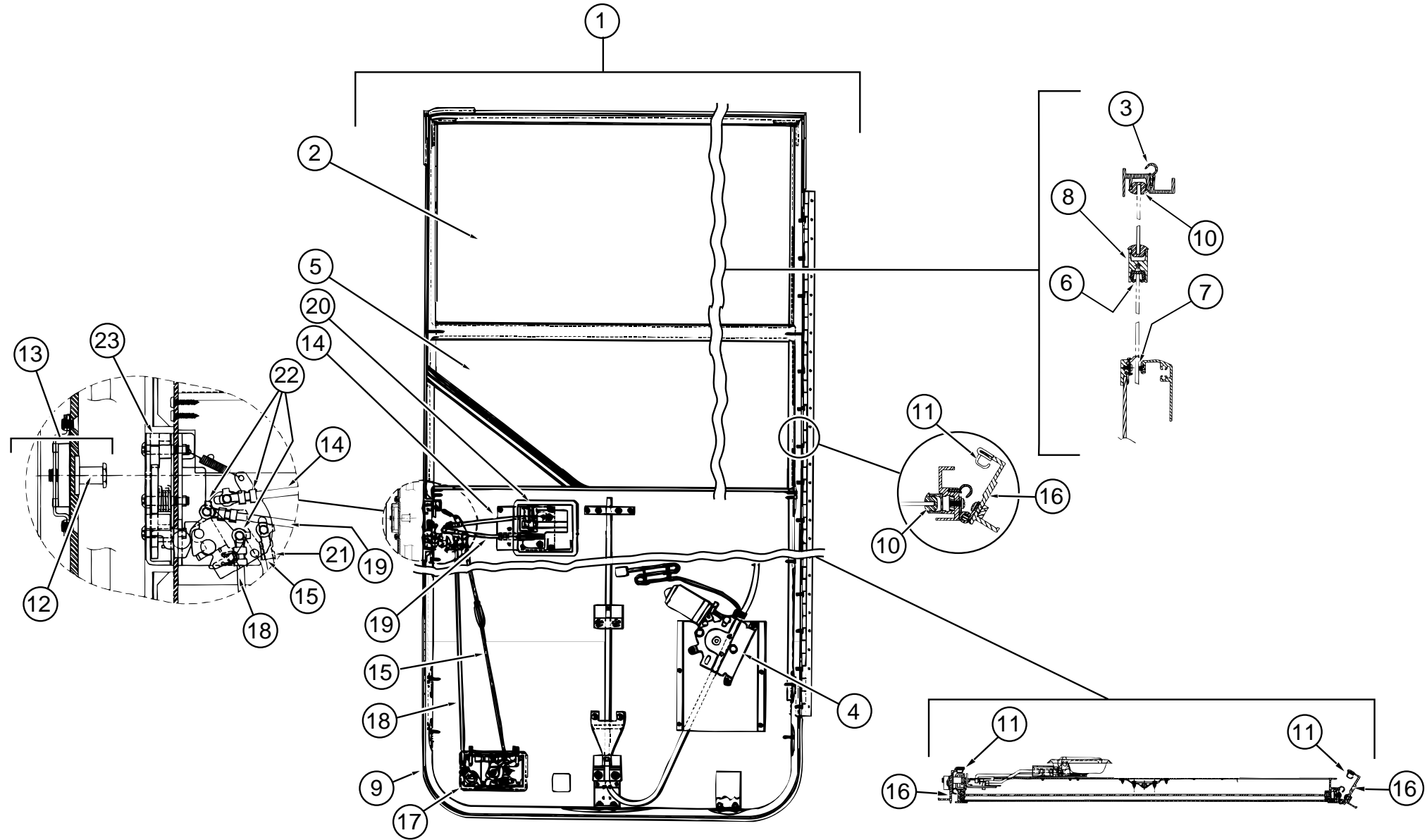
#### POWER DOOR LOCKS W/REMOTE

KEY	PART NUMBER	U/M DESCRIPTION	VENDOR NO.
	102756-02-000	EA REMOTE KEYLESS ENTRY SYSTEM SCS 101-2287	
	102756-01-704	EA HARNESS-MAIN	203-6638
	102756-02-700	EA REMOTE (TRANSMITTER) KEYLESS	412-1036
	102756-02-701	EA BOARD-MODULE, NEW SYSTEM	202-3153

KEY	PART NUMBER	U/M DESCRIPTION
	106469-10-01A	EA DOOR ASM-DRIVERS, BLACK EXCEL V134-02L
	106469-11-01A	EA DOOR ASM-DRIVERS, W/POWER - BLACK EXCEL V134-03L
1	107818-02-01A	EA TRIM-STEP, DRIVERS DOOR - HAMPTON TAN
	102569-02-000	EA MAT-ANTI SLIP, LOWER
2	110063-01-000	EA PLATE ASM-STEP
3	108897-02-01A	EA GARNISH-DOOR, DRIVERS - BLACK
4	109235-01-01A	FT COVER-SCREW, MAT - BLACK DAWN #132-081046
5	108654-01-01A	EA COVER-STRIKE, DRIVERS DOOR - BLACK
6	108832-02-01A	EA HANDLE-ASSIST, DRIVERS DOOR - MILL
7	108129-01-01A	EA GARNISH-DRIVERS DOOR, MILL
8	108274-08-01A	EA RAIL-DRIP, FRONT, LH - SABLE
9	108119-03-F36	EA GARNISH ASM-DRIVERS DOOR
10	108107-01-01A	EA GARNISH-DRIVERS DOOR, MILL
11	108108-03-01A	EA GARNISH-DRIVERS DOOR, MILL
12	088246-01-000	EA SWITCH-REMOTE, EXTERIOR MIRROR - VELVAC 7471290
13	087695-02-000	EA SWITCH-HEATER, EXTERIOR MIRROR
14	093132-01-000	EA SWITCH-ROCKER, 5 TERMINAL W/ARROW GRAPHICS - TORRIX 1737
	094086-01-01A	EA PLATE-SWITCH, SINGLE GANG - 1.8" X 3" - PLASTIC - BLACK
15	093132-02-000	EA SWITCH-ROCKER, 5 TERM W/KEY LOCK & ARROW F/POWER DOOR LOCK
16	093145-01-000	EA SLEEVE-WIRE, 10" LONG - PLASTIC - BLACK - GM #15590724
	093146-01-000	EA GROMMET-WIRE, 1.7" X 3.1" - OVAL SHAPED - PLASTIC - BLACK
17	118718-01-01A	EA HOLDER-COLLAPSIBLE MUG/DRINK - BLACK PLASTIC
18	102710-01-01A	EA HANDLE-ASSIST, ENTRY DOOR - 6.6" LONG - BLACK
	118640-01-01B	EA BRACKET-HANDLE

# WINDOW, VENT & EXTERIOR DOOR GROUP (CONTINUED)

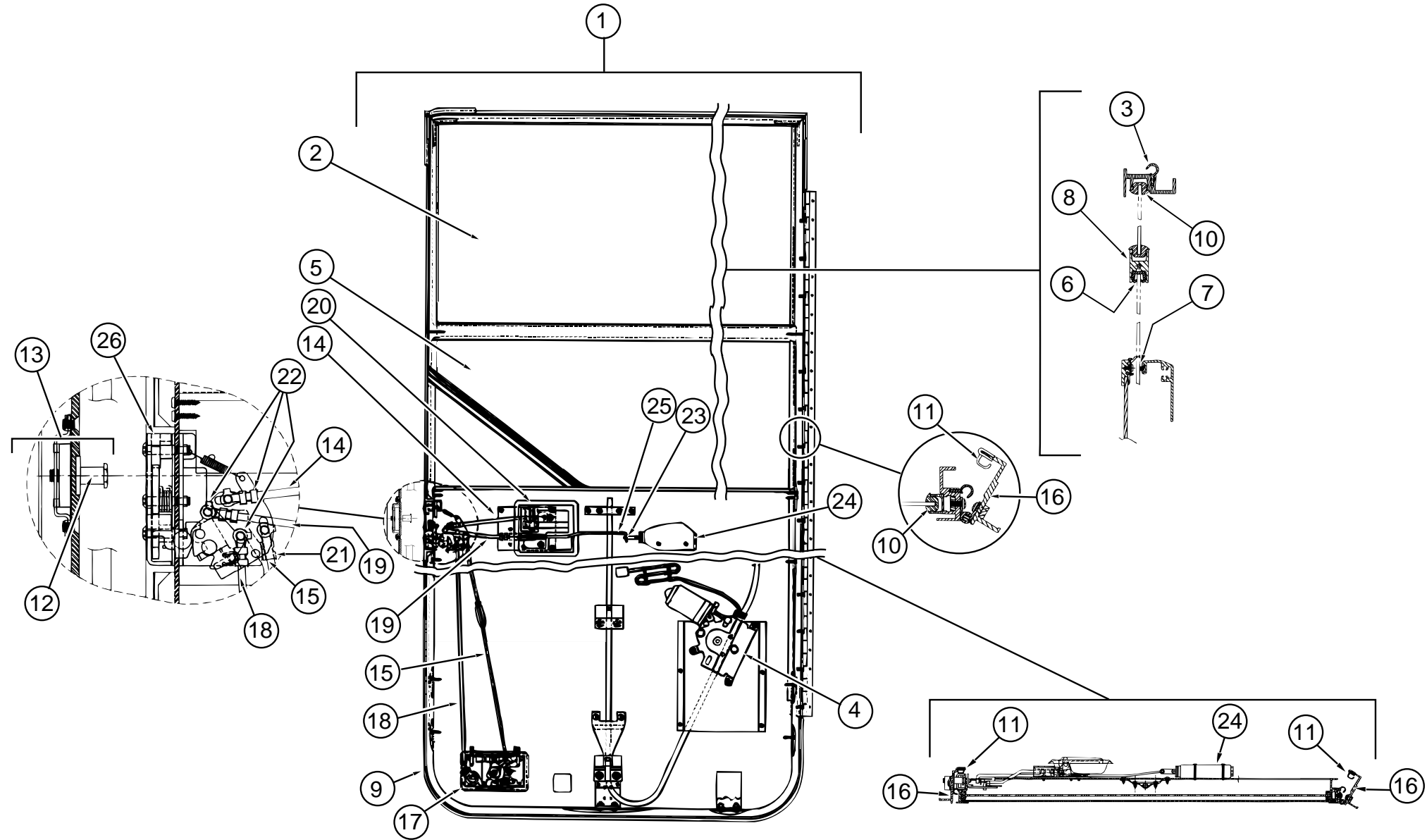
## DRIVERS DOOR W/O POWER LOCKS - EXCEL V134-02L



KEY	PART NUMBER	U/M DESCRIPTION	VENDOR NO.	KEY	PART NUMBER	U/M DESCRIPTION	VENDOR NO.
1	106469-10-01A	EA DOOR ASM-DRIVERS, BLACK EXCEL V134-02L		14	106469-04-705	EA ROD-LATCH, HORIZONTAL	203-041139
2	106469-01-700	EA GLASS	106-040976	15	106469-10-701	EA ROD-LATCH, VERTICLE (ADJUSTING)	203-041356
3	106469-01-702	EA SEAL-DOOR, 1 EA	122-040984	16	106469-10-704	EA FRAME-MOUNTING, BLACK	V134-30 L
4	106469-10-700	EA REGULATOR (ELECTRIC) MODIFIED	V134-89 L		106469-05-702	EA HINGE - 42"	211-041194
5	106469-10-702	EA GLASS-ROLL UP	V134-65 L	17	106469-04-700	EA PADDLE ASSEMBLY, W/COLLAR	248-041237
6	106469-01-705	FT CHANNEL-RUN, SLIDING	122-010850	18	106469-10-706	EA ROD-LOCK, VERTICAL (ADJUSTING)	203-041357
7	106469-01-709	EA WEATHERSTRIP FUZZY	171-040630	19	106469-04-711	EA ROD-LOCK, HORIZONTAL	203-041137
8	106469-08-700	EA MULLION-RAIL	V090-84	20	106469-04-712	EA HARDWARE-INNER HANDLE, LH	248-041148
9	106469-10-705	EA BELT-WEATHERSTRIP	V134-57	21	106469-04-713	EA ROD-CLIP, LH	248-041154
10	106469-01-722	EA GLAZING-VINYL, HORIZONTAL	V103-87	22	106469-04-714	EA ROD-CLIP, RH	248-041153
11	106469-01-723	EA SEAL-BULB, DRIVER DOOR	171-040985	23	106469-05-706	EA LATCH-ROTARY, W/LINKAGE	248-041150
	106469-04-701	EA TUMBLER & KEYS, TRI-MARK			106469-10-703	EA PARTS BAG	V123-17
	106469-04-715	EA LATCH COMPLETE, W/TUMBLER & KEYS					
	045017-11-701	EA KEY-BLANK, F1 SERIES	81312-02				
12	106469-04-703	EA BOLT-STRIKER, W/WASHER	248-041152				
13	106469-04-704	EA NUT ASSEMBLY-CAGED W/STRIKER	248-041151				

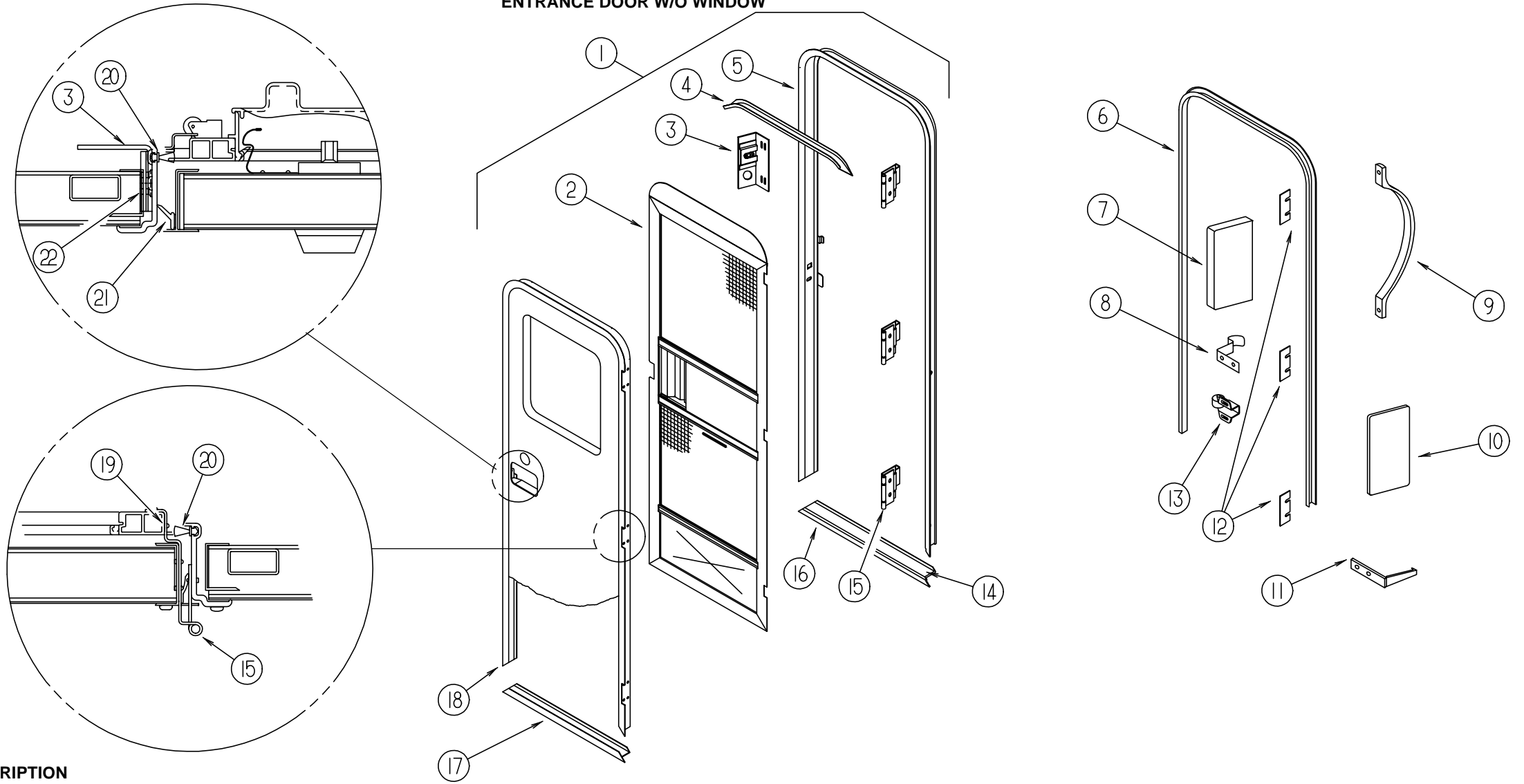
# WINDOW, VENT & EXTERIOR DOOR GROUP (CONTINUED)

## DRIVERS DOOR W/POWER LOCKS - EXCEL V134-03L



KEY	PART NUMBER	U/M DESCRIPTION	VENDOR NO.	KEY	PART NUMBER	U/M DESCRIPTION	VENDOR NO.
1	106469-11-01A	EA DOOR ASM-DRIVERS, POWERED - BLACK - EXCEL	V134-03L	14	106469-04-705	EA ROD-LATCH, HORIZONTAL	203-041139
2	106469-01-700	EA GLASS	106-040976	15	106469-10-701	EA ROD-LATCH, VERTICLE (ADJUSTING)	203-041356
3	106469-01-702	EA SEAL-DOOR, 1 EA	122-040984	16	106469-10-704	EA FRAME-MOUNTING, BLACK	V134-30 L
4	106469-10-700	EA REGULATOR (ELECTRIC) MODIFIED	V134-89 L		106469-05-702	EA HINGE - 42"	211-041194
5	106469-10-702	EA GLASS-ROLL UP	V134-65 L	17	106469-04-700	EA PADDLE ASSEMBLY, W/COLLAR	248-041237
6	106469-01-705	FT CHANNEL-RUN, SLIDING	122-010850	18	106469-10-706	EA ROD-LOCK, VERTICAL (ADJUSTING)	203-041357
7	106469-01-709	EA WEATHERSTRIP FUZZY	171-040630	19	106469-04-711	EA ROD-LOCK, HORIZONTAL	203-041137
8	106469-08-700	EA MULLION-RAIL, HORIZONTAL	V090-84	20	106469-04-712	EA HARDWARE-INNER HANDLE, LH	248-041148
9	106469-10-705	EA BELT-WEATHERSTRIP	V134-57	21	106469-04-713	EA ROD-CLIP, LH	248-041154
10	106469-01-722	EA GLAZING-VINYL, HORIZONTAL	V103-87	22	106469-04-714	EA ROD-CLIP, RH	248-041153
11	106469-01-723	EA SEAL-BULB-DRIVER DOOR	171-040985		106469-05-700	EA ROD CLIP	231-041095
	106469-04-701	EA TUMBLER & KEYS, TRI-MARK		24	106469-05-701	EA ACTUATOR-ELECTRIC LOCK	410-041096
	106469-04-715	EA LATCH COMPLETE, W/TUMBLER & KEYS		25	106469-05-704	EA ROD-LOCK, POWER	203-041141
	045017-11-701	EA KEY-BLANK, F1 SERIES	81312-02	26	106469-05-706	EA LATCH-ROTARY, W/LINKAGE	248-041150
12	106469-04-703	EA BOLT-STRIKER, W/WASHER	248-041152		106469-10-703	EA PARTS BAG	V123-17
13	106469-04-704	EA NUT ASSEMBLY-CAGED W/STRIKER	248-041151				

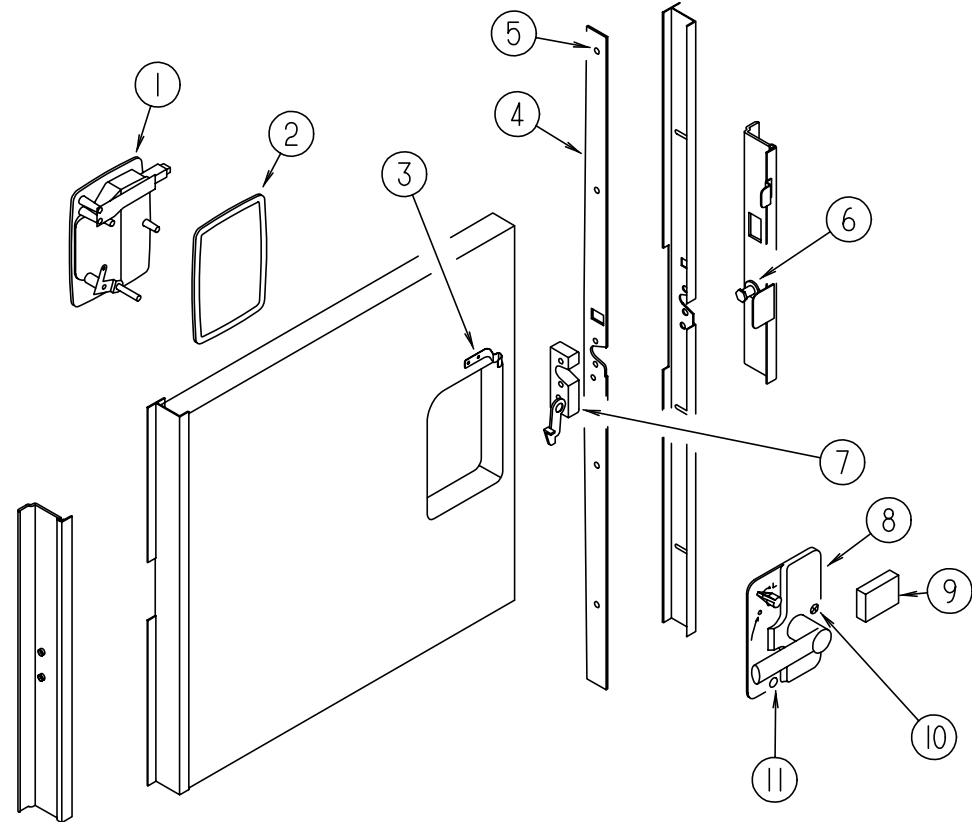
**WINDOW, VENT & EXTERIOR DOOR GROUP (CONTINUED)**  
**ENTRANCE DOOR W/O WINDOW**



KEY	PART NUMBER	U/M DESCRIPTION
1	115108-08-GV0	EA DOOR-ENTRANCE, W/SCREEN DOOR & JAMB - W/O WINDOW (GV0/GV1)
1	115108-08-GV2	EA DOOR-ENTRANCE, W/SCREEN DOOR & JAMB - W/O WINDOW (GV2/GV3/GV4/GV5)
1	115108-07-GV0	EA DOOR-ENTRANCE, W/POWER LOCKS (GV0/GV1)
1	115108-07-GV2	EA DOOR-ENTRANCE, W/POWER LOCKS (GV2/GV3/GV4/GV5)
2	117077-01-F36	EA DOOR ASM-SCREEN
2	117077-02-GV0	EA DOOR ASM-SCREEN
		FROM: 00-00-00 THRU: 03-17-96
3	041546-06-000	EA BRACKET ASM-DOOR ANGLE
		FROM: 00-00-00 THRU: 10-22-95
3	041546-08-000	EA BRACKET ASM-DOOR ANGLE, OFF WHITE
		FROM: 10-23-95 THRU: 99-99-99
4	044582-49-000	EA CAP-DRIP, DOOR JAMB MOUNTED - SABLE
5	120310-08-01A	EA JAMB ASM-ENTRANCE DOOR, SABLE
		FROM: 00-00-00 THRU: 03-17-96
5	120310-07-01A	EA JAMB ASM-ENTRANCE DOOR, POWERED DOOR - SABLE
		FROM: 00-00-00 THRU: 03-17-96
5	121898-07-01A	EA JAMB ASM-DOOR, ENTRANCE, SABLE
		FROM: 03-18-96 THRU: 99-99-99
5	121898-06-01A	EA JAMB ASM-ENTRANCE DOOR, POWERED DOOR - SABLE
		FROM: 03-18-96 THRU: 99-99-99
	092927-03-000	EA STRIKER-ROUND, JAMB MOUNTED - TRI/MARK 10335-16
6	115222-02-01A	EA GARNISH-RADIUS, ENTRY DOOR - OFF WHITE
6	115222-08-01A	EA GARNISH-RADIUS, POWERED DOOR - OFF WHITE
7	077461-03-000	EA COVER-STRIKE, ENTRY DOOR - 6.5" X 2.5" - PLASTIC - WHITE
8	100412-01-000	EA CATCH-SCREEN DOOR

KEY	PART NUMBER	U/M DESCRIPTION
9	009126-02-000	EA HANDLE-ASSIST, ENTRY DOOR - BLACK
		FROM: 00-00-00 THRU: 09-10-95
9	009126-03-000	EA HANDLE-ASSIST, BLACK TEXTURED - T/M #10087-01
		FROM: 09-11-95 THRU: 02-04-96
10	076725-02-000	EA COVER-HINGE, ENTRY DOOR - 6" X 3.2" - PLASTIC - OFF WHITE
11	102768-01-000	EA HOLDER-COMPARTMENT/ENTRY DOOR, METAL - MILL FINISH
12	102248-01-000	EA SHIM-DOOR
13	109403-01-000	EA CATCH-SINGLE ROLLER, SCREEN DOOR
14	038327-01-000	EA TAPE-ANTI SLIP, 2" X 60'
15	106719-01-01A	EA HINGE-ENTRANCE DOOR, UNPAINTED
	039715-01-000	EA NUT-SERT, 1/4" DIAMETER - 20 THREADS
	116111-02-01A	EA SCREW-TAPTITE, 1/4-20 X 3/8 PPH - ZINC
16	051049-01-000	EA JAMB-BOTTOM, ENTRY DOOR - 25.9" - UNPAINTED
17	089748-23-000	EA FRAME-BOTTOM, ENTRANCE DOOR
18	095276-09-02A	EA FRAME-ENTRANCE DOOR, TOP & SIDES - SABLE
		FROM: 00-00-00 THRU: 03-17-96
18	122102-02-01A	EA FRAME-DOOR, ENTRANCE, SABLE
		FROM: 03-18-96 THRU: 99-99-99
18	095276-08-02A	EA FRAME-DOOR, ENTRANCE, SABLE - POWERED DOOR
		FROM: 00-00-00 THRU: 03-17-96
18	122102-01-01A	EA FRAME-DOOR, ENTRANCE, SABLE - POWERED DOOR
		FROM: 03-18-96 THRU: 99-99-99
19	100128-02-000	FT SEAL-FOAM, ADHESIVE BACK - .37" W X .37" THICK
20	118929-01-01A	FT SEAL-PILE, PUSH-ON - AMESBURY 5250148
21	075671-04-000	FT SEAL-SPONGE, LAZY T SHAPE - W/ADHESIVE STRIP - .5" WIDE
22	104692-01-000	FT SEAL - 3/4" X 3/4", ADHESIVE BACK FOAM SEAL

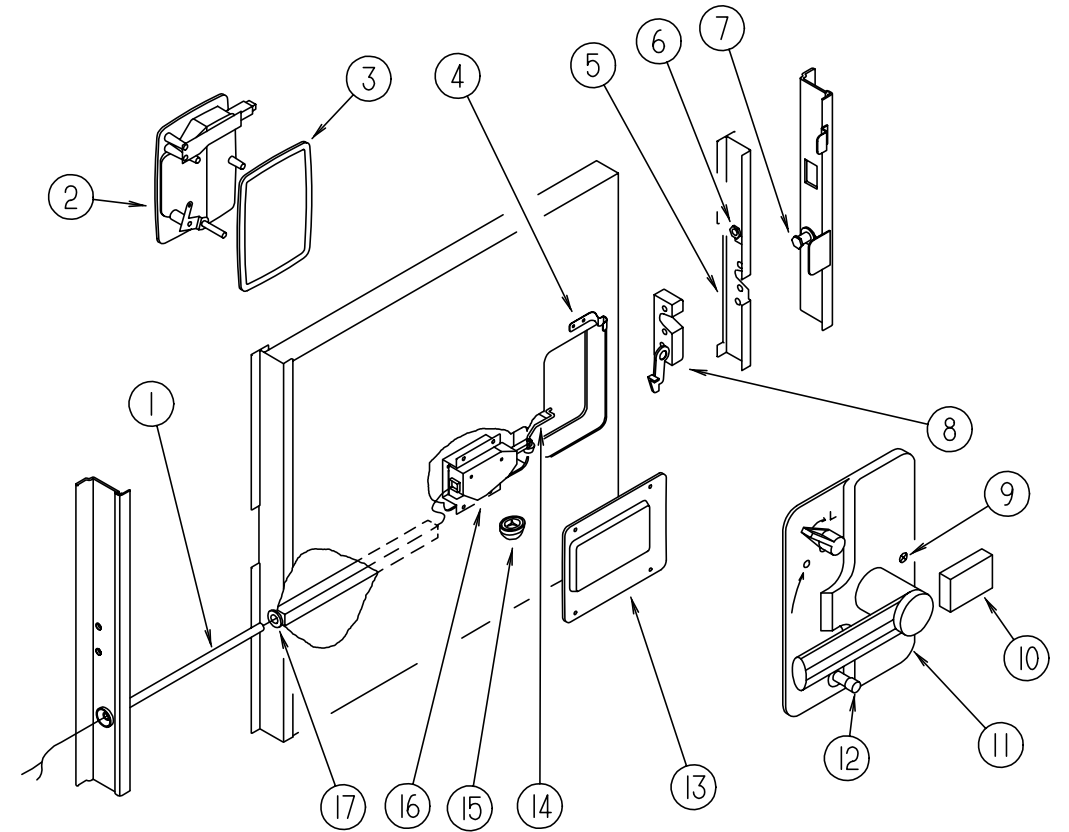
**WINDOW, VENT & EXTERIOR DOOR GROUP (CONTINUED)**



**ENTRANCE DOOR LATCH COMPONENTS W/O POWER LOCKS**

KEY	PART NUMBER	U/M DESCRIPTION	VENDOR NO.
1	112782-01-01A	EA LATCH ASM-EXTERIOR HOUSING, TRI/MARK 11922-37	
	112782-01-700	EA KEY-BLANK, DEADBOLT, TM100-150	81535
	112782-01-701	EA KEY-BLANK, DEADBOLT, TM151-200	81536
	112782-01-703	EA CYLINDER-LOCK ASM. W/KEYS	081465-09
2	112782-04-01A	EA GASKET, TRI/MARK 81480	
3	100412-01-000	EA CATCH-SCREEN DOOR	
4	121334-03-01A	EA STIFFENER-DOOR, MILL	
5	072893-04-000	EA NUTSERT - 10-32, ENTRANCE DOOR STIFFENER	
	075908-01-000	EA SCREW-MACHINE, 10-32 X .56 PTH - EXTERNAL TOOTH - ZINC	
6	092927-03-000	EA STRIKER-ROUND, JAMB MOUNTED - TRI/MARK 10335-16	
7	112782-03-01A	EA LATCH-SINGLE ROTOR, T/M 13426-01	
8	112782-02-01A	EA LATCH ASM-INTERIOR PLATE, TRI/MARK 13428-01	
9	122241-01-01A	EA BUMPER-RUBBER, FOAM - BLACK	
10	112782-06-01A	EA SCREW-MOUNTING, PLATE, ZINC - TRI/MARK 81096-15	
11	112782-05-01A	EA CAP-VINYL, RED - TRI/MARK 80844-99	

**WINDOW, VENT & EXTERIOR DOOR GROUP (CONTINUED)**



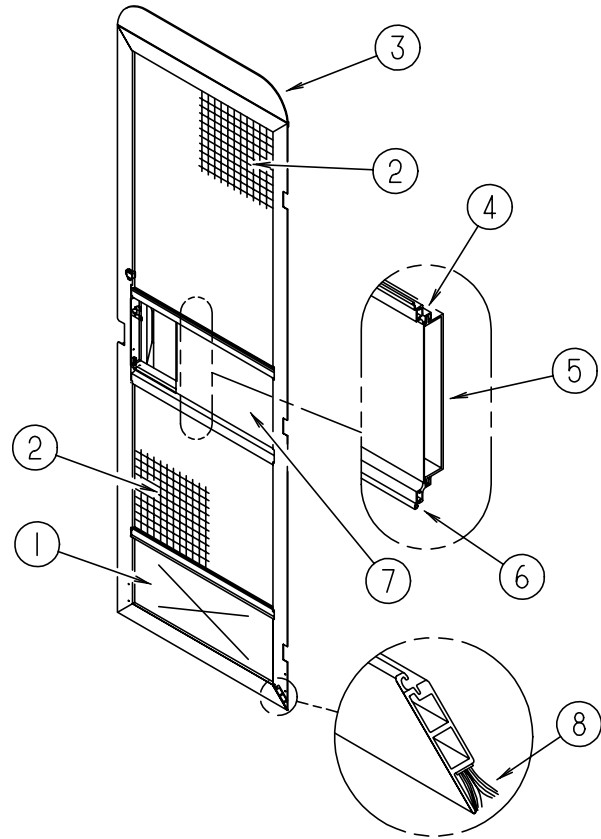
**ENTRANCE DOOR LATCH COMPONENTS W/POWER LOCKS**

KEY	PART NUMBER	U/M DESCRIPTION	VENDOR NO.
1	077222-01-000	EA SPRING-WIRE GUARD, ENTRY DOOR - GM 08905080	
	093057-05-000	EA WIRE ASM-POWER LOCK	
2	112782-01-01A	EA LATCH ASM-EXTERIOR HOUSING, TRI/MARK 11922-37	
	112782-01-700	EA KEY-BLANK, DEADBOLT, TM 100-150	81535
	112782-01-701	EA KEY-BLANK, DEADBOLT, TM 151-200	81536
	112782-01-703	EA CYLINDER-LOCK ASM. W/KEYS	081465-09
3	112782-04-01A	EA GASKET, TRI/MARK 81480	
4	100412-01-000	EA CATCH-SCREEN DOOR	
5	121334-03-01A	EA STIFFENER-DOOR MILL	
6	072893-04-000	EA NUTSERT - 10-32, ENTRANCE DOOR STIFFENER	
7	092927-03-000	EA STRIKER-ROUND, JAMB MOUNTED - TRI/MARK 10335-16	
8	112782-03-01A	EA LATCH-SINGLE ROTOR, T/M 13426-01	
9	112782-06-01A	EA SCREW-MOUNTING, PLATE, ZINC - T/M 81096-15	
10	122241-01-01A	EA BUMPER-RUBBER, FOAM - BLACK	
11	112782-02-01A	EA LATCH ASM-INTERIOR PLATE, TRI/MARK 13428-01	
12	112782-05-01A	EA CAP-VINYL, RED - TRI/MARK 80844-99	
13	113960-01-01A	EA COVER-ACTUATOR, POWER LOCK - OFF WHITE	
14	113651-01-01A	EA ROD-CONTROL, MOTOR, LOCK	
15	114209-01-01A	EA PUSHNUT-CAP, 1/8", WHITE - ARDEN KPS125105	
16	113638-01-000	EA POWER DOOR LOCK MOTOR/ACTUATOR	
	113650-01-02B	FT BRACKET-ACTUATOR, ELECTRIC - E-COAT	
	113638-02-000	EA CONNECTOR-ELECTRIC, ACTUATOR - EURAMETEC	
17	008384-01-000	EA GROMMET-SNAP, 3/4" DIAMETER - NYLON	

**POWER DOOR LOCKS W/REMOTE**

KEY	PART NUMBER	U/M DESCRIPTION	VENDOR NO.
	102756-02-000	EA REMOTE KEYLESS ENTRY SYSTEM	SCS 101-2287
	102756-01-704	EA HARNESS-MAIN	203-6638
	102756-02-700	EA REMOTE (TRANSMITTER) KEYLESS	412-1036
	102756-02-701	EA BOARD-MODULE, NEW SYSTEM	202-3153

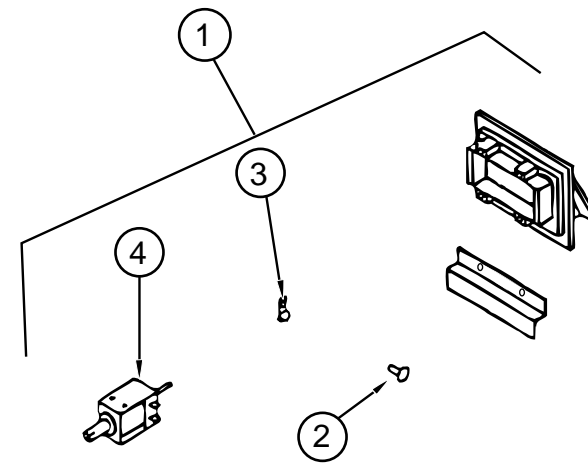
**WINDOW, VENT & EXTERIOR DOOR GROUP (CONTINUED)**



**SCREEN DOOR COMPONENTS**

KEY	PART NUMBER	U/M DESCRIPTION
1	078552-03-000	EA KICK PANEL-SCREEN DOOR, LOWER INSERT - UNPAINTED
2	002293-02-000	SF SCREENING-WINDOW/DOOR, 26" - CHARCOAL
3	078595-01-000	EA TOP PLATE-SCREEN DOOR, CURVED TOP - 4.7" X 25.35"
4	078777-01-000	EA CHANNEL-SLIDE, SCREEN DOOR CENTER SLIDER COVER
5	079086-02-000	EA SLIDER-SCREEN DOOR, OFF WHITE
6	002294-01-000	FT SPLINE-SCREENING, .135" X .138" - BLACK
7	001014-01-013	EA INSERT-CENTER, 10.25" X 16.31" - UNPAINTED
8	075673-01-000	FT SEAL-PILE, ADHESIVE BACK - GRAY

**WINDOW, VENT & EXTERIOR DOOR GROUP (CONTINUED)**



**RANGE HOOD VENT**

KEY	PART NUMBER	U/M DESCRIPTION	VENDOR NO.
1	092698-03-05A	EA VENT-RANGE HOOD, W/DOOR & SOLENOID - SABLE V2160-58	
2	092698-02-700	EA FASTENER-PUSH, EXTERIOR RANGE HOOD VENT	VB430
3	092698-02-701	EA CLAMP-CONDUIT, EXTERIOR RANGE HOOD VENT	VB334
4	092698-03-706	EA SOLENOID-RANGE HOOD, VENTLINE	UB530
	096983-01-709	EA MODULE-SWITCH & LEVER, 17 1/2	CB547-4
	100258-04-702	EA SWITCH-LEVER, W/CABLE	CB547-1
	092696-01-701	EA KNOB-PLASTIC	CC 225

**PLUMBING & REFRIGERATOR ROOF VENTS**

KEY	PART NUMBER	U/M DESCRIPTION
	083558-06-000	EA VENT-PLUMBING PIPE ROOF, W/COVER - VW WHITE
	084073-08-000	EA CAP-ROOF VENT, REFRIGERATOR, SABLE - NORCOLD
	084073-04-000	EA BASE-ROOF VENT, REFRIGERATOR - BLACK - NORCOLD
	118369-01-03A	EA CAP-ROOF VENT, REFRIGERATOR - SABLE - DOMETIC
	118369-02-03A	EA BASE-ROOF VENT, REFRIGERATOR - SABLE - DOMETIC

**POWERED ROOF VENT - JENSEN - U.S.**

KEY	PART NUMBER	U/M DESCRIPTION	VENDOR NO.
	110051-11-01A	EA ROOF VENT - POWER W/LIFT - FOR 2.5" TO 4" ROOF	
	048648-01-000	EA MOTOR-ROOF VENT, 1/8 SHAFT - 12V - JENSEN	
	048649-01-000	EA FAN-ROOF VENT, 6 BLADES - 6" - JENSEN	
	064469-03-707	EA MOTOR-LIFT, W-1/8" SHAFT	RP-1023
	064469-03-708	EA GEAR-DRIVE	RP-1024
	064469-03-709	EA GEAR-MOTOR PINION, 1/8" SHAFT	RP-1025
	064470-01-700	EA COVER-VENT, W/O (SLIDE BAR)	J7291
	064470-01-701	EA SLIDE BAR, (VENT-LID)	JRP1291B
	110051-01-705	EA SCREEN & FRAME F/PWR LIFT 4"	29-689-04A
	110051-11-700	EA GARNISH-INTERIOR, 3"	



## WINDOW, VENT & EXTERIOR DOOR GROUP (CONTINUED)

### POWERED ROOF VENT - JENSEN - U.S.

KEY	PART NUMBER	U/M DESCRIPTION	VENDOR NO.
	110051-12-01A	EA ROOF VENT - POWER W/LIFT FOR 2.5" TO 4" ROOF	
	048648-01-000	EA MOTOR-ROOF VENT, 1/8 SHAFT - 12V - JENSEN	
	048649-01-000	EA FAN-ROOF VENT, 6 BLADES - 6" - JENSEN	
	064469-03-707	EA MOTOR-LIFT, W-1/8" SHAFT	RP-1023
	064469-03-708	EA GEAR-DRIVE	RP-1024
	064469-03-709	EA GEAR-MOTOR PINION, 1/8"SHAFT	RP-1025
	064470-01-700	EA COVER-VENT, W/O (SLIDE BAR)	J7291
	064470-01-701	EA SLIDE BAR, (VENT-LID)	JRP1291B
	110051-01-705	EA SCREEN & FRAME F/PWR LIFT 4"	29-689-04A
	110051-11-700	EA GARNISH-INTERIOR, 3"	

### JENSEN ROOF VENT-NON POWERED LIFT

KEY	PART NUMBER	U/M DESCRIPTION	VENDOR NO.
	110051-02-01A	EA VENT-ROOF, NONPOWERED 4" ROOF, JENSEN 7727 WHEAT	
	064470-01-700	EA COVER-VENT, W/O (SLIDE BAR)	J7291
	064470-01-701	EA SLIDE BAR, (VENT-LID)	JRP1291B
	110051-01-702	EA ARM LIFT ASSEMBLY W/O HANDLE	RP-1000B
	110051-01-703	EA HANDLE-CRANK	RP-1031-B
	110051-01-704	EA SCREEN & FRAME 4"	29-688-03
	110051-02-700	EA GARNISH-INTERIOR, 4"	

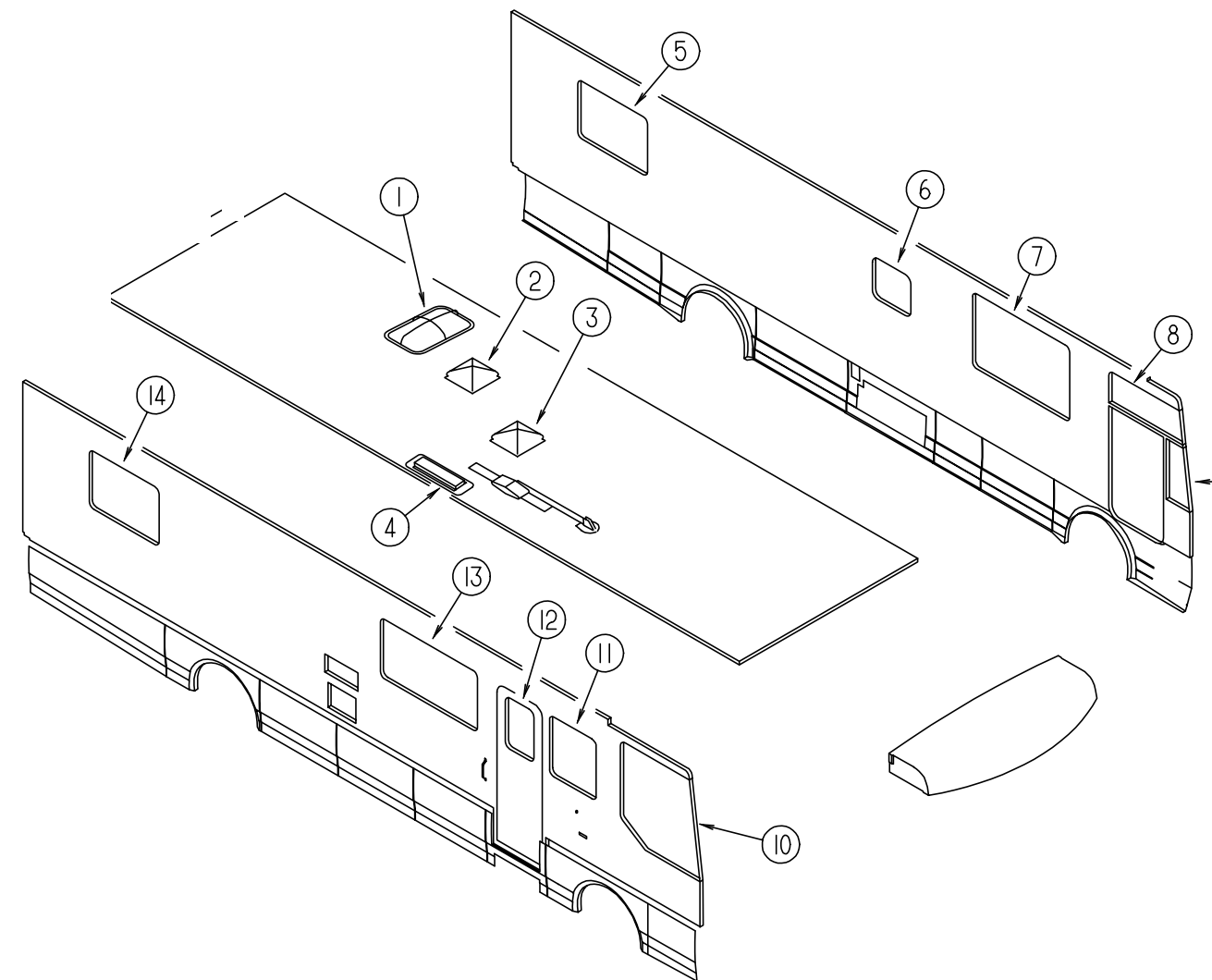
### POWERED EXHAUST VENT - FANTISTIC - U.S.

KEY	PART NUMBER	U/M DESCRIPTION	VENDOR NO.
	084079-16-000	EA VENT-CEILING EXHAUST 3.25" OFF WHITE W/THERMOSTAT	
	084079-01-700	EA COVER-VENT, W/HINGE & SLIDE	1020K-19
	084079-01-701	EA SCREEN ASM., INT. W/SWITCHES	1030-80
	084079-01-703	EA KNOB-LIFT, W/EXT. & SCREW	1140K-00
	084079-01-707	EA SWITCH-SAFETY	1122.05
	084079-01-709	EA SWITCH-MAIN, 3 SPEED	1031-05
	084079-01-710	EA THERMOSTAT, WALL MOUNT	9988-39
	084079-07-700	EA GARNISH-INTERIOR 4" OFF/WHT	2040-80
	084079-11-700	EA MOTOR, BRKT., FAN BLADE, KIT	4017K-09
	084079-11-701	EA ARM-LIFT ASSEMBLY, AUTOMATIC	2011-05
	084079-11-702	EA BASE-MAIN W/DOME SWITCH	1010K-81
	084079-11-703	EA MOTOR-LIFT, W/CAP & SCREWS	6050-05

### POWERED EXHAUST VENT - FANTISTIC -CANADIAN

KEY	PART NUMBER	U/M DESCRIPTION	VENDOR NO.
	084079-12-000	EA VENT-CEILING, EXHAUST, 4" ROOF - TSTAT CS - 4000BT CSA - OFF WHITE	
	084079-01-700	EA COVER-VENT, W/HINGE & SLIDE	1020K-19
	009440-01-000	EA GEAR/ARM-VENT COVER, LIFT 705221K38	
	084079-01-703	EA KNOB-LIFT, W/EXTENSION & SCREW	1140K-00
	084079-01-707	EA SWITCH-SAFETY	1122.05
	084079-07-700	EA GARNISH-INTERIOR, 4" ROOF - OFF WHITE	2040-80
	084079-11-700	EA BRACKET-MOTOR, FAN BLADE, KIT	4017K-09
	084079-11-702	EA BASE-MAIN, W/DOME SWITCH	1010K-81
	084079-12-700	EA SCREEN ASM-INTERIOR W/SWITCHES	1030BT-80

## WINDOW, VENT & EXTERIOR DOOR GROUP (CONTINUED)

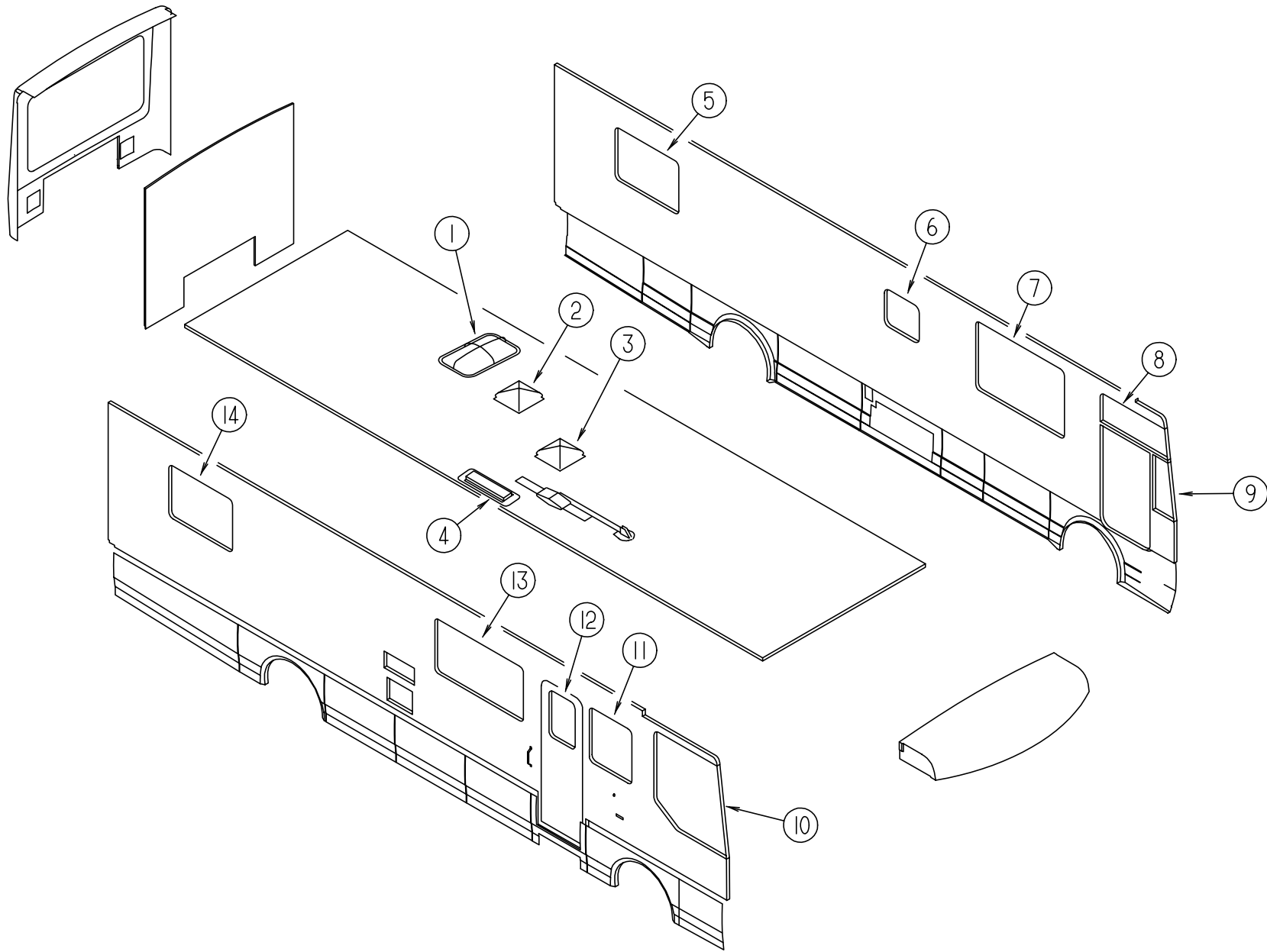


WINDOWS & VENTS

KEY	PART NUMBER	U/M DESCRIPTION
1	114496-01-01A	EA PANEL-SKYLITE, OUTER
	114495-01-01A	EA PANEL-SKYLITE, INNER
2	110051-10-01A	EA VENT-ROOF, W/POWER LIFT FOR 4" ROOF - JENSEN CX7258 (CSA)
2	110051-08-01A	EA VENT-ROOF, W/POWER LIFT FOR 4" ROOF - JENSEN 7727 (U.S.)
3	110051-02-01A	EA VENT-ROOF, NONPOWERED 4" ROOF, JENSEN 7727
3	084079-16-000	EA VENT-CEILING, EXHAUST, 3.25 T-STAT 2000T UL - OFF WHITE
3	084079-12-000	EA VENT-CEILING, EXHAUST, 4" ROOF - TSTAT CS - 4000BT CSA - OFF WHITE
4	084073-08-000	EA CAP-ROOF VENT, REFRIGERATOR, SABLE - NORCOLD
4	118369-01-03A	EA CAP-ROOF VENT, REFRIGERATOR - SABLE - DOMETIC
5	113500-04-01A	EA WINDOW ASM-TIPOUT, DOUBLE, OFF WHITE, EXCEL CH93-G1W59
5	112795-36-01A	EA WINDOW-DRIVER HORIZONTAL SLIDE THERMO 29 3/4" X 46 1/2"
6	104691-16-01A	EA WINDOW ASM-TIPOUT, SINGLE OW, EXCEL CH91-G1W59
6	112898-07-01A	EA WINDOW ASM-SLIDING, VERTICAL, THERMO, EXCEL DH439-G2W66
7	115360-01-01A	EA WINDOW-DOUBLE HORIZONTAL TIPOUT 30 3/4" X 56 1/2"
7	112795-34-01A	EA WINDOW-DRIVER HORIZONTAL SLIDE THERMO 30 3/4" X 57 3/4"
7	115360-02-01A	EA WINDOW-DOUBLE HORIZONTAL TIPOUT 38.7" 56 1/2"
7	112795-53-01A	EA WINDOW-DRIVER HORIZONTAL SLIDE THERMO 38 3/4" X 57 3/4"
8	106467-04-01A	EA WINDOW-VISTA, LEFT - EXCEL
8	116000-07-01A	EA WINDOW ASM-VISTA, LH, THERMO - EXCEL DH462-G2B27L
9	106468-03-01A	EA WINDOW-FRONT SLANT, DRIVER SIDE
9	115999-05-01A	EA WINDOW-FRONT, SLANT - DRIVER SIDE - THERMOPANE - EXCEL DH463-A2B27L

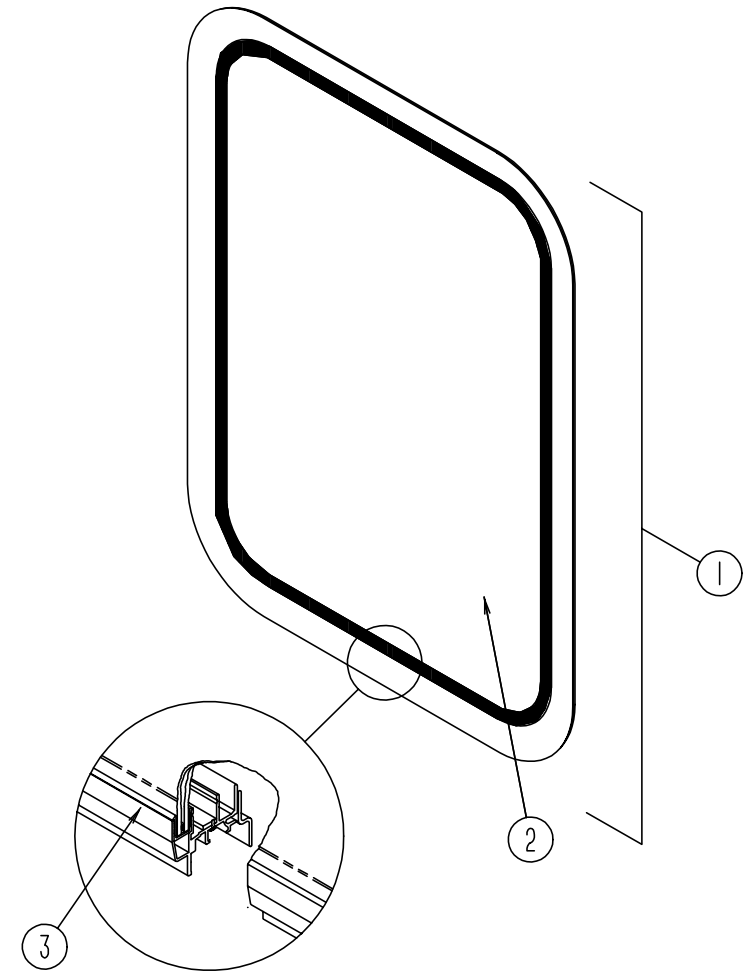
**WINDOW, VENT & EXTERIOR DOOR GROUP (CONTINUED)**

**WINDOWS & VENTS (CONTINUED)**



KEY	PART NUMBER	U/M DESCRIPTION
10	106466-04-01A	EA WINDOW-PASSENGER CAB 42.1"TW X 48.3"CW X 50.3"H
10	106466-06-01A	EA WINDOW-PASSENGER CAB-THERMO- 42.1"TW X 48.3"CW X 50.3"H
11	099480-03-000	EA WINDOW-SLIDER - RIGHT HAND
11	112795-29-01A	EA WINDOW-PASSENGER HORIZONTAL SLIDE THERMO 30 3/4" X 27 3/4"
12	117053-03-F31	EA WINDOW-PICTURE 17" X 26.4"
12	113733-01-01A	EA WINDOW-STATIONARY THERMOPANE 26.4" X 17"
13	115360-01-01A	EA WINDOW-DOUBLE HORIZONTAL TIPOUT 30 3/4" X 56 1/2"
13	112795-33-01A	EA WINDOW-PASSENGER HORIZONTAL SLIDE THERMO 30 3/4" X 57 3/4"
14	113500-02-01A	EA WINDOW-DOUBLE TIPOUT 29 3/4" X 41 1/2"
14	112795-31-01A	EA WINDOW-PASSENGER HORIZONTAL SLIDE THERMO 29 3/4" X 41 1/2"

**WINDOW, VENT & EXTERIOR DOOR GROUP (CONTINUED)**



**ENTRANCE DOOR WINDOW**

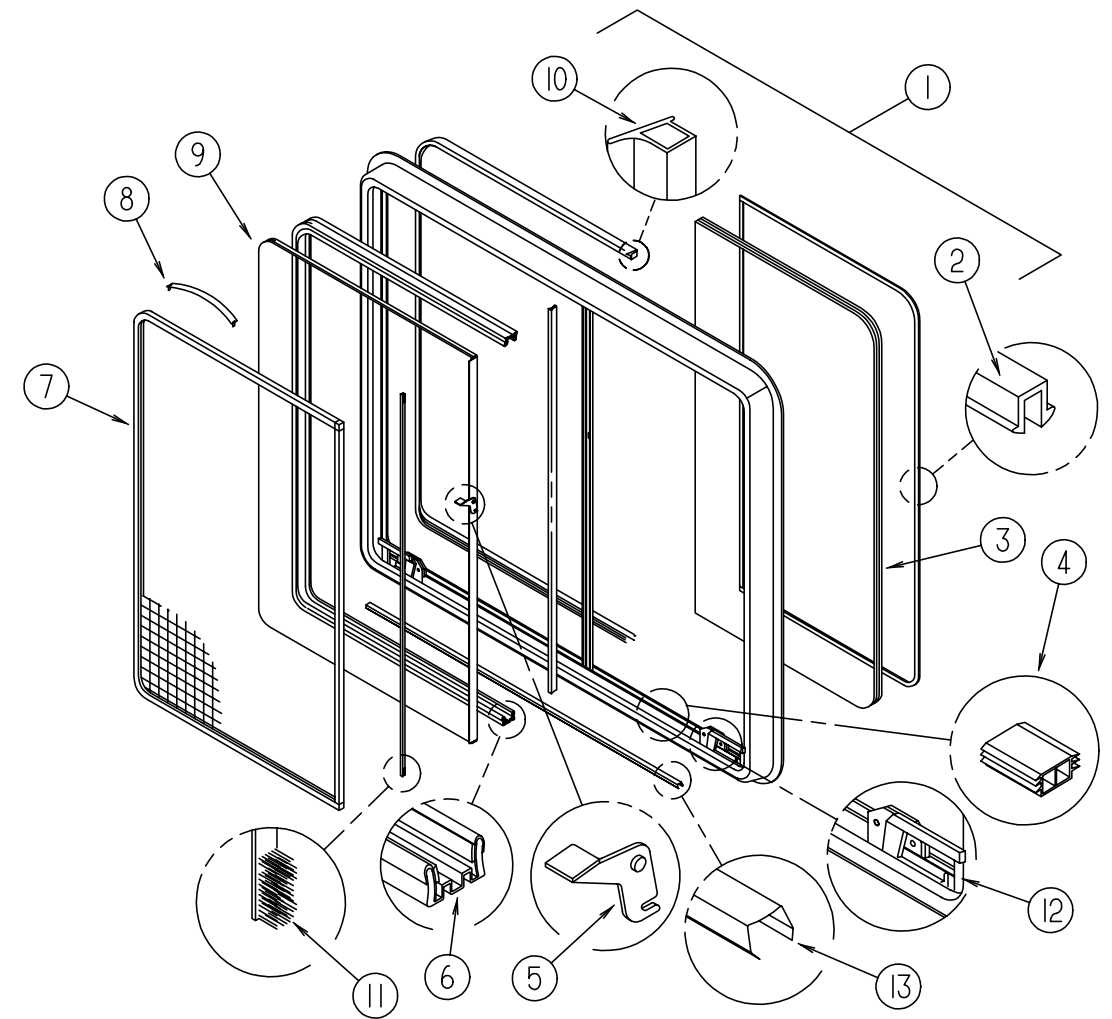
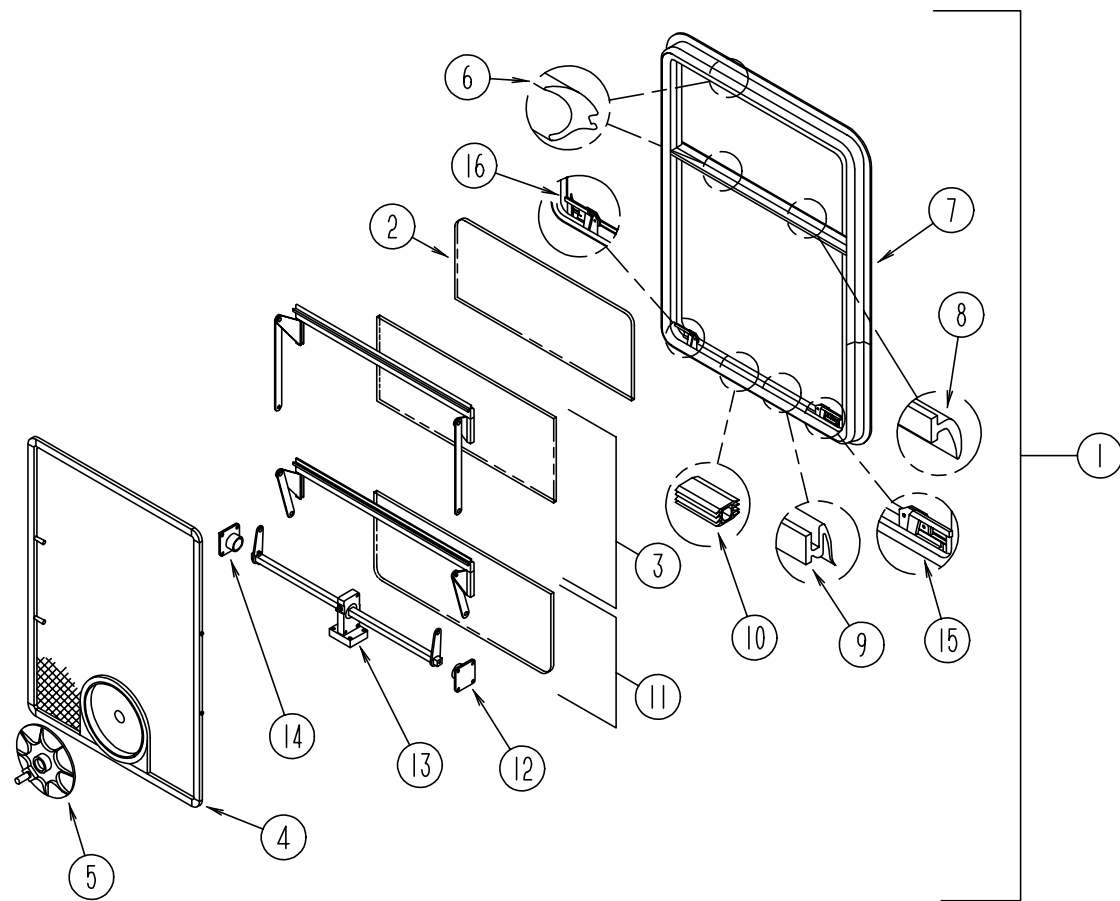
KEY	PART NUMBER	U/M DESCRIPTION
1	117053-03-F31	EA WINDOW-PICTURE 17" X 26.4"
2	002181-26-000	EA GLASS-PICTURE 655 X 417 59R - GRAY 31%
3	087561-01-000	FT SEAL-GLASS, EXTERIOR - .5" WIDE - VINYL - BLACK
	117054-02-01A	EA FRAME-WINDOW,INSIDE WHT

**ENTRANCE DOOR WINDOW - THERMO**

KEY	PART NUMBER	U/M DESCRIPTION	VENDOR NO.
	113733-01-01A	EA WINDOW-STATIONARY THERMOPANE 26.4" X 17"	
	112795-01-705	FT VINYL-GLAZING	132-019702
	113733-01-700	EA WINDOW ASM. W/O TRIM	DH416-G2
	113733-01-701	EA RETAINER (TRIM)	W41666
	113733-01-702	EA GLASS-STATIONARY	390-019187

# WINDOW, VENT & EXTERIOR DOOR GROUP (CONTINUED)

## EXCEL DRIVER SIDE BEDROOM WINDOWS



**DRIVER SIDE BEDROOM WINDOW - DOUBLE TIPOUT - EXCEL**

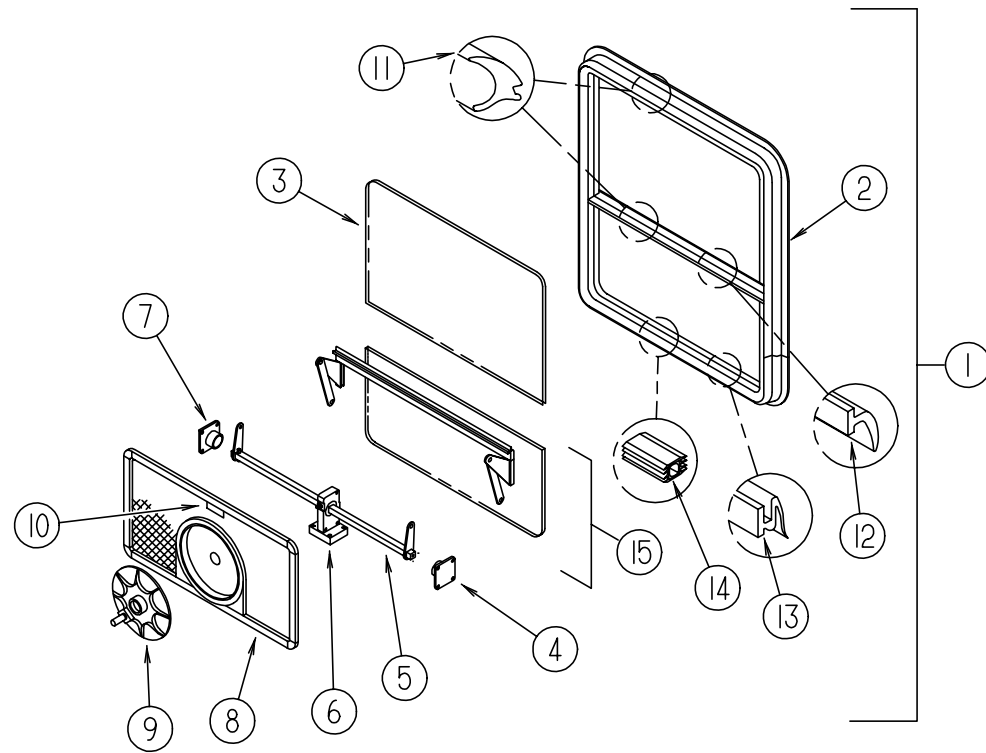
KEY	PART NUMBER	U/M	DESCRIPTION	VENDOR NO.
1	113500-04-01A	EA	WINDOW ASM-TIPOUT, DOUBLE, OFF WHITE, EXCEL	CH93-G1W59
2	113500-04-702	EA	GLASS (STATIONARY)	106-019453
	100322-01-704	FT	TAPE-BUTYL	154-016083
3	113500-04-703	EA	VENT ASM. (UPPER)	CH93-D7
4	113500-04-705	EA	SCREEN ASM., W/SEAL & CLIPS	410-019481
5	100322-01-718	EA	HANDLE-DIAL	410-016081
6	100322-01-703	FT	VINYL-GLAZING, BUTYL	132-010723
7	113500-04-700	EA	WINDOW W/O TRIM	
8	100322-01-702	EA	WEATHERSTRIP-HORIZONTAL RAIL	132-015976
9	100322-01-701	FT	SEAL-VENT	122-016071
10	098644-01-716	FT	PLUG-FILLER	132-014470
11	113500-04-704	EA	VENT ASM. (LOWER)	CH93-D9
12	100322-01-714	EA	SUPPORT-TORQUE BAR, LH	130-015978
13	112519-01-702	EA	OPERATOR-VENT	410-016123
14	100322-01-715	EA	SUPPORT-TORQUE BAR, RH	130-015979
	113500-04-706	EA	OPERATOR & BAR ASSEMBLY	CH93-15
15	112898-06-705	EA	HANDLE-LATCH, RED-LH	182-11294
16	112898-06-704	EA	HANDLE-LATCH, RED-RH	182-11293
	113500-04-706	EA	OPERATOR & BAR ASSEMBLY	CH93-15
	113500-04-701	EA	TRIM (INSIDE)	CW9359
	100322-01-717	EA	E-RING	245-015975

**DRIVER SIDE BEDROOM WINDOW - SLIDER - THERMO**

KEY	PART NUMBER	U/M	DESCRIPTION	VENDOR NO.
1	112795-36-01A	EA	WINDOW-DRIVER HORIZONTAL SLIDE THERMO 29 3/4" X 46 1/2"	
	112795-36-700	EA	WINDOW W/O TRIM	DH440-G2L
	112795-36-701	EA	RETAINER, (TRIM)	W44064
2	112795-01-705	FT	VINYL-GLAZING	132-019702
3	112795-36-702	EA	GLASS (STATIONARY)	390-019470
4	112795-01-701	EA	SLIDE-STOP	132-019092
5	112795-01-700	EA	LATCH ASM., BLK., (BOLT ON)	DH287-CK
6	112795-01-703	IN	CHANNEL-RUN (INCHES)	122-018736
7	112795-36-704	EA	SCREEN ASM., W/SEAL & CLIPS	410-019476
8	098644-01-713	EA	CLIP-SPRING, METAL	226-016966
9	112795-36-703	EA	GLASS ASSEMBLY, SLIDING	DH440-G9
11	098644-01-711	FT	WEATHERSTRIP-SCREEN, BLACK	171-016965
10	112795-01-704	FT	PLUG FILLER (DOUBLE GLAZED)	122-018737
12	112898-06-705	EA	HANDLE-LATCH, RED-LH	182-11294
	112898-06-704	EA	HANDLE-LATCH, RED-RH	182-11293
13	098644-01-710	FT	TRACK-SCREEN SPACER, 12'	132-017135

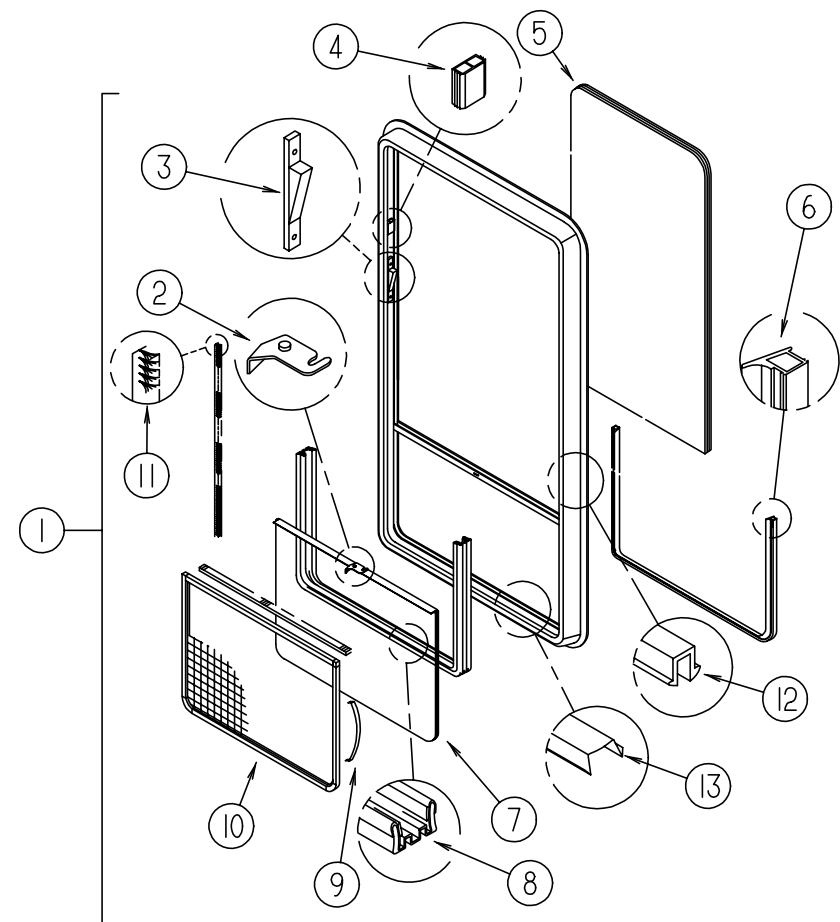
# WINDOW, VENT & EXTERIOR DOOR GROUP (CONTINUED)

## EXCEL GALLEY WINDOWS



**GALLEY WINDOW - SINGLE TIPOUT - EXCEL**

KEY	PART NUMBER	U/M DESCRIPTION	VENDOR NO.
1	104691-16-01A	EA WINDOW ASM-TIPOUT, SINGLE OW, EXCEL CH91-G1W59	
2	104691-16-700	EA WINDOW	CH91-G1
3	104691-16-702	EA GLASS-STATIONARY	106-019448
	100322-01-704	FT TAPE-BUTYL	154-016083
4	100322-01-714	EA SUPPORT-TORQUE BAR, LH	130-015978
5	104691-16-703	EA OPERATOR & BAR ASSEMBLY	CH91-18
6	112519-01-702	EA OPERATOR-VENT	410-016123
7	100322-01-715	EA SUPPORT-TORQUE BAR, RH	130-015979
8	104691-16-705	EA SCREEN ASM., W/SEAL & CLIPS	410-019479
9	100322-01-718	EA HANDLE-DIAL	410-016081
10	112519-01-706	EA CLIP-SCREEN	CH21-50
11	100322-01-703	FT VINYL-GLAZING, BUTYL	132-010723
12	100322-01-702	EA WEATHERSTRIP-HORIZONTAL RAIL	132-015976
13	100322-01-701	FT SEAL-VENT	122-016071
14	116976-01-702	FT FILLER PLUG	132-016065
15	104691-16-704	EA GLASS-VENT ASSEMBLY	CH91-D9
	104691-16-701	EA RETAINER-TRIM	CW9159
	112898-06-704	EA HANDLE-LATCH, RED-RH	182-11293
	112898-06-705	EA HANDLE-LATCH, RED-LH	182-11294

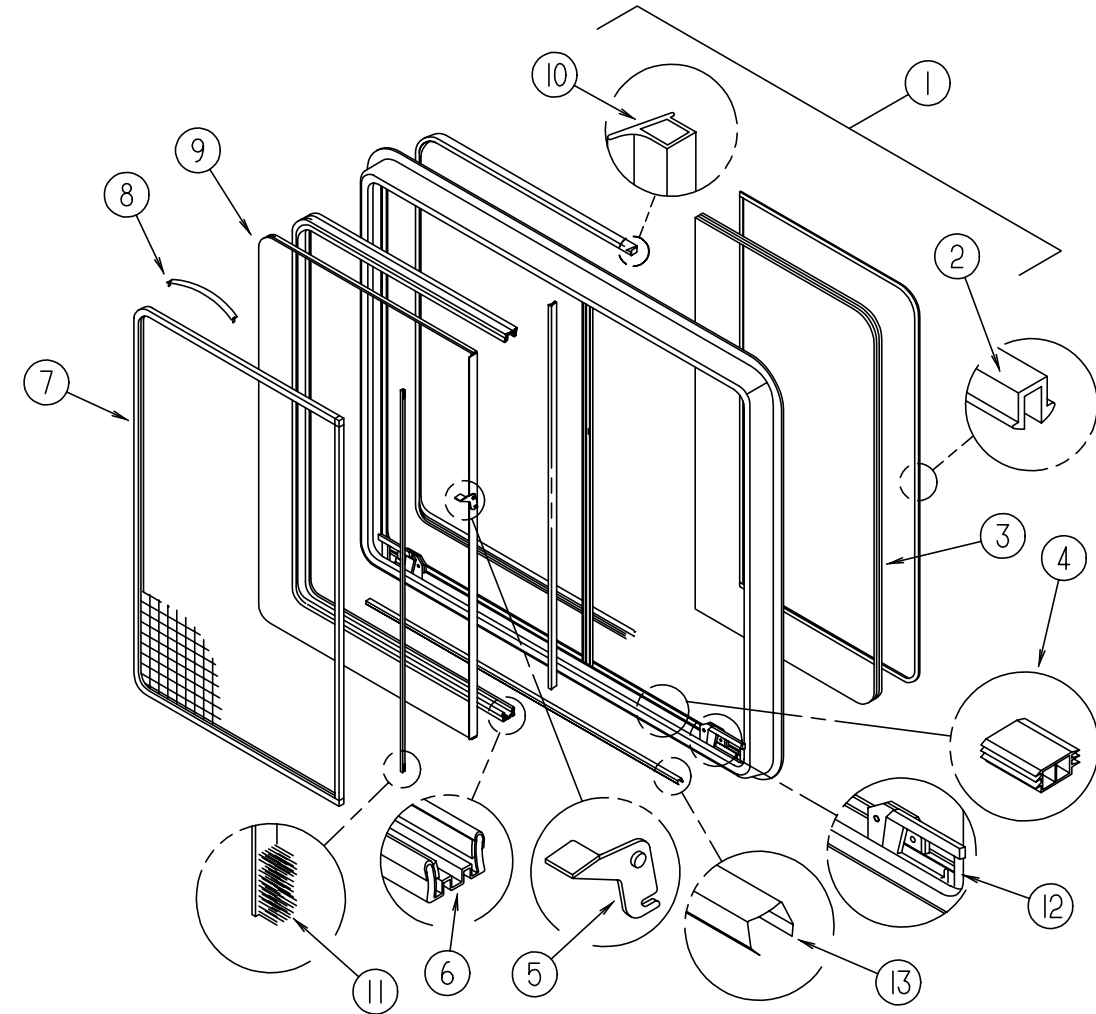
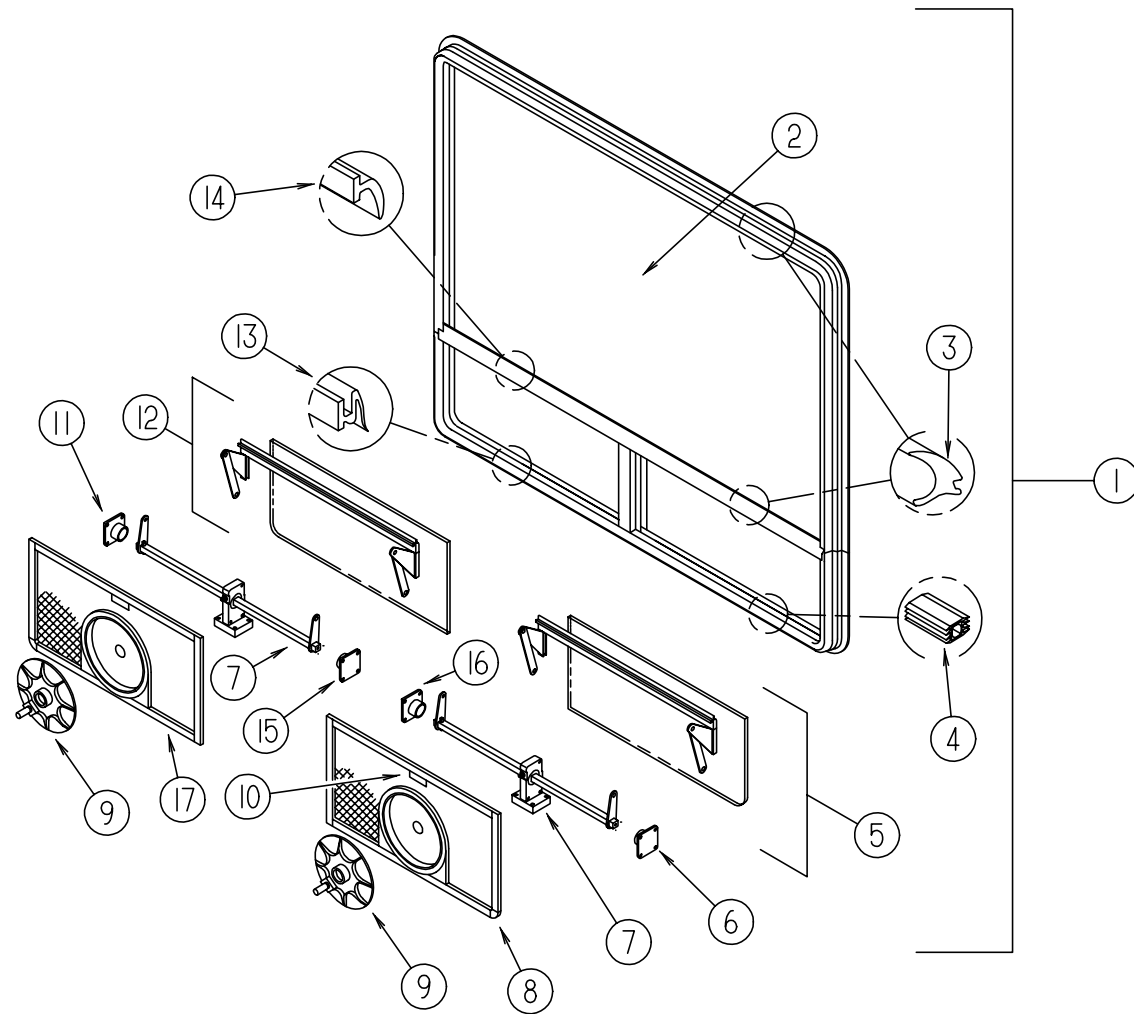


**GALLEY WINDOW - SLIDER - THERMO**

KEY	PART NUMBER	U/M DESCRIPTION	VENDOR NO.
1	112898-07-01A	EA WINDOW ASM-SLIDING, VERTICAL, THERMO, EXCEL DH439-G2W66	
	112898-07-700	EA WINDOW ASM. W/O TRIM	
2	112795-01-700	EA LATCH ASM., BLK., (BOLT ON)	DH287-CK
3	112898-04-703	EA SASH LATCH KIT, RAISED	DH343-CK
4	112795-01-701	EA SLIDE-STOP	132-019092
5	112898-07-702	EA GLASS (STATIONARY)	390-019468
6	112795-01-704	FT PLUG FILLER (DOUBLE GLAZED)	122-018737
7	112898-07-703	EA GLASS ASSEMBLY, SLIDING	DH439-G9
8	112795-01-703	IN CHANNEL-RUN (INCHES)	122-018736
9	098644-01-713	EA CLIP-SPRING, METAL	226-016966
10	112898-07-704	EA SCREEN ASM., W/SEAL & CLIPS	410-019475
11	098644-01-711	FT WEATHERSTRIP-SCREEN, BLACK	171-016965
12	112795-01-705	FT VINYL-GLAZING	132-019702
	112898-07-701	EA TRIM (INSIDE)	CW9166
13	098644-01-710	FT TRACK-SCREEN SPACER, 12'	132-017135

# WINDOW, VENT & EXTERIOR DOOR GROUP (CONTINUED)

## EXCEL DRIVER SIDE LOUNGE WINDOWS



**DRIVER SIDE LOUNGE WINDOW - DOUBLE TIPOUT - EXCEL**

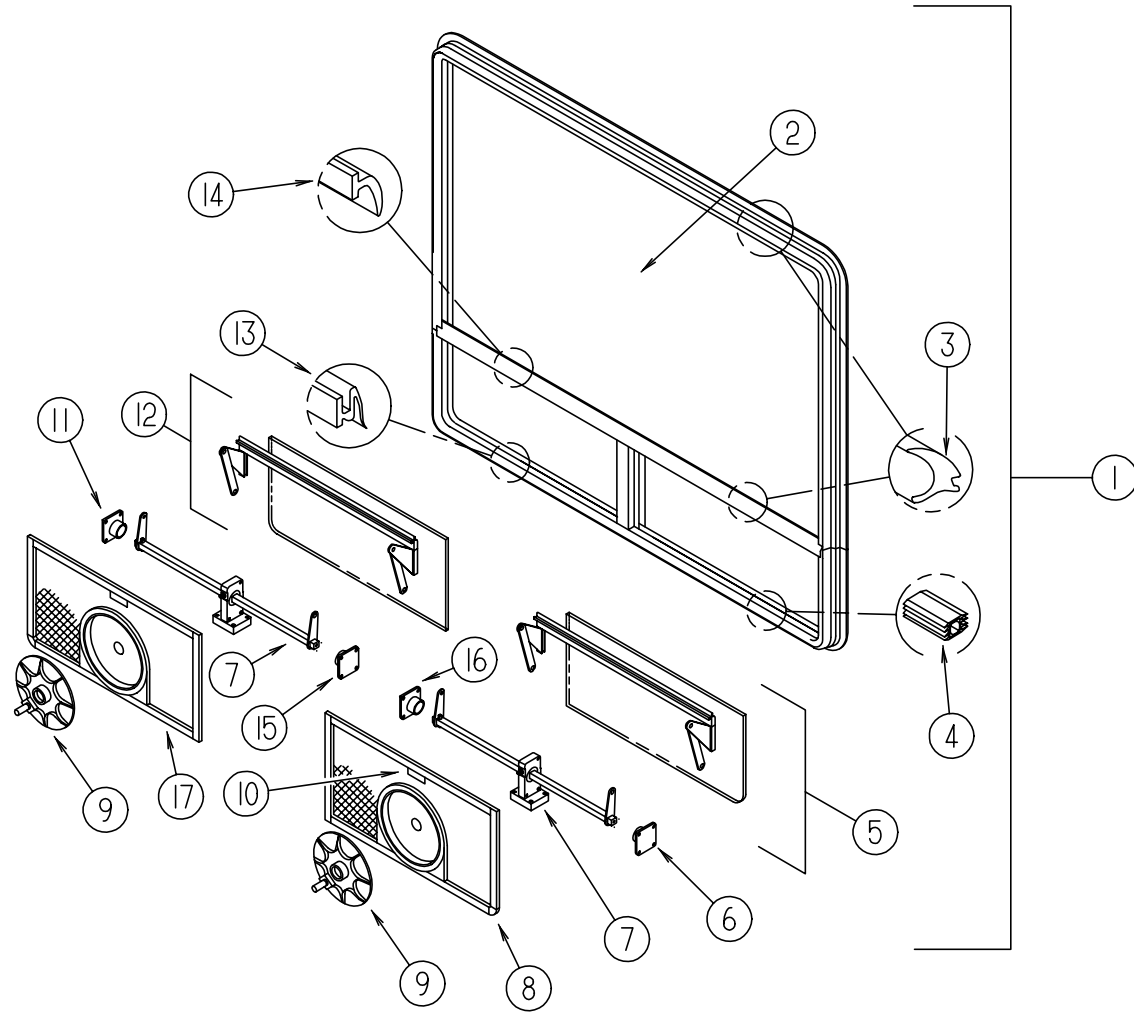
**DRIVER SIDE LOUNGE WINDOW - SLIDER - THERMO**

KEY	PART NUMBER	U/M DESCRIPTION	VENDOR NO.
1	115360-01-01A	EA WINDOW-DOUBLE HORIZONTAL TIPOUT 30 3/4" X 56 1/2"	
	115360-01-705	EA RETAINER - TRIM	W112-59
	100322-01-704	FT TAPE-BUTYL	154-016083
2	115360-01-700	EA GLASS-STATIONARY-19.02X56.56	106-019446
	112864-01-000	FT FOAM-BUTYL COVERED 3/8" - K3A20	
3	100322-01-703	FT VINYL-GLAZING, BUTYL	132-010723
4	098644-01-716	FT PLUG-FILLER	132-014470
5	115360-01-703	EA GLASS-VENT ASM. (LH) TORQUE	CH90D9L
6	100322-01-714	EA SUPPORT-TORQUE BAR, LH	130-015978
7	112519-01-702	EA OPERATOR-VENT	410-016123
8	115360-01-701	EA SCREEN ASM., W/SEAL & CLIPS	410-019477L
9	100322-01-718	EA HANDLE-DIAL	410-016081
10	112519-01-706	EA CLIP-SCREEN	CH21-50
11	100322-01-715	EA SUPPORT-TORQUE BAR, RH	130-015979
12	115360-01-704	EA GLASS-VENT ASM. (RH) TORQUE	CH90D9R
13	100322-01-701	FT SEAL-VENT	122-016071
14	100322-01-702	EA WEATHERSTRIP-HORIZONTAL RAIL	132-015976
15	100322-01-716	EA SUPPORT-TORQUE BAR, CTR RAIL	130-015980
16	100322-01-716	EA SUPPORT-TORQUE BAR, CTR RAIL	130-015980
17	115360-01-702	EA SCREEN ASM., W/SEAL & CLIPS	410-019478R
	100322-01-717	EA E-RING	245-015975
	100322-01-712	EA RAIL-HORIZONTAL, RH OR LH	CH05-19
	100322-01-713	EA BAR-DIVISION, VERT. RH & LH	HH19-20

KEY	PART NUMBER	U/M DESCRIPTION	VENDOR NO.
1	112795-34-01A	EA WINDOW-DRIVER HORIZONTAL SLIDE THERMO 30 3/4" X 57 3/4"	
	112795-34-700	EA WINDOW ASM. LH THERMO W/O TRIM	DH112-G2L
	112795-33-701	EA RETAINER, (TRIM) LH & RH	W11266
2	112795-01-705	FT VINYL-GLAZING	132-019702
3	112795-33-702	EA GLASS-STATIONARY	390-019225
4	112795-01-701	EA SLIDE-STOP	132-019092
5	112795-01-700	EA LATCH ASM., BLK., (BOLT ON)	DH287-CK
6	112795-01-703	IN CHANNEL-RUN (INCHES)	122-018736
7	112795-33-704	EA SCREEN ASM., W/SEAL & CLIPS	410-019247
8	098644-01-713	EA CLIP-SPRING, METAL	226-016966
9	112795-33-703	EA GLASS-SLIDING, (SASH & LATCH)	DH112-G29
10	112795-01-704	FT PLUG FILLER (DOUBLE GLAZED)	122-018737
11	098644-01-711	FT WEATHERSTRIP-SCREEN, BLACK	171-016965
12	112898-06-705	EA HANDLE-LATCH, RED-LH	182-11294
	112898-06-704	EA HANDLE-LATCH, RED-RH	182-11293
13	098644-01-710	FT TRACK-SCREEN SPACER, 12'	132-017135

## WINDOW, VENT & EXTERIOR DOOR GROUP (CONTINUED)

### EXCEL DRIVER SIDE LOUNGE WINDOWS - WINDOW EXCHANGE OPTION



## WINDOW, VENT & EXTERIOR DOOR GROUP (CONTINUED)

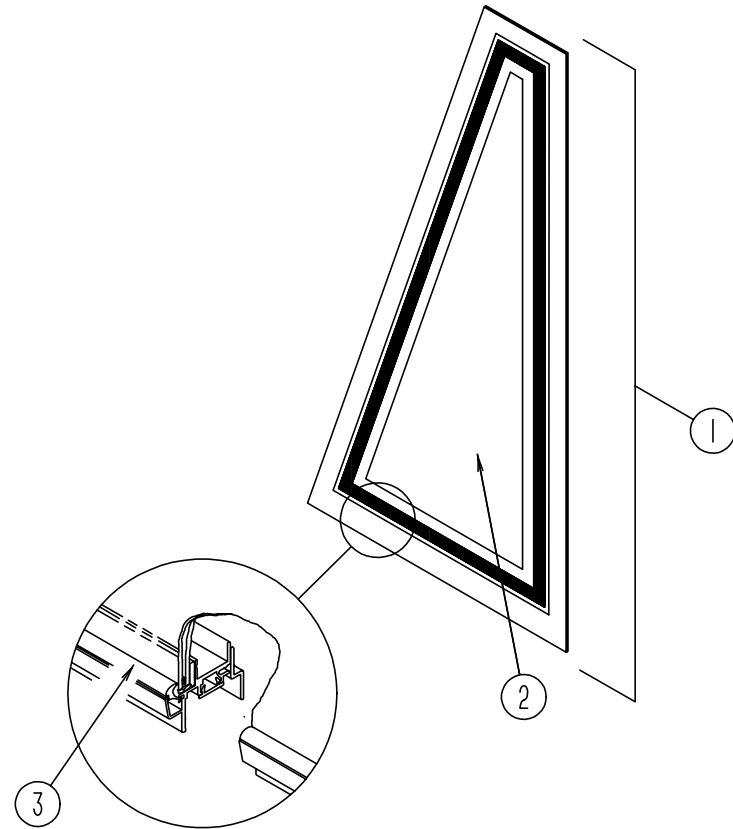
### DRIVER SIDE LOUNGE WINDOW - SLIDER - THERMO - WINDOW EXCHANGE OPTION

KEY	PART NUMBER	U/M DESCRIPTION	VENDOR NO.
	112795-53-01A	EA WINDOW ASM-SLD,HORIZ,THERMO - *EXCEL DC97-G2W66L	
	098644-01-711	FT WEATHERSTRIP-SCREEN, BLACK	171-016965
	112795-01-700	EA LATCH ASM., BLK.,(BOLT ON)	DH287-CK
	112795-01-701	EA SLIDE-STOP	132-019092
	112795-01-703	IN CHANNEL-RUN (INCHES)	122-018736
	112795-01-704	FT PLUG FILLER (DOUBLE GLAZED)	122-018737
	112795-01-705	FT VINYL-GLAZING	132-019702
	112795-53-700	EA SCREEN ASM., W/SEAL & CLIPS	410-025209

### DRIVER SIDE LOUNGE WINDOW - DOUBLE TIPOUT - EXCEL - WINDOW EXCHANGE OPTION

KEY	PART NUMBER	U/M DESCRIPTION	VENDOR NO.
1	115360-02-01A	EA WINDOW-DOUBLE HORIZONTAL TIPOUT 38.7" 56 1/2"	
	115360-02-701	EA RETAINER - TRIM	CW97-59
	100322-01-704	FT TAPE-BUTYL	154-016083
2	115360-02-700	EA GLASS - STATIONARY	106-025022
3	100322-01-703	FT STRIP-GLAZING, BUTYL	132-010723
4	098644-01-716	FT PLUG-FILLER	132-014470
5	115360-01-703	EA GLASS - VENT ASM. LH TORQUE	CH90-D9L
6	100322-01-714	EA SUPPORT-TORQUE BAR, LH	130-015978
7	112519-01-702	EA OPERATOR-VENT	410-016123
8	115360-01-701	EA SCREEN ASM-W/SEAL & CLIPS	
9	100322-01-718	EA HANDLE-DIAL	410-016081
10	112519-01-706	EA CLIP-SCREEN	CH21-50
11	100322-01-715	EA SUPPORT-TORQUE BAR, RH	130-015979
12	115360-01-704	EA GLASS - VENT ASM. RH TORQUE	CH90-D9R
13	100322-01-701	FT SEAL-VENT	122-016071
14	100322-01-702	EA WEATHERSTRIP-HORIZONTAL RAIL	132-015976
15	100322-01-716	EA SUPPORT-TORQUE BAR, CENTER RAIL	130-015980
16	100322-01-716	EA SUPPORT-TORQUE BAR, CENTER RAIL	130-015980
17	115360-01-702	EA SCREEN ASM-W/SEAL & CLIPS	
	100322-01-717	EA E-RING	245-015975
	100322-01-712	EA RAIL-HORIZONTAL, RH OR LH	CH05-19
	100322-01-713	EA BAR-DIVISION, VERTICAL - RH & LH	HH19-20

WINDOW, VENT & EXTERIOR DOOR GROUP (CONTINUED)



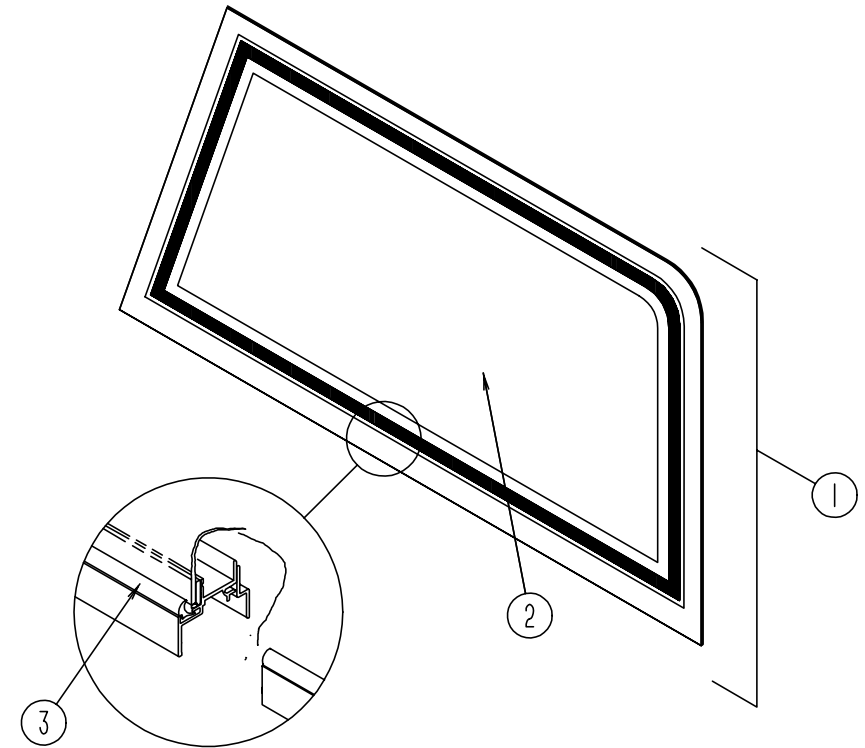
DRIVER SIDE FRONT SLANT WINDOW

KEY	PART NUMBER	U/M DESCRIPTION	VENDOR NO.
1	106468-03-01A	EA WINDOW-FRONT SLANT, DRIVER SIDE	
	106468-01-700	EA RETAINER-TRIM, BLACK	H358-27L
2	106468-01-701	EA GLASS-STATIONARY	106-018271
3	098644-01-705	FT GLAZING-STRIP	132-010231

DRIVER SIDE FRONT SLANT WINDOW - THERMO

KEY	PART NUMBER	U/M DESCRIPTION	VENDOR NO.
	115999-05-01A	EA WINDOW ASM-FRT,SLT,LH,THERMO - *EXCEL DH463-A2B27L	
	116000-01-700	EA WINDOW-W/O TRIM	DH359-G2L
	116000-01-701	EA TRIM (B)	H35927L
	116000-01-702	EA GLASS-STATIONARY	390-019459

WINDOW, VENT & EXTERIOR DOOR GROUP (CONTINUED)



DRIVER SIDE VISTA WINDOW

KEY	PART NUMBER	U/M DESCRIPTION	VENDOR NO.
1	106467-04-01A	EA WINDOW ASM-VISTA, LH	
	106467-01-700	EA RETAINER-TRIM, BLACK	H359-27L
2	106467-01-701	EA GLASS-STATIONARY	106-018272
3	100322-01-703	FT STRIP-GLAZING, BUTYL	132-010723

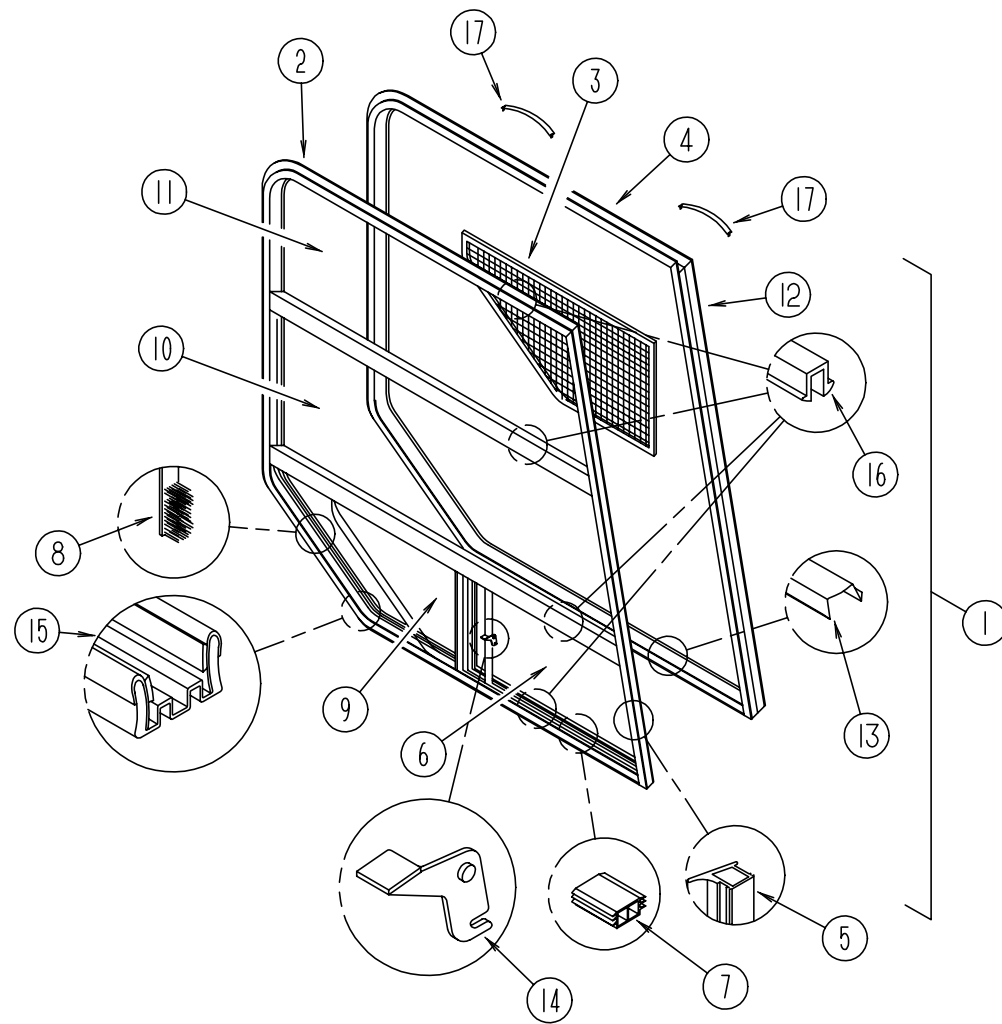
DRIVER SIDE VISTA WINDOW - THERMO

KEY	PART NUMBER	U/M DESCRIPTION
	116000-07-01A	EA WINDOW ASM-VISTA,LH,THERMO - *EXCEL DH462-G2B27L

**WINDOW, VENT & EXTERIOR DOOR GROUP (CONTINUED)**

**WINDOW, VENT & EXTERIOR DOOR GROUP (CONTINUED)**  
**PASSENGER SIDE CAB WINDOW - THERMO**

KEY	PART NUMBER	U/M DESCRIPTION	VENDOR NO.
	106466-06-01A	EA WINDOW ASM-CAB,PASS,THERMO - *EXCEL	
	106466-01-705	EA SCREEN ASSEMBLY	H357-03R
	106466-03-700	EA WINDOW	DH357-A2R
	106466-03-701	EA RETAINER-TRIM, B	H35777
	106466-03-702	EA RETAINER-TRIM B	H35767
	106466-03-703	EA GLASS-STATIONARY, UPPER	390-019180
	106466-03-704	EA GLASS-STATIONARY, MIDDLE	390-019181
	106466-03-705	EA GLASS-STATIONARY, LOWER	390-019183
	106466-03-706	EA GLASS-SLIDING ASSEMBLY	DH357-A9R

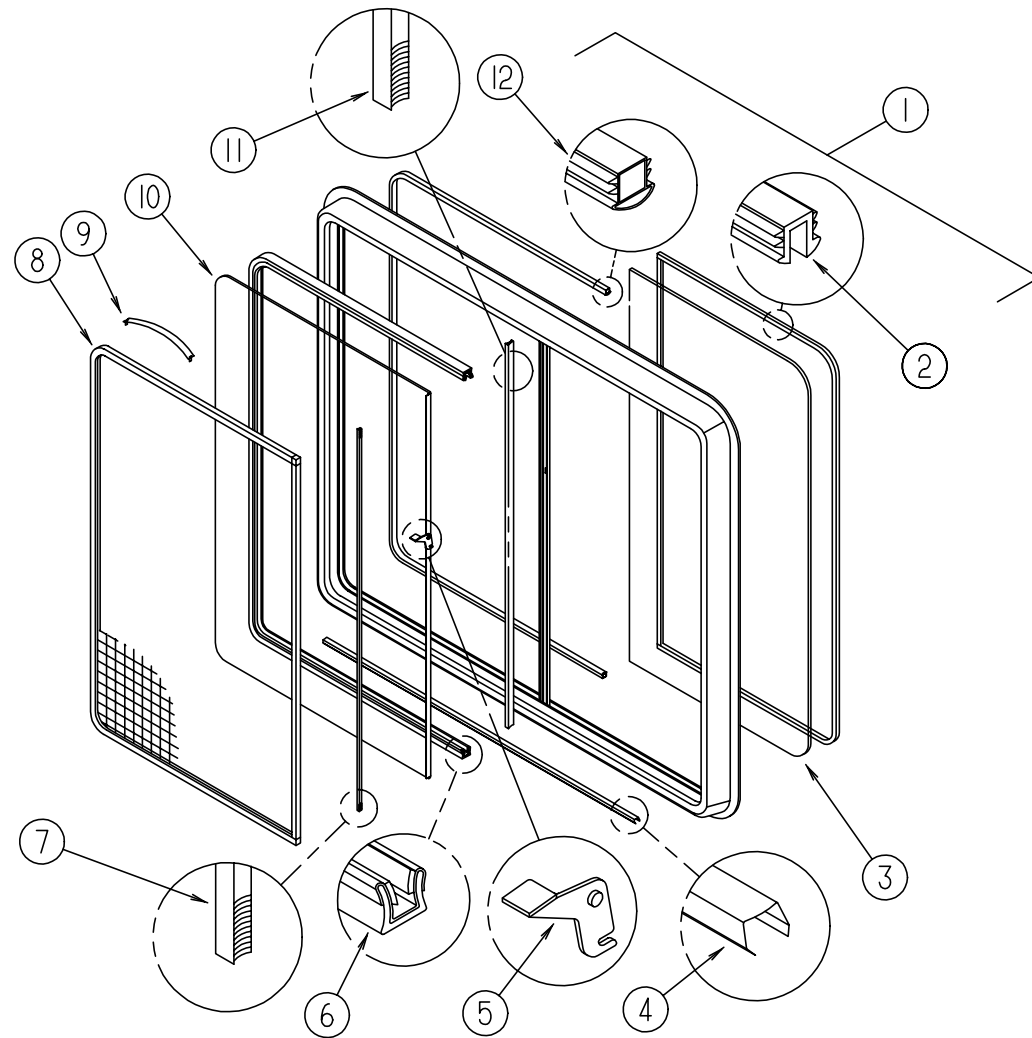


**PASSENGER SIDE CAB WINDOW**

KEY	PART NUMBER	U/M DESCRIPTION	VENDOR NO.
1	106466-04-01A	EA WINDOW-PASSENGER CAB, 42.1" TW X 48.3" CW X 50.3" H	
2	106466-03-700	EA WINDOW	DH357-A2R
3	106466-01-705	EA SCREEN ASSEMBLY	H357-03R
4	106466-03-701	EA RETAINER-TRIM, B	H35777
5	112795-01-704	FT PLUG FILLER (DOUBLE GLAZED)	122-018737
6	106466-03-705	EA GLASS-STATIONARY, LOWER	390-019183
7	112795-01-701	EA SLIDE-STOP	132-019092
8	098644-01-711	FT WEATHERSTRIP-SCREEN, BLACK	171-016965
9	106466-03-706	EA GLASS-SLIDING ASSEMBLY	DH357-A9R
	098644-01-706	FT WEATHERSTRIP-GLASS	171-010668
10	106466-03-704	EA GLASS-STATIONARY, MIDDLE	390-019181
11	106466-03-703	EA GLASS-STATIONARY, UPPER	390-019180
12	106466-03-702	EA RETAINER-TRIM B	H35767
13	098644-01-710	FT TRACK-SCREEN SPACER, 12'	132-017135
14	112795-01-700	EA LATCH ASM., BLK., (BOLT ON)	DH287-CK
15	112795-01-703	IN CHANNEL-RUN (INCHES)	122-018736
16	112795-01-705	FT VINYL-GLAZING	132-019702
17	098644-01-713	EA CLIP-SPRING, METAL	226-016966



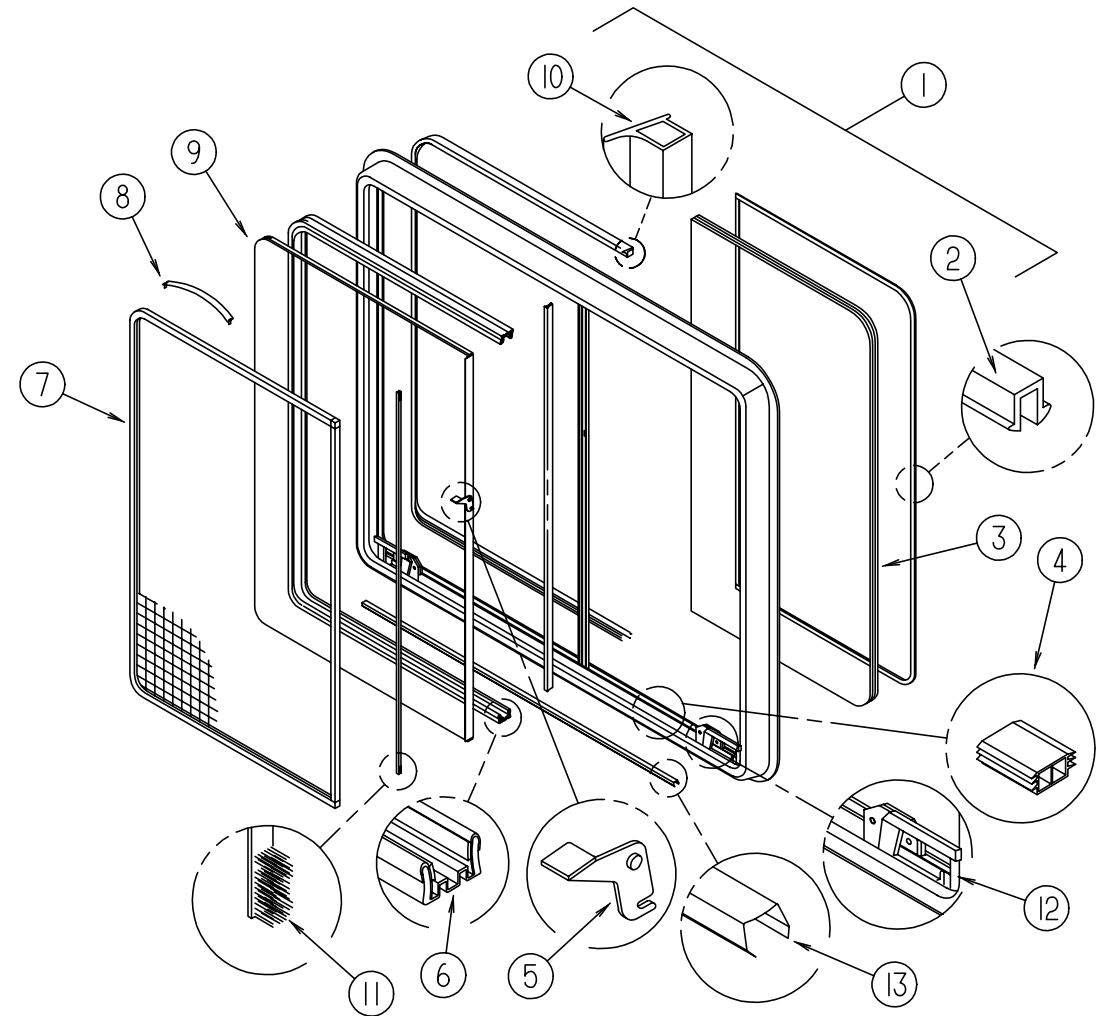
WINDOW, VENT & EXTERIOR DOOR GROUP (CONTINUED)



PASSENGER SIDE LOUNGE WINDOW

KEY	PART NUMBER	U/M DESCRIPTION	VENDOR NO.
1	099480-03-000	EA WINDOW - SLIDER - RIGHT HAND	
	099480-03-700	EA RETAINER-TRIM, WHITE	W150-67
2	098644-01-705	FT GLAZING-STRIP	132-010231
3	099480-03-701	EA GLASS-STATIONARY	106-018291
4	098644-01-710	FT TRACK-SCREEN SPACER, 12'	132-017135
5	099480-01-700	EA LATCH REPAIR KIT	B801-CK
6	098644-01-708	FT CHANNEL-RUN, PIERCED	122-016543
7	098644-01-711	FT WEATHERSTRIP-SCREEN, BLACK	171-016965
8	099480-03-703	EA SCREEN ASSEMBLY	
	098644-01-717	FT SPLINE-SCREEN	132-004716
9	098644-01-713	EA CLIP-SPRING, METAL	226-016966
10	099480-03-702	EA SLIDE ASSEMBLY	H150-G8
11	098644-01-706	FT WEATHERSTRIP-GLASS	171-010668
12	098644-01-716	FT PLUG-FILLER	132-014470

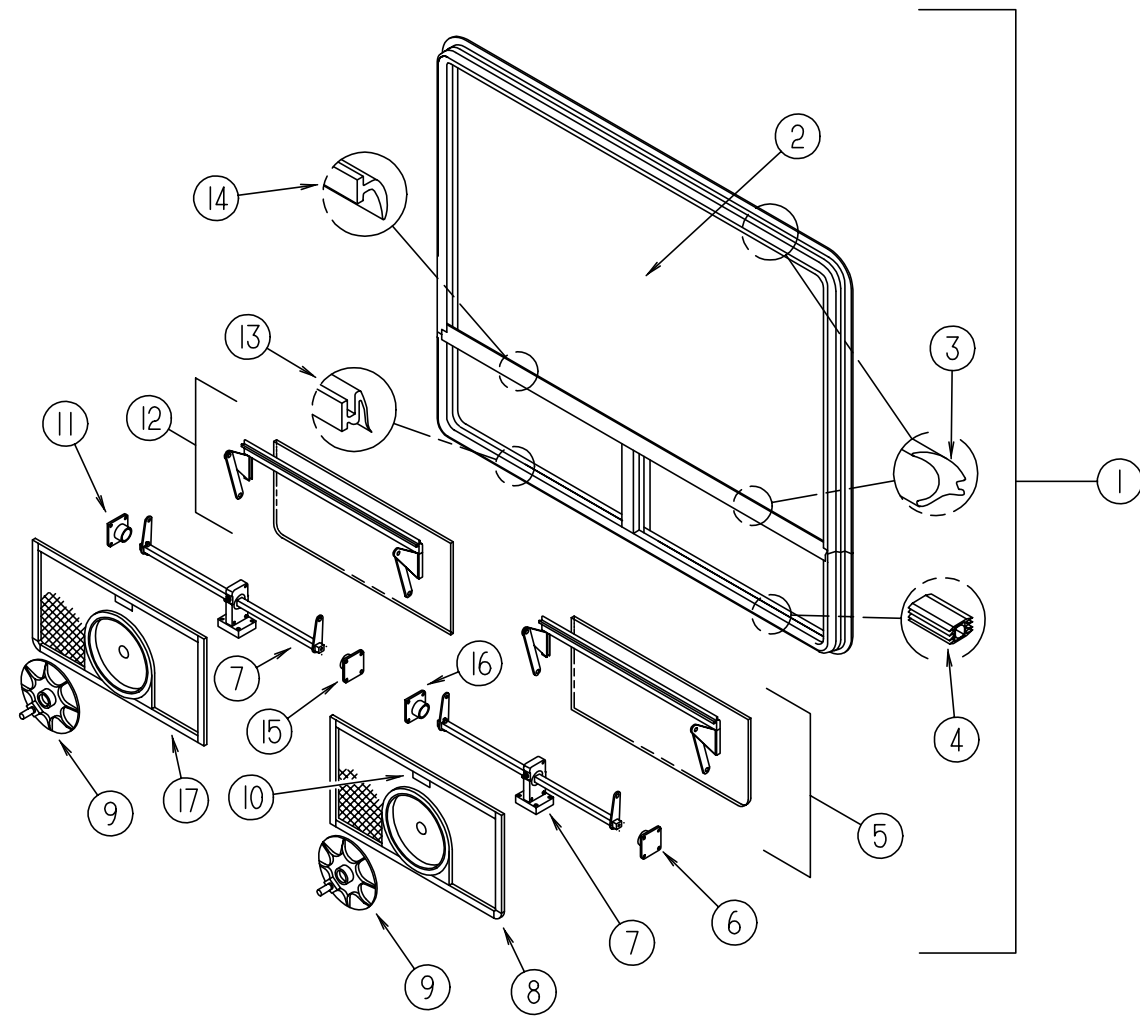
WINDOW, VENT & EXTERIOR DOOR GROUP (CONTINUED)



PASSENGER SIDE LOUNGE WINDOW - THERMO

KEY	PART NUMBER	U/M DESCRIPTION	VENDOR NO.
1	112795-29-01A	EA WINDOW-PASSENGER HORIZONTAL SLIDE THERMO 30 3/4" X 27 3/4"	
	112795-29-700	EA WINDOW ASM W/O TRIM	DH150-G2R
	112795-29-701	EA RETAINER, (TRIM)	W15066
2	112795-01-705	FT VINYL-GLAZING	132-019702
3	112795-29-702	EA GLASS-STATIONARY	390-019178
4	112795-01-701	EA SLIDE-STOP	132-019092
5	112795-01-700	EA LATCH ASM., BLK.,(BOLT ON)	DH287-CK
6	112795-01-703	IN CHANNEL-RUN (INCHES)	122-018736
7	112795-29-704	EA SCREEN ASM., W/SEAL & CLIPS	410-019192
8	098644-01-713	EA CLIP-SPRING, METAL	226-016966
9	112795-29-703	EA GLASS ASSEMBLY, SLIDING	DH150-G9
10	112795-01-704	FT PLUG FILLER (DOUBLE GLAZED)	122-018737
11	098644-01-711	FT WEATHERSTRIP-SCREEN, BLACK	171-016965
12	112898-06-705	EA HANDLE-LATCH, RED-LH	182-11294
	112898-06-704	EA HANDLE-LATCH, RED-RH	182-11293
13	098644-01-710	FT TRACK-SCREEN SPACER, 12'	132-017135

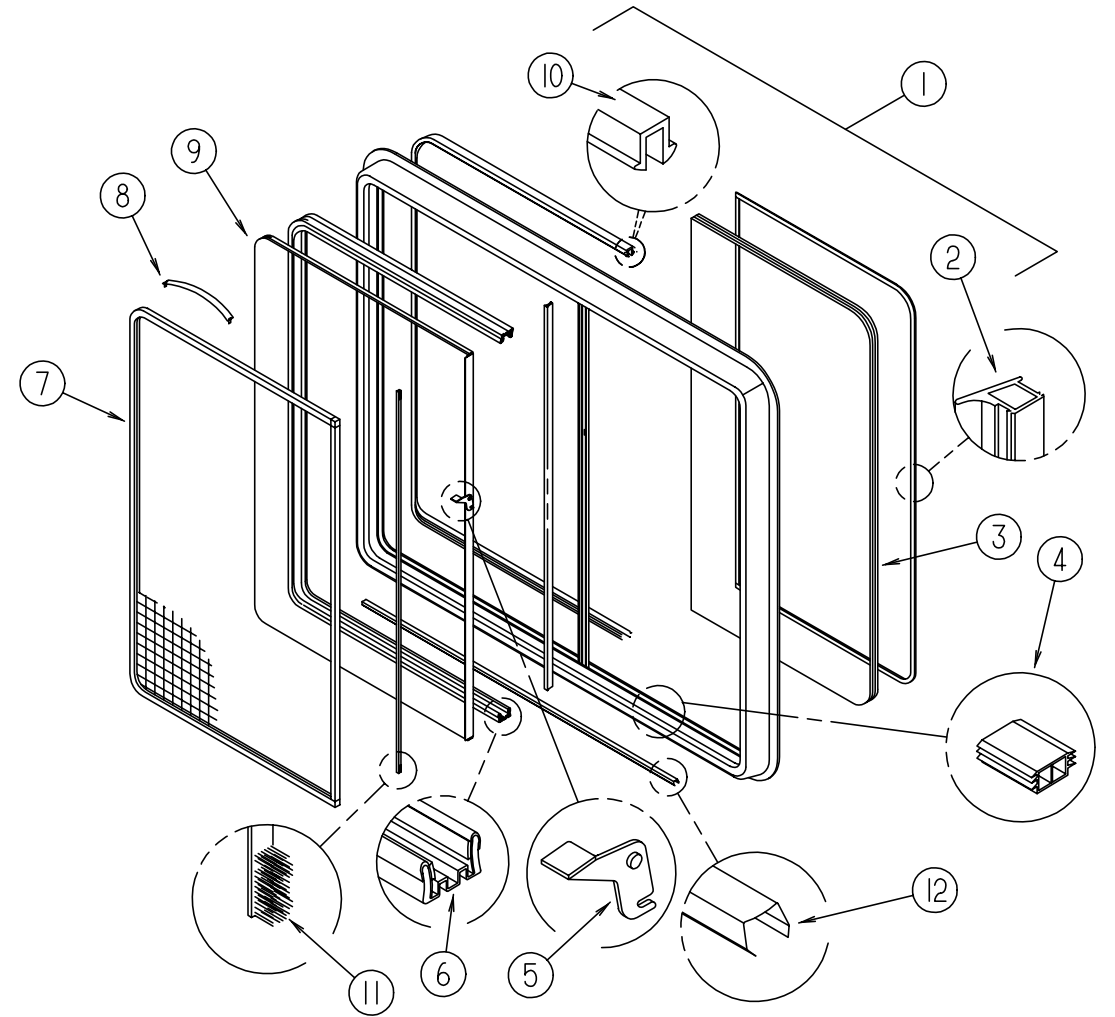
WINDOW, VENT & EXTERIOR DOOR GROUP (CONTINUED)



EXCEL PASSENGER SIDE DINETTE WINDOW

KEY	PART NUMBER	U/M DESCRIPTION	VENDOR NO.
1	115360-01-01A	EA WINDOW-DOUBLE HORIZONTAL TIPOUT 30 3/4" X 56 1/2"	
2	115360-01-700	EA GLASS-STATIONARY - 19.02 X 56.56	106-019446
	100322-01-704	FT TAPE-BUTYL	154-016083
3	100322-01-703	FT VINYL-GLAZING, BUTYL	132-010723
4	098644-01-716	FT PLUG-FILLER	132-014470
5	115360-01-703	EA GLASS-VENT ASM. (LH) TORQUE	CH90D9L
6	100322-01-714	EA SUPPORT-TORQUE BAR, LH	130-015978
7	112519-01-702	EA OPERATOR-VENT	410-016123
8	115360-01-701	EA SCREEN ASM., W/SEAL & CLIPS - LH	410-019477L
9	100322-01-718	EA HANDLE-DIAL	410-016081
10	112519-01-706	EA CLIP-SCREEN	CH21-50
11	100322-01-715	EA SUPPORT-TORQUE BAR, RH	130-015979
12	115360-01-704	EA GLASS-VENT ASM. (RH) TORQUE	CH90D9R
13	100322-01-701	FT SEAL-VENT	122-016071
14	100322-01-702	EA WEATHERSTRIP-HORIZONTAL RAIL	132-015976
15	100322-01-716	EA SUPPORT-TORQUE BAR, CENTER RAIL	130-015980
16	100322-01-716	EA SUPPORT-TORQUE BAR, CENTER RAIL	130-015980
17	115360-01-702	EA SCREEN ASM., W/SEAL & CLIPS	410-019478R
	100322-01-712	EA RAIL-HORIZONTAL, RH OR LH	CH05-19
	100322-01-713	EA BAR-DIVISION, VERTICAL - RH & LH	HH19-20
	100322-01-717	EA E-RING	245-015975
	112864-01-000	FT FOAM-BUTYL COVERED, 3/8" - K3A20	

WINDOW, VENT & EXTERIOR DOOR GROUP (CONTINUED)

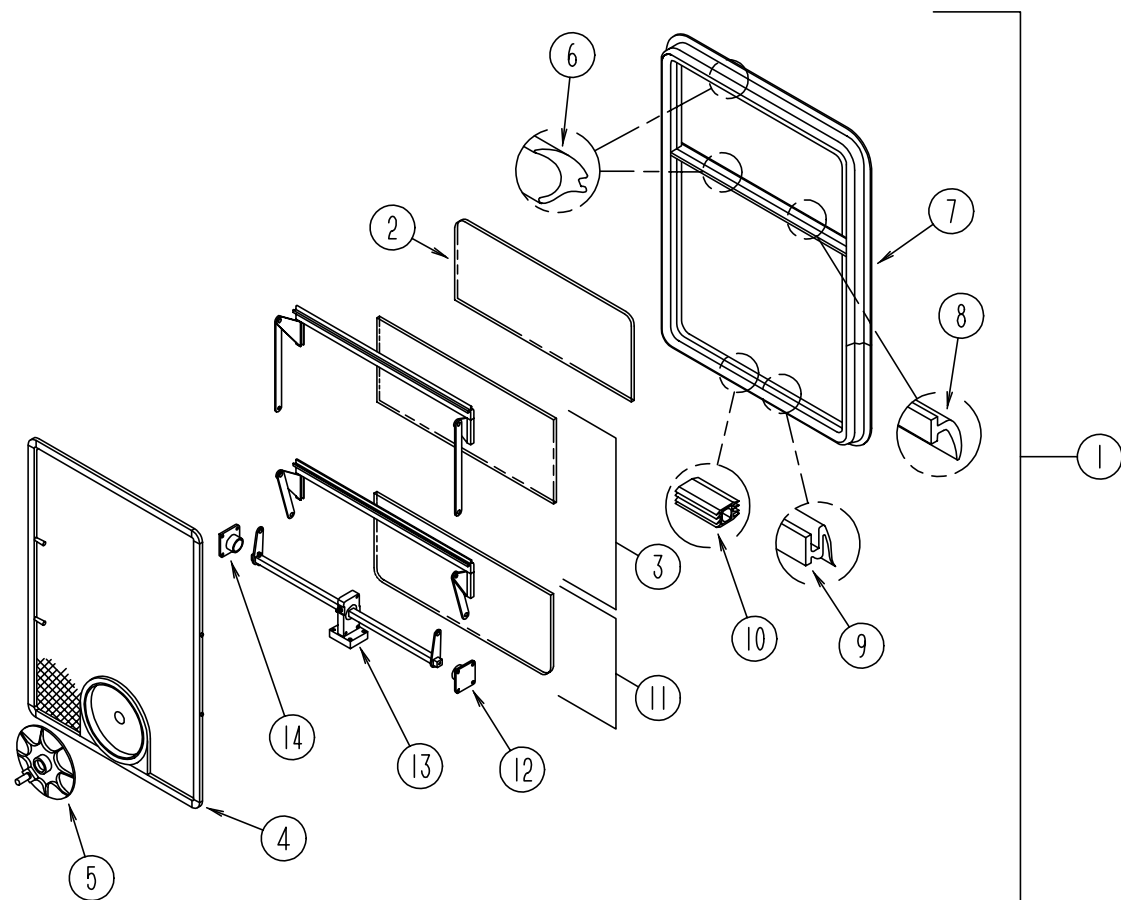


EXCEL PASSENGER SIDE DINETTE WINDOW - THERMO

KEY	PART NUMBER	U/M DESCRIPTION	VENDOR NO.
1	112795-33-01A	EA WINDOW-PASSENGER HORIZONTAL SLIDE THERMO 30 3/4" X 57 3/4"	
	112795-33-700	EA WINDOW ASM. THERMO RH W/O TRIM	DH112G2R
	112795-33-701	EA RETAINER, (TRIM) LH & RH	W11266
2	112795-01-704	FT PLUG FILLER (DOUBLE GLAZED)	122-018737
3	112795-33-702	EA GLASS-STATIONARY	390-019225
4	112795-01-701	EA SLIDE-STOP	132-019092
5	112795-01-700	EA LATCH ASM., BLK., (BOLT ON)	DH287-CK
6	112795-01-703	IN CHANNEL-RUN (INCHES)	122-018736
7	112795-33-704	EA SCREEN ASM., W/SEAL & CLIPS	410-019247
8	098644-01-713	EA CLIP-SPRING, METAL	226-016966
9	112795-33-703	EA GLASS-SLIDING, (SASH & LATCH)	DH112-G29
10	112795-01-705	FT VINYL-GLAZING	132-019702
11	098644-01-711	FT WEATHERSTRIP-SCREEN, BLACK	171-016965
12	098644-01-710	FT TRACK-SCREEN SPACER, 12'	132-017135

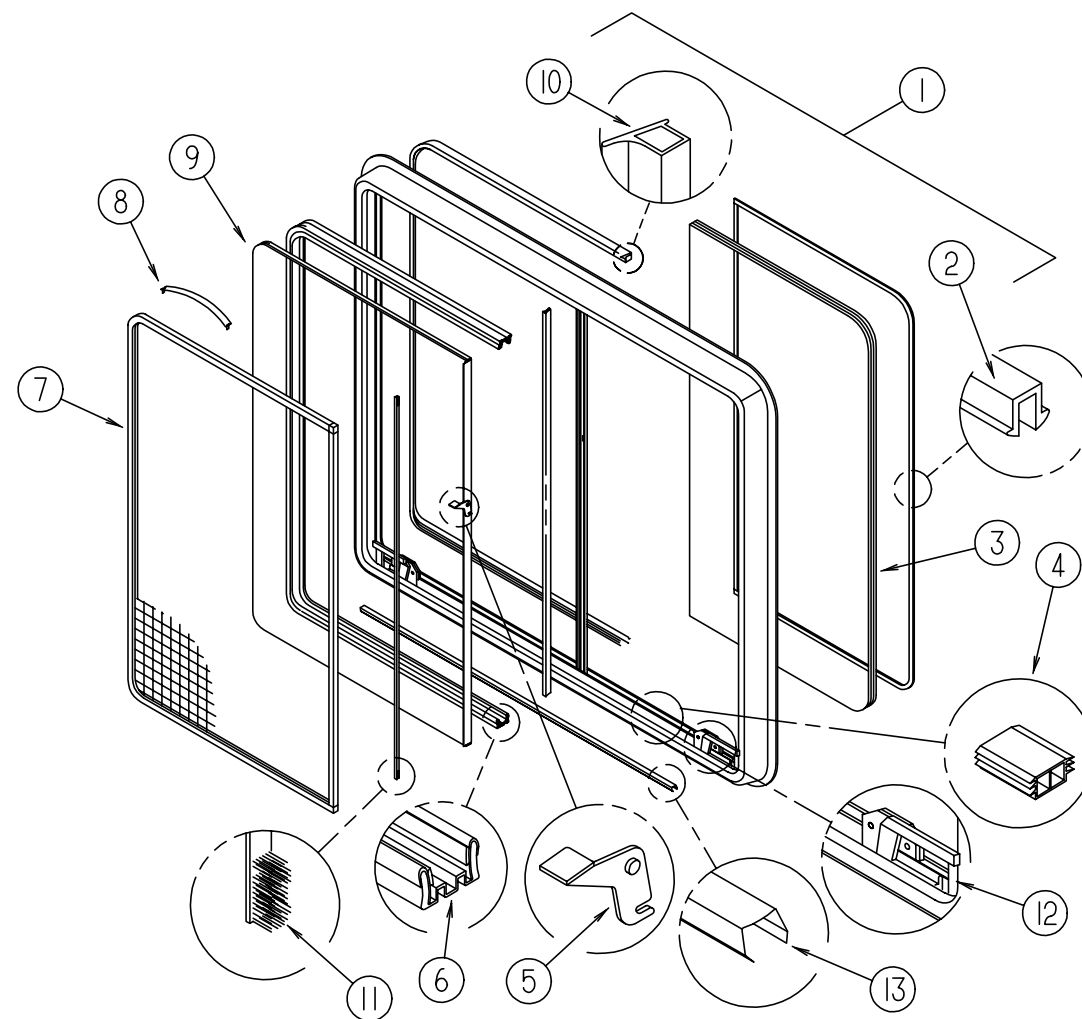
# WINDOW, VENT & EXTERIOR DOOR GROUP (CONTINUED)

## PASSENGER SIDEBEDROOM WINDOWS



**PASSENGER SIDE BEDROOM WINDOW**

KEY	PART NUMBER	U/M	DESCRIPTION	VENDOR NO.
1	113500-02-01A	EA	WINDOW-DOUBLE TIPOUT, 29 3/4" X 41 1/2"	
2	113500-02-702	EA	GLASS (STATIONARY)	106-019450
	100322-01-704	FT	TAPE-BUTYL	154-016083
3	113500-02-703	EA	VENT ASM. (UPPER)	CH92-D7
4	113500-02-705	EA	SCREEN ASM., W/SEAL & CLIPS	410-019480
5	100322-01-718	EA	HANDLE-DIAL	410-016081
6	100322-01-703	FT	VINYL-GLAZING, BUTYL	132-010723
7	113500-02-700	EA	WINDOW W/O TRIM	CH92-G1
	113500-02-701	EA	TRIM (INSIDE)	CW9259
8	100322-01-702	EA	WEATHERSTRIP-HORIZONTAL RAIL	132-015976
9	100322-01-701	FT	SEAL-VENT	122-016071
10	098644-01-716	FT	PLUG-FILLER	132-014470
11	113500-02-704	EA	VENT ASM. (LOWER)	CH92-D9
12	100322-01-714	EA	SUPPORT-TORQUE BAR, LH	130-015978
13	112519-01-702	EA	OPERATOR-VENT	410-016123
14	100322-01-715	EA	SUPPORT-TORQUE BAR, RH	130-015979
	100322-01-717	EA	E-RING	245-015975

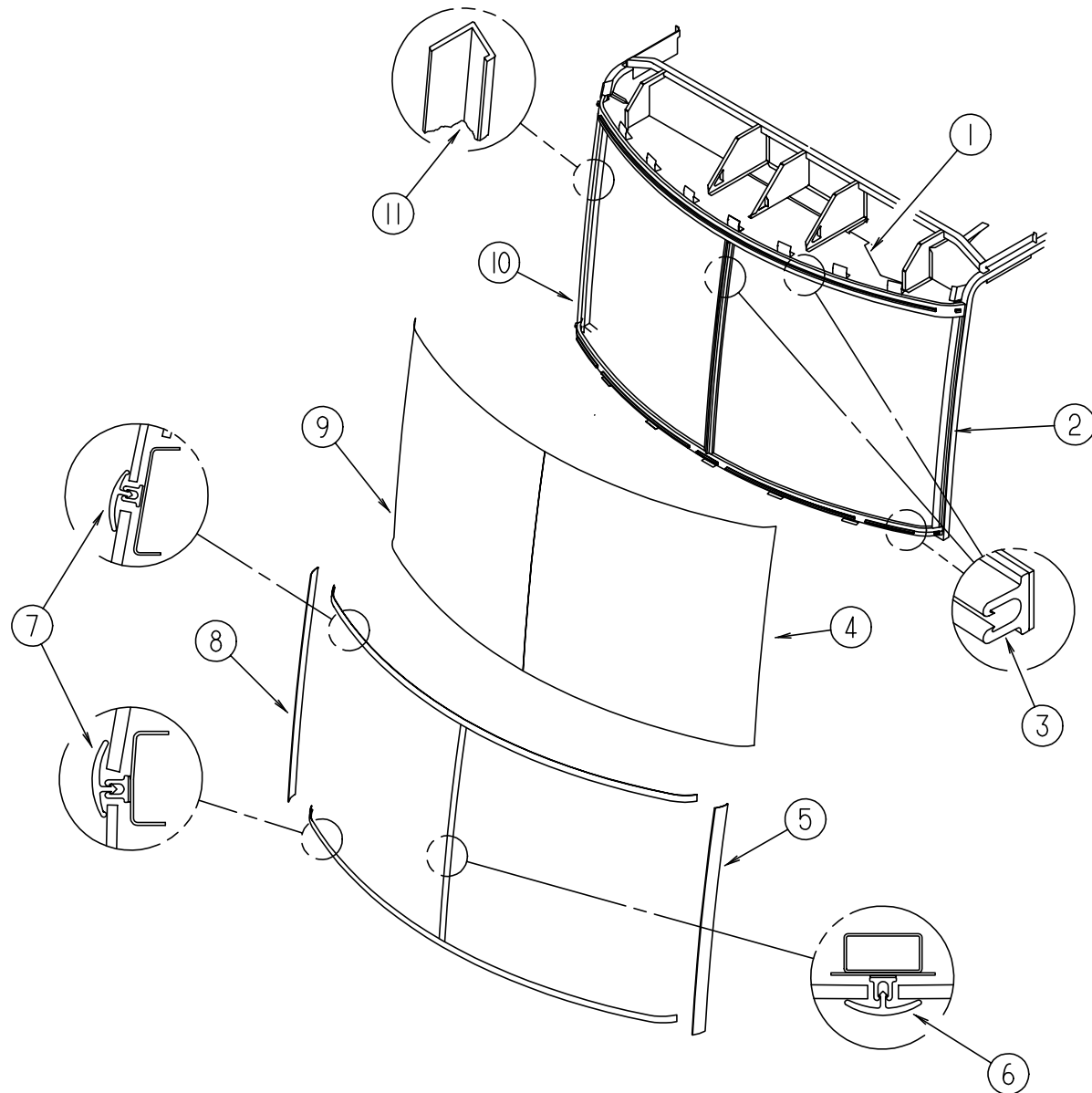


**PASSENGER SIDE BEDROOM WINDOW - THERMO**

KEY	PART NUMBER	U/M	DESCRIPTION	VENDOR NO.
1	112795-31-01A	EA	WINDOW-PASSENGER HORIZONTAL SLIDE THERMO 29 3/4" X 41 1/2"	
	112795-31-700	EA	WINDOW W/O TRIM (RH)	DH291-G2R
	112795-31-701	EA	RETAINER, (TRIM) RH & LH	W29166
2	112795-01-705	FT	VINYL-GLAZING	132-019702
3	112795-31-702	EA	GLASS (STATIONARY) (RH & LH)	390-019281
4	112795-01-701	EA	SLIDE-STOP	132-019092
5	112795-01-700	EA	LATCH ASM., BLK., (BOLT ON)	DH287-CK
6	112795-01-703	IN	CHANNEL-RUN (INCHES)	122-018736
7	112795-31-704	EA	SCREEN ASM., W/SEAL & CLIPS	410-019068
8	098644-01-713	EA	CLIP-SPRING, METAL	226-016966
9	112795-31-703	EA	GLASS ASSEMBLY, SLIDING	DH291-G9
10	112795-01-704	FT	PLUG FILLER (DOUBLE GLAZED)	122-018737
11	098644-01-711	FT	WEATHERSTRIP-SCREEN, BLACK	171-016965
12	112898-06-705	EA	HANDLE-LATCH, RED-LH	182-11294
	112898-06-704	EA	HANDLE-LATCH, RED-RH	182-11293
13	098644-01-710	FT	TRACK-SCREEN SPACER, 12'	132-017135

# WINDSHIELD & WIPER GROUP

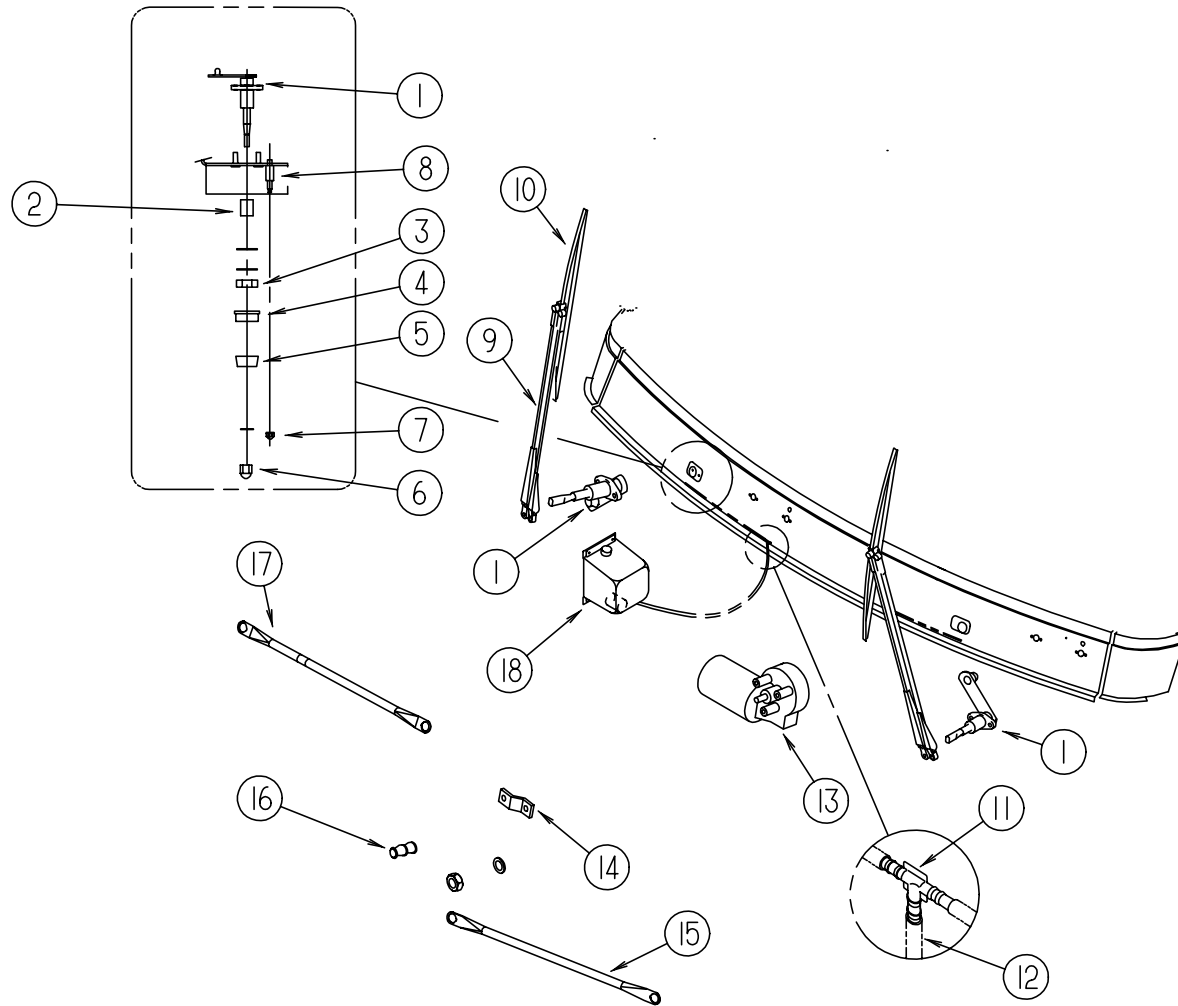
## WINDSHIELD



KEY	PART NUMBER	U/M	DESCRIPTION
1	117730-01-01B	EA	HEADER-WINDSHIELD
2	117203-02-01B	EA	FRAME-WINDSHIELD, A LH, MILL
3	117335-01-000	EA	REVEAL CARRIER - 94.6"
4	116996-02-000	EA	GLASS-WINDSHIELD, LH
			FROM: 00-00-00 THRU: 09-17-95
4	116996-04-000	EA	WINDSHIELD - LH CURVED, 52" W X 49" H
			FROM: 09-18-95 THRU: 99-99-99
5	120352-01-02A	EA	TRIM-WINDSHIELD, A PILLAR, LH - BLACK
6	118586-01-000	FT	MOLDING-REVEAL, WINDSHIELD
7	120533-01-000	FT	MOLDING-REVEAL, WINDSHIELD
8	120352-02-02A	EA	TRIM-WINDSHIELD, A PILLAR, RH - BLACK
9	116996-01-000	EA	GLASS-WINDSHIELD, RH
			FROM: 00-00-00 THRU: 09-17-95
9	116996-03-000	EA	WINDSHIELD - RH CURVED - 52" W X 49" H
			FROM: 09-18-95 THRU: 99-99-99
10	117203-01-01B	EA	FRAME-WINDSHIELD, A RH, MILL
11	098788-06-000	EA	CHANNEL - 49" PVC

# WINDSHIELD & WIPER GROUP (CONTINUED)

## WIPER & WASHER



KEY	PART NUMBER	U/M DESCRIPTION	VENDOR NO.
1	096505-09-000	EA PIVOT SHAFT ASM-PASS. SIDE - UT 6706220SH25WJ	
1	096505-05-000	EA PIVOT SHAFT ASM-DR SIDE - 62871-20-SH25WJ	
2	061603-01-000	EA GROMMET-SNAP, 3/16" ID - 3/8" HOLE - PLASTIC - BLACK	
3	096505-02-701	EA NUT-HEX, (HD) W/.687 BARREL	NT721021
4	096505-02-702	EA CAP-RUBBER, (HD) BARREL .687	CP721084
5	096505-02-700	EA DRIVER-KNURLED, (HD) BARREL .687	NT721017
6	096505-02-703	EA CAP-NUT(ACORN) HD W/.687 BARREL	51065-40-NT27WC
7	077049-02-000	EA NUT-ACORN, 10-32 - BLACK/ANODIZED - ANCO 52486	
8	117768-01-000	EA SHAFT-ADAPTER, PANTOGRAPH ARM - ANCO 52819	
	107397-01-000	EA WASHER-FENDER, 6.8" ID X 32.0" OD	
9	117769-01-000	EA ARM-WIPER, PANTOGRAPH, 28 IN - UT 6701620LE25WJ	
	096931-01-701	EA NOZZLE-HARDWARE KIT (NOZZLE-NUT-LONG SCREW-SHORT SCREW)	
10	095964-01-000	EA BLADE-WIPER, WINDSHIELD - 24"	
11	110605-01-000	EA TEE-PLASTIC BARBED, 1/8 X 1/8 X 3/16 - BAYLOCK 3799721	
	117765-03-000	EA CONNECTOR - 5/32 W/SWSH - ITT H-BAYLOCK116756	
12	045794-01-000	FT HOSE-WASHER, WINDSHIELD - 5/32" ID - BLACK	
13	104346-05-000	EA WIPER MOTOR W/INTERNAL BREAKER - DYNAMIC PARK (FORD)	
13	104346-04-000	EA WIPER MOTOR W/INTERNAL BREAKER (CHEVY) UT 65714M02025WJ	
14	104347-04-000	EA ARM-DRIVE, WIPER MOTOR - UT 6538520LE25WJ	
15	117770-01-000	EA LINK ASM-CONNECTING, DRIVER - UT 6434320LK25WJ	
16	067188-01-000	EA STUD-CRANK, WIPER - WINDSHIELD - AMBAC 1903424SD27WC	
17	117770-02-000	EA LINK ASM-CONNECTING, PASS. - UT 6434420LK25WJ	
18	117766-02-000	EA RESERVOIR/PUMP ASM, MCCORD 600328	