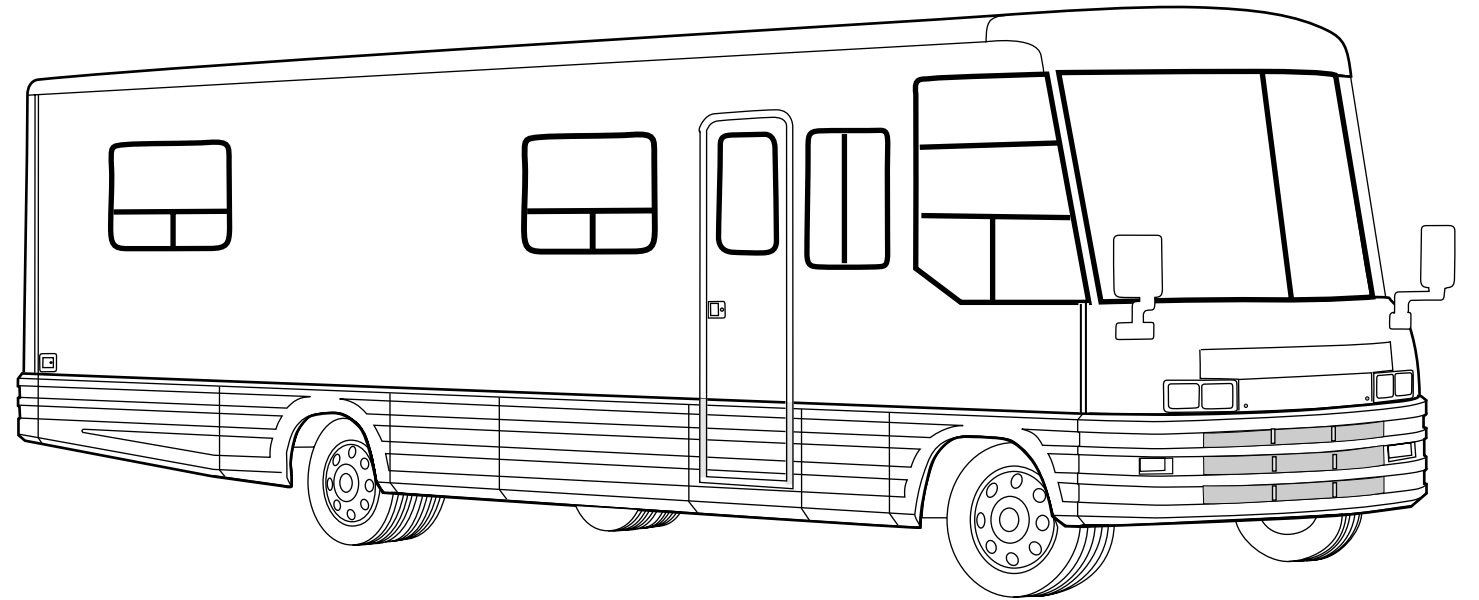
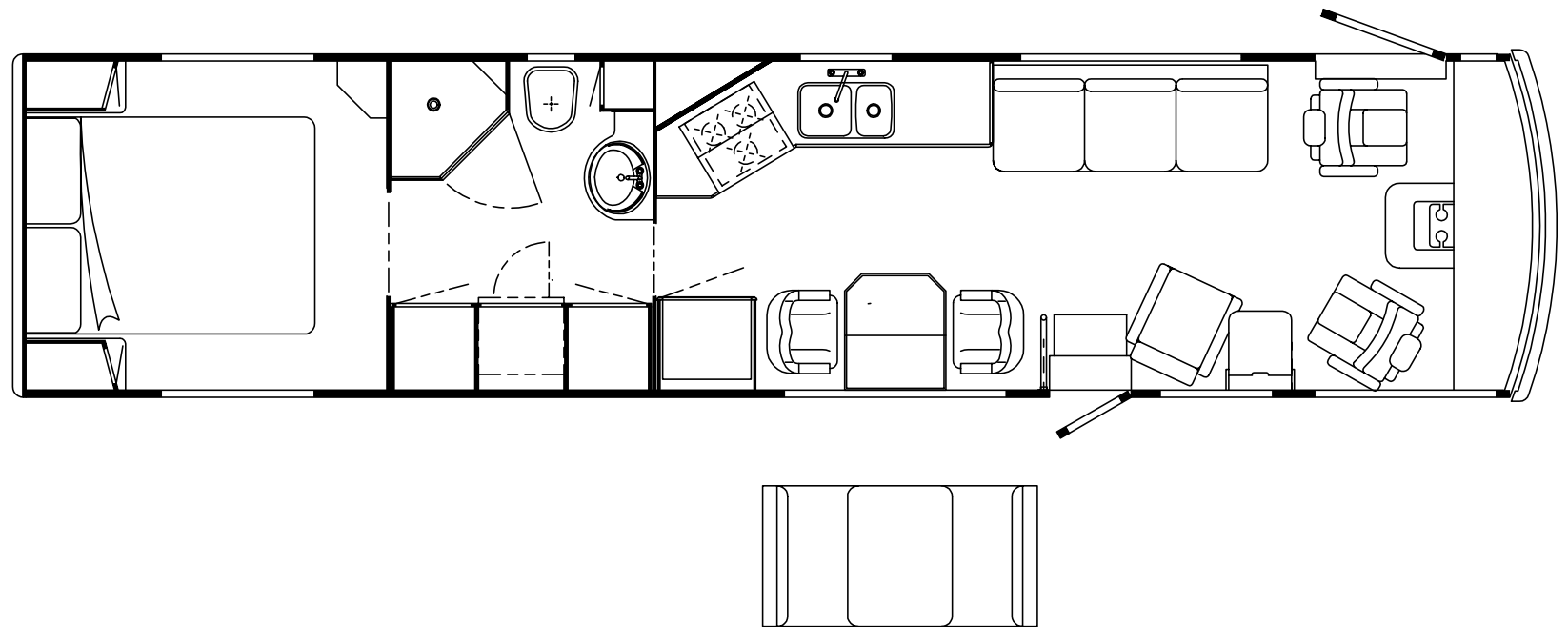


**1996
WKM35RQ**



**PICKLED ASH
G38 GOTHIC
G40 OXBOW
G42 GARNET**

**SALEM CHERRY
G39 GOTHIC
G41 OXBOW
G43 GARNET**



ACCESSORIES GROUP

OPERATORS MANUAL

KEY	PART NUMBER	U/M DESCRIPTION
	054185-E2-000	EA MANUAL-OPERATOR, 96 VECTRA
	092318-01-000	EA BINDER-3 RING, MOTOR HOME MANUAL
	092319-01-000	EA POCKET PAGE-3 RING BINDER, PLASTIC
	119439-01-000	DW TOP LEVEL-M,1996

VACUUM CLEANER

KEY	PART NUMBER	U/M DESCRIPTION	VENDOR NO.
	108186-01-000	EA VACUUM CLEANER-BUILT IN, HP 19-1 DELUXE	
	092304-01-700	EA BAG-VACUUM, REPLACEMENT PKG 5	4908
	092304-02-704	EA MOTOR W/RELAY	5098
	108186-02-000	EA TOOL SET-W/O POWER BRUSH, HP W/30" HOSE	
	092304-02-701	EA TOOL-DUSTING	1142
	092304-02-702	EA TOOL-RUG	4982
	092304-02-703	EA TOOL-CREVICE	1141
	092304-02-707	EA TOOL-UPHOLSTERY	7029
	092304-02-708	EA WAND-PLASTIC	4978
	092304-02-709	EA HOSE ASSEMBLY, 30 FEET	6452-02
	092304-02-710	EA SECONDARY FILTER	HP 4929

AUDIO VIDEO GROUP

RADIO & CD SYSTEM

KEY	PART NUMBER	U/M DESCRIPTION
	097460-08-000	EA RADIO-AM/FM STEREO, CASS DIN - SONY XR-1700
	110469-01-000	EA SPEAKER-4" X 6" OVAL, COAXIAL - MAGNADYNE F46XB-12
	110470-01-01A	EA GRILLE-SPEAKER, OVAL 4" X 6" BLK - MAGNADYNE G46WI
	074979-15-000	EA COVER-SPEAKER, LT OAK
	074979-08-000	EA SHIELD-SPEAKER, BACK - MOLDED PLASTIC - LIGHT OAK
	089340-02-000	EA GRILLE-SPEAKER, 6.5" SQUARE
	094097-01-000	EA SPEAKER-RADIO, W/O GRILLE - 5.25" DIA - AUDIOVOX 110C3030
	116148-02-000	EA RADIO-AM/FM STEREO, CD PLAYER - CLARION RDB515F (DELUXE STEREO OPTION)
	097460-06-000	EA RADIO-AM/FM CASS, WITH CD CON - SONY XR-130 (RADIO & CD CHANGER OPTION) FROM: 00-00-00 THRU: 07-23-95
	102080-02-000	EA CHANGER-COMPACT DISC - SONY CDX-45 (RADIO & CD CHANGER OPTION) FROM: 00-00-00 THRU: 07-23-95
	102080-03-000	EA CHANGER-COMPACT DISC - SONY CDX-71RF (RADIO & CD CHANGER OPTION) FROM: 07-24-95 THRU: 99-99-99
	109053-02-000	EA RADIO-WALL MOUNT AM/FM CASS - AWM-300 AUDIOVOX (REAR STEREO OPTION)
	081059-02-000	EA WIRE ASM-9-PIN, RADIO - AUDIOVOX 112B-1761 (REAR STEREO OPTION)
	087683-03-000	EA RADIO-AM/FM STEREO CASSETTE - AUDIOVOX RS-100 (EXTE ENTERTAINMENT)

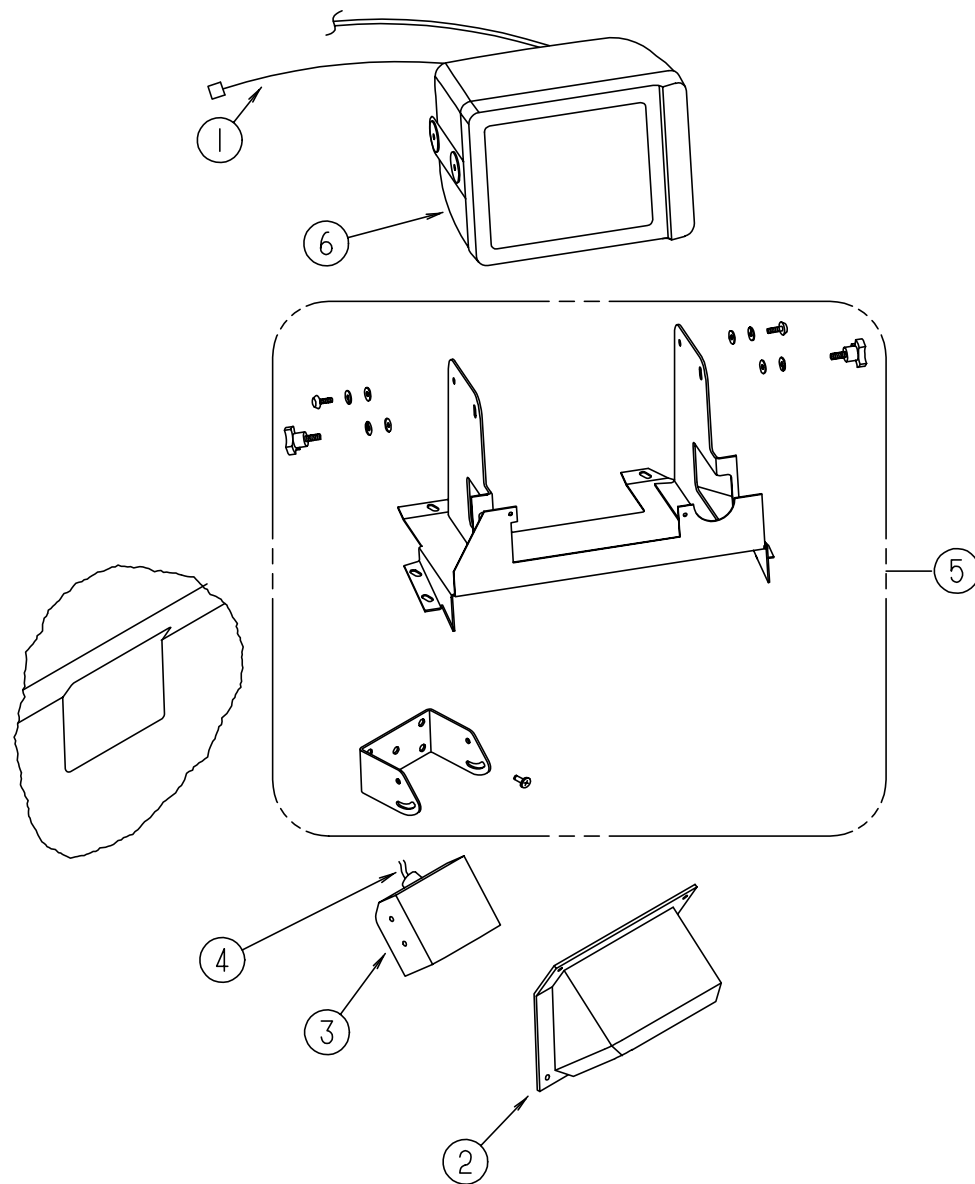
RADIO & CB ANTENNA

KEY	PART NUMBER	U/M DESCRIPTION
	090944-01-000	EA ANTENNA-RADIO, 16" RUBBER
	104498-02-000	EA BRACKET-ANTENNA MOUNT
	108847-01-000	EA BRACKET-ANTENNA GROUND(REAR STEREO & EXTE ENTERTAINMENT)
	109889-03-000	EA EXTENDER - ANTENNA SHAFT 4" (EXTE ENTERTAINMENT)
	077069-02-000	EA CABLE-ANTENNA, RADIO - EXTENSION 96" - ARA 6700667
	105248-01-000	EA ANTENNA-CB, ADVANCE 8604 (C.B. RADIO PREP)

TELEPHONE SYSTEM

KEY	PART NUMBER	U/M DESCRIPTION
	093253-01-01A	EA PLATE-WALL, TELEPHONE - BEIGE - CAC625F2-4-50
	093254-01-000	EA HOUSING-TELEPHONE, AMP 554171-1

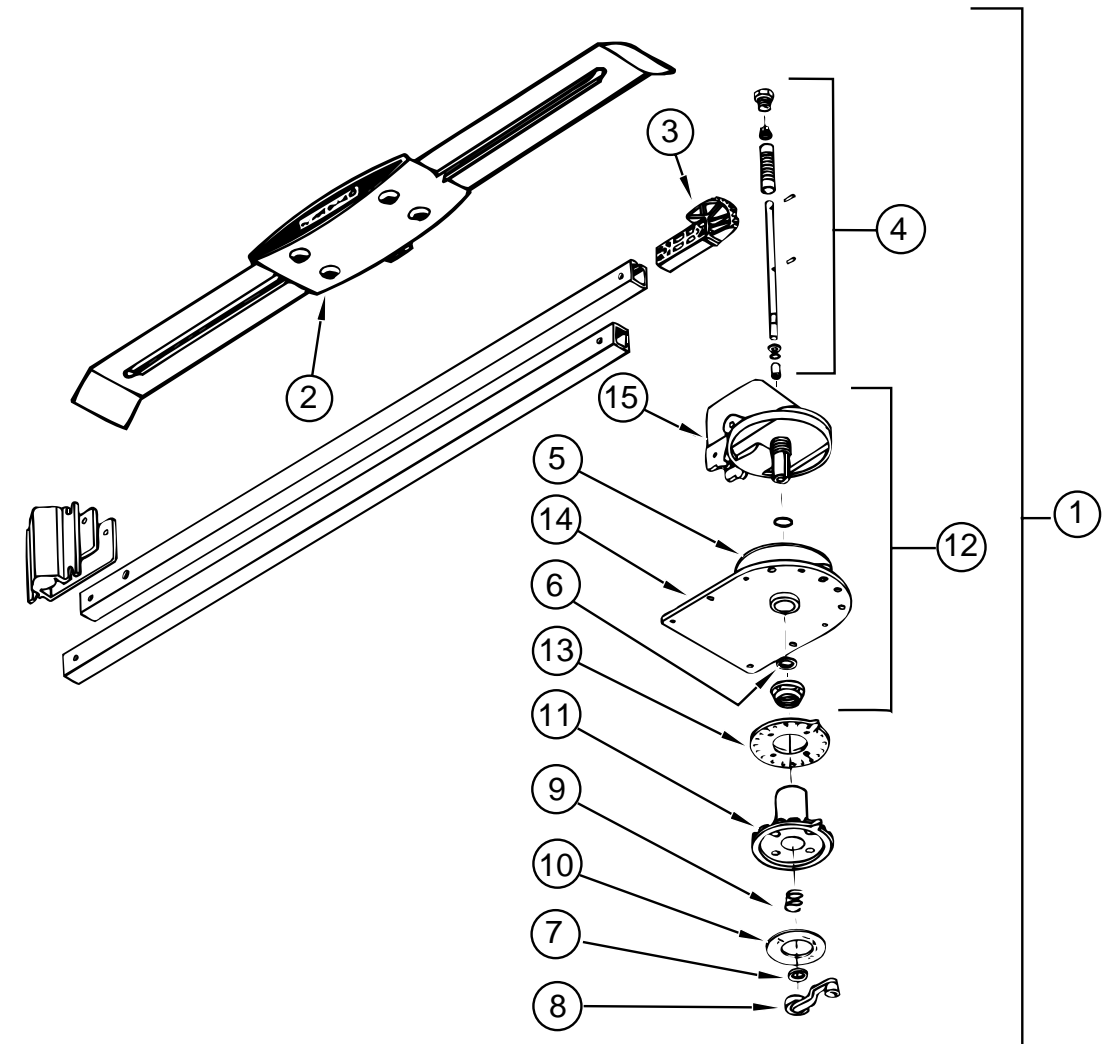
AUDIO VIDEO GROUP (CONTINUED)



SONY REAR VIEW MONITOR & SHROUDS

KEY	PART NUMBER	U/M DESCRIPTION	VENDOR NO.
	093040-08-000	EA 7" REAR VIEW MONITOR SYSTEM W/AUDIO JACK	
1	096717-03-000	EA WIRE ASM-REAR MONITOR, UPPER	
	093040-06-000	EA WIRE ASM-MONITOR - SONY SM-HRN7	
2	107852-01-04A	EA SHROUD-CAMERA, OUTER, SABLE	
	108529-01-01A	EA SHROUD-CAMERA, INNER, BLACK	
3	093040-04-700	EA CAMERA, W/BACKET & WIRING	SSC-530AM
4	093041-01-000	EA CABLE-MONITOR/CAMERA, INTERNAL USE - 65.6'	
	093041-02-000	EA CABLE-MONITOR/CAMERA, EXTERNAL USE	
5	N/A	PARTS ARE INCLUDED W/TELEVISION SYSTEM - SONY	
6	093040-05-700	EA MONITOR-7" W/POWER HARNESS	SSM721AMR

AUDIO VIDEO GROUP (CONTINUED)

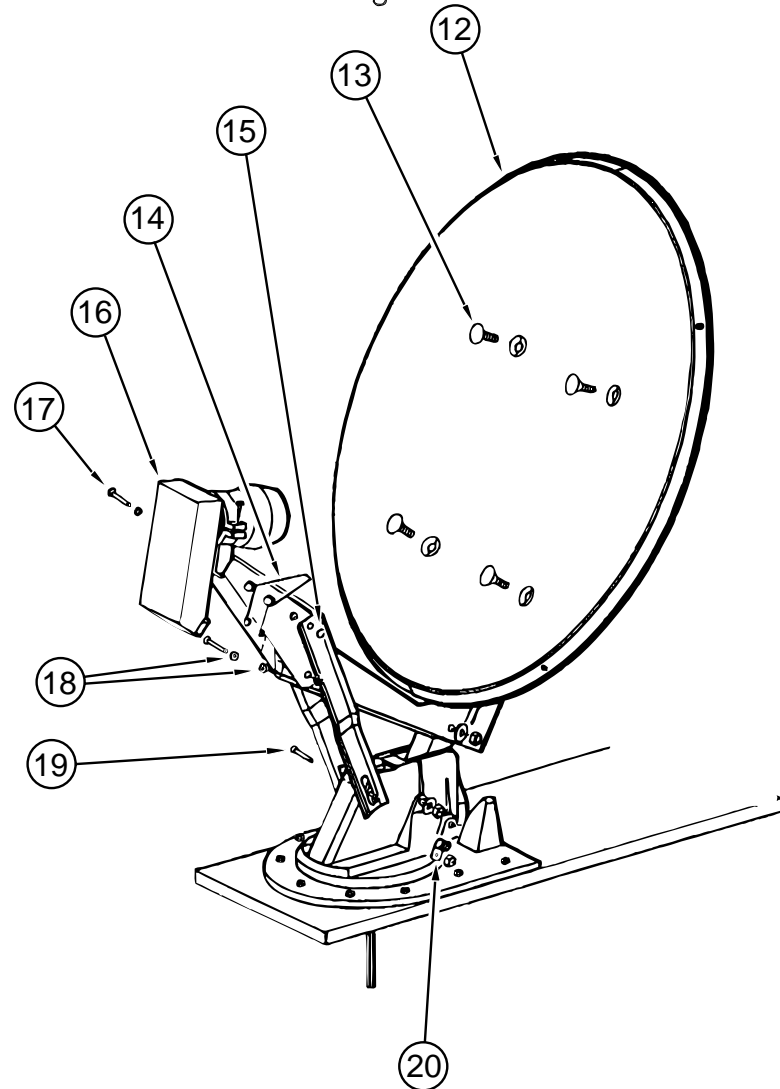
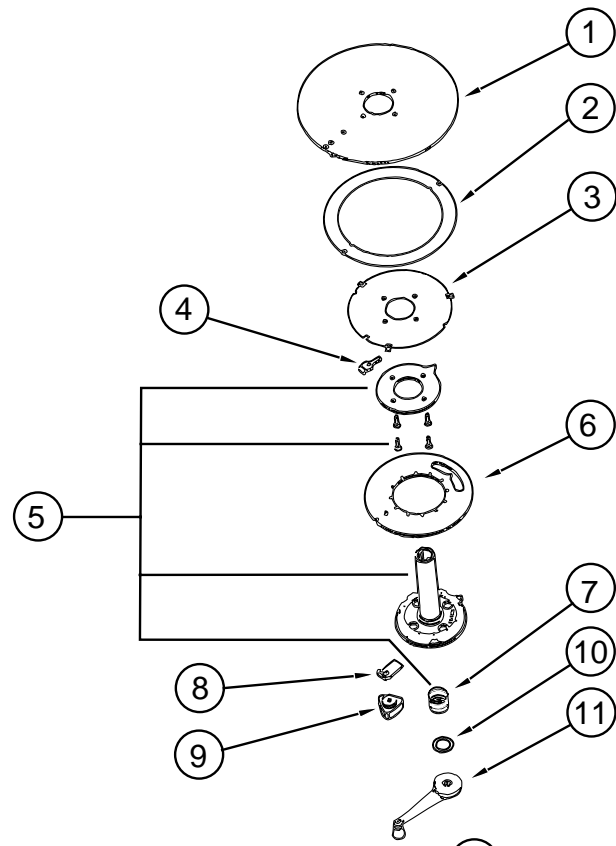


WINEGARD TV ANTENNA

KEY	PART NUMBER	U/M DESCRIPTION	VENDOR NO.
1	076319-16-000	EA ANTENNA-TV ROOF MOUNT, WINEGARD WI-3094	
2	076319-01-700	EA HEAD-ANTENNA, AMPLIFIED	RVSA U/V
3	076319-01-701	EA GEAR-ELEVATING, PLASTIC	2200046
4	076319-01-702	EA SHAFT ASM-ELEVATING	RVP-400A
5	076319-01-703	EA BEARING-NYLON, 5" OD	3200656
6	076319-01-704	EA BEARING-NYLON, 1.25"OD	3200657
7	076319-01-705	EA GROMMET-NYLON, 7/8"ID	3200658
8	076319-01-706	EA CRANK-ELEVATING, W/SET SCREW	2750897
9	076319-01-707	EA SPRING, HANDLE	5160822
10	076319-01-708	EA DECAL-CRANK	5413002
11	076319-01-709	EA PLATE-DIRECTIONAL F/HEAD	3200621
12	076319-01-711	EA BASE & LIFT ASM	2762802
13	076319-01-712	EA PLATE-CEILING, DIRECTIONAL	3200608
14	076319-01-713	EA PLATE-BASE, STEEL	3100523
15	076319-01-714	EA HOUSING, ROTATING GEAR	2200049
	069726-02-000	EA BUMPER-.88" DIAMETER X .40", BLACK	

AUDIO VIDEO GROUP (CONTINUED)

WINEGARD SATELLITE DISH



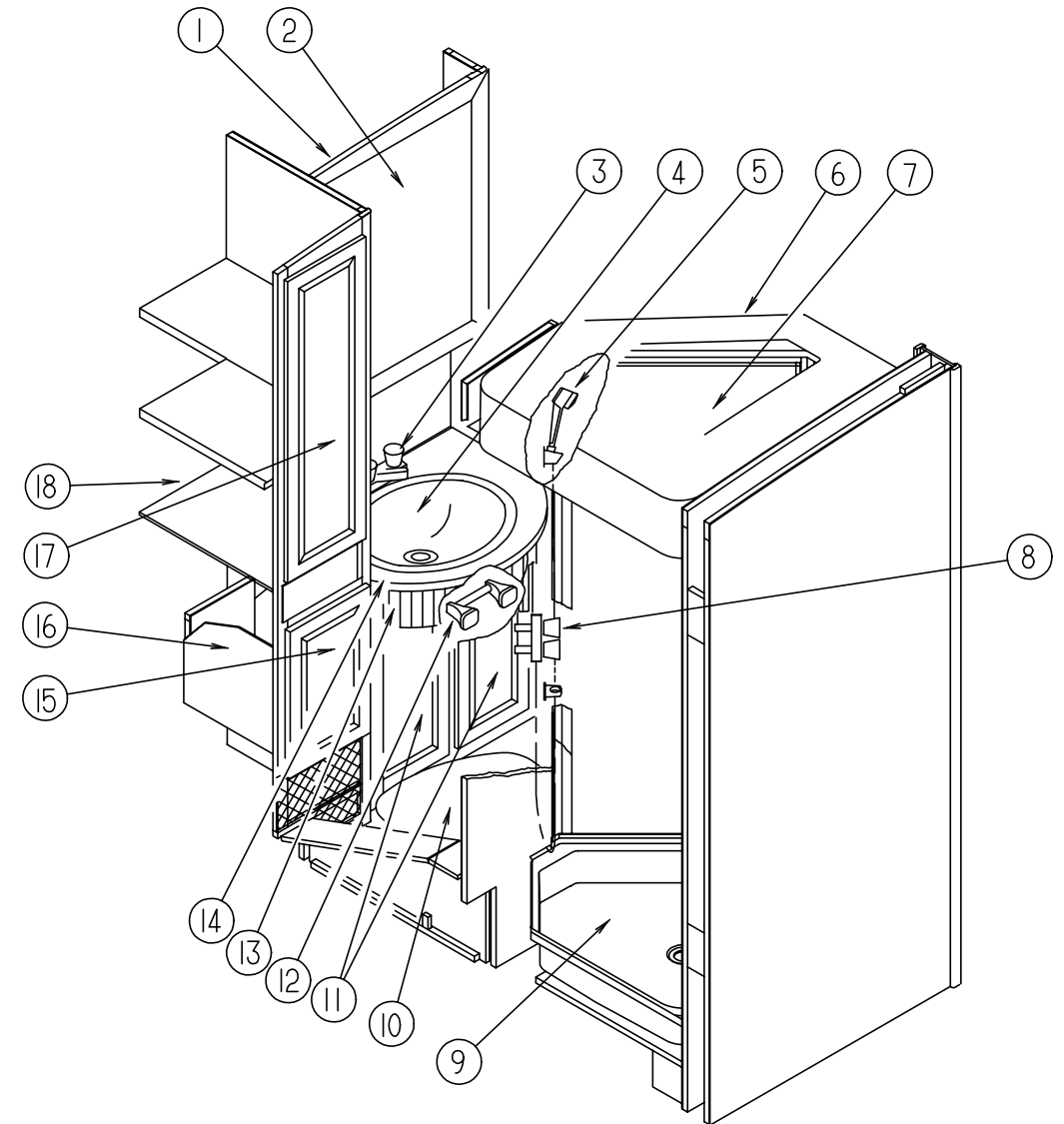
KEY	PART NUMBER	U/M	DESCRIPTION	VENDOR NO.
	120233-01-000	EA	SATELLITE SYSTEM W/O RECEIVER (DISH & HDW ONLY)	
	120233-02-000	EA	SATELLITE ANTENNA SYSTEM W/RECEIVER - MANUAL LIFT	
1	120233-01-700	EA	PLATE-FIXED	3750821
2	120233-01-701	EA	DIAL-DIRECTIONAL	2745056
3	120233-01-702	EA	PIVOT-DIAL-DIRECTIONAL	2745058
4	120233-01-703	EA	STOP-ROTATION	3711281
5	120233-01-704	EA	PLATE-CEILING W/DIR. HANDLE	RP-6300
6	120233-01-705	EA	PLATE-ROTATE	375080
7	120233-01-706	EA	SPRING	RP-6822
8	120233-01-707	EA	CLAMP-ROTATE	3711280
9	120233-01-708	EA	KNOB-CLAMP	160822
10	120233-01-709	EA	WASHER-NYLON	RP-2658
11	120233-01-710	EA	HANDLE-CRANK	RP-6795
12	120233-01-711	EA	REFLECTOR-46CM	2745304
13	120233-01-712	EA	BOLT-FLAT HEAD	2160253
14	120233-01-713	EA	SPRING	2160820
15	120233-01-714	EA	CLIP-E	5160818
16	120233-01-715	EA	RCA LNB	278015
17	120233-01-716	EA	PIN	2160814
18	120233-01-717	EA	BEARING-NYLON	2200728
19	120233-01-718	EA	PIN	5160817
20	120233-01-719	EA	CLAMP-CABLE	2200060

AUDIO VIDEO GROUP (CONTINUED)

TV & VCR SYSTEMS

KEY	PART NUMBER	U/M DESCRIPTION	VENDOR NO.
	108096-07-000	EA TV-19"COLOR, 1/8" JACK USA - MAGNAVOX 19PR10C (FRONT OVHD TV) FROM: 00-00-00 THRU: 08-06-95	
	108096-10-000	EA TV-19"COLOR, 1/8" JACK USA - MAGNAVOX 19PR14C (FRONT OVHD TV) FROM: 08-07-95 THRU: 99-99-99	
	108096-08-000	EA TV-19"COLOR, 1/8"JACK CSA - MAGNAVOX XR1905C (FRONT OVHD TV)	
	098447-11-700	EA REMOTE FOR ALL 19" TVS	8822336
	092310-02-000	EA TV-COLOR, 9" - AC/DC - W/REMOTE - MAGNAVOX RD0945 (REAR COLOR TV)	
	092310-02-700	EA REMOTE F/TV F/MODEL RD0945	0822334
	086757-03-000	EA CONTROL CENTER-SWITCH, VCR/TV - AUDIOVOX AVCC-100 (FRONT OVHD TV)	
	098446-07-000	EA VCR-VHS, CABLE READY - REMOTE - MAGNAVOX VR9320 (FRONT OVHD TV) FROM: 00-00-00 THRU: 10-08-95	
	098446-07-700	EA REMOTE F/MODEL VR9320	8874589
	098446-09-000	EA VCR-VHS, CABLE READY, REMOTE - MAGNAVOX VRT222AT (FRONT OVHD TV) FROM: 10-09-95 THRU: 99-99-99	
	098446-09-700	EA REMOTE ONLY	
	114870-01-000	EA PLUG ASM-3.5MM AUDIO W/LEADS - OW DONALD 35-94-SC	
	094097-01-000	EA SPEAKER-RADIO/TV, W/O GRILLE - 5.25" DIA - AUDIOVOX 110C3030	
	089340-02-000	EA GRILLE-SPEAKER, 6.5" SQUARE	
	098819-01-000	EA SPEAKER-2 WATT, 8 OHM - 4"	
	093214-01-02A	EA GRILLE-SPEAKER, 4" BROWN	
	115540-01-000	EA AMPLIFIER-TV SPEAKERS - O.W.DONALD AMP3	
	115539-01-000	EA RELAY-RADIO/TV SPEAKER, SWITCH - ASA A1780100	
	093901-06-000	EA PLATE-TV	
	099717-01-000	EA TV TIEDOWN STRAP- W/24" FEMALE STRAP & 14.2" MALE STRAP	
	082134-01-000	EA ADAPTER-TV, CABLE TO CABLE - WINEGARD F-81M	
	082136-01-000	EA NUT-HEX JAM 3/8-32, WINEGARD	
	086756-01-000	EA SPLITTER-TV, 2 WAY	
	086777-06-000	EA PLATE-WALL, ANT 1 OUTPUT BROWN - WINEGARD RV-0931	
	086777-02-000	EA WALLPLATE-TV CABLE, W/ANTENNA SWITCH - BROWN	
	076319-03-000	FT CABLE-COAXIAL, 75 OHM	
	076319-09-000	EA WALLPLATE-CABLE RECEPTACLE, TV - SINGLE - BROWN	
	076319-12-000	EA CONNECTOR-COAXIAL, ONE PIECE	

BATH GROUP

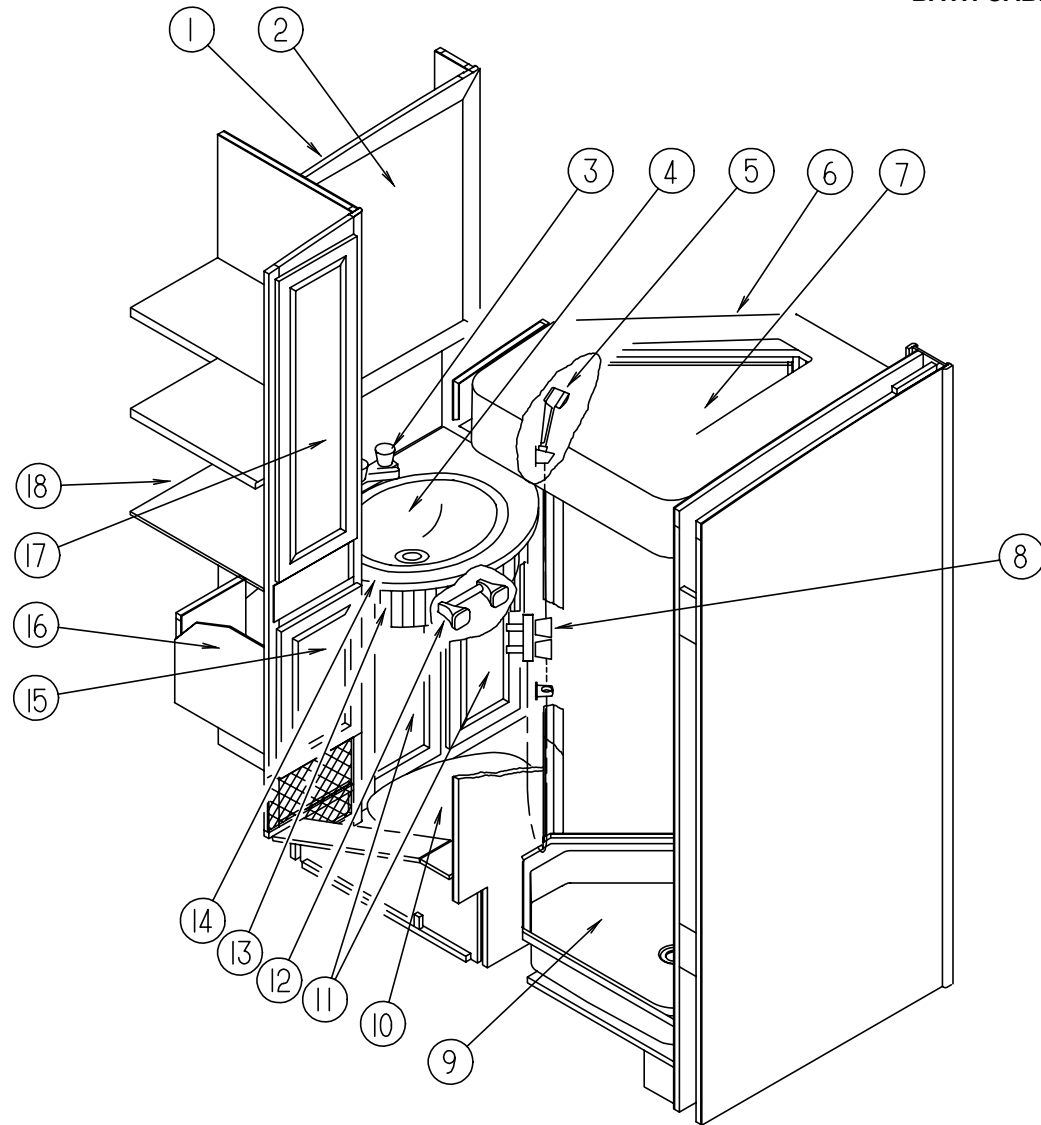


BATH CABINETS & FIXTURES

KEY	PART NUMBER	U/M DESCRIPTION	VENDOR NO.
1	114861-01-F36	EA CABINET ASM-OVHD, MEDICINE (PICKLED ASH)	
1	114861-01-F37	EA CABINET ASM-OVHD, MEDICINE (SALEM CHERRY)	
	114861-11-F36	EA SHELF ASM (PICKLED ASH)	
	114861-11-F37	EA SHELF ASM (SALEM CHERRY)	
2	115237-01-E37	EA DOOR ASM-MIRROR (PICKLED ASH)	
2	115237-01-E41	EA DOOR ASM-MIRROR (SALEM CHERRY)	
3	075240-05-000	EA FAUCET-LAVATORY, BRASS	
	105218-01-01A	EA SPACER-FAUCET, LAVATORY SINK - 2" X 5.9" - ABS PLASTIC O/W	
4	105921-01-01A	EA SINK-LAVATORY, LARGE OVAL - 17" X 20" - PLASTIC - OFF WHITE	
	106116-01-01A	EA STRAINER-SINK, W/STOPPER TAILPIECE GASKET & NUT - PLASTIC	
5	103092-01-000	EA SHOWER HEAD-W/60" HOSE	
		FROM: 00-00-00 THRU: 08-27-95	
5	103092-03-000	EA SHOWER HEAD-W/HOSE & BRACKET	
		FROM: 08-28-95 THRU: 99-99-99	
5	103092-02-000	EA SHOWER HEAD-W/HOSE, ONDINE 23213NYLON B	
	103092-01-700	EA BRACKET-SHOWER HEAD, CLEAR	2328028 SPECIFY COL
	011048-03-700	EA BRACKET-SHOWER HEAD	2328029-3
	115363-01-01A	EA RING-GUIDE, SHOWER HOSE, KEVCO 47904-CLR	
		FROM: 08-28-95 THRU: 99-99-99	
6	107848-01-01A	EA CAP-SHOWER, OFF WHITE	

BATH GROUP (CONTINUED)

BATH CABINETS & FIXTURES (CONTINUED)



KEY	PART NUMBER	U/M	DESCRIPTION
7	108035-01-01A	EA	PANEL-SKYLIGHT, INNER O/W
7	108661-01-01A	EA	COVER-SKYLIGHT, WHITE
	107849-01-01A	EA	ENCLOSURE-SHOWER O/W
			FROM: 00-00-00 THRU: 09-24-95
	107849-02-01A	EA	ENCLOSURE-SHOWER O/W
			FROM: 09-25-95 THRU: 99-99-99
	113714-01-01A	EA	RETAINER-SHELF, SHOWER O/W
8	075241-04-000	EA	FAUCET-SHOWER, BRASS
			FROM: 00-00-00 THRU: 08-27-95
8	109801-02-01A	EA	FAUCET-SHOWER, CONTROL, POLISH BRASS
			FROM: 08-28-95 THRU: 99-99-99
	075606-01-000	EA	PANEL-FAUCET BACK, SHOWER - 5" X 9" - PLASTIC
9	M02630-23-D18	EA	SHOWER PAN ASM
10	085330-06-000	EA	TOILET-CHINA, STANDARD W/SPRAYER, SEALAND 591003 BONE MODEL 910 W/SPRAY IN BONE
10	085330-02-000	EA	TOILET-CHINA, STANDARD, BONE SEALAND ML 510 (OPTIONAL)
11	M05992-38-E37	EA	DOOR-RAIL, HDW, 0305 X 0475 (PICKLED ASH)
11	M05992-38-E41	EA	DOOR-RAIL, HDW, 0305 X 0475 (SALEM CHERRY)
12	075452-02-000	EA	HOLDER-TOILET TISSUE, BRASS
13	P08900-01-G38	EA	CABINET ASM-LAVATORY
13	P08900-01-G39	EA	CABINET ASM-LAVATORY
13	P08900-01-G40	EA	CABINET ASM-LAVATORY
13	P08900-01-G41	EA	CABINET ASM-LAVATORY
13	P08900-01-G42	EA	CABINET ASM-LAVATORY
13	P08900-01-G43	EA	CABINET ASM-LAVATORY
14	108900-11-G38	EA	COUNTERTOP ASM
14	108900-11-G39	EA	COUNTERTOP ASM
14	108900-11-G40	EA	COUNTERTOP ASM
14	108900-11-F40	EA	COUNTERTOP ASM (G41)
14	108900-11-G42	EA	COUNTERTOP ASM
14	108900-11-G43	EA	COUNTERTOP ASM
	108900-13-E37	EA	SHELF ASM (PICKLED ASH)
	108900-13-E41	EA	SHELF ASM (SALEM CHERRY)
15	M05992-62-E37	EA	DOOR-RAIL, HDW, 0305X0475 (PICKLED ASH)
15	M05992-62-E41	EA	DOOR-RAIL, HDW, 0305X0475 (SALEM CHERRY)
16	111753-01-E37	EA	CABINET ASM-HAMPER (PICKLED ASH)
16	111753-01-E41	EA	CABINET ASM-HAMPER (SALEM CHERRY)
17	M05992-64-E37	EA	DOOR-RAIL, HDW, 0305 X 1015 (PICKLED ASH)
17	M05992-64-E41	EA	DOOR-RAIL, HDW, 0305 X 1015 (SALEM CHERRY)
	093606-12-000	EA	MIRROR-PANEL, BEVELED 1/8" - 372.0 X 643.0 MM
18	114860-13-F36	EA	SHELF ASM (PICKLED ASH)
18	114860-13-F37	EA	SHELF ASM (SALEM CHERRY)
	075454-02-000	EA	RING-TOWEL, W/MOUNTING HARDWARE - BRASS

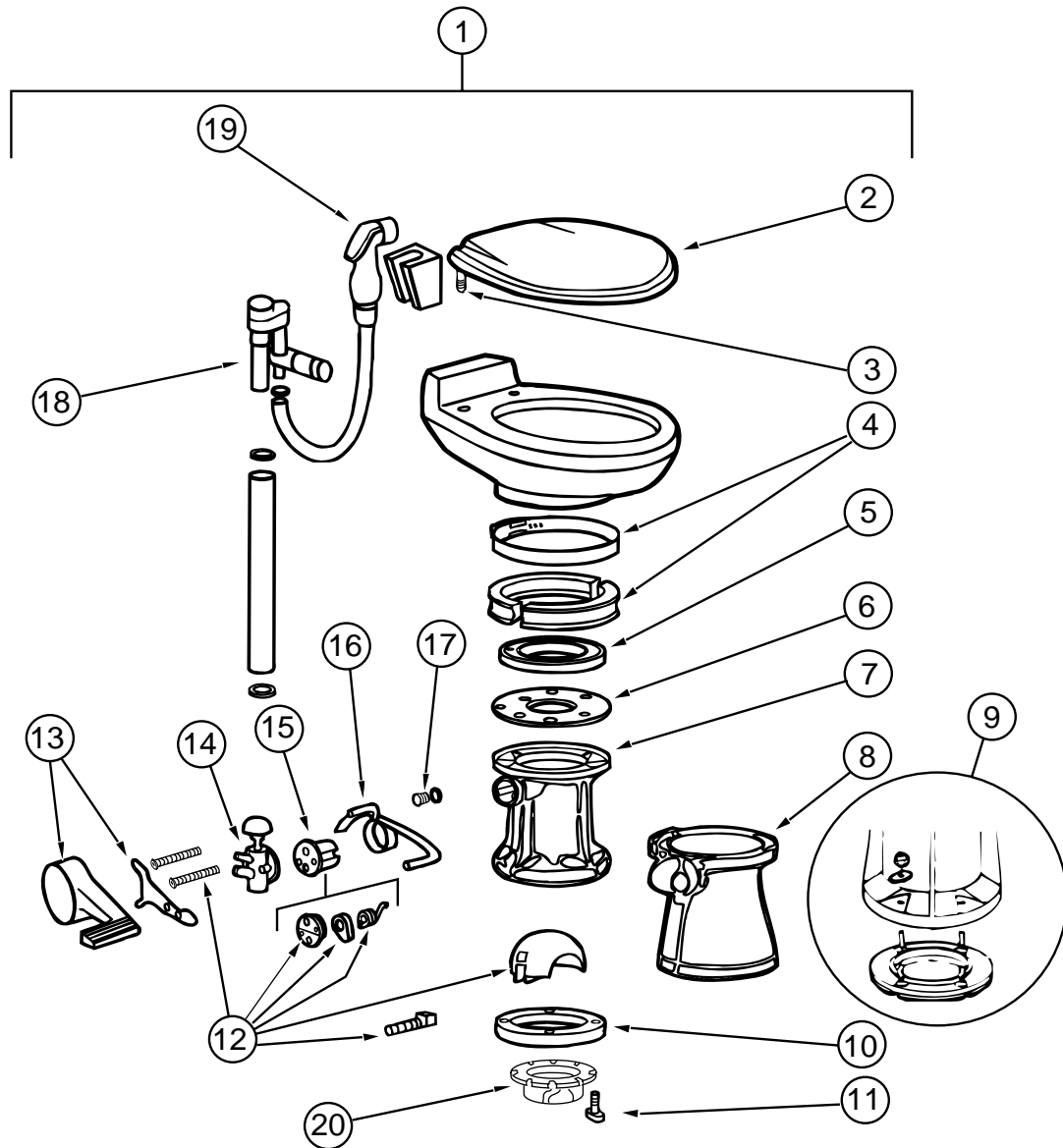
BATH GROUP (CONTINUED)

STANDARD SEALAND TOILET

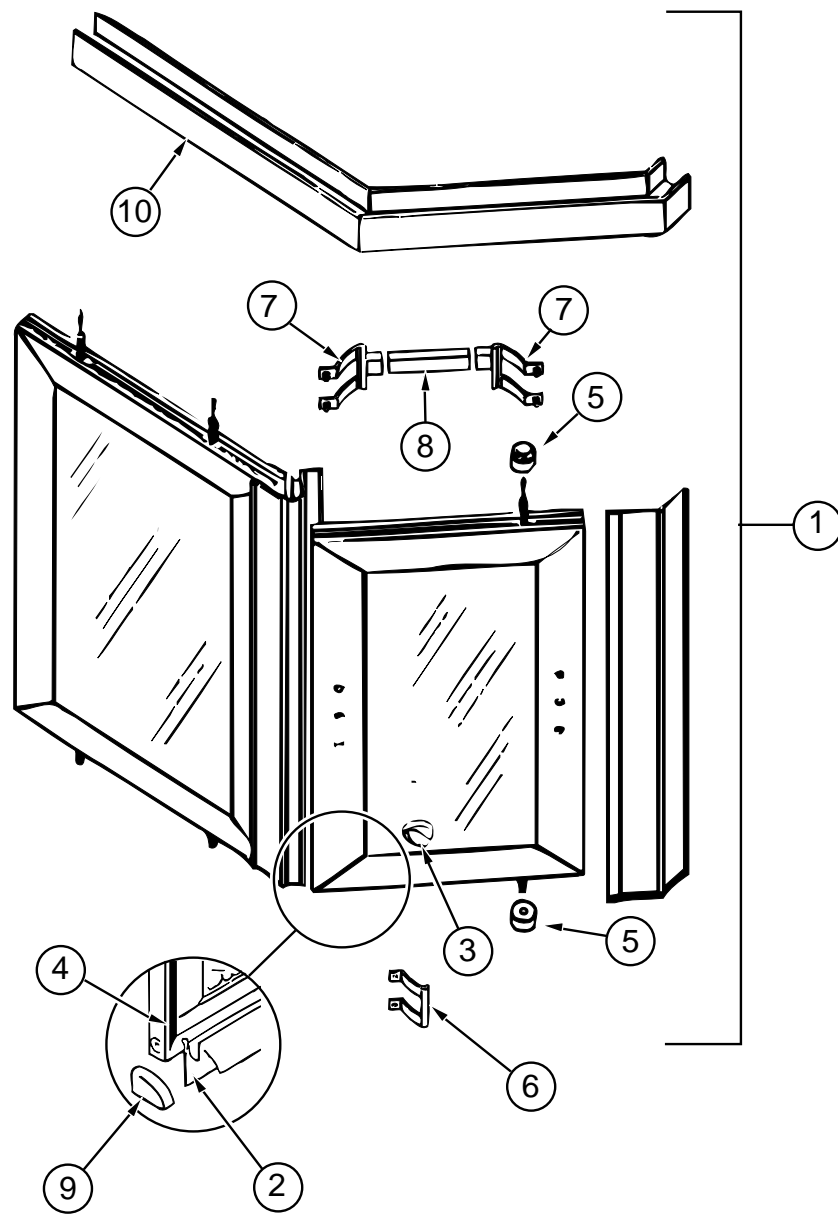
KEY	PART NUMBER	U/M DESCRIPTION	VENDOR NO.
1	085330-06-000	EA TOILET-CHINA,STANDARD W/SPRAYER, SEALAND	591003 BONE
2	085330-06-700	EA SEAT ASSEMBLY, BONE	340591
3	085330-06-702	EA HINGE HARDWARE (BONE) SET	342131
4	085330-01-703	EA RING & HALF CLAMPS	385310048
5	085330-01-704	EA TEFLON & RUBBER SEAL KIT	385316140
6	085330-01-705	EA SEAL SUPPORT, PLASTIC	390346405
7	085330-02-700	EA BASE ASM	310121
8	085330-02-702	EA COVER-PEDESTAL, BONE 510	310112
9	085330-01-718	EA BASE W/SEAL & MOUNTING HDW	3853100-63
10	085330-01-714	EA SEAL-FLOOR FLANGE	390343892
11	085330-01-717	EA MOUNTING PKG. W/BOLT & SEAL	3100-64
12	085330-01-706	EA BALL, SHAFT & CARTRIDGE	385318162
13	085330-02-703	EA COVER-PEDAL, BONE NEW STYLE	310115
14	085330-01-709	EA VALVE-WATER KIT	385314349
15	085330-01-707	EA CARTRIDGE SPRING ASSEMBLY	381236096
16	085330-06-703	EA LEVER-FLUSH	340873
17	085330-01-710	EA DRAIN-KIT (PLUG & CAP W/SEAL)	230384
18	085330-06-701	EA VALVE W/DIVERTER (VACUUM BREAKER)	230335
19	085330-04-701	EA HAND SPRAY W/HOSE(500 & 900)	340683
20	085330-01-716	EA FLANGE-FLOOR 3" MPT	345889

OPTIONAL SEALAND ELONGATED TOILET

KEY	PART NUMBER	U/M DESCRIPTION	VENDOR NO.
1	085330-02-000	EA TOILET-STANDARD BONE CHINA - MODEL 911	
2	085330-04-707	EA SEAT ASSEMBLY, BONE	340816
3	085330-01-720	EA HINGE HARDWARE, (BONE) SET	341707
4	085330-01-703	EA RING & HALF CLAMPS	385310048
5	085330-01-704	EA TEFLON & RUBBER SEAL KIT	385316140
6	085330-01-705	EA SEAL SUPPORT, PLASTIC	390346405
7	085330-02-700	EA BASE ASM	310121
8	085330-02-702	EA COVER-PEDESTAL, BONE 510	310112
9	085330-01-718	EA BASE W/SEAL & MOUNTING HDW	3853100-63
10	085330-01-714	EA SEAL-FLOOR FLANGE	390343892
11	085330-01-717	EA MOUNTING PKG. W/BOLT & SEAL	3100-64
12	085330-01-706	EA BALL, SHAFT & CARTRIDGE	385318162
13	085330-02-703	EA COVER-PEDAL, BONE NEW STYLE	310115
14	085330-01-709	EA VALVE-WATER KIT	385314349
15	085330-01-707	EA CARTRIDGE SPRING ASSEMBLY	381236096
16	085330-06-703	EA LEVER-FLUSH	340873
17	085330-01-710	EA DRAIN-KIT (PLUG & CAP W/SEAL)	230384
18	085330-04-700	EA BREAKER-VACUUM, F/HANDSPRAY	230325 SEALAND
19	085330-04-701	EA HAND SPRAY W/HOSE(500 & 900)	340683
20	085330-01-716	EA FLANGE-FLOOR 3" MPT	345889



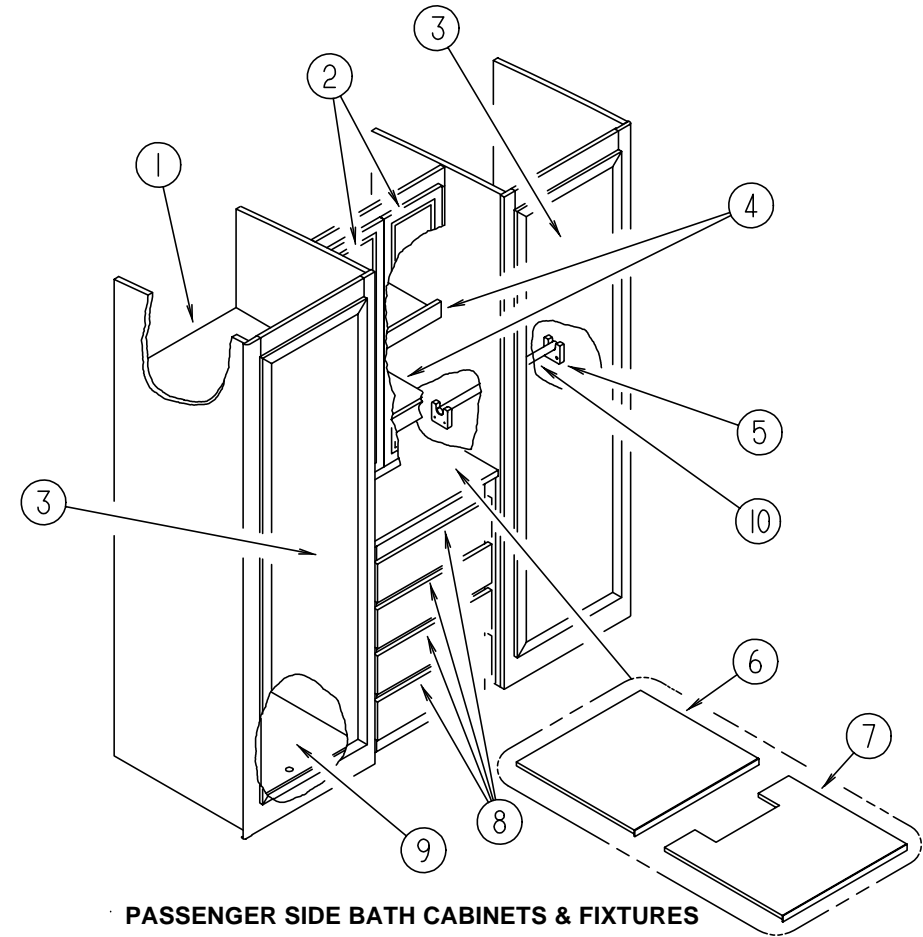
BATH GROUP (CONTINUED)



COASTAL SHOWER DOOR

KEY	PART NUMBER	U/M DESCRIPTION	VENDOR NO.
1	107878-01-01A	EA DOOR ASM-SHOWER, COASTAL IND. INC.	
2	089318-01-701	FT SWEEP-VINYL	C171G 500FT RL
3	092574-01-700	EA KNOB-SAFETY LATCH	9728G
4	092574-01-704	EA SCREW-GOLD #6 3/8	638G
	092574-01-705	EA STRIP-MAGNETIC, 56 7/8"	98-41G
5	092574-01-707	EA BUSHING-PIVOT, TOP	18712B
6	092574-01-703	EA PULL-DOOR, GOLD	8149G
7	107878-01-701	EA BRACKETS-TOWEL BAR-SILVER	8141B
8	107878-01-702	EA BAR-TOWEL, SILVER	68B
9	107878-01-703	EA CAP-DRIP, PLUG SET	DCP2
10	107878-01-704	EA HEADER OR SILL	70

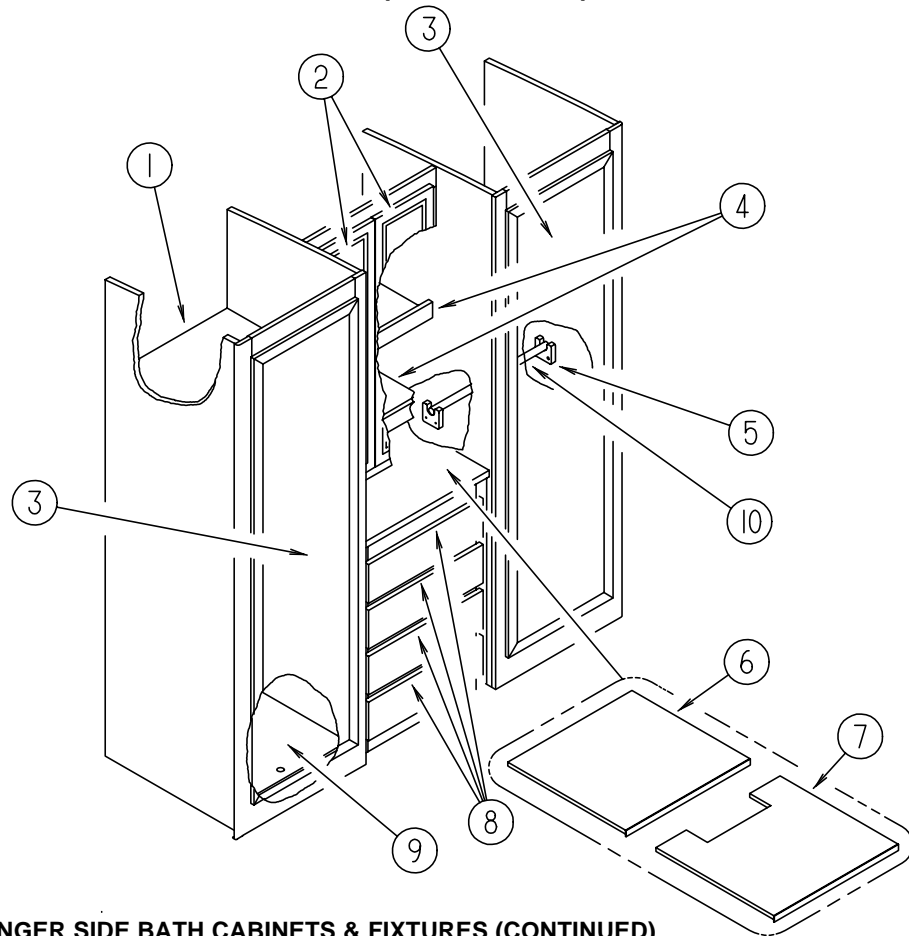
BATH GROUP (CONTINUED)



PASSENGER SIDE BATH CABINETS & FIXTURES

KEY	PART NUMBER	U/M DESCRIPTION	FROM: THRU:
1	111644-14-E37	EA SHELF ASM (PICKLED ASH)	00-00-00 THRU: 09-03-95
1	111644-14-E41	EA SHELF ASM (SALEM CHERRY)	00-00-00 THRU: 09-03-95
1	120823-14-G38	EA SHELF ASM (PICKLED ASH)	00-00-00 THRU: 09-03-95
1	120823-14-G39	EA SHELF ASM (SALEM CHERRY)	09-04-95 THRU: 99-99-99
2	M06803-A3-E37	EA DOOR-MITERED CORNERS W/OGEE EDGING 10.8" X 40" (PICKLED ASH)	09-04-95 THRU: 99-99-99
2	M06803-A3-E41	EA DOOR-MITERED CORNERS W/OGEE EDGING 10.8" X 40" (SALEM CHERRY)	
	112547-01-01A	EA GRILLE MESH - BRIGHT BRASS 7.6" X 36.7"	
3	113922-01-E37	EA DOOR COMPLETE-MIRRORED	
4	111644-15-E37	EA SHELF ASM (PICKLED ASH)	00-00-00 THRU: 09-03-95
4	111644-15-E41	EA SHELF ASM (SALEM CHERRY)	00-00-00 THRU: 09-03-95
4	120823-15-G38	EA SHELF ASM (PICKLED ASH)	00-00-00 THRU: 09-03-95
4	120823-15-G39	EA SHELF ASM (SALEM CHERRY)	09-04-95 THRU: 99-99-99
5	111644-11-E37	EA HOLDER (PICKLED ASH)	00-00-00 THRU: 09-03-95
5	111644-11-E41	EA HOLDER (SALEM CHERRY)	00-00-00 THRU: 09-03-95
6	111644-13-E38	EA COUNTERTOP ASM (G38, G39)	00-00-00 THRU: 09-03-95
6	111644-13-E40	EA COUNTERTOP ASM (G40, G41)	00-00-00 THRU: 09-03-95
6	111644-13-G42	EA COUNTERTOP ASM (G42, G43)	00-00-00 THRU: 09-03-95

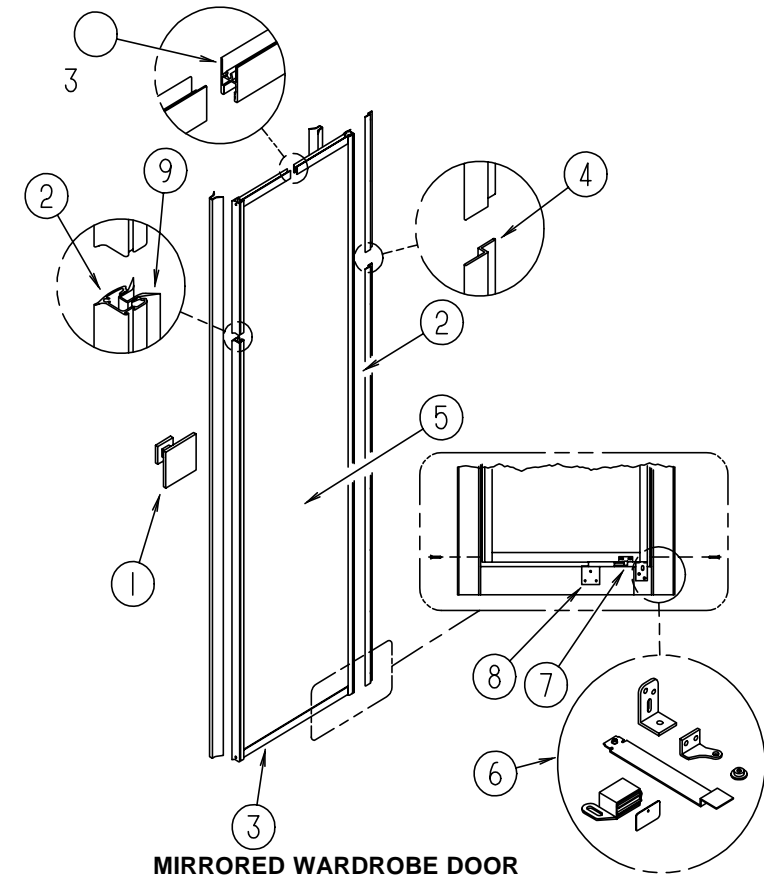
BATH GROUP (CONTINUED)



PASSENGER SIDE BATH CABINETS & FIXTURES (CONTINUED)

KEY	PART NUMBER	U/M DESCRIPTION
6	120823-13-G38	EA COUNTERTOP ASM (G38, G39) FROM: 09-04-95 THRU: 99-99-99
6	120823-13-G40	EA COUNTERTOP ASM (G40, G41) FROM: 09-04-95 THRU: 99-99-99
6	120823-13-G42	EA COUNTERTOP ASM (G42, G43) FROM: 09-04-95 THRU: 99-99-99
7	111644-21-E38	EA COUNTERTOP ASM (G38, G39) (W/WASHER & DRYER) FROM: 00-00-00 THRU: 09-03-95
7	111644-21-F40	EA COUNTERTOP ASM (G40, G41) (W/WASHER & DRYER) FROM: 00-00-00 THRU: 09-03-95
7	111644-21-G42	EA COUNTERTOP ASM (G42, G43) (W/WASHER & DRYER) FROM: 00-00-00 THRU: 09-03-95
7	120823-21-G38	EA COUNTERTOP ASM (G38, G39) (W/WASHER & DRYER) FROM: 09-04-95 THRU: 99-99-99
7	120823-21-G40	EA COUNTERTOP ASM (G40, G41) (W/WASHER & DRYER) FROM: 09-04-95 THRU: 99-99-99
7	120823-21-G42	EA COUNTERTOP ASM (G42, G43) (W/WASHER & DRYER) FROM: 09-04-95 THRU: 99-99-99
8	M05971-D4-E37	EA DRAWER COMPLETE-SLIDE (PICKLED ASH)
8	M05971-D4-E41	EA DRAWER COMPLETE-SLIDE (SALEM CHERRY) FROM: 00-00-00 THRU: 09-03-95
9	111644-12-E37	EA SHELF ASM (PICKLED ASH) FROM: 00-00-00 THRU: 09-03-95
9	111644-12-E41	EA SHELF ASM (SALEM CHERRY) FROM: 00-00-00 THRU: 09-03-95
9	120823-12-G38	EA SHELF ASM (PICKLED ASH) FROM: 09-04-95 THRU: 99-99-99
9	120823-12-G39	EA SHELF ASM (SALEM CHERRY) FROM: 09-04-95 THRU: 99-99-99
10	042438-01-000	EA DOWEL-WOOD, CLOTHES ROD - 1" DIAMETER X 4'

BATH GROUP (CONTINUED)



MIRRORED WARDROBE DOOR

KEY	PART NUMBER	U/M DESCRIPTION
	113922-01-E37	EA DOOR COMPLETE-MIRRORED
1	102327-01-01A	EA PULL-MIRROR, SQUARE
2	113923-01-02A	EA STILE-DOOR, W/PULL TERRATONE
3	113924-01-02A	EA RAIL-DOOR TERRATONE
4	112377-01-02A	EA BRACKET-DOOR STOP, BEIGE
5	058331-A6-000	EA MIRROR-GLASS, SAFETY - 438MM X 1801MM
6	111572-01-01A	EA HARDWARE SET-DOOR, SWING, STANLEY 4160
7	074493-02-000	EA SUPPORT-PISTON SPRING, CABINET DOOR
8	112376-01-02A	EA BRACKET-DOOR E-COAT
9	111575-01-01A	FT CHANNEL-GLAZING, SWING DOOR

BATH PRIVACY DOOR

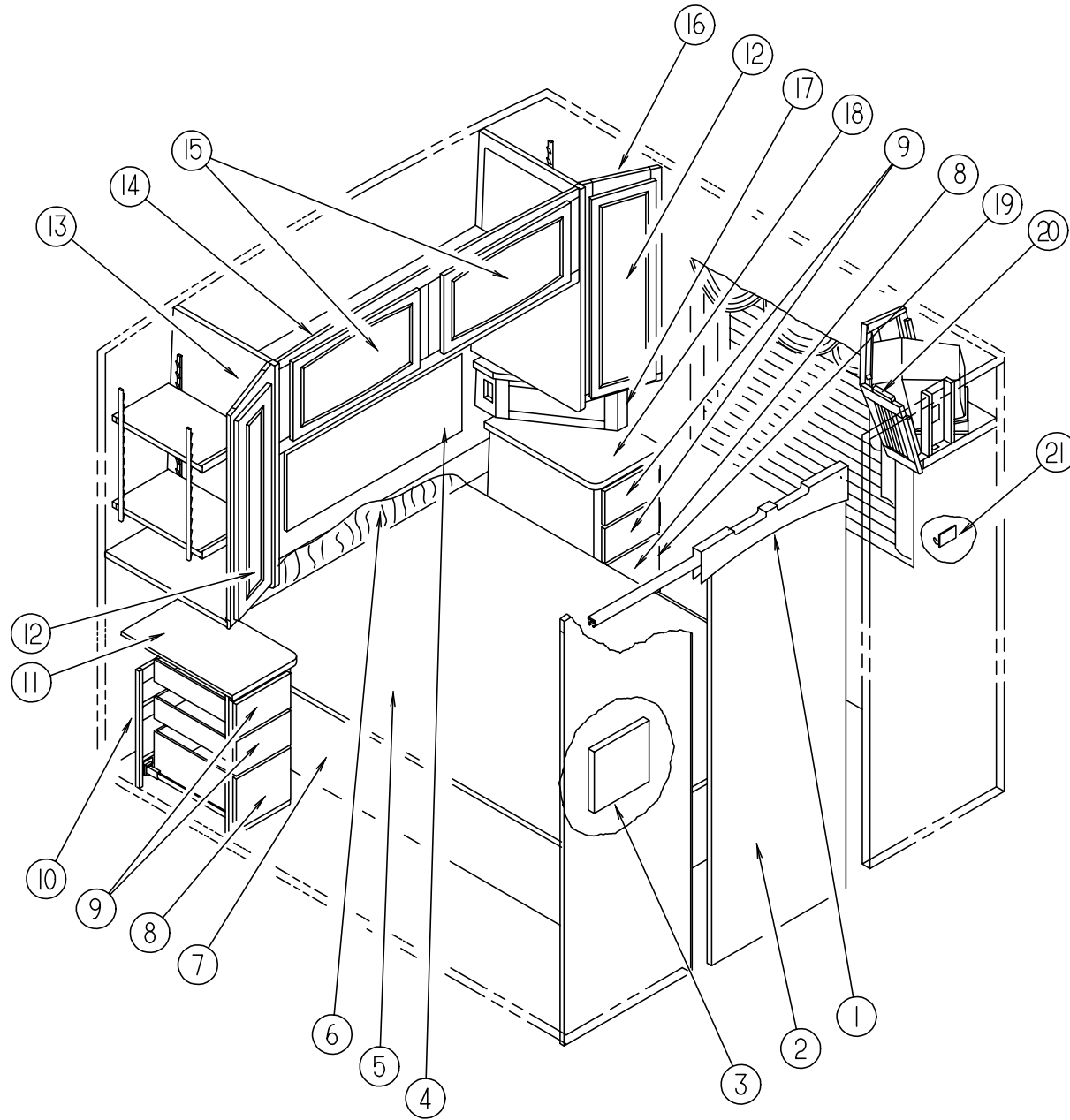
KEY	PART NUMBER	U/M DESCRIPTION
	103868-03-01A	EA TRACK-DOOR, 1250, O/W
	104013-02-E37	EA DOOR ASM-SLIDING (PICKLED ASH)
	104013-02-E41	EA DOOR ASM-SLIDING (SALEM CHERRY)
	110418-01-E37	EA HEADER ASM-DOOR (PICKLED ASH)
	110418-01-E41	EA HEADER ASM-DOOR (SALEM CHERRY)

BEDROOM/BATH PRIVACY DOOR

KEY	PART NUMBER	U/M DESCRIPTION
	103868-05-01A	EA TRACK-DOOR, 1353 O/W
	104013-03-E37	EA DOOR ASM-SLIDING (PICKLED ASH)
	104013-03-E41	EA DOOR ASM-SLIDING (SALEM CHERRY)
	110418-03-E37	EA HEADER ASM-DOOR (PICKLED ASH)
	110418-03-E41	EA HEADER ASM-DOOR (SALEM CHERRY)

BEDROOM GROUP

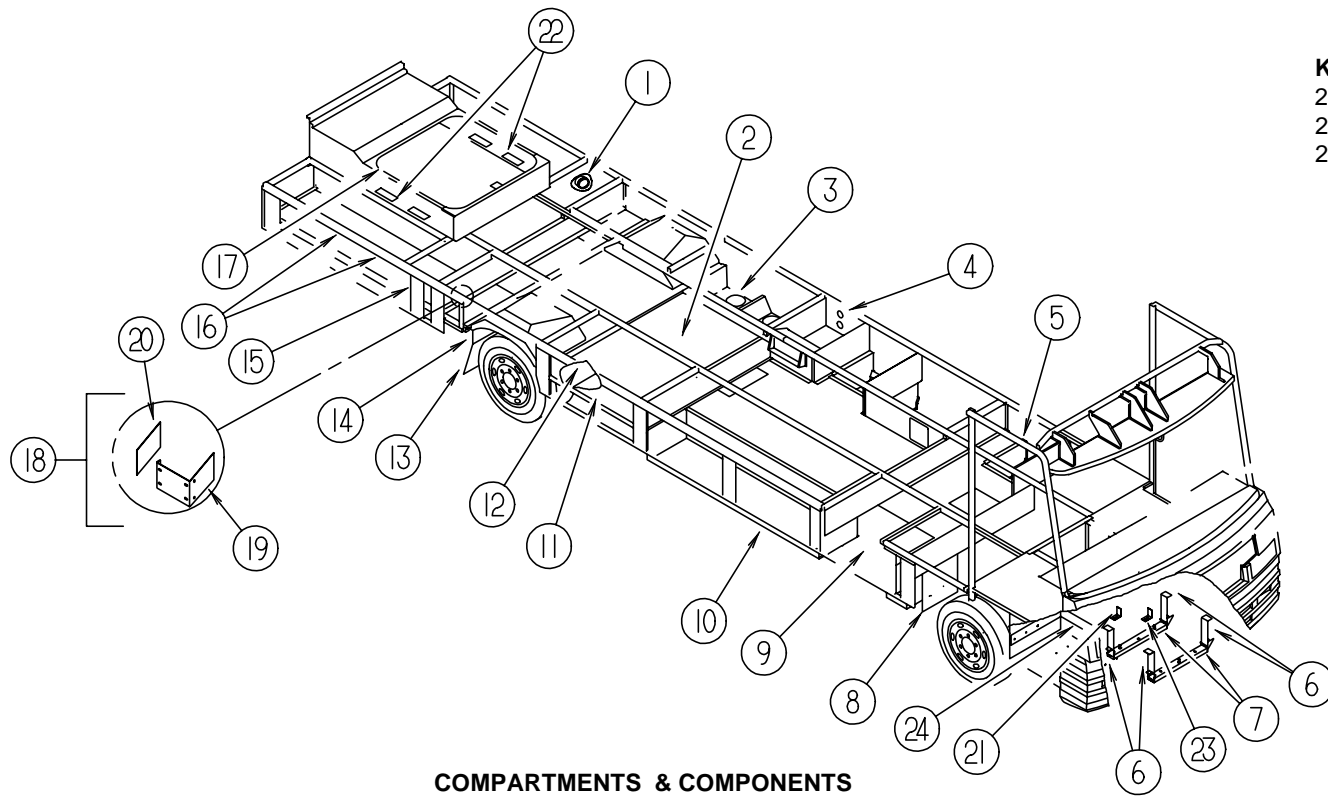
QUEEN BEDROOM CABINETS & FIXTURES



KEY	PART NUMBER	U/M DESCRIPTION
5	M05905-01-D18	EA TOP ASM-BED, QUEEN
	041389-25-000	EA HINGE-PIANO, 1.50 X 1397.0 MILL
	057460-04-000	EA SPRING-GAS
	057460-02-000	EA STUD-BALL, GAS SPRING - 10MM - 5/16" - 18
	097872-04-000	EA DOWEL-WOOD, 1" DIAMETER X 1.38" LONG
	089025-01-000	EA SUPPORT-SPRING, TO BED - ANGLE 1.5" X 11.8" LONG - STEEL
	109645-01-000	EA BRACKET-SUPPORT, FLOOR TO BED 93-M F/GAS SPRING
	081114-01-000	EA CAP-INSERT, ROUND - 1" DIAMETER - PLASTIC - BLACK
	091952-01-000	EA CLIP-GRIPPER
	091261-01-000	FT SLIPNOT-ANTISLIP, 1" WIDE
	097872-04-000	EA DOWEL-WOOD, 1.00 DIAMETER X 1.38 LONG - UNFINISHED
6	112516-04-G38	EA HEADBOARD-IMPERIAL, QUEEN (G38, G39)
6	112732-04-G40	EA HEADBOARD-IMPERIAL, QUEEN (G40, G41)
6	112516-04-G42	EA HEADBOARD-IMPERIAL, QUEEN (G42, G43)
7	P09393-01-E37	EA CABINET ASM-BED, QUEEN (PICKLED ASH)
7	P09393-01-E41	EA CABINET ASM-BED, QUEEN (SALEM CHERRY)
8	M05971-19-E37	EA DRAWER COMPLETE-SLIDE (PICKLED ASH)
8	M05971-19-E41	EA DRAWER COMPLETE-SLIDE (SALEM CHERRY)
9	M05971-18-E37	EA DRAWER COMPLETE-SLIDE (PICKLED ASH)
9	M05971-18-E41	EA DRAWER COMPLETE-SLIDE (SALEM CHERRY)
10	107017-01-E38	EA CABINET ASM-NIGHTSTAND, RH (PICKLED ASH) (G38)
10	107017-01-E42	EA CABINET ASM-NIGHTSTAND, RH (PICKLED ASH) (G39)
10	107017-01-F40	EA CABINET ASM-NIGHTSTAND, RH (PICKLED ASH) (G40)
10	107017-01-F41	EA CABINET ASM-NIGHTSTAND, RH (PICKLED ASH) (G41)
10	107017-01-G42	EA CABINET ASM-NIGHTSTAND, RH (PICKLED ASH)
10	107017-01-G43	EA CABINET ASM-NIGHTSTAND, RH (PICKLED ASH)
11	107017-11-E38	EA COUNTERTOP ASM (G38, G39)
11	107017-11-F40	EA COUNTERTOP ASM (G40, G41)
11	107017-11-G42	EA COUNTERTOP ASM (G42, G43)
12	M06803-14-E37	EA DOOR-MITERED CORNERS W/OGEE EDGING 10.8" X 36.4" (PICKLED ASH)
12	M06803-14-E41	EA DOOR-MITERED CORNERS W/OGEE EDGING 10.8" X 36.4" (SALEM CHERRY)
	088742-10-000	EA MIRROR-BEVELED, SAFETY GLASS
13	P14721-01-F36	EA CABINET ASM-SHIRT CLOSET RH (PICKLED ASH)
13	P14721-01-F37	EA CABINET ASM-SHIRT CLOSET RH (SALEM CHERRY)
14	M05960-10-E37	EA CABINET ASM-OVERHEAD, RR (PICKLED ASH)
14	M05960-10-E41	EA CABINET ASM-OVERHEAD, RR (SALEM CHERRY)
15	M05990-01-E37	EA DOOR ASM, 14.4" X 26.8" (PICKLED ASH)
15	M05990-01-E41	EA DOOR ASM, 14.4" X 26.8" (SALEM CHERRY)
16	P14720-01-F36	EA CABINET ASM-SHIRT CLOSET LH (PICKLED ASH)
16	P14720-01-F37	EA CABINET ASM-SHIRT CLOSET LH (SALEM CHERRY)
17	107446-01-E38	EA CABINET ASM-RADIO (G38)
17	107446-01-E42	EA CABINET ASM-RADIO (G39)
17	107446-01-F40	EA CABINET ASM-RADIO (G40)
17	107446-01-F41	EA CABINET ASM-RADIO (G41)
17	107446-01-G42	EA CABINET ASM-RADIO
17	107446-01-G43	EA CABINET ASM-RADIO
18	107018-11-E38	EA COUNTERTOP ASM (G38, G39)
18	107018-11-F40	EA COUNTERTOP ASM (G40, G41)
18	107018-11-G42	EA COUNTERTOP ASM (G42, G43)
19	107018-01-E38	EA CABINET ASM-NIGHTSTAND, LH (G38)
19	107018-01-E42	EA CABINET ASM-NIGHTSTAND, LH (G39)
19	107018-01-F40	EA CABINET ASM-NIGHTSTAND, LH (G40)
19	107018-01-F41	EA CABINET ASM-NIGHTSTAND, LH (G41)
19	107018-01-G42	EA CABINET ASM-NIGHTSTAND, LH
19	107018-01-G43	EA CABINET ASM-NIGHTSTAND, LH
20	P07445-01-E37	EA CABINET ASM-OVERHEAD, TV (PICKLED ASH)
20	P07445-01-E41	EA CABINET ASM-OVERHEAD, TV (SALEM CHERRY)
21	104174-01-000	EA HOOK-ROBE, TWIN

KEY	PART NUMBER	U/M DESCRIPTION
1	110418-03-E37	EA HEADER ASM-DOOR (PICKLED ASH)
1	110418-03-E41	EA HEADER ASM-DOOR (SALEM CHERRY)
	103868-05-01A	EA TRACK-DOOR, 1353 O/W
2	104013-03-E37	EA DOOR ASM-SLIDING (PICKLED ASH)
2	104013-03-E41	EA DOOR ASM-SLIDING (SALEM CHERRY)
3	112515-01-02A	EA PICTURE-DECORATIVE, THOU ART 12" X 16"
4	058331-93-000	EA MIRROR-GLASS, SAFETY - 700MM X 1600MM

CHASSIS GROUP



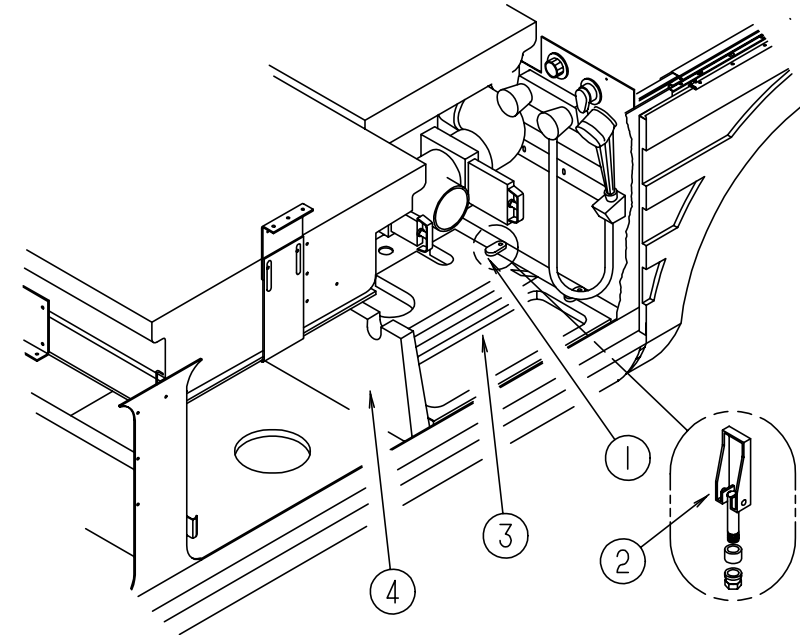
COMPARTMENTS & COMPONENTS

KEY	PART NUMBER	U/M DESCRIPTION
1	098215-03-000	EA COLLAR-CRIMPED, 6 " ROUND
2	105536-01-000	EA PANEL-BOTTOM, WATER COMPARTMENT
3	114679-01-01A	EA COMPARTMENT-STORAGE
4	092263-03-000	EA PANEL-EXHAUST, FURNACE
5	093287-10-01A	EA NET-CARGO
5	093395-01-000	EA ANGLE-SHELF, TIRE
		FROM: 00-00-00 THRU: 09-17-95
6	115652-02-02B	EA BRACKET-HANGER, GENERATOR - 4 USED (DIESEL GENERATOR ONLY)
7	115656-02-02B	EA TUBE ASM-SUPPORT, GENERATOR - 2 USED (DIESEL GENERATOR ONLY)
8	111546-01-000	EA MAT-RUBBER
9	065450-05-000	EA TIEDOWN-BATTERY, 8.4" TUBE
		FROM: 00-00-00 THRU: 11-19-95
9	093395-02-000	EA BRACKET SHELF, TIRE
10	093395-01-000	EA ANGLE-SHELF, TIRE
10	093287-08-01A	EA NET-CARGO
		FROM: 00-00-00 THRU: 09-17-95
11	107723-01-01A	EA PANEL-COVER SEAL, VALANCE, BLACK
12	020167-03-000	EA DIRT GUARD-STEEL 279.5MM LONG (11" LONG)
13	017516-01-000	EA FLAP-MUD, 14" X 18" - BLACK
14	020167-05-000	EA DIRT GUARD - STEEL - 380MM LONG (15" LONG)
15	115392-01-01A	EA STRAP ASM-VELCRO, APLIX FF5026-008
16	112384-01-000	EA SPONGE-BRACKET, RACK & LADDER
16	108986-01-000	EA TUBE-SUPPORT, LADDER, LOWER
17	039623-01-000	FT SEAL-MOTOR COVER, RUBBER BULB TYPE - BLACK
		072877-03-000
		EA INSULATION-SOUND BARRIER
18	115653-13-02B	EA BRACKET ASM-AIR DRYER, E-COAT
19	111844-01-000	EA BRACKET-AIR DRYER
20	111845-01-000	EA BRACKET-AIR DRYER
		076310-01-002
		EA RUBBER-SHEET 0150 X 0100MM
21	111756-01-000	EA BRACKET-EXHAUST, HANGER
		FROM: 00-00-00 THRU: 11-26-95
21	111756-04-000	EA BRACKET-EXHAUST, HANGER
		FROM: 11-27-95 THRU: 99-99-99

CHASSIS GROUP (CONTINUED)

COMPARTMENTS & COMPONENTS (CONTINUED)

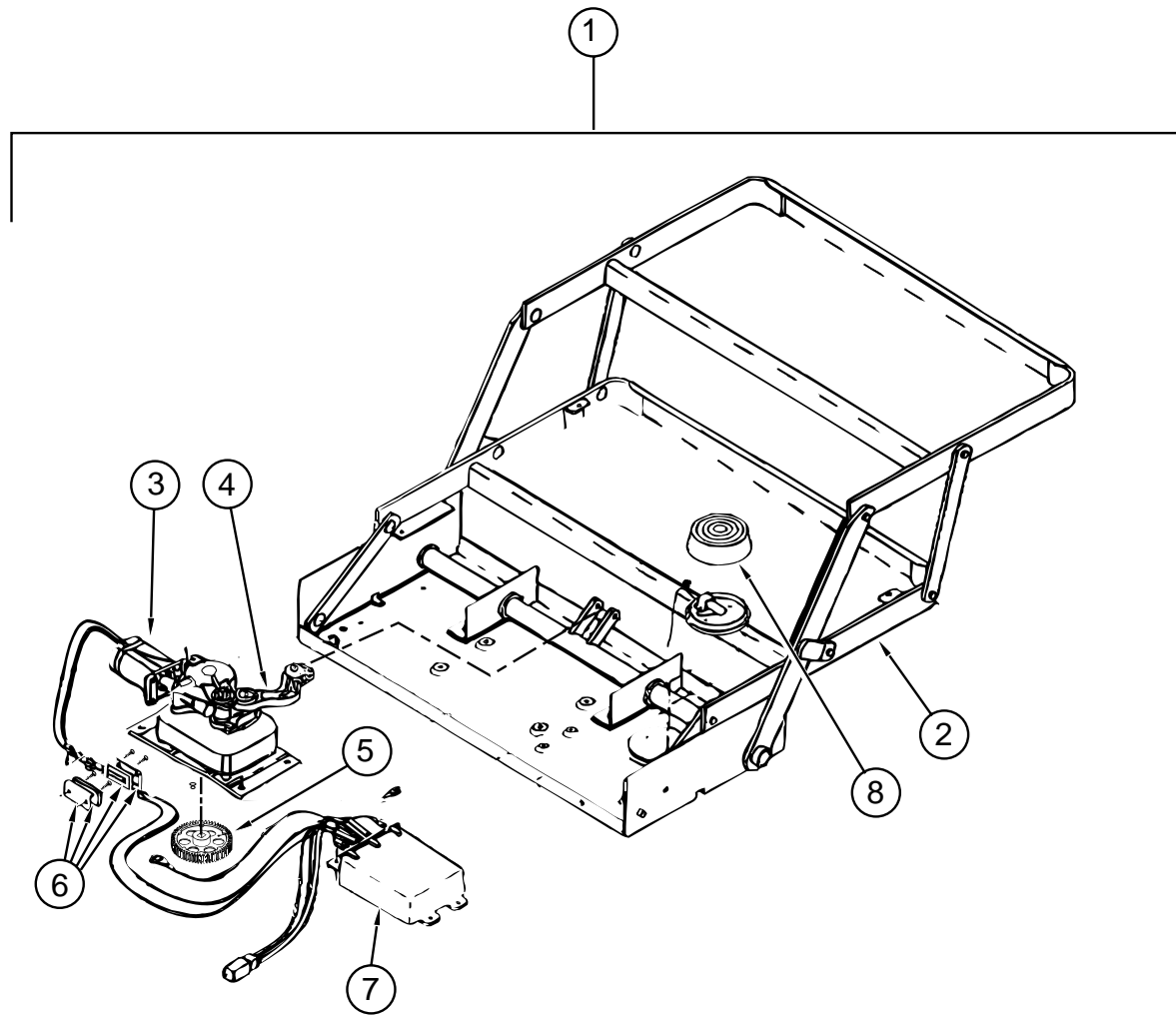
KEY	PART NUMBER	U/M DESCRIPTION
22	110277-02-000	EA STRAP-W/HOLES
23	111756-03-000	EA BRACKET-EXHAUST, HANGER
24	106152-01-000	EA PANEL-COMPARTMENT, GENERATOR
	107719-01-01A	EA STRIKE-VALANCE DOOR, MILL
	061420-05-000	EA PLUG-PLASTIC, 1.8" DIAMETER
	115361-01-01A	EA PLUG-PLASTIC
	056748-01-000	EA PLUG-CAP, 1.5" DIAMETER - BLACK
	072368-02-000	EA TRIM-VINYL, EDGE - BLACK - GM 14004305
	090340-01-000	FT SEAL-FOAM, CLOSED CELL - 1/4" X 1/2" X 50'



STORAGE COMPARTMENT

KEY	PART NUMBER	U/M DESCRIPTION
1	114677-01-01A	EA RETAINER-HATCH
		FROM: 00-00-00 THRU: 01-25-96
2	121175-01-01A	EA LATCH-SWELL, BLACK
		FROM: 01-26-96 THRU: 99-99-99
3	M06991-03-F36	EA HATCH ASM W/FOAM
4	114679-01-01A	EA COMPARTMENT-STORAGE

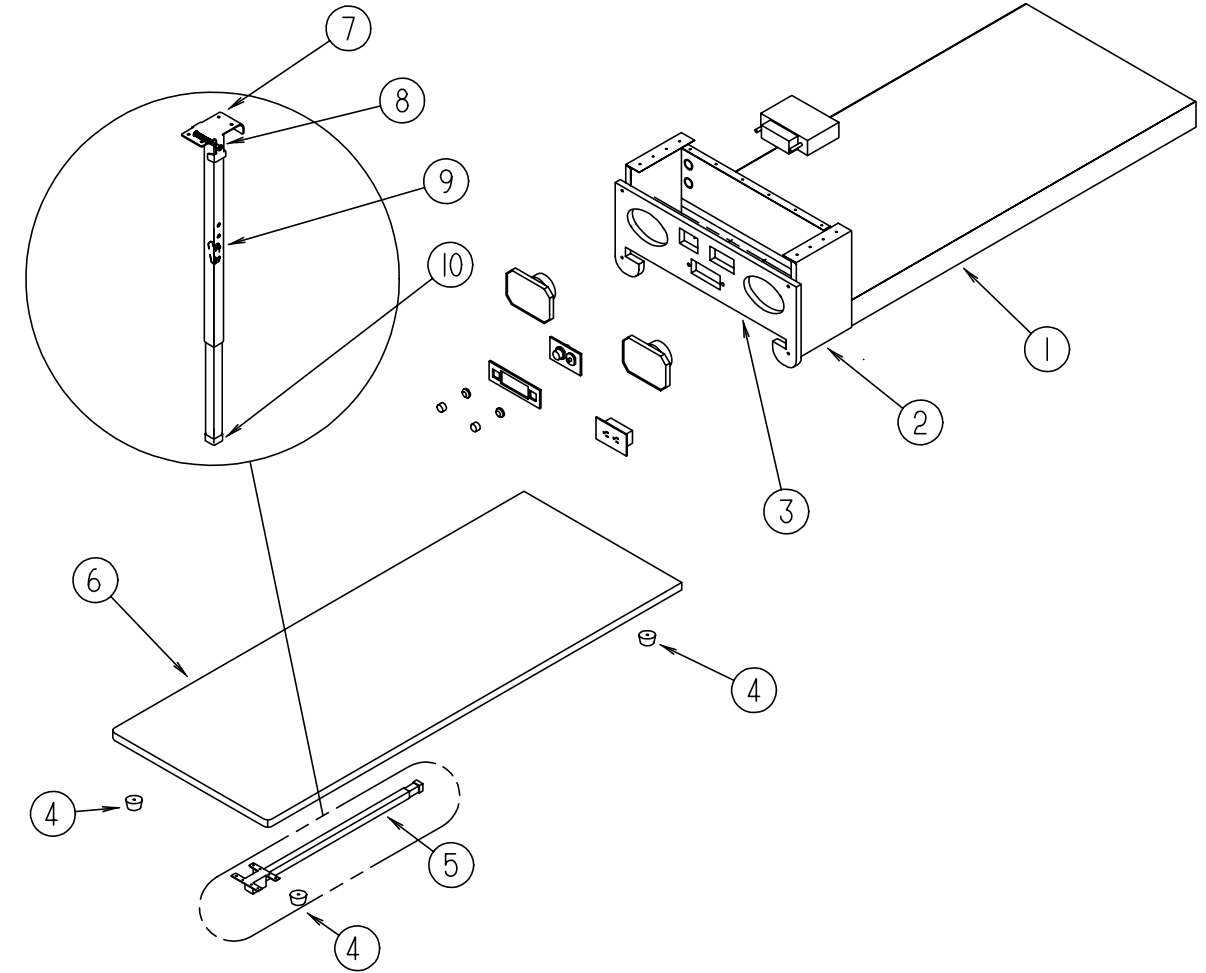
CHASSIS GROUP (CONTINUED)



KWIKEE ELECTRIC STEP & SWITCH SPACER

KEY	PART NUMBER	U/M DESCRIPTION	VENDOR NO.
1	094707-01-01A	EA STEP-DOUBLE, ELECTRIC - KWIKEE 3218	
2	094707-01-702	EA FRAME W/DBL STEP, 3200 SERIES	908032
3	094707-02-700	EA MOTOR ASM., W/BEARINGS & PINS	909520
4	094707-02-701	EA LINKAGE ASM. W/BEARINGS-PINS	909534
5	094707-02-702	EA GEAR KIT, W/BEARINGS, PIN-CASE	909525
	094707-02-703	EA BEARING & PINS	909530
6	094707-02-704	EA CONNECTOR-MOTOR ASM.W/PLATES	909537
7	094707-02-705	EA CONTROL UNIT, WHITE	909513
8	088746-01-705	EA LIGHT-UNDER STEP	9004
	088733-01-700	EA BULB	9004
	094707-02-707	EA TREAD-NON SKID, BLACK 6"X21"	909333
	116995-01-000	EA SWITCH/MAGNET-STEP, ELECTRIC, KWIKEE 905306	
	075723-02-000	EA SPACER-SWITCH, W/HOLE - .2" X .9" X 2" - METAL - OFF WHITE	

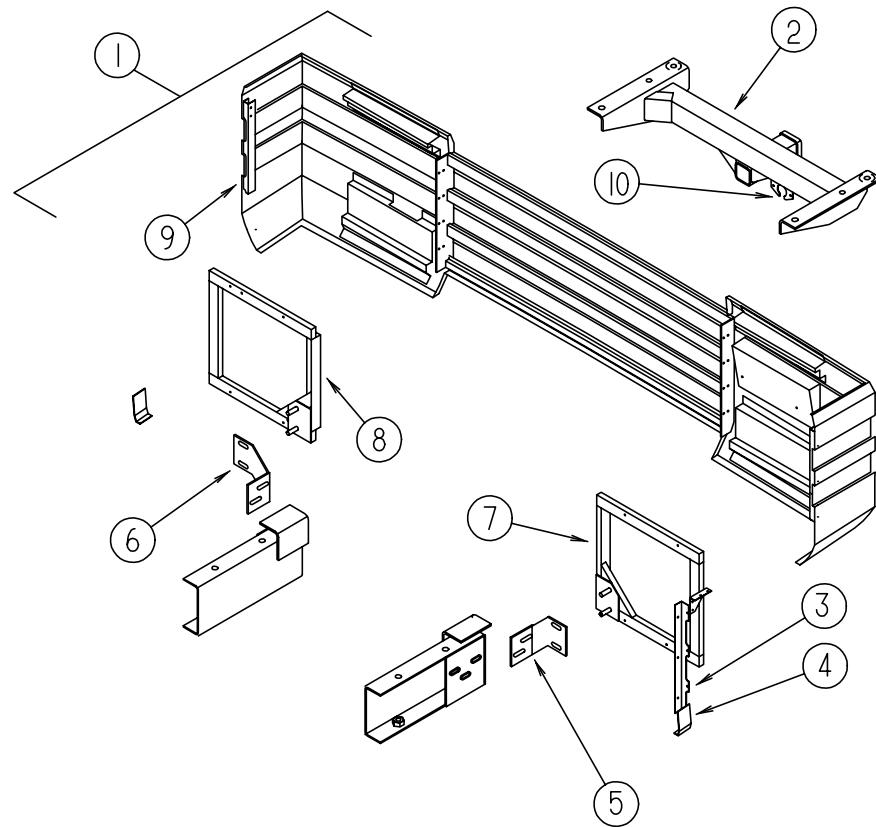
CHASSIS GROUP (CONTINUED)



ENTERTAINMENT COMPARTMENT

KEY	PART NUMBER	U/M DESCRIPTION
1	108534-01-D18	EA FRAME ASM-ENTERTAINMENT CTR
2	108508-02-000	EA BRACKET-ENTERTAINMENT CENTER
3	108506-01-F36	EA PLATE-RADIO MOUNTING
4	069726-02-000	EA BUMPER-RUBBER, .88" DIAMETER X .40", BLACK
5	110381-01-D18	EA LEG ASM-TABLE, EXTERIOR
6	P10549-01-F36	EA TABLE ASM-ENTERTAINMENT CTR
7	110287-01-000	EA BRACKET-LEG, TABLE EXTERIOR
8	074630-03-000	EA FASTENER-PUSH ON, .250 ROUND
8	110459-01-000	EA SPRING-COMPRESSION .300X1.50
9	110439-01-000	EA FASTENER-SNAP-BUTTON
10	110550-01-000	EA CAP-TUBE 22.2MM SQUARE

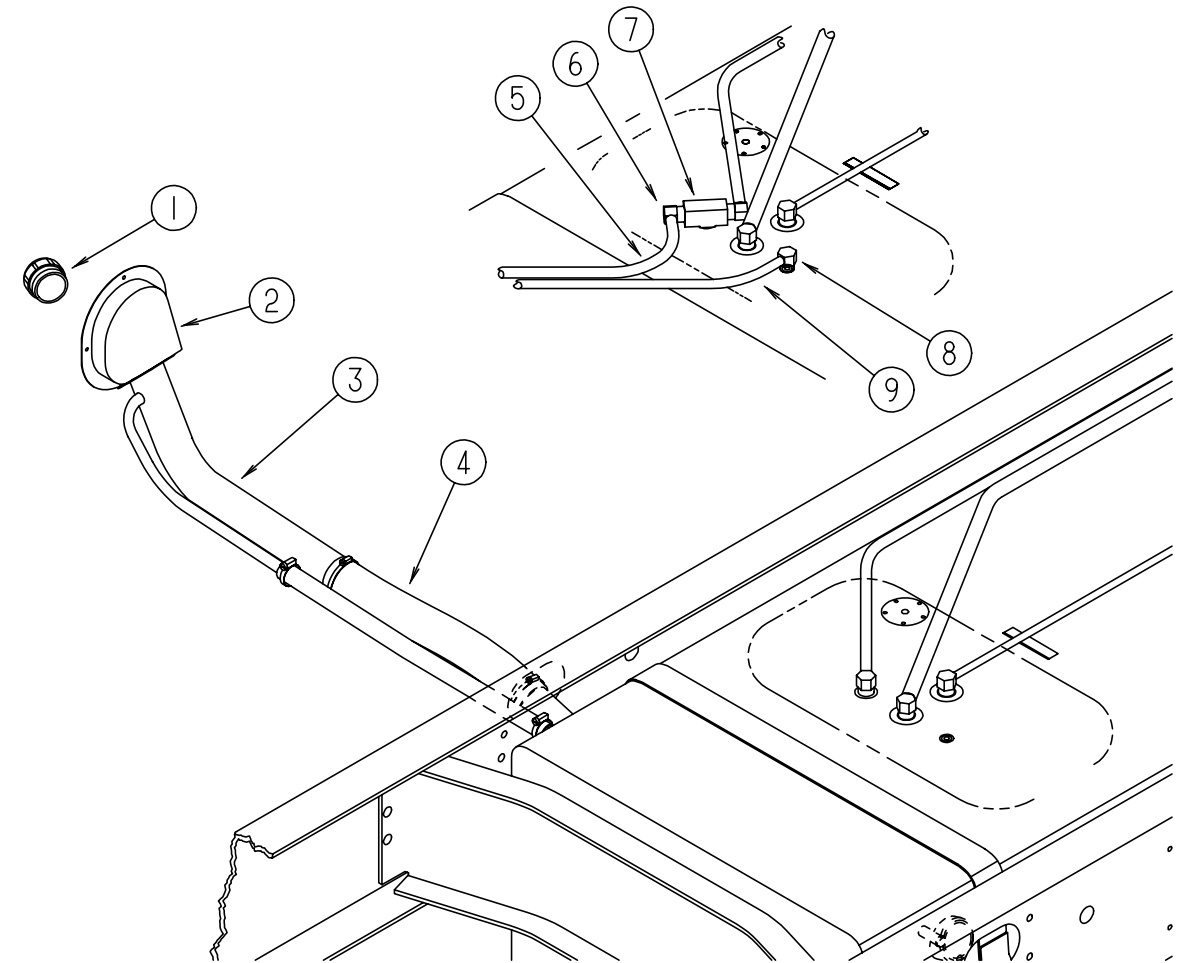
CHASSIS GROUP (CONTINUED)



REAR BUMPER & TRAILER HITCH

KEY	PART NUMBER	U/M DESCRIPTION
1	M05811-02-D18	EA REAR BUMPER ASM (PUSHER)
2	107707-04-000	EA DRAWBAR ASM-HITCH, CLASS II
	113588-02-01B	EA BRACKET-CONNECTOR, TRAILER, MILL
	107627-01-000	EA TOWBAR ASM-LH, UNPAINTED
	034512-01-000	EA PIN-LOCKING, DRAWBAR
3	107487-01-000	EA ANGLE-ATTACHMENT, REAR
4	107665-01-000	EA ANGLE-FORMED, BUMPER, LOWER
5	115486-02-02B	EA BRACKET-MOUNT, BUMPER, LH, E-COAT
6	115486-01-02B	EA BRACKET-MOUNT, BUMPER, RH, E-COAT
7	108939-02-000	EA FRAME ASM-BUMPER, REAR, LH
8	108939-01-000	EA FRAME ASM-BUMPER, REAR
9	108453-04-000	EA CAP ASM-END, REAR, RH
	108453-03-000	EA CAP ASM-END, REAR, LH
	113589-01-000	EA CONNECTOR-PLUG, TRAILER - GENERAL 433501
10	113589-02-000	EA CONNECTOR-SOCKET, TRAILER - GENERAL 433601

CHASSIS GROUP (CONTINUED)

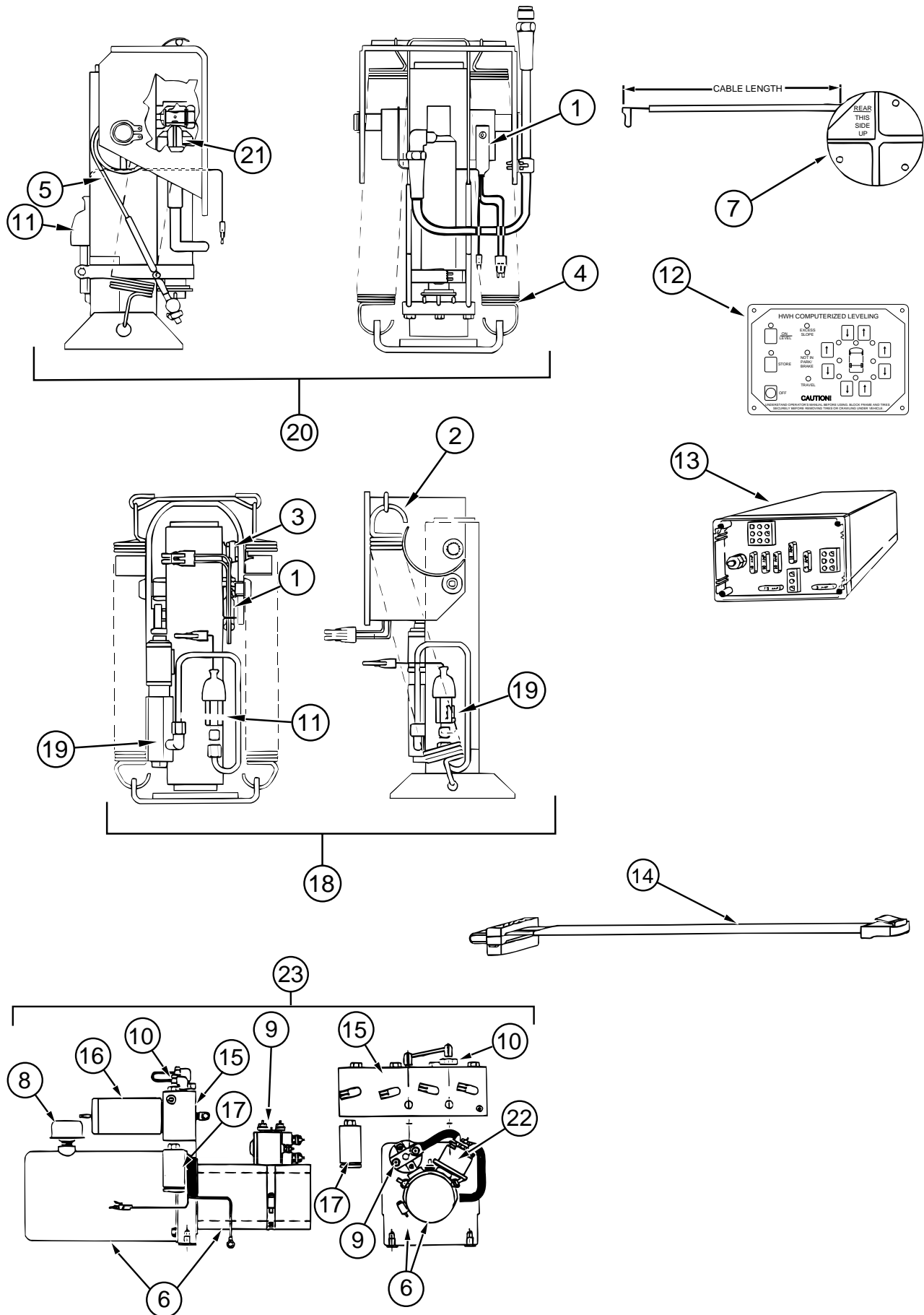


FUEL SYSTEM - STANDARD & W/DIESEL GENERATOR OPTION

KEY	PART NUMBER	U/M DESCRIPTION
1	073220-03-000	EA CAP-FUEL FILL, NON LOCK (DSL) - GM-15671703
2	102951-01-01A	EA SHROUD-FUEL FILL
3	087256-09-000	EA NECK ASM-FUEL FILL
4	007111-02-000	EA HOSE-FUEL FILL, 2.00 ID
5	024138-01-000	FT HOSE-FUEL, 5/16" ID
6	114253-02-000	EA ELBOW-5/16 SGL BARB X 1/4MPT - WEATHERHEAD 1557
7	116457-01-000	EA TEE-BRASS, BRANCH 1/4 NPT, W/HD 3600X4
8	068382-06-000	EA BUSHING-BRASS, 3/8MPT X 1/8FPT - PARKER 209P-6-2
8	114253-01-000	EA ELBOW-1/4 SGL BARB X 1/8MPT - WEATHERHEAD 1582
9	007063-01-000	FT HOSE-GAS 1/4"ID X 1/2"OD
	084884-01-000	EA PLUG-BRASS, 3/8"

CHASSIS GROUP (CONTINUED)

HWH HYDRAULIC LEVELING SYSTEM FOR CHASSIS W/SPRING SUSPENSION



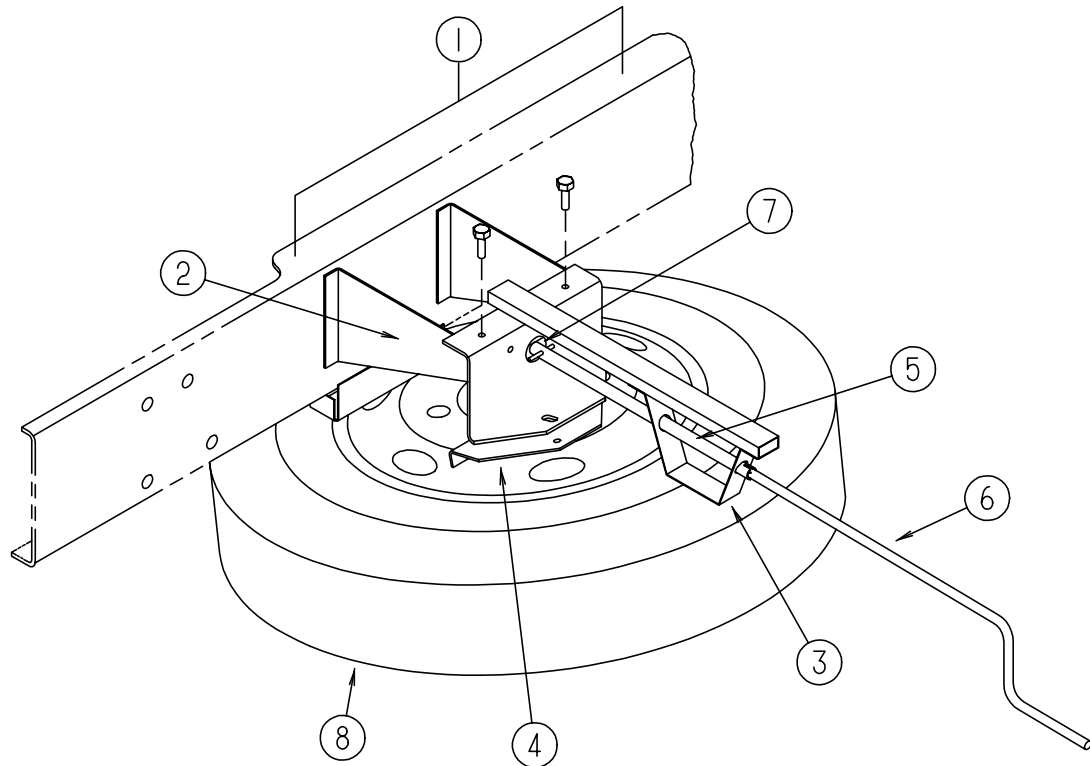
KEY	PART NUMBER	U/M DESCRIPTION	VENDOR NO.
1	100532-01-704	EA SWITCH-MERCURY, 6K & 9K JACK	RAP1010
2	100532-01-705	EA SPRING KIT-9K JACK	RAP1171
3	100532-01-707	EA BEARING-ROLLER KIT, 9K JACK	R2527
4	100532-02-701	EA SPRING KIT-6K JACK	RAP6824
5	100532-02-704	EA CABLE-ACTUATOR, 6K JACK	RAP7194
6	100532-03-705	EA PUMP/MOTOR/TANK .75 GAL	RAP0002
7	100532-03-710	EA SENSING UNIT 21' MTA	RAP6798
8	100532-03-715	EA CAP-BREATHER	RAP7876
9	100532-03-716	EA SOLENOID-SINGLE, ESSEX	RAP7505
10	100532-03-717	EA VALVE-PRESS., RETURN SHUTTLE	RAP7964
11	100532-03-726	EA SWITCH-PRESSURE	RAP8003
12	100532-09-700	EA PANEL ASM.-TOUCH CONTROL	RAP1002
13	100532-09-701	EA CONTROL BOX ASM.	RAP0984
14	100532-09-702	EA CABLE-MODULAR 5'	AP1020
15	100532-09-703	EA MANIFOLD ASM.-COMPLETE	RAP0959
16	100532-09-704	EA VALVE-PRESSURE SOLENOID	RAP0642
17	100532-09-705	EA SWITCH-PRESSURE W/HEAD-3000#	RAP0993
18	100532-09-706	EA JACK ASM. 9K TALL	RAP0980
19	100532-09-707	EA ACTUATOR ASM. - 9K	RAP0547
20	100532-09-708	EA JACK ASM. 6K W/PRESSURE SW. TALL	RAP0992
21	100532-09-709	EA ACTUATOR ASM.-6K	RAP0448
22	100532-09-710	EA SOLENOID-4 POST INT. DUTY	RAP0533
23	100532-09-711	EA POWER UNIT/MANIFOLD ASM.	RAP0978
	100532-09-712	EA HARNESS HYDRAULIC PUMP 35.8'	RAP1024
	100532-09-713	EA HARNESS WARNING PRESSURE 35.11'	RAP1025

KEY	PART NUMBER	U/M DESCRIPTION	VENDOR NO.
1	100533-08-000	EA BRACKETS-FRONT LEVELING JACK - HWH AP9857	
			FROM: 00-00-00 THRU: 11-19-95
1	114748-06-02B	EA BRACKET ASM-FRONT LEVELING JACKS - E-COATED	
			FROM: 11-20-95 THRU: 99-99-99
2	100536-14-000	EA HOSE KIT - HWH #AP0182	
	100536-09-701	EA HOSE-HYDRAULIC-60"	RAP4073
	100536-14-700	EA HOSE-HYDRAULIC-288"	RAP4063
	100536-14-701	EA HOSE-HYDRAULIC-108"	RAP4074
	100536-14-702	EA HOSE-HYDRAULIC-264"	RAP6216
3	100534-07-000	EA BRACKETS-REAR LEVELING JACK - HWH AP9858	
			FROM: 00-00-00 THRU: 11-19-95
3	114748-05-02B	EA BRACKET ASM-REAR LEVELING JACKS - E-COATED	
			FROM: 11-20-95 THRU: 99-99-99
4	100532-10-000	EA LEVELING SYSTEM-HYDRAULIC - HWH AP1018	
5	116199-01-02B	EA SUPPORT ASM-LEVELING JACK PUMP, E-COAT	
6	116200-01-09B	EA SHIELD-HEAT, LEVELING JACK PUMP, GALVANIZED	
7	116181-01-02B	EA BRACKET-PUMP, LEVELING JACK, RR INNER E-COAT	
	085765-01-000	EA TEE-2 F & 1 MALE ENDS, 1/4 MPT X 1/4 - BRASS - WEATEARP	

CHASSIS GROUP (CONTINUED)

HWH HYDRAULIC LEVELING SYSTEM FOR CHASSIS W/AIR SUSPENSION

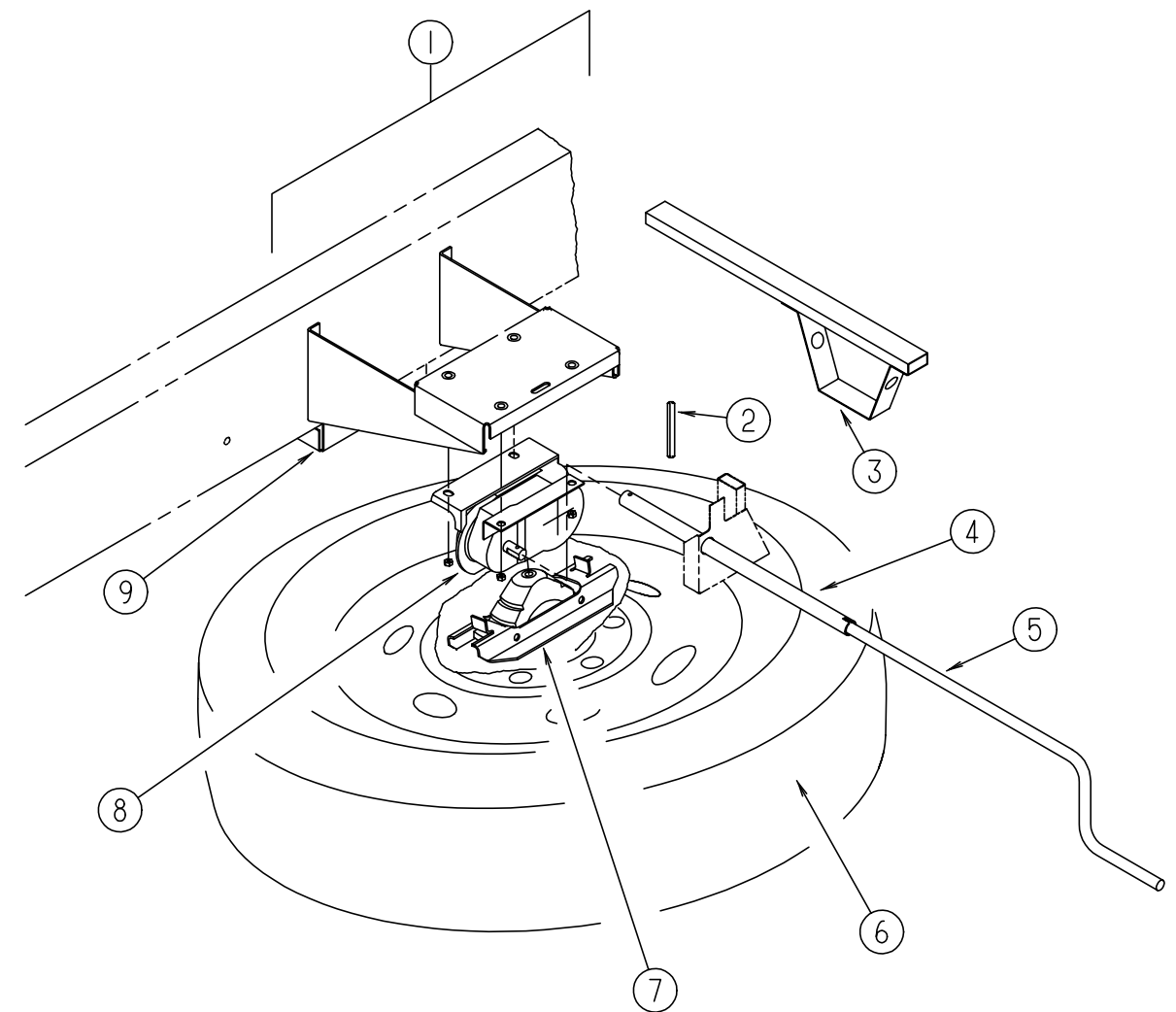
KEY	PART NUMBER	U/M	DESCRIPTION
	114748-06-02B	EA	BRACKET ASM-FRONT LEVELING JACKS - E-COATED
	100536-26-000	EA	LEVELING SYSTEM-HYDRAULIC, HWH AP12059
	114748-05-02B	EA	BRACKET ASM-REAR LEVELING JACKS - E-COATED
	100532-23-000	EA	LEVELING SYSTEM-HYDRAULIC, HWH AP11296
	116199-01-02B	EA	SUPPORT ASM-LEVELING JACK PUMP, E-COAT
	116200-01-09B	EA	SHIELD-HEAT, LEVELING JACK PUMP, GALVANIZED
	116181-01-02B	EA	BRACKET-PUMP, LEVELING JACK, RR INNER E-COAT
	085765-01-000	EA	TEE-2 F & 1 MALE ENDS, 1/4 MPT X 1/4 - BRASS - WEATEARP



SPARE TIRE HOIST
FROM: 00-00-00 THRU: 01-15-96

KEY	PART NUMBER	U/M	DESCRIPTION
1	115653-12-02B	EA	SUPPORT ASM-SPARE TIRE HOIST, E-COAT
2	111868-01-000	EA	PLATE-SIDE, TIRE HOIST
3	111576-01-000	EA	SUPPORT-HANDLE, TIRE HOIST
	077030-02-000	EA	EXTENSION-VALVE STEM, 1.25"
4	093267-01-000	EA	HOIST-SPARE TIRE, DEUER MFG6L201
5	093375-09-000	EA	EXTENSION-TIRE HOIST
6	093376-02-000	EA	HANDLE ASM-CRANK, TIRE HOIST
	114376-01-000	EA	PIN-DRIVE, .156 X .750 - TYPE E - TIRE HOIST
7	000F10-06-32B	EA	PIN-COTTER, 3/16 X 2.00 - ZN
8	102340-01-000	EA	TIRE, 245/70 R19.5, MICHELIN XZA
	080208-04-000	EA	WRENCH-LUG, 30MM (1 3/16") - OSHKOSH/X21RDX
	080208-05-000	EA	LEVERAGE BAR-LUG WRENCH 3/4D - OSHKOSH/X21RDX

CHASSIS GROUP (CONTINUED)



SPARE TIRE HOIST
FROM: 01-16-96 THRU: 99-99-99

KEY	PART NUMBER	U/M	DESCRIPTION
1	119968-18-02B	EA	SUPPORT ASM-SPARE TIRE HOIST, E-COAT
2	113007-04-000	EA	PIN-SPRING, .188 X 1.25 IN
3	111576-02-000	EA	SUPPORT-HANDLE, TIRE HOIST
4	093375-10-000	EA	EXTENSION-TIRE HOIST
5	093376-04-000	EA	HANDLE ASM-CRANK, TIRE HOIST
	114376-02-000	EA	PIN-DRIVE, .156 X .750 - TYPE E - TIRE HOIST
6	102340-01-000	EA	TIRE, 245/70 R19.5, MICHELIN XZA
	077030-02-000	EA	EXTENSION-VALVE STEM, 1.25"
7	120752-01-02B	EA	SUPPORT-TIRE, SPARE, E-COAT
8	120877-01-000	EA	HOIST-SPARE TIRE, 400 LB - FORD F6UZ1A131BB
9	116242-01-02B	EA	SPACER-TIRE, SPARE, E-COAT
	080208-04-000	EA	WRENCH-LUG, 30MM (1 3/16") - OSHKOSH/X21RDX
	080208-05-000	EA	LEVERAGE BAR-LUG WRENCH 3/4D - OSHKOSH/X21RDX

CHASSIS GROUP (CONTINUED)

KAPER WHEEL LINERS

KEY	PART NUMBER	U/M DESCRIPTION	VENDOR NO.
	091209-13-000	EA WHEEL LINER SET - 19.5" WHEEL - (SET = 4)	
	091209-08-704	EA LINER-WHEEL, FRT. (PLASTIC NUT)	207
	091209-08-705	EA LINER-WHEEL, RR. (PLASTIC NUT)	208
	091209-13-700	EA NUT-JAMB-A22, 20M, FRT & REAR	A22
	091209-13-701	EA COVER-LUG NUT (PLASTIC-JAMB)	302
	091209-13-702	EA CAP-CENTER, PLASTIC	A24
	091209-13-703	EA CAP-LUG NUT FAKE, PLASTIC	A25
	091209-16-000	EA NUT-JAMB-A20, 22M THREAD FRT	A20
	091209-13-705	EA LINER-WHEEL, FRT. (SS NUT COVER)	209
	091209-13-706	EA LINER-WHEEL, RR. (SS NUT COVER)	210
	091209-13-707	EA COVER-LUG NUT, (SS JAMB NUT)	302
	091209-13-708	EA CAP-CENTER, STAINLESS	A26

AIR INTAKE HOSE, RADIATOR BAFFLE & STEEL TUBE

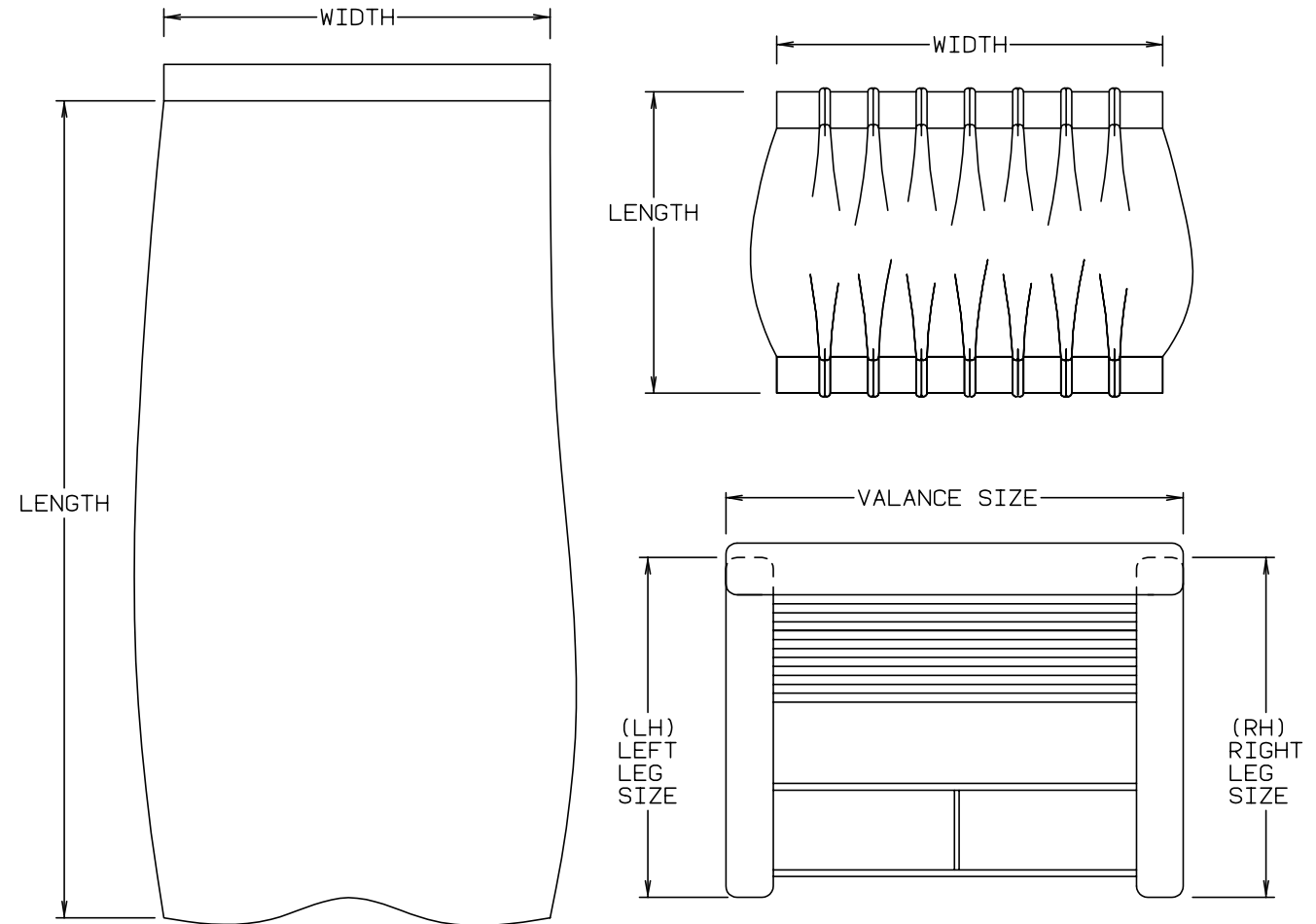
KEY	PART NUMBER	U/M DESCRIPTION
	076310-01-000	EA SHEET-RUBBER, RADIATOR BAFFLE - .12" X 15" X 62" - BLACK
	076310-04-000	EA SHEET-RUBBER, 23" X 50"
	105805-01-000	EA TUBE-STEEL
	110082-02-000	EA HOSE-AIR INTAKE, 6.0 INCH DIA - FLEXFAB FLX3005-000

CURTAIN & CUSHION GROUP

NOTICE

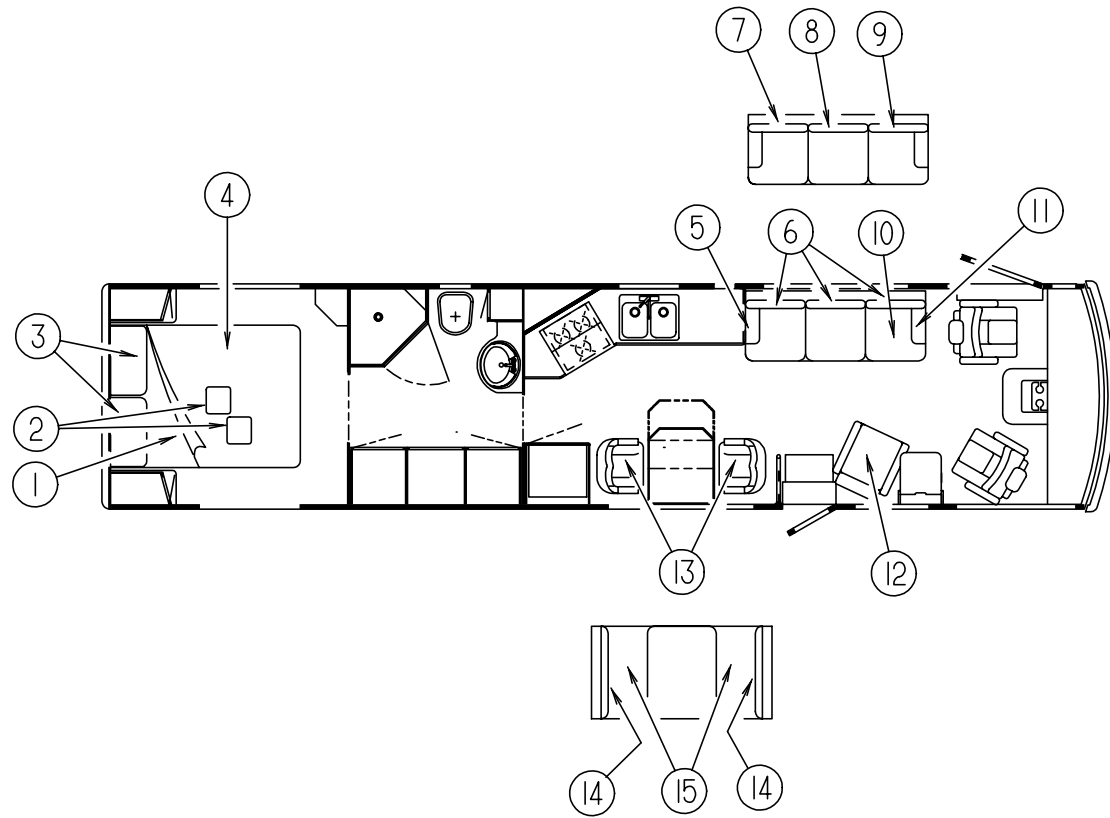
IN ORDER TO ASSIST OUR PARTS SALES DEPT. IN PROVIDING INTERIOR SOFTWARE ITEMS, PLEASE INCLUDE THE SERIAL NUMBER AND THE COLOR CODE NUMBER FROM THE VEHICLE CERTIFICATION LABEL WHEN ORDERING. THIS LABEL IS LOCATED ON THE LEFT SIDEWALL AT THE END OF THE DASH (A-BODY), OR ON THE DRIVER'S DOOR LATCH PLATE (C-BODY).

AN EXAMPLE OF A COLOR CODE NUMBER IS B07, WHICH DESIGNATES AN OVERALL COLOR SCHEME OF A PARTICULAR UNIT. THE COLOR LISTED AFTER THE ITEM DESCRIPTION ON THE MICROFICHE, INDICATES THE OVERALL UNIT COLOR. ORDER THE ITEM YOU DESIRE ACCORDING TO UNIT COLOR CODE. IF ALL COLORS USE THE SAME ITEM NO COLOR CODE WILL BE NOTED.



NOTE: USE THIS ILLUSTRATION WHEN DETERMINING LENGTH AND WIDTH MEASUREMENTS FOR CURTAINS. YOU WILL NOTE THE WIDTH MEASUREMENT IS TAKEN ON THE TOP OF THE CURTAIN WITH THE CURTAIN FULLY EXTENDED. THE LENGTH MEASUREMENT IS TAKEN FROM TOP TO BOTTOM. LEFT AND RIGHT WINDOW LEGS ARE DETERMINED WHEN FACING THE WINDOW.

CURTAIN & CUSHION GROUP (CONTINUED)



MATTRESS, PILLOWS & BEDSPREAD

KEY	PART NUMBER	U/M DESCRIPTION
1	098176-05-000	EA MATTRESS-QUEEN, INNERSPRING - 59" X 79" - SEALY
2	118859-01-G38	EA PILLOW-W/BUTTON & BRAID 14" X 14" (G38, G39)
2	118859-03-G38	EA PILLOW-W/BUTTON & BRAID 14" X 14" (G38, G39)
2	118869-01-G40	EA PILLOW-ENVELOPE W/CORD & BUTTON (G40, G41)
2	118859-02-G42	EA PILLOW-W/BUTTON & BRAID 14" X 14" (G42, G43)
3	102161-40-G42	EA SHAM ASM-QUILTED W/BRAID, 20 X 33 (G42, G43)
4	118858-01-G38	EA BEDSPREAD - FITTED W/REVERSING SHAM 60" X 80" (G38, G39)
4	119141-01-G40	EA BEDSPREAD-THROW W/REVERSING SHAM 60" X 80" (G40, G41)
4	109588-17-G42	EA BEDSPREAD-FITTED DUVET W/CORNER PLEAT 60" X 80" (G42, G43)

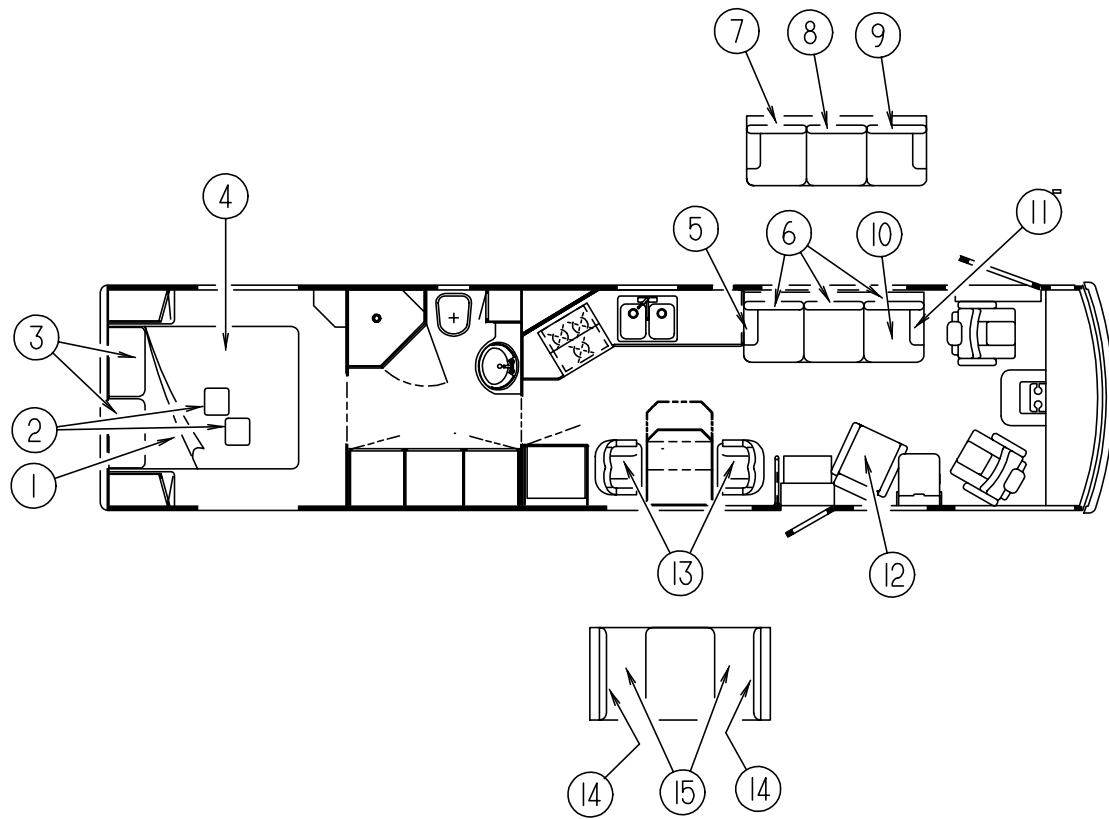
COUCH

KEY	PART NUMBER	U/M DESCRIPTION
5	111909-07-G38	EA ARM ASM-RH SOFA, FRENCH (G38, G39)
5	111905-07-G40	EA ARM ASM-RH SOFA, INSIDE PILLOW (G40, G41)
5	111909-07-G42	EA ARM ASM-RH SOFA, FRENCH (G42, G43)
	P11909-03-G38	EA COVER-ARM, RH SOFA, FRENCH (G38, G39)
	P11905-07-G40	EA COVER-ARM, RH SOFA, INSIDE PILLOW (G40, G41)
	P11909-07-G42	EA COVER-ARM, RH SOFA, FRENCH (G42, G43)
6	104655-02-G40	EA CUSHION ASM-CLUB SOFA BACK (G40, G41)
	P04655-02-G40	EA COVER ASM-CLUB SOFA BACK (G40, G41)
7	104654-04-G38	EA CUSHION ASM-RH VICTORIAN SOFA BACK (G38, G39)
7	104654-04-G42	EA CUSHION ASM-RH VICTORIAN SOFA BACK (G42, G43)
	P04654-04-G38	EA COVER ASM-RH VICTORIAN SOFA BACK (G38, G39)
	P04654-04-G42	EA COVER ASM-RH VICTORIAN SOFA BACK (G42, G43)
8	104654-06-G38	EA CUSHION ASM-CENTER VICTORIAN SOFA BACK (G38, G39)
8	104654-06-G42	EA CUSHION ASM-CENTER VICTORIAN SOFA BACK (G42, G43)
	P04654-06-G38	EA COVER ASM-CENTER VICTORIAN SOFA BACK (G38, G39)
	P04654-06-G42	EA COVER ASM-CENTER VICTORIAN SOFA BACK (G42, G43)
9	104654-05-G38	EA CUSHION ASM-LH VICTORIAN SOFA BACK (G38, G39)
9	104654-05-G42	EA CUSHION ASM-LH VICTORIAN SOFA BACK (G42, G43)
	P04654-05-G38	EA COVER ASM-LH VICTORIAN SOFA BACK (G38, G39)
	P04654-05-G42	EA COVER ASM-LH VICTORIAN SOFA BACK (G42, G43)
10	104652-05-G38	EA SEAT-66" SOFA, 3-CUSHION, CUT ARM (G38, G39)
10	104652-05-G40	EA SEAT-66" SOFA, 3-CUSHION, CUT ARM (G40, G41)
10	104652-04-G42	EA SEAT-66" SOFA, 3 CUSHION, CUT ARM (G42, G43)
	P04652-05-G38	EA COVER-66" SOFA SEAT, CUT ARM (G38, G39)
	P04652-05-G40	EA COVER-66" SOFA SEAT, CUT ARM (G40, G41)
	P04652-04-G42	EA COVER-66" SOFA SEAT, CUT ARM (G42, G43)
	110266-01-000	EA FRAME-66" SOFA BED (G38, G39, G42, G43)
	105433-02-000	EA FRAME-COUCH, 66" (G40, G41)
	102872-01-000	EA STRIKE-COUCH, W/ROD - 4.5" - STEEL - CANADIAN
11	111909-02-G38	EA ARM ASM-LH SOFA, FRENCH (G38, G39)
11	111905-02-G40	EA ARM ASM-LH SOFA, INSIDE PILLOW (G40, G41)
11	111909-02-G42	EA ARM ASM-LH SOFA, FRENCH (G42, G43)
	P11909-02-G38	EA COVER-ARM, LH SOFA, FRENCH (G38, G39)
	P11909-02-G40	EA COVER-ARM, LH SOFA, INSIDE PILLOW (G40, G41)
	P11905-02-G42	EA COVER-ARM, LH SOFA, FRENCH (G42, G43)
	102872-01-000	EA STRIKE-COUCH, W/ROD - 4.5" - STEEL - CANADIAN

LOUNGE THROW PILLOWS

KEY	PART NUMBER	U/M DESCRIPTION
	103669-08-G38	EA PILLOW ASM-15 X 15 THROW (G38, G39)
	103669-08-G40	EA PILLOW ASM-15 X 15 THROW (G40, G41)
	103669-08-G42	EA PILLOW ASM-15 X 15 THROW (G42, G43)

CURTAIN & CUSHION GROUP (CONTINUED)



SWIVEL CHAIR

KEY	PART NUMBER	U/M DESCRIPTION
12	115393-01-G38	EA CHAIR ASM-CAMEO (G38, G39)
12	115393-01-F40	EA CHAIR ASM-CAMEO (G40, G41)
12	115393-01-G42	EA CHAIR ASM-CAMEO (G42, G43)

DINETTE CHAIRS

KEY	PART NUMBER	U/M DESCRIPTION
13	116058-04-000	EA CHAIR-DINETTE, FLEXSTEEL, 944ALC (G38, G39)
13	116058-05-000	EA CHAIR-DINETTE, FLEXSTEEL, 944ALC (G40, G41)
13	116058-06-000	EA CHAIR-DINETTE, FLEXSTEEL, 944ALC (G42, G43)
	116080-01-FQ0	EA COVER-CHAIR LEG (PICKLED ASH) FROM: 00-00-00 THRU: 10-08-95
	116080-03-G38	EA COVER-CHAIR LEG (PICKLED ASH) FROM: 10-09-95 THRU: 99-99-99
	116080-01-FQ1	EA COVER-CHAIR LEG (SALEM CHERRY) FROM: 00-00-00 THRU: 10-08-95
	116080-03-G39	EA COVER-CHAIR LEG (SALEM CHERRY) FROM: 10-09-95 THRU: 99-99-99
	101866-98-01A	EA COVER-#943 3/8"PLUG (PICKLED ASH)
	101866-98-02A	EA COVER-#943 3/8"PLUG (SALEM CHERRY)

DINETTE CUSHIONS

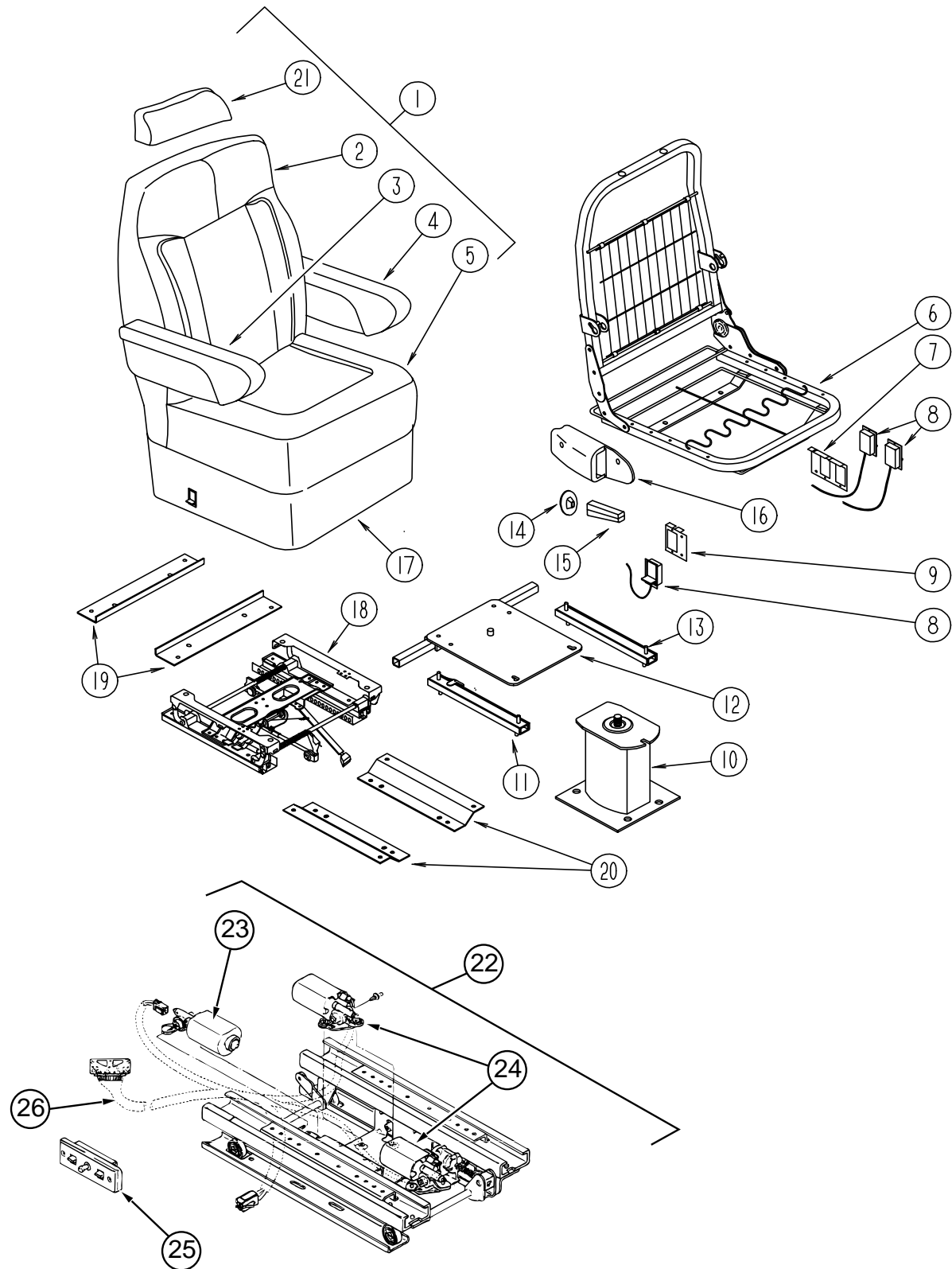
KEY	PART NUMBER	U/M DESCRIPTION
14	111897-07-G38	EA CUSHION-13.5 X 30 X 5, CLUB BACK (G38, G39)
14	111897-07-G40	EA CUSHION-13.5 X 30 X 5, CLUB BACK (G40, G41)
14	111897-07-G42	EA CUSHION-13.5 X 30 X 5, CLUB BACK (G42, G43)
	P11897-07-G38	EA COVER-13.5 X 30 X 5, CLUB BACK (G38, G39)
	P11897-07-G40	EA COVER-13.5 X 30 X 5, CLUB BACK (G40, G41)
	P11897-07-G42	EA COVER-13.5 X 30 X 5, CLUB BACK (G42, G43)
	078155-01-000	EA STRAP-SNAP, BACKREST CUSHION
15	105603-17-G38	EA CUSHION-23 X 30.5 X 5 SEAT (G38, G39)
15	105603-17-G40	EA CUSHION-23 X 30.5 X 5 SEAT (G40, G41)
15	105603-17-G42	EA CUSHION-23 X 30.5 X 5 SEAT (G42, G43)
	P05603-17-G38	EA COVER-23 X 30.5 X 5, DINETTE SEAT (G38, G39)
	P05603-17-G40	EA COVER-23 X 30.5 X 5, DINETTE SEAT (G40, G41)
	P05603-17-G42	EA COVER-23 X 30.5 X 5, DINETTE SEAT (G42, G43)

FOLDING CHAIRS

KEY	PART NUMBER	U/M DESCRIPTION
	101604-01-01A	EA CHAIR-FOLDING, DINETTE - OAK (PICKLED ASH)
	101604-01-02A	EA CHAIR-FOLDING, DINETTE - OAK (SALEM CHERRY)

CURTAIN & CUSHION GROUP (CONTINUED)

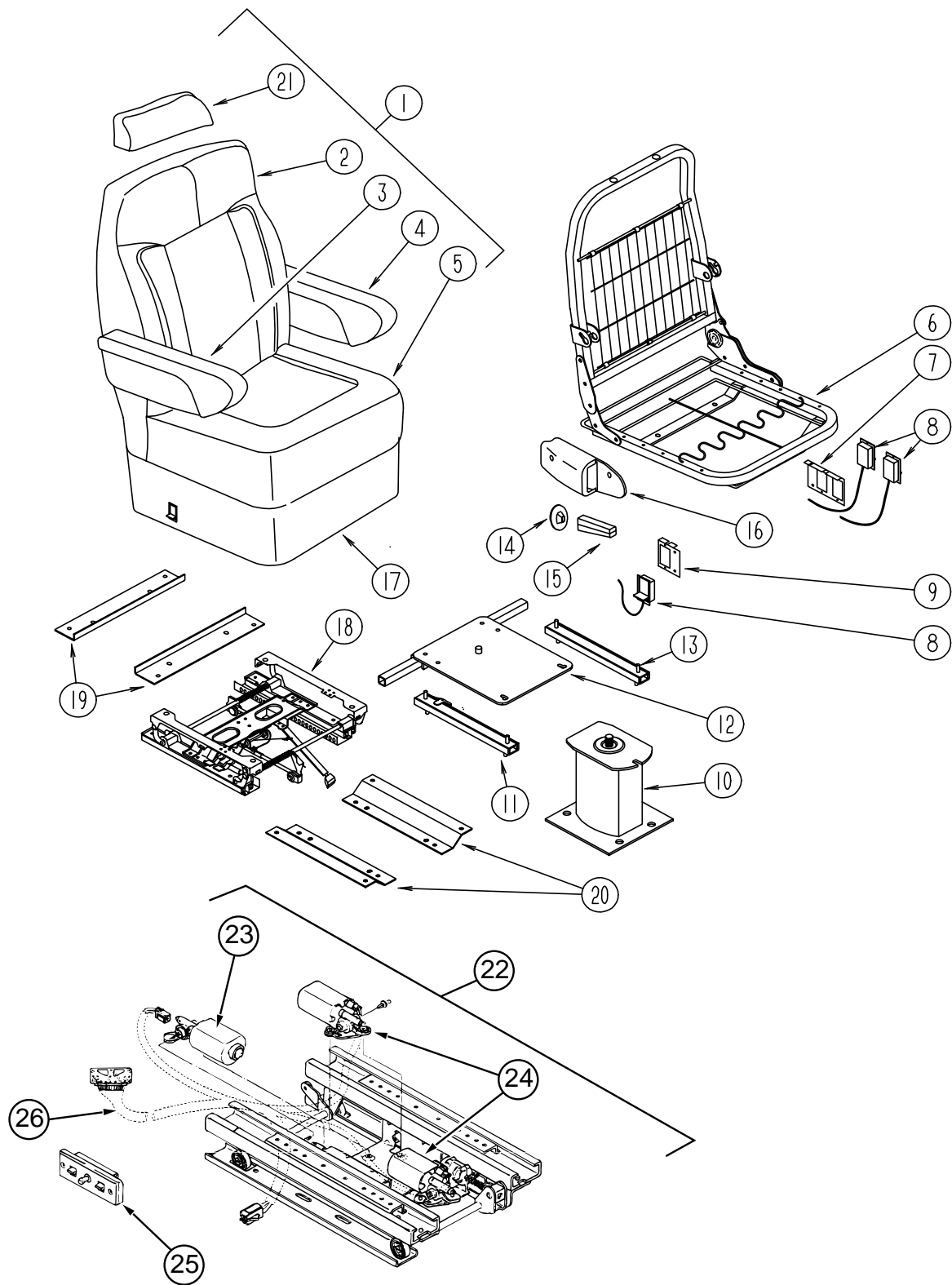
BUCKET SEATS



KEY	PART NUMBER	U/M DESCRIPTION
1	118807-01-G38	EA BUCKET-500, LH MANUAL RECLINING (G38, G39)
1	118807-01-G40	EA BUCKET-500, LH MANUAL RECLINING (G40, G41)
1	118807-01-G42	EA BUCKET-500, LH MANUAL RECLINING (G42, G43)
1	118807-03-G38	EA BUCKET-500\LHS, MANUAL RECLINING -LEATHER/VINYL
2	M05962-24-G38	EA COVER-BACK, 500 LH BUCKET (G38, G39)
2	M05962-24-G40	EA COVER-BACK, 500 LH BUCKET (G40, G41)
2	M05962-24-G42	EA COVER-BACK, 500 LH BUCKET (G42, G43)
2	M05962-26-G38	EA COVER-BACK, 500\LHS BUCKET - LEATHER/VINYL
3	119627-01-G38	EA ARMREST ASM-500-01, RT (G38, G39)
3	119627-01-G40	EA ARMREST ASM-500-01, RT (G40, G41)
3	119627-01-G42	EA ARMREST ASM-500-01, RT (G42, G43)
	P19627-01-G38	EA COVER-ARMREST, 500-01, RT (G38, G39)
	P19627-01-G40	EA COVER-ARMREST, 500-01, RT (G40, G41)
	P19627-01-G42	EA COVER-ARMREST, 500-01, RT (G42, G43)
3	119627-03-G38	EA ARMREST ASM-500-01, RT - VINYL/LEATHER
	P19627-03-G38	EA COVER-ARMREST, 500-01, RT - VINYL/LEATHER
	115617-01-000	EA BRACKET-ARM, RT MOLDED
4	119627-02-G38	EA ARMREST ASM-500-02, LT (G38, G39)
4	119627-02-G40	EA ARMREST ASM-500-02, LT (G40, G41)
4	119627-02-G42	EA ARMREST ASM-500-02, LT (G42, G43)
	P19627-02-G38	EA COVER-ARMREST,500-02, LT (G38, G39)
	P19627-02-G40	EA COVER-ARMREST,500-02, LT (G40, G41)
	P19627-02-G42	EA COVER-ARMREST,500-02, LT (G42, G43)
4	119627-04-G38	EA ARMREST ASM-500-02, LT - VINYL/LEATHER
	P19627-04-G38	EA COVER-ARMREST, 500-02, LT - VINYL/LEATHER
	115617-02-000	EA BRACKET-ARM, LT MOLDED
	111169-01-000	EA PLATE-BACK, ARMREST
5	M05962-25-G38	EA COVER-SEAT, 500 LH BUCKET (G38, G39)
5	M05962-25-G40	EA COVER-SEAT, 500 LH BUCKET (G40, G41)
5	M05962-25-G42	EA COVER-SEAT, 500 LH BUCKET (G42, G43)
5	M05962-27-G38	EA COVER-SEAT, 500\LHS BUCKET - LEATHER/VINYL
6	M80906-12-000	EA FRAME ASM-SEAT & BACK & SPRING
7	097683-02-000	EA BRACKET-MOUNT, REMOTE (PASSENGER)
8	108049-03-000	EA CABLE-REMOTE, 26" W/Z END-SWITCH LEVER
	117125-01-02B	EA BRACKET-CABLE HOLDER, E-COAT
	108049-02-000	EA CLIP-CABLE, PEDESTAL
9	097683-03-000	EA BRACKET-REMOTE, SIDE MOUNT - SINGLE (DRIVER)
10	107921-01-000	EA PEDESTAL ASM-SEAT 9-3/4" - FLEXSTEEL 3060 MSPD (PASSENGER)
10	107921-14-000	EA PEDESTAL ASM-SEAT 5.75" - FLEXSTEEL XP1774 (DRIVER)

CURTAIN & CUSHION GROUP (CONTINUED)

BUCKET SEATS (CONTINUED)

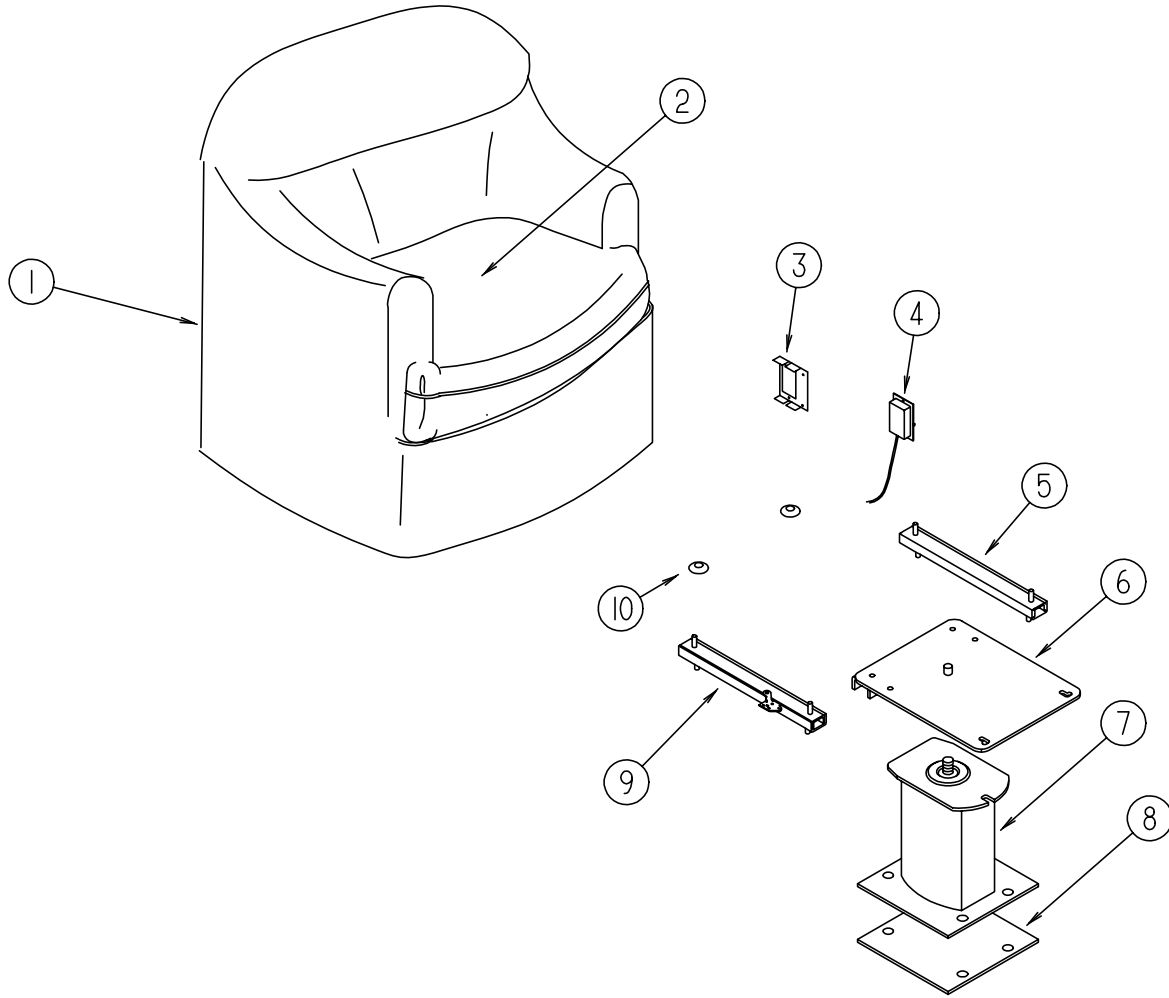


KEY	PART NUMBER	U/M	DESCRIPTION	VENDOR NO.
11	119952-04-000	EA	SLIDE-SEAT, HD, LOCKING 4STUDS - ATWOOD 83785	
	007221-01-000	EA	SPACER-SEAT, ADJUSTER	
12	107921-05-000	EA	TOP PLATE - FLEXSTEEL	
	107921-06-000	EA	BEARING KIT-PEDESTAL, FLEXSTEEL	
13	119952-02-000	EA	SLIDE-SEAT, HD, NONLOCKING 4ST - ATWOOD 83731	
	007221-01-000	EA	SPACER-SEAT, ADJUSTER	
14	080730-11-000	EA	SHIELD-RUBBER BOOT - FLEXSTEEL	
15	080730-08-000	EA	HANDLE-30179907 - KEIPER	
16	080730-09-000	EA	SHIELD-FLEXSTEEL	
17	071126-43-G38	EA	SKIRT-SGL,10.5", SEAT BELT SLOT (PASSENGER) (G38, G39)	
17	071126-43-F06	EA	SKIRT-SGL,10.5", SEAT BELT SLOT (PASSENGER) (G40, G41)	
17	071126-43-G42	EA	SKIRT-SGL,10.5", SEAT BELT SLOT (PASSENGER) (G42, G43)	
17	071126-54-G38	EA	SKIRT-SGL,10.5", 6-WAY MANUAL (DRIVER) (G38, G39)	
17	071126-54-F06	EA	SKIRT-SGL,10.5", 6-WAY MANUAL (DRIVER) (G40, G41)	
17	071126-54-G42	EA	SKIRT-SGL,10.5", 6-WAY MANUAL (DRIVER) (G42, G43)	
17	071126-26-G38	EA	SKIRT ASM-POWER SEAT (DRIVER) (G38, G39)	
17	071126-26-G40	EA	SKIRT ASM-POWER SEAT (DRIVER) (G40, G41)	
17	071126-26-G42	EA	SKIRT ASM-POWER SEAT (DRIVER) (G42, G43)	
17	071126-52-F36	EA	SKIRT-NON-POWER SEAT W/LEATHER OPTION (PASSENGER)	
17	071126-57-F36	EA	SKIRT ASM-POWER SEAT W/LEATHER OPTION (DRIVER)	
18	116215-01-000	EA	SEAT-MANUAL, 6-WAY, DRIVER - ATWOOD 83805	
19	116215-02-000	EA	PLATE-UPPER, MANUAL, 6-WAY - ATWOOD 85118	
20	116215-03-000	EA	PLATE-LOWER, MANUAL, 6-WAY - ATWOOD 83835	
21	119626-01-G38	EA	HEADREST ASM-500-04 (G38, G39)	
21	119626-01-G40	EA	HEADREST ASM-500-04 (G40, G41)	
21	119626-01-G42	EA	HEADREST ASM-500-04 (G42, G43)	
21	119626-02-G38	EA	HEADREST ASM-500-04 VINYL/LEATHER	
	P19626-01-G38	EA	COVER-HEADREST ASM-500-04 (G38, G39)	
	P19626-01-G40	EA	COVER-HEADREST ASM-500-04 (G40, G41)	
	P19626-01-G42	EA	COVER-HEADREST ASM-500-04 (G42, G43)	
	P19626-02-G38	EA	COVER-HEADREST ASM-500-04 VINYL/LEATHER	
	113977-12-000	EA	HEADREST INSERT, W/O LOCK - FLEXSTEEL	
	113977-13-000	EA	HEADREST INSERT, W/LOCK - FLEXSTEEL	
	114791-04-000	EA	FRAME-HEADREST, 180004 STD	
22	081373-03-000	EA	SEAT-POWER,6 WAY - DELCO RV620	
	081373-01-700	EA	BRACKET-L, CONTROL SWITCH	H-171
23	081373-02-703	EA	MOTOR PKG. ADJ. HORIZONTAL	22063237 & H-195
24	081373-02-704	EA	MOTOR PKG. ADJ. VERTICAL	22063238 & H-196
25	081373-03-700	EA	SWITCH ASM F/BRN-GRAY (FLAT)	22138182 & H-441
26	081373-03-701	EA	WIRE HARNESS ASM., LT. SIDE	6000
26	081373-03-702	EA	WIRE HARNESS ASM., RT. SIDE	6001
	111169-04-000	EA	INSERT-OVAL, VECTRA	

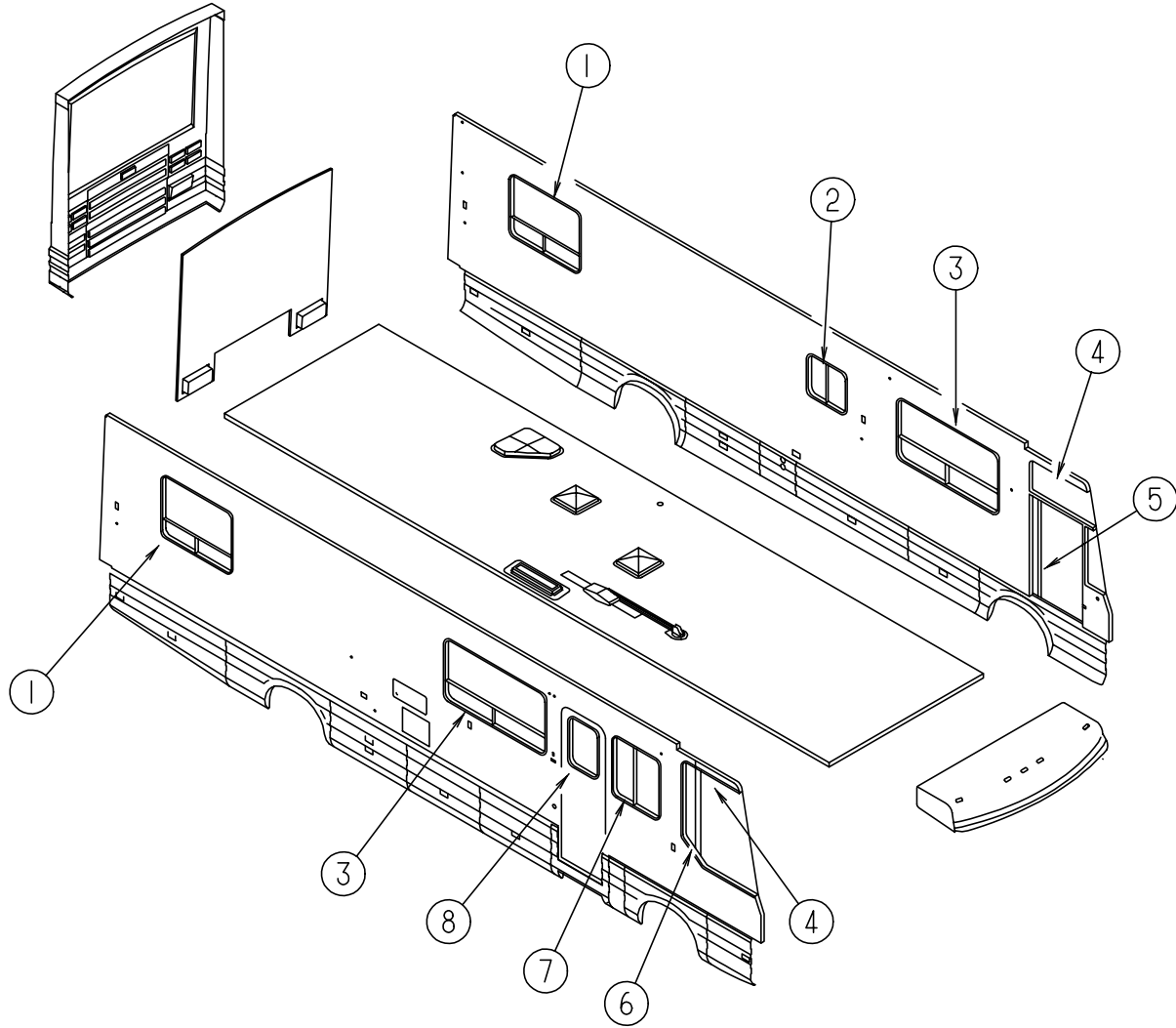
CURTAIN & CUSHION GROUP (CONTINUED)

SWIVEL CHAIR

KEY	PART NUMBER	U/M	DESCRIPTION
1	115393-01-G38	EA	CHAIR ASM-CAMEO (G38, G39)
1	115393-01-F40	EA	CHAIR ASM-CAMEO (G40, G41)
1	115393-01-G42	EA	CHAIR ASM-CAMEO (G42, G43)
	P15393-01-G38	EA	COVER-CHAIR (G38, G39)
	P15393-01-F40	EA	COVER-CHAIR (G40, G41)
	P15393-01-G42	EA	COVER-CHAIR (G42, G43)
	112436-03-000	FT	TRIM-#8 RING FLEX - FLEX-O-LATOR
2	115393-10-G38	EA	SEAT ASM-CHAIR, CAMEO (G38, G39)
2	115393-10-F40	EA	SEAT ASM-CHAIR, CAMEO (G40, G41)
2	115393-10-G42	EA	SEAT ASM-CHAIR, CAMEO (G42, G43)
	P15393-10-G38	EA	COVER-SEAT, CHAIR (G38, G39)
	P15393-10-F40	EA	COVER-SEAT, CHAIR (G40, G41)
	P15393-10-G42	EA	COVER-SEAT, CHAIR (G42, G43)
	P01178-27-G38	EA	COVER-ROCKER ARM CAP, RT (G38, G39)
	P01178-27-F40	EA	COVER-ROCKER ARM CAP, RT (G40, G41)
	P01178-27-G42	EA	COVER-ROCKER ARM CAP, RT (G42, G43)
	P01178-28-G38	EA	COVER-ROCKER ARM CAP, LT (G38, G39)
	P01178-28-F40	EA	COVER-ROCKER ARM CAP, LT (G40, G41)
	P01178-28-G42	EA	COVER-ROCKER ARM CAP, LT (G42, G43)
3	097683-02-000	EA	BRACKET-MOUNT, REMOTE
4	108049-03-000	EA	CABLE-REMOTE, 26" W/Z END-SWITCH LEVER
	117125-01-02B	EA	BRACKET-CABLE HOLDER, E-COAT
	108049-02-000	EA	CLIP-CABLE, PEDESTAL
5	119952-02-000	EA	SLIDE-SEAT, HD, NONLOCKING 4ST - ATWOOD 83731
6	107921-08-000	EA	TOP PLATE-W/O SEAT BELT BAR - FLEXSTEEL 2759PDTP
	107921-06-000	EA	BEARING KIT-PEDESTAL, FLEXSTEEL
7	107921-02-000	EA	PEDESTAL ASM-SEAT 6-1/2 IN - FLEXSTEEL 3059 MSPD
8	108445-02-000	EA	PLATE ASM-PEDESTAL, SEAT
9	119952-04-000	EA	SLIDE-SEAT, HD, LOCKING 4STUDS - ATWOOD 83785
10	007221-01-000	EA	SPACER-SEAT, ADJUSTER



CURTAIN & CUSHION GROUP (CONTINUED)



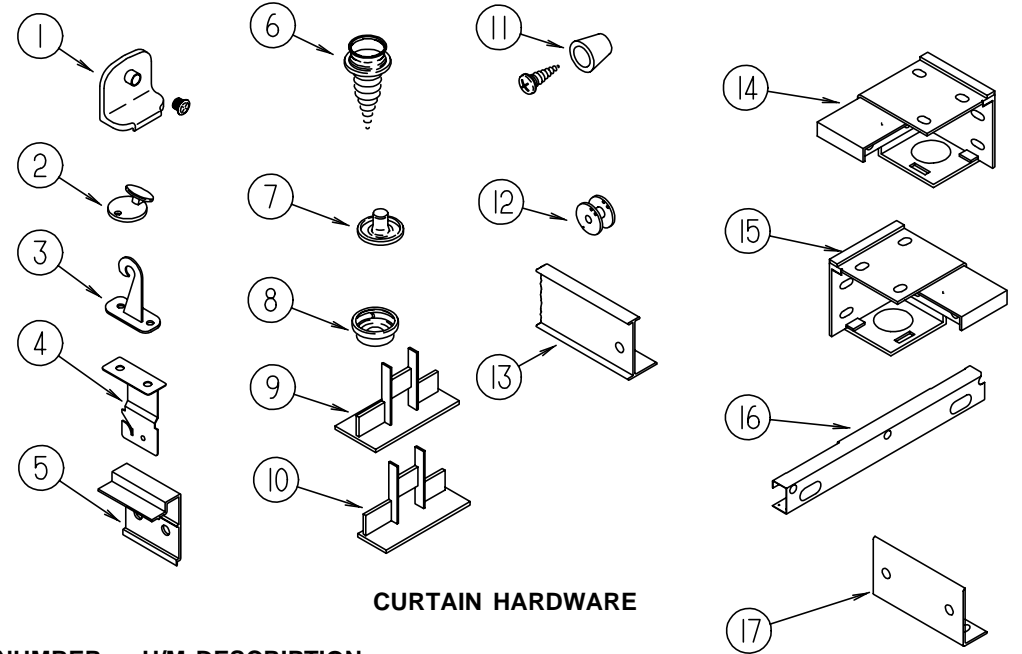
CURTAINS & WINDOW TREATMENT

KEY	PART NUMBER	U/M DESCRIPTION
1	115397-02-F36	EA VALANCE ASM-EMPIRE, 45" (G38, G39)
1	111858-25-G40	EA LAMBREQUIN ASM-WINDSOR, 45" (G40, G41)
1	115397-02-G42	EA VALANCE ASM-EMPIRE, 45" (G42, G43)
1	111910-29-G38	EA BLIND-DAY/NIGHTER, 42 X 32 (G38, G39)
1	111910-29-G40	EA BLIND-DAY/NIGHTER, 42 X 32 (G40, G41)
1	111910-29-G42	EA BLIND-DAY/NIGHTER, 42 X 32 (G42, G43)
2	111861-02-01A	EA BLIND-MICRO-MINI 24.5" X 22" - ALABASTER/PEARL
3	111858-28-G38	EA LAMBREQUIN ASM-WINDSOR, 61" (G38, G39)
3	111858-28-G40	EA LAMBREQUIN ASM-WINDSOR, 61" (G40, G41)
3	111858-28-G42	EA LAMBREQUIN ASM-WINDSOR, 61" (G42, G43)
3	111910-15-F36	EA BLIND-DAY/NIGHTER, 59 X 32 (G38, G39)
3	111910-15-G40	EA BLIND-DAY/NIGHTER, 59 X 32 (G40, G41)
3	111910-15-F38	EA BLIND-DAY/NIGHTER, 59 X 32 (G42, G43)
4	084755-90-000	EA SHADE ASM-PULL - 28.25 X 60, SUNSCREEN
5	093487-08-03A	EA WRAP AROUND-FRONT LH PLEATED-51" X 100" OFF WHITE W/STEPPE
6	093487-07-03A	EA WRAP AROUND-FRONT RH PLEATED-51" X 100" OFF WHITE W/STEPPE
7	111858-29-G38	EA LAMBREQUIN ASM-WINDSOR, 31.5" (G38, G39)
7	111858-29-G40	EA LAMBREQUIN ASM-WINDSOR, 31.5" (G40, G41)
7	111858-29-G42	EA LAMBREQUIN ASM-WINDSOR, 31.5" (G42, G43)
7	111910-27-F36	EA BLIND-DAY/NIGHTER, 28 X 32 (G38, G39)
7	111910-27-G40	EA BLIND-DAY/NIGHTER, 28 X 32 (G40, G41)
7	111910-27-F38	EA BLIND-DAY/NIGHTER, 28 X 32 (G42, G43)
8	084755-57-E07	EA SHADE ASM-PULL - 27.25, NO TRIM

CURTAIN & CUSHION GROUP (CONTINUED)

HALLWAY CLOSET CURTAINS

KEY	PART NUMBER	U/M DESCRIPTION
	112986-01-G38	EA CURTAIN-38.5 X 9, PENCIL PLEAT TOP & BTM (G38, G39)
	112986-01-G40	EA CURTAIN-38.5 X 9, PENCIL PLEAT TOP & BTM (G40, G41)
	112986-01-G42	EA CURTAIN-38.5 X 9, PENCIL PLEAT TOP & BTM (G42, G43)



CURTAIN HARDWARE

KEY	PART NUMBER	U/M DESCRIPTION
1	106544-01-001	EA SCREW-BRASS, SHADE
1	106544-01-000	EA PULL-SHADE, BRASS
2	102555-01-000	EA CLEAT-CORD, BLIND - OFF WHITE OR CLEAR
3	109441-01-000	EA HOLD DOWN-BLIND, HOOK
		FROM: 00-00-00 THRU: 01-31-96
3	109441-03-000	EA HOLD DOWN-BLIND, CLOUDY
		FROM: 02-01-96 THRU: 99-99-99
4	084434-01-000	EA BRACKET-MOUNTING, ROLLER SHADE - 1 3/8"
	096843-01-000	EA SPRING-REWIND, ROLLER SHADE
5	097565-01-000	EA BRACKET-MOUNTING, PLEATED BLIND
	097591-01-000	EA SPRING-EXTENSION, PLEATED BLIND
6	029130-01-000	EA SCREW-SNAP SOCKET, #8 PH X 5/8"
7	029155-01-000	EA CAP-SNAP, 5/32" O.D. OF PIN
8	029156-01-000	EA SOCKET-SNAP, 9/16" O.D.
9	094907-02-000	EA END CAP-TOP, PLEATED BLIND - PLASTIC - GRAY
10	094907-04-000	EA HDW.-END CAP, BTM, PULL TYPE
11	097564-01-000	EA HANDLE-T, EZ LIFT SHADE
12	097592-01-000	EA SPOOL-CORD, ELEVATED BLIND HOLDUP - CLEAR PLASTIC
	097593-10-000	FT CORD-.9MM 125 VANILLA
	097593-02-000	FT CORD-BLIND, GRAY
13	009700-04-002	EA TRACK, L-SHAPED 195.2" - OFF WHITE
13	108235-01-01A	EA TRACK-CURTAIN, LH-O/W
13	108236-01-01A	EA TRACK-CURTAIN, RH-O/W
14	083170-01-000	EA BRACKET-BLIND, LEFT SIDE WHEN FACING WINDOW
15	083170-02-000	EA BRACKET-BLIND, RIGHT SIDE WHEN FACING WINDOW
16	110597-01-000	EA BRACKET-SHADE, CAB - RIGHT SIDE
16	110597-02-000	EA BRACKET-SHADE, CAB - LEFT SIDE
17	083125-07-000	EA BRACE-COUCH O/W (CURTAIN LEG MOUNT)
	046867-01-000	EA GROMMET-BRASS - 7/16" ID X 1" OD
	046867-03-000	EA GROMMET-HANDY BUTTON NO 3
	048394-02-000	YD VELCRO TAPE-HOOK, ADHESIVE BACK - .75" WIDE - BEIGE
	086276-01-000	EA TAPE-DOUBLE SIDED, 1/2"
	088792-02-000	YD VELCRO TAPE-LOOP, ADHESIVE BACKED - .75" WIDE - BEIGE
	094896-02-000	EA GROMMET-CORD, PLEATED BLIND - NYLON - GRAY
	110943-01-000	FT FELTSTRIP, 3/8" - ADHESIVE BACK

CURTAIN & CUSHION GROUP (CONTINUED)

SEATBELTS, TIEBACKS & ASSIST HANDLE

KEY	PART NUMBER	U/M	DESCRIPTION
	000C16-07-16B	EA	BOLT-CARRIAGE, ASSIST HANDLE - 7/16" - 14 X 1" ZN
	000D20-07-00B	EA	NUT-ACORN, ASSIST HANDLE - 7/16" X 14 ZN
	007021-01-000	EA	BELT-SEAT, 2" X 90" - BLACK
	053552-02-AA8	EA	HANDLE-ASSIST, INTERIOR - ENTRY DOOR - VINYL - OFF WHITE
	057534-03-000	EA	TIEBACK-PLASTIC, 7.5" - CLEAR
	057759-01-000	EA	WASHER BRACKET-SEAT BELT, 4" DIAMETER
	069178-02-000	EA	BRACKET-MOUNTING, ASSIST HANDLE - L ANGLE - W/HOLES - STEEL
	070578-02-E37	EA	BUTTON SCREW-STUD, #30 VINYL
	074494-02-000	EA	BUTTON-RETAINING PIVOT #60 (G40, G41, G42, G43)
	074494-03-000	EA	BUTTON-SERRATED PIVOT TACK 3/8 (G40, G41, G42, G43)
	074494-04-000	EA	BUTTON-JOINED PIVOT W/3/4 TAPE (G38, G39)
	079349-01-G38	YD	WELT ASM-ACCENT FABRIC (G38, G39)
	079349-01-G40	YD	WELT ASM-ACCENT FABRIC (G40, G41)
	079349-01-G42	YD	WELT ASM-ACCENT FABRIC (G42, G43)
	084415-65-000	YD	TRIM-BRAID, 62027P56 FRINGE (G38, G39)
	084415-66-000	YD	TRIM-BRAID, 62025P58 CORD (G40, G41)
	084415-68-000	YD	TRIM-BRAID, 62028P58 FRINGE (G40, G41)
	084415-55-000	YD	TRIM-BRAID, FRINGE, BS4661 (G42, G43)
	099717-04-001	EA	TIEDOWN ASM-STRAP W/BUCKLE
	118337-03-G38	EA	BUTTON ASM-#60 (G38, G39)
	118337-02-G40	EA	BUTTON ASM-#60 (G40, G41)
	118337-02-G42	EA	BUTTON ASM-#60 (G42, G43)

CURTAIN & CUSHION GROUP (CONTINUED)

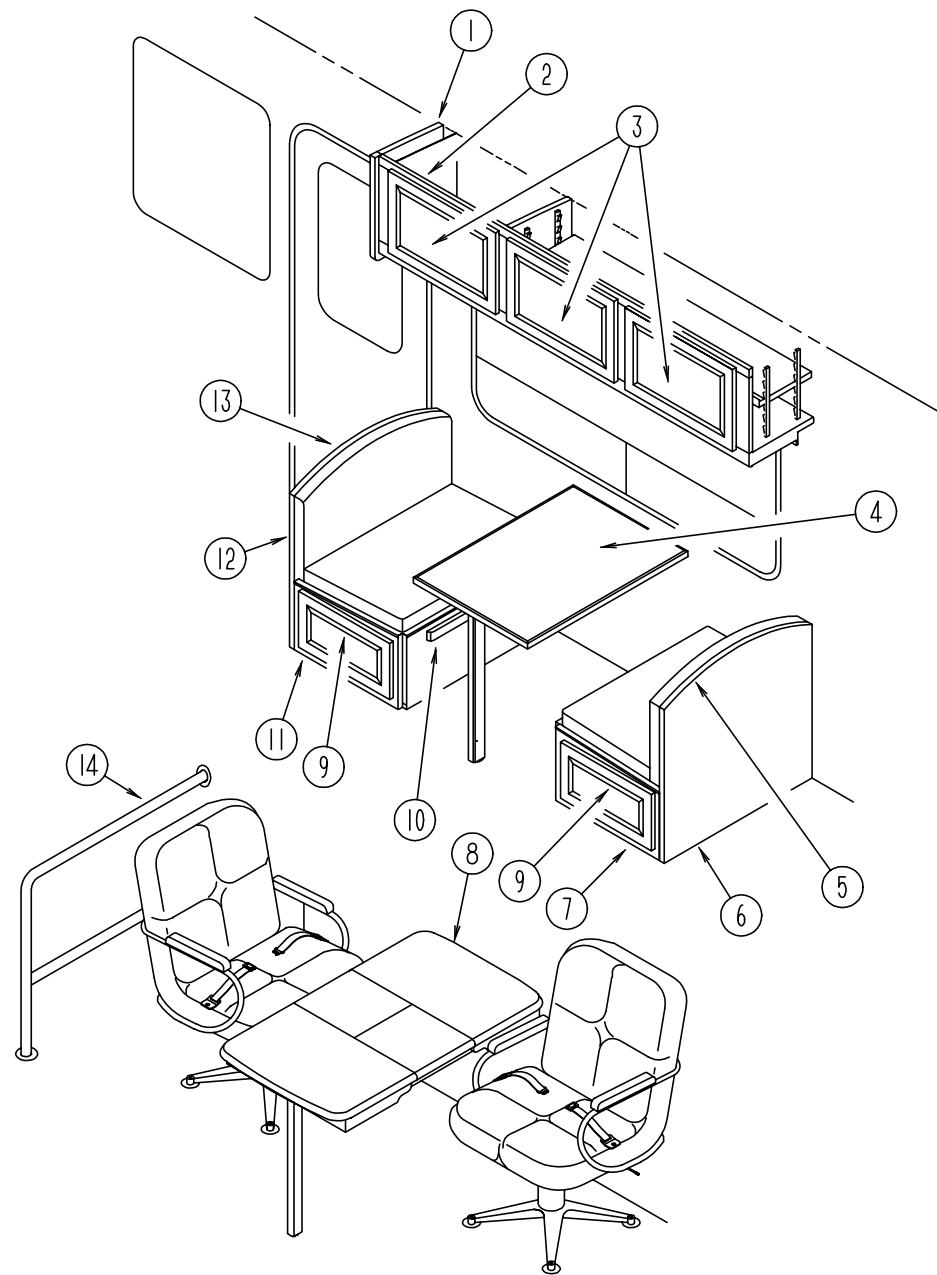
VECTRA FABRICS

Color Codes	G38 & G39	G40 & G41	G42 & G43
	Gothic Blue	Oxbow Taupe	Garnet Burgundy
Bucket Seats	108446-G3-000	108446-55-000	108446-G7-000
Opt. Leather Seats	079680-17-000	079680-17-000	079680-17-000
Dinette	108446-E6-000	108446-E7-000	108446-E8-000
Dinette Pads	108446-G3-000	108446-55-000	108446-G7-000
Dinette Chairs	108446-E6-000	108446-E7-000	108446-G7-000
Sofa	108446-E6-000	108446-E7-000	108446-E8-000
Sofa Arms	108446-E6-000	108446-E7-000	108446-E8-000
Sofa Pillows (2)	108446-G3-000	108446-C3-000	108446-G7-000
Swivel Chair	108446-G3-000	108446-C3-000	108446-G7-000
Lounge Windows	108446-G3-000 108446-E6-000	108446-C3-000 108446-E7-000	108446-G7-000 108446-E8-000
Ceiling	113979-04-01A	113979-04-01A	113979-04-01A
Bedroom Window	105745-94-000 105745-95-000	105745-B5-000 105745-A4-000	105745-A5-000 105745-A6-000
Bedsread	105745-94-000	105745-A4-000	105745-A5-000
Pillow Shams	Not needed	Not needed	105745-A5-000
Headboard	105745-94-000	105745-A4-000	105745-A5-000
Bedroom Pillows	105745-94-000 (1) 105745-95-000 (1)	105745-A4-000 (2)	105745-A5-000 (2)
Buttons	105745-94-000 (1) 105745-95-000 (1)	105745-B5-000 (2)	105745-A6-000 (2)
Bedboard	105745-95-000	105745-A4-000	105745-A6-000
Hallway Closet Curtain	072333-99-000	072333-99-000	072333-99-000
Dash Vinyl	106569-03-01A	106569-03-01A	106569-03-01A
Speaker Covers	072333-67-000	072333-67-000	072333-67-000
End Cap Vinyl	103907-01-03A	103907-01-03A	103907-01-03A

NOTE: FABRIC LISTED FIRST IN A BLOCK IS THE LARGEST QUANTITY OF FABRIC USED.

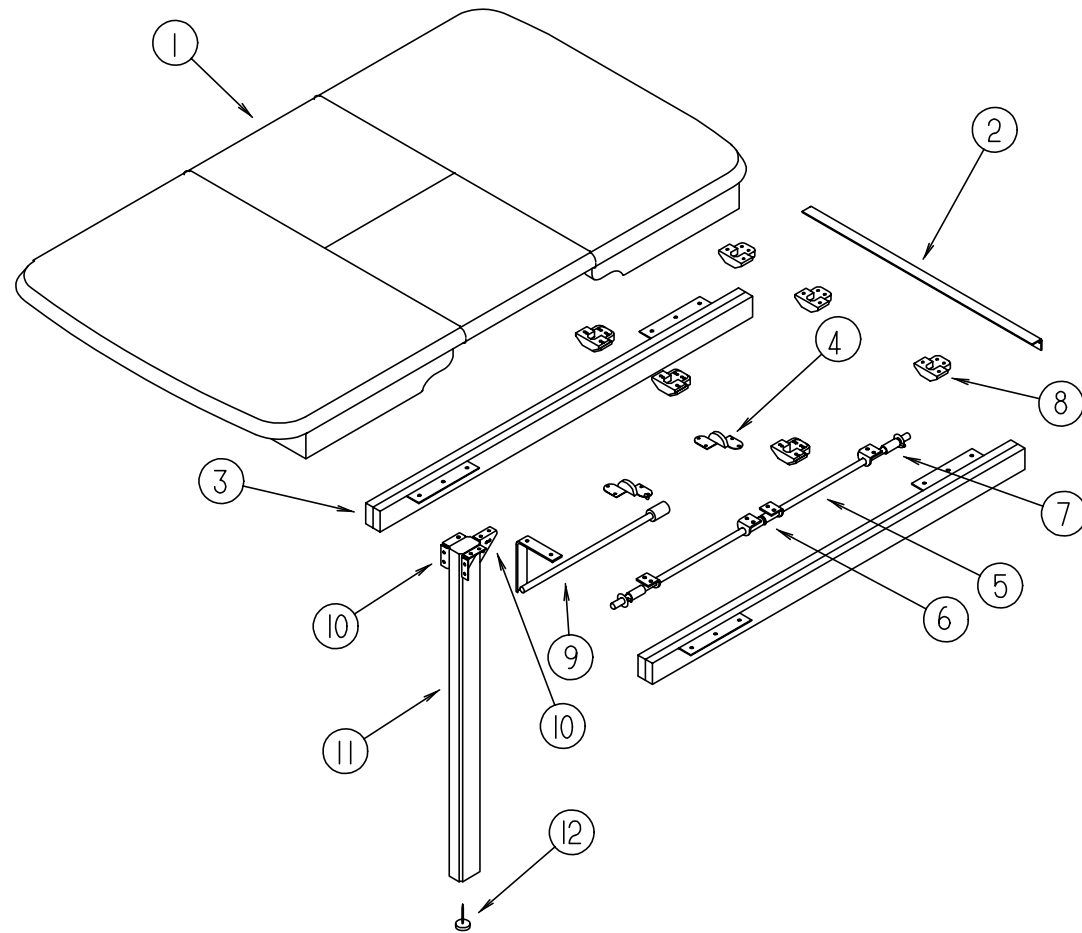
DINETTE GROUP

DINETTE CABINETS WITH SWIVEL CHAIRS



KEY	PART NUMBER	U/M DESCRIPTION
1	107494-02-E37	EA CAP ASM-END, LH (PICKLED ASH)
1	107494-02-E41	EA CAP ASM-END, LH (SALEM CHERRY)
2	114865-03-F36	EA CABINET ASM-OVERHEAD (PICKLED ASH)
2	114865-03-F37	EA CABINET ASM-OVERHEAD (SALEM CHERRY)
	114865-12-F36	EA SHELF ASM (PICKLED ASH)
	114865-12-F37	EA SHELF ASM (SALEM CHERRY)
3	M05990-03-E37	EA DOOR-RAIL, 0365 X 0555 (PICKLED ASH)
3	M05990-03-E41	EA DOOR-RAIL, 0365 X 0555 (SALEM CHERRY)
4	M92743-24-E38	EA TABLE ASM COMPLETE-DINETTE (G38)
4	M92743-24-E42	EA TABLE ASM COMPLETE-DINETTE (G39)
4	M92743-24-F40	EA TABLE ASM COMPLETE-DINETTE (G40)
4	M92743-24-F41	EA TABLE ASM COMPLETE-DINETTE (G41)
4	M92743-24-G42	EA TABLE ASM COMPLETE-DINETTE
4	M92743-24-G43	EA TABLE ASM COMPLETE-DINETTE
5	105476-09-G38	EA PAD ASM-DINETTE, RH TOP BOARD (G38, G39)
5	105476-09-E40	EA PAD ASM-DINETTE, RH TOP BOARD (G40, G41)
5	105476-09-G42	EA PAD ASM-DINETTE, RH TOP BOARD (G42, G43)
6	M04174-53-E37	EA CABINET-SEATBACK RH (PICKLED ASH)
6	M04174-53-E41	EA CABINET-SEATBACK RH (SALEM CHERRY)
	111866-01-01A	EA BRACE-SEAT, ANGLE
7	M04175-55-E37	EA CABINET-SEATBASE RH (PICKLED ASH)
7	M04175-55-E41	EA CABINET-SEATBASE RH (SALEM CHERRY)
8	P08449-01-E37	EA TABLE ASM-PULLOUT, SELF STORE (PICKLED ASH)
8	P08449-01-E41	EA TABLE ASM-PULLOUT, SELF STORE (SALEM CHERRY)
9	M05971-35-E37	EA DRAWER COMPLETE-SLIDE (PICKLED ASH)
9	M05971-35-E41	EA DRAWER COMPLETE-SLIDE (SALEM CHERRY)
10	081295-09-E37	EA SUPPORT-BED (PICKLED ASH)
10	081295-09-E41	EA SUPPORT-BED (SALEM CHERRY)
11	M04175-56-E37	EA CABINET-SEATBASE LH (PICKLED ASH)
11	M04175-56-E41	EA CABINET-SEATBASE LH (SALEM CHERRY)
12	M04174-54-E37	EA CABINET-SEATBACK LH (PICKLED ASH)
12	M04174-54-E41	EA CABINET-SEATBACK LH (SALEM CHERRY)
	111866-01-01A	EA BRACE-SEAT, ANGLE
	P02786-03-E37	EA HANDRAIL ONLY - W/O BRACKET (PICKLED ASH)
	P02786-03-E41	EA HANDRAIL ONLY - W/O BRACKET (SALEM CHERRY)
	099682-01-01A	EA BRACKET-END, HANDRAIL BRASS - BROADWAY 32.10109
13	105476-10-G38	EA PAD ASM-DINETTE, LH TOP BOARD (G38, G39)
13	105476-10-E40	EA PAD ASM-DINETTE, LH TOP BOARD (G40, G41)
13	105476-10-G42	EA PAD ASM-DINETTE, LH TOP BOARD (G42, G43)
14	108808-01-01A	EA BRASS ENTRANCE STEP HANDRAIL

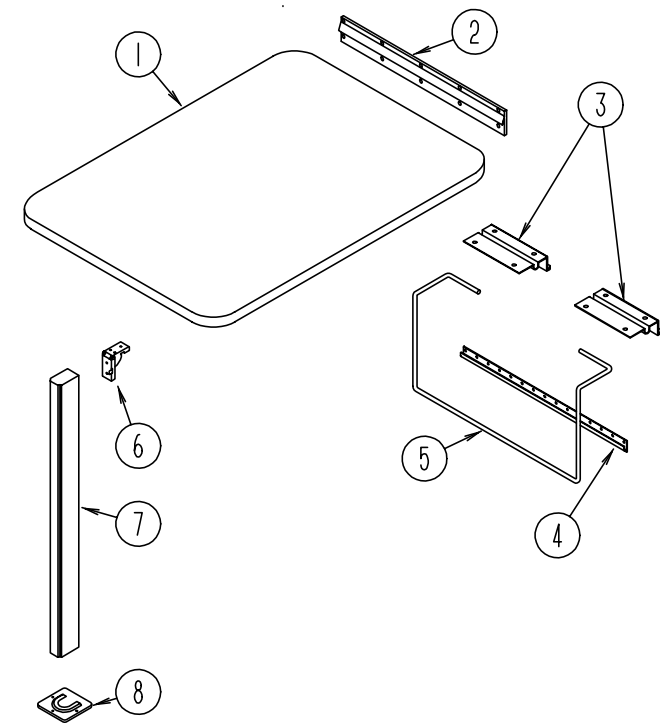
DINETTE GROUP (CONTINUED)



DINETTE PULLOUT TABLE

KEY	PART NUMBER	U/M DESCRIPTION
	P08449-01-E37	EA TABLE ASM-PULLOUT, SELF STORAGE (PICKLED ASH)
	P08449-01-E41	EA TABLE ASM-PULLOUT, SELF STORAGE (SALEM CHERRY)
1	108449-11-E37	EA COUNTERTOP ASM (PICKLED ASH)
1	108449-11-E41	EA COUNTERTOP ASM (SALEM CHERRY)
2	009063-01-000	EA HINGE-CONTINUOUS, 1 1/2" X 72" - UNPAINTED
3	110749-01-000	EA SLIDE-TABLE 19 3/4 LONG
4	108663-01-000	EA HINGE-LEAF, FOLDING
5	108932-01-000	EA ROD-PIVOT
	000F10-04-16B	EA PIN-COTTER, 1/8" X 1" - ZINC
6	108874-01-000	EA BRACKET-HINGE, LEAF TABLE
7	108664-01-000	EA SPRING-COMPRESSION 13MM X 50MM
8	009050-02-000	EA LEVELER-TABLE TOP, MALE END W/4 SCREWS - PLASTIC
8	009050-03-000	EA LEVELER-TABLE TOP, FEMALE END W/2 SCREWS - PLASTIC
9	108905-01-000	EA SUPPORT ASM-LEAF, TABLE
10	102810-01-04A	EA BRACE-LEG, TABLE, BLK
	102810-01-03A	EA BRACE-LEG, TABLE, MILL
11	092708-12-E37	EA LEG ASM-TABLE (PICKLED ASH)
	092707-07-02A	EA TABLE LEG - PICKLED ASH
11	092708-12-E41	EA LEG ASM-TABLE (SALEM CHERRY)
	092707-07-03A	EA TABLE LEG - CHERRY
12	102194-01-000	EA GUIDE-PLASTIC

DINETTE GROUP (CONTINUED)

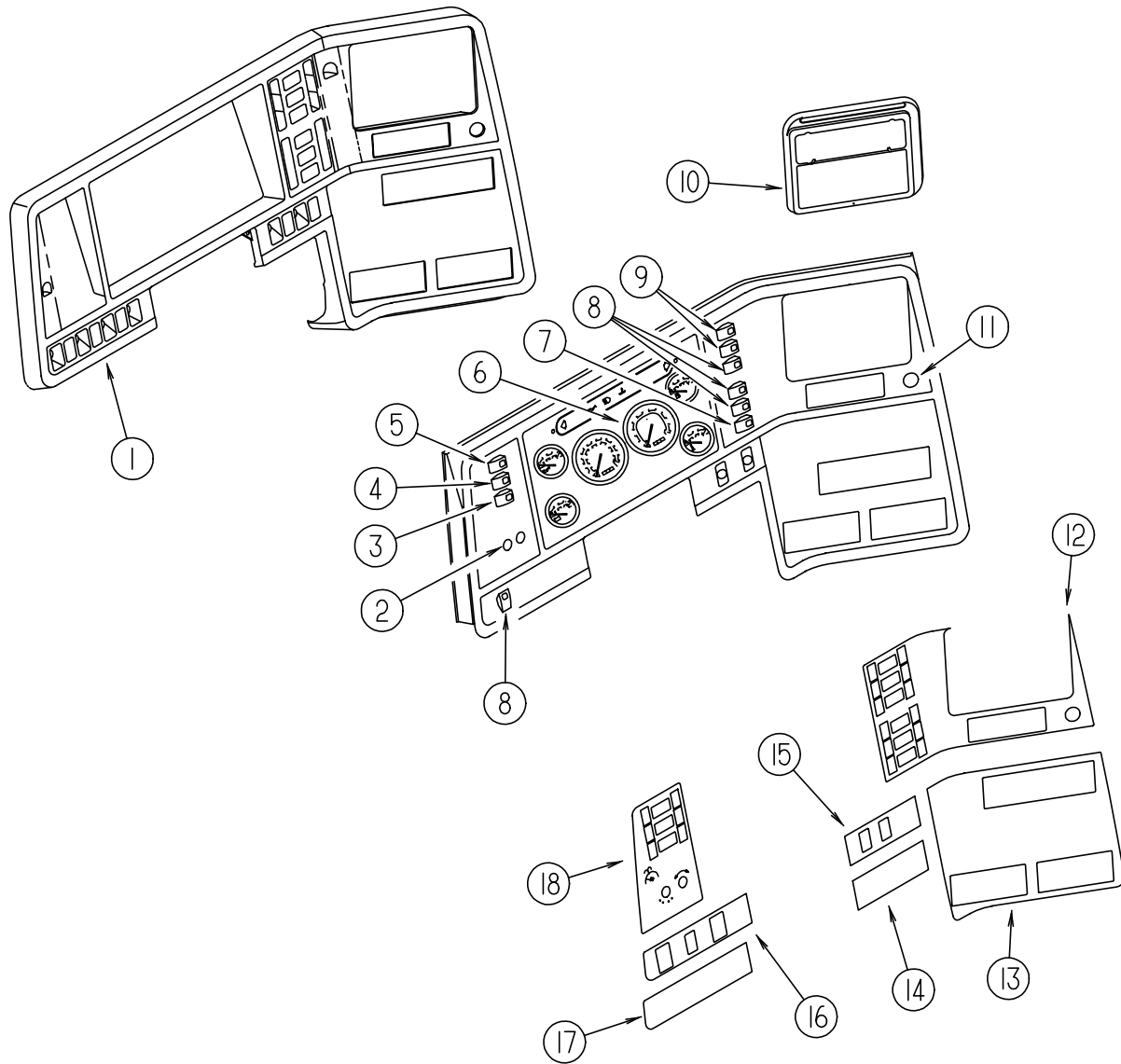


DINETTE TABLE

KEY	PART NUMBER	U/M DESCRIPTION
1	M92743-24-E38	EA TABLE ASM COMPLETE-DINETTE (G38)
1	M92743-24-E42	EA TABLE ASM COMPLETE-DINETTE (G39)
1	M92743-24-F40	EA TABLE ASM COMPLETE-DINETTE (G40)
1	M92743-24-F41	EA TABLE ASM COMPLETE-DINETTE (G41)
1	M92743-24-G42	EA TABLE ASM COMPLETE-DINETTE (G42)
1	M92743-24-G43	EA TABLE ASM COMPLETE-DINETTE (G43)
	064781-06-000	EA HOLDER-CUP, TWO STEM - OFF WHITE
2	053200-12-000	EA SUPPORT-TABLE, 23.50 O/W
3	088410-02-000	EA HANGER-TABLE, OFF WHITE
4	024281-14-000	EA BRACKET-TABLE LFT, 22.12 O/W
	002929-01-001	EA EXTR- BRACKET TABLE
5	024275-12-000	EA ROD-TABLE LIFT, O/W
6	093550-01-000	EA BRACKET-HINGE, MOUNTS TO LEG & TABLE TOP - 1.7" X 2.6"
7	092708-11-E37	EA LEG ASM-TABLE (PICKLED ASH)
	092707-04-03A	EA TABLE LEG - PICKLED ASH
7	092708-11-E41	EA LEG ASM-TABLE (SALEM CHERRY)
	092707-04-04A	EA TABLE LEG - CHERRY
8	049493-12-000	EA CATCH-TABLE LEG, O/W
	049493-11-700	EA CATCH-TABLE LEG, E-COAT

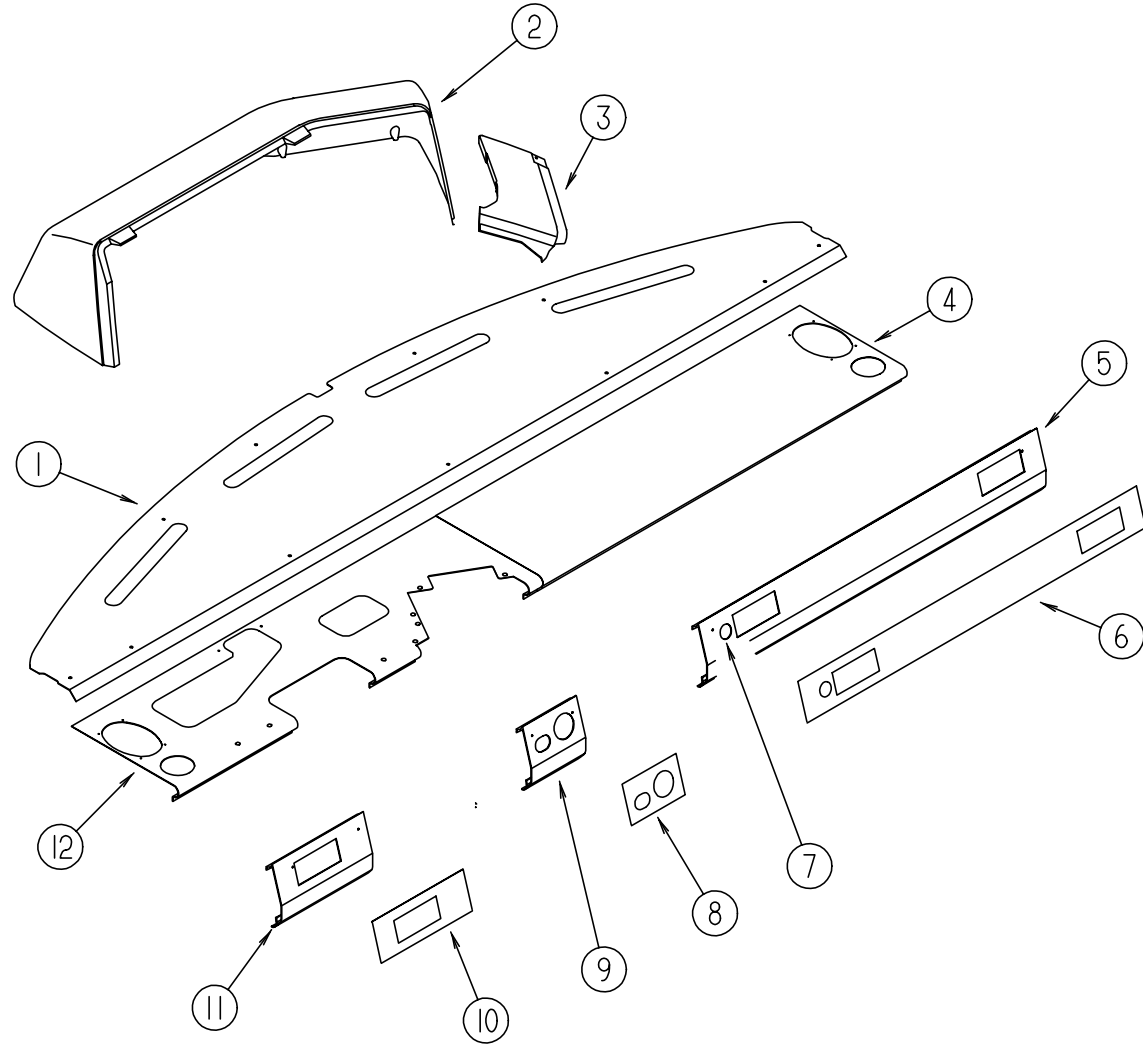
DRIVERS COMPARTMENT GROUP

INSTRUMENT PANEL



KEY	PART NUMBER	U/M	DESCRIPTION
1	107031-02-01A	EA	BEZEL-INSTRUMENT PANEL OSHKOSH
2	091206-04-000	EA	WIPER CONTROL MODULE - DYNAMIC
3	108356-01-01A	EA	SWITCH COVER W/3 GROOVES - CARLIN VVCZC00
3	108357-06-000	EA	ROCKER SWITCH, DPDT MOM/OFF/MOM - CARLING VLD1000B-0
3	108355-01-000	EA	HOUSING-SWITCH, CARLING VCH
4	108356-01-01A	EA	SWITCH COVER W/3 GROOVES - CARLIN VVCZC00
4	108357-09-000	EA	ROCKER SWITCH, SPDT ON/NONE/MOM - CARLING V5D1000B-0
4	108355-01-000	EA	HOUSING-SWITCH, CARLING VCH
5	108356-01-01A	EA	SWITCH COVER W/3 GROOVES - CARLIN VVCZC00
5	108357-08-000	EA	ROCKER SWITCH, DPDT ON/NONE/ON - CARLING VDD1S00C-0
5	108355-01-000	EA	HOUSING-SWITCH, CARLING VCH
6	NA		STANDARD INSTRUMENT CLUSTERS ARE CHASSIS SUPPLIED
6	106667-03-000	EA	SPEEDOMETER/ODOMETER-PR, 6-SPEED - PSJL I112082 8R19.5 FROM: 00-00-00 THRU: 03-10-96
6	121868-07-000	EA	SPEEDOMETER/ODOMETER-PR, 6-SPEED - PSJL I112082 8R19.5 FROM: 03-11-96 THRU: 99-99-99
	100138-01-000	EA	MODULE-DAYTIME RUNNING LIGHT
7	108356-03-01A	EA	SWITCH COVER W/GROOVES - LIGHTED / CARLING VVCGC00
7	108357-10-000	EA	ROCKER SWITCH, SPDT MOM/OFF/MOM - CARLING V8D1160B-0
7	108355-01-000	EA	HOUSING-SWITCH, CARLING VCH
8	108356-01-01A	EA	SWITCH COVER W/3 GROOVES - CARLIN VVCZC00
8	108357-01-000	EA	ROCKER SWITCH, SPST ON/OFF - CARLING V1D1000B-0
8	096241-03-000	EA	SWITCH-BLANK
8	108355-01-000	EA	HOUSING-SWITCH, CARLING VCH
9	108356-01-01A	EA	SWITCH COVER W/3 GROOVES - CARLIN VVCZC00
9	108357-03-000	EA	ROCKER SWITCH, SPDT ON/OFF/ON - CARLING V6D1000B-0
9	096241-03-000	EA	SWITCH-BLANK
9	108355-01-000	EA	HOUSING-SWITCH, CARLING VCH
10	111337-01-01A	EA	POCKET-I/P, RIGHT UPPER, BLACK
	096776-02-000	EA	CBOX-CASSETTE, 4-TAPE DIN MNT - FISHER 21507 04 03
11	089294-01-000	EA	CIGARETTE LIGHTER ASM. W/O WIRES - CASCO #C213275
12	104056-20-01A	EA	APPLIQUE-BEZEL UPPER RT 6 SWITCH, BLACK VELVET
13	104056-14-01A	EA	APPLIQUE-BEZEL LOWER RT WING, BLACK VELVET
14	104056-11-01A	EA	APPLIQUE-BEZEL LOWER RT, BLACK VELVET
15	104056-28-01A	EA	APPLIQUE-BEZEL LOWER RT, P&L - BLACK VELVET
16	104056-32-01A	EA	APPLIQUE-BEZEL LOWER LH EXH BRAKE - BLACK VELVET
17	104056-09-01A	EA	APPLIQUE-BEZEL LOWER LT, BLACK VELVET
18	104056-26-01A	EA	APPLIQUE-BEZEL SWITCH LT, BLACK
	077031-01-000	EA	FILM-BLACK, 1" X 1.75"
	077031-03-000	EA	FILM-WHITE, .75 X 1.00 - COLORART
	103603-01-000	EA	BULB-12V, #74 - .12A WEDGE - GE 22-25 - USED IN DASH

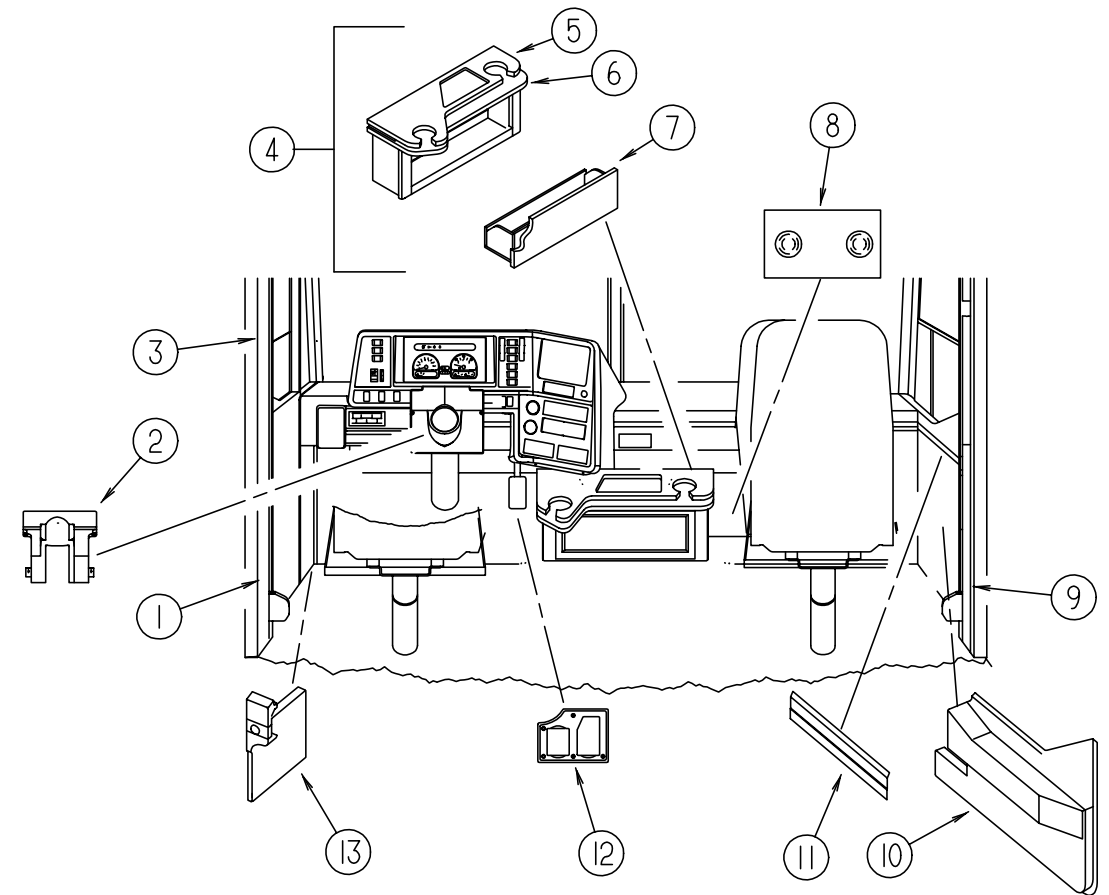
DRIVERS COMPARTMENT GROUP



DASH PANELS

KEY	PART NUMBER	U/M DESCRIPTION
1	112804-02-02B	EA PANEL ASM-DASH, TOP W/STUD
	112804-01-01B	EA PANEL-DASH, TOP MILL
	106569-03-01A	EA VINYL-LAMINATE MADRID WILLOW - 1/4" THICK X 16" X 96
	077539-01-000	EA BRACKET-MOUNTING, DASH PANEL - L/SHAPED - 2.5" X 1" X 1.5"
2	107263-02-01A	EA POD-INSTRUMENT PANEL WILLOW (W/REAR MONITOR)
2	107263-01-01A	EA POD-INSTRUMENT PANEL WILLOW (W/O REAR MONITOR)
3	107085-01-01A	EA POD-DASH, LOWER, WILLOW
4	107857-02-000	EA PANEL ASM-DASH, BOTTOM
5	107859-08-01A	EA TRIM-DASH, LOWER WILLOW
6	111745-10-01A	EA APPLIQUE-LOWER DASH, RH - BURLWOOD TU18134G
7	111414-01-000	EA RECEPTACLE-12V W/O BIMETAL, INTERTEK
8	111745-04-01A	EA APPLIQUE-LOWER DASH, BURLWOOD TU18134G2
		FROM: 00-00-00 THRU: 04-25-96
8	111745-12-01A	EA APPLIQUE-LOWER DASH, RH BURLWOOD TU1834G2
		FROM: 04-26-96 THRU: 99-99-99
9	109969-01-01A	EA TRIM-DASH, LOWER WILLOW
10	111745-03-01A	EA APPLIQUE-LOWER DASH, BURLWOOD TU18134G2
11	107860-02-01A	EA TRIM-DASH, LOWER WILLOW
12	105926-05-000	EA PANEL-DASH, BOTTOM, RH

DRIVERS COMPARTMENT GROUP (CONTINUED)

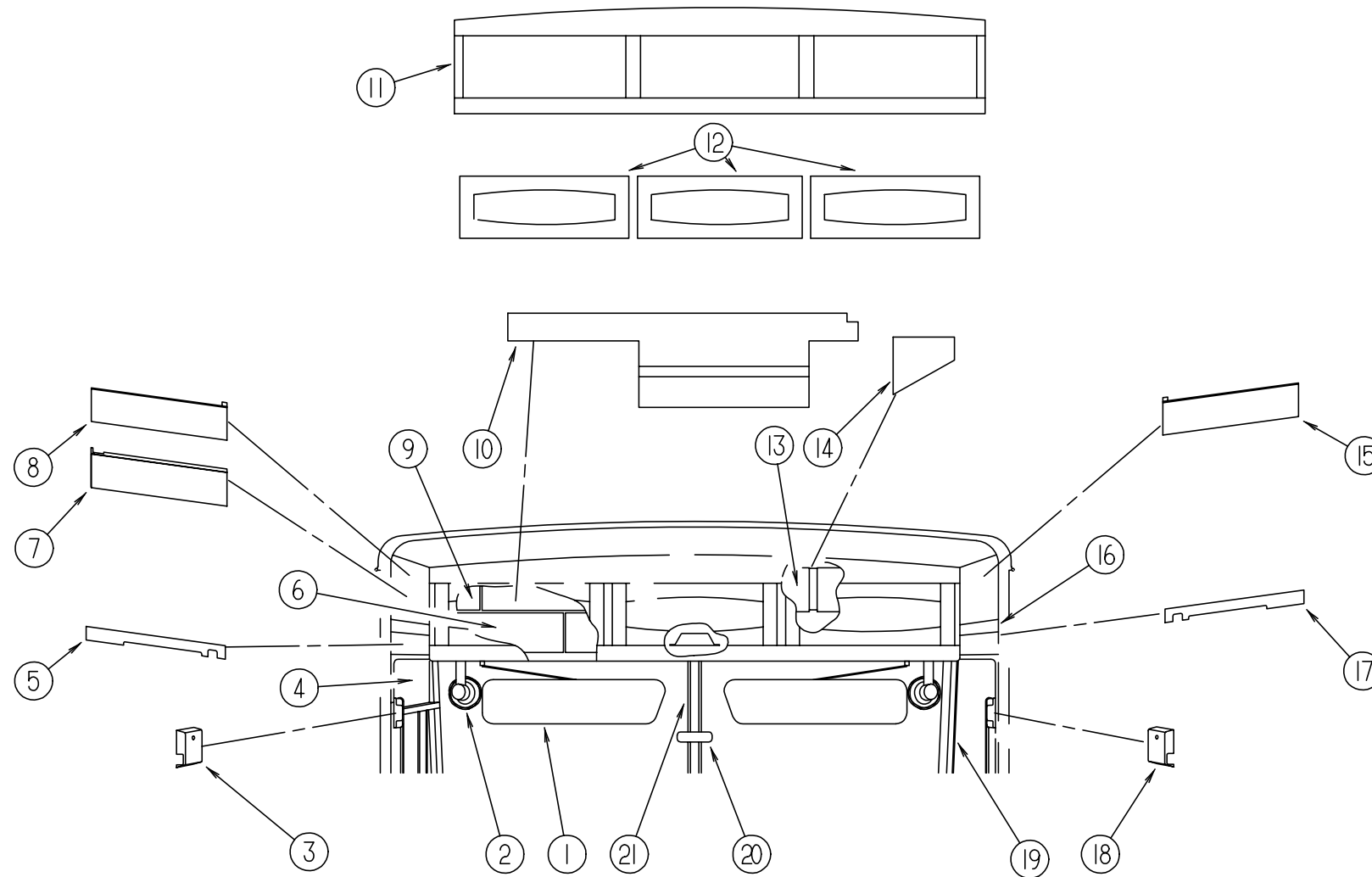


LOWER DRIVERS COMPARTMENT

KEY	PART NUMBER	U/M DESCRIPTION
1	024700-47-000	EA COVER-SIDEWALL ROLL BAR, OFF WHITE - 18.9"
2	115610-01-01A	EA COVER-STEERING COLUMN WILLOW
	110002-01-000	EA PATCH-M-SERIES, COLUMN 4.25 X 7.5
	114388-02-01A	EA WHEEL-STEERING, 18" DIA, VIP19WV1TW WILLOW
	103498-07-000	EA BOOT-COLUMN, VINYL
	095933-07-000	EA STOP-TILT, COLUMN DOUGLAS
		FROM: 01-02-96 THRU: 99-99-99
3	024700-48-000	EA COVER-SIDEWALL ROLL BAR, OFF WHITE - 25"
4	P16157-01-G38	EA CABINET ASM-TRAY, BEVERAGE (PICKLED ASH)
4	P16157-01-G39	EA CABINET ASM-TRAY, BEVERAGE (SALEM CHERRY)
5	116157-11-F36	EA LUMBER-TOP (PICKLED ASH)
5	116157-11-F37	EA LUMBER-TOP (SALEM CHERRY)
6	116157-12-G38	EA COUNTERTOP ASM (PICKLED ASH)
6	116157-12-G39	EA COUNTERTOP ASM (SALEM CHERRY)
7	M07451-01-F36	EA DRAWER ASM-BEVERAGE TRAY (PICKLED ASH)
7	M07451-01-F37	EA DRAWER ASM-BEVERAGE TRAY (SALEM CHERRY)
7	M05992-11-F36	EA DOOR-RAIL, HDW, OGEE 0180 X 0555 (PICKLED ASH)
7	M05992-11-F37	EA DOOR-RAIL, HDW, OGEE 0180 X 0555 (SALEM CHERRY)
8	095757-04-G38	EA COVER-HEATER (G38, G39)
8	095757-04-G40	EA COVER-HEATER (G40, G41)
8	095757-04-G42	EA COVER-HEATER (G42, G43)
9	024700-44-000	EA COVER-SDW ROLL BAR, OFF WHITE - 53.00 INCHES
10	107793-02-01A	EA PANEL-TRIM, INNER, RH WILLOW
10	107793-01-01A	EA PANEL-TRIM, INNER, RH WILLOW
	046886-03-000	EA ASHTRAY-CHROME, W/COVER
11	106105-02-000	EA CLIP-TRIM, BACKWALL
12	116993-01-01A	EA COVER-PEDALS BLK
13	P08813-03-F36	EA PANEL ASM-TOEKICK
	072871-01-000	EA PULL-FLUSH, CHROME (FLOOR COMPARTMENT)
	073151-02-000	EA HINGE-CONTINUOUS, 22.3" LONG - METAL - OFF WHITE (FLOOR COMPARTMENT)

DRIVERS COMPARTMENT GROUP (CONTINUED)

UPPER DRIVERS COMPARTMENT

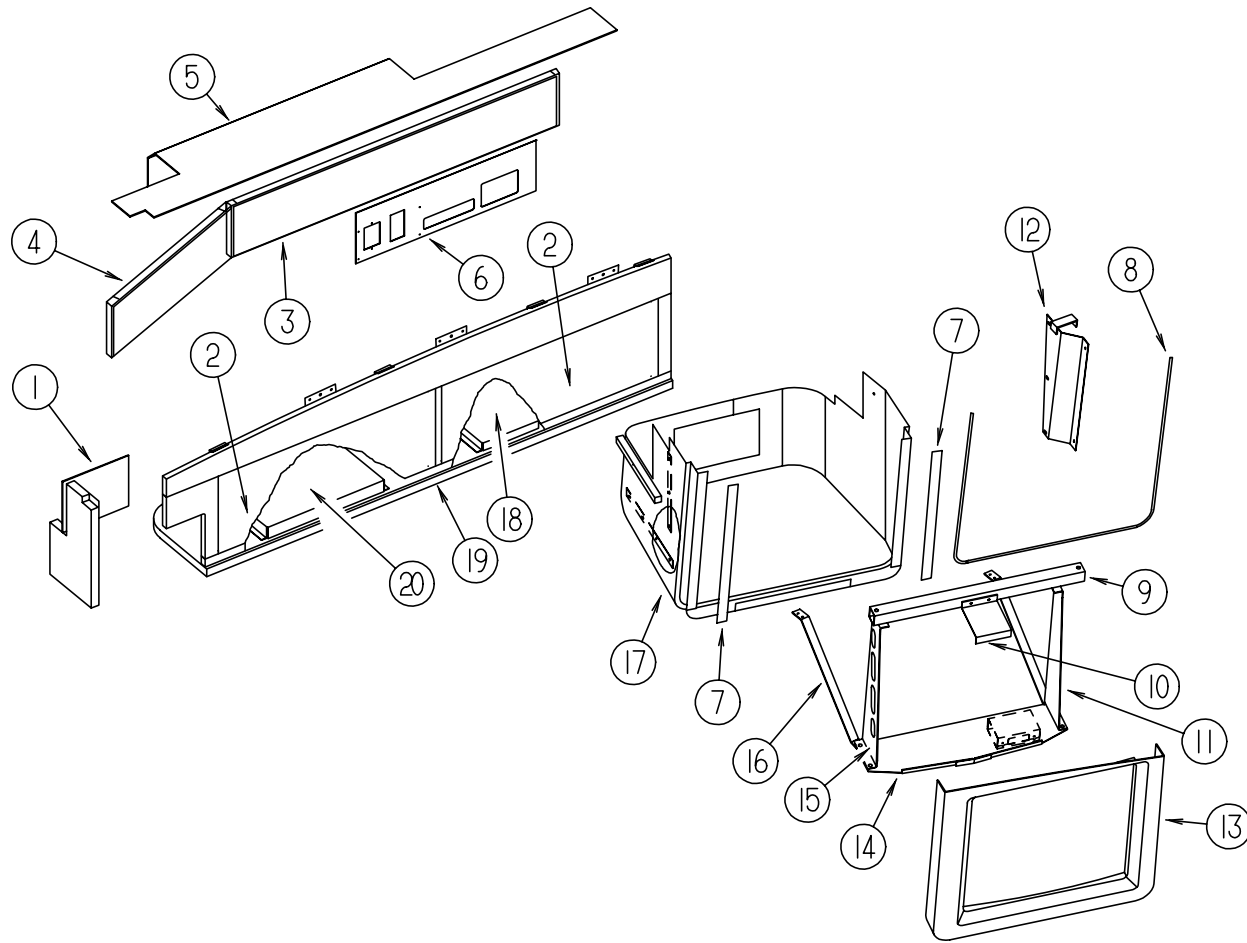


KEY	PART NUMBER	U/M DESCRIPTION
1	108170-02-000	EA SUNVISOR ASM-W/KNOBS, DRIVERS
1	108170-03-000	EA SUNVISOR ASM-W/KNOBS, PASS
2	036420-02-000	EA FAN-DEFROSTER, 2 SPEED - 6" DIAMETER
3	103961-02-01A	EA COVER-BRACKET, SEATBELT O/W
4	024700-38-000	EA COVER-ROLL BAR, U-CHANNEL - 15.25" - PLASTIC - OFF WHITE
5	108792-02-D18	EA PANEL-HEADLINER, LEFT
6	107805-04-D18	EA PANEL-VINYL COVERED, SIDES
7	P08612-01-D18	EA CABT ASM-ENTRANCE, OVHD W/VINYL
8	110603-02-E37	EA CABINET ASM-ENTRANCE, OVHD
9	107805-01-D18	EA PANEL-VINYL COVERED, ENDS
10	107804-01-D18	EA PANEL-VINYL COVER, TOP
11	108526-01-E37	EA CABINET ASM-OVHD, FRONT (PICKLED ASH)
11	108526-01-E41	EA CABINET ASM-OVHD, FRONT (SALEM CHERRY)
12	M05990-10-E37	EA DOOR-RAIL, HDW, 0305 X 0660 (PICKLED ASH)
12	M05990-10-E41	EA DOOR-RAIL, HDW, 0305 X 0660 (SALEM CHERRY)

KEY	PART NUMBER	U/M DESCRIPTION
13	107805-06-D18	EA PANEL-VINYL COVERED, FRONT
14	110648-01-E37	EA PANEL ASM-VINYL COVERED
15	110603-01-E37	EA CABINET ASM-ENTRANCE, OVHD
16	024700-38-000	EA COVER-ROLL BAR, U-CHANNEL - 15.25" - PLASTIC - OFF WHITE
17	108792-01-D18	EA PANEL-HEADLINER, RIGHT
18	103961-01-01A	EA COVER-BRACKET, SEATBELT O/W
	091990-04-01A	EA SEAT BELT-3 POINT, BLACK
	109146-01-000	EA BOLT-SHOULDER, SEAT BELT
	091990-01-700	EA COVER-BOLT, SEATBELT - BLACK
	091990-01-701	EA EXTENDER 9" FOR A8408 3 PT
19	107942-01-01A	EA COVER-INTERIOR, A-PILLAR, RH
	107942-02-01A	EA COVER-INTERIOR, A-PILLAR, LH
20	040714-01-000	EA MIRROR-REAR VIEW, W/ARM MOUNT & SET SCREW - GM # 911722
	067490-01-000	EA BUTTON-MIRROR, REAR VIEW
21	106568-01-01A	EA TRIM-WINDSHIELD, CENTER WILLOW

DRIVERS COMPARTMENT GROUP (CONTINUED)

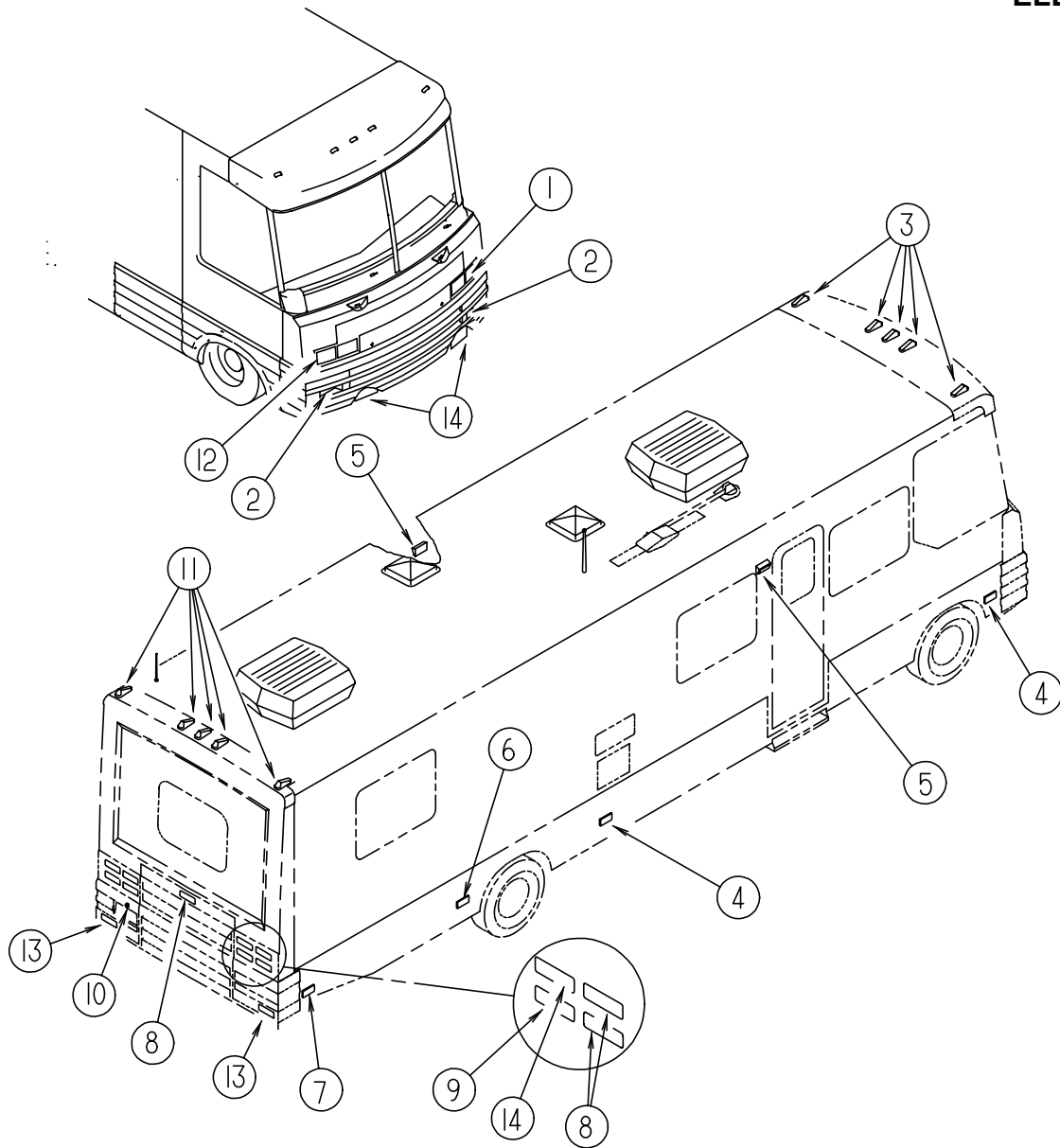
OVERHEAD TV & VCR CABINETS



KEY	PART NUMBER	U/M	DESCRIPTION
1	107805-01-D18	EA	PANEL-VINYL COVERED, ENDS
2	100708-08-000	EA	DOOR-GLASS, TV CAB 246 X 687
	100710-01-01A	EA	LOCK-GLASS DOOR, TWIST TYPE - BRASS
	100711-01-01A	EA	HINGE-DOOR, GLASS
	101272-01-000	EA	CATCH-DOOR, GLASS
	101766-02-000	EA	PIN-SUPPORT, GLASS DOOR
	100707-01-000	EA	SPACER-DOOR, GLASS - .8" DIA - .3" HOLE - PLASTIC
3	107805-03-D18	EA	PANEL-VINYL COVERED, SIDES
4	107805-04-D18	EA	PANEL-SIDE, VINYL COVERED
5	107804-01-D18	EA	PANEL-TOP, VINYL COVERED
6	107803-01-D18	EA	PANEL-VINYL COVERED, BACK
6	107803-04-D18	EA	PANEL-VINYL COVERED (W/SWITCH BOX & INVERTER)
7	085774-01-000	FT	FASTENER-DUAL HOOK, 1" WIDE - ADHESIVE BACK - BLACK
7	085774-02-000	FT	FASTENER-DUAL LOOP, 1" WIDE - ADHESIVE BACK - BLACK
8	NOT USED	FT	
9	107319-03-000	EA	MOUNT ASM-TV, FRONT
10	116745-02-02B	EA	MOUNT ASM-TV, PANEL, TOP, E-COAT
11	107280-01-000	EA	BRACKET-MOUNTING, TV RH
12	NOT USED	EA	
13	116734-01-01A	EA	COVER-TV, OVERHEAD FRT WILLOW
14	116747-01-02B	EA	SHELF ASM-TV, E-COAT
15	107281-01-000	EA	BRACKET-MOUNTING, TV LH
16	111907-02-000	EA	SUPPORT-SHELF, TV, LH
17	M06860-01-E37	EA	COVER ASM-TV, OVHD
	116734-11-02A	EA	BACKING-SCREW WILLOW
18	100676-03-000	EA	STAND-VCR
19	107365-01-E37	EA	CABINET ASM-OVHD, TV (PICKLED ASH)
19	107365-01-E41	EA	CABINET ASM-OVHD, TV (SALEM CHERRY)
	P07365-01-D18	EA	CABINET ASM-BOTTOM W/VINYL
20	100676-04-000	EA	STAND-VCR
	065747-01-000	SF	INSULATION-MICROFOAM, .5" THICK X 72" X 112' ROLL
	099717-01-000	EA	TV TIEDOWN STRAP- W/24" FEMALE STRAP & 14.2" MALE STRAP

ELECTRICAL GROUP

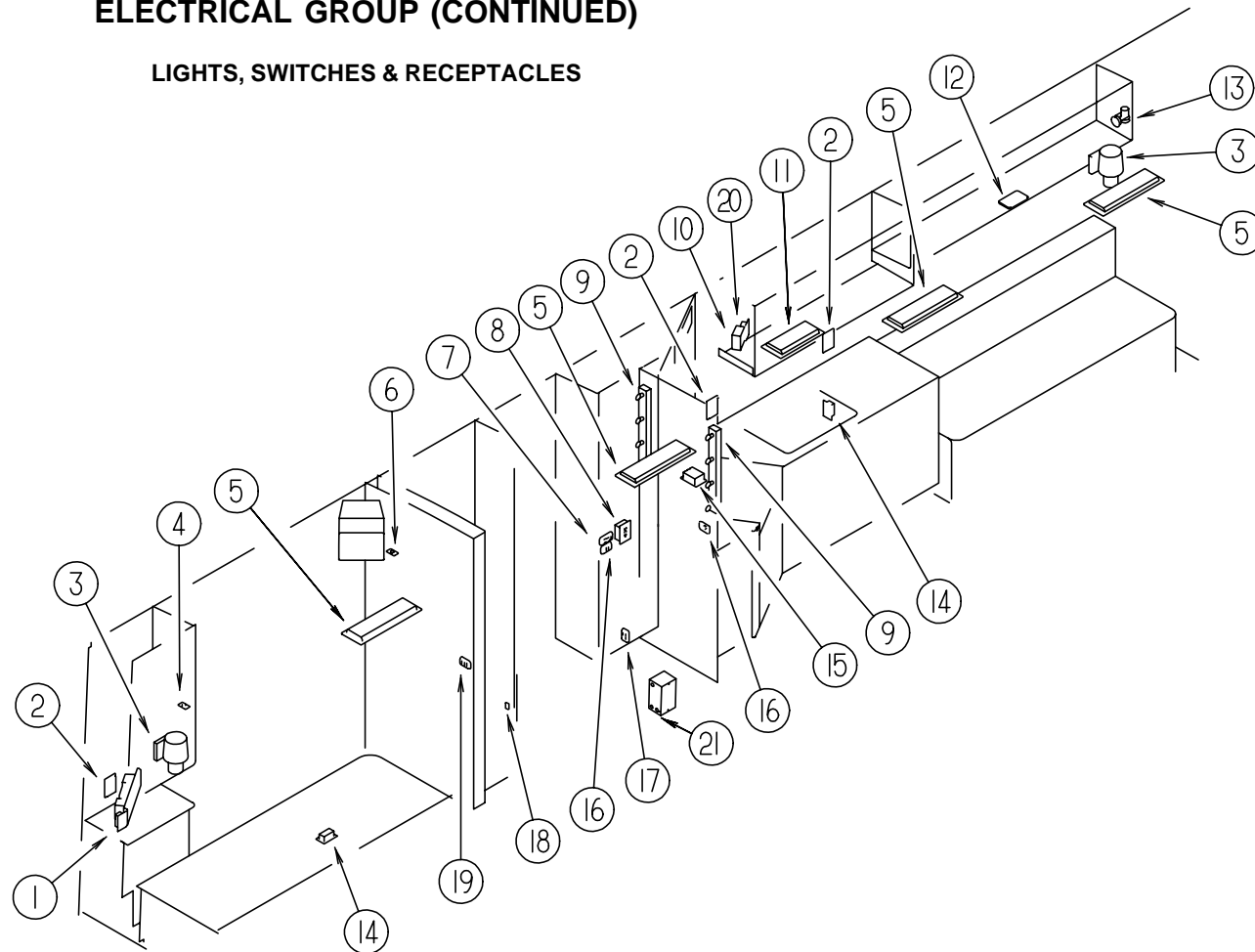
EXTERIOR LIGHTS



KEY	PART NUMBER	U/M DESCRIPTION	VENDOR NO.
1	049186-03-000	EA HEADLAMP ASM-DR. HIGH/LOW HALOGEN - KD 92749-001	
1	049188-03-000	EA HEADLAMP ASM-DR. HIGH, HALOGEN - KD 92750-001	
1	110750-01-000	EA SCREW ASM-HEADLAMP ADJUSTING - T'MAN B62258-1428	
1	106687-02-000	EA SOCKET ASM LIGHT 3-WIRE - TRIPLEX 376	
1	049359-01-000	EA SPRING-RETAINER, HEADLAMP - GM 496096	
2	106688-02-000	EA LIGHT ASM-TURN, AMBER - TRIPLEX 146-W	
2	037934-01-000	EA BULB-12V, #1156 - 2.1AMP - CLEAR GLASS	
2	106687-02-000	EA SOCKET ASM LIGHT 3-WIRE - TRIPLEX 376	
3	107749-01-000	EA LIGHT ASM-CAB MARKER, AMBER - KD 509-0-1	
3	036196-01-000	EA BULB-12V, #194 - .27AMP - BAYONETTE	
3	067789-02-000	EA SOCKET-LAMP	
4	089362-01-000	EA LIGHT-SIDEMARKER, AMBER LENS & BASE - W/O BULB	
4	008103-01-000	EA BULB-DASH/AISLE LIGHT, #53 - 12 V - .12 AMP	
4	067789-03-000	EA SOCKET-LIGHT, W/6" BROWN/WHITE LEAD	
5	097917-01-07A	EA LIGHT-PORCH, SABLE - BARGMAN 30-78-535	
5	008215-01-000	EA BULB-12V, #1003 - .94AMP	
5	097917-01-700	EA LENS-LIGHT, CLEAR	30-78-021
6	106688-04-000	EA LIGHT ASM-AUXILIARY, CLEAR - TRIPLEX 147W	
6	037934-01-000	EA BULB-12V, #1156 - 2.1AMP - CLEAR GLASS	
6	106687-01-000	EA SOCKET ASM LIGHT 2-WIRE - TRIPLEX 375X	
7	089362-02-000	EA LAMP-SIDE MARKER, RED - TRIPLEX 403-99	
7	089362-03-000	EA GASKET-MARKER LIGHT - TRIPLEX 403-2	
7	036196-01-000	EA BULB-12V, #194 - .27AMP - BAYONETTE	
7	067789-02-000	EA SOCKET-LAMP	
8	106688-03-000	EA LIGHT ASM-STOP/TURN RED - TRIPLEX 141-W	
8	037935-01-000	EA BULB-12V, #1157 OR #2057 - 2.1AMP - CLEAR GLASS	
8	106687-01-000	EA SOCKET ASM LIGHT 2-WIRE - TRIPLEX 375X	
9	106688-01-000	EA LIGHT ASM-BACKUP, WHITE - TRIPLEX 147-DW	
9	037935-01-000	EA BULB-12V, #1157 OR #2057 - 2.1AMP - CLEAR GLASS	
9	106687-02-000	EA SOCKET ASM LIGHT 3-WIRE - TRIPLEX 376	
9	107256-01-03A	EA TAIL LIGHT BEZEL - BLACK	
10	087201-01-000	EA LIGHT-HALF ROUND, 1" X 1.7" - PLASTIC - BLACK	
11	107749-02-000	EA LIGHT ASM-CAB MARKER, RED - KD 509-0-6	
11	036196-01-000	EA BULB-12V, #194 - .27AMP - BAYONETTE	
11	067789-02-000	EA SOCKET-LAMP	
12	049185-03-000	EA HEADLAMP ASM-PASS.HIGH/LOW HALOGEN - KD 92751-001	
12	049187-03-000	EA HEADLAMP ASM-PASS,HIGH, HALOGEN - KD 92748-001	
12	110750-01-000	EA SCREW ASM-HEADLAMP ADJUSTING - T'MAN B62258-1428	
13	110177-01-000	EA LENS-REFLECTOR, RED - TRIPLEX 403-R	
13	110177-02-000	EA GASKET-LENS, REFLECTOR - TRIPLEX 402-22	
13	106687-02-000	EA SOCKET ASM LIGHT 3-WIRE - TRIPLEX 376	
14	088747-03-000	EA LAMP-FOG, CLEAR LENS - PER LUX 550 SERIES	
14	088747-03-700	EA COVER-LIGHT, FOG (PAIRS)	050-005835
14	088747-03-701	EA BEZEL-LIGHT, FOG	050-005001

ELECTRICAL GROUP (CONTINUED)

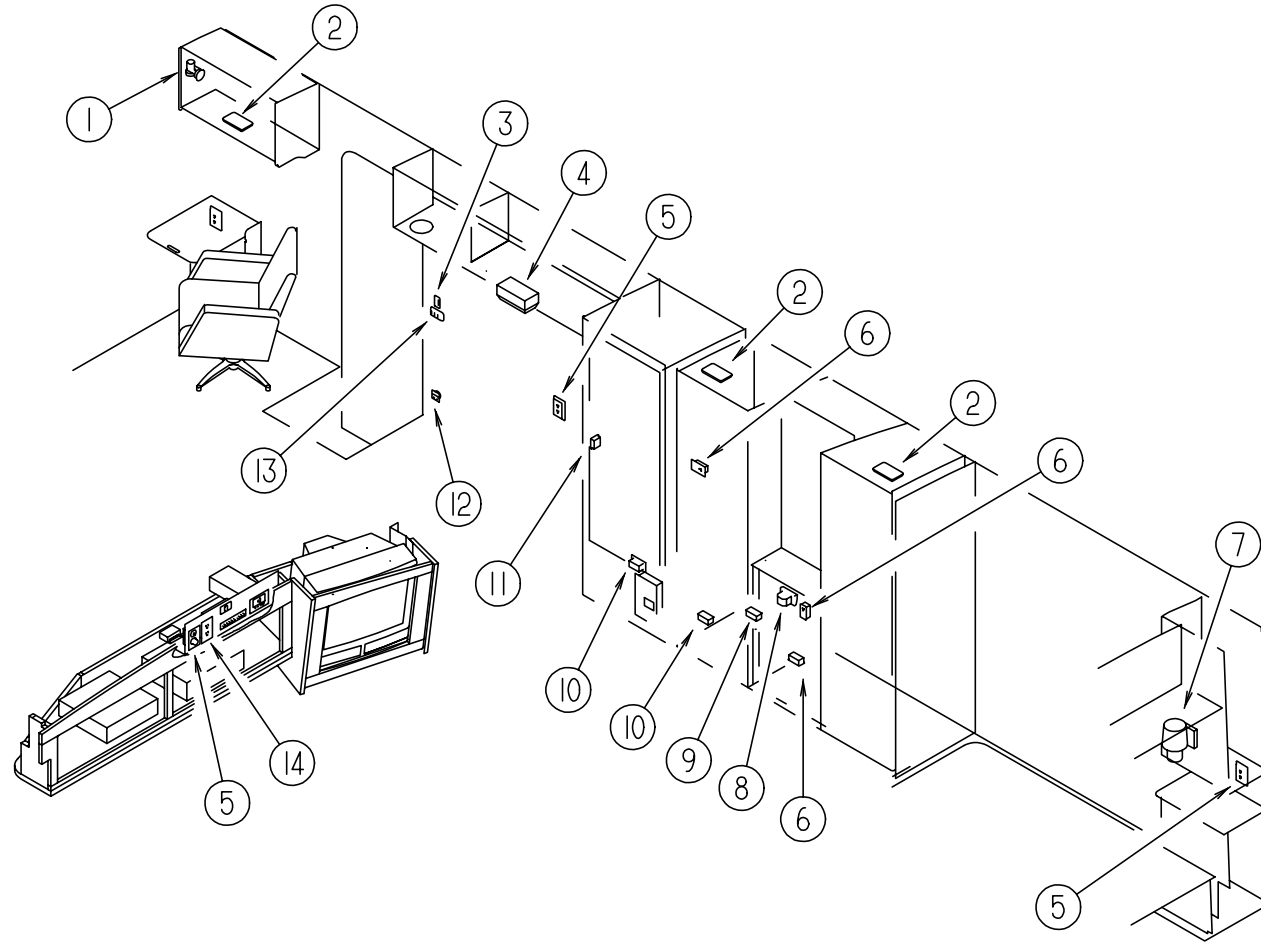
LIGHTS, SWITCHES & RECEPTACLES



KEY	PART NUMBER	U/M	DESCRIPTION	VENDOR NO.	KEY	PART NUMBER	U/M	DESCRIPTION	VENDOR NO.
1	058708-01-000	EA	RECEPTACLE-ELECTRIC, DOUBLE - BROWN		11	091937-05-000	EA	LIGHT-FLUORESCENT, 12V/16 WATT - 15" LONG - THIN LITE 732	
2	102568-01-E37	EA	SPACER-RECEPTACL, SIDEWALL (PICKLED ASH)		11	091937-05-700	EA	BULB FLUORESCENT 12"	
2	102568-01-E41	EA	SPACER-RECEPTACL, SIDEWALL (SALEM CHERRY)		11	091937-05-701	EA	LENS-LIGHT, FLUORESCENT	D-732
2	058708-02-000	EA	RECEPTACLE-ELECTRIC, DOUBLE - IVORY		12	098024-01-01A	EA	LIGHT-DOME, 1 BULB - US - IVORY	
3	065202-34-000	EA	LAMP-WALL, BRASS UL/CSA - GUSTAFSON RECX507-7		12	008218-01-000	EA	BULB-DOME LIGHT, 12V - NUMBER 1141	
3	065201-12-000	EA	SHADE-LAMP, FABRIC - WHITE SWIRL (G38, G39)		12	098024-01-700	EA	LENS-LIGHT	807877
3	119257-01-01A	EA	SHADE-LAMP, POTPOUM - 79-123 X 20BS (G40, G41)		13	104173-01-01A	EA	LIGHT-DESIGNER, BRASS - #81-905 - BULB #93 12V	
3	065201-17-000	EA	SHADE-LAMP, SAHARA SUNRISE (G42, G43)			104173-01-700	EA	BULB	81900
3	067479-01-000	EA	BULB-12V, NUMBER 1076		13	104172-01-01A	EA	LIGHT-BULLET, BEIGE - #787 SERIES - BULB #93 12V	
4	108357-10-000	EA	ROCKER SWITCH, SPDT MOM/OFF/MOM - CARLING V8D1160B-0		14	058707-01-000	EA	RECEPTACLE-ELECTRIC, SINGLE - BROWN	
4	108356-05-01A	EA	SWITCH COVER W/GROOVES-LIGHTED-GEN SET-CARLING VVLGCXX-XWB		15	084076-02-000	EA	RECEPTACLE-GFI, 15A - 125V - BROWN	
4	095188-01-01A	EA	SPACER-SWITCH, 2.3" X 3.4" - PLASTIC - DARK BROWN		15	097734-01-02A	EA	EXTENSION-RECEPTACLE, 3.2" X 5" X .7" - PLASTIC - BROWN	
4	098351-07-01A	EA	PLATE-SWITCH, GENERATOR SWITCH - *JENSEN-BRASS, POLISH		16	098351-01-01A	EA	PLATE-SWITCH, 1 GANG - POLISHED BRASS - JENSEN	
4	108355-01-000	EA	HOUSING-SWITCH - CARLING VCH		16	079364-03-000	EA	SWITCH-ON/OFF ROCKER, 3 PRONGS - BROWN	
5	091937-04-000	EA	LIGHT-FLUORESCENT, 12 V/30 WATT - 20.75" LONG - THIN LITE		16	095188-01-01A	EA	SPACER-SWITCH, 2.3" X 3.4" - PLASTIC - DARK BROWN	
5	098024-03-01A	EA	LIGHT-DOME, 2 BULB - IVORY		16	079364-02-000	EA	SWITCH-ON/OFF, ROCKER - BROWN	
6	079364-04-000	EA	SWITCH-ON/OFF, ROCKER - BLACK		17	079364-04-000	EA	SWITCH-ON/OFF, ROCKER - BLACK	
6	079364-01-000	EA	SWITCH-ON/OFF ROCKER, 2 PRONGS - BROWN		17	079364-01-000	EA	SWITCH-ON/OFF ROCKER, 2 PRONGS - BROWN	
6	098351-01-01A	EA	PLATE-SWITCH, 1 GANG - POLISHED BRASS - JENSEN		18	108357-08-000	EA	ROCKER SWITCH, DPDT ON/NONE/ON - CARLING VDD1S00C-0	
7	109294-01-01A	EA	SWITCH PANEL ASM-VENT FAN - *JRV J8948BR BRASS		18	108355-01-000	EA	HOUSING-SWITCH - CARLING VCH	
7	079364-02-000	EA	SWITCH-ON/OFF, ROCKER - BROWN		18	108356-02-01A	EA	SWITCH COVER W/ 2 DIMPLES - CARLING CCAZC00	
7	095188-02-01A	EA	SPACER-SWITCH, 2.3" X 4.1" - PLASTIC - DARK BROWN		19	098351-02-01A	EA	PLATE-SWITCH, 2 GANG - POLISHED BRASS - JENSEN	
8	084076-01-000	EA	RECEPTACLE-GFI, 15A - 125V - IVORY		19	095188-01-01A	EA	SPACER-SWITCH, 2.3" X 3.4" - PLASTIC - DARK BROWN	
8	097734-01-01A	EA	EXTENSION-RECEPTACLE, 3.2" X 5" X .7" - PLASTIC - IVORY		19	079364-01-000	EA	SWITCH-ON/OFF ROCKER, 2 PRONGS - BROWN	
9	110235-02-01A	EA	LIGHT-MAKE UP, 4 BULB PANLESS - PD PD200-622 BRASS		19	079364-04-000	EA	SWITCH-ON/OFF, ROCKER - BLACK	
9	081633-01-700	EA	BULB-LIGHT, MAKE-UP	RP1041	20	058708-05-000	EA	RECEPTACLE-SINGLE, BRN - WIRECON WDR15BRS	
10	101894-01-01A	EA	SWITCH-3 WAY BROWN (110 V) - *BRYANT CS320B		21	106071-01-000	EA	SWITCH-AUTOMATIC TRANSFER, MAGNETEK ATS 30 AMP	
10	101911-01-01A	EA	WALL PLATE-SWITCH (1 GANG) BRN - *LEVITON 80701 OR E		21	106071-02-000	EA	AUTOMATIC TRANSFER SWITCH - 50 AMP.-MAGNETEK ATS100	

ELECTRICAL GROUP (CONTINUED)

LIGHTS, SWITCHES & RECEPTACLES



KEY	PART NUMBER	U/M	DESCRIPTION	VENDOR NO.	KEY	PART NUMBER	U/M	DESCRIPTION	VENDOR NO.
1	104172-01-01A	EA	LIGHT-BULLET, BEIGE - #787 SERIES - BULB #93 12V		8	112822-01-01A	EA	RECEPTACLE-DUPLEX, IVORY - WIRECON WDRU15IV	
1	104173-01-01A	EA	LIGHT-DESIGNER, BRASS - #81-905 - BULB #93 12V		8	112824-01-01A	EA	COVER-RECP, EXTE DUPLEX, GRAY - *P&S 3780-SC	
2	098024-01-01A	EA	LIGHT-DOME, 1 BULB - US - IVORY					FROM: 00-00-00 THRU: 11-02-95	
2	008218-01-000	EA	BULB-DOME LIGHT, 12V - NUMBER 1141		8	112824-01-03A	EA	COVER-EXTERIOR DUPLEX RECEPTACLE, WHITE - P&S 3780-SC-WH	
2	098024-01-700	EA	LENS-LIGHT	807877				FROM: 11-03-95 THRU: 99-99-99	
3	093132-02-000	EA	SWITCH-ROCKER, 5 TERM W/KEY LOCK & ARROW F/POWER DOOR LOCK		9	058707-01-000	EA	RECEPTACLE-ELECTRIC, SINGLE - BROWN	
3	094086-01-01A	EA	PLATE-SWITCH, SINGLE GANG - 1.8" X 3" - PLASTIC - BLACK		9	058707-02-000	EA	RECEPTACLE-BLANK, JUNCTION - WIRECON WDJ20BR	
4	093575-06-01A	EA	LIGHT-CEILING, FLUTED UL/CSA - GUSTAFSON 514F		10	058707-02-000	EA	RECEPTACLE-BLANK, JUNCTION - WIRECON WDJ20BR	
5	058708-01-000	EA	RECEPTACLE-ELECTRIC, DOUBLE - BROWN		11	079364-01-000	EA	SWITCH-ON/OFF ROCKER, 2 PRONGS - BROWN	
6	058707-01-000	EA	RECEPTACLE-ELECTRIC, SINGLE - BROWN		11	079364-04-000	EA	SWITCH-ON/OFF, ROCKER - BLACK	
7	065202-34-000	EA	LAMP-WALL, RASS UL/CSA - GUSTAFSON RECX507-7		11	098351-01-01A	EA	PLATE-SWITCH, 1 GANG - POLISHED BRASS - JENSEN	
7	065201-12-000	EA	SHADE-LAMP, FABRIC - WHITE SWIRL (G38, G39)		12	108354-01-01A	EA	LIGHT-COURTESY, ITC 81395-B	
7	119257-01-01A	EA	SHADE-LAMP, POTPOUM - 79-123 X 20BS (G40, G41)		12	108354-01-700	EA	BULB-COURTESY LIGHT	12842
7	065201-17-000	EA	SHADE-LAMP, SAHARA SUNRISE (G42, G43)		13	098351-05-01A	EA	PLATE-SWITCH, 3 GANG - POLISH BRASS - W/LABEL - JENSEN	
7	067479-01-000	EA	BULB-12V, NUMBER 1076		13	095188-02-01A	EA	SPACER-SWITCH, 2.3" X 4.1" - PLASTIC - DARK BROWN	
					13	079364-04-000	EA	SWITCH-ON/OFF, ROCKER - BLACK	
					13	079364-01-000	EA	SWITCH-ON/OFF ROCKER, 2 PRONGS - BROWN	
					14	079364-01-000	EA	SWITCH-ON/OFF ROCKER, 2 PRONGS - BROWN	
					14	079364-04-000	EA	SWITCH-ON/OFF, ROCKER - BLACK	
					14	098351-09-01A	EA	PLATE-SWITCH, SPEAKER SELECT - *JENSEN-BRASS, POLISH	

ELECTRICAL GROUP (CONTINUED)**MIRROR, WINDOW & LOCK SWITCHES**

KEY	PART NUMBER	U/M	DESCRIPTION
	087695-01-000	EA	SWITCH-HEATER, EXTERIOR MIRROR
			FROM: 00-00-00 THRU: 09-03-95
	087695-02-000	EA	SWITCH-MIRROR HEATER - DAV 4720-12
			FROM: 09-04-95 THRU: 99-99-99
	099982-01-02A	EA	PLATE-SWITCH, MILL - MIRROR
	099982-02-01A	EA	PLATE ASM-SWITCH, BLACK - MIRROR
	103473-11-01A	EA	PLATE-SWITCH, WINDOW, LOCK, LH MILL
	103473-12-01A	EA	PLATE ASM-SWITCH, WINDOW, LH - BLACK
	103473-14-01A	EA	PLATE ASM-SWITCH, WINDOW, LH BLACK
	113638-01-000	EA	POWER DOOR LOCK MOTOR/ACTUATOR
	113638-02-000	EA	CONNECTOR-ELECT,ACTUATOR - EURAMETEC ST2-01
	113960-01-01A	EA	COVER-ACTUATOR, POWER LOCK OFF WHITE

DASH SWITCHES

KEY	PART NUMBER	U/M	DESCRIPTION
	108355-01-000	EA	HOUSING-SWITCH - CARLING VCH
	108356-01-01A	EA	SWITCH COVER W/ 3 GROOVES - CARLING VVCZC00
	108356-02-01A	EA	SWITCH COVER W/ 2 DIMPLES - CARLING CCAZC00
	108356-03-01A	EA	SWITCH COVER W/GROOVES - LIGHTED / CARLING VVCGC00
	108356-04-01A	EA	SWITCH COVER W/DIMPLES-LIGHTED-CARLING VVAGC00
	108356-05-01A	EA	SWITCH COVER W/GROOVES-LIGHTED-GEN.SET-CARLING VVLGCXX-XWB
	108356-06-01A	EA	SWITCH COVER W/GROOVES F/AUX. START - CARLING VVC2CXX-XIN
	108356-07-01A	EA	SWITCH COVER W/ 2 DIMPLES - CARLING VVAZCXX-XWB
	108356-08-01A	EA	SWITCH COVER W/DIMPLES - LIGHTED - CARLING VVAACXX-XWB
	108356-09-01A	EA	SWITCH COVER W/DIMPLES - LIGHTED - CARLIN VVAACXX-XGO
	108356-10-01A	EA	SWITCH COVER W/ DIMPLES - LIGHTED - CARLING VVAJXX-X
	108356-11-01A	EA	ACTUATOR-SWITCH GROOVES III *CARLING VVCZCXX-SW
	108357-01-000	EA	ROCKER SWITCH, SPST ON/OFF - CARLING V1D1000B-0
	108357-02-000	EA	ROCKER SWITCH, SPST ON/MOM - CARLING V3D1000B-0
	108357-03-000	EA	SWITCH-ROCKER, SPDT ON/OFF/ON - CARLING V6D1000B-0
	108357-04-000	EA	SWITCH-ROCKER, SPDT ON/OFF/MOM - CARLING V7D1000B-0
	108357-05-000	EA	SWITCH-ROCKER, SPDT ON/NONE/ON - CARLING V4D1000B-0
	108357-06-000	EA	SWITCH-ROCKER, DPDT MOM/OFF/MOM - CARLING VLD1000B-0
	108357-07-000	EA	SWITCH-ROCKER, SPDT MOM/OFF/MOM - CARLING V8D1000B-0
	108357-08-000	EA	ROCKER SWITCH, DPDT ON/NONE/ON - CARLING VDD1S00C-0
	108357-09-000	EA	SWITCH-ROCKER, SPDT ON/NONE/MOM - CARLING V5D1000B-0
	108357-10-000	EA	ROCKER SWITCH, SPDT MOM/OFF/MOM - CARLING V8D1160B-0
	108357-11-000	EA	ROCKER SWITCH, DPDT MOM/OFF/MOM CARLING VLD1160B
	108357-12-000	EA	ROCKER SWITCH, DPST OFF/NONE/MOM - CARLING VBD17HNB
	108357-13-000	EA	ROCKER SWITCH, DPDT MOM/ON/OFF , CARLINGVMD17HNB
	108357-14-000	EA	ROCKER SWITCH, SPST ON/OFF - CARLING VIDIA60C
	096241-03-000	EA	SWITCH-BLANK

CIRCUIT BREAKERS & FUSES

KEY	PART NUMBER	U/M	DESCRIPTION
	008233-01-000	EA	FUSE-12V-6AMP
	008235-01-000	EA	FUSE-AUTOMOTIVE, 12V - 15AMP
	062037-01-000	EA	HOUSING-AUTO FUSE, NATURAL
	062037-02-000	EA	HOUSING-AUTO FUSE, GREEN
	062037-03-000	EA	HOUSING-AUTO FUSE, BLACK
	062037-04-000	EA	HOUSING-AUTO FUSE, BLUE
	062037-05-000	EA	HOUSING-AUTO FUSE, GRAY
	062037-06-000	EA	HOUSING-AUTO FUSE, BROWN
	062901-05-000	EA	FUSE-15 AMPS, AUTOMOTIVE
	083209-01-000	EA	CIRCUIT BREAKER 15 AMP 120V BW G-15 - CANADIAN
	083209-02-000	EA	CIRCUIT BREAKER 15/15AMP 120V BW H-15/15
	083209-03-000	EA	CIRCUIT BREAKER 15/20AMP 120V BW 0-15/20
	083209-04-000	EA	CIRCUIT BREAKER 30AMP 120V BW L-30
	083209-06-000	EA	CIRCUIT BREAKER 30/15 AMP 120V BW D-30/15
	083209-07-000	EA	CIRCUIT BREAKER-20/20AMP 120V BW K-20/20
	093654-01-000	EA	CIRCUIT BREAKER 6AMP 12V USD 17406-4E12A2A
	093654-02-000	EA	CIRCUIT BREAKER-15AMP 12V USD 17415-4E12A2A

ELECTRICAL GROUP (CONTINUED)**CIRCUIT BREAKERS & FUSES (CONTINUED)**

KEY	PART NUMBER	U/M	DESCRIPTION
	093655-01-000	EA	CIRCUIT BREAKER 25AMP 12V USD 17425-4E03A2A
	093655-02-000	EA	CIRCUIT BREAKER 30AMP 12V USD 17430-4E03A2A
	093655-03-000	EA	BREAKER-CIRCUIT, 40 AMP, USD 17440-4E03A2A
	093674-01-000	EA	PLATE-CIRCUIT BREAKER, HOUSE - 8.4" X 4.1" - STEEL
	098196-01-000	EA	LATCH, 1/4 TURN, T-BAR
	100341-01-000	EA	FUSE HOLDER-IN LINE TYPE, WESCO 8931-92020
	106655-02-000	EA	TERMINAL-FUSE BLOCK,10-12AWG - PACKARD 12020400
	108916-01-000	EA	CIRCUIT BREAKER 50AMP 120V, WESTINGHOUSE BR250
	110000-01-000	EA	CIRCUIT BREAKER 10AMP 12V TYPE II USD 122A10
	110000-02-000	EA	CIRCUIT BREAKER 25AMP 12V TYPE II USD 122A25
	111683-01-000	EA	FUSE HOLDER-GLASS,1/4X11/4 - BUSS HTB-86I
	113482-01-000	EA	CIRCUIT BREAKER-55A,MANUAL - MP1648-001-055-13

CONVERTERS, INVERTER & LOAD CENTERS

KEY	PART NUMBER	U/M	DESCRIPTION
	099048-02-000	EA	100 WATT INVERTER W/EXTRA SURGE CAPACITY
	108915-01-000	EA	LOAD CENTER-120/240V, 125A - WESTINGHOUSE S816CG
	109171-02-000	EA	CONVERTER-55 AMP, ELECTRONIC - MAGNETEK 7255X
			FROM: 00-00-00 THRU: 04-07-96
	123058-01-000	EA	CONVERTER-55 AMP, ELECTRONIC - MAGNETEK 7455BT
			FROM: 04-08-96 THRU: 99-99-99
	109677-01-000	EA	LOAD CENTER-120V, 40A - WESCO TT120FLGNM
	113132-01-000	EA	LOAD CENTER-120/240V, 60A - WESCO 2460SGNM

WIRE ASSEMBLIES

KEY	PART NUMBER	U/M	DESCRIPTION
	073328-B4-000	EA	CABLE ASSEMBLY-BATTERY, W/TERMINALS
	090986-01-000	EA	WIRE ASM-ELECTRIC STEP, KWIKEE 9009
	093057-05-000	EA	WIRE ASM-POWER LOCK ENTRANCE
			FROM: 04-11-95 THRU: 99-99-99
	097618-01-000	EA	WIRE ASM-MONITOR PANEL, W/3 WIRES & ORANGE RESISTOR- LVS
			ORANGE RESISTOR W/3 (ORANGE-GREEN-BLUE) WIRES
	102636-03-000	EA	WIRE ASM-CLEARANCE LAMPS
	107306-01-000	EA	WIRE ASM-IP, DOCKING LAMPS
	108029-01-000	EA	WIRE ASM-POWER DRIVER SEAT
	108242-01-000	EA	WIRE ASM-DOOR, CAB LEFT
	108304-01-000	EA	WIRE ASM-IP, AUX FANS
	110256-01-000	EA	WIRE ASM-IP, GENERATOR
	113639-01-000	FT	CABLE-3/0AWG STRANDED, RED, EXCEL
	116687-02-000	FT	WIRE-6 AWG, XLPE-AWM, 125 C GREEN
	118937-03-000	EA	WIRE ASM-HEADLAMP(PUSHER)

ELECTRIC BOXES & CORDS

KEY	PART NUMBER	U/M	DESCRIPTION
	008052-01-000	EA	CORD-POWER, 10/3 - 30 AMP - 25' - CANADIAN
	008054-01-000	EA	CORD-POWER, 10/3 - 30 AMP - 25'
	008289-01-000	EA	BOX-ELECTRIC, STEEL - 1/2" AND 3/4" KNOCKOUTS - 4" X 4"
	008289-02-000	EA	BOX-ELEC., 4" X 4", W/1/2" & 3/4" KNOCKOUTS, CANADIAN
	008294-01-000	EA	COVER-ELECTRICAL BOX, BLANK/STEEL - 4" X 4" - GRAY
	008294-02-000	EA	COVER-ELECTRICAL BOX, BLANK STEEL - 4" X 4" - CANADIAN
	091910-01-000	EA	BOX-ELECTRIC, 3.75" X 3.5" X 1.75" - PLASTIC
	091910-02-000	EA	BOX-ELECTRICAL, PLASTIC - 57 X 88MM
	092492-08-000	EA	SEAL-ELECTRICAL BOX
	098196-01-000	EA	LATCH-1/4 TURN, T-BAR
	108934-01-000	EA	CORD-POWER,50A,4-WIRE,36FT - WESCO K3536
	109172-01-000	EA	CORD-POWER,13A,3-WIRE,4FT - ELECTICORD
	109925-02-000	EA	DOOR ASM-ELECTRICAL BOX, SPARTAN
	109925-03-000	EA	DOOR ASM-ELECTRICAL BOX, OSHKOSH
	113088-01-000	EA	BOX-ELECTRIC, 3.00 X 2.00 X 2.75
	113096-01-000	EA	CORD-POWER,50A,4WIRE,36',CSA - WESCO 4243
	121470-01-000	EA	CORD-EXTENTION, 6FT 16-2 - AWI 2030

ELECTRICAL GROUP (CONTINUED)

CONNECTORS & CONDUIT

KEY	PART NUMBER	U/M DESCRIPTION
	007940-01-000	EA RECEPTACLE-SLIDE, 16 TO 12 AWG - FEMALE END
	007942-01-000	EA TAB-WIRE, 18 TO 14 AWG
	007954-01-000	EA RECEPTACLE-HSG-6 POSITION
	007956-05-000	EA INSULATOR-SHRINK .25IDX1.50 - BLACK
	008311-01-000	EA CONNECTOR-WIRE NUT, INSULATED - RED
	008312-01-000	EA CONNECTOR-WIRE NUT, INSULATED - BLUE
	008313-01-000	EA CONNECTOR-WIRE NUT, INSULATED - YELLOW
	008314-01-000	EA CONNECTOR-WIRE NUT, INSULATED - GRAY
	008326-01-000	EA TERMINAL-RING, 16/14 WIRE - 3/8" STUD
	008328-01-000	EA TERMINAL-RING, 12/10 WIRE - #10 STUD FIT
	008331-01-000	EA TERMINAL-RING, TONGUE - #4 WIRE - 3/8" STUD - COPPER
	008348-01-000	EA TERMINAL-RING, 3/8" STUD - #2 WIRE
	008355-01-000	EA CONNECTOR-CABLE CLAMPING, 3/4"
	008356-01-000	EA CONNECTOR-PLASTIC, 3/8" AVG
	035416-04-000	EA TERMINAL-RING #10 STUD FIT, INSULATED BARREL #16/14
	041480-01-000	EA CONNECTOR-STRAIGHT, 1/2" FLEX CONDUIT
	041953-01-000	FT CONDUIT-CONVOLUTE SLIT, .5"ID
	041953-02-000	FT CONDUIT-CONVOLUTE SLIT.625"ID
	041953-03-000	FT CONDUIT-CONVOLUTE SLIT, 1" ID (CLOTHES ROD COVER)
	041953-05-000	FT CONDUIT-CONVOLUTE SOLID, .62" ID
	041953-06-000	FT CONDUIT-CONVOLUTE, SLIT .375"ID
	041953-07-000	FT CONDUIT-CONVOLUTE, SLIT - .25" ID
	041953-08-000	FT CONDUIT-CONVOLUTE, SLIT, 1.50"ID
	041953-09-000	FT CONDUIT-CONVOLUTE, SLIT .50"ID
	041953-10-000	FT CONDUIT-CONVOLUTE, SLIT - .75" ID
	041953-11-000	FT CONDUIT-CONVOLUTE, SLIT- 1.06" ID
	041953-12-000	FT CONDUIT-CONVOLUTE, NON SLIT 1.1" ID
	047443-01-000	EA TERMINAL-.250 RECEPTACLE FIT, INSULATED - 16/14 AWG
	047443-02-000	EA TERMINAL-.250 RECEPTACLE FIT, INSULATED - 12/10 AWG
	058028-01-000	EA CONNECTOR-ELECTRICAL PIGTAIL, NYLON - CLEAR
	062036-01-000	EA TERMINAL-PACK-CON, 12/10 AWG - PACKARD 12033817
	062036-02-000	EA TERMINAL-PACK-CON, 16/14 AWG - PACKARD 08917021
	074017-02-000	EA HOUSING-5 POSITION, RIGHT ANGLED
	077479-01-000	EA BOOT-BATTERY TERMINAL, DOUBLE CABLE
	077479-02-000	EA BOOT-BATTERY TERMINAL, SINGLE CABLE
	080015-02-000	EA RECEPTACLE-FLAG, .185 - 16/14 GA - AMP 3
	080015-03-000	EA RECEPTACLE-FLAG, .250 - 14/16 GA
	082109-01-000	EA HOUSING-CONNECTOR, PACKARD
	082741-01-000	EA CONNECTOR BODY-2 CNCT MALE - SERV ELEC 2P-FYL
	087225-01-000	FT SLEEVING-1/2", TYPE H - VARFLEX
	087695-03-000	EA CONNECTOR-ASSEMBLY - EURAMTEC RT10484802
	087949-01-000	EA BUSS BAR-2 POSITION, .6" X 1.5" - ALUMINUM
	087949-02-000	EA BUS BAR-3 POSITION - .6" 2.4" - ALUMINUM
	087949-03-000	EA BUSS BAR-4 POSITION
	088267-01-000	EA TERMINAL-FEMALE, 1/4 - PACKARD 2962573
	088473-01-000	EA HOUSING-PIN, 12 CAVITY - AMP 1-480708-0
	088473-02-000	EA HOUSING-PIN, 15 CAVITY - AMP 1-480710-0
	088473-03-000	EA HOUSING-PIN, 9 CAVITY - AMP 1-480706-0
	088473-05-000	EA HOUSING-PIN, 6 CAVITY - AMP 640585-1
	088473-06-000	EA HOUSING-PIN, 6 CAVITY - AMP 1-480704-0
	088473-07-000	EA HOUSING-PIN, 5 CAVITY - AMP 1-480763-0
	088473-08-000	EA HOUSING-PIN, 4 CAVITY - AMP 1-480702-0
	088473-09-000	EA HOUSING-PIN, 3 CAVITY - AMP 1-480700-0
	088473-10-000	EA HOUSING-PIN, 2 CAVITY - AMP 1-480698-0
	088474-01-000	EA HOUSING-SOCKET, 12 CAVITY - AMP 1-480709-0
	088474-02-000	EA HOUSING-SOCKET, 12 CAVITY - AMP 1-480711-0
	088474-03-000	EA HOUSING-SOCKET, 9 CAVITY - AMP 1-480707-0
	088474-06-000	EA HOUSING-SOCKET, 6 CAVITY - AMP 1-480705-0
	088474-07-000	EA HOUSING-SOCKET, 5 CAVITY - AMP 1-480764-0
	088474-08-000	EA HOUSING-SOCKET, 4 CAVITY - AMP 1-480703-0
	088474-09-000	EA HOUSING-SOCKET, 3 CAVITY - AMP 1-480701-0
	088474-10-000	EA HOUSING-SOCKET, 2 CAVITY - AMP 1-480699-0

ELECTRICAL GROUP (CONTINUED)

CONNECTORS & CONDUIT (CONTINUED)

KEY	PART NUMBER	U/M DESCRIPTION
	088475-01-000	EA PIN-CONNECTOR, 14 TO 20 AWG
	088475-02-000	EA PIN-CONNECTOR, 10 TO 12 AWG
	088476-01-000	EA SOCKET-CONNECTOR, BRASS - PRE-TIN
	088476-02-000	EA SOCKET-CONNECTOR, 12-10 GA - PHOS. BRZ - PRE-TIN
	092786-03-000	EA BUSS BAR-6.9" LONG
	098260-01-000	EA TERMINAL-MALE, 56 SERIES - PACKARD 02971962
	098261-02-000	EA SOCKET-CONNECTOR, WEATHERPACK - PACKARD 12124580
	098262-01-000	EA SEAL-CONNECTOR, WEATHER PACK - PACKARD 12010293
	098264-01-000	EA HOUSING-2 PIN, WEATHER PACK,M - PACKARD 12015792
	098265-02-000	EA PIN-CONNECTOR, WEATHER PACK - PACKARD12089305
	100690-01-000	EA HOUSING-5 PIN, WEATHER PACK
	101571-01-000	EA HOUSING-2 POSITION, MALE
	101751-01-000	EA HOUSING-1 PIN, WEATHER PACK
	101751-02-000	EA HOUSING-1 PIN, WEATHER PACK
	102777-02-000	EA TERMINAL-RING #6 STUD, 10 AWG
	103608-01-000	EA SOCKET-WEDGE BASE W/LEADS - JKL 2944-6 OR EQUIV
	104100-01-000	EA HOUSING-1 POSITION, 75 AMP - AMP 53884-1
	104100-02-000	EA TERMINAL-75 AMP - AMP 53880-2 STRIP
	104100-03-000	EA TERMINAL-75 AMP - AMP 53880-4 LOOSE
	106006-01-000	EA HOUSING-1 POSITION, FEMALE - PACKARD 12015952
	106007-01-000	EA TERMINAL-FEMALE,14-16AWG - PACKARD 12015861-L
	110178-01-000	EA HOUSING-WIPER MOTOR - UT6237440-EC25WJ
	112823-01-000	EA SPLICE-REDUCER 16-14 TO 18-22 - ETC BA-631X
	113468-01-000	EA HOUSING-2 POSITION, FEMALE - 56-SERIES - PACKARD 02965981 USED ON WIPER/WASHER WIRE ASM
	115556-01-000	EA HOUSING-3 POSITION, FEMALE, 59-SERIES - PACKARD 02965810
	115556-02-000	EA HOUSING-2 POSITION, FEMALE, 59-SERIES - PACKARD 02965809

SOLAR PANEL

KEY	PART NUMBER	U/M DESCRIPTION
	115504-01-700	EA PLUG & CABLE, 10 WATT PANEL 600-016
	115504-01-000	EA PANEL-SOLAR 10 WATT - NAGY TJN-2SW
	115505-01-000	EA MONITOR LIGHT - SOLAR PANEL - RED LED INDICATOR

BATTERY BOOT & STUD

KEY	PART NUMBER	U/M DESCRIPTION
	077479-01-000	EA BOOT-BATTERY TERMINAL, DOUBLE CABLE
	077479-02-000	EA BOOT-BATTERY TERMINAL, SINGLE CABLE
	086233-01-000	EA STUD-ISOLATED, 3/8" X 7/8" LONG

FLASHER, SOLENOID, DIODE & RELAYS

KEY	PART NUMBER	U/M DESCRIPTION
	007093-01-000	EA FLASHER-SIGNAL, STAT
	008188-01-000	EA SOLENOID-3 POST, BATTERY CHANGE OVER
	063910-01-000	EA HOUSING-RELAY, BOSCH 3 334 485 008
	063912-02-000	EA RELAY-CANISTER, SPDT - BOSCH 0332204101
	086233-01-000	EA STUD-ISOLATED, 3/8" X 7/8" LONG
	086273-01-000	EA RELAY-BATTERY DISCONNECT

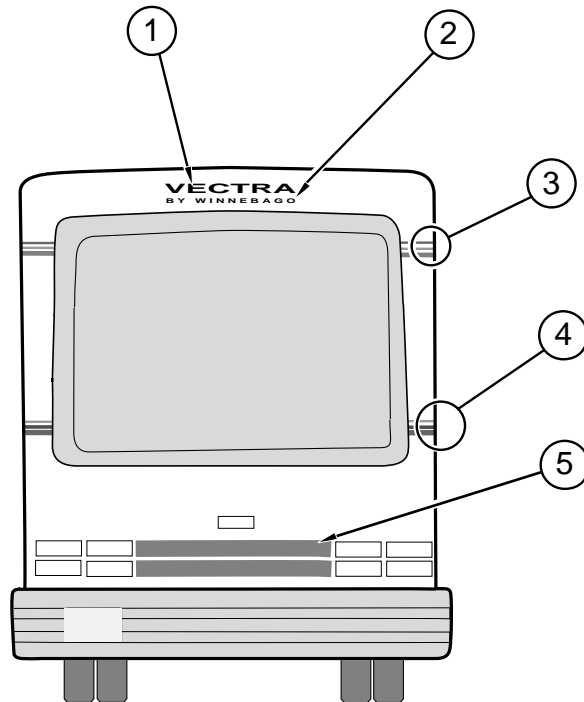
EXTERIOR BODY GROUP

AIR HORNS

KEY	PART NUMBER	U/M DESCRIPTION	VENDOR NO.
	077497-08-000	EA HORN-AIR, BLACK, TWIN SHORT, HADLEY H00640S	
	077497-01-701	EA SWITCH-COMPRESSOR	13940-S
	077497-01-702	EA SWITCH-TOGGLE, W/WIRE	12949-S
	077497-02-000	EA HOSE-AUXILIARY AIR HORN, MIDLAND 89ID 50' COILED HOSE, AIR CHUCK, NEEDLE, NOZZLE & CARRIER	
	077497-03-000	EA FITTING KIT-HOSE, AUXILIARY AIR HORN PRESSURE GAUGE & HOSE FITTINGS	
	077497-01-710	EA GAUGE-AIR PRESSURE	14212S
	077497-09-000	EA TANK-AIR AND SOLENOID KIT, HADLEY H00751C	
	077497-01-700	EA SOLENOID-AIR TANK	550B
	077497-01-703	EA TANK-AIR	751-N
	077497-01-709	EA PLUNGER & SPRING F/SOLENOID	H136215
	115024-01-01B	EA BRACKET-TANK, AIR HORN	
	071390-04-000	FT TUBING AIR BRAKE, 1/4"OD-BLK WEATHERHEAD (BRAKES & HORN)	
	109400-01-000	EA BRACKET-HORN, AIR, FORD	
	111689-08-000	EA VALVE-PROTECTION, 95 #O - 75 #C - MIDLAND N15759DD	

SQUEEGEE & ENTRY DOOR BUMPER

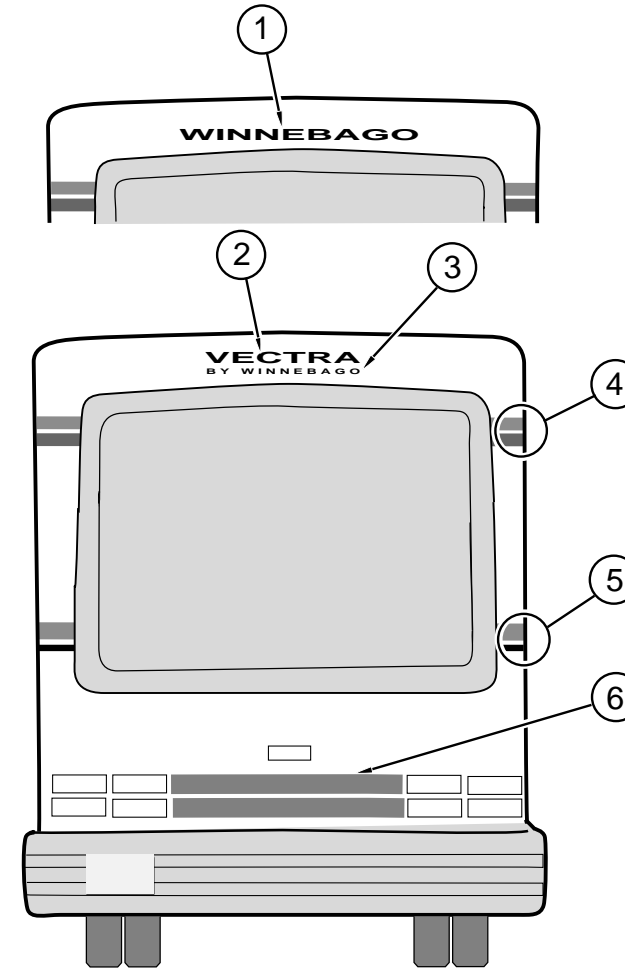
KEY	PART NUMBER	U/M DESCRIPTION
	091955-02-000	EA SQUEEGEE-EXTEND HANDLE
	110429-03-D18	EA BRACKET ASM-SQUEEGEE
	110429-01-01A	EA BRACKET-SQUEEGEE MILL
	117046-01-000	EA BUMPER-RUBBER, ROUND END - LAKEVIEW #22134 FROM: 05-01-95 THRU: 07-23-95
	117046-02-000	EA BUMPER-RUBBER, ROUND END - LAKEVIEW #22073 FROM: 07-24-95 THRU: 99-99-99



OPTIONAL UPGRADE BACKWALL DECALS

KEY	PART NUMBER	U/M DESCRIPTION
1	121664-02-01A	EA DECAL-LOGO, VECTRA, SMALL - DARK PURPLE/WIN BLUE
2	115344-02-05A	EA DECAL-LOGO, BY WINNEBAGO - WIN BLUE
3	094443-35-02A	FT FILM-MULTISTRIPE, 76.2MM X 150' - EMERALD/PURPLE/WIN BLUE
4	093689-18-02A	FT FILM-MULTISTRIPE, 184.2MM X 150 - EMERALD/PURPLE/WIN BLUE
5	106149-02-01A	EA DECAL (VINYL STRIPING) 3" X 46.33" (BLACK)

EXTERIOR BODY GROUP (CONTINUED)

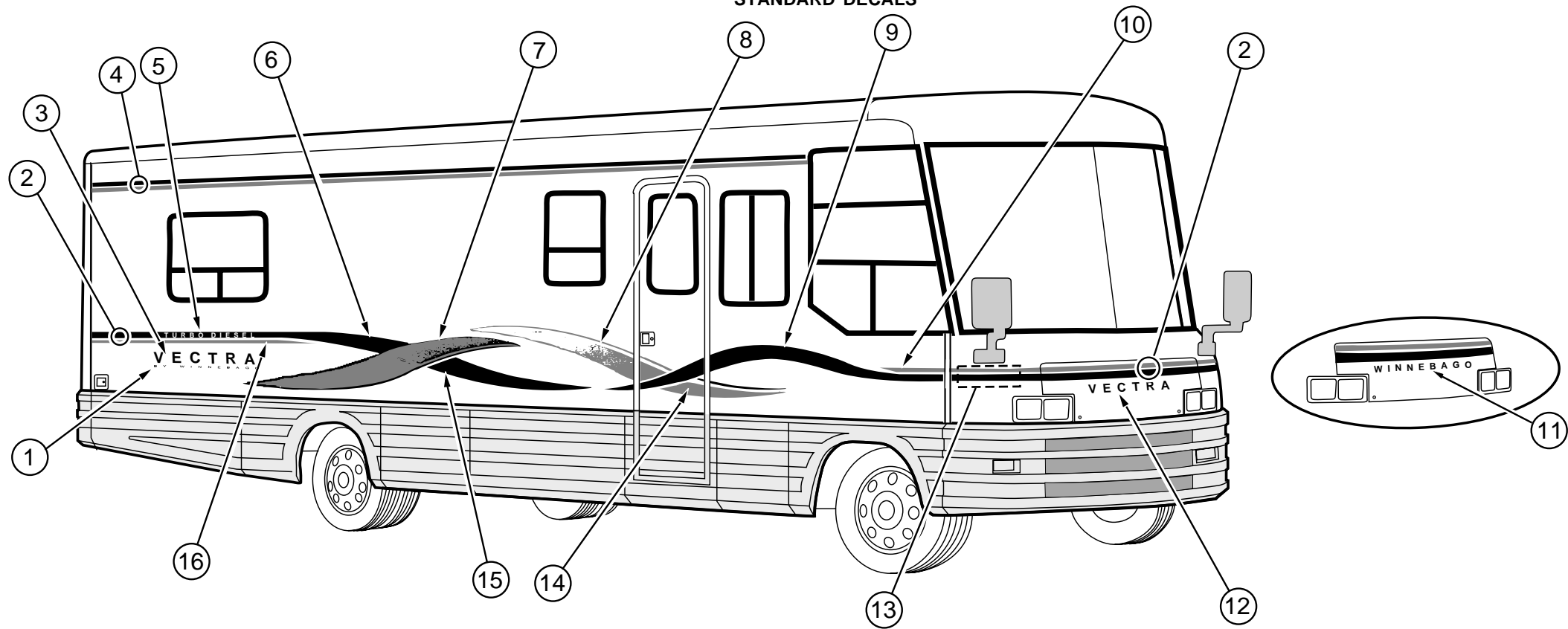


STANDARD BACKWALL DECALS

KEY	PART NUMBER	U/M DESCRIPTION
1	050313-16-000	EA DECAL-LOGO, "WINNEBAGO" - 2.8" HIGH (BLACK) (W.I.E. EXPORT PREP OPTION)
2	115337-02-03A	EA DECAL-VECTRA, 3D, SMALL, DOMED - TRUE ROYAL BLUE/TURQUOISE
3	115344-02-04A	EA DECAL-LOGO, BY WINNEBAGO - TURQUOISE
4	105781-48-01A	FT FILM-MULTISTRIPE 73.0MM X 150' TURQUOISE/VIOLET
5	105781-49-01A	FT FILM-MULTISTRIPE 117.5NNX150 - TURQUOISE/TRUE ROYAL BLUE
6	106149-02-01A	EA DECAL (VINYL STRIPING) 3" X 46.33" (BLACK)

EXTERIOR BODY GROUP (CONTINUED)

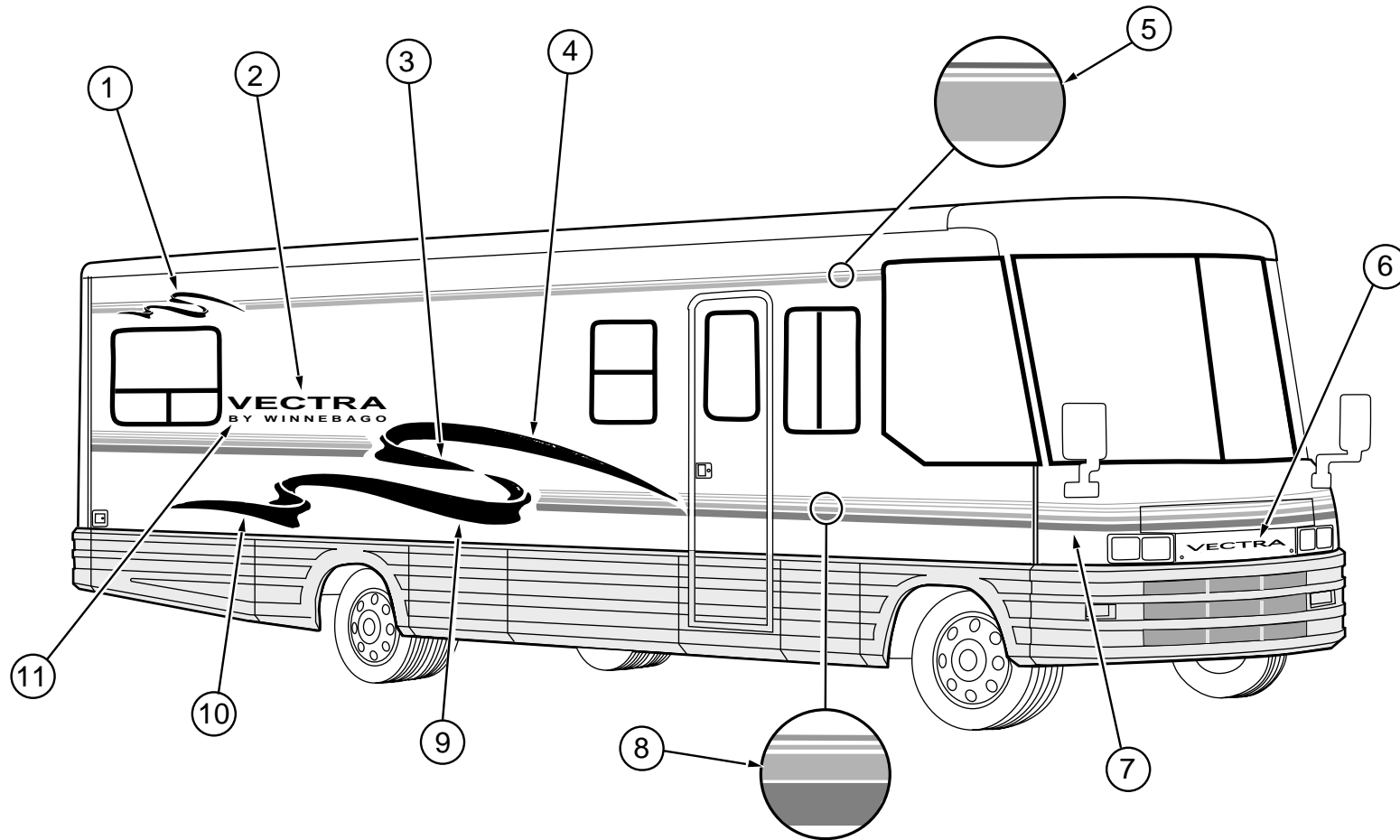
STANDARD DECALS



KEY	PART NUMBER	U/M DESCRIPTION
1	115344-01-03A	EA DECAL-LOGO, BY WINNEBAGO - TURQUOISE
2	105781-49-01A	FT FILM-MULTISTRIPE 117.5NNX150 - TURQUOISE/TRUE ROYAL BLUE
3	115337-01-03A	EA DECAL-VECTRA,3D,DOMED - TRUE ROYAL BLUE/TURQUOISE
4	105781-48-01A	FT FILM-MULTISTRIPE 73.0MM X 150' TURQUOISE/VIOLET
5	111318-03-02A	EA DECAL-TURBO DIESEL - SABLE
6	119528-01-01A	EA DECAL-SWEEP, #4, RH - TURQUOISE
	119528-02-01A	EA DECAL-SWEEP, #4, LH - TURQUOISE
7	119527-01-01A	EA DECAL-SWEEP, #3, RH - VIOLET/LIGHT VIOLET/DARK PLUM
	119527-02-01A	EA DECAL-SWEEP, #3, LH - VIOLET/LIGHT VIOLET/DARK PLUM
8	119526-01-01A	EA DECAL-SWEEP, #2, RH - DARK PLUM/VIOLET/LIGHT VIOLET
	119526-02-01A	EA DECAL-SWEEP, #2, LH - DARK PLUM/VIOLET/LIGHT VIOLET
9	119525-01-01A	EA DECAL-SWEEP, #1, RH - TURQUOISE/LIGHT TURQUOISE
	119525-02-01A	EA DECAL-SWEEP, #1, LH - TURQUOISE/LIGHT TURQUOISE
10	119531-01-01A	EA DECAL-TAIL, SWEEP, RH - TRUE ROYAL BLUE
	119531-02-01A	EA DECAL-TAIL, SWEEP, LH - TRUE ROYAL BLUE
11	050313-16-000	EA DECAL-LOGO, "WINNEBAGO" - 2.8" HIGH (BLACK) (W.I.E. EXPORT PREP OPTION)
12	115337-02-03A	EA DECAL-VECTRA, 3D, SMALL, DOMED - TRUE ROYAL BLUE/TURQUOISE
13	119532-01-01A	EA DECAL-CORNER, RH - TRUE ROYAL BLUE/TURQUOISE
	119532-02-01A	EA DECAL-CORNER, LH - TRUE ROYAL BLUE/TURQUOISE
14	119529-01-01A	EA DECAL-TIP, SWEEP, #2, RH - DARK PLUM/VIOLET
	119529-02-01A	EA DECAL-TIP, SWEEP, #2, LH - DARK PLUM/VIOLET
15	119530-01-01A	EA DECAL-TIP, SWEEP, #4, RH - TURQUOISE/LIGHT TURQUOISE
	119530-02-01A	EA DECAL-TIP, SWEEP, #4, LH - TURQUOISE/LIGHT TURQUOISE
16	119531-02-01A	EA DECAL-TAIL, SWEEP, RH - TRUE ROYAL BLUE
	119531-01-01A	EA DECAL-TAIL, SWEEP, LH - TRUE ROYAL BLUE
	093681-39-01A	FT FILM- 74MM X 150FT - MATTE BLACK (DRIVER DOOR)
	107567-02-01A	EA DECAL-VECTRA, 3D, SMALL - WILLOW (DASH)

EXTERIOR BODY GROUP (CONTINUED)

OPTIONAL UPGRADE DECALS



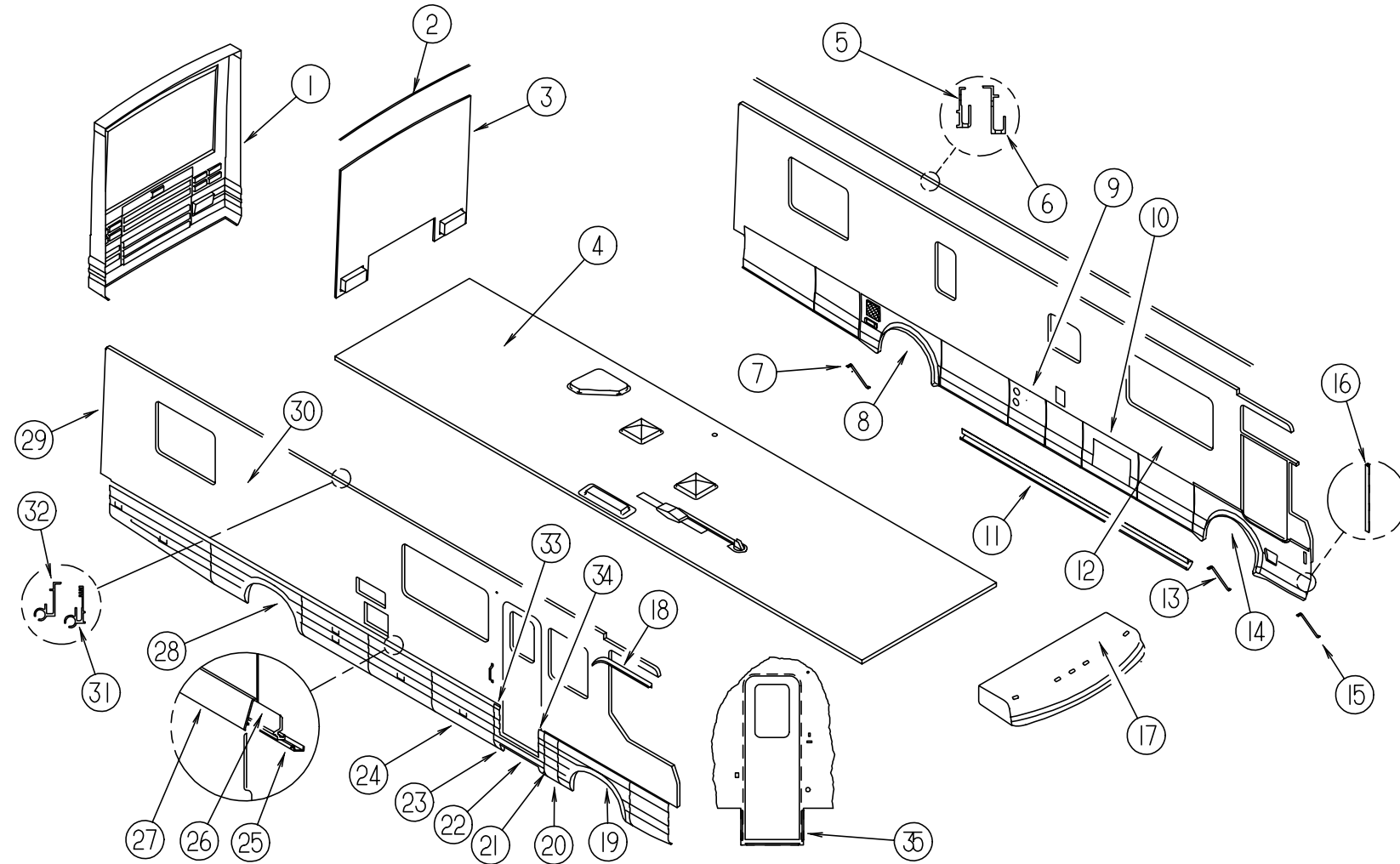
KEY	PART NUMBER	U/M DESCRIPTION
1	118171-01-02A	EA DECAL-RIBBON, SMALL, RH - BLUE/WIN BLUE
	118171-02-02A	EA DECAL-RIBBON, SMALL, LH - BLUE/WIN BLUE
2	121664-01-01A	EA DECAL-LOGO, VECTRA, LARGE - DARK PURPLE/WIN BLUE
3	118163-03-02A	EA DECAL-RIBBON 2, RH - BLUE/WIN BLUE
	118163-04-02A	EA DECAL-RIBBON 2, LH - BLUE/WIN BLUE
4	118163-01-02A	EA DECAL-RIBBON 1, RH - BLUE/WIN BLUE
	118163-02-0*2A	EA DECAL-RIBBON 1, LH - BLUE/WIN BLUE
5	094443-35-02A	FT FILM-MULTISTRIPE 76.2MM X 150' - EMERALD/PURPLE/WIN BLUE
6	121664-02-01A	EA DECAL-LOGO, VECTRA,SML - DARK PURPLE/WIN BLUE
7	118172-01-02A	EA DECAL-CORNER, FRONT, RH - EMERALD/BLUE/DARK PURPLE/WIN BLUE
	118172-02-02A	EA DECAL-CORNER, FRONT, LH - EMERALD/BLUE/DARK PURPLE/WIN BLUE
8	093689-18-02A	FT FILM-MULTISTRIPE,184.2MM X 150 - EMERALD/BLUE/DARK PURPLE/WIN BLUE
9	118163-05-02A	EA DECAL-RIBBON 3, RH - BLUE/WIN BLUE
	118163-06-02A	EA DECAL-RIBBON 3, LH - BLUE/WIN BLUE
10	118163-07-02A	EA DECAL-RIBBON 4, RH - BLUE/WIN BLUE
	118163-08-02A	EA DECAL-RIBBON 4, LH - BLUE/WIN BLUE
11	115344-01-04A	EA DECAL-LOGO, BY WINNEBAGO - WIN BLUE
	107567-02-01A	EA DECAL-VECTRA, 3D, SMALL - WILLOW (DASH)
	111318-03-02A	EA DECAL-TURBO DIESEL - SABLE
	093681-39-01A	FT FILM- 74MM X 150FT - MATTE BLACK (DRIVER DOOR)

DUPONT PAINT & PAINT CODES

KEY	PART NUMBER	U/M DESCRIPTION
	004308-01-000	EA PAINT-SPRAY, BLACK
	041561-03-000	EA PAINT-16OZ SPRAY-OFF WHITE - ACRYLIC ENAMEL
	044486-03-000	EA PAINT-16OZ SPRAY-BEIGE - ACRYLIC ENAMEL
	091828-61-000	GL PAINT-CHROMABASE L8723 - OFF WHITE
	034618-A9-700	EA PAINT-SPRAY, SABLE 16 OZ CAN
	GRAY METALLIC	F1569U
	SABLE	F1529
	AZTEC SILVER	45406
	BLACK	99
	OFF WHITE	L8723
		MOCHA FROST PEARL F1929

EXTERIOR BODY GROUP (CONTINUED)

BODY PANELS & TRIM



KEY	PART NUMBER	U/M	DESCRIPTION
1	114563-01-02A	EA	PANEL-REAR CAP, SABLE
2	083805-21-000	EA	TRIM-CAP, ROOF, SABLE, 2202
3	108683-01-F36	EA	BACKWALL ASM (G38, G39)
3	108683-01-G40	EA	BACKWALL ASM (G40, G41)
3	108683-01-G42	EA	BACKWALL ASM (G42, G43)
4	P20038-01-G38	EA	ROOF ASM
5	103801-02-06A	EA	TRIM-ROOF SABLE
6	120091-01-03A	EA	TRIM-ROOF, SABLE
6	120091-02-03A	EA	TRIM-ROOF, SABLE
7	107865-05-000	EA	ROD-SUPPORT, VALANCE PANEL
8	120167-04-G38	EA	WHEEL LIP ASM-LH
9	107895-05-000	EA	HINGE ASM-DOUBLE PIVOT
9	112107-01-01A	EA	POCKET-LIGHT, DOCKING BLACK
9	120159-01-G38	EA	PANEL ASM-VALANCE, FURNACE
10	120209-01-01A	EA	PANEL-VALANCE, FURNACE, PRIMER
10	120172-01-F36	EA	PANEL COMPLETE-VALANCE, A/C
11	109505-02-G38	EA	PANEL ASM-ROCKER

FROM: 00-00-00 THRU: 10-29-95

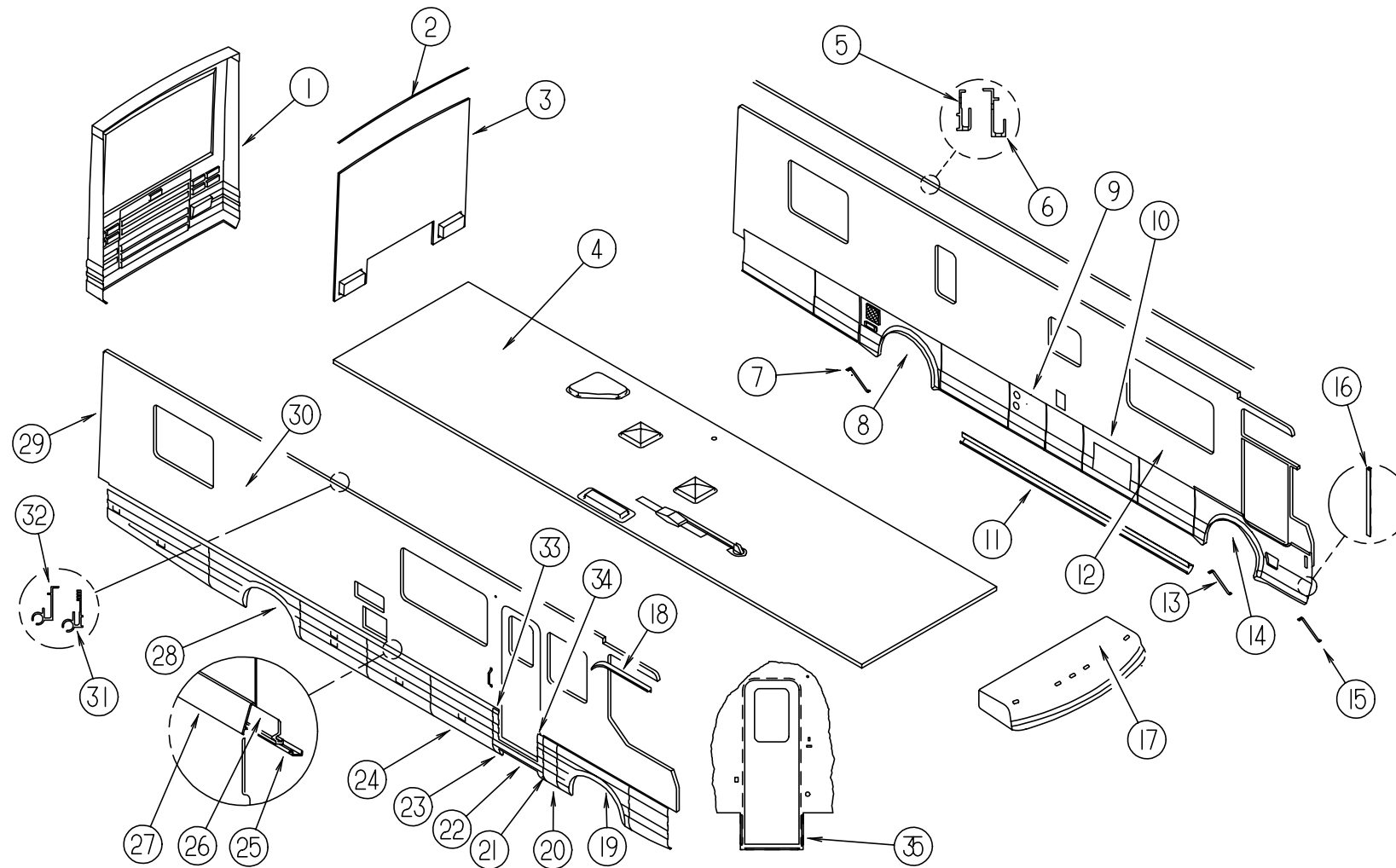
FROM: 10-30-95 THRU: 99-99-99

FROM: 10-30-95 THRU: 99-99-99

KEY	PART NUMBER	U/M	DESCRIPTION
12	P14553-01-G38	EA	SIDEWALL ASM-LEFT
12	P14553-01-G39	EA	SIDEWALL ASM-LEFT
12	P14553-01-G40	EA	SIDEWALL ASM-LEFT
12	P14553-01-G41	EA	SIDEWALL ASM-LEFT
12	P14553-01-G42	EA	SIDEWALL ASM-LEFT
12	P14553-01-G43	EA	SIDEWALL ASM-LEFT
13	107865-06-000	EA	ROD-SUPPORT, VALANCE PANEL
14	120154-02-G38	EA	WHEEL LIP ASM-FRONT, LH
	106105-05-000	EA	CLIP-VALANCE RETAINING
	106105-06-000	EA	CLIP-VALANCE RETAINING
	102569-03-000	EA	MAT-ANTI SLIP, 100 X 150MM - SAFETY TRACK 3100
15	107865-11-000	EA	ROD-SUPPORT, VALANCE PANEL
16	107487-02-000	EA	ANGLE-ATTACHMENT, FRONT (WHEELIP, ENTRY DOOR & FRONT PANELS)
17	M05794-01-G38	EA	CAP ASM-FRONT M SABLE
18	108274-01-02A	EA	RAIL-DRIP, FRONT END, RH SABLE
18	108274-02-02A	EA	RAIL-DRIP, FRONT END, LH SABLE
19	120156-02-G38	EA	WHEEL LIP ASM-FRONT, RH
	116118-01-01A	EA	WHEEL LIP-FRONT, RH BLK
	107895-01-000	EA	HINGE-DOUBLE PIVOT, W/U-CHANNEL - 254MM LONG

EXTERIOR BODY GROUP (CONTINUED)

BODY PANELS & TRIM (CONTINUED)

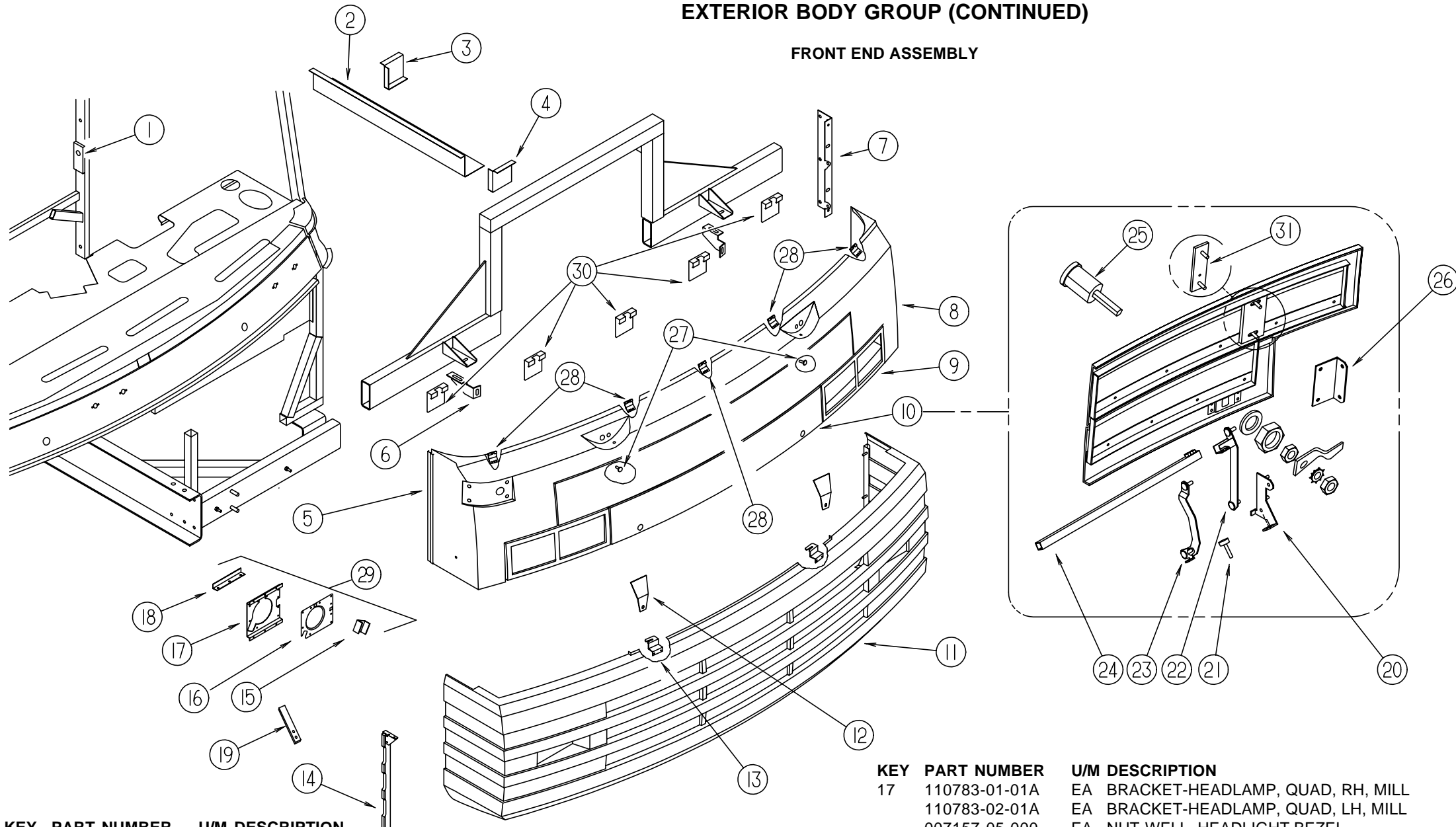


KEY	PART NUMBER	U/M	DESCRIPTION
20	109505-03-G38	EA	PANEL ASM-ROCKER
21	109619-03-02A	EA	CAP-ROCKER, BLACK
22	M05820-04-G38	EA	DOOR-VALANCE, ASM, OUTER (BELOW DOOR)
	106105-03-000	EA	CLIP-VALANCE RETAINING
22	M05859-01-D18	EA	DOOR-VALANCE ASM, INNER, ASH GRAY (ON DOOR)
23	109619-04-02A	EA	CAP-ROCKER, BLACK
24	109505-01-G38	EA	PANEL ASM-ROCKER
25	107370-01-000	EA	RETAINER-TRIM, 305MM LONG
26	107368-01-000	EA	HANGER-VALANCE
27	107369-01-04A	EA	COVER-TRIM 4623.0 VW GRAY
28	120167-03-G38	EA	WHEEL LIP ASM-RH
	112107-01-01A	EA	POCKET-LIGHT, DOCKING BLACK
29	092041-02-02A	EA	TRIM-REAR, CAP TO SIDEWALL SABLE
	091985-01-06A	FT	MOLDING-TRIM, SABLE
	094362-02-000	EA	CLIP-CHRISTMAS TREE, FLAT HEAD - .5" X .95"

KEY	PART NUMBER	U/M	DESCRIPTION	
30	P20048-01-G38	EA	SIDEWALL ASM-RIGHT	
30	P20048-01-G39	EA	SIDEWALL ASM-RIGHT	
30	P20048-01-G40	EA	SIDEWALL ASM-RIGHT	
30	P20048-01-G41	EA	SIDEWALL ASM-RIGHT	
30	P20048-01-G42	EA	SIDEWALL ASM-RIGHT	
30	P20048-01-G43	EA	SIDEWALL ASM-RIGHT	
31	117385-01-02A	EA	RAIL-AWNING SABLE	
				FROM: 00-00-00 THRU: 10-29-95
31	117385-02-02A	EA	RAIL-AWNING SABLE	
				FROM: 00-00-00 THRU: 10-29-95
32	120092-01-03A	EA	RAIL-AWNING, SABLE	
				FROM: 10-30-95 THRU: 99-99-99
32	120092-02-03A	EA	RAIL-AWNING, SABLE	
				FROM: 10-30-95 THRU: 99-99-99
	119943-51-001	EA	EXTRUSION-AWNING RAIL 4877 MM	
33	108497-02-01A	EA	CAP-END, COVER TRIM LT GRAY	
34	108497-01-01A	EA	CAP-END, COVER TRIM LT GRAY	
35	121091-03-01A	EA	ANGLE-ENTRANCE DOOR - HAMPTON TAN	

EXTERIOR BODY GROUP (CONTINUED)

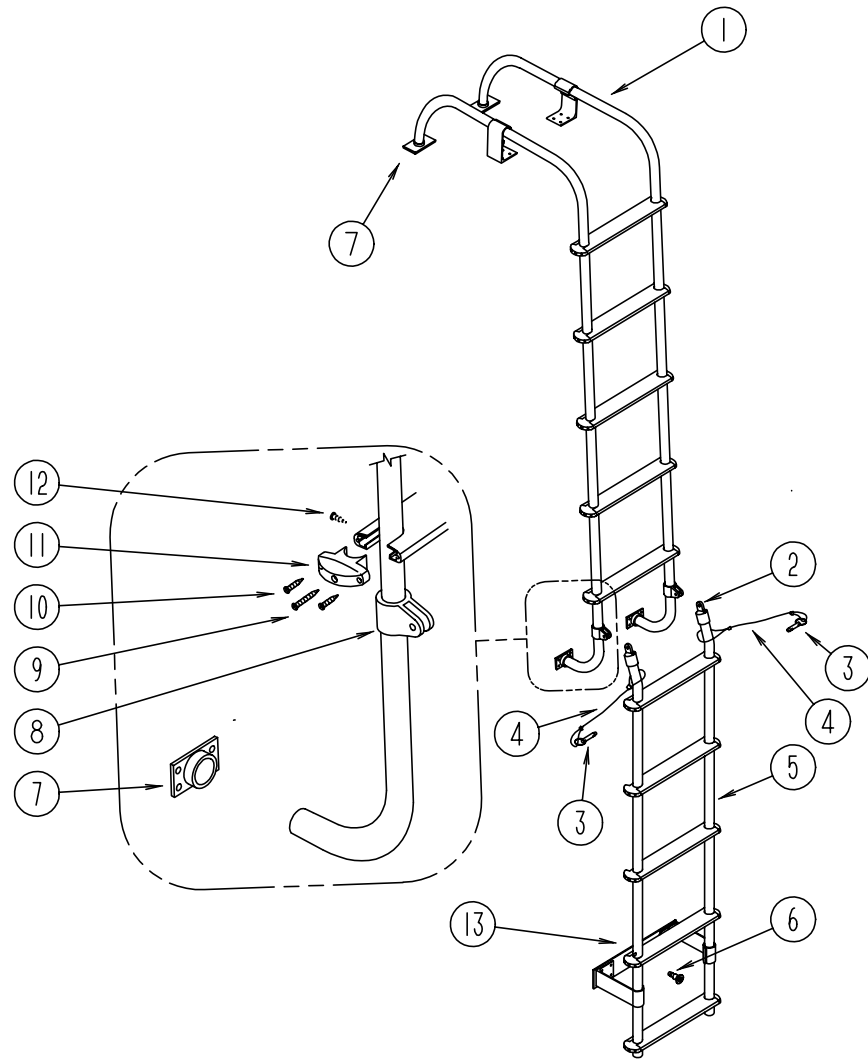
FRONT END ASSEMBLY



KEY	PART NUMBER	U/M DESCRIPTION
1	070579-06-000	EA PLATE-ANCHOR, W/7/16 WELD NUT - 1.5" X 3.3"
2	106746-01-000	EA PANEL-STEPWELL
3	106747-01-000	EA PANEL-STEPWELL, END RH
4	106747-02-000	EA PANEL-STEPWELL, END LH
5	089922-31-000	EA TRIM-FIBERGLASS, PANEL, SABLE
6	107411-01-000	EA BRACKET-SUPPORT, GRILLE, RH
	107411-02-000	EA BRACKET-SUPPORT, GRILLE, LH
7	107225-01-000	EA BRACKET-VALANCE, W/LIP, CAB
8	M05746-03-G38	EA FRT END ASM-FIBERGLASS M SABLE
9	106540-02-03A	EA BEZEL-HEADLAMP, LH, SABLE
	106540-01-03A	EA BEZEL-HEADLAMP, RH, SABLE
10	106538-01-G38	EA PANEL ASM-HOOD M SABLE
11	P10059-01-D18	EA BUMPER ASM-FRONT W/GRILL ASM
11	P10059-02-D18	EA BUMPER ASM-FRT, W/FOG LAMPS & GRILLE
	107230-01-D18	EA GRILLE ASM-MESH
	107230-02-D18	EA GRILLE ASM-MESH W/FOG LAMPS
12	106765-01-000	EA SUPPORT-BOLT, HOOD ADJUSTING
13	106748-01-000	EA LATCH-HOOD, FRONT END
14	108453-01-000	EA CAP ASM-END, FRONT, RH
	108453-02-000	EA CAP ASM-END, FRONT, LH
15	110691-01-01A	EA BRACKET-SPRING, HEADLAMP MILL
16	110692-01-01A	EA PLATE-HEADLAMP, QUAD, RH MILL
	110692-02-01A	EA PLATE-HEADLAMP, QUAD, LH MILL

KEY	PART NUMBER	U/M DESCRIPTION
	110783-01-01A	EA BRACKET-HEADLAMP, QUAD, RH, MILL
	110783-02-01A	EA BRACKET-HEADLAMP, QUAD, LH, MILL
	007157-05-000	EA NUT-WELL, HEADLIGHT BEZEL
18	110782-01-000	EA ANGLE-SUPPORT, HEADLAMP
19	115384-01-01A	EA STRAP-BUMPER/WHEELWELL BLK
20	106613-03-000	EA BRACKET ASM-LINK, HINGE, RH
	106613-04-000	EA BRACKET ASM-LINK, HINGE, RH
21	058786-02-000	EA BOLT-ADJUSTING, HOOD - W/BLACK PAD - 5/16" #18 X 1.25"
22	106618-01-000	EA LINK ASM-HINGE, HOOD, UPPER, RH
	106618-02-000	EA LINK ASM-HINGE, HOOD, UPPER, LH
23	106612-03-000	EA LINK ASM-HINGE, HOOD, LOWER, RH
	106612-04-000	EA LINK ASM-HINGE, HOOD, LOWER, LH
24	105096-04-000	EA TUBE ASM-TIMING, HOOD HINGE
25	102330-01-000	EA LATCH-SINGLE HOLE, VISE ACTION
	102328-01-000	EA KEY-LATCH
26	106749-01-000	EA ANGLE-LINK, HOOD, RH
	106749-02-000	EA ANGLE-LINK, HOOD, LH
27	058786-01-000	EA BOLT-ADJUSTING, HOOD - W/BLACK PAD - .31" #18 X 2"
28	104577-03-000	EA BRACKET-FIBERGLASS MOUNTING
		FROM: 00-00-00 THRU: 06-04-95
28	119445-01-04B	EA PLATE-W/HOLES, BLACK
		FROM: 06-05-95 THRU: 99-99-99
28	119445-01-02B	EA PLATE-W/HOLES, E-COAT
29	110690-01-D18	EA PLATE ASM-HEADLAMP, QUAD, RH
	110690-02-D18	EA PLATE ASM-HEADLAMP, QUAD, LH
30	002328-02-000	EA BLOCK-WINDSHIELD, .062" X .5" X .98"
31	106730-02-000	EA PLATE ASM-STUD

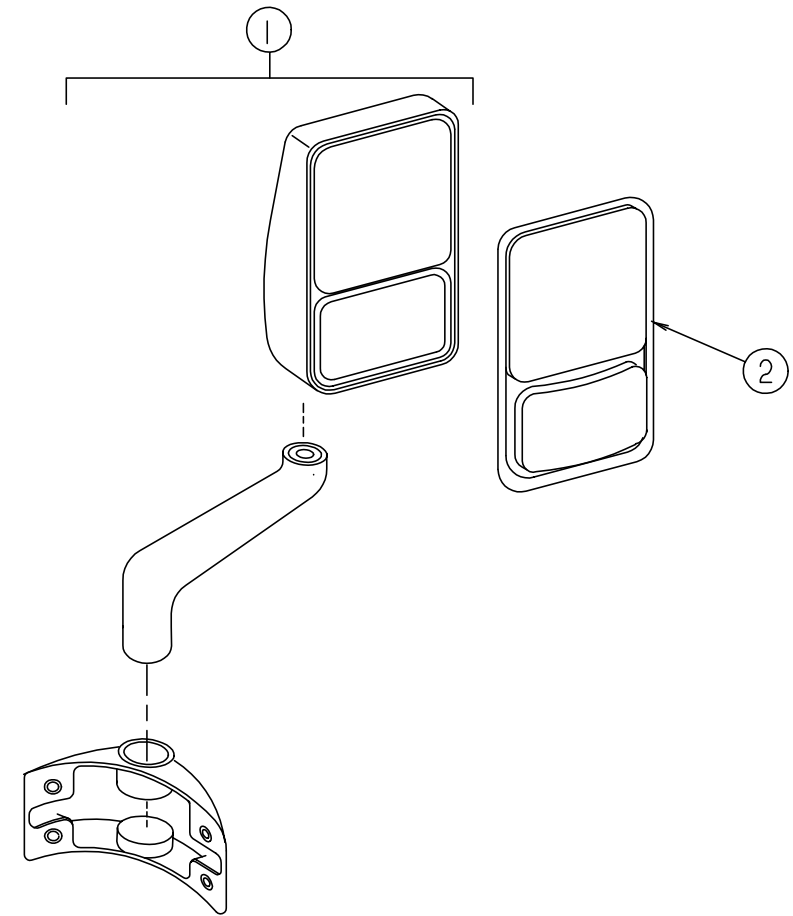
EXTERIOR BODY GROUP (CONTINUED)



LADDER

KEY	PART NUMBER	U/M	DESCRIPTION
1	116008-01-F36	EA	LADDER ASM-UPPER
2	081115-01-000	EA	CAP-TOP, 1 INCH
3	114834-01-000	EA	PIN-QUICK RELEASE
4	076767-11-000	EA	CABLE - 1/16" X 5.9"
5	108402-01-D18	EA	LADDER ASM, LOWER
	081114-01-000	EA	CAP-INSERT, ROUND - 1" DIAMETER - PLASTIC - BLACK
	081055-01-000	EA	SPRING GRIP-INTERNAL TOOTH - LADDER
6	081056-01-000	EA	PIN-QUICK RELEASE, SINGLE ACTION - LADDER
7	067165-01-000	EA	MOUNTING BRACKET-LADDER, LOWER
8	081116-01-000	EA	SLIDE-TOP, RACK & LADDER - 1"
9	000G67-10-36T	EA	SCREW, 10-12 X 2.25 PPH, BLACK
10	000G39-06-10U	EA	SCREW-SF/DR, 6-20 X 5/8 PPH
11	076980-02-000	EA	END CAP-STEP, BLACK
12	000G39-10-16U	EA	SCREW-SF/DR, 10-16 X 1.00 PPH
13	108423-01-02A	EA	PLATE-BUMPER, LADDER, LOWER
	038327-01-000	EA	TAPE-ANTI SLIP, 2" X 60'

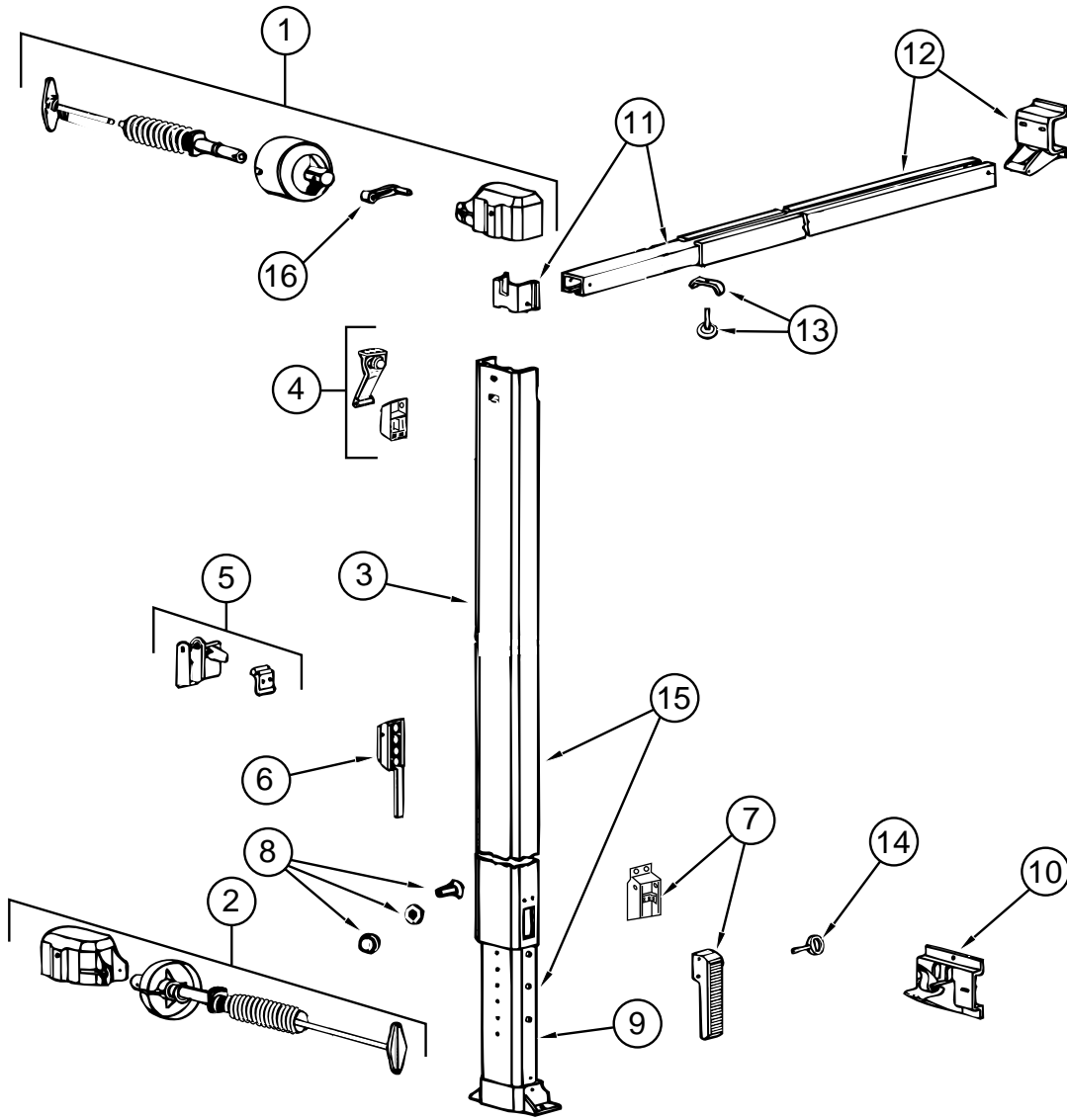
EXTERIOR BODY GROUP (CONTINUED)



EXTERIOR MIRRORS

KEY	PART NUMBER	U/M	DESCRIPTION	VENDOR NO.
1	108699-01-01A	EA	MIRROR ASM-EXTE ADJUSTING GLASS, RH - VELVAC 713224-7 BLK USE SCREW #10915201000 FOR MIRROR TO SIDEWALL FASTENER	
2	106015-01-703	EA	MIRROR-REPLACEMENT KIT PASS KIT CONTAINS: BEZEL - CONVEX GLASS - FLAT GLASS	709266
1	108699-02-01A	EA	MIRROR ASM-EXTE ADJUSTING GLASS,LH - VELVAC 713225-7 BLK USE SCREW #10915201000 FOR MIRROR TO SIDEWALL FASTENER	
2	106015-02-702	EA	MIRROR-REPLACEMENT KIT (DR)	709267
1	108699-03-01A	EA	MIRROR ASM-EXTE REMOTE/HEAT, RH - VELVAC 713222-7 BLK	
2	086261-01-704	EA	MIRROR KIT EXTE. PASS. SIDE KIT CONTAINS: BEZEL - CONVEX GLASS - HEATED FLAT GLASS	709268
1	108699-04-01A	EA	MIRROR ASM-EXTE REMOTE/HEAT, LH - VELVAC 713223-7 BLK	
2	086261-02-701	EA	MIRROR KIT. EXTE. DRIVER SIDE KIT INCLUDES: BEZEL - CONVEX GLASS - HEATED FLAT GLASS	709269
	087695-01-000	EA	SWITCH-HEATER, EXTERIOR MIRROR	
	087695-02-000	EA	SWITCH-MIRROR HEATER - DAV 4720-12 FROM: 00-00-00 THRU: 09-03-95	
	088246-01-000	EA	SWITCH-REMOTE, EXTE. MIRROR - SQUARE PUSH - VELVAC 7471290	
	099982-02-01A	EA	PLATE-SWITCH, BLACK	
	108825-01-000	EA	GASKET-MIRROR - INDUSTRIAL PRODUCTS	

EXTERIOR BODY GROUP (CONTINUED)



CAREFREE AWNING, SPACE & SHIM

KEY	PART NUMBER	U/M DESCRIPTION	VENDOR NO.
	116059-05-01A	EA AWNING-ROLLER ASM. 20' PERSIAN GREEN	
	116059-05-02A	EA AWNING-ROLLER ASM, 20' S. BLUE (GRAPHIC UPGRADE OPTION)	
	116059-01-03A	EA AWNING HARDWARE KIT - BLACK ANODIZED	
1	116059-01-744	EA SPRING & BRAKE ASSY (FRONT)	249001A
2	116059-01-745	EA SPRING ASSEMBLY, REAR	249020A
3	116059-01-746	EA ARM ASSEMBLY, UPPER FRT. 66"	249528
	116059-01-747	EA ARM ASSEMBLY-UPPER, REAR 66"	249529
4	116059-01-748	EA SLIDER ASSEMBLY, UPPER	249040
5	116059-01-749	EA ARM STORAGE, LOCK ASSEMBLY	249060
6	116059-01-706	EA CONTROL-BRAKE	249070
7	116059-01-751	EA HANDLE ASSEMBLY	249080
8	116059-01-752	EA STOP BOLT ASSEMBLY	011131
9	116059-01-753	EA ARM-LOWER ASSEMBLY, FRT 56"	249600
	116059-01-754	EA ARM-LOWER ASSEMBLY, REAR 56"	249601
10	116059-01-755	EA BRACKET ASSEMBLY, BOTTOM	012414
11	116059-01-756	EA BRACE ASSEMBLY-LOWER, 50"	012410
12	116059-01-757	EA BRACE ASSEMBLY-UPPER, 50"	012409
13	116059-01-714	EA BLACK LOCKING KNOB - W/ CLAMP	249105
14	116059-01-761	EA HANDLE LOCK PIN	040279
15	116059-01-762	EA ARM ASM. COMP. FRONT,UPR+LWR	249201
	116059-01-763	EA ARM ASM. COMP. RR. UPR+LWR	249221
16	116059-01-720	EA LEVER-BRAKE, BLACK	037076WBLK

EXTERIOR BODY GROUP (CONTINUED)

CAREFREE AWNING (CONTINUED)

KEY	PART NUMBER	U/M DESCRIPTION	VENDOR NO.
	116059-01-718	EA WAND - PULL	036031
	116059-01-759	EA DOOR ROLLER	060063
	116059-01-760	EA TOOLKIT-NUTSERT	905007
	116059-01-719	EA SCREW #8 X 5/16	030523 CAM
	111037-01-01A	EA SPACER-AWNING, UPPER BLACK	
	116059-06-01A	EA SHIM-BOTTOM BRACKET, CAREFREE 071300	

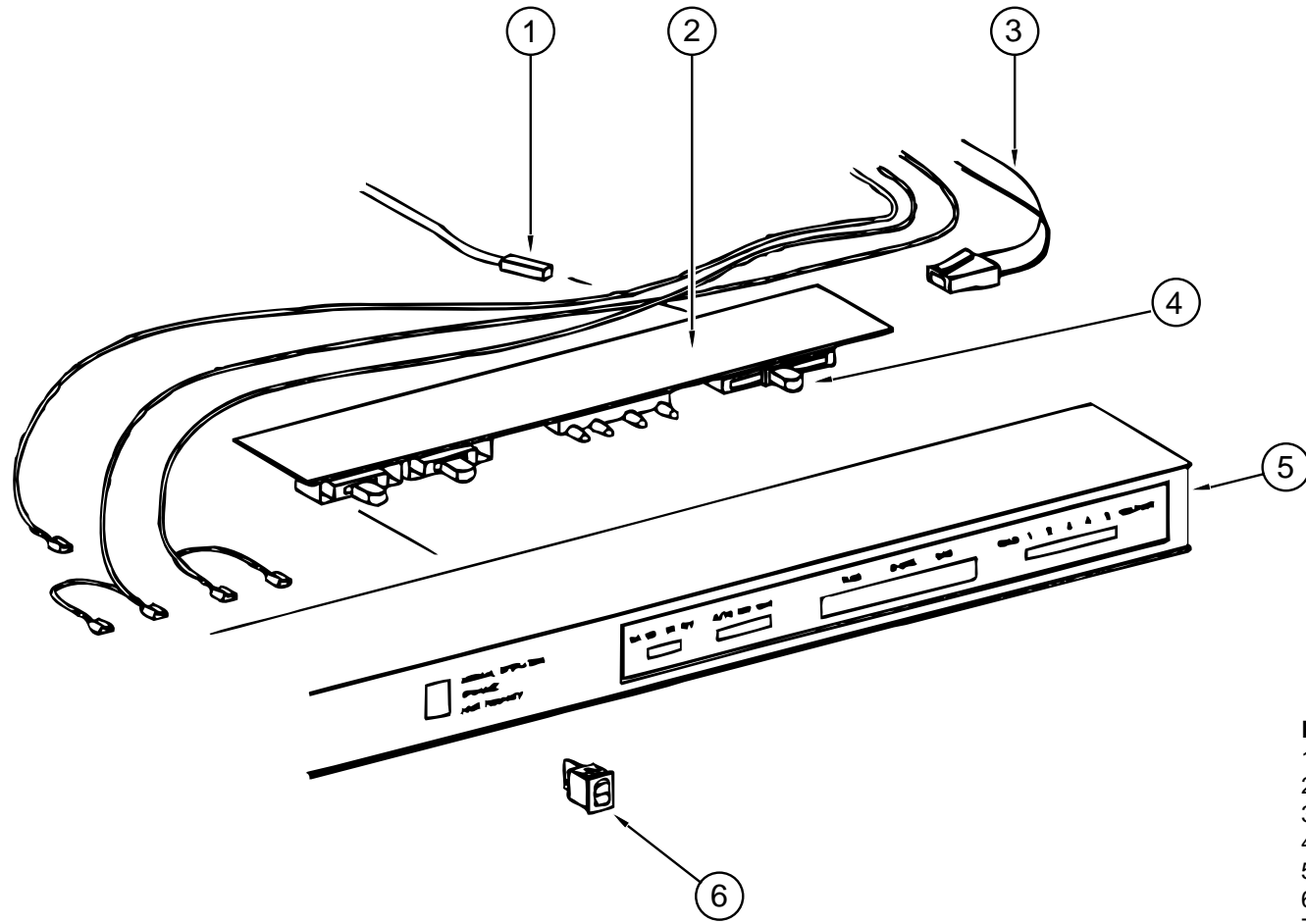
FIBERGLASS, STYROFOAM & STEEL CHANNEL

KEY	PART NUMBER	U/M DESCRIPTION	VENDOR NO.
	000870-08-000	SF STYROFOAM-.75 X 48 X 96-PLANED	
	002726-01-001	EA GARNISH-U-CHANNEL, 1.38" X 19' - SERRATED - MILL ALUMINUM	
	033381-17-001	FT STEEL-TUBE 16GA 1.5 X 1.5 X 192	
	044487-01-001	EA ALUMINUM SHEET - .019" X 96" X 360" - MILL FINISH	
	044487-01-002	EA ALUMINUM SHEET - .019" X 96" X 432" - MILL FINISH	
	055278-01-001	FT TUBING-STEEL, .75" X 1.5" X 288"	
	055278-51-259	EA TUBING-STEEL, .75" X 1.5" X 12.5'	
	055278-51-323	EA STEEL-TUBE 18GA .75 X 1.5 X 0510MM - CR	
	058267-01-000	FT CHANNEL-STEEL, W/HOLES - SIDEWALL STIFFENER - 2" X 20'	
	058804-01-000	EA ALUMINUM-.032 X 36.00 X 064.00 1/4 HEX - PERFORATED .79 OPEN	
	065747-01-000	SF INSULATION-MICROFOAM, .5" THICK X 72" X 112' ROLL	
	065747-51-001	EA INSULATION-M/FOAM .5 X 228 X 558 - AMETEK	
	068716-01-001	EA BRACE-90 DEGREE L-ANGLE, 192" - EXTRUDED ALUMINUM	
	076054-T1-000	EA FIBERGLASS-SHEET, 2016 X 10345 - SABLE	
		FROM: 00-00-00 THRU: 10-29-95	
	076054-W1-000	EA FIBERGLASS-SHEET, 2008 X 10344 - SABLE	
		FROM: 10-30-95 THRU: 99-99-99	
	077517-63-000	EA FIBERGLASS-SHEET, 1219 X 2438 - SABLE	
	089297-01-000	SF PLYWOOD-LUAN, OVERLAY GRADE - 4' X 8'	
	100619-01-000	BF EXPANDED FOAM SHEET - 48" X 96" X 1.34"	
	100619-04-000	BF FOAM-EXPANDED POLYSTYRENE - EPS 48"X96"X.5	
		FROM: 10-30-95 THRU: 99-99-99	
	100619-05-000	BF FOAM-EXPANDED POLYSTYRENE - 48" X 96" X .75"	
	100619-11-000	BF FOAM-EXPANDED POLYSTYRENE - 48" X 96" X 2"	
	100619-12-000	BF EXPANDED POLYSTYRENE FOAM SHEET -1.5" X 90.25" X 48"	
		FROM: 00-00-00 THRU: 10-29-95	
	100619-13-000	BF FOAM-EXPANDED POLYSTYRENE - 48" X 96" X .34"	
	105077-03-000	EA FOAM-PLUG,SIDEWALL TUBE - WISCONSIN EPS	
		FROM: 00-00-00 THRU: 10-29-95	
	107258-01-000	EA FOAM-COVE, ROOF	
		FROM: 00-00-00 THRU: 10-29-95	
	107258-02-000	EA FOAM-PLUG, ROOF TUBE - WISCONSIN EPS	
		FROM: 00-00-00 THRU: 10-29-95	
	107258-04-000	EA FOAM-PLUG, ROOF TUBE - WISCONSIN EPS	
		FROM: 00-00-00 THRU: 10-29-95	
	107258-05-000	EA FOAM-PLUG, ROOF TUBE - WISCONSIN EPS	
		FROM: 00-00-00 THRU: 10-29-95	
	108535-02-04A	SF FIBERGLASS FLAT 104" X 500' LONG SABLE - FILON	
		FROM: 00-00-00 THRU: 10-29-95	
	108535-02-703	EA FIBERGLASS FLAT 104" X 396" SABLE	
	108535-04-702	EA FIBERGLASS FLAT 104' X 396' SABLE	
	108535-04-704	EA FIBERGLASS FLAT 6" X 34' SABLE	
	108535-04-03A	SF FIBERGLASS FLAT 104" X 500' SABLE - KEMLITE 366FL	
		FROM: 10-30-95 THRU: 99-99-99	
	109270-01-01A	EA MESH-ALUMINUM BLACK	
	109270-02-02A	EA MESH-ALUMINUM MILL	
	109270-02-01A	EA MESH-ALUMINUM BLACK	
	120107-03-000	EA FOAM-PLUG, ROOF TUBE - WISCONSIN EPS	
		FROM: 10-30-95 THRU: 99-99-99	

GALLEY GROUP

NORCOLD 682 REFRIGERATORS, TIEDOWNS, BAFFLE, TRAY & LEVEL

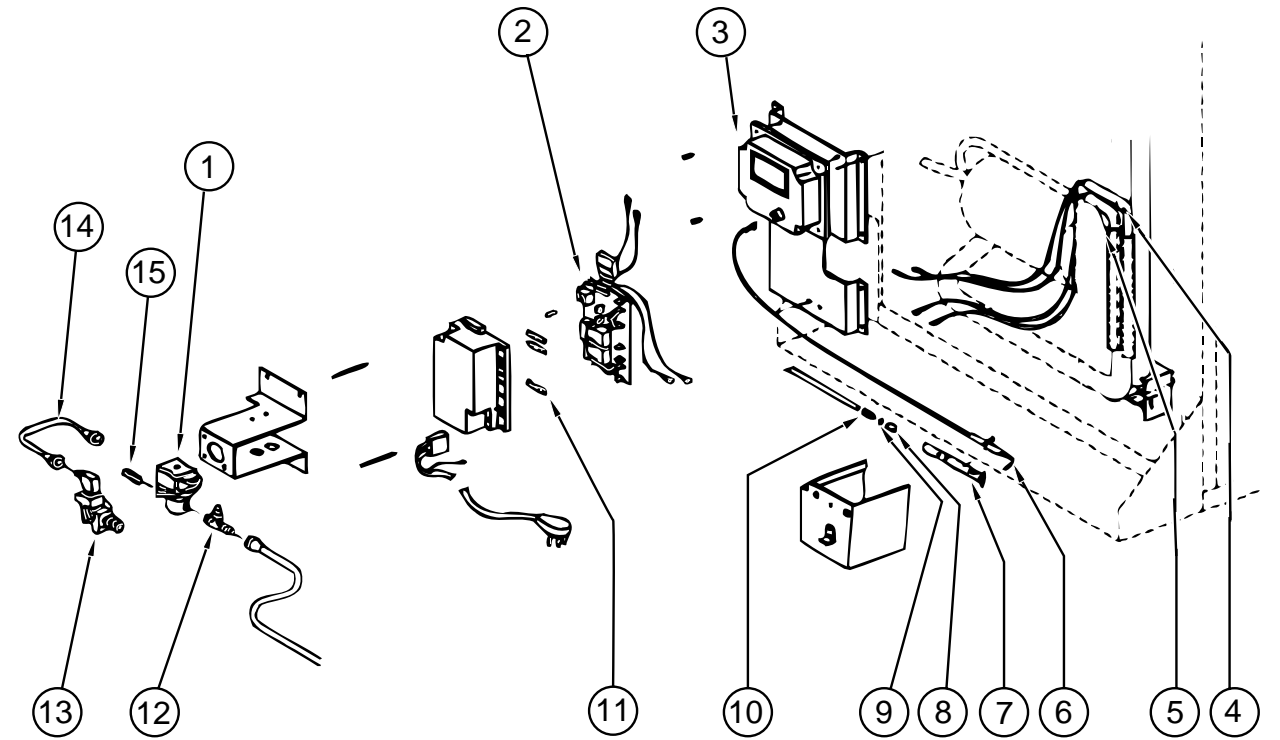
KEY	PART NUMBER	U/M	DESCRIPTION
	104137-04-01A	EA	REFRIGERATOR-LARGE DBL DOOR 2 W/ICE - NORCOLD 682-MI RHBL
	104137-02-01A	EA	REFRIGERATOR-LARGE DBL DOOR 2-WAY - NORCOLD 682 RH BLK
	065225-02-000	EA	PLATE-TIEDOWN, REFRIGERATOR
	090195-08-000	EA	BAFFLE-REFRIGERATOR, LOWER
	093646-01-000	EA	BRACKET ASM-TIEDOWN, REFRIGERATOR
	093646-02-000	EA	BRACKET-TIEDOWN, REFRIGERATOR
	054450-01-000	EA	LEVEL-REFRIGERATOR
	093369-03-000	EA	STRAP-REFRIGERATOR
	116751-03-01A	EA	TRAY-REFRIGERATOR, BLACK



NORCOLD 682 EYEBROW ASSEMBLY

KEY	PART NUMBER	U/M	DESCRIPTION	VENDOR NO.
1	084880-01-753	EA	THERMISTER-78"W/O CLIP	61693822
2	094039-04-700	EA	BOARD-PC, 2 WAY	61647322
3	084880-01-746	EA	CABLE-PC BD TO POWER SUPPLY	61571522
4	102621-01-703	EA	BUTTON-THERMOSTAT-ADJUSTABLE	61587422
5	104137-06-700	EA	SHELL-EYEBROW, 2-WAY, W/HUM	61726622
6	075217-01-738	EA	SWITCH HUMIDITY	61525922

GALLEY GROUP (CONTINUED)

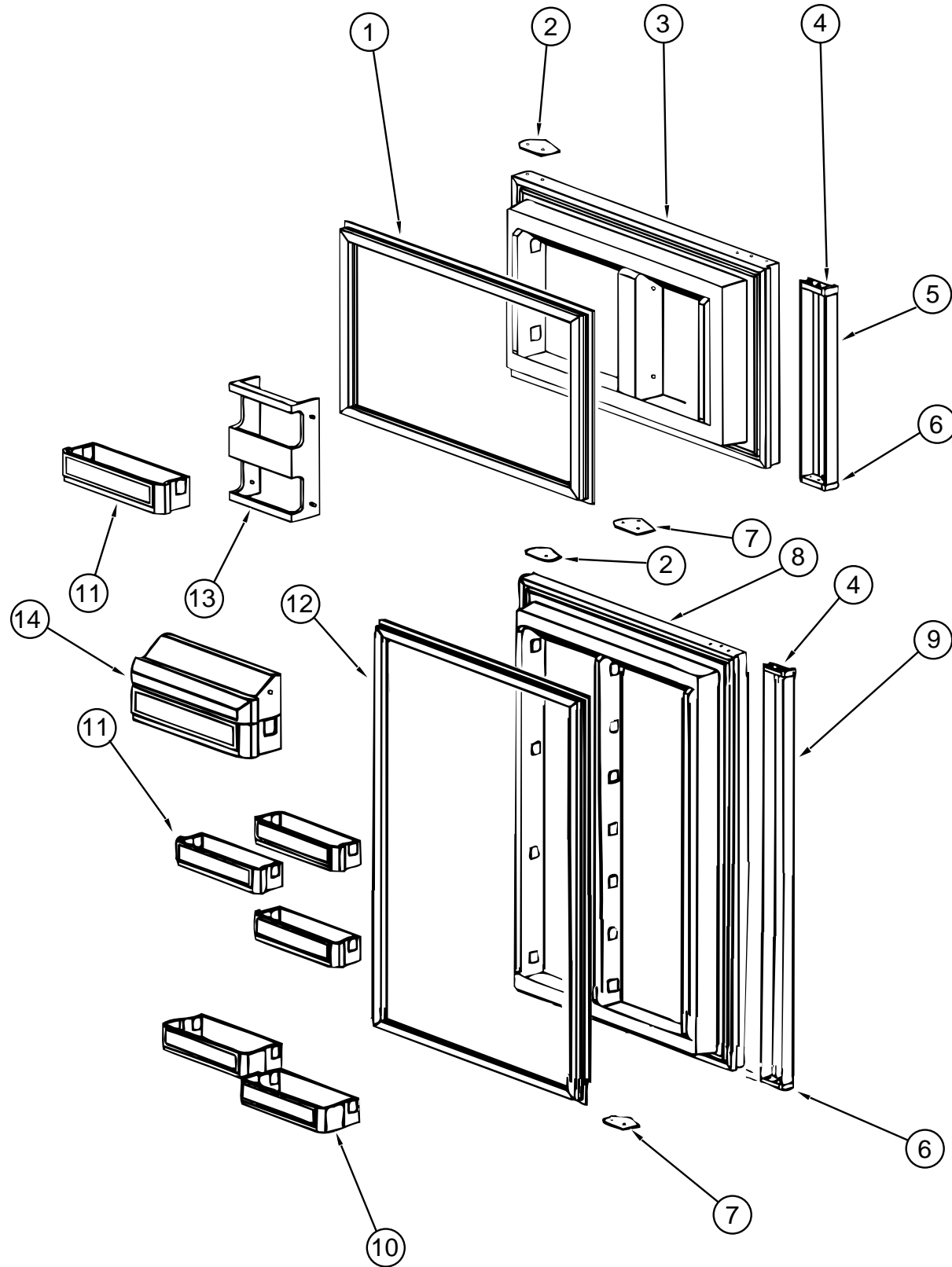


NORCOLD 682 COOLING UNIT & CONTROL BRACKET ASSEMBLY

KEY	PART NUMBER	U/M	DESCRIPTION	VENDOR NO.
1	084880-01-718	EA	VALVE-GAS, (ASCO)	61551822
2	094039-04-702	EA	POWER SUPPLY (2 WAY)	61647422
3	104137-02-700	EA	CHANNEL-CONTROL MODULE	61717037
4	088248-01-710	EA	HEATER DC (HORIZONTAL)	61562822
5	088248-01-709	EA	HEATER-AC (HORIZONTAL)	61562722
6	104137-06-715	EA	ELECTRODE-SPARK /SENSOR, SGL	61692222
7	104137-06-714	EA	BURNER ASSEMBLY, 5-SLOT	61705222
8	084880-01-705	EA	ORIFICE	614522
9	104137-06-713	EA	GASKET-ORIFICE	61475122
10	104137-06-712	EA	FITTING-GAS, TUBE CONNECTION	61692722
11	104137-06-711	EA	FUSE-5 AMP	61611622
12	104137-06-710	EA	TAP-PRESSURE	61594422
13	104137-06-709	EA	VALVE-SHUT OFF, MANUAL	61694922
14	113737-01-750	EA	TUBE-UNION	61694622
15	084880-01-713	EA	FITTING-MALE INLET CONNECTOR	615256222
	088248-01-707	EA	SENSOR-ELECTRODE, HORIZONTAL	61573322
	088248-01-708	EA	ELECTRODE-SPARK, HORIZONTAL	61573222
	084880-03-701	EA	COIL-COOLING, F/HORIZ.BURNER	61687337

GALLEY GROUP (CONTINUED)

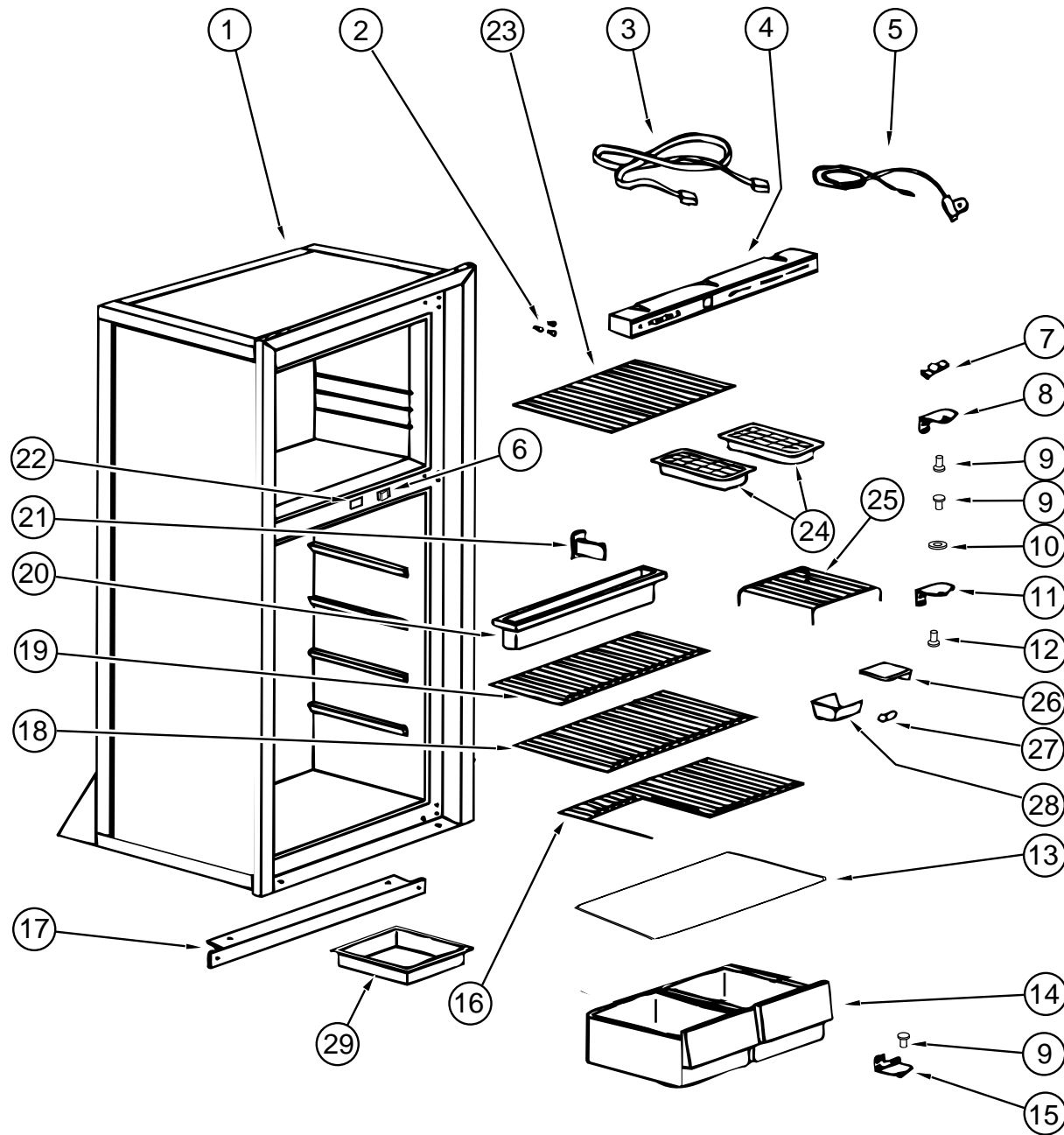
NORCOLD 682 UPPER & LOWER REFRIGERATOR DOORS



KEY	PART NUMBER	U/M	DESCRIPTION	VENDOR NO.
1	094039-01-702	EA	GASKET (GRAY) UPPER	61567830
2	094039-01-710	EA	PLATE-HINGE,RHTOP,LHBTM, BLK	61631330
3	094039-01-706	EA	LINER-UPPER DOOR,WHITE/BLACK	61581838-B
4	084880-01-761	EA	CAP-END, CATCH, UPPER, BLACK	61593730
5	104137-06-701	EA	HANDLE-UPPER DOOR ASM. BLACK	61743638
	084880-01-720	EA	SPRING (FOR DOOR HANDLE)	61558822
6	084880-01-740	EA	CAP-END, STOP CATCH, LWR.BLK	61593830 BLACK
7	094039-01-704	EA	PLATE-HINGE,TOPLH,RHBTM BLK	61631430
8	094039-01-715	EA	LINER-DOOR LOWER,BLACK/WHITE	61581738-B
9	094039-01-717	EA	HANDLE ASM., LOWER DOOR, BLK	61649938
	084880-01-720	EA	SPRING (FOR DOOR HANDLE)	61558822
10	104137-06-719	EA	BIN-MILK, WHITE	617757
11	104137-06-721	EA	BIN-DOOR SHELF, WHITE	617759
12	094039-01-713	EA	GASKET-DOOR, LOWER-GRAY	61568030
13	104137-06-702	EA	RACK-JUICE, WHITE	61580525
14	104137-06-722	EA	KEEPER-DAIRY, WHITE W/BLEU TRIM	617760

GALLEY GROUP (CONTINUED)

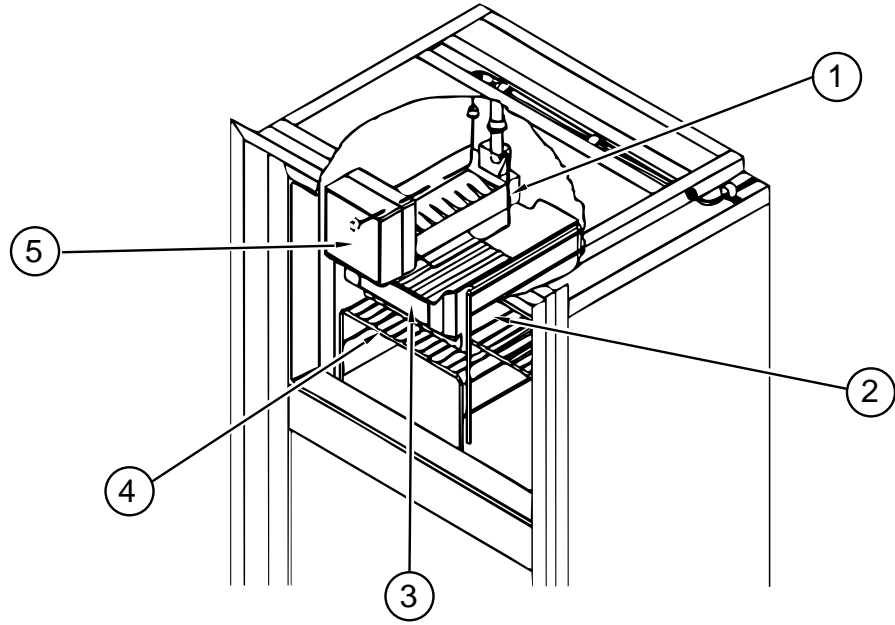
NORCOLD 682 REFRIGERATOR CABINET ASSEMBLY



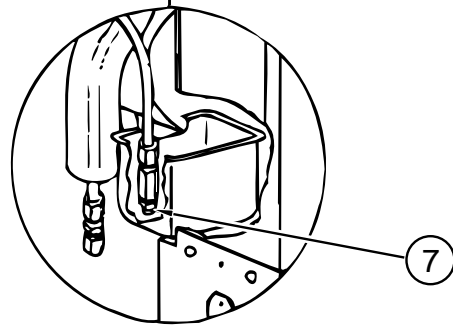
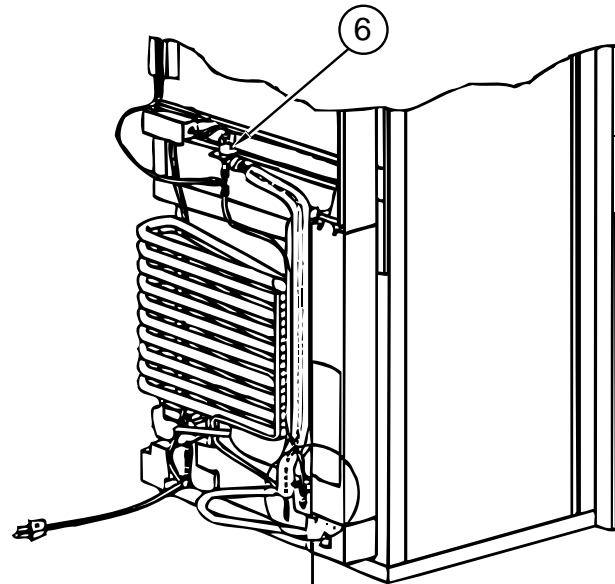
KEY	PART NUMBER	U/M	DESCRIPTION	VENDOR NO.
1	104137-04-701	EA	CABINET-W/BLACK TRIM,WHT INT	61681238
1	094039-01-721	EA	CABINET ASM. WHT.W/BLK FRAME	61663238
2	094039-01-722	EA	PLUG-HOLE, BLACK	61582030
3	084880-01-746	EA	CABLE-PC BD TO POWER SUPPLY	61571522
4	094039-04-701	EA	SHELL-EYEBROW, 2-WAY W/O HUM	61669822
5	084880-01-753	EA	THERMISTER-78" W/O CLIP	61693822
6	094039-01-736	EA	SWITCH-LIGHT, BLACK	61581022
7	084880-01-760	EA	CLIP (THERMISTER)	61689122
8	094039-01-723	EA	BRACKET-HINGE, TOP RH-BTM LH	61580838
9	094039-01-725	EA	PIN-HINGE, BLACK	61578130
10	084880-01-749	EA	BUSHING-HINGE	61580722
11	094039-01-728	EA	BRACKET-HINGE, CENTER BLACK	61566530
12	094039-01-730	EA	PIN-HINGE, CENTER, BLACK	61566730
13	084880-01-722	EA	COVER-CRISPER, GLASS	61564122
14	104137-06-720	EA	CRISPER, WHITE W/BLUE TRIM	617758
15	094039-01-724	EA	BRACKET-HINGE, TOP LH-BTM RH	61580930
16	104137-06-730	EA	SHELF-BOTTOM, W/CUTOUT WHITE	618055
17	094039-01-732	EA	TRIM-FRONT LOWER, BLACK	61622130
18	104137-06-729	EA	SHELF-MIDDLE, WHITE	618052
19	094039-01-735	EA	TRAY-DRIP, WHITE	61572830
20	084880-01-732	EA	LATCH	61578522
21	075217-01-738	EA	SWITCH-HUMIDITY	61525922
22	104137-09-01A	EA	FREEZER SHELF - GRAY	
23	104137-06-724	EA	ICE TRAY	61630422
24	094039-07-702	EA	SHELF-WIRE, FREEZER, LONG	61667722
25	084880-03-705	EA	BRACKET-LIGHT-INTERIOR	61629722
26	084880-03-706	EA	BULB-LAMP	61628922
27	094039-01-742	EA	SHELF-W/CUTOUT	61680922
19	104137-06-728	EA	SHELF W/RISER ,WHITE	618062
28	084880-03-707	EA	COVER-LAMP, LENS	61627922
29	104137-06-718	EA	SHELF-TRAY, WHITE, W/CUTOUT	617756

GALLEY GROUP (CONTINUED)

NORCOLD 682 REFRIGERATOR ICE MAKER

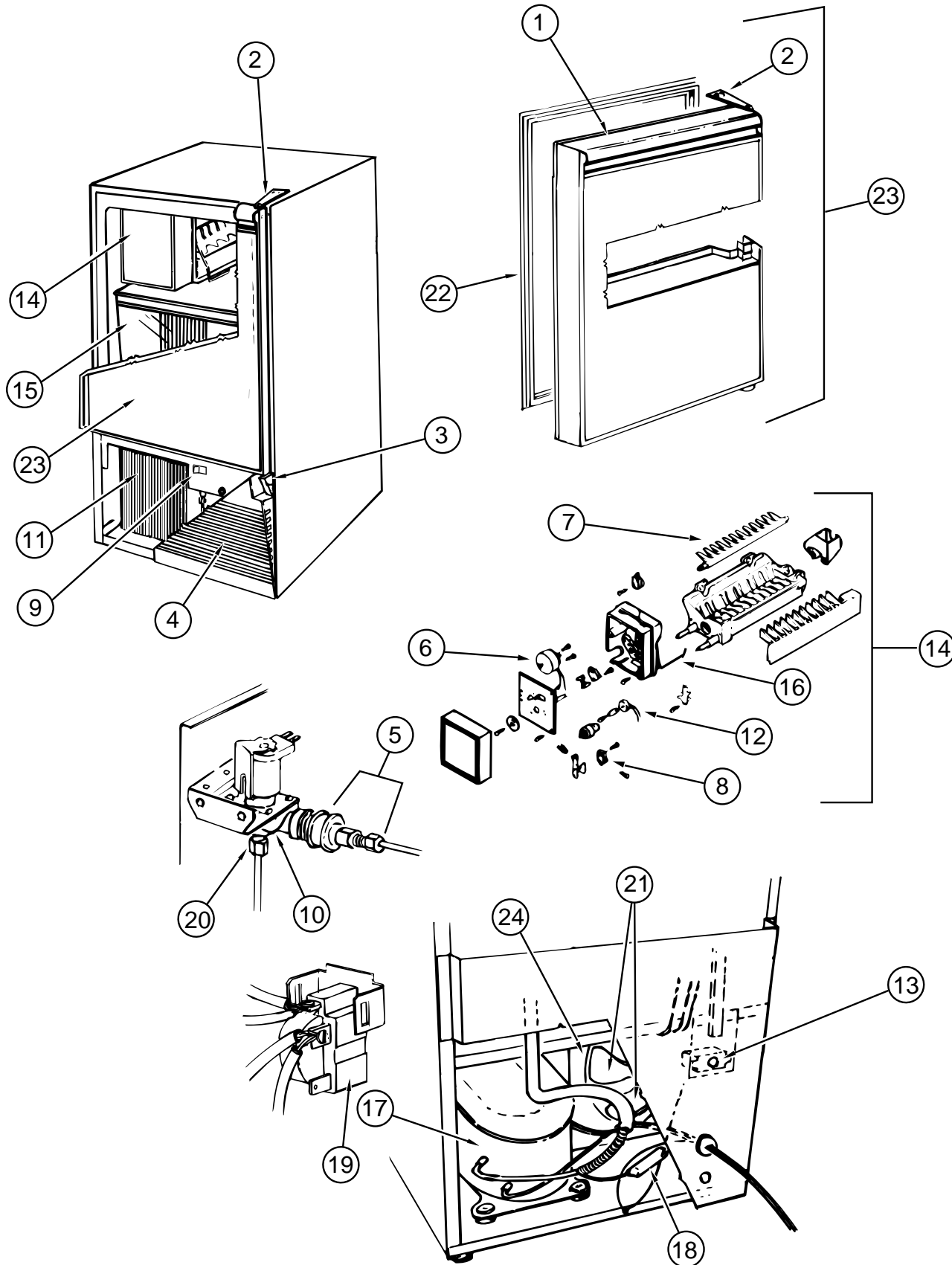


KEY	PART NUMBER	U/M	DESCRIPTION	VENDOR NO.
1	120075-03-703	EA	ARM-SHUT OFF	61656922
2	094039-07-702	EA	SHELF-WIRE, FREEZER, LONG	61667722
	104137-04-700	EA	SHELF-FREEZER, METAL	61710522
3	104137-06-723	EA	BIN-ICE, WHITE	617761
4	104137-09-01A	EA	FREEZER SHELF - GRAY	
5	094039-07-700	EA	ICE MAKER ASSEMBLY	61684937
6	094039-07-704	EA	VALVE-FILL, WATER	61657022
7	094039-07-705	EA	VALVE- DRAIN	61685622



GALLEY GROUP (CONTINUED)

U-LINE ICE MAKER

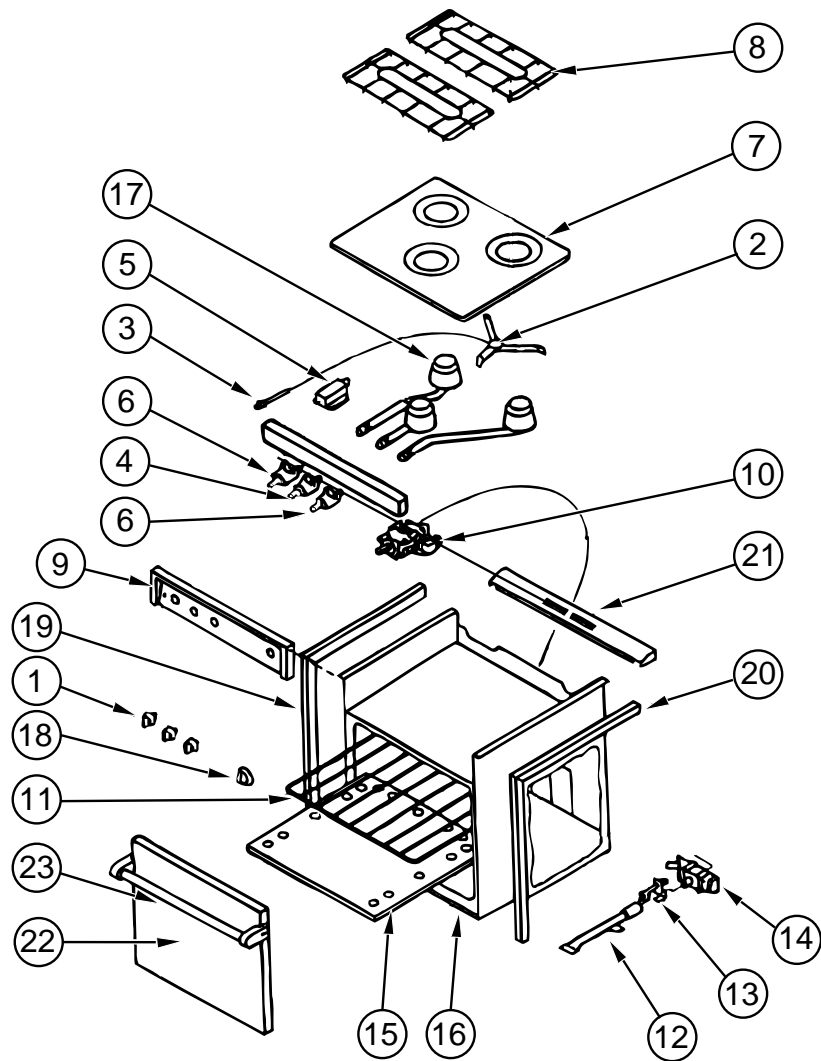


KEY	PART NUMBER	U/M DESCRIPTION	VENDOR NO.
	076799-01-000	EA ICE MAKER-14" X 14.5" X 24.5" - U-LINE/DOMETIC	
1	076799-01-701	EA HANDLE-DOOR	31489-1
2	076799-01-704	EA HINGE-PIVOT, UPPER-BLACK	11697-S
3	076799-01-705	EA HINGE-PIVOT, LOWER-BLACK	11695-S
4	076799-01-706	EA GRILLE-VINYL COATED, BLACK	11662
5	076799-01-707	EA CONNECTION-WATER LINE	405
	076799-01-710	EA TRAVEL PIN ASSEMBLY	5000
6	076799-01-711	EA MOTOR	627973
7	076799-01-712	EA EJECTOR-12 CAVITY	627375
8	076799-01-713	EA SWITCH-MICRO, SPDT	2506
9	076799-01-714	EA SWITCH-S.P.S.T.	2053
10	076799-01-716	EA VALVE-SOLENOID	2552A
11	076799-01-717	EA CONDENSER ASSEMBLY	2628S
12	076799-01-718	EA SWITCH-LIMIT	2579
13	076799-01-719	EA CONTROL	4548
14	076799-01-720	EA ICE MAKER ASSEMBLY	402
15	076799-01-721	EA BUCKET-ICE	31429
16	076799-01-722	EA ARM, SHUT OFF	2603
17	076799-01-723	EA COMPRESSOR	5266-S U-LINE
18	076799-01-724	EA DRYER	2544
19	076799-01-725	EA RELAY-OVERLOAD	5239
20	076799-01-726	EA PLASTIC NUT & SLEEVE ASM.	41254
21	076799-01-727	EA BLADE-FAN	5188
22	076799-01-728	EA GASKET-DOOR, GRAY (SVC3002)	31493-1
23	076799-01-729	EA DOOR ASSEMBLY, COMPLETE	95BG
24	076799-01-730	EA MOTOR-FAN	5263

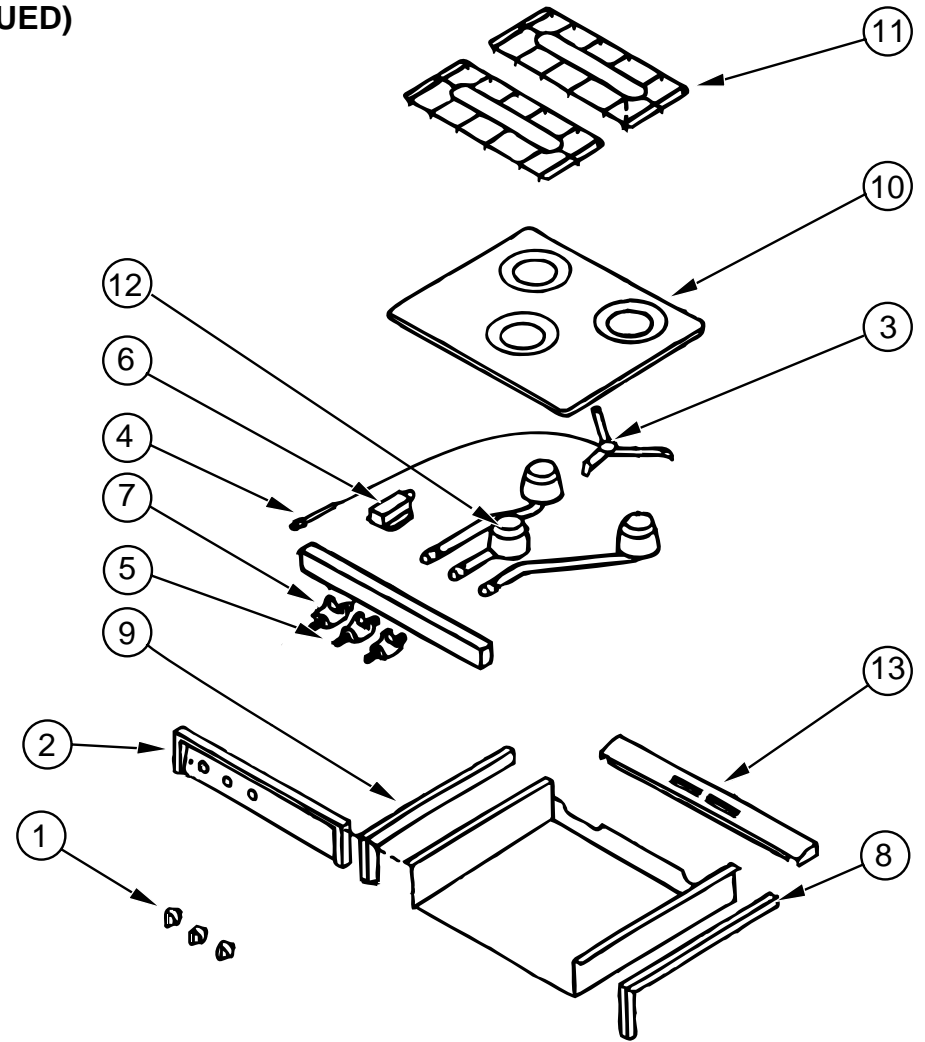
U-LINE ICE MAKER TIEDOWNS

KEY	PART NUMBER	U/M DESCRIPTION
	077841-01-000	EA BRACKET-TIEDOWN, TRIANGLE 9.5" LONG SIDE - STEEL
	077841-02-000	EA BRACKET-TIEDOWN, TRIANGLE 9.5" LONG SIDE - STEEL

GALLEY GROUP (CONTINUED)



ATWOOD RANGE W/OVEN R-2136BG
FROM: 00-00-00 THRU: 01-14-96



ATWOOD RANGE TOP - 53764
FROM: 00-00-00 THRU: 01-14-96

KEY	PART NUMBER	U/M	DESCRIPTION	VENDOR NO.
	107246-01-01A	EA	RANGE-W/OVEN, BLACK - ATWOOD R-2136BG	
1	101593-01-703	EA	KNOB-BURNER	53000
2	106689-01-701	EA	IGNITOR-SPARK, HIGH OUTPUT	53078
3	106689-01-702	EA	BUTTON-PUSH, PIEZO	52279
4	106689-01-703	EA	VALVE-HIGH OUTPUT	53047
5	106689-01-704	EA	REGULATOR-EXTREME PRESSURE	51062
6	107323-01-719	EA	VALVE-BURNER, HARPER WYMAN	51138
6	106689-01-705	EA	VALVE-BURNER, ROBERT SHAW	52123
7	107246-01-700	EA	TOP-MAIN, BLACK	53083
8	107246-01-701	EA	GRATE-BURNER	53050
9	107246-01-702	EA	COVER-MANIFOLD	53072
10	107246-01-703	EA	THERMOSTAT, ROBERT SHAW	52122
11	107246-01-704	EA	RACK-OVEN	51069
12	107246-01-705	EA	BURNER-OVEN	52018
13	107246-01-706	EA	PILOT ASSEMBLY-OVEN	52242
14	107246-01-707	EA	VALVE-SAFETY	51177
15	107246-01-708	EA	SHELF-OVEN, LOWER	51657
16	107246-01-709	EA	TRIM-LOWER, BLACK	53526D
17	107246-01-710	EA	BURNER-HIGH OUTPUT	53069
18	107246-01-711	EA	KNOB-THERMOSTAT	53001
19	107323-01-702	EA	TRIM-LEFT	53023
20	107323-01-703	EA	TRIM-RIGHT	53024
21	107323-01-705	EA	TRIM-VENT	53525
	107323-01-710	EA	CLIP-GRATE	53301
	107323-01-711	EA	CUSHION-GRATE, RUBBER	53008
22	107246-01-717	EA	DOOR-OVEN ASM, BLK GLASS LARGE	51835
	107323-01-713	EA	GLASS-BLACK, INSERT OVEN DOOR	53426
23	107323-01-714	EA	HANDLE ASM. DESIGNER STYLE	51112

KEY	PART NUMBER	U/M	DESCRIPTION	VENDOR NO.
	106689-01-01A	EA	TOP-RANGE, 3 BURNER - BLACK - ATWOOD 53764	
1	101593-01-703	EA	KNOB-BURNER	53000
2	106689-01-700	EA	COVER-MANIFOLD, 3 BURNER	53074
3	106689-01-701	EA	IGNITOR-SPARK, HIGH OUTPUT	53078
4	106689-01-702	EA	BUTTON-PUSH, PIEZO	52279
5	106689-01-703	EA	VALVE-HIGH OUTPUT	53047
6	106689-01-704	EA	REGULATOR-EXTREME PRESSURE	51062
7	106689-01-705	EA	VALVE-BURNER, ROBERT SHAW	52123
8	106689-01-706	EA	TRIM-RIGHT HAND, TOP & SIDE BLK	53020
9	106689-01-707	EA	TRIM-LEFT HAND, TOP & SIDE BLK	53019
10	107246-01-700	EA	TOP-MAIN, BLACK	53083
11	107246-01-701	EA	GRATE-BURNER	53050
12	107246-01-710	EA	BURNER-HIGH OUTPUT	53069
13	107323-01-705	EA	TRIM-VENT	53525
	107323-01-710	EA	CLIP-GRATE	53301
	107323-01-711	EA	CUSHION-GRATE, RUBBER	53008

GALLEY GROUP (CONTINUED)

ATWOOD RANGE W/OVEN R-2137BGP (CONTINUED)

FROM: 01-15-96 THRU: 99-99-99

KEY	PART NUMBER	U/M DESCRIPTION	VENDOR NO.
22	121758-01-705	EA VALVE HIGH OUTPUT	56087
23	121758-01-710	EA VALVE, BURNER	56086
24	121758-01-701	EA IGNITOR PIEZO (ROTARY)	56096
	121758-01-704	EA INSERT PIEZO	56098
	121758-01-702	EA ELECTRODE WIRE (PIEZO IGNITOR)	56097
	107246-01-707	EA VALVE-SAFETY W/PILOT COMP	51063

ATWOOD RANGE TOP - C-37BP

FROM: 01-15-96 THRU: 99-99-99

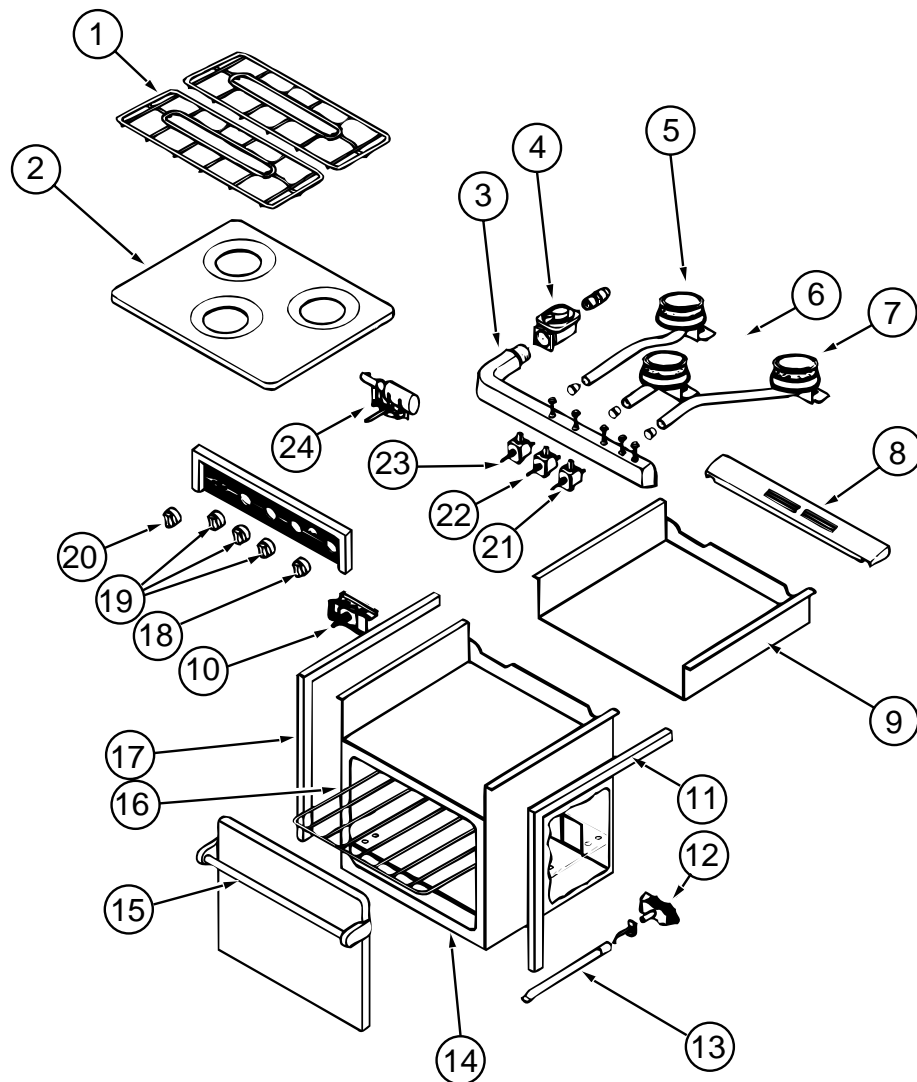
KEY	PART NUMBER	U/M DESCRIPTION	VENDOR NO.
	121757-01-01A	EA TOP-RANGE, 3 BURNER - BLACK - ATWOOD C-37BP	
	106689-01-704	EA REGULATOR-EXTREME PRESSURE	51062
	107246-01-701	EA GRATE-BURNER	53050
	107323-01-705	EA TRIM-VENT	53525
	107323-01-711	EA CUSHION-GRATE, RUBBER	53008
	107323-01-716	EA CLIP-GRATE, GREEN	50005
	121758-01-700	EA KNOB (TURN STYLE) PIEZO IGN	56095
	121758-01-701	EA IGNITOR PIEZO (ROTARY)	56096
	121758-01-702	EA ELECTRODE WIRE(PIEZO IGNITOR)	56097
	121758-01-704	EA INSERT PIEZO	56098
	121758-01-705	EA VALVE HIGH OUTPUT	56087
	121758-01-706	EA BURNER RIGHT REAR PZO	56067
	121758-01-707	EA BURNER LEFT REAR PZO	56066
	121758-01-708	EA BURNER CENTER (HIGH OUTPUT)	56068
	121758-01-709	EA MANIFOLD 3 BURNER	51272
	121758-01-710	EA VALVE, BURNER (2)	56086
	121758-01-711	EA BURNER BOX	51684
	121758-01-712	EA KNOB, BURNER (3)	56093
	121758-01-714	EA RANGE-TOP, ALMOND	53082

RANGE W/OVEN TIEDOWNS

KEY	PART NUMBER	U/M DESCRIPTION
	107109-09-01A	EA BRACKET ASM-TIEDOWN, BLACK
	107109-15-01A	EA BRACKET ASM-TIEDOWN, BLACK
	106936-09-02A	EA BRACKET-TIEDOWN, STOVE, FRONT, MILL

RANGE TOP TIEDOWNS

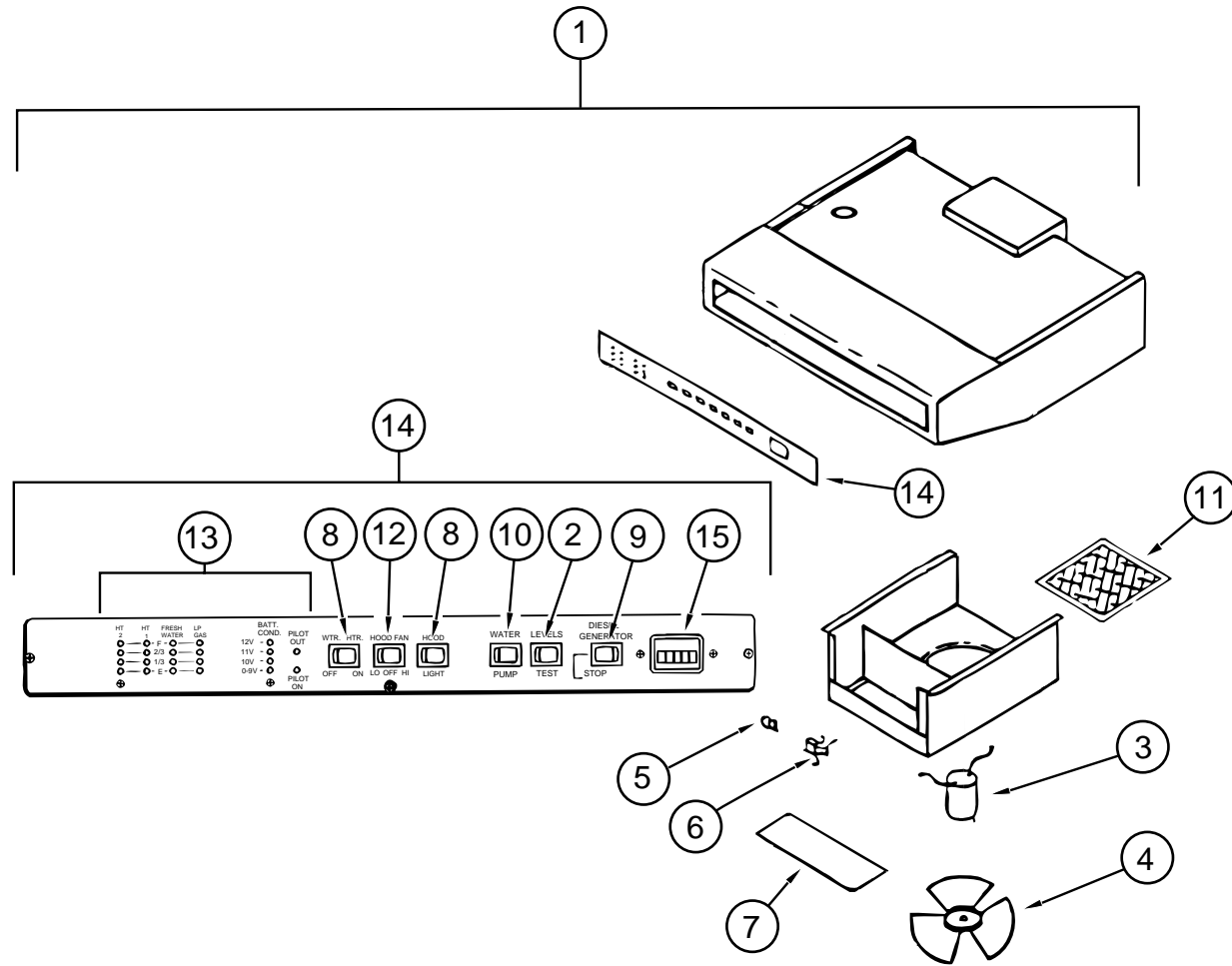
KEY	PART NUMBER	U/M DESCRIPTION
	106936-03-01A	EA BRACKET-TIEDOWN, STOVE, FRONT, BLACK
	106936-09-01A	EA BRACKET-TIEDOWN, STOVE, FRONT, BLACK
	106936-09-02A	EA BRACKET-TIEDOWN, STOVE, FRONT, MILL



ATWOOD RANGE W/OVEN R-2137BGP
FROM: 01-15-96 THRU: 99-99-99

KEY	PART NUMBER	U/M DESCRIPTION	VENDOR NO.
	121758-01-01A	EA RANGE-W/OVEN, BLACK - ATWOOD R-2137BGP	
1	107246-01-701	EA GRATE-BURNER	53050
	107323-01-711	EA CUSHION-GRATE, RUBBER	53008
	107323-01-716	EA CLIP-GRATE, GREEN	50005
2	121758-01-714	EA RANGE-TOP, ALMOND	53082
3	121758-01-709	EA MANIFOLD 3 BURNER	51272
	121758-01-713	EA COVER-MANIFOLD	56107
4	106689-01-704	EA REGULATOR-EXTREME PRESSURE	51062
5	121758-01-707	EA BURNER LEFT REAR PZO	56066
6	121758-01-708	EA BURNER CENTER (HIGH OUTPUT)	56068
7	121758-01-706	EA BURNER RIGHT REAR PZO	56067
8	107323-01-705	EA TRIM-VENT	53525
9	121758-01-711	EA BURNER BOX	51684
10	107246-01-703	EA THERMOSTAT, ROBERT SHAW	52122
11	107323-01-703	EA TRIM-RIGHT	53024
12	107246-01-706	EA PILOT ASM., ONLY (OVEN)	51065
13	107246-01-705	EA BURNER-OVEN	52018
14	107246-01-709	EA TRIM-LOWER, BLACK	53526D
15	107323-01-714	EA HANDLE ASM. DESIGNER STYLE	51112
	107323-01-713	EA GLASS-BLACK, INSERT OVEN DOOR	53426
16	107246-01-704	EA RACK-OVEN	51069
	107246-01-708	EA SHELF-OVEN, LOWER	51657
17	107323-01-702	EA TRIM-LEFT	53023
18	121758-01-703	EA KNOB THERMOSTAT	56094
19	121758-01-712	EA KNOB, BURNER (3)	56093
20	121758-01-700	EA KNOB (TURN STYLE) PIEZO IGN	56095
21	121758-01-710	EA VALVE, BURNER	56086

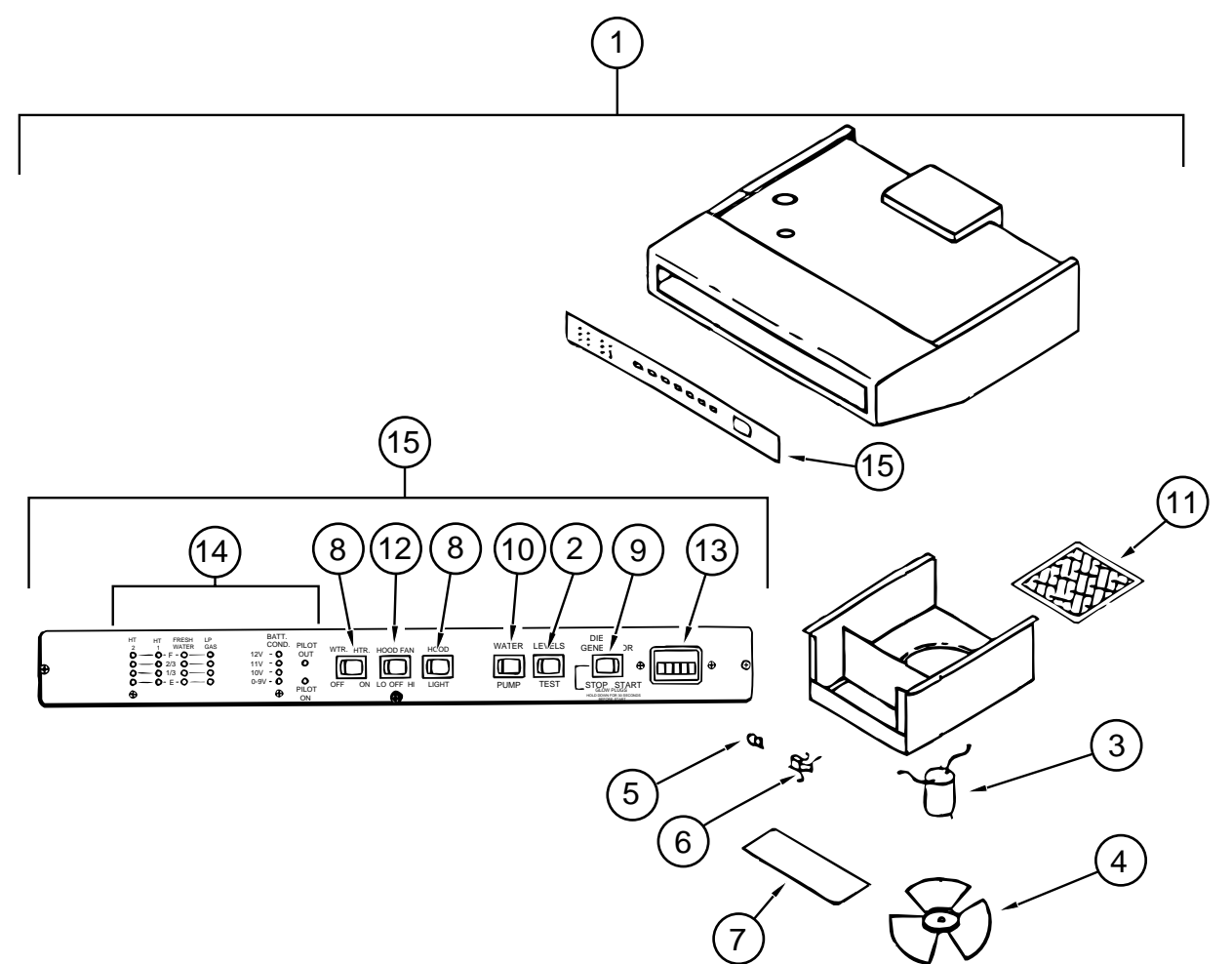
GALLEY GROUP (CONTINUED)



RANGE HOODS

KEY	PART NUMBER	U/M	DESCRIPTION	VENDOR NO.
1	100258-25-01A	EA	HOOD-RANGE 22, MONITOR PANEL - BLACK - TMR5021SBD (U.S.)	
			FROM: 00-00-00 THRU: 08-21-94	
1	100258-25-02A	EA	HOOD-RANGE 22, MONITOR PANEL - BLACK TEXTURE - TMR5021SBD (U.S.)	
			FROM: 09-05-94 THRU: 99-99-99	
1	100258-26-01A	EA	HOOD-RANGE 22, MONITOR PANEL - BLACK - CSA TMR5021SBC	
			FROM: 00-00-00 THRU: 09-04-94	
1	100258-26-02A	EA	HOOD-RANGE 22, MONITOR PANEL - BLACK - TMR5021SBC (CSA)	
			FROM: 09-05-94 THRU: 99-99-99	
2	096983-01-701	EA	SWITCH-SPST MOM. 2 TERM	L0111
3	090973-01-700	EA	MOTOR-12 VOLT, CSA & UL	CA508-1
4	090973-01-702	EA	BLADE-FAN	VA183-1+
5	117806-01-000	EA	BULB - 12V NO.912 1.0 AMPS	
6	092696-01-710	EA	HOLDER-LAMP	CB267-2
7	092696-02-701	EA	LENS-LAMP	CC179-2
8	075470-01-702	EA	SWITCH-ON/OFF (VARIOUS)	L108
9	096983-01-702	EA	SWITCH-MOM/MOM	112
10	096983-01-703	EA	SWITCH-ON/ON	115
11	100258-05-700	EA	FILTER-CHARCOAL	CC248
12	100258-05-701	EA	SWITCH-FAN, 2 SPEED	117
13	100258-11-700	EA	BOARD-CIRCUIT	5079-01
14	100258-06-700	EA	CONTROL PANEL ASM - VENTLINE	9510
			FROM: 00-00-00 THRU: 07-13-94	
14	100258-14-701	EA	PANEL-CONTROL ASSEMBLY	9078
			FROM: 07-14-94 THRU: 99-99-99	
15	100258-10-01A	EA	GAUGE-HOUR METER W/SWITCH, SCREW ON STYLE - OPTIONAL	
15	100258-10-701	EA	GAUGE-HOUR METER, CLIP ON L0775-00 - OPTIONAL	

GALLEY GROUP (CONTINUED)



RANGE HOODS W/GENERATOR OPTION

KEY	PART NUMBER	U/M	DESCRIPTION	VENDOR NO.
1	100258-29-01A	EA	HOOD-RANGE 22, MONITOR PANEL - BLACK-TEXTURED - TMR 5040 SBDLG (U.S.)	
1	100258-30-01A	EA	HOOD-RANGE 22, MONITOR PANEL - BLACKTEXTURED - TMR 5040 SBCLG (CSA)	
2	096983-01-701	EA	SWITCH-SPST MOM. 2 TERM	L0111
3	090973-01-700	EA	MOTOR-12 VOLT, CSA & UL	CA508-1
4	090973-01-702	EA	BLADE-FAN	VA183-1
5	117806-01-000	EA	BULB - 12V NO.912 1.0 AMPS	
6	092696-01-710	EA	HOLDER-LAMP	CB267-2
7	092696-02-701	EA	LENS-LAMP	CC179-2
8	096983-01-700	EA	SWITCH-ON/OFF	108
9	096983-01-702	EA	SWITCH-MOM/MOM	112
10	096983-01-703	EA	SWITCH-ON/ON	115
11	100258-05-700	EA	FILTER-CHARCOAL	CC248
12	100258-05-701	EA	SWITCH-FAN, 2 SPEED	117
13	100258-10-01A	EA	GAUGE-HOUR METER W/SWITCH, SCREW ON STYLE	
13	100258-10-701	EA	GAUGE-HOUR METER, CLIP ON	L0775-00
14	100258-11-700	EA	BOARD-CIRCUIT	5079-01
15	100258-29-700	EA	PANEL-CONTROL ASSEMBLY	

GALLEY GROUP (CONTINUED)

STOVE COVERS

KEY	PART NUMBER	U/M	DESCRIPTION
	M05904-01-E13	EA	COVER ASM-STOVE, W/COUNTERTOP (G38, G39)
	M05904-01-F40	EA	COVER ASM-STOVE, W/COUNTERTOP (G40, G41)
	M05904-01-G42	EA	COVER ASM-STOVE, W/COUNTERTOP (G42, G43)

MICROWAVE OVEN

KEY	PART NUMBER	U/M	DESCRIPTION
	102479-03-000	EA	OVEN-MICROWAVE - PANASONIC NN6505A
	094756-02-01A	EA	BRACKET-L, MICROWAVE - 6.1" LONG X 3.9" WIDE - STEEL - TAN
	094756-03-D18	EA	BRACKET-ANGLE W/HOLES
	094756-01-02A	EA	BRACKET-ANGLE, W/HOLES MILL
	102482-04-D18	EA	FRAME ASM-MICROWAVE
	102456-09-000	EA	BAFFLE ASM-MICROWAVE
	102842-02-000	EA	BRACKET-BAFFLE, 22.1" X 2.5" - STEEL

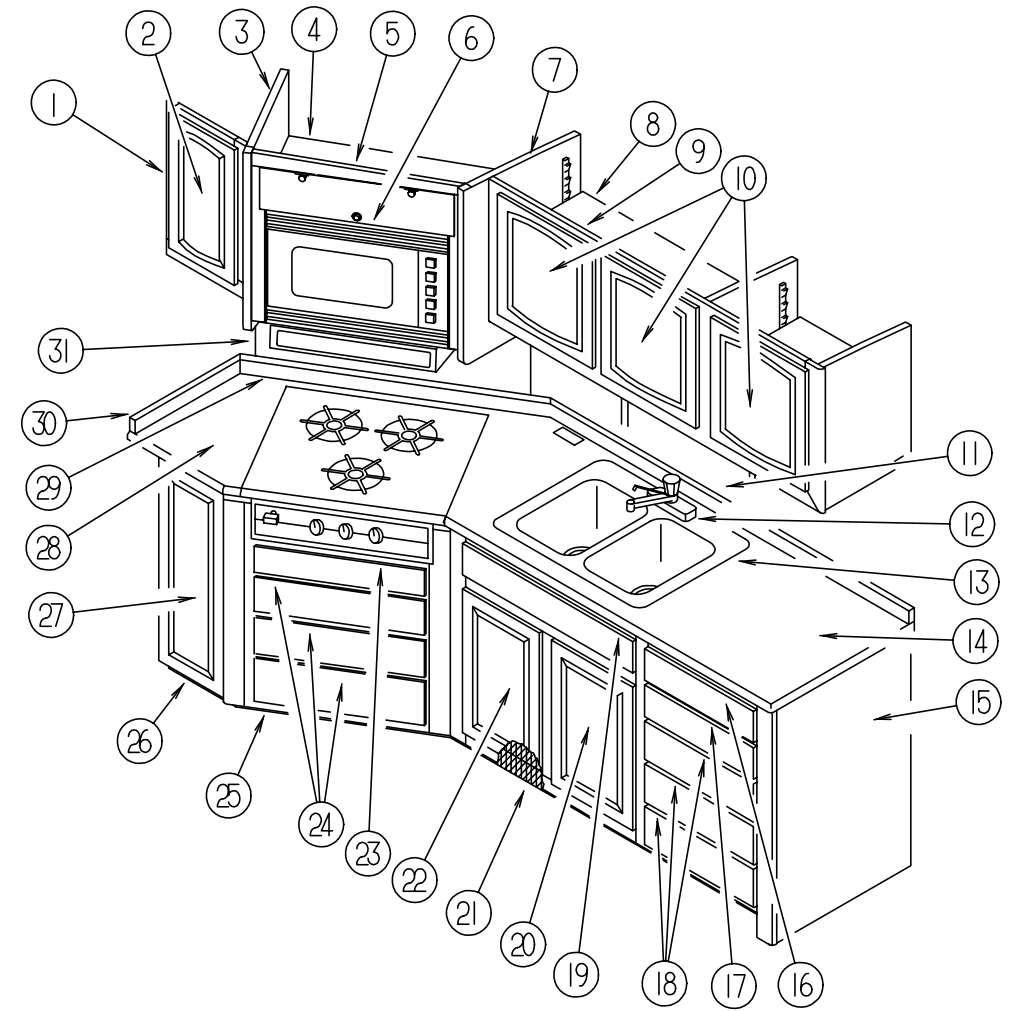
COFFEE MAKER

KEY	PART NUMBER	U/M	DESCRIPTION	VENDOR NO.
	103799-02-01A	EA	COFFEEMAKER WITH CLOCK, WHITE - BLACK & DECKER SDC2B	
	103799-01-700	EA	POT-CARAFE, GLASS	679420
	103799-01-701	EA	BRACKETS, WHITE PAIR	164734-06 B & D

DISHWASHER

KEY	PART NUMBER	U/M	DESCRIPTION
	107752-02-01A	EA	DISHWASHER 18" - *WESTINGHO-MDR231RBR
	115666-01-02B	EA	BRACKET-TIEDOWN, DISHWASHER, E-COAT

GALLEY GROUP (CONTINUED)

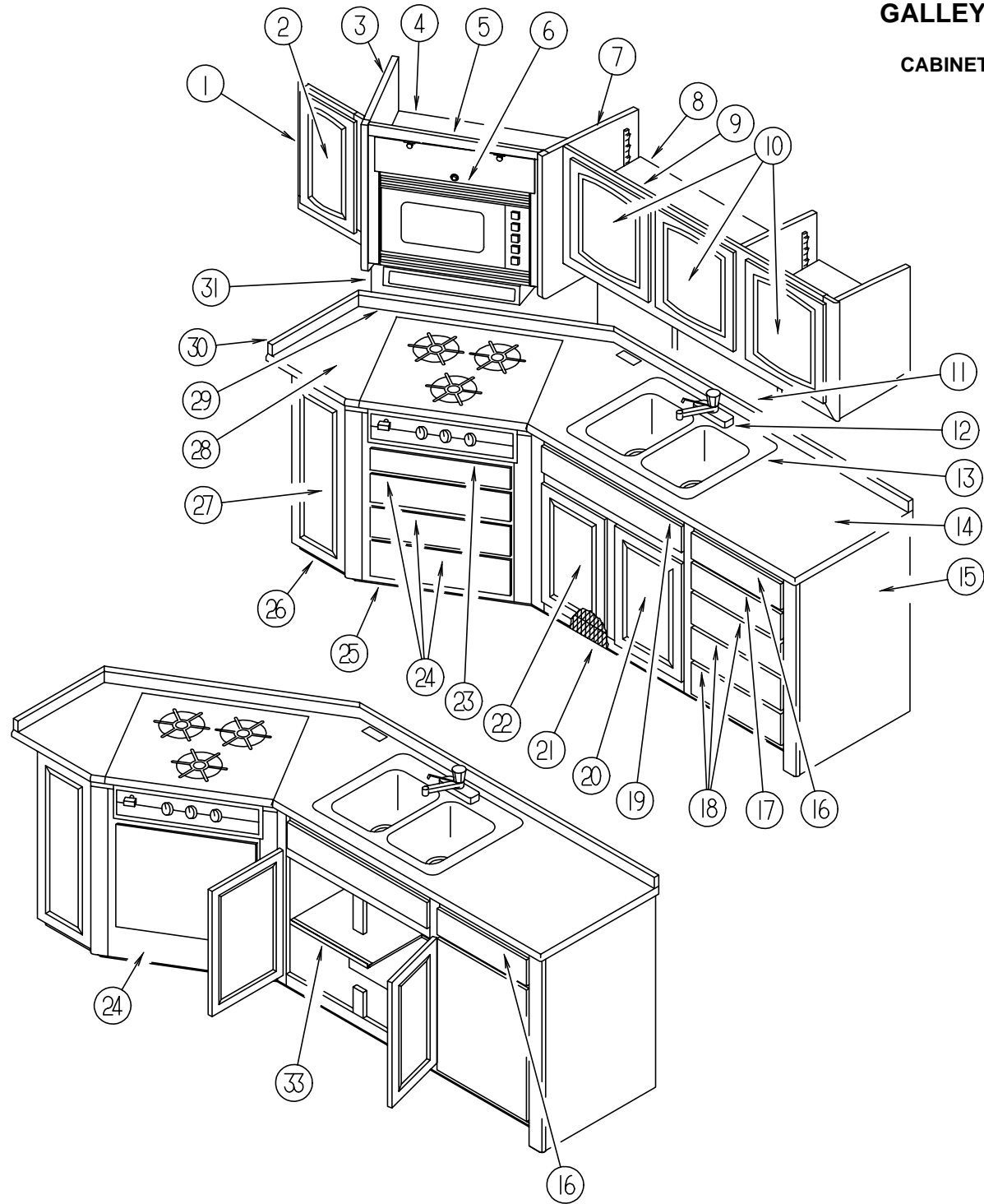


CABINETS & FIXTURES

KEY	PART NUMBER	U/M	DESCRIPTION
1	108346-01-E37	EA	CABINET ASM-OVHD GALLEY, RR (PICKLED ASH)
1	108346-01-E41	EA	CABINET ASM-OVHD GALLEY, RR (SALEM CHERRY)
2	M05990-16-E37	EA	DOOR-RAIL, HDW, 0500 X 0285 (PICKLED ASH)
2	M05990-16-E41	EA	DOOR-RAIL, HDW, 0500 X 0285 (SALEM CHERRY)
3	107494-11-E37	EA	CAP ASM-END, LH (PICKLED ASH)
3	107494-11-E41	EA	CAP ASM-END, LH (SALEM CHERRY)
4	102483-08-E37	EA	SHELF ASM-MICROWAVE (PICKLED ASH)
4	102483-08-E41	EA	SHELF ASM-MICROWAVE (SALEM CHERRY)
5	P07476-01-E37	EA	CABINET ASM-MICROWAVE (PICKLED ASH)
5	P07476-01-E41	EA	CABINET ASM-MICROWAVE (SALEM CHERRY)
6	100708-11-000	EA	DOOR-GLASS, CAB 156 X 596
	100711-01-01A	EA	HINGE-DOOR, GLASS
	100710-01-01A	EA	LOCK-GLASS DOOR, TWIST TYPE - BRASS
	101272-01-000	EA	CATCH-DOOR, GLASS
	101766-01-000	EA	PIN-SUPPORT, GLASS DOOR
	100707-01-000	EA	SPACER-DOOR, GLASS - .8" DIA - .3" HOLE - PLASTIC
7	107494-10-E37	EA	CAP ASM-END, RH (PICKLED ASH)
7	107494-10-E41	EA	CAP ASM-END, RH (SALEM CHERRY)
8	114863-11-F36	EA	SHELF ASM (PICKLED ASH)
8	114863-11-F37	EA	SHELF ASM (SALEM CHERRY)
9	P14863-01-G38	EA	CABINET ASM-OVHD GALLEY (PICKLED ASH)
9	P14863-01-G39	EA	CABINET ASM-OVHD GALLEY (SALEM CHERRY)

GALLEY GROUP (CONTINUED)

CABINETS & FIXTURES (CONTINUED)

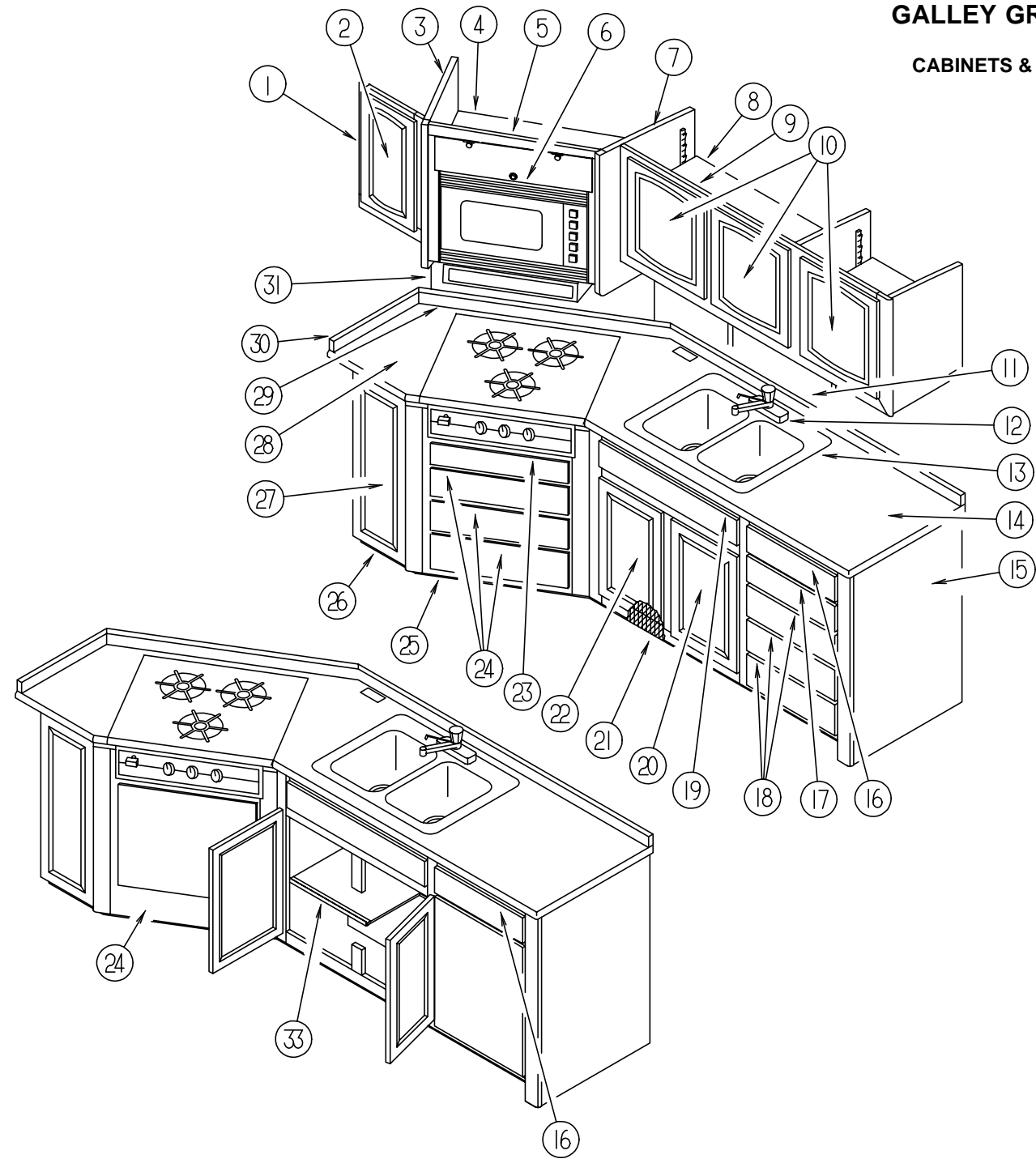


KEY	PART NUMBER	U/M DESCRIPTION
10	M05990-14-E37	EA DOOR-RAIL, HDW, 0450 X 0415 (PICKLED ASH)
10	M05990-14-E41	EA DOOR-RAIL, HDW, 0450 X 0415 (SALEM CHERRY)
11	111382-29-E38	EA BACKSPLASH (G38, G39)
11	111382-29-F40	EA BACKSPLASH (G40, G41)
11	111382-29-G42	EA BACKSPLASH (G42, G43)
12	064952-01-000	EA FAUCET-GALLEY, SINGLE CONTROL - MOEN #7650-8"
	103635-01-000	EA FAUCET-SINGLE CONTROL, EVERPURE 5435-00
13	110654-01-000	EA SINK-SST, DBL LARGE/SMALL BASIN
	092303-01-000	EA STRAINER-SINK
	108464-03-E38	EA COVER ASM-SINK SMALL (G38, G39)
	108464-03-F40	EA COVER ASM-SINK SMALL (G40, G41)
	108464-03-G42	EA COVER ASM-SINK SMALL (G42, G43)
	108464-04-E38	EA COVER ASM-SINK LARGE (G38, G39)
	108464-04-F40	EA COVER ASM-SINK LARGEL (G40, G41)
	108464-04-G42	EA COVER ASM-SINK LARGE (G42, G43)

KEY	PART NUMBER	U/M DESCRIPTION
14	111382-12-E38	EA COUNTERTOP ASM (G38)
14	111382-12-F37	EA COUNTERTOP ASM (G39)
14	111382-12-F40	EA COUNTERTOP ASM (G40)
14	111382-12-F41	EA COUNTERTOP ASM (G41)
14	111382-12-G42	EA COUNTERTOP ASM
14	111382-12-G43	EA COUNTERTOP ASM
15	M06842-02-G38	EA CABINET ASM-GALLEY STANDARD W/OVEN
15	M06842-02-G39	EA CABINET ASM-GALLEY STANDARD W/OVEN
15	M06842-02-G40	EA CABINET ASM-GALLEY STANDARD W/OVEN
15	M06842-02-G41	EA CABINET ASM-GALLEY STANDARD W/OVEN
15	M06842-02-G42	EA CABINET ASM-GALLEY STANDARD W/OVEN
15	M06842-02-G43	EA CABINET ASM-GALLEY STANDARD W/OVEN
15	M06842-01-G38	EA CABINET ASM-GALLEY OPTION W/HOT PLATE
15	M06842-01-G39	EA CABINET ASM-GALLEY OPTION W/HOT PLATE
15	M06842-01-G40	EA CABINET ASM-GALLEY OPTION W/HOT PLATE
15	M06842-01-G41	EA CABINET ASM-GALLEY OPTION W/HOT PLATE
15	M06842-01-G42	EA CABINET ASM-GALLEY OPTION W/HOT PLATE
15	M06842-01-G43	EA CABINET ASM-GALLEY OPTION W/HOT PLATE
15	M06842-05-G38	EA CABINET ASM-GALLEY W/DISHWASHER & HOT PLATE
15	M06842-05-G39	EA CABINET ASM-GALLEY W/DISHWASHER & HOT PLATE
15	M06842-05-G40	EA CABINET ASM-GALLEY W/DISHWASHER & HOT PLATE
15	M06842-05-G41	EA CABINET ASM-GALLEY W/DISHWASHER & HOT PLATE
15	M06842-05-G42	EA CABINET ASM-GALLEY W/DISHWASHER & HOT PLATE
15	M06842-05-G43	EA CABINET ASM-GALLEY W/DISHWASHER & HOT PLATE
15	M06842-03-G38	EA CABINET ASM-GALLEY W/ICE MAKER & HOT PLATE
15	M06842-03-G39	EA CABINET ASM-GALLEY W/ICE MAKER & HOT PLATE
15	M06842-03-G40	EA CABINET ASM-GALLEY W/ICE MAKER & HOT PLATE
15	M06842-03-G41	EA CABINET ASM-GALLEY W/ICE MAKER & HOT PLATE
15	M06842-03-G42	EA CABINET ASM-GALLEY W/ICE MAKER & HOT PLATE
15	M06842-03-G43	EA CABINET ASM-GALLEY W/ICE MAKER & HOT PLATE
15	M06842-06-G38	EA CABINET ASM-GALLEY W/DISHWASHER & OVEN
15	M06842-06-G39	EA CABINET ASM-GALLEY W/DISHWASHER & OVEN
15	M06842-06-G40	EA CABINET ASM-GALLEY W/DISHWASHER & OVEN
15	M06842-06-G41	EA CABINET ASM-GALLEY W/DISHWASHER & OVEN
15	M06842-06-G42	EA CABINET ASM-GALLEY W/DISHWASHER & OVEN
15	M06842-06-G43	EA CABINET ASM-GALLEY W/DISHWASHER & OVEN
15	M06842-04-G38	EA CABINET ASM-GALLEY W/ICE MAKER & OVEN
15	M06842-04-G39	EA CABINET ASM-GALLEY W/ICE MAKER & OVEN
15	M06842-04-G40	EA CABINET ASM-GALLEY W/ICE MAKER & OVEN
15	M06842-04-G41	EA CABINET ASM-GALLEY W/ICE MAKER & OVEN
15	M06842-04-G42	EA CABINET ASM-GALLEY W/ICE MAKER & OVEN
15	M06842-04-G43	EA CABINET ASM-GALLEY W/ICE MAKER & OVEN
16	M05976-02-E37	EA DRAWER COMPLETE-CUTTING BOARD (PICKLED ASH)
16	M05976-02-E41	EA DRAWER COMPLETE-CUTTING BOARD (SALEM CHERRY)
	102778-04-000	EA BOARD-CUTTING
17	M05971-87-E37	EA DRAWER COMPLETE-SLIDE (PICKLED ASH)
17	M05971-87-E41	EA DRAWER COMPLETE-SLIDE (SALEM CHERRY)
	100081-01-01A	EA TRAY-SILVERWARE, 9" X 13.3" - PLAS - ALMOND - RUBBERMAID
18	M05971-89-E37	EA DRAWER COMPLETE-SLIDE (PICKLED ASH)
18	M05971-89-E41	EA DRAWER COMPLETE-SLIDE (SALEM CHERRY)
19	M06810-02-E37	EA DRAWER COMPLETE-TIPOUT (PICKLED ASH)
19	M06810-02-E41	EA DRAWER COMPLETE-TIPOUT (SALEM CHERRY)
	108126-01-000	EA TRAY HINGE SET (QTY. 2 PER SET)
	108127-01-01A	EA CAP-TRAY
	108128-01-01A	EA TRAY-HIDDEN

GALLEY GROUP (CONTINUED)

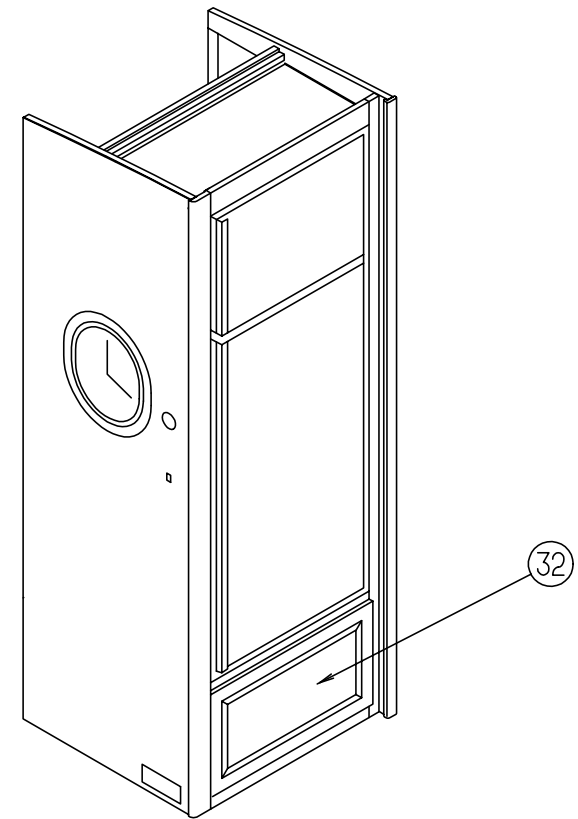
CABINETS & FIXTURES (CONTINUED)



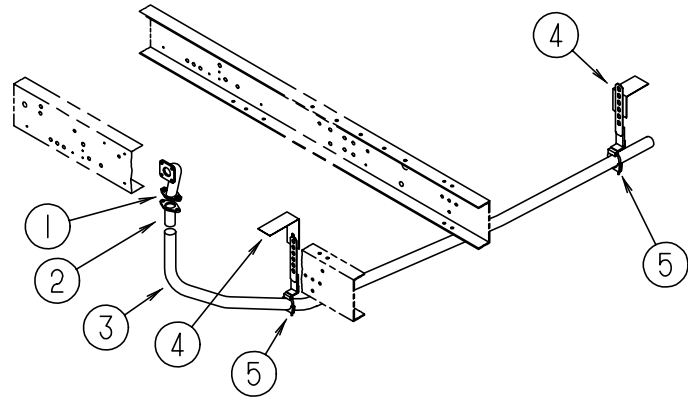
KEY	PART NUMBER	U/M DESCRIPTION
25	111382-21-G38	EA TOE KICK ASM (PICKLED ASH)
25	111382-21-G39	EA TOE KICK ASM (SALEM CHERRY)
26	111382-22-G38	EA TOE KICK ASM (PICKLED ASH)
26	111382-22-G39	EA TOE KICK ASM (SALEM CHERRY)
27	M05992-36-E37	EA DOOR-RAIL, HDW, 0305 X 0740 (PICKLED ASH)
27	M05992-36-E41	EA DOOR-RAIL, HDW, 0305 X 0740 (SALEM CHERRY)
28	111382-13-E38	EA COUNTERTOP ASM (G38)
28	111382-13-E42	EA COUNTERTOP ASM (G39)
28	111382-13-F40	EA COUNTERTOP ASM (G40)
28	111382-13-F41	EA COUNTERTOP ASM (G41)
28	111382-13-G42	EA COUNTERTOP ASM (G42)
28	111382-13-G43	EA COUNTERTOP ASM (G43)
29	111382-28-E38	EA BACKSPLASH (G38, G39)
29	111382-28-F40	EA BACKSPLASH (G40, G41)
29	111382-28-G42	EA BACKSPLASH (G42, G43)
30	111382-27-E38	EA BACKSPLASH (G38, G39)
30	111382-27-F40	EA BACKSPLASH (G40, G41)
30	111382-27-G42	EA BACKSPLASH (G42, G43)
31	093606-17-000	EA MIRROR-PANEL, BEVELED 1/8" - 302.0 X 940.0 MM

KEY	PART NUMBER	U/M DESCRIPTION
20	M05992-39-E37	EA DOOR-RAIL, HDW, 0365 X 0555 (PICKLED ASH)
20	M05992-39-E41	EA DOOR-RAIL, HDW, 0365 X 0555 (SALEM CHERRY)
	093605-02-01A	EA RACK-TOWEL, WIRE, ALMOND
	058334-01-000	EA WASTEBASKET-9 3/4" X 7" X 10", WHITE - RUBBERMAID
21	104314-03-01A	EA MESH-GRILLE, 108 X 1310MM - BLACK
21	104314-04-01A	EA MESH-GRILLE, 108 X 792MM - BLACK
22	M05992-37-E37	EA DOOR-RAIL, HDW, 0365 X 0555 (PICKLED ASH)
22	M05992-37-E41	EA DOOR-RAIL, HDW, 0365 X 0555 (SALEM CHERRY)
23	M05971-88-E37	EA DRAWER COMPLETE-SLIDE (PICKLED ASH)
23	M05971-88-E41	EA DRAWER COMPLETE-SLIDE (SALEM CHERRY)
24	M05971-13-E37	EA DRAWER COMPLETE-SLIDE (PICKLED ASH)
24	M05971-13-E41	EA DRAWER COMPLETE-SLIDE (SALEM CHERRY)

KEY	PART NUMBER	U/M DESCRIPTION
32	M05992-09-E37	EA DOOR-RAIL, HDW, 0350 X 0590 (PICKLED ASH)
32	M05992-09-E41	EA DOOR-RAIL, HDW, 0350 X 0590 (SALEM CHERRY)
	090329-01-000	FT SEAL-T, REFRIGERATOR CABINET - .6" WIDE TOP X 2" TAIL
	103251-02-01A	EA INSERT-ACRYLIC BLACK, 19.53 X 16.06
	103251-04-01A	EA INSERT-ACRYLIC BLACK, 19.53 X 39.20
	116751-03-01A	EA TRAY-REFRIGERATOR, BLACK
33	111382-11-E37	EA SHELF ASM (PICKLED ASH)
33	111382-11-E41	EA SHELF ASM (SALEM CHERRY)

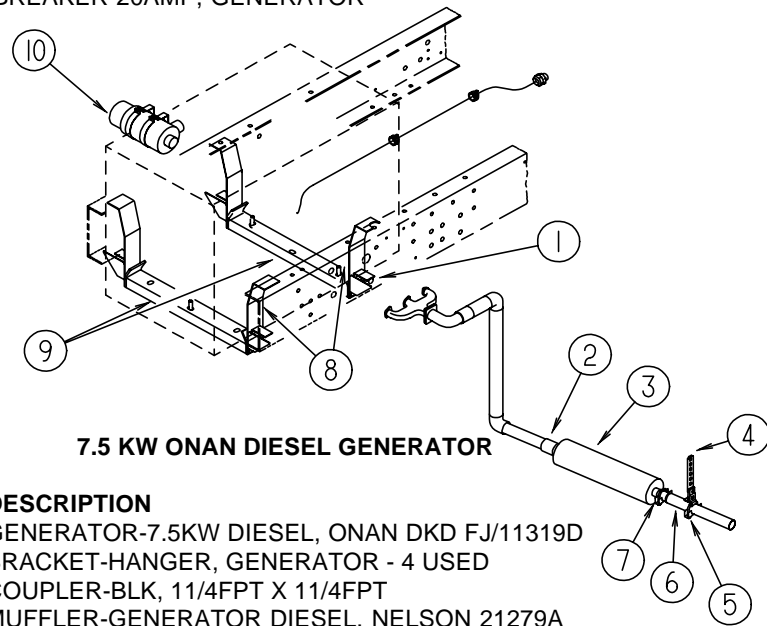


GENERATOR GROUP



6.5 KW ONAN LP MARQUIS GENERATOR

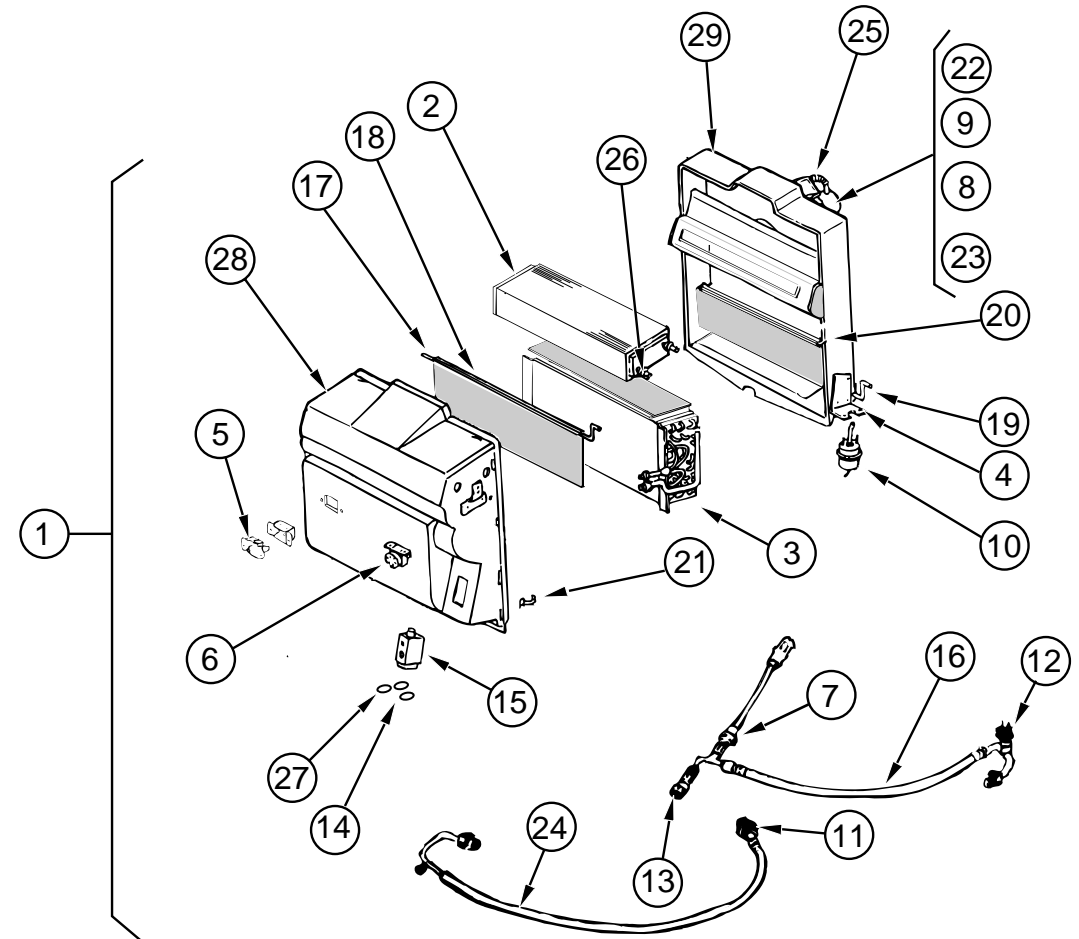
KEY	PART NUMBER	U/M	DESCRIPTION
	105559-04-000	EA	GENERATOR-6.5KW LP LIQUID 30/30 ONAN NHM FA/26115 WITH ONAN TRAY #403-2893, W/MUFFLER LP FUELED
1	N/A	EA	ADAPTOR-EXHAUST (SUPPLIED W/GENERATOR)
2	106235-01-000	EA	ADAPTOR-EXHAUST, GENERATOR
3	116381-01-000	EA	PIPE-EXHAUST,GENERATOR
4	007131-01-000	EA	HANGER-TAILPIPE, 6 SLOTS
5	007125-03-000	EA	CLAMP-MUFFLER, 1.5" DIA
	065820-09-000	EA	HOSE ASM-HIGH PRESSURE, 28"
	010251-02-000	EA	ELBOW-BRASS-90 3/8F X 1/4MPT
	106071-01-000	EA	SWITCH-AUTOMATIC TRANSFER, MAGNETEK ATS 30 AMP
	106071-02-000	EA	AUTOMATIC TRANSFER SWITCH - 50 AMP. - MAGNETEK ATS100 (50 AMP)
	112365-04-000	EA	BREAKER-20AMP, GENERATOR



7.5 KW ONAN DIESEL GENERATOR

KEY	PART NUMBER	U/M	DESCRIPTION
	112841-02-000	EA	GENERATOR-7.5KW DIESEL, ONAN DKD FJ/11319D
1	115652-02-02B	EA	BRACKET-HANGER, GENERATOR - 4 USED
2	114172-01-000	EA	COUPLER-BLK, 11/4FPT X 11/4FPT
3	114083-01-000	EA	MUFFLER-GENERATOR DIESEL, NELSON 21279A
4	007131-01-000	EA	HANGER-TAILPIPE, 6 SLOTS
5	007125-03-000	EA	CLAMP-MUFFLER, 1.5" DIA
6	114171-02-000	EA	PIPE-EXHAUST, GENERATOR STRAIGHT
7	007125-02-000	EA	CLAMP-ASM-MUFFLER 1.25" DIAMETER
8	115652-02-02B	EA	BRACKET-HANGER, GENERATOR - 4 USED
9	115656-02-02B	EA	TUBE ASM-SUPPORT, GENERATOR - 2 USED
10	115218-01-000	EA	BOTTLE-OVERFLOW RECOVER KIT, ONAN 130-2781
	114253-01-000	EA	ELBOW-1/4SGL BARBX1/8MPT
	114253-02-000	EA	ELBOW-5/16SGL BARBX1/4MPT
	068382-06-000	EA	BUSHING-BRASS, 3/8" MPT X 3/8" FPT
	111756-03-000	EA	BRACKET-EXHAUST,HANGER
	116457-01-000	EA	TEE-BRASS, BRANCH 1/4 NPT, W/HD 3600 X 4
	106071-01-000	EA	SWITCH-AUTOMATIC TRANSFER, MAGNETEK ATS 30 AMP
	106071-02-000	EA	AUTOMATIC TRANSFER SWITCH - 50 AMP. - MAGNETEK ATS100 (50 AMP)

HEATING & AIR CONDITIONING GROUP



SCS EVAPORATOR/HEATER

KEY	PART NUMBER	U/M	DESCRIPTION	VENDOR NO.
1	103930-22-000	EA	EVAPORATOR/HEATER PUSH R134A BLOCK, SCS	090-00085
2	103930-01-703	EA	COIL-HEATER	042-0010
3	103930-01-704	EA	COIL-EVAPORATOR	041-0017
4	103930-01-708	EA	BRACKET-VACUUM MOTOR	070-0113
5	103930-01-710	EA	RESISTOR-FUSED, A/C	035-0006 SCS
6	103930-01-711	EA	THERMOSTAT	033-0003
7	103930-01-716	EA	SWITCH-PRESSURE, FAN	032-0036
8	103930-01-717	EA	WHEEL-BLOWER, CLOCKWISE	062-0010
9	103930-01-720	EA	MOTOR-BLOWER, (PM105)	030-0004 SCS
10	103930-02-708	EA	MOTOR-VACUUM SERVO, A/C	030-0025
11	103930-06-700	EA	FITTING-QUICK CONNECT, #8	050-0082
12	103930-12-708	EA	SWITCH-BINARY, HI-LOW CUTOUT	032-0048
13	103930-12-709	EA	FITTING-QUICK CONNECT	050-0120
14	103930-17-702	EA	GASKET OR SAE 015=#10 33-781	045-0127
15	103930-20-700	EA	VALVE-EXPANSION-BLOCK, 2 TON	034-0032
16	103930-20-701	EA	HOSE ASM. #6, EVAP-DRIER	085-0138
17	103930-20-702	EA	ROD-DOOR, BLEND AIR	073-0039
18	103930-20-703	EA	DOOR-BLEND AIR	071-0212
19	103930-20-704	EA	ROD-DOOR-RECIRCULATING	073-0018
20	103930-20-705	EA	PANEL-DOOR, RECIRCULATING	071-0213
21	103930-20-706	EA	CLIP-RETAINER	022-0057
22	103930-20-707	EA	HOUSING-BLOWER	062-0145
23	103930-20-708	EA	CLIP-MOTOR SHAFT	022-0001
24	103930-22-700	EA	HOSE ASM., #10	085-0141
25	110279-01-703	EA	HOSE-VENT, BLOWER MOTOR	051-0034
26	110279-01-712	EA	FITTING-HEATER	050-0076
27	113245-01-707	EA	GASKET, #8	045-0126
28	103930-20-710	EA	CASE-FRONT, SUB-ASSEMBLY	062-0146
29	103930-20-711	EA	CASE-BACK, SUB-ASSEMBLY	062-0147

HEATING & AIR CONDITIONING GROUP (CONTINUED)

AUTO A/C & HEAT SYSTEM

KEY	PART NUMBER	U/M	DESCRIPTION
	007076-01-000	EA	HOSE-FLEXIBLE PVC - 2" ID - INCREMENTS OF 10'
	007281-01-000	EA	HOSE-FLEXIBLE PVC, 2.5"ID X 50' - ATCOFLEX A-182-355
	024990-05-000	EA	OUTLET-DEFROSTER, W/SWIVEL - 2" DIAMETER - BLACK
	024990-06-000	EA	OUTLET-DEF W/SWIVEL 21N WILLOW
	056402-05-000	EA	BRACKET-HEATER VENT, ROUND - W/BEND - BLACK
	056402-06-000	EA	BRKT-HEATER BLACK
	103016-01-000	EA	PLENUM-TRANSITION
	103558-01-07A	EA	VENT-DEFR, ABS, KORAD WILLOW
	103796-01-01A	EA	LOUVER ASM-A/C CARY PROD BLK
	056402-06-000	EA	BRKT-HEATER BLACK
	077075-01-000	EA	GASKET-INSTRUMENT PANEL TO DEFROSTER PLENUM - .6" X 11.3"
	077075-03-000	EA	GASKET-IP TO DEFROSTER PLENUM, SPL
	103017-01-000	EA	PLENUM-DEFROSTER
	024990-05-000	EA	4" DIAMETER OUTLET W/SWIVEL DEFLECTORS
	103930-05-000	EA	MANUAL-OWNERS, HEATER-A/C - SCS 057-0049

SCS CONTROL PLENUM

KEY	PART NUMBER	U/M	DESCRIPTION	VENDOR NO.
	103930-08-000	EA	CONTROL/PLENUM SET M-BODY, SCS 093-00045	
FROM: 00-00-00 THRU: 01-21-96				
	072341-06-700	EA	SWITCH-4 SPEED FAN	032-0043
	103930-01-723	EA	HOSE ASM., #10 W/FITTINGS	085-0073
	103930-01-724	EA	CLIP, SPRING, S TYPE	022-00002
	103930-02-712	EA	PANEL-CONT. A/C BLACK BEZEL	032-0054
	103930-02-701	EA	SWITCH-VACUUM	034-0015
	103930-02-702	EA	DECAL-CONT. HEAD, (N) SERIES	058-0009
	103930-02-703	EA	HARNESS-WIRE CONTROL	036-0048
	103930-02-704	EA	HARNESS-VACUUM CONTROL	036-0049
	103930-02-705	EA	CABLE-BOWDEN, 89"	074-0011
	103930-02-706	EA	CLIP-CABLE CONTROL	022-0017
	103930-02-707	EA	RELAY-BOSCH W/RESISTER	031-0001 SCS
	103930-02-710	EA	CANISTER-VACUUM	054-0002
	103930-23-000	EA	VALVE-WATER, 2 PORT SCS 034-00014	
	103930-26-000	EA	CONTROL/PLENUM SET M-BODY SCS 093-00429	
FROM: 01-22-96 THRU: 99-99-99				
	094831-01-709	EA	CLAMP-ROD 3/16"	022-0025
	103930-01-724	EA	CLIP, SPRING, S TYPE	022-00002
	103930-02-701	EA	SWITCH-VACUUM, CONTROL HEAD	034-0015
	103930-02-702	EA	DECAL-CONT. HEAD, (N) SERIES	058-0009
	103930-02-704	EA	HARNESS-VACUUM CONTROL	036-0049
	103930-02-705	EA	CABLE-BOWDEN W/O LEVER 89"	074-0011
	103930-02-707	EA	RELAY-BOSCH W/RESISTER	031-0001
	103930-02-708	EA	MOTOR-VACUUM SERVO, A/C	030-0025
	103930-02-710	EA	CANISTER-VACUUM	054-0002
	103930-02-712	EA	PANEL-CONTROL A/C BLACK BEZEL	032-0054
	103930-02-714	EA	CLAMP-CLUTCH, BARREL	022-0006

HEATING & AIR CONDITIONING GROUP (CONTINUED)

SCS AUTO A/C & HEATER HOSE KIT

KEY	PART NUMBER	U/M	DESCRIPTION	VENDOR NO.
	103930-16-000	EA	HOSE KIT #12 389" R134A, SCS 093-00074	
	103930-07-704	EA	FITTING-QUICK CONNECT, #8	050-0081
	103930-13-702	EA	VALVE-SERVICE, W/O COMPRESSOR	050-0152
	103930-16-700	EA	HOSE ASM., #12 SPARTON	085-0120
	103930-17-702	EA	GASKET OR SAE 015=#10 33-781	045-0127
	113245-01-710	EA	GASKET, #12	045-0128

SCS AUTO A/C/HEATER CONDENSER

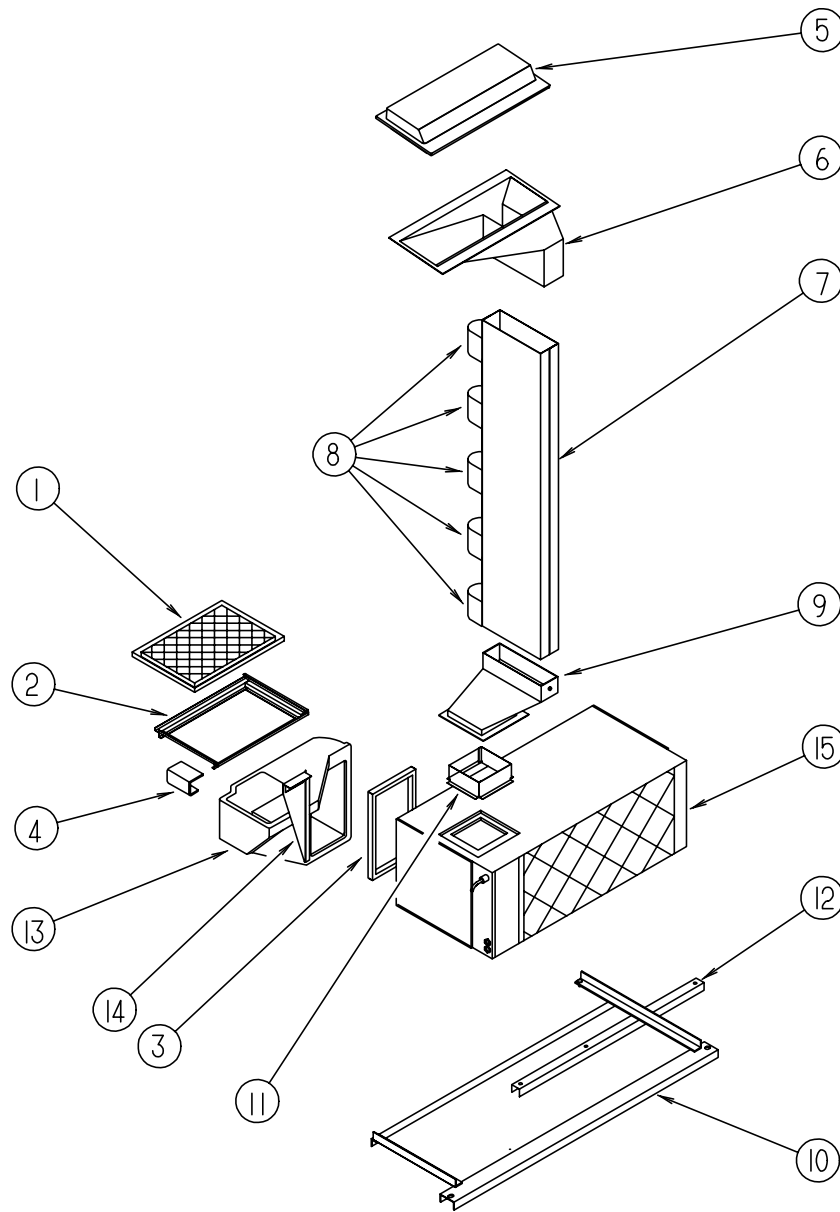
KEY	PART NUMBER	U/M	DESCRIPTION	VENDOR NO.
	072342-12-000	EA	CONDENSER ASM-W/FAN SIDE R13, SCS 091-00024	
	072342-08-703	EA	FAN BLADE/MOTOR & SHROUD 11"	062-0097
	072342-10-702	EA	FITTING-QUICK CONNECT #4 MALE	050-0148
	072342-10-704	EA	VALVE-SERVICE #8 X 8	050-0134
	072342-12-700	EA	COIL-CONDENSER	040-0027
	072342-12-701	EA	HOSE ASSEMBLY #8 X 95	085-0142
	072342-12-702	EA	HOSE ASSEMBLY #6, EVAPORATOR-DRIER	085-0143
	072342-12-703	EA	RECEIVER DRIER	054-0001
	113245-01-707	EA	GASKET, #8	045-0126
	113245-01-711	EA	GASKET, #6	045-0129

VACUUM PUMP

KEY	PART NUMBER	U/M	DESCRIPTION
	114802-01-000	EA	PUMP-VACUUM, 12V, 16" HG - EVANS RV212471

HEATING & AIR CONDITIONING GROUP (CONTINUED)

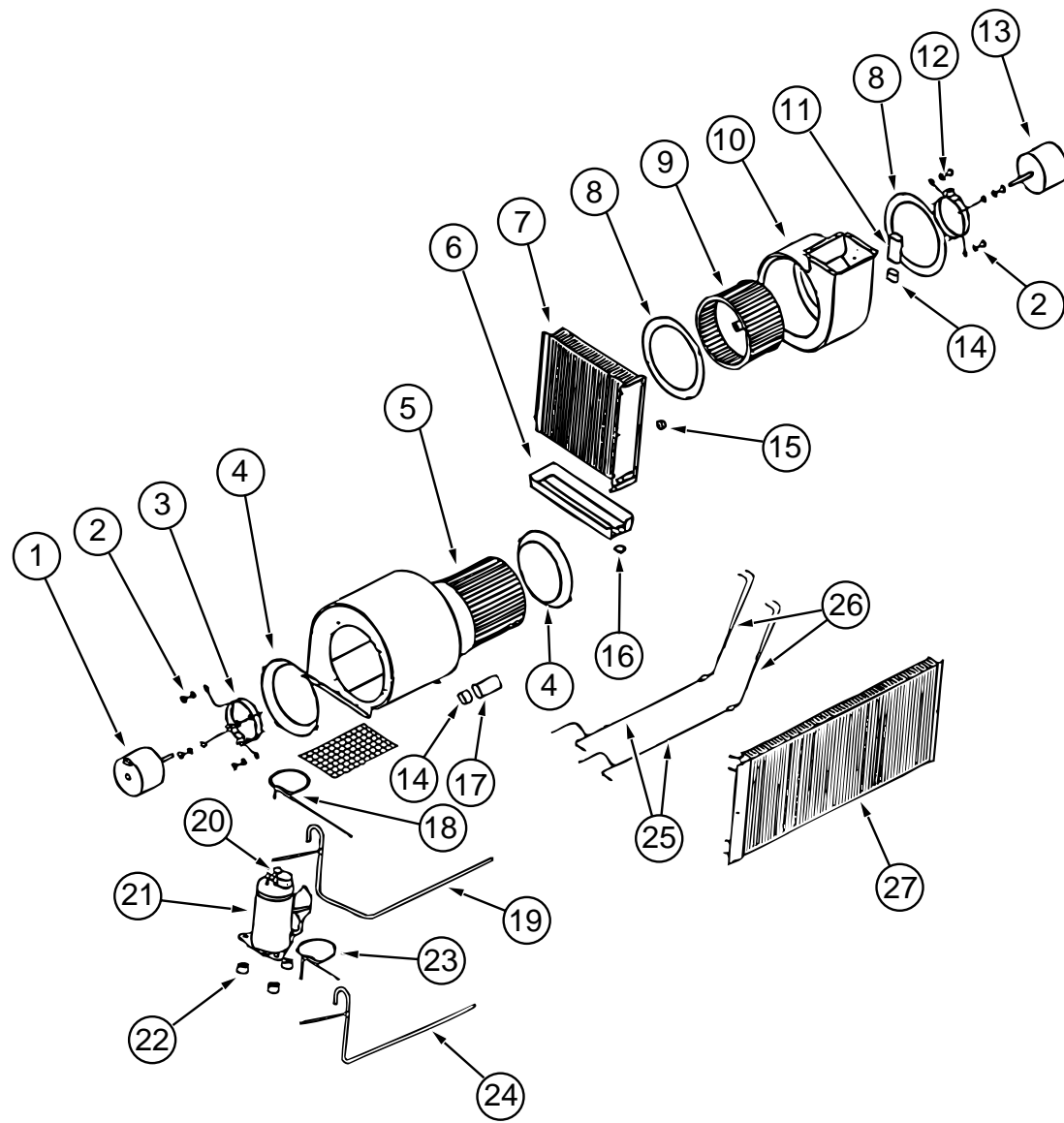
CENTRAL A/C SYSTEM



KEY	PART NUMBER	U/M	DESCRIPTION
1	109050-02-000	EA	FILTER-FIBERGLASS 1 X 14 X 20
2	109859-01-000	EA	FRAME ASM-FILTER, A/C
3	104692-02-000	FT	SEAL-3/4" X 1", ADHESIVE ON ONE SIDE
	104692-01-000	FT	SEAL-3/4" X 3/4", ADHESIVE ON ONE SIDE
4	109752-01-000	EA	CHANNEL-SUPPORT, A/C
5	109009-01-000	EA	DEFLECTOR-A/C, ROOF
6	P09011-01-000	EA	PLENUM-A/C, SUPPLY, UPPER W/FOAM
7	109017-01-000	EA	PLENUM ASM-A/C, SUPPLY
8	109085-01-000	EA	FOAM-SUPPORT, PLENUM, A/C - WISCONSIN EPS
9	P09010-01-000	EA	PLENUM-A/C, SUPPLY, LOWER W/FOAM
10	N/A	EA	CRADLE ASM-A/C
11	109019-01-000	EA	COLLAR ASM-A/C, SUPPLY
12	109520-01-000	EA	CHANNEL-FORMED, A/C
13	109291-01-000	EA	DUCT-CENTRAL AIR
14	109575-01-000	EA	REINFORCEMENT-DUCT, RETURN
	105620-06-000	EA	A/C - FURNACE THERMOSTAT
			FROM: 00-00-00 THRU: 01-14-96
	105620-09-000	EA	THERMOSTAT-A/C AND FURNACE - COLEMAN 6795-3451
			FROM: 01-15-96 THRU: 99-99-99
15	105620-05-000	EA	A/C-CENTRAL PACKAGE UNIT LH - COLEMAN 6795B832
	105620-07-000	EA	WIRE ASM-THERMOSTAT - COLEMAN 6795A4351
	108975-01-000	EA	BRACKET-A/C SUPPORT, RH
	108975-02-000	EA	BRACKET-A/C SUPPORT, LH
	M05906-01-D18	EA	COVER, A/C W/INSULATION
	056464-06-000	EA	REGISTER-HEAT/A/C, ROUND W/O DAMPER - 4" - PLASTIC - O/WHITE
			FROM: 00-00-00 THRU: 03-17-96
	120134-01-01A	EA	REGISTER-4-5" DIA W/DAMPER - D&W 8840 O/WHT
			FROM: 03-18-96 THRU: 99-99-99
	105290-01-000	SF	INSULATION-AIR POCKET W/FOIL - ASTRO-ROIL 4' X 125'

HEATING & AIR CONDITIONING GROUP (CONTINUED)

HEATING & AIR CONDITIONING GROUP (CONTINUED)

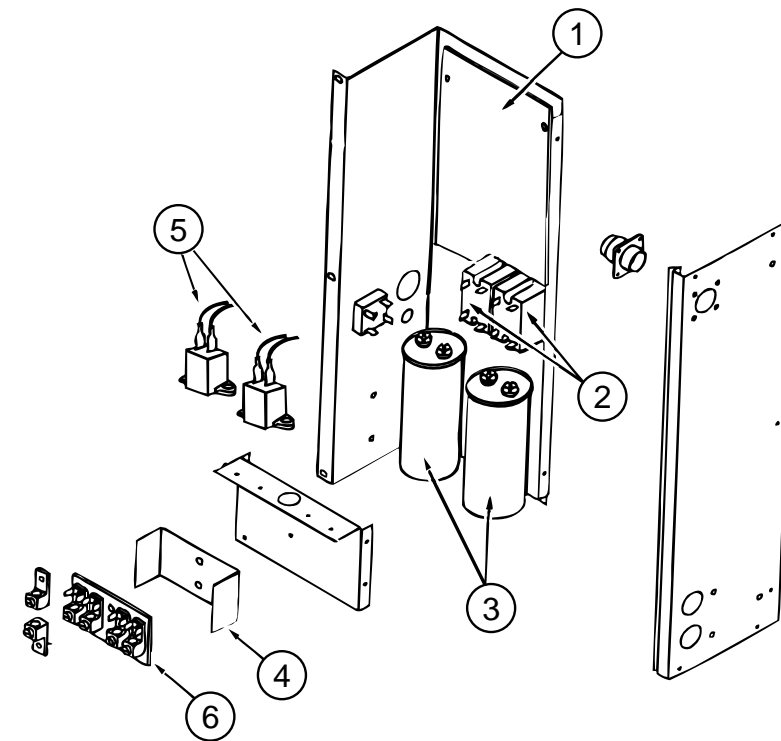


COLEMAN CENTRAL A/C PACKAGE UNIT

KEY	PART NUMBER	U/M DESCRIPTION	VENDOR NO.
1	105620-01-717	EA MOTOR-BLOWER, O.D.	1468-3029
2	105620-01-716	EA SLEEVE & GROMMET, 4 PER PKG	6795-3031
3	105620-01-715	EA MOUNT-BLOWER, O.D.	6795-3011
4	105620-01-714	EA VENTURI-BLOWER, O.D.	6795-150
5	105620-01-713	EA WHEEL-BLOWER, O.D.	1472-1011
6	105620-02-702	EA PAN-DRAIN. (LH)	6795-225
7	105620-02-701	EA COIL-EVAPORATOR, (LH)	1452-1431
8	105620-01-722	EA VENTURI-BLOWER, I.D.	6795-151
9	105620-02-709	EA WHEEL-BLOWER, I.D.	1472-1021
10	105620-02-708	EA HOUSING-BLOWER, I.D.	6795-519
11	093763-01-704	EA CAPACITOR-FAN	1499-5461
12	105620-01-723	EA MOUNT-MOTOR, BLOWER I.D.	6795-3021
13	105620-01-724	EA MOTOR-BLOWER, I.D., REVERSIBLE	1468-3129
14	105620-01-719	EA BOOT-CAPACITOR, RUBBER	1499-950
15	N/A	EA SWITCH-FREEZE, COLEMAN 6795A330 (NOT USED ON THIS MODEL)	
16	105620-01-703	EA VALVE-DRAIN, RH & LH	6795-300
17	105620-01-718	EA CAPACITOR-FAN (12.5 MFD/370V)	1499-5631

COLEMAN CENTRAL A/C PACKAGE UNIT (CONTINUED)

KEY	PART NUMBER	U/M DESCRIPTION	VENDOR NO.
18	105620-02-704	EA LINE ASM.-DISCHARGE, CKT #2 (LH)	6795-233
19	105620-02-703	EA LINE ASM.-SUCTION CKT #2 (LH)	6795-507
20	105620-01-705	EA PROTECTOR-OVERLOAD, RH & LH	6759-3791
21	105620-01-704	EA COMPRESSOR-TECUMSEH, RH & LH	1450-2009
22	105620-01-706	EA MOUNTING PKG., COMPRESSOR, 3 PER	6759-3081
23	105620-02-706	EA LINE ASM.-LIQUID, CKT #1 (LH)	6795-234
24	105620-02-705	EA LINE ASM.-SUCTION, CKT #1(LH)	6795-508
25	105620-02-707	EA LINE ASM.-LIQUID, COMPRESSOR (LH)	6795-503
26	105620-01-712	EA CAP TUBE ASM-DISTRIBUTOR R & L	6795-5141
27	105620-02-700	EA COIL-CONDENSER, (LH)	1452-1421
	105620-07-000	EA WIRE ASSEMBLY-THERMOSTAT, COLEMAN 6795A4351	
	056464-06-000	EA REGISTER-HEAT/A/C, ROUND W/O DAMPER - 4" - PLASTIC - OFF WHITE	

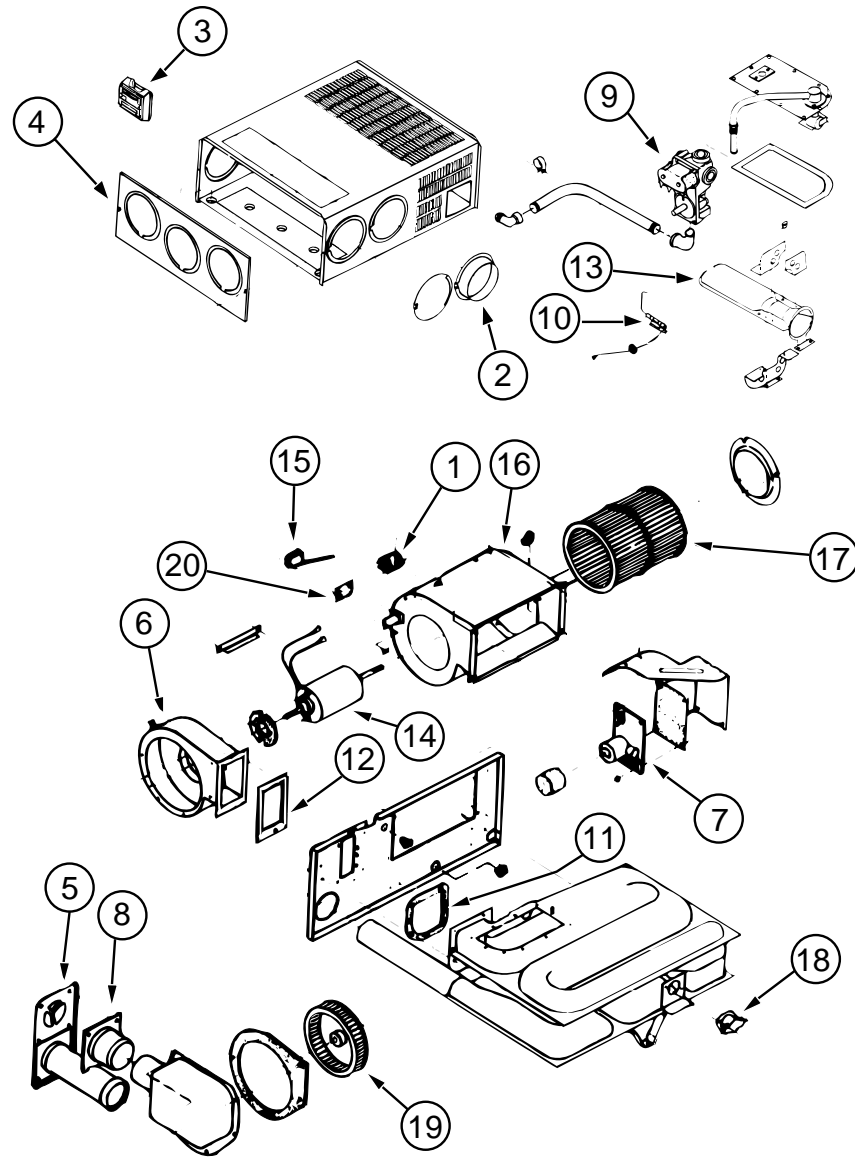


COLEMAN WIRE BOX FOR CENTRAL A/C PACKAGE UNIT

KEY	PART NUMBER	U/M DESCRIPTION	VENDOR NO.
1	105620-05-700	EA BOARD-PRINTED CIRCUIT, 2 TON	6795-3201
2	105620-01-729	EA RELAY-COMPRESSOR	1460-1011
3	108889-01-707	EA CAPACITOR-RUN, COMPRESSOR 25MFD/370	1499-5661
4	105620-01-733	EA ISOLATOR-HIGH VOLTAGE	6795-117
5	105620-01-739	EA ASSIST-START	1497-9011
6	105620-01-738	EA BOARD-TERMINAL, HIGH VOLTAGE	6795-315

HEATING & AIR CONDITIONING GROUP (CONTINUED)

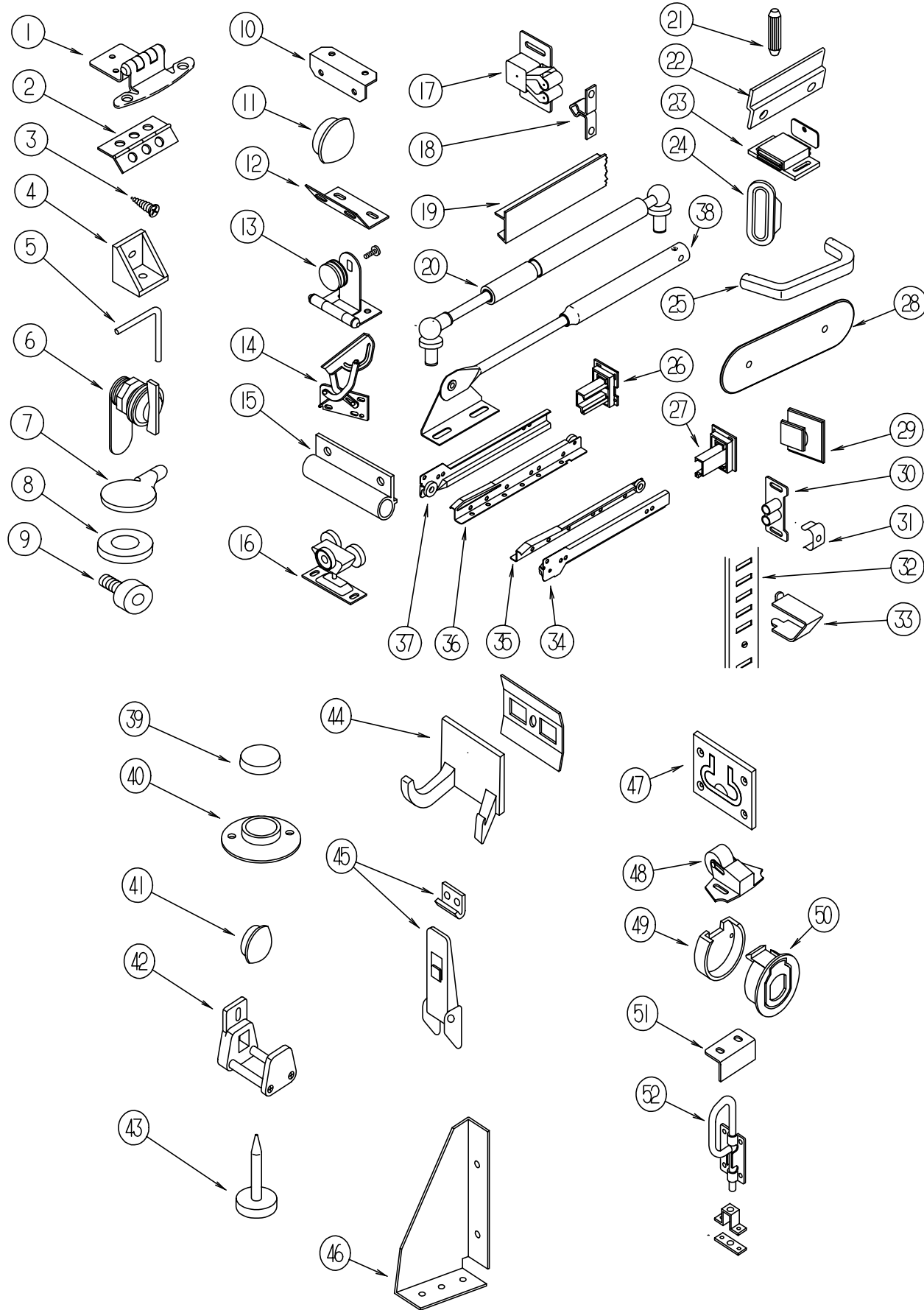
FURNACE SYSTEM



KEY	PART NUMBER	U/M DESCRIPTION	VENDOR NO.
	098668-13-000	EA GASKET-FIBERGLASS, .5" X 16.37" X 17.56" - SUBURBAN	070977
	098668-14-000	EA GASKET-FIBERGLASS, .5" X 18" X 18" - SUBURBAN	070976
	098668-22-000	EA FURNACE, 40,000 BTU., SUBURBAN SF-42 2275	
1	074466-01-702	EA RELAY, TIME DELAY 205&L&45000	230625
2	075696-02-703	EA DUCT COLLAR	050715
3	115764-01-01A	EA THERMOSTAT-FURNACE, SUBURBAN	160902
4	098668-01-700	EA CABINET FRONT	101242
5	098668-01-707	EA TUBE ASSEMBLY, EXHAUST W/CAP	260231
6	098668-01-708	EA HOUSING-BLOWER, COMBUSTION	390441
7	098668-01-712	EA BOARD-MODULE	520741
8	098668-01-713	EA TUBE ASSEMBLY, INTAKE	051248
9	098668-01-714	EA VALVE-GAS, SF S.N. 921401821	161070
10	098668-01-715	EA ELECTRODE ASM., SINGLE PROBE	232166
11	098668-01-716	EA GASKET-FIREWALL, CHAMBER SIDE	070808
12	098668-01-717	EA GASKET-FIREWALL, BLOWER SIDE	070809
	098668-11-700	EA ORIFICE-MAIN BURNER, SF-42F	180216
13	098668-11-701	EA BURNER ASSEMBLY, SF-42F	010799
14	098668-11-702	EA MOTOR ASSEMBLY, SF-42F	232212
15	098668-11-703	EA SWITCH-SAIL, SF-42F	232216
16	098668-11-704	EA BLOWER ASM., ROOM AIR SF-42F	390698
17	098668-01-711	EA WHEEL-BLOWER, ROOM AIR	350129
18	098668-11-706	EA SWITCH-LIMIT, SF42 & SF42F	232217
19	098668-22-702	EA WHEEL-COMBUSTION AIR	350183
20	101990-01-714	EA GASKET-MICROSWITCH	230877
	120862-01-000	EA SEAL-FURNACE EXHAUST	
	093614-01-02A	EA GRILLE-RETURN AIR, DURA BEIGE - LIMA, 19H-14X6BR-RAG	
	056464-06-000	EA REGISTER-HEAT/A/C, ROUND W/O DAMPER - 4" - PLAS - O/WHITE	
	024990-05-000	EA OUTLET-DEFROSTER, W/SWIVEL - 2" DIAMETER - BLACK	
	009198-01-000	FT DUCT-HEAT- FLEXIBLE - 4" ID X 25 FT	
	069636-02-000	EA CONNECTOR-DUCT, 4" ID - SUBURBAN 050715	
	092776-01-000	EA ADAPTER-DUCT, 2"	
	094600-05-01A	EA REGISTER-HEAT, W/O DAMPER - LIMA 41, DURA-BEIGE	
	009200-01-000	EA TAPE-FURNACE, 1 1/2"	
	089353-01-000	EA UNION-5/8, TUBE TO TUBE	
	040731-01-000	EA NIPPLE-INLET MANIFOLD, GM 3838094	
	007108-01-000	FT HOSE-HEATER- 5/8" ID - HI-TEMP - FORD ESE-M2D192-A	
	007076-01-000	EA HOSE-FLEXIBLE PVC, 2" ID	
	079059-02-000	EA HOSE, 90 DEGREE - 61 X 4.00 X 6.00	

INTERIOR FINISH GROUP

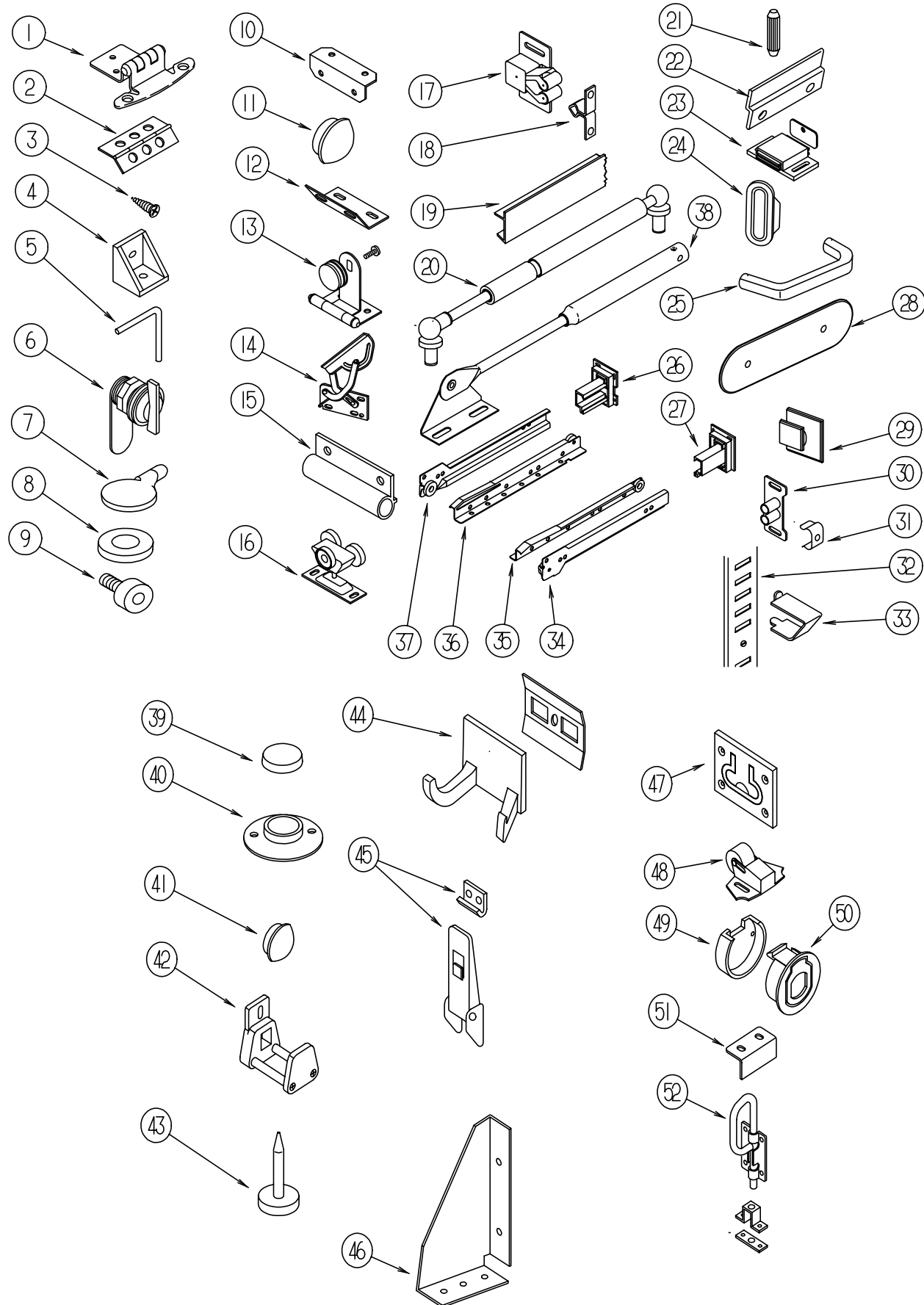
CABINET HARDWARE



KEY	PART NUMBER	U/M	DESCRIPTION
1	108138-01-000	EA	HINGE-DOOR, CABINET - BURNISHED BRASS
2	041389-25-000	EA	SCREW #000G13-06-08G
2	112556-01-01A	EA	HINGE-PIANO,1.50X1397.0 MILL
3	000G13-06-10G	EA	HINGE-BRASS, 1 1/2 IN
4	065740-01-000	EA	SCREW-6-20 X 5/8 PFH, ANTIQUE BRASS
5	108487-02-01A	EA	BRACE-CABINET CORNER, PLASTIC
5	039984-01-000	EA	SUPPORT-PROP ROD,OVHD,BLACK
6	100710-01-01A	EA	CAP-ROUND, VINYL - .28" ID X .62" LONG - BLACK
7	101766-02-000	EA	LOCK-GLASS DOOR, TWIST TYPE - BRASS
8	100707-01-000	EA	PIN-SUPPORT, GLASS DOOR
9	079921-01-000	EA	SPACER-DOOR, GLASS - .8" DIA - .3" HOLE - PLASTIC
10	016604-01-000	EA	ROLLER-NYLON, W/STEEL SHAFT - BARBED
10	016604-03-000	EA	BRACE-CABINET, ANGLE - 2.5" - METAL - UNPAINTED
10	016604-05-000	EA	BRACE-CABINET, ANGLE - 2.5" - METAL - BEIGE
11	074045-09-000	EA	BRACE-CABINET, L ANGLE - 2.5" - METAL - OFF WHITE
12	111866-01-02A	EA	PLUG-OAK, 1/2" DIA - PICKLED ASH
13	100711-01-01A	EA	BRACE-SEAT, ANGLE OFF/WHT
14	108126-01-000	EA	HINGE-DOOR, GLASS
15	108486-01-01A	EA	TRAY HINGE SET (QTY. 2 PER SET)
16	103874-01-000	EA	BRACKET-PROP ROD,OVHD,BLACK
17	093586-06-000	EA	HANGER-SLIDING DOOR
18	093586-05-000	EA	CATCH-SPRING, ROLLER - FASTEC C411-AC
19	103186-01-03A	EA	STRIKE-SPRING STEEL, FASTEC S411-AC
19	103186-01-04A	FT	MOLDING-PLASTIC, SHELF PICKLED ASH 9.5MM
19	103186-02-03A	FT	MOLDING-PLASTIC, SHELF SALEM CHERRY 9.5MM
19	103186-02-04A	FT	MOLDING-PLASTIC, SHELF PICKLED ASH 25.4MM
20	057460-04-000	EA	MOLDING-PLASTIC, SHELF SALEM CHERRY 25.4MM
21	110072-01-000	EA	SPRING-GAS
22	101272-01-000	EA	DOWEL, 5/16" X 1 3/16", BIRCH
23	088254-01-000	EA	CATCH-DOOR, GLASS
24	098410-01-01A	EA	CATCH-MAGNETIC, 1.8" X .7"
25	111093-01-000	EA	PULL-FINGER, OVAL - BRASS
26	114045-01-000	EA	PULL-CABINET,BRASS CM1940AU
27	114045-02-000	EA	BACKSOCKET-ADJUSTABLE,LEFT - HOUCK 751-1 N/A ORDER SLIDE KIT ACCORDING TO LENGTH-SEE NUMERICAL LISTING OF #114031-??-700 IN THE \$ FICHE F/DESIRED LENGTH
28	081376-01-000	EA	BACKSOCKET-ADJUSTABLE,RIGHT - HOUCK 751-2 N/A ORDER SLIDE KIT ACCORDING TO LENGTH-SEE NUMERICAL LISTING OF #114031-??-700 IN THE \$ FICHE F/DESIRED LENGTH
29	102327-01-01A	EA	BACKPLATE-DOOR PULL, OVAL - BRASS - .8" X 4.25"
30	009021-01-000	EA	PULL-MIRROR, SQUARE
31	009021-02-000	EA	CATCH-GRILLE, NYLON
32	098980-01-000	EA	STRIKE-SPRING STEEL
32	098980-02-000	EA	PILASTER-ADJUSTABLE SHELF, 18" LONG WOODGRAIN APPEARANCE
32	098980-06-000	EA	PILASTER-ADJUSTABLE SHELF, 12" LONG WOODGRAIN APPEARANCE
33	098979-01-000	EA	PILASTER-ADJUSTABLE SHELF, 24" LONG
34	114031-14-000	EA	CLIP-ADJUSTABLE SHELF
34	114031-18-000	EA	SLIDE-DRAWER,18" RIGHT CABINET-HOUCK 7200-RV-2 N/A ORDER #114031-13-700 SLIDE DRAWER KIT
34	114031-20-000	EA	SLIDE-DRAWER,20" RIGHT CABT HOUCK 7200-RV-2 N/A ORDER #114031-17-700 SLIDE DRAWER KIT
34	114031-22-000	EA	SLIDE-DRAWER,22" RIGHT CABT N/A ORDER #114031-21-700 SLIDE DRAWER KIT
35	114031-16-000	EA	SLIDE-DRAWER,18" RIGHT DRAWER -HOUCK 7 N/A ORDER #114031-13-700 SLIDE DRAWER KIT
35	114031-20-000	EA	SLIDE-DRAWER,20" RIGHT DRWR HOUCK 7200-RV-4 N/A ORDER #114031-17-700 SLIDE DRAWER KIT
35	114031-24-000	EA	SLIDE-DRAWER,22" RIGHT DRWR HOUCK 7200-RV-4 N/A ORDER #114031-21-700 SLIDE DRAWER KIT

INTERIOR FINISH GROUP (CONTINUED)

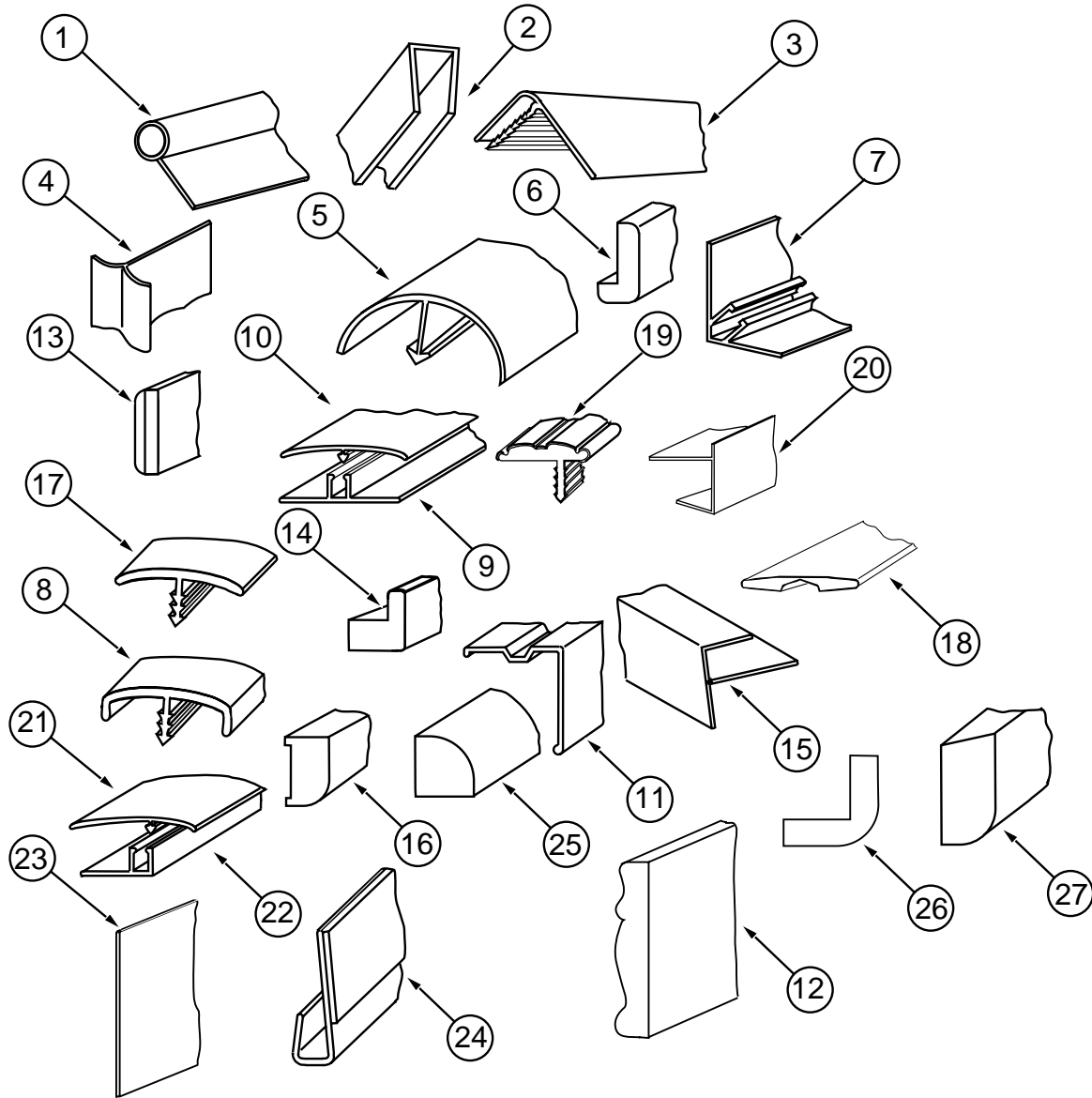
CABINET HARDWARE (CONTINUED)



KEY	PART NUMBER	U/M	DESCRIPTION
36	114031-15-000	EA	SLIDE-DRAWER,18" LEFT DRAWER - HOUCK 7200-RV-3 N/A ORDER #114031-13-700 SLIDE DRAWER KIT
36	114031-19-000	EA	SLIDE-DRAWER,20" LEFT DRWR HOUCK 7200-RV-3 N/A ORDER #114031-17-700 SLIDE DRAWER KIT
36	114031-23-000	EA	SLIDE-DRAWER,22" LEFT DRWR HOUCK 7200-RV-3 N/A ORDER #114031-21-700 SLIDE DRAWER KIT
37	114031-13-000	EA	SLIDE-DRAWER,18" LEFT CABINET -HOUCK 7200-RV-1 N/A ORDER #114031-13-700 SLIDE DRAWER KIT
37	114031-17-000	EA	SLIDE-DRAWER,20" LEFT CABT HOUCK 7200-RV-1 N/A ORDER #114031-17-700 SLIDE DRAWER KIT
37	114031-21-000	EA	SLIDE-DRAWER,22" LEFT CABT N/A ORDER #114031-21-700 SLIDE DRAWER KIT
38	074493-02-000	EA	SUPPORT-PISTON SPRING, CABINET DOOR
39	004354-01-000	EA	BUMPER-RUBBER, .5" DIA - BROWN
40	009112-01-000	EA	FLANGE-ROD, 1" - CLOTHES ROD - PLASTIC - OFF WHITE
	023320-01-000	EA	PAD-FELT, 3/8" DIAMETER - BROWN
41	042356-01-000	EA	PLUG-BUTTON, MAHOGANY - 3/8" DIAMETER - WOOD
	042438-01-000	EA	DOWEL-WOOD, CLOTHES ROD - 1" DIAMETER X 4'
	042438-06-000	EA	DOWEL-WOOD, 1.5" X 26" - OAK
42	064467-01-000	EA	GUIDE-POCKET, SLIDING DOOR - WALL MOUNTED
	076790-01-000	EA	SCREW, 6-20 X 1 1/4 PPH - BLACK
43	102194-01-000	EA	GUIDE-PLASTIC
44	104174-01-000	EA	HOOK-ROBE,TWIN
45	116975-01-01A	EA	LATCH ASM-UNDERCENTER, BLACK STRIKE #042541-05-000
46	116978-01-03B	EA	GUSSET-SLIDEOUT ROOM, OFF/WHT
47	072871-01-000	EA	PULL-FLUSH, CHROME
	073151-02-000	EA	HINGE-CONTINUOUS, 22.3" LONG - METAL - OFF WHITE
48	109403-01-000	EA	CATCH-SINGLE ROLLER
49	113375-05-01A	EA	LATCH-SLAM, BACK BLACK
50	113375-04-01A	EA	LATCH-SLAM, FACE BLACK
51	113375-02-01A	EA	STRIKE-DOOR CHROME
52	103256-01-000	EA	LATCH-SLIDE
	103986-01-000	FT	TRIM-3/4 BRASS U-CHANNEL
	099682-01-01A	EA	BRACKET-END, HANDRAIL BRASS - BROADWAY 32.10109

INTERIOR FINISH GROUP (CONTINUED)

MOLDINGS & TRIMS



KEY	PART NUMBER	U/M	DESCRIPTION
1	009767-12-000	FT	MOLDING-SIDEWALL TO CEILING/CABINET - WELTING - OFF WHITE
2	009778-16-000	FT	U-CHANNEL-1 " - PICKLED ASH
2	009778-18-000	FT	U-CHANNEL-1 " - SALEM CHERRY
2	070504-28-000	FT	EXTRUSION-U CHANNEL, 1.65 - PICKLED ASH
2	070504-30-000	FT	EXTRUSION-U CHANNEL, 1.65 - CHERRY
2	070504-29-000	FT	EXTRUSION-U CHANNEL, 20.70 - PICKLED ASH
2	070504-31-000	FT	EXTRUSION-U CHANNEL, 20.70 - CHERRY
3	009809-26-000	EA	MOLDING-CORNER, OUTSIDE - 1" - PICKLED ASH
3	009809-27-000	EA	MOLDING-CORNER, OUTSIDE - 1" - SALEM CHERRY
4	022992-11-000	FT	MOLDING-REVERSE COVE, T-SHAPED - VINYL - IVORY
5	042357-18-000	EA	MOLDING-CORNER, RADIUS PLASTIC - PICKLED ASH
5	042357-19-000	EA	MOLDING-CORNER, RADIUS PLASTIC - SALEM CHERRY

KEY	PART NUMBER	U/M	DESCRIPTION
6	077840-01-E37	EA	MOLDING-CAP, WALL PICKLED ASH
6	077840-01-E41	EA	MOLDING-CAP, WALL SALEM CHERRY
7	081521-02-007	EA	MOUNT-METAL MOLDING, FOR RADIUS CORNER MOLDING - 12.5' EA
8	083620-10-000	FT	T-MOLDING, 3/4 W/EDGE LIPS PICKLED ASH
8	083620-11-000	FT	T-MOLDING, 3/4 W/EDGE LIPS SALEM CHERRY
9	086229-01-000	EA	RETAINER-BATTEN, CEILING - .75" WIDE - 7.6' LONG
10	086229-13-000	EA	BATTEN-1" CEILING MOD IVORY
10	086229-19-000	EA	BATTEN-1" CEILING, OFF WHITE - W&B RN323-W-129
11	093873-01-01A	EA	TRIM-CARPET, L-ANGLE - 1.1" X 1.3" X 12' - VINYL - GRAY
12	100182-10-E37	EA	TRIM-RAIL PICKLED ASH
12	100182-10-E41	EA	TRIM-RAIL SALEM CHERRY
13	100818-01-03A	EA	MOLDING-VINYL WRAP, TRIM PICKLED ASH
13	100818-01-04A	EA	MOLDING-VINYL WRAP, TRIM CHERRY/CHERRY
14	100819-01-03A	EA	MOLDING-VINYL WRAP, DOOR PICKLED ASH
14	100819-01-04A	EA	MOLDING-VINYL WRAP, DOOR CHERRY/CHERRY
15	009812-27-000	EA	MOLDING-PLASTIC, CORNER, O/S - PICKLED ASH
15	009812-26-000	EA	MOLDING-PLASTIC, CORNER, O/S - CHERRY
16	111135-D2-134	EA	MOLDING-018 X 040 X 2134 M VINYL - WRAPPED-PICKLED ASH
16	111136-D2-134	EA	MOLDING-018 X 040 X 2134 M VINYL - WRAPPED-CHERRY
16	111135-F2-134	EA	MOLDING-018 X 065 X 2134 - WRAPPED-PICKLED ASH
16	111136-F2-134	EA	MOLDING-018 X 065 X 2134 - WRAPPED-CHERRY
16	111135-F2-438	EA	MOLDING-018 X 065 X 2438 VINYL - WRAPPED PICKLED ASH
16	111136-F2-438	EA	MOLDING-018 X 065 X 2438 VINYL - WRAPPED-CHERRY
17	105709-01-000	FT	T-MOLDING-1", MODERN IVORY
18	079653-19-000	EA	MOLDING-BATT STRIP, KERFED - PICKLED ASH
18	079653-20-000	EA	MOLDING-BATT STRIP, KERFED - CHERRY/CHERRY
19	109736-01-01A	FT	T-MOLDING, 1.00" BRASS/BLACK - CRILA PLASTICS
20	103186-01-03A	FT	MOLDING-PLASTIC, SHELF 9.5MM - PICKLED ASH
20	103186-01-04A	FT	MOLDING-PLASTIC, SHELF 9.5MM - SALEM CHERRY
20	103186-02-03A	FT	MOLDING-PLASTIC, SHELF 25.4MM - PICKLED ASH
20	103186-02-04A	FT	MOLDING-PLASTIC, SHELF 25.4MM - SALEM CHERRY
21	086229-09-000	EA	RETAINER-OFFSET
21	086229-14-000	EA	RETAINER-3/4 - W&B RN 391
22	086229-10-000	EA	BATTEN-1.5", OFFSET, MOD.IVORY - W&B RN 540-147
23	101957-01-03A	EA	EXTR-PLASTIC, PICKLED ASH - WEST&BARKER,INC
23	101957-01-04A	EA	EXTR-PLASTIC, SALEM CHERRY WEST&BARKER,INC
23	120492-01-01A	FT	STRIP-TRIM - IVORY
24	109332-02-01A	FT	TRIM-J, MIRROR, BRASS - W&B RN 446
25	109410-01-E37	EA	MOLDING-TRIM PICKLED ASH
25	109410-01-E41	EA	MOLDING-TRIM SALEM CHERRY
26	080176-05-000	EA	CAP-CORNER, RADIUS ASH - PICKLED ASH
26	080176-06-000	EA	CAP-CORNER, RADIUS RADIUS CHERRY - CHERRY/CHERRY
27	100659-17-E37	EA	MOLDING-TRIM (PICKLED ASH)
27	100659-17-E41	EA	MOLDING-TRIM (SALEM CHERRY)
	085284-B2-000	FT	STRIP-TAPE, SOLITUDE, PROVENCE - ROBERT WEED (G38, G39)
	085284-B7-000	FT	BATT-STRIP, TAPE, CORBIN-TOBAC ROBERT WEED (G40, G41)
	085284-C4-000	FT	STRIP-TAPE, VALERIA STRIPE - ROBERT WEED (G42, G43)
	085284-96-000	FT	STRIP-TAPE, PICKLED ASH - ROBERT WEED
	085284-97-000	FT	STRIP-TAPE, SALEM CHERRY - ROBERT WEED
	088263-B9-000	EA	BATT-STRIP, SOLITUDE, PROVENCE - ROBERT WEED (G38, G39)
	088263-C4-000	EA	BATT-STRIP, CORBIN-TOBAC ROBERT WEED (G40, G41)
	088263-D1-000	EA	BATT-STRIP, VALERIA STRIPE - CASHMERE ROBERT WEED (G42, G43)

INTERIOR FINISH GROUP (CONTINUED)

PANELING, LAMINATES & PLASTIC

KEY	PART NUMBER	U/M	DESCRIPTION
	000874-04-000	SF	PART-BOARD-.375 X 60 X 96
	000885-65-000	SF	PART BD-3/8 X 48 X 96 (PICKLED ASH))
	000885-67-000	SF	PART BD-3/4 X 60 X 96 PICKLED ASH VINYL 2 SIDED
	000885-71-000	SF	PART BD-3/8 X 48 X 96 (SALEM CHERRY)
	000885-73-000	SF	PART BD-3/4 X 60 X 96 CHERRY VINYL 2 SIDED
	080215-08-000	SF	PANELING-WOODGRAIN, 2 SIDED - 48" X 96" - PICKLED ASH
	080215-09-000	SF	PANELING-WOODGRAIN, 2 SIDED - 48" X 96" - SALEM CHERRY
	076325-43-000	FT	MOLDING-EDGE BAND, 1035 CLOUD - .876 X .024 X 600 (G38, G39)
	076325-40-000	FT	MOLDING-EDGE BAND, 1527 - .876 X .024 X 600 (G40, G41)
	076325-44-000	FT	MOLDING-EDGE BAND, 1032 SAND - .876 X .024 X 600 (G42, G43)
	076325-49-000	FT	MOLDING-EDGE BAND, PICKLED ASH - 1 5/16 X .030 X 600
	076325-50-000	FT	MOLDING-EDGE BAND, 2812 CHERRY 1 5/16 X .030. X 600
	074497-22-000	SF	PANELING-PICKLED ASH 3MM X 48 X 96
	074497-23-000	SF	PANELING-CHERRY, 3MM X 48 X 96
	074498-57-000	SF	LAMINATE-PLASTIC, PICKLED ASH
	074498-58-000	SF	LAMINATE-PLASTIC, PROV. CHERRY WESTINGHOUSE 89M43
	074498-62-000	SF	LAMINATE-PLASTIC, GREY FINESS (G38, G39)
	074498-71-000	SF	LAMINATE-PLASTIC, NEUTRAL SANTOS (G40, G41)
	074498-54-000	SF	LAMINATE-PLASTIC, SAND SPEKTER - AT921 PIONITE (G42, G43)
	074498-70-000	SF	LAMINATE-FR PLASTIC GREY FINESS (G38, G39)
	080215-08-000	SF	PANELING-2 SIDE PICKLED ASH, 5MM X 48 X 96
	088272-E1-000	SF	PANELING-SOLITUDE, PROVENCE (G38, G39)
	088272-E5-000	SF	PANELING-CORBIN, TOBACCO (G40, G41)
	088272-F2-000	SF	PANELING-VALERIA STRIPE CASHMERE (G42, G43)
	088272-G1-000	SF	PANELING-PEBBLE EMBOSS, ANTIQUE
	088272-98-000	SF	PANELING-SHOWER, OFF WHITE - 4' X 7' - INC OF 28 SQ FT FROM: 01-15-96 THRU: 99-99-99 FROM: 00-00-00 THRU: 01-14-96
	106069-01-000	SF	TAMBOUR-BRASSTONE, 4' X 6' - ALUMINUM COVERED HARDBOARD
	111133-D2-438	EA	LUMBER-18 X 038 X 2438 MM VINYL WRAPPED-PICKLED ASH
	111134-D2-438	EA	LUMBER-18 X 38 X 2438 MM VINYL WRAPPED CHERRY
	111133-E2-438	EA	LUMBER-18 X 50.8 X 2438 MM VINYL WRAPPED PICKLED ASH
	111134-E2-438	EA	LUMBER-18 X 50.8 X 2438 MM VINYL WRAPPED CHERRY
	111133-G2-438	EA	LUMBER-18 X 76 X 2438, WRAPPED PICKLED ASH
	111134-G2-438	EA	LUMBER-18 X 76 X 2438 MM VINYL WRAPPED CHERRY

INTERIOR FINISH GROUP (CONTINUED)

FIRE EXTINGUISHER, DETECTORS, CLOCK, PICTURE & HANDRAIL

KEY	PART NUMBER	U/M	DESCRIPTION	VENDOR #
	072852-02-000	EA	DETECTOR-SMOKE, W/9 VOLT BATTERY - CANADIAN	
	072852-01-000	EA	DETECTOR-SMOKE, W/9 VOLT BATTERY - US	
	094499-02-000	EA	EXTINGUISHER-FIRE, DRY - 1A10BC - CANADIAN	
	094499-01-000	EA	EXTINGUISHER-FIRE, DRY W/MOUNTING BRACKET - 10 BC	
	094499-01-700	EA	BRACKET MTG. W/PLASTIC STRAP	294039
	094499-01-701	EA	STRAP ONLY (METAL)	320351
	112320-03-000	EA	DETECTOR-CO GAS MODEL 9D-I COSTAR 946000001	
	100793-02-01A	EA	CLOCK-WALL, 11" DIAMETER - BOLDEN 9988	
	112320-02-000	EA	BATTERY/SENSOR-CO GAS, COSTAR 940001000	
	112320-04-000	EA	DETECTOR-CO SENSOR ASSEMBLY COSTAR 946001001	
	108808-01-01A	EA	BRASS ENTRANCE STEP HANDRAIL	
	112515-01-02A	EA	PICTURE-DECORATIVE, THOU ART 12" X 16"	
	112515-02-04A	EA	PICTURE-DECOR, 201VE BLUEBIRD THOU ART 16 X 20	

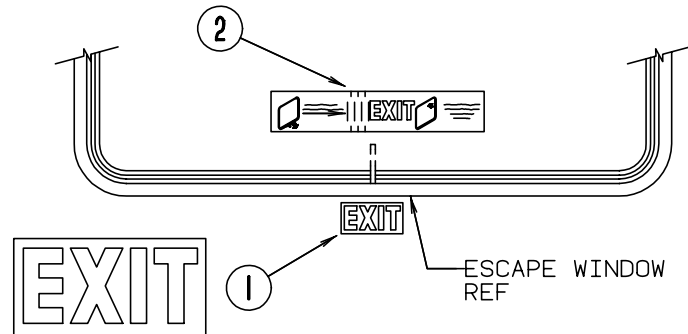
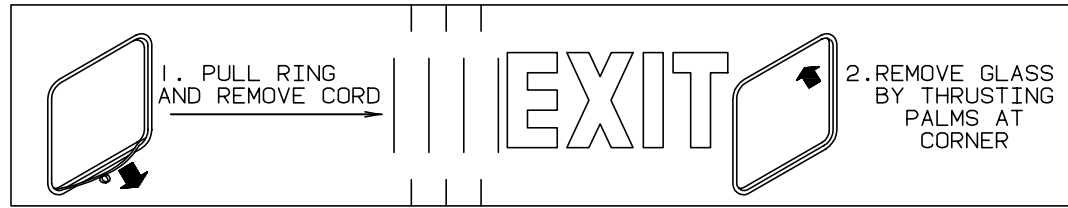
FLOOR COVERINGS

KEY	PART NUMBER	U/M	DESCRIPTION
	093486-01-000	SY	CARPET-COMPARTMENT, 54" WIDE - DARK GRAY
	096060-B5-000	SY	CARPET-EXCALIBUR, NIGHT NAVY (G38, G39)
	096060-B6-000	SY	CARPET-EXCALIBUR, DOESKIN (G40, G41)
	096060-B7-000	SY	CARPET-EXCALIBUR, MOLLUSK (G42, G43)
	075233-01-000	SY	PAD-CARPET, 3/8" X 6' ROLL
	047034-02-000	SF	PLASTIC-CARPET, 4' WIDE - CLEAR POLY
	105829-03-01A	SF	TILE-FLOOR, WOOD PLANK - PICKLED ASH
	105829-03-02A	SF	TILE-FLOOR, WOOD PLANK - SALEM CHERRY
	105829-01-700	EA	TILE-FLOOR, WOOD PLANK - 36" X 4.5' X 3/8" THICK

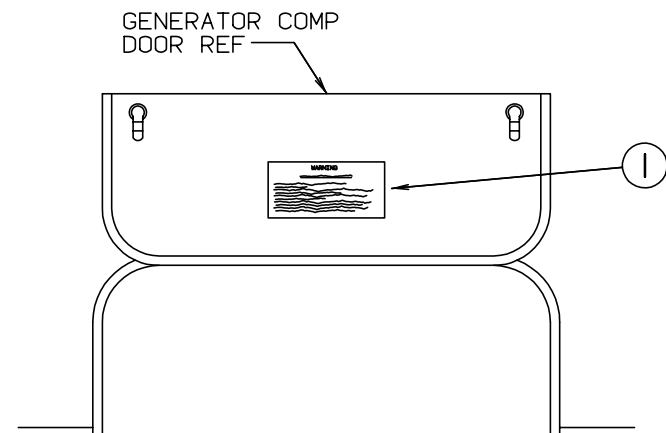
FLOOR MATS

KEY	PART NUMBER	U/M	DESCRIPTION
	108151-01-000	EA	MAT-FLOOR, ENTRANCE
	108152-01-000	EA	MAT-FLOOR, RH
	108152-03-000	EA	MAT-FLOOR, LH

LABELS GROUP



KEY	PART NUMBER	U/M DESCRIPTION
1	039290-01-000	EA LABEL-WARNING, EXIT
2	107571-01-000	EA LABEL-ESCAPE EXIT, WINDOW



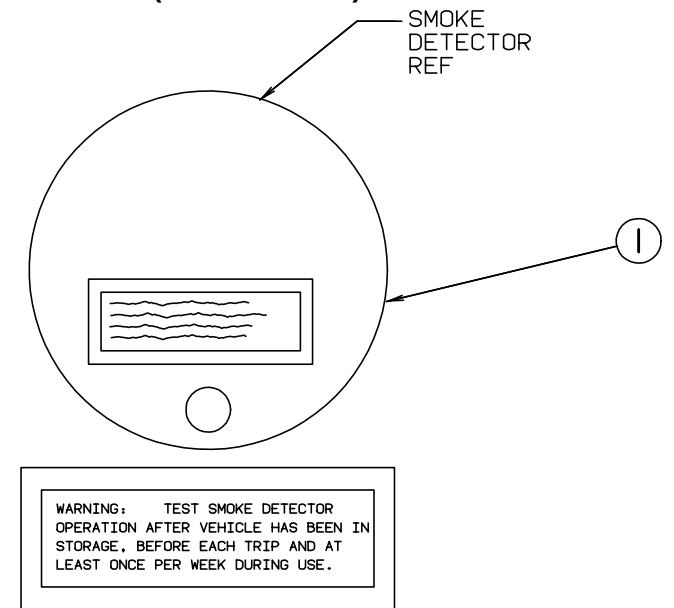
WARNING

WHEN ADDING A GENERATOR SET:

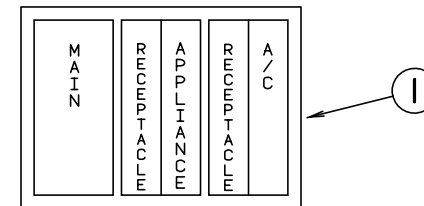
HIGH VOLTAGE-USE EXTREME CAUTION WHEN WORKING ON ELECTRICAL COMPONENTS. HAVE ALL ELECTRICAL INSTALLATION PERFORMED BY A QUALIFIED LICENSED ELECTRICIAN-FOLLOW ALL STATE AND LOCAL CODES. ONLY INSTALL GENERATOR SET APPROVED FOR R.V. APPLICATION. HAVE INSTALLED BY QUALIFIED TECHNICIAN. TO AVOID HEAT BUILD-UP AND TO GUARANTEE AN ADEQUATE AIR SUPPLY TO THE GENERATOR CARBURETOR, FOLLOW INSTALLATION INSTRUCTIONS. GENERATOR ENGINE EXHAUST GASES ARE TOXIC AND MUST NOT TERMINATE UNDER THE VEHICLE-DISCHARGE EXHAUST AWAY FROM VEHICLE.

KEY	PART NUMBER	U/M DESCRIPTION
1	077510-01-000	EA LABEL-GENERATOR PREP

LABELS GROUP (CONTINUED)



KEY	PART NUMBER	U/M DESCRIPTION
1	077956-01-000	EA LABEL-WARNING, SMOKE DETECTOR



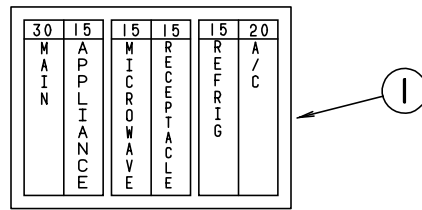
KEY	PART NUMBER	U/M DESCRIPTION
1	095721-07-000	EA LABEL-CONTROL CENTER - FRONT - W/SWITCH LOCATIONS

1

MAIN	REFRIG/MICRO
	A/C CIRCUIT 1
MAIN	A/C CIRCUIT 2
	GENERAL RECPS
GFI # 1	WASHER/OTHER
GFI # 2	CONVERTER/
CONVERTER/	GENERAL RECPS
DISHWASHER	

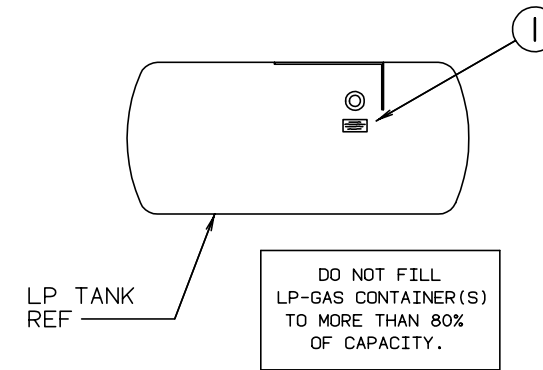
KEY	PART NUMBER	U/M DESCRIPTION
1	095721-09-000	EA LABEL-CONTROL CENTER (50A)

LABELS GROUP (CONTINUED)

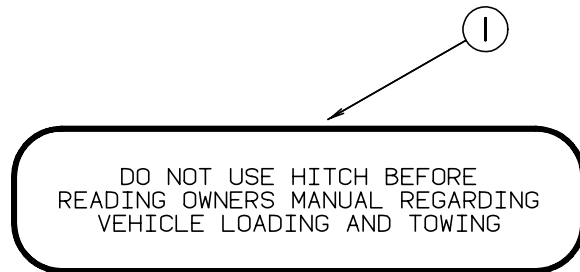


KEY	PART NUMBER	U/M DESCRIPTION
1	095721-10-000	EA LABEL-CONTROL CENTER (30A) (CANADIAN)

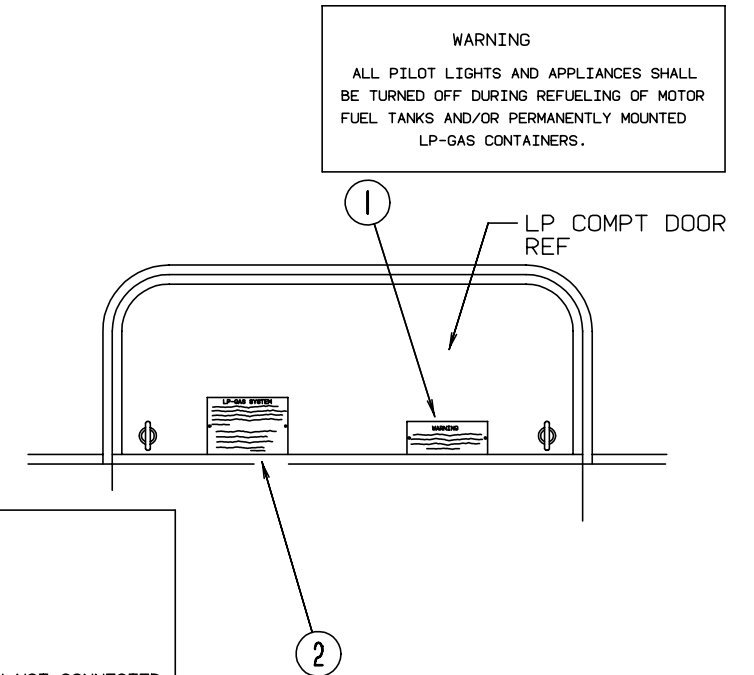
LABELS GROUP (CONTINUED)



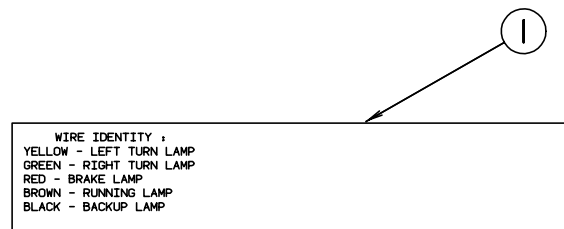
KEY	PART NUMBER	U/M DESCRIPTION
1	079965-01-000	EA LABEL-LPG 80 CAPACITY



KEY	PART NUMBER	U/M DESCRIPTION
1	111104-01-000	EA LABEL-HITCH, READ MANUAL

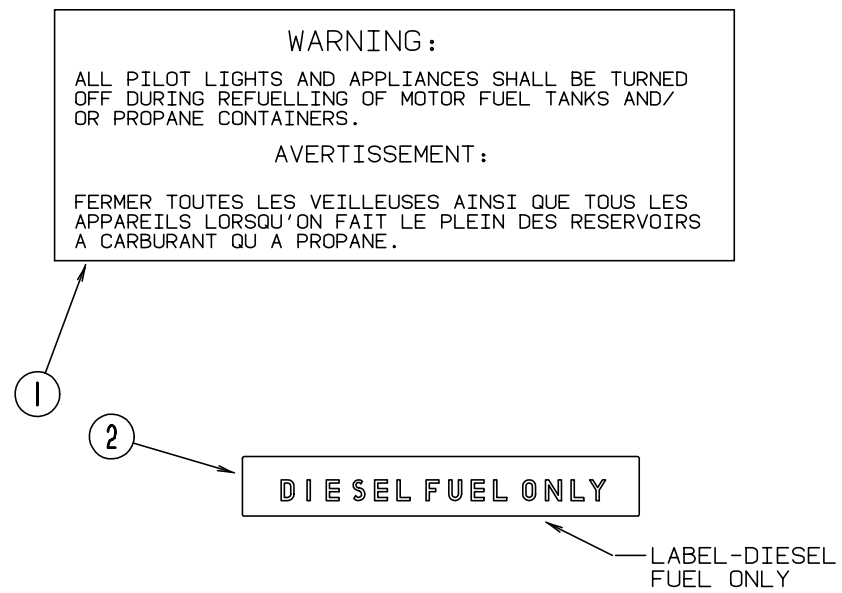


KEY	PART NUMBER	U/M DESCRIPTION
1	006040-01-000	EA TAG-GAS REFUELING WARNING
1	006040-02-000	EA TAG-GAS REFUEL WARNING, CANADIAN
2	054531-01-000	EA LABEL-WARNING, LPG - US
2	023769-01-000	EA LABEL-WARNING, LPG - CANADIAN

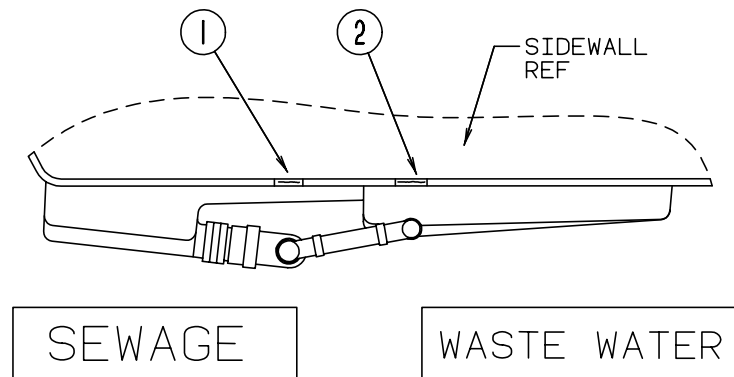


KEY	PART NUMBER	U/M DESCRIPTION
1	091224-02-000	EA LABEL-TRAILER LIGHTING

LABELS GROUP (CONTINUED)

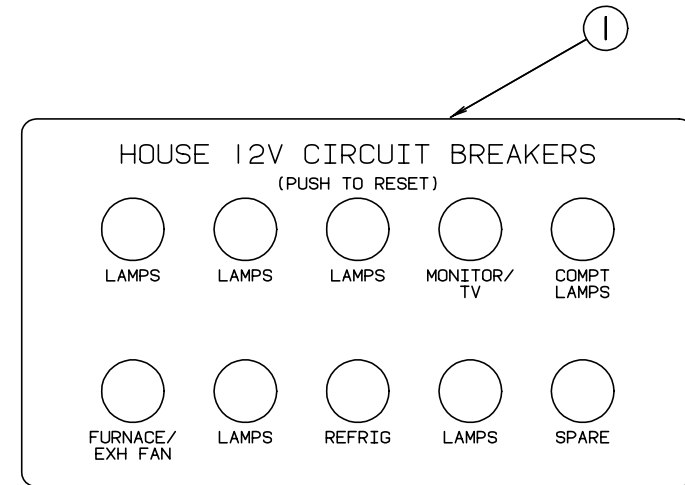


KEY	PART NUMBER	U/M DESCRIPTION
1	006040-01-000	EA TAG-GAS REFUELING WARNING
1	006040-02-000	EA TAG-GAS REFUEL WARNING, CANADIAN
2	068383-01-000	EA LABEL-DIESEL FUEL ONLY

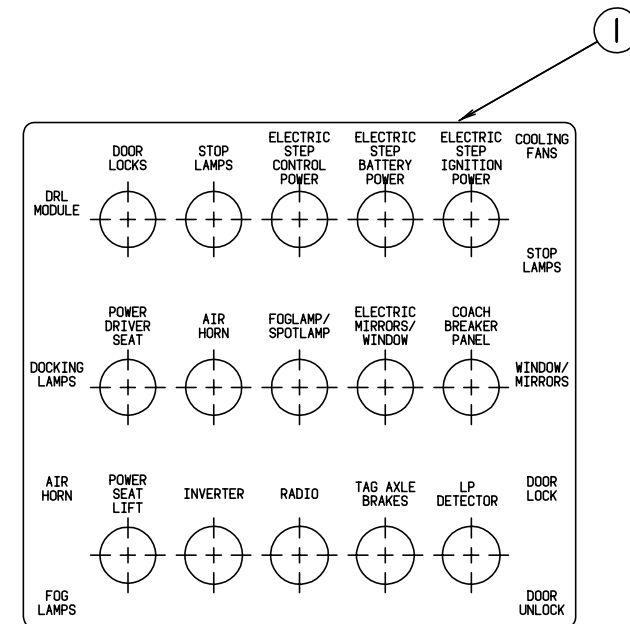


KEY	PART NUMBER	U/M DESCRIPTION
1	006187-01-000	EA LABEL-SEWAGE
2	006188-01-000	EA LABEL-WASTE WATER

LABELS GROUP (CONTINUED)

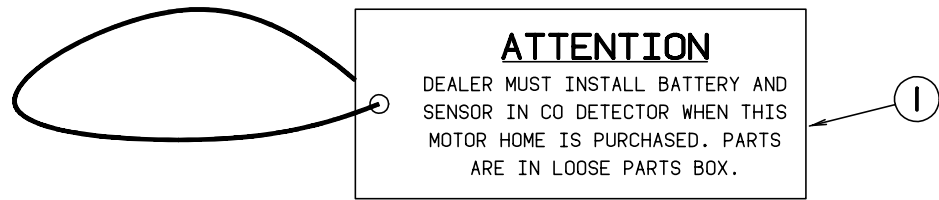


KEY	PART NUMBER	U/M DESCRIPTION
1	092547-04-000	EA LABEL-CIRCUIT BREAKER



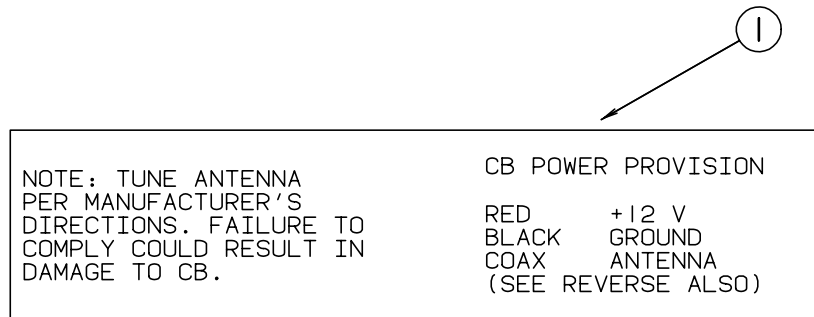
KEY	PART NUMBER	U/M DESCRIPTION
1	093236-12-000	EA LABEL-CIRCUIT BREAKER

LABELS GROUP (CONTINUED)



ATTENTION
 DEALER MUST INSTALL BATTERY AND SENSOR IN CO DETECTOR WHEN THIS MOTOR HOME IS PURCHASED. PARTS ARE IN LOOSE PARTS BOX.

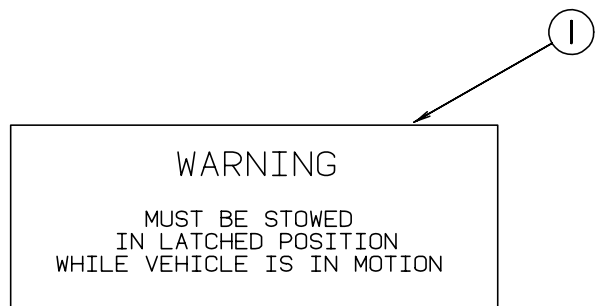
KEY	PART NUMBER	U/M DESCRIPTION
1	112518-01-000	EA LABEL-HANG TAG, CO DETECTOR



NOTE: TUNE ANTENNA PER MANUFACTURER'S DIRECTIONS. FAILURE TO COMPLY COULD RESULT IN DAMAGE TO CB.

CB POWER PROVISION
 RED +12 V
 BLACK GROUND
 COAX ANTENNA
 (SEE REVERSE ALSO)

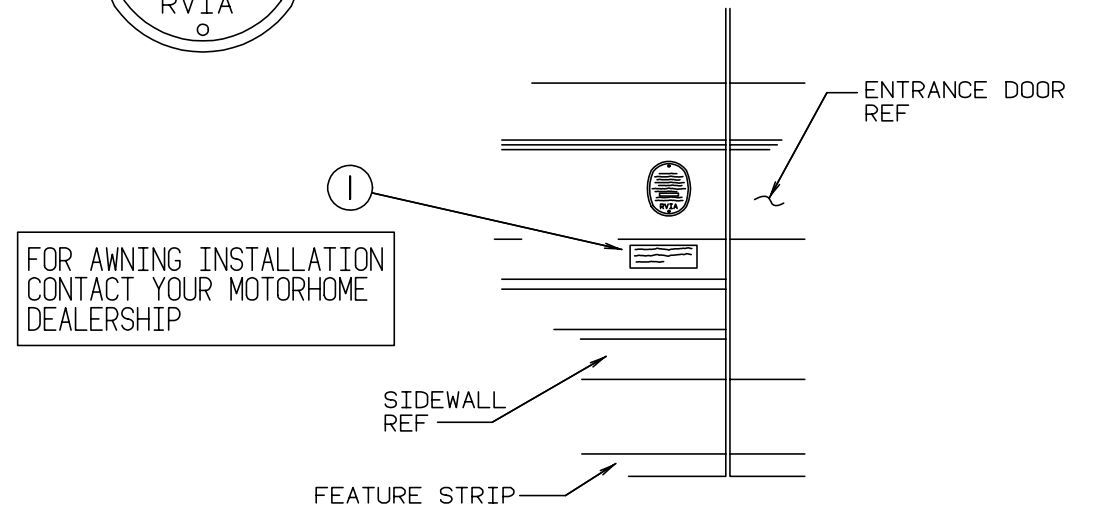
KEY	PART NUMBER	U/M DESCRIPTION
1	104678-01-000	EA LABEL-CB PREP



WARNING
 MUST BE STOWED IN LATCHED POSITION WHILE VEHICLE IS IN MOTION

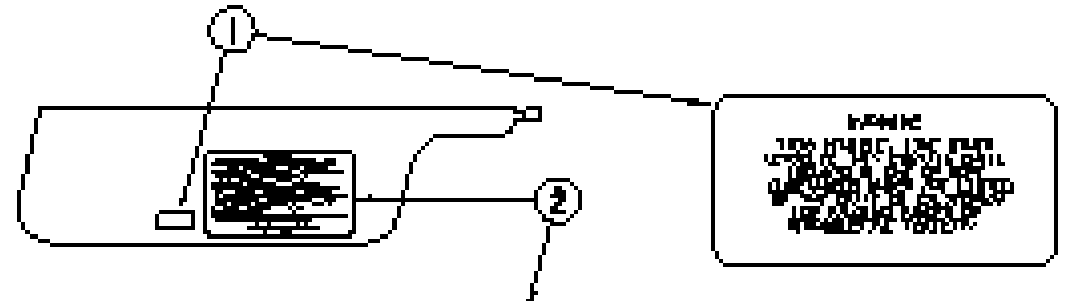
KEY	PART NUMBER	U/M DESCRIPTION
1	079966-01-000	EA LABEL-WARNING, STOWED - MOTION

LABELS GROUP (CONTINUED)



FOR AWNING INSTALLATION CONTACT YOUR MOTORHOME DEALERSHIP

KEY	PART NUMBER	U/M DESCRIPTION
1	099509-01-000	EA LABEL-AWNING INSTALLATION



CAUTION

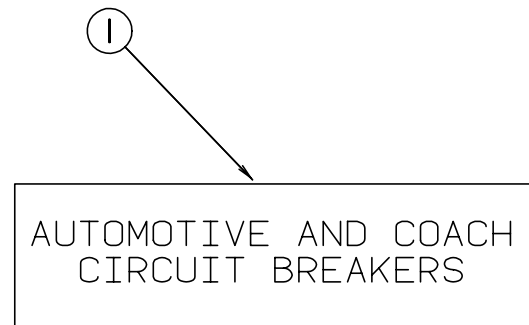
THIS LABEL HAS BEEN PLACED HERE TO ADVISE YOU OF THE LOCATION OF THE SAFETY CHECK LIST. PLEASE REFER TO THE SAFETY CHECK LIST FOR THE LOCATION OF THE SAFETY CHECK LIST. THE SAFETY CHECK LIST IS LOCATED IN THE LOOSE PARTS BOX.

1. SAFETY CHECK LIST: READ THE SAFETY CHECK LIST FOR THE LOCATION OF THE SAFETY CHECK LIST.
2. SAFETY CHECK LIST: READ THE SAFETY CHECK LIST FOR THE LOCATION OF THE SAFETY CHECK LIST.
3. SAFETY CHECK LIST: READ THE SAFETY CHECK LIST FOR THE LOCATION OF THE SAFETY CHECK LIST.
4. SAFETY CHECK LIST: READ THE SAFETY CHECK LIST FOR THE LOCATION OF THE SAFETY CHECK LIST.
5. SAFETY CHECK LIST: READ THE SAFETY CHECK LIST FOR THE LOCATION OF THE SAFETY CHECK LIST.
6. SAFETY CHECK LIST: READ THE SAFETY CHECK LIST FOR THE LOCATION OF THE SAFETY CHECK LIST.
7. SAFETY CHECK LIST: READ THE SAFETY CHECK LIST FOR THE LOCATION OF THE SAFETY CHECK LIST.
8. SAFETY CHECK LIST: READ THE SAFETY CHECK LIST FOR THE LOCATION OF THE SAFETY CHECK LIST.
9. SAFETY CHECK LIST: READ THE SAFETY CHECK LIST FOR THE LOCATION OF THE SAFETY CHECK LIST.
10. SAFETY CHECK LIST: READ THE SAFETY CHECK LIST FOR THE LOCATION OF THE SAFETY CHECK LIST.

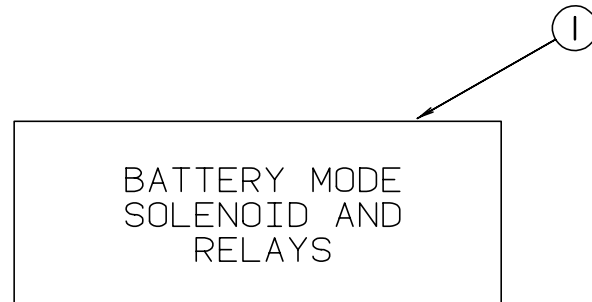
READ YOUR SAFETY CHECK LIST CAREFULLY FOR THE LOCATION OF THE SAFETY CHECK LIST.

KEY	PART NUMBER	U/M DESCRIPTION
1	056259-01-000	EA LABEL-SAFETY CHECK LIST
2	056259-01-000	EA LABEL-SAFETY CHECK LIST

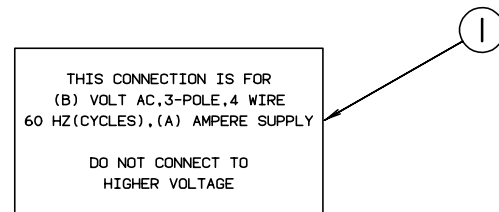
LABELS GROUP (CONTINUED)



KEY	PART NUMBER	U/M DESCRIPTION
1	098379-01-000	EA LABEL-ELECTRICAL BOX, FRONT

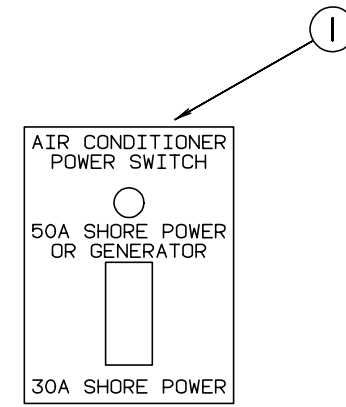


KEY	PART NUMBER	U/M DESCRIPTION
1	098379-04-000	EA LABEL-ELECTRICAL BOX, SIDE

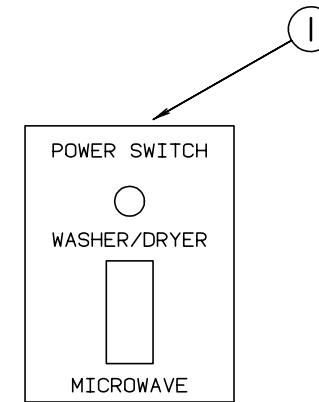


KEY	PART NUMBER	U/M DESCRIPTION
1	006062-04-000	EA LABEL-ELECTRIC, 120/240V SERVICE

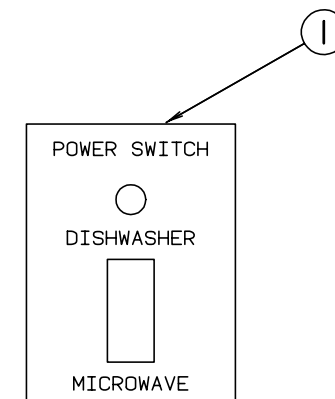
LABELS GROUP (CONTINUED)



KEY	PART NUMBER	U/M DESCRIPTION
1	109051-01-000	EA LABEL-SWITCH, 50A POWER (SHORE)

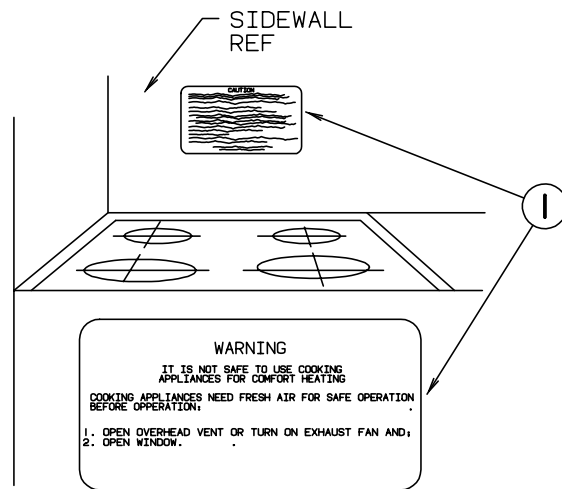


KEY	PART NUMBER	U/M DESCRIPTION
1	109051-02-000	EA LABEL-SWITCH, 50A POWER (DISHWASHER)

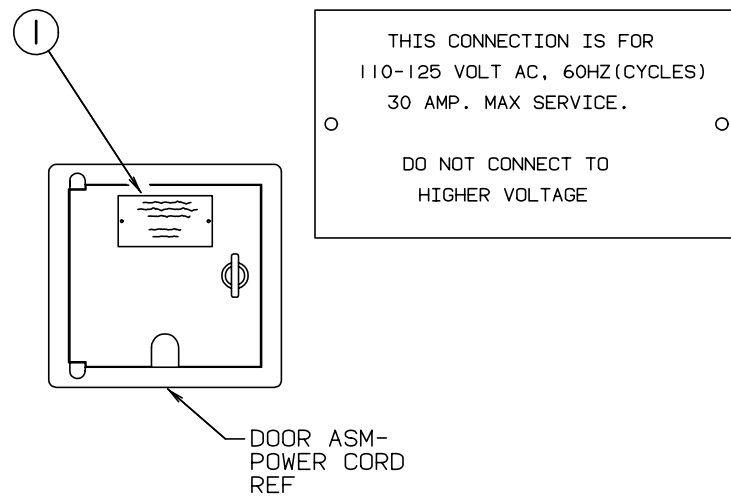


KEY	PART NUMBER	U/M DESCRIPTION
1	109051-03-000	EA LABEL-SWITCH, 50A POWER (WASHER/DRYER)

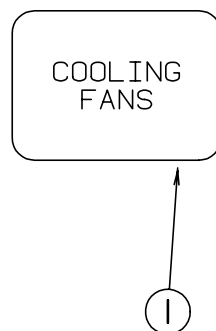
LABELS GROUP (CONTINUED)



KEY	PART NUMBER	U/M DESCRIPTION
1	050225-01-000	EA LABEL-WARNING, STOVE VENT - US
1	050222-01-000	EA LABEL-WARNING, STOVE VENT - CANADIAN



KEY	PART NUMBER	U/M DESCRIPTION
1	006062-01-000	EA TAG-ELECTRIC, 110V CONNECTION



KEY	PART NUMBER	U/M DESCRIPTION
1	093237-10-000	EA LABEL-CIRCUIT BREAKER,FRONT - COOLING FANS

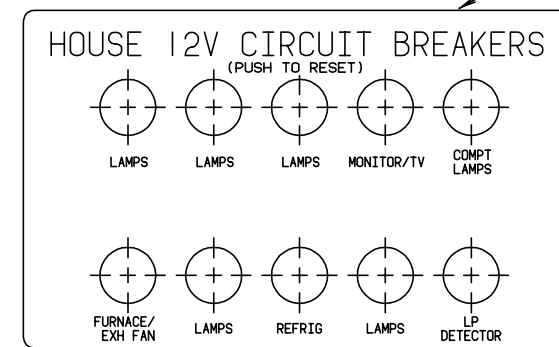
LABELS GROUP (CONTINUED)



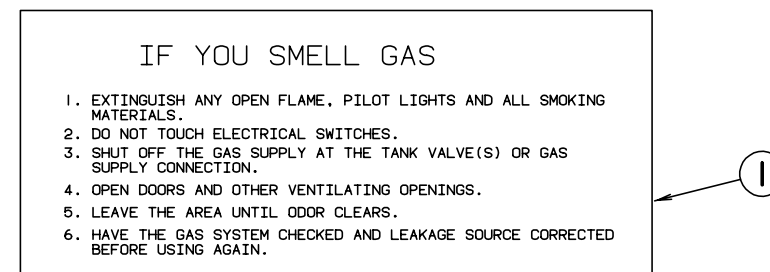
KEY	PART NUMBER	U/M DESCRIPTION
	087236-01-000	EA LABEL-CABLE, INPUT



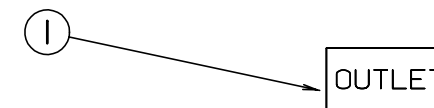
KEY	PART NUMBER	U/M DESCRIPTION
1	111802-01-000	EA LABEL-CFC WARNING



KEY	PART NUMBER	U/M DESCRIPTION
1	092547-06-000	EA LABEL-CIRCUIT BREAKER

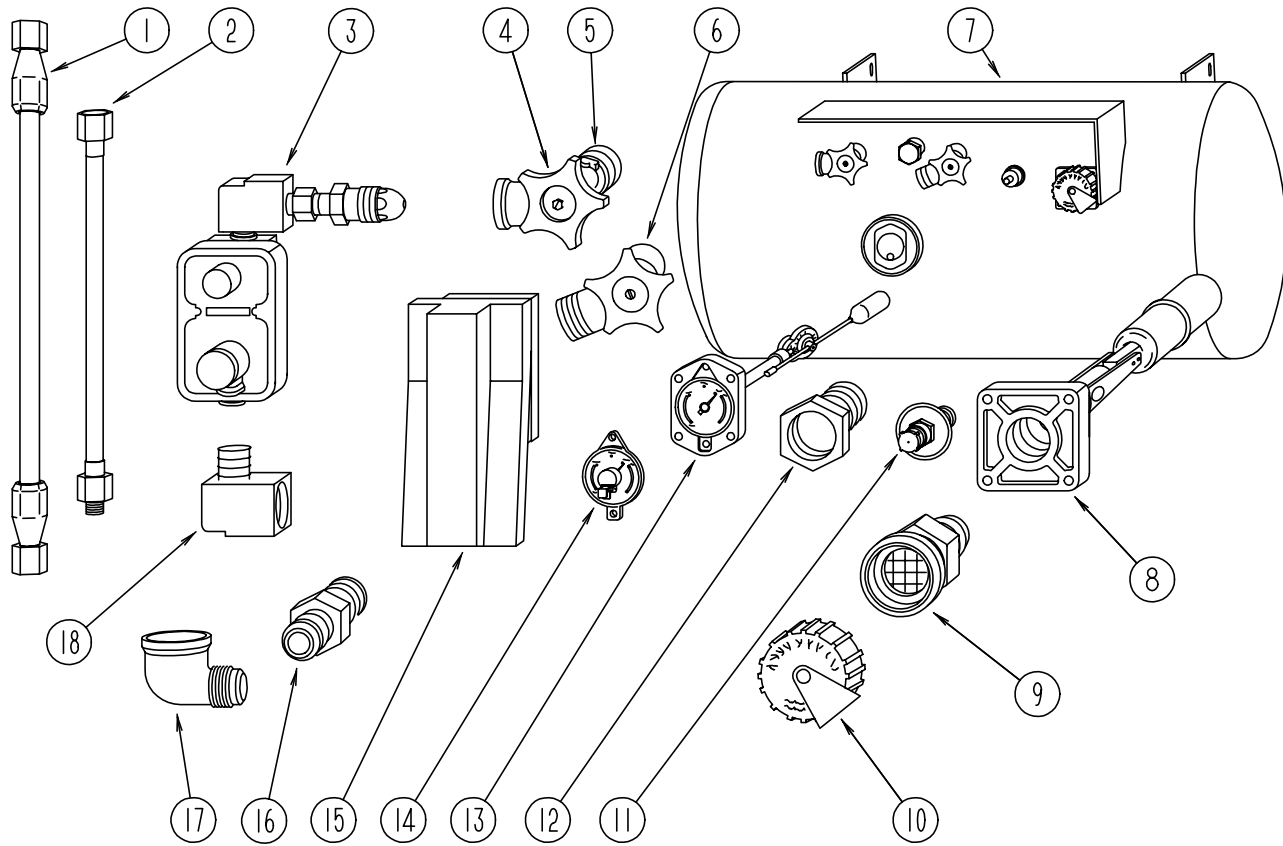


KEY	PART NUMBER	U/M DESCRIPTION
1	073998-01-000	EA LABEL-LPG ODOR WARNING



KEY	PART NUMBER	U/M DESCRIPTION
1	087236-02-000	EA LABEL-TV OUTLET

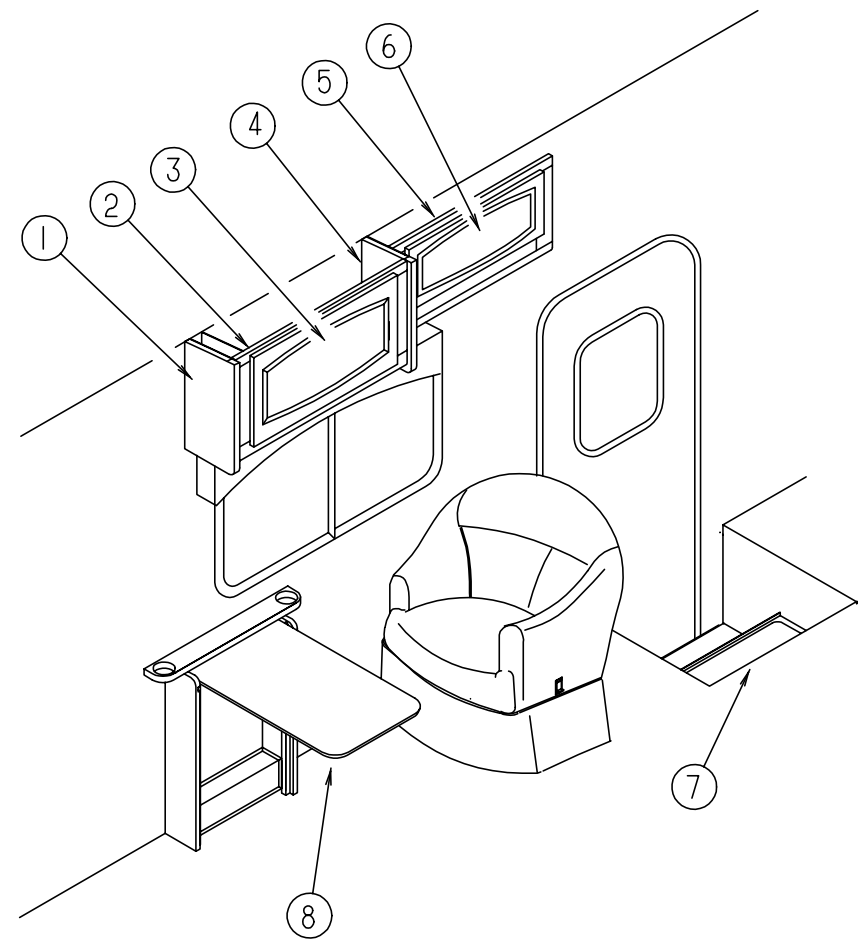
LP GROUP



BRUNNER LP TANK & COMPONENTS

KEY	PART NUMBER	U/M	DESCRIPTION	VENDOR NO.
1	045703-02-000	EA	HOSE-LP, 3/8" ID X 24" - 3/8" MPT X 1/2" F SWIVEL - CANADA	
1	045703-05-000	EA	HOSE-LP, 3/8" ID X 28" - 3/8" MPT X 1/2" F SWIVEL - US	
2	045703-01-000	EA	HOSE-LP, 3/8" ID X 24" - 3/8" MPT X 1/2" F SWIVEL - U.S.	
3	106150-01-000	EA	REGULATOR-TWO STAGE M'BRASS 290-303	
4	040421-01-708	EA	HANDWHEEL-SERVICE VALVE	G-1015-A
5	040421-01-712	EA	VALVE, SERVICE W/O VAPOR RELIEF	29000853
6	040421-01-710	EA	VALVE-SERVICE LIQUID	910145
7	088253-05-000	EA	TANK-LP, 130 LB, LIQUID DRAW (W/LP GENERATOR OPTION ONLY)	
7	088253-06-000	EA	TANK-LP, 130 LB	
8	040421-01-711	EA	VALVE-80%, W/FLOAT & GASKET	LLL
9	040421-01-701	EA	VALVE-FILL-SHORT, LP	75478
10	040421-01-702	EA	CAP-PLASTIC, FILL VALVE	G-1014-A
11	040421-01-700	EA	VALVE-LIQUID LEVEL, 20%	G-1013
12	040421-01-713	EA	VALVE-VAPOR ONLY	29000587
13	088253-01-700	EA	GAUGE-FLOAT ASSEMBLY, L.P.	16C
	040421-01-706	EA	DIAL-LP TANK VOLUME, VISIBLE FACE (5-1789) THIS DIAL IS REPLACED BY 040440-02-000 W/SENDER STUD WHEN MOTOR HOME IS EQUIPPED W/MONITOR PANEL PART USAGE	
14	040440-02-000	EA	TRANSMITTER-DIAL, 0-90 OHM - 2 TERMINAL (POWER & GROUND)	
15	105658-01-000	EA	COMPARTMENT-LP REGULATOR	
16	010323-01-000	EA	ADAPTER-BRASS, 3/8" F X 1/2" MPT	
17	010265-01-000	EA	ELBOW-BRASS, 90 DEGREE - 3/8" F X 1/2" FPT	
18	065318-02-000	EA	ELBOW-90 DEGREE, 3/8" MPT TO 3/8" FPT	
	106846-01-000	EA	VALVE-RELIEF	
	106871-01-000	EA	BUSHING-1/2 X 1/4 BLK	
	010252-01-000	EA	ELBOW-BRASS, 90 3/8" F X 1/2" MPT	
	010329-01-000	EA	ADAPTER-BRASS, 1/2" F X 1/2" MPT	
	010377-02-000	EA	NUT-BRASS, 3/8" FLARE - FORGED	
	010326-01-000	EA	ADAPTER-FLARE, W/CONE GASKET - 3/8" FEMALE X 1/2" MALE	
	103613-01-000	EA	DETECTOR-LP GAS	

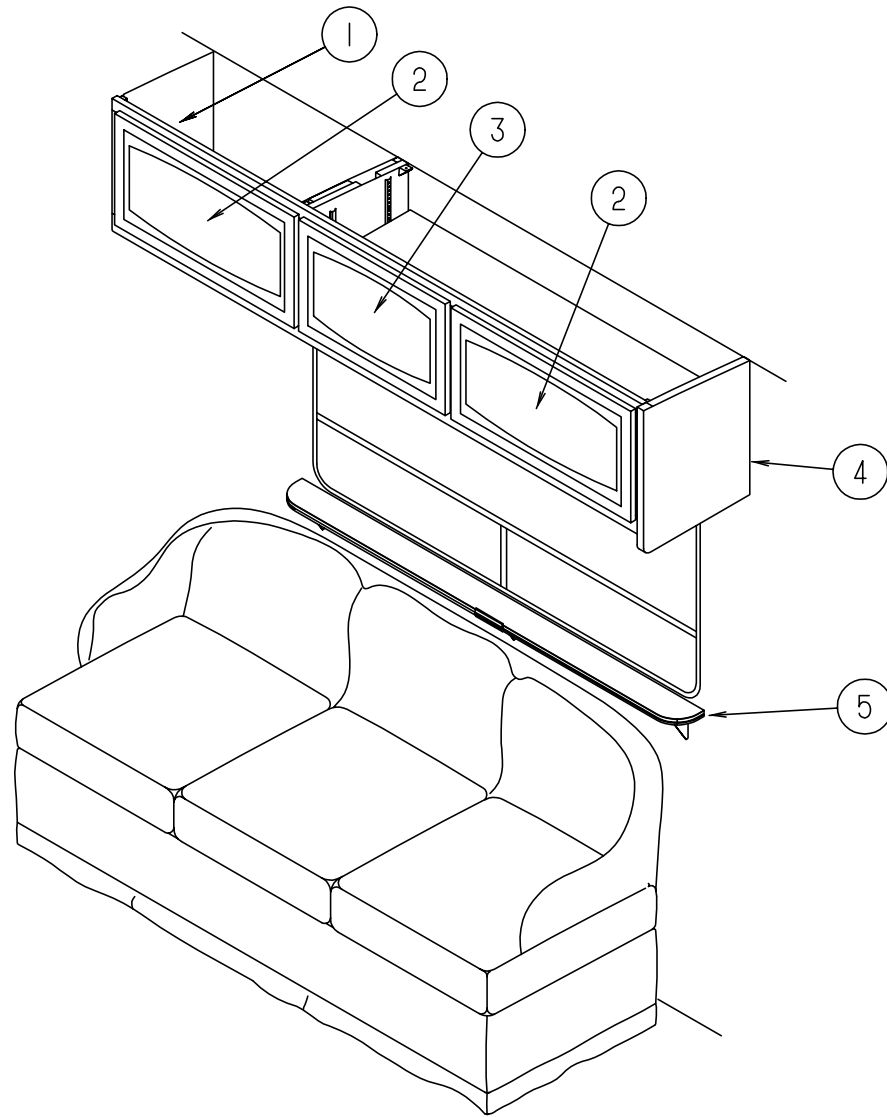
LOUNGE GROUP



LOUNGE CABINETS & TABLE

KEY	PART NUMBER	U/M	DESCRIPTION
1	107494-13-E37	EA	CAP ASM-END, LH (PICKLED ASH)
1	107494-13-E41	EA	CAP ASM-END, LH (SALEM CHERRY)
2	M05960-08-E37	EA	CABINET ASM-OVHD, TT-CHAIRS (PICKLED ASH)
2	M05960-08-E41	EA	CABINET ASM-OVHD, TT-CHAIRS (SALEM CHERRY)
3	M05990-01-E37	EA	DOOR-W/OGEE EDGING 14.4" X 26.8" (PICKLED ASH)
3	M05990-01-E41	EA	DOOR-W/OGEE EDGING 14.4" X 26.8" (SALEM CHERRY)
4	107494-12-E37	EA	CAP ASM-END, RH (PICKLED ASH)
4	107494-12-E41	EA	CAP ASM-END, RH (SALEM CHERRY)
5	M05960-07-E37	EA	CABINET ASM-OVHD, ENTRY DOOR (PICKLED ASH)
5	M05960-07-E41	EA	CABINET ASM-OVHD, ENTRY DOOR (SALEM CHERRY)
6	M05990-02-E37	EA	DOOR-RAIL, HDW, OGEE 0255 X 0750 (PICKLED ASH)
6	M05990-02-E41	EA	DOOR-RAIL, HDW, OGEE 0255 X 0750 (SALEM CHERRY)
7	104006-01-C05	EA	LID-ENTRANCE STEP COMPARTMENT, W/O CARPET
	107941-01-04A	EA	SUPPORT-LID, ENTRANCE STEP - E-COAT
	101222-01-04A	EA	BRACKET-CATCH, LID - E-COAT
	101222-01-02A	EA	BRACKET-CATCH, LID - OFF WHITE
8	P19558-01-G38	EA	TABLE ASM-PULLOUT (PICKLED ASH)
8	P19558-01-G39	EA	TABLE ASM-PULLOUT (SALEM CHERRY)
	079667-02-000	FT	TAPE-PLASTIC FILM, .375 WIDE

LOUNGE GROUP (CONTINUED)



LOUNGE CABINETS & COUCH SHELF

KEY	PART NUMBER	U/M	DESCRIPTION
1	114719-01-F36	EA	CABINET ASM-OVHD (PICKLED ASH)
1	114719-01-F37	EA	CABINET ASM-OVHD (SALEM CHERRY)
2	M05990-03-E37	EA	DOOR-RAIL, HDW, OGEE 0365 X 0555 (PICKLED ASH)
2	M05990-03-E41	EA	DOOR-RAIL, HDW, OGEE 0365 X 0555 (SALEM CHERRY)
3	M05990-04-E37	EA	DOOR-RAIL, HDW, OGEE 0365 X 0455 (PICKLED ASH)
3	M05990-04-E41	EA	DOOR-RAIL, HDW, OGEE 0365 X 0455 (SALEM CHERRY)
4	107494-14-E37	EA	CAP ASM-END, RH (PICKLED ASH)
4	107494-14-E41	EA	CAP ASM-END, RH (SALEM CHERRY)
5	118409-01-G38	EA	CABINET ASM-SHELF (PICKLED ASH)
5	118409-01-G39	EA	CABINET ASM-SHELF (SALEM CHERRY)
	083125-05-000	EA	BRACE-ANGLE, COUCH - 2.5" - BEIGE
	083125-07-000	EA	BRACE-COUCH, O/W

SEALANTS & FASTENERS GROUP

SEALANTS & ADHESIVES

KEY	PART NUMBER	U/M	DESCRIPTION
	004011-01-000	EA	ADHESIVE-3M, 4475 TUBE
	004363-01-000	FT	TAPE-ADHESIVE FOAM, 1 SIDE - 3/16" X 1/2" X 50' - GRAY
	034552-02-000	EA	SILICONE-TUBE, 300 ML - CLEAR
	034552-12-000	EA	SILICONE-TUBE, 300 ML - BUFF
	053766-02-000	EA	BEDDING COMPOUND-TUBE, WHITE - SCHNEE# 5522
	053766-08-000	EA	BEDDING COMPOUND-TUBE, GRAY - SCHNEE# 5522
	062917-03-000	EA	ADHESIVE-LOCTITE 242, LOCTITE 242, SIDE 41
	067788-01-000	EA	ADHESIVE-SPRAY, 3M 74 - 19.5 OUNCE CAN
	069640-01-000	FT	SEALER-RIBBON, 1/4" DIAMETER - INCREMENTS OF 30'
	069640-03-000	FT	SEALER-RIBBON, 3/4" X 1/8" - INCREMENTS OF 60'
	069640-07-000	FT	SEALER-RIBBON, 2" X 3/32" - INCREMENTS OF 30' OR 45'
	069640-09-000	FT	SEALER-RIBBON, 2 1/2" X 1/32" - INCREMENTS OF 80'
	069640-11-000	FT	SEALER-TAPE, 3/16" X 3/8", BLACK - MANUS
	069640-14-000	FT	SEALER-RIBBON, 1" X 1/16" - GRAY - INCREMENTS OF 30' OR 45'
	072889-01-000	EA	SEALANT-URETHANE, BLACK - 1/10 - ESSEX 552.2
	076322-02-000	FT	TAPE-FOAM, DOUBLE COATED ADHESIVE BACKED - 1" X 108'
	076322-03-000	FT	TAPE-FOAM, DOUBLE COATED ADHESIVE BACKED - .5" X 108'
	076322-05-000	FT	TAPE-FOAM, DOUBLE COATED - .025" X 1.5" X 108'
	076322-07-000	FT	TAPE-FOAM, DOUBLE COATED, .045 X .50 - 3M 4949 VHB
	076322-08-000	FT	TAPE-FOAM, DOUBLE COATED, .045 X .50 - 3M 4949 VHB
	087211-01-000	GL	PROMOTER-ADHESIVE
	088479-01-000	EA	TAPE-ALUM 3" 3M
	091255-02-000	EA	SEAL-ADHESIVE BACKED FOAM, .18" X THICK X 1.5" X 4.8"
	093071-01-000	FT	TAP-BONDING, DOUBLE SIDED - 1/64 X 2"
	094401-01-000	EA	SEALER-BODY SEAM SEALER, 3M FLEXICLEAR
	106206-01-000	EA	SEAL-PUMPABLE, TUBE - MANUS 30A BLACK
	107828-01-000	EA	SEALANT-SB 190 EVERSEAL, SURE BOND INC
	108353-01-000	FT	SEAL-FOAM, 5/16 X 1/2 - ADHESIVE BACKED - LUNDELL
	108353-03-000	FT	SEAL-FOAM, 4.76 X 6.35MM - LUNDELL
	108716-02-000	EA	SILICONE, (TUBE) - BUFF LEVEL - CSL 510
	110274-01-000	FT	TAPE-FOAM, DOUBLE COATED - .045 X 1.0 - NORTON V-2800
	112901-02-000	EA	ADHESIVE-PLEXUS MA 330 50ML - P33500
	114311-01-000	GL	ADHESIVE-GLUE, #72-7843 NATIONAL STARCH
	120074-01-01A	EA	SILICONE TUBE - OFF WHITE W/O NOZZLE
	120534-01-01A	EA	TAPE-SCOTCH 3M 1/2" FINE LINE
	900390-01-000	EA	TIP-2 1/2" X 1/8" ORIFICE
	900390-02-000	EA	TIP-6"LN, 1/16" X 1/4" ORIFICE
	900390-03-000	EA	NOZZLES-CSL D10

BOLTS, NUTS & WASHERS

KEY	PART NUMBER	U/M	DESCRIPTION
	000C12-05-40B	EA	BOLT-HEX, 5/16 - 18 X 2.5 - ZN 5
	000C12-05-12B	EA	BOLT-HEX, 5/16 - 18 X 3/4 - ZN 5
	000C12-05-16B	EA	BOLT-HEX, 5/16-18 X 1 - ZINC 5
	000C12-06-20B	EA	BOLT-HEX, 3/8 - 16 X 1 1/4 - ZN 5
	000C12-06-16B	EA	BOLT-HEX, 3/8 - 16 X 1 - ZINC
	000C12-06-32B	EA	BOLT-HEX, 3/8 - 16 X 2LG - ZN 5
	000C12-06-44B	EA	BOLT-HEX, 3/8 - 16 X 2 3/4 - ZN 5
	000C12-07-20B	EA	BOLT-HEX, 7/16 - 14 X 1 1/4 - ZN 5
	000C12-08-28B	EA	BOLT-HEX, 1/2-13 X 1-3/4 ZN 5
	000C12-08-24B	EA	BOLT-HEX, 1/2-13 X 1 1/2 - ZN 5
	000C12-10-24B	EA	BOLT-HEX, 5/8-11 X 1 1/2 ZN - 5
	000C13-07-48B	EA	BOLT-HEX, 7/16 - 20 X 3 - ZN 5
	000C26-04-10B	EA	BOLT-HEX, SER FLG - 1/4-20 X 5/8 ZINC
	000C26-04-14B	EA	BOLT-HEX, SER FLG - 1/4-20 X 7/8 ZINC
	000C26-05-12B	EA	BOLT-HEX-SER FLG 5/16-18 X 3/4 ZN
	000C26-05-20B	EA	BOLT-HEX, SER FLG 5/16 - 18 X 1 1/4 ZINC
	000C26-06-12B	EA	BOLT-HEX, SER FLG 3/8 - 16 X 3/4 - ZINC
	000C26-06-20B	EA	BOLT-HEX, SER FLG 3/8 - 16 X 1 1/4 - ZN
	000D14-04-00B	EA	NUT-HEX, 1/4-20, ZN 5

SEALANTS & FASTENERS GROUP (CONTINUED)

BOLTS, NUTS & WASHERS (CONTINUED)

KEY	PART NUMBER	U/M	DESCRIPTION
	000D24-10-00B	EA	NUT-HEX, SF/LK - 10-32 ZN
	000D29-05-00B	EA	NUT-5/16-18 UNC,SF/LOCKING - NYLON WASHER INSERT
	000D29-06-00B	EA	NUT-HEX, W/NYLON LOK - 3/8 - 16 ZN
	000D34-06-00B	EA	NUT-HEX, LK - 3/8 - 16 GRADE C ZN - PREVAILING TORQUE
	000D39-04-00B	EA	NUT-HEX, SER FLG LK 1/4 - 20 ZN
	000D39-05-00B	EA	NUT-HEX, SER FLG LK - 5/16 - 18 ZN
	000D39-06-00B	EA	NUT-HEX, SER FLG LK - 3/8-16 ZN
	000D39-08-00B	EA	NUT-HEX, SER FLG LK - 1/2-13 ZN
	000D44-07-00B	EA	NUT-HEX, SER FLG LK - 7/16-20 ZN
	000D46-04-00A	EA	NUT-HEX, WELD - 1/4-20 - PLAIN - SHORT PILOT
	000D73-08-00C	EA	NUT-HEX FLG,1/2-13 CAD PREV - GRADE G
	000E11-05-00B	EA	WASHER-LK, 5/16" MED - SPLIT - ZN
	000E13-14-00B	EA	WASHER-FL, 1/4" WIDE ZN
	000E13-17-00B	EA	WASHER-FLARE, 3/8" AR ZN
	000E13-18-00B	EA	WASHER-FL, 3/8 WIDE ZN
	000E13-20-00B	EA	WASHER-FL, 7/16" WIDE - ZN
	000E13-21-00B	EA	WASHER-FL - W/2 NAR ZN
	000E13-22-00B	EA	WASHER-FLAT, 1/2 WIDE - ZINC - 05117-01-000
	000E14-10-00B	EA	WASHER-LK - NO 10 EXT TOOTH - ZN
	000G45-04-24B	EA	BOLT-LAG, 1/4-9 X 1 1/2 ZN
	005081-01-000	EA	NUT-SPEED, C TYPE - NO 8 SCREW
	040921-03-000	EA	NUT-SPEED, U TYPE - NO 10
	040921-05-000	EA	NUT-SPEED, U TYPE - NO. 8 - .67" LENGTH X .44" WIDTH
	044364-02-000	EA	NUT-SPEED, FLAT - ROUND
	051387-05-000	EA	BOLT-CARR, 5/16 - 18 X 8.5 - ZN - W/O HOLE
	051387-06-000	EA	BOLT-CARRIAGE, W/O HOLE - 5/16-18 X 9.5 ZN
	058716-02-000	EA	WASHER-FLAT NYLON - .406 X .75 X .06
	063253-07-000	EA	NUT-J, #8A .120 - .130 PNL THK
	077049-01-000	EA	NUT-ACORN, 10 - 32 ALUMINUM
	087234-01-000	EA	NUT-JACK, 1/4 X 20 THREAD - MOLLY
	102378-01-02A	EA	WASHER-BLACK, COMPARTMENT DOORS
	106648-01-000	EA	CAP-STUD, .120 TO .130 STUD DIAMETER - T'MN C30017-014-27
	106956-01-000	EA	BOLT-HEX TAP, 5/16 - 18NC X 1 1/4 - GR5 - FULL THREAD ZINC
	106956-03-000	EA	BOLT-HEX TAP 1/2-13NCX3 GR5 FULL THREAD ZINC
	107397-01-000	EA	WASHER-FENDER, 6.8"ID X 32.0"OD
	108067-03-000	EA	STUD-WELD, 1/4-20 X 1/2 CD - IMAGE
	110794-01-000	EA	WASHER-FL, 1ID X 13/4OD - C-TECH 36T1043187

SCREWS

KEY	PART NUMBER	U/M	DESCRIPTION
	000C20-06-20T	EA	SCREW, 3/8-16 X 1 1/4,FLAT SOC
	000G11-05-08B	EA	SCREW-5-20 X 1/2 PPH ZN
	000G11-06-18B	EA	SCREW, 6-20 X 1 1/8 PPH - ZINC
	000G11-06-10J	EA	SCREW, 6-20 X 5/8 PPH - BRASS
	000G11-06-10B	EA	SCREW, 6-20 X 5/8 PPH - ZINC
	000G11-06-08B	EA	SCREW, 6-20 X 1/2 PPH - ZINC
	000G11-06-06B	EA	SCREW, 6-20 X 3/8 PPH - ZINC
	000G11-07-08B	EA	SCREW, 7-19 X 1/2 PPH - ZINC
	000G11-08-06B	EA	SCREW, 8-18 X 3/8 PPH ZINC
	000G11-08-08B	EA	SCREW, 8-18 X 1/2 PPH - ZINC
	000G11-08-08T	EA	SCREW, 8-18 X 1/2 PPH
	000G11-08-12B	EA	SCREW, 8-18 X 3/4 PPH ZINC
	000G11-08-12D	EA	SCREW, 8-18 X 3/4 PPH - BLACK
	000G11-08-12P	EA	SCREW, 8-18 X .75 PPH - DARK BROWN
	000G11-08-12R	EA	SCREW, 8-18 X 3/4 PPH - BEIGE
	000G11-08-12S	EA	SCREW, 8-18 X 3/4 PPH - OFF WHITE
	000G11-08-12T	EA	SCREW, 8-18 X 3/4 PPH - BLACK
	000G11-08-20B	EA	SCREW, 8-18 X 11/4 PPH ZINC
	000G11-08-16S	EA	SCREW, 8-18 X 1.00 PPH - OFF WHITE
	000G11-10-12D	EA	SCREW, 10-16 X 3/4 PPH - BLACK

SEALANTS & FASTENERS GROUP (CONTINUED)

SCREWS (CONTINUED)

KEY	PART NUMBER	U/M	DESCRIPTION
	000G11-10-12S	EA	SCREW, 10-16 X .75 PPH OFF WHT
	000G11-10-16B	EA	SCREW, 10-16 X 1 - PPH ZINC
	000G11-10-40B	EA	SCREW, 10-16 X 2 1/2 PPH CAD
	000G12-06-08T	EA	SCREW, 6-20 X .50 POH - BLACK
	000G12-06-14A	EA	SCREW, 6-20 X .87 POH PLAIN
	000G12-06-20B	EA	SCREW-6-20 X 1.25 POH ZINC
	000G13-05-16S	EA	SCREW, 5-20 X 1 PFH - OFF WHITE
	000G13-06-06B	EA	SCREW, 6-20 X 3/8 PFH ZINC
	000G13-06-16E	EA	SCREW-6-20 X 1.00 PFH CHROME
	000G13-06-08G	EA	SCREW, 6-20 X 1/2 PFH - ANTIQUE BRASS
	000G13-06-16J	EA	SCREW, 6-20 X 1.00 PFH - BRASS
	000G13-06-24J	EA	SCREW, 6-20 X 1.50 PFH BRASS
	000G13-07-12B	EA	SCREW, 7-19 X 3/4 PFH ZINC
	000G13-08-10B	EA	SCREW, 8-18 X 5/8 PFH - ZINC
	000G13-08-16B	EA	SCREW, 8-18 X 1 PFH - ZINC
	000G16-04-24B	EA	SCREW-MACHINE, 1/4 - 20 X 1-1/2 PPH
	000G18-08-16B	EA	SCREW-MACHINE, 8 X 32 X 1, PPH ZINC
	000G18-08-22B	EA	SCREW-MACHINE, 8-32 X 1 3/8 PPH ZINC
	000G19-10-08B	EA	SCREW-MACHINE, 10-32 X 1/2 PPH ZINC
	000G19-10-10B	EA	SCREW-MACHINE, 10-32 X 5/8 - PPH - ZINC
	000G19-10-12F	EA	SCREW-MACHINE, 10-32 X .75, PPH, SST
	000G19-10-20B	EA	SCREW-MACHINE, 10-32 X 1 1/14 PPH ZINK
	000G19-10-24B	EA	SCREW-MACHINE, 10-32 X 1.5 PPH ZINK
	000G32-10-06B	EA	SCREW, 10-32 X 3/8" - PPH - ZINC
	000G32-10-06D	EA	SCREW, 10 - 32 X 3/8 PPH TYPE1 BLACK
	000G37-08-12B	EA	SCREW, 8 X 18 X 3/4 PPH
	000G39-06-10T	EA	SCREW-SF/DR, 6-20 X 5/8 PPH - BLACK
	000G39-06-16T	EA	SCREW-SF/DR, 6-20 X 1 PPH - BLACK
	000G39-08-06B	EA	SCREW-SF/DR, 8-18 X 3/8 PPH ZINC
	000G39-08-08B	EA	SCREW-SF/DR, 8-18 X 1/2 PPH ZINC
	000G39-08-08R	EA	SCREW-SF/DR, 8-18 X 1/2 PPH - BEIGE
	000G39-08-08S	EA	SCREW-SF/DR, 8-18 X 1/2 PPH - OFF WHITE
	000G39-08-083	EA	SCREW-SF/DR, 8-18 X 1/2 PAH - BUFF
	000G39-08-12B	EA	SCREW-SF/DR, 8-18 X 3/4 PPH ZINC
	000G39-08-16B	EA	SCREW-SF/DR, 8-18 X 1 PPH ZINC
	000G39-08-16R	EA	SCREW-SF/DR 8-18 X 1.00 PPH BEIGE
	000G39-08-16S	EA	SCREW-SF/DR, 8-18 X 1 PPH OFF WHITE
	000G39-08-16T	EA	SCREW-SF/DR, 8-18 X 1 PPH - BLACK
	000G39-08-24B	EA	SCREW-SF/DR, 8-18 X 1 1/2 PPH ZINC
	000G39-08-24T	EA	SCREW-SF/DR, 8-18 X 1.50 PPH
	000G39-08-32B	EA	SCREW-SF/DR, 8-18 X 2 PPH - ZINC
	000G39-10-08B	EA	SCREW-SF/DR, 10-16 X .50 P&H - ZINC
	000G39-10-088	EA	SCREW-SF/DR 10-16 X .50 P&H - DRILL-FLEX F'CARBON
	000G39-10-10B	EA	SCREW-SF/DR,10-16 X .625 PPH ZN
	000G39-10-12B	EA	SCREW-SF/DR,10-16 X .75 PPH ZN
	000G39-10-129	EA	SCREW-SF/DR, 10-16 X 3/4 PPH - FLUOROCARBON SILVER
	000G39-10-12D	EA	SCREW-SF/DR, 10-16 X 3/4 PPH - BLACK
	000G39-10-20B	EA	SCREW-SF/DR, 10-16 X 1 1/4 PPH ZINC
	000G39-10-209	EA	SCREW-SF/DR, 10-16 X 1.25 PPH - FLUOROCARBON SILVER
	000G39-10-32B	EA	SCREW-SF/DR, 10- 6 X 2.00 PPH - ZINC
	000G39-10-48B	EA	SCREW-SF/DR 10-16 X 3.00 PPH - ZINC
	000G39-10-48T	EA	SCREW-SF/DR-10-16X3.00 PPH - BLACK-FLUROCARBON
	000G42-04-12B	EA	SCREW-SF/DR, 1/4-14 X 3/4 HWH ZINC
	000G42-04-16B	EA	SCREW-SF/DR, 1/4-14 X 1 HWH - ZINC
	000G46-08-24T	EA	SCREW-MACHINE, 8-32 - 1.50 IN PFH - BLACK
	000G50-04-08B	EA	SCREW-MACHINE, 1/4-20 X 1/2 PTH 2N
	000G50-04-12B	EA	SCREW-MACHINE, 1/4-20 X 3/4 PPH ZINC
	000G51-08-08B	EA	SCREW, 8-18 X 1/2 PTH ZINC
	000G52-08-06B	EA	SCREW-MACHINE, 8-32 X 3/8 PTH ZINC
	000G52-08-18B	EA	SCREW-MACHINE, 8-32 X 11/8 PTH ZN
	000G53-04-06B	EA	SCREW-MACHINE, 1/4-20 X 3/8 PPH ZINC - UNDERCUT HEAD
	000G54-04-20B	EA	SCREW, 1/4-20 X 1 1/4 PTH - TYPE 23 - ZINC PLATED

SEALANTS & FASTENERS GROUP (CONTINUED)

SCREWS (CONTINUED)

KEY	PART NUMBER	U/M	DESCRIPTION
	000G55-08-125	EA	SCREW-SF/DR, 8-18 X .75 PWH
	000G55-08-12S	EA	SCREW-SF/DR-8-18X.75 PWH - OFF WHITE
	000G55-08-12M	EA	SCREW-SF/DR, 8-18 X .75 PWH - GRAY
	000G55-08-162	EA	SCREW-SF/DR, 8-18 X 1.00 - BEIGE
	000G56-10-24J	EA	SCREW-WOOD, 10-13X1.5 POH - BRIGHT BRASS
	000G56-12-48B	EA	SCREW-WOOD, 12 - 11 X 3 POH - SPECIAL HARDENED
	000G57-05-16J	EA	SCREW, 5-20 X 1 PFH - BRASS
	000G60-08-163	EA	SCREW-SF/DR, 8-18 X 1.00 POH - BUFF
	000G60-10-16J	EA	SCREW-SF/DR, 10-16 X 1 POH - BRIGHT BRASS
	000G67-08-32B	EA	SCREW, 8-15X2 PPH ZINC
	000G67-10-08B	EA	SCREW, 10-12 X 1/2 PPH ZINC
	000G67-10-08R	EA	SCREW, 10-12 X 1/2 PPH - BEIGE - TYPE A
	000G67-10-10B	EA	SCREW, 10-12 X 5/8 PPH ZINC - TYPE A
	000G67-10-10D	EA	SCREW, 10-12 X 5/8 PPH - BLACK - TYPE A
	000G67-10-10P	EA	SCREW-10-12X.62 PPH - DARK BROWN
	000G67-10-10R	EA	SCREW, 10-12 X 5/8 PPH - TYPE A - BEIGE
	000G67-10-12B	EA	SCREW, 10-12 X 3/4" PPH - ZINC
	000G67-10-12D	EA	SCREW, 10-12 X 3/4" PPH - BLACK
	000G67-10-16B	EA	SCREW, 10-12 X 1 PPH - ZINC
	000G67-10-16P	EA	SCREW, 10-12 X 1 PPH - DARK BROWN
	000G67-10-32B	EA	SCREW, 10-12 X 2 PPH - ZINC
	000G67-10-20D	EA	SCREW, 10-12 X 1 1/4 PPH - ZINC
	000G67-10-24B	EA	SCREW, 10-12 X 1 1/2 PPH - ZN
	000G67-10-36T	EA	SCREW, 10-12 X 2.25 PPH - BLACK - STALGAURD
	000G67-10-48B	EA	SCREW, 10-12 X 3 PPH ZINC
	000G67-10-489	EA	SCREW, 10-12 X 3 PPH SILVER
	000G68-06-10G	EA	SCREW, 6-18 X 5/8 POH - ANTIQUE BRASS
	049465-01-000	EA	SCREW, 10-16 W/WASHER PTH - DARK BROWN
	049465-04-000	EA	SCREW, 10-16 W/WASHER PTH - BEIGE
	057671-01-000	EA	COVER-SCREW, #8 - PLASTIC - OFF WHITE
	057671-03-000	EA	COVER-SCREW, #8 - PLASTIC - WILLOW
	075908-01-000	EA	SCREW-MACHINE, 10-32 X .56 PTH - ZINC EXTERNAL TOOTH
	086256-01-000	EA	SCREW-SF/DR, 8 X .75HWH - LG
	087721-01-000	EA	SCREW-FLAT HEAD, TAPPING - 1/4" X 1 1/4" LG ZINC
	091230-03-000	EA	SCREW-MACHINE, 8-32 X 3/4 POH SS - BUFF
	101289-01-01A	EA	SCREW-MACHINE, 8-32 X 4 - POH - BRASS - FOR EXTENDED KNOB
	101289-02-01A	EA	SCREW-MACHINE, 8-32 X 4.5 - POH - BRASS - FOR EXTENDED KNOB
	101618-01-000	EA	SCREW, 1/4-20 X 3/4 - HEX/TAPPING - STALGARD TYPE F
	109152-01-000	EA	SCREW, 3/8-16 X 1 1/4 - FLAT SOC - DORRLEMATE COATED
	110460-03-01A	EA	SCREW-MACH-10-24 X 3.75IN PFH - ALMOND
	116111-01-01A	EA	SCREW-TAPTITE, 1/4-20 X 1/2 PPH - ZINC
	116111-02-01A	EA	SCREW-TAPTITE, 1/4-20 X 3/8 PPH - ZINC
	117322-01-000	EA	SCREW-1/4-28 UNF-2A, TORX - U.T. 6270020 SC25WJ

RIVETS, CLAMPS, GROMMETS & CLIPS

KEY	PART NUMBER	U/M	DESCRIPTION
	000F10-04-16B	EA	PIN-COTTER, 1/8" X 1" - ZINC
	000H14-06-14R	EA	RIVET-MANDREL BLIND, 3/16"
	000H16-04-06R	EA	RIVET-POP, AL 1/8 X .313-.375
	000H16-06-10R	EA	RIVET-POP, AL 3/16 X .501-.625
	008380-01-000	EA	GROMMET-RUBBER, 5/8" HOLE X 1 1/2" DIAMETER - BLACK
	008380-01-000	EA	GROMMET-RUBBER, 5/8" HOLE X 1 1/2" DIAMETER - BLACK
	008384-01-000	EA	GROMMET-SNAP, 3/4" DIAMETER - NYLON
	008386-01-000	EA	GROMMET-SNAP, 3/8"
	016188-03-000	EA	GROMMET-L/P LINE, 3/8" HOLE X 2 1/2" LONG - RUBBER
	016188-05-000	EA	GROMMET-L/P LINE, 3/8" HOLE X 1 1/4" LONG - RUBBER
	010495-01-000	EA	CLAMP-CABLE, 9/16"
	010497-01-000	EA	CLAMP-CLOSED, 5/8" ID
	010497-03-000	EA	CLAMP-CLOSED, 1" ID - CUSHIONED
	010497-04-000	EA	CLAMP-CLOSED, 1.62 ID - ADEL,945-2717

SEALANTS & FASTENERS GROUP (CONTINUED)

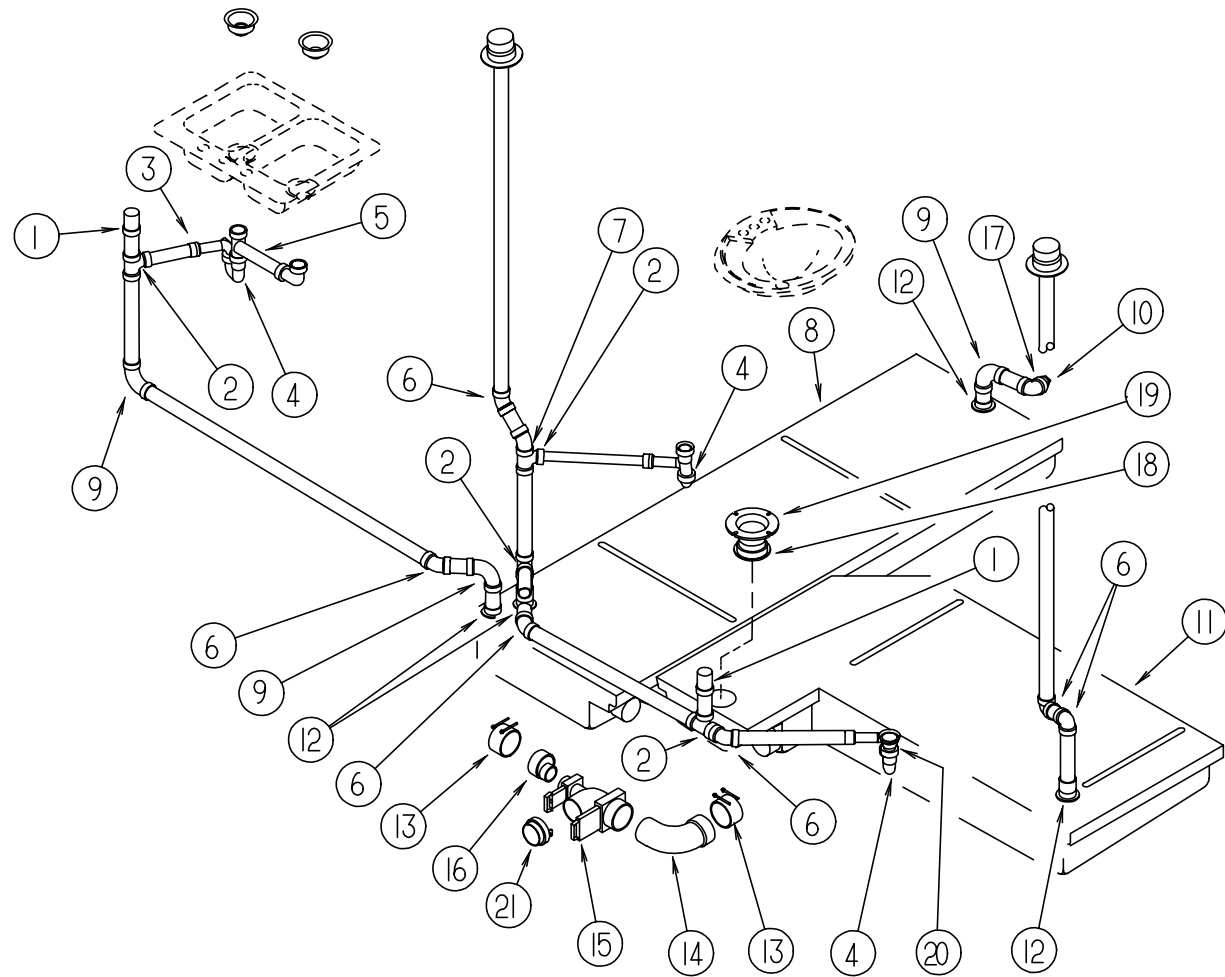
RIVETS, CLAMPS, GROMMETS & CLIPS (CONTINUED)

KEY	PART NUMBER	U/M	DESCRIPTION
	010497-05-000	EA	CLAMP-CLOSED, 1/2" ID
	010497-06-000	EA	CLAMP-CLOSED, 11/16" ID
	010499-01-000	EA	CLAMP-CLOSED, 3/8" ID
	023146-01-000	EA	CLAMP-SCREW TYPE, 4"
	023942-01-000	EA	GROMMET-RUBBER, 2" OD
	062401-01-000	EA	CLAMP-HOSE, WORMGEAR .25" - 1"
	062401-02-000	EA	CLAMP-HOSE, WORMGEAR - 1.56" - 2.5"
	062401-03-000	EA	CLAMP-HOSE, WORMGEAR - .22"- 1"
	062401-04-000	EA	CLAMP-HOSE, WORMGEAR .69"- 1.25"
	062401-05-000	EA	CLAMP-HOSE, WORMGEAR 2"- 3"
	062401-06-000	EA	CLAMP-HOSE, WORMGEAR .22"- .62"
	062401-07-000	EA	CLAMP-HOSE, WORMGEAR 5"- 7"
	062401-11-000	EA	CLAMP-HOSE, WORMGEAR 3.56"- 4.5"
	071015-11-000	EA	GROMMET-1.00ID, FITS .12 MATERIAL - MINOR RUBBER Z-3065
	071015-19-000	EA	GROMMET-.38ID, FITS .06 MATERIAL - MINOR RUBBER Z-3065
	071015-21-000	EA	GROMMET-RUBBER, .5" ID X 1.06" OD W/.19" GROOVE - BLACK
	071015-26-000	EA	GROMMET-RUBBER, 1.5" ID X 2.12" OD W/.06" GROOVE - BLACK
	071015-29-000	EA	GROMMET-RUBBER, .25" ID X 1.25" OD W/.12" GROOVE - BLACK
	071015-30-000	EA	GROMMET-RUBBER, .31" ID X .81" OD W/.12" GROOVE - BLACK
	075148-02-000	EA	CLAMP-GROUNDING, BRONZE SCREWS
	075312-02-000	EA	CLIP-J, VINYL COATED - 3/8"
	077953-01-000	EA	GROMMET-EDGE LINER, FITS 1"
	077955-01-000	EA	CLIP-J,VINYL COATED, 3/8" - USED TO SUPPORT WIRING TO LIGHTS
	080211-03-000	EA	CLIP-MOUNTING, XMAS TREE - DECORATIVE WALL PADS
	080734-02-000	EA	CLIP-WIRE, NYLON
	083609-01-000	EA	CLAMP-WIRE, DUAL EQUAL - 5/8" DIAMETER
	083610-01-000	EA	CLAMP-WIRE, DUAL - UNEQUAL DIAMETERS - .75" & 1.25"
	083610-02-000	EA	CLAMP-WIRE, DUAL UNEQUAL DIA
	091952-01-000	EA	CLIP-GRIPPER, 1"
	091952-02-000	EA	CLIP-GRIPPER, 3/4"
	094362-02-000	EA	CLIP-CHRISTMAS TREE, FLAT HEAD - .5" X .95"
	101447-01-000	EA	CLIP-U TYPE, TINNEMAN - HOLDS SHOWER SURROUND TOGETHER
	106648-01-000	EA	CAP-STUD .120 TO.130 STUD DIA - T'MN C30017-014-27
	114208-01-000	EA	GROMMET-EDGE LINER, FITS 1.75 - HEYCO 2300
	114208-02-000	EA	GROMMET-EDGE LINER, FITS .625 - HEYCO 2073
	119392-01-000	EA	CLIP-U TYPE,OFFSET LEG - C-TECH C-21950-020

MISCELLANEOUS FASTENERS

KEY	PART NUMBER	U/M	DESCRIPTION
	008343-01-000	EA	TIE-WIRE, 6"
	008343-02-000	EA	TIE-WIRE, 14"
	008343-03-000	EA	TIE-WIRE 7.5" - BLACK
	029094-04-000	YD	VELCRO TAPE-LOOP, 1" WIDE - BLACK
	029094-03-000	YD	VELCRO TAPE-HOOK, 1" WIDE - BLACK
	029094-06-000	YD	VELCRO TAPE-LOOP, 2" WIDE - BLACK
	029096-03-000	YD	VELCRO TAPE-HOOK, 1" WIDE - BLACK
	085774-01-000	FT	FASTENER-DUAL HOOK, 1" WIDE - ADHESIVE BACK - BLACK
	085774-02-000	FT	FASTENER-DUAL LOOP, 1" WIDE - ADHESIVE BACK - BLACK
	086285-01-000	EA	SPACER-NYLON, .5" OD X .257" ID
	081211-04-000	EA	PLUG-PLASTIC, .46" DIAMETER - BLACK

WATER & SEWAGE GROUP



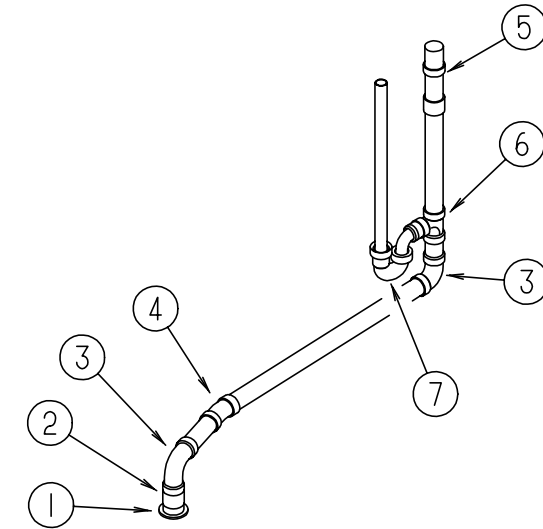
DRAINAGE SYSTEM

KEY	PART NUMBER	U/M DESCRIPTION	VENDOR NO.
1	079968-01-000	EA VENT-MECHANICAL TRAP ARM, ANTI-SIPHON - 2" DIA X 7.3" - PLASTIC	
2	010071-01-000	EA TEE-SANITARY, 1 1/2" HUB X HUB X HUB - PLASTIC - BLACK	
3	109571-01-000	EA ADAPTER-P TRAP, 1 1/2" P X 1 1/4" MPT	
4	107538-01-000	EA P TRAP-PLASTIC 1 1/4 W/EXTENDED ARM - KEVCO P814 1-1/4"	
4	011066-03-700	EA P-TRAP, 1 1/4" HUB X SLIP JOINT, W/UNION - ABS - CANADIAN	
5	011091-02-000	EA PIPE-DRAIN, DOUBLE SINK - BAFFLE TEE - 1 1/2"	
5	011091-03-000	EA PIPE-DRAIN, W/SEALS - DOUBLE SINK - EXTENDS 9" TO 16" CANADIAN	
5	011091-04-000	EA WASTE-CONTINUOUS, DBL SINK, DISHWASH - JAMECO 15493TW2 US	
6	010006-01-000	EA ELBOW-45 DEGREE, 1/8 BEND - 1 1/2" HUB X HUB - BLACK PLASTIC	
7	010051-01-000	EA ELBOW-45 DEGREE BEND, 1 1/2" SPIGOT AND HUB - PLASTIC - BLACK	
8	104352-01-000	EA TANK-HOLDING, 50 GALLON	
9	010008-01-000	EA ELBOW-90 DEGREE, 1/4 BEND - 1 1/2" HUB X HUB - BLACK PLASTIC	
10	010166-01-000	EA PLUG-THREADED, 1 1/4" DIAMETER - PLASTIC - BLACK	
11	104351-01-000	EA TANK-HOLDING, 55 GALLON	
12	010115-01-000	EA COUPLING-1 1/2" HUB X HUB, PLASTIC	
12	061607-01-000	EA GROMMET-HOLDING TANK, 1 1/2" NPS	
13	078406-01-000	EA COUPLER-RUBBER, W/CLAMPS - 3" X 3"	
14	041956-01-000	EA ELBOW-STREET, PLASTIC - 1/4 BEND - 3" X 90 XLT	
15	070916-01-000	EA VALVE-DUAL DUMP, W/CAP - 3" X 1 1/2" - PLASTIC - BLACK	
	070916-01-700	EA VALVE ONLY (WASTE) 3"	T1003BU
	070916-01-701	EA VALVE ONLY (WASTE) 1 1/2"	T1001BU
16	062422-01-000	EA ADAPTER-OFFSET REDUCER, 3" X 1 1/2" - PLASTIC - BLACK	

WATER & SEWAGE GROUP (CONTINUED)

DRAINAGE SYSTEM (CONTINUED)

KEY	PART NUMBER	U/M DESCRIPTION
17	010005-01-000	EA ELBOW, 22 11/2 DEGREE, 1/16 BEND - 1 1/2" HUB X HUB - PLASTIC - BLACK
18	061607-02-000	EA GROMMET-HOLDING TANK, 3" NPS
19	116644-01-000	EA FLANGE-CLOSET 4 X 3 - SEALAND 345892
20	011069-06-000	EA TAILPIECE-TUB/SHOWER, 1 1/2" X 1 1/4" X 2" - BRASS
20	066440-01-000	EA STRAINER-SHOWER, W/RUBBER WASHER
20	069735-01-000	EA WASHER-STRAINER TO TAILPIECE PLASTIC, 1.5"
21	062416-01-000	EA ADAPTER-SEWER HOSE TO 3" PIPE
	037763-01-000	EA P TRAP-PLASTIC 1 1/2 H X H W/UNION - NIBCO 5895 (WASHER/DRYER OPTION)
	010201-01-000	EA HOSE-SEWER, 3" ID X 8'



WASHER/DRYER DRAINAGE SYSTEM

KEY	PART NUMBER	U/M DESCRIPTION	VENDOR NO.
1	061607-01-000	EA GROMMET-HOLDING TANK, 1 1/2" NPS	
2	010115-01-000	EA COUPLING - 1 1/2" HUB X HUB, PLASTIC	
3	010008-01-000	EA ELBOW, 90 DEGREE, 1/4 BEND - 1 1/2" HUB X HUB - BLACK PLASTIC	
4	010005-01-000	EA ELBOW, 22 11/2 DEGREE, 1/16 BEND - 1 1/2" HUB X HUB - PLASTIC - BLACK	
5	079968-01-000	EA VENT-MECHANICAL TRAP ARM, ANTI-SIPHON - 2" DIA X 7.3" - PLASTIC	
6	010071-01-000	EA TEE-SANITARY, 1 1/2" HUB X HUB X HUB - PLASTIC - BLACK	
7	010009-01-000	EA ELBOW, 90 DEGREE, 1/4 BEND - 1 1/2" - PLASTIC (WASHER/DRYER OPTION)	
		FROM: 00-00-00 THRU: 04-09-95	
7	037763-01-000	EA P TRAP-PLAS 1 1/2 HXH W/UNION	NIBCO 5895
		FROM: 04-10-95 THRU: 99-99-99	

WATER & SEWAGE GROUP (CONTINUED)

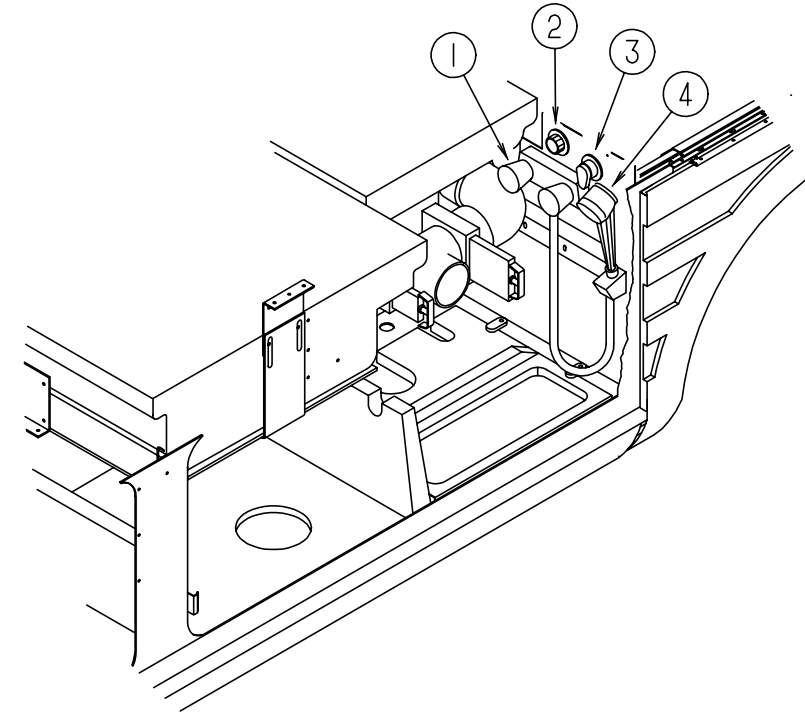
WATER SYSTEM

KEY	PART NUMBER	U/M	DESCRIPTION
	010230-05-000	EA	CITY WATER FILL W/CHECK VALVE
	039800-01-000	FT	TUBING-POLYBUTYL, 1/2" OD - INCREMENTS OF 20' - BLACK
	039800-02-000	FT	TUBING-POLYBUTYL, 5/8" OD - INCREMENTS OF 20' - BLACK
	039800-04-000	FT	TUBING-POLYBUTYL-1/4OD X 20FT
	039861-01-000	EA	SENDING UNIT-W/SCREW, WASHER, WELL NUT & TERMINAL RING
	042989-03-000	EA	FITTING-WATER TANK, SPINWELD - 1 1/4"NPT - PLASTIC - WHITE
	042989-05-000	EA	FITTING-WATER TANK, SPINWELD - 1/2" FPT - PLASTIC - WHITE
	044927-01-000	EA	ADAPTER-HOSE TO PIPE, 1 1/4"MPT X 1 1/4"BARB-BLACK PLASTIC
	046128-01-000	EA	VALVE-DRAIN, PLASTIC - 1/2" FPT
	049032-01-000	EA	PATCH-SPINWELD, 3/8" - PLASTIC
	077054-01-000	EA	VALVE-PLASTIC, 1/2" M X 1/2" M - 1/4" COMP
	077954-02-000	EA	FILTER-WATER TANK, SCREEN IN TANK
	079381-01-000	FT	TUBING-SMOOTH FLEXIBLE, 1 3/8" ID X 20'
	101814-01-000	EA	COUPLING-FEMALE, 1/2" X 1/2" FPT W/COMP. SLEEVE - GRAY
	105627-03-000	EA	TANK ASM-WATER, 90 GALLON (W/FITTINGS)
	105627-01-000	EA	TANK-WATER, 90 GALLON (W/O FITTINGS)
	105804-01-000	EA	ANGLE-STEEL
	111888-01-000	EA	FERRULE-PLASTIC - .250I.D.X.375O.D.
	111888-02-000	EA	INSERT-BRASS, 1/4 COMP
	112925-01-02B	EA	BRACKET-WATER PUMP, E-COAT
	114427-01-000	EA	CAP-1/2P - FLAIR-IT 02860
	114428-01-000	EA	TEE-1/2P X 1/2P X 1/2P - FLAIR-IT 02820
	114428-02-000	EA	TEE-SWIVEL,1/2P X 1/2P X 1/2FPT - FLAIR-IT 02821
	114428-03-000	EA	TEE-1/2P X 1/2P X 1/2MPT - FLAIR-IT 02822
	114429-01-000	EA	ELBOW-1/2P X 1/2P - FLAIR-IT 02800
	114429-02-000	EA	ELBOW-1/2P X 1/2MPT - FLAIR-IT 02803
	114429-03-000	EA	ELBOW-SWIVEL, 1/2P X 1/2FPT - FLAIR-IT 02816
	114429-04-000	EA	ELBOW-1/2P X 3/8MPT - FLAIR-IT 02810
	114430-02-000	EA	ADAPTER-SWIVEL, 1/2P X 1/2FPT - FLAIR-IT -02873
	114431-02-000	EA	WATER VALVE - 2 POSITION - "BYPASS VALVE"
	114431-03-000	EA	WATER VALVE - 90 DEGREE ELBOW - "WATER DRAIN VALVE"
	118423-01-000	EA	TEE-BRASS,1/4C X 1/4C X 1/4C - 164CPT-4
			FROM: 04-03-95 THRU: 03-18-96
	120868-01-000	EA	VALVE-NEEDLE, COMP 1/4C X 1/4C - ANDERSON COPPER&BRS
			FROM: 09-04-95 THRU: 99-99-99

WASHER/DRYER WATER SYSTEM

KEY	PART NUMBER	U/M	DESCRIPTION
	098419-01-000	EA	FAUCET-WASHER, 90 DEGREE
	111842-01-01A	EA	BRACKET-FAUCET, WASHER - E-COAT
	039800-01-000	FT	TUBING-POLYBUTYL, 1/2" OD - INCREMENTS OF 20' - BLACK
	103798-01-000	EA	CONNECTOR, 1/4" OD X 3/8" MPT
	111888-01-000	EA	FERRULE-PLASTIC
	114428-01-000	EA	TEE - 1/2 P X 1/2 P X 1/2 P

WATER & SEWAGE GROUP (CONTINUED)



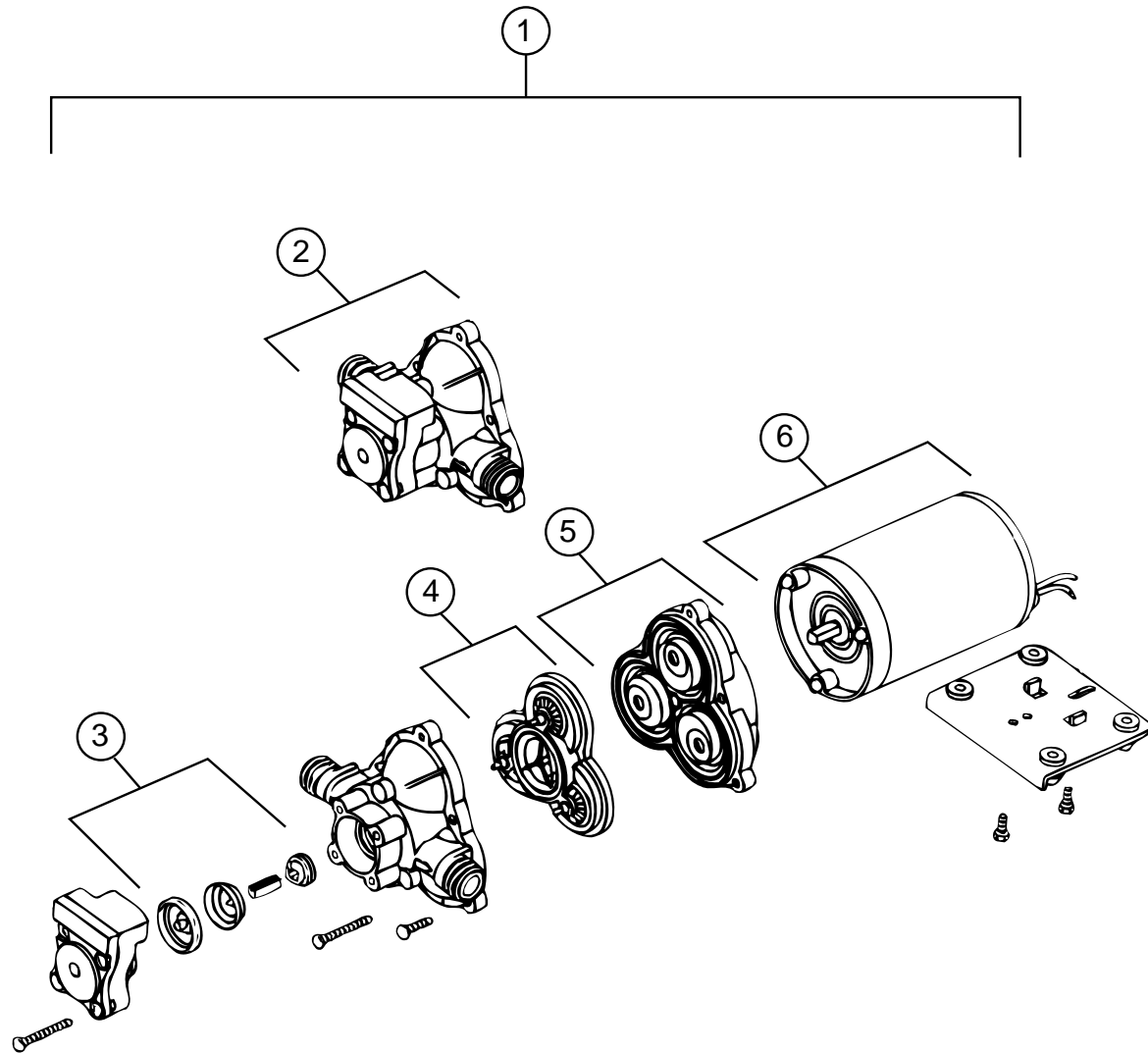
EXTERIOR WATER CENTER

KEY	PART NUMBER	U/M	DESCRIPTION	VENDOR NO.
1	075241-05-000	EA	FAUCET-SHOWER, BONE	
2	010230-05-000	EA	CITY WATER FILL W/CHECK VALVE	
3	046128-01-000	EA	VALVE-DRAIN, PLASTIC - 1/2" FPT	
4	103092-01-000	EA	SHOWER HEAD-W/60" HOSE	
4	103092-02-000	EA	SHOWER HEAD-W/60" HOSE - CANADIAN	
	103092-01-700	EA	BRACKET-SHOWER HEAD, CLEAR	2328028
	104044-01-000	EA	BRACKET-SUPPORT, FAUCET	

WASHER/DRYER

KEY	PART NUMBER	U/M	DESCRIPTION
	107753-01-01A	EA	WASHER-DRYER, WHITE - KARIBA WD802
			FROM: 00-00-00 THRU: 09-24-95
	107753-02-01A	EA	WASHER-DRYER, WHITE UL/CSA - KARIBA WDS 1063
			FROM: 09-25-95 THRU: 99-99-99
	111842-01-01A	EA	BRACKET-FAUCET, WASHER E-COAT
	111913-01-01A	EA	BRKT-WASHER, TIE DOWN, BLK
	111913-01-02A	EA	BRKT-WASHER, TIE DOWN, MILL
	113795-01-02B	EA	BRACKET-WASHER, E-COAT (RIGHT HAND)
	113795-02-02B	EA	BRACKET-WASHER, E-COAT (LEFT HAND)
	111947-01-01A	EA	VENT ASM-DRYER, WHITE (NEW DRYER NEEDS NO VENT)
			FROM: 00-00-00 THRU: 11-01-95
	116653-01-000	FT	DUCT-FLEXIBLE
	098419-01-000	EA	FAUCET-WASHER, 90 DEGREE

WATER & SEWAGE GROUP (CONTINUED)



SHURFLO WATER PUMP

FROM: 00-00-00 THRU: 03-10-96

KEY	PART NUMBER	U/M DESCRIPTION	VENDOR NO.
1	098607-01-000	EA PUMP - WATER - W/.5"MPT FITTING - FLOW 2.8 GPM - UL	
2	098607-01-706	EA UPPER HOUSING/ SWITCH KIT	94-231-20
3	098607-01-705	EA CHECK VALVE - KIT	94-237-00
4	098607-01-703	EA VALVE ASM	94-232-00
5	098607-01-702	EA DRIVE/ DIAPHRAGM - KIT	94-238-04
6	098607-01-707	EA MOTOR/ BASEPLATE REPLACEMENT	94-235-03

WATER PUMP

FROM: 03-11-96 THRU: 99-99-99

KEY	PART NUMBER	U/M DESCRIPTION
	121887-01-000	EA PUMP-WATER, FLOW 2.0 W/1/2MPT SHURFLO 2093

WATER & SEWAGE GROUP (CONTINUED)

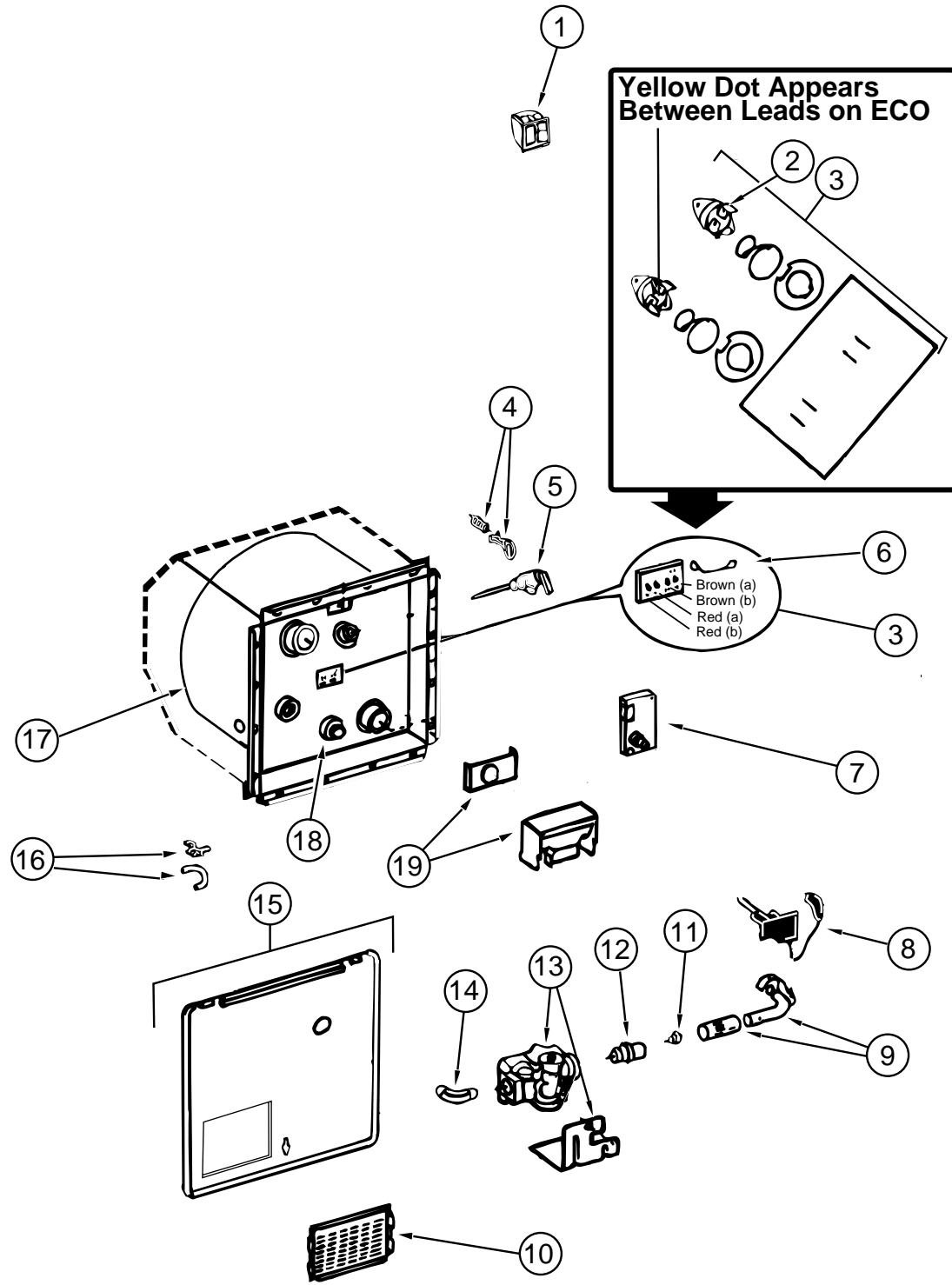
WATER HEATER BYPASS VALVE & WATER PURIFICATION

KEY	PART NUMBER	U/M DESCRIPTION
	110438-01-000	EA VALVE-CHECK, BRASS
	701069-01-000	EA WATER PURIFICATION SYSTEM, 9252
	701069-03-700	EA CARTRIDGE-WATER FILTER, AC, EVERPURE 9601-11
	107798-01-000	EA CONNECTOR-1/4"OD X 3/8"MPT

GARDEN HOSE

KEY	PART NUMBER	U/M DESCRIPTION
	117089-01-000	FT HOSE-1/2 ID, GARDEN - KEVCO 49154

WATER & SEWAGE GROUP (CONTINUED)



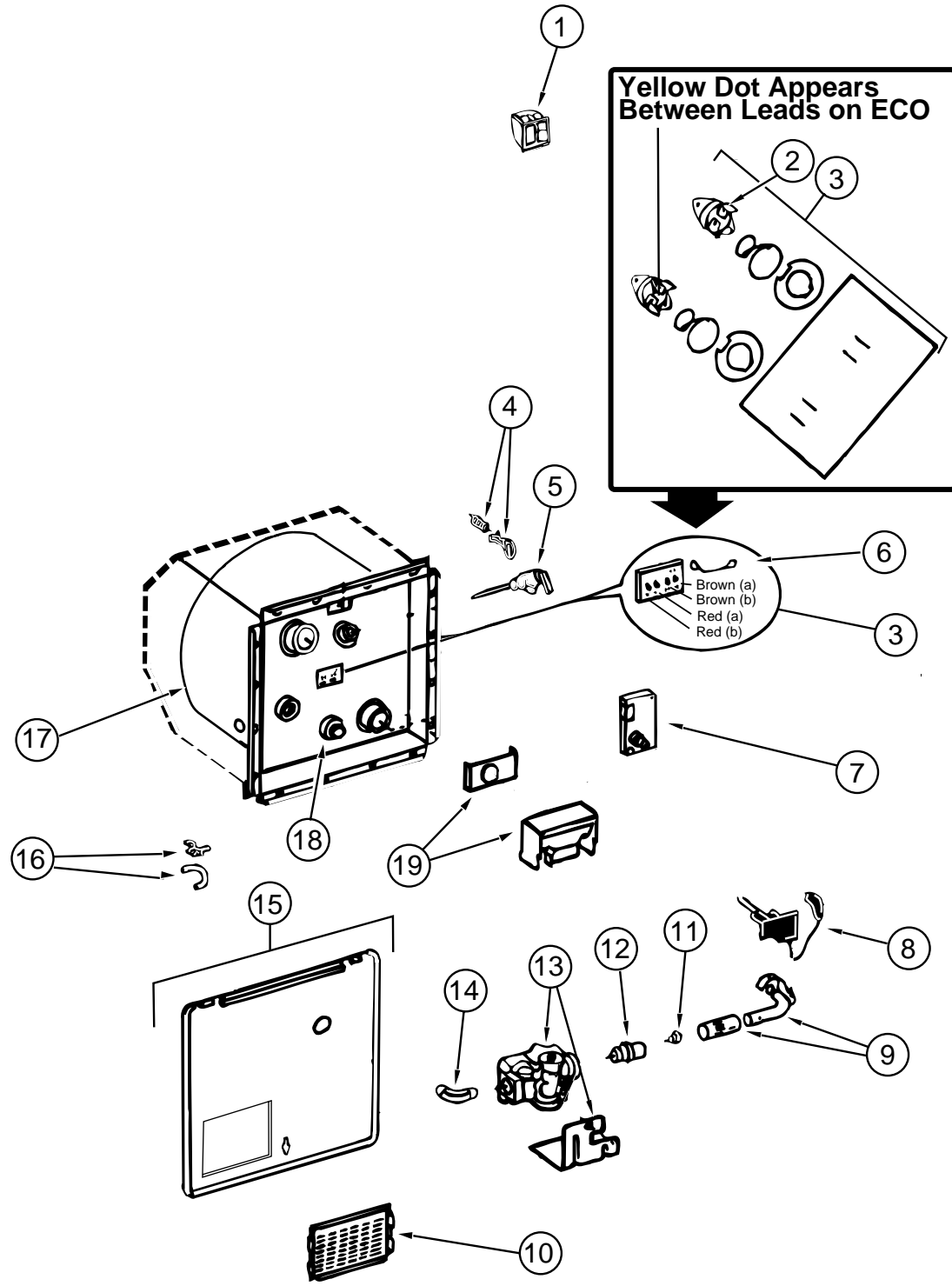
ATWOOD GH6-7E WATER HEATER W/MOTOR AID W/REAR HEATER

KEY	PART NUMBER	U/M	DESCRIPTION	VENDOR NO.
	051393-01-000	EA	HEATER-WATER-W/MOTOR AID-ATWOOD GH6-7E	
1	097967-01-000	EA	SWITCH-ENERGY CUT-OFF, REMOTE W/LIGHT	91959
2	051391-04-701	EA	THERMOSTAT 12 VDC-120 PRESET	91470
3	051393-01-721	EA	ECO & THERMOSTAT ASM-FRONT MOUNT, 140 DEGREE	91447
4	051391-01-705	EA	FASTENER-CAMLOC	92609
5	051391-01-704	EA	VALVE-RELIEF, 1/2" FITTING	91604
6	051393-01-723	EA	SWITCH-THERMAL, CUT OFF - 2/PKG	93866
7	051393-01-724	EA	CIRCUIT BOARD-SPADE TERMINAL,	93867
8	051393-01-725	EA	ELECTRODE-SINGLE SPADE CONNECT	93868
9	051391-04-703	EA	MAIN BURNER	91638
10	051391-01-717	EA	GRILLE ONLY-GOES ON THE DOOR	92640
11	051391-01-710	EA	ORIFICE-MAIN BURNER	92742
12	051391-03-700	EA	HOLDER-ORIFICE	91563
13	051393-01-726	EA	SOLENOID VALVE AND BRACKET	93870
14	051391-01-714	EA	ELBOW - 45 DEGREE, 3/8" F X 3/8" MPT	91044
15	052009-07-000	EA	DOOR-WATER HEATER, 18" X 14.6" - METAL - SABLE	
	116424-01-000	EA	PROTECTOR-WATER HEATER LATCH, ADHESIVE BACKED ROUND VINYL	
16	051391-01-700	EA	HINGE KIT-W/CLIP	92568 & 92559
17	051393-03-701	EA	TANK-INNER	91642
18	051391-01-715	EA	DRAIN PLUG	91561
19	051391-01-706	EA	FLUE & GASKET	92787

ATWOOD G6A-7E WATER HEATER W/ELECTRIC IGNITION

KEY	PART NUMBER	U/M	DESCRIPTION	VENDOR NO.
	051391-03-000	EA	HEATER-WATER-W/MOTOR AID-ATWOOD G6A-7E	
1	097967-01-000	EA	SWITCH-ENERGY CUT-OFF, REMOTE W/LIGHT	91959
2	051391-04-701	EA	THERMOSTAT 12 VDC-120 PRESET	91470
3	051393-01-721	EA	ECO & THERMOSTAT ASM-FRONT MOUNT, 140 DEGREE	91447
4	051391-01-705	EA	FASTENER-CAMLOC	92609
5	051391-01-704	EA	VALVE-RELIEF, 1/2" FITTING	91604
6	051393-01-723	EA	SWITCH-THERMAL, CUT OFF - 2/PKG	93866
7	051393-01-724	EA	CIRCUIT BOARD-SPADE TERMINAL,	93867
8	051393-01-725	EA	ELECTRODE-SINGLE SPADE CONNECT	93868
9	051391-04-703	EA	MAIN BURNER	91638
10	051391-01-717	EA	GRILLE ONLY-GOES ON THE DOOR	92640
11	051391-01-710	EA	ORIFICE-MAIN BURNER	92742
12	051391-03-700	EA	HOLDER-ORIFICE	91563
13	051393-01-726	EA	SOLENOID VALVE AND BRACKET	93870
14	051391-01-714	EA	ELBOW - 45 DEGREE, 3/8" F X 3/8" MPT	91044
15	052009-07-000	EA	DOOR-WATER HEATER, 18" X 14.6" - METAL - SABLE	
	116424-01-000	EA	PROTECTOR-WATER HEATER LATCH, ADHESIVE BACKED ROUND VINYL	
16	051391-01-700	EA	HINGE KIT-W/CLIP	92568 & 92559
17	051391-04-706	EA	TANK-INNER, G6A-4E & 6E - FRONT MOUNT	91641
18	051391-01-715	EA	DRAIN PLUG	91561
19	051391-01-706	EA	FLUE & GASKET	92787

WATER & SEWAGE GROUP (CONTINUED)



ATWOOD G6A-8E WATER HEATER W/ELECTRIC IGNITION

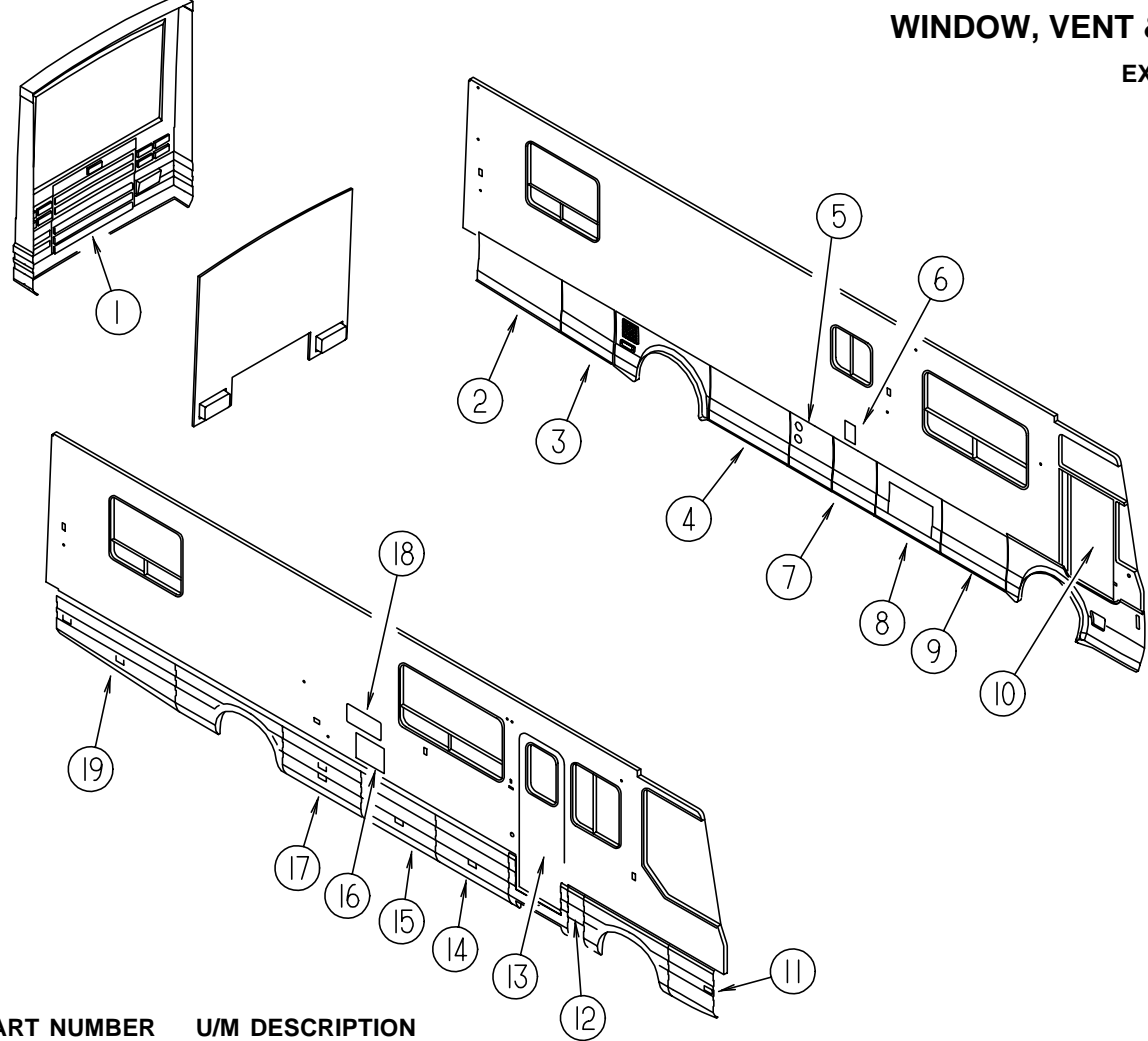
KEY	PART NUMBER	U/M	DESCRIPTION	VENDOR NO.
	051391-03-000	EA	HEATER-WATER, W/ELECTRIC IGNITION	
1	097967-01-000	EA	SWITCH-WATER HEATER - REMOTE W/LIGHT - ATWOOD	91959
2	051391-04-701	EA	THERMOSTAT 12 VDC-120 PRESET	91470
3	051393-01-721	EA	ECO & THERMOSTAT ASM-FRONT MOUNT, 140 DEGREE	91447
4	051391-01-705	EA	FASTENER-CAMLOC	92609
5	051391-01-704	EA	VALVE-RELIEF - 1/2" FITTING	91604
6	051393-01-723	EA	SWITCH-THERMAL-CUT OFF (2/PKG)	93866
7	051393-01-724	EA	CIRCUIT BOARD-SPADE TERMINAL-ELECTRIC IGNITION	93865
8	051393-01-725	EA	ELECTRODE-SINGLE SPADE CONNECT-SPARK PROBE	93868
9	051391-04-703	EA	BURNER-MAIN - 4E AND 6E MODELS	91638
10	051391-01-717	EA	GRILLE ONLY(GOES ON THE DOOR)	
11	051391-01-710	EA	ORIFICE-MAIN BURNER	92742
12	051391-03-700	EA	HOLDER-ORIFICE	91563
13	051393-01-726	EA	SOLENOID VALVE AND BRACKET-WHITE-ROGERS	93870
14	051391-01-714	EA	ELBOW-45 DEGREE - 3/8" F X 3/8" MPT	91044
15	052009-07-000	EA	DOOR-WATER HEATER, 18" X 14.6" - METAL - SABLE	
	116424-01-000	EA	PROTECTOR-WATER HEATER LATCH	
16	051391-01-700	EA	HINGE KIT-W/CLIP	92568 & 92559
17	051391-04-706	EA	TANK-INNER - G6A-4E & 6E - FRONT MOUNT	91641
18	051391-01-715	EA	DRAIN PLUG	91561
19	051391-04-707	EA	KIT-FLUE - & GASKET	90960
	111129-01-711	EA	BRACKET-CORNER, SET OF FOUR	91928

ATWOOD GH6-8E WATER HEATER W/MOTOR AID W/REAR HEATER

KEY	PART NUMBER	U/M	DESCRIPTION	VENDOR NO.
	051393-01-000	EA	WATER HEATER-W/MOTOR AID, PILOTLESS IGN.	
1	097967-01-000	EA	SWITCH-WATER HEATER - REMOTE W/LIGHT - ATWOOD	91959
2	051391-04-701	EA	THERMOSTAT 12 VDC-120 PRESET	91470
3	051393-01-721	EA	ECO & THERMOSTAT ASM-FRONT MOUNT, 140 DEGREE	91447
4	051391-01-705	EA	FASTENER-CAMLOC	92609
5	051391-01-704	EA	VALVE-RELIEF - 1/2" FITTING	91604
6	051393-01-723	EA	SWITCH-THERMAL-CUT OFF (2/PKG)	93866
7	051393-01-724	EA	CIRCUIT BOARD-SPADE TERMINAL-ELECTRIC IGNITION	93865
8	051393-01-725	EA	ELECTRODE-SINGLE SPADE CONNECT.-SPARK PROBE	93868
9	051391-04-703	EA	BURNER-MAIN - 4E AND 6E MODELS	91638
10	051391-01-717	EA	GRILL ONLY(GOES ON THE DOOR)	
11	051391-01-710	EA	ORIFICE-MAIN BURNER	92742
12	051391-03-700	EA	HOLDER-ORIFICE	91563
13	051393-01-726	EA	SOLENOID VALVE AND BRACKET-WHITE-ROGERS	93870
14	051391-01-714	EA	ELBOW-45 DEGREE - 3/8" F X 3/8" MPT	91044
15	052009-07-000	EA	DOOR-WATER HEATER, 18" X 14.6" - METAL - SABLE	
	116424-01-000	EA	PROTECTOR-WATER HEATER LATCH	
16	051391-01-700	EA	HINGE KIT-W/CLIP	92568 & 92559
17	051391-04-704	EA	TANK-INNER - FRONT MOUNT - GH6-4E & 6E	91642
18	051391-01-715	EA	DRAIN PLUG	91561
19	051391-04-707	EA	KIT-FLUE - & GASKET	90960
	111129-01-711	EA	BRACKET-CORNER, SET OF FOUR	91928

WINDOW, VENT & EXTERIOR DOOR GROUP

EXTERIOR DOORS

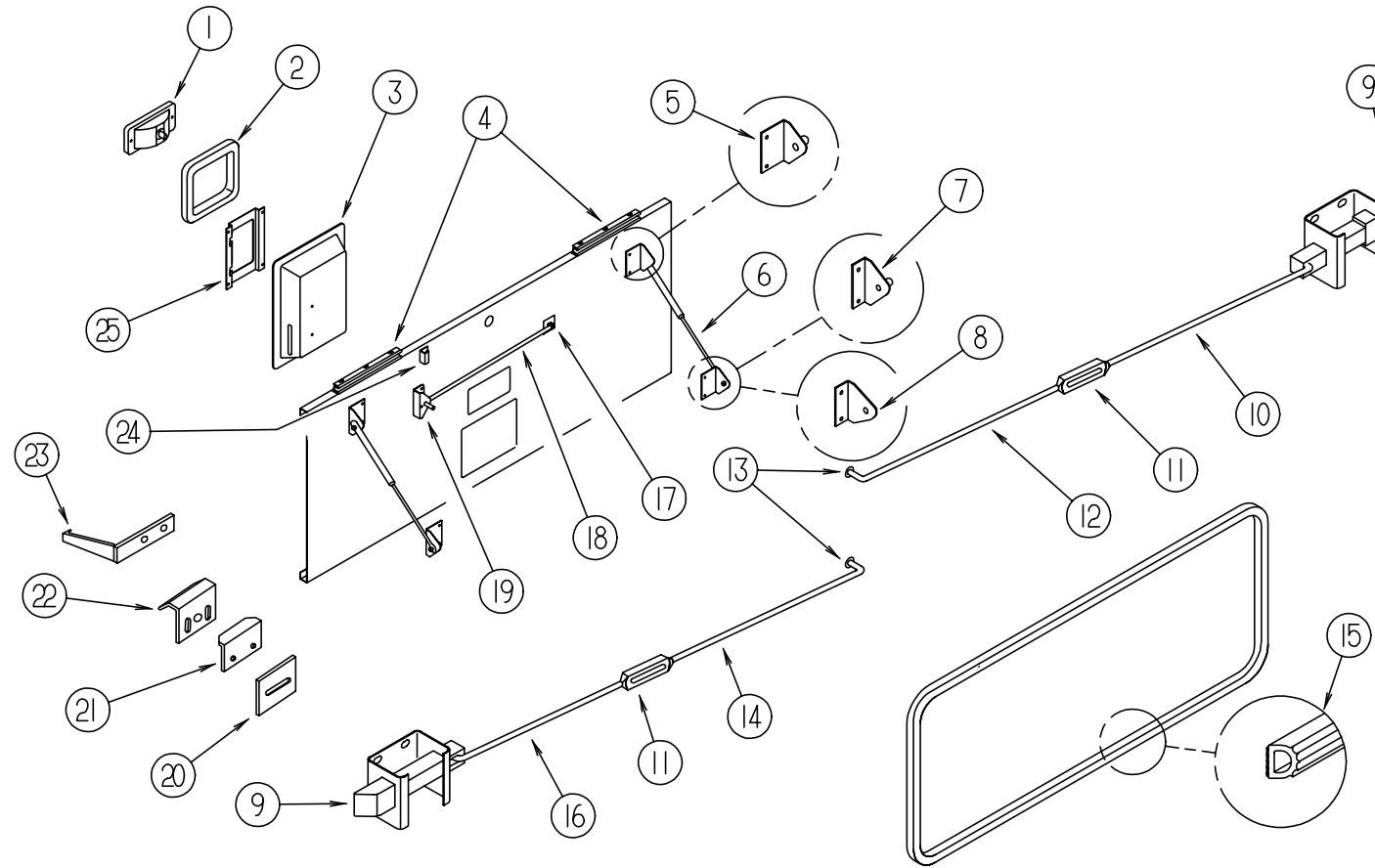


KEY	PART NUMBER	U/M DESCRIPTION
5	120159-02-G38	EA PANEL ASM-VALANCE, FURNACE
5	107895-05-000	EA HINGE ASM-DOUBLE PIVOT
6	081240-17-000	EA FILL-WATER, LOCKABLE SABLE W/O LOCK
7	120006-12-G38	EA PANEL ASM-VALANCE
7	107221-01-01A	EA COVER-LATCH, VALANCE DOOR - 181 X 229MM - PLASTIC - BLACK
7	P07221-01-01A	EA COVER-LATCH ASM, VALANCE DOOR BLACK
7	107895-01-000	EA HINGE-DOUBLE PIVOT, W/U-CHANNEL - 254MM LONG
8	120172-01-G38	EA PANEL COMPLETE-VALANCE, A/C
8	107895-05-000	EA HINGE ASM-DOUBLE PIVOT
8	109270-02-01A	EA MESH-ALUMINUM, BLACK
8	109270-02-02A	EA MESH-ALUMINUM, MILL
9	120006-11-G38	EA PANEL ASM-VALANCE
9	107221-01-01A	EA COVER-LATCH, VALANCE DOOR - 181 X 229MM - PLASTIC - BLACK
9	P07221-01-01A	EA COVER-LATCH ASM, VALANCE DOOR BLACK
9	108562-01-000	EA ROD-LATCH, RIGHT THREADED - 121MM LONG
9	108562-13-000	EA ROD-LATCH, LEFT THREADED - 171MM LONG
10	106469-04-01A	EA DOOR ASM-DRIVERS, BLACK - EXCEL V123-02L (PAGE G-13)
10	106469-05-01A	EA DOOR ASM-DRIVERS, BLACK - EXCEL V123-03L (POWER DOOR LOCK)
11	120157-01-G38	EA PANEL ASM-VALANCE, FRONT
11	107221-07-01A	EA COVER-LATCH ASM, VALANCE DOOR BLACK
11	P07221-01-01A	EA COVER-LATCH ASM, VALANCE DOOR BLACK
11	108562-19-000	EA ROD-LATCH, RIGHT THREADED - 98MM LONG
11	108562-20-000	EA ROD-LATCH, LEFT THREADED - 61MM LONG
11	107895-01-000	EA HINGE-DOUBLE PIVOT, W/U-CHANNEL - 254MM LONG
12	120155-01-G38	EA DOOR ASM-FUEL FILL
12	107895-03-000	EA HINGE ASM-DOUBLE PIVOT
13	115108-07-G38	EA DOOR - ENTRY, W/POWER LOCK - W/SCREEN DOOR - W/O WINDOW (G38, G39)
13	115108-07-G40	EA DOOR - ENTRY, W/POWER LOCK - W/SCREEN DOOR - W/O WINDOW (G40, G41)
13	115108-07-G42	EA DOOR - ENTRY, W/POWER LOCK - W/SCREEN DOOR - W/O WINDOW (G42, G43)
13	115108-08-G38	EA DOOR - ENTRY, W/SCREEN DOOR - W/O WINDOW (G38, G39)
13	115108-08-G40	EA DOOR - ENTRY, W/SCREEN DOOR - W/O WINDOW (G40, G41)
13	115108-08-G42	EA DOOR - ENTRY, W/SCREEN DOOR - W/O WINDOW (G42, G43)
14	120006-13-G38	EA PANEL ASM-VALANCE
14	107221-01-01A	EA COVER-LATCH, VALANCE DOOR - 181 X 229MM - PLASTIC - BLACK
14	P07221-01-01A	EA COVER-LATCH ASM, VALANCE DOOR BLACK
14	107895-01-000	EA HINGE-DOUBLE PIVOT, W/U-CHANNEL - 254MM LONG
14	108562-01-000	EA ROD-LATCH, RIGHT THREADED - 121MM LONG
14	108562-14-000	EA ROD-LATCH, LEFT THREADED - 207MM LONG
15	120006-14-G38	EA PANEL ASM-VALANCE
15	107221-01-01A	EA COVER-LATCH, VALANCE DOOR - 181 X 229MM - PLASTIC - BLACK
15	P07221-01-01A	EA COVER-LATCH ASM, VALANCE DOOR BLACK
15	107895-01-000	EA HINGE-DOUBLE PIVOT, W/U-CHANNEL - 254MM LONG
15	108562-01-000	EA ROD-LATCH, RIGHT THREADED - 121MM LONG
15	108562-15-000	EA ROD-LATCH, LEFT THREADED - 261MM LONG
16	052009-07-000	EA DOOR-WATER HEATER, SABLE ATWOOD
16	116424-01-000	EA PROTECTOR-WATER HEATER LATCH, ATWOOD 92611
17	120006-06-G38	EA PANEL ASM-VALANCE
17	107221-02-01A	EA COVER-LATCH, VALANCE DOOR - 300 X 229MM - PLASTIC - BLACK
17	107895-01-000	EA HINGE-DOUBLE PIVOT, W/U-CHANNEL - 254MM LONG
17	108562-01-000	EA ROD-LATCH, RIGHT THREADED - 121MM LONG
17	108562-15-000	EA ROD-LATCH, LEFT THREADED - 261MM LONG
17	108562-17-000	EA ROD-LATCH, LEFT THREADED - 303MM LONG
18	084103-09-000	EA DOOR-VENT, REFRIGERATOR
18	084104-09-000	EA JAMB-VENT DOOR, REFRIGERATOR SABLE
18	084104-01-700	EA LOCK-MALE, FASTENER - REFRIGERATOR DOOR
18	084104-01-701	EA LOCK-FEMALE, FASTENER - REFRIGERATOR DOOR
19	120158-07-G38	EA PANEL ASM-VALANCE, REAR
19	107221-03-01A	EA COVER-LATCH ASM, VALANCE DOOR BLACK
19	P07221-01-01A	EA COVER-LATCH ASM, VALANCE DOOR BLACK
19	107895-04-000	EA HINGE ASM-DOUBLE PIVOT
19	108562-08-000	EA ROD-LATCH, LEFT THREADED - 348MM LONG
19	108562-10-000	EA ROD-LATCH, LEFT THREADED - 458MM LONG
19	108562-16-000	EA ROD-LATCH, RIGHT THREADED - 288MM LONG

KEY	PART NUMBER	U/M DESCRIPTION
1	P12279-01-G38	EA DOOR ASM-35 RR ENGINE, M SABLE
1	102325-02-06A	EA HINGE-TRUNK DOOR, SABLE
1	112280-02-G38	EA PANEL ASM-DOOR, REAR ENGINE
1	112280-01-02A	EA PANEL-DOOR, REAR ENGINE SABLE
1	114268-03-02B	EA BRACKET-GAS SPRING, E-COAT
1	057460-02-000	EA BALL STUD, GAS SPRING BRACKET
1	107796-01-000	EA SPRING-GAS
1	107796-05-000	EA BRACKET-FLAT, MOUNTS TO BACKWALL
1	107719-01-01A	EA STRIKER-DOOR, REAR ENGINE
1	102330-01-000	EA LATCH-SINGLE HOLE, VISE ACTION
1	102378-01-02A	EA WASHER-BLACK
1	076767-04-000	EA CABLE-SUPPORT, 5.9" - STAINLESS STEEL
1	107721-01-000	FT "D" SHAPED BULB SEAL W/ADHESIVE ON FLAT SIDE
FROM: 00-00-00 THRU: 11-05-95		
1	117864-01-000	FT SEAL-DOOR, LUGGAGE
FROM: 11-06-95 THRU: 99-99-99		
2	120173-01-G38	EA PANEL COMPLETE-VALANCE, REAR, A/C
2	107895-05-000	EA HINGE ASM-DOUBLE PIVOT
3	120158-13-G38	EA PANEL ASM-VALANCE, REAR
3	107221-04-01A	EA COVER-LATCH ASM, VALANCE DOOR BLACK
3	P07221-01-01A	EA COVER-LATCH ASM, VALANCE DOOR BLACK
3	107895-04-000	EA HINGE ASM-DOUBLE PIVOT
3	108562-20-000	EA ROD-LATCH, LEFT THREADED - 61MM LONG
3	108562-36-000	EA ROD-LATCH, THREADED, RIGHT - 4.8" LONG
4	120006-09-G38	EA PANEL ASM-VALANCE
4	107221-02-01A	EA COVER-LATCH, VALANCE DOOR - 300 X 229MM - PLASTIC - BLACK
4	107796-02-000	EA BRACKET-GAS SPRING,LARGE
4	107895-01-000	EA HINGE-DOUBLE PIVOT, W/U-CHANNEL - 254MM LONG
4	108562-01-000	EA ROD-LATCH, RIGHT THREADED - 121MM LONG
4	108562-15-000	EA ROD-LATCH, LEFT THREADED - 261MM LONG
4	108562-17-000	EA ROD-LATCH, LEFT THREADED - 303MM LONG

WINDOW, VENT & EXTERIOR DOOR GROUP (CONTINUED)

COMPARTMENT DOORS



KEY	PART NUMBER	U/M	DESCRIPTION
1	101355-03-01A	EA	PADDLE LATCH W/O KEY LOCK - GRAY
1	101355-01-01A	EA	LATCH-PADDLE, 2 POINT - PLASTIC - GRAY
1	045017-01-701	EA	KEY BLANK
2	108678-01-000	EA	GASKET-LATCH
3	107221-01-01A	EA	COVER-LATCH, VALANCE DOOR - 181 X 229MM - PLASTIC - BLACK
3	107221-02-01A	EA	COVER-LATCH, VALANCE DOOR - 300 X 229MM - PLASTIC - BLACK
3	107221-03-01A	EA	COVER-LATCH ASM, VALANCE DOOR BLACK (REAR TAPERED DOOR)
3	107221-04-01A	EA	COVER-LATCH ASM, VALANCE DOOR BLACK (DR SIDE 2ND FROM RR TAPERED)
3	107221-07-01A	EA	COVER-LATCH, 181MM X 229MM - PLASTIC - BLACK
3	P07221-01-01A	EA	COVER-LATCH ASM, VALANCE DOOR BLACK
4	107895-01-000	EA	HINGE-DOUBLE PIVOT, W/U-CHANNEL - 254MM LONG
4	107895-03-000	EA	HINGE ASM-DOUBLE PIVOT (FUEL FILL DOOR)
4	107895-04-000	EA	HINGE ASM-DOUBLE PIVOT (REAR TAPERED DOORS)
4	107895-04-000	EA	HINGE ASM-DOUBLE PIVOT (DR SIDE 2ND FROM REAR TAPERED)
4	107895-05-000	EA	HINGE ASM-DOUBLE PIVOT (A/C & FURNACE PANELS)
5	107796-02-000	EA	BRACKET-GAS SPRING, LARGE
6	107796-01-000	EA	GAS SPRING - 11" COMPRESSED/17" EXTENDED - 40LB.
6	107796-08-000	EA	SPRING-GAS 17" LENGTH, 60 LB
7	107796-03-000	EA	BRACKET-GAS SPRING, SMALL
8	114268-03-02B	EA	BRACKET-GAS SPRING, E-COAT
9	101348-01-000	EA	BOLT-SLIDE, LATCH - NYLON - W/SPRING & BRKT
10	108562-13-000	EA	ROD-LATCH, LEFT THREADED - 171MM LONG
10	108562-14-000	EA	ROD-LATCH, LEFT THREADED - 207MM LONG
10	108562-15-000	EA	ROD-LATCH, LEFT THREADED - 261MM LONG
10	108562-16-000	EA	ROD-LATCH, RIGHT THREADED - 288MM LONG
10	108562-17-000	EA	ROD-LATCH, LEFT THREADED - 303MM LONG
10	108562-20-000	EA	ROD-LATCH, LEFT THREADED - 61MM LONG
11	108561-01-000	EA	TURNBUCKLE, 10-24 THREAD
12	108562-01-000	EA	ROD-LATCH, RIGHT THREADED - 121MM LONG
12	101356-05-000	EA	ROD-LINKAGE

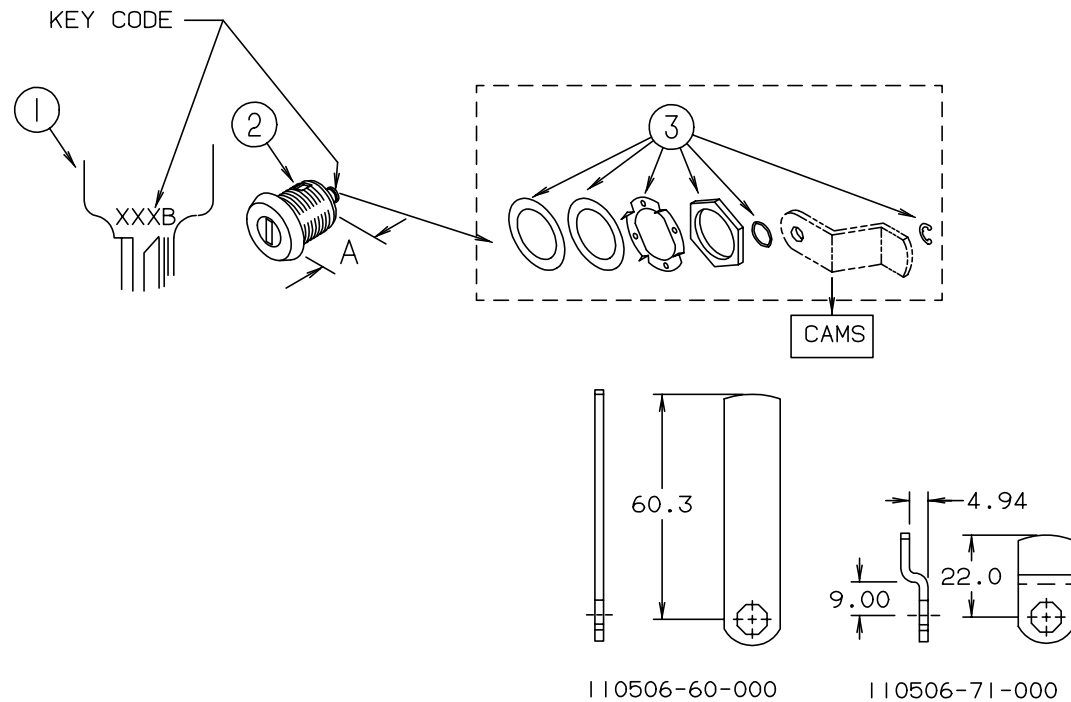
KEY	PART NUMBER	U/M	DESCRIPTION
12	108562-10-000	EA	ROD-LATCH, LEFT THREADED - 458MM LONG
12	108562-19-000	EA	ROD-LATCH, RIGHT THREADED - 98MM LONG
12	108562-36-000	EA	ROD-LATCH, THREADED, RIGHT - 4.8" LONG
13	102265-01-000	EA	CLIP-ROD END, 5/32" - PLASTIC - BLACK
14	101356-05-000	EA	ROD-LINKAGE
14	108562-01-000	EA	ROD-LATCH, RIGHT THREADED - 121MM LONG
14	108562-08-000	EA	ROD-LATCH, LEFT THREADED - 348MM LONG
14	108562-10-000	EA	ROD-LATCH, LEFT THREADED - 458MM LONG
14	108562-19-000	EA	ROD-LATCH, RIGHT THREADED - 98MM LONG
14	108562-36-000	EA	ROD-LATCH, THREADED, RIGHT - 4.8" LONG
15	107721-01-000	FT	"D" SHAPED BULB SEAL W/ADHESIVE ON FLAT SIDE
16	108562-13-000	EA	ROD-LATCH, LEFT THREADED - 171MM LONG
16	108562-14-000	EA	ROD-LATCH, LEFT THREADED - 207MM LONG
16	108562-15-000	EA	ROD-LATCH, LEFT THREADED - 261MM LONG
16	108562-16-000	EA	ROD-LATCH, RIGHT THREADED - 288MM LONG
16	108562-17-000	EA	ROD-LATCH, LEFT THREADED - 303MM LONG
16	108562-20-000	EA	ROD-LATCH, LEFT THREADED - 61MM LONG
17	089329-01-000	EA	CLIP-SPRING, 3/8" - METAL
18	108755-02-000	EA	ROD-PROP, VALANCE DOOR
19	108754-01-000	EA	CHANNEL-VALANCE DOOR, CENTER
20	110415-01-01A	EA	SHIM-LATCH, VALANCE DOOR, BLK
21	104491-02-03A	EA	ANGLE-STRIKER, BLACK
22	107719-01-01A	EA	STRIKE-VALANCE DOOR MILL
23	102768-01-000	EA	HOLDER-COMPARTMENT/ENTRY DOOR, METAL - MILL FINISH
24	108757-01-01A	EA	ANGLE-VALANCE DOOR, UPPER BLK
25	108615-01-000	EA	LATCH-PLATE, VALANCE DOOR
	064075-07-000	FT	SEAL-BULB, W/WIRED U CHANNEL - .3" X .5" CHANNEL - BLACK
	104692-01-000	FT	SEAL-3/4" X 3/4", ADHESIVE BACK FOAM SEAL

WINDOW, VENT & EXTERIOR DOOR GROUP (CONTINUED)

BRIGGS & STRATTON LOCKS

NOTE:

WHEN ORDERING THE LOCK CASE, THE KEY CODE MUST MATCH THE LAST DIGIT OF THE VEHICLE'S SERIAL NUMBER AND PART NUMBER; WHEN ORDERING THE KEYS, THE THIRD DIGIT OF THE KEY CODE MUST MATCH THE LAST DIGIT OF THE VEHICLE'S SERIAL NUMBER AND PART NUMBER



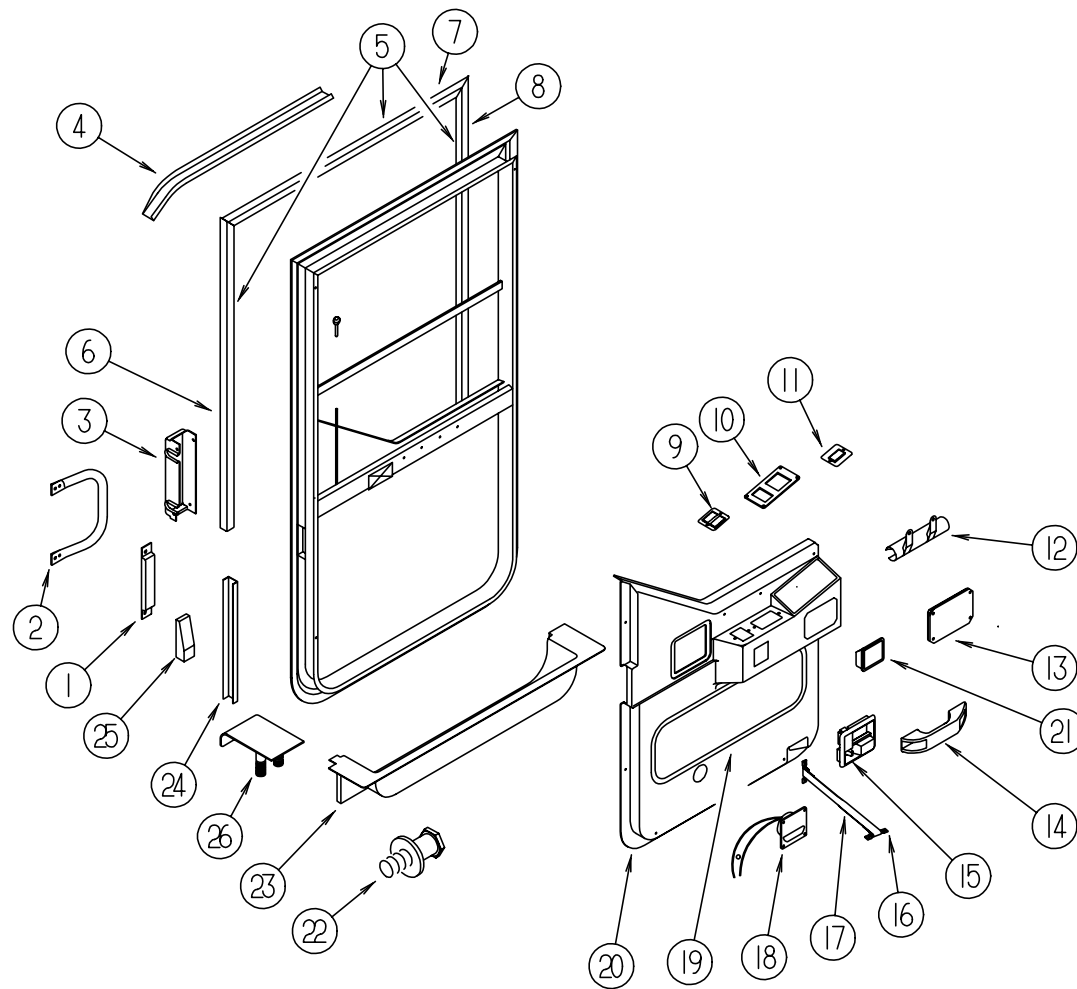
KEY	PART NUMBER	U/M	DESCRIPTION	VENDOR NO.
1	110506-59-000	EA	KEY SET (SOLD AS PAIR)	596720
2	110506-52-000	EA	CASE ASM-LOCK 17 MM	702370
2	110506-53-000	EA	CASE ASM-LOCK 25 MM	702380
1	110506-59-001	EA	KEY SET (SOLD AS PAIR)	596721
2	110506-52-001	EA	CASE ASM-LOCK 17 MM	702371
2	110506-53-001	EA	CASE ASM-LOCK 25 MM	702381
1	110506-59-002	EA	KEY SET (SOLD AS PAIR)	596722
2	110506-52-002	EA	CASE ASM-LOCK 17 MM	702372
2	110506-53-002	EA	CASE ASM-LOCK 25 MM	702382
1	110506-59-003	EA	KEY SET (SOLD AS PAIR)	596723
2	110506-52-003	EA	CASE ASM-LOCK 17 MM	702373
2	110506-53-003	EA	CASE ASM-LOCK 25 MM	702383
1	110506-59-004	EA	KEY SET (SOLD AS PAIR)	596724
2	110506-52-004	EA	CASE ASM-LOCK 17 MM	702374
2	110506-53-004	EA	CASE ASM-LOCK 25 MM	702384
1	110506-59-005	EA	KEY SET (SOLD AS PAIR)	596725
2	110506-52-005	EA	CASE ASM-LOCK 17 MM	702375
2	110506-53-005	EA	CASE ASM-LOCK 25 MM	702385
1	110506-59-006	EA	KEY SET (SOLD AS PAIR)	596726
2	110506-52-006	EA	CASE ASM-LOCK 17 MM	702376
2	110506-53-006	EA	CASE ASM-LOCK 25 MM	702386
1	110506-59-007	EA	KEY SET (SOLD AS PAIR)	596727
2	110506-52-007	EA	CASE ASM-LOCK 17 MM	702377
2	110506-53-007	EA	CASE ASM-LOCK 25 MM	702387
1	110506-59-008	EA	KEY SET (SOLD AS PAIR)	596728
2	110506-52-008	EA	CASE ASM-LOCK 17 MM	702378
2	110506-53-008	EA	CASE ASM-LOCK 25 MM	702388
1	110506-59-009	EA	KEY SET (SOLD AS PAIR)	596729
2	110506-52-009	EA	CASE-LOCK - A = 17 MM	702379
2	110506-53-009	EA	CASE-LOCK - A = 25 MM	702389
3	110506-40-700	EA	HDW KIT (CONTAINS:NUT, FLAT WASHER, E-RING, SPRING WASHER GASKET, AND SPUR WASHER)	
	110506-60-000	EA	CAM-LOCK	322276
	110506-71-000	EA	CAM-LOCK	322287
	110506-59-701	EA	KEY BLANK (GOLD)	

OPTIONAL REMOTE KEYLESS ENTRY

KEY	PART NUMBER	U/M	DESCRIPTION	VENDOR NO.
	102756-02-000	EA	REMOTE KEYLESS ENTRY SYSTEM, SCS 101-2287	
	102756-01-704	EA	HARNESS-MAIN	203-6638
	102756-02-700	EA	REMOTE (TRANSMITTER) KEYLESS	412-1036
	102756-02-701	EA	BOARD-MODULE, NEW SYSTEM	202-3153

WINDOW, VENT & EXTERIOR DOOR GROUP (CONTINUED)

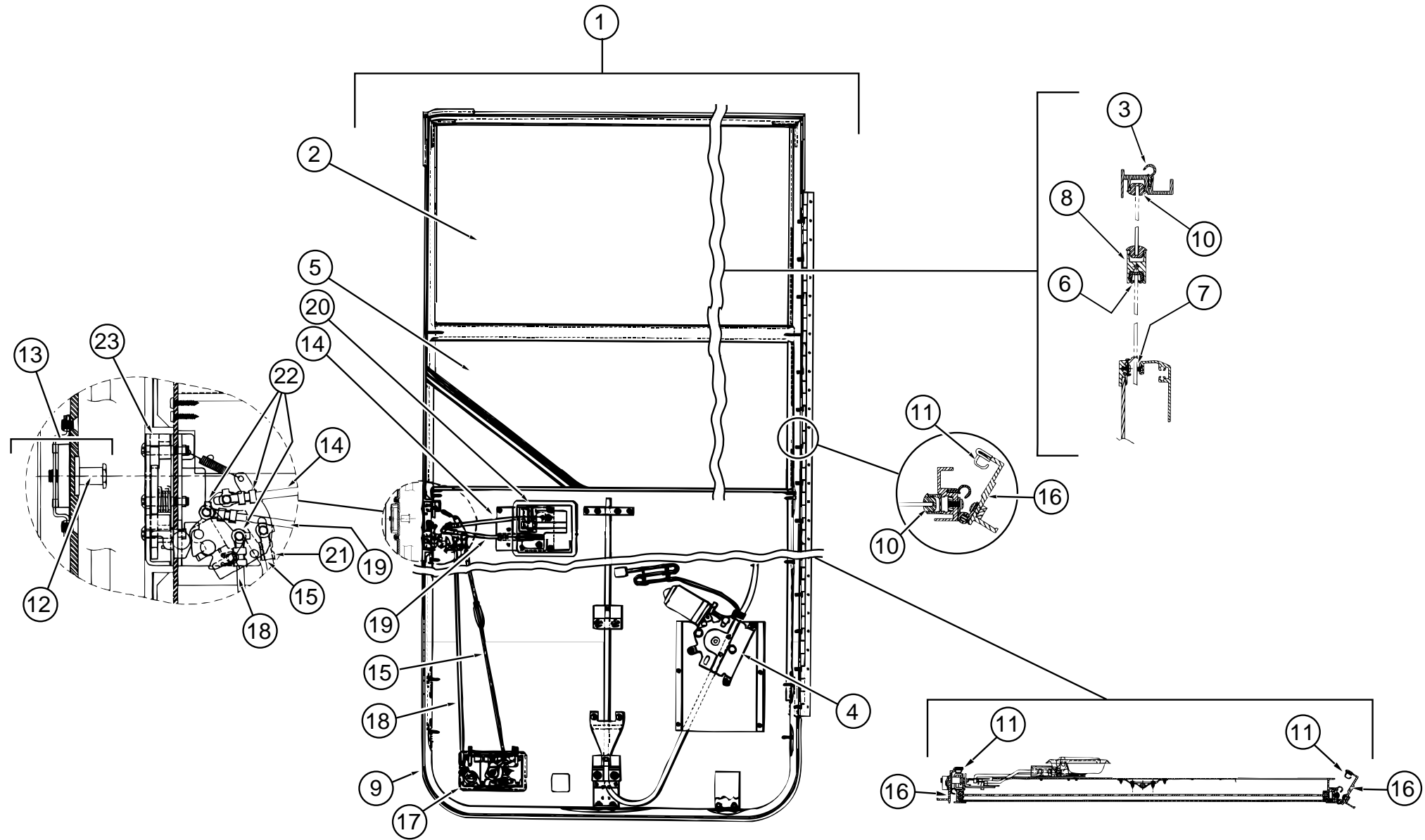
DRIVERS DOOR



KEY	PART NUMBER	U/M DESCRIPTION	VENDOR NO.
1	108654-01-01A	EA COVER-STRIKE, DR DOOR, BLK	
2	108832-01-02A	EA HANDLE-ASSIST, DOOR, DR O/W	
3	108833-02-01A	EA COVER-HANDLE, ASSIST O/W	
3	108833-01-01A	EA COVER-HANDLE, ASSIST, O/W	
4	108274-02-02A	EA RAIL-DRIP, FRONT END, LH SABLE	
5	108119-03-F36	EA GARNISH ASM-DRIVERS DOOR	
6	108129-01-01A	EA GARNISH-DOOR, DRIVERS MILL	
7	108107-01-01A	EA GARNISH-DRIVERS DOOR MILL	
8	108108-03-01A	EA GARNISH-DOOR, DRIVER MILL	
9	093132-01-000	EA SWITCH-ROCKER, 5 TERM W/ARROWS FOR POWER WINDOWS	
9	093132-02-000	EA SWITCH-ROCKER, 5 TERM W/KEY LOCK & ARROW F/POWER DOOR LOCK	
9	103473-12-01A	EA PLATE ASM-SWITCH, WINDOW, LH - BLACK	
9	103473-11-01A	EA PLATE-SWITCH, WINDOW, LOCK, LH MILL	
10	087695-01-000	EA SWITCH-HEATER, EXTERIOR MIRROR	
		FROM: 00-00-00 THRU: 09-03-95	
10	087695-02-000	EA SWITCH-MIRROR HEATER - DAV 4720-12	
		FROM: 09-04-95 THRU: 99-99-99	
10	088246-01-000	EA SWITCH-REMOTE, EXTE. MIRROR - SQUARE PUSH - VELVAC 7471290	
10	099982-02-01A	EA PLATE-SWITCH, BLACK	
11	103473-14-01A	EA PLATE ASM-SWITCH, WINDOW, LH BLACK	
12	093145-01-000	EA SLEEVE-WIRE, 10" LONG - PLASTIC - BLACK - GM #15590724	
13	107889-02-000	EA TOUCH CONTROL PANEL KIT - HWH AP1016	
	100532-09-700	EA PANEL ASM.-TOUCH CONTROL	RAP1002
	100532-09-702	EA CABLE-MODULAR 5'	AP1020
13	107889-03-000	EA PANEL-CONTROL, TOUCH, AIR DUMP - HWH AP1226 (REAR AIR SUSPENSION)	
	107889-03-700	EA PANEL-TOUCH	RAP1088
	100532-09-702	EA CABLE-MODULAR 5'	AP1020
14	102710-01-01A	EA HANDLE-ASSIST, ENTRY DOOR - 6.6" LONG - BLACK	
15	106469-04-712	EA HARDWARE-INNER HANDLE, LH	248-041148
16	064219-01-000	EA RETAINER-CHECK STRAP, DRIVER DOOR	
17	109378-01-000	EA STRAP-CHECK, DRIVERS DOOR	
18	108354-01-01A	EA LIGHT-COURTESY - ITC 81395-B	
19	108633-01-G38	EA PAD-DOOR, FABRIC (G38, G39)	
19	108633-01-F40	EA PAD-DOOR, FABRIC (G40, G41)	
19	108633-01-G42	EA PAD-DOOR, FABRIC (G42, G43)	
20	116337-05-01A	EA PANEL-DOOR, INNER, LH WILLOW	
21	115948-01-01A	EA ASHTRAY ASM-SIDE MOUNT, FLUSH	
22	106469-04-703	EA BOLT-STRIKER, W/WASHER	248-041152
23	107818-01-01A	EA TRIM-STEP, DRIVERS DOOR WILLOW	
	102569-02-000	EA MAT-ANTI SLIP, LOWER 100 X 560MM	
24	108897-02-01A	EA GARNISH-DOOR, DRIVERS BLK	
25	109235-01-01A	FT COVER-SCREW, MAT BLACK	
26	110063-01-000	EA PLATE ASM-STEP	
	102569-03-000	EA MAT-ANTI SLIP, 100 X 150MM - SAFETY TRACK 3100	
	109506-01-000	EA FILM-URETHANE, PROTECTANT - 107.9 X 679.4MM	
	090340-01-000	FT SEAL-FOAM, CLOSED CELL - 1/4" X 1/2" X 50'	

WINDOW, VENT & EXTERIOR DOOR GROUP (CONTINUED)

EXCEL DRIVERS DOOR W/O POWER LOCKS

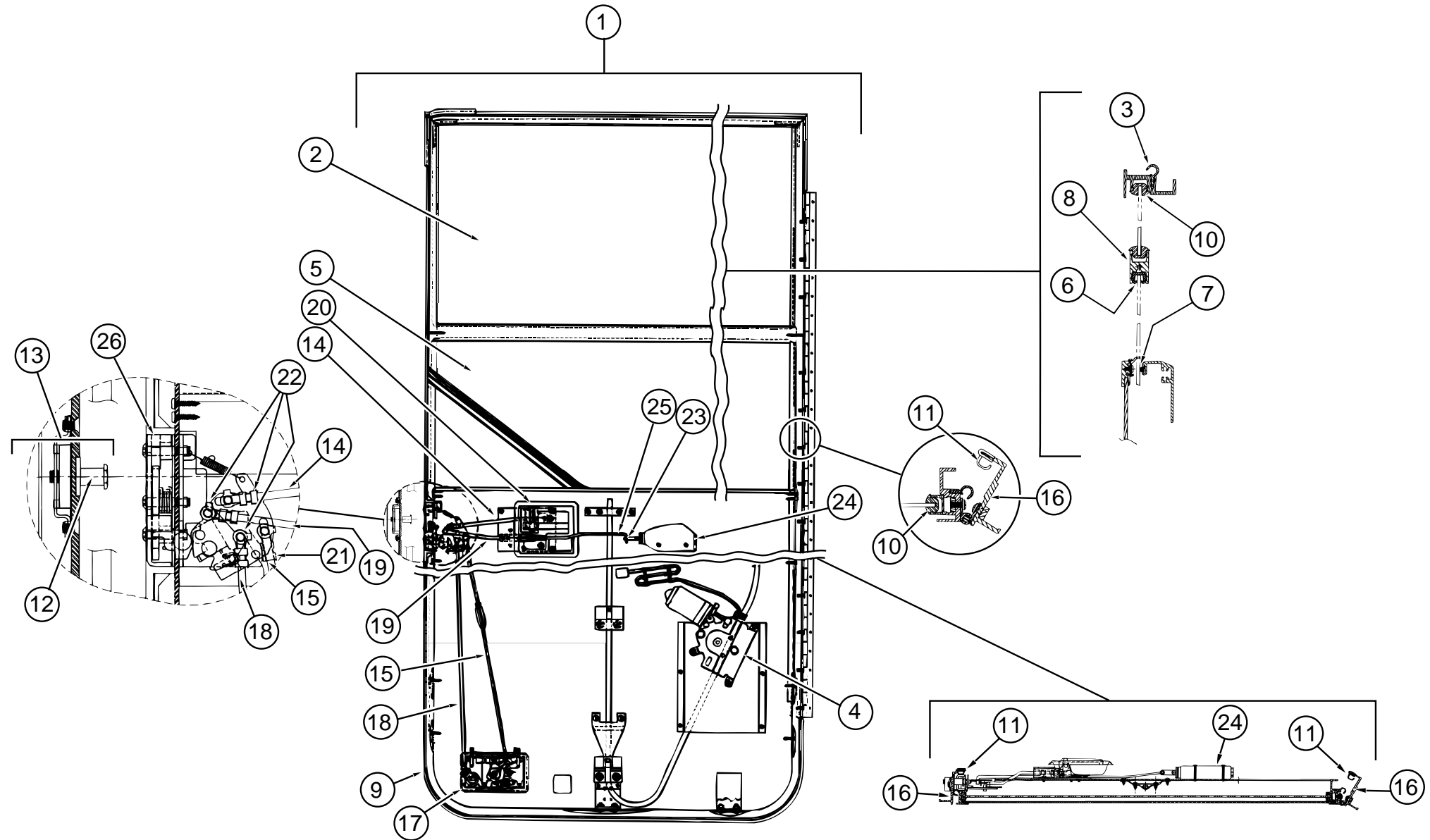


KEY	PART NUMBER	U/M DESCRIPTION	VENDOR NO.
1	106469-04-01A	EA DOOR ASM-DRIVERS, BLACK - EXCEL V123-02L	
2	106469-01-700	EA GLASS	106-040976
3	106469-01-702	EA SEAL-DOOR, (FRAME) EA=1	122-040984
4	106469-01-703	EA REGULATOR ASSEMBLY(ELECTRIC)	V103-89L
5	106469-01-704	EA GLASS ASM., ROLL-UP, W/BRKT	V103-65L
6	106469-01-705	FT CHANNEL-RUN, SLIDING	122-010850
7	106469-01-709	FT WEATHERSTRIP FUZZY	171-040630
8	106469-01-719	EA MULLION-RAIL	V103-84
9	106469-01-721	EA WEATHERSTRIP-BELT, EXTERIOR, WINDOW	V103-57
10	106469-01-722	EA GLAZING-VINYL, HORIZONTAL	V103-87
11	106469-01-723	EA SEAL-BULB ASM. (JAMB)	171-040985
12	106469-04-703	EA BOLT-STRIKER, W/WASHER	248-041152
13	106469-04-704	EA NUT ASSEMBLY-CAGED W/STRIKER	248-041151
14	106469-04-705	EA ROD-LATCH, HORIZONTAL	203-041139
15	106469-04-706	EA ROD-LATCH ASSEMBLY, VERTICAL	V124-49
16	106469-04-707	EA FRAME MOUNTING ASM., (JAMB)	V123-30L

KEY	PART NUMBER	U/M DESCRIPTION	VENDOR NO.
17	106469-04-708	EA PADDLE ASSEMBLY, RH	248-041145
	106469-04-701	EA TUMBLER & KEYS, TRI-MARK	248-041179
	106469-04-715	EA LATCH COMPLETE W/TUMBLER & KEYS	V123-15
	106469-04-702	EA KEY-BLANK (PAIR)	248-041180
18	106469-04-710	EA ROD-LOCK, VERTICAL	203-041138
19	106469-04-711	EA ROD-LOCK, HORIZONTAL	203-041137
20	106469-04-712	EA HARDWARE-INNER HANDLE, LH	248-041148
21	106469-04-713	EA ROD-CLIP, LH	248-041154
22	106469-04-714	EA ROD-CLIP, RH	248-041153
23	106469-05-706	EA LATCH-ROTARY, W/LINKAGE	248-041150
	106469-05-702	EA HINGE - 42"	211-041194

WINDOW, VENT & EXTERIOR DOOR GROUP (CONTINUED)

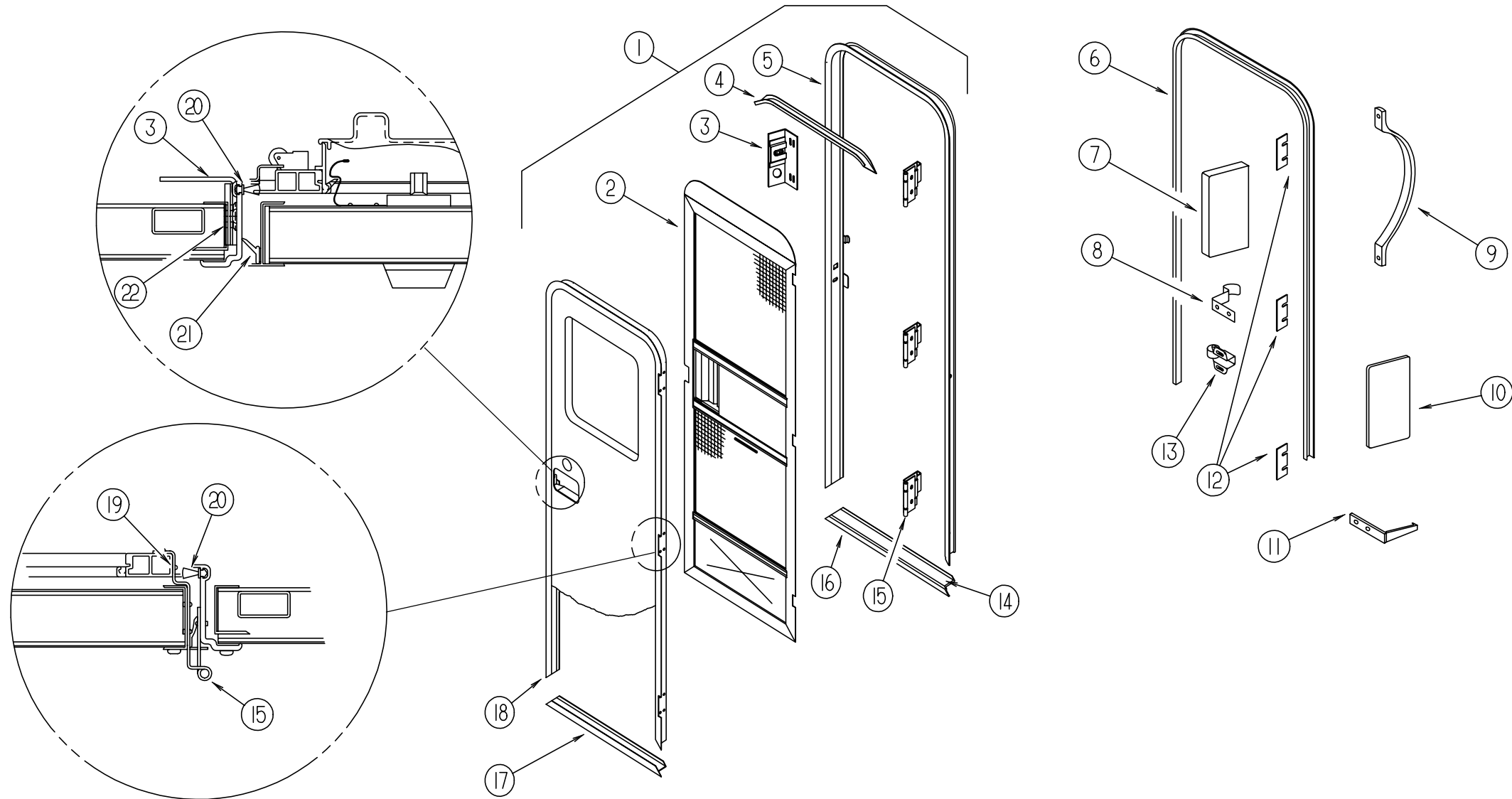
EXCEL DRIVERS DOOR W/POWER LOCKS



KEY	PART NUMBER	U/M DESCRIPTION	VENDOR NO.	KEY	PART NUMBER	U/M DESCRIPTION	VENDOR NO.
1	106469-05-01A	EA DOOR ASM-DRIVERS, BLACK - EXCEL V123-03L		17	106469-04-708	EA PADDLE ASSEMBLY, RH	248-041145
2	106469-01-700	EA GLASS	106-040976		106469-04-701	EA TUMBLER & KEYS, TRI-MARK	248-041179
3	106469-01-702	EA SEAL-DOOR, (FRAME) EA=1	122-040984		106469-04-702	EA KEY-BLANK (PAIR)	248-041180
4	106469-01-703	EA REGULATOR ASSEMBLY(ELECTRIC)	V103-89L		106469-04-715	EA LATCH COMPLETE W/TUMBLER & KEYS	V123-15
5	106469-01-704	EA GLASS ASM., ROLL-UP, W/BRKT	V103-65L	18	106469-05-705	EA ROD-LOCK, VERTICAL ADJUSTING	203-041279
6	106469-01-705	FT CHANNEL-RUN, SLIDING	122-010850	19	106469-04-711	EA ROD-LOCK, HORIZONTAL	203-041137
7	106469-01-709	FT WEATHERSTRIP FUZZY	171-040630	20	106469-04-712	EA HARDWARE-INNER HANDLE, LH	248-041402
8	106469-08-700	EA MULLION-RAIL	V103-84	21	106469-04-713	EA ROD-CLIP, LH	248-041154
9	106469-01-721	EA WEATHERSTRIP-BELT, EXTERIOR, WINDOW	V103-57	22	106469-04-714	EA ROD-CLIP, RH	248-041153
10	106469-01-722	EA GLAZING-VINYL, HORIZONTAL	V103-87	23	106469-05-700	EA ROD CLIP	231-041095
11	106469-01-723	EA SEAL-BULB ASM. (JAMB)	171-040985	24	106469-05-701	EA ACTUATOR, F/ELECTRIC LOCK	410-041096
12	106469-04-703	EA BOLT-STRIKER, W/WASHER	248-041152	25	106469-05-704	EA ROD-LOCK, POWER	203-041141
13	106469-04-704	EA NUT ASSEMBLY-CAGED W/STRIKER	248-041151	26	106469-05-706	EA LATCH-ROTARY, W/LINKAGE	248-041150
14	106469-04-705	EA ROD-LATCH, HORIZONTAL	203-041139		106469-05-702	EA HINGE - 42"	211-041194
15	106469-04-706	EA ROD-LATCH ASSEMBLY, VERTICAL	V124-49				
16	106469-04-707	EA FRAME MOUNTING ASM., (JAMB)	V123-30L				

WINDOW, VENT & EXTERIOR DOOR GROUP (CONTINUED)

ENTRANCE DOOR W/O WINDOW

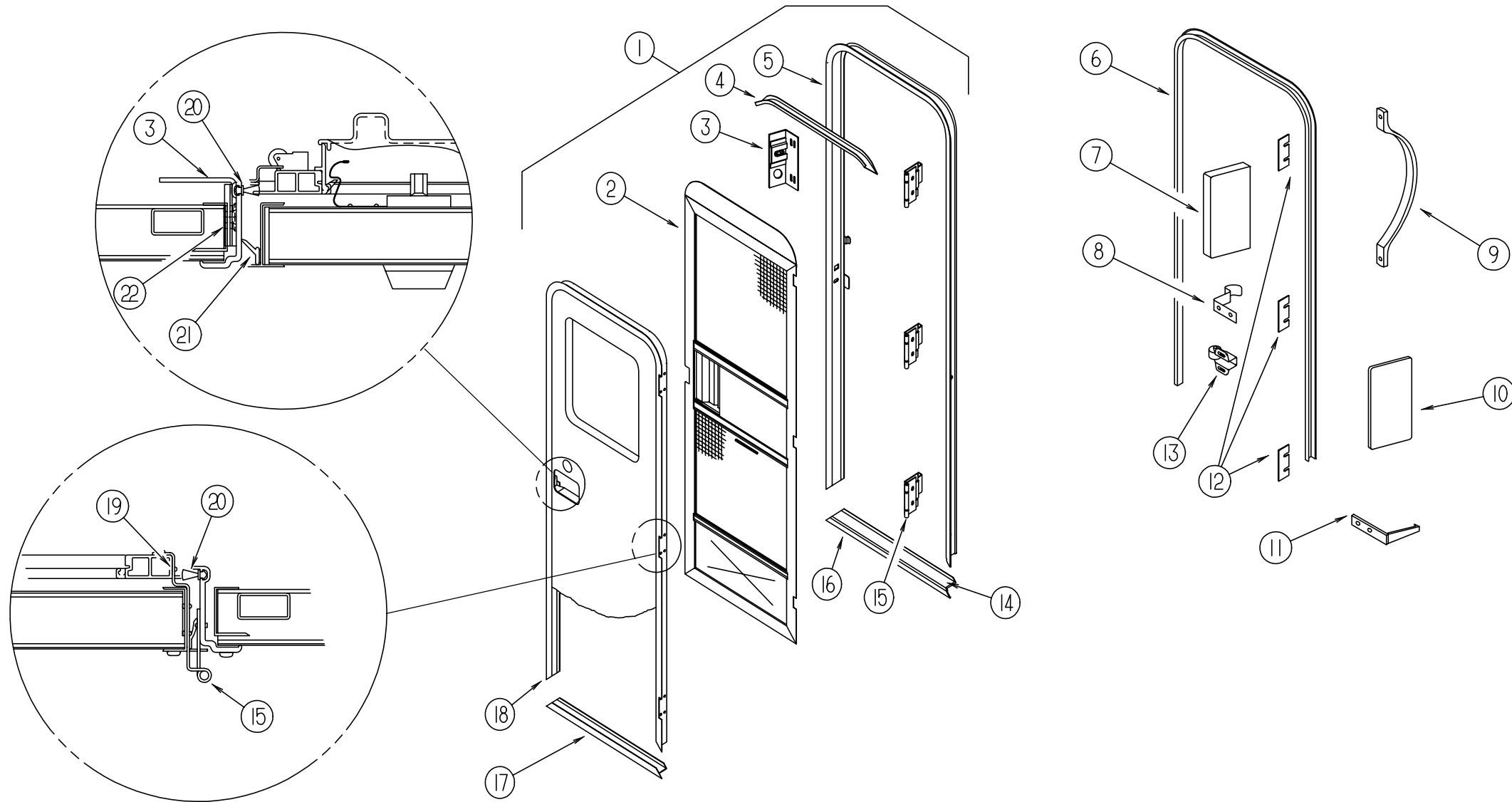


KEY	PART NUMBER	U/M DESCRIPTION
1	115108-07-G38	EA DOOR - ENTRY, W/POWER LOCK - W/SCREEN DOOR - W/O WINDOW (G38, G39)
1	115108-07-G40	EA DOOR - ENTRY, W/POWER LOCK - W/SCREEN DOOR - W/O WINDOW (G40, G41)
1	115108-07-G42	EA DOOR - ENTRY, W/POWER LOCK - W/SCREEN DOOR - W/O WINDOW (G42, G43)
1	115108-08-G38	EA DOOR - ENTRY, W/SCREEN DOOR - W/O WINDOW (G38, G39)
1	115108-08-G40	EA DOOR - ENTRY, W/SCREEN DOOR - W/O WINDOW (G40, G41)
1	115108-08-G42	EA DOOR - ENTRY, W/SCREEN DOOR - W/O WINDOW (G42, G43)
2	117077-01-F36	EA DOOR ASM-SCREEN FROM: 00-00-00 THRU: 03-17-96
2	117077-02-GV0	EA DOOR ASM-SCREEN FROM: 03-18-96 THRU: 99-99-99
3	041546-06-000	EA BRACKET ASM-DOOR ANGLE FROM: 00-00-00 THRU: 10-22-95
3	041546-08-000	EA BRACKET-ASM-DOOR ANGLE O/W FROM: 10-23-95 THRU: 99-99-99
4	044582-49-000	EA CAP-DRIP JAMB MITERED, SABLE
5	095277-11-02A	EA JAMB ASM-ENTRANCE DOOR SABLE, W/POWER LOCK OPTION FROM: 00-00-00 THRU: 07-30-95
5	120310-07-01A	EA JAMB ASM-ENTRANCE DOOR SABLE, W/POWER LOCK OPTION FROM: 07-31-95 THRU: 03-17-96
5	121898-06-01A	EA JAMB ASM-DOOR, ENTRANCE SABLE, W/POWER LOCK OPTION FROM: 03-18-96 THRU: 99-99-99

KEY	PART NUMBER	U/M DESCRIPTION
5	095277-12-02A	EA JAMB ASM-ENTRANCE DOOR SABLE FROM: 00-00-00 THRU: 07-30-95
5	120310-08-01A	EA JAMB ASM-ENTRANCE DOOR SABLE FROM: 07-31-95 THRU: 03-17-96
5	121898-07-01A	EA JAMB ASM-DOOR, ENTRANCE SABLE FROM: 03-18-96 THRU: 99-99-99
6	115222-08-01A	EA GARNISH-RADIUS, ENTRY DOOR O/W (W/POWER LOCK OPTION)
6	115222-02-01A	EA GARNISH-RADIUS, ENTRY DOOR O/W
7	077461-03-000	EA COVER-STRIKE, ENTRY DOOR - 6.5" X 2.5" - PLASTIC - WHITE
8	100412-01-000	EA CATCH-SCREEN DOOR
9	009126-02-000	EA HANDLE-ASSIST, ENTRY DOOR - BLACK FROM: 00-00-00 THRU: 09-10-95
9	009126-03-000	EA HANDLE-ASSIST, BLACK TEXTURED - T/M #10087-01 FROM: 09-11-95 THRU: 99-99-99
10	076725-02-000	EA COVER-HINGE, ENTRY DOOR - 6" X 3.2" - PLASTIC - OFF WHITE
11	102768-01-000	EA HOLDER-COMPARTMENT/ENTRY DOOR, METAL - MILL FINISH
12	102248-01-000	EA SHIM-DOOR
13	109403-01-000	EA CATCH-SINGLE ROLLER, SCREEN DOOR
14	038327-01-000	EA TAPE-ANTI SLIP, 2" X 60'

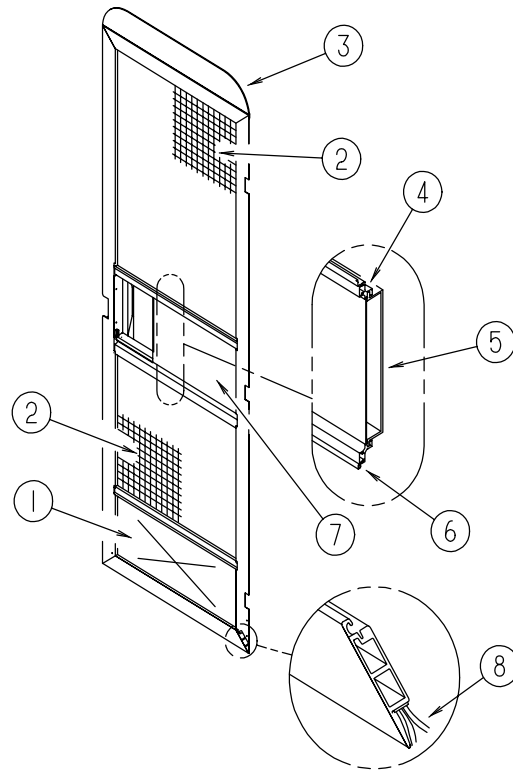
WINDOW, VENT & EXTERIOR DOOR GROUP (CONTINUED)

ENTRANCE DOOR W/O WINDOW (CONTINUED)



KEY	PART NUMBER	U/M DESCRIPTION
15	106719-01-01A	EA HINGE-ENTRANCE DOOR MILL
	039715-01-000	EA NUT-SERT, 1/4" DIAMETER - 20 THREADS (ON DOOR HINGE)
	116111-02-01A	EA SCREW-TAPTITE-1/4-20 X 3/8 PPH, ZINC (ON DOOR HINGE)
16	051049-01-000	EA JAMB-BOTTOM, ENTRY DOOR - 25.9" - UNPAINTED
17	089748-23-000	EA FRAME-BOTTOM, ENTRANCE SABLE
18	095276-08-02A	EA FRAME-DOOR, ENTRANCE SABLE W/POWER LOCK OPTION FROM: 00-00-00 THRU: 03-17-96
18	122102-01-01A	EA FRAME-DOOR, ENTRANCE SABLE W/POWER LOCK OPTION FROM: 03-18-96 THRU: 99-99-99
18	095276-09-02A	EA FRAME-DOOR, ENTRANCE SABLE FROM: 00-00-00 THRU: 03-17-96
18	122102-02-01A	EA FRAME-DOOR, ENTRANCE SABLE FROM: 03-18-96 THRU: 99-99-99
19	100128-02-000	FT SEAL-FOAM, ADHESIVE BACK - .37" W X .37" THICK
20	118929-01-01A	FT SEAL-PILE, PUSH-ON - AMESBURY 5250148
21	075671-04-000	FT SEAL-SPONGE, LAZY T SHAPE - W/ADHESIVE STRIPE - .5" WIDE
22	104692-01-000	FT SEAL-3/4" X 3/4", ADHESIVE BACK FOAM SEAL

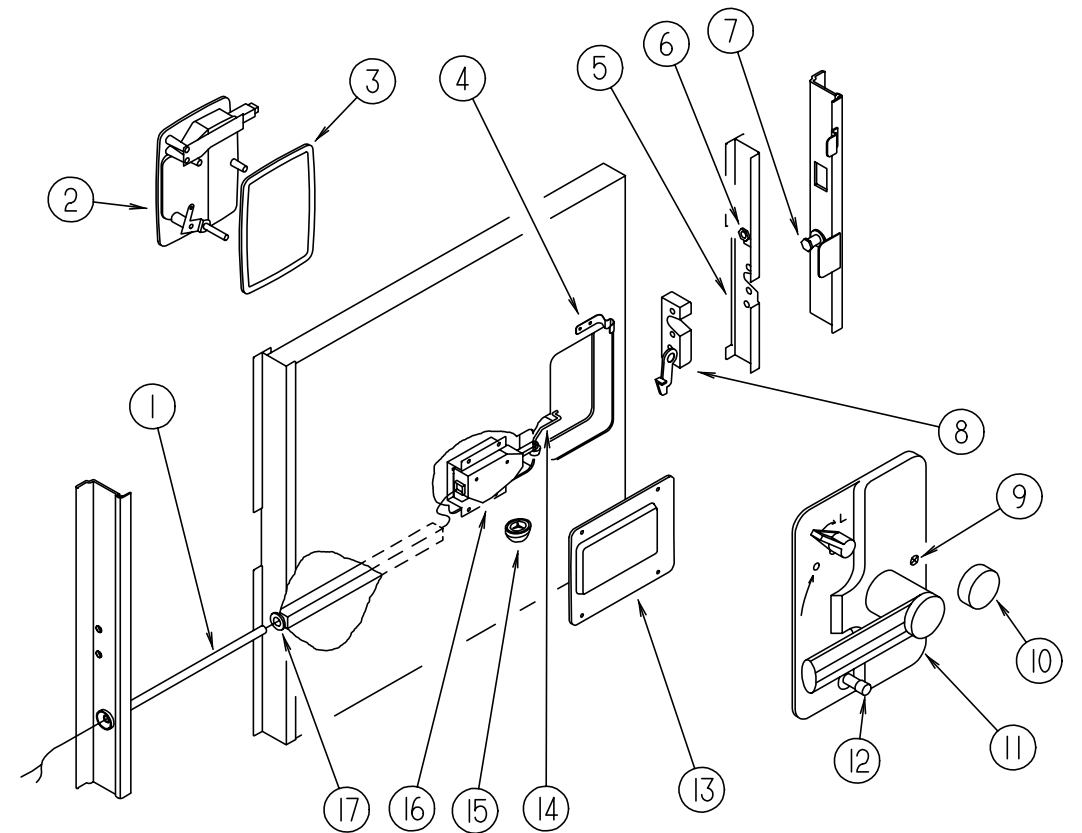
WINDOW, VENT & EXTERIOR DOOR GROUP (CONTINUED)



SCREEN DOOR COMPONENTS

KEY	PART NUMBER	U/M	DESCRIPTION
1	078552-03-000	EA	KICK PANEL-SCREEN DOOR, LOWER INSERT - UNPAINTED
2	002293-02-000	SF	SCREENING-WINDOW/DOOR, 26" - CHARCOAL
3	078595-01-000	EA	TOP PLATE-SCREEN DOOR, CURVED TOP - 4.7" X 25.35"
4	078777-01-000	EA	CHANNEL-SLIDE, SCREEN DOOR CENTER SLIDER COVER
5	079086-02-000	EA	SLIDER-SCREEN DOOR, OFF WHITE
6	002294-01-000	FT	SPLINE-SCREENING, .135" X .138" - BLACK
7	001014-01-013	EA	INSERT-CENTER, 10.25" X 16.31" - UNPAINTED
8	075673-01-000	FT	SEAL-PILE, ADHESIVE BACK - GRAY

WINDOW, VENT & EXTERIOR DOOR GROUP (CONTINUED)



ENTRANCE DOOR LATCH COMPONENTS

KEY	PART NUMBER	U/M	DESCRIPTION	VENDOR NO.
1	077222-01-000	EA	SPRING-WIRE GUARD, ENTRY DOOR - GM 08905080	
2	112782-01-01A	EA	LATCH ASM-EXTERIOR HOUSING, TRI/MARK 11922-37	
	112782-01-700	EA	KEY-BLANK-DEADBOLT, TM100-150	81535
	112782-01-701	EA	KEY-BLANK-DEADBOLT, TM151-200	81536
	112782-01-703	EA	CYLINDER-LOCK ASM. W/KEYS	081465-09
3	112782-04-01A	EA	GASKET, T/M 81480	
4	100412-01-000	EA	CATCH-SCREEN DOOR	
5	121334-03-01A	EA	STIFFENER-DOOR MILL	
6	072893-04-000	EA	NUTSERT-10-32 (ON STIFFENER)	
7	092927-03-000	EA	STRIKER-ROUND, JAMB MOUNTED - TRI/MARK 10335-16	
8	112782-03-01A	EA	LATCH-SINGLE ROTOR, T/M 13426-01	
9	112782-06-01A	EA	SCREW-MOUNTING, PLATE, ZINC - T/M 81096-15	
10	081914-01-000	EA	BUMPER-RUBBER, ROUND - .43" DIAMETER - BLACK	
11	112782-02-01A	EA	LATCH ASM-INTERIOR PLATE, T/M 13428-01	
12	112782-05-01A	EA	CAP-VINYL, RED, T/M 80844-99	
13	113960-01-01A	EA	COVER-ACTUATOR, POWER LOCK OFF WHITE	
14	113651-01-01A	EA	ROD-CONTROL, MOTOR, LOCK	
15	114209-01-01A	EA	PUSHNUT-CAP, 1/8", WHITE - ARDEN KPS125105	
16	113638-01-000	EA	POWER DOOR LOCK MOTOR/ACTUATOR EURAMTEC ACT-035N	
	113638-02-000	EA	CONNECTOR-ELECT, ACTUATOR - EURAMTEC ST2-01	
17	008384-01-000	EA	GROMMET-SNAP, 3/4" DIAMETER - NYLON	

WINDOW, VENT & EXTERIOR DOOR GROUP (CONTINUED)

JENSEN POWERED ROOF VENT

KEY	PART NUMBER	U/M DESCRIPTION	VENDOR NO.
	110051-08-01A	EA ROOF VENT - POWER W/LIFT - FOR 4" ROOF FROM: 00-00-00 THRU: 11-25-95	
	110051-11-01A	EA ROOF VENT - POWER W/LIFT - FOR 2.5" TO 4" ROOF FROM: 11-26-95 THRU: 99-99-99	
	110051-10-01A	EA ROOF VENT - POWER W/LIFT FOR 4" ROOF (CSA) FROM: 00-00-00 THRU: 11-25-95	
	110051-12-01A	EA ROOF VENT - POWER W/LIFT FOR 2.5" TO 4" ROOF (CSA) FROM: 11-26-95 THRU: 99-99-99	
	048648-01-000	EA MOTOR-ROOF VENT, 1/8 SHAFT - 12V - JENSEN	
	048649-01-000	EA FAN-ROOF VENT, 6 BLADES - 6" - JENSEN	
	064469-03-707	EA MOTOR-LIFT, W-1/8" SHAFT	RP-1023
	064469-03-708	EA GEAR-DRIVE	RP-1024
	064469-03-709	EA GEAR-MOTOR PINION, 1/8"SHAFT	RP-1025
	064470-01-700	EA COVER-VENT, W/O (SLIDE BAR)	J7291
	064470-01-701	EA SLIDE BAR, (VENT-LID)	JRP1291B
	110051-01-705	EA SCREEN & FRAME F/POWER LIFT 4"	29-689-04A
	110051-02-700	EA GARNISH-INTERIOR, 4" FROM: 00-00-00 THRU: 11-25-95	
	110051-11-700	EA GARNISH-INTERIOR, 3" FROM: 11-26-95 THRU: 99-99-99	

JENSEN NONPOWERED ROOF VENT

KEY	PART NUMBER	U/M DESCRIPTION	VENDOR NO.
	110051-02-01A	EA VENT-ROOF, NONPOWERED 4" ROOF, JENSEN 7727 WHEAT	
	064470-01-700	EA COVER-VENT, W/O (SLIDE BAR)	J7291
	064470-01-701	EA SLIDE BAR, (VENT-LID)	JRP1291B
	110051-01-702	EA ARM LIFT ASSEMBLY W/O HANDLE	RP-1000B
	110051-01-703	EA HANDLE-CRANK	RP-1031-B
	110051-01-705	EA SCREEN & FRAME F/POWER LIFT 4"	29-689-04A
	110051-02-700	EA GARNISH-INTERIOR, 4"	

FANTASTIC EXHAUST VENT

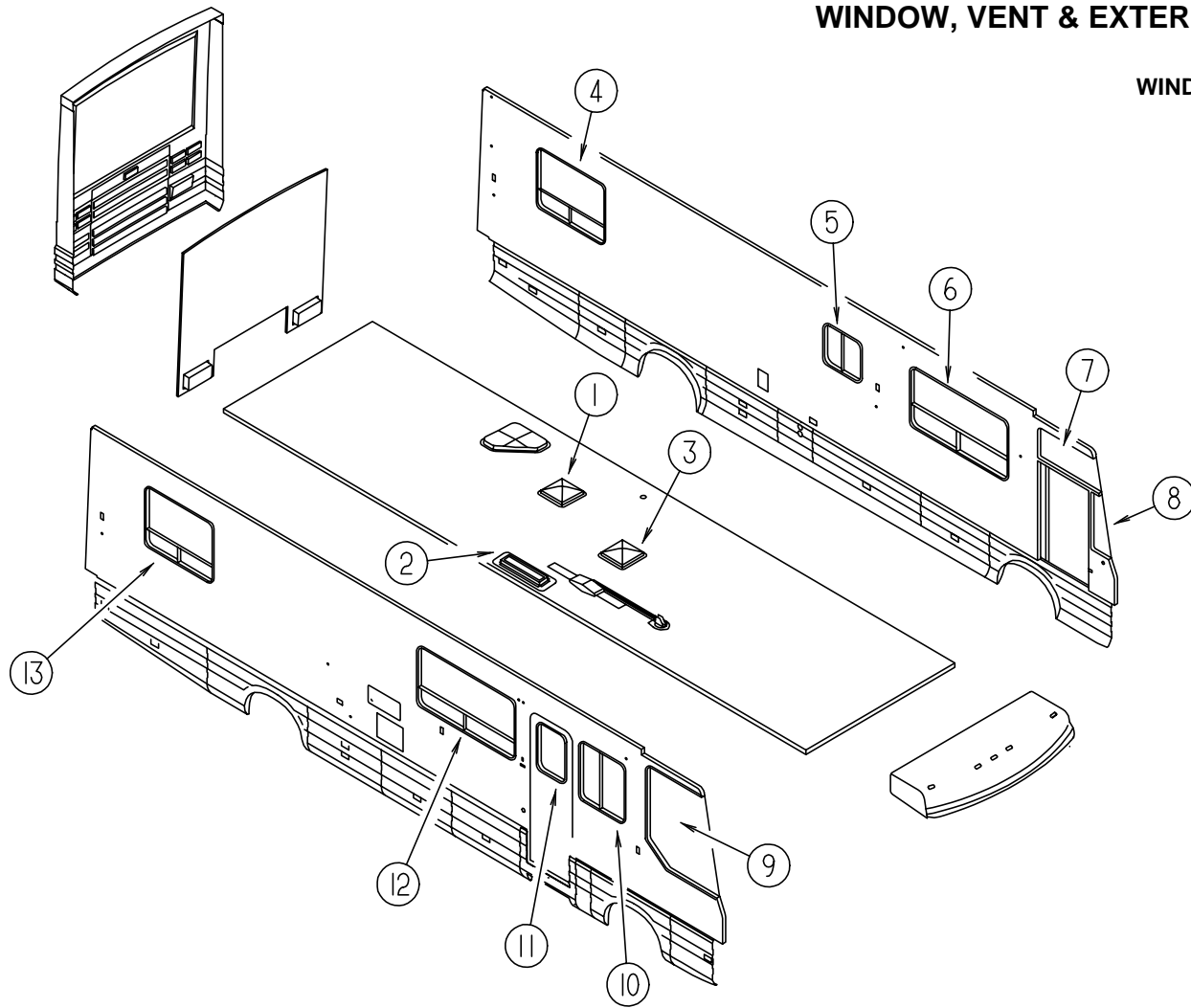
KEY	PART NUMBER	U/M DESCRIPTION	VENDOR NO.
	084079-07-000	EA VENT-CEILING, EXHAUST, POWER, 014000-4-O/W	
	084079-10-000	EA VENT-CEILING, EXHAUST, POWER, O/W CSA - 014000-4-O/W	
	084079-01-700	EA COVER-VENT, W/HINGE & SLIDE	1020K-19
	084079-01-701	EA SCREEN ASM., INT. W/SWITCHES	1030-80
	084079-01-703	EA KNOB-LIFT, W/EXT. & SCREW	1140K-00
	084079-01-704	EA BLADE-FAN	1070-00
	084079-01-705	EA MOTOR	1080-00
	084079-01-707	EA SWITCH-SAFETY	1122.05
	084079-01-709	EA SWITCH-MAIN, 3 SPEED	1031-05
	084079-01-711	EA H-MOLDING, F/MOTOR MOUNT	
	084079-07-700	EA GARNISH-INTERIOR 4" OFF/WHT	2040-80

WINDOW, VENT & EXTERIOR DOOR GROUP (CONTINUED)

PLUMBING & REFRIGERATOR ROOF VENTS

KEY	PART NUMBER	U/M DESCRIPTION	VENDOR NO.
	083558-06-000	EA VENT-PLUMBING PIPE ROOF, W/COVER - VW WHITE	
	084073-04-000	EA BASE-ROOF VENT, REFRIGERATOR - BLACK - NORCOLD	
	084073-08-000	EA VENT-ROOF, REFRIGERATOR, SABLE NORCOLD	

WINDOW, VENT & EXTERIOR DOOR GROUP (CONTINUED)

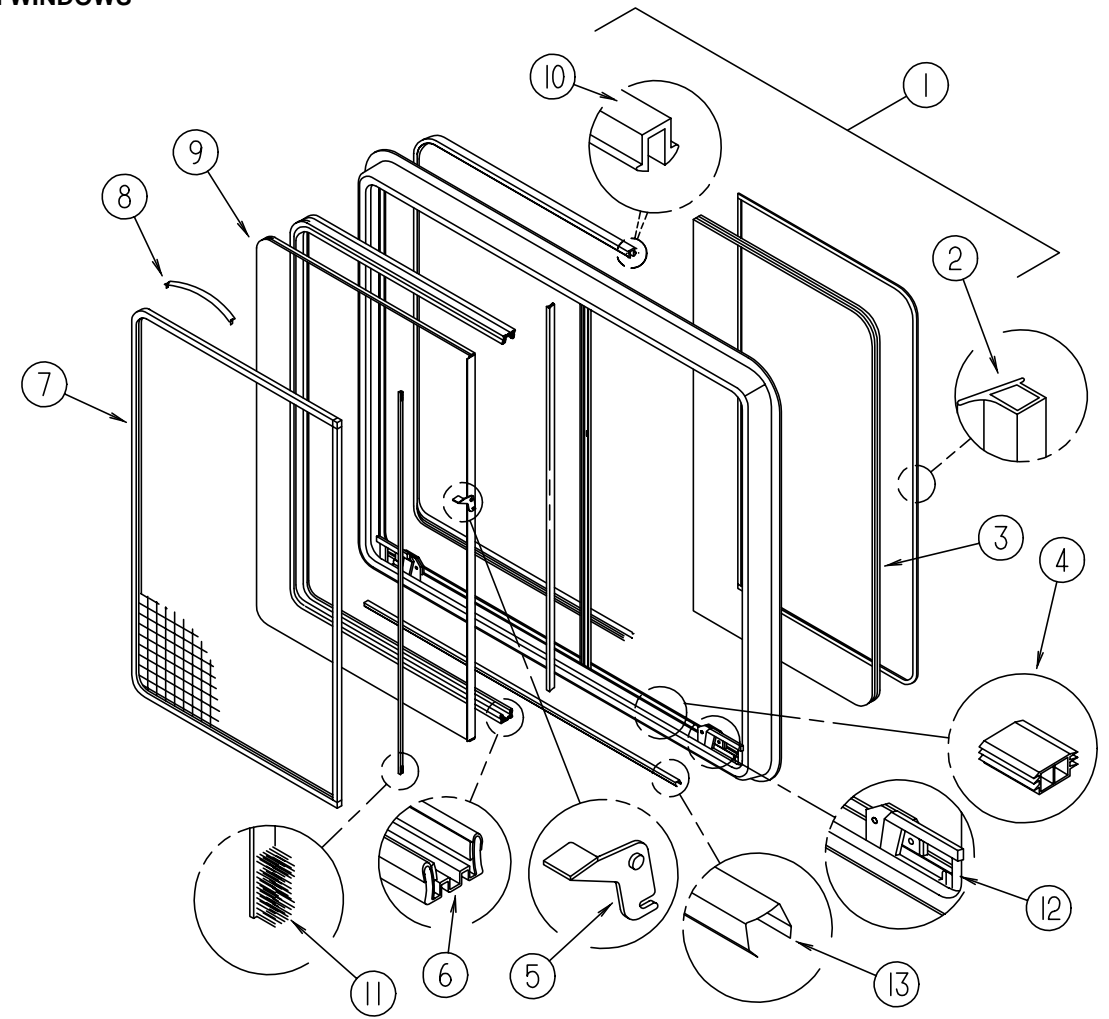
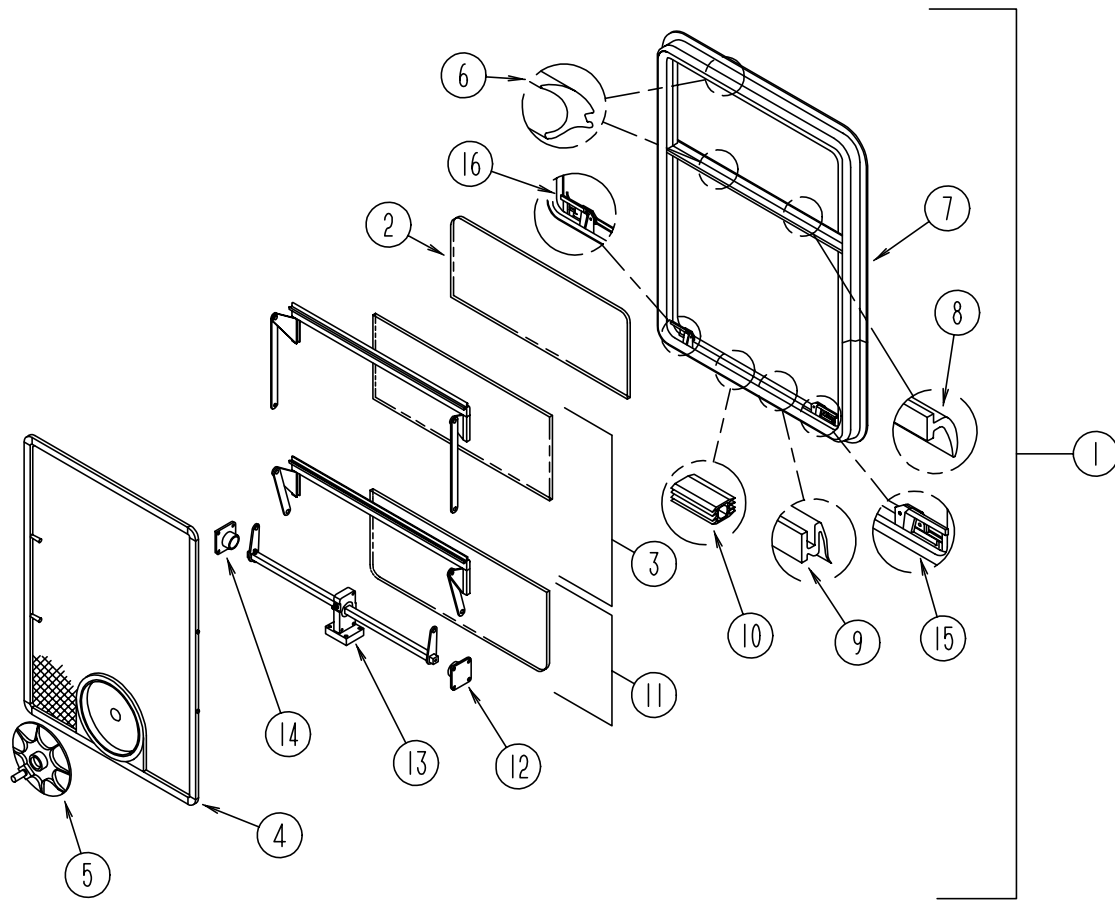


WINDOWS & VENTS

KEY	PART NUMBER	U/M DESCRIPTION
1	110051-08-01A	EA ROOF VENT - POWER W/LIFT - FOR 4" ROOF FROM: 00-00-00 THRU: 11-25-95
1	110051-11-01A	EA ROOF VENT - POWER W/LIFT - FOR 2.5" TO 4" ROOF FROM: 11-26-95 THRU: 99-99-99
1	110051-10-01A	EA ROOF VENT - POWER W/LIFT FOR 4" ROOF (CSA) FROM: 00-00-00 THRU: 11-25-95
1	110051-12-01A	EA ROOF VENT - POWER W/LIFT FOR 2.5" TO 4" ROOF (CSA) FROM: 11-26-95 THRU: 99-99-99
2	084073-04-000	EA BASE-ROOF VENT, REFRIGERATOR - BLACK - NORCOLD
2	084073-08-000	EA VENT-ROOF, REFRIGERATOR, SABLE NORCOLD
3	110051-02-01A	EA VENT-ROOF, NONPOWERED 4" ROOF, JENSEN 7727 WHEAT
3	084079-07-000	EA VENT-CEILING, EXHAUST, POWER, 014000-4-O/W
3	084079-10-000	EA VENT-CEILING, EXHAUST, POWER, O/W CSA - 014000-4-O/W
4	113500-04-01A	EA WINDOW ASM-TIPOUT, DOUBLE, OW, EXCEL CH93-G1W59
4	112795-36-01A	EA WINDOW ASM-SLIDING, HORIZONTAL THERMOPANE EXCEL DH440-G2W64L
5	104691-16-01A	EA WINDOW ASM-TIPOUT, SINGLE OW, EXCEL CH91-G1W59
5	112898-07-01A	EA WINDOW ASM-SLIDING, VERTICAL, THERMOPANE, EXCEL DH439-G2W66
6	115360-01-01A	EA WINDOW ASM-TIPOUT, HORIZONTAL DBL - EXCEL CH90-G1W59
6	112795-34-01A	EA WINDOW ASM-SLIDING, HORIZONTAL THERMOPANE, EXCEL DH112-G2W66L
7	106467-01-01A	EA WINDOW ASM-VISTA, LH - EXCEL H359-G1B27L
7	116000-01-01A	EA WINDOW ASM-VIST, LH, THERMOPANE, EXCEL DH359-G2B27L
8	106468-01-01A	EA WINDOW ASM-FRONT SLANT, LH, EXCEL H358-A2B27L
8	115999-01-01A	EA WINDOW ASM-FRT SLANT, LH, THERMO - EXCEL DH358-A2B66L
9	106466-01-01A	EA WINDOW ASM-CAB, PASSENGER - EXCEL H357-A2B66R
9	106466-03-01A	EA WINDOW ASM-CAB, PASS, THERMOPANE - EXCEL DH 357-A2B66R
10	099480-03-000	EA WINDOW-SLIDER, RH - EXCEL H150-G1W66R
10	112795-29-01A	EA WINDOW ASM-SLIDING, HORIZONTAL, THERMOPANE EXCEL DH150-G2W66R
11	117054-02-01A	EA FRAME-WINDOW, INSIDE WHEAT
11	117053-03-F31	EA WINDOW ASM-PICTURE
11	113733-01-01A	EA WINDOW ASM-STATIONARY, THERMOPANE, EXCEL DH416-G2W66
12	115360-01-01A	EA WINDOW ASM-TIPOUT, HORIZONTAL DBL - EXCEL CH90-G1W59
12	112795-33-01A	EA WINDOW ASM-SLIDING, HORIZONTAL THERMOPANE - EXCEL DH12-G2W66R
13	113500-02-01A	EA WINDOW ASM-TIPOUT, DBL, OW - EXCEL CH92-G1W59
13	112795-31-01A	EA WINDOW ASM-SLIDING, HORIZONTAL THERMOPANE - EXCEL DH291-G2W66R

WINDOW, VENT & EXTERIOR DOOR GROUP (CONTINUED)

EXCEL DRIVER SIDE BEDROOM WINDOWS

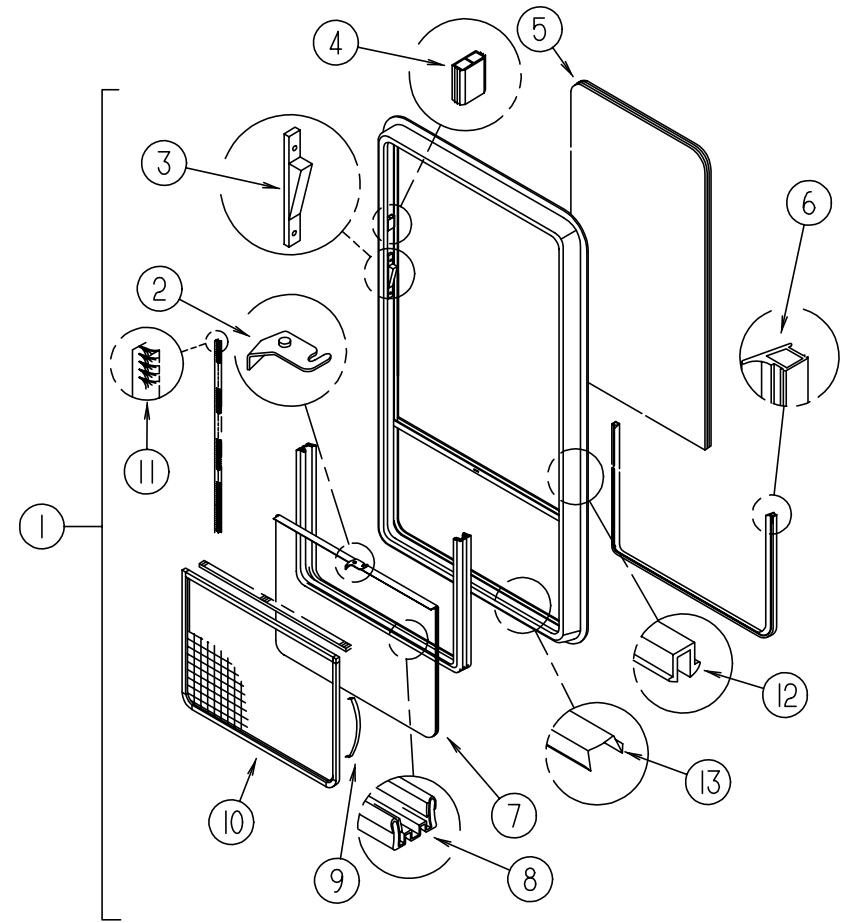
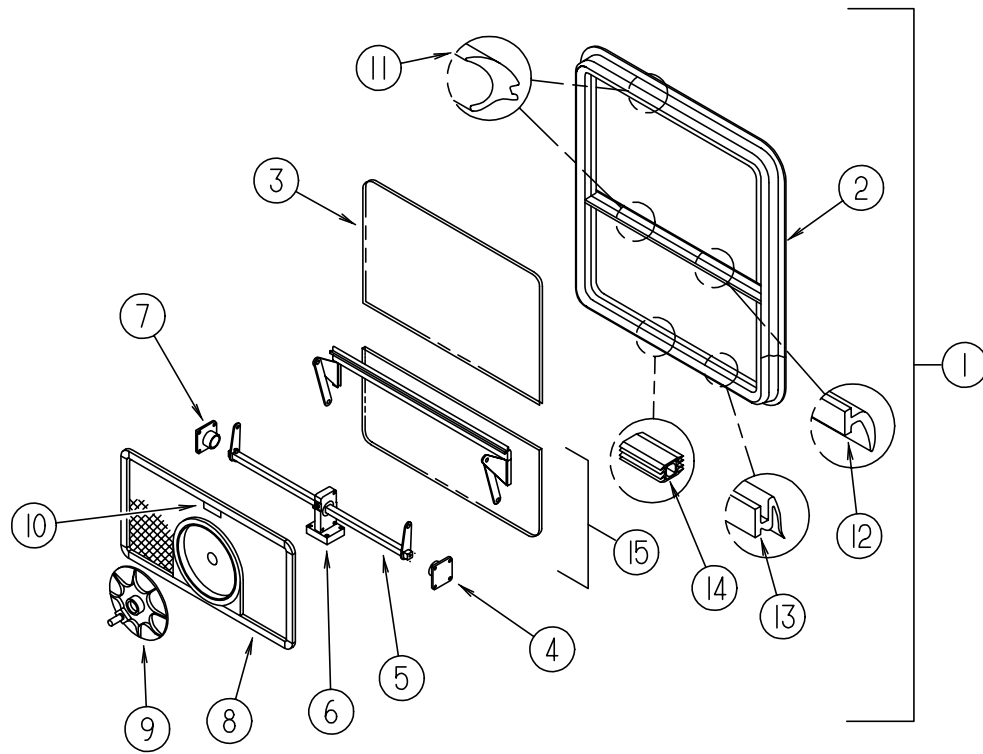


KEY	PART NUMBER	U/M DESCRIPTION	VENDOR NO.
1	113500-04-01A	EA WINDOW ASM-TIPOUT, DOUBLE, OW, EXCEL CH93-G1W59	
	113500-04-701	EA TRIM (INSIDE)	CW9359
2	113500-04-702	EA GLASS (STATIONARY)	106-019453
	100322-01-704	FT TAPE-BUTYL	154-016083 EXCEL
3	113500-04-703	EA VENT ASM. (UPPER)	CH93-D7
4	113500-04-705	EA SCREEN ASSEMBLY, W/SEALS	410-019481
5	100322-01-718	EA HANDLE-DIAL	410-016081 EXCEL
6	100322-01-703	FT STRIP-GLAZING, BUTYL	132-010723 EXCEL
7	113500-04-700	EA WINDOW W/O TRIM	CH93-G1
8	100322-01-702	EA WEATHERSTRIP-HORIZONTAL RAIL	132-015976 EXCEL
9	100322-01-701	FT SEAL-VENT	122-016071 EXCEL
10	098644-01-716	FT PLUG-FILLER	132-014470
11	113500-04-704	EA VENT ASM. (LOWER)	CH93-D9
12	113500-01-708	EA SUPPORT-TORQUE BAR, LH	130-015978
13	112519-01-702	EA OPERATOR-VENT	410-016123
14	113500-01-707	EA SUPPORT-TORQUE BAR, RH	130-015979
15	112898-06-705	EA HANDLE-LATCH, RED - LH	182-11294
16	112898-06-704	EA HANDLE-LATCH, RED - RH	182-11293
	100322-01-717	EA E-RING	245-015975 EXCEL

KEY	PART NUMBER	U/M DESCRIPTION	VENDOR NO.
1	112795-36-01A	EA WINDOW ASM-SLIDING, HORIZONTAL THERMOPANE EXCEL DH440-G2W64L	
	112795-36-700	EA WINDOW W/O TRIM	DH440-G2L
	112795-36-701	EA TRIM (INSIDE)	W44064
2	112795-01-704	FT PLUG FILLER (DOUBLE GLAZED)	122-018737
3	112795-36-702	EA GLASS (STATIONARY)	390-019470
4	112795-01-701	EA SLIDE-STOP	132-019092
5	112795-01-700	EA LATCH ASM., BLACK	DH287-CK
6	112795-01-703	IN CHANNEL-RUN (INCHES)	122-018736
7	112795-36-704	EA SCREEN ASSEMBLY, W/SEALS	410-019476
8	098644-01-713	EA CLIP-SPRING, BLACK PLASTIC	226-016966 EXCEL
9	112795-36-703	EA GLASS ASSEMBLY, SLIDING	DH440-G9
10	112795-01-705	FT VINYL-GLAZING	132-019702
11	098644-01-711	EA WEATHERSTRIP-SCREEN, BLACK	171-016965
12	112898-06-705	EA HANDLE-LATCH, RED-LH	182-11294
	112898-06-704	EA HANDLE-LATCH, RED-RH	182-11293
13	098644-01-710	FT TRACK-SCREEN SPACER, 12'	132-017135

WINDOW, VENT & EXTERIOR DOOR GROUP (CONTINUED)

EXCEL GALLEY WINDOWS

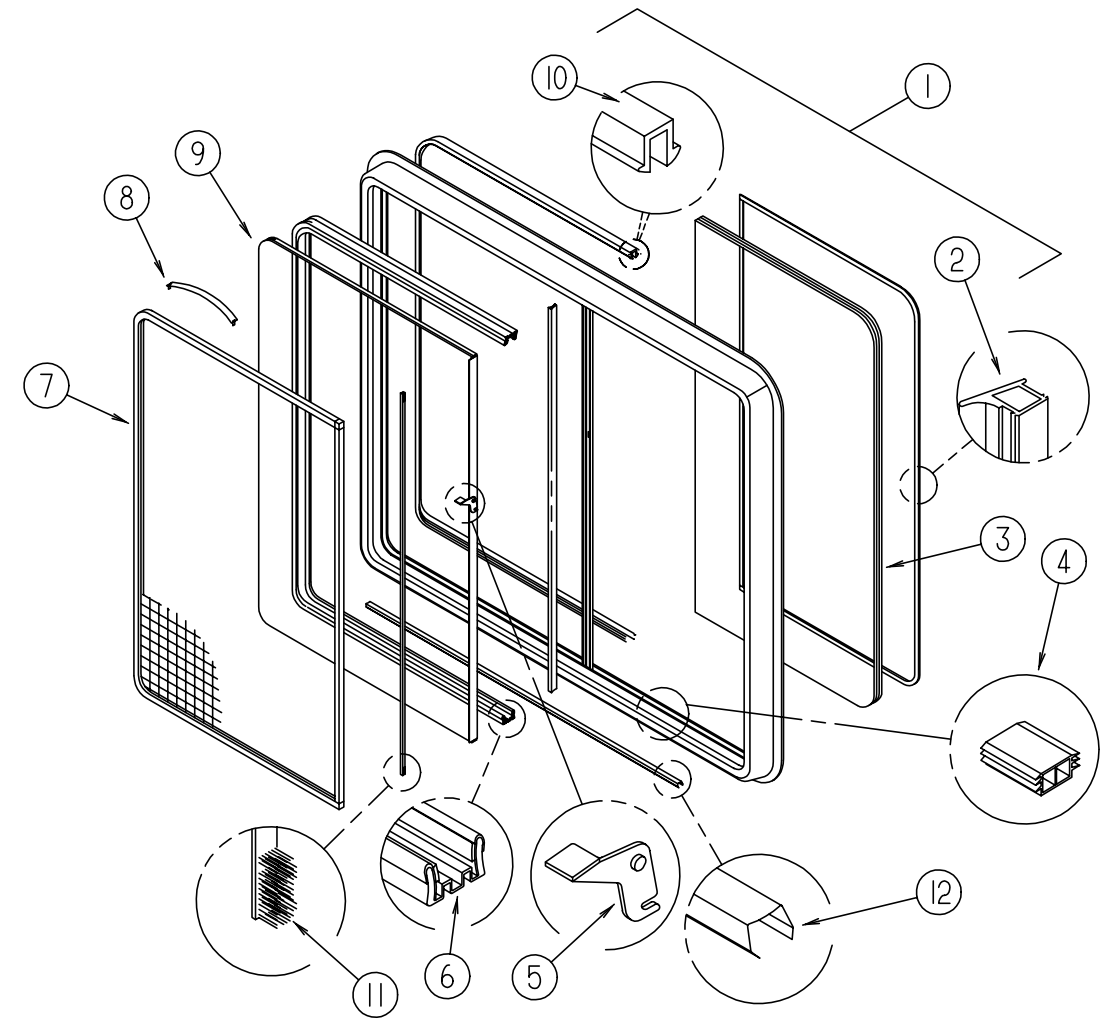
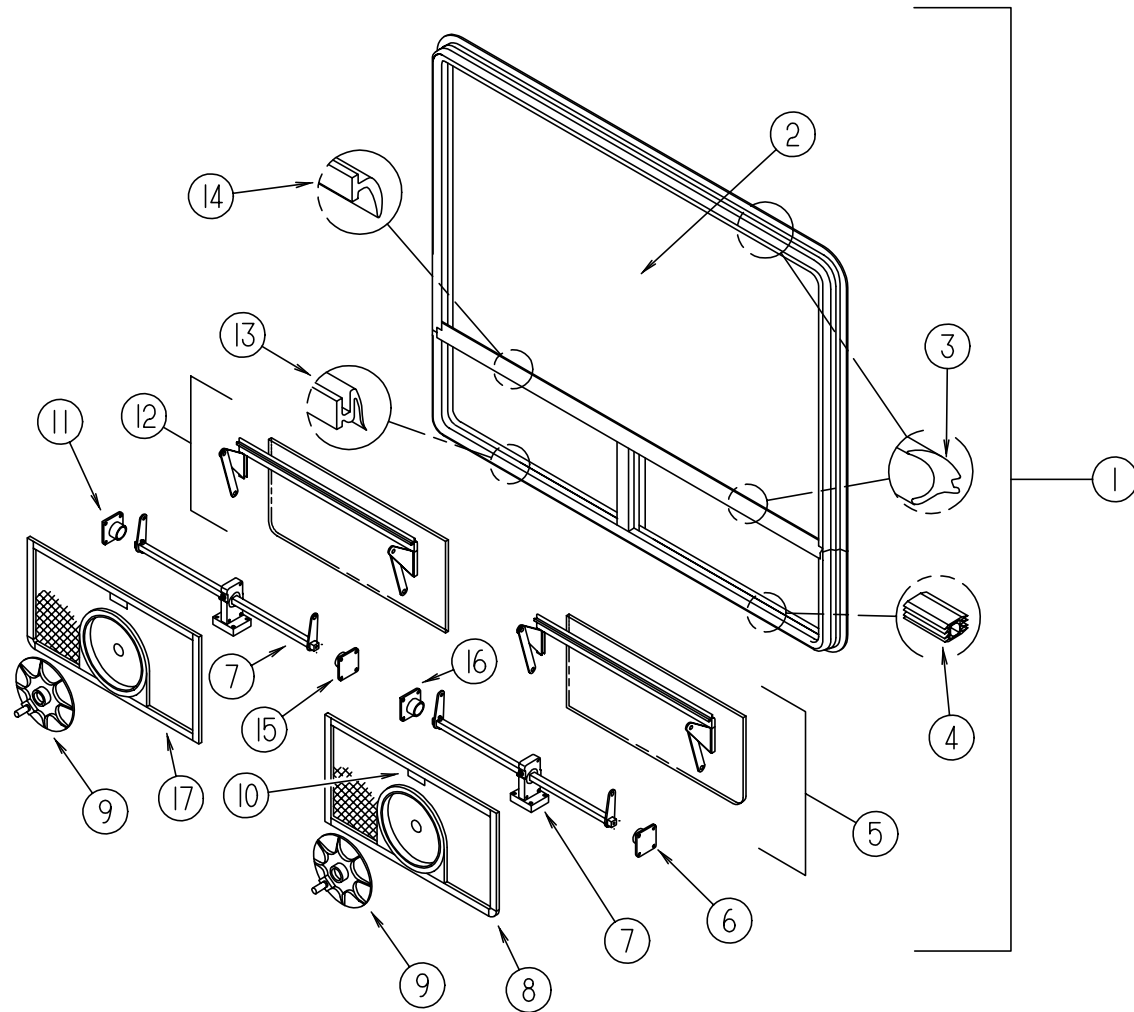


KEY	PART NUMBER	U/M DESCRIPTION	VENDOR NO.
1	104691-16-01A	EA WINDOW ASM-TIPOUT, SINGLE OW, EXCEL CH91-G1W59	
2	104691-16-700	EA WINDOW	CH91-G1
	104691-16-701	EA RETAINER-TRIM	CW9159
3	104691-16-702	EA GLASS-STATIONARY	106-019448
	100322-01-704	FT TAPE-BUTYL	154-016083 EXCEL
4	113500-01-708	EA SUPPORT-TORQUE BAR, LH	130-015978
5	104691-16-703	EA OPERATOR & BAR ASSEMBLY	CH91-18
6	112519-01-702	EA OPERATOR-VENT	410-016123
7	113500-01-707	EA SUPPORT-TORQUE BAR, RH	130-015979
8	104691-16-705	EA SCREEN ASSEMBLY, COMPLETE W/SEALS	410-019479
	098644-01-711	EA WEATHERSTRIP-SCREEN, BLACK	171-016965
9	100322-01-718	EA HANDLE-DIAL	410-016081 EXCEL
10	112519-01-706	EA CLIP-SCREEN	CH21-50
11	100322-01-703	FT STRIP-GLAZING, BUTYL	132-010723 EXCEL
12	100322-01-702	EA WEATHERSTRIP-HORIZONTAL RAIL	132-015976 EXCEL
13	100322-01-701	FT SEAL-VENT	122-016071 EXCEL
14	116976-01-702	FT PLUG-FILLER	132-016065
15	104691-16-704	EA GLASS-VENT ASSEMBLY	CH91-D9

KEY	PART NUMBER	U/M DESCRIPTION	VENDOR NO.
1	112898-07-01A	EA WINDOW ASM-SLIDING, VERTICAL, THERMOPANE, EXCEL DH439-G2W66	
	112898-07-700	EA WINDOW ASM. W/O TRIM	
	112898-07-701	EA TRIM (INSIDE)	CW9166
2	112795-01-700	EA LATCH ASM., BLACK	DH287-CK
3	112898-04-703	EA SASH LATCH KIT, RAISED	DH343-CK
4	112795-01-701	EA SLIDE-STOP	132-019092
5	112898-07-702	EA GLASS (STATIONARY)	390-019468
6	112795-01-704	FT PLUG FILLER (DOUBLE GLAZED)	122-018737
7	112898-07-703	EA GLASS ASSEMBLY, SLIDING	DH439-G9
8	112795-01-703	IN CHANNEL-RUN (INCHES)	122-018736
9	098644-01-713	EA CLIP-SPRING, BLACK PLASTIC	226-016966 EXCEL
10	112898-07-704	EA SCREEN ASM. COMPLETE W/SEALS	410-019475
11	098644-01-711	EA WEATHERSTRIP-SCREEN, BLACK	171-016965
12	112795-01-705	FT VINYL-GLAZING	132-019702
13	098644-01-710	FT TRACK-SCREEN SPACER, 12'	132-017135

WINDOW, VENT & EXTERIOR DOOR GROUP (CONTINUED)

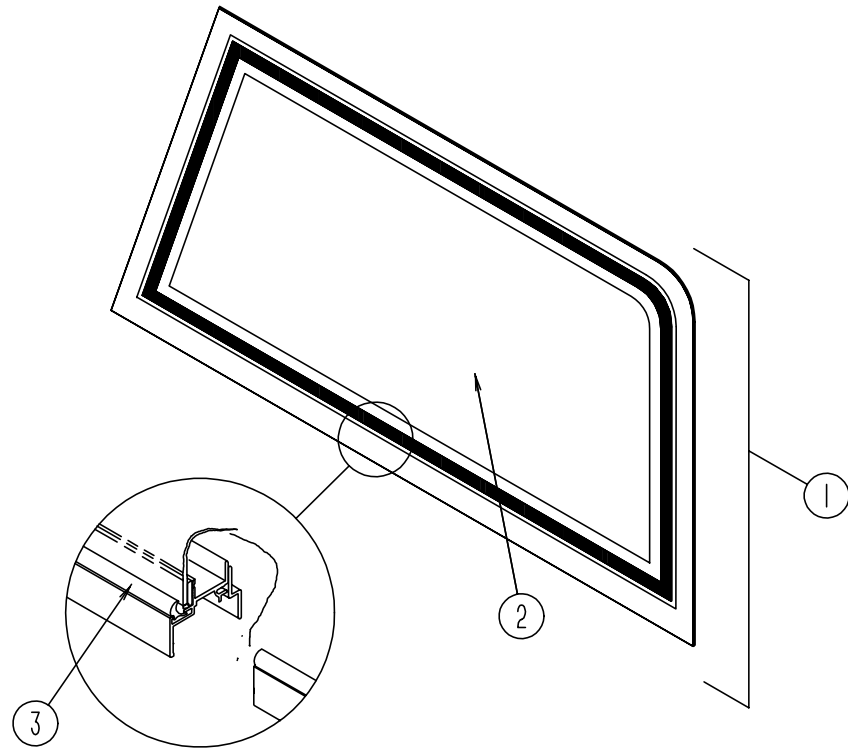
EXCEL DRIVER SIDE LOUNGE WINDOWS



KEY	PART NUMBER	U/M DESCRIPTION	VENDOR NO.
1	115360-01-01A	EA WINDOW ASM-TIPOUT, HORIZONTAL DBL - EXCEL	CH90-G1W59
2	115360-01-700	EA GLASS-STATIONARY-19.02 X 56.56	106-019446
3	100322-01-703	FT STRIP-GLAZING, BUTYL	132-010723 EXCEL
4	098644-01-716	FT PLUG-FILLER	132-014470
5	115360-01-703	EA GLASS-VENT ASM. (LH) TORQUE	CH90D9L
6	113500-01-708	EA SUPPORT-TORQUE BAR, LH	130-015978
7	112519-01-702	EA OPERATOR-VENT	410-016123
8	115360-01-701	EA SCREEN ASM. (LH)	410-019477
9	100322-01-718	EA HANDLE-DIAL	410-016081 EXCEL
10	112519-01-706	EA CLIP-SCREEN	CH21-50
11	113500-01-707	EA SUPPORT-TORQUE BAR, RH	130-015979
12	115360-01-704	EA GLASS-VENT ASM. (RH) TORQUE	CH90D9R
13	100322-01-701	FT SEAL-VENT	122-016071 EXCEL
14	100322-01-702	EA WEATHERSTRIP-HORIZONTAL RAIL	132-015976 EXCEL
15	100322-01-716	EA SUPPORT-TORQUE BAR, CTR RAIL	130-015980
16	100322-01-716	EA SUPPORT-TORQUE BAR, CTR RAIL	130-015980
17	115360-01-702	EA SCREEN ASM. (RH)	410-019478

KEY	PART NUMBER	U/M DESCRIPTION	VENDOR NO.
1	112795-34-01A	EA WINDOW ASM-SLIDING, HORIZONTAL THERMOPANE, EXCEL	DH112-G2W66L
	112795-34-700	EA WINDOW ASM. LH THERMOPANE W/O TRIM	DH112-G2L
	112795-33-701	EA TRIM-RT & LT	W11266
2	112795-01-704	FT PLUG FILLER (DOUBLE GLAZED)	122-018737
3	112795-33-702	EA GLASS-STATIONARY	390-019225
4	112795-01-701	EA SLIDE-STOP	132-019092
5	112795-01-700	EA LATCH ASM., BLACK	DH287-CK
6	112795-01-703	IN CHANNEL-RUN (INCHES)	122-018736
7	112795-33-704	EA SCREEN ASSEMBLY	410-019247
8	098644-01-713	EA CLIP-SPRING, BLACK PLASTIC	226-016966 EXCEL
9	112795-33-703	EA GLASS-SLIDING, (SASH & LATCH)	DH112-G29
10	112795-01-705	FT VINYL-GLAZING	132-019702
11	098644-01-711	EA WEATHERSTRIP-SCREEN, BLACK	171-016965
12	098644-01-710	FT TRACK-SCREEN SPACER, 12'	132-017135

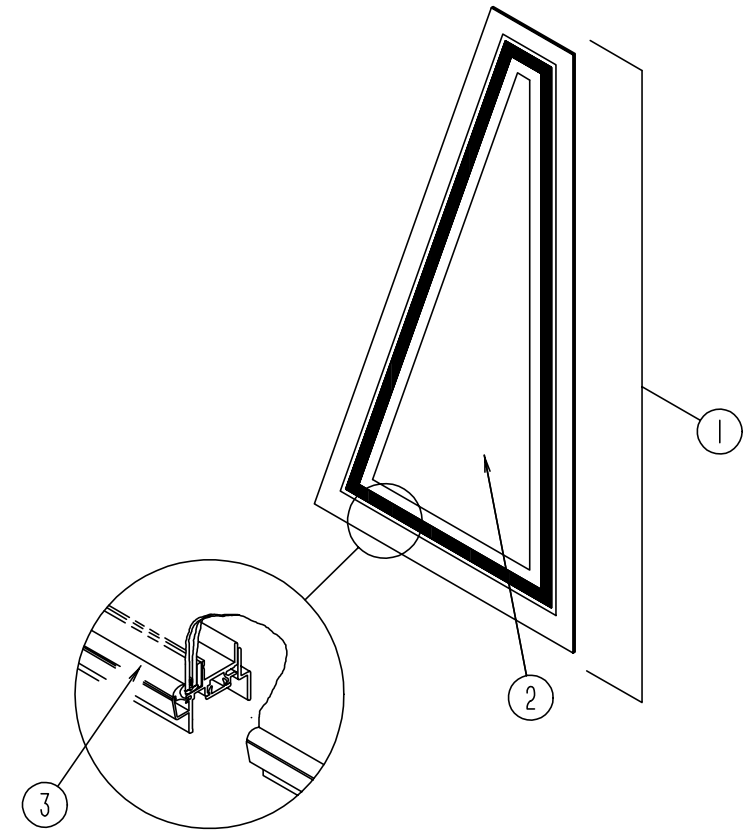
WINDOW, VENT & EXTERIOR DOOR GROUP (CONTINUED)



EXCEL VISTA WINDOWS ABOVE DRIVERS DOOR

KEY	PART NUMBER	U/M DESCRIPTION	VENDOR NO.
1	106467-01-01A	EA WINDOW ASM-VISTA, LH - EXCEL H359-G1B27L	
	106467-01-700	EA RETAINER-TRIM, BLACK	H359-27L
2	106467-01-701	EA GLASS-STATIONARY	106-018272
3	100322-01-703	FT STRIP-GLAZING, BUTYL	132-010723 EXCEL
1	116000-01-01A	EA WINDOW ASM-VIST, LH, THERMOPANE, EXCEL DH359-G2B27L	
	116000-01-700	EA WINDOW ASM. W/O TRIM	DH359-G2L
	116000-01-701	EA TRIM (B)	H35927L
2	116000-01-702	EA GLASS-STATIONARY	390-019459
3	116000-01-704	FT VINYL-GLAZING	132-018161

WINDOW, VENT & EXTERIOR DOOR GROUP (CONTINUED)

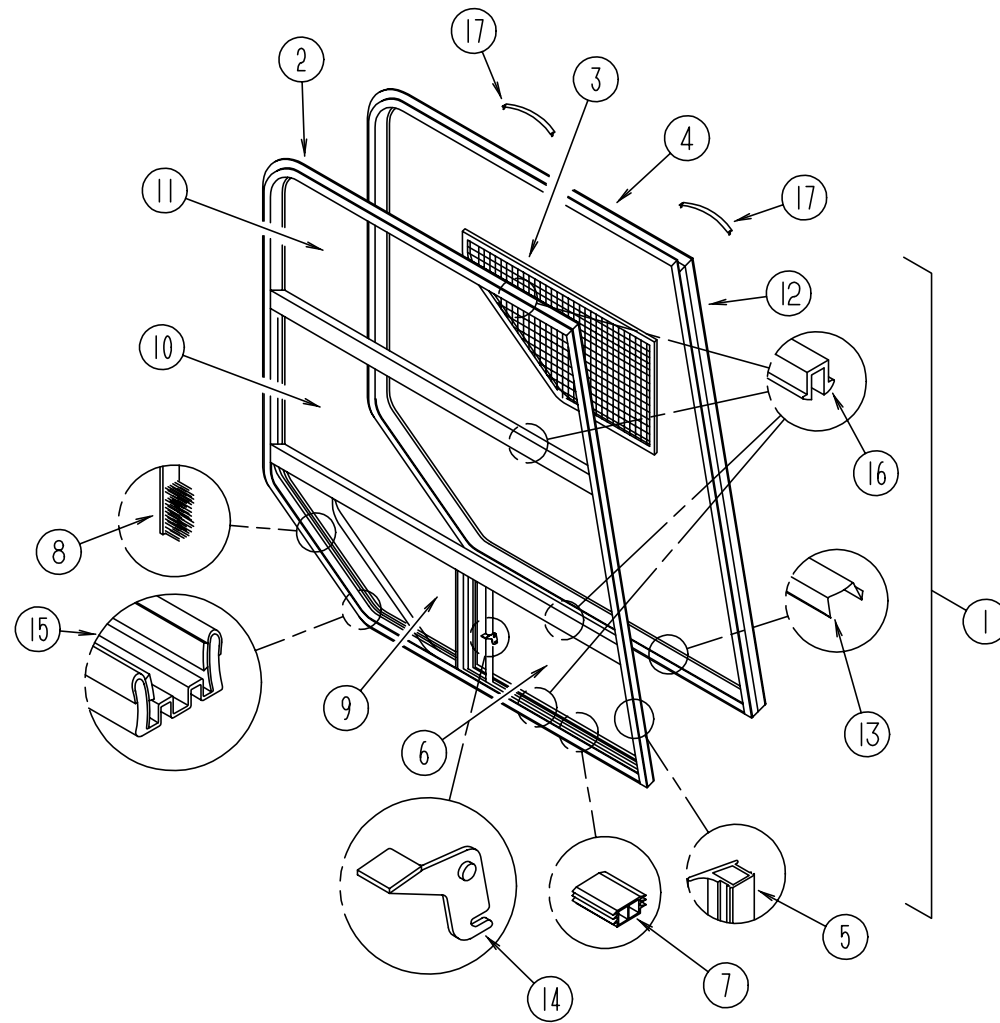


EXCEL DRIVER SIDE FRONT SLANT WINDOWS

KEY	PART NUMBER	U/M DESCRIPTION	VENDOR NO.
1	106468-01-01A	EA WINDOW ASM-FRONT SLANT, LH, EXCEL H358-A2B27L	
	106468-01-700	EA RETAINER-TRIM, BLACK	H358-27L
2	106468-01-701	EA GLASS-STATIONARY	106-018271
3	100322-01-703	FT STRIP-GLAZING, BUTYL	132-010723 EXCEL
1	115999-01-01A	EA WINDOW ASM-FRT SLANT, LH, THERMO - EXCEL DH358-A2B66L	
	115999-01-700	EA WINDOW ASM. W/O TRIM	DH358-A2L
	115999-01-701	EA TRIM (B)	H35827L
2	115999-01-702	EA GLASS-STATIONARY	390-019458
3	116000-01-704	FT VINYL-GLAZING	132-018161

WINDOW, VENT & EXTERIOR DOOR GROUP (CONTINUED)

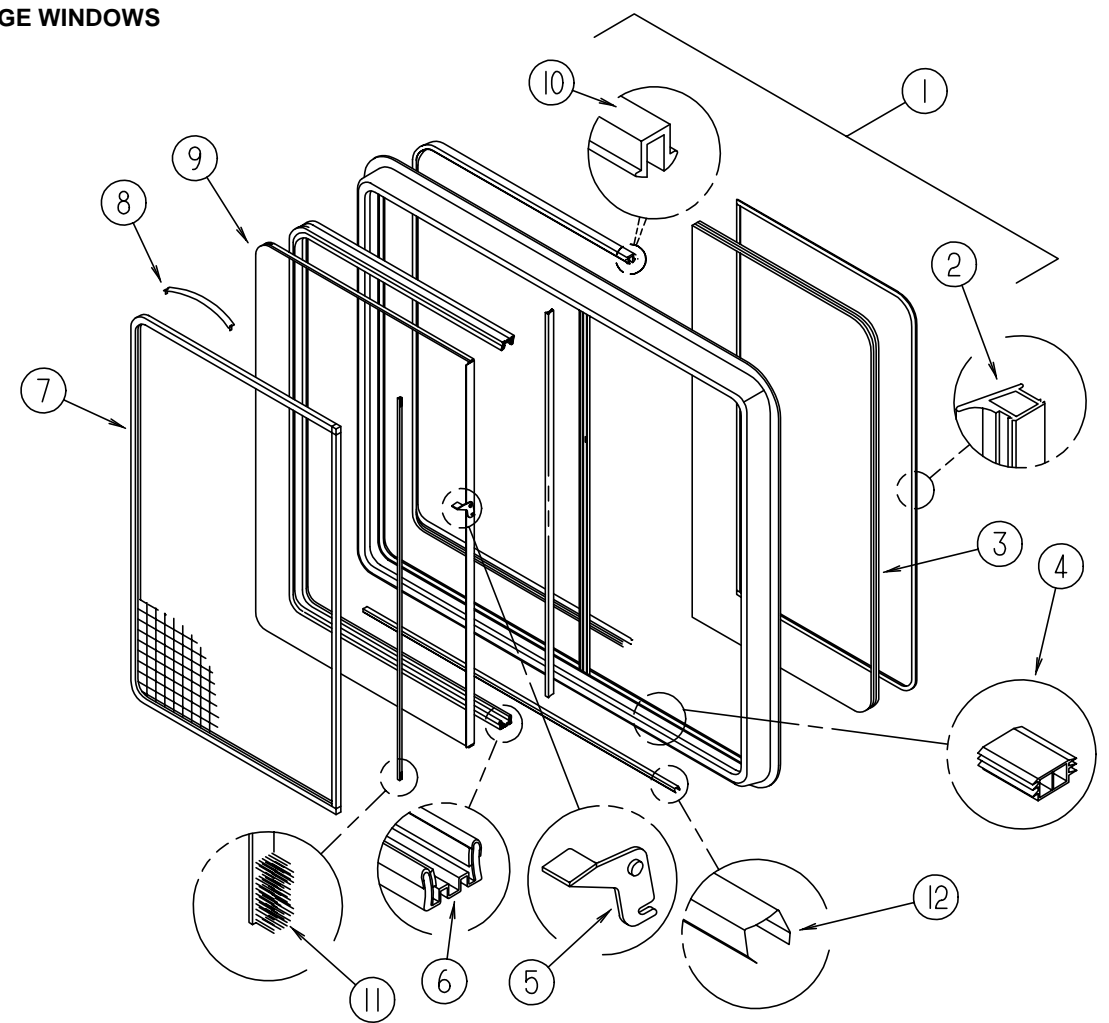
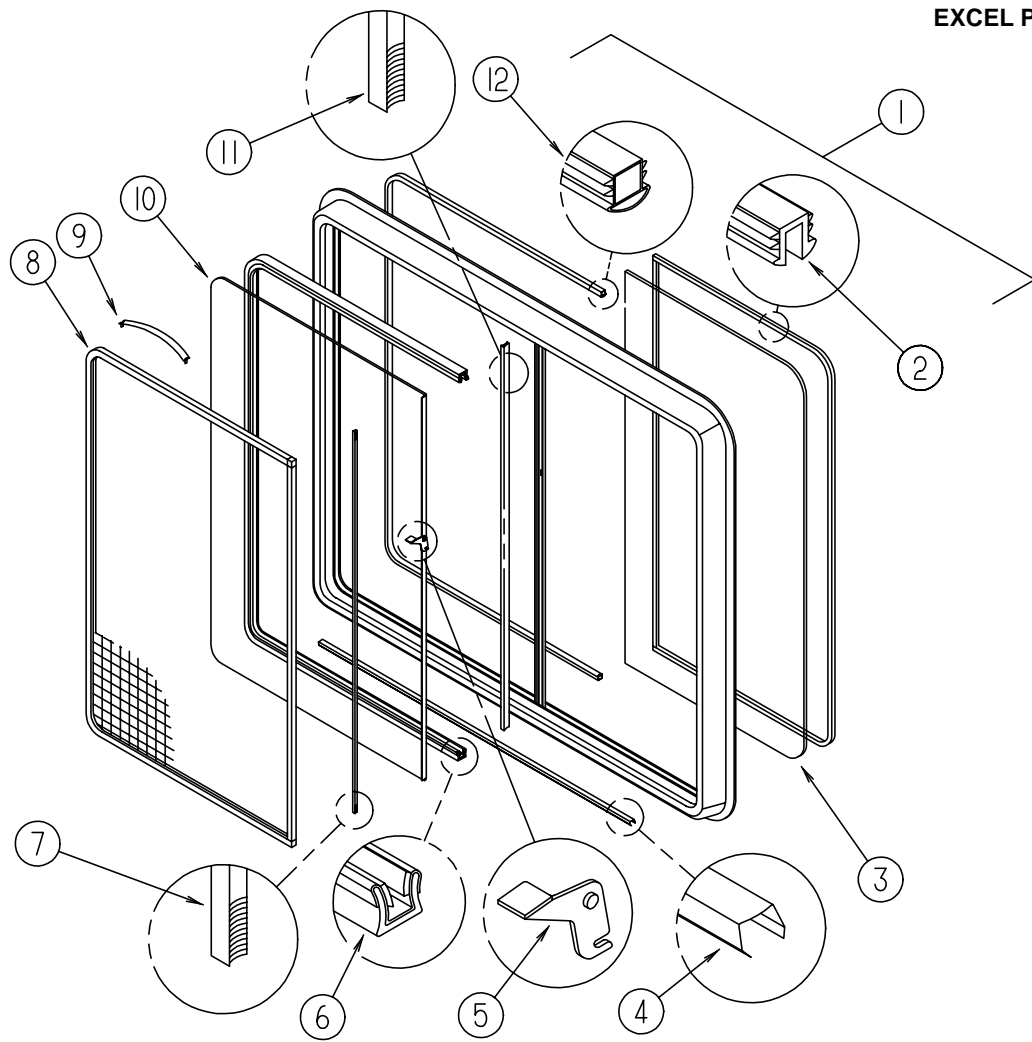
EXCEL PASSENGER SIDE CAB WINDOWS



KEY	PART NUMBER	U/M DESCRIPTION	VENDOR NO.	KEY	PART NUMBER	U/M DESCRIPTION	VENDOR NO.
1	106466-01-01A	EA WINDOW ASM-CAB, PASSENGER - EXCEL H357-A2B66R		1	106466-03-01A	EA WINDOW ASM-CAB, PASS, THERMOPANE - EXCEL DH 357-A2B66R	
2	106466-01-707	EA WINDOW	H357-A2R	2	106466-03-700	EA WINDOW	DH357-A2R
3	106466-01-705	EA SCREEN ASSEMBLY	H357-03R	3	106466-01-705	EA SCREEN ASSEMBLY	H357-03R
4	106466-01-701	EA RETAINER-TRIM, BLACK, CURVED	H357-67 CURVED	4	106466-03-702	EA RETAINER-TRIM B	H35767
5	098644-01-716	FT PLUG-FILLER	132-014470	5	112795-01-704	FT PLUG-FILLER	122-018737
6	106466-01-703	EA GLASS-STATIONARY, LOWER	106-018269	6	106466-03-705	EA GLASS-STATIONARY, LOWER	390-019183
7	NOT USED	EA SLIDE-STOP		7	112795-01-701	EA SLIDE-STOP	132-019092
8	098644-01-711	FT WEATHERSTRIP-SCREEN, BLACK	171-016965 EXCEL	8	098644-01-711	FT WEATHERSTRIP-SCREEN, BLACK	171-016965
9	106466-01-704	EA GLASS-SLIDING, W/SASH & LATCH	H357-A9R	9	106466-03-706	EA GLASS-SLIDING ASSEMBLY	DH357-A9R
	098644-01-706	FT WEATHERSTRIP-GLASS	171-010668 EXCEL		098644-01-706	FT WEATHERSTRIP-GLASS	171-010668
10	106466-01-706	EA GLASS-STATIONARY, MIDDLE	106-018268	10	106466-03-704	EA GLASS-STATIONARY, MIDDLE	390-019181
11	106466-01-702	EA GLASS-STATIONARY, UPPER	106-018267	11	106466-03-703	EA GLASS-STATIONARY, UPPER	390-019180
12	106466-01-700	EA RETAINER-TRIM, BLK. FRT. RAIL	H357-77	12	106466-03-701	EA RETAINER-TRIM, B	H35777
13	098644-01-710	FT TRACK-SCREEN SPACER, 12'	132-017135 EXCEL	13	098644-01-710	FT TRACK-SCREEN SPACER, 12'	132-017135
14	098644-01-700	EA LATCH-REPAIR KIT (BLACK)	B801-CK EXCEL	14	112795-01-700	EA LATCH ASM., BLACK., (BOLT ON)	DH287-CK
15	098644-01-708	FT CHANNEL-RUN, PIERCED	122-016543 EXCEL	15	112795-01-703	FT CHANNEL-RUN, PIERCED	122-018736
16	098644-01-705	FT STRIP-GLAZING, BUTYL	132-010723 EXCEL	16	112795-01-705	FT VINYL-GLAZING	132-019702
17	098644-01-713	EA CLIP-SPRING, BLACK PLASTIC	226-016966 EXCEL	17	098644-01-713	EA CLIP-SPRING, BLACK PLASTIC	226-016966

WINDOW, VENT & EXTERIOR DOOR GROUP (CONTINUED)

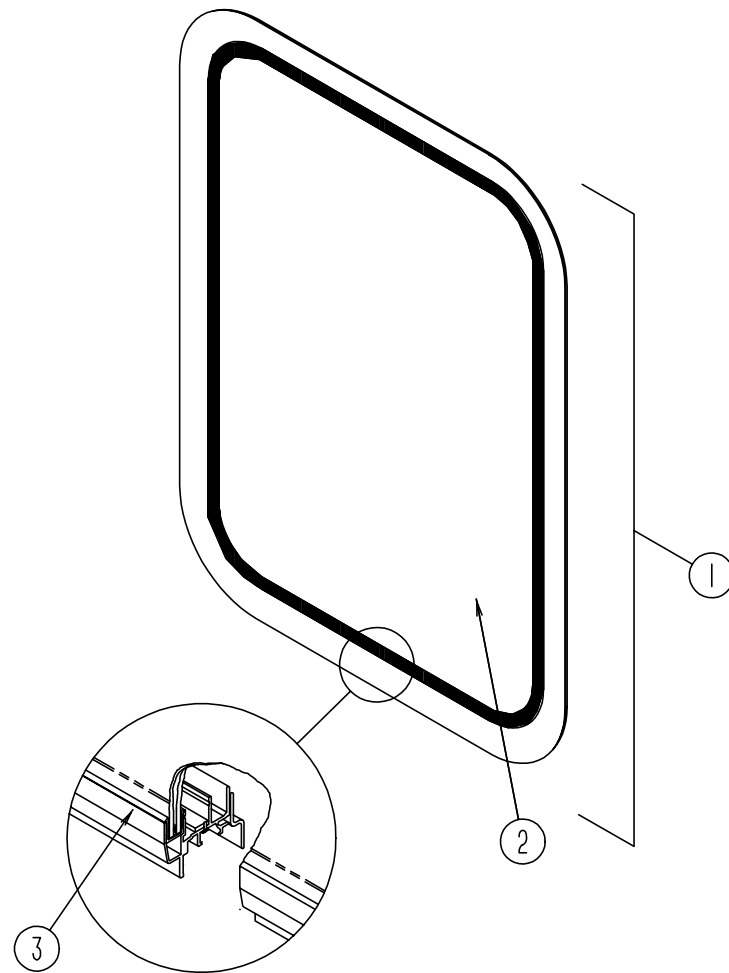
EXCEL PASSENGER SIDE LOUNGE WINDOWS



KEY	PART NUMBER	U/M DESCRIPTION	VENDOR NO.
1	099480-03-000	EA WINDOW-SLIDER, RH - EXCEL H150-G1W66R	
	099480-03-700	EA RETAINER-TRIM, WHITE	W150-67
2	098644-01-705	FT STRIP-GLAZING, BUTYL	132-010723 EXCEL
3	099480-03-701	EA GLASS-STATIONARY	106-018291
4	098644-01-710	FT TRACK-SCREEN SPACER, 12'	132-017135 EXCEL
5	099480-01-700	EA LATCH REPAIR KIT	B801-CK
6	098644-01-708	FT CHANNEL-RUN, PIERCED	122-016543 EXCEL
7	098644-01-711	FT WEATHERSTRIP-SCREEN, BLACK	171-016965 EXCEL
8	099480-03-703	EA SCREEN ASSEMBLY	
	098644-01-717	FT SPLINE-SCREEN	132-010231
9	098644-01-713	EA CLIP-SPRING, BLACK PLASTIC	226-016966 EXCEL
10	099480-03-702	EA SLIDE ASSEMBLY	H150-G8
11	098644-01-706	FT WEATHERSTRIP-GLASS	171-010668 EXCEL
12	098644-01-716	FT PLUG-FILLER	132-014470

KEY	PART NUMBER	U/M DESCRIPTION	VENDOR NO.
1	112795-29-01A	EA WINDOW ASM-SLIDING, HORIZONTAL, THERMOPANE EXCEL DH150-G2W66R	
	112795-29-700	EA WINDOW ASM W/O TRIM	DH150-G2R
	112795-29-701	EA TRIM (W)	W15066
2	112795-01-704	FT PLUG FILLER (DOUBLE GLAZED)	122-018737
3	112795-29-702	EA GLASS-STATIONARY	390-019178
4	112795-01-701	EA SLIDE-STOP	132-019092
5	112795-01-700	EA LATCH ASM., BLACK	DH287-CK
6	112795-01-703	IN CHANNEL-RUN (INCHES)	122-018736
7	112795-29-704	EA SCREEN ASSEMBLY	410-019192
8	098644-01-713	EA CLIP-SPRING, BLACK PLASTIC	226-016966 EXCEL
9	112795-29-703	EA GLASS ASSEMBLY, SLIDING	DH150-G9
10	112795-01-705	FT VINYL-GLAZING	132-019702
11	098644-01-711	EA WEATHERSTRIP-SCREEN, BLACK	171-016965
12	098644-01-710	FT TRACK-SCREEN SPACER, 12'	132-017135

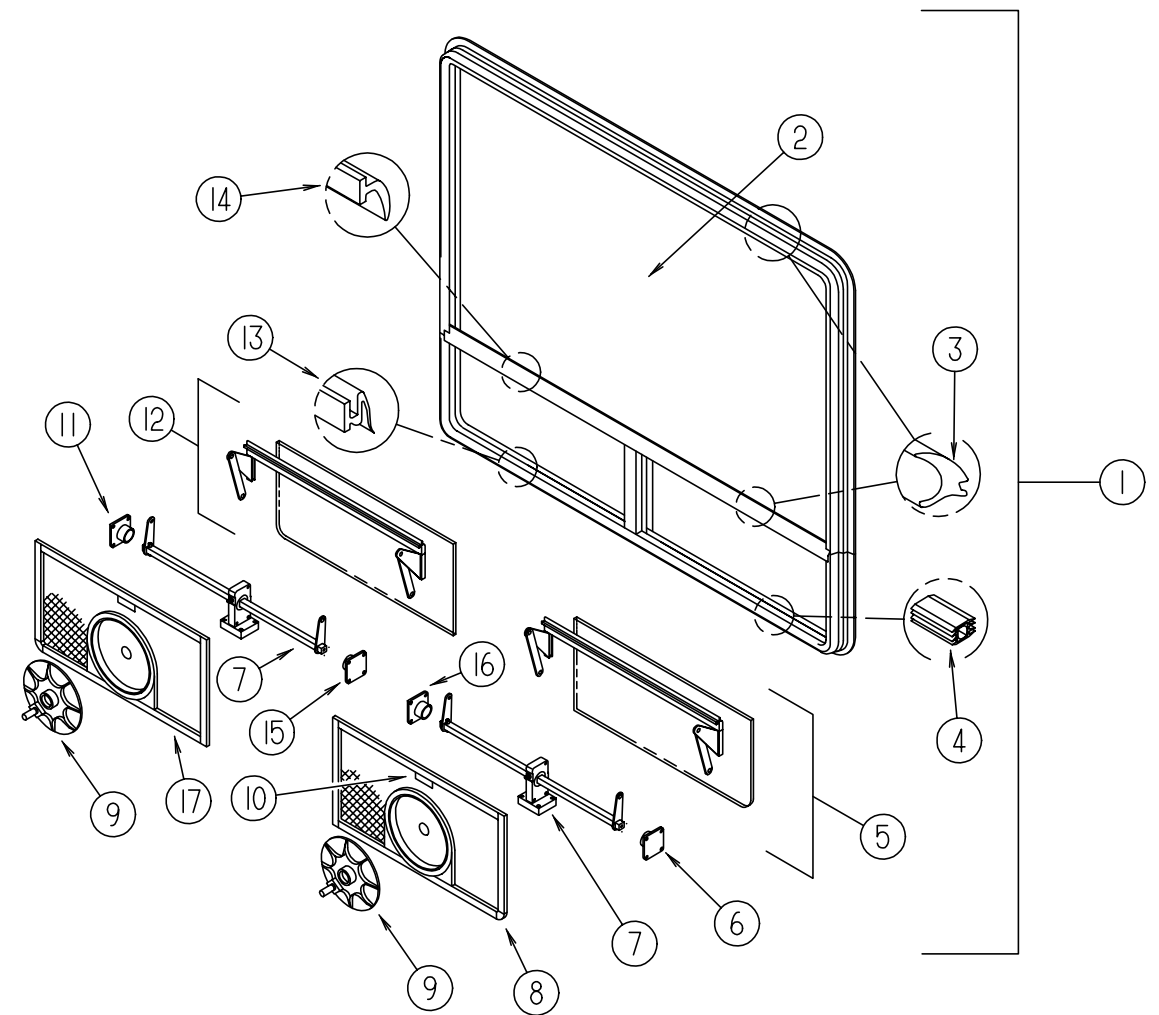
WINDOW, VENT & EXTERIOR DOOR GROUP (CONTINUED)



EXCEL ENTRANCE DOOR WINDOWS

KEY	PART NUMBER	U/M DESCRIPTION	VENDOR NO.
	117054-02-01A	EA FRAME-WINDOW, INSIDE WHEAT	
1	117053-03-F31	EA WINDOW ASM-PICTURE	
2	002181-26-000	EA GLASS-PICTURE 655 X 417 59R - GRAY 31%	
3	087561-01-000	FT SEAL-GLASS, EXTERIOR - .5" WIDE - VINYL - BLACK	
1	113733-01-01A	EA WINDOW ASM-STATIONARY, THERMOPANE, EXCEL	DH416-G2W66
	113733-01-700	EA WINDOW ASM. W/O TRIM	DH416-G2
	113733-01-701	EA TRIM (W)	W41666
2	113733-01-702	EA GLASS-STATIONARY	390-019187
3	112795-01-705	FT VINYL-GLAZING	132-019702

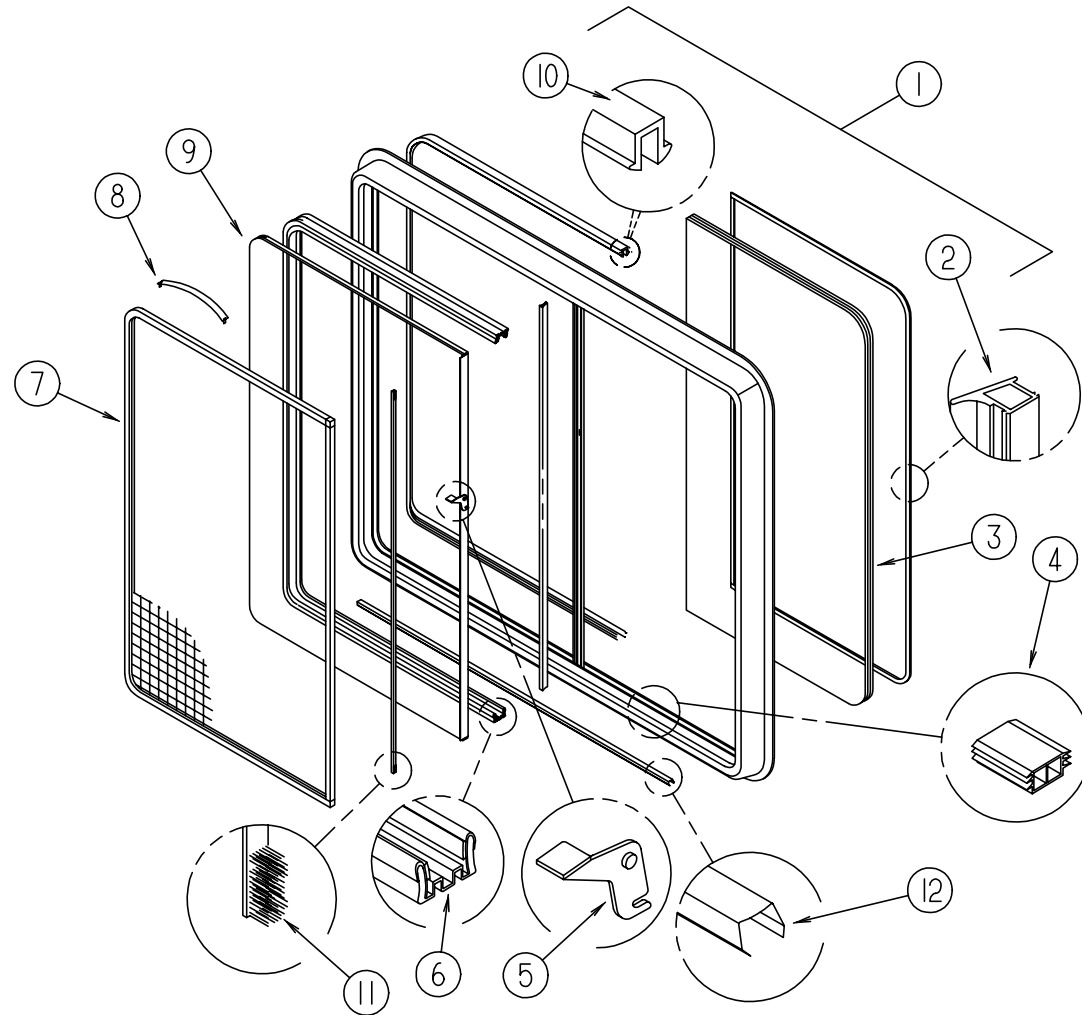
WINDOW, VENT & EXTERIOR DOOR GROUP (CONTINUED)



EXCEL PASSENGER SIDE DINETTE WINDOWS

KEY	PART NUMBER	U/M DESCRIPTION	VENDOR NO.
1	115360-01-01A	EA WINDOW ASM-TIPOUT, HORIZONTAL DBL - EXCEL	CH90-G1W59
2	115360-01-700	EA GLASS-STATIONARY-19.02 X 56.56	106-019446
3	100322-01-703	FT STRIP-GLAZING, BUTYL	132-010723 EXCEL
4	098644-01-716	FT PLUG-FILLER	132-014470
5	115360-01-703	EA GLASS-VENT ASM. (LH) TORQUE	CH90D9L
6	113500-01-708	EA SUPPORT-TORQUE BAR, LH	130-015978
7	112519-01-702	EA OPERATOR-VENT	410-016123
8	115360-01-701	EA SCREEN ASM. (LH)	410-019477
9	100322-01-718	EA HANDLE-DIAL	410-016081 EXCEL
10	112519-01-706	EA CLIP-SCREEN	CH21-50
11	113500-01-707	EA SUPPORT-TORQUE BAR, RH	130-015979
12	115360-01-704	EA GLASS-VENT ASM. (RH) TORQUE	CH90D9R
13	100322-01-701	FT SEAL-VENT	122-016071 EXCEL
14	100322-01-702	EA WEATHERSTRIP-HORIZONTAL RAIL	132-015976 EXCEL
15	100322-01-716	EA SUPPORT-TORQUE BAR, CTR RAIL	130-015980
16	100322-01-716	EA SUPPORT-TORQUE BAR, CTR RAIL	130-015980
17	115360-01-702	EA SCREEN ASM. (RH)	410-019478

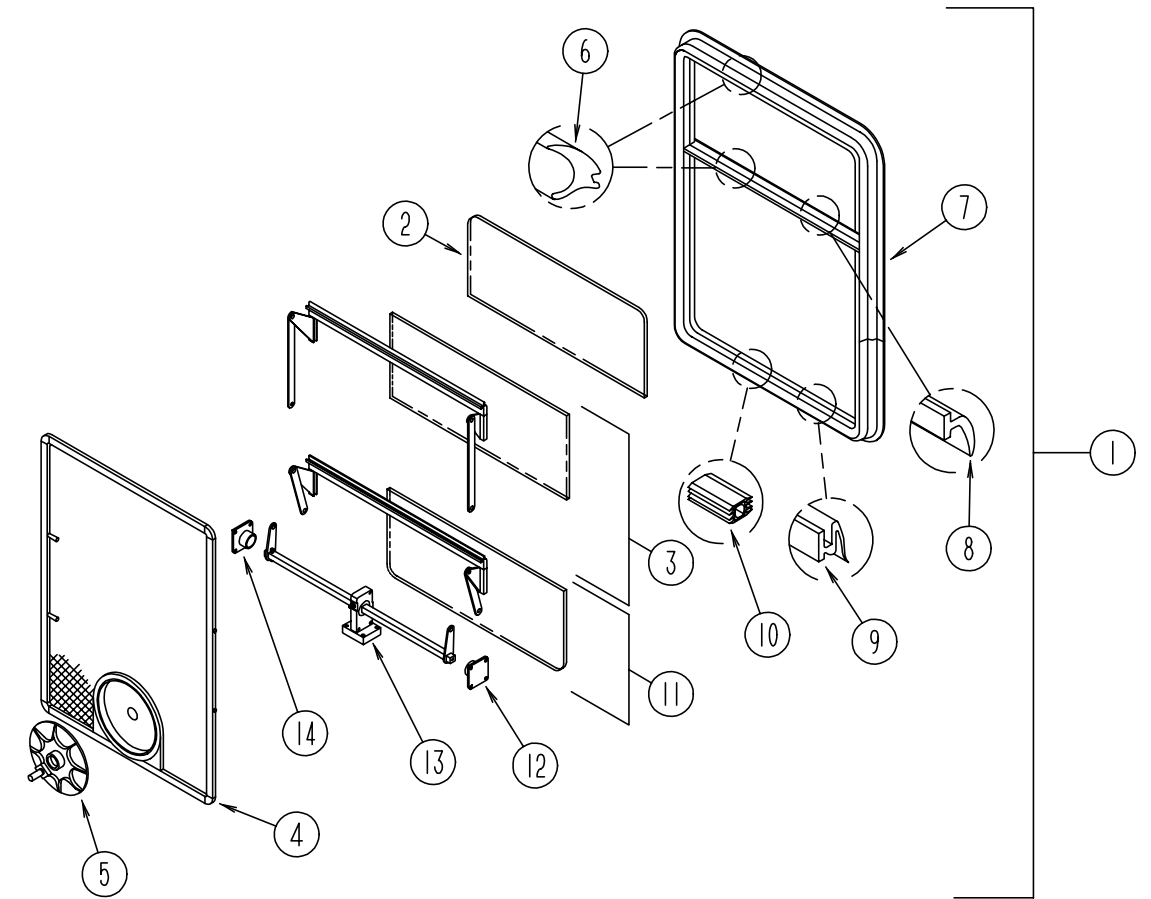
WINDOW, VENT & EXTERIOR DOOR GROUP (CONTINUED)



EXCEL PASSENGER SIDE DINETTE WINDOWS (CONTINUED)

KEY	PART NUMBER	U/M DESCRIPTION	VENDOR NO.
1	112795-33-01A	EA WINDOW ASM-SLIDING, HORIZONTAL THERMOPANE - EXCEL DH12-G2W66R	
	112795-33-700	EA WINDOW ASM. THERMOPANE RH W/O TRIM	DH112G2R
	112795-33-701	EA TRIM-RT & LT	W11266
2	112795-01-704	FT PLUG FILLER (DOUBLE GLAZED)	122-018737
3	112795-33-702	EA GLASS-STATIONARY	390-019225
4	112795-01-701	EA SLIDE-STOP	132-019092
5	112795-01-700	EA LATCH ASM., BLACK	DH287-CK
6	112795-01-703	IN CHANNEL-RUN (INCHES)	122-018736
7	112795-33-704	EA SCREEN ASSEMBLY	410-019247
8	098644-01-713	EA CLIP-SPRING, BLACK PLASTIC	226-016966 EXCEL
9	112795-33-703	EA GLASS-SLIDING, (SASH & LATCH)	DH112-G29
10	112795-01-705	FT VINYL-GLAZING	132-019702
11	098644-01-711	EA WEATHERSTRIP-SCREEN, BLACK	171-016965
12	098644-01-710	FT TRACK-SCREEN SPACER, 12'	132-017135

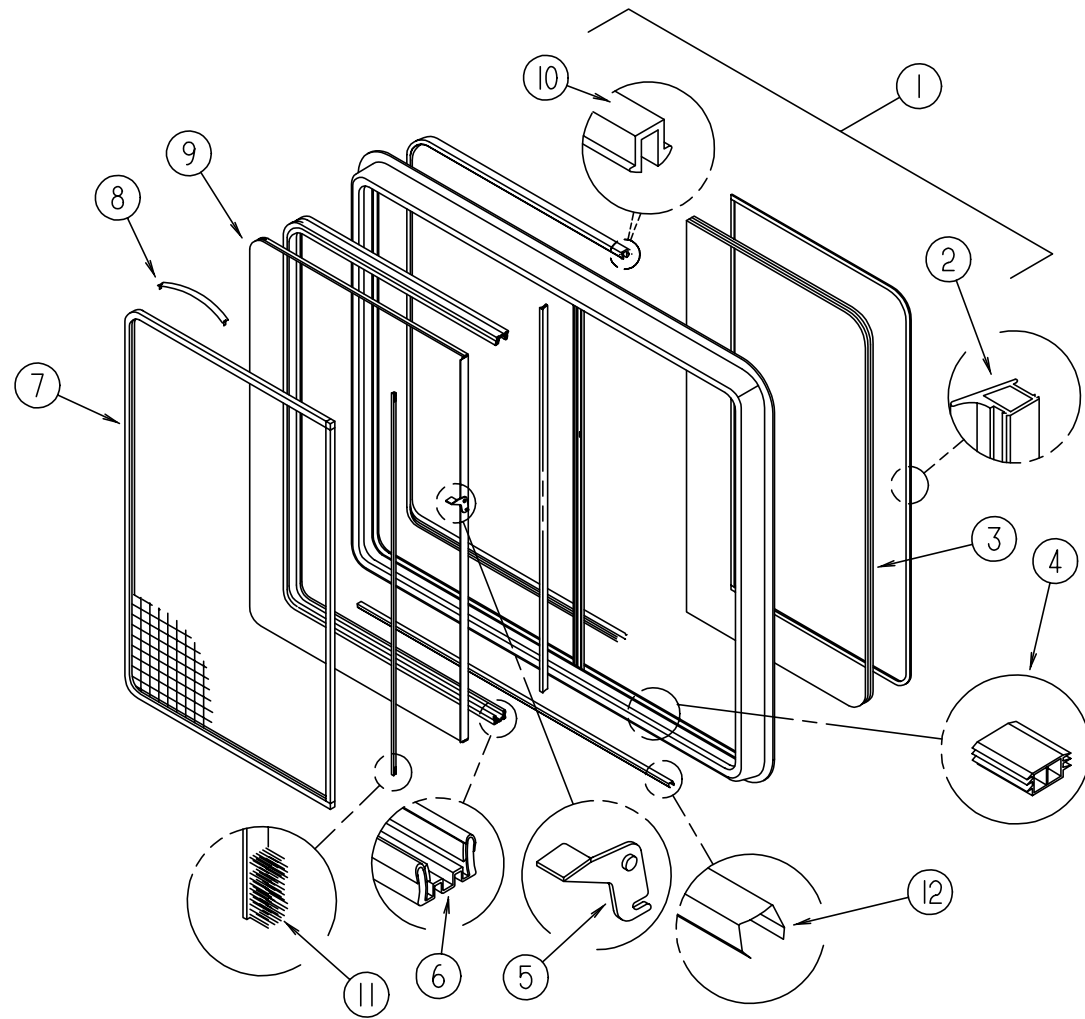
WINDOW, VENT & EXTERIOR DOOR GROUP (CONTINUED)



EXCEL PASSENGER SIDE BEDROOM WINDOWS

KEY	PART NUMBER	U/M DESCRIPTION	VENDOR NO.
1	113500-02-01A	EA WINDOW ASM-TIPOUT, DBL, OW - EXCEL CH92-G1W59	
2	113500-02-702	EA GLASS (STATIONARY)	106-019450
	100322-01-704	FT TAPE-BUTYL	154-016083 EXCEL
3	113500-02-703	EA VENT ASM. (UPPER)	CH92-D7
4	113500-02-705	EA SCREEN ASSEMBLY, W/SEALS	410-019480
5	100322-01-718	EA HANDLE-DIAL	410-016081 EXCEL
6	100322-01-703	FT STRIP-GLAZING, BUTYL	132-010723 EXCEL
7	113500-02-700	EA WINDOW W/O TRIM	CH92-G1
	113500-02-701	EA TRIM (INSIDE)	CW9259
8	100322-01-702	EA WEATHERSTRIP-HORIZONTAL RAIL	132-015976 EXCEL
9	100322-01-701	FT SEAL-VENT	122-016071 EXCEL
10	098644-01-716	FT PLUG-FILLER	132-014470
11	113500-02-704	EA VENT ASM. (LOWER)	CH92-D9
12	113500-01-708	EA SUPPORT-TORQUE BAR, LH	130-015978
13	112519-01-702	EA OPERATOR-VENT	410-016123
14	113500-01-707	EA SUPPORT-TORQUE BAR, RH	130-015979
	100322-01-717	EA E-RING	245-015975 EXCEL

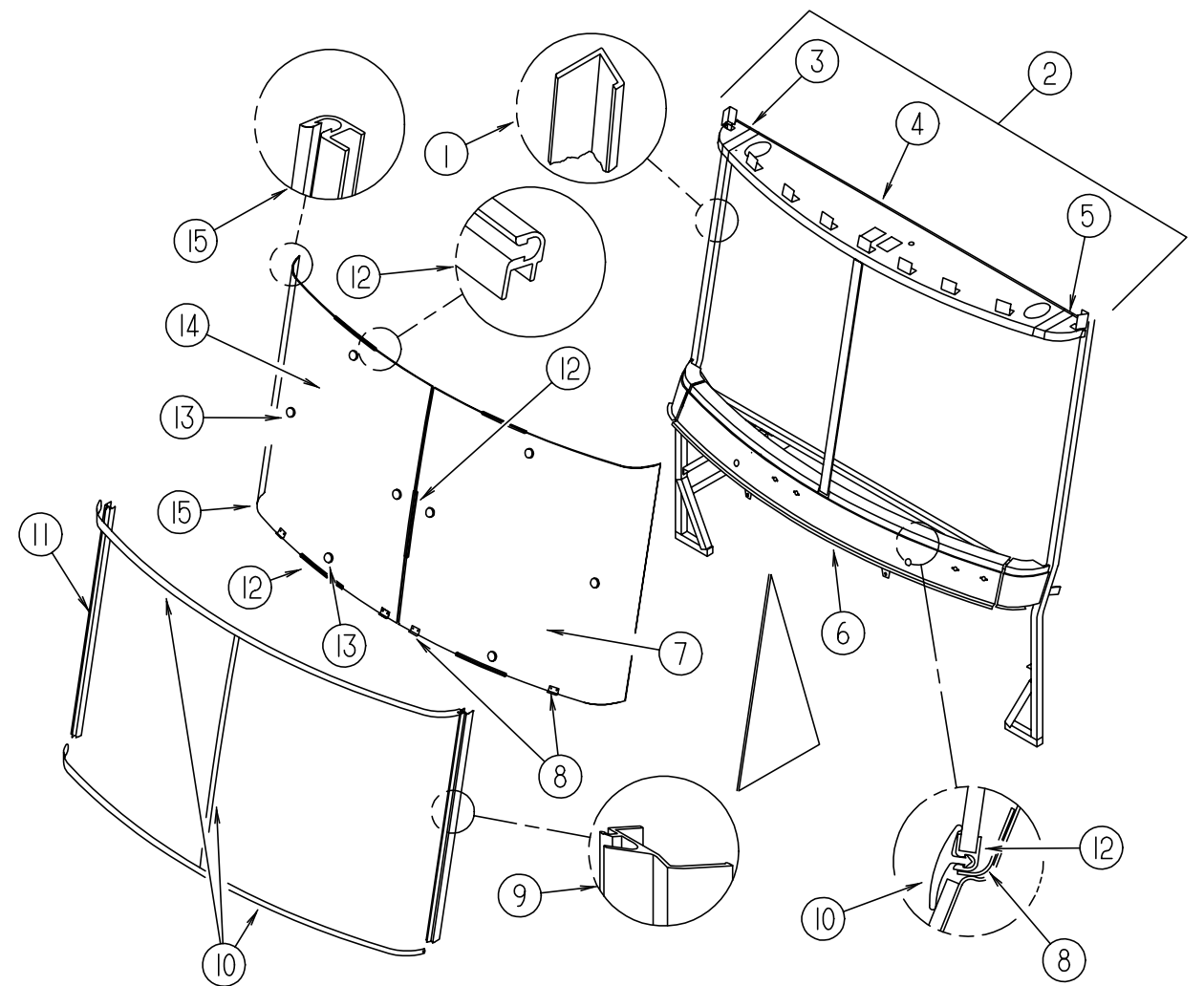
WINDOW, VENT & EXTERIOR DOOR GROUP (CONTINUED)



EXCEL PASSENGER SIDE BEDROOM WINDOWS (CONTINUED)

KEY	PART NUMBER	U/M DESCRIPTION	VENDOR NO.
1	112795-31-01A	EA WINDOW ASM-SLIDING, HORIZONTAL THERMOPANE - EXCEL DH291-G2W66R	
	112795-31-700	EA WINDOW ASM. THERMOPANE RH W/O TRIM	DH291-G2R
	112795-31-701	EA TRIM-RT & LT	W29166
2	112795-01-704	FT PLUG FILLER (DOUBLE GLAZED)	122-018737
3	112795-31-702	EA GLASS-STATIONARY	390-019281
4	112795-01-701	EA SLIDE-STOP	132-019092
5	112795-01-700	EA LATCH ASM., BLACK	DH287-CK
6	112795-01-703	IN CHANNEL-RUN (INCHES)	122-018736
7	112795-31-704	EA SCREEN ASSEMBLY	410-019068
8	098644-01-713	EA CLIP-SPRING, BLACK PLASTIC	226-016966 EXCEL
9	112795-31-703	EA GLASS-SLIDING, (SASH & LATCH)	DH291-G9
10	112795-01-705	FT VINYL-GLAZING	132-019702
11	098644-01-711	EA WEATHERSTRIP-SCREEN, BLACK	171-016965
12	098644-01-710	FT TRACK-SCREEN SPACER, 12'	132-017135

WINDSHIELD & WIPER

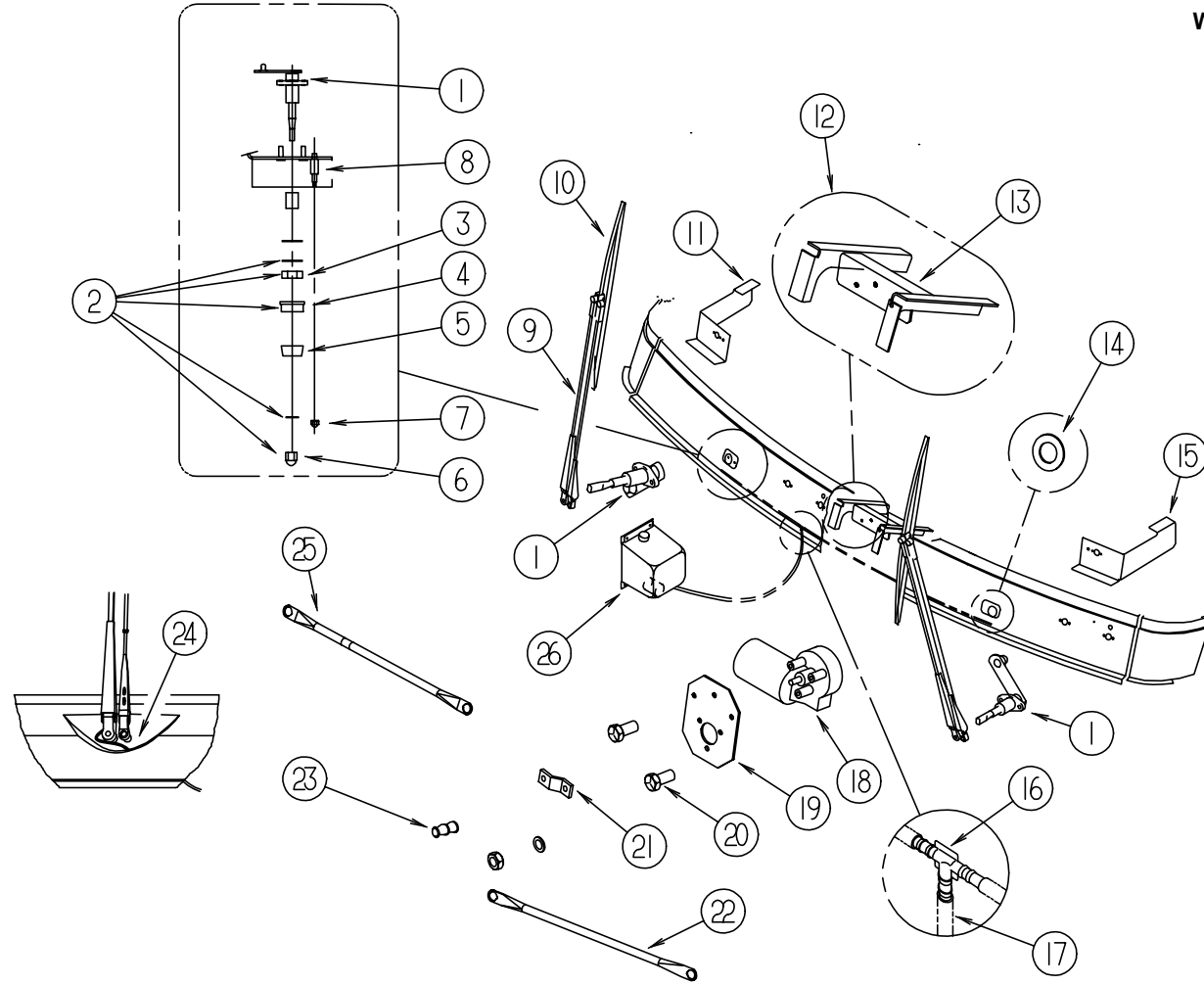


WINDSHIELD & VENT WINDOWS

KEY	PART NUMBER	U/M DESCRIPTION
1	098788-06-000	EA CHANNEL - 49" PVC
2	105535-01-000	EA HEADER ASM-WINDSHIELD
3	077922-03-000	EA HEADER W/S END, RH
4	077922-05-000	EA HEADER W/S, CENTER
5	077922-04-000	EA HEADER W/S END, LH
6	077847-02-000	EA SUPPORT-WINDSHIELD, LOWER - W/O BRACKETS
7	105036-04-000	EA WINDSHIELD - DRIVERS - 50.5" W X 49.5" T
8	107285-01-000	EA BRACKET-WINDSHIELD, SUPPORT
9	103107-06-01A	EA TRIM-WINDSHIELD, SIDE, BLACK
10	102936-01-000	FT MOLDING-REVEAL, WINDSHIELD
11	103107-05-01A	EA TRIM-WINDSHIELD, SIDE, BLACK
12	111771-01-000	EA CARRIER-REVEAL, WINDSHLD
13	081914-01-000	EA BUMPER-RUBBER, ROUND - .43" DIAMETER - BLACK
14	105036-03-000	EA WINDSHIELD - PASSENGER - 50.5" W X 49.5" T
15	110268-01-000	EA WINDSHIELD CARRIER - 50.4"

WINDSHIELD & WIPER (CONTINUED)

WIPER & WASHER



KEY	PART NUMBER	U/M DESCRIPTION	VENDOR NO.
1	108168-01-000	EA PIVOT SHAFT ASM - SPRAGUE GS-3683 FROM: 00-00-00 THRU: 08-27-95	
1	096505-05-000	EA PIVOT SHAFT ASM, PASS SIDE - 62871-20-SH25WJ FROM: 08-28-95 THRU: 99-99-99	
2	108169-01-000	EA HARDWARE-PIVOT SHAFT ASM - SPRAGUE GS-3706 FROM: 00-00-00 THRU: 08-27-95	
3	096505-02-700	EA DRIVER-KNURLED,(HD) BARREL .687 NT721017 FROM: 08-28-95 THRU: 99-99-99	
4	096505-02-701	EA NUT-HEX (HD) W/.687 BARREL NT721021 FROM: 08-28-95 THRU: 99-99-99	
5	096505-02-702	EA CAP-RUBBER (HD) BARREL .687 CP721084 FROM: 08-28-95 THRU: 99-99-99	
6	096505-02-703	EA CAP-NUT(ACORN) HD W/.687 BARREL 51065-40-NT27WC FROM: 08-28-95 THRU: 99-99-99	
7	077049-01-000	EA NUT-ACORN, 10-32 ALUMINUM FROM: 00-00-00 THRU: 07-31-95	
7	077049-02-000	EA NUT-ACORN-10-32 BLK/ANODIZED - ANCO 52486 FROM: 08-01-95 THRU: 99-99-99	
8	077048-02-000	EA SHAFT-ADAPTER PANTOGRAPH ARM - ANCO 52818	

KEY	PART NUMBER	U/M DESCRIPTION	VENDOR NO.
9	108165-02-000	EA ARM-WIPER, PANTOGRAPH, 28" RH - SPRAGUE 9280-00-RBW FROM: 00-00-00 THRU: 08-27-95	
	108165-03-000	EA ARM-WIPER, PANTOGRAPH, 28" LH - SPRAGUE 9280-00-LBW FROM: 00-00-00 THRU: 08-27-95	
	108165-01-704	EA NOZZLE-WASHER KIT USE 700-702-703 THIS KIT CONTAINS: NOZZLE SCREW - LOCK NUT - SPRAY NOZZLE	
	096931-01-700	FT HOSE-WIPER XTU-66-0001	
9	117769-01-000	EA ARM-WIPER, PANTOGRAPH, 28 IN - UT 6701620LE25WJ FROM: 08-28-95 THRU: 99-99-99	
10	108166-01-000	EA BLADE-W/S WIPER, 24" - SPRAGUE C-1755 FROM: 00-00-00 THRU: 08-27-95	
	108166-01-700	EA BLADE-REFILL, 24' EA = 1 BLADE 3060858	
10	095964-02-000	EA BLADE-W/S WIPER, 24 IN. - UT 5214720BD27WC FROM: 08-28-95 THRU: 09-03-95	
10	095964-01-000	EA BLADE-WIPER, WINDSHIELD - 24" FROM: 09-04-95 THRU: 99-99-99	
	095964-01-700	EA BLADE-REFILL 24" EA = 1 BLADE 12360	
11	106680-01-000	EA BRACKET-MOUNT, WIPER PIVOT	
12	106603-01-000	EA MOUNT ASM-WIPER MOTOR	
13	106604-01-000	EA PLATE-WIPER, MOTOR MOUNT	
14	110742-01-000	EA GASKET-WIPER - INDUSTRIAL PRODUCTS	
15	106680-02-000	EA BRACKET-MOUNT, WIPER PIVOT	
16	110605-01-000	EA TEE-PLAS-BARBED 1/8X1/8X3/16 - BAYLOCK 3799721	
17	045794-01-000	FT HOSE-WASHER, WINDSHIELD - 5/32" ID - BLACK	
18	108164-01-000	EA WIPER MOTOR ASSEMBLY FROM: 00-00-00 THRU: 08-27-95	
	104346-05-000	EA WIPER MOTOR W/INTERNAL BREAKER - DYNAMIC PARK FROM: 08-28-95 THRU: 99-99-99	
19	103935-03-000	EA PLATE-MOUNTING, WIPER MOTOR	
20	117322-01-000	EA SCREW-1/4-28UNF-2A,TORX U.T. 6270020 SC25WJ FROM: 08-28-95 THRU: 99-99-99	
21	108164-01-701	EA CRANK-MOTOR, W/DOUBLE CRANK STUD SPRAGUE GS-2508 FROM: 00-00-00 THRU: 08-27-95	
21	104347-04-000	EA ARM-DRIVE, WIPER MOTOR - UT 6538520LE25WJ FROM: 08-28-95 THRU: 99-99-99	
22	108167-02-000	EA LINK ASM-CONNECTING, 22.00" - SPRAGUE L1-3D3-3 FROM: 00-00-00 THRU: 08-27-95	
22	117770-04-000	EA LINK ASM-CONNECTING, PASS. - UT 6434620LK25WJ FROM: 08-28-95 THRU: 99-99-99	
23	067188-01-000	EA STUD-CRANK, WIPER - WINDSHIELD - AMBAC 1903424SD27WC	
24	061603-01-000	EA GROMMET-SNAP, 3/16"ID - 3/8" HOLE - PLASTIC - BLACK	
	091206-04-000	EA WIPER CONTROL MODULE - DYNAMIC	
	091206-04-700	EA SWITCH ASSEM. ONLY 250-6623	
	102362-03-700	EA MODULE-WIPER CONT., DYNAMIC 66D-00093	
25	108167-01-000	EA LINK ASM-CONNECTING, 22.00" - SPRAGUE L1-3B4-3 FROM: 00-00-00 THRU: 08-27-95	
25	117770-03-000	EA LINK ASM-CONNECTING, DRIVER - UT 6434520LK25WJ FROM: 08-28-95 THRU: 99-99-99	
26	117766-02-000	EA RESERVOIR/PUMP ASM - MCCORD 600328	