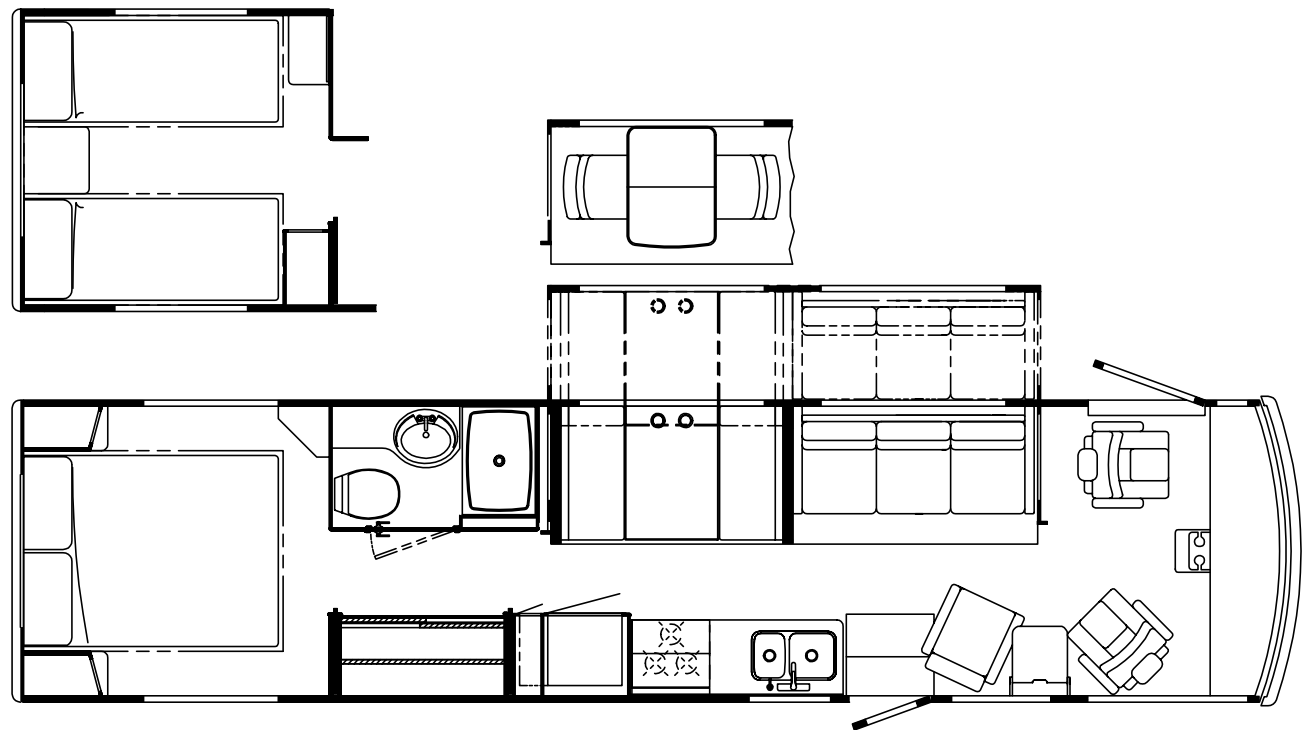
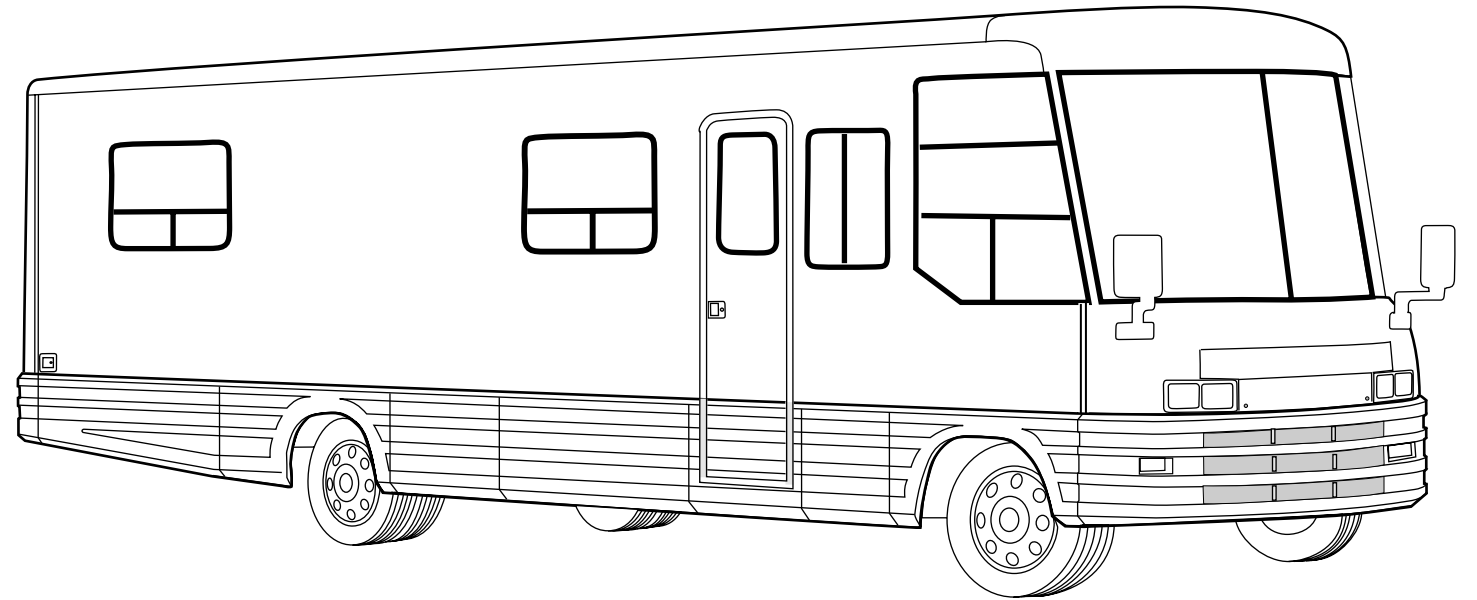


**1996
WKM34RQ**

**PICKLED ASH
G38 GOTHIC
G40 OXBOW
G42 GARNET**

**SALEM CHERRY
G39 GOTHIC
G41 OXBOW
G43 GARNET**



ACCESSORIES GROUP

OPERATORS MANUAL

KEY	PART NUMBER	U/M	DESCRIPTION
	054185-E2-000	EA	MANUAL-OPERATOR, 96 VECTRA
	092318-01-000	EA	BINDER-3 RING, MOTOR HOME MANUAL
	092319-01-000	EA	POCKET PAGE-3 RING BINDER, PLASTIC - (50 PER PKG)
	119439-01-000	DW	TOP LEVEL-M,1996

VACUUM CLEANER

KEY	PART NUMBER	U/M	DESCRIPTION	VENDOR NO.
	108186-01-000	EA	VACUUM CLEANER-BUILT IN, HP 19-1 DELUXE	
	092304-01-700	EA	BAG-VACUUM, REPLACEMENT PKG 5	4908
	092304-02-704	EA	MOTOR W/RELAY	5098
	108186-02-000	EA	TOOL SET-W/O POWER BRUSH, HP W/30" HOSE	
	092304-02-701	EA	TOOL-DUSTING	1142
	092304-02-702	EA	TOOL-RUG	4982
	092304-02-703	EA	TOOL-CREVICE	1141
	092304-02-707	EA	TOOL-UPHOLSTERY	7029
	092304-02-708	EA	WAND-PLASTIC	4978
	092304-02-709	EA	HOSE ASSEMBLY, 30 FEET	6452-02
	092304-02-710	EA	SECONDARY FILTER	HP 4929

AUDIO VIDEO GROUP

RADIO & CD SYSTEM

KEY	PART NUMBER	U/M	DESCRIPTION
	097460-08-000	EA	RADIO-AM/FM STEREO, CASS DIN - SONY XR-1700
	110469-01-000	EA	SPEAKER-4" X 6" OVAL, COAXIAL - MAGNADYNE F46XB-12
	110470-01-01A	EA	GRILLE-SPEAKER, OVAL 4" X 6" BLK - MAGNADYNE G46WI
	074979-15-000	EA	COVER-SPEAKER, LT OAK
	074979-08-000	EA	SHIELD-SPEAKER, BACK - MOLDED PLASTIC - LIGHT OAK
	089340-02-000	EA	GRILLE-SPEAKER, 6.5" SQUARE
	094097-01-000	EA	SPEAKER-RADIO, W/O GRILLE - 5.25" DIA - AUDIOVOX 110C3030
	116148-02-000	EA	RADIO-AM/FM STEREO, CD PLAYER - CLARION RDB515F (DELUXE STEREO OPTION) FROM: 00-00-00 THRU: 03-14-96
	116148-03-000	EA	RADIO-AM/FM STEREO-CD PLAYER (DELUXE STEREO OPTION) FROM: 03-15-96 THRU: 99-99-99
	097460-06-000	EA	RADIO-AM/FM CASS, WITH CD CON - SONY XR-130 (RADIO & CD CHANGER OPTION) FROM: 00-00-00 THRU: 07-23-95
	102080-02-000	EA	CHANGER-COMPACT DISC - SONY CDX-45 (RADIO & CD CHANGER OPTION) FROM: 00-00-00 THRU: 07-23-95
	102080-03-000	EA	CHANGER-COMPACT DISC - SONY CDX-71RF (RADIO & CD CHANGER OPTION) FROM: 07-24-95 THRU: 99-99-99
	109053-02-000	EA	RADIO-WALL MOUNT AM/FM CASS - AWM-300 AUDIOVOX (REAR STEREO OPTION)
	081059-02-000	EA	WIRE ASM-9-PIN, RADIO - AUDIOVOX 112B-1761 (REAR STEREO OPTION)
	087683-03-000	EA	RADIO-AM/FM STEREO CASSETTE - AUDIOVOX RS-100 (EXTE ENTERTAINMENT)

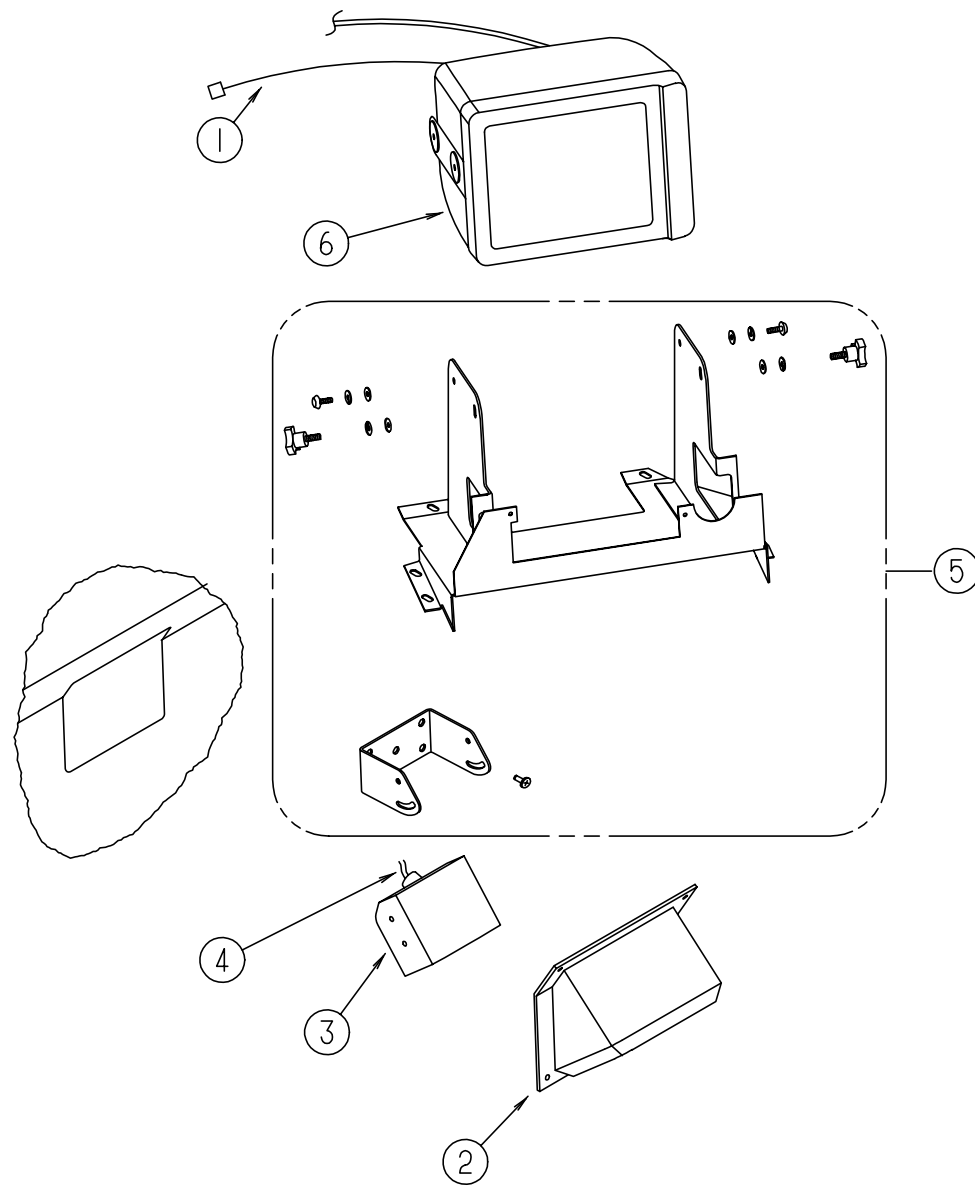
RADIO & CB ANTENNA

KEY	PART NUMBER	U/M	DESCRIPTION
	090944-01-000	EA	ANTENNA-RADIO, 16" RUBBER
	104498-02-000	EA	BRACKET-ANTENNA MOUNT
	108847-01-000	EA	BRACKET-ANTENNA GROUND(REAR STEREO & EXTE ENTERTAINMENT)
	109889-03-000	EA	EXTENDER - ANTENNA SHAFT 4" (EXTE ENTERTAINMENT)
	109889-04-000	EA	EXTENDER - ANTENNA SHAFT 3" (EXTE ENTERTAINMENT)
	077069-02-000	EA	CABLE-ANTENNA, RADIO - EXTENSION 96" - ARA 6700667
	105248-01-000	EA	ANTENNA-CB, ADVANCE 8604 (C.B. RADIO PREP) FROM: 00-00-00 THRU: 06-14-96
	123256-01-000	EA	ANTENNA - CB (W/O CABLE) FROM: 06-15-96 THRU: 99-99-99
	123256-02-000	EA	CABLE-CB COAX

TELEPHONE SYSTEM

KEY	PART NUMBER	U/M	DESCRIPTION
	093253-01-01A	EA	PLATE-WALL, TELEPHONE - BEIGE - CAC625F2-4-50
	093254-01-000	EA	HOUSING-TELEPHONE, AMP 554171-1
	093901-03-000	EA	PLATE-COAXIAL CABLE

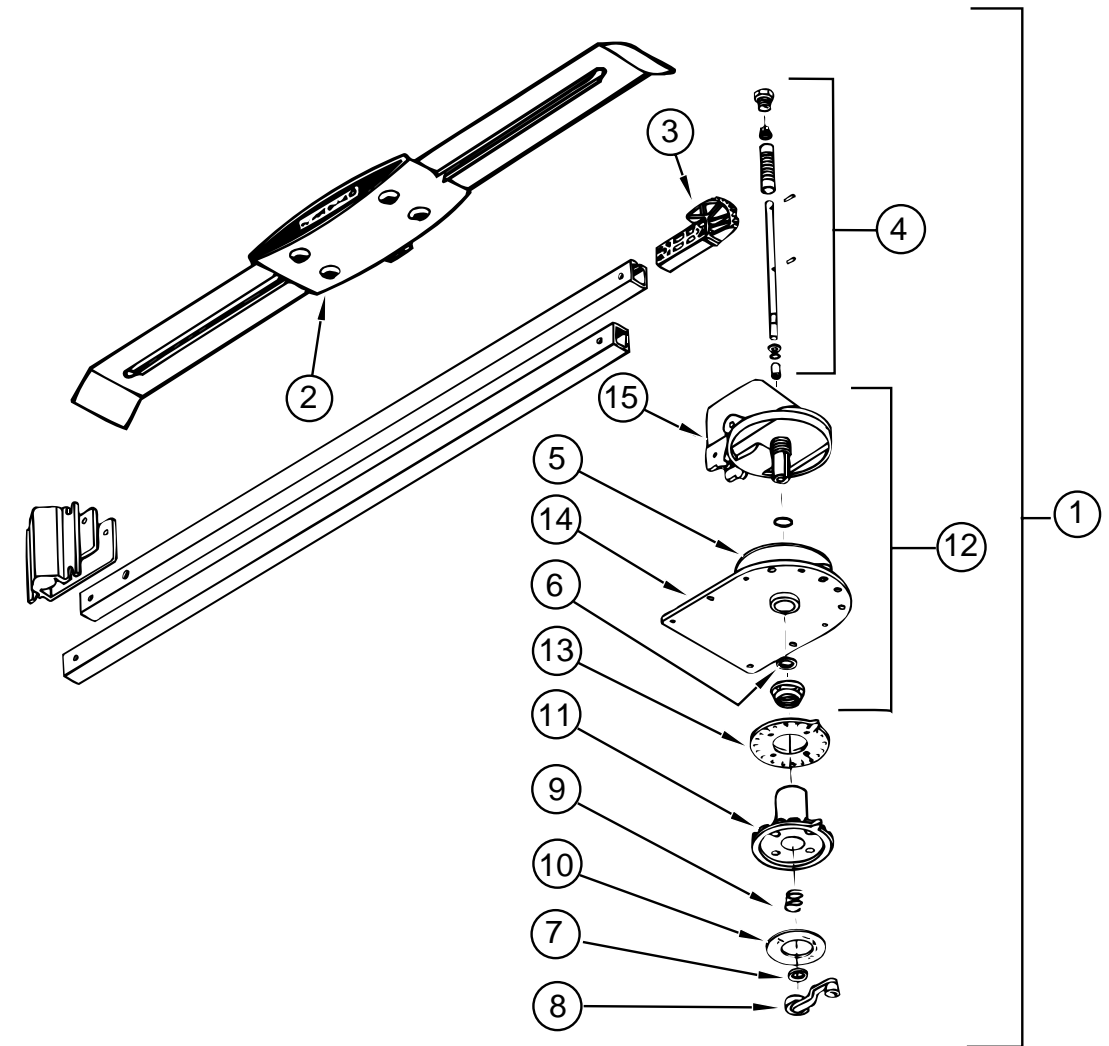
AUDIO VIDEO GROUP (CONTINUED)



SONY REAR VIEW MONITOR & SHROUDS

KEY	PART NUMBER	U/M DESCRIPTION	VENDOR NO.
1	093040-08-000	EA 7" REAR VIEW MONITOR SYSTEM W/AUDIO JACK	
	096717-03-000	EA WIRE ASM-REAR MONITOR, UPPER	
	093040-06-000	EA WIRE ASM-MONITOR - SONY SM-HRN7	
2	107852-01-04A	EA SHROUD-CAMERA, OUTER, SABLE	
	108529-01-01A	EA SHROUD-CAMERA, INNER, BLACK	
3	093040-04-700	EA CAMERA, W/BACKET & WIRING	SSC-530AM
4	093041-01-000	EA CABLE-MONITOR/CAMERA, INTERNAL USE - 65.6'	
	093041-02-000	EA CABLE-MONITOR/CAMERA, EXTERNAL USE	
5	N/A	PARTS ARE INCLUDED W/TELEVISION SYSTEM - SONY	
6	093040-05-700	EA MONITOR-7" W/POWER HARNESS	SSM721AMR

AUDIO VIDEO GROUP (CONTINUED)

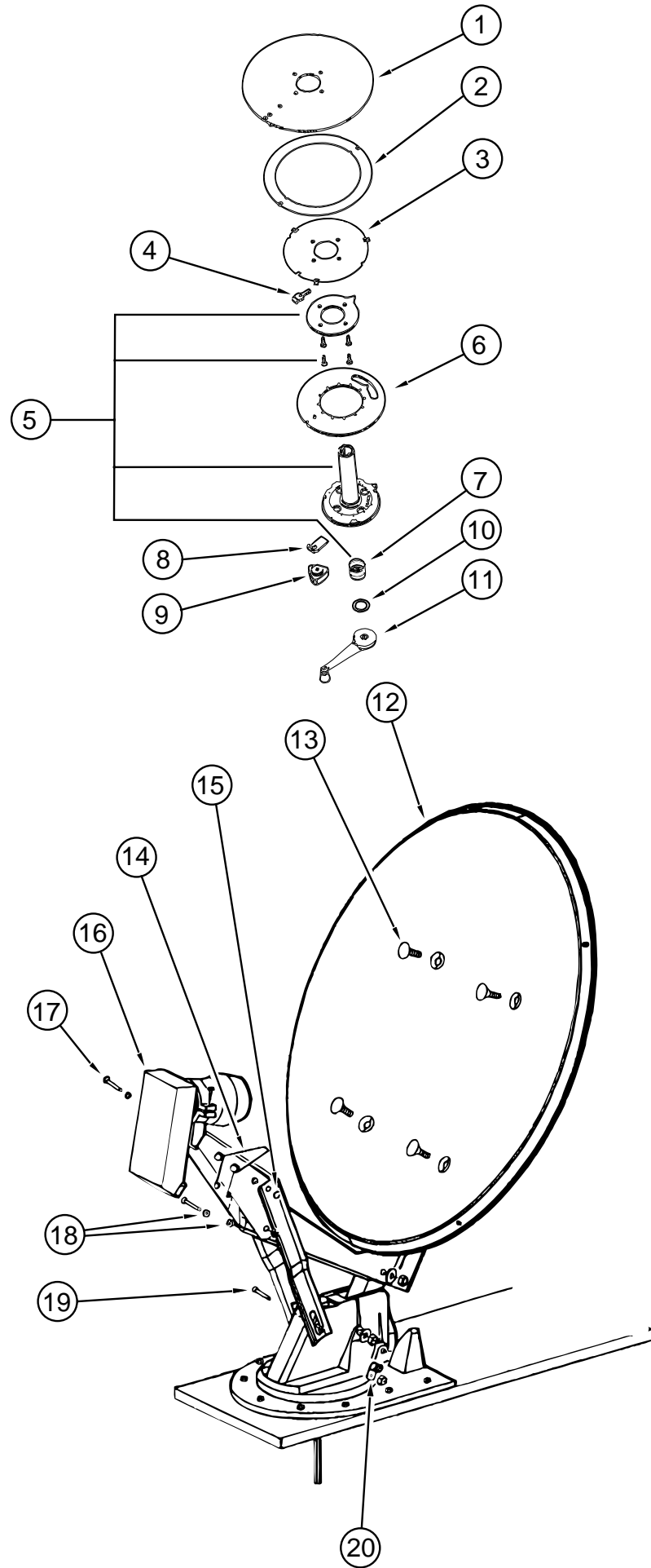


WINEGARD TV ANTENNA

KEY	PART NUMBER	U/M DESCRIPTION	VENDOR NO.
1	076319-16-000	EA ANTENNA-TV ROOF MOUNT, WINEGARD WI-3094	
2	076319-01-700	EA HEAD-ANTENNA, AMPLIFIED	RVSA U/V
3	076319-01-701	EA GEAR-ELEVATING, PLASTIC	2200046
4	076319-01-702	EA SHAFT ASM-ELEVATING	RVP-400A
5	076319-01-703	EA BEARING-NYLON, 5" OD	3200656
6	076319-01-704	EA BEARING-NYLON, 1.25"OD	3200657
7	076319-01-705	EA GROMMET-NYLON, 7/8"ID	3200658
8	076319-01-706	EA CRANK-ELEVATING, W/SET SCREW	2750897
9	076319-01-707	EA SPRING, HANDLE	5160822
10	076319-01-708	EA DECAL-CRANK	5413002
11	076319-01-709	EA PLATE-DIRECTIONAL F/HEAD	3200621
12	076319-01-711	EA BASE & LIFT ASM	2762802
13	076319-01-712	EA PLATE-CEILING, DIRECTIONAL	3200608
14	076319-01-713	EA PLATE-BASE, STEEL	3100523
15	076319-01-714	EA HOUSING, ROTATING GEAR	2200049
	069726-02-000	EA BUMPER-.88" DIAMETER X .40", BLACK	

AUDIO VIDEO GROUP (CONTINUED)

WINEGARD SATELLITE DISH



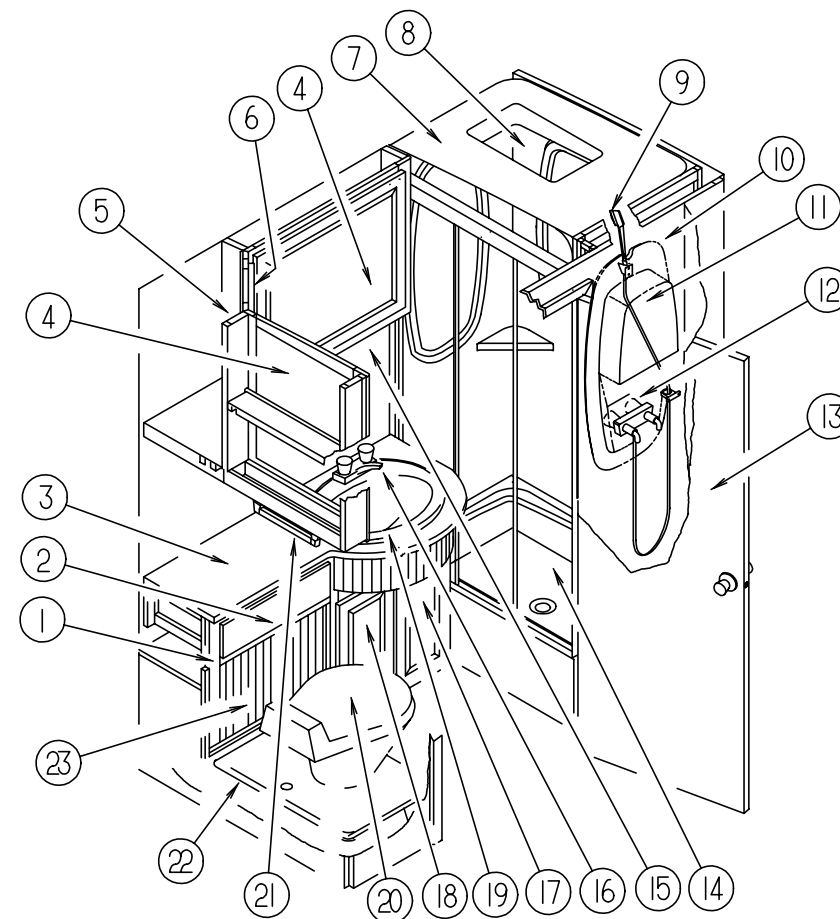
KEY	PART NUMBER	U/M	DESCRIPTION	VENDOR NO.
	120233-01-000	EA	SATELLITE SYSTEM W/O RECEIVER (DISH & HDW ONLY)	
	120233-02-000	EA	RECEIVER-SATELLITE ONLY	
1	120233-01-700	EA	PLATE-FIXED	3750821
2	120233-01-701	EA	DIAL-DIRECTIONAL	2745056
3	120233-01-702	EA	PIVOT-DIAL-DIRECTIONAL	2745058
4	120233-01-703	EA	STOP-ROTATION	3711281
5	120233-01-704	EA	PLATE-CEILING W/DIR. HANDLE	RP-6300
6	120233-01-705	EA	PLATE-ROTATE	375080
7	120233-01-706	EA	SPRING	RP-6822
8	120233-01-707	EA	CLAMP-ROTATE	3711280
9	120233-01-708	EA	KNOB-CLAMP	160822
10	120233-01-709	EA	WASHER-NYLON	RP-2658
11	120233-01-710	EA	HANDLE-CRANK	RP-6795
12	120233-01-711	EA	REFLECTOR-46CM	2745304
13	120233-01-712	EA	BOLT-FLAT HEAD	2160253
14	120233-01-713	EA	SPRING	2160820
15	120233-01-714	EA	CLIP-E	5160818
16	120233-01-715	EA	RCA LNB	278015
17	120233-01-716	EA	PIN	2160814
18	120233-01-717	EA	BEARING-NYLON	2200728
19	120233-01-718	EA	PIN	5160817
20	120233-01-719	EA	CLAMP-CABLE	2200060

AUDIO VIDEO GROUP (CONTINUED)

TV & VCR SYSTEMS

KEY	PART NUMBER	U/M DESCRIPTION	VENDOR NO.
	108096-07-000	EA TV-19"COLOR, 1/8" JACK USA - MAGNAVOX 19PR10C (FRONT OVHD TV)	
		FROM: 00-00-00 THRU: 08-06-95	
	108096-10-000	EA TV-19"COLOR, 1/8" JACK USA - MAGNAVOX 19PR14C (FRONT OVHD TV)	
		FROM: 08-07-95 THRU: 99-99-99	
	108096-08-000	EA TV-19"COLOR, 1/8"JACK CSA - MAGNAVOX XR1905C (FRONT OVHD TV)	
	098447-11-700	EA REMOTE FOR ALL 19" TVS	8822336
	092310-02-000	EA TV-COLOR, 9" - AC/DC - W/REMOTE - MAGNAVOX RD0945 (REAR TV)	
	092310-02-700	EA REMOTE F/TV F/MODEL RD0945	0822334
	086757-03-000	EA CONTROL CENTER-SWITCH, VCR/TV - AUDIOVOX AVCC-100 (FRONT OVHD TV)	
	098446-07-000	EA VCR-VHS, CABLE READY - REMOTE - MAGNAVOX VR9320 (FRONT OVHD TV)	
		FROM: 00-00-00 THRU: 10-08-95	
	098446-07-700	EA REMOTE F/MODEL VR9320	8874589
	098446-09-000	EA VCR-VHS, CABLE READY, REMOTE - MAGNAVOX VRT222AT (FRONT OVHD TV)	
		FROM: 10-09-95 THRU: 04-28-96	
	098446-09-700	EA REMOTE ONLY	
	098446-11-000	EA VCR-VHS,CABLE READY,REMOTE MAGNAVOX VRU222	
		FROM: 04-29-96 THRU: 99-99-99	
	114870-01-000	EA PLUG ASM-3.5MM AUDIO W/LEADS - OW DONALD 35-94-SC	
	094097-01-000	EA SPEAKER-RADIO/TV, W/O GRILLE - 5.25" DIA - AUDIOVOX 110C3030	
	089340-02-000	EA GRILLE-SPEAKER, 6.5" SQUARE	
	098819-01-000	EA SPEAKER-2 WATT, 8 OHM - 4"	
	093214-01-02A	EA GRILLE-SPEAKER, 4" BROWN	
	115540-01-000	EA AMPLIFIER-TV SPEAKERS - O.W.DONALD AMP3	
	115539-01-000	EA RELAY-RADIO/TV SPEAKER, SWITCH - ASA A1780100	
	093901-06-000	EA PLATE-TV	
	099717-01-000	EA TV TIEDOWN STRAP- W/24" FEMALE STRAP & 14.2" MALE STRAP	
	099717-02-000	EA STRAP-TV TIE DOWN W/29.9" FEMALE STRAP & 14.2" MALE STRAP	
	082134-01-000	EA ADAPTER-TV, CABLE TO CABLE - WINEGARD F-81M	
	082136-01-000	EA NUT-HEX JAM 3/8-32, WINEGARD	
	086756-01-000	EA SPLITTER-TV, 2 WAY	
	086777-06-000	EA PLATE-WALL, ANT 1 OUTPUT BROWN - WINEGARD RV-0931	
	086777-02-000	EA WALLPLATE-TV CABLE, W/ANTENNA SWITCH - BROWN	
	076319-03-000	FT CABLE-COAXIAL, 75 OHM	
	076319-09-000	EA WALLPLATE-CABLE RECEPTACLE, TV - SINGLE - BROWN	
	076319-12-000	EA CONNECTOR-COAXIAL, ONE PIECE	

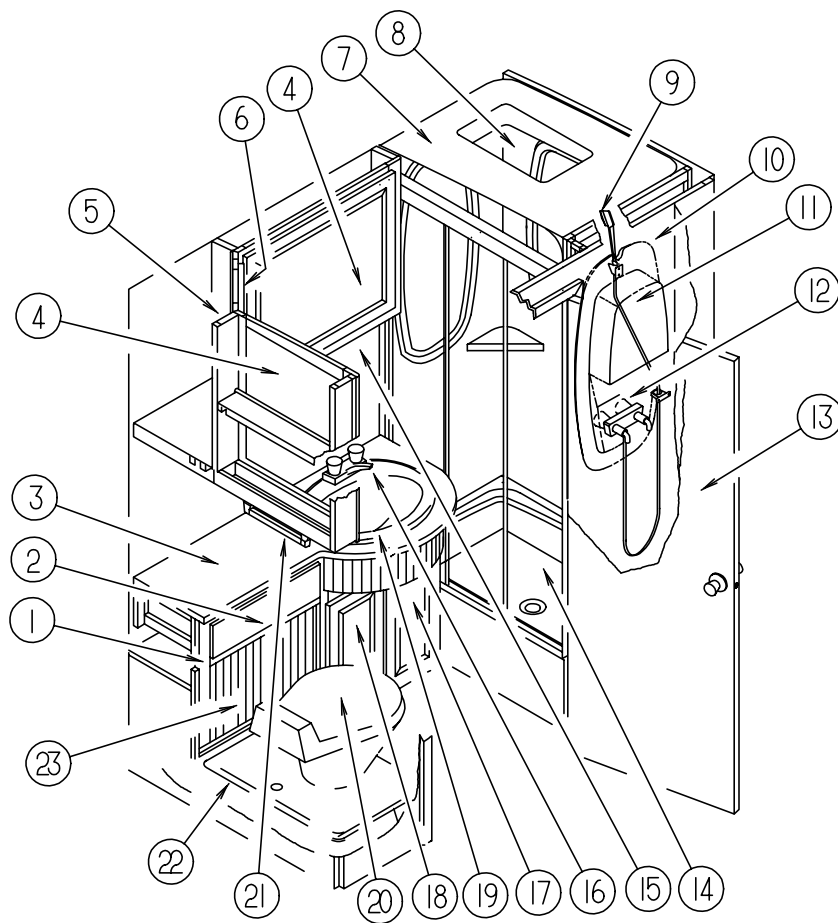
BATH GROUP



BATH CABINETS & FIXTURES

KEY	PART NUMBER	U/M DESCRIPTION
1	P19672-01-G38	EA CABINET ASM-LAVATORY
1	P19672-01-G39	EA CABINET ASM-LAVATORY
1	P19672-01-G40	EA CABINET ASM-LAVATORY
1	P19672-01-G41	EA CABINET ASM-LAVATORY
1	P19672-01-G42	EA CABINET ASM-LAVATORY
1	P19672-01-G43	EA CABINET ASM-LAVATORY
	119672-12-G38	EA SHELF - W/PLASTIC EDGE MOLDING (PICKLED ASH)
	119672-12-G39	EA SHELF - W/PLASTIC EDGE MOLDING (SALEM CHERRY)
2	M05971-V9-G38	EA DRAWER COMPLETE-SLIDE OGEE (PICKLED ASH)
2	M05971-V9-G39	EA DRAWER COMPLETE-SLIDE OGEE (SALEM CHERRY)
3	119672-11-G38	EA COUNTERTOP ASM (G38, G39)
3	119672-11-G40	EA COUNTERTOP ASM (G40, G41)
3	119672-11-G42	EA COUNTERTOP ASM (G42, G43)
4	M06803-16-E37	EA DOOR-RAIL, MITERED/OGEE 0505 X 0555 (PICKLED ASH)
4	M06803-16-E41	EA DOOR-RAIL, MITERED/OGEE 0505 X 0555 (SALEM CHERRY)
4	088742-07-000	EA MIRROR-BEVELED, SAFETY GLASS
5	119695-01-G38	EA CABINET ASM-MEDICINE (PICKLED ASH)
5	119695-01-G39	EA CABINET ASM-MEDICINE (SALEM CHERRY)
	119695-11-G38	EA SHELF - W/PLASTIC EDGE MOLDING, OVER TOILET (PICKLED ASH)
	119695-11-G39	EA SHELF - W/PLASTIC EDGE MOLDING, OVER TOILET (SALEM CHERRY)
	119695-12-G38	EA SHELF - W/PLASTIC EDGE MOLDING, OVER SINK (PICKLED ASH)
	119695-12-G39	EA SHELF - W/PLASTIC EDGE MOLDING, OVER SINK (SALEM CHERRY)
6	M06803-17-E37	EA DOOR-RAIL, MITERED/OGEE 0305 X 0555 (PICKLED ASH)
6	M06803-17-E41	EA DOOR-RAIL, MITERED/OGEE 0305 X 0555 (SALEM CHERRY)
6	088742-08-000	EA MIRROR-BEVELED, SAFETY GLASS

BATH GROUP (CONTINUED)



BATH GROUP (CONTINUED)

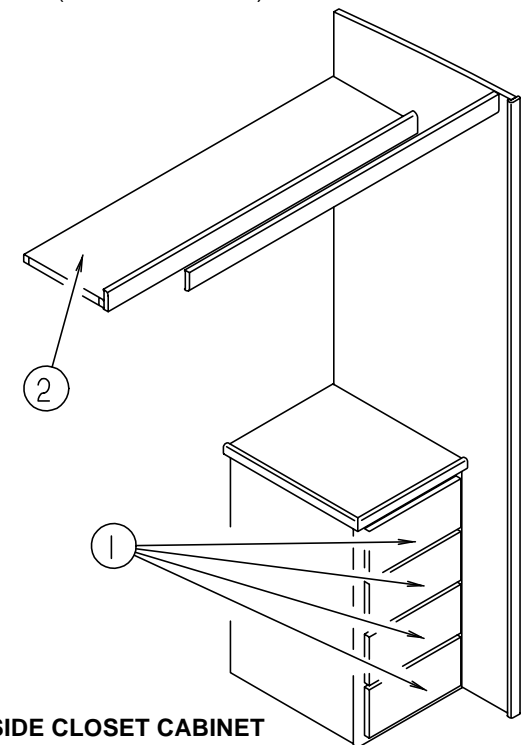
BATH CABINETS & FIXTURES (CONTINUED)

KEY	PART NUMBER	U/M	DESCRIPTION	VENDOR NO.
	111155-01-01A	EA	LOCK-POLISHED BRASS PRIVACY	
	094485-03-01A	EA	KNOB-DOOR, BRASS	
14	M02630-22-C07	EA	SHOWER PAN ASM	
				FROM: 00-00-00 THRU: 11-26-95
14	M02630-35-G38	EA	SHOWER PAN ASM	
				FROM: 11-27-95 THRU: 99-99-99
	066729-01-000	EA	STRAINER-TUB/SHOWER, W/PLUG	
15	093606-23-000	EA	MIRROR-PANEL, BEVELED 1/8" - 530.0 X 1012.0	
16	075240-05-000	EA	FAUCET-LAVATORY, BRASS	
16	105218-01-01A	EA	SPACER-FAUCET, LAVATORY SINK - 2" X 5.9" - ABS PLASTIC O/W	
16	091253-01-000	EA	GASKET-FAUCET, LAVATORY/GALLEY	
17	M05992-05-E37	EA	DOOR-RAIL, HDW, OGEE 0255 X 0485 (PICKLED ASH)	
17	M05992-05-E41	EA	DOOR-RAIL, HDW, OGEE 0255 X 0485 (SALEM CHERRY)	
18	M05992-06-E37	EA	DOOR-RAIL, HDW, OGEE 0255 X 0485 (PICKLED ASH)	
18	M05992-06-E41	EA	DOOR-RAIL, HDW, OGEE 0255 X 0485 (SALEM CHERRY)	
19	105921-01-01A	EA	SINK-LAVATORY, LARGE OVAL - 17" X 20" - PLASTIC - OFF WHITE	
19	106116-01-01A	EA	STRAINER-SINK, W/STOPPER TAILPIECE GASKET & NUT - PLASTIC	
20	085330-06-000	EA	TOILET-CHINA, STANDARD W/SPRAYER, SEALAND 591003 BONE	
21	075453-02-000	EA	BAR-TOWEL, 18" BRASS	
	093606-08-000	EA	MIRROR-PANEL, BEVELED 1/8" - 530.0 X 900.0 MM (ABOVE TOILET)	
	075452-02-000	EA	HOLDER-TOILET TISSUE, BRASS	
22	109773-01-01A	EA	COVER-PLATFORM, TOILET	
23	119672-16-G38	EA	TAMBOUR DOOR (PICKLED ASH)	
23	119672-16-G39	EA	TAMBOUR DOOR (SALEM CHERRY)	
	M97191-01-E37	EA	HANDLE-DOOR, TAMBOUR (PICKLED ASH)	
	M97191-01-E41	EA	HANDLE-DOOR, TAMBOUR (SALEM CHERRY)	

BATH CABINETS & FIXTURES (CONTINUED)

KEY	PART NUMBER	U/M	DESCRIPTION	VENDOR NO.
7	106932-01-01A	EA	CAP-SHOWER OFF WHITE	
8	077902-01-000	EA	COVER-SKYLIGHT, INSIDE - 15.6" X 22.6" - PLASTIC	
8	108662-01-01A	EA	COVER-SKYLIGHT, WHT	
9	103092-01-000	EA	SHOWER HEAD-W/60" HOSE	
				FROM: 00-00-00 THRU: 08-27-95
9	103092-03-000	EA	SHOWER HEAD-W/HOSE & BRACKET ONDINE 23263APB	
				FROM: 08-28-95 THRU: 99-99-99
9	103092-02-000	EA	SHOWER HEAD - W/HOSE - CSA	
	103092-01-700	EA	BRACKET-F/SHOWER HEAD, CLEAR	2328028
	011048-03-700	EA	BRACKET-F/SHOWER HEAD	2328029-3
10	104464-01-01A	EA	SURROUND-SHOWER O/W	
11	104462-01-01A	EA	CADDY-SHOWER, O/W	
12	075241-04-000	EA	FAUCET-SHOWER, BRASS	
				FROM: 00-00-00 THRU: 08-27-95
	109801-02-01A	EA	FAUCET-SHOWER, CONTROL, POLISH BRASS	
				FROM: 08-28-95 THRU: 99-99-99
	115363-01-01A	EA	RING-GUIDE, SHOWER HOSE, KEVCO 47904-CLEAR	
				FROM: 08-28-95 THRU: 99-99-99
12	075241-05-000	EA	FAUCET-SHOWER, BONE (CANADIAN)	
	075606-01-000	EA	PANEL-FAUCET BACK, SHOWER - 5" X 9"	
13	M87868-14-E37	EA	DOOR - BATH 26.1" X 73.1" - W/O HARDWARE (PICKLED ASH)	
13	M87868-14-E41	EA	DOOR - BATH 26.1" X 73.1" - W/O HARDWARE (SALEM CHERRY)	
	100357-01-000	EA	ROD-TOWEL, BRASS W/ENDS BENT FOR BACK OF BATH DOOR	
	102089-13-E37	EA	RAIL END, RH - TOWEL RACK - 26" LONG - PICKLED ASH	
	102089-13-E41	EA	RAIL END, RH - TOWEL RACK - 26" LONG - SALEM CHERRY	
	102089-14-E37	EA	RAIL END, LH - TOWEL RACK - 26" LONG - PICKLED ASH	
	102089-14-E41	EA	RAIL END, LH - TOWEL RACK - 26" LONG - SALEM CHERRY	
	102920-01-01A	EA	HINGE-DOOR, SPRING LOADED - BRASS	
	110496-01-01A	EA	HINGE-BRASS STOCKER	

PASSENGER SIDE CLOSET CABINET

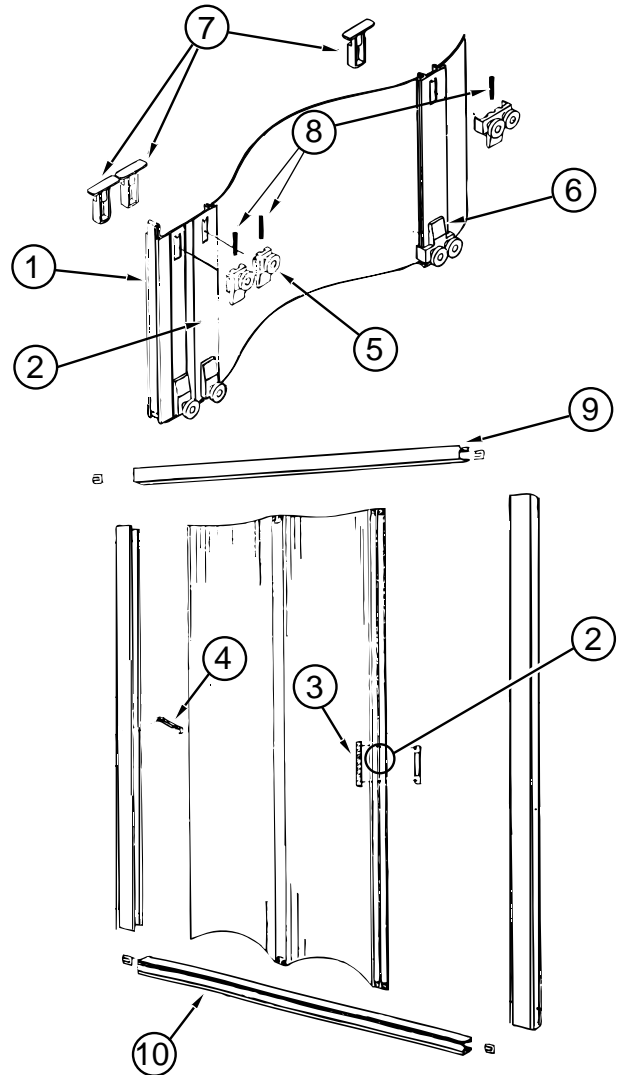


KEY	PART NUMBER	U/M	DESCRIPTION
1	M05971-33-E37	EA	DRAWER COMPLETE-SLIDE OGEE (PICKLED ASH)
1	M05971-33-E41	EA	DRAWER COMPLETE-SLIDE OGEE (SALEM CHERRY)
2	119580-11-G38	EA	SHELF ASM (PICKLED ASH)
2	119580-11-G39	EA	SHELF ASM (SALEM CHERRY)

BATH GROUP (CONTINUED)

BEDROOM/BATH PRIVACY DOOR

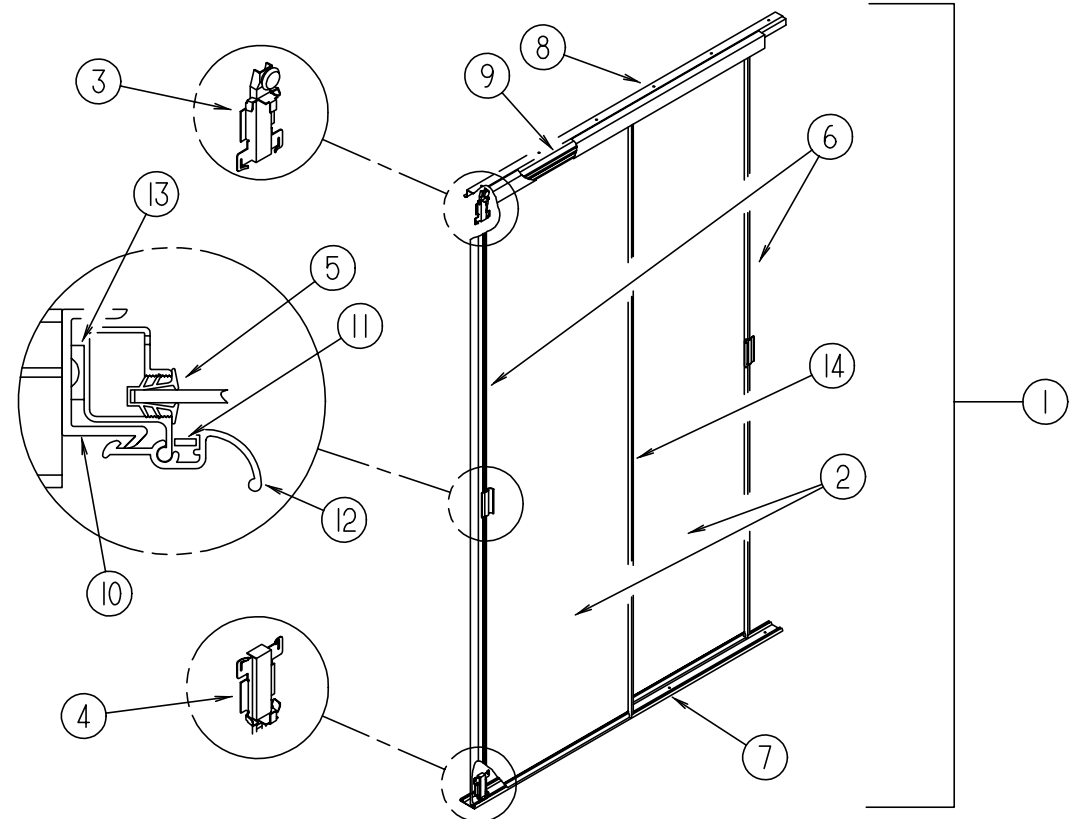
KEY	PART NUMBER	U/M DESCRIPTION
	103868-11-01A	EA TRACK-DOOR, 1250, O/W
	104013-03-E37	EA DOOR ASM-SLIDING (PICKLED ASH)
	104013-03-E41	EA DOOR ASM-SLIDING (SALEM CHERRY)
	110418-02-E37	EA HEADER ASM-DOOR (PICKLED ASH)
	110418-02-E41	EA HEADER ASM-DOOR (SALEM CHERRY)



SHOWER DOOR

KEY	PART NUMBER	U/M DESCRIPTION
	108351-01-01A	EA DOOR-SHOWER, FOLDING 34" X 61" - COASTAL WINN (COMPLETE)
1	092574-01-705	EA MAGNETIC STRIP, 56.9" - COASTAL 98-41
2	108351-01-700	EA DOOR STRIKE ASM, COASTAL 109
3	108351-01-701	EA DOOR HANDLES (SET), COASTAL SFH
4	108351-01-702	EA DOOR LATCH, COASTAL SFL
5	108351-01-703	EA BRACKET W/SINGLE ROLLER
6	108351-01-704	EA BRACKET W/DOUBLE ROLLER
7	108351-01-705	EA BRACKET-ROLLER W/RETAINING CLIP
8	108351-01-706	EA SPRING FOR ROLLER BRACKET
9	108351-02-700	EA TRACK-TOP 111
10	108351-02-701	EA TRACK-BOTTOM 108

BATH GROUP (CONTINUED)



WARDROBE MIRRORED DOOR

KEY	PART NUMBER	U/M DESCRIPTION
1	114149-09-G38	EA DOOR COMPLETE-WARDROBE, MIRRORED
2	058331-E0-000	EA MIRROR-GLASS, SAFETY
3	107390-01-000	EA CORNER HANGER (DOUBLE ROLLER W/BRACKET) (1 = PAIR)
4	107391-01-000	EA GUIDE-BOTTOM, BY-PASS, STANLEY 4053(PAIR)
5	111575-01-01A	FT CHANNEL-GLAZING, SWING DOOR, STANLEY 4130
6	114104-10-01A	EA STILE-DOOR, SLIDING, TERRATONE
7	114105-09-01A	EA TRACK-DOOR, SLIDING, LOWER, TERRATONE
8	114106-09-01A	EA TRACK-DOOR, SLIDING, UPPER, TERRATONE
9	114107-01-01A	EA RAIL-DOOR, SLIDING, TERRATONE
10	115538-05-01A	EA JAMB-DOOR, WARDROBE, MIRRORED, WEST&BARKER BLACK
11	115541-01-000	EA SPRING-DOOR, SLIDING, CSC P/N NPN-SPRING
12	115553-01-01A	EA LATCH-DOOR, WARDROBE, MIRROR, TERRATONE
13	123655-01-000	FT SEAL-CLOSED CELL FOAM
14	114104-09-01A	EA STILE-DOOR, SLIDING, TERRATONE

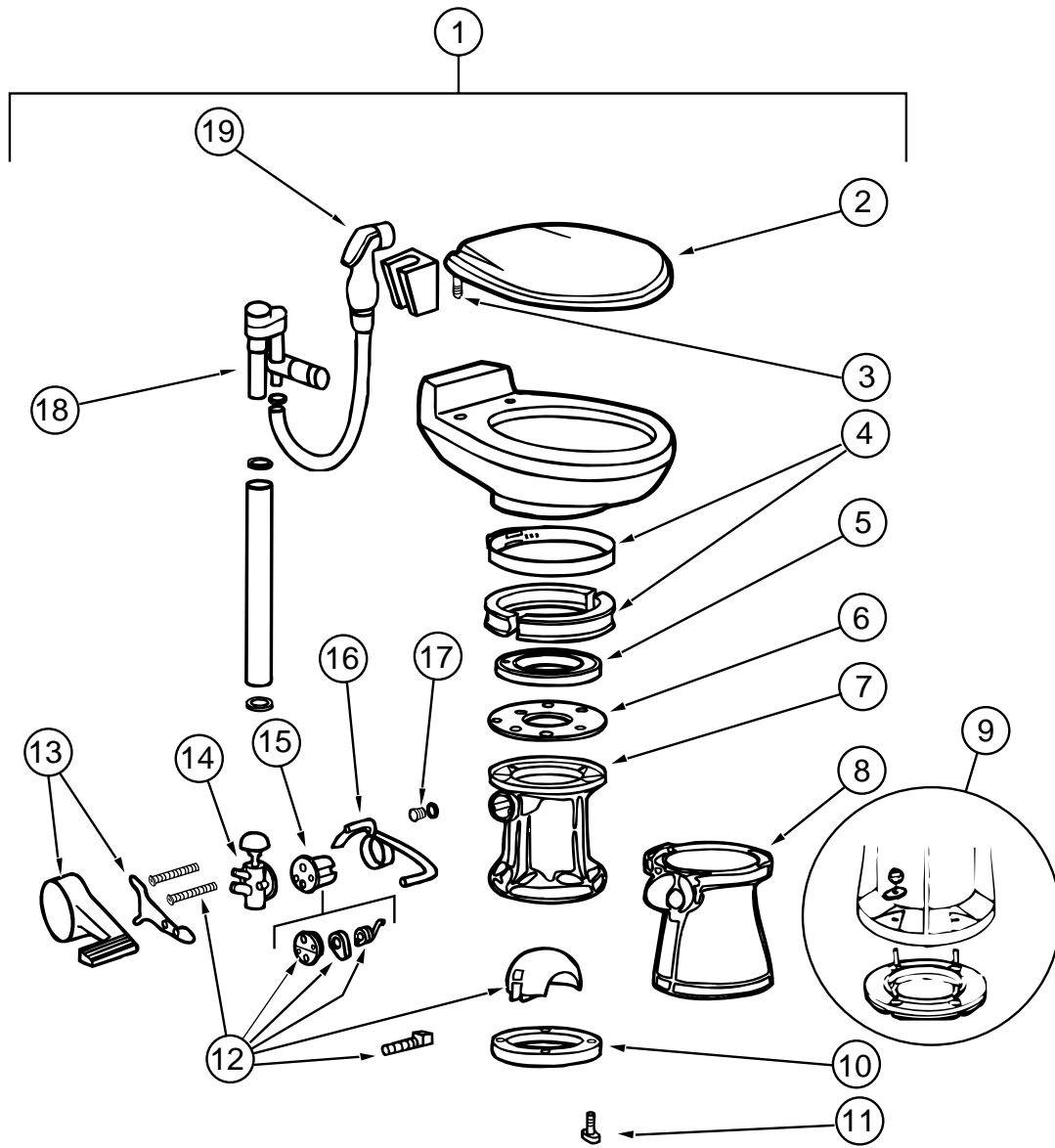
BATH GROUP (CONTINUED)

STANDARD SEALAND TOILET

KEY	PART NUMBER	U/M DESCRIPTION	VENDOR NO.
1	085330-06-000	EA TOILET - CHINA - STANDARD (BONE) - 591003	
2	085330-06-700	EA SEAT ASSEMBLY (BONE)	340591
3	085330-06-702	EA HINGE HARDWARE (BONE) SET	342131
4	085330-01-703	EA RING & HALF CLAMPS ASM (BONE)	385310048
5	085330-01-704	EA TEFLON & RUBBER SEAL KIT	385316140
6	085330-01-705	EA SUPPORT - SEAL - PLASTIC	390346405
7	085330-02-700	EA BASE ASM	310121
8	085330-02-702	EA COVER - PEDESTAL - BONE 510	310112
9	085330-01-718	EA SEAL & BASE W/ MOUNTING HARDWARE	3853100-63
10	085330-01-714	EA SEAL - FLANGE - FLOOR	390343892
11	085330-01-717	EA STOOL MOUNTING PACKAGE - BOLT & SEAL	3100-64
12	085330-01-706	EA BALL - SHAFT & CARTRIDGE	385318162
13	085330-02-703	EA COVER - PEDAL - BONE NEW STYLE	310115
14	085330-01-709	EA VALVE - WATER	385314349
15	085330-01-707	EA CARTRIDGE - SPRING ASM.	381236096
16	085330-06-703	EA LEVER - FLUSH	340873
17	085330-01-710	EA DRAIN - KIT - PLUG - CAP W/ SEAL	230384
18	085330-06-701	EA BREAKER - VACUUM/ DIVERTER (900)	230335
19	085330-04-701	EA HAND SPRAY - W/ HOSE (500 & 900)	340683

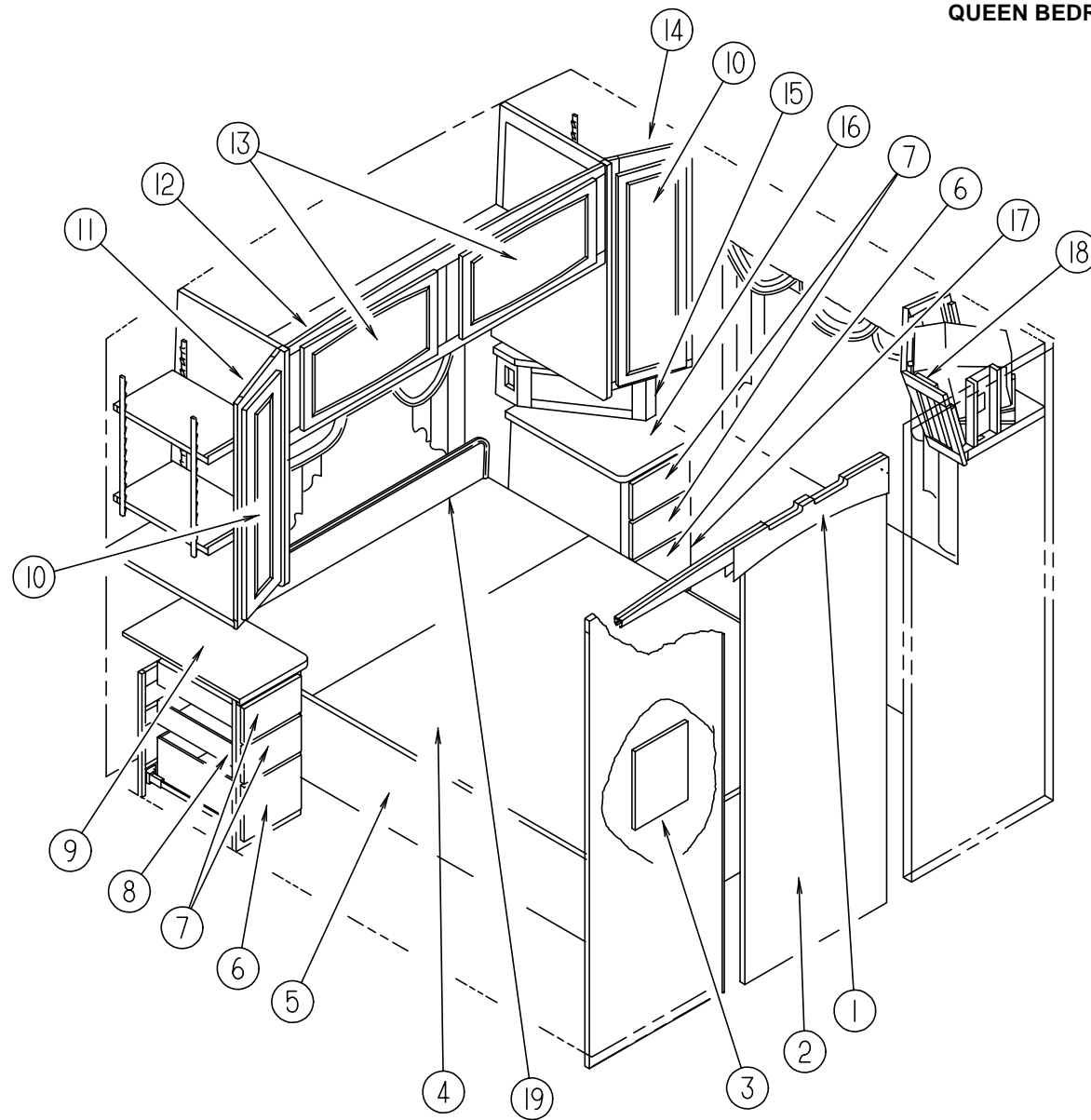
OPTIONAL SEALAND ELONGATED TOILET

KEY	PART NUMBER	U/M DESCRIPTION	VENDOR NO.
1	085330-02-000	EA TOILET-STANDARD BONE CHINA - MODEL 911	
2	085330-04-707	EA SEAT ASSEMBLY, BONE	340816
3	085330-01-720	EA HINGE HARDWARE, (BONE) SET	341707
4	085330-01-703	EA RING & HALF CLAMPS	385310048
5	085330-01-704	EA TEFLON & RUBBER SEAL KIT	385316140
6	085330-01-705	EA SEAL SUPPORT, PLASTIC	390346405
7	085330-02-700	EA BASE ASM	310121
8	085330-02-702	EA COVER-PEDESTAL, BONE 510	310112
9	085330-01-718	EA BASE W/SEAL & MOUNTING HDW	3853100-63
10	085330-01-714	EA SEAL-FLOOR FLANGE	390343892
11	085330-01-717	EA MOUNTING PKG. W/BOLT & SEAL	3100-64
12	085330-01-706	EA BALL, SHAFT & CARTRIDGE	385318162
13	085330-02-703	EA COVER-PEDAL, BONE NEW STYLE	310115
14	085330-01-709	EA VALVE-WATER KIT	385314349
15	085330-01-707	EA CARTRIDGE SPRING ASSEMBLY	381236096
16	085330-06-703	EA LEVER-FLUSH	340873
17	085330-01-710	EA DRAIN-KIT (PLUG & CAP W/SEAL)	230384
18	085330-04-700	EA BREAKER-VACUUM, F/HANDSPRAY	230325 SEALAND
19	085330-04-701	EA HAND SPRAY W/HOSE(500 & 900)	340683



BEDROOM GROUP

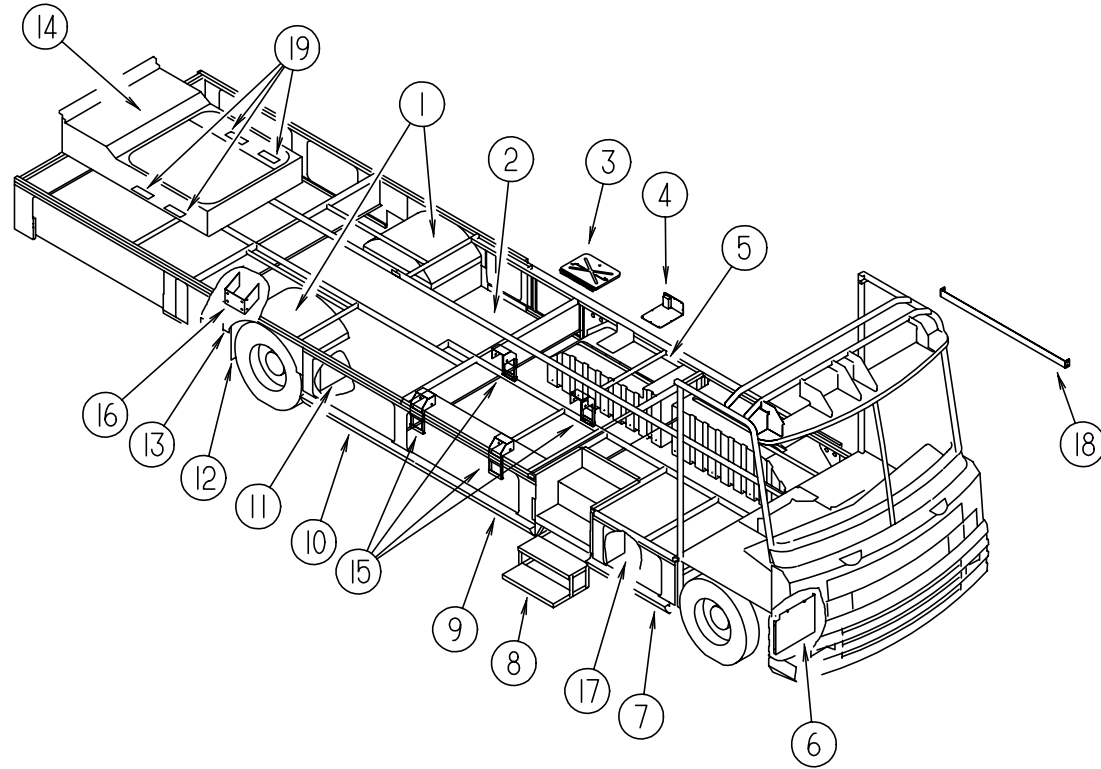
QUEEN BEDROOM CABINETS & FIXTURES



KEY	PART NUMBER	U/M	DESCRIPTION
1	110418-02-E37	EA	HEADER ASM-DOOR (PICKLED ASH)
1	110418-02-E41	EA	HEADER ASM-DOOR (SALEM CHERRY)
2	104013-03-E37	EA	DOOR ASM-SLIDING (PICKLED ASH)
2	104013-03-E41	EA	DOOR ASM-SLIDING (SALEM CHERRY)
3	112515-01-02A	EA	PICTURE-DECORATIVE, 12" X16"
4	M05087-13-D18	EA	CABINET ASM-QUEEN BED TOP DTL D
5	P20886-01-G38	EA	CABINET ASM-BED QUEEN (PICKLED ASH)
5	P20886-01-G39	EA	CABINET ASM-BED QUEEN (SALEM CHERRY)
	057460-02-000	EA	STUD-BALL, GAS SPRING - 10MM - 5/16" - 18
	057460-04-000	EA	SPRING-GAS - BALL STUD STYLE END
	089025-01-000	EA	SUPPORT-SPRING, TO BED - ANGLE 1.5" X 11.8" LONG - STEEL
	109645-01-000	EA	BRACKET-SUPPORT, FLOOR TO BED 93-M F/GAS SPRING

KEY	PART NUMBER	U/M	DESCRIPTION
6	M05971-19-E37	EA	DRAWER COMPLETE-SLIDE OGEE (PICKLED ASH)
6	M05971-19-E41	EA	DRAWER COMPLETE-SLIDE OGEE (SALEM CHERRY)
7	M05971-18-E37	EA	DRAWER COMPLETE-SLIDE OGEE (PICKLED ASH)
7	M05971-18-E41	EA	DRAWER COMPLETE-SLIDE OGEE (SALEM CHERRY)
8	107017-01-E38	EA	CABINET ASM-NIGHTSTAND, RH (G38)
8	107017-01-E42	EA	CABINET ASM-NIGHTSTAND, RH (G39)
8	107017-01-F40	EA	CABINET ASM-NIGHTSTAND, RH (G40)
8	107017-01-F41	EA	CABINET ASM-NIGHTSTAND, RH (G41)
8	107017-01-G42	EA	CABINET ASM-NIGHTSTAND, RH (G42)
8	107017-01-G43	EA	CABINET ASM-NIGHTSTAND, RH (G43)
9	107017-11-E38	EA	COUNTERTOP ASM (G38, G39)
9	107017-11-F40	EA	COUNTERTOP ASM (G40, G41)
9	107017-11-G42	EA	COUNTERTOP ASM (G42, G43)
10	M06803-14-E37	EA	DOOR-MITERED CORNERS W/OGEE EDGING 10.8" X 36.4" (PICKLED ASH)
10	M06803-14-E41	EA	DOOR-MITERED CORNERS W/OGEE EDGING 10.8" X 36.4" (SALEM CHERRY)
	088742-10-000	EA	MIRROR-BEVELED, SAFETY GLASS
11	P14721-01-F36	EA	CABINET ASM-SHIRT CLOSET RH (PICKLED ASH)
11	P14721-01-F37	EA	CABINET ASM-SHIRT CLOSET RH (SALEM CHERRY)
12	107443-01-E37	EA	CABINET ASM-OVERHEAD, REAR (PICKLED ASH)
12	107443-01-E41	EA	CABINET ASM-OVERHEAD, REAR (SALEM CHERRY)
13	M05990-01-E37	EA	DOOR-W/OGEE EDGING 14.4" X 26.8" PICKLED ASH
13	M05990-01-E41	EA	DOOR-W/OGEE EDGING 14.4" X 26.8" SALEM CHERRY
14	P14720-01-F36	EA	CABINET ASM-SHIRT CLOSET LH (PICKLED ASH)
14	P14720-01-F37	EA	CABINET ASM-SHIRT CLOSET LH (SALEM CHERRY)
15	107446-01-E38	EA	CABINET ASM-RADIO (G38)
15	107446-01-E42	EA	CABINET ASM-RADIO (G39)
15	107446-01-F40	EA	CABINET ASM-RADIO (G40)
15	107446-01-F41	EA	CABINET ASM-RADIO (G41)
15	107446-01-G42	EA	CABINET ASM-RADIO (G42)
15	107446-01-G43	EA	CABINET ASM-RADIO (G43)
	107446-11-E38	EA	COUNTERTOP ASM. - RADIO CABINET (G38, G39)
	107446-11-F40	EA	COUNTERTOP ASM. - RADIO CABINET (G40, G41)
	107446-11-G42	EA	COUNTERTOP ASM. - RADIO CABINET (G42, G43)
16	107018-11-E38	EA	COUNTERTOP ASM (G38, G39)
16	107018-11-F40	EA	COUNTERTOP ASM (G40, G41)
16	107018-11-G42	EA	COUNTERTOP ASM (G42, G43)
17	107018-01-E38	EA	CABINET ASM-NIGHTSTAND, LH (G38)
17	107018-01-E42	EA	CABINET ASM-NIGHTSTAND, LH (G39)
17	107018-01-F40	EA	CABINET ASM-NIGHTSTAND, LH (G40)
17	107018-01-F41	EA	CABINET ASM-NIGHTSTAND, LH (G41)
17	107018-01-G42	EA	CABINET ASM-NIGHTSTAND, LH (G42)
17	107018-01-G43	EA	CABINET ASM-NIGHTSTAND, LH (G43)
18	P07445-01-E37	EA	CABINET ASM-OVERHEAD, TV (PICKLED ASH)
18	P07445-01-E41	EA	CABINET ASM-OVERHEAD, TV (SALEM CHERRY)
19	112516-04-G38	EA	HEADBOARD-IMPERIAL, QUEEN (G38, G39)
19	112516-04-G40	EA	HEADBOARD-IMPERIAL, QUEEN (G40, G41)
19	112516-04-G42	EA	HEADBOARD-IMPERIAL, QUEEN (G42, G43)
	058331-93-000	EA	MIRROR-SAFETY GLASS 27.6" X 63"

CHASSIS GROUP



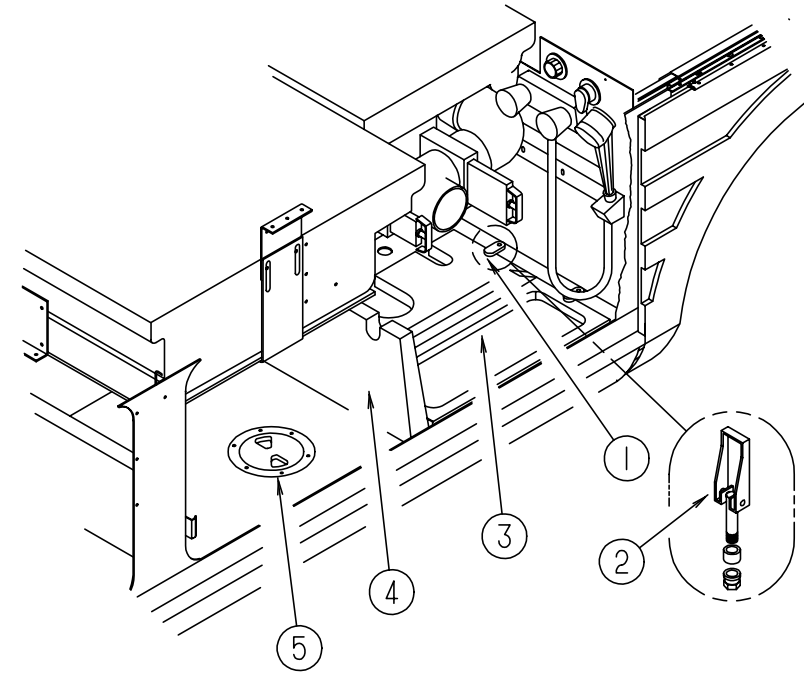
COMPARTMENTS & COMPONENTS

KEY	PART NUMBER	U/M DESCRIPTION
1	055374-01-000	EA WHEELWELL-PLASTIC
2	M07452-07-G38	EA COMPARTMENT-STORAGE 11" X 48.9"
3	121056-01-02B	EA PANEL ASM-CLOSEOUT, E-COAT
	101667-04-000	EA PROP ROD
4	120866-01-01A	EA COVER-ACCESS, VALVE, SLDT BLK
5	119090-01-01A	EA COMPARTMENT-LUGGAGE, GRAY
6	104147-02-000	EA SHIELD ASM-SPLASH, RH
7	118986-04-01A	EA COMPARTMENT-STORAGE, GRAY
8	094707-01-01A	EA STEP-DOUBLE, ELECTRIC (COMPONENT PARTS LISTED SEPARATELY)
8	065450-05-000	EA TIEDOWN-BATTERY, 8.4" TUBE
9	118986-02-01A	EA COMPARTMENT-STORAGE, GRAY
9	108986-01-000	EA TUBE-SUPPORT, LADDER, LOWER MOUNTS LADDER IN STORAGE COMPARTMENT
9	112384-01-000	EA SPONGE-BRACKET, RACK & LADDER
10	118986-03-01A	EA COMPARTMENT-STORAGE, GRAY
11	020167-05-000	EA DIRT GUARD-STEEL 15" LONG 15"
12	017516-01-000	EA FLAP-MUD, 14" X 18" - BLACK
13	020167-04-000	EA GUARD-DIRT
14	072877-03-000	EA INSULATION-SOUND BARRIER-1" X 36" X 57"
15	105718-03-000	EA SUPPORT ASM-COMPARTMENT
16	115653-13-02B	EA BRACKET ASM-AIR DRYER, E-COAT
	111844-01-000	EA BRACKET-AIR DRYER
	111845-01-000	EA BRACKET-AIR DRYERT
17	111546-01-000	EA MAT-RUBBER
18	121174-02-02B	EA SUPPORT ASM-SLD/O FRAME, E-CT
19	110277-02-000	EA STRAP-W/HOLES
	115392-01-01A	EA STRAP ASM-VELCRO, APLIX FF5026-008 (LUG WRENCH HOLDER)

CHASSIS GROUP (CONTINUED)

COMPARTMENTS & COMPONENTS (CONTINUED)

KEY	PART NUMBER	U/M DESCRIPTION
	061420-05-000	EA PLUG-PLASTIC, 1.8" DIAMETER
	107719-01-01A	EA STRIKE-VALANCE DOOR MILL
	113451-01-000	FT SEAL-BULB, POP TOP
	115361-01-01A	EA PLUG-PLASTIC CAPLUG NO.W5
	119845-01-01A	EA PLUG - PLASTIC - BLACK
	112864-01-000	FT FOAM-BUTYL COVERED 3/8"



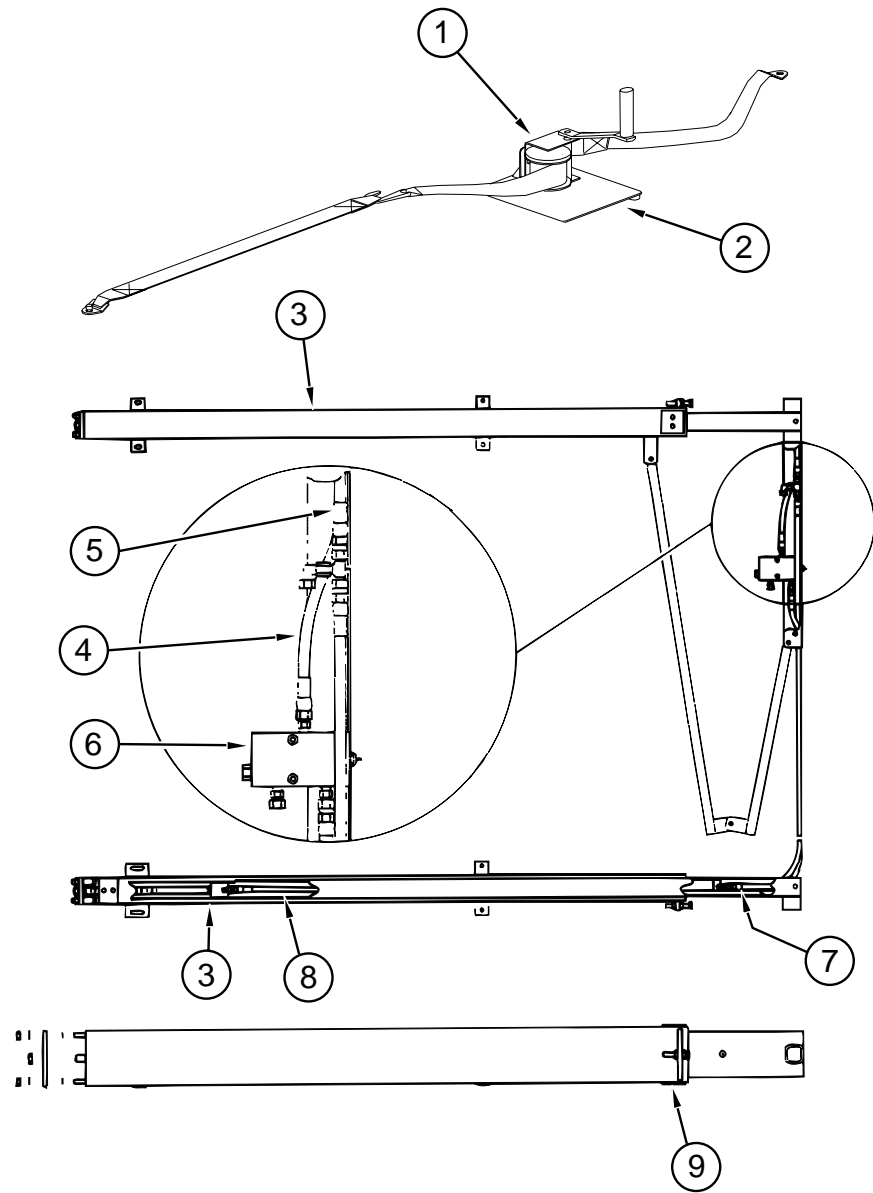
STORAGE COMPARTMENT

KEY	PART NUMBER	U/M DESCRIPTION
1	114677-01-01A	EA RETAINER-HATCH, COMPT MILL
2	121175-01-01A	EA LATCH-SWELL, BLACK
3	M06991-03-F36	EA HATCH ASM W/FOAM
4	M07452-07-G38	EA COMPARTMENT-STORAGE 11" X 48.9"
5	092887-03-000	EA CAP-TWIST HATCH, SEWER HOSE - 4" ID - BLACK

FROM: 00-00-00 THRU: 01-25-96

FROM: 01-26-96 THRU: 99-99-99

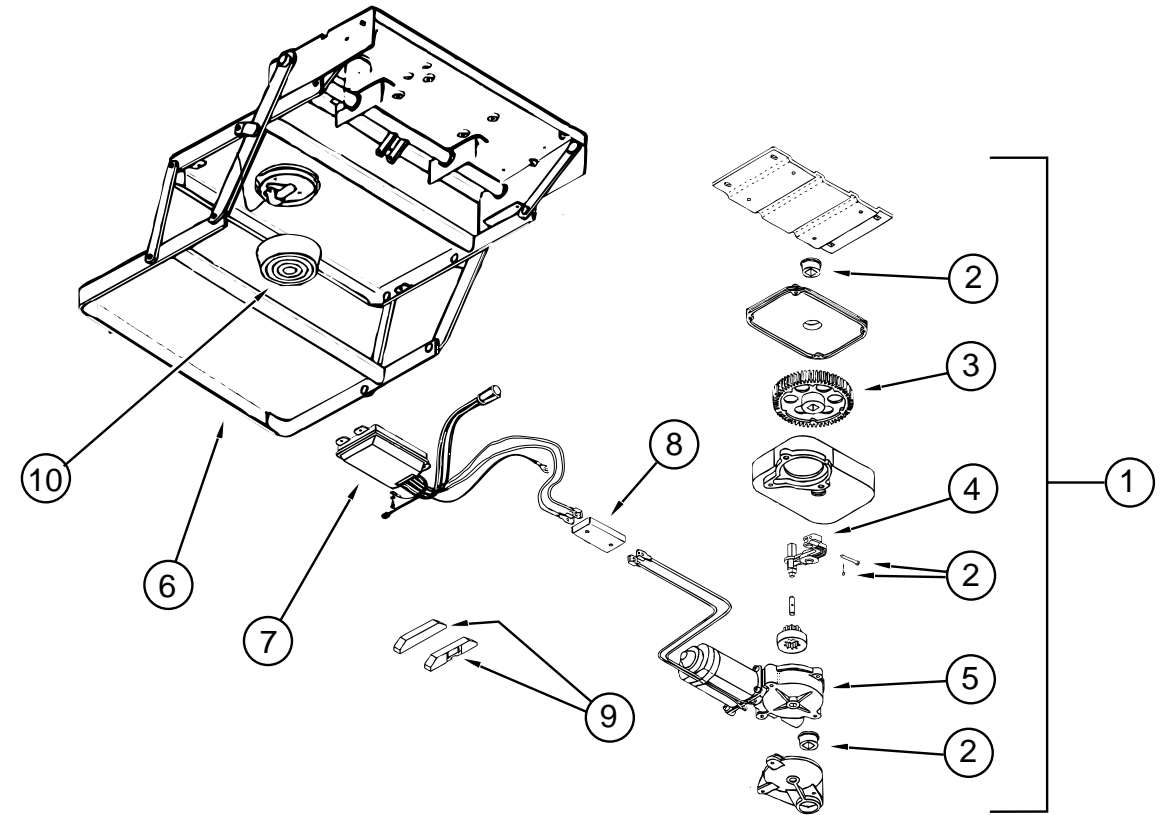
CHASSIS GROUP (CONTINUED)



HWH HYDRAULIC SLIDEOUT COMPARTMENT

KEY	PART NUMBER	U/M DESCRIPTION	VENDOR NO.
1	115767-02-000	EA SLIDEOUT-WINCH	
	116101-01-F31	EA STRAP ASM-WINCH	
2	116082-01-02B	EA BRACKET ASM-WINCH, E-COAT	
3	115767-01-701	EA CYLINDER-HYD, F/SLIDE OUT	RAP90007
4	115767-01-702	EA HOSE-HYD., 17" F/SLIDE OUT	RAP90003
5	115767-01-705	EA HOSE-HYD, 60" F/SLIDE OUT	RAP4073
6	115767-01-706	EA VALVE-SENSOR, F/SLIDE OUT	RAP90012
7	115767-03-700	EA HOSE - HYD, 1/4" X 105"	RAP90125
8	115767-03-701	EA HOSE - HYD, 1/4" X 161"	RAP90126
9	115767-04-000	EA SLIDEOUT-MOUNTING PLATE	
	121665-01-000	EA SHIM-1/32 THICK FOR CHEVY HODGE MFG CT-132	
	121665-02-000	EA SHIM-1/16 THICK FOR CHEVY - HODGE MFG CT-116	
	121665-03-000	EA SHIM-1/8 THICK FOR CHEVY - HODGE MFG US-18	

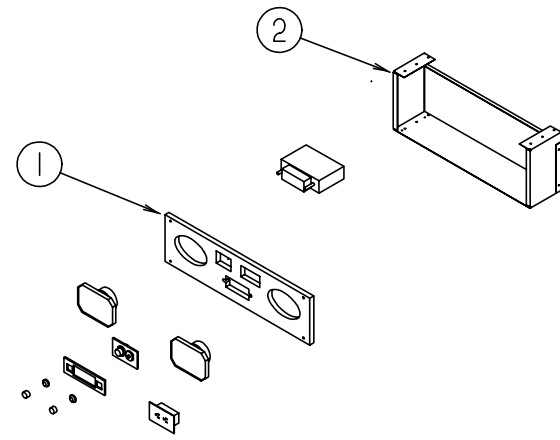
CHASSIS GROUP (CONTINUED)



STEP ASSEMBLY (3200 SERIES)

KEY	PART NUMBER	U/M DESCRIPTION	VENDOR NO.
1	094707-01-01A	EA STEP ASSEMBLY W/O SWITCH	
2	094707-02-703	EA BEARINGS & PINS	909530
3	094707-02-702	EA GEAR KIT - W/ BEARINGS & PIN-CASE	909525
4	094707-02-701	EA LINKAGE ASSEMBLY - W/ BEARINGS & PINS	909523
5	094707-02-700	EA MOTOR ASSEMBLY - W/ BEARINGS & PINS	909520
6	091707-01-702	EA FRAME W/DOUBLE STEP	908032
7	094707-02-705	EA CONTROL UNIT - WHITE	909513
8	094707-02-704	EA CONNECTOR - MOTOR ASSEMBLY - W/ PLATES	909537
	094707-02-707	EA TREAD - NON SKID - BLACK - 6"X21"	909333
9	116995-01-000	EA SWITCH/MAGNET - ELECTRIC	
10	088746-01-705	EA LIGHT - UNDER STEP	9004
	088733-01-700	EA BULB	9004
	094707-02-707	EA TREAD-NON SKID, BLACK 6"X21"	909333
	075723-02-000	EA SPACER-SWITCH, W/HOLE - .2" X .9" X 2" - METAL - OFF WHITE	

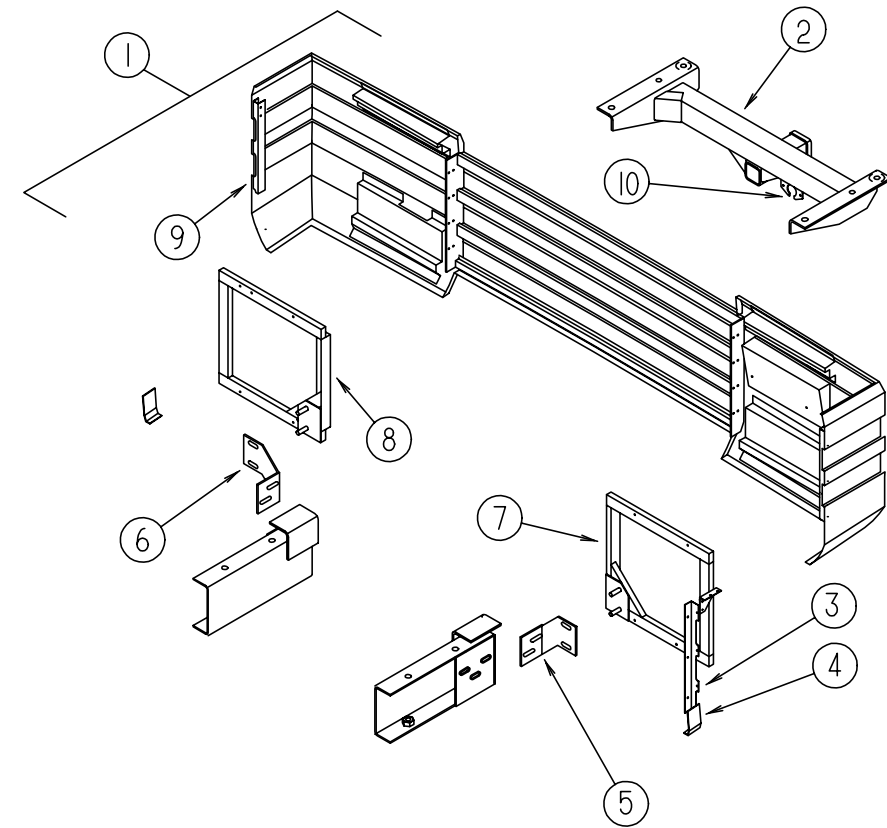
CHASSIS GROUP (CONTINUED)



EXTERIOR ENTERTAINMENT CENTER

KEY	PART NUMBER	U/M	DESCRIPTION
1	108506-03-G38	EA	PLATE-RADIO MOUNTING
2	121317-01-02B	EA	PANEL ASM-ENTRTAIN CTR, E-CT

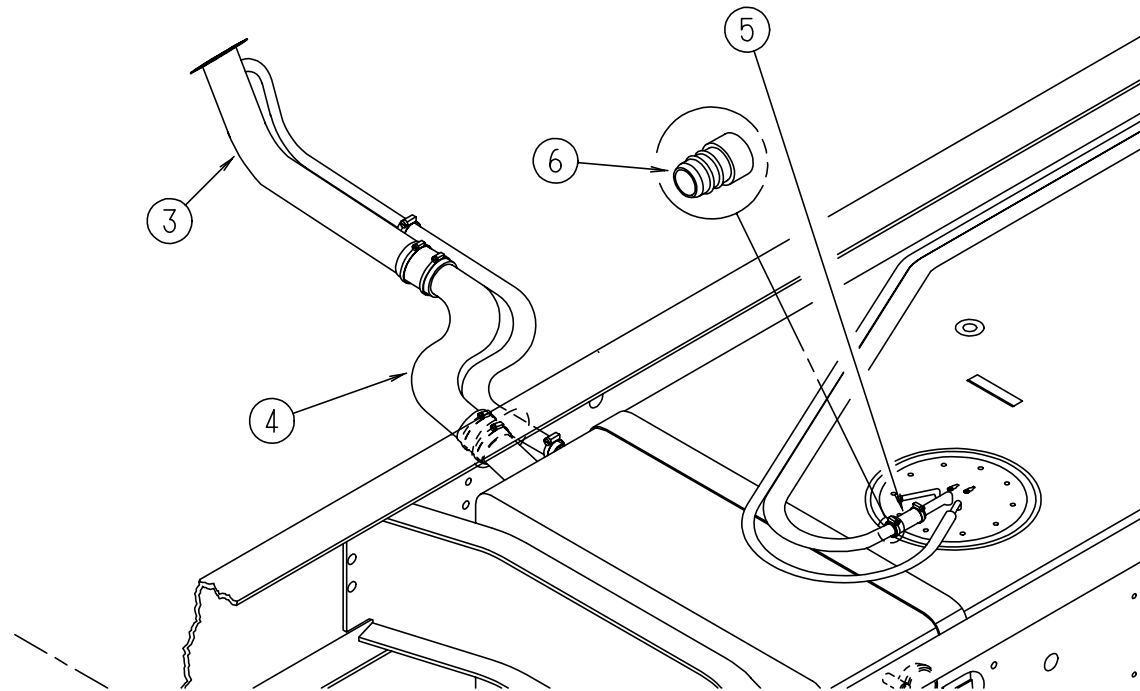
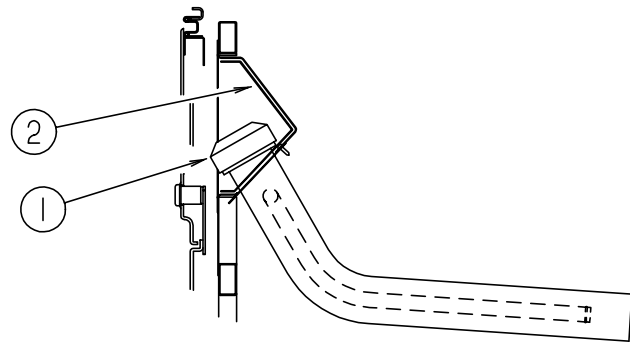
CHASSIS GROUP (CONTINUED)



REAR BUMPER & TRAILER HITCH

KEY	PART NUMBER	U/M	DESCRIPTION
1	M05811-02-D18	EA	REAR BUMPER ASM (PUSHER)
2	107707-04-000	EA	DRAWBAR ASM-HITCH, CLASS II
	113588-02-01B	EA	BRACKET-CONNECTOR, TRAILER, MILL
	107627-01-000	EA	TOWBAR ASM-LH, UNPAINTED
	034512-01-000	EA	PIN-LOCKING, DRAWBAR
3	107487-01-000	EA	ANGLE-ATTACHMENT, REAR
4	107665-01-000	EA	ANGLE-FORMED, BUMPER, LOWER
5	115486-02-02B	EA	BRACKET-MOUNT, BUMPER, LH, E-COAT
6	115486-01-02B	EA	BRACKET-MOUNT, BUMPER, RH, E-COAT
7	108939-02-000	EA	FRAME ASM-BUMPER, REAR, LH
8	108939-01-000	EA	FRAME ASM-BUMPER, REAR
9	108453-04-000	EA	CAP ASM-END, REAR, RH
	108453-03-000	EA	CAP ASM-END, REAR, LH
	113589-01-000	EA	CONNECTOR-PLUG, TRAILER - GENERAL 433501
10	113589-02-000	EA	CONNECTOR-SOCKET, TRAILER - GENERAL 433601

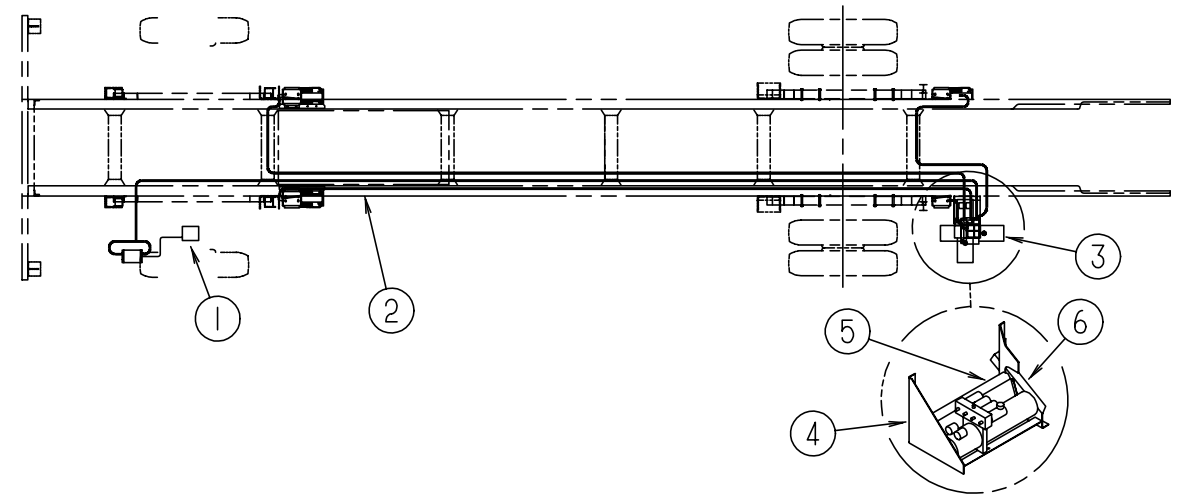
CHASSIS GROUP (CONTINUED)



FUEL SYSTEM

KEY	PART NUMBER	U/M	DESCRIPTION
1	073220-03-000	EA	CAP-FUEL FILL, NON LOCK (DSL) - GM-15671703
2	102951-01-01A	EA	SHROUD-FUEL FILL
3	087256-05-000	EA	NECK - FUEL FILL
4	100140-01-000	EA	TUBE-FUEL INLET
5	007063-01-000	FT	HOSE-GAS 1/4"ID X 1/2"OD
6	084884-01-000	EA	PLUG-BRASS, 3/8"

CHASSIS GROUP (CONTINUED)

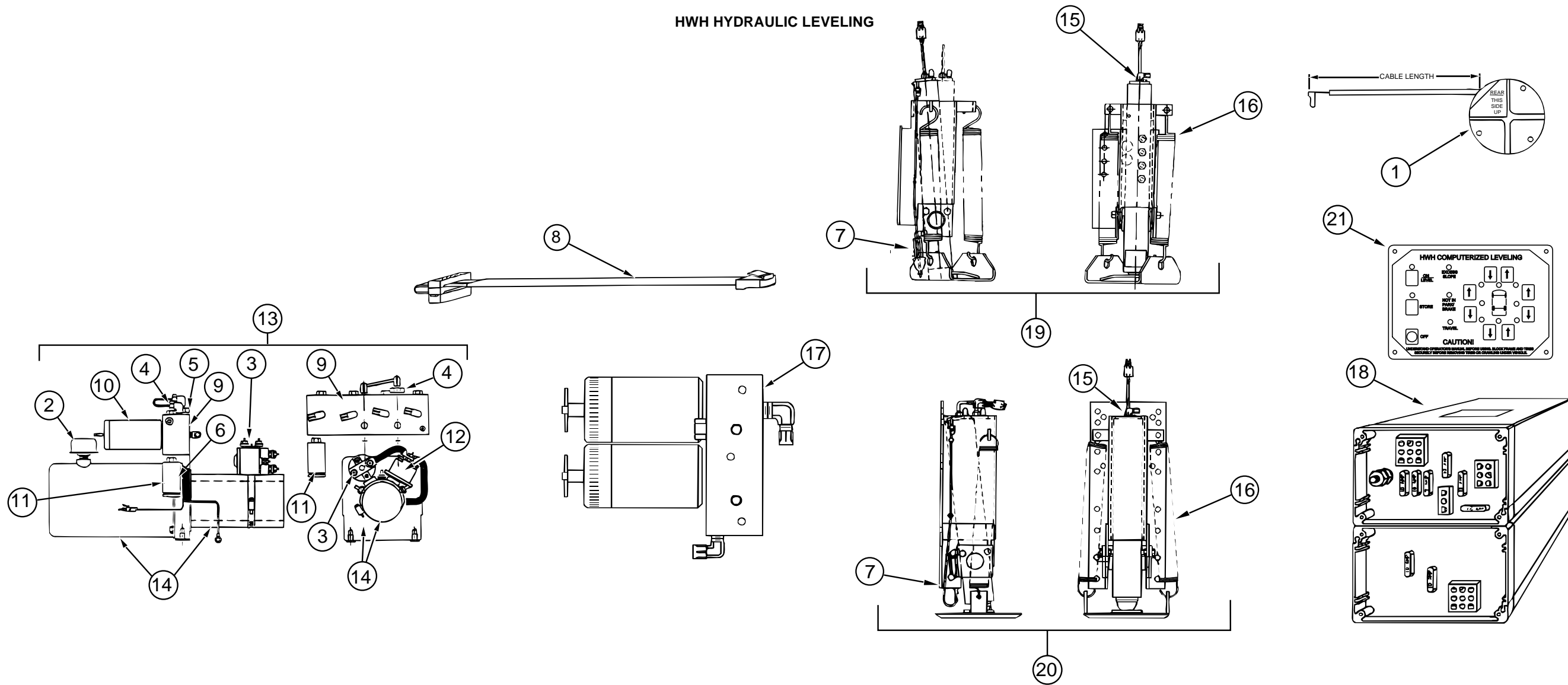


HWH HYDRAULIC LEVELING SYSTEM

KEY	PART NUMBER	U/M	DESCRIPTION	VENDOR NO.
1	107889-02-000	EA	TOUCH CONTROL PANEL KIT - HWH AP1016	
2	100536-26-000	EA	HOSE KIT-LEVELING JACKS HWH AP1903	
	100536-29-000	EA	HOSE KIT-SLIDEOUT - HWH AP10169	
				FROM: 00-00-00 THRU: 01-21-96
	100536-14-700	EA	HOSE-HYDRAULIC-288"	RAP4063
	100536-29-700	EA	HOSE-HYDRAULIC-280"	RAP4729
	100536-33-000	EA	HOSE KIT-SLIDEOUT HWH AP11880	
				FROM: 01-22-96 THRU: 99-99-99
3	100532-24-000	EA	LEVELING SYSTEM-HYRAULIC - HWH AP10800	
4	116181-01-02B	EA	BRACKET-PUMP, LEVELING JACK, RR INNER E-COAT	
5	116199-01-02B	EA	SUPPORT ASM-LVL JK PUMP,E-CT	
6	116200-01-09B	EA	SHIELD-HEAT,LVL JK PUMP,GALV	

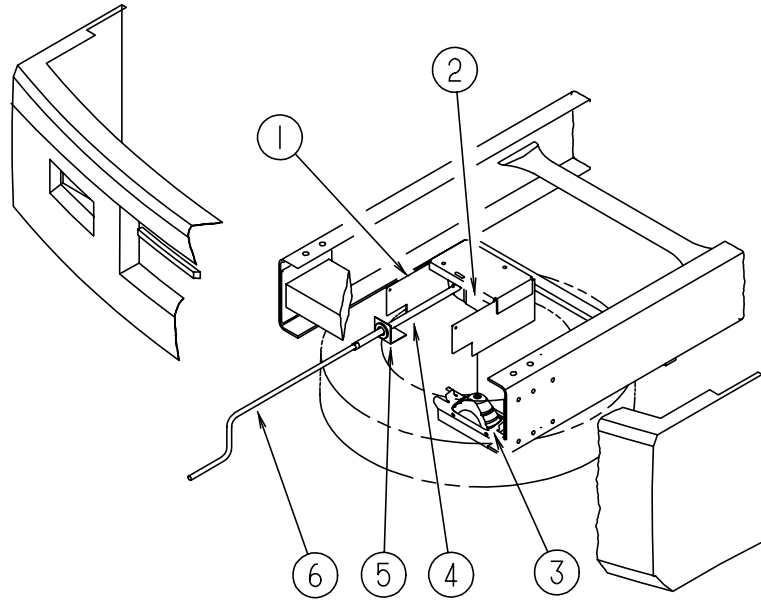
CHASSIS GROUP (CONTINUED)

HWH HYDRAULIC LEVELING



KEY	PART NUMBER	U/M DESCRIPTION	VENDOR NO.
	100532-24-000	EA LEVELING SYSTEM-HYRAULIC - HWH AP10800	
1	100532-03-710	EA SENSING UNIT 21' MTA	RAP6798
2	100532-03-715	EA CAP-BREATHER W/DIPSTICK	RAP7876
3	100532-03-716	EA SOLENOID-CONTINUOUS DUTY	RAP7505
4	N/A	EA VALVE-PRESSURE, RETURN SHUTTLE	
5	N/A	EA VALVE-CHECK KIT (SGL)	
6	100532-03-723	EA MANIFOLD HDWE MTG KIT	RAP9171
7	100532-03-726	EA SWITCH-PRESSURE	RAP8003
8	100532-09-702	EA CABLE-MODULAR 5'	RAP1020
9	100532-09-703	EA MANIFOLD ASM.-COMPLETE	RAP0959
10	N/A	EA VALVE-PRESSURE SOLENOID	
11	N/A	EA SWITCH-PRESSURE W/HEAD-3000#	
12	100532-09-710	EA SOLENOID-INTERMITENT DUTY	RAP0533
13	100532-12-700	EA VALVE ASM. 18"-POWER UNIT	RAP1124
14	100532-12-701	EA PUMP&MOTOR W/TANK 1.7	RAP0588
15	100532-12-706	EA SWITCH-WARNING MAGNETIC	RAP1008
16	100532-12-707	EA SPRING KIT	R3847
17	100532-16-701	EA MANIFOLD ASM. F/SLIDE OUT	RAP1716
18	100532-20-700	EA CONTROL BOX-JACKS & ROOM EXT	RAP90094
19	100532-21-700	EA JACK - 6 K FRONT W/SWITCHES	RAP1168
20	100532-24-700	EA JACK - REAR W/SWITCHES 12K	RAP2051
	100532-16-703	EA CYLINDER ASSEMBLY, 12K (FT & RR JACKS)	RAP0040
21	100532-09-700	EA PANEL ASM.-TOUCH CONTROL	RAP1002

CHASSIS GROUP (CONTINUED)



SPARE TIRE & HOIST

KEY	PART NUMBER	U/M	DESCRIPTION
1	113007-04-000	EA	PIN-SPRING,.188 X 1.25 IN
2	093267-03-000	EA	HOIST - SPARE TIRE - 100#
	105499-01-000	EA	BRACKET - TIRE HOIST
2	120877-01-000	EA	HOIST-SPARE TIRE,400 LB- FORD F6UA1A131BB
3	120752-02-02B	EA	SUPPORT-TIRE,SPARE,E-COAT
4	093375-09-000	EA	EXTENSION - TIRE HOIST
4	093375-10-000	EA	EXTENSION-TIRE HOIST
5	071015-11-000	EA	GROMMET
6	093376-02-000	EA	HANDLE - TIRE HOIST CRANK
6	093376-04-000	EA	HANDLE - TIRE HOIST CRANK
	114376-02-000	EA	PIN-DRIVE .156X1.000 TYPE E - C-TECH
	064081-03-000	EA	NUT-WING,3/8-16,W/WELD NUT
	051377-01-000	EA	VALVE STEM
	086281-02-000	EA	WHEEL-STL,19.5X6.0,8.75 3500 - ACCURIDE 28853
	091673-01-000	EA	TIRE-225/70R19.5 LRF,XZA - MICHELIN XZA
	080208-04-000	EA	WRENCH-LUG,30MM(1 3/16") - OSHK/X21RDX
	080208-05-000	EA	LEVERAGE BAR-LUG WRENCH 3/4D - OSHK/X21RDX

CHASSIS GROUP (CONTINUED)

KAPER WHEEL LINERS

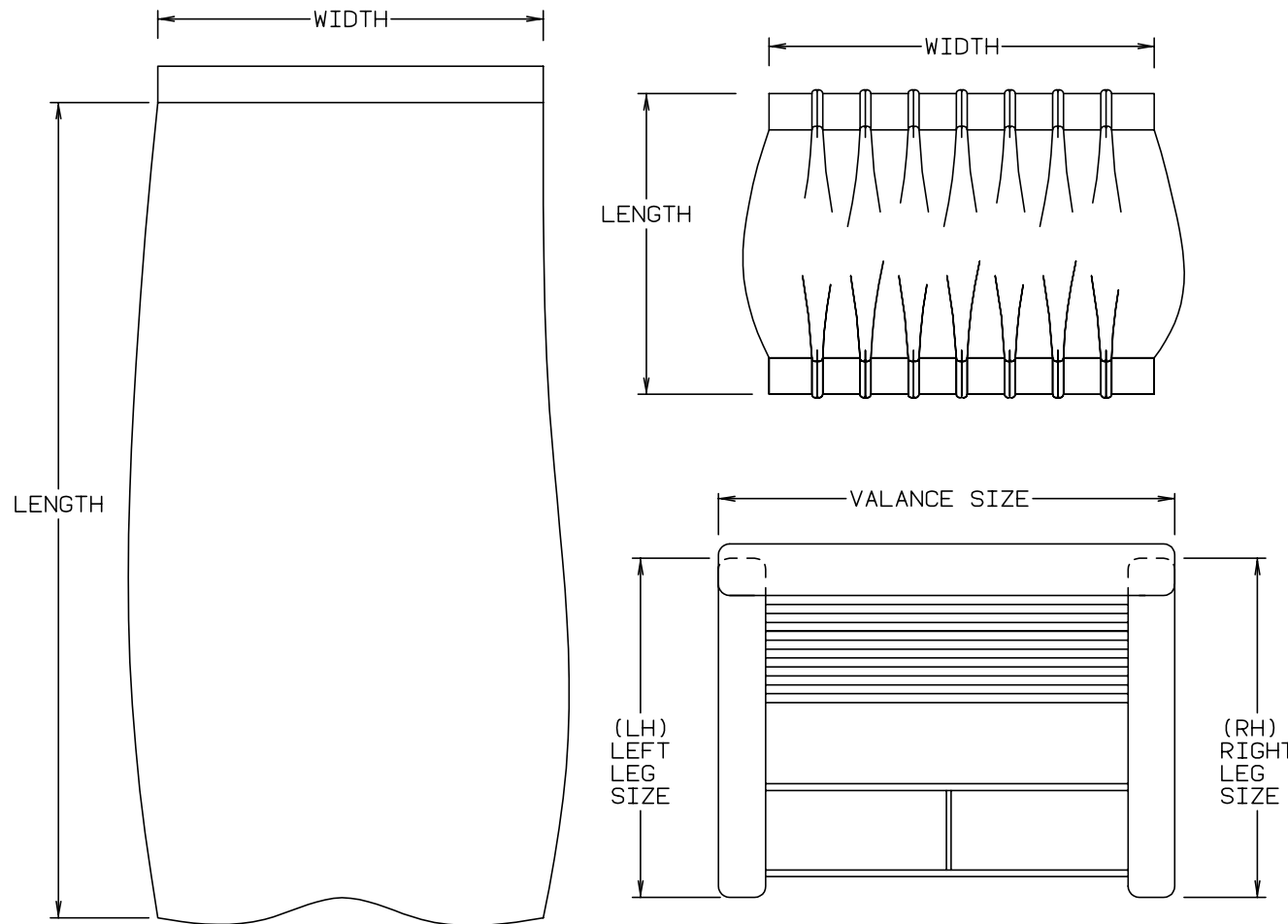
KEY	PART NUMBER	U/M	DESCRIPTION	VENDOR NO.
	110435-01-000	EA	LINER-WHEEL,SET 4,19.5/2885	
				FROM: 00-00-00 THRU: 02-18-96
	110435-01-700	EA	COVER-LUG NUT	V195 JO-LNC
	110435-01-701	EA	LINER-WHEEL,FRONT	V1950S-FWC
	110435-01-702	EA	LINER-WHEEL,REAR	V1950S-RWC
	110435-01-703	EA	STUD EXTENDER 1 1/8" LT REAR	V22506-SLR S
	110435-01-704	EA	STUD EXTENDER 1 1/8" RT REAR	V22506-SLR S
	110435-01-705	EA	TOOL-INSTALLATION	V195JO-TOL0S
	110435-01-706	EA	NUT-JAMB1 1/2X1 1/16 RT REAR	V195J0-RRJ
	110435-01-707	EA	NUT-JAMB1 1/2X1 1/16-LT REAR	V195J0-LRJ
	110435-01-708	EA	NUT-JAMB1 1/2X3/4-RT FRONT	V195J0-RFJ
	110435-01-709	EA	NUT-JAMB1 1/2X3/4-LH FRONT	V195J0-LFJ
	110435-01-710	EA	CAP-CENTER, 4" DIAMETER	V19505-P0C
	110435-01-711	EA	DECAL-CENTER CAP, 2"	2" DECAL
	091209-13-000	EA	WHEEL LINER SET - 19.5" WHEEL - (SET = 4)	
				FROM: 02-19-96 THRU: 99-99-99
	091209-08-704	EA	LINER-WHEEL, FRT. (PLASTIC NUT)	207
	091209-08-705	EA	LINER-WHEEL, RR. (PLASTIC NUT)	208
	091209-13-700	EA	NUT-JAMB-A22, 20M, FRT & REAR	A22
	091209-13-701	EA	COVER-LUG NUT (PLASTIC-JAMB)	302
	091209-13-702	EA	CAP-CENTER, PLASTIC	A24
	091209-13-703	EA	CAP-LUG NUT FAKE, PLASTIC	A25
	091209-16-000	EA	NUT-JAMB-A20, 22M THREAD FRT	A20
	091209-13-705	EA	LINER-WHEEL, FRT. (SS NUT COVER)	209
	091209-13-706	EA	LINER-WHEEL, RR. (SS NUT COVER)	210
	091209-13-707	EA	COVER-LUG NUT, (SS JAMB NUT)	302
	091209-13-708	EA	CAP-CENTER, STAINLESS	A26

CURTAIN & CUSHION GROUP

NOTICE

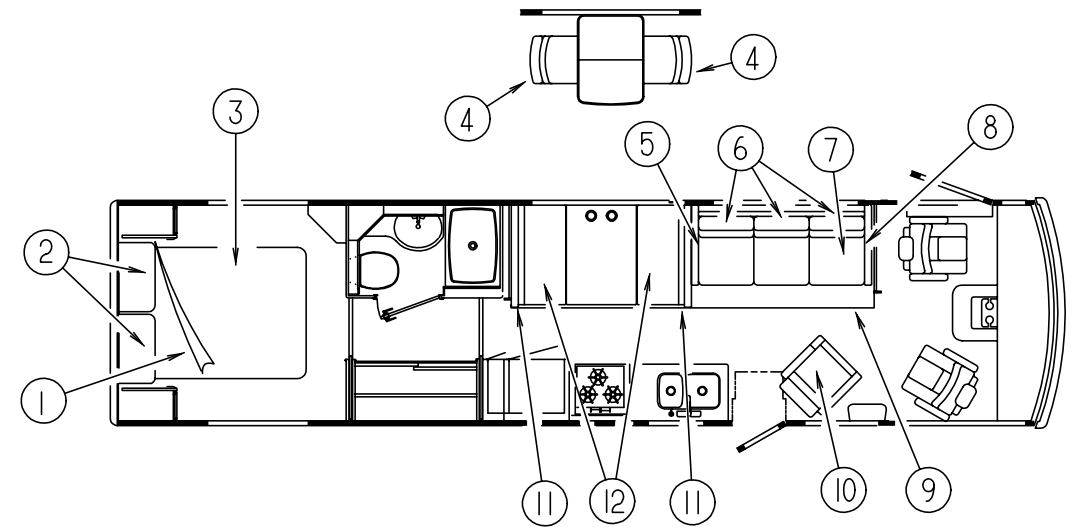
IN ORDER TO ASSIST OUR PARTS SALES DEPT. IN PROVIDING INTERIOR SOFTWARE ITEMS, PLEASE INCLUDE THE SERIAL NUMBER AND THE COLOR CODE NUMBER FROM THE VEHICLE CERTIFICATION LABEL WHEN ORDERING. THIS LABEL IS LOCATED ON THE LEFT SIDEWALL AT THE END OF THE DASH (A-BODY), OR ON THE DRIVER'S DOOR LATCH PLATE (C-BODY).

AN EXAMPLE OF A COLOR CODE NUMBER IS B07, WHICH DESIGNATES AN OVERALL COLOR SCHEME OF A PARTICULAR UNIT. THE COLOR LISTED AFTER THE ITEM DESCRIPTION ON THE MICROFICHE, INDICATES THE OVERALL UNIT COLOR. ORDER THE ITEM YOU DESIRE ACCORDING TO UNIT COLOR CODE. IF ALL COLORS USE THE SAME ITEM NO COLOR CODE WILL BE NOTED.



NOTE: USE THIS ILLUSTRATION WHEN DETERMINING LENGTH AND WIDTH MEASUREMENTS FOR CURTAINS. YOU WILL NOTE THE WIDTH MEASUREMENT IS TAKEN ON THE TOP OF THE CURTAIN WITH THE CURTAIN FULLY EXTENDED. THE LENGTH MEASUREMENT IS TAKEN FROM TOP TO BOTTOM. LEFT AND RIGHT WINDOW LEGS ARE DETERMINED WHEN FACING THE WINDOW.

CURTAIN & CUSHION GROUP (CONTINUED)



MATTRESS, PILLOWS & BEDSPREAD

KEY	PART NUMBER	U/M DESCRIPTION
1	098176-05-000	EA MATTRESS-QUEEN, INNERSPRING - 59" X 79" - SEALY
2	118859-01-G38	EA PILLOW - 14" X 14" (G38, G39)
2	118859-03-G38	EA PILLOW - 14" X 14" (G38, G39)
2	118869-01-G40	EA PILLOW-ENVELOPE W/CORD & BUTTON (G40, G41)
2	118859-02-G42	EA PILLOW-W/BUTTON & BRAID 14" X 14" (G42, G43)
2	102161-40-G42	EA SHAM ASM-QUILTED W/BRAID, 20 X 33 (G42, G43)
3	118858-01-G38	EA BEDSPREAD - FITTED W/REVERSING SHAM 60" X 80" (G38, G39)
3	119141-01-G40	EA BEDSPREAD-THROW W/REVERSING SHAM 60" X 80" (G40, G41)
3	109588-17-G42	EA BEDSPREAD-FITTED DUVET W/CORNER PLEAT 60" X 80" (G42, G43)

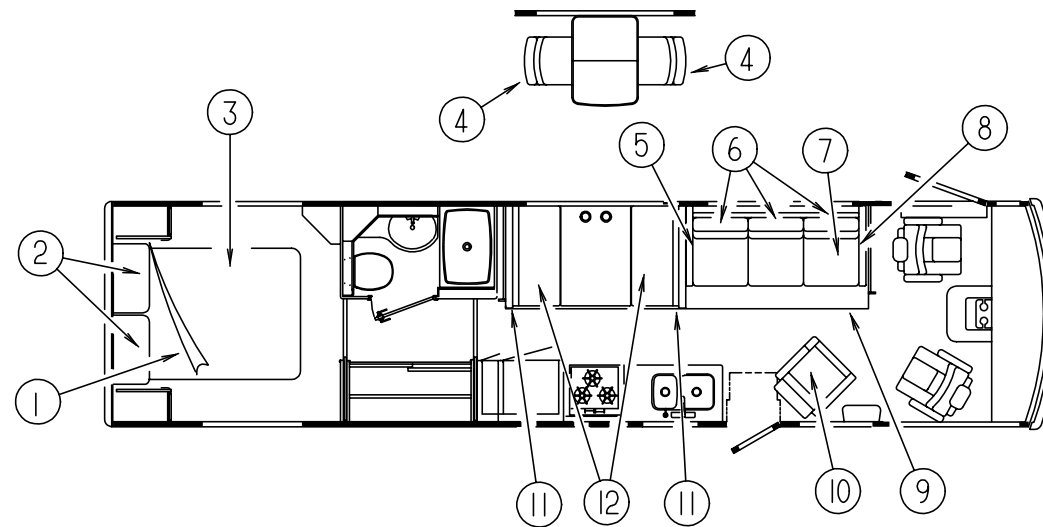
FOLDING CHAIRS

KEY	PART NUMBER	U/M DESCRIPTION
	101604-01-01A	EA CHAIR-FOLDING, DINETTE - OAK (PICKLED ASH)
	101604-01-02A	EA CHAIR-FOLDING, DINETTE - OAK (SALEM CHERRY)

DINETTE CHAIRS

KEY	PART NUMBER	U/M DESCRIPTION
4	116058-04-000	EA CHAIR-DINETTE, FLEXSTEEL, 944ALC (G38, G39)
4	116058-05-000	EA CHAIR-DINETTE, FLEXSTEEL, 944ALC (G40, G41)
4	116058-06-000	EA CHAIR-DINETTE, FLEXSTEEL, 944ALC (G42, G43)
	116080-01-FQ0	EA COVER-CHAIR LEG (PICKLED ASH) FROM: 00-00-00 THRU: 10-08-95
	116080-03-G38	EA COVER-CHAIR LEG (PICKLED ASH) FROM: 10-09-95 THRU: 99-99-99
	116080-01-FQ1	EA COVER-CHAIR LEG (SALEM CHERRY) FROM: 00-00-00 THRU: 10-08-95
	116080-03-G39	EA COVER-CHAIR LEG (SALEM CHERRY) FROM: 10-09-95 THRU: 99-99-99
	101866-98-01A	EA COVER-#943 3/8"PLUG (PICKLED ASH)
	101866-98-02A	EA COVER-#943 3/8"PLUG (SALEM CHERRY)

CURTAIN & CUSHION GROUP (CONTINUED)



COUCH

KEY	PART NUMBER	U/M	DESCRIPTION
5	121222-01-G38	EA	ARM - RIGHT HAND - SOFA/BED (G38, G39)
5	121222-01-G40	EA	ARM - RIGHT HAND - SOFA/BED (G40, G41)
5	121222-01-G42	EA	ARM - RIGHT HAND - SOFA/BED (G42, G43)
6	111319-01-G38	EA	BED ASM-JACK KNIFE BACK, KNIFE EDGE, 74 (G38, G39)
6	111319-01-G40	EA	BED ASM-JACK KNIFE BACK, KNIFE EDGE, 74 (G40, G41)
6	111319-01-G42	EA	BED ASM-JACK KNIFE BACK, KNIFE EDGE, 74 (G42, G43)
6	P11319-01-G38	EA	COVER-BED, JACK KNIFE, KNIFE EDGE BACK, 74 (G38, G39)
6	P11319-01-G40	EA	COVER-BED, JACK KNIFE, KNIFE EDGE BACK, 74 (G40, G41)
6	P11319-01-G42	EA	COVER-BED, JACK KNIFE, KNIFE EDGE BACK, 74 (G42, G43)
6	101085-10-000	EA	FRAME-74.5 X 16 BACK FRAME JACK KNIFE
	114763-08-000	EA	FR AME-FORWARD FACING LEGS
7	100032-43-G38	EA	BED-JACK KNIFE, SEAT, 74" TUCK, W/O ARMS (G38, G39)
7	100032-43-G40	EA	BED-JACK KNIFE, SEAT, 74" TUCK, W/O ARMS (G40, G41)
7	100032-43-G42	EA	BED-JACK KNIFE, SEAT, 74" TUCK, W/O ARMS (G42, G43)
7	P00032-43-G38	EA	COVER-JACK KNIFE SEAT, 74" TUCK, W/O ARM (G38, G39)
7	P00032-43-G40	EA	COVER-JACK KNIFE SEAT, 74" TUCK, W/O ARM (G40, G41)
7	P00032-43-G42	EA	COVER-JACK KNIFE SEAT, 74" TUCK, W/O ARM (G42, G43)
7	101085-04-000	EA	FRAME-SEAT, 74.75"
7	101085-06-000	EA	FRAME-BASE, 74.75"
8	121222-02-G38	EA	ARM - LEFT HAND SOFA/BED (G38, G39)
8	121222-02-G40	EA	ARM - LEFT HAND SOFA/BED (G40, G41)
8	121222-02-G42	EA	ARM - LEFT HAND SOFA/BED (G42, G43)
9	120992-02-G38	EA	COUCH FRONT - JACK KNIFE (G38, G39)
9	120992-02-G40	EA	COUCH FRONT - JACK KNIFE (G40, G41)
9	120992-02-G42	EA	COUCH FRONT - JACK KNIFE (G42, G43)

LOUNGE THROW PILLOWS

KEY	PART NUMBER	U/M	DESCRIPTION
	103669-08-G38	EA	PILLOW ASM-15 X 15 THROW (G38, G39)
	103669-08-G40	EA	PILLOW ASM-15 X 15 THROW (G40, G41)
	103669-08-G42	EA	PILLOW ASM-15 X 15 THROW (G42, G43)

SWIVEL CHAIR

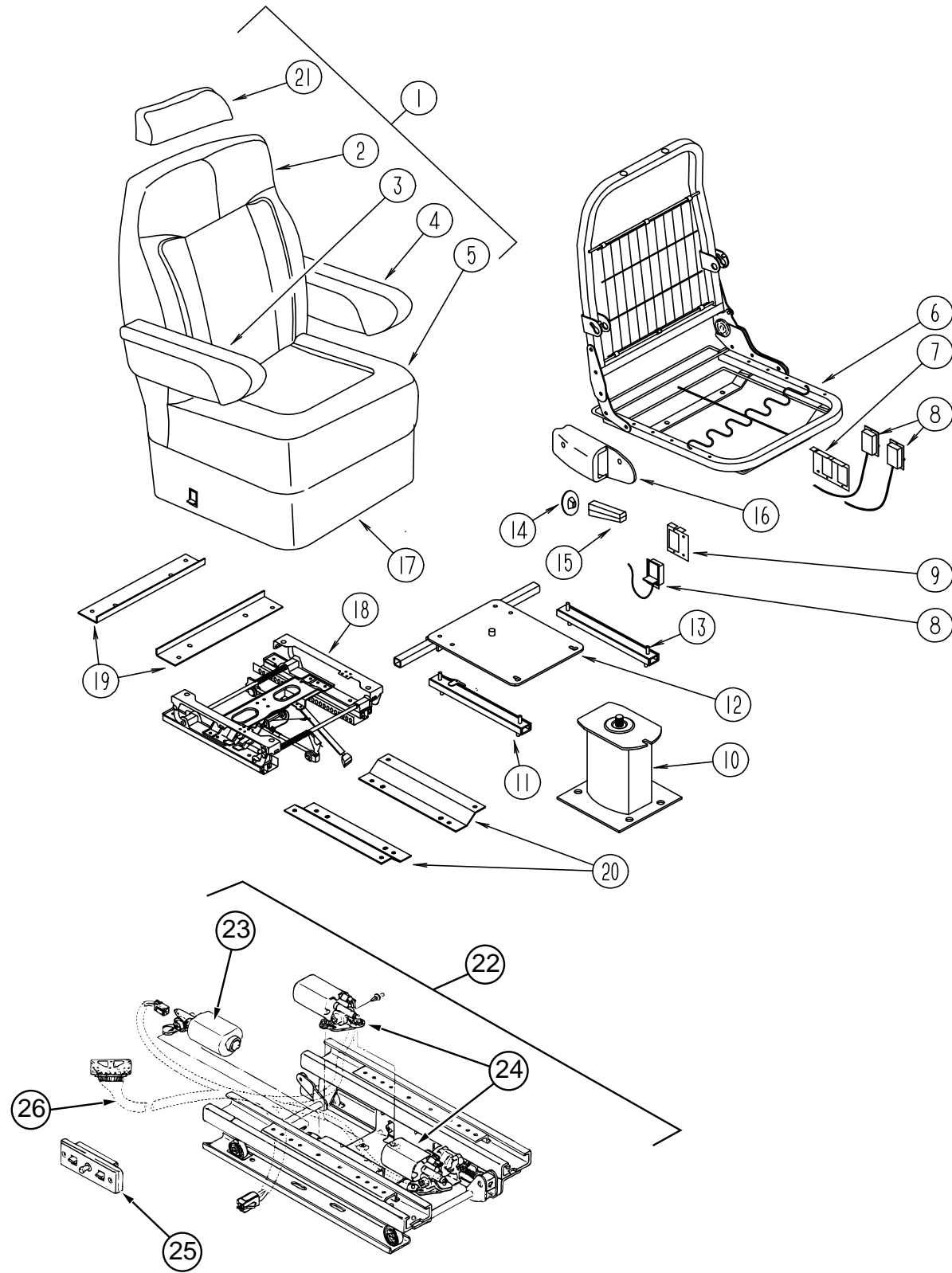
KEY	PART NUMBER	U/M	DESCRIPTION
10	115393-01-G38	EA	CHAIR ASM-CAMEO (G38, G39)
10	115393-01-F40	EA	CHAIR ASM-CAMEO (G40, G41)
10	115393-01-G42	EA	CHAIR ASM-CAMEO (G42, G43)

DINETTE CUSHIONS

KEY	PART NUMBER	U/M	DESCRIPTION
11	111897-05-G38	EA	CUSHION-13.5 X 42 X 5 CLUB BACK (G38, G39)
11	111897-05-G40	EA	CUSHION-13.5 X 42 X 5 CLUB BACK (G40, G41)
11	111897-05-G42	EA	CUSHION-13.5 X 42 X 5 CLUB BACK (G42, G43)
11	P11897-05-G38	EA	COVER-13.5 X 42 X 5 CLUB BACK (G38, G39)
11	P11897-05-G40	EA	COVER-13.5 X 42 X 5 CLUB BACK (G40, G41)
11	P11897-05-G42	EA	COVER-13.5 X 42 X 5 CLUB BACK (G42, G43)
	078155-01-000	EA	STRAP-SNAP, BACKREST CUSHION
12	105603-15-G38	EA	CUSHION-23 X 42 X 5 SEAT (G38, G39)
12	105603-15-G40	EA	CUSHION-23 X 42 X 5 SEAT (G40, G41)
12	105603-15-G42	EA	CUSHION-23 X 42 X 5 SEAT (G42, G43)
12	P05603-15-G38	EA	COVER-23 X 42 X 5 SEAT (G38, G39)
12	P05603-15-G40	EA	COVER-23 X 42 X 5 SEAT (G40, G41)
12	P05603-15-G42	EA	COVER-23 X 42 X 5 SEAT (G42, G43)

CURTAIN & CUSHION GROUP (CONTINUED)

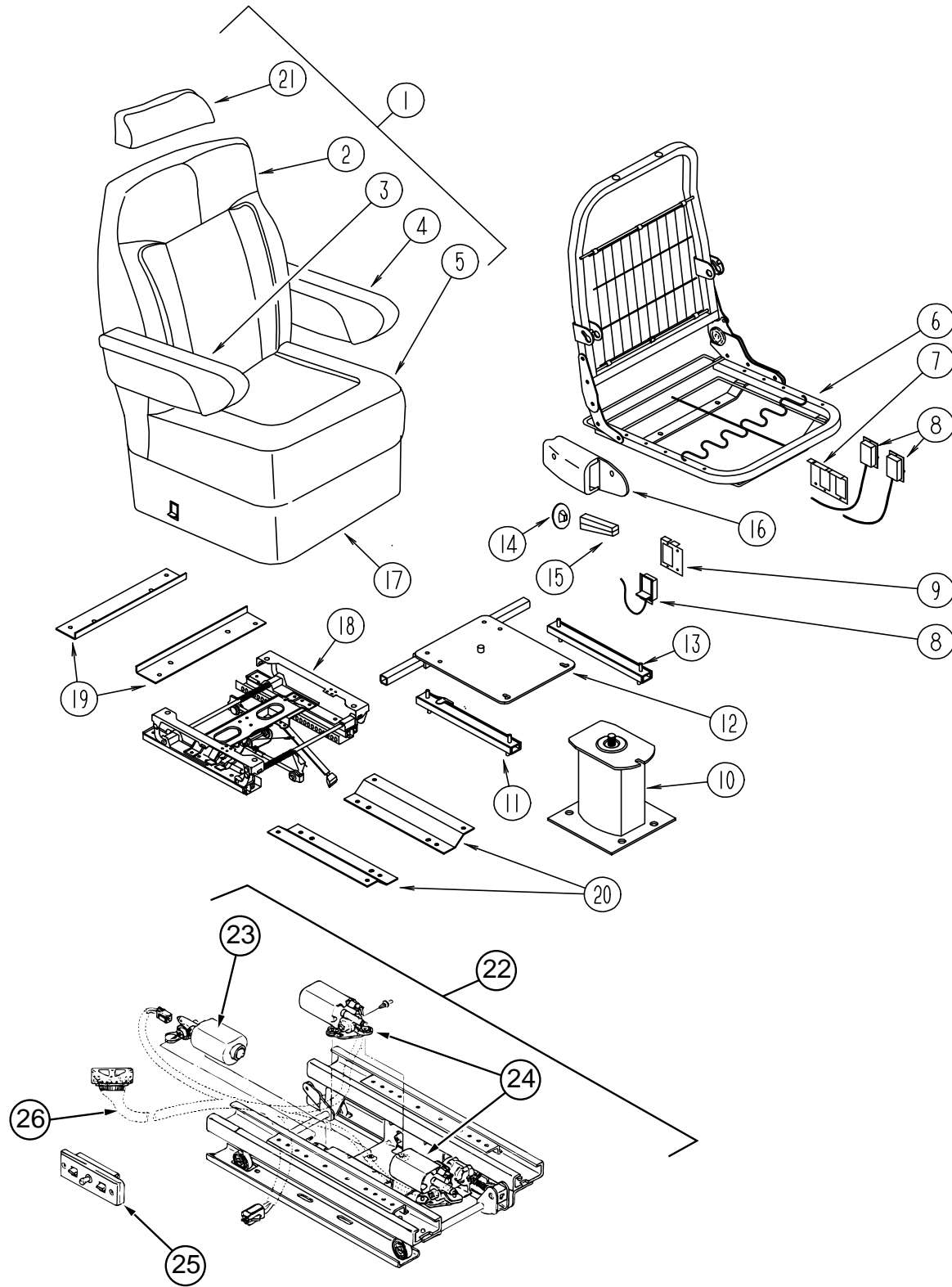
BUCKET SEATS



KEY	PART NUMBER	U/M	DESCRIPTION
1	118807-01-G38	EA	BUCKET-500, LH MANUAL RECLINING (G38, G39)
1	118807-01-G40	EA	BUCKET-500, LH MANUAL RECLINING (G40, G41)
1	118807-01-G42	EA	BUCKET-500, LH MANUAL RECLINING (G42, G43)
1	118807-03-G38	EA	BUCKET-500\LHS, MANUAL RECLINING -LEATHER/VINYL
2	M05962-24-G38	EA	COVER-BACK, 500 LH BUCKET (G38, G39)
2	M05962-24-G40	EA	COVER-BACK, 500 LH BUCKET (G40, G41)
2	M05962-24-G42	EA	COVER-BACK, 500 LH BUCKET (G42, G43)
2	M05962-26-G38	EA	COVER-BACK, 500\LHS BUCKET - LEATHER/VINYL
3	119627-01-G38	EA	ARMREST ASM-500-01, RT (G38, G39)
3	119627-01-G40	EA	ARMREST ASM-500-01, RT (G40, G41)
3	119627-01-G42	EA	ARMREST ASM-500-01, RT (G42, G43)
	P19627-01-G38	EA	COVER-ARMREST, 500-01, RT (G38, G39)
	P19627-01-G40	EA	COVER-ARMREST, 500-01, RT (G40, G41)
	P19627-01-G42	EA	COVER-ARMREST, 500-01, RT (G42, G43)
3	119627-03-G38	EA	ARMREST ASM-500-01, RT - VINYL/LEATHER
	P19627-03-G38	EA	COVER-ARMREST, 500-01, RT - VINYL/LEATHER
	115617-01-000	EA	BRACKET-ARM, RT MOLDED
4	119627-02-G38	EA	ARMREST ASM-500-02, LT (G38, G39)
4	119627-02-G40	EA	ARMREST ASM-500-02, LT (G40, G41)
4	119627-02-G42	EA	ARMREST ASM-500-02, LT (G42, G43)
	P19627-02-G38	EA	COVER-ARMREST,500-02, LT (G38, G39)
	P19627-02-G40	EA	COVER-ARMREST,500-02, LT (G40, G41)
	P19627-02-G42	EA	COVER-ARMREST,500-02, LT (G42, G43)
4	119627-04-G38	EA	ARMREST ASM-500-02, LT - VINYL/LEATHER
	P19627-04-G38	EA	COVER-ARMREST, 500-02, LT - VINYL/LEATHER
	115617-02-000	EA	BRACKET-ARM, LT MOLDED
	111169-01-000	EA	PLATE-BACK, ARMREST
5	M05962-25-G38	EA	COVER-SEAT, 500 LH BUCKET (G38, G39)
5	M05962-25-G40	EA	COVER-SEAT, 500 LH BUCKET (G40, G41)
5	M05962-25-G42	EA	COVER-SEAT, 500 LH BUCKET (G42, G43)
5	M05962-27-G38	EA	COVER-SEAT, 500\LHS BUCKET - LEATHER/VINYL
6	M80906-12-000	EA	FRAME ASM-SEAT & BACK & SPRING
7	097683-02-000	EA	BRACKET-MOUNT, REMOTE (PASSENGER)
8	108049-03-000	EA	CABLE-REMOTE, 26" W/Z END-SWITCH LEVER
	117125-01-02B	EA	BRACKET-CABLE HOLDER, E-COAT
	108049-02-000	EA	CLIP-CABLE, PEDESTAL
9	097683-03-000	EA	BRACKET-REMOTE, SIDE MOUNT - SINGLE (DRIVER)
10	107921-01-000	EA	PEDESTAL ASM-SEAT 9-3/4" - FLEXSTEEL 3060 MSPD (PASSENGER)
10	107921-14-000	EA	PEDESTAL ASM-SEAT 5.75" - FLEXSTEEL XP1774 (DRIVER)

CURTAIN & CUSHION GROUP (CONTINUED)

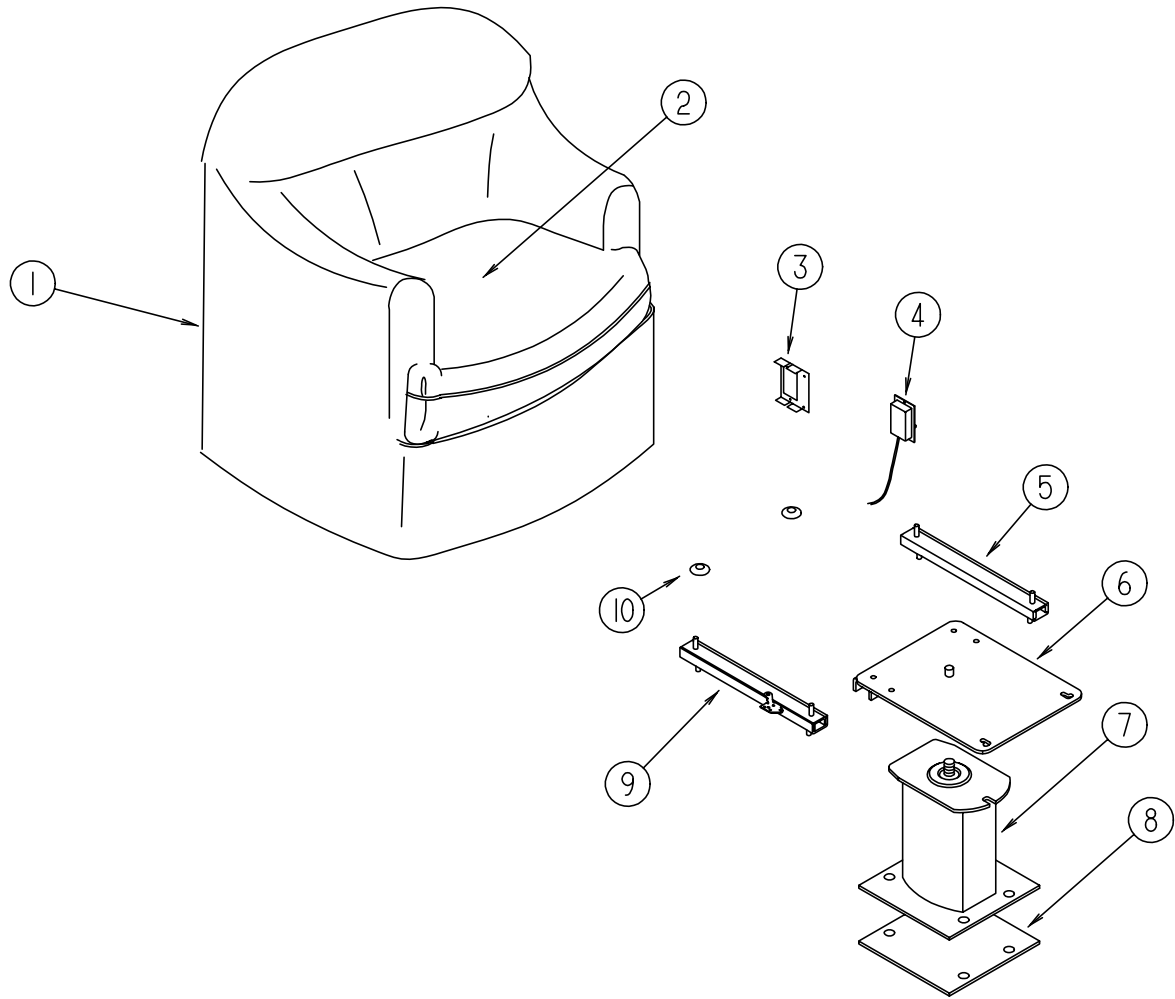
BUCKET SEATS (CONTINUED)



KEY	PART NUMBER	U/M	DESCRIPTION	VENDOR NO.
11	119952-04-000	EA	SLIDE-SEAT, HD, LOCKING 4STUDS - ATWOOD 83785	
	007221-01-000	EA	SPACER-SEAT, ADJUSTER	
12	107921-05-000	EA	TOP PLATE - FLEXSTEEL	
	107921-06-000	EA	BEARING KIT-PEDESTAL, FLEXSTEEL	
13	119952-02-000	EA	SLIDE-SEAT, HD, NONLOCKING 4ST - ATWOOD 83731	
	007221-01-000	EA	SPACER-SEAT, ADJUSTER	
14	080730-11-000	EA	SHIELD-RUBBER BOOT - FLEXSTEEL	
15	080730-08-000	EA	HANDLE-30179907 - KEIPER	
16	080730-09-000	EA	SHIELD-FLEXSTEEL	
17	071126-43-G38	EA	SKIRT-SGL,10.5", SEAT BELT SLOT (PASSENGER) (G38, G39)	
17	071126-43-F06	EA	SKIRT-SGL,10.5", SEAT BELT SLOT (PASSENGER) (G40, G41)	
17	071126-43-G42	EA	SKIRT-SGL,10.5", SEAT BELT SLOT (PASSENGER) (G42, G43)	
17	071126-54-G38	EA	SKIRT-SGL,10.5", 6-WAY MANUAL (DRIVER) (G38, G39)	
17	071126-54-F06	EA	SKIRT-SGL,10.5", 6-WAY MANUAL (DRIVER) (G40, G41)	
17	071126-54-G42	EA	SKIRT-SGL,10.5", 6-WAY MANUAL (DRIVER) (G42, G43)	
17	071126-26-G38	EA	SKIRT ASM-POWER SEAT (DRIVER) (G38, G39)	
17	071126-26-G40	EA	SKIRT ASM-POWER SEAT (DRIVER) (G40, G41)	
17	071126-26-G42	EA	SKIRT ASM-POWER SEAT (DRIVER) (G42, G43)	
17	071126-52-F36	EA	SKIRT-NON-POWER SEAT W/LEATHER OPTION (PASSENGER)	
17	071126-57-F36	EA	SKIRT ASM-POWER SEAT W/LEATHER OPTION (DRIVER)	
18	116215-01-000	EA	SEAT-MANUAL, 6-WAY, DRIVER - ATWOOD 83805	
19	116215-02-000	EA	PLATE-UPPER, MANUAL, 6-WAY - ATWOOD 85118	
20	116215-03-000	EA	PLATE-LOWER, MANUAL, 6-WAY - ATWOOD 83835	
21	119626-01-G38	EA	HEADREST ASM-500-04 (G38, G39)	
21	119626-01-G40	EA	HEADREST ASM-500-04 (G40, G41)	
21	119626-01-G42	EA	HEADREST ASM-500-04 (G42, G43)	
21	119626-02-G38	EA	HEADREST ASM-500-04 VINYL/LEATHER	
	P19626-01-G38	EA	COVER-HEADREST ASM-500-04 (G38, G39)	
	P19626-01-G40	EA	COVER-HEADREST ASM-500-04 (G40, G41)	
	P19626-01-G42	EA	COVER-HEADREST ASM-500-04 (G42, G43)	
	P19626-02-G38	EA	COVER-HEADREST ASM-500-04 VINYL/LEATHER	
	113977-12-000	EA	HEADREST INSERT, W/O LOCK - FLEXSTEEL	
	113977-13-000	EA	HEADREST INSERT, W/LOCK - FLEXSTEEL	
	114791-04-000	EA	FRAME-HEADREST, 180004 STD	
22	081373-03-000	EA	SEAT-POWER,6 WAY - DELCO RV620	
	081373-01-700	EA	BRACKET-L, CONTROL SWITCH	H-171
23	081373-02-703	EA	MOTOR PKG. ADJ. HORIZONTAL	22063237 & H-195
24	081373-02-704	EA	MOTOR PKG. ADJ. VERTICAL	22063238 & H-196
25	081373-03-700	EA	SWITCH ASM F/BRN-GRAY (FLAT)	22138182 & H-441
26	081373-03-701	EA	WIRE HARNESS ASM., LT. SIDE	6000
26	081373-03-702	EA	WIRE HARNESS ASM., RT. SIDE	6001
	111169-04-000	EA	INSERT-OVAL, VECTRA	

CURTAIN & CUSHION GROUP (CONTINUED)

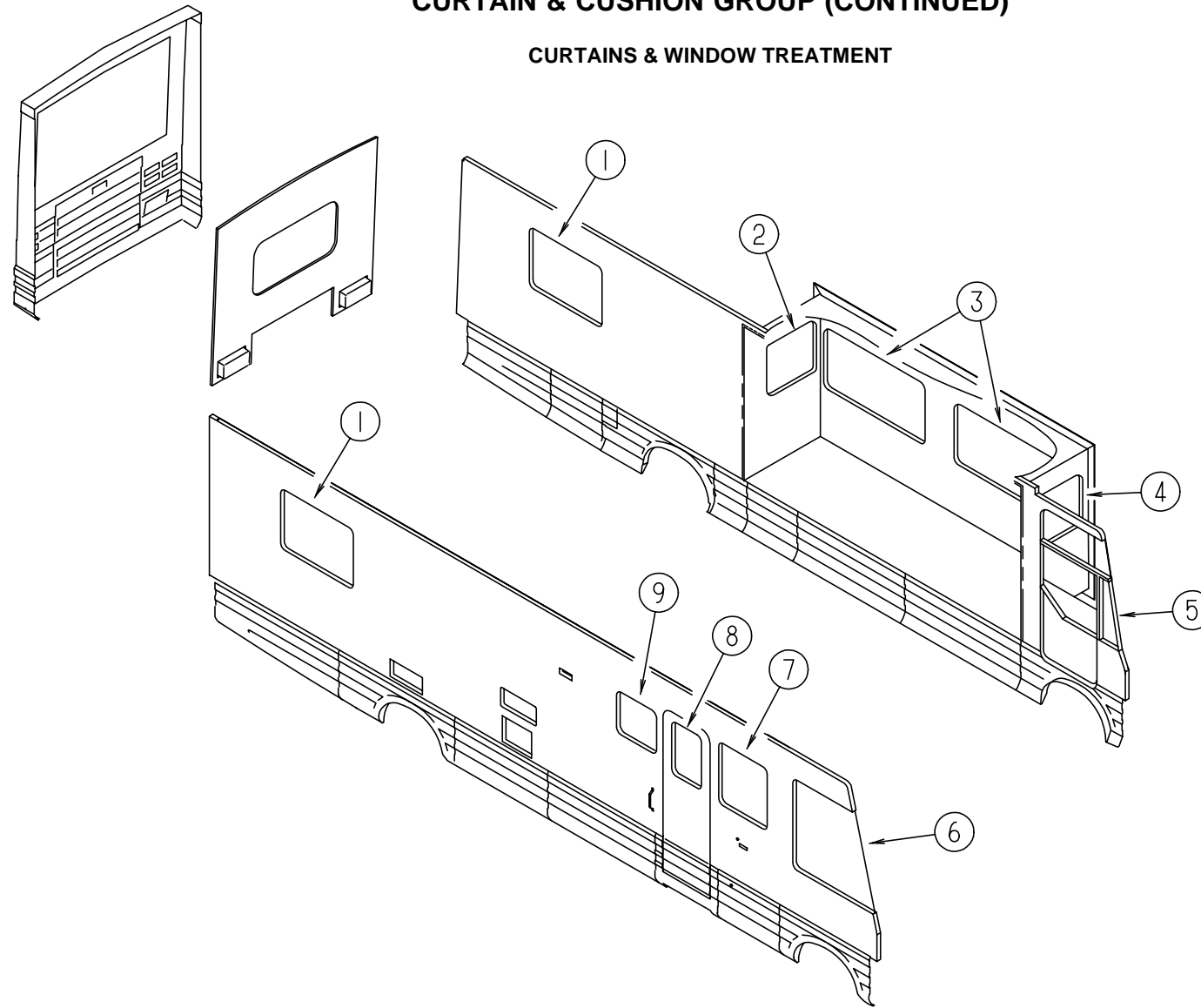
SWIVEL CHAIR



KEY	PART NUMBER	U/M	DESCRIPTION
1	115393-01-G38	EA	CHAIR ASM-CAMEO (G38, G39)
1	115393-01-F40	EA	CHAIR ASM-CAMEO (G40, G41)
1	115393-01-G42	EA	CHAIR ASM-CAMEO (G42, G43)
	P15393-01-G38	EA	COVER-CHAIR (G38, G39)
	P15393-01-F40	EA	COVER-CHAIR (G40, G41)
	P15393-01-G42	EA	COVER-CHAIR (G42, G43)
	112436-03-000	FT	TRIM-#8 RING FLEX - FLEX-O-LATOR
2	115393-10-G38	EA	SEAT ASM-CHAIR, CAMEO (G38, G39)
2	115393-10-F40	EA	SEAT ASM-CHAIR, CAMEO (G40, G41)
2	115393-10-G42	EA	SEAT ASM-CHAIR, CAMEO (G42, G43)
	P15393-10-G38	EA	COVER-SEAT, CHAIR (G38, G39)
	P15393-10-F40	EA	COVER-SEAT, CHAIR (G40, G41)
	P15393-10-G42	EA	COVER-SEAT, CHAIR (G42, G43)
	P01178-27-G38	EA	COVER-ROCKER ARM CAP, RT (G38, G39)
	P01178-27-F40	EA	COVER-ROCKER ARM CAP, RT (G40, G41)
	P01178-27-G42	EA	COVER-ROCKER ARM CAP, RT (G42, G43)
	P01178-28-G38	EA	COVER-ROCKER ARM CAP, LT (G38, G39)
	P01178-28-F40	EA	COVER-ROCKER ARM CAP, LT (G40, G41)
	P01178-28-G42	EA	COVER-ROCKER ARM CAP, LT (G42, G43)
3	097683-02-000	EA	BRACKET-MOUNT, REMOTE
4	108049-03-000	EA	CABLE-REMOTE, 26" W/Z END-SWITCH LEVER
	117125-01-02B	EA	BRACKET-CABLE HOLDER, E-COAT
	108049-02-000	EA	CLIP-CABLE, PEDESTAL
5	119952-02-000	EA	SLIDE-SEAT, HD, NONLOCKING 4ST - ATWOOD 83731
6	107921-08-000	EA	TOP PLATE-W/O SEAT BELT BAR - FLEXSTEEL 2759PDTP
	107921-06-000	EA	BEARING KIT-PEDESTAL, FLEXSTEEL
7	107921-02-000	EA	PEDESTAL ASM-SEAT 6-1/2 IN - FLEXSTEEL 3059 MSPD
8	108445-02-000	EA	PLATE ASM-PEDESTAL, SEAT
9	119952-04-000	EA	SLIDE-SEAT, HD, LOCKING 4STUDS - ATWOOD 83785
10	007221-01-000	EA	SPACER-SEAT, ADJUSTER

CURTAIN & CUSHION GROUP (CONTINUED)

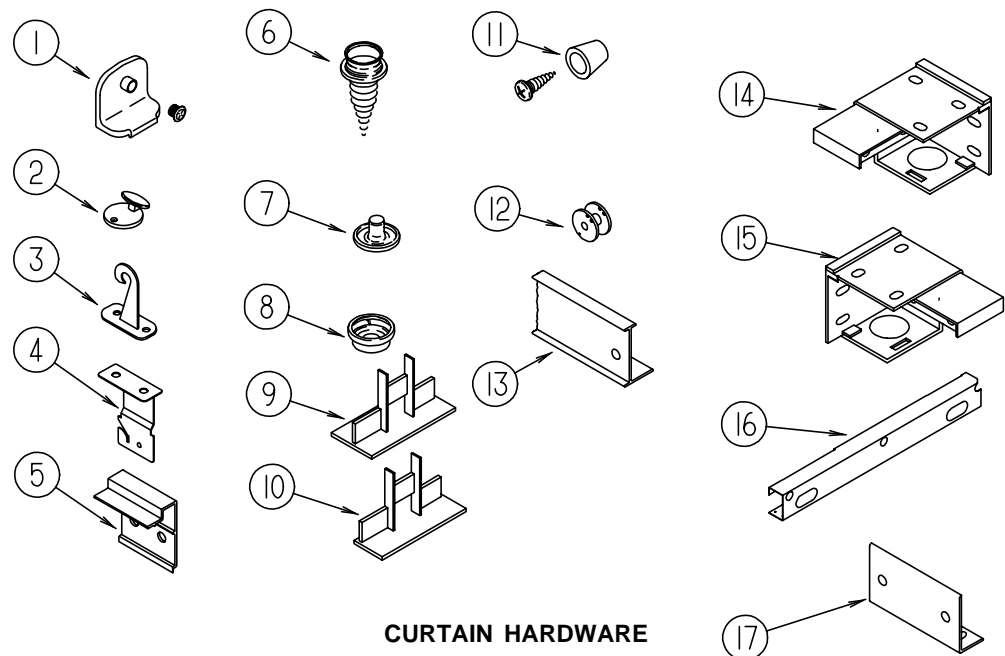
CURTAINS & WINDOW TREATMENT



KEY	PART NUMBER	U/M DESCRIPTION
1	115397-02-F36	EA VALANCE ASM-EMPIRE, 45" (G38, G39)
1	111858-25-G40	EA LAMBREQUIN ASM-WINDSOR, 45"(G40, G41)
1	115397-02-G42	EA VALANCE ASM-EMPIRE, 45" (G42, G43)
1	111910-29-G38	EA BLIND-DAY/NIGHTER, 42 X 32 (G38, G39)
1	111910-29-G40	EA BLIND-DAY/NIGHTER, 42 X 32 (G40, G41)
1	111910-29-G42	EA BLIND-DAY/NIGHTER, 42 X 32 (G42, G43)
2	121410-03-G38	EA VALANCE ASM-MODERATE,29" (G38, G39)
2	121410-06-G40	EA VALANCE ASM-MODERATE,29" (G40, G41)
2	121410-03-G42	EA VALANCE ASM-MODERATE,29" (G42, G43)
2	111910-43-G38	EA BLIND-DAY/NIGHTER,25X24 (G38, G39)
2	111910-43-G40	EA BLIND-DAY/NIGHTER,25X24 (G40, G41)
2	111910-43-G42	EA BLIND-DAY/NIGHTER,25X24 (G42, G43)
2	119333-34-G38	EA LEG-LT.,25",PLAIN,NO HOLE (G38, G39)
2	119333-34-G40	EA LEG-LT.,25",PLAIN,NO HOLE (G40, G41)
2	119333-34-G42	EA LEG-LT.,25",PLAIN,NO HOLE (G42, G43)
3	121410-01-G38	EA VALANCE ASM-MODERATE,62.5" (G38, G39)
3	121410-04-G40	EA VALANCE ASM-MODERATE,62.5" (G40, G41)
3	121410-01-G42	EA VALANCE ASM-MODERATE,62.5" (G42, G43)
3	111910-42-G38	EA BLIND-DAY/NIGHTER,59X24 (G38, G39)
3	111910-42-G40	EA BLIND-DAY/NIGHTER,59X24 (G40, G41)
3	111910-42-G42	EA BLIND-DAY/NIGHTER,59X24 (G42, G43)
4	121410-03-G38	EA VALANCE ASM-MODERATE,29" (G38, G39)
4	121410-06-G40	EA VALANCE ASM-MODERATE,29" (G40, G41)
4	121410-03-G42	EA VALANCE ASM-MODERATE,29" (G42, G43)

KEY	PART NUMBER	U/M DESCRIPTION
4	111910-43-G38	EA BLIND-DAY/NIGHTER,25X24 (G38, G39)
4	111910-43-G40	EA BLIND-DAY/NIGHTER,25X24 (G40, G41)
4	111910-43-G42	EA BLIND-DAY/NIGHTER,25X24 (G42, G43)
4	119333-33-G38	EA LEG-LT.,25",PLAIN,NO HOLE (G38, G39)
4	119333-33-G40	EA LEG-LT.,25",PLAIN,NO HOLE (G40, G41)
4	119333-33-G42	EA LEG-LT.,25",PLAIN,NO HOLE (G42, G43)
5	093487-08-03A	EA WRAP AROUND-FRONT LH PLEATED-51" X 100" OFF WHITE W/STEPPE
5	084755-90-000	EA SHADE ASM-PULL - 28.25 X 60, SUNSCREEN
6	093487-07-03A	EA WRAP AROUND-FRONT RH PLEATED-51" X 100" OFF WHITE W/STEPPE
6	084755-90-000	EA SHADE ASM-PULL - 28.25 X 60, SUNSCREEN
7	121410-10-G38	EA VALANCE ASM-MODERATE,31.5 (G38, G39)
7	121410-11-G40	EA VALANCE ASM-MODERATE,31.5 (G40, G41)
7	121410-10-G42	EA VALANCE ASM-MODERATE,31.5 (G42, G43)
7	111910-16-F36	EA BLIND-DAY/NIGHTER,29X31 (G38, G39)
7	111910-16-G40	EA BLIND-DAY/NIGHTER,29X31 (G40, G41)
7	111910-16-F38	EA BLIND-DAY/NIGHTER,29X31 (G42, G43)
8	120820-06-G38	EA VAL ASM-FLAT, 15 X 29.5 W/CLOCK (G38, G39)
8	120820-06-G40	EA VAL ASM-FLAT, 15 X 29.5 W/CLOCK (G40, G41)
8	120820-05-G42	EA VAL ASM-FLAT, 15 X 29.5 W/CLOCK (G42, G43)
8	084755-57-E07	EA SHADE ASM-PULL-27.25, NO TRIM
9	111861-02-01A	EA BLIND-MICRO-MINI 24.5" X 22" - ALABASTER/PEARL

CURTAIN & CUSHION GROUP (CONTINUED)



CURTAIN HARDWARE

KEY	PART NUMBER	U/M	DESCRIPTION
1	106544-01-001	EA	SCREW-BRASS, SHADE
1	106544-01-000	EA	PULL-SHADE, BRASS
2	102555-01-000	EA	CLEAT-CORD, BLIND - OFF WHITE OR CLEAR
			FROM: 00-00-00 THRU: 04-10-96
2	102555-03-000	EA	CLEAT-CORD, BLIND - OFF WHITE OR CLEAR
			FROM: 04-11-96 THRU: 99-99-99
3	109441-01-000	EA	HOLD DOWN-BLIND, HOOK
			FROM: 00-00-00 THRU: 01-31-96
3	109441-03-000	EA	HOLD DOWN-BLIND, CLOUDY
			FROM: 02-01-96 THRU: 99-99-99
4	084434-01-000	EA	BRACKET-MOUNTING, ROLLER SHADE - 1 3/8"
	096843-01-000	EA	SPRING-REWIND, ROLLER SHADE
5	097565-01-000	EA	BRACKET-MOUNTING, PLEATED BLIND
	097591-01-000	EA	SPRING-EXTENSION, PLEATED BLIND
6	029130-01-000	EA	SCREW-SNAP SOCKET, #8 PH X 5/8"
7	029155-01-000	EA	CAP-SNAP, 5/32" O.D. OF PIN
8	029156-01-000	EA	SOCKET-SNAP, 9/16" O.D.
9	094907-02-000	EA	END CAP-TOP, PLEATED BLIND - PLASTIC - GRAY
10	094907-04-000	EA	HDW.-END CAP, BTM, PULL TYPE
	094907-04-700	EA	END CAP-RH BOTTOM BLIND
	094907-04-701	EA	END CAP-LH BOTTOM BLIND
11	097564-01-000	EA	HANDLE-T, EZ LIFT SHADE
12	097592-01-000	EA	SPOOL-CORD, ELEVATED BLIND HOLDUP - CLEAR PLASTIC
	097593-10-000	FT	CORD-.9MM 125 VANILLA
	097593-02-000	FT	CORD-BLIND, GRAY
13	009700-04-002	EA	TRACK, L-SHAPED 195.2" - OFF WHITE
13	108235-01-01A	EA	TRACK-CURTAIN, LH-O/W
13	108236-01-01A	EA	TRACK-CURTAIN, RH-O/W
14	083170-01-000	EA	BRACKET-BLIND, LEFT SIDE WHEN FACING WINDOW
15	083170-02-000	EA	BRACKET-BLIND, RIGHT SIDE WHEN FACING WINDOW
16	110597-01-000	EA	BRACKET-SHADE, CAB - RIGHT SIDE
16	110597-02-000	EA	BRACKET-SHADE, CAB - LEFT SIDE
17	083125-07-000	EA	BRACE-COUCH O/W (CURTAIN LEG MOUNT)
	046867-01-000	EA	GROMMET-BRASS - 7/16" ID X 1" OD
	046867-03-000	EA	GROMMET-HANDY BUTTON NO 3
	048394-02-000	YD	VELCRO TAPE-HOOK, ADHESIVE BACK - .75" WIDE - BEIGE
	086276-01-000	EA	TAPE-DOUBLE SIDED, 1/2"
	088792-02-000	YD	VELCRO TAPE-LOOP, ADHESIVE BACKED - .75" WIDE - BEIGE
	094896-02-000	EA	GROMMET-CORD, PLEATED BLIND - NYLON - GRAY
	102075-08-01A	EA	ROD-CURTAIN, SHOWER O/W - ROUND METAL
	095567-01-000	EA	TACK-STRIP, .5" X 625' ROLL
	110943-01-000	FT	FELTSTRIP, 3/8" - ADHESIVE BACK

CURTAIN & CUSHION GROUP (CONTINUED)

SEATBELTS, TIEBACKS & ASSIST HANDLE

KEY	PART NUMBER	U/M	DESCRIPTION
	000C16-07-16B	EA	BOLT-CARRIAGE, ASSIST HANDLE - 7/16" - 14 X 1" ZN
	000D20-07-00B	EA	NUT-ACORN, ASSIST HANDLE - 7/16" X 14 ZN
	007021-01-000	EA	BELT-SEAT, 2" X 90" - BLACK
	053552-02-AA8	EA	HANDLE-ASSIST, INTERIOR - ENTRY DOOR - VINYL - OFF WHITE
	057534-01-000	EA	TIEBACK-PLASTIC, 6" - CLEAR
	057534-03-000	EA	TIEBACK-PLASTIC, 7.5" - CLEAR
	057759-01-000	EA	WASHER BRACKET-SEAT BELT, 4" DIAMETER
	069178-02-000	EA	BRACKET-MOUNTING, ASSIST HANDLE - L ANGLE - W/HOLES - STEEL
	070578-02-E37	EA	BUTTON SCREW-STUD, #30 VINYL
	074494-02-000	EA	BUTTON-RETAINING PIVOT #60 (G40, G41, G42, G43)
	074494-03-000	EA	BUTTON-SERRATED PIVOT TACK 3/8 (G40, G41, G42, G43)
	074494-04-000	EA	BUTTON-JOINED PIVOT W/3/4 TAPE (G38, G39)
	079349-01-G38	YD	WELT ASM-ACCENT FABRIC (G38, G39)
	079349-01-G40	YD	WELT ASM-ACCENT FABRIC (G40, G41)
	079349-01-G42	YD	WELT ASM-ACCENT FABRIC (G42, G43)
	084415-65-000	YD	TRIM-BRAID, 62027P56 FRINGE (G38, G39)
	084415-66-000	YD	TRIM-BRAID, 62025P58 CORD (G40, G41)
	084415-68-000	YD	TRIM-BRAID, 62028P58 FRINGE (G40, G41)
	084415-55-000	YD	TRIM-BRAID, FRINGE, BS4661 (G42, G43)
	099717-04-001	EA	TIEDOWN ASM-STRAP W/BUCKLE
	118337-03-G38	EA	BUTTON ASM-#60 (G38, G39)
	118337-02-G40	EA	BUTTON ASM-#60 (G40, G41)
	118337-02-G42	EA	BUTTON ASM-#60 (G42, G43)

CURTAIN & CUSHION GROUP (CONTINUED)

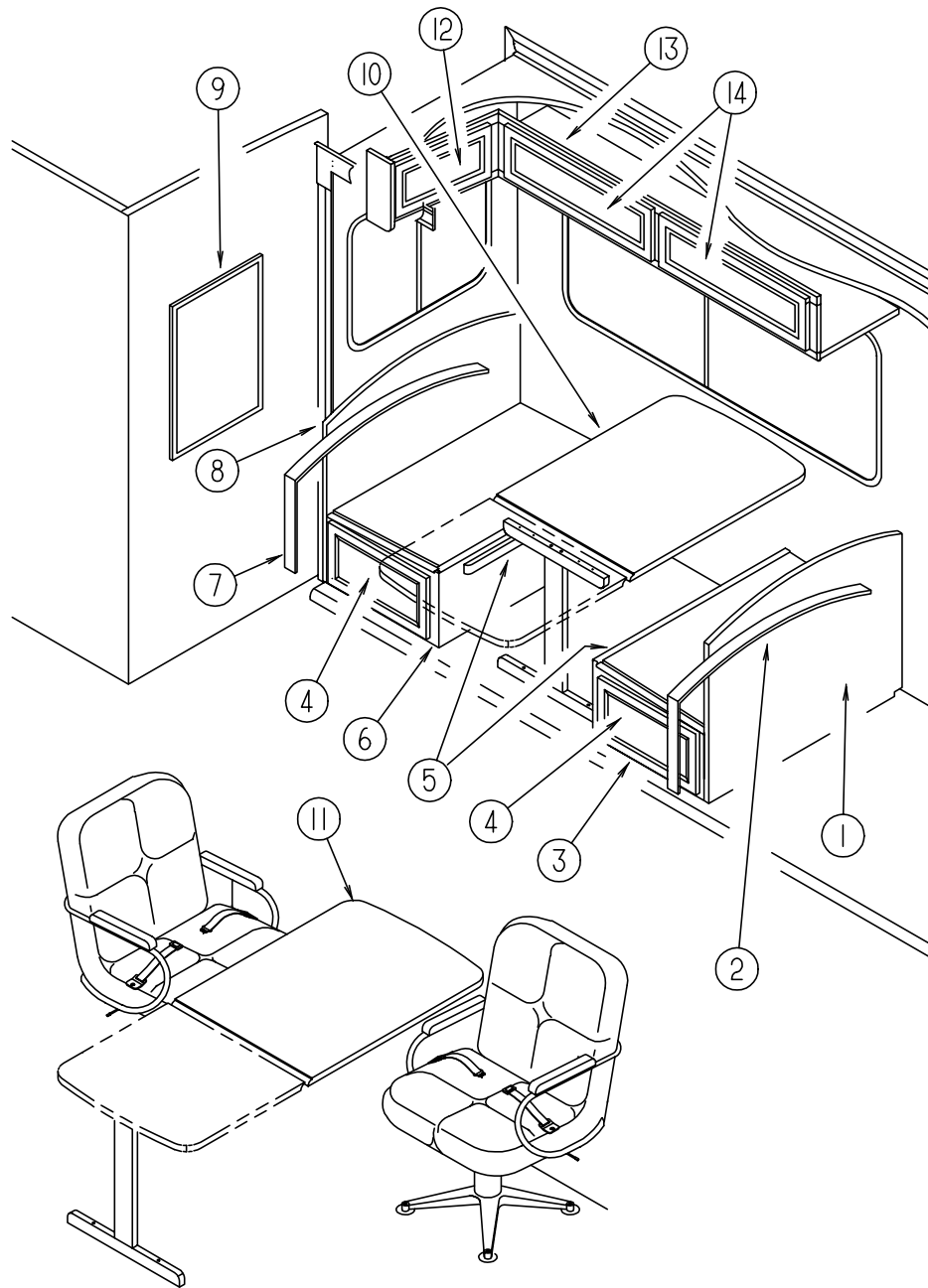
VECTRA FABRICS

Color Codes	G38 & G39	G40 & G41	G42 & G43
	Gothic Blue	Oxbow Taupe	Garnet Burgundy
Bucket Seats	108446-G3-000	108446-55-000	108446-G7-000
Opt. Leather Seats	079680-17-000	079680-17-000	079680-17-000
Dinette	108446-E6-000	108446-E7-000	108446-E8-000
Dinette Pads	108446-G3-000	108446-55-000	108446-G7-000
Dinette Chairs	108446-E6-000	108446-E7-000	108446-G7-000
Sofa	108446-E6-000	108446-E7-000	108446-E8-000
Sofa Arms	108446-E6-000	108446-E7-000	108446-E8-000
Sofa Pillows (2)	108446-G3-000	108446-C3-000	108446-G7-000
Swivel Chair	108446-G3-000	108446-C3-000	108446-G7-000
Lounge Windows	108446-G3-000 108446-E6-000	108446-C3-000 108446-E7-000	108446-G7-000 108446-E8-000
Ceiling	113979-04-01A	113979-04-01A	113979-04-01A
Bedroom Window	105745-94-000 105745-95-000	105745-B5-000 105745-A4-000	105745-A5-000 105745-A6-000
Bedsread	105745-94-000	105745-A4-000	105745-A5-000
Pillow Shams	Not needed	Not needed	105745-A5-000
Headboard	105745-94-000	105745-A4-000	105745-A5-000
Bedroom Pillows	105745-94-000 (1) 105745-95-000 (1)	105745-A4-000 (2)	105745-A5-000 (2)
Buttons	105745-94-000 (1) 105745-95-000 (1)	105745-B5-000 (2)	105745-A6-000 (2)
Bedboard	105745-95-000	105745-A4-000	105745-A6-000
Hallway Closet Curtain	072333-99-000	072333-99-000	072333-99-000
Dash Vinyl	106569-03-01A	106569-03-01A	106569-03-01A
Speaker Covers	072333-67-000	072333-67-000	072333-67-000
Roller blinds	109353-99-000	109353-99-000	109353-99-000
End Cap Vinyl	103907-01-03A	103907-01-03A	103907-01-03A

NOTE: FABRIC LISTED FIRST IN A BLOCK IS THE LARGEST QUANTITY OF FABRIC USED.

DINETTE GROUP

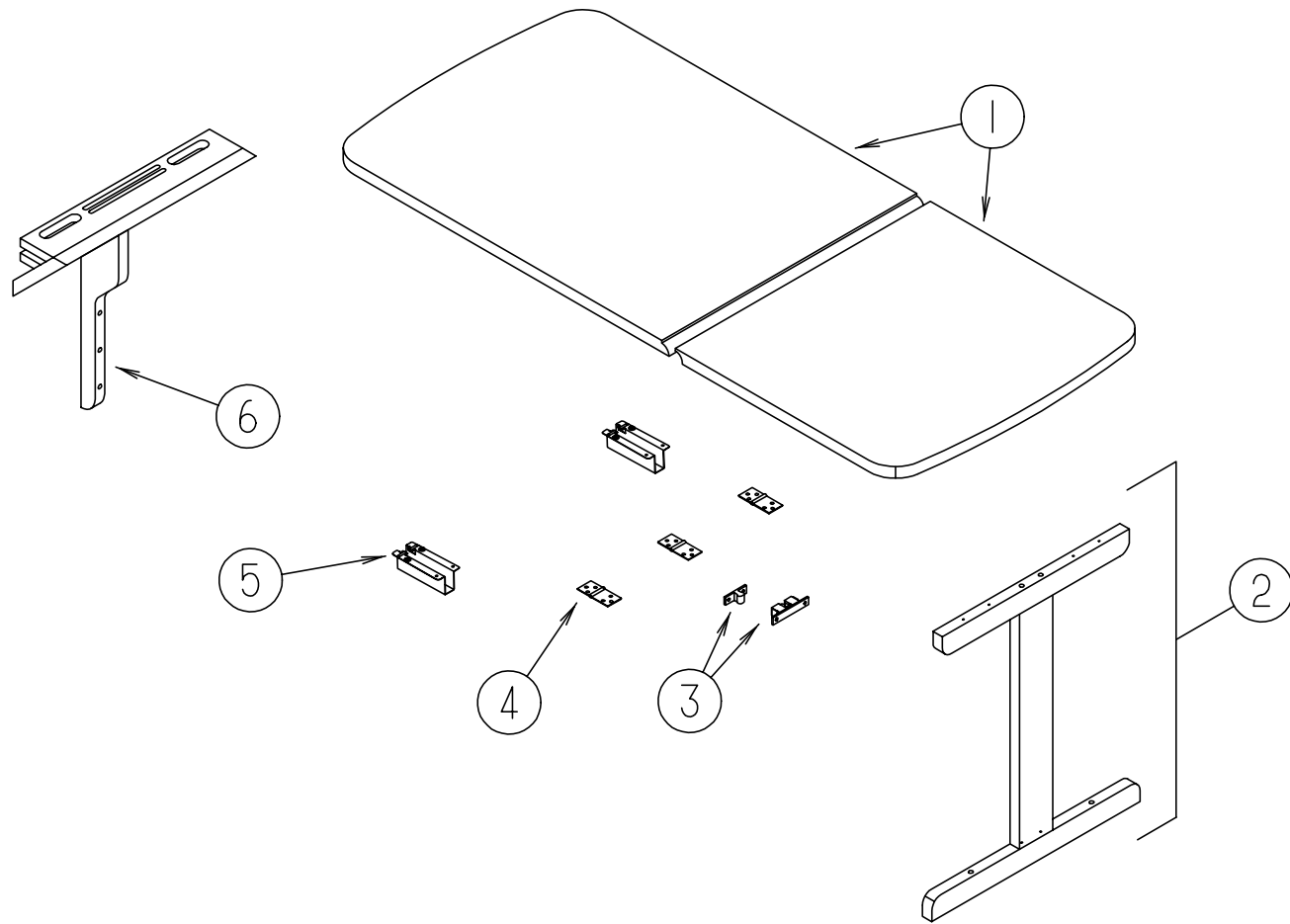
DINETTE CABINET & PICTURE



KEY	PART NUMBER	U/M DESCRIPTION
1	M07514-01-G38	EA CABINET-SEATBACK RH (PICKLED ASH) FROM: 00-00-00 THRU: 11-26-95
1	M07514-01-G39	EA CABINET-SEATBACK RH (SALEM CHERRY) FROM: 00-00-00 THRU: 11-26-95
1	M07514-09-G38	EA CABINET-SEATBACK RH (PICKLED ASH) FROM: 11-27-95 THRU: 99-99-99
1	M07514-09-G39	EA CABINET-SEATBACK RH (SALEM CHERRY) FROM: 11-27-95 THRU: 99-99-99
2	105476-13-G38	EA PAD-DINETTE, RT.TOP BOARD, 42" (G38, G39)
2	105476-13-G40	EA PAD-DINETTE, RT.TOP BOARD, 42" (G40, G41)
2	105476-13-G42	EA PAD-DINETTE, RT.TOP BOARD, 42" (G42, G43)

KEY	PART NUMBER	U/M DESCRIPTION
3	M07515-01-G38	EA CABINET-SEATBASE RH (PICKLED ASH) FROM: 00-00-00 THRU: 11-26-95
3	M07515-01-G39	EA CABINET-SEATBASE RH (SALEM CHERRY) FROM: 00-00-00 THRU: 11-26-95
3	M07515-09-G38	EA CABINET-SEATBASE RH (PICKLED ASH) FROM: 11-27-95 THRU: 99-99-99
3	M07515-09-G39	EA CABINET-SEATBASE RH (SALEM CHERRY) FROM: 11-27-95 THRU: 99-99-99
4	M05971-35-E37	EA DRAWER COMPLETE-SLIDE OGEE (PICKLED ASH) FROM: 00-00-00 THRU: 11-26-95
4	M05971-35-E41	EA DRAWER COMPLETE-SLIDE OGEE (SALEM CHERRY) FROM: 00-00-00 THRU: 11-26-95
4	M05971-14-E37	EA DRAWER COMPLETE-SLIDE OGEE (PICKLED ASH) FROM: 11-27-95 THRU: 99-99-99
4	M05971-14-E41	EA DRAWER COMPLETE-SLIDE OGEE (SALEM CHERRY) FROM: 11-27-95 THRU: 99-99-99
5	081295-01-AA8	EA SUPPORT-BED, DINETTE, 712 LONG (PICKLED ASH)
5	081295-01-E74	EA SUPPORT-BED, DINETTE, 712 LONG (SALEM CHERRY)
6	M07515-08-G38	EA CABINET-SEATBASE LH (PICKLED ASH) FROM: 00-00-00 THRU: 11-26-95
6	M07515-08-G39	EA CABINET-SEATBASE LH (SALEM CHERRY) FROM: 00-00-00 THRU: 11-26-95
6	M07515-10-G38	EA CABINET-SEATBASE LH (PICKLED ASH) FROM: 11-27-95 THRU: 99-99-99
6	M07515-10-G39	EA CABINET-SEATBASE LH (SALEM CHERRY) FROM: 11-27-95 THRU: 99-99-99
7	105476-14-G38	EA PAD-DINETTE, LT.TOP BOARD, 42" (G38, G39)
7	105476-14-G40	EA PAD-DINETTE, LT.TOP BOARD, 42" (G40, G41)
7	105476-14-G42	EA PAD-DINETTE, LT.TOP BOARD, 42" (G42, G43)
8	M07514-08-G38	EA CABINET-SEATBACK LH (PICKLED ASH) FROM: 00-00-00 THRU: 11-26-95
8	M07514-08-G39	EA CABINET-SEATBACK LH (SALEM CHERRY) FROM: 00-00-00 THRU: 11-26-95
8	M07514-10-G38	EA CABINET-SEATBACK LH (PICKLED ASH) FROM: 11-27-95 THRU: 99-99-99
8	M07514-10-G39	EA CABINET-SEATBACK LH (SALEM CHERRY) FROM: 11-27-95 THRU: 99-99-99
9	112515-02-04A	EA PICTURE-DECORATIVE, 16" X 20"
10	M92743-28-G38	EA TABLE ASM COMPLETE-DINETTE
10	M92743-28-G39	EA TABLE ASM COMPLETE-DINETTE
10	M92743-28-G40	EA TABLE ASM COMPLETE-DINETTE
10	M92743-28-G41	EA TABLE ASM COMPLETE-DINETTE
10	M92743-28-G42	EA TABLE ASM COMPLETE-DINETTE
10	M92743-28-G43	EA TABLE ASM COMPLETE-DINETTE
11	P08449-01-E37	EA TABLE-PULLOUT (PICKLED ASH)
11	P08449-01-E41	EA TABLE-PULLOUT (SALEM CHERRY)
12	120035-05-G38	EA DOOR ASM-FABRIC WRAPPED
12	120035-05-G39	EA DOOR ASM-FABRIC WRAPPED
12	120035-05-G40	EA DOOR ASM-FABRIC WRAPPED
12	120035-05-G41	EA DOOR ASM-FABRIC WRAPPED
12	120035-05-G42	EA DOOR ASM-FABRIC WRAPPED
12	120035-05-G43	EA DOOR ASM-FABRIC WRAPPED
13	120978-02-G38	EA CABINET ASM-OVHD, DINETTE (PICKLED ASH)
13	120978-02-G39	EA CABINET ASM-OVHD, DINETTE (SALEM CHERRY)
14	120035-04-G38	EA DOOR ASM-FABRIC WRAPPED
14	120035-04-G39	EA DOOR ASM-FABRIC WRAPPED
14	120035-04-G40	EA DOOR ASM-FABRIC WRAPPED
14	120035-04-G41	EA DOOR ASM-FABRIC WRAPPED
14	120035-04-G42	EA DOOR ASM-FABRIC WRAPPED
14	120035-04-G43	EA DOOR ASM-FABRIC WRAPPED

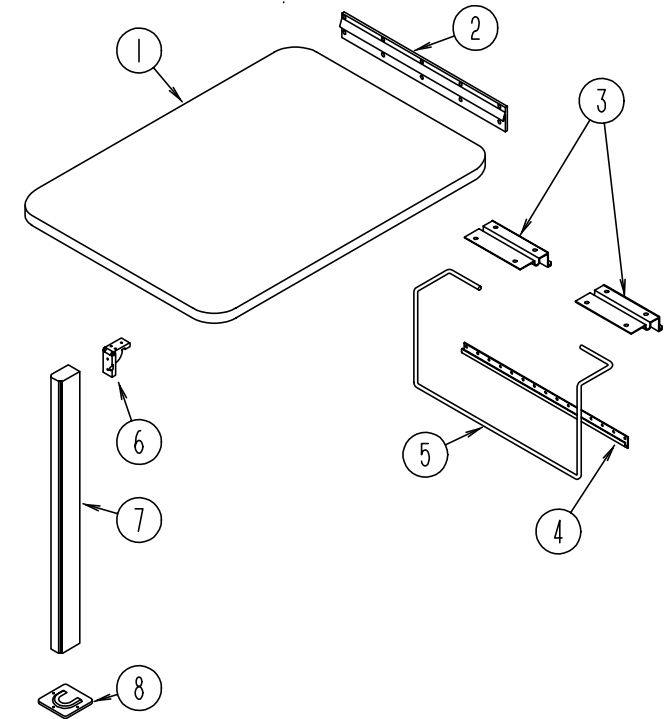
DINETTE GROUP (CONTINUED)



DINETTE PULLOUT TABLE

KEY	PART NUMBER	U/M DESCRIPTION
1	120898-11-G38	EA COUNTERTOP ASM (PICKLED ASH)
1	120898-11-G39	EA COUNTERTOP ASM (SALEM CHERRY)
2	M08092-01-G38	EA LEG ASM-TABLE DETAIL K-K (PICKLED ASH)
2	M08092-01-G39	EA LEG ASM-TABLE DETAIL K-K (SALEM CHERRY)
3	084451-01-000	EA CATCH-TV SHELF,BRASS
4	120972-01-01A	EA HINGE-TABLE, DROP LEAF, ANTIQUE BRASS
5	120973-01-000	EA SUPPORT-TABLE, DROP LEAF, PAIR
6	M08091-01-G38	EA SUPPORT ASM-TABLE DETAIL H-H (PICKLED ASH)
6	M08091-01-G07	EA SUPPORT ASM-TABLE DETAIL H-H (SALEM CHERRY)

DINETTE GROUP (CONTINUED)

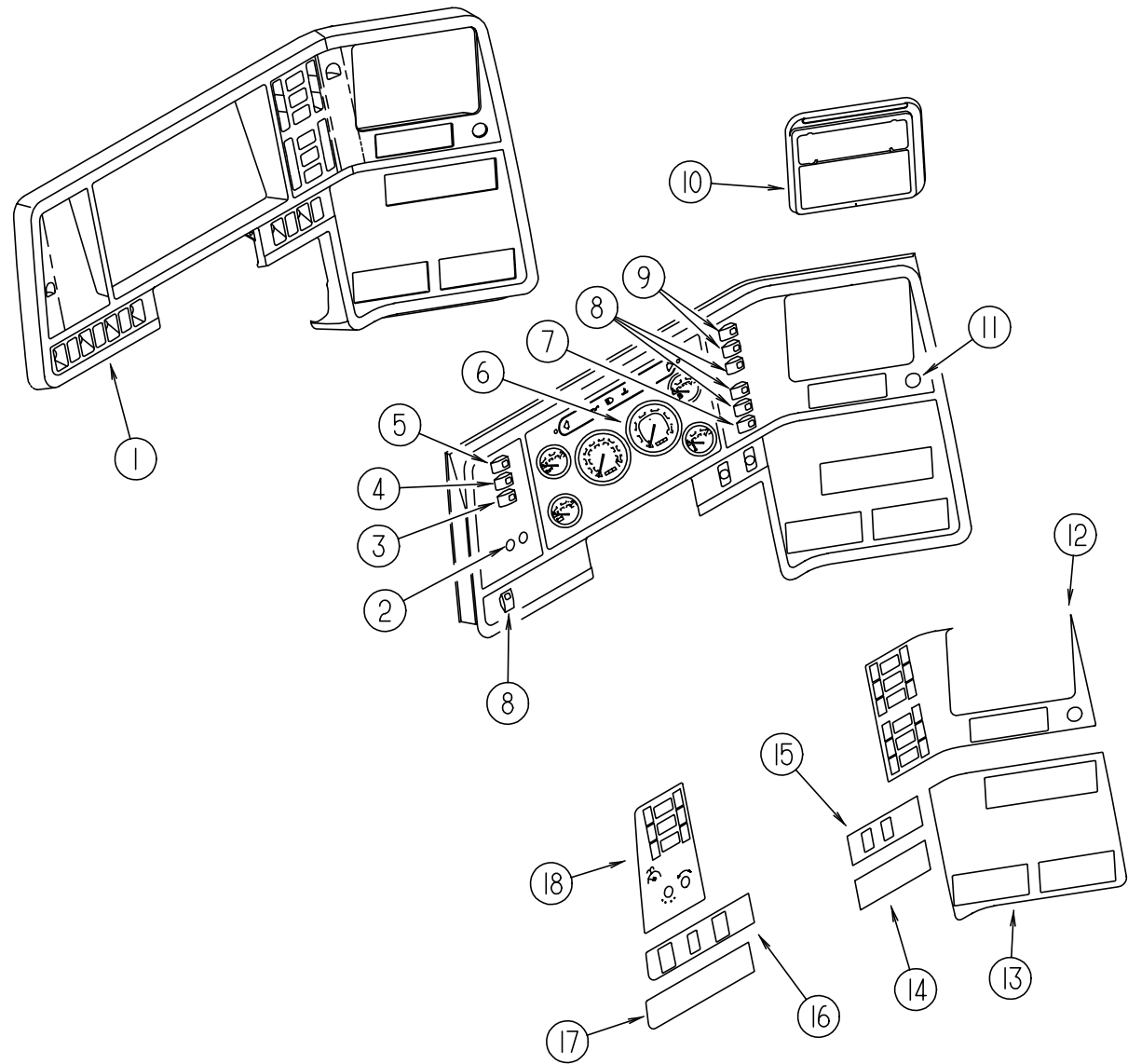


DINETTE TABLE

KEY	PART NUMBER	U/M DESCRIPTION
1	M92743-28-G38	EA TABLE ASM COMPLETE-DINETTE
1	M92743-28-G39	EA TABLE ASM COMPLETE-DINETTE
1	M92743-28-G40	EA TABLE ASM COMPLETE-DINETTE
1	M92743-28-G41	EA TABLE ASM COMPLETE-DINETTE
1	M92743-28-G42	EA TABLE ASM COMPLETE-DINETTE
1	M92743-28-G43	EA TABLE ASM COMPLETE-DINETTE
2	053200-12-000	EA SUPPORT-TABLE, 23.50 O/W
3	088410-02-000	EA HANGER-TABLE, OFF WHITE
4	024281-14-000	EA BRACKET-TABLE LFT, 22.12 O/W
	002929-01-001	EA EXTRUSION- BRACKET TABLE
5	024275-12-000	EA ROD-TABLE LIFT, O/W
6	093550-01-000	EA BRACKET-HINGE, MOUNTS TO LEG & TABLE TOP - 1.7" X 2.6"
7	092708-11-E37	EA LEG ASM-TABLE (PICKLED ASH)
7	092707-04-03A	EA TABLE LEG - PICKLED ASH
7	092708-11-E41	EA LEG ASM-TABLE (SALEM CHERRY)
7	092707-04-04A	EA TABLE LEG - SALEM CHERRY
8	049493-12-000	EA CATCH-TABLE LEG, O/W
8	049493-11-700	EA CATCH-LEG, FLOOR MOUNTED - 2.5" X 2.7" - METAL - E-COAT

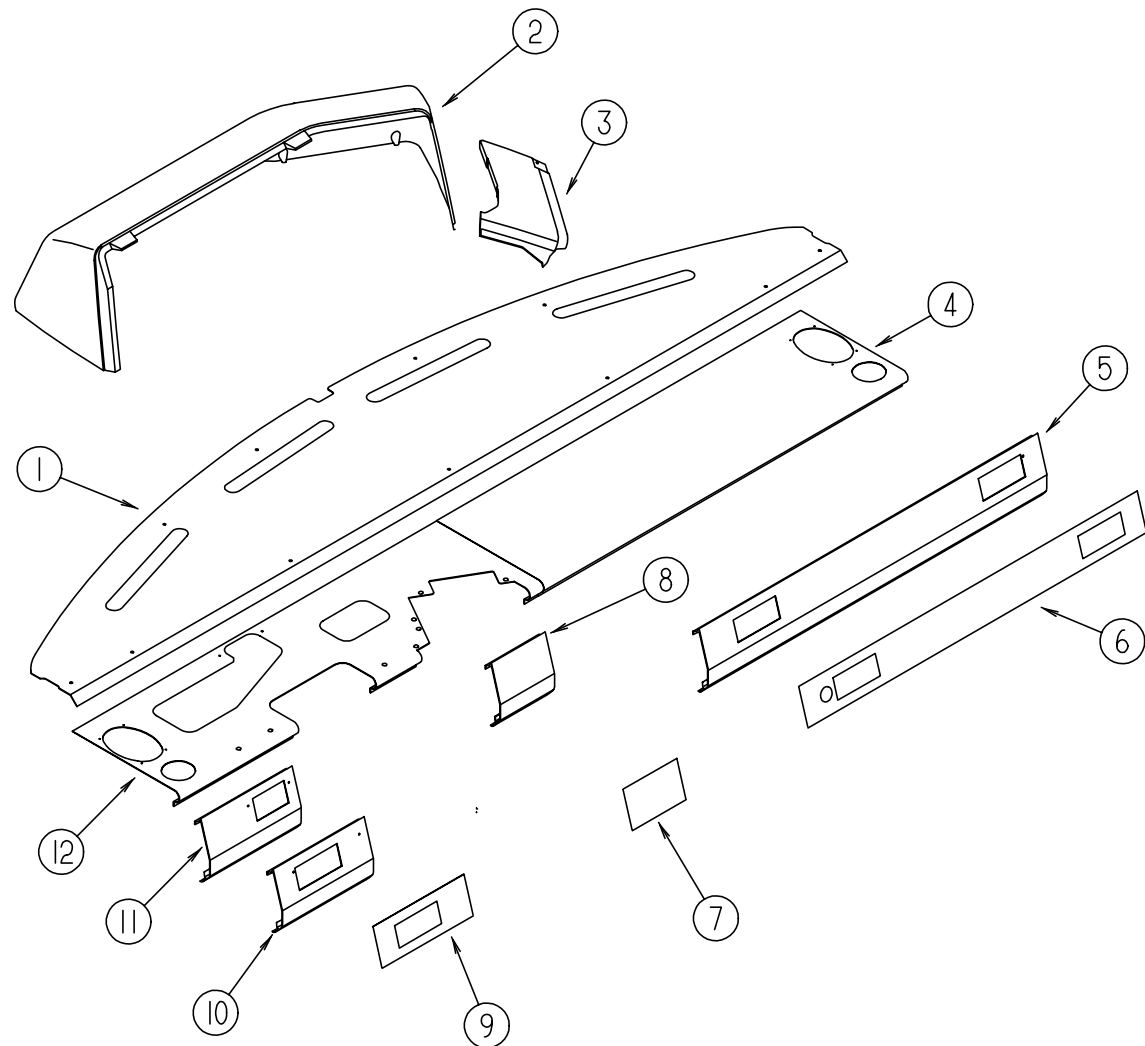
DRIVERS COMPARTMENT GROUP

INSTRUMENT PANEL



KEY	PART NUMBER	U/M	DESCRIPTION
1	107031-02-01A	EA	BEZEL-INSTRUMENT PANEL OSHKOSH
2	091206-04-000	EA	WIPER CONTROL MODULE - DYNAMIC
3	108356-01-01A	EA	SWITCH COVER W/3 GROOVES - CARLIN VVCZC00
3	108357-06-000	EA	ROCKER SWITCH, DPDT MOM/OFF/MOM - CARLING VLD1000B-0
3	108355-01-000	EA	HOUSING-SWITCH, CARLING VCH
4	108356-01-01A	EA	SWITCH COVER W/3 GROOVES - CARLIN VVCZC00
4	108357-09-000	EA	ROCKER SWITCH, SPDT ON/NONE/MOM - CARLING V5D1000B-0
4	108355-01-000	EA	HOUSING-SWITCH, CARLING VCH
5	108356-01-01A	EA	SWITCH COVER W/3 GROOVES - CARLIN VVCZC00
5	108357-08-000	EA	ROCKER SWITCH, DPDT ON/NONE/ON - CARLING VDD1S00C-0
5	108355-01-000	EA	HOUSING-SWITCH, CARLING VCH
6	NA		STANDARD INSTRUMENT CLUSTERS ARE CHASSIS SUPPLIED
6	106667-03-000	EA	SPEEDOMETER/ODOMETER-PR, 6-SPEED - PSJL I112082 8R19.5 FROM: 00-00-00 THRU: 03-10-96
6	121868-05-000	EA	CLUSTER - INSTRUMENT W/DUAL AIR GAUGE - METRIC - CUMMINS B FROM: 03-11-96 THRU: 99-99-99
	100138-01-000	EA	MODULE-DAYTIME RUNNING LIGHT
7	108356-03-01A	EA	SWITCH COVER W/GROOVES - LIGHTED / CARLING VVCGC00
7	108357-10-000	EA	ROCKER SWITCH, SPDT MOM/OFF/MOM - CARLING V8D1160B-0
7	108355-01-000	EA	HOUSING-SWITCH, CARLING VCH
8	108356-01-01A	EA	SWITCH COVER W/3 GROOVES - CARLIN VVCZC00
8	108357-07-000	EA	SWITCH - ROCKER SPDT MOM/OFF/MOM 3 TERMINAL (SLIDEOUT)
8	108357-01-000	EA	ROCKER SWITCH, SPST ON/OFF - CARLING V1D1000B-0 (EXHAUST BRAKE)
8	096241-03-000	EA	SWITCH-BLANK
8	108355-01-000	EA	HOUSING-SWITCH, CARLING VCH
9	108356-01-01A	EA	SWITCH COVER W/3 GROOVES - CARLIN VVCZC00
9	108357-03-000	EA	ROCKER SWITCH, SPDT ON/OFF/ON - CARLING V6D1000B-0
9	096241-03-000	EA	SWITCH-BLANK
9	108355-01-000	EA	HOUSING-SWITCH, CARLING VCH
10	111337-01-01A	EA	POCKET-I/P, RIGHT UPPER, BLACK
	096776-02-000	EA	CBOX-CASSETTE, 4-TAPE DIN MNT - FISHER 21507 04 03
11	089294-01-000	EA	CIGARETTE LIGHTER ASM. W/O WIRES - CASCO #C213275
12	104056-20-01A	EA	APPLIQUE-BEZEL UPPER RT 6 SWITCH, BLACK VELVET
13	104056-14-01A	EA	APPLIQUE-BEZEL LOWER RT WING, BLACK VELVET
14	104056-11-01A	EA	APPLIQUE-BEZEL LOWER RT, BLACK VELVET
15	104056-28-01A	EA	APPLIQUE-BEZEL LOWER RT, P&L - BLACK VELVET
16	104056-34-01A	EA	APPLIQUE-BEZEL LOWER LH BLACK VELVET
17	104056-09-01A	EA	APPLIQUE-BEZEL LOWER LT, BLACK VELVET
18	104056-26-01A	EA	APPLIQUE-BEZEL SWITCH LT, BLACK
	077031-01-000	EA	FILM-BLACK, 1" X 1.75"
	077031-03-000	EA	FILM-WHITE, .75 X 1.00 - COLORART
	103603-01-000	EA	BULB-12V, #74 - .12A WEDGE - GE 22-25 - USED IN DASH

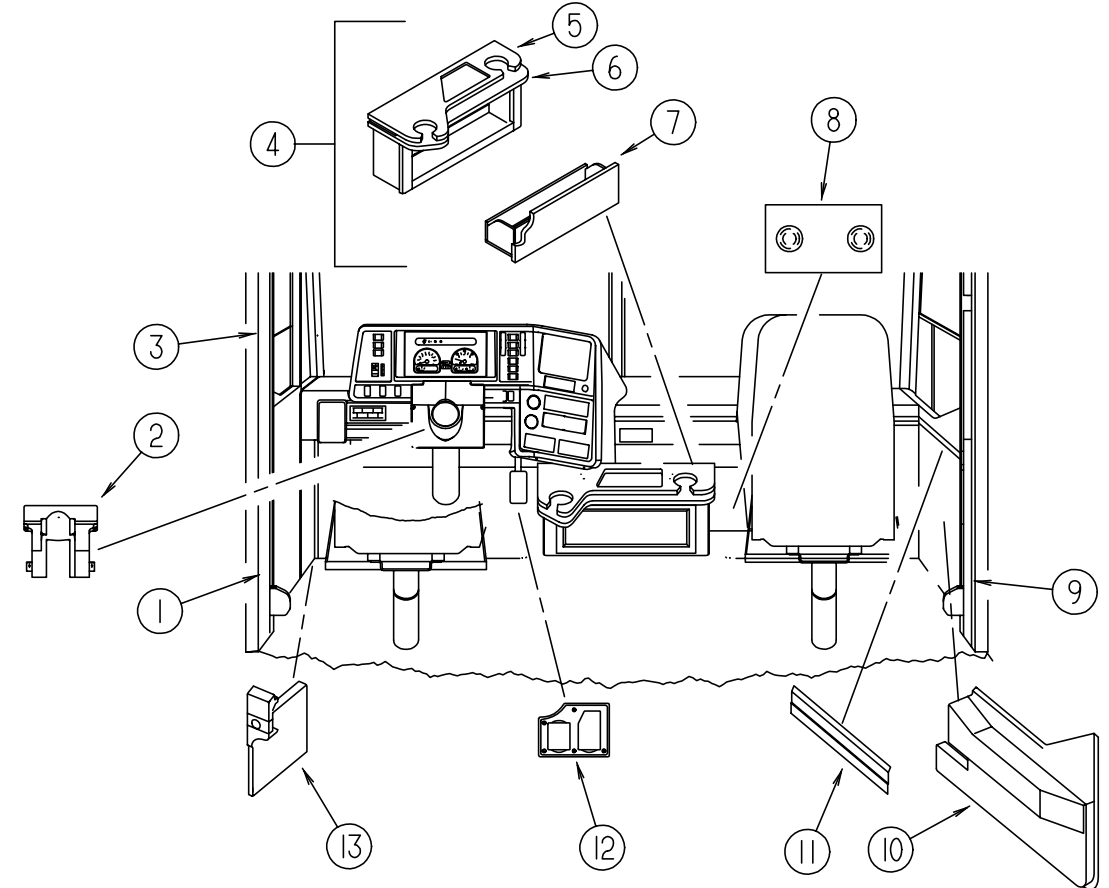
DRIVERS COMPARTMENT GROUP (CONTINUED)



DASH PANELS

KEY	PART NUMBER	U/M DESCRIPTION
1	112804-02-02B	EA PANEL ASM-DASH, TOP W/STUD
	112804-01-01B	EA PANEL-DASH, TOP MILL
	106569-03-01A	EA VINYL-LAMINATE MADRID WILLOW - 1/4" THICK X 16" X 96
	077539-01-000	EA BRACKET-MOUNTING, DASH PANEL - L/SHAPED - 2.5" X 1" X 1.5"
2	107263-02-01A	EA POD-INSTRUMENT PANEL WILLOW (W/REAR MONITOR)
2	107263-01-01A	EA POD-INSTRUMENT PANEL WILLOW (W/O REAR MONITOR)
3	107085-01-01A	EA POD-DASH, LOWER, WILLOW
4	105926-05-000	EA PANEL - DASH - BOTTOM RIGHT HAND
5	107859-08-01A	EA TRIM-DASH, LOWER WILLOW
6	111745-10-01A	EA APPLIQUE-LOWER DASH, RH - BURLWOOD TU18134G
7	111414-01-000	EA RECEPTACLE-12V W/O BIMETAL, INTERTEK
8	111745-04-01A	EA APPLIQUE-LOWER DASH, BURLWOOD TU18134G2
		FROM: 00-00-00 THRU: 04-25-96
8	111745-12-01A	EA APPLIQUE-LOWER DASH, RH BURLWOOD TU1834G2
		FROM: 04-26-96 THRU: 99-99-99
9	109969-01-01A	EA TRIM-DASH, LOWER WILLOW
		FROM: 00-00-00 THRU: 04-25-96
9	109969-03-01A	EA TRIM-DASH, LOWER WILLOW
		FROM: 04-26-96 THRU: 99-99-99
10	111745-03-01A	EA APPLIQUE-LOWER DASH, BURLWOOD TU18134G2
11	107860-02-01A	EA TRIM-DASH, LOWER WILLOW
12	107857-02-000	EA PANEL ASM-DASH, BOTTOM

DRIVERS COMPARTMENT GROUP (CONTINUED)

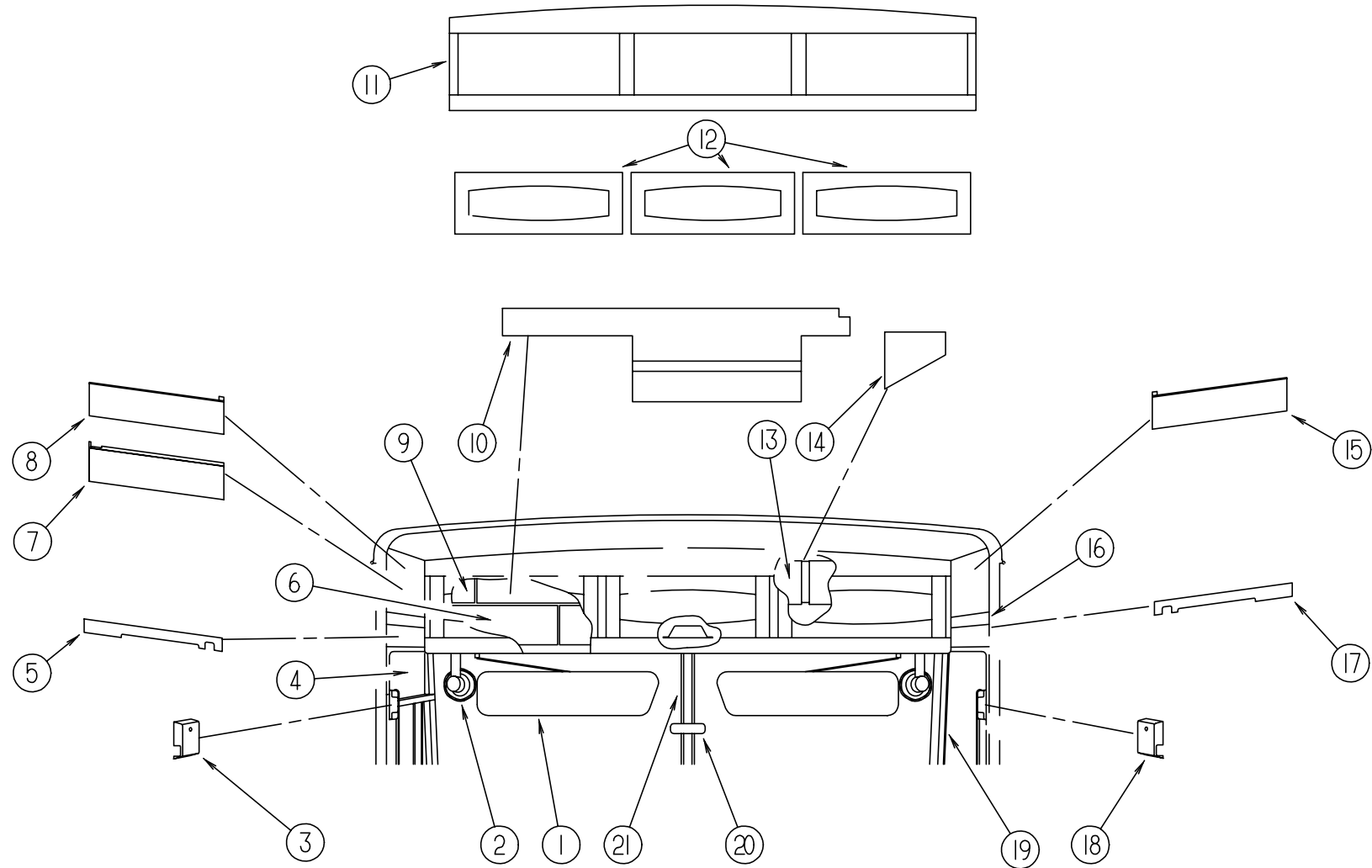


LOWER DRIVERS COMPARTMENT

KEY	PART NUMBER	U/M DESCRIPTION
1	024700-47-000	EA COVER-SIDEWALL ROLL BAR, OFF WHITE - 18.9"
2	115610-01-01A	EA COVER-STEERING COLUMN WILLOW
	110002-01-000	EA PATCH-M-SERIES, COLUMN 4.25 X 7.5
	114388-02-01A	EA WHEEL-STEERING, 18" DIA, VIP19WV1TW WILLOW
	103498-07-000	EA BOOT-COLUMN, VINYL
	095933-07-000	EA STOP-TILT, COLUMN DOUGLAS
		FROM: 01-02-96 THRU: 99-99-99
3	024700-48-000	EA COVER-SIDEWALL ROLL BAR, OFF WHITE - 25"
4	P16157-01-G38	EA CABINET ASM-TRAY, BEVERAGE (PICKLED ASH)
4	P16157-01-G39	EA CABINET ASM-TRAY, BEVERAGE (SALEM CHERRY)
5	116157-11-F36	EA BEVERAGE TRAY TOP - W/CUPHOLDERS (PICKLED ASH)
5	116157-11-F37	EA BEVERAGE TRAY TOP - W/CUPHOLDERS (SALEM CHERRY)
6	116157-12-G38	EA COUNTERTOP ASM (PICKLED ASH)
6	116157-12-G39	EA COUNTERTOP ASM (SALEM CHERRY)
7	M07451-01-F36	EA DRAWER ASM-BEVERAGE TRAY (PICKLED ASH)
7	M07451-01-F37	EA DRAWER ASM-BEVERAGE TRAY (SALEM CHERRY)
7	M05992-11-F36	EA DOOR-RAIL, HDW, OGEE 0180 X 0555 (PICKLED ASH)
7	M05992-11-F37	EA DOOR-RAIL, HDW, OGEE 0180 X 0555 (SALEM CHERRY)
8	095757-04-G38	EA COVER-HEATER (G38, G39)
8	095757-04-G40	EA COVER-HEATER (G40, G41)
8	095757-04-G42	EA COVER-HEATER (G42, G43)
9	024700-44-000	EA COVER-SDW ROLL BAR, OFF WHITE - 53.00 INCHES
10	107793-02-01A	EA PANEL - TRIM - INNER RIGHT HAND
10	107793-01-01A	EA PANEL - TRIM - INNER RIGHT HAND
	046886-03-000	EA ASHTRAY-CHROME, W/COVER
11	106105-02-000	EA CLIP-TRIM, BACKWALL
12	116993-01-01A	EA COVER-PEDALS BLK
13	P08813-03-F36	EA PANEL ASM-TOEKICK
	072871-01-000	EA PULL-FLUSH, CHROME (FLOOR COMPARTMENT)
	073151-02-000	EA HINGE-CONTINUOUS, 22.3" LONG - METAL - OFF WHITE (FLOOR COMPARTMENT)

DRIVERS COMPARTMENT GROUP (CONTINUED)

UPPER DRIVERS COMPARTMENT

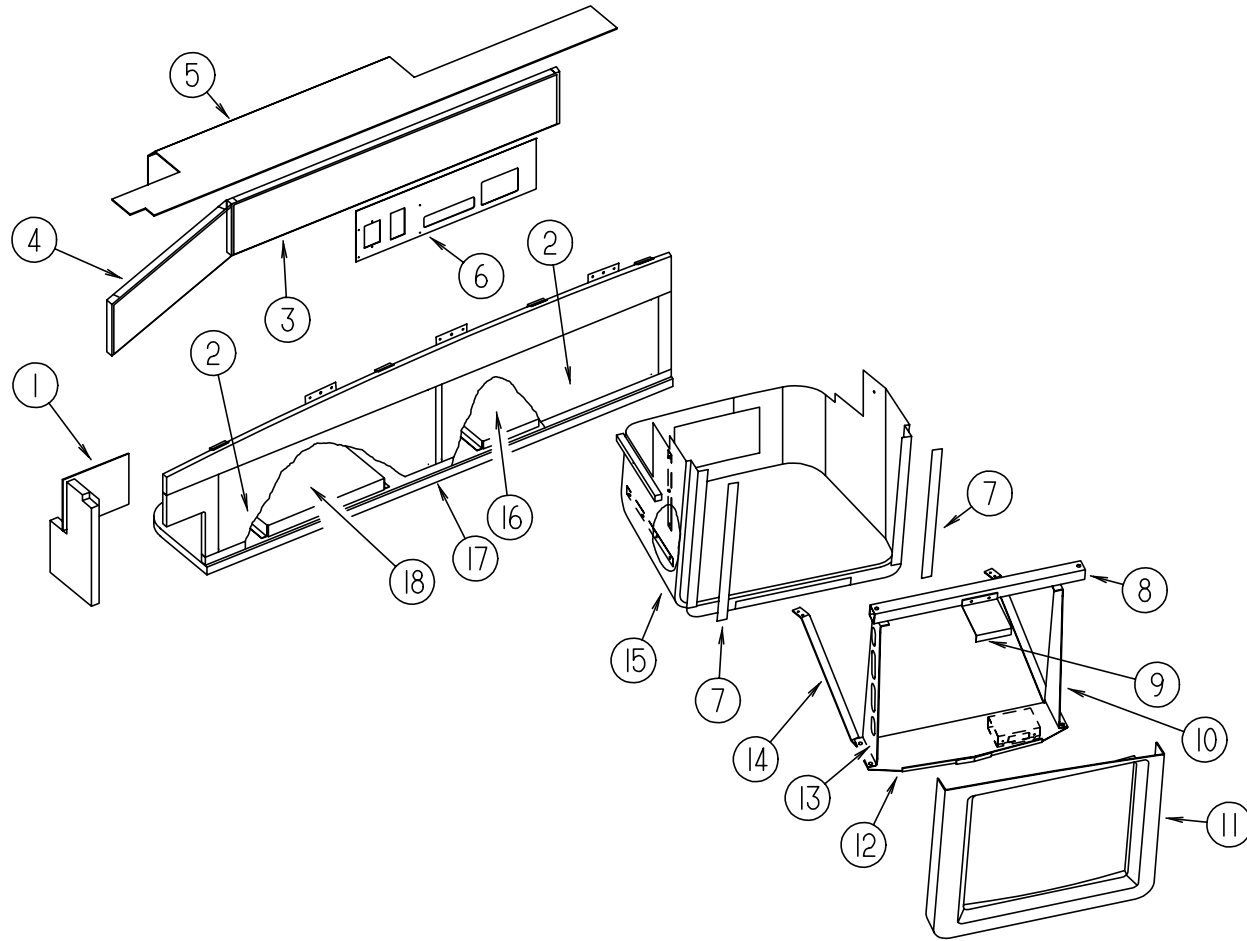


KEY	PART NUMBER	U/M	DESCRIPTION
1	108170-02-000	EA	SUNVISOR ASM-W/KNOBS, DRIVERS
1	108170-03-000	EA	SUNVISOR ASM-W/KNOBS, PASS
2	036420-02-000	EA	FAN-DEFROSTER, 2 SPEED - 6" DIAMETER
3	103961-02-01A	EA	COVER-BRACKET, SEATBELT O/W
4	024700-38-000	EA	COVER-ROLL BAR, U-CHANNEL - 15.25" - PLASTIC - OFF WHITE
5	108792-02-D18	EA	PANEL-HEADLINER, LEFT
6	107805-04-D18	EA	PANEL-VINYL COVERED, SIDES
7	P08612-01-D18	EA	CABT ASM-ENTRANCE, OVHD W/VINYL
8	110603-02-E37	EA	CABINET ASM-ENTRANCE, OVHD
9	107805-01-D18	EA	PANEL-VINYL COVERED, ENDS
10	107804-01-D18	EA	PANEL-VINYL COVER, TOP
11	108526-01-E37	EA	CABINET ASM-OVHD, FRONT (PICKLED ASH)
11	108526-01-E41	EA	CABINET ASM-OVHD, FRONT (SALEM CHERRY)
12	M05990-10-E37	EA	DOOR-RAIL, HDW, 0305 X 0660 (PICKLED ASH)
12	M05990-10-E41	EA	DOOR-RAIL, HDW, 0305 X 0660 (SALEM CHERRY)

KEY	PART NUMBER	U/M	DESCRIPTION
13	107805-06-D18	EA	PANEL-VINYL COVERED, FRONT
14	110648-01-E37	EA	PANEL ASM-VINYL COVERED
15	110603-01-E37	EA	CABINET ASM-ENTRANCE, OVHD
16	024700-38-000	EA	COVER-ROLL BAR, U-CHANNEL - 15.25" - PLASTIC - OFF WHITE
17	108792-01-D18	EA	PANEL-HEADLINER, RIGHT
18	103961-01-01A	EA	COVER-BRACKET, SEATBELT O/W
	091990-04-01A	EA	SEAT BELT-3 POINT, BLACK
	109146-01-000	EA	BOLT-SHOULDER, SEAT BELT
	091990-01-700	EA	COVER-BOLT, SEATBELT - BLACK
	091990-01-701	EA	EXTENDER 9" FOR A8408 3 PT
19	107942-01-01A	EA	COVER-INTERIOR, A-PILLAR, RH
	107942-02-01A	EA	COVER-INTERIOR, A-PILLAR, LH
20	040714-01-000	EA	MIRROR-REAR VIEW, W/ARM MOUNT & SET SCREW - GM # 911722
	067490-01-000	EA	BUTTON-MIRROR, REAR VIEW
21	106568-01-01A	EA	TRIM-WINDSHIELD, CENTER WILLOW

DRIVERS COMPARTMENT GROUP (CONTINUED)

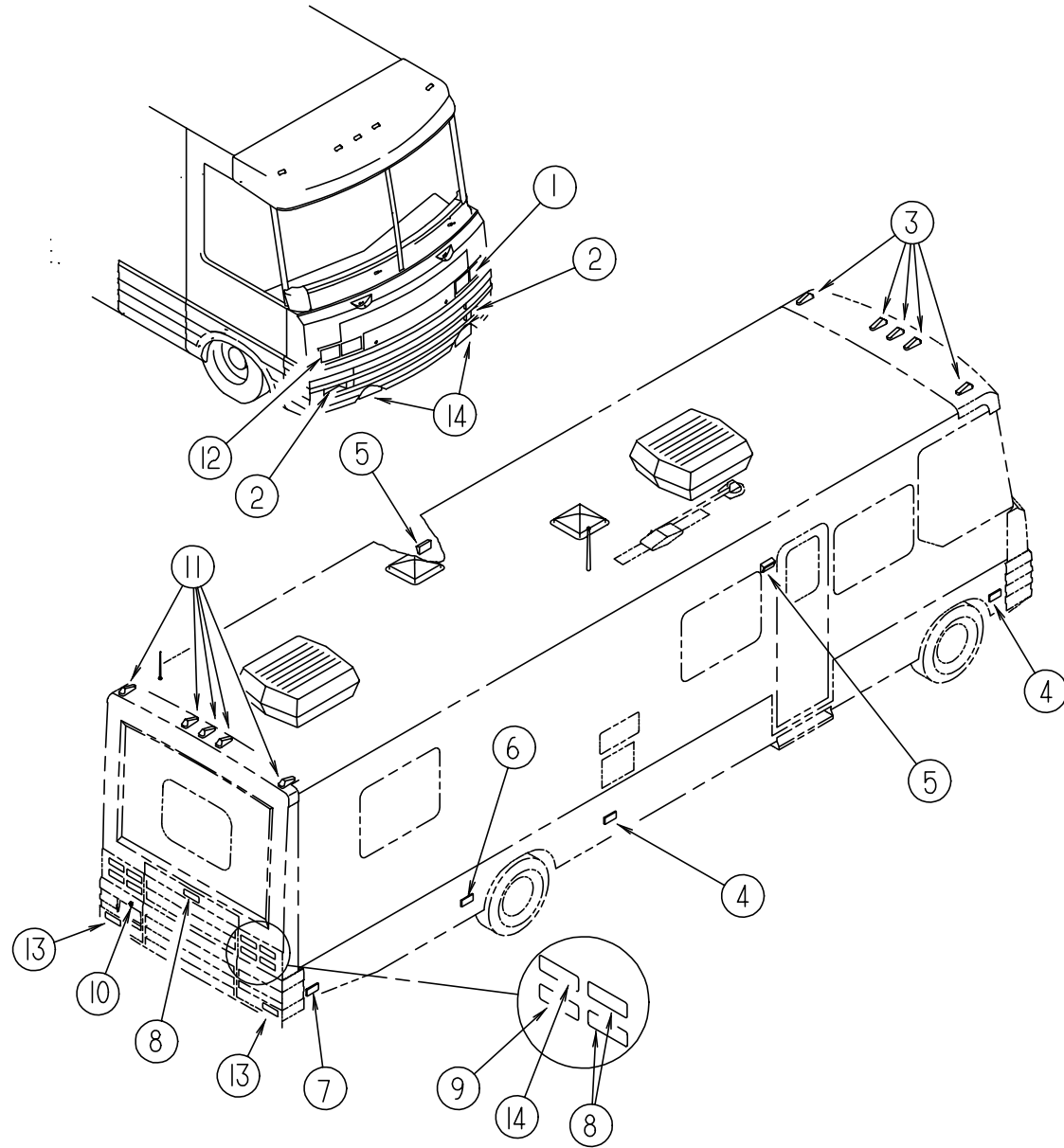
OVERHEAD TV & VCR CABINETS



KEY	PART NUMBER	U/M	DESCRIPTION
1	107805-01-D18	EA	PANEL-VINYL COVERED, ENDS
2	100708-08-000	EA	DOOR-GLASS, TV CAB 246 X 687
	100710-01-01A	EA	LOCK-GLASS DOOR, TWIST TYPE - BRASS
	100711-01-01A	EA	HINGE-DOOR, GLASS
	101272-01-000	EA	CATCH-DOOR, GLASS
	101766-02-000	EA	PIN-SUPPORT, GLASS DOOR
	100707-01-000	EA	SPACER-DOOR, GLASS - .8" DIA - .3" HOLE - PLASTIC
3	107805-03-D18	EA	PANEL-VINYL COVERED, SIDES
4	107805-04-D18	EA	PANEL-SIDE, VINYL COVERED
5	107804-01-D18	EA	PANEL-TOP, VINYL COVERED
6	107803-01-D18	EA	PANEL-VINYL COVERED, BACK
6	107803-04-D18	EA	PANEL-VINYL COVERED (W/SWITCH BOX & INVERTER)
7	085774-01-000	FT	FASTENER-DUAL HOOK, 1" WIDE - ADHESIVE BACK - BLACK
7	085774-02-000	FT	FASTENER-DUAL LOOP, 1" WIDE - ADHESIVE BACK - BLACK
8	107319-03-000	EA	MOUNT ASM-TV, FRONT
9	116745-02-02B	EA	MOUNT ASM-TV, PANEL, TOP, E-COAT
10	107280-01-000	EA	BRACKET-MOUNTING, TV RH
11	116734-01-01A	EA	COVER-TV, OVERHEAD FRT WILLOW
12	116747-01-02B	EA	SHELF ASM-TV, E-COAT
13	107281-01-000	EA	BRACKET-MOUNTING, TV LH
14	111907-02-000	EA	SUPPORT-SHELF, TV, LH
15	M06860-01-E37	EA	COVER ASM-TV, OVHD
	116734-11-02A	EA	BACKING-SCREW WILLOW
16	100676-03-000	EA	STAND-VCR
17	107365-01-E37	EA	CABINET ASM-OVHD, TV (PICKLED ASH)
17	107365-01-E41	EA	CABINET ASM-OVHD, TV (SALEM CHERRY)
	P07365-01-D18	EA	CABINET ASM-BOTTOM W/VINYL
18	100676-04-000	EA	STAND-VCR
	065747-01-000	SF	INSULATION-MICROFOAM, .5" THICK X 72" X 112' ROLL
	099717-01-000	EA	TV TIEDOWN STRAP- W/24" FEMALE STRAP & 14.2" MALE STRAP

ELECTRICAL GROUP

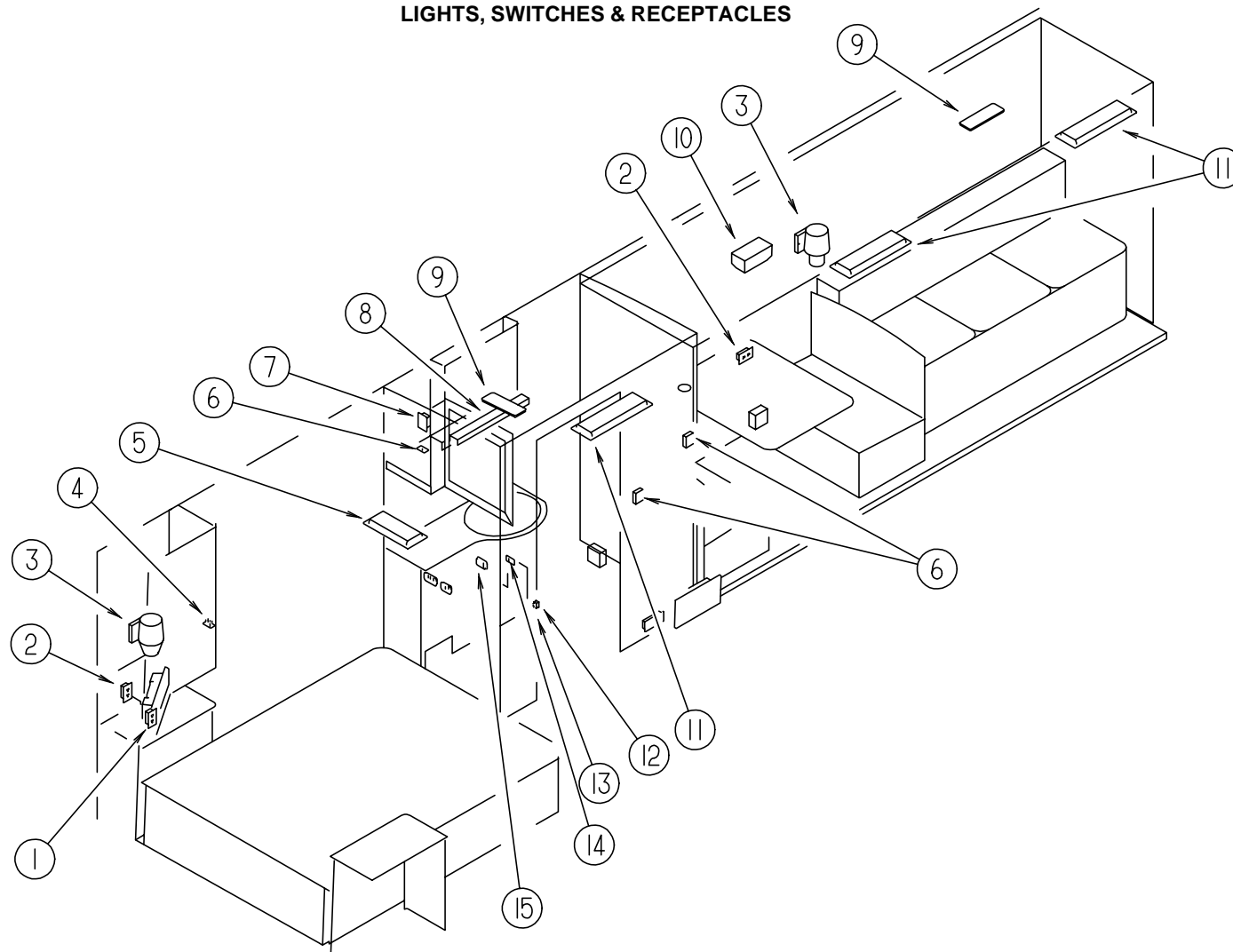
EXTERIOR LIGHTS



KEY	PART NUMBER	U/M	DESCRIPTION	VENDOR NO.
1	049186-03-000	EA	HEADLAMP ASM-DR. HIGH/LOW HALOGEN - KD 92749-001	
1	049188-03-000	EA	HEADLAMP ASM-DR. HIGH, HALOGEN - KD 92750-001	
1	110750-01-000	EA	SCREW ASM-HEADLAMP ADJUSTING - T'MAN B62258-1428	
1	106687-02-000	EA	SOCKET ASM LIGHT 3-WIRE - TRIPLEX 376	
1	049359-01-000	EA	SPRING-RETAINER, HEADLAMP - GM 496096	
2	106688-02-000	EA	LIGHT ASM-TURN, AMBER - TRIPLEX 146-W	
2	037934-01-000	EA	BULB-12V, #1156 - 2.1AMP - CLEAR GLASS	
2	106687-02-000	EA	SOCKET ASM LIGHT 3-WIRE - TRIPLEX 376	
3	107749-01-000	EA	LIGHT ASM-CAB MARKER, AMBER - KD 509-0-1	
3	036196-01-000	EA	BULB-12V, #194 - .27AMP - BAYONETTE	
3	067789-02-000	EA	SOCKET-LAMP	
4	089362-01-000	EA	LIGHT-SIDEMARKER, AMBER LENS & BASE - W/O BULB	
4	008103-01-000	EA	BULB-DASH/AISLE LIGHT, #53 - 12 V - .12 AMP	
4	067789-03-000	EA	SOCKET-LIGHT, W/6" BROWN/WHITE LEAD	
5	097917-01-07A	EA	LIGHT-PORCH, SABLE - BARGMAN 30-78-535	
5	008215-01-000	EA	BULB-12V, #1003 - .94AMP	
5	097917-01-700	EA	LENS-LIGHT, CLEAR	30-78-021
6	106688-04-000	EA	LIGHT ASM-AUXILIARY, CLEAR - TRIPLEX 147W	
6	037934-01-000	EA	BULB-12V, #1156 - 2.1AMP - CLEAR GLASS	
6	106687-01-000	EA	SOCKET ASM LIGHT 2-WIRE - TRIPLEX 375X	
7	089362-02-000	EA	LAMP-SIDE MARKER, RED - TRIPLEX 403-99	
7	089362-03-000	EA	GASKET-MARKER LIGHT - TRIPLEX 403-2	
7	036196-01-000	EA	BULB-12V, #194 - .27AMP - BAYONETTE	
7	067789-02-000	EA	SOCKET-LAMP	
8	106688-03-000	EA	LIGHT ASM-STOP/TURN RED - TRIPLEX 141-W	
8	037935-01-000	EA	BULB-12V, #1157 OR #2057 - 2.1AMP - CLEAR GLASS	
8	106687-01-000	EA	SOCKET ASM LIGHT 2-WIRE - TRIPLEX 375X	
9	106688-01-000	EA	LIGHT ASM-BACKUP, WHITE - TRIPLEX 147-DW	
9	037935-01-000	EA	BULB-12V, #1157 OR #2057 - 2.1AMP - CLEAR GLASS	
9	106687-02-000	EA	SOCKET ASM LIGHT 3-WIRE - TRIPLEX 376	
9	107256-01-03A	EA	TAIL LIGHT BEZEL - BLACK	
10	087201-01-000	EA	LIGHT-HALF ROUND, 1" X 1.7" - PLASTIC - BLACK	
11	107749-02-000	EA	LIGHT ASM-CAB MARKER, RED - KD 509-0-6	
11	036196-01-000	EA	BULB-12V, #194 - .27AMP - BAYONETTE	
11	067789-02-000	EA	SOCKET-LAMP	
12	049185-03-000	EA	HEADLAMP ASM-PASS.HIGH/LOW HALOGEN - KD 92751-001	
12	049187-03-000	EA	HEADLAMP ASM-PASS,HIGH, HALOGEN - KD 92748-001	
12	110750-01-000	EA	SCREW ASM-HEADLAMP ADJUSTING - T'MAN B62258-1428	
13	110177-01-000	EA	LENS-REFLECTOR, RED - TRIPLEX 403-R	
13	110177-02-000	EA	GASKET-LENS, REFLECTOR - TRIPLEX 402-22	
13	106687-02-000	EA	SOCKET ASM LIGHT 3-WIRE - TRIPLEX 376	
14	088747-03-000	EA	LAMP-FOG, CLEAR LENS - PER LUX 550 SERIES	050-005835
14	088747-03-700	EA	COVER-LIGHT, FOG (PAIRS)	050-005001
14	088747-03-701	EA	BEZEL-LIGHT, FOG	050-005001

ELECTRICAL GROUP (CONTINUED)

LIGHTS, SWITCHES & RECEPTACLES

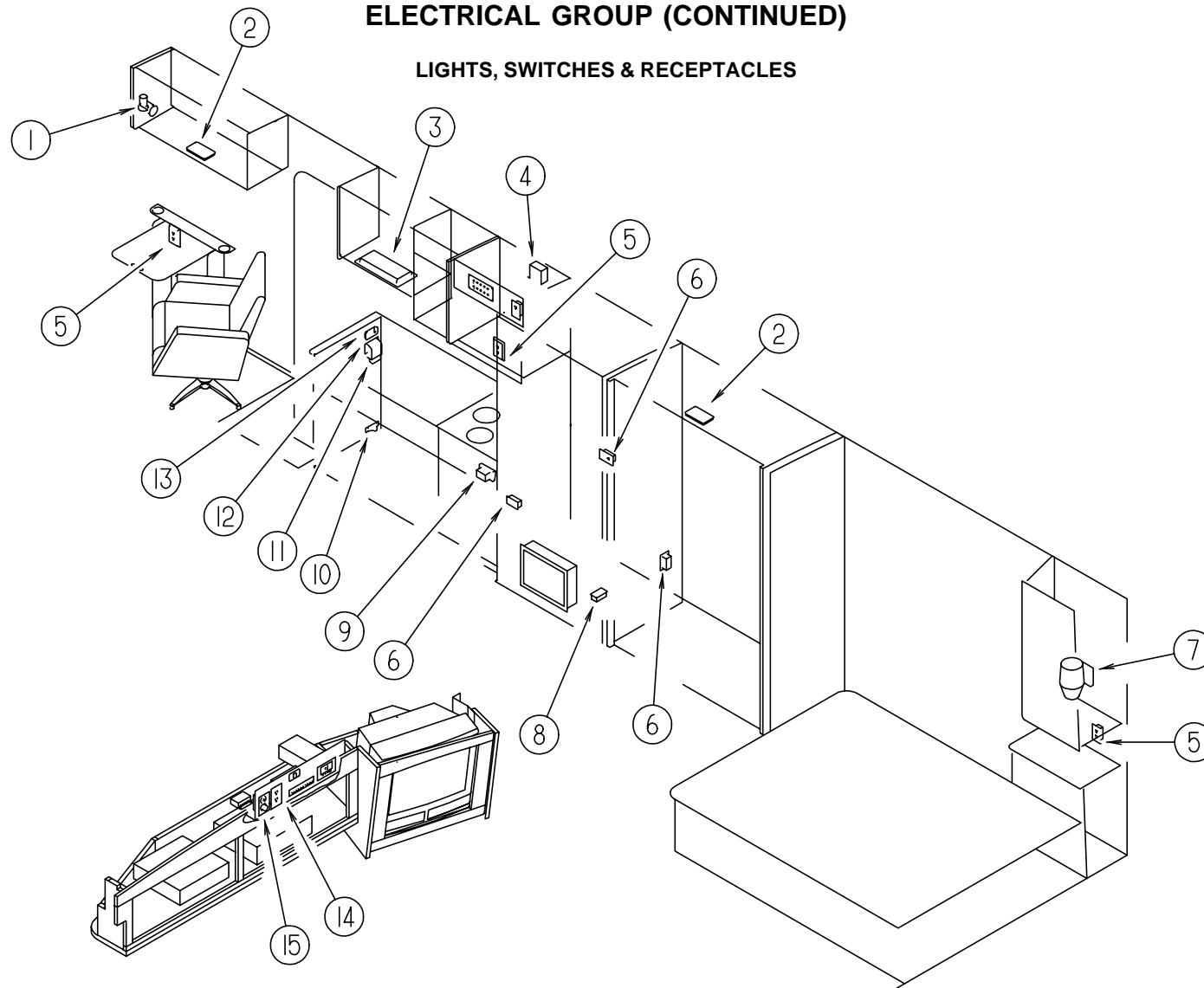


KEY	PART NUMBER	U/M	DESCRIPTION
1	058708-01-000	EA	RECEPTACLE-ELECTRIC, DOUBLE - BROWN
2	102568-01-E37	EA	SPACER - RECEPTACLE - SIDEWALL (PICKLED ASH)
2	102568-01-E41	EA	SPACER - RECEPTACLE - SIDEWALL (SALEM CHERRY)
2	058708-02-000	EA	RECEPTACLE-ELECTRIC, DOUBLE - IVORY
3	065202-34-000	EA	LAMP-WALL, BRASS UL/CSA - GUSTAFSON RECX507-7
3	065201-12-000	EA	SHADE-LAMP, FABRIC - WHITE SWIRL (G38, G39)
3	119257-01-01A	EA	SHADE-LAMP, POTPOUR - 79-123 X 20BS (G40, G41)
3	065201-17-000	EA	SHADE-LAMP, SAHARA SUNRISE (G42, G43)
3	067479-01-000	EA	BULB-12V, NUMBER 1076
4	108357-10-000	EA	ROCKER SWITCH, SPDT MOM/OFF/MOM - CARLING V8D1160B-0
4	108356-05-01A	EA	SWITCH COVER W/GROOVES-LIGHTED-GEN SET-CARLING VVLGCXX-XWB
4	098351-07-01A	EA	PLATE-SWITCH, GENERATOR SWITCH - JENSEN-BRASS, POLISH
4	108355-01-000	EA	HOUSING-SWITCH - CARLING VCH
5	098024-03-01A	EA	LIGHT-DOME, 2 BULB - IVORY
5	008218-01-000	EA	BULB-DOME LIGHT, 12V - NUMBER 1141
5	091937-05-000	EA	LIGHT-FLUORESCENT, 12V/16 WATT - 15" LONG - THIN LITE 732
5	091937-05-700	EA	BULB-FLUORESCENT, 12"
5	091937-05-701	EA	LENS
6	079364-04-000	EA	SWITCH-ON/OFF, ROCKER - BLACK
6	079364-01-000	EA	SWITCH-ON/OFF ROCKER, 2 PRONGS - BROWN
6	098351-01-01A	EA	PLATE-SWITCH, 1 GANG - POLISHED BRASS - JENSEN
7	084076-01-000	EA	RECEPTACLE-GFI, 15A - 125V - IVORY
8	110235-02-01A	EA	LIGHT-MAKE UP, 4 BULB PANLESS - PD PD200-622 BRASS
8	081633-01-700	EA	BULB-LIGHT, MAKE-UP
9	098024-03-01A	EA	LIGHT-DOME, 2 BULB - IVORY
9	008218-01-000	EA	BULB-DOME LIGHT, 12V - NUMBER 1141

KEY	PART NUMBER	U/M	DESCRIPTION
10	093575-09-01A	EA	LIGHT-CEILING, DOUBLE UL/CSA GUSTAFSON56-550XZ
10	067479-01-000	EA	BULB-12V, NUMBER 1076
10	119252-01-01A	EA	SHADE-LAMP, GLASS SWIRL 6765
11	098024-03-01A	EA	LIGHT-DOME, 2 BULB - IVORY
11	008218-01-000	EA	BULB-DOME LIGHT, 12V - NUMBER 1141
11	091937-04-000	EA	LIGHT-FLUORESCENT, 12 V/30 WATT - 20.75" LONG - THIN LITE
12	108357-08-000	EA	ROCKER SWITCH, DPDT ON/NONE/ON - CARLING VDD1S00C-0
12	108355-01-000	EA	HOUSING-SWITCH - CARLING VCH
12	108356-02-01A	EA	SWITCH COVER W/ 2 DIMPLES - CARLING CCAZC00
13	079364-04-000	EA	SWITCH-ON/OFF, ROCKER - BLACK
13	079364-01-000	EA	SWITCH-ON/OFF ROCKER, 2 PRONGS - BROWN
14	109294-01-01A	EA	SWITCH PANEL ASM-VENT FAN - *JRV J8948BR BRASS
14	079364-02-000	EA	SWITCH-ON/OFF, ROCKER - BROWN
14	095188-02-01A	EA	SPACER-SWITCH, 2.3" X 4.1" - PLASTIC - DARK BROWN
14	095188-01-01A	EA	SPACER-SWITCH, 2.3" X 3.4" - PLASTIC - DARK BROWN
14	098351-01-01A	EA	PLATE-SWITCH, 1 GANG - POLISHED BRASS - JENSEN
15	098351-01-01A	EA	PLATE-SWITCH, 1 GANG - POLISHED BRASS - JENSEN
15	095188-01-01A	EA	SPACER-SWITCH, 2.3" X 3.4" - PLASTIC - DARK BROWN
15	079364-04-000	EA	SWITCH-ON/OFF, ROCKER - BLACK
15	079364-01-000	EA	SWITCH-ON/OFF ROCKER, 2 PRONGS - BROWN

ELECTRICAL GROUP (CONTINUED)

LIGHTS, SWITCHES & RECEPTACLES



KEY	PART NUMBER	U/M	DESCRIPTION	VENDOR NO.	KEY	PART NUMBER	U/M	DESCRIPTION
1	104172-01-01A	EA	LIGHT-BULLET, BEIGE - #787 SERIES - BULB #93 12V		10	061424-01-000	EA	LIGHT-AISLE, 12V - RECTANGULAR
1	104173-01-01A	EA	LIGHT-DESIGNER, BRASS - #81-905 - BULB #93 12V		10	008103-01-000	EA	BULB-DASH/AISLE LIGHT, #53 - 12 V - .12 AMP
1	104173-01-700	EA	BULB	81900	11	084076-02-000	EA	RECEPTACLE-GFI, 15A - 125V - BROWN
2	098024-01-01A	EA	LIGHT-DOME, 1 BULB - US - IVORY		12	093132-02-000	EA	SWITCH-ROCKER, 5 TERM W/KEY LOCK & ARROW F/POWER DOOR LOCK
2	008218-01-000	EA	BULB-DOME LIGHT, 12V - NUMBER 1141		12	094086-01-01A	EA	PLATE-SWITCH, SINGLE GANG - 1.8" X 3" - PLASTIC - BLACK
2	098024-01-700	EA	LENS-LIGHT	807877	13	098351-05-01A	EA	PLATE-SWITCH, 3 GANG - POLISH BRASS - W/LABEL - JENSEN
3	091937-05-000	EA	LIGHT-FLUORESCENT, 12V/16 WATT - 15" LONG - THIN LITE 732		13	079364-04-000	EA	SWITCH-ON/OFF, ROCKER - BLACK
3	091937-05-700	EA	BULB FLUORESCENT 12"		13	079364-01-000	EA	SWITCH-ON/OFF ROCKER, 2 PRONGS - BROWN
3	091937-05-701	EA	LENS-LIGHT, FLUORESCENT	D-732	14	079364-01-000	EA	SWITCH-ON/OFF ROCKER, 2 PRONGS - BROWN
4	058708-05-000	EA	RECEPTACLE-SINGLE, BRN - WIRECON WDR15BRS		14	079364-04-000	EA	SWITCH-ON/OFF, ROCKER - BLACK
5	102568-01-E37	EA	SPACER - RECEPTACLE - SIDEWALL (PICKLED ASH)		14	098351-09-01A	EA	PLATE-SWITCH, SPEAKER SELECT - JENSEN-BRASS, POLISH
5	102568-01-E41	EA	SPACER - RECEPTACLE - SIDEWALL (SALEM CHERRY)		15	058708-01-000	EA	RECEPTACLE-ELECTRIC, DOUBLE - BROWN
5	058708-02-000	EA	RECEPTACLE-ELECTRIC, DOUBLE - IVORY					
6	058707-01-000	EA	RECEPTACLE-ELECTRIC, SINGLE - BROWN					
7	065202-34-000	EA	LAMP-WALL, RASS UL/CSA - GUSTAFSON RECX507-7					
7	065201-12-000	EA	SHADE-LAMP, FABRIC - WHITE SWIRL (G38, G39)					
7	119257-01-01A	EA	SHADE-LAMP, POTPOUM - 79-123 X 20BS (G40, G41)					
7	065201-17-000	EA	SHADE-LAMP, SAHARA SUNRISE (G42, G43)					
7	067479-01-000	EA	BULB-12V, NUMBER 1076					
8	058707-02-000	EA	RECEPTACLE-BLANK, JUNCTION - WIRECON WDJ20BR					
9	112822-01-01A	EA	RECEPTACLE-DUPLEX, IVORY - WIRECON WDRU15IV					
9	112824-01-01A	EA	COVER-RECEPTACLE, EXTE DUPLEX, GRAY - *P&S 3780-SC					
			FROM: 00-00-00 THRU: 11-02-95					
9	112824-01-03A	EA	COVER-EXTERIOR DUPLEX RECEPTACLE, WHITE - P&S 3780-SC-WH					
			FROM: 11-03-95 THRU: 99-99-99					

ELECTRICAL GROUP (CONTINUED)**MIRROR, WINDOW & LOCK SWITCHES**

KEY	PART NUMBER	U/M	DESCRIPTION
	087695-01-000	EA	SWITCH-HEATER, EXTERIOR MIRROR FROM: 00-00-00 THRU: 09-03-95
	087695-02-000	EA	SWITCH-MIRROR HEATER - DAV 4720-12 FROM: 09-04-95 THRU: 99-99-99
	088246-01-000	EA	SWITCH-REMOTE, EXTE. MIRROR - SQUARE PUSH - VELVAC 7471290
	099982-01-02A	EA	PLATE-SWITCH, MILL - MIRROR
	099982-02-01A	EA	PLATE ASM-SWITCH, BLACK - MIRROR
	093132-01-000	EA	SWITCH-ROCKER, 5 TERM W/ARROWS FOR POWER WINDOWS
	093132-02-000	EA	SWITCH-ROCKER, 5 TERM W/KEY LOCK & ARROW F/POWER DOOR LOCK
	103473-12-01A	EA	PLATE ASM-SWITCH, WINDOW, LH - BLACK FROM: 00-00-00 THRU: 05-20-96
	118662-06-02B	EA	PLATE ASM-SWITCH, WINDOW & LK, E-CT FROM: 05-21-96 THRU: 99-99-99
	103473-14-01A	EA	PLATE ASM-SWITCH, WINDOW, LH BLACK FROM: 00-00-00 THRU: 05-20-96
	118662-02-02B	EA	PLATE ASM-SWITCH, WINDOW, E-CT FROM: 05-21-96 THRU: 99-99-99
	113638-01-000	EA	POWER DOOR LOCK MOTOR/ACTUATOR
	113638-02-000	EA	CONNECTOR-ELECT,ACTUATOR - EURAMETEC ST2-01
	113960-01-01A	EA	COVER-ACTUATOR, POWER LOCK OFF WHITE

DASH SWITCHES

KEY	PART NUMBER	U/M	DESCRIPTION
	108355-01-000	EA	HOUSING-SWITCH - CARLING VCH
	108356-01-01A	EA	SWITCH COVER W/ 3 GROOVES - CARLING VVCZC00
	108356-02-01A	EA	SWITCH COVER W/ 2 DIMPLES - CARLING CCAZC00
	108356-03-01A	EA	SWITCH COVER W/GROOVES - LIGHTED / CARLING VVCGC00
	108356-04-01A	EA	SWITCH COVER W/DIMPLES-LIGHTED-CARLING VVAGC00
	108356-05-01A	EA	SWITCH COVER W/GROOVES-LIGHTED-GEN.SET-CARLING VVLGCXX-XWB
	108356-06-01A	EA	SWITCH COVER W/GROOVES F/AUX. START - CARLING VVC2CXX-XIN
	108356-07-01A	EA	SWITCH COVER W/ 2 DIMPLES - CARLING VVAZCXX-XWB
	108356-08-01A	EA	SWITCH COVER W/DIMPLES - LIGHTED - CARLING VVAACXX-XWB
	108356-09-01A	EA	SWITCH COVER W/DIMPLES - LIGHTED - CARLIN VVAACXX-XGO
	108356-10-01A	EA	SWITCH COVER W/ DIMPLES - LIGHTED - CARLING VVAJXX-X
	108356-11-01A	EA	ACTUATOR-SWITCH GROOVES III *CARLING VVCZCXX-SW
	108357-01-000	EA	ROCKER SWITCH, SPST ON/OFF - CARLING V1D1000B-0
	108357-02-000	EA	ROCKER SWITCH, SPST ON/MOM - CARLING V3D1000B-0
	108357-03-000	EA	SWITCH-ROCKER, SPDT ON/OFF/ON - CARLING V6D1000B-0
	108357-04-000	EA	SWITCH-ROCKER, SPDT ON/OFF/MOM - CARLING V7D1000B-0
	108357-05-000	EA	SWITCH-ROCKER, SPDT ON/NONE/ON - CARLING V4D1000B-0
	108357-06-000	EA	SWITCH-ROCKER, DPDT MOM/OFF/MOM - CARLING VLD1000B-0
	108357-07-000	EA	SWITCH-ROCKER, SPDT MOM/OFF/MOM - CARLING V8D1000B-0
	108357-08-000	EA	ROCKER SWITCH, DPDT ON/NONE/ON - CARLING VDD1S00C-0
	108357-09-000	EA	SWITCH-ROCKER, SPDT ON/NONE/MOM - CARLING V5D1000B-0
	108357-10-000	EA	ROCKER SWITCH, SPDT MOM/OFF/MOM - CARLING V8D1160B-0
	108357-11-000	EA	ROCKER SWITCH, DPDT MOM/OFF/MOM CARLING VLD1160B
	108357-12-000	EA	ROCKER SWITCH, DPST OFF/NONE/MOM - CARLING VBD17HNB
	108357-13-000	EA	ROCKER SWITCH, DPDT MOM/ON/OFF , CARLINGVMD17HNB
	108357-14-000	EA	ROCKER SWITCH, SPST ON/OFF - CARLING VIDIA60C
	096241-03-000	EA	SWITCH-BLANK

CIRCUIT BREAKERS & FUSES

KEY	PART NUMBER	U/M	DESCRIPTION
	008233-01-000	EA	FUSE-12V-6AMP
	008235-01-000	EA	FUSE-AUTOMOTIVE, 12V - 15AMP
	062037-01-000	EA	HOUSING-AUTO FUSE, NATURAL
	062037-02-000	EA	HOUSING-AUTO FUSE, GREEN
	062037-03-000	EA	HOUSING-AUTO FUSE, BLACK
	062037-04-000	EA	HOUSING-AUTO FUSE, BLUE

ELECTRICAL GROUP (CONTINUED)**CIRCUIT BREAKERS & FUSES (CONTINUED)**

KEY	PART NUMBER	U/M	DESCRIPTION
	062037-05-000	EA	HOUSING-AUTO FUSE, GRAY
	062037-06-000	EA	HOUSING-AUTO FUSE, BROWN
	062037-07-000	EA	HOUSING-AUTO FUSE, RED - PACKARD 12004883
	062901-02-000	EA	FUSE-5 AMPS, AUTOMOTIVE
	062901-05-000	EA	FUSE-15 AMPS, AUTOMOTIVE

CIRCUIT BREAKERS & FUSES (CONTINUED)

KEY	PART NUMBER	U/M	DESCRIPTION
	083209-01-000	EA	CIRCUIT BREAKER 15 AMP 120V BW G-15 - CANADIAN
	083209-02-000	EA	CIRCUIT BREAKER 15/15AMP 120V BW H-15/15
	083209-03-000	EA	CIRCUIT BREAKER 15/20AMP 120V BW 0-15/20
	083209-04-000	EA	CIRCUIT BREAKER 30AMP 120V BW L-30
	083209-06-000	EA	CIRCUIT BREAKER 30/15 AMP 120V BW D-30/15
	083209-07-000	EA	CIRCUIT BREAKER-20/20AMP 120V BW K-20/20
	093654-01-000	EA	CIRCUIT BREAKER 6AMP 12V USD 17406-4E12A2A
	093654-02-000	EA	CIRCUIT BREAKER-15AMP 12V USD 17415-4E12A2A
	093654-03-000	EA	CIRCUIT BREAKER-20A, 12V - USD 17420-4E12A2A
	093655-01-000	EA	CIRCUIT BREAKER 25AMP 12V USD 17425-4E03A2A
	093655-02-000	EA	CIRCUIT BREAKER 30AMP 12V USD 17430-4E03A2A
	093655-03-000	EA	BREAKER-CIRCUIT, 40 AMP, USD 17440-4E03A2A
	093674-01-000	EA	PLATE-CIRCUIT BREAKER, HOUSE - 8.4" X 4.1" - STEEL
	098196-01-000	EA	LATCH, 1/4 TURN, T-BAR
	100341-01-000	EA	FUSE HOLDER-IN LINE TYPE, WESCO 8931-92020
	106655-02-000	EA	TERMINAL-FUSE BLOCK,10-12AWG - PACKARD 12020400
	108669-01-000	EA	HOUSING-AUTO FUSE HOLDER, PACKARD 12010105
	108916-01-000	EA	CIRCUIT BREAKER 50AMP 120V, WESTINGHOUSE BR250
	110000-01-000	EA	CIRCUIT BREAKER 10AMP 12V TYPE II USD 122A10
	110000-02-000	EA	CIRCUIT BREAKER 25AMP 12V TYPE II USD 122A25
	111683-01-000	EA	FUSE HOLDER-GLASS,1/4X11/4 - BUSS HTB-86I
	113482-01-000	EA	CIRCUIT BREAKER-55A,MANUAL - MP1648-001-055-13

CONVERTERS, INVERTER & LOAD CENTERS

KEY	PART NUMBER	U/M	DESCRIPTION
	099048-02-000	EA	100 WATT INVERTER W/EXTRA SURGE CAPACITY
	108915-01-000	EA	LOAD CENTER-120/240V, 125A - WESTINGHOUSE S816CG
	109171-01-000	EA	CONVERTER-40 AMP ELECTRONIC MAGNETEK 7240X FROM: 00-00-00 THRU: 06-01-96
	123058-02-000	EA	CONVERTER - 45 AMP, ELECTRONIC FROM: 06-02-96 THRU: 99-99-99
	109677-01-000	EA	LOAD CENTER-120V, 40A - WESCO TT120FLGNM
	113132-01-000	EA	LOAD CENTER-120/240V, 60A - WESCO 2460SGNM

ELECTRIC BOXES & CORDS

KEY	PART NUMBER	U/M	DESCRIPTION
	008052-01-000	EA	CORD-POWER, 10/3 - 30 AMP - 25' - CANADIAN
	008054-01-000	EA	CORD-POWER, 10/3 - 30 AMP - 25'
	008289-01-000	EA	BOX-ELECTRIC, STEEL - 1/2" AND 3/4" KNOCKOUTS - 4" X 4"
	008289-02-000	EA	BOX-ELEC., 4" X 4", W/1/2" & 3/4" KNOCKOUTS, CANADIAN
	008294-01-000	EA	COVER-ELECTRICAL BOX, BLANK/STEEL - 4" X 4" - GRAY
	008294-02-000	EA	COVER-ELECTRICAL BOX, BLANK STEEL - 4" X 4" - CANADIAN
	091910-01-000	EA	BOX-ELECTRIC, 3.75" X 3.5" X 1.75" - PLASTIC
	091910-02-000	EA	BOX-ELECTRICAL, PLASTIC - 57 X 88MM
	092492-08-000	EA	SEAL-ELECTRICAL BOX
	098196-01-000	EA	LATCH-1/4 TURN, T-BAR
	108934-01-000	EA	CORD-POWER,50A,4-WIRE,36FT - WESCO K3536
	109172-01-000	EA	CORD-POWER,13A,3-WIRE,4FT - ELECTICORD

ELECTRICAL GROUP (CONTINUED)

ELECTRIC BOXES & CORDS (CONTINUED)

KEY	PART NUMBER	U/M DESCRIPTION
	109925-02-000	EA DOOR ASM-ELECTRICAL BOX, SPARTAN
	109925-03-000	EA DOOR ASM-ELECTRICAL BOX, OSHKOSH
	113088-01-000	EA BOX-ELECTRIC, 3.00 X 2.00 X 2.75
	113096-01-000	EA CORD-POWER,50A,4WIRE,36',CSA - WESCO 4243
	118507-01-01A	EA BOX-ELECTRICAL GRAY CHEVY & FORD
	118653-01-02B	EA DOOR-ELECTRIC BOX, E-COAT CHEVY & FORD
	118905-02-02B	EA DOOR ASM-ELECTRICAL, E-COAT CHEVY & FORD
	121470-01-000	EA CORD-EXTENTION, 6FT 16-2 - AWI 2030

WIRE ASSEMBLIES

KEY	PART NUMBER	U/M DESCRIPTION
	073328-B4-000	EA CABLE ASSEMBLY-BATTERY, W/TERMINALS
	090986-01-000	EA WIRE ASM-ELECTRIC STEP, KWIKEE 9009
	093057-05-000	EA WIRE ASM-POWER LOCK ENTRANCE
	096449-01-000	EA WIRE ASSEMBLY-WATER TANK TO MONITOR PANEL(GM & FORD)
	096449-02-000	EA WIRE ASSEMBLY-WATER TANK TO MONITOR PANEL (OSHKOSH)
	097618-01-000	EA WIRE ASM-MONITOR PANEL, W/3 WIRES & ORANGE RESISTOR- LVS ORANGE RESISTOR W/3 (ORANGE-GREEN-BLUE) WIRES
	102636-03-000	EA WIRE ASM-CLEARANCE LAMPS
	107306-01-000	EA WIRE ASM-IP, DOCKING LAMPS
	108029-01-000	EA WIRE ASM-POWER DRIVER SEAT
	108242-01-000	EA WIRE ASM-DOOR, CAB LEFT
	108303-01-000	EA WIRE ASM-REAR AUTO HEATER
	108304-01-000	EA WIRE ASM-IP, AUX FANS
	110256-01-000	EA WIRE ASM-IP, GENERATOR
	111914-01-000	EA WIRE ASM-DAY RUN LAMPS,FUSE
	113134-03-000	EA WIRE ASM-WIPER/WASHER
	113639-01-000	FT CABLE-3/0AWG STRANDED, RED, EXCEL
	118649-01-000	EA WIRE ASM-AIR HORN
	118937-01-000	EA WIRE ASM-HEADLAMP(CHEVY)
	118937-02-000	EA WIRE ASM-HEADLAMP(FORD)
	118937-03-000	EA WIRE ASM-HEADLAMP(PUSHER)
	119131-01-000	EA WIRE ASM-SLIDEOUT CONTROL

CONNECTORS & CONDUIT

KEY	PART NUMBER	U/M DESCRIPTION
	007940-01-000	EA RECEPTACLE-SLIDE, 16 TO 12 AWG - FEMALE END
	007942-01-000	EA TAB-WIRE, 18 TO 14 AWG
	007954-01-000	EA RECEPTACLE-HSG-6 POSITION
	007956-05-000	EA INSULATOR-SHRINK .25IDX1.50 - BLACK
	008311-01-000	EA CONNECTOR-WIRE NUT, INSULATED - RED
	008312-01-000	EA CONNECTOR-WIRE NUT, INSULATED - BLUE
	008313-01-000	EA CONNECTOR-WIRE NUT, INSULATED - YELLOW
	008314-01-000	EA CONNECTOR-WIRE NUT, INSULATED - GRAY
	008326-01-000	EA TERMINAL-RING, 16/14 WIRE - 3/8" STUD
	008328-01-000	EA TERMINAL-RING, 12/10 WIRE - #10 STUD FIT
	008331-01-000	EA TERMINAL-RING, TONGUE - #4 WIRE - 3/8" STUD - COPPER
	008348-01-000	EA TERMINAL-RING, 3/8" STUD - #2 WIRE
	008355-01-000	EA CONNECTOR-CABLE CLAMPING, 3/4"
	008356-01-000	EA CONNECTOR-PLASTIC, 3/8" AVG
	035416-04-000	EA TERMINAL-RING #10 STUD FIT, INSULATED BARREL #16/14
	041480-01-000	EA CONNECTOR-STRAIGHT, 1/2" FLEX CONDUIT
	041953-01-000	FT CONDUIT-CONVOLUTE SLIT, .5"ID
	041953-02-000	FT CONDUIT-CONVOLUTE SLIT.625"ID
	041953-03-000	FT CONDUIT-CONVOLUTE SLIT, 1" ID (CLOTHES ROD COVER)
	041953-05-000	FT CONDUIT-CONVOLUTE SOLID, .62" ID
	041953-06-000	FT CONDUIT-CONVOLUTE, SLIT .375"ID
	041953-07-000	FT CONDUIT-CONVOLUTE, SLIT - .25" ID
	041953-08-000	FT CONDUIT-CONVOLUTE, SLIT, 1.50"ID

ELECTRICAL GROUP (CONTINUED)

CONNECTORS & CONDUIT (CONTINUED)

KEY	PART NUMBER	U/M DESCRIPTION
	041953-09-000	FT CONDUIT-CONVOLUTE, SLIT .50"ID
	041953-10-000	FT CONDUIT-CONVOLUTE, SLIT - .75" ID
	041953-11-000	FT CONDUIT-CONVOLUTE, SLIT- 1.06" ID
	041953-12-000	FT CONDUIT-CONVOLUTE, NON SLIT 1.1" ID
	047443-01-000	EA TERMINAL-.250 RECEPTACLE FIT, INSULATED - 16/14 AWG
	047443-02-000	EA TERMINAL-.250 RECEPTACLE FIT, INSULATED - 12/10 AWG
	058028-01-000	EA CONNECTOR-ELECTRICAL PIGTAIL, NYLON - CLEAR
	062036-01-000	EA TERMINAL-PACK-CON, 12/10 AWG - PACKARD 12033817
	062036-02-000	EA TERMINAL-PACK-CON, 16/14 AWG - PACKARD 08917021
	074017-02-000	EA HOUSING-5 POSITION, RIGHT ANGLED
	077479-01-000	EA BOOT-BATTERY TERMINAL, DOUBLE CABLE
	077479-02-000	EA BOOT-BATTERY TERMINAL, SINGLE CABLE
	080015-02-000	EA RECEPTACLE-FLAG, .185 - 16/14 GA - AMP 3
	080015-03-000	EA RECEPTACLE-FLAG, .250 - 14/16 GA
	082109-01-000	EA HOUSING-CONNECTOR, PACKARD
	082741-01-000	EA CONNECTOR BODY-2 CNCT MALE - SERV ELEC 2P-FYL
	087225-01-000	FT SLEEVING-1/2", TYPE H - VARFLEX
	087695-03-000	EA CONNECTOR-ASSEMBLY - EURAMTEC RT10484802
	087949-01-000	EA BUSS BAR-2 POSITION, .6" X 1.5" - ALUMINUM
	087949-02-000	EA BUS BAR-3 POSITION - .6" 2.4" - ALUMINUM
	087949-03-000	EA BUSS BAR-4 POSITION
	088267-01-000	EA TERMINAL-FEMALE, 1/4 - PACKARD 2962573
	088473-01-000	EA HOUSING-PIN, 12 CAVITY - AMP 1-480708-0
	088473-02-000	EA HOUSING-PIN, 15 CAVITY - AMP 1-480710-0
	088473-03-000	EA HOUSING-PIN, 9 CAVITY - AMP 1-480706-0
	088473-05-000	EA HOUSING-PIN, 6 CAVITY - AMP 640585-1
	088473-06-000	EA HOUSING-PIN, 6 CAVITY - AMP 1-480704-0
	088473-07-000	EA HOUSING-PIN, 5 CAVITY - AMP 1-480763-0
	088473-08-000	EA HOUSING-PIN, 4 CAVITY - AMP 1-480702-0
	088473-09-000	EA HOUSING-PIN, 3 CAVITY - AMP 1-480700-0
	088473-10-000	EA HOUSING-PIN, 2 CAVITY - AMP 1-480698-0
	088474-01-000	EA HOUSING-SOCKET, 12 CAVITY - AMP 1-480709-0
	088474-02-000	EA HOUSING-SOCKET, 12 CAVITY - AMP 1-480711-0
	088474-03-000	EA HOUSING-SOCKET, 9 CAVITY - AMP 1-480707-0
	088474-06-000	EA HOUSING-SOCKET, 6 CAVITY - AMP 1-480705-0
	088474-07-000	EA HOUSING-SOCKET, 5 CAVITY - AMP 1-480764-0
	088474-08-000	EA HOUSING-SOCKET, 4 CAVITY - AMP 1-480703-0
	088474-09-000	EA HOUSING-SOCKET, 3 CAVITY - AMP 1-480701-0
	088474-10-000	EA HOUSING-SOCKET, 2 CAVITY - AMP 1-480699-0
	088475-01-000	EA PIN-CONNECTOR, 14 TO 20 AWG
	088475-02-000	EA PIN-CONNECTOR, 10 TO 12 AWG
	088476-01-000	EA SOCKET-CONNECTOR, BRASS - PRE-TIN
	088476-02-000	EA SOCKET-CONNECTOR, 12-10 GA - PHOS. BRZ - PRE-TIN
	092786-03-000	EA BUSS BAR-6.9" LONG
	098260-01-000	EA TERMINAL-MALE, 56 SERIES - PACKARD 02971962
	098261-02-000	EA SOCKET-CONNECTOR, WEATHERPACK - PACKARD 12124580
	098262-01-000	EA SEAL-CONNECTOR, WEATHER PACK - PACKARD 12010293
	098262-05-000	EA SEAL-CAVITY,480-SERIES M/P - PACKARD12066082
	098262-06-000	EA SEAL-CONNECTOR,M/P,10GA - PACKARD12034170
	098264-01-000	EA HOUSING-2 PIN, WEATHER PACK,M - PACKARD 12015792
	098264-02-000	EA HOUSING-2 PIN,WTHR PCK,F - PACKARD-12010973
	098265-02-000	EA PIN-CONNECTOR, WEATHER PACK - PACKARD12089305
	100690-01-000	EA HOUSING-5 PIN, WEATHER PACK
	100690-02-000	EA HOUSING-5POSITION, FEMALE, WEATHERPAK - PAKARD 12034342
	101571-01-000	EA HOUSING-2 POSITION, MALE
	101751-01-000	EA HOUSING-1 PIN, WEATHER PACK
	101751-02-000	EA HOUSING-1 PIN, WEATHER PACK
	102777-02-000	EA TERMINAL-RING #6 STUD, 10 AWG
	103608-01-000	EA SOCKET-WEDGE BASE W/LEADS - JKL 2944-6 OR EQUIV
	104100-01-000	EA HOUSING-1 POSITION, 75 AMP - AMP 53884-1
	104100-02-000	EA TERMINAL-75 AMP - AMP 53880-2 STRIP
	104100-03-000	EA TERMINAL-75 AMP - AMP 53880-4 LOOSE
	106006-01-000	EA HOUSING-1 POSITION, FEMALE - PACKARD 12015952

ELECTRICAL GROUP (CONTINUED)**CONNECTORS & CONDUIT (CONTINUED)**

KEY	PART NUMBER	U/M DESCRIPTION
	106007-01-000	EA TERMINAL-FEMALE,14-16AWG - PACKARD 12015861-L
	106655-01-000	EA TERMINAL-FUSE BLOCK,14-16AWG - PACKARD 12020321
	110178-01-000	EA HOUSING-WIPER MOTOR - UT6237440-EC25WJ
	112823-01-000	EA SPLICE-REDUCER 16-14 TO 18-22 - ETC BA-631X
	113131-01-000	EA HOUSING-3 PIN,METRI-PACK,F - PACKARD12020397
	113135-01-000	EA TERMINAL-FEM,M/P,280,14-16 - PACKARD12066214
	113306-01-000	EA TERMINAL-FEM,M/P,480,14-16 - PACKARD12048451
	113306-02-000	EA TERMINAL-FEM,M/P,480,10-12 - PACKARD12052139
	113307-01-000	EA TERMINAL-FEM,M/P,150,16-20 - PACKARD12048074
	113308-01-000	EA TERMINAL-FEM,M/P,280,14-16 - PACKARD12077412
	113468-01-000	EA HOUSING-2 POSITION, FEMALE - 56-SERIES - PACKARD 02965981 USED ON WIPER/WASHER WIRE ASM
	113538-01-000	EA HOUSING-6 POSITION,FEMALE - YAZAKI 7123-2262
	114442-01-000	EA HOUSING-1 POSITION,FEMALE, 56-SERIES
	115556-01-000	EA HOUSING-3 POSITION, FEMALE, 59-SERIES - PACKARD 02965810
	115556-02-000	EA HOUSING-2 POSITION, FEMALE, 59-SERIES - PACKARD 02965809
	115931-01-000	EA COVER-CONNECTOR W/LOCK RING - MARINCO 7715ELN
	115931-02-000	EA COVER-CONNECTOR - MARINCO 7715ELN
	115932-02-000	EA CONNECTOR-FEMALE, 50A, 240 - MARINCO 6364CRN
	118571-01-000	EA CONNECTOR-30WAY MALE SEALED - PACKARD12160959
	118571-02-000	EA CONNECTOR-30WAY FEM SEALED - PACKARD12065850
	118571-03-000	EA BRACKET-MOUNTING - MACK87RU55AM
	118571-04-000	EA GASKET - MACK120MF2136M
	118571-05-000	EA LOCK-SECONDARY,FEM - PACKARD12066050
	118571-06-000	EA LOCK-SECONDARY,MALE - PACKARD12065848
	118597-01-000	EA TERMINAL-MALE,M/P,480,14-16 - PACKARD12020120
	118597-02-000	EA TERMINAL-MALE,M/P,480,10-12 - PACKARD12033820
	118599-01-000	EA TERMINAL-MALE,M/P,280,14-16 - PACKARD12020116
	118820-01-000	EA INSULATOR-TERMINAL - VTE470N9V02
	119221-01-000	EA HOUSING-1POSN,FEM,280-SERIES - PACKARD12065172
	119248-02-000	EA HOUSING 7 POSN FEM METRI-PAC - PACKARD12059472

SOLAR PANEL

KEY	PART NUMBER	U/M DESCRIPTION
	115504-01-700	EA PLUG & CABLE, 10 WATT PANEL 600-016
	115504-01-000	EA PANEL-SOLAR 10 WATT - NAGY TJN-2SW
	115505-01-000	EA MONITOR LIGHT - SOLAR PANEL - RED LED INDICATOR

BATTERY BOOT & STUD

KEY	PART NUMBER	U/M DESCRIPTION
	077479-01-000	EA BOOT-BATTERY TERMINAL, DOUBLE CABLE
	077479-02-000	EA BOOT-BATTERY TERMINAL, SINGLE CABLE
	086233-01-000	EA STUD-ISOLATED, 3/8" X 7/8" LONG

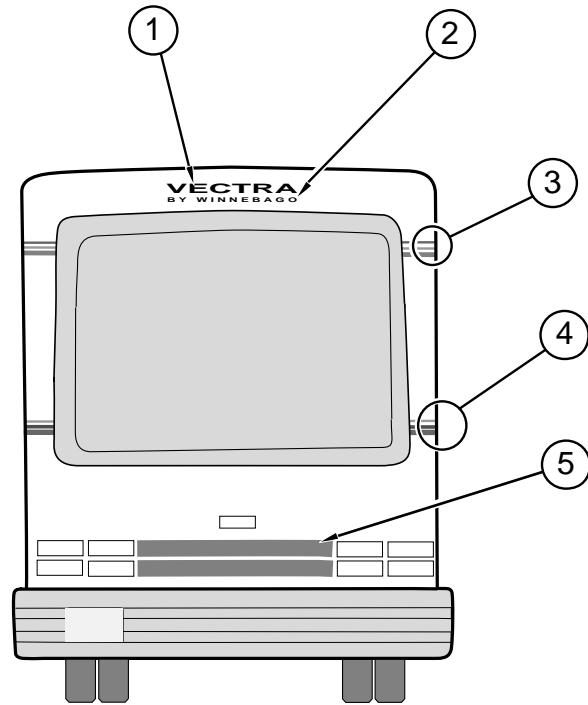
FLASHER, SOLENOID, DIODE & RELAYS

KEY	PART NUMBER	U/M DESCRIPTION
	007093-01-000	EA FLASHER-SIGNAL, STAT
	008188-01-000	EA SOLENOID-3 POST, BATTERY CHANGE OVER
	063910-01-000	EA HOUSING-RELAY, BOSCH 3 334 485 008
	063912-02-000	EA RELAY-CANISTER, SPDT - BOSCH 0332204101
	086273-01-000	EA RELAY-BATTERY DISCONNECT

EXTERIOR BODY GROUP**AIR HORNS**

KEY	PART NUMBER	U/M DESCRIPTION	VENDOR NO.
	077497-08-000	EA HORN-AIR, BLACK, TWIN SHORT, HADLEY H00640S	
	077497-01-701	EA SWITCH-COMPRESSOR	13940-S
	077497-01-702	EA SWITCH-TOGGLE, W/WIRE	12949-S
	077497-02-000	EA HOSE-AUXILIARY AIR HORN, MIDLAND 89ID 50' COILED HOSE, AIR CHUCK, NEEDLE, NOZZLE & CARRIER	
	077497-03-000	EA FITTING KIT-HOSE, AUXILIARY AIR HORN PRESSURE GAUGE & HOSE FITTINGS	
	077497-01-710	EA GAUGE-AIR PRESSURE	14212S
	077497-09-000	EA TANK-AIR AND SOLENOID KIT, HADLEY H00751C	
	077497-01-700	EA SOLENOID-AIR TANK	550B
	077497-01-703	EA TANK-AIR	751-N
	077497-01-709	EA PLUNGER & SPRING F/SOLENOID	H136215
	115024-01-01B	EA BRACKET-TANK, AIR HORN	
	071390-04-000	FT TUBING AIR BRAKE, 1/4"OD-BLK WEATHERHEAD (BRAKES & HORN)	
	109400-01-000	EA BRACKET-HORN, AIR, FORD	

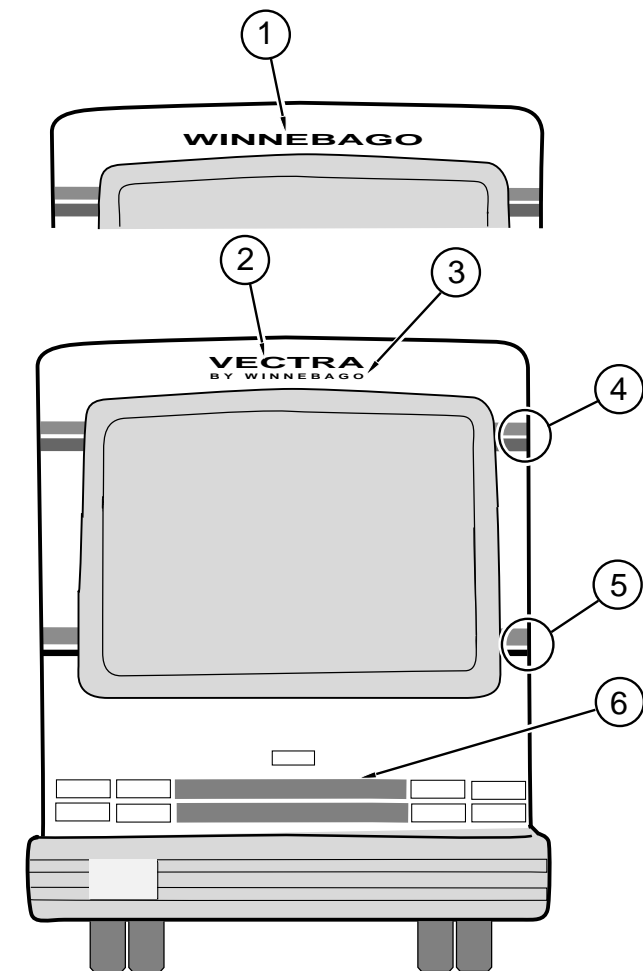
EXTERIOR BODY GROUP (CONTINUED)



OPTIONAL UPGRADE BACKWALL DECALS

KEY	PART NUMBER	U/M DESCRIPTION
1	121664-02-01A	EA DECAL-LOGO, VECTRA, SMALL - DARK PURPLE/WIN BLUE
2	115344-02-05A	EA DECAL-LOGO, BY WINNEBAGO - WIN BLUE
3	094443-35-02A	FT FILM-MULTISTRIPE, 76.2MM X 150' - EMERALD/PURPLE/WIN BLUE
4	093689-18-02A	FT FILM-MULTISTRIPE, 184.2MM X 150 - EMERALD/PURPLE/WIN BLUE
5	106149-02-01A	EA DECAL (VINYL STRIPING) 3" X 46.33" (BLACK)

EXTERIOR BODY GROUP (CONTINUED)

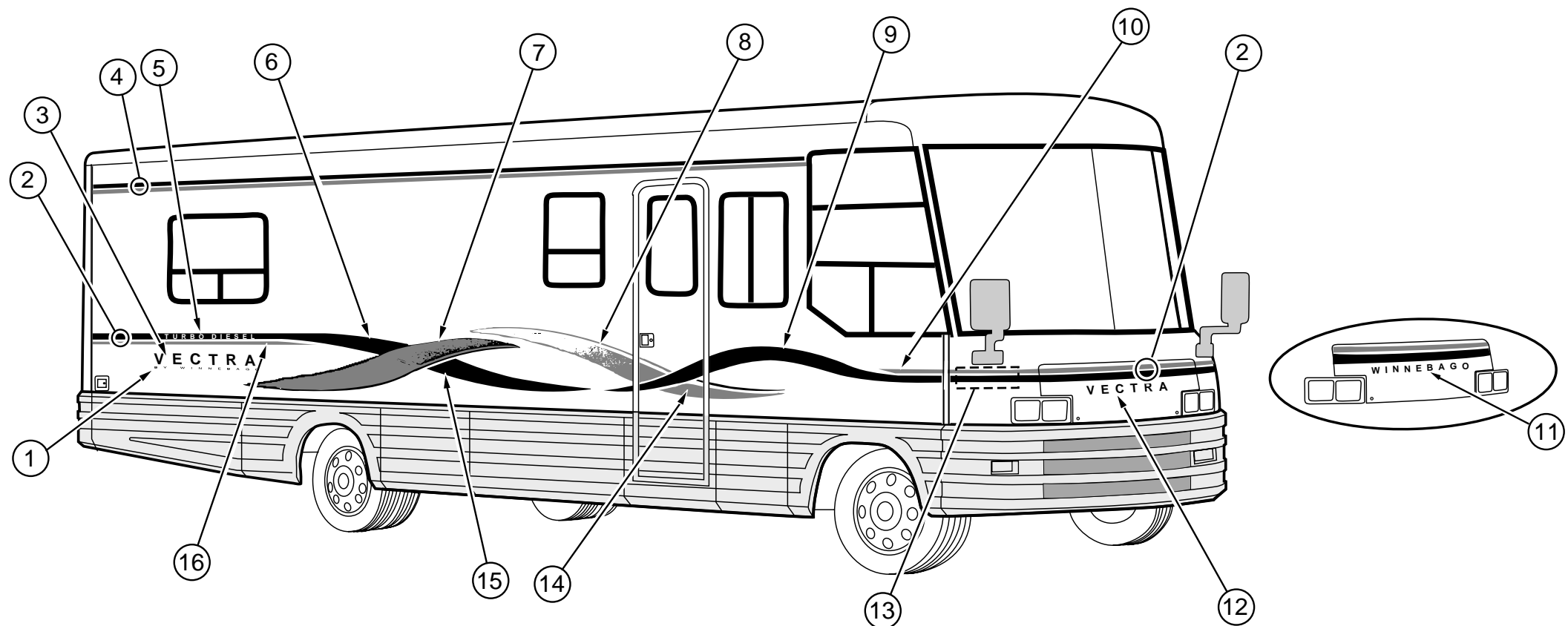


STANDARD BACKWALL DECALS

KEY	PART NUMBER	U/M DESCRIPTION
1	050313-16-000	EA DECAL-LOGO, "WINNEBAGO" - 2.8" HIGH (BLACK) (W.I.E. EXPORT PREP OPTION)
2	115337-02-03A	EA DECAL-VECTRA, 3D, SMALL, DOMED - TRUE ROYAL BLUE/TURQUOISE
3	115344-02-04A	EA DECAL-LOGO, BY WINNEBAGO - TURQUOISE
4	105781-48-01A	FT FILM-MULTISTRIPE 73.0MM X 150' TURQUOISE/VIOLET
5	105781-49-01A	FT FILM-MULTISTRIPE 117.5NNX150 - TURQUOISE/TRUE ROYAL BLUE
6	106149-02-01A	EA DECAL (VINYL STRIPING) 3" X 46.33" (BLACK)

EXTERIOR BODY GROUP (CONTINUED)

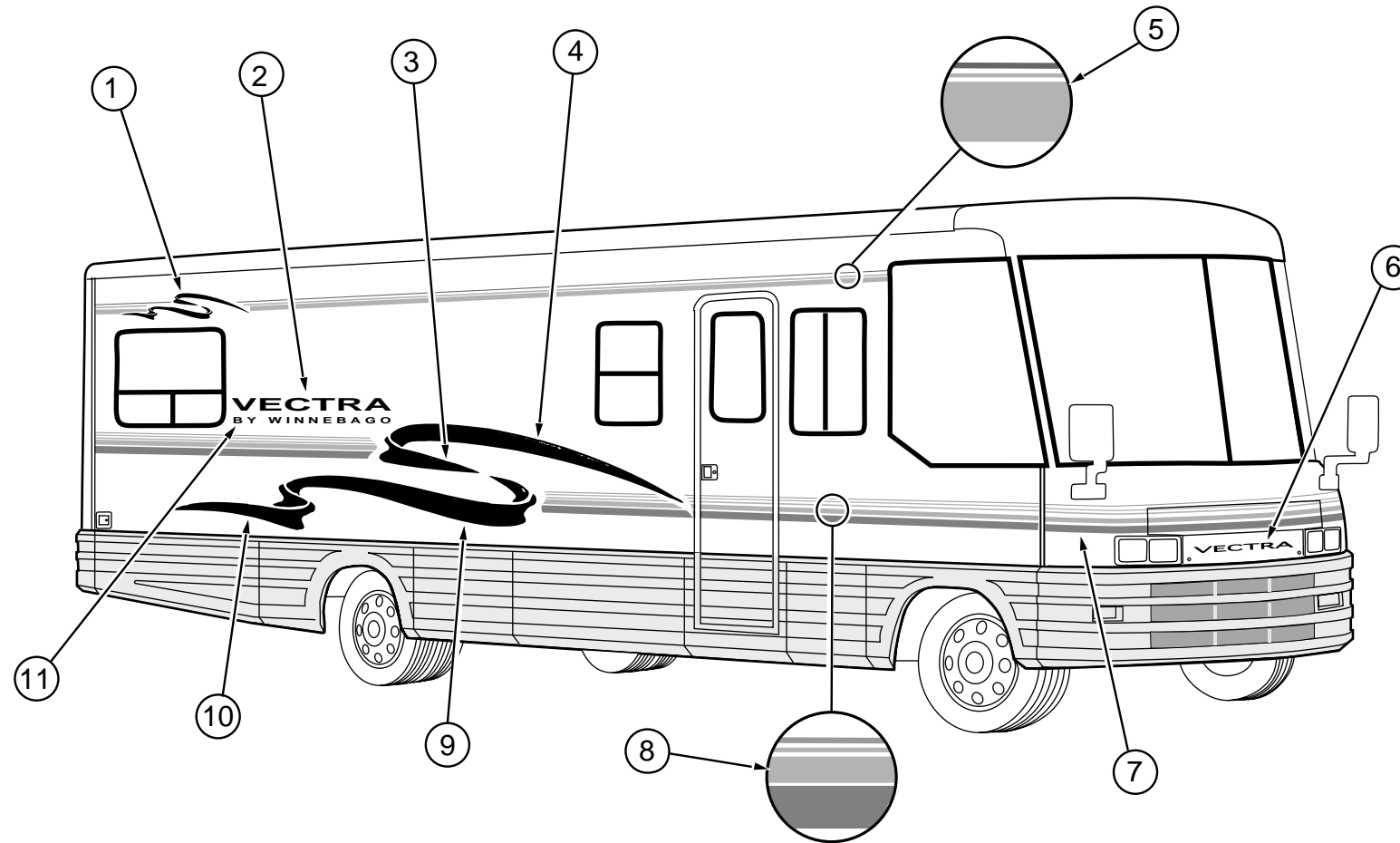
STANDARD DECALS



KEY	PART NUMBER	U/M DESCRIPTION
1	115344-01-03A	EA DECAL-LOGO, BY WINNEBAGO - TURQUOISE
2	105781-49-01A	FT FILM-MULTISTRIPE 117.5NNX150 - TURQUOISE/TRUE ROYAL BLUE
3	115337-01-03A	EA DECAL-VECTRA,3D,DOMED - TRUE ROYAL BLUE/TURQUOISE
4	105781-48-01A	FT FILM-MULTISTRIPE 73.0MM X 150' TURQUOISE/VIOLET
5	111318-03-02A	EA DECAL-TURBO DIESEL - SABLE
6	119528-01-01A	EA DECAL-SWEEP, #4, RH - TURQUOISE
	119528-02-01A	EA DECAL-SWEEP, #4, LH - TURQUOISE
7	119527-01-01A	EA DECAL-SWEEP, #3, RH - VIOLET/LIGHT VIOLET/DARK PLUM
	119527-02-01A	EA DECAL-SWEEP, #3, LH - VIOLET/LIGHT VIOLET/DARK PLUM
8	119526-01-01A	EA DECAL-SWEEP, #2, RH - DARK PLUM/VIOLET/LIGHT VIOLET
	119526-02-01A	EA DECAL-SWEEP, #2, LH - DARK PLUM/VIOLET/LIGHT VIOLET
9	119525-01-01A	EA DECAL-SWEEP, #1, RH - TURQUOISE/LIGHT TURQUOISE
	119525-02-01A	EA DECAL-SWEEP, #1, LH - TURQUOISE/LIGHT TURQUOISE
10	119531-01-01A	EA DECAL-TAIL, SWEEP, RH - TRUE ROYAL BLUE
	119531-02-01A	EA DECAL-TAIL, SWEEP, LH - TRUE ROYAL BLUE
11	050313-16-000	EA DECAL-LOGO, "WINNEBAGO" - 2.8" HIGH (BLACK) (W.I.E. EXPORT PREP OPTION)
12	115337-02-03A	EA DECAL-VECTRA, 3D, SMALL, DOMED - TRUE ROYAL BLUE/TURQUOISE
13	119532-01-01A	EA DECAL-CORNER, RH - TRUE ROYAL BLUE/TURQUOISE
	119532-02-01A	EA DECAL-CORNER, LH - TRUE ROYAL BLUE/TURQUOISE
14	119529-01-01A	EA DECAL-TIP, SWEEP, #2, RH - DARK PLUM/VIOLET
	119529-02-01A	EA DECAL-TIP, SWEEP, #2, LH - DARK PLUM/VIOLET
15	119530-01-01A	EA DECAL-TIP, SWEEP, #4, RH - TURQUOISE/LIGHT TURQUOISE
	119530-02-01A	EA DECAL-TIP, SWEEP, #4, LH - TURQUOISE/LIGHT TURQUOISE
16	119531-02-01A	EA DECAL-TAIL, SWEEP, RH - TRUE ROYAL BLUE
	119531-01-01A	EA DECAL-TAIL, SWEEP, LH - TRUE ROYAL BLUE
	093681-39-01A	FT FILM- 74MM X 150FT - MATTE BLACK (DRIVER DOOR)
	107567-02-01A	EA DECAL-VECTRA, 3D, SMALL - WILLOW (DASH)
	106149-02-01A	EA DECAL-VINYL STRIPING, 3" WIDE - BLACK (QUEEN BED W/REAR DOOR)
	122312-01-01A	EA DECAL-VORTEC 7400 (L29 VORTEC CHASSIS OPTION)

EXTERIOR BODY GROUP (CONTINUED)

OPTIONAL UPGRADE DECALS



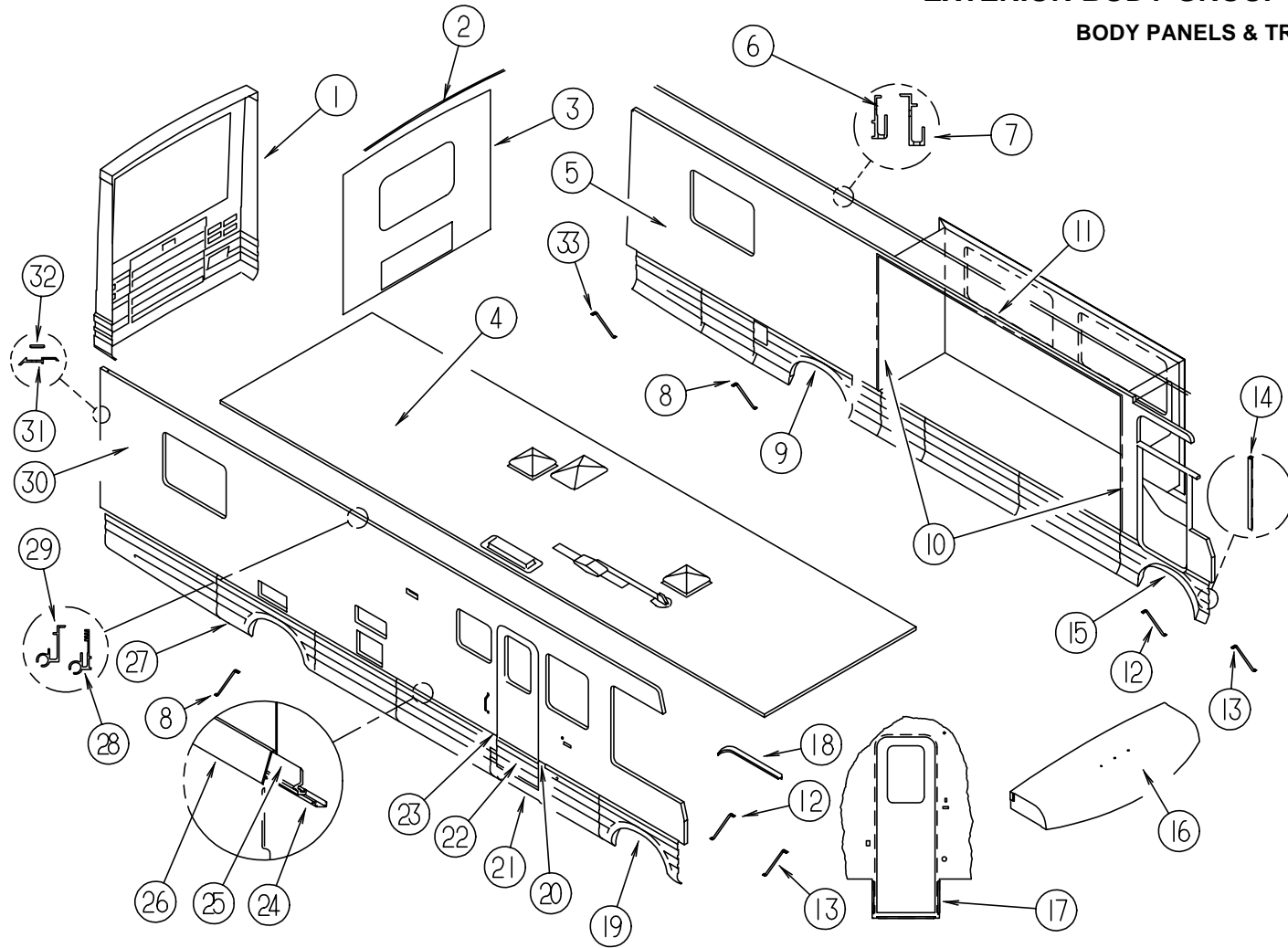
KEY	PART NUMBER	U/M DESCRIPTION
1	118171-01-02A	EA DECAL-RIBBON, SMALL, RH - BLUE/WIN BLUE
	118171-02-02A	EA DECAL-RIBBON, SMALL, LH - BLUE/WIN BLUE
2	121664-01-01A	EA DECAL-LOGO, VECTRA, LARGE - DARK PURPLE/WIN BLUE
3	118163-03-02A	EA DECAL-RIBBON 2, RH - BLUE/WIN BLUE
	118163-04-02A	EA DECAL-RIBBON 2, LH - BLUE/WIN BLUE
4	118163-01-02A	EA DECAL-RIBBON 1, RH - BLUE/WIN BLUE
	118163-02-02A	EA DECAL-RIBBON 1, LH - BLUE/WIN BLUE
5	094443-35-02A	FT FILM-MULTISTRIPE 76.2MM X 150' - EMERALD/PURPLE/WIN BLUE
6	121664-02-01A	EA DECAL-LOGO, VECTRA,SML - DARK PURPLE/WIN BLUE
7	118172-01-02A	EA DECAL-CORNER, FRONT, RH - EMERALD/BLUE/DARK PURPLE/WIN BLUE
	118172-02-02A	EA DECAL-CORNER, FRONT, LH - EMERALD/BLUE/DARK PURPLE/WIN BLUE
8	093689-18-02A	FT FILM-MULTISTRIPE,184.2MM X 150 - EMERALD/BLUE/DARK PURPLE/WIN BLUE
9	118163-05-02A	EA DECAL-RIBBON 3, RH - BLUE/WIN BLUE
	118163-06-02A	EA DECAL-RIBBON 3, LH - BLUE/WIN BLUE
10	118163-07-02A	EA DECAL-RIBBON 4, RH - BLUE/WIN BLUE
	118163-08-02A	EA DECAL-RIBBON 4, LH - BLUE/WIN BLUE
11	115344-01-04A	EA DECAL-LOGO, BY WINNEBAGO - WIN BLUE
	107567-02-01A	EA DECAL-VECTRA, 3D, SMALL - WILLOW (DASH)
	111318-03-02A	EA DECAL-TURBO DIESEL - SABLE
	093681-39-01A	FT FILM- 74MM X 150FT - MATTE BLACK (DRIVER DOOR)
	106149-02-01A	EA DECAL-VINYL STRIPING, 3" WIDE - BLACK (QUEEN BED W/REAR DOOR)
	122312-01-01A	EA DECAL-VORTEC 7400 (L29 VORTEC CHASSIS OPTION)

DUPONT PAINT & PAINT CODES

KEY	PART NUMBER	U/M DESCRIPTION
	004308-01-000	EA PAINT-SPRAY, BLACK
	041561-03-000	EA PAINT-16OZ SPRAY-OFF WHITE - ACRYLIC ENAMEL
	044486-03-000	EA PAINT-16OZ SPRAY-BEIGE - ACRYLIC ENAMEL
	091828-61-000	GL PAINT-CHROMABASE L8723 - OFF WHITE
	034618-A9-700	EA PAINT-SPRAY, SABLE 16 OZ CAN
	GRAY METALLIC	F1569U
	SABLE	F1529
	AZTEC SILVER	45406
	BLACK	99
	OFF WHITE	L8723
	MOCHA FROST PEARL	F1929

EXTERIOR BODY GROUP (CONTINUED)

BODY PANELS & TRIM

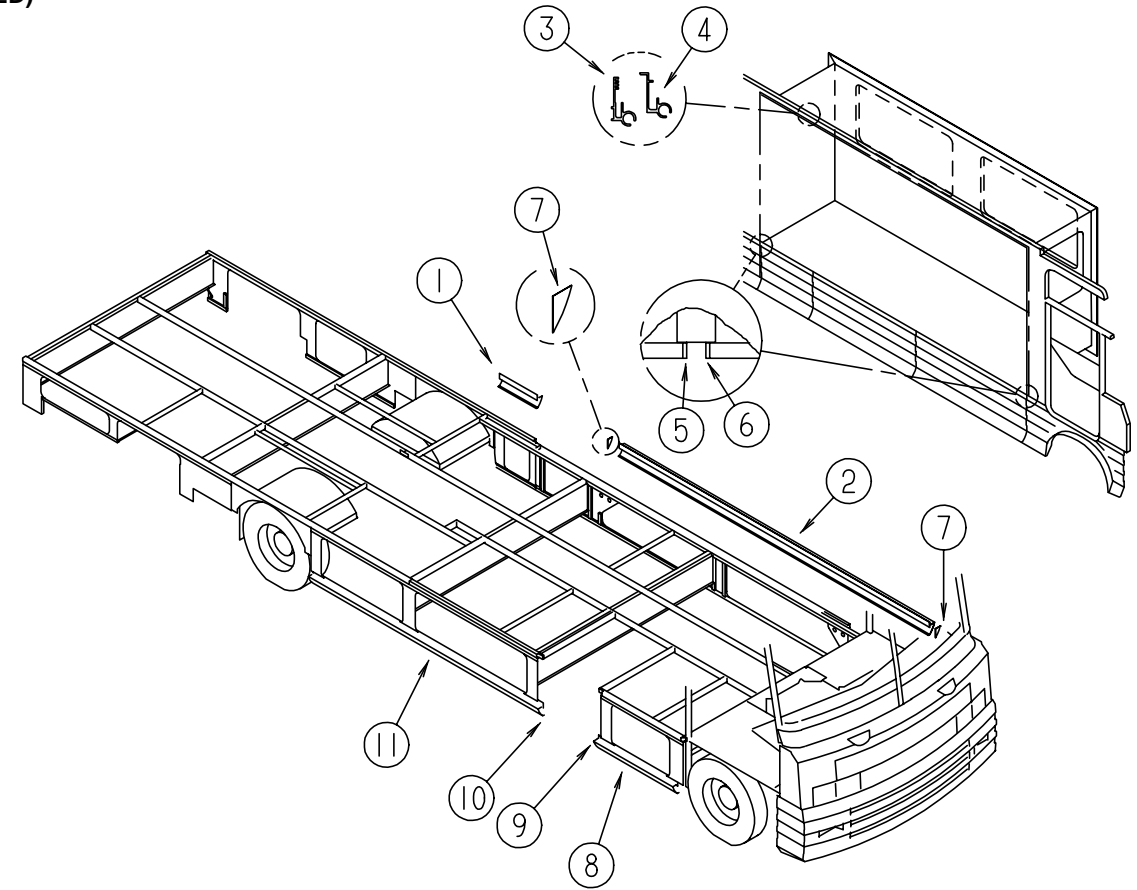
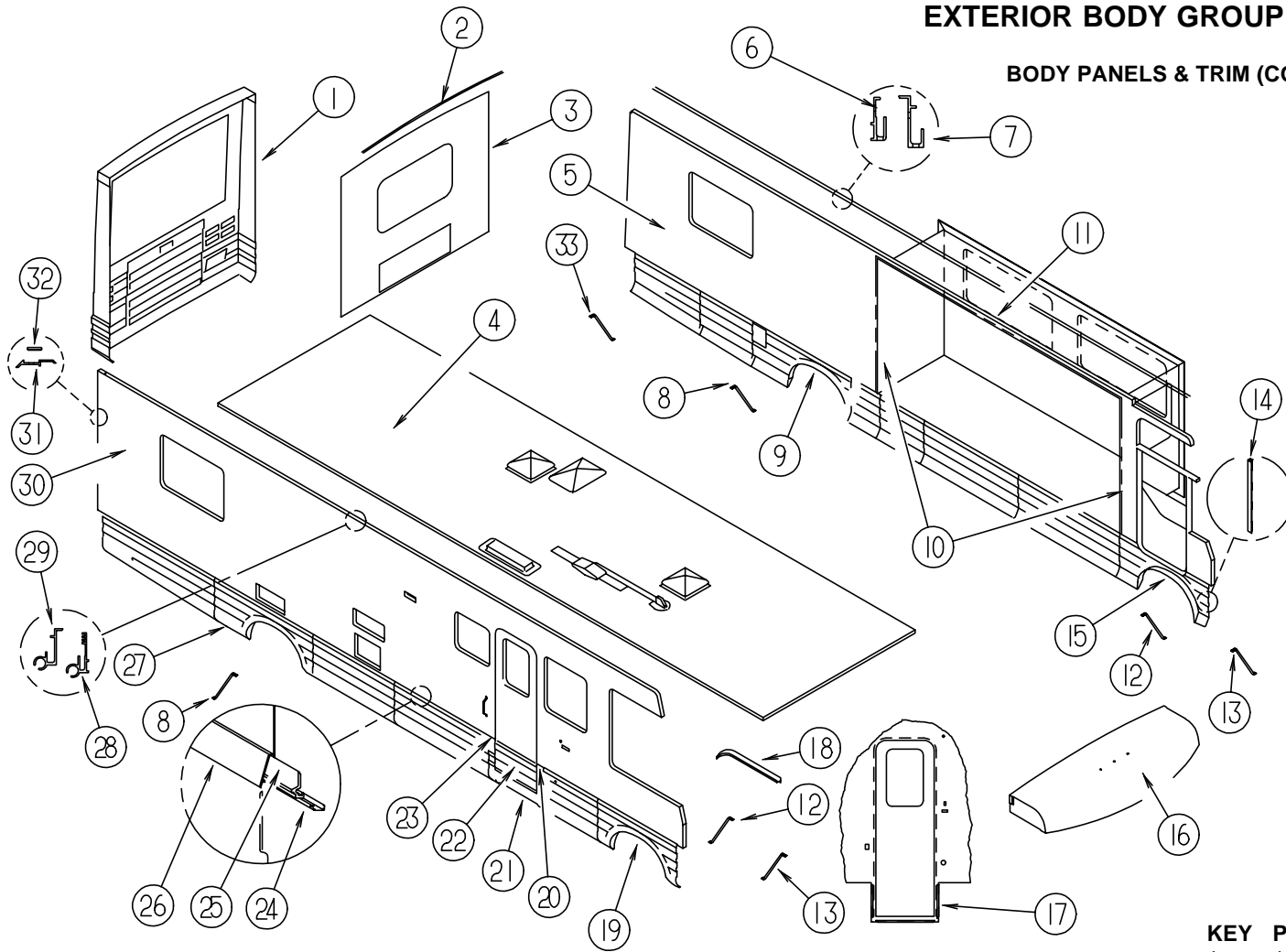


KEY	PART NUMBER	U/M DESCRIPTION
1	114563-01-02A	EA CAP-REAR
2	083805-21-000	EA TRIM-CAP, ROOF, SABLE, 2202
3	108683-01-F36	EA BACKWALL ASM (G38)
3	108683-01-F37	EA BACKWALL ASM (G39)
3	108683-01-G40	EA BACKWALL ASM (G40)
3	108683-01-G41	EA BACKWALL ASM (G41)
3	108683-01-G42	EA BACKWALL ASM (G42)
3	108683-01-G43	EA BACKWALL ASM (G43)
4	P19819-01-G38	EA ROOF ASM
5	M08024-07-G38	EA SIDEWALL ASM-LH,QUEEN/DINETTE
5	M08024-07-G39	EA SIDEWALL ASM-LH,QUEEN/DINETTE
5	M08024-07-G40	EA SIDEWALL ASM-LH,QUEEN/DINETTE
5	M08024-07-G41	EA SIDEWALL ASM-LH,QUEEN/DINETTE
5	M08024-07-G42	EA SIDEWALL ASM-LH,QUEEN/DINETTE
5	M08024-07-G43	EA SIDEWALL ASM-LH,QUEEN/DINETTE
5	M08024-08-G38	EA SIDEWALL ASM-LH,QUEEN/DINETTE (TABLE & CHAIR OPTION)
5	M08024-08-G39	EA SIDEWALL ASM-LH,QUEEN/DINETTE (TABLE & CHAIR OPTION)
5	M08024-08-G40	EA SIDEWALL ASM-LH,QUEEN/DINETTE (TABLE & CHAIR OPTION)
5	M08024-08-G41	EA SIDEWALL ASM-LH,QUEEN/DINETTE (TABLE & CHAIR OPTION)
5	M08024-08-G42	EA SIDEWALL ASM-LH,QUEEN/DINETTE (TABLE & CHAIR OPTION)
5	M08024-08-G43	EA SIDEWALL ASM-LH,QUEEN/DINETTE (TABLE & CHAIR OPTION)
6	103801-02-06A	EA TRIM-ROOF SABLE FROM: 00-00-00 THRU: 10-29-95
7	120091-01-03A	EA TRIM-ROOF, SABLE FROM: 10-30-95 THRU: 99-99-99
7	120091-02-03A	EA TRIM-ROOF, SABLE FROM: 10-30-95 THRU: 99-99-99

KEY	PART NUMBER	U/M DESCRIPTION
8	107865-02-000	EA ROD-SUPPORT, VALANCE PANEL
8	107865-03-000	EA ROD-SUPPORT, VALANCE PANEL
8	107865-05-000	EA ROD-SUPPORT, VALANCE PANEL
9	120541-01-01A	EA WHEEL LIP-REAR,LH BLACK
	112107-01-01A	EA POCKET-LIGHT,DOCKING BLACK
	107895-05-000	EA HINGE ASM-DOUBLE PIVOT
10	115886-02-04A	EA RETAINER-SIDEWALL, SABLE
11	115886-01-04A	EA RETAINER-SIDEWALL, SABLE
12	107865-06-000	EA ROD SUPPORT, VALANCE PANEL
13	107865-11-000	EA ROD-SUPPORT, VALANCE PANEL
14	107487-02-000	EA ANGLE-ATTACHMENT, FRONT
15	120765-01-G38	EA PANEL ASM-WHEELWELL, FRONT, LH
16	M05794-01-G38	EA CAP ASM-FRONT M SABLE
17	121091-03-01A	EA ANGLE-ENTRANCE DOOR - HAMPTON TAN
18	108274-01-02A	EA RAIL-DRIP, FRONT END, RH SABLE
	108274-02-02A	EA RAIL-DRIP, FRONT END, LH SABLE
19	120766-01-G38	EA PANEL ASM-WHEELWELL,FRONT,RH
	120538-01-01A	EA WHEEL LIP-FRONT,RH BLACK
20	108497-01-01A	EA CAP-END, COVER TRIM LT GRAY
21	M05820-04-G38	EA DOOR-VALANCE, ASM, OUTER (BELOW DOOR)
	106105-03-000	EA CLIP-VALANCE RETAINING
22	M05859-01-D18	EA DOOR-VALANCE ASM, INNER, ASH GRAY (ON DOOR)
23	108497-02-01A	EA CAP-END, COVER TRIM LT GRAY
24	107370-01-000	EA RETAINER-TRIM, 305MM LONG
25	107368-01-000	EA HANGER-VALANCE
26	107369-01-04A	EA COVER-TRIM 4623.0 VW GRAY

EXTERIOR BODY GROUP (CONTINUED)

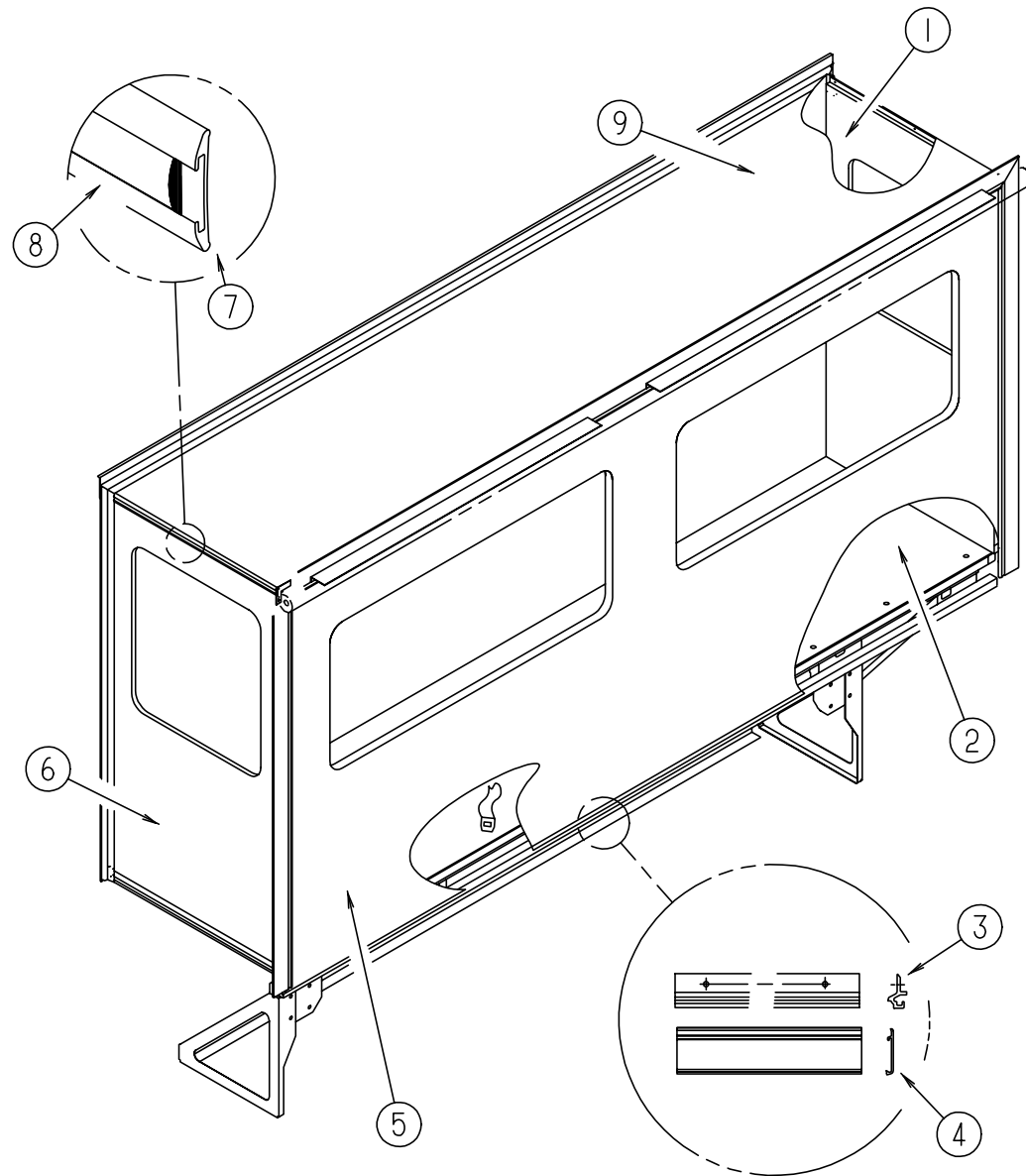
BODY PANELS & TRIM (CONTINUED)



KEY	PART NUMBER	U/M	DESCRIPTION
27	120540-01-01A	EA	WHEEL LIP ASM-RH
	112107-01-01A	EA	POCKET-LIGHT, DOCKING BLACK
	107895-05-000	EA	HINGE ASM-DOUBLE PIVOT
28	117385-01-02A	EA	RAIL-AWNING SABLE
			FROM: 00-00-00 THRU: 10-29-95
28	117385-02-02A	EA	RAIL-AWNING SABLE
			FROM: 00-00-00 THRU: 10-29-95
29	120092-01-03A	EA	RAIL-AWNING, SABLE
			FROM: 10-30-95 THRU: 99-99-99
29	120092-02-03A	EA	RAIL-AWNING, SABLE
			FROM: 10-30-95 THRU: 99-99-99
	119943-51-001	EA	EXTRUSION-AWNING RAIL 4877 MM
30	M08025-01-G38	EA	SIDEWALL ASM-RH, QUEEN BED
30	M08025-01-G39	EA	SIDEWALL ASM-RH, QUEEN BED
30	M08025-01-G40	EA	SIDEWALL ASM-RH, QUEEN BED
30	M08025-01-G41	EA	SIDEWALL ASM-RH, QUEEN BED
30	M08025-01-G42	EA	SIDEWALL ASM-RH, QUEEN BED
30	M08025-01-G43	EA	SIDEWALL ASM-RH, QUEEN BED
31	092041-02-02A	EA	TRIM-REAR, CAP TO SDW SABLE
32	091985-01-06A	FT	MOLDING-TRIM, SABLE
33	107865-07-000	EA	ROD-SUPPORT, VALANCE PANEL

KEY	PART NUMBER	U/M	DESCRIPTION
1	109279-08-G38	EA	PANEL ASM-ROCKER
			FROM: 00-00-00 THRU: 11-26-95
1	109505-06-G38	EA	PANEL ASM-ROCKER
			FROM: 11-27-95 THRU: 99-99-99
2	107654-10-02A	EA	PANEL-ROCKER 3918, HAMPTON TAN
			FROM: 00-00-00 THRU: 11-26-95
2	107655-08-02A	EA	PANEL-ROCKER 3918, HAMPTON TAN
			FROM: 11-27-95 THRU: 04-15-96
2	123267-01-G38	EA	END CAP
			FROM: 04-16-96 THRU: 99-99-99
3	117385-01-02A	EA	RAIL-AWNING SABLE
			FROM: 00-00-00 THRU: 10-29-95
3	117385-02-02A	EA	RAIL-AWNING SABLE
			FROM: 00-00-00 THRU: 10-29-95
4	120092-01-03A	EA	RAIL-AWNING, SABLE
			FROM: 10-30-95 THRU: 99-99-99
4	120092-02-03A	EA	RAIL-AWNING, SABLE
			FROM: 10-30-95 THRU: 99-99-99
5	108497-02-01A	EA	CAP-END, COVER TRIM LT GRY
6	108497-01-01A	EA	CAP-END, COVER TRIM LT GRY
7	123268-01-01A	EA	END CAP
			FROM: 04-16-96 THRU: 99-99-99
8	109505-05-G38	EA	PANEL-ROCKER
9	109619-03-02A	EA	CAP-ROCKER, BLACK
10	109619-04-02A	EA	CAP-ROCKER, BLACK
11	109505-04-G38	EA	PANEL ASM-ROCKER

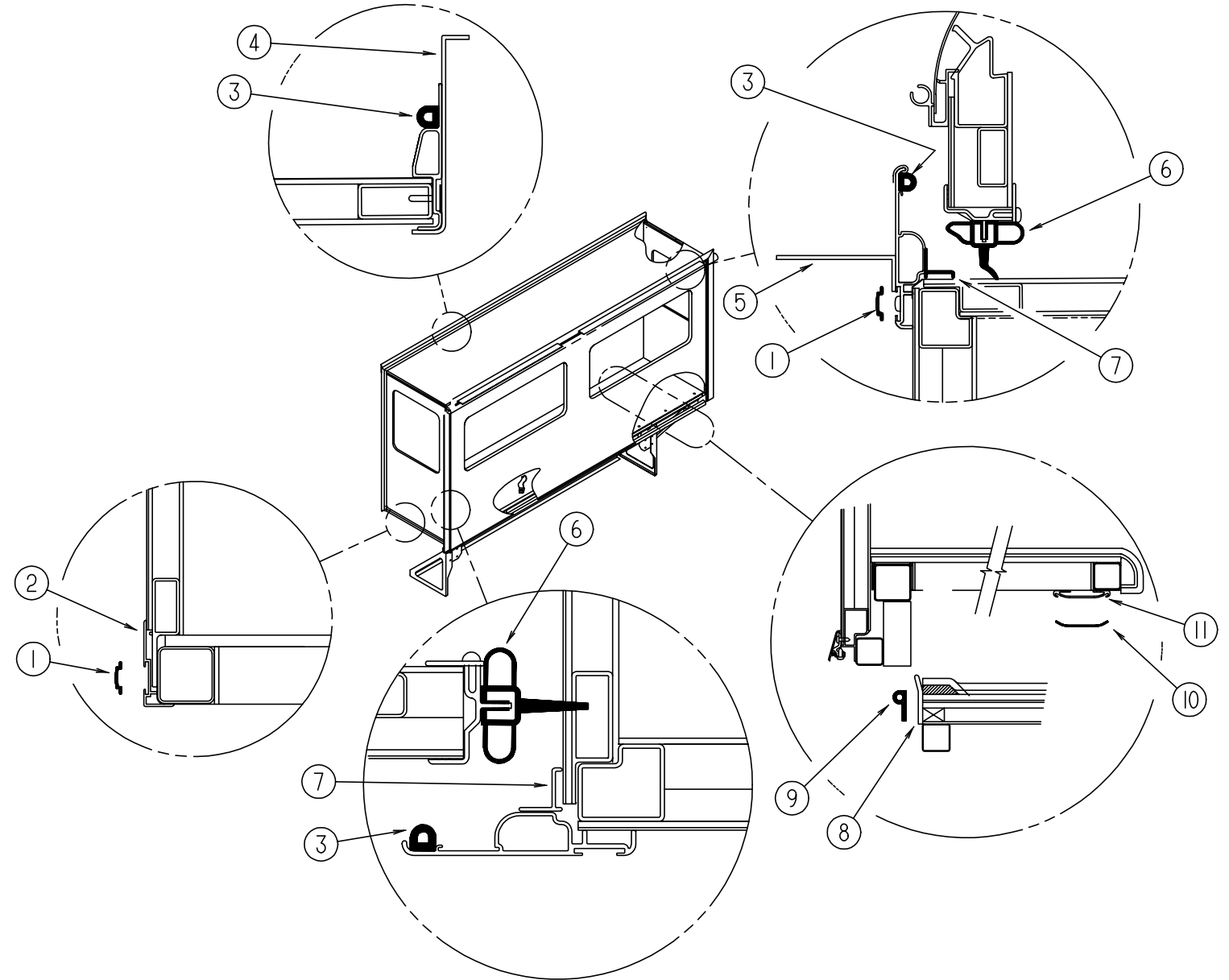
EXTERIOR BODY GROUP (CONTINUED)



SLIDEOUT PANELS & TRIMS

KEY	PART NUMBER	U/M	DESCRIPTION
1	M08032-09-G38	EA	PANEL ASM-SLIDEOUT,RR,W/WAINSCOT (TABLE & CHAIR)
1	M08032-10-G38	EA	PANEL ASM-SLIDEOUT,RR,W/O WAINSCOT (DINETTE)
2	M08027-02-G38	EA	FLOOR ASM-SLIDEOUT
3	107369-02-04A	EA	COVER-TRIM VW GRAY, 3912MM
4	107368-02-000	EA	HANGER-VALANCE, 3890MM
5	119783-02-G38	EA	PANEL ASM-SLIDEOUT,OUTER
5	119783-02-G39	EA	PANEL ASM-SLIDEOUT,OUTER
5	119783-02-G40	EA	PANEL ASM-SLIDEOUT,OUTER
5	119783-02-G41	EA	PANEL ASM-SLIDEOUT,OUTER
5	119783-02-G42	EA	PANEL ASM-SLIDEOUT,OUTER
5	119783-02-G43	EA	PANEL ASM-SLIDEOUT,OUTER
6	M08032-11-G38	EA	PANEL ASM-SLIDEOUT,FT,W/WAINSCOT (TABLE & CHAIR)
6	M08032-12-G38	EA	PANEL ASM-SLIDEOUT,FT,W/O WAINSCOT (DINETTE)
7	108688-01-05A	EA	STRIP-FEATURE,SABLE 4623MM
8	105312-01-09A	EA	EXTR-INSERT, VINYL, SABLE
9	115266-02-G38	EA	ROOF ASM-SLIDEOUT
	077591-15-000	EA	SKIRT-SLIDE OUT ROOM, 30 X 36
	029130-05-000	EA	SOCKET-DURASTUD 5/8 SCREW

EXTERIOR BODY GROUP (CONTINUED)

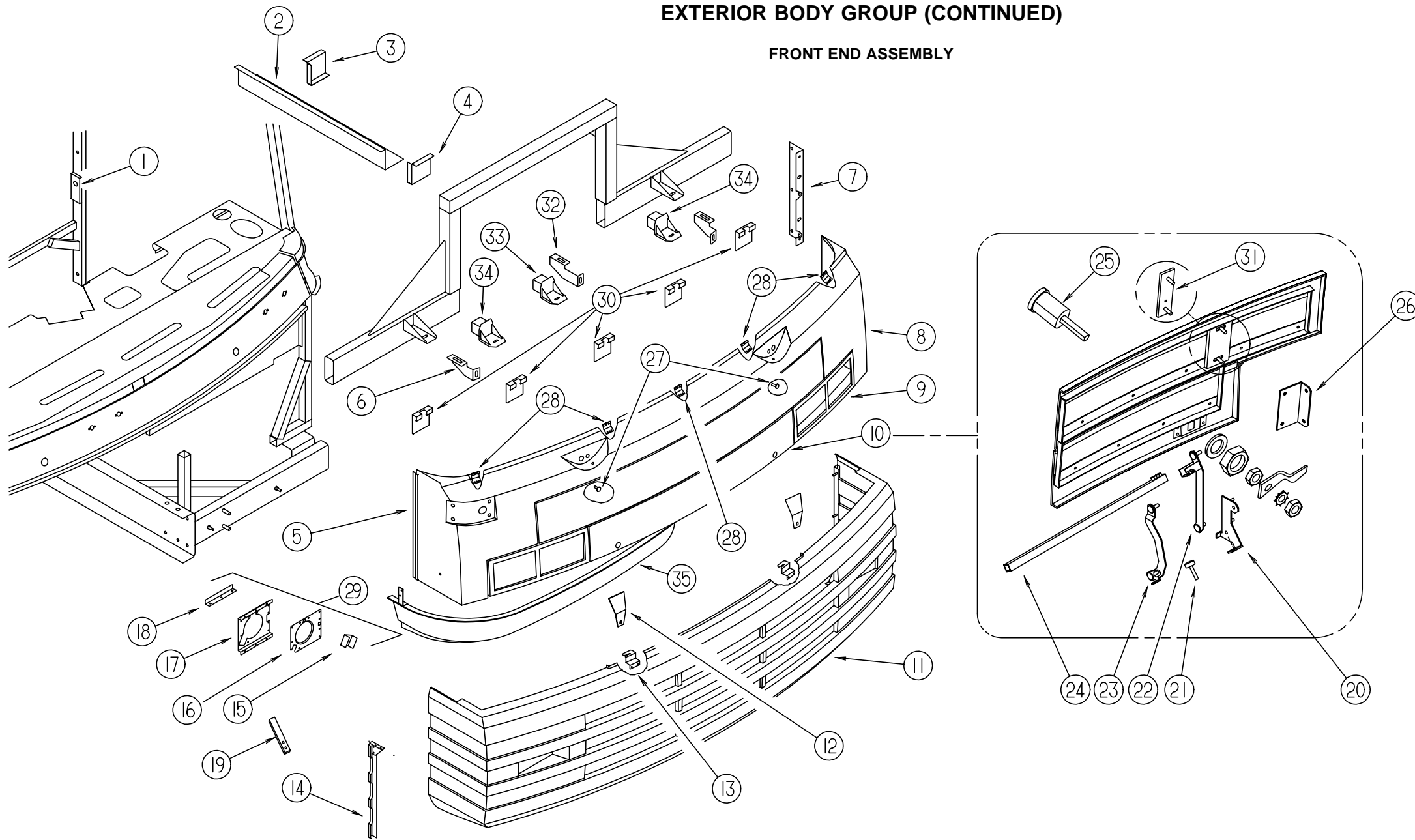


SLIDEOUT PANELS & TRIMS (CONTINUED)

KEY	PART NUMBER	U/M	DESCRIPTION
1	105312-01-09A	EA	EXTR-INSERT, VINYL, SABLE
2	115822-03-01A	EA	STRIP-FEATURE, LOWER SABLE
3	099418-01-000	FT	D-SECTION SEAL W/ ADHESIVE BACK - .44" X .44" - BLK RUBBER
4	116979-01-05A	EA	SUPPORT ASM-ROOF, INTR, SABLE
5	119514-01-03A	EA	ANGLE-W/HOLES,SABLE
6	115076-01-000	FT	SEAL-SLIDEOUT
7	116933-01-03A	EA	TRIM-SEAL,SABLE
8	115075-01-000	FT	SEAL-WIPE .25X2.75
			FROM: 00-00-00 TH/RU: 07-14-96
8	115075-02-000	FT	SEAL-WIPE .25X2.75
			FROM: 07-15-96 TH/RU: 99-99-99
	089275-02-000	FT	STRIP-POLYETHYLENE, 3/4, BLK. FLEXOLATORS, 7 FT.
9	121283-01-000	FT	SEAL-P SHAPE, EPDM FOAM
10	115661-01-000	FT	POLYETHYLENE, HIGH DENSITY
11	115325-01-02A	EA	RAIL-FLOOR, SLIDEOUT BLK
			FROM: 04-19-96 THRU: 99-99-99
	100128-02-000	FT	SEAL-FOAM, ADHESIVE BACK - .37" W X .37" THICK

EXTERIOR BODY GROUP (CONTINUED)

FRONT END ASSEMBLY

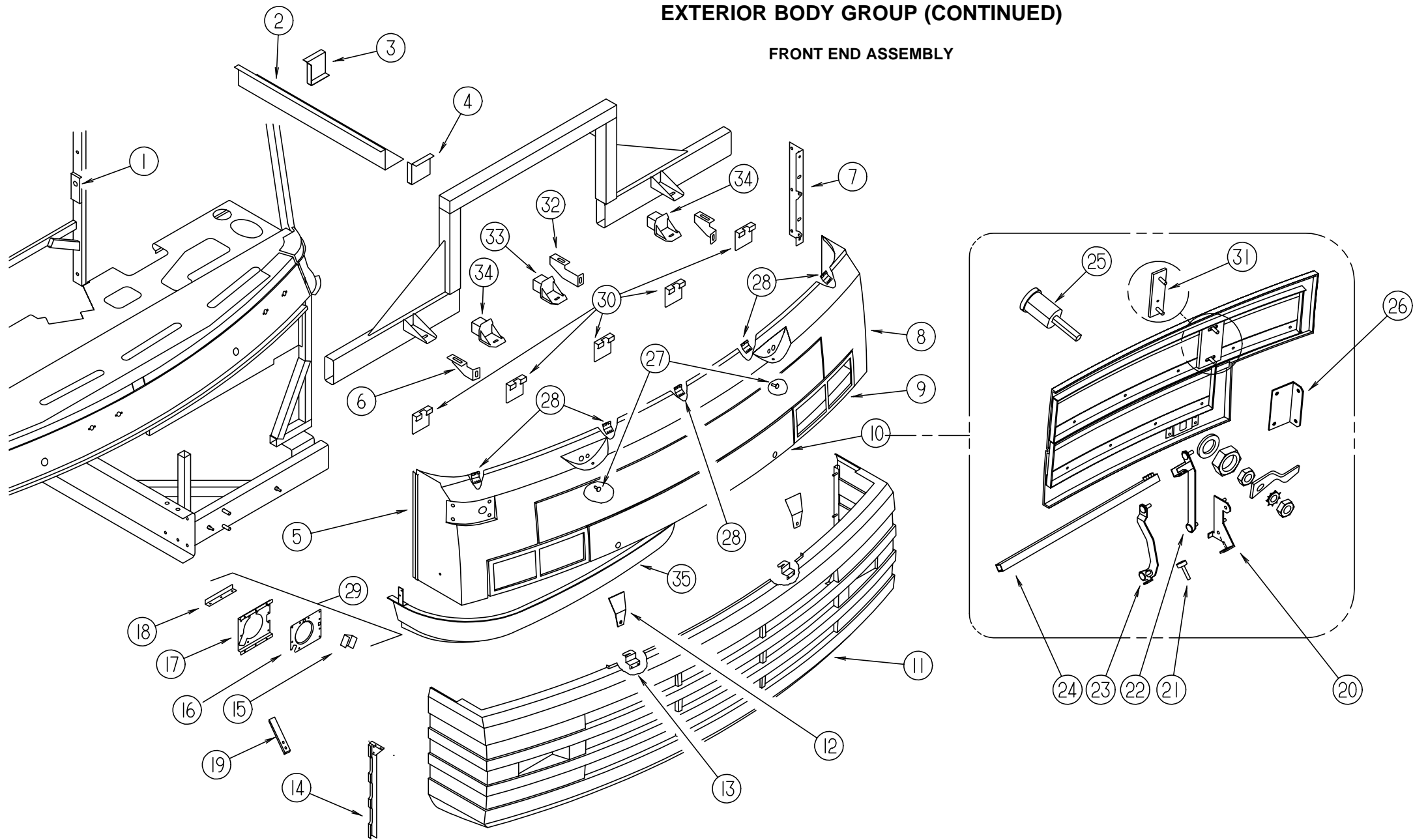


KEY	PART NUMBER	U/M	DESCRIPTION
1	070579-06-000	EA	PLATE-ANCHOR, W/7/16 WELD NUT - 1.5" X 3.3"
2	106746-02-000	EA	PANEL-STEPWELL
3	106747-03-000	EA	PANEL-STEPWELL, END RH
4	106747-04-000	EA	PANEL-STEPWELL, END LH
5	089922-31-000	EA	TRIM-FIBERGLASS, PANEL, SABLE
6	107411-01-000	EA	BRACKET-SUPPORT, GRILLE, RH
	107411-02-000	EA	BRACKET-SUPPORT, GRILLE, LH
7	107225-01-000	EA	BRACKET-VALANCE, W/LIP, CAB
8	M05746-03-G38	EA	FRT END ASM-FIBERGLASS M SABLE
9	106540-02-03A	EA	BEZEL-HEADLAMP, LH, SABLE
	106540-01-03A	EA	BEZEL-HEADLAMP, RH, SABLE
10	106538-01-G38	EA	PANEL ASM-HOOD M SABLE
11	107416-01-D18	EA	BUMPER-FRONT, W/O FOG LAMP
11	107416-02-D18	EA	BUMPER-FRONT, W/FOG LAMP
	107230-01-D18	EA	GRILLE ASM-MESH
	107230-02-D18	EA	GRILLE ASM-MESH W/FOG LAMPS
12	106765-01-000	EA	SUPPORT-BOLT, HOOD ADJUSTING
13	106748-01-000	EA	LATCH-HOOD, FRONT END

KEY	PART NUMBER	U/M	DESCRIPTION
14	108453-01-000	EA	CAP ASM-END, FRONT, RH
	108453-02-000	EA	CAP ASM-END, FRONT, LH
15	110691-01-01A	EA	BRACKET-SPRING, HEADLAMP MILL
16	110692-01-01A	EA	PLATE-HEADLAMP, QUAD, RH MILL
	110692-02-01A	EA	PLATE-HEADLAMP, QUAD, LH MILL
17	110783-01-01A	EA	BRACKET-HEADLAMP, QUAD, RH, MILL
	110783-02-01A	EA	BRACKET-HEADLAMP, QUAD, LH, MILL
	007157-05-000	EA	NUT-WELL, HEADLIGHT BEZEL
18	110782-01-000	EA	ANGLE-SUPPORT, HEADLAMP
19	115384-01-01A	EA	STRAP-BUMPER/WHEELWELL BLK
20	106613-03-000	EA	BRACKET - RH HINGE LINK
	106613-04-000	EA	BRACKET - LH HINGE LINK
21	058786-02-000	EA	BOLT-ADJUSTING, HOOD - W/BLACK PAD - 5/16" #18 X 1.25"
22	106618-01-000	EA	LINK ASM-HINGE, HOOD, UPPER, RH
	106618-02-000	EA	LINK ASM-HINGE, HOOD, UPPER, LH
23	106612-03-000	EA	LINK ASM-HINGE, HOOD, LOWER, RH
	106612-04-000	EA	LINK ASM-HINGE, HOOD, LOWER, LH

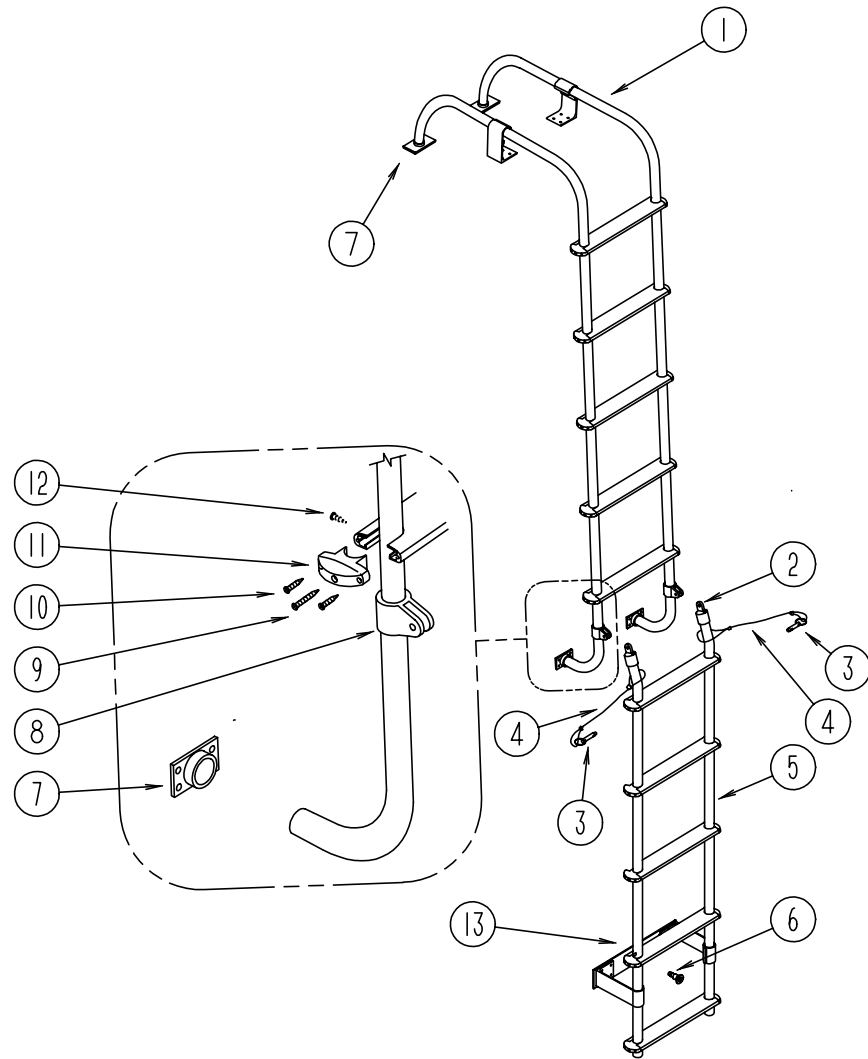
EXTERIOR BODY GROUP (CONTINUED)

FRONT END ASSEMBLY



KEY	PART NUMBER	U/M	DESCRIPTION
24	105096-04-000	EA	TUBE ASM-TIMING, HOOD HINGE
25	102330-01-000	EA	LATCH-SINGLE HOLE, VISE ACTION
	102328-01-000	EA	KEY-LATCH
26	106749-01-000	EA	ANGLE-LINK, HOOD, RH
	106749-02-000	EA	ANGLE-LINK, HOOD, LH
27	058786-01-000	EA	BOLT-ADJUSTING, HOOD - W/BLACK PAD - .31" #18 X 2"
28	104577-03-000	EA	BRACKET-FIBERGLASS MOUNTING
			FROM: 00-00-00 THRU: 06-04-95
28	119445-01-04B	EA	PLATE-W/HOLES, BLACK
			FROM: 06-05-95 THRU: 99-99-99
28	119445-01-02B	EA	PLATE-W/HOLES, E-COAT
29	110690-01-D18	EA	PLATE ASM-HEADLAMP, QUAD, RH
	110690-02-D18	EA	PLATE ASM-HEADLAMP, QUAD, LH
30	002328-02-000	EA	BLOCK-WINDSHIELD, .062" X .5" X .98"
31	106730-02-000	EA	PLATE ASM-STUD
32	107410-01-000	EA	BRACKET-SUPPORT, GRILLE, CENTER
33	120761-03-01B	EA	BRACKET ASM-BUMPER,FRONT,E-C
			FROM: 10-02-95 THRU: 99-99-99
34	120761-04-01B	EA	BRACKET ASM-BUMPER,FRONT,E-C
			FROM: 10-02-95 THRU: 99-99-99
35	122651-02-G38	EA	SHROUD ASM-SPARE TIRE

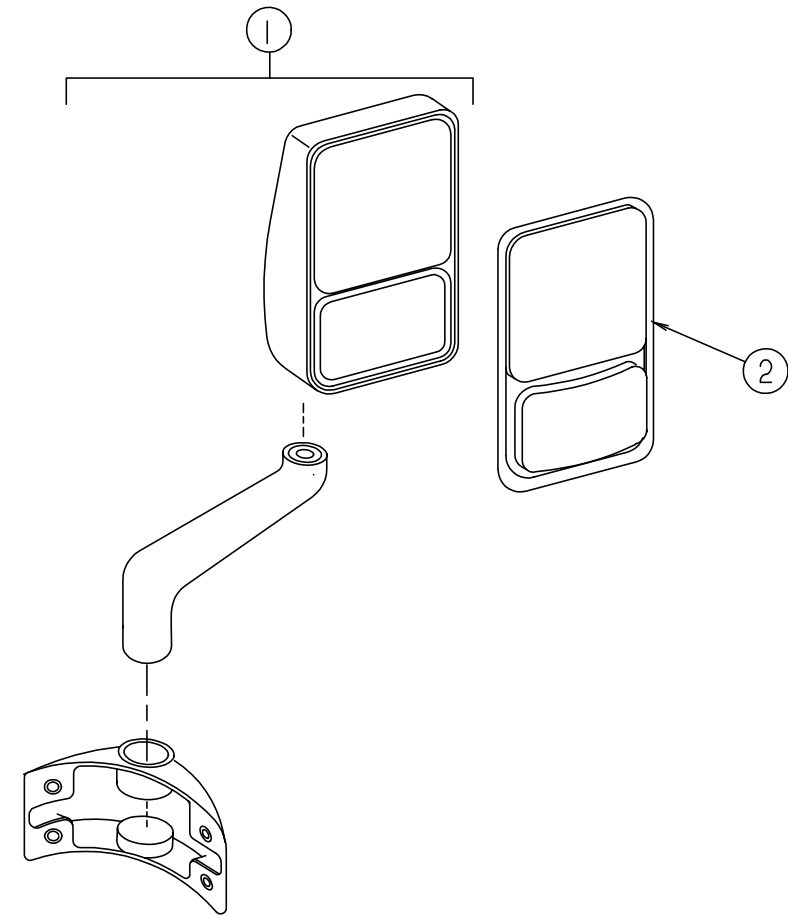
EXTERIOR BODY GROUP (CONTINUED)



LADDER

KEY	PART NUMBER	U/M	DESCRIPTION
1	116008-01-F36	EA	LADDER ASM-UPPER
2	081115-01-000	EA	CAP-TOP, 1 INCH
3	114834-01-000	EA	PIN-QUICK RELEASE
4	076767-11-000	EA	CABLE - 1/16" X 5.9"
5	108402-01-D18	EA	LADDER ASM, LOWER
	081114-01-000	EA	CAP-INSERT, ROUND - 1" DIAMETER - PLASTIC - BLACK
	081055-01-000	EA	SPRING GRIP-INTERNAL TOOTH - LADDER
6	081056-01-000	EA	PIN-QUICK RELEASE, SINGLE ACTION - LADDER
7	067165-01-000	EA	MOUNTING BRACKET-LADDER, LOWER
8	081116-01-000	EA	SLIDE-TOP, RACK & LADDER - 1"
9	000G67-10-36T	EA	SCREW, 10-12 X 2.25 PPH, BLACK
10	000G39-06-10U	EA	SCREW-SF/DR, 6-20 X 5/8 PPH
11	076980-02-000	EA	END CAP-STEP, BLACK
12	000G39-10-16U	EA	SCREW-SF/DR, 10-16 X 1.00 PPH
13	108423-01-02A	EA	PLATE-BUMPER, LADDER, LOWER
	038327-01-000	EA	TAPE-ANTI SLIP, 2" X 60'
	112384-01-000	EA	SPONGE-BRACKET,RACK & LADDER

EXTERIOR BODY GROUP (CONTINUED)



EXTERIOR MIRRORS

KEY	PART NUMBER	U/M	DESCRIPTION	VENDOR NO.
1	108699-01-01A	EA	MIRROR ASM-EXTE ADJUSTING GLASS, RH - VELVAC 713224-7 BLK USE SCREW #10915201000 FOR MIRROR TO SIDEWALL FASTENER	
2	106015-01-703	EA	MIRROR-REPL KIT PASSENGER KIT CONTAINS: BEZEL - CONVEX GLASS - FLAT GLASS	709266
1	108699-02-01A	EA	MIRROR ASM-EXTE ADJUSTING GLASS,LH - VELVAC 713225-7 BLK USE SCREW #10915201000 FOR MIRROR TO SIDEWALL FASTENER	
2	106015-02-702	EA	MIRROR-REPLACEMENT KIT (DR)	709267
1	108699-03-01A	EA	MIRROR ASM-EXTE REMOTE/HEAT, RH - VELVAC 713222-7 BLK	
2	086261-01-704	EA	MIRROR KIT EXTE. PASS. SIDE KIT CONTAINS: BEZEL - CONVEX GLASS - HEATED FLAT GLASS	709268
1	108699-04-01A	EA	MIRROR ASM-EXTE REMOTE/HEAT, LH - VELVAC 713223-7 BLK	
2	086261-02-701	EA	MIRROR KIT. EXTE. DRIVER SIDE KIT INCLUDES: BEZEL - CONVEX GLASS - HEATED FLAT GLASS	709269
	087695-01-000	EA	SWITCH-HEATER, EXTERIOR MIRROR FROM: 00-00-00 THRU: 09-03-95	
	087695-02-000	EA	SWITCH-MIRROR HEATER - DAV 4720-12 FROM: 09-04-95 THRU: 99-99-99	
	088246-01-000	EA	SWITCH-REMOTE, EXTE. MIRROR - SQUARE PUSH - VELVAC 7471290	
	099982-02-01A	EA	PLATE-SWITCH, BLACK	
	108825-01-000	EA	GASKET-MIRROR - INDUSTRIAL PRODUCTS	

EXTERIOR BODY GROUP (CONTINUED)

FIBERGLASS, STYROFOAM & STEEL CHANNEL

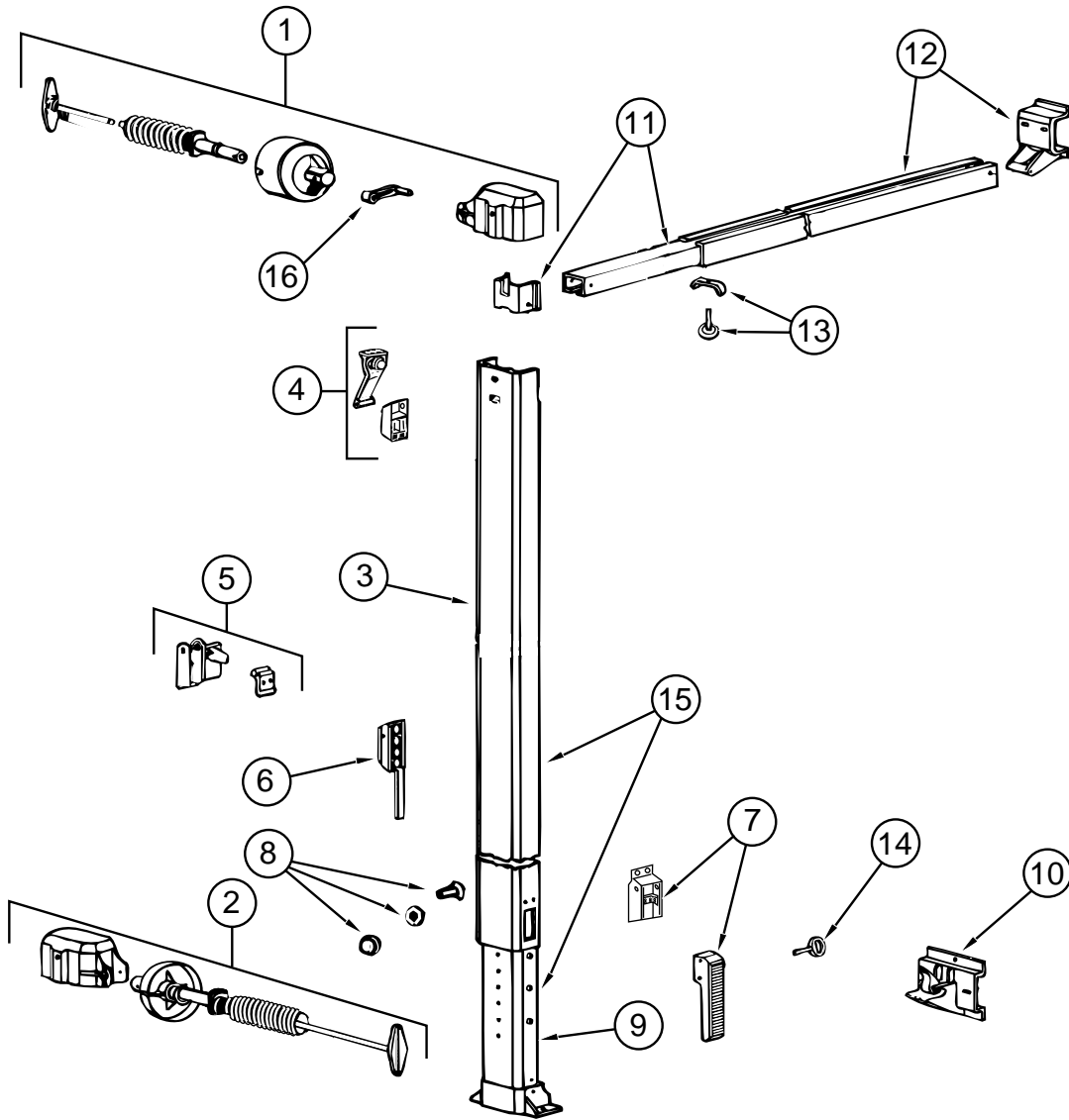
KEY	PART NUMBER	U/M DESCRIPTION
	000870-08-000	SF STYROFOAM-.75 X 48 X 96-PLANED
	002726-01-001	EA GARNISH-U-CHANNEL, 1.38" X 19' - SERRATED - MILL ALUMINUM
	033381-17-001	FT STEEL-TUBE 16GA 1.5 X 1.5 X 192
	044487-01-001	EA ALUMINUM SHEET - .019" X 96" X 360" - MILL FINISH
	044487-01-002	EA ALUMINUM SHEET - .019" X 96" X 432" - MILL FINISH
	055278-01-001	FT TUBING-STEEL, .75" X 1.5" X 288"
	055278-51-259	EA TUBING-STEEL, .75" X 1.5" X 12.5'
	055278-51-323	EA STEEL-TUBE 18GA .75 X 1.5 X 0510MM - CR
	058267-01-000	FT CHANNEL-STEEL, W/HOLES - SIDEWALL STIFFENER - 2" X 20'
	058804-01-000	EA ALUMINUM-.032 X 36.00 X 064.00 1/4 HEX - PERFORATED .79 OPEN
	065747-01-000	SF INSULATION-MICROFOAM, .5" THICK X 72" X 112' ROLL
	065747-51-001	EA INSULATION-M/FOAM .5 X 228 X 558 - AMETEK
	068716-01-001	EA BRACE-90 DEGREE L-ANGLE, 192" - EXTRUDED ALUMINUM
	076054-T1-000	EA FIBERGLASS SHEET 79" X 407" SABLE
		FROM: 00-00-00 THRU: 10-29-95
	076054-W1-000	EA FIBERGLASS SHEET 79" X 409" SABLE
		FROM: 10-30-95 THRU: 99-99-99
	076054-S7-000	EA FIBERGLASS SHEET 38" X 70.6" SABLE
	076054-S9-000	EA FIBERGLASS SHEET 79" X 425" SABLE
		FROM: 00-00-00 THRU: 10-29-95
	076054-V9-000	EA FIBERGLASS SHEET 79" X 425" SABLE
		FROM: 10-30-95 THRU: 99-99-99
	077517-63-000	EA SHEET-FIBERGLASS, 4' X 8' SABLE, FLAT
	083574-06-000	SF STYROFOAM-.75 X 48 X 107
	089297-01-000	SF PLYWOOD-LUAN, OVERLAY GRADE - 4' X 8'
	100619-01-000	BF EXPANDED FOAM SHEET - 48" X 96" X 1.34"
	100619-02-000	BF FOAM-EXPANDED POLYSTYRENE 48" X 96" X 1.5"
	100619-04-000	BF FOAM-EXPANDED POLYSTYRENE - EPS 48"X96"X.5
		FROM: 10-30-95 THRU: 99-99-99
	100619-05-000	BF FOAM-EXPANDED POLYSTYRENE - 48" X 96" X .75"
	100619-10-000	BF FOAM-EXPANDED POLYSTYRENE - 48" X 96" X 1.5"
	100619-11-000	BF FOAM-EXPANDED POLYSTYRENE - 48" X 96" X 2"
	100619-12-000	BF EXPANDED POLYSTYRENE FOAM SHEET -1.5" X 90.25" X 48"
		FROM: 00-00-00 THRU: 10-29-95
	100619-13-000	BF FOAM-EXPANDED POLYSTYRENE - 48" X 96" X .34"
	105077-03-000	EA FOAM-PLUG,SIDEWALL TUBE - WISCONSIN EPS
		FROM: 00-00-00 THRU: 10-29-95
	107258-01-000	EA FOAM-COVE, ROOF
		FROM: 00-00-00 THRU: 10-29-95
	107258-02-000	EA FOAM-PLUG, ROOF TUBE - WISCONSIN EPS
		FROM: 00-00-00 THRU: 10-29-95
	107258-04-000	EA FOAM-PLUG, ROOF TUBE - WISCONSIN EPS
		FROM: 00-00-00 THRU: 10-29-95
	107258-05-000	EA FOAM-PLUG, ROOF TUBE - WISCONSIN EPS
		FROM: 00-00-00 THRU: 10-29-95
	108535-02-04A	SF FIBERGLASS FLAT 104" X 500' LONG SABLE - FILON
		FROM: 00-00-00 THRU: 10-29-95
	108535-02-703	EA FIBERGLASS FLAT 104" X 396" SABLE
	108535-04-702	EA FIBERGLASS FLAT 104' X 396' SABLE
	108535-04-704	EA FIBERGLASS FLAT 6" X 34' SABLE
	109270-01-01A	EA MESH-ALUMINUM BLACK
	109270-02-02A	EA MESH-ALUMINUM MILL
	109270-02-01A	EA MESH-ALUMINUM BLACK
	117754-01-03A	EA FIBERGLASS-SHEET, 320 X 2442MM SABLE
	119389-01-01A	EA TUBE-W/HOLE MILL - EXTR 119391
	120107-03-000	EA FOAM-PLUG, ROOF TUBE - WISCONSIN EPS
		FROM: 10-30-95 THRU: 99-99-99

EXTERIOR BODY GROUP (CONTINUED)

SQUEEGEE & ENTRY DOOR BUMPER

KEY	PART NUMBER	U/M DESCRIPTION
	091955-02-000	EA SQUEEGEE-EXTEND HANDLE
	110429-03-D18	EA BRACKET ASM-SQUEEGEE
	110429-01-01A	EA BRACKET-SQUEEGEE MILL
	117046-01-000	EA BUMPER-RUBBER, ROUND END - LAKEVIEW #22134
		FROM: 05-01-95 THRU: 07-23-95
	117046-02-000	EA BUMPER-RUBBER, ROUND END - LAKEVIEW #22073
		FROM: 07-24-95 THRU: 99-99-99

EXTERIOR BODY GROUP (CONTINUED)



CAREFREE PATIO AWNING, SPACER & SHIM

KEY	PART NUMBER	U/M DESCRIPTION	VENDOR NO.
	116059-05-01A	EA AWNING-ROLLER ASM. 20' PERSIAN GREEN	
	116059-05-02A	EA AWNING-ROLLER ASM, 20' S. BLUE (GRAPHIC UPGRADE OPTION)	
	116059-01-03A	EA AWNING HARDWARE KIT - BLACK ANODIZED	
1	116059-01-744	EA SPRING & BRAKE ASSY (FRONT)	249001A
2	116059-01-745	EA SPRING ASSEMBLY, REAR	249020A
3	116059-01-746	EA ARM ASSEMBLY, UPPER FRT. 66"	249528
	116059-01-747	EA ARM ASSEMBLY-UPPER, REAR 66"	249529
4	116059-01-748	EA SLIDER ASSEMBLY, UPPER	249040
5	116059-01-749	EA ARM STORAGE, LOCK ASSEMBLY	249060
6	116059-01-706	EA CONTROL-BRAKE	249070
7	116059-01-751	EA HANDLE ASSEMBLY	249080
8	116059-01-752	EA STOP BOLT ASSEMBLY	011131
9	116059-01-753	EA ARM-LOWER ASSEMBLY, FRT 56"	249600
	116059-01-754	EA ARM-LOWER ASSEMBLY, REAR 56"	249601
10	116059-01-755	EA BRACKET ASSEMBLY, BOTTOM	012414
11	116059-01-756	EA BRACE ASSEMBLY-LOWER, 50"	012410
12	116059-01-757	EA BRACE ASSEMBLY-UPPER, 50"	012409
13	116059-01-714	EA BLACK LOCKING KNOB - W/ CLAMP	249105
14	116059-01-761	EA HANDLE LOCK PIN	040279
15	116059-01-762	EA ARM ASM. COMP. FRONT,UPR+LWR	249201
	116059-01-763	EA ARM ASM. COMP. RR. UPR+LWR	249221
16	116059-01-720	EA LEVER-BRAKE, BLACK	037076WBLK

EXTERIOR BODY GROUP (CONTINUED)

CAREFREE PATIO AWNING, SPACER & SHIM (CONTINUED)

KEY	PART NUMBER	U/M DESCRIPTION	VENDOR NO.
	116059-01-718	EA WAND - PULL	036031
	116059-01-759	EA DOOR ROLLER	060063
	116059-01-760	EA TOOL KIT-NUTSERT	905007
	116059-01-719	EA SCREW #8 X 5/16	030523 CAM
	111037-01-01A	EA SPACER-AWNING, UPPER BLACK	
	116059-06-01A	EA SHIM-BOTTOM BRACKET, CAREFREE 071300	

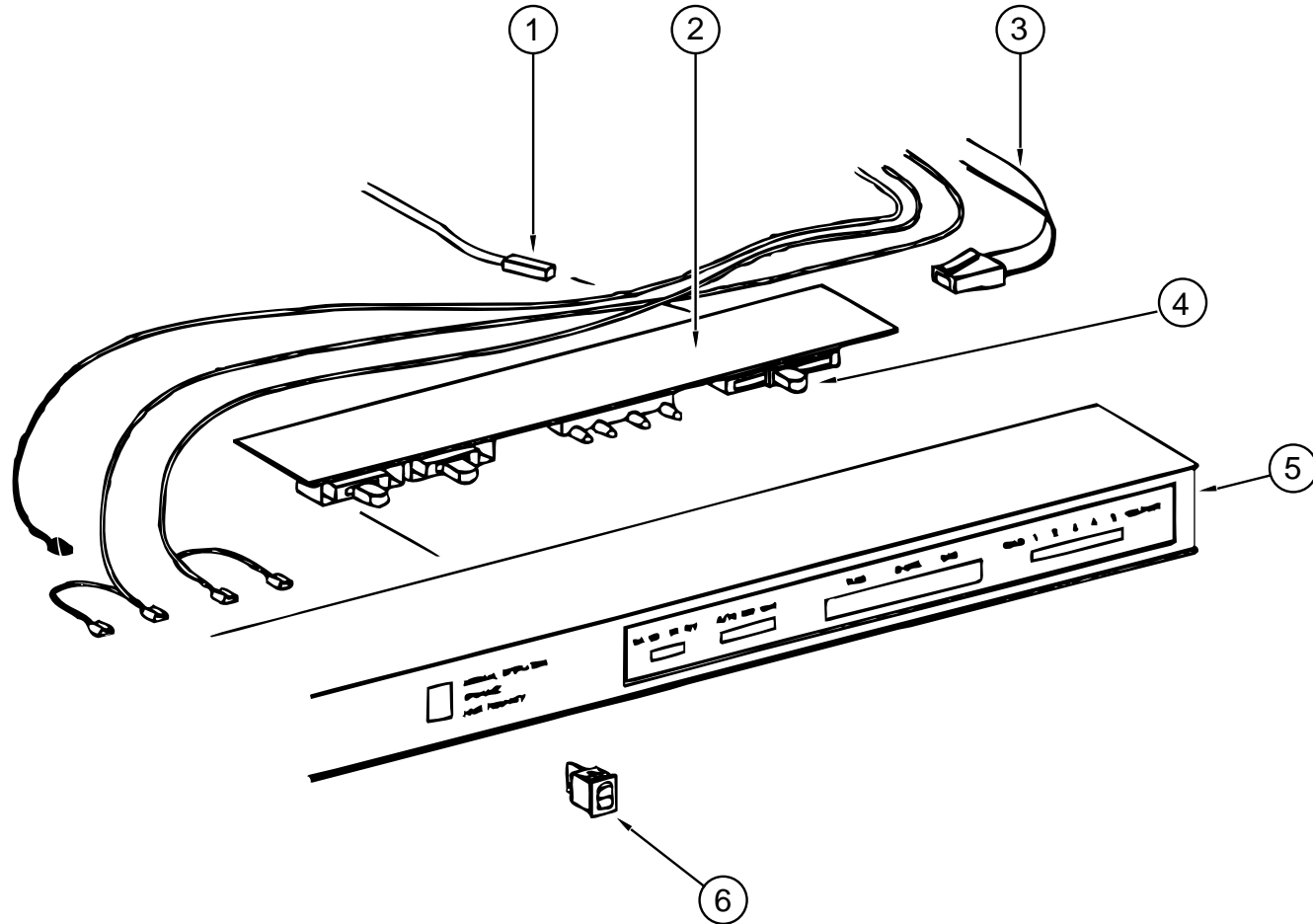
CAREFREE SLIDEOUT ROOM AWNING

KEY	PART NUMBER	U/M DESCRIPTION	VENDOR NO.
	115868-04-01A	EA AWNING RAIL-ANODIZED	
		FROM: 00-00-00 THRU: 01-07-96	
	115868-01-03A	EA AWNING - SLIDEOUT 156 1/2" SATIN ANODIZED	
		FROM: 00-00-00 THRU: 01-07-96	
	115868-01-05A	EA AWNING - SLIDEOUT - 156 1/2" SABLE ANODIZED	
		FROM: 01-08-96 THRU: 99-99-99	
		022406-008	
	115868-01-700	EA STRAP-PULL	
	115868-01-705	EA BRACKET ASM. BOTTOM RT OR LT	R00221
	115868-01-706	EA LOCK ASSEMBLY, ARM	R00023
	115868-01-707	EA LOCK-SLIDE, ARM	R00029
	115868-01-708	EA BRACKET-LOCK ARM	R00223
	115868-01-712	EA CATCH-PULL STRAP, WHITE	649110
	115868-01-715	EA SPRING-RT., 6'-17' OLD STYLE	R00141
	115868-01-717	EA SPRING-LT., 6'-17' OLD STYLE	R00142
	115868-01-719	EA SPRING-LT., 6'-17' NEW STYLE	R00288
	115868-01-721	EA SPRING-RT., 6'-17' NEW STYLE	R00289

GALLEY GROUP

NORCOLD 682 REFRIGERATORS, TIEDOWNS, BAFFLE, TRAY & LEVEL

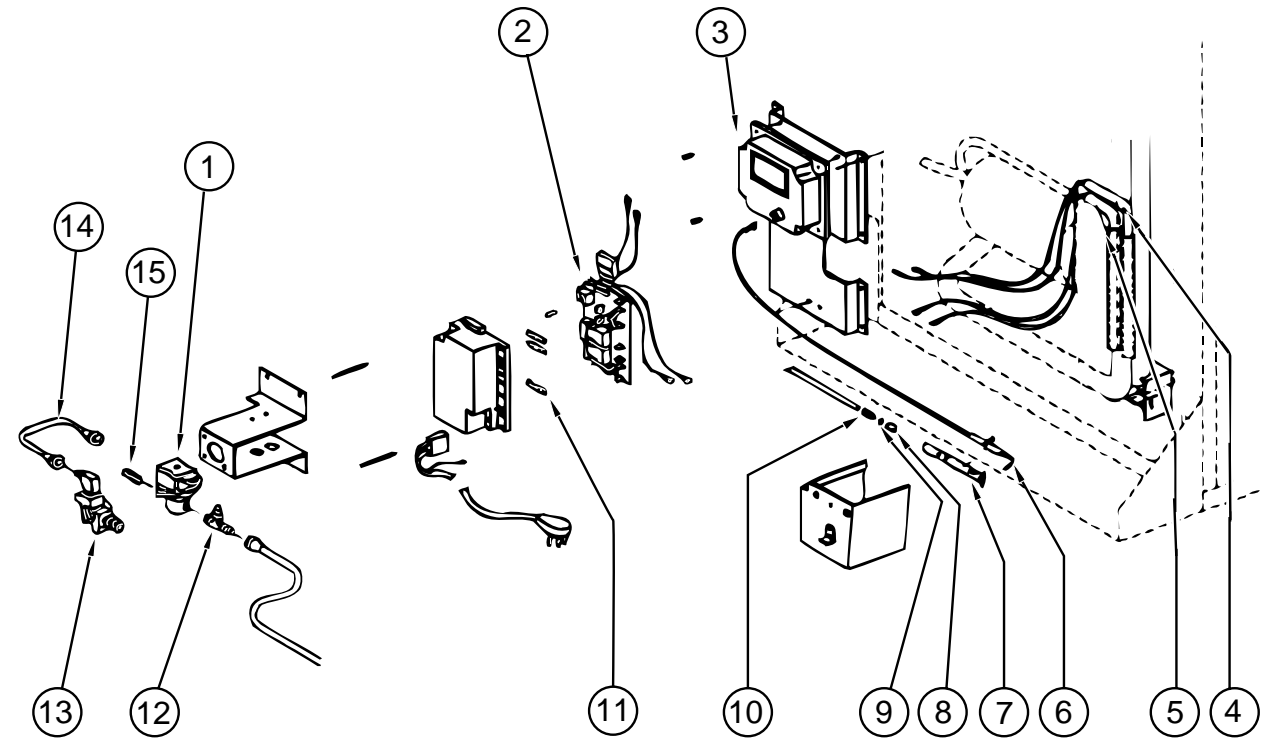
KEY	PART NUMBER	U/M	DESCRIPTION
	104137-04-01A	EA	REFRIGERATOR-LARGE DBL DOOR 2 W/ICE - NORCOLD 682-MI RHBL
	104137-02-01A	EA	REFRIGERATOR-LARGE DBL DOOR 2-WAY - NORCOLD 682 RH BLK
	065225-01-000	EA	PLATE-TIEDOWN, REFRIGERATOR
	090195-08-000	EA	BAFFLE-REFRIGERATOR, LOWER
	093646-01-000	EA	BRACKET ASM-TIEDOWN, REFRIGERATOR
	093646-02-000	EA	BRACKET-TIEDOWN, REFRIGERATOR
	054450-01-000	EA	LEVEL-REFRIGERATOR
	093369-03-000	EA	STRAP-REFRIGERATOR
	116751-02-01A	EA	TRAY-REFRIGERATOR, BLACK



NORCOLD 682 EYEBROW ASSEMBLY

KEY	PART NUMBER	U/M	DESCRIPTION	VENDOR NO.
1	084880-01-753	EA	THERMISTER-78"W/O CLIP	61693822
2	094039-04-700	EA	BOARD-PC, 2 WAY	61647322
3	084880-01-746	EA	CABLE-PC BD TO POWER SUPPLY	61571522
4	102621-01-703	EA	BUTTON-THERMOSTAT-ADJUSTABLE	61587422
5	104137-06-700	EA	SHELL-EYEBROW, 2-WAY, W/HUM	61726622
6	075217-01-738	EA	SWITCH HUMIDITY	61525922

GALLEY GROUP (CONTINUED)

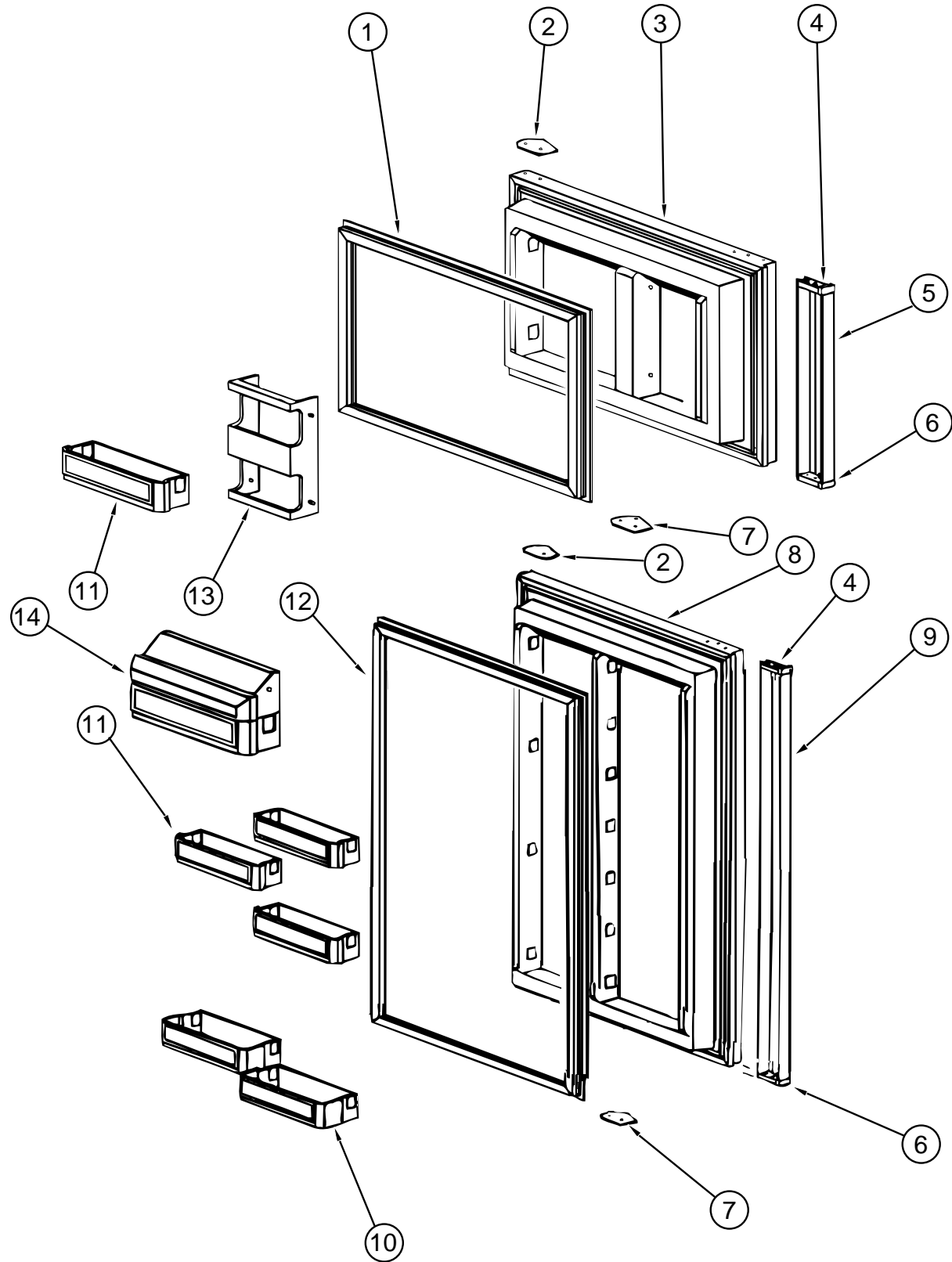


NORCOLD 682 COOLING UNIT & CONTROL BRACKET ASSEMBLY

KEY	PART NUMBER	U/M	DESCRIPTION	VENDOR NO.
1	084880-01-718	EA	VALVE-GAS, (ASCO)	61551822
2	094039-04-702	EA	POWER SUPPLY (2 WAY)	61647422
3	104137-02-700	EA	CHANNEL-CONTROL MODULE	61717037
4	088248-01-710	EA	HEATER DC (HORIZONTAL)	61562822
5	088248-01-709	EA	HEATER-AC (HORIZONTAL)	61562722
6	104137-06-715	EA	ELECTRODE-SPARK /SENSOR, SGL	61692222
7	104137-06-714	EA	BURNER ASSEMBLY, 5-SLOT	61705222
8	084880-01-705	EA	ORIFICE	614522
9	104137-06-713	EA	GASKET-ORIFICE	61475122
10	104137-06-712	EA	FITTING-GAS, TUBE CONNECTION	61692722
11	104137-06-711	EA	FUSE-5 AMP	61611622
12	104137-06-710	EA	TAP-PRESSURE	61594422
13	104137-06-709	EA	VALVE-SHUT OFF, MANUAL	61694922
14	113737-01-750	EA	TUBE-UNION	61694622
15	084880-01-713	EA	FITTING-MALE INLET CONNECTOR	615256222
	088248-01-707	EA	SENSOR-ELECTRODE, HORIZONTAL	61573322
	088248-01-708	EA	ELECTRODE-SPARK, HORIZONTAL	61573222
	084880-03-701	EA	COIL-COOLING, F/HORIZ.BURNER	61687337

GALLEY GROUP (CONTINUED)

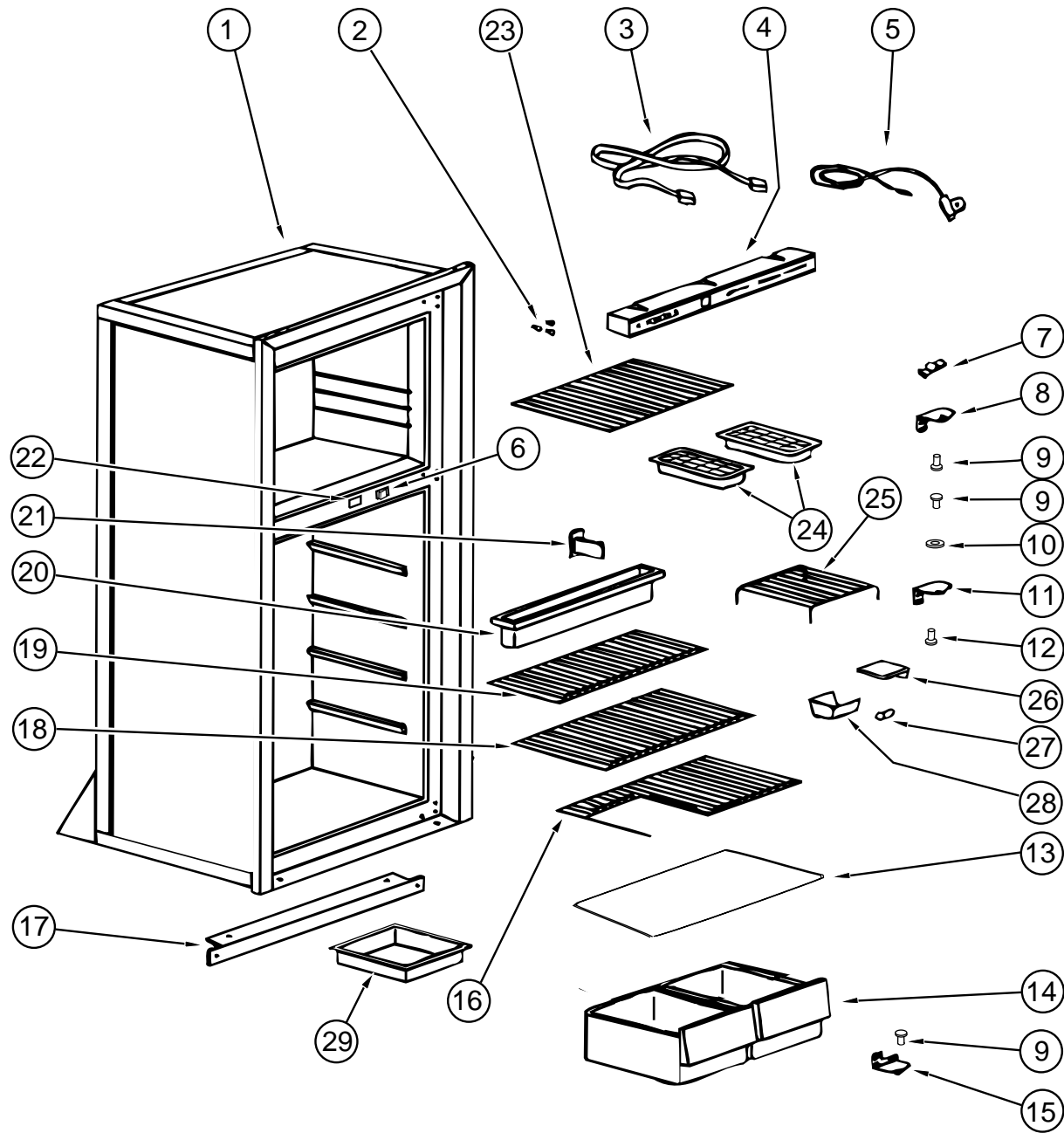
NORCOLD 682 UPPER & LOWER REFRIGERATOR DOORS



KEY	PART NUMBER	U/M	DESCRIPTION	VENDOR NO.
1	094039-01-702	EA	GASKET (GRAY) UPPER	61567830
2	094039-01-710	EA	PLATE-HINGE,RHTOP,LHBTM, BLK	61631330
3	094039-01-706	EA	LINER-UPPER DOOR,WHITE/BLACK	61581838-B
4	084880-01-761	EA	CAP-END, CATCH, UPPER, BLACK	61593730
5	104137-06-701	EA	HANDLE-UPPER DOOR ASM. BLACK	61743638
	084880-01-720	EA	SPRING (FOR DOOR HANDLE)	61558822
6	084880-01-740	EA	CAP-END, STOP CATCH, LWR.BLK	61593830 BLACK
7	094039-01-704	EA	PLATE-HINGE,TOPLH,RHBTM BLK	61631430
8	094039-01-715	EA	LINER-DOOR LOWER,BLACK/WHITE	61581738-B
9	094039-01-717	EA	HANDLE ASM., LOWER DOOR, BLK	61649938
	084880-01-720	EA	SPRING (FOR DOOR HANDLE)	61558822
10	104137-06-719	EA	BIN-MILK, WHITE	617757
11	104137-06-721	EA	BIN-DOOR SHELF, WHITE	617759
12	094039-01-713	EA	GASKET-DOOR, LOWER-GRAY	61568030
13	104137-06-702	EA	RACK-JUICE, WHITE	61580525
14	104137-06-722	EA	KEEPER-DAIRY, WHITE W/BLEU TRIM	617760

GALLEY GROUP (CONTINUED)

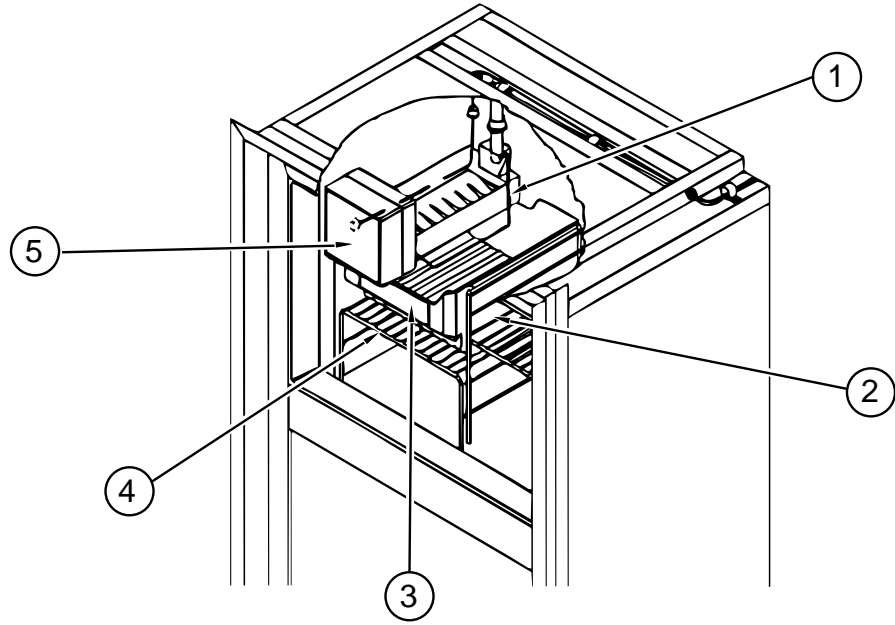
NORCOLD 682 REFRIGERATOR CABINET ASSEMBLY



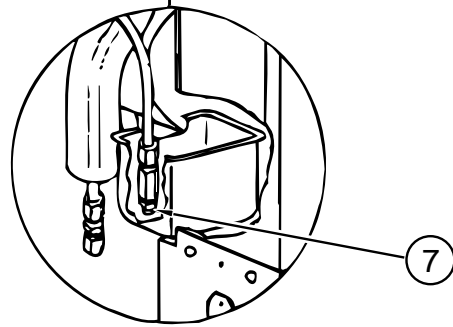
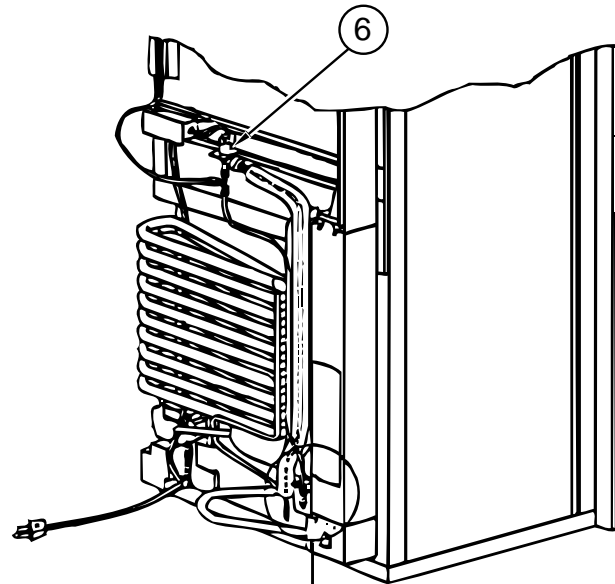
KEY	PART NUMBER	U/M	DESCRIPTION	VENDOR NO.
1	104137-04-701	EA	CABINET-W/BLACK TRIM,WHT INT	61681238
1	094039-01-721	EA	CABINET ASM. WHT.W/BLK FRAME	61663238
2	094039-01-722	EA	PLUG-HOLE, BLACK	61582030
3	084880-01-746	EA	CABLE-PC BD TO POWER SUPPLY	61571522
4	094039-04-701	EA	SHELL-EYEBROW, 2-WAY W/O HUM	61669822
5	084880-01-753	EA	THERMISTER-78" W/O CLIP	61693822
6	094039-01-736	EA	SWITCH-LIGHT, BLACK	61581022
7	084880-01-760	EA	CLIP (THERMISTER)	61689122
8	094039-01-723	EA	BRACKET-HINGE, TOP RH-BTM LH	61580838
9	094039-01-725	EA	PIN-HINGE, BLACK	61578130
10	084880-01-749	EA	BUSHING-HINGE	61580722
11	094039-01-728	EA	BRACKET-HINGE, CENTER BLACK	61566530
12	094039-01-730	EA	PIN-HINGE, CENTER, BLACK	61566730
13	084880-01-722	EA	COVER-CRISPER, GLASS	61564122
14	104137-06-720	EA	CRISPER, WHITE W/BLUE TRIM	617758
15	094039-01-724	EA	BRACKET-HINGE, TOP LH-BTM RH	61580930
16	104137-06-730	EA	SHELF-BOTTOM, W/CUTOUT WHITE	618055
17	094039-01-732	EA	TRIM-FRONT LOWER, BLACK	61622130
18	104137-06-729	EA	SHELF-MIDDLE, WHITE	618052
19	104137-06-728	EA	SHELF W/RISER ,WHITE	618062
20	094039-01-735	EA	TRAY-DRIP, WHITE	61572830
21	084880-01-732	EA	LATCH	61578522
22	075217-01-738	EA	SWITCH-HUMIDITY	61525922
23	104137-09-01A	EA	FREEZER SHELF - GRAY	61630422
24	104137-06-724	EA	ICE TRAY	61667722
25	094039-07-702	EA	SHELF-WIRE, FREEZER, LONG	61629722
26	084880-03-705	EA	BRACKET-LIGHT-INTERIOR	61628922
27	084880-03-706	EA	BULB-LAMP	61627922
28	084880-03-707	EA	COVER-LAMP, LENS	61627922
29	104137-06-718	EA	SHELF-TRAY, WHITE, W/CUTOUT	617756

GALLEY GROUP (CONTINUED)

NORCOLD 682 REFRIGERATOR ICE MAKER



KEY	PART NUMBER	U/M	DESCRIPTION	VENDOR NO.
1	120075-03-703	EA	ARM-SHUT OFF	61656922
2	094039-07-702	EA	SHELF-WIRE, FREEZER, LONG	61667722
	104137-04-700	EA	SHELF-FREEZER, METAL	61710522
3	104137-06-723	EA	BIN-ICE, WHITE	617761
4	104137-09-01A	EA	FREEZER SHELF - GRAY	
5	094039-07-700	EA	ICE MAKER ASSEMBLY	61684937
6	094039-07-704	EA	VALVE-FILL, WATER	61657022
7	094039-07-705	EA	VALVE- DRAIN	61685622



GALLEY GROUP CONTINUED

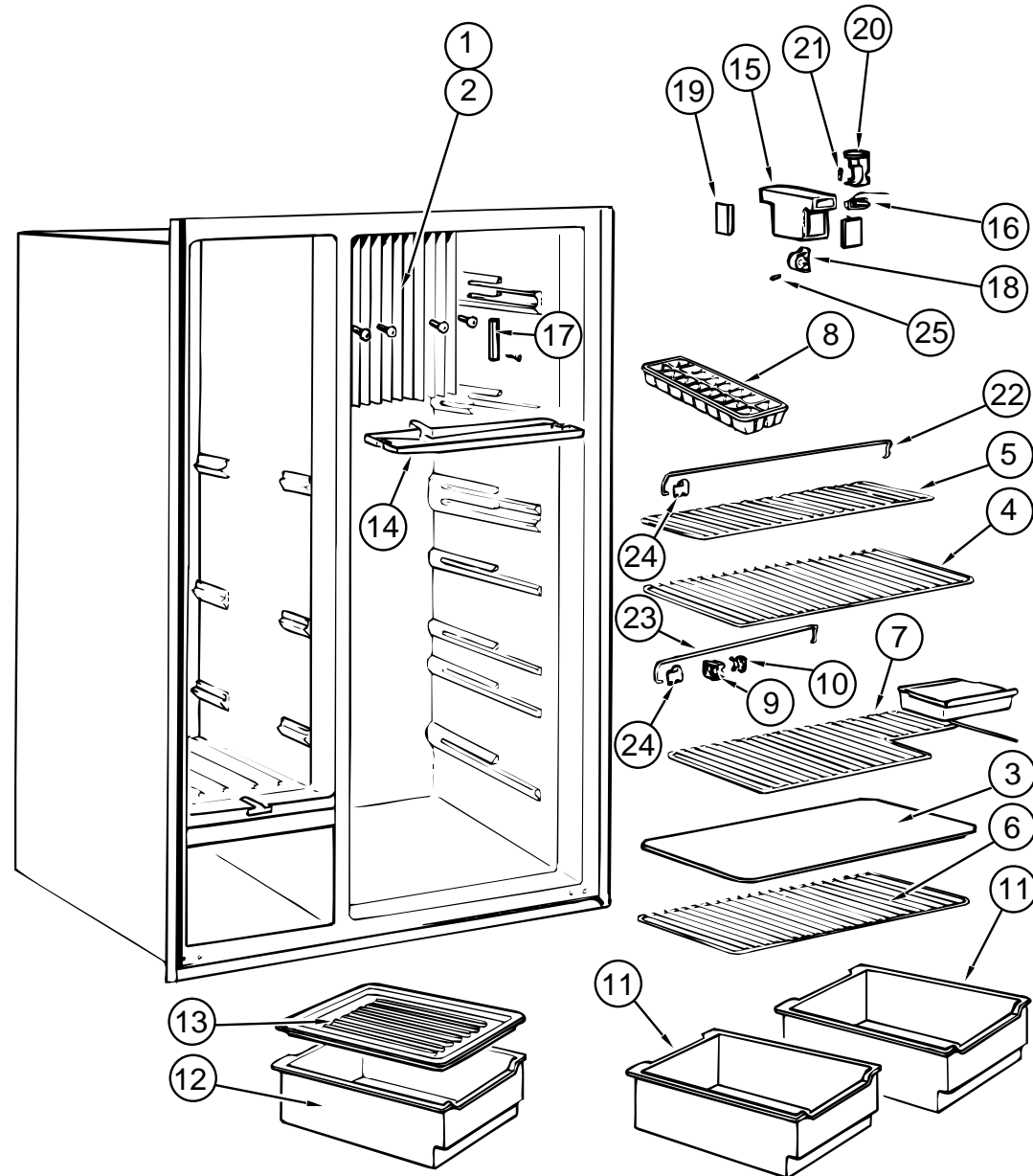
DOMETIC RM 7732IM REFRIGERATOR, TIEDOWNS, LEVEL & TRAY

KEY	PART NUMBER	U/M	DESCRIPTION
	118367-01-01A	EA	REFRIGERATOR-SIDE BY SIDE DR 2 WAY DOMETIC RM 7732IM
	065225-01-000	EA	PLATE-TIEDOWN, REFRIGERATOR
	090195-08-000	EA	BAFFLE-REFRIGERATOR, LOWER
	093646-01-000	EA	BRACKET ASM-TIEDOWN, REFRIGERATOR
	093646-02-000	EA	BRACKET-TIEDOWN, REFRIGERATOR
	054450-01-000	EA	LEVEL-REFRIGERATOR
	093369-03-000	EA	STRAP-REFRIGERATOR
	118871-01-01A	EA	TRAY-REFRIGERATOR, BLACK
	118871-02-01A	EA	TRAY-REFRIGERATOR, BLACK

FROM: 00-00-00 THRU: 03-31-96

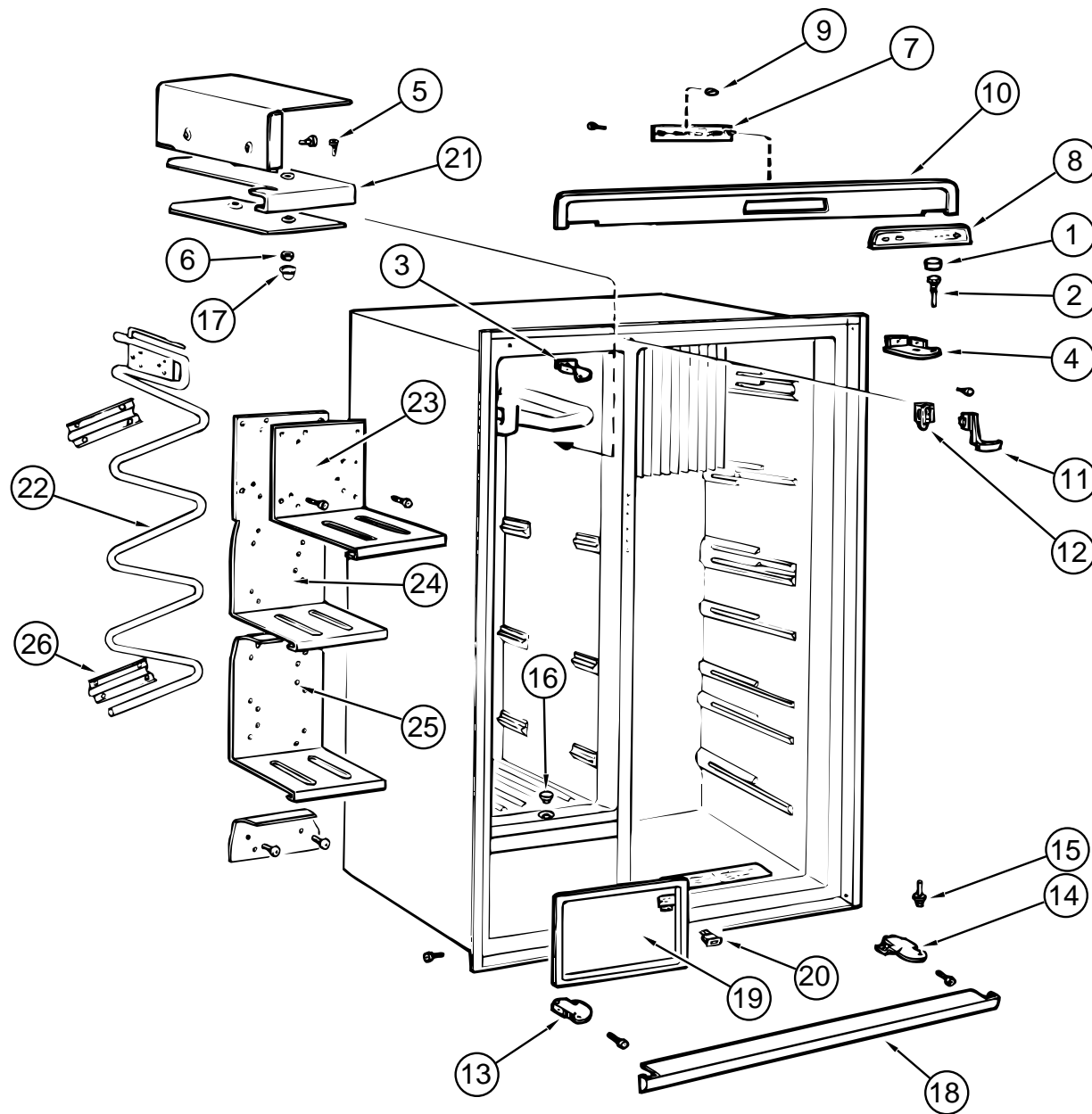
FROM: 04-01-96 THRU: 99-99-99

KEY	PART NUMBER	U/M	DESCRIPTION	VENDOR NO.
1	118367-01-739	EA	FLANGE-COOLING COIL, LEFT	293 16 61-02/5
2	118367-01-740	EA	FLANGE-COOLING COIL, RIGHT	293 16 61-03/3
3	118367-01-741	EA	SHELF-UPPER, REFRIGERATOR	293 15 41-05/2
4	118367-01-742	EA	SHELF #2, REFRIGERATOR	293 15 41-04/5
5	118367-01-743	EA	SHELF #3, REFRIGERATOR	293 15 42-02/7
6	118367-01-744	EA	SHELF #4, REFRIGERATOR	293 11 17-06/9
7	118367-01-745	EA	SHELF #5, REFRIGERATOR	293 15 41-06/0
8	118367-01-746	EA	TRAY-ICE	293 04 00-00/3
9	118367-01-747	EA	LOCK-FLAP, INNER	200 73 92-02/6
10	118367-01-748	EA	LOCK-FLAP, OUTER	200 73 93-02/4
11	118367-01-749	EA	BOX-VEGETABLE	293 14 71-02/9
12	118367-01-750	EA	BOX-VEGETABLE	293 14 71-03/7
13	118367-01-751	EA	LID-VEGETABLE	293 26 93-01/9
14	118367-01-752	EA	PAN-DRIP	293 61 63-01/3
15	118367-01-753	EA	COVER-SWITCH & LIGHT	200 40 44-09/1
16	118367-01-754	EA	SWITCH-DOOR	294 08 25 00/9
17	118367-01-755	EA	RETAINER-PROBE	293 19 76-01/9
18	118367-01-756	EA	SUPPORT-THERMOSTAT	200 40 42-00/4
19	118367-01-757	EA	CAP-END LAMP PROTECTION	200 40 43-00/2
20	118367-01-758	EA	LIGHTING	293 07 44-01/2
21	118367-01-759	EA	LAMP, 10W - 12VOLT	200 72 90-00/6
22	118367-01-760	EA	RACK-UPPER	200 73 37-15/3
23	118367-01-761	EA	RACK-LOWER	200 73 37-16/1
24	118367-01-762	EA	RETAINER-RACKS	293 06 93-04/5
25	118367-01-763	EA	PIN-LOCKING	200 12 81-01/9
	118367-01-784	EA	BUCKET-ICE	3108702.998
	118367-01-785	EA	CONNECTION-WATER, COMPLETE	2930916024
	118367-01-787	EA	SHELF-ICE BUCKET WIRE	293 19 85010
	118367-01-788	EA	BLOCK-TERMINAL	2931963017
	118367-01-789	EA	ICEMAKER	3108703.517
	118367-01-790	EA	VALVE-WATER	2931972026



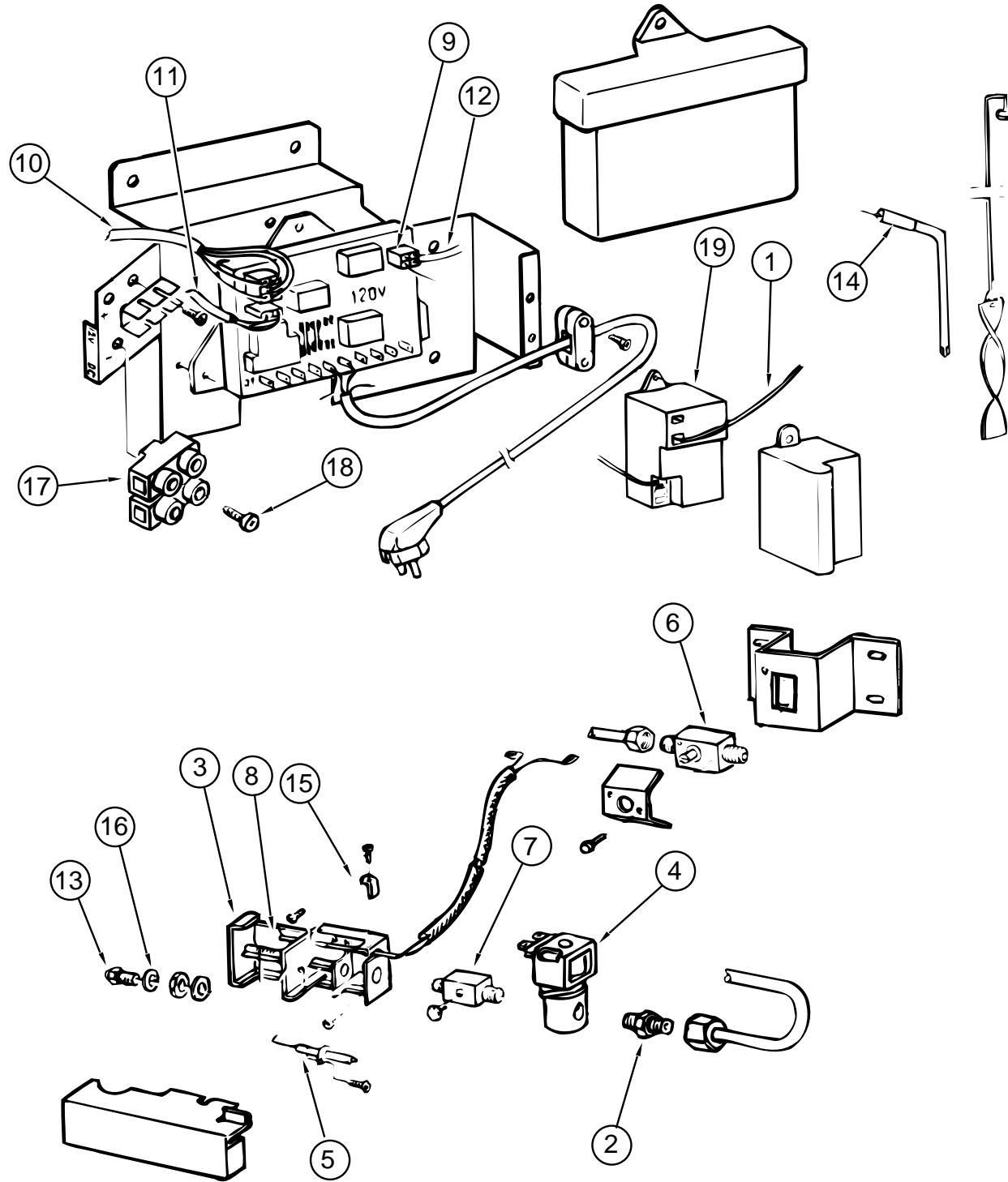
GALLEY GROUP (CONTINUED)

CABINET & SHELVES DOMETIC SIDE BY SIDE REFRIGERATOR - RM 7732IM (CONTINUED)



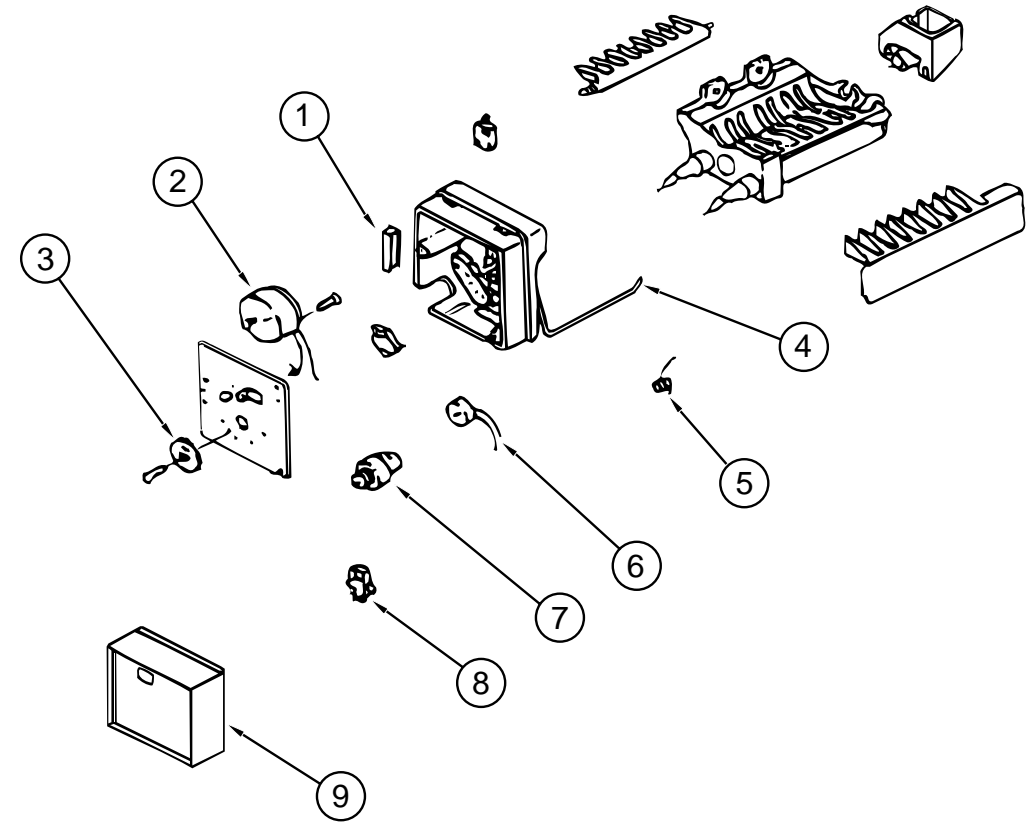
KEY	PART NUMBER	U/M DESCRIPTION	VENDOR NO.
1	118367-01-713	EA PLUG	293 27 36-01/6
2	118367-01-714	EA PIN-HINGE, UPPER	293 26 47-01/5
3	118367-01-715	EA HINGE-UPPER, LEFT - FREEZER	293 26 46-01/7
4	118367-01-716	EA HINGE-UPPER, RIGHT - REFRIGERATOR	293 26 46-02/5
5	118367-01-717	EA SCREW, M6S, 5 X 20, FINISHED	725 23 30-13/4
6	118367-01-718	EA NUT, M5, BRASS, FINISHED	731 43 14-13/4
7	118367-01-719	EA BOARD-CIRCUIT, AES ASM.	293 26 97-05/1
8	118367-01-720	EA DECORATION	95 50 24-53/4
9	118367-01-721	EA BUTTON	95 50 24-13/8
10	118367-01-722	EA DECORATION-FRONT	293 26 63-01/2
11	118367-01-723	EA BOW-LOCKING	293 27 45-01/7
12	118367-01-724	EA RETAINER	293 27 46-01/5
13	118367-01-725	EA HINGE-LOWER, LEFT - FREEZER	293 26 45-01/9
14	118367-01-726	EA HINGE-LOWER, RIGHT - REFRIGERATOR	293 26 45-02/7
15	118367-01-727	EA PIN-HINGE, LOWER	293 26 49-02/9
16	118367-01-728	EA LID-LOWER	293 17 15-01/1
17	118367-01-729	EA LID-UPPER	293 04 87-00/0
18	118367-01-730	EA STRIP-FRONT	293 26 64-01/0
19	118367-01-731	EA FLAP	293 26 55-01/8
20	118367-01-732	EA SWITCH-DOOR	293 26 80-01/6
21	118367-01-733	EA SHELF-UPPER, FREEZER	293 14 77-02/6
22	118367-01-734	EA COIL-FREEZER	293 14 74-01/5
23	118367-01-735	EA SHELF - #2, FREEZER	293 19 83-02/3
24	118367-01-736	EA SHELF - #3, FREEZER	293 19 82-02/5
25	118367-01-737	EA SHELF - #4, FREEZER	293 14 82-02/6
26	118367-01-738	EA BRACKET-SHELF, FREEZER	293 14 84-01/4

GALLEY GROUP (CONTINUED)



ELECTRICAL COMPONENTS DOMETIC SIDE BY SIDE REFRIGERATOR - RM 7732IM (CONTINUED)

KEY	PART NUMBER	U/M DESCRIPTION	VENDOR NO.
9	118367-01-772	EA BOARD-CIRCUIT, COMPLETE	293 18 42-03/9
10	118367-01-773	EA CONDUCTOR-CIRCUIT BOARD	293 18 62-02/9
11	118367-01-774	EA CONDUCTOR-THERMISTOR	293 18 63-02/7
12	118367-01-775	EA CONDUCTOR-GAS VALVE	295 44 37-02/2
13	118367-01-776	EA ORFICE-JET, NR76	200 74 19-33/2
14	118367-01-777	EA HEATER - 210 WATT, 120 VOLT	17 37 58-03/8
15	118367-01-778	EA RETAINER	293 06 60-01/0
16	118367-01-779	EA WASHER	200 74 57-00/1
17	118367-01-780	EA BLOCK-TERMINAL	293 04 63-01/9
18	118367-01-781	EA SCREW, R X S, B6 X 25, STAINLESS	729 52 87-40/8
19	118367-01-782	EA IGNITION-SPARK	293 11 32-01/9



ELECTRICAL COMPONENTS DOMETIC SIDE BY SIDE REFRIGERATOR - RM 7732IM

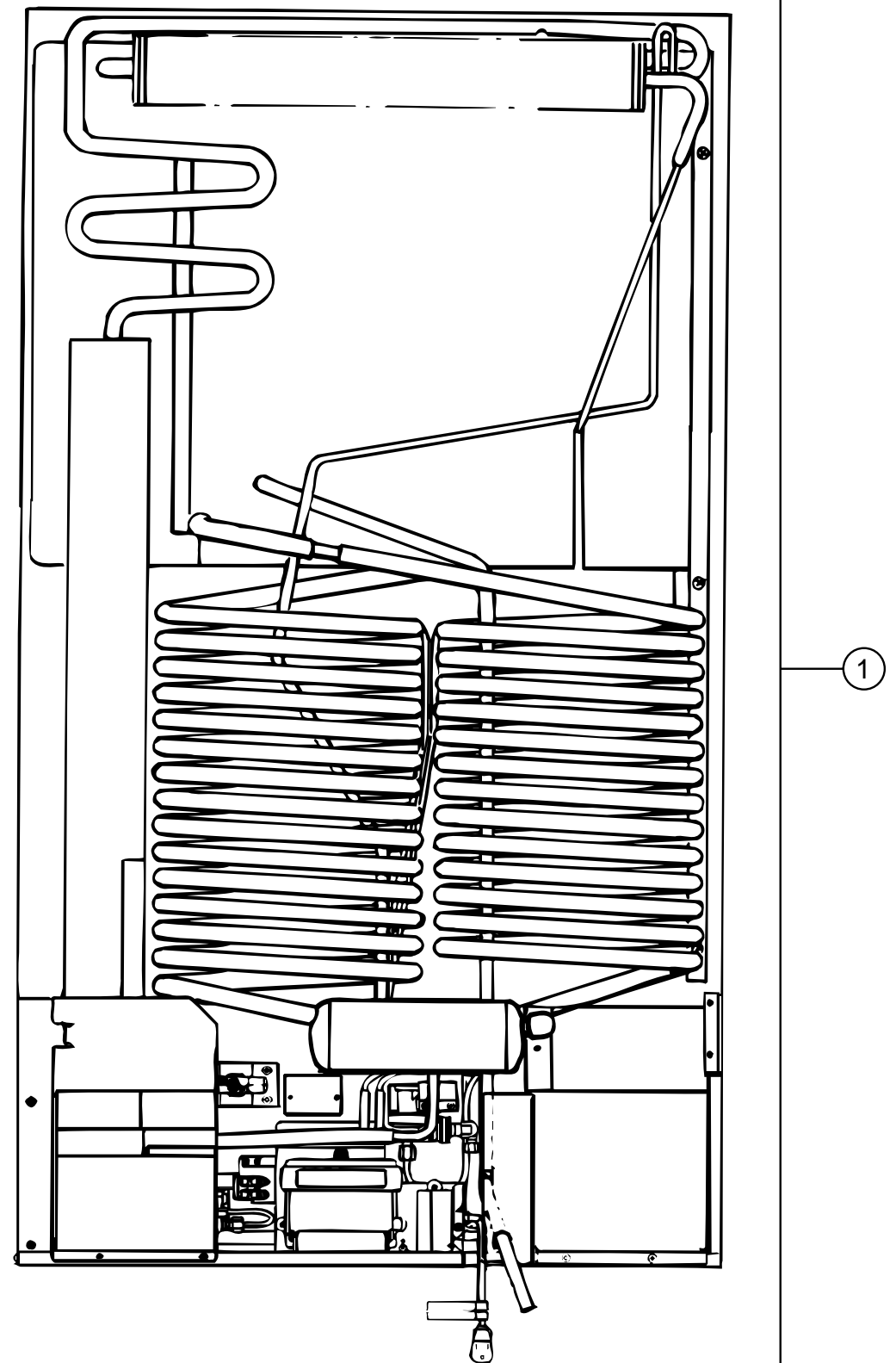
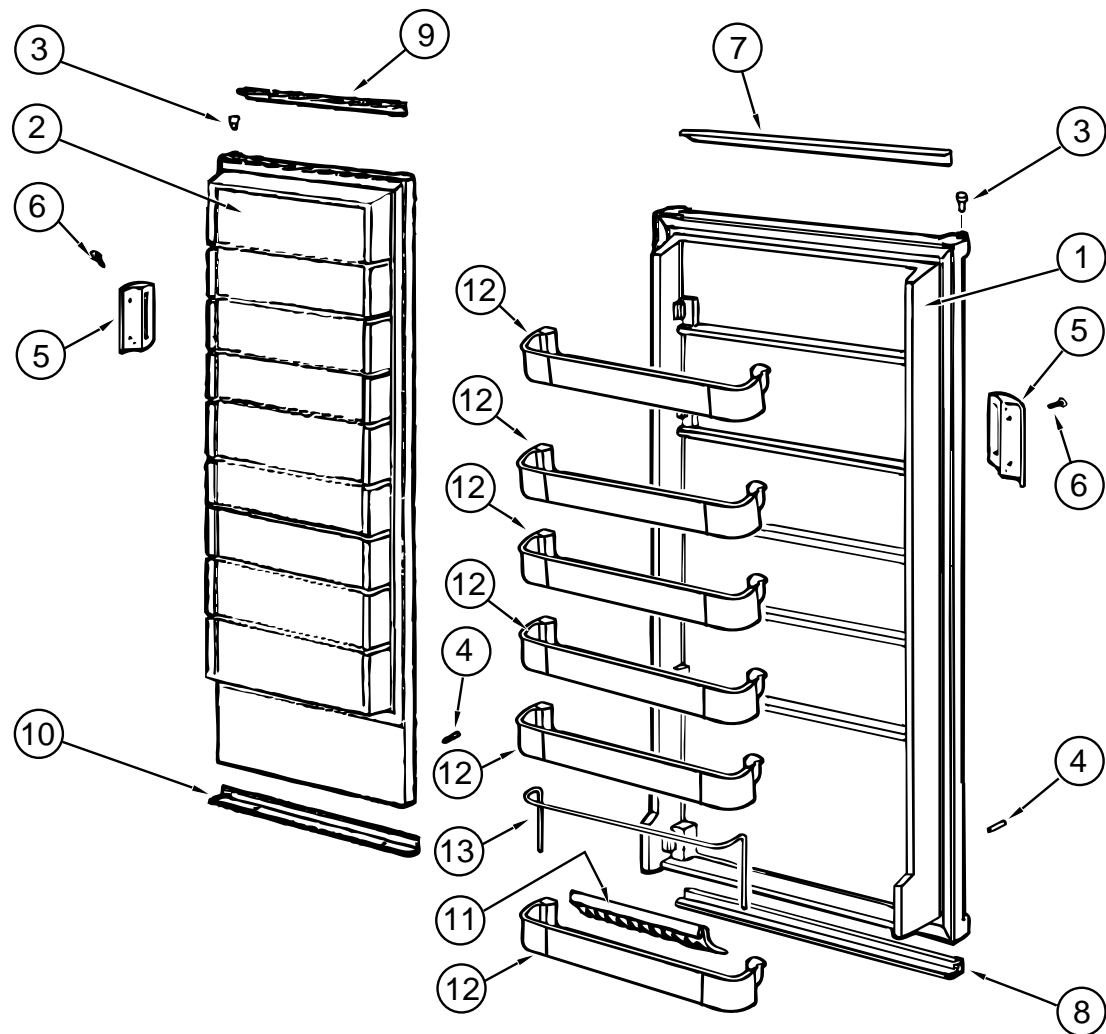
KEY	PART NUMBER	U/M DESCRIPTION	VENDOR NO.
1	118367-01-764	EA CONDUCTOR-ELECTRODE	200 76 68-04/5
2	118367-01-765	EA NIPPLE	293 20 63-01/5
3	118367-01-766	EA HOUSING-BURNER	293 21 61-01/7
4	118367-01-767	EA VALVE-SOLENOID	294 3298-03/0
5	118367-01-768	EA ELECTRODE	293 14 95-01/0
6	118367-01-769	EA GAS SHUTOFF	293 26 16-01/0
7	118367-01-770	EA NIPPLE	293 18 24-01/1
8	118367-01-771	EA THERMOSTAT	293 18 26-01/6

ICEMAKER COMPONENTS - DOMETIC SIDE BY SIDE REFRIGERATOR RM 7732IM

KEY	PART NUMBER	U/M DESCRIPTION	VENDOR NO.
1	118367-01-799	EA PLUG, 4 PRONG FEMALE	3108702.907
2	118367-01-793	EA MOTOR	3108703.475
3	118367-01-795	EA GEAR	3108703.491
4	118367-01-797	EA ARM, SHUT OFF	3108702.881
5	118367-01-798	EA SPRING, SHUT OFF ARM	3108702.899
6	118367-01-792	EA THERMOSTAT, MOLDING	3108703.467
7	118367-01-794	EA CAM	3108703.483
8	118367-01-791	EA SWITCH (3 REQ)	8108703.459
9	118367-01-796	EA COVER, CYCLE FRONT	2930874025

GALLEY GROUP (CONTINUED)

GALLEY GROUP (CONTINUED)



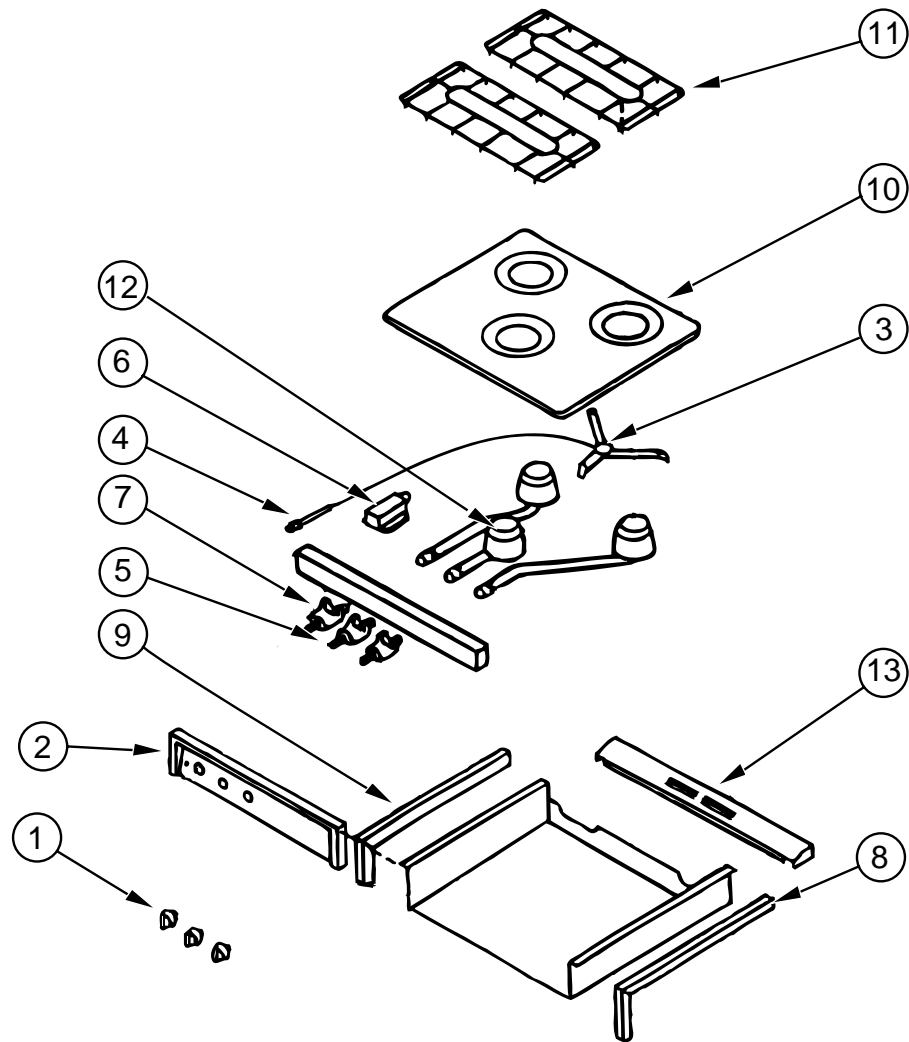
DOORS - DOMETIC SIDE BY SIDE REFRIGERATOR RM 7732IM

KEY	PART NUMBER	U/M DESCRIPTION	VENDOR NO.
1	118367-01-700	EA DOOR-REFRIGERATOR	293 25 90-11/6
2	118367-01-701	EA DOOR-FREEZER	293 25 89-11/8
3	118367-01-702	EA BUSHING-HINGE, FREEZER-REFRIGERATOR	293 11 71-01/7
4	118367-01-703	EA STOP-LOWER, FREEZER-REFRIGERATOR	293 25 88-01/1
5	118367-01-704	EA HANDLE, FREEZER-REFRIGERATOR	293 27 29-01/1
6	118367-01-705	EA SCREW-HANDLE, FREEZER-REFRIGERATOR	724 13 23-61/2
7	118367-01-706	EA DECORATION-DOOR, REFRIGERATOR UPPER	293 26 42-08/1
8	118367-01-707	EA DECORATION-DOOR, REFRIGERATOR LOWER	293 26 42-03/2
9	118367-01-708	EA DECORATION-DOOR, FREEZER, UPPER	293 26 42-12/3
10	118367-01-709	EA DECORATION-DOOR, FREEZER, LOWER	293 26 42-02/4
11	118367-01-710	EA HOLDER-BOTTLE, DOOR, REFRIGERATOR	293 26 58-01/2
12	118367-01-711	EA SHELF-DOOR, REFRIGERATOR	293 25 83-02/0
13	118367-01-712	EA RACK-DOOR, REFRIGERATOR	293 25 85-04/1

COOLING COIL - DOMETIC SIDE BY SIDE REFRIGERATOR RM 7732IM

KEY	PART NUMBER	U/M DESCRIPTION	VENDOR NO.
1	118367-01-783	EA COIL-COOLING	293 49 45-09/4

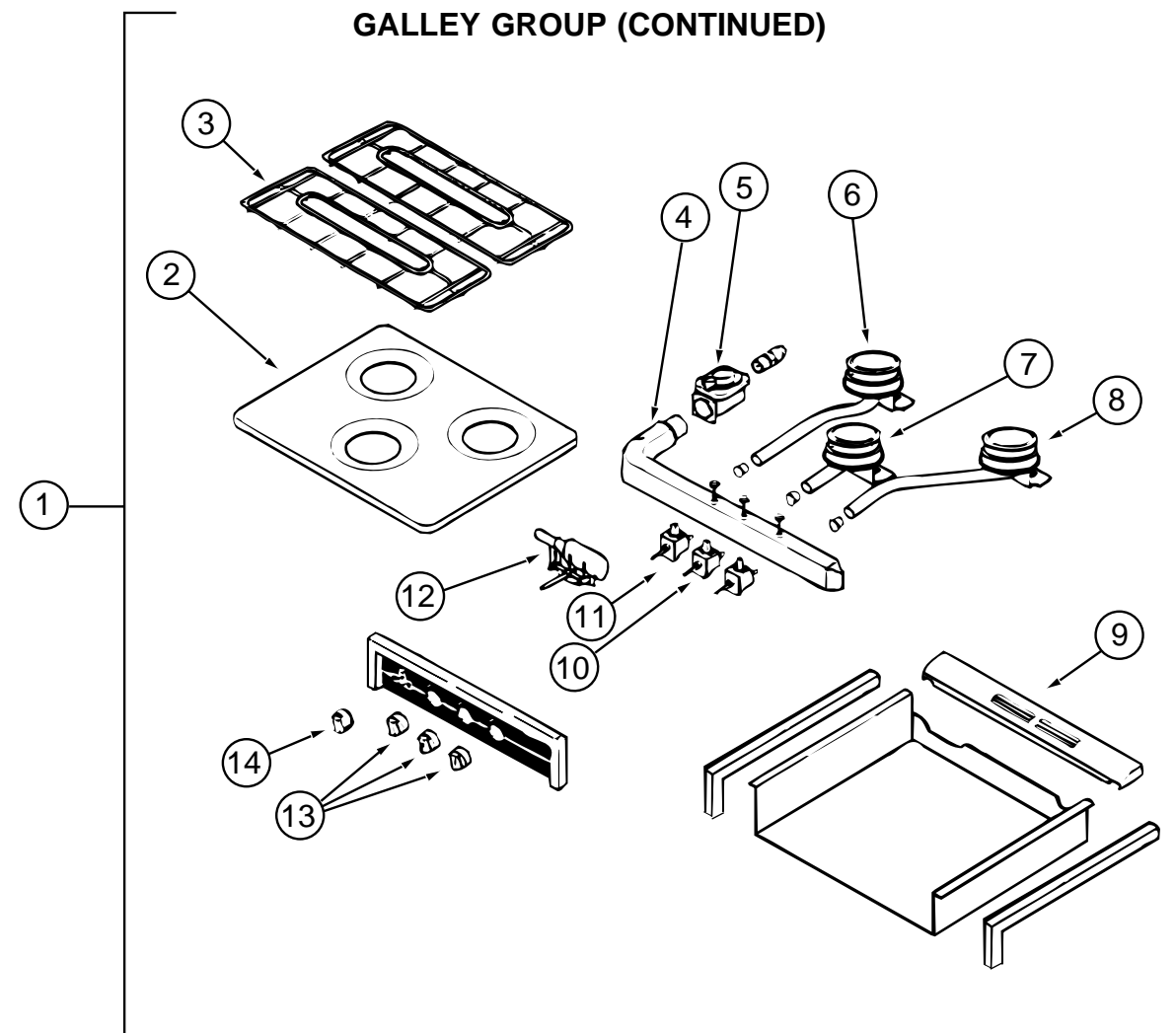
GALLEY GROUP (CONTINUED)



ATWOOD RANGE TOP - 53764 FROM: 00-00-00 THRU: 01-14-96

KEY	PART NUMBER	U/M DESCRIPTION	VENDOR NO.
	106689-01-01A	EA TOP-RANGE, 3 BURNER - BLACK - ATWOOD	53764
1	101593-01-703	EA KNOB-BURNER	53000
2	106689-01-700	EA COVER-MANIFOLD, 3 BURNER	53074
3	106689-01-701	EA IGNITOR-SPARK, HIGH OUTPUT	53078
4	106689-01-702	EA BUTTON-PUSH, PIEZO	52279
5	106689-01-703	EA VALVE-HIGH OUTPUT	53047
6	106689-01-704	EA REGULATOR-EXTREME PRESSURE	51062
7	106689-01-705	EA VALVE-BURNER, ROBERT SHAW	52123
8	106689-01-706	EA TRIM-RIGHT HAND, TOP & SIDE BLK	53020
9	106689-01-707	EA TRIM-LEFT HAND, TOP & SIDE BLK	53019
10	107246-01-700	EA TOP-MAIN, BLACK	53083
11	107246-01-701	EA GRATE-BURNER	53050
12	107246-01-710	EA BURNER-HIGH OUTPUT	53069
13	107323-01-705	EA TRIM-VENT	53525
	107323-01-710	EA CLIP-GRATE	53301
	107323-01-711	EA CUSHION-GRATE, RUBBER	53008

GALLEY GROUP (CONTINUED)



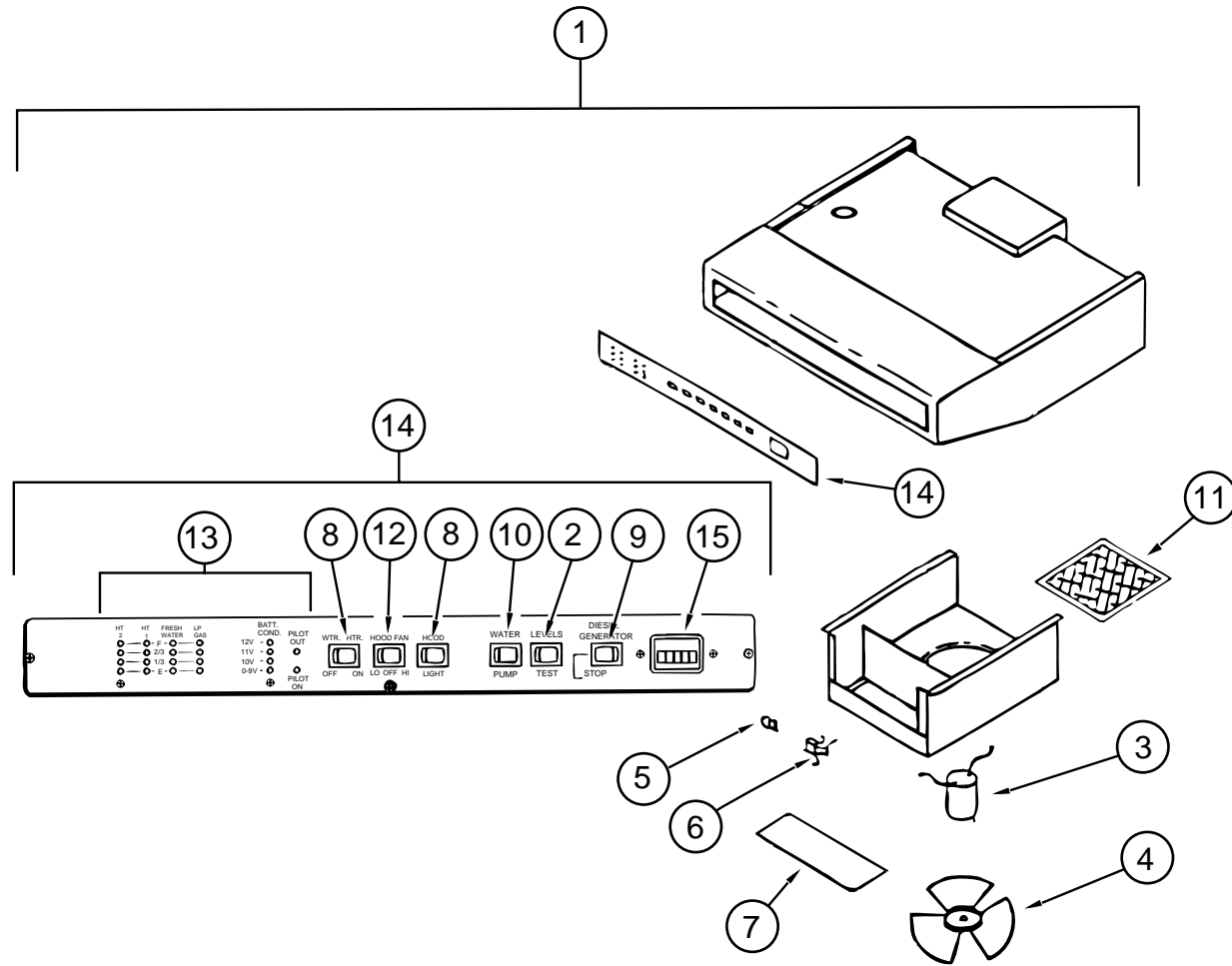
ATWOOD RANGE TOP - 3 BURNER MODEL C-37 FROM: 01-15-96 THRU: 99-99-99

KEY	PART NUMBER	U/M DESCRIPTION	VENDOR NO.
1	121757-01-01A	EA RANGE TOP-3 BURNER BLK HIGH	
2	121758-01-714	EA RANGE-TOP, ALMOND	53082
3	107246-01-701	EA GRATE-BURNER	53050
	107323-01-711	EA CUSHION-GRATE, RUBBER	53008
	107323-01-716	EA CLIP-GRATE, GREEN	50005
4	121757-01-700	EA MANIFOLD - 3 BURNER	56072
5	106689-01-704	EA REGULATOR-EXTREME PRESSURE	51062
6	121758-01-707	EA BURNER LEFT REAR PZO	56066
7	121758-01-708	EA BURNER CENTER (HIGH OUTPUT)	56068
8	121758-01-706	EA BURNER RIGHT REAR PZO	56067
9	107323-01-705	EA TRIM-VENT	53525
10	121758-01-705	EA VALVE HIGH OUTPUT	56087
11	121758-01-710	EA VALVE, BURNER (2)	56086
12	121758-01-701	EA IGNITOR PIEZO (ROTARY)	56096
13	121758-01-712	EA KNOB, BURNER (3)	56093
14	121758-01-700	EA KNOB (TURN STYLE) PIEZO IGNITOR	56095
	121758-01-702	EA ELECTRODE WIRE(PIEZO IGNITOR)	56097
	121758-01-704	EA INSERT PIEZO	56098

RANGE TOP TIEDOWNS

KEY	PART NUMBER	U/M DESCRIPTION
	106936-03-01A	EA BRACKET-TIEDOWN, STOVE, FRONT, BLACK
	106936-04-01A	EA BRACKET-TIEDOWN, STOVE, FRONT, BLACK

GALLEY GROUP (CONTINUED)



RANGE HOODS

KEY	PART NUMBER	U/M DESCRIPTION	VENDOR NO.
1	100258-21-02A	EA HOOD-RANGE, W/MONITOR PANEL - TEXTURED BLK - TMS-5011-SBP (U.S.)	
1	100258-24-02A	EA HOOD-RANGE, W/MONITOR PANEL - TEXTURED BLK - TMS-5011-SBC (CSA)	
2	096983-01-701	EA SWITCH-SPST MOM. 2 TERM	L0111
3	090973-01-700	EA MOTOR-12 VOLT, CSA & UL	CA508-1
4	090973-01-702	EA BLADE-FAN	VA183-1
5	092696-01-709	EA LAMP #912	VA415
6	092696-01-710	EA HOLDER-LAMP	CB267-2
7	092696-02-701	EA LENS-LAMP	CC179-2
8	096983-01-700	EA SWITCH-ON/OFF	108
9	096983-01-702	EA SWITCH-MOM/OFF/MOM, 3 TERM	112
10	096983-01-703	EA SWITCH-ON/ON	115
11	096983-01-707	EA FILTER-MESH	CC246
12	100258-08-701	EA SWITCH-FAN, 2 SPEED	122
13	100258-11-700	EA BOARD-CIRCUIT	L5097-01
14	100258-11-701	EA PANEL-CONTROL ASSEMBLY	LA9080
15	100258-10-700	EA METER-HOUR	150

GALLEY GROUP (CONTINUED)

STOVE COVERS

KEY	PART NUMBER	U/M DESCRIPTION
	M05904-01-E13	EA COVER ASM-STOVE, W/COUNTERTOP (G38, G39)
	M05904-01-F40	EA COVER ASM-STOVE, W/COUNTERTOP (G40, G41)
	M05904-01-G42	EA COVER ASM-STOVE, W/COUNTERTOP (G42, G43)

MICROWAVE OVEN

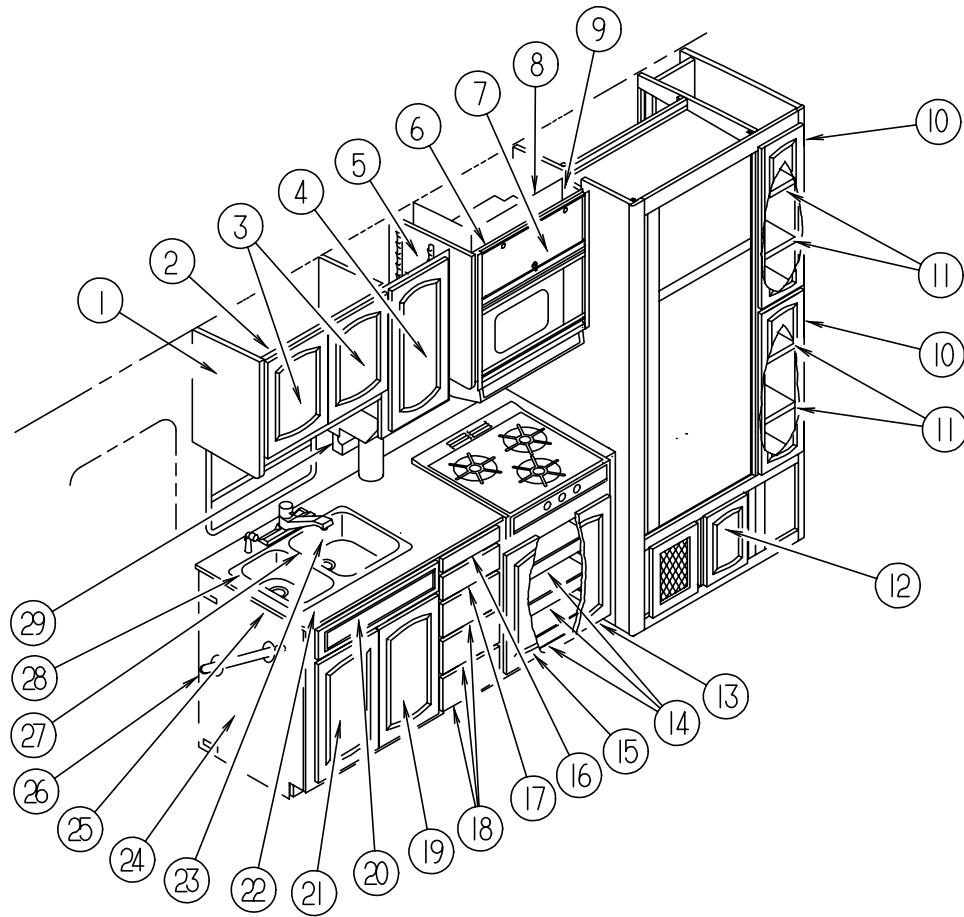
KEY	PART NUMBER	U/M DESCRIPTION
	102479-03-000	EA OVEN-MICROWAVE - PANASONIC NN6505A FROM: 00-00-00 THRU: 11-26-95
	102479-01-000	EA OVEN-MICROWAVE, CONVECTION - PANASONIC NN8501VA FROM: 11-27-95 THRU: 99-99-99
	094756-02-01A	EA BRACKET-L, MICROWAVE - 6.1" LONG X 3.9" WIDE - STEEL - TAN
	094756-03-D18	EA BRACKET-ANGLE W/HOLES
	094756-01-02A	EA BRACKET-ANGLE, W/HOLES MILL
	102482-02-C11	EA FRAME ASM-MICROWAVE
	102456-04-000	EA BAFFLE ASM-MICROWAVE
	102842-02-000	EA BRACKET-BAFFLE, 22.1" X 2.5" - STEEL

COFFEE MAKER

KEY	PART NUMBER	U/M DESCRIPTION	VENDOR NO.
	103799-02-01A	EA COFFEEMAKER WITH CLOCK, WHITE - BLACK & DECKER SDC2B	
	103799-01-700	EA POT-CARAFE, GLASS	679420
	103799-01-701	EA BRACKETS, WHITE PAIR	164734-06 B & D

GALLEY GROUP (CONTINUED)

CABINETS & FIXTURES



KEY	PART NUMBER	U/M	DESCRIPTION
1	107494-04-E37	EA	CAP ASM END,LH (PICKLED ASH)
1	107494-04-E41	EA	CAP ASM END,LH (SALEM CHERRY)
2	P14715-01-F36	EA	CABINET ASM-OVHD,GALLEY (PICKLED ASH)
2	P14715-01-F37	EA	CABINET ASM-OVHD,GALLEY (SALEM CHERRY)
3	M05990-08-E37	EA	DOOR-RAIL, HDW, OGEE 450X 325 (PICKLED ASH)
3	M05990-08-E41	EA	DOOR-RAIL, HDW, OGEE 450X 325 (SALEM CHERRY)
4	M05990-07-E37	EA	DOOR-RAIL, HDW, OGEE 660X 305 (PICKLED ASH)
4	M05990-07-E41	EA	DOOR-RAIL, HDW, OGEE 660X 305 (SALEM CHERRY)
5	107494-06-E37	EA	CAP ASM END,LH (PICKLED ASH)
5	107494-06-E41	EA	CAP ASM END,LH (SALEM CHERRY)
6	P14716-01-F36	EA	CABINET ASM-OVHD, MICROWAVE (PICKLED ASH)
6	P14716-01-F37	EA	CABINET ASM-OVHD, MICROWAVE (SALEM CHERRY)
7	100708-05-000	EA	DOOR-GLASS, BLACK - 216 X 596MM
	100710-01-01A	EA	LOCK-GLASS DOOR, TWIST TYPE - BRASS
	100711-01-01A	EA	HINGE-DOOR, GLASS
	101272-01-000	EA	CATCH-DOOR, GLASS
	101766-01-000	EA	PIN-SUPPORT, GLASS DOOR
	100707-01-000	EA	SPACER-DOOR, GLASS - .8" DIA - .3" HOLE - PLASTIC
8	110561-03-G38	EA	CABINET ASM-FUSE PANEL (PICKLED ASH)
8	110561-03-G39	EA	CABINET ASM-FUSE PANEL (SALEM CHERRY)
	102483-07-E37	EA	SHELF ASM-MICROWAVE (PICKLED ASH)
	102483-07-E41	EA	SHELF ASM-MICROWAVE (SALEM CHERRY)
9	107764-01-E37	EA	CAP ASM-END, MICROWAVE, RH (PICKLED ASH)
9	107764-01-E41	EA	SHELF ASM-MICROWAVE (SALEM CHERRY)
	090329-01-000	FT	SEAL-T, REFRIGERATOR CABINET - .6" WIDE TOP X 2" TAIL
	103251-02-01A	EA	INSERT-ACRYLIC BLACK, 19.53" X 16.06"
	103251-04-01A	EA	INSERT-ACRYLIC BLACK, 19.53" X 39.20"
	103251-05-01A	EA	INSERT-ACRYLIC BLACK, 16.81 X 55.06 (SIDE BY SIDE REFRIGERATOR OPTION)
	103251-06-01A	EA	INSERT-ACRYLIC BLACK, 10.44 X 55.06 (SIDE BY SIDE REFRIGERATOR OPTION)

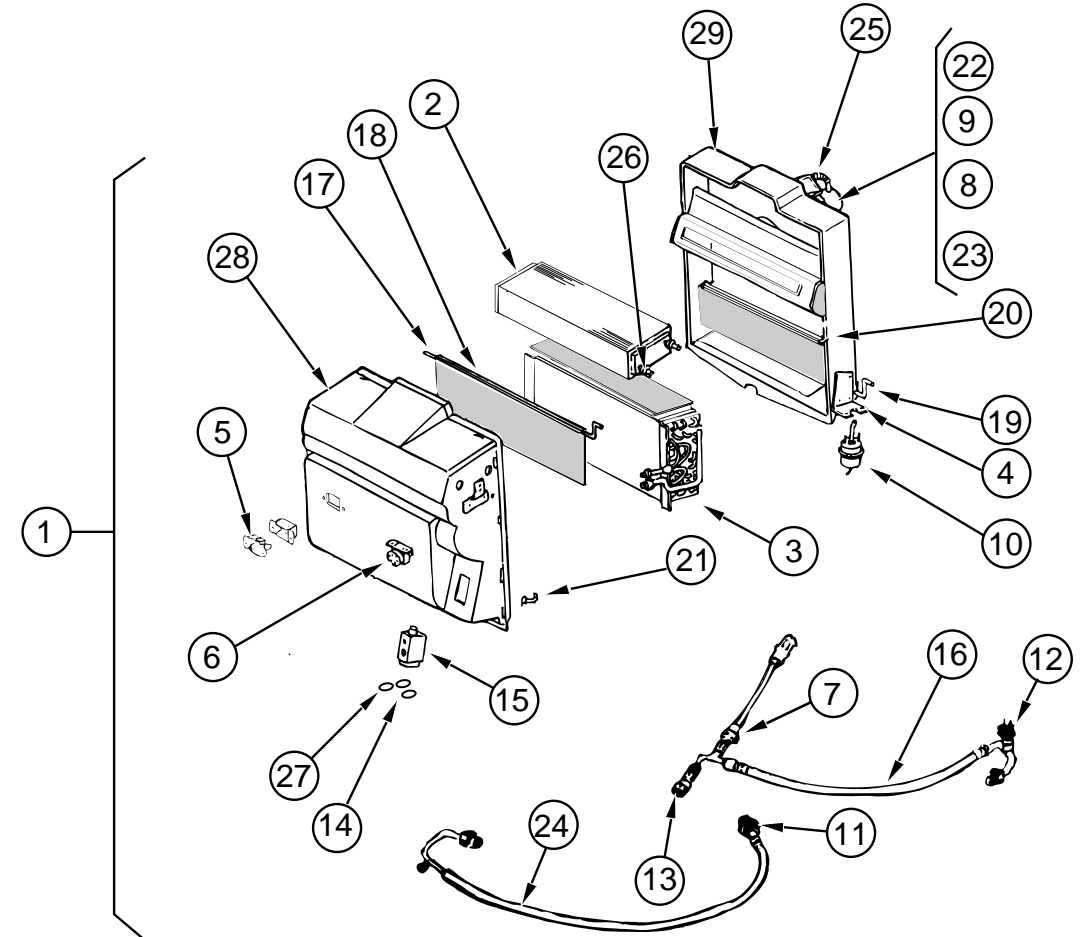
KEY	PART NUMBER	U/M	DESCRIPTION
10	M05992-D9-G38	EA	DOOR-RAIL, HDW, OGEE 210 X 770 (PICKLED ASH)
10	M05992-D9-G39	EA	DOOR-RAIL, HDW, OGEE 210 X 770 (SALEM CHERRY)
11	119585-14-G38	EA	SHELF ASM (PICKLED ASH)
11	119585-14-G39	EA	SHELF ASM (SALEM CHERRY)
12	M05990-09-E37	EA	DOOR - OGEE EDGE - 13.6" X 22.8" W/O HARDWARE (PICKLED ASH)
12	M05990-09-E41	EA	DOOR - OGEE EDGE - 13.6" X 22.8" W/O HARDWARE (SALEM CHERRY)
13	M05992-04-E37	EA	DOOR-RAIL, HDW, OGEE 275 X 605 (PICKLED ASH)
13	M05992-04-E41	EA	DOOR-RAIL, HDW, OGEE 275 X 605 (SALEM CHERRY)
14	M05971-14-E37	EA	DRAWER COMPL-SLIDE OGEE (PICKLED ASH)
14	M05971-14-E41	EA	DRAWER COMPL-SLIDE OGEE (SALEM CHERRY)
15	M05992-03-E37	EA	DOOR-RAIL, HDW, OGEE 275 X 605 (PICKLED ASH)
15	M05992-03-E41	EA	DOOR-RAIL, HDW, OGEE 275 X 605 (SALEM CHERRY)
16	M05976-01-E37	EA	DRAWER COMPL-CUTTING BOARD OGEE (PICKLED ASH)
16	M05976-01-E41	EA	DRAWER COMPL-CUTTING BOARD OGEE (SALEM CHERRY)
	102778-03-000	EA	BOARD-CUTTING, MAPLE
17	M05971-12-E37	EA	DRAWER COMPLETE-SLIDE OGEE (PICKLED ASH)
17	M05971-12-E41	EA	DRAWER COMPLETE-SLIDE OGEE (SALEM CHERRY)
	100081-01-01A	EA	TRAY-SILVERWARE, 9" X 13.3" - PLASTIC - ALMOND - RUBBERMAID
18	M05971-11-E37	EA	DRAWER COMPLETE-SLIDE OGEE (PICKLED ASH)
18	M05971-11-E41	EA	DRAWER COMPLETE-SLIDE OGEE (SALEM CHERRY)
19	M05992-07-E37	EA	DOOR-RAIL, HDW, OGEE 325 X 555 (PICKLED ASH)
19	M05992-07-E41	EA	DOOR-RAIL, HDW, OGEE 325 X 555 (SALEM CHERRY)
20	M06810-01-E37	EA	DRAWER - OGEE EDGE - W/O TRAY/HARDWARE (PICKLED ASH)
20	M06810-01-E41	EA	DRAWER - OGEE EDGE - W/O TRAY/HARDWARE (SALEM CHERRY)
	108128-01-01A	EA	TRAY-HIDDEN, PLASTIC
	108127-01-01A	EA	CAP-TRAY, END - PLASTIC
	108126-01-000	EA	TRAY HINGE SET, QUANTITY OF 2 PER SET
21	M05992-08-E37	EA	DOOR-RAIL, HDW, OGEE 325 X 555 (PICKLED ASH)
21	M05992-08-E41	EA	DOOR-RAIL, HDW, OGEE 325 X 555 (SALEM CHERRY)
	093605-02-01A	EA	RACK-TOWEL, WIRE - ALMOND - AMEROCK
	058334-01-000	EA	WASTE BASKET, 9 3/4" X 7" X 10" - WHITE - RUBBERMAID
22	110654-01-000	EA	SINK-DOUBLE, STAINLESS STEEL
	092303-01-000	EA	STRAINER-SINK
23	103635-01-000	EA	FAUCET-SINGLE CONTROL, EVERPURE 5435-00
23	064952-01-000	EA	FAUCET-GALLEY, SINGLE CONTROL
24	M06878-04-G38	EA	CABINET ASM-GALLEY, W/HOT PLATE
24	M06878-04-G39	EA	CABINET ASM-GALLEY, W/HOT PLATE
24	M06878-04-G40	EA	CABINET ASM-GALLEY, W/HOT PLATE
24	M06878-04-G41	EA	CABINET ASM-GALLEY, W/HOT PLATE
24	M06878-04-G42	EA	CABINET ASM-GALLEY, W/HOT PLATE
24	M06878-04-G43	EA	CABINET ASM-GALLEY, W/HOT PLATE
25	111889-15-E38	EA	COUNTERTOP ASM (G38)
25	111889-15-E42	EA	COUNTERTOP ASM (G39)
25	111889-15-F40	EA	COUNTERTOP ASM (G40)
25	111889-15-F41	EA	COUNTERTOP ASM (G41)
25	111889-15-G42	EA	COUNTERTOP ASM (G42)
25	111889-15-G43	EA	COUNTERTOP ASM (G43)
26	P02786-03-E37	EA	HANDRAIL ONLY - W/O BRACKETS (PICKLED ASH)
26	P02786-03-E41	EA	HANDRAIL ONLY - W/O BRACKETS (SALEM CHERRY)
	099682-01-01A	EA	BRACKET-MOUNTING, HAND RAIL - BRASS
27	108464-04-E38	EA	COVER-SINK 15" X 15" (G38, G39)
27	108464-04-E39	EA	COVER-SINK 15" X 15" (G40, G41)
27	108464-04-F40	EA	COVER-SINK 15" X 15" (G42, G43)
28	108464-03-E38	EA	COVER ASM-SINK (G38, G39)
28	108464-03-E39	EA	COVER ASM-SINK (G40, G41)
28	108464-03-F40	EA	COVER ASM-SINK (G42, G43)
29	112540-02-E37	EA	CABINET ASM-SPICE RACK (PICKLED ASH)
29	112540-02-E37	EA	CABINET ASM-SPICE RACK (SALEM CHERRY)
	111775-01-02A	EA	RAIL ASM-DECORATIVE, 1830 MM (PICKLED ASH)
	111775-01-03A	EA	RAIL ASM-DECORATIVE, 1830 MM (SALEM CHERRY)

GENERATOR GROUP

6.5 KW ONAN LP MARQUIS GENERATOR

KEY	PART NUMBER	U/M	DESCRIPTION
	105559-04-000	EA	GENERATOR-6.5KW LP LIQUID 30/30 ONAN NHM FA/26115 WITH ONAN TRAY #403-2893, W/MUFFLER LP FUELED
	N/A	EA	ADAPTOR-EXHAUST (SUPPLIED W/GENERATOR)
	106235-01-000	EA	ADAPTOR-EXHAUST, GENERATOR
	093591-02-000	EA	PIPE-EXHAUST, GENERATOR - CURVED - 1.5" OD
	007131-01-000	EA	HANGER-TAILPIPE, 6 SLOTS
	007125-02-000	EA	CLAMP-ASM-MUFFLER 1.25" DIAMETER
	007125-03-000	EA	CLAMP-MUFFLER, 1.5" DIA
	065820-09-000	EA	HOSE ASM-HIGH PRESSURE, 28"
	010251-02-000	EA	ELBOW-BRASS-90 3/8F X 1/4MPT
	106071-01-000	EA	SWITCH-AUTOMATIC TRANSFER, MAGNETEK ATS 30 AMP
	106071-02-000	EA	AUTOMATIC TRANSFER SWITCH - 50 AMP. - MAGNETEK ATS100 (50 AMP)
	112365-04-000	EA	BREAKER-20AMP, GENERATOR

HEATING & AIR CONDITIONING GROUP



SCSS EVAPORATOR/HEATER

KEY	PART NUMBER	U/M	DESCRIPTION	VENDOR NO.
1	103930-22-000	EA	EVAPORATOR/HEATER PUSH R134A BLOCK, SCSS	090-00085
2	103930-01-703	EA	COIL-HEATER	042-0010
3	103930-01-704	EA	COIL-EVAPORATOR	041-0017
4	103930-01-708	EA	BRACKET-VACUUM MOTOR	070-0113
5	103930-01-710	EA	RESISTOR-FUSED, A/C	035-0006 SCS
6	103930-01-711	EA	THERMOSTAT	033-0003
7	103930-01-716	EA	SWITCH-PRESSURE, FAN	032-0036
8	103930-01-717	EA	WHEEL-BLOWER, CLOCKWISE	062-0010
9	103930-01-720	EA	MOTOR-BLOWER, (PM105)	030-0004 SCS
10	103930-02-708	EA	MOTOR-VACUUM SERVO, A/C	030-0025
11	103930-06-700	EA	FITTING-QUICK CONNECT, #8	050-0082
12	103930-12-708	EA	SWITCH-BINARY, HI-LOW CUTOUT	032-0048
13	103930-12-709	EA	FITTING-QUICK CONNECT	050-0120
14	103930-17-702	EA	GASKET OR SAE 015=#10 33-781	045-0127
15	103930-20-700	EA	VALVE-EXPANSION-BLOCK, 2 TON	034-0032
16	103930-20-701	EA	HOSE ASM. #6, EVAP-DRIER	085-0138
17	103930-20-702	EA	ROD-DOOR, BLEND AIR	073-0039
18	103930-20-703	EA	DOOR-BLEND AIR	071-0212
19	103930-20-704	EA	ROD-DOOR-RECIRCULATING	073-0018
20	103930-20-705	EA	PANEL-DOOR, RECIRCULATING	071-0213
21	103930-20-706	EA	CLIP-RETAINER	022-0057
22	103930-20-707	EA	HOUSING-BLOWER	062-0145
23	103930-20-708	EA	CLIP-MOTOR SHAFT	022-0001
24	103930-22-700	EA	HOSE ASM., #10	085-0141
25	110279-01-703	EA	HOSE-VENT, BLOWER MOTOR	051-0034
26	110279-01-712	EA	FITTING-HEATER	050-0076
27	113245-01-707	EA	GASKET, #8	045-0126
28	103930-20-710	EA	CASE-FRONT, SUB-ASSEMBLY	062-0146
29	103930-20-711	EA	CASE-BACK, SUB-ASSEMBLY	062-0147

HEATING & AIR CONDITIONING GROUP (CONTINUED)

AUTO A/C & HEAT SYSTEM

KEY	PART NUMBER	U/M	DESCRIPTION
	007076-01-000	EA	HOSE-FLEXIBLE PVC - 2" ID - INCREMENTS OF 10'
	007281-01-000	EA	HOSE-FLEXIBLE PVC, 2.5"ID X 50' - ATCOFLEX A-182-355
	024990-05-000	EA	OUTLET-DEFROSTER, W/SWIVEL - 2" DIAMETER - BLACK
	024990-06-000	EA	OUTLET-DEF W/SWIVEL 2 IN WILLOW
	056402-05-000	EA	BRACKET-HEATER VENT, ROUND - W/BEND - BLACK
	056402-06-000	EA	BRACKET-HEATER BLACK
	103016-01-000	EA	PLENUM-TRANSITION
	103558-01-07A	EA	VENT-DEFR, ABS, KORAD WILLOW
	103796-01-01A	EA	LOUVER ASM-A/C CARY PROD BLK
	009198-02-000	FT	DUCT - FLEXIBLE - 2" ID X 25'
	077075-01-000	EA	GASKET-INSTRUMENT PANEL TO DEFROSTER PLENUM - .6" X 11.3"
	077075-03-000	EA	GASKET-INSTRUMENT PANEL TO DEFROSTER PLENUM, SPL
	103017-01-000	EA	PLENUM-DEFROSTER
	024990-05-000	EA	4" DIAMETER OUTLET W/SWIVEL DEFLECTORS
	103930-05-000	EA	MANUAL-OWNERS, HEATER-A/C - SCS 057-0049

SCS CONTROL PLENUM

KEY	PART NUMBER	U/M	DESCRIPTION	VENDOR NO.
	103930-08-000	EA	CONTROL/PLENUM SET M-BODY, SCS 093-00045	
			FROM: 00-00-00 THRU: 01-21-96	
	072341-06-700	EA	SWITCH-4 SPEED FAN	032-0043
	103930-01-723	EA	HOSE ASM., #10 W/FITTINGS	085-0073
	103930-01-724	EA	CLIP, SPRING, S TYPE	022-00002
	103930-02-712	EA	PANEL-CONT. A/C BLACK BEZEL	032-0054
	103930-02-701	EA	SWITCH-VACUUM	034-0015
	103930-02-702	EA	DECAL-CONT. HEAD, (N) SERIES	058-0009
	103930-02-703	EA	HARNESS-WIRE CONTROL	036-0048
	103930-02-704	EA	HARNESS-VACUUM CONTROL	036-0049
	103930-02-705	EA	CABLE-BOWDEN, 89"	074-0011
	103930-02-706	EA	CLIP-CABLE CONTROL	022-0017
	103930-02-707	EA	RELAY-BOSCH W/RESISTER	031-0001 SCS
	103930-02-710	EA	CANISTER-VACUUM	054-0002
	103930-23-000	EA	VALVE-WATER, 2 PORT SCS 034-00014	
	103930-26-000	EA	CONTROL/PLENUM SET M-BODY SCS 093-00429	
			FROM: 01-22-96 THRU: 99-99-99	
	094831-01-709	EA	CLAMP-ROD 3/16"	022-0025
	103930-01-724	EA	CLIP, SPRING, S TYPE	022-00002
	103930-02-701	EA	SWITCH-VACUUM, CONTROL HEAD	034-0015
	103930-02-702	EA	DECAL-CONT. HEAD, (N) SERIES	058-0009
	103930-02-704	EA	HARNESS-VACUUM CONTROL	036-0049
	103930-02-705	EA	CABLE-BOWDEN W/O LEVER 89"	074-0011
	103930-02-707	EA	RELAY-BOSCH W/RESISTER	031-0001
	103930-02-708	EA	MOTOR-VACUUM SERVO, A/C	030-0025
	103930-02-710	EA	CANISTER-VACUUM	054-0002
	103930-02-712	EA	PANEL-CONTROL A/C BLACK BEZEL	032-0054
	103930-02-714	EA	CLAMP-CLUTCH, BARREL	022-0006

HEATING & AIR CONDITIONING GROUP (CONTINUED)

SCS AUTO A/C & HEATER HOSE KIT

KEY	PART NUMBER	U/M	DESCRIPTION	VENDOR NO.
	103930-16-000	EA	HOSE KIT #12 389" R134A, SCS 093-00074	
	103930-07-704	EA	FITTING-QUICK CONNECT, #8	050-0081
	103930-13-702	EA	VALVE-SERVICE, W/O COMPRESSOR	050-0152
	103930-16-700	EA	HOSE ASM., #12 SPARTON	085-0120
	103930-17-702	EA	GASKET OR SAE 015=#10 33-781	045-0127
	113245-01-710	EA	GASKET, #12	045-0128

SCS AUTO A/C & HEATER CONDENSER

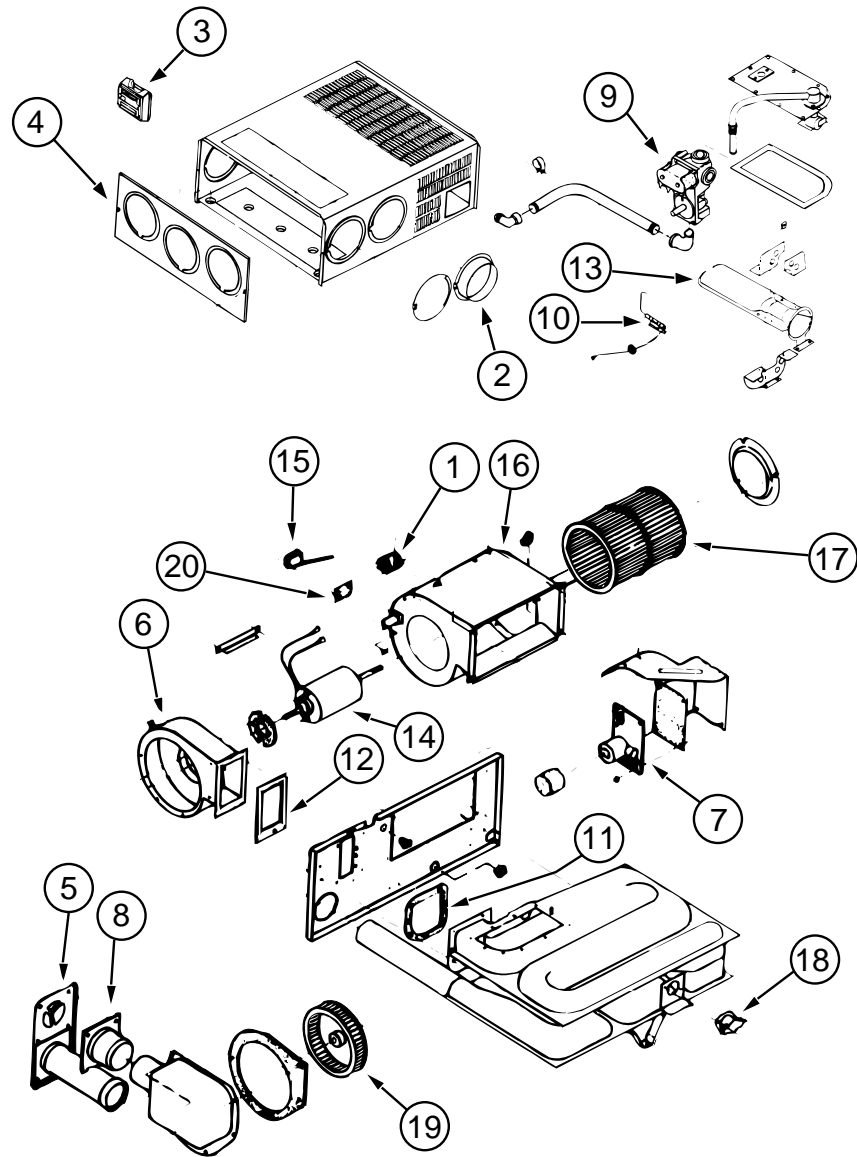
KEY	PART NUMBER	U/M	DESCRIPTION	VENDOR NO.
	072342-12-000	EA	CONDENSER ASM-W/FAN SIDE R13, SCS 091-00024	
	072342-08-703	EA	FAN BLADE/MOTOR & SHROUD 11"	062-0097
	072342-10-702	EA	FITTING-QUICK CONNECT #4 MALE	050-0148
	072342-10-704	EA	VALVE-SERVICE #8 X 8	050-0134
	072342-12-700	EA	COIL-CONDENSER	040-0027
	072342-12-701	EA	HOSE ASSEMBLY #8 X 95	085-0142
	072342-12-702	EA	HOSE ASSEMBLY #6, EVAPORATOR-DRIER	085-0143
	072342-12-703	EA	RECEIVER DRIER	054-0001
	113245-01-707	EA	GASKET, #8	045-0126
	113245-01-711	EA	GASKET, #6	045-0129

VACUUM PUMP

KEY	PART NUMBER	U/M	DESCRIPTION
	114802-01-000	EA	PUMP-VACUUM, 12V, 16" HG - EVANS RV212471

HEATING & AIR CONDITIONING GROUP (CONTINUED)

FURNACE SYSTEM



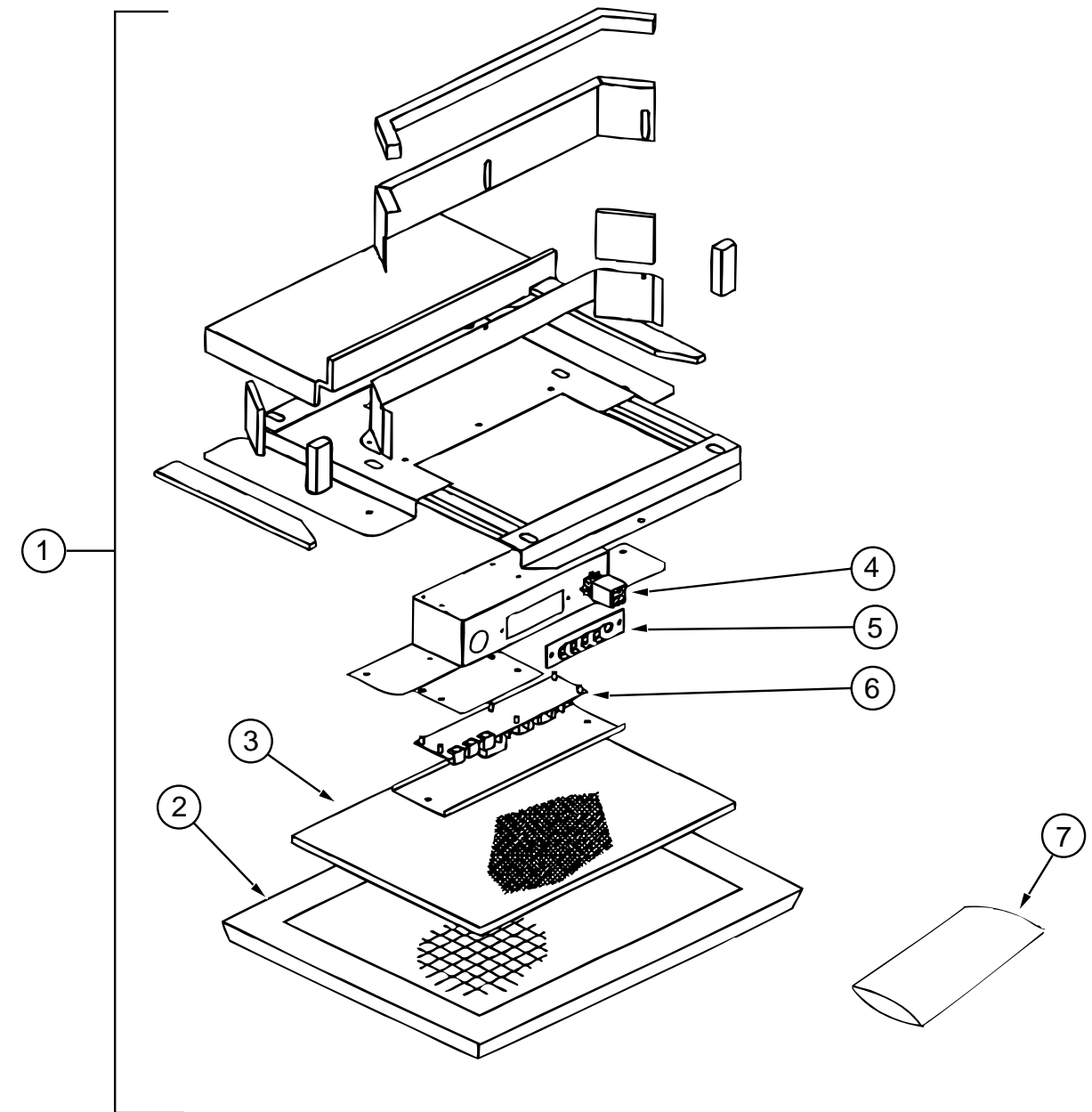
KEY	PART NUMBER	U/M DESCRIPTION	VENDOR NO.
	098668-14-000	EA GASKET-FIBERGLASS, .5" X 18" X 18" - SUBURBAN	070976
	098668-22-000	EA FURNACE, 40,000 BTU, SUBURBAN SF-42 2275	
1	074466-01-702	EA RELAY, TIME DELAY 205&L&45000	230625
2	075696-02-703	EA DUCT COLLAR	050715
3	115764-01-01A	EA THERMOSTAT-FURNACE, SUBURBAN 160902	
4	098668-01-700	EA CABINET FRONT	101242
5	098668-01-707	EA TUBE ASSEMBLY, EXHAUST W/CAP	260231
6	098668-01-708	EA HOUSING-BLOWER, COMBUSTION	390441
7	098668-01-712	EA BOARD-MODULE	520741
8	098668-01-713	EA TUBE ASSEMBLY, INTAKE	051248
9	098668-01-714	EA VALVE-GAS, SF S.N. 921401821	161070
10	098668-01-715	EA ELECTRODE ASM., SINGLE PROBE	232166
11	098668-01-716	EA GASKET-FIREWALL, CHAMBER SIDE	070808
12	098668-01-717	EA GASKET-FIREWALL, BLOWER SIDE	070809
	098668-11-700	EA ORIFICE-MAIN BURNER, SF-42F	180216
13	098668-11-701	EA BURNER ASSEMBLY, SF-42F	010799
14	098668-11-702	EA MOTOR ASSEMBLY, SF-42F	232212
15	098668-11-703	EA SWITCH-SAIL, SF-42F	232216
16	098668-11-704	EA BLOWER ASM., ROOM AIR SF-42F	390698
17	098668-01-711	EA WHEEL-BLOWER, ROOM AIR	350129
18	098668-11-706	EA SWITCH-LIMIT, SF42 & SF42F	232217
19	098668-22-702	EA WHEEL-COMBUSTION AIR	350183
20	101990-01-714	EA GASKET-MICROSWITCH	230877
	098668-24-000	EA DOOR-ACCISS, FURNACE, SABLE	
	098668-26-000	EA BOTTOM DUCT KIT-40000 BTU	
	117238-01-01A	EA THERMOSTAT-A/C AND FURNACE - COLEMAN 7330-3371	
	120862-01-000	EA SEAL-FURNACE EXHAUST	
	093614-01-02A	EA GRILLE-RETURN AIR, DURA BIEGE - LIMA, 19H-14 X 6 BR-RAG	
	093614-03-02A	EA GRILL - RETURN AIR	
	093614-04-02A	EA GRILL-RETURN AIR, DURA-BEIGE LIMA, 35-14 X 8 BR	
	024990-05-000	EA OUTLET-DEFROSTER, W/SWIVEL - 2" DIAMETER - BLACK	
	056464-09-000	EA REGISTER-4IN DIAMETER, PLASTIC W/DAMPER DURA-BEIGE	
	120134-01-01A	EA REGISTER-4-5IN DIA W/DAMPER - D&W 8840 O/WHT	
	056464-06-000	EA REGISTER-HEAT/A/C, ROUND W/O DAMPER - 4" - PLAS - O/WHITE	
	056464-10-000	EA REGISTER-W/O DAMPER, 4" DIAMETER - DURA-BEIGE	
	009198-01-000	FT DUCT-HEAT- FLEXIBLE - 4" ID X 25 FT	
	069636-02-000	EA CONNECTOR-DUCT, 4" ID - SUBURBAN 050715	
	092776-01-000	EA ADAPTER-DUCT, 2"	
	092777-01-000	EA ADAPTER-DUCT, 4"	
	094600-05-01A	EA REGISTER-HEAT, W/O DAMPER - LIMA 41, DURA-BEIGE	
	094600-06-01A	EA REGISTER-HEAT, W/DAMPER	
	009200-01-000	EA TAPE-FURNACE, 1 1/2"	
	007108-01-000	FT HOSE-HEATER- 5/8" ID - HI-TEMP - FORD ESE-M2D192-A	
	007076-01-000	EA HOSE-FLEXIBLE PVC, 2" ID	
	076776-01-000	EA TEE-BARB, 5/8" X 5/8" X 5/8"	

HEATING & AIR CONDITIONING GROUP (CONTINUED)

COLEMAN ROOF A/C SYSTEM

KEY	PART NUMBER	U/M DESCRIPTION	VENDOR NO.
	091225-07-000	EA A/C-ROOF,13500 SUPER MAC IVO - *COLEMAN 6799A807	
	037648-01-714	EA GASKET PACKAGE	6759-3281
	091225-01-704	EA COIL-CONDENSER	1452A1271
	091225-01-705	EA WHEEL-BLOWER, CONDENSER	6799-3381
	091225-01-707	EA MOTOR(115V, 2.8 AMPS,1650RPM	6799-3119
	091225-01-708	EA WHEEL-BLOWER, EVAPORATOR	6799-3391
	091225-01-709	EA RELAY-START	1497-4131
	091225-01-710	EA CAPACITOR-START	1497-0881
	091225-07-700	EA SHROUD(IVORY/IVORY)LESS LOGO	6799-4771
	091225-07-701	EA COMPRESSOR-TECUMSEH	6798A3609
	091225-07-702	EA OVERLOAD	6746-3991
	091225-07-703	EA CAPACITOR-COMPRESSOR, RUN	1499-5681
	093306-01-701	EA DECAL PACKAGE, LEFT & RIGHT	6798B3591
	093765-01-702	EA COIL-EVAPORATOR	1452-1381
	105620-01-718	EA CAPACITOR-FAN, 12.5 MFD/370V	1499-5631
	102289-01-000	EA SPRING - SCREW - ROOF A/C GASKET	
	073937-03-000	EA SWITCH-ROTARY SELECTOR, 3 DECK - A/C - CA20-USA892	
	088238-02-000	EA COVER-SWITCH, A/C SELECTOR FOR FRONT OR REAR	
	109752-01-000	EA CHANNEL-SUPPORT, A/C	
	110403-01-D18	EA SPACER ASM-RETURN AIR, OAK	
	117238-01-01A	EA THERMOSTAT-A/C AND FURNACE - COLEMAN 7330-3371	
	117238-02-01A	EA THERMOSTAT-A/C ONLY - COLEMAN 7330-3381	
	109050-02-000	EA FILTER-FIBERGLASS 1 X 14 X 20	

HEATING & AIR CONDITIONING GROUP (CONTINUED)




COLEMAN ROOF A/C CEILING ASM

KEY	PART NUMBER	U/M DESCRIPTION	VENDOR NO.
1	108892-01-01A	EA CEILING ASM-A/C DUCTED-COLEMAN 7330-73	
2	108892-01-704	EA GRILLE (PLASTIC)	6798-3041
3	108892-01-703	EA FILTER	6798A3761
4	108892-01-700	EA PLUG ASSEMBLY	7330-540
5	108892-01-701	EA BOARD-TERMINAL	7330-3201
6	108892-01-702	EA BOARD-P.C.	7330A3211
7	108892-01-705	EA SMALL PARTS PKG	7330A6101

INTERIOR FINISH GROUP

MOLDINGS & TRIMS




KEY	PART NUMBER	U/M	DESCRIPTION
2	070504-31-000	FT	EXTRUSION-U CHANNEL, 20.70 - CHERRY
3	009809-26-000	EA	MOLDING-CORNER, OUTSIDE - 1" - PICKLED ASH
3	009809-27-000	EA	MOLDING-CORNER, OUTSIDE - 1" - SALEM CHERRY
4	022992-11-000	FT	MOLDING-REVERSE COVE, T-SHAPED - VINYL - IVORY
5	042357-18-000	EA	MOLDING-CORNER, RADIUS PLASTIC - PICKLED ASH
5	042357-19-000	EA	MOLDING-CORNER, RADIUS PLASTIC - SALEM CHERRY
6	077840-01-E37	EA	MOLDING-CAP, WALL PICKLED ASH
6	077840-01-E41	EA	MOLDING-CAP, WALL SALEM CHERRY
7	081521-02-007	EA	MOUNT-METAL MOLDING, FOR RADIUS CORNER MOLDING - 12.5' EA
8	083620-10-000	FT	T-MOLDING, 3/4 W/EDGE LIPS PICKLED ASH
8	083620-11-000	FT	T-MOLDING, 3/4 W/EDGE LIPS SALEM CHERRY
9	086229-01-000	EA	RETAINER-BATTEN, CEILING - .75" WIDE - 7.6' LONG
10	086229-13-000	EA	BATTEN-1" CEILING MOD IVORY
10	086229-19-000	EA	BATTEN-1" CEILING, OFF WHITE - W&B RN323-W-129
11	093873-01-01A	EA	TRIM-CARPET, L-ANGLE - 1.1" X 1.3" X 12' - VINYL - GRAY
12	100182-10-E37	EA	TRIM-RAIL PICKLED ASH
12	100182-10-E41	EA	TRIM-RAIL SALEM CHERRY
13	100818-01-03A	EA	MOLDING-VINYL WRAP, TRIM PICKLED ASH
13	100818-01-04A	EA	MOLDING-VINYL WRAP, TRIM CHERRY/CHERRY
14	100819-01-03A	EA	MOLDING-VINYL WRAP, DOOR PICKLED ASH
14	100819-01-04A	EA	MOLDING-VINYL WRAP, DOOR CHERRY/CHERRY
15	009812-27-000	EA	MOLDING-PLASTIC, CORNER, O/S - PICKLED ASH
15	009812-26-000	EA	MOLDING-PLASTIC, CORNER, O/S - CHERRY
16	111135-D2-004	EA	MOLDING-018 X 038 X 2004 M VINYL - WRAPPED-PICKLED ASH
16	111136-D2-004	EA	MOLDING-018 X 038 X 2004 M VINYL - WRAPPED-CHERRY
16	111135-D2-016	EA	MOLDING-018 X 038 X 2016 M VINYL - WRAPPED-PICKLED ASH
16	111136-D2-016	EA	MOLDING-018 X 038 X 2016 M VINYL - WRAPPED-CHERRY
16	111135-D2-134	EA	MOLDING-.7" X 1.6" X 84", VINYL WRAPPED-PICKLED ASH
16	111136-D2-134	EA	MOLDING-.7" X 1.6" X 84", VINYL WRAPPED-CHERRY
16	111135-F2-134	EA	MOLDING-018 X 065 X 2134 - WRAPPED-PICKLED ASH
16	111136-F2-134	EA	MOLDING-018 X 065 X 2134 - WRAPPED-CHERRY
16	111135-F2-438	EA	MOLDING-018 X 065 X 2438 VINYL - WRAPPED PICKLED ASH
16	111136-F2-438	EA	MOLDING-018 X 065 X 2438 VINYL - WRAPPED-CHERRY
17	105709-01-000	FT	T-MOLDING-1", MODERN IVORY
18	079653-19-000	EA	MOLDING-BATT STRIP, KERFED - PICKLED ASH
18	079653-20-000	EA	MOLDING-BATT STRIP, KERFED - CHERRY/CHERRY
19	109736-01-01A	FT	T-MOLDING, 1.00" BRASS/BLACK - CRILA PLASTICS
20	103186-01-03A	FT	MOLDING-PLASTIC, SHELF 9.5MM - PICKLED ASH
20	103186-01-04A	FT	MOLDING-PLASTIC, SHELF 9.5MM - SALEM CHERRY
20	103186-02-03A	FT	MOLDING-PLASTIC, SHELF 25.4MM - PICKLED ASH
20	103186-02-04A	FT	MOLDING-PLASTIC, SHELF 25.4MM - SALEM CHERRY
21	086229-09-000	EA	RETAINER-OFFSET
21	086229-14-000	EA	RETAINER-3/4 - W&B RN 391
22	086229-10-000	EA	BATTEN-1.5", OFFSET, MOD.IVORY - W&B RN 540-147
23	101957-01-03A	EA	EXTRUDED - PLASTIC - PICKLED ASH
23	101957-01-04A	EA	EXTRUDED - PLASTIC - SALEM CHERRY
23	120492-01-01A	FT	STRIP-TRIM - IVORY
24	109332-02-01A	FT	TRIM-J, MIRROR, BRASS - W&B RN 446
25	109410-01-E37	EA	MOLDING-TRIM PICKLED ASH
25	109410-01-E41	EA	MOLDING-TRIM SALEM CHERRY
26	080176-05-000	EA	CAP-CORNER, RADIUS ASH - PICKLED ASH
26	080176-06-000	EA	CAP-CORNER, RADIUS RADIUS CHERRY - CHERRY/CHERRY
27	100659-17-E37	EA	MOLDING-TRIM (PICKLED ASH)
27	100659-17-E41	EA	MOLDING-TRIM (SALEM CHERRY)
28	100181-33-E37	EA	TRIM-MITERED, OAK PICKLED ASH
28	100181-33-E41	EA	TRIM-MITERED, OAK SALEM CHERRY
29	109831-01-E37	EA	LUMBER-MIRROR STOP,610 LG PICKLED ASH
29	109831-01-E41	EA	LUMBER-MIRROR STOP,610 LG SALEM CHERRY
30	113794-01-01A	FT	MOLDING-CROWN, PICKLED ASH
30	113794-01-02A	FT	MOLDING-CROWN, SALEM CHERRY
31	119433-01-G38	EA	MOLDING-TRIM,VEE,SLIDEOUT PICKLED ASH

KEY	PART NUMBER	U/M	DESCRIPTION
1	009767-12-000	FT	MOLDING-SIDEWALL TO CEILING/CABINET - WELTING - OFF WHITE
2	009778-16-000	FT	U-CHANNEL-1 " - PICKLED ASH
2	009778-18-000	FT	U-CHANNEL-1 " - SALEM CHERRY
2	070504-28-000	FT	EXTRUSION-U CHANNEL, 1.65 - PICKLED ASH
2	070504-30-000	FT	EXTRUSION-U CHANNEL, 1.65 - CHERRY
2	070504-29-000	FT	EXTRUSION-U CHANNEL, 20.70 - PICKLED ASH

INTERIOR FINISH GROUP (CONTINUED)

MOLDINGS & TRIMS (CONTINUED)



KEY	PART NUMBER	U/M	DESCRIPTION
31	119433-01-G39	EA	MOLDING-TRIM,VEE,SLIDEOUT SALEM CHERRY
31	119433-02-G38	EA	MOLDING-TRIM,VEE,SLIDEOUT PICKLED ASH
31	119433-02-G39	EA	MOLDING-TRIM,VEE,SLIDEOUT SALEM CHERRY
32	120492-01-01A	FT	STRIP-TRIM - IVORY
32	120492-01-02A	FT	STRIP-TRIM - SALEM CHERRY
32	120492-01-03A	FT	STRIP-TRIM - PICKLED ASH
33	120514-01-G38	EA	TRIM ASM-UPPER, SLIDEOUT PICKLED ASH
33	120514-01-G39	EA	TRIM ASM-UPPER, SLIDEOUT SALEM CHERRY
34	120514-02-G38	EA	TRIM ASM-UPPER, SLIDEOUT PICKLED ASH
34	120514-02-G39	EA	TRIM ASM-UPPER, SLIDEOUT SALEM CHERRY
35	120514-03-G38	EA	TRIM ASM-UPPER, SLIDEOUT PICKLED ASH
35	120514-03-G39	EA	TRIM ASM-UPPER, SLIDEOUT SALEM CHERRY
	111235-01-E74	EA	MOLDING - COUNTERTOP - 1.4" X 8' (DINETTE TABLE)
	111235-01-GV0	EA	MOLDING - COUNTERTOP - 1.4" X 8' (DINETTE TABLE)
	085284-B2-000	FT	STRIP-TAPE, SOLITUDE, PROVENCE - ROBERT WEED (G38, G39)
	085284-B7-000	FT	BATT TAPE - ADHESIVE BACKED - DECORATIVE - CORBIN/TOBACCO(G40, G41)
	085284-C4-000	FT	STRIP-TAPE, VALERIA STRIPE - ROBERT WEED (G42, G43)
	085284-96-000	FT	STRIP-TAPE, PICKLED ASH - ROBERT WEED
	085284-97-000	FT	STRIP-TAPE, SALEM CHERRY - ROBERT WEED
	088263-B9-000	EA	BATT-STRIP, SOLITUDE, PROVENCE - ROBERT WEED (G38, G39)
	088263-C4-000	EA	BATT-STRIP, CORBIN-TOBAC ROBERT WEED (G40, G41)
	088263-D1-000	EA	BATT-STRIP, VALERIA STRIPE - CASHMERE ROBERT WEED (G42, G43)

INTERIOR FINISH GROUP (CONTINUED)

PANELING, LAMINATES & PLASTIC

KEY	PART NUMBER	U/M DESCRIPTION
	000874-04-000	SF PART-BOARD-.375 X 60 X 96
	000885-65-000	SF PART BD-3/8 X 48 X 96 (PICKLED ASH))
	000885-67-000	SF PART BD-3/4 X 60 X 96 PICKLED ASH VINYL 2 SIDED
	000885-71-000	SF PART BD-3/8 X 48 X 96 (SALEM CHERRY)
	000885-73-000	SF PART BD-3/4 X 60 X 96 CHERRY VINYL 2 SIDED
	080215-08-000	SF PANELING-WOODGRAIN, 2 SIDED - 48" X 96" - PICKLED ASH
	080215-09-000	SF PANELING-WOODGRAIN, 2 SIDED - 48" X 96" - SALEM CHERRY
	076325-43-000	FT MOLDING-EDGE BAND, 1035 CLOUD - .876 X .024 X 600 (G38, G39)
	076325-40-000	FT MOLDING-EDGE BAND, 1527 - .876 X .024 X 600 (G40, G41)
	076325-44-000	FT MOLDING-EDGE BAND, 1032 SAND - .876 X .024 X 600 (G42, G43)
	076325-49-000	FT MOLDING-EDGE BAND, PICKLED ASH - 1 5/16 X .030 X 600
	076325-50-000	FT MOLDING-EDGE BAND, 2812 CHERRY 1 5/16 X .030. X 600
	074497-22-000	SF PANELING-PICKLED ASH 3MM X 48 X 96
	074497-23-000	SF PANELING-CHERRY, 3MM X 48 X 96
	074498-57-000	SF LAMINATE-PLASTIC, PICKLED ASH
	074498-58-000	SF LAMINATE-PLASTIC, PROV. CHERRY WESTINGHOUSE 89M43
	074498-62-000	SF LAMINATE-PLASTIC, GREY FINESS (G38, G39)
	074498-71-000	SF LAMINATE-PLASTIC, NEUTRAL SANTOS (G40, G41)
	074498-54-000	SF LAMINATE-PLASTIC, SAND SPEKTER - AT921 PIONITE (G42, G43)
	074498-70-000	SF LAMINATE-FR PLASTIC GREY FINESS (G38, G39)
	080215-08-000	SF PANELING-2 SIDE PICKLED ASH, 5MM X 48 X 96
	088272-E1-000	SF PANELING-SOLITUDE, PROVENCE (G38, G39)
	088272-E5-000	SF PANELING-CORBIN, TOBACCO (G40, G41)
	088272-F2-000	SF PANELING-VALERIA STRIPE CASHMERE (G42, G43)
	088272-G1-000	SF PANELING-PEBBLE EMBOSS, ANTIQUE
		FROM: 01-15-96 THRU: 99-99-99
	088272-98-000	SF PANELING-SHOWER, OFF WHITE - 4' X 7' - INC OF 28 SQ FT
		FROM: 00-00-00 THRU: 01-14-96
	106069-01-000	SF TAMBOUR-BRASSTONE, 4' X 6' - ALUMINUM COVERED HARDBOARD
	111133-D2-438	EA LUMBER-18 X 038 X 2438 MM VINYL WRAPPED-PICKLED ASH
	111134-D2-438	EA LUMBER-18 X 38 X 2438 MM VINYL WRAPPED CHERRY
	111133-E2-438	EA LUMBER-18 X 50.8 X 2438 MM VINYL WRAPPED PICKLED ASH
	111134-E2-438	EA LUMBER-18 X 50.8 X 2438 MM VINYL WRAPPED CHERRY
	111133-G2-438	EA LUMBER-18 X 76 X 2438, WRAPPED PICKLED ASH
	111134-G2-438	EA LUMBER-18 X 76 X 2438 MM VINYL WRAPPED CHERRY

FIRE EXTINGUISHER, DETECTORS, CLOCK, PICTURE & HANDRAIL

KEY	PART NUMBER	U/M DESCRIPTION	VENDOR NO.
	072852-02-000	EA DETECTOR-SMOKE, W/9 VOLT BATTERY - CANADIAN	
	072852-01-000	EA DETECTOR-SMOKE, W/9 VOLT BATTERY - US	
	094499-02-000	EA EXTINGUISHER-FIRE, DRY - 1A10BC - CANADIAN	
	094499-01-000	EA EXTINGUISHER-FIRE, DRY W/MOUNTING BRACKET - 10 BC	
	094499-01-700	EA BRACKET MTG. W/PLASTIC STRAP	294039
	094499-01-701	EA STRAP ONLY (METAL)	320351
	112320-03-000	EA DETECTOR-CO GAS MODEL 9D-I COSTAR 946000001	
	100793-04-01A	EA CLOCK - WALL - W/10" X 10" MIRROR	
	112320-02-000	EA BATTERY/SENSOR-CO GAS, COSTAR 940001000	
		FROM: 00-00-00 THRU: 09-03-95	
	112320-04-000	EA DETECTOR-CO SENSOR ASSEMBLY COSTAR 946001001	
		FROM: 09-04-95 THRU: 99-99-99	
	108808-01-01A	EA BRASS ENTRANCE STEP HANDRAIL	
	058331-93-000	EA MIRROR-SAFETY GLASS 27.6" X 63"	
	058331-F2-000	EA MIRROR-GLASS, SAFETY 315MM X 543MM	
	112515-01-02A	EA PICTURE-DECORATIVE, THOU ART 12" X 16"	
	112515-02-04A	EA PICTURE-DECOR, 201VE BLUEBIRD THOU ART 16 X 20	

INTERIOR FINISH GROUP (CONTINUED)

FLOOR COVERINGS

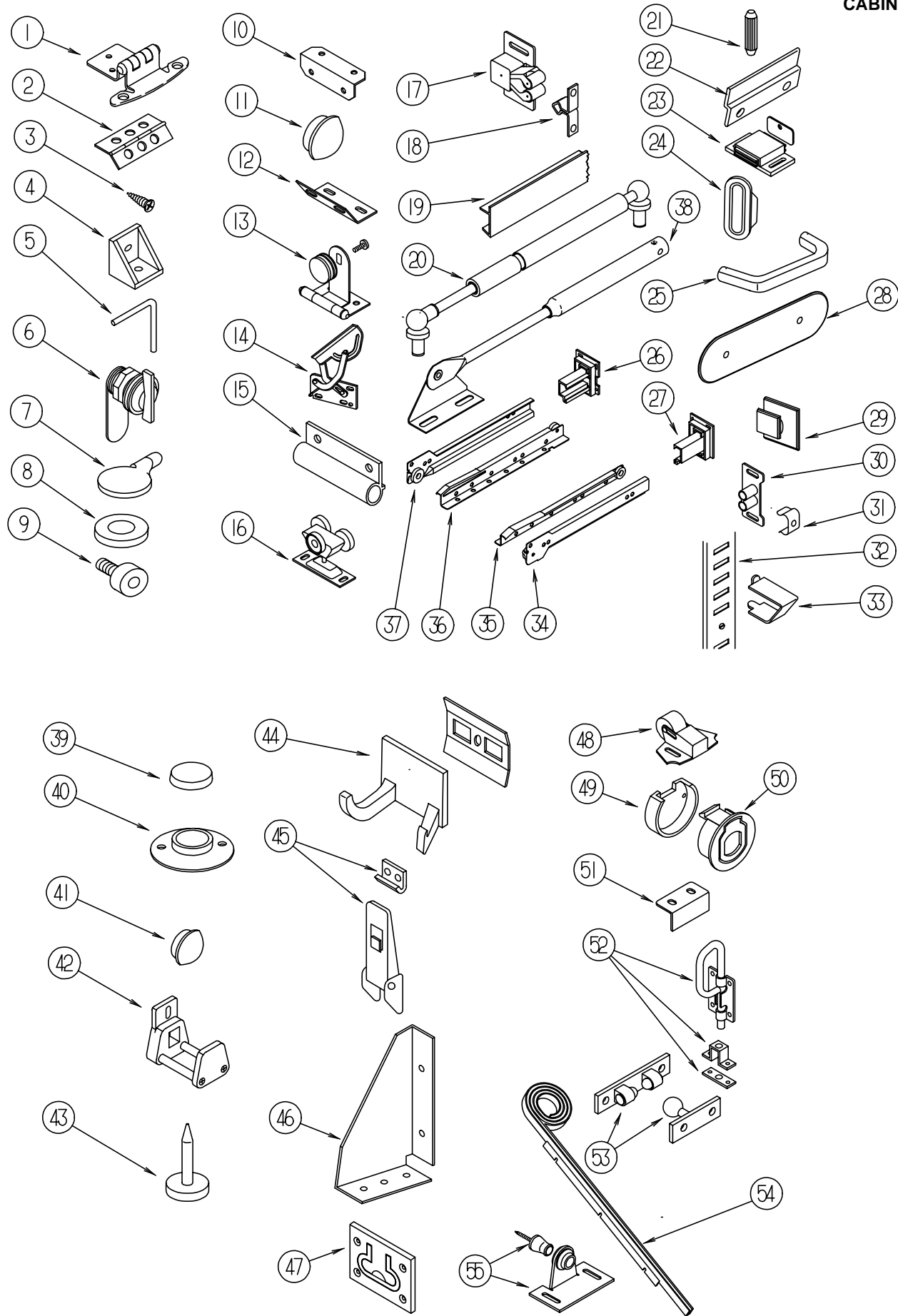
KEY	PART NUMBER	U/M DESCRIPTION
	093486-01-000	SY CARPET-COMPARTMENT, 54" WIDE - DARK GRAY
	096060-B5-000	SY CARPET-EXCALIBUR, NIGHT NAVY (G38, G39)
	096060-B6-000	SY CARPET-EXCALIBUR, DOESKIN (G40, G41)
	096060-B7-000	SY CARPET-EXCALIBUR, MOLLUSK (G42, G43)
	075233-01-000	SY PAD-CARPET, 3/8" X 6' ROLL
	047034-02-000	SF PLASTIC-CARPET, 4' WIDE - CLEAR POLY
	105829-03-01A	SF TILE-FLOOR, WOOD PLANK - PICKLED ASH
	105829-03-02A	SF TILE-FLOOR, WOOD PLANK - SALEM CHERRY
	105829-01-700	EA TILE-FLOOR, WOOD PLANK - 36" X 4.5' X 3/8" THICK

FLOOR MATS

KEY	PART NUMBER	U/M DESCRIPTION
	108151-01-000	EA MAT-FLOOR, ENTRANCE
	108152-01-000	EA MAT-FLOOR, RH
	108152-03-000	EA MAT-FLOOR, LH (OSHKOSH)
	108152-02-000	EA MAT-FLOOR, LH (CHEVY/FORD)

INTERIOR FINISH GROUP (CONTINUED)

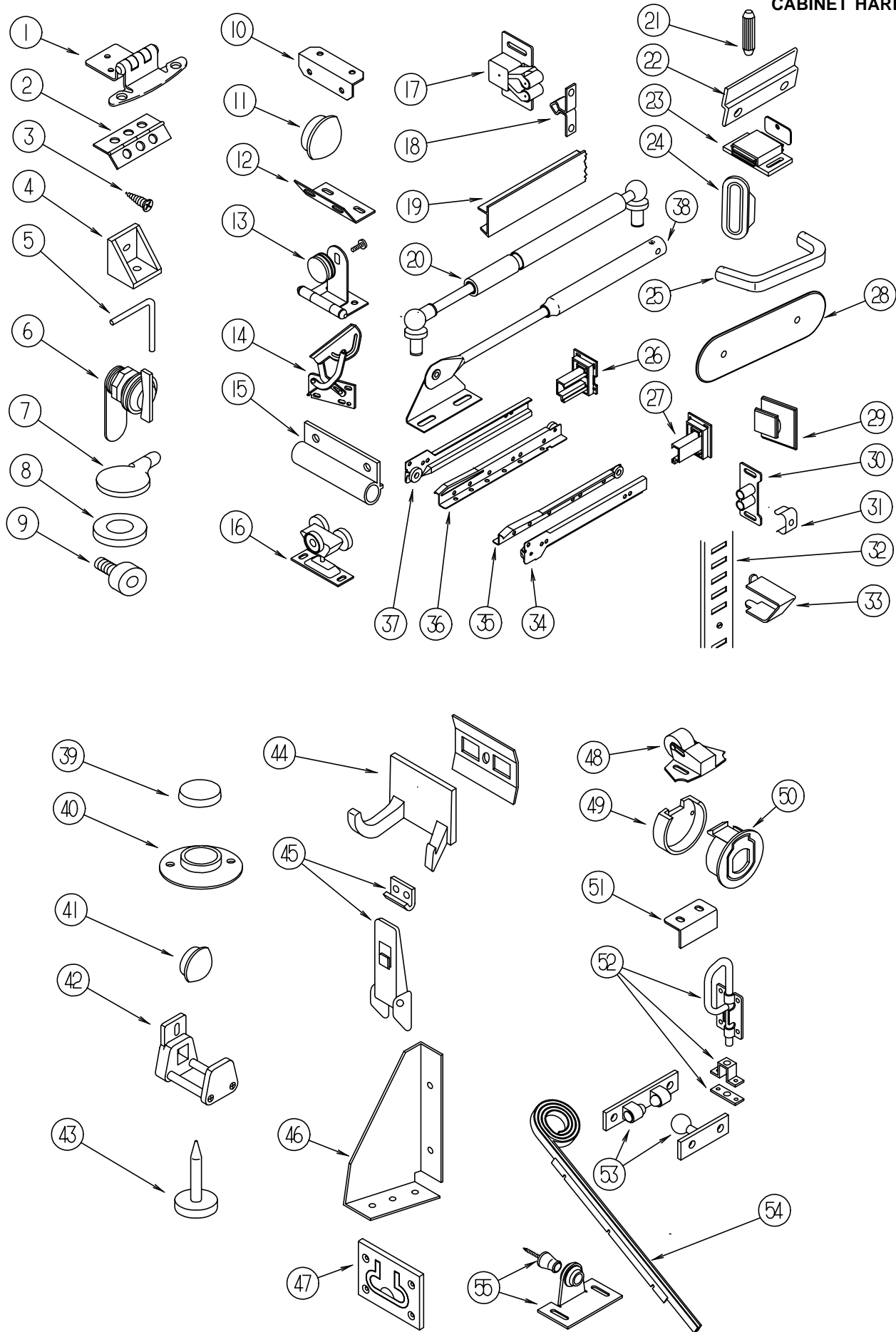
CABINET HARDWARE



KEY	PART NUMBER	U/M	DESCRIPTION
1	108138-01-000	EA	HINGE-DOOR, CABINET - BURNISHED BRASS
2	073151-02-000	EA	HINGE-CONTINUOUS - 22.3" OFF WHITE METAL
2	041389-25-000	EA	HINGE-PIANO,1.50X1397.0 MILL
2	112556-01-01A	EA	HINGE-BRASS, 1 1/2 IN
2	009059-01-000	EA	HINGE-DOOR, 2" X 1/4" - BRASS
3	000G13-06-10G	EA	SCREW-6-20 X 5/8 PFH, ANTIQUE BRASS
4	065740-01-000	EA	BRACE-CABINET CORNER, PLASTIC
5	108487-02-01A	EA	SUPPORT-PROP ROD,OVHD,BLACK
5	039984-01-000	EA	CAP-ROUND, VINYL - .28" ID X .62" LONG - BLACK
6	100710-01-01A	EA	LOCK-GLASS DOOR, TWIST TYPE - BRASS
7	101766-02-000	EA	PIN-SUPPORT, GLASS DOOR
8	100707-01-000	EA	SPACER-DOOR, GLASS - .8" DIA - .3" HOLE - PLASTIC
9	079921-01-000	EA	ROLLER-NYLON, W/STEEL SHAFT - BARBED
10	016604-01-000	EA	BRACE-CABINET, ANGLE - 2.5" - METAL - UNPAINTED
10	016604-03-000	EA	BRACE-CABINET, ANGLE - 2.5" - METAL - BEIGE
10	016604-05-000	EA	BRACE-CABINET, L ANGLE - 2.5" - METAL - OFF WHITE
11	074045-09-000	EA	PLUG-OAK, 1/2" DIA - PICKLED ASH
12	111866-01-02A	EA	BRACE-SEAT, ANGLE OFF/WHT
13	100711-01-01A	EA	HINGE-DOOR, GLASS
14	108126-01-000	EA	TRAY HINGE SET (QTY. 2 PER SET)
15	108486-01-01A	EA	BRACKET-PROP ROD,OVHD,BLACK
16	103874-01-000	EA	HANGER-SLIDING DOOR
17	093586-06-000	EA	CATCH-SPRING, ROLLER - FASTEC C411-AC
18	093586-05-000	EA	STRIKE-SPRING STEEL, FASTEC S411-AC
19	103186-01-03A	FT	MOLDING-PLASTIC, SHELF PICKLED ASH 9.5MM
19	103186-01-04A	FT	MOLDING-PLASTIC, SHELF SALEM CHERRY 9.5MM
19	103186-02-03A	FT	MOLDING-PLASTIC, SHELF PICKLED ASH 25.4MM
19	103186-02-04A	FT	MOLDING-PLASTIC, SHELF SALEM CHERRY 25.4MM
20	057460-04-000	EA	SPRING-GAS
21	110072-01-000	EA	DOWEL, 5/16" X 1 3/16", BIRCH
22	101272-01-000	EA	CATCH-DOOR, GLASS
23	088254-01-000	EA	CATCH-MAGNETIC, 1.8" X .7"
24	098410-01-01A	EA	PULL-FINGER, OVAL - BRASS
25	111093-01-000	EA	PULL-CABINET, BRASS CM1940AU
26	114045-01-000	EA	BACKSOCKET-ADJUSTABLE, LEFT - HOUCK 751-1 N/A ORDER SLIDE KIT ACCORDING TO LENGTH-SEE NUMERICAL LISTING OF #114031-??-700 IN THE \$ FICHE F/DESIRED LENGTH
27	114045-02-000	EA	BACKSOCKET-ADJUSTABLE, RIGHT - HOUCK 751-2 N/A ORDER SLIDE KIT ACCORDING TO LENGTH-SEE NUMERICAL LISTING OF #114031-??-700 IN THE \$ FICHE F/DESIRED LENGTH
28	081376-01-000	EA	BACKPLATE-DOOR PULL, OVAL - BRASS - .8" X 4.25"
29	102327-01-01A	EA	PULL-MIRROR, SQUARE
30	009021-01-000	EA	CATCH-GRILLE, NYLON
31	009021-02-000	EA	STRIKE-SPRING STEEL
32	098980-01-000	EA	PILASTER-ADJUSTABLE SHELF, 18" LONG WOODGRAIN APPEARANCE
32	098980-02-000	EA	PILASTER-ADJUSTABLE SHELF, 12" LONG WOODGRAIN APPEARANCE
32	098980-06-000	EA	PILASTER-ADJUSTABLE SHELF, 24" LONG
33	098979-01-000	EA	CLIP-ADJUSTABLE SHELF
34	114031-02-000	EA	SLIDE - 12" - RIGHT SIDE/CABINET REFERENCE DEALER PARTS BULLETIN #7SB010-96-12Z
34	114031-14-000	EA	SLIDE-DRAWER, 18" RIGHT CABINET-HOUCK 7200-RV-2 REFERENCE DEALER PARTS BULLETIN #7SB010-96-12Z
34	114031-18-000	EA	SLIDE-DRAWER, 20" RIGHT CABT HOUCK 7200-RV-2 REFERENCE DEALER PARTS BULLETIN #7SB010-96-12Z
34	114031-22-000	EA	SLIDE-DRAWER, 22" RIGHT CABT REFERENCE DEALER PARTS BULLETIN #7SB010-96-12Z

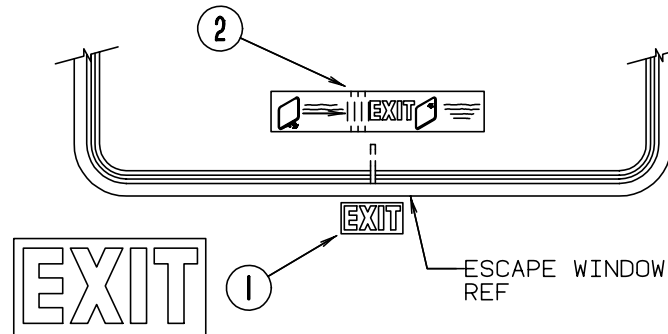
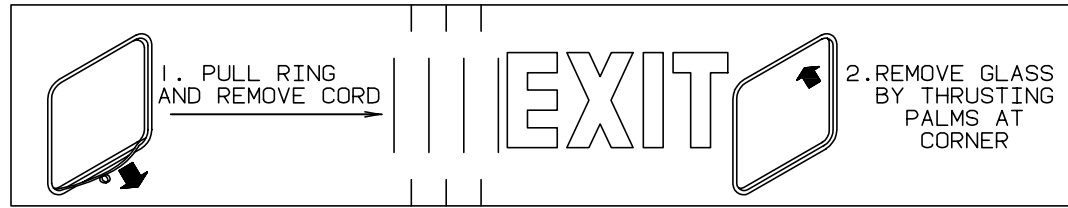
INTERIOR FINISH GROUP (CONTINUED)

CABINET HARDWARE (CONTINUED)

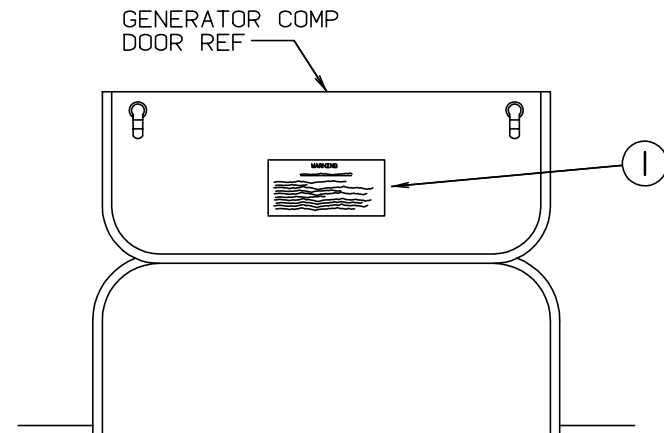


KEY	PART NUMBER	U/M	DESCRIPTION
35	114031-04-000	EA	SLIDE - 12" - RIGHT SIDE/DRAWER REFERENCE DEALER PARTS BULLETIN #7SB010-96-12Z
35	114031-16-000	EA	SLIDE-DRAWER,18" RIGHT DRAWER -HOUCK 7 REFERENCE DEALER PARTS BULLETIN #7SB010-96-12Z
35	114031-20-000	EA	SLIDE-DRAWER,20" RIGHT DRWR HOUCK 7200-RV-4 REFERENCE DEALER PARTS BULLETIN #7SB010-96-12Z
35	114031-24-000	EA	SLIDE-DRAWER,22" RIGHT DRWR HOUCK 7200-RV-4 REFERENCE DEALER PARTS BULLETIN #7SB010-96-12Z
36	114031-03-000	EA	SLIDE - 12" - LEFT SIDE/DRAWER REFERENCE DEALER PARTS BULLETIN #7SB010-96-12Z
36	114031-15-000	EA	SLIDE-DRAWER,18" LEFT DRAWER - HOUCK 7200-RV-3 REFERENCE DEALER PARTS BULLETIN #7SB010-96-12Z
36	114031-19-000	EA	SLIDE-DRAWER,20" LEFT DRWR HOUCK 7200-RV-3 REFERENCE DEALER PARTS BULLETIN #7SB010-96-12Z
36	114031-23-000	EA	SLIDE-DRAWER,22" LEFT DRWR HOUCK 7200-RV-3 REFERENCE DEALER PARTS BULLETIN #7SB010-96-12Z
37	114031-01-000	EA	SLIDE - 12" - LEFT SIDE/CABINET REFERENCE DEALER PARTS BULLETIN #7SB010-96-12Z
37	114031-13-000	EA	SLIDE-DRAWER,18" LEFT CABINET -HOUCK 7200-RV-1 REFERENCE DEALER PARTS BULLETIN #7SB010-96-12Z
37	114031-17-000	EA	SLIDE-DRAWER,20" LEFT CABT HOUCK 7200-RV-1 REFERENCE DEALER PARTS BULLETIN #7SB010-96-12Z
37	114031-21-000	EA	SLIDE-DRAWER,22" LEFT CABT REFERENCE DEALER PARTS BULLETIN #7SB010-96-12Z
38	074493-02-000	EA	SUPPORT-PISTON SPRING, CABINET DOOR
39	004354-01-000	EA	BUMPER-RUBBER, .5" DIA - BROWN
40	009112-01-000	EA	FLANGE-ROD, 1" - CLOTHES ROD - PLASTIC - OFF WHITE
	023320-01-000	EA	PAD-FELT, 3/8" DIAMETER - BROWN
41	042356-01-000	EA	PLUG-BUTTON, MAHOGANY - 3/8" DIAMETER - WOOD
	042438-01-000	EA	DOWEL-WOOD, CLOTHES ROD - 1" DIAMETER X 4'
	042438-06-000	EA	DOWEL-WOOD, 1.5" X 26" - OAK
42	064467-01-000	EA	GUIDE-POCKET, SLIDING DOOR - WALL MOUNTED
	076790-01-000	EA	SCREW, 6-20 X 1 1/4 PPH - BLACK
43	102194-01-000	EA	GUIDE-PLASTIC
44	104174-01-000	EA	HOOK-ROBE,TWIN
45	116975-01-01A	EA	LATCH ASM-UNDERCENTER, BLACK STRIKE #042541-05-000
46	116978-01-03B	EA	GUSSET-SLIDEOUT ROOM, OFF/WHT
47	072871-01-000	EA	PULL-FLUSH, CHROME
	073151-02-000	EA	HINGE-CONTINUOUS, 22.3" LONG - METAL - OFF WHITE
48	109403-01-000	EA	CATCH-SINGLE ROLLER
49	113375-05-01A	EA	LATCH-SLAM, BACK BLACK
50	113375-04-01A	EA	LATCH-SLAM, FACE BLACK
51	113375-02-01A	EA	STRIKE-DOOR CHROME
52	103256-01-000	EA	LATCH-SLIDE
53	084451-01-000	EA	CATCH - TV SHELF - BRASS
54	097141-02-700	EA	KIT-TRACK TAMBOUR DOOR - W/ONE RIGHT & ONE LEFT TRACK
55	009013-01-000	EA	CATCH-MALE & FEMALE BULLDOG, ANTIQUE COPPER
	092907-01-000	EA	SUPPORT-SHELF, PIN - 1/4" - PLASTIC - CLEAR
	083204-03-000	EA	BUTTON-RETAINING, MIRROR - 5/16" TIP - WALNUT
	103986-01-000	FT	TRIM-3/4 BRASS U-CHANNEL
	099682-01-01A	EA	BRACKET-END, HANDRAIL BRASS - BROADWAY 32.10109

LABELS GROUP



KEY	PART NUMBER	U/M DESCRIPTION
1	039290-01-000	EA LABEL-WARNING, EXIT
2	107571-01-000	EA LABEL-ESCAPE EXIT, WINDOW



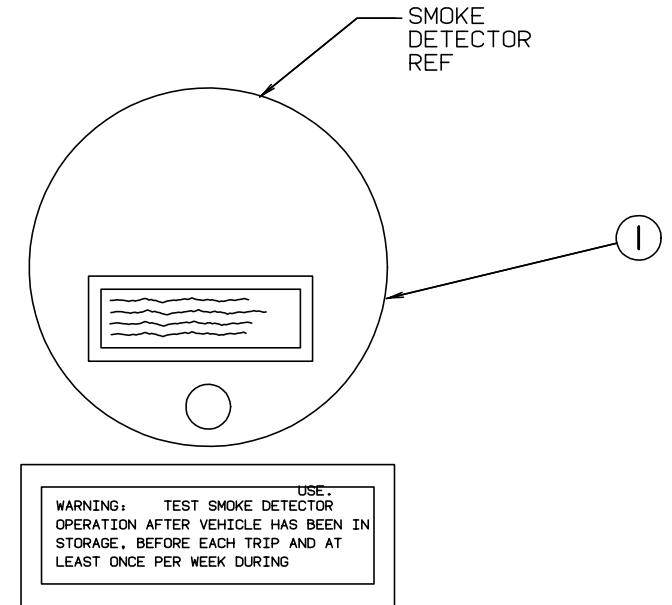
WARNING

WHEN ADDING A GENERATOR SET:

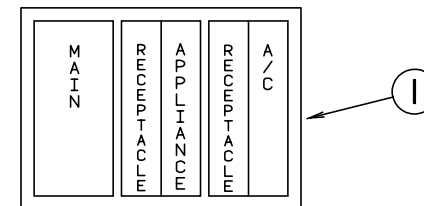
HIGH VOLTAGE-USE EXTREME CAUTION WHEN WORKING ON ELECTRICAL COMPONENTS. HAVE ALL ELECTRICAL INSTALLATION PERFORMED BY A QUALIFIED LICENSED ELECTRICIAN-FOLLOW ALL STATE AND LOCAL CODES. ONLY INSTALL GENERATOR SET APPROVED FOR R.V. APPLICATION. HAVE INSTALLED BY QUALIFIED TECHNICIAN. TO AVOID HEAT BUILD-UP AND TO GUARANTEE AN ADEQUATE AIR SUPPLY TO THE GENERATOR CARBURETOR, FOLLOW INSTALLATION INSTRUCTIONS. GENERATOR ENGINE EXHAUST GASES ARE TOXIC AND MUST NOT TERMINATE UNDER THE VEHICLE-DISCHARGE EXHAUST AWAY FROM VEHICLE.

KEY	PART NUMBER	U/M DESCRIPTION
1	077510-01-000	EA LABEL-GENERATOR PREP

LABELS GROUP (CONTINUED)



KEY	PART NUMBER	U/M DESCRIPTION
1	077956-01-000	EA LABEL-WARNING, SMOKE DETECTOR

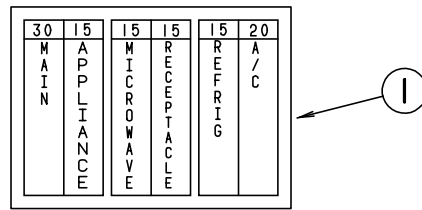


KEY	PART NUMBER	U/M DESCRIPTION
1	095721-07-000	EA LABEL-CONTROL CENTER - FRONT - W/SWITCH LOCATIONS

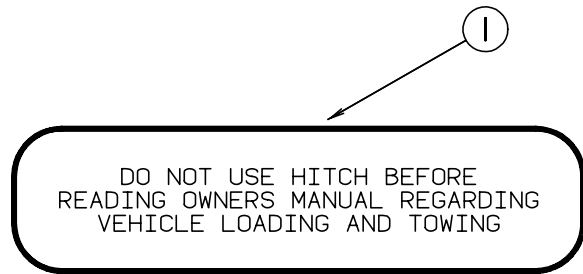
MAIN	REFRIG/MICRO
	A/C CIRCUIT 1
MAIN	A/C CIRCUIT 2
	GENERAL RECPS
GFI # 1	WARMER/DRYER
GFI # 2	
CONVERTER/ GENERAL RECPS	CONVERTER/ GENERAL RECPS
DISHWASHER	

KEY	PART NUMBER	U/M DESCRIPTION
1	095721-09-000	EA LABEL-CONTROL CENTER (50A)

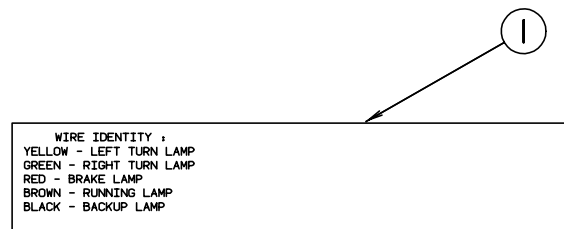
LABELS GROUP (CONTINUED)



KEY	PART NUMBER	U/M DESCRIPTION
1	095721-10-000	EA LABEL-CONTROL CENTER (30A) (CANADIAN)

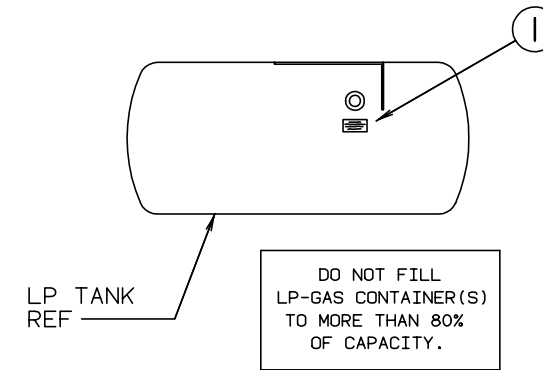


KEY	PART NUMBER	U/M DESCRIPTION
1	111104-01-000	EA LABEL-HITCH, READ MANUAL

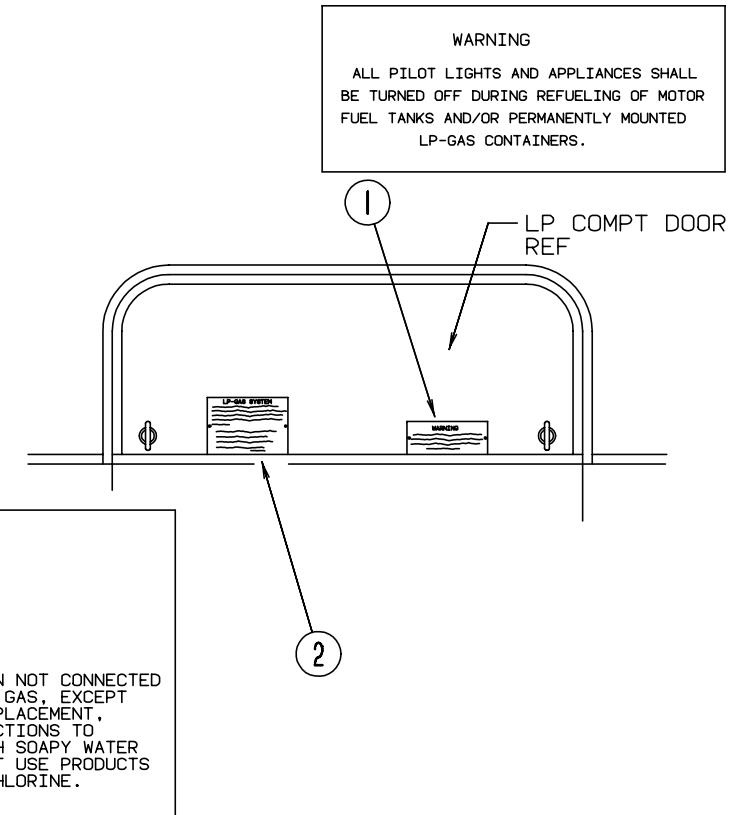


KEY	PART NUMBER	U/M DESCRIPTION
1	091224-02-000	EA LABEL-TRAILER LIGHTING

LABELS GROUP (CONTINUED)

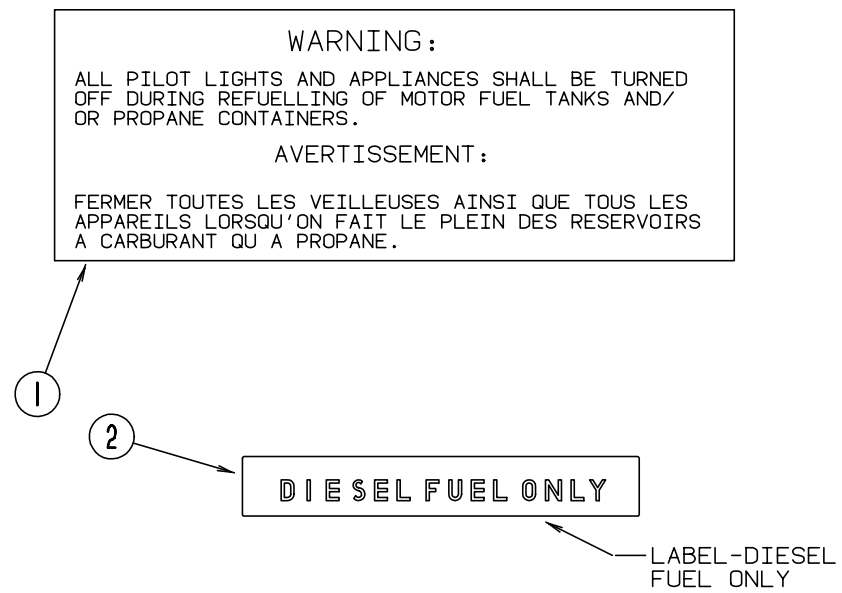


KEY	PART NUMBER	U/M DESCRIPTION
1	079965-01-000	EA LABEL-LPG 80 CAPACITY

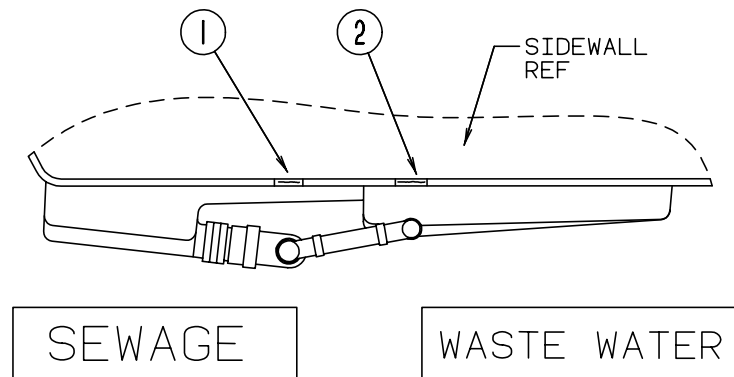


KEY	PART NUMBER	U/M DESCRIPTION
1	006040-01-000	EA TAG-GAS REFUELING WARNING
1	006040-02-000	EA TAG-GAS REFUEL WARNING, CANADIAN
2	054531-01-000	EA LABEL-WARNING, LPG - US
2	023769-01-000	EA LABEL-WARNING, LPG - CANADIAN

LABELS GROUP (CONTINUED)

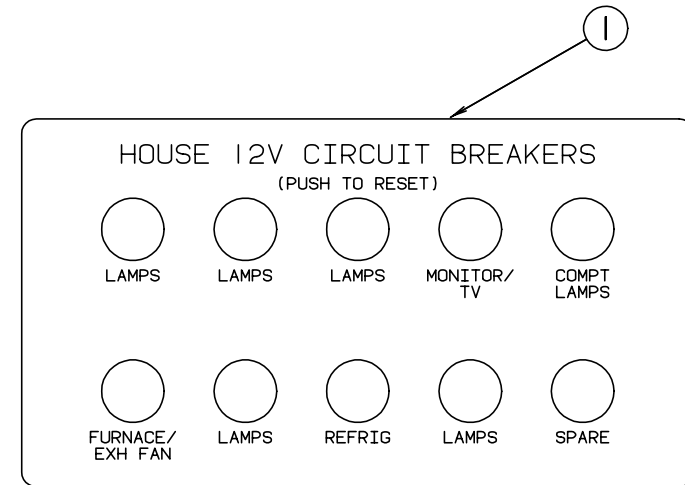


KEY	PART NUMBER	U/M DESCRIPTION
1	006040-01-000	EA TAG-GAS REFUELING WARNING
1	006040-02-000	EA TAG-GAS REFUEL WARNING, CANADIAN
2	068383-01-000	EA LABEL-DIESEL FUEL ONLY

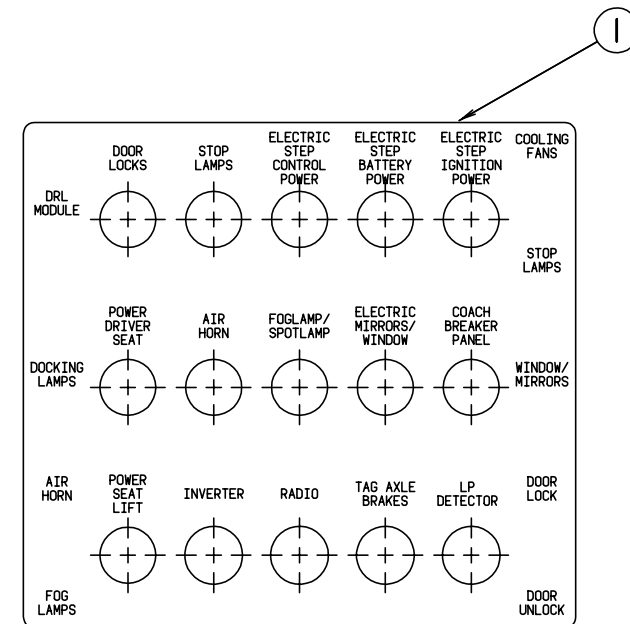


KEY	PART NUMBER	U/M DESCRIPTION
1	006187-01-000	EA LABEL-SEWAGE
2	006188-01-000	EA LABEL-WASTE WATER

LABELS GROUP (CONTINUED)

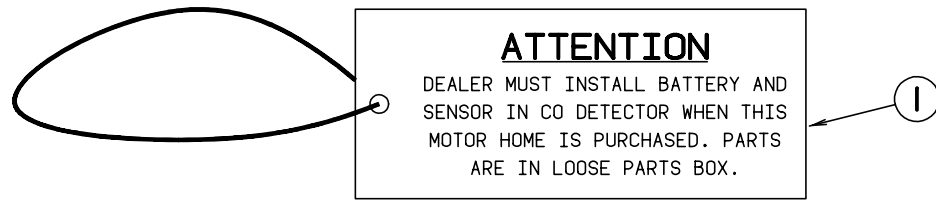


KEY	PART NUMBER	U/M DESCRIPTION
1	092547-04-000	EA LABEL-CIRCUIT BREAKER



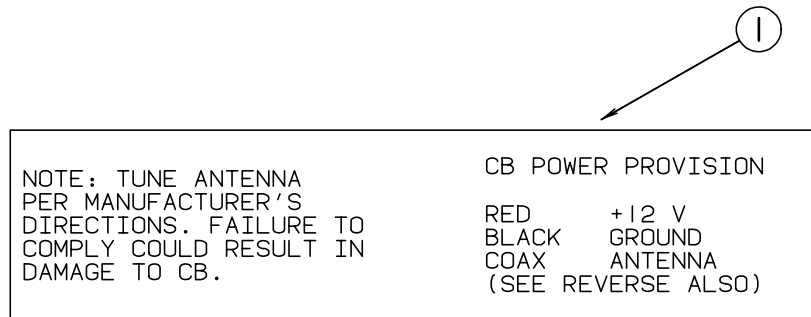
KEY	PART NUMBER	U/M DESCRIPTION
1	093236-12-000	EA LABEL-CIRCUIT BREAKER

LABELS GROUP (CONTINUED)



ATTENTION
 DEALER MUST INSTALL BATTERY AND SENSOR IN CO DETECTOR WHEN THIS MOTOR HOME IS PURCHASED. PARTS ARE IN LOOSE PARTS BOX.

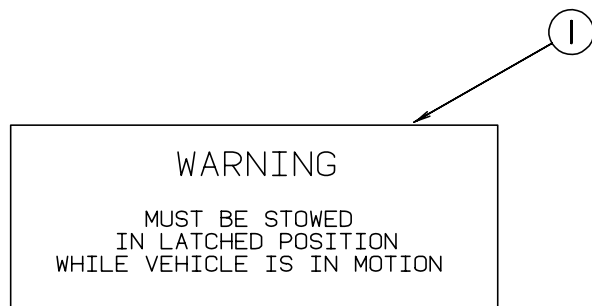
KEY	PART NUMBER	U/M DESCRIPTION
1	112518-01-000	EA LABEL-HANG TAG, CO DETECTOR



NOTE: TUNE ANTENNA PER MANUFACTURER'S DIRECTIONS. FAILURE TO COMPLY COULD RESULT IN DAMAGE TO CB.

CB POWER PROVISION	
RED	+12 V
BLACK	GROUND
COAX	ANTENNA
(SEE REVERSE ALSO)	

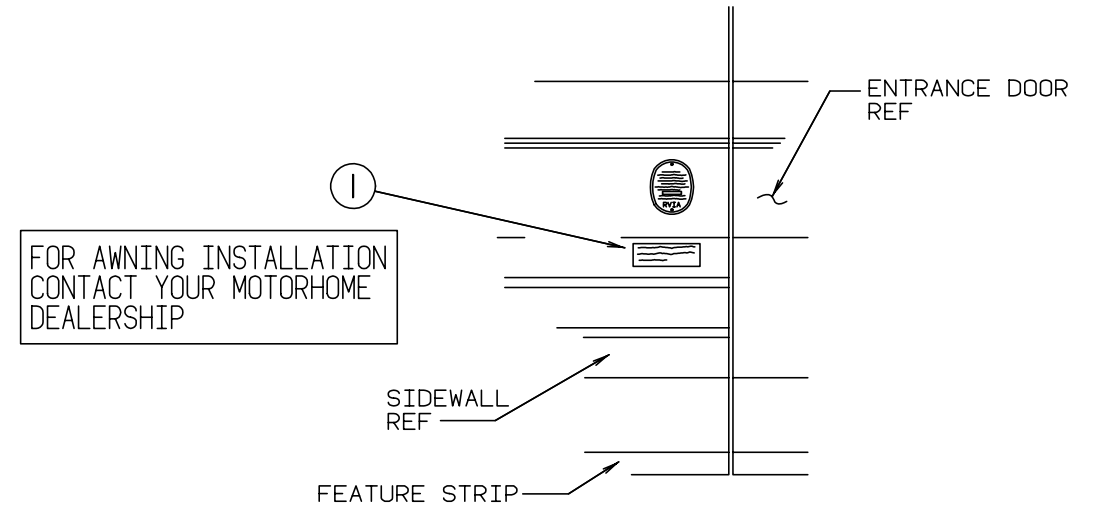
KEY	PART NUMBER	U/M DESCRIPTION
1	104678-01-000	EA LABEL-CB PREP



WARNING
 MUST BE STOWED IN LATCHED POSITION WHILE VEHICLE IS IN MOTION

KEY	PART NUMBER	U/M DESCRIPTION
1	079966-01-000	EA LABEL-WARNING, STOWED - MOTION

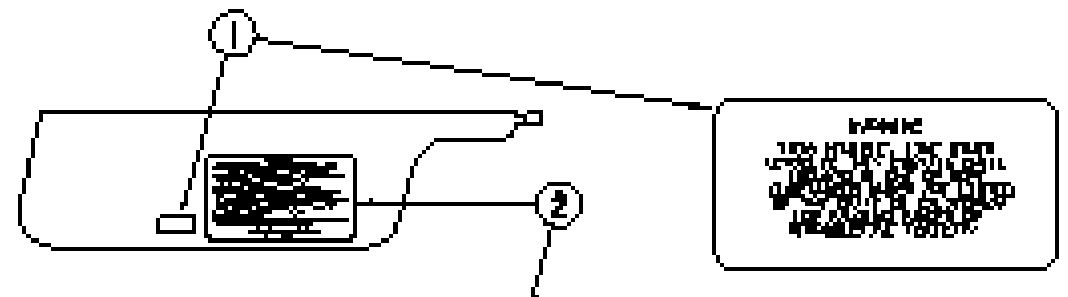
LABELS GROUP (CONTINUED)



FOR AWNING INSTALLATION CONTACT YOUR MOTORHOME DEALERSHIP

ENTRANCE DOOR REF
 SIDEWALL REF
 FEATURE STRIP

KEY	PART NUMBER	U/M DESCRIPTION
1	099509-01-000	EA LABEL-AWNING INSTALLATION



CAUTION

THIS LABEL HAS BEEN INSTALLED ON THE MOTORHOME WITH THE INTENT OF PROVIDING INFORMATION TO THE USER REGARDING THE PROPER USE OF THE AWNING. THE USER SHOULD READ THIS LABEL CAREFULLY TO AVOID DAMAGE TO THE AWNING OR THE MOTORHOME.

1. READ THE INSTRUCTIONS CAREFULLY BEFORE USING THE AWNING. THE AWNING IS NOT TO BE USED AS A SHELTER OR FOR STORAGE OF FLAMMABLE OR VOLATILE LIQUIDS.
2. WEIGHT - DO NOT EXCEED THE WEIGHT AND DISTRIBUTION LIMITS SPECIFIED IN THE INSTRUCTIONS.
3. WIND - DO NOT USE THE AWNING IN WINDS EXCEEDING THE WIND SPEED LIMITS SPECIFIED IN THE INSTRUCTIONS.
4. STOWING - DO NOT STOW THE AWNING UNTIL IT IS COMPLETELY DRY AND FREE OF MOISTURE. STOWING A WET AWNING CAN CAUSE DAMAGE TO THE AWNING AND THE MOTORHOME.
5. SAFETY - ALWAYS USE THE LATCHES AND LOCKS TO SECURE THE AWNING IN THE STOWED POSITION.
6. ELECTRICAL - DO NOT USE THE AWNING AS AN ELECTRICAL CONDUIT.
7. SAFETY - ALWAYS USE THE LATCHES AND LOCKS TO SECURE THE AWNING IN THE STOWED POSITION.
8. ELECTRICAL - DO NOT USE THE AWNING AS AN ELECTRICAL CONDUIT.

READ THE INSTRUCTIONS CAREFULLY BEFORE USING THE AWNING.

KEY	PART NUMBER	U/M DESCRIPTION
1	056259-01-000	EA LABEL-SAFETY CHECK LIST
2	056259-01-000	EA LABEL-SAFETY CHECK LIST

LABELS GROUP (CONTINUED)



AUTOMOTIVE AND COACH
CIRCUIT BREAKERS

KEY	PART NUMBER	U/M DESCRIPTION
1	098379-01-000	EA LABEL-ELECTRICAL BOX, FRONT



BATTERY MODE
SOLENOID AND
RELAYS

KEY	PART NUMBER	U/M DESCRIPTION
1	098379-04-000	EA LABEL-ELECTRICAL BOX, SIDE



THIS CONNECTION IS FOR
(B) VOLT AC, 3-POLE, 4 WIRE
60 HZ (CYCLES), (A) AMPERE SUPPLY

DO NOT CONNECT TO
HIGHER VOLTAGE

KEY	PART NUMBER	U/M DESCRIPTION
1	006062-04-000	EA LABEL-ELECTRIC, 120/240V SERVICE



POWER CORD
STORAGE

KEY	PART NUMBER	U/M DESCRIPTION
1	121731-01-000	EA LABEL-POWER CORD STORAGE

LABELS GROUP (CONTINUED)



AIR CONDITIONER
POWER SWITCH

50A SHORE POWER
OR GENERATOR

30A SHORE POWER

KEY	PART NUMBER	U/M DESCRIPTION
1	109051-01-000	EA LABEL-SWITCH, 50A POWER (SHORE)



POWER SWITCH

WASHER/DRYER

MICROWAVE

KEY	PART NUMBER	U/M DESCRIPTION
1	109051-02-000	EA LABEL-SWITCH, 50A POWER (DISHWASHER)



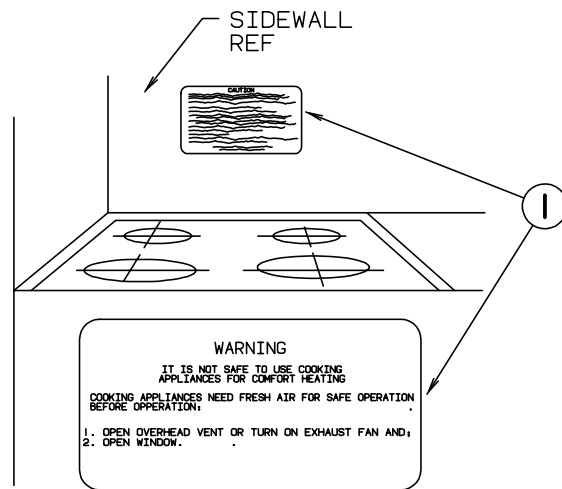
POWER SWITCH

DISHWASHER

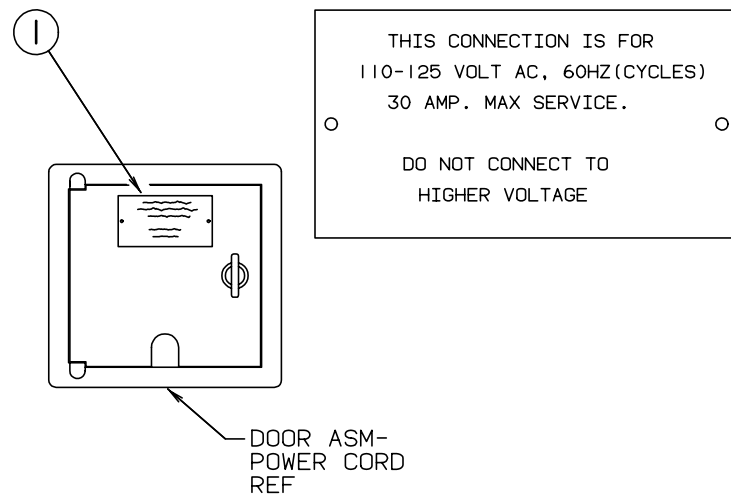
MICROWAVE

KEY	PART NUMBER	U/M DESCRIPTION
1	109051-03-000	EA LABEL-SWITCH, 50A POWER (WASHER/DRYER)

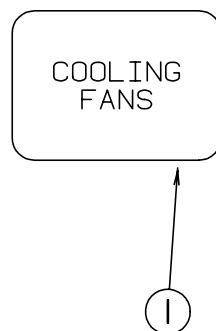
LABELS GROUP (CONTINUED)



KEY	PART NUMBER	U/M DESCRIPTION
1	050225-01-000	EA LABEL-WARNING, STOVE VENT - US
1	050222-01-000	EA LABEL-WARNING, STOVE VENT - CANADIAN

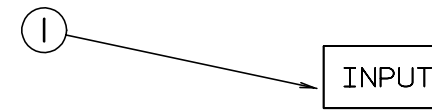


KEY	PART NUMBER	U/M DESCRIPTION
1	006062-01-000	EA TAG-ELECTRIC, 110V CONNECTION

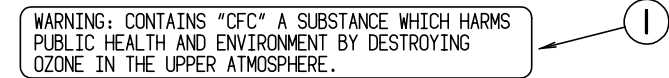


KEY	PART NUMBER	U/M DESCRIPTION
1	093237-10-000	EA LABEL-CIRCUIT BREAKER,FRONT - COOLING FANS

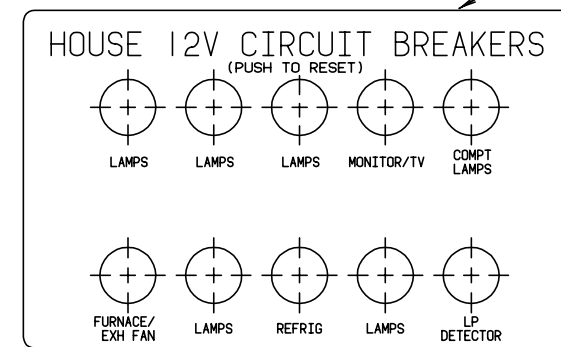
LABELS GROUP (CONTINUED)



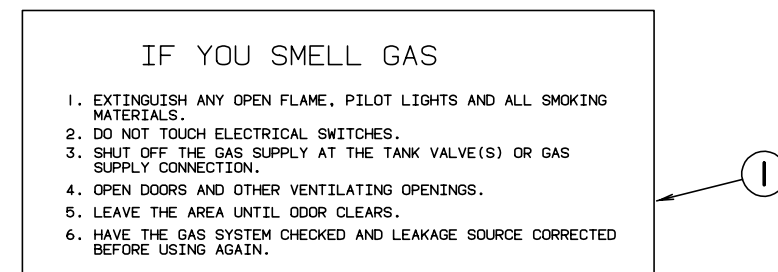
KEY	PART NUMBER	U/M DESCRIPTION
1	087236-01-000	EA LABEL-CABLE, INPUT



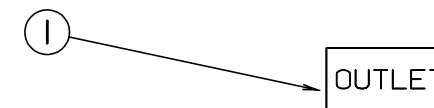
KEY	PART NUMBER	U/M DESCRIPTION
1	111802-01-000	EA LABEL-CFC WARNING



KEY	PART NUMBER	U/M DESCRIPTION
1	092547-06-000	EA LABEL-CIRCUIT BREAKER



KEY	PART NUMBER	U/M DESCRIPTION
1	073998-01-000	EA LABEL-LPG ODOR WARNING

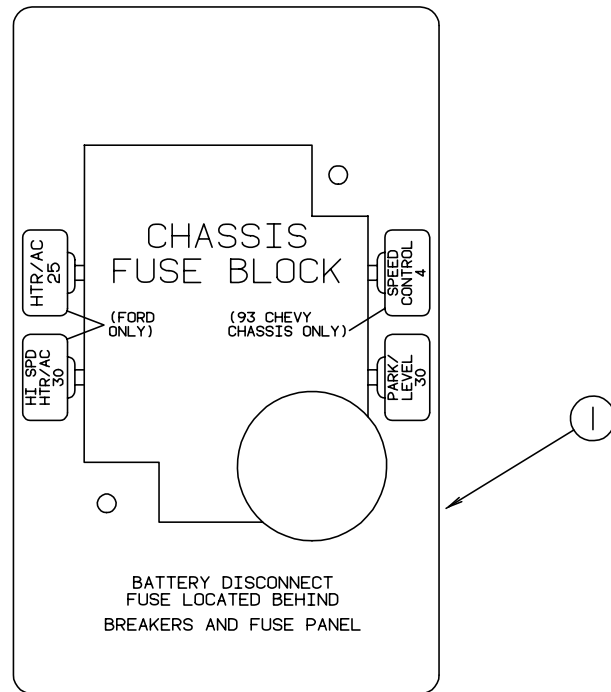


KEY	PART NUMBER	U/M DESCRIPTION
1	087236-02-000	EA LABEL-TV OUTLET

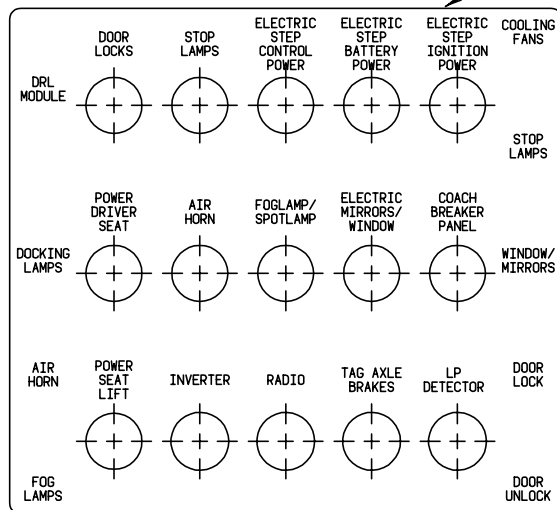
LABELS GROUP (CONTINUED)

EXTERIOR
LEFT SIDE
SERVICE LIGHT

KEY PART NUMBER U/M DESCRIPTION
1 094675-01-000 EA LABEL-EXTERIOR LIGHT, SERVICE



KEY PART NUMBER U/M DESCRIPTION
1 111537-02-000 EA LABEL-FUSES



KEY PART NUMBER U/M DESCRIPTION
1 093236-12-000 EA LABEL-CIRCUIT BREAKER

LABELS GROUP (CONTINUED)

UNLEADED
FUEL ONLY

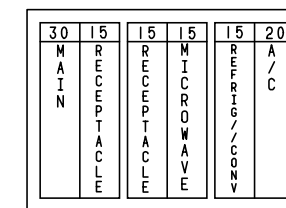
KEY PART NUMBER U/M DESCRIPTION
1 098641-01-000 EA LABEL-FUEL, UNLEADED - DASH

UNLEADED FUEL ONLY

KEY PART NUMBER U/M DESCRIPTION
1 062043-01-000 EA LABEL-FUEL, UNLEADED

WARNING
THIS VEHICLE, LIKE OTHER VEHICLES, MAY CONTAIN SMALL AMOUNTS OF ONE OR MORE SUBSTANCES WHICH ARE LISTED BY THE STATE OF CALIFORNIA FOR CAUSING CANCER OR REPRODUCTIVE TOXICITY.

KEY PART NUMBER U/M DESCRIPTION
1 099689-01-000 EA LABEL-WARNING, CANCER/TOXICITY

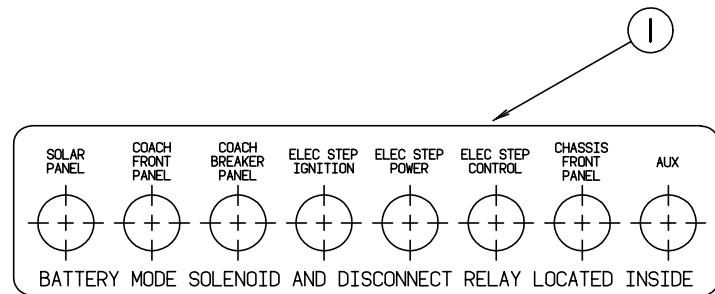


KEY PART NUMBER U/M DESCRIPTION
1 095721-14-000 EA LABEL-CONTROL CENTER, 30A

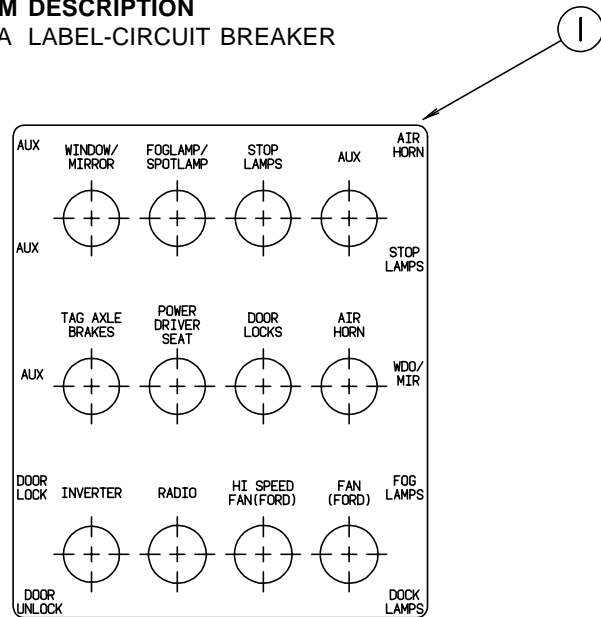
CIRCUIT BREAKERS
AND AUTOMOTIVE
FUSE PANEL

KEY PART NUMBER U/M DESCRIPTION
1 098379-03-000 EA LABEL-ELECTRICAL BOX, FRONT

LABELS GROUP (CONTINUED)



KEY	PART NUMBER	U/M DESCRIPTION
1	093236-13-000	EA LABEL-CIRCUIT BREAKER



KEY	PART NUMBER	U/M DESCRIPTION
1	093236-14-000	EA LABEL-CIRCUIT BREAKER

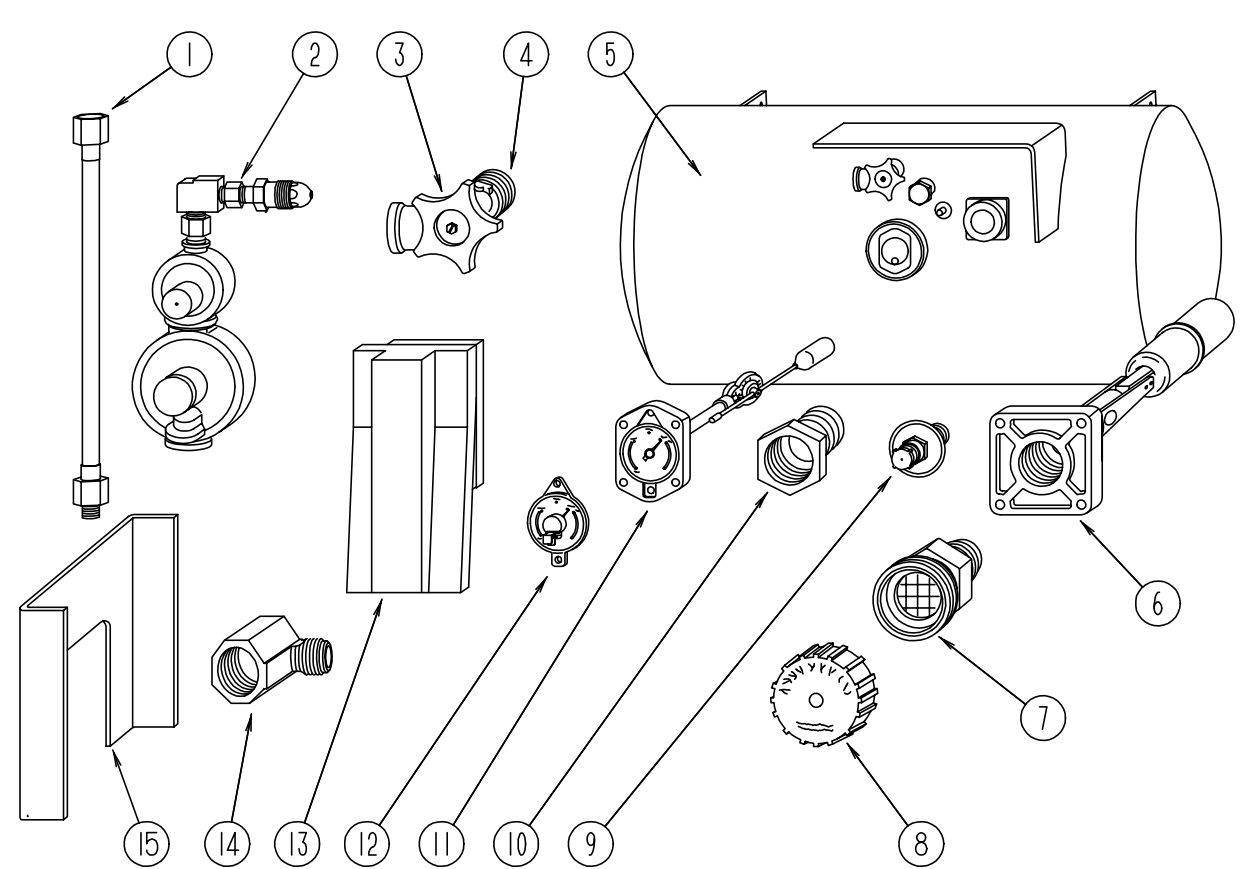
WARNING: DISCONNECT BATTERIES BEFORE CONNECTING EXTERNAL CHARGING EQUIPMENT.

KEY	PART NUMBER	U/M DESCRIPTION
1	065748-01-000	EA LABEL-CAUTION, BATTERY CHARGING

ERTISSEMENT: DEBRANCHER LES BATTERIES AVA BRANCHER TOUT EQUIPEMENT DE CHARGE EXTERIEU

KEY	PART NUMBER	U/M DESCRIPTION
1	065748-02-000	EA LABEL-WARNING, BATTER, FRENCH

LP GROUP



LP TANK & COMPONENTS

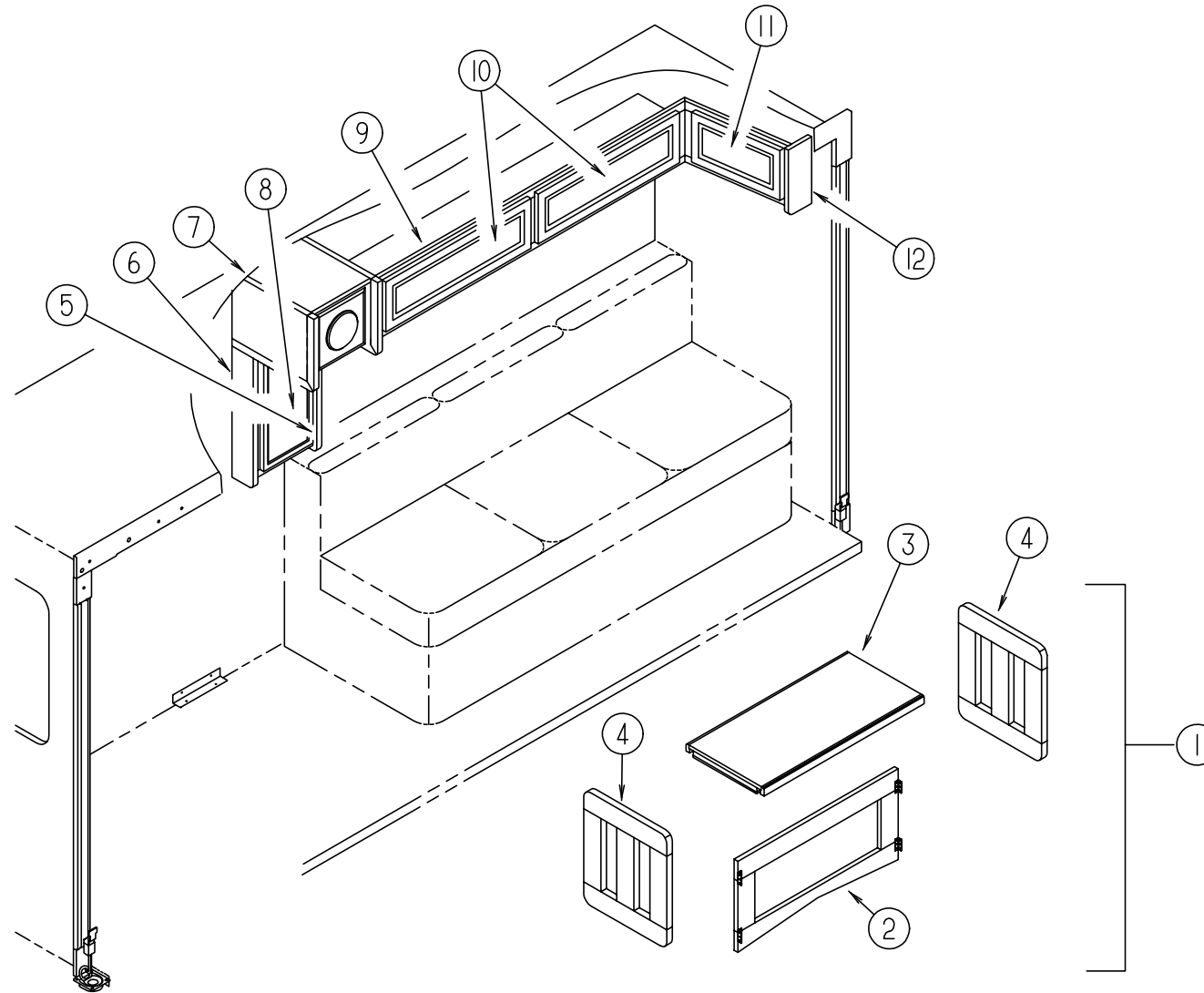
KEY	PART NUMBER	U/M DESCRIPTION	VENDOR NO.
1	045703-01-000	EA HOSE-LP, 3/8" ID X 24" - 3/8 MPT X 1/2 F SWIVEL - U.S.	
1	045703-02-000	EA HOSE-LP, 3/8" ID X 24" - 3/8" MPT X 1/2" F SWIVEL - CANADA	
2	106150-01-000	EA REGULATOR-TWO STAGE M'BRASS 290-303	
3	040421-01-708	EA HANDWHEEL-SERVICE VALVE	G-1015-A
4	040421-01-712	EA VALVE,SERV. W/O VAPOR RELIEF	29000853
5	117432-02-000	EA TANK-LP, 130LB, 20 DIAMETER X 35	
6	040421-01-711	EA VALVE-80% FILL W/AUTO STOP	LLL
7	040421-01-701	EA VALVE-FILL-SHORT, LP	75478
8	040421-01-702	EA CAP-FILL VALVE, PLASTIC	G-1014-A
9	040421-01-700	EA VALVE-LIQUID LEVEL, 20%	G-1013
10	040421-01-713	EA VALVE-VAPOR ONLY	29000587
11	091970-01-700	EA FLOAT ASM F/20" DIA TANK	20C
12	040440-02-000	EA TRANSMITTER-DIAL, 0-90 OHM - 2 TERMINAL (POWER & GROUND)	
13	105658-01-000	EA COMPARTMENT-LP REGULATOR	
14	065318-02-000	EA ELBOW-90 DEGREE, 3/8" MPT TO 3/8" FPT	
15	113542-11-02B	EA MOUNT ASM-LP TANK E-COAT	

FROM: 00-00-00 THRU: 09-17-95

010265-01-000	EA ELBOW-BRASS, 90 DEGREE - 3/8"F X 1/2"FPT
010323-01-000	EA ADAPTER-BRASS, 3/8F X 1/2MPT
010329-01-000	EA ADAPTER-BRASS, 1/2" F X 1/2" MPT
010377-02-000	EA NUT-BRASS, 3/8" FLARE - FORGED
010380-02-000	EA NUT-BRASS, 1/2" FLARE - FORGED
024250-01-000	EA ADAPTER-BRASS, 3/8"F X 1/2" FPT
057042-01-000	EA ADAPTER-CROSS 1/2 PIPE
103613-01-000	EA DETECTOR-LP GAS

LOUNGE GROUP

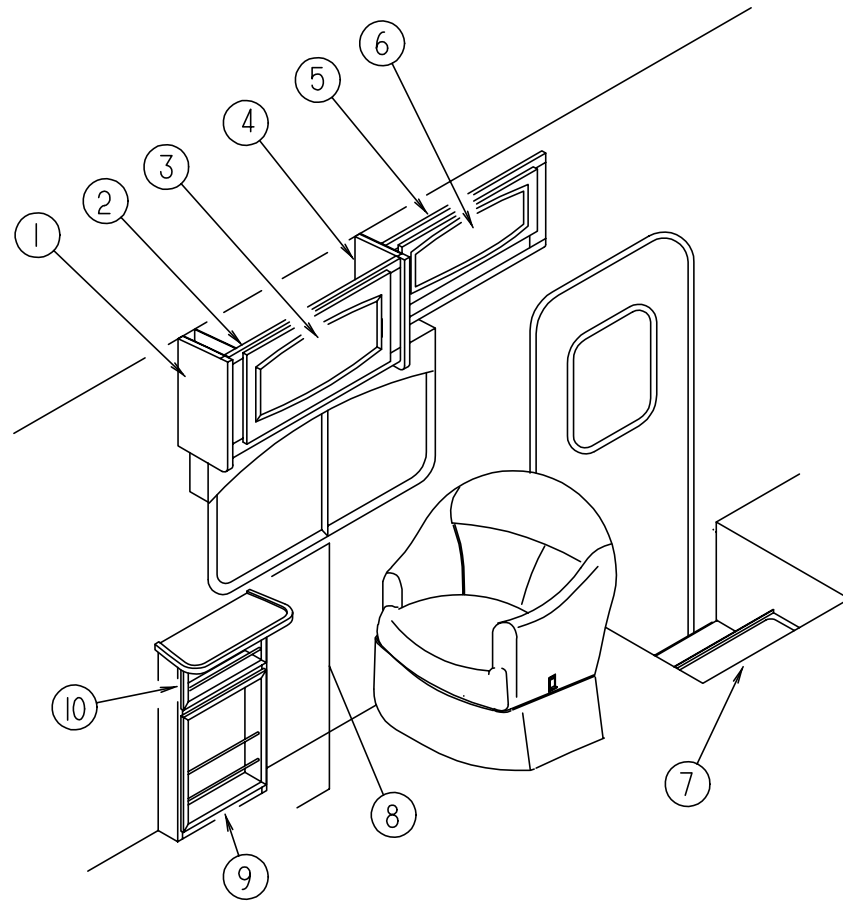
DRIVER SIDE LOUNGE TABLE & COUCH BRACKET



KEY	PART NUMBER	U/M DESCRIPTION
	105947-01-000	EA BRACKET-HOLD DOWN, COUCH CSA UNITS
1	116957-01-G38	EA TABLE ASM-FOLDING
2	116957-11-F31	EA BRACE ASSEMBLY - FOR NEW STYLE TABLE
3	116957-12-G38	EA TABLE TOP ASM
4	116957-15-F31	EA LEG ASM - FOR NEW STYLE TABLE
5	120976-12-G38	EA END CAP ASM (PICKLED ASH)
5	120976-12-G39	EA END CAP ASM (SALEM CHERRY)
6	120976-11-G38	EA END CAP ASM (PICKLED ASH)
6	120976-11-G39	EA END CAP ASM (SALEM CHERRY)
7	120976-01-G38	EA CABINET ASM-OVHD, SPEAKER (PICKLED ASH)
7	120976-01-G39	EA CABINET ASM-OVHD, SPEAKER (SALEM CHERRY)
	058331-F2-000	EA MIRROR-GLASS, SAFETY 315MM X 543MM
8	M06803-R9-G38	EA DOOR-RAIL,MITERED/OGEE 0255 X 0485 (PICKLED ASH)
8	M06803-R9-G39	EA DOOR-RAIL,MITERED/OGEE 0255 X 0485 (SALEM CHERRY)
	111835-05-000	EA GLASS-CLEAR TEMPERED

KEY	PART NUMBER	U/M DESCRIPTION
9	120979-02-G38	EA CABINET ASM-OVHD,FRONT (PICKLED ASH)
9	120979-02-G39	EA CABINET ASM-OVHD,FRONT (SALEM CHERRY)
10	120035-04-G38	EA DOOR ASM-FABRIC WRAPPED
10	120035-04-G39	EA DOOR ASM-FABRIC WRAPPED
10	120035-04-G40	EA DOOR ASM-FABRIC WRAPPED
10	120035-04-G41	EA DOOR ASM-FABRIC WRAPPED
10	120035-04-G42	EA DOOR ASM-FABRIC WRAPPED
10	120035-04-G43	EA DOOR ASM-FABRIC WRAPPED
11	120035-05-G38	EA DOOR ASM-FABRIC WRAPPED
11	120035-05-G39	EA DOOR ASM-FABRIC WRAPPED
11	120035-05-G40	EA DOOR ASM-FABRIC WRAPPED
11	120035-05-G41	EA DOOR ASM-FABRIC WRAPPED
11	120035-05-G42	EA DOOR ASM-FABRIC WRAPPED
11	120035-05-G43	EA DOOR ASM-FABRIC WRAPPED
12	120979-12-G38	EA CAP ASM (PICKLED ASH)
12	120979-12-G39	EA CAP ASM (SALEM CHERRY)

LOUNGE GROUP (CONTINUED)



PASSENGER SIDE CABINETS & TABLE

KEY	PART NUMBER	U/M	DESCRIPTION
1	107494-02-E37	EA	CAP ASM-END, LH (PICKLED ASH)
1	107494-02-E41	EA	CAP ASM-END, LH (SALEM CHERRY)
2	P14722-01-F36	EA	CABINET ASM-OVHD, TT CHAIRS (PICKLED ASH)
2	P14722-01-F37	EA	CABINET ASM-OVHD, TT CHAIRS (SALEM CHERRY)
3	M05990-01-E37	EA	DOOR W/OGEE EDGING 14.4" X 26.8" (PICKLED ASH)
3	M05990-01-E41	EA	DOOR W/OGEE EDGING 14.4" X 26.8" (SALEM CHERRY)
4	107494-01-E37	EA	CAP ASM-END, RH (PICKLED ASH)
4	107494-01-E41	EA	CAP ASM-END, RH (SALEM CHERRY)
5	107450-01-E37	EA	CABINET ASM-OVHD, ENTRY DOOR (PICKLED ASH)
5	107450-01-E41	EA	CABINET ASM-OVHD, ENTRY DOOR (SALEM CHERRY)
6	M05990-17-E37	EA	DOOR-RAIL, HDW, OGEE 255 X 640 (PICKLED ASH)
6	M05990-17-E41	EA	DOOR-RAIL, HDW, OGEE 255 X 640 (SALEM CHERRY)
7	104006-01-C05	EA	LID-ENTRANCE STEP COMPARTMENT, W/O CARPET
	101222-01-04A	EA	BRACKET-CATCH, LID, E-COAT
	107941-01-02A	EA	SUPPORT-ENTRY STEP LID
8	120381-02-G38	EA	CABINET ASM-MAGAZINE RACK
9	120381-14-GV0	EA	MAGAZINE RACK ASM
10	120381-21-G38	EA	RACK ASM

SEALANTS & FASTENERS GROUP

SEALANTS & ADHESIVES

KEY	PART NUMBER	U/M	DESCRIPTION
	004011-01-000	EA	ADHESIVE-3M, 4475 TUBE
	004020-01-000	QT	ADHESIVE-ABS CEMENT - QUART
	004363-01-000	FT	TAPE-ADHESIVE FOAM, 1 SIDE - 3/16" X 1/2" X 50' - GRAY
	034552-02-000	EA	SILICONE-TUBE, 300 ML - CLEAR
	034552-12-000	EA	SILICONE-TUBE, 300 ML - BUFF
	053766-02-000	EA	BEDDING COMPOUND-TUBE, WHITE - SCHNEE# 5522
	053766-08-000	EA	BEDDING COMPOUND-TUBE, GRAY - SCHNEE# 5522
	062917-03-000	EA	ADHESIVE-LOCTITE 242, LOCTITE 242,SIDE 41
	067788-01-000	EA	ADHESIVE-SPRAY, 3M 74 - 19.5 OUNCE CAN
	069640-01-000	FT	SEALER-RIBBON, 1/4" DIAMETER - INCREMENTS OF 30'
	069640-03-000	FT	SEALER-RIBBON, 3/4" X 1/8" - INCREMENTS OF 60'
	069640-07-000	FT	SEALER-RIBBON, 2" X 3/32" - INCREMENTS OF 30' OR 45'
	069640-09-000	FT	SEALER-RIBBON, 2 1/2" X 1/32" - INCREMENTS OF 80'
	069640-11-000	FT	SEALER-TAPE, 3/16" X 3/8", BLACK - MANUS
	069640-14-000	FT	SEALER-RIBBON, 1" X 1/16" - GRAY - INCREMENTS OF 30' OR 45'
	072889-01-000	EA	SEALANT-URETHANE, BLACK - 1/10 - ESSEX 552.2
	072889-09-000	EA	SEALANT-URETHANE - BLACK (TUBE) - MANUS 75AM
	076322-02-000	FT	TAPE-FOAM, DOUBLE COATED ADHESIVE BACKED - 1" X 108'
	076322-03-000	FT	TAPE-FOAM, DOUBLE COATED ADHESIVE BACKED - .5" X 108'
	076322-05-000	FT	TAPE-FOAM, DOUBLE COATED - .025" X 1.5" X 108'
	076322-07-000	FT	TAPE-FOAM, DOUBLE COATED, .045 X .50 - 3M 4949 VHB
	076322-08-000	FT	TAPE-FOAM, DOUBLE COATED, .045 X .50 - 3M 4949 VHB
	087211-01-000	GL	PROMOTER-ADHESIVE
	088479-01-000	EA	TAPE-ALUM 3" 3M
	091255-02-000	EA	SEAL-ADHESIVE BACKED FOAM, .18" X THICK X 1.5" X 4.8"
	093071-01-000	FT	TAP-BONDING, DOUBLE SIDED - 1/64 X 2"
	094401-01-000	EA	SEALER-BODY SEAM SEALER, 3M FLEXICLEAR
	102352-01-000	EA	SEALER - PUMPABLE - BLACK - COLORIMETRIC MS101
	106206-01-000	EA	SEAL-PUMPABLE, TUBE - MANUS 30A BLACK
	107828-01-000	EA	SEALANT-SB 190 EVERSEAL, SURE BOND INC
	108353-01-000	FT	SEAL-FOAM, 5/16 X 1/2 - ADHESIVE BACKED - LUNDELL
	108353-03-000	FT	SEAL-FOAM, 4.76 X 6.35MM - LUNDELL
	108716-02-000	EA	SILICONE, (TUBE) - BUFF LEVEL - CSL 510
	110274-01-000	FT	TAPE-FOAM, DOUBLE COATED - .045 X 1.0 - NORTON V-2800
	112901-02-000	EA	ADHESIVE-PLEXUS MA 330 50ML - P33500
	114311-01-000	GL	ADHESIVE-GLUE, #72-7843 NATIONAL STARCH
	118085-02-01A	FT	TAPE-FOIL, 1IN X 150FT
	120074-01-01A	EA	SILICONE TUBE - OFF WHITE W/O NOZZLE
	120534-01-01A	EA	TAPE-SCOTCH 3M 1/2" FINE LINE
	900390-01-000	EA	TIP-2 1/2" X 1/8" ORIFICE
	900390-02-000	EA	TIP-6"LN, 1/16" X 1/4" ORIFICE
	900390-03-000	EA	NOZZLES-CSL D10

BOLTS, NUTS & WASHERS

KEY	PART NUMBER	U/M	DESCRIPTION
	000C12-05-40B	EA	BOLT-HEX, 5/16 - 18 X 2.5 - ZN 5
	000C12-05-12B	EA	BOLT-HEX, 5/16 - 18 X 3/4 - ZN 5
	000C12-05-16B	EA	BOLT-HEX, 5/16-18 X 1 - ZINC 5
	000C12-06-20B	EA	BOLT-HEX, 3/8 - 16 X 1 1/4 - ZN 5
	000C12-06-16B	EA	BOLT-HEX, 3/8 - 16 X 1 - ZINC
	000C12-06-32B	EA	BOLT-HEX, 3/8 - 16 X 2LG - ZN 5
	000C12-06-44B	EA	BOLT-HEX, 3/8 - 16 X 2 3/4 - ZN 5
	000C12-07-20B	EA	BOLT-HEX, 7/16 - 14 X 1 1/4 - ZN 5
	000C12-08-28B	EA	BOLT-HEX, 1/2-13 X 1-3/4 ZN 5
	000C12-08-24B	EA	BOLT-HEX, 1/2-13 X 1 1/2 - ZN 5
	000C12-10-24B	EA	BOLT-HEX, 5/8-11 X 1 1/2 ZN - 5
	000C13-07-48B	EA	BOLT-HEX, 7/16 - 20 X 3 - ZN 5
	000C26-04-10B	EA	BOLT-HEX, SER FLG - 1/4-20 X 5/8 ZINC
	000C26-04-14B	EA	BOLT-HEX, SER FLG - 1/4-20 X 7/8 ZINC
	000C26-04-18B	EA	BOLT-HEX, SER FLG - 1/4-20 X 1 1/8 ZINC

SEALANTS & FASTENERS GROUP (CONTINUED)

SCREWS (CONTINUED)

KEY	PART NUMBER	U/M	DESCRIPTION
	000G39-10-32B	EA	SCREW-SF/DR, 10- 6 X 2.00 PPH - ZINC
	000G39-10-40D	EA	SCREW-SF/DR, 10-16X2.50 PPH
	000G39-10-48B	EA	SCREW-SF/DR 10-16 X 3.00 PPH - ZINC
	000G39-10-48T	EA	SCREW-SF/DR-10-16X3.00 PPH - BLACK-FLUROCARBON
	000G42-04-12B	EA	SCREW-SF/DR, 1/4-14 X 3/4 HWH ZINC
	000G42-04-16B	EA	SCREW-SF/DR, 1/4-14 X 1 HWH - ZINC
	000G46-08-24T	EA	SCREW-MACHINE, 8-32 - 1.50 IN PFH - BLACK
	000G50-04-08B	EA	SCREW-MACHINE, 1/4-20 X 1/2 PTH 2N
	000G50-04-12B	EA	SCREW-MACHINE, 1/4-20 X 3/4 PPH ZINC
	000G51-08-08B	EA	SCREW, 8-18 X 1/2 PTH ZINC
	000G52-08-06B	EA	SCREW-MACHINE, 8-32 X 3/8 PTH ZINC
	000G52-08-18B	EA	SCREW-MACHINE, 8-32 X 11/8 PTH ZN
	000G53-04-06B	EA	SCREW-MACHINE, 1/4-20 X 3/8 PPH ZINC - UNDERCUT HEAD
	000G54-04-20B	EA	SCREW, 1/4-20 X 1 1/4 PTH - TYPE 23 - ZINC PLATED
	000G55-08-12S	EA	SCREW-SF/DR, 8-18 X .75 PWH
	000G55-08-12S	EA	SCREW-SF/DR-8-18X.75 PWH - OFF WHITE
	000G55-08-12M	EA	SCREW-SF/DR, 8-18 X .75 PWH - GRAY
	000G55-08-162	EA	SCREW-SF/DR, 8-18 X 1.00 - BEIGE
	000G56-10-24J	EA	SCREW-WOOD, 10-13X1.5 POH - BRIGHT BRASS
	000G56-12-48B	EA	SCREW-WOOD, 12 - 11 X 3 POH - SPECIAL HARDENED
	000G57-05-16J	EA	SCREW, 5-20 X 1 PFH - BRASS
	000G60-08-163	EA	SCREW-SF/DR, 8-18 X 1.00 POH - BUFF
	000G60-10-16J	EA	SCREW-SF/DR, 10-16 X 1 POH - BRIGHT BRASS
	000G67-08-32B	EA	SCREW, 8-15X2 PPH ZINC
	000G67-10-08B	EA	SCREW, 10-12 X 1/2 PPH ZINC
	000G67-10-08R	EA	SCREW, 10-12 X 1/2 PPH - BEIGE - TYPE A
	000G67-10-10B	EA	SCREW, 10-12 X 5/8 PPH ZINC - TYPE A
	000G67-10-10D	EA	SCREW, 10-12 X 5/8 PPH - BLACK - TYPE A
	000G67-10-10P	EA	SCREW-10-12X.62 PPH - DARK BROWN
	000G67-10-10R	EA	SCREW, 10-12 X 5/8 PPH - TYPE A - BEIGE
	000G67-10-12B	EA	SCREW, 10-12 X 3/4" PPH - ZINC
	000G67-10-12D	EA	SCREW, 10-12 X 3/4" PPH - BLACK
	000G67-10-12P	EA	SCREW - 10-12 X .75 - PPH - DARK BROWN
	000G67-10-16B	EA	SCREW, 10-12 X 1 PPH - ZINC
	000G67-10-16P	EA	SCREW, 10-12 X 1 PPH - DARK BROWN
	000G67-10-20D	EA	SCREW - 10-12 X 1.25 PPH - BLACK
	000G67-10-32B	EA	SCREW, 10-12 X 2 PPH - ZINC
	000G67-10-20D	EA	SCREW, 10-12 X 1 1/4 PPH - ZINC
	000G67-10-24B	EA	SCREW, 10-12 X 1 1/2 PPH - ZN
	000G67-10-36T	EA	SCREW, 10-12 X 2.25 PPH - BLACK - STALGAURD
	000G67-10-48B	EA	SCREW, 10-12 X 3 PPH ZINC
	000G67-10-489	EA	SCREW, 10-12 X 3 PPH SILVER
	000G68-06-10G	EA	SCREW, 6-18 X 5/8 POH - ANTIQUE BRASS
	000G68-06-12S	EA	SCREW-6-18X.75 POH
	049465-01-000	EA	SCREW, 10-16 W/WASHER PTH - DARK BROWN
	049465-04-000	EA	SCREW, 10-16 W/WASHER PTH - BEIGE
	054434-02-000	EA	SCREW-SF/DR-10-16X2 ZN
	054434-03-000	EA	SCREW-SF/DR-10-16X2 PWH ZN
	057671-01-000	EA	COVER-SCREW, #8 - PLASTIC - OFF WHITE
	057671-03-000	EA	COVER-SCREW, #8 - PLASTIC - WILLOW
	075908-01-000	EA	SCREW-MACHINE, 10-32 X .56 PTH - ZINC EXTERNAL TOOTH
	086256-01-000	EA	SCREW-SF/DR, 8 X .75HWH - LG
	087721-01-000	EA	SCREW-FLAT HEAD, TAPPING - 1/4" X 1 1/4" LG ZINC
	091230-03-000	EA	SCREW-MACHINE, 8-32 X 3/4 POH SS - BUFF
	101289-01-01A	EA	SCREW-MACHINE, 8-32 X 4 - POH - BRASS - FOR EXTENDED KNOB
	101289-02-01A	EA	SCREW-MACHINE, 8-32 X 4.5 - POH - BRASS - FOR EXTENDED KNOB
	101618-01-000	EA	SCREW, 1/4-20 X 3/4 - HEX/TAPPING - STALGARD TYPE F
	109152-01-000	EA	SCREW, 3/8-16 X 1 1/4 - FLAT SOC - DORRLEMATE COATED
	110460-03-01A	EA	SCREW-MACH-10-24 X 3.75IN PFH - ALMOND
	116111-01-01A	EA	SCREW-TAPTITE, 1/4-20 X 1/2 PPH - ZINC
	116111-02-01A	EA	SCREW-TAPTITE, 1/4-20 X 3/8 PPH - ZINC
	117322-01-000	EA	SCREW-1/4-28 UNF-2A, TORX - U.T. 6270020 SC25WJ

SEALANTS & FASTENERS GROUP (CONTINUED)

RIVETS, CLAMPS, GROMMETS & CLIPS

KEY	PART NUMBER	U/M	DESCRIPTION
	000F10-04-16B	EA	PIN-COTTER, 1/8" X 1" - ZINC
	000H14-06-14R	EA	RIVET-MANDREL BLIND, 3/16"
	000H16-04-06R	EA	RIVET-POP, AL 1/8 X .313-.375
	000H16-06-10R	EA	RIVET-POP, AL 3/16 X .501-.625
	008380-01-000	EA	GROMMET-RUBBER, 5/8" HOLE X 1 1/2" DIAMETER - BLACK
	008380-01-000	EA	GROMMET-RUBBER, 5/8" HOLE X 1 1/2" DIAMETER - BLACK
	008384-01-000	EA	GROMMET-SNAP, 3/4" DIAMETER - NYLON
	008386-01-000	EA	GROMMET-SNAP, 3/8"
	016188-03-000	EA	GROMMET-L/P LINE, 3/8" HOLE X 2 1/2" LONG - RUBBER
	016188-05-000	EA	GROMMET-L/P LINE, 3/8" HOLE X 1 1/4" LONG - RUBBER
	010495-01-000	EA	CLAMP-CABLE, 9/16"
	010495-02-000	EA	CLAMP-CABLE, 3/8
	010497-01-000	EA	CLAMP-CLOSED, 5/8" ID
	010497-03-000	EA	CLAMP-CLOSED, 1" ID - CUSHIONED
	010497-04-000	EA	CLAMP-CLOSED,1.62 ID - ADEL,945-2717
	010497-05-000	EA	CLAMP-CLOSED, 1/2" ID
	010497-06-000	EA	CLAMP-CLOSED, 11/16" ID
	010499-01-000	EA	CLAMP-CLOSED, 3/8" ID
	023146-01-000	EA	CLAMP-SCREW TYPE, 4"
	023942-01-000	EA	GROMMET-RUBBER, 2" OD
	062401-01-000	EA	CLAMP-HOSE, WORMGEAR .25" - 1"
	062401-02-000	EA	CLAMP-HOSE, WORMGEAR - 1.56" - 2.5"
	062401-03-000	EA	CLAMP-HOSE, WORMGEAR - .22"- 1"
	062401-04-000	EA	CLAMP-HOSE, WORMGEAR .69"- 1.25"
	062401-05-000	EA	CLAMP-HOSE, WORMGEAR 2"- 3"
	062401-06-000	EA	CLAMP-HOSE, WORMGEAR .22"- .62"
	062401-07-000	EA	CLAMP-HOSE, WORMGEAR 5"- 7"
	062401-11-000	EA	CLAMP-HOSE, WORMGEAR 3.56"- 4.5"
	071015-11-000	EA	GROMMET-1.00ID, FITS .12 MATERIAL - MINOR RUBBER Z-3065
	071015-19-000	EA	GROMMET-.38ID, FITS .06 MATERIAL - MINOR RUBBER Z-3065
	071015-21-000	EA	GROMMET-RUBBER, .5" ID X 1.06" OD W/.19" GROOVE - BLACK
	071015-26-000	EA	GROMMET-RUBBER, 1.5" ID X 2.12" OD W/.06" GROOVE - BLACK
	071015-29-000	EA	GROMMET-RUBBER, .25" ID X 1.25" OD W/.12" GROOVE - BLACK
	071015-30-000	EA	GROMMET-RUBBER, .31" ID X .81" OD W/.12" GROOVE - BLACK
	075148-02-000	EA	CLAMP-GROUNDING, BRONZE SCREWS
	075312-02-000	EA	CLIP-J, VINYL COATED - 3/8"
	077953-01-000	EA	GROMMET-EDGE LINER, FITS 1"
	077955-01-000	EA	CLIP-J,VINYL COATED, 3/8" - USED TO SUPPORT WIRING TO LIGHTS
	080211-03-000	EA	CLIP-MOUNTING, XMAS TREE - DECORATIVE WALL PADS
	080734-02-000	EA	CLIP-WIRE, NYLON
	083609-01-000	EA	CLAMP-WIRE, DUAL EQUAL - 5/8" DIAMETER
	083610-01-000	EA	CLAMP-WIRE, DUAL - UNEQUAL DIAMETERS - .75" & 1.25"
	083610-02-000	EA	CLAMP-WIRE, DUAL UNEQUAL DIA
	088756-01-000	EA	GROMMET-WEB, 1 1/8 I.D.
	091952-01-000	EA	CLIP-GRIPPER, 1"
	091952-02-000	EA	CLIP-GRIPPER, 3/4"
	094362-02-000	EA	CLIP-CHRISTMAS TREE, FLAT HEAD - .5" X .95"
	101447-01-000	EA	CLIP-U TYPE, TINNEMAN - HOLDS SHOWER SURROUND TOGETHER
	106648-01-000	EA	CAP-STUD .120 TO.130 STUD DIA - T'MN C30017-014-27
	114208-01-000	EA	GROMMET-EDGE LINER, FITS 1.75 - HEYCO 2300
	114208-02-000	EA	GROMMET-EDGE LINER, FITS .625 - HEYCO 2073
	119392-01-000	EA	CLIP-U TYPE,OFFSET LEG - C-TECH C-21950-020

SEALANTS & FASTENERS GROUP (CONTINUED)

MISCELLANEOUS FASTENERS

KEY	PART NUMBER	U/M DESCRIPTION
	008343-01-000	EA TIE-WIRE, 6"
	008343-02-000	EA TIE-WIRE, 14"
	008343-03-000	EA TIE-WIRE 7.5" - BLACK
	029094-04-000	YD VELCRO TAPE-LOOP, 1" WIDE - BLACK
	029094-03-000	YD VELCRO TAPE-HOOK, 1" WIDE - BLACK
	029094-06-000	YD VELCRO TAPE-LOOP, 2" WIDE - BLACK
	029096-03-000	YD VELCRO TAPE-HOOK, 1" WIDE - BLACK
	085774-01-000	FT FASTENER-DUAL HOOK, 1" WIDE - ADHESIVE BACK - BLACK
	085774-02-000	FT FASTENER-DUAL LOOP, 1" WIDE - ADHESIVE BACK - BLACK
	086285-01-000	EA SPACER-NYLON, .5" OD X .257" ID
	081211-04-000	EA PLUG-PLASTIC, .46" DIAMETER - BLACK

WATER & SEWAGE GROUP

WATER SYSTEM

KEY	PART NUMBER	U/M DESCRIPTION
	120291-02-000	EA TANK ASM-WATER, 90 GAL - W/FITTINGS
	120291-01-000	EA TANK-WATER, 90 GAL
	042989-03-000	EA FITTING-WATER TANK, SPINWELD - 1 1/4"NPT - PLASTIC - WHITE
	042989-05-000	EA FITTING-WATER TANK, SPINWELD - 1/2" FPT - PLASTIC - WHITE
	049032-01-000	EA PATCH-SPINWELD, 3/8" - PLASTIC
	039861-01-000	EA SENDING UNIT-W/SCREW, WASHER, WELL NUT & TERMINAL RING
	077954-02-000	EA FILTER-WATER TANK, SCREEN IN TANK
	010219-01-000	EA ELBOW-1 1/4" MPT X 1 1/4" BARB, WATER FILL - PLASTIC
	010230-05-000	EA CITY WATER FILL W/CHECK VALVE
	039800-02-000	FT TUBING-POLYBUTYL, 5/8" OD - INCREMENTS OF 20' - BLACK
	039800-04-000	FT TUBING - 1/4" OD X 20' POLYBUTYL
	039808-03-000	EA ELBOW-1/2" MPT X 1/2" MPT, PLASTIC - KEVCO 17296
	044927-01-000	EA ADAPTER-HOSE TO PIPE, 1 1/4"MPT X 1 1/4"BARB-BLACK PLASTIC
	077954-02-000	EA FILTER-WATER TANK, SCREEN IN TANK
	079381-01-000	FT TUBING-SMOOTH FLEXIBLE, 1 3/8" ID X 20'
	114427-01-000	EA CAP-1/2P
	114428-01-000	EA TEE-1/2P X 1/2P X 1/2P - FLAIR-IT 02820
	114428-02-000	EA TEE-SWIVEL,1/2PX1/2PX1/2FPT - FLAIR-IT 02821
	114428-03-000	EA TEE-1/2PX1/2PX1/2MPT - FLAIR-IT 02822
	114429-01-000	EA ELBOW-1/2P X 1/2P - FLAIR-IT 02800
	114429-02-000	EA ELBOW-1/2P X 1/2MPT - FLAIR-IT 02803
	114429-03-000	EA ELBOW- FLAIR-IT SWIVEL 1/2"P X 1/2"FPT
	114429-04-000	EA ELBOW-1/2P X 3/8MPT - FLAIR-IT 02810
	114430-01-000	EA ADAPTER-1/2P X 1/2P - FLAIR-IT 02840
	114430-02-000	EA ADAPTER-SWIVEL,1/2P X 1/2FPT - FLAIR-IT -02873
	114430-03-000	EA ADAPTER-1/2P X 1/2MPT - FLAIR-IT 02842
	114431-02-000	EA WATER VALVE - 2 POSITION - "BYPASS VALVE"
	114431-03-000	EA WATER VALVE - 90 DEGREE ELBOW - "WATER DRAIN VALVE"
	114431-05-000	EA VALVE-NEEDLE, COMP 1/8MPT X 1/4 - FLAIR-IT 64858 (FRIG W/ICE MAKER)
	111888-01-000	EA FERRULE-PLASTIC - .250I.D.X.375O.D.
	111888-02-000	EA INSERT-BRASS, 1/4 COMP
	118423-01-000	EA TEE FITTING-BRASS 1/4"C X 1/4"C X 1/4"C
	120868-01-000	EA VALVE-NEEDLE,COMP 1/4CX1/4C - ANDERSON COPPER&BRS

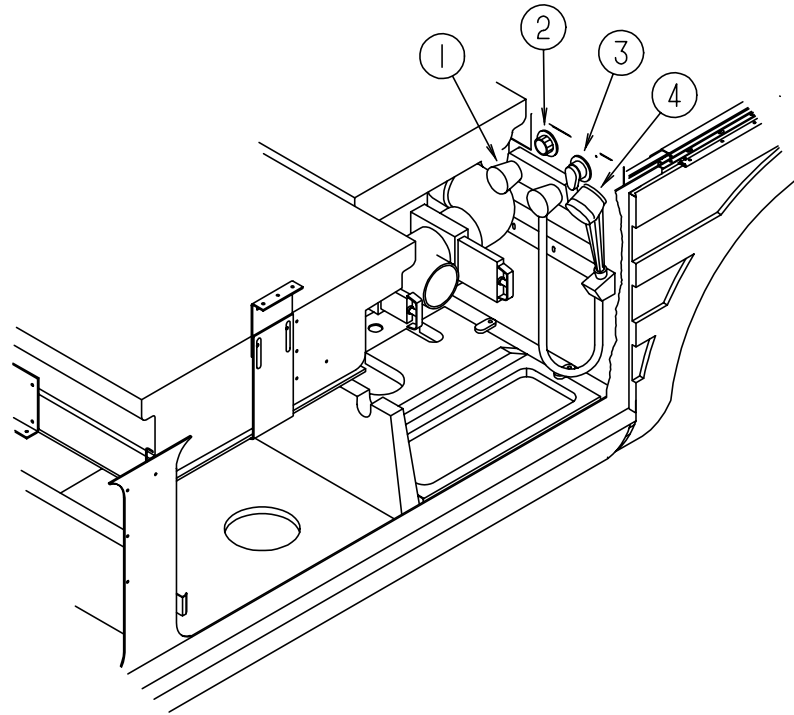
WATER HEATER BYPASS VALVE & WATER PURIFICATION

KEY	PART NUMBER	U/M DESCRIPTION
	110438-01-000	EA VALVE-CHECK, BRASS
	701069-01-000	EA WATER PURIFICATION SYSTEM, 9252
	701069-03-700	EA CARTRIDGE-WATER FILTER, AC, EVERPURE 9601-11
	107798-01-000	EA CONNECTOR-1/4"OD X 3/8"MPT

GARDEN HOSE

KEY	PART NUMBER	U/M DESCRIPTION
	117089-01-000	FT HOSE-1/2 ID, GARDEN - KEVCO 49154

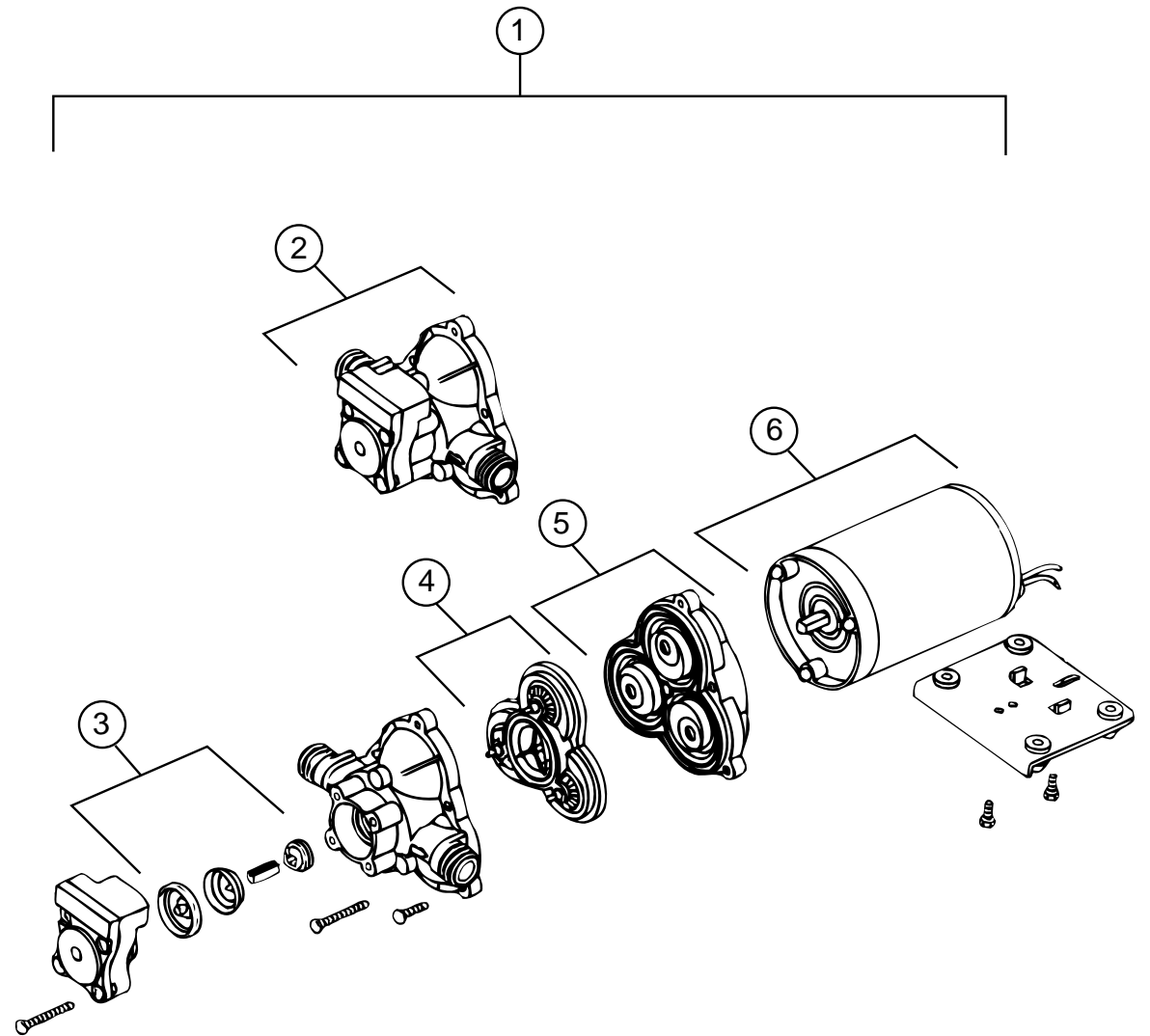
WATER & SEWAGE GROUP (CONTINUED)



EXTERIOR WATER CENTER

KEY	PART NUMBER	U/M	DESCRIPTION	VENDOR NO.
1	075241-05-000	EA	FAUCET-SHOWER, BONE	
2	010230-05-000	EA	CITY WATER FILL W/CHECK VALVE	
3	046128-01-000	EA	VALVE-DRAIN, PLASTIC - 1/2" FPT	
4	103092-01-000	EA	SHOWER HEAD-W/60" HOSE	
4	103092-02-000	EA	SHOWER HEAD-W/60" HOSE - CANADIAN	
	103092-01-700	EA	BRACKET-SHOWER HEAD, CLEAR	2328028
	104044-01-000	EA	BRACKET-SUPPORT, FAUCET	

WATER & SEWAGE GROUP (CONTINUED)

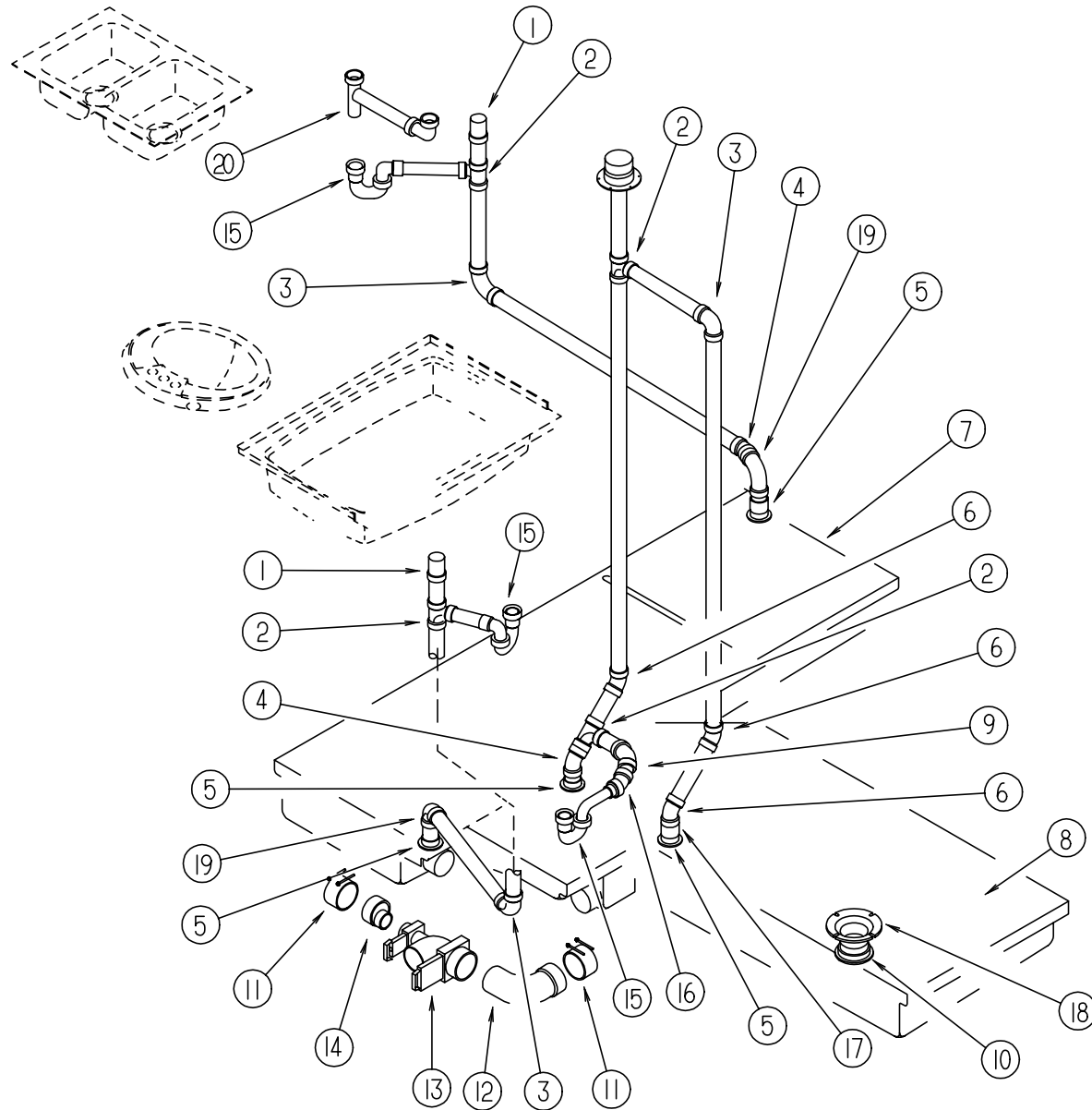


SHURFLO WATER PUMP

KEY	PART NUMBER	U/M	DESCRIPTION	VENDOR NO.
1	098607-01-000	EA	PUMP - WATER - W/.5"MPT FITTING - FLOW 2.8 GPM - UL FROM: 00-00-00 THRU: 03-10-96	
2	098607-01-706	EA	UPPER HOUSING/ SWITCH KIT	94-231-20
3	098607-01-705	EA	CHECK VALVE - KIT	94-237-00
4	098607-01-703	EA	VALVE ASM	94-232-00
5	098607-01-702	EA	DRIVE/ DIAPHRAGM - KIT	94-238-04
6	098607-01-707	EA	MOTOR/ BASEPLATE REPLACEMENT	94-235-03

WATER & SEWAGE GROUP (CONTINUED)

DRAINAGE SYSTEM

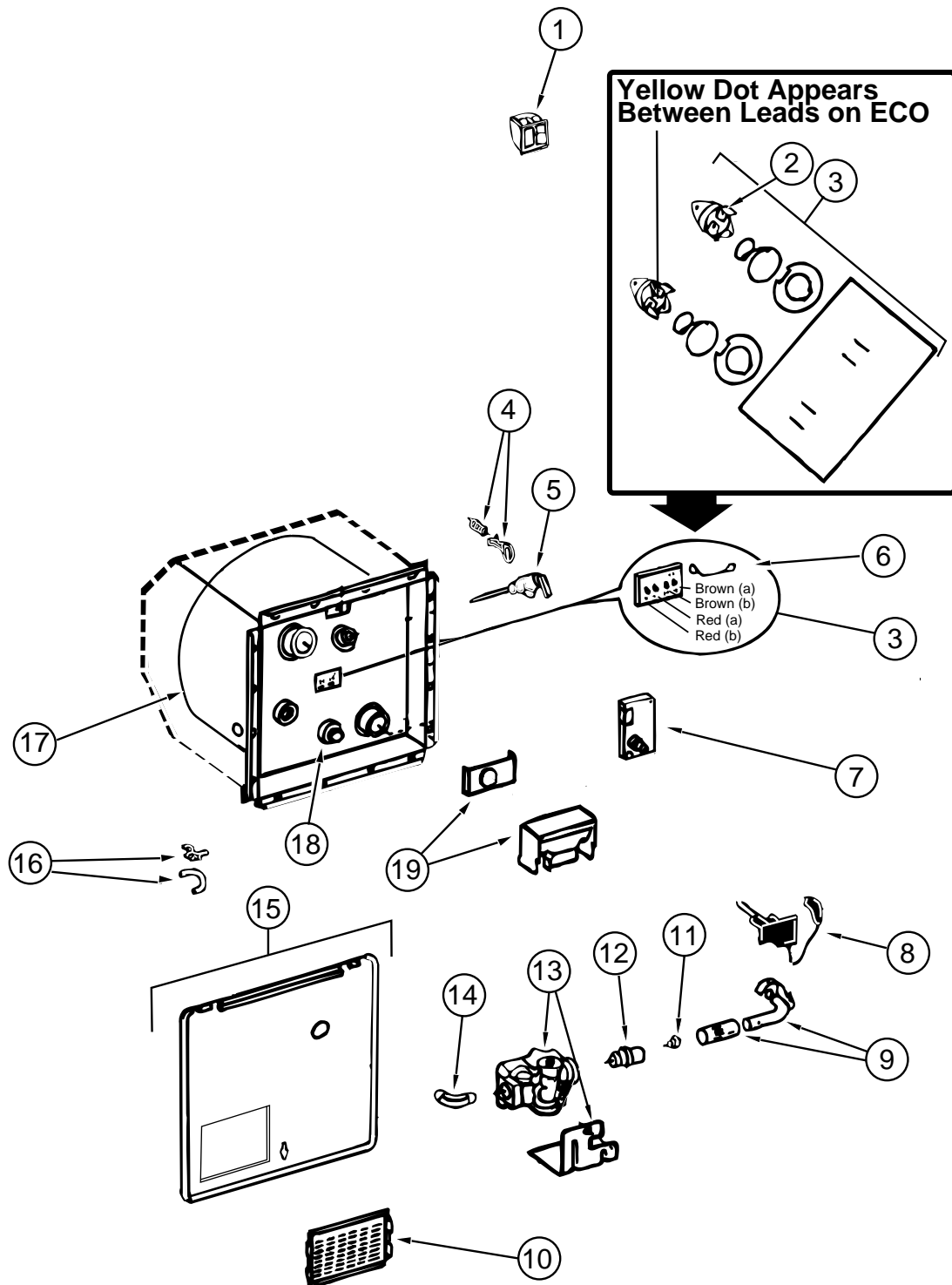


KEY	PART NUMBER	U/M	DESCRIPTION
1	079968-01-000	EA	VENT-MECHANICAL TRAP ARM-ANTI-SIPHON 2" DIA X 7.3" PLASTIC
2	010071-01-000	EA	TEE-SANITARY, 1 1/2" HUB X HUB X HUB - PLASTIC - BLACK
3	010008-01-000	EA	ELBOW-90 DEG, 1/4 BEND - 1 1/2" HUB X HUB - BLACK PLASTIC
4	010051-01-000	EA	ELBOW, 45 DEG., 1 1/2" SPIGOT & HUB, PLASTIC-BLACK
5	061607-01-000	EA	GROMMET-HOLDING TANK, 1 1/2" NPS
6	010006-01-000	EA	ELBOW-45 DEG, 1/8 BEND - 1 1/2" HUB X HUB - BLACK PLASTIC
7	104352-01-000	EA	TANK-HOLDING, 50 GALLON (GRAY)
7	121385-01-000	EA	TANK-HOLDING, 47 GAL
8	104351-01-000	EA	TANK-HOLDING, 55 GALLON
8	121386-01-000	EA	TANK-HOLDING, 48 GAL
9	010008-01-000	EA	ELBOW - 90 DEG - 1/4 BEND - 1 1/2" HUB X HUB - BLK PLASTIC
10	061607-02-000	EA	GROMMET-HOLDING TANK, 3" NPS
11	078406-01-000	EA	COUPLER-RUBBER, W/CLAMPS - 3" X 3"
12	041956-01-000	EA	ELBOW-STREET, PLASTIC - 1/4 BEND - 3" X 90 XLT
13	070916-01-000	EA	VALVE-DUAL DUMP, W/CAP - 3" X 1 1/2" - PLASTIC - BLACK
	070916-01-700	EA	VALVE ONLY (WASTE) 3" T1003BU
	070916-01-701	EA	VALVE ONLY (WASTE 11/2" T1001BU
14	062422-01-000	EA	ADAPTER-OFFSET REDUCER, 3" X 1 1/2" - PLASTIC - BLACK
15	109571-01-000	EA	ADAPTER-P TRAP, 1 1/2" P X 1 1/4" MPT
15	107538-01-000	EA	P-TRAP - PLASTIC - 1 1/4" W/EXTENSION ARM
15	011066-02-000	EA	P TRAP-1 1/4" HUB X SLIP JOINT, W/UNION - ABS - CANADIAN
16	010005-01-000	EA	ELBOW-22 1/2 DEGREE, 1/16 BEND - 1 1/2" HUB X HUB PLASTIC - BLACK
17	010115-01-000	EA	COUPLING-1 1/2" HUB X HUB, PLASTIC
18	116644-01-000	EA	FLANGE - CLOSET, 4" X 3"
18	063641-01-000	EA	FLANGE-CLOSET, 4" X 3"
19	034250-01-000	EA	ELBOW, 90 DEG., LONG TURN - 1 1/2" HUB X HUB ABS
20	011091-03-000	EA	PIPE-DRAIN, W/SEALS - DOUBLE SINK - EXTENDS 9" TO 16"
20	011091-02-000	EA	PIPE-DRAIN, DOUBLE SINK - BAFFLE TEE - 1 1/2" ONE PIPE W/TEE TO DRAIN BOTH SIDES OF SINK
	033761-01-000	EA	ELBOW-TURN, 1/4 BEND X 1.5"HUB X 1.5"SPIGOT - BLK PLASTIC
	062416-01-000	EA	ADAPTER-SEWER HOSE TO 3" PIPE
	010201-01-000	EA	HOSE-SEWER, 3" ID X 8'
	103354-01-000	EA	CONNECTOR-HOSE, SEWER
	011069-02-000	EA	TAILPIECE-TUB/SHOWER, 1 1/2" X 1 1/4" X 4" - BRASS
	066440-01-000	EA	STRAINER-SHOWER, W/RUBBER WASHER
	069735-01-000	EA	WASHER-STRAINER TO TAILPIECE PLASTIC, 1.5"
	120981-01-01A	EA	DRAIN-TIP TOE,BRASS *B&K 132-208BP

WATER & SEWAGE GROUP (CONTINUED)

ATWOOD GH6-7E WATER HEATER W/MOTOR AID W/REAR HEATER

KEY	PART NUMBER	U/M	DESCRIPTION	VENDOR NO.
	051393-01-000	EA	HEATER-WATER-W/MOTOR AID-ATWOOD GH6-7E	
1	051393-01-701	EA	SWITCH-ENERGY CUT-OFF, REMOTE W/LIGHT	91959
2	051391-04-701	EA	THERMOSTAT 12 VDC-120 PRESET	91470
3	051393-01-721	EA	ECO & THERMOSTAT ASM-FRONT MOUNT, 140 DEGREE	91447
4	051391-01-705	EA	FASTENER-CAMLOC	92609
5	051391-01-704	EA	VALVE-RELIEF, 1/2" FITTING	91604
6	051393-01-723	EA	SWITCH-THERMAL, CUT OFF - 2/PKG	93866
7	051393-01-724	EA	CIRCUIT BOARD-SPADE TERMINAL,	93867
8	051393-01-725	EA	ELECTRODE-SINGLE SPADE CONNECT	93868
9	051391-04-703	EA	MAIN BURNER	91638
10	051391-01-717	EA	GRILLE ONLY-GOES ON THE DOOR	92640
11	051391-01-710	EA	ORIFICE-MAIN BURNER	92742
12	051391-03-700	EA	HOLDER-ORIFICE	91563
13	051393-01-726	EA	SOLENOID VALVE AND BRACKET	93870
14	051391-01-714	EA	ELBOW - 45 DEGREE, 3/8" F X 3/8" MPT	91044
15	052009-07-000	EA	DOOR-WATER HEATER, 18" X 14.6" - METAL - SABLE	
	116424-01-000	EA	PROTECTOR-WATER HEATER LATCH, ADHESIVE BACKED ROUND VINYL	
16	051391-01-700	EA	HINGE KIT-W/CLIP	92568 & 92559
17	051393-03-701	EA	TANK-INNER	91642
18	051391-01-715	EA	DRAIN PLUG	91561
19	051391-01-706	EA	FLUE & GASKET	92787

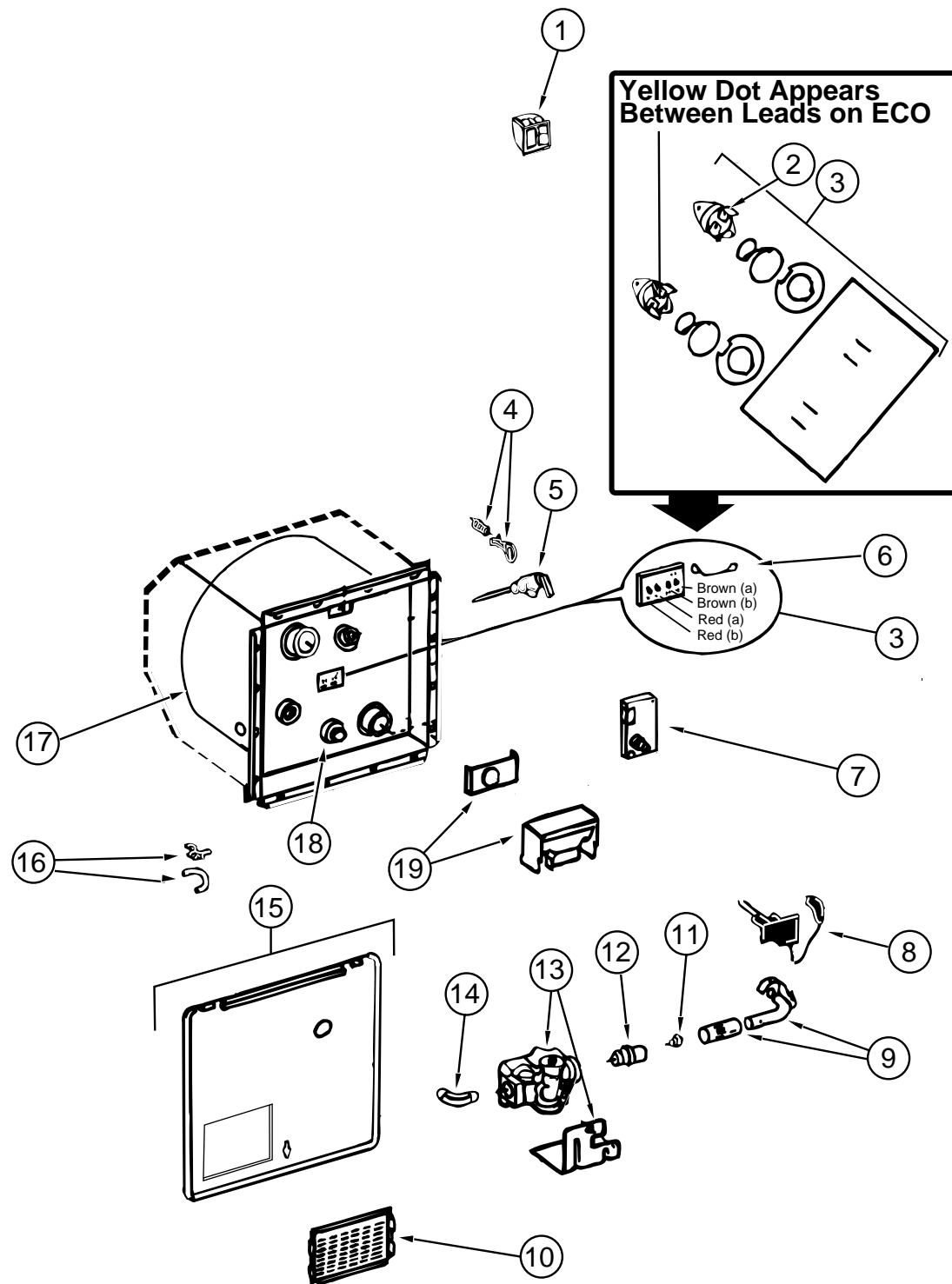


ATWOOD G6A-7E WATER HEATER W/ELECTRIC IGNITION

KEY	PART NUMBER	U/M	DESCRIPTION	VENDOR NO.
	051391-03-000	EA	HEATER-WATER-W/MOTOR AID-ATWOOD G6A-7E	
1	051393-01-701	EA	SWITCH-ENERGY CUT-OFF, REMOTE W/LIGHT	91959
2	051391-04-701	EA	THERMOSTAT 12 VDC-120 PRESET	91470
3	051393-01-721	EA	ECO & THERMOSTAT ASM-FRONT MOUNT, 140 DEGREE	91447
4	051391-01-705	EA	FASTENER-CAMLOC	92609
5	051391-01-704	EA	VALVE-RELIEF, 1/2" FITTING	91604
6	051393-01-723	EA	SWITCH-THERMAL, CUT OFF - 2/PKG	93866
7	051393-01-724	EA	CIRCUIT BOARD-SPADE TERMINAL,	93867
8	051393-01-725	EA	ELECTRODE-SINGLE SPADE CONNECT	93868
9	051391-04-703	EA	MAIN BURNER	91638
10	051391-01-717	EA	GRILLE ONLY-GOES ON THE DOOR	92640
11	051391-01-710	EA	ORIFICE-MAIN BURNER	92742
12	051391-03-700	EA	HOLDER-ORIFICE	91563
13	051393-01-726	EA	SOLENOID VALVE AND BRACKET	93870
14	051391-01-714	EA	ELBOW - 45 DEGREE, 3/8" F X 3/8" MPT	91044
15	052009-07-000	EA	DOOR-WATER HEATER, 18" X 14.6" - METAL - SABLE	
	116424-01-000	EA	PROTECTOR-WATER HEATER LATCH, ADHESIVE BACKED ROUND VINYL	
16	051391-01-700	EA	HINGE KIT-W/CLIP	92568 & 92559
17	051391-04-706	EA	TANK-INNER, G6A-4E & 6E - FRONT MOUNT	91641
18	051391-01-715	EA	DRAIN PLUG	91561
19	051391-01-706	EA	FLUE & GASKET	92787

WATER & SEWAGE GROUP (CONTINUED)

ATWOOD GH6-8E WATER HEATER W/MOTOR AID W/REAR HEATER



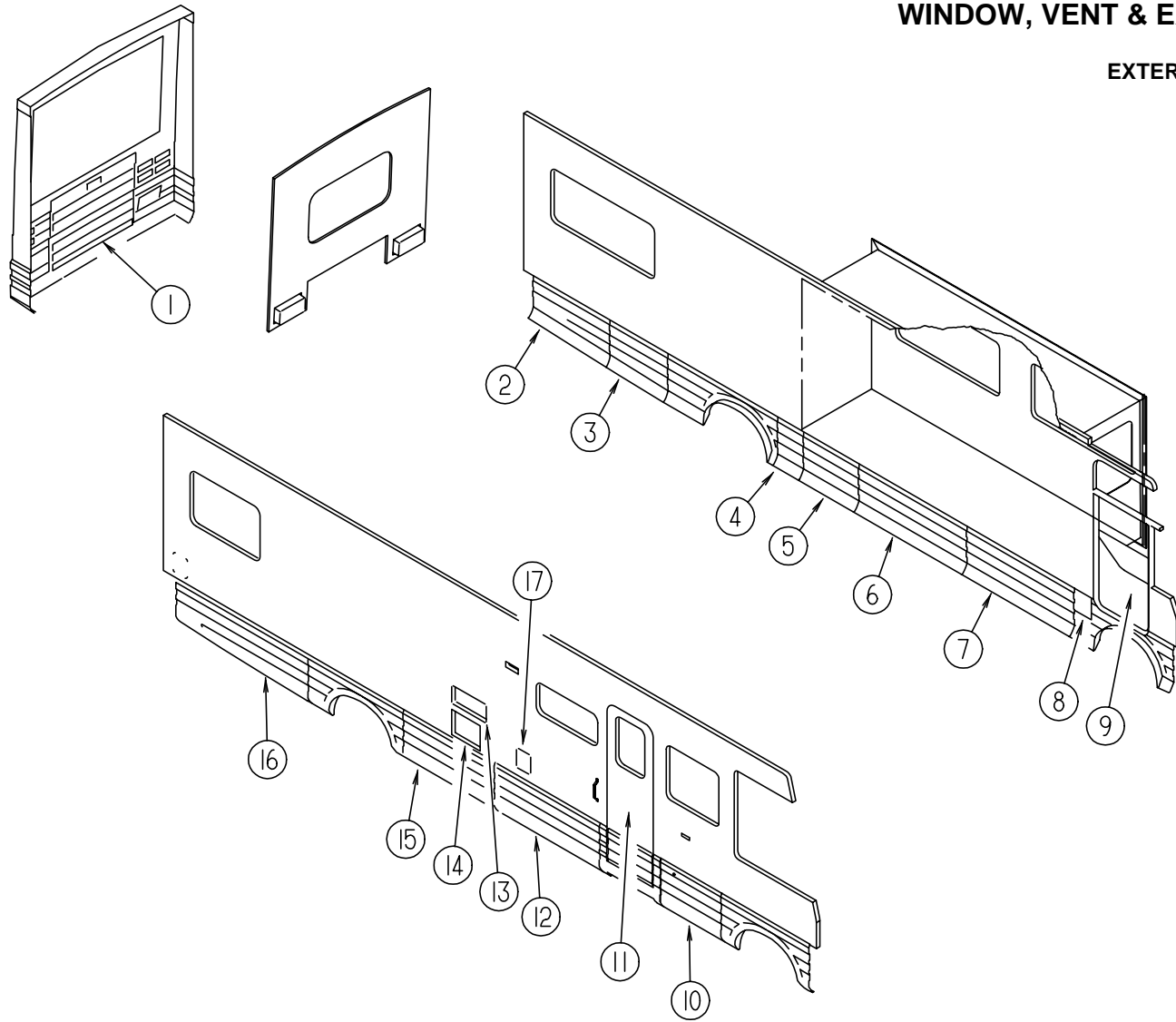
KEY	PART NUMBER	U/M	DESCRIPTION	VENDOR NO.
	051393-01-000	EA	WATER HEATER-W/MOTOR AID, PILOTLESS IGN.	
1	097967-01-000	EA	SWITCH-WATER HEATER - REMOTE W/LIGHT - ATWOOD	91959
2	051391-04-701	EA	THERMOSTAT 12 VDC-120 PRESET	91470
3	051393-01-721	EA	ECO & THERMOSTAT ASM-FRONT MOUNT, 140 DEGREE	91447
4	051391-01-705	EA	FASTENER-CAMLOC	92609
5	051391-01-704	EA	VALVE-RELIEF - 1/2" FITTING	91604
6	051393-01-723	EA	SWITCH-THERMAL-CUT OFF (2/PKG)	93866
7	051393-01-724	EA	CIRCUIT BOARD-SPADE TERMINAL-ELECTRIC IGNITION	93865
8	051393-01-725	EA	ELECTRODE-SINGLE SPADE CONNECT.-SPARK PROBE	93868
9	051391-04-703	EA	BURNER-MAIN - 4E AND 6E MODELS	91638
10	051391-01-717	EA	GRILL ONLY(GOES ON THE DOOR)	
11	051391-01-710	EA	ORIFICE-MAIN BURNER	92742
12	051391-03-700	EA	HOLDER-ORIFICE	91563
13	051393-01-726	EA	SOLENOID VALVE AND BRACKET-WHITE-ROGERS	93870
14	051391-01-714	EA	ELBOW-45 DEGREE - 3/8"F X 3/8"MPT	91044
15	052009-07-000	EA	DOOR-WATER HEATER, 18" X 14.6" - METAL - SABLE	
	116424-01-000	EA	PROTECTOR-WATER HEATER LATCH	
16	051391-01-700	EA	HINGE KIT-W/CLIP	92568 & 92559
17	051391-04-704	EA	TANK-INNER - FRONT MOUNT - GH6-4E & 6E	91642
18	051391-01-715	EA	DRAIN PLUG	91561
19	051391-04-707	EA	KIT-FLUE - & GASKET	90960
	111129-01-711	EA	BRACKET-CORNER, SET OF FOUR	91928

ATWOOD G6A-8E WATER HEATER W/ELECTRIC IGNITION

KEY	PART NUMBER	U/M	DESCRIPTION	VENDOR NO.
	051391-03-000	EA	HEATER-WATER, W/ELECTRIC IGNITION	
1	097967-01-000	EA	SWITCH-WATER HEATER - REMOTE W/LIGHT - ATWOOD	91959
2	051391-04-701	EA	THERMOSTAT 12 VDC-120 PRESET	91470
3	051393-01-721	EA	ECO & THERMOSTAT ASM-FRONT MOUNT, 140 DEGREE	91447
4	051391-01-705	EA	FASTENER-CAMLOC	92609
5	051391-01-704	EA	VALVE-RELIEF - 1/2" FITTING	91604
6	051393-01-723	EA	SWITCH-THERMAL-CUT OFF (2/PKG)	93866
7	051393-01-724	EA	CIRCUIT BOARD-SPADE TERMINAL-ELECTRIC IGNITION	93865
8	051393-01-725	EA	ELECTRODE-SINGLE SPADE CONNECT-SPARK PROBE	93868
9	051391-04-703	EA	BURNER-MAIN - 4E AND 6E MODELS	91638
10	051391-01-717	EA	GRILLE ONLY(GOES ON THE DOOR)	
11	051391-01-710	EA	ORIFICE-MAIN BURNER	92742
12	051391-03-700	EA	HOLDER-ORIFICE	91563
13	051393-01-726	EA	SOLENOID VALVE AND BRACKET-WHITE-ROGERS	93870
14	051391-01-714	EA	ELBOW-45 DEGREE - 3/8"F X 3/8"MPT	91044
15	052009-07-000	EA	DOOR-WATER HEATER, 18" X 14.6" - METAL - SABLE	
	116424-01-000	EA	PROTECTOR-WATER HEATER LATCH	
16	051391-01-700	EA	HINGE KIT-W/CLIP	92568 & 92559
17	051391-04-706	EA	TANK-INNER - G6A-4E & 6E - FRONT MOUNT	91641
18	051391-01-715	EA	DRAIN PLUG	91561
19	051391-04-707	EA	KIT-FLUE - & GASKET	90960
	111129-01-711	EA	BRACKET-CORNER, SET OF FOUR	91928

WINDOW, VENT & EXTERIOR DOOR GROUP

EXTERIOR DOORS

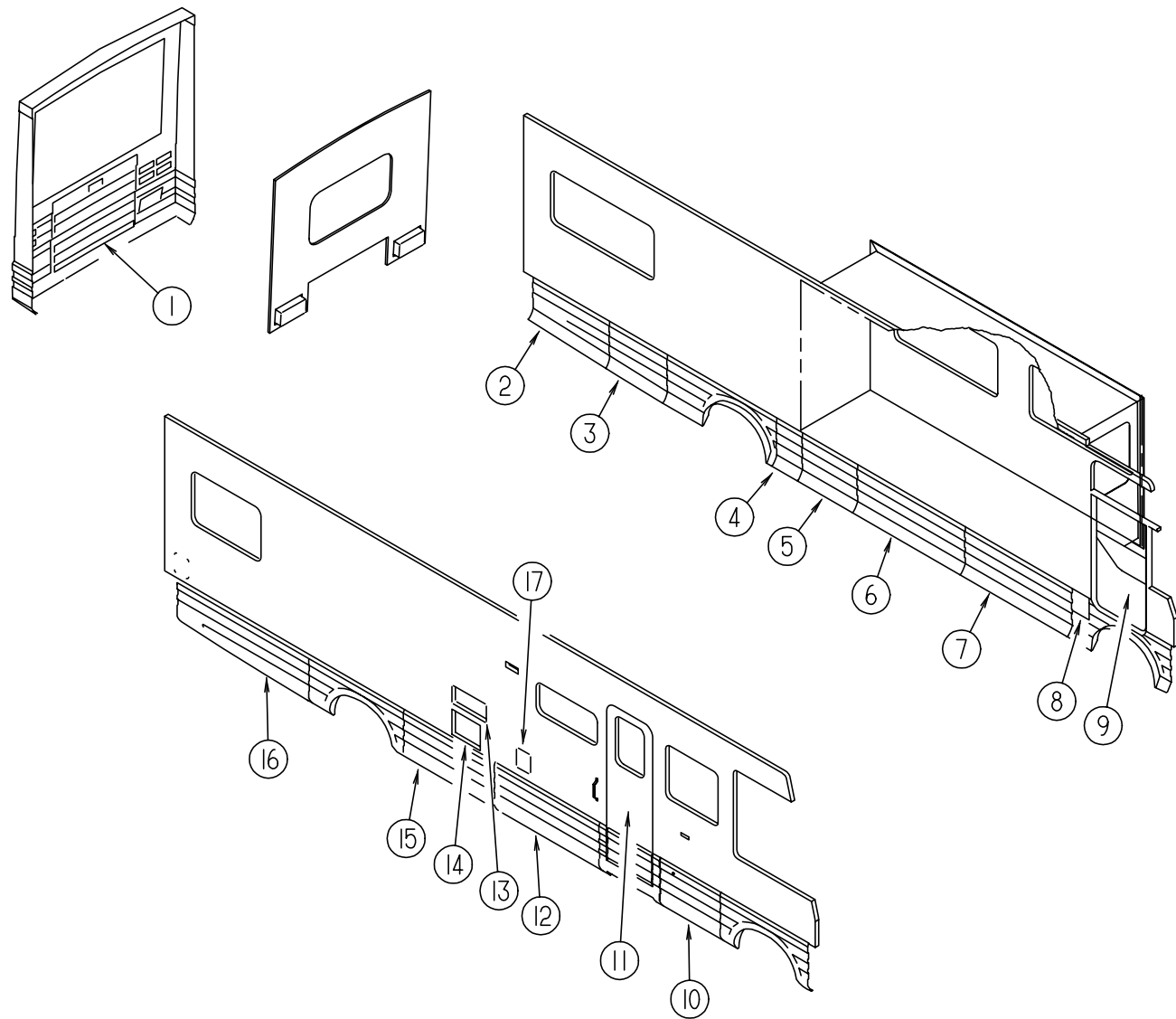


KEY	PART NUMBER	U/M	DESCRIPTION	
1	P12279-01-G38	EA	DOOR ASM-35 RR ENGINE, M SABLE	
	102325-02-06A	EA	HINGE-TRUNK DOOR, SABLE	
	112280-02-G38	EA	PANEL ASM-DOOR, REAR ENGINE	
	112280-01-02A	EA	PANEL-DOOR, REAR ENGINE SABLE	
	114268-03-02B	EA	BRACKET-GAS SPRING, E-COAT	
	057460-02-000	EA	BALL STUD, GAS SPRING BRACKET	
	107796-01-000	EA	SPRING-GAS	
	107796-05-000	EA	BRACKET-FLAT, MOUNTS TO BACKWALL	
	107719-01-01A	EA	STRIKER-DOOR, REAR ENGINE	
	102330-01-000	EA	LATCH-SINGLE HOLE, VISE ACTION	
	102378-01-02A	EA	WASHER-BLACK	
	076767-04-000	EA	CABLE-SUPPORT, 5.9" - STAINLESS STEEL	
	107721-01-000	FT	"D" SHAPED BULB SEAL W/ADHESIVE ON FLAT SIDE FROM: 00-00-00 THRU: 11-05-95	
	117864-01-000	FT	SEAL-DOOR, LUGGAGE FROM: 11-06-95 THRU: 99-99-99	
	2	120173-01-G38	EA	PANEL COMPLETE-VALANCE, REAR, A/C
		107895-05-000	EA	HINGE ASM-DOUBLE PIVOT
	3	120158-13-G38	EA	PANEL ASM-VALANCE, REAR
107221-04-01A		EA	COVER - LATCH - VALANCE DOOR	
107221-01-01A		EA	COVER - LATCH - VALANCE DOOR	
107895-04-000		EA	HINGE ASM-DOUBLE PIVOT	
108562-20-000		EA	ROD-LATCH, LEFT THREADED - 61MM LONG	
108562-36-000		EA	ROD-LATCH, THREADED, RIGHT - 4.8" LONG	

KEY	PART NUMBER	U/M	DESCRIPTION
4	120879-01-G38	EA	PANEL ASM-VALANCE FROM: 00-00-00 THRU: 03-03-96
	120879-03-G38	EA	PANEL ASM-VALANCE FROM: 03-04-96 THRU: 99-99-99
5	107796-17-000	EA	SPRING-GAS 15" LENGTH, 20 LB.
	102330-03-000	EA	LATCH, SINGLE HOLE, KEY OPERATED
	102328-01-000	EA	KEY-LATCH
	107796-02-000	EA	BRACKET-"L" MOUNT BRACKET W/ BALL STUD F/GAS SPRING
	107895-01-000	EA	HINGE-DOUBLE PIVOT, W/U-CHANNEL - 254MM LONG
	118207-05-02A	EA	CAP-END, VALANCE DOOR BLK
	110506-64-000	EA	CAM-LOCKING 322280
5	120879-02-G38	EA	PANEL ASM-VALANCE FROM: 00-00-00 THRU: 03-03-96
	120879-04-G38	EA	PANEL ASM-VALANCE FROM: 03-04-96 THRU: 99-99-99
6	107796-01-000	EA	GAS SPRING - 11" COMPRESSED/17" EXTENDED - 40LB.
	102330-03-000	EA	LATCH, SINGLE HOLE, KEY OPERATED
	102328-01-000	EA	KEY-LATCH
	107895-01-000	EA	HINGE-DOUBLE PIVOT, W/U-CHANNEL - 254MM LONG
	118207-05-02A	EA	CAP-END, VALANCE DOOR BLK
	120799-02-G38	EA	PANEL ASM-VALANCE
	107796-04-000	EA	GAS SPRING - 12" COMPRESSED/20" EXTENDED - 20LB.
	108998-04-000	EA	SPRING-GAS 12" COMPRESSED/20"EXTENDED - 60LB.
	107221-01-01A	EA	COVER-LATCH, VALANCE DOOR - 181 X 229MM - PLASTIC - BLACK
	107895-01-000	EA	HINGE-DOUBLE PIVOT, W/U-CHANNEL - 254MM LONG FROM: 00-00-00 THRU: 10-22-95
7	107895-05-000	EA	HINGE ASM-DOUBLE PIVOT FROM: 10-23-95 THRU: 99-99-99
	108562-05-000	EA	ROD-LATCH, RIGHT THREADED - 288MM LONG
	108562-06-000	EA	ROD-LATCH, LEFT THREADED - 288MM LONG
	108562-13-000	EA	ROD-LATCH, LEFT THREADED - 171MM LONG
	108562-19-000	EA	ROD-LATCH, RIGHT THREADED - 98MM LONG
	118207-05-02A	EA	CAP-END, VALANCE DOOR BLK
	120799-03-G38	EA	PANEL ASM-VALANCE
	107796-04-000	EA	GAS SPRING - 12" COMPRESSED/20" EXTENDED - 20LB.
	108998-04-000	EA	SPRING-GAS 12" COMPRESSED/20"EXTENDED - 60LB.
	107221-01-01A	EA	COVER-LATCH, VALANCE DOOR - 181 X 229MM - PLASTIC - BLACK
8	107895-01-000	EA	HINGE-DOUBLE PIVOT, W/U-CHANNEL - 254MM LONG FROM: 00-00-00 THRU: 10-22-95
	107895-05-000	EA	HINGE ASM-DOUBLE PIVOT FROM: 10-23-95 THRU: 99-99-99
	108562-01-000	EA	ROD-LATCH, RIGHT THREADED - 121MM LONG
	108562-05-000	EA	ROD-LATCH, RIGHT THREADED - 288MM LONG
	108562-35-000	EA	ROD-LATCH, THREADED, LEFT - 3.8" LONG
	108562-42-000	EA	ROD-LATCH, THREADED, LEFT - 13.1" LONG
	118207-05-02A	EA	CAP-END, VALANCE DOOR BLK
	121079-01-G38	EA	DOOR ASM-FUEL FILL
	107895-06-000	EA	HINGE ASM-DOUBLE PIVOT FROM: 00-00-00 THRU: 01-22-96
	107895-11-000	EA	HINGE ASM-DOUBLE PIVOT FROM: 00-00-00 THRU: 01-22-96
9	106469-04-01A	EA	DOOR ASM-DRIVERS, BLACK - EXCEL V123-02L FROM: 00-00-00 THRU: 05-26-96
	106469-05-01A	EA	DOOR ASM-DRIVERS, BLACK - EXCEL V123-03L (POWER DOOR LOCK) FROM: 00-00-00 THRU: 05-26-96
9	106469-10-01A	EA	DOOR-DRIVERS - BLACK FROM: 05-27-96 THRU: 99-99-99
	106469-11-01A	EA	DOOR - DRIVERS - POWER WINDOWS/LOCKS (POWER DOOR LOCK) FROM: 05-27-96 THRU: 99-99-99

WINDOW, VENT & EXTERIOR DOOR GROUP (CONTINUED)

EXTERIOR DOORS (CONTINUED)



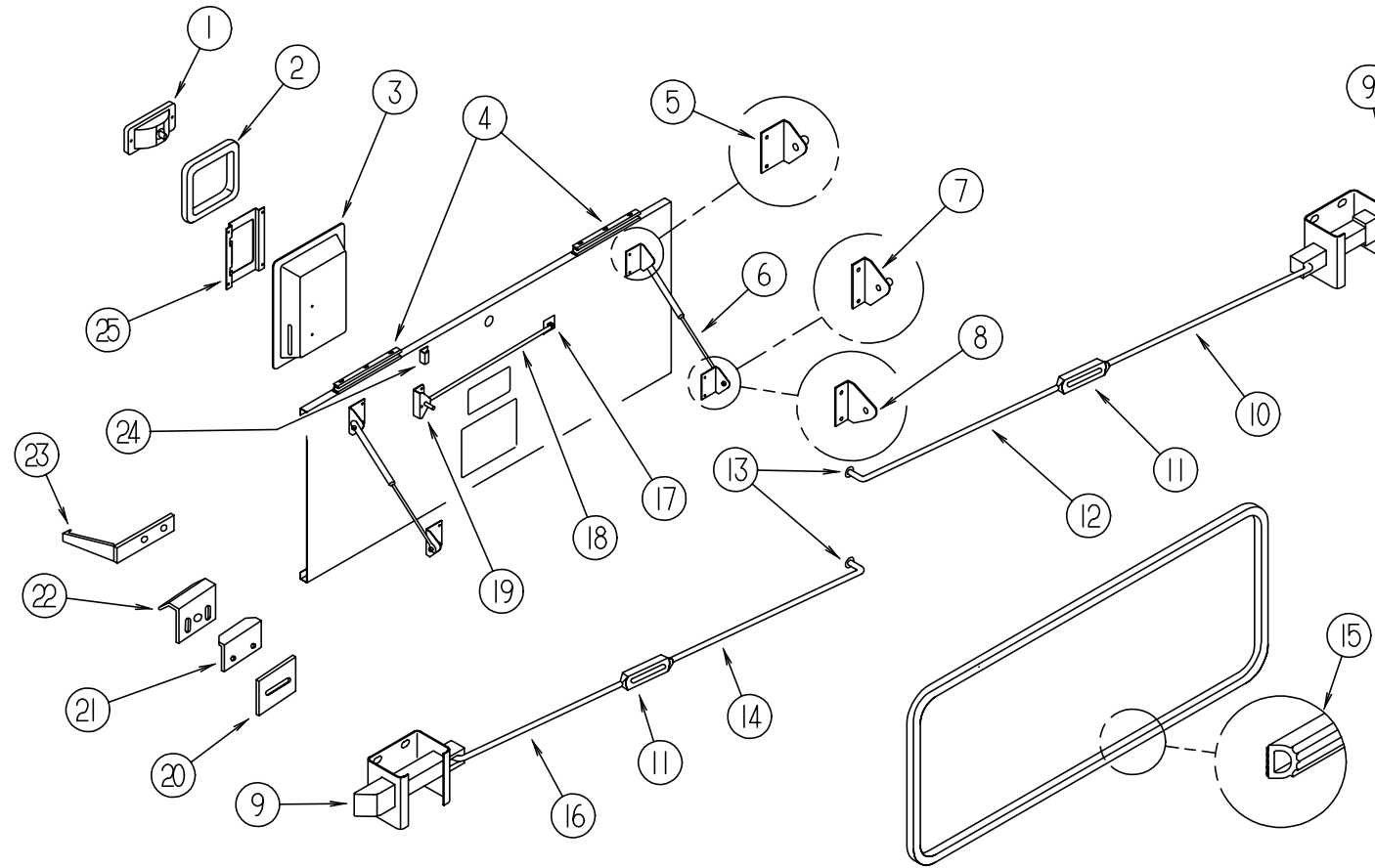
KEY	PART NUMBER	U/M	DESCRIPTION
10	120799-04-G38	EA	PANEL ASM-VALANCE
	107796-01-000	EA	GAS SPRING - 11" COMPRESSED/17" EXTENDED - 40LB.
	107221-01-01A	EA	COVER-LATCH, VALANCE DOOR - 181 X 229MM - PLASTIC - BLACK
	107895-01-000	EA	HINGE-DOUBLE PIVOT, W/U-CHANNEL - 254MM LONG
	108562-01-000	EA	ROD-LATCH, RIGHT THREADED - 121MM LONG
	108562-02-000	EA	ROD-LATCH, LEFT THREADED - 121MM LONG
	118207-05-02A	EA	CAP-END, VALANCE DOOR BLK
11	115108-07-G38	EA	DOOR - ENTRY, W/POWER LOCK - W/SCREEN DOOR - W/O WINDOW (G38, G39)
11	115108-07-G40	EA	DOOR - ENTRY, W/POWER LOCK - W/SCREEN DOOR - W/O WINDOW (G40, G41)
11	115108-07-G42	EA	DOOR - ENTRY, W/POWER LOCK - W/SCREEN DOOR - W/O WINDOW (G42, G43)
11	115108-08-G38	EA	DOOR - ENTRY, W/SCREEN DOOR - W/O WINDOW (G38, G39)
11	115108-08-G40	EA	DOOR - ENTRY, W/SCREEN DOOR - W/O WINDOW (G40, G41)
11	115108-08-G42	EA	DOOR - ENTRY, W/SCREEN DOOR - W/O WINDOW (G42, G43)
12	120799-01-G38	EA	PANEL ASM-VALANCE
	107796-01-000	EA	GAS SPRING - 11" COMPRESSED/17" EXTENDED - 40LB.
	107221-01-01A	EA	COVER-LATCH, VALANCE DOOR - 181 X 229MM - PLASTIC - BLACK
	107895-01-000	EA	HINGE-DOUBLE PIVOT, W/U-CHANNEL - 254MM LONG
	108562-05-000	EA	ROD-LATCH, RIGHT THREADED - 288MM LONG
	108562-06-000	EA	ROD-LATCH, LEFT THREADED - 288MM LONG
	118207-05-02A	EA	CAP-END, VALANCE DOOR BLK
13	084103-09-000	EA	DOOR-REFRIGERATOR VENT - SABLE
13	084104-09-000	EA	JAMB-VENT DOOR, REFRIGERATOR SABLE
13	084104-01-700	EA	LOCK-MALE, FASTENER - REFRIGERATOR DOOR
13	084104-01-701	EA	LOCK-FEMALE, FASTENER - REFRIGERATOR DOOR
14	052009-07-000	EA	DOOR-WATER HEATER, SABLE ATWOOD
	116424-01-000	EA	PROTECTOR-WATER HEATER LATCH, ATWOOD 92611
15	120799-06-G38	EA	PANEL ASM-VALANCE
	107796-01-000	EA	GAS SPRING - 11" COMPRESSED/17" EXTENDED - 40LB.
	107221-02-01A	EA	COVER-LATCH, VALANCE DOOR - 300 X 229MM - PLASTIC - BLACK
	107895-01-000	EA	HINGE-DOUBLE PIVOT, W/U-CHANNEL - 254MM LONG
	108562-01-000	EA	ROD-LATCH, RIGHT THREADED - 121MM LONG
	108562-15-000	EA	ROD-LATCH, LEFT THREADED - 261MM LONG
	108562-17-000	EA	ROD-LATCH, LEFT THREADED - 11.9" LONG
	118207-05-02A	EA	CAP-END, VALANCE DOOR BLK
16	120158-07-G38	EA	PANEL ASM-VALANCE, REAR
			FROM: 00-00-00 THRU: 11-11-95
16	120158-16-G38	EA	PANEL ASM-VALANCE, REAR
			FROM: 11-12-95 THRU: 99-99-99
	107221-03-01A	EA	COVER - LATCH - VALANCE DOOR
	107221-01-01A	EA	COVER-LATCH, VALANCE DOOR - 181 X 229MM - PLASTIC - BLACK
	107895-04-000	EA	HINGE ASM-DOUBLE PIVOT
	108562-08-000	EA	ROD-LATCH, LEFT THREADED - 348MM LONG
	108562-10-000	EA	ROD-LATCH, LEFT THREADED - 458MM LONG
	108562-16-000	EA	ROD-LATCH, RIGHT THREADED - 288MM LONG
17	081240-17-000	EA	FILL-WATER, LOCKABLE SABLE W/O LOCK
	110506-70-000	EA	CAM-LOCKING 322286

OPTIONAL REMOTE KEYLESS ENTRY

KEY	PART NUMBER	U/M	DESCRIPTION	VENDOR NO.
	102756-02-000	EA	REMOTE KEYLESS ENTRY SYSTEM, SCS	101-2287
	102756-01-704	EA	HARNESS-MAIN	203-6638
	102756-02-700	EA	REMOTE (TRANSMITTER) KEYLESS	412-1036
	102756-02-701	EA	BOARD-MODULE, NEW SYSTEM	202-3153

WINDOW, VENT & EXTERIOR DOOR GROUP (CONTINUED)

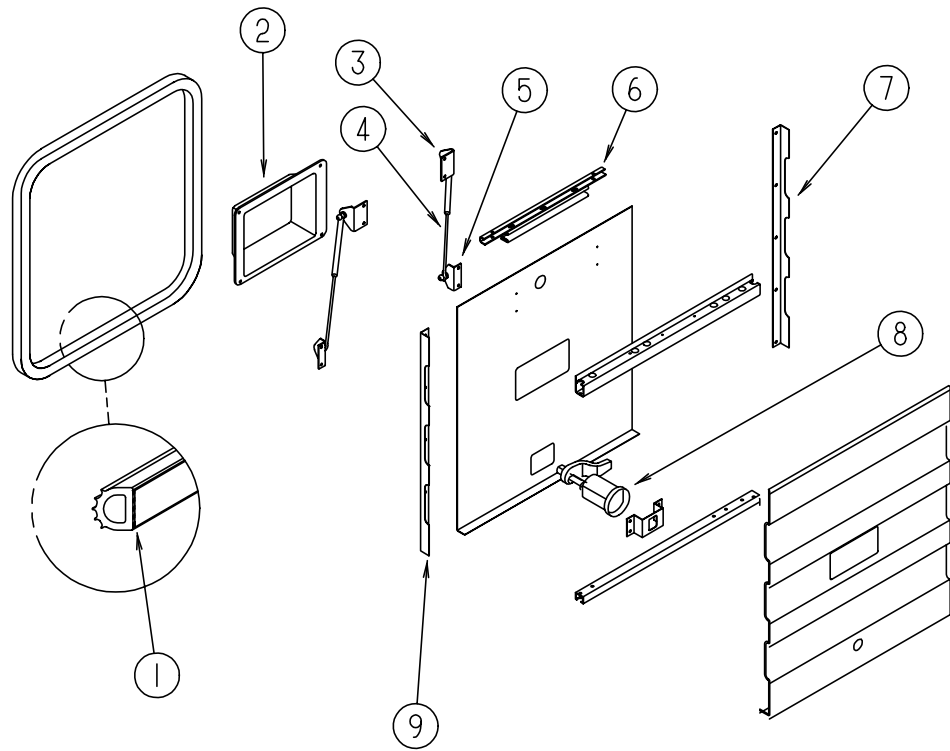
COMPARTMENT DOORS



KEY	PART NUMBER	U/M	DESCRIPTION
1	101355-03-01A	EA	PADDLE LATCH W/O KEY LOCK - GRAY
1	101355-01-01A	EA	LATCH-PADDLE, 2 POINT - PLASTIC - GRAY
1	045017-01-701	EA	KEY BLANK
1	112949-03-000	EA	KEY-TRI-MARK #TM500
2	108678-01-000	EA	GASKET-LATCH
3	107221-01-01A	EA	COVER-LATCH, VALANCE DOOR - 181 X 229MM - PLASTIC - BLACK
3	107221-02-01A	EA	COVER-LATCH, VALANCE DOOR - 300 X 229MM - PLASTIC - BLACK
3	107221-03-01A	EA	COVER-LATCH ASM,VAL DR.BLACK (PASS SIDE RR TAPERED)
3	107221-04-01A	EA	COVER-LATCH ASM,VAL DR.BLACK (DR SIDE RR TAPERED)
3	P07221-01-01A	EA	COVER-LATCH ASM, VALANCE DOOR BLACK
4	107895-01-000	EA	HINGE-DOUBLE PIVOT, W/U-CHANNEL - 254MM LONG
4	107895-03-000	EA	HINGE ASM-DOUBLE PIVOT (FUEL FILL DOOR)
4	107895-04-000	EA	HINGE ASM-DOUBLE PIVOT (REAR TAPERED DOORS)
4	107895-05-000	EA	HINGE ASM-DOUBLE PIVOT
5	107796-02-000	EA	BRACKET-"L" MOUNT BRACKET W/ BALL STUD F/GAS SPRING
6	107796-01-000	EA	GAS SPRING - 11" COMPRESSED/17" EXTENDED - 40LB.
7	107796-03-000	EA	BRACKET-GAS SPRING,SMALL
8	114268-03-02B	EA	BRACKET-GAS SPRING, E-COAT (BACKWALL DOOR ONLY)
9	101348-01-000	EA	BOLT-SLIDE, LATCH - NYLON - W/SPRING & BRKT
10	108562-06-000	EA	ROD-LATCH, LEFT THREADED - 288MM LONG
10	108562-16-000	EA	ROD-LATCH, RIGHT THREADED - 288MM LONG
10	108562-17-000	EA	ROD-LATCH, LEFT THREADED - 11.9" LONG
10	108562-20-000	EA	ROD-LATCH, LEFT THREADED - 61MM LONG
10	108562-28-000	EA	ROD-LATCH, THREADED, LEFT - 9.6" LONG
10	108652-35-000	EA	ROD-LATCH, THREADED, LEFT - 3.8" LONG
11	108561-01-000	EA	TURNBUCKLE,10-24 THREAD
12	108562-01-000	EA	ROD-LATCH, RIGHT THREADED - 121MM LONG
12	108562-05-000	EA	ROD-LATCH, RIGHT THREADED - 288MM LONG
12	108562-10-000	EA	ROD-LATCH, LEFT THREADED - 458MM LONG
12	108562-19-000	EA	ROD-LATCH, RIGHT THREADED - 98MM LONG
12	108562-36-000	EA	ROD-LATCH, THREADED, RIGHT - 4.8" LONG

KEY	PART NUMBER	U/M	DESCRIPTION
13	102265-01-000	EA	CLIP-ROD END, 5/32" - PLASTIC - BLACK
14	108562-01-000	EA	ROD-LATCH, RIGHT THREADED - 121MM LONG
14	108562-05-000	EA	ROD-LATCH, RIGHT THREADED - 288MM LONG
14	108562-10-000	EA	ROD-LATCH, LEFT THREADED - 458MM LONG
14	108562-19-000	EA	ROD-LATCH, RIGHT THREADED - 98MM LONG
14	108562-36-000	EA	ROD-LATCH, THREADED, RIGHT - 4.8" LONG
15	107721-01-000	FT	"D" SHAPED BULB SEAL W/ADHESIVE ON FLAT SIDE
16	108562-06-000	EA	ROD-LATCH, LEFT THREADED - 288MM LONG
16	108562-13-000	EA	ROD-LATCH, LEFT THREADED - 171MM LONG
16	108562-15-000	EA	ROD-LATCH, LEFT THREADED - 261MM LONG
16	108562-16-000	EA	ROD-LATCH, RIGHT THREADED - 288MM LONG
16	108562-20-000	EA	ROD-LATCH, LEFT THREADED - 61MM LONG
16	108562-28-000	EA	ROD-LATCH, THREADED, LEFT - 9.6" LONG
16	108652-35-000	EA	ROD-LATCH, THREADED, LEFT - 3.8" LONG
16	108652-42-000	EA	ROD-LATCH, THREADED, LEFT - 13.1" LONG
17	089329-01-000	EA	CLIP-SPRING, 3/8" - METAL
18	108755-02-000	EA	ROD-PROP,VALANCE DOOR
19	108754-01-000	EA	CHANNEL-VALANCE DOOR,CENTER
20	110415-01-01A	EA	SHIM-LATCH,VALANCE DOOR,BLK
21	104491-02-03A	EA	ANGLE-STRIKER,BLACK
22	107719-01-01A	EA	STRIKE-VALANCE DOOR MILL
23	102768-01-000	EA	HOLDER-COMPARTMENT/ENTRY DOOR, METAL - MILL FINISH
24	108757-01-01A	EA	ANGLE-VALANCE DOOR,UPPER BLK
24	120103-01-14B	EA	ANGLE-DOOR, VALANCE, GALVANNEAL
25	108615-01-000	EA	LATCH-PLATE,VALANCE DOOR
	099418-01-000	FT	D-SECTION SEAL W/ ADHESIVE BACK - .44" X .44" -BLK RUBBER
	104692-01-000	FT	SEAL-3/4" X 3/4", ADHESIVE BACK FOAM SEAL

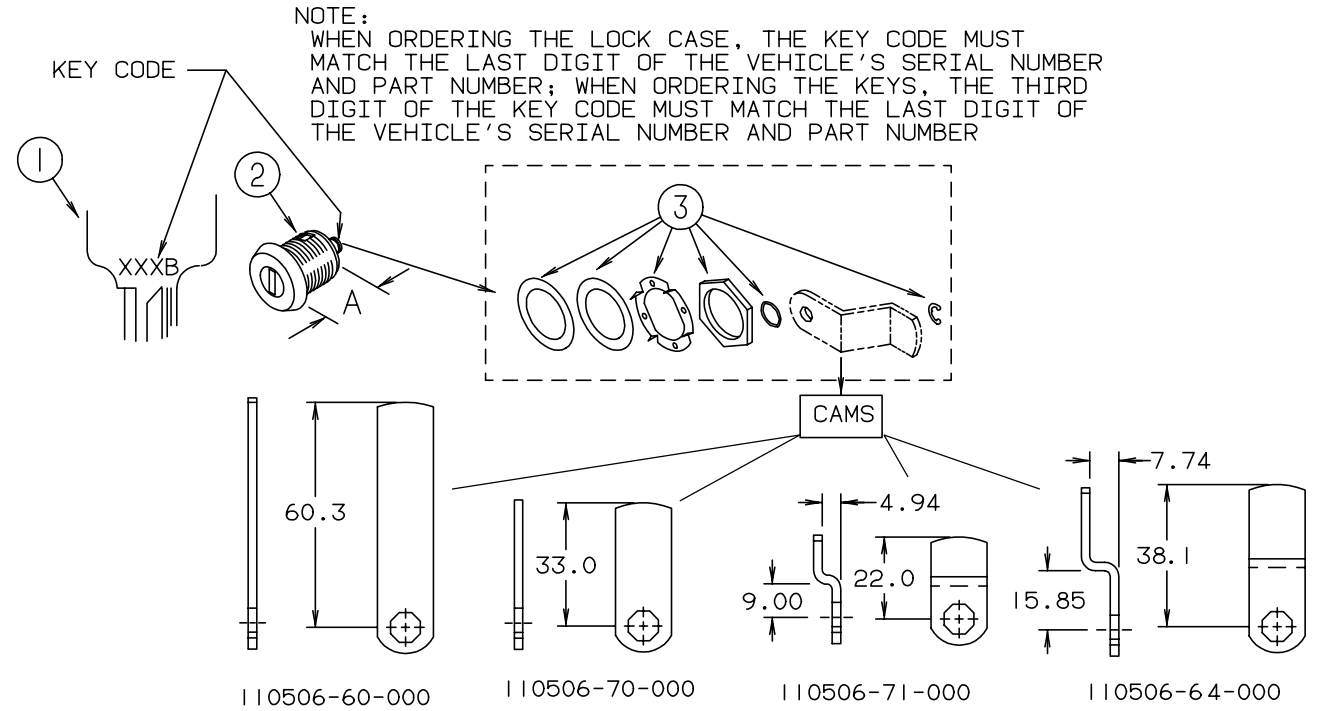
WINDOW, VENT & EXTERIOR DOOR GROUP (CONTINUED)



COMPARTMENT DOORS

KEY	PART NUMBER	U/M	DESCRIPTION
1	107721-01-000	FT	"D" SHAPED BULB SEAL W/ADHESIVE ON FLAT SIDE
2	P07221-01-01A	EA	COVER-LATCH ASM, VALANCE DOOR BLACK
3	107796-02-000	EA	BRACKET-"L" MOUNT BRACKET W/ BALL STUD F/GAS SPRING
4	107796-17-000	EA	SPRING-GAS 15" LENGTH, 20 LB.
5	107796-03-000	EA	BRACKET-GAS SPRING, SMALL
6	107895-01-000	EA	HINGE-DOUBLE PIVOT, W/U-CHANNEL - 254MM LONG
7	118207-05-02A	EA	CAP-END, VALANCE DOOR BLK
8	102330-03-000	EA	LATCH, SGLE HOLE, KEY OPERATED
	102328-01-000	EA	KEY-LATCH
9	118207-06-02A	EA	CAP-END, VALANCE DOOR BLK

WINDOW, VENT & EXTERIOR DOOR GROUP (CONTINUED)

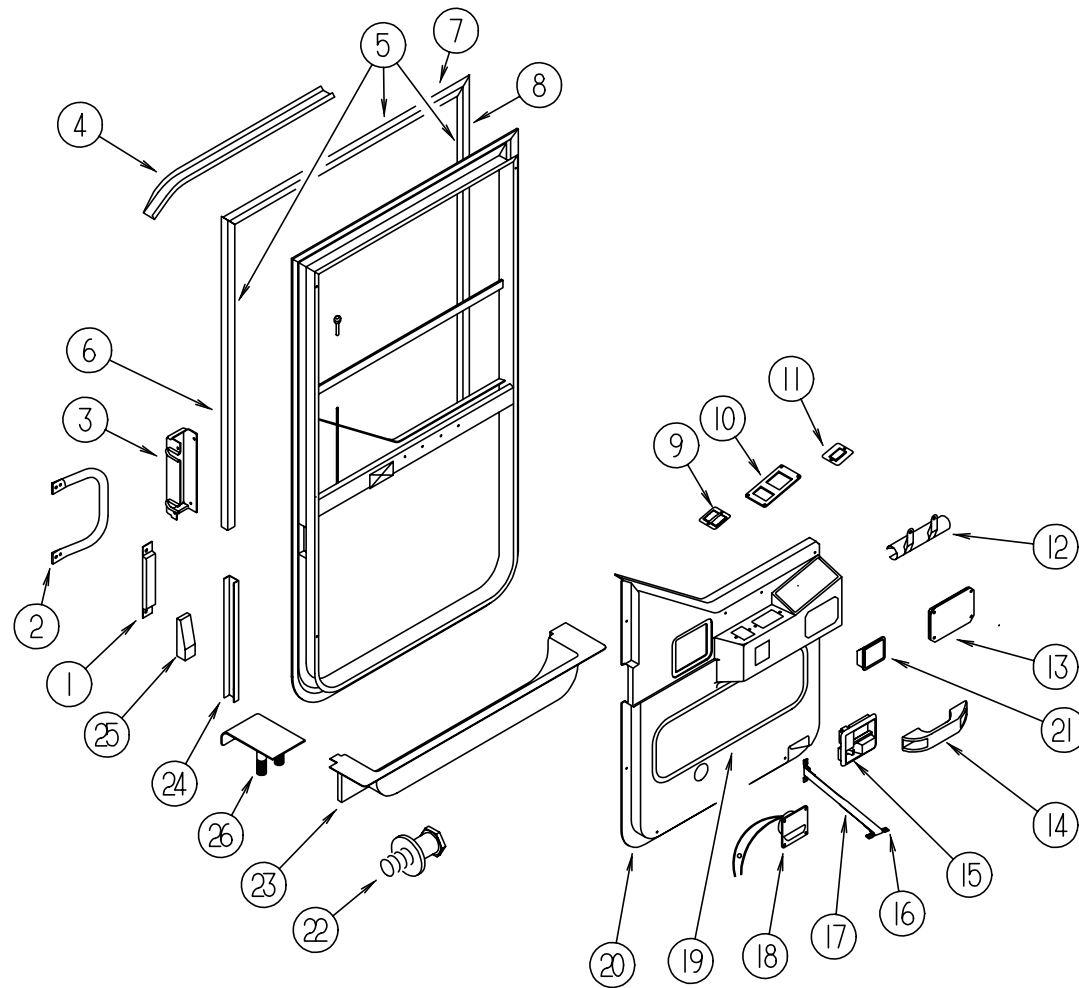


BRIGGS & STRATTON LOCKS

KEY	PART NUMBER	U/M	DESCRIPTION	VENDOR NO.
1	110506-59-000	EA	KEY SET (SOLD AS PAIR)	596720
2	110506-52-000	EA	CASE ASM-LOCK 17 MM	702370
2	110506-53-000	EA	CASE ASM-LOCK 25 MM	702380
1	110506-59-001	EA	KEY SET (SOLD AS PAIR)	596721
2	110506-52-001	EA	CASE ASM-LOCK 17 MM	702371
2	110506-53-001	EA	CASE ASM-LOCK 25 MM	702381
1	110506-59-002	EA	KEY SET (SOLD AS PAIR)	596722
2	110506-52-002	EA	CASE ASM-LOCK 17 MM	702372
2	110506-53-002	EA	CASE ASM-LOCK 25 MM	702382
1	110506-59-003	EA	KEY SET (SOLD AS PAIR)	596723
2	110506-52-003	EA	CASE ASM-LOCK 17 MM	702373
2	110506-53-003	EA	CASE ASM-LOCK 25 MM	702383
1	110506-59-004	EA	KEY SET (SOLD AS PAIR)	596724
2	110506-52-004	EA	CASE ASM-LOCK 17 MM	702374
2	110506-53-004	EA	CASE ASM-LOCK 25 MM	702384
1	110506-59-005	EA	KEY SET (SOLD AS PAIR)	596725
2	110506-52-005	EA	CASE ASM-LOCK 17 MM	702375
2	110506-53-005	EA	CASE ASM-LOCK 25 MM	702385
1	110506-59-006	EA	KEY SET (SOLD AS PAIR)	596726
2	110506-52-006	EA	CASE ASM-LOCK 17 MM	702376
2	110506-53-006	EA	CASE ASM-LOCK 25 MM	702386
1	110506-59-007	EA	KEY SET (SOLD AS PAIR)	596727
2	110506-52-007	EA	CASE ASM-LOCK 17 MM	702377
2	110506-53-007	EA	CASE ASM-LOCK 25 MM	702387
1	110506-59-008	EA	KEY SET (SOLD AS PAIR)	596728
2	110506-52-008	EA	CASE ASM-LOCK 17 MM	702378
2	110506-53-008	EA	CASE ASM-LOCK 25 MM	702388
1	110506-59-009	EA	KEY SET (SOLD AS PAIR)	596729
2	110506-52-009	EA	CASE-LOCK - A = 17 MM	702379
2	110506-53-009	EA	CASE-LOCK - A = 25 MM	702389
3	110506-40-700	EA	HDW KIT (CONTAINS:NUT, FLAT WASHER, E-RING, SPRING WASHER GASKET, AND SPUR WASHER)	
	110506-60-000	EA	CAM-LOCK	322276
	110506-64-000	EA	CAM-LOCKING	322280
	110506-70-000	EA	CAM-LOCKING	322286
	110506-71-000	EA	CAM-LOCK	322287
	110506-59-701	EA	KEY BLANK (GOLD)	

WINDOW, VENT & EXTERIOR DOOR GROUP (CONTINUED)

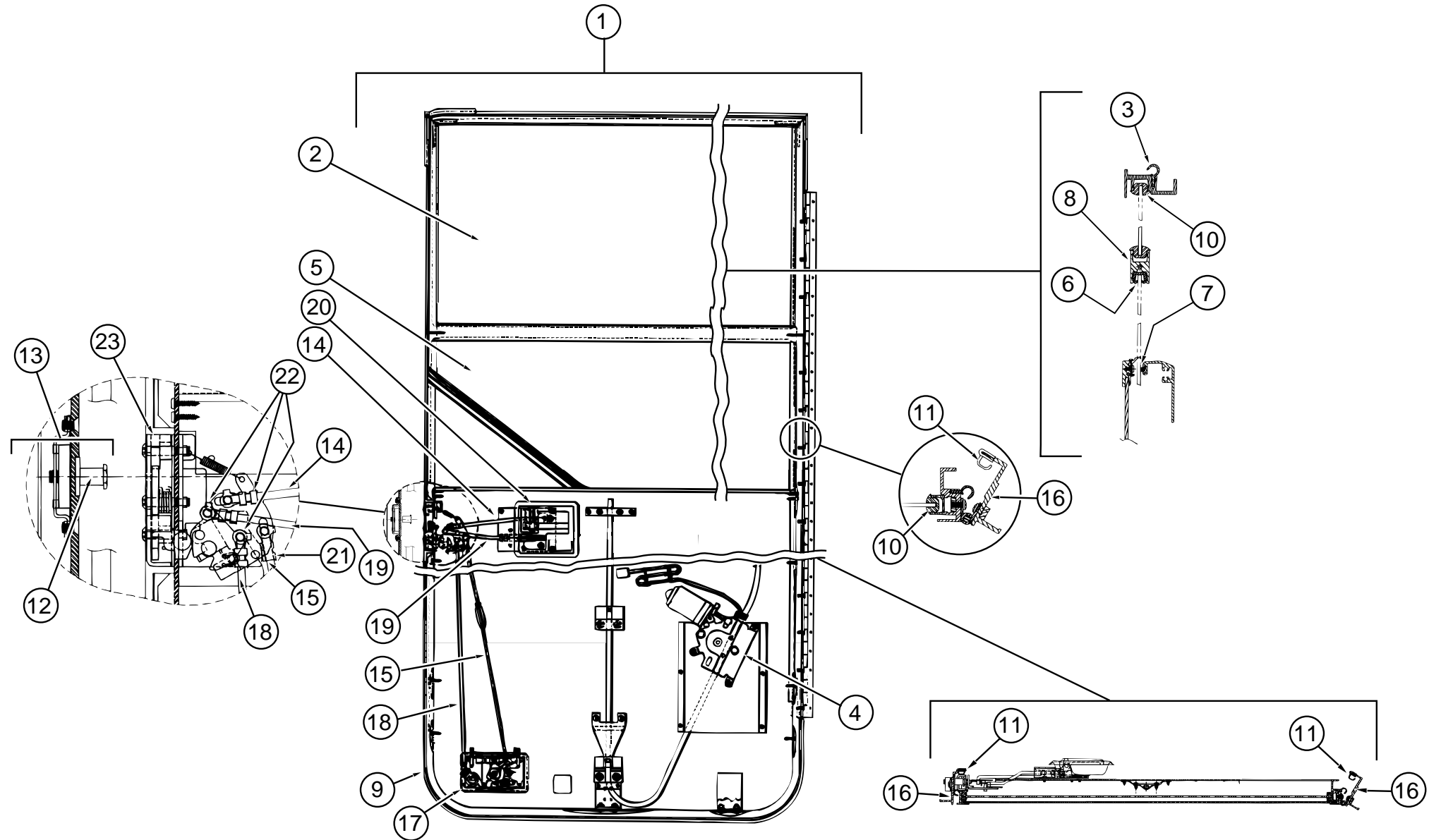
DRIVERS DOOR



KEY	PART NUMBER	U/M	DESCRIPTION	VENDOR NO.
1	108654-01-01A	EA	COVER-STRIKE, DR DOOR, BLK	
2	108832-01-02A	EA	HANDLE-ASSIST, DOOR, DR O/W	
3	108833-02-01A	EA	COVER-HANDLE, ASSIST O/W	
3	108833-01-01A	EA	COVER-HANDLE, ASSIST, O/W	
4	108274-02-02A	EA	RAIL-DRIP, FRONT END, LH SABLE	
5	108119-03-F36	EA	GARNISH ASM-DRIVERS DOOR	
6	108129-01-01A	EA	GARNISH-DOOR, DRIVERS MILL	
7	108107-01-01A	EA	GARNISH-DRIVERS DOOR MILL	
8	108108-03-01A	EA	GARNISH-DOOR, DRIVER MILL	
9	093132-01-000	EA	SWITCH-ROCKER, 5 TERM W/ARROWS FOR POWER WINDOWS	
9	093132-02-000	EA	SWITCH-ROCKER, 5 TERM W/KEY LOCK & ARROW F/POWER DOOR LOCK	
9	103473-12-01A	EA	PLATE ASM-SWITCH, WINDOW, LH - BLACK	
9	103473-11-01A	EA	PLATE-SWITCH, WINDOW, LOCK, LH MILL	
10	087695-01-000	EA	SWITCH-HEATER, EXTERIOR MIRROR	
			FROM: 00-00-00 THRU: 09-03-95	
10	087695-02-000	EA	SWITCH-MIRROR HEATER	- DAV 4720-12
			FROM: 09-04-95 THRU: 99-99-99	
10	088246-01-000	EA	SWITCH-REMOTE, EXTE. MIRROR - SQUARE PUSH - VELVAC 7471290	
10	099982-02-01A	EA	PLATE-SWITCH, BLACK	
11	103473-14-01A	EA	PLATE ASM-SWITCH, WINDOW, LH BLACK	
12	093145-01-000	EA	SLEEVE-WIRE, 10" LONG - PLASTIC - BLACK - GM #15590724	
13	107889-02-000	EA	TOUCH CONTROL PANEL KIT - HWH AP1016	
	100532-09-700	EA	PANEL ASM.-TOUCH CONTROL	RAP1002
	100532-09-702	EA	CABLE-MODULAR 5'	AP1020
13	107889-03-000	EA	PANEL-CONTROL, TOUCH, AIR DUMP - HWH AP1226 (REAR AIR SUSPENSION)	
	107889-03-700	EA	PANEL-TOUCH	RAP1088
	100532-09-702	EA	CABLE-MODULAR 5'	AP1020
14	102710-01-01A	EA	HANDLE-ASSIST, ENTRY DOOR - 6.6" LONG - BLACK	
15	106469-04-712	EA	HARDWARE-INNER HANDLE, LH	248-041148
16	064219-01-000	EA	RETAINER-CHECK STRAP, DRIVER DOOR	
17	109378-01-000	EA	STRAP-CHECK, DRIVERS DOOR	
18	108354-01-01A	EA	LIGHT-COURTESY - ITC 81395-B	
19	108633-01-G38	EA	PAD-DOOR, FABRIC (G38, G39)	
19	108633-01-F40	EA	PAD-DOOR, FABRIC (G40, G41)	
19	108633-01-G42	EA	PAD-DOOR, FABRIC (G42, G43)	
20	116337-09-01A	EA	PANEL-DOOR, INNER, LH WILLOW	
21	115948-01-01A	EA	ASHTRAY ASM-SIDE MOUNT, FLUSH	
22	106469-04-703	EA	BOLT-STRIKER, W/WASHER 248-041152	
23	107818-03-01A	EA	TRIM-STEP, DRIVERS DOOR WILLOW	
	102569-02-000	EA	MAT-ANTI SLIP, LOWER 100 X 560MM	
24	108897-02-01A	EA	GARNISH-DOOR, DRIVERS BLK	
25	109235-01-01A	FT	COVER-SCREW, MAT BLACK	
26	110063-01-000	EA	PLATE ASM-STEP	
	102569-03-000	EA	MAT-ANTI SLIP, 100 X 150MM - SAFETY TRACK 3100	
	109506-01-000	EA	FILM-URETHANE, PROTECTANT - 107.9 X 679.4MM	
	090340-01-000	FT	SEAL-FOAM, CLOSED CELL - 1/4" X 1/2" X 50'	

WINDOW, VENT & EXTERIOR DOOR GROUP (CONTINUED)

EXCEL DRIVERS DOOR W/O POWER LOCKS FROM: 00-00-00 THRU: 05-26-96

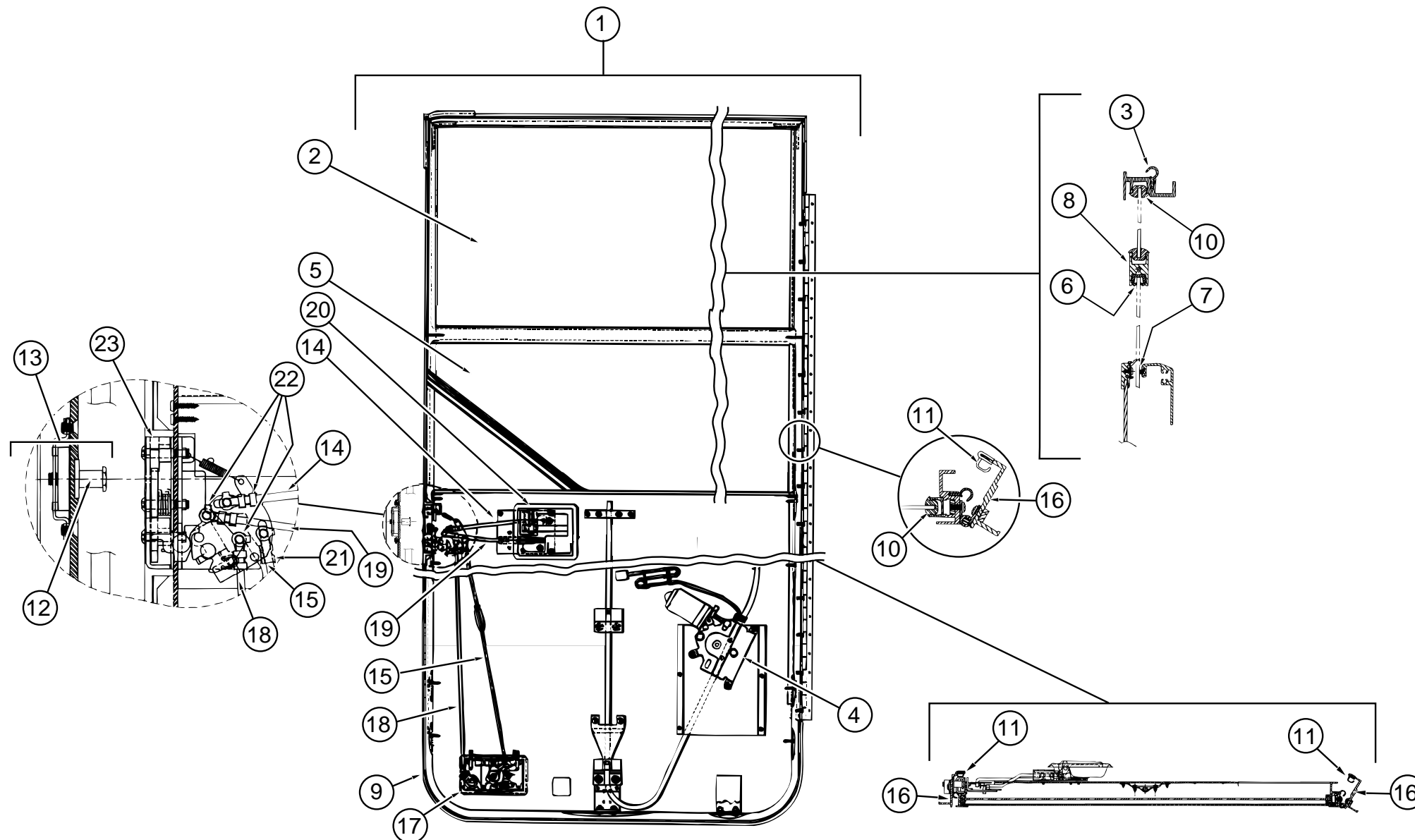


KEY	PART NUMBER	U/M	DESCRIPTION	VENDOR NO.
1	106469-04-01A	EA	DOOR ASM-DRIVERS, BLACK - EXCEL V123-02L FROM: 00-00-00 THRU: 05-26-96	
2	106469-01-700	EA	GLASS	106-040976
3	106469-01-702	EA	SEAL-DOOR, (FRAME) EA=1	122-040984
4	106469-01-703	EA	REGULATOR ASSEMBLY(ELECTRIC)	V103-89L
5	106469-01-704	EA	GLASS ASM., ROLL-UP, W/BRKT	V103-65L
6	106469-01-705	FT	CHANNEL-RUN, SLIDING	122-010850
7	106469-01-709	FT	WEATHERSTRIP FUZZY	171-040630
8	106469-01-719	EA	MULLION-RAIL	V103-84
9	106469-01-721	EA	WEATHERSTRIP-BELT, EXTERIOR, WINDOW	V103-57
10	106469-01-722	EA	GLAZING-VINYL, HORIZONTAL	V103-87
11	106469-01-723	EA	SEAL-BULB ASM. (JAMB)	171-040985
12	106469-04-703	EA	BOLT-STRIKER, W/WASHER	248-041152
13	106469-04-704	EA	NUT ASSEMBLY-CAGED W/STRIKER	248-041151
14	106469-04-705	EA	ROD-LATCH, HORIZONTAL	203-041139
15	106469-04-706	EA	ROD-LATCH ASSEMBLY, VERTICAL	V124-49
16	106469-04-707	EA	FRAME MOUNTING ASM., (JAMB)	V123-30L

KEY	PART NUMBER	U/M	DESCRIPTION	VENDOR NO.
17	106469-04-708	EA	PADDLE ASSEMBLY, RH	248-041145
	106469-04-701	EA	TUMBLER & KEYS, TRI-MARK	248-041179
	106469-04-715	EA	LATCH COMPLETE W/TUMBLER & KEYS	V123-15
	106469-04-702	EA	KEY-BLANK (PAIR)	248-041180
18	106469-04-710	EA	ROD-LOCK, VERTICAL	203-041138
19	106469-04-711	EA	ROD-LOCK, HORIZONTAL	203-041137
20	106469-04-712	EA	HARDWARE-INNER HANDLE, LH	248-041148
21	106469-04-713	EA	ROD-CLIP, LH	248-041154
22	106469-04-714	EA	ROD-CLIP, RH	248-041153
23	106469-05-706	EA	LATCH-ROTARY, W/LINKAGE	248-041150
	106469-05-702	EA	HINGE - 42"	211-041194

WINDOW, VENT & EXTERIOR DOOR GROUP (CONTINUED)

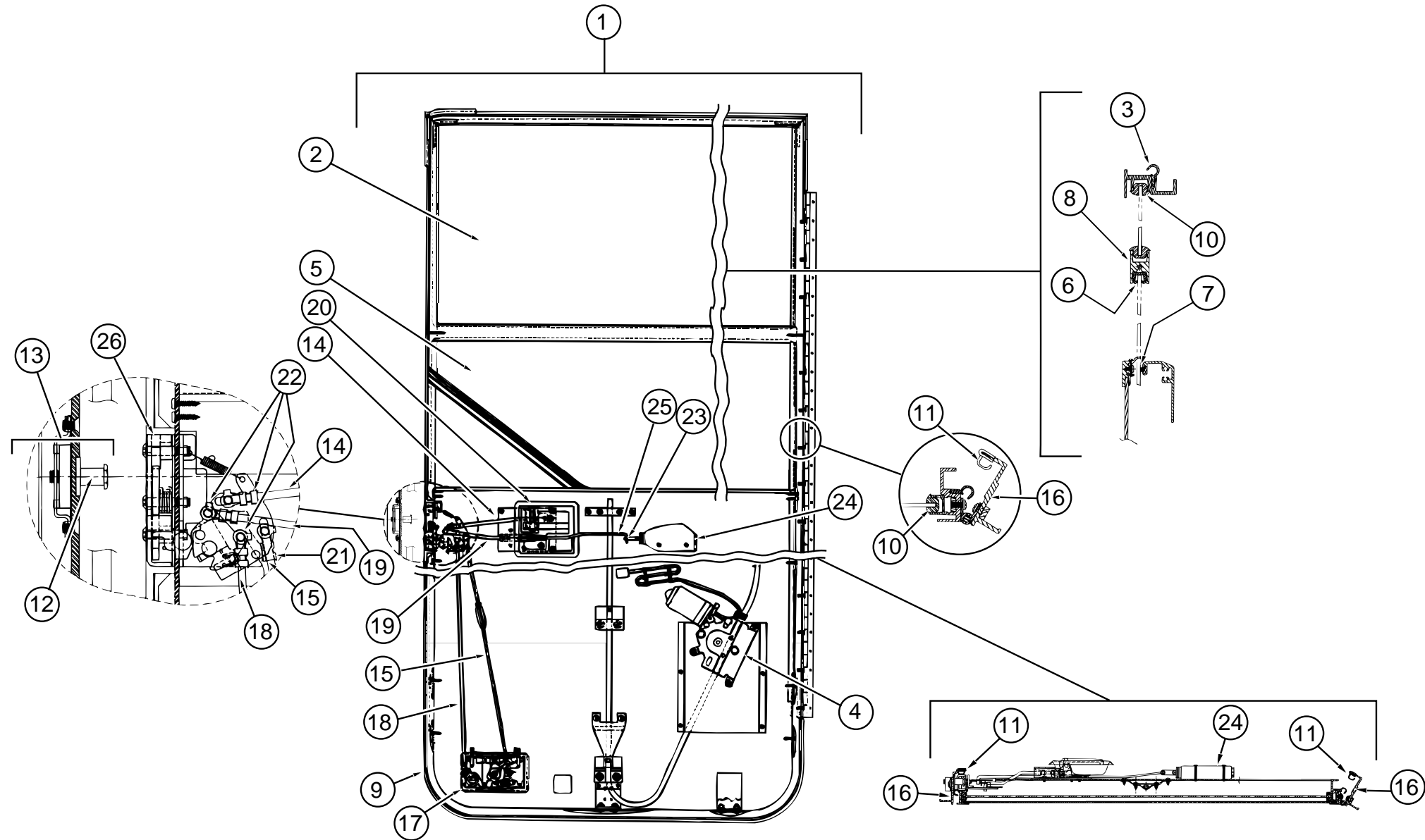
EXCEL DRIVERS DOOR W/O POWER LOCKS FROM: 05-27-96 THRU: 99-99-99



KEY	PART NUMBER	U/M	DESCRIPTION	VENDOR NO.	KEY	PART NUMBER	U/M	DESCRIPTION	VENDOR NO.
1	106469-10-01A	EA	DOOR-DRIVERS - BLACK		17	106469-04-700	EA	PADDLE ASSEMBLY, RH	248-041237
				FROM: 05-27-96 THRU: 99-99-99		106469-04-701	EA	TUMBLER & KEYS, TRI-MARK	248-041179
2	106469-01-700	EA	GLASS	106-040976		106469-04-715	EA	LATCH COMPLETE W/TUMBLER & KEYS	V123-15
3	106469-01-702	EA	SEAL-DOOR, (FRAME) EA=1	122-040984		106469-04-702	EA	KEY-BLANK (PAIR)	248-041180
4	106469-10-700	EA	REGULATOR ASSEMBLY(ELECTRIC)	V134-89L	18	106469-04-710	EA	ROD-LOCK, VERTICAL	203-041138
5	106469-10-702	EA	GLASS ASM., ROLL-UP, W/BRKT	V134-65L	19	106469-04-711	EA	ROD-LOCK, HORIZONTAL	203-041137
6	106469-01-705	FT	CHANNEL-RUN, SLIDING	122-010850	20	106469-04-712	EA	HARDWARE-INNER HANDLE, LH	248-041148
7	106469-01-709	FT	WEATHERSTRIP FUZZY	171-040630	21	106469-04-713	EA	ROD-CLIP, LH	248-041154
8	106469-08-700	EA	MULLION-RAIL	V090-84	22	106469-04-714	EA	ROD-CLIP, RH	248-041153
9	106469-10-705	EA	WEATHERSTRIP-BELT, EXTERIOR, WINDOW	V134-57	23	106469-04-709	EA	LATCH-ROTARY, W/LINKAGE	203-041138
10	106469-01-722	EA	GLAZING-VINYL, HORIZONTAL	V103-87		106469-05-702	EA	HINGE - 42"	211-041194
11	106469-01-723	EA	SEAL-BULB ASM. (JAMB)	171-040985		106469-10-703	EA	PARTS BAG	V123-17
12	106469-04-703	EA	BOLT-STRIKER, W/WASHER	248-041152					
13	106469-04-704	EA	NUT ASSEMBLY-CAGED W/STRIKER	248-041151					
14	106469-04-705	EA	ROD-LATCH, HORIZONTAL	203-041139					
15	106469-10-701	EA	ROD-LATCH ASSEMBLY, VERTICAL	203-041356					
16	106469-10-704	EA	FRAME MOUNTING ASM., (JAMB)	V134-30 L					

WINDOW, VENT & EXTERIOR DOOR GROUP (CONTINUED)

EXCEL DRIVERS DOOR W/POWER LOCKS FROM: 00-00-00 THRU: 05-26-96

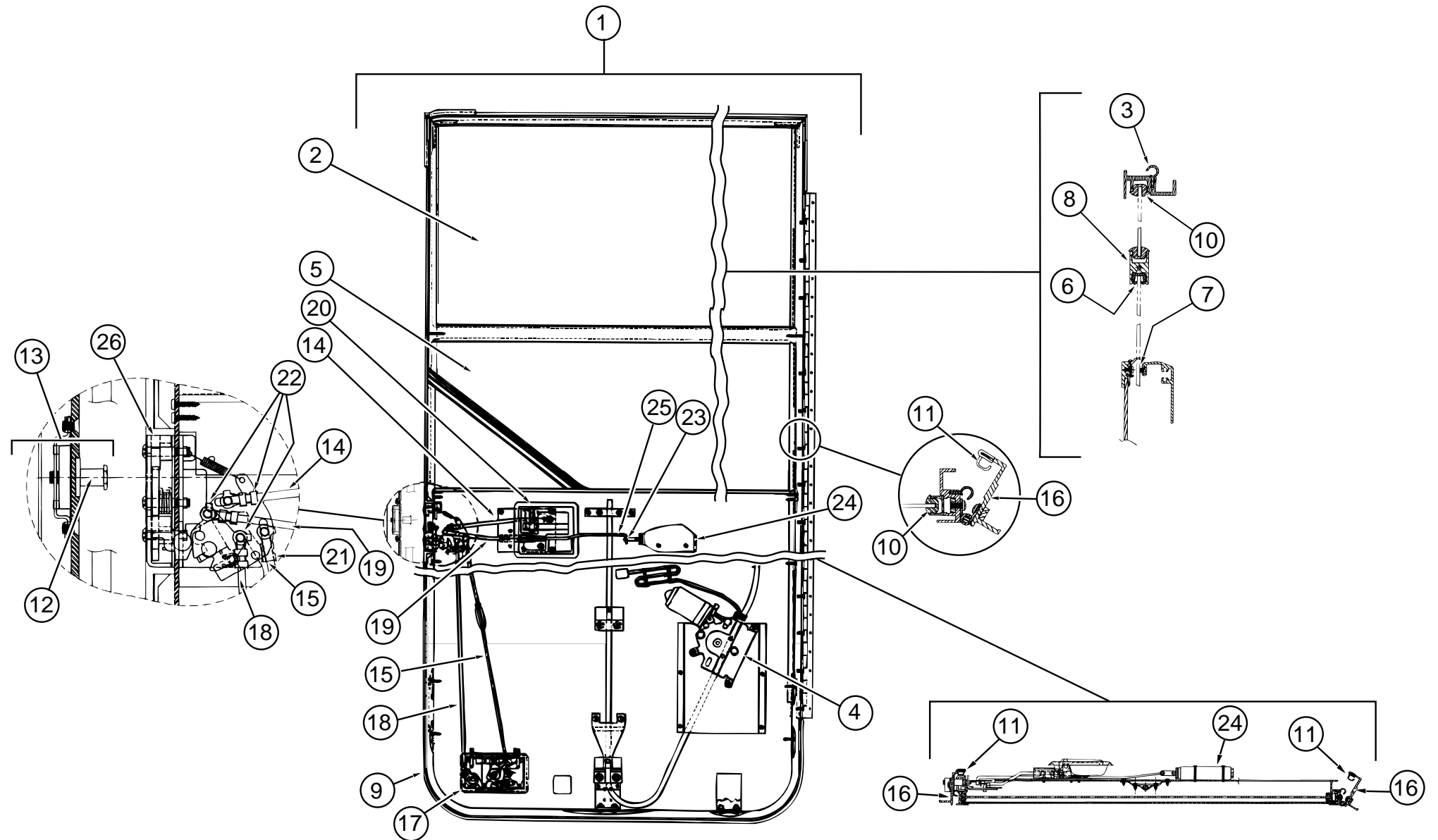


KEY	PART NUMBER	U/M	DESCRIPTION	VENDOR NO.
1	106469-05-01A	EA	DOOR ASM-DRIVERS, BLACK - EXCEL V123-03L FROM: 00-00-00 THRU: 05-26-96	
2	106469-01-700	EA	GLASS	106-040976
3	106469-01-702	EA	SEAL-DOOR, (FRAME) EA=1	122-040984
4	106469-01-703	EA	REGULATOR ASSEMBLY(ELECTRIC)	V103-89L
5	106469-01-704	EA	GLASS ASM., ROLL-UP, W/BRKT	V103-65L
6	106469-01-705	FT	CHANNEL-RUN, SLIDING	122-010850
7	106469-01-709	FT	WEATHERSTRIP FUZZY	171-040630
8	106469-08-700	EA	MULLION-RAIL	V103-84
9	106469-01-721	EA	WEATHERSTRIP-BELT, EXTERIOR, WINDOW	V103-57
10	106469-01-722	EA	GLAZING-VINYL, HORIZONTAL	V103-87
11	106469-01-723	EA	SEAL-BULB ASM. (JAMB)	171-040985
12	106469-04-703	EA	BOLT-STRIKER, W/WASHER	248-041152
13	106469-04-704	EA	NUT ASSEMBLY-CAGED W/STRIKER	248-041151
14	106469-04-705	EA	ROD-LATCH, HORIZONTAL	203-041139
15	106469-04-706	EA	ROD-LATCH ASSEMBLY, VERTICAL	V124-49
16	106469-04-707	EA	FRAME MOUNTING ASM., (JAMB)	V123-30L

KEY	PART NUMBER	U/M	DESCRIPTION	VENDOR NO.
17	106469-04-708	EA	PADDLE ASSEMBLY, RH	248-041145
	106469-04-701	EA	TUMBLER & KEYS, TRI-MARK	248-041179
	106469-04-702	EA	KEY-BLANK (PAIR)	248-041180
	106469-04-715	EA	LATCH COMPLETE W/TUMBLER & KEYS	V123-15
18	106469-05-705	EA	ROD-LOCK, VERTICAL ADJUSTING	203-041279
19	106469-04-711	EA	ROD-LOCK, HORIZONTAL	203-041137
20	106469-04-712	EA	HARDWARE-INNER HANDLE, LH	248-041402
21	106469-04-713	EA	ROD-CLIP, LH	248-041154
22	106469-04-714	EA	ROD-CLIP, RH	248-041153
23	106469-05-700	EA	ROD CLIP	231-041095
24	106469-05-701	EA	ACTUATOR, F/ELECTRIC LOCK	410-041096
25	106469-05-704	EA	ROD-LOCK, POWER	203-041141
26	106469-05-706	EA	LATCH-ROTARY, W/LINKAGE	248-041150
	106469-05-702	EA	HINGE - 42"	211-041194

WINDOW, VENT & EXTERIOR DOOR GROUP (CONTINUED)

EXCEL DRIVERS DOOR W/POWER LOCKS FROM: 05-27-96 THRU: 99-99-99

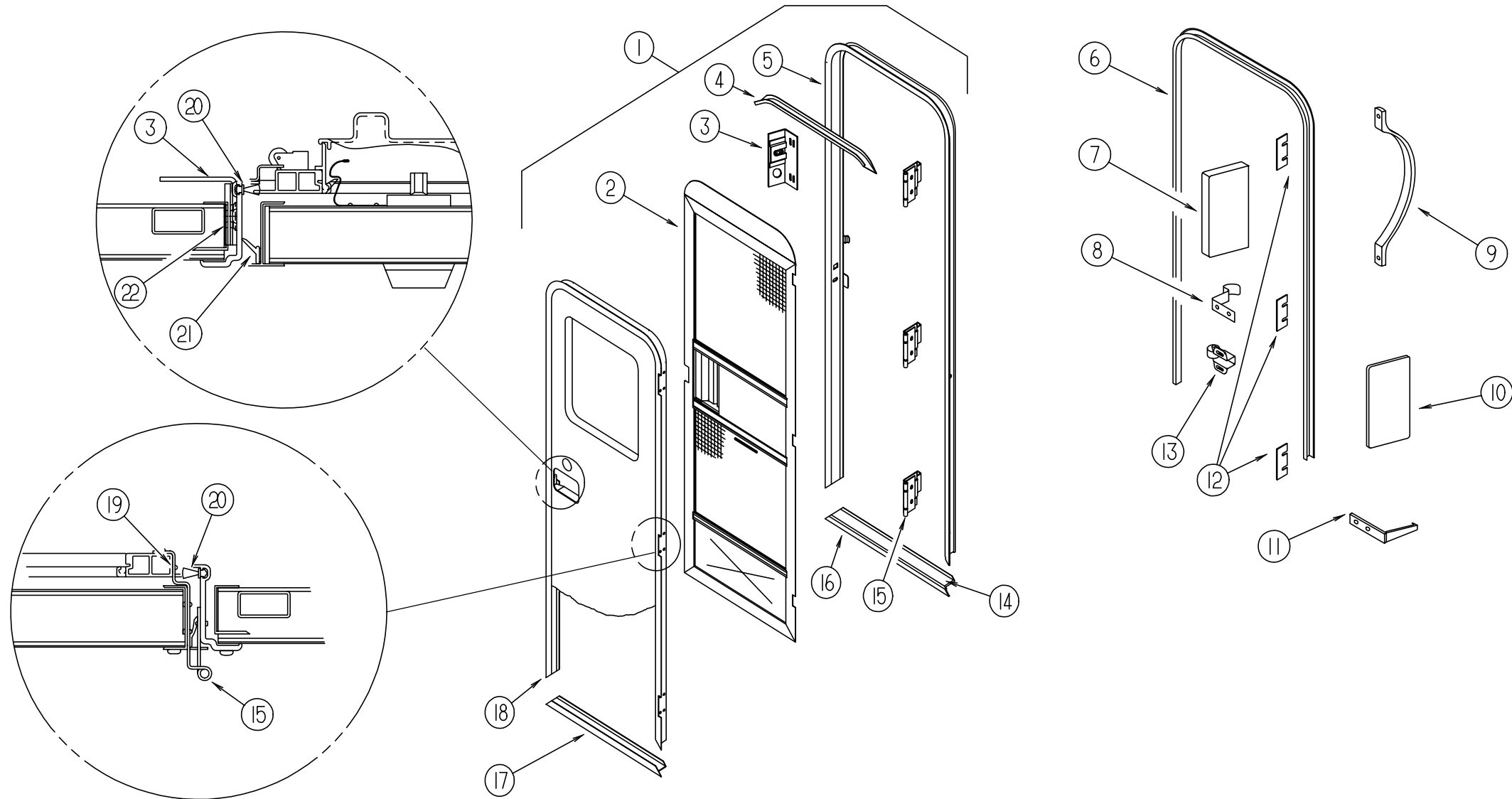


KEY	PART NUMBER	U/M	DESCRIPTION	VENDOR NO.
1	106469-11-01A	EA	DOOR - DRIVERS - POWER WINDOWS/LOCKS FROM: 05-27-96 THRU: 99-99-99	
2	106469-01-700	EA	GLASS	106-040976
3	106469-01-702	EA	SEAL-DOOR, (FRAME) EA=1	122-040984
4	106469-10-700	EA	REGULATOR ASSEMBLY(ELECTRIC)	V134-89L
5	106469-10-702	EA	GLASS ASM., ROLL-UP, W/BRKT	V134-65L
6	106469-01-705	FT	CHANNEL-RUN, SLIDING	122-010850
7	106469-01-709	FT	WEATHERSTRIP FUZZY	171-040630
8	106469-08-700	EA	MULLION-RAIL	V103-84
9	106469-10-705	EA	WEATHERSTRIP-BELT, EXTERIOR, WINDOW	V134-57
10	106469-01-722	EA	GLAZING-VINYL, HORIZONTAL	V103-87
11	106469-01-723	EA	SEAL-BULB ASM. (JAMB)	171-040985
12	106469-04-703	EA	BOLT-STRIKER, W/WASHER	248-041152
13	106469-04-704	EA	NUT ASSEMBLY-CAGED W/STRIKER	248-041151
14	106469-04-705	EA	ROD-LATCH, HORIZONTAL	203-041139
15	106469-10-701	EA	ROD-LATCH ASSEMBLY, VERTICAL	203-041356
16	106469-10-704	EA	FRAME MOUNTING ASM., (JAMB)	V134-30 L

KEY	PART NUMBER	U/M	DESCRIPTION	VENDOR NO.
17	106469-04-700	EA	PADDLE ASSEMBLY, RH	248-041237
	106469-04-701	EA	TUMBLER & KEYS, TRI-MARK	248-041179
	106469-04-702	EA	KEY-BLANK (PAIR)	248-041180
	106469-04-715	EA	LATCH COMPLETE W/TUMBLER & KEYS	V123-15
18	106469-10-706	EA	ROD-LOCK, VERTICAL ADJUSTING	203-041357
19	106469-04-711	EA	ROD-LOCK, HORIZONTAL	203-041137
20	106469-04-712	EA	HARDWARE-INNER HANDLE, LH	248-041402
21	106469-04-713	EA	ROD-CLIP, LH	248-041154
22	106469-04-714	EA	ROD-CLIP, RH	248-041153
23	106469-05-700	EA	ROD CLIP	231-041095
24	106469-05-701	EA	ACTUATOR, F/ELECTRIC LOCK	410-041096
25	106469-05-704	EA	ROD-LOCK, POWER	203-041141
26	106469-05-706	EA	LATCH-ROTARY, W/LINKAGE	248-041150
	106469-05-702	EA	HINGE - 42"	211-041194
	106469-10-703	EA	PARTS BAG	V123-17

WINDOW, VENT & EXTERIOR DOOR GROUP (CONTINUED)

ENTRANCE DOOR W/O WINDOW

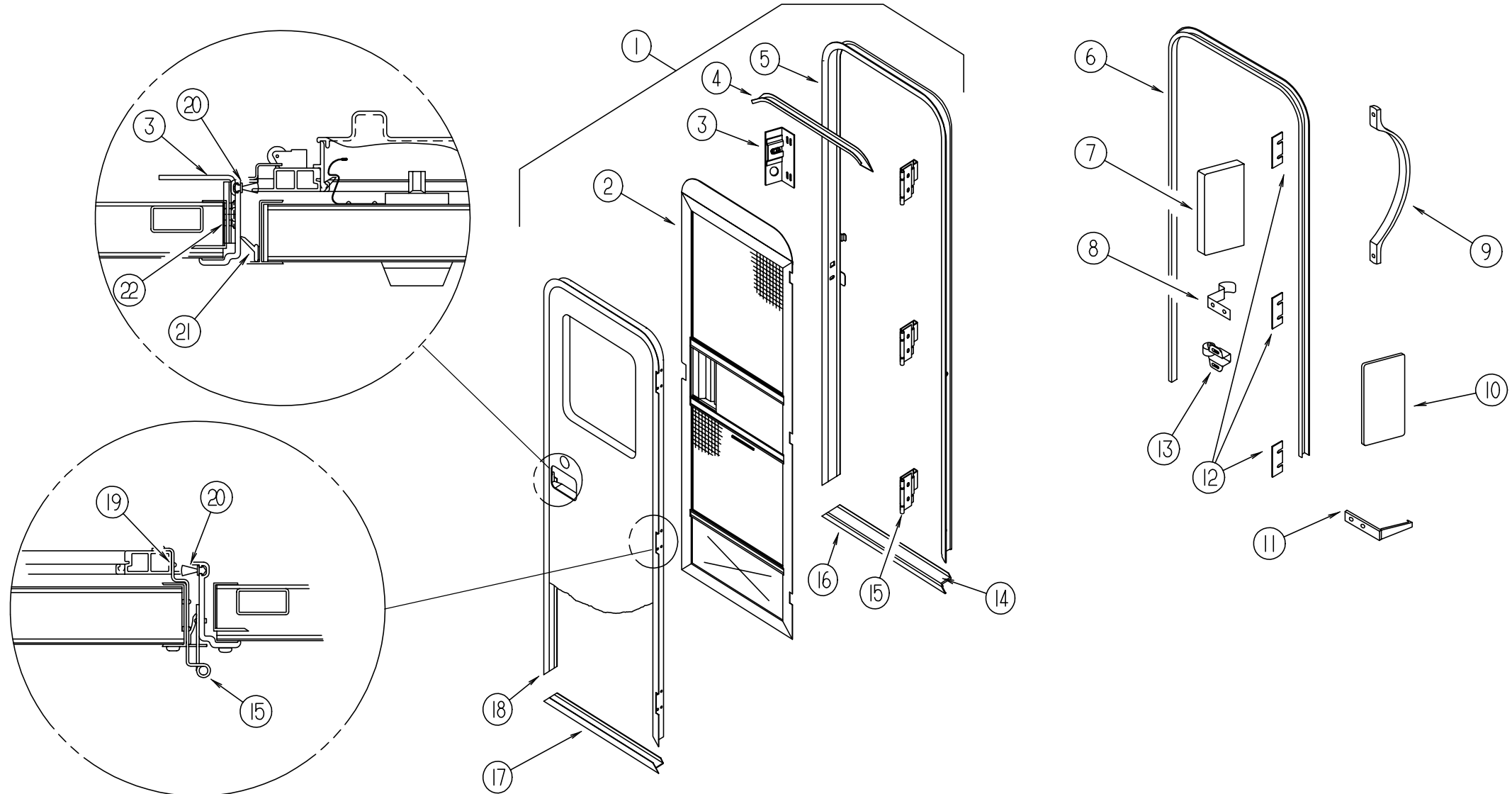


KEY	PART NUMBER	U/M	DESCRIPTION
1	115108-07-G38	EA	DOOR - ENTRY, W/POWER LOCK - W/SCREEN DOOR - W/O WINDOW (G38, G39)
1	115108-07-G40	EA	DOOR - ENTRY, W/POWER LOCK - W/SCREEN DOOR - W/O WINDOW (G40, G41)
1	115108-07-G42	EA	DOOR - ENTRY, W/POWER LOCK - W/SCREEN DOOR - W/O WINDOW (G42, G43)
1	115108-08-G38	EA	DOOR - ENTRY, W/SCREEN DOOR - W/O WINDOW (G38, G39)
1	115108-08-G40	EA	DOOR - ENTRY, W/SCREEN DOOR - W/O WINDOW (G40, G41)
1	115108-08-G42	EA	DOOR - ENTRY, W/SCREEN DOOR - W/O WINDOW (G42, G43)
2	117077-01-F36	EA	DOOR ASM-SCREEN
			FROM: 00-00-00 THRU: 03-17-96
2	117077-02-GV0	EA	DOOR ASM-SCREEN
			FROM: 03-18-96 THRU: 99-99-99
3	041546-06-000	EA	BRACKET ASM-DOOR ANGLE
			FROM: 00-00-00 THRU: 10-22-95
3	041546-08-000	EA	BRACKET-ASM-DOOR ANGLE O/W
			FROM: 10-23-95 THRU: 99-99-99
4	044582-49-000	EA	CAP-DRIP JAMB MITERED, SABLE
5	095277-11-02A	EA	JAMB ASM-ENTRANCE DOOR SABLE, W/POWER LOCK OPTION
			FROM: 00-00-00 THRU: 07-30-95
5	120310-07-01A	EA	JAMB ASM-ENTRANCE DOOR SABLE, W/POWER LOCK OPTION
			FROM: 07-31-95 THRU: 03-17-96
5	121898-06-01A	EA	JAMB ASM-DOOR, ENTRANCE SABLE, W/POWER LOCK OPTION
			FROM: 03-18-96 THRU: 99-99-99

KEY	PART NUMBER	U/M	DESCRIPTION
5	095277-12-02A	EA	JAMB ASM-ENTRANCE DOOR SABLE
			FROM: 00-00-00 THRU: 07-30-95
5	120310-08-01A	EA	JAMB ASM-ENTRANCE DOOR SABLE
			FROM: 07-31-95 THRU: 03-17-96
5	121898-07-01A	EA	JAMB ASM-DOOR, ENTRANCE SABLE
			FROM: 03-18-96 THRU: 99-99-99
6	115222-08-01A	EA	GARNISH-RADIUS, ENTRY DOOR O/W (W/POWER LOCK OPTION)
6	115222-02-01A	EA	GARNISH-RADIUS, ENTRY DOOR O/W
7	077461-03-000	EA	COVER-STRIKE, ENTRY DOOR - 6.5" X 2.5" - PLASTIC - WHITE
8	100412-01-000	EA	CATCH-SCREEN DOOR
9	009126-02-000	EA	HANDLE-ASSIST, ENTRY DOOR - BLACK
			FROM: 00-00-00 THRU: 09-10-95
9	009126-03-000	EA	HANDLE-ASSIST, BLACK TEXTURED - T/M #10087-01
			FROM: 09-11-95 THRU: 99-99-99
10	076725-02-000	EA	COVER-HINGE, ENTRY DOOR - 6" X 3.2" - PLASTIC - OFF WHITE
11	102768-01-000	EA	HOLDER-COMPARTMENT/ENTRY DOOR, METAL - MILL FINISH
12	102248-01-000	EA	SHIM-DOOR
13	109403-01-000	EA	CATCH-SINGLE ROLLER, SCREEN DOOR
14	038327-01-000	EA	TAPE-ANTI SLIP, 2" X 60'

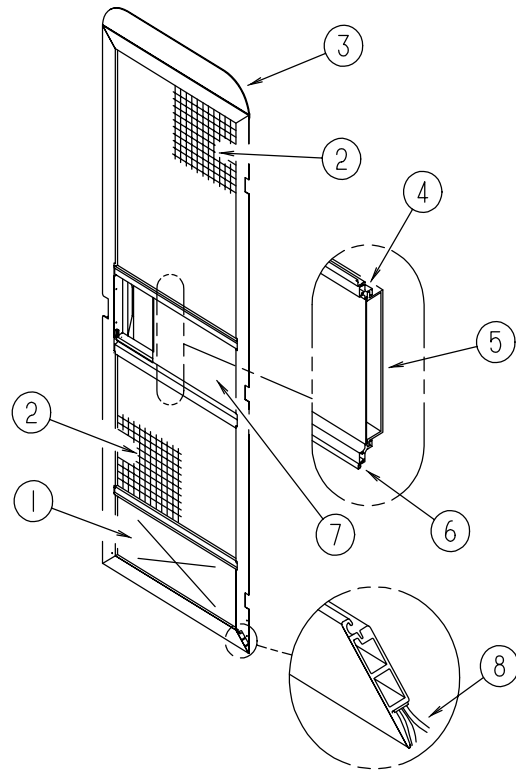
WINDOW, VENT & EXTERIOR DOOR GROUP (CONTINUED)

ENTRANCE DOOR W/O WINDOW (CONTINUED)



KEY	PART NUMBER	U/M	DESCRIPTION
15	106719-01-01A	EA	HINGE-ENTRANCE DOOR MILL
	039715-01-000	EA	NUT-SERT, 1/4" DIAMETER - 20 THREADS (ON DOOR HINGE)
	116111-02-01A	EA	SCREW-TAPTITE-1/4-20 X 3/8 PPH, ZINC (ON DOOR HINGE)
16	051049-01-000	EA	JAMB-BOTTOM, ENTRY DOOR - 25.9" - UNPAINTED
17	089748-23-000	EA	FRAME-BOTTOM, ENTRANCE SABLE
18	095276-08-02A	EA	FRAME-DOOR, ENTRANCE SABLE W/POWER LOCK OPTION FROM: 00-00-00 THRU: 03-17-96
18	122102-01-01A	EA	FRAME-DOOR, ENTRANCE SABLE W/POWER LOCK OPTION FROM: 03-18-96 THRU: 99-99-99
18	095276-09-02A	EA	FRAME-DOOR, ENTRANCE SABLE FROM: 00-00-00 THRU: 03-17-96
18	122102-02-01A	EA	FRAME-DOOR, ENTRANCE SABLE FROM: 03-18-96 THRU: 99-99-99
19	100128-02-000	FT	SEAL-FOAM, ADHESIVE BACK - .37" W X .37" THICK
20	118929-01-01A	FT	SEAL-PILE, PUSH-ON - AMESBURY 5250148
21	075671-04-000	FT	SEAL-SPONGE, LAZY T SHAPE - W/ADHESIVE STRIPE - .5" WIDE
22	104692-01-000	FT	SEAL-3/4" X 3/4", ADHESIVE BACK FOAM SEAL

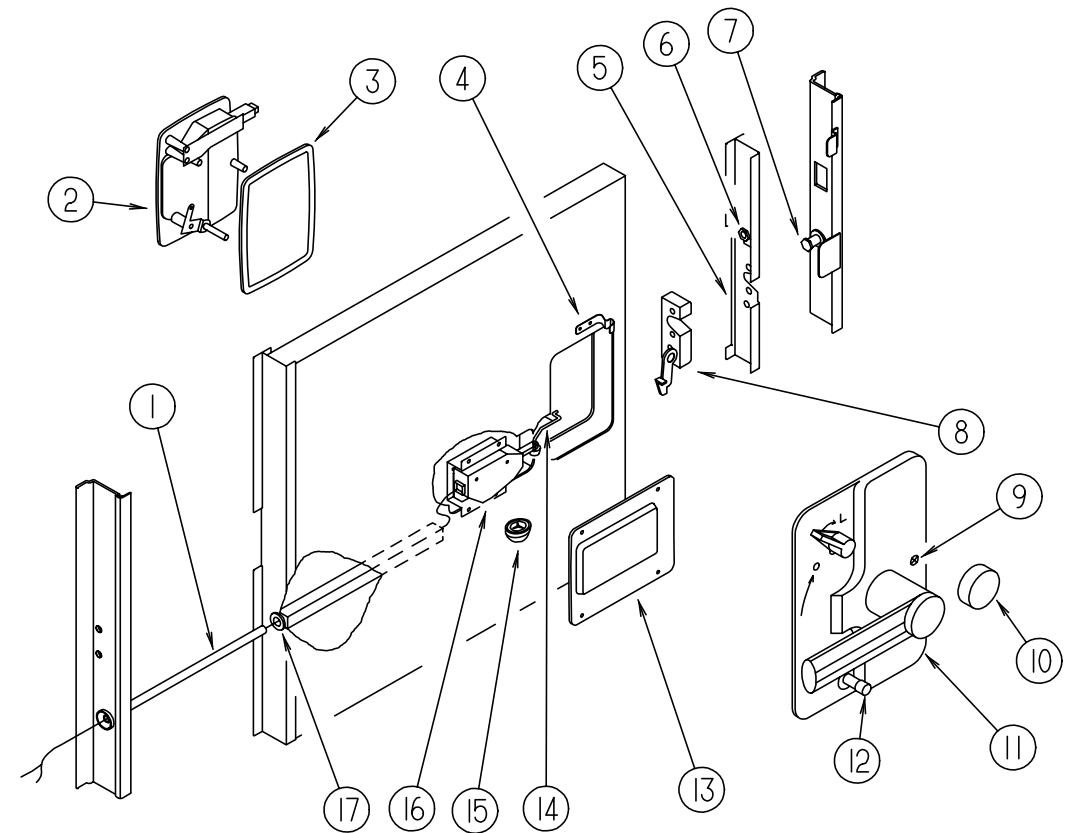
WINDOW, VENT & EXTERIOR DOOR GROUP (CONTINUED)



SCREEN DOOR COMPONENTS

KEY	PART NUMBER	U/M	DESCRIPTION
1	078552-03-000	EA	KICK PANEL-SCREEN DOOR, LOWER INSERT - UNPAINTED
2	002293-02-000	SF	SCREENING-WINDOW/DOOR, 26" - CHARCOAL
3	078595-01-000	EA	TOP PLATE-SCREEN DOOR, CURVED TOP - 4.7" X 25.35"
4	078777-01-000	EA	CHANNEL-SLIDE, SCREEN DOOR CENTER SLIDER COVER
5	079086-02-000	EA	SLIDER-SCREEN DOOR, OFF WHITE
6	002294-01-000	FT	SPLINE-SCREENING, .135" X .138" - BLACK
7	001014-01-013	EA	INSERT-CENTER, 10.25" X 16.31" - UNPAINTED
8	075673-01-000	FT	SEAL-PILE, ADHESIVE BACK - GRAY

WINDOW, VENT & EXTERIOR DOOR GROUP (CONTINUED)



ENTRANCE DOOR LATCH COMPONENTS

KEY	PART NUMBER	U/M	DESCRIPTION	VENDOR NO.
1	077222-01-000	EA	SPRING-WIRE GUARD, ENTRY DOOR - GM 08905080	
2	112782-01-01A	EA	LATCH ASM-EXTERIOR HOUSING, TRI/MARK 11922-37	
	112782-01-700	EA	KEY-BLANK-DEADBOLT, TM100-150	81535
	112782-01-701	EA	KEY-BLANK-DEADBOLT, TM151-200	81536
	112782-01-703	EA	CYLINDER-LOCK ASM. W/KEYS	081465-09
3	112782-04-01A	EA	GASKET, T/M 81480	
4	100412-01-000	EA	CATCH-SCREEN DOOR	
5	121334-03-01A	EA	STIFFENER-DOOR MILL	
6	072893-04-000	EA	NUTSERT-10-32 (ON STIFFENER)	
7	092927-03-000	EA	STRIKER-ROUND, JAMB MOUNTED - TRI/MARK 10335-16	
8	112782-03-01A	EA	LATCH-SINGLE ROTOR, T/M 13426-01	
9	112782-06-01A	EA	SCREW-MOUNTING, PLATE, ZINC - T/M 81096-15	
10	081914-01-000	EA	BUMPER-RUBBER, ROUND - .43" DIAMETER - BLACK	
11	112782-02-01A	EA	LATCH ASM-INTERIOR PLATE, T/M 13428-01	
12	112782-05-01A	EA	CAP-VINYL, RED, T/M 80844-99	
13	113960-01-01A	EA	COVER-ACTUATOR, POWER LOCK OFF WHITE	
14	113651-01-01A	EA	ROD-CONTROL, MOTOR, LOCK	
15	114209-01-01A	EA	PUSHNUT-CAP, 1/8", WHITE - ARDEN KPS125105	
16	113638-01-000	EA	POWER DOOR LOCK MOTOR/ACTUATOR EURAMTEC ACT-035N	
	113638-02-000	EA	CONNECTOR-ELECT, ACTUATOR - EURAMTEC ST2-01	
17	008384-01-000	EA	GROMMET-SNAP, 3/4" DIAMETER - NYLON	

WINDOW, VENT & EXTERIOR DOOR GROUP (CONTINUED)

JENSEN POWERED ROOF VENT

KEY	PART NUMBER	U/M	DESCRIPTION	VENDOR NO.
	110051-08-01A	EA	ROOF VENT - POWER W/LIFT - FOR 4" ROOF FROM: 00-00-00 THRU: 11-25-95	
	110051-11-01A	EA	ROOF VENT - POWER W/LIFT - FOR 2.5" TO 4" ROOF FROM: 11-26-95 THRU: 99-99-99	
	110051-10-01A	EA	ROOF VENT - POWER W/LIFT FOR 4" ROOF (CSA) FROM: 00-00-00 THRU: 11-25-95	
	110051-12-01A	EA	ROOF VENT - POWER W/LIFT FOR 2.5" TO 4" ROOF (CSA) FROM: 11-26-95 THRU: 99-99-99	
	048648-01-000	EA	MOTOR-ROOF VENT, 1/8 SHAFT - 12V - JENSEN	
	048649-01-000	EA	FAN-ROOF VENT, 6 BLADES - 6" - JENSEN	
	064469-03-707	EA	MOTOR-LIFT, W-1/8" SHAFT	RP-1023
	064469-03-708	EA	GEAR-DRIVE	RP-1024
	064469-03-709	EA	GEAR-MOTOR PINION, 1/8"SHAFT	RP-1025
	064470-01-700	EA	COVER-VENT, W/O (SLIDE BAR)	J7291
	064470-01-701	EA	SLIDE BAR, (VENT-LID)	JRP1291B
	110051-01-705	EA	SCREEN & FRAME F/POWER LIFT 4"	29-689-04A
	110051-02-700	EA	GARNISH-INTERIOR, 4" FROM: 00-00-00 THRU: 11-25-95	
	110051-11-700	EA	GARNISH-INTERIOR, 3" FROM: 11-26-95 THRU: 99-99-99	

JENSEN NONPOWERED ROOF VENT

KEY	PART NUMBER	U/M	DESCRIPTION	VENDOR NO.
	110051-02-01A	EA	VENT-ROOF, NONPOWERED 4" ROOF, JENSEN 7727 WHEAT	
	064470-01-700	EA	COVER-VENT, W/O (SLIDE BAR)	J7291
	064470-01-701	EA	SLIDE BAR, (VENT-LID)	JRP1291B
	110051-01-702	EA	ARM LIFT ASSEMBLY W/O HANDLE	RP-1000B
	110051-01-703	EA	HANDLE-CRANK	RP-1031-B
	110051-01-704	EA	SCREEN & FRAME F/POWER LIFT 4"	29-688-03
	110051-02-700	EA	GARNISH-INTERIOR, 4"	

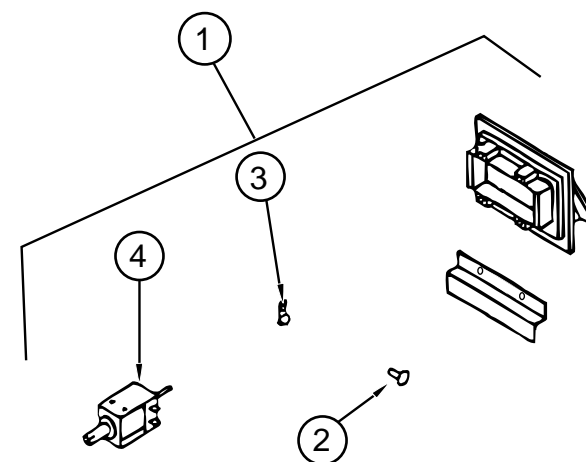
FANTASTIC EXHAUST VENT

KEY	PART NUMBER	U/M	DESCRIPTION	VENDOR NO.
	084079-07-000	EA	VENT-CEILING, EXHAUST, POWER, 014000-4-O/W	
	084079-10-000	EA	VENT-CEILING, EXHAUST, POWER, O/W CSA - 014000-4-O/W	
	084079-01-700	EA	COVER-VENT, W/HINGE & SLIDE	1020K-19
	084079-01-701	EA	SCREEN ASM., INT. W/SWITCHES	1030-80
	084079-01-703	EA	KNOB-LIFT, W/EXT. & SCREW	1140K-00
	084079-01-704	EA	BLADE-FAN	1070-00
	084079-01-705	EA	MOTOR	1080-00
	084079-01-707	EA	SWITCH-SAFETY	1122.05
	084079-01-709	EA	SWITCH-MAIN, 3 SPEED	1031-05
	084079-01-711	EA	H-MOLDING, F/MOTOR MOUNT	
	084079-07-700	EA	GARNISH-INTERIOR 4" OFF/WHT	2040-80

WINDOW, VENT & EXTERIOR DOOR GROUP (CONTINUED)

PLUMBING & REFRIGERATOR ROOF VENTS

KEY	PART NUMBER	U/M	DESCRIPTION
	083558-06-000	EA	VENT-PLUMBING PIPE ROOF, W/COVER - VW WHITE
	084073-04-000	EA	BASE-ROOF VENT, REFRIGERATOR - BLACK - NORCOLD
	084073-08-000	EA	VENT-ROOF, REFRIGERATOR, SABLE NORCOLD
	118369-01-03A	EA	VENT-REFRIGERATOR ROOF CAP (SIDE BY SIDE REFRIGERATOR OPTION)
	118369-02-03A	EA	VENT-REFRIGERATOR ROOF BASE (SIDE BY SIDE REFRIGERATOR OPTION)

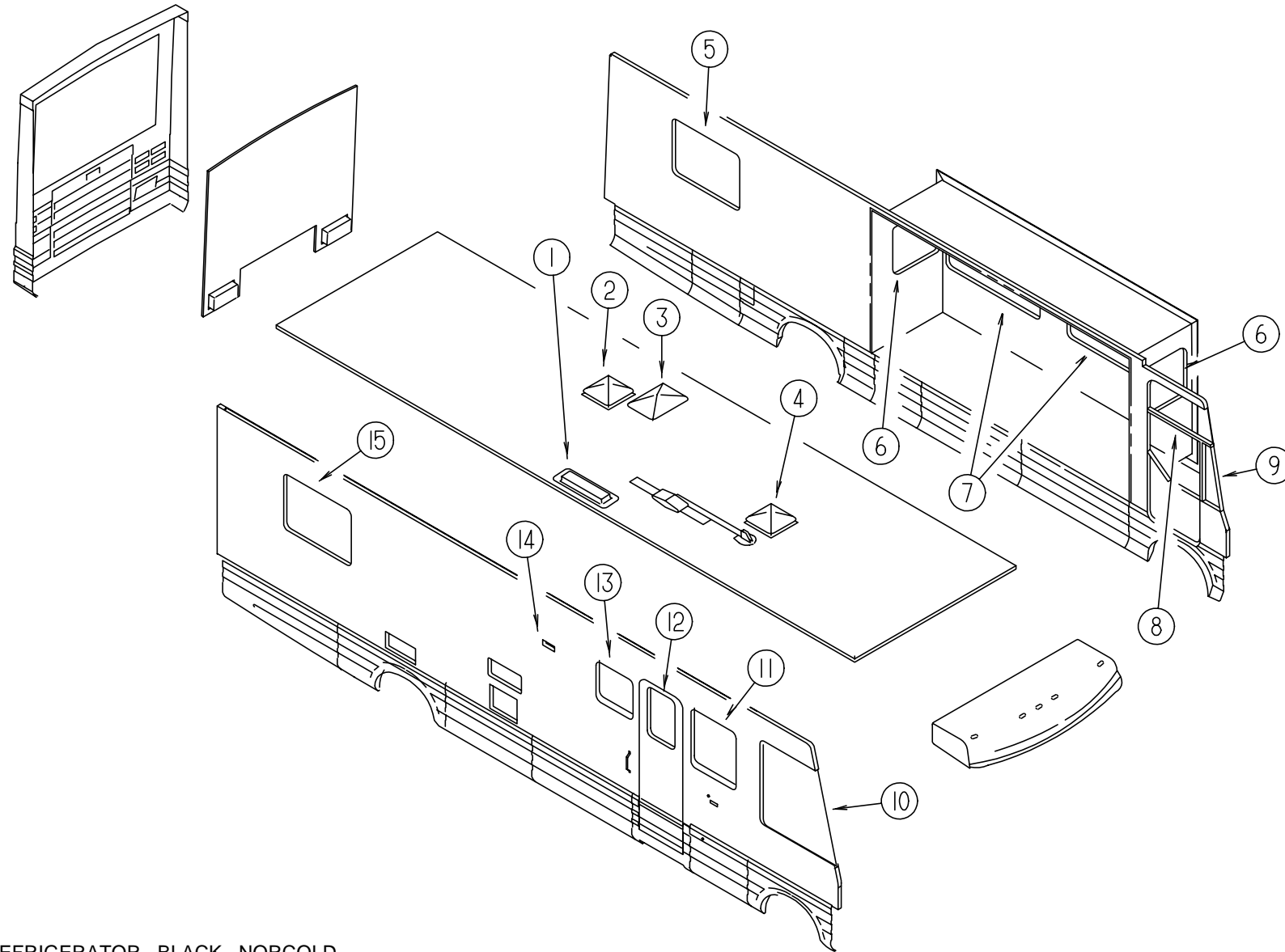


RANGE HOOD VENT

KEY	PART NUMBER	U/M	DESCRIPTION	VENDOR NO.
1	092698-03-05A	EA	VENT-W/DOOR AND SOLENOID	
2	092698-02-700	EA	FASTENER-PUSH, EXTERIOR RANGE HOOD VENT	VB430
3	092698-02-701	EA	CLAMP-CONDUIT, EXTERIOR RANGE HOOD VENT	VB334
4	092698-03-706	EA	SOLENOID-RANGE HOOD	UB530

WINDOW, VENT & EXTERIOR DOOR GROUP (CONTINUED)

WINDOWS & VENTS

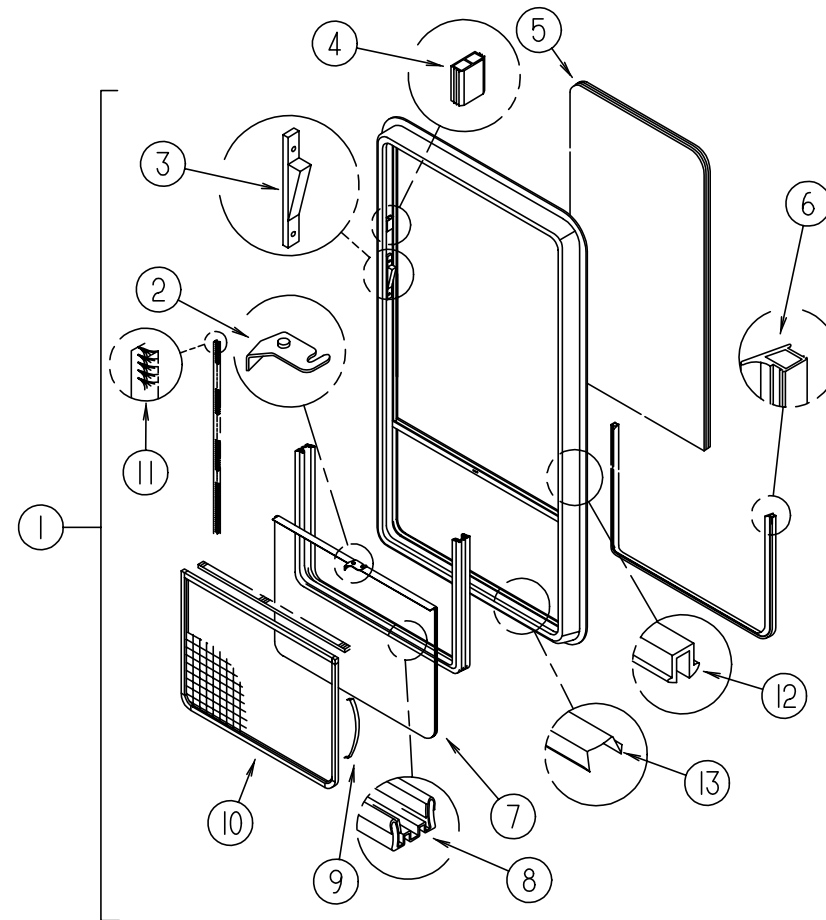
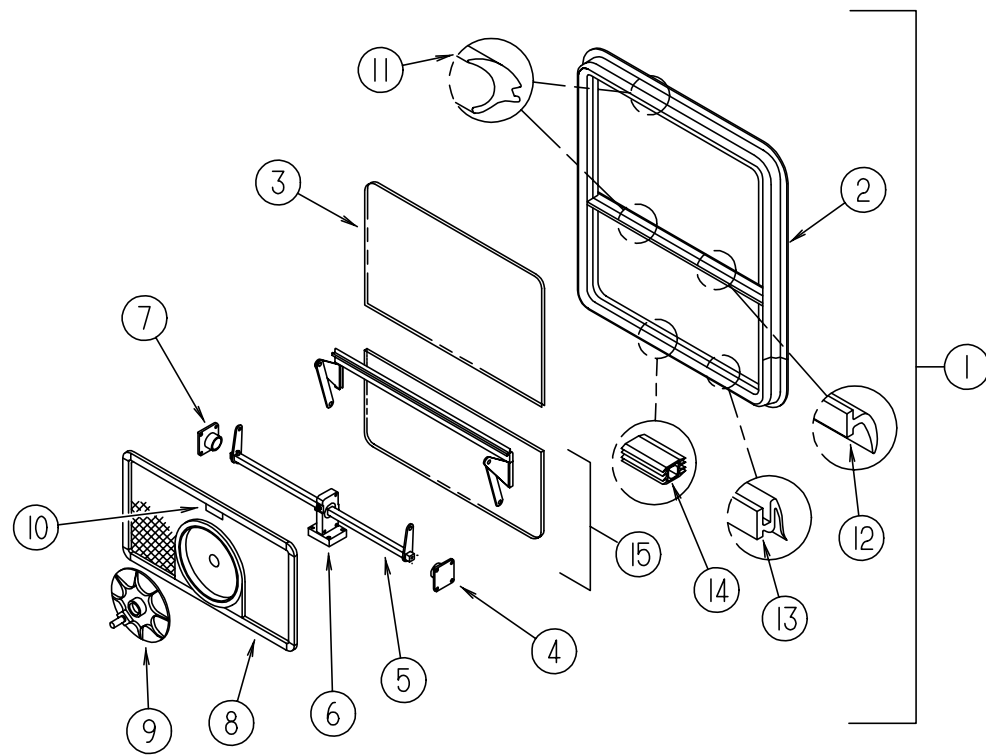


KEY	PART NUMBER	U/M	DESCRIPTION
1	084073-04-000	EA	BASE-ROOF VENT, REFRIGERATOR - BLACK - NORCOLD
1	084073-08-000	EA	VENT-ROOF, REFRIGERATOR, SABLE NORCOLD
1	118369-01-03A	EA	VENT-REFRIGERATOR ROOF CAP (SIDE BY SIDE REFRIGERATOR OPTION)
1	118369-02-03A	EA	VENT-REFRIGERATOR ROOF BASE (SIDE BY SIDE REFRIGERATOR OPTION)
2	110051-08-01A	EA	ROOF VENT - POWER W/LIFT - FOR 4" ROOF
2	110051-11-01A	EA	ROOF VENT - POWER W/LIFT - FOR 2.5" TO 4" ROOF FROM: 00-00-00 THRU: 11-25-95
2	110051-10-01A	EA	ROOF VENT - POWER W/LIFT FOR 4" ROOF (CSA) FROM: 11-26-95 THRU: 99-99-99
2	110051-12-01A	EA	ROOF VENT - POWER W/LIFT FOR 2.5" TO 4" ROOF (CSA) FROM: 00-00-00 THRU: 11-25-95 FROM: 11-26-95 THRU: 99-99-99
3	077902-01-000	EA	COVER-SKYLIGHT, INSIDE - 15.6" X 22.6" - PLASTIC
3	108662-01-01A	EA	COVER-SKYLIGHT, WHT
4	110051-02-01A	EA	VENT-ROOF, NONPOWERED 4" ROOF, JENSEN 7727 WHEAT
4	084079-07-000	EA	VENT-CEILING, EXHAUST, POWER, 014000-4-O/W
4	084079-10-000	EA	VENT-CEILING, EXHAUST, POWER, O/W CSA - 014000-4-O/W
5	113500-04-01A	EA	WINDOW ASM-TIPOUT, DOUBLE, OW, EXCEL CH93-G1W59
5	112795-36-01A	EA	WINDOW ASM-SLIDING, HORIZONTAL THERMOPANE EXCEL DH440-G2W64L
6	098647-44-01A	EA	WINDOW - HORIZONTAL SLIDER -TINTED 23.6" X 24.5"

KEY	PART NUMBER	U/M	DESCRIPTION
7	115360-03-01A	EA	WINDOW - DOUBLE HORIZONTAL TIPOUT - 22.6" X 56.5"
7	112795-54-01A	EA	WINDOW-DRIVER HORIZONTAL SLIDE THERMO 30" X 57 3/4"
8	106467-01-01A	EA	WINDOW ASM-VISTA, LH - EXCEL H359-G1B27L
8	116000-01-01A	EA	WINDOW ASM-VIST, LH, THERMOPANE, EXCEL DH359-G2B27L
9	106468-01-01A	EA	WINDOW ASM-FRONT SLANT, LH, EXCEL H358-A2B27L
9	115999-01-01A	EA	WINDOW ASM-FRT SLANT, LH, THERMO - EXCEL DH358-A2B66L
10	106466-01-01A	EA	WINDOW ASM-CAB, PASSENGER - EXCEL H357-A2B66R
10	106466-03-01A	EA	WINDOW ASM-CAB, PASS, THERMOPANE - EXCEL DH 357-A2B66R
11	099480-03-000	EA	WINDOW-SLIDER, RH - EXCEL H150-G1W66R
11	112795-29-01A	EA	WINDOW ASM-SLIDING, HORIZONTAL, THERMOPANE EXCEL DH150-G2W66R
12	117054-02-01A	EA	FRAME-WINDOW, INSIDE WHT
12	117053-03-F31	EA	WINDOW ASM-PICTURE
12	113733-01-01A	EA	WINDOW ASM-STATIONARY, THERMOPANE, EXCEL DH416-G2W66
13	104691-16-01A	EA	WINDOW ASM-TIPOUT, SINGLE OW, EXCEL CH91-G1W59
13	112898-07-01A	EA	WINDOW-VERTICLE SLIDER THERMO 21.1" X 22.8"
14	092698-03-05A	EA	VENT-W/DOOR AND SOLENOID
15	113500-02-01A	EA	WINDOW ASM-TIPOUT, DBL, OW - EXCEL CH92-G1W59
15	112795-31-01A	EA	WINDOW ASM-SLIDING, HORIZONTAL THERMOPANE - EXCEL DH291-G2W66R

WINDOW, VENT & EXTERIOR DOOR GROUP (CONTINUED)

EXCEL GALLEY WINDOW

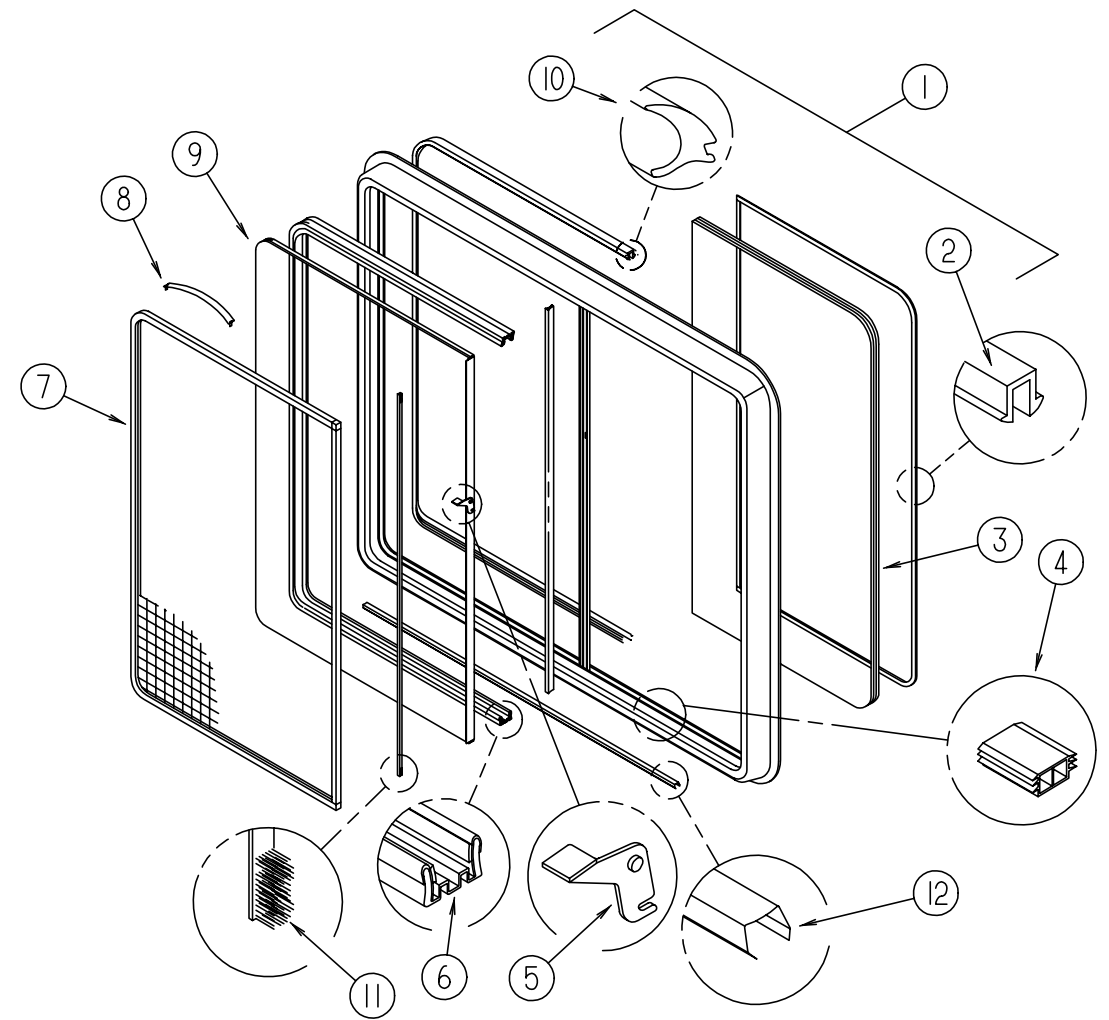
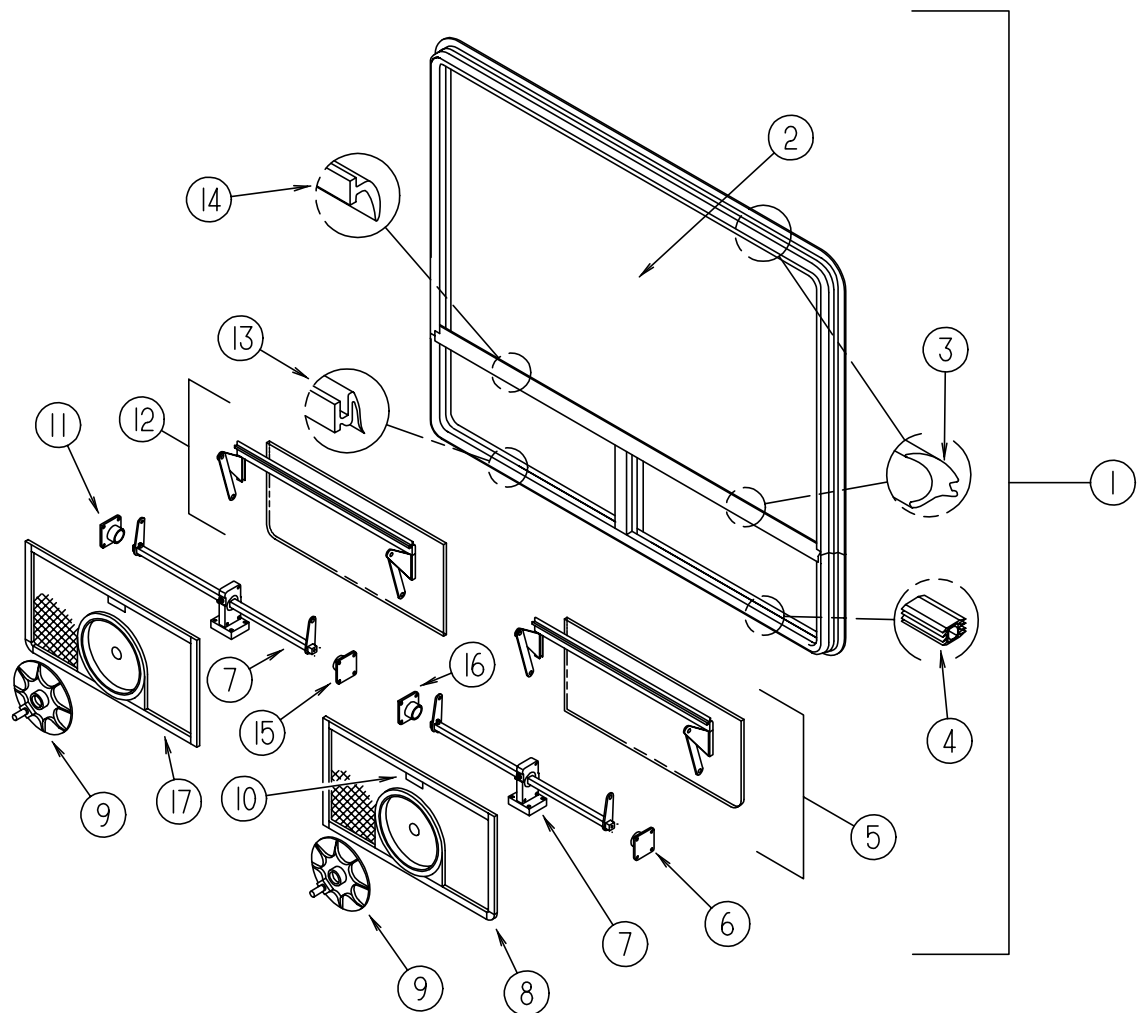


KEY	PART NUMBER	U/M	DESCRIPTION	VENDOR NO.
1	104691-16-01A	EA	WINDOW ASM-TIPOUT, SINGLE OW, EXCEL CH91-G1W59	
2	104691-16-700	EA	WINDOW	CH91-G1
	104691-16-701	EA	RETAINER-TRIM	CW9159
3	104691-16-702	EA	GLASS-STATIONARY	106-019448
	100322-01-704	FT	TAPE-BUTYL	154-016083 EXCEL
4	113500-01-708	EA	SUPPORT-TORQUE BAR, LH	130-015978
5	104691-16-703	EA	OPERATOR & BAR ASSEMBLY	CH91-18
6	112519-01-702	EA	OPERATOR-VENT	410-016123
7	113500-01-707	EA	SUPPORT-TORQUE BAR, RH	130-015979
8	104691-16-705	EA	SCREEN ASSEMBLY, COMPLETE W/SEALS	410-019479
	098644-01-711	EA	WEATHERSTRIP-SCREEN, BLACK	171-016965
9	100322-01-718	EA	HANDLE-DIAL	410-016081 EXCEL
10	112519-01-706	EA	CLIP-SCREEN	CH21-50
11	100322-01-703	FT	STRIP-GLAZING, BUTYL	132-010723 EXCEL
12	100322-01-702	EA	WEATHERSTRIP-HORIZONTAL RAIL	132-015976 EXCEL
13	100322-01-701	FT	SEAL-VENT	122-016071 EXCEL
14	116976-01-702	FT	PLUG-FILLER	132-016065
15	104691-16-704	EA	GLASS-VENT ASSEMBLY	CH91-D9

KEY	PART NUMBER	U/M	DESCRIPTION	VENDOR NO.
1	112898-07-01A	EA	WINDOW ASM-SLIDING, VERTICAL, THERMOPANE, EXCEL DH439-G2W66	
	112898-07-700	EA	WINDOW ASM. W/O TRIM	
	112898-07-701	EA	TRIM (INSIDE)	CW9166
2	112795-01-700	EA	LATCH ASM., BLACK	DH287-CK
3	112898-04-703	EA	SASH LATCH KIT, RAISED	DH343-CK
4	112795-01-701	EA	SLIDE-STOP	132-019092
5	112898-07-702	EA	GLASS (STATIONARY)	390-019468
6	112795-01-704	FT	PLUG FILLER (DOUBLE GLAZED)	122-018737
7	112898-07-703	EA	GLASS ASSEMBLY, SLIDING	DH439-G9
8	112795-01-703	IN	CHANNEL-RUN (INCHES)	122-018736
9	098644-01-713	EA	CLIP-SPRING, BLACK PLASTIC	226-016966 EXCEL
10	112898-07-704	EA	SCREEN ASM. COMPLETE W/SEALS	410-019475
11	098644-01-711	EA	WEATHERSTRIP-SCREEN, BLACK	171-016965
12	112795-01-705	FT	VINYL-GLAZING	132-019702
13	098644-01-710	FT	TRACK-SCREEN SPACER, 12'	132-017135

WINDOW, VENT & EXTERIOR DOOR GROUP (CONTINUED)

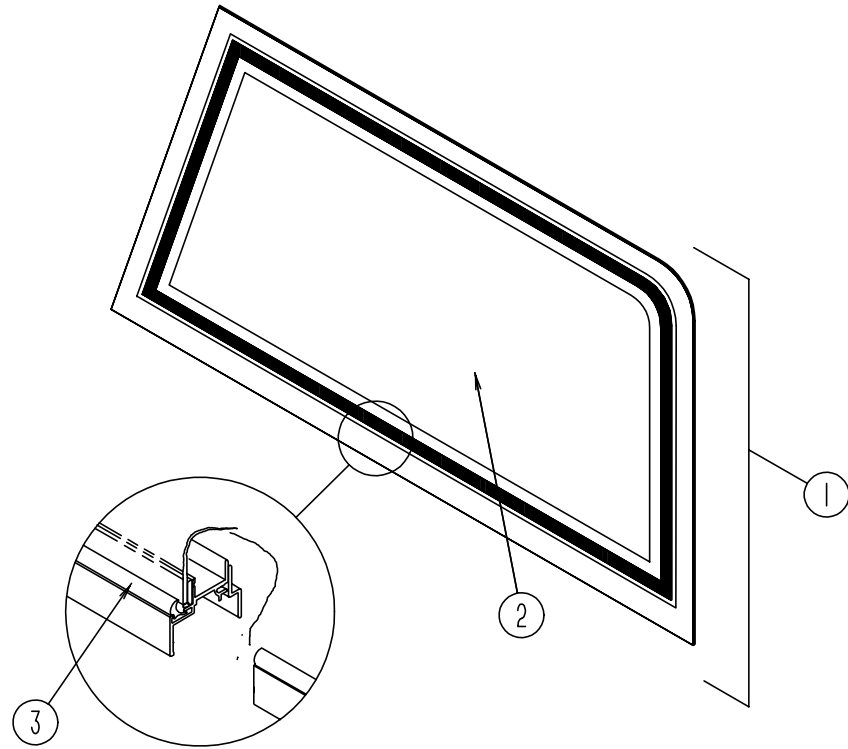
EXCEL SLIDEOUT ROOM WINDOWS



KEY	PART NUMBER	U/M	DESCRIPTION	VENDOR NO.
1	115360-03-01A	EA	WINDOW - DOUBLE HORIZONTAL TIPOUT - 22.6" X 56.5"	
	115360-03-701	EA	RETAINER - TRIM	W493-59
2	115360-03-700	EA	GLASS - STATIONARY	106-025250
3	100322-01-703	FT	VINYL-GLAZING, BUTYL	132-010723
4	098644-01-716	FT	PLUG - FILLER	132-014470
5	115360-01-703	EA	GLASS - VENT ASM - LH TORQUE	CH90-D9L
6	100322-01-714	EA	SUPPORT-TORQUE BAR, LH	130-015978
7	112519-01-702	EA	OPERATOR-VENT	410-016123
8	115360-01-701	EA	SCREEN ASM - W/SEALS & CLIPS	410-019477L
9	100322-01-718	EA	HANDLE-DIAL	410-016081
10	112519-01-706	EA	CLIP-SCREEN	CH21-50
11	100322-01-715	EA	SUPPORT-TORQUE BAR, RH	130-015979
	100322-01-712	EA	RAIL-HORIZONTAL, RH OR LH	CH05-19
	100322-01-713	EA	BAR-DIVISION, VERT. RH & LH	HH19-20
12	115360-01-704	EA	GLASS - VENT ASM - RH TORQUE	CH90-D9R
13	100322-01-701	FT	SEAL-VENT	122-016071
14	100322-01-702	EA	WEATHERSTRIP-HORIZONTAL RAIL	132-015976
	100322-01-712	EA	RAIL-HORIZONTAL, RH OR LH	CH05-19
	100322-01-713	EA	BAR-DIVISION, VERT. RH & LH	HH19-20
15	100322-01-716	EA	SUPPORT-TORQUE BAR, CTR RAIL	130-015980
	100322-01-717	EA	E-RING	245-015975
16	N/A	EA	SUPPORT-TORQUE BAR, CTR RAIL	
17	115360-01-702	EA	SCREEN ASM - W/SEALS & CLIPS	410-019478R
	100322-01-704	FT	TAPE-BUTYL	154-016083

KEY	PART NUMBER	U/M	DESCRIPTION	VENDOR NO.
1	112795-54-01A	EA	WINDOW-DRIVER HORIZONTAL SLIDE THERMO 30" X 57 3/4"	
	098647-47-703	EA	RETAINER - TRIM	W493-66
2	112795-01-704	FT	PLUG FILLER (DOUBLE GLAZED)	122-018737
3	112795-54-701	EA	GLASS - STATIONARY	390-025248
4	112795-01-701	EA	SLIDE-STOP	132-019092
5	112795-01-700	EA	LATCH ASM., BLK., (BOLT ON)	DH287-CK
6	112795-01-703	IN	CHANNEL-RUN (INCHES)	122-018736
7	N/A	EA	SCREEN ASSEMBLY	
8	098644-01-713	EA	CLIP - SPRING - METAL	226-016966
9	112795-54-700	EA	GLASS-SLIDING W/SASH & LATCH	DH493-G9
10	112795-01-705	FT	VINYL - GLAZING	132-025736
11	098644-01-711	FT	WEATHERSTRIP - SCREEN BLACK	171-016965
12	098644-01-710	FT	TRACK - SCREEN SPACER 12'	132-017135

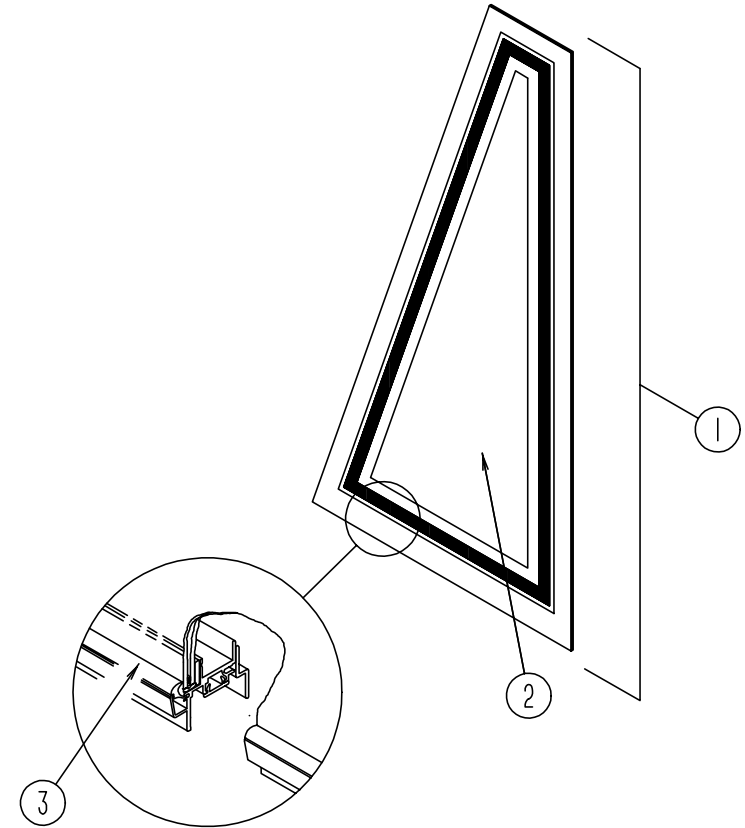
WINDOW, VENT & EXTERIOR DOOR GROUP (CONTINUED)



EXCEL VISTA WINDOWS ABOVE DRIVERS DOOR

KEY	PART NUMBER	U/M	DESCRIPTION	VENDOR NO.
1	106467-01-01A	EA	WINDOW ASM-VISTA, LH - EXCEL H359-G1B27L	
	106467-01-700	EA	RETAINER-TRIM, BLACK	H359-27L
2	106467-01-701	EA	GLASS-STATIONARY	106-018272
3	100322-01-703	FT	STRIP-GLAZING, BUTYL	132-010723 EXCEL
1	116000-01-01A	EA	WINDOW ASM-VIST, LH, THERMOPANE, EXCEL DH359-G2B27L	
	116000-01-700	EA	WINDOW ASM. W/O TRIM	DH359-G2L
	116000-01-701	EA	TRIM (B)	H35927L
2	116000-01-702	EA	GLASS-STATIONARY	390-019459
3	116000-01-704	FT	VINYL-GLAZING	132-018161

WINDOW, VENT & EXTERIOR DOOR GROUP (CONTINUED)

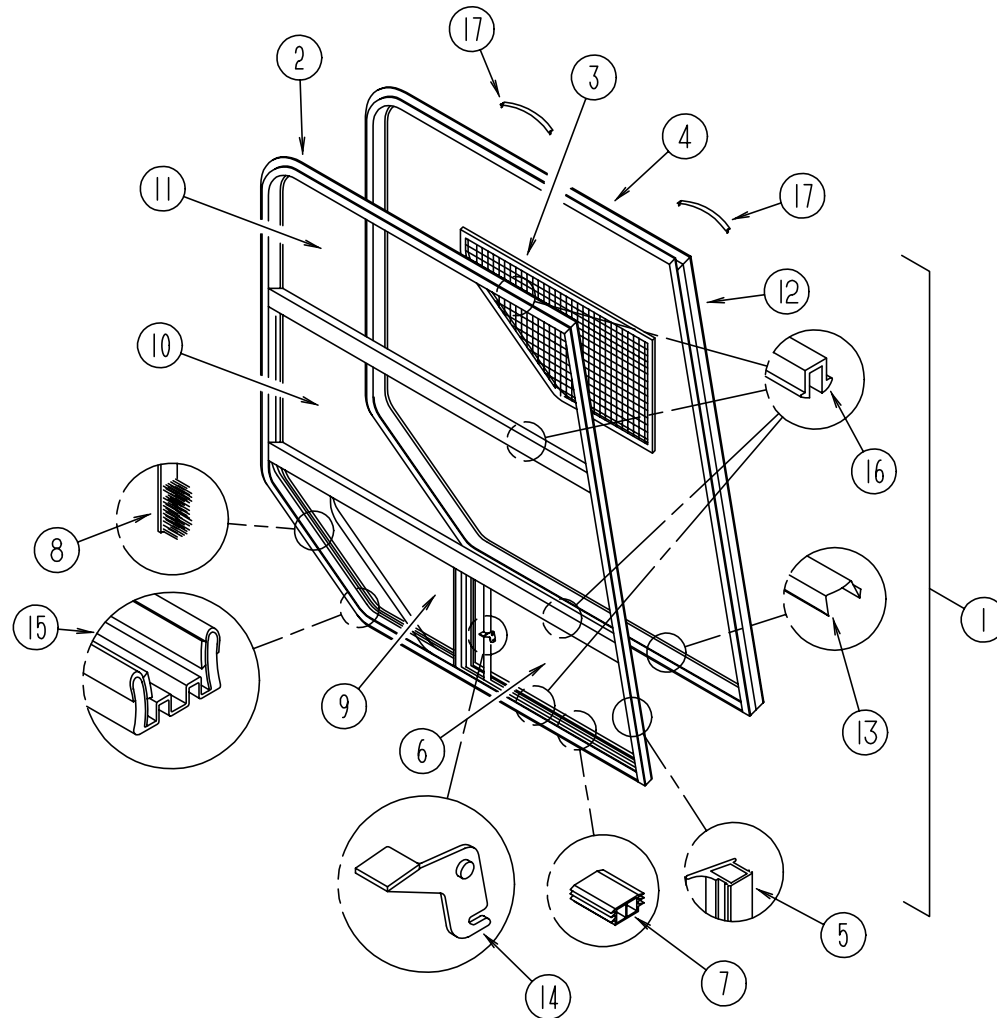


EXCEL DRIVER SIDE FRONT SLANT WINDOWS

KEY	PART NUMBER	U/M	DESCRIPTION	VENDOR NO.
1	106468-01-01A	EA	WINDOW ASM-FRONT SLANT, LH, EXCEL H358-A2B27L	
	106468-01-700	EA	RETAINER-TRIM, BLACK	H358-27L
2	106468-01-701	EA	GLASS-STATIONARY	106-018271
3	100322-01-703	FT	STRIP-GLAZING, BUTYL	132-010723 EXCEL
1	115999-01-01A	EA	WINDOW ASM-FRT SLANT, LH, THERMO - EXCEL DH358-A2B66L	
	115999-01-700	EA	WINDOW ASM. W/O TRIM	DH358-A2L
	115999-01-701	EA	TRIM (B)	H35827L
2	115999-01-702	EA	GLASS-STATIONARY	390-019458
3	116000-01-704	FT	VINYL-GLAZING	132-018161

WINDOW, VENT & EXTERIOR DOOR GROUP (CONTINUED)

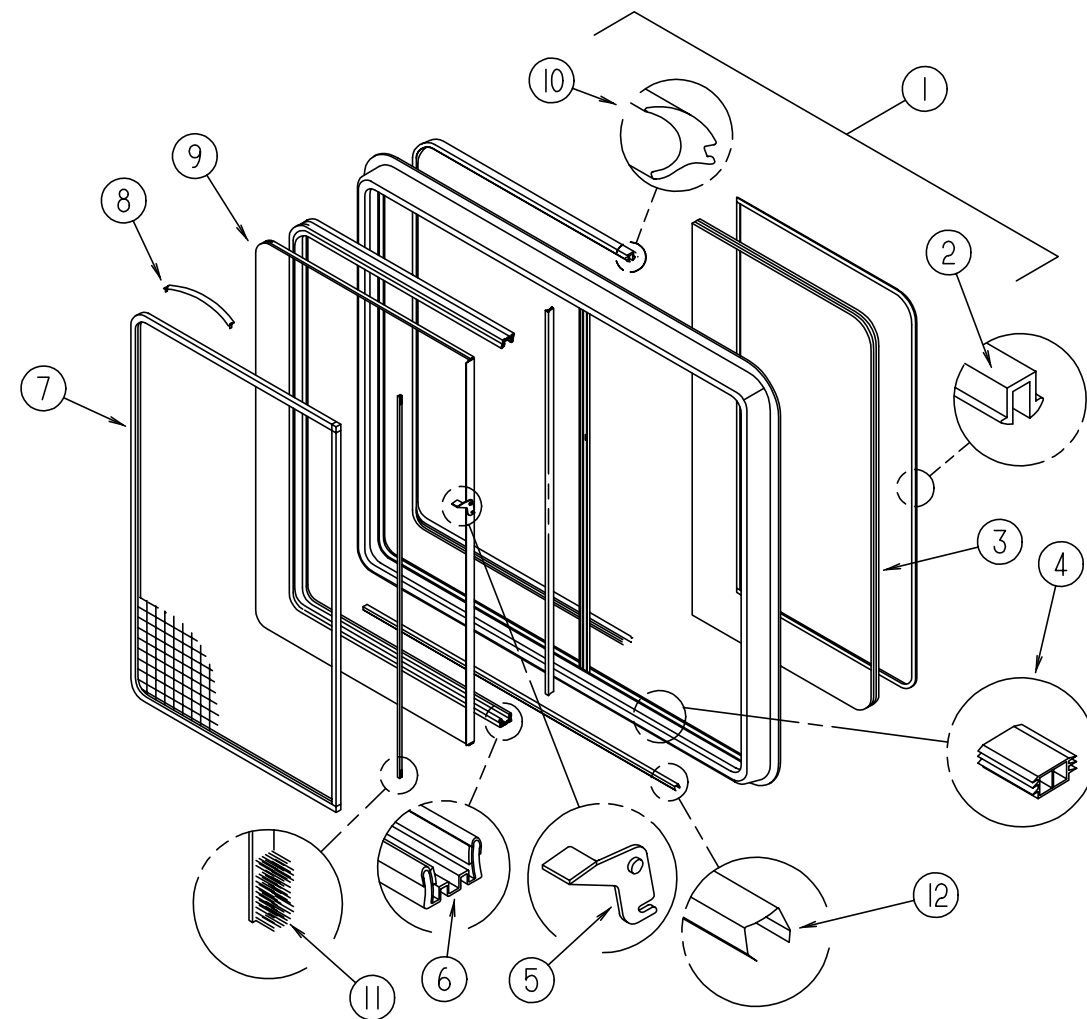
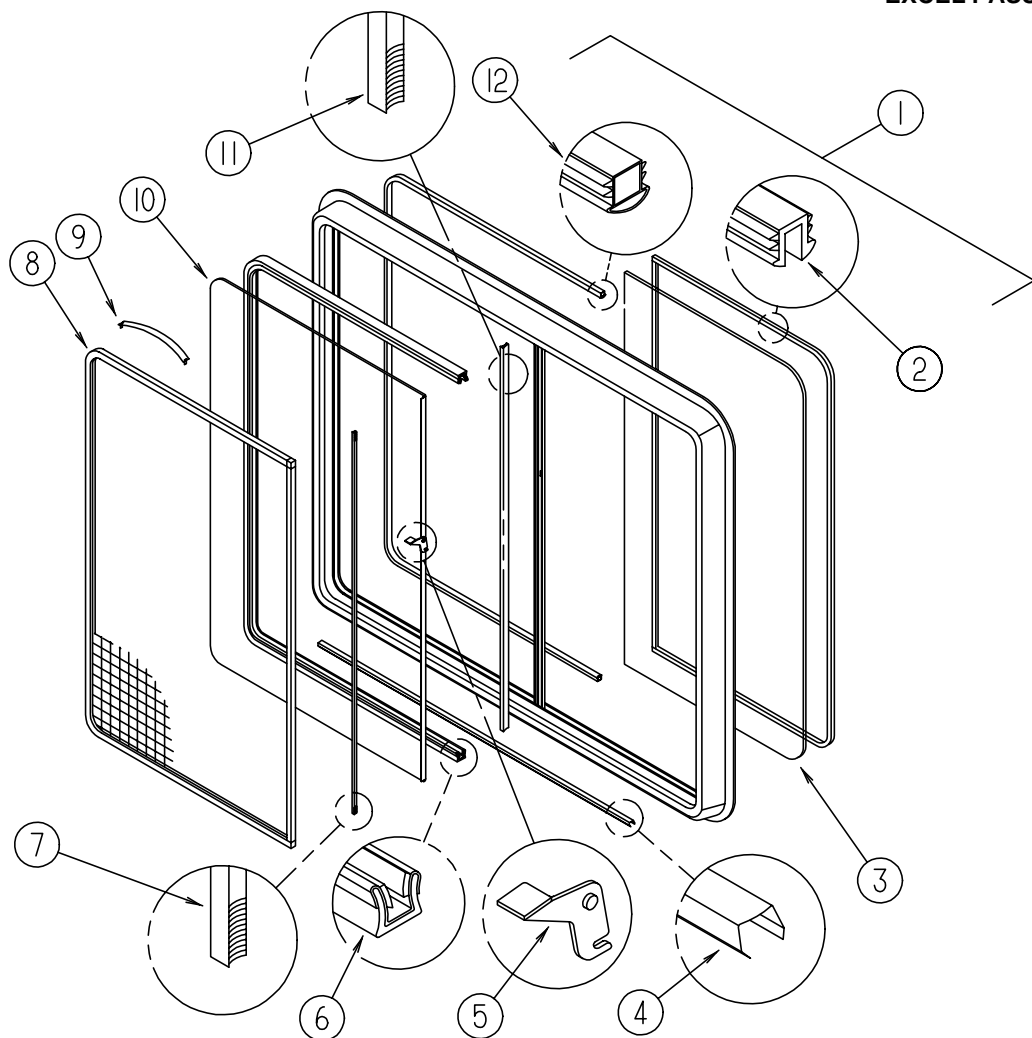
EXCEL PASSENGER SIDE CAB WINDOW



KEY	PART NUMBER	U/M	DESCRIPTION	VENDOR NO.	KEY	PART NUMBER	U/M	DESCRIPTION	VENDOR NO.
1	106466-01-01A	EA	WINDOW ASM-CAB, PASSENGER - EXCEL H357-A2B66R		1	106466-03-01A	EA	WINDOW ASM-CAB, PASS, THERMOPANE - EXCEL DH 357-A2B66R	
2	106466-01-707	EA	WINDOW	H357-A2R	2	106466-03-700	EA	WINDOW	DH357-A2R
3	106466-01-705	EA	SCREEN ASSEMBLY	H357-03R	3	106466-01-705	EA	SCREEN ASSEMBLY	H357-03R
4	106466-01-701	EA	RETAINER-TRIM, BLACK, CURVED	H357-67 CURVED	4	106466-03-702	EA	RETAINER-TRIM B	H35767
5	098644-01-716	FT	PLUG-FILLER	132-014470	5	112795-01-704	FT	PLUG-FILLER	122-018737
6	106466-01-703	EA	GLASS-STATIONARY, LOWER	106-018269	6	106466-03-705	EA	GLASS-STATIONARY, LOWER	390-019183
7	NOT USED	EA	SLIDE-STOP		7	112795-01-701	EA	SLIDE-STOP	132-019092
8	098644-01-711	FT	WEATHERSTRIP-SCREEN, BLACK	171-016965 EXCEL	8	098644-01-711	FT	WEATHERSTRIP-SCREEN, BLACK	171-016965
9	106466-01-704	EA	GLASS-SLIDING, W/SASH & LATCH	H357-A9R	9	106466-03-706	EA	GLASS-SLIDING ASSEMBLY	DH357-A9R
	098644-01-706	FT	WEATHERSTRIP-GLASS	171-010668 EXCEL		098644-01-706	FT	WEATHERSTRIP-GLASS	171-010668
10	106466-01-706	EA	GLASS-STATIONARY, MIDDLE	106-018268	10	106466-03-704	EA	GLASS-STATIONARY, MIDDLE	390-019181
11	106466-01-702	EA	GLASS-STATIONARY, UPPER	106-018267	11	106466-03-703	EA	GLASS-STATIONARY, UPPER	390-019180
12	106466-01-700	EA	RETAINER-TRIM, BLK. FRT. RAIL	H357-77	12	106466-03-701	EA	RETAINER-TRIM, B	H35777
13	098644-01-710	FT	TRACK-SCREEN SPACER, 12'	132-017135 EXCEL	13	098644-01-710	FT	TRACK-SCREEN SPACER, 12'	132-017135
14	098644-01-700	EA	LATCH-REPAIR KIT (BLACK)	B801-CK EXCEL	14	112795-01-700	EA	LATCH ASM., BLACK., (BOLT ON)	DH287-CK
15	098644-01-708	FT	CHANNEL-RUN, PIERCED	122-016543 EXCEL	15	112795-01-703	FT	CHANNEL-RUN, PIERCED	122-018736
16	098644-01-705	FT	STRIP-GLAZING, BUTYL	132-010723 EXCEL	16	112795-01-705	FT	VINYL-GLAZING	132-019702
17	098644-01-713	EA	CLIP-SPRING, BLACK PLASTIC	226-016966 EXCEL	17	098644-01-713	EA	CLIP-SPRING, BLACK PLASTIC	226-016966

WINDOW, VENT & EXTERIOR DOOR GROUP (CONTINUED)

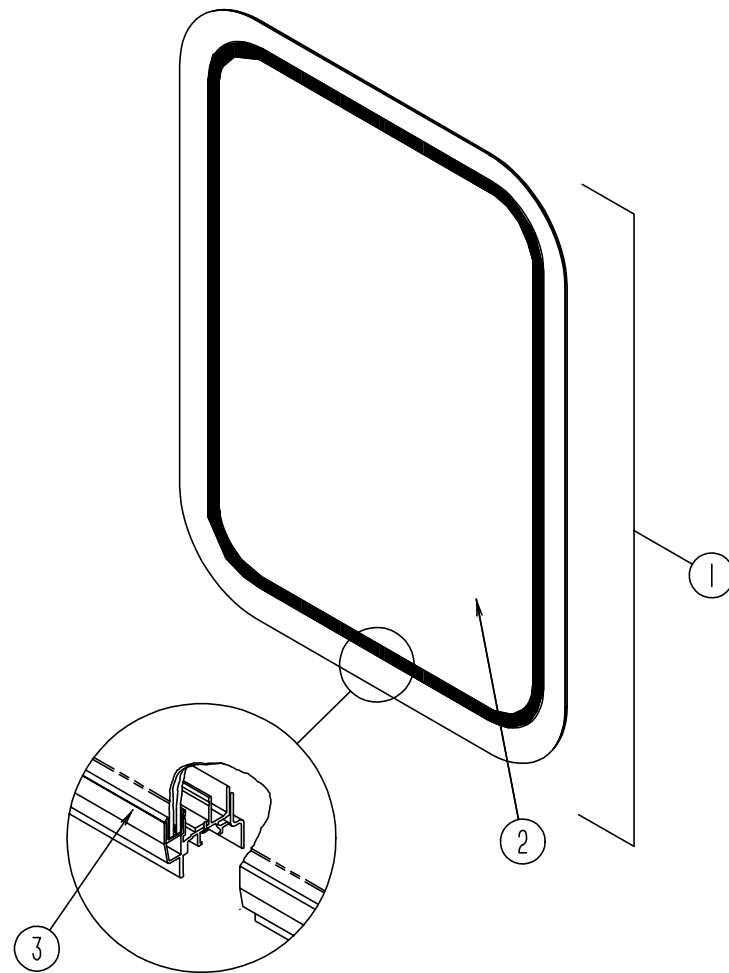
EXCEL PASSENGER SIDE LOUNGE WINDOW



KEY	PART NUMBER	U/M	DESCRIPTION	VENDOR NO.
1	099480-03-000	EA	WINDOW-SLIDER, RH - EXCEL H150-G1W66R	
	099480-03-700	EA	RETAINER-TRIM, WHITE	W150-67
2	098644-01-705	FT	STRIP-GLAZING, BUTYL	132-010723 EXCEL
3	099480-03-701	EA	GLASS-STATIONARY	106-018291
4	098644-01-710	FT	TRACK-SCREEN SPACER, 12'	132-017135 EXCEL
5	099480-01-700	EA	LATCH REPAIR KIT	B801-CK
6	098644-01-708	FT	CHANNEL-RUN, PIERCED	122-016543 EXCEL
7	098644-01-711	FT	WEATHERSTRIP-SCREEN, BLACK	171-016965 EXCEL
8	099480-03-703	EA	SCREEN ASSEMBLY	
	098644-01-717	FT	SPLINE-SCREEN	132-010231
9	098644-01-713	EA	CLIP-SPRING, BLACK PLASTIC	226-016966 EXCEL
10	099480-03-702	EA	SLIDE ASSEMBLY	H150-G8
11	098644-01-706	FT	WEATHERSTRIP-GLASS	171-010668 EXCEL
12	098644-01-716	FT	PLUG-FILLER	132-014470

KEY	PART NUMBER	U/M	DESCRIPTION	VENDOR NO.
1	112795-29-01A	EA	WINDOW ASM-SLIDING, HORIZONTAL, THERMOPANE EXCEL DH150-G2W66R	
	112795-29-700	EA	WINDOW ASM W/O TRIM	DH150-G2R
	112795-29-701	EA	TRIM (W)	W15066
2	112795-01-704	FT	PLUG FILLER (DOUBLE GLAZED)	122-018737
3	112795-29-702	EA	GLASS-STATIONARY	390-019178
4	112795-01-701	EA	SLIDE-STOP	132-019092
5	112795-01-700	EA	LATCH ASM., BLACK	DH287-CK
6	112795-01-703	IN	CHANNEL-RUN (INCHES)	122-018736
7	112795-29-704	EA	SCREEN ASSEMBLY	410-019192
8	098644-01-713	EA	CLIP-SPRING, BLACK PLASTIC	226-016966 EXCEL
9	112795-29-703	EA	GLASS ASSEMBLY, SLIDING	DH150-G9
10	112795-01-705	FT	VINYL-GLAZING	132-019702
11	098644-01-711	EA	WEATHERSTRIP-SCREEN, BLACK	171-016965
12	098644-01-710	FT	TRACK-SCREEN SPACER, 12'	132-017135

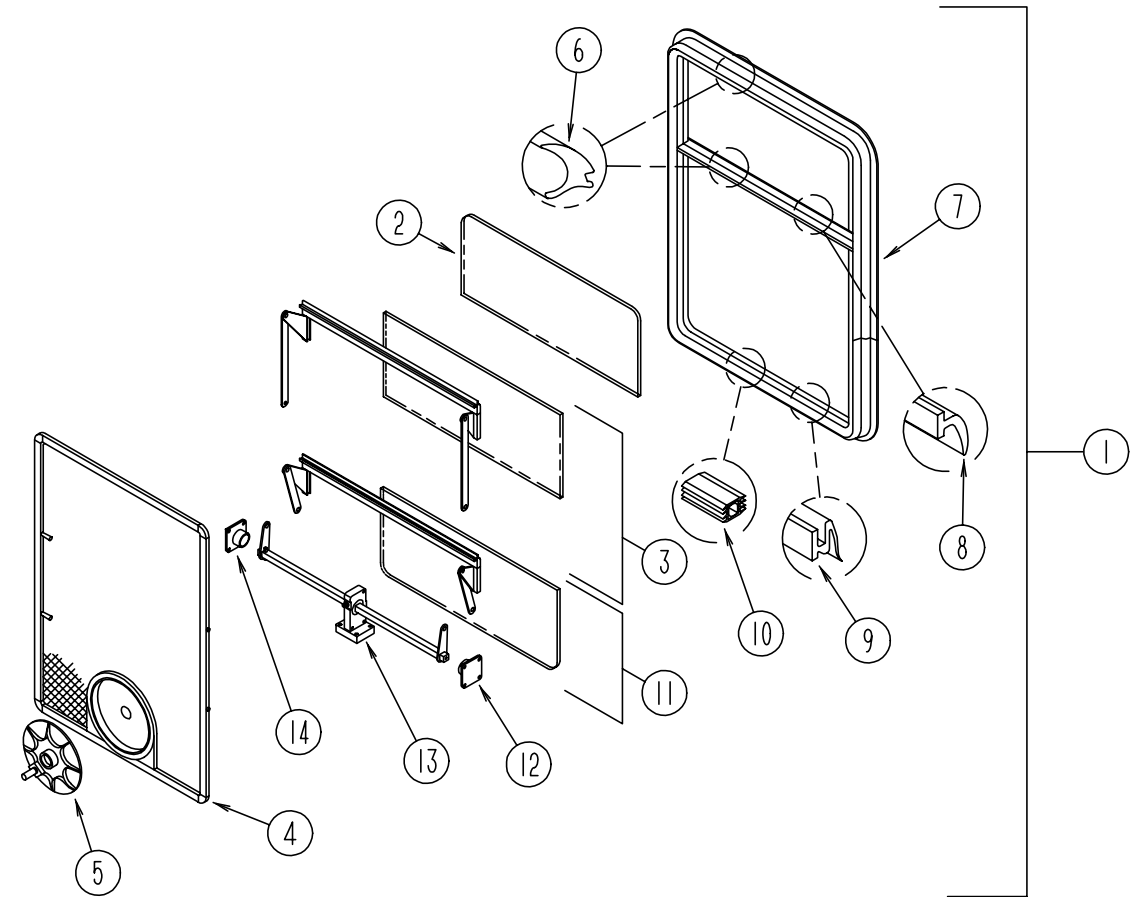
WINDOW, VENT & EXTERIOR DOOR GROUP (CONTINUED)



EXCEL ENTRANCE DOOR WINDOWS

KEY	PART NUMBER	U/M	DESCRIPTION	VENDOR NO.
	117054-02-01A	EA	FRAME-WINDOW, INSIDE WHT	
1	117053-03-F31	EA	WINDOW ASM-PICTURE	
2	002181-26-000	EA	GLASS-PICTURE 655 X 417 59R - GRAY 31%	
3	087561-01-000	FT	SEAL-GLASS, EXTERIOR - .5" WIDE - VINYL - BLACK	
1	113733-01-01A	EA	WINDOW ASM-STATIONARY, THERMOPANE, EXCEL	DH416-G2W66
	113733-01-700	EA	WINDOW ASM. W/O TRIM	DH416-G2
	113733-01-701	EA	TRIM (W)	W41666
2	113733-01-702	EA	GLASS-STATIONARY	390-019187
3	112795-01-705	FT	VINYL-GLAZING	132-019702

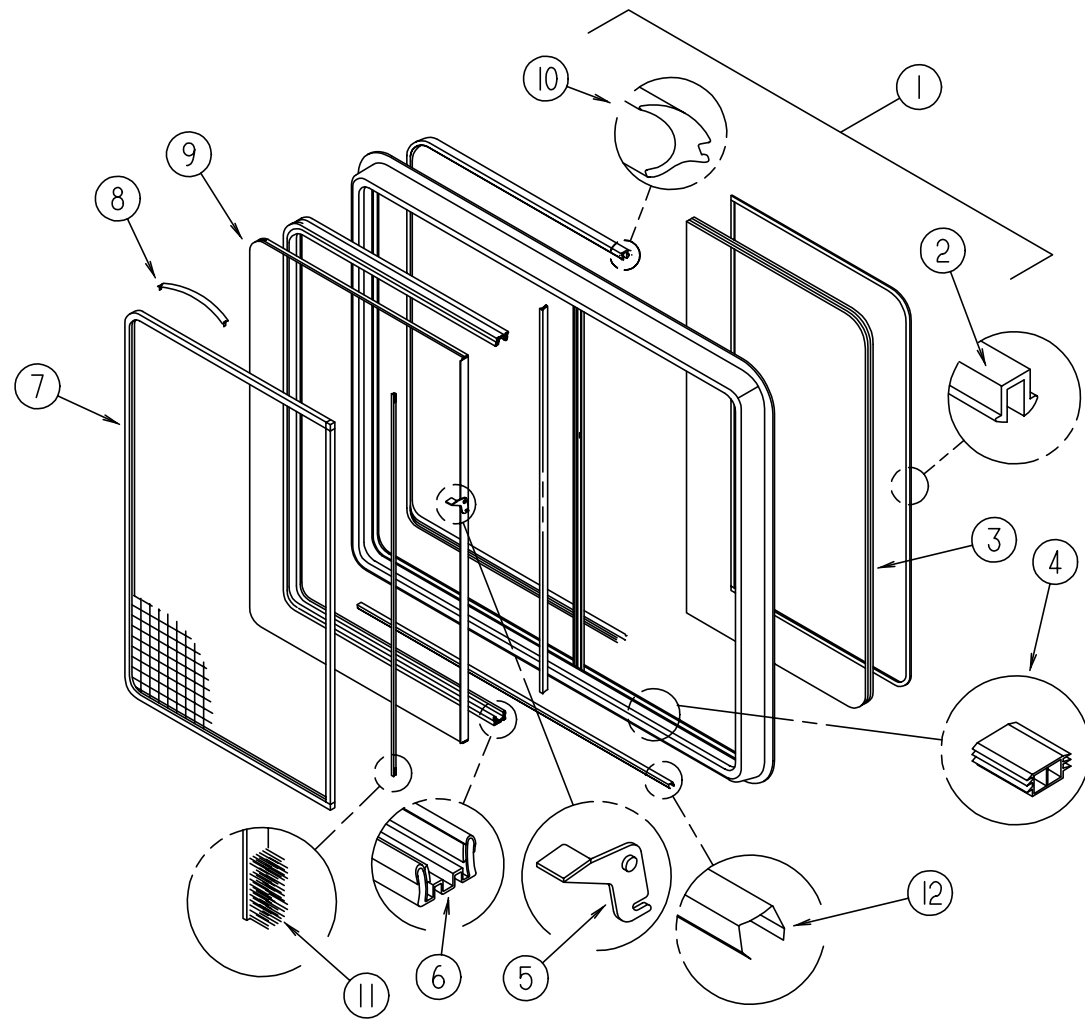
WINDOW, VENT & EXTERIOR DOOR GROUP (CONTINUED)



EXCEL BEDROOM WINDOWS

KEY	PART NUMBER	U/M	DESCRIPTION	VENDOR NO.
1	113500-02-01A	EA	WINDOW ASM-TIPOUT, DBL, OW - EXCEL CH92-G1W59	
2	113500-02-702	EA	GLASS (STATIONARY)	106-019450
	100322-01-704	FT	TAPE-BUTYL	154-016083 EXCEL
3	113500-02-703	EA	VENT ASM. (UPPER)	CH92-D7
4	113500-02-705	EA	SCREEN ASSEMBLY, W/SEALS	410-019480
5	100322-01-718	EA	HANDLE-DIAL	410-016081 EXCEL
6	100322-01-703	FT	STRIP-GLAZING, BUTYL	132-010723 EXCEL
7	113500-02-700	EA	WINDOW W/O TRIM	CH92-G1
	113500-02-701	EA	TRIM (INSIDE)	CW9259
8	100322-01-702	EA	WEATHERSTRIP-HORIZONTAL RAIL	132-015976 EXCEL
9	100322-01-701	FT	SEAL-VENT	122-016071 EXCEL
10	098644-01-716	FT	PLUG-FILLER	132-014470
11	113500-02-704	EA	VENT ASM. (LOWER)	CH92-D9
12	113500-01-708	EA	SUPPORT-TORQUE BAR, LH	130-015978
13	112519-01-702	EA	OPERATOR-VENT	410-016123
14	113500-01-707	EA	SUPPORT-TORQUE BAR, RH	130-015979
	100322-01-717	EA	E-RING	245-015975 EXCEL

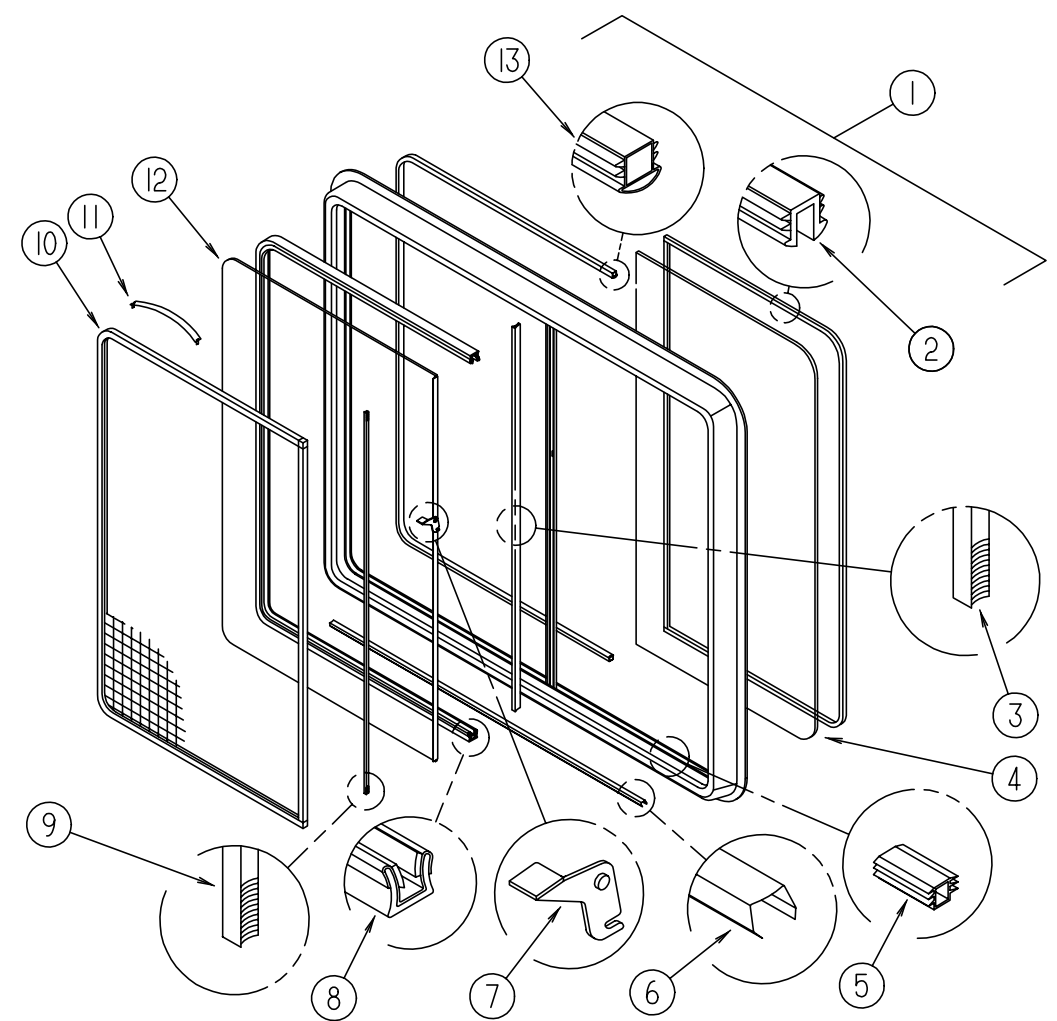
WINDOW, VENT & EXTERIOR DOOR GROUP (CONTINUED)



EXCEL PASSENGER SIDE BEDROOM WINDOWS (CONTINUED)

KEY	PART NUMBER	U/M	DESCRIPTION	VENDOR NO.
1	112795-31-01A	EA	WINDOW ASM-SLIDING, HORIZONTAL THERMOPANE - EXCEL DH291-G2W66R	
	112795-31-700	EA	WINDOW ASM. THERMOPANE RH W/O TRIM	DH291-G2R
	112795-31-701	EA	TRIM-RT & LT	W29166
2	112795-01-704	FT	PLUG FILLER (DOUBLE GLAZED)	122-018737
3	112795-31-702	EA	GLASS-STATIONARY	390-019281
4	112795-01-701	EA	SLIDE-STOP	132-019092
5	112795-01-700	EA	LATCH ASM., BLACK	DH287-CK
6	112795-01-703	IN	CHANNEL-RUN (INCHES)	122-018736
7	112795-31-704	EA	SCREEN ASSEMBLY	410-019068
8	098644-01-713	EA	CLIP-SPRING, BLACK PLASTIC	226-016966 EXCEL
9	112795-31-703	EA	GLASS-SLIDING, (SASH & LATCH)	DH291-G9
10	112795-01-705	FT	VINYL-GLAZING	132-019702
11	098644-01-711	EA	WEATHERSTRIP-SCREEN, BLACK	171-016965
12	098644-01-710	FT	TRACK-SCREEN SPACER, 12'	132-017135

WINDOW, VENT & EXTERIOR DOOR GROUP (CONTINUED)

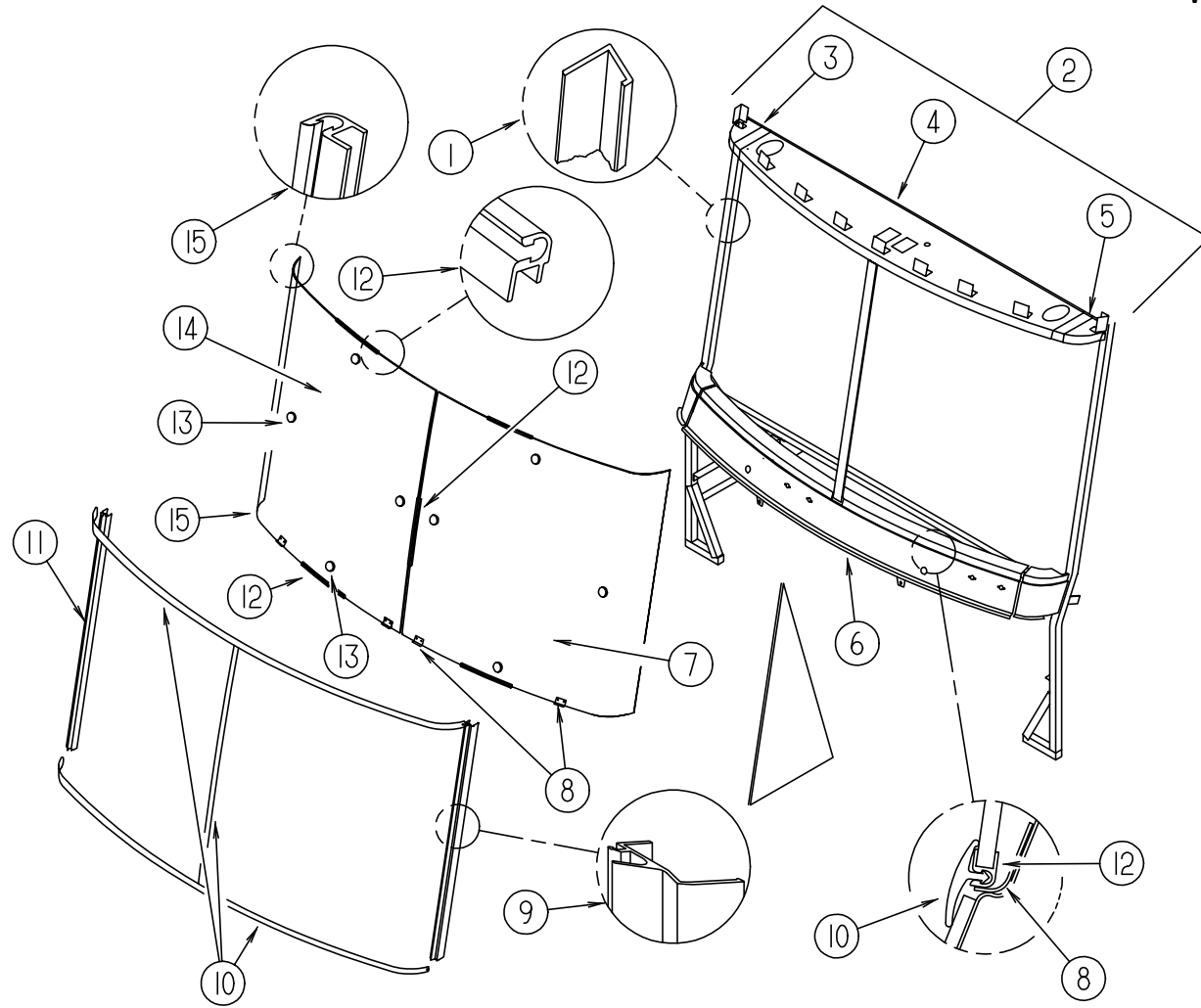


SLIDEOUT ROOM END WINDOWS

KEY	PART NUMBER	U/M	DESCRIPTION	VENDOR NO.
	098647-44-01A	EA	WINDOW - PASSENGER HORIZONTAL SLIDER -TINTED 23.6" X 24.5"	
	098647-44-701	EA	RETAINER - TRIM	W467-66
1	N/A	EA	WINDOW-SLIDER	
2	098644-01-705	FT	GLAZING - STRIP	132-010231
3	098644-01-706	FT	WEATHERSTRIP - GLASS	171-010668
4	098647-44-700	EA	GLASS - STATIONARY	106-025222
5	098644-01-719	EA	STOP - SLIDER GLASS	132-014203
6	098644-01-710	FT	TRACK - SCREEN SPACER 12'	132-017135
7	098644-01-700	EA	LATCH - REPAIR KIT (BLACK)	B801-CK
8	098644-01-708	FT	CHANNEL - RUN PIERCED	122-016543
9	098644-01-711	FT	WEATHERSTRIP - SCREEN BLACK	171-016965
10	098647-45-703	EA	SCREEN ASM - W/SEALS & CLIPS	410-025050
11	098644-01-713	EA	CLIP - SPRING - METAL	226-016966
12	098647-45-701	EA	GLASS-SLIDING W/SASH & LATCH	H467-G9
13	098644-01-716	FT	PLUG - FILLER	132-014470
	098644-01-717	FT	SPLINE - SCREEN	132-004716

WINDSHIELD & WIPER GROUP

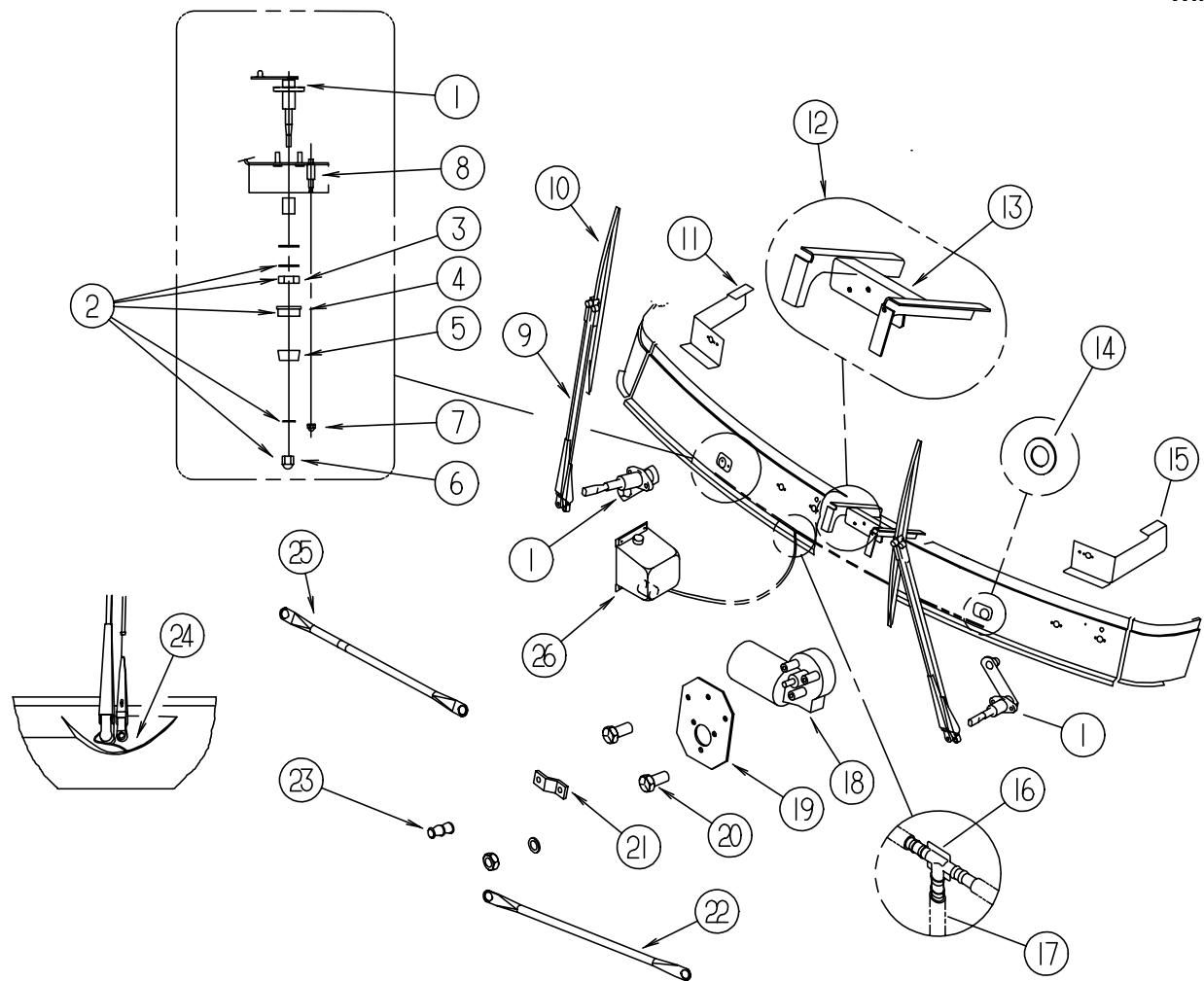
WINDSHIELD



KEY	PART NUMBER	U/M	DESCRIPTION
1	098788-06-000	EA	CHANNEL - 49" PVC
2	105535-01-000	EA	HEADER ASM-WINDSHIELD
3	077922-03-000	EA	HEADER W/S END, RH
4	077922-05-000	EA	HEADER W/S, CENTER
5	077922-04-000	EA	HEADER W/S END, LH
6	077847-02-000	EA	SUPPORT-WINDSHIELD, LOWER - W/O BRACKETS
7	105036-04-000	EA	WINDSHIELD - DRIVERS - 50.5" W X 49.5" T
8	107285-01-000	EA	BRACKET-WINDSHIELD, SUPPORT
9	103107-06-01A	EA	TRIM-WINDSHIELD, SIDE, BLACK
10	102936-01-000	FT	MOLDING-REVEAL, WINDSHIELD
11	103107-05-01A	EA	TRIM-WINDSHIELD, SIDE, BLACK
12	111771-01-000	EA	CARRIER-REVEAL, WNDSHLD
13	081914-01-000	EA	BUMPER-RUBBER, ROUND - .43" DIAMETER - BLACK
14	105036-03-000	EA	WINDSHIELD - PASSENGER - 50.5" W X 49.5" T
15	110268-01-000	EA	WINDSHIELD CARRIER - 50.4"

WINDSHIELD & WIPER (CONTINUED)

WIPER & WASHER



KEY	PART NUMBER	U/M	DESCRIPTION	VENDOR NO.
9	108165-02-000	EA	ARM-WIPER, PANTOGRAPH, 28" RH - SPRAGUE 9280-00-RBW	FROM: 00-00-00 THRU: 08-27-95
	108165-03-000	EA	ARM-WIPER, PANTOGRAPH, 28" LH - SPRAGUE 9280-00-LBW	FROM: 00-00-00 THRU: 08-27-95
	108165-01-704	EA	NOZZLE-WASHER KIT	USE 700-702-703
	096931-01-700	FT	HOSE-WIPER	XTU-66-0001
9	117769-01-000	EA	ARM-WIPER, PANTOGRAPH, 28 IN - UT 6701620LE25WJ	FROM: 08-28-95 THRU: 99-99-99
10	108166-01-000	EA	BLADE-W/S WIPER, 24" - SPRAGUE C-1755	FROM: 00-00-00 THRU: 08-27-95
	108166-01-700	EA	BLADE-REFILL, 24' EA = 1 BLADE	3060858
10	095964-02-000	EA	BLADE-W/S WIPER, 24 IN. - UT 5214720BD27WC	FROM: 08-28-95 THRU: 09-03-95
10	095964-01-000	EA	BLADE-WIPER, WINDSHIELD - 24"	FROM: 09-04-95 THRU: 99-99-99
	095964-01-700	EA	BLADE-REFILL 24" EA = 1 BLADE	12360
11	106680-01-000	EA	BRACKET-MOUNT, WIPER PIVOT	
12	106603-01-000	EA	MOUNT ASM-WIPER MOTOR	
13	106604-01-000	EA	PLATE-WIPER, MOTOR MOUNT	
14	110742-01-000	EA	GASKET-WIPER - INDUSTRIAL PRODUCTS	FROM: 00-00-00 THRU: 08-27-95
15	106680-02-000	EA	BRACKET-MOUNT, WIPER PIVOT	
16	110605-01-000	EA	TEE-PLAS-BARBED 1/8X1/8X3/16 - BAYLOCK 3799721	
17	045794-01-000	FT	HOSE-WASHER, WINDSHIELD - 5/32" ID - BLACK	
18	108164-01-000	EA	WIPER MOTOR ASSEMBLY	FROM: 00-00-00 THRU: 08-27-95
18	104346-05-000	EA	WIPER MOTOR W/INTERNAL BREAKER - DYNAMIC PARK	FROM: 08-28-95 THRU: 99-99-99
19	103935-03-000	EA	PLATE-MOUNTING, WIPER MOTOR	
20	117322-01-000	EA	SCREW-1/4-28UNF-2A,TORX U.T. 6270020 SC25WJ	FROM: 08-28-95 THRU: 99-99-99
21	108164-01-701	EA	CRANK-MOTOR, W/DOUBLE CRANK STUD	SPRAGUE GS-2508
21	104347-04-000	EA	ARM-DRIVE, WIPER MOTOR - UT 6538520LE25WJ	FROM: 08-28-95 THRU: 99-99-99
22	108167-02-000	EA	LINK ASM-CONNECTING, 22.00" - SPRAGUE L1-3D3-3	FROM: 00-00-00 THRU: 08-27-95
22	117770-04-000	EA	LINK ASM-CONNECTING, PASS. - UT 6434620LK25WJ	FROM: 08-28-95 THRU: 99-99-99
23	067188-01-000	EA	STUD-CRANK, WIPER - WINDSHIELD - AMBAC 1903424SD27WC	
24	061603-01-000	EA	GROMMET-SNAP, 3/16"ID - 3/8" HOLE - PLASTIC - BLACK	
	091206-04-000	EA	WIPER CONTROL MODULE KIT - DYNAMIC PARK	
	091206-02-700	EA	KNOB-INNER	
	091206-02-701	EA	KNOB-OUTER	
25	108167-01-000	EA	LINK ASM-CONNECTING, 22.00" - SPRAGUE L1-3B4-3	FROM: 00-00-00 THRU: 08-27-95
25	117770-03-000	EA	LINK ASM-CONNECTING, DRIVER - UT 6434520LK25WJ	FROM: 08-28-95 THRU: 99-99-99
26	117766-02-000	EA	RESERVOIR/PUMP ASM - MCCORD 600328	

KEY	PART NUMBER	U/M	DESCRIPTION	VENDOR NO.
1	108168-01-000	EA	PIVOT SHAFT ASM - SPRAGUE GS-3683	
				FROM: 00-00-00 THRU: 08-27-95
1	096505-05-000	EA	PIVOT SHAFT ASM, PASS SIDE - 62871-20-SH25WJ	
				FROM: 08-28-95 THRU: 99-99-99
2	108169-01-000	EA	HARDWARE-PIVOT SHAFT ASM - SPRAGUE GS-3706	
				FROM: 00-00-00 THRU: 08-27-95
3	096505-02-700	EA	DRIVER-KNURLED,(HD) BARREL .687	NT721017
				FROM: 08-28-95 THRU: 99-99-99
4	096505-02-701	EA	NUT-HEX (HD) W/.687 BARREL	NT721021
				FROM: 08-28-95 THRU: 99-99-99
5	096505-02-702	EA	CAP-RUBBER (HD) BARREL .687	CP721084
				FROM: 08-28-95 THRU: 99-99-99
6	096505-02-703	EA	CAP-NUT(ACORN) HD W/.687 BARREL	51065-40-NT27WC
				FROM: 08-28-95 THRU: 99-99-99
7	077049-01-000	EA	NUT-ACORN, 10-32 ALUMINUM	
				FROM: 00-00-00 THRU: 07-31-95
7	077049-02-000	EA	NUT-ACORN-10-32 BLK/ANODIZED - ANCO 52486	
				FROM: 08-01-95 THRU: 99-99-99
8	077048-02-000	EA	SHAFT-ADAPTER PANTOGRAPH ARM - ANCO 52818	