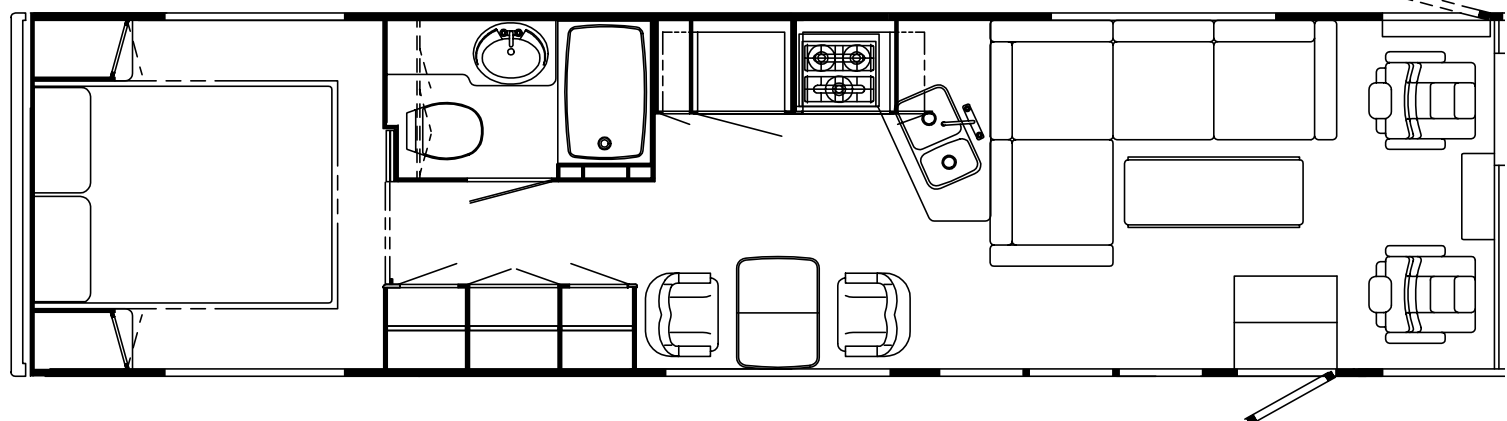
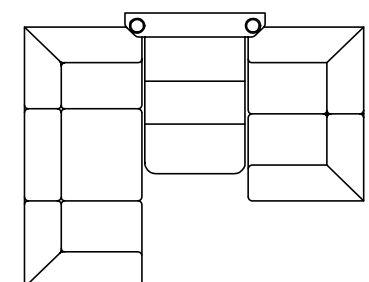
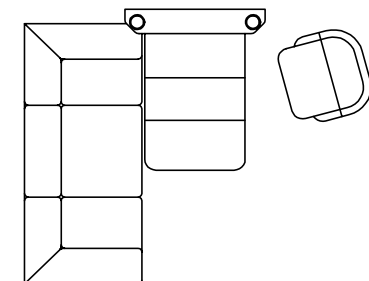
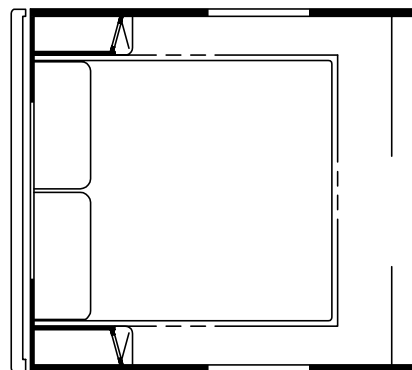



**1996
WKG36WQ**

**G15
BOTANICAL (GREEN)**

**G16
THISTLE (TAN)**

**G17
COPPER CANYON**



ACCESSORIES GROUP

OPERATOR MANUAL

| KEY | PART NUMBER | U/M DESCRIPTION |
|-----|---------------|---|
| | 054185-E1-000 | EA MANUAL - OPERATOR 96 ADVENTURER - G-SERIES |
| | 092318-01-000 | EA BINDER - 3 RING - MOTOR HOME MANUAL |
| | 092319-01-000 | EA POCKET PAGE - 3 RING BINDER - PLASTIC |
| | 118752-01-000 | EA TOP LEVEL DRAWING NUMBER |

AUDIO VIDEO GROUP

RADIO SYSTEMS & ANTENNA

| KEY | PART NUMBER | U/M DESCRIPTION |
|-----|---------------|---|
| | 087683-03-000 | EA RADIO - AM/ FM STEREO CASSETTE AUDIOVOX RS-100 |
| | 110267-03-000 | EA RADIO - AM/ FM STEREO CD COMPAT AUDIOVOX IM-400 |
| | 116148-02-000 | EA RADIO - AM/ FM STEREO - CD PLAYER CLARION RDB515F FROM: 00-00-00 THRU: 03-14-96 |
| | 116148-03-000 | EA RADIO - AM/ FM STEREO - CD PLAYER CLARION RDB325D FROM: 03-15-96 THRU: 99-99-99 |
| | 077069-02-000 | EA CABLE - ANTENNA - RADIO - EXTENSION 96" - ARA 6700667 |
| | 110469-01-000 | EA SPEAKER - OVAL - 4" X 6" - BLACK |
| | 110470-01-01A | EA GRILLE - SPEAKER - OVAL - 4" X 6" - BLACK |
| | 081059-02-000 | EA WIRE ASM - 9-PIN - RADIO - AUDIOVOX 112B-1761 |
| | 105248-01-000 | EA ANTENNA - CB - ADVANCE 8604 |
| | 090944-01-000 | EA ANTENNA - RADIO - 16" RUBBER |
| | 108847-01-000 | EA BRACKET - ANTENNA GROUND |
| | 115916-01-01B | EA BRACKET - ANTENNA MOUNT |
| | 109889-04-000 | EA EXTENDER - SHAFT - ANTENNA 3" |
| | 074979-08-000 | EA SHIELD - SPEAKER - BACK - MOLDED PLASTIC - LIGHT OAK |
| | 074979-12-000 | EA SHIELD - SPEAKER - BACK - MOLDED PLASTIC - OFF WHITE |
| | 089340-02-000 | EA GRILLE - SPEAKER - 6.5" SQUARE |
| | 089340-03-000 | EA SPACER - GRILLE - 6.5" SQUARE - TAN - MAGNADYNE G514 |
| | 094097-01-000 | EA SPEAKER - RADIO - W/O GRILLE - 5.25" DIA - AUDIOVOX 110C3030 |

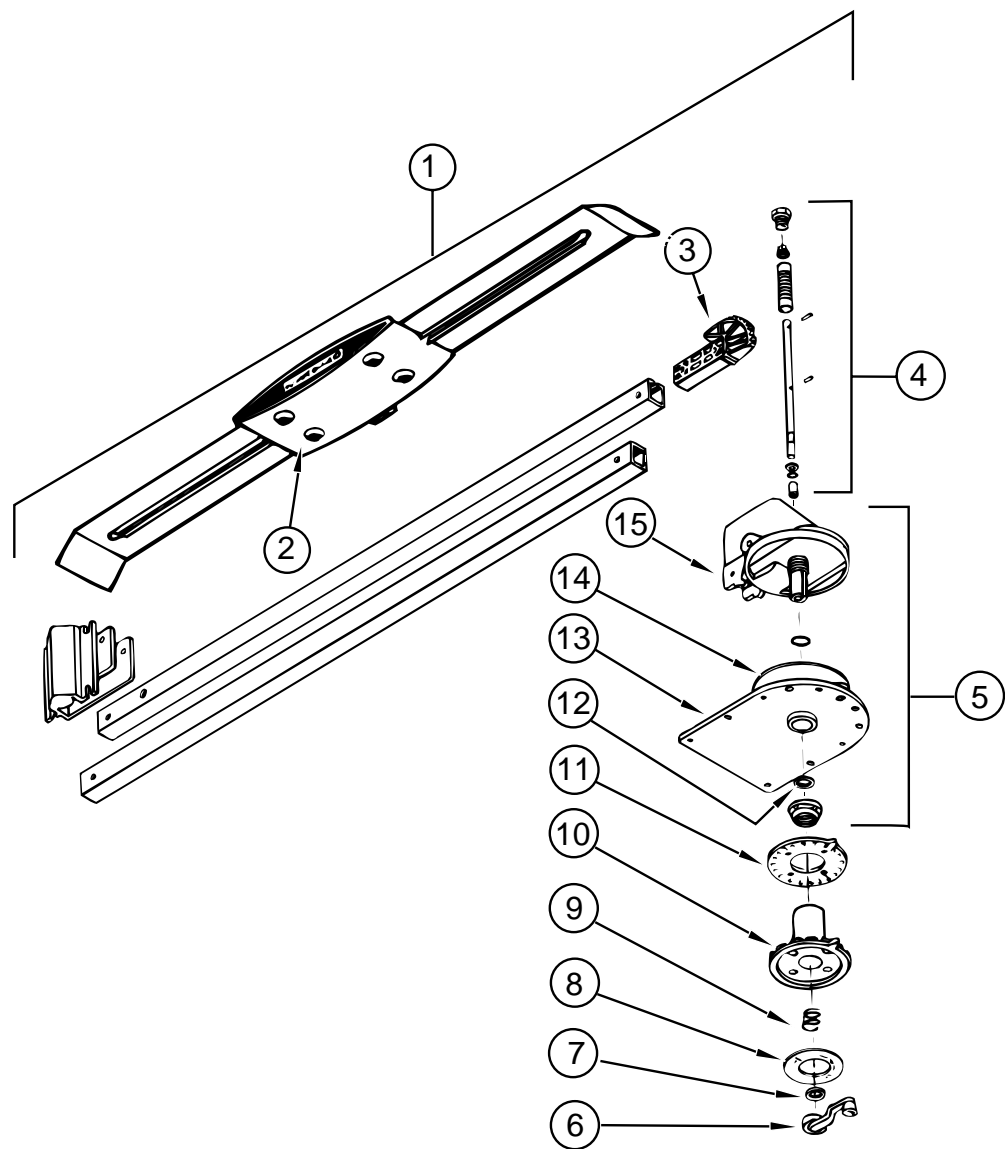
PATIO ENTERTAINMENT CENTER

| KEY | PART NUMBER | U/M DESCRIPTION |
|-----|---------------|--|
| | 110469-01-000 | EA SPEAKER - OVAL - 4" X 6" - BLACK |
| | 110470-01-01A | EA GRILLE - SPEAKER - OVAL - 4" X 6" - BLACK |
| | 077069-02-000 | EA CABLE - ANTENNA - RADIO - EXTENSION 96" - ARA 6700667 |
| | 087683-03-000 | EA RADIO - AM/ FM STEREO W/ CASSETTE - AUDIOVOX |
| | 090944-01-000 | EA ANTENNA - RADIO - 16" RUBBER |
| | 108847-01-000 | EA BRACKET - ANTENNA GROUND |
| | 109889-04-000 | EA ANTENNA - 3" SHAFT EXTENDER - MAGNADYNE RV71EX3 |

TV - VCR SYSTEMS

| KEY | PART NUMBER | U/M DESCRIPTION |
|-----|---------------|---|
| | 082134-01-000 | EA ADAPTER - TV - CABLE TO CABLE - WINEGARD F-81M |
| | 086756-01-000 | EA SPLITTER - TV - 2 WAY |
| | 076319-03-000 | FT CABLE - COAXIAL - 75 OHM |
| | 076319-12-000 | EA CONNECTOR - COAXIAL - ONE PIECE |
| | 086757-03-000 | EA CONTROL CENTER - SWITCH - VCR/TV - MAGNADYNE VCS-6 |
| | 119120-01-000 | EA VCR-VHS, CABLE READY - REMOTE - AUDIOVOX AVR-1075 FROM: 00-00-00 THRU: 12-10-95 |
| | 119120-02-000 | EA VCR-VHS, CABLE READY - REMOTE - AUDIOVOX AVR-1170 FROM: 12-11-95 THRU: 99-99-99 |
| | 119120-01-700 | EA REMOTE F/ MODEL - AVR-1075 |
| | 113684-01-000 | EA TV - 19" COLOR UL AND CSA - AUDIOVOX AVT-1975 |
| | 113684-01-700 | EA REMOTE - 8822345 |
| | 092310-02-000 | EA TV - COLOR - 9"- AC/DC - W/REMOTE - MAGNAVOX RD0945 (REAR TV) |
| | 092310-02-700 | EA REMOTE - F/TV MAGNAVOX RD0945 - 0822334 |
| | 098819-01-000 | EA SPEAKER - 2 WATT - 8 OHM - 4" |
| | 114870-02-000 | EA PLUG ASM - 3.5 MM AUDIO W/ LEADS - OW DONALD 35-P8 |
| | 093214-01-02A | EA GRILL - SPEAKER, 4" BROWN |
| | 099717-01-000 | EA TIEDOWN - TV STRAP - 38.2" LONG |
| | 109889-04-000 | EA EXTENDER - SHAFT - ANTENNA 3" MAGNADYNE RV71EX3 |
| | 082136-01-000 | EA JAM NUT - HEX 3/8-32 - WINEGARD |
| | 076319-09-000 | EA WALLPLATE - CABLE RECEPTACLE - TV - SINGLE - BROWN |
| | 086777-01-000 | EA WALLPLATE - TV CABLE - W/ ANTENNA SWITCH - IVORY |
| | 086777-05-000 | EA WALLPLATE - ANT 1 OUTPUT IVORY |
| | 086757-03-000 | EA CONTROL CENTER - SWITCH - VCR/TV - MAGNADYNE VCS-6 |

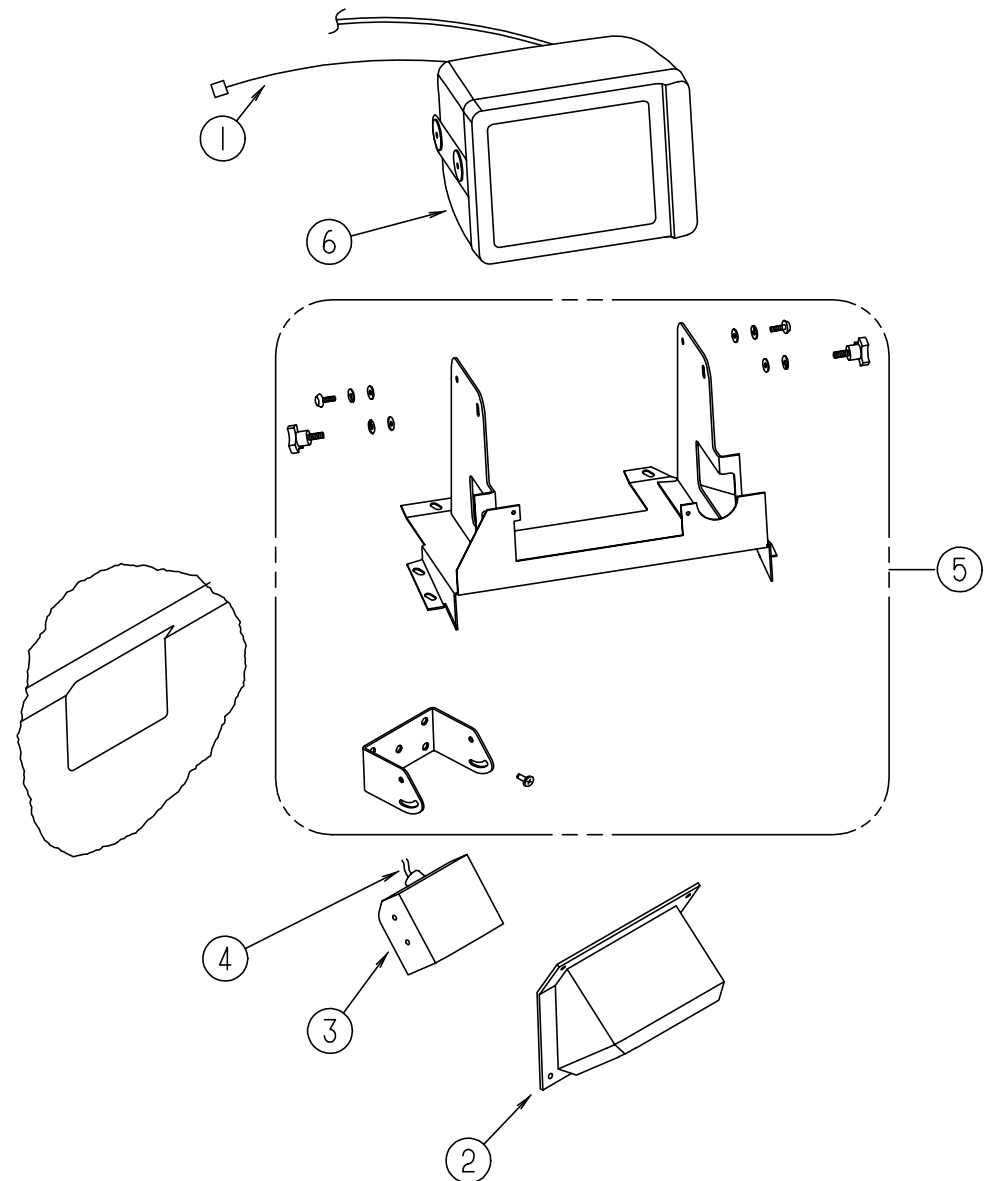
AUDIO VIDEO GROUP (CONTINUED)



TV ANTENNA (WINEGARD)

| KEY | PART NUMBER | U/M DESCRIPTION | VENDOR NO. |
|-----|---------------|-------------------------------------|------------|
| 1 | 076319-18-000 | EA ANTENNA - TV - ROOF MOUNT | |
| 2 | 076319-01-700 | EA HEAD - ANTENNA - AMPLIFIED | RVSA U/V |
| 3 | 076319-01-701 | EA GEAR - ELEVATING - PLASTIC | 2200046 |
| 4 | 076319-01-702 | EA SHAFT ASM - ELEVATING | RVP-400A |
| 5 | 076319-01-711 | EA BASE & LIFT ASM | 2762802 |
| 6 | 076319-01-706 | EA CRANK - ELEVATING - W/ SET SCREW | 5755100 |
| 7 | 076319-01-705 | EA BEARING - NYLON - 7/8"ID | 3200658 |
| 8 | 076319-01-708 | EA CRANK COVER DECAL | 5413002 |
| 9 | 076319-01-707 | EA SPRING - HANDLE | 5160822 |
| 10 | 076319-01-709 | EA PLATE - DIRECTIONAL - FOR HEAD | 3200644 |
| 11 | 076319-01-712 | EA CEILING PLATE - WINEGARD | 3200608 |
| 12 | 076319-01-704 | EA BEARING - NYLON - 1.5"OD | 3200657 |
| 13 | 076319-01-713 | EA BASE PLATE | 3100523 |
| 14 | 076319-01-703 | EA BEARING - NYLON - 5"OD | 3200656 |
| 15 | 076319-01-714 | EA HOUSING - ROTATING GEAR | 2200049 |

AUDIO VIDEO GROUP (CONTINUED)

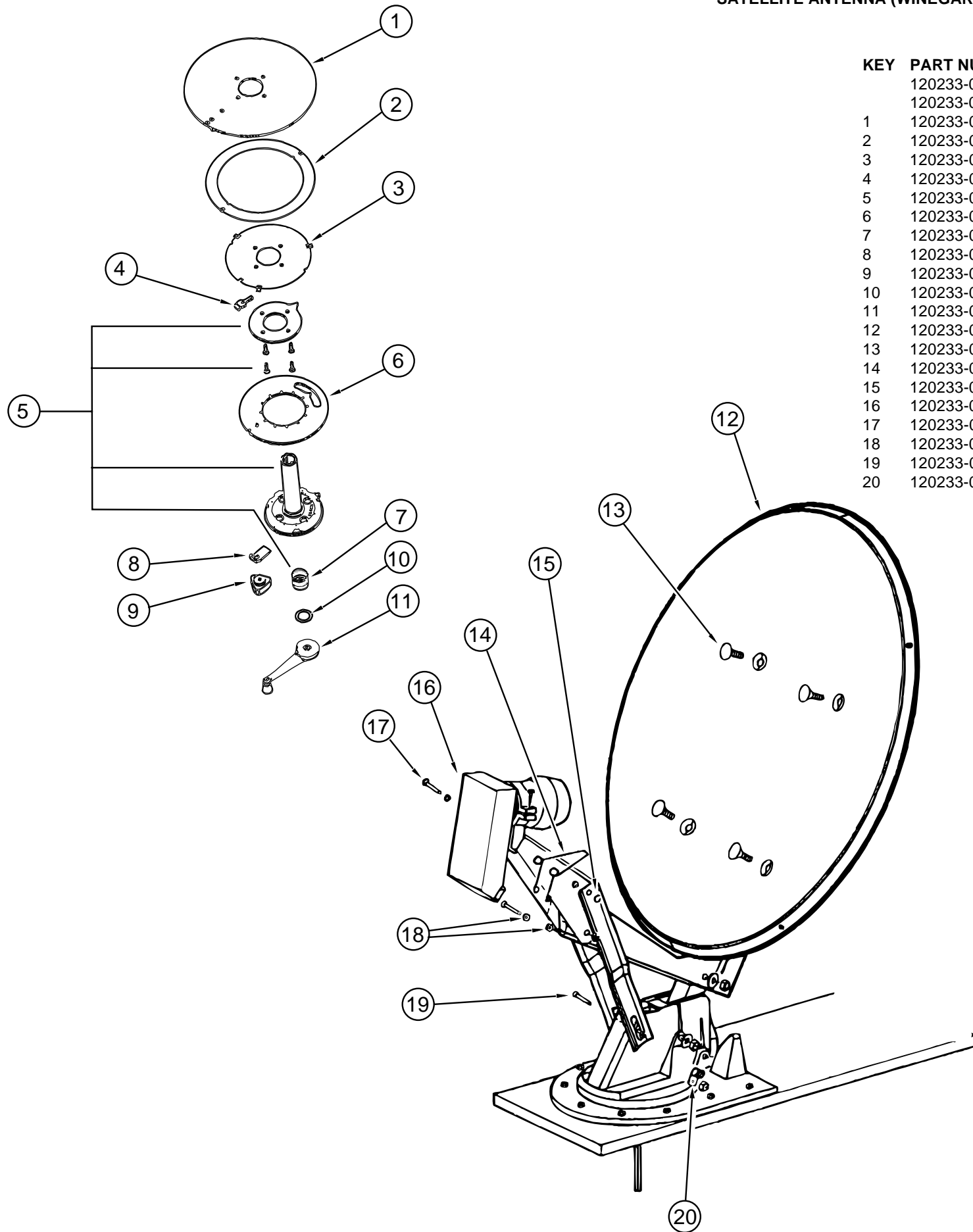


REAR MONITOR SYSTEM - SONY

| KEY | PART NUMBER | U/M DESCRIPTION | VENDOR NO. |
|-----|---------------|--|------------|
| | 093040-08-000 | EA MONITOR SYSTEM-REAR VIEW 7" W/AUDIO JACK | |
| 1 | 096717-03-000 | EA WIRE ASM-REAR MONITOR, UPPER FOR PREWIRED AFTER MARKET INSTL. | |
| | 093040-06-000 | EA WIRE ASM-MONITOR FOR NON PREWIRED AFTER MARKET INSTL. | |
| | | SONY SM-HRN7 | |
| 2 | 107852-01-01A | EA CAMERA SHROUD-OUTER SHELL, BUFF | |
| | 108529-01-01A | EA SHROUD-CAMERA, INNER, BLACK | |
| 3 | 093040-04-700 | EA CAMERA, W/BRACKET & WIRING | SSC-530AM |
| 4 | 093041-01-000 | EA CABLE-MONITOR/CAMERA, INTERNAL USE - 65.6" | |
| | 093041-02-000 | EA CABLE-MONITOR/CAMERA, EXTERNAL USE | |
| 5 | N/A | PARTS ARE INCLUDED W/TELEVISION SYSTEM - SONY | |
| 6 | 093040-05-700 | EA MONITOR-7" W/POWER HARNESS | SSM721AMR |
| | 108885-02-000 | EA WIRE-REAR MONITOR POWER (W/3 PIN HOUSING F/FUSE BLOCK) | |

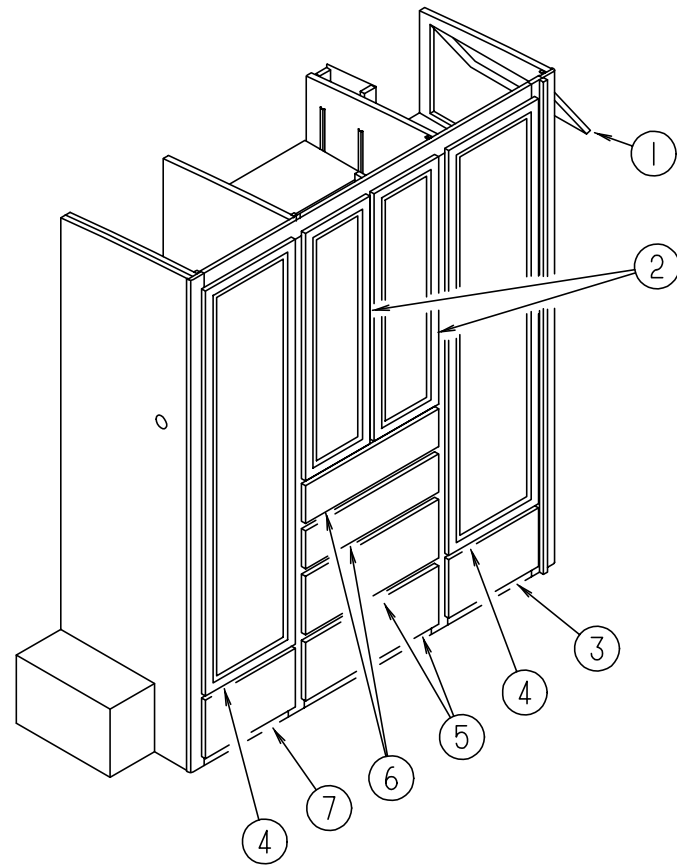
AUDIO VIDEO GROUP (CONTINUED)

SATELLITE ANTENNA (WINEGARD)



| KEY | PART NUMBER | U/M DESCRIPTION | VENDOR NO. |
|-----|---------------|--|------------|
| | 120233-02-000 | EA ANTENNA - SATELLITE W/ RECEIVER - RD-1046 | |
| | 120233-01-000 | EA ANTENNA - SATELLITE DSS - RD-4600 | |
| 1 | 120233-01-700 | EA PLATE - FIXED | 3750821 |
| 2 | 120233-01-701 | EA DIAL - DIRECTIONAL | 2745056 |
| 3 | 120233-01-702 | EA PIVOT - DIAL - DIRECTIONAL | 2745058 |
| 4 | 120233-01-703 | EA STOP - ROTATION | 3711281 |
| 5 | 120233-01-704 | EA PLATE - CEILING W/DIR. HANDLE | RP-6300 |
| 6 | 120233-01-705 | EA PLATE - ROTATE | 3750820 |
| 7 | 120233-01-706 | EA SPRING | RP-6822 |
| 8 | 120233-01-707 | EA CLAMP - ROTATE | 3711280 |
| 9 | 120233-01-708 | EA KNOB - CLAMP | 160822 |
| 10 | 120233-01-709 | EA WASHER - NYLON | RP-2658 |
| 11 | 120233-01-710 | EA HANDLE - CRANK | RP-6795 |
| 12 | 120233-01-711 | EA REFLECTOR - 46CM | 2745304 |
| 13 | 120233-01-712 | EA BOLT - FLAT HEAD | 2160253 |
| 14 | 120233-01-713 | EA SPRING | 2160820 |
| 15 | 120233-01-714 | EA CLIP - E | 5160818 |
| 16 | 120233-01-715 | EA RCA LNB | 278015 |
| 17 | 120233-01-716 | EA PIN | 2160814 |
| 18 | 120233-01-717 | EA BEARING - NYLON | 2200728 |
| 19 | 120233-01-718 | EA PIN | 5160817 |
| 20 | 120233-01-719 | EA CLAMP - CABLE | 2200060 |

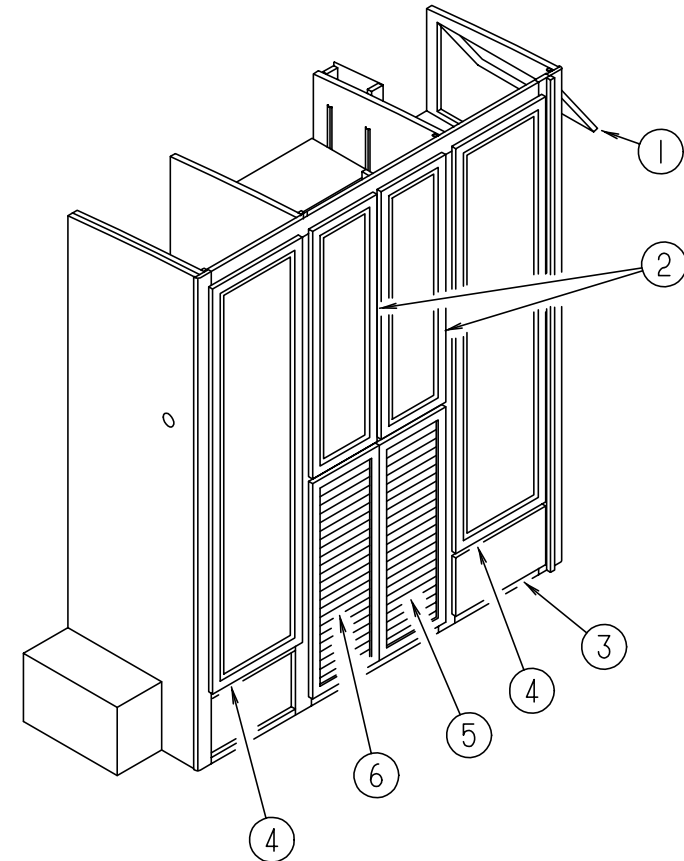
BATH GROUP



WARDROBE CABINET

| KEY | PART NUMBER | U/M | DESCRIPTION |
|-----|---------------|-----|--|
| 1 | M06803-05-G15 | EA | DOOR ASM. - RAIL - W/O HARDWARE - 0365 X 0555 MM |
| 2 | M06803-F3-G15 | EA | DOOR ASM. - RAIL - W/O HARDWARE - 0305 X 1015 MM |
| 3 | M05971-S5-G15 | EA | DRAWER ASM - CABINET - W/O HARDWARE |
| 4 | M06803-N9-G15 | EA | DOOR ASM. - RAIL - W/O HARDWARE - 0425 X 1660 MM |
| 5 | M05971-S6-G15 | EA | DRAWER ASM - CABINET - W/O HARDWARE |
| 6 | M05971-S7-G15 | EA | DRAWER ASM - CABINET - W/O HARDWARE |
| 7 | M05971-S8-G15 | EA | DRAWER ASM - CABINET - W/O HARDWARE |
| | 115823-12-G15 | EA | TV WEDGE SHELF |
| | 042438-01-000 | EA | DOWEL - CLOTHES ROD - 1" DIAMETER - WOOD |
| | 009112-01-000 | EA | FLANGE - 1" CLOTHES ROD - PLASTIC - OFF WHITE |

BATH GROUP (CONTINUED)

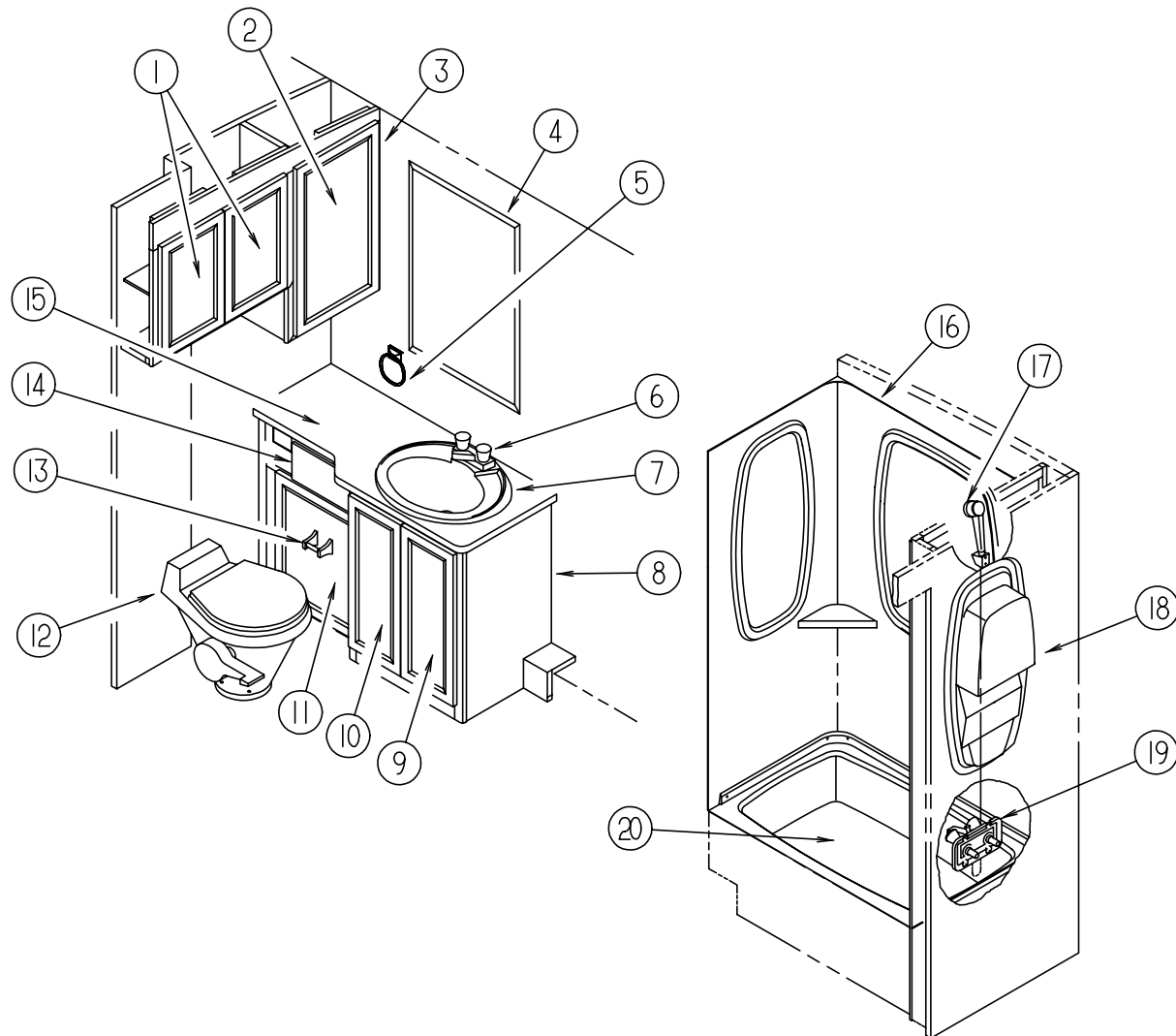


WARDROBE CABINET (WASHER/DRYER OPTION)

| KEY | PART NUMBER | U/M | DESCRIPTION |
|-----|---------------|-----|--|
| 1 | M06803-05-G15 | EA | DOOR ASM. - RAIL - W/O HARDWARE - 0365 X 0555 MM |
| 2 | M06803-F3-G15 | EA | DOOR ASM. - RAIL - W/O HARDWARE - 0305 X 1015 MM |
| 3 | M05971-S5-G15 | EA | DRAWER ASM - CABINET - W/O HARDWARE |
| 4 | M06803-N9-G15 | EA | DOOR ASM. - RAIL - W/O HARDWARE - 0425 X 1660 MM |
| 5 | M07411-04-G15 | EA | DOOR - LOUVERED W/OGEE EDGE 36" X 12.4" |
| 6 | M07411-04-G15 | EA | DOOR - LOUVERED W/OGEE EDGE 36" X 12.4" |
| | 115823-12-G15 | EA | TV WEDGE SHELF |
| | 042438-01-000 | EA | DOWEL - CLOTHES ROD - 1" DIAMETER - WOOD |
| | 009112-01-000 | EA | FLANGE - 1" CLOTHES ROD - PLASTIC - OFF WHITE |

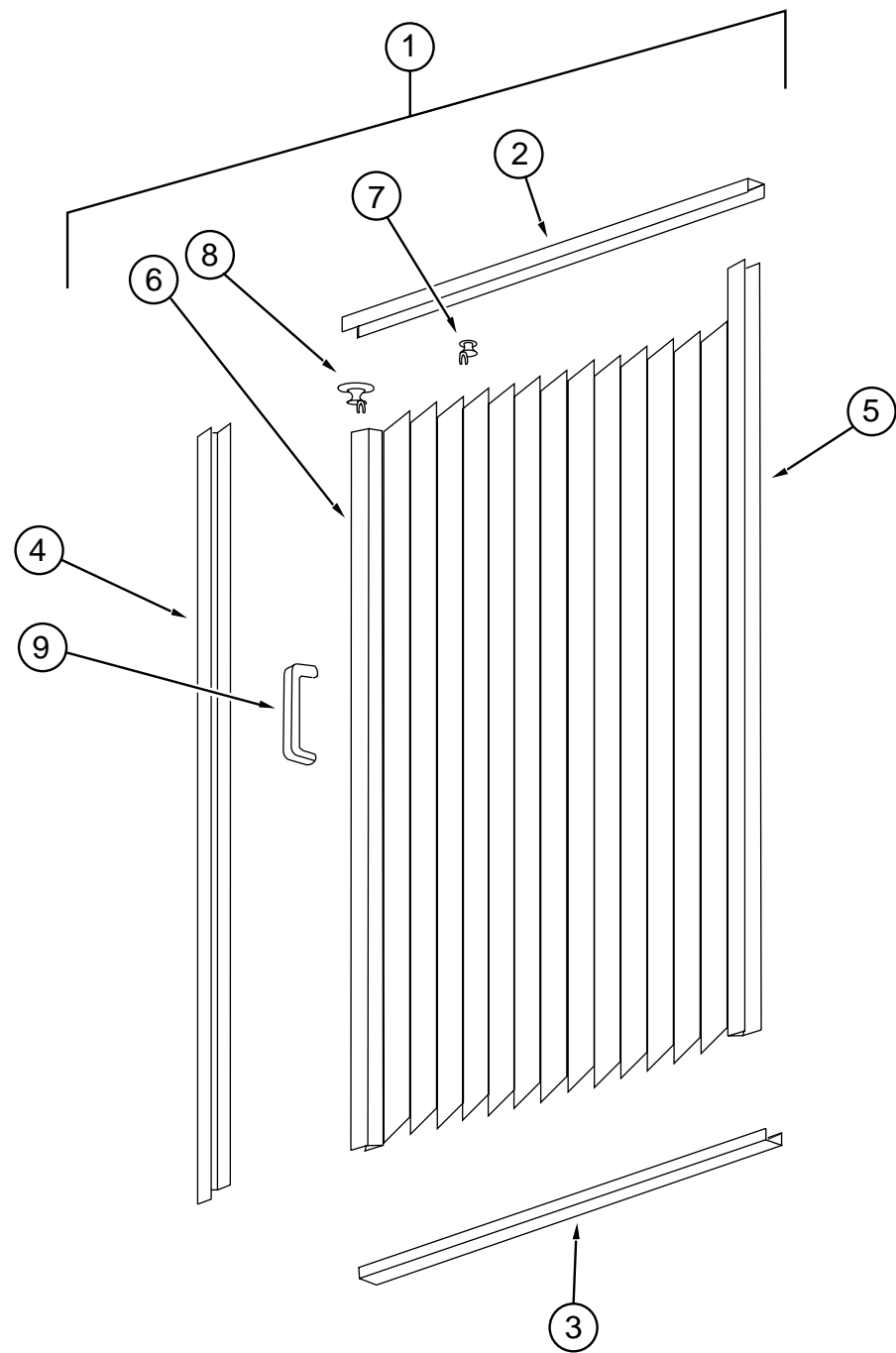
BATH GROUP (CONTINUED)

BATH CABINETS, PRIVACY DOOR & SHOWER COMPONENTS



| KEY | PART NUMBER | U/M | DESCRIPTION |
|-----|---------------|-----|---|
| 1 | M06803-G0-G15 | EA | DOOR - RAIL - W/O HARDWARE - 0305 X 0475 MM |
| | 116188-12-G15 | EA | SHELF ASM |
| 2 | M06803-82-G15 | EA | DOOR - RAIL - W/O HARDWARE - 0400 X 0710 MM |
| | 116188-17-G15 | EA | SHELF ASM |
| 3 | P16188-01-G15 | EA | CABINET ASM - MEDICINE |
| 4 | 058331-51-000 | EA | MIRROR |
| 5 | 075454-02-000 | EA | RING - TOWEL - W/ MOUNTING HARDWARE - BRASS |
| 6 | 075240-06-000 | EA | FAUCET - LAVATORY - BONE |
| 7 | 105921-01-01A | EA | SINK - LAVATORY - LARGE OVAL - 17" X 20" - PLASTIC - OFF WHITE |
| | 106116-01-01A | EA | STRAINER - SINK - W/ STOPPER TAILPIECE GASKET & NUT - PLASTIC |
| | 105218-01-01A | EA | SPACER - FAUCET - LAVATORY SINK - 2" X 5.9" - PLASTIC - OFF WHITE |
| 8 | P16196-01-G15 | EA | CABINET ASM-LAVATORY (G15,G16) |
| 8 | P16196-01-G17 | EA | CABINET ASM-LAVATORY (G17) |
| 9 | M06803-20-G15 | EA | DOOR ASM - W/O HARDWARE - 0255 X 0640 MM |
| 10 | M06803-D9-G15 | EA | DOOR ASM - W/O HARDWARE - 0255 X 0640 MM |
| | 116196-11-G15 | EA | SHELF ASM |
| 11 | 116237-01-G15 | EA | DRAWER ASM - HAMPER |
| 12 | 085330-06-000 | EA | TOILET - CHINA - STANDARD (BONE) |
| 13 | 075452-02-000 | EA | HOLDER - TOILET TISSUE - BRASS |
| 14 | M05970-L4-G15 | EA | DRAWER ASM. - W/O HARDWARE |
| 15 | 116196-12-F12 | EA | COUNTERTOP ASM. (G15,G16) |
| 15 | 116196-12-G17 | EA | COUNTERTOP ASM. (G17) |
| 16 | 115612-01-01A | EA | SURROUND - SHOWER - OFF WHITE |
| 17 | 103092-01-000 | EA | SHOWER HEAD - W/60" HOSE (US) |
| 17 | 103092-02-000 | EA | SHOWER HEAD - W/HOSE (CSA) |
| | 103092-01-700 | EA | BRACKET (FOR SHOWER HEAD) |
| 18 | 104462-02-01A | EA | CADDY - SHOWER - OFF WHITE |
| 19 | 075242-04-000 | EA | FAUCET - TUB/ SHOWER - BONE |
| | 075606-01-000 | EA | PANEL - FAUCET BACK - SHOWER - 5" X 9" - PLASTIC |
| | 011048-03-700 | EA | BRACKET - SHOWER HEAD |
| 20 | M02630-27-F11 | EA | SHOWER PAN ASM |
| | 066436-01-000 | EA | NUT-SLIP - TAILPIECE - 1.5" |
| | 066729-01-000 | EA | STRAINER - TUB/ SHOWER - W/ PLUG |
| | M03866-04-G35 | EA | DOOR ASM. (1 BIFOLD ONLY) W/O HARDWARE |
| | 093170-06-02A | EA | HEADER - BIFOLD DOOR (TRACK) OFF WHITE |
| | 117978-01-01A | EA | KNOB - DOOR - BRIGHT BRASS |
| | 092652-01-000 | EA | GUIDE WHEEL (BIFOLD DOOR) TOP MOUNT |
| | 084451-01-000 | EA | CATCH (BIFOLD DOOR) BRASS |
| | 102920-01-01A | EA | HINGE - DOOR - SPRING LOADED - BRASS |
| | M87868-13-G15 | EA | DOOR ASM. - BATH |
| | 094485-03-01A | EA | KNOB - DOOR - BRASS |
| | 100357-01-000 | EA | ROD -TOWEL - BRASS W/ ENDS BENT FOR BACK OF BATH DOOR |
| | 102089-13-G09 | EA | MOUNT - WOOD - FOR TOWEL RODS - RIGHT SIDE |
| | 102089-14-G09 | EA | MOUNT - WOOD - FOR TOWEL RODS - LEFT SIDE |

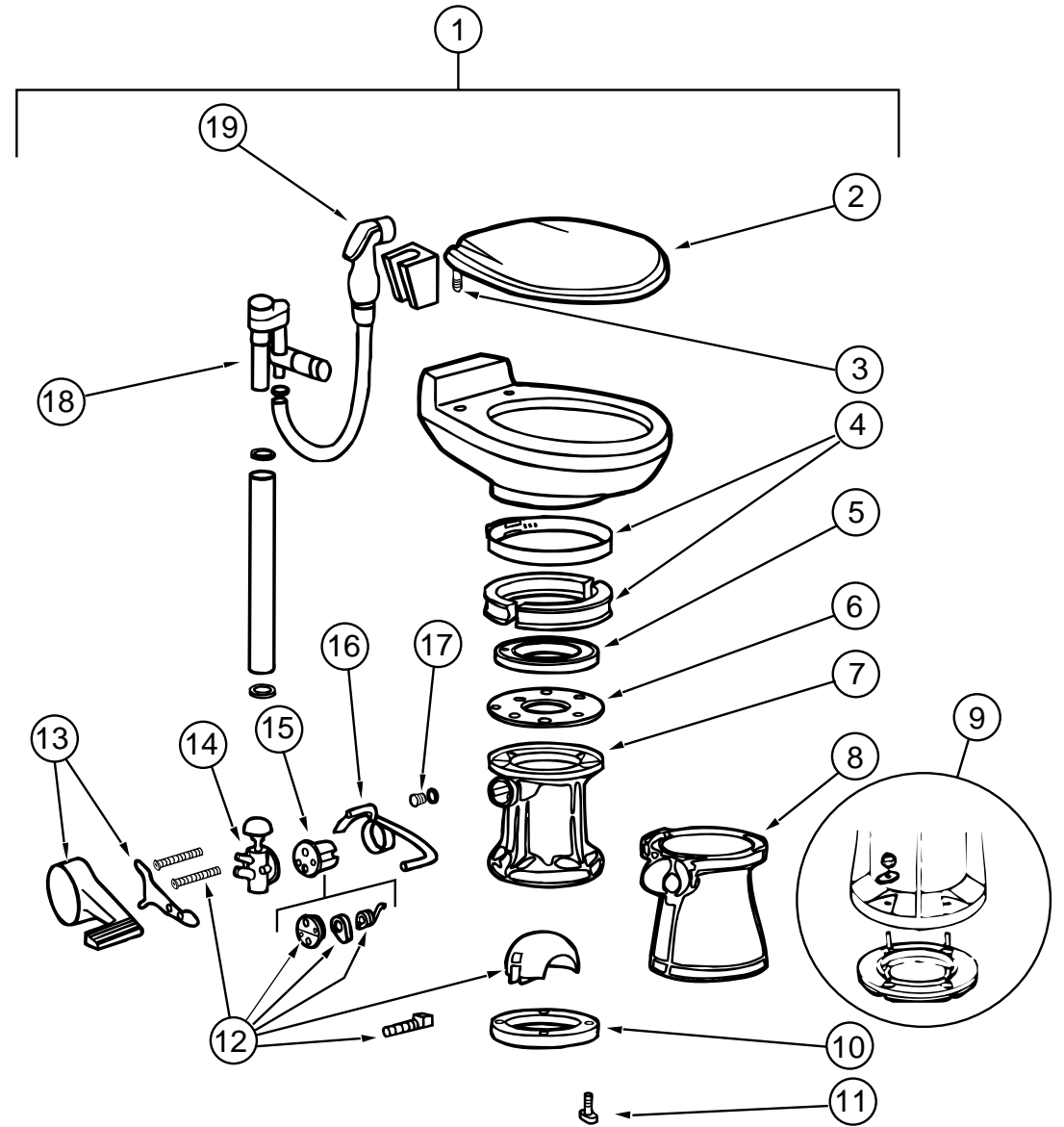
BATH GROUP (CONTINUED)



SHOWER DOOR

| KEY | PART NUMBER | U/M DESCRIPTION |
|-----|---------------|--|
| 1 | 117431-03-01A | EA DOOR-SHOWER, FABRIC - PLEATED |
| 2 | 117431-01-700 | EA TRACK-TOP, ALUM. IVORY INSERT - 39 3/8" |
| 3 | 117431-01-701 | EA TRACK-BOTTOM, 39 3/8" |
| 4 | 117431-01-702 | EA RAIL-SIDE, 63" |
| 5 | 117431-01-703 | EA RAIL-STATIONARY, 63" |
| 6 | 117431-01-704 | EA RAIL-LEAD, 63" |
| 7 | 117431-01-705 | EA GLIDE-IVORY, TRAVELER |
| 8 | 117431-01-706 | EA GLIDE-IVORY LEAD, TRAVELER |
| 9 | 117431-01-708 | EA HANDLES & SCREWS |
| | 117431-01-707 | EA LATCH |
| | 117431-01-709 | EA STRAP-VINYL SHOWER |

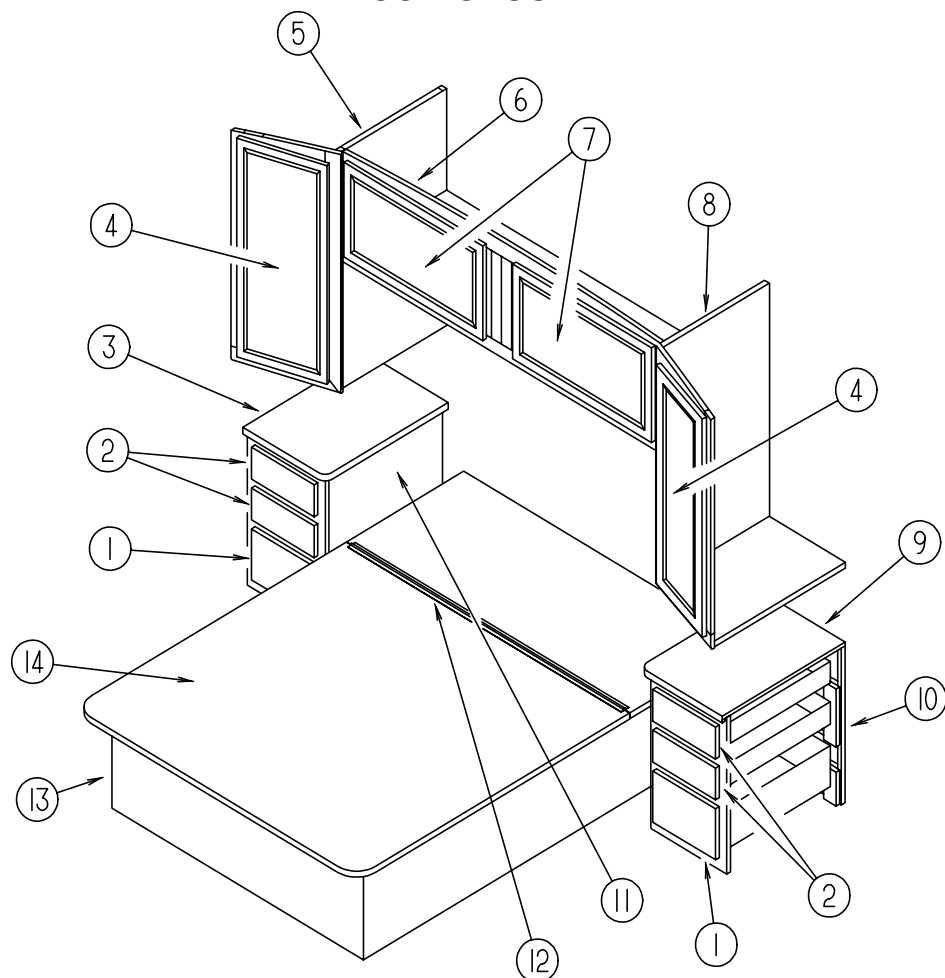
BATH GROUP (CONTINUED)



TOILET (SEALAND MODEL 910 W/ SPRAYER)

| KEY | PART NUMBER | U/M DESCRIPTION | VENDOR NO. |
|-----|---------------|--|------------|
| 1 | 085330-06-000 | EA TOILET - CHINA - STANDARD (BONE) - 591003 | |
| 2 | 085330-06-700 | EA SEAT ASSEMBLY (BONE) | 340591 |
| 3 | 085330-06-702 | EA HINGE HARDWARE (BONE) SET | 342131 |
| 4 | 085330-01-703 | EA RING & HALF CLAMPS ASM (BONE) | 385310048 |
| 5 | 085330-01-704 | EA TEFLON & RUBBER SEAL KIT | 385316140 |
| 6 | 085330-01-705 | EA SUPPORT - SEAL - PLASTIC | 390346405 |
| 7 | 085330-02-700 | EA BASE ASM | 310121 |
| 8 | 085330-02-702 | EA COVER - PEDESTAL - BONE 510 | 310112 |
| 9 | 085330-01-718 | EA SEAL & BASE W/ MOUNTING HARDWARE | 3853100-63 |
| 10 | 085330-01-714 | EA SEAL - FLANGE - FLOOR | 390343892 |
| 11 | 085330-01-717 | EA STOOL MOUNTING PACKAGE - BOLT & SEAL | 3100-64 |
| 12 | 085330-01-706 | EA BALL - SHAFT & CARTRIDGE | 385318162 |
| 13 | 085330-02-703 | EA COVER - PEDAL - BONE NEW STYLE | 310115 |
| 14 | 085330-01-709 | EA VALVE - WATER | 385314349 |
| 15 | 085330-01-707 | EA CARTRIDGE - SPRING ASM. | 381236096 |
| 16 | 085330-06-703 | EA LEVER - FLUSH | 340873 |
| 17 | 085330-01-710 | EA DRAIN - KIT - PLUG - CAP W/ SEAL | 230384 |
| 18 | 085330-06-701 | EA BREAKER - VACUUM/ DIVERTER (900) | 230335 |
| 19 | 085330-04-701 | EA HAND SPRAY - W/ HOSE (500 & 900) | 340683 |

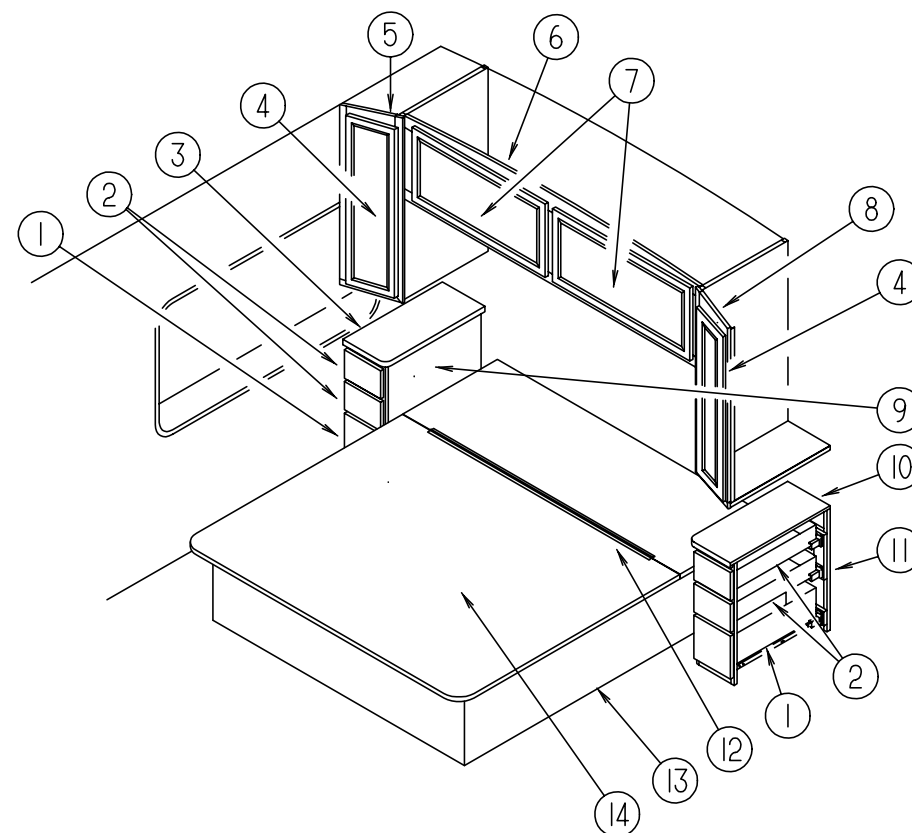
BEDROOM GROUP



QUEEN BED

| KEY | PART NUMBER | U/M | DESCRIPTION |
|-----|---------------|-----|---|
| 1 | M05971-L6-G15 | EA | DRAWER ASM - CABINET - W/O HARDWARE |
| 2 | M05971-L5-G15 | EA | DRAWER ASM - CABINET - W/O HARDWARE |
| 3 | 116193-11-F12 | EA | COUNTERTOP ASM. (G15,G16) |
| 3 | 116193-11-G17 | EA | COUNTERTOP ASM. (G17) |
| 4 | M06803-G1-G15 | EA | DOOR ASM - RAIL - W/O HARDWARE - MITERED/OG 0365 X 0925 |
| 4 | 058331-D4-000 | EA | MIRROR - CABINET DOOR |
| 5 | 116142-01-G15 | EA | CABINET ASM - SHIRT CLOSET (PASSENGER SIDE) |
| 6 | 121273-01-G15 | EA | CABINET ASM - OVERHEAD - REAR |
| 7 | M06803-82-G15 | EA | DOOR ASM - W/O HARDWARE - MITERED/OG 0400 X 0710 |
| 8 | 116142-02-G15 | EA | CABINET ASM - SHIRT CLOSET (DRIVER SIDE) |
| 9 | 116193-12-F12 | EA | COUNTERTOP ASM. (G15,G16) |
| 9 | 116193-12-G17 | EA | COUNTERTOP ASM. (G17) |
| 10 | 116193-02-G15 | EA | CABINET ASM. - W/ COUNTERTOP - NIGHTSTAND (G15,G16) |
| 10 | 116193-02-G17 | EA | CABINET ASM. - W/ COUNTERTOP - NIGHTSTAND (G17) |
| 11 | 116193-01-G15 | EA | CABINET ASM. - W/ COUNTERTOP - NIGHTSTAND (G15,G16) |
| 11 | 116193-01-G17 | EA | CABINET ASM. - W/ COUNTERTOP - NIGHTSTAND (G17) |
| 12 | 041389-25-000 | EA | HINGE-PIANO, 1.50 X 1397 - MILL |
| 13 | P16341-01-G15 | EA | CABINET ASM. - QUEEN BED - W/O TOP |
| 14 | M07465-02-F11 | EA | CABINET ASM. - QUEEN BED TOP - COMPLETE W/HINGE |
| | 112516-01-G15 | EA | HEADBOARD - IMPERIAL, QUEEN |
| | 112516-01-G16 | EA | HEADBOARD - IMPERIAL, QUEEN |
| | 112516-01-G17 | EA | HEADBOARD - IMPERIAL, QUEEN |
| | 058331-93-000 | EA | MIRROR - GLASS - SAFETY - 700 X 1600 MM (BACKWALL) |
| | 057460-02-000 | EA | STUD - BALL - GAS SPRING - 10MM - 5/16" - 18 |
| | 107796-06-000 | EA | GAS SPRING - 12" COMPRESSED/ 20" EXTENDED - 120 LB. |
| | 107796-07-000 | EA | BRACKET - SUPPORT - GAS SPRING TO BED - ANGLE (UPPER) |
| | 107796-05-000 | EA | BRACKET - FLAT - GAS SPRING TO BED (LOWER) |
| | 091952-01-000 | EA | CLIP - GRIPPER - 1" |
| | 097872 04 000 | EA | DOWEL - WOOD - 1" DIA X 1.38" LONG |

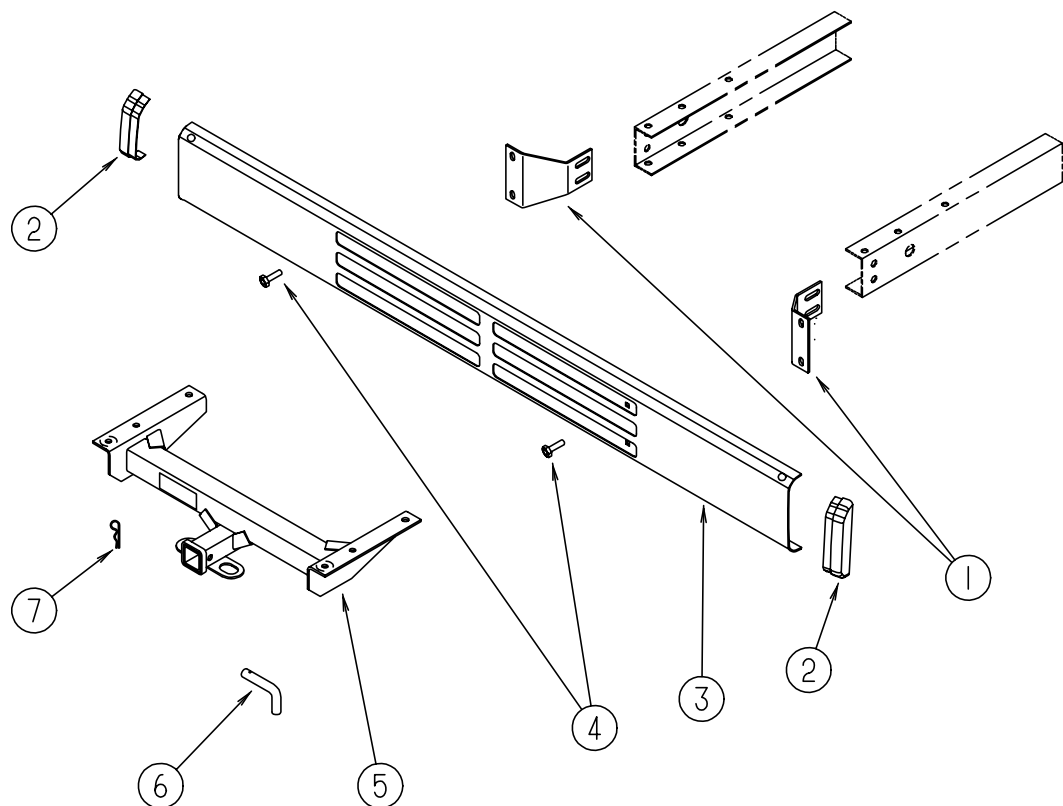
BEDROOM GROUP (CONTINUED)



KING BED

| KEY | PART NUMBER | U/M | DESCRIPTION |
|-----|---------------|-----|---|
| 1 | M05971-W8-G15 | EA | DRAWER ASM - CABINET - W/O HARDWARE |
| 2 | M05971-W9-G15 | EA | DRAWER ASM - CABINET - W/O HARDWARE |
| 3 | 117173-11-F12 | EA | COUNTERTOP ASM. (G15,G16) |
| 3 | 117173-11-G17 | EA | COUNTERTOP ASM. (G17) |
| 4 | M06803-37-G15 | EA | DOOR ASM - RAIL - W/O HARDWARE - 275 X 925 MM |
| 4 | 058331-A7-000 | EA | MIRROR - CABINET DOOR - 192 X 842 MM |
| 5 | 117175-01-G15 | EA | CABINET - SHIRT CLOSET - PASSENGER SIDE |
| 6 | 121272-01-G15 | EA | CABINET - OVERHEAD - REAR |
| 7 | M06803-L7-G15 | EA | DOOR - CABINET - W/O HARDWARE - 365 X 850 MM |
| 8 | 117175-02-G15 | EA | CABINET - SHIRT CLOSET - DRIVER SIDE |
| 9 | 117173-01-G15 | EA | CABINET - NIGHTSTAND - PASSENGER SIDE (G15,G16) |
| 9 | 117173-01-G17 | EA | CABINETWW - NIGHTSTAND - PASSENGER SIDE (G17) |
| 10 | 117173-12-F12 | EA | COUNTERTOP - NIGHTSTAND (G15,G16) |
| 10 | 117173-12-G17 | EA | COUNTERTOP - NIGHTSTAND (G17) |
| 11 | 117173-02-G15 | EA | CABINET - NIGHTSTAND - DRIVER SIDE (G15,G16) |
| 11 | 117173-02-G17 | EA | CABINET - NIGHTSTAND - DRIVER SIDE (G17) |
| 12 | 041389-25-000 | EA | PIANO HINGE - MILL FINISH - 55" |
| 13 | P18583-01-G15 | EA | CABINET ASM-BED, KING W/O TOP |
| 14 | M07513-02-F11 | EA | TOP ASM-BED, KING |
| | 112516-03-G15 | EA | HEADBOARD - IMPERIAL, KING |
| | 112516-03-G16 | EA | HEADBOARD - IMPERIAL, KING |
| | 112516-03-G17 | EA | HEADBOARD - IMPERIAL, KING |
| | 058331-D6-000 | EA | MIRROR - GLASS - SAFETY - 700 X 1844 MM (BACKWALL) |
| | 057460-02-000 | EA | STUD - BALL - GAS SPRING - 10MM - 5/16" - 18 |
| | 107796-06-000 | EA | GAS SPRING - 12" COMPRESSED/ 20" EXTENDED - 120 LB. |
| | 107796-07-000 | EA | BRACKET - SUPPORT - GAS SPRING TO BED - ANGLE (UPPER) |
| | 107796-05-000 | EA | BRACKET - FLAT - GAS SPRING TO BED (LOWER) |
| | 091952-01-000 | EA | CLIP - GRIPPER - 1" |
| | 097872 04 000 | EA | DOWEL - WOOD - 1" DIA X 1.38" LONG |

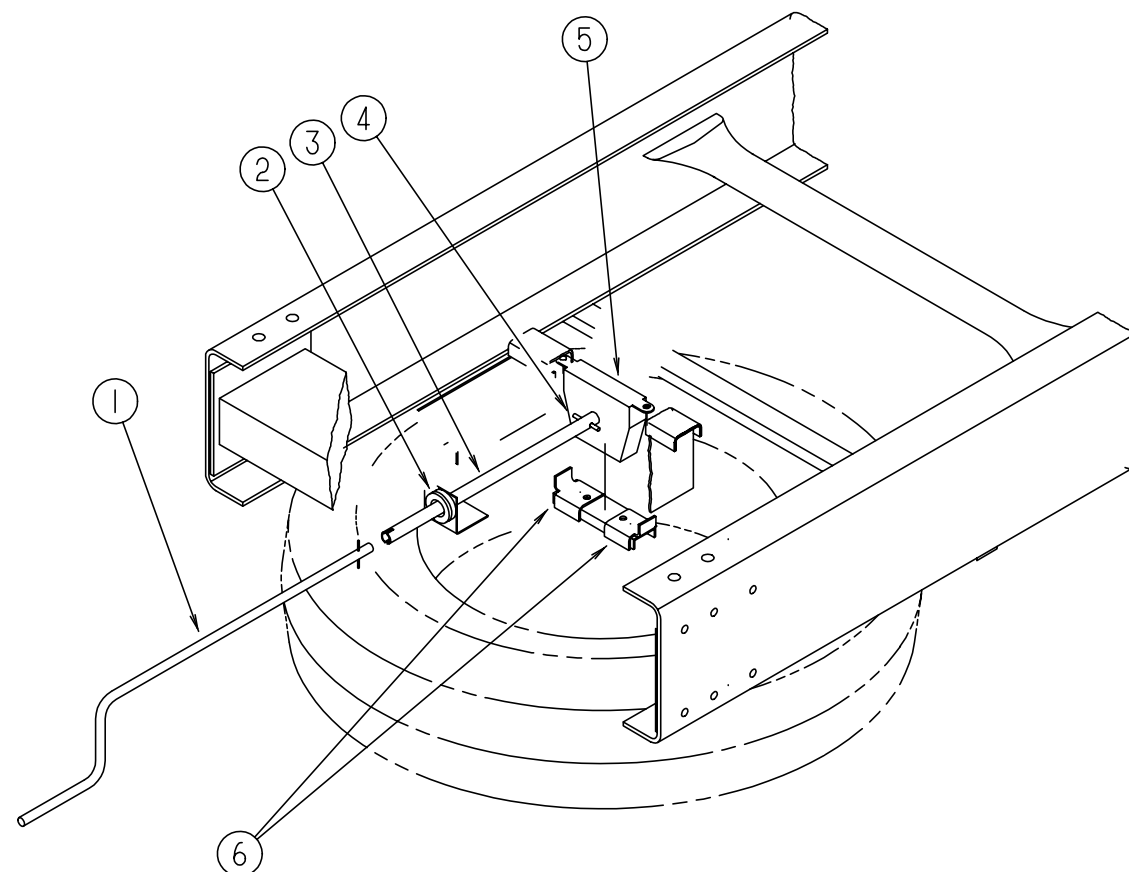
CHASSIS GROUP



REAR BUMPER

| KEY | PART NUMBER | U/M | DESCRIPTION |
|-----|---------------|-----|-------------------------------------|
| 1 | 116357-01-02B | EA | ANGLE - SUPPORT - BUMPER REAR |
| 2 | 103228-01-05A | EA | END CAP - BUMPER REAR - BLACK |
| 3 | 103099-06-01A | EA | REAR BUMPER - BUFF |
| 4 | 102333-01-02A | EA | BOLT - 7/16" |
| 5 | 107707-04-000 | EA | HITCH ASM - CLASS II |
| 6 | 034512-01-000 | EA | PIN |
| 7 | 034513-01-000 | EA | PIN - 3/16" WIRE |
| | 113589-01-000 | EA | CONNECTOR - PLUG - TRAILER |
| | 113589-02-000 | EA | CONNECTOR - SOCKET - TRAILER |
| | 113588-02-01B | EA | BRACKET - CONNECTOR, TRAILER - MILL |
| | 111742-01-000 | EA | PLATE-SKID, STEEL |

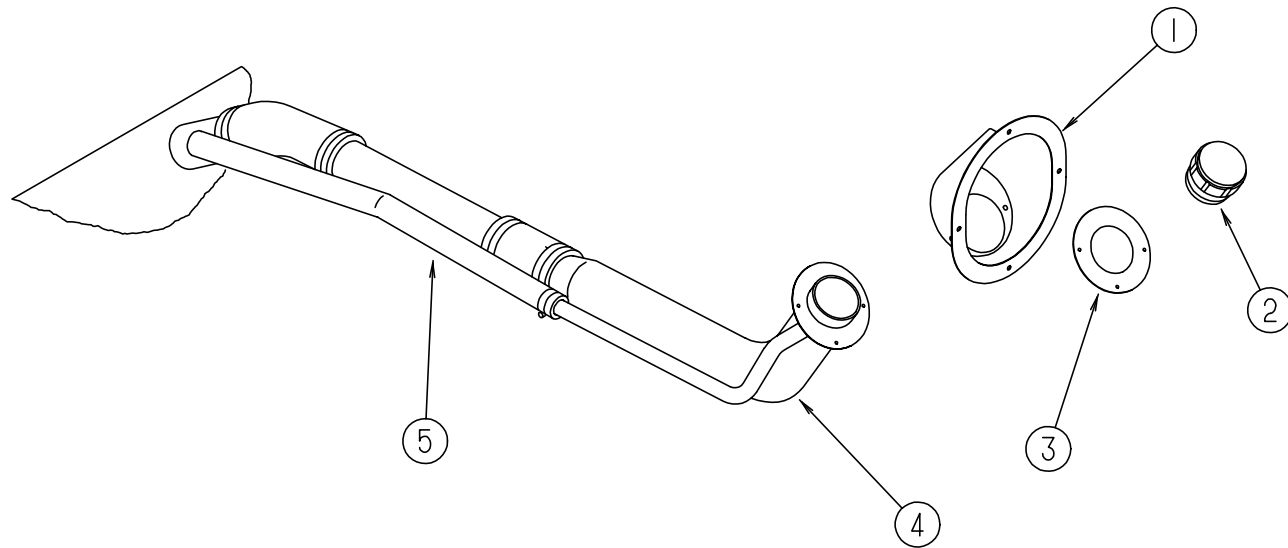
CHASSIS GROUP (CONTINUED)



SPARE TIRE & HOIST

| KEY | PART NUMBER | U/M | DESCRIPTION |
|-----|---------------|-----|---|
| 1 | 093376-02-000 | EA | HANDLE-CRANK, TIRE HOIST |
| | | | FROM: 00-00-00 THRU: 01-23-96 |
| 1 | 093376-04-000 | EA | HANDLE-CRANK, TIRE HOIST |
| | | | FROM: 01-24-96 THRU: 99-99-99 |
| 2 | 071015-11-000 | EA | GROMMET - 1.00 ID |
| 3 | 093375-09-000 | EA | EXTENSION-TIRE HOIST |
| | | | FROM: 00-00-00 THRU: 01-23-96 |
| 3 | 093375-10-000 | EA | EXTENSION-TIRE HOIST |
| | | | FROM: 01-24-96 THRU: 99-99-99 |
| | 093362-06-000 | EA | CHANNEL-TIRE HOIST |
| 4 | 114376-01-000 | EA | PIN-DRIVE, .156 X .750 - TYPE E - TIRE HOIST |
| 4 | 114376-02-000 | EA | PIN-DRIVE, .156 X 1.000 - TYPE E - TIRE HOIST |
| 5 | 093267-02-000 | EA | HOIST-SPARE TIRE |
| | | | FROM: 00-00-00 THRU: 01-23-96 |
| 5 | 120877-01-000 | EA | HOIST-SPARE TIRE |
| | | | FROM: 01-24-96 THRU: 99-99-99 |
| 6 | 105499-01-000 | EA | BRACKET-TIRE HOIST |
| | 117133-21-02B | EA | SUPPORT-TIRE, SPARE |
| | 077030-02-000 | EA | EXTENSION-VALVE STEM, 1.25" |
| | 051377-05-000 | EA | VALVE STEM ASM - EATON VS-938 F53-92 |
| | 007324-03-000 | EA | TIRE-MICHELIN, 8R 19.8 LRF |
| | 086281-02-000 | EA | WHEEL-STEEL, 19.5 X 6.0 |
| | 051377-01-000 | EA | STEM-VALVE, TR 500 |
| | 080208-04-000 | EA | LUG WRENCH - 30MM (1 3/16") |
| | 080208-05-000 | EA | BAR-LEVERAGE, LUG WRENCH - 3/4" |

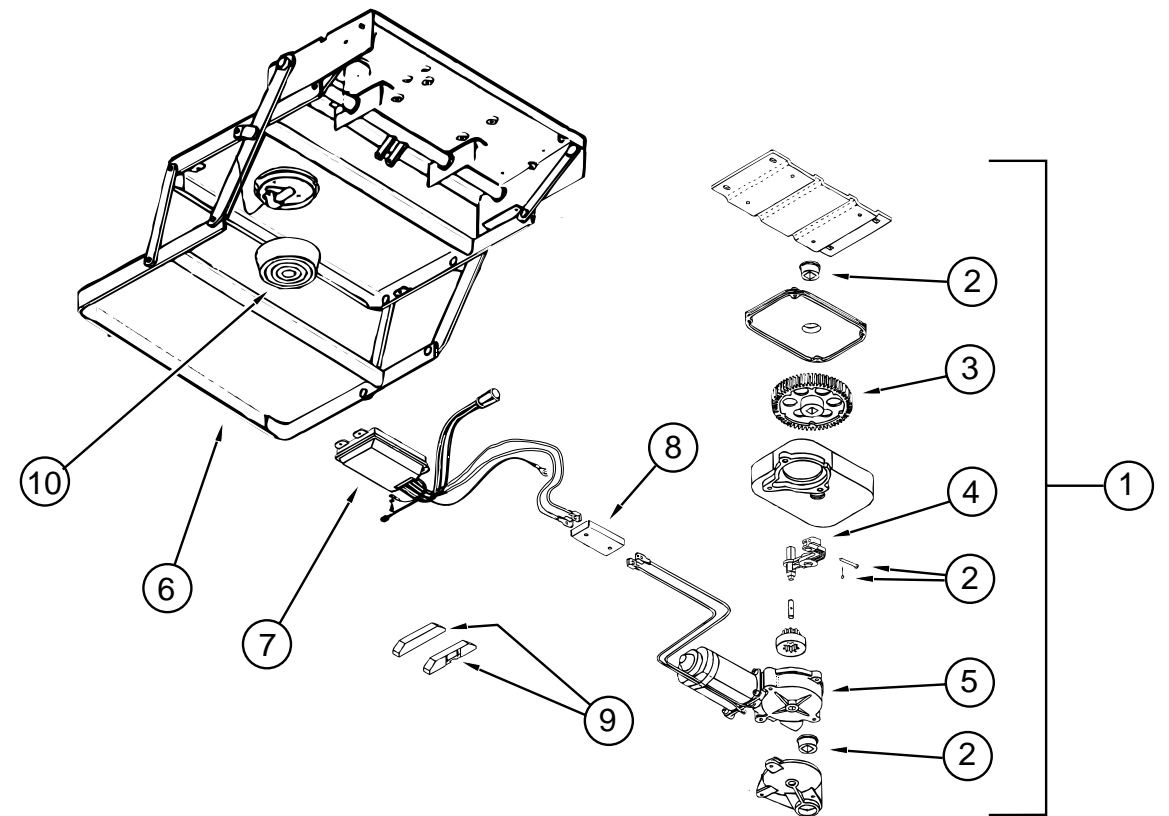
CHASSIS GROUP (CONTINUED)



FUEL SYSTEM

| KEY | PART NUMBER | U/M | DESCRIPTION |
|-----|---------------|-----|-------------------------------------|
| 1 | 095854-01-05A | EA | SHROUD - FUEL FILL - PLASTIC - BUFF |
| 2 | 073220-03-000 | EA | CAP - FUEL FILL - NON LOCKING |
| 3 | 078200-01-000 | EA | GASKET - FUEL FILL - 3.5"OD X 2"ID |
| 4 | 087256-05-000 | EA | NECK ASM - FUEL FILL |
| 5 | 066732-01-000 | FT | HOSE - FUEL FILL - .62" ID |
| | 007063-01-000 | FT | HOSE - GAS 1/4"ID X 1/2"OD |
| | 084884-01-000 | EA | PLUG - BRASS - 3/8 |
| | 068382-06-000 | EA | BUSHING - BRASS - 3/8 MPT X 1/8 FPT |

CHASSIS GROUP (CONTINUED)



STEP ASSEMBLY (3200 SERIES)

| KEY | PART NUMBER | U/M | DESCRIPTION | VENDOR NO. |
|-----|---------------|-----|--|------------|
| 1 | 094707-01-01A | EA | STEP ASSEMBLY W/O SWITCH | |
| 2 | 094707-02-703 | EA | BEARINGS & PINS | 909530 |
| 3 | 094707-02-702 | EA | GEAR KIT - W/ BEARINGS & PIN-CASE | 909525 |
| 4 | 094707-02-701 | EA | LINKAGE ASSEMBLY - W/ BEARINGS & PINS | 909523 |
| 5 | 094707-02-700 | EA | MOTOR ASSEMBLY - W/ BEARINGS & PINS | 909520 |
| 6 | 094707 01 702 | EA | FRAME W/ DOUBLE STEP | 908032 |
| 7 | 094707-02-705 | EA | CONTROL UNIT - WHITE | 909513 |
| 8 | 094707-02-704 | EA | CONNECTOR - MOTOR ASSEMBLY - W/ PLATES | 909537 |
| | 094707-02-707 | EA | TREAD - NON SKID - BLACK - 6"X21" | 909333 |
| 9 | 116995-01-000 | EA | SWITCH/ MAGNET - ELECTRIC | |
| 10 | 088746-01-705 | EA | LIGHT - UNDER STEP | 9004 |
| | 088733-01-700 | EA | BULB | 9004 |

CHASSIS GROUP (CONTINUED)

HYDRAULIC LEVELING SYSTEM

| KEY | PART NUMBER | U/M DESCRIPTION | VENDOR NO. |
|-----|---------------|--|------------|
| | 100532-08-000 | EA LEVELING SYSTEM - HYDRAULIC - JOYSTICK - AP0758 | |
| | 100532-01-704 | EA SWITCH - MERCURY F/ 6K & 9KJACK | RAP1010 |
| | 100532-01-705 | EA SPRING KIT - 9K JACK | R1171 |
| | 100532-02-700 | EA JACK ASM. - 6K TALL | RAP7164 |
| | 100532-02-701 | EA SPRING KIT - 6K JACK | R6824 |
| | 100532-02-704 | EA ACTIVATOR CABLE - 6K JACK | RAP7194 |
| | 100532-02-705 | EA PUMP/ RESERVOIR ASM - MONARCH | RAP8178 |
| | 100532-03-710 | EA SENSING UNIT 21' MTA | RAP6798 |
| | 100532-03-715 | EA CAP - BREATHER | RAP7876 |
| | 100532-08-700 | EA POWER UNIT ASM. | RAP0595 |
| | 100532-08-701 | EA BI-AXIS CONTROL - 200 SYSTEM | RAP0612 |
| | 100532-08-702 | EA VALVE - BI-AXIS | RAP9589 |
| | 100532-08-703 | EA PANEL ASM. - 200 BI - AXIS SYS. | RAP9755 |
| | 100532-08-704 | EA JACK ASM. - 9K TALL 200 SYS. | RAP7002 |
| | 100532-08-705 | EA KN0B - 3/4" - BLACK (SET OF 4) | RAP1379 |
| | 100532-08-706 | EA KNOB - 1 3/16" - BLACK | RAP9734 |
| | 100532-08-707 | EA BEZEL - W/ GASKET - F/ SYSTEM 200 | RAP9592 |
| | 100532-09-707 | EA ACTUATOR ASM. - 9K - REAR JACKS | RAP0547 |
| | 100532-09-709 | EA ACTUATOR ASM. - 6K - FRONT JACKS | RAP0448 |
| | 100532-09-710 | EA SOLENOID - 4 POST (INTERMITENT) DUTY | RAP0533 |
| | 100533-08-000 | EA BRACKETS - FRONT LEVELING JACKS | |
| | 100534-07-000 | EA BRACKETS - REAR LEVELING JACKS | |
| | 100536-10-000 | EA HOSE KIT - HWH - AP0012 | |
| | 100536-09-700 | EA HOSE - HYDRAULIC - 324" | RAP2464 |
| | 100536-09-701 | EA HOSE - HYDRAULIC - 60" | RAP4073 |
| | 100536-09-702 | EA HOSE - HYDRAULIC - 354" | RAP4311 |
| | 100536-10-700 | EA HOSE - HYDRAULIC - 84" | RAP1412 |
| | 100536-10-701 | EA HOSE - HYDRAULIC - 116" | RAP5384 |
| | 107890-01-000 | EA ELBOW - STEEL - 90D 1/4 X 37D FLARE | |
| | 109307-01-000 | EA BRACKET ASM - PUMP MOUNT | |

CHASSIS GROUP (CONTINUED)

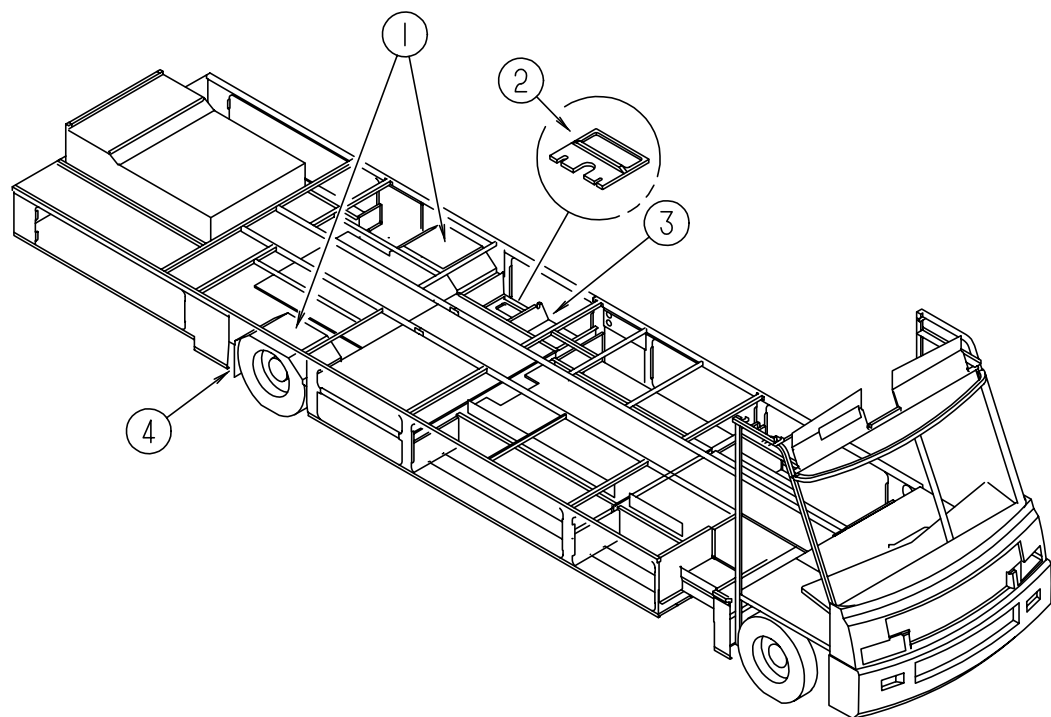
WHEEL LINERS

| KEY | PART NUMBER | U/M DESCRIPTION | VENDOR NO. |
|-----|---------------|--------------------------------------|--------------|
| | 110435-01-000 | EA LINER - WHEEL - SET 4 - 19.5/2885 | |
| | 110435-01-700 | EA LUG NUT COVER | V195 JO-LNC |
| | 110435-01-701 | EA LINER - WHEEL - FRONT | V1950S-FWC |
| | 110435-01-702 | EA LINER - WHEEL - REAR | V1950S-RWC |
| | 110435-01-703 | EA STUD EXTENDER 1 1/8" - LT REAR | V22506-SLR S |
| | 110435-01-704 | EA STUD EXTENDER 1 1/8" - RT REAR | V22506-SLR S |
| | 110435-01-705 | EA TOOL - INSTALLATION | V195JO-TOL0S |
| | 110435-01-706 | EA JAM NUT 1 1/2 X 1 1/16 - RT REAR | V195J0-RRJ |
| | 110435-01-707 | EA JAM NUT 1 1/2 X 1 1/16 - LT REAR | V195J0-LRJ |
| | 110435-01-708 | EA JAM NUT 1 1/2 X 3/4 - RT FRONT | V195J0-RFJ |
| | 110435-01-709 | EA JAM NUT 1 1/2 X 3/4 - LH FRONT | |
| | 110435-01-710 | EA CAP - CENTER - 4" DIAMETER | V19505-P0C |
| | 110435-01-711 | EA DECAL - CENTER CAP - 2" DECAL | |

WHEEL COVERS

| KEY | PART NUMBER | U/M DESCRIPTION | VENDOR NO. |
|-----|---------------|---|------------|
| | 109443-03-000 | EA WHEEL COVER - 4/SET - 19.5 | |
| | 109443-01-700 | EA WHEEL COVER - 19.5 (FRONT OR REAR WHEEL) | |
| | 109443-01-703 | EA HUB CAP - CENTER - DICOR | SP-AUCAP |
| | 109443-03-700 | EA FRONT WHEEL BRACKET | SHAJ95-FBS |
| | 109443-03-701 | EA REAR WHEEL BRACKET | SHAJ95-RBS |

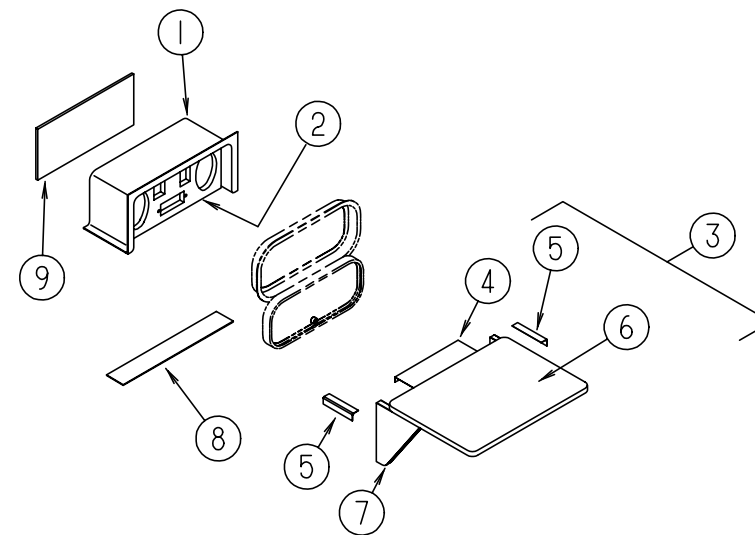
CHASSIS GROUP (CONTINUED)



COMPARTMENTS & TRAYS

| KEY | PART NUMBER | U/M | DESCRIPTION |
|-----|---------------|-----|--|
| 1 | 055374-03-000 | EA | REAR WHEELWELL - PLASTIC |
| 2 | M06991-05-G38 | EA | HATCH ASM - W/ FOAM |
| | 114677-01-01A | EA | RETAINER - HATCH - SEWER HOSE |
| | | | FROM: 00-00-00 THRU: 01-25-96 |
| | 121175-01-01A | EA | LATCH - SWELL, BLACK - SOUTHCO 19-10-101-10 |
| 3 | 117757-01-01A | EA | COMPARTMENT-STORAGE |
| 4 | 020167-04-000 | EA | GUARD - DIRT |
| | | | FROM: 00-00-00 THRU: 11-12-95 |
| 4 | 020167-05-000 | EA | GUARD - DIRT - 15" LONG |
| | | | FROM: 11-13-95 THRU: 99-99-99 |
| 4 | 017516-01-000 | EA | FLAP - MUD |
| | 072877-03-000 | EA | INSULATION - SOUND BARRIER |
| | 065450-05-000 | EA | TIEDOWN - BATTERY - 8.4" TUBE |
| | 099717-04-000 | EA | TIEDOWN STRAP - W/ 21.3" FEMALE STRAP & 27.2" MALE STRAP |
| | 111546-01-000 | EA | MAT - RUBBER |
| | 105536-01-000 | EA | PANEL - BOTTOM - WATER COMPARTMENT |
| | 115361-01-01A | EA | PLUG - PLASTIC |
| | 119845-01-01A | EA | PLUG - PLASTIC - BLACK |
| | 056748-01-000 | EA | PLUG - CAP - 1.5" DIAMETER - BLACK |

CHASSIS GROUP (CONTINUED)



ENTERTAINMENT CENTER COMPARTMENT

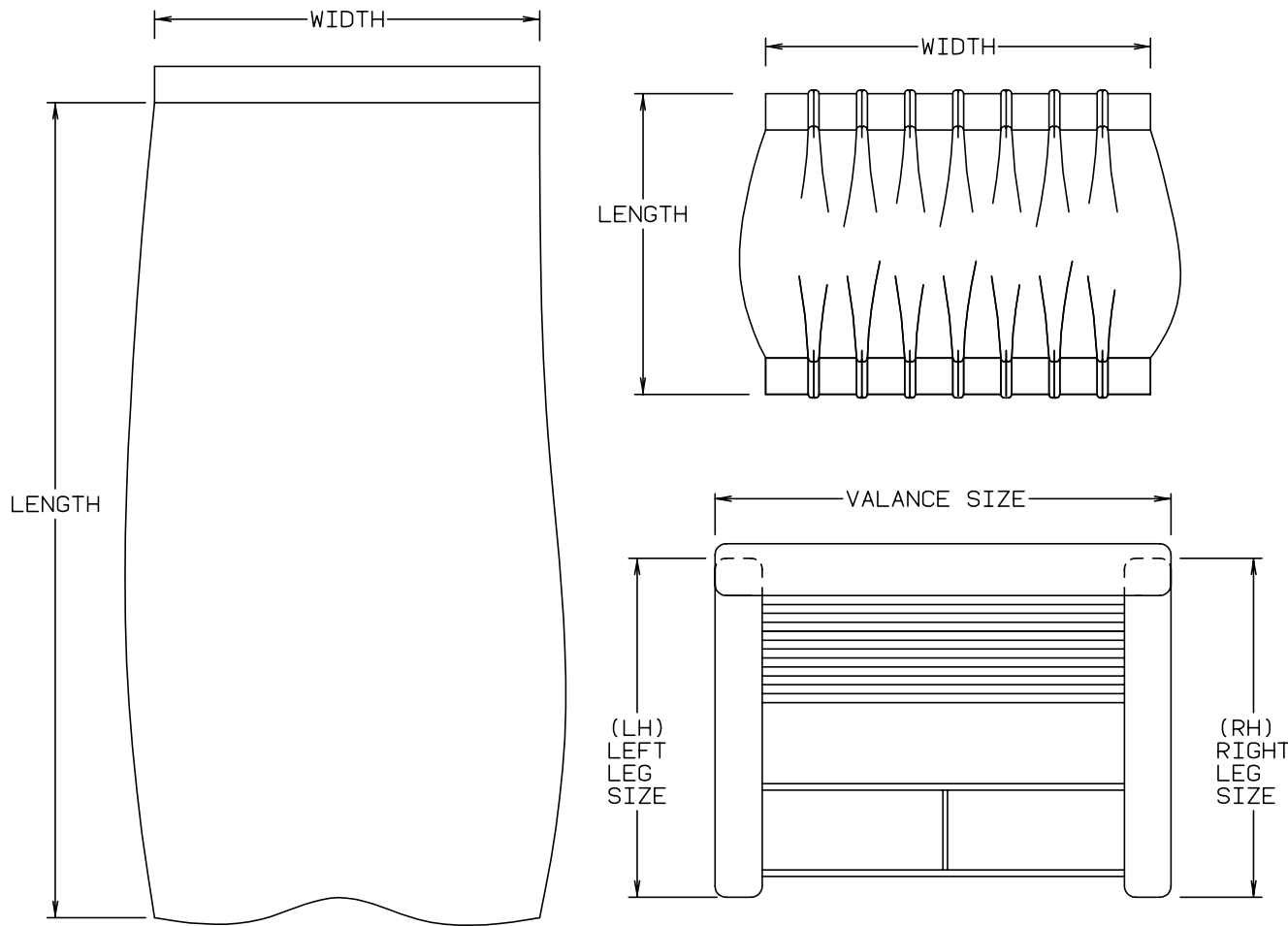
| KEY | PART NUMBER | U/M | DESCRIPTION |
|-----|---------------|-----|--|
| 1 | 104897-03-01A | EA | BOX - ENTERTAINMENT CENTER - OFF WHITE |
| 2 | 104899-01-C05 | EA | PLATE - RADIO MOUNTING |
| 3 | 105230-01-G15 | EA | SHELF ASM. - EXTERIOR |
| 4 | 105377-01-01A | EA | BRACKET - TABLE HANGER - OFF WHITE |
| 5 | 105376-01-02A | EA | HINGE - CONTINUOUS - 2" X 140 MM - OFF WHITE |
| 6 | 105230-11-G15 | EA | SHELF ASM. |
| 7 | 105230-12-G15 | EA | SUPPORT ASM. |
| 8 | 104898-01-02A | EA | PLATE - PLASTIC BOTTOM - BRIGHT WHITE |
| 9 | 104898-02-02A | EA | PLATE - PLASTIC BACK - BRIGHT WHITE |

CURTAIN & CUSHION GROUP

NOTICE

IN ORDER TO ASSIST OUR PARTS SALES DEPT. IN PROVIDING INTERIOR SOFTGOODS ITEMS, PLEASE INCLUDE THE SERIAL NUMBER AND THE COLOR CODE NUMBER FROM THE VEHICLE CERTIFICATION LABEL WHEN ORDERING. THIS LABEL IS LOCATED ON THE LEFT SIDEWALL AT THE END OF THE DASH (A-BODY), OR ON THE DRIVER'S DOOR LATCH PLATE (C-BODY).

AN EXAMPLE OF A COLOR CODE NUMBER IS B07, WHICH DESIGNATES AN OVERALL COLOR SCHEME OF A PARTICULAR UNIT. THE COLOR LISTED AFTER THE ITEM DESCRIPTION ON THE MICROFICHE, INDICATES THE OVERALL UNIT COLOR. ORDER THE ITEM YOU DESIRE ACCORDING TO UNIT COLOR CODE.



NOTE: USE THIS ILLUSTRATION WHEN DETERMINING LENGTH AND WIDTH MEASUREMENTS FOR CURTAINS. YOU WILL NOTE THE WIDTH MEASUREMENT IS TAKEN ON THE TOP OF THE CURTAIN WITH THE CURTAIN FULLY EXTENDED. THE LENGTH MEASUREMENT IS TAKEN FROM TOP TO BOTTOM. LEFT AND RIGHT WINDOW LEGS ARE DETERMINED WHEN FACING THE WINDOW.

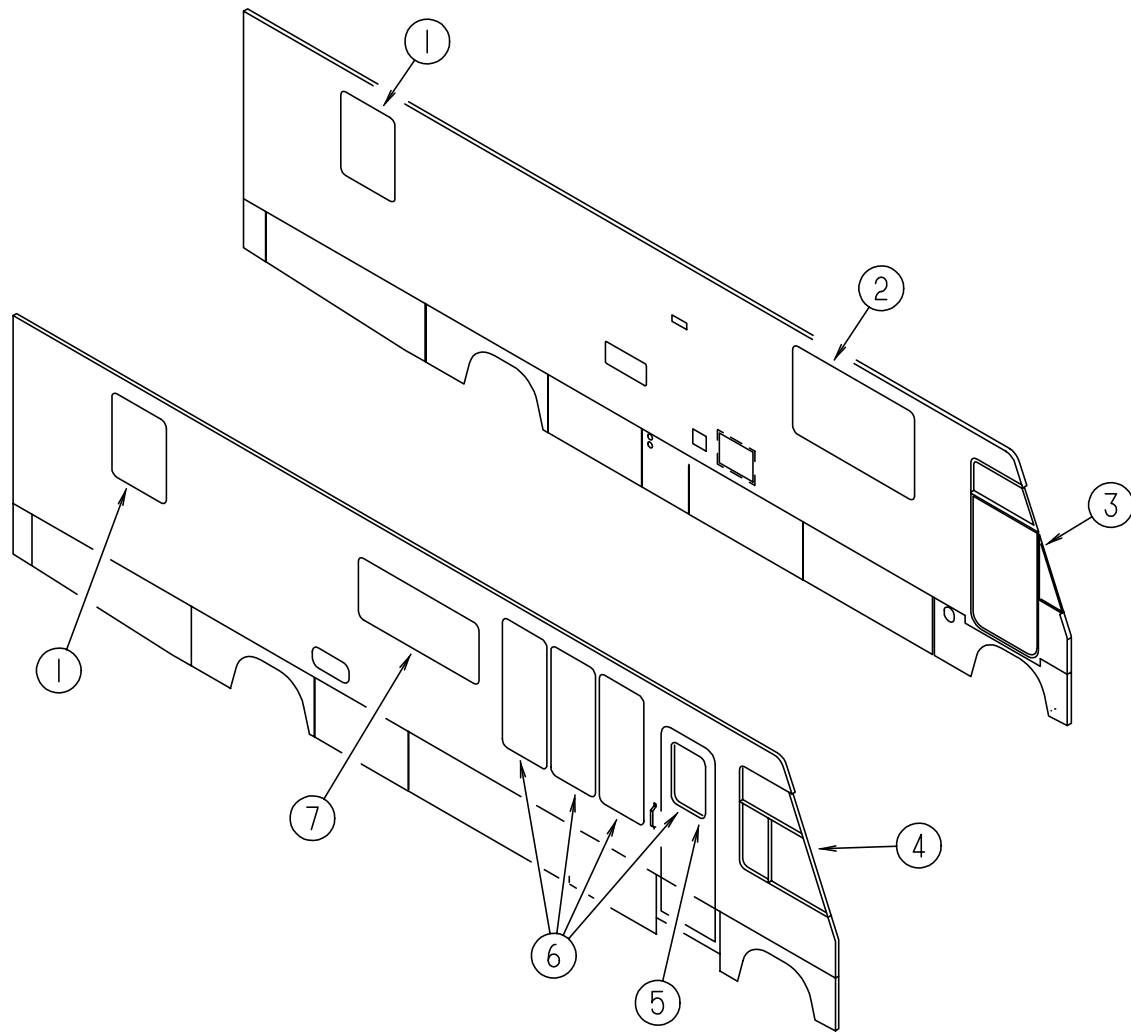
CURTAIN & CUSHION GROUP (CONTINUED)

| ADVENTURER FABRIC | | | | |
|----------------------------|--|--------------------------------|--------------------------------|--------------------------------|
| COLOR CODES | | G15 | G16 | G17 |
| | | BOTANICAL (GREEN) | THISTLE (TAN) | COPPER CANYON |
| CEILING MATERIAL | FROM: 00-00-00 THRU: 01-31-96 | 113979-04-01A | 113979-04-01A | 113979-04-01A |
| CEILING MATERIAL | FROM: 02-01-96 THRU: 99-99-99 | 113979-06-01A | 113979-06-01A | 113979-06-01A |
| OFF WHITE VINYL | | 103907-01-01A | 103907-01-01A | 103907-01-01A |
| BEIGE VINYL | | 079680-07-000 | 079680-07-000 | 079680-07-000 |
| MADRID WILLOW VINYL | | 103907-01-03A | 103907-01-03A | 103907-01-03A |
| DRAPERY FABRIC | | 072333-85-000 | 072333-85-000 | 072333-85-000 |
| BUCKET SEATS | | 108446-G0-000 | 108446-77-000 | 104233-59-000 |
| DINETTE | | 108446-F8-000 | 108446-F9-000 | 108446-H0-000 |
| DINETTE CHAIR | | 108446-G1-000 | 108446-G2-000 | 108446-H2-000 |
| DINETTE PAD | | 108446-G0-000 | 108446-77-000 | 104233-59-000 |
| SOFA | | 108446-F8-000 | 108446-F9-000 | 108446-H0-000 |
| SOFA PILLOWS | | 108446-G1-000 084415-70-000 | 108446-G2-000 084415-69-000 | 108446-H2-000 084415-77-000 |
| SWIVEL CHAIR | | 108446-G1-000 | 108446-G2-000 | 108446-H2-000 |
| LOUNGE WINDOWS | | 108446-F8-000 108446-G1-000 | 108446-F9-000 108446-G2-000 | 108446-H0-000 108446-H2-000 |
| BEDROOM WINDOW | | 105745-B2-000 105745-B0-000 | 105745-62-000 105745-B1-000 | 105745-B7-000 105745-A2-000 |
| BEDSPREAD | | 105745-B2-000 105745-B0-000 | 105745-62-000 105745-B1-000 | 105745-B7-000 105745-A2-000 |
| PILLOW SHAMS | | | 105745-62-000 105745-B1-000 | 105745-B7-000 105745-A2-000 |
| BEDROOM PILLOWS | | 105745-B2-000 | 105745-62-000 | 105745-B7-000 |
| HEADBOARD | | 105745-B0-000 105745-B2-000 | 105745-B1-000 105745-62-000 | 105745-A2-000 105745-B7-000 |
| FRONT WRAP AROUND | | 072333-85-000 | 072333-85-000 | 072333-85-000 |
| PLEATED BLINDS | | 094911-30-000 | 094911-30-000 | 094911-30-000 |
| MAP POCKETS | | 108446-G0-000 | 108446-77-000 | 104233-59-000 |

NOTE: FABRIC LISTED FIRST, IN A BLOCK, IS THE LARGEST QUANTITY OF FABRIC USED

CURTAIN & CUSHION GROUP (CONTINUED)

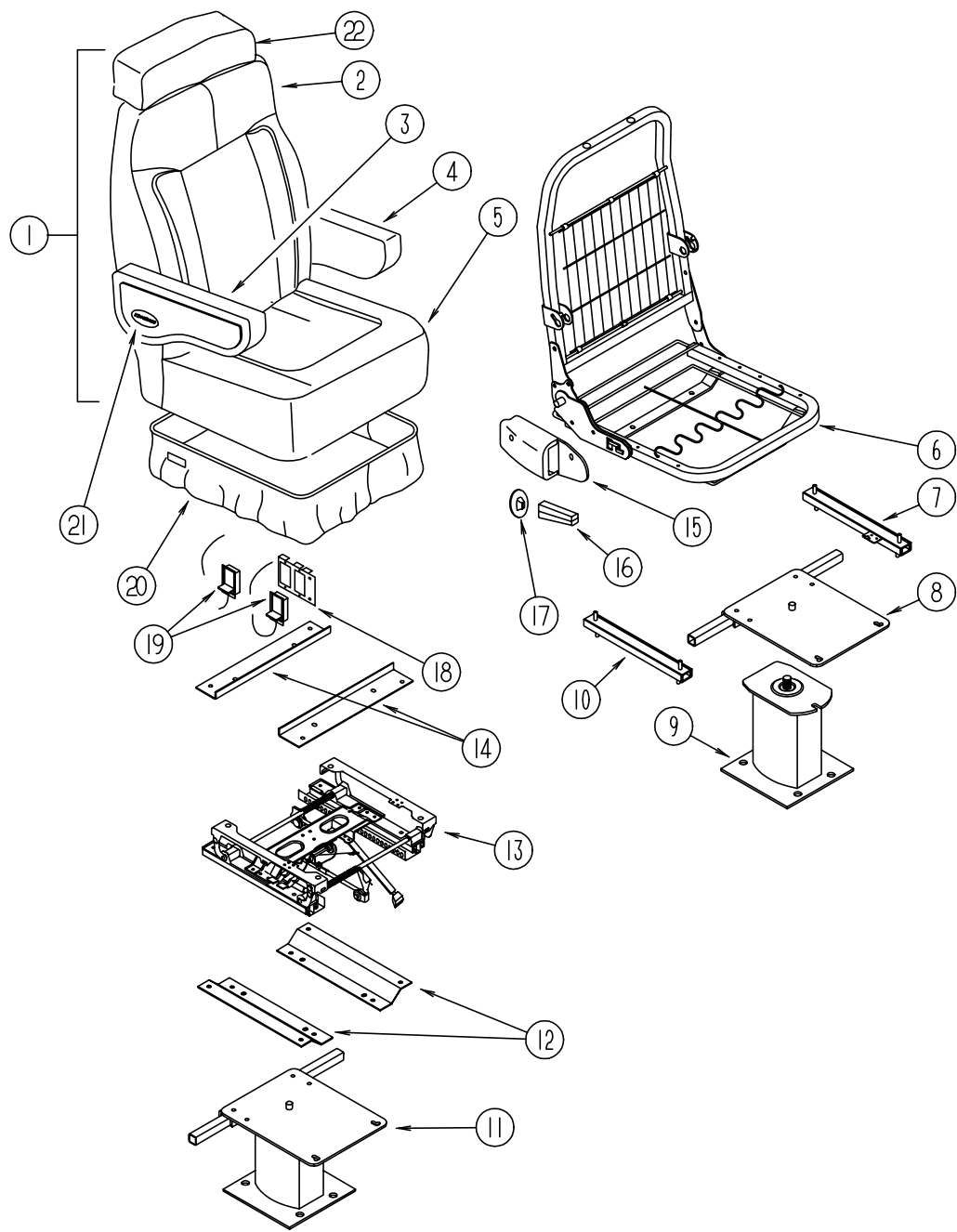
CURTAINS & WINDOW TREATMENT



| KEY | PART NUMBER | U/M | DESCRIPTION |
|-----|---------------|-----|--|
| 1 | 119262-04-G15 | EA | VALANCE ASM. - 31" MONACO W/BRAID |
| 1 | 119299-02-G16 | EA | VALANCE ASM. - 32" WHITNEY |
| 1 | 119299-02-G17 | EA | VALANCE ASM. - 32" WHITNEY |
| 1 | 119333-05-G15 | EA | LEG-RH, 38" - PLAIN - W/O HOLE |
| 1 | 119333-09-G16 | EA | LEG-RH, 38" - GATHERED - W/O HOLE |
| 1 | 119333-09-G17 | EA | LEG-RH, 38" - GATHERED - W/O HOLE |
| 1 | 119333-06-G15 | EA | LEG-LH, 38" - PLAIN - W/O HOLE |
| 1 | 119333-10-G16 | EA | LEG-LH, 38" - GATHERED - W/O HOLE |
| 1 | 119333-10-G17 | EA | LEG-LH, 38" - GATHERED - W/O HOLE |
| 1 | 109802-37-G15 | EA | BLIND - PLEATED - 27.5" X 38.5" (G15) |
| 1 | 109802-37-F12 | EA | BLIND - PLEATED - 27.5" X 38.5" (G16,G17) |
| 2 | 119262-17-G15 | EA | VALANCE ASM. - 65.5" MONACO W/BRAID |
| 2 | 119263-09-G16 | EA | VALANCE ASM - 65.5" STARBUCK |
| 2 | 119263-09-G17 | EA | VALANCE ASM - 65.5" STARBUCK |
| 2 | 119333-31-G15 | EA | LEG-RH, 38" - PLAIN - W/O HOLE |
| 2 | 119333-31-G16 | EA | LEG-RH, 38" - PLAIN - W/O HOLE |
| 2 | 119333-31-G17 | EA | LEG-RH, 38" - PLAIN - W/O HOLE |
| 2 | 119333-32-G15 | EA | LEG-LH, 38" - PLAIN - W/O HOLE |
| 2 | 119333-32-G16 | EA | LEG-LH, 38" - PLAIN - W/O HOLE |
| 2 | 119333-32-G17 | EA | LEG-LH, 38" - PLAIN - W/O HOLE |
| 2 | 109802-35-F12 | EA | BLIND - PLEATED - 61" X 41" |
| 2 | 119262-01-G15 | EA | VALANCE ASM. - 64.5" MONACO W/BRAID (WINDOW EXCHANGE OPTION) |
| 2 | 119263-01-G16 | EA | VALANCE ASM. - 64.5" STARBUCK (WINDOW EXCHANGE OPTION) |
| 2 | 119263-01-G17 | EA | VALANCE ASM. - 64.5" STARBUCK (WINDOW EXCHANGE OPTION) |
| 2 | 109802-10-G15 | EA | BLIND - PLEATED - 60" X 28.5" (G15) (WINDOW EXCHANGE OPTION) |
| 2 | 109802-10-G09 | EA | BLIND - PLEATED - 60" X 28.5" (G16,G17) (WINDOW EXCHANGE OPTION) |
| 3 | 101668-46-E91 | EA | CURTAIN ASM. - 48" X 95" - DRIVER SIDE - TAPE TOP |
| 3 | 073260-42-C18 | EA | TIEBACK ASM. - 6" X 18" |
| 4 | 101668-45-E91 | EA | CURTAIN ASM. - 48" X 95" - PASSENGER SIDE - TAPE TOP |
| 4 | 073260-42-C18 | EA | TIEBACK ASM. - 6" X 18" |
| 5 | 084755-57-E07 | EA | PULL SHADE - 27.25,W/O TRIM |
| 6 | 119262-16-G15 | EA | VALANCE ASM. - 110.5" MONACO W/BRAID |
| 6 | 119263-08-G16 | EA | VALANCE ASM. - 110.5" - STARBUCK |
| 6 | 119263-08-G17 | EA | VALANCE ASM. - 110.5" - STARBUCK |
| 6 | 119333-23-G15 | EA | LEG-RH, 57" - PLAIN - W/O HOLE |
| 6 | 119333-23-G16 | EA | LEG-RH, 57" - PLAIN - W/O HOLE |
| 6 | 119333-23-G17 | EA | LEG-RH, 57" - PLAIN - W/O HOLE |
| 6 | 119333-24-G15 | EA | LEG-LH, 57" - PLAIN - W/O HOLE |
| 6 | 119333-24-G16 | EA | LEG-LH, 57" - PLAIN - W/O HOLE |
| 6 | 119333-24-G17 | EA | LEG-LH, 57" - PLAIN - W/O HOLE |
| 6 | 109802-33-F12 | EA | BLIND ASM-PLEATED - 70" X 58.5" |
| 7 | 119262-01-G15 | EA | VALANCE ASM. - 64.5" MONACO W/BRAID |
| 7 | 119263-01-G16 | EA | VALANCE ASM. - 64.5" - STARBUCK |
| 7 | 119263-01-G17 | EA | VALANCE ASM. - 64.5" - STARBUCK |
| 7 | 119333-01-G15 | EA | LEG - RIGHT - 25" - PLAIN - W/O HOLE (G15) |
| 7 | 119333-01-G16 | EA | LEG - RIGHT - 25" - PLAIN - W/O HOLE (G16) |
| 7 | 119333-01-G13 | EA | LEG - RIGHT - 25" - PLAIN - W/O HOLE (G17) |
| 7 | 119333-02-G15 | EA | LEG - LEFT - 25" - PLAIN - W/O HOLE (G15) |
| 7 | 119333-02-G16 | EA | LEG - LEFT - 25" - PLAIN - W/O HOLE (G16) |
| 7 | 119333-02-G13 | EA | LEG - LEFT - 25" - PLAIN - W/O HOLE (G17) |
| 7 | 109802-10-G15 | EA | BLIND - PLEATED - 60" X 28.5" (G15) |
| 7 | 109802-10-G09 | EA | BLIND - PLEATED - 60" X 28.5" (G16,G17) |

CURTAIN & CUSHION GROUP (CONTINUED)

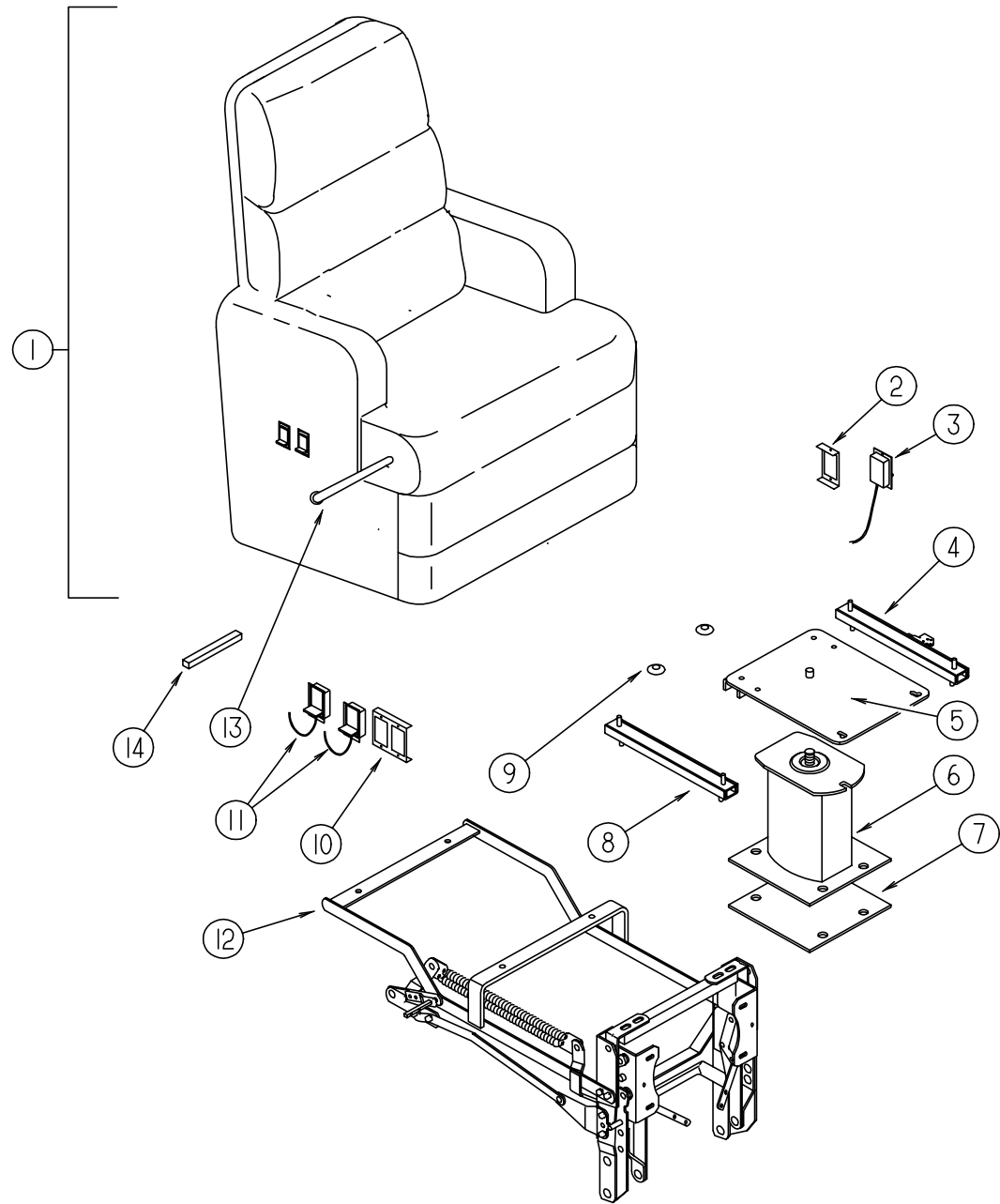
BUCKET SEAT



| KEY | PART NUMBER | U/M | DESCRIPTION |
|-----|---------------|-----|---|
| 1 | 115390-05-G15 | EA | SEAT-NEWPORT, MANUAL RECLINER W/HEADREST |
| 1 | 115390-05-G16 | EA | SEAT-NEWPORT, MANUAL RECLINER W/HEADREST |
| 1 | 115390-05-G17 | EA | SEAT-NEWPORT, MANUAL RECLINER W/HEADREST |
| 2 | M05962-13-G15 | EA | COVER - BACK - NEWPORT |
| 2 | M05962-13-G16 | EA | COVER - BACK - NEWPORT |
| 2 | M05962-13-G17 | EA | COVER - BACK - NEWPORT |
| 3 | 114929-01-G15 | EA | ARMREST ASM - RIATTA, RH |
| 3 | 114929-01-G16 | EA | ARMREST ASM - RIATTA, RH |
| 3 | 114929-01-G17 | EA | ARMREST ASM - RIATTA, RH |
| 3 | P14929-01-G15 | EA | COVER - ARMREST - RIATTA, RH |
| 3 | P14929-01-G16 | EA | COVER - ARMREST - RIATTA, RH |
| 3 | P14929-01-G17 | EA | COVER - ARMREST - RIATTA, RH |
| 4 | 114929-02-G15 | EA | ARMREST ASM - RIATTA, LH |
| 4 | 114929-02-G16 | EA | ARMREST ASM - RIATTA, LH |
| 4 | 114929-02-G17 | EA | ARMREST ASM - RIATTA, LH |
| 4 | P14929-02-G15 | EA | COVER - ARMREST - RIATTA, LH |
| 4 | P14929-02-G16 | EA | COVER - ARMREST - RIATTA, LH |
| 4 | P14929-02-G17 | EA | COVER - ARMREST - RIATTA, LH |
| 5 | M05962-14-G15 | EA | COVER - SEAT - NEWPORT |
| 5 | M05962-14-G16 | EA | COVER - SEAT - NEWPORT |
| 5 | M05962-14-G17 | EA | COVER - SEAT - NEWPORT |
| 6 | M80906-12-000 | EA | FRAME - SEAT - BACK & SPRING |
| 7 | 119952-04-000 | EA | SLIDE-SEAT, HD - LOCKING 4 STUDS - ATWOOD 83785 |
| | 069246-09-000 | EA | SPRING - ADJUSTER - FOR REMOTE - LIGHT BLUE |
| | 117125 01 02B | EA | BRACKET - CABLE HOLDER - STEEL |
| | 069246-05-701 | EA | CLIP - CABLE - FOR REMOTE |
| 8 | 107921-05-000 | EA | TOP PLATE - PEDESTAL - W/ SEATBELT BAR |
| 9 | 107921-01-000 | EA | PEDESTAL - FLOOR MOUNTED - W/ 9.75" EXTENSION |
| | 107921-06-000 | EA | BEARING KIT - PEDESTAL |
| 10 | 119952-02-000 | EA | SLIDE-SEAT, HD - NONLOCKING 4 STUDS - ATWOOD 83731 |
| 11 | 107921-14-000 | EA | PEDESTAL ASM-SEAT 5.75 IN - MANUAL SEAT OPTION - FLEXSTEEL XP1774 |
| 12 | 116215-03-000 | EA | PLATE-LOWER, MANUAL - 6-WAY - MANUAL SEAT OPTION - ATWOOD 83835 |
| 13 | 116215-01-000 | EA | SEAT-MANUAL, 6-WAY - DRIVER - MANUAL SEAT OPTION - ATWOOD 83805 |
| 14 | 116215-02-000 | EA | PLATE-UPPER, MANUAL - 6-WAY - MANUAL SEAT OPTION - ATWOOD 85118 |
| 15 | 080730-09-000 | EA | SHIELD - RECLINER HANDLE |
| | 080730-10-000 | EA | SCREW - RECLINER HANDLE SHIELD |
| 16 | 080730-08-000 | EA | HANDLE - RECLINER - BLACK |
| 17 | 080730-11-000 | EA | SHIELD - RUBBER BOOT |
| 18 | 108049-03-000 | EA | CABLE - REMOTE, 26" W/Z END-SWITCH LEVER |
| | 108049-02-000 | EA | CLIP - CABLE |
| 19 | 097683-03-000 | EA | BRACKET - REMOTE - SIDE MOUNT - SINGLE |
| 20 | 071126-43-G15 | EA | SKIRT - SINGLE - 10.5" - W/OPEN BACK (G15) |
| 20 | 071126-43-E33 | EA | SKIRT - SINGLE - 10.5" - W/OPEN BACK (G16) |
| 20 | 071126-43-F86 | EA | SKIRT - SINGLE - 10.5" - W/OPEN BACK (G17) |
| 20 | 071126-54-G15 | EA | SKIRT - SINGLE - 10.5" - W/OPEN BACK - 6 WAY MANUAL CONTROL (G15) |
| 20 | 071126-54-F12 | EA | SKIRT - SINGLE - 10.5" - W/OPEN BACK - 6 WAY MANUAL CONTROL (G16) |
| 20 | 071126-54-F04 | EA | SKIRT - SINGLE - 10.5" - W/OPEN BACK - 6 WAY MANUAL CONTROL (G17) |
| 21 | 111169-01-000 | EA | BACK PLATE - EMBLEM |
| 21 | 111169-02-000 | EA | EMBLEM - "WINNEBAGO" |
| 22 | 119698-01-G15 | EA | HEADREST - STRATON II |
| 22 | 119698-01-G16 | EA | HEADREST - STRATON II |
| 22 | 119698-01-G17 | EA | HEADREST - STRATON II |
| 22 | P19698-01-G15 | EA | COVER-HEADREST, STRATON II |
| 22 | P19698-01-G16 | EA | COVER-HEADREST, STRATON II |
| 22 | P19698-01-G17 | EA | COVER-HEADREST, STRATON II |

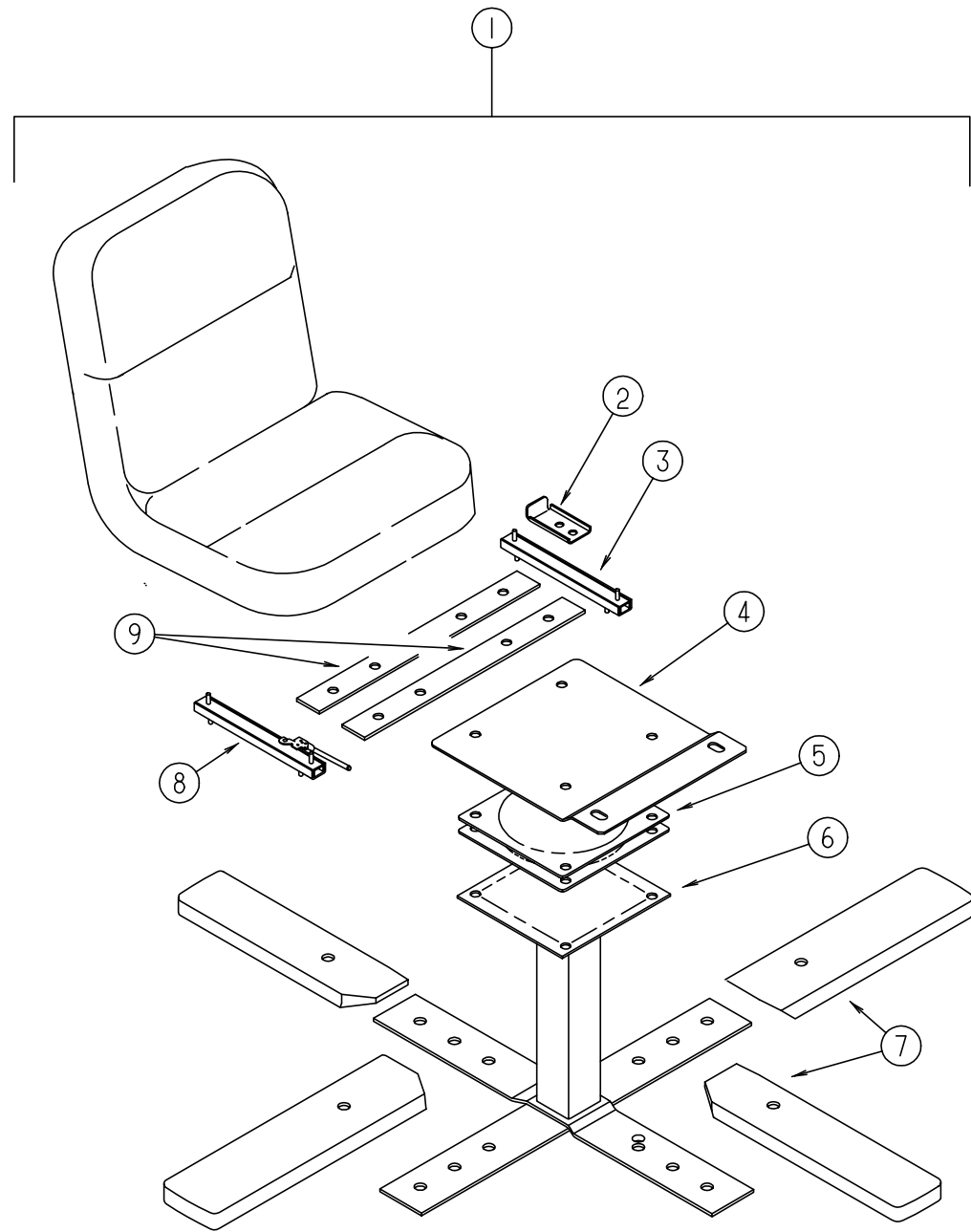
CURTAIN & CUSHION GROUP (CONTINUED)

SWIVEL CHAIR (RECLINER)



| KEY | PART NUMBER | U/M DESCRIPTION | VENDOR NO. |
|-----|---------------|--|------------|
| 1 | 118821-01-G15 | EA SWIVEL CHAIR - RECLINER W/FOOTREST | |
| 1 | 118821-01-G16 | EA SWIVEL CHAIR - RECLINER W/FOOTREST | |
| 1 | 118821-01-G17 | EA SWIVEL CHAIR - RECLINER W/FOOTREST | |
| 1 | P18821-01-G15 | EA COVER ASM. - SWIVEL CHAIR - RECLINER W/FOOTREST | |
| 1 | P18821-01-G16 | EA COVER ASM. - SWIVEL CHAIR - RECLINER W/FOOTREST | |
| 1 | P18821-01-G17 | EA COVER ASM. - SWIVEL CHAIR - RECLINER W/FOOTREST | |
| 2 | 097683-03-000 | EA BRACKET - REMOTE - SIDE MOUNT | |
| 3 | 089368-05-000 | EA CABLE - RECLINER, W/SWITCH | |
| 4 | 119952-02-000 | EA ADJUSTER SLIDE - W/ LOCKING ARM | |
| | 108049-02-000 | EA CLIP - PEDESTAL CABLE | |
| 5 | 107921-08-000 | EA TOP PLATE - PEDESTAL - W/O SEATBELT BAR | |
| 6 | 107921-01-000 | EA FLOOR MOUNTED PEDESTAL - W/9.75" EXTENSION | |
| 7 | 108445-02-000 | EA SUB PLATE - FLOOR MOUNTED PEDESTAL | |
| | 107921-06-000 | EA BEARING KIT - PEDESTAL | |
| 8 | 119952-02-000 | EA ADJUSTER SLIDE - W/O LOCKING ARM | |
| 9 | 007221-01-000 | EA SPACER - SEAT ADJUSTER | |
| 10 | 097683-02-000 | EA BRACKET - REMOTE - SIDE MOUNT | |
| 11 | 089368-03-000 | EA REMOTE & CABLE - 26" | |
| 12 | 119106-01-000 | EA FRAME - FOOTREST | |
| 13 | 119106-01-701 | EA HANDLE | 92596 |
| 14 | 119106-01-700 | EA TUBE - EXTENSION, RECTANGULAR | 92859 |
| | 057759-01-000 | EA WASHER BRACKET - SEAT BELT - 4" DIAMETER | |
| | 007021-01-000 | EA SEAT BELT - 2" X 90" - BLACK | |

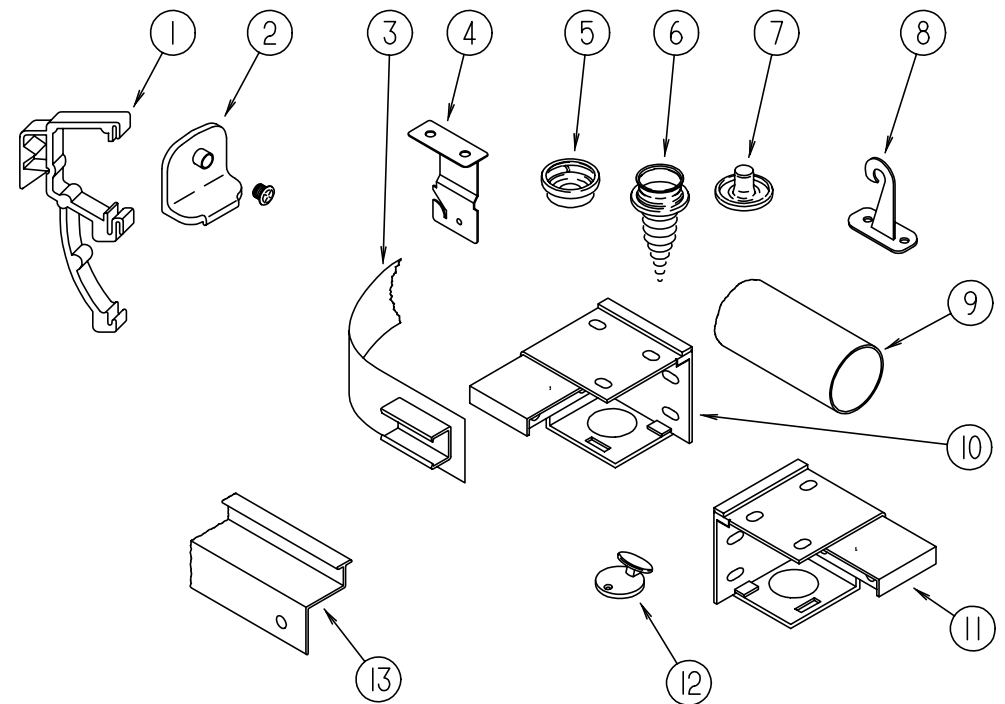
CURTAIN & CUSHION GROUP (CONTINUED)



DINETTE CHAIRS

| KEY | PART NUMBER | U/M DESCRIPTION |
|-----|---------------|---|
| 1 | 119108-01-G15 | EA CHAIR ASM - 200 KC |
| 1 | 119108-01-G16 | EA CHAIR ASM - 200 KC |
| 1 | 119108-01-G17 | EA CHAIR ASM - 200 KC |
| 2 | 114889-01-000 | EA STOP BAR - UNIVERSAL |
| 3 | 119952-02-000 | EA SLIDE - SEAT, HD - NONLOCKING, 4 STUD |
| 4 | 119705-03-02B | EA PLATE - SEAT, E-COAT |
| 5 | 119105-01-000 | EA PLATE - SWIVEL, RETURN-O-MATIC - 5.75" |
| 6 | 119705-02-03B | EA PEDESTAL ASM - O/W |
| 7 | 116080-02-G35 | EA COVER - CHAIR LEG |
| 8 | 119952-05-000 | EA SLIDE-SEAT, HD - LOCKING 4 STUDS |
| 9 | 120109-01-02B | EA ADAPTER BRACKET-CHAIR ASM 200 KC |

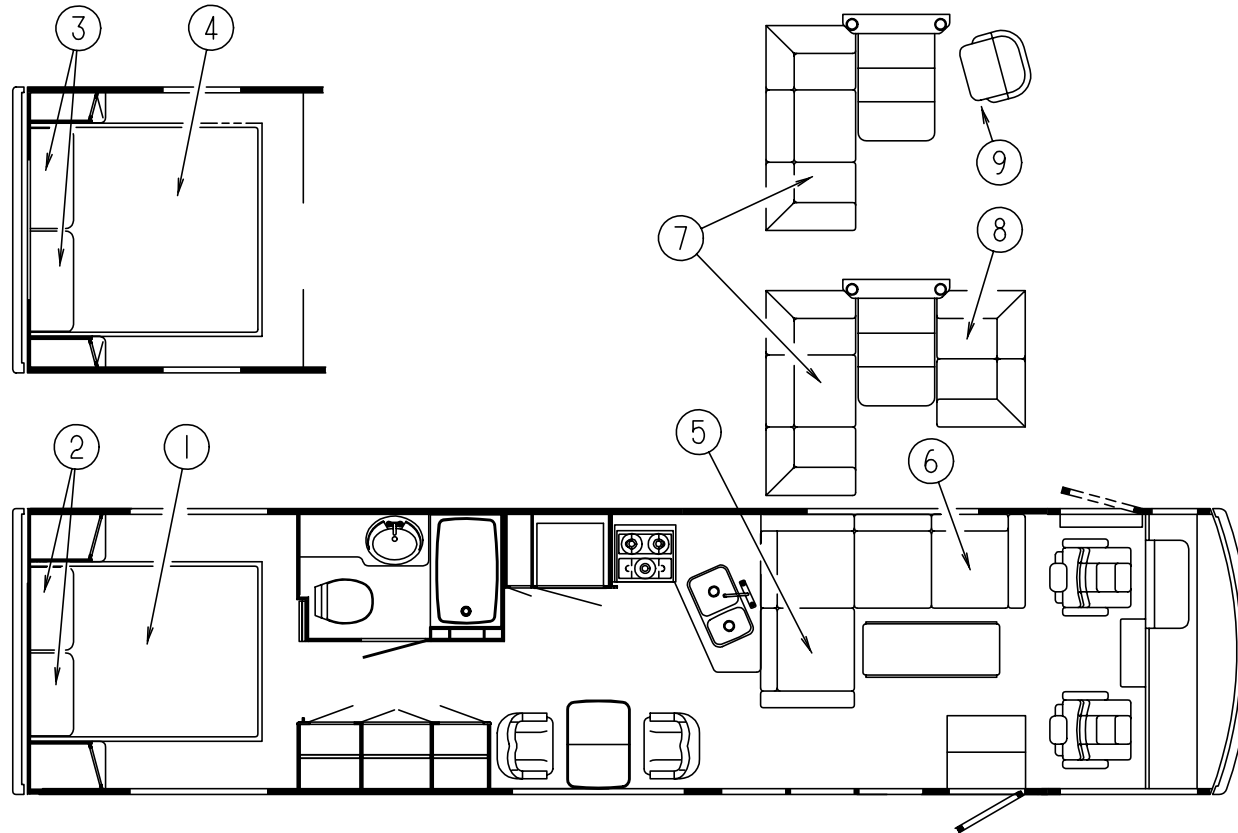
CURTAIN & CUSHION GROUP (CONTINUED)



CURTAIN & BLIND HARDWARE

| KEY | PART NUMBER | U/M DESCRIPTION |
|-----|---------------|--|
| 1 | 109353-04-000 | EA CLIP - VALANCE SLAT MOUNTING - CLEAR PLASTIC - PAR |
| 2 | 106544-01-000 | EA SHADE PULL - BRASS |
| | 106544-01-001 | EA SCREW - SHADE PULL - BRASS |
| 3 | 101031-01-000 | YD TAPE - GLIDE - CURTAIN - 4.25" SPACING |
| 4 | 084434-01-000 | EA BRACKET - MOUNTING - ROLLER SHADE - 1 3/8" |
| | 096843-01-000 | EA SPRING - REWIND - ROLLER SHADE |
| 5 | 029156-01-000 | EA SOCKET - SNAP - 9/16" O.D |
| 6 | 029130-01-000 | EA SCREW - SNAP SOCKET - 8 PH X 5/8" |
| 7 | 029155-01-000 | EA CAP - SNAP - 5/32" O.D. OF PIN |
| | 046867-01-000 | EA GROMMET - BRASS - 7/16" ID X 1" OD |
| | 046867-03-000 | EA GROMMET - HANDY BUTTON NO. 3 |
| | | FROM: 00-00-00 THRU: 10-01-95 |
| 8 | 109441-01-000 | EA HOLD DOWN - BLIND - HOOK |
| | | FROM: 10-02-95 THRU: 99-99-99 |
| 8 | 109441-03-000 | EA HOLD DOWN - BLIND (CLOUDY) |
| | | FROM: 00-00-00 THRU: 01-31-96 |
| | | FROM: 02-01-96 THRU: 99-99-99 |
| 9 | 102075-08-01A | EA SHOWER ROD |
| | 009112-01-000 | EA FLANGE - SHOWER ROD |
| 10 | 083170-02-000 | EA BRACKET - BLIND - LEFT SIDE |
| 11 | 083170-01-000 | EA BRACKET - BLIND - RIGHT SIDE |
| 12 | 102555-01-000 | EA CLEAT - CORD - BLIND - OFF WHITE |
| 13 | 114641-07-G15 | EA TRACK - WRAPAROUND CURTAIN - OFF WHITE (PASSENGER SIDE) |
| 13 | 114641-08-G15 | EA TRACK - WRAPAROUND CURTAIN - OFF WHITE (DRIVER SIDE) |
| | 088792-02-000 | YD VELCRO TAPE - LOOP, ADHESIVE BACKED - .75" WIDE - BEIGE |
| | 048394-02-000 | YD VELCRO TAPE - HOOK - ADHESIVE BACK - .75" WIDE |
| | 097565-01-000 | EA BRACKET - MOUNTING - PLEATED BLIND |
| | 097591-01-000 | EA SPRING - EXTENSION - PLEATED BLIND |
| | 094896-02-000 | EA GROMMET - CORD, PLEATED BLIND - NYLON - GRAY |
| | 094907-02-000 | EA END CAP - TOP, PLEATED BLIND - PLASTIC - GRAY |
| | 094907-04-000 | EA HARDWARE - END CAP, BOTTOM - PULL TYPE |
| | 097564-01-000 | EA HANDLE - T, EZ LIFT SHADE |
| | 097592-01-000 | EA SPOOL - CORD - ELEVATED BLIND HOLDUP - CLEAR PLASTIC |
| | 097593-02-000 | FT CORD - BLIND GRAY |

CURTAIN & CUSHION GROUP (CONTINUED)



QUEEN BED

| KEY | PART NUMBER | U/M DESCRIPTION |
|-----|---------------|--|
| 1 | 101123-06-000 | EA MATTRESS - FOAM - 60" X 80" |
| 1 | P01123-06-000 | EA COVER - MATTRESS |
| 1 | 119141-01-G15 | EA BEDSPREAD-THROW - W/ REVERSE SHAM - 60" X 80" |
| 1 | 109588-20-G16 | EA BEDSPREAD - 60" X 80" - FITTED GUSSET CORNER |
| 1 | 109588-20-G17 | EA BEDSPREAD - 60" X 80" - FITTED GUSSET CORNER |
| 2 | 119249-01-000 | EA PILLOW-CASE ASM, 20" X 33" - QUEEN (G15) |
| 2 | 106727-04-G16 | EA PILLOW-TOOTSIE, W/.5" WELT, QUEEN (G16) |
| 2 | 106727-04-G17 | EA PILLOW-TOOTSIE, W/.5" WELT, QUEEN (G17) |

KING BED

| KEY | PART NUMBER | U/M DESCRIPTION |
|-----|---------------|--|
| 3 | 119249-02-000 | EA PILLOW-CASE ASM, 22" X 37" (G15) |
| 3 | 106727-03-G16 | EA PILLOW-TOOTSIE, W/.5" WELT (G16) |
| 3 | 106727-03-G17 | EA PILLOW-TOOTSIE, W/.5" WELT (G17) |
| 4 | 101123-25-000 | EA MATTRESS - FOAM - 72" X 80" X 6.5" |
| 4 | P01123-25-000 | EA COVER - MATTRESS |
| 4 | 119141-03-G15 | EA BEDSPREAD-THROW, W/REVERSE SHAM - 72" X 80" |
| 4 | 109588-18-G16 | EA BEDSPREAD - 72" X 80" - W/FITTED GUSSET CORNERS |
| 4 | 109588-18-G17 | EA BEDSPREAD - 72" X 80" - W/FITTED GUSSET CORNERS |
| | 111637-08-G15 | EA PILLOW ASM - 16" X 16" - SQUARE W/BRAID |
| | 111637-09-G16 | EA PILLOW ASM - 16" X 16" - W/1/2" NON-GATHERED WELT |
| | 111637-09-G17 | EA PILLOW ASM - 16" X 16" - W/1/2" NON-GATHERED WELT |

RECLINER & SOFA BED

| KEY | PART NUMBER | U/M DESCRIPTION |
|-----|---------------|---|
| 5 | 120286-01-000 | EA SOFA ASM - 4202-62LS W/RECLINER (G15) |
| 5 | 116286-03-000 | EA SOFA ASM - 4143-62LS W/RECLINER (G16) |
| 5 | 116286-04-000 | EA SOFA ASM - 4143-62LS W/RECLINER (G17) |
| 6 | 120287-01-000 | EA SOFA ASM - E-Z BED, 4202-58EB (G15) |
| 6 | 116285-03-000 | EA SOFA ASM - E-Z BED, 4143-58EB (G16) |
| 6 | 116285-04-000 | EA SOFA ASM - E-Z BED, 4143-58EB (G17) |
| | 111637-03-G15 | EA PILLOW ASM - 22" X 22", KNIFE EDGE W/BRAID (G15) |
| | 111637-03-G16 | EA PILLOW ASM - 22" X 22", KNIFE EDGE W/BRAID (G16) |
| | 111637-03-G13 | EA PILLOW ASM - 22" X 22", KNIFE EDGE W/BRAID (G17) |

SOFA BED, LOVESEAT & RECLINER CHAIR

| KEY | PART NUMBER | U/M DESCRIPTION |
|-----|---------------|-----------------------------------|
| 7 | 120288-01-000 | EA SOFA ASM-4202-66 EB (G15) |
| 7 | 117711-03-000 | EA SOFA ASM-4143-66 EB (G16) |
| 7 | 117711-04-000 | EA SOFA ASM-4143-66 EB (G17) |
| 8 | 120289-01-000 | EA LOVE SEAT ASM-4202-44 LS (G15) |
| 8 | 117712-03-000 | EA LOVE SEAT ASM-4143-44 LS (G16) |
| 8 | 117712-04-000 | EA LOVE SEAT ASM-4143-44 LS (G17) |
| 9 | 118821-01-G15 | EA SWIVEL CHAIR - RECLINER |
| 9 | 118821-01-G16 | EA SWIVEL CHAIR - RECLINER |
| 9 | 118821-01-G17 | EA SWIVEL CHAIR - RECLINER |

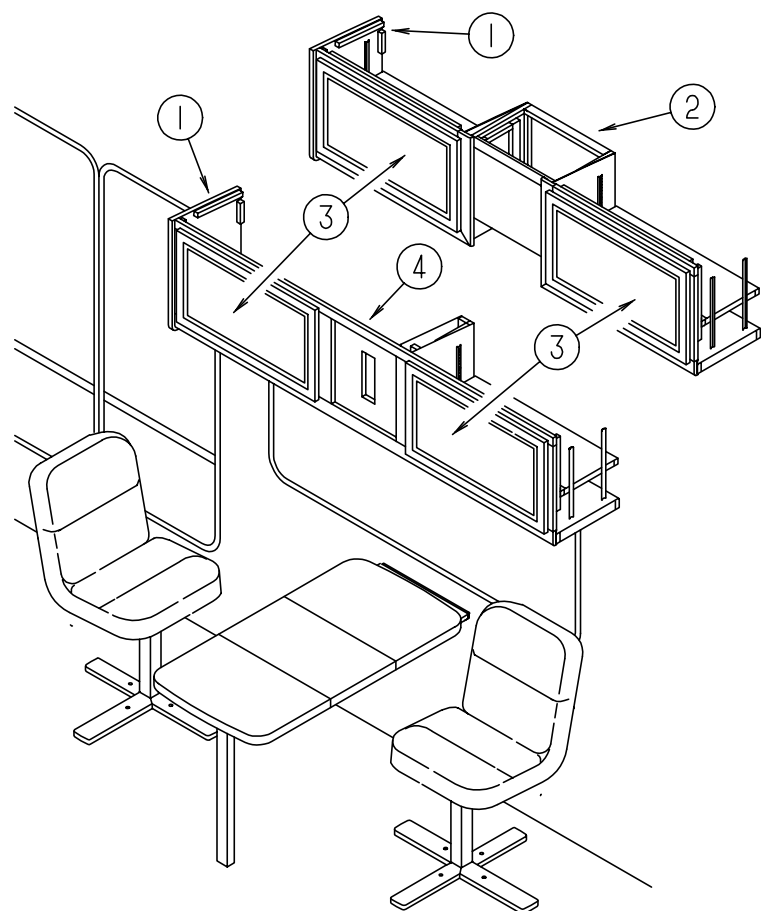
TRIMS & BUTTONS

| KEY | PART NUMBER | U/M DESCRIPTION |
|-----|---------------|---|
| | 084415-70-000 | YD TRIM-BRAID, 60261-V118 - CORD (G15) |
| | 084415-69-000 | YD TRIM-BRAID, 62027-P57 - FRINGE (G16) |
| | 084415-77-000 | YD TRIM-BRAID, 61814-N10 - CORD (G17) |
| | 050263-01-000 | YD WELT-CORD, 5/32 DIA. |
| | 070578-02-E38 | EA BUTTON - SCREW - STUD - #30 - VINYL |

ASSIST HANDLE & SEAT BELTS

| KEY | PART NUMBER | U/M DESCRIPTION |
|-----|---------------|--|
| | 007021-01-000 | EA BELT - SEAT - 2" X 90" - BLACK |
| | 056271-01-000 | EA BELT - SEAT - 2" X 102" - BLACK |
| | 069178-02-000 | EA BRACKET - MOUNTING - ASSIST HANDLE - L ANGLE - W/HOLES |
| | 000C16-07-16B | EA BOLT - CARRIAGE - ASSIST HANDLE - 7/16-14 X 1" - ZINC |
| | 000D20-07-00B | EA NUT - ACORN - ASSIST HANDLE - 7/16" X 14 - ZINC |
| | 057759-01-000 | EA WASHER BRACKET-SEAT BELT, 4" DIAMETER |
| | 053552-02-AA8 | EA HANDLE - ASSIST - INTERIOR - ENTRY DOOR - VINYL - OFF WHITE |
| | 108808-02-02A | EA HANDRAIL - STEP - ENTRANCE - OFF WHITE |

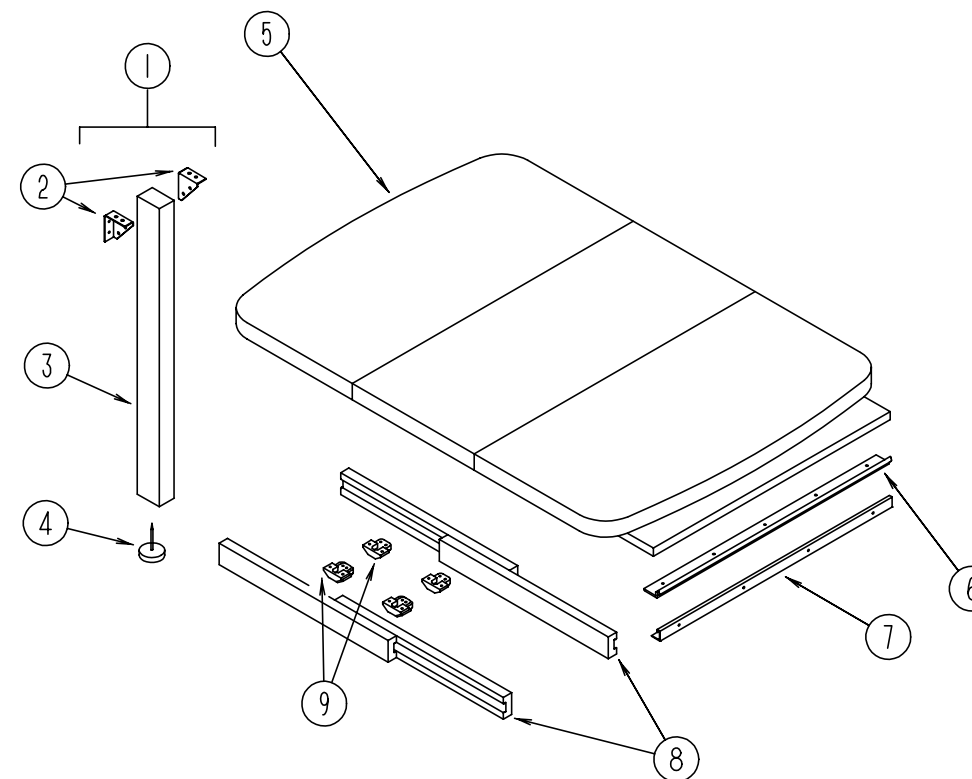
DINETTE GROUP



DINETTE OVERHEAD CABINERY

| KEY | PART NUMBER | U/M | DESCRIPTION |
|-----|---------------|-----|--|
| 1 | 103128-02-G09 | EA | CAP ASM - END - OVERHEAD - LH |
| 2 | 117579-03-G15 | EA | CABINET ASM - OVERHEAD - DINETTE - W/ COFFEE MAKER |
| 2 | 117579-03-G16 | EA | CABINET ASM - OVERHEAD - DINETTE - W/ COFFEE MAKER |
| 2 | 117579-03-G17 | EA | CABINET ASM - OVERHEAD - DINETTE - W/ COFFEE MAKER |
| 3 | M06803-82-G15 | EA | DOOR ASM - W/O HARDWARE - 400 X 710 MM |
| 4 | 117902-04-G15 | EA | CABINET ASM - OVERHEAD - DINETTE |
| | | | FROM: 00-00-00 THRU: 10-30-95 |
| 4 | 117902-04-G16 | EA | CABINET ASM - OVERHEAD - DINETTE |
| | | | FROM: 00-00-00 THRU: 10-30-95 |
| 4 | 117902-04-G17 | EA | CABINET ASM - OVERHEAD - DINETTE |
| | | | FROM: 00-00-00 THRU: 10-30-95 |
| 4 | 117902-01-G15 | EA | CABINET ASM - OVERHEAD - DINETTE (G15) |
| | | | FROM: 10-31-95 THRU: 11-02-95 |
| 4 | 117902-01-G14 | EA | CABINET ASM - OVERHEAD - DINETTE (G16) |
| | | | FROM: 10-31-95 THRU: 11-02-95 |
| 4 | 117902-01-G13 | EA | CABINET ASM - OVERHEAD - DINETTE (G17) |
| | | | FROM: 10-31-95 THRU: 11-02-95 |
| 4 | 117902-02-G15 | EA | CABINET ASM - OVERHEAD - DINETTE |
| | | | FROM: 11-03-95 THRU: 99-99-99 |
| 4 | 117902-02-G16 | EA | CABINET ASM - OVERHEAD - DINETTE |
| | | | FROM: 11-03-95 THRU: 99-99-99 |
| 4 | 117902-02-G17 | EA | CABINET ASM - OVERHEAD - DINETTE |
| | | | FROM: 11-03-95 THRU: 99-99-99 |

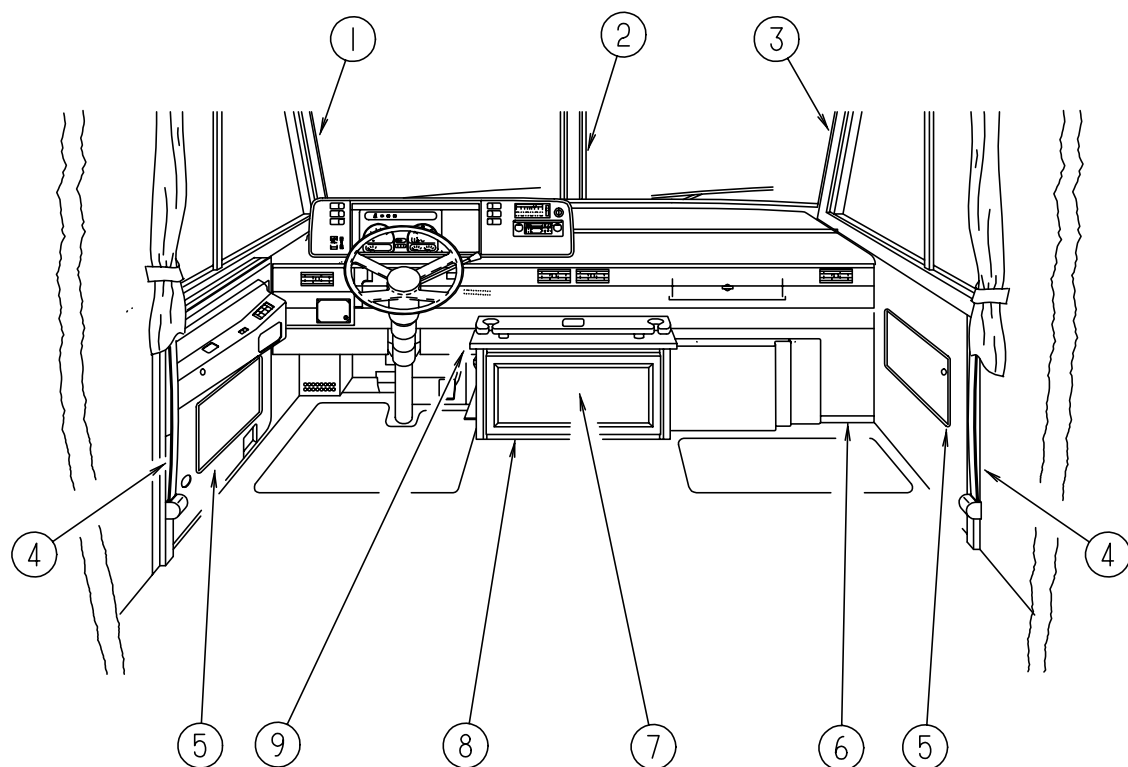
DINETTE GROUP (CONTINUED)



DINETTE TABLE ASM. W/ DROP LEAF

| KEY | PART NUMBER | U/M | DESCRIPTION |
|-----|---------------|-----|---|
| 1 | 092708-09-G15 | EA | LEG ASM - TABLE |
| | | | FROM: 00-00-00 THRU: 01-28-96 |
| 1 | 092708-12-G35 | EA | LEG ASM - TABLE |
| | | | FROM: 01-29-96 THRU: 99-99-99 |
| 2 | 102810-01-04A | EA | BRACE - TABLE LEG - BLACK |
| 3 | 092707-07-05A | EA | LEG MOLDING - OAK - WATERFORD OAK |
| 4 | 102194-01-000 | EA | GUIDE - PLASTIC |
| 5 | P02056-05-G15 | EA | TABLE ASM. - W/ DROP LEAF |
| | | | FROM: 00-00-00 THRU: 01-28-96 |
| 5 | P21955-01-G35 | EA | TABLE ASM. - W/ DROP LEAF |
| | | | FROM: 01-29-96 THRU: 99-99-99 |
| 6 | 102201-02-01A | EA | SUPPORT - HINGE CATCH |
| 7 | 102200-02-02A | EA | SUPPORT - HINGE LOCK - OFF WHITE |
| 8 | 110749-01-000 | EA | SLIDE - TABLE - 19 3/4 LONG |
| 9 | 009050-02-000 | EA | LEVELER - TABLE TOP - MALE END W/4 SCREWS - PLASTIC |
| 9 | 009050-03-000 | EA | LEVELER - TABLE TOP - FEMALE END W/4 SCREWS - PLASTIC |

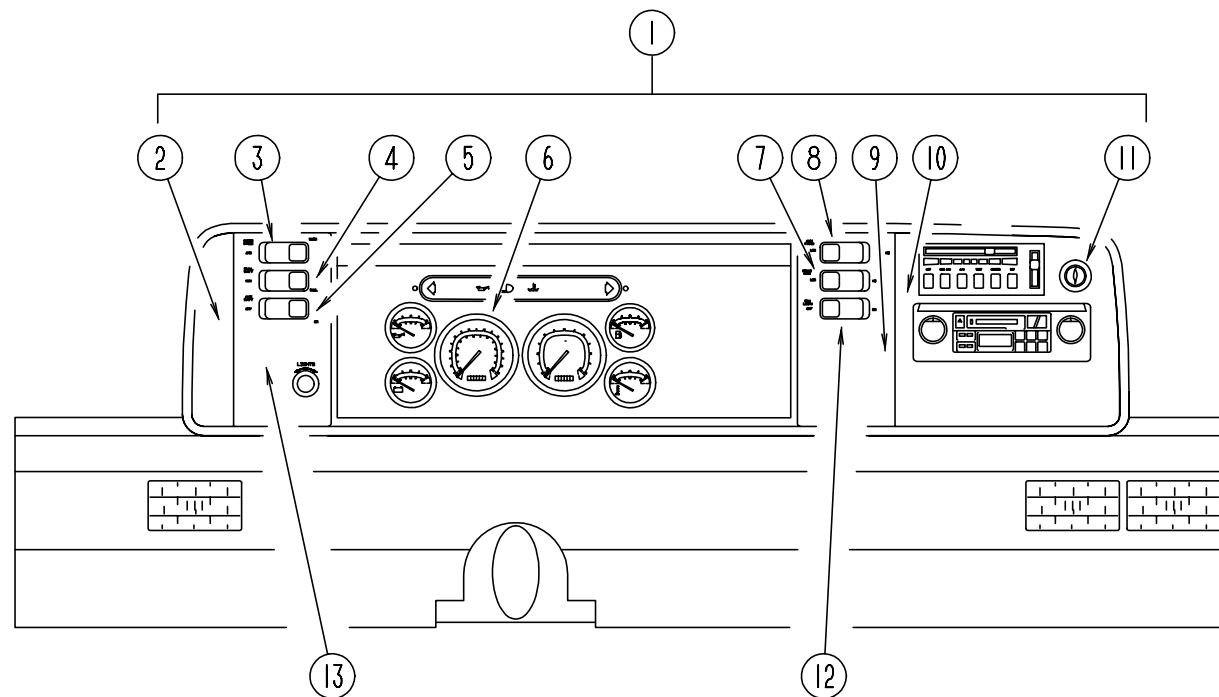
DRIVERS COMPARTMENT GROUP



LOWER DRIVER COMPARTMENT

| KEY | PART NUMBER | U/M | DESCRIPTION |
|-----|---------------|-----|--|
| 1 | 103931-04-03A | EA | INTERIOR COVER - A-PILLAR - DRIVER SIDE - WILLOW |
| 2 | 079765-11-000 | EA | TRIM - WINDSHIELD - CENTER - WILLOW |
| 3 | 103931-03-03A | EA | INTERIOR COVER - A-PILLAR - PASSENGER SIDE - WILLOW |
| | 024700-44-000 | EA | COVER - SIDEWALL ROLL BAR - OFF WHITE - 53.00" |
| | 024700-46-000 | EA | COVER - ROLL BAR - DRIVER & PASSENGER SIDE UPPER - OFF WHITE - 21.2" |
| | 024700-47-000 | EA | COVER - ROLL BAR - DRIVER SIDE LOWER - 18.9" (W/ DRIVER DOOR) |
| | 024700-48-000 | EA | COVER - ROLL BAR - DRIVER SIDE CENTER - 25" (W/ DRIVER DOOR) |
| 4 | 091990-04-01A | EA | SEAT BELT & SHOULDER HARNESS - DRIVER/ PASSENGER SIDE |
| | 109146-01-000 | EA | BOLT - SHOULDER - SEAT BELT |
| | 091990-01-701 | EA | EXTENDER - 9" FOR A8408 3 PT |
| 5 | 086120-10-G15 | EA | PAD ASM. - MAP POCKET - 12 X 16 |
| 5 | 086120-10-G16 | EA | PAD ASM. - MAP POCKET - 12 X 16 |
| 5 | 086120-10-G17 | EA | PAD ASM. - MAP POCKET - 12 X 16 |
| 6 | 095757-05-G15 | EA | COVER ASM - HEATER |
| 6 | 095757-05-G16 | EA | COVER ASM - HEATER |
| 6 | 095757-05-G17 | EA | COVER ASM - HEATER |
| 7 | M06881-01-G15 | EA | DRAWER ASM |
| 8 | M06880-01-G15 | EA | CABINET ASM - W/ BEVERAGE TRAY |
| 9 | 111759-13-G15 | EA | COUNTERTOP ASM |
| | 046886-03-000 | EA | ASHTRAY - CHROME - W/ COVER |
| 9 | 111759-14-G15 | EA | TRAY |
| | 103498-06-000 | EA | BOOT - COLUMN |

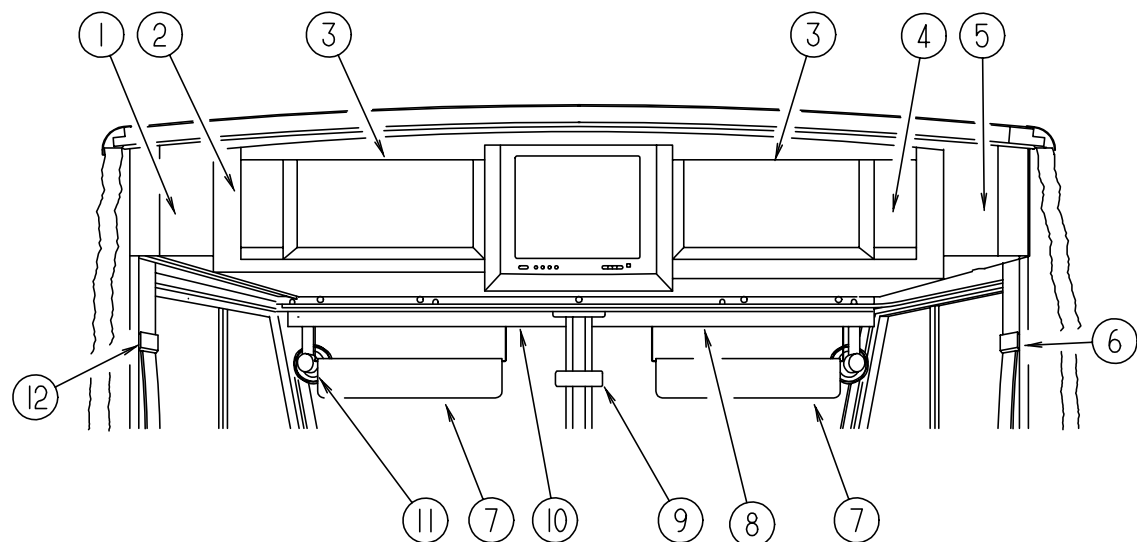
DRIVERS COMPARTMENT GROUP (CONTINUED)



DASH, GAUGES & SWITCHES (FREIGHTLINER)

| KEY | PART NUMBER | U/M | DESCRIPTION |
|-----|---------------|-----|---|
| 1 | M05946-31-G15 | EA | DASH POD ASM. |
| | 111499-01-03A | EA | POD - INSTRUMENT PANEL - WILLOW |
| 2 | 104056-01-02A | EA | APPLIQUE - BEZEL LH DRESS UP |
| 3 | 108357-05-000 | EA | SWITCH - ROCKER - SPDT ON/ NONE/ ON 3 TERM. CARLING - V4D1000B-0 |
| 3 | 108356-02-01A | EA | SWITCH COVER W/ 2 DIMPLES - CARLING - CCAZC00 |
| 4 | 108357-09-000 | EA | SWITCH - ROCKER - SPDT ON/ NONE/ MOM 3 TERM. CARLING - V5D1000B-0 |
| 4 | 108356-02-01A | EA | SWITCH COVER W/ 2 DIMPLES - CARLING - CCAZC00 |
| 5 | 108357-06-000 | EA | SWITCH - ROCKER - DPDT MOM/ OFF/ MOM 6 TERM. CARLING - VLD1000B-0 |
| 5 | 108356-02-01A | EA | SWITCH COVER W/ 2 DIMPLES - CARLING - CCAZC00 |
| 6 | 106667-03-000 | EA | SPEEDOMETER - ELECT - METRIC |
| | | | FROM: 00-00-00 THRU: 02-21-96 |
| 6 | 121868-03-000 | EA | SPEEDOMETER - ELECT - METRIC |
| | | | FROM: 02-22-96 THRU: 99-99-99 |
| 7 | 108357-03-000 | EA | SWITCH - ROCKER - SPDT ON/ OFF/ ON 3 TERM. CARLING - V6D1000B-0 |
| 7 | 108356-02-01A | EA | SWITCH COVER W/ 2 DIMPLES - CARLING - CCAZC00 |
| 8 | 108357-10-000 | EA | SWITCH - RKR SPDT MOM/ ON LIGHTED-5 TERM (3 SWITCH/ 2 LIGHT) |
| 8 | 108356-04-01A | EA | SWITCH COVER W/ DIMPLES - LIGHTED - CARLING - VVAGC00 |
| 9 | 104056-21-01A | EA | APPLIQUE - BEZEL - BLACK |
| 10 | 104056-06-02A | EA | APPLIQUE - BEZEL - RH - DRESS UP |
| 11 | 089294-01-000 | EA | LIGHTER ASM. - CIGARETTE |
| 12 | 108357-03-000 | EA | SWITCH - ROCKER - SPDT ON/ OFF/ ON 3 TERM. CARLING - V6D1000B-0 |
| 12 | 108356-02-01A | EA | SWITCH COVER W/ 2 DIMPLES - CARLING - CCAZC00 |
| | 096241-03-000 | EA | SWITCH - BLANK |
| | 077942-01-000 | EA | SWITCH - DUMMY - BLACK |
| 13 | 104056-24-01A | EA | APPLIQUE - BEZEL - LEFT HAND SWITCHES - BLACK |
| | 103662-03-01A | EA | BEZEL - INSTRUMENT PANEL |
| | 112236-01-E10 | EA | MONITOR ASM. - LEVELING |
| | 112235-01-01A | EA | BEZEL - MONITOR - LEVELING - WILLOW |
| | 100138-01-000 | EA | MODULE - DAYTIME RUNNING LIGHT |
| | 119457-01-000 | EA | WIRE ASM - INSTRUMENT PANEL - MAIN |
| | 077031-03-000 | EA | FILM - WHITE .75" X 1.00" |
| | 077031-01-000 | EA | FILM - BLACK 1" X 1.75" |
| | 105615-01-000 | FT | FILM - PROTECTIVE CLEAR |
| | 114620-04-01A | EA | TRIM - DASH - LOWER - WILLOW |
| | 114620-04-02A | EA | TRIM - DASH - LOWER - MILL |
| | P14614-05-F11 | EA | DASH ASM - 230 HP |
| | 104354-09-01A | EA | APPLIQUE - LOWER DASH |
| | 106569-07-01A | EA | VINYL - LAMINATE - WILLOW - 1/4" X 17" X 100" |
| | 077539-01-000 | EA | BRACKET - MOUNTING - DASH PANEL - L/ SHAPED - 2.5" X 1" X 1.5" |

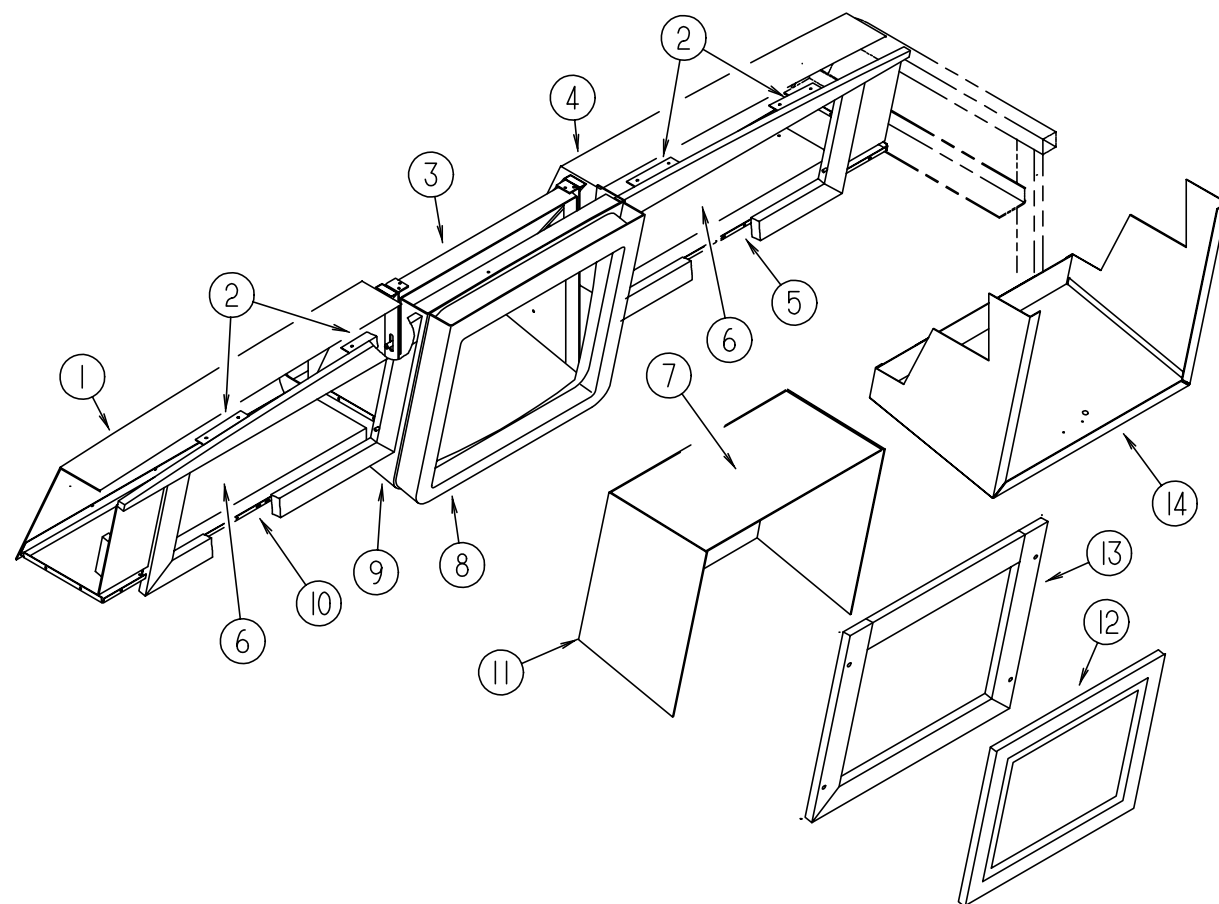
DRIVERS COMPARTMENT GROUP (CONTINUED)



UPPER DRIVER COMPARTMENT

| KEY | PART NUMBER | U/M DESCRIPTION |
|-----|---------------|--|
| 1 | 104289-04-G15 | EA PANEL - SIDE - DRIVER - OVERHEAD - VINYL |
| 2 | 114612-04-G15 | EA FACE ASSEMBLY - OVERHEAD CABINET - DRIVER SIDE - W/ TV |
| | 078811-09-F11 | EA PANEL - TRIM - HEADER - LOWER - BETWEEN OVERHEAD AND W/S TRIM |
| 3 | 100708-13-000 | EA DOOR - CABINET - GLASS |
| | 100710-01-01A | EA LOCK ASSEMBLY - TWIST TYPE - BRASS |
| | 100711-01-01A | EA HINGE - GLASS DOOR |
| | 100707-01-000 | EA SPACER - GLASS DOOR - .8" DIAMETER - .3" HOLE - PLASTIC |
| | 101272-01-000 | EA CATCH - GLASS DOOR |
| | 101766-01-000 | EA PIN - SUPPORT - GLASS DOOR |
| | 108487-02-01A | EA SUPPORT - PROP ROD - PASSENGER OVERHEAD - BLACK |
| | 108486-01-01A | EA BRACKET - PROP ROD - PASSENGER OVERHEAD - BLACK |
| 4 | 114612-03-G15 | EA FACE ASSEMBLY - OVERHEAD CABINET - PASSENGER SIDE - W/ TV |
| 5 | 104289-03-G15 | EA PANEL - SIDE - PASSENGER OVERHEAD - VINYL |
| 6 | 103961-01-01A | EA COVER - BRACKET - SEATBELT - OFF WHITE |
| 7 | 082286-19-G15 | EA SUNVISOR ASSEMBLY |
| | 007211-01-000 | EA HINGE - SUNVISOR - 25.5" X 1.5" - METAL |
| | 074012-01-000 | EA CLIP - SUNVISOR - SQUARE - PINCH ON |
| | 102377-01-000 | EA BRACKET SUNVISOR - 1 PIECE - STEEL |
| 8 | 078579-17-000 | EA TRIM - WINDSHIELD - UPPER INNER - RH - WILLOW |
| 9 | 040714-01-000 | EA MIRROR - REAR VIEW - W/ARM MOUNT & SET SCREW |
| | 067490-01-000 | EA BUTTON - MIRROR - REAR VIEW |
| 10 | 078579-18-000 | EA TRIM - WINDSHIELD - UPPER INNER - LH - WILLOW |
| 11 | 036420-02-000 | EA FAN - DEFROSTER - 2 SPEED - 6" DIAMETER |
| 12 | 103961-02-01A | EA COVER - BRACKET - SEATBELT - W/ DRIVER DOOR - OFF WHITE |
| | R77030-53-447 | EA WASHER - FLAT |

DRIVERS COMPARTMENT GROUP (CONTINUED)

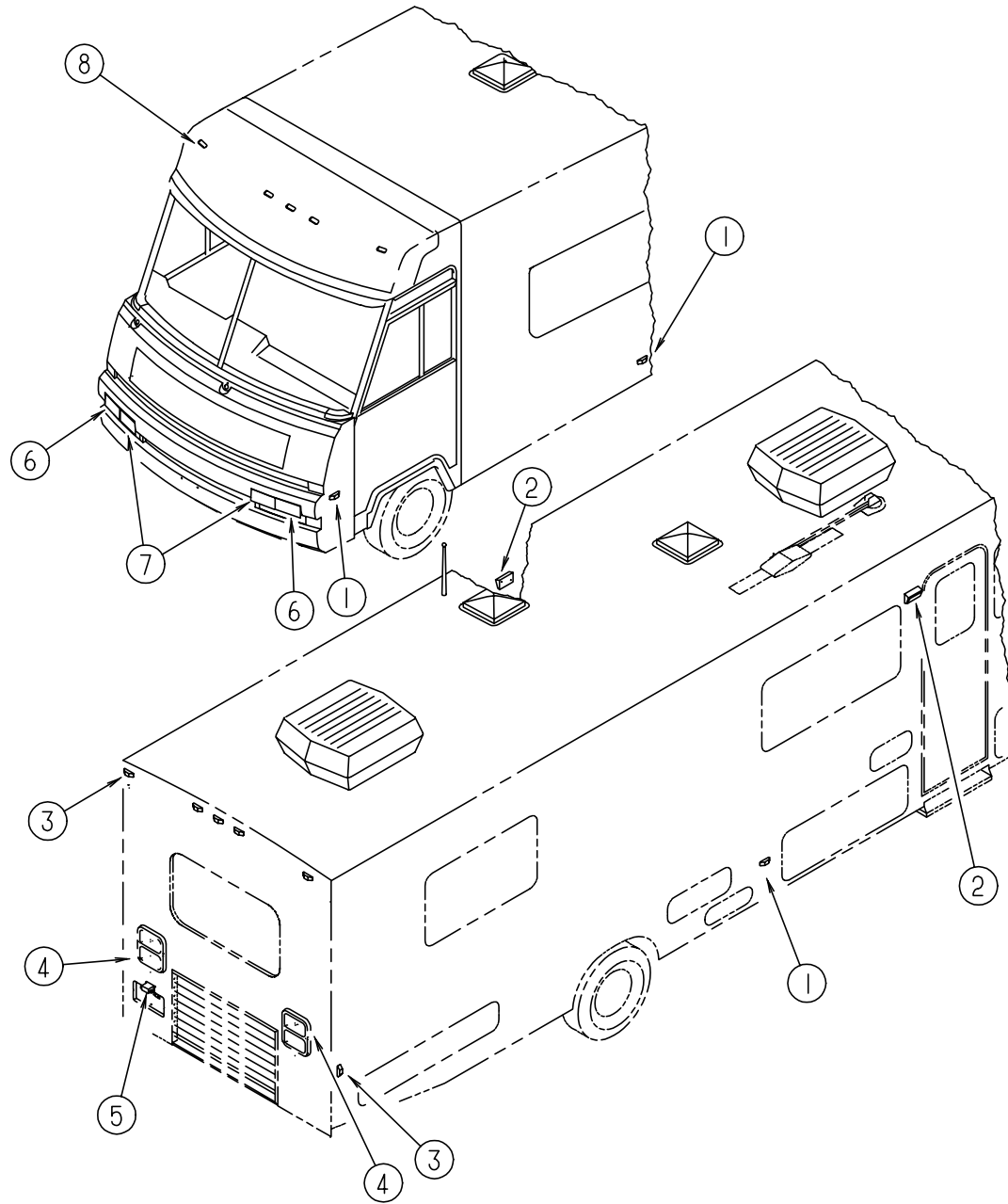


FRONT OVERHEAD COMPONENTS

| KEY | PART NUMBER | U/M DESCRIPTION |
|-----|---------------|--|
| 1 | 114661-11-G15 | EA PANEL ASM. - LINER - DRIVER OVERHEAD - W/O TV |
| 1 | 114661-17-G15 | EA PANEL ASM. - LINER - DRIVER OVERHEAD - W/ TV |
| 1 | 114661-23-G15 | EA PANEL ASM. - LINER - DRIVER OVERHEAD - W/ SATELLITE DISH |
| 2 | 106699-01-01A | EA BRACKET - OVERHEAD CABINET - W/ TV - OFF WHITE |
| 3 | 114706-02-02B | EA SUPPORT ASM. - SHELF - TV - E-COAT |
| 4 | 114661-22-G15 | EA PANEL ASM. - LINER - PASSENGER OVERHEAD - W/O TV |
| 4 | 114661-18-G15 | EA PANEL ASM. - LINER - PASSENGER OVERHEAD - W/ TV |
| 4 | 114661-19-G15 | EA PANEL ASM. - LINER - PASSENGER OVERHEAD - W/ TV & VCR |
| 4 | 114661-20-G15 | EA PANEL ASM. - LINER - PASSENGER OVERHEAD - W/ TV - VCR/ INVERTER |
| 4 | 114661-21-G15 | EA PANEL ASM. - LINER - PASSENGER OVERHEAD - W/ TV & INVERTER |
| 5 | P03077-06-G15 | EA SHELF - BASE - PASSENGER SIDE OVERHEAD CABINET - W/O TV |
| 5 | P03077-10-G15 | EA SHELF - BASE - PASSENGER SIDE OVERHEAD CABINET - W/ TV |
| 6 | 100676-02-000 | EA STAND - VCR |
| 7 | 115638-01-G15 | EA PANEL ASM. - LINER - TOP - W/O TV |
| 8 | 117974-01-01A | EA COVER - TV FACE - OVERHEAD FRONT - WILLOW |
| 9 | 118022-01-G09 | EA COVER ASM - TV - OVERHEAD FRONT |
| 10 | P03077-05-G15 | EA SHELF - BASE - OVERHEAD CABINET - DRIVER SIDE - W/O TV |
| 10 | P03077-09-G15 | EA SHELF - BASE - OVERHEAD CABINET - DRIVER SIDE - W/ TV |
| 11 | 115639-01-G15 | EA PANEL ASM. - LINER - W/O TV - SIDE |
| 12 | M06803-C1-G15 | EA DOOR ASM. - FOR OVERHEAD CABINET |
| 13 | 116791-01-F31 | EA CABINET ASM. - FRAME - W/O TV |
| 14 | P18192-01-G15 | EA COVER ASM. - W/O TV - WITH VINYL |
| | 099856-01-000 | EA TIEDOWN - STRAP - TV - W/ BUCKLE - 53.1" X 1" - WEBBING - BLACK |
| | 078811-09-G15 | EA PANEL - TRIM - HEADER - LOWER - BETWEEN OVERHEAD AND W/S TRIM |

ELECTRICAL GROUP

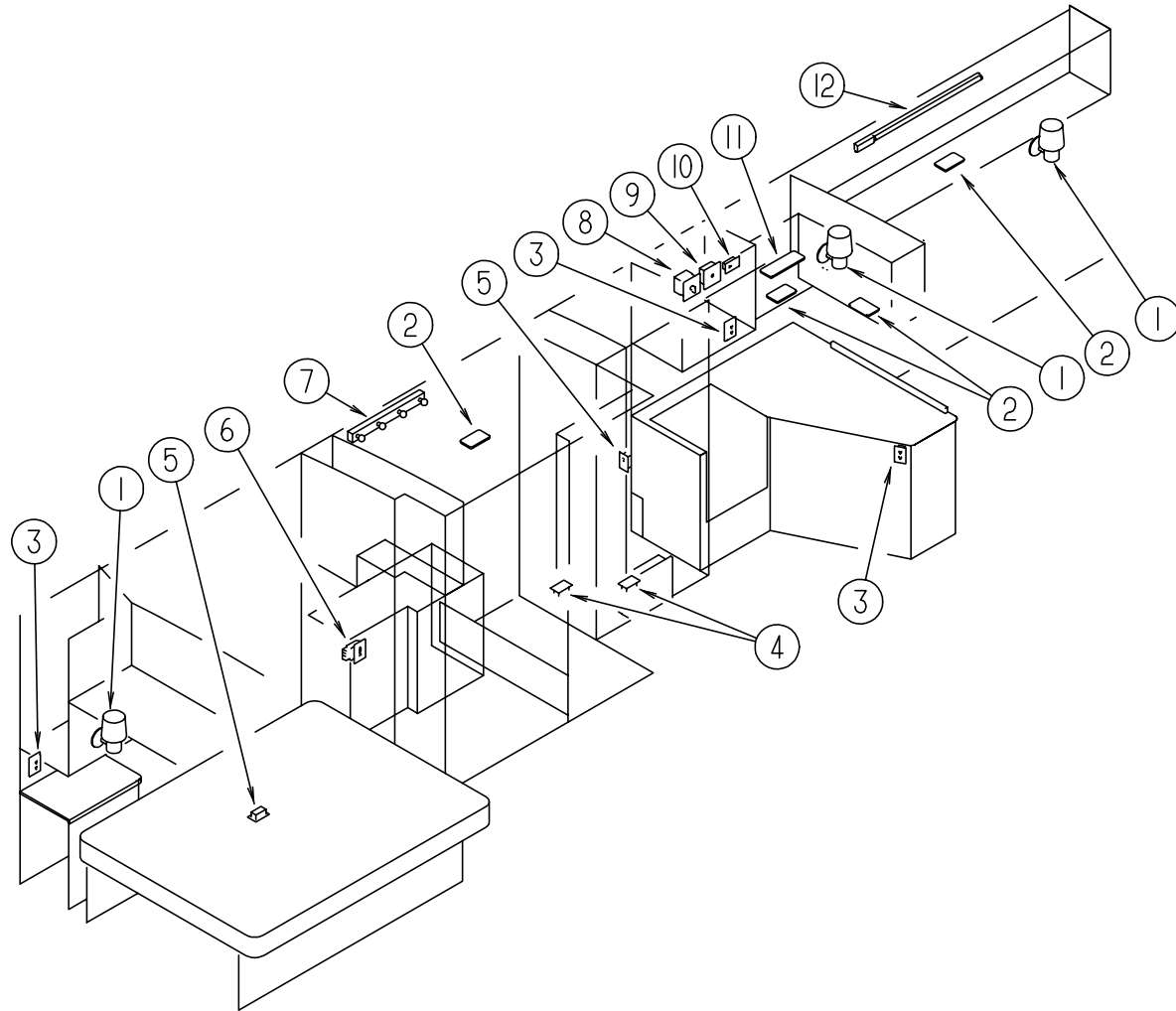
EXTERIOR LIGHTS



| KEY | PART NUMBER | U/M | DESCRIPTION |
|-----|---------------|-----|--|
| 1 | 111102-01-000 | EA | LAMP - AMBER MARKER - BASE - TRIPLEX - 117XAS |
| 1 | 036196-01-000 | EA | BULB |
| 1 | 111102-02-000 | EA | LENS - MARKER LAMP - AMBER - TRIPLEX - 118A |
| 1 | 112823-01-000 | EA | SPLICE - REDUCER |
| 2 | 097917-01-04A | EA | LIGHT - PORCH - ENTRY DOOR - US - BUFF |
| 2 | 008215-01-000 | EA | BULB |
| 2 | 097917-01-700 | EA | LENS - LIGHT - PORCH |
| 2 | 008089-02-000 | EA | LIGHT - PORCH - RECESSED - CSA |
| 2 | 008215-01-000 | EA | BULB - LIGHT - PORCH |
| 2 | 091981-01-000 | EA | GASKET - LIGHT - PORCH |
| 2 | 008089-01-700 | EA | LENS - LIGHT - PORCH |
| 3 | 111102-01-000 | EA | LAMP - RED MARKER - BASE - TRIPLEX |
| 3 | 036196-01-000 | EA | BULB |
| 3 | 111102-03-000 | EA | LENS - MARKER LAMP - RED - TRIPLEX |
| 3 | 112823-01-000 | EA | SPLICE - REDUCER |
| 4 | 115632-01-02A | EA | LIGHT ASM - STOP/ TURN/ TAIL - RED |
| 4 | 115632-03-02A | EA | LIGHT ASM - STOP/ TAIL/ BACKUP |
| 5 | 066432-02-000 | EA | LIGHT ASM. - LICENSE PLATE |
| 5 | 066432-03-000 | EA | BRACKET - LICENSE PLATE |
| 6 | 070907-04-000 | EA | HEADLAMP ASM - DRIVER & PASSENGER SIDE - HIGH/ LOW BEAM |
| 7 | 089292-01-000 | EA | LIGHT - PARK/ TURN - DRIVER & PASSENGER SIDE - W/ AMBER LENS |
| | 049359-01-000 | EA | SPRING - RETAINER - HEADLAMP |
| | 110750-01-000 | EA | SCREW - ADJUSTING - HEADLAMP |
| 8 | 102520-01-000 | EA | CLEARANCE LIGHT ASM. - W/O SOCKET CONNECTIONS - AMBER |
| 8 | 036196-01-000 | EA | BULB |
| 8 | 102541-01-000 | EA | GASKET-CLEARANCE LIGHT |
| 8 | 102540-01-000 | EA | SEAL - SCREW - ROUND - RUBBER |
| 8 | 067789-02-000 | EA | SOCKET - LAMP - PACKARD 8919426 |
| 8 | 088474-09-000 | EA | HOUSING - SOCKET - 3 CAVITY - AMP 1-480701-0 |
| 8 | 088476-01-000 | EA | SOCKET - CONNECTOR - BRASS - PRE-TIN |

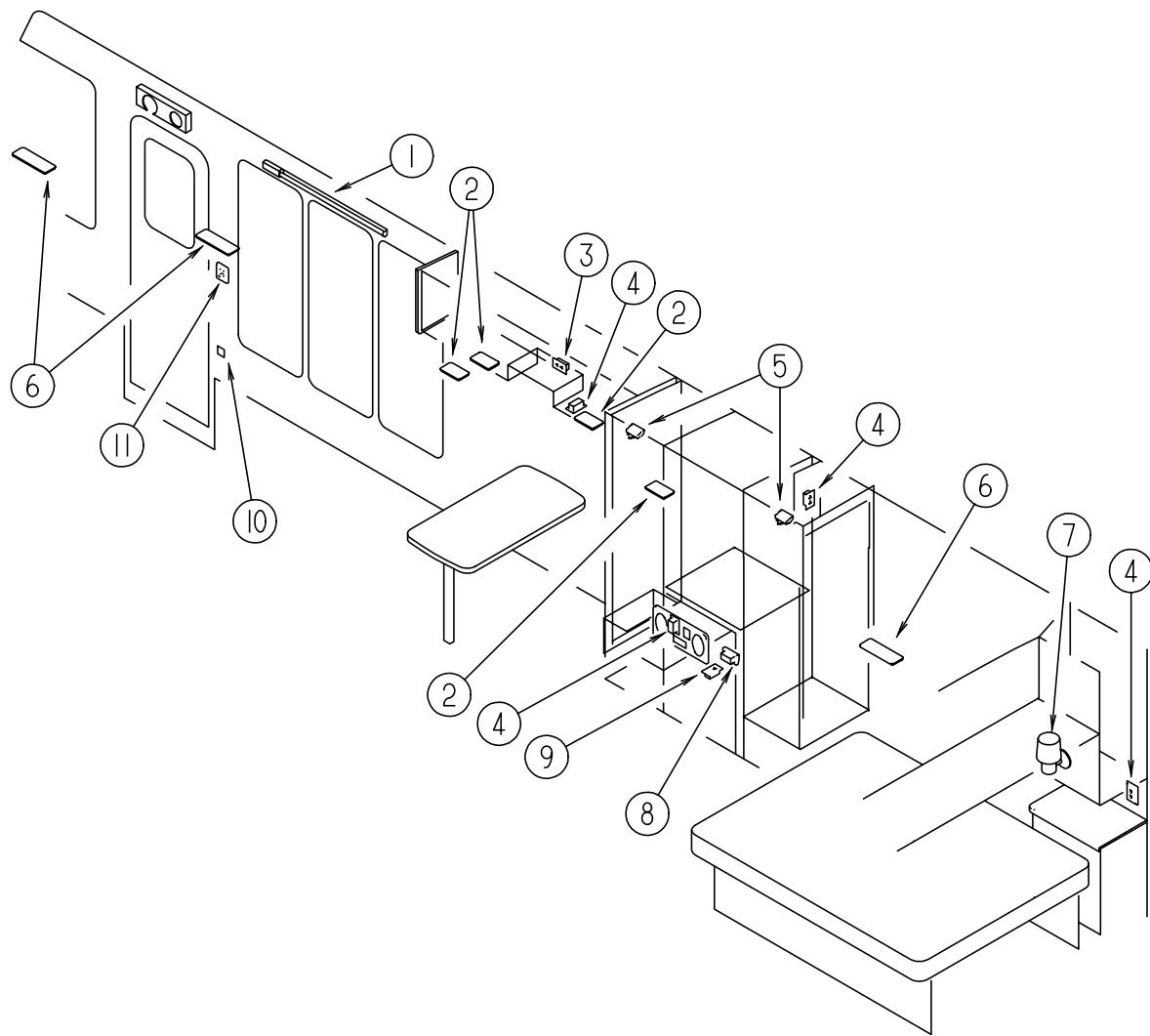
ELECTRICAL GROUP (CONTINUED)

LIGHTS, RECEPTACLES, & SWITCHES (DRIVER SIDE)



| KEY | PART NUMBER | U/M | DESCRIPTION |
|-----|---------------|-----|--|
| 1 | 065202-24-000 | EA | LAMP-WALL, BRASS UL/CSA - GUSTAFSON OV-531 |
| 1 | 065201-12-000 | EA | SHADE-LAMP, FABRIC - WHITE SWIRL |
| 1 | 067479-01-000 | EA | BULB - 12V, NUMBER 1076 |
| 2 | 098024-01-01A | EA | DOMELIGHT - 1 BULB - US - IVORY |
| 2 | 008218-01-000 | EA | BULB - DOMELIGHT |
| 2 | 098024-01-700 | EA | LENS - DOMELIGHT |
| 3 | 058708-01-000 | EA | RECEPTACLE - ELECTRIC - DOUBLE - BROWN |
| 3 | 058708-02-000 | EA | RECEPTACLE - ELECTRIC - DOUBLE - IVORY |
| 3 | 102568-01-GB1 | EA | SPACER - RECEPTACLE - WOOD - SIDEWALL |
| 4 | 058707-02-000 | EA | RECEPTACLE - BLANK - JUNCTION WIRECON |
| 5 | 058707-01-000 | EA | RECEPTACLE - ELECTRIC - SINGLE - BROWN |
| 6 | 084076-02-000 | EA | RECEPTACLE - GFI - 15A - 125V - BROWN |
| 7 | 110235-02-01A | EA | LIGHT - MAKE UP - 4 BULB - PANLESS |
| 7 | 081633-01-700 | EA | BULB - MAKE-UP |
| 8 | 073937-03-000 | EA | SWITCH - ROTARY SELECTOR - 3 DECK - A/C |
| 9 | 101894-01-01A | EA | SWITCH - 3 WAY BROWN (110 V) |
| 10 | 058708-05-000 | EA | RECEPTACLE - SINGLE - BROWN |
| 11 | 098024-03-01A | EA | DOMELIGHT - 2 BULB - IVORY |
| 11 | 008218-01-000 | EA | BULB - DOMELIGHT |
| 11 | 098024-01-700 | EA | LENS - DOMELIGHT |
| 12 | 113371-03-000 | EA | LIGHT - FLUORESCENT 42" - STRIP |
| 12 | 117806-01-000 | EA | BULB - 12V NO.912 1.0 AMPS |
| | 024924-02-000 | EA | RECEPTACLE - POWER CORD - W/ PARTIAL PLATE |

ELECTRICAL GROUP (CONTINUED)
LIGHTS, RECEPTACLES, & SWITCHES (PASSENGER SIDE)



| KEY | PART NUMBER | U/M | DESCRIPTION |
|-----|---------------|-----|--|
| 1 | 113371-03-000 | EA | LIGHT - FLUORESCENT 42" - STRIP |
| 1 | 117806-01-000 | EA | BULB - 12V NO.912 1.0 AMPS |
| 2 | 098024-01-01A | EA | DOME LIGHT - 1 BULB - US - IVORY |
| 2 | 008218-01-000 | EA | BULB - DOME LIGHT |
| 2 | 098024-01-700 | EA | LENS - DOME LIGHT |
| 3 | 058708-05-000 | EA | RECEPTACLE - SINGLE - BROWN |
| 4 | 058708-01-000 | EA | RECEPTACLE - ELECTRIC - DOUBLE - BROWN |
| 4 | 058708-02-000 | EA | RECEPTACLE - ELECTRIC - DOUBLE - IVORY |
| 4 | 102568-01-GB1 | EA | SPACER - RECEPTACLE - WOOD - SIDEWALL |
| 5 | 087694-01-000 | EA | LIGHT - WARDROBE/CLOSET - W/SWITCH |
| 5 | 087694-01-700 | EA | BULB - GE561 - WARDROBE/ CLOSET |
| 6 | 098024-03-01A | EA | DOME LIGHT - 2 BULB - IVORY |
| 6 | 008218-01-000 | EA | BULB - DOME LIGHT |
| 6 | 098024-01-700 | EA | LENS - DOME LIGHT |
| 7 | 065202-24-000 | EA | LAMP-WALL, BRASS UL/CSA - GUSTAFSON OV-531 |
| 7 | 065201-12-000 | EA | SHADE-LAMP, FABRIC - WHITE SWIRL |
| 7 | 067479-01-000 | EA | BULB - 12V, NUMBER 1076 |
| 8 | 112822-01-01A | EA | RECEPTACLE - DUPLEX - IVORY |
| 8 | 112824-01-02A | EA | COVER - EXTERIOR DUPLEX RECEPTACLE - OFF WHITE |
| 9 | 058707-01-000 | EA | RECEPTACLE - ELECTRIC - SINGLE - BROWN |
| 10 | 108354-01-01A | EA | LIGHT - COURTESY |
| 10 | 108354-01-700 | EA | BULB - COURTESY LIGHT |
| 11 | 079364-01-000 | EA | SWITCH - ON/ OFF - ROCKER - 2 PRONGS - BROWN |
| 11 | 095188-03-01A | EA | SPACER - SWITCH - DARK BROWN |
| 11 | 098351-11-01A | EA | PLATE - SWITCH - 4 GANG W/ LABEL |
| | 098351-01-01A | EA | PLATE - SWITCH - 1 GANG - POLISHED BRASS |
| | 098351-02-01A | EA | PLATE - SWITCH - 2 GANG - POLISHED BRASS |

ELECTRICAL GROUP (CONTINUED)**ELECTRIC COMPONENTS**

| KEY | PART NUMBER | U/M DESCRIPTION |
|-----|---------------|---|
| | 008326-01-000 | EA TERMINAL - RING - 16/14 WIRE - 3/8" STUD |
| | 008328-01-000 | EA TERMINAL - RING - 12/10 WIRE - #10 STUD FIT |
| | 008331-01-000 | EA TERMINAL - RING - TONGUE - #4 WIRE - 3/8" STUD - COPPER |
| | 008348-01-000 | EA TERMINAL - RING - 3/8" STUD - #2 WIRE |
| | 035416-04-000 | EA TERMINAL - RING #10 STUD FITTING - INSULATED BARREL #16/14 |
| | 047443-01-000 | EA TERMINAL - 250 RECEP. FITTING - INSULATED - 16/14 AWG |
| | 062036-01-000 | EA TERMINAL - PACK - CONNECTOR - 12/10 AWG |
| | 062036-02-000 | EA TERMINAL - PACK - CONNECTOR - 16/14 AWG |
| | 104100-03-000 | EA TERMINAL - 75 AMP AMP 53880-4 LOOSE |
| | 106655-01-000 | EA TERMINAL - FUSE BLOCK - 14-16 AWG |
| | 106655-02-000 | EA TERMINAL - FUSE BLOCK - 10-12 AWG |
| | 113306-01-000 | EA TERMINAL - FEMALE - METRI-PACK |
| | 113307-01-000 | EA TERMINAL - FEMALE - METRI-PACK |
| | 103603-01-000 | EA BULB - 12V NO.74 0.12A WEDGE GE 22-25 OR EQUIV. |
| | 008218-01-000 | EA BULB - DOME LIGHT - 12V - NUMBER 1141 |
| | 067479-01-000 | EA BULB - 12V - NUMBER 1076 |
| | 103608-01-000 | EA SOCKET - WEDGE BASE W/LEADS JKL 2944-6 OR EQUIV |
| | 077479-01-000 | EA BOOT - BATTERY TERMINAL - DOUBLE CABLE |
| | 077479-02-000 | EA BOOT - BATTERY TERMINAL - SINGLE CABLE |
| | 086233-01-000 | EA STUD - ISOLATED - 3/8" X 7/8" LONG |
| | 086273-01-000 | EA RELAY - BATTERY DISCONNECT |
| | 087949-01-000 | EA BUSS BAR - 2 POSITION - .6' X 1.5" - ALUMINUM |
| | 087949-02-000 | EA BUSS BAR - 3 POS. 90 WIV |
| | 007093-01-000 | EA FLASHER - SIGNAL - STAT |
| | 008188-01-000 | EA SOLENOID - 3 POST - BATTERY CHANGE OVER |
| | 075723-02-000 | EA SPACER - SWITCH - W/HOLE - .2" X .9" X 2" - METAL - OFF WHITE FOR ELECTRIC STEP DOOR JAMB SWITCH |
| | 095188-01-01A | EA SPACER - SWITCH - 2.3" X 3.4" - PLASTIC - DARK BROWN |
| | 102568-01-E90 | EA SPACER - RECEPTACLE - SIDEWALL |
| | 103987-02-000 | EA SEAL - SOLENOID ACCESS |
| | 063910-01-000 | EA HOUSING - RELAY - BOSCH 3 334 485 008 |
| | 063912-02-000 | EA RELAY - CANISTER - SPDT - BOSCH 0332204101 |
| | 115504-01-000 | EA PANEL - SOLAR 10 WATT |
| | 115505-01-000 | EA MONITOR - SOLAR CHARGER |
| | 087225-01-000 | FT SLEEVING - 1/2" - TYPE H |
| | 087225-02-000 | FT SLEEVING - 5/8" - TYPE H |

CONVERTER & LOAD CENTER

| KEY | PART NUMBER | U/M DESCRIPTION |
|-----|---------------|---|
| | 109677-01-000 | EA LOAD CENTER - 120V - 40A WESCO TT120 FLGNM |
| | 113132-01-000 | EA LOAD CENTER - 120/ 240V - 60A WESCO 2460SGNM |
| | 083208-02-000 | EA CONVERTER - POWER - 45A - 120V/12V - BW 6345 |
| | 099048-02-000 | EA INVERTER - 100 WATT |

ELECTRICAL GROUP (CONTINUED)**ELECTRICAL HOUSINGS**

| KEY | PART NUMBER | U/M DESCRIPTION |
|-----|---------------|--|
| | 088473-01-000 | EA PIN HOUSING - 12 POSITION |
| | 088473-02-000 | EA PIN HOUSING - 15 POSITION |
| | 088473-03-000 | EA PIN HOUSING - 9 POSITION |
| | 088473-05-000 | EA PIN HOUSING - 6 POSITION (SINGLE ROW) |
| | 088473-06-000 | EA PIN HOUSING - 6 POSITION (TWO ROWS OF THREE) |
| | 088473-08-000 | EA PIN HOUSING - 4 POSITION |
| | 088473-09-000 | EA PIN HOUSING - 3 POSITION (SINGLE ROW) |
| | 088473-10-000 | EA PIN HOUSING - 2 POSITION |
| | 088474-01-000 | EA HOUSING - SOCKET - 12 POSITIONS |
| | 088474-02-000 | EA HOUSING - SOCKET - 15 POSITION (3 ROWS OF 5) |
| | 088474-03-000 | EA HOUSING - SOCKET - 9 POSITION |
| | 088474-06-000 | EA HOUSING - SOCKET - 6 POSITION (2 ROWS OF THREE) |
| | 088474-07-000 | EA HOUSING - SOCKET - 5 POSITION |
| | 088474-08-000 | EA HOUSING - SOCKET - 4 POSITION (SINGLE ROW) |
| | 088474-09-000 | EA HOUSING - SOCKET - 3 POSITION |
| | 088474-10-000 | EA HOUSING - SOCKET - 2 POSITION |
| | 115556-01-000 | EA HOUSING - 3 POSITION - FEMALE - 59-SERIES |
| | 115556-02-000 | EA HOUSING - 2 POSITION - FEMALE - 59-SERIES |
| | 104100-01-000 | EA HOUSING - 1 POSITION - 75 AMP - AMP 53884-1 |
| | 106006-01-000 | EA HOUSING - 1 POSITION - FEMALE |
| | 113468-01-000 | EA HOUSING - 2 POSITION - FEMALE (WIPER/WASHER WIRE ASM) |
| | 108355-01-000 | EA HOUSING - SWITCH - CARLING VCH |

ROCKER SWITCHES (DASH)

| KEY | PART NUMBER | U/M DESCRIPTION |
|-----|---------------|--|
| | 108357-03-000 | EA SWITCH - ROCKER - SPDT ON/ OFF/ ON 3 TERM. CARLING - V6D1000B-0 |
| | 108356-02-01A | EA SWITCH COVER W/ 2 DIMPLES - CARLING - CCAZC00 |
| | 108357-05-000 | EA SWITCH - ROCKER - SPDT ON/ NONE/ ON 3 TERM. CARLING - V4D1000B-0 |
| | 108356-02-01A | EA SWITCH COVER W/ 2 DIMPLES - CARLING - CCAZC00 |
| | 108357-06-000 | EA SWITCH - ROCKER - DPDT MOM/ OFF/ MOM 6 TERM. CARLING - VLD1000B-0 |
| | 108356-02-01A | EA SWITCH COVER W/ 2 DIMPLES - CARLING - CCAZC00 |
| | 108357-09-000 | EA SWITCH - ROCKER - SPDT ON/ NONE/ MOM 3 TERM. CARLING - V5D1000B-0 |
| | 108356-02-01A | EA SWITCH COVER W/ 2 DIMPLES - CARLING - CCAZC00 |
| | 108357-10-000 | EA SWITCH - RKR SPDT MOM/ ON LIGHTED-5 TERM (3 SWITCH/ 2 LIGHT) |
| | 108356-04-01A | EA SWITCH COVER W/ DIMPLES - LIGHTED - CARLING - VVAGC00 |
| | 096241-03-000 | EA SWITCH - BLANK |
| | 077942-01-000 | EA SWITCH - DUMMY - BLACK |

ELECTRICAL GROUP (CONTINUED)

ELECTRICAL WIRING & BOXES

| KEY | PART NUMBER | U/M DESCRIPTION |
|-----|---------------|---|
| | 008052-01-000 | EA CORD - POWER - 10/3 - 30 AMP - 25' - CANADIAN |
| | 008054-01-000 | EA CORD - POWER - 10/3 - 30 AMP - 25' |
| | 121470-01-000 | EA CORD - EXTENSION, 6 FT - 16-2 |
| | 008289-01-000 | EA BOX - ELECTRIC - STEEL - 1/2" AND 3/4" KNOCKOUTS - 4" X 4" |
| | 008289-02-000 | EA BOX - ELECTRICAL - 4" X 4" - 1/2" & 3/4" KNOCKOUTS - CANADIAN |
| | 074890-01-000 | EA BOX - EXTENSION - STEEL - OPEN SIDES - 4" X 4" X 1 1/2" |
| | 091910-01-000 | EA BOX - ELECTRIC - 3.75" X 3.5" X 1.75" - PLASTIC |
| | 091910-02-000 | EA BOX - ELECTRIC - 57 X 88 MM - PLASTIC |
| | 008294-01-000 | EA COVER - ELECTRICAL BOX - BLANK/STEEL - 4" X 4" - GRAY |
| | 008294-02-000 | EA COVER - ELECTRICAL BOX - BLANK STEEL - 4" X 4" - CANADIAN |
| | 074897-01-000 | EA COVER - ELECTRIC BOX - 1 LARGE & 2 SMALL HOLES - 4" X 4" |
| | 069238-01-000 | EA COVER - ELECTRICAL BOX - W/HOLE - 4" X 4" - GRAY USED WITH 30 AMP RECEPTACLE |
| | 111510-01-000 | EA DOOR - ELECTRICAL BOX - FRONT |
| | 108304-01-000 | EA WIRE ASM. - AUX FANS |
| | 090986-01-000 | EA WIRE ASM - ELECTRIC STEP |
| | 096449-01-000 | EA WIRE ASSEMBLY - WATER TANK TO MONITOR PANEL |
| | 097618-01-000 | EA WIRE ASM - MONITOR PANEL - W/ 3 WIRES & ORANGE RESISTOR - LVS ORANGE RESISTOR W/3 (ORANGE-GREEN-BLUE) WIRES |
| | 108303-01-000 | EA WIRE ASM - REAR AUTO HEATER |
| | 111915-01-000 | EA WIRE ASM - DAY RUN LAMPS - FUSE |
| | 073328-B4-000 | EA CABLE ASSEMBLY - BATTERY - W/TERMINALS |
| | 119456-01-000 | EA WIRE ASM - INSTRUMENT PANEL - MAIN (FORD) |
| | 102636-02-000 | EA WIRE ASM - CLEARANCE LAMPS |
| | 103342-02-000 | EA WIRE ASM - CLEARANCE, UPPER |
| | 103342-03-000 | EA WIRE ASM - CLEARANCE, UPPER - RH |

ELECTRICAL GROUP (CONTINUED)

ELECTRICAL CONNECTORS & CONDUIT

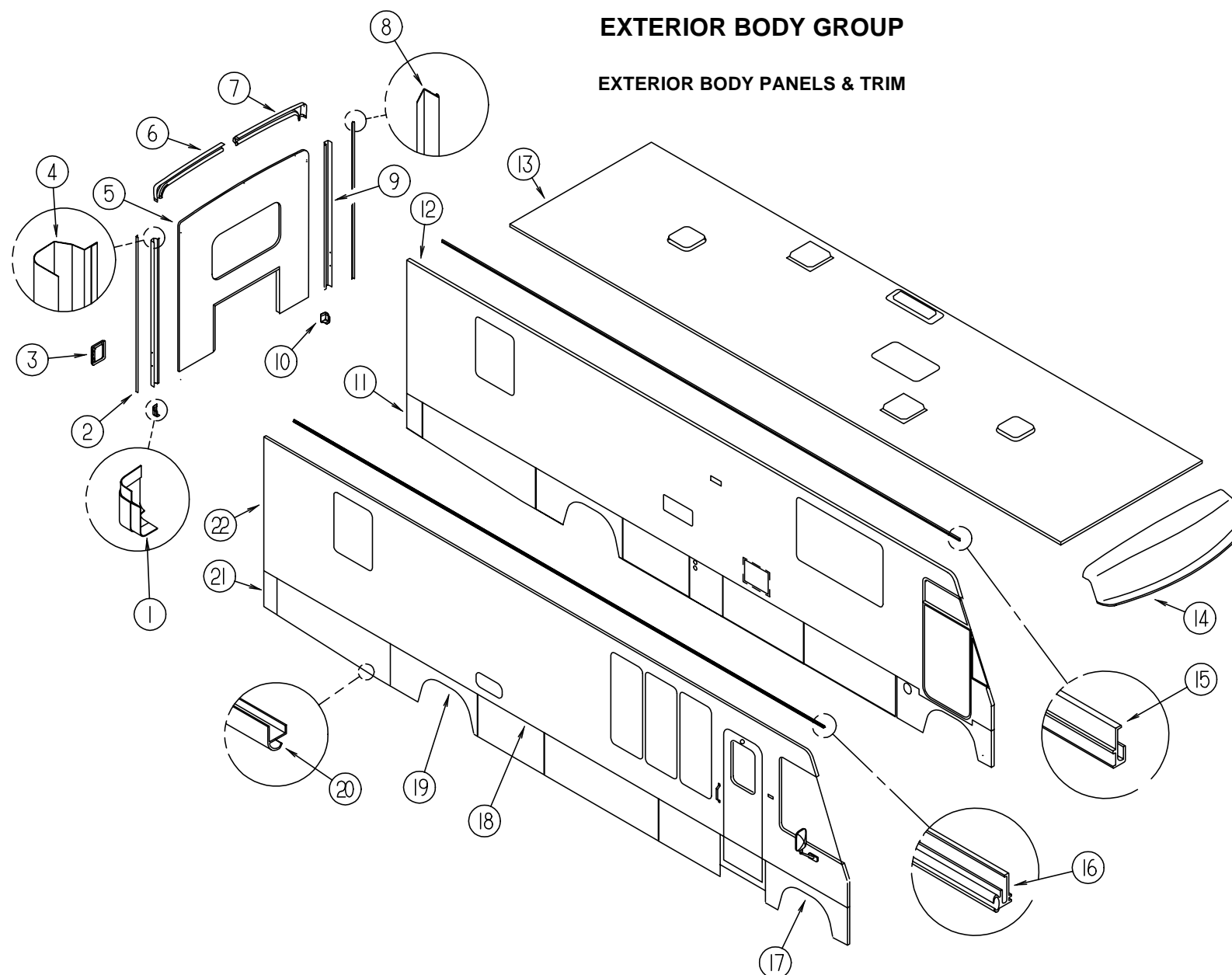
| KEY | PART NUMBER | U/M DESCRIPTION |
|-----|---------------|---|
| | 041953-01-000 | FT CONDUIT - CONVOLUTE - SLIT - .5"ID |
| | 041953-03-000 | FT CONDUIT - CONVOLUTE - SLIT - 1" ID (CLOTHES ROD COVER) |
| | 041953-05-000 | FT CONDUIT - CONVOLUTE - SOLID - .62" ID |
| | 041953-06-000 | FT CONDUIT - CONVOLUTE - SLIT .375"ID |
| | 041953-07-000 | FT CONDUIT - CONVOLUTE - SLIT - .25" ID |
| | 041953-08-000 | FT CONDUIT - CONVOLUTE - SLIT - 1.50"ID |
| | 041953-09-000 | FT CONDUIT - CONVOLUTE - SLIT .50"ID |
| | 041953-10-000 | FT CONDUIT - CONVOLUTE - SLIT - .75" ID |
| | 041953-11-000 | FT CONDUIT - CONVOLUTE - SLIT - 1.06" ID |
| | 041953-12-000 | FT CONDUIT - CONVOLUTE - NON SLIT 1.1" ID |
| | 008311-01-000 | EA CONNECTOR - WIRE NUT - INSULATED - RED |
| | 008312-01-000 | EA CONNECTOR - WIRE NUT - INSULATED - BLUE |
| | 008314-01-000 | EA CONNECTOR - WIRE NUT - INSULATED - GRAY |
| | 008355-01-000 | EA CONNECTOR - CABLE CLAMPING - 3/4" |
| | 008356-01-000 | EA CONNECTOR - PLASTIC - 3/8" AVG |
| | 082741-01-000 | EA CONNECTOR - BODY - 2 CONNECTOR - MALE |
| | 058028-01-000 | EA CONNECTOR - ELECTRICAL PIGTAIL - NYLON - CLEAR |
| | 041480-01-000 | EA CONNECTOR - STRAIGHT - 1/2" FLEX CONDUIT |
| | 008398-01-000 | EA CONNECTOR - 1/2" X 90°- FLEX CONDUIT |
| | 088475-01-000 | EA PIN-CONNECTOR - 14 TO 20 AWG |
| | 088476-01-000 | EA SOCKET - CONNECTOR - BRASS - PRE - TIN |
| | 088476-02-000 | EA SOCKET - CONNECTOR - 12-10 GA - PHOS. BRZ - PRE - TIN |

CIRCUIT BREAKERS & FUSES

| KEY | PART NUMBER | U/M DESCRIPTION |
|-----|---------------|--|
| | 097611-01-000 | EA CIRCUIT BREAKER - 6AMP - ATC - BLACK |
| | 093655-03-000 | EA CIRCUIT BREAKER - 40 AMP USD 17440-4E03A2A |
| | 083209-02-000 | EA CIRCUIT BREAKER - 15/15AMP - 120V - BW H - 15/15 |
| | 083209-03-000 | EA CIRCUIT BREAKER - 15/20AMP - 120V - BW - 0-15/20 |
| | 083209-04-000 | EA CIRCUIT BREAKER - 30A - 120V - BW L - 30 |
| | 083209-06-000 | EA CIRCUIT BREAKER - 30/15 AMP - 120V - BW D - 30/15 |
| | 083209-07-000 | EA CIRCUIT BREAKER - 20/20A - 120V - BW K - 20/20 |
| | 083209-08-000 | EA CIRCUIT BREAKER - BLANK - BW |
| | 112591-01-000 | EA CIRCUIT BREAKER - 16A - 240V |
| | 062901-02-000 | EA FUSE - 5 AMP - AUTOMOTIVE |
| | 062901-05-000 | EA FUSE - 15 AMPS - AUTOMOTIVE |
| | 062901-07-000 | EA FUSE - AUTOMOTIVE - 25 AMPS |
| | 062901-08-000 | EA FUSE - 30 AMPS - AUTOMOTIVE |
| | 106656-01-000 | EA FUSE BLOCK - 4 CAVITY AUTOFUSE |
| | 108669-01-000 | EA HOUSING - AUTO FUSE HOLDER |
| | 062037-01-000 | EA HOUSING - AUTO FUSE - NATURAL |
| | 062037-02-000 | EA HOUSING - AUTO FUSE - GREEN |
| | 062037-03-000 | EA HOUSING - AUTO FUSE - BLACK |
| | 062037-04-000 | EA HOUSING - AUTO FUSE - BLUE |
| | 062037-06-000 | EA HOUSING - AUTO FUSE - BROWN |

EXTERIOR BODY GROUP

EXTERIOR BODY PANELS & TRIM

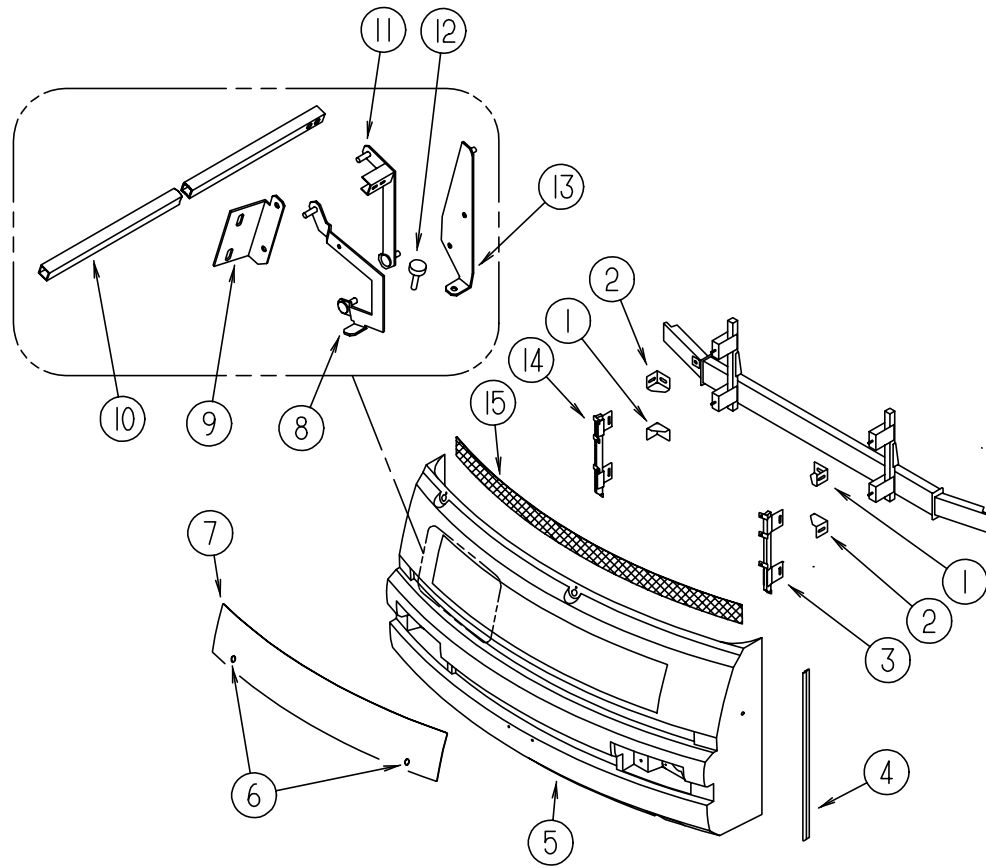


| KEY | PART NUMBER | U/M DESCRIPTION |
|-----|---------------|---|
| 1 | 119212-01-01A | EA TRIM - BACKWALL, LOWER - RH - BLK |
| 2 | 120548-01-01A | EA TRIM - J, RH - BACKWALL - W/NOTCH - BUFF |
| 3 | 117379-01-01A | EA TRIM - TAIL LIGHT - REAR - BUFF |
| 4 | 114874-03-07B | EA TRIM - BACKWALL - BUFF (PASSENGER SIDE) |
| 5 | M08018-01-G15 | EA BACKWALL ASM, W/O WINDOW & TRIM - QUEEN BED |
| 5 | M08018-01-G16 | EA BACKWALL ASM, W/O WINDOW & TRIM - QUEEN BED |
| 5 | M08018-01-G17 | EA BACKWALL ASM, W/O WINDOW & TRIM - QUEEN BED |
| 5 | M08018-02-G15 | EA BACKWALL ASM, W/O WINDOW & TRIM - KING BED |
| 5 | M08018-02-G16 | EA BACKWALL ASM, W/O WINDOW & TRIM - KING BED |
| 5 | M08018-02-G17 | EA BACKWALL ASM, W/O WINDOW & TRIM - KING BED |
| 6 | 114872-02-01A | EA TRIM - BACKWALL - TOP - BUFF (PASSENGER SIDE) |
| 7 | 114873-02-01A | EA TRIM - BACKWALL - TOP - BUFF (DRIVER SIDE) |
| 8 | 120548-02-01A | EA TRIM - J, LH - BACKWALL - W/NOTCH - BUFF |
| 9 | 114874-04-07B | EA TRIM - BACKWALL - BUFF (DRIVER SIDE) |
| 10 | 119212-02-01A | EA TRIM - BACKWALL, LOWER - LH - BLK |
| 11 | 119205-02-G35 | EA PANEL ASM - VALANCE REAR (DRIVER SIDE) |
| 12 | M08005-02-G15 | EA SIDEWALL ASM - DRIVER SIDE, W/O WINDOW & TRIM (W/ DRIVER DOOR) |
| 12 | M08005-02-G16 | EA SIDEWALL ASM - DRIVER SIDE, W/O WINDOW & TRIM (W/ DRIVER DOOR) |
| 12 | M08005-02-G17 | EA SIDEWALL ASM - DRIVER SIDE, W/O WINDOW & TRIM (W/ DRIVER DOOR) |
| 13 | P19062-01-G15 | EA ROOF ASM. - W/O LIGHTS/VENTS - W/WIRING |
| 14 | 115001-01-01A | EA CAP ASM - FRONT - W/O LIGHTS - BUFF |

| KEY | PART NUMBER | U/M DESCRIPTION |
|-----|---------------|--|
| 15 | 103801-02-04A | EA TRIM - ROOF - BUFF FROM: 00-00-00 THRU: 10-08-95 |
| 15 | 120091-01-01A | EA TRIM - ROOF - BUFF FROM: 10-09-95 THRU: 99-99-99 |
| 16 | 103802-02-04A | EA RAIL - AWNING - BUFF FROM: 00-00-00 THRU: 10-08-95 |
| 16 | 120092-01-01A | EA RAIL - AWNING - BUFF FROM: 10-09-95 THRU: 99-99-99 |
| 17 | 119200-01-G15 | EA WHEEL LIP ASM - FRONT (PASSENGER SIDE) |
| | 119200-03-G15 | EA WHEEL LIP ASM - FRONT (DRIVER SIDE) |
| 18 | 108688-01-06A | EA STRIP - FEATURE - VW GRAY - 4623 MM |
| | 105312-01-06A | FT INSERT - FEATURE STRIP |
| | 108651-02-01A | EA END CAP - FEATURE STRIP - MILL |
| | 108651-02-02A | EA END CAP - FEATURE STRIP - GRAY |
| 19 | 119203-01-G15 | EA WHEEL LIP ASM - REAR (PASSENGER SIDE) |
| | 119203-02-G15 | EA WHEEL LIP ASM - REAR (DRIVER SIDE) |
| 20 | 118442-55-002 | EA EXTRUSION - PANEL - ROCK - VW GRY - 4877 MM |
| 21 | 119205-01-G15 | EA PANEL ASM - VALANCE REAR (PASSENGER SIDE) |
| 22 | P19061-01-G15 | EA SIDEWALL ASM - PASSENGER SIDE - W/O WINDOWS & TRIM |
| 22 | P19061-01-G16 | EA SIDEWALL ASM - PASSENGER SIDE - W/O WINDOWS & TRIM |
| 22 | P19061-01-G17 | EA SIDEWALL ASM - PASSENGER SIDE - W/O WINDOWS & TRIM |
| | 118500-01-01A | EA PLUG - ROCKER TRIM (WHEEL LIP ASM) |
| | 107865-02-000 | EA ROD - SUPPORT - VALANCE PANEL |

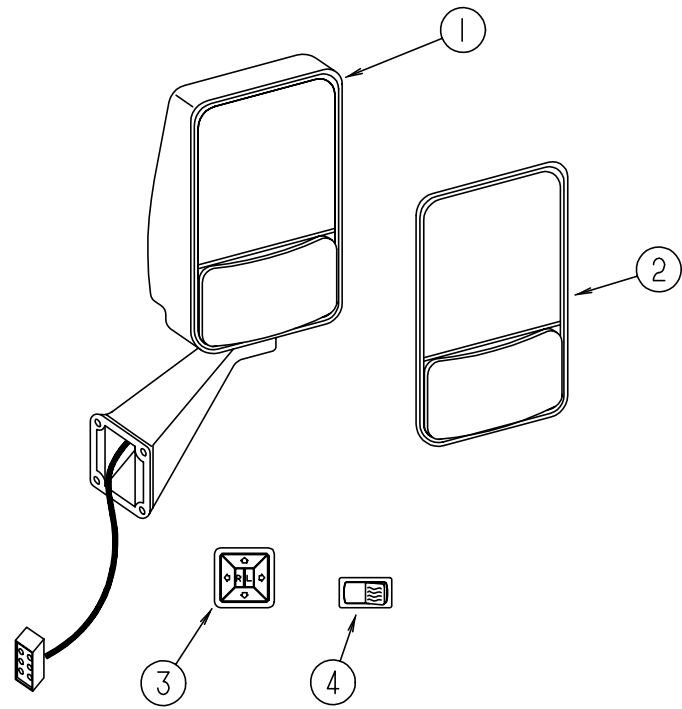
EXTERIOR BODY GROUP (CONTINUED)

FRONT END ASM



| KEY | PART NUMBER | U/M | DESCRIPTION |
|-----|---------------|-----|--|
| | P18996-01-G15 | EA | BODY PANEL INSTALLATION - FRONT END - W/ HOOD |
| 1 | 117611-04-02B | EA | BRACKET - BUMPER |
| 2 | 117611-03-02B | EA | BRACKET - BUMPER |
| 3 | 118997-02-G35 | EA | SUPPORT ASM - FRONT PANEL - LH |
| 4 | 089922-37-000 | EA | TRIM - FIBERGLASS - PANEL - BUFF |
| 5 | 118999-04-G15 | EA | PANEL ASM - FRONT - LOWER |
| 6 | 102330-02-000 | EA | HOOD LOCK - SINGLE HOLE - VISE ACTION |
| | 102328-01-000 | EA | BARREL KEY - HOOD LOCK |
| 7 | 115976-03-G15 | EA | PANEL ASM - HOOD - BUFF |
| 8 | 109930-11-000 | EA | LINK - HINGE - HOOD - LOWER - RH |
| | 109930-12-000 | EA | LINK - HINGE - HOOD - LOWER - LH |
| 9 | 109927-03-000 | EA | ANGLE - LINK - HOOD - RH |
| | 109927-04-000 | EA | ANGLE - LINK - HOOD - LH |
| 10 | 105096-10-000 | EA | TUBE ASM - TIMING - HOOD HINGE |
| 11 | 109929-05-000 | EA | LINK ASM - HINGE - HOOD - UPPER - RH |
| | 109929-06-000 | EA | LINK ASM - HINGE - HOOD - UPPER - LH |
| 12 | 058786-01-000 | EA | BOLT - ADJUSTING - HOOD - W/BLACK PAD - .31" #18 X 2" |
| 13 | 109926-15-000 | EA | BRACKET - LINK - HINGE - HOOD - RH |
| | 109926-16-000 | EA | BRACKET - LINK - HINGE - HOOD - LH |
| 14 | 118997-01-G35 | EA | SUPPORT ASM - FRONT PANEL - RH |
| 15 | 115924-05-01A | EA | GRILLE - WOVEN WIRE |
| | 070579-06-000 | EA | PLATE - ANCHOR - W/ 7/16 WELD NUT - 1.5" X 3.3" |
| | 077001-01-000 | EA | ANGLE - MOUNTING - ROOF PANEL - V ANGLE - 3" X 2.4" X 1.5" |
| | 106746-01-000 | EA | PANEL - STEPWELL |
| | 106747-01-000 | EA | PANEL - STEPWELL - END RH |
| | 106747-02-000 | EA | PANEL - STEPWELL - END LH |
| | 106765-01-000 | EA | SUPPORT - BOLT - HOOD ADJUSTING |

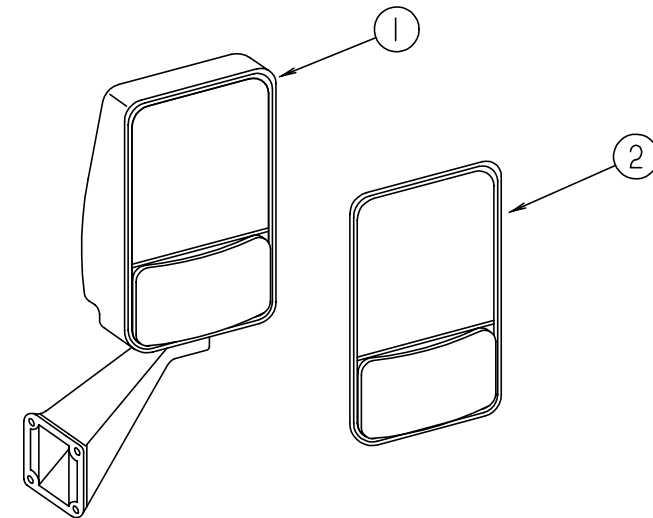
EXTERIOR BODY GROUP (CONTINUED)



EXTERIOR MIRROR OPTION (REMOTE & HEAT)

| KEY | PART NUMBER | U/M DESCRIPTION |
|-----|---------------|---|
| 1 | 106015-05-01A | EA MIRROR ASM - EXTERIOR REMOTE & HEAT - PASSENGER SIDE |
| 1 | 106015-06-01A | EA MIRROR ASM - EXTERIOR REMOTE & HEAT - DRIVER SIDE |
| 2 | 086261-02-701 | EA MIRROR KIT - BEZEL - CONVEX GLASS - HEATED FLAT GLASS - DRIVER SIDE |
| 2 | 086261-01-704 | EA MIRROR KIT - BEZEL - CONVEX GLASS - HEATED FLAT GLASS - PASSENGER SIDE |
| 3 | 088246-01-000 | EA SWITCH - REMOTE - EXTERIOR MIRROR - SQUARE PUSH |
| 4 | 087695-01-000 | EA SWITCH - HEATER - EXTERIOR MIRROR |

EXTERIOR BODY GROUP (CONTINUED)

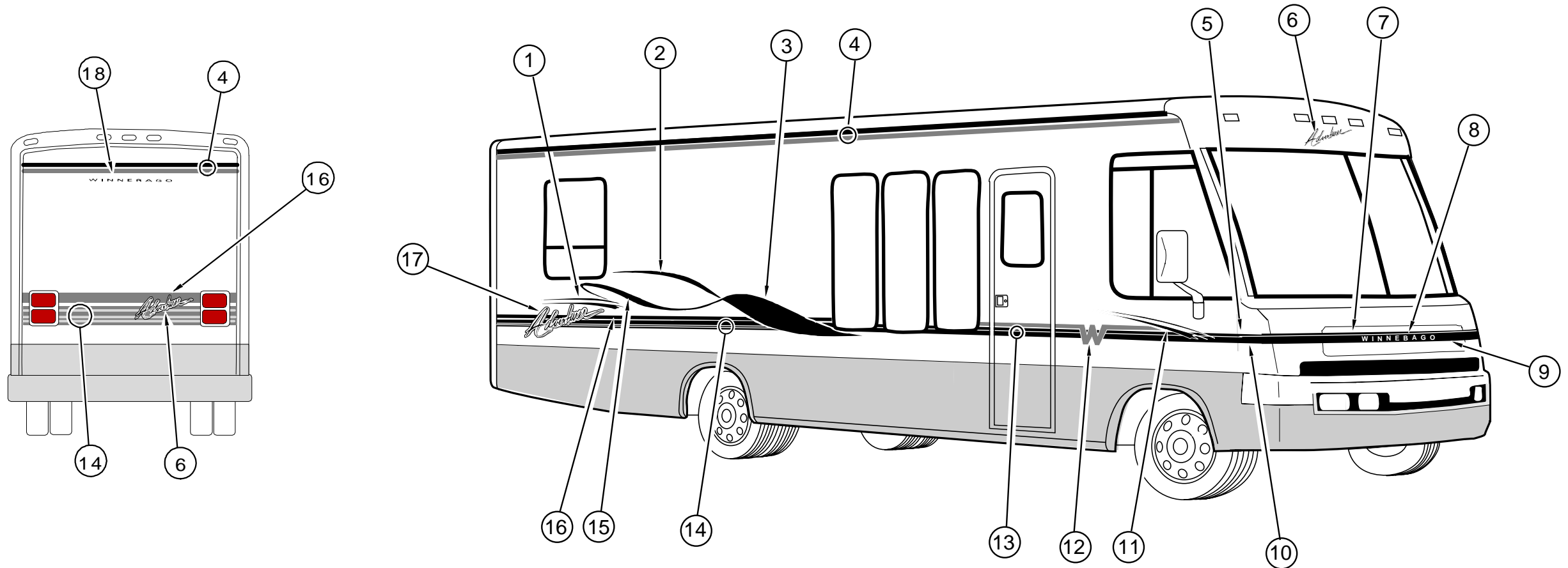


EXTERIOR MIRROR

| KEY | PART NUMBER | U/M DESCRIPTION |
|-----|---------------|--|
| 1 | 106015-09-01A | EA MIRROR ASM - PASSENGER SIDE |
| 1 | 106015-10-01A | EA MIRROR ASM - DRIVER SIDE |
| 2 | 106015-01-703 | EA MIRROR KIT (BEZEL W/MIRRORS) PASSENGER SIDE |
| 2 | 106015-02-702 | EA MIRROR KIT (BEZEL W/MIRRORS) DRIVER SIDE |

EXTERIOR BODY GROUP (CONTINUED)

DECALS, FILM STRIPES & PAINT



| KEY | PART NUMBER | U/M | DESCRIPTION |
|-----|---------------|-----|--|
| 1 | 117488-01-01A | EA | DECAL-RIBBON, #4 - RH - AMETHYST/LAGO BLUE |
| 1 | 117488-02-01A | EA | DECAL-RIBBON, #4 - LH - AMETHYST/LAGO BLUE |
| 2 | 117484-01-01A | EA | DECAL-RIBBON, #2 - RH - MED BLUE/BLACK |
| 2 | 117484-02-01A | EA | DECAL-RIBBON, #2 - LH - MED BLUE/BLACK |
| 3 | 117483-01-01A | EA | DECAL-RIBBON, #1 - RH - MED BLUE/AMETHYST/BLK |
| 3 | 117483-02-01A | EA | DECAL-RIBBON, #1 - LH - MED BLUE/AMETHYST/BLK |
| 4 | 094423-07-01A | FT | FILM-OVERLAY, MULTISTRIP 63.5MM - LAGO/AMETHYST/GOLDEN |
| 5 | 117489-01-01A | EA | DECAL-CORNER, UPPER - RH - LAGO/GOLDEN/AMETHYST |
| 5 | 117489-02-01A | EA | DECAL-CORNER, UPPER - LH - LAGO/GOLDEN/AMETHYST |
| 6 | 117482-02-01A | EA | DECAL-ADVENTURER, SMALL - BUFF/GOLDEN/AMETHYST/SLATE |
| 7 | 117491-01-01A | EA | DECAL-HOOD, UPPER - LAGO/GOLDEN/AMETHYST |
| 8 | 110889-03-02A | EA | DECAL-LOGO, WINNEBAGO - BUFF |
| 9 | 117492-01-01A | EA | DECAL-HOOD, LOWER - MED BLUE/GOLDEN |
| 10 | 117490-01-01A | EA | DECAL-CORNER, LOWER - RH - MED BLUE/GOLDEN |
| 10 | 117490-02-01A | EA | DECAL-CORNER, LOWER - LH - MED BLUE/GOLDEN |
| 11 | 117481-01-01A | EA | DECAL-SLASH, RH - AMETHYST/LAGO BLUE |
| 11 | 117481-02-01A | EA | DECAL-SLASH, LH - AMETHYST/LAGO BLUE |
| 12 | 117480-01-01A | EA | DECAL-LOGO, W - GOLDEN |
| 13 | 115335-05-01A | FT | FILM-OVERLAY, MULTISTRIP 31.8MM - MED BLUE/GOLDEN |
| 14 | 117479-01-01A | FT | FILM-OVERLAY, MULTISTRIP 158.8MM - LAGO/GOLDEN/AMETHYST/AMETHYST |
| 15 | 117486-01-01A | EA | DECAL-RIBBON, #3 - RH - AMETHYST/BLACK |
| 15 | 117486-02-01A | EA | DECAL-RIBBON, #3 - LH - AMETHYST/BLACK |
| 16 | 093681-40-06A | FT | FILM - 50.8MM X 150FT - GOLDEN |
| 17 | 117482-01-01A | EA | DECAL-ADVENTURER, LARGE - BUFF/GOLDEN/AMETHYST/SLATE |
| 18 | 110206-02-04A | EA | DECAL-WINNEBAGO - LAGO BLUE |
| | 111318-03-04A | EA | DECAL-TURBO DIESEL |
| | 004308-01-000 | EA | PAINT-SPRAY, BLACK |
| | 099399-12-700 | EA | PAINT-16OZ SPRAY - ENAMEL/BUFF |

DUPONT PAINT COLOR CODES

BUFF G9692
 GRAPHITE METALLIC F0901

EXTERIOR BODY GROUP (CONTINUED)

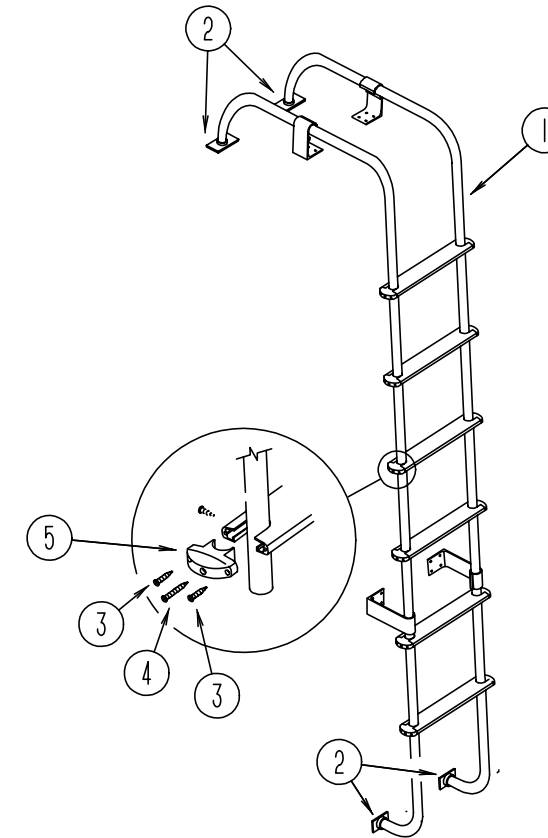
STYROFOAM & FIBERGLASS SHEETING

| KEY | PART NUMBER | U/M DESCRIPTION |
|-----|---------------|---|
| | 000870-08-000 | SF STYROFOAM - .75" X 48" X 96" - PLANED |
| | 083574-03-000 | SF STYROFOAM - 3/4" X 48" X 96" |
| | 083574-05-000 | SF STYROFOAM - 2.0" X 48" X 96" |
| | 065747-01-000 | SF INSULATION - MICROFOAM - .5" X 72" X 112' ROLL |
| | 076054-T5-000 | EA FIBERGLASS-SHEET, 2572 X 2647 - BUFF |
| | 108535-03-700 | EA FIBERGLASS REINFORCED PLASTIC - 110" X 396" - ROFF SKIN - BUFF |
| | 076054-V1-000 | EA FIBERGLASS SHEET 2008 X 8575 - BUFF |
| | 117754-01-01A | EA FIBERGLASS-SHEET, 328 X 2448MM - ANY COLOR |
| | 117754-01-05A | EA FIBERGLASS-SHEET, 328 X 2448MM - BUFF |
| | 077517-59-000 | EA FIBERGLASS SHEET - 48" X 96" - BUFF PAINTING IS REQUIRED WHEN USED ON OLDER COACHES |
| | 100619-01-000 | BF FOAM - EXPANDED POLYSTYRENE - 48" X 96" X 1.34" |
| | 100619-04-000 | BF FOAM - EXPANDED POLYSTYRENE - EPS 48" X 96" X .5 |
| | 100619-02-000 | BF FOAM - EXPANDED POLYSTYRENE - 48" X 96" X 1.5" |
| | 100619-05-000 | BF FOAM - EXPANDED POLYSTYRENE - 48" X 96" X .75" |
| | 100619-11-000 | BF FOAM - EXPANDED POLYSTYRENE - 48" X 96" X 2" |
| | 100619-13-000 | BF FOAM - EXPANDED POLYSTYRENE - 48" X 96" X .34" |
| | 108535-03-700 | EA FIBERGLASS-FLAT 110" X 396" - BUFF - FOR ROOF SKIN |
| | 108535-05-700 | EA FIBERGLASS-FLAT 110" X 396" - BUFF |
| | 120107-01-000 | EA FOAM-COVE, ROOF - WISCONSIN EPS |
| | 120107-02-000 | EA FOAM-PLUG, ROOF TUBE - WISCONSIN EPS - 45 MM X 74.3 MM |
| | 120107-03-000 | EA FOAM-PLUG, ROOF TUBE - WISCONSIN EPS - 45MM X 54.5 MM |
| | 058804-01-000 | EA AL - .032 X 36.00 X 064.00 1/4 HEX - PERFORATED .79 OPEN |
| | 119389-01-01A | EA TUBE-W/HOLE MILL - EXTR 119391 |

EXTERIOR BODY HARDWARE

| KEY | PART NUMBER | U/M DESCRIPTION |
|-----|---------------|---|
| | 002726-01-001 | EA GARNISH - U-CHANNEL - 1.38" X 19' - SERRATED - MILL ALUMINUM |
| | 002754-01-001 | EA ANGLE - EXTRUDED - .75" X .75" X 18' - MILL ALUMINUM |
| | 033381-17-001 | FT STEEL - TUBE 16GA 1.5 X 1.5 X 288.00 HOT FORMED ASTM A50 |
| | 044487-01-002 | EA ALUMINUM - .019 X 96.00 X 432" |
| | 055278-51-259 | EA TUBING - STEEL - 12.5' |
| | 058267-01-000 | FT CHANNEL - STEEL - W/ HOLES - SIDEWALL STIFFENER - 2" X 20' |
| | 068716-01-001 | EA BRACE - 90 DEGREE L-ANGLE - 192" - EXTRUDED ALUMINUM |
| | 089297-01-000 | SF PLYWOOD - LUAN - OVERLAY GRADE - 4' X 8' |
| | 089297-02-000 | SF PLYWOOD - LUAN GRADE CC LFE 2.7 MM X 48 X 108 |

EXTERIOR BODY GROUP (CONTINUED)

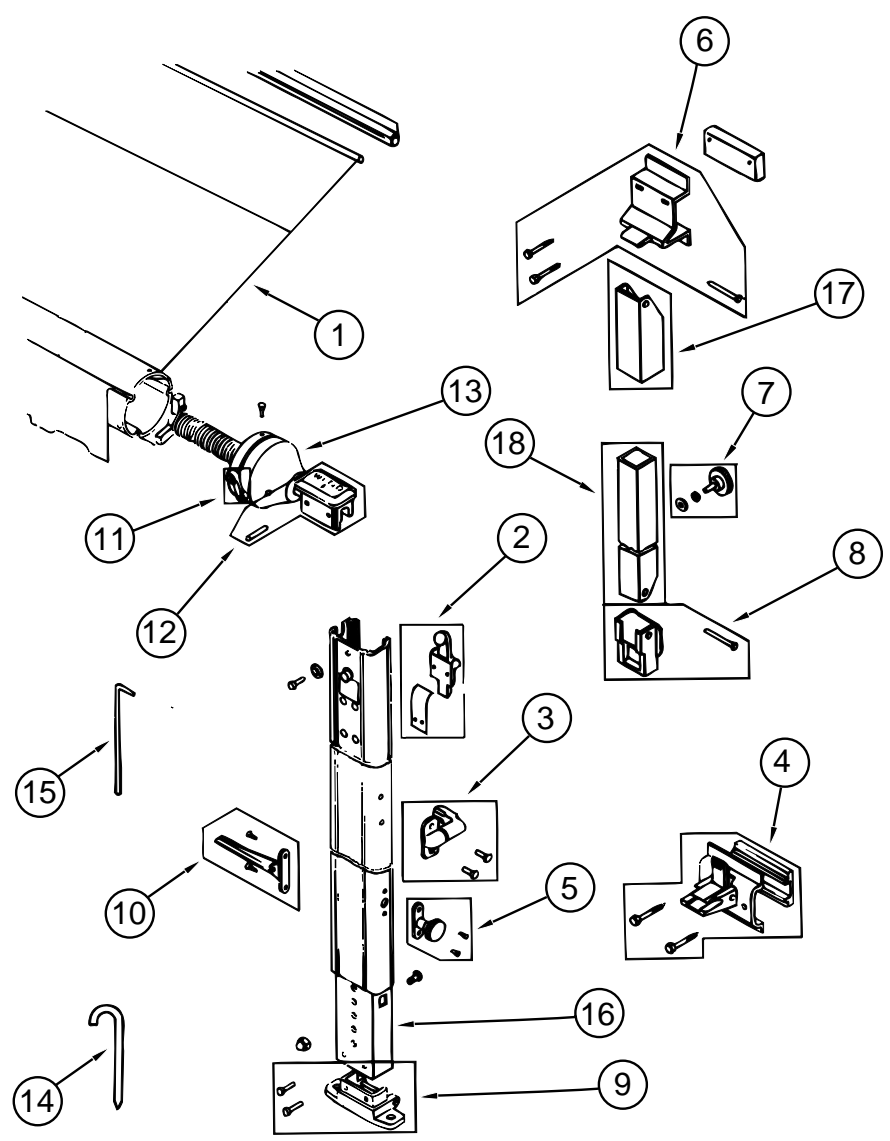


LADDER

| KEY | PART NUMBER | U/M DESCRIPTION |
|-----|---------------|--|
| 1 | 102953-13-F31 | EA LADDER ASM |
| 2 | 067165-01-000 | EA MOUNTING BRACKET - LADDER - LOWER |
| 3 | 000G39-06-10T | EA SCREW-SF/ DR - 6 - 20 X 5/8 PPH - BLACK |
| 4 | 000G68-10-36T | EA SCREW - 10 - 12 X 2.25 POH BLACK |
| 5 | 076980-02-000 | EA END CAP - STEP - BLACK |
| | 038327-01-000 | FT TAPE - ANTI SLIP - 2" X 60FT |

EXTERIOR BODY GROUP (CONTINUED)

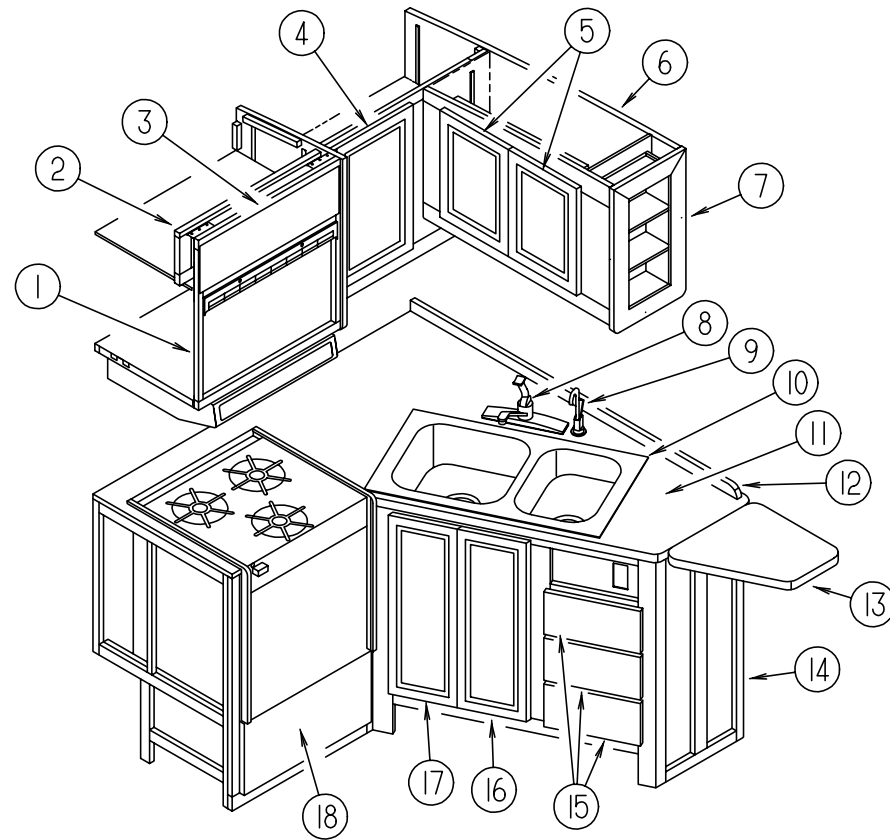
EXTERIOR AWNING (FAULKNER)



| KEY | PART NUMBER | U/M | DESCRIPTION | VENDOR NO. |
|-----|---------------|-----|---------------------------------|------------|
| | 110634-02-01A | EA | AWNING - HARDWARE KIT - BUFF | |
| 1 | 110634-07-18A | EA | AWNING - ROLLER ASM - 19' | |
| 2 | 110634-01-700 | EA | RAFTER LOCKING MECHANICAL KIT | 7605-0001 |
| 3 | 110634-01-701 | EA | SAFETY & LATCH KIT | 7509-0001 |
| 4 | 110634-01-702 | EA | BOTTOM BRACKET KIT | 7512-0001 |
| | 111038-01-01A | EA | SPACER - AWNING - LOWER - BLACK | |
| 5 | 110634-01-703 | EA | HEIGHT LOCK HANDLE KIT | 7510-0001 |
| 6 | 110634-01-704 | EA | UPPER BRACKET KIT W/BOLTS | 7505-0001 |
| | 111037-01-01A | EA | SPACER - AWNING - UPPER - BLACK | |
| 7 | 110634-01-705 | EA | ULTRA RAFTER KNOB KIT | 7522-0001 |
| 8 | 110634-01-706 | EA | RAFTER SLIDE KIT | |
| 9 | 110634-01-707 | EA | GROUND BRACKET KIT | 7511-0001 |
| 10 | 110634-01-708 | EA | LIFT HANDLES W/ RIVETS | 7000-0001 |
| 11 | 110634-01-709 | EA | RATCHET HANDLE KIT | 7507-0001 |
| 12 | 110634-01-710 | EA | ARM CAP KIT | 7503-0001 |
| 13 | 110634-01-711 | EA | FRONT SPRING ASM | 6598-0001 |
| | 110634-01-712 | EA | REAR SPRING ASM | 6599-0001 |
| | 110634-01-713 | EA | REAR END CAP KIT | 7504-0001 |
| 14 | 110634-01-714 | EA | STAKE (4 PER BAG) | 5208-0001 |
| 15 | 110634-01-715 | EA | PULL DOWN WAND | 7604-0001 |
| 16 | 110634-01-721 | EA | ARM - INNER - FRONT - BUFF | 5686-0001 |
| 16 | 110634-01-722 | EA | ARM - INNER - REAR - BUFF | 5687-0001 |
| 17 | 110634-01-723 | EA | RAFTER - OUTER - BUFF | 5688A0001 |
| 18 | 110634-01-724 | EA | RAFTER - INNER - BUFF | 5689A0001 |
| | 110634-12-02A | EA | SHIM-FILLER, LOWER BRACKET | |

GALLEY GROUP

GALLEY CABINETRY & FIXTURES

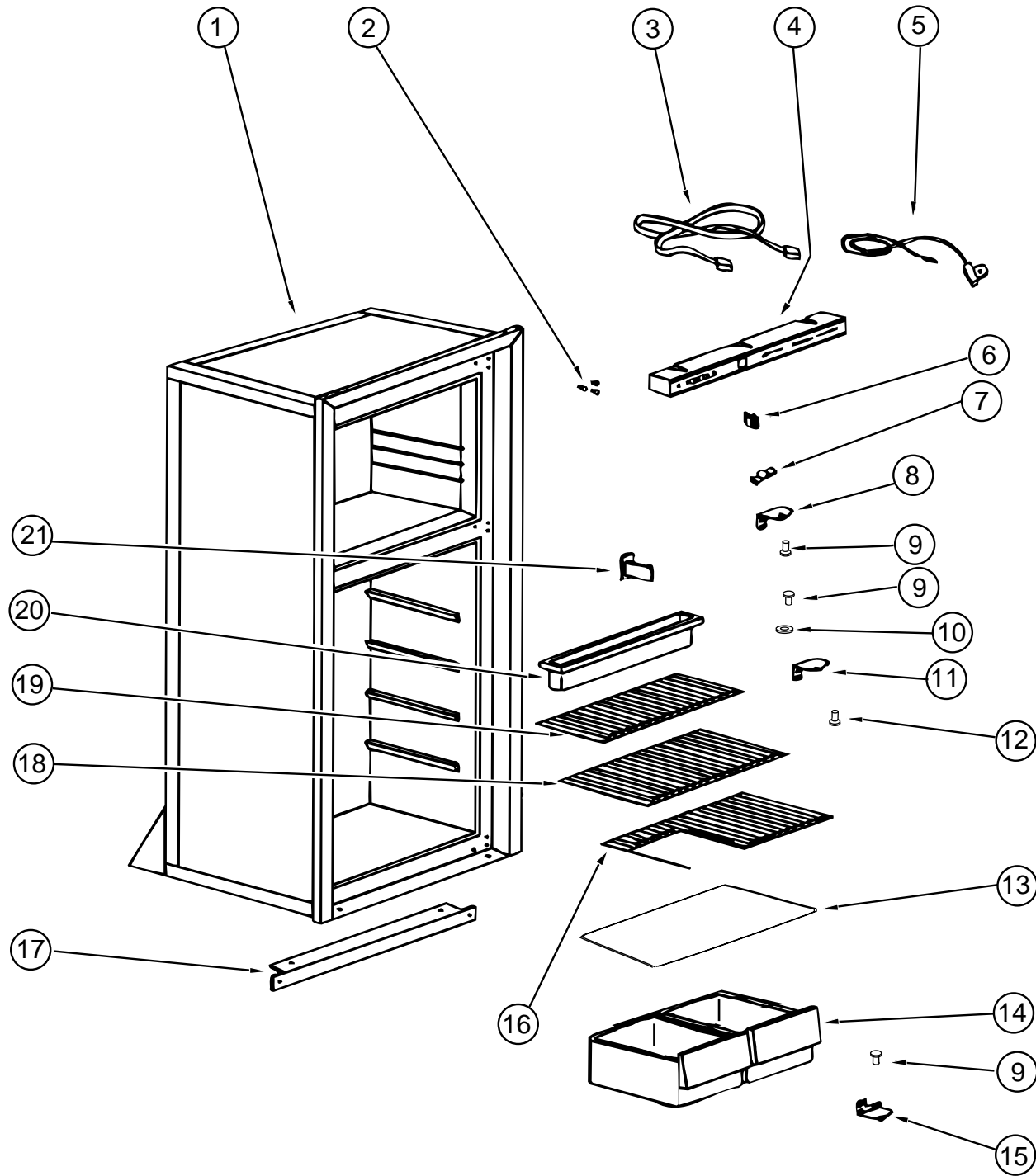


| KEY | PART NUMBER | U/M | DESCRIPTION |
|-----|---------------|-----|--|
| 1 | 114390-08-G15 | EA | CABINET ASM - MICROWAVE OVERHEAD |
| 2 | 119280-01-G15 | EA | CABINET ASM - A/C SWITCH |
| 3 | M05992-11-G15 | EA | DOOR ASM - CABINET W/OGEE EDGE - 7.1" X 21.9" |
| 4 | M06803-G6-G15 | EA | DOOR ASM - RAIL - W/O HARDWARE - 340 X 555 MM |
| 5 | M06803-F5-G15 | EA | DOOR ASM - RAIL - W/O HARDWARE - 290 X 410 MM |
| 6 | M08016-01-G15 | EA | CABINET ASM - GALLEY OVERHEAD (W/O LOUNGE OVERHEAD CABINET) |
| 6 | M08016-01-G16 | EA | CABINET ASM - GALLEY OVERHEAD (W/O LOUNGE OVERHEAD CABINET) |
| 6 | M08016-01-G17 | EA | CABINET ASM - GALLEY OVERHEAD (W/O LOUNGE OVERHEAD CABINET) |
| 6 | M08016-02-G15 | EA | CABINET ASM - GALLEY OVERHEAD (W/ LOUNGE OVERHEAD CABINET) |
| 6 | M08016-02-G16 | EA | CABINET ASM - GALLEY OVERHEAD (W/ LOUNGE OVERHEAD CABINET) |
| 6 | M08016-02-G17 | EA | CABINET ASM - GALLEY OVERHEAD (W/ LOUNGE OVERHEAD CABINET) |
| 7 | 119979-01-G15 | EA | CABINET ASM - SPICE RACK |
| 8 | 103243-01-000 | EA | FAUCET - GALLEY - DUAL CONTROL |
| 9 | 103635-01-000 | EA | FAUCET - SINGLE CONTROL - EVERPURE |
| 10 | 110654-01-000 | EA | SINK - STAINLES STEEL - DOUBLE - LARGE/ SMALL BASIN |
| | 092303-01-000 | EA | STRAINER - SINK |
| | 108464-05-G15 | EA | COVER ASM - SINK 180 X 380 MM (G15, G16) |
| | 108464-05-G17 | EA | COVER ASM - SINK 180 X 380 MM (G17) |
| | 108464-04-F40 | EA | COVER ASM - SINK 380 X 380 MM (G15, G16) |
| | 108464-04-E08 | EA | COVER ASM - SINK 380 X 380 MM (G17) |
| 11 | 119358-20-G15 | EA | COUNTERTOP ASM. (G15, G16) |
| 11 | 119358-20-G17 | EA | COUNTERTOP ASM (G17) |
| 12 | 098335-10-F12 | EA | RAIL - GALLEY (G15, G16) |
| | | | FROM: 00-00-00 THRU: 02-08-96 |
| 12 | 098335-10-G17 | EA | RAIL - GALLEY (G17) |
| | | | FROM: 00-00-00 THRU: 02-08-96 |
| 12 | 098335-21-G15 | EA | RAIL - GALLEY (G15, G16) |
| | | | FROM: 02-09-96 THRU: 99-99-99 |
| 12 | 098335-21-G17 | EA | RAIL - GALLEY (G17) |
| | | | FROM: 02-09-96 THRU: 99-99-99 |
| 13 | 119358-22-G15 | EA | TABLE - DROP LEAF - GALLEY (G15, G16) |
| 13 | 119358-22-G17 | EA | TABLE - DROP LEAF - GALLEY (G17) |
| | 104181-01-01A | EA | SUPPORT - DROP LEAF - 5.3" - EXTENDS TO 7.5" - SAFETY RING - METAL |
| 14 | 119358-01-G15 | EA | CABINET ASM - GALLEY (G15, G16) |
| 14 | 119358-01-G17 | EA | CABINET ASM - GALLEY (G17) |
| 15 | M05971-K0-G15 | EA | DRAWER ASM. - W/O HARDWARE |
| 16 | M06803-09-G15 | EA | DOOR ASM - RAIL - W/O HARDWARE - 230 X 675 MM |
| 17 | M06803-08-G15 | EA | DOOR ASM - RAIL - W/O HARDWARE - 230 X 675 MM |
| 18 | M05971-A2-G15 | EA | DRAWER ASM. - W/O HARDWARE |
| | 116382-01-01A | EA | SHELF - ROUND - PLASTIC |
| | 116590-01-02B | EA | BASE ASM - ROUND SHELF - E-COAT |
| | 116591-01-01A | EA | NYLON BUSHING - ROUND SHELF |
| | 090329-01-000 | FT | T-SEAL - REFRIGERATOR CABINET - .6" WIDE TOP X 2" TAIL |
| | 054450-01-000 | EA | LEVEL - REFRIGERATOR |
| | 093646-01-000 | EA | BRACKET ASM - TIEDOWN - REFRIGERATOR |
| | 093646-02-000 | EA | BRACKET ASM - TIEDOWN - REFRIGERATOR |
| | 065225-01-000 | EA | PLATE - TIEDOWN - REFRIG |
| | 065225-02-000 | EA | PLATE - TIEDOWN - REFRIG |

GALLEY GROUP (CONTINUED)

REFRIGERATOR (NORCOLD 6182)

CABINET ASM. & COMPONENTS

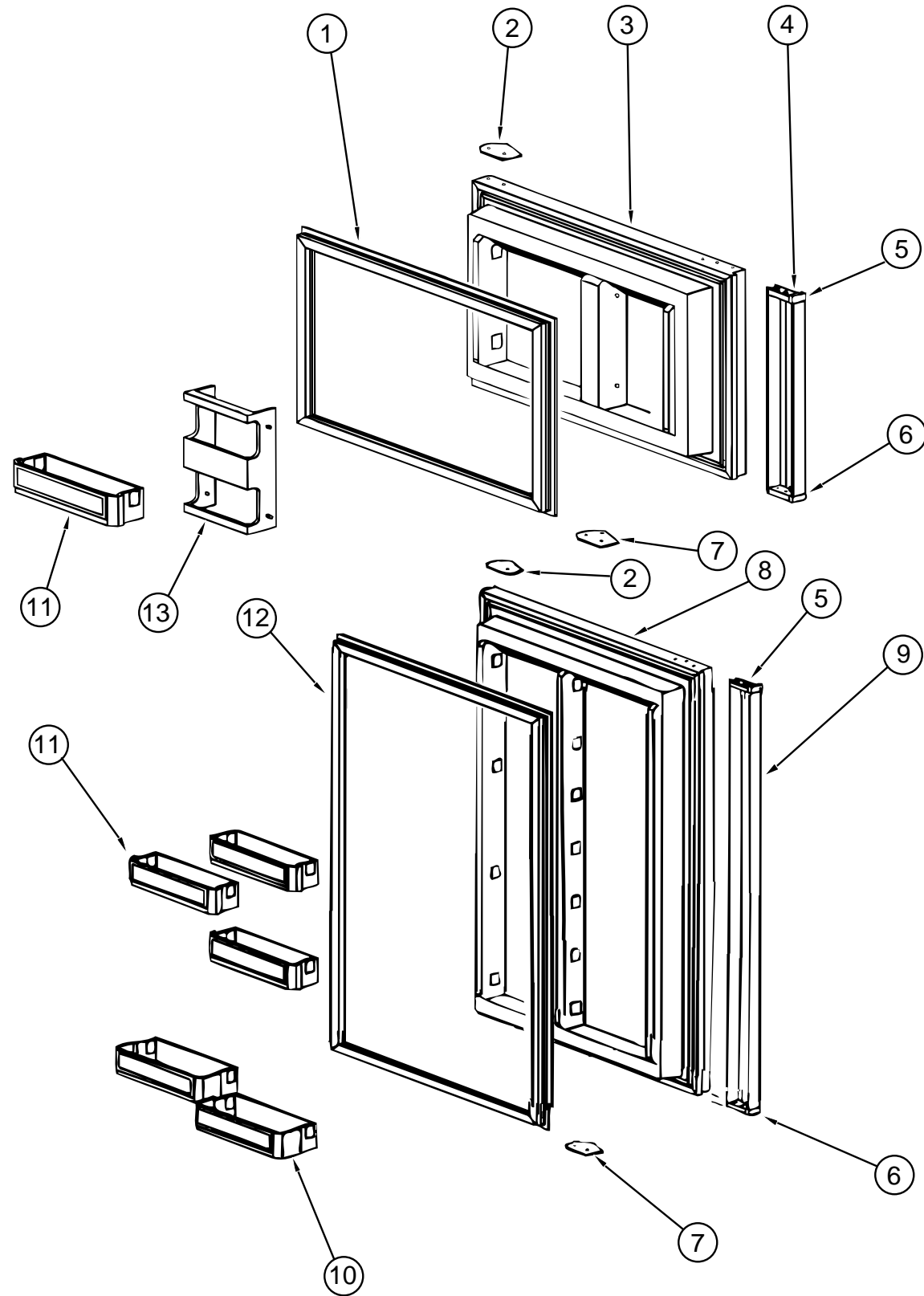


| KEY | PART NUMBER | U/M DESCRIPTION | VENDOR NO. |
|-----|---------------|---|------------|
| | 104137-07-01A | EA REFRIGERATOR - LARGE DBL DOOR 2-WAY | |
| 1 | 104137-06-708 | EA FOAMED CAB ASM (BLACK W/ WHITE) | 61725138 |
| 2 | 094039-01-722 | EA HOLE PLUG (BLACK) HINGE HOLES | 61582030 |
| 3 | 084880-01-746 | EA CABLE | 61571522 |
| 4 | 104137-06-700 | EA EYEBROW SHELL (2-WAY) | 61726622 |
| 5 | 084880-01-753 | EA THERMISTER 78" | 61693822 |
| 6 | 075217-01-738 | EA SWITCH - HUMIDITY | 61525922 |
| 7 | 084880-01-760 | EA CLIP (THERMISTER) | 61689122 |
| 8 | 094039-01-723 | EA HINGE BRACKET - TOP RH - BOTTOM - LH - BLACK | 61580838 |
| 9 | 094039-01-725 | EA HINGE PIN (BLACK)(MALE) | 61578130 |
| | 084880-03-702 | EA HINGE PIN TOP/BTM FEMALE | 61580630 |
| 10 | 084880-01-749 | EA HINGE BUSHING | 615807 |
| 11 | 094039-01-728 | EA HINGE BRACKET - CENTER - BLACK | 61566530 |
| 12 | 094039-01-730 | EA HINGE PIN SHAFT (BLACK) CENTER HINGE | 61566730 |
| 13 | 084880-01-722 | EA CRISPER COVER | 615641 |
| 14 | 104137-06-707 | EA CRISPER (WHITE) | 61571325 |
| 15 | 094039-01-724 | EA HINGE BRACKET - TOP LH - BOTTOM - RH - BLACK | 61580938 |
| 16 | 094039-01-739 | EA SHELF (CUTOUT) | 61646722 |
| 17 | 094039-01-732 | EA FRONT COVER (BLACK) BOTTOM TRIM | 61622130 |
| 18 | 094039-01-733 | EA WIRE SHELF (MIDDLE) | 61563822 |
| 19 | 104137-06-706 | EA WIRE SHELF (SHORT) | 61718222 |
| 20 | 094039-01-735 | EA INSIDE DRIP TRAY (WHITE) | 61572830 |
| 21 | 084880-01-732 | EA LATCH | 61578522 |
| | 094039-01-736 | EA SWITCH - LIGHT - BLACK | 61581022 |
| | 104137-06-727 | EA SHELF - FREEZER - WHITE | 618057 |

GALLEY GROUP (CONTINUED)

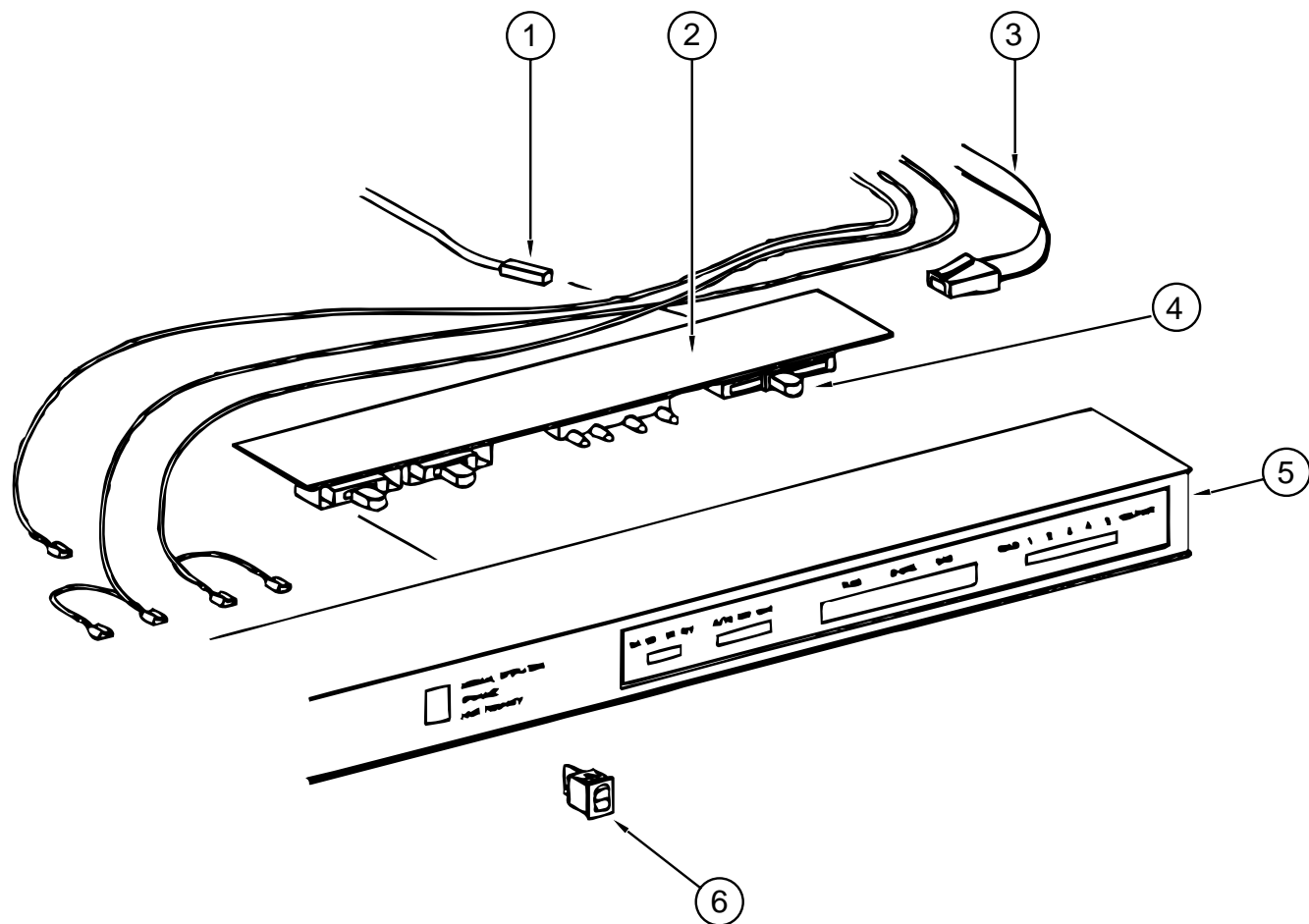
REFRIGERATOR (NORCOLD 6182)

DOORS



| KEY | PART NUMBER | U/M | DESCRIPTION | VENDOR NO. |
|-----|---------------|-----|---------------------------------|------------|
| 1 | 094039-01-702 | EA | GASKET (GRAY) UPPER | 61567830 |
| 2 | 094039-01-710 | EA | PLATE - HINGE - BLACK | 61631330 |
| 3 | 094039-01-706 | EA | UPPER DOOR LINER (WHITE) BLACK | 61581838-B |
| 4 | 094039-01-708 | EA | DOOR HANDLE ASM - UPPER - BLACK | 61650038 |
| | 084880-01-720 | EA | SPRING (FOR DOOR HANDLE) | 61558822 |
| 5 | 084880-01-761 | EA | END CAP (SPRING CATCH) BLACK | 61593730 |
| 6 | 084880-01-740 | EA | END CAP (STOP CATCH) | 61593830 |
| 7 | 094039-01-704 | EA | PLATE - HINGE - BLACK | 61631430 |
| 8 | 094039-01-715 | EA | LOWER DOOR LINER (BLACK/WHITE) | 61581738-B |
| 9 | 094039-01-717 | EA | DOOR HANDLE ASM - LOWER (BLACK) | 61649938 |
| | 084880-01-720 | EA | SPRING (FOR DOOR HANDLE) | 61558822 |
| 10 | 104137-06-704 | EA | BIN - MILK - WHITE | 61579425 |
| 11 | 104137-06-703 | EA | BIN - DOOR SHELF (WHITE) | 61564025 |
| 12 | 094039-01-713 | EA | DOOR GASKET (LOWER) GRAY | 61568030 |
| 13 | 104137-06-702 | EA | RACK - JUICE (WHITE) | 61580525 |

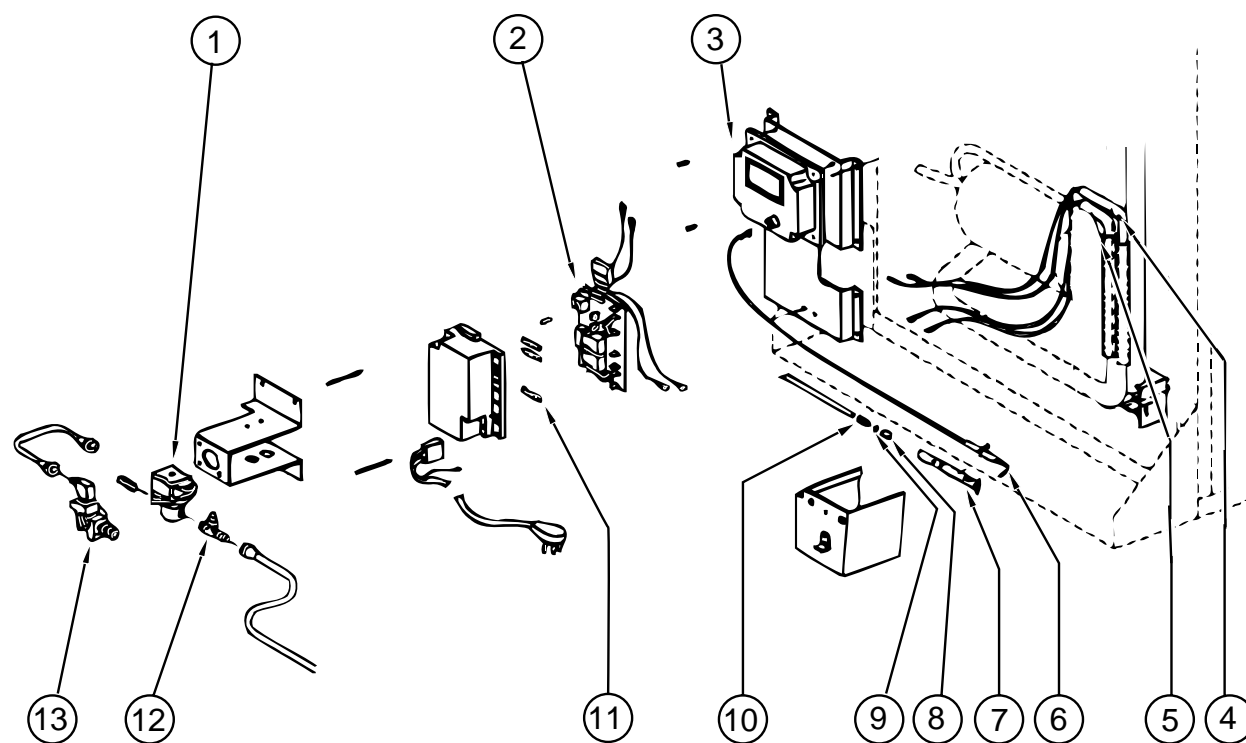
GALLEY GROUP (CONTINUED)



**REFRIGERATOR (NORCOLD 6182)
EYEBROW ASM.**

| KEY | PART NUMBER | U/M DESCRIPTION | VENDOR NO. |
|-----|---------------|-------------------------------------|------------|
| 1 | 084880-01-753 | EA THERMISTER 78" | 61693822 |
| 2 | 094039-04-700 | EA PRINTED CIRCUIT BOARD - 2 WAY | 1647322 |
| 3 | 084880-01-746 | EA CABLE | 61571522 |
| 4 | 102621-01-703 | EA BUTTON - THERMOSTAT - ADJUSTABLE | 61587422 |
| 5 | 104137-06-700 | EA EYEBROW SHELL (2-WAY) | 61726622 |
| 6 | 075217-01-738 | EA SWITCH - HUMIDITY | 61525922 |

GALLEY GROUP (CONTINUED)



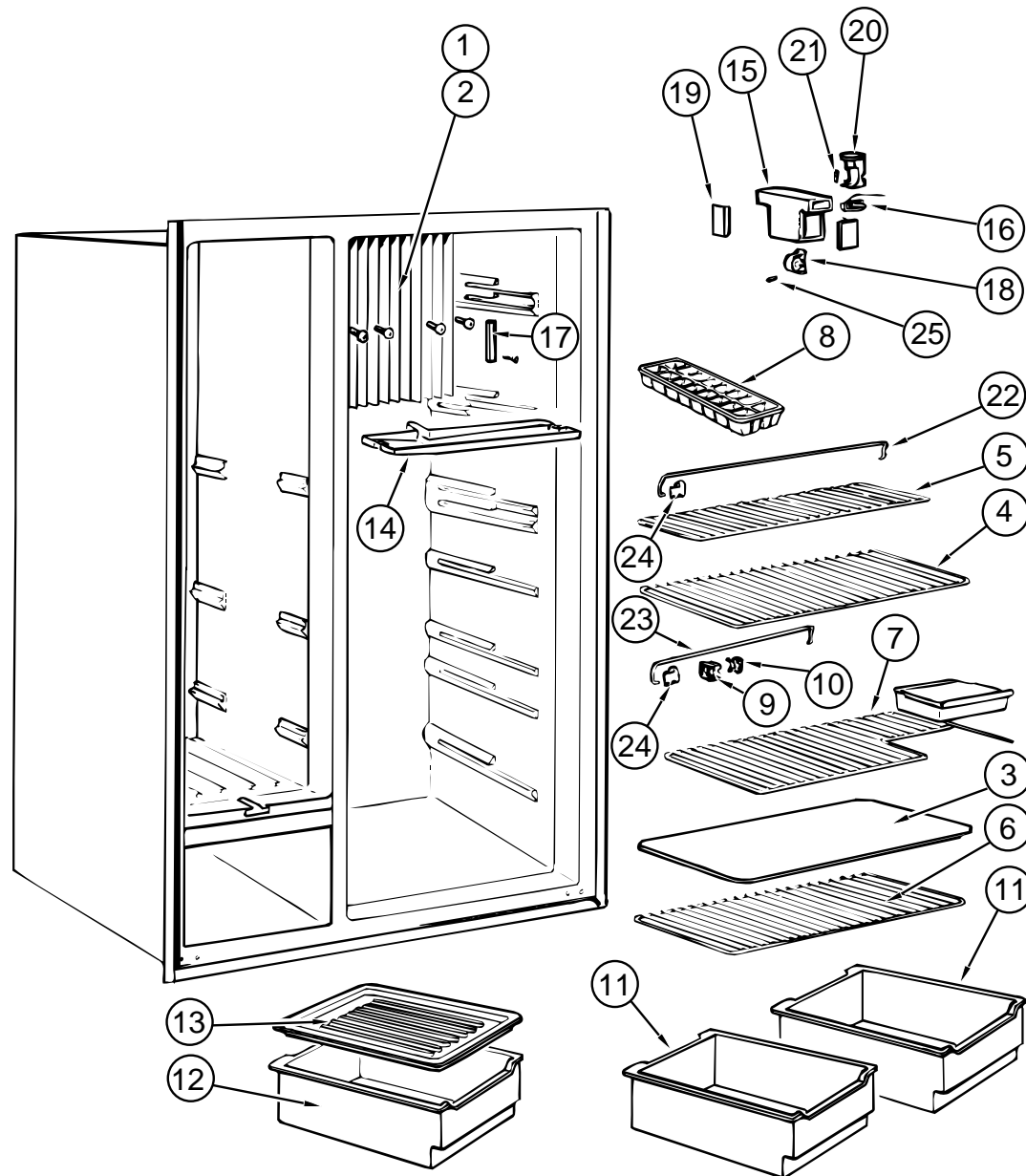
**REFRIGERATOR (NORCOLD 6182)
CONTROL ASM.**

| KEY | PART NUMBER | U/M DESCRIPTION | VENDOR NO. |
|-----|---------------|--|------------|
| 1 | 084880-01-718 | EA VALVE - GAS | 61551822 |
| 2 | 094039-04-702 | EA POWER SUPPLY (2 WAY) | 61647422 |
| 3 | 104137-02-700 | EA CHANNEL - CONTROL MODULE | 61717037 |
| 4 | 088248-01-710 | EA HEATER - DC (HORIZONTAL) 3 WAY | 615628 |
| 5 | 088248-01-709 | EA HEATER - AC (HORIZONTAL) | 615627 |
| 6 | 104137-06-715 | EA ELECTRODE - SPARK / SENSOR (SINGLE) | 61692222 |
| 7 | 104137-06-714 | EA BURNER ASSEMBLY (5-SLOT) | 61705222 |
| 8 | 084880-01-705 | EA ORIFICE | 614522 |
| 9 | 104137-06-713 | EA ORIFICE GASKET | 61475122 |
| 10 | 104137-06-712 | EA FITTING - GAS TUBE CONNECTION | 61692722 |
| 11 | 104137-06-711 | EA FUSE 5 AMP | 61611622 |
| 12 | 104137-06-710 | EA PRESSURE TAP | 61594422 |
| 13 | 104137-06-709 | EA VALVE SHUT - OFF - MANUAL ASM | 61694922 |
| | 084880-03-701 | EA COOLING UNIT (HORIZ BURNER) | 61687337 |

GALLEY GROUP (CONTINUED)

REFRIGERATOR (DOMETIC RM 7732IM)

CABINET ASM. & COMPONENTS

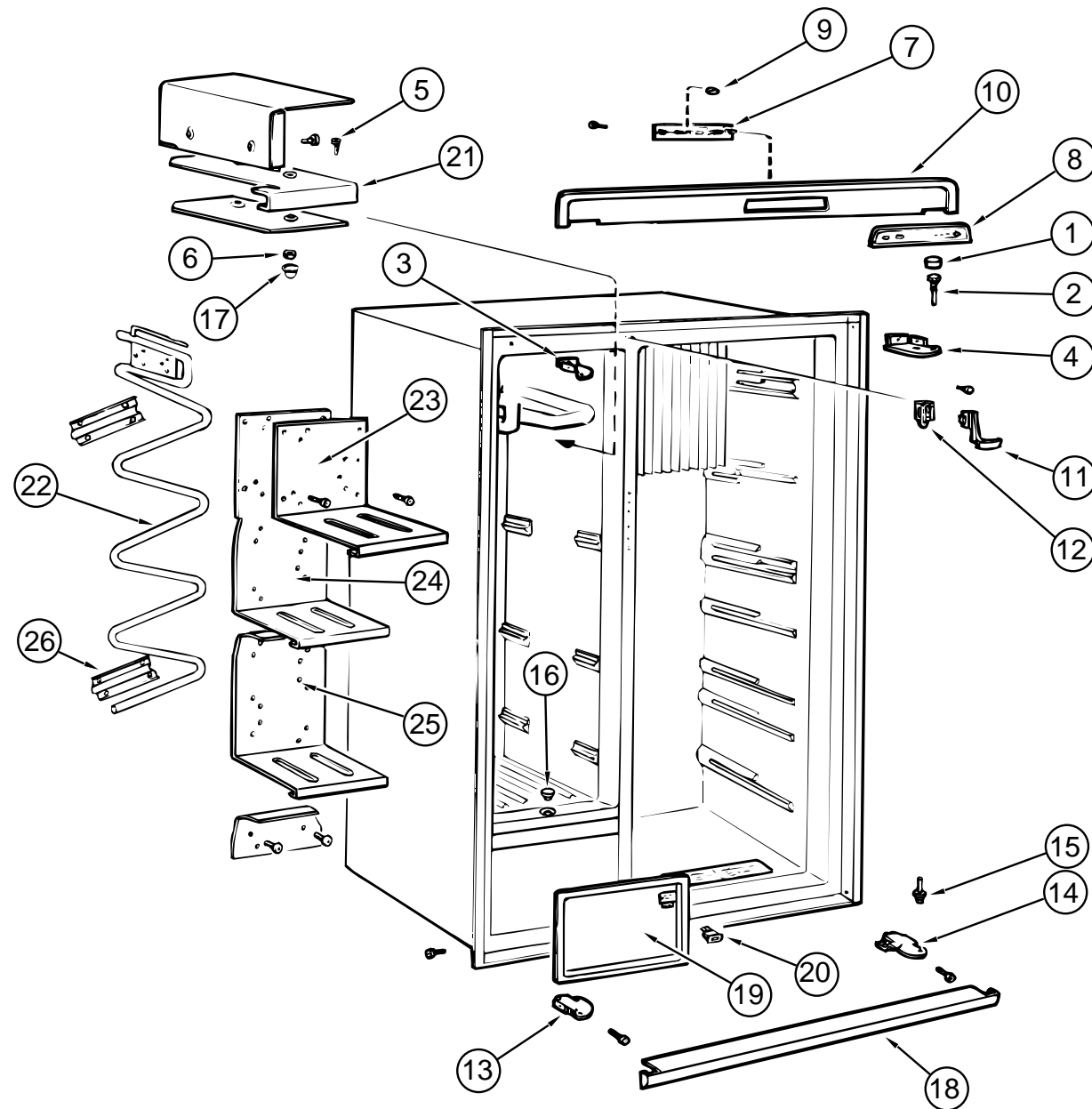


| KEY | PART NUMBER | U/M DESCRIPTION | VENDOR NO. |
|-----|---------------|--|----------------|
| | 118367-01-01A | EA REFRIGERATOR - SIDE BY SIDE DOOR - 2 WAY | |
| | 065225-01-000 | EA PLATE - TIEDOWN - REFRIGERATOR | |
| | 065225-03-000 | EA PLATE - TIEDOWN - REFRIGERATOR | |
| | 103251-05-01A | EA INSERT - DOOR - ACRYLIC BLACK - 16.81 X 55.06 | |
| | 103251-06-01A | EA INSERT - DOOR - ACRYLIC BLACK - 10.44 X 55.06 | |
| 1 | 118367-01-739 | EA FLANGE - COOLING COIL - LEFT | 293 16 61-02/5 |
| 2 | 118367-01-740 | EA FLANGE - COOLING COIL - RIGHT | 293 16 61-03/3 |
| 3 | 118367-01-741 | EA SHELF - UPPER - (REFRIGERATOR) | 293 15 41-05/2 |
| 4 | 118367-01-742 | EA SHELF - (REFRIGERATOR) | 293 15 41-04/5 |
| 5 | 118367-01-743 | EA SHELF - (REFRIGERATOR) | 293 15 42-02/7 |
| 6 | 118367-01-744 | EA SHELF - (REFRIGERATOR) | 293 11 17-06/9 |
| 7 | 118367-01-745 | EA SHELF - (REFRIGERATOR) | 293 15 41-06/0 |
| 8 | 118367-01-746 | EA TRAY - ICE | 293 04 00-00/3 |
| 9 | 118367-01-747 | EA LOCK - FLAP - INNER | 200 73 92-02/6 |
| 10 | 118367-01-748 | EA LOCK - FLAP - OUTER | 200 73 93-02/4 |
| 11 | 118367-01-749 | EA BOX - VEGETABLE | 293 14 71-03/7 |
| 12 | 118367-01-750 | EA BOX - VEGETABLE - UPPER | 293 14 71-03/7 |
| 13 | 118367-01-751 | EA LID - VEGETABLE | 293 26 93-01/9 |
| 14 | 118367-01-752 | EA PAN - DRIP | 293 61 63-01/3 |
| 15 | 118367-01-753 | EA COVER - SWITCH & LIGHT | 200 40 44-09/1 |
| 16 | 118367-01-754 | EA SWITCH - DOOR | 294 08 25 00/9 |
| 17 | 118367-01-755 | EA RETAINER - PROBE | 293 19 76-01/9 |
| 18 | 118367-01-756 | EA SUPPORT - THERMOSTAT | 200 40 42-00/4 |
| 19 | 118367-01-757 | EA CAP - END LAMP PROTECTION | 200 40 43-00/2 |
| 20 | 118367-01-758 | EA LIGHTING | 293 07 44-01/2 |
| 21 | 118367-01-759 | EA LAMP - 10W - 12VOLT | 200 72 90-00/6 |
| 22 | 118367-01-760 | EA RACK - UPPER | 200 73 37-15/3 |
| 23 | 118367-01-761 | EA RACK - LOWER | 200 73 37-16/1 |
| 24 | 118367-01-762 | EA RETAINER - RACKS | 293 06 93-04/5 |
| 25 | 118367-01-763 | EA PIN - LOCKING | 200 12 81-01/9 |
| | 118367-01-784 | EA BUCKET - ICE | 293 08 80-02 |
| | 118367-01-785 | EA CONNECTION - WATER - COMPLETE | 293 09 16-02 |
| | 118367-01-786 | EA STRIP - DOOR DECORATION | 293 1163-11 |
| | 118367-01-787 | EA SHELF - ICE BUCKET | 293 19 23-01 |
| | 118367-01-788 | EA BLOCK - TERMINAL | 293 19 63-01 |
| | 118367-01-789 | EA ICEMAKER | 293 19 71-02 |
| | 118367-01-790 | EA VALVE - WATER | 293 19 72-02 |

GALLEY GROUP (CONTINUED)

REFRIGERATOR (DOMETIC RM 7732IM)

FREEZER SHELVES & COMPONENTS

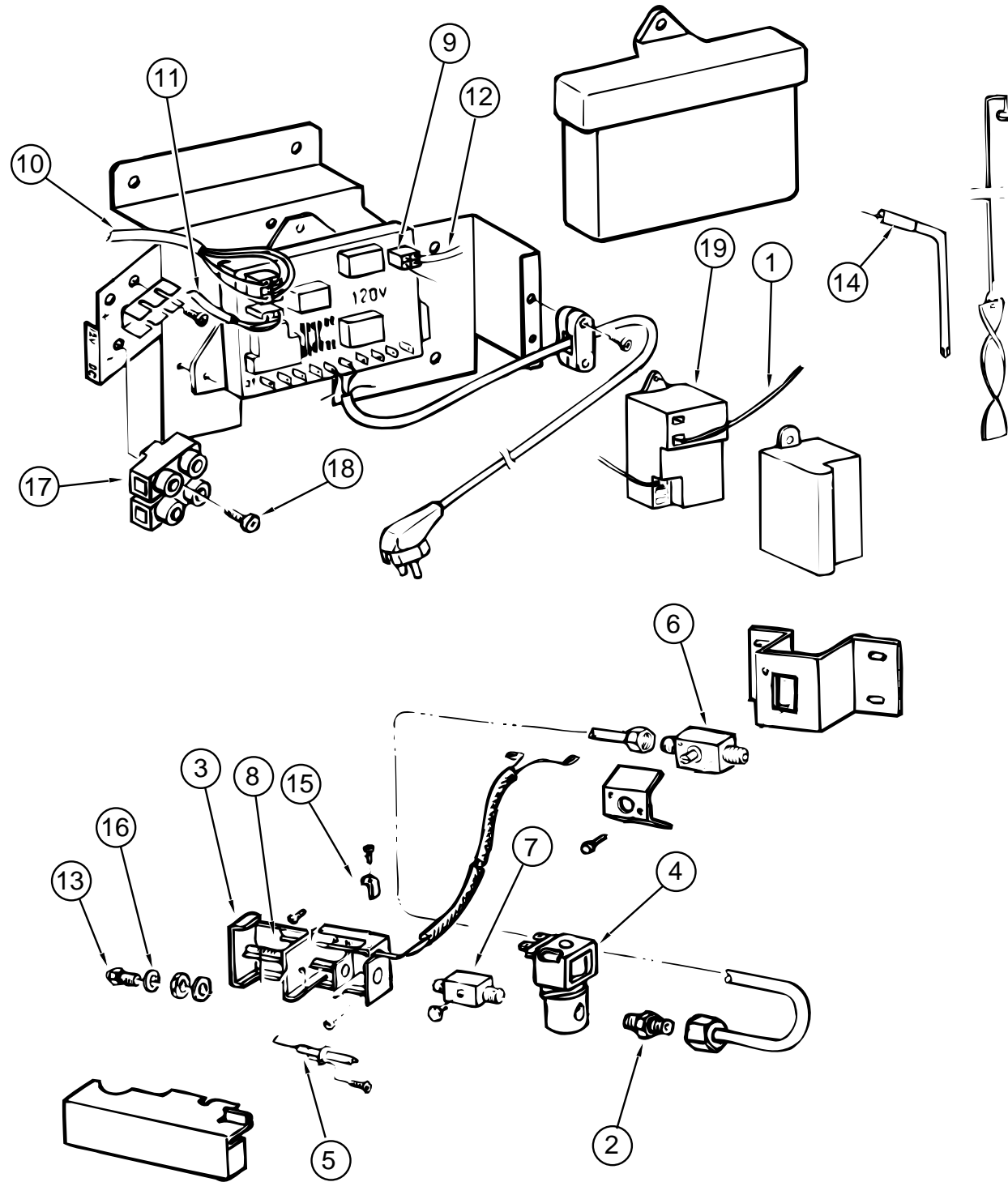


| KEY | PART NUMBER | U/M DESCRIPTION | VENDOR NO. |
|-----|---------------|---|----------------|
| 1 | 118367-01-713 | EA PLUG | 293 27 36-01/6 |
| 2 | 118367-01-714 | EA PIN - HINGE - UPPER | 293 26 47-01/5 |
| 3 | 118367-01-715 | EA HINGE - UPPER - LEFT (FREEZER) | 293 26 46-01/7 |
| 4 | 118367-01-716 | EA HINGE - UPPER - RIGHT (REFRIGERATOR) | 293 26 46-02/5 |
| 5 | 118367-01-717 | EA SCREW - M6S - 5X20 - FN | 725 23 30-13/4 |
| 6 | 118367-01-718 | EA NUT - M5 - BRASS - FN | 731 43 14-13/4 |
| 7 | 118367-01-719 | EA BOARD - CIRCUIT - AES ASM. | 293 26 97-05/1 |
| 8 | 118367-01-720 | EA DECORATION | 95 50 24-53/4 |
| 9 | 118367-01-721 | EA BUTTON | 95 50 24-13/8 |
| 10 | 118367-01-722 | EA DECORATION - FRONT | 293 26 63-01/2 |
| 11 | 118367-01-723 | EA BOW - LOCKING | 293 27 45-01/7 |
| 12 | 118367-01-724 | EA RETAINER | 293 27 46-01/5 |
| 13 | 118367-01-725 | EA HINGE - LOWER - LEFT (FREEZER) | 293 26 45-01/9 |
| 14 | 118367-01-726 | EA HINGE - LOWER - RIGHT (REFRIGERATOR) | 293 26 45-02/7 |
| 15 | 118367-01-727 | EA PIN - HINGE - LOWER | 293 26 49-02/9 |
| 16 | 118367-01-728 | EA LID - LOWER | 293 17 15-01/1 |
| 17 | 118367-01-729 | EA LID - UPPER | 293 04 87-00/0 |
| 18 | 118367-01-730 | EA STRIP - FRONT | 293 26 64-01/0 |
| 19 | 118367-01-731 | EA FLAP | 293 26 55-01/8 |
| 20 | 118367-01-732 | EA SWITCH - DOOR | 293 26 80-01/6 |
| 21 | 118367-01-733 | EA SHELF - UPPER - FREEZER | 293 14 77-02/6 |
| 22 | 118367-01-734 | EA COIL - FREEZER | 293 14 74-01/5 |
| 23 | 118367-01-735 | EA SHELF - #2 - FREEZER | 293 19 83-02/3 |
| 24 | 118367-01-736 | EA SHELF - #3 - FREEZER | 293 19 82-02/5 |
| 25 | 118367-01-737 | EA SHELF - #4 - FREEZER | 293 14 82-02/6 |
| 26 | 118367-01-738 | EA BRACKET - SHELF - FREEZER | 293 14 84-01/4 |

GALLEY GROUP (CONTINUED)

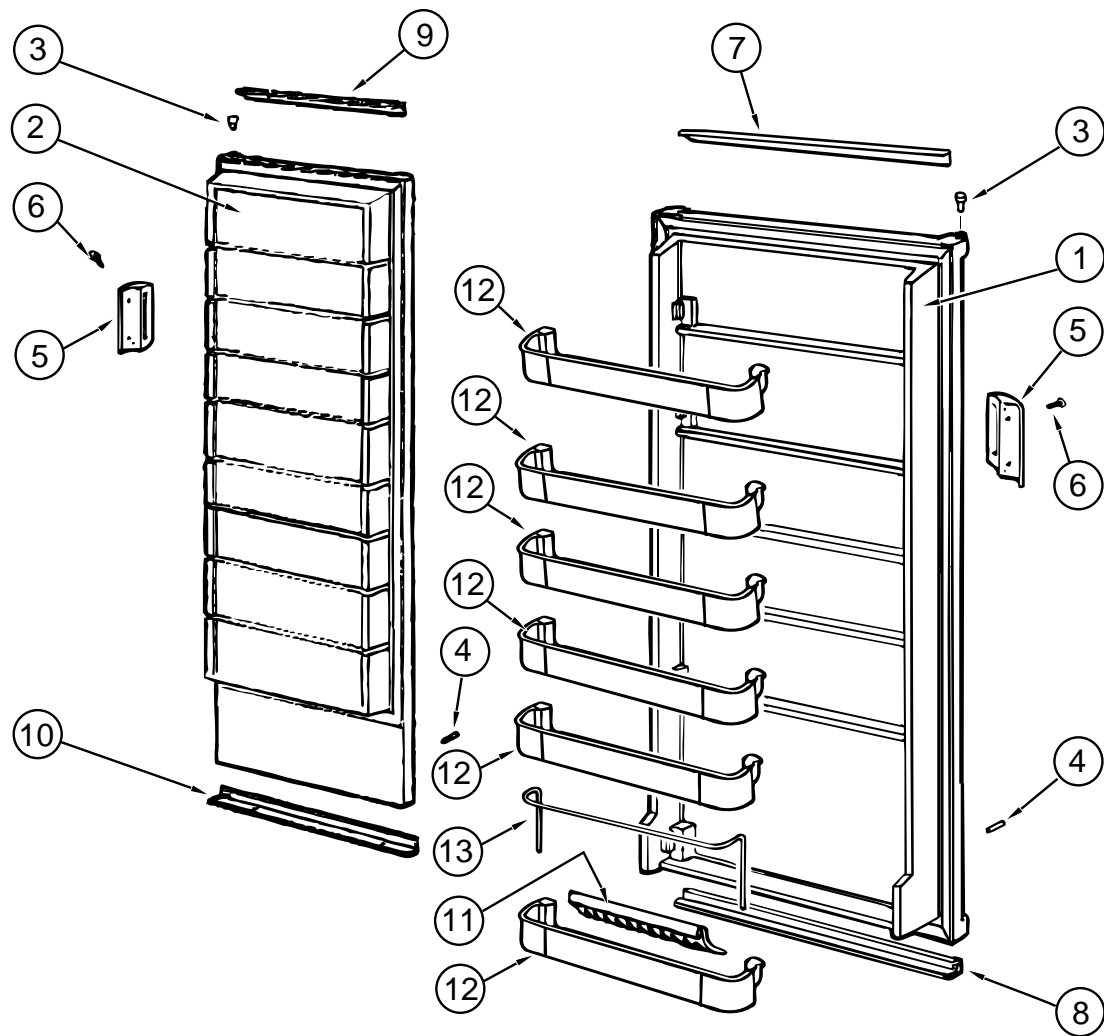
REFRIGERATOR (DOMETIC RM 7732IM)

ELECTRICAL COMPONENTS



| KEY | PART NUMBER | U/M | DESCRIPTION | VENDOR NO. |
|-----|---------------|-----|---------------------------------|----------------|
| 1 | 118367-01-764 | EA | CONDUCTOR - ELECTRODE | 200 76 68-04/5 |
| 2 | 118367-01-765 | EA | NIPPLE | 293 20 63-01/5 |
| 3 | 118367-01-766 | EA | HOUSING - BURNER | 293 21 61-01/7 |
| 4 | 118367-01-767 | EA | VALVE - SOLENOID | 294 3298-03/0 |
| 5 | 118367-01-768 | EA | ELECTRODE | 293 14 95-01/0 |
| 6 | 118367-01-769 | EA | GAS SHUTOFF | 293 26 16-01/0 |
| 7 | 118367-01-770 | EA | NIPPLE | 293 18 24-01/1 |
| 8 | 118367-01-771 | EA | THERMOSTAT | 293 18 26-01/6 |
| 9 | 118367-01-772 | EA | BOARD - CIRCUIT - COMPLETE | 293 18 42-03/9 |
| 10 | 118367-01-773 | EA | CONDUCTOR - CIRCUIT BOARD | 293 18 62-02/9 |
| 11 | 118367-01-774 | EA | CONDUCTOR - THERMISTOR | 293 18 63-02/7 |
| 12 | 118367-01-775 | EA | CONDUCTOR - GAS VALVE | 295 44 37-02/2 |
| 13 | 118367-01-776 | EA | ORFICE - JET - NR76 | 200 74 19-33/2 |
| 14 | 118367-01-777 | EA | HEATER - 210WATT - 120VOLT | 17 37 58-03/8 |
| 15 | 118367-01-778 | EA | RETAINER | 293 06 60-01/0 |
| 16 | 118367-01-779 | EA | WASHER | 200 74 57-00/1 |
| 17 | 118367-01-780 | EA | BLOCK - TERMINAL | 293 04 63-01/9 |
| 18 | 118367-01-781 | EA | SCREW - RXS - B6X25 - STAINLESS | 729 52 87-40/8 |
| 19 | 118367-01-782 | EA | IGNITION - SPARK | 293 11 32-01/9 |

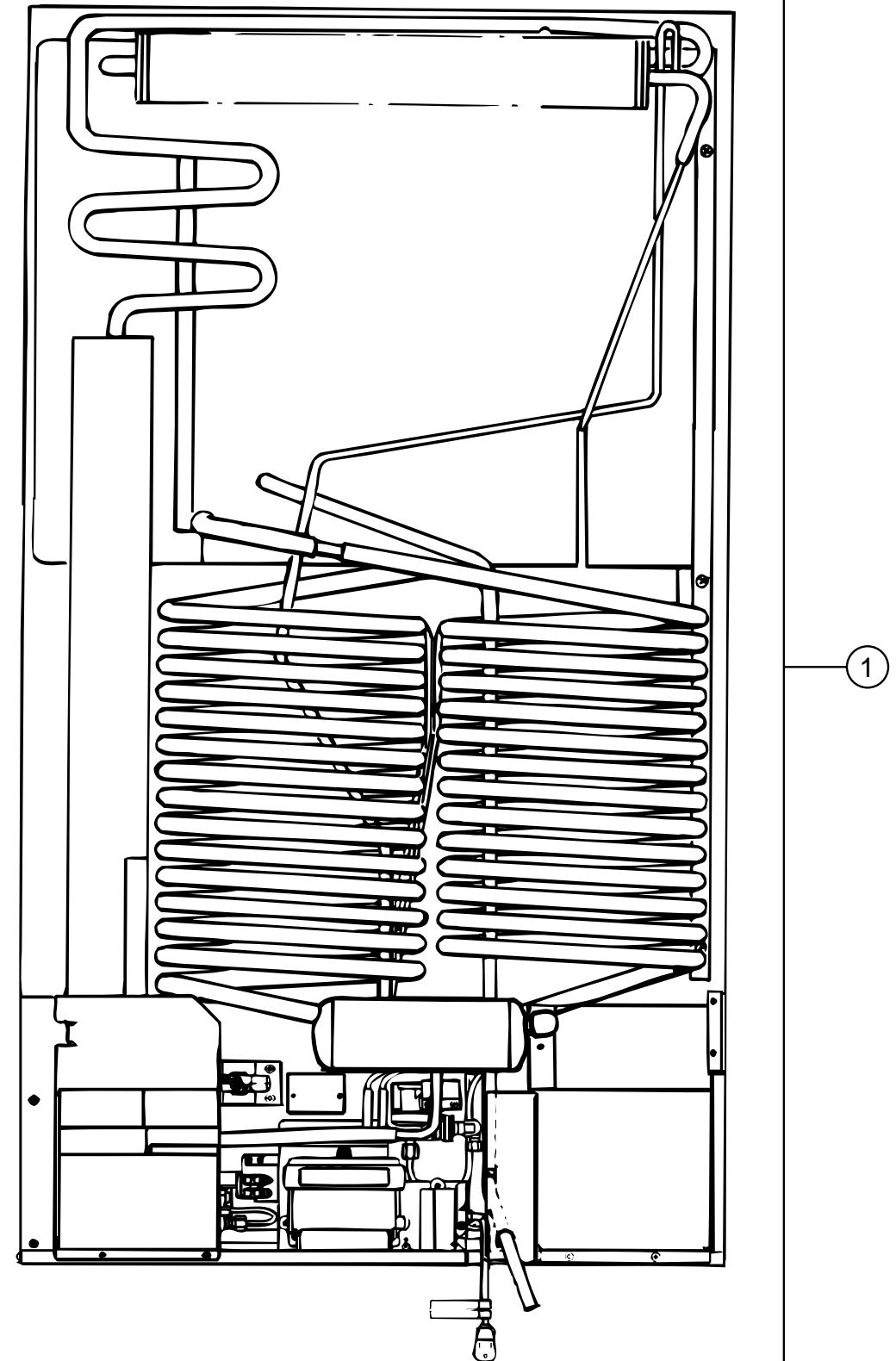
GALLEY GROUP (CONTINUED)



**REFRIGERATOR (DOMETIC RM 7732IM)
DOORS**

| KEY | PART NUMBER | U/M DESCRIPTION | VENDOR NO. |
|-----|---------------|---|----------------|
| 1 | 118367-01-700 | EA DOOR - REFRIGERATOR | 293 25 90-11/6 |
| 2 | 118367-01-701 | EA DOOR - FREEZER | 293 25 89-11/8 |
| 3 | 118367-01-702 | EA BUSHING - HINGE - FREEZER - REFRIGERATOR | 293 11 71-01/7 |
| 4 | 118367-01-703 | EA STOP - LOWER - FREEZER - REFRIGERATOR | 293 25 88-01/1 |
| 5 | 118367-01-704 | EA HANDLE - FREEZER - REFRIGERATOR | 293 27 29-01/1 |
| 6 | 118367-01-705 | EA SCREW - HANDLE - FREEZER - REFRIGERATOR | 724 13 23-61/2 |
| 7 | 118367-01-706 | EA DECORATION - DOOR - REFRIGERATOR - UPPER | 293 26 42-08/1 |
| 8 | 118367-01-707 | EA DECORATION - DOOR - REFRIGERATOR - LOWER | 293 26 42-03/2 |
| 9 | 118367-01-708 | EA DECORATION - DOOR FREEZER - UPPER | 293 26 42-12/3 |
| 10 | 118367-01-709 | EA DECORATION - DOOR - FREEZER - LOWER | 293 26 42-02/4 |
| 11 | 118367-01-710 | EA HOLDER - BOTTLE - DOOR - REFRIGERATOR | 293 26 58-01/2 |
| 12 | 118367-01-711 | EA SHELF - DOOR - REFRIGERATOR | 293 25 83-02/0 |
| 13 | 118367-01-712 | EA RACK - DOOR - REFRIGERATOR | 293 25 85-04/1 |

GALLEY GROUP (CONTINUED)

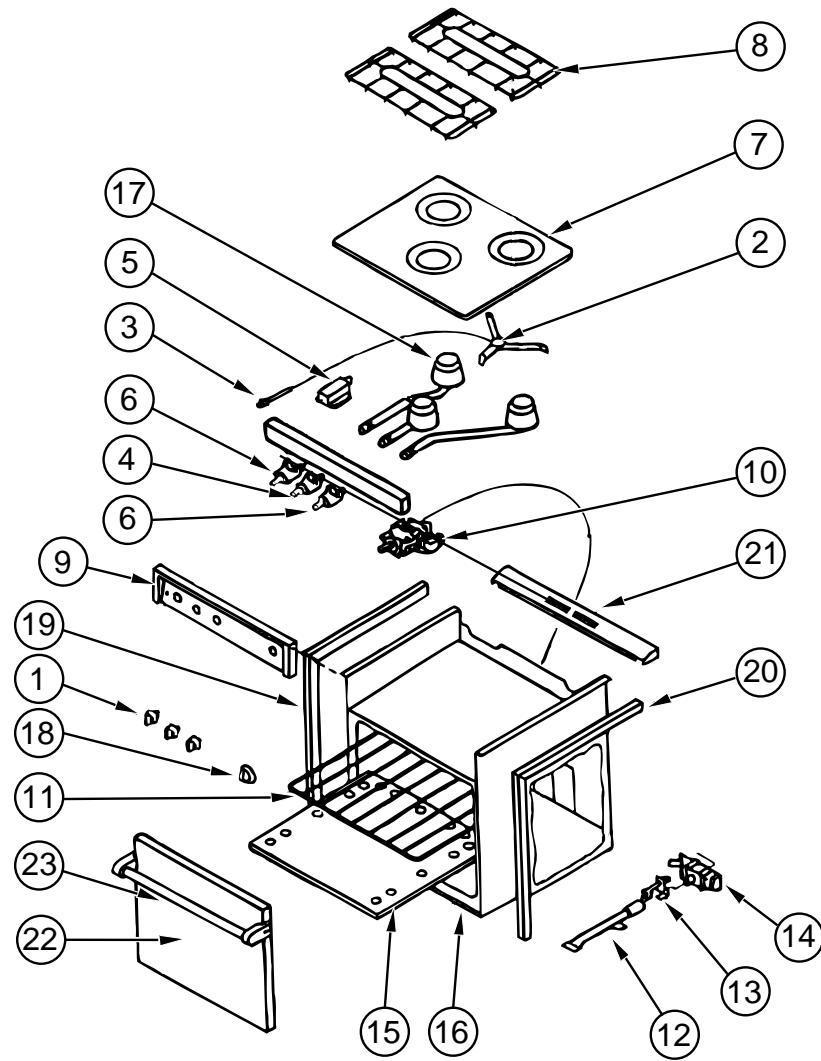


**REFRIGERATOR (DOMETIC RM 7732IM)
COOLING COIL**

| KEY | PART NUMBER | U/M DESCRIPTION | VENDOR NO. |
|-----|---------------|--|-------------------------------|
| 1 | 118367-01-783 | EA COIL - COOLING | 293 49 45-09/4 |
| | 118871-01-01A | EA TRAY - REFRIGERATOR, SIDE BY SIDE - BLACK | FROM: 00-00-00 THRU: 03-31-96 |
| | 118871-02-01A | EA TRAY - REFRIGERATOR, SIDE BY SIDE - BLACK | FROM: 04-01-96 THRU: 99-99-99 |

GALLEY GROUP (CONTINUED)

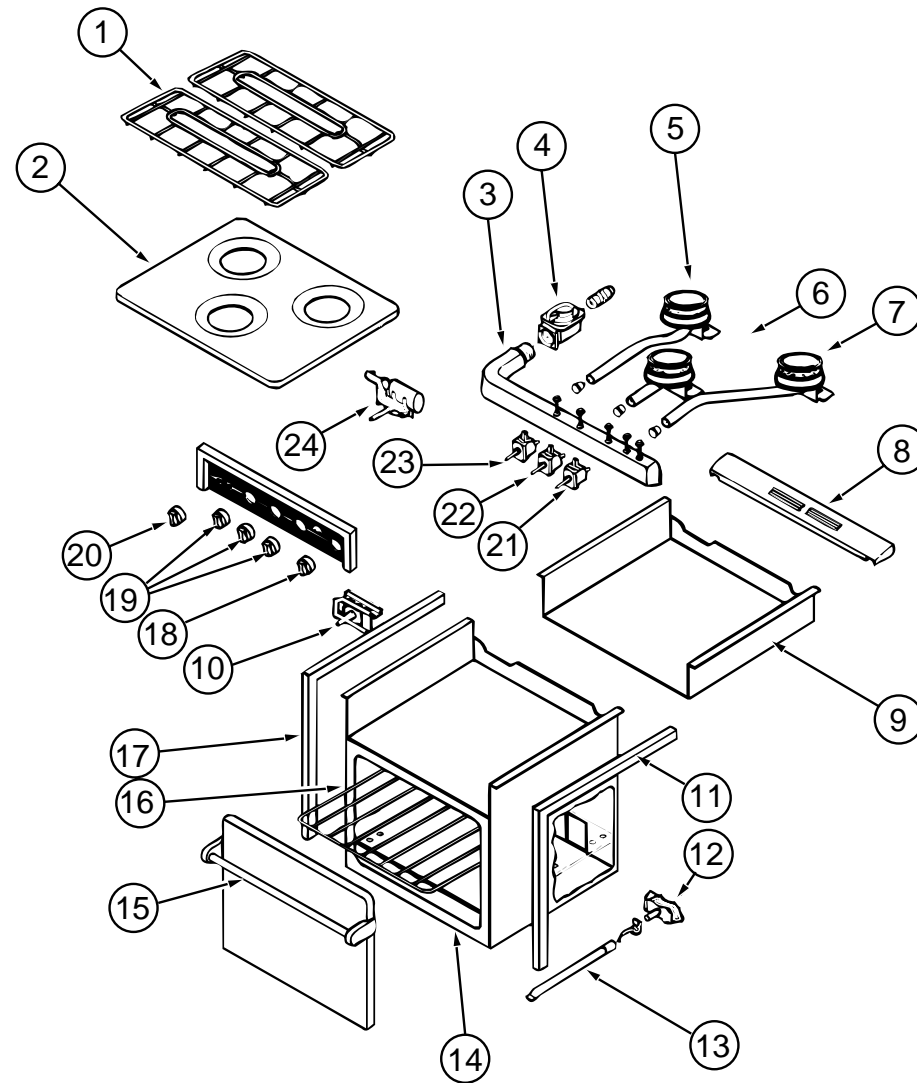
ATWOOD RANGE 3 BURNER (BLACK R-2136BG)



| KEY | PART NUMBER | U/M DESCRIPTION | VENDOR NO. |
|-----|---------------|---|------------|
| | 107246-01-01A | EA RANGE - W/ OVEN - 21" 3 - BURNER BLACK | |
| | | FROM: 00-00-00 THRU: 02-28-96 | |
| | 107314-01-01A | EA RANGE COVER - BIFOLD 21" BLACK | |
| | 105458-03-000 | EA BRACKET - TIEDOWN - STOVE - RIGHT | |
| | 105458-04-000 | EA BRACKET - TIEDOWN - STOVE - LEFT | |
| 1 | 101593-01-703 | EA KNOB - BURNER | 53000 |
| 2 | 106689-01-701 | EA SPARK - IGNITOR ASM - HIGH OUTPUT | 53078 |
| 3 | 106689-01-702 | EA PIEZO PUSH BUTTON | 52279 |
| 4 | 106689-01-703 | EA VALVE - BURNER - ROBERT SHAW 9000 BTU | 53047 |
| 5 | 106689-01-704 | EA REGULATOR W/EXTREME PRESSURE | 52154 |
| 6 | 107323-01-719 | EA VALVE - BURNER - HARPER WYMAN 5200 BTU | 51138 |
| 6 | 106689-01-705 | EA VALVE - BURNER - ROBERT SHAW 5200 BTU | 52123 |
| 7 | 107246-01-700 | EA TOP - MAIN - BLACK | 53083 |
| 8 | 107246-01-701 | EA GRATE - BURNER | 53050 |
| 9 | 107246-01-702 | EA COVER - MANIFOLD | 53072 |
| 10 | 107246-01-703 | EA THERMOSTAT ROBERT SHAW | 52122 |
| 11 | 107246-01-704 | EA RACK - OVEN | 51069 |
| 12 | 107246-01-705 | EA BURNER - OVEN | 52018 |
| 13 | 107246-01-706 | EA PILOT ASSEMBLY - OVEN | 52242 |
| 14 | 107246-01-707 | EA VALVE - SAFETY | 51177 |
| 15 | 107246-01-708 | EA SHELF - OVEN - LOWER | 51657 |
| 16 | 107246-01-709 | EA TRIM - LOWER - BLACK | 53526D |
| 17 | 107246-01-710 | EA BURNER - HIGH OUTPUT | 53069 |
| 18 | 107246-01-711 | EA KNOB - THERMOSTAT | 53001 |
| 19 | 107323-01-702 | EA TRIM LEFT | 53023 |
| 20 | 107323-01-703 | EA TRIM RIGHT | 53024 |
| 21 | 107323-01-705 | EA TRIM VENT | 53525 |
| | 107323-01-710 | EA GRATE CLIP | 53301 |
| | 107323-01-711 | EA RUBBER GRATE CUSHION | 53008 |
| 22 | 107246-01-717 | EA DOOR - OVEN ASM - BLACK GLASS LARGE | 51835 |
| 22 | 107323-01-713 | EA BLACKGLASS INSERT - W/ HOLE | 53426 |
| 23 | 107323-01-714 | EA HANDLE ASM. - DESIGNER STYLE | 51112 |
| | 107323-01-709 | EA HANDLE END CAP - W/O HOLE | 53424 |

GALLEY GROUP (CONTINUED)

ATWOOD RANGE W/OVEN - R-2137BGP



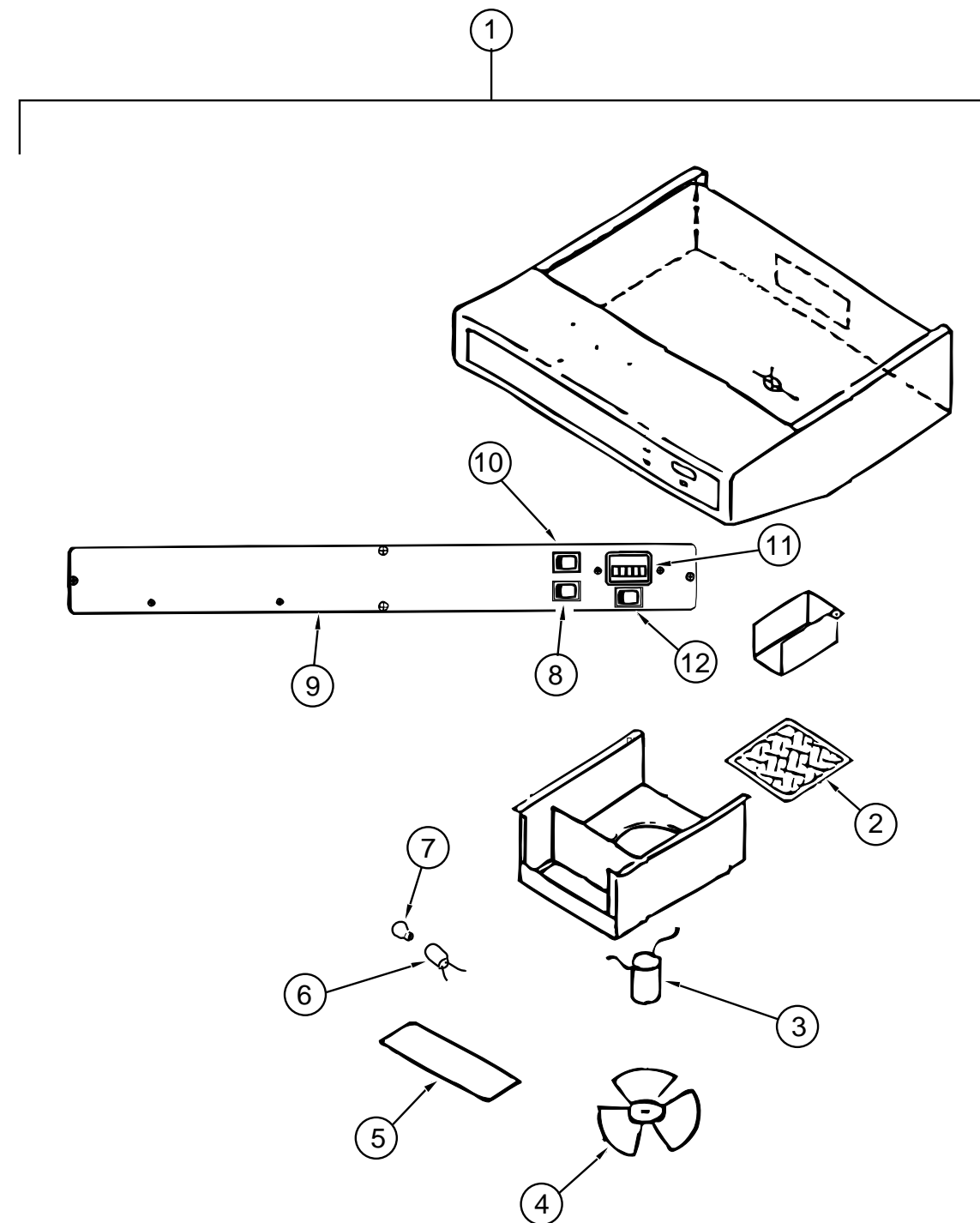
| KEY | PART NUMBER | U/M | DESCRIPTION | VENDOR NO. |
|-----|---------------|-----|--|-------------------------------|
| | 121758-01-01A | EA | RANGE-W/OVEN, 21" - 3 BURNER - BLACK - R-2137BGP | FROM: 02-29-96 THRU: 99-99-99 |
| 1 | 107246-01-701 | EA | GRATE-BURNER | 53050 |
| | 107323-01-711 | EA | CUSHION-GRATE, RUBBER | 53008 |
| | 107323-01-716 | EA | CLIP-GRATE, GREEN | 50005 |
| 2 | 121758-01-714 | EA | RANGE-TOP, ALMOND | 53082 |
| 3 | 121758-01-709 | EA | MANIFOLD 3 BURNER | 51272 |
| | 121758-01-713 | EA | COVER-MANIFOLD | 56107 |
| 4 | 106689-01-704 | EA | REGULATOR-EXTREME PRESSURE | 51062 |
| 5 | 121758-01-707 | EA | BURNER LEFT REAR PZO | 56066 |
| 6 | 121758-01-708 | EA | BURNER CENTER (HIGH OUTPUT) | 56068 |
| 7 | 121758-01-706 | EA | BURNER RIGHT REAR PZO | 56067 |
| 8 | 107323-01-705 | EA | TRIM-VENT | 53525 |
| 9 | 121758-01-711 | EA | BURNER BOX | 51684 |
| 10 | 107246-01-703 | EA | THERMOSTAT, ROBERT SHAW | 52122 |
| 11 | 107323-01-703 | EA | TRIM-RIGHT | 53024 |
| 12 | 107246-01-706 | EA | PILOT ASM., ONLY (OVEN) | 51065 |
| 13 | 107246-01-705 | EA | BURNER-OVEN | 52018 |
| 14 | 107246-01-709 | EA | TRIM-LOWER, BLACK | 53526D |
| 15 | 107323-01-714 | EA | HANDLE ASM. DESIGNER STYLE | 51112 |
| | 107323-01-713 | EA | GLASS-BLACK, INSERT OVEN DOOR | 53426 |
| 16 | 107246-01-704 | EA | RACK-OVEN | 51069 |
| | 107246-01-708 | EA | SHELF-OVEN, LOWER | 51657 |
| 17 | 107323-01-702 | EA | TRIM-LEFT | 53023 |
| 18 | 121758-01-703 | EA | KNOB THERMOSTAT | 56094 |
| 19 | 121758-01-712 | EA | KNOB, BURNER (3) | 56093 |
| 20 | 121758-01-700 | EA | KNOB (TURN STYLE) PIEZO IGN | 56095 |
| 21 | 121758-01-710 | EA | VALVE, BURNER | 56086 |
| 22 | 121758-01-705 | EA | VALVE HIGH OUTPUT | 56087 |
| 23 | 121758-01-710 | EA | VALVE, BURNER | 56086 |
| 24 | 121758-01-701 | EA | IGNITOR PIEZO (ROTARY) | 56096 |
| | 121758-01-702 | EA | ELECTRODE WIRE (PIEZO IGNITOR) | 56097 |
| | 107246-01-707 | EA | VALVE-SAFETY W/PILOT COMP | 51063 |

GALLEY GROUP (CONTINUED)

MICROWAVE OVEN

| KEY | PART NUMBER | U/M DESCRIPTION |
|-----|---------------|--|
| | 115303-01-000 | EA OVEN - MICROWAVE |
| | 098916-14-01A | EA BRACE - MICROWAVE CABINET - LEFT |
| | 098916-15-01A | EA BRACE - MICROWAVE CABINET - RIGHT |
| | 115401-01-01A | EA TRIM - MICROWAVE - BLACK |
| | 094756-02-01A | EA BRACKET - MICROWAVE - 6.1" LONG X 3.9" WIDE - STEEL - TAN |
| | 094756-01-02A | EA BRACKET - ANGLE - W/ HOLES - MILL |

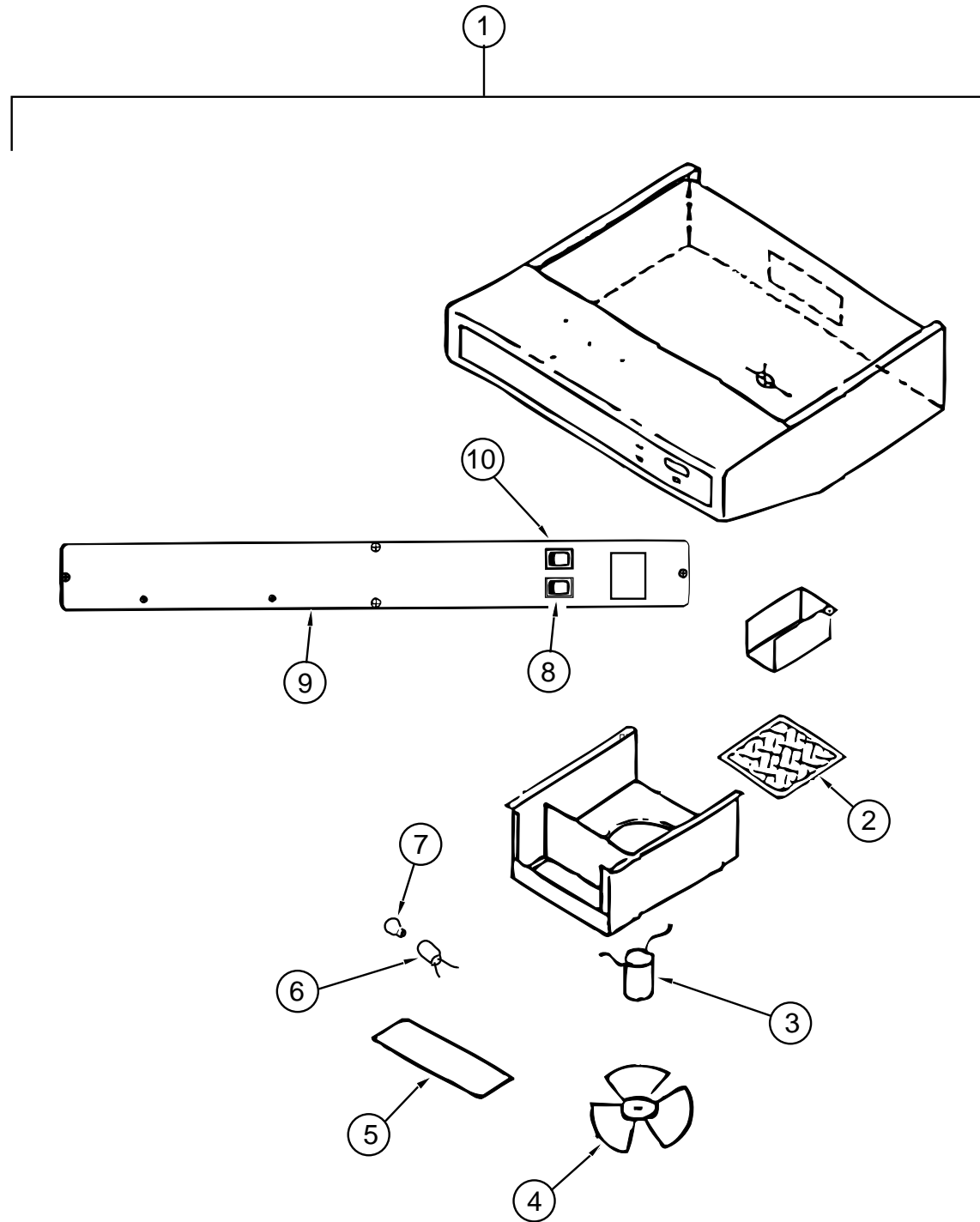
GALLEY GROUP (CONTINUED)



RANGE HOOD , W/O HOUR METER, TCS 5008-NBCLG (CANADIAN)

| KEY | PART NUMBER | U/M DESCRIPTION | VENDOR NO. |
|-----|---------------|---|------------|
| 1 | 100258-17-04A | EA HOOD - RANGE - W/O MONITOR PANEL | |
| 2 | 096983-01-707 | EA FILTER - GREASE - 8" X 8" - LVS | CC246 |
| 3 | 090973-01-700 | EA MOTOR - LVS | CA508-1 |
| 4 | 090973-01-702 | EA BLADE - FAN - LVS | VA183-1 |
| 5 | 092696-02-701 | EA LENS - LAMP | CC179-2 |
| 6 | 092696-01-710 | EA SOCKET - LIGHT | CB267-2 |
| 7 | 092696-01-709 | EA BULB - 912 | VA415 |
| 8 | 096983-01-700 | EA SWITCH - ON/OFF | 108 |
| 9 | 100258-01-700 | EA HOOD NOSE LABEL | CC428 |
| 10 | 096983-01-700 | EA SWITCH - ON/OFF | 108 |
| 11 | 100258-10-01A | EA GAUGE - HOUR METER - SCREW ON (OPTION) - 150 | |
| 11 | 100258-10-701 | EA GAUGE - HOUR METER - CLIP ON (OPTION) | 72367 |
| 12 | 096983-01-702 | EA SWITCH - TWO WAY MOMENTARY (OPTION) | 112 |

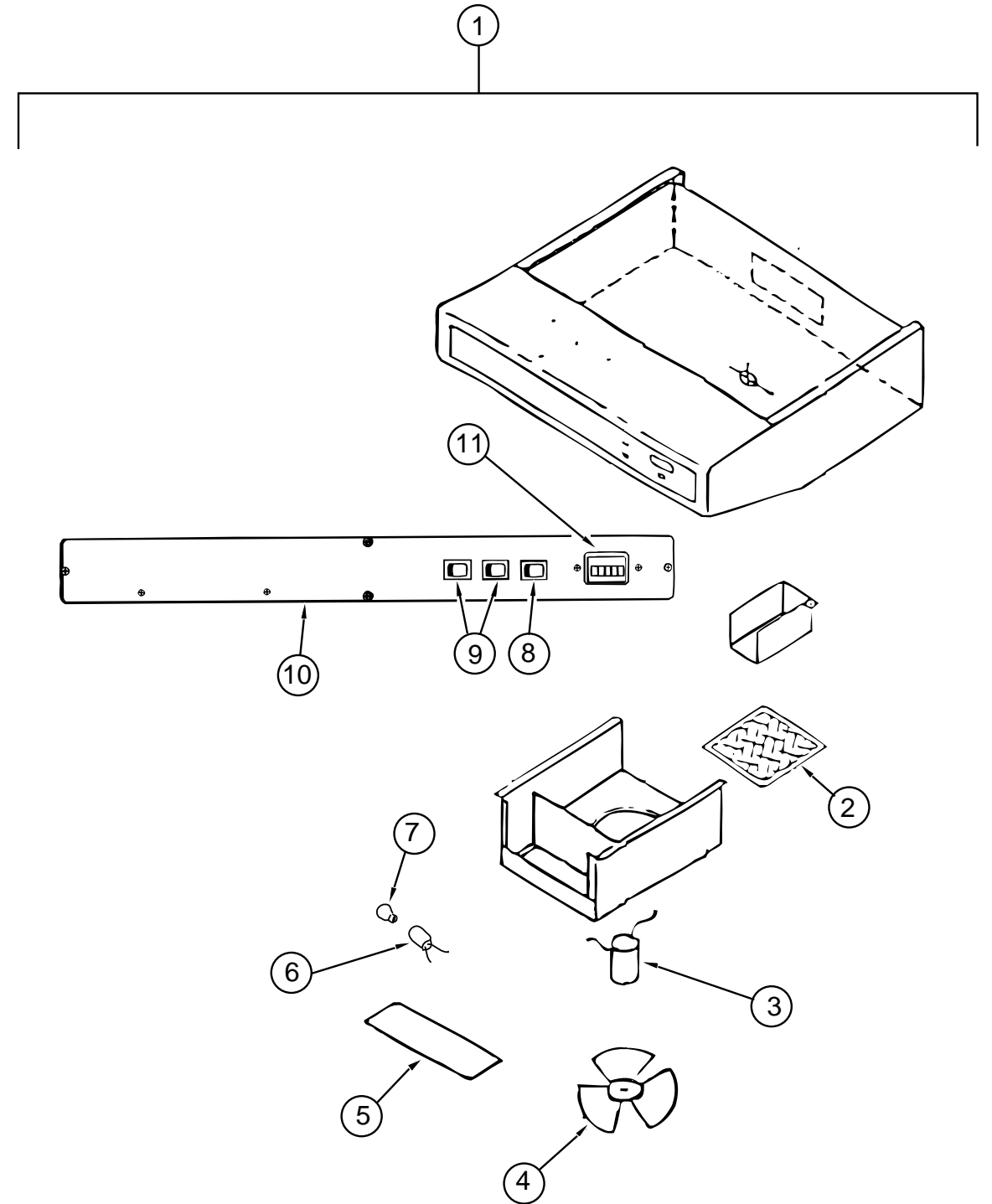
GALLEY GROUP (CONTINUED)



RANGE HOOD , W/O HOUR METER, TCS-5008-NBDLG (USA)

| KEY | PART NUMBER | U/M | DESCRIPTION | VENDOR NO. |
|-----|---------------|-----|----------------------------------|------------|
| 1 | 100258-16-04A | EA | HOOD - RANGE - W/O MONITOR PANEL | |
| 2 | 096983-01-707 | EA | FILTER - GREASE - 8" X 8" - LVS | CC246 |
| 3 | 090973-01-700 | EA | MOTOR - LVS | CA508-1 |
| 4 | 090973-01-702 | EA | BLADE - FAN - LVS | VA183-1 |
| 5 | 092696-02-701 | EA | LENS - LAMP | CC179 |
| 6 | 092696-01-710 | EA | SOCKET - LIGHT | CB267-2 |
| 7 | 092696-01-709 | EA | BULB - 912 | VA415 |
| 8 | 096983-01-700 | EA | SWITCH - ON/OFF | 108 |
| 9 | 100258-01-700 | EA | HOOD NOSE LABEL | CC428 |
| 10 | 096983-01-702 | EA | SWITCH - TWO WAY MOMENTARY | 112 |

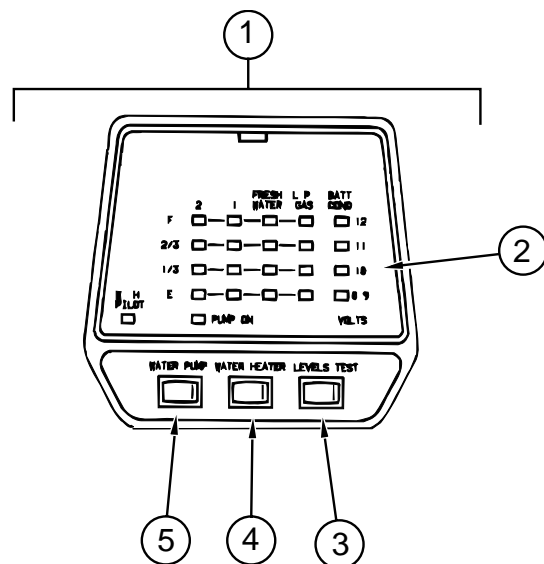
GALLEY GROUP (CONTINUED)



RANGE HOOD , W/HOUR METER, TPS-5009-SBDLG (USA)

| KEY | PART NUMBER | U/M | DESCRIPTION | VENDOR NO. |
|-----|---------------|-----|---|------------|
| 1 | 100258-18-03A | EA | HOOD - RANGE 22W W/O MONITOR PANEL | |
| 2 | 096983-01-707 | EA | FILTER - GREASE - 8" X 8" - LVS | CC246 |
| 3 | 090973-01-700 | EA | MOTOR - LVS | CA508-1 |
| 4 | 090973-01-702 | EA | BLADE - FAN - LVS | VA183-1 |
| 5 | 092696-02-701 | EA | LENS - LAMP | CC179 |
| 6 | 092696-01-710 | EA | SOCKET - LIGHT | CB267-2 |
| 7 | 092696-01-709 | EA | BULB - 912 | VA415 |
| 8 | 096983-01-702 | EA | SWITCH - TWO WAY MOMENTARY | 112 |
| 9 | 096983-01-700 | EA | SWITCH - ON/OFF | 108 |
| 10 | 100258-01-700 | EA | HOOD NOSE LABEL | CC428 |
| 11 | 100258-10-01A | EA | GAUGE - HOUR METER W/ SWITCH - SCREW ON - 150 | |
| 11 | 100258-10-701 | EA | GAUGE - HOUR METER - CLIP ON | 72367 |

GALLEY GROUP (CONTINUED)



MONITOR PANEL (2 WATER TANKS & WATER HEATER)

| KEY | PART NUMBER | U/M DESCRIPTION | VENDOR NO. |
|-----|---------------|---|------------|
| 1 | 102765-04-01A | EA PANEL - MONITOR - W/ PLUG - 2 TANKS & WATER HEATER - LVS | |
| 2 | 102765-04-700 | EA CIRCUIT BOARD - 2 HOLDING TANKS | 5076-11 |
| 3 | 097617-01-702 | EA SWITCH (ALMOND) | 107 |
| 4 | 097617-01-701 | EA SWITCH - ON/OFF - ALMOND | 106 |
| 5 | 102765-01-700 | EA SWITCH - ON-ON - ALMOND | 110-01 |

COFFEEMAKER (BLACK & DECKER)

| KEY | PART NUMBER | U/M DESCRIPTION | VENDOR NO. |
|-----|---------------|-------------------------------------|-----------------|
| | 103799-01-02A | EA COFFEEMAKER - GRAY - W/GLASS POT | |
| | | FROM: 00-00-00 THRU: 04-07-96 | |
| | 103799-02-01A | EA COFFEEMAKER - W/CLOCK, WHITE | |
| | | FROM: 04-08-96 THRU: 99-99-99 | |
| | 103799-01-700 | EA POT - CARAFE, GLASS | 67940 |
| | 103799-01-701 | EA BRACKETS, WHITE PAIR | 164734-06 B & D |

GENERATOR GROUP

ONAN GENERATOR, 6.5 KW MARQUIS (LP FUELED) (US)

| KEY | PART NUMBER | U/M DESCRIPTION |
|-----|---------------|---|
| | 007125-03-000 | EA CLAMP - MUFFLER - 1.5" DIA |
| | 010251-02-000 | EA ELBOW - BRASS - 90° 3/8F X 1/4MPT |
| | 105559-04-000 | EA MARQUIS GENERATOR W/ MUFFLER & TRAY (6.5 KW) |
| | 106234-01-000 | EA PIPE - EXHAUST - GENERATOR |
| | 106235-01-000 | EA ADAPTOR - EXHAUST - GENERATOR |
| | 065820-09-000 | EA HOSE ASM - HIGH PRESSURE - 28" |
| | 112365-04-000 | EA BREAKER - 20AMP GENERATOR |

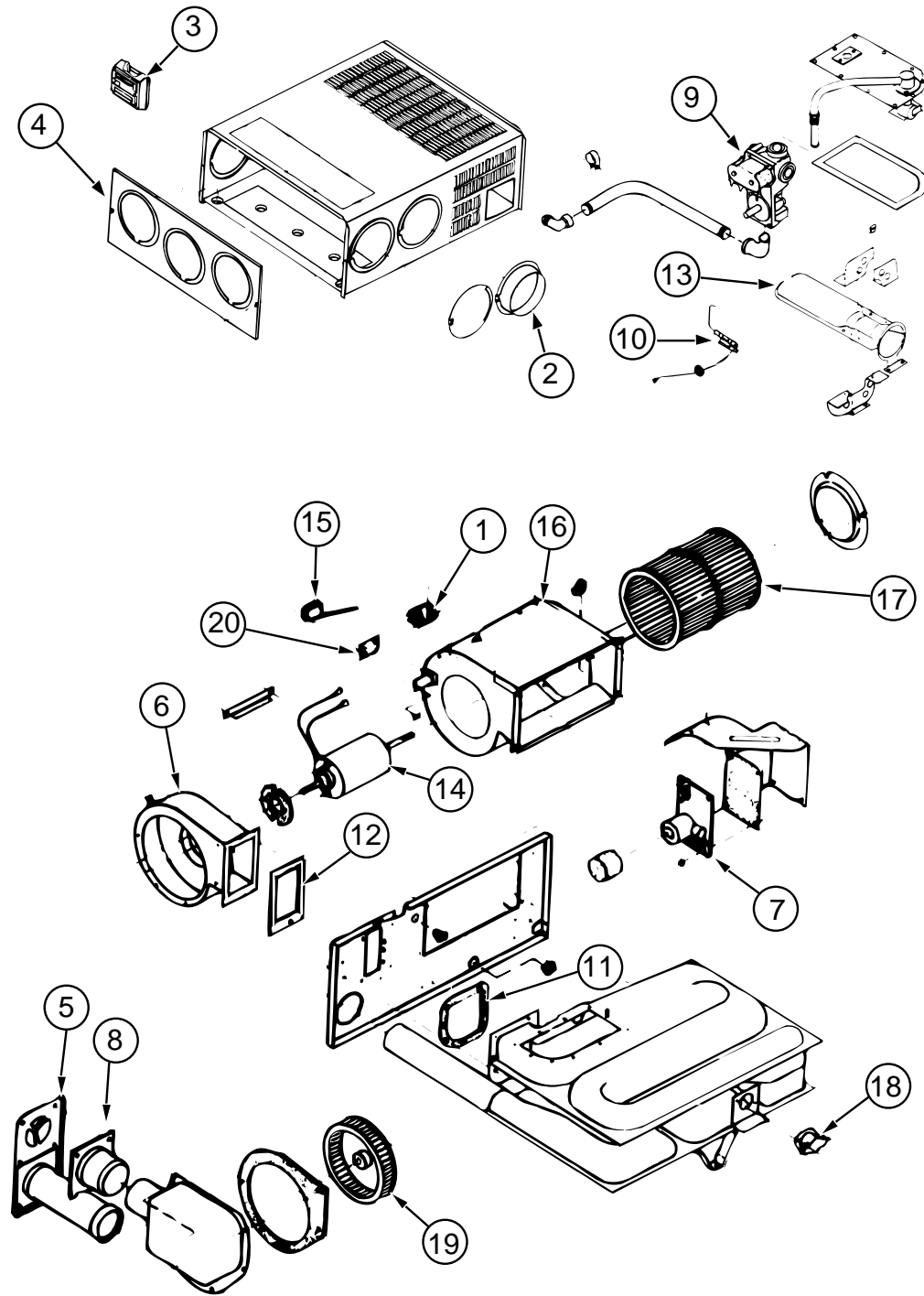
ONAN GENERATOR, MARQUIS (LP FUELED) (CSA)

| KEY | PART NUMBER | U/M DESCRIPTION |
|-----|---------------|--|
| | 105559-04-000 | EA MARQUIS GENERATOR W/ MUFFLER & TRAY |
| | 106234-01-000 | EA PIPE - EXHAUST - GENERATOR |
| | 106235-01-000 | EA ADAPTOR - EXHAUST - GENERATOR |
| | 112365-04-000 | EA BREAKER - 20AMP GENERATOR |

NOTE: ADDITIONAL GENERATOR COMPONENTS ARE FOUND IN THE CHASSIS GROUP

HEATING & AIR CONDITIONING GROUP

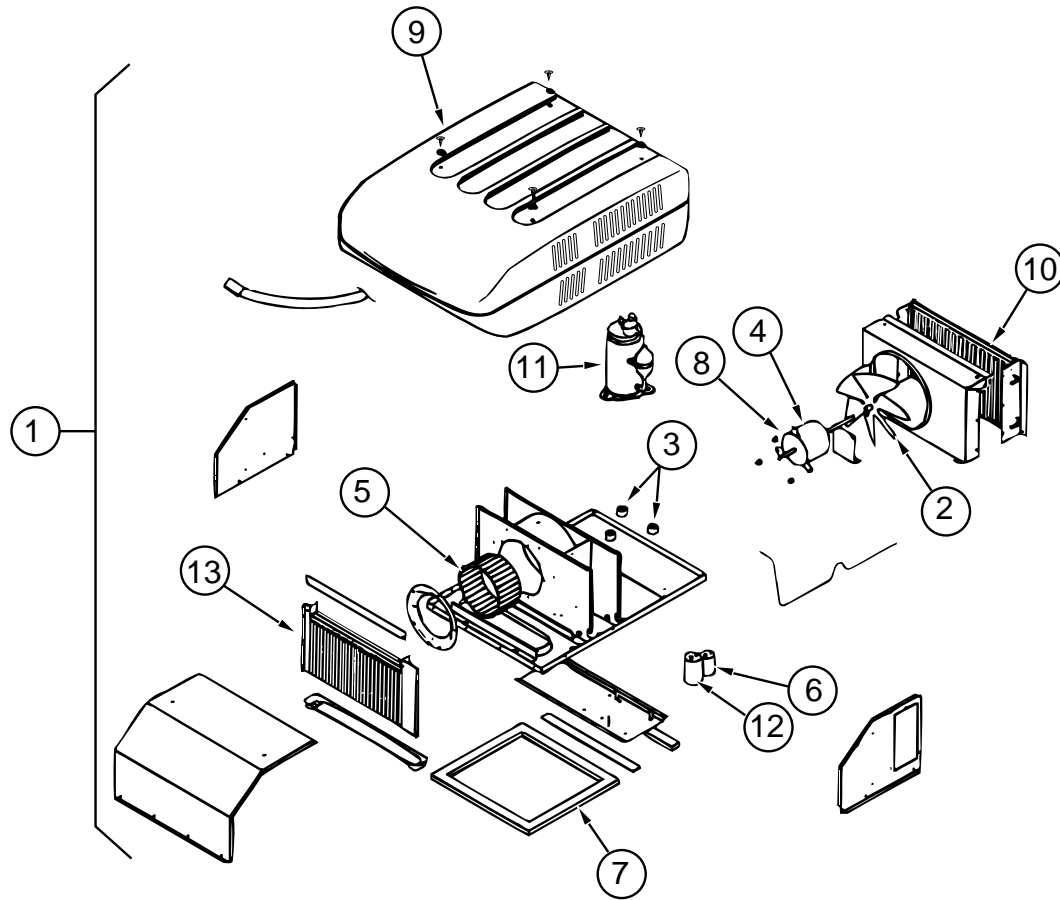
FURNACE



| KEY | PART NUMBER | U/M DESCRIPTION | VENDOR NO. |
|-----|---------------|---|------------|
| | 098668-22-000 | EA FURNACE - 40,000 BTU | |
| 1 | 074466-01-702 | EA RELAY - TIME DELAY | 230625 |
| 2 | 075696-02-703 | EA DUCT COLLAR | 050715 |
| 3 | 115764-01-01A | EA THERMOSTAT - WALL - FURNACE - 160902 | |
| 4 | 098668-01-700 | EA CABINET FRONT | 101242 |
| 5 | 098668-01-707 | EA VENT CAP & EXHAUST TUBE ASM | 260231 |
| 6 | 098668-01-708 | EA BLOWER ASM (COMBUSTION AIR) | 390441 |
| 7 | 098668-01-712 | EA BOARD - MODULE | 231741 |
| 8 | 098668-01-713 | EA INTAKE VENT TUBE ASM | 051248 |
| 9 | 098668-01-714 | EA GAS VALVE (WHITE ROGERS) | 161070 |
| 10 | 098668-01-715 | EA ELECTRODE ASM. (SINGLE PROBE) | 232166 |
| 11 | 098668-01-716 | EA GASKET FIREWALL (CHAMBER SIDE) | 070808 |
| 12 | 098668-01-717 | EA GASKET FIREWALL(BLOWER SIDE) | 070809 |
| 13 | 098668-11-701 | EA BURNER ASM COMP (SF-42F) | 010799 |
| 14 | 098668-11-702 | EA MOTOR ASM COMP (SF-42F) | 232212 |
| 15 | 098668-11-703 | EA SWITCH - SAIL ASM (SF-42F) | 232216 |
| 16 | 098668-11-704 | EA BLOWER ASM ROOM AIR (SF-42F) | 390698 |
| 17 | 098668-01-711 | EA WHEEL - ROOM AIR | 350129 |
| 18 | 098668-11-706 | EA LIMIT SWITCH (SF-42F) | 232217 |
| 19 | 098668-22-702 | EA WHEEL COMBUSTION AIR | 350183 |
| 20 | 101990-01-714 | EA MICROSWITCH GASKET | 230877 |
| | 098668-11-700 | EA ORIFICE - MAIN BURNER SF-42F | 180216 |
| | 009198-01-000 | FT DUCT - HEAT - FLEXIBLE - 4" ID X 25 FT | |
| | 009200-01-000 | EA TAPE - FURNACE - 1 1/2" | |
| | 098668-14-000 | EA GASKET - FIBERGLASS - .5" X 18" X 18" - | 070976 |
| | 098668-23-000 | EA DOOR - ACCESS - FURNACE - BRIGHT WHITE | |
| | 092777-01-000 | EA ADAPTER - DUCT - 4" | |
| | 093741-01-000 | EA BOX - BOOT - FLOOR REGISTER | |
| | 093614-02-02A | EA GRILL - RETURN AIR - DURA - 252 X 252 MM - BEIGE | |
| | 093614-03-02A | EA GRILL - RETURN AIR - DURA - 252 X 404 MM - BEIGE | |
| | 094600-05-01A | EA HEAT REGISTER - W/O DAMPER | |
| | 094600-06-01A | EA HEAT REGISTER - W/ DAMPER | |

HEATING & AIR CONDITIONING GROUP (CONTINUED)

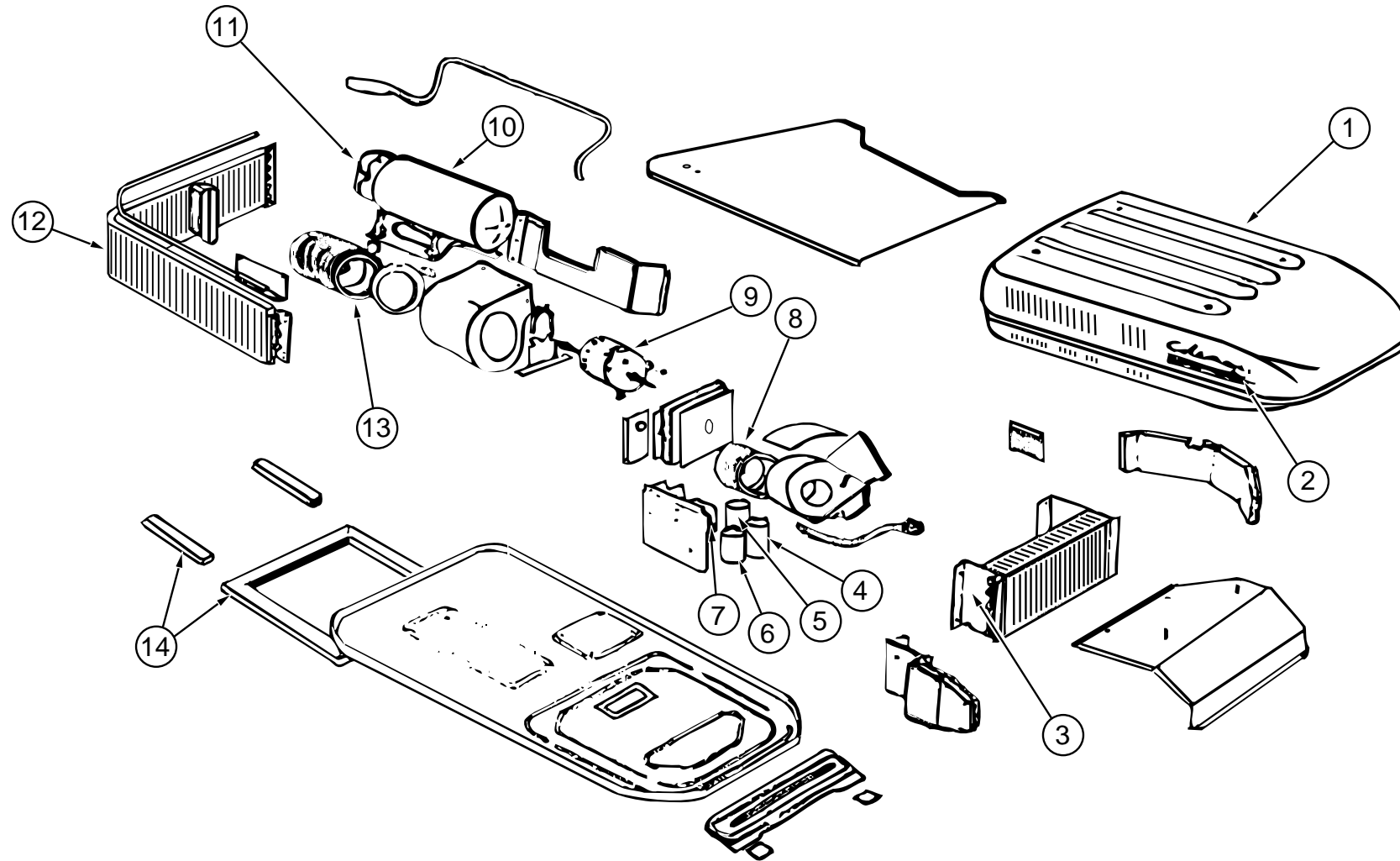
ROOF AIR 13,500 BTU (EXPORT)



| KEY | PART NUMBER | U/M DESCRIPTION | VENDOR NO. |
|-----|---------------|--|-------------------------------|
| 1 | 108889-02-01A | EA A/C-ROOF, 13,500 TSR 220 IVORY - 7373-597 | |
| 2 | 093763-01-712 | EA FAN BLADE-CONDENSER | 6733-3221 |
| 3 | 105620-01-706 | EA FOOT PACKAGE-COMPRESSOR, 3 PER PACKAGE | 6759-3081 |
| 4 | 108889-02-701 | EA MOTOR - 115V, 60HZ | 1468-3059 |
| 5 | 108889-01-706 | EA IMPELLOR | 1472-1041 |
| 6 | 108889-01-708 | EA CAPACITOR-FAN, (7.5MFD.370U) | 1499-5461 |
| | 108889-01-710 | EA FILLER PAD-COND AIR SEAL | 6759A3971 |
| 7 | 108889-01-711 | EA GASKET PACKAGE | 6792-3301 |
| 8 | 108889-01-715 | EA MOTOR MOUNT & SHAFT SEAL KIT | 6792-3361 |
| 9 | 063903-01-700 | EA SHROUD | 6759-4601 |
| 10 | 108889-01-703 | EA CONDENSER COIL | 1452-1301 |
| 11 | 108889-02-700 | EA COMPRESSOR, TECUMSEH | 1452-2029 |
| 12 | 108889-01-707 | EA CAPACITOR-RUN, COMPRESSOR-25MFD/370 | 1499-5661 |
| | 108889-02-703 | EA RELAY-START | 1497-4141 |
| 13 | 108889-01-709 | EA EVAPORATOR COIL | 1452-1311 |
| | 108889-01-714 | EA DISCHARGE LINE ASSEMBLY | 6792-531 |
| | 108889-01-712 | EA REDUCER-SUCTION LINE, (3/8" X 1/2") | 1215-2161 |
| | 108889-01-713 | EA SUCTION LINE, (3/8" OD X .032" WALL) | 6792-130 |
| | 108889-02-702 | EA CAPACITOR-START | 1497-0891 |
| | 093306-01-701 | EA DECAL PACKAGE-LEFT & RIGHT | 6798B3591 |
| | 105620-01-705 | EA OVERLOAD | 6759-3791 |
| | 102289-01-000 | EA SPRING-SCREW, ROOF A/C GASKET - | 6757-150 |
| | 108892-01-01A | EA CEILING ASM-A/C DUCTED - | 7330-730 IV |
| | 108892-01-700 | EA PLUG ASSEMBLY | 7330-540 |
| | 108892-01-701 | EA BOARD-TERMINAL | 7330-3201 |
| | 108892-01-702 | EA BOARD-PRINTED CIRCUIT | 7330A3211 |
| | 108892-01-703 | EA FILTER | 6798A3761 |
| | 108892-01-704 | EA GRILLE (PLASTIC) | 6798-3041 |
| | 108892-01-705 | EA SMALL PARTS PKG | 7330A6101 |
| | 117238-02-01A | EA THERMOSTAT - A/C ONLY - | 7330-3381 |
| | 088238-01-000 | EA COVER - SWITCH - A/C SELECTOR - FRONT TO REAR A/C | |
| | 073937-03-000 | EA SWITCH - ROTARY SELECTOR - 3 DECK - A/C - CA20-USA892 | |
| | 088238-02-000 | EA COVER - SWITCH - A/C SELECTOR FOR FRONT OR REAR | |
| | 056464-06-000 | EA REGISTER - HEAT/A/C - ROUND W/O DAMPER - 4" - PLASTIC - OFF WHITE | |
| | | | FROM: 00-00-00 THRU: 03-17-96 |
| | 120134-01-01A | EA REGISTER - 4-5IN DIA W/ DAMPER - OFF WHITE | |
| | | | FROM: 03-18-96 THRU: 99-99-99 |

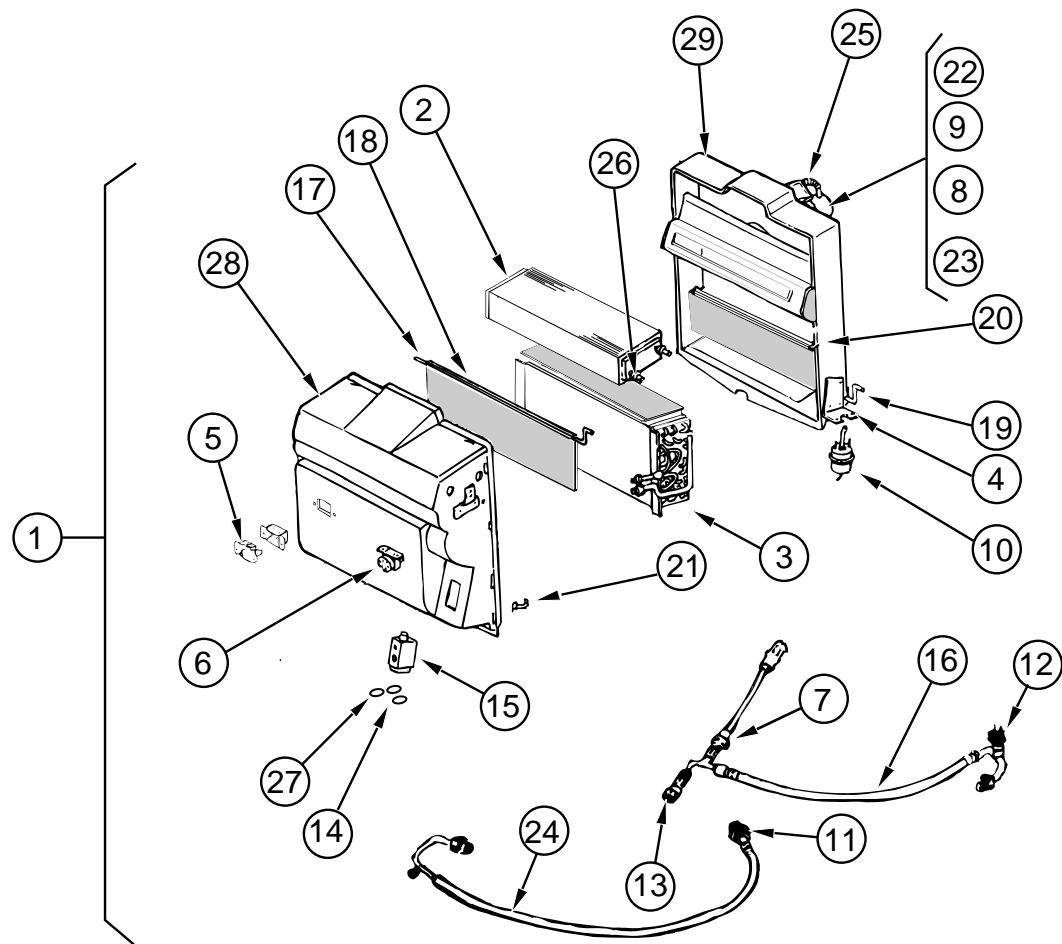
HEATING & AIR CONDITIONING GROUP (CONTINUED)

13,500 BTU SUPER MAC ROOF A/C & CEILING ASSEMBLY (US, CSA)



| KEY | PART NUMBER | U/M | DESCRIPTION | VENDOR NO. | KEY | PART NUMBER | U/M | DESCRIPTION | VENDOR NO. |
|-----|---------------|-----|---|-------------|-----|---------------|-----|---|------------|
| | 091225-06-000 | EA | A/C-ROOF, 13,500 SUPER MAC BUFF - COLEMAN | 6799-808 | | 108892-01-700 | EA | PLUG ASSEMBLY | 7330-540 |
| 1 | 091225-06-700 | EA | SHROUD (BUFF/BUFF) W/O LOGO | 6799-4721 | | 108892-01-701 | EA | BOARD - TERMINAL | 7330-3201 |
| 2 | 091225-01-703 | EA | DECAL PACKAGE-LEFT & RIGHT, SUPER MACH | 6799-3551 | | 108892-01-702 | EA | BOARD - P.C. | 7330A3211 |
| 3 | 091225-01-721 | EA | COIL-EVAPORATOR | 1452-1371 | | 108892-01-703 | EA | FILTER | 6798A3761 |
| 4 | 091225-01-712 | EA | CAPACITOR-RUN, FAN | 6749-4631 | | 108892-01-704 | EA | GRILLE (PLASTIC) | 6798-3041 |
| 5 | 073742-02-704 | EA | CAPACITOR-RUN (COMPRESSOR) | 1499-4661 | | 108892-01-705 | EA | SMALL PARTS PKG | 7330A6101 |
| 6 | 091225-01-710 | EA | CAPACITOR-START | 1497-0881 | | 110403-01-G09 | EA | SPACER ASM - RETURN AIR - OAK | |
| 7 | 091225-01-709 | EA | RELAY-START | 1497-4131 | | 117238-01-01A | EA | THERMOSTAT - A/C AND FURNACE - | 7330-3371 |
| 8 | 091225-01-708 | EA | WHEEL-BLOWER, EVAPORATOR | 6799-3391 | | 117238-02-01A | EA | THERMOSTAT - A/C ONLY - 7330-3381 | |
| 9 | 091225-01-707 | EA | MOTOR (115V, 2.8 AMPS, 1650RPM) | 6799-3119 | | 056464-06-000 | EA | REGISTER - HEAT/A/C - ROUND W/O DAMPER - 4" - PLASTIC - OFF WHITE | |
| 10 | 091225-01-706 | EA | COMPRESSOR | 6799A3609 | | | | FROM: 00-00-00 THRU: 03-17-96 | |
| 11 | 093763-01-702 | EA | OVERLOAD | 6759-3931 | | 120134-01-01A | EA | REGISTER - 4-5IN DIA W/ DAMPER - OFF WHITE | |
| 12 | 091225-01-704 | EA | COIL-CONDENSER | 1452A1271 | | | | FROM: 03-18-96 THRU: 99-99-99 | |
| 13 | 091225-01-705 | EA | WHEEL-BLOWER, CONDENSER | 6799-3381 | | 073937-03-000 | EA | SWITCH - ROTARY SELECTOR - 3 DECK - A/C - CA20-USA892 | |
| 14 | 037648-01-714 | EA | GASKET PACKAGE | 6759-3281 | | 088238-01-000 | EA | COVER - SWITCH - A/C SELECTOR - FRONT TO REAR A/C | |
| | 102289-01-000 | EA | SPRING - SCREW - ROOF A/C GASKET - | 6757-150 | | 088238-02-000 | EA | COVER - SWITCH - A/C SELECTOR FOR FRONT OR REAR | |
| | 108892-01-01A | EA | CEILING ASM - A/C DUCTED - | 7330-730 IV | | 092633-02-02A | EA | COVER - BLANK - ROOF A/C - 5.1" X 5.1" - PLASTIC - OFF WHITE | |

HEATING & AIR CONDITIONING GROUP (CONTINUED)



AUTOMOTIVE HEATING & AIR CONDITIONING

| KEY | PART NUMBER | U/M DESCRIPTION | VENDOR NO. |
|-----|---------------|---|------------|
| 1 | 103930-22-000 | EA EVAPORATOR / HEATER PUSH - R134A BLOCK - | 090-00085 |
| 2 | 103930-01-703 | EA COIL - HEATER | 042-0010 |
| 3 | 103930-01-704 | EA COIL EVAPORATOR | 041-0017 |
| 4 | 103930-01-708 | EA BRACKET - VACUUM MOTOR | 070-0113 |
| 5 | 103930-01-710 | EA RESISTOR - FUSED | 035-0006 |
| 6 | 103930-01-711 | EA THERMOSTAT | 033-0003 |
| 7 | 103930-01-716 | EA SWITCH - PRESSURE - FAN | 032-0029 |
| 8 | 103930-01-717 | EA WHEEL - CLOCKWISE | 062-0010 |
| 9 | 103930-01-720 | EA MOTOR | 030-0004 |
| 10 | 103930-02-708 | EA MOTOR - VACUUM SERVO - A/C | 030-0002 |
| 11 | 103930-06-700 | EA FITTING - QUICK-CONNECT #8 | 050-0082 |
| 12 | 103930-12-708 | EA SWITCH - BINARY - R-134A | 032-0048 |
| 13 | 103930-12-709 | EA FITTING - QUICK CONNECT | 050-0120 |
| 14 | 103930-17-702 | EA GASKET OR SAE 015 #10 33-781 | 045-0127 |
| 15 | 103930-20-700 | EA VALVE EXP. BLOCK(2 TON) | 034-0032 |
| 16 | 103930-20-701 | EA HOSE ASM. - #6 | 085-0138 |
| 17 | 103930-20-702 | EA ROD - F/ BLEND AIR DOOR | 073-0039 |
| 18 | 103930-20-703 | EA DOOR - BLEND AIR | 071-0212 |
| 19 | 103930-20-704 | EA ROD - DOOR - RECIRCULATING | 073-0018 |
| 20 | 103930-20-705 | EA DOOR PANEL - RECIRCULATING | 071-0213 |
| 21 | 103930-20-706 | EA CLIP - RETAINER | 022-0057 |
| 22 | 103930-20-707 | EA BLOWER HOUSING | 062-0145 |
| 23 | 103930-20-708 | EA CLIP - F/ MOTOR SHAFT | 022-0001 |
| 24 | 103930-22-700 | EA HOSE ASM. - #10 - DIESEL PUSHER | 085-0141 |
| 25 | 110279-01-703 | EA HOSE - VENT - MOTOR BLOWER | 051-0034 |

HEATING & AIR CONDITIONING GROUP (CONTINUED)

AUTOMOTIVE HEATING & AIR CONDITIONING (CONTINUED)

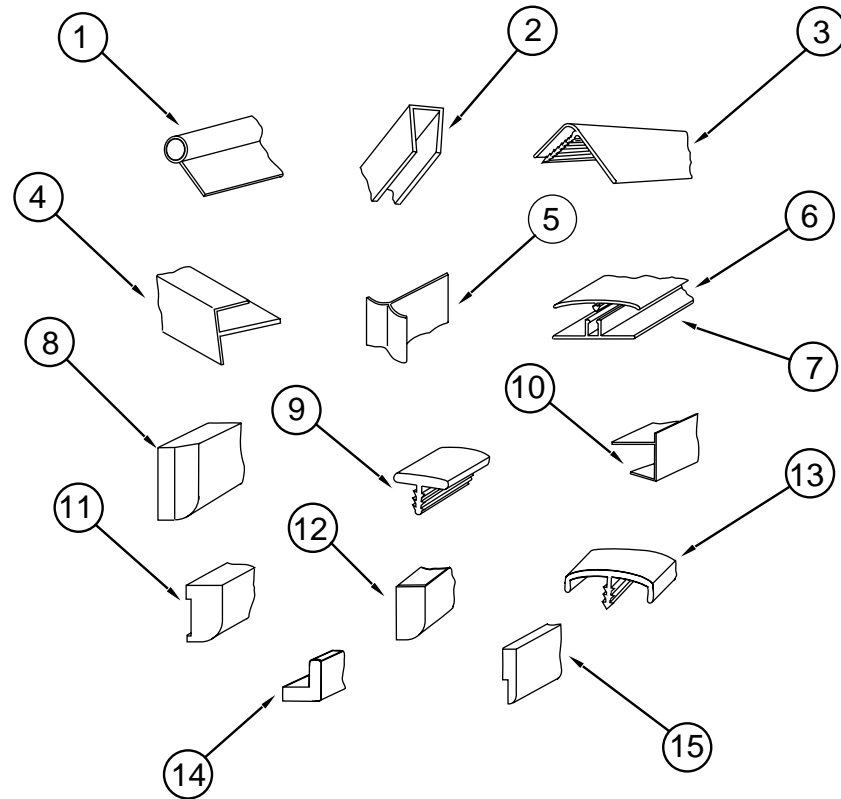
| KEY | PART NUMBER | U/M DESCRIPTION | VENDOR NO. |
|-----|---------------|--|------------|
| 26 | 110279-01-712 | EA HEATER FITTING | 050-0076 |
| 27 | 113245-01-707 | EA GASKET(#8) | 045-0126 |
| 28 | 103930-20-710 | EA CASE - FRONT - SUB-ASSEMBLY | 062-0146 |
| 29 | 103930-20-711 | EA CASE - BACK - SUB-ASSEMBLY | 062-0147 |
| | 072342-10-000 | EA CONDENSER ASM - W/ FAN PUSH R13 - | 091-00021 |
| | 072342-10-702 | EA FITTING - Q.C. MALE #4 - METRIC | 050-148 |
| | 072342-10-703 | EA HOSE #8 | 051-0096 |
| | 072342-10-704 | EA SERVICE VALVE - #8 X 8 WO/CP | 050-134 |
| | 072342-10-705 | EA HOSE ASM. W/ FITTINGS | 085-0119 |
| | 114802-01-000 | EA PUMP - VACUUM - 12V - 16" HG - EVANS | RV212471 |
| | 072342-10-700 | EA COIL - CONDENSER | 040-0028 |
| | 072342-10-701 | EA RECEIVER - DRIER | 054-0015 |
| | 072342-08-703 | EA FAN BLADE/MOTOR & SHROUD 11" | 062-0097 |
| | 007281-01-000 | EA HOSE - FLEXIBLE PVC - 2.5"ID X 50' - ATCOFLEX A- | 182-355 |
| | 024990-05-000 | EA OUTLET - DEFROSTER W/ SWIVEL 2IN BLACK | |
| | 056402-05-000 | EA BRACKET - HEATER VENT - ROUND - W/ BEND - BLACK | |
| | 077075-01-000 | EA GASKET - INSTRUMENT PANEL TO DEFROSTER PLENUM - .6" X 11.3" | |
| | 077075-03-000 | EA GASKET - INSTRUMENT TO DEFROSTER PLENUM | |
| | 103016-01-000 | EA PLENUM - TRANSITION | |
| | 103017-01-000 | EA PLENUM - DEFROSTER | |
| | 103558-01-02A | EA VENT - DEFROSTER - ABS QUICK SILVER | |
| | 103796-01-01A | EA LOUVER ASM - A/C CARY PROD BLACK | |
| | 103930-04-000 | EA CONTROL/ PLENUM SET - | 093-00037 |
| | 072341-06-700 | EA SWITCH - 4 SPEED - FAN | 0883502 |
| | 094831-01-709 | EA CLAMPS - ROD - 3/16" - MOTIVAIR | ZGG14431 |
| | 103930-02-712 | EA CONTROL PANEL - A/C & HEAT - BLACK FACING | |
| | 103930-02-701 | EA VALVE - CONTROL HEAD | 034-0015 |
| | 103930-02-702 | EA DECAL - FAN SWITCH | 058-0008 |
| | 103930-02-703 | EA HARNESS - WIRE CONTROL | 036-0048 |
| | 103930-02-704 | EA HARNESS - VACUUM CONTROL | 036-0049 |
| | 103930-02-705 | EA CABLE - CONTROL - BOWDEN | 074-0011 |
| | 103930-02-706 | EA CLIP - CABLE - CONTROL | 022-0017 |
| | 103930-02-707 | EA RELAY | 031-0001 |
| | 103930-02-710 | EA CANISTER - VACUUM | 054-0002 |
| | 103930-23-000 | EA VALVE - WATER - 2 PORT - SCS | 034-00014 |
| | 103930-13-702 | EA SERVICE VALVE - W/O C.P. | 050-152 |
| | 103930-15-700 | EA HOSE ASM. - #12 OSHKOSH | 085-0099 |
| | 103930-15-702 | EA GASKET 0"RING - SAE#18 | 045-0152 |
| | 103930-17-702 | EA GASKET OR SAE 015 #10 33-781 | 045-0127 |
| | 113245-01-710 | EA GASKET(#12) | 045-0128 |
| | 103930-07-704 | EA FITTING - QUICK CONNECT #8 | 050-0081 |
| | 103930-15-000 | EA HOSE KIT #12 PRECHARGED R134 - SCS | 093-00074 |
| | 024990-05-000 | EA OUTLET - DEFROSTER W/ SWIVEL 2IN BLACK | |
| | 103930-05-000 | EA MANUAL - OWNERS - HEATER - A/C - SCS 0 | 57-0049 |

REAR HEATER

| KEY | PART NUMBER | U/M DESCRIPTION | VENDOR NO. |
|-----|---------------|--|------------|
| | 007076-01-000 | EA HOSE - FLEXIBLE PVC - 2" ID X 50' | |
| | 007108-01-000 | FT HOSE - HEATER, 5/8" ID - HI-TEMP - ESE- | M2D192-A |

INTERIOR FINISH GROUP

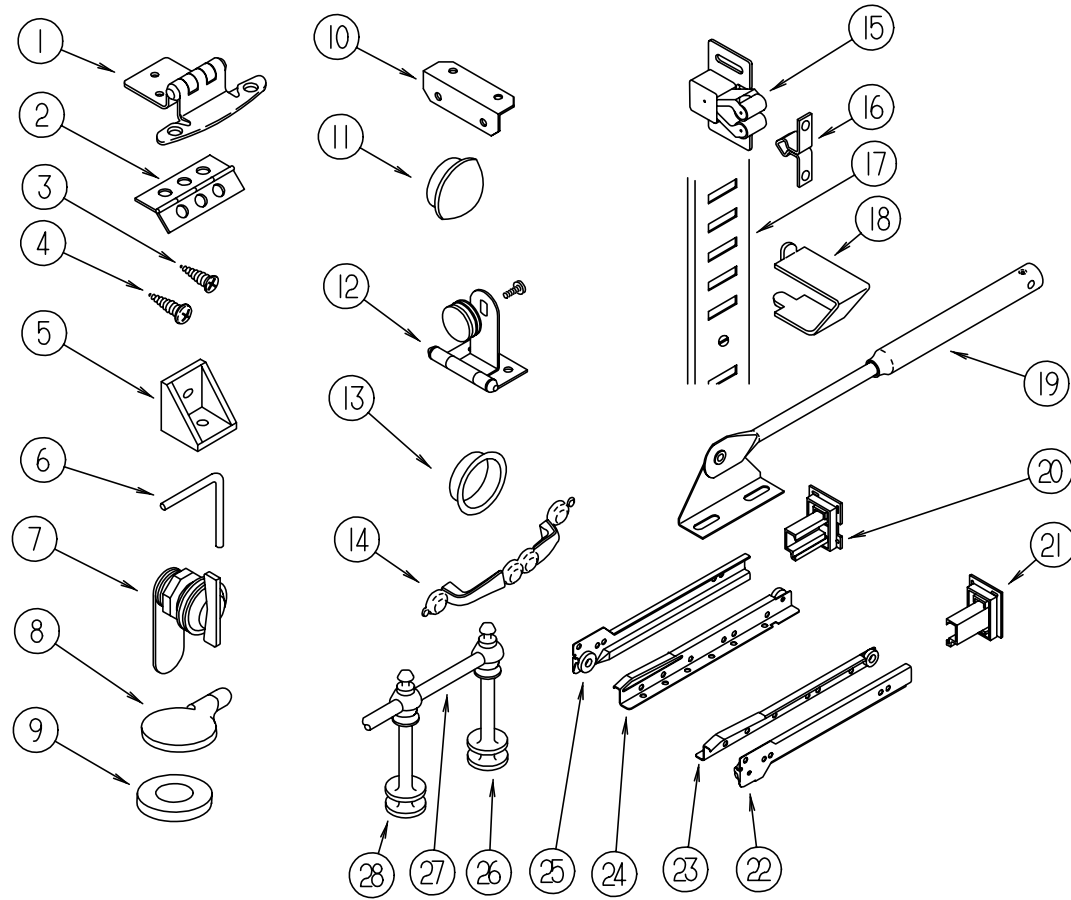
INTERIOR TRIM & MOLDINGS



| KEY | PART NUMBER | U/M | DESCRIPTION |
|-----|---------------|-----|---|
| 1 | 009767-12-000 | FT | MOLDING-SIDEWALL TO CEILING/CABINET - WELTING - OFF WHITE |
| 1 | 009767-15-000 | FT | WELTING-WATERFORD OAK |
| 2 | 009778-12-000 | FT | U CHANNEL-PLASTIC, 1" WIDE X 8' INCREMENTS - WOODGRAIN |
| 2 | 009778-21-000 | FT | U-CHANNEL - 1" - WATERFORD OAK |
| 2 | 070504-23-000 | FT | EXTRUSION-U CHANNEL, 22.56" - COUNTRY FOREST |
| 2 | 070504-37-000 | FT | EXTRUSION-U-CHANNEL, 20.70" - WATERFORD OAK |
| 3 | 009809-23-000 | EA | MOLDING-CORNER, OUTSIDE - 1" - PLASTIC - IVORY |
| 3 | 009809-28-000 | EA | MOLDING-PLASTIC, CORNER - 1" - WATERFORD OAK |
| 4 | 009812-29-000 | EA | MOLDING-PLASTIC, CORNER - O/S 1/2" - WATERFORD OAK |
| 5 | 022992-11-000 | FT | MOLDING-REVERSE COVE, T-SHAPED - VINYL - IVORY |
| 6 | 086229-13-000 | EA | BATTEN - 1" CEILING MOD IVORY |
| 6 | 086229-19-000 | EA | BATTEN - 1" CEILING, OFF WHITE - W&B RN323-W-129 FROM: 00-00-00 THRU: 01-31-96 |
| 6 | 086229-18-000 | EA | BATTEN - 1" CEILING, OFF WHITE - W&B RN323-W-129 FROM: 02-01-96 THRU: 99-99-99 |
| 7 | 086229-14-000 | EA | RETAINER - 3/4" - W&B RN 391 FROM: 00-00-00 THRU: 01-31-96 |
| 7 | 086229-16-000 | EA | RETAINER - 3/4" - RN 391-X FROM: 02-01-96 THRU: 99-99-99 |
| 8 | 100659-01-E01 | EA | MOLDING-TRIM, VINYL FLOOR |
| 9 | 105709-01-000 | FT | T-MOLDING - 1", MODERN IVORY |
| 10 | 103186-01-05A | FT | MOLDING-PLASTIC, SHELF - WATERFORD OAK |
| 10 | 103186-01-01A | FT | MOLDING-EDGE, SHELF - .78" WIDE - PLASTIC - RAMBLING OAK |
| 10 | 103186-02-01A | FT | MOLDING-EDGE, SHELF - 1.3" WIDE - PLASTIC - RAMBLING OAK |
| 11 | 100041-01-000 | EA | MOLDING-VINYL WRAPPED, .7" X 1.57" X 84.02" - RAMBLING OAK |
| 12 | 100818-01-05A | EA | MOLDING-VINYL WRAP, TRIM - WATERFORD OAK |
| 13 | 083620-07-000 | FT | MOLDING-T, END CAP EDGE - W/EDGE LIPS - .75" - THOR PECAN |
| 13 | 104676-01-01A | FT | T-MOLDING, 5/16 RIGID - GOLD |
| 14 | 100819-01-05A | EA | MOLDING-VINYL WRAP, DOOR - WATERFORD OAK |
| 15 | 105004-01-02A | EA | MOLDING-VINYL WRAP - RAMBLING OAK |
| | 076325-39-000 | FT | MOLDING-EDGE BAND, 1527 - 1-5/16 X .030 X 600' |
| | 076325-53-000 | FT | MOLDING-EDGE BAND, 1049 NEUTRA - 1 5/16 X .030 X 600' |
| | 076325-67-000 | FT | MOLDING-EDGE BAND, WATERFORD - .93 X .024 X 600' |
| | 076325-68-000 | FT | MOLDING-EDGE BAND, WATERFORD - 1 5/16 X .038 X 600' |
| | 100040-01-000 | EA | LUMBER-VINYL WRAPPED, .71" X 1.5" X 8' - RAMBLING OAK |
| | 100040-06-000 | EA | LUMBER-VINYL WRAPPED - RAMBLING OAK |
| | 117268-D2-134 | EA | MOLDING - 018 X 040 X 2134 MM - VINYL - WRAPPED WATERFORD |
| | 117268-F2-134 | EA | MOLDING - 018 X 065 X 2134 MM - WRAPPED WATERFORD |
| | 117268-F2-438 | EA | MOLDING - 018 X 065 X 2438 MM - WRAPPED WATERFORD |

INTERIOR FINISH GROUP (CONTINUED)

CABINET HARDWARE



| KEY | PART NUMBER | U/M | DESCRIPTION |
|-----|---------------|-----|--|
| 1 | 108138-01-000 | EA | HINGE-DOOR, CABINET - BURNISHED BRASS |
| 2 | 009059-01-000 | EA | HINGE-DOOR, 2" X 1.4" - BRASS |
| 2 | 009059-02-000 | EA | HINGE-DOOR, 2" X 2.7" - BRASS |
| 3 | 000G13-06-10G | EA | SCREW - PHILLIPS - FLAT HEAD - 6-20 X 5/8" - ANTIQUE BRASS |
| 4 | 000G68-06-10G | EA | SCREW - PHILLIPS - OVAL HEAD - 6-18 X 5/8" - ANTIQUE BRASS |
| 5 | 065740-01-000 | EA | BRACE-CABINET CORNER, PLASTIC |
| 6 | 108487-02-01A | EA | SUPPORT-PROP ROD, OVHD - BLACK |
| | 108486-01-01A | EA | BRACKET-PROP ROD, OVHD - BLACK |
| 7 | 100710-01-01A | EA | LOCK-GLASS DOOR, TWIST TYPE - BRASS |
| | 101272-01-000 | EA | CATCH-DOOR, GLASS |
| 8 | 101766-01-000 | EA | PIN-SUPPORT, GLASS DOOR |
| 9 | 100707-01-000 | EA | SPACER-DOOR, GLASS - .8" DIA - .3" HOLE - PLASTIC |
| 10 | 016604-01-000 | EA | BRACE-CABINET, ANGLE - 2.5" - METAL - UNPAINTED |
| 10 | 016604-05-000 | EA | BRACE-CABINET, L ANGLE - 2.5" - METAL - OFF WHITE |
| 11 | 042356-01-000 | EA | PLUG-BUTTON, MAHOGANY - 3/8" DIAMETER - WOOD |
| 12 | 100711-01-01A | EA | HINGE-DOOR, GLASS |
| 13 | 098410-01-01A | EA | PULL-FINGER, OVAL - BRASS |
| 14 | 117800-01-01A | EA | PULL-CABINET, BRASS |
| 15 | 093586-06-000 | EA | CATCH-SPRING, ROLLER - FASTEC C411-AC |
| 16 | 093586-05-000 | EA | STRIKE-SPRING STEEL, FASTEC S411-AC |

| KEY | PART NUMBER | U/M | DESCRIPTION |
|-----|---------------|-----|--|
| 17 | 098980-01-000 | EA | PILASTER-ADJUSTABLE SHELF, 18" LONG WOODGRAIN APPEARANCE |
| 17 | 098980-02-000 | EA | PILASTER-ADJUSTABLE SHELF, 12" LONG WOODGRAIN APPEARANCE |
| 17 | 098980-03-000 | EA | PILASTER-ADJUSTABLE SHELF WOODGRAIN APPEARANCE |
| 17 | 098980-06-000 | EA | PILASTER-ADJUSTABLE SHELF, 24" LONG |
| 18 | 098979-01-000 | EA | CLIP-ADJUSTABLE SHELF |
| 19 | 074493-02-000 | EA | SUPPORT-PISTON SPRING, CABINET DOOR |
| 20 | 114045-01-000 | EA | BACKSOCKET-ADJUSTABLE, LEFT - HOUCK 751-1 N/A ORDER SLIDE KIT ACCORDING TO LENGTH-SEE NUMERICAL LISTING OF #114031-??-700 IN THE \$ FICHE F/DESIRED LENGTH |
| 21 | 114045-02-000 | EA | BACKSOCKET-ADJUSTABLE, RIGHT - HOUCK 751-2 N/A ORDER SLIDE KIT ACCORDING TO LENGTH-SEE NUMERICAL LISTING OF #114031-??-700 IN THE \$ FICHE F/DESIRED LENGTH |
| 22 | 114031-02-000 | EA | SLIDE-DRAWER, 12" RIGHT CABT N/A ORDER #114031-01-700 SLIDE DRAWER KIT |
| 22 | 114031-14-000 | EA | SLIDE-DRAWER, 18" RIGHT CABINET-HOUCK 7200-RV-2 N/A ORDER #114031-13-700 SLIDE DRAWER KIT |
| 22 | 114031-18-000 | EA | SLIDE-DRAWER, 20" RIGHT CABT N/A ORDER #114031-17-700 SLIDE DRAWER KIT |
| 22 | 114031-22-000 | EA | SLIDE-DRAWER, 22" RIGHT CABT N/A ORDER #114031-21-700 SLIDE DRAWER KIT |
| 23 | 114031-04-000 | EA | SLIDE-DRAWER, 12" - RIGHT DRAWER - HOUCK 7200-RV-4 N/A ORDER #114031-01-700 SLIDE DRAWER KIT |
| 23 | 114031-16-000 | EA | SLIDE-DRAWER, 18" RIGHT DRAWER -HOUCK 7200-RV-4 N/A ORDER #114031-13-700 SLIDE DRAWER KIT |
| 23 | 114031-24-000 | EA | SLIDE-DRAWER, 22" RIGHT DRAWER N/A ORDER #114031-21-700 SLIDE DRAWER KIT |
| 24 | 114031-03-000 | EA | SLIDE-DRAWER, 12" - LEFT DRAWER - HOUCK 7200-RV-3 N/A ORDER #114031-01-700 SLIDE DRAWER KIT |
| 24 | 114031-15-000 | EA | SLIDE-DRAWER, 18" LEFT DRAWER - HOUCK 7200-RV-3 N/A ORDER #114031-13-700 SLIDE DRAWER KIT |
| 24 | 114031-23-000 | EA | SLIDE-DRAWER, 22" LEFT DRAWER N/A ORDER #114031-21-700 SLIDE DRAWER KIT |
| 25 | 114031-01-000 | EA | SLIDE-DRAWER, 12" LEFT CABT N/A ORDER KIT #114031-01-700 SLIDE DRAWER KIT |
| 25 | 114031-13-000 | EA | SLIDE-DRAWER, 18" LEFT CABINET -HOUCK 7200-RV-1 N/A ORDER #114031-13-700 SLIDE DRAWER KIT |
| 25 | 114031-17-000 | EA | SLIDE-DRAWER, 20" LEFT CABT N/A ORDER #114031-17-700 SLIDE DRAWER KIT |
| 25 | 114031-21-000 | EA | SLIDE-DRAWER, 22" LEFT CABT N/A ORDER #114031-21-700 SLIDE DRAWER KIT |
| 26 | 084070-02-000 | EA | POST - END - 2.4" - BRASS |
| 27 | 084071-04-000 | EA | ROD - 11.9" - BRASS |
| 27 | 084071-15-000 | EA | ROD - 8.27" - BRASS |
| 28 | 084070-01-000 | EA | POST - CENTER - 2.4" - BRASS |
| | 004354-01-000 | EA | BUMPER-RUBBER, .5" DIA - BROWN |
| | 009112-01-000 | EA | FLANGE-ROD, 1" - CLOTHES ROD - PLASTIC - OFF WHITE |
| | 041389-25-000 | EA | HINGE-PIANO, 1.50 X 1397.0 MILL |
| | 042438-01-000 | EA | DOWEL-WOOD, CLOTHES ROD - 1" DIAMETER X 4' |
| | 042438-06-000 | EA | DOWEL-WOOD, 1.5" X 26" - OAK |
| | 064467-01-000 | EA | GUIDE-POCKET, SLIDING DOOR - WALL MOUNTED |
| | 076790-01-000 | EA | SCREW, 6-20 X 1 1/4 PPH - BLACK |
| | 079921-01-000 | EA | ROLLER-NYLON, W/STEEL SHAFT - BARBED |
| | 084451-01-000 | EA | CATCH-TV SHELF, BRASS |
| | 102194-01-000 | EA | GUIDE-PLASTIC |
| | 103874-01-000 | EA | HANGER-SLIDING DOOR |
| | 110643-01-000 | EA | ANGLE-FORMED W/HOLES |
| | 116975-01-01A | EA | LATCH ASM-UNDERCENTER, BLACK STRIKE #042541-05-000 |

INTERIOR FINISH GROUP (CONTINUED)

BATT STRIPS

| KEY | PART NUMBER | U/M DESCRIPTION |
|-----|---------------|--|
| | 088263-C8-000 | EA BATT STRIP - MAIN WALL - PAINTED DESERT (G15) |
| | 088263-B3-000 | EA BATT STRIP - MAIN WALL - ALLURE-MEADOW (G16) |
| | 088263-C7-000 | EA BATT STRIP - MAIN WALL - ETCHINGS-SAGE (G17) |
| | 069733-83-000 | EA BATT STRIP - WOODGRAIN - 8' - WATERFORD OAK |
| | 088263-78-000 | EA BATT STRIP - SHOWER - 8' - OFF WHITE |
| | 085284-C2-000 | FT STRIP - TAPE - MAIN WALL - PAINTED DESERT (G15) |
| | 085284-A4-000 | FT STRIP - TAPE - MAIN WALL - ALLURE-MEADOW (G16) |
| | 085284-C1-000 | FT STRIP - TAPE - MAIN WALL - ETCHINGS-SAGE (G17) |
| | 085284-B5-000 | FT STRIP - TAPE - WATERFORD OAK |
| | 085284-76-000 | FT STRIP - TAPE - WET BATH - ANTIQUE WHITE |
| | 086229-04-000 | EA BATTEN - 1" WIDE - IVORY |
| | 086229-15-000 | EA BATTEN - CEILING - 1" - MODERN IVORY |
| | 086229-16-000 | EA RETAINER - BATTEN - 3/4" |

PANELING & PLASTIC LAMINATE

| KEY | PART NUMBER | U/M DESCRIPTION |
|-----|---------------|--|
| | 088272-E9-000 | SF PANELING - MAIN WALL - PAINTED DESERT (G15) |
| | 088272-D6-000 | SF PANELING - MAIN WALL - ALLURE-MEADOW (G16) |
| | 088272-E8-000 | SF PANELING - MAIN WALL - ETCHINGS-SAGE (G17) |
| | 088272-98-000 | SF PANELING - SHOWER - OFF WHITE - 4' X 7' |
| | 074497-28-000 | SF PANELING - WOODGRAIN - 4' X 8' |
| | 080215-10-000 | SF PANELING - 2 SIDE WATERFORD, 48" X 96" |
| | 000885-76-000 | SF PARTICLE BOARD - 3/8" X 48" X 96" WATERFORD - OAK VINYL 1 SIDED |
| | 000885-77-000 | SF PARTICLE BOARD - 3/8, WATERFORD OAK-VINYL 2 SIDED |
| | 000885-79-000 | SF PARTICLE BOARD - 3/4" X 48" X 96" WATERFORD OAK-VINYL 2 SIDED |
| | 074498-71-000 | SF LAMINATE-PLASTIC, NEUTRAL SANTOS (G15,G16) |
| | 074498-54-000 | SF LAMINATE-PLASTIC, SAND SPECKTRUM (G17) |
| | 074498-61-000 | SF LAMINATE-PLASTIC, NEUTRA MATR (EXTERIOR ENTERTAINMENT) |
| | 074498-77-000 | SF LAMINATE-PLASTIC, ART CABIN (PULL OUT TABLE) |
| | 095688-01-000 | SF VENEER - FLAT LUANA - 48" X 96" |
| | 117267-E2-438 | EA LUMBER - 018 X 50.8 X 2438MM VINYL |
| | 117267-G2-438 | EA LUMBER - 018 X 076 X 2438 MM VINYL |

INTERIOR FINISH GROUP (CONTINUED)

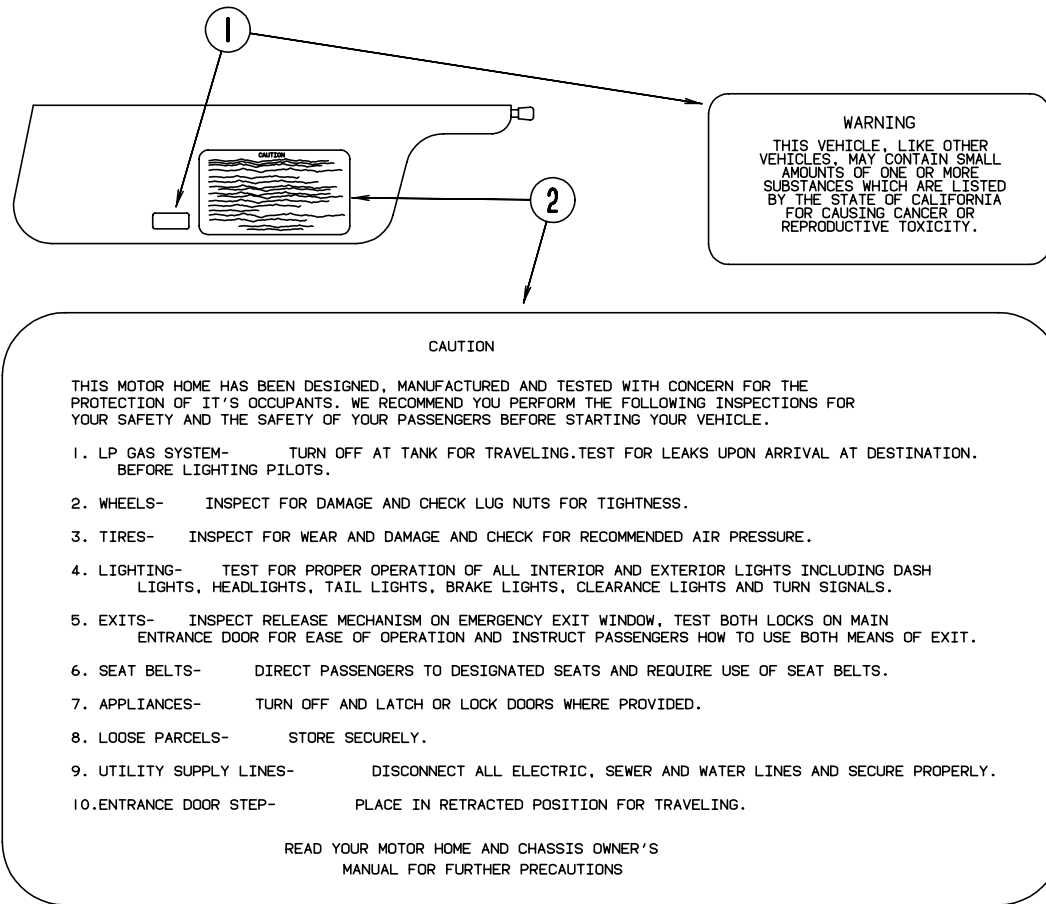
CARPET, PADS & FLOOR MATS

| KEY | PART NUMBER | U/M DESCRIPTION |
|-----|---------------|--|
| | 096060-98-000 | SY CARPET - 12' ROLL - SILVER ASPEN (G15) |
| | 096060-99-000 | SY CARPET - 12' ROLL - PARCHMENT (G16) |
| | 096060-95-000 | SY CARPET - 12' ROLL - DOESKIN (G17) |
| | 093486-01-000 | SY CARPET - COMPARTMENT - 54" WIDE - DARK GRAY |
| | 075233-01-000 | SY PAD - CARPET - 3/8" X 6' ROLL |
| | 047034-06-000 | SF PLASTIC - CARPET - 2' WIDE - CLEAR POLY |
| | 119950-01-01A | EA COVER-PLASTIC |
| | 042720-12-000 | SF VINYL FLOOR - ARMSTRONG/MODULATIONS |
| | 105924-01-F06 | EA MAT - FLOOR - DRIVERS COMPARTMENT - 18" X 27" (G15) |
| | 105924-01-F12 | EA MAT - FLOOR - DRIVERS COMPARTMENT - 18" X 27" (G16) |
| | 105924-01-G36 | EA MAT - FLOOR - DRIVERS COMPARTMENT - 18" X 27" (G17) |

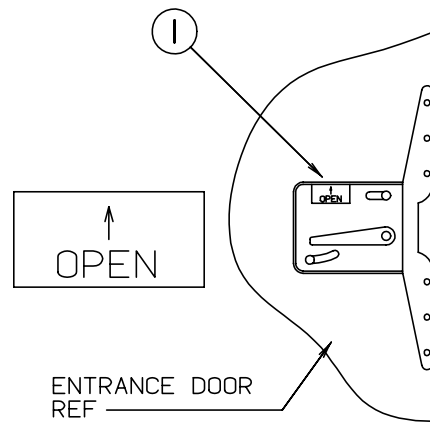
FIRE EXTINGUISHER, DETECTORS & WALL CLOCK

| KEY | PART NUMBER | U/M DESCRIPTION |
|-----|---------------|---|
| | 094499-01-000 | EA EXTINGUISHER - FIRE - DRY W/ MOUNTING BRACKET - 10 BC - US |
| | 094499-02-000 | EA EXTINGUISHER - FIRE - DRY - 1A10BC - CANADIAN |
| | 094499-01-700 | EA BRACKET - MOUNTING - W/ PLASTIC STRAP - FIRE EXTINGUISHER |
| | 094499-01-701 | EA STRAP ONLY (METAL) |
| | 072852-01-000 | EA DETECTOR - SMOKE - W/ 9 VOLT BATTERY - US |
| | 072852-02-000 | EA DETECTOR - SMOKE - W/ 9 VOLT BATTERY - CANADIAN |
| | 112320-02-000 | EA BATTERY/ SENSOR - CO GAS - COSTAR 940001000 |
| | 112320-03-000 | EA DETECTOR-CO GAS MODEL 9D-I - COSTAR 946000001 |
| | 112320-04-000 | EA DETECTOR-CO SENSOR ASM. - COSTAR 946001001 |
| | 118081-01-01A | EA CLOCK - WALL - ROUND 8" BRASS - LINDEN 9987 |

LABELS GROUP

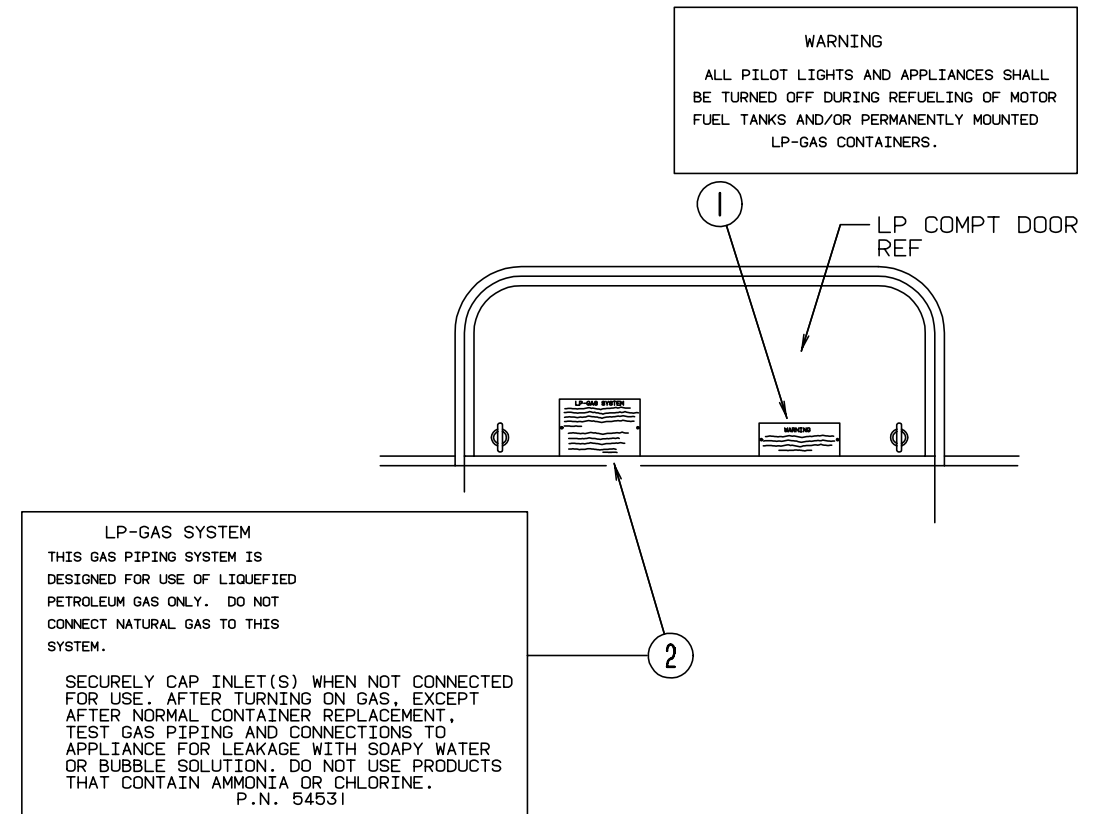


| KEY | PART NUMBER | U/M DESCRIPTION |
|-----|---------------|--------------------------------------|
| 1 | 099689-01-000 | EA LABEL - WARNING - CANCER/TOXICITY |
| 2 | 056259-01-000 | EA LABEL - SAFETY CHECK LIST |

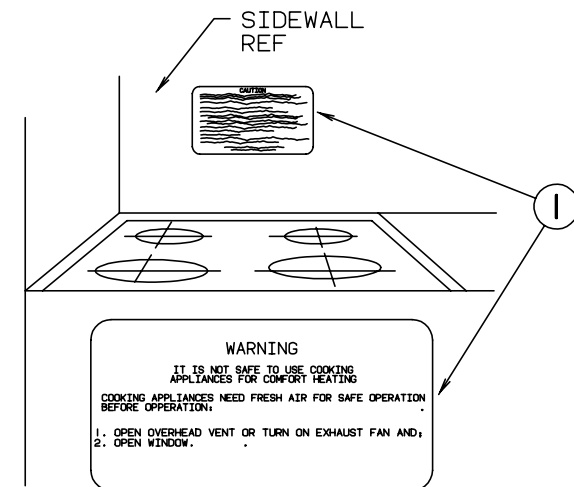


| KEY | PART NUMBER | U/M DESCRIPTION |
|-----|---------------|-----------------------------------|
| 1 | 040944-01-000 | EA LABEL - ENTRANCE DOOR - "OPEN" |

LABELS GROUP (CONTINUED)

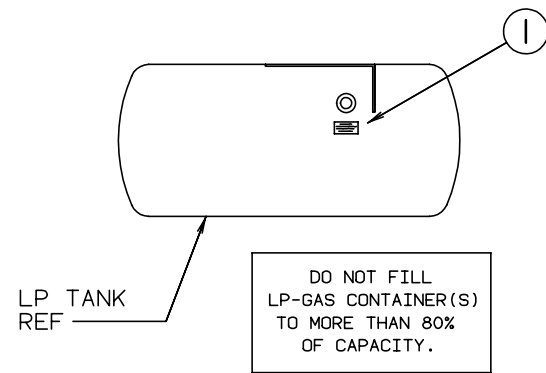


| KEY | PART NUMBER | U/M DESCRIPTION |
|-----|---------------|---|
| 1 | 006040-01-000 | EA TAG - GAS REFUELING WARNING |
| 1 | 006040-02-000 | EA TAG - GAS REFUELING WARNING (CANADIAN) |
| 2 | 054531-01-000 | EA LABEL - LP GAS ONLY |
| 2 | 023769-01-000 | EA LABEL - WARNING-LPG (CANADIAN) |



| KEY | PART NUMBER | U/M DESCRIPTION |
|-----|---------------|---------------------------------------|
| 1 | 050225-01-000 | EA LABEL - WARNING - STOVE VENT - US |
| 1 | 050222-01-000 | EA LABEL - WARNING - STOVE VENT - CSA |

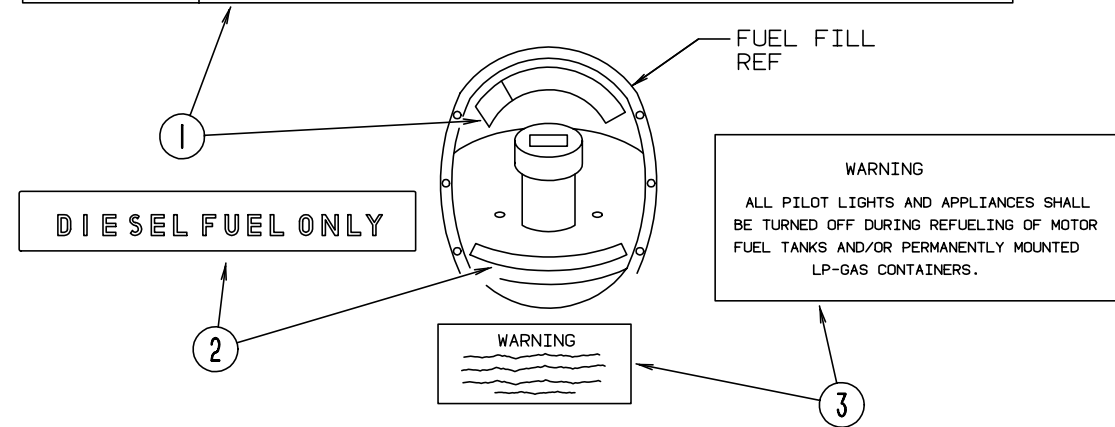
LABELS GROUP (CONTINUED)



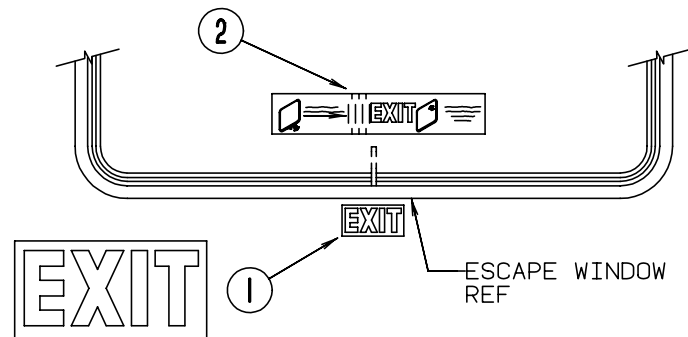
| KEY | PART NUMBER | U/M DESCRIPTION |
|-----|---------------|-------------------------------|
| 1 | 079965-01-000 | EA LABEL - LPG - 80% CAPACITY |

LABELS GROUP (CONTINUED)

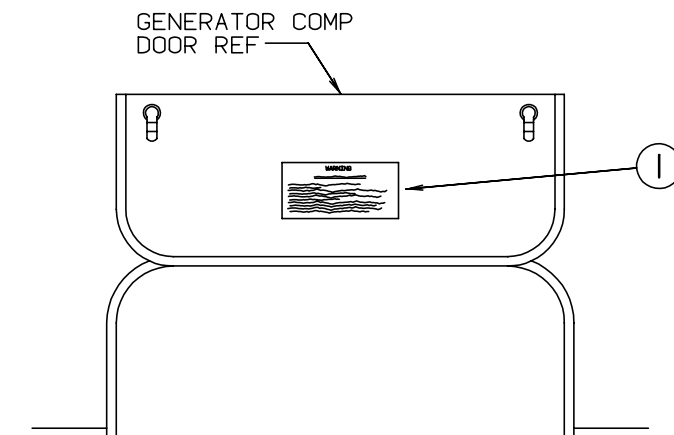
| | |
|---|---|
| CAUTION | TO HELP AVOID PERSONAL INJURY DURING REMOVAL OF FUEL FILLER CAP, SLOWLY LOOSEN CAP 1/2 TURN TO ALLOW ANY FUEL PRESSURE TO BE RELIEVED BEFORE TURNING CAP FURTHER. |
| FUEL SPRAY MAY CAUSE PERSONAL INJURY | STOP ADDING FUEL AFTER FIRST SHUTOFF BY AUTOMATIC NOZZLE WHEN TANK IS NEARLY FULL. DO NOT OVERFILL FUEL TANK. SEE OWNERS MANUAL FOR ADDITIONAL INFORMATION. PRINTED IN U.S.A. MLC PT NO 15611763 |



| KEY | PART NUMBER | U/M DESCRIPTION |
|-----|---------------|---------------------------------------|
| 1 | 087207-05-000 | EA LABEL - FUEL CAP REMOVAL |
| 2 | 068383-01-000 | EA LABEL "DIESEL FUEL ONLY" |
| 3 | 006040-01-000 | EA TAG - REFUELING WARNING |
| 3 | 006040-02-000 | EA TAG - REFUELING WARNING (CANADIAN) |



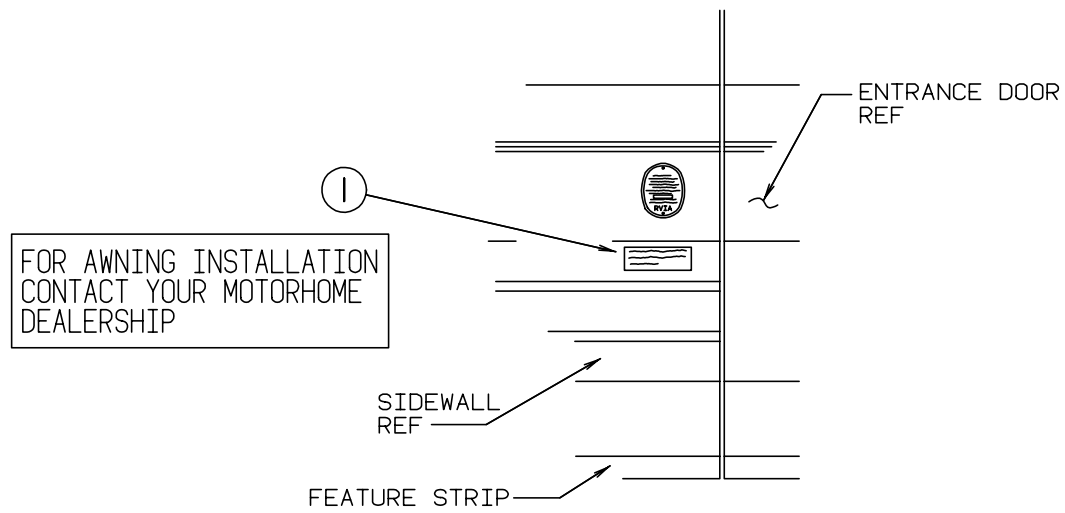
| KEY | PART NUMBER | U/M DESCRIPTION |
|-----|---------------|-------------------------------|
| 1 | 107571-01-000 | EA LABEL - EXIT/ESCAPE WINDOW |
| 2 | 039290-01-000 | EA LABEL - EXIT WARNING |



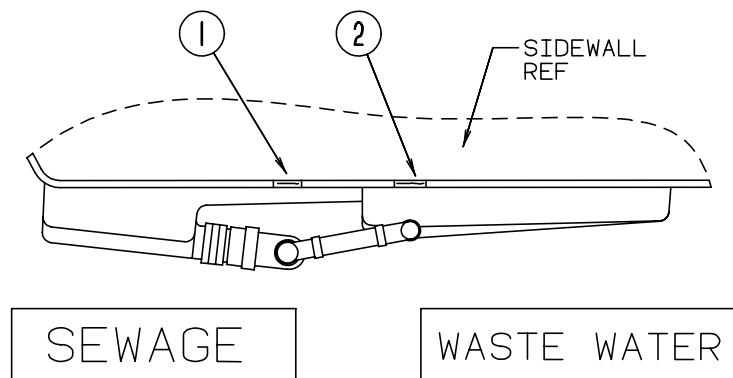
| |
|---|
| WARNING |
| WHEN ADDING A GENERATOR SET: |
| HIGH VOLTAGE-USE EXTREME CAUTION WHEN WORKING ON ELECTRICAL COMPONENTS. HAVE ALL ELECTRICAL INSTALLATION PERFORMED BY A QUALIFIED LICENSED ELECTRICIAN-FOLLOW ALL STATE AND LOCAL CODES. ONLY INSTALL GENERATOR SET APPROVED FOR R.V. APPLICATION. HAVE INSTALLED BY QUALIFIED TECHNICIAN. TO AVOID HEAT BUILD-UP AND TO GUARANTEE AN ADEQUATE AIR SUPPLY TO THE GENERATOR CARBURETOR, FOLLOW INSTALLATION INSTRUCTIONS. GENERATOR ENGINE EXHAUST GASES ARE TOXIC AND MUST NOT TERMINATE UNDER THE VEHICLE-DISCHARGE EXHAUST AWAY FROM VEHICLE. |

| KEY | PART NUMBER | U/M DESCRIPTION |
|-----|---------------|---------------------------|
| 1 | 077510-01-000 | EA LABEL - GENERATOR PREP |

LABELS GROUP (CONTINUED)

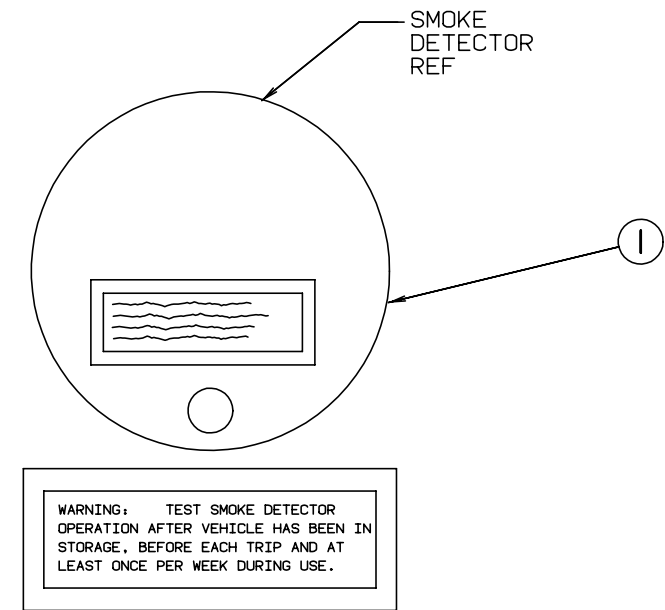


| KEY | PART NUMBER | U/M DESCRIPTION |
|-----|---------------|--------------------------------|
| 1 | 099509-01-000 | EA LABEL - AWNING INSTALLATION |

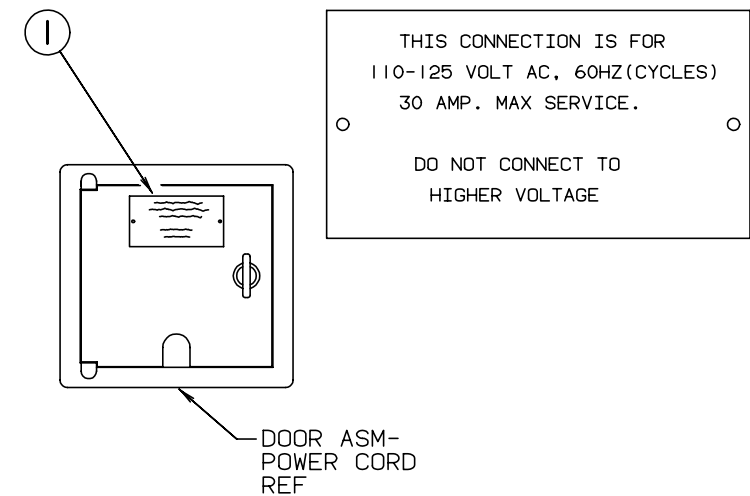


| KEY | PART NUMBER | U/M DESCRIPTION |
|-----|---------------|------------------------|
| 1 | 006187-01-000 | EA LABEL - SEWAGE |
| 2 | 006188-01-000 | EA LABEL - WASTE WATER |

LABELS GROUP (CONTINUED)



| KEY | PART NUMBER | U/M DESCRIPTION |
|-----|---------------|-------------------------------------|
| 1 | 077956-01-000 | EA LABEL - WARNING - SMOKE DETECTOR |

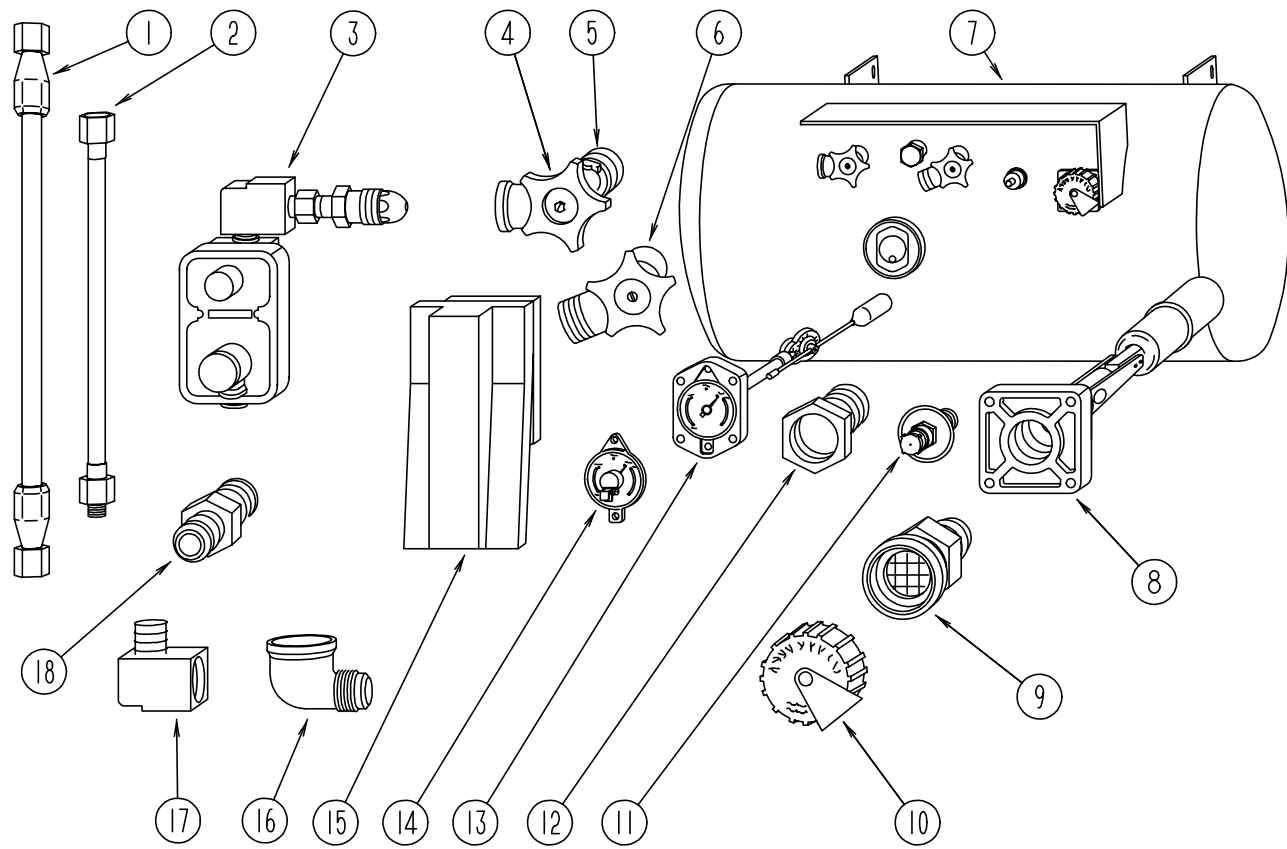


| KEY | PART NUMBER | U/M DESCRIPTION |
|-----|---------------|-------------------------------------|
| 1 | 006062-01-000 | EA TAG - ELECTRIC - 110V CONNECTION |

MISCELLANEOUS LABELS

| KEY | PART NUMBER | U/M DESCRIPTION |
|-----|---------------|---|
| | 094675-01-000 | EA LABEL - EXTERIOR LIGHT - SERVICE |
| | 073998-01-000 | EA LABEL - LPG ODOR WARNING |
| | 079966-01-000 | EA LABEL - WARNING - STOWED - MOTION |
| | 091243-01-000 | EA LABEL - A/C COVER - "AIR CONDITIONING CIRCUIT. ETC." |
| | 098379-04-000 | EA LABEL - ELECTRICAL BOX SIDE |
| | 104678-01-000 | EA LABEL - CB PREP |
| | 111104-01-000 | EA LABEL - HITCH - READ MANUAL |
| | 111537-07-000 | EA LABEL - FUSES |
| | 111802-01-000 | EA LABEL - CFC WARNING |
| | 098641-01-000 | EA LABEL - FUEL, UNLEADED - DASH |
| | 087236-01-000 | EA LABEL - CABLE, INPUT |
| | 104678-01-000 | EA LABEL - CB PREP |

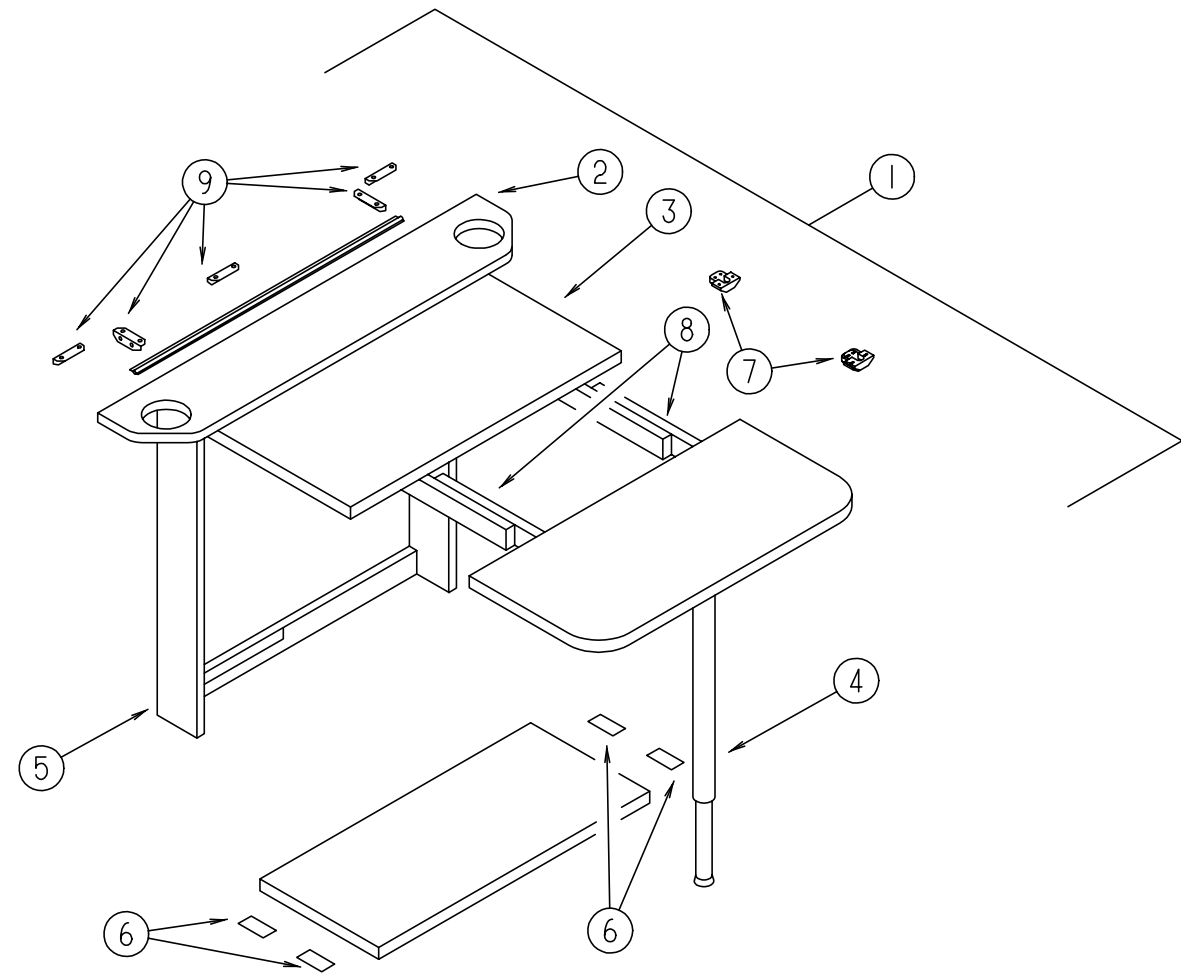
LP GROUP



LP TANK & COMPONENTS

| KEY | PART NUMBER | U/M | DESCRIPTION | VENDOR NO. |
|-----|---------------|-----|---|------------|
| 1 | 045703-05-000 | EA | HOSE - LP - 3/8" ID X 28" - 3/8" MPT X 1/2" F SWIVEL - US | |
| 1 | 045703-06-000 | EA | HOSE - LP - 3/8" ID X 28" - 3/8" MPT X 1/2" F SWIVEL - CANADA | |
| 2 | 045703-01-000 | EA | HOSE - LP - 3/8" ID X 24" - 3/8" MPT X 1/2" F SWIVEL | |
| 3 | 106150-01-000 | EA | REGULATOR - TWO STAGE | |
| 4 | 040421-01-708 | EA | HANDWHEEL - SERVICE VALVE | G-1015-A |
| 5 | 040421-01-712 | EA | VALVE - SERV. W/O VAPOR RELIEF | 29000853 |
| 6 | 040421-01-710 | EA | VALVE - SERVICE LIQUID | 910145 |
| 7 | 088253-05-000 | EA | TANK - LP - 130 LB - LIQUID DRAW | |
| 8 | 040421-01-711 | EA | VALVE - 80% FILL W/ AUTO STOP | |
| 9 | 040421-01-701 | EA | VALVE - FILL - SHORT, LP | 75478 |
| 10 | 040421-01-702 | EA | CAP - PLASTIC - FILL VALVE | G-1014-A |
| 11 | 040421-01-700 | EA | VALVE - LIQUID LEVEL - 20% | G-1013 |
| 12 | 040421-01-713 | EA | VALVE - VAPOR ONLY | 29000587 |
| 13 | 088253-01-700 | EA | GAUGE - FLOAT ASSEMBLY - L.P. | 16C |
| 14 | 040440-02-000 | EA | TRANSMITTER - DIAL - 90 OHM | |
| 15 | 105658-01-000 | EA | COMPARTMENT - LP REGULATOR | |
| 16 | 010265-01-000 | EA | ELBOW - BRASS - 90 DEGREE - 3/8"F X 1/2"FPT | |
| | 010252-01-000 | EA | ELBOW - BRASS - 90 DEGREE - 3/8"F X 1/2"MPT | |
| 17 | 065318-02-000 | EA | ELBOW - BRASS - 90 DEGREE - 3/8" MPT TO 3/8" FPT | |
| 18 | 010323-01-000 | EA | ADAPTER - BRASS - 3/8" F X 1/2" MPT | |
| | 010326-01-000 | EA | ADAPTER - FLARE - W/ CONE GASKET - 3/8"F X 1/2"M | |
| | 010377-02-000 | EA | NUT - BRASS - 3/8" FEMALE - FORGED | |
| | 010380-02-000 | EA | NUT - BRASS - 1/2" FEMALE - FORGED | |
| | 106846-01-000 | EA | VALVE - RELIEF | |
| | 106871-01-000 | EA | BUSHING - 1/2 X 1/4 BLK | |
| | 103613-01-000 | EA | DETECTOR - LP GAS | |

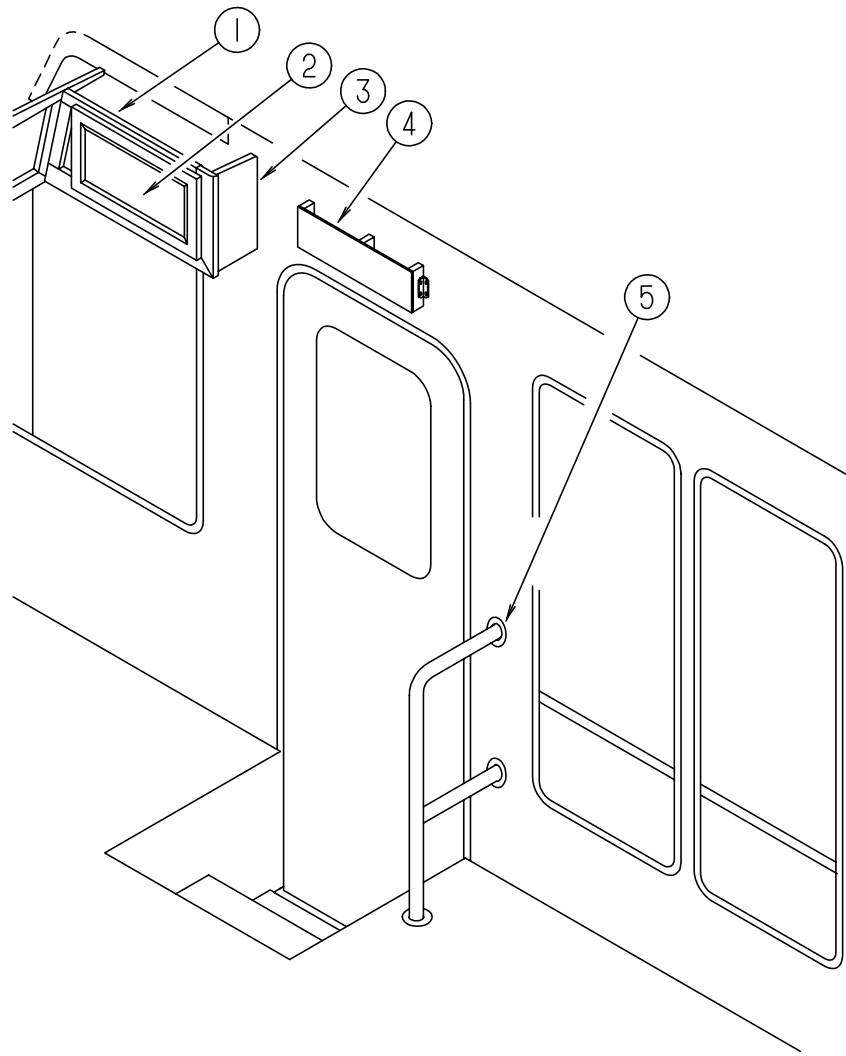
LOUNGE GROUP



LOUNGE FOLDOUT TABLE

| KEY | PART NUMBER | U/M | DESCRIPTION |
|-----|---------------|-----|---|
| 1 | 117607-01-G15 | EA | TABLE ASM - FOLDOUT - W/ LEG |
| 2 | 117607-11-G15 | EA | COUNTERTOP ASM |
| 3 | 117607-12-G15 | EA | COUNTERTOP ASM |
| 4 | 108483-01-000 | EA | LEG - TABLE - ADJ 597 TO 902 |
| 5 | 117607-13-G15 | EA | END - TABLE |
| 6 | 085774-01-000 | EA | FASTENER - DUAL LOCK - 1"WIDE |
| 7 | 009050-02-000 | EA | LEVELER - TABLE TOP - MALE END W/4 SCREWS - PLASTIC |
| | 009050-03-000 | EA | LEVELER - TABLE TOP - FEMALE END W/2 SCREWS - PLASTIC |
| 8 | 110749-01-000 | EA | SLIDE-TABLE 19 3/4 LONG |
| 9 | 016604-05-000 | EA | BRACE - CABINET - L ANGLE - 2.5" - METAL - OFF WHITE |
| | 113109-02-01A | EA | HINGE - TABLE - FOLD UP - OFF WHITE |

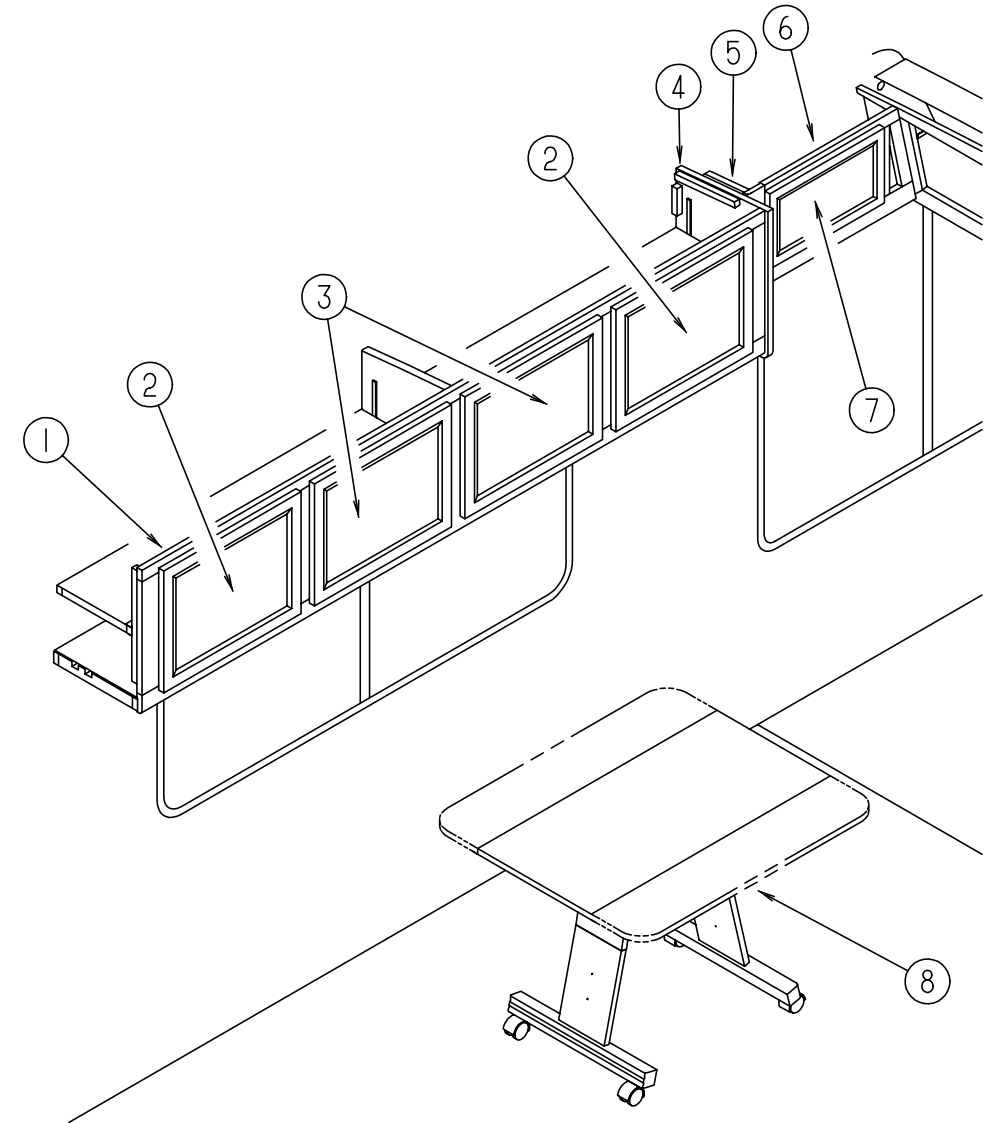
LOUNGE GROUP (CONTINUED)



FRONT OVERHEAD CABINET (PASSENGER SIDE)

| KEY | PART NUMBER | U/M | DESCRIPTION |
|-----|----------------|-----|--|
| 1 | M06838-01-G15 | EA | CABINET ASM. - FRONT OVERHEAD - PASSENGER SIDE |
| 1 | M06838-01-G16 | EA | CABINET ASM. - FRONT OVERHEAD - PASSENGER SIDE |
| 1 | M06838-01-G17 | EA | CABINET ASM. - FRONT OVERHEAD - PASSENGER SIDE |
| 2 | M06803-04-G15 | EA | DOOR ASM - RAIL - W/O HARDWARE - 255 X 485 |
| 3 | 103128-08-G15 | EA | END CAP ASM. (FRONT OVERHEAD) |
| 4 | 116956-01-G15 | EA | CABINET ASM - SPEAKER |
| 5 | 108808-02-02A | EA | HANDRAIL - STEP - ENTRANCE - OFF WHITE |
| | 116677-01-G15 | EA | COVER ASM - STEP - ENTRANCE (G15, G16) |
| | 116677-01-G17 | EA | COVER ASM - STEP - ENTRANCE (G17) |
| | 101222-01-02A | EA | BRACKET - CATCH - LID - O/ WHT |
| | 107941-02-03B | EA | SUPPORT - LID - ENTRANCE STEP - OFF WHITE |
| | 107941-02-01B | EA | SUPPORT - LID - ENTRANCE STEP - MILL |
| | P14437-01-000 | EA | CABT ASM - LID - W/O CARPET |
| | 0116681-01-01A | EA | TRIM - COVER, STEP - OFF WHITE |

LOUNGE GROUP (CONTINUED)



FRONT OVERHEAD CABINET (DRIVER SIDE)

| KEY | PART NUMBER | U/M | DESCRIPTION |
|-----|---------------|-----|---|
| 1 | 116191-01-G15 | EA | CABINET ASM - OVERHEAD - FRONT - LH |
| 2 | M06803-B1-G15 | EA | DOOR ASM. - RAIL - W/O HARDWARE - 400 X 520 |
| | 116191-12-G15 | EA | SHELF ASM. |
| 3 | M06803-03-G15 | EA | DOOR ASM. - RAIL - W/O HARDWARE - W/ MIRROR |
| 3 | 108536-03-04A | EA | MIRROR - FERNLY DESIGN - 12.5" X 17.2" |
| 4 | 103128-01-G09 | EA | END CAP ASM. - RIGHT HAND |
| 5 | 103128-09-G09 | EA | END CAP ASM. (FRONT OVERHEAD) |
| 6 | M06838-02-G15 | EA | CABINET ASM. - FRONT OVERHEAD - DRIVER SIDE |
| 6 | M06838-02-G16 | EA | CABINET ASM. - FRONT OVERHEAD - DRIVER SIDE |
| 6 | M06838-02-G17 | EA | CABINET ASM. - FRONT OVERHEAD - DRIVER SIDE |
| 7 | M06803-04-G15 | EA | DOOR ASM - W/O HARDWARE - 255 X 485 |
| 8 | 115993-01-01A | EA | TABLE ASM - HI-LO |

SEALANTS & FASTENERS GROUP

ADHESIVE AND TAPE SEALERS

| KEY | PART NUMBER | U/M DESCRIPTION |
|-----|---------------|---|
| | 002707-02-000 | FT TAPE - SEALER - 5/16" X 1/2" - INCREMENTS OF 50 FT |
| | 034552-02-000 | EA SILICONE - TUBE - 300 ML - CLEAR - W/O NOZZLE ALSO ORDER P.N.#900390-03-000 NOZZLE SEPARATELY |
| | 034552-06-000 | EA SILICONE - TUBE - 300 ML - OFF WHITE - W/O NOZZLE ALSO ORDER P.N.#900390-03-000 NOZZLE SEPARATELY |
| | 034552-12-000 | EA SILICONE - 300 ML TUBE - BUFF - W/O NOZZLE ALSO ORDER P.N.#900390-03-000 NOZZLE SEPARATELY |
| | 039518-01-000 | EA SILICONE - TUBE 300 ML BRIGHT WHITE - W/O NOZZLE ALSO ORDER P.N.#900390-03-000 NOZZLE SEPARATELY |
| | 120074-01-01A | EA SILICONE - TUBE - BLACK |
| | 108716-02-000 | EA SILICONE - TUBE - BUFF |
| | 053766-02-000 | EA BEDDING COMPOUND - TUBE - WHITE SCHNEE |
| | 053766-06-000 | EA BEDDING COMPOUND - TUBE - CLEAR |
| | 062917-03-000 | EA ADHESIVE - LOCTITE 242 - LOCTITE 242 - SIDE 41 |
| | 067788-01-000 | EA ADHESIVE - SPRAY - 3M 74 - 19.5 OZ AEROSOL CAN |
| | 112901-02-000 | EA ADHESIVE - PLEXUS MA 330 50ML |
| | 069640-01-000 | FT SEALER - RIBBON - 1/4" DIAMETER - INCREMENTS OF 30' |
| | 069640-02-000 | FT SEALER - RIBBON - 1/2" X 1/8" - INCREMENTS OF 60' |
| | 069640-03-000 | FT SEALER - RIBBON - 3/4" X 1/8" - INCREMENTS OF 60' |
| | 069640-07-000 | FT SEALER - RIBBON - 2" X 3/32" - INCREMENTS OF 45' |
| | 069640-09-000 | FT SEALER - RIBBON - 1/32" X 2 1/2" - INCREMENTS OF 80' |
| | 069640-14-000 | FT SEALER - TAPE - 1/16" X 1" X 100' - MANUS - GRAY |
| | 069640-15-000 | FT SEALER - RIBBON 1/16" X 3/8" GRY - MANUS |
| | 072889-01-000 | EA SEALANT - URETHANE - BLACK - 1/10 - ESSEX 552.2 |
| | 072889-09-000 | EA SEALANT - URETHANE(TUBE) BLACK - MANUS 75AM |
| | 076322-01-000 | FT TAPE - FOAM - DOUBLE COATED ADHESIVE BACKED - .75" X 216' |
| | 076322-02-000 | FT TAPE - FOAM - DOUBLE COATED ADHESIVE BACKED - 1" X 108' |
| | 076322-05-000 | FT TAPE - FOAM - DOUBLE COATED - .045" X .75" X 108' |
| | 076322-07-000 | FT TAPE - FOAM - DOUBLE COATED .045 X .50 - NORT V2000 |
| | 087211-01-000 | GL PROMOTER - ADHESIVE |
| | 091255-02-000 | FT SEAL - ADHESIVE BACKED FOAM - .18" THICK X 1.5" WIDE |
| | 094401-01-000 | EA SEALER - BODY SEAM SEALER - 3M FLATEXICLEAR |
| | 102352-01-000 | EA SEALER - PUMPABLE - BLACK - COLORIMETRIC MS101 |
| | 106206-01-000 | EA SEALER - PUMPABLE - MANUS 30ABLACK |
| | 110274-01-000 | FT TAPE - FOAM - DBL COATED .045 X 1.0 - NORTON V-2800 |
| | 063642-01-000 | FT TAPE - ADHESIVE - 10 MIL. X 1.5" WIDE X 180" |
| | 900390-01-000 | EA TIP - 2 1/2" X 1/8" ORIFICE - ELLSWORTH #TS216 |
| | 900390-03-000 | EA NOZZLES - SILICONE TUBE - CSL# D10 |

MISCELLANEOUS FASTENERS

| KEY | PART NUMBER | U/M DESCRIPTION |
|-----|---------------|---|
| | 008343-01-000 | EA TIE - WIRE - 6" |
| | 008343-02-000 | EA TIE - WIRE - 14" |
| | 029094-04-000 | YD VELCRO TAPE - LOOP - 1" WIDE - BLACK |
| | 029096-03-000 | YD VELCRO TAPE - HOOK - 1" WIDE - BLACK |
| | 085774-01-000 | FT FASTENER - DUAL HOOK - 1" WIDE - ADHESIVE BACK - BLACK |
| | 085774-02-000 | FT FASTENER - DUAL LOOP - 1" WIDE - ADHESIVE BACK - BLACK |
| | 086285-01-000 | EA SPACER - NYLON - .5" OD X .257" ID |
| | 108046-02-000 | EA CABLE TIE-SCREW MOUNT 15" - DENNISON 10035 |

SEALANTS & FASTENERS GROUP (CONTINUED)

BOLTS & NUTS

| KEY | PART NUMBER | U/M DESCRIPTION |
|-----|---------------|--|
| | 000C12-05-16B | EA BOLT - HEX - 5/16-18 X 1 - ZINC 5 |
| | 000C12-05-12B | EA BOLT - HEX - 5/16-18 X 3/4 ZINC 5 |
| | 000C12-06-20B | EA BOLT - HEX - 3/8-16 X 1 1/4 ZINC 5 |
| | 000C12-06-16B | EA BOLT - HEX - 3/8-16 X 1LG - ZINC 5 |
| | 000C12-06-44B | EA BOLT - HEX - 3/8-16 X 2 3/4 ZINC 5 |
| | 000C12-07-20B | EA BOLT - HEX - 7/16 - 14 X 1 1/4" - ZINK5 |
| | 000C12-08-28B | EA BOLT - HEX - 1/2-13 X 1-3/4 ZINC 5 |
| | 000C12-08-24B | EA BOLT - HEX - 1/2-13 X 1 1/2 - ZINC 5 |
| | 000C12-10-24B | EA BOLT - HEX - 5/8-11 X 1 1/2 ZINC - 5 |
| | 000C13-07-40B | EA BOLT - HEX - 7/16-20 X 2 1/2 ZINC 5 |
| | 000C13-07-48B | EA BOLT - HEX - 7/16 - 20 X 3 - ZINC 5 |
| | 000C26-04-10B | EA BOLT - HEX - SERRATED FLANGE - 1/4-20 X 5/8 ZINC |
| | 000C26-04-18B | EA BOLT - HEX - SERRATED FLANGE 1/4-20 X 11/8 - ZINC |
| | 000C26-04-14B | EA BOLT - HEX - SERRATED FLANGE - 1/4 X 20 X 7/8 ZINC |
| | 000C26-05-16B | EA BOLT - HEX - SERRATED FLANGE 5/16-18 X 1 - ZINC |
| | 000C26-05-12B | EA BOLT - HEX - SERRATED FLANGE 5/16-18 X 3/4 - ZINC |
| | 000C26-05-20B | EA BOLT - HEX - SERRATED FLANGE 5/16 - 18 X 1 1/4 ZINC |
| | 000C26-06-12B | EA BOLT - HEX - SERRATED FLANGE 3/8-16 X 3/4 - ZINC |
| | 102333-01-05A | EA BOLT - CARR - 7/16-14 SST CAP |
| | 106956-03-000 | EA BOLT - HEX TAP 1/2-13NC X 3 GR5 - FULL THREAD ZINC |
| | 051387-06-000 | EA BOLT - CARRIAGE - W/O HOLE - 5/16-18 X 9.5 ZINC |
| | 000G45-04-24B | EA BOLT - LAG, 1/4-9 X 1 1/2 ZINC |
| | 000D24-10-00B | EA NUT - HEX - SF/ LK - 10-32 - ZINC |
| | 000D29-05-00B | EA NUT - 5/16 - 18 UNC - SF/ LOCKING - NYLON WASHER INSERT |
| | 000D29-06-00B | EA NUT - HEX W/ NYLON LOK 3/8-16 ZINC |
| | 000D34-06-00B | EA NUT - HEX - LK - 3/8 - 16 GRADE C ZINC - PREVAILING TORQUE |
| | 000D39-04-00B | EA NUT - HEX - SERRATED FLANGE LK 1/4 - 20 ZINC |
| | 000D39-05-00B | EA NUT - HEX - SERRATED FLANGE LK - 5/16 - 18 ZINC |
| | 000D39-06-00B | EA NUT - HEX - SERRATED FLANGE LK - 3/8-16 ZINC |
| | 000D39-08-00B | EA NUT - HEX - SERRATED FLANGE LK - 1/2-13 ZINC |
| | 000D44-07-00B | EA NUT - HEX - SERRATED FLANGE LK - 7/16-20 ZINC |
| | 000D46-04-00A | EA NUT - HEX - WELD - 1/4-20 - PLAIN - SHORT PILOT |
| | 000D73-08-00C | EA NUT - HEX FLATG - 1/2-13 CAD PREV - GRADE G |
| | 000E11-05-00B | EA WASHER - LK-5/16 MED SPLIT ZINC - 05110-01-000 |
| | 000E11-07-00B | EA WASHER - LK-7/16 MED SPLIT ZINC |
| | 000E13-14-00B | EA WASHER - FLAT - 1/4" WIDE ZINC |
| | 000E13-17-00B | EA WASHER - FLAT - 3/8" AR ZINC |
| | 000E13-18-00B | EA WASHER - FLAT-3/8 WIDE ZINC |
| | 000E13-20-00B | EA WASHER - FLAT - 7/16" WIDE - ZINC |
| | 000E13-21-00B | EA WASHER - FLAT - W/2 NAR ZINC |
| | 000E13-22-00B | EA WASHER - FLAT-1/2 WIDE ZINC - 05117-01-000 |
| | 110794-01-000 | EA WASHER - FLAT-1ID X 13/4OD |
| | 000E14-10-00B | EA WASHER - LK - NO 10 EXT TOOTH - ZINC |
| | 058716-02-000 | EA WASHER - FLAT NYLON - .406 X .750 X .060 |
| | 040921-03-000 | EA NUT - SPEED - U TYPE - NO 10 |
| | 040921-04-000 | EA NUT - SPEED - U TYPE - NO. 8 - .59" LENGTH X .44" WIDTH |
| | 040921-09-000 | EA NUT - SPEED - U TYPE - NO 8 - T'MN C9812-8A |
| | 044364-02-000 | EA NUT - SPEED - FLAT - ROUND |
| | 063253-07-000 | EA NUT - J - #8A .120- .130 PNL THK |
| | 083163-06-000 | EA PUSHNUT - FLAT TYPE 3/8 STUD - FORD ONLY TO RETAIN THE AIR BAFFLATE ON THE OIL DIPSTICK TUBE |
| | 087234-01-000 | EA NUT - JACK - 1/4 X 20THD - MOLLY - ARDEN 8-L - JN BRASS MOUNTS LICENSE PLATES |
| | 088787-12-000 | EA STUD - WELD - 1/4-20 X 1.0LG MN |

SEALANTS & FASTENERS GROUP (CONTINUED)

SCREWS

| KEY | PART NUMBER | U/M DESCRIPTION |
|-----|---------------|--|
| | 0B1210-32-180 | EA SET SCREW - 5/8-11 X 2.00 - BLACK CUP POINT |
| | 0G3908-08-170 | EA SCREW - SF/ DR - 8-18 X 1/2PPH - BRIGHT WHITE |
| | 0G5508-16-190 | EA SCREW - SF/ DR - 8-18 X 1.00 PWH - QUICK SILVER |
| | 000G11-05-08B | EA SCREW - 5-20 X 1/2 PPH ZINK |
| | 000G11-06-10J | EA SCREW - 6-20 X 5/8 PPH - BRASS |
| | 000G11-06-10B | EA SCREW - 6-20 X 5/8 PPH ZINK |
| | 000G11-06-08B | EA SCREW - 6-20 X 1/2 PPH ZINC |
| | 000G11-06-06B | EA SCREW - 6-20 X 3/8 PPH ZINK |
| | 000G11-07-08B | EA SCREW - 7-19 X 1/2 PPH - ZINK |
| | 000G11-08-08T | EA SCREW - 8-18 X 1/2 PPH |
| | 000G11-08-08B | EA SCREW - 8-18 X 1/2 PPH - ZINK |
| | 000G11-08-06B | EA SCREW - 8-18 X 3/8 PPH ZINK |
| | 000G11-08-20B | EA SCREW - 8-18 X 11/4 PPH ZINK |
| | 000G11-08-16S | EA SCREW - 8-18 X 1.00 PPH - OFF WHITE |
| | 000G11-08-12T | EA SCREW - 8-18 X 3/4 PPH - BLACK |
| | 000G11-08-12S | EA SCREW - 8-18 X 3/4 PPH - OFF WHITE |
| | 000G11-08-12S | EA SCREW - 8-18 X 3/4 PPH - OFF WHITE |
| | 000G11-08-12P | EA SCREW - 8-18 X .75 PPH - DARK BROWN |
| | 000G11-08-12D | EA SCREW - 8-18 X 3/4 PPH - BLACK |
| | 000G11-08-12B | EA SCREW - 8-18 X 3/4 PPH ZINK |
| | 000G11-10-40B | EA SCREW - 10-16 X 2 1/2 PPH CAD - 34927-01-000 |
| | 000G11-10-16B | EA SCREW - 10-16 X 1 - PPH ZINK |
| | 000G11-10-12S | EA SCREW - 10-16 X .75 PPH OFF WHT |
| | 000G11-10-12D | EA SCREW - 10-16 X 3/4 PPH - BLACK |
| | 000G11-10-10X | EA SCREW - 10-16 X 5/8 PPH GRAY |
| | 000G12-06-14A | EA SCREW - 6-20 X .87 POH PLAIN |
| | 000G12-06-08T | EA SCREW - 6-20 X .50 POH - BLACK |
| | 000G12-08-16S | EA SCREW - 8-18 X 1.00 POH - OFF WHITE |
| | 000G13-05-16S | EA SCREW - 5-20 X 1 PFH OFF WHITE |
| | 000G13-06-16J | EA SCREW - 6-20 X 1.00 PFH - BRASS |
| | 000G13-06-08B | EA SCREW - 6-20 X 1/2 PFH ZINK |
| | 000G13-06-24J | EA SCREW - 6-20 X 1.50 PFH BRASS |
| | 000G13-07-12B | EA SCREW - 7-19 X 3/4 PFH ZINK |
| | 000G13-08-16B | EA SCREW - 8-18 X 1 PFH - ZINK |
| | 000G13-08-10B | EA SCREW - 8-18 X 5/8 PFH ZINK - 90 CW922FV |
| | 000G18-08-22B | EA SCREW - MACH - 8-32 X 1 3/8 PPH ZINK |
| | 000G19-10-20B | EA SCREW - MACHINE - 10-32 X 1 1/14 PPH ZINK |
| | 000G19-10-08B | EA SCREW - MACHINE - 10-32 X 1/2 PPH ZINK |
| | 000G32-10-06B | EA SCREW - 10-32 X 3/8" - PPH - ZINC |
| | 000G39-06-10T | EA SCREW - SF/ DR - 6-20 X 5/8 PPH - BLACK |
| | 000G39-06-08B | EA SCREW - DR - 6-18 X 1/2 ZINK |
| | 000G39-08-08S | EA SCREW - SF/ DR - 8-18 X 1/2 PPH - OFF WHITE |
| | 000G39-08-08B | EA SCREW - SF/ DR - 8-18 X 1/2 PPH ZINK |
| | 000G39-08-32B | EA SCREW - SF/ DR - 8-18 X 2 PPH - ZINC |
| | 000G39-08-24B | EA SCREW - SF/ DR - 8-18 X 1 1/2 PPH ZINK |
| | 000G39-08-16T | EA SCREW - SF/ DR - 8-18 X 1 PPH - BLACK |
| | 000G39-08-16S | EA SCREW - SF/ DR - 8-18 X 1.00 PPH - OFF WHITE |
| | 000G39-08-16B | EA SCREW - SF/ DR - 8-18 X 1 PPH ZINK |
| | 000G39-08-12T | EA SCREW - SF/ DR - 8-18 X 3/4 PPH - BLACK |
| | 000G39-08-12B | EA SCREW - SF/ DR - 8-18 X 3/4 PPH ZINK |
| | 000G39-10-08B | EA SCREW - SF/ DR 10-16 X .50 P&H - ZINC |
| | 000G39-10-209 | EA SCREW - SF/ DR - 10-16 X 1.25 PPH - FLATUOROCARBON SILVER |
| | 000G39-10-20B | EA SCREW - SF/ DR - 10-16 X 1 1/4 PPH ZINK |
| | 000G39-10-129 | EA SCREW - SF/ DR - 10-16 X 3/4 PPH - FLATUOROCARBON SILVER |
| | 000G39-10-12R | EA SCREW - SF/ DR - 10-16 X 3/4 PPH - BEIGE |
| | 000G39-10-12D | EA SCREW - SF/ DR - 10-16 X 3/4 PPH - BLACK |
| | 000G39-10-12B | EA SCREW - SF/ DR - 10-16 X .75 PPH ZINK |
| | 000G39-12-12E | EA SCREW - SF/ DR - 12 - 14 X 3/4 PPH - CHROME |
| | 000G42-04-12B | EA SCREW - SF/ DR 1/4-14 X 3/4 HWH ZINK |
| | 000G46-08-24T | EA SCREW - MACHINE - 8-32 - 1.50 IN PFH - BLACK |
| | 000G50-04-12B | EA SCREW - MACHINE - 1/4-20 X 3/4 PPH ZINK |
| | 000G50-04-08B | EA SCREW - MACHINE - 1/4-20 X 1/2 PTH - 2N |
| | 000G51-08-08B | EA SCREW - 8-18 X 1/2 PTH ZINK |

SEALANTS & FASTENERS GROUP (CONTINUED)

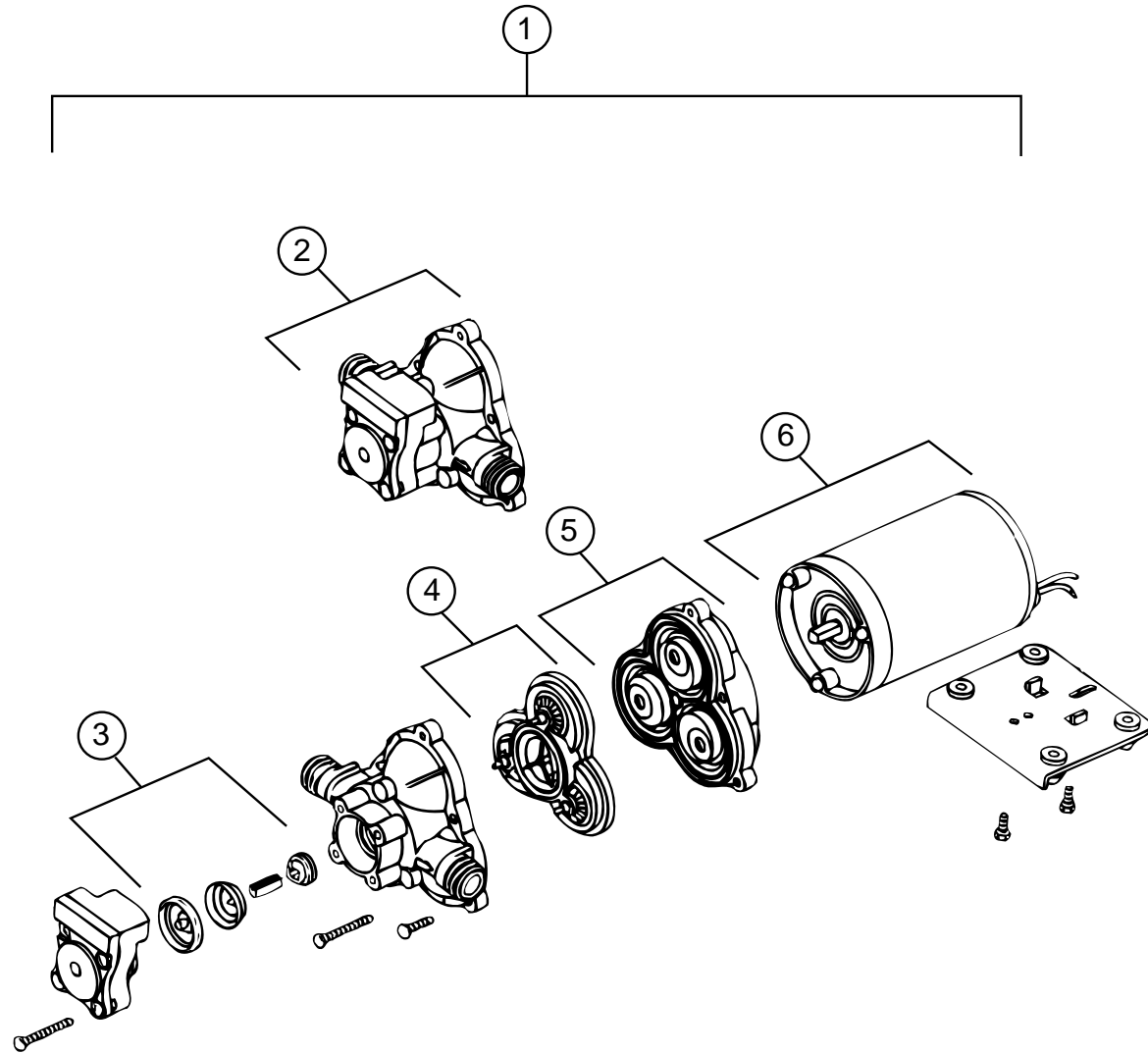
SCREWS (CONTINUED)

| KEY | PART NUMBER | U/M DESCRIPTION |
|-----|---------------|--|
| | 000G52-08-18B | EA SCREW - MACH-8-32 X 11/8 PTH ZINK |
| | 000G54-04-20B | EA SCREW - 1/4-20 X 1 1/4 PTH - TYPE 23 - ZINC PLATED |
| | 000G55-08-127 | EA SCREW - SF/DR - 8-18 X .75 PWH - FAWN |
| | 000G55-08-12S | EA SCREW - SF/DR - 8-18 X .75 PWH - OFF WHITE |
| | 000G57-05-16J | EA SCREW - 5-20 X 1 PFH - BRASS |
| | 000G60-10-28T | EA SCREW - SF/ DR - 10-16 X 1.75 - BLACK |
| | 000G67-08-32B | EA SCREW - 8-15 X 2 PPH ZINK |
| | 000G67-10-08B | EA SCREW - 10-12 X 1/2 PPH ZINK |
| | 000G67-10-48B | EA SCREW - 10-12 X 3 PPH ZINK |
| | 000G67-10-36T | EA SCREW - 10-12 X 2.25PPHBLACK - STALGARD |
| | 000G67-10-20D | EA SCREW - 10-12 X 1 1/4 PPH - BLACK |
| | 000G67-10-120 | EA SCREW - 10-12 X .75" PPH - TAN |
| | 000G67-10-120 | EA SCREW - 10-12 X .75" PPH - TAN |
| | 000G67-10-12B | EA SCREW - 10-12 X 3/4" PPH - ZINK |
| | 000G67-10-10P | EA SCREW - 10-12 X .62 PPH - DARK BROWN |
| | 000G67-10-10D | EA SCREW - 10-12 X 5/8 PPH - BLACK - TYPE A |
| | 000G67-10-10B | EA SCREW - 10-12 X 5/8 PPH ZINK - TYPE A |
| | 000G67-10-08R | EA SCREW - 10-12 X 1/2 PPH - BEIGE - TYPE A |
| | 000G68-06-10G | EA SCREW - 6-18 X 5/8 POH - ANTIQUE BRASS |
| | 049465-01-000 | EA SCREW - 10-16 W/ WASHER PTH - DARK BROWN |
| | 049465-03-000 | EA SCREW - 10-16 X 1 POH W/ WASHER - OFF WHITE |
| | 049465-17-000 | EA SCREW - 10-16 X 1 POH W/ WASHER - BRIGHT WHITE |
| | 075908-01-000 | EA SCREW - MACHINE - 10-32 X .56 PTH - ZINC EXTERNAL TOOTH |
| | 086256-01-000 | EA SCREW ASM - SF/DR 8 X .75HWH LG - PL BODY PNL MT |
| | 097974-01-000 | EA SCREW - PART BD 7-9 X .75 PPH - FHM 0543 PLAIN |
| | 106477-01-000 | EA SCREW - 14-10 X 3.00 PFH - STEEL BRASS PLATED |
| | 116111-02-01A | EA SCREW - TAPTITE - 1/4-20 X 3/8 PPH - ZINC |
| | 117322-01-000 | EA SCREW - 1/4-28UNF-2A - TORX - U.T. 6270020 SC25WJ |

CLAMPS, CLIPS, & GROMMETS

| KEY | PART NUMBER | U/M DESCRIPTION |
|-----|---------------|--|
| | 000F10-06-32B | EA PIN - COTTER - 3/16 X 2.00 ZN |
| | 000H16-04-06R | EA RIVET - POP - AL 1/8 X .313-.375 |
| | 000H16-06-10R | EA RIVET - POP-AL 3/16 X .501-.625 |
| | 010495-01-000 | EA CLAMP - CABLE - 9/16" |
| | 010497-01-000 | EA CLAMP - CLOSED - 5/8" ID |
| | 010497-03-000 | EA CLAMP - CLOSED - 1" ID - CUSHIONED |
| | 010497-04-000 | EA CLAMP - CLOSED - 1.62" ID - ADEL - 945-2717 |
| | 010497-05-000 | EA CLAMP - CLOSED - 1/2" ID |
| | 010499-01-000 | EA CLAMP - CLOSED - 3/8" ID |
| | 062401-01-000 | EA CLAMP - HOSE - WORMGEAR .25" - 1" |
| | 062401-03-000 | EA CLAMP - HOSE - WORMGEAR .22" - 1" |
| | 062401-04-000 | EA CLAMP - HOSE - WORMGEAR .69" - 1.25" |
| | 062401-06-000 | EA CLAMP - HOSE - WORMGEAR .22" -.62" |
| | 062401-11-000 | EA CLAMP - HOSE - WORMGEAR 3.56" - 4.5" |
| | 075148-02-000 | EA CLAMP - GROUNDING - BRONZE SCREWS |
| | 083609-01-000 | EA CLAMP - WIRE - DUAL EQUAL - 5/8" DIAMETER |
| | 083610-01-000 | EA CLAMP - WIRE - DUAL - UNEQUAL DIAMETERS - .75" & 1.25" |
| | 083610-02-000 | EA CLAMP - WIRE - DUAL UNEQUAL DIA |
| | 008380-01-000 | EA GROMMET - RUBBER - 5/8" HOLE X 1 1/2" DIAMETER - BLACK |
| | 016188-03-000 | EA GROMMET - L/P LINE - 3/8" HOLE X 2 1/2" LONG - RUBBER |
| | 016188-05-000 | EA GROMMET - L/P LINE - 3/8" HOLE X 1 1/4" LONG - RUBBER |
| | 023942-01-000 | EA GROMMET - RUBBER - 2" OD |
| | 071015-11-000 | EA GROMMET - 1.00 ID - FITS .12 MATL - MINOR RUBBER Z-3065 |
| | 071015-29-000 | EA GROMMET - RUBBER - .25" ID X 1.25" OD W/.12" GROOVE - BLACK |
| | 071015-30-000 | EA GROMMET - RUBBER - .31" ID X .81" OD W/.12" GROOVE - BLACK |
| | 114208-02-000 | EA GROMMET - EDGE LINER - FITS .625 - HEYCO 2073 |
| | 077955-01-000 | EA CLIP - J - VINYL COATED - 3/8" |
| | 091952-01-000 | EA CLIP - GRIPPER - 1" |
| | 094362-02-000 | EA CLIP - CHRISTMAS TREE - FLAT HEAD - .5" X .95" |

WATER & SEWAGE GROUP



WATER PUMP (SHURFLOW)

| KEY | PART NUMBER | U/M DESCRIPTION | VENDOR NO. |
|-----|---------------|--|------------|
| 1 | 098607-01-000 | EA PUMP - WATER - W/.5"MPT FITTING - FLOW 2.8 GPM - UL | |
| 2 | 098607-01-706 | EA UPPER HOUSING/ SWITCH KIT | 94-231-20 |
| 3 | 098607-01-705 | EA CHECK VALVE - KIT | 94-237-00 |
| 4 | 098607-01-703 | EA VALVE ASM | 94-232-00 |
| 5 | 098607-01-702 | EA DRIVE/ DIAPHRAGM - KIT | 94-238-04 |
| 6 | 098607-01-707 | EA MOTOR/ BASEPLATE REPLACEMENT | 94-235-03 |

WATER & SEWAGE GROUP (CONTINUED)

FRESH WATER TANK

| KEY | PART NUMBER | U/M DESCRIPTION |
|-----|---------------|--|
| | 105627-03-000 | EA TANK ASM - WATER - 90 GAL - W/ FITTINGS |
| | 105627-01-000 | EA TANK ASM - WATER - 90 GAL - W/O FITTINGS |
| | 044927-01-000 | EA ADAPTER - HOSE TO PIPE - 1 1/4"MPT X 1 1/4"BARB - BLACK PLASTIC |
| | 079381-01-000 | FT TUBING - SMOOTH FLEXIBLE - 1 1/4" ID X 20' |
| | 042989-05-000 | EA FITTING - SPINWELD - PLASTIC 1/2FPT |
| | 042989-03-000 | EA FITTING - SPINWELD - PLASTIC - 1 1/4" FPT |
| | 049032-01-000 | EA PATCH - SPINWELD - 3/8" - PLASTIC |
| | 039861-01-000 | EA SENDING UNIT W/SCREW - WASHER |
| | 091208-01-000 | EA WASHER - RUBBER - .06" X .75" X .5" |
| | 077954-02-000 | EA FILTER - WATER TANK - SCREEN IN TANK |

WATER SYSTEM COMPONENTS (FLAIR-IT)

| KEY | PART NUMBER | U/M DESCRIPTION |
|-----|---------------|--|
| | 114427-01-000 | EA CAP - 1/2P - 02860 |
| | 114427-02-000 | EA PLUG - 1/2P - 02863 |
| | 114428-01-000 | EA TEE - 1/2P X 1/2P X 1/2P - 02820 |
| | 114428-02-000 | EA TEE - SWIVEL - 1/2P X 1/2P X 1/2FPT - 02821 |
| | 114428-03-000 | EA TEE - 1/2P X 1/2P X 1/2MPT - 02822 |
| | 114429-01-000 | EA ELBOW - 1/2P X 1/2P - 02800 |
| | 114429-02-000 | EA ELBOW - 1/2P X 1/2MPT - 02803 |
| | 114429-03-000 | EA ELBOW - SWIVEL - 1/2P X 1/2FPT - 02816 |
| | 114429-04-000 | EA ELBOW - 1/2P X 3/8MPT - 02810 |
| | 114429-05-000 | EA ELBOW - 1/2P X 3/4MPT - 02812 |
| | 114429-06-000 | EA ELBOW - SWIVEL - 1/2P X 3/4FPT - 02811 |
| | 114430-01-000 | EA ADAPTER - 1/2P X 1/2P - 02840 |
| | 114430-02-000 | EA ADAPTER - SWIVEL - 1/2P X 1/2FPT - 02873 |
| | 114430-03-000 | EA ADAPTER - 1/2P X 1/2MPT - 02842 |
| | 114431-01-000 | EA VALVE - LINE DRAIN 1/2P - 02914 |
| | 114431-02-000 | EA VALVE - 1/2P - BYPASS - 02910 |
| | 114431-03-000 | EA VALVE - 1/2P X 1/2P - 02884 |
| | 114431-04-000 | EA VALVE - STOP - 1/2P X 1/2P - 02880 |

WATER SYSTEM COMPONENTS

| KEY | PART NUMBER | U/M DESCRIPTION |
|-----|---------------|--|
| | 701069-01-000 | EA WATER PURIFICATION SYSTEM |
| | 701069-03-700 | EA CARTRIDGE - WATER FILTER - AC - EVERPURE 9601-11 |
| | 079381-01-000 | FT TUBING - SMOOTH FLEXIBLE - 1 3/8" ID X 20' |
| | 039800-02-000 | FT TUBING - POLYBUTYL - 5/8" OD X 20FT |
| | 010219-01-000 | EA ELBOW - 1 1/4" MPT X 1 1/4" BARB - WATER FILL - PLASTIC |
| | 039798-01-000 | EA TEE - 1/2" MPT X 1/2" MPT X 1/2" MPT - PLASTIC |
| | 101814-01-000 | EA COUPLING - FEMALE - 1/2" X 1/2" FPT |
| | 010230-05-000 | EA CITY WATER FILL W/CHECK VALVE |

EXTERIOR SHOWER COMPONENTS

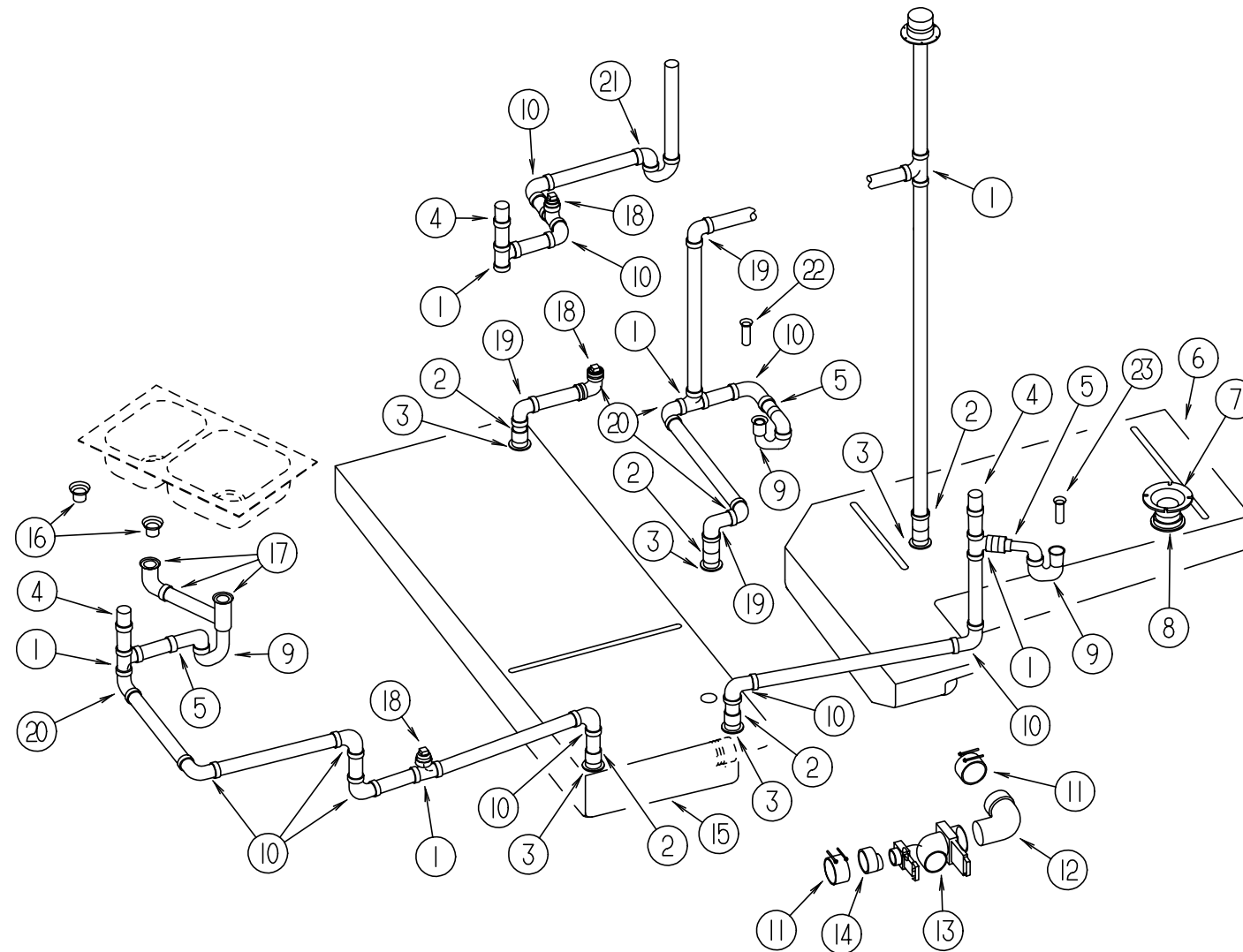
| KEY | PART NUMBER | U/M DESCRIPTION |
|-----|---------------|------------------------------------|
| | 103092-01-000 | EA SHOWER HEAD - W/ 60" HOSE (US) |
| | 103092-02-000 | EA SHOWER HEAD - W/ HOSE (CSA) |
| | 104044-01-000 | EA BRACKET - SUPPORT - FAUCET |
| | 103092-01-700 | EA BRACKET (FOR SHOWER HEAD) CLEAR |
| | 103092-01-701 | EA BRACKET (FOR SHOWER HEAD) BONE |
| | 075241-05-000 | EA FAUCET - SHOWER - BONE |

WASHER, DRYER COMPONENTS

| KEY | PART NUMBER | U/M DESCRIPTION |
|-----|---------------|--|
| | 107753-02-01A | EA WASHER-DRYER - WHITE UL/CSA - KARIBA WDS 1063 |
| | 110438-01-000 | EA VALVE - CHECK - BRASS |
| | 098419-01-000 | EA FAUCET - WASHER - 90 DEGREE |
| | 111842-01-01A | EA BRACKET - FAUCET - WASHER - E-COAT |
| | 111913-01-01A | EA BRACKET - WASHER - TIE DOWN - BLACK |

WATER & SEWAGE GROUP (CONTINUED)

DRAINAGE SYSTEM



KEY PART NUMBER

U/M DESCRIPTION

| | | |
|----|---------------|---|
| 1 | 010071-01-000 | EA TEE - SANITARY - 1 1/2" HUB X HUB X HUB |
| 2 | 010115-01-000 | EA COUPLING - 1 1/2" HUB X HUB - PLASTIC |
| 3 | 061607-01-000 | EA GROMMET - HOLDING TANK - 1 1/2" NPS |
| 4 | 079968-01-000 | EA VENT - MECHANICAL TRAP ARM - ANTI-SIPHON - 2" DIA X 7.3" |
| 5 | 109571-01-000 | EA ADAPTER - P-TRAP - 1 1/2" P X 1 1/4" MPT |
| 6 | 112789-01-000 | EA TANK - HOLDING - 46 GAL |
| 7 | 116644-01-000 | EA FLANGE - CLOSET - 4" X 3" |
| 8 | 061607-02-000 | EA GROMMET - HOLDING TANK - 3" NPS |
| 9 | 107538-01-000 | EA P-TRAP - 1 1/4 - PLASTIC (US) |
| 9 | 011071-01-000 | EA P-TRAP - 1 1/2 - PLASTIC (CSA) |
| 10 | 010008-01-000 | EA ELBOW - 90 DEGREE - 1/4 BEND - 1 1/2" HUB X HUB |
| 11 | 078406-01-000 | EA COUPLER - RUBBER - W/ CLAMPS - 3" X 3" |
| 12 | 041056-01-000 | EA ELBOW - STREET - 1/4" BEND - 3" X 90° XLT |
| 13 | 070916-01-000 | EA VALVE ASM - DUAL DUMP - W/CAP - 3" X 1 1/2" |
| | 070916-01-700 | EA VALVE ONLY - 3" |
| | 070916-01-701 | EA VALVE ONLY - 1 1/2" |
| | 062415-01-000 | EA SEWER CAP - 3" |
| 14 | 062422-01-000 | EA ADAPTER - OFFSET REDUCER - 3" X 1 1/2" |
| 15 | 112788-01-000 | EA TANK - HOLDING - 59 GAL |

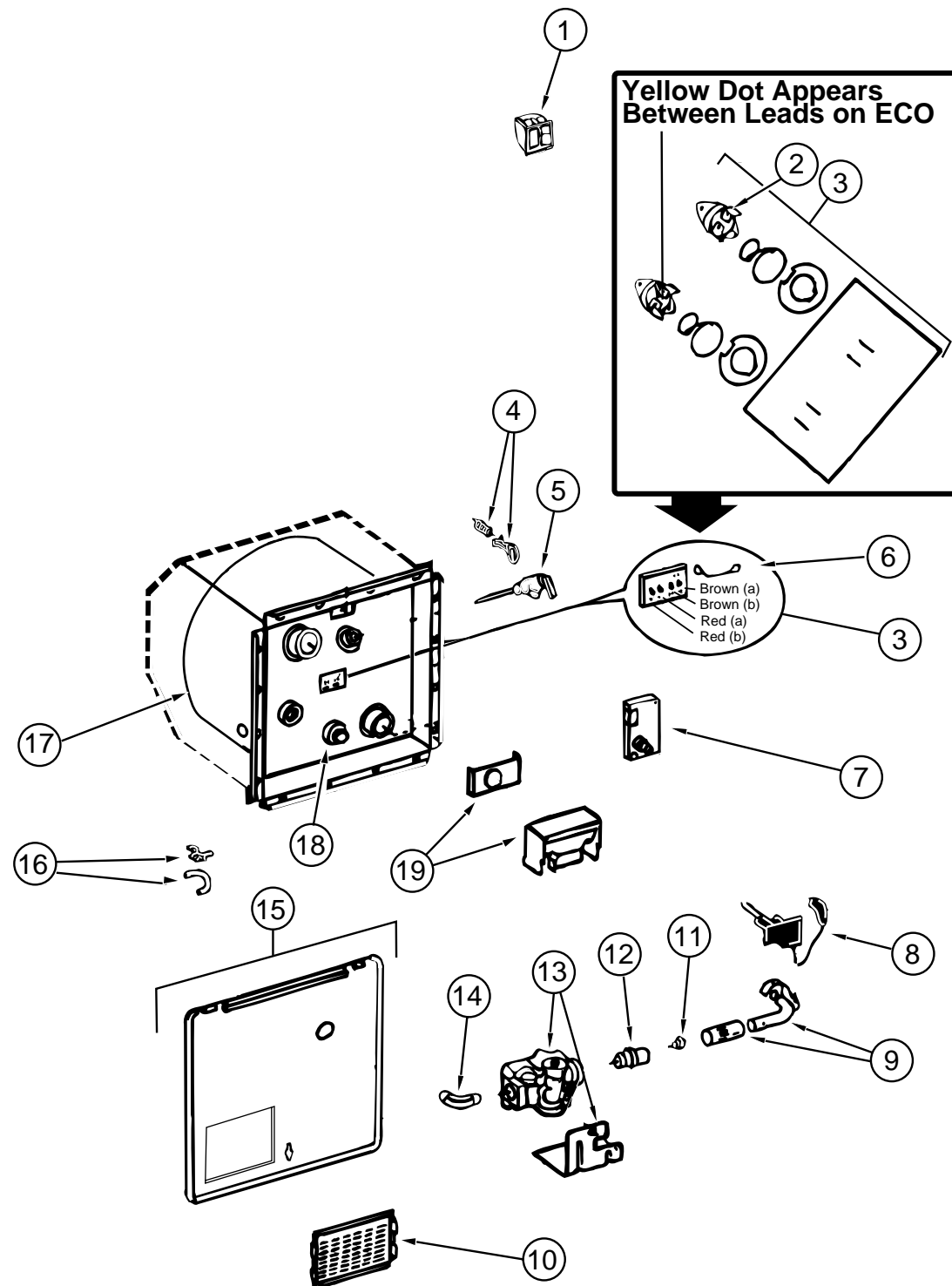
KEY PART NUMBER

U/M DESCRIPTION

| | | |
|----|---------------|---|
| 16 | 092303-01-000 | EA STRAINER - SINK |
| 17 | 011091-02-000 | EA CONTINUOUS WASTE - DOUBLE SINK - 1 1/4" (US) |
| 17 | 011091-03-000 | EA CONTINUOUS WASTE - DOUBLE SINK - 1 1/4" (CSA) |
| 18 | 010166-01-000 | EA PLUG - THREADED - 1 1/4" DIAMETER - PLASTIC - BLACK |
| 18 | 050787-01-000 | EA ADAPTER - CLEANOUT |
| 19 | 034250-01-000 | EA ELBOW - 90 DEGREE - LONG TURN - 1/4 BEND - 1 1/2" HUB X HUB |
| 20 | 033761-01-000 | EA ELBOW - 90 DEGREE STREET - 1/4 BEND - 1 1/2" S X H - PLASTIC |
| 21 | 037763-01-000 | EA P-TRAP - 1 1/2 H X H - PLASTIC - W/ UNION |
| 22 | 011069-04-000 | EA TAILPIECE - 1 1/2 X 1 1/4 X 8 - BRASS (SHOWER PAN) |
| 22 | 011069-02-000 | EA TAILPIECE - TUB/ SHOWER - 1 1/2" X 1 1/4" X 4" - BRASS (CSA) |
| | 066440-01-000 | EA STRAINER W/ RUBBER WASHER |
| | 091208-01-000 | EA WASHER - RUBBER - .06" X .75" X .5" |
| | 066436-01-000 | EA NUT - SLIP - TAILPIECE - 1.5" |
| 23 | 096927-01-701 | EA TAILPIECE - BATH SINK |
| | 010201-01-000 | EA HOSE - SEWER - 3" ID X 8' |
| | 062416-01-000 | EA ADAPTER - SEWER HOSE TO 3" PIPE |

WATER & SEWAGE GROUP (CONTINUED)

WATER HEATER W/ELECTRIC IGNITION



ATWOOD - G6A-7E

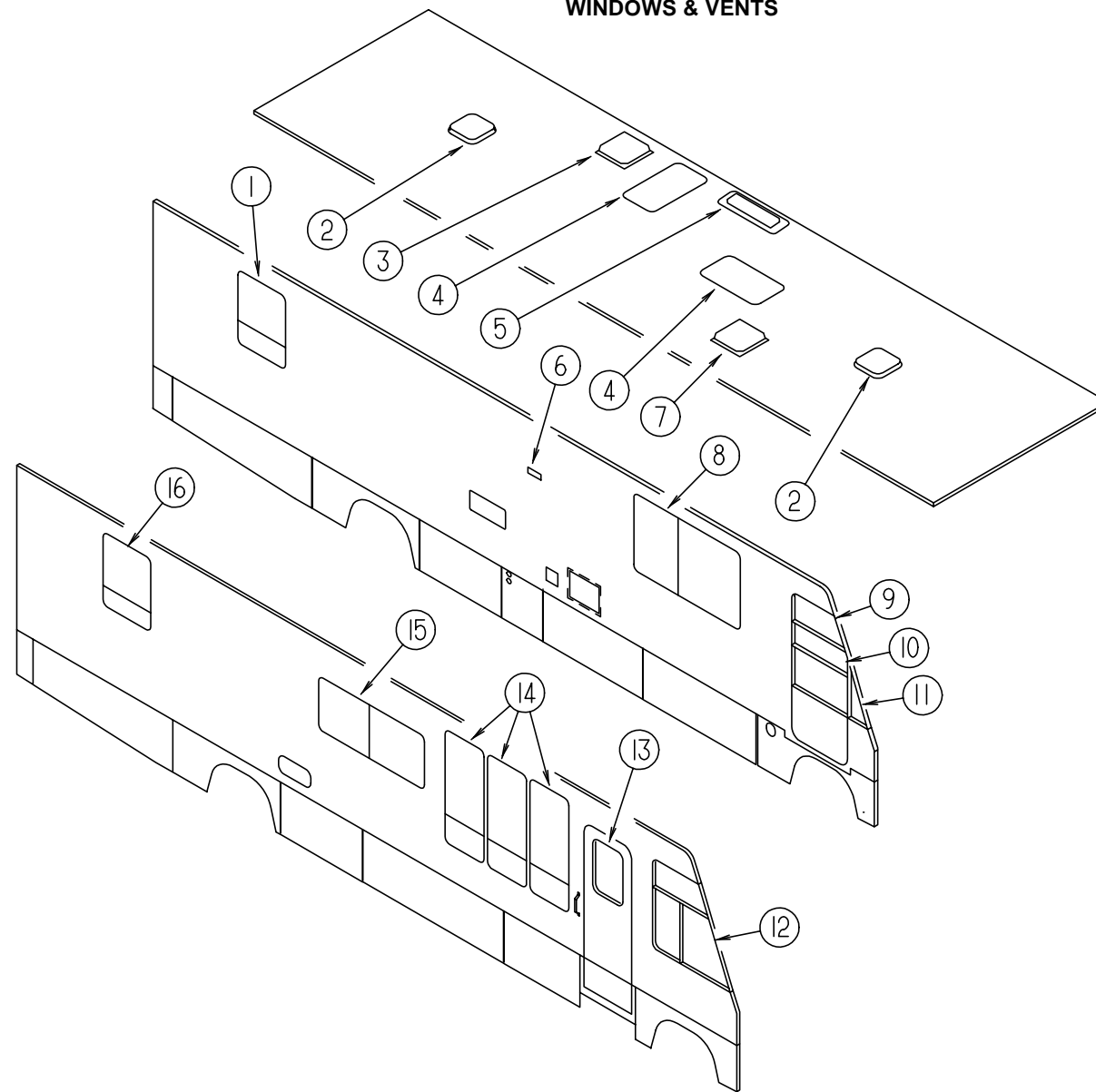
| KEY | PART NUMBER | U/M DESCRIPTION | VENDOR NO. |
|-----|---------------|---|---------------|
| | 051391-03-000 | EA WATER HEATER - W/ ELECTRIC IGNITION | |
| 1 | 051393-01-701 | EA SWITCH PACKAGE - W/ LIGHT | 91959 |
| 2 | 051391-04-701 | EA THERMOSTAT 12 VDC-120 PRESET | 91470 |
| 3 | 051393-01-721 | EA ECO & THERMOSTAT ASM - FRONT MOUNT - 140° | 91447 |
| 4 | 051391-01-705 | EA FASTENER - CAMLOC | 92609 |
| 5 | 051391-01-704 | EA VALVE - RELIEF - 1/2" FITTING | 91604 |
| 6 | 051393-01-723 | EA SWITCH - ENERGY CUT-OFF | 93866 |
| 7 | 051393-01-724 | EA CIRCUIT BOARD - W/ SPADE TERMINAL | 93867 |
| 8 | 051393-01-725 | EA ELECTRODE - SINGLE SPADE CONNECTION | 93868 |
| 9 | 051391-04-703 | EA BURNER - MAIN | 91638 |
| 10 | 051391-01-717 | EA GRILLE | 92640 |
| 11 | 051391-01-710 | EA ORIFICE - MAIN BURNER | 92742 |
| 12 | 051391-03-700 | EA ORIFICE HOLDER | 91563 |
| 13 | 051393-01-726 | EA SOLENOID VALVE & BRACKET | 93870 |
| 14 | 051391-01-714 | EA ELBOW - 45 DEGREE - 3/8" F X 3/8" MPT | 91044 |
| 15 | 052009-01-000 | EA DOOR - WATER HEATER - OFF WHITE | |
| 16 | 051391-01-700 | EA HINGE KIT - W/CLIP | 92568 & 92559 |
| 17 | 051391-04-706 | EA TANK - INNER | 91641 |
| 18 | 051391-01-715 | EA DRAIN PLUG | 91857 |
| 19 | 051391-01-706 | EA FLUE & GASKET | 92787 |
| | 116424-01-000 | EA PROTECTOR - ROUND VINYL - WATER HEATER LATCH | |

ATWOOD - G6A-8E

| KEY | PART NUMBER | U/M DESCRIPTION | VENDOR NO. |
|-----|---------------|---|---------------|
| | 051391-03-000 | EA WATER HEATER - W/ ELECTRIC IGNITION | |
| 1 | 051393-01-701 | EA SWITCH PACKAGE | 91959 |
| 2 | 051391-04-701 | EA THERMOSTAT 12 VDC-120 PRESET | 91470 |
| 3 | 051393-01-721 | EA ECO & THERMOSTAT ASM - FRONT MOUNT - 140° | 91447 |
| 4 | 051391-01-705 | EA FASTENER - CAMLOC | 92609 |
| 5 | 051391-01-704 | EA VALVE - RELIEF - 1/2" FITTING | 91604 |
| 6 | 051393-01-723 | EA SWITCH - ENERGY CUT-OFF | 93866 |
| 7 | 051393-01-724 | EA CIRCUIT BOARD - W/ SPADE TERMINAL | 93867 |
| 8 | 051393-01-725 | EA ELECTRODE - SINGLE SPADE CONNECTION | 93868 |
| 9 | 051391-04-703 | EA BURNER - MAIN | 91638 |
| 10 | 051391-01-717 | EA GRILLE | 92640 |
| 11 | 051391-01-710 | EA ORIFICE - MAIN BURNER | 92742 |
| 12 | 051391-03-700 | EA ORIFICE HOLDER | 91563 |
| 13 | 051393-01-726 | EA SOLENOID VALVE & BRACKET | 93870 |
| 14 | 051391-01-714 | EA ELBOW - 45 DEGREE - 3/8" F X 3/8" MPT | 91044 |
| 15 | 052009-04-000 | EA DOOR - WATER HEATER - BUFF | |
| 16 | 051391-01-700 | EA HINGE KIT - W/CLIP | 92568 & 92559 |
| 17 | 051391-04-706 | EA TANK - INNER | 91641 |
| 18 | 051391-01-715 | EA DRAIN PLUG | 91857 |
| 19 | 051391-04-707 | EA FLUE & GASKET | 90960 |
| | 111129-01-711 | EA BRACKET-CORNER, SET OF FOUR | 91928 |
| | 116424-01-000 | EA PROTECTOR - ROUND VINYL - WATER HEATER LATCH | |

WINDOW, VENT & EXTERIOR DOOR GROUP

WINDOWS & VENTS

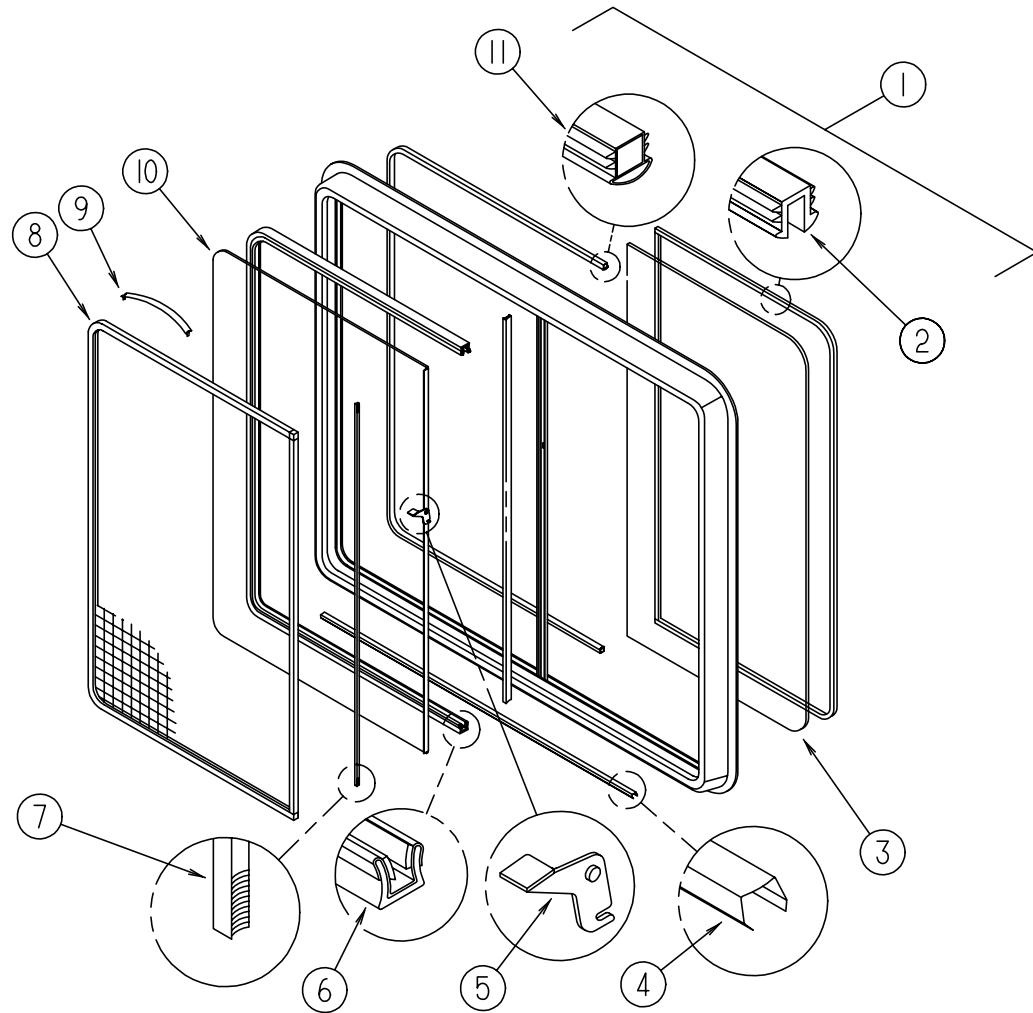


| KEY | PART NUMBER | U/M | DESCRIPTION |
|-----|---------------|-----|--|
| 1 | 112463-02-01A | EA | WINDOW ASM-TIPOUT W/INSIDE TRIM, 36" X 27" - W/EMERGENCY |
| 1 | 112898-09-01A | EA | WINDOW ASM-VERTICAL SLIDER, THERMOPANE - 36" X 27" - W/EMERGENCY |
| 2 | 110051-02-01A | EA | VENT - ROOF - NON POWERED |
| 3 | 110051-04-01A | EA | VENT - ROOF - POWERED (US) |
| 3 | 110051-06-01A | EA | VENT - ROOF - POWERED (CSA) |
| 4 | 114495-01-01A | EA | PANEL - INNER SKYLIGHT - 22.1" X 36.9" |
| 4 | 114496-01-01A | EA | PANEL - OUTER SKYLIGHT - 26.3" X 28.5" |
| 5 | 118369-01-01A | EA | VENT - ROOF CAP, REFRIGERATOR - BUFF (SIDE BY SIDE) |
| 5 | 118369-02-01A | EA | VENT - ROOF BASE, REFRIGERATOR - BUFF (SIDE BY SIDE) |
| 5 | 084073-04-000 | EA | BASE - ROOF VENT, REFRIGERATOR - BLACK - NORCOLD (DOUBLE DOOR) |
| 5 | 084073-05-000 | EA | COVER - ROOF VENT, REFRIGERATOR - BUFF - NORCOLD (DOUBLE DOOR) |
| 6 | 084616-06-000 | EA | SHROUD - RANGE HOOD VENT - BUFF |
| 6 | 084878-09-000 | EA | VENT - RANGE HOOD - SHORT - LVS |
| 7 | 084079-14-000 | EA | VENT - ROOF - POWERED (US) |
| 7 | 084079-15-000 | EA | VENT - ROOF - POWERED (CSA) |
| 7 | 110051-02-01A | EA | VENT - ROOF - NONPOWERED 4" ROOF |
| 8 | 098647-39-01A | EA | WINDOW ASM-SLIDER - W/INSIDE FRAME |
| 8 | 112795-37-01A | EA | WINDOW ASM-HORIZONTAL SLIDER, THERMOPANE - 38" X 60.5" |

| KEY | PART NUMBER | U/M | DESCRIPTION |
|-----|---------------|-----|---|
| 8 | 098647-22-01A | EA | WINDOW ASM-DRIVER HORIZONTAL SLIDER, 26 3/8" X 60" (WINDOW EXCHANGE OPTION) |
| 8 | 112795-15-01A | EA | WINDOW ASM-DR. HORIZONTAL SLIDER, THERMOPANE - 26 3/8" X 60" (WINDOW EXCHANGE OPTION) |
| 9 | 116000-02-01A | EA | WINDOW ASM-DRIVER STATIONARY 14 13/16" X 25 11/16" X 32 1/4", (THERMOPANE) |
| 9 | 106467-03-01A | EA | WINDOW ASM-DRIVER STATIONARY, 14 13/16" X 25 11/16" X 32 1/4" |
| 10 | 106469-01-704 | EA | WINDOW-DRIVER DOOR - ROLL-UP GLASS ASM. - W/ BRACKET |
| 11 | 115999-02-01A | EA | WINDOW ASM-FRONT SLANT - THERMO INSULATED - DRIVER SIDE (OPTION) |
| 11 | 106468-02-01A | EA | WINDOW ASM-FRONT SLANT- DRIVER SIDE |
| 12 | 103658-08-01A | EA | WINDOW ASM-PASS. SLANT, 44 1/4" X 24 7/16" X 44 1/8" |
| 12 | 113501-02-01A | EA | WINDOW ASM-PASS. SLANT, THERMOPANE - 44 1/4" X 24 7/16" X 44 1/8" (OPTION) |
| 13 | 117053-02-F36 | EA | WINDOW ASM-PICTURE ENTRANCE DOOR |
| 13 | 113733-01-01A | EA | WINDOW ASM-STATIONARY, THERMOPANE - 26 3/8" X 17" |
| 14 | 098644-09-01A | EA | WINDOW ASM-VERTICAL SLIDER, 55 1/2" X 22 1/8" |
| 14 | 112898-11-01A | EA | WINDOW ASM-VERTICAL SLIDER, THERMOPANE - 55 1/2" X 22 1/8" |
| 15 | 112795-16-01A | EA | WINDOW ASM. - PASS. HORIZONTAL SLIDER - THERMOPANE - 26 3/8" X 60" |
| 15 | 098647-23-01A | EA | WINDOW ASM. - PASS. HORIZONTAL SLIDER - 26 3/8" X 60" |
| 16 | 112463-01-01A | EA | WINDOW ASM-TIPOUT W/RETAINER TRIM, 36" X 27" |
| 16 | 112898-08-01A | EA | WINDOW ASM-SLIDER, VERTICAL - THERMOPANE - 36" X 27" |

WINDOW, VENT & EXTERIOR DOOR GROUP (CONTINUED)

SINGLE SLIDER WINDOW (EXCEL) (DRIVER SIDE LOUNGE, W/ OVERHEAD CABINETS)



| KEY | PART NUMBER | U/M | DESCRIPTION | VENDOR NO. |
|-----|---------------|-----|--|------------|
| | 098647-22-01A | EA | WINDOW ASM-DRIVER HORIZONTAL SLIDER, 26 3/8" X 60" - H287-G2W66L | |
| 1 | 098647-22-700 | EA | WINDOW ASM - SLIDER - W/O RETAINER TRIM | H287-G2L |
| | 098647-23-702 | EA | RETAINER TRIM (OFF WHITE) | W28766 |
| 2 | 100322-01-703 | FT | GLAZING STRIP | 132-010723 |
| 3 | 098647-23-703 | EA | GLASS - STATIONARY | 106-017622 |
| 4 | 098644-01-710 | FT | TRACK - SCREEN SPACER - 12' LENGTH | 132-017135 |
| 5 | 098644-01-700 | EA | LATCH - REPAIR KIT - BLACK | B801-CK |
| 6 | 098644-01-708 | FT | CHANNEL - PIERCED RUN | 122-016543 |
| 7 | 098644-01-711 | FT | WEATHERSTRIP - SCREEN - BLACK | 171-016965 |
| 8 | 098647-23-704 | EA | SCREEN ASM. - W/ SPRINGS & WEATHERSTRIP | 410-019066 |
| 9 | 098644-01-713 | EA | CLIP - SPRING - BLACK PLASTIC | 226-016966 |
| 10 | 098647-23-700 | EA | GLASS - SLIDING - W/ SASH & LATCH | H287-G9 |
| 11 | 098644-01-706 | FT | WEATHERSTRIP | 171-010668 |
| | 098644-01-716 | FT | PLUG - FILLER | 132-014470 |
| | 098644-01-717 | FT | SPLINE - SCREEN | 132-004716 |

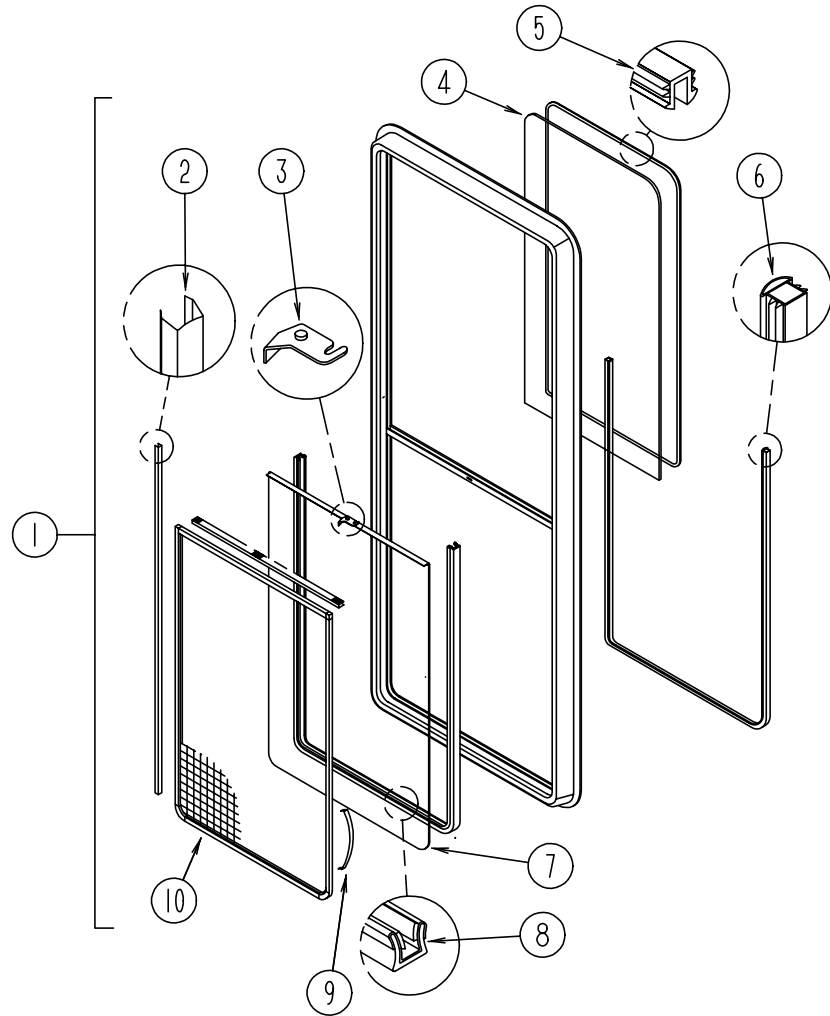
SINGLE SLIDER WINDOW (EXCEL) (DRIVER SIDE LOUNGE, W/O OVERHEAD CABINETS)

| KEY | PART NUMBER | U/M | DESCRIPTION | VENDOR NO. |
|-----|---------------|-----|--|------------|
| 1 | 098647-39-01A | EA | WINDOW ASM - SLIDER - W/ RETAINER TRIM - H442-G2W66L | |
| | 112795-37-701 | EA | RETAINER TRIM (OFF WHITE) | W44266 |
| 2 | 100322-01-703 | FT | GLAZING STRIP | 132-010723 |
| 3 | 098647-39-700 | EA | GLASS - STATIONARY | 106-019793 |
| 4 | 098644-01-710 | FT | TRACK - SCREEN SPACER - 12' LENGTH | 132-017135 |
| 5 | 098644-01-700 | EA | LATCH - REPAIR KIT - BLACK | B801-CK |
| 6 | 098644-01-708 | FT | CHANNEL - PIERCED RUN | 122-016543 |
| 7 | 098644-01-711 | FT | WEATHERSTRIP - SCREEN - BLACK | 171-016965 |
| 8 | 112795-37-704 | EA | SCREEN ASM. - W/ SPRINGS & WEATHERSTRIP | 410-019501 |
| 9 | 098644-01-713 | EA | CLIP - SPRING - BLACK PLASTIC | 226-016966 |
| 10 | 098647-39-701 | EA | GLASS - SLIDING | 106-019704 |
| 11 | 098644-01-706 | FT | WEATHERSTRIP | 171-010668 |
| | 098644-01-716 | FT | PLUG - FILLER | 132-014470 |
| | 098644-01-717 | FT | SPLINE - SCREEN | 132-004716 |

SINGLE SLIDER WINDOW (EXCEL) (PASSENGER SIDE DINETTE)

| KEY | PART NUMBER | U/M | DESCRIPTION | VENDOR NO. |
|-----|---------------|-----|---|------------|
| | 098647-23-01A | EA | WINDOW ASM. - PASS. HORIZONTAL SLIDER - 26 3/8" X 60" - H287-G2W66R | |
| 1 | 098647-23-701 | EA | WINDOW ASM - SLIDER - W/O RETAINER TRIM | H287-G2R |
| | 098647-23-702 | EA | RETAINER TRIM (OFF WHITE) | W28766 |
| 2 | 100322-01-703 | FT | GLAZING STRIP | 132-010723 |
| 3 | 098647-23-703 | EA | GLASS - STATIONARY | 106-017622 |
| 4 | 098644-01-710 | FT | TRACK - SCREEN SPACER - 12' LENGTH | 132-017135 |
| 5 | 098644-01-700 | EA | LATCH - REPAIR KIT - BLACK | B801-CK |
| 6 | 098644-01-708 | FT | CHANNEL - PIERCED RUN | 122-016543 |
| 7 | 098644-01-711 | FT | WEATHERSTRIP - SCREEN - BLACK | 171-016965 |
| 8 | 098647-23-704 | EA | SCREEN ASM. - W/ SPRINGS & WEATHERSTRIP | 410-019066 |
| 9 | 098644-01-713 | EA | CLIP - SPRING - BLACK PLASTIC | 226-016966 |
| 10 | 098647-23-700 | EA | GLASS - SLIDING - W/ SASH & LATCH | H287-G9 |
| 11 | 098644-01-706 | FT | WEATHERSTRIP | 171-010668 |
| | 098644-01-716 | FT | PLUG - FILLER | 132-014470 |
| | 098644-01-717 | FT | SPLINE - SCREEN | 132-004716 |

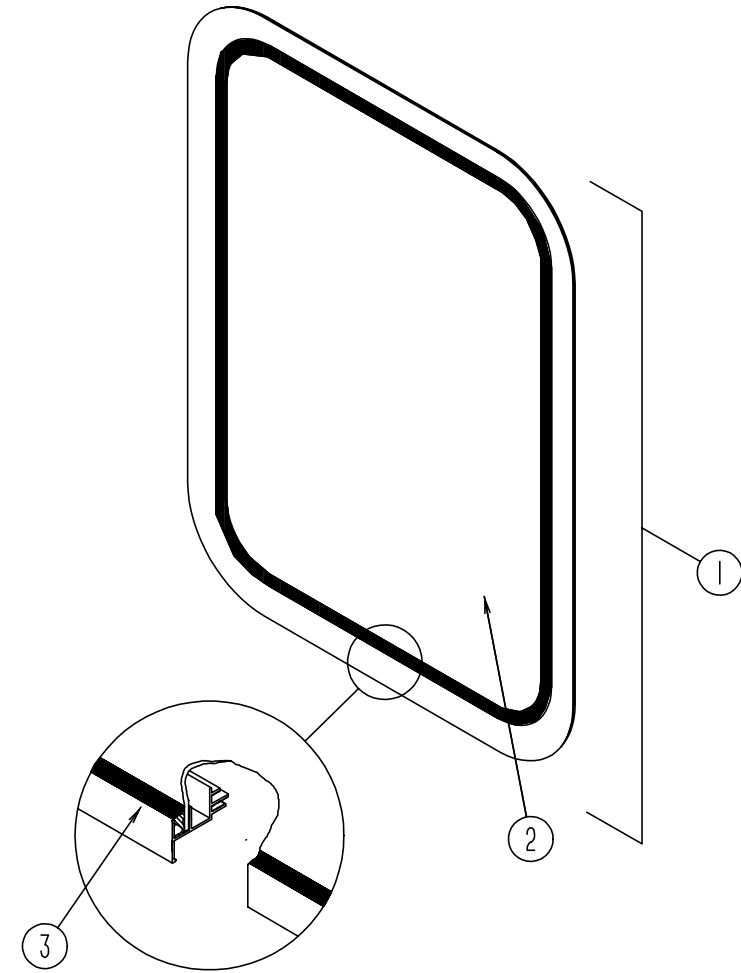
WINDOW, VENT & EXTERIOR DOOR GROUP (CONTINUED)



SINGLE SLIDER WINDOW (EXCEL) (PASSENGER SIDE LOUNGE)

| KEY | PART NUMBER | U/M DESCRIPTION | VENDOR NO. |
|-----|---------------|--|------------|
| 1 | 098644-09-01A | EA WINDOW ASM-VERTICAL SLIDER, 55 1/2" X 22 1/8" - | H446-G2W66 |
| | 098644-09-700 | EA WINDOW ASM - SLIDER - W/O RETAINER TRIM | H446-G2 |
| | 098644-09-701 | EA RETAINER TRIM - INSIDE (OFF WHITE) | W44666 |
| 2 | 098644-01-710 | FT TRACK - SCREEN SPACER - 12' LENGTH | 132-017135 |
| 3 | 098644-01-700 | EA LATCH - REPAIR KIT - BLACK | B801-CK |
| 4 | 098644-09-702 | EA GLASS - STATIONARY | 106-019509 |
| 5 | 100322-01-703 | FT GLAZING STRIP | 132-010723 |
| 6 | 098644-01-706 | FT WEATHERSTRIP | 171-010668 |
| 7 | 098644-09-703 | EA GLASS - SLIDING - W/ SASH & LATCH | H446-G9 |
| 8 | 098644-01-708 | FT CHANNEL - PIERCED RUN | 122-016543 |
| 9 | 098644-01-713 | EA CLIP - SPRING - BLACK PLASTIC | 226-016966 |
| 10 | 098644-09-704 | EA SCREEN ASM. - W/ SPRINGS & WEATHERSTRIP | 410-019511 |
| | 098644-01-711 | FT WEATHERSTRIP - SCREEN - BLACK | 171-016965 |
| | 098644-01-716 | FT PLUG - FILLER | 132-014470 |
| | 098644-01-717 | FT SPLINE - SCREEN | 132-004716 |

WINDOW, VENT & EXTERIOR DOOR GROUP (CONTINUED)



ENTRY DOOR WINDOW

| KEY | PART NUMBER | U/M DESCRIPTION |
|-----|---------------|---|
| 1 | 117053-02-F36 | EA WINDOW ASM. - ENTRANCE DOOR - W/O RETAINER TRIM |
| | 117054-02-02A | EA RETAINER TRIM - BRIGHT WHITE |
| 2 | 002181-25-000 | EA GLASS - PICTURE 655 X 417 MM |
| 3 | 087561-01-000 | FT SEAL - GLASS - EXTERIOR - .5" WIDE - VINYL - BLACK |

ENTRY DOOR WINDOW (THERMO INSULATED)

| KEY | PART NUMBER | U/M DESCRIPTION |
|-----|---------------|---|
| | 113733-01-01A | EA WINDOW ASM-STATIONARY, THERMOPANE - 26 3/8" X 17" |
| 1 | 113733-01-700 | EA WINDOW ASM. - ENTRANCE DOOR - THERMO INSULATED - W/O RETAINER TRIM |
| | 113733-01-701 | EA RETAINER TRIM - OFF WHITE |
| 2 | 113733-01-702 | EA GLASS - PICTURE - THERMO INSULATED |

WINDOW, VENT & EXTERIOR DOOR GROUP (CONTINUED)

STANDARD SINGLE SLIDER THERMOPANE WINDOW (EXCEL) (DRIVER SIDE LOUNGE)

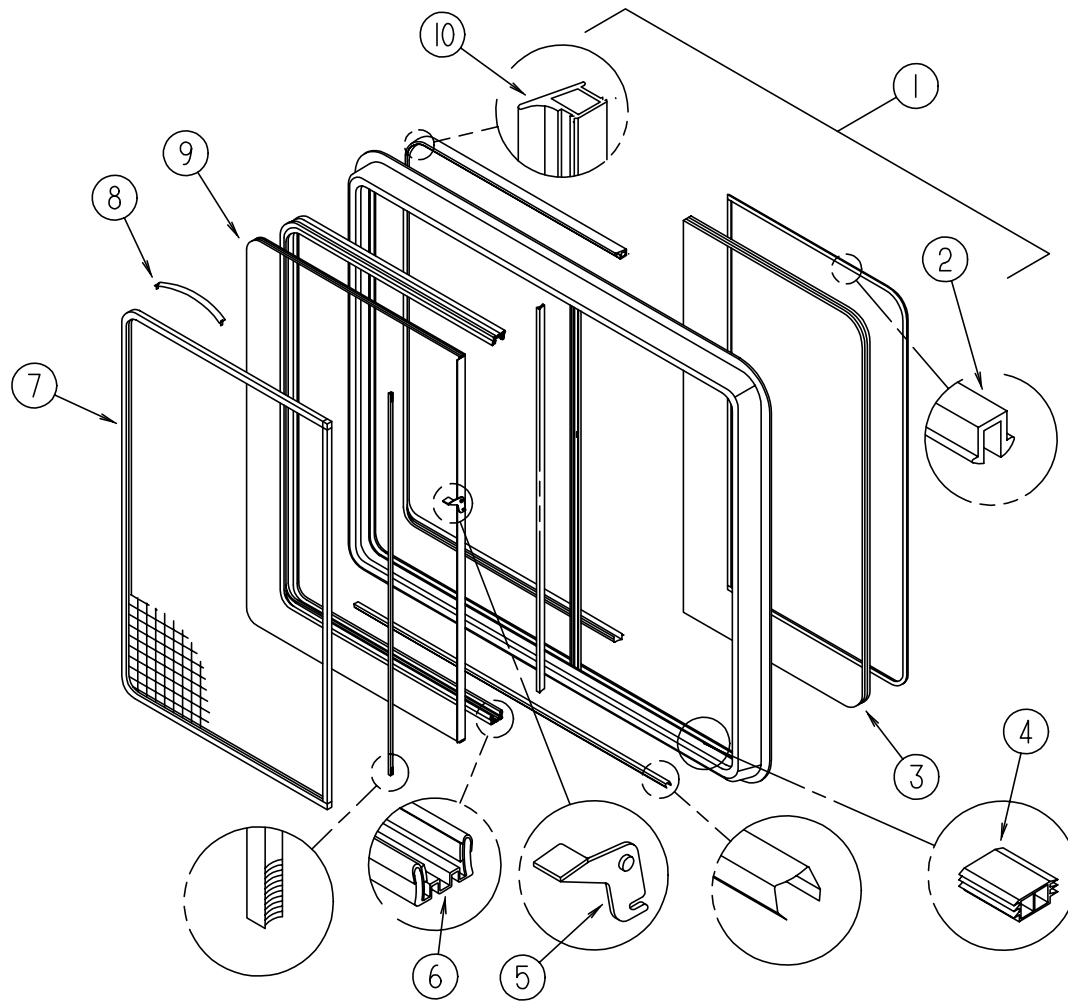
| KEY | PART NUMBER | U/M | DESCRIPTION | VENDOR NO. |
|-----|---------------|-----|--|--------------|
| 1 | 112795-15-01A | EA | WINDOW ASM-DR. HORIZONTAL SLIDER, THERMOPANE - 26 3/8" X 60" EXCEL | DH287-G2W66L |
| | 112795-15-700 | EA | WINDOW W/O TRIM | DH287-G2L |
| | 098647-23-702 | EA | RETAINER-TRIM, WHITE | W28766 |
| 2 | 112795-01-702 | FT | PLUG-FILLER | 122-018737 |
| 3 | 112795-15-701 | EA | GLASS-STATIONARY | 390-019045 |
| 4 | 112795-01-701 | EA | SLIDE-STOP | 132-019092 |
| 5 | 112795-01-700 | EA | LATCH ASM., BLACK | DH287-CK |
| 6 | 112795-01-703 | IN | CHANNEL-RUN | 122-018736 |
| 7 | 098647-23-704 | EA | SCREEN ASM., W/SPRING CLIP | 410-019066 |
| 8 | 098644-01-713 | EA | CLIP-SPRING, BLACK PLASTIC | 226-016966 |
| 9 | 112795-15-702 | EA | GLASS-SLIDING, W/SASH & LATCH | DH287-G9 |
| 10 | 112795-01-704 | FT | VINYL-GLAZING | 132-018280 |

OPTION SINGLE SLIDER THERMOPANE WINDOW (EXCEL) (DRIVER SIDE LOUNGE)

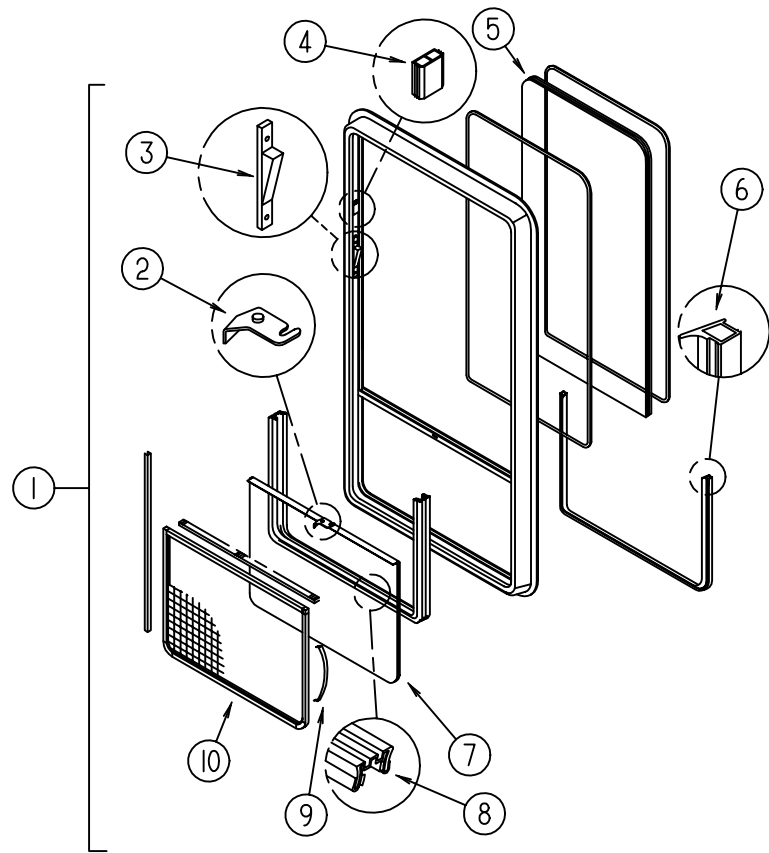
| KEY | PART NUMBER | U/M | DESCRIPTION | VENDOR NO. |
|-----|---------------|-----|--|--------------|
| 1 | 112795-37-01A | EA | WINDOW ASM-HORIZONTAL SLIDER, THERMOPANE - 38" X 60.5" EXCEL | DH442-G2W66L |
| | 112795-37-700 | EA | WINDOW W/O TRIM | DH442-G2L |
| | 112795-37-701 | EA | RETAINER-TRIM, WHITE | W44266 |
| 2 | 112795-01-702 | FT | PLUG-FILLER | 122-018737 |
| 3 | 112795-37-702 | EA | GLASS-STATIONARY | 390-019499 |
| 4 | 112795-01-701 | EA | SLIDE-STOP | 132-019092 |
| 5 | 112795-01-700 | EA | LATCH ASM., BLACK | DH287-CK |
| 6 | 112795-01-703 | IN | CHANNEL-RUN | 122-018736 |
| 7 | 112795-37-704 | EA | SCREEN ASM., W/SPRING CLIP | 410-019501 |
| 8 | 098644-01-713 | EA | CLIP-SPRING, BLACK PLASTIC | 226-016966 |
| 9 | 112795-37-703 | EA | GLASS-SLIDING, W/SASH & LATCH | DH442-G9 |
| 10 | 112795-01-704 | FT | VINYL-GLAZING | 132-018280 |

SINGLE SLIDER THERMOPANE WINDOW (EXCEL) (PASSENGER SIDE DINETTE)

| KEY | PART NUMBER | U/M | DESCRIPTION | VENDOR NO. |
|-----|---------------|-----|--|--------------|
| 1 | 112795-16-01A | EA | WINDOW ASM. - PASS. HORIZONTAL SLIDER - THERMOPANE - 26 3/8" X 60" EXCEL | DH287-G2W66R |
| | 112795-16-700 | EA | WINDOW W/O TRIM | DH287-G2R |
| | 098647-23-702 | EA | RETAINER-TRIM, WHITE | W28766 |
| 2 | 112795-01-702 | FT | PLUG-FILLER | 122-018737 |
| 3 | 112795-15-701 | EA | GLASS-STATIONARY | 390-019045 |
| 4 | 112795-01-701 | EA | SLIDE-STOP | 132-019092 |
| 5 | 112795-01-700 | EA | LATCH ASM., BLACK | DH287-CK |
| 6 | 112795-01-703 | IN | CHANNEL-RUN | 122-018736 |
| 7 | 098647-23-704 | EA | SCREEN ASM., W/SPRING CLIP | 410-019066 |
| 8 | 098644-01-713 | EA | CLIP-SPRING, BLACK PLASTIC | 226-016966 |
| 9 | 112795-15-702 | EA | GLASS-SLIDING, W/SASH & LATCH | DH287-G2R |
| 10 | 112795-01-704 | FT | VINYL-GLAZING | 132-018280 |



WINDOW, VENT & EXTERIOR DOOR GROUP (CONTINUED)



EXCEL PASSENGER SIDE BEDROOM THERMOPANE WINDOW

| KEY | PART NUMBER | U/M DESCRIPTION | VENDOR NO. |
|-----|---------------|---|--------------|
| 1 | 112898-08-01A | EA WINDOW ASM-SLIDER, VERTICAL - THERMOPANE - 36" X 27" EXCEL | DH435-G2W66R |
| | 112898-08-700 | EA WINDOW W/O TRIM | DH435-G2R |
| | 112898-08-701 | EA RETRAINER-TRIM, WHITE | W43566 |
| 2 | 112795-01-700 | EA LATCH ASM., BLACK | DH287-CK |
| 3 | 112898-04-703 | EA SASH LATCH KIT, RAISED | DH343-CK |
| 4 | 112795-01-701 | EA SLIDE-STOP | 132-019092 |
| 5 | 112898-08-702 | EA GLASS-STATIONARY | 390-019462 |
| 6 | 112795-01-702 | FT PLUG-FILLER | 122-018737 |
| 7 | 112898-08-703 | EA GLASS-ASSEMBLY SLIDING | DH435-G9 |
| 8 | 112795-01-703 | IN CHANNEL-RUN | 122-018736 |
| 9 | 098644-01-713 | EA CLIP-SPRING, BLACK PLASTIC | 226-016966 |
| 10 | 112898-08-704 | EA SCREEN ASSEMBLY | 410-019473 |

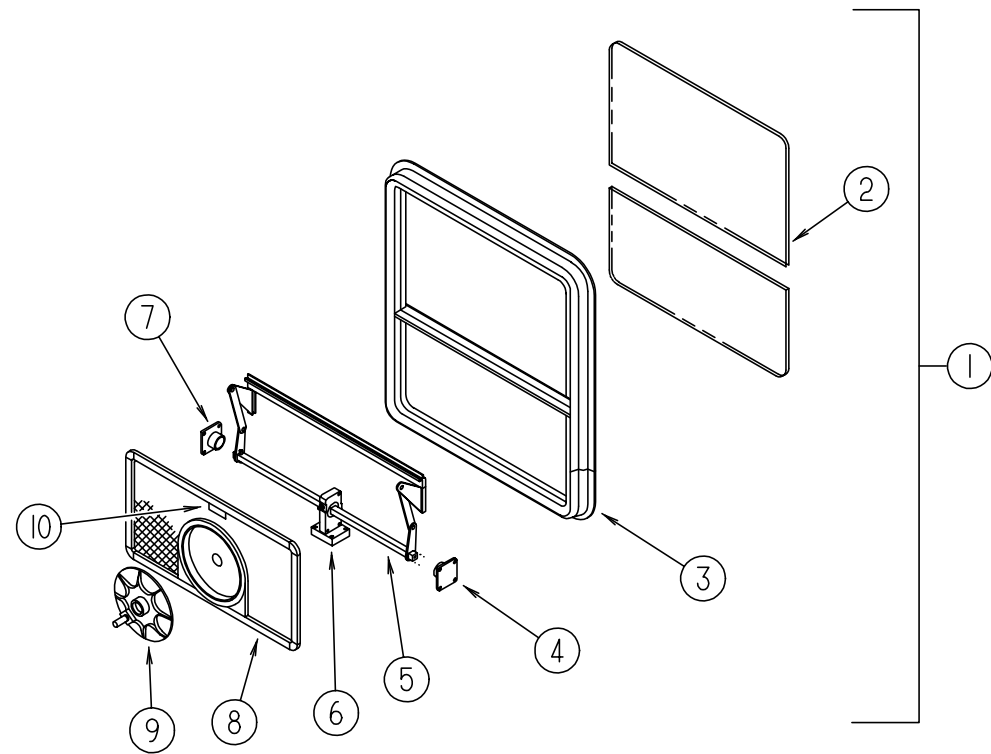
EXCEL DRIVER SIDE BEDROOM THERMOPANE WINDOW

| KEY | PART NUMBER | U/M DESCRIPTION | VENDOR NO. |
|-----|---------------|---|--------------|
| 1 | 112898-09-01A | EA WINDOW ASM-VERTICAL SLIDER, THERMOPANE - 36" X 27" - W/EMERGENCY EXCEL | DH436-G2W64L |
| | 112898-09-700 | EA WINDOW W/O TRIM | DH436-G2 |
| | 112898-09-701 | EA RETRAINER-TRIM, WHITE | W43664 |
| 2 | 112795-01-700 | EA LATCH ASM., BLACK | DH287-CK |
| 3 | 112898-04-703 | EA SASH LATCH KIT, RAISED | DH343-CK |
| 4 | 112795-01-701 | EA SLIDE-STOP | 132-019092 |
| 5 | 112898-09-702 | EA GLASS-STATIONARY | 390-019464 |
| 6 | 112795-01-702 | FT PLUG-FILLER | 122-018737 |
| 7 | 112898-09-703 | EA GLASS-ASSEMBLY SLIDING | DH436-G9 |
| 8 | 112795-01-703 | IN CHANNEL-RUN | 122-018736 |
| 9 | 098644-01-713 | EA CLIP-SPRING, BLACK PLASTIC | 226-016966 |
| 10 | 112898-09-704 | EA SCREEN ASSEMBLY | 410-019474 |

EXCEL PASSENGER SIDE LOUNGE THERMOPANE WINDOW

| KEY | PART NUMBER | U/M DESCRIPTION | VENDOR NO. |
|-----|---------------|---|-------------|
| 1 | 112898-11-01A | EA WINDOW ASM-VERTICAL SLIDER, THERMOPANE - 55 1/2" X 22 1/8" EXCEL | DH446-G2W66 |
| | 112898-11-700 | EA WINDOW W/O TRIM | DH446-G2 |
| | 098644-09-701 | EA RETRAINER-TRIM, WHITE | W44666 |
| 2 | 112795-01-700 | EA LATCH ASM., BLACK | DH287-CK |
| 3 | 112898-04-703 | EA SASH LATCH KIT, RAISED | DH343-CK |
| 4 | 112795-01-701 | EA SLIDE-STOP | 132-019092 |
| 5 | 112898-11-701 | EA GLASS-STATIONARY | 390-019648 |
| 6 | 112795-01-702 | FT PLUG-FILLER | 122-018737 |
| 7 | 112898-11-702 | EA GLASS-ASSEMBLY SLIDING | DH446-G9 |
| 8 | 112795-01-703 | IN CHANNEL-RUN | 122-018736 |
| 9 | 098644-01-713 | EA CLIP-SPRING, BLACK PLASTIC | 226-016966 |
| 10 | 098644-09-704 | EA SCREEN ASSEMBLY | 410-019511 |

WINDOW, VENT & EXTERIOR DOOR GROUP (CONTINUED)



EXCEL PASSENGER SIDE BEDROOM WINDOW (EXCEL TIPOUT)

| KEY | PART NUMBER | U/M DESCRIPTION | VENDOR NO. |
|-----|---------------|--|------------|
| 1 | 112463-01-01A | EA WINDOW ASM-TIPOUT W/RETAINER TRIM, 36" X 27" - CH81-G2W59 | |
| | 112463-01-702 | EA RETRAINER-TRIM, WHITE | CW8159 |
| 2 | 112463-01-700 | EA GLASS - STATIONARY 62 % GP | 106-018807 |
| 3 | 112463-01-701 | EA WINDOW W/O TRIM | CH81-G2 |
| 4 | 113500-01-707 | EA SUPPORT - TORQUE BAR, RH | 130-015979 |
| 5 | 112463-01-704 | EA OPERATOR & BAR ASSEMBLY | CH78-18 |
| 6 | 112463-01-703 | EA VENT ASSEMBLY | CH81-G9 |
| 7 | 113500-01-708 | EA SUPPORT - TORQUE BAR, LH | 130-015978 |
| 8 | 112463-01-705 | EA SCREEN ASSEMBLY | 410-018811 |
| 9 | 100322-01-718 | EA HANDLE - DIAL | 410-016081 |
| 10 | 112519-01-706 | EA CLIP - SCREEN | CH21-50 |
| | 100322-01-703 | FT STRIP - GLAZING | 132-010723 |

EXCEL DRIVER SIDE BEDROOM WINDOW (EXCEL TIPOUT)

| KEY | PART NUMBER | U/M DESCRIPTION | VENDOR NO. |
|-----|---------------|--|------------|
| 1 | 112463-02-01A | EA WINDOW ASM-TIPOUT W/INSIDE TRIM, 36" X 27" - W/EMERGENCY - CH82-G2W59 | |
| | 112463-02-701 | EA RETRAINER-TRIM, WHITE | CW8259 |
| 2 | 112463-02-702 | EA GLASS - STATIONARY 62 % GP | 106-018809 |
| 3 | 112463-02-700 | EA WINDOW W/O TRIM | CH82-G2 |
| 4 | 113500-01-707 | EA SUPPORT - TORQUE BAR, RH | 130-015979 |
| 5 | 112463-02-704 | EA OPERATOR & BAR ASSEMBLY | CH82-18 |
| 6 | 112463-02-703 | EA VENT ASSEMBLY | CH82-G9 |
| 7 | 113500-01-708 | EA SUPPORT - TORQUE BAR, LH | 130-015978 |
| 8 | 112463-02-705 | EA SCREEN ASSEMBLY | 410-018812 |
| 9 | 100322-01-718 | EA HANDLE - DIAL | 410-016081 |
| 10 | 112519-01-706 | EA CLIP - SCREEN | CH21-50 |
| | 100322-01-703 | FT STRIP - GLAZING | 132-010723 |

WINDOW, VENT & EXTERIOR DOOR GROUP (CONTINUED)

EXCEL VISTA WINDOW

| KEY | PART NUMBER | U/M DESCRIPTION | VENDOR NO. |
|-----|---------------|--|-------------|
| | 106467-03-01A | EA WINDOW ASM-DRIVER STATIONARY, 14 13/16" X 25 11/16" X 32 1/4" EXCEL | H388-G2B27L |
| | 106467-03-700 | EA GLASS-STATIONARY | 106-018752 |
| | 106467-03-701 | EA WINDOW | H388-G2L |
| | 106467-03-702 | EA RETAINER-TRIM, BLACK | H38827L |

EXCEL THERMOPANE VISTA WINDOW

| KEY | PART NUMBER | U/M DESCRIPTION | VENDOR NO. |
|-----|---------------|---|------------|
| | 116000-02-01A | EA WINDOW ASM-DRIVER STATIONARY 14 13/16" X 25 11/16" X 32 1/4", THERMOPANE - EXCEL DH388G2B27L | |

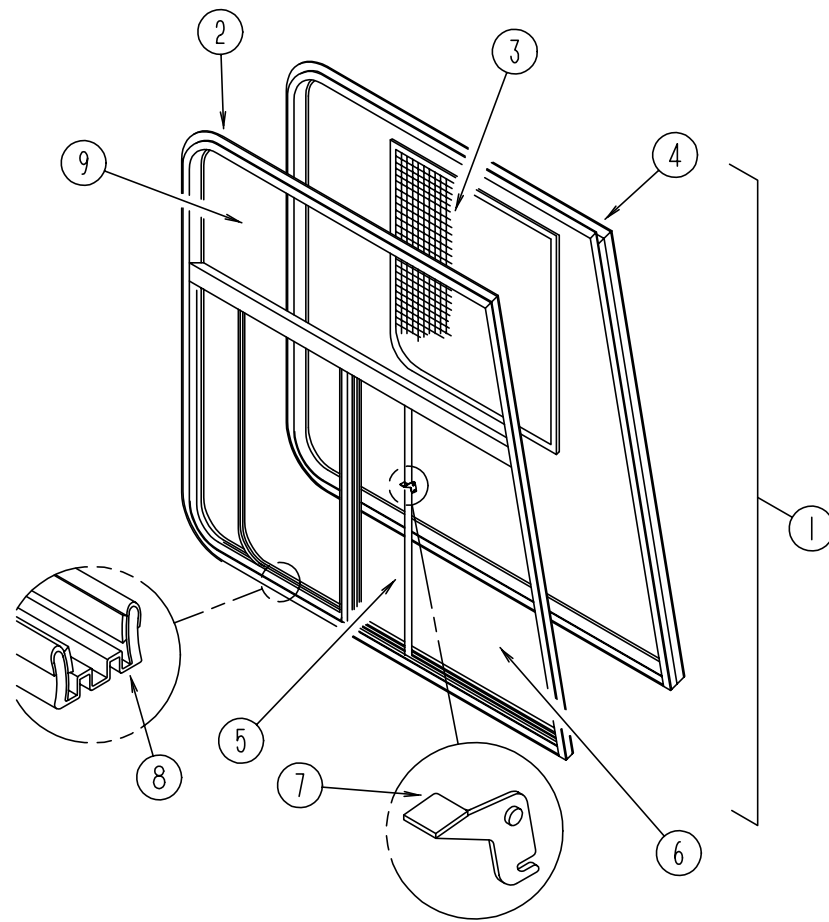
EXCEL SLANT WINDOW

| KEY | PART NUMBER | U/M DESCRIPTION | VENDOR NO. |
|-----|---------------|---------------------------------------|-------------|
| | 106468-02-01A | EA WINDOW ASM-FRONT SLANT, LH - EXCEL | H383-A2B27L |
| | 100322-01-703 | FT STRIP-GLAZING, BUTYL | 132-010723 |
| | 106468-02-700 | EA WINDOW | H383-A2L |
| | 106468-02-701 | EA RETAINER-TRIM, BLACK | H383-27L |
| | 106468-02-702 | EA GLASS-STATIONARY | 106-018740 |

EXCEL THERMOPANE SLANT WINDOW

| KEY | PART NUMBER | U/M DESCRIPTION | VENDOR NO. |
|-----|---------------|--|------------|
| | 115999-02-01A | EA WINDOW ASM-FRONT SLANT, LH - THERMOPANE - EXCEL DH383A2B27L | |

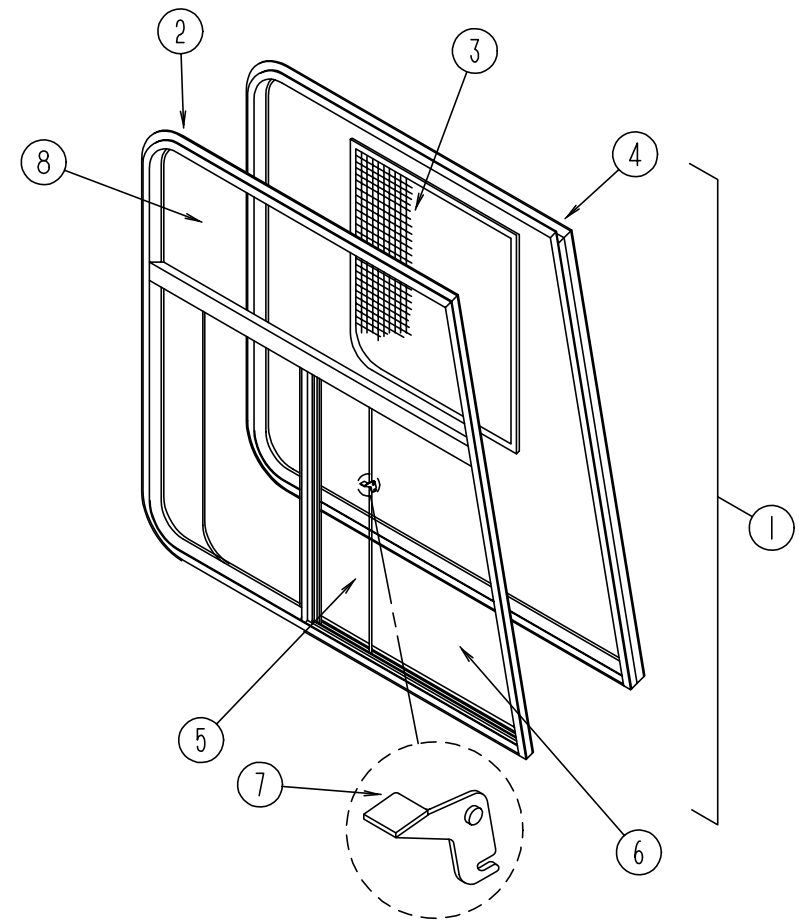
WINDOW, VENT & EXTERIOR DOOR GROUP (CONTINUED)



FRONT CAB THERMOPANE WINDOWS (EXCEL)

| KEY | PART NUMBER | U/M | DESCRIPTION | VENDOR NO. |
|-----|---------------|-----|---|---------------|
| 1 | 113501-02-01A | EA | WINDOW ASM-PASS. SLANT, THERMOPANE - 44 1/4" X 24 7/16" X 44 1/8" EXCEL | DH374-A2B66R |
| 2 | 113501-01-700 | EA | WINDOW W/O TRIM, LH | DH374-A2L |
| 2 | 113501-02-700 | EA | WINDOW W/O TRIM, RH | DH374-A2R |
| 3 | 103658-01-700 | EA | SCREEN ASM.-WINDOW, LH | H322-03L |
| 3 | 103658-02-700 | EA | SCREEN ASSEMBLY, RH | H322-03R |
| 4 | 103658-09-702 | EA | RETAINER-TRIM, LH | H37366L & 76L |
| 4 | 103658-10-701 | EA | RETAINER-TRIM, RH | H37366R & 76R |
| 5 | 113501-01-703 | EA | GLASS-SLIDE ASSEMBLY, LH | DH374-A9L |
| 5 | 113501-02-702 | EA | GLASS-SLIDE ASSEMBLY, RH | DH374-A9R |
| 6 | 113501-01-702 | EA | GLASS-STATIONARY-LOWER, LH | 390-019139L |
| 6 | 113501-02-701 | EA | GLASS-STATIONARY-LOWER, RH | 390-019138R |
| 7 | 112795-01-700 | EA | LATH ASM- BLACK | DH287-CK |
| 8 | 112795-01-703 | IN | CHANNEL-RUN | 122-018736 |
| 9 | 113501-01-701 | EA | GLASS-STATIONARY-UPPER | 390-019137 |

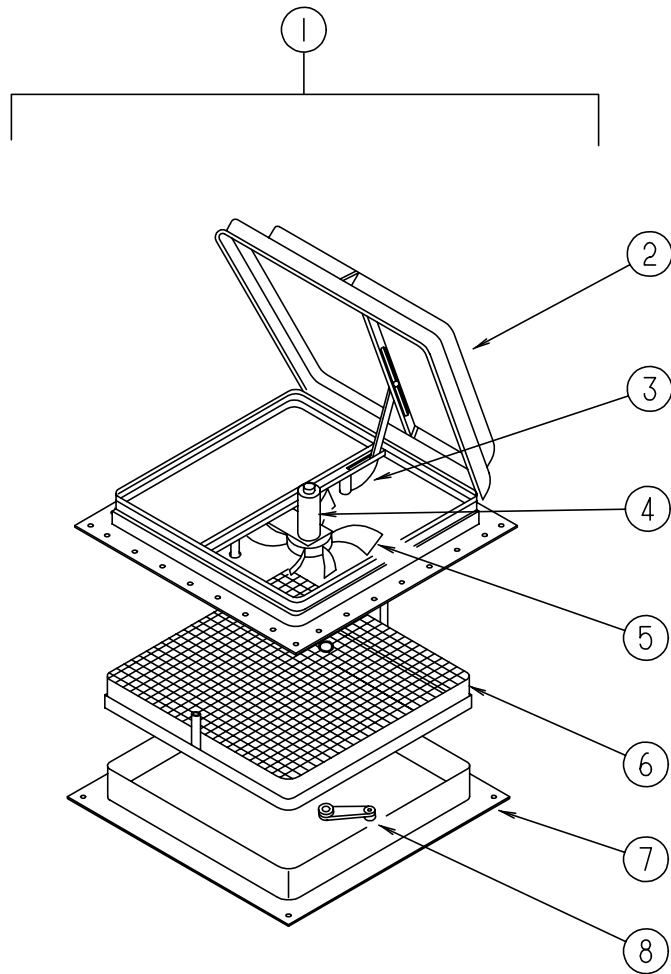
WINDOW, VENT & EXTERIOR DOOR GROUP (CONTINUED)



FRONT CAB WINDOWS (EXCEL)

| KEY | PART NUMBER | U/M | DESCRIPTION |
|-----|---------------|-----|--|
| 1 | 103658-08-01A | EA | WINDOW ASM. - PASS. SLANT, 44 1/4" X 24 7/16" X 44 1/8" |
| 2 | 103658-08-700 | EA | WINDOW ASM. - SLIDER - W/O INSIDE FRAME - PASSENGER SIDE |
| 2 | 103658-07-704 | EA | WINDOW ASM. - SLIDER - W/O INSIDE FRAME - DRIVER SIDE |
| 3 | 103658-01-700 | EA | SCREEN ASM. - WINDOW - DRIVER SIDE |
| 3 | 103658-02-700 | EA | SCREEN ASM. - WINDOW - PASSENGER SIDE |
| | 098644-01-717 | FT | SCREEN SPLINE |
| | 098644-01-713 | EA | SCREEN CLIPS (METAL)(BLACK) |
| | 098644-01-710 | FT | TRACK - SPACER - FOR SCREEN 12' |
| | 098644-01-711 | FT | WEATHERSTRIP - SCREEN - BLACK |
| 4 | 103658-08-701 | EA | INSIDE FRAME - PASSENGER SIDE |
| 4 | 103658-07-700 | EA | INSIDE FRAME - DRIVER SIDE |
| 5 | 103658-01-703 | EA | GLASS - SLIDING - W/SASH & LATCH - DRIVER SIDE |
| 5 | 103658-02-701 | EA | GLASS - SLIDING - W/SASH & LATCH - PASSENGER SIDE |
| 6 | 103658-01-702 | EA | GLASS - STATIONARY - BOTTOM - DRIVER OR PASSENGER SIDE |
| 7 | 098644-01-700 | EA | LATCH - REPAIR KIT |
| 8 | 103658-07-701 | EA | GLASS - STATIONARY - TOP - DRIVER OR PASSENGER SIDE |
| | 098644-01-708 | FT | CHANNEL - PIERCED RUN |
| | 098644-01-706 | FT | WEATHERSTRIP - GLASS |
| | 098644-01-716 | FT | PLUG - FILLER |

WINDOW, VENT & EXTERIOR DOOR GROUP (CONTINUED)



POWERED ROOF VENT (US)

| KEY | PART NUMBER | U/M DESCRIPTION | VENDOR NO. |
|-----|---------------|--|------------|
| 1 | 110051-04-01A | EA VENT ASM. - ROOF - POWERED - | 7797 |
| 2 | 064470-01-700 | EA COVER - ROOF VENT (W/O SLIDE BAR) | J7291 |
| | 064470-01-701 | EA SLIDE BAR (VENT-LID) | JRP1291B |
| 3 | 110051-01-702 | EA GEAR - LIFT-ARM ASM. | RP-1000B |
| 4 | 048648-01-000 | EA MOTOR - 12V NONVENTED 1/8 SHAFT - | 42-472-01 |
| 5 | 048649-01-000 | EA FAN - PLASTIC - 6 IN - 6 BLADED - RP- | 10002B |
| 6 | 110051-01-704 | EA SCREEN & FRAME | 29-688-03 |
| 7 | 110051-02-700 | EA GARNISH - INTERIOR - 4" | |
| 8 | 110051-01-703 | EA CRANK HANDLE | RP-1031-B |

POWERED ROOF VENT (CANADIAN)

| KEY | PART NUMBER | U/M DESCRIPTION | VENDOR NO. |
|-----|---------------|--|------------|
| 1 | 110051-06-01A | EA VENT ASM. - ROOF - POWERED - | C7797 |
| 2 | 064470-01-700 | EA COVER - ROOF VENT (W/O SLIDE BAR) | J7291 |
| | 064470-01-701 | EA SLIDE BAR (VENT-LID) | JRP1291B |
| 3 | 110051-01-702 | EA GEAR - LIFT-ARM ASM. | RP-1000B |
| 4 | 048648-01-000 | EA MOTOR - 12V NONVENTED 1/8 SHAFT - | 42-472-01 |
| 5 | 048649-01-000 | EA FAN - PLASTIC - 6 IN - 6 BLADED - RP- | 10002B |
| 6 | 110051-01-704 | EA SCREEN & FRAME | 29-688-03 |
| 7 | 110051-02-700 | EA GARNISH - INTERIOR - 4" | |
| 8 | 110051-01-703 | EA CRANK HANDLE | RP-1031-B |

WINDOW, VENT & EXTERIOR DOOR GROUP (CONTINUED)

NON POWERED ROOF VENT

| KEY | PART NUMBER | U/M DESCRIPTION | VENDOR NO. |
|-----|---------------|--------------------------------------|------------|
| | 110051-02-01A | EA ROOF VENT - W/ SCREEN - | 7727 |
| | 064470-01-700 | EA COVER - ROOF VENT (W/O SLIDE BAR) | J7291 |
| | 064470-01-701 | EA SLIDE BAR (VENT-LID) | JRP1291B |
| | 110051-01-702 | EA GEAR - LIFT-ARM ASM. | RP-1000B |
| | 110051-01-703 | EA CRANK HANDLE | RP-1031-B |
| | 110051-01-704 | EA SCREEN & FRAME | 29-688-03 |
| | 110051-02-700 | EA GARNISH - INTERIOR - 4" | |

POWERED ROOF VENT (FANTASTIC) (US)

| KEY | PART NUMBER | U/M DESCRIPTION | VENDOR NO. |
|-----|---------------|---|------------|
| | 084079-14-000 | EA VENT - EXHAUST - POWERED - OFF WHITE | |
| | 084079-01-700 | EA VENT COVER | 1020-19 |
| | 084079-01-701 | EA SCREEN ASM. - WHITE | 1030-80 |
| | 084079-01-702 | EA ARM LIFT ASSEMBLY - MANUAL | 101105 |
| | 084079-01-703 | EA CRANK - EXTERIOR | 1060-09 |
| | 084079-01-707 | EA SWITCH - SAFETY | 1120-00 |
| | 084079-01-709 | EA SWITCH - ON & OFF - MAIN POWER | 1100-00 |
| | 084079-07-700 | EA GARNISH - INTERIOR 4" OFF/WHT | 2040-80 |
| | 084079-11-700 | EA MOTOR, BRACKET & FAN BLADE | 4017K-09 |
| | 084079-11-702 | EA BASE - MAIN W/ DOME SWITCH | 1010K-81 |

POWERED ROOF VENT (FANTASTIC) (CSA)

| KEY | PART NUMBER | U/M DESCRIPTION | VENDOR NO. |
|-----|---------------|---|------------|
| | 084079-15-000 | EA VENT - EXHAUST - POWERED - OFF WHITE | |
| | 084079-01-700 | EA VENT COVER | 1020-19 |
| | 084079-01-702 | EA ARM LIFT ASSEMBLY - MANUAL | 101105 |
| | 084079-01-703 | EA CRANK - EXTERIOR | 1060-09 |
| | 084079-01-707 | EA SWITCH - SAFETY | 1120-00 |
| | 084079-01-709 | EA SWITCH - ON & OFF - MAIN POWER | 1100-00 |
| | 084079-07-700 | EA GARNISH - INTERIOR 4" OFF/WHT | 2040-80 |
| | 084079-11-700 | EA MOTOR, BRACKET & FAN BLADE | 4017K-09 |
| | 084079-11-702 | EA BASE - MAIN W/ DOME SWITCH | 1010K-81 |
| | 084079-15-700 | EA SCREEN ASM. - INT. W/ SWITCHES | 1030S-80 |

ROOF VENTS

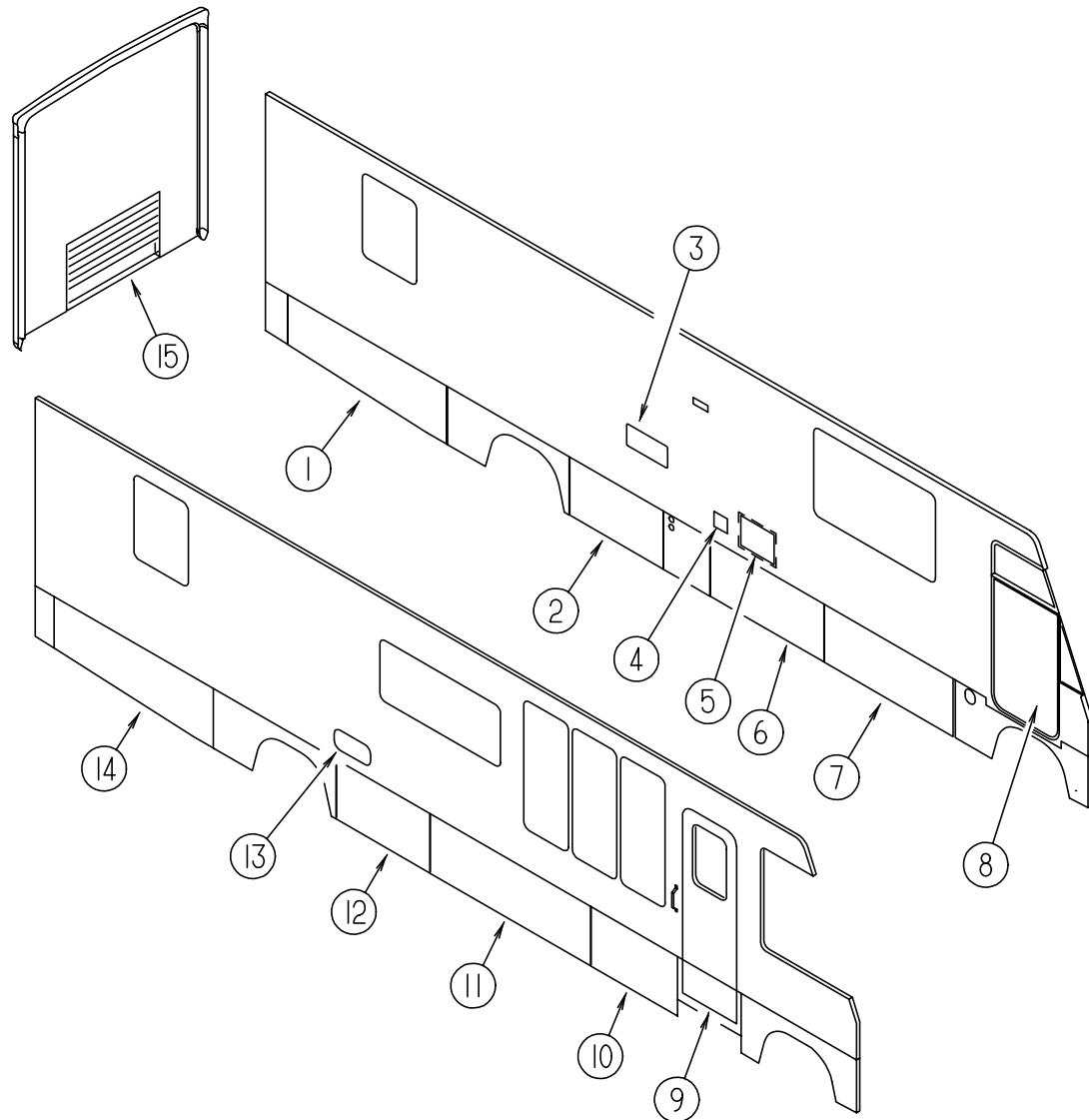
| KEY | PART NUMBER | U/M DESCRIPTION |
|-----|---------------|---|
| | 083558-04-000 | EA VENT COVER - PLUMBING PIPE - ROOF - BUFF |
| | 118369-01-01A | EA VENT - ROOF CAP, REFRIGERATOR - BUFF (SIDE BY SIDE) |
| | 118369-02-01A | EA VENT - ROOF BASE, REFRIGERATOR - BUFF (SIDE BY SIDE) |
| | 084073-04-000 | EA BASE - ROOF VENT, REFRIGERATOR - BLACK - NORCOLD (DOUBLE DOOR) |
| | 084073-05-000 | EA COVER - ROOF VENT, REFRIGERATOR - BUFF - NORCOLD (DOUBLE DOOR) |

SIDEWALL VENTS

| KEY | PART NUMBER | U/M DESCRIPTION |
|-----|---------------|------------------------------------|
| | 084616-06-000 | EA SHROUD - RANGE HOOD VENT - BUFF |
| | 084878-09-000 | EA VENT - RANGE HOOD - SHORT - LVS |

WINDOW, VENT & EXTERIOR DOOR GROUP (CONTINUED)

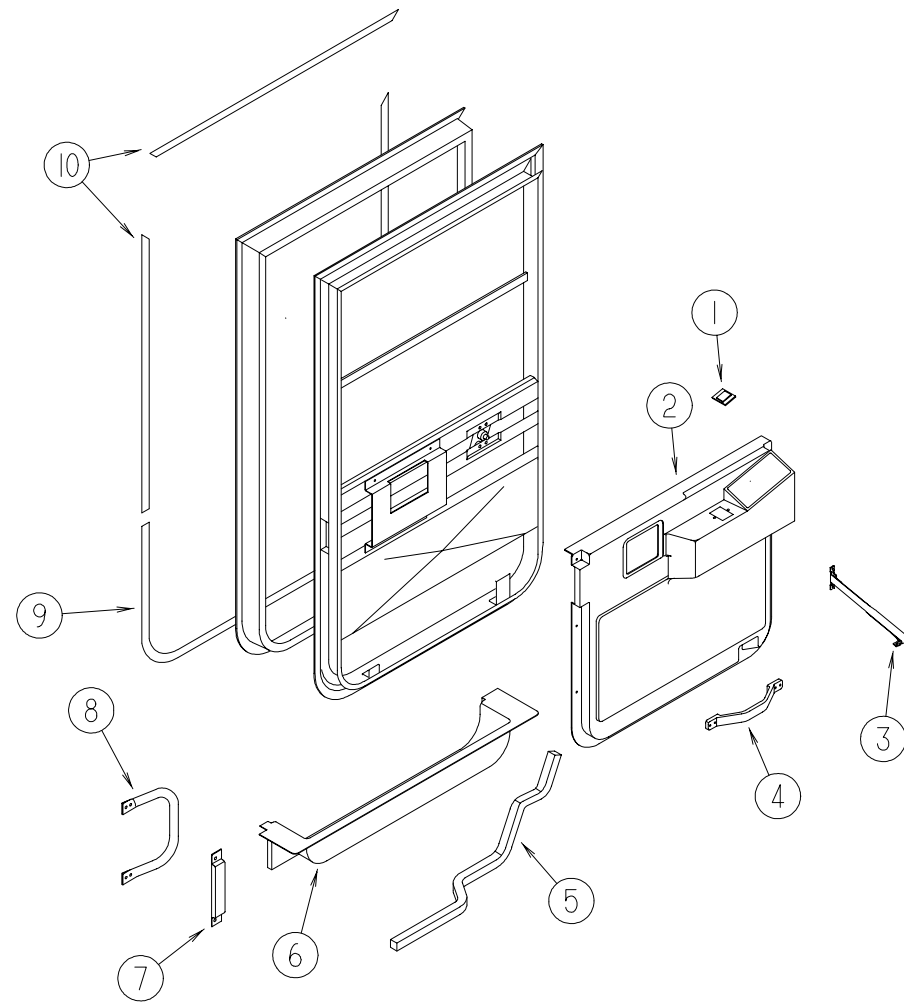
EXTERIOR DOORS



| KEY | PART NUMBER | U/M | DESCRIPTION | |
|-----|---------------|-----|--|-------------------------------|
| 1 | 118789-08-G15 | EA | DOOR ASM - STORAGE | |
| 2 | 118791-26-G15 | EA | DOOR ASM - STORAGE | FROM: 00-00-00 THRU: 11-19-95 |
| 2 | 121294-26-G15 | EA | DOOR ASM - STORAGE | FROM: 11-20-95 THRU: 99-99-99 |
| 3 | 118368-01-04A | EA | DOOR - VENT - DOMETIC REFRIGERATOR - BUFF | |
| 3 | 084103-06-000 | EA | DOOR - VENT - NORCOLD REFRIGERATOR - BUFF | |
| 3 | 084104-06-000 | EA | JAMB - VENT - NORCOLD REFRIGERATOR - BUFF | |
| 4 | 081240-12-000 | EA | DOOR - WATER FILL - LOCKABLE W/O LOCK - 4" X 4 5/8" - BUFF | |
| 5 | 052009-04-000 | EA | DOOR - WATER HEATER - BUFF | |
| 5 | 116424 01 000 | EA | PROTECTOR - WATER HEATER LATCH | |
| 6 | 118791-09-G15 | EA | DOOR ASM - STORAGE | FROM: 00-00-00 THRU: 11-19-95 |
| 6 | 121294-09-G15 | EA | DOOR ASM - STORAGE | FROM: 11-20-95 THRU: 99-99-99 |
| 7 | 118791-08-G15 | EA | DOOR ASM - STORAGE | FROM: 00-00-00 THRU: 11-19-95 |
| 7 | 121294-08-G15 | EA | DOOR ASM - STORAGE | FROM: 11-20-95 THRU: 99-99-99 |
| 8 | 106469-07-01A | EA | DOOR ASM. - DRIVERS - BLACK | |
| 9 | 115108-02-G15 | EA | DOOR - ENTRY - W/O WINDOW - W/ SCREEN DOOR | |
| 9 | 115108-02-G16 | EA | DOOR - ENTRY - W/O WINDOW - W/ SCREEN DOOR | |
| 9 | 115108-02-G17 | EA | DOOR - ENTRY - W/O WINDOW - W/ SCREEN DOOR | |
| 10 | 118791-11-G15 | EA | DOOR ASM - STORAGE | FROM: 00-00-00 THRU: 11-19-95 |
| 10 | 121294-11-G15 | EA | DOOR ASM - STORAGE | FROM: 11-20-95 THRU: 99-99-99 |
| 11 | 118791-12-G15 | EA | DOOR ASM - STORAGE | FROM: 00-00-00 THRU: 11-19-95 |
| 11 | 121294-12-G15 | EA | DOOR ASM - STORAGE | FROM: 11-20-95 THRU: 99-99-99 |
| 12 | 118791-10-G15 | EA | DOOR ASM - STORAGE | FROM: 00-00-00 THRU: 11-19-95 |
| 12 | 121294-10-G15 | EA | DOOR ASM - STORAGE | FROM: 11-20-95 THRU: 99-99-99 |
| 13 | 111017-01-E10 | EA | DOOR ASM - STORAGE | |
| 14 | 118789-07-G15 | EA | DOOR ASM - STORAGE | |
| 15 | 105546-01-G15 | EA | DOOR ASM - ENGINE ACCESS | |

WINDOW, VENT & EXTERIOR DOOR GROUP (CONTINUED)

DRIVER DOOR INTERIOR (EXCEL) (V130-01L)

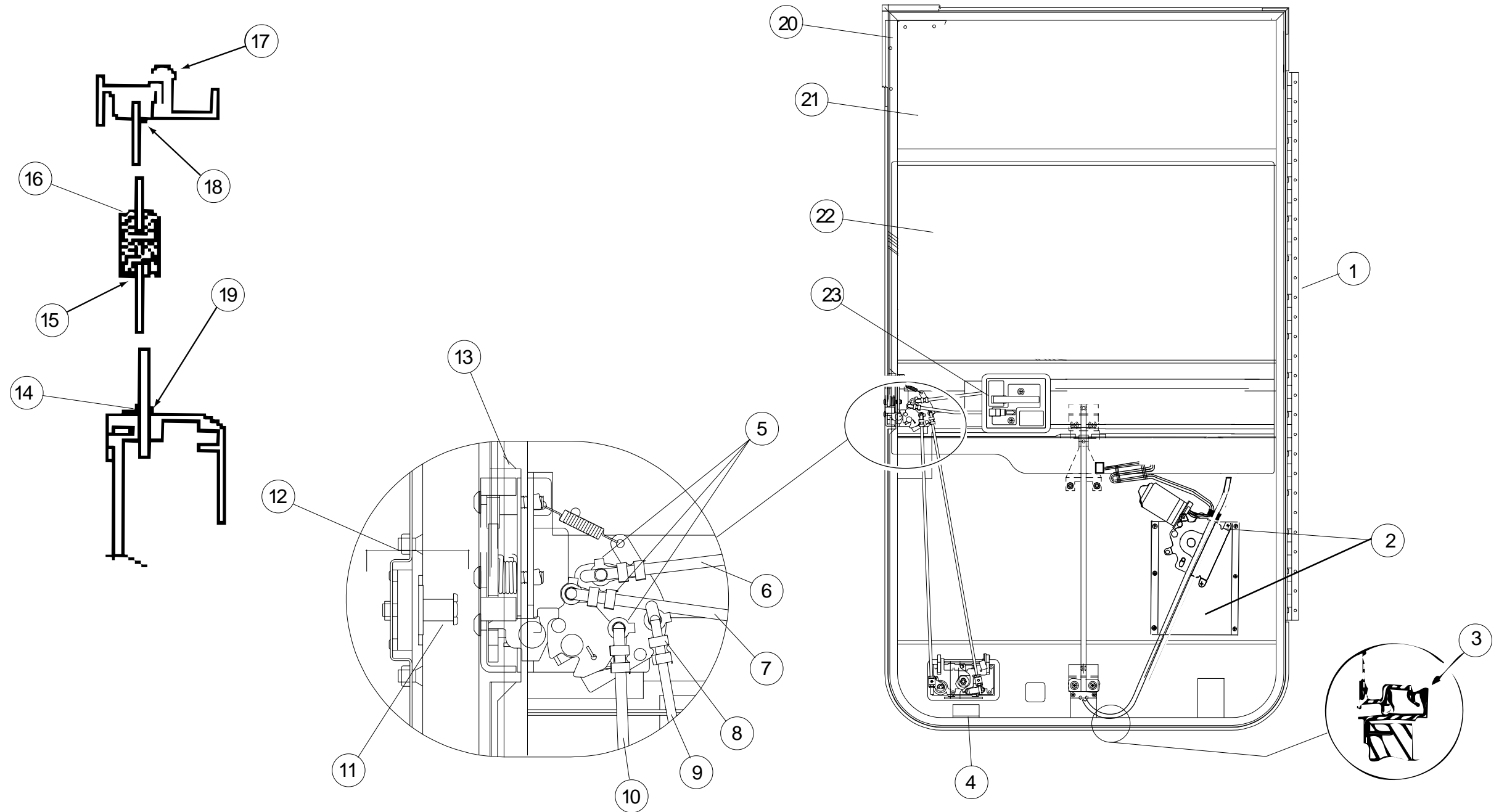


| KEY | PART NUMBER | U/M DESCRIPTION |
|-----|---------------|---|
| 1 | 093132-01-000 | EA SWITCH - POWER WINDOW |
| 2 | 117060-01-02A | EA PANEL - DRIVER DOOR - INNER - WILLOW - PLASTIC |
| 3 | 109378-01-000 | EA STRAP - CHECK - DRIVER DOOR - 12.8" |
| 4 | 102710-01-01A | EA HANDLE - ASSIST - BLACK |
| 5 | 063977-12-000 | EA STEP - DRIVER DOOR - LEFT - PAINTED |
| 5 | 063977-11-000 | EA STEP - DRIVER DOOR - LEFT - UNPAINTED |
| 6 | 107818-01-01A | EA TRIM - STEP - DRIVERS DOOR - PLASTIC - WILLOW |
| | 106746-01-000 | EA PANEL - STEEL - STEPWELL |
| | 106747-01-000 | EA PANEL - STEEL - STEPWELL - END RH |
| | 106747-02-000 | EA PANEL - STEEL - STEPWELL - END LH |
| | 102569-02-000 | EA MAT - ANTI SLIP - LOWER |

| KEY | PART NUMBER | U/M DESCRIPTION |
|-----|---------------|---|
| 7 | 108654-01-01A | EA COVER - STRIKE - DRIVERS DOOR - BLACK |
| 8 | 108832-01-02A | EA HANDLE - ASSIST - DRIVERS DOOR - METAL - OFF WHITE |
| | 108833-01-01A | EA COVER - HANDLE - ASSIST - OFF WHITE |
| 9 | 109235-01-05A | FT COVER - SCREW - BRIGHT WHITE - DAWN |
| 10 | 109235-01-01A | FT COVER - SCREW - MATTE BLACK - DAWN |
| | 108129-02-02A | EA GARNISH - DRIVERS DOOR - FRONT - BLACK |
| | 108107-01-02A | EA GARNISH - DRIVERS DOOR - TOP - BLACK |
| | 108108-04-02A | EA GARNISH - DRIVERS DOOR - REAR UPPER - BLACK |
| | 108897-02-01A | EA GARNISH - DRIVERS DOOR - REAR LOWER - BLACK |
| | P01713-01-000 | EA SWITCH - PUSH BUTTON - IN DOOR JAMB - METAL CHROME |
| | 076725-06-000 | EA COVER - ACCESS - DOOR JAMB PUSH BUTTON - BLACK |

WINDOW, VENT & EXTERIOR DOOR GROUP (CONTINUED)

DRIVER DOOR - ELECTRIC



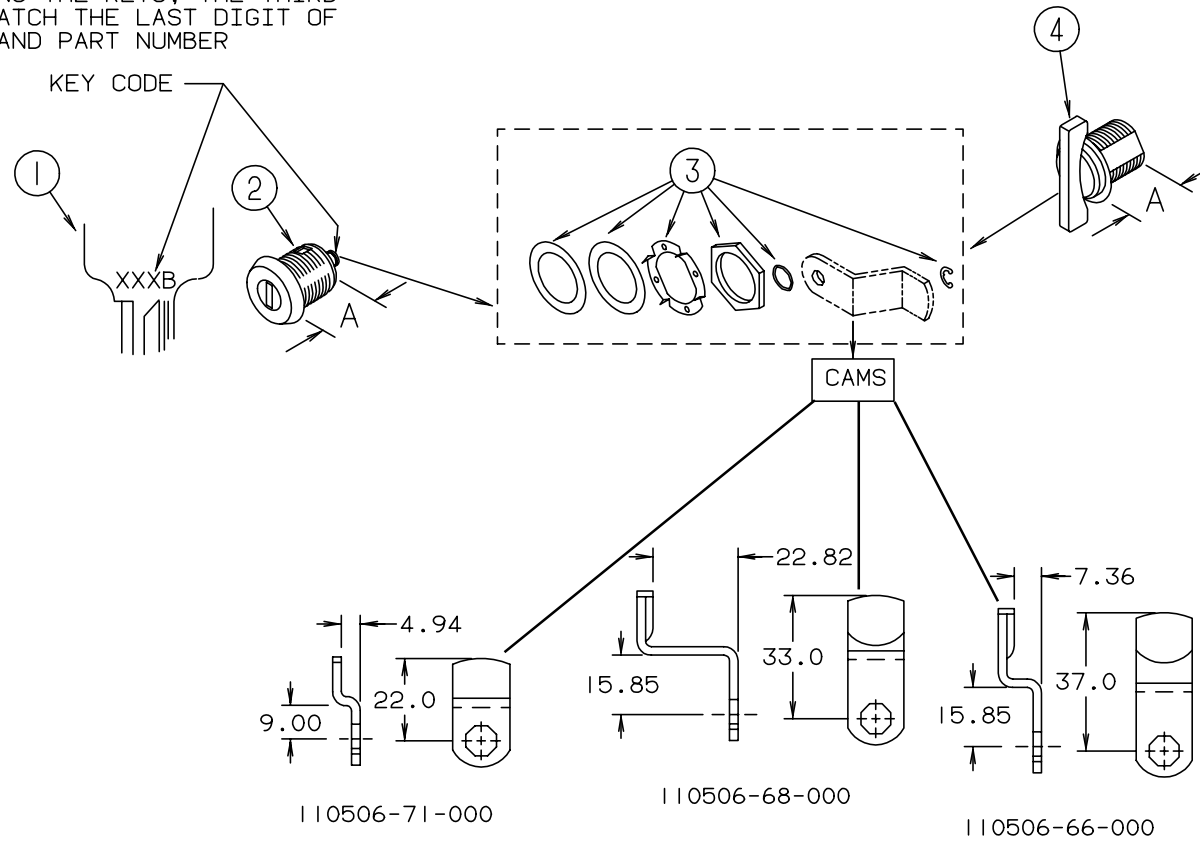
| KEY | PART NUMBER | U/M DESCRIPTION | VENDOR NO. |
|-----|---------------|---|------------|
| | 106469-09-01A | EA DOOR ASM. - DRIVERS - BLACK - V130-30L | |
| 1 | 106469-05-702 | EA HINGE - 42" | 211-041194 |
| 2 | 106469-01-703 | EA REGULATOR ASSEMBLY - ELECTRIC | V103-89L |
| 3 | 106469-01-723 | EA SEAL - BULB ASM. (JAMB) | 171-040985 |
| 4 | 106469-04-700 | EA PADDLE ASSEMBLY-W/COLLAR | 248-041237 |
| 4 | 106469-04-715 | EA LATCH COMPLETE W/TUMBLER & KEYS | V123-15 |
| 5 | 106469-04-714 | EA ROD CLIP R.H. | 248-041153 |
| 6 | 106469-04-705 | EA LATCH ROD - HORIZONTAL | 203-041139 |
| 7 | 106469-04-711 | EA LOCK ROD - HORIZONTAL | 203-041137 |
| 8 | 106469-04-713 | EA ROD CLIP L.H. | 248-041154 |
| 9 | 106469-05-703 | EA ROD - LOCK/VERTICAL ADJUST. | 203-041239 |
| 10 | 106469-05-705 | EA ROD - LATCH/VERTICAL ADJUST. | 203-041279 |
| 11 | 106469-04-703 | EA BOLT - STRIKER (W/ WASHER) | 248-041152 |
| 12 | 106469-04-704 | EA NUT ASSEMBLY - CAGED - W/STRIKER | 248-041151 |
| 13 | 106469-05-706 | EA LATCH - ROTARY - W/LINKAGE | 248-041150 |

| KEY | PART NUMBER | U/M DESCRIPTION | VENDOR NO. |
|-----|---------------|-----------------------------------|------------|
| 14 | 106469-02-703 | EA BELT WEATHERSTRIP (EXT) WDO | V047-57 |
| 15 | 106469-01-705 | FT CHANNEL - RUN - SLIDING | 122-010850 |
| 16 | 106469-01-719 | EA MULLION RAIL | V103-84 |
| 17 | 106469-01-702 | EA DOOR SEAL | 122-040984 |
| 18 | 125581-02-705 | EA HORIZONTAL GLAZING - VINYL | V108-87 |
| 19 | 106469-01-709 | FT WEATHERSTRIP - FUZZY | 171-040630 |
| 20 | 106469-07-700 | EA MOUNTING FRAME ASSEMBLY | V130-30L |
| 21 | 106469-02-702 | EA GLASS - STATIONARY | 106-041104 |
| 22 | 106469-01-704 | EA GLASS - ROLL-UP W/BACKET | V103-65L |
| 23 | 106469-04-712 | EA HANDLE/DOOR - INNER W/HARDWARE | 248-041402 |
| 23 | 106469-04-716 | EA LEVER - LOCKING - BLACK | 80978-00 |
| | 106469-04-701 | EA TUMBLER & KEYS (TRI-MARK) | 248-041179 |
| | 106469-04-702 | EA KEYS (BLANK) | 248-041180 |
| | 125582-01-708 | EA WEEPHOLE COVER - RIGHT HAND | 130-026598 |
| | 125582-01-709 | EA WEEPHOLE COVER - LEFT HAND | 130-026599 |

WINDOW, VENT & EXTERIOR DOOR GROUP (CONTINUED)

NOTE:
 WHEN ORDERING THE LOCK CASE, THE KEY CODE MUST MATCH THE LAST DIGIT OF THE VEHICLE'S SERIAL NUMBER AND PART NUMBER; WHEN ORDERING THE KEYS, THE THIRD DIGIT OF THE KEY CODE MUST MATCH THE LAST DIGIT OF THE VEHICLE'S SERIAL NUMBER AND PART NUMBER

BRIGGS & STRATTON LOCKS & COMPONENTS

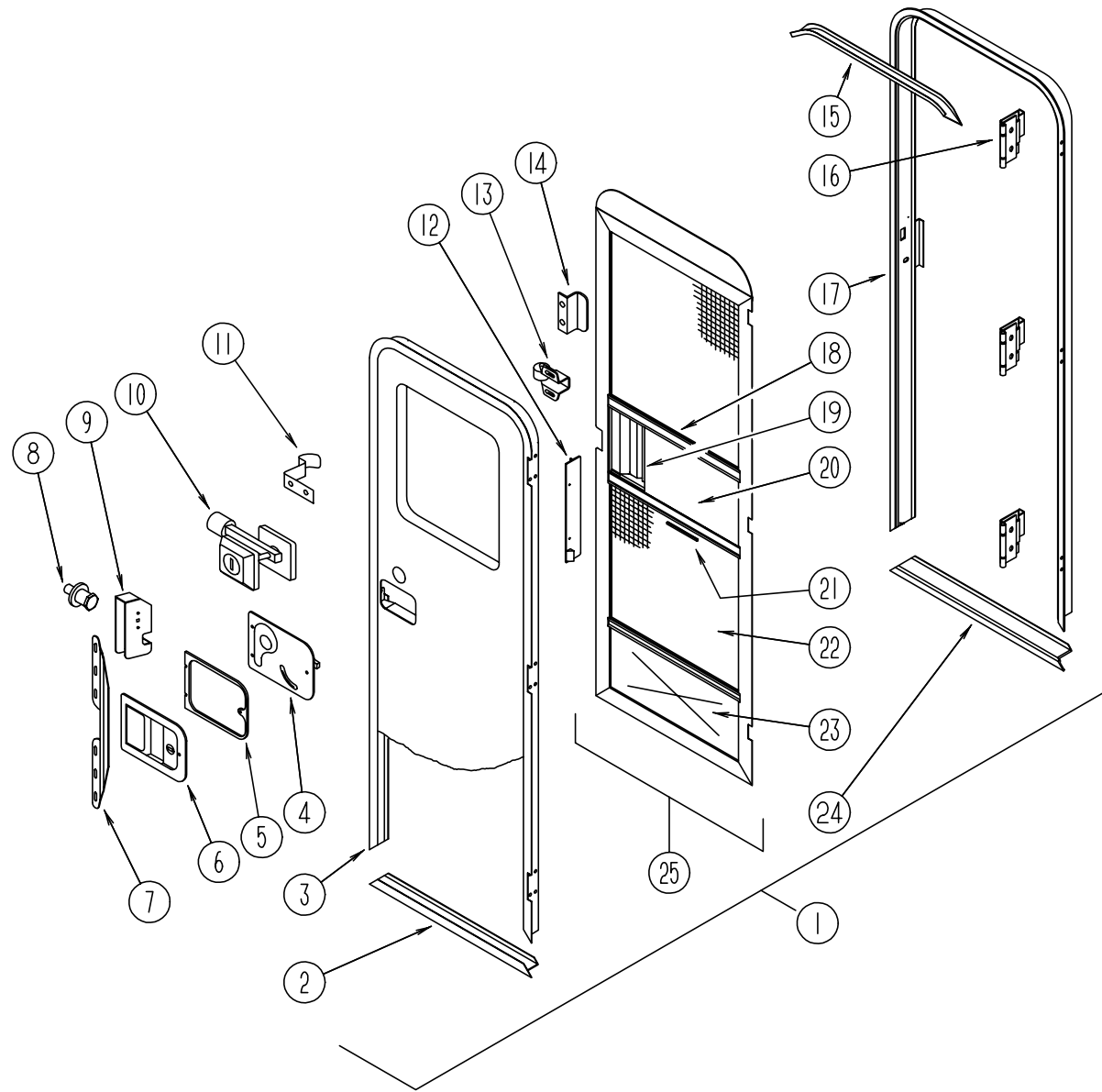


| KEY | PART NUMBER | U/M | DESCRIPTION | VENDOR NO. |
|-----|---------------|-----|------------------------|------------|
| 1 | 110506-59-000 | EA | KEYS - SET OF TWO | 596720 |
| 2 | 110506-52-000 | EA | CASE - LOCK - A= 17 MM | 702370 |
| 2 | 110506-53-000 | EA | CASE - LOCK - A= 25 MM | 702380 |
| 2 | 110506-54-000 | EA | CASE - LOCK - A= 32 MM | 703170 |
| | | | | |
| 1 | 110506-59-001 | EA | KEYS - SET OF TWO | 596721 |
| 2 | 110506-52-001 | EA | CASE - LOCK - A= 17 MM | 702371 |
| 2 | 110506-53-001 | EA | CASE - LOCK - A= 25 MM | 702381 |
| 2 | 110506-54-001 | EA | CASE - LOCK - A= 32 MM | 703171 |
| | | | | |
| 1 | 110506-59-002 | EA | KEYS - SET OF TWO | 596722 |
| 2 | 110506-52-002 | EA | CASE - LOCK - A= 17 MM | 702372 |
| 2 | 110506-53-002 | EA | CASE - LOCK - A= 25 MM | 702382 |
| 2 | 110506-54-002 | EA | CASE - LOCK - A= 32 MM | 703172 |
| | | | | |
| 1 | 110506-59-003 | EA | KEYS - SET OF TWO | 596723 |
| 2 | 110506-52-003 | EA | CASE - LOCK - A= 17 MM | 702373 |
| 2 | 110506-53-003 | EA | CASE - LOCK - A= 25 MM | 702383 |
| 2 | 110506-54-003 | EA | CASE - LOCK - A= 32 MM | 703173 |
| | | | | |
| 1 | 110506-59-004 | EA | KEYS - SET OF TWO | 596724 |
| 2 | 110506-52-004 | EA | CASE - LOCK - A= 17 MM | 702374 |
| 2 | 110506-53-004 | EA | CASE - LOCK - A= 25 MM | 702384 |
| 2 | 110506-54-004 | EA | CASE - LOCK - A= 32 MM | 703174 |
| | | | | |
| 1 | 110506-59-005 | EA | KEYS - SET OF TWO | 596725 |
| 2 | 110506-52-005 | EA | CASE - LOCK - A= 17 MM | 702375 |
| 2 | 110506-53-005 | EA | CASE - LOCK - A= 25 MM | 702385 |
| 2 | 110506-54-005 | EA | CASE - LOCK - A= 32 MM | 703175 |

| KEY | PART NUMBER | U/M | DESCRIPTION | VENDOR NO. |
|-----|---------------|-----|------------------------------|------------|
| 1 | 110506-59-006 | EA | KEYS - SET OF TWO | 596726 |
| 2 | 110506-52-006 | EA | CASE - LOCK - A= 17 MM | 702376 |
| 2 | 110506-53-006 | EA | CASE - LOCK - A= 25 MM | 702386 |
| 2 | 110506-54-006 | EA | CASE - LOCK - A= 32 MM | 703176 |
| | | | | |
| 1 | 110506-59-007 | EA | KEYS - SET OF TWO | 596727 |
| 2 | 110506-52-007 | EA | CASE - LOCK - A= 17 MM | 702377 |
| 2 | 110506-53-007 | EA | CASE - LOCK - A= 25 MM | 702387 |
| 2 | 110506-54-007 | EA | CASE - LOCK - A= 32 MM | 703177 |
| | | | | |
| 1 | 110506-59-008 | EA | KEYS - SET OF TWO | 596728 |
| 2 | 110506-52-008 | EA | CASE - LOCK - A= 17 MM | 702378 |
| 2 | 110506-53-008 | EA | CASE - LOCK - A= 25 MM | 702388 |
| 2 | 110506-54-008 | EA | CASE - LOCK - A= 32 MM | 703178 |
| | | | | |
| 1 | 110506-59-009 | EA | KEYS - SET OF TWO | 596729 |
| 2 | 110506-52-009 | EA | CASE - LOCK - A= 17 MM | 702379 |
| 2 | 110506-53-009 | EA | CASE - LOCK - A= 25 MM | 702389 |
| 2 | 110506-54-009 | EA | CASE - LOCK - A= 32 MM | 703179 |
| | | | | |
| 3 | 110506-40-700 | EA | HARDWARE KIT | |
| 4 | 110506-50-000 | EA | CASE - TWIST LOCK - A= 17 MM | 596952 |
| 4 | 110506-51-000 | EA | CASE - TWIST LOCK - A= 25 MM | 596669 |
| 4 | 110506-55-000 | EA | CASE - TWIST LOCK - A= 32 MM | 597312AA1 |
| | 110506-40-000 | EA | CLIP-E - LOCK ASM. | 93981 |
| | 110506-59-701 | EA | KEY BLANK - GOLD | |

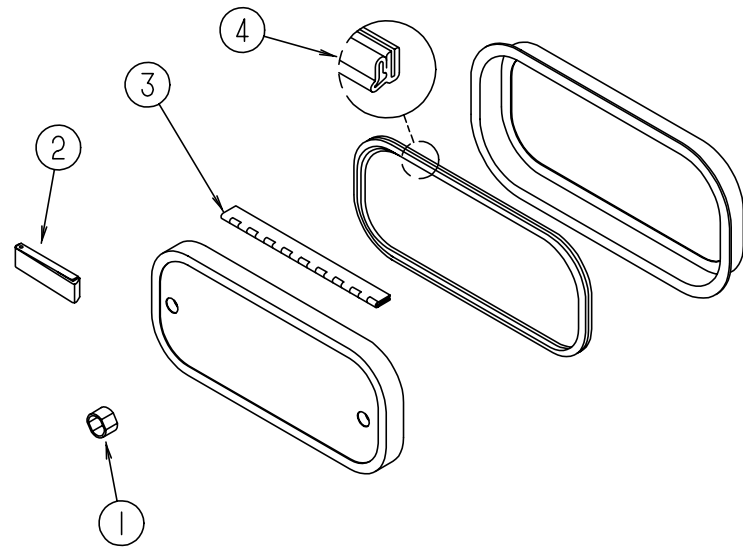
WINDOW, VENT & EXTERIOR DOOR GROUP (CONTINUED)

ENTRY DOOR W/O WINDOW



| KEY | PART NUMBER | U/M | DESCRIPTION |
|-----|---------------|-----|--|
| 1 | 115108-02-G15 | EA | DOOR - ENTRY - W/O WINDOW - W/ SCREEN DOOR |
| 1 | 115108-02-G16 | EA | DOOR - ENTRY - W/O WINDOW - W/ SCREEN DOOR |
| 1 | 115108-02-G17 | EA | DOOR - ENTRY - W/O WINDOW - W/ SCREEN DOOR |
| | 041546-07-000 | EA | BRACKET - DOOR ANGLE - OFF WHITE - METAL |
| | 115222-02-01A | EA | GARNISH - RADIUS - ENTRY DOOR - OFF WHITE |
| 2 | 089748-09-000 | EA | FRAME - BOTTOM ENTRY DOOR - BUFF |
| | | | FROM: 00-00-00 THRU: 03-17-96 |
| 2 | 121893-01-02A | EA | FRAME - BOTTOM ENTRY DOOR - BUFF |
| | | | FROM: 03-18-96 THRU: 99-99-99 |
| 3 | 095276-03-05A | EA | FRAME - ENTRY DOOR - W/O BOTTOM - BUFF |
| | | | FROM: 00-00-00 THRU: 03-17-96 |
| 3 | 121894-03-02A | EA | FRAME - ENTRY DOOR - W/O BOTTOM - BUFF |
| | | | FROM: 03-18-96 THRU: 99-99-99 |
| 4 | 039979-06-000 | EA | COVER - INTERIOR LATCH - W/TRIP ARM - RIGHT - BLACK |
| 5 | 096810-01-01A | EA | SPACER - DOOR LOCK - PLASTIC - BLACK |
| 6 | 045017-13-000 | EA | LATCH - PADDLE - MECHANISM W/LOCK CYLINDER & KEY - BLACK |
| | 045017-11-701 | EA | KEY BLANK |
| 7 | 098173-01-04A | EA | STIFFENER - ENTRY DOOR - SUPPORTS LATCH/ STRIKE AREA - MILL |
| 8 | 039539-01-000 | EA | STRIKE - ENTRANCE DOOR LOCK |
| | 077461-03-000 | EA | COVER - STRIKE - ENTRY DOOR - 6.5" X 2.5" - PLASTIC - BRIGHT WHITE |
| 9 | 039540-01-000 | EA | LATCH MECHANISM - HOOK - ENTRY DOOR - INTERIOR |
| | 039715-01-000 | EA | NUT - SERT - 1/4" DIAMETER - 20 THREADS |
| | 039984-01-000 | EA | CAP - ROUND - VINYL - .28" ID X .62" LONG - BLACK |
| | 040944-01-000 | EA | LABEL - ENTRANCE DOOR - "OPEN" |
| 10 | 101145-01-06A | EA | DEADBOLT - ENTRY DOOR - BLACK |
| | 095229-01-700 | EA | KEY ONLY - BLANK |
| | 101147-01-000 | EA | BOLT - SECURITY - 4.12" BACKSET |
| | 101145-01-701 | EA | CYLINDER - LOCK ASM. - W/ KEY |
| | 102524-01-000 | EA | BUMPER - RUBBER - FLAT - BLACK |
| | | | FROM: 00-00-00 THRU: 02-03-96 |
| | 122241-01-01A | EA | BUMPER - RUBBER - FOAM - BLACK |
| | | | FROM: 02-04-96 THRU: 99-99-99 |
| 11 | 100412-01-000 | EA | CATCH - SCREEN DOOR - THUMB CLIP |
| 12 | 079087-02-000 | EA | STRIKE - SLIDER - W/LIP FOR ELBOW CATCH - 1.5" X 8.6" - OFF WHITE |
| 13 | 109403-01-000 | EA | CATCH - SCREEN DOOR ROLLER |
| | 063729-04-000 | EA | RIVNUT - 10-32 UNF - .010-.080 |
| | | | FROM: 00-00-00 THRU: 03-17-96 |
| | 072893-04-000 | EA | NUTSERT - 10-32 |
| | | | FROM: 03-18-96 THRU: 99-99-99 |
| | 075671-04-000 | FT | SEAL - SPONGE - LAZY-T SHAPE - W/ ADHESIVE STRIPE - .5" WIDE |
| | 118929-01-01A | FT | SEAL - PILE - PUSH-ON |
| 14 | 050712-04-000 | EA | HANDLE - SCREEN DOOR - OFF WHITE |
| 15 | 044582-33-000 | EA | CAP - DRIP - ENTRY DOOR - ALUMINUM - BUFF |
| 16 | 106719-01-01A | EA | HINGE - ENTRY DOOR - MILL |
| 17 | 120310-02-02A | EA | JAMB ASM - ENTRANCE DOOR - BUFF |
| | | | FROM: 00-00-00 THRU: 03-17-96 |
| 17 | 121898-01-02A | EA | JAMB ASM - ENTRANCE DOOR - BUFF |
| | | | FROM: 03-18-96 THRU: 99-99-99 |
| 18 | 078777-01-000 | EA | CHANNEL - SLIDE - SCREEN DOOR CENTER SLIDER COVER |
| 19 | 079086-02-000 | EA | SLIDER - SCREEN DOOR - OFF WHITE |
| | 078595-01-000 | EA | TOP PLATE - SCREEN DOOR - CURVED TOP - 4.7" X 25.35" |
| 20 | 016454-01-000 | EA | INSERT - SCREEN DOOR - CENTER - LEATHER GRAIN ALUMINUM |
| 21 | 002294-01-000 | FT | SPLINE - SCREENING - .135" X .138" - BLACK |
| 22 | 002293-02-000 | SF | SCREENING - 26" - CHARCOAL |
| 23 | 078552-03-000 | EA | KICK PANEL - SCREEN DOOR - LOWER INSERT - UNPAINTED |
| 24 | 051049-01-000 | EA | JAMB BOTTOM - ENTRY DOOR - 25.9" - UNPAINTED |
| 25 | 079012-05-B10 | EA | DOOR - SCREEN |
| | | | FROM: 00-00-00 THRU: 03-17-96 |
| 25 | 121899-01-G15 | EA | DOOR - SCREEN |
| | | | FROM: 03-18-96 THRU: 99-99-99 |
| | 075673-01-000 | FT | SEAL - PILE - ADHESIVE BACK - GRAY |
| | 100128-02-000 | FT | SEAL - SCREEN DOOR |
| | 009126-03-000 | EA | HANDLE - ASSIST - BLACK TEXTURED |

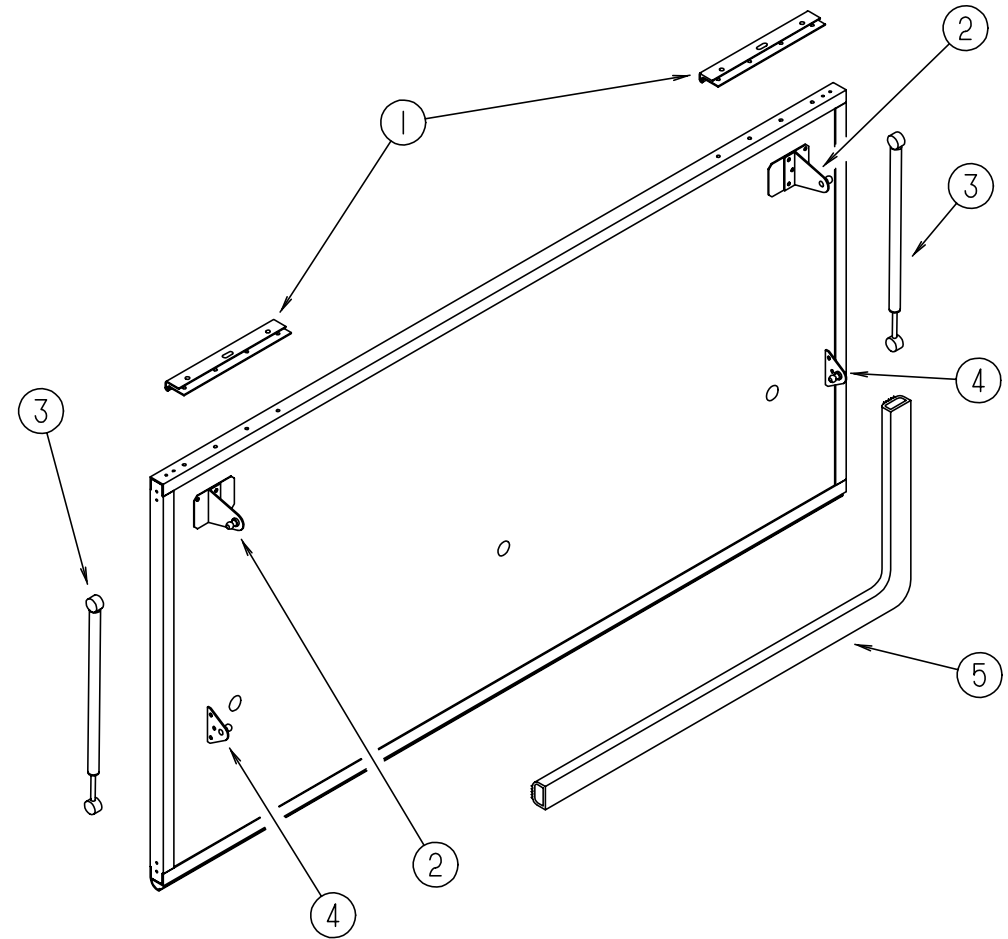
WINDOW, VENT & EXTERIOR DOOR GROUP (CONTINUED)



EXTERIOR DOOR HARDWARE

| KEY | PART NUMBER | U/M | DESCRIPTION |
|-----|---------------|-----|--|
| 1 | 107997-51-001 | EA | SPACER - .86" X .6" - ALUMINUM |
| 2 | 102768-01-000 | EA | HOLDER - COMPARTMENT/ ENTRY DOOR - METAL - MILL FINISH |
| 3 | 081801-02-000 | EA | HINGE - PIANO - 2" X 96" - ALUMINUM |
| 4 | 064075-07-000 | FT | SEAL - BULB - W/ WIRED U CHANNEL - .3" X .5" CHANNEL - BLACK |
| | 096217-55-001 | EA | U-CHANNEL - 17.5' - OFF WHITE |
| | 096217-55-006 | EA | U-CHANNEL - 17.5' - BRIGHT WHITE |

WINDOW, VENT & EXTERIOR DOOR GROUP (CONTINUED)

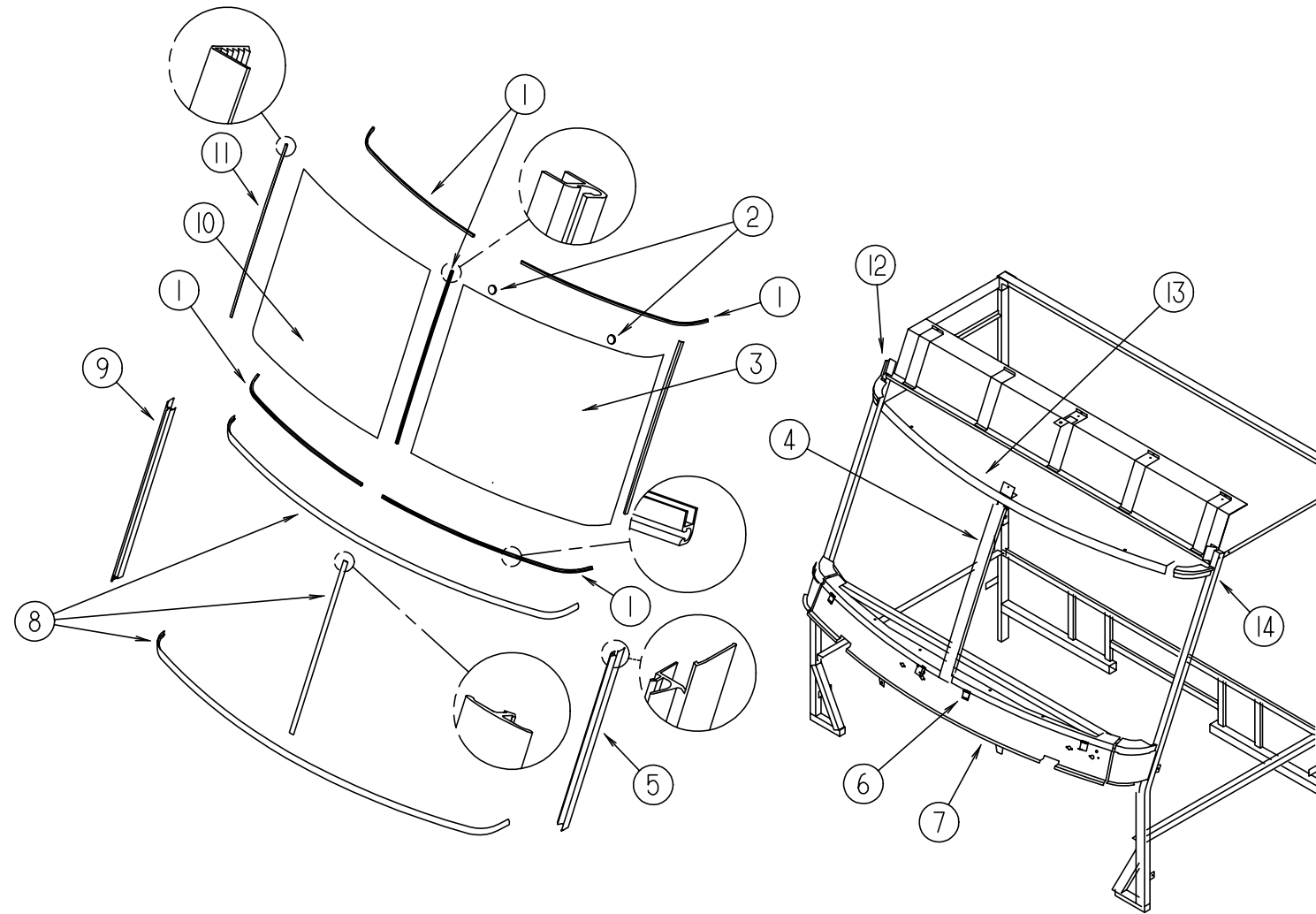


EXTERIOR DOOR HARDWARE

| KEY | PART NUMBER | U/M | DESCRIPTION |
|-----|---------------|-----|---|
| 1 | 120774-01-02B | EA | HINGE - 8.00 INCH - E-COAT |
| 2 | 108998-02-000 | EA | BRACKET - L W/ BALL STUD |
| 3 | 107796-04-000 | EA | GAS SPRING - 12" COMPRESSED/ 20" EXTENDED - 20LB. |
| 4 | 107796-05-000 | EA | BRACKET - GAS SPRING - FLAT |
| 5 | 107721-01-000 | EA | SEAL - ACCESS DOOR |

WINDSHIELD & WIPER GROUP

WINDSHIELD MOLDINGS & GLASS

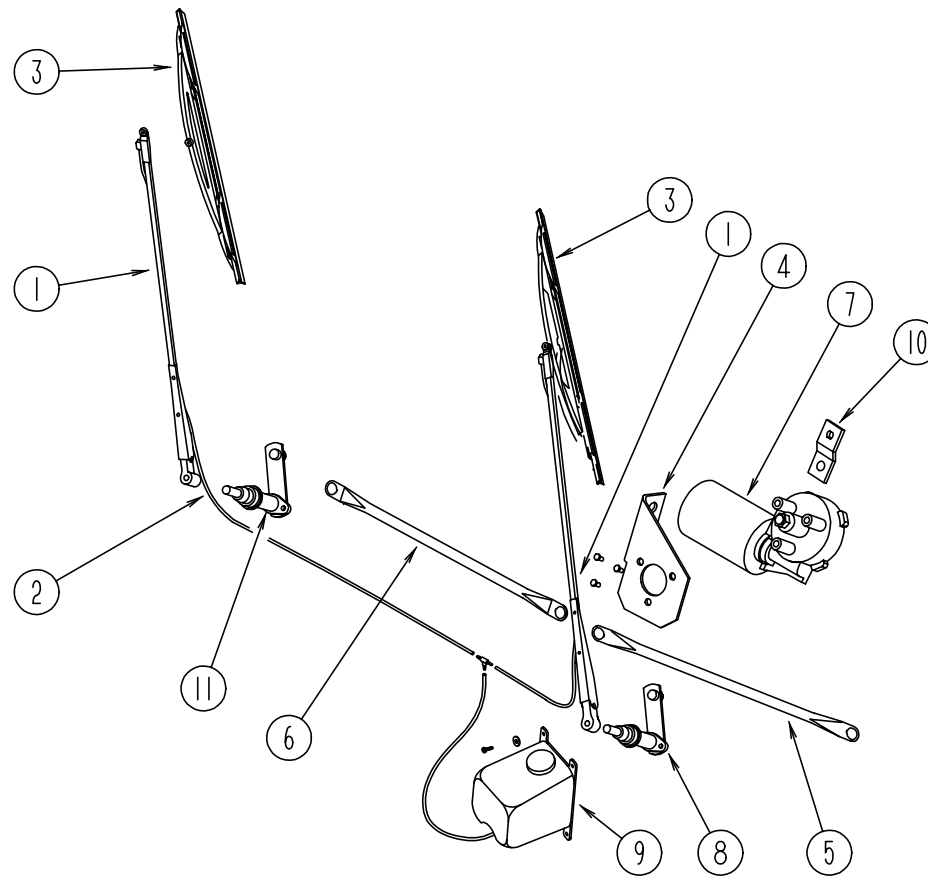


| KEY | PART NUMBER | U/M | DESCRIPTION |
|-----|---------------|-----|---|
| 1 | 110268-01-000 | EA | CARRIER - REVEAL - 1280 MM |
| 2 | 081914-01-000 | EA | BUMPER - RUBBER - ROUND - .43" DIAMETER - BLACK |
| 3 | 114432-02-000 | EA | GLASS - WINDSHIELD - DRIVER SIDE |
| 4 | 075710-01-000 | EA | FRAME - WINDSHIELD - CENTER DIVIDER - INNER |
| 5 | 103107-04-01A | EA | TRIM - WINDSHIELD - DRIVER SIDE - BLACK |
| 6 | 104449-01-000 | EA | BRACKET - WINDSHIELD SUPPORT |
| 7 | 077847-05-000 | EA | SUPPORT - WINDSHIELD - LOWER - W/O BRACKETS |
| | 077847-03-000 | EA | SUPPORT - WINDSHIELD - END - PASSENGER SIDE |
| | 077847-04-000 | EA | SUPPORT - WINDSHIELD - END - DRIVER SIDE |
| 8 | 102936-01-000 | FT | MOLDING - REVEAL - WINDSHIELD |

| KEY | PART NUMBER | U/M | DESCRIPTION |
|-----|---------------|-----|---|
| 9 | 103107-03-01A | EA | TRIM - WINDSHIELD - PASSENGER SIDE - BLACK |
| 10 | 114432-01-000 | EA | GLASS - WINDSHIELD - PASSENGER SIDE |
| 11 | 098788-06-000 | EA | CHANNEL - REVEAL - 49" WINDSHIELD |
| 12 | 077922-03-000 | EA | HEADER WINDSHIELD END - PASSENGER SIDE |
| | 114583-01-01B | EA | HEADER - WINDSHIELD - FILLER - UPPER - MILL |
| 13 | 077922-06-000 | EA | HEADER WINDSHIELD - CENTER |
| 14 | 077922-04-000 | EA | HEADER WINDSHIELD END - DRIVER SIDE |
| | 114583-02-01B | EA | HEADER - WINDSHIELD - FILLER - UPPER - MILL |
| | 002328-02-000 | EA | BLOCK - WINDSHIELD - .062" X .5" X .98" |

WINDSHIELD & WIPER GROUP (CONTINUED)

WINDSHIELD WIPER ASM



| KEY | PART NUMBER | U/M | DESCRIPTION |
|-----|---------------|-----|---|
| 1 | 103671-01-000 | EA | ARM - WIPER - 24" |
| 2 | 096931-01-700 | FT | HOSE |
| 3 | 095964-01-000 | EA | BLADE - WIPER - WINDSHIELD - 24" |
| | 095964-01-700 | EA | BLADE - REFILL 24" (PAIR) |
| 4 | 104549-01-000 | EA | BRACKET ASM - WIPER MOTOR |
| 5 | 117008-01-000 | EA | LINK ASM - CONNECTING - 21.85" - DRIVER SIDE |
| 6 | 117008-02-000 | EA | LINK ASM - CONNECTING - 21.85" - PASSENGER SIDE |
| 7 | 104346-05-000 | EA | WIPER MOTOR (FORD) |
| 7 | 104346-02-000 | EA | WIPER MOTOR (CHEVY) |
| | | | FROM: 00-00-00 THRU: 11-10-95 |
| 7 | 104346-04-000 | EA | WIPER MOTOR (CHEVY) |
| | | | FROM: 11-11-95 THRU: 99-99-99 |
| | 110178-01-000 | EA | HOUSING - WIPER MOTOR |
| 8 | 096505-06-000 | EA | PIVOT & SHAFT ASM - WIPER - DRIVER SIDE |

| KEY | PART NUMBER | U/M | DESCRIPTION |
|-----|---------------|-----|---|
| 9 | 117766-02-000 | EA | WASHER ASM - WINDSHIELD WIPER - MCCORD 600328 |
| | 056000-01-700 | EA | VACUUM HOSE 7/64 - 5/32 |
| | 096931-01-701 | EA | NOZZLE & HARDWARE KIT, INCLUDES NOZZLE, NUT, SHORT THREAD SCREW, LONG THREAD SCREW, AND PLASTIC CAP |
| | 110605-01-000 | EA | TEE - PLAS - BARBED 1/8 X 1/8 X 3/16 BAYLOCK 3799721 |
| | 117765-03-000 | EA | CONNECTOR - 5/32 W/SWSH - ITT H-BAYLOCK 116756 |
| 10 | 104347-01-000 | EA | ARM - DRIVE - WIPER MOTOR - 1.54" |
| 11 | 096505-05-000 | EA | PIVOT & SHAFT ASM - WIPER - PASSENGER SIDE |
| | 110742-01-000 | EA | WIPER GASKET |
| | 067188-01-000 | EA | STUD - WIPER CRANK |
| | 096505-02-703 | EA | CAP - NUT (ACORN) HD W/.687 BARREL |
| | 045794-01-000 | FT | HOSE-WASHER, WINDSHEILD - 5/32" ID - BLACK |
| | 061603-01-000 | EA | GROMMET-SNAP, 3/16" ID - 3/8" HOLE - PLASTIC - BLACK |