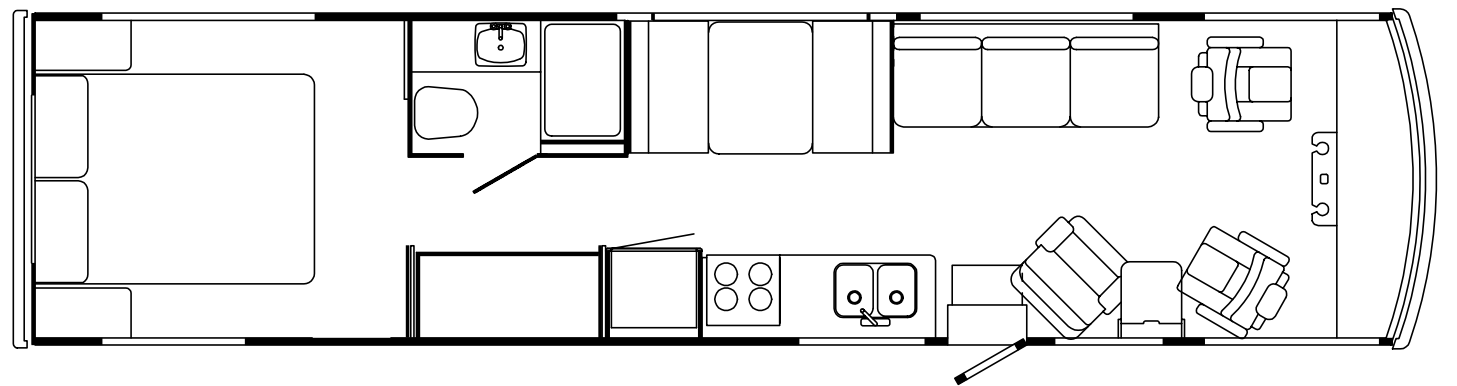
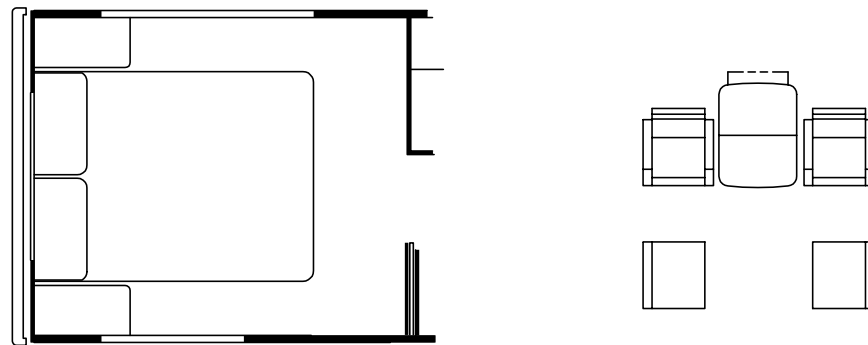



1996
WKG34WK

G15
BOTANICAL (GREEN)

G16
THISTLE (TAN)

G17
COPPER CANYON



ACCESSORIES GROUP

OPERATOR MANUAL

KEY	PART NUMBER	U/M DESCRIPTION
	054185-E1-000	EA MANUAL - OPERATOR 96 ADVENTURER - G-SERIES
	092318-01-000	EA BINDER - 3 RING - MOTOR HOME MANUAL
	092319-01-000	EA POCKET PAGE - 3 RING BINDER - PLASTIC
	118752-01-000	EA TOP LEVEL DRAWING NUMBER

AUDIO VIDEO GROUP

RADIO SYSTEMS & ANTENNA

KEY	PART NUMBER	U/M DESCRIPTION
	087683-03-000	EA RADIO - AM/ FM STEREO CASSETTE - AUDIOVOX RS-100
	110267-03-000	EA RADIO - AM/ FM STEREO CD COMPAT - AUDIOVOX IM-400
	116148-02-000	EA RADIO - AM/ FM STEREO - CD PLAYER - CLARION RDB515F
	077069-02-000	EA CABLE - ANTENNA - RADIO - EXTENSION 96" - ARA 6700667
	110469-01-000	EA SPEAKER - OVAL - 4" X 6" - BLACK
	110470-01-01A	EA GRILLE - SPEAKER - OVAL - 4" X 6" - BLACK
	081059-02-000	EA WIRE ASM - 9-PIN - RADIO - AUDIOVOX 112B-1761
	105248-01-000	EA ANTENNA - CB - ADVANCE 8604
	090944-01-000	EA ANTENNA - RADIO - 16" RUBBER
	108847-01-000	EA BRACKET - ANTENNA GROUND
	115916-01-01B	EA BRACKET - ANTENNA MOUNT
	074979-08-000	EA SHIELD - SPEAKER - BACK - MOLDED PLASTIC - LIGHT OAK
	089340-02-000	EA GRILLE - SPEAKER - 6.5" SQUARE
	089340-03-000	EA SPACER - GRILLE - 6.5" SQUARE - TAN - MAGNADYNE G514
	094097-01-000	EA SPEAKER - RADIO - W/O GRILLE - 5.25" DIA - AUDIOVOX 110C3030

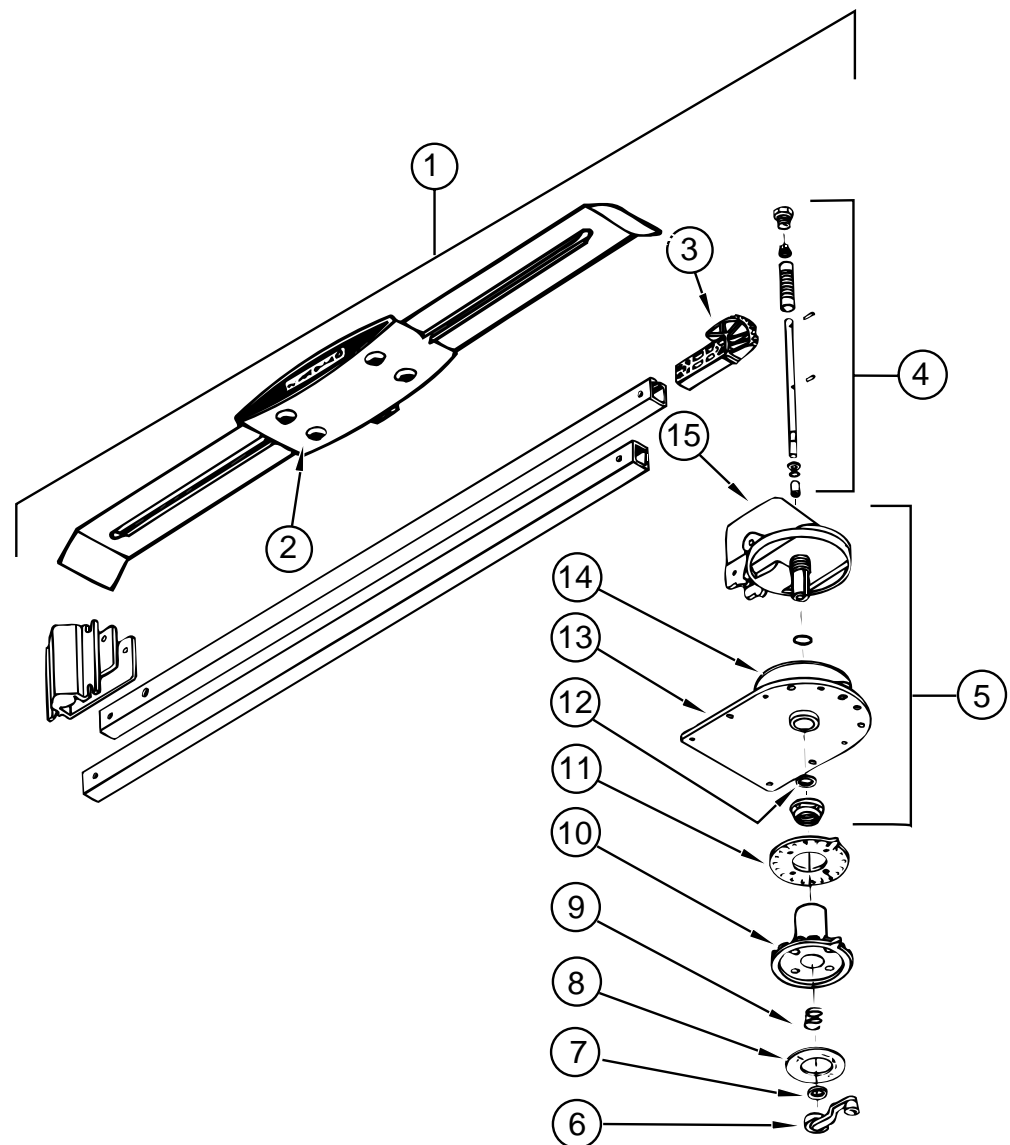
PATIO ENTERTAINMENT CENTER

KEY	PART NUMBER	U/M DESCRIPTION
	110469-01-000	EA SPEAKER - OVAL - 4" X 6" - BLACK
	110470-01-01A	EA GRILLE - SPEAKER - OVAL - 4" X 6" - BLACK
	077069-02-000	EA CABLE - ANTENNA - RADIO - EXTENSION 96" - ARA 6700667
	087683-03-000	EA RADIO - AM/ FM STEREO W/ CASSETTE - AUDIOVOX RS 100
	090944-01-000	EA ANTENNA - RADIO - 16" RUBBER
	108847-01-000	EA BRACKET - ANTENNA GROUND
	109889-04-000	EA ANTENNA - 2" SHAFT EXTENDER - MAGNADYNE RV71EX3

TV - VCR SYSTEMS

KEY	PART NUMBER	U/M DESCRIPTION	VENDOR NO.
	082134-01-000	EA ADAPTER - TV - CABLE TO CABLE - WINEGARD F-81M	
	086756-01-000	EA SPLITTER - TV - 2 WAY	
	076319-03-000	FT CABLE - COAXIAL - 75 OHM	
	076319-12-000	EA CONNECTOR - COAXIAL - ONE PIECE	
	086757-03-000	EA CONTROL CENTER - SWITCH - VCR/TV - MAGNADYNE VCS-6	
	119120-01-000	EA VCR-VHS, CABLE READY - REMOTE - AUDIOVOX AVR-1075	
	119120-01-700	EA VCR-REMOTE	8874570
	113684-01-000	EA TV - 19" COLOR UL AND CSA - AUDIOVOX AVT-1975	
	113684-01-700	EA REMOTE	8822345
	092310-02-000	EA TV - COLOR - 9"- AC/ DC - MAGNAVOX (REAR TV) RD0945	
	092310-02-700	EA REMOTE - F/TV MAGNAVOX RD0945	0822334
	098819-01-000	EA SPEAKER - 2 WATT - 8 OHM - 4"	
	093214-01-02A	EA GRILLE - SPEAKER, 4" BROWN	
	099717-01-000	EA TIEDOWN - TV STRAP - 38.2" LONG	
	109889-04-000	EA EXTENDER - SHAFT - ANTENNA 3" - MAGNADYNE RV71EX3	
	082136-01-000	EA JAM NUT - HEX 3/8-32 - WINEGARD	
	076319-08-000	EA WALLPLATE - CABLE RECEPTACLE - TV - SINGLE - IVORY	
	076319-09-000	EA WALLPLATE - CABLE RECEPTACLE - TV - SINGLE - BROWN	
	086777-05-000	EA WALLPLATE - TV CABLE - W/ ANTENNA SWITCH - IVORY	
	114870-02-000	EA PLUG ASM - 3.5MM AUDIO, W/LEADS - OW DONALD 35-P8	

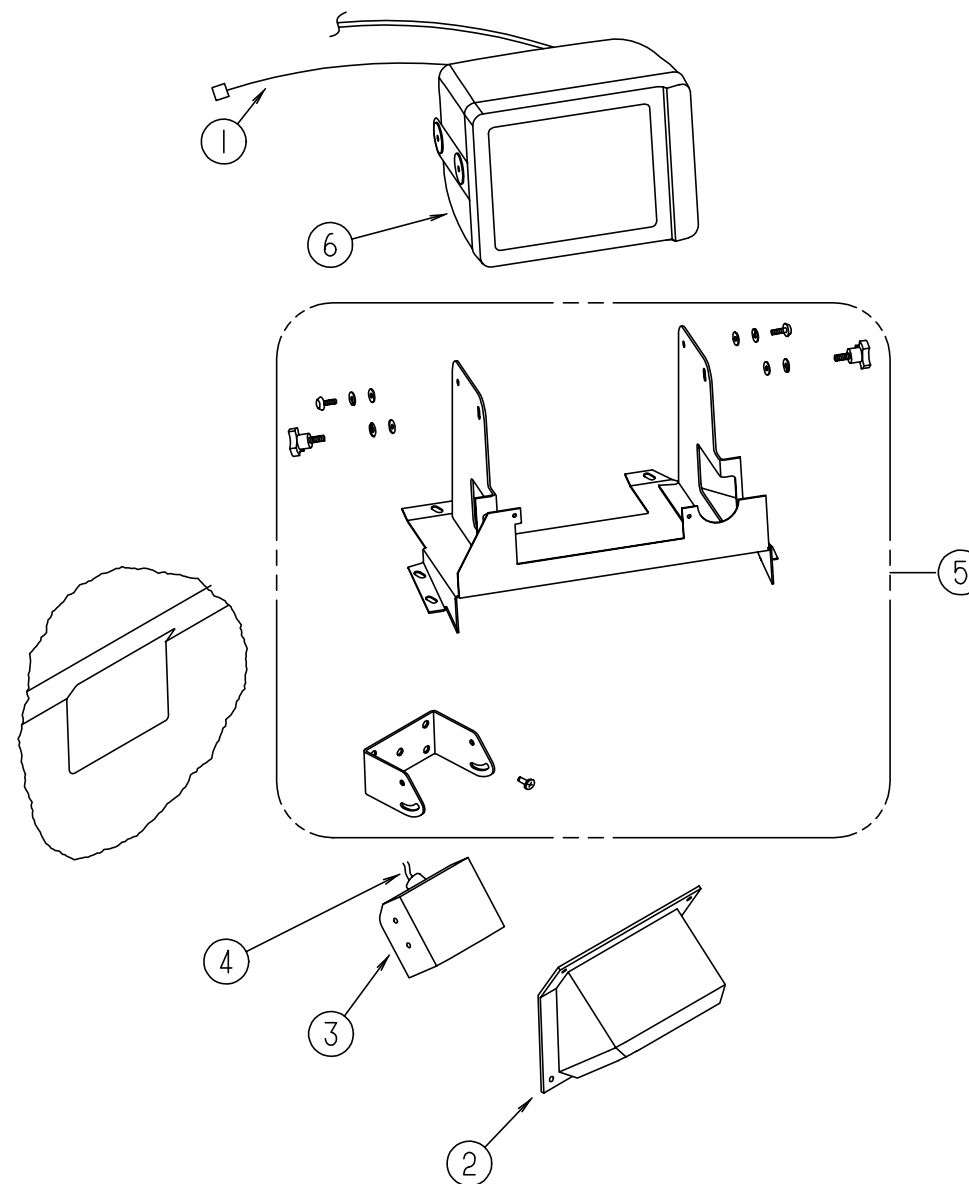
AUDIO VIDEO GROUP (CONTINUED)



TV ANTENNA (WINEGARD)

KEY	PART NUMBER	U/M	DESCRIPTION	VENDOR NO.
1	076319-18-000	EA	ANTENNA - TV - ROOF MOUNT	
2	076319-01-700	EA	HEAD - ANTENNA - AMPLIFIED	RVSA U/V
3	076319-01-701	EA	GEAR - ELEVATING - PLASTIC	2200046
4	076319-01-702	EA	SHAFT ASM - ELEVATING	RVP-400A
5	076319-01-711	EA	BASE & LIFT ASM	2762802
6	076319-01-706	EA	CRANK - ELEVATING - W/ SET SCREW	5755100
7	076319-01-705	EA	BEARING - NYLON - 7/8"ID	3200658
8	076319-01-708	EA	CRANK COVER DECAL	5413002
9	076319-01-707	EA	SPRING - HANDLE	5160822
10	076319-01-709	EA	PLATE - DIRECTIONAL - FOR HEAD	3200644
11	076319-01-712	EA	CEILING PLATE	3200608
12	076319-01-704	EA	BEARING - NYLON - 1.5"OD	3200657
13	076319-01-713	EA	BASE PLATE	3100523
14	076319-01-703	EA	BEARING - NYLON - 5"OD	3200656
15	076319-01-714	EA	HOUSING - ROTATING GEAR	2200049

AUDIO VIDEO GROUP (CONTINUED)

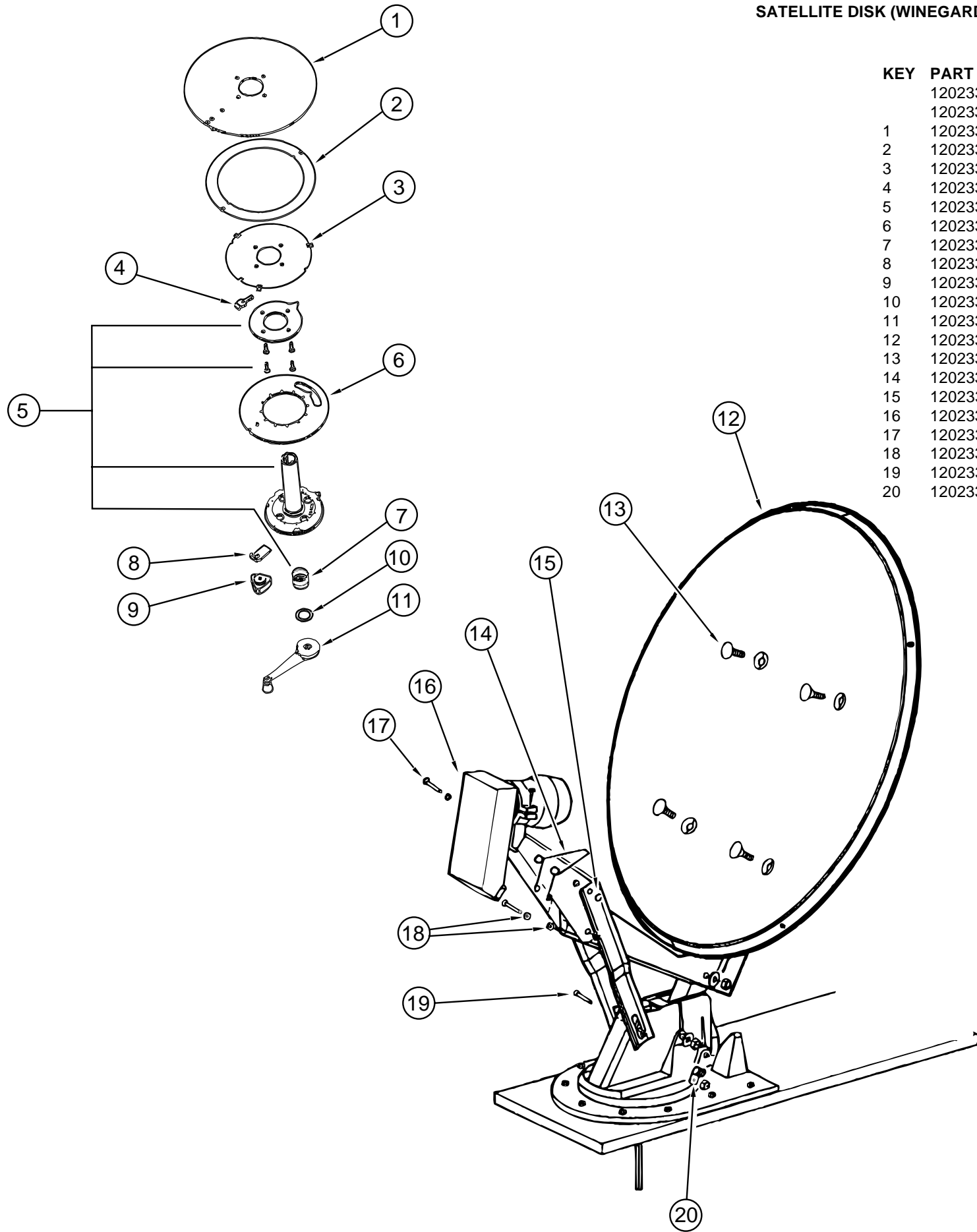


REAR MONITOR SYSTEM

KEY	PART NUMBER	U/M	DESCRIPTION	VENDOR NO.
	093040-08-000	EA	7" REAR VEIV MONITOR SYSTEM W/AUDIO JACK	
1	096717-03-000	EA	WIRE ASM-REAR MONITOR, UPPER	
	093040-06-000	EA	WIRE ASM-MONITOR - SONY SM-HRN7	
2	107852-01-04A	EA	SHROUD-CAMERA, OUTER, SABLE	
	108529-01-01A	EA	SHROUD-CAMERA, INNER, BLACK	
3	093040-04-700	EA	CAMERA, W/BRACKET & WIRING	SSC-530AM
4	093041-01-000	EA	CABLE-MONITOR/CAMERA, INTERNAL USE - 65.6'	
	093041-02-000	EA	CABLE-MONITOR/CAMERA, EXTERNAL USE	
5	N/A		PARTS ARE INCLUDED W/TELEVISION SYSTEM - SONY	
6	093040-05-700	EA	MONITOR-7" W/POWER HARNESS	SSM721AMR

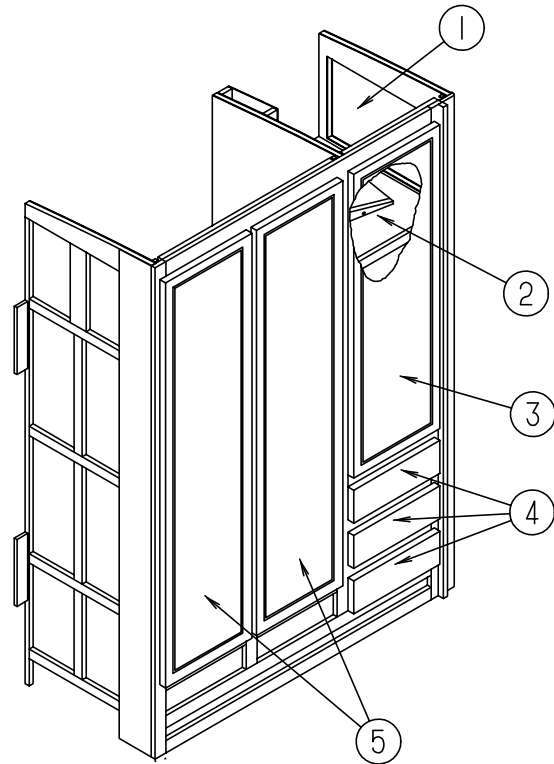
AUDIO VIDEO GROUP (CONTINUED)

SATELLITE DISK (WINEGARD)



KEY	PART NUMBER	U/M	DESCRIPTION	VENDOR NO.
	120233-02-000	EA	RECEIVER-SATELLITE ONLY - RD-1046	
	120233-01-000	EA	ANTENNA-SATELLITE, W/O RECEIVER (DISH & HDW KIT) - RD-4600	
1	120233-01-700	EA	PLATE-FIXED	3750821
2	120233-01-701	EA	DIAL-DIRECTIONAL	2745056
3	120233-01-702	EA	PIVOT-DIAL-DIRECTIONAL	2745058
4	120233-01-703	EA	STOP-ROTATION	3711281
5	120233-01-704	EA	PLATE-CEILING W/DIRECTIONAL HANDLE	RP-6300
6	120233-01-705	EA	PLATE-ROTATE	3750820
7	120233-01-706	EA	SPRING	RP-6822
8	120233-01-707	EA	CLAMP-ROTATE	3711280
9	120233-01-708	EA	KNOB-CLAMP	160822
10	120233-01-709	EA	WASHER-NYLON	RP-2658
11	120233-01-710	EA	HANDLE-CRANK	RP-6795
12	120233-01-711	EA	REFLECTOR - 46 CM	2745304
13	120233-01-712	EA	BOLT-FLAT HEAD	2160253
14	120233-01-713	EA	SPRING	2160820
15	120233-01-714	EA	CLIP-E	5160818
16	120233-01-715	EA	RCA LNB	278015
17	120233-01-716	EA	PIN	2160814
18	120233-01-717	EA	BEARING-NYLON	2200728
19	120233-01-718	EA	PIN	5160817
20	120233-01-719	EA	CLAMP-CABLE	2200060

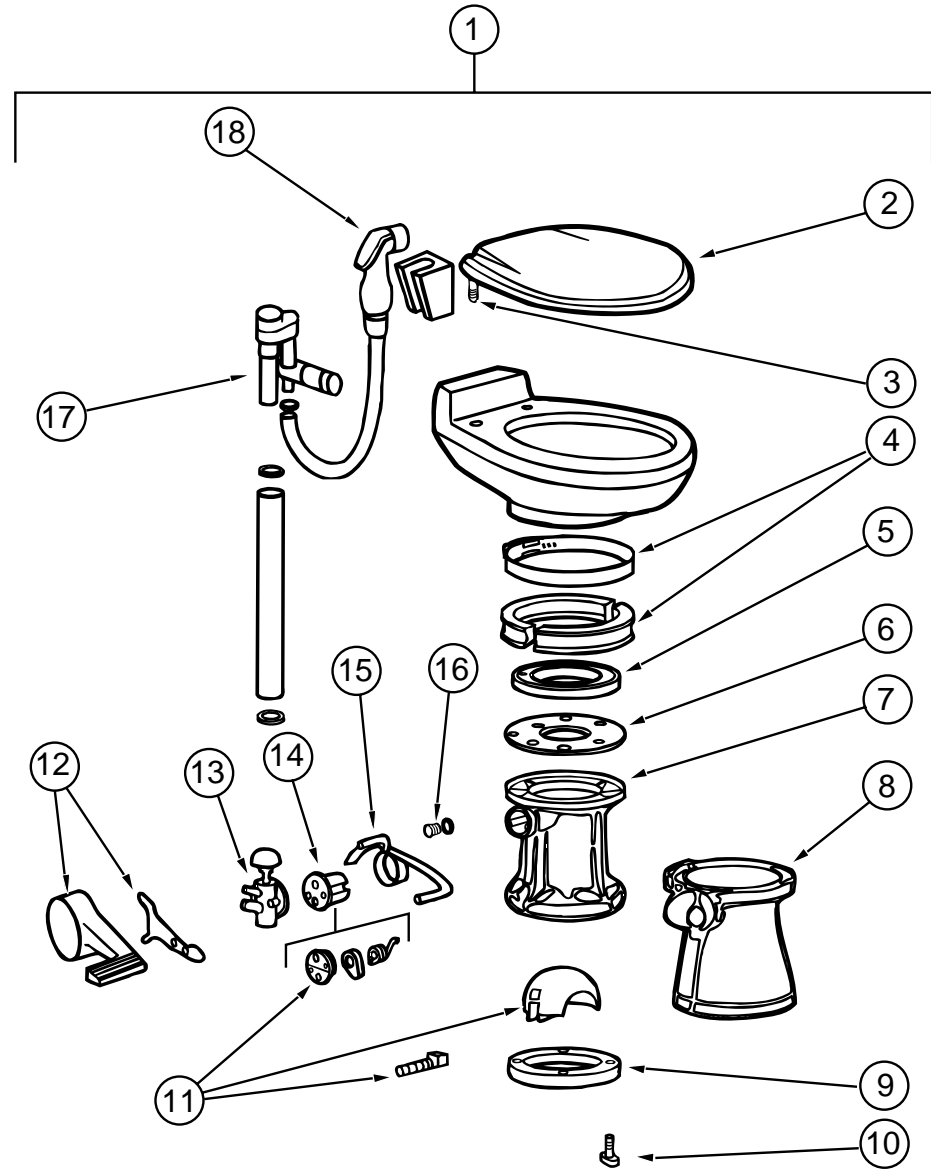
BATH GROUP



WARDROBE CABINET

KEY	PART NUMBER	U/M	DESCRIPTION
1	M06803-05-G15	EA	DOOR ASM. - RAIL - W/O HARDWARE 0365 X 0555 MM
2	116172-12-G15	EA	TV WEDGE SHELF
3	M06803-L8-G15	EA	DOOR ASM. - RAIL - W/O HARDWARE 0425 X1220 MM
4	M05970-L3-G15	EA	DRAWER ASM.
5	M06803-11-G15	EA	DOOR ASM. - RAIL - W/O HARDWARE 0410 X 1660 MM
	042438-01-000	EA	DOWEL - CLOTHES ROD - 1" DIAMETER - WOOD
	009112-01-000	EA	FLANGE - 1" CLOTHES ROD - PLASTIC - OFF WHITE

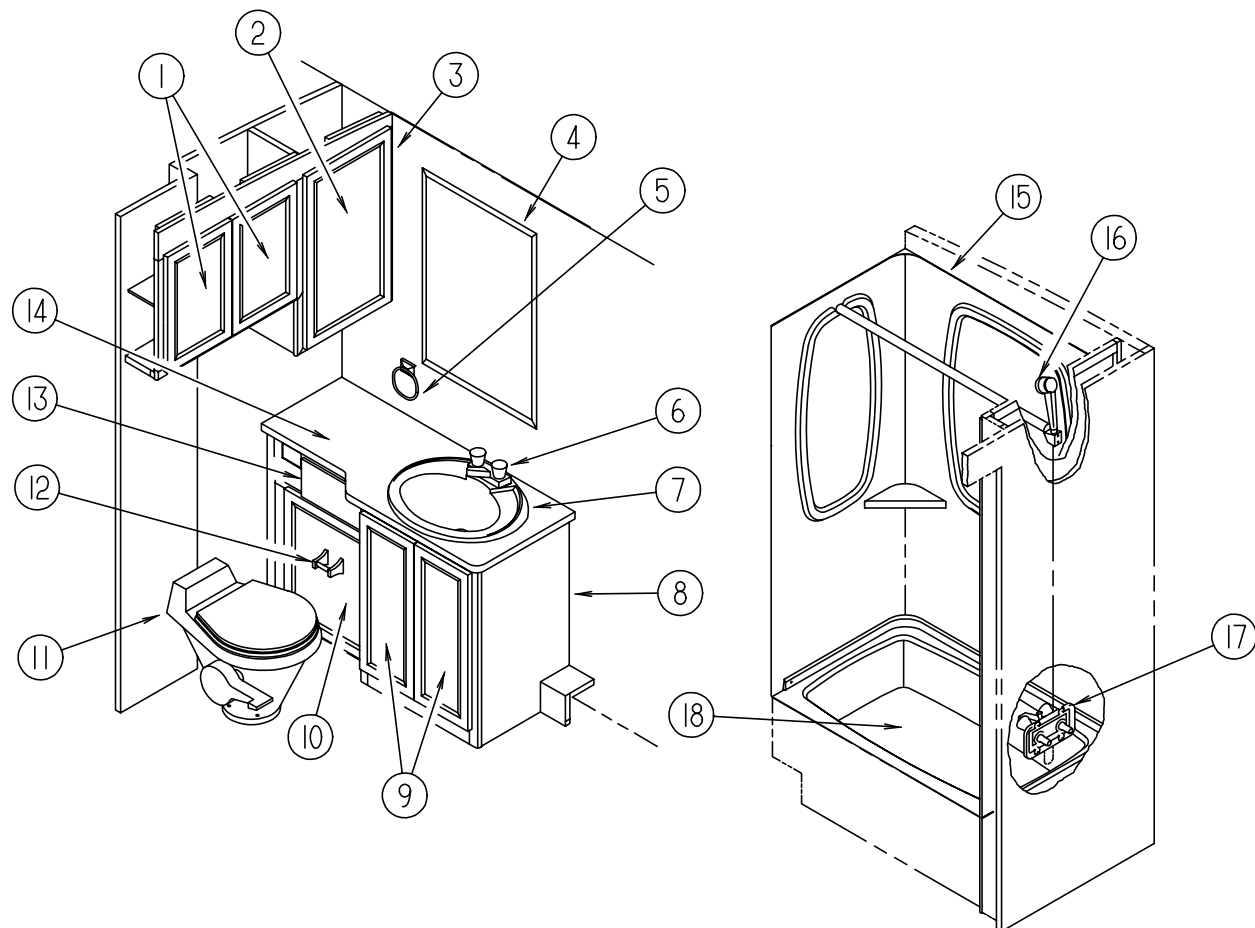
BATH GROUP (CONTINUED)



TOILET (SEALAND MODEL 910 W/ SPRAYER)

KEY	PART NUMBER	U/M	DESCRIPTION	VENDOR NO.
1	085330-06-000	EA	TOILET - CHINA - STANDARD (BONE) - 591003	
2	085330-06-700	EA	SEAT ASSEMBLY (BONE)	340591
3	085330-06-702	EA	HINGE HARDWARE (BONE) SET	342131
4	085330-01-703	EA	RING & HALF CLAMPS ASM (BONE)	385310048
5	085330-01-704	EA	TEFLON & RUBBER SEAL KIT	385316140
6	085330-01-705	EA	SUPPORT - SEAL - PLASTIC	390346405
7	085330-02-700	EA	BASE ASM	310121
8	085330-02-702	EA	COVER - PEDESTAL - BONE 510	310112
9	085330-01-714	EA	SEAL - FLANGE - FLOOR	390343892
10	085330-01-717	EA	STOOL MOUNTING PACKAGE - BOLT & SEAL	3100-64
	085330-01-718	EA	SEAL & BASE W/ MOUNTING HARDWARE	3853100-63
11	085330-01-706	EA	BALL - SHAFT & CARTRIDGE	385318162
12	085330-02-703	EA	COVER - PEDAL - BONE NEW STYLE	310115
13	085330-01-709	EA	VALVE - WATER	385314349
14	085330-01-707	EA	CARTRIDGE - SPRING ASM.	381236096
15	085330-06-703	EA	LEVER - FLUSH	340873
16	085330-01-710	EA	DRAIN - KIT - PLUG - CAP W/ SEAL	230384
17	085330-06-701	EA	BREAKER - VACUUM/ DIVERTER (900)	230335
18	085330-04-701	EA	HAND SPRAY - W/ HOSE (500 & 900)	340683

BATH GROUP (CONTINUED)



BATH CABINETS & SHOWER COMPONENTS

KEY	PART NUMBER	U/M DESCRIPTION
1	M06803-G0-G15	EA DOOR - CABINET - W/O HARDWARE - 305 X 475 MM
2	M06803-82-G15	EA DOOR - CABINET - W/O HARDWARE - 400 X 710 MM
3	P16188-01-F11	EA CABINET - MEDICINE - W/O DOORS
4	058331-51-000	EA MIRROR - GLASS - SAFETY - 660 X 1016 MM
5	075454-02-000	EA RING - TOWEL - W/ MOUNTING HARDWARE - BRASS
6	075240-06-000	EA FAUCET - LAVATORY - BONE
	091253-01-000	EA GASKET - FAUCET, LAVATORY/GALLEY
	105218-01-01A	EA SPACER - FAUCET - LAVATORY SINK - 2" X 5.9" - ABS PLASTIC - OFF WHITE
7	105921-01-01A	EA SINK - LAVATORY - LARGE OVAL - 17" X 20" - PLASTIC - OFF WHITE
	106116-01-01A	EA STRAINER - SINK - W/ STOPPER - TAILPIECE - GASKET & NUT - PLASTIC
	011069-02-000	EA TAILPIECE - 1 1/2 X 1 1/4 X 4 - BRASS
8	P16196-01-G15	EA CABINET - LAVATORY - W/O DOORS (G15,G16)
8	P16196-01-G17	EA CABINET - LAVATORY - W/O DOORS
9	M06803-04-G15	EA DOOR - CABINET - W/O HARDWARE - 255 X 485 MM
10	116237-01-G15	EA DRAWER - HAMPER - W/O HARDWARE
11	085330-06-000	EA TOILET - CHINA - STANDARD - W/SPRAYER - SEALAND 591003 - BONE
12	075452-02-000	EA HOLDER - TOILET TISSUE - BRASS
13	M05971-L4-G15	EA DRAWER - CABINET - W/O HARDWARE
14	116196-12-F12	EA COUNTERTOP - LAVATORY CABINET (G15,G16)
14	116196-12-G17	EA COUNTERTOP - LAVATORY CABINET

BATH GROUP (CONTINUED)

BATH CABINETS & SHOWER COMPONENTS (CONTINUED)

KEY	PART NUMBER	U/M DESCRIPTION
15	115612-01-01A	EA SURROUND - SHOWER - OFF WHITE
	113714-02-01A	EA RETAINER - SHELF - SHOWER - OFF WHITE
	104462-02-01A	EA CADDY - SHOWER - OFF WHITE
16	103092-01-000	EA SHOWER HEAD - W/ 60" HOSE (US)
16	103092-02-000	EA SHOWER HEAD - W/ HOSE (CSA)
	103092-01-702	EA SEALS-SPRAY HEAD
	103092-01-700	EA BRACKET ONLY - SHOWER HEAD - CLEAR
	011048-03-700	EA BRACKET ONLY - SHOWER HEAD - BONE
17	075242-04-000	EA FAUCET - TUB/ SHOWER - BONE
	075606-01-000	EA PANEL - FAUCET BACK - SHOWER - 5" X 9" - PLASTIC
18	M02630-27-F11	EA SHOWER PAN ASSEMBLY
	066436-01-000	EA NUT - SLIP - TAILPIECE - 1.5"
	066729-01-000	EA STRAINER - TUB/SHOWER - W/PLUG
	069735-01-000	EA WASHER - STRAINER TO TAILPIECE - 1.5" - PLASTIC
	057671-01-000	EA COVER - SCREW - #8 - PLASTIC - OFF WHITE
	102089-02-G15	EA RACK ASM-TOWEL

BIFOLD PRIVACY DOOR

KEY	PART NUMBER	U/M DESCRIPTION
	M03866-04-F31	EA DOOR PANEL ASM 72.67" X 13.38"
	093170-06-02A	EA HEADER - DOOR - BATH - 1032 MM - OFF WHITE
	084451-01-000	EA CATCH - BIFOLD DOOR - BRASS
	009059-01-000	EA HINGE - DOOR - 2" X 1.4" - BRASS
	009059-02-000	EA HINGE - DOOR - 2" X 2.7" - BRASS
	092652-01-000	EA GUIDE WHEEL - DOOR - TOP MOUNT
	102920-01-01A	EA HINGE - SPRING LOADED
	117978-01-01A	EA KNOB - DOOR - BRIGHT BRASS

BATH DOOR

KEY	PART NUMBER	U/M DESCRIPTION
	M87868-13-G15	EA DOOR-CABINET - BATH - W/O HARDWARE
	094485-03-01A	EA KNOB-DOOR - BRASS
	100357-01-000	EA ROD-TOWEL - W/ ENDS BENT FOR BACK OF BATH DOOR - BRASS
	102089-13-G09	EA LUMBER-RH
	102089-14-G09	EA LUMBER-LH

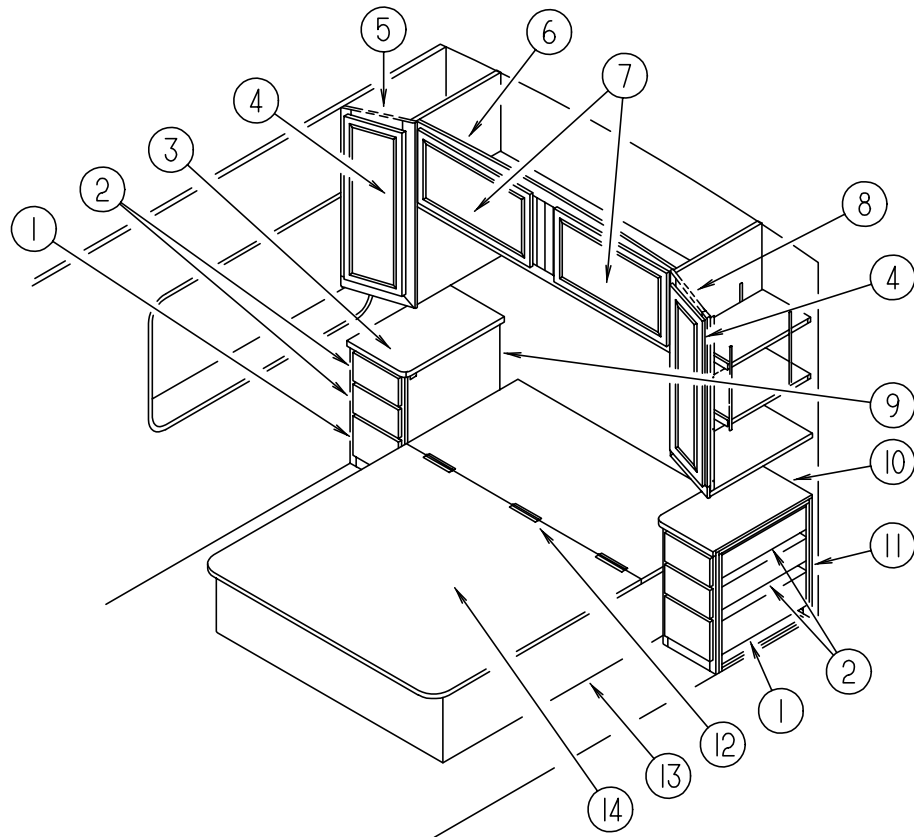
SLIDER PRIVACY DOOR

KEY	PART NUMBER	U/M DESCRIPTION
	104013-03-G15	EA DOOR-SLIDING - BATH/GALLEY
	103874-01-000	EA ROLLER HANGER-SLIDING DOOR
	103868-03-01A	EA TRACK-DOOR - 1250MM - OFF WHITE
	103908-07-F11	EA HEADER-SLIDING DOOR TRACK - OFF WHITE
	064467-01-000	EA GUIDE-POCKET - SLIDING DOOR - WALL MOUNTED
	098410-01-01A	EA PULL-FINGER - OVAL - BRASS
	057534-01-000	EA TIEBACK-CLEAR PLASTIC - BATH/GALLEY DOOR

SHOWER DOOR

KEY	PART NUMBER	U/M DESCRIPTION
	117431-03-01A	EA DOOR-SHOWER, FABRIC - PLEATED
	117431-01-700	EA TRACK-TOP, ALUMINUM - IVORY INSERT - 39 3/8"
	117431-01-701	EA TRACK-BOTTOM, 39 3/8"
	117431-01-702	EA RAIL-SIDE, 63"
	117431-01-703	EA RAIL-STATIONARY, 63"
	117431-01-704	EA RAIL-LEAD, 63"
	117431-01-705	EA GLIDE-IVORY, TRAVELER
	117431-01-706	EA GLIDE-IVORY LEAD, TRAVELER
	117431-01-707	EA LATCH
	117431-01-708	EA HANDLES & SCREWS
	117431-01-709	EA STRAP- VINYL, SHOWER

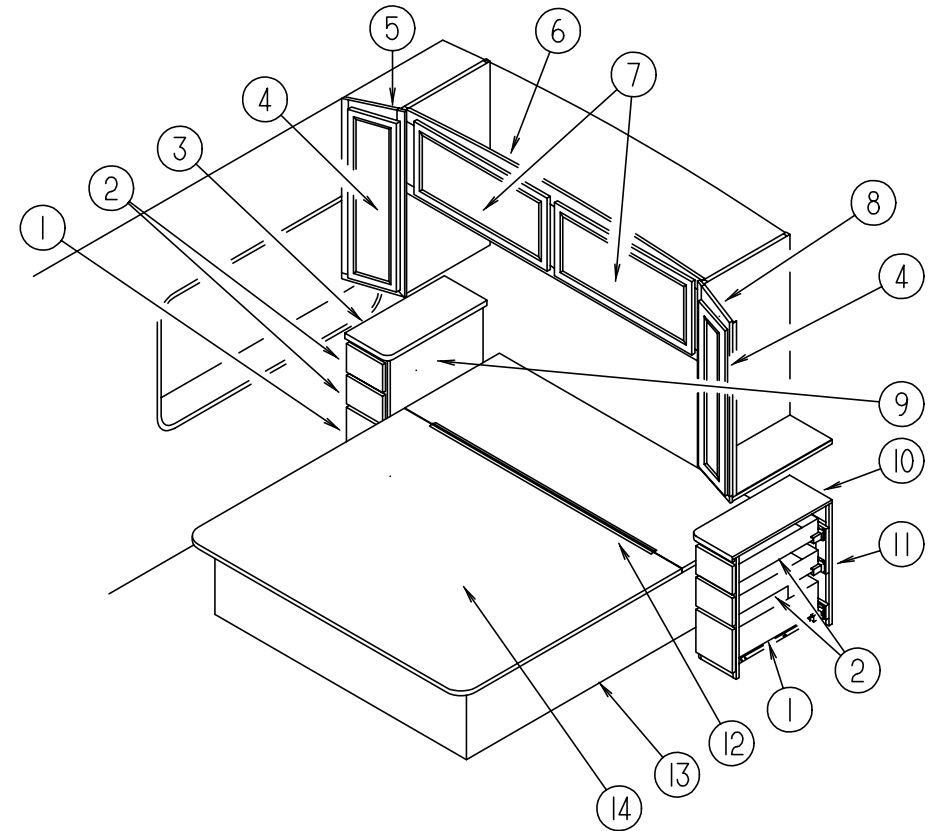
BEDROOM GROUP



QUEEN BEDROOM

KEY	PART NUMBER	U/M	DESCRIPTION
1	M05971-L6-G15	EA	DRAWER ASM - CABINET - W/O HARDWARE
2	M05971-L5-G15	EA	DRAWER ASM - CABINET - W/O HARDWARE
3	116193-11-F12	EA	COUNTERTOP ASM. (G15,G16)
3	116193-11-G17	EA	COUNTERTOP ASM.
4	M06803-G1-G15	EA	DOOR ASM - RAIL - W/O HARDWARE - 365 X 925 MM
4	058331-D4-000	EA	MIRROR - CABINET DOOR - 282 X 842 MM
5	116142-01-G15	EA	CABINET - SHIRT CLOSET - PASSENGER SIDE
6	P17240-01-G15	EA	CABINET - OVERHEAD - REAR
7	M06803-82-G15	EA	DOOR - CABINET - W/O HARDWARE - 400MM X 710MM
8	116142-02-G15	EA	CABINET - SHIRT CLOSET - DRIVER SIDE
9	116193-01-G15	EA	CABINET - NIGHTSTAND - PASSENGER SIDE (G15,G16)
9	116193-01-G17	EA	CABINET - NIGHTSTAND - PASSENGER SIDE
10	116193-12-F12	EA	COUNTERTOP - NIGHTSTAND (G15,G16)
10	116193-12-G17	EA	COUNTERTOP - NIGHTSTAND
11	116193-02-G15	EA	CABINET - NIGHTSTAND - DRIVER SIDE (G15,G16)
11	116193-02-G17	EA	CABINET - NIGHTSTAND - DRIVER SIDE
12	041389-25-000	EA	PIANO HINGE - MILL FINISH - 55"
13	P16341-01-G15	EA	CABINET - QUEEN BED - W/O TOP
14	M07465-02-F11	EA	TOP - QUEEN BED CABINET
	112516-01-G15	EA	HEADBOARD - IMPERIAL, QUEEN
	112516-01-G16	EA	HEADBOARD - IMPERIAL, QUEEN
	112516-01-G17	EA	HEADBOARD - IMPERIAL, QUEEN
	091952-01-000	EA	CLIP-GRIPPER - 1."
	097872 04 000	EA	DOWEL - WOOD - 1." DIA X 1.38" LONG
	107796-05-000	EA	BRACKET - GAS SPRING - FLAT
	107796-06-000	EA	GAS SPRING - 20" LENGTH - 120 LB
	107796-07-000	EA	BRACKET - GAS SPRING

BEDROOM GROUP (CONTINUED)



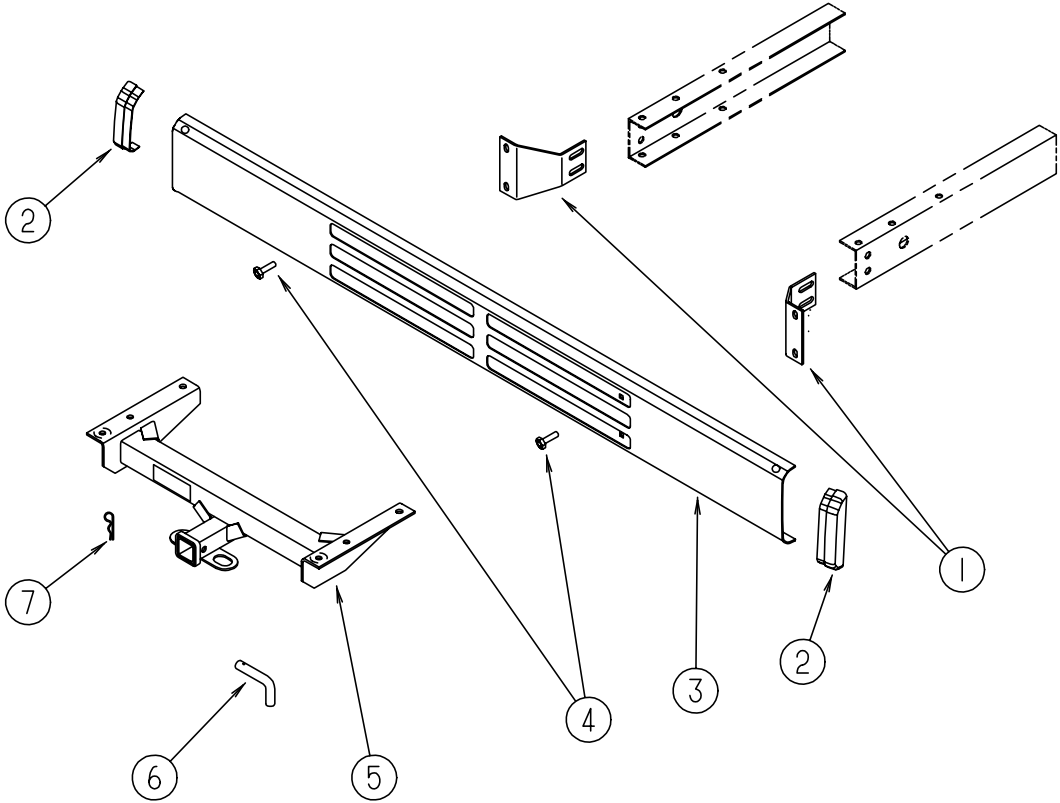
KING BEDROOM

KEY	PART NUMBER	U/M	DESCRIPTION
1	M05971-W8-G15	EA	DRAWER ASM - CABINET - W/O HARDWARE
2	M05971-W9-G15	EA	DRAWER ASM - CABINET - W/O HARDWARE
3	117173-11-F12	EA	COUNTERTOP ASM. (G15,G16)
3	117173-11-G17	EA	COUNTERTOP ASM.
4	M06803-B1-G15	EA	DOOR ASM - RAIL - W/O HARDWARE - 365 X 925 MM
4	058331-A7-000	EA	MIRROR - CABINET DOOR - 192 X 842 MM
5	117175-01-G15	EA	CABINET - SHIRT CLOSET - PASSENGER SIDE
6	P17240-01-G15	EA	CABINET - OVERHEAD - REAR
7	M06803-L7-G15	EA	DOOR - CABINET - W/O HARDWARE - 365 X 850 MM
8	117175-02-G15	EA	CABINET - SHIRT CLOSET - DRIVER SIDE
9	117173-01-G15	EA	CABINET - NIGHTSTAND - PASSENGER SIDE (G15,G16)
9	117173-01-G17	EA	CABINET - NIGHTSTAND - PASSENGER SIDE
10	117173-12-F12	EA	COUNTERTOP - NIGHTSTAND (G15,G16)
10	117173-12-G17	EA	COUNTERTOP - NIGHTSTAND
11	117173-02-G15	EA	CABINET - NIGHTSTAND - DRIVER SIDE (G15,G16)
11	117173-02-G17	EA	CABINET - NIGHTSTAND - DRIVER SIDE
12	041389-25-000	EA	PIANO HINGE - MILL FINISH - 55"
13	P18759-01-G15	EA	CABINET - KING BED - W/O TOP
14	M07513-02-F11	EA	TOP - KING BED CABINET
	112516-03-G15	EA	HEADBOARD - IMPERIAL, KING
	112516-03-G16	EA	HEADBOARD - IMPERIAL, KING
	112516-03-G17	EA	HEADBOARD - IMPERIAL, KING
	091952-01-000	EA	CLIP-GRIPPER - 1."
	097872 04 000	EA	DOWEL - WOOD - 1." DIA X 1.38" LONG
	107796-05-000	EA	BRACKET - GAS SPRING - FLAT
	107796-06-000	EA	GAS SPRING - 20" LENGTH - 120 LB
	107796-07-000	EA	BRACKET - GAS SPRING

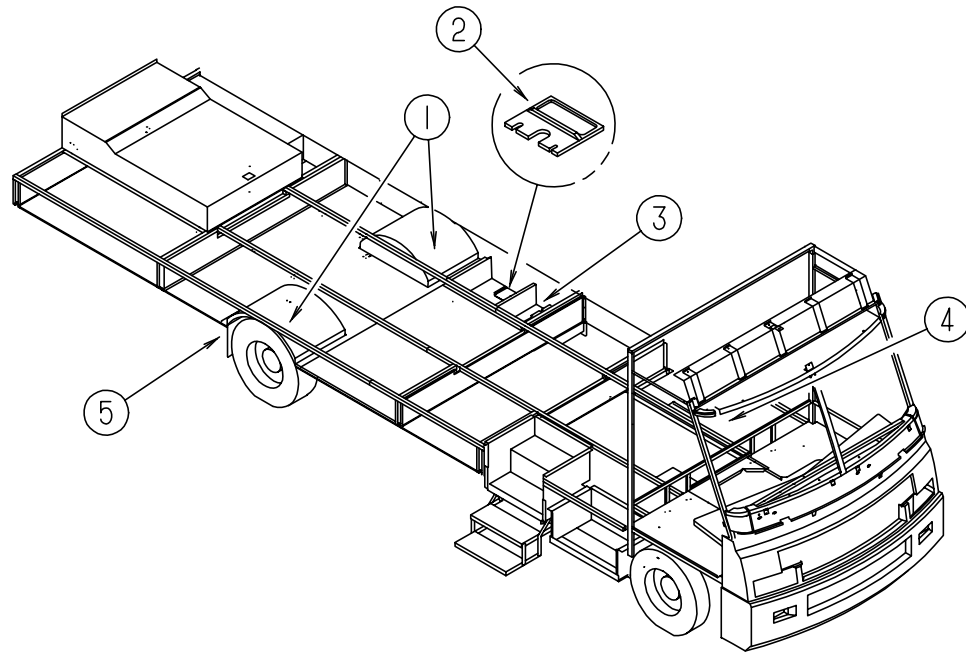
CHASSIS GROUP (CONTINUED)

REAR BUMPER

KEY	PART NUMBER	U/M	DESCRIPTION
1	116357-01-02B	EA	ANGLE - SUPPORT - BUMPER REAR
2	103228-01-05A	EA	END CAP - BUMPER REAR - BLACK
3	103099-06-01A	EA	REAR BUMPER - BUFF
4	102333-01-02A	EA	BOLT - 7/16"
5	107707-04-000	EA	HITCH ASM - CLASS II
6	034512-01-000	EA	PIN
7	034513-01-000	EA	PIN - 3/16" WIRE
	113589-01-000	EA	CONNECTOR - PLUG - TRAILER
	113589-02-000	EA	CONNECTOR - SOCKET - TRAILER
	111742-01-000	EA	PLATE-SKID, STEEL



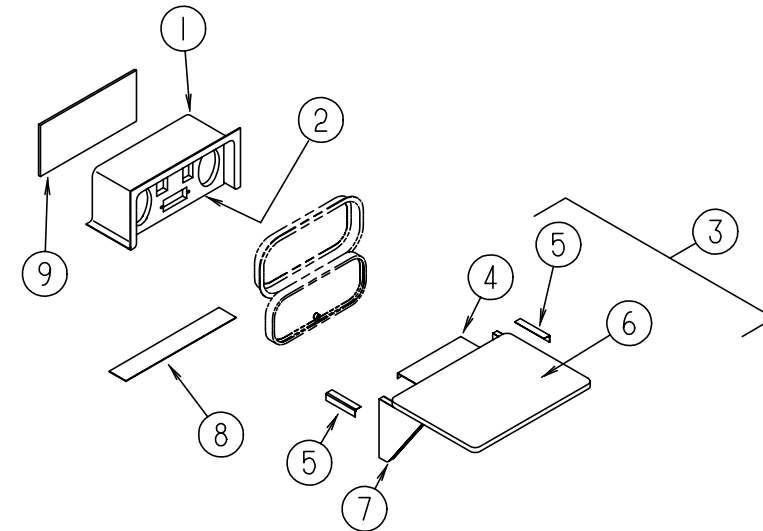
CHASSIS GROUP (CONTINUED)



COMPARTMENTS & TRAYS

KEY	PART NUMBER	U/M	DESCRIPTION
1	055374-03-000	EA	REAR WHEELWELL - PLASTIC
2	M06991-05-G38	EA	HATCH ASM - W/ FOAM
	114677-01-01A	EA	RETAINER - HATCH - SEWER HOSE
3	117757-01-01A	EA	COMPARTMENT-STORAGE
4	106152-01-000	EA	PANEL-COMPARTMENT, GENERATOR
	094657-02-000	EA	TRAY - GENERATOR - 22.5" X 30.4" X 6.9" W/ANGLE & NUTS
5	020167-05-000	EA	GUARD - DIRT
			FROM: 00-00-00 THRU: 09-24-95
5	020167-04-000	EA	GUARD - DIRT
			FROM: 09-25-95 THRU: 99-99-99
5	017516-01-000	EA	FLAP - MUD - 14" X 18" - BLACK
	093287-07-01A	EA	NET - CARGO - 254 MM X 865 MM
	093287-09-01A	EA	NET - CARGO - 254 MM X 1510 MM
	065450-05-000	EA	TIEDOWN - BATTERY - 8.4" TUBE

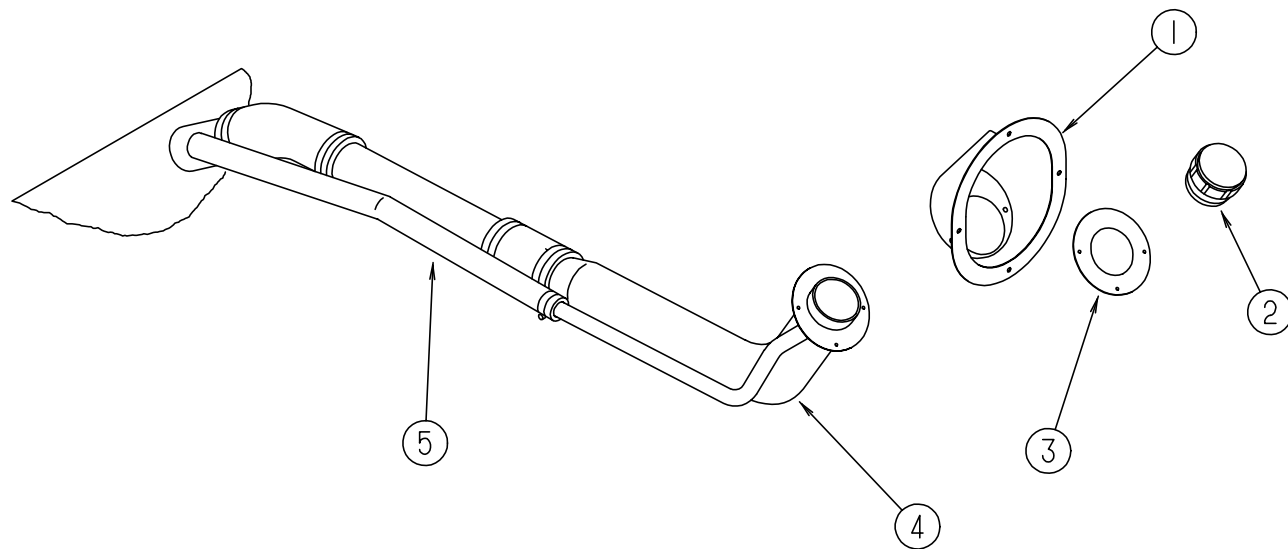
CHASSIS GROUP (CONTINUED)



COMPARTMENT - ENTERTAINMENT CENTER

KEY	PART NUMBER	U/M	DESCRIPTION
1	104897-03-01A	EA	BOX - ENTERTAINMENT CENTER - OFF WHITE
2	104899-01-C05	EA	PLATE - RADIO MOUNTING
3	105230-01-G15	EA	SHELF ASM. - EXTERIOR
4	105377-01-01A	EA	BRACKET - TABLE HANGER - OFF WHITE
5	105376-01-02A	EA	HINGE - CONTINUOUS - 2" X 140 MM - OFF WHITE
6	105230-11-G15	EA	SHELF ASM.
7	105230-12-G15	EA	SUPPORT ASM.
8	104898-01-01A	EA	PLATE - PLASTIC BOTTOM - OFF WHITE (CSA)
9	104898-02-01A	EA	PLATE - PLASTIC BOTTOM - OFF WHITE (US)

CHASSIS GROUP (CONTINUED)



FUEL SYSTEM

KEY	PART NUMBER	U/M DESCRIPTION
1	095854-01-05A	EA SHROUD - FUEL FILL
2	073220-03-000	EA CAP-FUEL FILL, NON LOCK - GM 15671703
3	078200-01-000	EA GASKET - FUEL FILL - 3.5"OD X 2"ID
4	087256-05-000	EA NECK ASM - FUEL FILL
5	007063-01-000	FT HOSE - GAS 1/4" ID X 1/2"OD
	084884-01-000	EA PLUG - BRASS - 3/8"
	007111-02-000	EA HOSE - FUEL FILL - 2" ID - IN 3FT LENGTHS

CHASSIS GROUP (CONTINUED)

WHEEL LINERS

KEY	PART NUMBER	U/M DESCRIPTION	VENDOR NO.
	110435-01-000	EA LINER-WHEEL, SET 4 - 19.5/2885	
	110435-01-700	EA COVER-LUG NUT	V195 JO-LNC
	110435-01-701	EA LINER-WHEEL, FRONT	V1950S-FWC
	110435-01-702	EA LINER-WHEEL, REAR	V1950S-RWC
	110435-01-703	EA STUD EXTENDER 1 1/8" LH REAR	V22506-SLR S
	110435-01-704	EA STUD EXTENDER 1 1/8" RH REAR	V22506-SLR S
	110435-01-705	EA TOOL-INSTALLATION	V195JO-TOL0S
	110435-01-706	EA NUT-JAMB 1 1/2 X 1 1/16 - RH REAR	V195J0-RRJ
	110435-01-707	EA NUT-JAMB 1 1/2 X 1 1/16 - LH REAR	V195J0-LRJ
	110435-01-708	EA NUT-JAMB 1 1/2 X 3/4 - RH FRONT	V195J0-RFJ
	110435-01-709	EA NUT-JAMB 1 1/2 X 3/4 - LH FRONT	
	110435-01-710	EA CAP-CENTER, 4" DIAMETER	V19505-POC
	110435-01-711	EA DECAL-CENTER CAP, 2"	

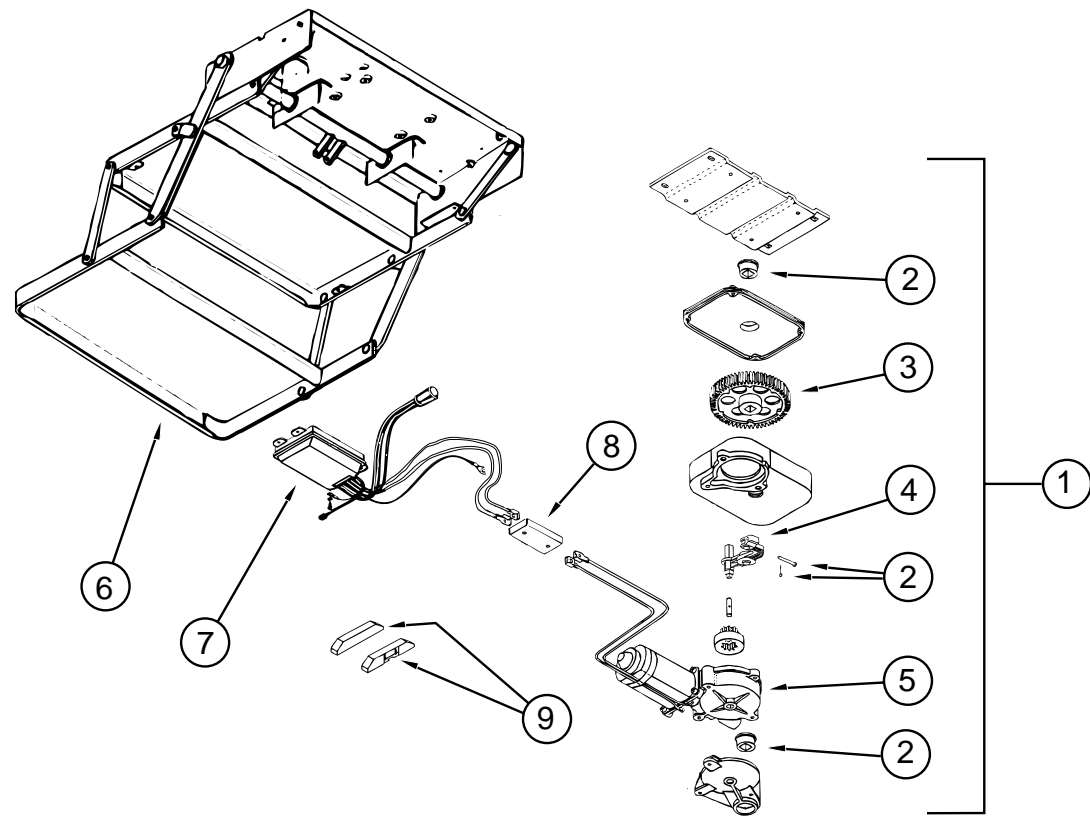
WHEEL COVERS

KEY	PART NUMBER	U/M DESCRIPTION	VENDOR NO.
	109443-03-000	EA WHEEL COVER - 4/SET, 19.5 OSHKOSH	
	109443-01-700	EA COVER-WHEEL 19.5 FRT OR REAR	SHAG95
	109443-01-703	EA CAP-CENTER, HUB - DICOR	SP-AUCAP
	109443-03-700	EA BRACKET-RET. FRT. 1EA=1ONLY COMES WITH JAMB NUTS	SHAJ95-FBS
	109443-03-701	EA BRACKET-RET. REAR, 1EA=1ONLY	SHAJ95-RBS

HWH HYDRAULIC LEVELING SYSTEM (AP0758)

KEY	PART NUMBER	U/M DESCRIPTION	VENDOR NO.
	100532-08-000	EA LEVELING SYSTEM - HYDRAULIC - JOYSTICK	
	100532-01-704	EA SWITCH - MERCURY F/ 6K & 9K JACK	RAP1010
	100532-01-705	EA SPRING KIT - 9K JACK	R1171
	100532-02-700	EA 6K TALL JACK ASM	RAP7164
	100532-02-701	EA SPRING KIT - 6K JACK	R6824
	100532-02-704	EA ACTIVATOR CABLE - 6K JACK	RAP7194
	100532-02-705	EA PUMP/ RESERVOIR ASM - MONARCH	RAP8178
	100532-03-710	EA SENSING UNIT 21' MTA	RAP6798
	100532-03-715	EA CAP - BREATHER	RAP7876
	100532-08-700	EA POWER UNIT ASM.	RAP0595
	100532-08-701	EA BI-AXIS CONTROL - 200 SYSTEM	RAP0612
	100532-08-702	EA VALVE - BI-AXIS	RAP9589
	100532-08-703	EA PANEL ASM. - 200 BI-AXIS SYSTEM	RAP9755
	100532-08-704	EA JACK ASM. - 9K TALL 200 SYSTEM	RAP7002
	100532-08-705	EA KNOB - 3/4" BLACK - SET OF FOUR	RAP1379
	100532-08-706	EA KNOB - 1 3/16" BLACK	RAP9734
	100532-08-707	EA BEZEL W/ GASKET - F/ SYSTEM 200	RAP9592
	100532-09-707	EA ACTUATOR ASM. - 9K - REAR JACKS	RAP0547
	100532-09-709	EA ACTUATOR ASM. - 6K - FRONT JACKS	RAP0448
	100532-09-710	EA SOLENOID - 4 POST INT. DUTY	RAP0533
	100533-08-000	EA BRACKETS - FRONT LEVELING JACKS, AP9857	
	100534-07-000	EA BRACKETS - REAR LEVELING JACKS, AP9858	
	100536-10-000	EA HOSE KIT	
	100536-09-700	EA HOSE - HYDRAULIC - 324"	RAP2464
	100536-09-701	EA HOSE - HYDRAULIC - 60"	RAP4073
	100536-09-702	EA HOSE - HYDRAULIC - 354"	RAP4311
	100536-10-700	EA HOSE - HYDRAULIC - 84"	RAP1412
	100536-10-701	EA HOSE - HYDRAULIC - 116"	RAP5384
	107890-01-000	EA ELBOW - STEEL 90D 1/4 X 37D FLARE PARKER 4-C6X-S	
	112236-01-E10	EA BEZEL - MONITOR - UNDER DASH - LEFT SIDE	

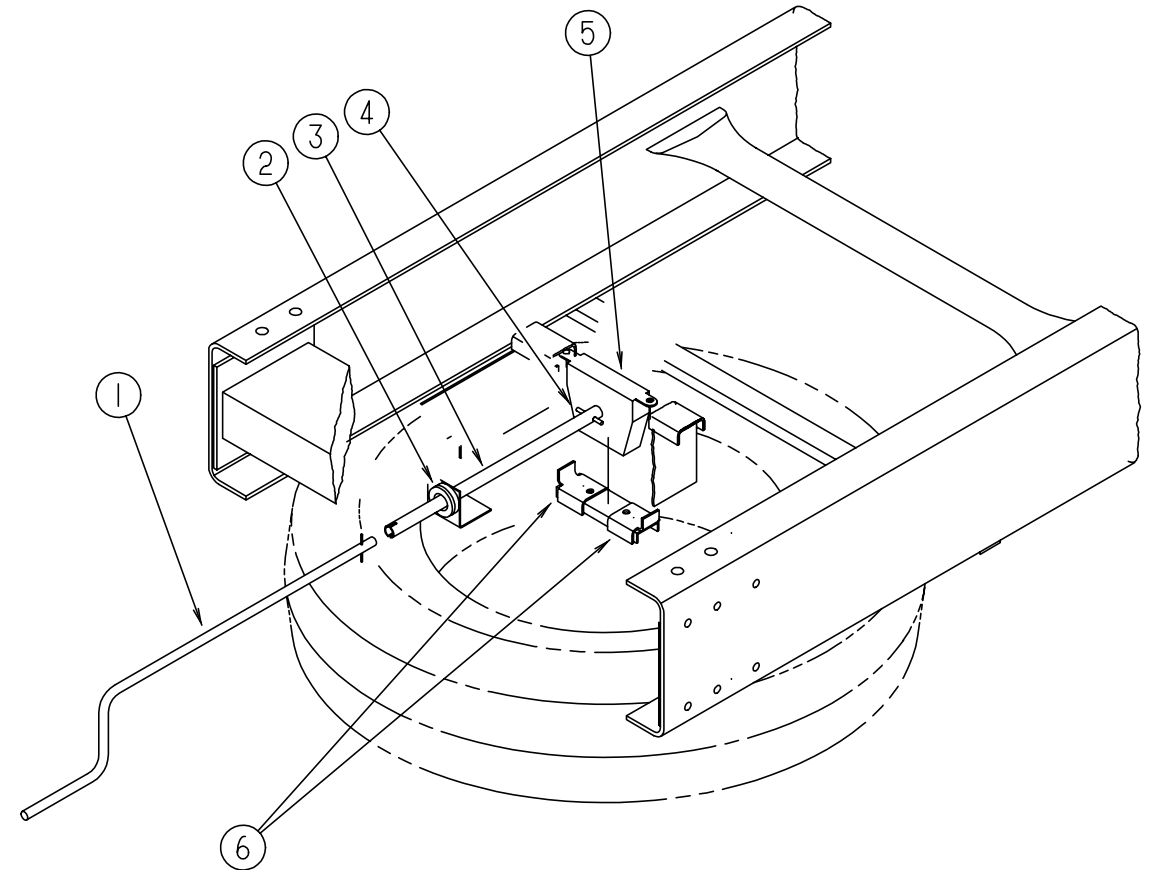
CHASSIS GROUP (CONTINUED)



ELECTRIC STEP (KWIKEE)

KEY	PART NUMBER	U/M	DESCRIPTION	VENDOR NO.
1	094707-01-01A	EA	STEP-ENTRY DOOR, ELECTRIC - DOUBLE - 3218	
2	094707-02-703	EA	BEARING & PINS	909530
3	094707-02-702	EA	GEAR KIT, W/BEARINGS, PIN-CASE	909525
4	094707-02-701	EA	LINKAGE ASSEMBLY W/BEARINGS-PINS	909534
5	094707-02-700	EA	MOTOR ASM., W/BEARINGS & PINS	909520
6	094707-01-702	EA	FRAME W/DOUBLE STEP	908032
7	094707-02-705	EA	CONTROL UNIT, WHITE	909513
8	094707-02-704	EA	CONNECTOR-MOTOR ASM.W/PLATES	909537
	094707-02-707	EA	TREAD-NON SKID, BLACK 6" X 21"	909333
9	116995-01-000	EA	SWITCH/MAGNET-STEP, ELECTRIC - 905306	

CHASSIS GROUP (CONTINUED)



SPARE TIRE & HOIST

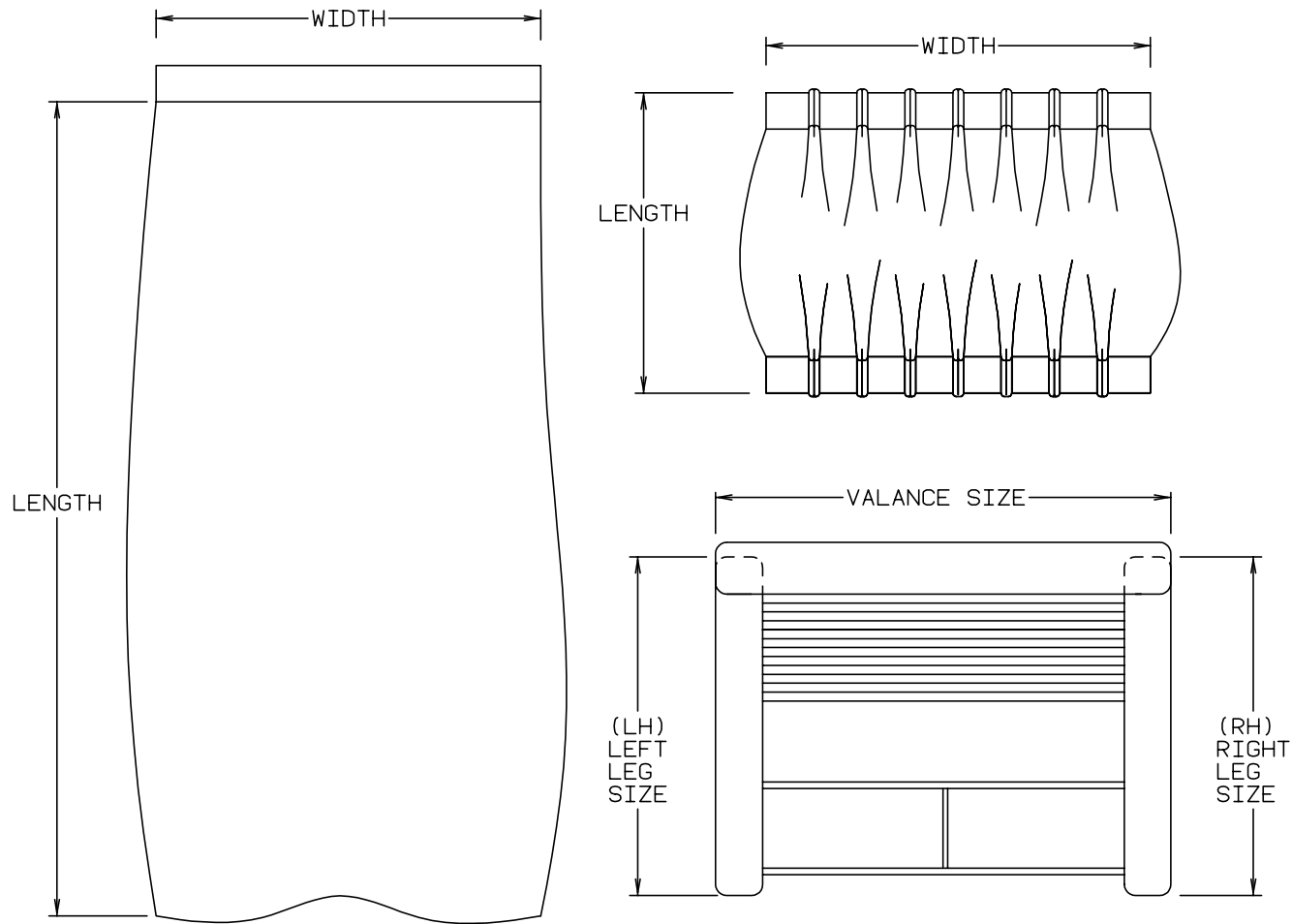
KEY	PART NUMBER	U/M	DESCRIPTION
1	093376-02-000	EA	HANDLE-CRANK, TIRE HOIST
2	071015-11-000	EA	GROMMET - 1.00 ID
3	093375-09-000	EA	EXTENSION-TIRE HOIST
	093362-06-000	EA	CHANNEL-TIRE HOIST
4	114376-01-000	EA	PIN-DRIVE, .156 X .750 - TYPE E - TIRE HOIST
5	093267-02-000	EA	HOIST-SPARE TIRE
	093267-01-000	EA	HOIST-SPARE TIRE - DEUER MFG6L201
6	105499-01-000	EA	BRACKET-TIRE HOIST
	077030-02-000	EA	EXTENSION-VALVE STEM, 1.25"
	051377-05-000	EA	VALVE STEM ASM - EATON VS-938 F53-92
	007324-03-000	EA	TIRE-MICHELIN, 8R 19.8 LRF
	086281-02-000	EA	WHEEL-STEEL, 19.5 X 6.0
	051377-01-000	EA	STEM-VALVE, TR 500
	080208-04-000	EA	LUG WRENCH - 30MM (1 3/16")
	080208-05-000	EA	BAR-LEVERAGE, LUG WRENCH - 3/4"

CURTAIN & CUSHION GROUP

NOTICE

IN ORDER TO ASSIST OUR PARTS SALES DEPT. IN PROVIDING INTERIOR SOFTGOODS ITEMS, PLEASE INCLUDE THE SERIAL NUMBER AND THE COLOR CODE NUMBER FROM THE VEHICLE CERTIFICATION LABEL WHEN ORDERING. THIS LABEL IS LOCATED ON THE LEFT SIDEWALL AT THE END OF THE DASH (A-BODY), OR ON THE DRIVER'S DOOR LATCH PLATE (C-BODY).

AN EXAMPLE OF A COLOR CODE NUMBER IS B07, WHICH DESIGNATES AN OVERALL COLOR SCHEME OF A PARTICULAR UNIT. THE COLOR LISTED AFTER THE ITEM DESCRIPTION ON THE MICROFICHE, INDICATES THE OVERALL UNIT COLOR. ORDER THE ITEM YOU DESIRE ACCORDING TO UNIT COLOR CODE.



NOTE: USE THIS ILLUSTRATION WHEN DETERMINING LENGTH AND WIDTH MEASUREMENTS FOR CURTAINS. YOU WILL NOTE THE WIDTH MEASUREMENT IS TAKEN ON THE TOP OF THE CURTAIN WITH THE CURTAIN FULLY EXTENDED. THE LENGTH MEASUREMENT IS TAKEN FROM TOP TO BOTTOM. LEFT AND RIGHT WINDOW LEGS ARE DETERMINED WHEN FACING THE WINDOW.

CURTAIN & CUSHION GROUP (CONTINUED)

TRIMS & BUTTONS

KEY	PART NUMBER	U/M	DESCRIPTION
	084415-70-000	YD	TRIM-BRAID, 60261-V118 - CORD (G15)
	084415-69-000	YD	TRIM-BRAID, 62027-P57 - FRINGE (G16)
	084415-77-000	YD	TRIM-BRAID, 61814-N10 - CORD (G15)
	050263-01-000	YD	WELT-CORD, 5/32 DIA.
	070578-02-B29	EA	BUTTON - SCREW - STUD - #30 - VINYL

ASSIST HANDLE & SEAT BELTS

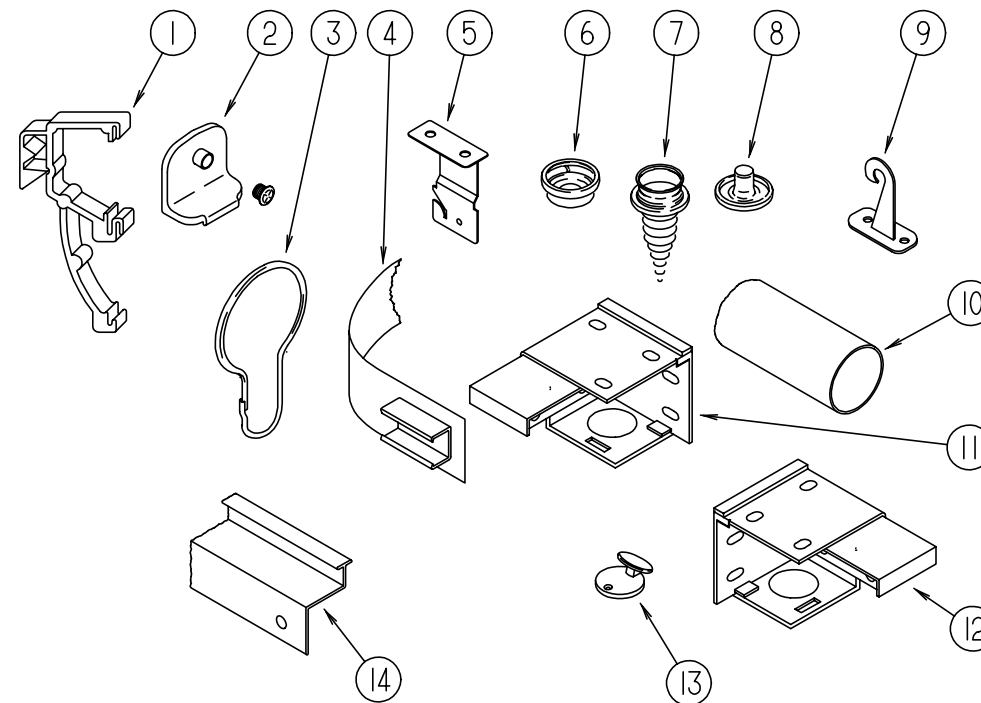
KEY	PART NUMBER	U/M	DESCRIPTION
	007021-01-000	EA	BELT - SEAT - 2" X 90" - BLACK
	069178-02-000	EA	BRACKET - MOUNTING - ASSIST HANDLE - L ANGLE - W/HOLES
	000C16-07-16B	EA	BOLT - CARRIAGE - ASSIST HANDLE - 7/16-14 X 1" - ZINC
	000D20-07-00B	EA	NUT - ACORN - ASSIST HANDLE - 7/16" X 14 - ZINC
	057759-01-000	EA	WASHER BRACKET-SEAT BELT, 4" DIAMETER
	053552-02-AA8	EA	HANDLE - ASSIST - INTERIOR - ENTRY DOOR - VINYL - OFF WHITE
	108808-02-02A	EA	HANDRAIL - STEP - ENTRANCE - OFF WHITE

CURTAIN & CUSHION GROUP (CONTINUED)

ADVENTURER FABRIC				
COLOR CODES		G15	G16	G17
		BOTANICAL (GREEN)	THISTLE (TAN)	COPPER CANYON
CEILING MATERIAL	FROM: 00-00-00 THRU: 01-31-96	113979-04-01A	113979-04-01A	113979-04-01A
CEILING MATERIAL	FROM: 02-01-96 THRU: 99-99-99	113979-06-01A	113979-06-01A	113979-06-01A
OFF WHITE VINYL		103907-01-01A	103907-01-01A	103907-01-01A
BEIGE VINYL		079680-07-000	079680-07-000	079680-07-000
MADRID WILLOW VINYL		103907-01-03A	103907-01-03A	103907-01-03A
DRAPERY FABRIC		072333-85-000	072333-85-000	072333-85-000
BUCKET SEATS		108446-G0-000	108446-77-000	104233-59-000
DINETTE		108446-F8-000	108446-F9-000	108446-H0-000
DINETTE CHAIR		108446-G1-000	108446-G2-000	108446-H2-000
DINETTE PAD		108446-G0-000	108446-77-000	104233-59-000
SOFA		108446-F8-000	108446-F9-000	108446-H0-000
SOFA PILLOWS		108446-G1-000 084415-70-000	108446-G2-000 084415-69-000	108446-H2-000 084415-77-000
SWIVEL CHAIR		108446-G1-000	108446-G2-000	108446-H2-000
LOUNGE WINDOWS		108446-F8-000 108446-G1-000	108446-F9-000 108446-G2-000	108446-H0-000 108446-H2-000
BEDROOM WINDOW		105745-B2-000 105745-B0-000	105745-62-000 105745-B1-000	105745-B7-000 105745-A2-000
BEDSPREAD		105745-B2-000 105745-B0-000	105745-62-000 105745-B1-000	105745-B7-000 105745-A2-000
PILLOW SHAMS			105745-62-000 105745-B1-000	105745-B7-000 105745-A2-000
BEDROOM PILLOWS		105745-B2-000	105745-62-000	105745-B7-000
HEADBOARD		105745-B0-000 105745-B2-000	105745-B1-000 105745-62-000	105745-A2-000 105745-B7-000
FRONT WRAP AROUND		072333-85-000	072333-85-000	072333-85-000
PLEATED BLINDS		094911-30-000	094911-30-000	094911-30-000
MAP POCKETS		108446-G0-000	108446-77-000	104233-59-000

NOTE: FABRIC LISTED FIRST, IN A BLOCK, IS THE LARGEST QUANTITY OF FABRIC USED

CURTAIN & CUSHION GROUP (CONTINUED)

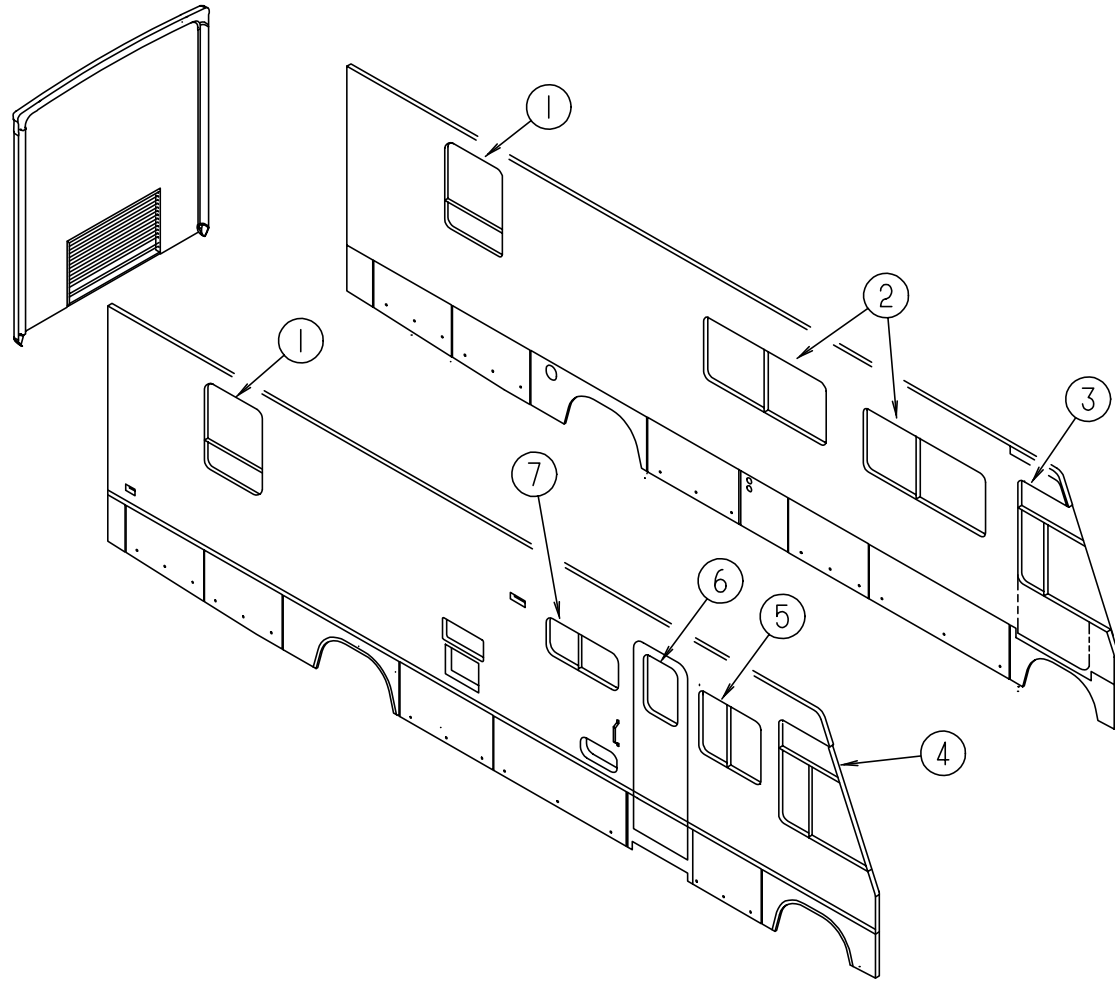


CURTAIN & BLIND HARDWARE

KEY	PART NUMBER	U/M DESCRIPTION
1	109353-04-000	EA CLIP - VALANCE SLAT MOUNTING - CLEAR PLASTIC - PAR
2	106544-01-000	EA SHADE PULL - BRASS
	106544-01-001	EA SCREW - SHADE PULL - BRASS
3	009136-02-000	EA HANGER - RING - PIN TYPE - CURTAIN - BRASS
4	101031-01-000	YD TAPE - GLIDE - CURTAIN - 4.25" SPACING
5	084434-01-000	EA BRACKET - MOUNTING - ROLLER SHADE - 1 3/8"
	096843-01-000	EA SPRING - REWIND - ROLLER SHADE
6	029156-01-000	EA SOCKET - SNAP - 9/16" O.D
7	029130-01-000	EA SCREW - SNAP SOCKET - 8 PH X 5/8"
8	029155-01-000	EA CAP - SNAP - 5/32" O.D. OF PIN
	046867-01-000	EA GROMMET - BRASS - 7/16" ID X 1" OD
9	109441-01-000	EA HOLD DOWN - BLIND, HOOK
10	102075-06-01A	EA SHOWER ROD
	009136-02-000	EA BRASS SHOWER RINGS
	009112-01-000	EA FLANGE - SHOWER ROD
11	083170-02-000	EA BRACKET - BLIND - LEFT SIDE
12	083170-01-000	EA BRACKET - BLIND - RIGHT SIDE
13	102555-01-000	EA CLEAT - CORD - BLIND - OFF WHITE
14	114641-07-G15	EA TRACK - WRAPAROUND CURTAIN - WILLOW (PASSENGER SIDE)
14	114641-08-G15	EA TRACK - WRAPAROUND CURTAIN - WILLOW (DRIVER SIDE)
	048394-02-000	YD VELCRO TAPE - HOOK - ADHESIVE BACK - .75" WIDE - BEIGE
	088792-02-000	YD VELCRO TAPE - LOOP - ADHESIVE BACKED - .75" WIDE - BEIGE
	068716-01-001	EA BRACKET - 90 DEGREE L-ANGLE - 192" - EXTRUDED ALUMINUM
	075943-01-000	EA BRACE - WINDOW VALANCE - 1" X 1.5" X 20" - ALUMINUM - BEIGE
	094896-02-000	EA GROMMET - CORD - PLEATED BLIND - NYLON - GRAY
	094907-02-000	EA END CAP - TOP - PLEATED BLIND - PLASTIC - GRAY
	094907-04-000	EA END CAP - BOTTOM - PULL TYPE SPECIALITY WINDOW
	097564-01-000	EA T-HANDLE - EZ LIFT SHADE
	097565-01-000	EA BRACKET - MOUNTING - PLEATED BLIND
	097591-01-000	EA SPRING - EXTENSION - PLEATED BLIND
	097592-01-000	EA SPOOL - CORD - ELEVATED BLIND HOLDUP - CLEAR PLASTIC
	089916-01-000	EA MOUNT - WINDOW LEG - 23.75" LONG - ALUMINUM - BLACK
	056003-01-000	EA BRACKET - DRAPERY RETAINING - FRONT - METAL
	056003-02-000	EA BRACKET - DRAPERY RETAINING - REAR - METAL
	086276-01-000	EA TAPE - DOUBLE SIDED - 1/2"
	097593-03-000	FT CORD - BLIND - PLEATED - GRAY
	103986-01-000	FT TRIM - VALANCE - U-CHANNEL - .75" WIDE - BRASS

CURTAIN & CUSHION GROUP (CONTINUED)

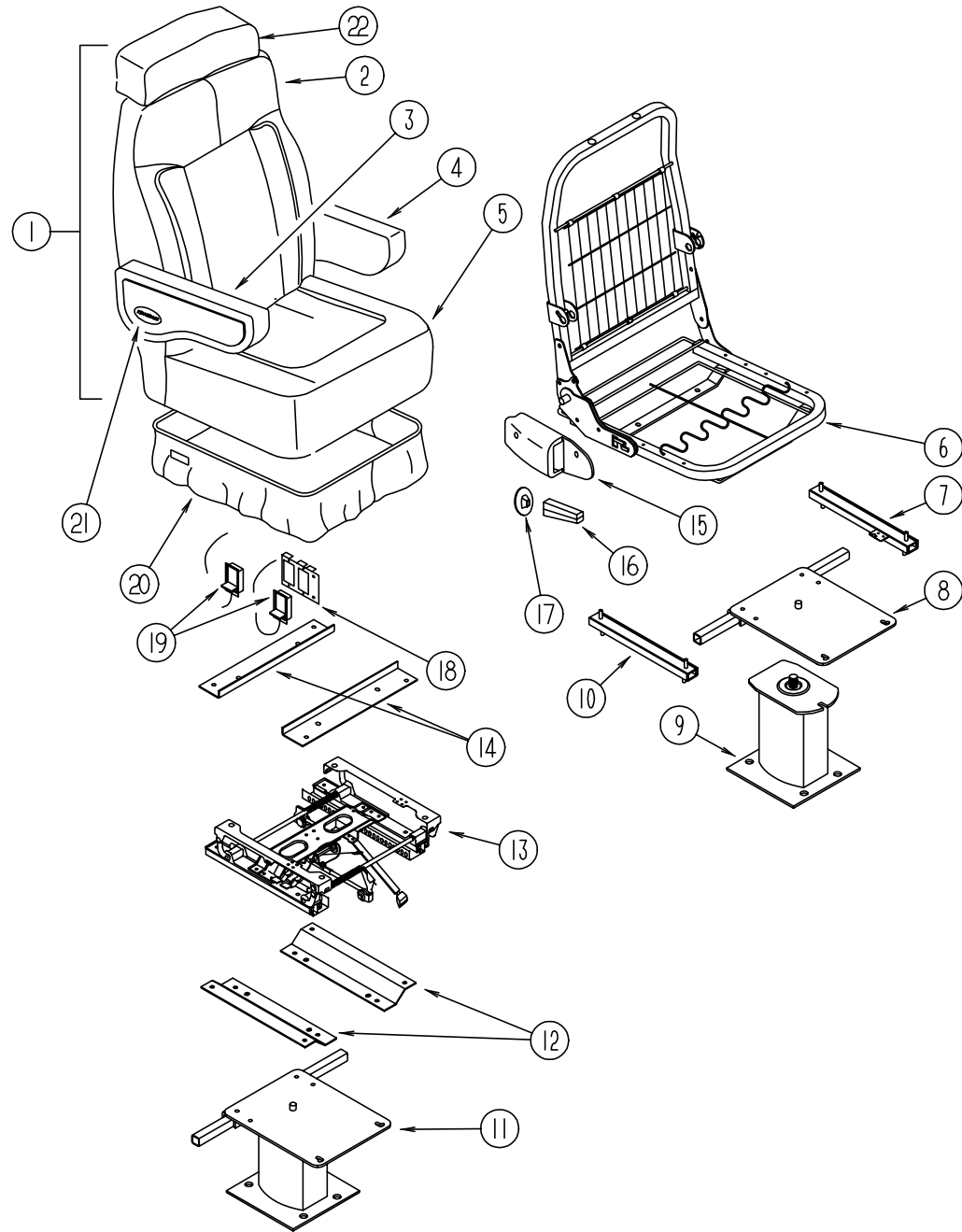
CURTAINS & WINDOW TREATMENT



KEY	PART NUMBER	U/M	DESCRIPTION
1	119262-04-G15	EA	VALANCE - MONACO - 31" - W/BRAID
1	119299-02-G16	EA	VALANCE - WHITNEY - 32"
1	119299-02-G17	EA	VALANCE - WHITNEY - 32"
1	119333-05-G15	EA	LEG - RH, 38" - PLAIN - W/O HOLE
1	119333-09-G16	EA	LEG - RH, 38" - GATHERED - W/O HOLE
1	119333-09-G17	EA	LEG - RH, 38" - GATHERED - W/O HOLE
1	119333-06-G15	EA	LEG - LH, 38" - PLAIN - W/O HOLE
1	119333-10-G16	EA	LEG - LH, 38" - GATHERED - W/O HOLE
1	119333-10-G17	EA	LEG - LH, 38" - GATHERED - W/O HOLE
1	109802-37-G15	EA	BLIND - PLEATED - 27.5" X 38.5" DROP
1	109802-37-F12	EA	BLIND - PLEATED - 27.5" X 38.5" DROP (G16,G17)
2	119262-01-G15	EA	VALANCE ASSEMBLY - MONACO - 64.5" - W/BRAID
2	119263-01-G16	EA	VALANCE ASSEMBLY - STARBUCK - 64.5"
2	119263-01-G17	EA	VALANCE ASSEMBLY - STARBUCK - 64.5"
2	119333-01-G15	EA	LEG - RH, 25" - PLAIN - W/O HOLE
2	119333-01-G16	EA	LEG - RH, 25" - PLAIN - W/O HOLE
2	119333-01-G13	EA	LEG - RH, 25" - PLAIN - W/O HOLE (G17)
2	119333-02-G15	EA	LEG - LH, 25" - PLAIN - W/O HOLE
2	119333-02-G16	EA	LEG - LH, 25" - PLAIN - W/O HOLE
2	119333-02-G13	EA	LEG - LH, 25" - PLAIN - W/O HOLE (G17)
2	109802-10-G15	EA	BLIND - PLEATED - 60" X 28.5" DROP
2	109802-10-G09	EA	BLIND - PLEATED - 60" X 28.5" DROP (G16,G17)
3	101668-46-E91	EA	CURTAIN - PRIVACY - LINED - TAPE TOP - 48" X 95" - LH
3	073260-42-C18	EA	TIEBACK - PRIVACY CURTAIN - 6" X 18"
4	101668-45-E91	EA	CURTAIN - PRIVACY - LINED - TAPE TOP - 48" X 95" - RH
4	073260-42-C18	EA	TIEBACK - PRIVACY CURTAIN - 6" X 18"
5	119262-02-G15	EA	VALANCE ASSEMBLY - MONACO - 34.5" - W/BRAID
5	119263-02-G16	EA	VALANCE ASSEMBLY - STARBUCK - 34.5"
5	119263-02-G17	EA	VALANCE ASSEMBLY - STARBUCK - 34.5"
5	119333-01-G15	EA	LEG - RH, 25" - PLAIN - W/O HOLE
5	119333-01-G16	EA	LEG - RH, 25" - PLAIN - W/O HOLE
5	119333-01-G13	EA	LEG - RH, 25" - PLAIN - W/O HOLE (G17)
5	119333-02-G15	EA	LEG - LH, 25" - PLAIN - W/O HOLE
5	119333-02-G16	EA	LEG - LH, 25" - PLAIN - W/O HOLE
5	119333-02-G13	EA	LEG - LH, 25" - PLAIN - W/O HOLE (G17)
5	109802-11-G15	EA	BLIND - PLEATED - 29" X 28.5" DROP
5	109802-11-E33	EA	BLIND - PLEATED - 29" X 28.5" DROP (G16,G17)
6	119262-05-G15	EA	VALANCE-FLAT, MONACO - 30.25" - W/BRAID
6	119263-03-G16	EA	VALANCE-FLAT, STARBUCK - 30.25"
6	119263-03-G17	EA	VALANCE-FLAT, STARBUCK - 30.25"
6	084755-57-E07	EA	SHADE - PULL - W/O TRIM - 27.25"
7	109041-20-01A	EA	MINI BLIND - 31" X 18" - BEIGE (G15,G17)
7	109041-20-02A	EA	MINI BLIND - 31" X 18" - SILVER (G16)
7	109353-07-02A	EA	BLIND SLAT - 31" - BEIGE (G15,G17)
7	109353-07-01A	EA	BLIND SLAT - 31" - SILVER (G16)

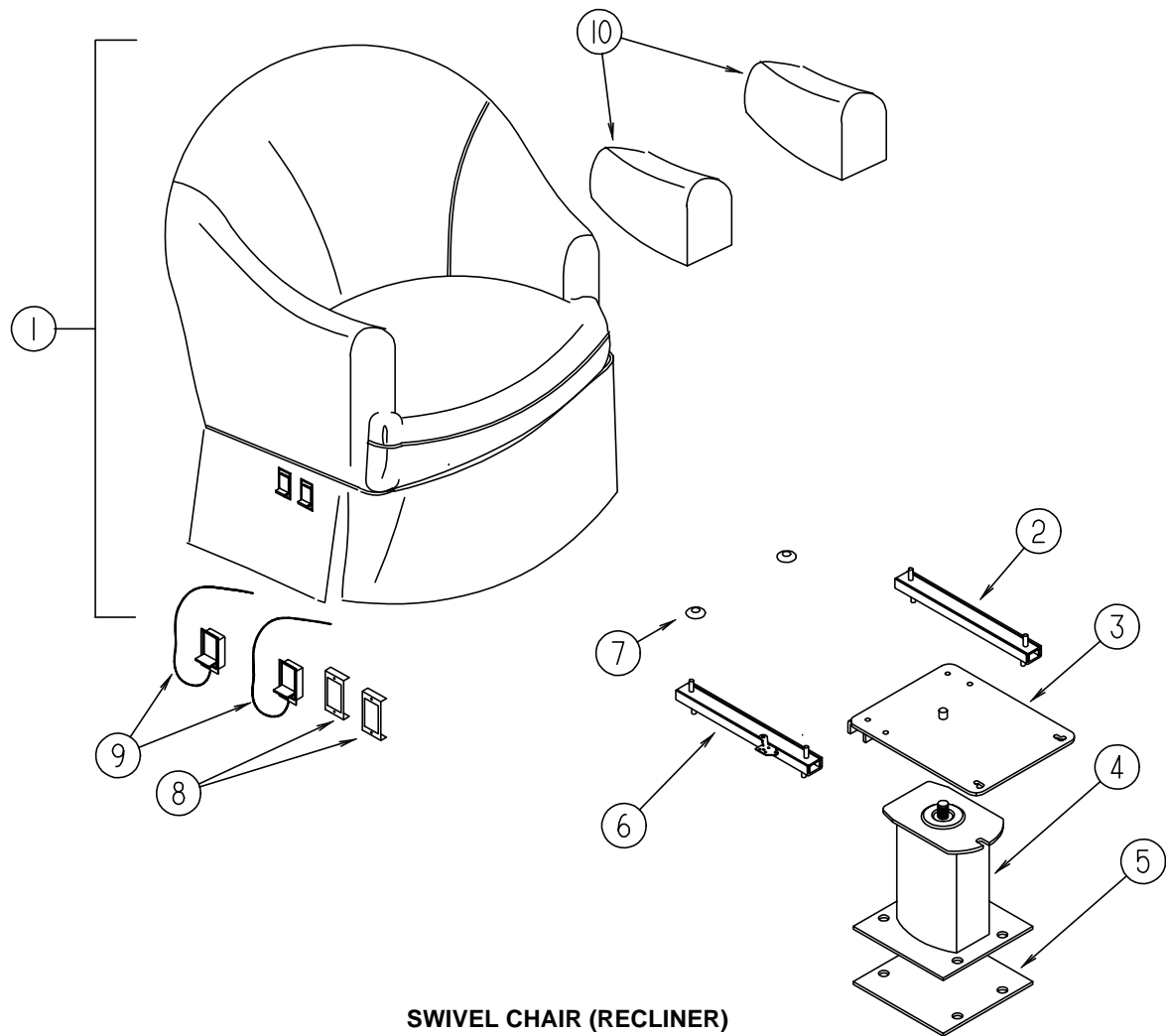
CURTAIN & CUSHION GROUP (CONTINUED)

BUCKET SEAT



KEY	PART NUMBER	U/M	DESCRIPTION
1	115390-05-G15	EA	SEAT-NEWPORT, MANUAL RECLINER W/HEADREST
1	115390-05-G16	EA	SEAT-NEWPORT, MANUAL RECLINER W/HEADREST
1	115390-05-G17	EA	SEAT-NEWPORT, MANUAL RECLINER W/HEADREST
2	M05962-13-G15	EA	COVER - BACK - NEWPORT
2	M05962-13-G16	EA	COVER - BACK - NEWPORT
2	M05962-13-G17	EA	COVER - BACK - NEWPORT
3	114929-01-G15	EA	ARMREST ASM - RIATTA, RH
3	114929-01-G16	EA	ARMREST ASM - RIATTA, RH
3	114929-01-G17	EA	ARMREST ASM - RIATTA, RH
3	P14929-01-G15	EA	COVER - ARMREST - RIATTA, RH
3	P14929-01-G16	EA	COVER - ARMREST - RIATTA, RH
3	P14929-01-G17	EA	COVER - ARMREST - RIATTA, RH
4	114929-02-G15	EA	ARMREST ASM - RIATTA, LH
4	114929-02-G16	EA	ARMREST ASM - RIATTA, LH
4	114929-02-G17	EA	ARMREST ASM - RIATTA, LH
4	P14929-02-G15	EA	COVER - ARMREST - RIATTA, LH
4	P14929-02-G16	EA	COVER - ARMREST - RIATTA, LH
4	P14929-02-G17	EA	COVER - ARMREST - RIATTA, LH
5	M05962-14-G15	EA	COVER - SEAT - NEWPORT
5	M05962-14-G16	EA	COVER - SEAT - NEWPORT
5	M05962-14-G17	EA	COVER - SEAT - NEWPORT
6	M80906-12-000	EA	FRAME - SEAT - BACK & SPRING
7	119952-04-000	EA	SLIDE-SEAT, HD - LOCKING 4 STUDS - ATWOOD 83785
	069246-09-000	EA	SPRING - ADJUSTER - FOR REMOTE - LIGHT BLUE
	117125 01 02B	EA	BRACKET - CABLE HOLDER - STEEL
	069246-05-701	EA	CLIP - CABLE - FOR REMOTE
8	107921-05-000	EA	TOP PLATE - PEDESTAL - W/ SEATBELT BAR
9	107921-01-000	EA	PEDESTAL - FLOOR MOUNTED - W/ 9.75" EXTENSION
	107921-06-000	EA	BEARING KIT - PEDESTAL
10	119952-02-000	EA	SLIDE-SEAT, HD - NONLOCKING 4 STUDS - ATWOOD 83731
11	107921-14-000	EA	PEDESTAL ASM-SEAT 5.75 IN - MANUAL SEAT OPTION - FLEXSTEEL XP1774
12	116215-03-000	EA	PLATE-LOWER, MANUAL - 6-WAY - MANUAL SEAT OPTION - ATWOOD 83835
13	116215-01-000	EA	SEAT-MANUAL, 6-WAY - DRIVER - MANUAL SEAT OPTION - ATWOOD 83805
14	116215-02-000	EA	PLATE-UPPER, MANUAL - 6-WAY - MANUAL SEAT OPTION - ATWOOD 85118
15	080730-09-000	EA	SHIELD - RECLINER HANDLE
	080730-10-000	EA	SCREW - RECLINER HANDLE SHIELD
16	080730-08-000	EA	HANDLE - RECLINER - BLACK
17	080730-11-000	EA	SHIELD - RUBBER BOOT
18	108049-03-000	EA	CABLE-REMOTE, 26" W/Z END-SWITCH LEVER
	108049-02-000	EA	CLIP - CABLE
19	097683-03-000	EA	BRACKET - REMOTE - SIDE MOUNT - SINGLE
20	071126-43-G15	EA	SKIRT - SINGLE - 10.5" - W/OPEN BACK
20	071126-43-E33	EA	SKIRT - SINGLE - 10.5" - W/OPEN BACK (G16)
20	071126-43-F86	EA	SKIRT - SINGLE - 10.5" - W/OPEN BACK (G17)
20	071126-54-G15	EA	SKIRT - SINGLE - 10.5" - W/OPEN BACK - 6 WAY MANUAL CONTROL
20	071126-54-F12	EA	SKIRT - SINGLE - 10.5" - W/OPEN BACK - 6 WAY MANUAL CONTROL (G16)
20	071126-54-F04	EA	SKIRT - SINGLE - 10.5" - W/OPEN BACK - 6 WAY MANUAL CONTROL (G17)
21	111169-01-000	EA	BACK PLATE - EMBLEM
21	111169-02-000	EA	EMBLEM - "WINNEBAGO"
22	119698-01-G15	EA	HEADREST - STRATON II
22	119698-01-G16	EA	HEADREST - STRATON II
22	119698-01-G17	EA	HEADREST - STRATON II
22	P19698-01-G15	EA	COVER-HEADREST, STRATON II
22	P19698-01-G16	EA	COVER-HEADREST, STRATON II
22	P19698-01-G17	EA	COVER-HEADREST, STRATON II

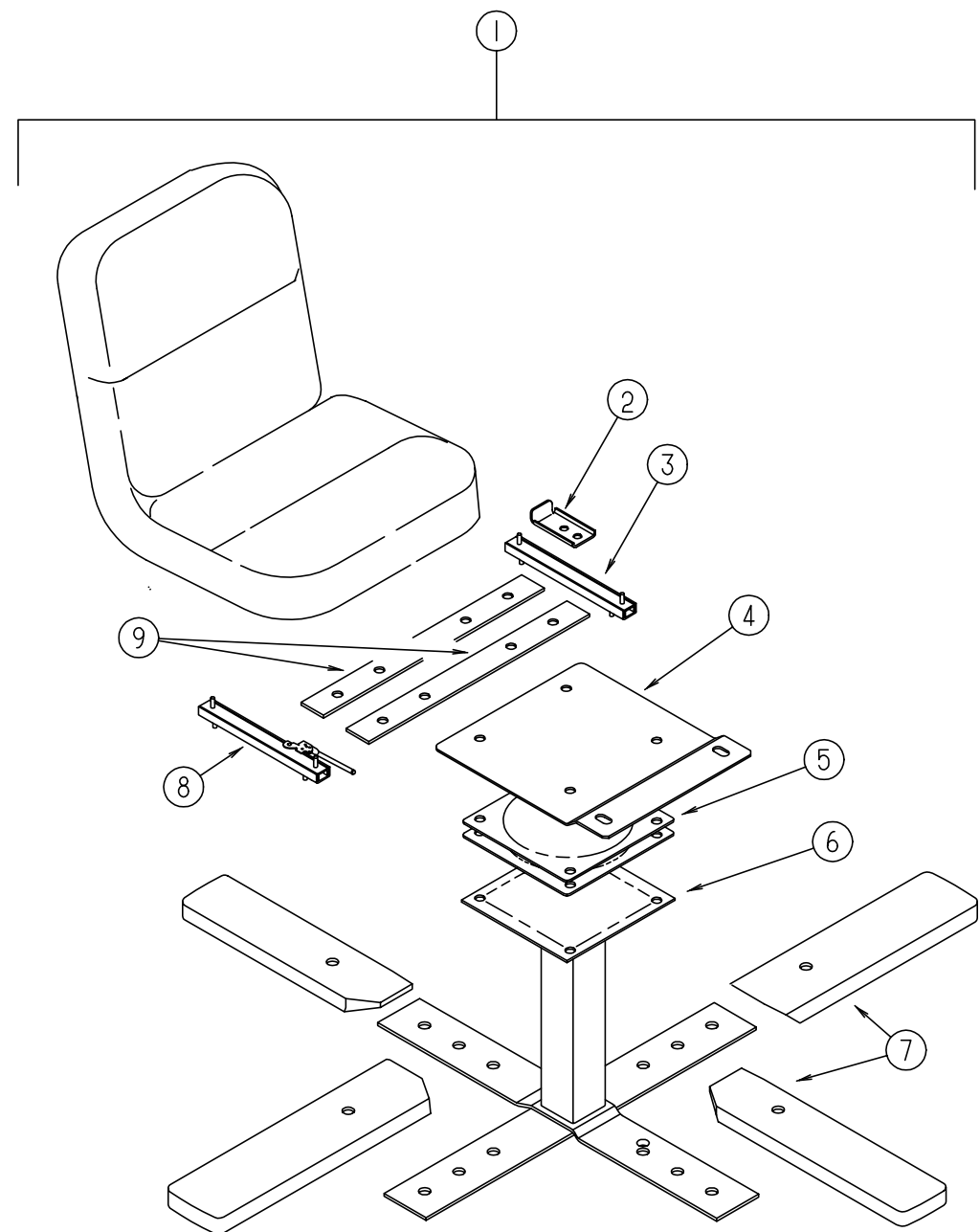
CURTAIN & CUSHION GROUP (CONTINUED)



SWIVEL CHAIR (RECLINER)

KEY	PART NUMBER	U/M	DESCRIPTION
1	118302-01-G15	EA	CHAIR ASM - 400
1	118302-01-G16	EA	CHAIR ASM - 400
1	118302-01-G13	EA	CHAIR ASM - 400 (G17)
	P18302-01-G15	EA	COVER-CHAIR, 400
	P18302-01-G16	EA	COVER-CHAIR, 400
	P18302-01-G13	EA	COVER-CHAIR, 400 (G17)
	118306-01-G15	EA	SKIRT ASM - 400-03
	118306-01-G16	EA	SKIRT ASM - 400-03
	118306-01-G13	EA	SKIRT ASM - 400-03 (G17)
2	119952-01-000	EA	SLIDE-SEAT, HD - NONLOCKING 2 STUD - ATWOOD 83711
3	107921-08-000	EA	TOP PLATE-W/O SEAT BELT BAR
	107921-06-000	EA	BEARING KIT - PEDESTAL
4	107921-02-000	EA	FLOOR MOUNTED PEDESTAL - W/ 6.50" EXTENSION
5	108445-02-000	EA	SUB PLATE - FLOOR MOUNTED PEDESTAL
6	119952-03-000	EA	SLIDE-SEAT, HD - LOCKING 2 STUDS - ATWOOD 83775
7	007221-01-000	EA	SPACER - SEAT ADJUSTER
8	097683-03-000	EA	BRACKET - REMOTE - SIDE MOUNT
	117125-01-02B	EA	BRACKET-CABLE HOLDER, E-COAT
9	108049-03-000	EA	CABLE-REMOTE, 26" W/Z END-SWITCH LEVER
10	P18302-27-G15	EA	COVER-ARM, RH - 400 CHAIR
10	P18302-27-G16	EA	COVER-ARM, RH - 400 CHAIR
10	P18302-27-G13	EA	COVER-ARM, RH - 400 CHAIR (G17)
10	P18302-28-G15	EA	COVER-ARM, LH - 400 CHAIR
10	P18302-28-G16	EA	COVER-ARM, LH - 400 CHAIR
10	P18302-28-G13	EA	COVER-ARM, LH - 400 CHAIR (G17)

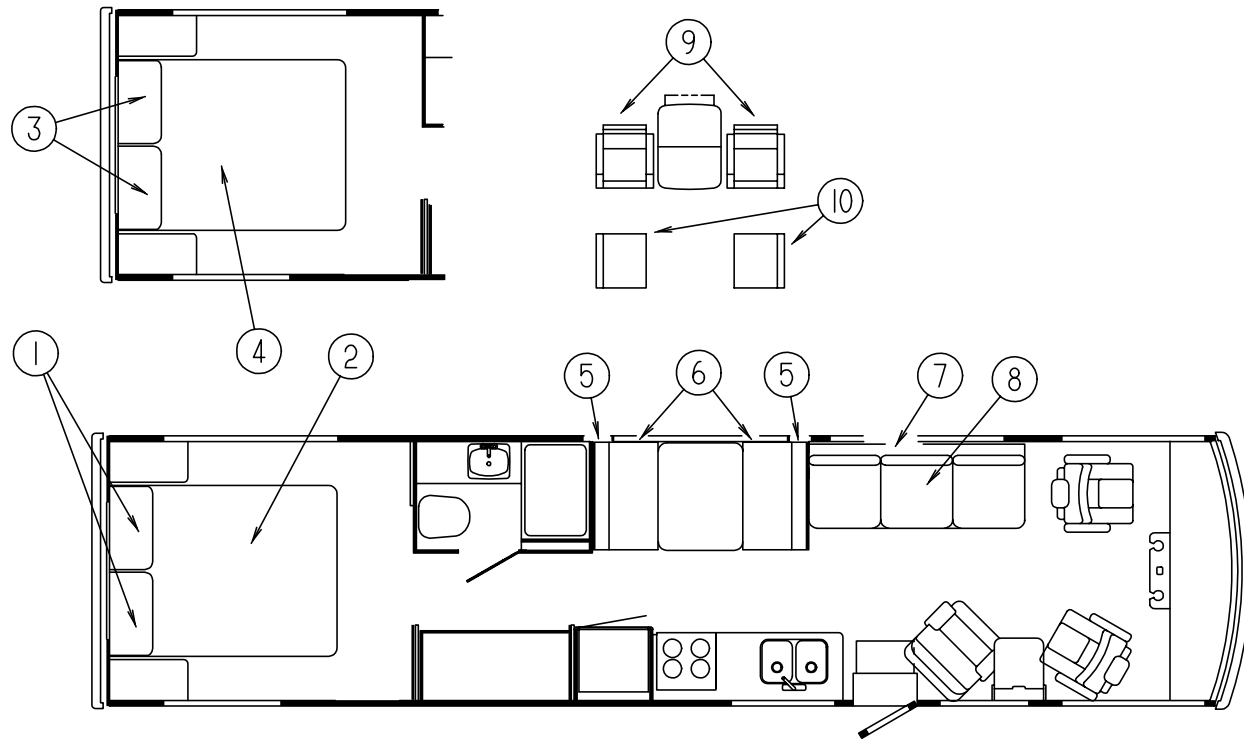
CURTAIN & CUSHION GROUP (CONTINUED)



DINETTE CHAIRS

KEY	PART NUMBER	U/M	DESCRIPTION
1	119108-01-G15	EA	CHAIR ASM - 200 KC
1	119108-01-G16	EA	CHAIR ASM - 200 KC
1	119108-01-G17	EA	CHAIR ASM - 200 KC
2	114889-01-000	EA	STOP BAR - UNIVERSAL
3	119952-02-000	EA	SLIDE - SEAT, HD - NONLOCKING, 4 STUD
4	119705-03-02B	EA	PLATE - SEAT, E-COAT
5	119105-01-000	EA	PLATE - SWIVEL, RETURN-O-MATIC - 5.75"
6	119705-02-03B	EA	PEDESTAL ASM - O/W
7	116080-02-G35	EA	COVER - CHAIR LEG
8	119952-05-000	EA	SLIDE-SEAT, HD - LOCKING 4 STUDS
9	120109-01-02B	EA	ADAPTER BRACKET-CHAIR ASM 200 KC
	074045-07-000	EA	PLUG-OAK, 1/2" DIA.
	106477-01-000	EA	SCREW - 12 PER CHAIR

CURTAIN & CUSHION GROUP (CONTINUED)



KING BED

KEY	PART NUMBER	U/M DESCRIPTION
1	119249-02-000	EA PILLOW - CASE ASM - 22" X 37" (G15)
1	106727-03-G16	EA PILLOW - TOOTSIE - W/.5" WELT
1	106727-03-G17	EA PILLOW - TOOTSIE - W/.5" WELT
2	101123-25-000	EA MATTRESS - FOAM - 72" X 80"
2	P01123-25-000	EA COVER - MATTRESS
2	119141-03-G15	EA BEDSPREAD - THROW - W/REVERSE SHAM - 72" X 80"
2	109588-18-G16	EA BEDSPREAD - 72" X 80" - W/FITTED GUSSET CORNERS
2	109588-18-G17	EA BEDSPREAD - 72" X 80" - W/FITTED GUSSET CORNERS
	111637-08-G15	EA PILLOW ASM - 16" X 16" - KNIFE EDGE W/BRAID
	111637-09-G16	EA PILLOW ASM - 16" X 16" - KNIFE EDGE W/BRAID
	111637-09-G17	EA PILLOW ASM - 16" X 16" - KNIFE EDGE W/BRAID

QUEEN BED

KEY	PART NUMBER	U/M DESCRIPTION
3	119249-01-000	EA PILLOW - CASE ASM - 20" X 33" (G15)
3	106727-04-G16	EA PILLOW - TOOTSIE - W/.5" WELT
3	106727-04-G17	EA PILLOW - TOOTSIE - W/.5" WELT
4	101123-06-000	EA MATTRESS - FOAM - 60" X 80"
4	P01123-06-000	EA COVER - MATTRESS
4	119141-01-G15	EA BEDSPREAD - THROW - W/ REVERSE SHAM - 60 X 80
4	109588-20-G16	EA BEDSPREAD - 60" X 80" - FITTED GUSSET CORNER
4	109588-20-G17	EA BEDSPREAD - 60" X 80" - FITTED GUSSET CORNER
	111637-08-G15	EA PILLOW ASM - 16" X 16" - KNIFE EDGE W/BRAID
	111637-09-G16	EA PILLOW ASM - 16" X 16" - KNIFE EDGE W/BRAID
	111637-09-G17	EA PILLOW ASM - 16" X 16" - KNIFE EDGE W/BRAID

DINETTE CUSHIONS

KEY	PART NUMBER	U/M DESCRIPTION
5	111897-05-G15	EA CUSHION - 13.5" X 42" X 5" - CLUB BACK
5	111897-05-G16	EA CUSHION - 13.5" X 42" X 5" - CLUB BACK
5	111897-05-G04	EA CUSHION - 13.5" X 42" X 5" - CLUB BACK (G17)
5	P11897-05-G15	EA COVER - 13.5" X 42" X 5" - CLUB BACK
5	P11897-05-G16	EA COVER - 13.5" X 42" X 5" - CLUB BACK
5	P11897-05-G04	EA COVER - 13.5" X 42" X 5" - CLUB BACK (G17)
	078155-01-000	EA STRAP-SNAP - BACKREST CUSHION
6	105603-15-G15	EA CUSHION - 23" X 42" X 5" - SEAT
6	105603-15-G16	EA CUSHION - 23" X 42" X 5" - SEAT
6	105603-15-G04	EA CUSHION - 23" X 42" X 5" - SEAT (G17)
6	P05603-15-G15	EA COVER - 23" X 42" X 5" - SEAT
6	P05603-15-G16	EA COVER - 23" X 42" X 5" - SEAT
6	P05603-15-G04	EA COVER - 23" X 42" X 5" - SEAT (G17)

COUCH BED

KEY	PART NUMBER	U/M DESCRIPTION
7	111319-01-G15	EA BED ASM - JACK KNIFE BACK - KNIFE EDGE - 74"
7	112104-01-G16	EA BED ASM - 74" CHANNEL JACK KNIFE BACK
7	112104-01-G13	EA BED ASM - 74" CHANNEL JACK KNIFE BACK (G17)
7	P11319-01-G15	EA COVER - BED - JACK KNIFE EDGE BACK - 74"
7	P12104-01-G16	EA COVER - BED - CHANNEL JACK KNIFE BACK - 74"
7	P12104-01-G13	EA COVER - BED - CHANNEL JACK KNIFE BACK - 74" (G17)
	101085-10-000	EA FRAME - BACK - 74.75"
8	100032-43-G15	EA BED - JACK KNIFE - SEAT - 74" TUCK - W/O ARMS
8	100032-43-G16	EA BED - JACK KNIFE - SEAT - 74" TUCK - W/O ARMS
8	100032-43-G13	EA BED - JACK KNIFE - SEAT - 74" TUCK - W/O ARMS (G17)
8	P00032-43-G15	EA COVER - JACK KNIFE - SEAT - 74" TUCK - W/O ARMS
8	P00032-43-G16	EA COVER - JACK KNIFE - SEAT - 74" TUCK - W/O ARMS
8	P00032-43-G13	EA COVER - JACK KNIFE - SEAT - 74" TUCK - W/O ARMS (G17)
	101085-04-000	EA FRAME - SEAT - 74.75"
	101085-06-000	EA FRAME - BASE - 74.75"
	111637-03-G15	EA PILLOW ASM - 22" X 22" KNIFE EDGE W/BRAID
	111637-03-G16	EA PILLOW ASM - 22" X 22" KNIFE EDGE W/BRAID
	111637-03-G13	EA PILLOW ASM - 22" X 22" KNIFE EDGE W/BRAID (G17)

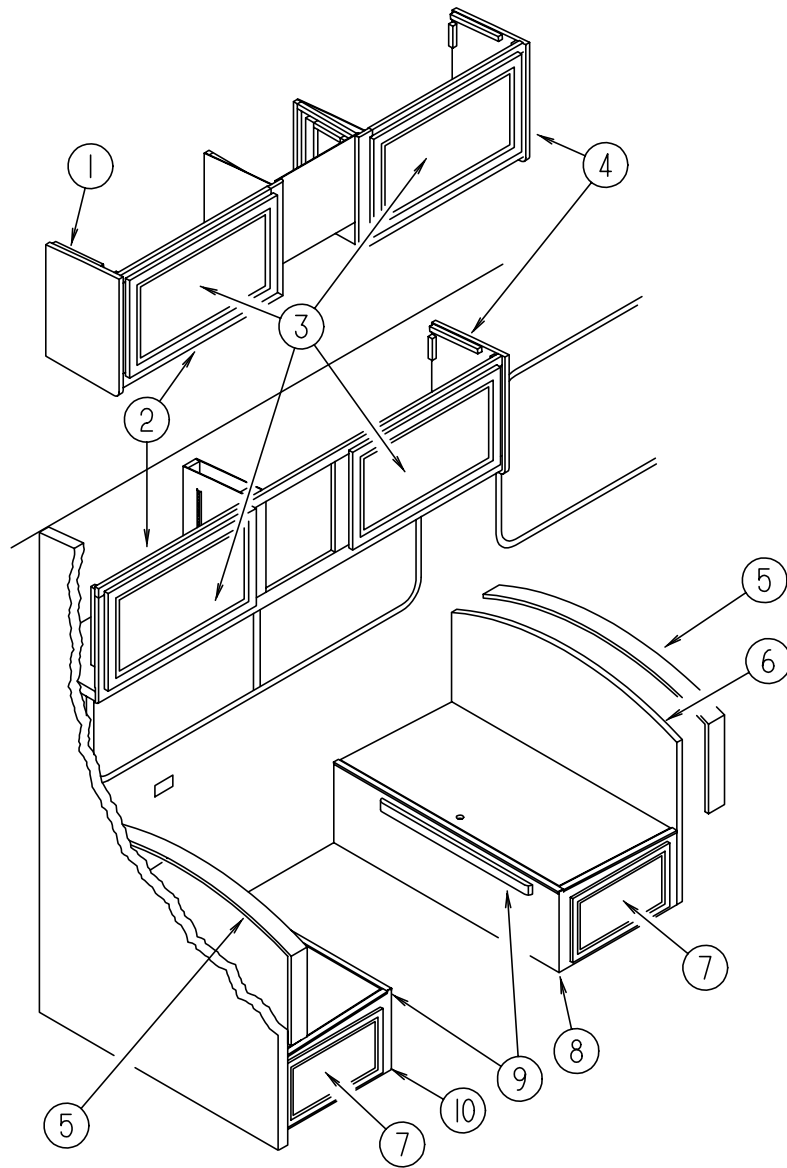
NOTE: COUCH FRONT & SIDE PANELS ARE FOUND IN LOUNGE GROUP

DINETTE OPTION

KEY	PART NUMBER	U/M DESCRIPTION
9	119108-01-G15	EA CHAIR ASM - 200 KC
9	119108-01-G16	EA CHAIR ASM - 200 KC
9	119108-01-G17	EA CHAIR ASM - 200 KC
10	101604-01-03A	EA CHAIR - FOLDING - DINETTE - WATERFORD OAK

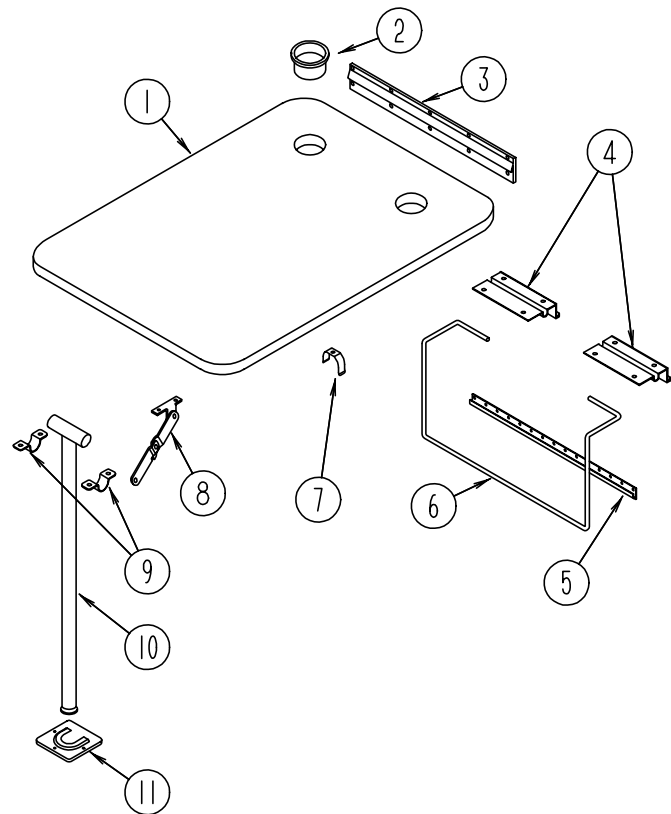
DINETTE GROUP

DINETTE & OVERHEAD CABINERY



KEY	PART NUMBER	U/M	DESCRIPTION
1	103128-02-G15	EA	CAP ASM-END, OVHD - LH
2	117922-02-G15	EA	CABINET ASM-OVHD, DINETTE
2	117922-02-G16	EA	CABINET ASM-OVHD, DINETTE
2	117922-02-G13	EA	CABINET ASM-OVHD, DINETTE (G17)
2	117579-03-G15	EA	CABINET ASM-OVHD, DINETTE - W/COFFEE MAKER
2	117579-03-G16	EA	CABINET ASM-OVHD, DINETTE - W/COFFEE MAKER
2	117579-03-G17	EA	CABINET ASM-OVHD, DINETTE - W/COFFEE MAKER
3	M06803-82-G15	EA	DOOR ASM - W/O HARDWARE - 400 X 710 MM
4	103128-01-G15	EA	CAP ASM-END, OVHD - RH
5	111338-06-G15	EA	PAD ASM. - DINETTE
5	111338-06-F09	EA	PAD ASM. - DINETTE (G16)
5	111338-06-F21	EA	PAD ASM. - DINETTE (G17)
6	M07514-01-G15	EA	CABINET - SEATBACK - RIGHT HAND
7	M05971-81-G15	EA	DRAWER ASM. - W/O HARDWARE
8	M07515-01-G15	EA	CABINET - SEATBASE - RIGHT HAND
9	081295-01-G01	EA	BED SUPPORT - DINETTE
10	M07515-02-G15	EA	CABINET - SEATBASE - LEFT HAND

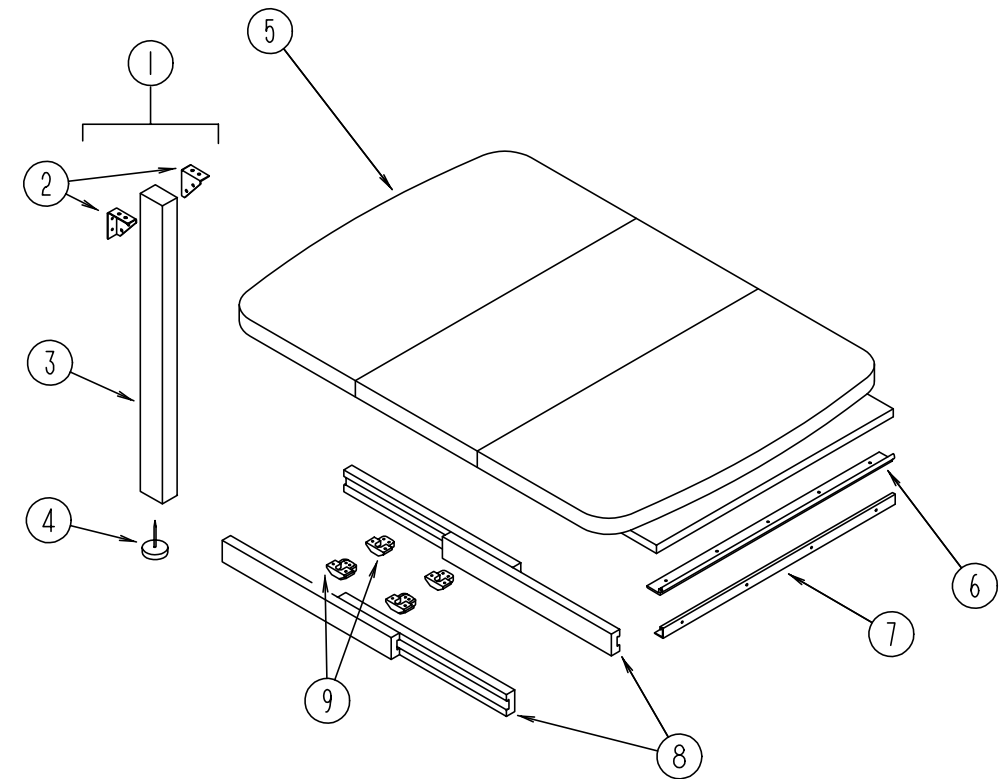
DINETTE GROUP (CONTINUED)



DINETTE TABLE ASM.

KEY	PART NUMBER	U/M	DESCRIPTION
1	081322-15-G15	EA	DINETTE TABLE (G15,G16)
1	081322-15-G17	EA	DINETTE TABLE
2	064781-06-000	EA	CUP HOLDER - 2 STEP
3	053200-12-000	EA	BRACKET - TABLE SUPPORT - UPPER WALL MOUNTED - 23.5" - OFF WHITE
4	088410-02-000	EA	BRACKET - TABLE MOUNTED - OFF WHITE
5	024281-14-000	EA	BRACKET - LIFT ROD - LOWER WALL MOUNTED - 22.12" - OFF WHITE
6	024275-12-000	EA	ROD - TABLE LIFT - 8" X 23.5" - OFF WHITE
7	024283-01-000	EA	CLIP - LEG - 1" - 1.125" OD - BLACK
8	024282-01-000	EA	BRACE - TABLE LEG - HINGED
9	064050-05-000	EA	CLAMP - SADDLE - LEG HINGE - OFF WHITE
10	024276-23-000	EA	TABLE LEG - METAL - OFF WHITE
11	049493-12-000	EA	LEG CATCH - FLOOR MOUNTED - 2.5" X 2.7" - METAL - E-COAT

DINETTE GROUP (CONTINUED)



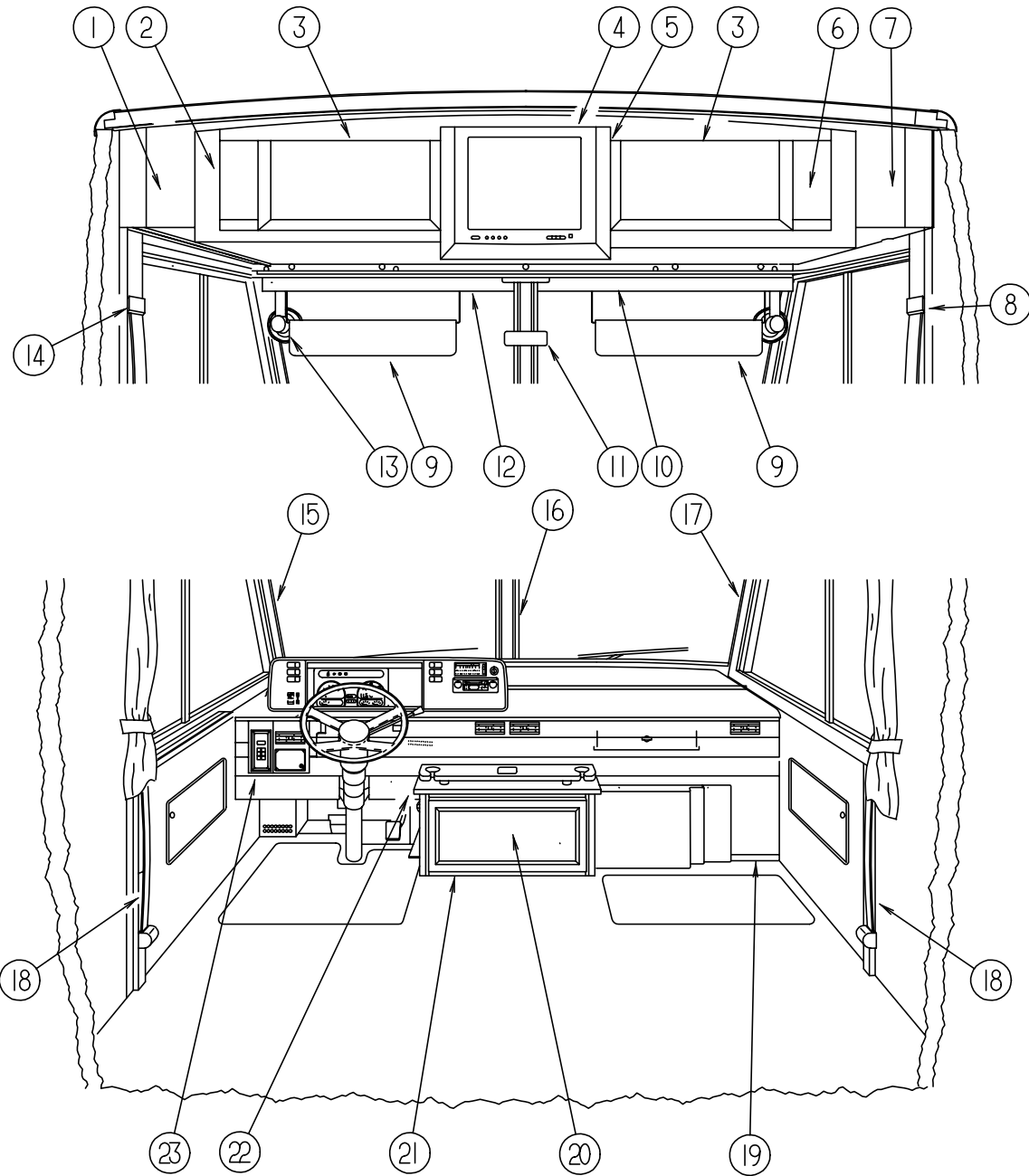
DINETTE TABLE ASM. W/DROP LEAF

KEY	PART NUMBER	U/M	DESCRIPTION
1	092708-09-G15	EA	LEG ASM - TABLE
1	092708-09-G16	EA	LEG ASM - TABLE (G16,G17)
2	102810-01-04A	EA	BRACE - TABLE LEG - BLACK
3	092707-07-05A	EA	LEG MOLDING - OAK - WATERFORD OAK
4	102194-01-000	EA	GUIDE - PLASTIC
5	P02056-05-G15	EA	TABLE ASM. - W/ DROP LEAF
6	102201-02-01A	EA	SUPPORT - HINGE CATCH
7	102200-02-02A	EA	SUPPORT - HINGE LOCK - OFF WHITE
8	110749-01-000	EA	SLIDE - TABLE - 19 3/4" LONG
9	009050-02-000	EA	LEVELER - TABLE TOP - MALE END W/ SCREWS - PLASTIC
9	009050-03-000	EA	LEVELER - TABLE TOP - FEMALE END W/ SCREWS - PLASTIC
	119108-01-G15	EA	CHAIR ASM - 200 KC
	119108-01-G16	EA	CHAIR ASM - 200 KC
	119108-01-G17	EA	CHAIR ASM - 200 KC

DRIVERS COMPARTMENT GROUP

UPPER & LOWER DRIVER COMPARTMENT

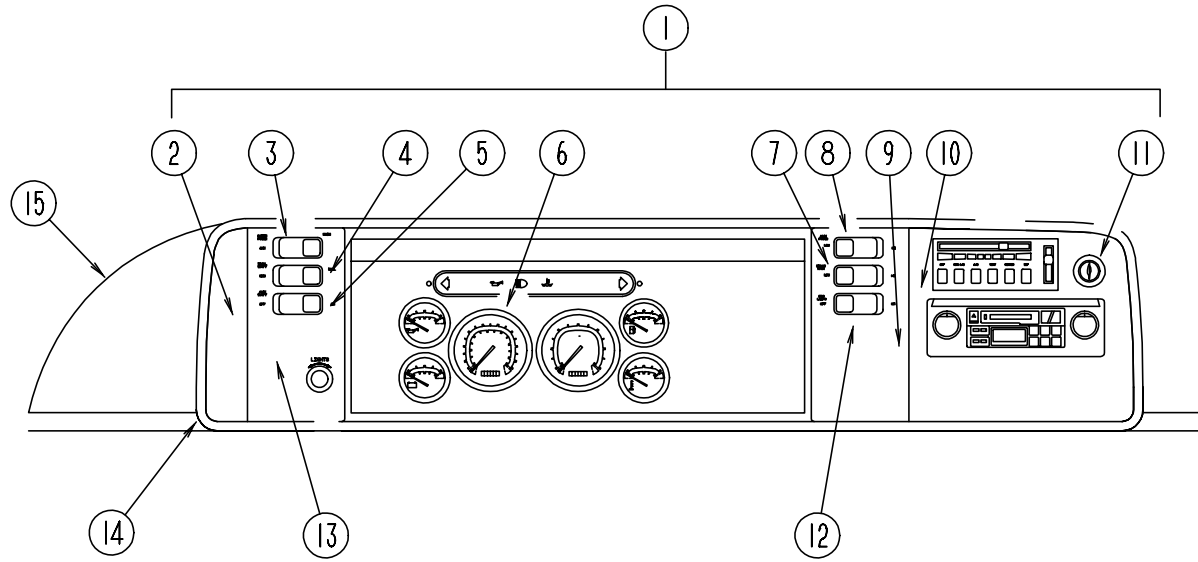
KEY	PART NUMBER	U/M DESCRIPTION
3	100708-13-000	EA DOOR - CABINET - GLASS - 246 X 658 MM
	100710-01-01A	EA LOCK ASSEMBLY - TWIST TYPE - BRASS
	100711-01-01A	EA HINGE - GLASS DOOR
	100707- 01-000	EA SPACER - GLASS DOOR - .8" DIAMETER - .3" HOLE - PLASTIC
	101272-01-000	EA CATCH - GLASS DOOR
	101766-01-000	EA PIN - SUPPORT - GLASS DOOR
	108487-02-01A	EA SUPPORT - PROP ROD - PASSENGER OVERHEAD - BLACK
	108486-01-01A	EA BRACKET - PROP ROD - PASSENGER OVERHEAD - BLACK
4	M06803-C1-G15	EA DOOR - CABINET - W/O TV - 425 X 460 MM
5	116791-01-F31	EA FRAME ASSEMBLY - CABINET - W/ TV
	P18192-01-G15	EA COVER ASSEMBLY - TV - WITH VINYL
	115639-01-G15	EA PANEL ASSEMBLY - LINER-W/O TV - DRIVER
6	114612-03-G15	EA FACE ASSEMBLY - CABINET - PASSENGER SIDE OVERHEAD
	106699-01-01A	EA BRACKET - OVERHEAD CABINET - OFF WHITE
	P03077-06-G15	EA SHELF - BASE - CABINET - PASSENGER OVERHEAD
	100676-02-000	EA STAND - VCR
	114661-03-E10	EA PANEL ASSEMBLY - LINER - PASSENGER OVERHEAD - W/ TV
	114661-17-G15	EA PANEL ASSEMBLY - LINER - PASSENGER OVERHEAD - W/ TV & VCR
	114661-09-F11	EA PANEL ASSEMBLY - LINER - PASSENGER OVERHEAD - W/ TV - VCR/ INVERTER
	114661-10-E10	EA PANEL ASSEMBLY - LINER - PASSENGER OVERHEAD - W/ TV & INVERTER
7	104289-03-D12	EA PANEL - SIDE - PASSENGER OVERHEAD - VINYL FROM: 00-00-00 THRU: 08-25-95
7	104289-03-G15	EA PANEL - SIDE - PASSENGER OVERHEAD - VINYL FROM: 08-26-95 THRU: 99-99-99
8	103961-01-01A	EA COVER-BRACKET - SEATBELT - OFF WHITE
9	082286-19-G15	EA SUNVISOR ASSEMBLY
	007211-01-000	EA HINGE - SUNVISOR - 25.5" X 1.5" - METAL
	074012-01-000	EA CLIP - SUNVISOR - SQUARE - PINCH ON
	116093-01-02A	EA BRACKET - SUNVISOR - W/ ROD - RH - BLACK
	116093-02-02A	EA BRACKET - SUNVISOR - W/ ROD - LH - BLACK
10	078579-17-000	EA TRIM - WINDSHIELD - UPPER INNER - RH - WILLOW
11	040714-01-000	EA MIRROR - REAR VIEW - W/ARM MOUNT & SET SCREW
	067490-01-000	EA BUTTON - MIRROR - REAR VIEW - STANK S927H
12	078579-18-000	EA TRIM - WINDSHIELD - UPPER INNER - LH - WILLOW
13	036420-02-000	EA FAN - DEFROSTER - 2 SPEED - 6" DIAMETER
14	103961-01-01A	EA COVER - BRACKET - SEATBELT - W/O DRIVER DOOR - OFF WHITE
14	103961-02-01A	EA COVER - BRACKET - SEATBELT - W/ DRIVER DOOR - OFF WHITE
	R77030-53-447	EA WASHER - FLAT
15	103931-04-03A	EA COVER - INTERIOR - A-PILLAR - DRIVER SIDE - WILLOW
16	079765-11-000	EA TRIM - WINDSHIELD - CENTER - WILLOW
17	103931-03-03A	EA COVER - INTERIOR - A-PILLAR - PASSENGER SIDE - WILLOW
	024700-46-000	EA COVER - ROLL BAR - DRIVER & PASSENGER SIDE UPPER - OFF WHITE - 21.2"
	024700-44-000	EA COVER - ROLL BAR - DRIVER & PASSENGER SIDE LOWER - 53" (W/O DR. DOOR)
	024700-47-000	EA COVER - ROLL BAR - DRIVER SIDE LOWER - 18.9" (W/ DR. DOOR)
	024700-48-000	EA COVER - ROLL BAR - DRIVER SIDE CENTER - 25" (W/ DR. DOOR)
18	091990-04-01A	EA SEAT BELT - 3 POINT - BLACK - INTERTEK A8408
	109146-01-000	EA BOLT - SHOULDER - SEAT BELT
	086120-10-G15	EA PAD - MAP POCKET - 12" X 16"
	086120-10-G16	EA PAD - MAP POCKET - 12" X 16"
	086120-10-G17	EA PAD - MAP POCKET - 12" X 16"
19	095757-05-G15	EA COVER - HEATER
19	095757-05-G16	EA COVER - HEATER
19	095757-05-G17	EA COVER - HEATER
20	M06881-01-G15	EA DRAWER ASM
21	M06880-01-G15	EA CABINET ASM - TRAY, BEVERAGE
22	111759-13-G15	EA TOP
	046886-03-000	EA ASHTRAY - CHROME - W/ COVER
22	111759-14-G15	EA TRAY
23	112235-01-01A	EA BEZEL - MONITOR, LEVELING - WILLOW



KEY	PART NUMBER	U/M DESCRIPTION
1	104289-04-D12	EA PANEL - SIDE - DRIVER - OVERHEAD - VINYL FROM: 00-00-00 THRU: 08-25-95
	104289-04-G15	EA PANEL - SIDE - DRIVER - OVERHEAD - VINYL FROM: 08-26-95 THRU: 99-99-99
2	114612-04-G15	EA FACE ASSEMBLY - OVERHEAD CABINET - DRIVER SIDE - W/TV
	106699-01-01A	EA BRACKET - OVERHEAD CABINET - OFF WHITE
	P03077-05-G15	EA SHELF - BASE - OVERHEAD CABINET - DRIVER
	114661-11-G15	EA PANEL ASSEMBLY - LINER - DRIVER OVERHEAD
	078811-09-F11	EA PANEL - TRIM - HEADER - LOWER - BETWEEN OVERHEAD AND W/S TRIM

DRIVERS COMPARTMENT GROUP (CONTINUED)

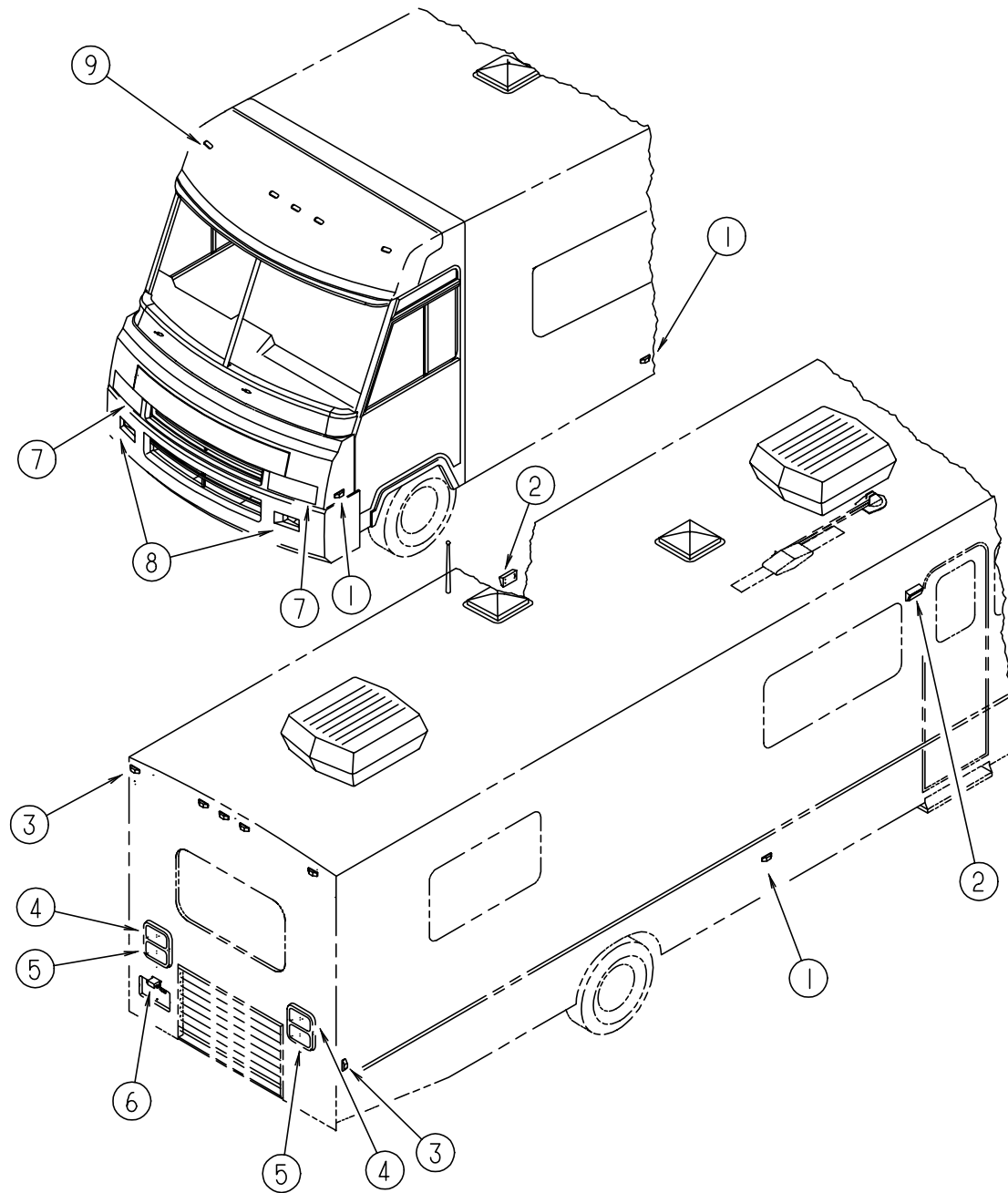
DASH, GAUGES & SWITCHES (FREIGHTLINER)



KEY	PART NUMBER	U/M	DESCRIPTION
1	M05946-31-G15	EA	DASH POD ASM.
2	111499-01-03A	EA	POD - INSTRUMENT PANEL - WILLOW
3	103662-03-01A	EA	BEZEL - INSTRUMENT PANEL
4	104056-01-02A	EA	APPLIQUE - BEZEL - LEFT - DRESS UP
5	108357-05-000	EA	SWITCH - ROCKER - SPDT ON/ NONE/ ON
5	108356-02-01A	EA	SWITCH COVER - W/ DIMPLES - CARLING VVAZC00 BLA
6	108357-09-000	EA	SWITCH - ROCKER - SPDT ON/ NONE/ MOM
6	108356-02-01A	EA	SWITCH COVER - W/ DIMPLES - CARLING VVAZC00 BLA
7	108357-06-000	EA	SWITCH - ROCKER - DPDT MOM/ OFF/ MOM
7	108356-02-01A	EA	SWITCH COVER - W/ DIMPLES - CARLING VVAZC00 BLA
8	106667-03-000	EA	CLUSTER - INSTRUMENT PANEL - KILOMETER (CSA)
9	108357-03-000	EA	SWITCH - ROCKER - SPDT ON/ OFF/ ON
9	108356-02-01A	EA	SWITCH COVER - W/ DIMPLES - CARLING VVAZC00 BLA
10	108357-10-000	EA	SWITCH - ROCKER - SPDT MOM/ OFF/ MOM
10	108356-04-01A	EA	SWITCH COVER - W/ DIMPLES & LENS - CARLING VVAGC00
	096241-03-000	EA	SWITCH - BLANK
11	104056-21-01A	EA	APPLIQUE - BEZEL - SWITCH RIGHT
12	104056-06-02A	EA	APPLIQUE - BEZEL - RIGHT DRESS UP
13	089294-01-000	EA	LIGHTER ASM. - CIGARETTE
14	104056-24-01A	EA	APPLIQUE - BEZEL - SWITCH LEFT
	P14614-05-F11	EA	DASH ASM - LOWER - W/O VINYL
	106569-07-01A	EA	VINYL - LAMINATE MADRID WILLOW - 1/4" X 17" X 100"
	077031-01-000	EA	FILM - BLACK - 1" X 1.75"
	077031-03-000	EA	FILM - WHITE .75" X 1"
	105615-01-000	FT	FILM - PROTECTIVE - CLEAR
	114620-04-01A	EA	TRIM - DASH - LOWER - WILLOW
	104354-09-01A	EA	APPLIQUE - LOWER DASH
	100138-01-000	EA	MODULE - DAYTIME RUNNING LIGHT (CSA)
	077539-01-000	EA	BRACKET - MOUNTING - DASH PANEL - L/ SHAPED
	111417-01-01A	EA	DECAL-LOGO, ADVENTURER - 3D

ELECTRICAL GROUP

EXTERIOR LIGHTS



KEY	PART NUMBER	U/M	DESCRIPTION
1	111102-01-000	EA	LAMP - MARKER - BASE - TRIPLEX 117XAS
1	036196-01-000	EA	BULB - 12V - #194 - .27 AMP - BAYONETTE
1	111102-02-000	EA	LENS - MARKER LAMP - AMBER - TRIPLEX 118A
1	112823-01-000	EA	SPLICE - REDUCER
2	097917-01-04A	EA	LIGHT - PORCH - ENTRY DOOR - BUFF - US
2	008215-01-000	EA	BULB - 12V - #1003 - .94 AMP
2	097917-01-700	EA	LENS - LIGHT - PORCH
2	008089-02-000	EA	LIGHT - PORCH, RECESSED - CANADIAN
2	008215-01-000	EA	BULB - 12V - #1003 - .94 AMP
2	008089-01-700	EA	LENS - LIGHT - PORCH - CANADIAN
3	111102-01-000	EA	LAMP - MARKER - BASE - TRIPLEX 117XAS
3	036196-01-000	EA	BULB - 12V - #194 - .27 AMP - BAYONETTE
3	111102-03-000	EA	LENS - MARKER LAMP - RED - TRIPLEX 117R
3	112823-01-000	EA	SPLICE - REDUCER
4	115632-01-02A	EA	LIGHT - STOP/TURN/TAIL RED - BARGMAN 3092106
4	115632-03-02A	EA	LIGHT - STOP/TAIL/BACKUP - BARGMAN 3092107
	117379-01-01A	EA	TRIM - TAIL LIGHT - REAR - BUFF
5	115632-03-02A	EA	LIGHT - STOP/TAIL/BACK UP - BARGMAN 3092107
6	066432-02-000	EA	LIGHT - LICENSE
	066432-03-000	EA	BRACKET - LICENSE PLATE - BARGMAN 30-60-030
7	070907-04-000	EA	HEADLAMP ASM-HIGH/LOW HALOGEN - BLACK - KD 923-23-276
	049359-01-000	EA	SPRING - RETAINER - HEADLAMP - GM 496096
	110750-01-000	EA	SCREW - HEADLAMP ADJUSTING
8	089292-01-000	EA	LIGHT - TURN - W/AMBER LENS
	037935-01-000	EA	BULB - 12V - #1157 - 2.1AMP
9	102520-01-000	EA	LIGHT - CLEARANCE - W/O SOCKET CONNECTIONS - AMBER
	102540-01-000	EA	SEAL - SCREW - ROUND - RUBBER
	088474-09-000	EA	HOUSING - SOCKET - 3 CAVITY - AMP 1-480701-0
	088476-01-000	EA	SOCKET - CONNECTOR - BRASS - PRE-TIN
	102541-01-000	EA	GASKET - CLEARANCE LIGHT
	067789-02-000	EA	SOCKET - LAMP

ELECTRICAL GROUP (CONTINUED)**TERMINALS**

KEY	PART NUMBER	U/M	DESCRIPTION
	008326-01-000	EA	TERMINAL - RING - 16/14 WIRE - 3/8" STUD
	008328-01-000	EA	TERMINAL - RING - 12/10 WIRE - #10 STUD FIT
	008331-01-000	EA	TERMINAL - RING - TONGUE - #4 WIRE - 3/8" STUD - COPPER
	008348-01-000	EA	TERMINAL - RING - 3/8" STUD - #2 WIRE
	035416-04-000	EA	TERMINAL - RING #10 STUD FITTING - INSULATED BARREL #16/14
	047443-01-000	EA	TERMINAL - .250 RECEPTACLE FITTING - INSULATED - 16/14 AWG
	062036-01-000	EA	TERMINAL - PACK - CONNECTOR - 12/10 AWG - PARKARD 12033817
	062036-02-000	EA	TERMINAL - PACK - CONNECTOR - 16/14 AWG - PARKARD 08917021
	088267-01-000	EA	TERMINAL - FEMALE, 1/4 - PACKARD 2962573
	098260-01-000	EA	TERMINAL - MALE, 56 SERIES - PARKARD 02971962
	104100-03-000	EA	TERMINAL - 75 AMP AMP 53880-4 LOOSE
	106655-01-000	EA	TERMINAL - FUSE BLOCK - 14-16AWG - PARKARD 12020321
	106655-02-000	EA	TERMINAL - FUSE BLOCK - 10-12AWG - PARKARD 12020400
	106007-01-000	EA	TERMINAL - FEMALE, 14-16AWG - PARKARD 12015861-L
	113135-01-000	EA	TERMINAL - FEMALE - METRI-PACK - 280 - 14-16 - PARKARD 12048451
	113306-01-000	EA	TERMINAL - FEMALE - METRI-PACK - 480 - 14-16 - PARKARD 12048451
	113307-01-000	EA	TERMINAL - FEMALE - METRI-PACK - 150 - 16-20 - PARKARD 12048074

ELECTRICAL CONNECTORS & CONDUIT

KEY	PART NUMBER	U/M	DESCRIPTION
	041953-01-000	FT	CONDUIT - CONVOLUTE - SLIT - .5"ID
	041953-03-000	FT	CONDUIT - CONVOLUTE - SLIT - 1" ID (CLOTHES ROD COVER)
	041953-04-000	FT	CONDUIT - CONVOLUTE - SLIT - .50"ID
	041953-05-000	FT	CONDUIT - CONVOLUTE - SOLID - .62" ID
	041953-06-000	FT	CONDUIT - CONVOLUTE - SLIT .375"ID
	041953-07-000	FT	CONDUIT - CONVOLUTE - SLIT - .25" ID
	041953-08-000	FT	CONDUIT - CONVOLUTE - SLIT - 1.50"ID
	041953-09-000	FT	CONDUIT - CONVOLUTE - SLIT .50"ID
	041953-10-000	FT	CONDUIT - CONVOLUTE - SLIT - .75" ID
	041953-11-000	FT	CONDUIT - CONVOLUTE - SLIT - 1.06" ID
	041953-12-000	FT	CONDUIT - CONVOLUTE - NON SLIT 1.1" ID
	008311-01-000	EA	CONNECTOR - WIRE NUT - INSULATED - RED
	008312-01-000	EA	CONNECTOR - WIRE NUT - INSULATED - BLUE
	008314-01-000	EA	CONNECTOR - WIRE NUT - INSULATED - GRAY
	008355-01-000	EA	CONNECTOR - CABLE CLAMPING - 3/4"
	008356-01-000	EA	CONNECTOR - PLASTIC - 3/8" AVG
	008398-01-000	EA	CONNECTOR - 1/2" X 90 DEGREE, FLEX CONDUIT - UL & CSA
	082741-01-000	EA	CONNECTOR - BODY - 2 CONNECTOR - MALE
	058028-01-000	EA	CONNECTOR - ELECTRICAL PIGTAIL - NYLON - CLEAR
	041480-01-000	EA	CONNECTOR - STRAIGHT - 1/2" FLEX CONDUIT
	087695-03-000	EA	CONNECTOR - ASSEMBLY - EURAMTEC RT10484802
	088475-01-000	EA	PIN - CONNECTOR - 14 TO 20 AWG
	088476-01-000	EA	SOCKET - CONNECTOR - BRASS - PRE - TIN
	088476-02-000	EA	SOCKET - CONNECTOR - 12-10 GA - PHOS. BRZ - PRE - TIN
	098261-02-000	EA	SOCKET - CONNECTOR, WEATHERPACK - PACKARD 12124580
	098262-01-000	EA	SEAL - CONNECTOR, WEATHERPACK - PACKARD 12010293

CONVERTER & LOAD CENTER

KEY	PART NUMBER	U/M	DESCRIPTION
	113132-01-000	EA	LOAD CENTER - 120/ 240V - 60A - WESCO 2460SGNM
	083208-02-000	EA	CONVERTER - POWER - 45A - 120V/12V - BW 6345
	099048-02-000	EA	INVERTER - 100 WATT W/EXTRA SURGE CAPACITY

ELECTRICAL GROUP (CONTINUED)**ELECTRICAL HOUSINGS**

KEY	PART NUMBER	U/M	DESCRIPTION
	088473-01-000	EA	HOUSING-PIN, 12 CAVITY - AMP 1-480708-0
	088473-02-000	EA	HOUSING-PIN, 15 CAVITY - AMP 1-480710-0
	088473-03-000	EA	HOUSING-PIN, 9 CAVITY - AMP 1-480706-0
	088473-05-000	EA	HOUSING-PIN, 6 CAVITY - AMP 640585-1
	088473-06-000	EA	HOUSING-PIN, 6 CAVITY - AMP 1-480704-0
	088473-08-000	EA	HOUSING-PIN, 4 CAVITY - AMP 1-480702-0
	088473-09-000	EA	HOUSING-PIN, 3 CAVITY - AMP 1-480700-0
	088473-10-000	EA	HOUSING-PIN, 2 CAVITY - AMP 1-480698-0
	088474-01-000	EA	HOUSING-SOCKET, 12 CAVITY - AMP 1-480709-0
	088474-02-000	EA	HOUSING-SOCKET, 12 CAVITY - AMP 1-480711-0
	088474-03-000	EA	HOUSING-SOCKET, 9 CAVITY - AMP 1-480707-0
	088474-06-000	EA	HOUSING-SOCKET, 6 CAVITY - AMP 1-480705-0
	088474-07-000	EA	HOUSING-SOCKET, 5 CAVITY - AMP 1-480764-0
	088474-08-000	EA	HOUSING-SOCKET, 4 CAVITY - AMP 1-480703-0
	088474-09-000	EA	HOUSING-SOCKET, 3 CAVITY - AMP 1-480701-0
	088474-10-000	EA	HOUSING-SOCKET, 2 CAVITY - AMP 1-480699-0
	098264-01-000	EA	HOUSING - 2 PIN, WEATHER PACK - MALE - PACKARD 12015792
	101571-01-000	EA	HOUSING - 2 POSITION, MALE
	104100-01-000	EA	HOUSING - 1 POSITION, 75 AMP - AMP 53884-1
	106006-01-000	EA	HOUSING - 1 POSITION, FEMALE - PACKARD 12015952
	113131-01-000	EA	HOUSING - 3 PIN, METRI-PACK - FEMALE - PACKARD12020397
	113468-01-000	EA	HOUSING - 2 POSITION, FEMALE - 56-SERIES - PACKARD 02965981 USED ON WIPER/WASHER WIRE ASM
	115556-01-000	EA	HOUSING - 3 POSITION, FEMALE 59-SERIES - PACKARD 02965810
	115556-02-000	EA	HOUSING - 2 POSITION, FEMALE 59-SERIES - PACKARD 02965809
	119248-02-000	EA	HOUSING - 7 POSTION, FEMALE - PACKARD 12059472

CIRCUIT BREAKERS & FUSES

KEY	PART NUMBER	U/M	DESCRIPTION
	097611-01-000	EA	CIRCUIT BREAKER - 6AMP - ATC - BLACK
	093655-03-000	EA	CIRCUIT BREAKER - 40 AMP USD 17440-4E03A2A
	083209-02-000	EA	CIRCUIT BREAKER - 15/15AMP - 120V - BW H - 15/15
	083209-03-000	EA	CIRCUIT BREAKER - 15/20AMP - 120V - BW - 0-15/20
	083209-04-000	EA	CIRCUIT BREAKER - 30A - 120V - BW L - 30
	083209-06-000	EA	CIRCUIT BREAKER - 30/15 AMP - 120V - BW D - 30/15
	083209-07-000	EA	CIRCUIT BREAKER - 20/20A - 120V - BW K - 20/20
	083209-08-000	EA	CIRCUIT BREAKER - BLANK - BW
	112591-01-000	EA	CIRCUIT BREAKER - 16A, 240V
	062901-02-000	EA	FUSE - 5 AMP - AUTOMOTIVE
	062901-05-000	EA	FUSE - 15 AMPS - AUTOMOTIVE
	062901-06-000	EA	FUSE - 20 AMPS - AUTOMOTIVE
	062901-07-000	EA	FUSE - AUTOMOTIVE - 25 AMPS
	062901-08-000	EA	FUSE - 30 AMPS - AUTOMOTIVE
	106656-01-000	EA	FUSE BLOCK - 4 CAVITY AUTO FUSE
	108669-01-000	EA	HOUSING - AUTO FUSE HOLDER
	062037-01-000	EA	HOUSING - AUTO FUSE - NATURAL
	062037-02-000	EA	HOUSING - AUTO FUSE - GREEN
	062037-03-000	EA	HOUSING - AUTO FUSE - BLACK
	062037-04-000	EA	HOUSING - AUTO FUSE - BLUE
	062037-06-000	EA	HOUSING - AUTO FUSE - BROWN
	062037-07-000	EA	HOUSING - AUTO FUSE - RED

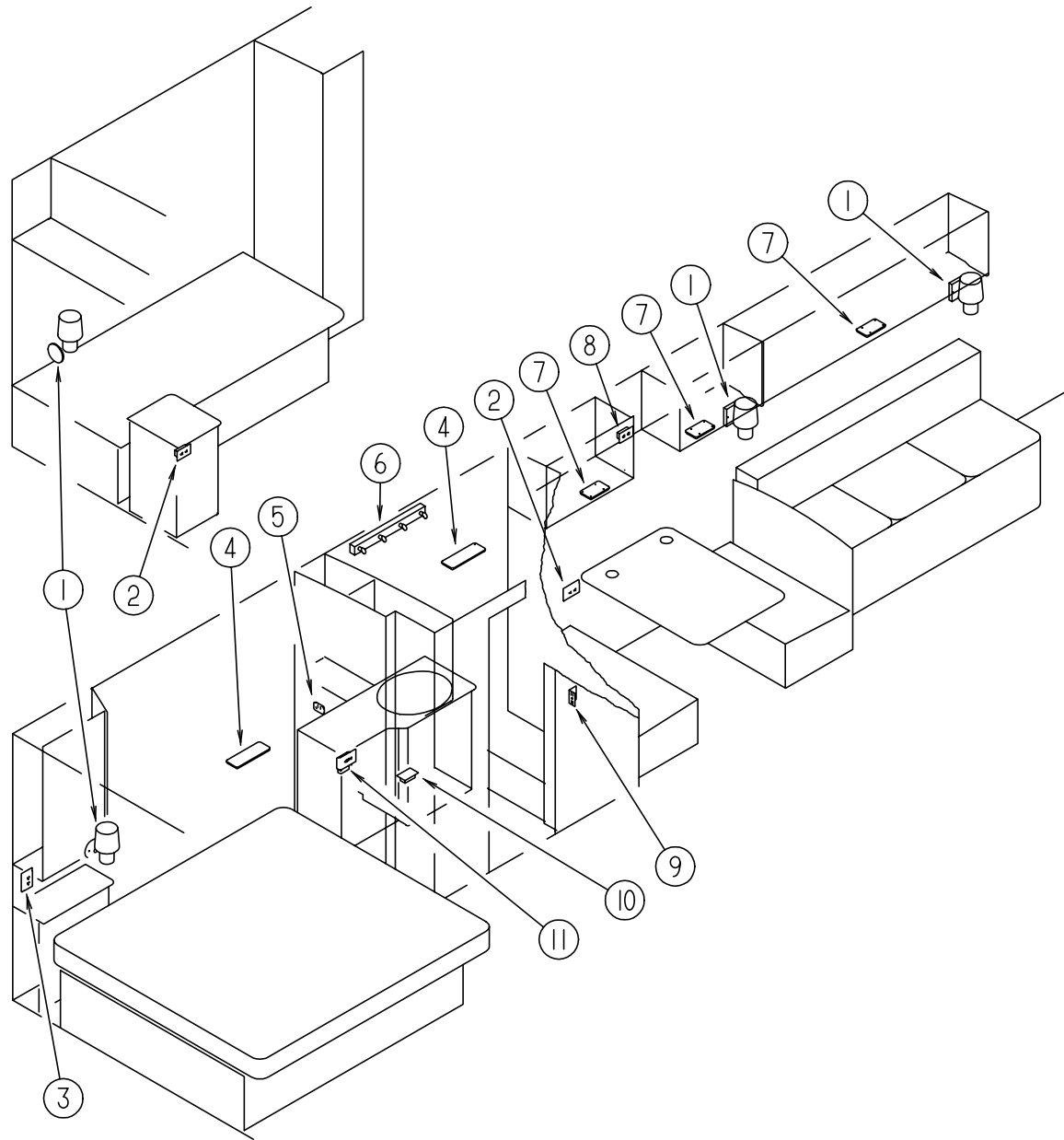
ELECTRICAL GROUP (CONTINUED)**ELECTRICAL COMPONENTS**

KEY	PART NUMBER	U/M	DESCRIPTION
	007956-05-000	EA	INSULATOR-SHRINK .25ID X 1.50 - BLACK
	077479-01-000	EA	BOOT-BATTERY TERMINAL, DOUBLE CABLE
	077479-02-000	EA	BOOT-BATTERY TERMINAL, SINGLE CABLE
	087225-01-000	FT	SLEEVING - 1/2", TYPE H - VARFLEX
	087225-02-000	FT	SLEEVING - 5/8", TYPE H - VARFLEX VARGLAS
	087949-01-000	EA	BUSS BAR - 2 POSITION, .6" X 1.5" - ALUMINUM
	087949-02-000	EA	BUSS BAR - 3 POSITION, .6" X 2.4" - ALUMINUM
	103608-01-000	EA	SOCKET-WEDGE BASE W/LEADS - JKL 2944-6 OR EQUIV
	103987-02-000	EA	SEAL-SOLENOID ACCESS
	112823-01-000	EA	SPLICE-REDUCER 16-14 TO 18-22 - ETC BA-631X
	007093-01-000	EA	FLASHER-SIGNAL, STAT
	008188-01-000	EA	SOLENOID - 3 POST, BATTERY CHANGE OVER
	063910-01-000	EA	HOUSING-RELAY - BOSCH 3 334 485 008
	063912-02-000	EA	RELAY-CANISTER, SPDT - BOSCH 0332204101
	086233-01-000	EA	STUD-ISOLATED, 3/8" X 7/8" LONG
	086273-01-000	EA	RELAY-BATTERY DISCONNECT
	115504-01-700	EA	PLUG & CABLE, 10 WATT PANEL 600-016
	115504-01-000	EA	PANEL-SOLAR 10 WATT - NAGY TJN-2SW
	115505-01-000	EA	MONITOR LIGHT - SOLAR PANEL - RED LED INDICATOR

ELECTRICAL GROUP (CONTINUED)**ELECTRICAL WIRING & BOXES**

KEY	PART NUMBER	U/M	DESCRIPTION
	008052-01-000	EA	CORD-POWER, 10/3 - 30 AMP - 25' - CANADIAN
	008054-01-000	EA	CORD-POWER, 10/3 - 30 AMP - 25'
	008289-01-000	EA	BOX-ELECTRIC, STEEL - 1/2" AND 3/4" KNOCKOUTS - 4" X 4"
	008289-02-000	EA	BOX-ELECTRICAL, 4" X 4" - 1/2" & 3/4" KNOCKOUTS - CANADIAN
	008294-01-000	EA	COVER-ELECTRICAL BOX, BLANK/STEEL - 4" X 4" - GRAY
	008294-02-000	EA	COVER-ELECTRICAL BOX, BLANK/STEEL - 4" X 4" - CANADIAN
	069238-01-000	EA	COVER-ELECTRICAL BOX, W/HOLE - 4" X 4" - GRAY USED WITH 30 AMP RECEPTACLE
	074890-01-000	EA	BOX-EXTENSION, STEEL - OPEN SIDES - 4" X 4" X 1 1/2"
	074897-01-000	EA	COVER-ELECTRIC BOX, 1 LARGE & 2 SMALL HOLES - 4" X 4"
	091910-01-000	EA	BOX-ELECTRIC, 3.75" X 3.5" X 1.75" - PLASTIC
	091910-02-000	EA	BOX-ELECTRICAL, PLASTIC - 57 X 88MM
	111509-01-000	EA	BOX ASM-ELECTRICAL, FRONT
	111510-01-000	EA	DOOR-ELECTRICAL BOX, FRONT
	073328-B4-000	EA	CABLE ASSEMBLY-BATTERY, W/TERMINALS
	090986-01-000	EA	WIRE ASM-ELECTRIC STEP, KWIKEE 9009
	096449-01-000	EA	WIRE ASSEMBLY-WATER TANK TO MONITOR PANEL
	097618-01-000	EA	WIRE ASM-MONITOR PANEL, W/3 WIRES & ORANGE RESISTOR- LVS ORANGE RESISTOR W/3 (ORANGE-GREEN-BLUE) WIRES
	102636-02-000	EA	WIRE ASM-CLEARANCE LAMPS
	108303-01-000	EA	WIRE ASM-REAR AUTO HEATER
	108304-01-000	EA	WIRE ASM-IP, AUX FANS
	110256-01-000	EA	WIRE ASM-IP, GENERATOR
	111915-01-000	EA	WIRE ASM-DAY RUN LAMPS, FUSE (CHEVY)
	111915-02-000	EA	WIRE ASM-DAY RUN LAMPS, FUSE (OSHKOSH)
	111915-03-000	EA	WIRE ASM-DAY RUN LAMPS, FUSE (FORD)
	119456-01-000	EA	WIRE ASM-IP, MAIN (FORD)
	119459-01-000	EA	WIRE ASM-IP, MAIN (CHEVY)
	104016-01-000	EA	WIRE ASM-AUX FANS -

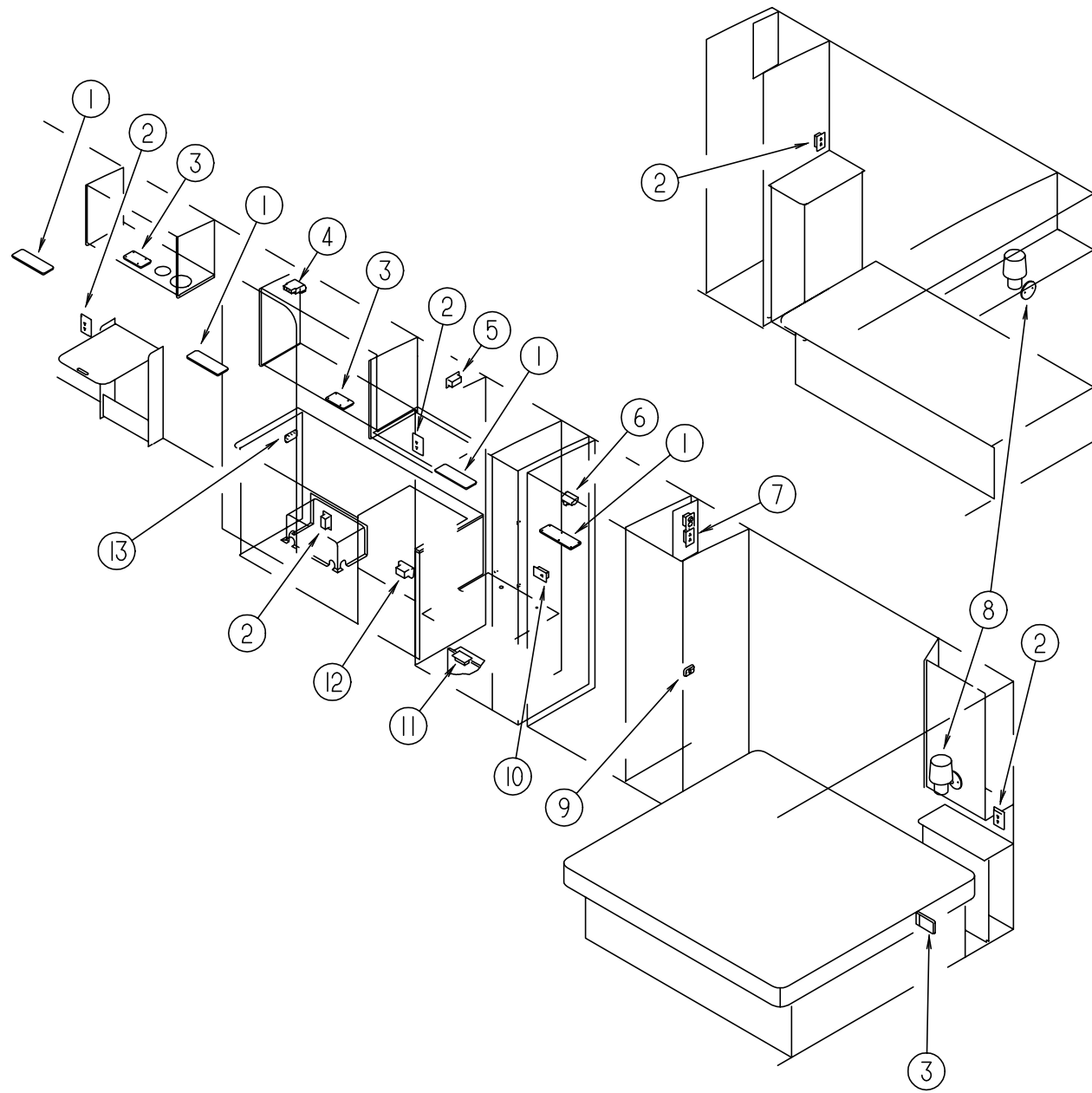
ELECTRICAL GROUP (CONTINUED)
LIGHTS, SWITCHES & RECEPTACLES DRIVERS SIDE



KEY	PART NUMBER	U/M	DESCRIPTION
1	065202-24-000	EA	LAMP-WALL, BRASS UL/CSA - GUSTAFSON OV-531
	065201-12-000	EA	SHADE-LAMP, FABRIC - WHITE SWIRL
	067479-01-000	EA	BULB - 12V, NUMBER 1076
2	058708-01-000	EA	RECEPTACLE-ELECTRIC, DOUBLE - BROWN
	058708-02-000	EA	RECEPTACLE-ELECTRIC, DOUBLE - IVORY
	098024-03-01A	EA	LIGHT-DOME, 2 BULB - IVORY
4	008218-01-000	EA	BULB-DOME LIGHT, 12V - NUMBER 1141
	098024-01-700	EA	LENS-LIGHT, 807877
	079364-01-000	EA	SWITCH-ON/OFF ROCKER, 2 PRONGS - BROWN
	079364-03-000	EA	SWITCH-ON/OFF ROCKER, 3 PRONGS - BROWN
	098351-02-01A	EA	PLATE-SWITCH, 2 GANG - POLISHED BRASS - JENSEN
5	095188-02-01A	EA	SPACER-SWITCH, 2.3" X 4.1" - PLASTIC - DARK BROWN
	110235-02-01A	EA	LIGHT-MAKE UP, 4 BULB PANLESS - PD PD200-622 BRASS
	081633-01-700	EA	BULB-LIGHT, MAKE-UP - RP1041
	098024-01-01A	EA	LIGHT-DOME, 1 BULB - US - IVORY
6	008218-01-000	EA	BULB-DOME LIGHT, 12V - NUMBER 1141
	098024-01-700	EA	LENS-LIGHT - 807877
	058708-05-000	EA	RECEPTACLE-SINGLE, BRN - WIRECON WDR15BRS
9	079364-01-000	EA	SWITCH-ON/OFF ROCKER, 2 PRONGS - BROWN
10	058707-02-000	EA	RECEPTACLE-BLANK, JUNCTION - WIRECON WDJ20BR
	084076-02-000	EA	RECEPTACLE-GFI, 15A - 125V - BROWN

ELECTRICAL GROUP (CONTINUED)

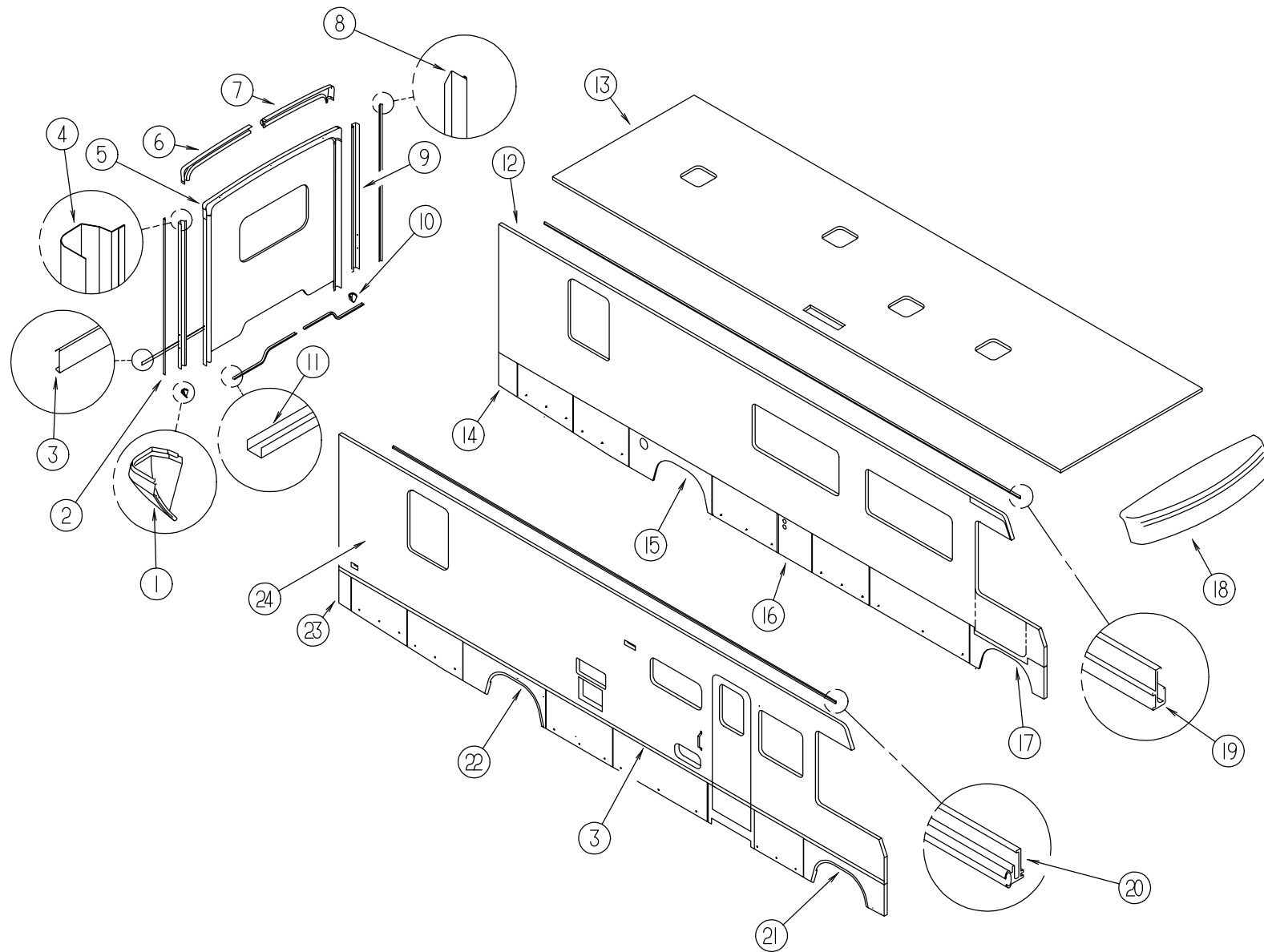
LIGHTS, SWITCHES & RECEPTACLES PASSENGER SIDE



KEY	PART NUMBER	U/M	DESCRIPTION
1	098024-03-01A	EA	LIGHT-DOME, 2 BULB - IVORY
	008218-01-000	EA	BULB-DOME LIGHT, 12V - NUMBER 1141
	098024-01-700	EA	LENS-LIGHT, 807877
2	058708-02-000	EA	RECEPTACLE-ELECTRIC, DOUBLE - IVORY
3	098024-01-01A	EA	LIGHT-DOME, 1 BULB - US - IVORY
	008218-01-000	EA	BULB-DOME LIGHT, 12V - NUMBER 1141
	098024-01-700	EA	LENS-LIGHT, 807877
4	091910-02-000	EA	BOX-ELECTRICAL, PLASTIC - 57 X 88MM
5	058708-05-000	EA	RECEPTACLE-SINGLE, BRN - WIRECON WDR15BRS
6	087694-01-000	EA	LIGHT-WARDROBE/CLOSET, W/SWITCH
	087694-01-700	EA	BULB, GE561
7	058708-02-000	EA	RECEPTACLE-ELECTRIC, DOUBLE - IVORY
	091910-02-000	EA	BOX-ELECTRICAL, PLASTIC - 57 X 88MM
8	065202-24-000	EA	LAMP-WALL, BRASS UL/CSA - GUSTAFSON OV-531
	065201-12-000	EA	SHADE-LAMP, FABRIC - WHITE SWIRL
	067479-01-000	EA	BULB - 12V, NUMBER 1076
9	079364-04-000	EA	SWITCH-ON/OFF, ROCKER - BLACK
	098351-01-01A	EA	PLATE-SWITCH, 1 GANG - POLISHED BRASS - JENSEN
	095188-01-01A	EA	SPACER-SWITCH, 2.3" X 3.4" - PLASTIC - DARK BROWN
10	058707-01-000	EA	RECEPTACLE-ELECTRIC, SINGLE - BROWN
11	058707-02-000	EA	RECEPTACLE-BLANK, JUNCTION - WIRECON WDJ20BR
12	112822-01-01A	EA	RECEPTACLE-DUPLEX, IVORY - WIRECON WDRU15IV
13	098351-05-01A	EA	PLATE-SWITCH, 3 GANG - POLISH BRASS - W/LABEL - JENSEN
	079364-01-000	EA	SWITCH-ON/OFF ROCKER, 2 PRONGS - BROWN

EXTERIOR BODY GROUP

EXTERIOR BODY PANELS & TRIM

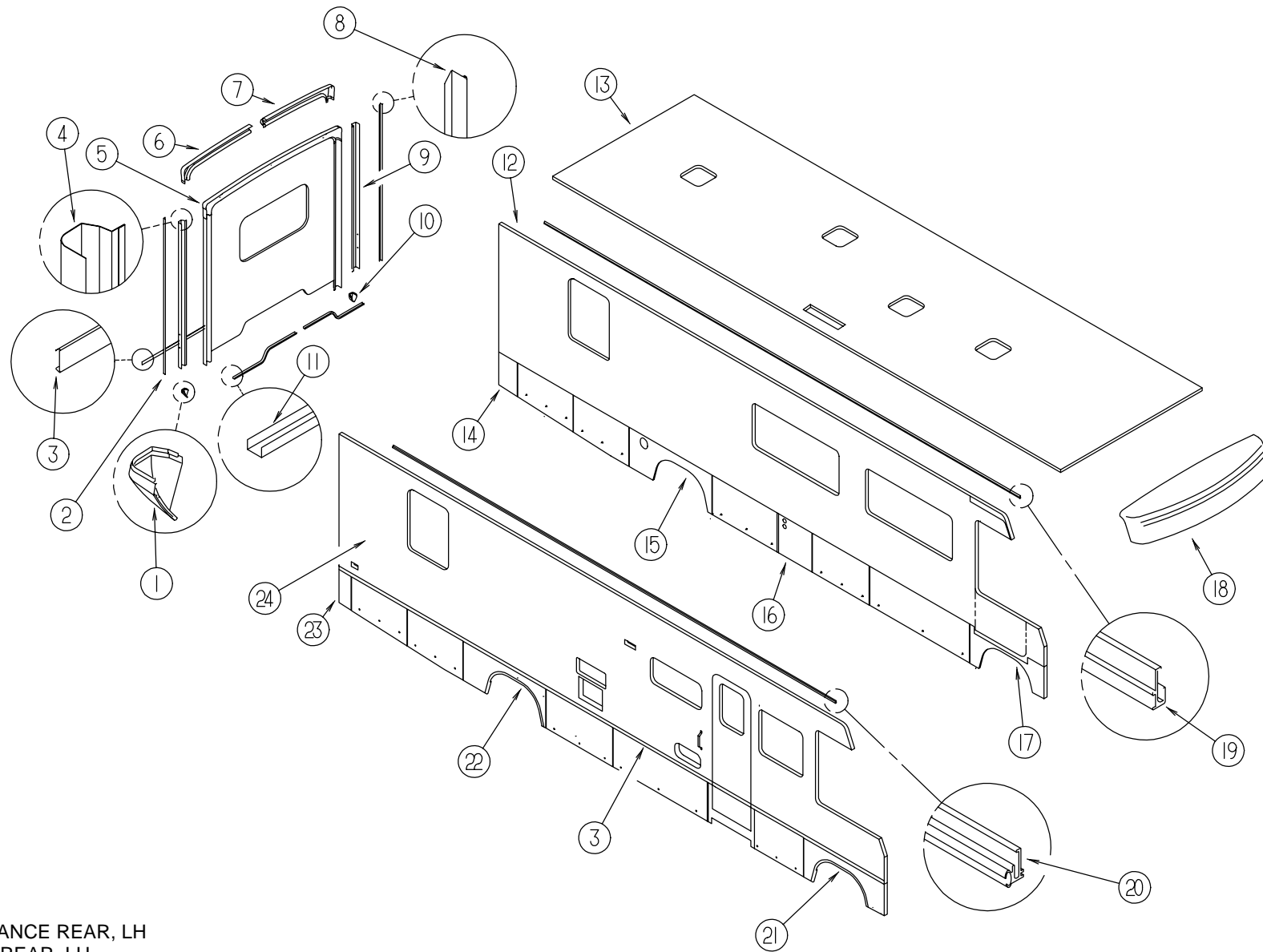


KEY	PART NUMBER	U/M	DESCRIPTION
1	119212-03-01A	EA	TRIM CAP - BACKWALL - LOWER
2	104033-05-01A	EA	TRIM - J - BUFF
3	108688-01-04A	EA	FEATURE STRIP - W/HOLES - BUFF
	105312-01-06A	FT	INSERT - FEATURE STRIP - PEARL FAWN
	108651-02-01A	EA	END CAP - FEATURE STRIP
4	114874-03-07B	EA	TRIM - BACKWALL - BUFF(PASSENGER SIDE)
5	M08018-02-G15	EA	BACKWALL ASM - KING BED
5	M08018-02-G16	EA	BACKWALL ASM - KING BED
5	M08018-02-G17	EA	BACKWALL ASM - KING BED
5	M08018-01-G15	EA	BACKWALL ASM - QUEEN BED
5	M08018-01-G16	EA	BACKWALL ASM - QUEEN BED
5	M08018-01-G17	EA	BACKWALL ASM - QUEEN BED
6	114872-02-01A	EA	TRIM - BACKWALL - TOP - BUFF (PASSENGER SIDE)

KEY	PART NUMBER	U/M	DESCRIPTION
7	114873-02-01A	EA	TRIM - BACKWALL - TOP - BUFF (DRIVER SIDE)
8	104033-05-04A	EA	TRIM - J - BUFF
9	114874-04-07B	EA	TRIM - BACKWALL - BUFF (DRIVER SIDE)
10	119212-04-01A	EA	TRIM CAP - BACKWALL - LOWER
11	105930-06-01A	EA	TRIM - BACKWALL - LOWER LEFT OR RIGHT SIDE - BUFF
12	M07519-06-G15	EA	SIDEWALL ASM (DRIVER SIDE) (W/ DRIVER DOOR)
12	M07519-06-G16	EA	SIDEWALL ASM (DRIVER SIDE) (W/ DRIVER DOOR)
12	M07519-06-G17	EA	SIDEWALL ASM (DRIVER SIDE) (W/ DRIVER DOOR)
12	M07519-05-G15	EA	SIDEWALL ASM (DRIVER SIDE) (W/O DRIVER DOOR)
12	M07519-05-G16	EA	SIDEWALL ASM (DRIVER SIDE) (W/O DRIVER DOOR)
12	M07519-05-G17	EA	SIDEWALL ASM (DRIVER SIDE) (W/O DRIVER DOOR)
13	M07520-04-G15	EA	ROOF ASM. (KING BED)
13	M07520-05-G15	EA	ROOF ASM. (QUEEN BED)

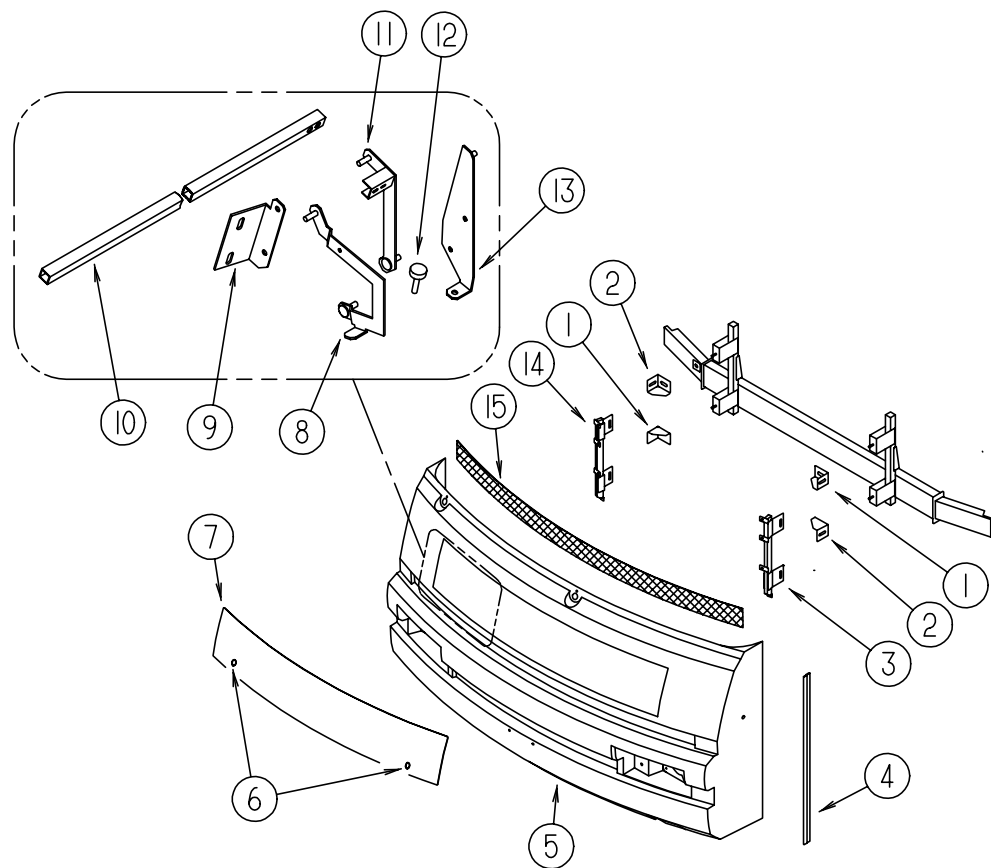
EXTERIOR BODY GROUP (CONTINUED)

EXTERIOR BODY PANELS & TRIM (CONTINUED)



KEY	PART NUMBER	U/M	DESCRIPTION
14	119205-02-G15	EA	PANEL ASM-VALANCE REAR, LH
15	119203-02-G15	EA	WHEEL LIP ASM-REAR, LH
16	119206-01-G15	EA	PANEL ASM-VALANCE, FURNACE
17	119200-03-G15	EA	WHEEL LIP ASM-FRONT, LH
18	M05145-08-F11	EA	CAP ASM - FRONT - W/O TRIM - BUFF
19	103801-02-04A	EA	TRIM - ROOF
			FROM: 00-00-00 THRU: 10-08-95
19	120091-01-01A	EA	TRIM - ROOF, BUFF
			FROM: 10-09-95 THRU: 99-99-99
20	103802-02-04A	EA	RAIL - AWNING
			FROM: 00-00-00 THRU: 10-08-95
20	120092-01-01A	EA	RAIL - AWNING, BUFF
			FROM: 10-09-95 THRU: 99-99-99
21	119200-01-G15	EA	WHEEL LIP ASM-FRONT, RH
22	119203-01-G15	EA	WHEEL LIP ASM-REAR, RH
23	119205-01-G15	EA	PANEL ASM-VALANCE REAR, RH
24	P18602-01-G15	EA	SIDEWALL ASM - (PASSENGER SIDE)
24	P18602-01-G16	EA	SIDEWALL ASM - (PASSENGER SIDE)
24	P18602-01-G17	EA	SIDEWALL ASM - (PASSENGER SIDE)

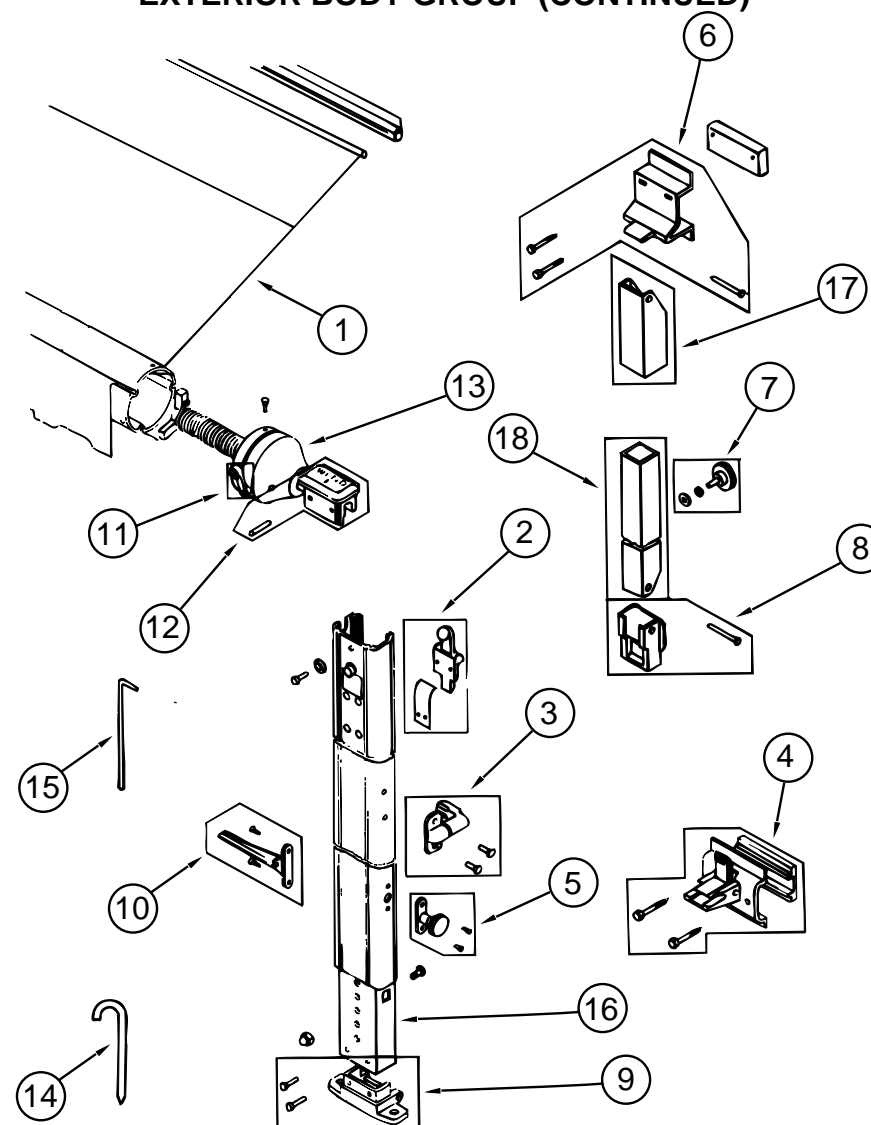
EXTERIOR BODY GROUP (CONTINUED)



FRONT END ASSEMBLY

KEY	PART NUMBER	U/M DESCRIPTION
1	117611-04-02B	EA BRACKET - BUMPER
2	117611-03-02B	EA BRACKET - BUMPER
3	118997-02-G35	EA SUPPORT ASM - FRONT PANEL - LH
4	089922-37-000	EA TRIM - FIBERGLASS - PANEL - BUFF
5	118999-04-G15	EA PANEL ASM - FRONT - LOWER
6	102330-02-000	EA HOOD LOCK - SINGLE HOLE - VISE ACTION
	102328-01-000	EA BARREL KEY - HOOD LOCK
7	115976-03-G15	EA PANEL ASM - HOOD - BUFF
8	109930-11-000	EA LINK - HINGE - HOOD - LOWER - RH
	109930-12-000	EA LINK - HINGE - HOOD - LOWER - LH
9	109927-03-000	EA ANGLE - LINK - HOOD - RH
	109927-04-000	EA ANGLE - LINK - HOOD - LH
10	105096-10-000	EA TUBE ASM - TIMING - HOOD HINGE
11	109929-05-000	EA LINK ASM - HINGE - HOOD - UPPER - RH
	109929-06-000	EA LINK ASM - HINGE - HOOD - UPPER - LH
12	058786-01-000	EA BOLT - ADJUSTING - HOOD - W/BLACK PAD - .31" #18 X 2"
13	109926-15-000	EA BRACKET - LINK - HINGE - HOOD - RH
	109926-16-000	EA BRACKET - LINK - HINGE - HOOD - LH
14	118997-01-G35	EA SUPPORT ASM - FRONT PANEL - RH
15	115924-05-01A	EA GRILLE - WOVEN WIRE
	070579-06-000	EA PLATE - ANCHOR - W/ 7/16 WELD NUT - 1.5" X 3.3"
	077001-01-000	EA ANGLE - MOUNTING - ROOF PANEL - V ANGLE - 3" X 2.4" X 1.5"
	106746-01-000	EA PANEL - STEPWELL
	106747-01-000	EA PANEL - STEPWELL - END RH
	106747-02-000	EA PANEL - STEPWELL - END LH
	106765-01-000	EA SUPPORT - BOLT - HOOD ADJUSTING

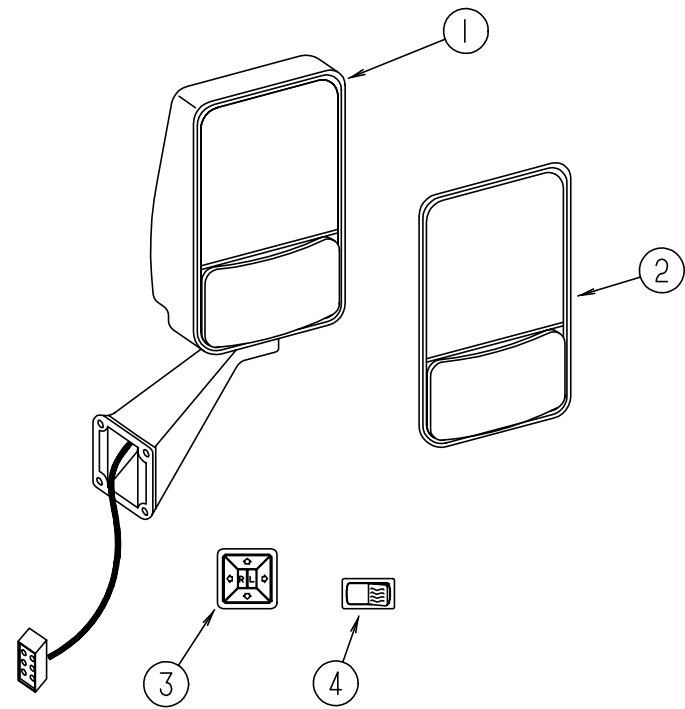
EXTERIOR BODY GROUP (CONTINUED)



EXTERIOR AWNING (FAULKNER)

KEY	PART NUMBER	U/M DESCRIPTION	VENDOR NO.
	110634-02-01A	EA AWNING - HARDWARE KIT - BUFF	
1	110634-07-18A	EA AWNING - ROLLER ASM - 19'	
2	110634-01-700	EA RAFTER LOCKING MECHANICAL KIT	7605-0001
3	110634-01-701	EA SAFETY & LATCH KIT	7509-0001
4	110634-01-702	EA BOTTOM BRACKET KIT	7512-0001
	111038-01-01A	EA SPACER - AWNING - LOWER - BLACK	
5	110634-01-703	EA HEIGHT LOCK HANDLE KIT	7510-0001
6	110634-01-704	EA UPPER BRACKET KIT W/BOLTS	7505-0001
	111037-01-01A	EA SPACER - AWNING - UPPER - BLACK	
7	110634-01-705	EA ULTRA RAFTER KNOB KIT	7522-0001
8	110634-01-706	EA RAFTER SLIDE KIT	
9	110634-01-707	EA GROUND BRACKET KIT	7511-0001
10	110634-01-708	EA LIFT HANDLES W/ RIVETS	7000-0001
11	110634-01-709	EA RATCHET HANDLE KIT	7507-0001
12	110634-01-710	EA ARM CAP KIT	7503-0001
13	110634-01-711	EA FRONT SPRING ASM	6598-0001
	110634-01-712	EA REAR SPRING ASM	6599-0001
	110634-01-713	EA REAR END CAP KIT	7504-0001
14	110634-01-714	EA STAKE (4 PER BAG)	5208-0001
15	110634-01-715	EA PULL DOWN WAND	7604-0001
16	110634-01-721	EA ARM - INNER - FRONT - BUFF	5686-0001
16	110634-01-722	EA ARM - INNER - REAR - BUFF	5687-0001
17	110634-01-723	EA RAFTER - OUTER - BUFF	5688A0001
18	110634-01-724	EA RAFTER - INNER - BUFF	5689A0001
	110634-12-02A	EA SHIM-FILLER, LOWER BRACKET	

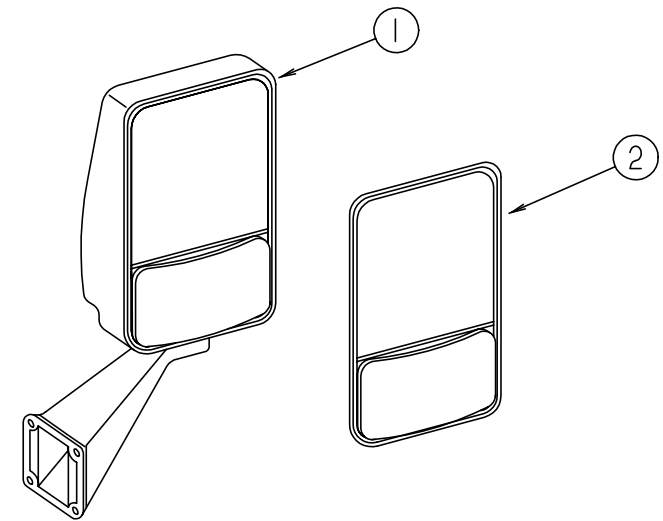
EXTERIOR BODY GROUP (CONTINUED)



EXTERIOR MIRROR OPTION (REMOTE & HEAT)

KEY	PART NUMBER	U/M DESCRIPTION
1	106015-05-01A	EA MIRROR ASM - EXTERIOR REMOTE & HEAT - PASSENGER SIDE
1	106015-06-01A	EA MIRROR ASM - EXTERIOR REMOTE & HEAT - DRIVER SIDE
2	086261-02-701	EA MIRROR KIT-BEZEL, CONVEX GLASS - HEATED FLAT GLASS - DRIVER SIDE
2	086261-01-704	EA MIRROR KIT-BEZEL, CONVEX GLASS - HEATED FLAT GLASS - PASSENGER SIDE
3	088246-01-000	EA SWITCH - REMOTE - EXTERIOR MIRROR - SQUARE PUSH
4	087695-01-000	EA SWITCH - HEATER - EXTERIOR MIRROR

EXTERIOR BODY GROUP (CONTINUED)

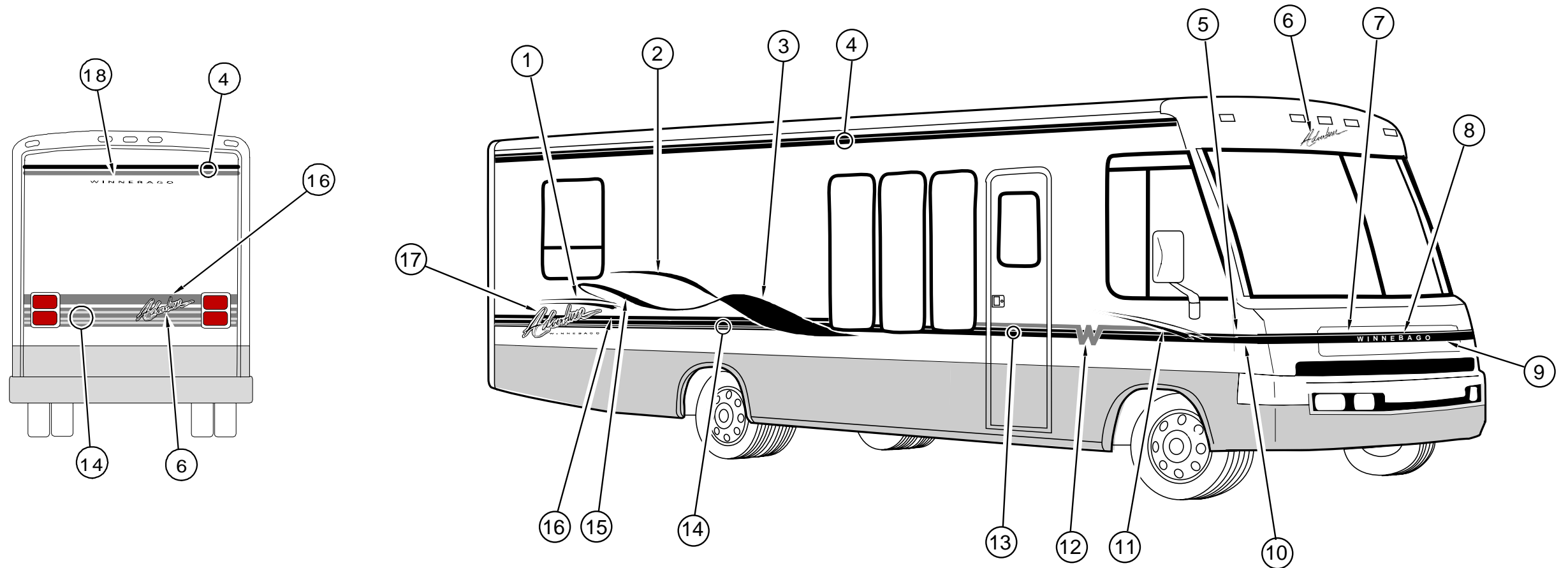


EXTERIOR MIRROR

KEY	PART NUMBER	U/M DESCRIPTION
1	106015-09-01A	EA MIRROR ASM - PASSENGER SIDE
1	106015-10-01A	EA MIRROR ASM - DRIVER SIDE
2	106015-01-703	EA MIRROR KIT (BEZEL W/MIRRORS) PASSENGER SIDE
2	106015-02-702	EA MIRROR KIT (BEZEL W/MIRRORS) DRIVER SIDE

EXTERIOR BODY GROUP (CONTINUED)

DECALS, FILM STRIPES & PAINT



KEY	PART NUMBER	U/M	DESCRIPTION
1	117488-01-01A	EA	DECAL-RIBBON, #4 - RH - AMETHYST/LAGO BLUE
1	117488-02-01A	EA	DECAL-RIBBON, #4 - LH - AMETHYST/LAGO BLUE
2	117484-01-01A	EA	DECAL-RIBBON, #2 - RH - MED BLUE/BLACK
2	117484-02-01A	EA	DECAL-RIBBON, #2 - LH - MED BLUE/BLACK
3	117483-01-01A	EA	DECAL-RIBBON, #1 - RH - MED BLUE/AMETHYST/BLK
3	117483-02-01A	EA	DECAL-RIBBON, #1 - LH - MED BLUE/AMETHYST/BLK
4	094423-07-01A	FT	FILM-OVERLAY, MULTISTRIP 63.5MM - LAGO/AMETHYST/GOLDEN
5	117489-01-01A	EA	DECAL-CORNER, UPPER - RH - LAGO/GOLDEN/AMETHYST
5	117489-02-01A	EA	DECAL-CORNER, UPPER - LH - LAGO/GOLDEN/AMETHYST
6	117482-02-01A	EA	DECAL-ADVENTURER, SMALL - BUFF/GOLDEN/AMETHYST/SLATE
7	117491-01-01A	EA	DECAL-HOOD, UPPER - LAGO/GOLDEN/AMETHYST
8	110889-03-02A	EA	DECAL-LOGO, WINNEBAGO - BUFF
9	117492-01-01A	EA	DECAL-HOOD, LOWER - MED BLUE/GOLDEN
10	117490-01-01A	EA	DECAL-CORNER, LOWER - RH - MED BLUE/GOLDEN
10	117490-02-01A	EA	DECAL-CORNER, LOWER - LH - MED BLUE/GOLDEN
11	117481-01-01A	EA	DECAL-SLASH, RH - AMETHYST/LAGO BLUE
11	117481-02-01A	EA	DECAL-SLASH, LH - AMETHYST/LAGO BLUE
12	117480-01-01A	EA	DECAL-LOGO, W - GOLDEN
13	115335-05-01A	FT	FILM-OVERLAY, MULTISTRIP 31.8MM - MED BLUE/GOLDEN
14	117479-01-01A	FT	FILM-OVERLAY, MULTISTRIP 158.8MM - LAGO/GOLDEN/AMETHYST/AMETHYST
15	117486-01-01A	EA	DECAL-RIBBON, #3 - RH - AMETHYST/BLACK
15	117486-02-01A	EA	DECAL-RIBBON, #3 - LH - AMETHYST/BLACK
16	093681-40-06A	FT	FILM - 50.8MM X 150FT - GOLDEN
17	117482-01-01A	EA	DECAL-ADVENTURER, LARGE - BUFF/GOLDEN/AMETHYST/SLATE
18	110206-02-04A	EA	DECAL-WINNEBAGO - LAGO BLUE
	111318-03-04A	EA	DECAL-TURBO DIESEL
	004308-01-000	EA	PAINT-SPRAY, BLACK
	041561-03-000	EA	PAINT-16OZ SPRAY - OFF WHITE - ACRYLIC ENAMEL

DUPONT PAINT COLOR CODES

BUFF	G9692
GRAPHITE METALLIC	F0901

EXTERIOR BODY GROUP (CONTINUED)

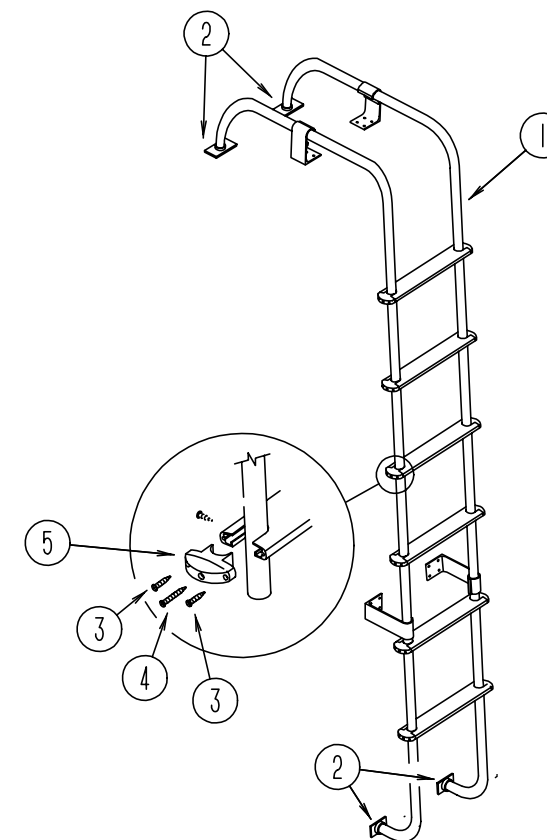
STYROFOAM & FIBERGLASS SHEETING

KEY	PART NUMBER	U/M DESCRIPTION
	000870-08-000	SF STYROFOAM - .75" X 48" X 96" - PLANED
	083574-03-000	SF STYROFOAM - 3/4" X 48" X 96"
	083574-05-000	SF STYROFOAM - 2.0" X 48" X 96"
	065747-01-000	SF INSULATION - MICROFOAM - .5" X 72" X 112' ROLL
	076054-T5-000	EA FIBERGLASS-SHEET, 2572 X 2647 - BUFF
	108535-03-700	EA FIBERGLASS FLAT 110" X 396" BUFF
	076054-H6-000	EA FIBERGLASS SHEET 2016 X 9785 - BUFF
		FROM: 00-00-00 THRU: 10-08-95
	108535-05-700	SF FIBERGLASS FLAT 110" X 396" - BUFF - KEMLITE 366FL
		FROM: 10-09-95 THRU: 99-99-99
	117754-01-01A	EA FIBERGLASS-SHEET, 328 X 2448MM - ANY COLOR
	117754-01-05A	EA FIBERGLASS-SHEET, 328 X 2448MM - BUFF
	117754-01-02A	EA FIBERGLASS-SHEET, 328 X 2448MM - BRIGHT WHITE
	117754-01-03A	EA FIBERGLASS-SHEET, 328 X 2448MM - SABLE
	077517-59-000	EA FIBERGLASS SHEET - 48" X 96" - BUFF
		PAINTING IS REQUIRED WHEN USED ON OLDER COACHES
	077517-62-000	EA FIBERGLASS-SHEET, 48" X 96" - BRIGHT WHITE - FLAT
		FROM: 11-20-95 THRU: 99-99-99
	077517-64-000	EA FIBERGLASS-SHEET 1219MM X 2438MM - GRAY 366LG
		FROM: 11-20-95 THRU: 99-99-99
	100619-01-000	BF FOAM - EXPANDED POLYSTYRENE - 48" X 96" X 1.34"
	100619-04-000	BF FOAM - EXPANDED POLYSTYRENE - EPS 48" X 96" X .5"
	100619-05-000	BF FOAM - EXPANDED POLYSTYRENE - 48" X 96" X .75"
	100619-02-000	BF FOAM - EXPANDED POLYSTYRENE - 48" X 96" X 1.5"
	100619-11-000	BF FOAM - EXPANDED POLYSTYRENE - 48" X 96" X 2"
	100619-13-000	BF FOAM - EXPANDED POLYSTYRENE - 48" X 96" X .34"
	108535-03-700	EA FRP FLAT 110" X 396" - BUFF
	105077-04-000	EA FOAM-COVE, ROOF
		FROM: 00-00-00 THRU: 10-08-95
	105077-05-000	EA FOAM-PLUG, ROOF TUBE - WISCONSIN EPS - 45 MM X 57.2 MM
		FROM: 00-00-00 THRU: 10-08-95
	105077-06-000	EA FOAM-PLUG, ROOF TUBE - WISCONSIN EPS - 45 MM X 78.8 MM
		FROM: 00-00-00 THRU: 10-08-95
	120107-01-000	EA FOAM-COVE, ROOF - WISCONSIN EPS
		FROM: 10-09-95 THRU: 99-99-99
	120107-02-000	EA FOAM-PLUG, ROOF TUBE - WISCONSIN EPS - 45 MM X 74.3 MM
		FROM: 10-09-95 THRU: 99-99-99
	120107-03-000	EA FOAM-PLUG, ROOF TUBE - WISCONSIN EPS - 45MM X 54.5 MM
		FROM: 10-09-95 THRU: 99-99-99
	058804-01-000	EA AL - .032" X 36.00" X 064.00" 1/4 HEX - PERFORATED .79 OPEN
	105077-03-000	EA FOAM-PLUG, SIDEWALL TUBE - WISCONSIN EPS
		FROM: 00-00-00 THRU: 10-08-95
	119389-01-01A	EA TUBE-W/HOLE MILL - EXTR 119391
		FROM: 09-11-95 THRU: 99-99-99

EXTERIOR BODY HARDWARE

KEY	PART NUMBER	U/M DESCRIPTION
	002726-01-001	EA GARNISH - U-CHANNEL - 1.38" X 19' - SERRATED - MILL ALUMINUM
	002754-01-001	EA ANGLE - EXTRUDED - .75" X .75" X 18' - MILL ALUMINUM
	033381-17-001	FT STEEL - TUBE 16GA 1.5" X 1.5" X 192.00" HOT FORMED ASTM A50
	044487-01-002	EA ALUMINUM - .019" X 96.00" X 432"
	055278-51-259	EA TUBING - STEEL - 12.5'
	058267-01-000	FT CHANNEL - STEEL - W/ HOLES - SIDEWALL STIFFENER - 2" X 20'
	068716-01-001	EA BRACE - 90 DEGREE L-ANGLE - 192" - EXTRUDED ALUMINUM
	089297-01-000	SF PLYWOOD - LUAN - OVERLAY GRADE - 4' X 8'
	089297-02-000	SF PLYWOOD - LUAN GRADE CC LFE 2.7 MM X 48" X 108"

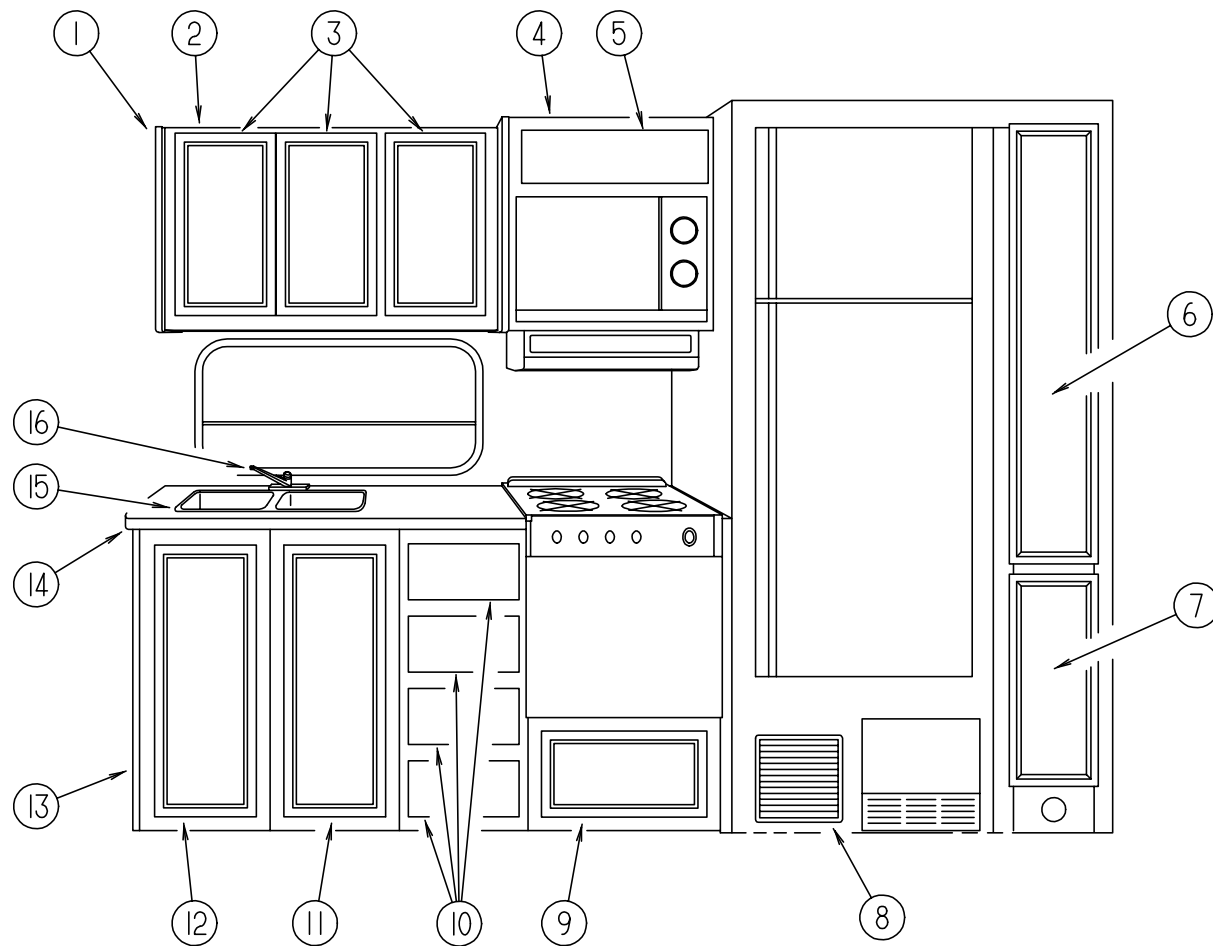
EXTERIOR BODY GROUP (CONTINUED)



LADDER

KEY	PART NUMBER	U/M DESCRIPTION
1	102953-11-F31	EA LADDER ASM
2	067165-01-000	EA MOUNTING BRACKET - LADDER - LOWER
3	000G39-06-10T	EA SCREW-SF/ DR - 6 - 20 X 5/8 PPH - BLACK
4	000G68-10-36T	EA SCREW - 10 - 12 X 2.25 POH BLACK
5	076980-02-000	EA END CAP - STEP - BLACK
	038327-01-000	FT TAPE - ANTI SLIP - 2" X 60FT

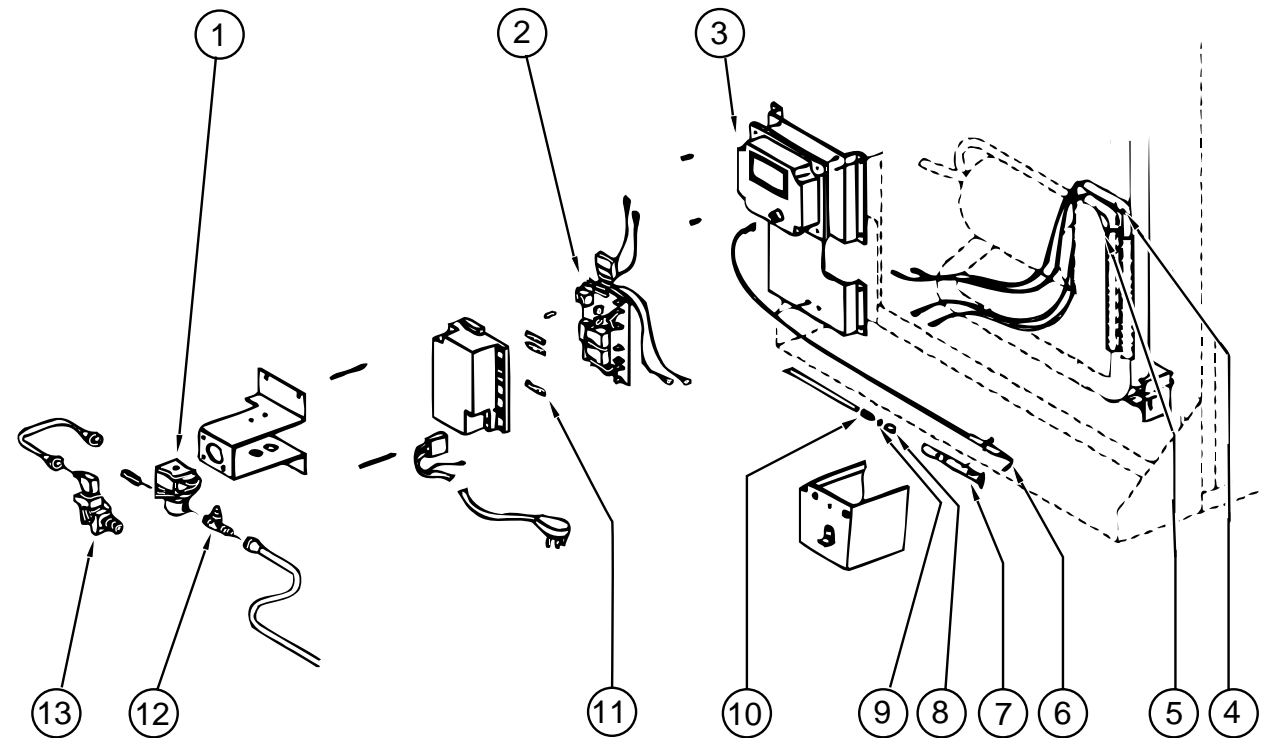
GALLEY GROUP



GALLEY CABINETRY & FIXTURES

KEY	PART NUMBER	U/M	DESCRIPTION
1	081319-20-G15	EA	END CAP ASM. - OVERHEAD
2	P15842-01-G15	EA	CABINET ASM - GALLEY - OVERHEAD
	115842-11-G15	EA	SHELF ASM - GALLEY - OVERHEAD - 312 X 634 MM
	115842-12-G15	EA	SHELF ASM - GALLEY - OVERHEAD - 312 X 336 MM
3	M06803-29-G15	EA	DOOR ASM - W/O HARDWARE - 555 X 240 MM
4	114390-02-G15	EA	CABINET ASM - MICROWAVE OVHD
	116592-02-G15	EA	CABINET ASM - A/C SWITCH
5	M05992-11-G15	EA	DOOR ASM - RAIL - W/O HARDWARE - 180 X 555 MM
6	M06803-C9-G15	EA	DOOR ASM - W/O HARDWARE - 215 X 1220 MM
7	M06803-K1-G15	EA	DOOR ASM - W/O HARDWARE - 215 X 485 MM
8	093614-02-01A	EA	GRILLE - RETURN AIR - BROWN
9	M05971-V1-G15	EA	DRAWER ASM. - W/O HARDWARE
10	M05971-11-G15	EA	DRAWER ASM. - W/O HARDWARE
11	M06803-N7-G15	EA	DOOR ASM - W/O HARDWARE - 345 X 690 MM
12	M06803-N8-G15	EA	DOOR ASM - W/O HARDWARE - 345 X 690 MM
13	P18755-01-G15	EA	GALLEY CABINET ASM. (G15,G16)
13	P18755-01-G17	EA	GALLEY CABINET ASM.
14	118755-11-G15	EA	COUNTERTOP ASM. (G15,G16)
14	118755-11-G17	EA	COUNTERTOP ASM.
	108464-04-F40	EA	COVER ASM - SINK - LH (G15,G16)
	108464-04-E08	EA	COVER ASM - SINK - LH (G17)
	108464-05-G15	EA	COVER ASM - SINK - RH (G15,G16)
	108464-05-G17	EA	COVER ASM - SINK - RH (G17)
15	110654-01-000	EA	SINK - STAINLESS STEEL - DOUBLE - LARGE/SMALL BASIN
	092303-01-000	EA	STRAINER - SINK
16	103243-01-000	EA	FAUCET - GALLEY - DUAL CONTROL
	090329-01-000	FT	T-SEAL - REFRIGERATOR CABINET - .6" WIDE TOP X 2" TAIL

GALLEY GROUP (CONTINUED) REFRIGERATOR



CONTROL - NORCOLD 6182

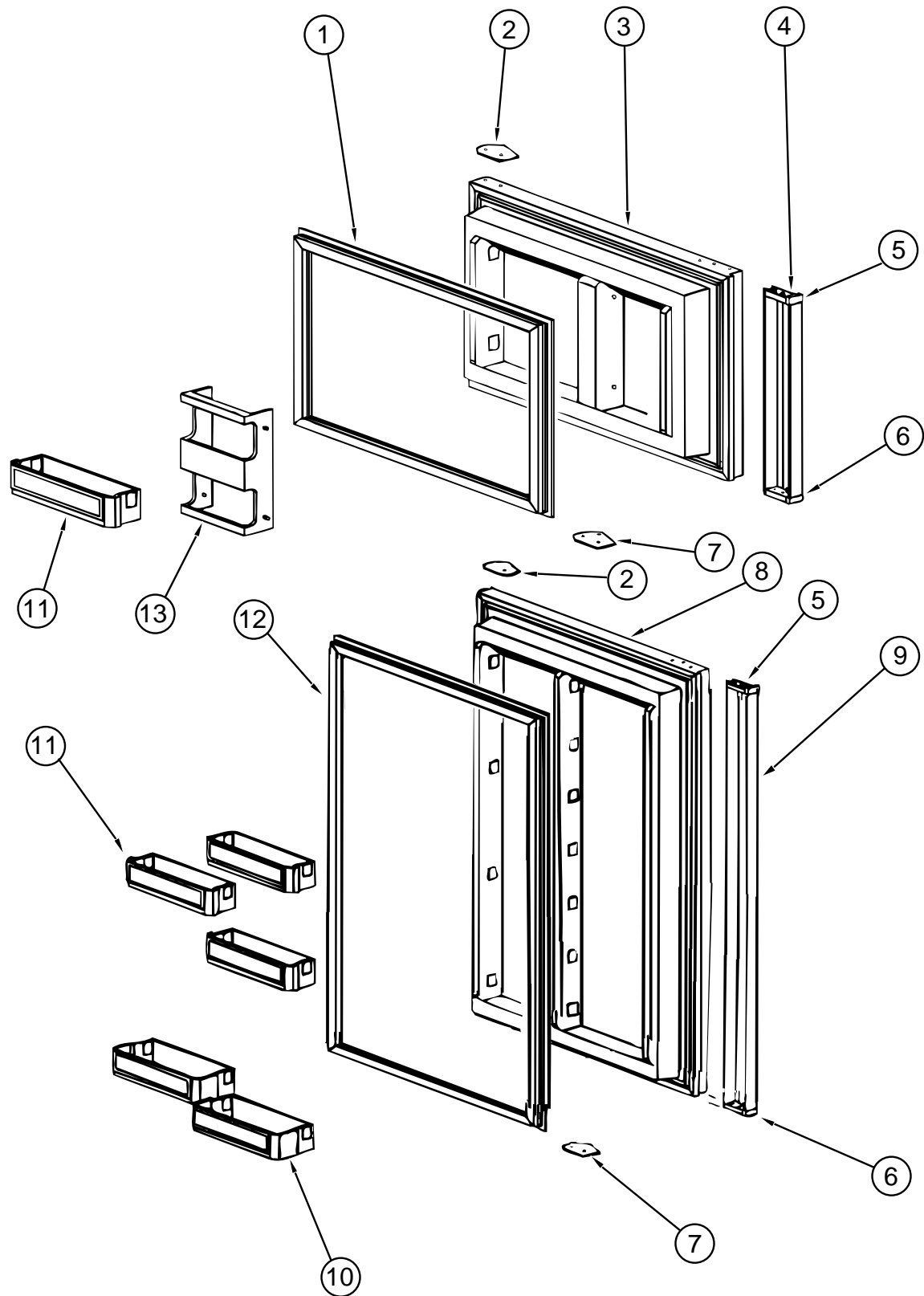
KEY	PART NUMBER	U/M	DESCRIPTION	VENDOR NO.
1	084880-01-718	EA	VALVE-GAS	61551822
2	094039-04-702	EA	POWER SUPPLY (2-WAY)	61647422
3	102621-01-702	EA	IGNITION MODULE	61688922
4	088248-01-710	EA	HEATER-DC, (HORIZONTAL)	61562822
5	088248-01-709	EA	HEATER-AC, (HORIZONTAL)	61562722
6	104137-06-715	EA	SPARK/SENSE ELECTRODE (SINGLE)	61692222
7	104137-06-714	EA	BURNER ASSEMBLY (5-SLOT)	61705222
8	084880-01-705	EA	ORIFICE	61452122
9	104137-06-713	EA	ORIFICE GASKET	61475122
10	104137-06-712	EA	FITTING-GAS TUBE CONNECTION	61692722
11	104137-06-711	EA	FUSE - 5 AMP	61611622
12	104137-06-710	EA	PRESSURE TAP	61594422
13	104137-06-709	EA	VALVE SHUT-OFF-MANUAL ASM	61694922
	084880-03-701	EA	COIL-COOLING, FOR HORIZONTAL BURNER	61687337

GALLEY GROUP (CONTINUED)

REFRIGERATOR

DOORS - NORCOLD 6182

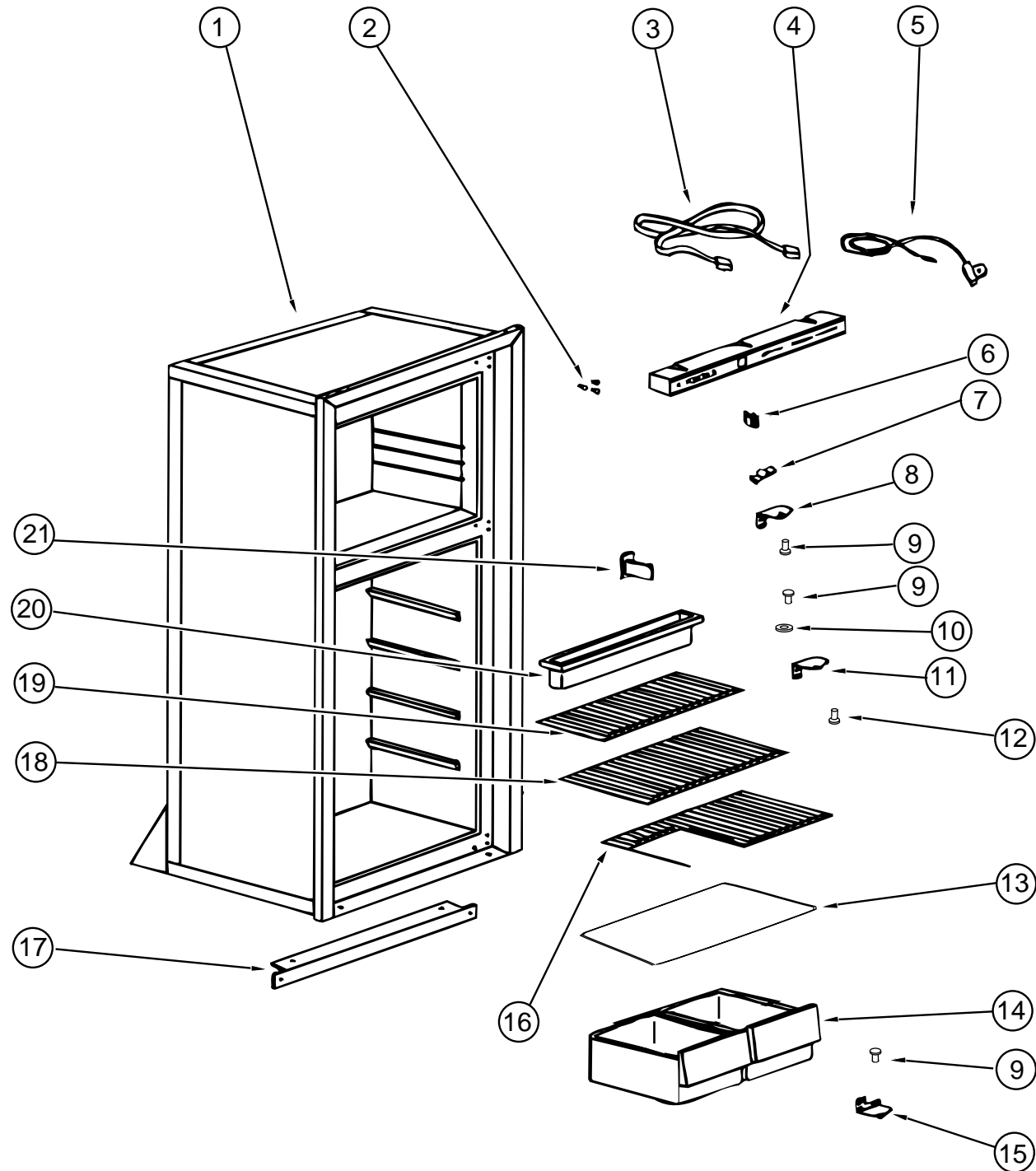
KEY	PART NUMBER	U/M	DESCRIPTION	VENDOR NO.
1	094039-01-702	EA	GASKET (GRAY) UPPER	61567830
2	094039-01-710	EA	PLATE-HINGE, BLACK	61631330
3	094039-01-706	EA	UPPER DOOR LINER (WHITE) BLACK	61581838-B
4	094039-01-708	EA	HANDLE-DOOR, UPPER - BLACK	61650038
	084880-01-720	EA	SPRING (FOR DOOR HANDLE)	61558822
5	084880-01-761	EA	CAP-END, SPRING CATCH - UPPER	61593730
6	084880-01-740	EA	CAP-END, STOP CATCH - LOWER	61593830
7	094039-01-704	EA	PLATE-HINGE, BLACK	61631430
8	094039-01-715	EA	LINER-DOOR, LOWER - BLACK/WHITE	61581738-B
9	094039-01-717	EA	HANDLE-DOOR, LOWER - BLACK	61649938
	084880-01-720	EA	SPRING (FOR DOOR HANDLE)	61558822
10	104137-06-704	EA	MILK BIN (WHITE)	61579425
11	104137-06-703	EA	BIN-DOOR SHELF (WHITE)	61564025
12	094039-01-713	EA	GASKET-LOWER, GRAY	61568030
13	104137-06-702	EA	RACK-JUICE (WHITE)	61580525



GALLEY GROUP (CONTINUED)

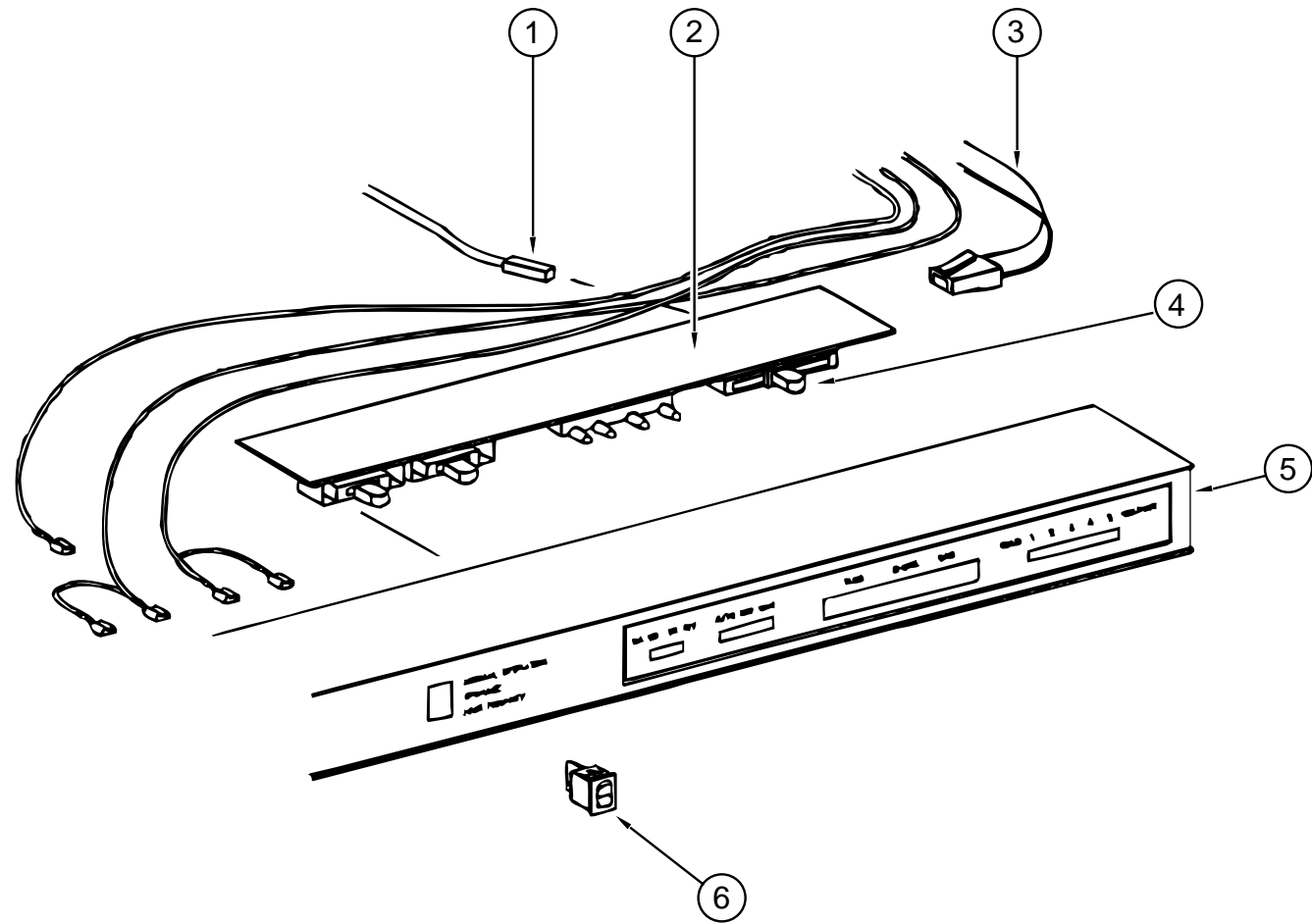
REFRIGERATOR

CABINET - NORCOLD 6182



KEY	PART NUMBER	U/M	DESCRIPTION	VENDOR NO.
1	104137-06-01A	EA	REFRIGERATOR LARGE DOUBLE DOOR 2-WAY - 6182 RH	
2	104137-06-708	EA	CABINET-W/BLACK TRIM, WHITE INTERIOR	61725138
3	094039-01-722	EA	HOLE PLUG (BLK) HINGE HOLES	61582030
4	084880-01-746	EA	CABLE-PRINTED CIRCUIT BOARD TO POWER SUPPLY	61571522
5	104137-06-700	EA	EYEBROW SHELL (2-WAY)	61726622
6	084880-01-753	EA	THERMISTER 78"	61697822
7	075217-01-738	EA	SWITCH-HUMIDITY	61525922
8	084880-01-760	EA	CLIP (THERMISTER)	61689122
9	094039-01-723	EA	HINGE BRACKET, TOP RH-BOTTOM LH BLK	61580838
10	094039-01-725	EA	HINGE PIN (BLACK) (MALE)	61578130
11	084880-03-702	EA	HINGE PIN (BLACK) FEMALE	61580630
12	084880-01-749	EA	HINGE BUSHING	61580722
13	094039-01-728	EA	BRACKET-HINGE, CENTER BLACK	61566530
14	094039-01-730	EA	HINGE PIN SHAFT (BLK) CENTER HINGE	61566730
15	084880-01-722	EA	CRISPER COVER	61564122
16	104137-06-707	EA	CRISPER (WHITE)	61571325
17	094039-01-724	EA	BRACKET-HINGE, TOP LH - BOTTOM RH - BLK	61580938
18	094039-01-739	EA	SHELF (CUTOUT)	61646722
19	094039-01-732	EA	FRONT COVER (BLK) BOTTOM TRIM	61622130
20	094039-01-733	EA	WIRE SHELF (MIDDLE)	61563822
21	104137-06-706	EA	WIRE SHELF (TOP) W/RISER	61718222
21	094039-01-735	EA	INSIDE DRIP TRAY (WHITE)	61572830
21	084880-01-732	EA	LATCH	61578522
	094039-01-736	EA	SWITCH-LIGHT, BLACK	61581022
	104137-06-727	EA	SHELF-FREEZER, WHITE	618057
	104137-08-01A	EA	LIGHT KIT - 61771022	
	093646-01-000	EA	BRACKET-TIEDOWN, RH	
	093646-02-000	EA	BRACKET-TIEDOWN, LH	

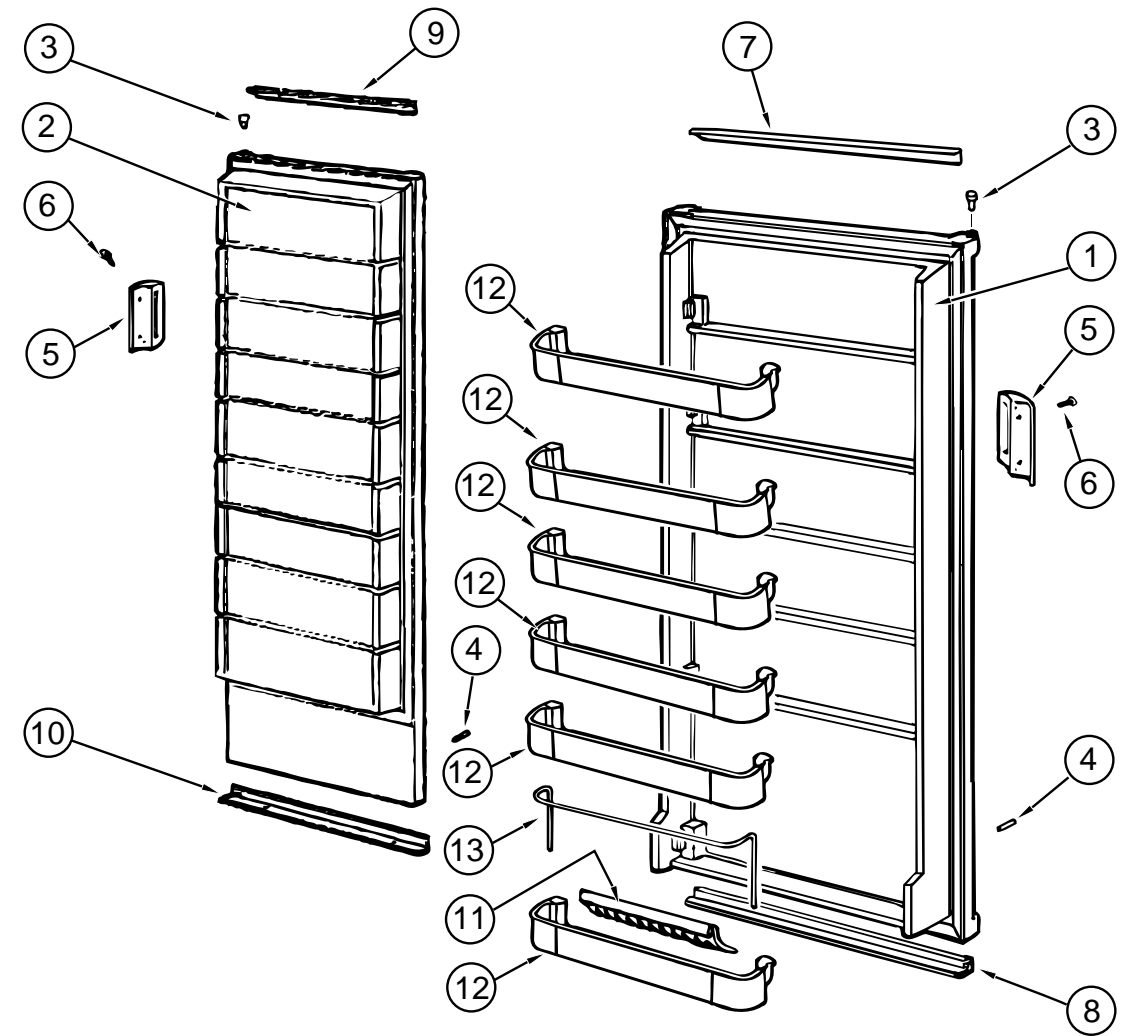
GALLEY GROUP (CONTINUED)
REFRIGERATOR



EYEBROW CABINET - NORCOLD 6182

KEY	PART NUMBER	U/M	DESCRIPTION	VENDOR NO.
1	084880-01-753	EA	THERMISTER 78"	61693822
2	094039-04-700	EA	PRINTED CIRCUIT BOARD - 2 WAY	61647322
3	084880-01-746	EA	CABLE- PRINTED CIRCUIT BOARD TO POWER SUPPLY	61571522
4	102621-01-703	EA	THERMOSTAT BUTTON	61587422
5	104137-06-700	EA	EYEBROW SHELL (2-WAY)	61726622
6	075217-01-738	EA	SWITCH-HUMIDITY	61525922

GALLEY GROUP (CONTINUED)
REFRIGERATOR

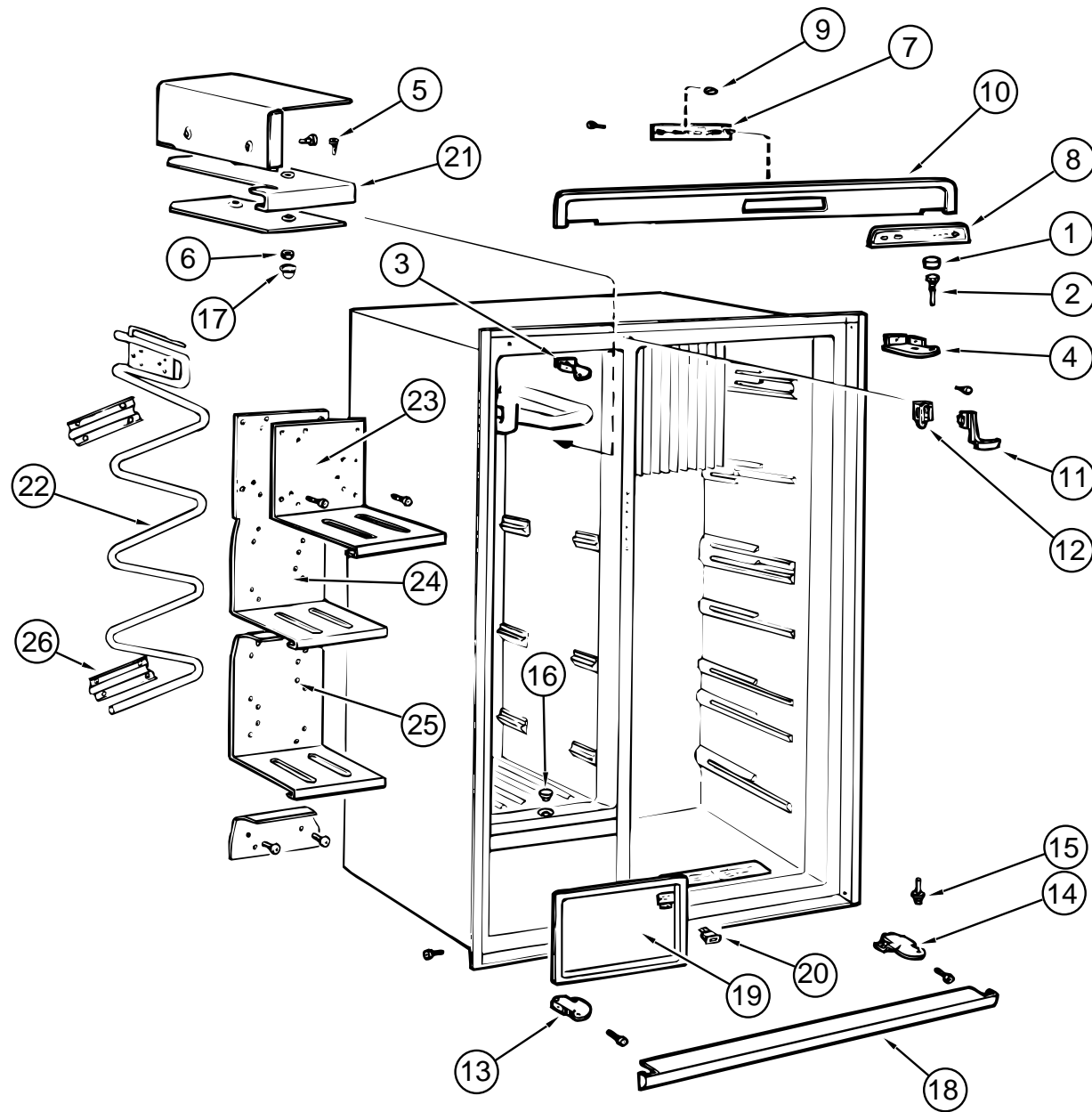


DOORS - DOMETIC RM 7732IM

KEY	PART NUMBER	U/M	DESCRIPTION	VENDOR NO.
	118367-01-01A	EA	REFRIGERATOR-SIDE BY SIDE DOOR, 2 WAY - RM 7732IM	
1	118367-01-700	EA	DOOR-REFRIGERATOR	293 25 90-11/6
2	118367-01-701	EA	DOOR-FREEZER	293 25 89-11/8
3	118367-01-702	EA	BUSHING-HINGE,FREEZER-REFRIGERATOR	293 11 71-01/7
4	118367-01-703	EA	STOP-LOWER, FREEZER-REFRIGERATOR	293 25 88-01/1
5	118367-01-704	EA	HANDLE, FREEZER-REFRIGERATOR	293 27 29-01/1
6	118367-01-705	EA	SCREW-HANDLE, FREEZER-REFRIGERATOR	724 13 23-61/2
7	118367-01-706	EA	DECORATION-DOOR, REFRIGERATOR UPPER	293 26 42-08/1
8	118367-01-707	EA	DECORATION-DOOR, REFRIGERATOR LOWER	293 26 42-03/2
9	118367-01-708	EA	DECORATION-DOOR FREEZER, UPPER	293 26 42-12/3
10	118367-01-709	EA	DECORATION-DOOR, FREEZER LOWER	293 26 42-02/4
11	118367-01-710	EA	HOLDER-BOTTLE, DOOR, REFRIGERATOR	293 26 58-01/2.
12	118367-01-711	EA	SHELF-DOOR, REFRIGERATOR	293 25 83-02/0
13	118367-01-712	EA	RACK-DOOR, REFRIGERATOR	293 25 85-04/1
	065225-01-000	EA	PLATE-TIEDOWN, REFRIGERATOR	
	103251-05-01A	EA	INSERT-ACRYLIC BLACK, 16.81" X 55.06"	
	103251-06-01A	EA	INSERT-ACRYLIC BLACK, 10.44" X 55.06"	

GALLEY GROUP (CONTINUED)

REFRIGERATOR



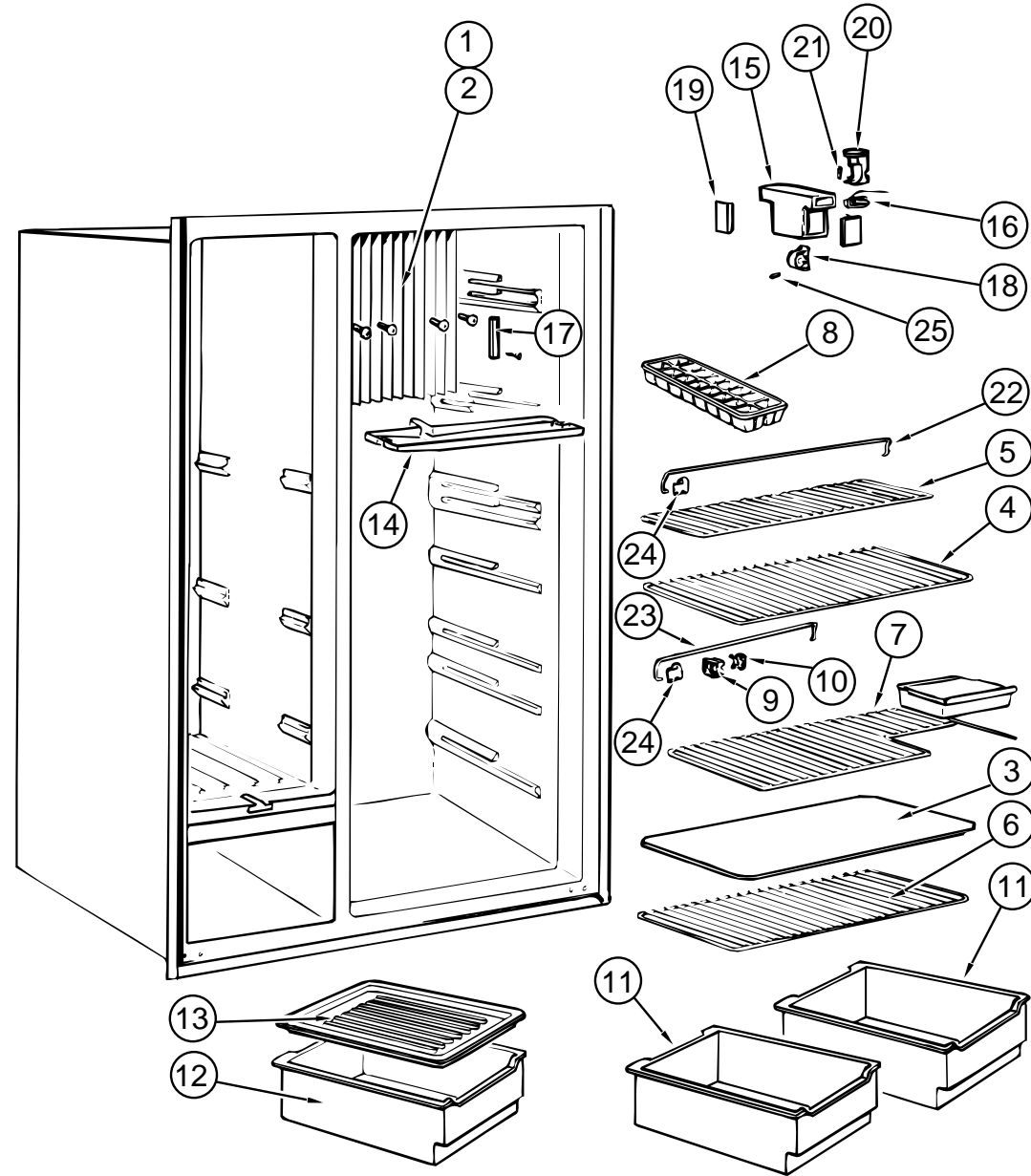
CABINET - DOMETIC RM 7732IM

KEY	PART NUMBER	U/M DESCRIPTION	VENDOR NO.
1	118367-01-713	EA PLUG	293 27 36-01/6
2	118367-01-714	EA PIN-HINGE, UPPER	293 26 47-01/5
3	118367-01-715	EA HINGE-UPPER, LEFT (FREEZER)	293 26 46-01/7
4	118367-01-716	EA HINGE-UPPER, RIGHT (REFRIGERATOR)	293 26 46-02/5
5	118367-01-717	EA SCREW, M6S,5X20,FN	725 23 30-13/4
6	118367-01-718	EA NUT, M5, BRASS, FN	731 43 14-13/4
7	118367-01-719	EA BOARD-CIRCUIT, AES ASSY.	293 26 97-05/1
8	118367-01-720	EA DECORATION	95 50 24-53/4
9	118367-01-721	EA BUTTON	95 50 24-13/8
10	118367-01-722	EA DECORATION-FRONT	293 26 63-01/2
11	118367-01-723	EA BOW-LOCKING	293 27 45-01/7
12	118367-01-724	EA RETAINER	293 27 46-01/5
13	118367-01-725	EA HINGE-LOWER, LEFT (FREEZER)	293 26 45-01/9
14	118367-01-726	EA HINGE-LOWER, RIGHT (REFRIGERATOR)	293 26 45-02/7
15	118367-01-727	EA PIN-HINGE, LOWER	293 26 49-02/9
16	118367-01-728	EA LID-LOWER	293 17 15-01/1
17	118367-01-729	EA LID-UPPER	293 04 87-00/0
18	118367-01-730	EA STRIP-FRONT	293 26 64-01/0
19	118367-01-731	EA FLAP	293 26 55-01/8
20	118367-01-732	EA SWITCH-DOOR	293 26 80-01/6
21	118367-01-733	EA SHELF-UPPER, FREEZER	293 14 77-02/6
22	118367-01-734	EA COIL-FREEZER	293 14 74-01/5
23	118367-01-735	EA SHELF - #2, FREEZER	293 19 83-02/3
24	118367-01-736	EA SHELF - #3, FREEZER	293 19 82-02/5
25	118367-01-737	EA SHELF - #4, FREEZER	293 14 82-02/6
26	118367-01-738	EA BRACKET-SHELF, FREEZER	293 14 84-01/4

GALLEY GROUP (CONTINUED)

REFRIGERATOR

SHELVES & COMPONENTS - DOMETIC RM 7732IM

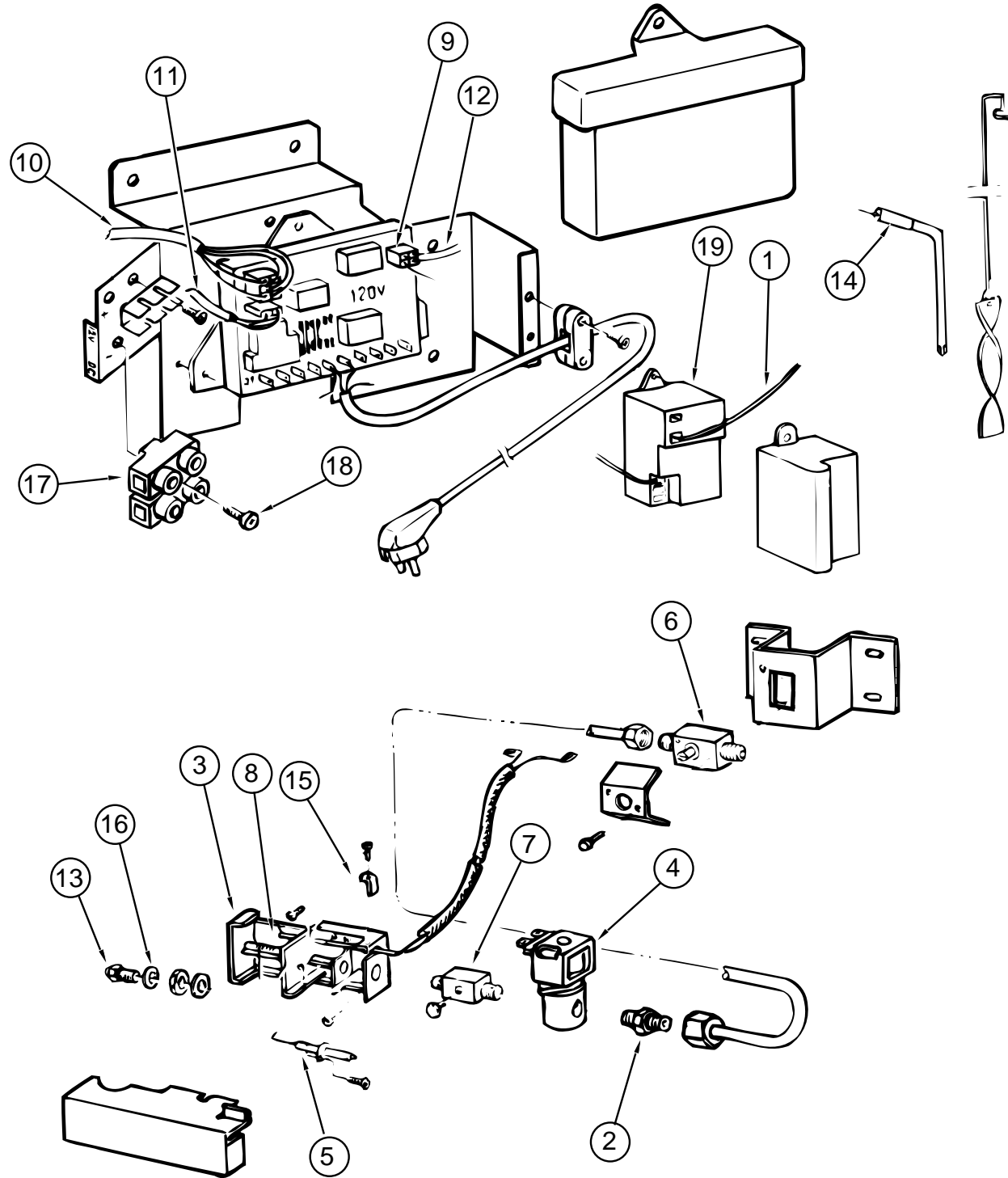


KEY	PART NUMBER	U/M	DESCRIPTION	VENDOR NO.
1	118367-01-739	EA	FLANGE-COOLING COIL, LEFT	293 16 61-02/5
2	118367-01-740	EA	FLANGE-COOLING COIL, RIGHT	293 16 61-03/3
3	118367-01-741	EA	SHELF-UPPER, (REFRIGERATOR)	293 15 41-05/2
4	118367-01-742	EA	SHELF #2, (REFRIGERATOR)	293 15 41-04/5
5	118367-01-743	EA	SHELF #3, (REFRIGERATOR)	293 15 42-02/7
6	118367-01-744	EA	SHELF #4, (REFRIGERATOR)	293 11 17-06/9
7	118367-01-745	EA	SHELF #5, (REFRIGERATOR)	293 15 41-06/0
8	118367-01-746	EA	TRAY-ICE	293 04 00-00/3
9	118367-01-747	EA	LOCK-FLAP, INNER	200 73 92-02/6
10	118367-01-748	EA	LOCK-FLAP, OUTER	200 73 93-02/4
11	118367-01-749	EA	BOX-VEGETABLE	293 14 71-03/7
12	118367-01-750	EA	BOX-VEGETABLE	293 14 71-03/7
13	118367-01-751	EA	LID-VEGETABLE	293 26 93-01/9
14	118367-01-752	EA	PAN-DRIP	293 61 63-01/3
15	118367-01-753	EA	COVER-SWITCH & LIGHT	200 40 44-09/1
16	118367-01-754	EA	SWITCH-DOOR	294 08 25 00/9
17	118367-01-755	EA	RETAINER-PROBE	293 19 76-01/9
18	118367-01-756	EA	SUPPORT-THERMOSTAT	200 40 42-00/4
19	118367-01-757	EA	CAP-END LAMP PROTECTION	200 40 43-00/2
20	118367-01-758	EA	LIGHTING	293 07 44-01/2
21	118367-01-759	EA	LAMP, 10W - 12VOLT	200 72 90-00/6
22	118367-01-760	EA	RACK-UPPER	200 73 37-15/3
23	118367-01-761	EA	RACK-LOWER	200 73 37-16/1
24	118367-01-762	EA	RETAINER-RACKS	293 06 93-04/5
25	118367-01-763	EA	PIN-LOCKING	200 12 81-01/9
	118367-01-784	EA	BUCKET-ICE	293 08 80-02
	118367-01-785	EA	CONNECTION-WATER, COMPLETE	293 09 16-02
	118367-01-786	EA	STRIP-DOOR DECORATION	293 1163-11
	118367-01-787	EA	SHELF-ICE BUCKET	293 19 23-01
	118367-01-788	EA	BLOCK-TERMINAL	293 19 63-01
	118367-01-789	EA	ICEMAKER	293 19 71-02
	118367-01-790	EA	VALVE-WATER	293 19 72-02

GALLEY GROUP (CONTINUED)

REFRIGERATOR

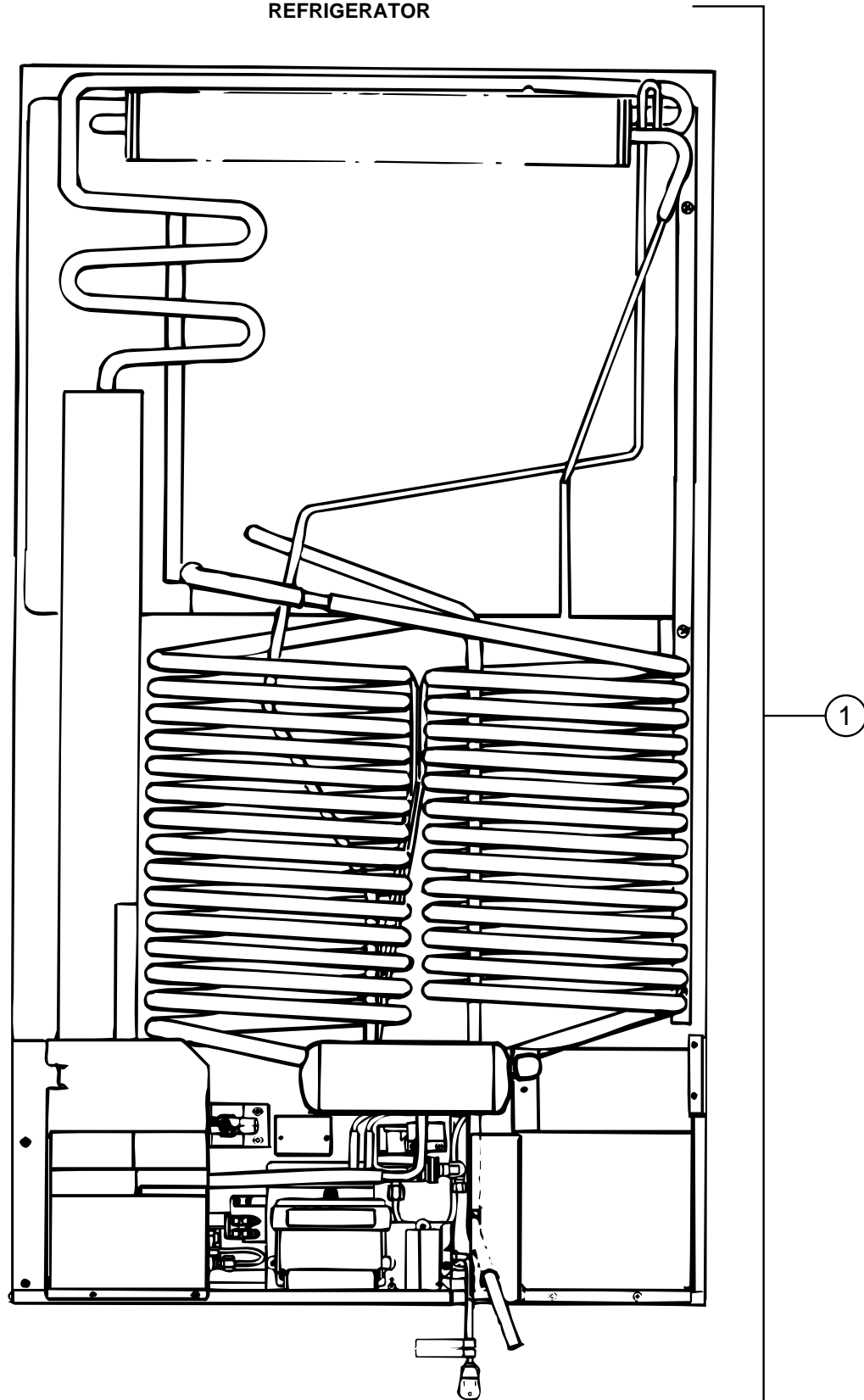
ELECTRICAL COMPONENTS - DOMETIC RM 7732IM



KEY	PART NUMBER	U/M	DESCRIPTION	VENDOR NO.
1	118367-01-764	EA	CONDUCTOR-ELECTRODE	200 76 68-04/5
2	118367-01-765	EA	NIPPLE	293 20 63-01/5
3	118367-01-766	EA	HOUSING-BURNER	293 21 61-01/7
4	118367-01-767	EA	VALVE-SOLENOID	294 3298-03/0
5	118367-01-768	EA	ELECTRODE	293 14 95-01/0
6	118367-01-769	EA	GAS SHUTOFF	293 26 16-01/0
7	118367-01-770	EA	NIPPLE	293 18 24-01/1
8	118367-01-771	EA	THERMOSTAT	293 18 26-01/6
9	118367-01-772	EA	BOARD-CIRCUIT, COMPLETE	293 18 42-03/9
10	118367-01-773	EA	CONDUCTOR-CIRCUIT BOARD	293 18 62-02/9
11	118367-01-774	EA	CONDUCTOR-THERMISTOR	293 18 63-02/7
12	118367-01-775	EA	CONDUCTOR-GAS VALVE	295 44 37-02/2
13	118367-01-776	EA	ORIFICE-JET, NR76	200 74 19-33/2
14	118367-01-777	EA	HEATER - 210 WATT, 120 VOLT	17 37 58-03/8
15	118367-01-778	EA	RETAINER	293 06 60-01/0
16	118367-01-779	EA	WASHER	200 74 57-00/1
17	118367-01-780	EA	BLOCK-TERMINAL	293 04 63-01/9
18	118367-01-781	EA	SCREW,RXS,B6X25,STAINLESS	729 52 87-40/8
19	118367-01-782	EA	IGNITION-SPARK	293 11 32-01/9

GALLEY GROUP (CONTINUED)

REFRIGERATOR

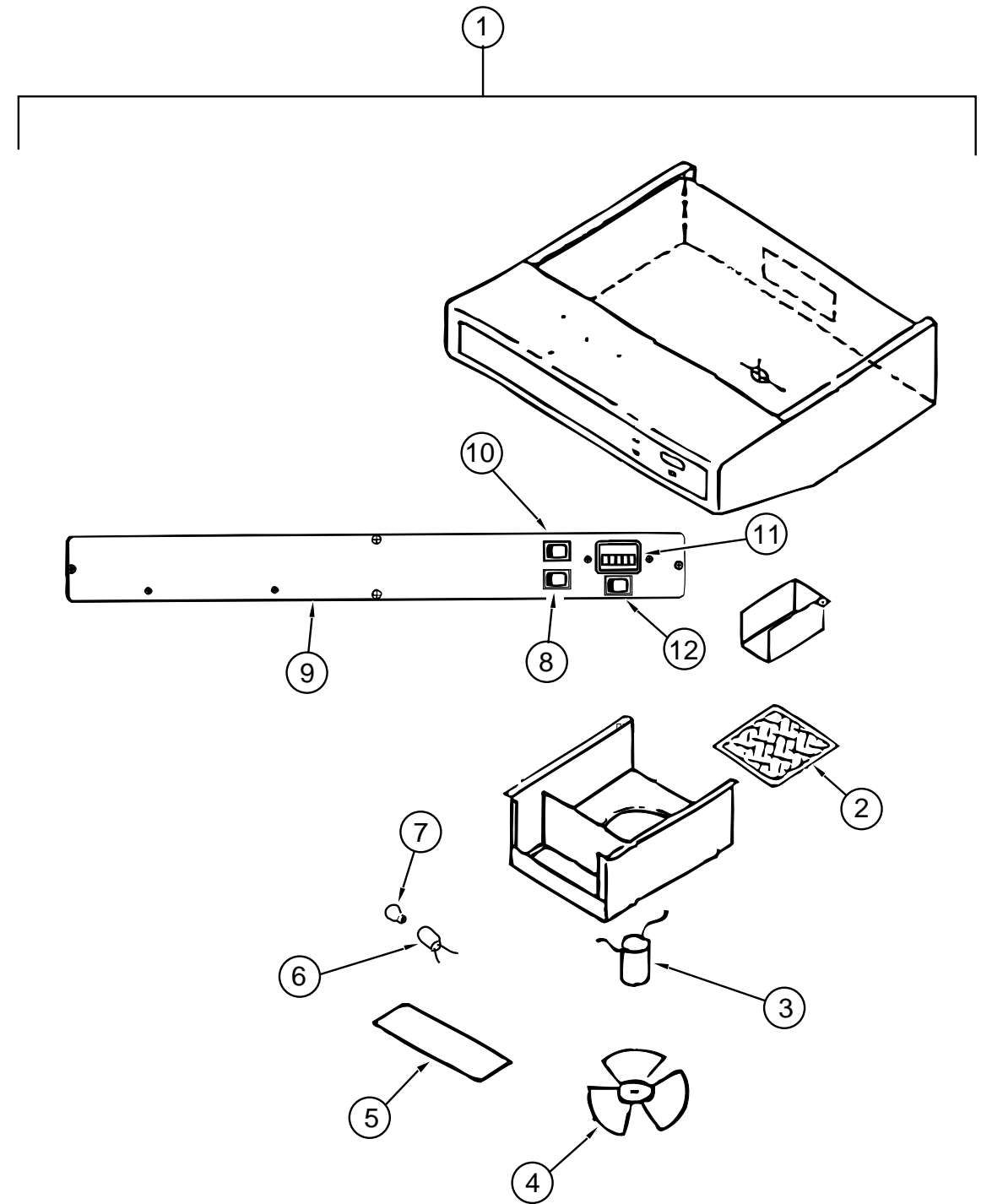


COOLING COIL - DOMETIC RM 7732IM

KEY	PART NUMBER	U/M DESCRIPTION
1	118367-01-783	EA COIL-COOLING

VENDOR NO.
293 49 45-09/4

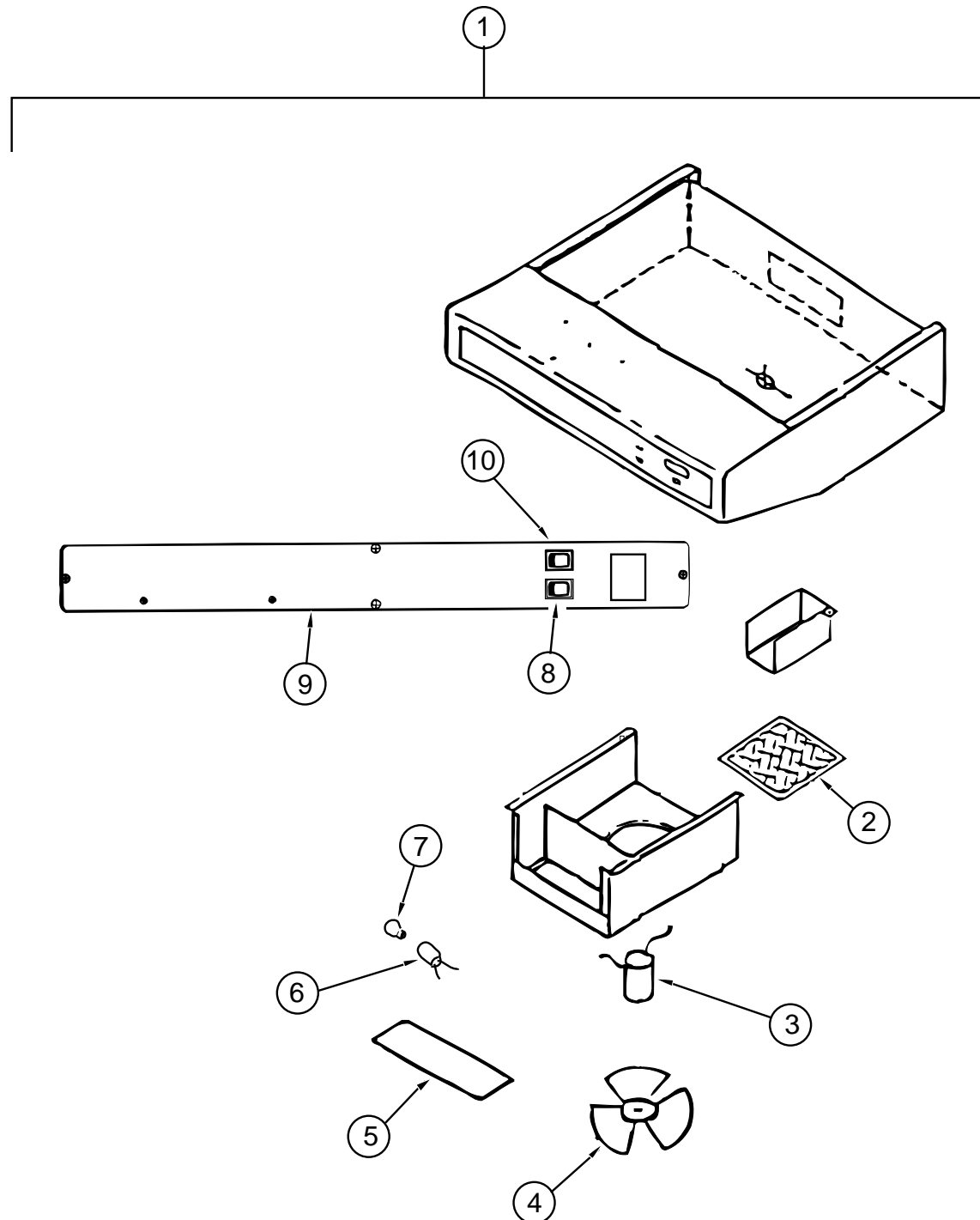
GALLEY GROUP (CONTINUED)



RANGE HOOD W/O HOUR METER (CANADIAN)

KEY	PART NUMBER	U/M DESCRIPTION	VENDOR NO.
1	100258-17-04A	EA HOOD-RANGE, W/O MONITOR PANEL - TCS-500-NBCLG	
2	096983-01-707	EA FILTER-MESH	CC246
3	090973-01-700	EA MOTOR-12 VOLT, CSA & UL	CA508-1
4	090973-01-702	EA BLADE-FAN	VA183-1
5	092696-02-701	EA LENS-LAMP	CC179-2
6	092696-01-710	EA HOLDER-LAMP	CB267-2
7	092696-01-709	EA LAMP #912	VA415
8	096983-01-700	EA SWITCH-ON/OFF	108
9	100258-01-700	EA LABEL-HOOD NOSE	CC428
10	096983-01-702	EA SWITCH-MOM/MOM	112
11	100258-10-01A	EA GAUGE-HOUR METER W/SWITCH - SCREW ON (OPTION) - 150	
11	100258-10-701	EA GAUGE-HOUR METER, CLIP ON (OPTION)	L0775-00
12	096983-01-702	EA SWITCH-MOM/MOM (OPTION)	112

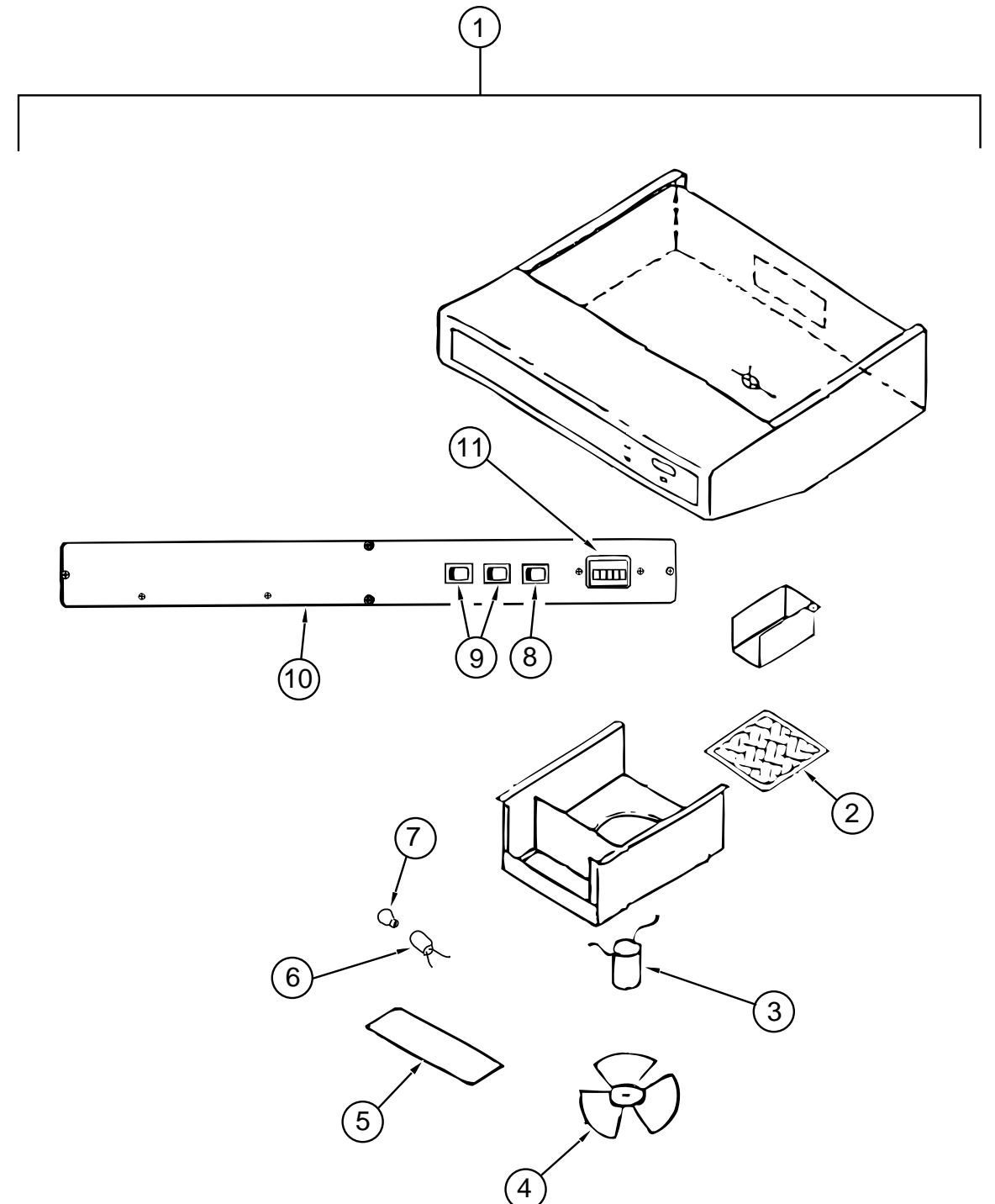
GALLEY GROUP (CONTINUED)



RANGE HOOD W/O HOUR METER (US)

KEY	PART NUMBER	U/M DESCRIPTION	VENDOR NO.
1	100258-16-04A	EA HOOD-RANGE, W/O MONITOR PANEL - TCS-5008-NBDLG	
2	096983-01-707	EA FILTER-MESH	CC246
3	090973-01-700	EA MOTOR-12 VOLT, CSA & UL	CA508-1
4	090973-01-702	EA BLADE-FAN	VA183-1
5	092696-02-701	EA LENS-LAMP	CC179-2
6	092696-01-710	EA HOLDER-LAMP	CB267-2
7	092696-01-709	EA LAMP #912	VA415
8	096983-01-700	EA SWITCH-ON/OFF	108
9	100258-01-700	EA LABEL-HOOD NOSE	CC428
10	096983-01-702	EA SWITCH-MOM/MOM	112

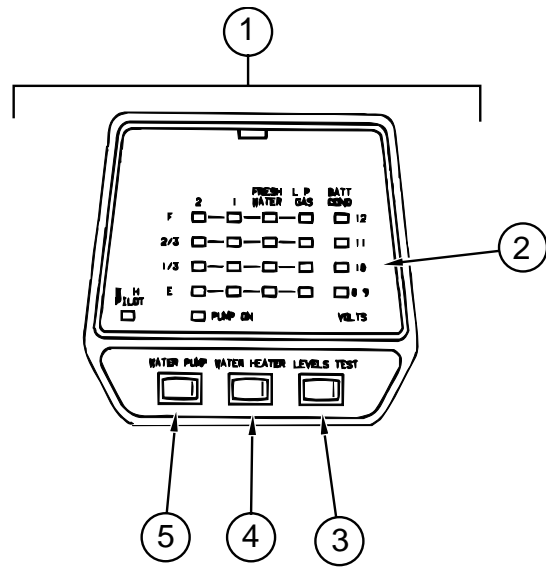
GALLEY GROUP (CONTINUED)



RANGE HOOD W/HOUR METER (US)

KEY	PART NUMBER	U/M DESCRIPTION	VENDOR NO.
1	100258-18-03A	EA HOOD-RANGE, W/O MONITOR PANEL - TP55009-SBO-LG	
2	096983-01-707	EA FILTER-MESH	CC246
3	090973-01-700	EA MOTOR-12 VOLT, CSA & UL	CA508-1
4	090973-01-702	EA BLADE-FAN	VA183-1
5	092696-02-701	EA LENS-LAMP	CC179-2
6	092696-01-710	EA HOLDER-LAMP	CB267-2
7	092696-01-709	EA LAMP #912	VA415
8	096983-01-702	EA SWITCH-MOM/MOM	112
9	096983-01-700	EA SWITCH-ON/OFF	108
10	100258-01-700	EA LABEL-HOOD NOSE	CC428
11	100258-10-01A	EA GAUGE-HOUR METER W/SWITCH - SCREW ON STYLE - 150	
11	100258-10-701	EA GAUGE-HOUR METER, CLIP ON	L0775-00

GALLEY GROUP (CONTINUED)



LVS MONITOR PANEL

KEY	PART NUMBER	U/M DESCRIPTION	VENDOR NO.
1	102765-04-01A	EA PANEL-MONITOR, W/PLUG - FOR 2 TANKS & WATER HEATER - LVS	
2	102765-04-700	EA BOARD-CIRCUIT, 2 HOLDING TANK	5076-11
3	097617-01-702	EA SWITCH (ALMOND)	107
4	097617-01-701	EA SWITCH-ON/OFF, ALMOND	106
5	102765-01-700	EA SWITCH-ON-ON, ALMOND	110-01

GALLEY GROUP (CONTINUED)

MICROWAVE OVEN

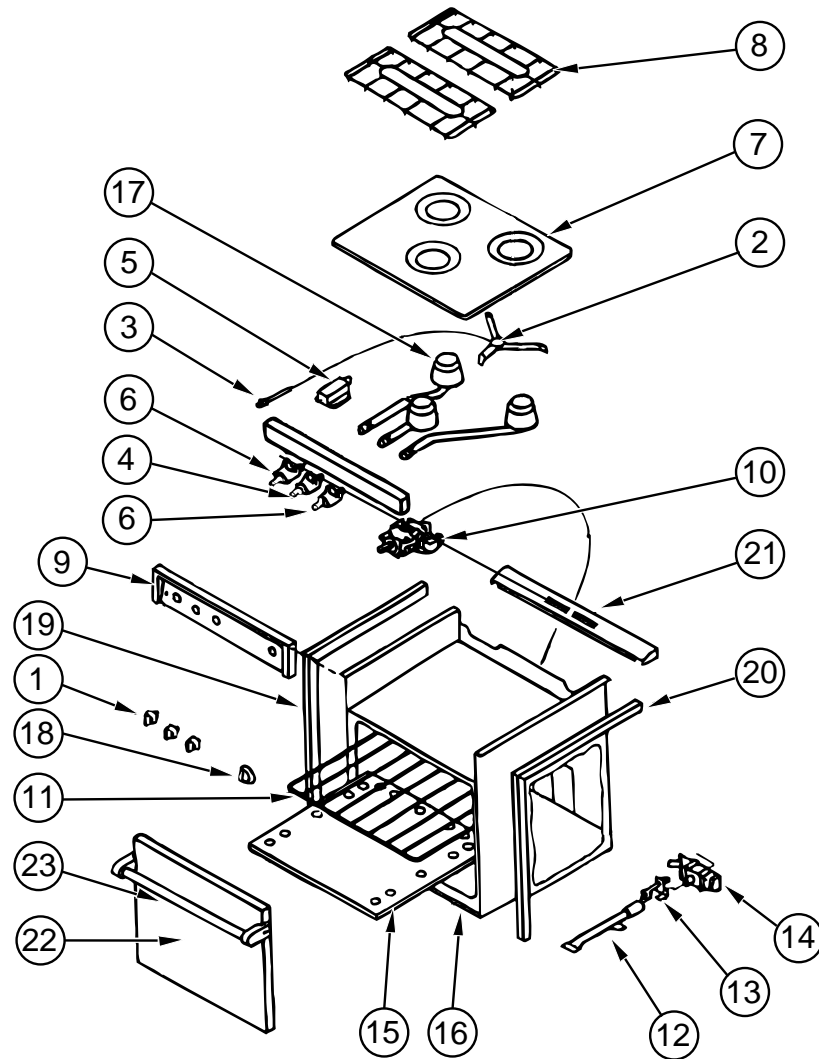
KEY	PART NUMBER	U/M DESCRIPTION
	115303-01-000	EA OVEN-MICROWAVE - MCD-DM15K-7B
	115303-01-700	EA TRIM F/VENT TOP
	115401-01-01A	EA TRIM-MICROWAVE,BLACK
	094750-07-000	EA BRACKET-MICROWAVE, 89 DEGREE - STEEL
	094756-02-01A	EA BRACKET-L, MICROWAVE - 6.1" LONG X 3.9" WIDE - STEEL - TAN
	098916-14-01A	EA BRACE-MICROWAVE
	098916-15-01A	EA BRACE-MICROWAVE

COFFEE MAKER

KEY	PART NUMBER	U/M DESCRIPTION	VENDOR NO.
	103799-01-02A	EA COFFEE MAKER - GRAY - BLACK & DECKER - W/GLASS POT	
	103799-01-700	EA POT-CARAFE, GLASS	679420
	103799-01-701	EA BRACKETS, WHITE PAIR	167734-06

GALLEY GROUP (CONTINUED)

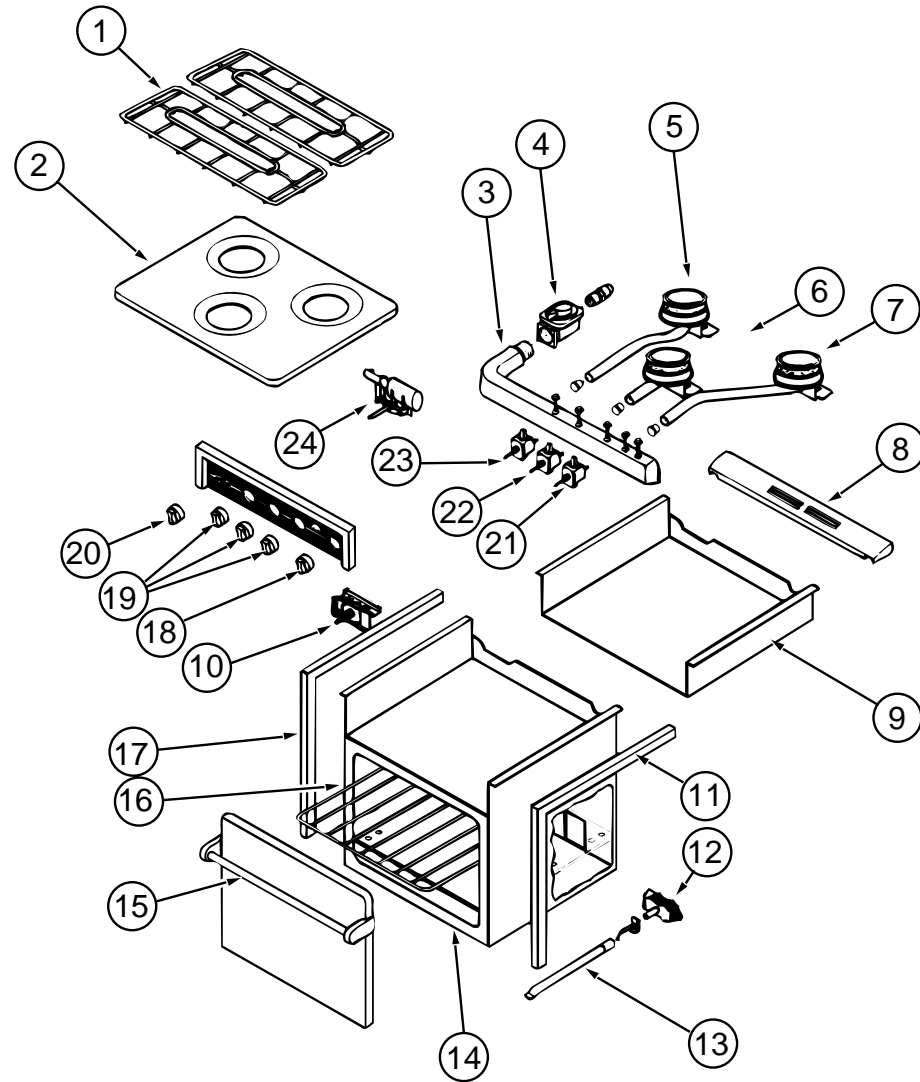
ATWOOD RANGE W/OVEN



KEY	PART NUMBER	U/M	DESCRIPTION	VENDOR NO.
	107246-01-01A	EA	RANGE-W/OVEN, BLACK - R-2136BG	
				FROM: 00-00-00 THRU: 01-14-96
1	101593-01-703	EA	BURNER KNOB	53000
2	106689-01-701	EA	SPARK-IGNITOR ASM, HIGH OUTPUT	53078
3	106689-01-702	EA	PIEZO PUSH BUTTON	52279
4	106689-01-703	EA	VALVE-BURNER,ROBERT SHAW 9000 BTU	53047
5	106689-01-704	EA	REGULATOR W/EXTREME PRESSURE	52154
6	107323-01-719	EA	VALVE-BURNER, HARPER WYMAN 5200 BTU	51138
6	106689-01-705	EA	VALVE-BURNER, ROBERT SHAW 5200 BTU	52123
7	107246-01-700	EA	RANGE TOP (BLACK)	53083
8	107246-01-701	EA	GRATE	53050
9	107246-01-702	EA	MANIFOLD COVER	53072
10	107246-01-703	EA	THERMOSTAT	52122
11	107246-01-704	EA	RACK-OVEN	51069
12	107246-01-705	EA	BURNER-OVEN	52018
13	107246-01-706	EA	PILOT ASSEMBLY-OVEN	52242
14	107246-01-707	EA	VALVE-SAFETY	51177
15	107246-01-708	EA	SHELF-OVEN, BOTTOM	51657
16	107246-01-709	EA	TRIM-BOTTOM, BLACK	53526D
17	107246-01-710	EA	BURNER (HIGH OUTPUT)	53069
18	107246-01-711	EA	KNOB, THERMOSTAT	53001
19	107323-01-702	EA	TRIM-LEFT	53023
20	107323-01-703	EA	TRIM-RIGHT	53024
21	107323-01-705	EA	TRIM VENT	53525
	107323-01-710	EA	GRATE CLIP	53301
	107323-01-711	EA	RUBBER GRATE CUSHION	53008
22	107246-01-717	EA	DOOR-OVEN ASM, BLACK GLASS LARGE	51835
22	107323-01-713	EA	BLACK GLASS INSERT-W/HOLE	53426
23	107323-01-714	EA	HANDLE FOR W/HOLE GLASS	51112
	107314-01-01A	EA	COVER-RANGE, SLOTTED BIFOLD	
	106693-01-702	EA	BUMPER-RUBBER, 1/2"	
	105458-03-000	EA	TIEDOWN BRACKET, STOVE - RH	
	105458-04-000	EA	TIEDOWN BRACKET, STOVE - LH	

GALLEY GROUP (CONTINUED)

ATWOOD RANGE W/OVEN



KEY	PART NUMBER	U/M	DESCRIPTION	VENDOR NO.
	121758-01-01A	EA	RANGE-W/OVEN, 21" - 3 BURNER - BLACK - R-2137BGP	FROM: 01-15-96 THRU: 99-99-99
1	107246-01-701	EA	GRATE-BURNER	53050
	107323-01-711	EA	CUSHION-GRATE, RUBBER	53008
	107323-01-716	EA	CLIP-GRATE, GREEN	50005
2	121758-01-714	EA	RANGE-TOP, ALMOND	53082
3	121758-01-709	EA	MANIFOLD 3 BURNER	51272
	121758-01-713	EA	COVER-MANIFOLD	56107
4	106689-01-704	EA	REGULATOR-EXTREME PRESSURE	51062
5	121758-01-707	EA	BURNER LEFT REAR PZO	56066
6	121758-01-708	EA	BURNER CENTER (HIGH OUTPUT)	56068
7	121758-01-706	EA	BURNER RIGHT REAR PZO	56067
8	107323-01-705	EA	TRIM-VENT	53525
9	121758-01-711	EA	BURNER BOX	51684
10	107246-01-703	EA	THERMOSTAT, ROBERT SHAW	52122
11	107323-01-703	EA	TRIM-RIGHT	53024
12	107246-01-706	EA	PILOT ASM., ONLY (OVEN)	51065
13	107246-01-705	EA	BURNER-OVEN	52018
14	107246-01-709	EA	TRIM-LOWER, BLACK	53526D
15	107323-01-714	EA	HANDLE ASM. DESIGNER STYLE	51112
	107323-01-713	EA	GLASS-BLACK, INSERT OVEN DOOR	53426
16	107246-01-704	EA	RACK-OVEN	51069
	107246-01-708	EA	SHELF-OVEN, LOWER	51657
17	107323-01-702	EA	TRIM-LEFT	53023
18	121758-01-703	EA	KNOB THERMOSTAT	56094
19	121758-01-712	EA	KNOB, BURNER (3)	56093
20	121758-01-700	EA	KNOB (TURN STYLE) PIEZO IGN	56095
21	121758-01-710	EA	VALVE, BURNER	56086
22	121758-01-705	EA	VALVE HIGH OUTPUT	56087
23	121758-01-710	EA	VALVE, BURNER	56086
24	121758-01-701	EA	IGNITOR PIEZO (ROTARY)	56096
	121758-01-702	EA	ELECTRODE WIRE (PIEZO IGNITOR)	56097
	107246-01-707	EA	VALVE-SAFETY W/PILOT COMP	51063

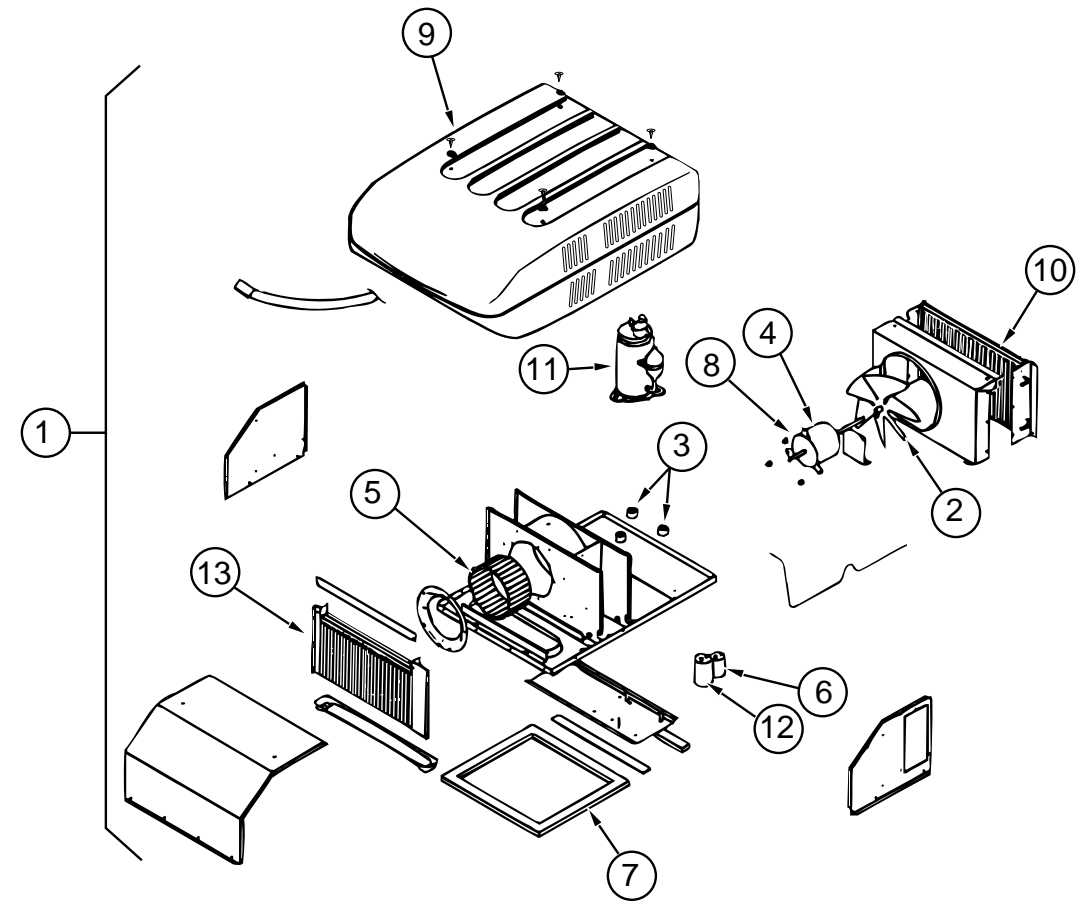
GENERATOR GROUP

ONAN GENERATOR, 6.5 KW LP LIQUID (NHM FA/26115)

KEY	PART NUMBER	U/M	DESCRIPTION
	105559-04-000	EA	GENERATOR - 6.5 KW LP LIQUID 30/30
	007125-03-000	EA	CLAMP - MUFFLER - 1.5" DIA
	106234-01-000	EA	PIPE - EXHAUST - GENERATOR
	106235-01-000	EA	ADAPTOR-EXHAUST, GENERATOR
	010251-02-000	EA	ELBOW-BRASS, 90 3/8 F X 1/4 MPT
	065820-09-000	EA	HOSE ASM-HIGH PRESSURE

NOTE: ADDITIONAL GENERATOR COMPONENTS ARE FOUND IN THE CHASSIS GROUP

HEATING & AIR CONDITIONING GROUP

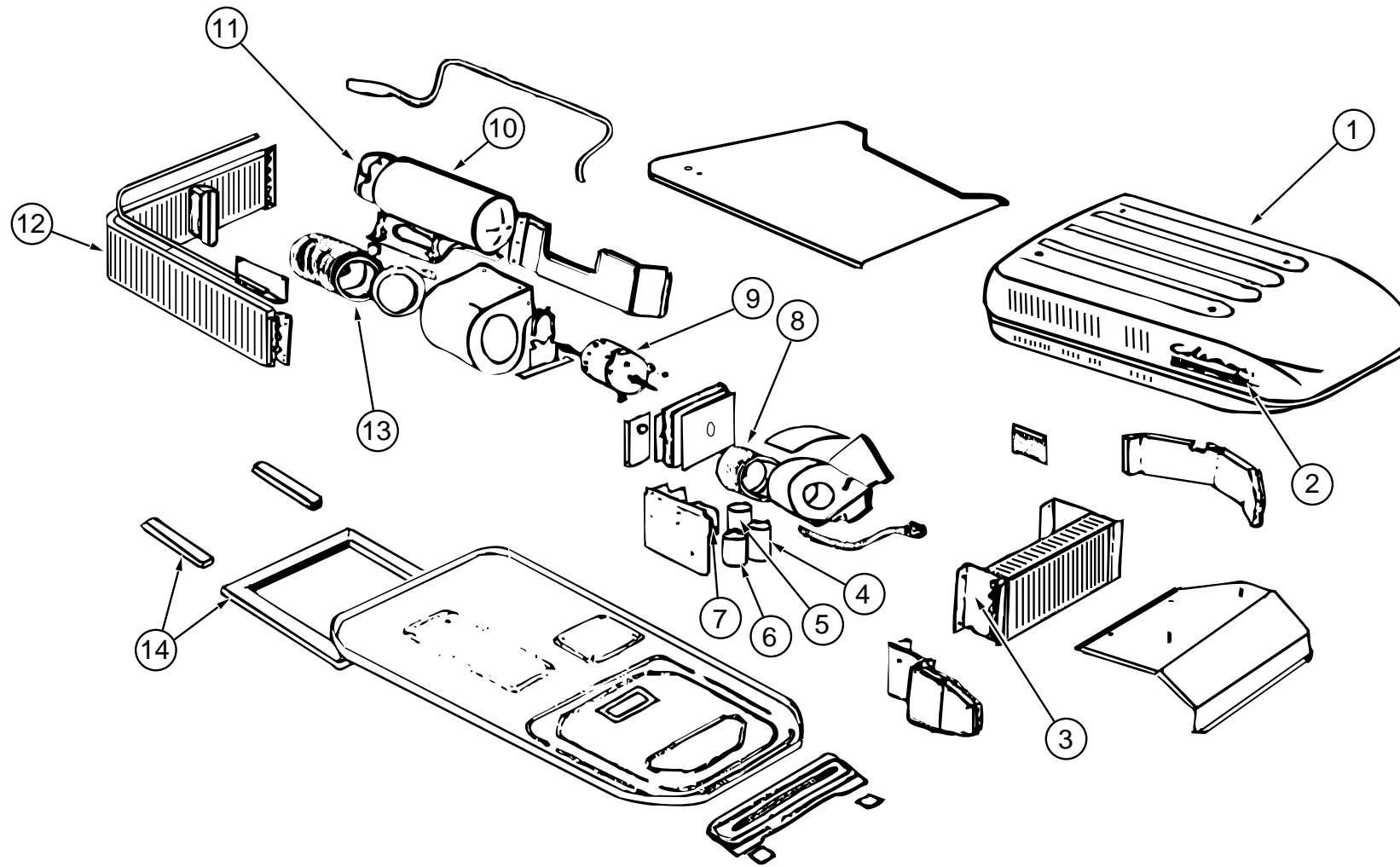


13,500 BTU COLEMAN ROOF A/C & CEILING ASSEMBLY - EUROPEAN

KEY	PART NUMBER	U/M	DESCRIPTION	VENDOR NO.
1	108889-02-01A	EA	A/C-ROOF, 13,500 TSR 220 IVORY - 7373-597	
2	093763-01-712	EA	FAN BLADE-CONDENSER	6733-3221
3	105620-01-706	EA	FOOT PACKAGE-COMPRESSOR, 3 PER PACKAGE	6759-3081
4	108889-02-701	EA	MOTOR - 115V, 60HZ	1468-3059
5	108889-01-706	EA	IMPELLOR	1472-1041
6	108889-01-708	EA	CAPACITOR-FAN, (7.5MFD.370U)	1499-5461
	108889-01-710	EA	FILLER PAD-COND AIR SEAL	6759A3971
7	108889-01-711	EA	GASKET PACKAGE	6792-3301
8	108889-01-715	EA	MOTOR MOUNT & SHAFT SEAL KIT	6792-3361
9	063903-01-700	EA	SHROUD	6759-4601
10	108889-01-703	EA	CONDENSER COIL	1452-1301
11	108889-02-700	EA	COMPRESSOR, TECUMSEH	1452-2029
12	108889-01-707	EA	CAPACITOR-RUN, COMPRESSOR-25MFD/370	1499-5661
	108889-02-703	EA	RELAY-START	1497-4141
13	108889-01-709	EA	EVAPORATOR COIL	1452-1311
	108889-01-714	EA	DISCHARGE LINE ASSEMBLY	6792-531
	108889-01-712	EA	REDUCER-SUCTION LINE, (3/8" X 1/2")	1215-2161
	108889-01-713	EA	SUCTION LINE, (3/8" OD X .032" WALL)	6792-130
	108889-02-702	EA	CAPACITOR-START	1497-0891
	093306-01-701	EA	DECAL PACKAGE-LEFT & RIGHT	6798B3591
	105620-01-705	EA	OVERLOAD	6759-3791
	102289-01-000	EA	SPRING-SCREW, ROOF A/C GASKET	6757-150
	108892-01-01A	EA	CEILING ASM-A/C DUCTED - 7330-730 IV	
	108892-01-700	EA	PLUG ASSEMBLY	7330-540
	108892-01-701	EA	BOARD-TERMINAL	7330-3201
	108892-01-702	EA	BOARD-PRINTED CIRCUIT	7330A3211
	108892-01-703	EA	FILTER	6798A3761
	108892-01-704	EA	GRILLE (PLASTIC)	6798-3041
	108892-01-705	EA	SMALL PARTS PKG	7330A6101

HEATING & AIR CONDITIONING GROUP (CONTINUED)

13,500 BTU COLEMAN SUPER MAC ROOF A/C & CEILING ASSEMBLY

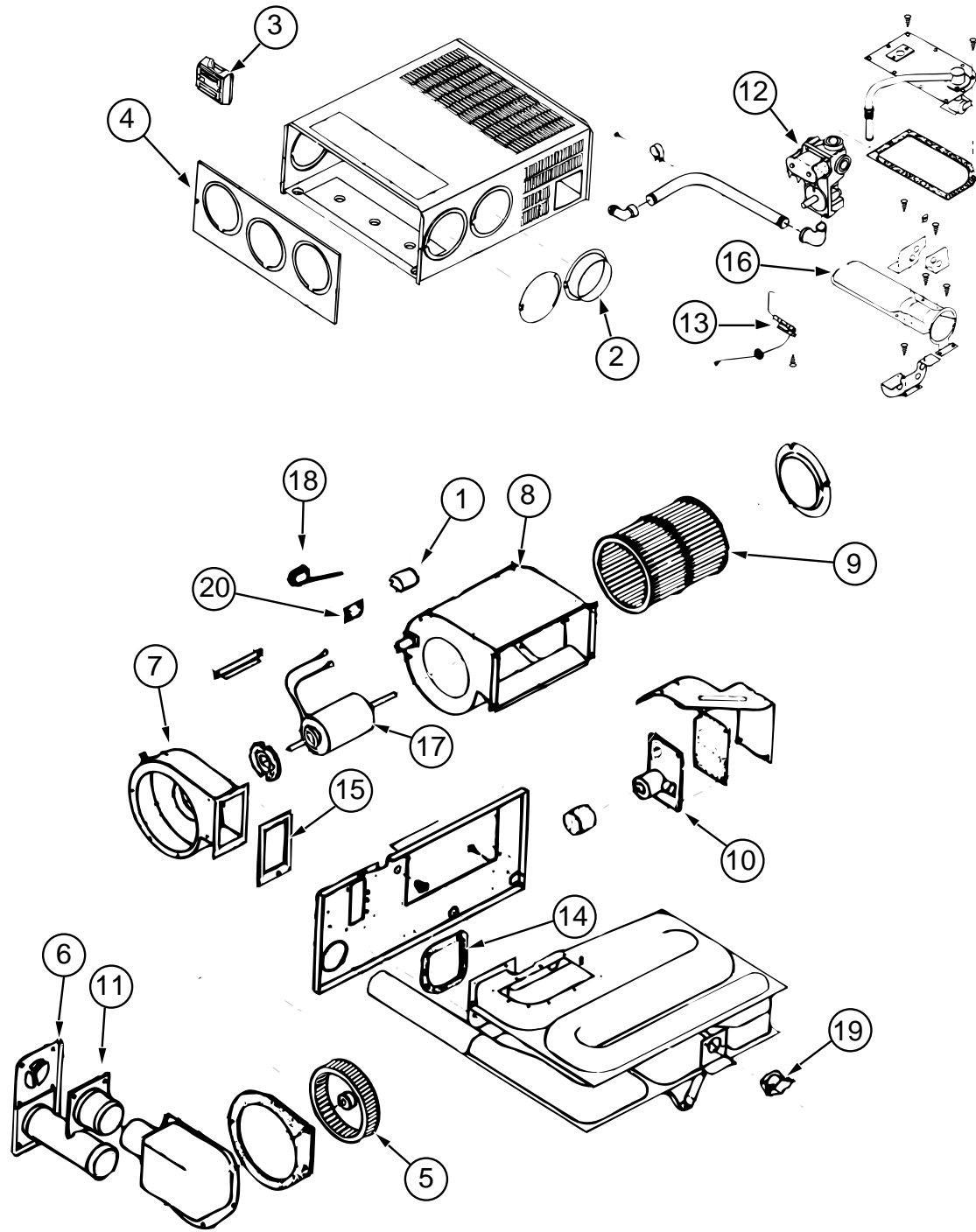


KEY	PART NUMBER	U/M DESCRIPTION	VENDOR NO.
	091225-06-000	EA A/C-ROOF, 13,500 SUPER MAC BUFF - COLEMAN	6799-808
1	091225-06-700	EA SHROUD (BUFF/BUFF) W/O LOGO	6799-4721
2	091225-01-703	EA DECAL PACKAGE-LEFT & RIGHT, SUPER MACH	6799-3551
3	091225-01-721	EA COIL-EVAPORATOR	1452-1371
4	091225-01-712	EA CAPACITOR-RUN, FAN	6749-4631
5	073742-02-704	EA CAPACITOR-RUN (COMPRESSOR)	1499-4661
6	091225-01-710	EA CAPACITOR-START	1497-0881
7	091225-01-709	EA RELAY-START	1497-4131
8	091225-01-708	EA WHEEL-BLOWER, EVAPORATOR	6799-3391

KEY	PART NUMBER	U/M DESCRIPTION	VENDOR NO.
9	091225-01-707	EA MOTOR (115V, 2.8 AMPS,1650RPM)	6799-3119
10	091225-01-706	EA COMPRESSOR	6799A3609
11	093763-01-702	EA OVERLOAD	6759-3931
12	091225-01-704	EA COIL-CONDENSER	1452A1271
13	091225-01-705	EA WHEEL-BLOWER, CONDENSER	6799-3381
14	037648-01-714	EA GASKET PACKAGE	6759-3281

HEATING & AIR CONDITIONING GROUP (CONTINUED)

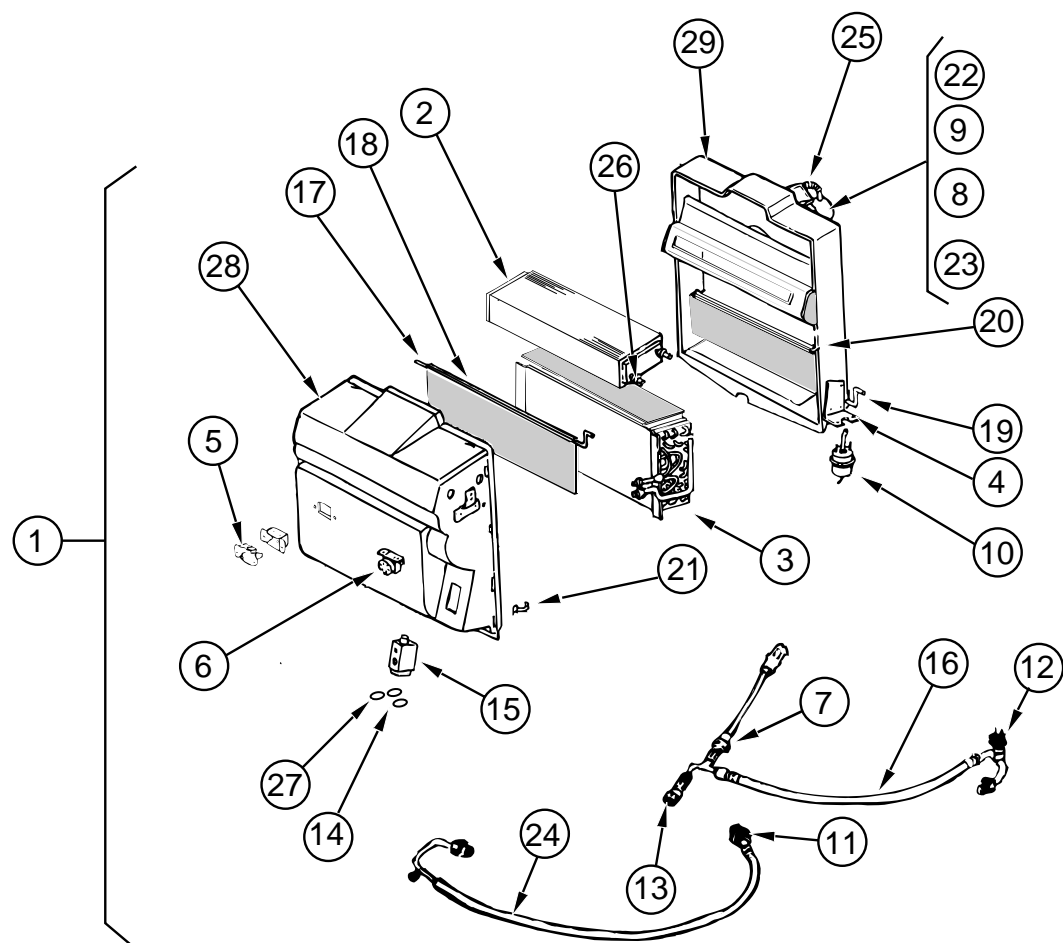
FURNACE



KEY	PART NUMBER	U/M	DESCRIPTION	VENDOR NO.
	098668-22-000	EA	FURNACE - 40,000 BTU - SF-30 2273	
	098668-14-000	EA	GASKET-FIBERGLASS, .5" X 18" X 18" - 070976	
	098668-11-700	EA	ORIFICE-MAIN BURNER	180216
1	074466-01-702	EA	RELAY, TIME DELAY 205 & L & 45000	230625
2	075696-02-703	EA	DUCT COLLAR	050715
3	115764-01-01A	EA	THERMOSTAT-WALL, FURNACE - 0160902	
4	098668-01-700	EA	CABINET FRONT	101242
5	098668-22-702	EA	WHEEL-AIR	350183
6	098668-01-707	EA	VENT CAP & EXHAUST TUBE ASM	260193
7	098668-01-708	EA	BLOWER ASM.(COMBUSTION AIR)	390441
8	098668-11-704	EA	BLOWER ASM (ROOM AIR)	390698
9	098668-01-711	EA	WHEEL-ROOM AIR	350129
10	098668-01-712	EA	BOARD-MODULE	520741
11	098668-01-713	EA	INTAKE VENT TUBE ASM	051044
12	098668-01-714	EA	GAS VALVE (WHITE ROGERS)	161070
13	098668-01-715	EA	ELECTRODE ASM.(SGL PROBE)	232166
14	098668-01-716	EA	GASKET FIREWALL(CHAMBER SIDE)	070808
15	098668-01-717	EA	GASKET FIREWALL(BLOWER SIDE)	070809
16	098668-11-701	EA	BURNER ASM	010799
17	098668-11-702	EA	MOTOR ASM	232212
18	098668-11-703	EA	SWITCH-SAIL, SF-42F	232216
19	098668-11-706	EA	LIMIT SWITCH	232217
20	101990-01-714	EA	MICROSWITCH GASKET	230877
	024990-05-000	EA	OUTLET-DEFROSTER, W/SWIVEL - 2" DIAMETER - BLACK	
	009198-01-000	FT	DUCT-HEAT- FLEXIBLE - 4" ID X 25 FT	
	094600-01-02A	EA	REGISTER-HEAT, W/O DAMPER - 3.6" X 11.2" - BROWN	
	094600-05-01A	EA	REGISTER-HEAT, W/DAMPER	
	093614-04-02A	EA	GRILLE-RETURN AIR- FURNACE - 15.6" X 7.6" - BEIGE	
	009200-01-000	EA	TAPE-FURNACE, 1 1/2"	
	056464-09-000	EA	REGISTER-HEAT/A/C, ROUND W/DAMPER - 4" - PLASTIC - BEIGE	
	056464-10-000	EA	REGISTER-HEAT/A/C, ROUND W/O DAMPER - 4" - PLASTIC - BEIGE	
	069636-02-000	EA	CONNECTOR-DUCT, 4" ID - 050715	
	092777-01-000	EA	ADAPTER-DUCT, 4"	
	023146-01-000	EA	CLAMP-SCREW TYPE - 4"	

HEATING & AIR CONDITIONING GROUP (CONTINUED)

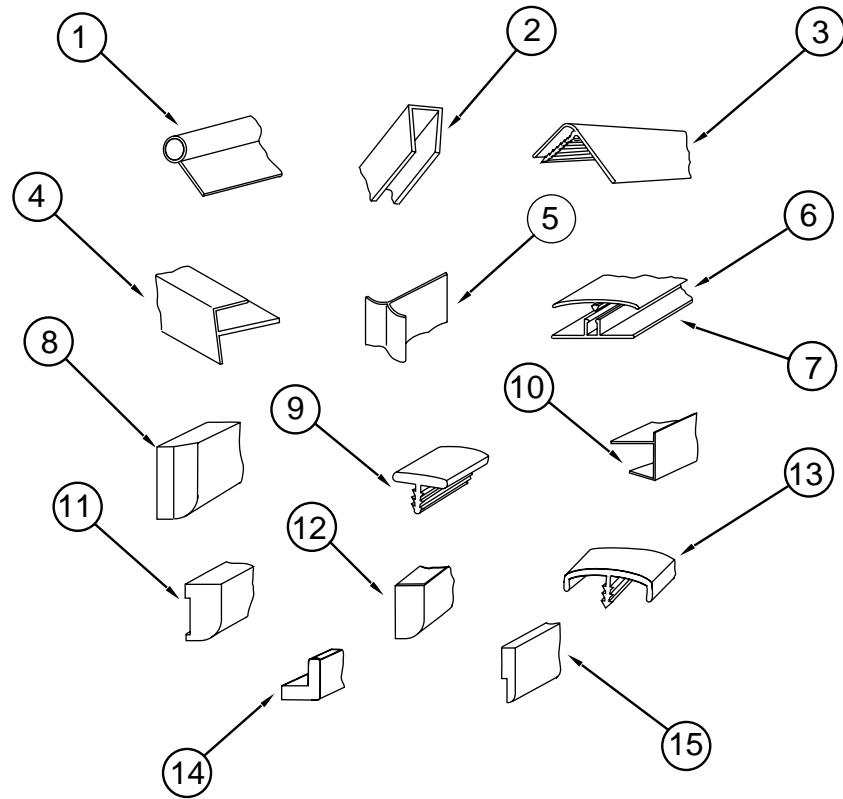
SCS AUTOMOTIVE AIR CONDITIONING



KEY	PART NUMBER	U/M DESCRIPTION	VENDOR NO.
1	103930-22-000	EA EVAPORATOR/ HEATER ASSEMBLY - 090-00085	
2	103930-01-703	EA COIL - HEATER	042-0010
3	103930-01-704	EA COIL EVAPORATOR	041-0017
4	103930-01-708	EA BRACKET - VACUUM MOTOR	070-0113
5	103930-01-710	EA RESISTOR - FUSED	035-0006
6	103930-01-711	EA THERMOSTAT	033-0003
7	103930-01-716	EA SWITCH-PRESSURE, FAN	032-0036
8	103930-01-717	EA WHEEL - CLOCKWISE	062-0010
9	103930-01-720	EA MOTOR	030-0004
10	103930-02-708	EA MOTOR - VACUUM SERVO - A/C	030-0002
11	103930-06-700	EA FITTING-QUICK CONNECT, #8	050-0082
12	103930-12-708	EA SWITCH-BINARY, HI-LOW CUTOUT	032-0048
13	103930-12-709	EA FITTING-QUICK CONNECT	050-0120
14	103930-17-702	EA GASKET OR SAE 015 #10 33-781	045-0127
15	103930-20-700	EA VALVE EXPANSION BLOCK (2 TON)	034-0032
16	103930-20-701	EA HOSE ASM. - #6	085-0138
17	103930-20-702	EA ROD F/BLEND AIR DOOR	073-0039
18	103930-20-703	EA DOOR - BLEND AIR	071-0212
19	103930-20-704	EA ROD - DOOR - RECIRCULATING	073-0018
20	103930-20-705	EA DOOR PANEL - RECIRCULATING	071-0213
21	103930-20-706	EA CLIP - RETAINER	022-0057
22	103930-20-707	EA BLOWER HOUSING	062-0145
23	103930-20-708	EA CLIP F/ MOTOR SHAFT	022-0001
24	103930-22-700	EA HOSE ASM. - #10	085-0141
25	110279-01-703	EA HOSE - VENT - MOTOR BLOWER	70510034
26	110279-01-712	EA HEATER FITTING	
27	113245-01-707	EA GASKET	045-0126
28	103930-20-710	EA CASE-FRONT, SUB-ASSEMBLY	062-0146
29	103930-20-711	EA CASE-BACK, SUB-ASSEMBLY	062-0147
	007281-01-000	EA HOSE - FLEXIBLE PVC - 2.5"ID X 50' - ATCOFLEX - A-182-355	
	072341-06-700	EA SWITCH - 4 SPEED - FAN	0883502
	094831-01-709	EA CLAMPS - ROD - 3/16" - MOTIVAIR	ZGG14431
	103930-02-701	EA VALVE - CONTROL HEAD	034-0015
	103930-02-702	EA DECAL - FAN SWITCH	058-0008
	103930-02-703	EA HARNESS - WIRE CONTROL	036-0048
	103930-02-704	EA HARNESS - VACUUM CONTROL	036-0049
	103930-02-705	EA CABLE - CONTROL - BOWDEN	074-0011
	103930-02-706	EA CLIP - CABLE - CONTROL	022-0017
	103930-02-707	EA RELAY	031-0001
	103930-02-710	EA CANISTER - VACUUM	054-0002
	103930-02-711	EA VALVE - WATER	034-00114
	103930-02-712	EA CONTROL PANEL - A/C & HEAT - BLACK FACING	
	103930-04-000	EA CONTROL/ PLENUM SET - 093-00037	
	103930-05-000	EA MANUAL - OWNERS - HEATER - A/C - 057-0049	
	103930-17-000	EA HOSE KIT - #10 GM - SANDEN COMP - 093-00076	
	103930-17-700	EA FITTING - PAD COMP. SUCTION SAN	050-0131
	103930-17-701	EA FITTING - #10.90 W/FERRULE/1342CP	050-0132
	103930-17-703	EA GASKET - SEAL,SANDEW COMP33-76	045-0142
	103930-17-704	EA HOSE ASSY - #10	085-0113
	024990-05-000	EA 4" DIAMETER OUTLET - W/ SWIVEL DEFLECTORS	
	103016-01-000	EA PLENUM - TRANSITION	
	103017-01-000	EA PLENUM - DEFROSTER	
	103558-01-07A	EA VENT - DEFROSTER - ABS WILLOW	
	103796-01-01A	EA LOUVER ASM - A/C CARY PROD BLACK	
	056402-05-000	EA BRACKET - HEATER VENT - ROUND - W/ BEND - BLACK	
	077075-01-000	EA GASKET - INSTRUMENT PANEL TO DEFROSTER PLENUM - .6" X 11.3"	
	077075-03-000	EA GASKET - INSTRUMENT TO DEFROSTER PLENUM - SPL	

INTERIOR FINISH GROUP

INTERIOR TRIM & MOLDINGS



KEY	PART NUMBER	U/M DESCRIPTION
1	009767-12-000	FT MOLDING-SIDEWALL TO CEILING/CABINET - WELTING - OFF WHITE
1	009767-15-000	FT WELTING-WATERFORD OAK
2	009778-12-000	FT U CHANNEL-PLASTIC, 1" WIDE X 8' INCREMENTS - WOODGRAIN
2	009778-21-000	FT U-CHANNEL - 1" - WATERFORD OAK
2	070504-23-000	FT EXTRUSION-U CHANNEL, 22.56" - COUNTRY FOREST
2	070504-37-000	FT EXTRUSION-U-CHANNEL, 20.70" - WATERFORD OAK
3	009809-23-000	EA MOLDING-CORNER, OUTSIDE - 1" - PLASTIC - IVORY
3	009809-28-000	EA MOLDING-PLASTIC, CORNER - 1" - WATERFORD OAK
4	009812-29-000	EA MOLDING-PLASTIC, CORNER - O/S 1/2" - WATERFORD OAK
5	022992-11-000	FT MOLDING-REVERSE COVE, T-SHAPED - VINYL - IVORY
6	086229-13-000	EA BATTEN - 1" CEILING MOD IVORY
6	086229-19-000	EA BATTEN - 1" CEILING, OFF WHITE - W&B RN323-W-129 FROM: 00-00-00 THRU: 01-31-96
6	086229-18-000	EA BATTEN - 1" CEILING, OFF WHITE - W&B RN323-W-129 FROM: 02-01-96 THRU: 99-99-99
7	086229-14-000	EA RETAINER - 3/4 - W&B RN 391 FROM: 00-00-00 THRU: 01-31-96
7	086229-16-000	EA RETAINER - 3/4" - RN 391-X FROM: 02-01-96 THRU: 99-99-99
8	100659-01-G09	EA MOLDING-TRIM, VINYL FLOOR
9	105709-01-000	FT T-MOLDING - 1", MODERN IVORY
10	103186-01-05A	FT MOLDING-PLASTIC, SHELF - WATERFORD OAK
10	103186-01-01A	FT MOLDING-EDGE, SHELF - .78" WIDE - PLASTIC - RAMBLING OAK
10	103186-02-01A	FT MOLDING-EDGE, SHELF - 1.3" WIDE - PLASTIC - RAMBLING OAK
11	100041-01-000	EA MOLDING-VINYL WRAPPED, .7" X 1.57" X 84.02" - RAMBLING OAK
12	100818-01-05A	EA MOLDING-VINYL WRAP, TRIM - WATERFORD OAK
13	083620-07-000	FT MOLDING-T, END CAP EDGE - W/EDGE LIPS - .75" - THOR PECAN
13	104676-01-01A	FT T-MOLDING, 5/16 RIGID - GOLD
14	100819-01-05A	EA MOLDING-VINYL WRAP, DOOR - WATERFORD OAK
15	105004-01-02A	EA MOLDING-VINYL WRAP - RAMBLING OAK
	076325-39-000	FT MOLDING-EDGE BAND, 1527 - 1-5/16 X .030 X 600'
	076325-53-000	FT MOLDING-EDGE BAND, 1049 NEUTRA - 1 5/16 X .030 X 600'
	076325-67-000	FT MOLDING-EDGE BAND, WATERFORD - .93 X .024 X 600'
	076325-68-000	FT MOLDING-EDGE BAND, WATERFORD - 1 5/16 X .038 X 600'
	100040-01-000	EA LUMBER-VINYL WRAPPED, .71" X 1.5" X 8" - RAMBLING OAK
	100040-06-000	EA LUMBER-VINYL WRAPPED - RAMBLING OAK
	117268-D2-134	EA MOLDING - 018 X 040 X 2134 MM - VINYL - WRAPPED WATERFORD
	117268-F2-134	EA MOLDING - 018 X 065 X 2134 MM - WRAPPED WATERFORD

INTERIOR FINISH GROUP (CONTINUED)

BATT STRIPS

KEY	PART NUMBER	U/M DESCRIPTION
	088263-C8-000	EA BATT STRIP - MAIN WALL - PAINTED DESERT (G15)
	088263-B3-000	EA BATT STRIP - MAIN WALL - ALLURE-MEADOW (G16)
	088263-C7-000	EA BATT STRIP - MAIN WALL - ETCHINGS-SAGE (G17)
	069733-83-000	EA BATT STRIP - WOODGRAIN - 8' - WATERFORD OAK
	088263-78-000	EA BATT STRIP - SHOWER - 8' - OFF WHITE
	085284-C2-000	FT STRIP - TAPE - MAIN WALL - PAINTED DESERT (G15)
	085284-A4-000	FT STRIP - TAPE - MAIN WALL - ALLURE-MEADOW (G16)
	085284-C1-000	FT STRIP - TAPE - MAIN WALL - ETCHINGS-SAGE (G17)
	085284-B5-000	FT STRIP - TAPE - WATERFORD OAK
	085284-76-000	FT STRIP - TAPE - WET BATH - ANTIQUE WHITE
	086229-04-000	EA BATTEN - 1" WIDE - IVORY
	086229-15-000	EA BATTEN - CEILING - 1" - MODERN IVORY
	086229-16-000	EA RETAINER - BATTEN - 3/4"

PANELING & PLASTIC LAMINATE

KEY	PART NUMBER	U/M DESCRIPTION
	088272-E9-000	SF PANELING - MAIN WALL - PAINTED DESERT (G15)
	088272-D6-000	SF PANELING - MAIN WALL - ALLURE-MEADOW (G16)
	088272-E8-000	SF PANELING - MAIN WALL - ETCHINGS-SAGE (G17)
	088272-98-000	SF PANELING - SHOWER - OFF WHITE - 4' X 7'
	074497-28-000	SF PANELING - WOODGRAIN - 4' X 8'
	080215-10-000	SF PANELING - 2 SIDE WATERFORD, 48" X 96"
	000885-76-000	SF PARTICLE BOARD - 3/8" X 48" X 96" WATERFORD - OAK VINYL 1 SIDED
	000885-77-000	SF PARTICLE BOARD - 3/8, WATERFORD OAK-VINYL 2 SIDED
	000885-79-000	SF PARTICLE BOARD - 3/4" X 48" X 96" WATERFORD OAK-VINYL 2 SIDED
	074498-71-000	SF LAMINATE-PLASTIC, NEUTRAL SANTOS (G15,G16)
	074498-54-000	SF LAMINATE-PLASTIC, SAND SPECKTRUM (G17)
	074498-61-000	SF LAMINATE-PLASTIC, NEUTRA MATR (EXTERIOR ENTERTAINMENT)
	074498-77-000	SF LAMINATE-PLASTIC, ART CABIN (PULL OUT TABLE)
	095688-01-000	SF VENEER - FLAT LUANA - 48" X 96"
	117267-E2-438	EA LUMBER - 018 X 50.8 X 2438MM VINYL
	117267-G2-438	EA LUMBER - 018 X 076 X 2438 MM VINYL

INTERIOR FINISH GROUP (CONTINUED)

CARPET, PADS & FLOOR MATS

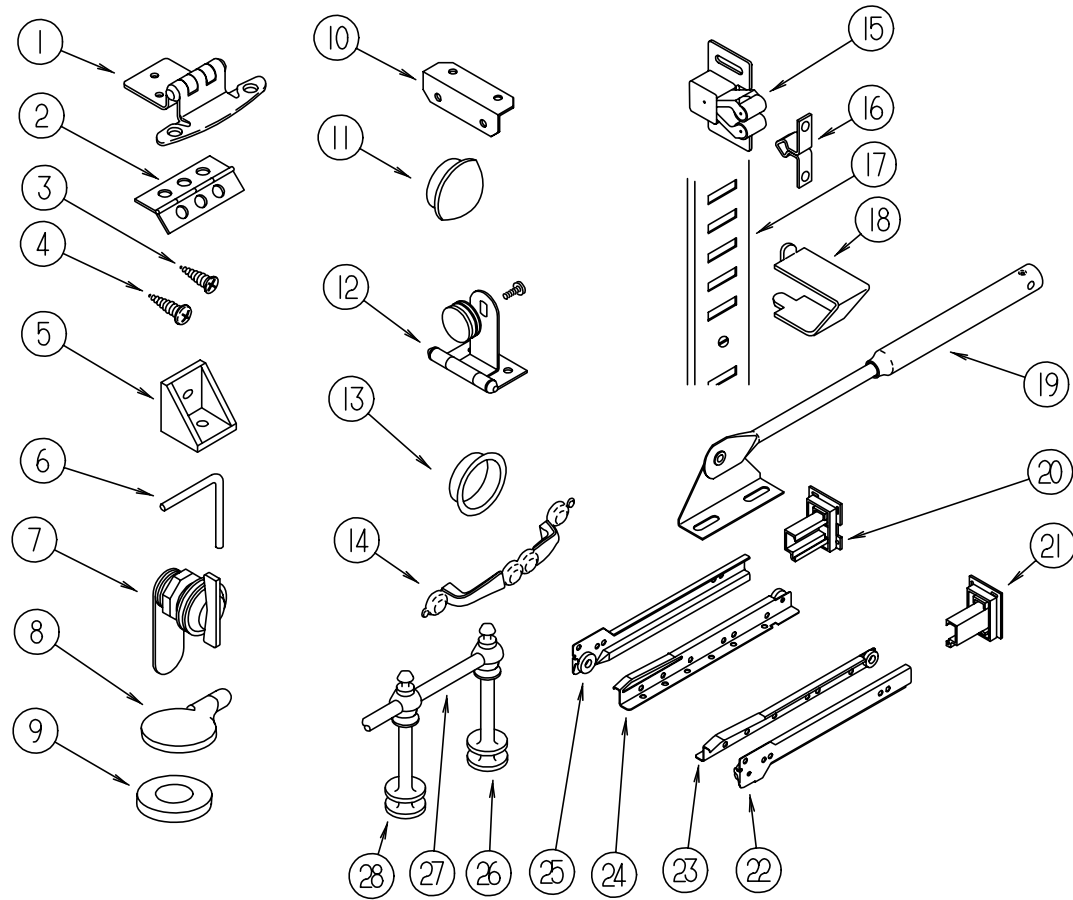
KEY	PART NUMBER	U/M DESCRIPTION
	096060-98-000	SY CARPET - 12' ROLL - SILVER ASPEN (G15)
	096060-99-000	SY CARPET - 12' ROLL - PARCHMENT (G16)
	096060-95-000	SY CARPET - 12' ROLL - DOESKIN (G17)
	093486-01-000	SY CARPET - COMPARTMENT - 54" WIDE - DARK GRAY
	075233-01-000	SY PAD - CARPET - 3/8" X 6' ROLL
	047034-06-000	SF PLASTIC - CARPET - 2' WIDE - CLEAR POLY
	042720-12-000	SF VINYL FLOOR - ARMSTRONG/MODULATIONS
	105924-01-F06	EA MAT - FLOOR - DRIVERS COMPARTMENT - 18" X 27" (G15)
	105924-01-F12	EA MAT - FLOOR - DRIVERS COMPARTMENT - 18" X 27" (G16)
	105924-01-G36	EA MAT - FLOOR - DRIVERS COMPARTMENT - 18" X 27" (G17)

FIRE EXTINGUISHER, DETECTORS & WALL CLOCK

KEY	PART NUMBER	U/M DESCRIPTION
	094499-01-000	EA EXTINGUISHER - FIRE - DRY W/ MOUNTING BRACKET - 10 BC - US
	094499-02-000	EA EXTINGUISHER - FIRE - DRY - 1A10BC - CANADIAN
	094499-01-700	EA BRACKET - MOUNTING - W/ PLASTIC STRAP - FIRE EXTINGUISHER
	094499-01-701	EA STRAP ONLY (METAL)
	072852-01-000	EA DETECTOR - SMOKE - W/ 9 VOLT BATTERY - US
	072852-02-000	EA DETECTOR - SMOKE - W/ 9 VOLT BATTERY - CANADIAN
	112320-01-000	EA DETECTOR - CO GAS - MODEL 9B-I - COSTAR 940000000
	112320-02-000	EA BATTERY/ SENSOR - CO GAS - COSTAR 940001000
	112320-03-000	EA DETECTOR-CO GAS MODEL 9D-I - COSTAR 946000001
	112320-04-000	EA DETECTOR-CO SENSOR ASM. - COSTAR 946001001
	118081-01-01A	EA CLOCK - WALL - ROUND 8" BRASS - LINDEN 9987

INTERIOR FINISH GROUP (CONTINUED)

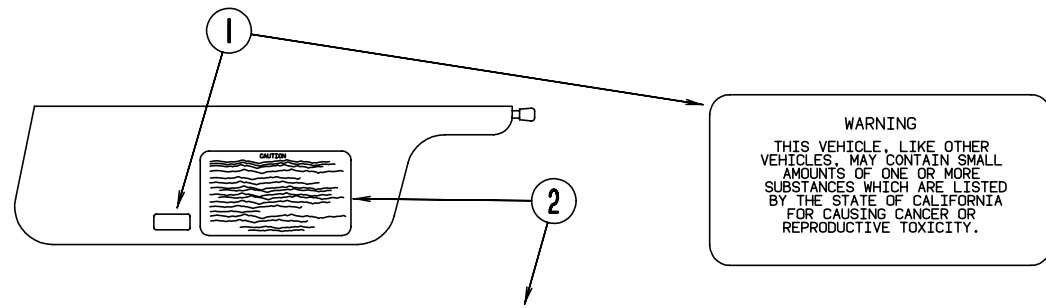
CABINET HARDWARE



KEY	PART NUMBER	U/M DESCRIPTION
1	108138-01-000	EA HINGE-DOOR, CABINET - BURNISHED BRASS
2	009059-01-000	EA HINGE-DOOR, 2" X 1.4" - BRASS
2	009059-02-000	EA HINGE-DOOR, 2" X 2.7" - BRASS
3	000G13-06-10G	EA SCREW - PHILLIPS - FLAT HEAD - 6-20 X 5/8" - ANTIQUE BRASS
4	000G68-06-10G	EA SCREW - PHILLIPS - OVAL HEAD - 6-18 X 5/8" - ANTIQUE BRASS
5	065740-01-000	EA BRACE-CABINET CORNER, PLASTIC
6	108487-02-01A	EA SUPPORT-PROP ROD, OVHD - BLACK
6	108486-01-01A	EA BRACKET-PROP ROD, OVHD - BLACK
7	100710-01-01A	EA LOCK-GLASS DOOR, TWIST TYPE - BRASS
7	101272-01-000	EA CATCH-DOOR, GLASS
8	101766-01-000	EA PIN-SUPPORT, GLASS DOOR
9	100707-01-000	EA SPACER-DOOR, GLASS - .8" DIA - .3" HOLE - PLASTIC
10	016604-01-000	EA BRACE-CABINET, ANGLE - 2.5" - METAL - UNPAINTED
10	016604-05-000	EA BRACE-CABINET, L ANGLE - 2.5" - METAL - OFF WHITE
11	042356-01-000	EA PLUG-BUTTON, MAHOGANY - 3/8" DIAMETER - WOOD
12	100711-01-01A	EA HINGE-DOOR, GLASS
13	098410-01-01A	EA PULL-FINGER, OVAL - BRASS
14	117800-01-01A	EA PULL-CABINET, BRASS
15	093586-06-000	EA CATCH-SPRING, ROLLER - FASTEC C411-AC
16	093586-05-000	EA STRIKE-SPRING STEEL, FASTEC S411-AC

KEY	PART NUMBER	U/M DESCRIPTION
17	098980-01-000	EA PILASTER-ADJUSTABLE SHELF, 18" LONG WOODGRAIN APPEARANCE
17	098980-02-000	EA PILASTER-ADJUSTABLE SHELF, 12" LONG WOODGRAIN APPEARANCE
17	098980-03-000	EA PILASTER-ADJUSTABLE SHELF WOODGRAIN APPEARANCE
17	098980-06-000	EA PILASTER-ADJUSTABLE SHELF, 24" LONG
18	098979-01-000	EA CLIP-ADJUSTABLE SHELF
19	074493-02-000	EA SUPPORT-PISTON SPRING, CABINET DOOR
20	114045-01-000	EA BACKSOCKET-ADJUSTABLE, LEFT - HOUCK 751-1 N/A ORDER SLIDE KIT ACCORDING TO LENGTH-SEE NUMERICAL LISTING OF #114031-??-700 IN THE \$ FICHE F/DESIRED LENGTH
21	114045-02-000	EA BACKSOCKET-ADJUSTABLE, RIGHT - HOUCK 751-2 N/A ORDER SLIDE KIT ACCORDING TO LENGTH-SEE NUMERICAL LISTING OF #114031-??-700 IN THE \$ FICHE F/DESIRED LENGTH
22	114031-02-000	EA SLIDE-DRAWER, 12" RIGHT CABT N/A ORDER #114031-01-700 SLIDE DRAWER KIT
22	114031-14-000	EA SLIDE-DRAWER, 18" RIGHT CABINET-HOUCK 7200-RV-2 N/A ORDER #114031-13-700 SLIDE DRAWER KIT
22	114031-18-000	EA SLIDE-DRAWER, 20" RIGHT CABT N/A ORDER #114031-17-700 SLIDE DRAWER KIT
22	114031-22-000	EA SLIDE-DRAWER, 22" RIGHT CABT N/A ORDER #114031-21-700 SLIDE DRAWER KIT
23	114031-04-000	EA SLIDE-DRAWER, 12" - RIGHT DRAWER - HOUCK 7200-RV-4 N/A ORDER #114031-01-700 SLIDE DRAWER KIT
23	114031-16-000	EA SLIDE-DRAWER, 18" RIGHT DRAWER -HOUCK 7200-RV-4 N/A ORDER #114031-13-700 SLIDE DRAWER KIT
23	114031-24-000	EA SLIDE-DRAWER, 22" RIGHT DRAWER N/A ORDER #114031-21-700 SLIDE DRAWER KIT
24	114031-03-000	EA SLIDE-DRAWER, 12" - LEFT DRAWER - HOUCK 7200-RV-3 N/A ORDER #114031-01-700 SLIDE DRAWER KIT
24	114031-15-000	EA SLIDE-DRAWER, 18" LEFT DRAWER - HOUCK 7200-RV-3 N/A ORDER #114031-13-700 SLIDE DRAWER KIT
24	114031-23-000	EA SLIDE-DRAWER, 22" LEFT DRAWER N/A ORDER #114031-21-700 SLIDE DRAWER KIT
25	114031-01-000	EA SLIDE-DRAWER, 12" LEFT CABT N/A ORDER KIT #114031-01-700 SLIDE DRAWER KIT
25	114031-13-000	EA SLIDE-DRAWER, 18" LEFT CABINET -HOUCK 7200-RV-1 N/A ORDER #114031-13-700 SLIDE DRAWER KIT
25	114031-17-000	EA SLIDE-DRAWER, 20" LEFT CABT N/A ORDER #114031-17-700 SLIDE DRAWER KIT
25	114031-21-000	EA SLIDE-DRAWER, 22" LEFT CABT N/A ORDER #114031-21-700 SLIDE DRAWER KIT
26	084070-02-000	EA POST - END - 2.4" - BRASS
27	084071-04-000	EA ROD - 11.9" - BRASS
27	084071-15-000	EA ROD - 8.27" - BRASS
28	084070-01-000	EA POST - CENTER - 2.4" - BRASS
	004354-01-000	EA BUMPER-RUBBER, .5" DIA - BROWN
	009112-01-000	EA FLANGE-ROD, 1" - CLOTHES ROD - PLASTIC - OFF WHITE
	041389-25-000	EA HINGE-PIANO, 1.50 X 1397.0 MILL
	042438-01-000	EA DOWEL-WOOD, CLOTHES ROD - 1" DIAMETER X 4'
	042438-06-000	EA DOWEL-WOOD, 1.5" X 26" - OAK
	064467-01-000	EA GUIDE-POCKET, SLIDING DOOR - WALL MOUNTED
	076790-01-000	EA SCREW, 6-20 X 1 1/4 PPH - BLACK
	079921-01-000	EA ROLLER-NYLON, W/STEEL SHAFT - BARBED
	084451-01-000	EA CATCH-TV SHELF, BRASS
	102194-01-000	EA GUIDE-PLASTIC
	103874-01-000	EA HANGER-SLIDING DOOR
	110643-01-000	EA ANGLE-FORMED W/HOLES
	116975-01-01A	EA LATCH ASM-UNDERCENTER, BLACK STRIKE #042541-05-000

LABELS GROUP



WARNING
THIS VEHICLE, LIKE OTHER VEHICLES, MAY CONTAIN SMALL AMOUNTS OF ONE OR MORE SUBSTANCES WHICH ARE LISTED BY THE STATE OF CALIFORNIA FOR CAUSING CANCER OR REPRODUCTIVE TOXICITY.

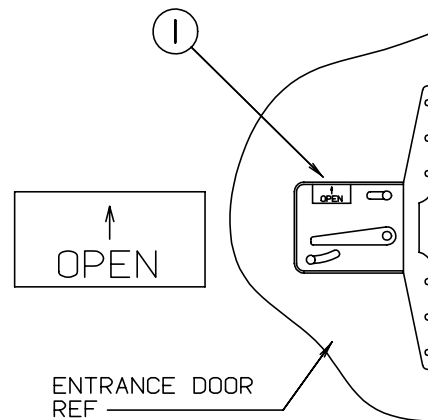
CAUTION

THIS MOTOR HOME HAS BEEN DESIGNED, MANUFACTURED AND TESTED WITH CONCERN FOR THE PROTECTION OF IT'S OCCUPANTS. WE RECOMMEND YOU PERFORM THE FOLLOWING INSPECTIONS FOR YOUR SAFETY AND THE SAFETY OF YOUR PASSENGERS BEFORE STARTING YOUR VEHICLE.

1. LP GAS SYSTEM- TURN OFF AT TANK FOR TRAVELING. TEST FOR LEAKS UPON ARRIVAL AT DESTINATION. BEFORE LIGHTING PILOTS.
2. WHEELS- INSPECT FOR DAMAGE AND CHECK LUG NUTS FOR TIGHTNESS.
3. TIRES- INSPECT FOR WEAR AND DAMAGE AND CHECK FOR RECOMMENDED AIR PRESSURE.
4. LIGHTING- TEST FOR PROPER OPERATION OF ALL INTERIOR AND EXTERIOR LIGHTS INCLUDING DASH LIGHTS, HEADLIGHTS, TAIL LIGHTS, BRAKE LIGHTS, CLEARANCE LIGHTS AND TURN SIGNALS.
5. EXITS- INSPECT RELEASE MECHANISM ON EMERGENCY EXIT WINDOW, TEST BOTH LOCKS ON MAIN ENTRANCE DOOR FOR EASE OF OPERATION AND INSTRUCT PASSENGERS HOW TO USE BOTH MEANS OF EXIT.
6. SEAT BELTS- DIRECT PASSENGERS TO DESIGNATED SEATS AND REQUIRE USE OF SEAT BELTS.
7. APPLIANCES- TURN OFF AND LATCH OR LOCK DOORS WHERE PROVIDED.
8. LOOSE PARCELS- STORE SECURELY.
9. UTILITY SUPPLY LINES- DISCONNECT ALL ELECTRIC, SEWER AND WATER LINES AND SECURE PROPERLY.
10. ENTRANCE DOOR STEP- PLACE IN RETRACTED POSITION FOR TRAVELING.

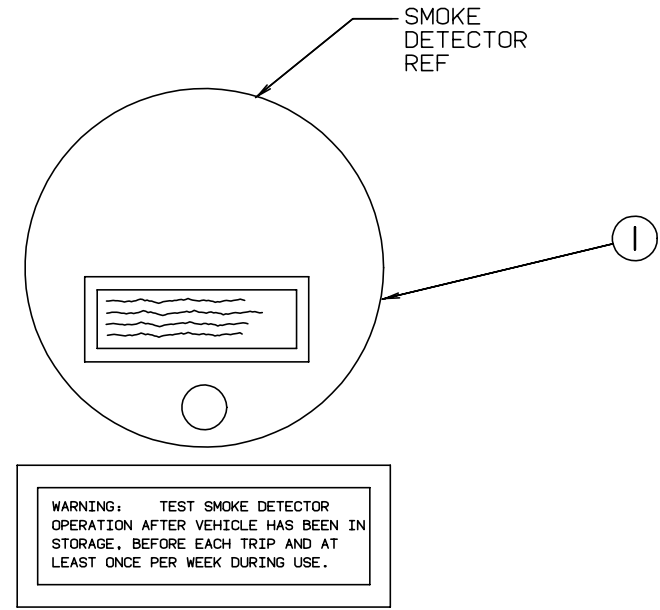
READ YOUR MOTOR HOME AND CHASSIS OWNER'S MANUAL FOR FURTHER PRECAUTIONS

KEY	PART NUMBER	U/M DESCRIPTION
1	099689-01-000	EA LABEL - WARNING - CANCER/TOXICITY
2	056259-01-000	EA LABEL - SAFETY CHECK LIST



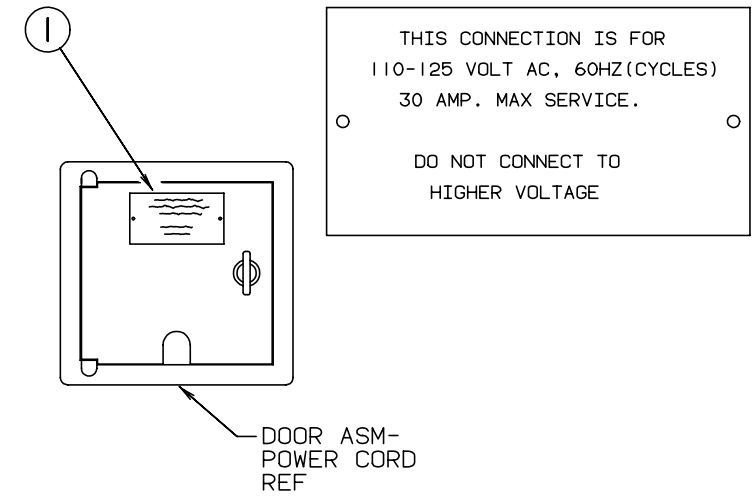
KEY	PART NUMBER	U/M DESCRIPTION
1	040944-01-000	EA LABEL - ENTRANCE DOOR - "OPEN"

LABELS GROUP (CONTINUED)



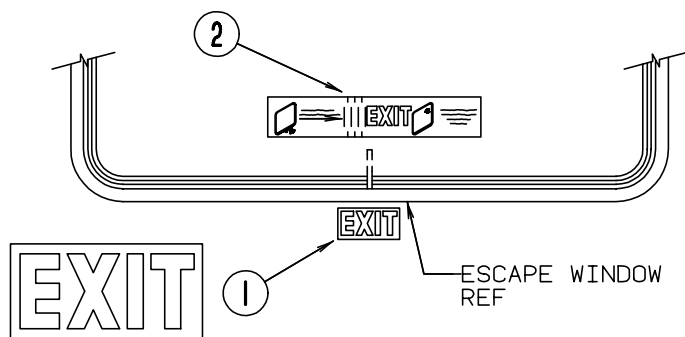
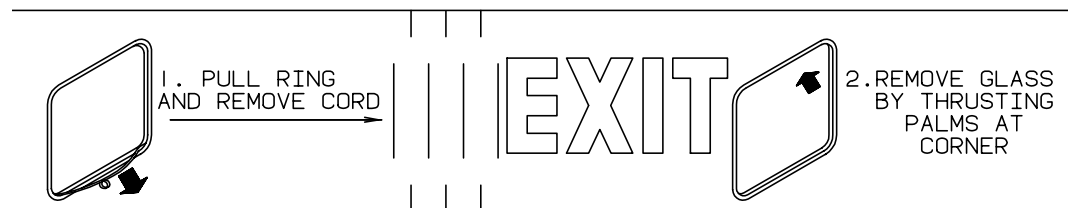
WARNING: TEST SMOKE DETECTOR OPERATION AFTER VEHICLE HAS BEEN IN STORAGE, BEFORE EACH TRIP AND AT LEAST ONCE PER WEEK DURING USE.

KEY	PART NUMBER	U/M DESCRIPTION
1	077956-01-000	EA LABEL - WARNING - SMOKE DETECTOR

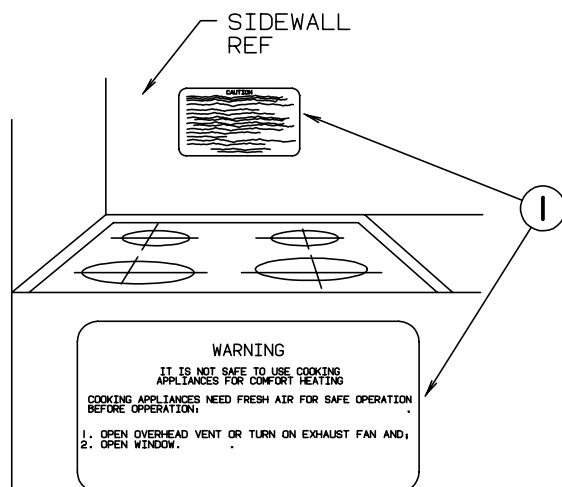


KEY	PART NUMBER	U/M DESCRIPTION
1	006062-01-000	EA TAG - ELECTRIC - 110V CONNECTION

LABELS GROUP (CONTINUED)



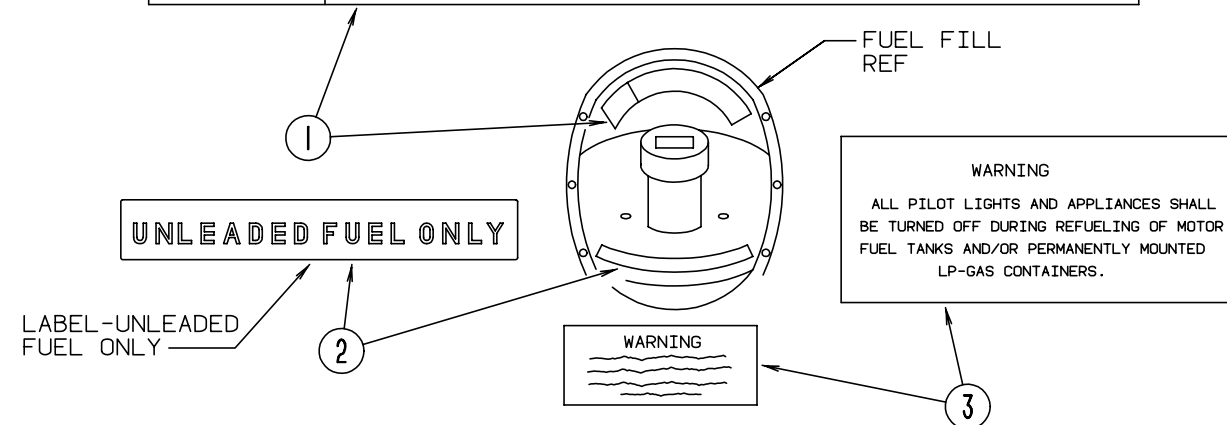
KEY	PART NUMBER	U/M DESCRIPTION
1	107571-01-000	EA LABEL - EXIT/ESCAPE WINDOW
2	039290-01-000	EA LABEL - EXIT WARNING



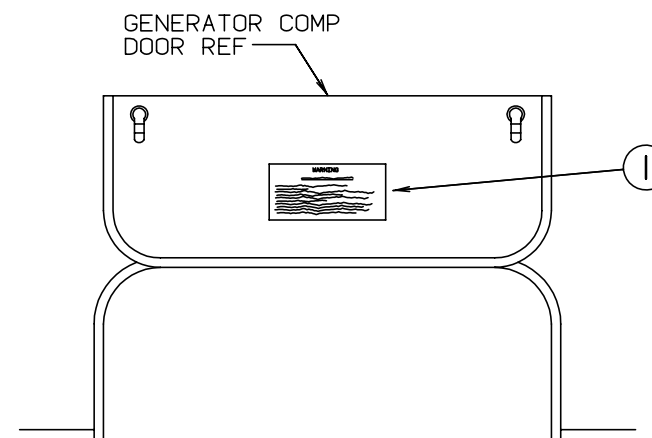
KEY	PART NUMBER	U/M DESCRIPTION
1	050225-01-000	EA LABEL - WARNING - STOVE VENT - US
1	050222-01-000	EA LABEL - WARNING - STOVE VENT - CSA

LABELS GROUP (CONTINUED)

CAUTION	TO HELP AVOID PERSONAL INJURY DURING REMOVAL OF FUEL FILLER CAP, SLOWLY LOOSEN CAP 1/2 TURN TO ALLOW ANY FUEL PRESSURE TO BE RELIEVED BEFORE TURNING CAP FURTHER.
FUEL SPRAY MAY CAUSE PERSONAL INJURY	STOP ADDING FUEL AFTER FIRST SHUTOFF BY AUTOMATIC NOZZLE WHEN TANK IS NEARLY FULL. DO NOT OVERFILL FUEL TANK. SEE OWNERS MANUAL FOR ADDITIONAL INFORMATION.
	PRINTED IN U.S.A. MLC PT NO 15611763



KEY	PART NUMBER	U/M DESCRIPTION
1	087207-05-000	EA LABEL - FUEL CAP REMOVAL
2	062043-01-000	EA LABEL - FUEL - UNLEADED
3	006040-01-000	EA TAG - GAS REFUELING WARNING
3	006040-02-000	EA TAG - GAS REFUELING WARNING (CANADIAN)



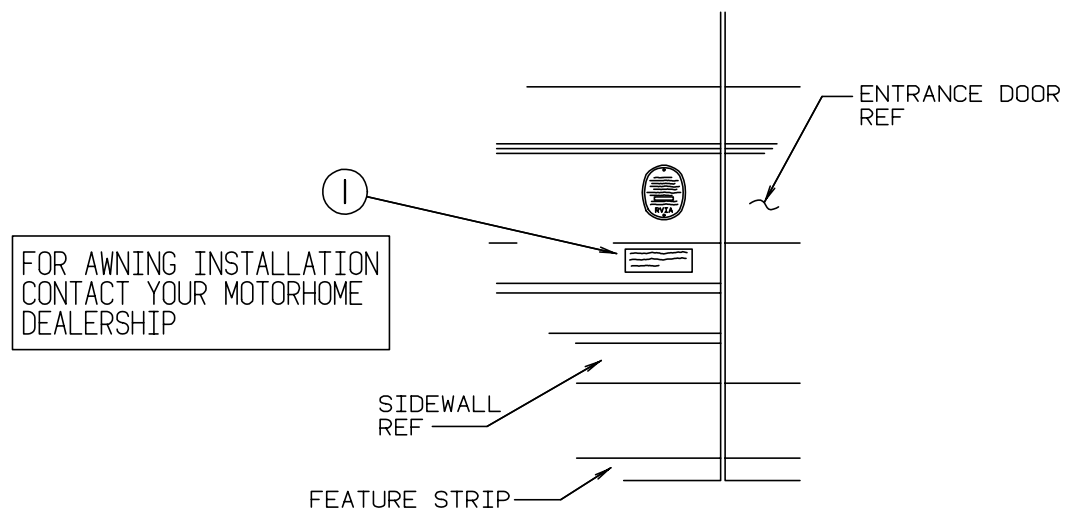
WARNING

WHEN ADDING A GENERATOR SET:

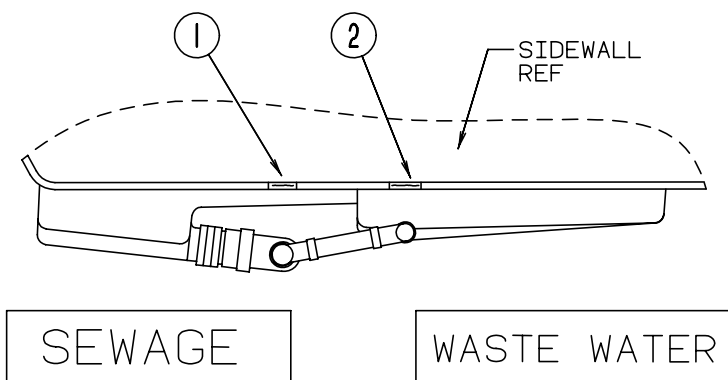
HIGH VOLTAGE-USE EXTREME CAUTION WHEN WORKING ON ELECTRICAL COMPONENTS.
HAVE ALL ELECTRICAL INSTALLATION PERFORMED BY A QUALIFIED LICENSED ELECTRICIAN-FOLLOW ALL STATE AND LOCAL CODES.
ONLY INSTALL GENERATOR SET APPROVED FOR R.V. APPLICATION. HAVE INSTALLED BY QUALIFIED TECHNICIAN.
TO AVOID HEAT BUILD-UP AND TO GUARANTEE AN ADEQUATE AIR SUPPLY TO THE GENERATOR CARBURETOR, FOLLOW INSTALLATION INSTRUCTIONS.
GENERATOR ENGINE EXHAUST GASES ARE TOXIC AND MUST NOT TERMINATE UNDER THE VEHICLE-DISCHARGE EXHAUST AWAY FROM VEHICLE.

KEY	PART NUMBER	U/M DESCRIPTION
1	077510-01-000	EA LABEL - GENERATOR PREP

LABELS GROUP (CONTINUED)

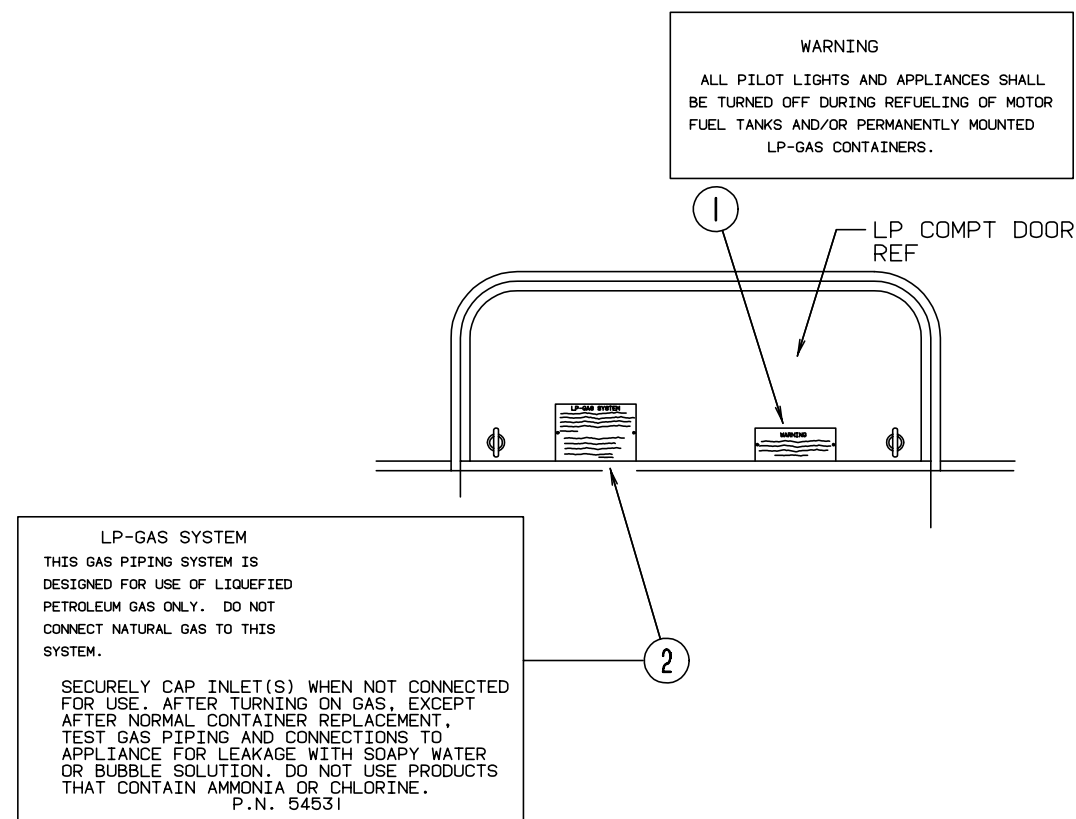


KEY	PART NUMBER	U/M DESCRIPTION
1	099509-01-000	EA LABEL - AWNING INSTALLATION



KEY	PART NUMBER	U/M DESCRIPTION
1	006187-01-000	EA LABEL - SEWAGE
2	006188-01-000	EA LABEL - WASTE WATER

LABELS GROUP (CONTINUED)



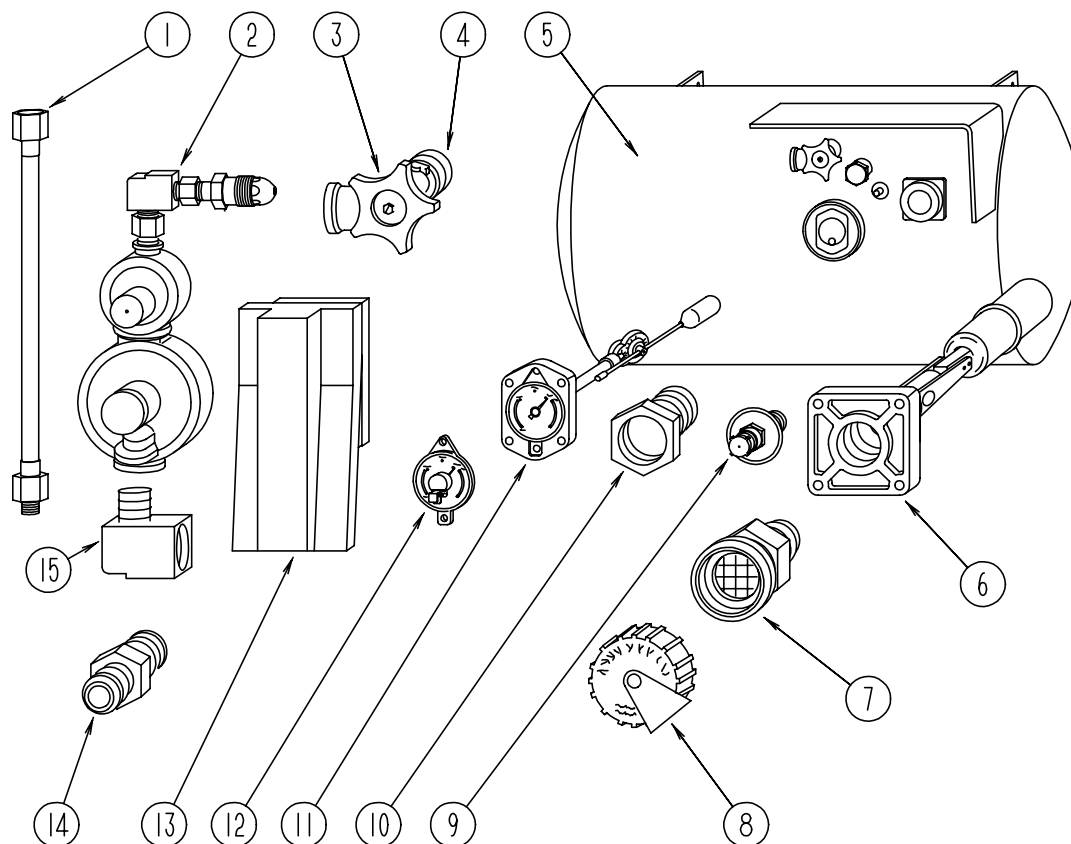
KEY	PART NUMBER	U/M DESCRIPTION
1	006040-01-000	EA TAG - GAS REFUELING WARNING
1	006040-02-000	EA TAG - GAS REFUELING WARNING (CANADIAN)
2	054531-01-000	EA LABEL - LP GAS ONLY
2	023769-01-000	EA LABEL - WARNING-LPG (CANADIAN)

LABELS GROUP (CONTINUED)

MISCELLANEOUS LABELS

KEY	PART NUMBER	U/M	DESCRIPTION
	094675-01-000	EA	LABEL - EXTERIOR LIGHT - SERVICE
	073998-01-000	EA	LABEL - LPG ODOR WARNING
	079966-01-000	EA	LABEL - WARNING - STOWED - MOTION
	091224-02-000	EA	LABEL - TRAILER LIGHTING
	091243-01-000	EA	LABEL - A/C COVER - "AIR CONDITIONING CIRCUIT. ETC."
	098379-04-000	EA	LABEL - ELECTRICAL BOX SIDE
	098641-01-000	EA	LABEL - FUEL - UNLEADED - DASH
	104678-01-000	EA	LABEL - CB PREP
	111104-01-000	EA	LABEL - HITCH - READ MANUAL
	111537-07-000	EA	LABEL - FUSES
	087236-01-000	EA	LABEL - CABLE -INPUT
	112518-01-000	EA	LABEL - HANG TAG -CO DETECTOR
	111802-01-000	EA	LABEL - CFC WARNING

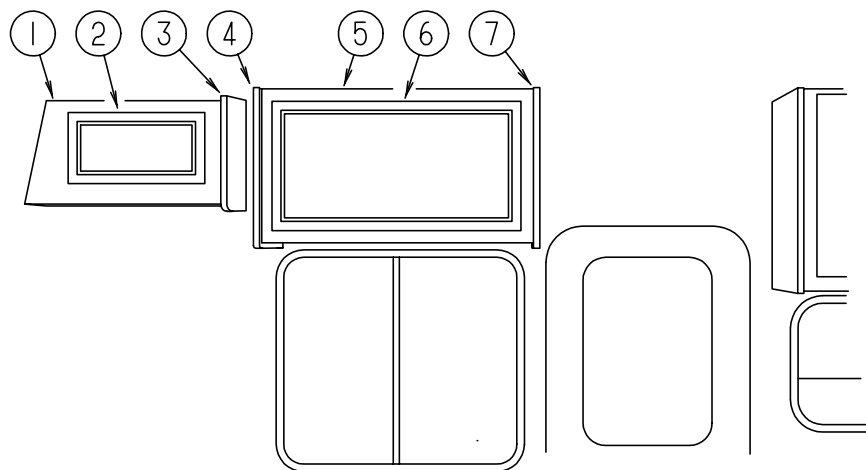
LP GROUP



LP TANK & COMPONENTS

KEY	PART NUMBER	U/M	DESCRIPTION	VENDOR NO.
1	045703-01-000	EA	HOSE - LP - 3/8" ID X 24" - 3/8" MPT X 1/2" F SWIVEL - US	
1	045703-02-000	EA	HOSE - LP - 3/8" ID X 24" - 3/8" MPT X 1/2" F SWIVEL - CANADA	
2	106150-01-000	EA	REGULATOR - TWO STAGE	
3	040421-01-708	EA	HANDWHEEL - SERVICE VALVE	G-1015-A
4	040421-01-712	EA	VALVE - SERVICE W/HANDWHEEL	
5	088253-05-000	EA	TANK - LP - 130 LB - LIQUID DRAW	
6	040421-01-711	EA	VALVE - 80% W/FLOAT - PLATE - BOLTS & GASKET - BRUNNER	
7	040421-01-701	EA	VALVE - FILL-SHORT LP	75478
8	040421-01-702	EA	CAP - LP FILLER VALVE - PLASTIC - YELLOW - BRUNNER	G-1014-A
9	040421-01-700	EA	GAUGE - LIQUID LEVEL - 20% LP - BRUNNER	G-1013
10	040421-01-713	EA	PRESSURE RELIEF VALVE	
11	088253-01-700	EA	L.P. FLOAT GAUGE - 4 MACHINE SCREW STYLE	
12	040440-02-000	EA	TRANSMITTER - DIAL - 90 OHM	
13	105658-01-000	EA	COMPARTMENT - LP REGULATOR	
14	010323-01-000	EA	ADAPTER - BRASS - 3/8" F X 1/2" MPT	
15	065318-02-000	EA	ELBOW - 90 DEGREE - 3/8" MPT TO 3/8" FPT	
	010329-01-000	EA	ADAPTER - BRASS - 1/2" F X 1/2" MPT	
	103613-01-000	EA	DETECTOR - LP GAS	

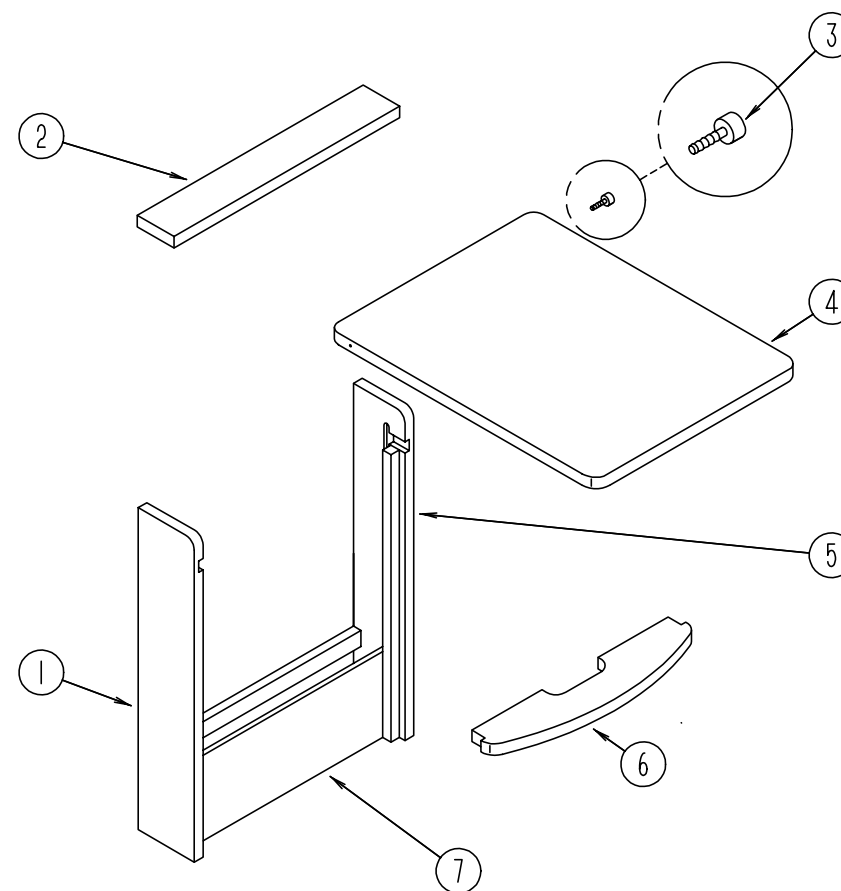
LOUNGE GROUP



FRONT OVERHEAD CABINET (PASSENGER SIDE)

KEY	PART NUMBER	U/M	DESCRIPTION
1	M06838-01-G15	EA	CABINET ASM. - FRONT OVERHEAD - PASSENGER SIDE
1	M06838-01-G16	EA	CABINET ASM. - FRONT OVERHEAD - PASSENGER SIDE
1	M06838-01-G17	EA	CABINET ASM. - FRONT OVERHEAD - PASSENGER SIDE
2	M06803-04-G15	EA	DOOR ASM - RAIL - W/O HARDWARE - 255 X 485
3	103128-08-G15	EA	END CAP ASM. (FRONT OVERHEAD)
4	103128-07-G15	EA	END CAP ASM. - LEFT HAND
5	M06838-08-G15	EA	CABINET ASM. - OVERHEAD
6	M06803-30-E10	EA	DOOR ASM - W/O HARDWARE - 395 X 750
7	103128-10-G15	EA	END CAP ASM. - RIGHT HAND

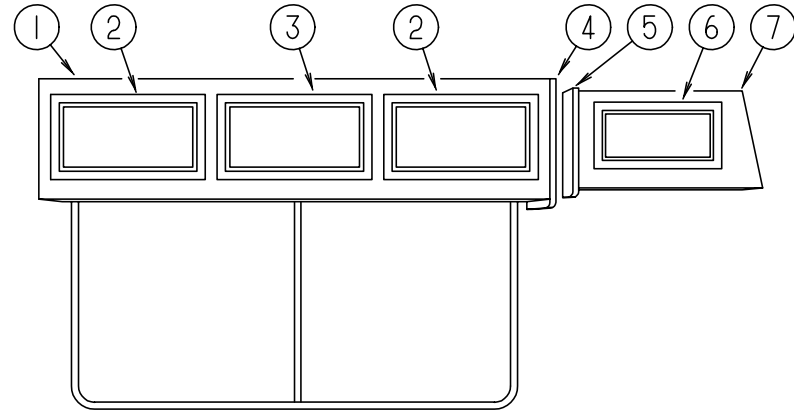
LOUNGE GROUP (CONTINUED)



PULLOUT TABLE

KEY	PART NUMBER	U/M	DESCRIPTION
	P19559-01-G35	EA	CABINET ASM. - TABLE - W/O PULLOUT TOP
1	119559-12-G35	EA	SIDE END - TABLE - 28.7" X 5.7" - LEFT SIDE
2	119559-13-G35	EA	SHELF - SUPPORT - OVER PULL OUT TABLE TOP
3	079921-01-000	EA	NYLON ROLLER W/SHAFT
4	119559-17-G35	EA	PULLOUT TOP
5	119559-11-G35	EA	SIDE END - TABLE - 28.7" X 5.7" - RIGHT SIDE
6	119559-14-G35	EA	SHELF - SUPPORT - UNDER PULL OUT TABLE TOP
7	119559-15-G35	EA	PANEL - TABLE - FRONT BOTTOM - 18.1" X 6.7"
	080736-01-000	EA	PULL - RECESSED - 1.25" X 4" - OAK

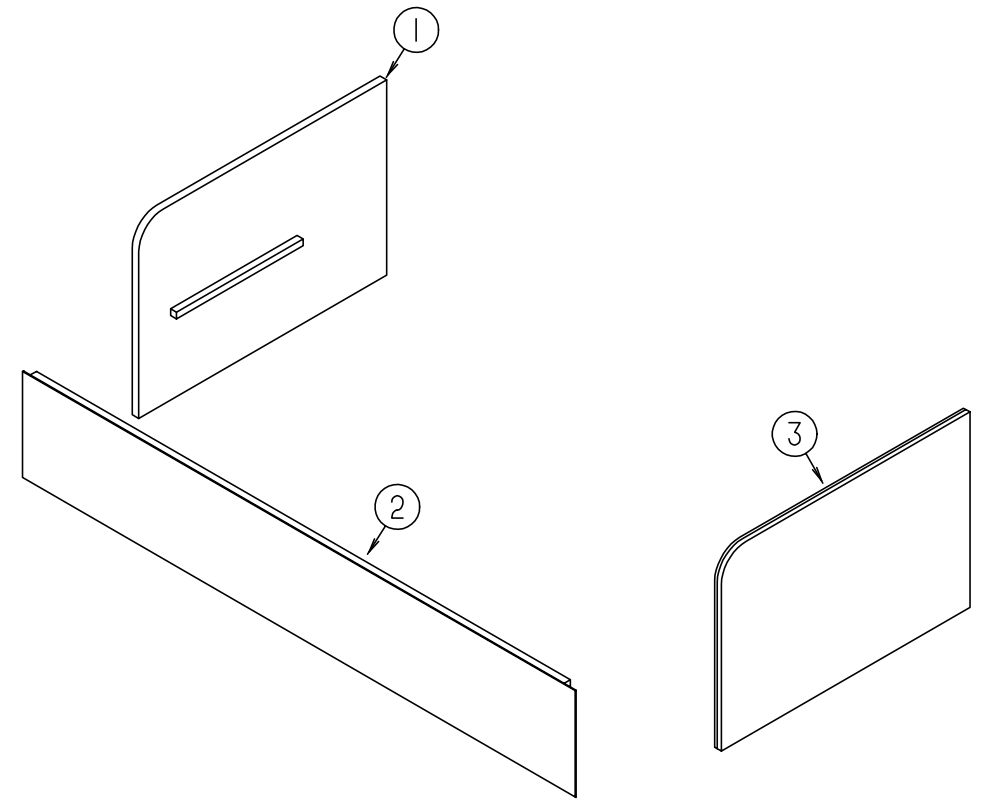
LOUNGE GROUP (CONTINUED)



FRONT OVERHEAD CABINET (DRIVER SIDE)

KEY	PART NUMBER	U/M	DESCRIPTION
1	M06838-07-G15	EA	CABINET ASM.
2	M06803-03-G15	EA	DOOR ASM. - RAIL - W/O HARDWARE - W/ MIRROR - 400 X 520 MM
3	M06803-13-G15	EA	DOOR ASM. - RAIL - W/O HARDWARE - W/ MIRROR - 400 X 710 MM
4	103128-01-G15	EA	END CAP ASM. - RIGHT HAND
5	103128-09-G15	EA	END CAP ASM. (FRONT OVERHEAD)
6	M06803-04-G15	EA	DOOR ASM - W/O HARDWARE - 255 X 485 MM
7	M06838-02-G15	EA	CABINET ASM. - FRONT OVERHEAD - DRIVER SIDE
7	M06838-02-G16	EA	CABINET ASM. - FRONT OVERHEAD - DRIVER SIDE
7	M06838-02-G17	EA	CABINET ASM. - FRONT OVERHEAD - DRIVER SIDE

LOUNGE GROUP (CONTINUED)



COUCH CABINET

KEY	PART NUMBER	U/M	DESCRIPTION
1	M04187-36-G15	EA	CABINET - COUCH - RIGHT HAND - W/ FABRIC
1	M04187-36-G16	EA	CABINET - COUCH - RIGHT HAND - W/ FABRIC
1	M04187-36-G17	EA	CABINET - COUCH - RIGHT HAND - W/ FABRIC
2	M04187-37-G15	EA	CABINET - COUCH - FRONT - W/ FABRIC
2	M04187-37-G16	EA	CABINET - COUCH - FRONT - W/ FABRIC
2	M04187-37-G17	EA	CABINET - COUCH - FRONT - W/ FABRIC
3	M04187-34-G15	EA	CABINET - COUCH - LEFT HAND - W/ FABRIC
3	M04187-34-G16	EA	CABINET - COUCH - LEFT HAND - W/ FABRIC
3	M04187-34-G17	EA	CABINET - COUCH - LEFT HAND - W/ FABRIC
	083125-07-000	EA	BRACE - ANGLE - COUCH - OFF WHITE

SEALANTS & FASTENERS GROUP

SEALANTS & ADHESIVE

KEY	PART NUMBER	U/M DESCRIPTION
	034552-02-000	EA SILICONE-TUBE, 300 ML - CLEAR - W/O NOZZLE ALSO ORDER P.N.#900390-03-000 NOZZLE SEPARATELY
	034552-06-000	EA SILICONE-TUBE, 300 ML - OFF WHITE - W/O NOZZLE ALSO ORDER P.N.#900390-03-000 NOZZLE SEPARATELY FROM: 00-00-00 THRU: 08-27-95
	034552-12-000	EA SILICONE-TUBE, 300 ML - BUFF - W/O NOZZLE ALSO ORDER P.N.#900390-03-000 NOZZLE SEPARATELY
	120074-01-01A	EA SILICONE TUBE - OFF WHITE W/O NOZZLE ALSO ORDER NOZZLE #900390-03-000
	900390-01-000	EA TIP - 2 1/2" X 1/8" ORIFICE, ELLSWORTH#TS216
	900390-03-000	EA NOZZLES-SILICONE TUBE, CSL# D10
	053766-02-000	EA BEDDING COMPOUND-TUBE, WHITE SCHNEE# 5522
	053766-06-000	EA BEDDING COMPOUND-TUBE, CLEAR
	067788-01-000	EA ADHESIVE-SPRAY, 3M 74 - 19.5 OZ AEROSOL CAN
	069640-01-000	FT SEALER-RIBBON, 1/4" DIAMETER - INCREMENTS OF 30'
	069640-02-000	FT SEALER-RIBBON, 1/2" X 1/8" - INCREMENTS OF 60'
	069640-03-000	FT SEALER-RIBBON, 3/4" X 1/8" - INCREMENTS OF 60'
	069640-07-000	FT SEALER-RIBBON, 2" X 3/32" - INCREMENTS OF 45'
	069640-09-000	FT SEALER-RIBBON, 1/32" X 2 1/2" - INCREMENTS OF 80'
	072889-01-000	EA SEALANT-URETHANE, BLACK - 1/10 - ESSEX 552.2
	072889-09-000	EA SEALANT-URETHANE(TUBE) BLACK - MANUS 75AM
	076322-01-000	FT TAPE-FOAM, DOUBLE COATED ADHESIVE BACKED - .75" X 216'
	076322-02-000	FT TAPE-FOAM, DOUBLE COATED ADHESIVE BACKED - 1" X 108'
	076322-05-000	FT TAPE-FOAM, DOUBLE COATED - .045" X .75" X 108'
	076322-07-000	FT TAPE-FOAM, DOUBLE COATED - .045 X .50 - NORT V2000
	087211-01-000	GL PROMOTER-ADHESIVE
	088479-01-000	EA TAPE-ALUM 3" 3M
	091255-02-000	FT SEAL-ADHESIVE BACKED FOAM, .18" THICK X 1.5" WIDE
	094401-01-000	EA SEALER-BODY SEAM SEALER, 3M FLEXICLEAR
	102352-01-000	EA SEALER-PUMPABLE, BLACK - COLORIMETRIC MS101
	106206-01-000	EA SEALER-PUMPABLE - MANUS 30ABLACK
	108716-02-000	EA SILICONE (TUBE) BUFF LEVEL - CSL 510
	110274-01-000	FT TAPE-FOAM, DBL COATED .045 X 1.0 - NORTON V-2800
	112901-02-000	EA ADHESIVE-PLEXUS MA 330 50ML - P33500 FROM: 09-11-95 THRU: 99-99-99
	118085-02-01A	FT TAPE-FOIL, 1" X 150 FT
	063642-01-000	FT TAPE-ADHESIVE, 10 MIL. X 1.5" WIDE X 180"

BOLTS, NUTS & WASHERS

KEY	PART NUMBER	U/M DESCRIPTION
	000C12-05-16B	EA BOLT-HEX, 5/16-18 X 1 - ZINC 5
	000C12-05-12B	EA BOLT-HEX, 5/16-18 X 3/4 ZN 5
	000C12-06-16B	EA BOLT-HEX, 3/8-16 X 1LG, ZN 5
	000C12-08-24B	EA BOLT-HEX, 1/2-13 X 1 1/2 - ZN 5
	000C12-10-24B	EA BOLT-HEX, 5/8-11 X 1 1/2 ZN - 5
	000C13-07-48B	EA BOLT-HEX, 7/16 - 20 X 3 - ZN 5
	000C26-04-18B	EA BOLT-HEX-SER FLG 1/4-20 X 1 1/8 - ZN
	000C26-04-10B	EA BOLT-HEX, SER FLG 1/4-20 X 5/8 ZINC
	000C26-05-12B	EA BOLT-HEX-SER FLG 5/16-18 X 3/4 - ZN
	000C26-05-20B	EA BOLT-HEX, SER FLG 5/16 - 18 X 1 1/4 ZINC
	000C26-05-16B	EA BOLT-HEX-SER FLG 5/16-18 X 1 - ZINC
	000C26-06-12B	EA BOLT-HEX-SER FLG 3/8-16 X 3/4 - ZN
	000D24-10-00B	EA NUT-HEX, SF/LK - 10-32 ZN
	000D29-05-00B	EA NUT - 5/16 - 18 UNC, SF/LOCKING - NYLON WASHER INSERT
	000D34-06-00B	EA NUT-HEX, LK - 3/8 - 16 GRADE C ZN - PREVAILING TORQUE
	000D39-04-00B	EA NUT-HEX, SER FLG LK 1/4 - 20 ZN
	000D39-05-00B	EA NUT-HEX, SER FLG LK - 5/16 - 18 ZN
	000D39-06-00B	EA NUT-HEX, SER FLG LK - 3/8 - 16 ZN
	000D39-08-00B	EA NUT-HEX, SER FLG LK - 1/2 - 13 ZN
	000D44-07-00B	EA NUT-HEX, SER FLG LK - 7/16 - 20 ZN

SEALANTS & FASTENERS GROUP (CONTINUED)

BOLTS, NUTS & WASHERS (CONTINUED)

KEY	PART NUMBER	U/M DESCRIPTION
	000D46-04-00A	EA NUT-HEX, WELD, 1/4-20 - PLAIN - SHORT PILOT
	000E11-05-00B	EA WASHER-LK - 5/16 MED SPLIT ZN
	000E11-08-00B	EA WASHER-LK - 1/2 MED SPLIT ZN
	000E13-14-00B	EA WASHER-FL, 1/4" WIDE ZN
	000E13-18-00B	EA WASHER-FL, 3/8 WIDE ZN
	000E13-20-00B	EA WASHER-FL, 7/16" WIDE - ZN
	000E13-21-00B	EA WASHER-FL - W/2 NAR ZN
	000E13-22-00B	EA WASHER-FL, 1/2 WIDE ZN FROM: 08-28-95 THRU: 99-99-99
	000G45-04-24B	EA BOLT-LAG, 1/4 - 9 X 1 1/2 ZN FROM: 09-11-95 THRU: 99-99-99
	040921-04-000	EA NUT-SPEED, U TYPE - NO. 8 - .59" LENGTH X .44" WIDTH
	040921-09-000	EA NUT-SPEED-U TYPE NO 8 - T'MN C9812-8A
	044364-02-000	EA NUT-SPEED, FLAT - ROUND
	051387-05-000	EA BOLT-CARR, 5/16 - 18 X 8.5 - ZN - W/O HOLE
	051387-06-000	EA BOLT-CARRIAGE, W/O HOLE - 5/16-18 X 9.5 ZN
	058716-02-000	EA WASHER-FLAT NYLON - .406 X .750 X .060
	063253-07-000	EA NUT-J, #8A .120- .130 PNL THK
	083163-06-000	EA PUSHNUT-FLAT TYPE 3/8 STUD - FORD ONLY TO RETAIN THE AIR BAFFLE ON THE OIL DIPSTICK TUBE
	087234-01-000	EA NUT-JACK, 1/4 X 20THD, MOLLY - ARDEN 8-L - JN BRASS MOUNTS LICENSE PLATES
	088787-12-000	EA STUD-WELD, 1/4-20 X 1.0 LG MN - ARDEN MN-1420-S-100
	102333-01-02A	EA BOLT-CARRIAGE, 7/16 - 14 SST CAP O/WHT BUMPER BOLT
	108067-03-000	EA STUD-WELD, 1/4-20 X 1/2 CD - IMAGE
	110794-01-000	EA WASHER-FL- 1ID X 1 3/4OD - C-TECH 36T1043187

CLAMPS, CLIPS & GROMMETS

KEY	PART NUMBER	U/M DESCRIPTION
	000F10-06-32B	EA PIN-COTTER, 3/16 X 2.00 ZN
	000H16-06-10R	EA RIVET-POP-AL 3/16 X .501 - .625
	008380-01-000	EA GROMMET-RUBBER, 5/8" HOLE X 1 1/2" DIAMETER - BLACK
	010495-01-000	EA CLAMP-CABLE, 9/16"
	010497-01-000	EA CLAMP-CLOSED, 5/8" ID
	010497-03-000	EA CLAMP-CLOSED, 1" ID - CUSHIONED
	010497-04-000	EA CLAMP-CLOSED, 1.62 ID - ADEL, 945-2717
	010499-01-000	EA CLAMP-CLOSED, 3/8" ID
	016188-05-000	EA GROMMET-L/P LINE, 3/8" HOLE X 1 1/4" LONG - RUBBER
	023942-01-000	EA GROMMET-RUBBER, 2" OD
	062401-01-000	EA CLAMP-HOSE, WORMGEAR .25" - 1"
	062401-02-000	EA CLAMP-HOSE, WORMGEAR, 1.56" - 2.5"
	062401-03-000	EA CLAMP-HOSE, WORMGEAR - .22" - 1" FROM: 00-00-00 THRU: 01-01-96
	062401-04-000	EA CLAMP-HOSE, WORMGEAR .69" - 1.25"
	062401-05-000	EA CLAMP-HOSE, WORMGEAR - 2" X 3"
	062401-06-000	EA CLAMP-HOSE, WORMGEAR .22"-.62"
	062401-11-000	EA CLAMP-HOSE, WORMGEAR 3.56"- 4.5"
	071015-11-000	EA GROMMET - 1.00 ID, FITS .12 MATL - MINOR RUBBER Z-3065
	071015-29-000	EA GROMMET-RUBBER, .25" ID X 1.25" OD W/.12" GROOVE - BLACK
	071015-30-000	EA GROMMET-RUBBER, .31" ID X .81" OD W/.12" GROOVE - BLACK
	075148-02-000	EA CLAMP-GROUNDING, BRONZE SCREWS
	077955-01-000	EA CLIP-J, VINYL COATED, 3/8"
	081211-05-000	EA PLUG-PLASTIC, .188 DIA - NATURAL
	083609-01-000	EA CLAMP-WIRE, DUAL EQUAL - 5/8" DIAMETER
	083610-01-000	EA CLAMP-WIRE, DUAL - UNEQUAL DIAMETERS - .75" & 1.25"
	083610-02-000	EA CLAMP-WIRE, DUAL UNEQUAL DIA
	091952-01-000	EA CLIP-GRIPPER, 1" FROM: 00-00-00 THRU: 09-17-95
	091952-02-000	EA CLIP-GRIPPER, 3/4"
	094362-02-000	EA CLIP-CHRISTMAS TREE, FLAT HEAD - .5" X .95"

SEALANTS & FASTENERS GROUP (CONTINUED)

SCREWS

KEY	PART NUMBER	U/M DESCRIPTION
	000G11-05-08B	EA SCREW, 5-20 X 1/2 PPH ZN
	000G11-06-08B	EA SCREW, 6-20 X 1/2 PPH ZINC
	000G11-06-06B	EA SCREW, 6-20 X 3/8 PPH ZN
	000G11-06-10J	EA SCREW, 6-20 X 5/8 PPH - BRASS
	000G11-07-08B	EA SCREW, 7-19 X 1/2 PPH - ZN
	000G11-08-08B	EA SCREW, 8-18 X 1/2 PPH - ZN
	000G11-08-06B	EA SCREW, 8-18 X 3/8 PPH ZN
	000G11-08-20B	EA SCREW, 8-18 X 1 1/4 PPH ZN
	000G11-08-16S	EA SCREW, 8-18 X 1.00 PPH - OFF WHITE
	000G11-08-12T	EA SCREW, 8-18 X 3/4 PPH - BLACK
	000G11-08-12S	EA SCREW, 8-18 X 3/4 PPH - OFF WHITE MAY NEED TO PAINT THIS SCREW - USED AS A REPLACEMENT FOR VARIOUS COLORED SCREWS
	000G11-08-12P	EA SCREW, 8-18 X .75 PPH - DARK BROWN
	000G11-08-12D	EA SCREW, 8-18 X 3/4 PPH - BLACK
	000G11-08-12B	EA SCREW, 8-18 X 3/4 PPH ZN
	000G11-08-08T	EA SCREW, 8-18 X 1/2 PPH
	000G11-10-40B	EA SCREW, 10-16 X 2 1/2 PPH CAD
	000G11-10-12D	EA SCREW, 10-16 X 3/4 PPH - BLACK
	000G12-06-14A	EA SCREW, 6-20 X .87 POH PLAIN
	000G12-06-08T	EA SCREW, 6-20 X .50 POH - BLACK
	000G13-05-16S	EA SCREW, 5-20 X 1 PFH OFF WHITE
	000G13-06-08G	EA SCREW, 6-20 X 1/2 PFH - ANTIQUE BRASS
	000G13-06-08B	EA SCREW, 6-20 X 1/2 PFH ZN
	000G13-06-24J	EA SCREW, 6-20 X 1.50 PFH BRASS
	000G13-06-16J	EA SCREW, 6-20 X 1.00 PFH - BRASS
	000G13-07-12B	EA SCREW, 7-19 X 3/4 PFH ZN
	000G13-08-10B	EA SCREW, 8-18 X 5/8 PFH ZN
	000G18-08-22B	EA SCREW-MACH, 8-32 X 1 3/8 PPH ZN
	000G19-10-20B	EA SCREW-MACHINE, 10-32 X 1 1/14 PPH ZINK
	000G19-10-08B	EA SCREW-MACHINE, 10-32 X 1/2 PPH ZN
	000G32-10-06B	EA SCREW, 10-32 X 3/8" - PPH - ZINC
	000G39-06-16T	EA SCREW-SF/DR, 6-20 X 1 PPH - BLACK
	000G39-06-10T	EA SCREW-SF/DR, 6-20 X 5/8 PPH - BLACK
	000G39-06-08B	EA SCREW-DR, 6-18 X 1/2 ZN
	000G39-06-10T	EA SCREW-SF/DR, 6-20 X 5/8 PPH - BLACK
	000G39-08-24B	EA SCREW-SF/DR, 8-18 X 1 1/2 PPH ZN
	000G39-08-16T	EA SCREW-SF/DR, 8-18 X 1 PPH - BLACK
	000G39-08-16R	EA SCREW-SF/DR, 8-18 X 1.00 PPH BEIGE
	000G39-08-16B	EA SCREW-SF/DR, 8-18 X 1 PPH ZN
	000G39-08-12T	EA SCREW-SF/DR, 8-18 X 3/4 PPH - BLACK
	000G39-08-06B	EA SCREW-SF/DR, 8-18 X 3/8 PPH ZN
	000G39-08-12B	EA SCREW-SF/DR, 8-18 X 3/4 PPH ZN
	000G39-08-08T	EA SCREW-SF/DR, 8-18 X .50 PPH - BLACK
	000G39-08-08S	EA SCREW-SF/DR, 8-18 X 1/2 PPH - OFF WHITE
	000G39-08-08B	EA SCREW-SF/DR, 8-18 X 1/2 PPH ZN
	000G39-10-12B	EA SCREW-SF/DR, 10-16 X .75 PPH ZN
	000G39-10-10B	EA SCREW-SF/DR, 10-16 X .625 - ZN
	000G39-10-08B	EA SCREW-SF/DR, 10-16 X .50 P&H - ZINC
	000G39-10-209	EA SCREW-SF/DR, 10-16 X 1.25 PPH - FLUOROCARBON SILVER
	000G39-10-20B	EA SCREW-SF/DR, 10-16 X 1 1/4 PPH ZN
	000G39-10-129	EA SCREW-SF/DR, 10-16 X 3/4 PPH - FLUOROCARBON SILVER
	000G39-10-12D	EA SCREW-SF/DR, 10-16 X 3/4 PPH - BLACK
	000G42-04-12B	EA SCREW-SF/DR, 1/4-14 X 3/4 HWH ZN
	000G46-08-24T	EA SCREW-MACHINE, 8-32-1.50 IN PFH - BLACK
	000G50-04-08B	EA SCREW-MACH, 1/4-20 X 1/2 PTH - 2N
	000G50-04-12B	EA SCREW-MACH, 1/4-20 X 3/4 PPH ZN
	000G52-08-18B	EA SCREW-MACH, 8-32 X 1 1/8 PTH ZN
	000G54-04-20B	EA SCREW, 1/4-20 X 1 1/4 PTH - TYPE 23 - ZINC PLATED
	000G55-08-12S	EA SCREW-SF/DR, 8-18 X .75 PWH - OFF WHITE
	000G55-08-12S	EA SCREW-SF/DR, 8-18 X .75 PWH - WILLOW
	000G57-05-16J	EA SCREW, 5-20 X 1 PFH - BRASS

SEALANTS & FASTENERS GROUP (CONTINUED)

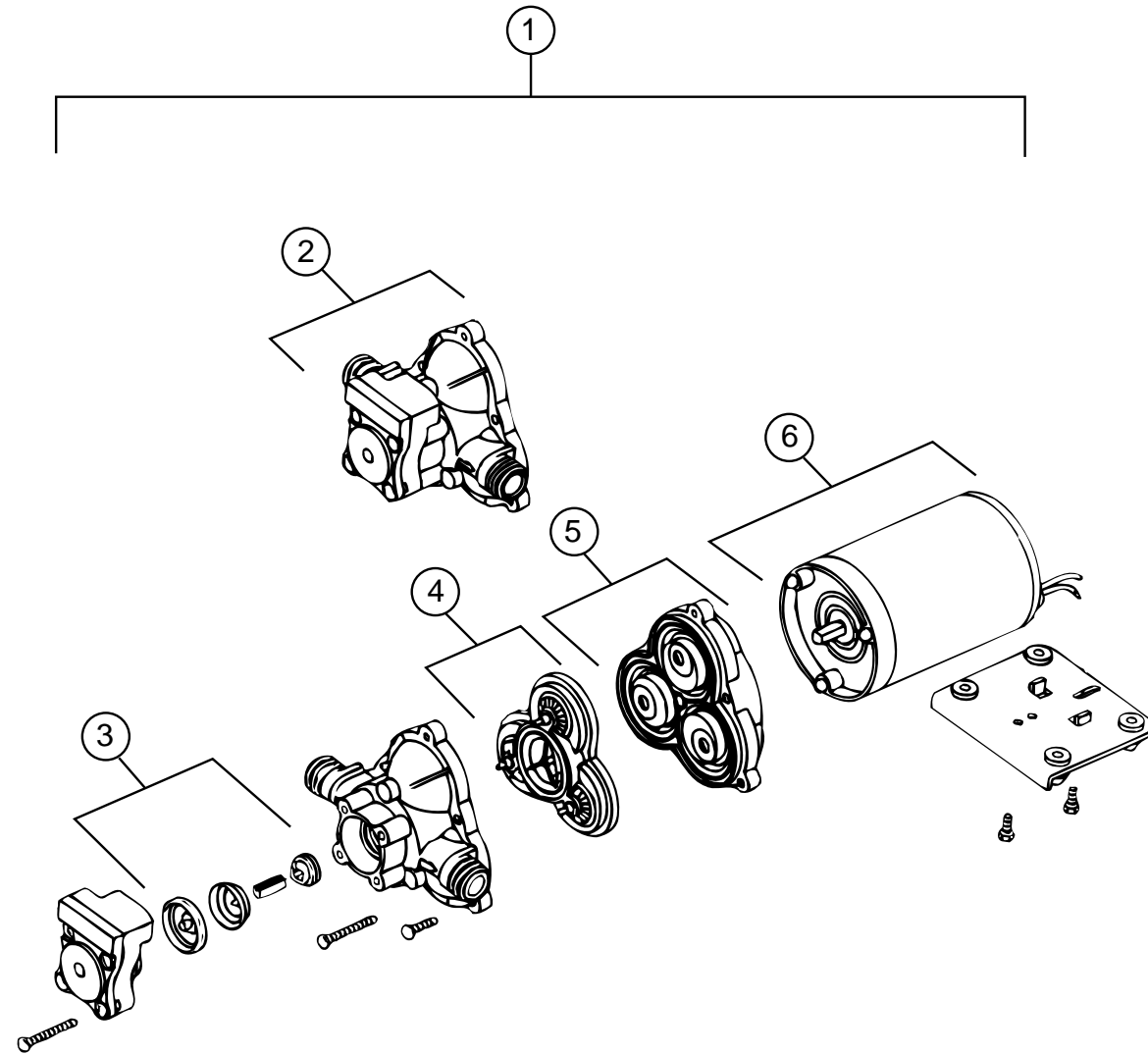
SCREWS (CONTINUED)

KEY	PART NUMBER	U/M DESCRIPTION
	000G60-10-28T	EA SCREW-SF/DR, 10-16 X 1.75 - BLACK
	000G67-08-32B	EA SCREW, 8-15 X 2 PPH ZN
	000G67-10-10B	EA SCREW, 10-12 X 5/8 PPH ZN - TYPE A
	000G67-10-08R	EA SCREW, 10-12 X 1/2 PPH - BEIGE - TYPE A
	000G67-10-08B	EA SCREW, 10-12 X 1/2 PPH ZN
	000G67-10-120	EA SCREW, 10-12 X .75" PPH - TAN
	000G67-10-12B	EA SCREW, 10-12 X 3/4" PPH - ZN
	000G67-10-10P	EA SCREW, 10-12 X .62 PPH - DARK BROWN
	000G67-10-10D	EA SCREW, 10-12 X 5/8 PPH - BLACK - TYPE A
	000G67-10-48B	EA SCREW, 10-12 X 3 PPH ZN
	000G67-10-36T	EA SCREW, 10-12 X 2.25 PPH BLACK - STALGARD
	000G68-06-10G	EA SCREW, 6-18 X 5/8 POH - ANTIQUE BRASS
	049465-01-000	EA SCREW, 10-16 W/WASHER PTH - DARK BROWN
	049465-03-000	EA SCREW, 10-16 X 1 POH W/WASHER - OFF WHITE
	057671-01-000	EA COVER-SCREW, #8 - PLASTIC - OFF WHITE
	075908-01-000	EA SCREW-MACHINE, 10-32 X .56 PTH - ZINC EXTERNAL TOOTH
	086256-01-000	EA SCREW ASM-SF/DR 8 X .75 HWH LG - PL BODY PNL MT
	097974-01-000	EA SCREW-PART BD 7-9 X .75 PPH - FHM 0543 PLAIN
	101618-01-000	EA SCREW - 1/4-20 X 3/4 HEX/TAPPING - STALGARD TYPE F
	106477-01-000	EA SCREW - 14-10 X 3.00 PFH - STEEL BRASS PLATED
	110460-04-01A	EA SCREW-MACH - 10-24 X 3.25IN PFH - ALMOND
	116111-02-01A	EA SCREW-TAPTITE - 1/4-20 X 3/8 PPH - ZINC FROM: 01-09-95 THRU: 99-99-99
	117322-01-000	EA SCREW - 1/4-28 UNF-2A, TORX - U.T. 6270020 SC25WJ FROM: 01-24-95 THRU: 99-99-99

TAPES AND TIES

KEY	PART NUMBER	U/M DESCRIPTION
	008343-01-000	EA TIE-WIRE, 6"
	008343-02-000	EA TIE-WIRE, 14"
	008343-03-000	EA TIE-WIRE, 7.5" BLACK - DENNISON 10003
	029094-04-000	YD VELCRO TAPE-LOOP, 1" WIDE - BLACK
	029096-03-000	YD VELCRO TAPE-HOOK, 1" WIDE - BLACK
	085774-01-000	FT FASTENER-DUAL HOOK, 1" WIDE - ADHESIVE BACK - BLACK
	085774-02-000	FT FASTENER-DUAL LOOP, 1" WIDE - ADHESIVE BACK - BLACK
	086285-01-000	EA SPACER-NYLON, .5" OD X .257" ID
	108046-02-000	EA CABLE TIE-SCREW MOUNT 15" - DENNISON 10035

WATER & SEWAGE GROUP



WATER PUMP (SHURFLO)

KEY	PART NUMBER	U/M DESCRIPTION	VENDOR NO.
1	098607-01-000	EA PUMP - WATER - W/.5"MPT FITTING - FLOW 2.8 GPM - UL	
2	098607-01-706	EA UPPER HOUSING/ SWITCH KIT	94-231-20
3	098607-01-705	EA CHECK VALVE - KIT	94-237-00
4	098607-01-703	EA VALVE ASM	94-232-00
5	098607-01-702	EA DRIVE/ DIAPHRAGM - KIT	94-238-04
6	098607-01-707	EA MOTOR/ BASEPLATE REPLACEMENT	94-235-03

WATER & SEWAGE GROUP (CONTINUED)

FRESH WATER TANK

KEY	PART NUMBER	U/M DESCRIPTION
	105627-01-000	EA TANK ASM - WATER - 90 GAL - W/O FITTINGS
	105627-03-000	EA TANK ASM - WATER - 90 GAL - W/ FITTINGS
	042989-05-000	EA FITTING - SPINWELD - PLASTIC 1/2FPT
	042989-03-000	EA FITTING - SPINWELD - PLASTIC - 1 1/4" FPT
	049032-01-000	EA PATCH - SPINWELD - 3/8" - PLASTIC
	039861-01-000	EA SENDING UNIT W/SCREW - WASHER
	091208-01-000	EA WASHER - RUBBER - .06" X .75" X .5"
	077954-02-000	EA FILTER - WATER TANK - SCREEN IN TANK

EXTERIOR SHOWER COMPONENTS

KEY	PART NUMBER	U/M DESCRIPTION
	103092-01-000	EA SHOWER HEAD - W/60" HOSE (US)
	103092-02-000	EA SHOWER HEAD - W/HOSE (CSA)
	104044-01-000	EA BRACKET - SUPPORT - FAUCET
	103092-01-700	EA BRACKET (FOR SHOWER HEAD) CLEAR
	103092-01-701	EA BRACKET (FOR SHOWER HEAD) BONE
	103092-01-702	EA SEALS-SPRAY HEAD
	075241-05-000	EA FAUCET - SHOWER - BONE

WATER SYSTEM COMPONENTS

KEY	PART NUMBER	U/M DESCRIPTION
	701069-01-000	EA WATER PURIFICATION SYSTEM
	701069-03-700	EA CARTRIDGE - WATER FILTER - AC - EVERPURE 9601-11
	039800-04-000	FT TUBING - POLYBUTYL - 1/4" OD X 20FT
	039800-02-000	FT TUBING - POLYBUTYL - 5/8" OD X 20FT
	079381-01-000	FT TUBING-SMOOTH FLEXIBLE, 1 3/8" ID X 20'
	010219-01-000	EA ELBOW - 1 1/4" MPT X 1 1/4" BARB - WATER FILL - PLASTIC
	039798-01-000	EA TEE - 1/2" MPT X 1/2" MPT X 1/2" MPT - PLASTIC
	101814-01-000	EA COUPLING - FEMALE - 1/2" X 1/2" FPT
	M06993-02-000	EA INSULATION - WATER TANK
	010230-05-000	EA CITY WATER FILL, W/CHECK VALVE
	103798-01-000	EA CONNECTOR - 1/4"OD X 3/8"MPT
	110438-01-000	EA VALVE - CHECK - BRASS
	111888-02-000	EA INSERT-BRASS, 1/4 COMP

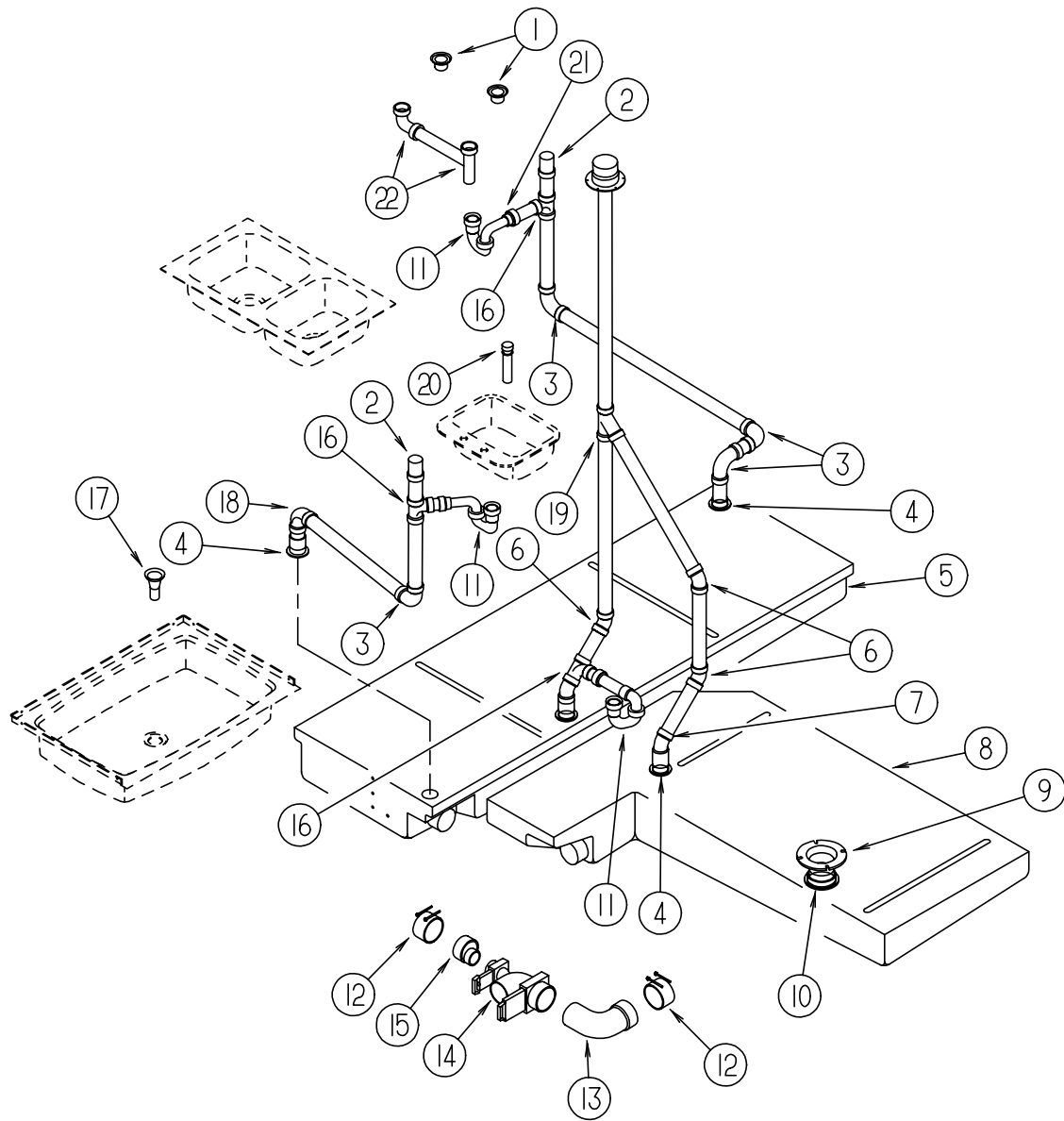
WATER SYSTEM COMPONENTS (FLAIR-IT)

KEY	PART NUMBER	U/M DESCRIPTION
	114427-01-000	EA CAP - 1/2P - 02860
	114427-02-000	EA PLUG - 1/2P - 02863
	114428-01-000	EA TEE - 1/2P X 1/2P X 1/2P - 02820
	114428-02-000	EA TEE - SWIVEL - 1/2P X 1/2P X 1/2FPT - 02821
	114428-03-000	EA TEE - 1/2P X 1/2P X 1/2MPT - 02822
	114429-01-000	EA ELBOW - 1/2P X 1/2P - 02800
	114429-02-000	EA ELBOW - 1/2P X 1/2MPT - 02803
	114429-03-000	EA ELBOW - SWIVEL - 1/2P X 1/2FPT - 02816
	114429-04-000	EA ELBOW - 1/2P X 3/8MPT - 02810
	114429-05-000	EA ELBOW - 1/2P X 3/4MPT - 02812
	114429-06-000	EA ELBOW - SWIVEL - 1/2P X 3/4FPT - 02811
	114430-01-000	EA ADAPTER - 1/2P X 1/2P - 02840
	114430-02-000	EA ADAPTER - SWIVEL - 1/2P X 1/2FPT - 02873
	114430-03-000	EA ADAPTER - 1/2P X 1/2MPT - 02842
	114431-01-000	EA VALVE - LINE DRAIN 1/2P - 02914
	114431-02-000	EA VALVE - 1/2P - BYPASS - 02910
	114431-03-000	EA VALVE - 1/2P X 1/2P - 02884
	114431-04-000	EA VALVE - STOP - 1/2P X 1/2P - 02880

WATER & SEWAGE GROUP (CONTINUED)

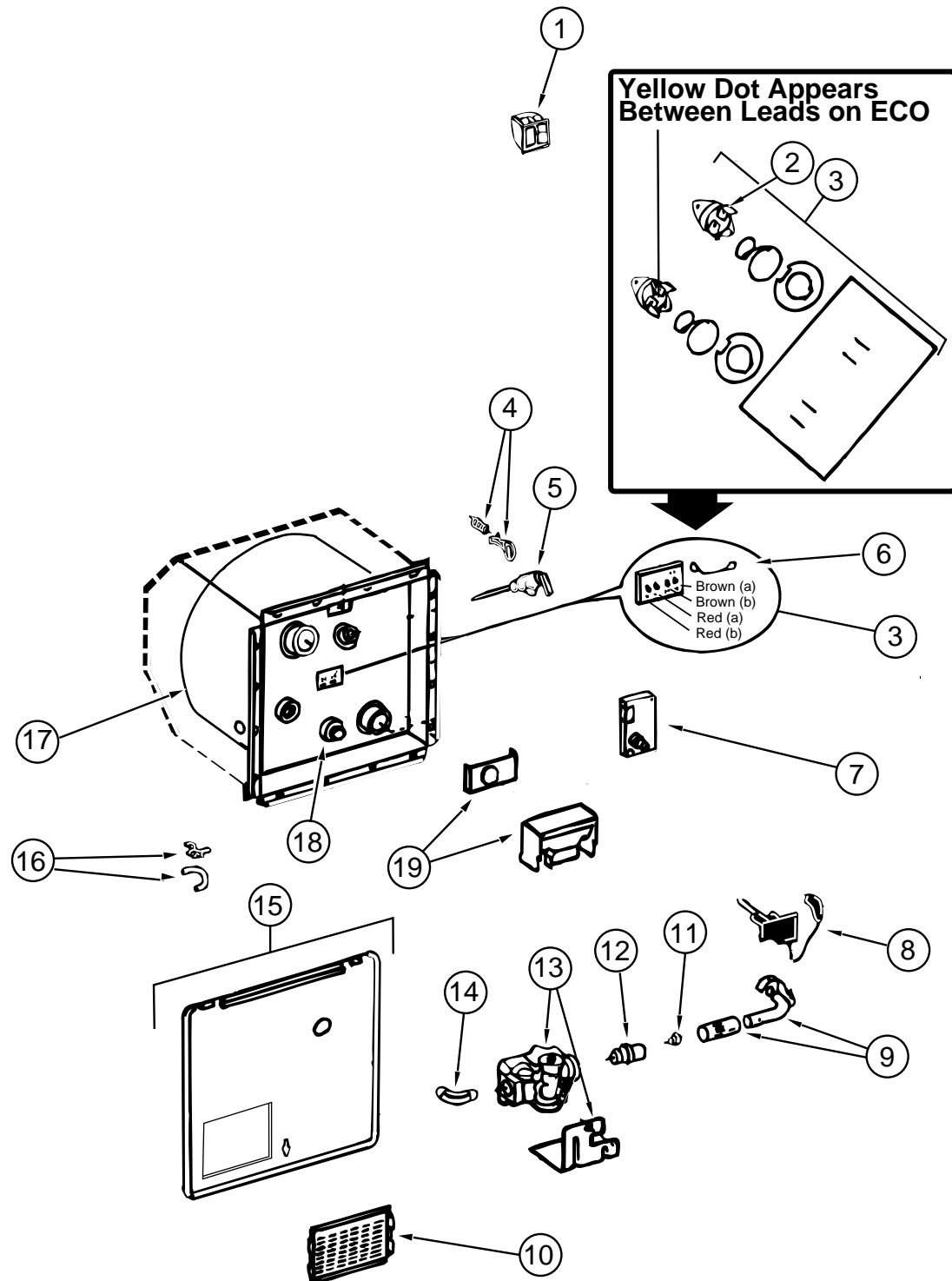
DRAINAGE SYSTEM

KEY	PART NUMBER	U/M	DESCRIPTION
1	092303-01-000	EA	STRAINER - SINK
2	079968-01-000	EA	VENT - MECHANICAL TRAP ARM - ANTI-SIPHON - 2" DIA X 7.3"
3	010008-01-000	EA	ELBOW - 90 DEGREE - 1/4 BEND - 1 1/2" HUB X HUB - EXTRA LONG TURN
4	061607-01-000	EA	GROMMET - HOLDING TANK - 1 1/2" NPS
	010115-01-000	EA	COUPLING - 1 1/2" HUB X HUB - PLASTIC
5	104352-01-000	EA	TANK - HOLDING - 50 GAL
6	010006-01-000	EA	ELBOW - 45 DEGREE - 1/8 BEND - 1 1/2" HUB X HUB
7	010051-01-000	EA	ELBOW - 45 DEGREE STREET- 1/8 BEND - 1 1/2" S X H - PLASTIC
8	112789-01-000	EA	TANK - HOLDING - 46 GAL
9	116644-01-000	EA	FLANGE - CLOSET - 4" X 3"
10	061607-02-000	EA	GROMMET - HOLDING TANK - 3" NPS
11	107538-01-000	EA	P-TRAP - 1 1/4" - PLASTIC (US)
11	011071-01-000	EA	P-TRAP - 1 1/2" - PLASTIC (CSA) (GALLEY)
11	011066-01-000	EA	P-TRAP - 1 1/2" - PLASTIC (CSA) (BATH)
12	078406-01-000	EA	COUPLER - RUBBER - W/ CLAMPS - 3" X 3"
13	041956-01-000	EA	ELBOW - STREET - 1/4" BEND - 3" X 90° XLT
14	070916-01-000	EA	VALVE ASM - DUAL DUMP - W/CAP - 3" X 1 1/2"
	070916-01-700	EA	VALVE ONLY - 3"
	070916-01-701	EA	VALVE ONLY - 1 1/2"
	062415-01-000	EA	SEWER CAP - 3"
15	062422-01-000	EA	ADAPTER - OFFSET REDUCER - 3" X 1 1/2"
16	010071-01-000	EA	TEE - SANITARY - 1 1/2" HUB X HUB X HUB
17	011069-03-000	EA	TAILPIECE - SHOWER/ TUB - 1 1/2" X 1 3/4" - PLASTIC (US)
17	011069-02-000	EA	TAILPIECE - TUB/ SHOWER - 1 1/2" X 1 1/4" X 4" - BRASS (CSA)
	066440-01-000	EA	STRAINER - SHOWER - W/RUBBER WASHER
	066436-01-000	EA	NUT - SLIP - TAILPIECE - 1.5"
	069735-01-000	EA	WASHER-STRAINER TO TAILPIECE PLASTIC, 1.5"
18	034250-01-000	EA	ELBOW - 90 DEGREE - 1/4 BEND - 1 1/2" HUB X HUB - LONG TURN
19	010073-01-000	EA	WYE - 45 DEGREE - 1 1/2" HUB X HUB X HUB
20	096927-01-701	EA	TAILPIECE - BATH SINK
21	109571-01-000	EA	ADAPTER - P-TRAP - 1 1/2" P X 1 1/4" MPT
22	011091-02-000	EA	CONTINUOUS WASTE - DOUBLE SINK - 1 1/4" (US)
22	011091-03-000	EA	CONTINUOUS WASTE - DOUBLE SINK - 1 1/4" (CSA)
	010201-01-000	EA	HOSE - SEWER - 3" ID X 8'
	062416-01-000	EA	ADAPTER - SEWER HOSE TO 3" PIPE



WATER & SEWAGE GROUP (CONTINUED)

WATER HEATER - W/PILOTLESS IGNITION



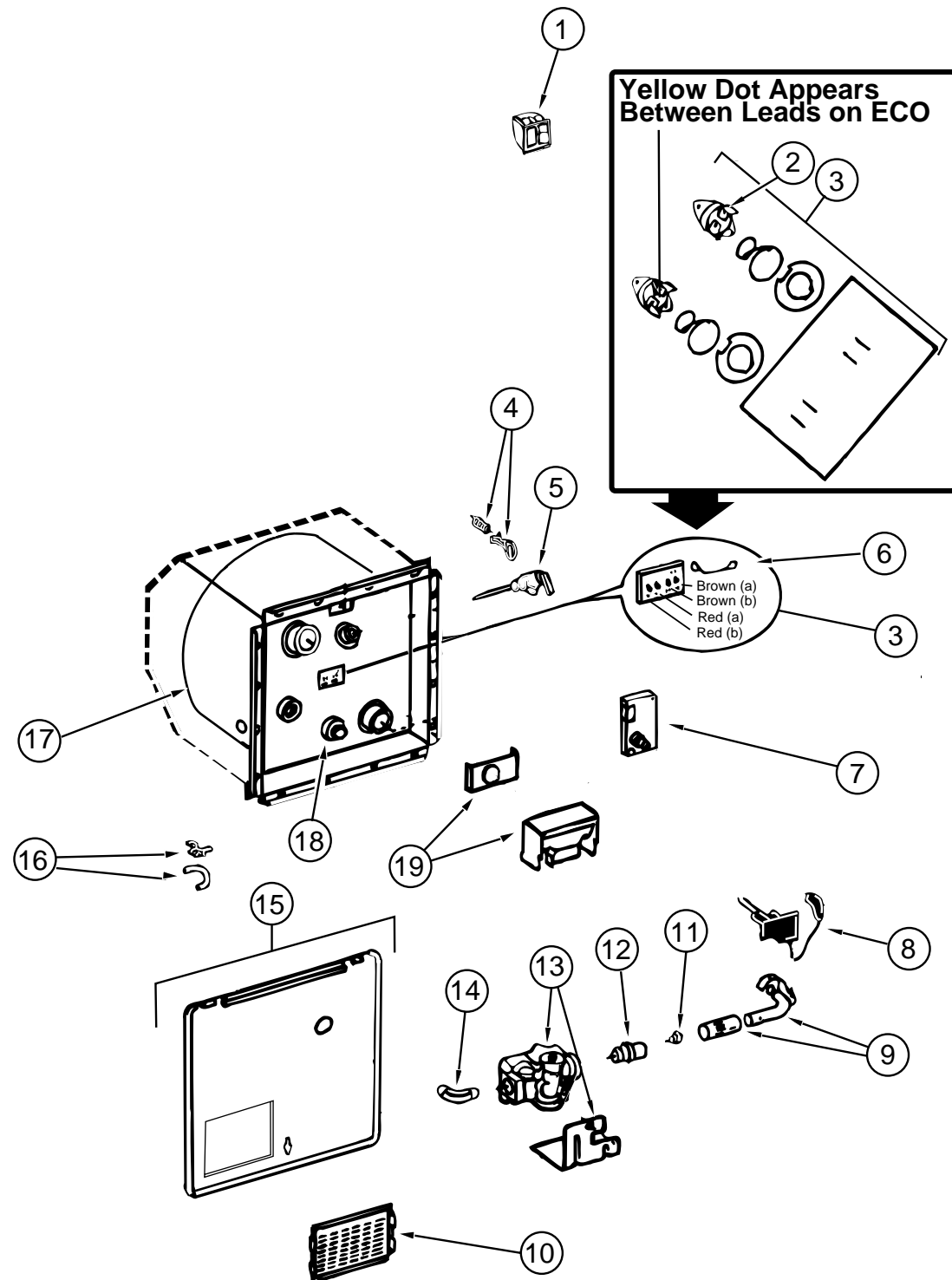
KEY	PART NUMBER	U/M DESCRIPTION	VENDOR NO.
	051393-01-000	EA WATER HEATER - W/ MOTOR AID - PILOTLESS IGNITION	
1	051393-01-701	EA SWITCH PACKAGE	91959
2	051391-04-701	EA THERMOSTAT 12 VDC-120 PRESET	91470
3	051393-01-721	EA ECO & THERMOSTAT ASM - FRONT MOUNT - 140°	91447
4	051391-01-705	EA FASTENER - CAMLOC	92609
5	051391-01-704	EA VALVE - RELIEF - 1/2" FITTING	91604
6	051393-01-723	EA SWITCH - ENERGY CUT-OFF	93866
7	051393-01-724	EA CIRCUIT BOARD - W/ SPADE TERMINAL	93867
8	051393-01-725	EA ELECTRODE - SINGLE SPADE CONNECTION	93868
9	051391-04-703	EA BURNER - MAIN	91638
10	051391-01-717	EA GRILLE	92640
11	051391-01-710	EA ORIFICE - MAIN BURNER	92742
12	051391-03-700	EA ORIFICE HOLDER	91563
13	051393-01-726	EA SOLENOID VALVE & BRACKET	93870
14	051391-01-714	EA ELBOW - 45 DEGREE - 3/8" F X 3/8" MPT	91044
15	052009-01-000	EA DOOR - WATER HEATER - OFF WHITE	
16	051391-01-700	EA HINGE KIT - W/CLIP	92568 & 92559
17	051393-03-701	EA TANK - INNER	91642
18	051391-01-715	EA DRAIN PLUG	91857
19	051391-04-707	EA FLUE & GASKET	92787
	116424-01-000	EA PROTECTOR - ROUND VINYL - WATER HEATER LATCH	

WATER HEATER W/MOTOR AID ATWOOD (GH6-8E)

KEY	PART NUMBER	U/M DESCRIPTION	VENDOR NO.
	051393-01-000	EA WATER HEATER - W/ MOTOR AID - PILOTLESS IGNITION	
1	051393-01-701	EA SWITCH PACKAGE	91959
2	051391-04-701	EA THERMOSTAT 12 VDC-120 PRESET	91470
3	051393-01-721	EA ECO & THERMOSTAT ASM - FRONT MOUNT - 140°	91447
4	051391-01-705	EA FASTENER - CAMLOC	92609
5	051391-01-704	EA VALVE - RELIEF - 1/2" FITTING	91604
6	051393-01-723	EA SWITCH - ENERGY CUT-OFF	93866
7	051393-01-724	EA CIRCUIT BOARD - W/ SPADE TERMINAL	93867
8	051393-01-725	EA ELECTRODE - SINGLE SPADE CONNECTION	93868
9	051391-04-703	EA BURNER - MAIN	91638
10	051391-01-717	EA GRILLE	92640
11	051391-01-710	EA ORIFICE - MAIN BURNER	92742
12	051391-03-700	EA ORIFICE HOLDER	91563
13	051393-01-726	EA SOLENOID VALVE & BRACKET	93870
14	051391-01-714	EA ELBOW - 45 DEGREE - 3/8" F X 3/8" MPT	91044
15	052009-04-000	EA DOOR - WATER HEATER - BUFF	
16	051391-01-700	EA HINGE KIT - W/CLIP	92568 & 92559
17	051391-04-704	EA TANK - INNER	91642
18	051391-01-715	EA DRAIN PLUG	91857
19	051391-04-707	EA FLUE & GASKET	90960
	111129-01-711	EA BRACKET-CORNER, SET OF FOUR	91928
	116424-01-000	EA PROTECTOR - ROUND VINYL - WATER HEATER LATCH	
17	051391-04-706	EA TANK - INNER	91641
18	051391-01-715	EA DRAIN PLUG	91857
19	051391-04-707	EA FLUE & GASKET	92787
	116424-01-000	EA PROTECTOR - ROUND VINYL - WATER HEATER LATCH	

WATER & SEWAGE GROUP (CONTINUED)

WATER HEATER - W/ELECTRIC IGNITION



WATER HEATER W/ELECTRIC IGNITION ATWOOD (G6A-7E)

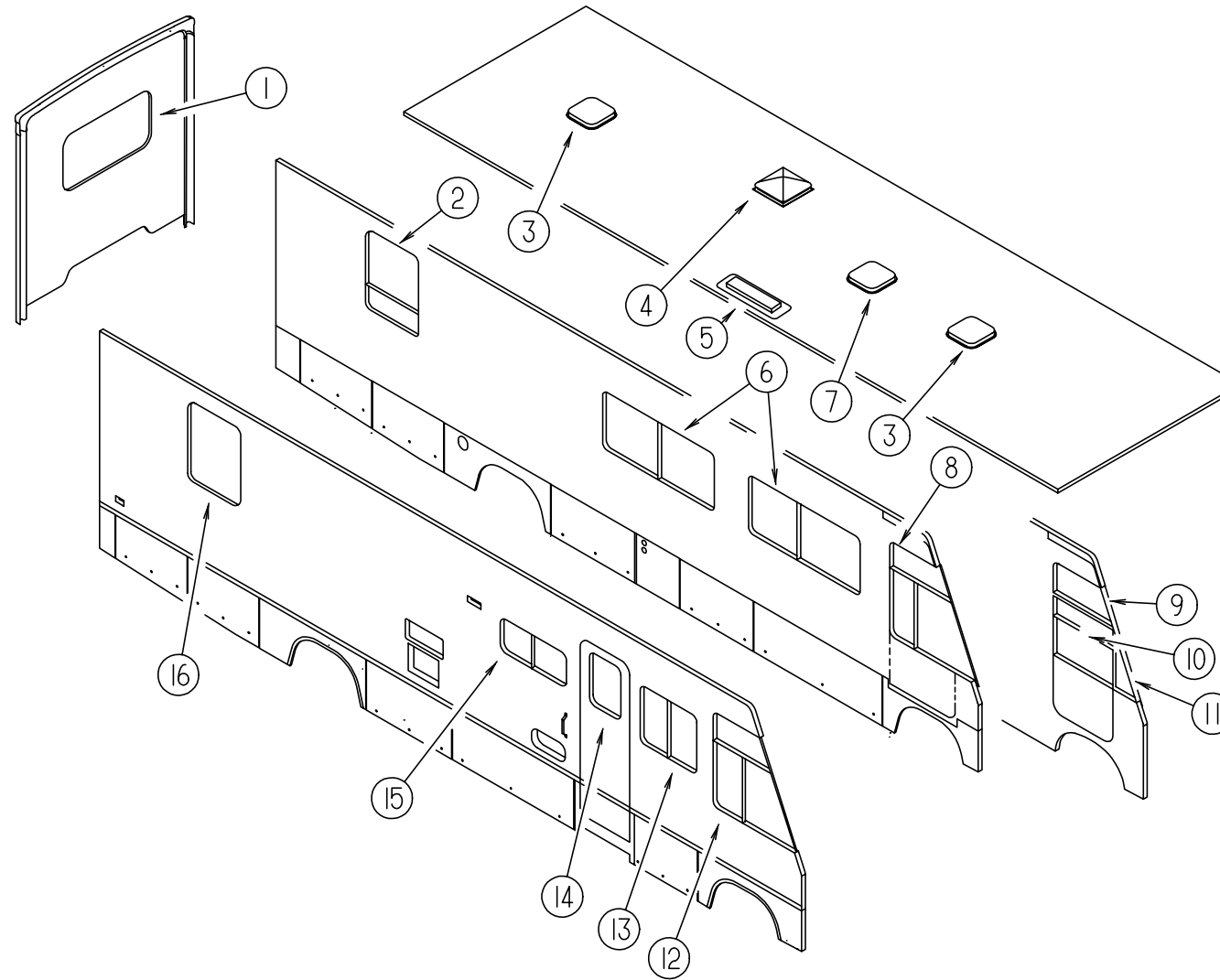
KEY	PART NUMBER	U/M DESCRIPTION	VENDOR NO.
	051391-03-000	EA WATER HEATER - W/ ELECTRIC IGNITION	
1	051393-01-701	EA SWITCH PACKAGE	91959
2	051391-04-701	EA THERMOSTAT 12 VDC-120 PRESET	91470
3	051393-01-721	EA ECO & THERMOSTAT ASM - FRONT MOUNT - 140°	91447
4	051391-01-705	EA FASTENER - CAMLOC	92609
5	051391-01-704	EA VALVE - RELIEF - 1/2" FITTING	91604
6	051393-01-723	EA SWITCH - ENERGY CUT-OFF	93866
7	051393-01-724	EA CIRCUIT BOARD - W/ SPADE TERMINAL	93867
8	051393-01-725	EA ELECTRODE - SINGLE SPADE CONNECTION	93868
9	051391-04-703	EA BURNER - MAIN	91638
10	051391-01-717	EA GRILLE	92640
11	051391-01-710	EA ORIFICE - MAIN BURNER	92742
12	051391-03-700	EA ORIFICE HOLDER	91563
13	051393-01-726	EA SOLENOID VALVE & BRACKET	93870
14	051391-01-714	EA ELBOW - 45 DEGREE - 3/8" F X 3/8" MPT	91044
15	052009-01-000	EA DOOR - WATER HEATER - OFF WHITE	
16	051391-01-700	EA HINGE KIT - W/CLIP	92568 & 92559

WATER HEATER W/ELECTRIC IGNITION ATWOOD (G6A-8E)

KEY	PART NUMBER	U/M DESCRIPTION	VENDOR NO.
	051391-03-000	EA WATER HEATER - W/ ELECTRIC IGNITION	
1	051393-01-701	EA SWITCH PACKAGE	91959
2	051391-04-701	EA THERMOSTAT 12 VDC-120 PRESET	91470
3	051393-01-721	EA ECO & THERMOSTAT ASM - FRONT MOUNT - 140°	91447
4	051391-01-705	EA FASTENER - CAMLOC	92609
5	051391-01-704	EA VALVE - RELIEF - 1/2" FITTING	91604
6	051393-01-723	EA SWITCH - ENERGY CUT-OFF	93866
7	051393-01-724	EA CIRCUIT BOARD - W/ SPADE TERMINAL	93867
8	051393-01-725	EA ELECTRODE - SINGLE SPADE CONNECTION	93868
9	051391-04-703	EA BURNER - MAIN	91638
10	051391-01-717	EA GRILLE	92640
11	051391-01-710	EA ORIFICE - MAIN BURNER	92742
12	051391-03-700	EA ORIFICE HOLDER	91563
13	051393-01-726	EA SOLENOID VALVE & BRACKET	93870
14	051391-01-714	EA ELBOW - 45 DEGREE - 3/8" F X 3/8" MPT	91044
15	052009-04-000	EA DOOR - WATER HEATER - BUFF	
16	051391-01-700	EA HINGE KIT - W/CLIP	92568 & 92559
17	051391-04-706	EA TANK - INNER	91641
18	051391-01-715	EA DRAIN PLUG	91857
19	051391-04-707	EA FLUE & GASKET	90960
	111129-01-711	EA BRACKET-CORNER, SET OF FOUR	91928
	116424-01-000	EA PROTECTOR - ROUND VINYL - WATER HEATER LATCH	

WINDOW, VENT & EXTERIOR DOOR GROUP

WINDOWS & VENTS

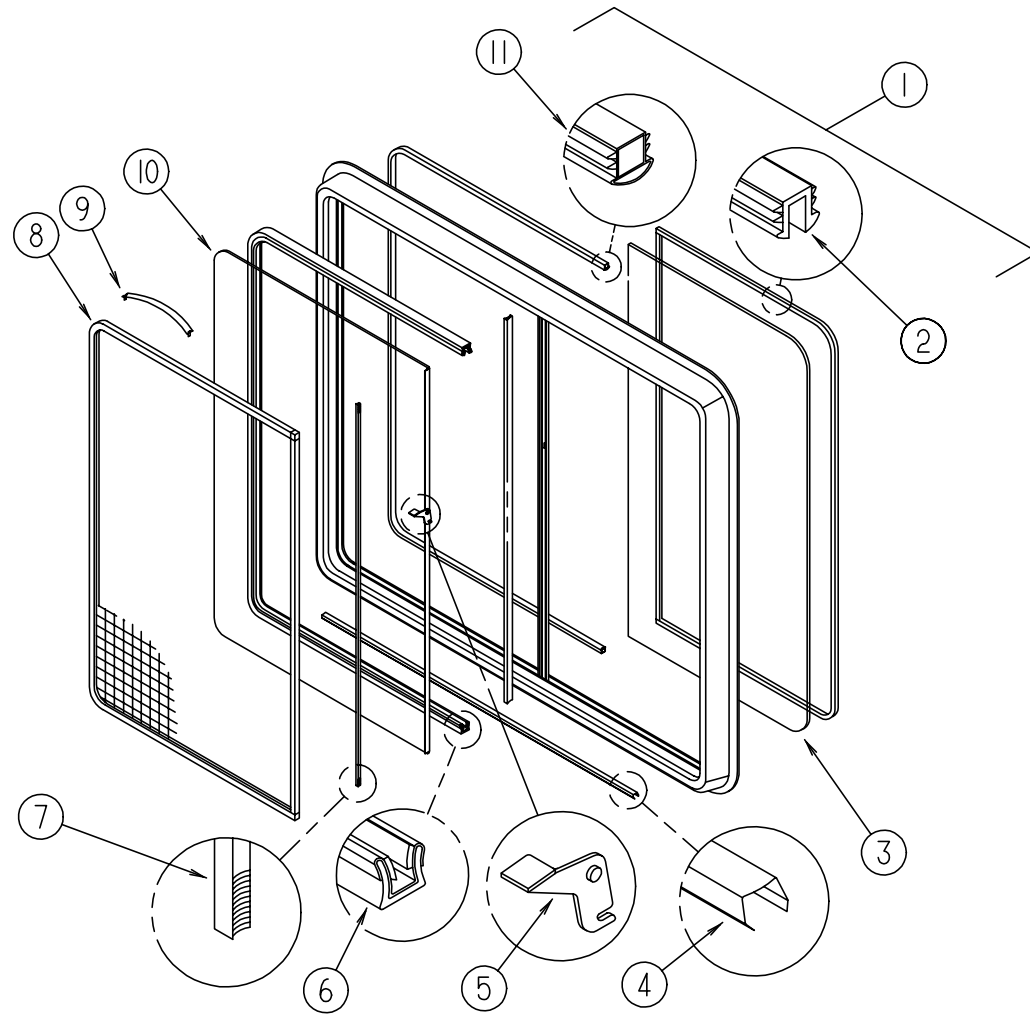


KEY	PART NUMBER	U/M DESCRIPTION
1	113502-01-01A	EA WINDOW - ESCAPE - THERMOPANE - 24 3/4" X 48 3/4" (KING OR QUEEN BED)
1	113733-07-01A	EA WINDOW ASM-STATIONARY - THERMO - W/ INSIDE FRAME (TWIN BED)
1	078528-06-E10	EA WINDOW ASM-ESCAPE - W/O INSIDE FRAME (KING OR QUEEN BED)
1	078528-13-F11	EA WINDOW ASM-ESCAPE - W/O INSIDE FRAME (TWIN BED)
2	112898-08-01A	EA WINDOW ASM-VERTICAL SLIDER, THERMOPANE - 36" X 27"
2	112463-01-01A	EA WINDOW ASM-TIPOUT W/RETAINER TRIM, 36" X 27"
3	110051-02-01A	EA VENT - ROOF - NON POWERED
4	110051-04-01A	EA VENT - ROOF - POWERED (US)
4	110051-06-01A	EA VENT - ROOF - POWERED (CSA)
5	084073-05-000	EA COVER-ROOF VENT, REFRIGERATOR - BUFF - NORCOLD
5	084073-04-000	EA BASE-ROOF VENT, REFRIGERATOR - BLACK - NORCOLD
5	118369-01-01A	EA VENT-ROOF CAP, REFRIGERATOR - BUFF - DOMETIC
5	118369-02-01A	EA VENT-ROOF BASE, REFRIGERATOR - BUFF - DOMETIC
6	112795-15-01A	EA WINDOW ASM-DR. HORIZONTAL SLIDER, THERMOPANE - 26 3/8" X 60" (OPTION)
6	098647-22-01A	EA WINDOW ASM-DR. HORIZONTAL SLIDER, 26 3/8" X 60"
7	084079-14-000	EA VENT - ROOF - POWERED (US)
7	084079-15-000	EA VENT - ROOF - POWERED (CSA)
8	113501-01-01A	EA WINDOW ASM. - CAB - THERMO INSULATED - W/ INSIDE FRAME (OPTION)
8	103658-07-01A	EA WINDOW ASM. - CAB - DRIVER SIDE

KEY	PART NUMBER	U/M DESCRIPTION
9	116000-02-01A	EA WINDOW ASM-DR. STATIONARY THERMOPANE (OPTION)
9	106467-03-01A	EA WINDOW ASM-DR. STATIONARY, 14 13/16" X 25 11/16" X 32 1/4"
10	106469-01-704	EA WINDOW - DRIVER DOOR - ROLL-UP GLASS ASM. - W/ BRACKET
11	115999-02-01A	EA WINDOW ASM-FRONT SLANT - THERMO INSULATED - DRIVER SIDE (OPTION)
11	106468-02-01A	EA WINDOW ASM-FRONT SLANT- DRIVER SIDE
12	113501-02-01A	EA WINDOW ASM-PASS. SLANT, THERMOPANE - 44 1/4" X 24 7/16" X 44 1/8" (OPTION)
12	103658-08-01A	EA WINDOW ASM-PASS. SLANT, 44 1/4" X 24 7/16" X 44 1/8"
13	112795-18-01A	EA WINDOW ASM-SLIDER - THERMO INSULATED - W/ INSIDE FRAME (OPTION)
13	098647-25-01A	EA WINDOW ASM-SLIDER - W/ INSIDE FRAME (OFF-WHITE)
14	113733-01-01A	EA WINDOW ASM-STATIONARY, THERMOPANE - 26 3/8" X 17" (OPTION)
14	117053-02-F36	EA WINDOW ASM-ENTRANCE DOOR - W/O INSIDE FRAME (FRONT DOOR)
15	112795-19-01A	EA WINDOW ASM-SLIDER - THERMO INSULATED - W/ INSIDE FRAME (OPTION)
15	098647-33-01A	EA WINDOW ASM-SLIDER - W/ INSIDE FRAME (OFF-WHITE)
16	112898-08-01A	EA WINDOW ASM-VERTICAL SLIDER, THERMOPANE - 36" X 27"
16	112463-01-01A	EA WINDOW ASM-TIPOUT W/RETAINER TRIM, 36" X 27"

WINDOW, VENT & EXTERIOR DOOR GROUP (CONTINUED)

SINGLE SLIDER WINDOW (EXCEL) (PASSENGER SIDE, LOUNGE)



KEY	PART NUMBER	U/M	DESCRIPTION	VENDOR NO.
	098647-25-01A	EA	WINDOW ASM - SLIDER - W/ INSIDE FRAME - H286-G2W66R	
1	098647-25-700	EA	WINDOW ASM - SLIDER - W/O INSIDE FRAME	H286-G2R
	098647-25-701	EA	FRAME - INSIDE (OFF WHITE)	W28666
2	100322-01-703	FT	GLAZING STRIP	132-010723
3	098647-25-702	EA	GLASS - STATIONARY	106-017657
4	098644-01-710	FT	TRACK - SCREEN SPACER - 12' LENGTH	132-017135
5	098644-01-700	EA	LATCH - REPAIR KIT	B801-CK
6	098644-01-708	FT	CHANNEL - PIERCED RUN	122-016543
7	098644-01-711	FT	WEATHERSTRIP - SCREEN - BLACK	171-016965
8	098647-25-704	EA	SCREEN ASM. - W/ SPRINGS & WEATHERSTRIP	410-019065
9	098644-01-713	EA	SPRING - SCREEN FRAME (CLIP)	226-016966
10	098647-25-703	EA	GLASS - SLIDING - W/ SASH & LATCH	H286-G9
11	098644-01-706	FT	WEATHERSTRIP	171-010668
	098644-01-716	FT	PLUG - FILLER	132-014470
	098644-01-717	FT	SPLINE - SCREEN	132-004716

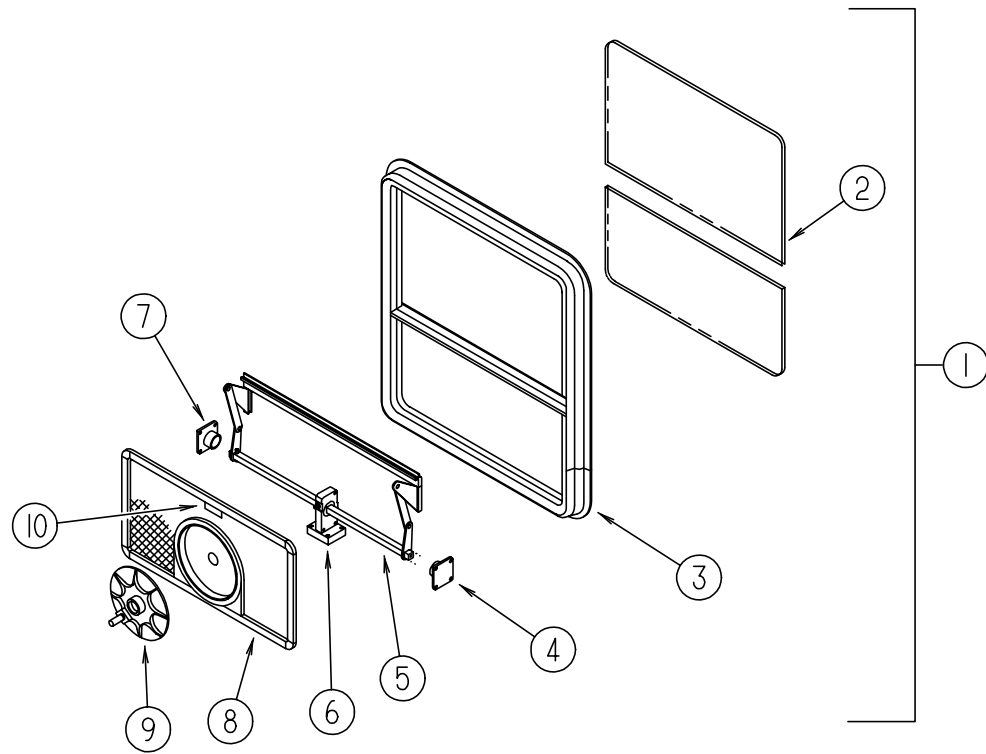
SINGLE SLIDER WINDOW (EXCEL) (GALLEY)

KEY	PART NUMBER	U/M	DESCRIPTION	VENDOR NO.
	098647-33-01A	EA	WINDOW ASM - SLIDER - W/ INSIDE FRAME - H425-G2W66R	
1	098647-33-700	EA	WINDOW ASM - SLIDER - W/O INSIDE FRAME	H425-G2R
	098647-33-701	EA	FRAME - INSIDE (OFF WHITE)	CW2966
2	100322-01-703	FT	GLAZING STRIP	132-010723
3	098647-33-702	EA	GLASS - STATIONARY	106-019297
4	098644-01-710	FT	TRACK - SCREEN SPACER - 12' LENGTH	132-017135
5	098644-01-700	EA	LATCH - REPAIR KIT	B801-CK
6	098644-01-708	FT	CHANNEL - PIERCED RUN	122-016543
7	098644-01-711	FT	WEATHERSTRIP - SCREEN - BLACK	171-016965
8	098647-33-704	EA	SCREEN ASM. - W/ SPRINGS & WEATHERSTRIP	410-019134
9	098644-01-713	EA	SPRING - SCREEN FRAME (CLIP)	226-016966
10	098647-33-703	EA	GLASS - SLIDING - W/ SASH & LATCH	H425-G9
11	098644-01-706	FT	WEATHERSTRIP	171-010668
	098644-01-716	FT	PLUG - FILLER	132-014470
	098644-01-717	FT	SPLINE - SCREEN	132-004716

SINGLE SLIDER WINDOW (EXCEL) (DRIVER SIDE, DINETTE & LOUNGE)

KEY	PART NUMBER	U/M	DESCRIPTION	VENDOR NO.
	098647-22-01A	EA	WINDOW ASM-DR. HORIZONTAL SLIDER, 26 3/8" X 60" - H287-G2W66L	
1	098647-22-700	EA	WINDOW ASM - SLIDER - W/O INSIDE FRAME	H287-G2L
	098647-23-702	EA	FRAME - INSIDE (OFF WHITE)	W28766
2	100322-01-703	FT	GLAZING STRIP	132-010723
3	098647-23-703	EA	GLASS - STATIONARY	106-017622
4	098644-01-710	FT	TRACK - SCREEN SPACER - 12' LENGTH	132-017135
5	098644-01-700	EA	LATCH - REPAIR KIT	B801-CK
6	098644-01-708	FT	CHANNEL - PIERCED RUN	122-016543
7	098644-01-711	FT	WEATHERSTRIP - SCREEN - BLACK	171-016965
8	098647-23-704	EA	SCREEN ASM. - W/ SPRINGS & WEATHERSTRIP	410-019066
9	098644-01-713	EA	SPRING - SCREEN FRAME (CLIP)	226-016966
10	098647-23-700	EA	GLASS - SLIDING - W/ SASH & LATCH	H287-G9
11	098644-01-706	FT	WEATHERSTRIP	171-010668
	098644-01-716	FT	PLUG - FILLER	132-014470
	098644-01-717	FT	SPLINE - SCREEN	132-004716

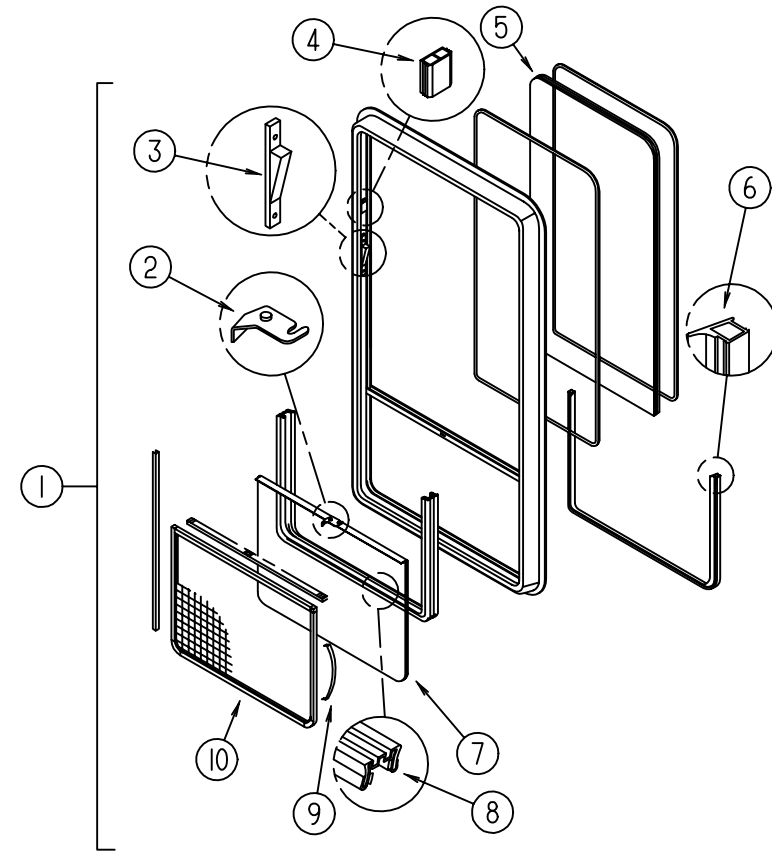
WINDOW, VENT & EXTERIOR DOOR GROUP (CONTINUED)



EXCEL BEDROOM WINDOW (EXCEL TIPOUT)

KEY	PART NUMBER	U/M DESCRIPTION	VENDOR NO.
1	112463-01-01A	EA WINDOW ASM-TIPOUT W/RETAINER TRIM, 36" X 27" - CH81-G2W59	
	112463-01-702	EA TRIM	CW8159
2	112463-01-700	EA GLASS - STATIONARY 62 % GP	106-018807
3	112463-01-701	EA WINDOW W/O TRIM	CH81-G2
4	113500-01-707	EA SUPPORT - TORQUE BAR, RH	130-015979
5	112463-01-704	EA OPERATOR & BAR ASSEMBLY	CH78-18
6	112463-01-703	EA VENT ASSEMBLY	CH81-G9
7	113500-01-708	EA SUPPORT - TORQUE BAR, LH	130-015978
8	112463-01-705	EA SCREEN ASSEMBLY	410-018811
9	100322-01-718	EA HANDLE - DIAL	410-016081
10	112519-01-706	EA CLIP - SCREEN	CH21-50
	098644-01-705	FT STRIP - GLAZING	132-010723

WINDOW, VENT & EXTERIOR DOOR GROUP (CONTINUED)



EXCEL BEDROOM THERMOPANE WINDOW

KEY	PART NUMBER	U/M DESCRIPTION	VENDOR NO.
1	112898-08-01A	EA WINDOW ASM-VERTICAL SLIDER, 36" X 27" EXCEL	DH435-G2W66R
	112898-08-700	EA WINDOW W/O TRIM	DH435-G2R
	112898-08-701	EA TRIM	W43566
2	112795-01-700	EA LATCH ASM., BLACK	DH287-CK
3	112898-04-703	EA SASH LATCH KIT, RAISED	DH343-CK
4	112795-01-701	EA SLIDE-STOP	132-019092
5	112898-08-702	EA GLASS-STATIONARY	390-019462
6	112795-01-702	FT PLUG-FILLER	122-018737
7	112898-08-703	EA GLASS-ASSEMBLY SLIDING	DH435-G9
8	112795-01-703	IN CHANNEL-RUN	122-018736
9	098644-01-713	EA CLIP-SPRING, BLACK PLASTIC	226-016966
10	112898-08-704	EA SCREEN ASSEMBLY	410-019473

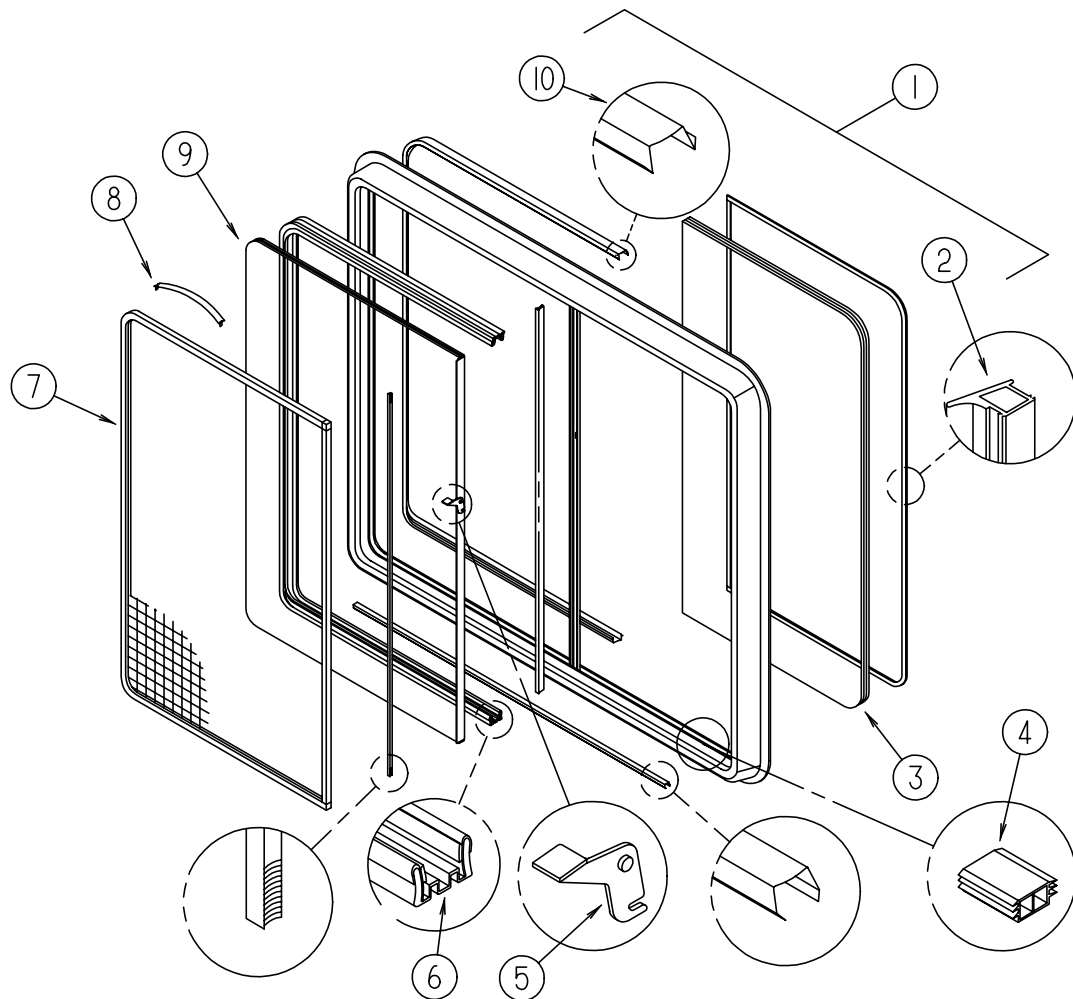
WINDOW, VENT & EXTERIOR DOOR GROUP (CONTINUED)

SINGLE SLIDER THERMOPANE WINDOW (EXCEL) (PASSENGER SIDE, LOUNGE)

KEY	PART NUMBER	U/M	DESCRIPTION	VENDOR NO.
1	112795-18-01A	EA	WINDOW ASM-SLDR,HORIZ THERMO - EXCEL DH286-G2W66R	
	112795-18-702	EA	WINDOW W/O TRIM	DH286-G2R
	098647-25-701	EA	RETAINER-TRIM, WHITE	W28666
2	112795-01-702	FT	PLUG-FILLER	122-018737
3	112795-18-700	EA	GLASS-STATIONARY	390-019043
4	112795-01-701	EA	SLIDE-STOP	132-019092
5	112795-01-700	EA	LATCH ASM., BLACK	DH287-CK
6	112795-01-703	IN	CHANNEL-RUN	122-018736
7	098647-25-704	EA	SCREEN ASM., W/SPRING CLIP	410-019065
8	098644-01-713	EA	CLIP-SPRING, BLACK PLASTIC	226-016966
9	112795-18-701	EA	GLASS-SLIDING, W/SASH & LATCH	DH286-G9
10	112795-01-704	FT	VINYL-GLAZING	132-018280

SINGLE SLIDER THERMOPANE WINDOW (EXCEL) (GALLEY)

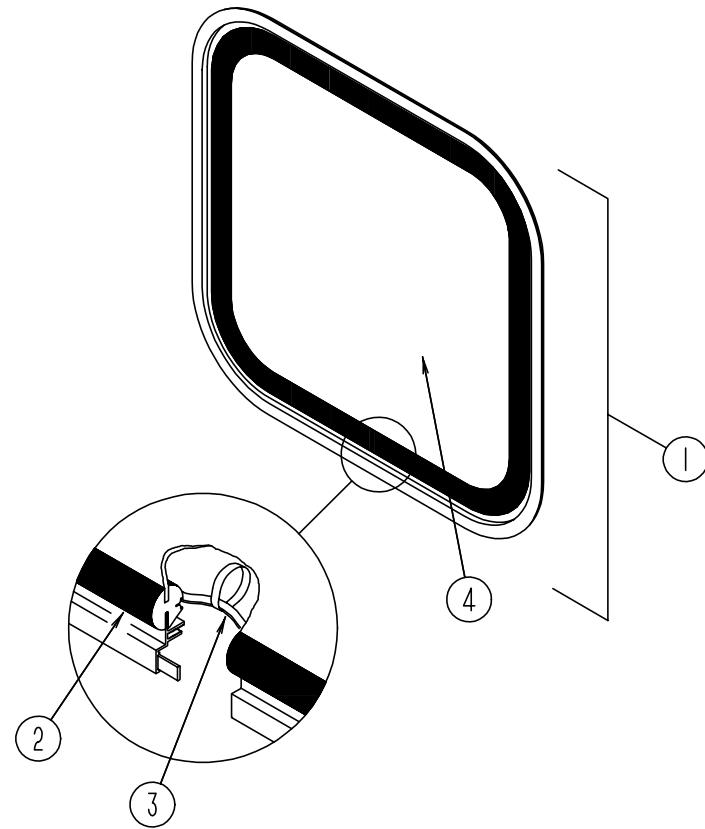
KEY	PART NUMBER	U/M	DESCRIPTION	VENDOR NO.
1	112795-19-01A	EA	WINDOW ASM-SLDR,HORIZ THERMO - EXCEL DC29-G2W66R	
	112795-19-700	EA	WINDOW W/O TRIM	DC29-G2R
	098647-31-701	EA	RETAINER-TRIM, WHITE	CW2966
2	112795-01-702	FT	PLUG-FILLER	122-018737
3	112795-19-701	EA	GLASS-STATIONARY	390-019134
4	112795-01-701	EA	SLIDE-STOP	132-019092
5	112795-01-700	EA	LATCH ASM., BLACK	DH287-CK
6	112795-01-703	IN	CHANNEL-RUN	122-018736
7	098647-31-704	EA	SCREEN ASM., W/SPRING CLIP	410-019128
8	098644-01-713	EA	CLIP-SPRING, BLACK PLASTIC	226-016966
9	112795-19-702	EA	GLASS-SLIDING, W/SASH & LATCH	DC29-G9
10	112795-01-704	FT	VINYL-GLAZING	132-018280



SINGLE SLIDER THERMOPANE WINDOW (EXCEL) (DRIVER SIDE, DINETTE & LOUNGE)

KEY	PART NUMBER	U/M	DESCRIPTION	VENDOR NO.
1	112795-15-01A	EA	WINDOW ASM-DR. HORIZONTAL SLIDER, THERMOPANE - 26 3/8" X 60"	
	112795-15-700	EA	WINDOW W/O TRIM	DH287-G2L
	098647-23-702	EA	RETAINER-TRIM, WHITE	W28766
2	112795-01-702	FT	PLUG-FILLER	122-018737
3	112795-15-701	EA	GLASS-STATIONARY	390-019045
4	112795-01-701	EA	SLIDE-STOP	132-019092
5	112795-01-700	EA	LATCH ASM., BLACK	DH287-CK
6	112795-01-703	IN	CHANNEL-RUN	122-018736
7	098647-23-704	EA	SCREEN ASM., W/SPRING CLIP	410-019066
8	098644-01-713	EA	CLIP-SPRING, BLACK PLASTIC	226-016966
9	112795-15-702	EA	GLASS-SLIDING, W/SASH & LATCH	DH287-G9
10	112795-01-704	FT	VINYL-GLAZING	132-018280

WINDOW, VENT & EXTERIOR DOOR GROUP (CONTINUED)



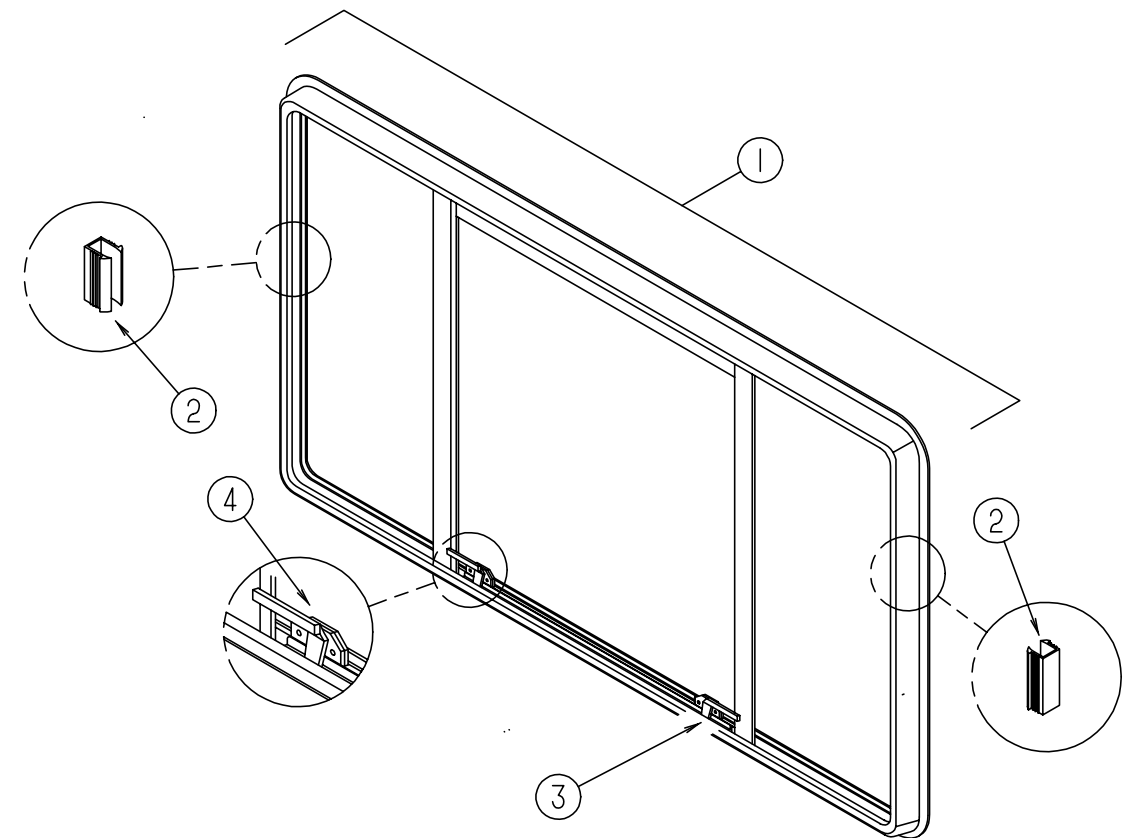
BACKWALL ESCAPE WINDOW (KING OR QUEEN BED)

KEY	PART NUMBER	U/M	DESCRIPTION
1	078528-06-E10	EA	WINDOW - ESCAPE - 24.75" X 48.75" - W/O INSIDE FRAME
	074816-08-000	EA	INSIDE FRAME - OFF WHITE
2	002282-09-000	EA	WEATHERSTRIP - .125" VULCANIZED - 130.53" LONG - BLACK
3	002285-01-000	FT	FILLER - W/STRIP RUBBER - BLACK
4	076337-12-000	EA	GLASS - WINDOW

BACKWALL ESCAPE WINDOW (TWIN BED)

KEY	PART NUMBER	U/M	DESCRIPTION
1	078528-13-F11	EA	WINDOW - ESCAPE - W/O INSIDE FRAME
	074816-15-000	EA	INSIDE FRAME - OFF WHITE
2	002282-13-000	EA	WEATHERSTRIP - .125" VULCANIZED - BLACK
3	002285-01-000	FT	FILLER - W/STRIP RUBBER - BLACK
4	076337-18-000	EA	GLASS - WINDOW

WINDOW, VENT & EXTERIOR DOOR GROUP (CONTINUED)

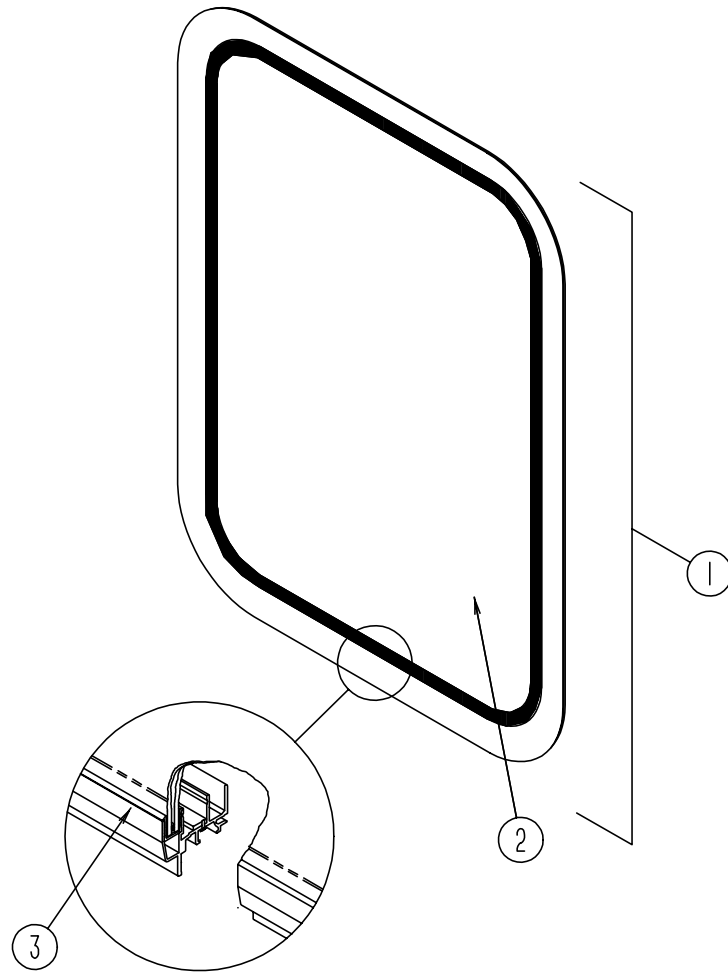


BACKWALL ESCAPE WINDOW - THERMOPANE (KING OR QUEEN BED)

KEY	PART NUMBER	U/M	DESCRIPTION	VENDOR NO.
1	113502-01-01A	EA	WINDOW ASM-CENTER STATIONARY ESCAPE - THERMOPANE 24 3/4" X 48 3/4" - EXCEL DH153-G2W60	
2	098644-01-705	FT	STRIP-GLAZING, BUTYL	132-010723
3	112898-06-704	EA	HANDLE-LATCH, RED - RH	182-11293
4	112898-06-705	EA	HANDLE-LATCH, RED - LH	182-11294

WINDOW, VENT & EXTERIOR DOOR GROUP (CONTINUED)

WINDOW, VENT & EXTERIOR DOOR GROUP (CONTINUED)



EXCEL VISTA WINDOW

KEY	PART NUMBER	U/M DESCRIPTION	VENDOR NO.
	106467-03-01A	EA WINDOW ASM-DR. STATIONARY, 14 13/16" X 25 11/16" X 32 1/4" EXCEL H388-G2B27L	
	106467-03-700	EA GLASS-STATIONARY	106-018752
	106467-03-701	EA WINDOW	H388-G2L
	106467-03-702	EA RETAINER-TRIM, BLACK	H38827L

EXCEL SLANT WINDOW

KEY	PART NUMBER	U/M DESCRIPTION	VENDOR NO.
	106468-02-01A	EA WINDOW ASM-FRONT SLANT, LH - EXCEL H383-A2B27L	
	100322-01-703	FT STRIP-GLAZING, BUTYL	132-010723
	106468-02-700	EA WINDOW	H383-A2L
	106468-02-701	EA RETAINER-TRIM, BLACK	H383-27L
	106468-02-702	EA GLASS-STATIONARY	106-018740

EXCEL BACKWALL THERMOPANE STATIONARY WINDOW (TWIN BED)

KEY	PART NUMBER	U/M DESCRIPTION	VENDOR NO.
1	113733-07-01A	EA WINDOW ASM-STATIONARY, THERMO - EXCEL DH377-G2W60	
	113733-07-700	EA WINDOW ASM. W/O TRIM	DH337-G2
2	113733-07-702	EA GLASS-STATIONARY	390-019051
3	113733-07-701	EA TRIM	W28760

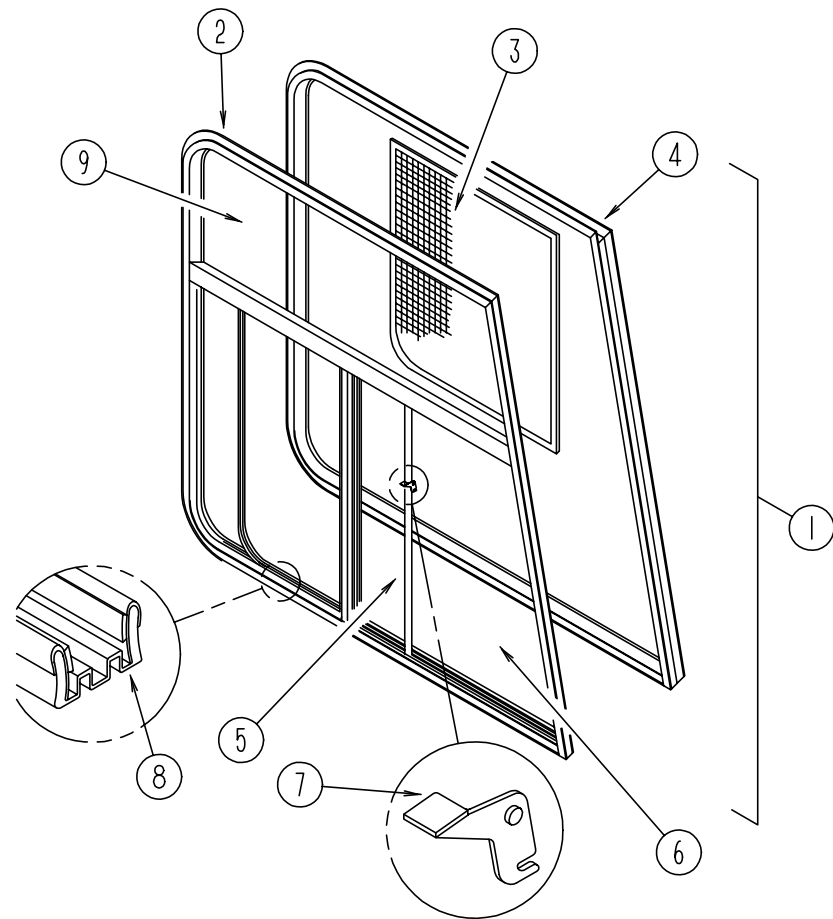
EXCEL ENTRY DOOR THERMOPANE WINDOW

KEY	PART NUMBER	U/M DESCRIPTION	VENDOR NO.
1	113733-01-01A	EA WINDOW ASM-STATIONARY, THERMOPANE - 26 3/8" X 17" - EXCEL DH416-G2W66	
	113733-01-700	EA WINDOW ASM. W/O TRIM	DH416-G2
2	113733-01-702	EA GLASS-STATIONARY	390-019187
3	113733-01-701	EA TRIM	W41666

EXCEL ENTRY DOOR WINDOW

KEY	PART NUMBER	U/M DESCRIPTION
	117053-02-F36	EA WINDOW ASM. - ENTRANCE DOOR - W/O INSIDE FRAME
	002181-25-000	EA GLASS-PICTURE, 655 X 417
	087561-01-000	FT EXTR-VINYL SEAL, TIPOUT/SLIDE

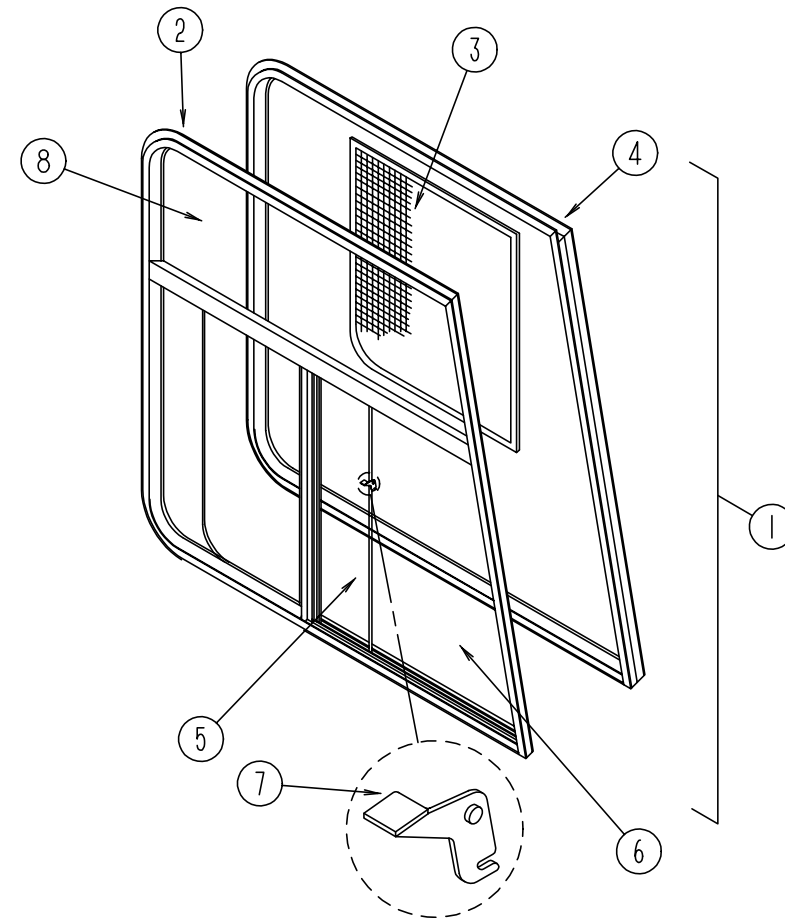
WINDOW, VENT & EXTERIOR DOOR GROUP (CONTINUED)



FRONT CAB THERMOPANE WINDOWS (EXCEL)

KEY	PART NUMBER	U/M DESCRIPTION	VENDOR NO.
1	113501-01-01A	EA WINDOW ASM-CAB,THERMOPANE - LH - EXCEL DH374-A2B66L	
1	113501-02-01A	EA WINDOW ASM-PASS. SLANT, THERMOPANE - 44 1/4" X 24 7/16" X 44 1/8" EXCEL DH374-A2B66R	
2	113501-01-700	EA WINDOW W/O TRIM, LH	DH374-A2L
2	113501-02-700	EA WINDOW W/O TRIM, RH	DH374-A2R
3	103658-01-700	EA SCREEN ASM.-WINDOW, LH	H322-03L
3	103658-02-700	EA SCREEN ASSEMBLY, RH	H322-03R
4	103658-09-702	EA RETAINER-TRIM, LH	H37366L & 76L
4	103658-10-701	EA RETAINER-TRIM, RH	H37366R & 76R
5	113501-01-703	EA GLASS-SLIDE ASSEMBLY, LH	DH374-A9L
5	113501-02-702	EA GLASS-SLIDE ASSEMBLY, RH	DH374-A9R
6	113501-01-702	EA GLASS-STATIONARY-LOWER, LH	390-019139L
6	113501-02-701	EA GLASS-STATIONARY-LOWER, RH	390-019138R
7	112795-01-700	EA LATCH ASM- BLACK	DH287-CK
8	112795-01-703	IN CHANNEL-RUN	122-018736
9	113501-01-701	EA GLASS-STATIONARY-UPPER	390-019137

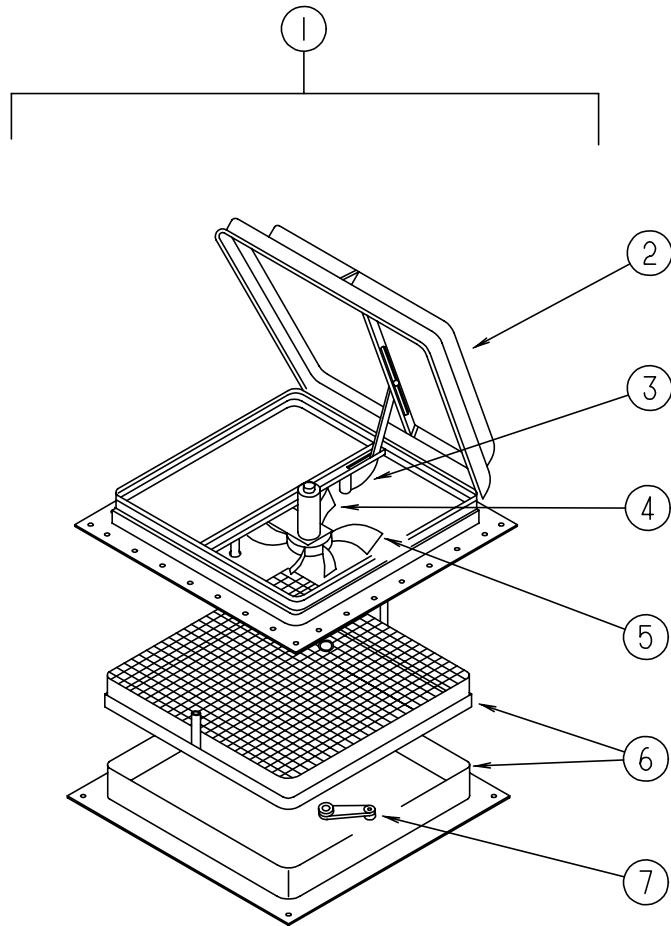
WINDOW, VENT & EXTERIOR DOOR GROUP (CONTINUED)



FRONT CAB WINDOWS (EXCEL)

KEY	PART NUMBER	U/M DESCRIPTION
1	103658-07-01A	EA WINDOW ASM. - CAB - W/ INSIDE FRAME - DRIVER SIDE
1	103658-08-01A	EA WINDOW ASM. - PASS. SLANT, 44 1/4" X 24 7/16" X 44 1/8"
2	103658-08-700	EA WINDOW ASM. - SLIDER - W/O INSIDE FRAME - PASSENGER SIDE
2	103658-07-704	EA WINDOW ASM. - SLIDER - W/O INSIDE FRAME - DRIVER SIDE
3	103658-01-700	EA SCREEN ASM. - WINDOW - DRIVER SIDE
3	103658-02-700	EA SCREEN ASM. - WINDOW - PASSENGER SIDE
	098644-01-717	FT SCREEN SPLINE
	098644-01-713	EA SCREEN CLIPS (METAL)(BLACK)
	098644-01-710	FT TRACK - SPACER - FOR SCREEN 12'
	098644-01-711	FT WEATHERSTRIP - SCREEN - BLACK
4	103658-08-701	EA INSIDE FRAME - PASSENGER SIDE
4	103658-07-700	EA INSIDE FRAME - DRIVER SIDE
5	103658-01-703	EA GLASS - SLIDING - W/SASH & LATCH - DRIVER SIDE
5	103658-02-701	EA GLASS - SLIDING - W/SASH & LATCH - PASSENGER SIDE
6	103658-01-702	EA GLASS - STATIONARY - BOTTOM - DRIVER OR PASSENGER SIDE
7	098644-01-700	EA LATCH - REPAIR KIT
8	103658-07-701	EA GLASS - STATIONARY - TOP - DRIVER OR PASSENGER SIDE
	098644-01-708	FT CHANNEL - PIERCED RUN
	098644-01-706	FT WEATHERSTRIP - GLASS
	098644-01-716	FT PLUG - FILLER

WINDOW, VENT & EXTERIOR DOOR GROUP (CONTINUED)



POWERED ROOF VENT (US) (JENSEN)

KEY	PART NUMBER	U/M DESCRIPTION	VENDOR NO.
1	110051-04-01A	EA VENT ASM. - ROOF - POWERED - 7797	
2	064470-01-700	EA COVER - ROOF VENT	7291
3	110051-01-702	EA GEAR - LIFT-ARM ASM.	RP-1000B
4	048648-01-000	EA MOTOR - 12V NONVENTED 1/8 SHAFT - 42-472-01	
5	048649-01-000	EA FAN - PLASTIC - 6 IN - 6 BLADED - RP-10002B	
6	110051-01-704	EA SCREEN & FRAME	29-688-03
7	110051-01-703	EA CRANK HANDLE	RP-1031-B
	064470-01-701	EA SLIDE BAR, (VENT LID)	JRP1291B
	110051-02-700	EA GARNISH-INTERIOR, 4"	

POWERED ROOF VENT (CANADIAN) (JENSEN)

KEY	PART NUMBER	U/M DESCRIPTION	VENDOR NO.
1	110051-06-01A	EA VENT ASM. - ROOF - POWERED - C7797	
2	064470-01-700	EA COVER - ROOF VENT	7291
3	110051-01-702	EA GEAR - LIFT-ARM ASM.	RP-1000B
4	048648-01-000	EA MOTOR - 12V NONVENTED 1/8 SHAFT - 42-472-01	
5	048649-01-000	EA FAN - PLASTIC - 6 IN - 6 BLADED - RP-10002B	
6	110051-01-704	EA SCREEN & FRAME	29-688-03
7	110051-01-703	EA CRANK HANDLE	RP-1031-B
	064470-01-701	EA SLIDE BAR, (VENT LID)	JRP1291B
	110051-02-700	EA GARNISH-INTERIOR, 4"	

WINDOW, VENT & EXTERIOR DOOR GROUP (CONTINUED)

NON POWERED ROOF VENT (JENSEN)

KEY	PART NUMBER	U/M DESCRIPTION	VENDOR NO.
	110051-02-01A	EA ROOF VENT - W/ SCREEN - 7727	
	064470-01-700	EA COVER - ROOF VENT	7291
	110051-01-702	EA GEAR - LIFT-ARM ASM.	RP-1000B
	110051-01-703	EA CRANK HANDLE	RP-1031-B
	110051-01-704	EA SCREEN & FRAME	29-688-03
	064470-01-701	EA SLIDE BAR, (VENT LID)	JRP1291B
	110051-02-700	EA GARNISH-INTERIOR, 4"	

POWERED ROOF VENT (FANTASTIC) (US)

KEY	PART NUMBER	U/M DESCRIPTION	VENDOR NO.
	084079-14-000	EA VENT - EXHAUST - POWERED - OFF WHITE	
	084079-01-700	EA VENT COVER	1020K-19
	084079-01-701	EA SCREEN ASM. - OFF WHITE	1030-80
	084079-01-702	EA ARM LIFT ASSEMBLY - MANUAL	101105
	084079-01-703	EA KNOB - LIFT - W/ EXTENSION & SCREW	1140K-00
	084079-01-707	EA SWITCH - SAFETY	1122.05
	084079-01-709	EA SWITCH - MAIN POWER - 3 SPEED	1031-05
	084079-07-700	EA GARNISH - INTERIOR - 4" - OFF WHITE	2040-80
	084079-11-700	EA MOTOR, BRACKET, & FAN BLADE KIT	4017K-09
	084079-11-702	EA BASE - MAIN W/ DOME SWITCH	1010K-81

POWERED ROOF VENT (FANTASTIC) (CSA)

KEY	PART NUMBER	U/M DESCRIPTION	VENDOR NO.
	084079-15-000	EA VENT - EXHAUST - POWERED - OFF WHITE	
	084079-01-700	EA VENT COVER	1020K-19
	084079-15-700	EA SCREEN ASM.	1030S-80
	084079-01-702	EA ARM LIFT ASSEMBLY - MANUAL	101105
	084079-01-703	EA KNOB - LIFT - W/ EXTENSION & SCREW	1140K-00
	084079-01-707	EA SWITCH - SAFETY	1122.05
	084079-01-709	EA SWITCH - MAIN POWER - 3 SPEED	1031-05
	084079-07-700	EA GARNISH - INTERIOR - 4" - OFF WHITE	2040-80
	084079-11-700	EA MOTOR, BRACKET, & FAN BLADE KIT	4017K-09
	084079-11-702	EA BASE - MAIN W/ DOME SWITCH	1010K-81

ROOF VENTS

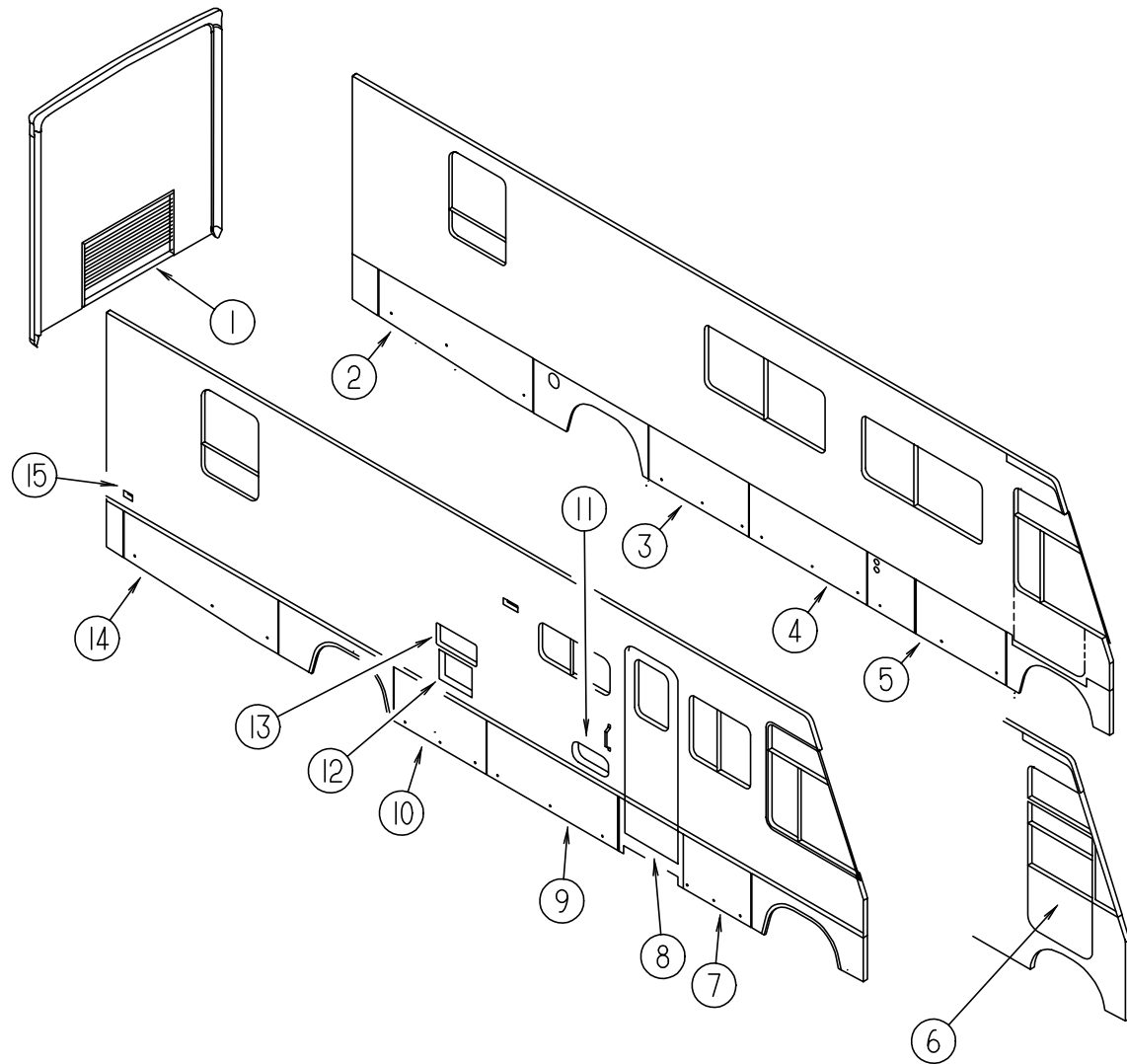
KEY	PART NUMBER	U/M DESCRIPTION
	083558-04-000	EA VENT COVER - PLUMBING PIPE - ROOF - BUFF
	084073-05-000	EA COVER-ROOF VENT, REFRIGERATOR - BUFF - NORCOLD
	084073-04-000	EA BASE-ROOF VENT, REFRIGERATOR - BLACK - NORCOLD
	118369-01-01A	EA VENT-ROOF CAP, REFRIGERATOR - BUFF - DOMETIC
	118369-02-01A	EA VENT-ROOF BASE, REFRIGERATOR - BUFF - DOMETIC

SIDEWALL VENTS

KEY	PART NUMBER	U/M DESCRIPTION
	084616-06-000	EA SHROUD - RANGE HOOD VENT - BUFF
	084878-09-000	EA VENT - RANGE HOOD - SHORT - LVS

WINDOW, VENT & EXTERIOR DOOR GROUP (CONTINUED)

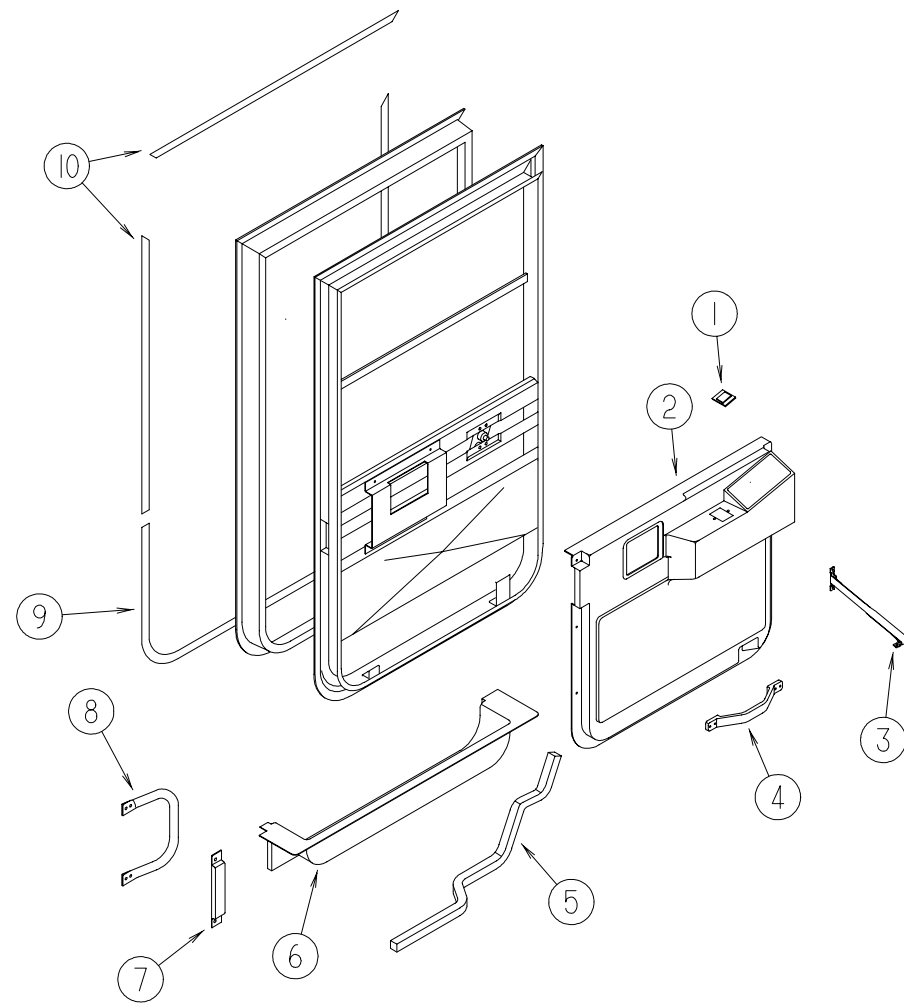
EXTERIOR DOORS



KEY	PART NUMBER	U/M	DESCRIPTION	
1	105546-01-G15	EA	DOOR ASM - ACCESS, ENGINE	
2	118789-10-G15	EA	DOOR ASM - STORAGE	
3	118791-10-G15	EA	DOOR ASM - STORAGE	FROM: 00-00-00 THRU: 11-19-95
3	121294-10-G15	EA	DOOR ASM - STORAGE	FROM: 11-20-95 THRU: 99-99-99
4	118791-15-G15	EA	DOOR ASM - STORAGE	FROM: 00-00-00 THRU: 11-19-95
4	121294-13-G15	EA	DOOR ASM - STORAGE	FROM: 11-20-95 THRU: 99-99-99
5	118791-14-G15	EA	DOOR ASM - STORAGE	FROM: 00-00-00 THRU: 11-19-95
5	121294-14-G15	EA	DOOR ASM - STORAGE	FROM: 11-20-95 THRU: 99-99-99
6	106469-09-01A	EA	DOOR ASM - DRIVERS, BLACK	
7	118791-16-G15	EA	DOOR ASM - STORAGE	FROM: 00-00-00 THRU: 11-19-95
7	121294-16-G15	EA	DOOR ASM - STORAGE	FROM: 11-20-95 THRU: 99-99-99
8	115108-02-G15	EA	DOOR - ENTRANCE - W/ SCREEN - W/O WINDOW	
8	115108-02-G16	EA	DOOR - ENTRANCE - W/ SCREEN - W/O WINDOW	
8	115108-02-G17	EA	DOOR - ENTRANCE - W/ SCREEN - W/O WINDOW	
9	118791-15-G15	EA	DOOR ASM - STORAGE	FROM: 00-00-00 THRU: 11-19-95
9	121294-15-G15	EA	DOOR ASM - STORAGE	FROM: 11-20-95 THRU: 99-99-99
10	111017-01-E10	EA	DOOR ASM - STORAGE	
11	118791-10-G15	EA	DOOR ASM - STORAGE	FROM: 00-00-00 THRU: 11-19-95
11	121294-10-G15	EA	DOOR ASM - STORAGE	FROM: 11-20-95 THRU: 99-99-99
12	052009-04-000	EA	DOOR - WATER HEATER, BUFF	
13	084103-06-000	EA	DOOR - REFRIGERATOR - VENTED - JAMB - BUFF	
13	084104-06-000	EA	JAMB - REFRIGERATOR - BUFF	
14	118789-09-G15	EA	DOOR ASM - STORAGE	
15	081240-12-000	EA	FILL - WATER, LOCKABLE - BUFF - W/O LOCK	

WINDOW, VENT & EXTERIOR DOOR GROUP (CONTINUED)

DRIVER DOOR INTERIOR (EXCEL) (V130-01L)

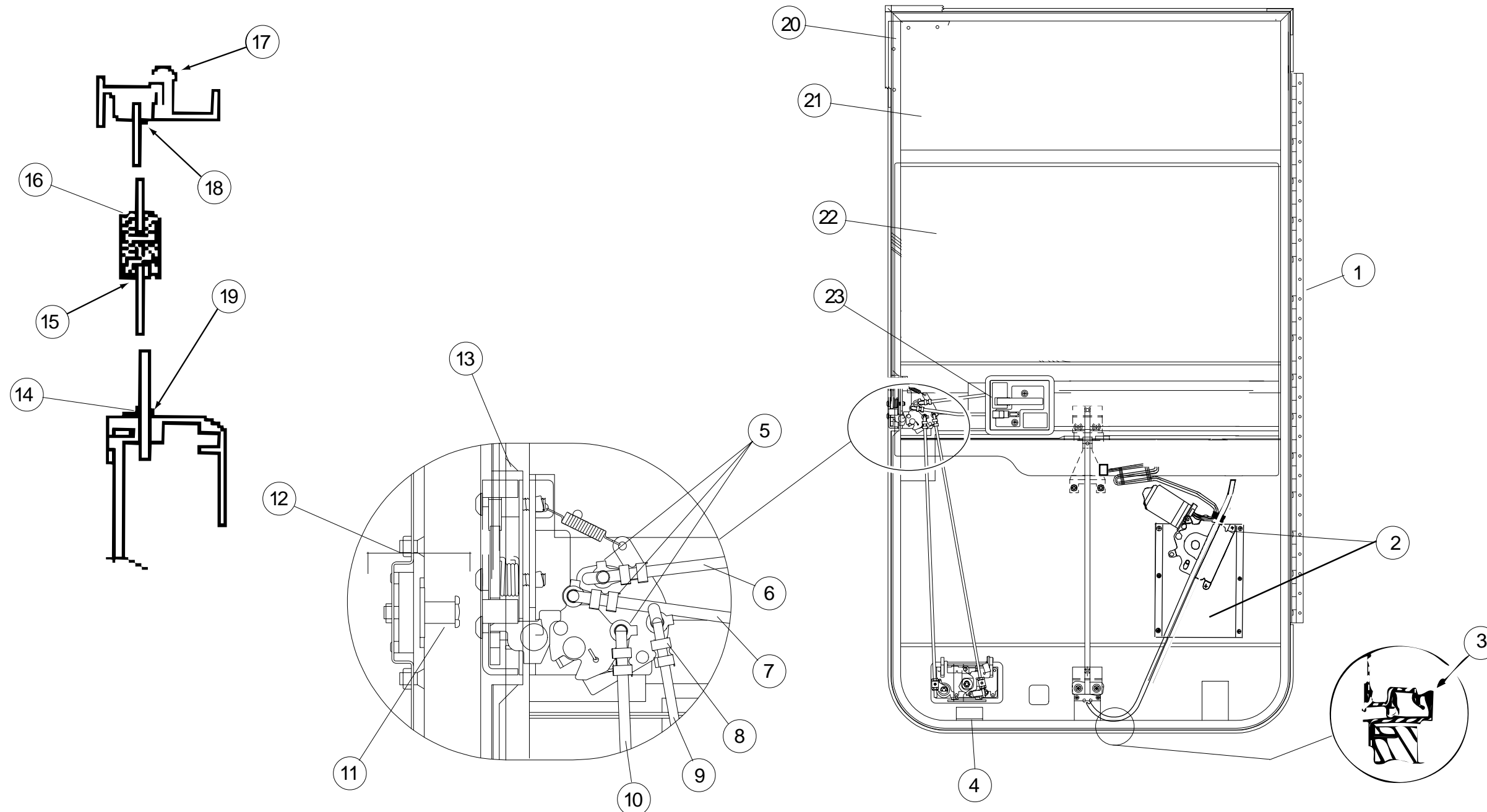


KEY	PART NUMBER	U/M	DESCRIPTION
1	093132-01-000	EA	SWITCH - POWER WINDOW
2	117060-01-02A	EA	PANEL - DRIVER DOOR - INNER - WILLOW - PLASTIC
3	109378-01-000	EA	STRAP - CHECK - DRIVER DOOR - 12.8"
4	102710-01-01A	EA	HANDLE - ASSIST - BLACK
5	063977-12-000	EA	STEP - DRIVER DOOR - LEFT - PAINTED
5	063977-11-000	EA	STEP - DRIVER DOOR - LEFT - UNPAINTED
6	107818-01-01A	EA	TRIM - STEP - DRIVERS DOOR - PLASTIC - WILLOW
	106746-01-000	EA	PANEL - STEEL - STEPWELL
	106747-01-000	EA	PANEL - STEEL - STEPWELL - END RH
	106747-02-000	EA	PANEL - STEEL - STEPWELL - END LH
	102569-02-000	EA	MAT - ANTI SLIP - LOWER

KEY	PART NUMBER	U/M	DESCRIPTION
7	108654-01-01A	EA	COVER - STRIKE - DRIVERS DOOR - BLACK
8	108832-01-02A	EA	HANDLE - ASSIST - DRIVERS DOOR - METAL - OFF WHITE
	108833-01-01A	EA	COVER - HANDLE - ASSIST - OFF WHITE
9	109235-01-05A	FT	COVER - SCREW - BRIGHT WHITE - DAWN
10	109235-01-01A	FT	COVER - SCREW - MATTE BLACK - DAWN
	108129-02-02A	EA	GARNISH - DRIVERS DOOR - FRONT - BLACK
	108107-01-02A	EA	GARNISH - DRIVERS DOOR - TOP - BLACK
	108108-04-02A	EA	GARNISH - DRIVERS DOOR - REAR UPPER - BLACK
	108897-02-01A	EA	GARNISH - DRIVERS DOOR - REAR LOWER - BLACK
	P01713-01-000	EA	SWITCH - PUSH BUTTON - IN DOOR JAMB - METAL CHROME
	076725-06-000	EA	COVER - ACCESS - DOOR JAMB PUSH BUTTON - BLACK

WINDOW, VENT & EXTERIOR DOOR GROUP (CONTINUED)

DRIVER DOOR - ELECTRIC



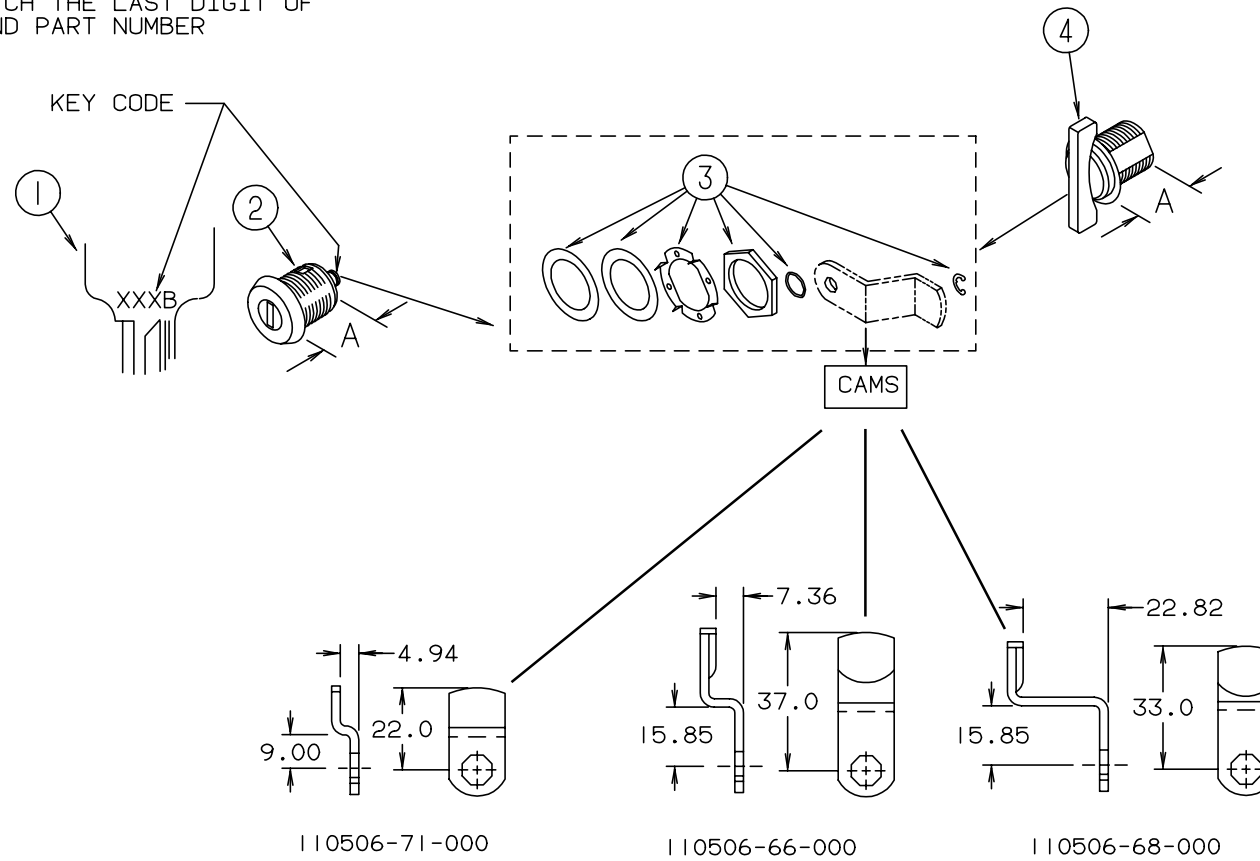
KEY	PART NUMBER	U/M	DESCRIPTION	VENDOR NO.
	106469-09-01A	EA	DOOR ASM. - DRIVERS - BLACK - V130-30L	
1	106469-05-702	EA	HINGE - 42"	211-041194
2	106469-01-703	EA	REGULATOR ASSEMBLY - ELECTRIC	V103-89L
3	106469-01-723	EA	SEAL - BULB ASM. (JAMB)	171-040985
4	106469-04-700	EA	PADDLE ASSEMBLY-W/COLLAR	248-041237
4	106469-04-715	EA	LATCH COMPLETE W/TUMBLER & KEYS	V123-15
5	106469-04-714	EA	ROD CLIP R.H.	248-041153
6	106469-04-705	EA	LATCH ROD - HORIZONTAL	203-041139
7	106469-04-711	EA	LOCK ROD - HORIZONTAL	203-041137
8	106469-04-713	EA	ROD CLIP L.H.	248-041154
9	106469-05-703	EA	ROD - LOCK/VERTICAL ADJUST.	203-041239
10	106469-05-705	EA	ROD - LATCH/VERTICAL ADJUST.	203-041279
11	106469-04-703	EA	BOLT - STRIKER (W/ WASHER)	248-041152
12	106469-04-704	EA	NUT ASSEMBLY - CAGED - W/STRIKER	248-041151
13	106469-05-706	EA	LATCH - ROTARY - W/LINKAGE	248-041150

KEY	PART NUMBER	U/M	DESCRIPTION	VENDOR NO.
14	106469-02-703	EA	BELT WEATHERSTRIP (EXT) WDO	V047-57
15	106469-01-705	FT	CHANNEL - RUN - SLIDING	122-010850
16	106469-01-719	EA	MULLION RAIL	V103-84
17	106469-01-702	EA	DOOR SEAL	122-040984
18	125581-02-705	EA	HORIZONTAL GLAZING - VINYL	V108-87
19	106469-01-709	FT	WEATHERSTRIP - FUZZY	171-040630
20	106469-07-700	EA	MOUNTING FRAME ASSEMBLY	V130-30L
21	106469-02-702	EA	GLASS - STATIONARY	106-041104
22	106469-01-704	EA	GLASS - ROLL-UP W/BRACKET	V103-65L
23	106469-04-712	EA	HANDLE/DOOR - INNER W/HARDWARE	248-041402
23	106469-04-716	EA	LEVER - LOCKING - BLACK	80978-00
	106469-04-701	EA	TUMBLER & KEYS (TRI-MARK)	248-041179
	106469-04-702	EA	KEYS (BLANK)	248-041180
	125582-01-708	EA	WEEPHOLE COVER - RIGHT HAND	130-026598
	125582-01-709	EA	WEEPHOLE COVER - LEFT HAND	130-026599

WINDOW, VENT & EXTERIOR DOOR GROUP (CONTINUED)

NOTE:
 WHEN ORDERING THE LOCK CASE, THE KEY CODE MUST MATCH THE LAST DIGIT OF THE VEHICLE'S SERIAL NUMBER AND PART NUMBER; WHEN ORDERING THE KEYS, THE THIRD DIGIT OF THE KEY CODE MUST MATCH THE LAST DIGIT OF THE VEHICLE'S SERIAL NUMBER AND PART NUMBER

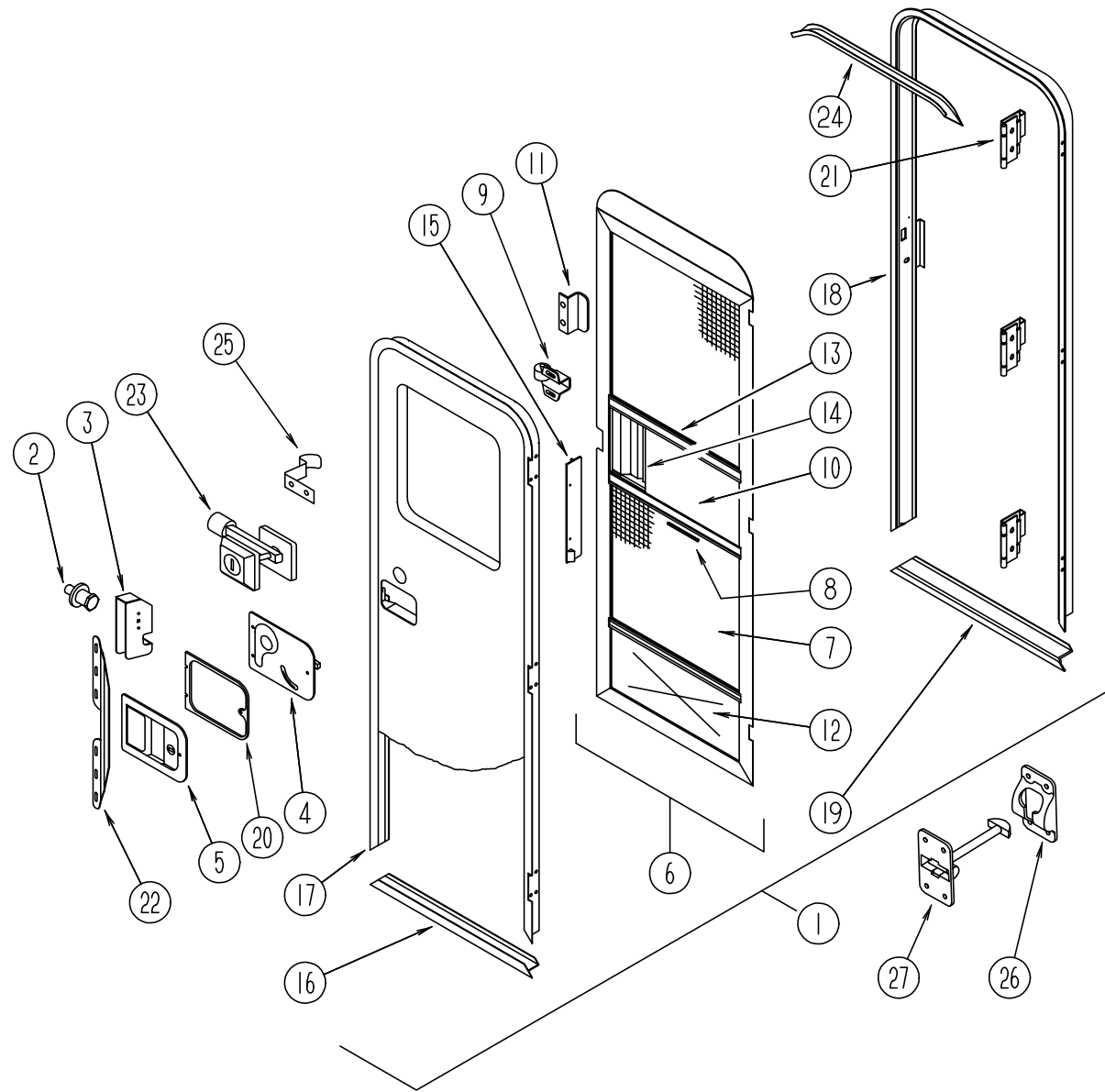
BRIGGS & STRATTON LOCKS & COMPONENTS



KEY	PART NUMBER	U/M	DESCRIPTION	VENDOR NO.	KEY	PART NUMBER	U/M	DESCRIPTION	VENDOR NO.
1	110506-59-000	EA	KEYS - SET OF TWO	596720	1	110506-59-006	EA	KEYS - SET OF TWO	596726
2	110506-52-000	EA	CASE - LOCK - A= 17 MM	702370	2	110506-52-006	EA	CASE - LOCK - A= 17 MM	702376
2	110506-53-000	EA	CASE - LOCK - A= 25 MM	702380	2	110506-53-006	EA	CASE - LOCK - A= 25 MM	702386
2	110506-54-000	EA	CASE - LOCK - A= 32 MM	703170	2	110506-54-006	EA	CASE - LOCK - A= 32 MM	703176
1	110506-59-001	EA	KEYS - SET OF TWO	596721	1	110506-59-007	EA	KEYS - SET OF TWO	596727
2	110506-52-001	EA	CASE - LOCK - A= 17 MM	702371	2	110506-52-007	EA	CASE - LOCK - A= 17 MM	702377
2	110506-53-001	EA	CASE - LOCK - A= 25 MM	702381	2	110506-53-007	EA	CASE - LOCK - A= 25 MM	702387
2	110506-54-001	EA	CASE - LOCK - A= 32 MM	703171	2	110506-54-007	EA	CASE - LOCK - A= 32 MM	703177
1	110506-59-002	EA	KEYS - SET OF TWO	596722	1	110506-59-008	EA	KEYS - SET OF TWO	596728
2	110506-52-002	EA	CASE - LOCK - A= 17 MM	702372	2	110506-52-008	EA	CASE - LOCK - A= 17 MM	702378
2	110506-53-002	EA	CASE - LOCK - A= 25 MM	702382	2	110506-53-008	EA	CASE - LOCK - A= 25 MM	702388
2	110506-54-002	EA	CASE - LOCK - A= 32 MM	703172	2	110506-54-008	EA	CASE - LOCK - A= 32 MM	703178
1	110506-59-003	EA	KEYS - SET OF TWO	596723	1	110506-59-009	EA	KEYS - SET OF TWO	596729
2	110506-52-003	EA	CASE - LOCK - A= 17 MM	702373	2	110506-52-009	EA	CASE - LOCK - A= 17 MM	702379
2	110506-53-003	EA	CASE - LOCK - A= 25 MM	702383	2	110506-53-009	EA	CASE - LOCK - A= 25 MM	702389
2	110506-54-003	EA	CASE - LOCK - A= 32 MM	703173	2	110506-54-009	EA	CASE - LOCK - A= 32 MM	703179
1	110506-59-004	EA	KEYS - SET OF TWO	596724	3	110506-40-700	EA	HARDWARE KIT	
2	110506-52-004	EA	CASE - LOCK - A= 17 MM	702374	4	110506-55-000	EA	CASE - TWIST LOCK - A= 32 MM	597312AA1
2	110506-53-004	EA	CASE - LOCK - A= 25 MM	702384		110506-40-000	EA	CLIP-E - LOCK ASM.	93981
2	110506-54-004	EA	CASE - LOCK - A= 32 MM	703174		110506-66-000	EA	CAM - LOCK	322282
1	110506-59-005	EA	KEYS - SET OF TWO	596725		110506-68-000	EA	CAM - LOCK	322284
2	110506-52-005	EA	CASE - LOCK - A= 17 MM	702375		110506-71-000	EA	CAM - LOCK	322287
2	110506-53-005	EA	CASE - LOCK - A= 25 MM	702385		110506-59-701	EA	KEY BLANK - GOLD	
2	110506-54-005	EA	CASE - LOCK - A= 32 MM	703175					

WINDOW - VENT & EXTERIOR DOOR GROUP (CONTINUED)

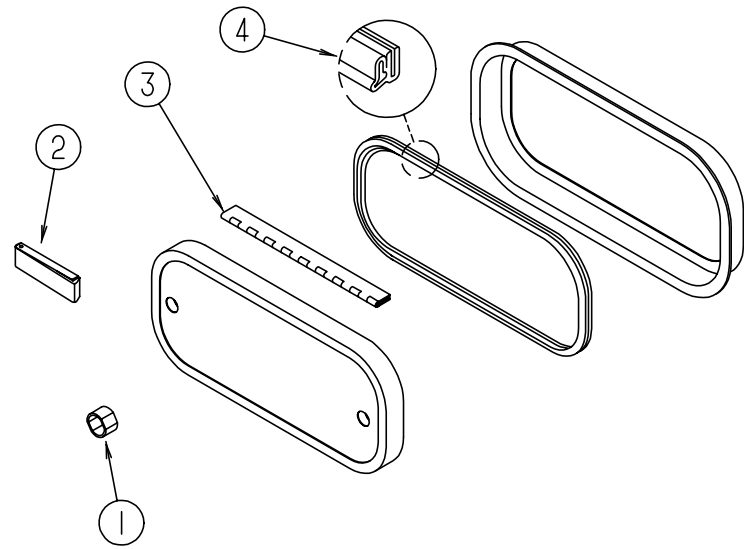
ENTRY DOOR W/O WINDOW



KEY	PART NUMBER	U/M DESCRIPTION
1	115108-02-G15	EA DOOR - ENTRANCE - W/ SCREEN - W/O WINDOW
1	115108-02-G16	EA DOOR - ENTRANCE - W/ SCREEN - W/O WINDOW
1	115108-02-G17	EA DOOR - ENTRANCE - W/ SCREEN - W/O WINDOW
2	039539-01-000	EA STRIKE - LOCK - ENTRY DOOR - ROUND W/THREADED WASHER
	077461-03-000	EA COVER - STRIKE - ENTRY DOOR - 6.5" X 2.5" - PLASTIC - OFF WHITE
3	039540-01-000	EA LATCH MECHANISM - HOOK - ENTRY DOOR - INTERIOR
	039715-01-000	EA NUT - SERT - 1/4" DIAMETER - 20 THREADS
4	039979-04-000	EA COVER - INTERIOR LATCH - W/TRIP ARM - RIGHT - BLACK
		FROM: 00-00-00 THRU: 09-10-95
4	039979-06-000	EA COVER ASM - LATCH PLATE, RH - BLACK - T/M 11883-01
		FROM: 09-11-95 THRU: 99-99-99
	039984-01-000	EA CAP - ROUND - VINYL - .28" ID X .62" LONG - BLACK
	041546-05-000	EA BRACKET - DOOR ANGLE - 5" X 1.9" - METAL - OFF WHITE
		FROM: 00-00-00 THRU: 10-22-95
	041546-07-000	EA BRACKET - DOOR ANGLE - METAL - OFF WHITE
		FROM: 10-23-95 THRU: 99-99-99

KEY	PART NUMBER	U/M DESCRIPTION
5	045017-11-000	EA LATCH - ENTRY DOOR - MECHANISM W/LOCK & KEY - BLACK
		FROM: 00-00-00 THRU: 09-10-95
5	045017-13-000	EA LATCH - ENTRY DOOR - BLACK - T/M 11896-01
		FROM: 09-11-95 THRU: 99-99-99
	045017-11-701	EA KEY - BLANK - ROUND TOP - SILVER - TRI/ MARK
	112782-01-702	EA CYLINDER-LOCK ASM., W/KEY - 81266-09
	058806-03-000	EA PLUG - TAPERED - PLASTIC - 1.06" DIAMETER - RED
	063729-04-000	EA RIVNUT - 10-32 UNF - .010-.080
	072893-01-000	EA NUT-SERT - M5 X 0 8
	075671-04-000	FT SEAL - SPONGE - LAZY T SHAPE - W/ADHESIVE STRIPE - .5" WIDE
6	079012-05-B10	EA DOOR - SCREEN - ENTRANCE DOOR
7	002293-02-000	SF SCREENING - WINDOW/DOOR - 26" - CHARCOAL
8	002294-01-000	FT SPLINE - SCREENING - .135" X .138" - BLACK
9	100412-01-000	EA CATCH - SCREEN DOOR
10	016454-01-000	EA INSERT - CENTER - LEATHER GRAIN ALUMINUM - UNPAINTED
	001014-01-013	EA SHEET - ALUMINUM - LEATHER GRAIN - 10.25" X 16.31" - UNPAINTED
11	050712-04-000	EA HANDLE - SCREEN DOOR - ALUMINUM - OFF WHITE
12	078552-03-000	EA KICK PANEL - SCREEN DOOR - LOWER INSERT - UNPAINTED
	078595-01-000	EA TOP PLATE - SCREEN DOOR - CURVED TOP - 4.7" X 25.35"
13	078777-01-000	EA CHANNEL - SLIDE - SCREEN DOOR CENTER SLIDER COVER
14	079086-02-000	EA SLIDER - SCREEN DOOR - OFF WHITE
15	079087-02-000	EA STRIKE - SLIDER - W/ LIP FOR ELBOW CATCH - 1.5" X 8.6" - OFF WHITE
16	089748-09-000	EA FRAME - BOTTOM - ENTRY DOOR - 24.8" LONG - BUFF
	090340-02-000	FT SEAL - FOAM - CLOSED CELL - 3/8" X 1/2" X 50'
17	095276-03-05A	EA FRAME - ENTRANCE DOOR - BUFF
18	120310-02-02A	EA JAMB - ENTRANCE DOOR - BUFF
19	051049-01-000	EA JAMB - BOTTOM - ENTRY DOOR - 25.9" - UNPAINTED
20	096810-01-01A	EA PLATE - LATCH - ENTRY DOOR - PLASTIC - BLACK
21	106719-01-01A	EA HINGE - ENTRANCE DOOR - MILL
22	098173-01-04A	EA STIFFENER - ENTRY DOOR - SUPPORTS LATCH/STRIKE AREA - UNPAINTED
	118929-01-01A	FT SEAL - PILE, PUSH-ON - AMESBURY XC-964
23	101145-01-01A	EA DEADBOLT - ENTRY DOOR - W/2 KEYS W/O BACK SET BOLT OR SCREWS
		FROM: 00-00-00 THRU: 09-10-95
23	101145-01-06A	EA DEADBOLT - ENTRY DOOR - TEXTURED/BLACK
		FROM: 09-11-95 THRU: 99-99-99
	095229-01-700	EA KEY - BLANK, DEADBOLT - 81205-03
	101145-01-701	EA CYLINDER - LOCK ASM, W/KEY - 81306-03
	101147-01-000	EA BOLT - SECURITY - 4.12" BACKSET
	102524-01-000	EA BUMPER - RUBBER - FLAT - BLACK
	040944-01-000	EA LABEL - ENTRANCE DOOR - "OPEN"
24	044582-33-000	EA CAP - DRIP - DOOR JAMB MOUNTED -
	115222-02-01A	EA GARNISH - RADIUS - ENTRANCE DOOR - OFF WHITE
25	100412-01-000	EA CATCH - SCREEN DOOR - THUMB CLIP
26	104099-02-01A	EA CATCH - DOOR HOLDER - RETAINER - OFF WHITE
27	104099-01-01A	EA CATCH - DOOR HOLDER - STRIKE - OFF WHITE
	009126-02-000	EA HANDLE - ASSIST - ENTRANCE DOOR - BLACK
		FROM: 00-00-00 THRU: 09-10-95
	009126-03-000	EA HANDLE - ASSIST - BLACK TEXTURED - T/M 10087-01
		FROM: 09-11-95 THRU: 99-99-99
	093673-01-01A	FT TRIM - ENTRANCE DOOR - 1.4" WIDE X 8' LONG - OFF WHITE PLASTIC
	102248-01-000	EA SHIM - DOOR

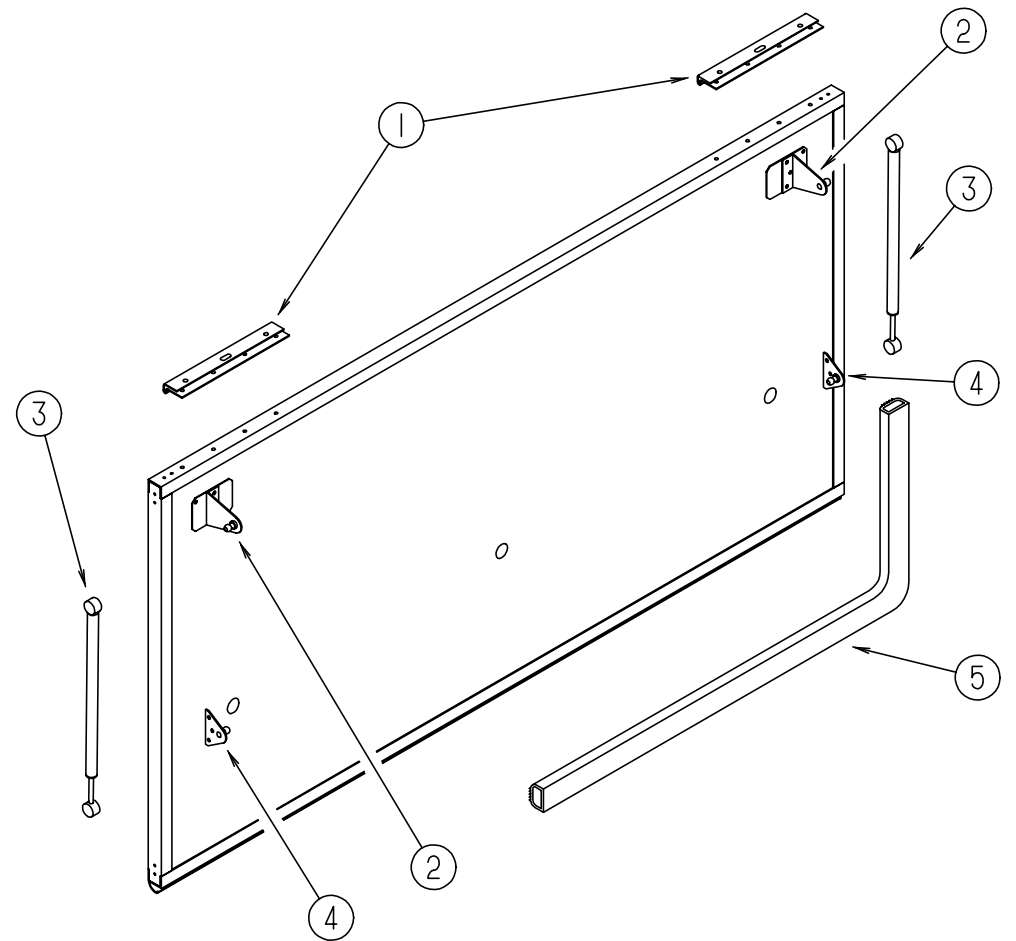
WINDOW, VENT & EXTERIOR DOOR GROUP (CONTINUED)



EXTERIOR DOOR HARDWARE

KEY	PART NUMBER	U/M DESCRIPTION
1	107997-51-001	EA SPACER - .86" X .6" - ALUMINUM
2	102768-01-000	EA HOLDER - COMPARTMENT/ ENTRY DOOR - METAL - MILL FINISH
3	081801-08-000	EA HINGE - PIANO - 2" X 96" - BUFF
4	064075-07-000	FT SEAL - BULB - W/ WIRED U CHANNEL - .3" X .5" CHANNEL - BLACK

WINDOW, VENT & EXTERIOR DOOR GROUP (CONTINUED)

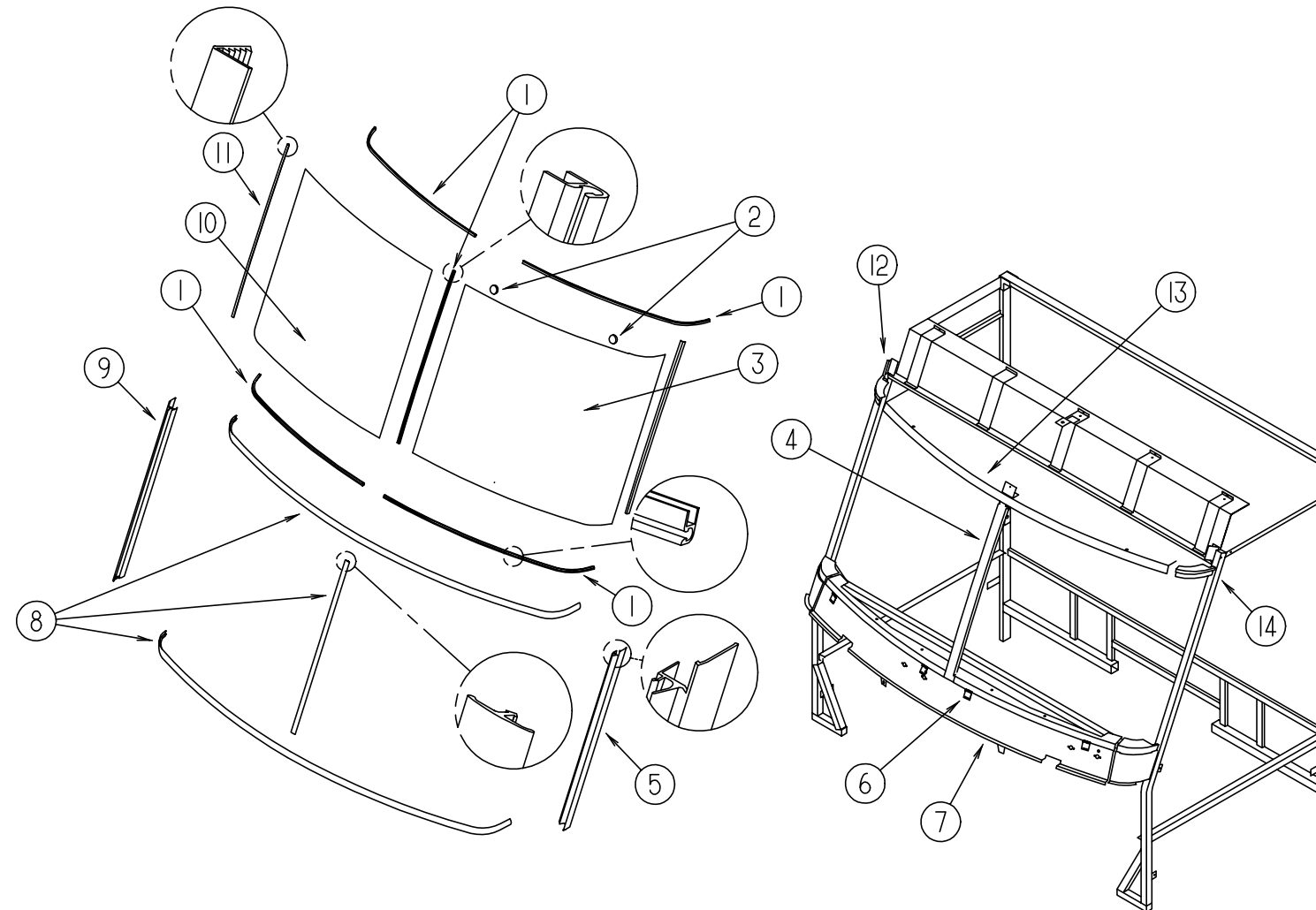


EXTERIOR DOOR HARDWARE

KEY	PART NUMBER	U/M DESCRIPTION
1	120774-01-02B	EA HINGE - 8.00 INCH - E-COAT
2	108998-02-000	EA BRACKET - L W/BALL STUD
3	107796-04-000	EA GAS SPRING - 12" COMPRESSED/ 20" EXTENDED - 20 LB
4	107796-05-000	EA BRACKET - GAS SPRING - FLAT
5	107721-01-000	EA SEAL - ACCESS DOOR

WINDSHIELD & WIPER GROUP

WINDSHIELD MOLDINGS & GLASS

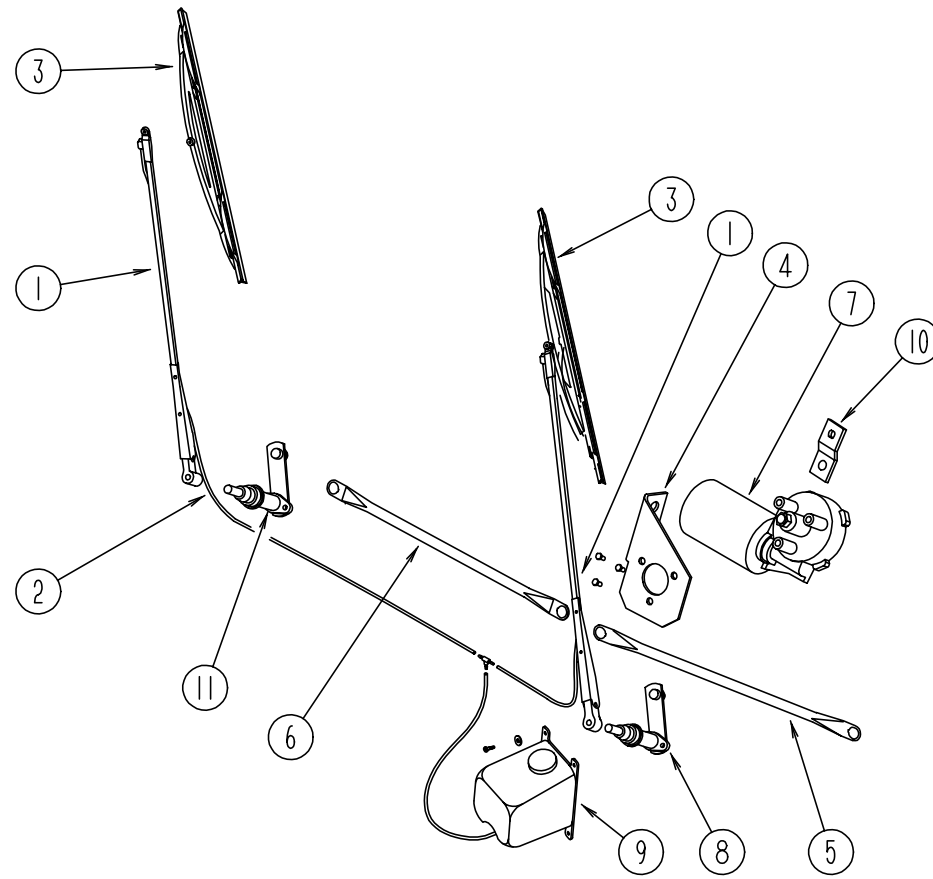


KEY	PART NUMBER	U/M	DESCRIPTION
1	110268-01-000	EA	CARRIER - REVEAL - 1280 MM
2	081914-01-000	EA	BUMPER - RUBBER - ROUND - .43" DIAMETER - BLACK
3	114432-02-000	EA	GLASS - WINDSHIELD - DRIVER SIDE
4	075710-01-000	EA	FRAME - WINDSHIELD - CENTER DIVIDER - INNER
5	103107-04-01A	EA	TRIM - WINDSHIELD - DRIVER SIDE - BLACK
6	104449-01-000	EA	BRACKET - WINDSHIELD SUPPORT
7	077847-05-000	EA	SUPPORT - WINDSHIELD - LOWER - W/O BRACKETS
	077847-03-000	EA	SUPPORT - WINDSHIELD - END - PASSENGER SIDE
	077847-04-000	EA	SUPPORT - WINDSHIELD - END - DRIVER SIDE
8	102936-01-000	FT	MOLDING - REVEAL - WINDSHIELD

KEY	PART NUMBER	U/M	DESCRIPTION
9	103107-03-01A	EA	TRIM - WINDSHIELD - PASSENGER SIDE - BLACK
10	114432-01-000	EA	GLASS - WINDSHIELD - PASSENGER SIDE
11	098788-06-000	EA	CHANNEL - REVEAL - 49" WINDSHIELD
12	077922-03-000	EA	HEADER WINDSHIELD END - PASSENGER SIDE
	114583-01-01B	EA	HEADER - WINDSHIELD - FILLER - UPPER - MILL
13	077922-06-000	EA	HEADER WINDSHIELD - CENTER
14	077922-04-000	EA	HEADER WINDSHIELD END - DRIVER SIDE
	114583-02-01B	EA	HEADER - WINDSHIELD - FILLER - UPPER - MILL
	002328-02-000	EA	BLOCK - WINDSHIELD - .062" X .5" X .98"

WINDSHIELD & WIPER GROUP (CONTINUED)

WINDSHIELD WIPER ASM



KEY	PART NUMBER	U/M	DESCRIPTION
1	103671-01-000	EA	ARM - WIPER - 24"
2	096931-01-700	FT	HOSE
3	095964-01-000	EA	BLADE - WIPER - WINDSHIELD - 24"
	095964-01-700	EA	BLADE - REFILL 24" (PAIR)
4	104549-01-000	EA	BRACKET ASM - WIPER MOTOR
5	117008-01-000	EA	LINK ASM - CONNECTING - 21.85" - DRIVER SIDE
6	117008-02-000	EA	LINK ASM - CONNECTING - 21.85" - PASSENGER SIDE
7	104346-05-000	EA	WIPER MOTOR (FORD)
7	104346-02-000	EA	WIPER MOTOR (CHEVY)
			FROM: 00-00-00 THRU: 11-10-95
7	104346-04-000	EA	WIPER MOTOR (CHEVY)
			FROM: 11-11-95 THRU: 99-99-99
	110178-01-000	EA	HOUSING - WIPER MOTOR

KEY	PART NUMBER	U/M	DESCRIPTION
8	096505-06-000	EA	PIVOT & SHAFT ASM - WIPER - DRIVER SIDE
9	056000-04-000	EA	WINDSHIELD WASHER - BOTTLE & PUMP
	056000-01-700	EA	VACUUM HOSE 7/64 - 5/32
	096931-01-701	EA	NOZZLE & HARDWARE KIT, INCLUDES NOZZLE, NUT, SHORT THREAD SCREW, LONG THREAD SCREW, AND PLASTIC CAP
9	117766-02-000	EA	WASHER ASM - WINDSHIELD WIPER - MCCORD 600328
	110605-01-000	EA	TEE - PLAS - BARBED 1/8 X 1/8 X 3/16 BAYLOCK 3799721
	117765-03-000	EA	CONNECTOR - 5/32 W/SWSH - ITT H-BAYLOCK 116756
10	104347-01-000	EA	ARM - DRIVE - WIPER MOTOR - 1.54"
11	096505-05-000	EA	PIVOT & SHAFT ASM - WIPER - PASSENGER SIDE
	110742-01-000	EA	WIPER GASKET
	067188-01-000	EA	STUD - WIPER CRANK
	096505-02-703	EA	CAP - NUT (ACORN) HD W/.687 BARREL
	045794-01-000	FT	HOSE-WASHER, WINDSHEILD - 5/32" ID - BLACK
	061603-01-000	EA	GROMMET-SNAP, 3/16" ID - 3/8" HOLE - PLASTIC - BLACK