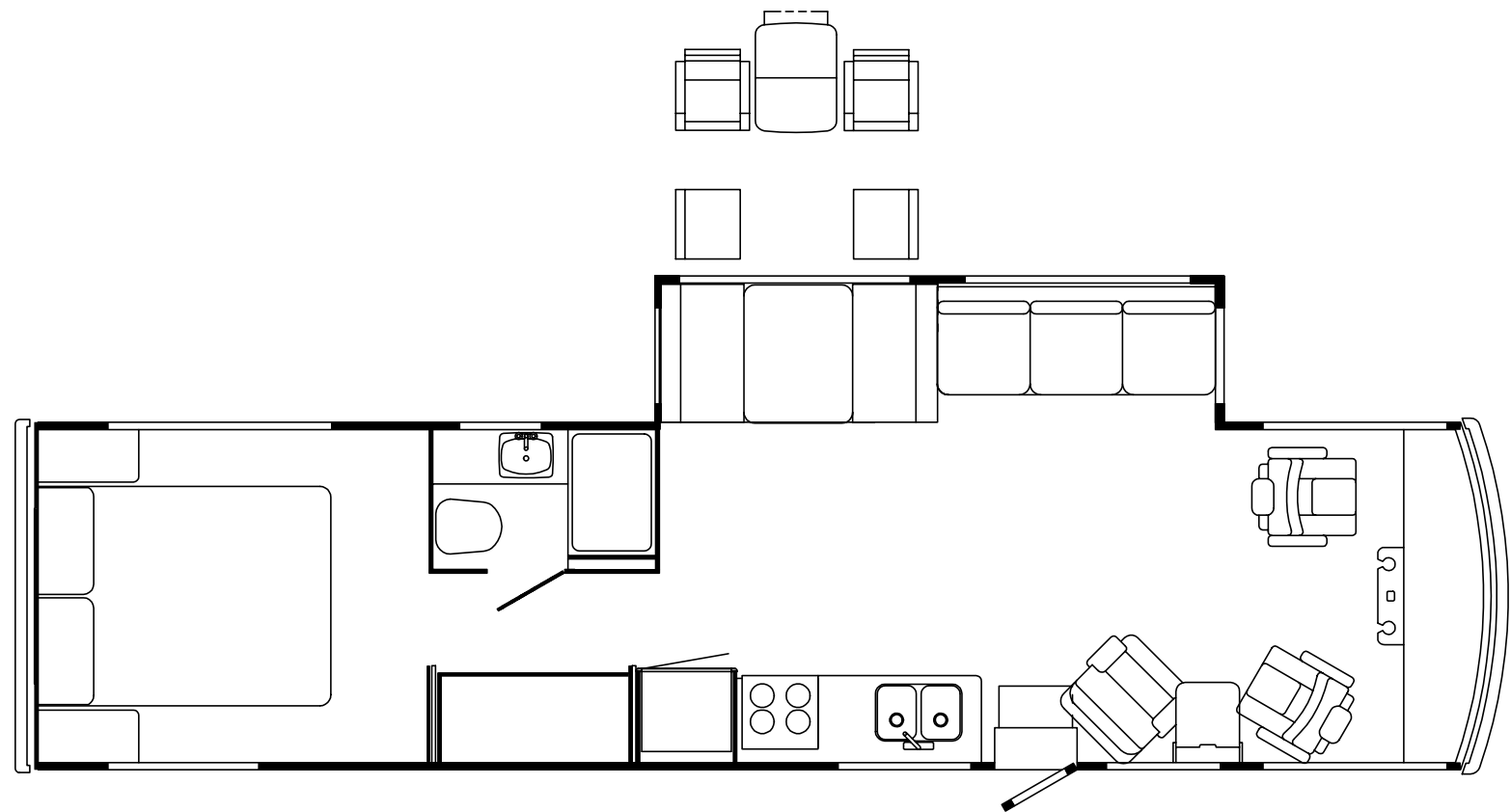



1996
WKG34RQ

G15
BOTANICAL (GREEN)

G16
THISTLE (TAN)

G17
COPPER CANYON



ACCESSORIES GROUP

OPERATOR MANUAL

KEY	PART NUMBER	U/M DESCRIPTION
	054185-E1-000	EA MANUAL - OPERATOR 96 ADVENTURER - G-SERIES
	092318-01-000	EA BINDER - 3 RING - MOTOR HOME MANUAL
	092319-01-000	EA POCKET PAGE - 3 RING BINDER - PLASTIC
	118752-01-000	EA TOP LEVEL DRAWING NUMBER

AUDIO VIDEO GROUP

RADIO SYSTEMS & ANTENNA

KEY	PART NUMBER	U/M DESCRIPTION
	087683-03-000	EA RADIO - AM/ FM STEREO CASSETTE AUDIOVOX RS-100
	110267-03-000	EA RADIO - AM/ FM STEREO CD COMPAT AUDIOVOX IM-400
	116148-02-000	EA RADIO - AM/ FM STEREO - CD PLAYER CLARION RDB515F FROM: 00-00-00 THRU: 03-14-96
	116148-03-000	EA RADIO - AM/ FM STEREO - CD PLAYER CLARION RDB325D FROM: 03-15-96 THRU: 99-99-99
	077069-02-000	EA CABLE - ANTENNA - RADIO - EXTENSION 96" - ARA 6700667
	110469-01-000	EA SPEAKER - OVAL - 4" X 6" - BLACK
	110470-01-01A	EA GRILLE - SPEAKER - OVAL - 4" X 6" - BLACK
	081059-02-000	EA WIRE ASM - 9-PIN - RADIO - AUDIOVOX 112B-1761
	105248-01-000	EA ANTENNA - CB - ADVANCE 8604
	090944-01-000	EA ANTENNA - RADIO - 16" RUBBER
	108847-01-000	EA BRACKET - ANTENNA GROUND
	115916-01-01B	EA BRACKET - ANTENNA MOUNT
	109889-04-000	EA EXTENDER - SHAFT - ANTENNA 3"
	074979-08-000	EA SHIELD - SPEAKER - BACK - MOLDED PLASTIC - LIGHT OAK
	074979-12-000	EA SHIELD - SPEAKER - BACK - MOLDED PLASTIC - OFF WHITE
	089340-02-000	EA GRILLE - SPEAKER - 6.5" SQUARE
	089340-03-000	EA SPACER - GRILLE - 6.5" SQUARE - TAN - MAGNADYNE G514
	094097-01-000	EA SPEAKER - RADIO - W/O GRILLE - 5.25" DIA - AUDIOVOX 110C3030

PATIO ENTERTAINMENT CENTER

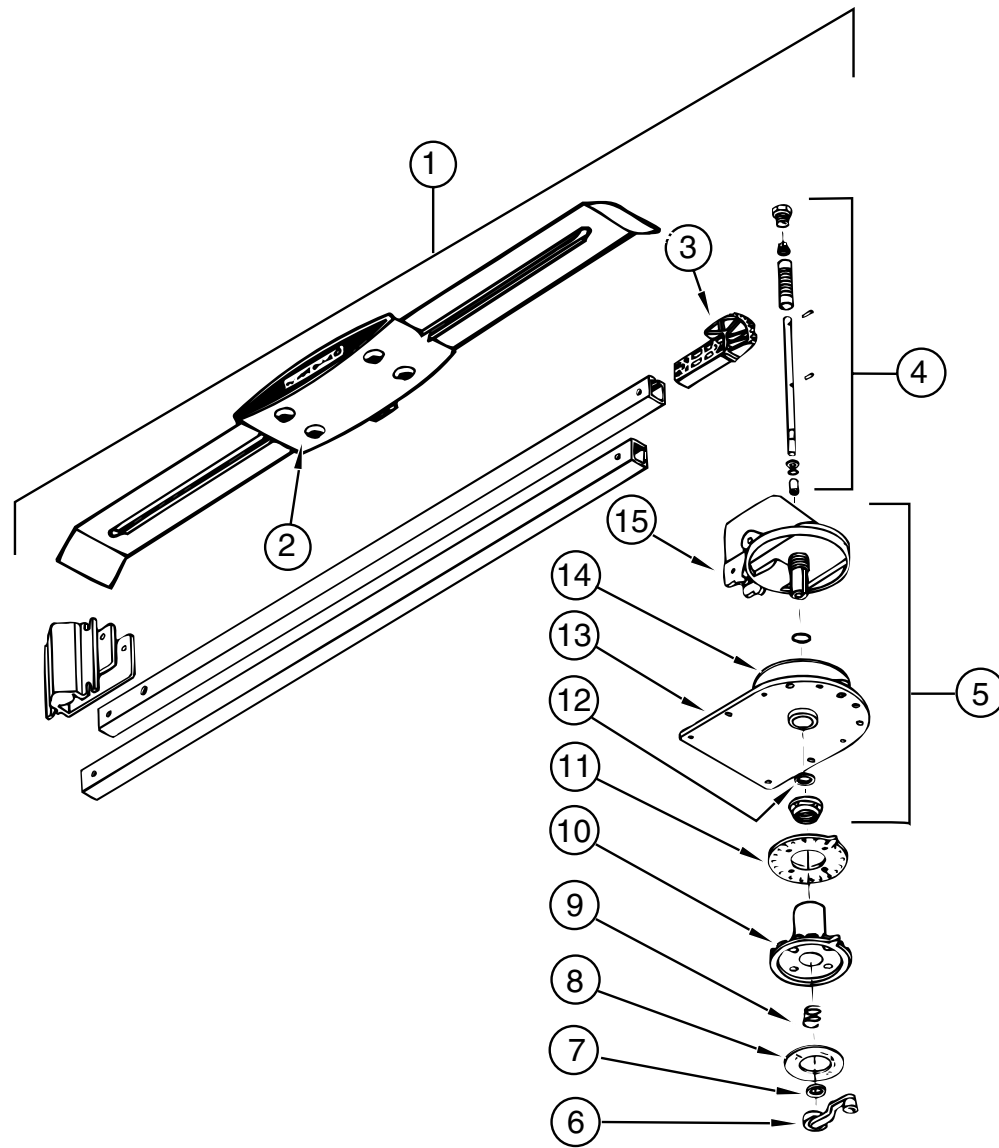
KEY	PART NUMBER	U/M DESCRIPTION
	110469-01-000	EA SPEAKER - OVAL - 4" X 6" - BLACK
	110470-01-01A	EA GRILLE - SPEAKER - OVAL - 4" X 6" - BLACK
	077069-02-000	EA CABLE - ANTENNA - RADIO - EXTENSION 96" - ARA 6700667
	087683-03-000	EA RADIO - AM/ FM STEREO W/ CASSETTE - AUDIOVOX
	090944-01-000	EA ANTENNA - RADIO - 16" RUBBER
	108847-01-000	EA BRACKET - ANTENNA GROUND
	109889-04-000	EA ANTENNA - 3" SHAFT EXTENDER - MAGNADYNE RV71EX3

TV - VCR SYSTEMS

KEY	PART NUMBER	U/M DESCRIPTION	VENDOR NO.
	082134-01-000	EA ADAPTER - TV - CABLE TO CABLE - WINEGARD F-81M	
	086756-01-000	EA SPLITTER - TV - 2 WAY	
	076319-03-000	FT CABLE - COAXIAL - 75 OHM	
	076319-12-000	EA CONNECTOR - COAXIAL - ONE PIECE	
	086757-03-000	EA CONTROL CENTER - SWITCH - VCR/TV - MAGNADYNE VCS-6	
	119120-01-000	EA VCR-VHS, CABLE READY - REMOTE - AUDIOVOX AVR-1075 FROM: 00-00-00 THRU: 12-10-95	
	119120-02-000	EA VCR-VHS, CABLE READY - REMOTE - AUDIOVOX AVR-1170 FROM: 12-11-95 THRU: 99-99-99	
	119120-01-700	EA REMOTE F/ MODEL	AVR-1075
	113684-01-000	EA TV - 19" COLOR UL AND CSA - AUDIOVOX AVT-1975	
	113684-01-700	EA REMOTE	8822345
	092310-02-000	EA TV - COLOR - 9"- AC/DC - W/REMOTE - MAGNAVOX RD0945 (REAR TV)	
	092310-02-700	EA REMOTE - F/TV MAGNAVOX RD0945	0822334
	098819-01-000	EA SPEAKER - 2 WATT - 8 OHM - 4"	
	114870-02-000	EA PLUG ASM - 3.5 MM AUDIO W/ LEADS - OW DONALD 35-P8	
	093214-01-02A	EA GRILL - SPEAKER, 4" BROWN	
	099717-01-000	EA STRAP - TV TIE DOWN W/24" FEMALE STRAP & 14.2" MALE STRAP	
	099717-02-000	EA STRAP - TV TIE DOWN W/29.9" FEMALE STRAP & 14.2" MALE STRAP	
	109889-04-000	EA EXTENDER - SHAFT - ANTENNA 3" MAGNADYNE RV71EX3	
	082136-01-000	EA JAM NUT - HEX 3/8-32 - WINEGARD	
	076319-09-000	EA WALLPLATE - CABLE RECEPTACLE - TV - SINGLE - BROWN	
	086777-01-000	EA WALLPLATE - TV CABLE - W/ ANTENNA SWITCH - IVORY	
	086777-05-000	EA WALLPLATE - ANT 1 OUTPUT IVORY	
	086757-03-000	EA CONTROL CENTER - SWITCH - VCR/TV - MAGNADYNE VCS-6	

AUDIO VIDEO GROUP (CONTINUED)

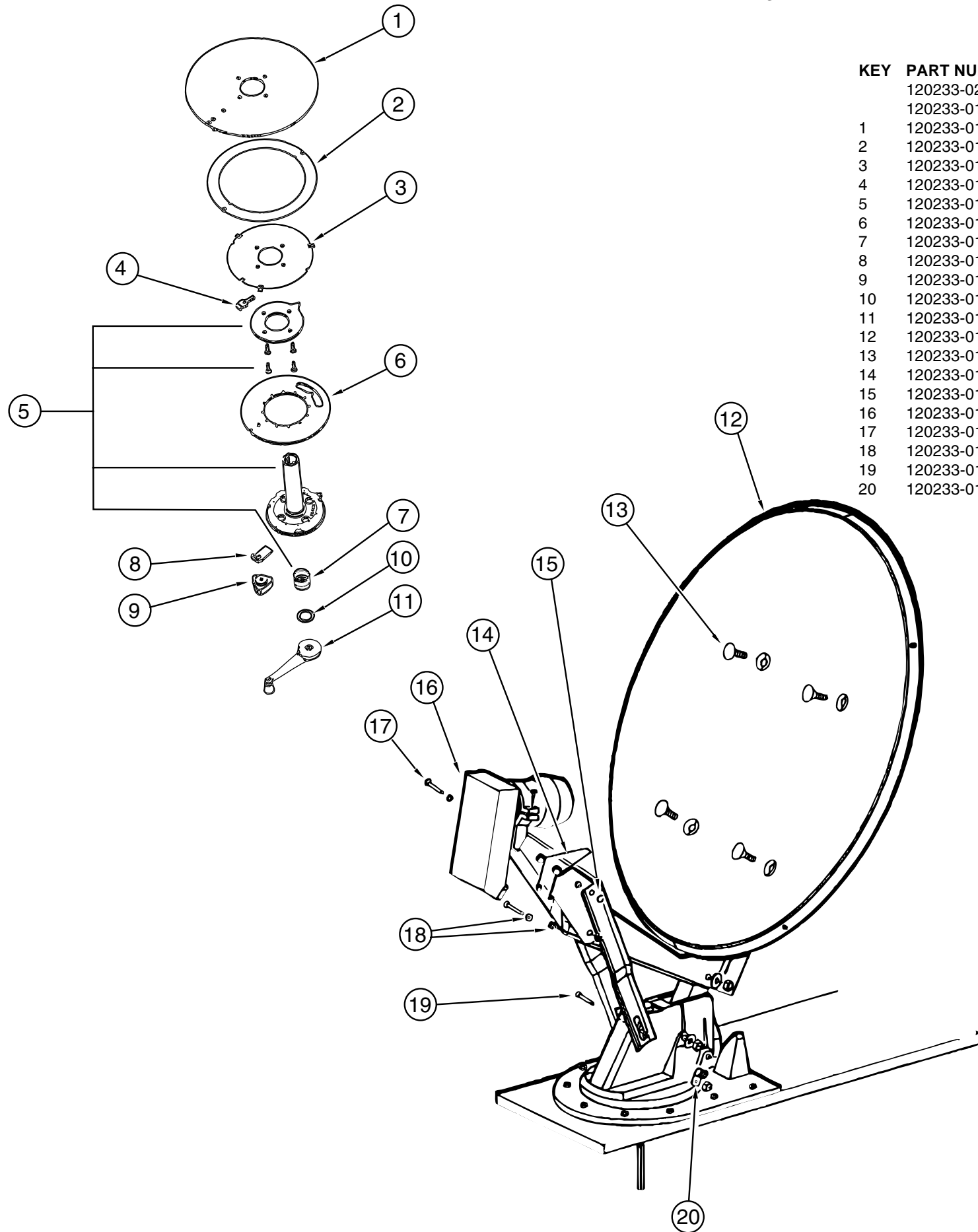
TV ANTENNA (WINEGARD)



KEY	PART NUMBER	U/M	DESCRIPTION	VENDOR NO.
1	076319-18-000	EA	ANTENNA - TV - ROOF MOUNT	
2	076319-01-700	EA	HEAD - ANTENNA - AMPLIFIED	RVSA U/V
3	076319-01-701	EA	GEAR - ELEVATING - PLASTIC	2200046
4	076319-01-702	EA	SHAFT ASM - ELEVATING	RVP-400A
5	076319-01-711	EA	BASE & LIFT ASM	2762802
6	076319-01-706	EA	CRANK - ELEVATING - W/ SET SCREW	5755100
7	076319-01-705	EA	BEARING - NYLON - 7/8"ID	3200658
8	076319-01-708	EA	CRANK COVER DECAL	5413002
9	076319-01-707	EA	SPRING - HANDLE	5160822
10	076319-01-709	EA	PLATE - DIRECTIONAL - FOR HEAD	3200644
11	076319-01-712	EA	CEILING PLATE - WINEGARD	3200608
12	076319-01-704	EA	BEARING - NYLON - 1.5"OD	3200657
13	076319-01-713	EA	BASE PLATE	3100523
14	076319-01-703	EA	BEARING - NYLON - 5"OD	3200656
15	076319-01-714	EA	HOUSING - ROTATING GEAR	2200049

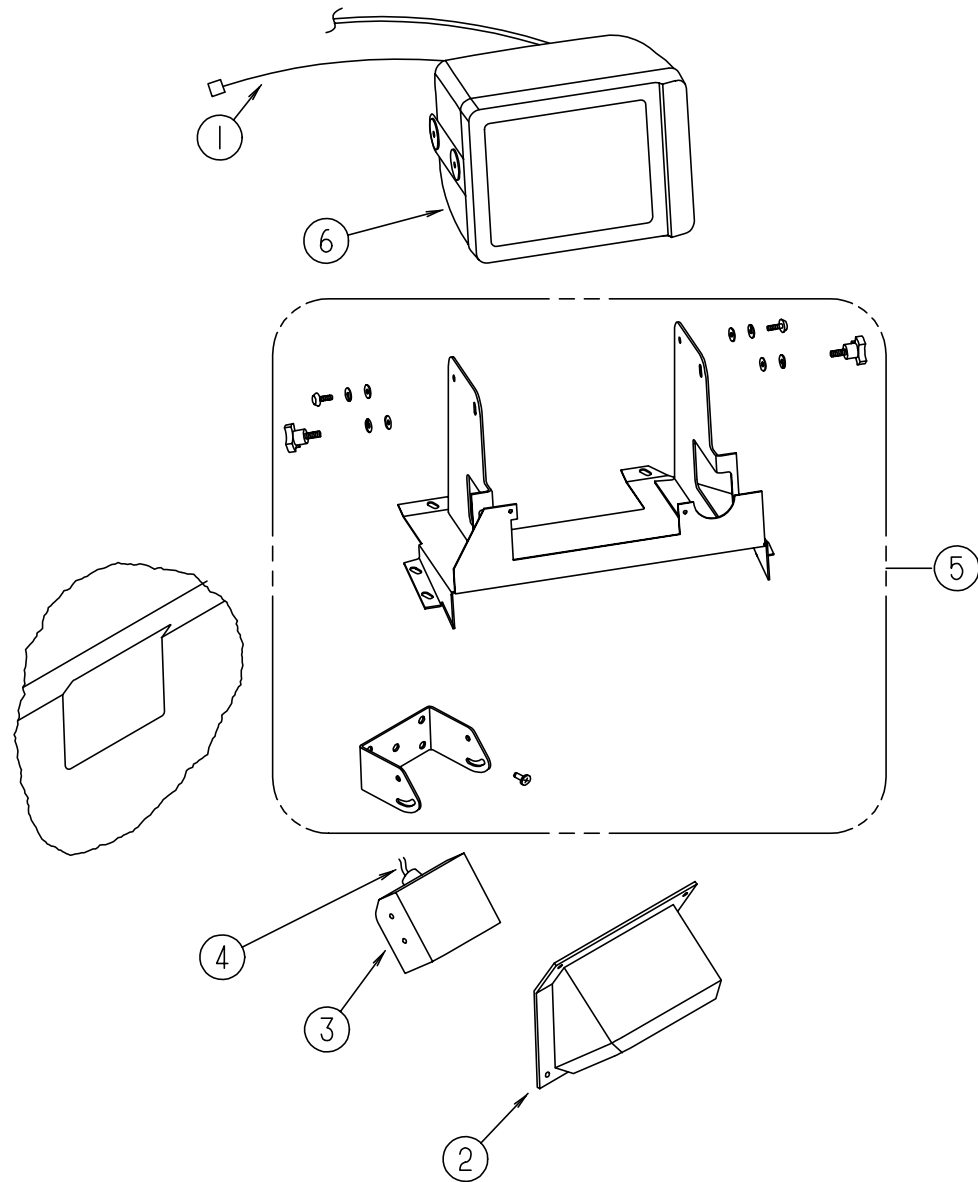
AUDIO VIDEO GROUP (CONTINUED)

SATELLITE ANTENNA



KEY	PART NUMBER	U/M	DESCRIPTION	VENDOR NO.
	120233-02-000	EA	ANTENNA - SATELLITE W/ RECEIVER - RD-1046	
	120233-01-000	EA	ANTENNA - SATELLITE DSS - RD-4600	
1	120233-01-700	EA	PLATE - FIXED	3750821
2	120233-01-701	EA	DIAL - DIRECTIONAL	2745056
3	120233-01-702	EA	PIVOT - DIAL - DIRECTIONAL	2745058
4	120233-01-703	EA	STOP - ROTATION	3711281
5	120233-01-704	EA	PLATE - CEILING W/DIR. HANDLE	RP-6300
6	120233-01-705	EA	PLATE - ROTATE	3750820
7	120233-01-706	EA	SPRING	RP-6822
8	120233-01-707	EA	CLAMP - ROTATE	3711280
9	120233-01-708	EA	KNOB - CLAMP	160822
10	120233-01-709	EA	WASHER - NYLON	RP-2658
11	120233-01-710	EA	HANDLE - CRANK	RP-6795
12	120233-01-711	EA	REFLECTOR - 46CM	2745304
13	120233-01-712	EA	BOLT - FLAT HEAD	2160253
14	120233-01-713	EA	SPRING	2160820
15	120233-01-714	EA	CLIP - E	5160818
16	120233-01-715	EA	RCA LNB	278015
17	120233-01-716	EA	PIN	2160814
18	120233-01-717	EA	BEARING - NYLON	2200728
19	120233-01-718	EA	PIN	5160817
20	120233-01-719	EA	CLAMP - CABLE	2200060

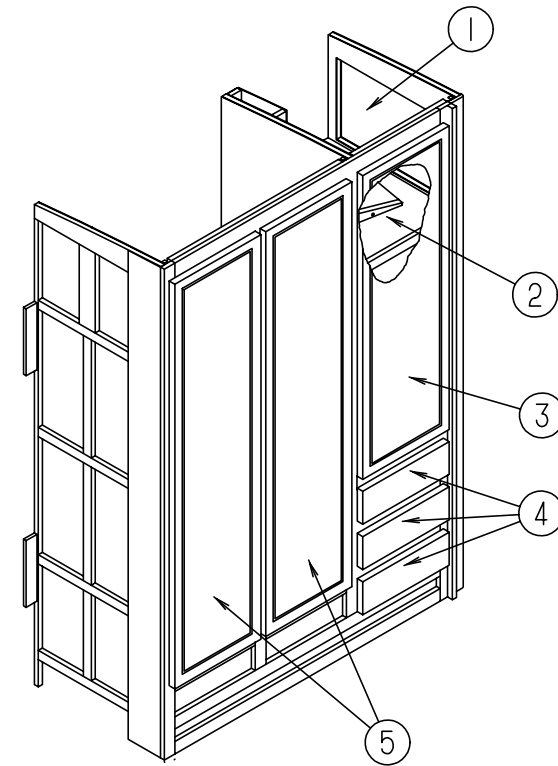
AUDIO VIDEO GROUP (CONTINUED)



REAR MONITOR SYSTEM - SONY

KEY	PART NUMBER	U/M	DESCRIPTION	VENDOR NO.
	093040-08-000	EA	MONITOR SYSTEM-REAR VIEW 7" W/AUDIO JACK	
1	096717-03-000	EA	WIRE ASM-REAR MONITOR, UPPER FOR PREWIRED AFTER MARKET INSTL.	
	093040-06-000	EA	WIRE ASM-MONITOR FOR NON PREWIRED AFTER MARKET INSTL.	
2	107852-01-01A	EA	CAMERA SHROUD-OUTER SHELL, BUFF	
	108529-01-01A	EA	SHROUD-CAMERA, INNER, BLACK	
3	093040-04-700	EA	CAMERA, W/BRACKET & WIRING	SSC-530AM
4	093041-01-000	EA	CABLE-MONITOR/CAMERA, INTERNAL USE - 65.6'	
	093041-02-000	EA	CABLE-MONITOR/CAMERA, EXTERNAL USE	
5	N/A		PARTS ARE INCLUDED W/TELEVISION SYSTEM - SONY	
6	093040-05-700	EA	MONITOR-7" W/POWER HARNESS	SSM721AMR
	108885-02-000	EA	WIRE-REAR MONITOR POWER (W/3 PIN HOUSING F/FUSE BLOCK)	

BATH GROUP

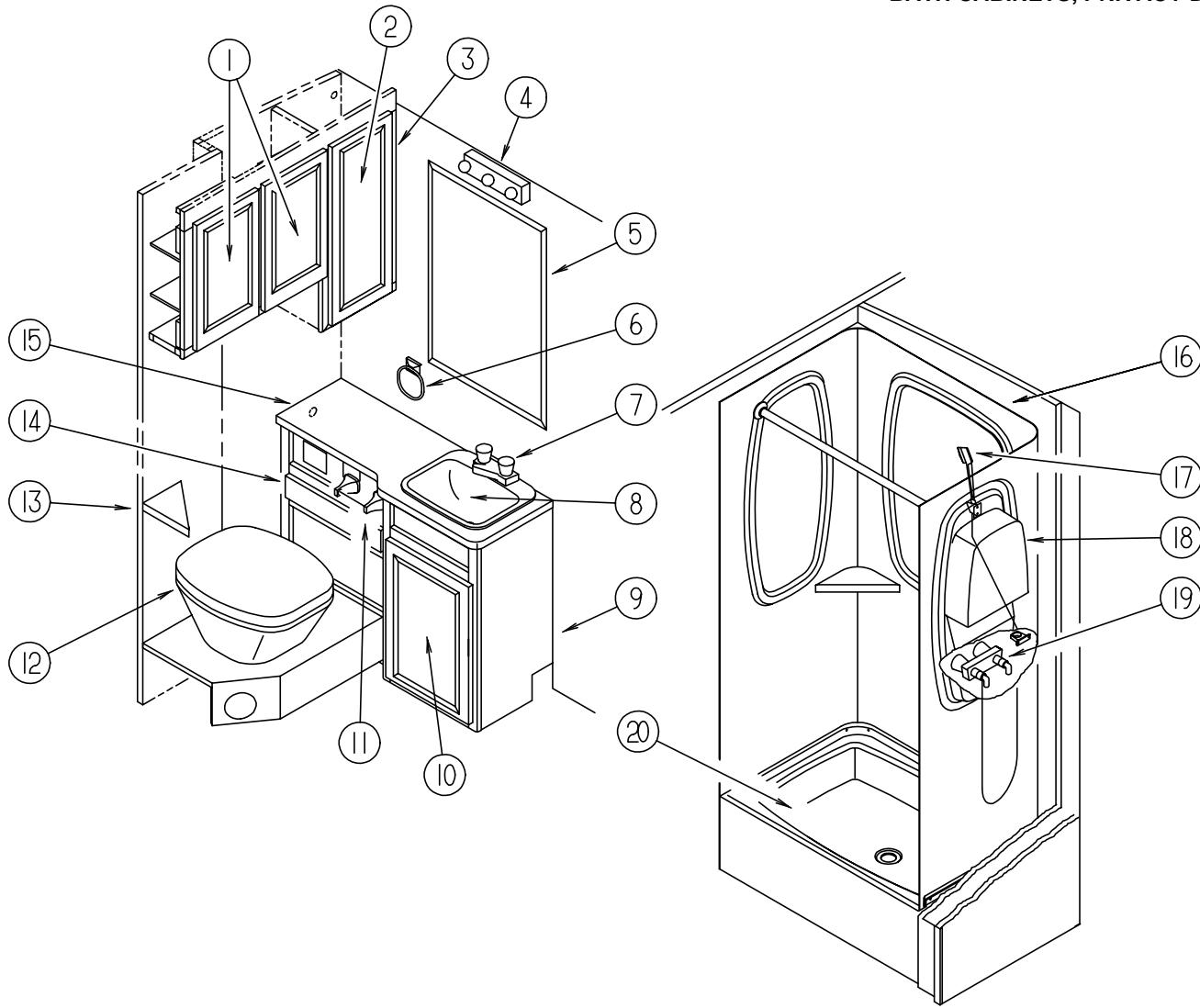


WARDROBE CABINET

KEY	PART NUMBER	U/M	DESCRIPTION
1	M06803-93-G15	EA	DOOR ASM. - RAIL - W/O HARDWARE - 0365 X 0555 MM
2	116172-12-G15	EA	TV WEDGE SHELF
3	M06803-C6-G15	EA	DOOR ASM. - RAIL - W/O HARDWARE - 0425 X 1220 MM
4	M05971-L3-G15	EA	DRAWER ASM.
5	M06803-11-G15	EA	DOOR ASM. - RAIL - W/O HARDWARE - 0410 X 1660 MM
	042438-01-000	EA	DOWEL - CLOTHES ROD - 1" DIAMETER - WOOD
	009112-01-000	EA	FLANGE - 1" CLOTHES ROD - PLASTIC - OFF WHITE

BATH GROUP (CONTINUED)

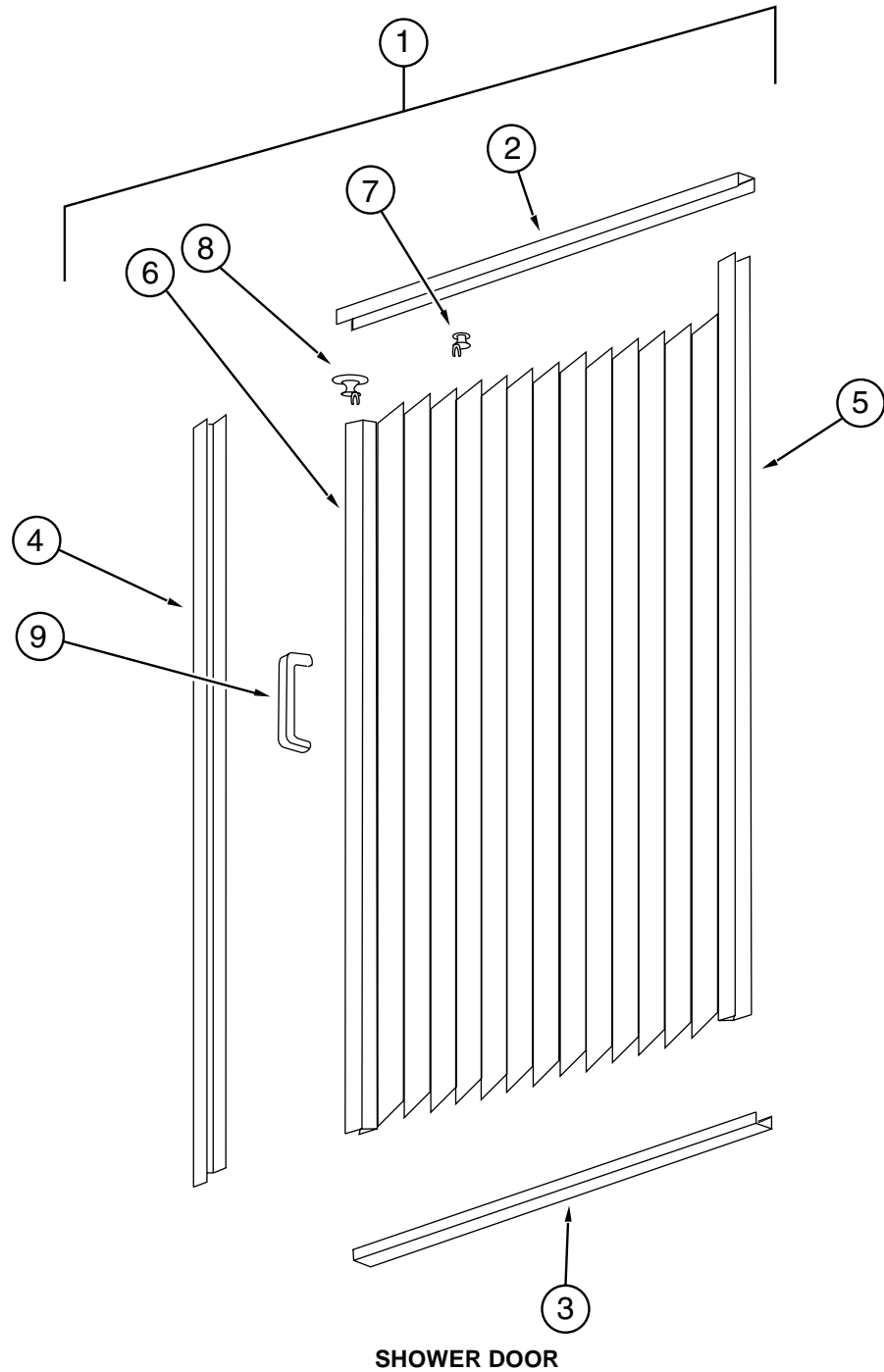
BATH CABINETS, PRIVACY DOOR & SHOWER COMPONENTS



KEY	PART NUMBER	U/M DESCRIPTION
10	M06803-R7-G15	EA DOOR ASM - W/O HARDWARE - 0380 X 0555 MM
	115824-12-G35	EA SHELF ASM
11	075452-02-000	EA HOLDER - TOILET TISSUE - BRASS
12	085330-07-000	EA TOILET - CHINA - SHORTY W/ SPRAY (SEALAND)
13	106017-01-G35	EA SHELF ASM. - BATH (G15, G16)
13	106017-01-E10	EA SHELF ASM. - BATH (G17)
14	M05971-L2-G15	EA DRAWER ASM. - W/O HARDWARE
15	120328-11-G35	EA COUNTERTOP ASM.
	M03866-04-G35	EA DOOR ASM. (1 BIFOLD ONLY) W/O HARDWARE
	093170-06-02A	EA HEADER - BIFOLD DOOR (TRACK) OFF WHITE
	117978-01-01A	EA KNOB - DOOR - BRIGHT BRASS
	092652-01-000	EA GUIDE WHEEL (BIFOLD DOOR) TOP MOUNT
	084451-01-000	EA CATCH (BIFOLD DOOR) BRASS
	102920-01-01A	EA HINGE - DOOR - SPRING LOADED - BRASS
	M87868-13-G15	EA DOOR ASM. - BATH
	094485-03-01A	EA KNOB - DOOR - BRASS
	100357-01-000	EA ROD -TOWEL - BRASS W/ENDS BENT FOR BACK OF BATH DOOR
	102089-13-G09	EA MOUNT - ROD - RIGHT SIDE - FOR TOWEL RODS - 53.5" LONG - WOOD
	102089-14-G09	EA MOUNT - ROD - LEFT SIDE - FOR TOWEL RODS - 53.5" LONG - WOOD
	104013-03-G15	EA DOOR ASM - SLIDING (BATH / GALLEY)
	103874-01-000	EA ROLLER HANGER - SLIDING DOOR
	103868-03-01A	EA TRACK - DOOR - 1250 OFF WHITE
	103908-03-G35	EA HEADER - SLIDING DOOR
	057534-01-000	EA TIEBACK - CLEAR PLASTIC (BATH / GALLEY DOOR)
	117431-02-01A	EA DOOR - SHOWER - FABRIC - PLEATED
16	104464-01-01A	EA SURROUND - SHOWER - OFF WHITE
17	103092-01-000	EA SHOWER HEAD - W/60" HOSE (US)
17	103092-02-000	EA SHOWER HEAD - W/HOSE (CSA)
	103092-01-701	EA BRACKET (FOR SHOWER HEAD) BONE
18	104462-01-01A	EA CADDY - SHOWER - OFF WHITE
19	075241-05-000	EA FAUCET - SHOWER - BONE
	075606-01-000	EA PANEL - FAUCET BACK - SHOWER - 5" X 9" - PLASTIC
20	M02630-22-C07	EA SHOWER PAN ASM
	066440-01-000	EA STRAINER W/ RUBBER WASHER
	011069-04-000	EA TAILPIECE - 1 1/2 X 1 1/4 X 8 - BRASS (SHOWER PAN)
	091208-01-000	EA WASHER - RUBBER - .06" X .75" X .5"
	057671-01-000	EA COVER - SCREW - #8 - PLASTIC - OFF WHITE

KEY	PART NUMBER	U/M DESCRIPTION
1	M06803-35-G15	EA DOOR - RAIL - W/O HARDWARE - 0285 X 0500 MM
	115967-11-G15	EA SHELF ASM (G15)
	115967-11-G35	EA SHELF ASM (G16,G17)
2	M06803-36-G15	EA DOOR - RAIL - W/O HARDWARE - 0275 X 0710 MM
	115967-12-G15	EA SHELF ASM (G15)
	115967-12-G35	EA SHELF ASM (G16,G17)
3	115967-01-G35	EA CABINET ASM - MEDICINE
4	110235-01-01A	EA LIGHT - 3 BULB
5	058331-51-000	EA MIRROR
6	075454-02-000	EA RING - TOWEL - W/ MOUNTING HARDWARE - BRASS
7	075240-06-000	EA FAUCET - LAVATORY - BONE
8	096927-01-01A	EA SINK - LAVATORY - RECTANGULAR - PLASTIC - BONE
	096927-01-700	EA SINK STOPPER
	096927-01-701	EA TAILPIECE - SINK
	105218-01-01A	EA SPACER - FAUCET - LAVATORY SINK - 2" X 5.9" - PLASTIC - OFF WHITE
9	P20328-01-G15	EA CABINET ASM-LAVATORY (G15,G17)
9	P20328-01-G16	EA CABINET ASM-LAVATORY (G16)

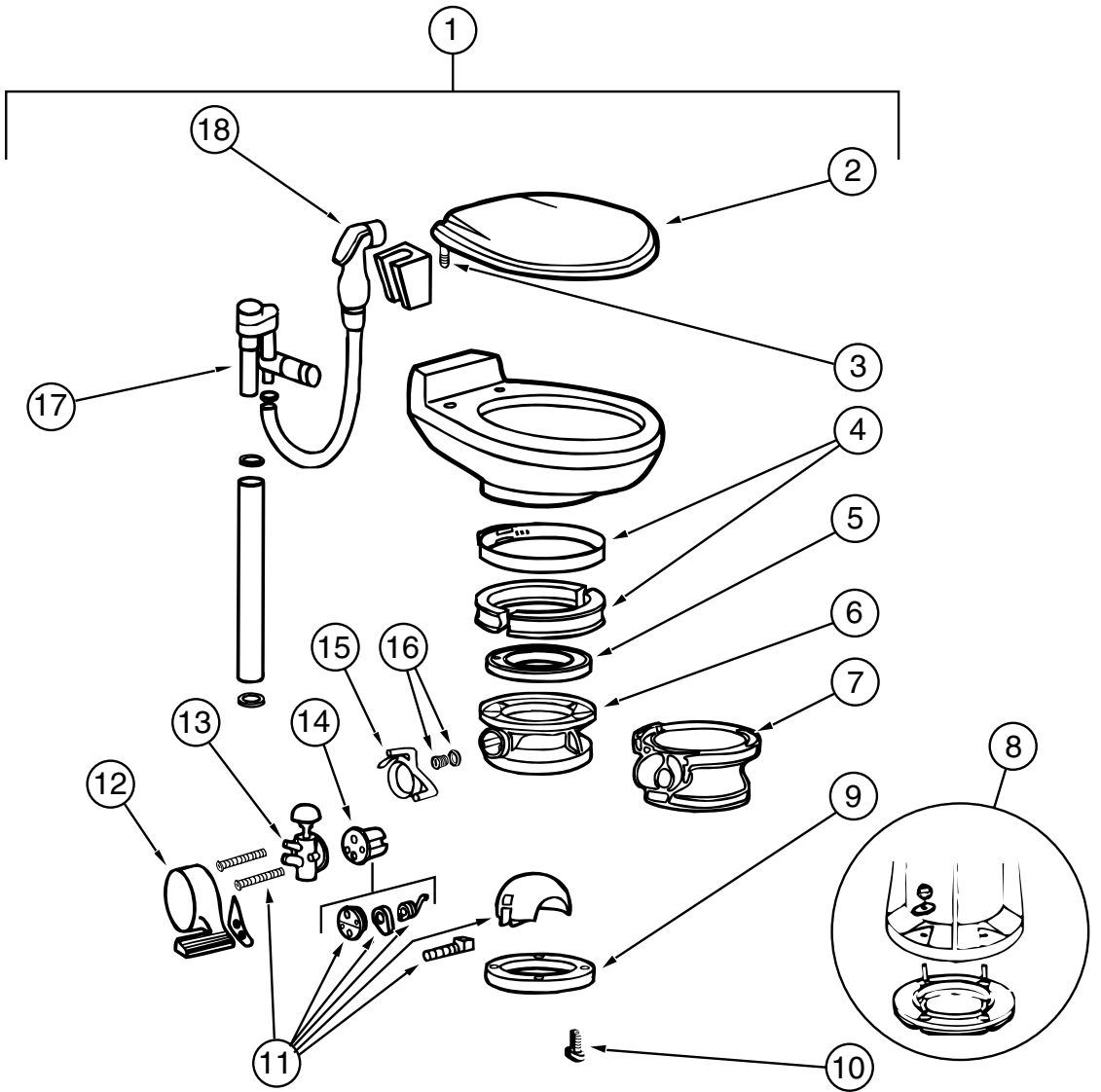
BATH GROUP (CONTINUED)



SHOWER DOOR

KEY	PART NUMBER	U/M DESCRIPTION
1	117431-02-01A	EA DOOR - SHOWER - FABRIC - PLEATED
2	117431-01-700	EA TRACK - TOP - ALUM. IVORY INSERT - 48"
3	117431-01-701	EA TRACK - BOTTOM - 48"
4	117431-01-702	EA RAIL - SIDE - 67"
5	117431-01-703	EA RAIL - STATIONARY - 67"
6	117431-01-704	EA RAIL - LEAD - 67"
7	117431-01-705	EA GLIDE - IVORY - TRAVELER
8	117431-01-706	EA GLIDE - IVORY LEAD - TRAVELER
9	117431-01-708	EA HANDLES W/ SCREWS
	117431-01-707	EA CATCH - BATH DOOR
	117431-02-700	EA STRAP - VINYL SHOWER

BATH GROUP (CONTINUED)

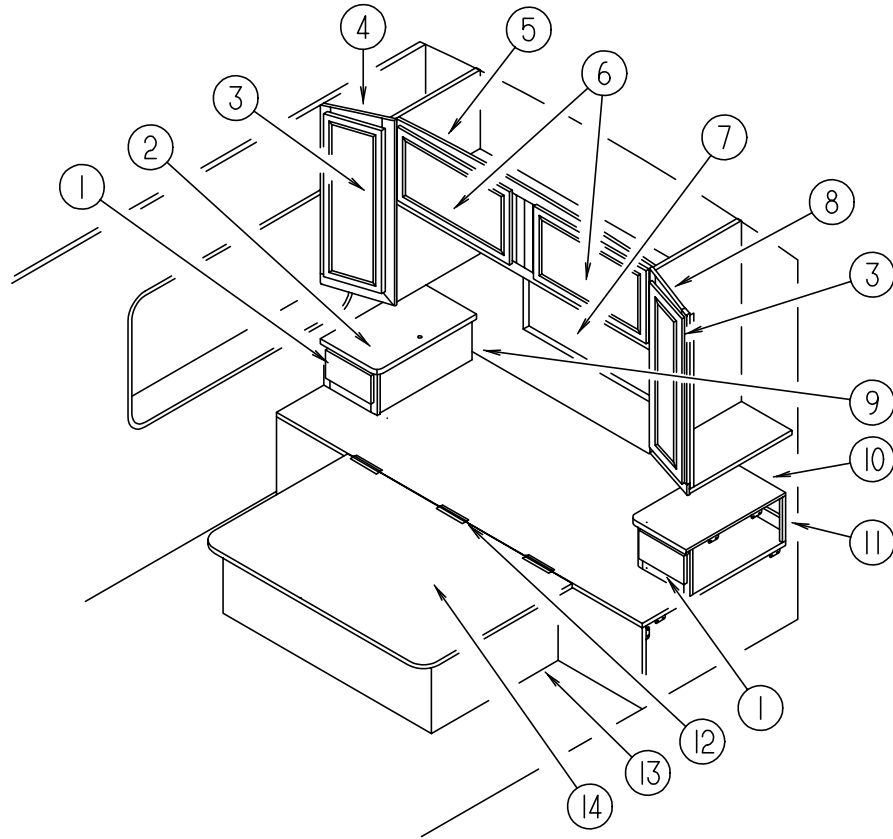


TOILET (SEALAND MODEL 911 W/ SPRAYER)

KEY	PART NUMBER	U/M DESCRIPTION	VENDOR NO.
1	085330-07-000	EA TOILET - CHINA - SHORTY (BONE) - 591103	
2	085330-06-700	EA SEAT ASSEMBLY (BONE)	340591
3	085330-06-702	EA HINGE HARDWARE (BONE) SET	342131
4	085330-01-703	EA RING & HALF CLAMPS ASM (BONE)	385310048
5	085330-01-704	EA TEFLON & RUBBER SEALS	385316140
6	085330-04-704	EA BASE ASM (BONE)	310124
7	085330-04-705	EA PEDESTAL COVER KIT - (BONE)	310109
8	085330-01-718	EA SEAL & BOLT MOUNTING PACKAGE	385310063
9	085330-01-714	EA SEAL - FLANGE - FLOOR	390343892
10	085330-01-717	EA BOLT MOUNTING PACKAGE	385310064
11	085330-01-706	EA BALL - SHAFT & CARTRIDGE	385318162
12	085330-04-703	EA PEDAL COVER KIT (BONE)	310118
13	085330-01-709	EA VALVE - WATER	385314349
14	085330-01-707	EA CARTRIDGE - SPRING	381236096
15	085330-04-702	EA FLUSH LEVER	340825
16	085330-01-710	EA PLUG - DRAIN - & CAP - W/ SEAL	230384
17	085330-06-701	EA BREAKER - VACUUM/DIVERTER (900)	230335
18	085330-04-701	EA HAND SPRAY - W/HOSE (500 & 900)	340683

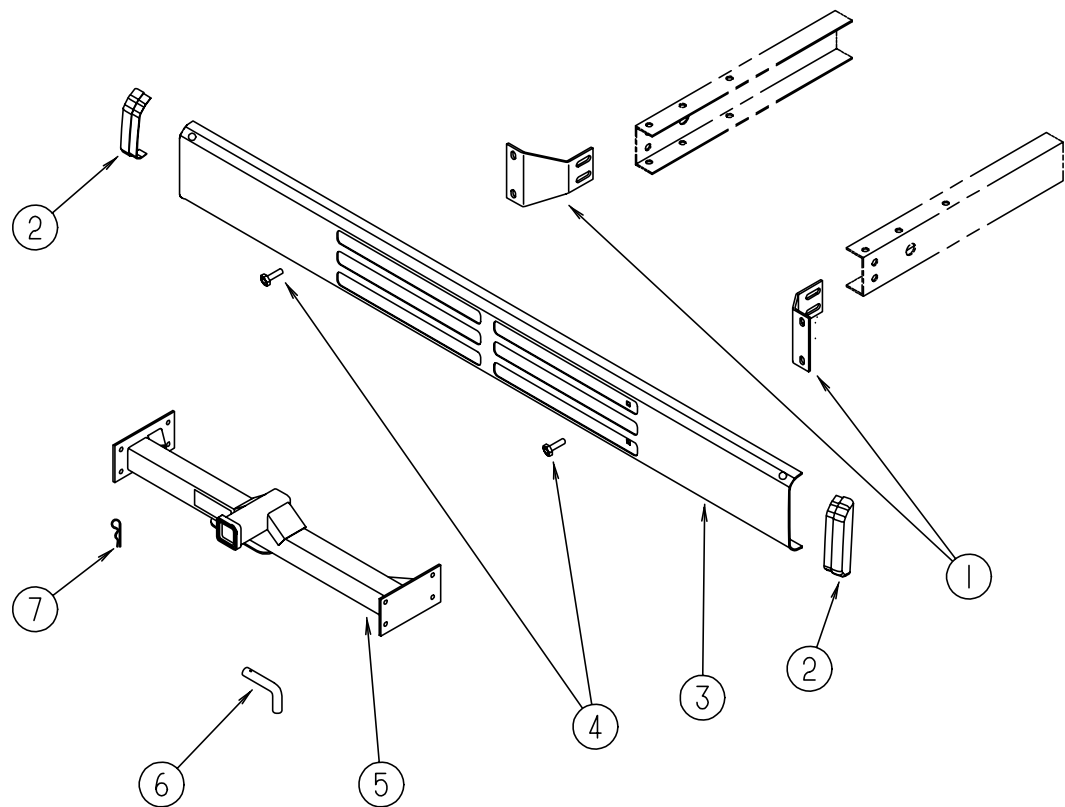
BEDROOM GROUP

QUEEN BEDROOM

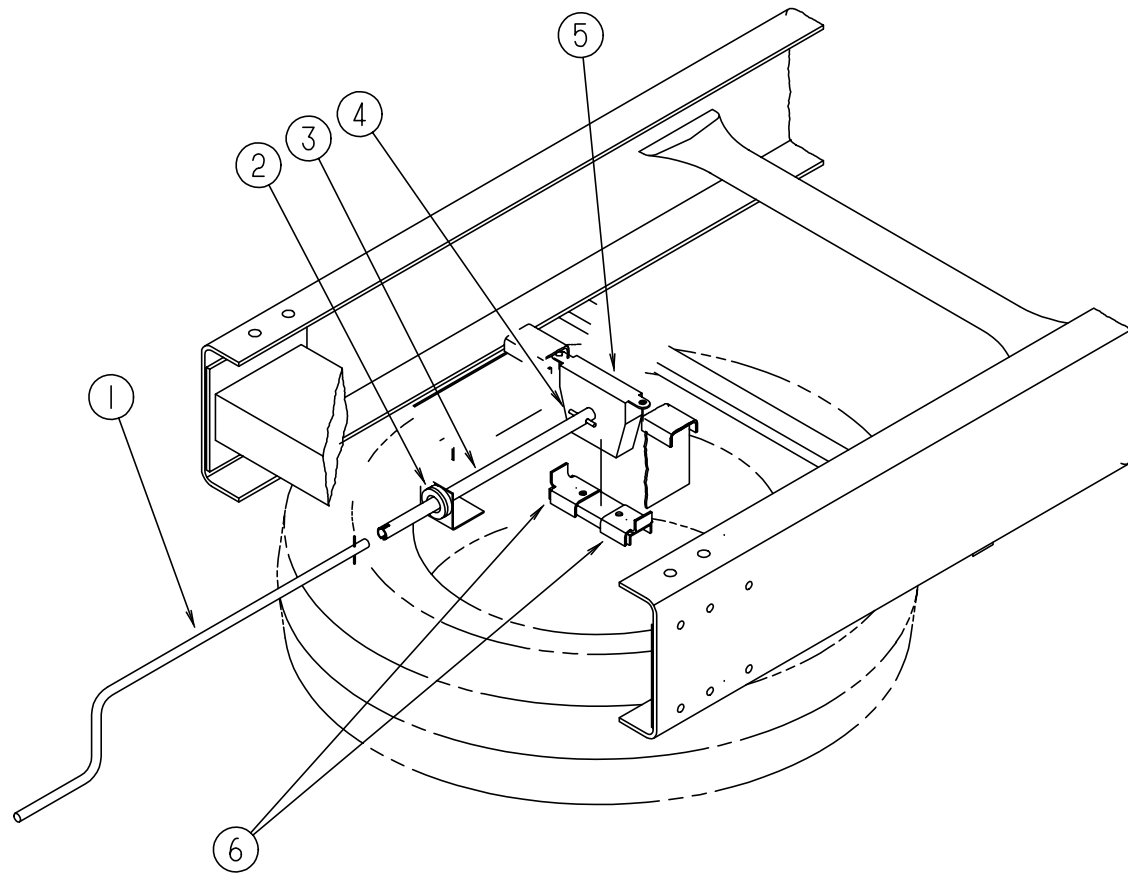


KEY	PART NUMBER	U/M	DESCRIPTION
1	M05971-J8-G15	EA	DRAWER ASM - CABINET - W/O HARDWARE
2	114482-11-G10	EA	COUNTERTOP ASM. (G15,G16)
2	114482-11-F04	EA	COUNTERTOP ASM. (G17)
3	M06803-37-G15	EA	DOOR ASM. - RAIL - W/O HARDWARE - 0275 X 0925 MM
3	058331-A7-000	EA	MIRROR - CABINET DOOR
4	110625-01-G15	EA	CABINET ASM. - SHIRT CLOSET (PASSENGER SIDE)
5	M06838-30-G15	EA	CABINET ASM. - OVERHEAD - REAR
6	M06803-82-G15	EA	DOOR ASM - W/O HARDWARE - 0400 X 0710 MM
7	058331-93-000	EA	MIRROR - GLASS - SAFETY - 700 X 1600 MM
8	110625-02-G15	EA	CABINET ASM. - SHIRT CLOSET (DRIVER SIDE)
9	P14482-01-G10	EA	CABINET ASM. - W/ COUNTERTOP - NIGHTSTAND (G15,G16)
9	P14482-01-G09	EA	CABINET ASM. - W/ COUNTERTOP - NIGHTSTAND (G17)
10	114482-12-G10	EA	COUNTERTOP ASM. (G15,G16)
10	114482-12-F04	EA	COUNTERTOP ASM. (G17)
11	P14482-02-G10	EA	CABINET ASM. - W/ COUNTERTOP - NIGHTSTAND (G15,G16)
11	P14482-02-G09	EA	CABINET ASM. - W/ COUNTERTOP - NIGHTSTAND (G17)
12	041389-11-000	EA	PIANO HINGE - BEIGE - 55"
13	P19515-02-G35	EA	CABINET ASM. - QUEEN BED - W/O TOP
14	M05706-13-G35	EA	QUEEN BED TOP
	112516-01-G15	EA	HEADBOARD - IMPERIAL, QUEEN
	112516-01-G16	EA	HEADBOARD - IMPERIAL, QUEEN
	112516-01-G17	EA	HEADBOARD - IMPERIAL, QUEEN
	120346-01-G15	EA	CABINET ASM - HAMPER W/ RAD DOOR
	057460-02-000	EA	STUD - BALL - GAS SPRING - 10MM - 5/16" - 18
	107796-06-000	EA	SPRING - GAS
	107796-07-000	EA	BRACKET - SUPPORT - GAS SPRING TO BED - ANGLE (UPPER)
	107796-05-000	EA	BRACKET - FLAT - GAS SPRING TO BED (LOWER)
	091952-01-000	EA	CLIP-GRIPPER - 1"
	097872 04 000	EA	DOWEL - WOOD - 1" DIA X 1.38" LONG
	110535-02-01A	EA	ROD - PROP - BED MILL
	110536-01-000	EA	BRACKET - PROP ROD

CHASSIS GROUP



CHASSIS GROUP (CONTINUED)



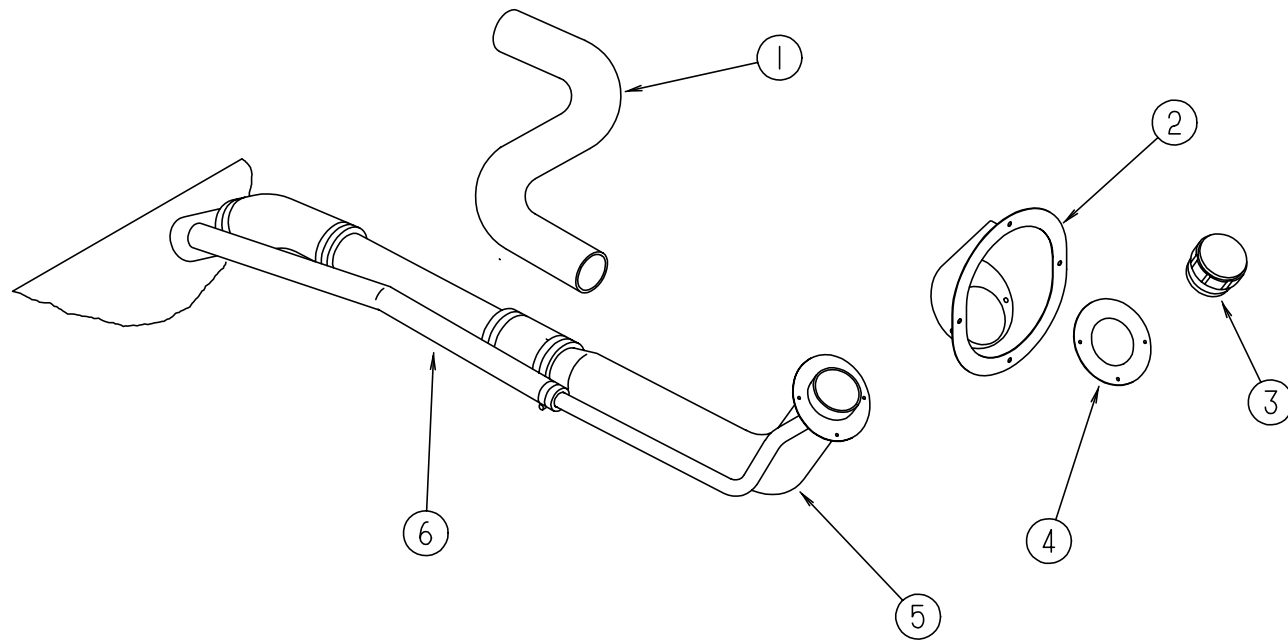
REAR BUMPER & COMPONENTS

KEY	PART NUMBER	U/M	DESCRIPTION
1	116357-01-02B	EA	ANGLE - SUPPORT - BUMPER REAR
2	103228-01-05A	EA	END CAP - BUMPER REAR
3	103099-03-05A	EA	REAR BUMPER - BUFF
4	102333-01-05A	EA	BOLT - 7/16"
5	107707-04-000	EA	HITCH ASM.
6	034512-01-000	EA	PIN
7	034513-01-000	EA	PIN - 3/16" WIRE
	097744-02-000	EA	HOUSING CAP - TRAILER PIN
	113589-01-000	EA	CONNECTOR - PLUG - TRAILER
	113589-02-000	EA	CONNECTOR - SOCKET - TRAILER
	113588-02-01B	EA	BRACKET - CONNECTOR, TRAILER - MILL

SPARE TIRE & HOIST

KEY	PART NUMBER	U/M	DESCRIPTION
1	093376-02-000	EA	HANDLE-CRANK, TIRE HOIST
			FROM: 00-00-00 THRU: 01-23-96
1	093376-04-000	EA	HANDLE-CRANK, TIRE HOIST
			FROM: 01-24-96 THRU: 99-99-99
2	071015-11-000	EA	GROMMET - 1.00 ID
3	093375-09-000	EA	EXTENSION-TIRE HOIST
			FROM: 00-00-00 THRU: 01-23-96
3	093375-10-000	EA	EXTENSION-TIRE HOIST
			FROM: 01-24-96 THRU: 99-99-99
	093362-06-000	EA	CHANNEL-TIRE HOIST
4	114376-01-000	EA	PIN-DRIVE, .156 X .750 - TYPE E - TIRE HOIST
5	093267-02-000	EA	HOIST-SPARE TIRE
			FROM: 00-00-00 THRU: 01-23-96
5	120877-01-000	EA	HOIST-SPARE TIRE, 400 LB
			FROM: 01-24-96 THRU: 99-99-99
6	105499-01-000	EA	BRACKET-TIRE HOIST
	077030-02-000	EA	EXTENSION-VALVE STEM, 1.25"
	083425-05-000	EA	TIRE-MICHELIN, LT235/85R16 LRE - XPS RIB - FORD
	095853-02-000	EA	WHEEL-STEEL, 16 X 6K - F2TA-1015-NA - FORD - ACCURIDE 28513-7
	051377-05-000	EA	VALVE STEM ASM - EATON VS-938 F53-92
	007324-03-000	EA	TIRE-MICHELIN, 8R 19.8 LRF - CHEVY
	064963-01-000	EA	WHEEL-STEEL, 19.5" X 6" - GM 14005758
	051377-01-000	EA	STEM-VALVE, TR 500
	080208-03-000	EA	LUG WRENCH, 1.5 X .8
	080208-02-000	EA	BAR-LEVERAGE, LUG WRENCH

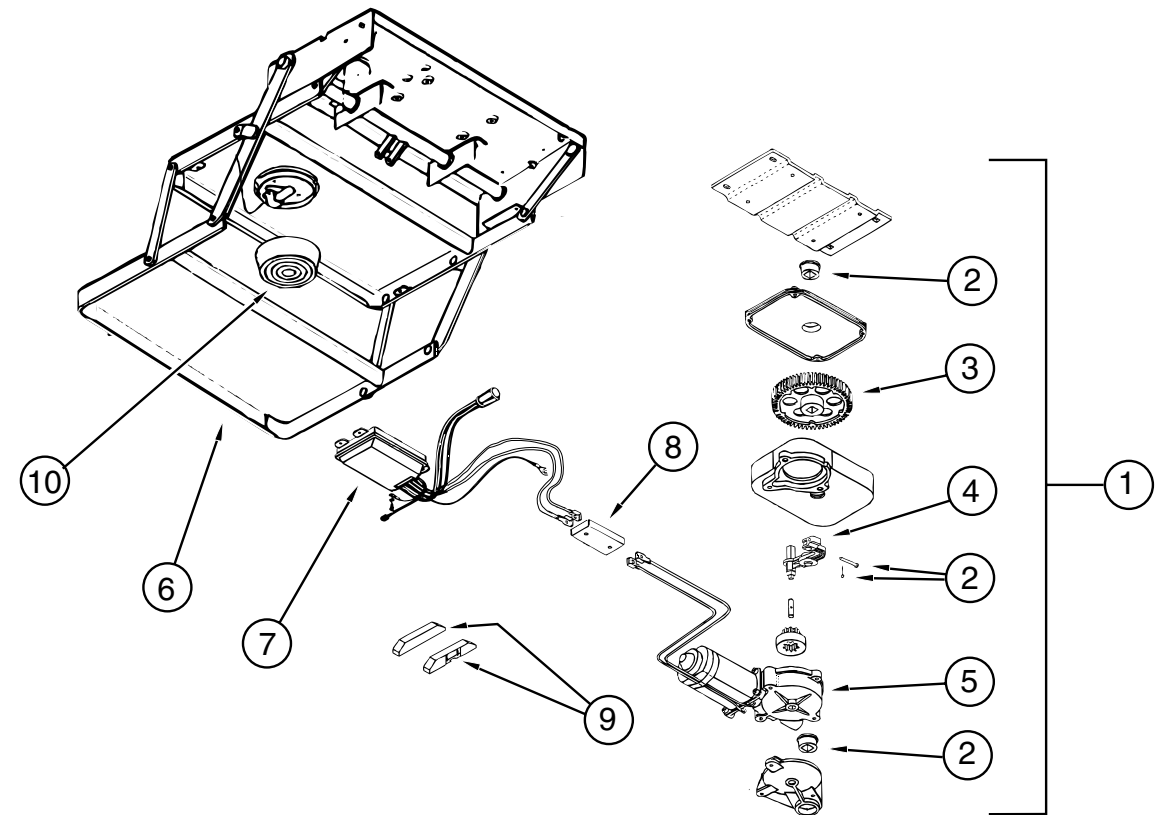
CHASSIS GROUP (CONTINUED)



FUEL SYSTEM

KEY	PART NUMBER	U/M DESCRIPTION
1	100140-01-000	EA TUBE - FUEL INLET (SLIDEOUT UNIT ONLY)
2	095854-01-05A	EA SHROUD - FUEL FILL - PLASTIC - BUFF
3	073220-03-000	EA CAP - FUEL FILL - NON LOCKING
4	078200-01-000	EA GASKET - FUEL FILL - 3.5"OD X 2"ID
5	087256-05-000	EA NECK ASM - FUEL FILL
6	066732-01-000	FT HOSE - FUEL FILL - .62" ID
	007063-01-000	FT HOSE - GAS 1/4"ID X 1/2"OD
	084884-01-000	EA PLUG - BRASS - 3/8
	007111-02-000	EA HOSE - FUEL FILL - 2.00 ID (3 FT LENGTHS)

CHASSIS GROUP (CONTINUED)



STEP ASSEMBLY (3200 SERIES)

KEY	PART NUMBER	U/M DESCRIPTION	VENDOR NO.
1	094707-01-01A	EA STEP-ENTRY DOOR, ELECTRIC - DOUBLE - 3218	
2	094707-02-703	EA BEARING & PINS	909530
3	094707-02-702	EA GEAR KIT, W/BEARINGS, PIN-CASE	909525
4	094707-02-701	EA LINKAGE ASSEMBLY W/BEARINGS - PINS	909534
5	094707-02-700	EA MOTOR ASM., W/BEARINGS & PINS	909520
6	094707-01-702	EA FRAME W/DOUBLE STEP	908032
7	094707-02-705	EA CONTROL UNIT, WHITE	909513
8	094707-02-704	EA CONNECTOR-MOTOR ASM.W/PLATES	909537
	094707-02-707	EA TREAD-NON SKID, BLACK 6" X 21"	909333
9	116995-01-000	EA SWITCH/MAGNET-STEP, ELECTRIC - 905306	
10	088746-01-705	EA LIGHT - UNDER STEP	9004
	088733-01-700	EA BULB	9004

CHASSIS GROUP (CONTINUED)

WHEEL LINERS

KEY	PART NUMBER	U/M DESCRIPTION	VENDOR NO.
	110435-01-000	EA LINER - WHEEL - SET 4 - 19.5/2885 - DICOR - V1950S	
	110435-01-700	EA LUG NUT COVER	V195 JO-LNC
	110435-01-701	EA LINER - WHEEL - FRONT	V1950S-FWC
	110435-01-702	EA LINER - WHEEL - REAR	V1950S-RWC
	110435-01-703	EA STUD EXTENDER 1 1/8" - LT REAR	V22506-SLR S
	110435-01-704	EA STUD EXTENDER 1 1/8" - RT REAR	V22506-SLR S
	110435-01-705	EA TOOL - INSTALLATION	V195JO-TOL0S
	110435-01-706	EA JAM NUT 1 1/2 X 1 1/16 - RT REAR	V195J0-RRJ
	110435-01-707	EA JAM NUT 1 1/2 X 1 1/16 - LT REAR	V195J0-LRJ
	110435-01-708	EA JAM NUT 1 1/2 X 3/4 - RT FRONT	V195J0-RFJ
	110435-01-709	EA JAM NUT 1 1/2 X 3/4 - LH FRONT	
	110435-01-710	EA CAP - CENTER - 4" DIAMETER	V19505-P0C
	110435-01-711	EA DECAL - CENTER CAP - 2" DECAL	

WHEEL COVERS

KEY	PART NUMBER	U/M DESCRIPTION	VENDOR NO.
	109443-03-000	EA WHEEL COVER - 4/SET - 19.5 W/HARDWARE - SHAJ95	
	109443-01-700	EA WHEEL COVER - 19.5 ONLY	
	109443-01-703	EA HUB CAP - CENTER - DICOR	SP-AUCAP
	109443-03-700	EA FRONT WHEEL BRACKET	SHAJ95-FBS
	109443-03-701	EA REAR WHEEL BRACKET	SHAJ95-RBS

CHASSIS GROUP (CONTINUED)

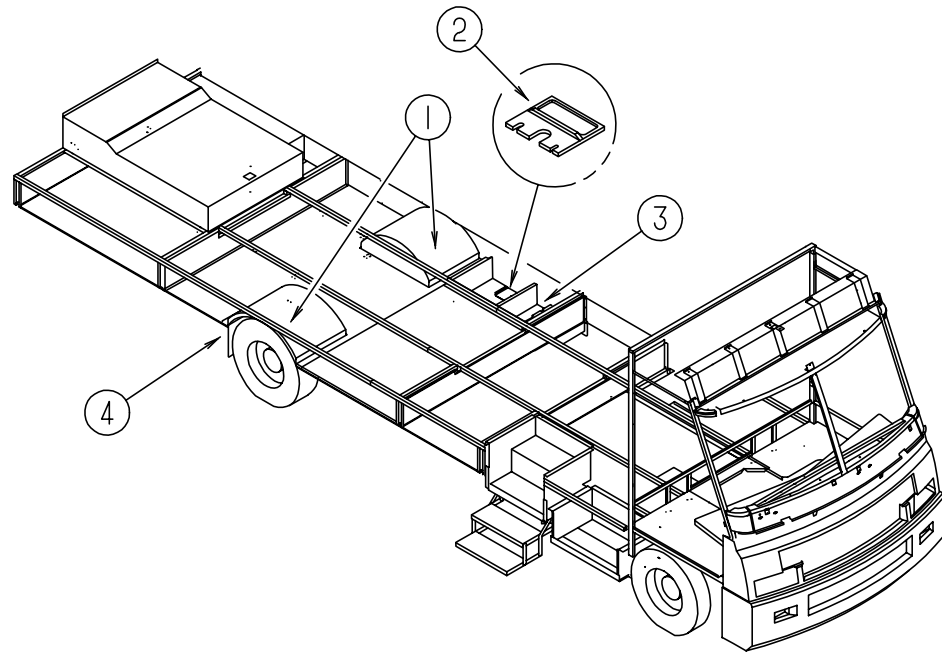
HYDRAULIC LEVELING SYSTEM

KEY	PART NUMBER	U/M DESCRIPTION	VENDOR NO.
	100532-16-000	EA LEVELING SYSTEM - HYDRAULIC - SLIDE OUT	
	100532-03-710	EA SENSING UNIT - 21' MTA	RAP6798
	100532-03-715	EA CAP - BREATHER	RAP7876
	100532-03-723	EA MANIFOLD - HARDWARE MOUTING KIT	RAP9171
	100532-08-702	EA VALVE - BI-AXIS	RAP9589
	100532-08-703	EA PANEL ASM. - 200 BI-AXIS SYS.	RAP9755
	100532-08-705	EA KNOB - 3/4" BLACK - SET OF FOUR	RAP1379
	100532-08-706	EA KNOB - 1 3/16" BLACK	RAP9734
	100532-08-707	EA BEZEL W/ GASKET - F/ SYSTEM 200	RAP9592
	100532-09-704	EA VALVE - SOLENOID - 2 WIRE	RAP0642
	100532-09-710	EA SOLENOID - 4 POST (INTERMITENT) DUTY	RAP0533
	115767-01-700	EA MOTOR F/ PUMP	RAP0640
	100532-12-701	EA PUMP & MOTOR W/ TANK 1.7	RAP0588
	100532-12-706	EA SWITCH - WARNING MAGNETIC	RAP1008
	100532-12-707	EA SPRING KIT	R3847
	100532-16-700	EA JACK ASM. - 6K - STATIONARY	RAP0468
	100532-16-701	EA MANIFOLD ASM. F/ SLIDE OUT	RAP1716
	100532-16-702	EA JACK ASM. - 12K	RAP0453
	100532-16-703	EA CYLINDER ASSEMBLY - 12K	RAP0040
	100534-16-000	EA BRACKETS - REAR - LEVELING JACKS - HWH AP10858	
	100536-25-000	EA HOSE KIT - LEVELING JACKS - HWH AP2212 CONTAINS:#RAP1412-84", #RAP4073-60", #RAP4904-306", #RAP5216-312", AND #RAP5384-116" HOSES	
	100536-09-701	EA HOSE - HYDRAULIC - 60"	RAP4073
	100536-10-700	EA HOSE - HYDRAULIC - 84"	RAP1412
	100536-10-701	EA HOSE - HYDRAULIC - 116"	RAP5384
	100536-25-700	EA HOSE - HYDRAULIC - 306"	RAP4904
	100536-25-701	EA HOSE - HYDRAULIC - 312"	RAP5216
	100536-27-000	EA HOSE KIT - SLIDEOUT - HWH AP2072 CONTAINS:#RAP2464-324" & #RAP8985-332" HOSES	
	100536-09-700	EA HOSE - HYDRAULIC - 324"	AP2464
	100536-27-700	EA HOSE - HYDRAULIC - 332"	RAP8985
	112235-02-04A	EA BEZEL, MONITOR - SLIDEOUT - WILLOW	
	116735-02-01B	EA BRACKET - CONTROL VALVE	

HYDRAULIC SLIDEOUT SYSTEM

KEY	PART NUMBER	U/M DESCRIPTION	VENDOR NO.
	115767-01-000	EA SLIDEOUT - HYDRAULIC	
	115767-01-700	EA MOTOR F/ PUMP	RAP0640
	115767-01-701	EA CYLINDER - HYDRAULIC F/ SLIDE OUT	RAP90007
	115767-01-702	EA HOSE - HYDRAULIC - 17" F/ SLIDE OUT	RAP90003
	115767-01-703	EA HOSE - HYDRAULIC - 90" F/ SLIDE OUT	RAP90001
	115767-01-704	EA HOSE - HYDRAULIC - 146" F/ SLIDE OUT	RAP90004
	115767-01-705	EA HOSE - HYDRAULIC - 60" F/ SLIDE OUT	RAP4073

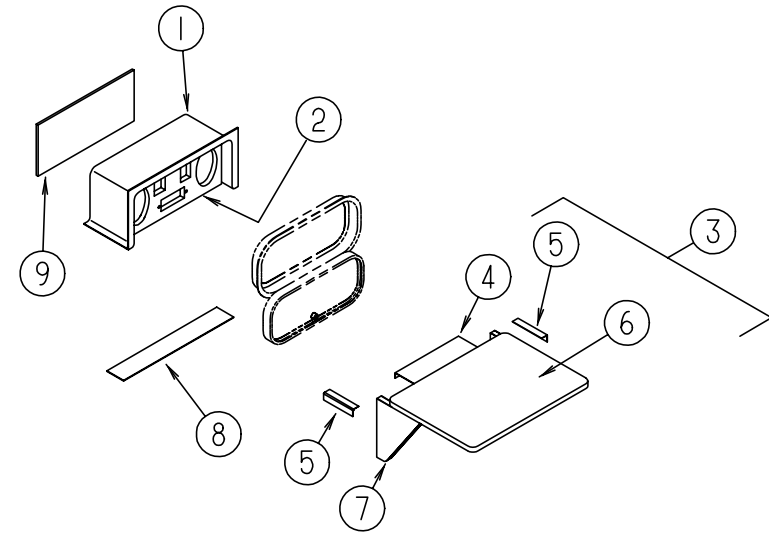
CHASSIS GROUP (CONTINUED)



COMPARTMENTS & TRAYS

KEY	PART NUMBER	U/M	DESCRIPTION
1	105743-01-000	EA	REAR WHEELWELL - PLASTIC
2	M06991-03-F36	EA	HATCH ASM - W/ FOAM
	114677-01-01A	EA	RETAINER - HATCH - SEWER HOSE
			FROM: 00-00-00 THRU: 01-25-96
	121175-01-01A	EA	LATCH - SWELL, BLACK
			FROM: 01-26-96 THRU: 99-99-99
3	114679-01-01A	EA	COMPARTMENT-STORAGE
4	020167-05-000	EA	GUARD - DIRT - 15" LONG
4	017516-05-000	EA	FLAP - MUD
	072877-03-000	EA	INSULATION - SOUND BARRIER
	094657-02-000	EA	TRAY - GENERATOR - 22.5" X 30.4" X 6.9" W/ANGLE & NUTS
	065450-05-000	EA	TIEDOWN - BATTERY - 8.4" TUBE

CHASSIS GROUP (CONTINUED)



COMPARTMENT (ENTERTAINMENT CENTER)

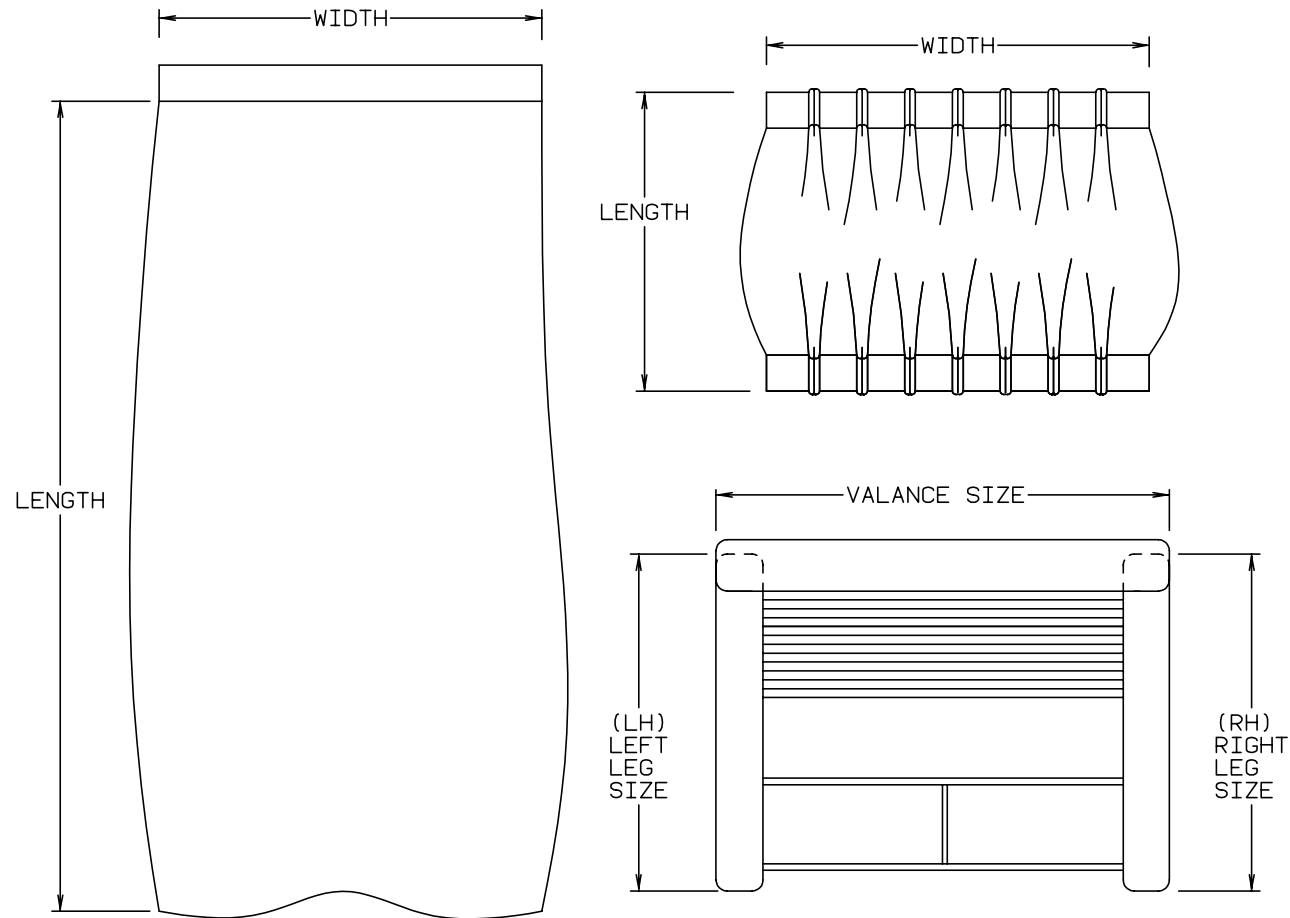
KEY	PART NUMBER	U/M	DESCRIPTION
1	104897-03-01A	EA	BOX - ENTERTAINMENT CENTER - OFF WHITE
2	104899-01-C05	EA	PLATE - RADIO MOUNTING
3	105230-01-E01	EA	SHELF ASM. - EXTERIOR
4	105377-01-01A	EA	BRACKET - TABLE HANGER - OFF WHITE
5	105376-01-02A	EA	HINGE - CONTINUOUS - 2" X 140 MM - OFF WHITE
6	105230-11-E01	EA	SHELF ASM.
7	105230-12-E01	EA	SUPPORT ASM.
8	104898-01-01A	EA	PLATE - PLASTIC BOTTOM - OFF WHITE
9	104898-02-01A	EA	PLATE - PLASTIC BACK - OFF WHITE

CURTAIN & CUSHION GROUP

NOTICE

IN ORDER TO ASSIST OUR PARTS SALES DEPT. IN PROVIDING INTERIOR SOFTGOODS ITEMS, PLEASE INCLUDE THE SERIAL NUMBER AND THE COLOR CODE NUMBER FROM THE VEHICLE CERTIFICATION LABEL WHEN ORDERING. THIS LABEL IS LOCATED ON THE LEFT SIDEWALL AT THE END OF THE DASH (A-BODY), OR ON THE DRIVER'S DOOR LATCH PLATE (C-BODY).

AN EXAMPLE OF A COLOR CODE NUMBER IS B07, WHICH DESIGNATES AN OVERALL COLOR SCHEME OF A PARTICULAR UNIT. THE COLOR LISTED AFTER THE ITEM DESCRIPTION ON THE MICROFICHE, INDICATES THE OVERALL UNIT COLOR. ORDER THE ITEM YOU DESIRE ACCORDING TO UNIT COLOR CODE.



NOTE: USE THIS ILLUSTRATION WHEN DETERMINING LENGTH AND WIDTH MEASUREMENTS FOR CURTAINS. YOU WILL NOTE THE WIDTH MEASUREMENT IS TAKEN ON THE TOP OF THE CURTAIN WITH THE CURTAIN FULLY EXTENDED. THE LENGTH MEASUREMENT IS TAKEN FROM TOP TO BOTTOM. LEFT AND RIGHT WINDOW LEGS ARE DETERMINED WHEN FACING THE WINDOW.

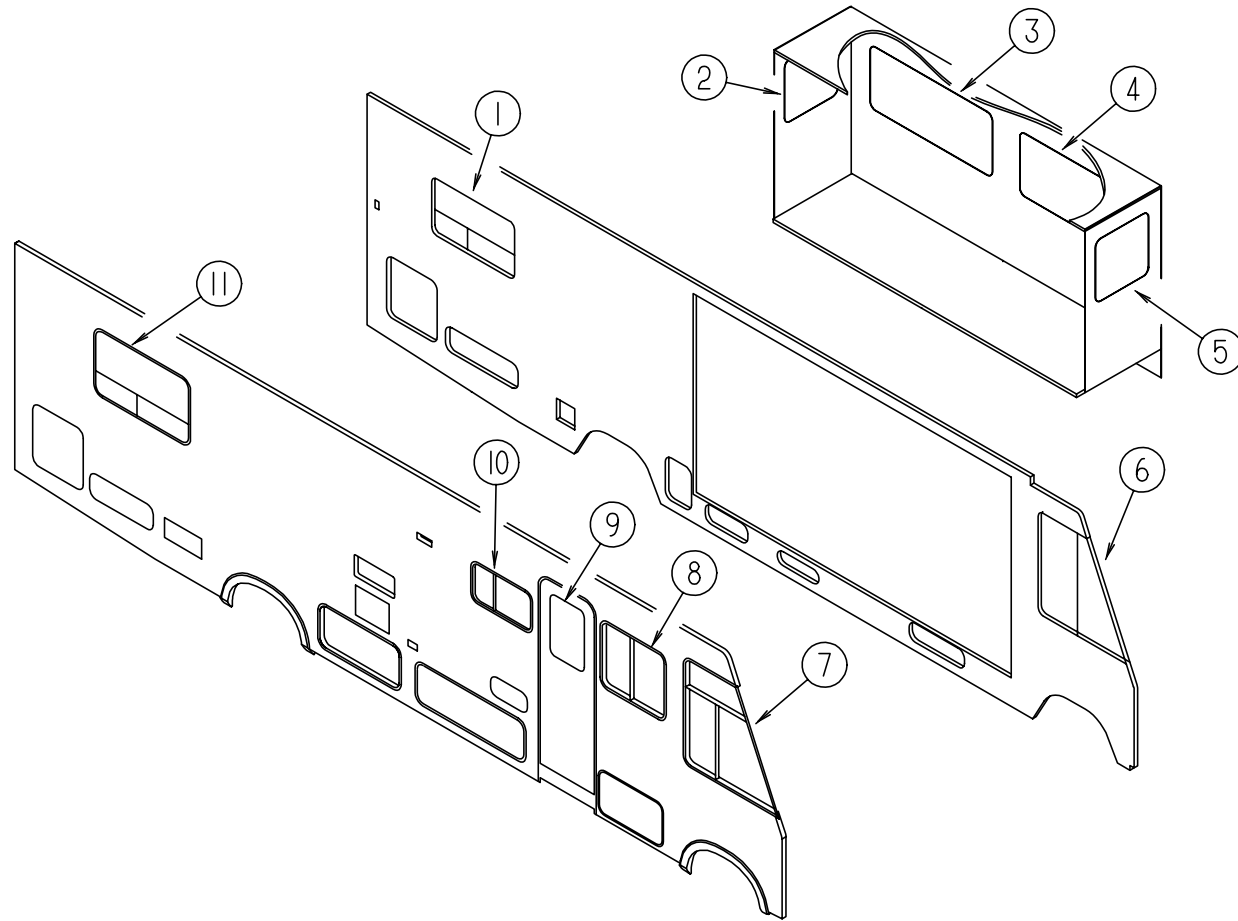
CURTAIN & CUSHION GROUP (CONTINUED)

ADVENTURER FABRIC				
COLOR CODES		G15	G16	G17
		BOTANICAL (GREEN)	THISTLE (TAN)	COPPER CANYON
CEILING MATERIAL	FROM: 00-00-00 THRU: 01-31-96	113979-04-01A	113979-04-01A	113979-04-01A
CEILING MATERIAL	FROM: 02-01-96 THRU: 99-99-99	113979-06-01A	113979-06-01A	113979-06-01A
OFF WHITE VINYL		103907-01-01A	103907-01-01A	103907-01-01A
BEIGE VINYL		079680-07-000	079680-07-000	079680-07-000
MADRID WILLOW VINYL		103907-01-03A	103907-01-03A	103907-01-03A
DRAPERY FABRIC		072333-85-000	072333-85-000	072333-85-000
BUCKET SEATS		108446-G0-000	108446-77-000	104233-59-000
DINETTE		108446-F8-000	108446-F9-000	108446-H0-000
DINETTE CHAIR		108446-G1-000	108446-G2-000	108446-H2-000
DINETTE PAD		108446-G0-000	108446-77-000	104233-59-000
SOFA		108446-F8-000	108446-F9-000	108446-H0-000
SOFA PILLOWS		108446-G1-000 084415-70-000	108446-G2-000 084415-69-000	108446-H2-000 084415-77-000
SWIVEL CHAIR		108446-G1-000	108446-G2-000	108446-H2-000
LOUNGE WINDOWS		108446-F8-000 108446-G1-000	108446-F9-000 108446-G2-000	108446-H0-000 108446-H2-000
BEDROOM WINDOW		105745-B2-000 105745-B0-000	105745-62-000 105745-B1-000	105745-B7-000 105745-A2-000
BEDSPREAD		105745-B2-000 105745-B0-000	105745-62-000 105745-B1-000	105745-B7-000 105745-A2-000
PILLOW SHAMS			105745-62-000 105745-B1-000	105745-B7-000 105745-A2-000
BEDROOM PILLOWS		105745-B2-000	105745-62-000	105745-B7-000
HEADBOARD		105745-B0-000 105745-B2-000	105745-B1-000 105745-62-000	105745-A2-000 105745-B7-000
FRONT WRAP AROUND		072333-85-000	072333-85-000	072333-85-000
PLEATED BLINDS		094911-30-000	094911-30-000	094911-30-000
MAP POCKETS		108446-G0-000	108446-77-000	104233-59-000

NOTE: FABRIC LISTED FIRST, IN A BLOCK, IS THE LARGEST QUANTITY OF FABRIC USED

CURTAIN & CUSHION GROUP (CONTINUED)

CURTAINS & WINDOW TREATMENT

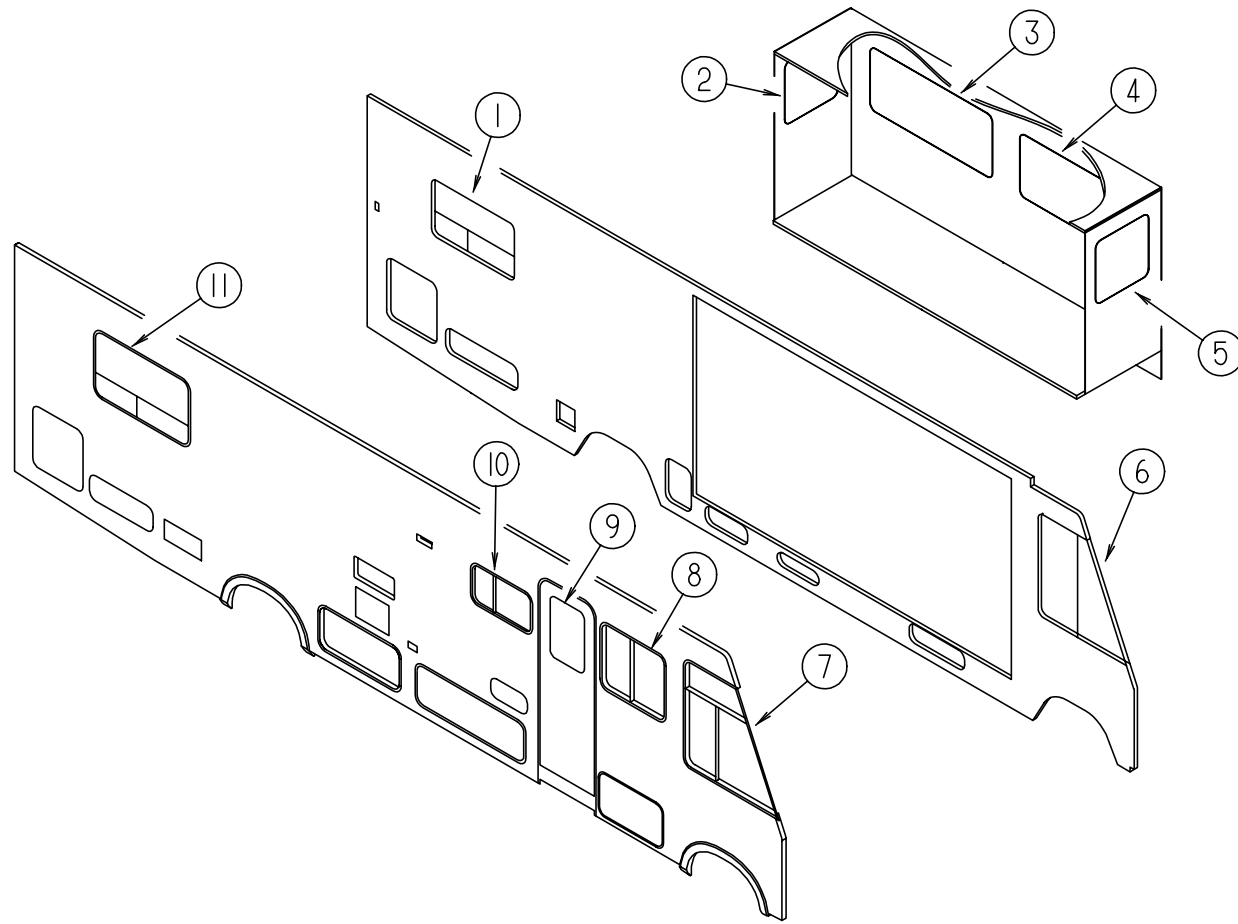


KEY	PART NUMBER	U/M	DESCRIPTION
1	119262-29-G15	EA	VALANCE ASM. - 52.5" - MONACO W/BRAID (4" T.B.)
1	119299-09-G16	EA	VALANCE ASM. - 53" - WHITNEY (4" T.B.)
1	119299-09-G17	EA	VALANCE ASM. - 53" - WHITNEY (4" T.B.)
1	119333-57-G15	EA	LEG - RIGHT - 28" - PLAIN - 3.5" DEEP
1	119333-35-G16	EA	LEG - RIGHT - 28" - GATHERED - W/O HOLE - 3.5" DEEP
1	119333-35-G17	EA	LEG - RIGHT - 28" - GATHERED - W/O HOLE - 3.5" DEEP
1	119333-58-G15	EA	LEG - LEFT - 28" - PLAIN - 3.5" DEEP
1	119333-36-G16	EA	LEG - LEFT - 28" - GATHERED - W/O HOLE - 3.5" DEEP
1	119333-36-G17	EA	LEG - LEFT - 28" - GATHERED - W/O HOLE - 3.5" DEEP
1	109802-36-G15	EA	BLIND ASM - PLEATED, 49" X 29" (G15)
1	109802-36-F12	EA	BLIND ASM - PLEATED, 49" X 29" (G16,G17)

KEY	PART NUMBER	U/M	DESCRIPTION
2	119262-28-G15	EA	VALANCE ASM. - 30.5" - MONACO W/BRAID (W/O OVERHEAD CABINETS)
2	119263-14-G16	EA	VALANCE ASM. - 30.5" - STARBUCK (W/O OVERHEAD CABINETS)
2	119263-14-G17	EA	VALANCE ASM. - 30.5" - STARBUCK (W/O OVERHEAD CABINETS)
2	121410-06-G15	EA	VALANCE ASM. - MODERATE, 29" (W/OVERHEAD CABINETS)
2	121410-03-G16	EA	VALANCE ASM. - MODERATE, 29" (W/OVERHEAD CABINETS)
2	121410-06-G17	EA	VALANCE ASM. - MODERATE, 29" (W/OVERHEAD CABINETS)
2	119333-52-G15	EA	LEG - LEFT - 28" - PLAIN - W/O HOLE (W/O OVERHEAD CABINETS)
2	119333-52-G16	EA	LEG - LEFT - 28" - PLAIN - W/O HOLE (W/O OVERHEAD CABINETS)
2	119333-52-G17	EA	LEG - LEFT - 28" - PLAIN - W/O HOLE (W/O OVERHEAD CABINETS)
2	119333-02-G15	EA	LEG - LEFT - 25" - PLAIN - W/O HOLE (W/OVERHEAD CABINETS) (G15)
2	119333-02-G16	EA	LEG - LEFT - 25" - PLAIN - W/O HOLE (W/OVERHEAD CABINETS) (G16)
2	119333-02-G13	EA	LEG - LEFT - 25" - PLAIN - W/O HOLE (W/OVERHEAD CABINETS) (G17)
2	119333-01-G15	EA	LEG - RIGHT - 25" - PLAIN - W/O HOLE (W/OVERHEAD CABINETS) (G15)
2	119333-01-G16	EA	LEG - RIGHT - 25" - PLAIN - W/O HOLE (W/OVERHEAD CABINETS) (G16)
2	119333-01-G13	EA	LEG - RIGHT - 25" - PLAIN - W/O HOLE (W/OVERHEAD CABINETS) (G17)
2	109802-40-F32	EA	BLIND ASM - PLEATED, 28" X 30" (W/O OVERHEAD CABINETS)
2	109802-49-G35	EA	BLIND ASM - PLEATED, 26" X 27" (W/OVERHEAD CABINETS)
3	119262-26-G15	EA	VALANCE ASM. - 64.5" - MONACO W/BRAID (W/O OVERHEAD CABINETS)
3	119263-12-G16	EA	VALANCE ASM. - 64.5" - STARBUCK (W/O OVERHEAD CABINETS)
3	119263-12-G17	EA	VALANCE ASM. - 64.5" - STARBUCK (W/O OVERHEAD CABINETS)
3	121410-04-G15	EA	VALANCE ASM. - MODERATE, 62" (W/OVERHEAD CABINETS)
3	121410-01-G16	EA	VALANCE ASM. - MODERATE, 62" (W/OVERHEAD CABINETS)
3	121410-04-G17	EA	VALANCE ASM. - MODERATE, 62" (W/OVERHEAD CABINETS)
3	119333-51-G15	EA	LEG - RIGHT - 28" - PLAIN - W/O HOLE (W/O OVERHEAD CABINETS)
3	119333-51-G16	EA	LEG - RIGHT - 28" - PLAIN - W/O HOLE (W/O OVERHEAD CABINETS)
3	119333-51-G17	EA	LEG - RIGHT - 28" - PLAIN - W/O HOLE (W/O OVERHEAD CABINETS)
3	120451-04-G15	EA	LEG - LEFT - CORNER - 11.5 X 28" (W/O OVERHEAD CABINETS)
3	120451-04-G16	EA	LEG - LEFT - CORNER - 11.5 X 28" (W/O OVERHEAD CABINETS)
3	120451-04-G17	EA	LEG - LEFT - CORNER - 11.5 X 28" (W/O OVERHEAD CABINETS)
3	119333-02-G15	EA	LEG - LEFT - 25" - PLAIN - W/O HOLE (W/OVERHEAD CABINETS) (G15)
3	119333-02-G16	EA	LEG - LEFT - 25" - PLAIN - W/O HOLE (W/OVERHEAD CABINETS) (G16)
3	119333-02-G13	EA	LEG - LEFT - 25" - PLAIN - W/O HOLE (W/OVERHEAD CABINETS) (G17)
3	119333-01-G15	EA	LEG - RIGHT - 25" - PLAIN - W/O HOLE (W/OVERHEAD CABINETS) (G15)
3	119333-01-G16	EA	LEG - RIGHT - 25" - PLAIN - W/O HOLE (W/OVERHEAD CABINETS) (G16)
3	119333-01-G13	EA	LEG - RIGHT - 25" - PLAIN - W/O HOLE (W/OVERHEAD CABINETS) (G17)
3	109802-38-F32	EA	BLIND ASM. - PLEATED - 60" X 30" (W/O OVERHEAD CABINETS)
3	109802-48-G35	EA	BLIND - PLEATED - 59" X 26.5" (W/OVERHEAD CABINETS)
4	119262-25-G15	EA	VALANCE ASM. - 64.5" - MONACO W/BRAID (W/O OVERHEAD CABINETS)
4	119263-11-G16	EA	VALANCE ASM. - 64.5" - STARBUCK (W/O OVERHEAD CABINETS)
4	119263-11-G17	EA	VALANCE ASM. - 64.5" - STARBUCK (W/O OVERHEAD CABINETS)
4	121410-04-G15	EA	VALANCE ASM. - MODERATE, 62" (W/OVERHEAD CABINETS)
4	121410-01-G16	EA	VALANCE ASM. - MODERATE, 62" (W/OVERHEAD CABINETS)
4	121410-04-G17	EA	VALANCE ASM. - MODERATE, 62" (W/OVERHEAD CABINETS)
4	119333-52-G15	EA	LEG - LEFT - 28" - PLAIN - W/O HOLE (W/O OVERHEAD CABINETS)
4	119333-52-G16	EA	LEG - LEFT - 28" - PLAIN - W/O HOLE (W/O OVERHEAD CABINETS)
4	119333-52-G17	EA	LEG - LEFT - 28" - PLAIN - W/O HOLE (W/O OVERHEAD CABINETS)
4	120451-03-G15	EA	LEG - RIGHT - CORNER - 11.5 X 28" (W/O OVERHEAD CABINETS)
4	120451-03-G16	EA	LEG - RIGHT - CORNER - 11.5 X 28" (W/O OVERHEAD CABINETS)
4	120451-03-G17	EA	LEG - RIGHT - CORNER - 11.5 X 28" (W/O OVERHEAD CABINETS)
4	119333-02-G15	EA	LEG - LEFT - 25" - PLAIN - W/O HOLE (W/OVERHEAD CABINETS) (G15)
4	119333-02-G16	EA	LEG - LEFT - 25" - PLAIN - W/O HOLE (W/OVERHEAD CABINETS) (G16)
4	119333-02-G13	EA	LEG - LEFT - 25" - PLAIN - W/O HOLE (W/OVERHEAD CABINETS) (G17)
4	119333-01-G15	EA	LEG - RIGHT - 25" - PLAIN - W/O HOLE (W/OVERHEAD CABINETS) (G15)
4	119333-01-G16	EA	LEG - RIGHT - 25" - PLAIN - W/O HOLE (W/OVERHEAD CABINETS) (G16)
4	119333-01-G13	EA	LEG - RIGHT - 25" - PLAIN - W/O HOLE (W/OVERHEAD CABINETS) (G17)
4	109802-38-F32	EA	BLIND ASM. - PLEATED - 60" X 30" (W/O OVERHEAD CABINETS)
4	109802-48-G35	EA	BLIND - PLEATED - 59" X 26.5" (W/OVERHEAD CABINETS)

CURTAIN & CUSHION GROUP (CONTINUED)

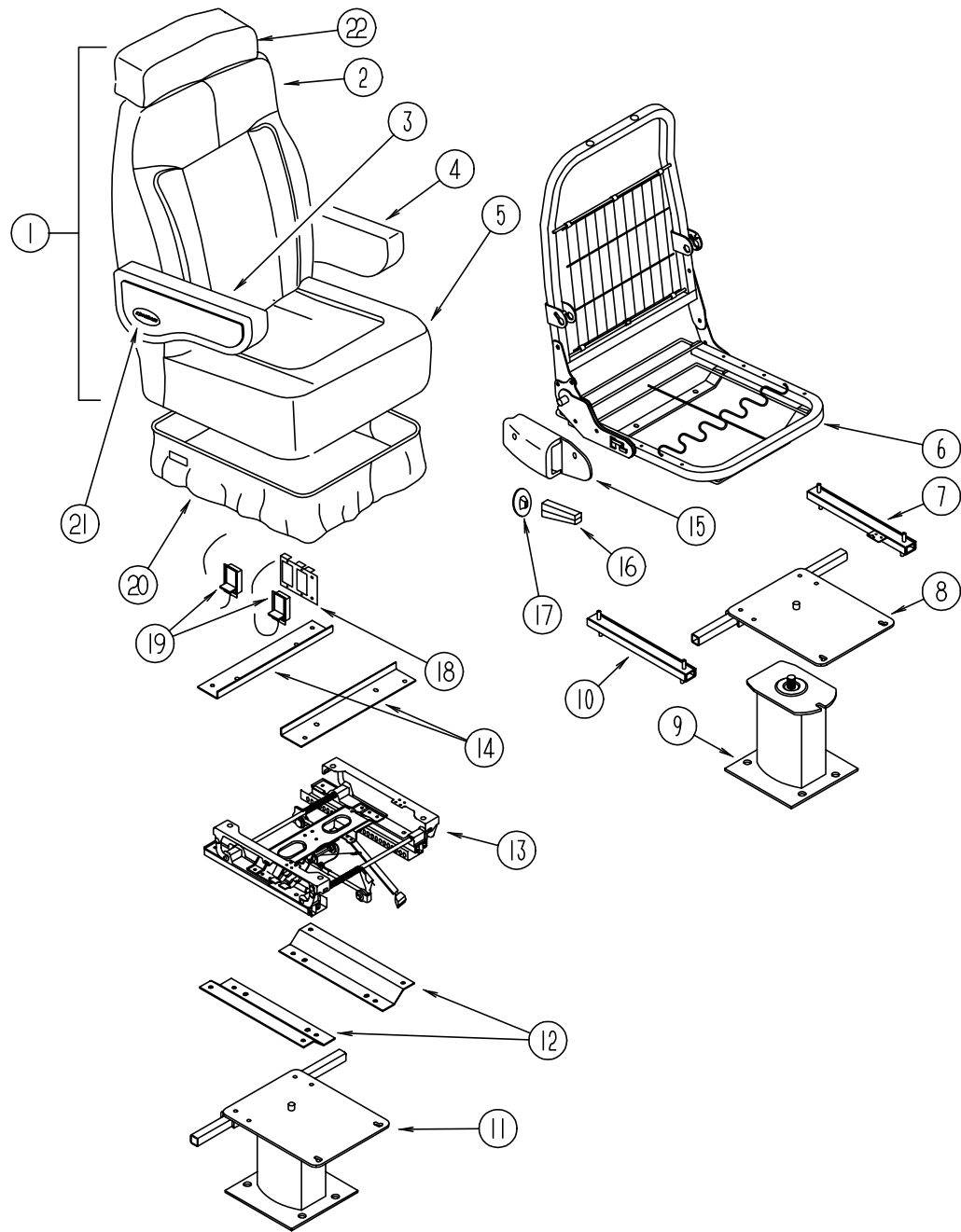
CURTAINS & WINDOW TREATMENT (CONTINUED)



KEY	PART NUMBER	U/M	DESCRIPTION
5	119262-27-G15	EA	VALANCE ASM. - 30.5" - MONACO W/BRAID (W/O OVERHEAD CABINETS)
5	119263-13-G16	EA	VALANCE ASM. - 30.5" - STARBUCK (W/O OVERHEAD CABINETS)
5	119263-13-G17	EA	VALANCE ASM. - 30.5" - STARBUCK (W/O OVERHEAD CABINETS)
5	121410-06-G15	EA	VALANCE ASM. - MODERATE, 29" (W/OVERHEAD CABINETS)
5	121410-03-G16	EA	VALANCE ASM. - MODERATE, 29" (W/OVERHEAD CABINETS)
5	121410-06-G17	EA	VALANCE ASM. - MODERATE, 29" (W/OVERHEAD CABINETS)
5	119333-51-G15	EA	LEG - RIGHT - 28" - PLAIN - W/O HOLE (W/O OVERHEAD CABINETS)
5	119333-51-G16	EA	LEG - RIGHT - 28" - PLAIN - W/O HOLE (W/O OVERHEAD CABINETS)
5	119333-51-G17	EA	LEG - RIGHT - 28" - PLAIN - W/O HOLE (W/O OVERHEAD CABINETS)
5	119333-02-G15	EA	LEG - LEFT - 25" - PLAIN - W/O HOLE (W/OVERHEAD CABINETS) (G15)
5	119333-02-G16	EA	LEG - LEFT - 25" - PLAIN - W/O HOLE (W/OVERHEAD CABINETS) (G16)
5	119333-02-G13	EA	LEG - LEFT - 25" - PLAIN - W/O HOLE (W/OVERHEAD CABINETS) (G17)
5	119333-01-G15	EA	LEG - RIGHT - 25" - PLAIN - W/O HOLE (W/OVERHEAD CABINETS) (G15)
5	119333-01-G16	EA	LEG - RIGHT - 25" - PLAIN - W/O HOLE (W/OVERHEAD CABINETS) (G16)
5	119333-01-G13	EA	LEG - RIGHT - 25" - PLAIN - W/O HOLE (W/OVERHEAD CABINETS) (G17)
5	109802-40-F32	EA	BLIND ASM - PLEATED, 28" X 30" (W/O OVERHEAD CABINETS)
5	109802-49-G35	EA	BLIND ASM - PLEATED, 26" X 27" (W/OVERHEAD CABINETS)
6	101668-46-E91	EA	CURTAIN ASM. - 48" X 95" - DRIVER SIDE - TAPE TOP
6	073260-42-C18	EA	TIEBACK ASM. - 6" X 18"
7	101668-45-E91	EA	CURTAIN ASM. - 48" X 95" - PASSENGER SIDE - TAPE TOP
7	073260-42-C18	EA	TIEBACK ASM. - 6" X 18"
8	119262-02-G15	EA	VALANCE ASM. - 34.5" - MONACO W/BRAID (W/O SLIDEOUT OVERHEAD CABINETS)
8	119263-02-G16	EA	VALANCE ASM. - 34.5" - STARBUCK - (W/O SLIDEOUT OVERHEAD CABINETS)8
8	119263-02-G17	EA	VALANCE ASM. - 34.5" - STARBUCK - (W/O SLIDEOUT OVERHEAD CABINETS)
8	121410-05-G15	EA	VALANCE ASM. - MODERATE - 34.5" (W/SLIDEOUT OVERHEAD CABINETS)
8	121410-02-G16	EA	VALANCE ASM. - MODERATE - 34.5" (W/SLIDEOUT OVERHEAD CABINETS)
8	121410-05-G17	EA	VALANCE ASM. - MODERATE - 34.5" (W/SLIDEOUT OVERHEAD CABINETS)
8	119333-02-G15	EA	LEG - LEFT - 25" - PLAIN - W/O HOLE (G15)
8	119333-02-G16	EA	LEG - LEFT - 25" - PLAIN - W/O HOLE (G16)
8	119333-02-G13	EA	LEG - LEFT - 25" - PLAIN - W/O HOLE (G17)
8	119333-01-G15	EA	LEG - RIGHT - 25" - PLAIN - W/O HOLE (G15)
8	119333-01-G16	EA	LEG - RIGHT - 25" - PLAIN - W/O HOLE (G16)
8	119333-01-G13	EA	LEG - RIGHT - 25" - PLAIN - W/O HOLE (G17)
8	109802-11-G15	EA	BLIND ASM. - PLEATED - 29" X 28.5" (G15)
8	109802-11-E33	EA	BLIND ASM. - PLEATED - 29" X 28.5" (G16,G17)
9	119262-36-G15	EA	VALANCE - FLAT, 31" - MONACO W/BRAID
9	119262-17-G16	EA	VALANCE - FLAT, 31" - STARBUCK
9	119262-17-G17	EA	VALANCE - FLAT, 31" - STARBUCK
9	084755-57-E07	EA	PULL SHADE - 27.25"
10	109041-20-02A	EA	MINI BLIND - 31" X 18" - BEIGE
10	109041-44-02A	EA	MINI BLIND - 30.5" X 18" FROM: 00-00-00 THRU: 03-24-96
10	109353-07-02A	EA	BLIND SLAT - 31" - BEIGE FROM: 03-25-96 THRU: 99-99-99
10	109353-10-02A	EA	BLIND SLAT - 30.5" FROM: 00-00-00 THRU: 03-24-96
10	109353-10-02A	EA	BLIND SLAT - 30.5" FROM: 03-25-96 THRU: 99-99-99
11	119262-03-G15	EA	VALANCE ASM. - 52.5" - MONACO W/BRAID
11	119299-01-G16	EA	VALANCE ASM. - 53" - WHITNEY
11	119299-01-G17	EA	VALANCE ASM. - 53" - WHITNEY
11	119333-59-G15	EA	LEG - RIGHT - 28" - PLAIN
11	119333-61-G16	EA	LEG - RIGHT - 28" - GATHERED W/O HOLE
11	119333-61-G17	EA	LEG - RIGHT - 28" - GATHERED W/O HOLE
11	119333-60-G15	EA	LEG - LEFT - 28" - PLAIN
11	119333-62-G16	EA	LEG - LEFT - 28" - GATHERED W/O HOLE
11	119333-62-G17	EA	LEG - LEFT - 28" - GATHERED W/O HOLE
11	109802-36-G15	EA	BLIND ASM - PLEATED, 49" X 29" (G15)
11	109802-36-F12	EA	BLIND ASM - PLEATED, 49" X 29" (G16,G17)

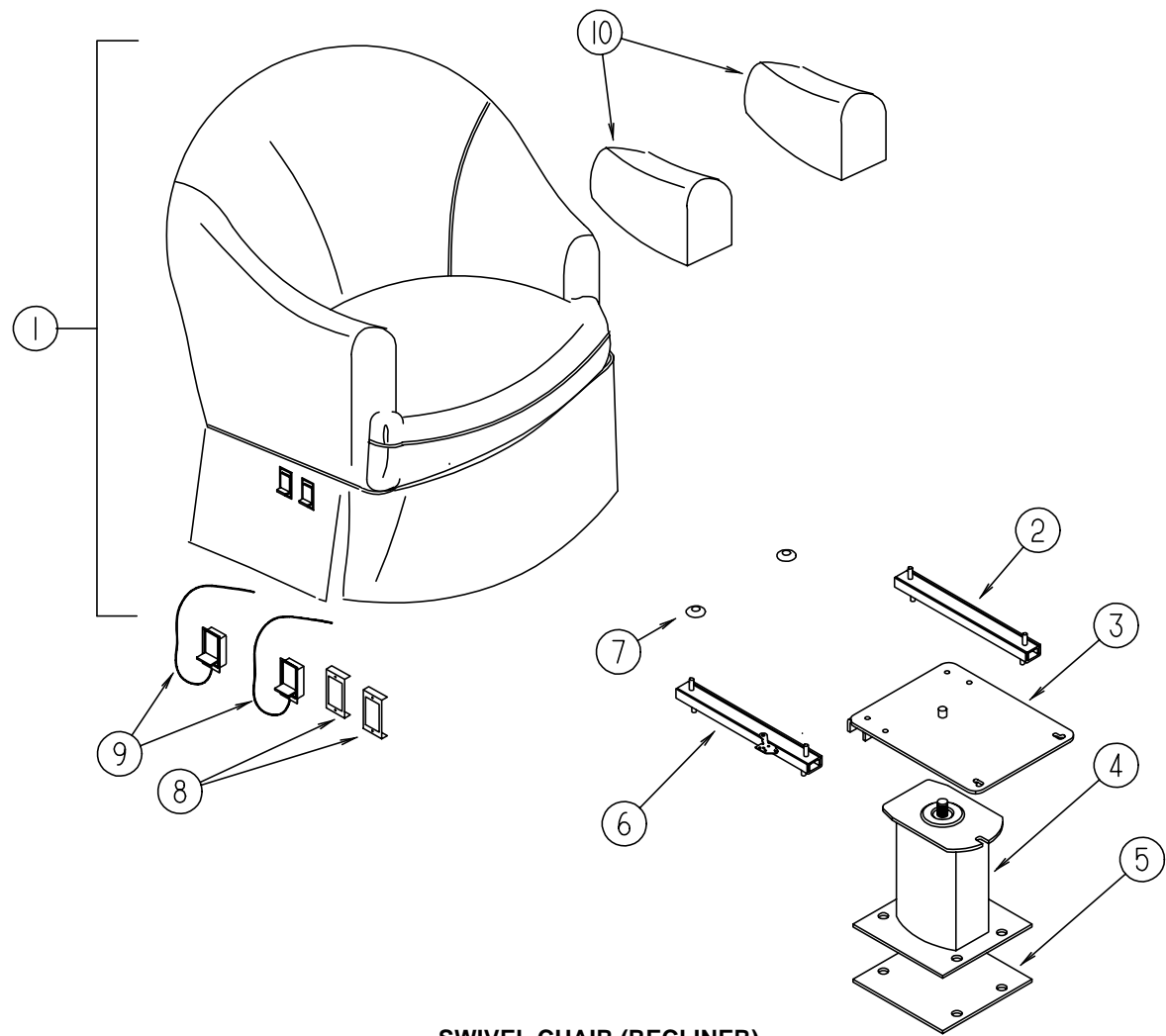
CURTAIN & CUSHION GROUP (CONTINUED)

BUCKET SEAT



KEY	PART NUMBER	U/M	DESCRIPTION
1	115390-05-G15	EA	SEAT-NEWPORT, MANUAL RECLINER W/HEADREST
1	115390-05-G16	EA	SEAT-NEWPORT, MANUAL RECLINER W/HEADREST
1	115390-05-G17	EA	SEAT-NEWPORT, MANUAL RECLINER W/HEADREST
2	M05962-13-G15	EA	COVER - BACK - NEWPORT
2	M05962-13-G16	EA	COVER - BACK - NEWPORT
2	M05962-13-G17	EA	COVER - BACK - NEWPORT
3	114929-01-G15	EA	ARMREST ASM - RIATTA, RH
3	114929-01-G16	EA	ARMREST ASM - RIATTA, RH
3	114929-01-G17	EA	ARMREST ASM - RIATTA, RH
3	P14929-01-G15	EA	COVER - ARMREST - RIATTA, RH
3	P14929-01-G16	EA	COVER - ARMREST - RIATTA, RH
3	P14929-01-G17	EA	COVER - ARMREST - RIATTA, RH
4	114929-02-G15	EA	ARMREST ASM - RIATTA, LH
4	114929-02-G16	EA	ARMREST ASM - RIATTA, LH
4	114929-02-G17	EA	ARMREST ASM - RIATTA, LH
4	P14929-02-G15	EA	COVER - ARMREST - RIATTA, LH
4	P14929-02-G16	EA	COVER - ARMREST - RIATTA, LH
4	P14929-02-G17	EA	COVER - ARMREST - RIATTA, LH
5	M05962-14-G15	EA	COVER - SEAT - NEWPORT
5	M05962-14-G16	EA	COVER - SEAT - NEWPORT
5	M05962-14-G17	EA	COVER - SEAT - NEWPORT
6	M80906-12-000	EA	FRAME - SEAT - BACK & SPRING
7	119952-04-000	EA	SLIDE-SEAT, HD - LOCKING 4 STUDS - ATWOOD 83785
	069246-09-000	EA	SPRING - ADJUSTER - FOR REMOTE - LIGHT BLUE
	117125 01 02B	EA	BRACKET - CABLE HOLDER - STEEL
	069246-05-701	EA	CLIP - CABLE - FOR REMOTE
8	107921-05-000	EA	TOP PLATE - PEDESTAL - W/ SEATBELT BAR
9	107921-01-000	EA	PEDESTAL - FLOOR MOUNTED - W/ 9.75" EXTENSION
	107921-06-000	EA	BEARING KIT - PEDESTAL
10	119952-02-000	EA	SLIDE-SEAT, HD - NONLOCKING 4 STUDS - ATWOOD 83731
11	107921-14-000	EA	PEDESTAL ASM-SEAT 5.75 IN - MANUAL SEAT OPTION - FLEXSTEEL XP1774
12	116215-03-000	EA	PLATE-LOWER, MANUAL - 6-WAY - MANUAL SEAT OPTION - ATWOOD 83835
13	116215-01-000	EA	SEAT-MANUAL, 6-WAY - DRIVER - MANUAL SEAT OPTION - ATWOOD 83805
14	116215-02-000	EA	PLATE-UPPER, MANUAL - 6-WAY - MANUAL SEAT OPTION - ATWOOD 85118
15	080730-09-000	EA	SHIELD - RECLINER HANDLE
	080730-10-000	EA	SCREW - RECLINER HANDLE SHIELD
16	080730-08-000	EA	HANDLE - RECLINER - BLACK
17	080730-11-000	EA	SHIELD - RUBBER BOOT
18	108049-03-000	EA	CABLE - REMOTE, 26" W/Z END-SWITCH LEVER
	108049-02-000	EA	CLIP - CABLE
19	097683-03-000	EA	BRACKET - REMOTE - SIDE MOUNT - SINGLE
20	071126-43-G15	EA	SKIRT - SINGLE - 10.5" - W/OPEN BACK (G15)
20	071126-43-E33	EA	SKIRT - SINGLE - 10.5" - W/OPEN BACK (G16)
20	071126-43-F86	EA	SKIRT - SINGLE - 10.5" - W/OPEN BACK (G17)
20	071126-54-G15	EA	SKIRT - SINGLE - 10.5" - W/OPEN BACK - 6 WAY MANUAL CONTROL (G15)
20	071126-54-F12	EA	SKIRT - SINGLE - 10.5" - W/OPEN BACK - 6 WAY MANUAL CONTROL (G16)
20	071126-54-F04	EA	SKIRT - SINGLE - 10.5" - W/OPEN BACK - 6 WAY MANUAL CONTROL (G17)
21	111169-01-000	EA	BACK PLATE - EMBLEM
21	111169-02-000	EA	EMBLEM - "WINNEBAGO"
22	119698-01-G15	EA	HEADREST - STRATON II
22	119698-01-G16	EA	HEADREST - STRATON II
22	119698-01-G17	EA	HEADREST - STRATON II
22	P19698-01-G15	EA	COVER-HEADREST, STRATON II
22	P19698-01-G16	EA	COVER-HEADREST, STRATON II
22	P19698-01-G17	EA	COVER-HEADREST, STRATON II

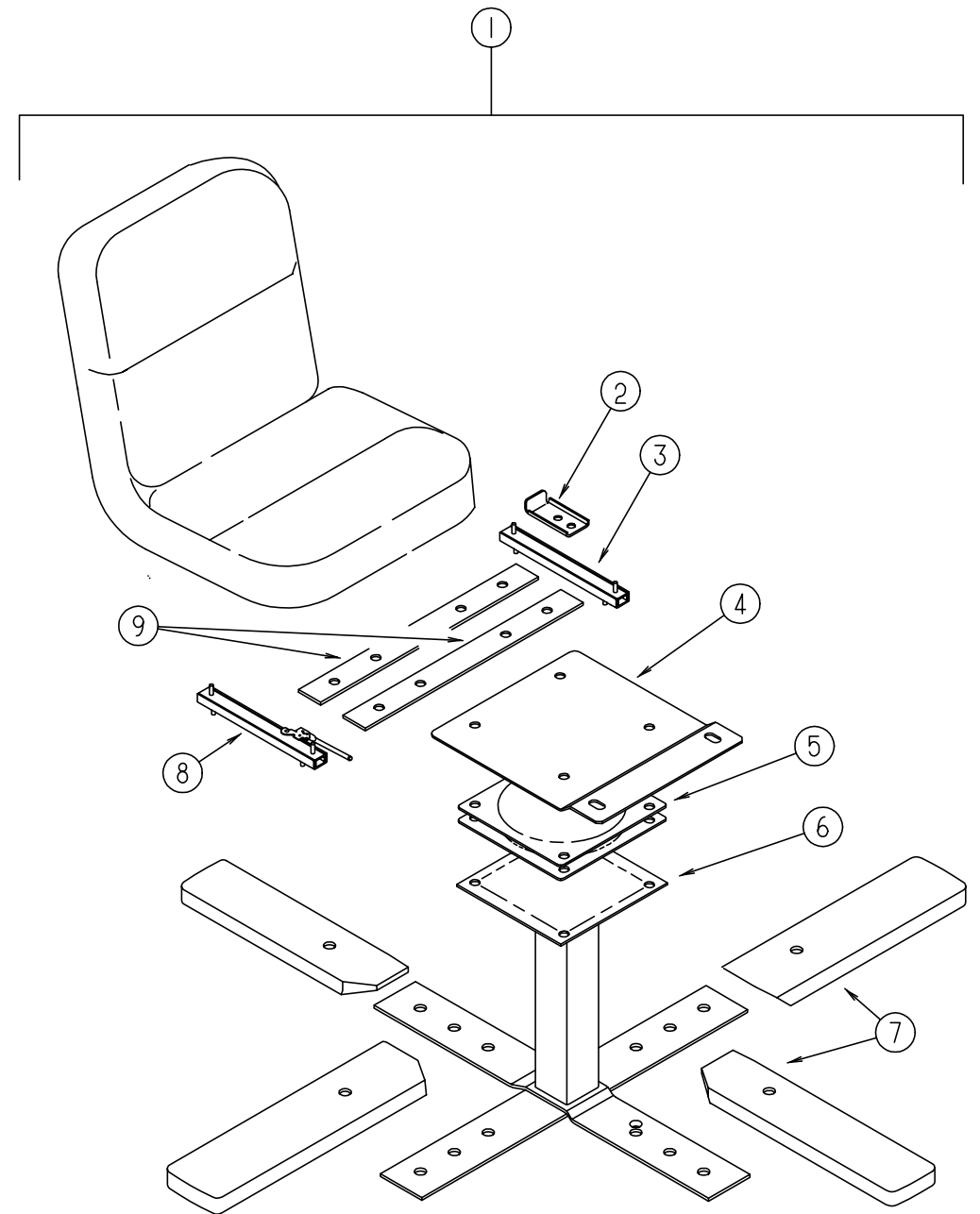
CURTAIN & CUSHION GROUP (CONTINUED)



SWIVEL CHAIR (RECLINER)

KEY	PART NUMBER	U/M	DESCRIPTION
1	118302-01-G15	EA	CHAIR ASM - 400 (G15)
1	118302-01-G16	EA	CHAIR ASM - 400 (G16)
1	118302-01-G13	EA	CHAIR ASM - 400 (G17)
	P18302-01-G15	EA	COVER-CHAIR, 400 (G15)
	P18302-01-G16	EA	COVER-CHAIR, 400 (G16)
	P18302-01-G13	EA	COVER-CHAIR, 400 (G17)
	118306-01-G15	EA	SKIRT ASM - 400-03 (G15)
	118306-01-G16	EA	SKIRT ASM - 400-03 (G16)
	118306-01-G13	EA	SKIRT ASM - 400-03 (G17)
2	119952-01-000	EA	SLIDE-SEAT, HD - NONLOCKING 2 STUD - ATWOOD 83711
3	107921-08-000	EA	TOP PLATE-W/O SEAT BELT BAR
	107921-06-000	EA	BEARING KIT - PEDESTAL
4	107921-02-000	EA	FLOOR MOUNTED PEDESTAL - W/ 6.50" EXTENSION
5	108445-02-000	EA	SUB PLATE - FLOOR MOUNTED PEDESTAL
6	119952-03-000	EA	SLIDE-SEAT, HD - LOCKING 2 STUDS - ATWOOD 83775
7	007221-01-000	EA	SPACER - SEAT ADJUSTER
8	097683-03-000	EA	BRACKET - REMOTE - SIDE MOUNT
	117125-01-02B	EA	BRACKET-CABLE HOLDER, E-COAT
9	108049-03-000	EA	CABLE-REMOTE, 26" W/Z END-SWITCH LEVER
10	P18302-27-G15	EA	COVER-ARM, RH - 400 CHAIR (G15)
10	P18302-27-G16	EA	COVER-ARM, RH - 400 CHAIR (G16)
10	P18302-27-G13	EA	COVER-ARM, RH - 400 CHAIR (G17)
10	P18302-28-G15	EA	COVER-ARM, LH - 400 CHAIR (G15)
10	P18302-28-G16	EA	COVER-ARM, LH - 400 CHAIR (G16)
10	P18302-28-G13	EA	COVER-ARM, LH - 400 CHAIR (G17)

CURTAIN & CUSHION GROUP (CONTINUED)



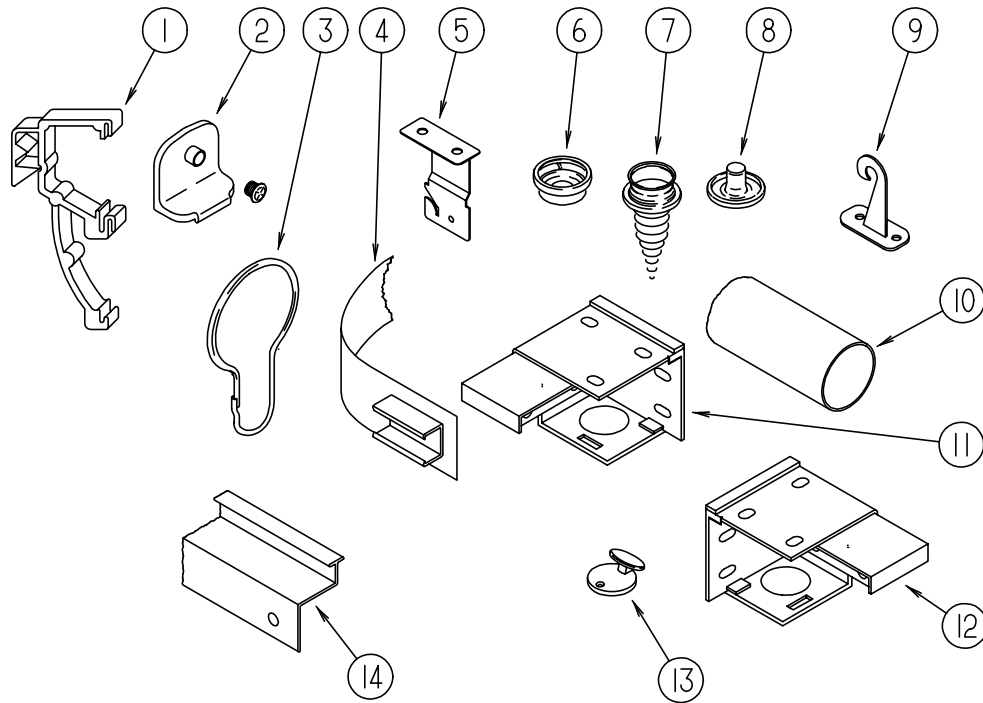
DINETTE CHAIRS

KEY	PART NUMBER	U/M	DESCRIPTION
1	119108-01-G15	EA	CHAIR ASM - 200 KC
1	119108-01-G16	EA	CHAIR ASM - 200 KC
1	119108-01-G17	EA	CHAIR ASM - 200 KC
2	114889-01-000	EA	STOP BAR - UNIVERSAL
3	119952-02-000	EA	SLIDE - SEAT, HD - NONLOCKING, 4 STUD
4	119705-03-02B	EA	PLATE - SEAT, E-COAT
5	119105-01-000	EA	PLATE - SWIVEL, RETURN-O-MATIC - 5.75"
6	119705-02-03B	EA	PEDESTAL ASM - O/W
7	116080-02-G35	EA	COVER - CHAIR LEG
8	119952-05-000	EA	SLIDE-SEAT, HD - LOCKING 4 STUDS
9	120109-01-02B	EA	ADAPTER BRACKET-CHAIR ASM 200 KC
	074045-07-000	EA	PLUG-OAK, 1/2" DIA.
	106477-01-000	EA	SCREW - 12 PER CHAIR

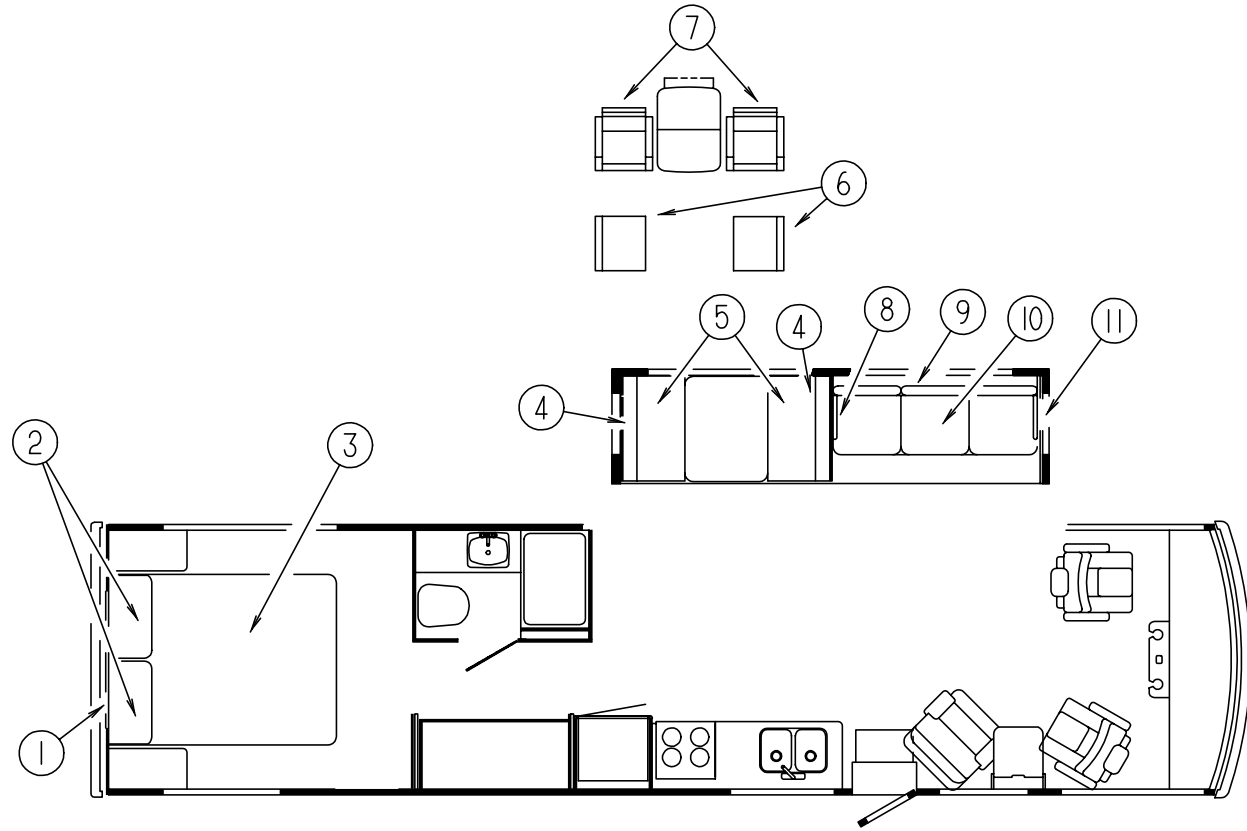
CURTAIN & CUSHION GROUP (CONTINUED)

CURTAIN & BLIND HARDWARE

KEY	PART NUMBER	U/M	DESCRIPTION
1	109353-04-000	EA	CLIP - VALANCE SLAT MOUNTING - CLEAR PLASTIC - PAR
2	106544-01-000	EA	SHADE PULL - BRASS
	106544-01-001	EA	SCREW - SHADE PULL - BRASS
3	009136-02-000	EA	HANGER - RING - PIN TYPE - CURTAIN - BRASS
4	101031-01-000	YD	TAPE - GLIDE - CURTAIN - 4.25" SPACING
5	084434-01-000	EA	BRACKET - MOUNTING - ROLLER SHADE - 1 3/8"
	096843-01-000	EA	SPRING - REWIND - ROLLER SHADE
6	029156-01-000	EA	SOCKET - SNAP - 9/16" O.D
7	029130-01-000	EA	SCREW - SNAP SOCKET - 8 PH X 5/8"
8	029155-01-000	EA	CAP - SNAP - 5/32" O.D. OF PIN
	046867-03-000	EA	GROMMET-HANDY BUTTON NO 3
9	109441-03-000	EA	HOLD DOWN - BLIND, HOOK
10	102075-06-01A	EA	SHOWER ROD
	009136-02-000	EA	BRASS SHOWER RINGS
	009112-01-000	EA	FLANGE - SHOWER ROD
11	083170-02-000	EA	BRACKET - BLIND - LEFT SIDE
12	083170-01-000	EA	BRACKET - BLIND - RIGHT SIDE
13	102555-01-000	EA	CLEAT - CORD - BLIND - CLEAR
			FROM: 00-00-00 THRU: 04-10-96
13	102555-03-000	EA	CLEAT - CORD - BLIND - MILKY WHITE
			FROM: 04-11-96 THRU: 99-99-99
14	114641-07-G15	EA	TRACK - WRAPAROUND CURTAIN - WILLOW (PASSENGER SIDE)
14	114641-08-G15	EA	TRACK - WRAPAROUND CURTAIN - WILLOW (DRIVER SIDE)
	048394-02-000	YD	VELCRO TAPE - HOOK - ADHESIVE BACK - .75" WIDE - BEIGE
	088792-02-000	YD	VELCRO TAPE - LOOP - ADHESIVE BACKED - .75" WIDE - BEIGE
	068716-01-001	EA	BRACKET - 90 DEGREE L-ANGLE - 192" - EXTRUDED ALUMINUM
	075943-01-000	EA	BRACE - WINDOW VALANCE - 1" X 1.5" X 20" - ALUMINUM - BEIGE
	094896-02-000	EA	GROMMET - CORD - PLEATED BLIND - NYLON - GRAY
	094907-02-000	EA	END CAP - TOP - PLEATED BLIND - PLASTIC - GRAY
	094907-04-000	EA	END CAP - BOTTOM - PULL TYPE SPECIALITY WINDOW
	097564-01-000	EA	T-HANDLE - EZ LIFT SHADE
	097565-01-000	EA	BRACKET - MOUNTING - PLEATED BLIND
	097591-01-000	EA	SPRING - EXTENSION - PLEATED BLIND
	097592-01-000	EA	SPOOL - CORD - ELEVATED BLIND HOLDUP - CLEAR PLASTIC
	089916-01-000	EA	MOUNT - WINDOW LEG - 23.75" LONG - ALUMINUM - BLACK
	056003-01-000	EA	BRACKET - DRAPERY RETAINING - FRONT - METAL
	056003-02-000	EA	BRACKET - DRAPERY RETAINING - REAR - METAL
	086276-01-000	EA	TAPE - DOUBLE SIDED - 1/2"
	009702-01-000	EA	END STOP-CURTAIN CARRIER, L ROD
	094896-02-000	EA	GROMMET-CORD, PLEATED BLIND - NYLON - GRAY
	097593-02-000	FT	CORD - BLIND - PLEATED - GRAY
	103986-01-000	FT	TRIM - VALANCE - U-CHANNEL - .75" WIDE - BRASS



CURTAIN & CUSHION GROUP (CONTINUED)



QUEEN BED

KEY	PART NUMBER	U/M DESCRIPTION
1	112516-01-G15	EA HEADBOARD - IMPERIAL, QUEEN
1	112516-01-G16	EA HEADBOARD - IMPERIAL, QUEEN
1	112516-01-G17	EA HEADBOARD - IMPERIAL, QUEEN
2	119249-01-000	EA PILLOW - CASE - 20 X 33 - QUEEN
3	101123-06-000	EA MATTRESS - FOAM - 60" X 60"
3	P01123-06-000	EA COVER - MATTRESS, FOAM - 60" X 80"
3	119141-01-G15	EA BEDSPREAD - THROW W/ REVERSE SHAM - 60" X 80"
3	109588-20-G16	EA BEDSPREAD - 60" X 80" - FITTED - GUSSET CORNERS
3	109588-20-G17	EA BEDSPREAD - 60" X 80" - FITTED - GUSSET CORNERS
	111637-08-G15	EA PILLOW ASM - 16" X 16" - KNIFE EDGE W/BRAID
	111637-09-G16	EA PILLOW ASM - 16" X 16" - KNIFE EDGE W/BRAID
	111637-09-G17	EA PILLOW ASM - 16" X 16" - KNIFE EDGE W/BRAID

DINETTE CUSHIONS

KEY	PART NUMBER	U/M DESCRIPTION
4	111897-05-G15	EA CUSHION - 13.5" X 42" X 5", CLUB BACK (G15)
4	111897-05-G16	EA CUSHION - 13.5" X 42" X 5", CLUB BACK (G16)
4	111897-05-G04	EA CUSHION - 13.5" X 42" X 5", CLUB BACK (G17)
4	P11897-05-G15	EA COVER - 13.5" X 42" X 5", CLUB BACK (G15)
4	P11897-05-G16	EA COVER - 13.5" X 42" X 5", CLUB BACK (G16)
4	P11897-05-G04	EA COVER - 13.5" X 42" X 5", CLUB BACK (G17)
	078155-01-000	EA STRAP-SNAP, BACKREST CUSHION
5	105603-15-G15	EA CUSHION - 23" X 42" X 5" - SEAT (G15)
5	105603-15-G16	EA CUSHION - 23" X 42" X 5" - SEAT (G16)
5	105603-15-G04	EA CUSHION - 23" X 42" X 5" - SEAT (G17)
5	P05603-15-G15	EA COVER - 23" X 42" X 5" - SEAT (G15)
5	P05603-15-G16	EA COVER - 23" X 42" X 5" - SEAT (G16)
5	P05603-15-G04	EA COVER - 23" X 42" X 5" - SEAT (G17)

DINETTE OPTION

KEY	PART NUMBER	U/M DESCRIPTION
6	101604-01-03A	EA CHAIR - FOLDING - DINETTE - WATERFORD OAK
7	119108-01-G15	EA CHAIR ASM - 200 KC
7	119108-01-G16	EA CHAIR ASM - 200 KC
7	119108-01-G17	EA CHAIR ASM - 200 KC

COUCH BED

KEY	PART NUMBER	U/M DESCRIPTION
8	121222-01-G15	EA ARM - RIGHT - SOFA/BED JACKKNIFE BACK
8	121222-01-G16	EA ARM - RIGHT - SOFA/BED JACKKNIFE BACK
8	121222-01-G17	EA ARM - RIGHT - SOFA/BED JACKKNIFE BACK
8	P21222-01-G15	EA COVER - ARM ASM, RH - JACKKNIFE
8	P21222-01-G16	EA COVER - ARM ASM, RH - JACKKNIFE
8	P21222-01-G17	EA COVER - ARM ASM, RH - JACKKNIFE
9	111319-01-G15	EA BED ASM-JACK KNIFE BACK, KNIFE EDGE - 74" (G15)
9	112104-01-G16	EA BED ASM - 74" CHANNEL JACK KNIFE BACK (G16)
9	112104-01-G13	EA BED ASM - 74" CHANNEL JACK KNIFE BACK (G17)
9	P11319-01-G15	EA COVER-BED, JACK KNIFE EDGE BACK - 74" (G15)
9	P12104-01-G16	EA COVER-BED, CHANNEL JACK KNIFE BACK - 74" (G16)
9	P12104-01-G13	EA COVER-BED, CHANNEL JACK KNIFE BACK - 74" (G17)
	101085-10-000	EA FRAME - BACK - 74.75"
10	100032-43-G15	EA BED-JACK KNIFE, SEAT - 74" TUCK - W/O ARMS (G15)
10	100032-43-G16	EA BED-JACK KNIFE, SEAT - 74" TUCK - W/O ARMS (G16)
10	100032-43-G13	EA BED-JACK KNIFE, SEAT - 74" TUCK - W/O ARMS (G17)
10	P00032-43-G15	EA COVER-JACK KNIFE, SEAT - 74" TUCK - W/O ARMS (G15)
10	P00032-43-G16	EA COVER-JACK KNIFE, SEAT - 74" TUCK - W/O ARMS (G16)
10	P00032-43-G13	EA COVER-JACK KNIFE, SEAT - 74" TUCK - W/O ARMS (G17)
	101085-04-000	EA FRAME - SEAT - 74.75"
	101085-06-000	EA FRAME - BASE - 74.75"
11	121222-02-G15	EA ARM - LEFT - SOFA/BED JACKKNIFE BACK
11	121222-02-G16	EA ARM - LEFT - SOFA/BED JACKKNIFE BACK
11	121222-02-G17	EA ARM - LEFT - SOFA/BED JACKKNIFE BACK
	111637-03-G15	EA PILLOW ASM - 22" X 22" KNIFE EDGE W/BRAID (G15)
	111637-03-G16	EA PILLOW ASM - 22" X 22" KNIFE EDGE W/BRAID (G16)
	111637-03-G13	EA PILLOW ASM - 22" X 22" KNIFE EDGE W/BRAID (G17)

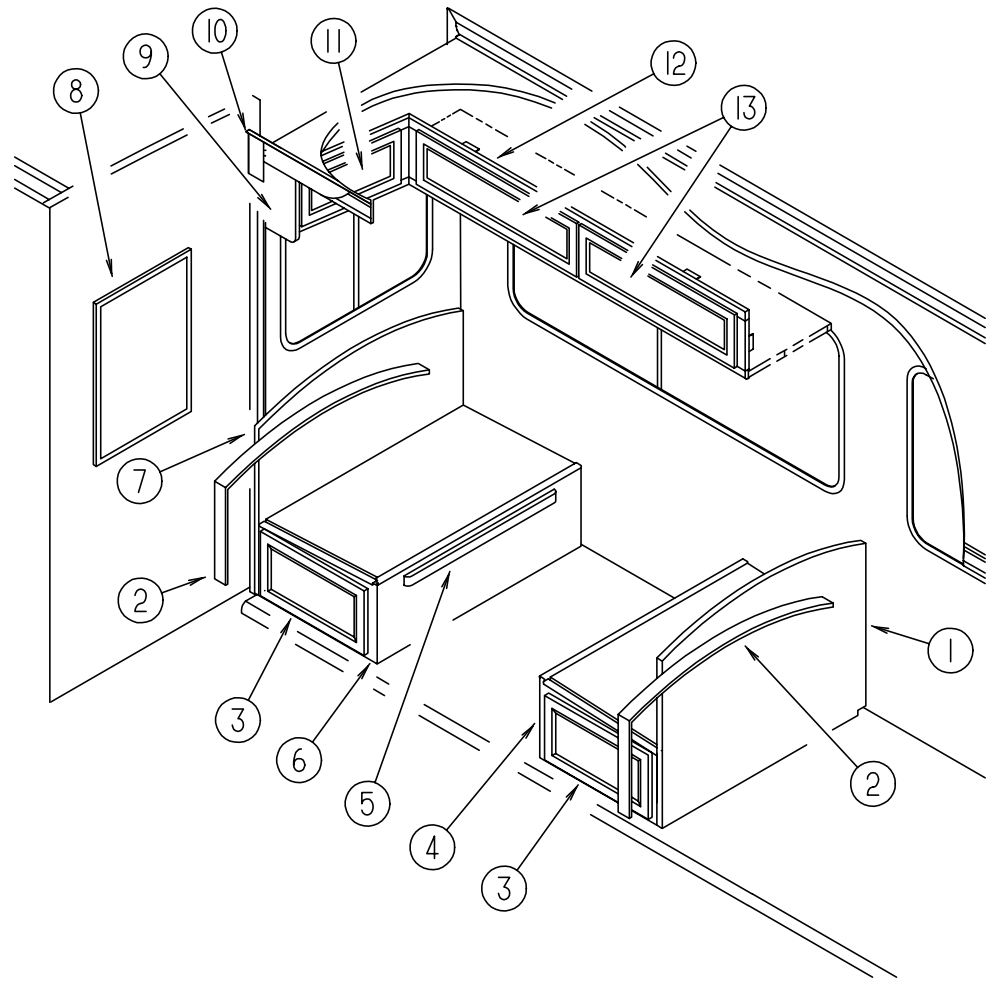
TRIMS & BUTTONS

KEY	PART NUMBER	U/M DESCRIPTION
	084415-70-000	YD TRIM-BRAID, 60261-V118 - CORD (G15)
	084415-69-000	YD TRIM-BRAID, 62027-P57 - FRINGE (G16)
	084415-77-000	YD TRIM-BRAID, 61814-N10 - CORD (G17)
	050263-01-000	YD WELT-CORD, 5/32 DIA.
	070578-02-E38	EA BUTTON - SCREW - STUD - #30 - VINYL

ASSIST HANDLE & SEAT BELTS

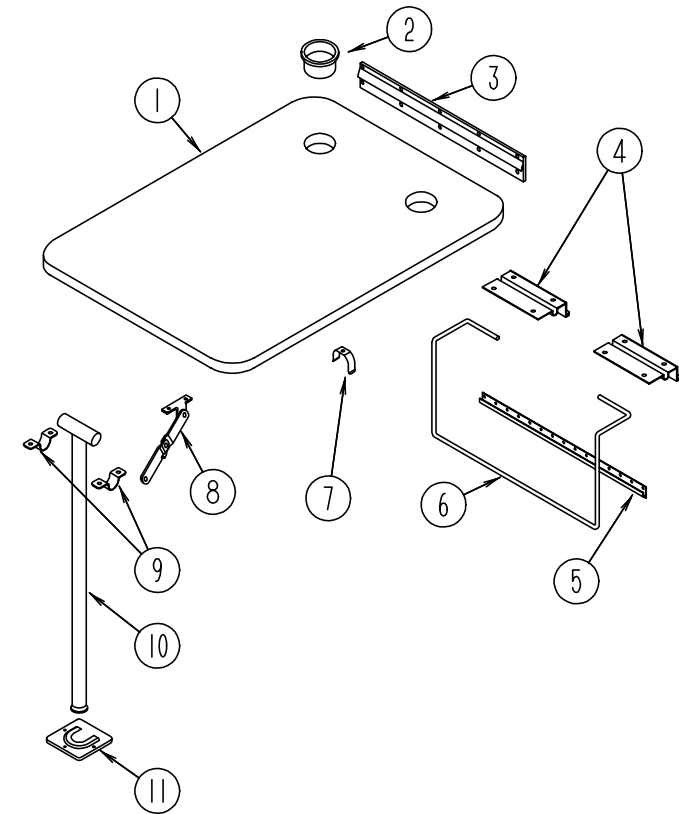
KEY	PART NUMBER	U/M DESCRIPTION
	007021-01-000	EA BELT - SEAT - 2" X 90" - BLACK
	056271-01-000	EA BELT - SEAT - 2" X 102" - BLACK
	069178-02-000	EA BRACKET - MOUNTING - ASSIST HANDLE - L ANGLE - W/HOLES
	000C16-07-16B	EA BOLT - CARRIAGE - ASSIST HANDLE - 7/16-14 X 1" - ZINC
	000D20-07-00B	EA NUT - ACORN - ASSIST HANDLE - 7/16" X 14 - ZINC
	057759-01-000	EA WASHER BRACKET-SEAT BELT, 4" DIAMETER
	053552-02-AA8	EA HANDLE - ASSIST - INTERIOR - ENTRY DOOR - VINYL - OFF WHITE

DINETTE GROUP



DINETTE CABINERY (SLIDEOUT)

DINETTE GROUP (CONTINUED)

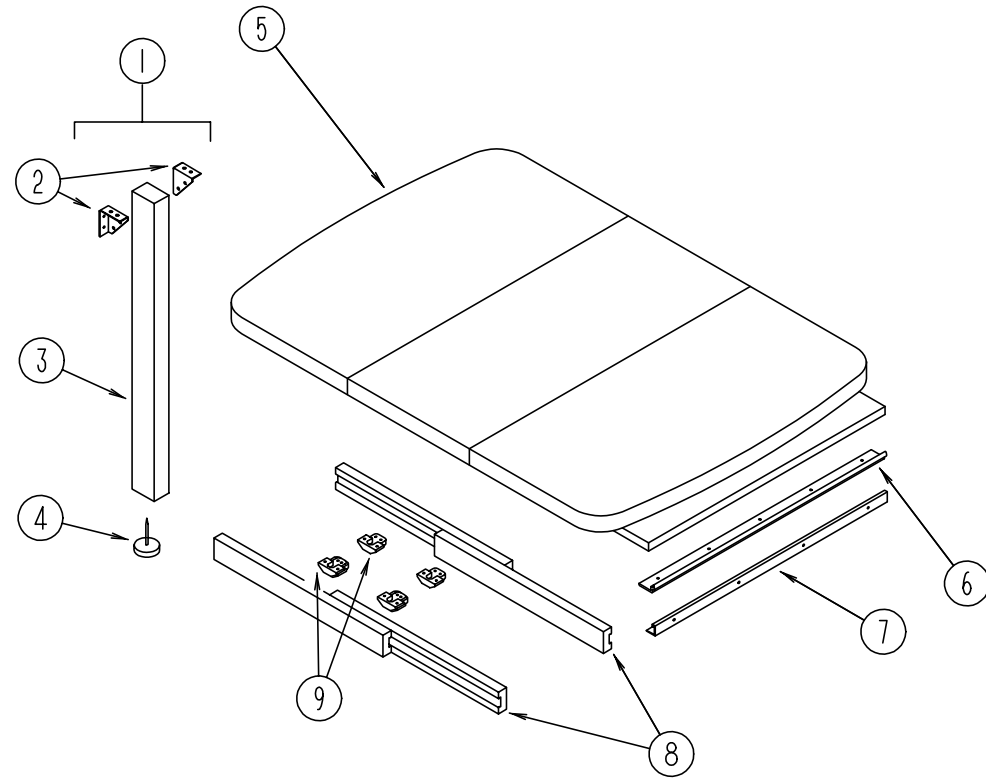


DINETTE TABLE ASM.

KEY	PART NUMBER	U/M	DESCRIPTION
1	M07514-01-G15	EA	CABINET - SEATBACK - RIGHT HAND
2	111338-06-G15	EA	PAD ASM. - DINETTE (G15)
2	111338-06-F09	EA	PAD ASM. - DINETTE (G16)
2	111338-06-F21	EA	PAD ASM. - DINETTE (G17)
3	M05971-35-G15	EA	DRAWER ASM. - W/O HARDWARE
4	M07515-01-G15	EA	CABINET - SEATBASE - RIGHT HAND
5	081295-01-G01	EA	BED SUPPORT - DINETTE
6	M07515-08-G35	EA	CABINET - SEATBASE - LEFT HAND
7	M07514-08-G35	EA	CABINET - SEATBACK - LEFT
8	058331-08-000	EA	MIRROR GLASS, SAFETY - 24" X 30"
9	120978-13-G35	EA	CAP ASM
10	115811-13-G15	EA	OVERLAY - 7.5 X 22 3/8 - NOVEAU
10	115811-13-G16	EA	OVERLAY - 7.5 X 22 3/8 - NOVEAU
10	115811-13-G17	EA	OVERLAY - 7.5 X 22 3/8 - NOVEAU
11	120035-05-G15	EA	DOOR ASM - FABRIC WRAPPED
11	120035-05-G16	EA	DOOR ASM - FABRIC WRAPPED
11	120035-05-G17	EA	DOOR ASM - FABRIC WRAPPED
12	120978-01-G35	EA	CABINET ASM - OVERHEAD - DINETTE
13	120035-04-G15	EA	DOOR ASM - FABRIC WRAPPED
13	120035-04-G16	EA	DOOR ASM - FABRIC WRAPPED
13	120035-04-G17	EA	DOOR ASM - FABRIC WRAPPED

KEY	PART NUMBER	U/M	DESCRIPTION
1	081322-12-F09	EA	DINETTE TABLE (G15,G16)
1	081322-12-E01	EA	DINETTE TABLE (G17)
2	064781-06-000	EA	CUP HOLDER - 2 STEP
3	053200-12-000	EA	BRACKET - TABLE SUPPORT - UPPER WALL MOUNTED - 23.5" - OFF WHITE
4	088410-02-000	EA	BRACKET - TABLE MOUNTED - OFF WHITE
5	024281-14-000	EA	BRACKET - LIFT ROD - LOWER WALL MOUNTED - 22.12" - OFF WHITE
6	024275-12-000	EA	ROD - TABLE LIFT - 8" X 23.5" - OFF WHITE
7	024283-01-000	EA	CLIP - LEG - 1" - 1.125" OD - BLACK
8	024282-01-000	EA	BRACE - TABLE LEG - HINGED
9	064050-05-000	EA	CLAMP - SADDLE - LEG HINGE - OFF WHITE
10	024276-23-000	EA	TABLE LEG - METAL - OFF WHITE
11	049493-12-000	EA	LEG CATCH - FLOOR MOUNTED - 2.5" X 2.7" - METAL - E-COAT

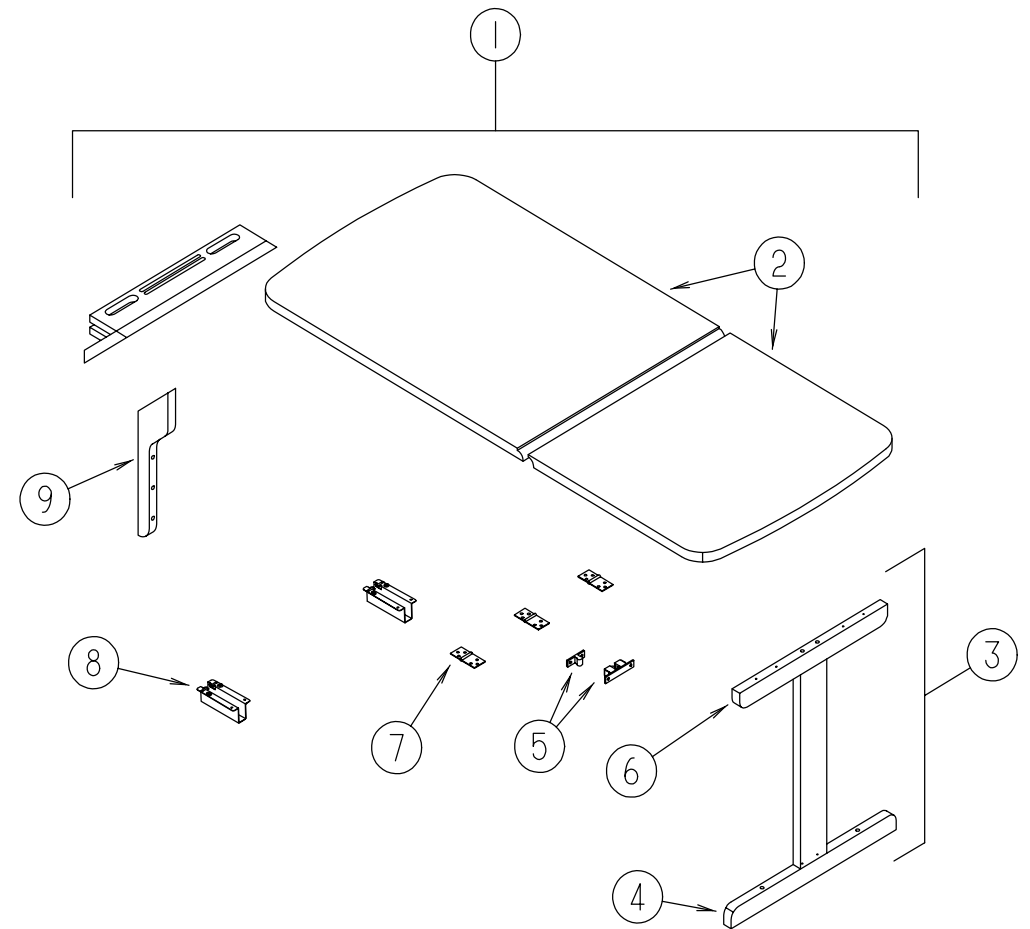
DINETTE GROUP (CONTINUED)



DINETTE TABLE - W/DROP LEAF (FROM: 00-00-00 THRU: 11-06-95)

KEY	PART NUMBER	U/M DESCRIPTION
1	092708-10-D35	EA LEG ASM - TABLE
2	102810-01-04A	EA BRACE - TABLE LEG - BLACK
3	092707-07-05A	EA LEG MOLDING - OAK - WATERFORD OAK
4	102194-01-000	EA GUIDE - PLASTIC
5	P02056-06-G35	EA TABLE ASM. - W/ DROP LEAF
6	102201-02-01A	EA SUPPORT - HINGE CATCH
7	102200-02-02A	EA SUPPORT - HINGE LOCK - OFF WHITE
8	110749-01-000	EA SLIDE - TABLE - 19 3/4" LONG
9	009050-02-000	EA LEVELER - TABLE TOP - MALE END W/ SCREWS - PLASTIC
9	009050-03-000	EA LEVELER - TABLE TOP - FEMALE END W/ SCREWS - PLASTIC
	119108-01-G15	EA CHAIR ASM - 200 KC
	119108-01-G16	EA CHAIR ASM - 200 KC
	119108-01-G17	EA CHAIR ASM - 200 KC

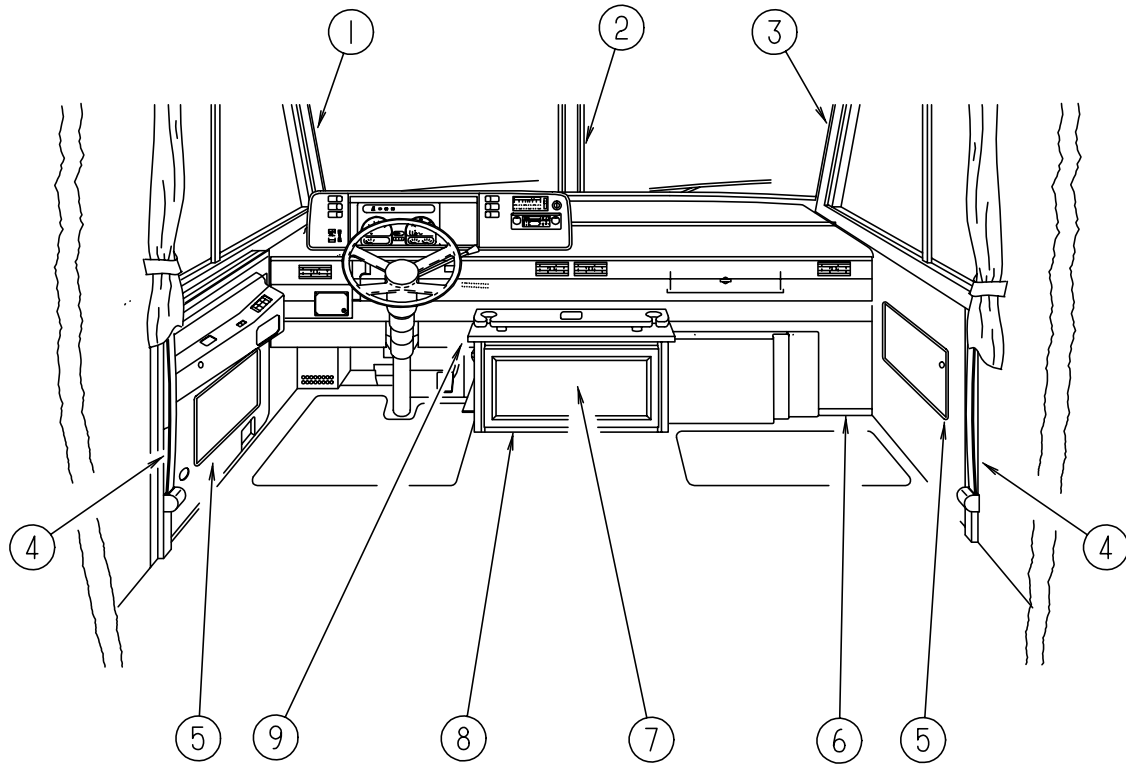
DINETTE GROUP (CONTINUED)



DINETTE TABLE - FOLDOUT (FROM: 11-07-95 THRU: 99-99-99)

KEY	PART NUMBER	U/M DESCRIPTION
1	120898-01-G35	EA TABLE ASM. - FOLDOUT (G15,G16)
1	120898-01-G17	EA TABLE ASM. - FOLDOUT (G17)
2	120898-11-G35	EA COUNTERTOP ASM (G15,G16)
2	120898-11-G17	EA COUNTERTOP ASM (G17)
3	M08092-01-G35	EA LEG ASM - TABLE
4	120898-16-G35	EA LEG - BOTTOM
5	084451-01-000	EA CATCH - TV SHELF, BRASS
6	120898-17-G35	EA LEG - UPPER
7	120972-01-01A	EA HINGE - TABLE, DROP LEAF
8	120973-01-000	EA SUPPORT - TABLE, DROP LEAF - PAIR
9	M08091-01-G35	EA SUPPORT ASM - TABLE

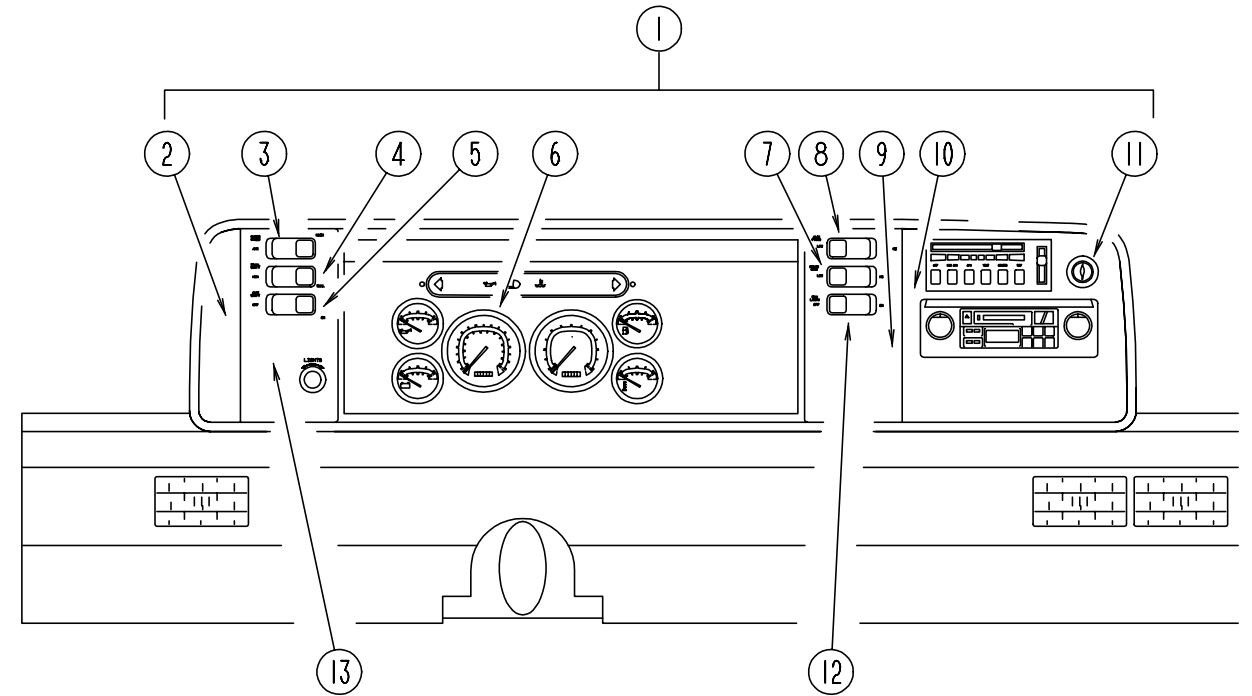
DRIVERS COMPARTMENT GROUP



LOWER DRIVER COMPARTMENT

KEY	PART NUMBER	U/M DESCRIPTION
1	103931-04-03A	EA INTERIOR COVER - A-PILLAR - DRIVER SIDE - WILLOW
2	079765-11-000	EA TRIM - WINDSHIELD - CENTER - WILLOW
3	103931-03-03A	EA INTERIOR COVER - A-PILLAR - PASSENGER SIDE - WILLOW
	024700-44-000	EA COVER - SIDEWALL ROLL BAR - OFF WHITE - 53.00"
	024700-46-000	EA COVER - ROLL BAR - DRIVER & PASSENGER SIDE UPPER - OFF WHITE - 21.2"
	024700-47-000	EA COVER - ROLL BAR - DRIVER SIDE LOWER - 18.9" (W/ DRIVER DOOR)
	024700-48-000	EA COVER - ROLL BAR - DRIVER SIDE CENTER - 25" (W/ DRIVER DOOR)
4	091990-04-01A	EA SEAT BELT & SHOULDER HARNESS - DRIVER/ PASSENGER SIDE
	109146-01-000	EA BOLT - SHOULDER - SEAT BELT
	091990-01-701	EA EXTENDER - 9" FOR A8408 3 PT
5	086120-10-G15	EA PAD ASM. - MAP POCKET - 12 X 16
5	086120-10-G16	EA PAD ASM. - MAP POCKET - 12 X 16
5	086120-10-G17	EA PAD ASM. - MAP POCKET - 12 X 16
6	095757-05-G15	EA COVER ASM - HEATER
6	095757-05-G16	EA COVER ASM - HEATER
6	095757-05-G17	EA COVER ASM - HEATER
7	M06881-01-G15	EA DRAWER ASM
8	M06880-01-G15	EA CABINET ASM - W/ BEVERAGE TRAY
9	111759-13-G15	EA COUNTERTOP ASM
	046886-03-000	EA ASHTRAY - CHROME - W/ COVER
9	111759-14-G15	EA TRAY
	103498-06-000	EA BOOT - COLUMN

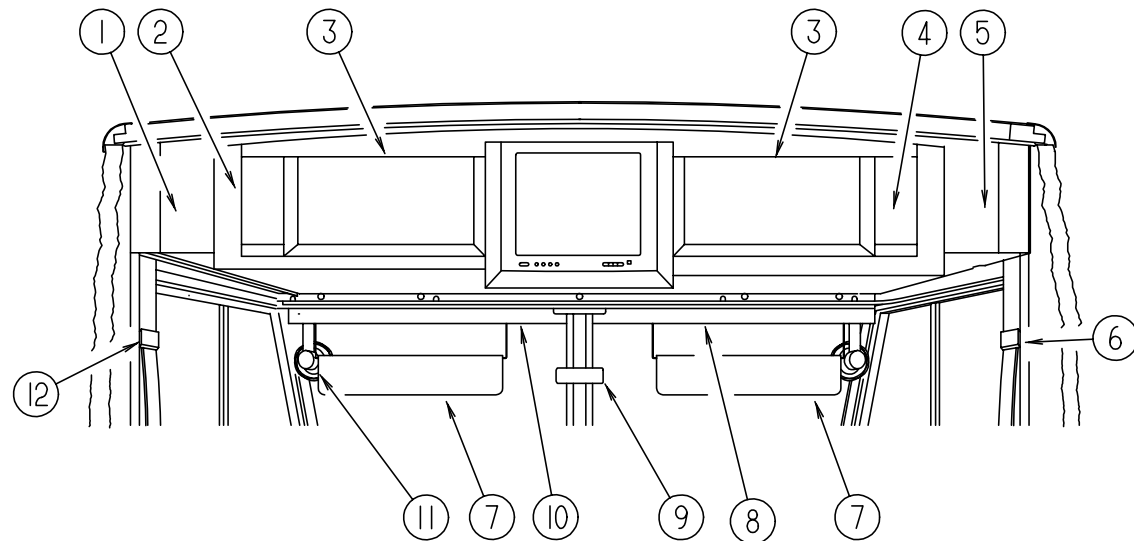
DRIVERS COMPARTMENT GROUP (CONTINUED)



DASH, GAUGES & SWITCHES (FREIGHTLINER)

KEY	PART NUMBER	U/M DESCRIPTION
1	M05946-31-G15	EA DASH POD ASM.
	111499-01-03A	EA POD - INSTRUMENT PANEL - WILLOW
2	104056-01-02A	EA APPLIQUE - BEZEL LH DRESS UP
3	108357-05-000	EA SWITCH - ROCKER - SPDT ON/ NONE/ ON 3 TERM. CARLING - V4D1000B-0
3	108356-02-01A	EA SWITCH COVER W/ 2 DIMPLES - CARLING - CCAZC00
4	108357-09-000	EA SWITCH - ROCKER - SPDT ON/ NONE/ MOM 3 TERM. CARLING - V5D1000B-0
4	108356-02-01A	EA SWITCH COVER W/ 2 DIMPLES - CARLING - CCAZC00
5	108357-06-000	EA SWITCH - ROCKER - DPDT MOM/ OFF/ MOM 6 TERM. CARLING - VLD1000B-0
5	108356-02-01A	EA SWITCH COVER W/ 2 DIMPLES - CARLING - CCAZC00
6	106667-03-000	EA SPEEDOMETER - ELECT - METRIC
		FROM: 00-00-00 THRU: 02-21-96
6	121868-03-000	EA SPEEDOMETER - ELECT - METRIC
		FROM: 02-22-96 THRU: 99-99-99
7	108357-03-000	EA SWITCH - ROCKER - SPDT ON/ OFF/ ON 3 TERM. CARLING - V6D1000B-0
7	108356-02-01A	EA SWITCH COVER W/ 2 DIMPLES - CARLING - CCAZC00
8	108357-10-000	EA SWITCH - RKR SPDT MOM/ ON LIGHTED-5 TERM (3 SWITCH/ 2 LIGHT)
8	108356-04-01A	EA SWITCH COVER W/ DIMPLES - LIGHTED - CARLING - VVAGC00
9	104056-21-01A	EA APPLIQUE - BEZEL - BLACK
10	104056-06-02A	EA APPLIQUE - BEZEL - RH - DRESS UP
11	089294-01-000	EA LIGHTER ASM. - CIGARETTE
12	108357-03-000	EA SWITCH - ROCKER - SPDT ON/ OFF/ ON 3 TERM. CARLING - V6D1000B-0
12	108356-02-01A	EA SWITCH COVER W/ 2 DIMPLES - CARLING - CCAZC00
	096241-03-000	EA SWITCH - BLANK
	077942-01-000	EA SWITCH - DUMMY - BLACK
13	104056-24-01A	EA APPLIQUE - BEZEL - LEFT HAND SWITCHES - BLACK
	103662-03-01A	EA BEZEL - INSTRUMENT PANEL
	112236-01-E10	EA MONITOR ASM. - LEVELING
	112235-01-01A	EA BEZEL - MONITOR - LEVELING - WILLOW
	100138-01-000	EA MODULE - DAYTIME RUNNING LIGHT
	119457-01-000	EA WIRE ASM - INSTRUMENT PANEL - MAIN
	077031-03-000	EA FILM - WHITE .75" X 1.00"
	077031-01-000	EA FILM - BLACK 1" X 1.75"
	105615-01-000	FT FILM - PROTECTIVE CLEAR
	114620-04-01A	EA TRIM - DASH - LOWER - WILLOW
	114620-04-02A	EA TRIM - DASH - LOWER - MILL
	P14614-05-F11	EA DASH ASM - 230 HP

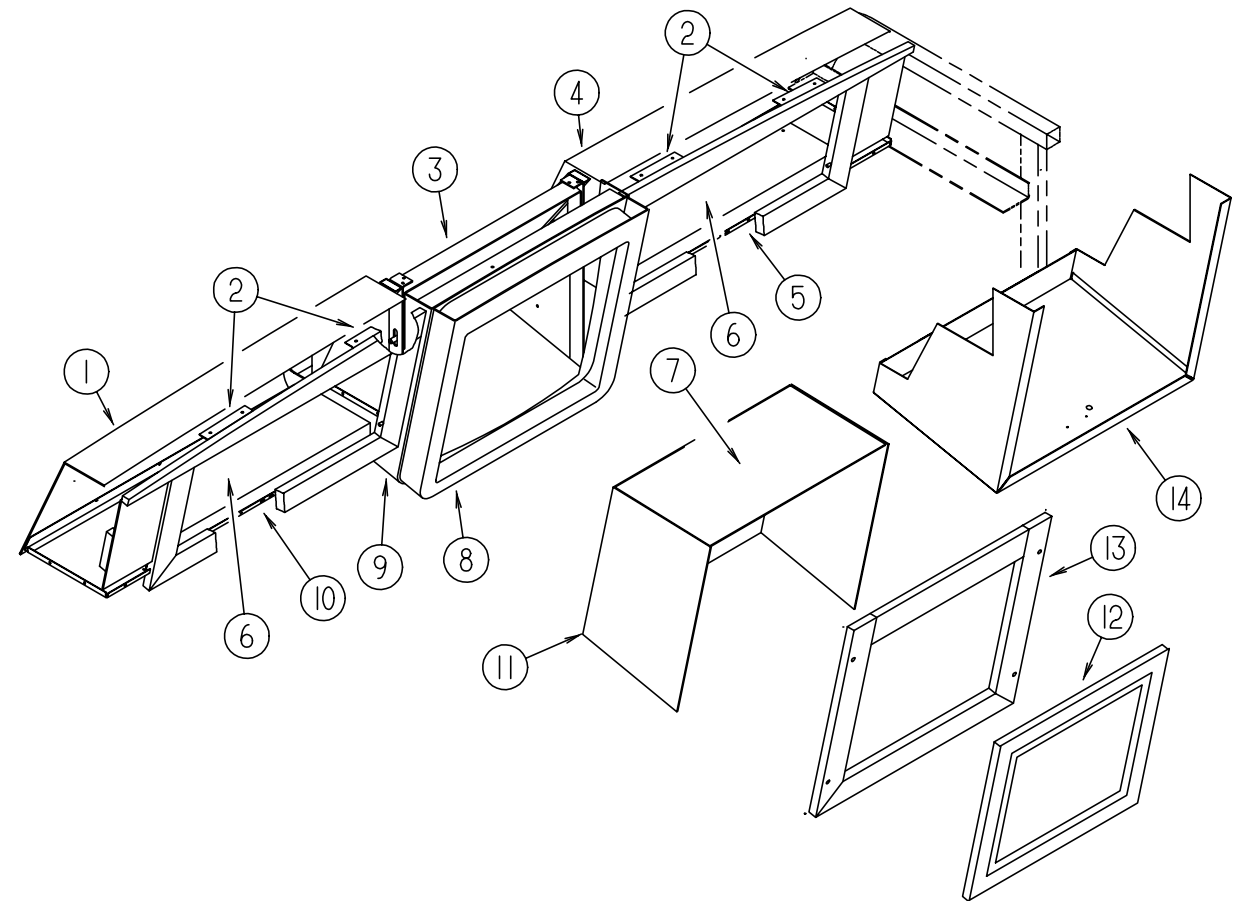
DRIVERS COMPARTMENT GROUP (CONTINUED)



UPPER DRIVER COMPARTMENT

KEY	PART NUMBER	U/M DESCRIPTION
1	104289-04-G15	EA PANEL - SIDE - DRIVER - OVERHEAD - VINYL
2	114612-04-G15	EA FACE ASSEMBLY - OVERHEAD CABINET - DRIVER SIDE - W/ TV
	078811-08-G09	EA PANEL - TRIM - HEADER - LOWER - BETWEEN OVERHEAD AND W/S TRIM
3	100708-13-000	EA DOOR - CABINET - GLASS
	100710-01-01A	EA LOCK ASSEMBLY - TWIST TYPE - BRASS
	100711-01-01A	EA HINGE - GLASS DOOR
	100707-01-000	EA SPACER - GLASS DOOR - .8" DIAMETER - .3" HOLE - PLASTIC
	101272-01-000	EA CATCH - GLASS DOOR
	101766-01-000	EA PIN - SUPPORT - GLASS DOOR
	108487-02-01A	EA SUPPORT - PROP ROD - PASSENGER OVERHEAD - BLACK
	108486-01-01A	EA BRACKET - PROP ROD - PASSENGER OVERHEAD - BLACK
4	114612-03-G15	EA FACE ASSEMBLY - OVERHEAD CABINET - PASSENGER SIDE - W/ TV
5	104289-03-G15	EA PANEL - SIDE - PASSENGER OVERHEAD - VINYL
6	103961-01-01A	EA COVER - BRACKET - SEATBELT - OFF WHITE
7	082286-19-G15	EA SUNVISOR ASSEMBLY
	007211-01-000	EA HINGE - SUNVISOR - 25.5" X 1.5" - METAL
	074012-01-000	EA CLIP - SUNVISOR - SQUARE - PINCH ON
	102377-01-000	EA BRACKET SUNVISOR - 1 PIECE - STEEL
8	078579-17-000	EA TRIM - WINDSHIELD - UPPER INNER - RH - WILLOW
9	040714-01-000	EA MIRROR - REAR VIEW - W/ARM MOUNT & SET SCREW
	067490-01-000	EA BUTTON - MIRROR - REAR VIEW
10	078579-18-000	EA TRIM - WINDSHIELD - UPPER INNER - LH - WILLOW
11	036420-02-000	EA FAN - DEFROSTER - 2 SPEED - 6" DIAMETER
12	103961-02-01A	EA COVER - BRACKET - SEATBELT - W/ DRIVER DOOR - OFF WHITE
	R77030-53-447	EA WASHER - FLAT

DRIVERS COMPARTMENT GROUP (CONTINUED)

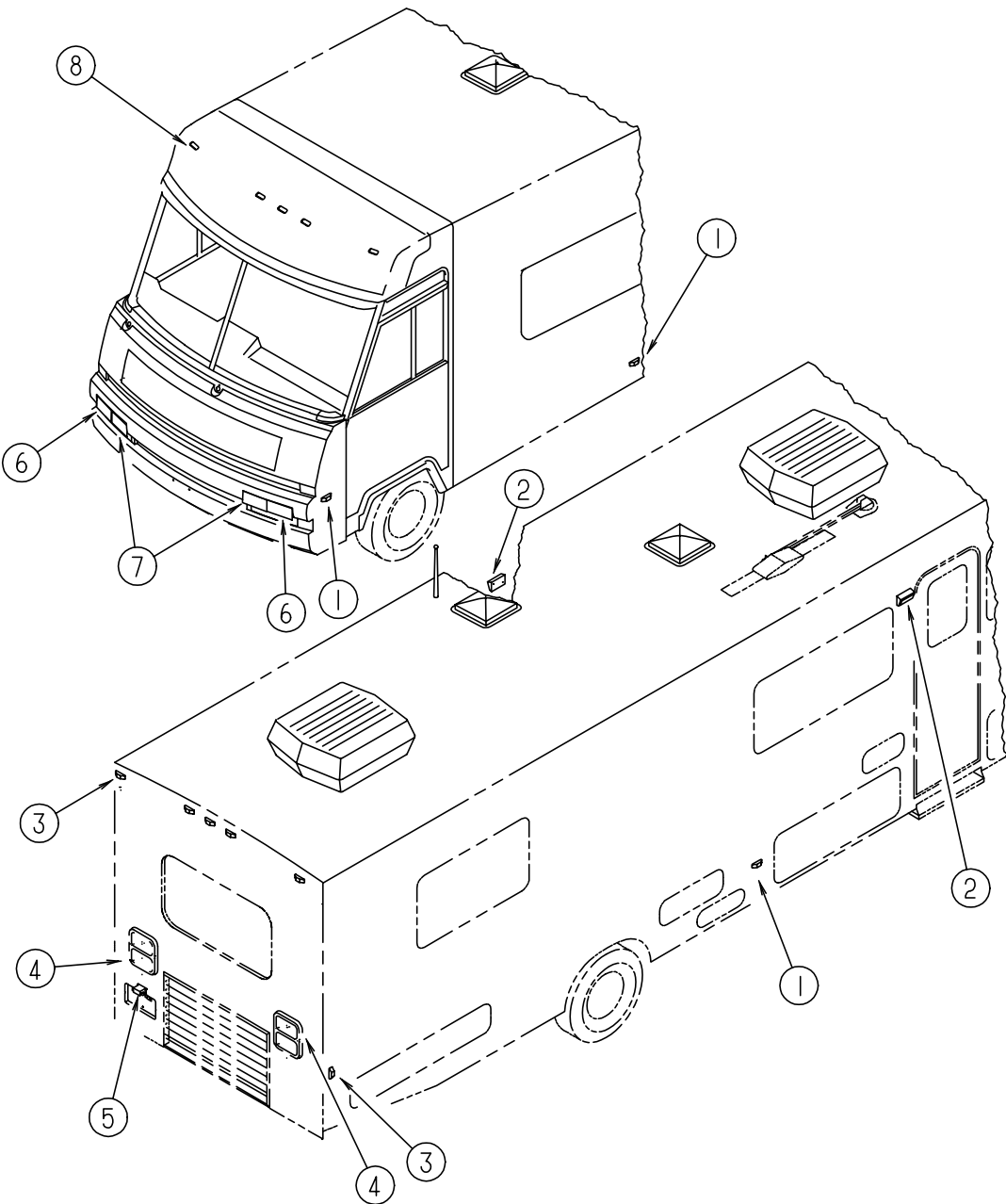


FRONT OVERHEAD COMPONENTS

KEY	PART NUMBER	U/M DESCRIPTION
1	114661-11-G15	EA PANEL ASM. - LINER - DRIVER OVERHEAD - W/O TV
1	114661-17-G15	EA PANEL ASM. - LINER - DRIVER OVERHEAD - W/ TV
1	114661-23-G15	EA PANEL ASM. - LINER - DRIVER OVERHEAD - W/ SATELLITE DISH
2	106699-01-01A	EA BRACKET - OVERHEAD CABINET - W/ TV - OFF WHITE
3	114706-02-02B	EA SUPPORT ASM. - SHELF - TV - E-COAT
4	114661-22-G15	EA PANEL ASM. - LINER - PASSENGER OVERHEAD - W/O TV
4	114661-18-G15	EA PANEL ASM. - LINER - PASSENGER OVERHEAD - W/ TV
4	114661-19-G15	EA PANEL ASM. - LINER - PASSENGER OVERHEAD - W/ TV & VCR
4	114661-20-G15	EA PANEL ASM. - LINER - PASSENGER OVERHEAD - W/ TV - VCR/ INVERTER
4	114661-21-G15	EA PANEL ASM. - LINER - PASSENGER OVERHEAD - W/ TV & INVERTER
5	P03077-06-G15	EA SHELF - BASE - PASSENGER SIDE OVERHEAD CABINET - W/O TV
5	P03077-10-G15	EA SHELF - BASE - PASSENGER SIDE OVERHEAD CABINET - W/ TV
6	100676-02-000	EA STAND - VCR
7	115638-01-G15	EA PANEL ASM. - LINER - TOP - W/O TV
8	117974-01-01A	EA COVER - TV FACE - OVERHEAD FRONT - WILLOW
9	118022-01-G09	EA COVER ASM - TV - OVERHEAD FRONT
10	P03077-05-G15	EA SHELF - BASE - OVERHEAD CABINET - DRIVER SIDE - W/O TV
10	P03077-09-G15	EA SHELF - BASE - OVERHEAD CABINET - DRIVER SIDE - W/ TV
11	115639-01-G15	EA PANEL ASM. - LINER - W/O TV - SIDE
12	M06803-C1-G15	EA DOOR ASM. - FOR OVERHEAD CABINET
13	116791-01-F31	EA CABINET ASM. - FRAME - W/O TV
14	P18192-01-G15	EA COVER ASM. - W/O TV - WITH VINYL
	099856-01-000	EA TIEDOWN - STRAP - TV - W/ BUCKLE - 53.1" X 1" - WEBBING - BLACK
	078811-09-G15	EA PANEL - TRIM - HEADER - LOWER - BETWEEN OVERHEAD AND W/S TRIM

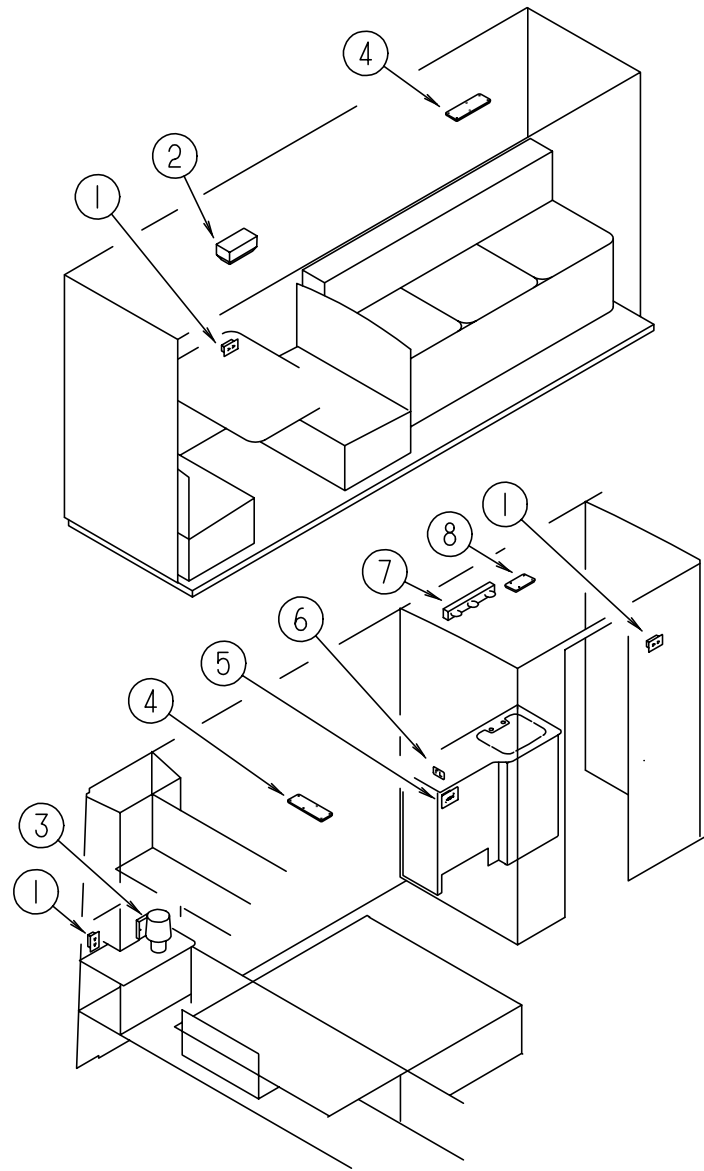
ELECTRICAL GROUP

EXTERIOR LIGHTS



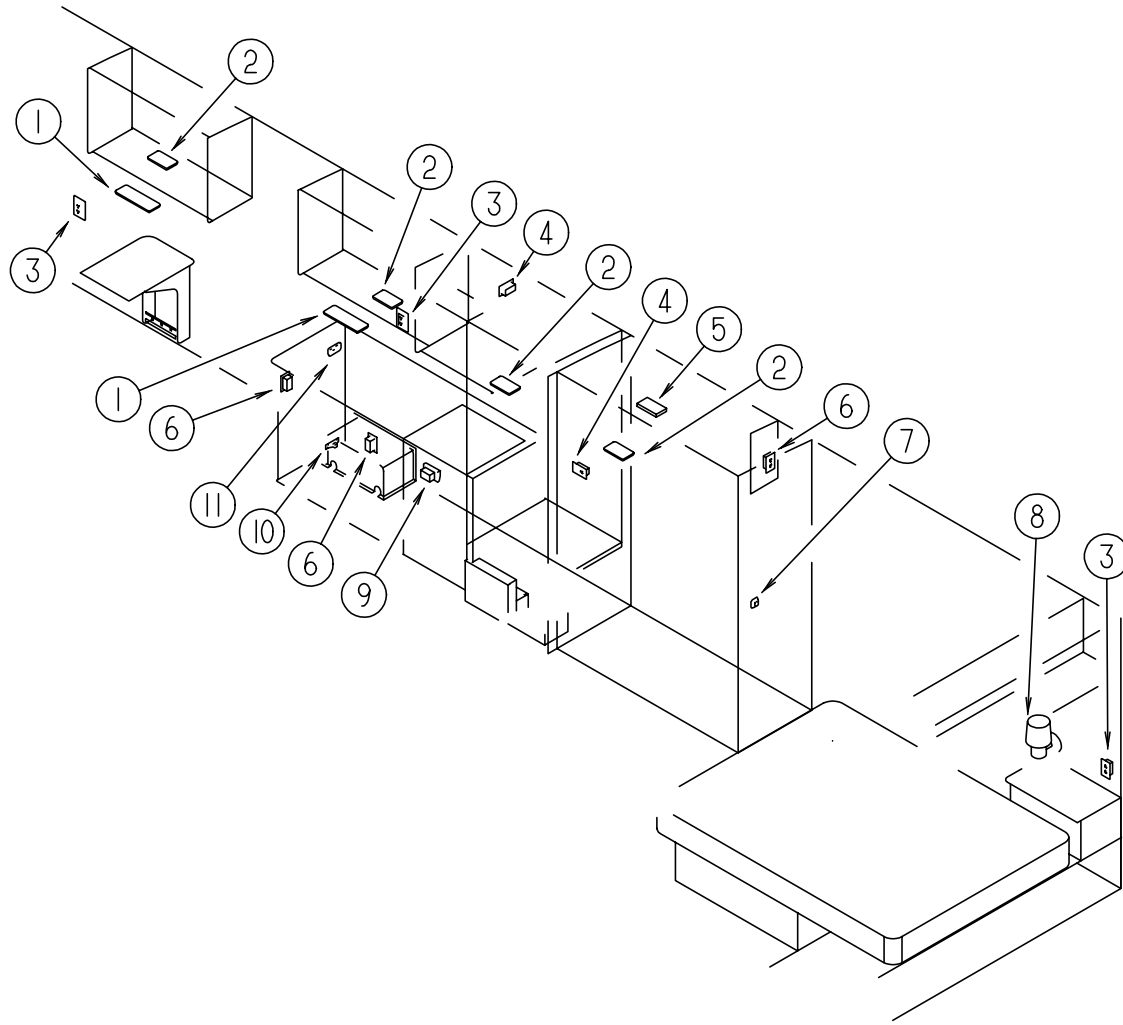
KEY	PART NUMBER	U/M DESCRIPTION
1	111102-01-000	EA LAMP - AMBER MARKER - BASE - TRIPLEX - 117XAS
1	036196-01-000	EA BULB
1	111102-02-000	EA LENS - MARKER LAMP - AMBER - TRIPLEX - 118A
1	112823-01-000	EA SPLICE - REDUCER
2	097917-01-04A	EA LIGHT - PORCH - ENTRY DOOR - BUFF
2	008215-01-000	EA BULB
2	097917-01-700	EA LENS - LIGHT - PORCH
3	111102-01-000	EA LAMP - RED MARKER - BASE - TRIPLEX
3	036196-01-000	EA BULB
3	111102-03-000	EA LENS - MARKER LAMP - RED - TRIPLEX
3	112823-01-000	EA SPLICE - REDUCER
4	081638-01-000	EA TAIL LIGHT - DOUBLE - W/ BLACK TRIM - DRIVER & PASSENGER SIDE
4	103355-01-01A	EA POD - TAILLIGHT, O/W
4	081638-01-700	EA LENS - TAIL LIGHT - RED
4	081638-01-701	EA LENS - TAIL LIGHT - W/BACKUP
4	037934-01-000	EA BULB #1156 (BACK UP & TURN SIGNAL)
4	037935-01-000	EA BULB #2057 OR #1157 (BRAKE LIGHT)
5	066432-02-000	EA LIGHT ASM. - LICENSE PLATE
5	066432-03-000	EA BRACKET - LICENSE PLATE
6	070907-04-000	EA HEADLAMP ASM - DRIVER & PASSENGER SIDE - HIGH/ LOW BEAM
6	110750-01-000	EA SCREW ASM - HEADLAMP ADJUSTING - T'MAN B62258-1428
7	089292-01-000	EA LIGHT - PARK/ TURN - DRIVER & PASSENGER SIDE - W/ AMBER LENS
	049359-01-000	EA SPRING - RETAINER - HEADLAMP - GM
	073308-01-000	EA SCREW - ADJUSTING - HEADLAMP
8	102520-01-000	EA CLEARANCE LIGHT ASM. - W/O SOCKET CONNECTIONS - AMBER
8	036196-01-000	EA BULB
8	102541-01-000	EA GASKET - CLEARANCE LIGHT
8	102540-01-000	EA SEAL - SCREW - ROUND - RUBBER
8	067789-02-000	EA SOCKET - LAMP - PACKARD 8919426
8	088474-09-000	EA HOUSING - SOCKET - 3 CAVITY - AMP 1-480701-0
8	088476-01-000	EA SOCKET - CONNECTOR - BRASS - PRE-TIN

ELECTRICAL GROUP (CONTINUED)
LIGHTS, RECEPTACLES, & SWITCHES (DRIVER SIDE)



KEY	PART NUMBER	U/M	DESCRIPTION
1	058708-02-000	EA	RECEPTACLE - ELECTRIC - DOUBLE - IVORY
1	091927-01-000	EA	COVER - RECEPTACLE - DOUBLE - IVORY
1	102568-01-GB1	EA	SPACER - RECEPTACLE - WOOD - SIDEWALL
2	093575-06-01A	EA	LIGHT - CEILING W/ FLUTED GLASS
3	065202-24-000	EA	LAMP-WALL, BRASS UL/CSA - GUSTAFSON OV-531
3	065201-12-000	EA	SHADE-LAMP, FABRIC - WHITE SWIRL
3	067479-01-000	EA	BULB - 12V, NUMBER 1076
4	098024-03-01A	EA	DOME LIGHT - 2 BULB - IVORY
4	008218-01-000	EA	BULB - DOME LIGHT
4	098024-01-700	EA	LENS - DOME LIGHT
5	084076-02-000	EA	RECEPTACLE - GFI - 15A - 125V - BROWN
6	079364-01-000	EA	SWITCH - ON/ OFF - ROCKER - 2 PRONGS - BROWN
6	079364-03-000	EA	SWITCH - ON/ OFF - ROCKER - 3 PRONGS - BROWN
6	098351-02-01A	EA	PLATE - SWITCH - 2 GANG - POLISHED BRASS
7	110235-01-01A	EA	LIGHT - MAKE UP - 3 BULB - PANLESS
7	081633-01-700	EA	BULB - MAKE-UP
8	098024-01-01A	EA	DOME LIGHT - 1 BULB - US - IVORY
8	008218-01-000	EA	BULB - DOME LIGHT
8	098024-01-700	EA	LENS - DOME LIGHT
	024924-02-000	EA	RECEPTACLE - POWER CORD - W/ PARTIAL PLATE

ELECTRICAL GROUP (CONTINUED)
LIGHTS, RECEPTACLES, & SWITCHES (PASSENGER SIDE)



KEY	PART NUMBER	U/M	DESCRIPTION
1	098024-03-01A	EA	DOME LIGHT - 2 BULB - IVORY
1	008218-01-000	EA	BULB - DOME LIGHT
1	098024-01-700	EA	LENS - DOME LIGHT
2	098024-01-01A	EA	DOME LIGHT - 1 BULB - US - IVORY
2	008218-01-000	EA	BULB - DOME LIGHT
2	098024-01-700	EA	LENS - DOME LIGHT
3	058708-02-000	EA	RECEPTACLE - ELECTRIC - DOUBLE - IVORY
3	091927-01-000	EA	COVER - RECEPTACLE - DOUBLE - IVORY
3	102568-01-GB1	EA	SPACER - RECEPTACLE - WOOD - SIDEWALL
4	058707-01-000	EA	RECEPTACLE - ELECTRIC - SINGLE - BROWN
5	087694-01-000	EA	LIGHT - WARDROBE/CLOSET - W/SWITCH
5	087694-01-700	EA	BULB - GE561 - WARDROBE/ CLOSET
6	058708-01-000	EA	RECEPTACLE - ELECTRIC - DOUBLE - BROWN
7	079364-01-000	EA	SWITCH - ON/ OFF - ROCKER - 2 PRONGS - BROWN
7	098351-01-01A	EA	PLATE - SWITCH - 1 GANG - POLISHED BRASS
8	065202-24-000	EA	LAMP-WALL, BRASS UL/CSA - GUSTAFSON OV-531
8	065201-12-000	EA	SHADE-LAMP, FABRIC - WHITE SWIRL
8	067479-01-000	EA	BULB - 12V, NUMBER 1076
9	112822-01-01A	EA	RECEPTACLE - DUPLEX - IVORY
10	061424-01-000	EA	LIGHT - AISLE - 12V - RECTANGULAR
10	008103-01-000	EA	BULB - AISLE
11	079364-01-000	EA	SWITCH - ON/ OFF - ROCKER - 2 PRONGS - BROWN
11	098351-05-01A	EA	PLATE - SWITCH - 3 GANG - POLISH BRASS - JENSEN
	007954-01-000	EA	RECEPTACLE - HSG - 6 POSITION
	080015-02-000	EA	RECEPTACLE - FLAG - .185 - 16/14 GA - AMP 3
	058707-02-000	EA	RECEPTACLE - BLANK - JUNCTION WIRECON
	112824-01-03A	EA	COVER - EXTERIOR DUPLEX RECEPTACLE - WHITE

ELECTRICAL GROUP (CONTINUED)

TERMINALS

KEY	PART NUMBER	U/M DESCRIPTION
	008326-01-000	EA TERMINAL - RING - 16/14 WIRE - 3/8" STUD
	008328-01-000	EA TERMINAL - RING - 12/10 WIRE - #10 STUD FIT
	008331-01-000	EA TERMINAL - RING - TONGUE - #4 WIRE - 3/8" STUD - COPPER
	008348-01-000	EA TERMINAL - RING - 3/8" STUD - #2 WIRE
	035416-04-000	EA TERMINAL - RING #10 STUD FITTING - INSULATED BARREL #16/14
	047443-01-000	EA TERMINAL - .250 RECEPTACLE FITTING - INSULATED - 16/14 AWG
	062036-01-000	EA TERMINAL - PACK - CONNECTOR - 12/10 AWG - PARKARD 12033817
	062036-02-000	EA TERMINAL - PACK - CONNECTOR - 16/14 AWG - PARKARD 08917021
	088267-01-000	EA TERMINAL - FEMALE, 1/4 - PACKARD 2962573
	104100-03-000	EA TERMINAL - 75 AMP AMP 53880-4 LOOSE
	106655-01-000	EA TERMINAL - FUSE BLOCK - 14-16AWG - PARKARD 12020321
	106655-02-000	EA TERMINAL - FUSE BLOCK - 10-12AWG - PARKARD 12020400
	106007-01-000	EA TERMINAL - FEMALE, 14-16AWG - PARKARD 12015861-L
	113135-01-000	EA TERMINAL - FEMALE - METRI-PACK - 280 - 14-16 - PARKARD 12048451
	113306-01-000	EA TERMINAL - FEMALE - METRI-PACK - 480 - 14-16 - PARKARD 12048451
	113307-01-000	EA TERMINAL - FEMALE - METRI-PACK - 150 - 16-20 - PARKARD 12048074

ELECTRICAL CONNECTORS & CONDUIT

KEY	PART NUMBER	U/M DESCRIPTION
	041953-01-000	FT CONDUIT - CONVOLUTE - SLIT - .5"ID
	041953-03-000	FT CONDUIT - CONVOLUTE - SLIT - 1" ID (CLOTHES ROD COVER)
	041953-04-000	FT CONDUIT - CONVOLUTE - SLIT - .50"ID
	041953-05-000	FT CONDUIT - CONVOLUTE - SOLID - .62" ID
	041953-06-000	FT CONDUIT - CONVOLUTE - SLIT .375"ID
	041953-07-000	FT CONDUIT - CONVOLUTE - SLIT - .25" ID
	041953-08-000	FT CONDUIT - CONVOLUTE - SLIT - 1.50"ID
	041953-09-000	FT CONDUIT - CONVOLUTE - SLIT .50"ID
	041953-10-000	FT CONDUIT - CONVOLUTE - SLIT - .75" ID
	041953-11-000	FT CONDUIT - CONVOLUTE - SLIT - 1.06" ID
	041953-12-000	FT CONDUIT - CONVOLUTE - NON SLIT 1.1" ID
	008311-01-000	EA CONNECTOR - WIRE NUT - INSULATED - RED
	008312-01-000	EA CONNECTOR - WIRE NUT - INSULATED - BLUE
	008314-01-000	EA CONNECTOR - WIRE NUT - INSULATED - GRAY
	008355-01-000	EA CONNECTOR - CABLE CLAMPING - 3/4"
	008356-01-000	EA CONNECTOR - PLASTIC - 3/8" AVG
	008398-01-000	EA CONNECTOR - 1/2" X 90 DEGREE, FLEX CONDUIT - UL & CSA
	082741-01-000	EA CONNECTOR - BODY - 2 CONNECTOR - MALE
	058028-01-000	EA CONNECTOR - ELECTRICAL PIGTAIL - NYLON - CLEAR
	041480-01-000	EA CONNECTOR - STRAIGHT - 1/2" FLEX CONDUIT
	087695-03-000	EA CONNECTOR - ASSEMBLY - EURAMTEC RT10484802
	088475-01-000	EA PIN - CONNECTOR - 14 TO 20 AWG
	088476-01-000	EA SOCKET - CONNECTOR - BRASS - PRE - TIN
	088476-02-000	EA SOCKET - CONNECTOR - 12-10 GA - PHOS. BRZ - PRE - TIN
	098261-02-000	EA SOCKET - CONNECTOR, WEATHERPACK - PACKARD 12124580
	098262-01-000	EA SEAL - CONNECTOR, WEATHERPACK - PACKARD 12010293

CONVERTER & LOAD CENTER

KEY	PART NUMBER	U/M DESCRIPTION
	113132-01-000	EA LOAD CENTER - 120/ 240V - 60A - WESCO 2460SGNM
	083208-02-000	EA CONVERTER - POWER - 45A - 120V/12V - BW 6345
	099048-02-000	EA INVERTER - 100 WATT - W/EXTRA SURGE CAPACITY

ELECTRICAL GROUP (CONTINUED)

ELECTRICAL HOUSINGS

KEY	PART NUMBER	U/M DESCRIPTION
	088473-01-000	EA HOUSING-PIN, 12 CAVITY - AMP 1-480708-0
	088473-02-000	EA HOUSING-PIN, 15 CAVITY - AMP 1-480710-0
	088473-03-000	EA HOUSING-PIN, 9 CAVITY - AMP 1-480706-0
	088473-05-000	EA HOUSING-PIN, 6 CAVITY - AMP 640585-1
	088473-06-000	EA HOUSING-PIN, 6 CAVITY - AMP 1-480704-0
	088473-08-000	EA HOUSING-PIN, 4 CAVITY - AMP 1-480702-0
	088473-09-000	EA HOUSING-PIN, 3 CAVITY - AMP 1-480700-0
	088473-10-000	EA HOUSING-PIN, 2 CAVITY - AMP 1-480698-0
	088474-01-000	EA HOUSING-SOCKET, 12 CAVITY - AMP 1-480709-0
	088474-02-000	EA HOUSING-SOCKET, 12 CAVITY - AMP 1-480711-0
	088474-03-000	EA HOUSING-SOCKET, 9 CAVITY - AMP 1-480707-0
	088474-06-000	EA HOUSING-SOCKET, 6 CAVITY - AMP 1-480705-0
	088474-07-000	EA HOUSING-SOCKET, 5 CAVITY - AMP 1-480764-0
	088474-08-000	EA HOUSING-SOCKET, 4 CAVITY - AMP 1-480703-0
	088474-09-000	EA HOUSING-SOCKET, 3 CAVITY - AMP 1-480701-0
	088474-10-000	EA HOUSING-SOCKET, 2 CAVITY - AMP 1-480699-0
	098264-01-000	EA HOUSING - 2 PIN, WEATHER PACK - MALE - PACKARD 12015792
	104100-01-000	EA HOUSING - 1 POSITION, 75 AMP - AMP 53884-1
	106006-01-000	EA HOUSING - 1 POSITION, FEMALE - PACKARD 12015952
	113131-01-000	EA HOUSING - 3 PIN, METRI-PACK - FEMALE - PACKARD12020397
	113468-01-000	EA HOUSING - 2 POSITION, FEMALE - 56-SERIES - PACKARD 02965981 USED ON WIPER/WASHER WIRE ASM
	115556-01-000	EA HOUSING - 3 POSITION, FEMALE 59-SERIES - PACKARD 02965810
	115556-02-000	EA HOUSING - 2 POSITION, FEMALE 59-SERIES - PACKARD 02965809
	119248-02-000	EA HOUSING - 7 POSTION, FEMALE - PACKARD 12059472

CIRCUIT BREAKERS & FUSES

KEY	PART NUMBER	U/M DESCRIPTION
	097611-01-000	EA CIRCUIT BREAKER - 6AMP - ATC - BLACK
	093655-03-000	EA CIRCUIT BREAKER - 40 AMP USD 17440-4E03A2A
	083209-02-000	EA CIRCUIT BREAKER - 15/20AMP - 120V - BW H - 15/15
	083209-03-000	EA CIRCUIT BREAKER - 15/20AMP - 120V - BW - 0-15/20
	083209-04-000	EA CIRCUIT BREAKER - 30A - 120V - BW L - 30
	083209-06-000	EA CIRCUIT BREAKER - 30/15 AMP - 120V - BW D - 30/15
	083209-07-000	EA CIRCUIT BREAKER - 20/20A - 120V - BW K - 20/20
	083209-08-000	EA CIRCUIT BREAKER - BLANK - BW
	112591-01-000	EA CIRCUIT BREAKER - 16A, 240V
	062901-02-000	EA FUSE - 5 AMP - AUTOMOTIVE
	062901-05-000	EA FUSE - 15 AMPS - AUTOMOTIVE
	062901-06-000	EA FUSE - 20 AMPS - AUTOMOTIVE
	062901-07-000	EA FUSE - AUTOMOTIVE - 25 AMPS
	062901-08-000	EA FUSE - 30 AMPS - AUTOMOTIVE
	106656-01-000	EA FUSE BLOCK - 4 CAVITY AUTOFUSE
	008235-01-000	EA FUSE-AUTOMOTIVE, 12V - 15AMP
	100341-01-000	EA FUSE HOLDER-IN LINE TYPE, WESCO 8931-92020
	108669-01-000	EA HOUSING - AUTO FUSE HOLDER
	062037-01-000	EA HOUSING - AUTO FUSE - NATURAL
	062037-02-000	EA HOUSING - AUTO FUSE - GREEN
	062037-03-000	EA HOUSING - AUTO FUSE - BLACK
	062037-04-000	EA HOUSING - AUTO FUSE - BLUE
	062037-06-000	EA HOUSING - AUTO FUSE - BROWN
	062037-07-000	EA HOUSING - AUTO FUSE - RED

ELECTRICAL GROUP (CONTINUED)

ELECTRICAL WIRING & BOXES

KEY	PART NUMBER	U/M DESCRIPTION
	008052-01-000	EA CORD-POWER, 10/3 - 30 AMP - 25' - CANADIAN
	008054-01-000	EA CORD-POWER, 10/3 - 30 AMP - 25'
	121470-01-000	EA CORD-EXTENSTION, 6'
	008289-01-000	EA BOX-ELECTRIC, STEEL - 1/2" AND 3/4" KNOCKOUTS - 4" X 4"
	008289-02-000	EA BOX-ELECTRICAL, 4" X 4" - 1/2" & 3/4" KNOCKOUTS - CANADIAN
	008294-01-000	EA COVER-ELECTRICAL BOX, BLANK/STEEL - 4" X 4" - GRAY
	069238-01-000	EA COVER-ELECTRICAL BOX, W/HOLE - 4" X 4" - GRAY USED WITH 30 AMP RECEPTACLE
	074890-01-000	EA BOX-EXTENSION, STEEL - OPEN SIDES - 4" X 4" X 1 1/2"
	074897-01-000	EA COVER-ELECTRIC BOX, 1 LARGE & 2 SMALL HOLES - 4" X 4"
	091910-01-000	EA BOX-ELECTRIC, 3.75" X 3.5" X 1.75" - PLASTIC
	091910-02-000	EA BOX-ELECTRICAL, PLASTIC - 57 X 88MM
	111509-01-000	EA BOX ASM-ELECTRICAL, FRONT
	111510-01-000	EA DOOR-ELECTRICAL BOX, FRONT
	073328-B4-000	EA CABLE ASSEMBLY-BATTERY, W/TERMINALS
	090986-01-000	EA WIRE ASM-ELECTRIC STEP, KWIKEE 9009
	096449-01-000	EA WIRE ASSEMBLY-WATER TANK TO MONITOR PANEL
	097618-01-000	EA WIRE ASM-MONITOR PANEL, W/3 WIRES & ORANGE RESISTOR- LVS ORANGE RESISTOR W/3 (ORANGE-GREEN-BLUE) WIRES
	100159-01-000	EA WIRE ASM-DAYTIME RUNNING LIGHTS, W/FUSE
	102636-02-000	EA WIRE ASM-CLEARANCE LAMPS
	103342-02-000	EA WIRE ASM-CLEARANCE, UPPER
	103342-03-000	EA WIRE ASM-CLEARANCE. UPPER RH
	113134-03-000	EA WIRE ASM-WIPER/WASHER
	108303-01-000	EA WIRE ASM-REAR AUTO HEATER
	108304-01-000	EA WIRE ASM-IP, AUX FANS
	110256-01-000	EA WIRE ASM-IP, GENERATOR
	111915-01-000	EA WIRE ASM-DAY RUN LAMPS, FUSE
	111915-03-000	EA WIRE ASM-DAY RUN LAMPS, FUSE
	119456-01-000	EA WIRE ASM-IP, MAIN (FORD)
	119459-01-000	EA WIRE ASM-IP, MAIN (CHEVY)
	104016-01-000	EA WIRE ASM-AUX FANS

DASH SWITCHES

KEY	PART NUMBER	U/M DESCRIPTION
	077942-01-000	EA SWITCH-DUMMY, BLACK
	079364-04-000	EA SWITCH-ON/OFF, ROCKER - BLACK
	087695-02-000	EA SWITCH-MIRROR HEATER - DAV 4720-12
	096241-03-000	EA SWITCH-BLANK
	108355-01-000	EA HOUSING-SWITCH - CARLING VCH
	108356-01-01A	EA SWITCH COVER W/ 3 GROOVES - CARLIN VVCZC00
	108356-02-01A	EA SWITCH COVER W/ 2 DIMPLES - CARLING CCAZC00
	108356-04-01A	EA SWITCH COVER W/DIMPLES-LIGHTED-CARLING VVAGC00
	108357-05-000	EA ROCKER SWITCH, SPDT ON/NONE/ON - CARLING V4D1000B-0
	108357-08-000	EA ROCKER SWITCH, DPDT ON/NONE/ON - CARLING VDD1S00C-0
	108357-10-000	EA ROCKER SWITCH, SPDT MOM/OFF/MOM - CARLING V8D1160B-0 LIGHTED

ELECTRICAL GROUP (CONTINUED)

ELECTRICAL COMPONENTS

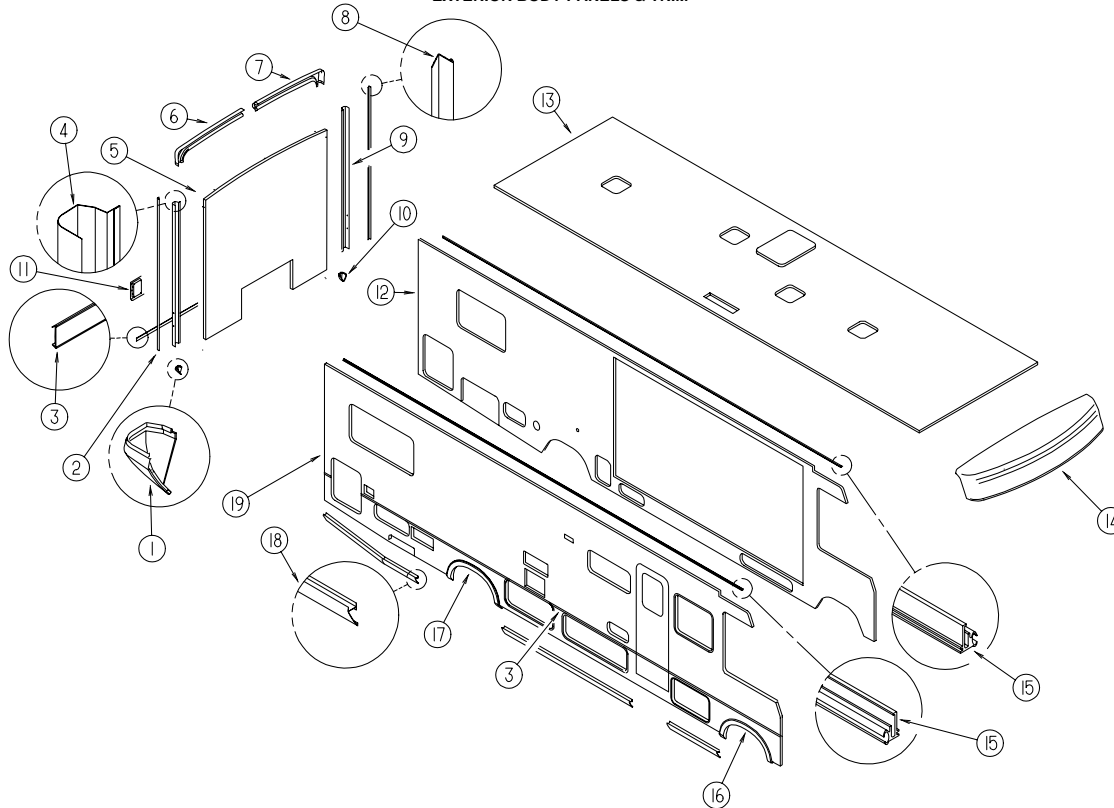
KEY	PART NUMBER	U/M DESCRIPTION	VENDOR NO.
	007956-05-000	EA INSULATOR-SHRINK .25ID X 1.50 - BLACK	
	077479-01-000	EA BOOT-BATTERY TERMINAL, DOUBLE CABLE	
	077479-02-000	EA BOOT-BATTERY TERMINAL, SINGLE CABLE	
	087225-01-000	FT SLEEVING - 1/2", TYPE H - VARFLEX	
	087225-02-000	FT SLEEVING - 5/8", TYPE H - VARFLEX VARGLAS	
	087949-01-000	EA BUSS BAR - 2 POSITION, .6" X 1.5" - ALUMINUM	
	087949-02-000	EA BUSS BAR - 3 POSITION, .6" X 2.4" - ALUMINUM	
	103608-01-000	EA SOCKET-WEDGE BASE W/LEADS - JKL 2944-6 OR EQUIV	
	103987-02-000	EA SEAL-SOLENOID ACCESS	
	112823-01-000	EA SPLICE-REDUCER 16-14 TO 18-22 - ETC BA-631X	
	007093-01-000	EA FLASHER-SIGNAL, STAT	
	008188-01-000	EA SOLENOID - 3 POST, BATTERY CHANGE OVER	
	063910-01-000	EA HOUSING-RELAY - BOSCH 3 334 485 008	
	063912-02-000	EA RELAY-CANISTER, SPDT - BOSCH 0332204101	
	086233-01-000	EA STUD-ISOLATED, 3/8" X 7/8" LONG	
	086273-01-000	EA RELAY-BATTERY DISCONNECT	
	115504-01-700	EA PLUG & CABLE, 10 WATT PANEL	600-016

SOLAR PANEL

KEY	PART NUMBER	U/M DESCRIPTION	VENDOR NO.
	115505-01-000	EA MONITOR-SOLAR CHARGER, NAGY IL-1W	
	115504-01-000	EA PANEL-SOLAR, 10 WATT - NAGY TJN-2SW	
	115504-01-700	EA PLUG & CABLE, 10 WATT PANEL	600-016

EXTERIOR BODY GROUP

EXTERIOR BODY PANELS & TRIM

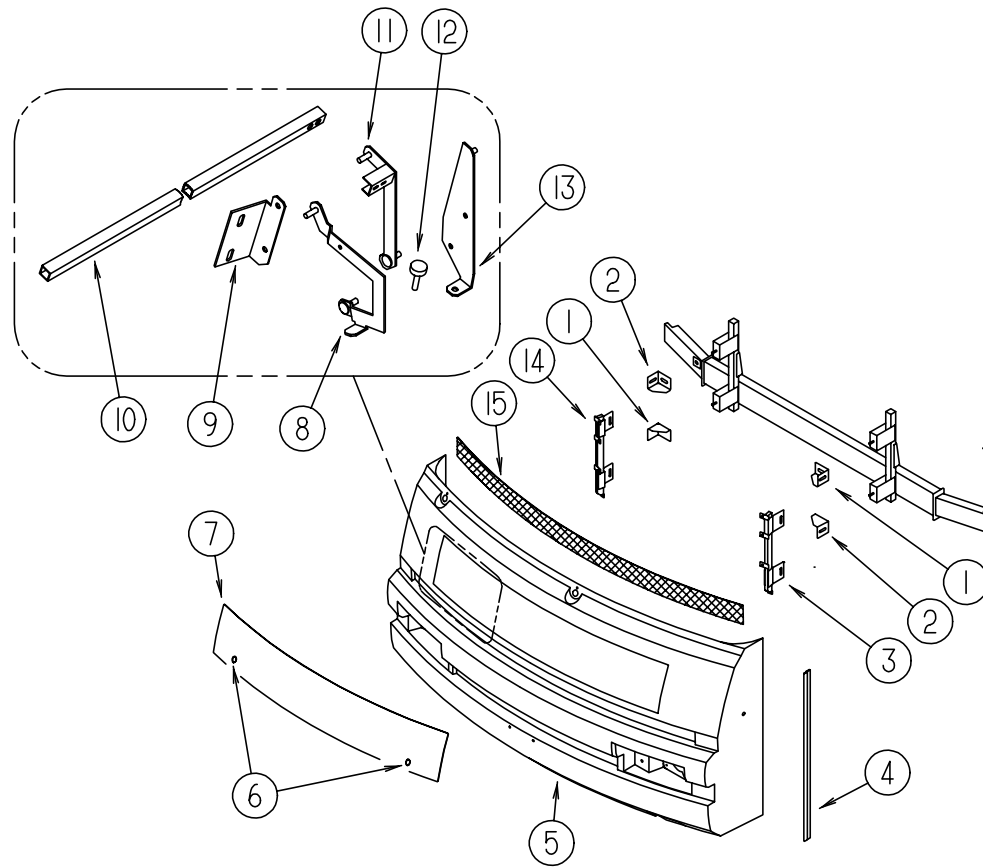


KEY	PART NUMBER	U/M DESCRIPTION
1	115848-01-01A	EA TRIM CAP - BACKWALL - LOWER
2	104033-05-01A	EA TRIM - J (PASSENGER SIDE)
3	108688-01-04A	EA FEATURE STRIP - W/ HOLES - BUFF
	105312-01-06A	FT INSERT - FEATURE STRIP
	108651-01-01A	EA END CAP - FEATURE STRIP - MILL
	108651-01-02A	EA END CAP - FEATURE STRIP - TITANIUM
4	114874-03-07B	EA TRIM - BACKWALL - BUFF (PASSENGER SIDE)
5	P20464-01-G15	EA BACKWALL ASM
5	P20464-01-G16	EA BACKWALL ASM
5	P20464-01-G17	EA BACKWALL ASM
6	114872-01-03A	EA TRIM - BACKWALL - TOP - BUFF (PASSENGER SIDE)
7	114873-01-03A	EA TRIM - BACKWALL - TOP - BUFF (DRIVER SIDE)
8	104033-06-04A	EA TRIM - J (DRIVER SIDE)
9	114874-04-07B	EA TRIM - BACKWALL - BUFF (DRIVER SIDE)
10	115848-02-01A	EA TRIM CAP - BACKWALL - LOWER

KEY	PART NUMBER	U/M DESCRIPTION
11	103355-01-01A	EA POD - TAILLIGHT - OFF WHITE
11	M08081-01-G15	EA SIDEWALL ASM - W/ SLIDEOUT (DRIVER SIDE) (W/ DRIVER DOOR)
12	M08081-01-G16	EA SIDEWALL ASM - W/ SLIDEOUT (DRIVER SIDE) (W/ DRIVER DOOR)
12	M08081-01-G17	EA SIDEWALL ASM - W/ SLIDEOUT (DRIVER SIDE) (W/ DRIVER DOOR)
13	P18926-01-G15	EA ROOF ASM.
14	115042-01-03A	EA PANEL - ROOF CAP, W/O LIGHTS/TRIM
15	120092-01-01A	EA RAIL - AWNING - BUFF
16	119366-01-01A	EA TRIM - WHEELWELL PLASTIC - FRONT - (PASSENGER SIDE)
	119366-02-01A	EA TRIM - WHEELWELL PLASTIC - FRONT - (DRIVER SIDE)
16	105808-05-01A	EA TRIM - WHEELWELL - U CHANNEL - MILL (DRIVER OR PASSENGER SIDE)
17	106239-01-05A	EA TRIM - WHEELWELL PLASTIC - REAR (DRIVER OR PASSENGER SIDE)
17	105808-02-01A	EA TRIM - WHEELWELL - U CHANNEL - MILL (DRIVER OR PASSENGER SIDE)
18	109140-55-009	EA ROCKER PANEL 192"
19	M08080-01-G15	EA SIDEWALL ASM (PASSENGER SIDE)
19	M08080-01-G16	EA SIDEWALL ASM (PASSENGER SIDE)
19	M08080-01-G17	EA SIDEWALL ASM (PASSENGER SIDE)

EXTERIOR BODY GROUP (CONTINUED)

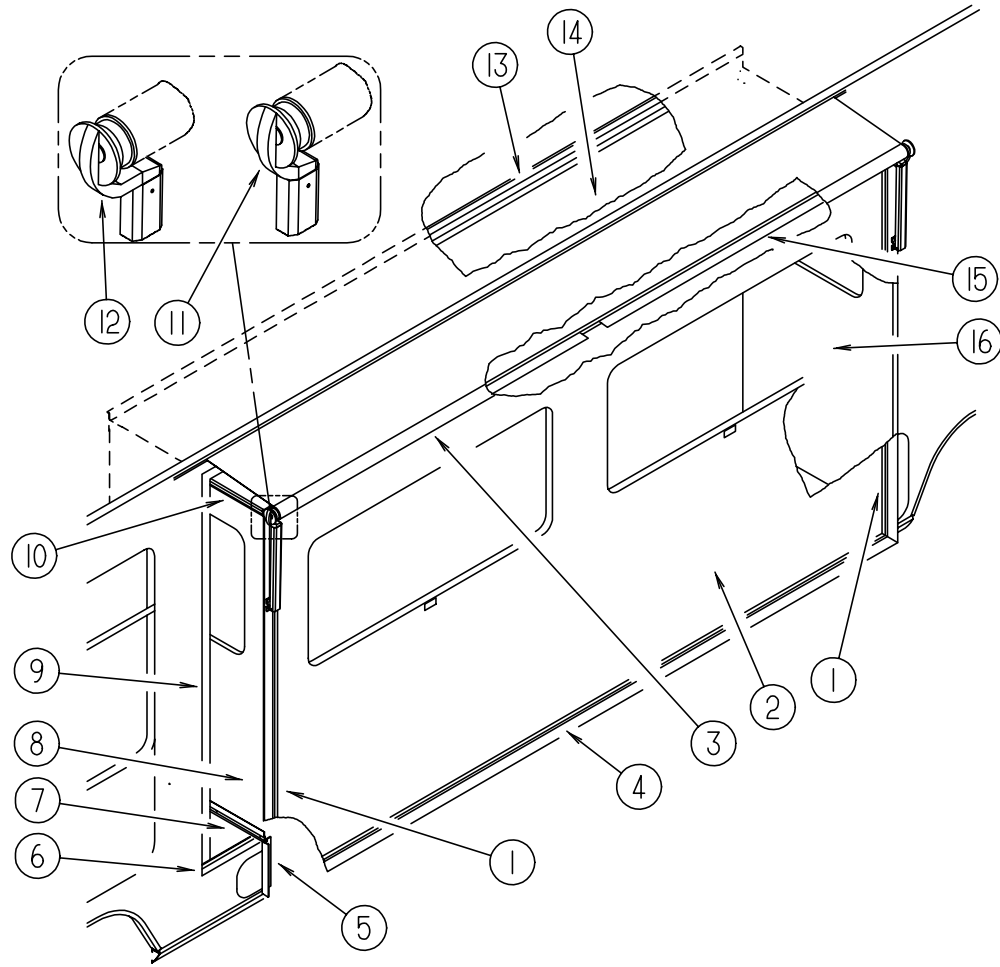
FRONT END ASM



KEY	PART NUMBER	U/M	DESCRIPTION
1	117611-04-02B	EA	BRACKET - BUMPER
2	117611-03-02B	EA	BRACKET - BUMPER
3	118997-02-G35	EA	SUPPORT ASM - FRONT PANEL - LH
4	089922-36-000	EA	TRIM - FIBERGLASS - PANEL - BUFF
5	118999-02-G15	EA	PANEL ASM - FRONT - LOWER
6	102330-02-000	EA	HOOD LOCK - SINGLE HOLE - VISE ACTION
	102328-01-000	EA	BARREL KEY - HOOD LOCK
7	115976-03-G15	EA	PANEL ASM - HOOD - BUFF
8	109930-11-000	EA	LINK - HINGE - HOOD - LOWER - RH
	109930-12-000	EA	LINK - HINGE - HOOD - LOWER - LH
9	109927-03-000	EA	ANGLE - LINK - HOOD - RH
	109927-04-000	EA	ANGLE - LINK - HOOD - LH
10	105096-10-000	EA	TUBE ASM - TIMING - HOOD HINGE
11	109929-05-000	EA	LINK ASM - HINGE - HOOD - UPPER - RH
	109929-06-000	EA	LINK ASM - HINGE - HOOD - UPPER - LH
12	058786-01-000	EA	BOLT - ADJUSTING - HOOD - W/BLACK PAD - .31" #18 X 2"
13	109926-15-000	EA	BRACKET - LINK - HINGE - HOOD - RH
	109926-16-000	EA	BRACKET - LINK - HINGE - HOOD - LH
14	118997-01-G35	EA	SUPPORT ASM - FRONT PANEL - RH
15	115924-05-01A	EA	GRILLE - WOVEN WIRE
	070579-06-000	EA	PLATE - ANCHOR - W/ 7/16 WELD NUT - 1.5" X 3.3"
	077001-01-000	EA	ANGLE - MOUNTING - ROOF PANEL - V ANGLE - 3" X 2.4" X 1.5"
	106746-01-000	EA	PANEL - STEPWELL
	106747-01-000	EA	PANEL - STEPWELL - END RH
	106747-02-000	EA	PANEL - STEPWELL - END LH
	106765-01-000	EA	SUPPORT - BOLT - HOOD ADJUSTING

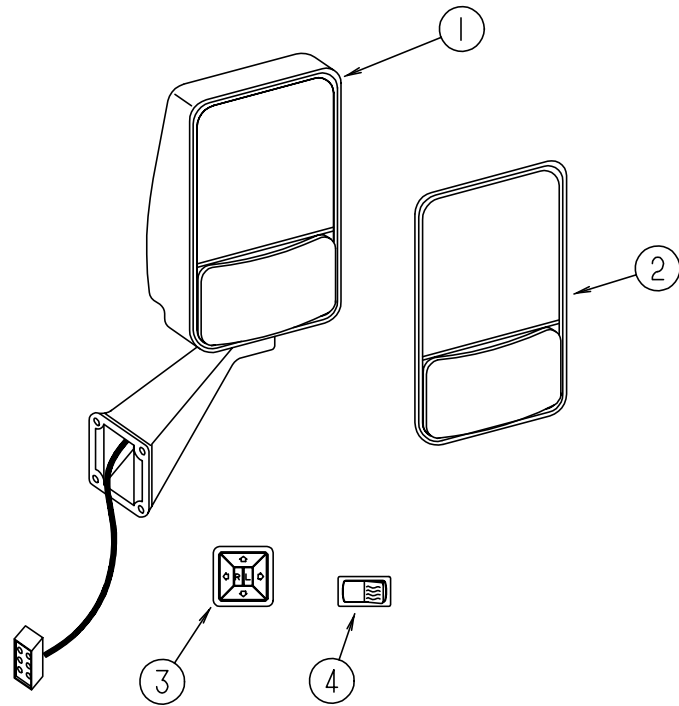
EXTERIOR BODY GROUP (CONTINUED)

EXTERIOR SLIDEOUT HARDWARE



KEY	PART NUMBER	U/M DESCRIPTION	VENDOR NO.
1	105312-01-06A	FT VINYL INSERT - PEARL FAWN	
1	116933-02-04A	EA TRIM - SEAL - BUFF	
2	115264-01-G15	EA PANEL ASM - SLIDEOUT - OUTER	
2	115264-01-G16	EA PANEL ASM - SLIDEOUT - OUTER	
2	115264-01-G17	EA PANEL ASM - SLIDEOUT - OUTER	
3	115868-01-04A	EA AWNING ASM - SLIDEOUT	
	115868-01-700	EA STRAP - PULL	022406-008
	115868-01-712	EA CATCH - PULL STRAP - CAMEO	649110 WHITE
	115868-01-705	EA BRACKET ASM. - BOTTOM RH & LH	R00221
	115868-01-706	EA LOCK ASSEMBLY - ARM	R00023
	115868-01-707	EA LOCK - SLIDE - ARM	R00029
	115868-01-708	EA BRACKET - LOCK - ARM	R00223
	115868-02-01A	EA AWNING - WAND, ZINC	
4	105312-01-06A	FT VINYL INSERT - PEARL FAWN	
5	116821-02-04A	EA ANGLE - SLIDEOUT - WALL - FRONT - BUFF	
	116821-01-04A	EA ANGLE - SLIDEOUT - WALL - REAR - BUFF	
6	115075-01-000	FT SEAL - WIPE - .25" X 2.75" (FLOOR SEAL)	
7	115822-02-02A	EA FEATURE STRIP - BUFF	
8	115265-01-G15	EA PANEL ASM - SLIDEOUT - FRONT	
8	115265-01-G16	EA PANEL ASM - SLIDEOUT - FRONT	
8	115265-01-G17	EA PANEL ASM - SLIDEOUT - FRONT	
9	115076-01-000	FT SEAL - WALL	
10	108688-01-04A	EA FEATURE STRIP - BUFF	
11	115868-01-715	EA SPRING - RIGHT - 6' TO 17' (SHORT OFFSET)	R00141WHITE
11	115868-01-717	EA SPRING - LEFT - 6' TO 17' (SHORT OFFSET)	R00142 WHITE
12	115868-01-721	EA SPRING - RIGHT - 6' TO 17' (LONG OFFSET)	R00289 WHITE
12	115868-01-719	EA SPRING - LEFT - 6' TO 17' (LONG OFFSET)	R00288 WHITE
13	099418-01-000	FT SEAL - D-SECTION - PSA	
14	115266-01-G15	EA ROOF ASM - SLIDEOUT	
15	119514-02-01A	EA ANGLE - W/ HOLES - BRIGHT WHITE	
16	115263-01-G15	EA PANEL ASM - SLIDEOUT - REAR	
16	115263-01-G16	EA PANEL ASM - SLIDEOUT - REAR	
16	115263-01-G17	EA PANEL ASM - SLIDEOUT - REAR	

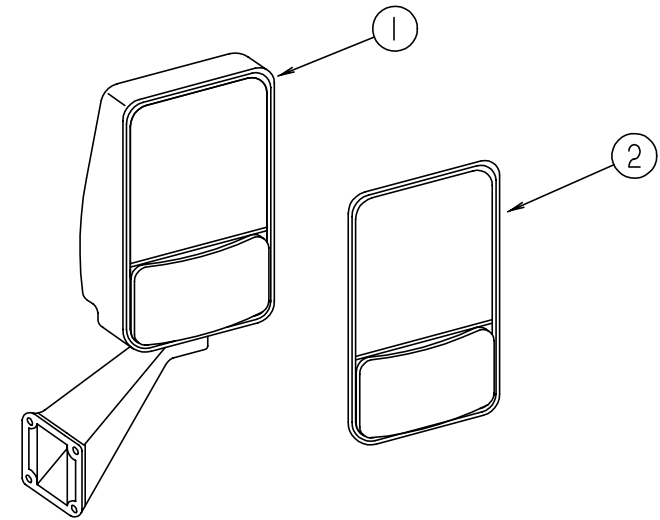
EXTERIOR BODY GROUP (CONTINUED)



EXTERIOR MIRROR OPTION (REMOTE & HEAT)

KEY	PART NUMBER	U/M DESCRIPTION
1	106015-05-01A	EA MIRROR ASM - PASSENGER SIDE
1	106015-06-01A	EA MIRROR ASM - DRIVER SIDE
2	086261-02-701	EA MIRROR KIT - BEZEL - CONVEX GLASS - HEATED FLAT GLASS - DRIVER SIDE
2	086261-01-704	EA MIRROR KIT - BEZEL - CONVEX GLASS - HEATED FLAT GLASS - PASS SIDE
3	088246-01-000	EA SWITCH - REMOTE - EXTERIOR MIRROR - SQUARE PUSH
4	087695-01-000	EA SWITCH - HEATER - EXTERIOR MIRROR

EXTERIOR BODY GROUP (CONTINUED)

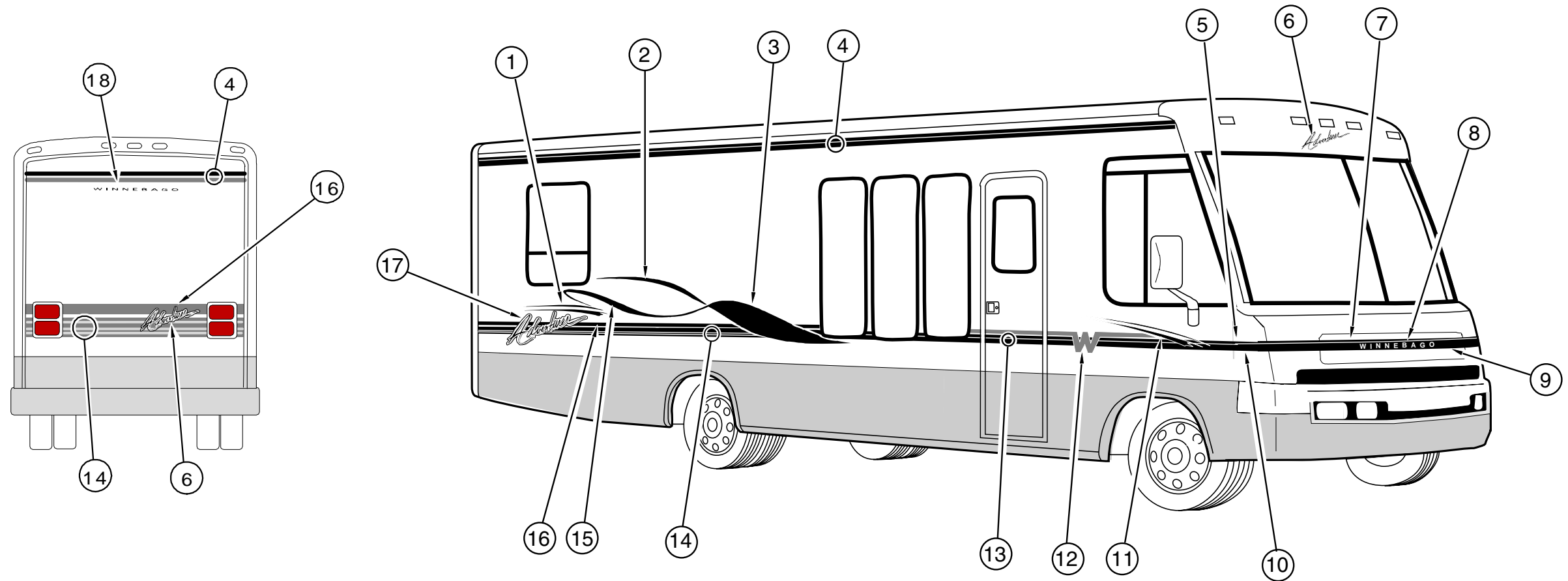


EXTERIOR MIRROR

KEY	PART NUMBER	U/M DESCRIPTION
1	106015-09-01A	EA MIRROR ASM - PASSENGER SIDE
1	106015-10-01A	EA MIRROR ASM - DRIVER SIDE
2	106015-01-703	EA MIRROR KIT (BEZEL W/MIRRORS) PASSENGER SIDE
2	106015-02-702	EA MIRROR KIT (BEZEL W/MIRRORS) DRIVER SIDE

EXTERIOR BODY GROUP (CONTINUED)

DECALS, FILM STRIPES & PAINT



KEY	PART NUMBER	U/M DESCRIPTION
1	117488-01-01A	EA DECAL-RIBBON, #4 - RH - AMETHYST/LAGO BLUE
1	117488-02-01A	EA DECAL-RIBBON, #4 - LH - AMETHYST/LAGO BLUE
2	117484-01-01A	EA DECAL-RIBBON, #2 - RH - MED BLUE/BLACK
2	117484-02-01A	EA DECAL-RIBBON, #2 - LH - MED BLUE/BLACK
3	117483-01-01A	EA DECAL-RIBBON, #1 - RH - MED BLUE/AMETHYST/BLK
3	117483-02-01A	EA DECAL-RIBBON, #1 - LH - MED BLUE/AMETHYST/BLK
4	094423-07-01A	FT FILM-OVERLAY, MULTISTRIP 63.5MM - LAGO/AMETHYST/GOLDEN
5	117489-01-01A	EA DECAL-CORNER, UPPER - RH - LAGO/GOLDEN/AMETHYST
5	117489-02-01A	EA DECAL-CORNER, UPPER - LH - LAGO/GOLDEN/AMETHYST
6	117482-02-01A	EA DECAL-ADVENTURER, SMALL - BUFF/GOLDEN/AMETHYST/SLATE
7	117491-01-01A	EA DECAL-HOOD, UPPER - LAGO/GOLDEN/AMETHYST
8	110889-03-02A	EA DECAL-LOGO, WINNEBAGO - BUFF
9	117492-01-01A	EA DECAL-HOOD, LOWER - MED BLUE/GOLDEN
10	117490-01-01A	EA DECAL-CORNER, LOWER - RH - MED BLUE/GOLDEN
10	117490-02-01A	EA DECAL-CORNER, LOWER - LH - MED BLUE/GOLDEN
11	117481-01-01A	EA DECAL-SLASH, RH - AMETHYST/LAGO BLUE
11	117481-02-01A	EA DECAL-SLASH, LH - AMETHYST/LAGO BLUE
12	117480-01-01A	EA DECAL-LOGO, W - GOLDEN
13	115335-05-01A	FT FILM-OVERLAY, MULTISTRIP 31.8MM - MED BLUE/GOLDEN
14	117479-01-01A	FT FILM-OVERLAY, MULTISTRIP 158.8MM - LAGO/GOLDEN/AMETHYST/AMETHYST
15	117486-01-01A	EA DECAL-RIBBON, #3 - RH - AMETHYST/BLACK
15	117486-02-01A	EA DECAL-RIBBON, #3 - LH - AMETHYST/BLACK
16	093681-40-06A	FT FILM - 50.8MM X 150FT - GOLDEN
17	117482-01-01A	EA DECAL-ADVENTURER, LARGE - BUFF/GOLDEN/AMETHYST/SLATE
18	110206-02-04A	EA DECAL-WINNEBAGO - LAGO BLUE
	122228-01-01A	EA DECAL-MCCLAIN'S RV - GOLDEN LIGHT
	004308-01-000	EA PAINT-SPRAY, BLACK
	099399-12-700	EA PAINT-16OZ SPRAY - ENAMEL/BUFF

DUPONT PAINT COLOR CODES

BUFF	G9692
GRAPHITE METALLIC	F0901

EXTERIOR BODY GROUP (CONTINUED)

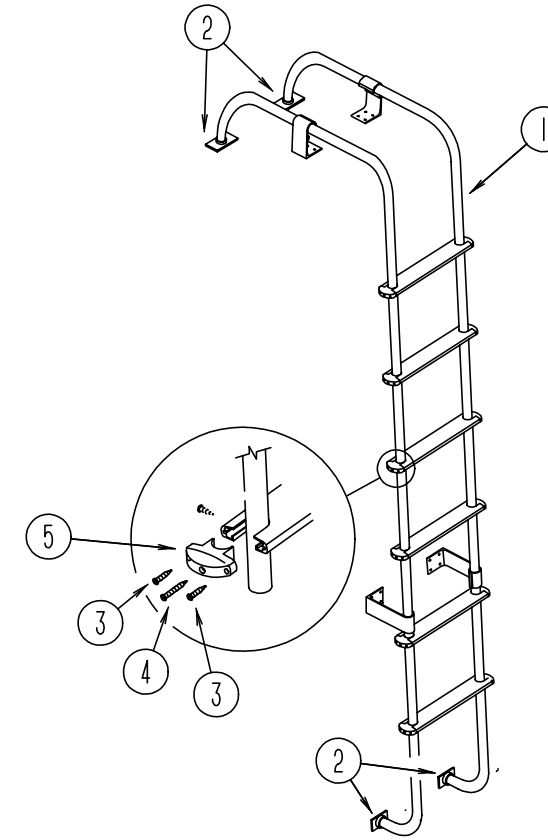
STYROFOAM & FIBERGLASS SHEETING

KEY	PART NUMBER	U/M DESCRIPTION
	000870-08-000	SF STYROFOAM - .75" X 48" X 96" - PLANED
	083574-03-000	SF STYROFOAM - 3/4" X 48" X 96"
	083574-05-000	SF STYROFOAM - 2.0" X 48" X 96"
	065747-01-000	SF INSULATION - MICROFOAM - .5" X 72" X 112' ROLL
	076054-T5-000	EA FIBERGLASS-SHEET, 2572 X 2647 - BUFF
	108535-03-700	EA FIBERGLASS REINFORCED PLASTIC - 110" X 396" - ROFF SKIN - BUFF
	076054-V1-000	EA FIBERGLASS SHEET 2008 X 8575 - BUFF
	117754-01-01A	EA FIBERGLASS-SHEET, 328 X 2448MM - ANY COLOR
	117754-01-05A	EA FIBERGLASS-SHEET, 328 X 2448MM - BUFF
	077517-59-000	EA FIBERGLASS SHEET - 48" X 96" - BUFF PAINTING IS REQUIRED WHEN USED ON OLDER COACHES
	100619-01-000	BF FOAM - EXPANDED POLYSTYRENE - 48" X 96" X 1.34"
	100619-04-000	BF FOAM - EXPANDED POLYSTYRENE - EPS 48" X 96" X .5
	100619-02-000	BF FOAM - EXPANDED POLYSTYRENE - 48" X 96" X 1.5"
	100619-05-000	BF FOAM - EXPANDED POLYSTYRENE - 48" X 96" X .75"
	100619-11-000	BF FOAM - EXPANDED POLYSTYRENE - 48" X 96" X 2"
	100619-13-000	BF FOAM - EXPANDED POLYSTYRENE - 48" X 96" X .34"
	108535-03-700	EA FIBERGLASS-FLAT 110" X 396" - BUFF - FOR ROOF SKIN
	108535-05-700	EA FIBERGLASS-FLAT 110" X 396" - BUFF
	120107-01-000	EA FOAM-COVE, ROOF - WISCONSIN EPS
	120107-02-000	EA FOAM-PLUG, ROOF TUBE - WISCONSIN EPS - 45 MM X 74.3 MM
	120107-03-000	EA FOAM-PLUG, ROOF TUBE - WISCONSIN EPS - 45MM X 54.5 MM
	058804-01-000	EA AL - .032 X 36.00 X 064.00 1/4 HEX - PERFORATED .79 OPEN
	119389-01-01A	EA TUBE-W/HOLE MILL - EXTR 119391

EXTERIOR BODY HARDWARE

KEY	PART NUMBER	U/M DESCRIPTION
	002726-01-001	EA GARNISH - U-CHANNEL - 1.38" X 19' - SERRATED - MILL ALUMINUM
	002754-01-001	EA ANGLE - EXTRUDED - .75" X .75" X 18' - MILL ALUMINUM
	033381-17-001	FT STEEL - TUBE 16GA 1.5 X 1.5 X 288.00 HOT FORMED ASTM A50
	044487-01-002	EA ALUMINUM - .019 X 96.00 X 432"
	055278-51-259	EA TUBING - STEEL - 12.5'
	058267-01-000	FT CHANNEL - STEEL - W/ HOLES - SIDEWALL STIFFENER - 2" X 20'
	068716-01-001	EA BRACE - 90 DEGREE L-ANGLE - 192" - EXTRUDED ALUMINUM
	089297-01-000	SF PLYWOOD - LUAN - OVERLAY GRADE - 4' X 8'
	089297-02-000	SF PLYWOOD - LUAN GRADE CC LFE 2.7 MM X 48 X 108

EXTERIOR BODY GROUP (CONTINUED)

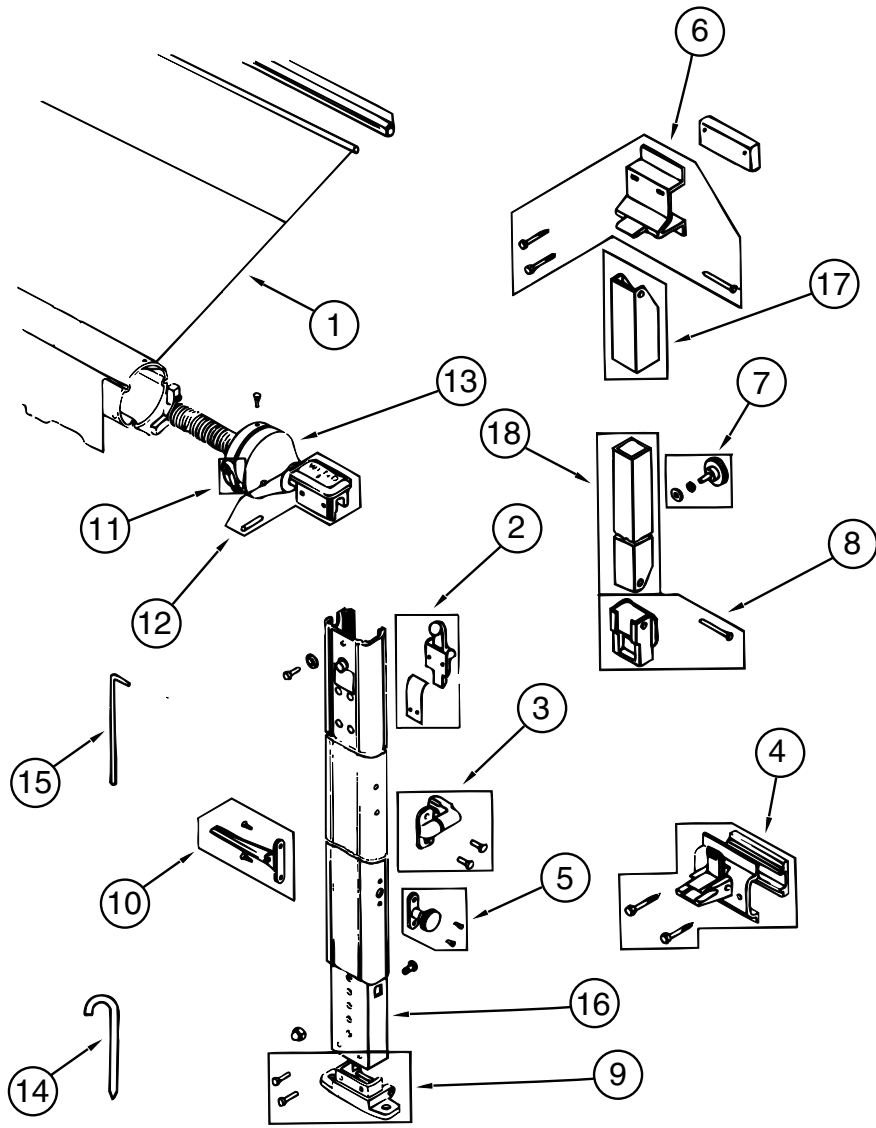


LADDER

KEY	PART NUMBER	U/M DESCRIPTION
1	102953-11-F31	EA LADDER ASM
2	067165-01-000	EA MOUNTING BRACKET - LADDER - LOWER
3	000G39-06-10T	EA SCREW-SF/ DR - 6 - 20 X 5/8 PPH - BLACK
4	000G68-10-36T	EA SCREW - 10 - 12 X 2.25 POH BLACK
5	076980-02-000	EA END CAP - STEP - BLACK
	038327-01-000	FT TAPE - ANTI SLIP - 2" X 60FT

EXTERIOR BODY GROUP (CONTINUED)

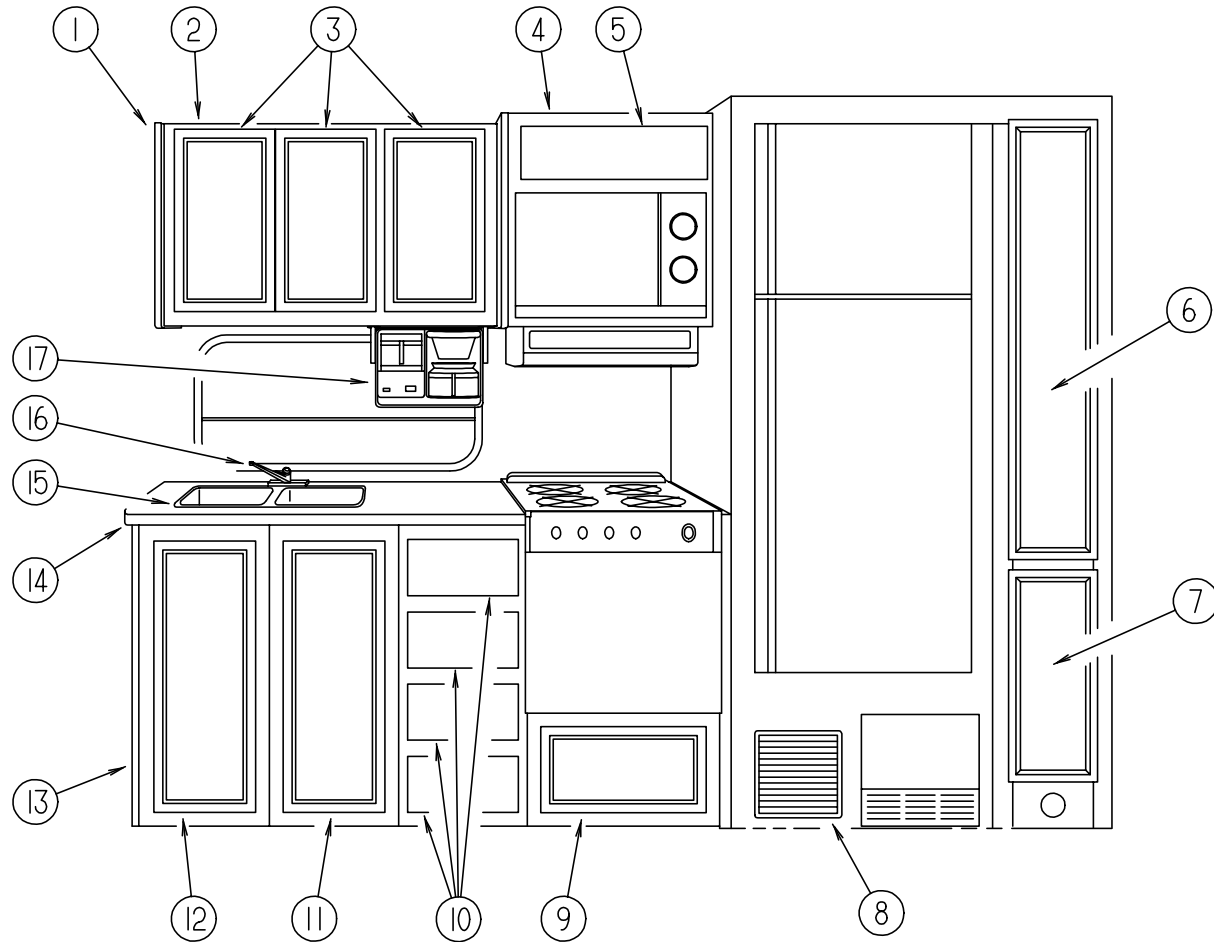
EXTERIOR AWNING (FAULKNER)



KEY	PART NUMBER	U/M	DESCRIPTION	VENDOR NO.
	110634-02-01A	EA	AWNING - HARDWARE KIT - BUFF	
1	110634-07-18A	EA	AWNING - ROLLER ASM - 19'	
2	110634-01-700	EA	RAFTER LOCKING MECHANICAL KIT	7605-0001
3	110634-01-701	EA	SAFETY & LATCH KIT	7509-0001
4	110634-01-702	EA	BOTTOM BRACKET KIT	7512-0001
	111038-01-01A	EA	SPACER - AWNING - LOWER - BLACK	
5	110634-01-703	EA	HEIGHT LOCK HANDLE KIT	7510-0001
6	110634-01-704	EA	UPPER BRACKET KIT W/BOLTS	7505-0001
	111037-01-01A	EA	SPACER - AWNING - UPPER - BLACK	
7	110634-01-705	EA	ULTRA RAFTER KNOB KIT	7522-0001
8	110634-01-706	EA	RAFTER SLIDE KIT	
9	110634-01-707	EA	GROUND BRACKET KIT	7511-0001
10	110634-01-708	EA	LIFT HANDLES W/ RIVETS	7000-0001
11	110634-01-709	EA	RATCHET HANDLE KIT	7507-0001
12	110634-01-710	EA	ARM CAP KIT	7503-0001
13	110634-01-711	EA	FRONT SPRING ASM	6598-0001
	110634-01-712	EA	REAR SPRING ASM	6599-0001
	110634-01-713	EA	REAR END CAP KIT	7504-0001
14	110634-01-714	EA	STAKE (4 PER BAG)	5208-0001
15	110634-01-715	EA	PULL DOWN WAND	7604-0001
16	110634-01-721	EA	ARM - INNER - FRONT - BUFF	5686-0001
16	110634-01-722	EA	ARM - INNER - REAR - BUFF	5687-0001
17	110634-01-723	EA	RAFTER - OUTER - BUFF	5688A0001
18	110634-01-724	EA	RAFTER - INNER - BUFF	5689A0001
	110634-12-02A	EA	SHIM-FILLER, LOWER BRACKET	

GALLEY GROUP

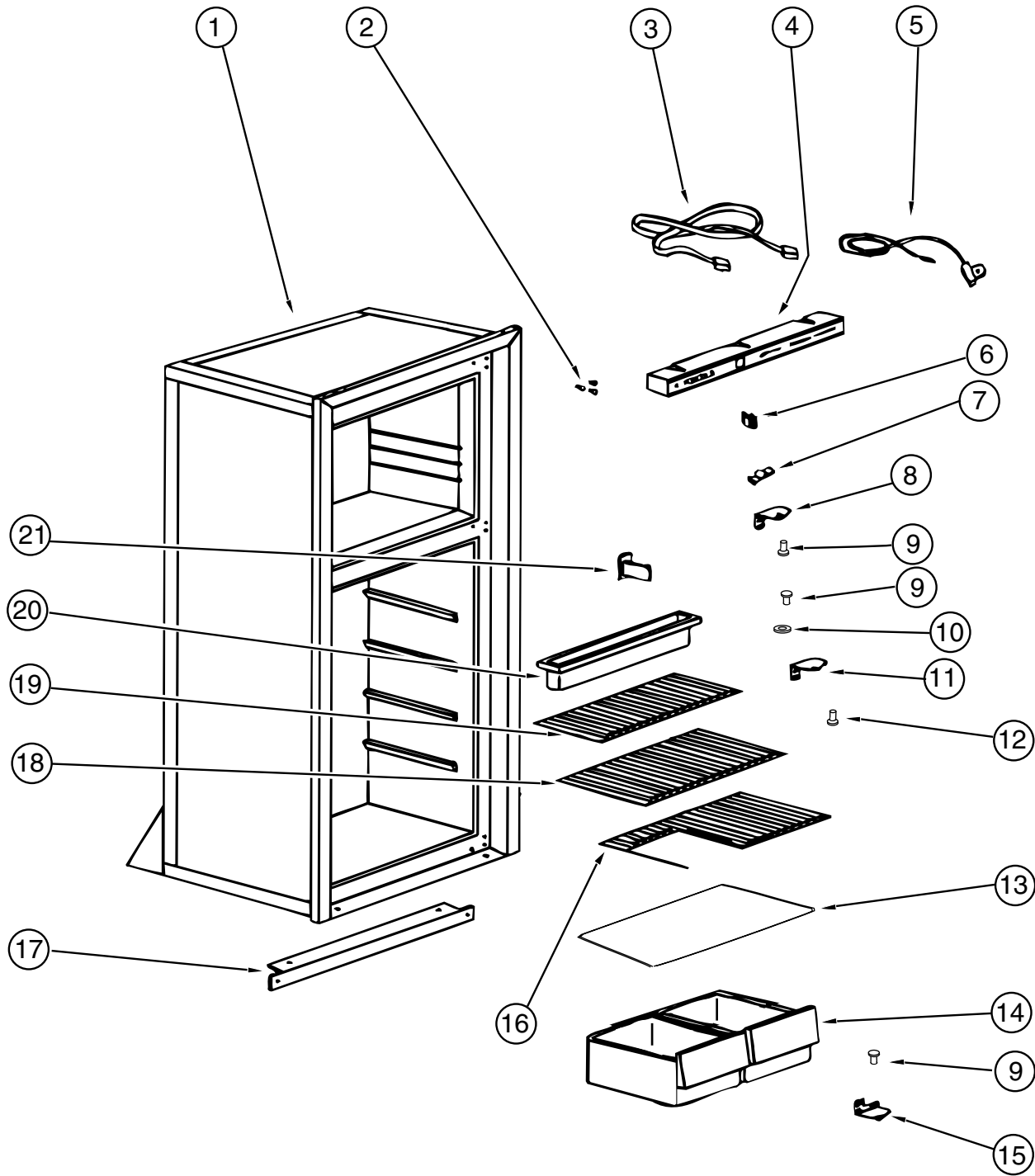
GALLEY CABINETRY & FIXTURES



KEY	PART NUMBER	U/M	DESCRIPTION
1	081319-17-G35	EA	END CAP ASM. - OVERHEAD
2	P04372-01-G35	EA	CABINET ASM - GALLEY - OVERHEAD
	104372-11-G35	EA	SHELF ASM - GALLEY - OVERHEAD - 312 X 634 MM
	104372-12-G35	EA	SHELF ASM - GALLEY - OVERHEAD - 312 X 336 MM
3	M06803-29-G15	EA	DOOR ASM - W/O HARDWARE - 555 X 305 MM
4	114390-02-G15	EA	CABINET ASM - MICROWAVE OVERHEAD
	116592-02-G15	EA	CABINET ASM - A/C SWITCH
5	M05992-11-G15	EA	DOOR ASM - CABINET W/OGEE EDGE 7.1" X 21.9"
6	M06803-C9-G15	EA	DOOR ASM - W/O HARDWARE - 215 X 1220 MM
	118665-17-G15	EA	SHELF ASM
			FROM: 00-00-00 THRU: 03-17-96
	122705-17-G35	EA	SHELF ASM
			FROM: 03-18-96 THRU: 99-99-99
7	M06803-K1-G15	EA	DOOR ASM - RAIL - W/O HARDWARE - 215 X 485 MM
8	093614-02-02A	EA	GRILL - RETURN AIR - DURA - 252 X 252 MM - BEIGE
	118664-13-G35	EA	TOE KICK ASM
9	M05971-T2-G15	EA	DRAWER ASM. - W/O HARDWARE
10	M05971-11-G15	EA	DRAWER ASM. - W/O HARDWARE
11	M06803-N7-G15	EA	DOOR ASM - W/O HARDWARE - 345 X 690 MM
12	M06803-N8-G15	EA	DOOR ASM - W/O HARDWARE - 345 X 690 MM
13	118664-01-G15	EA	GALLEY CABINET ASM. (G15, G16)
13	118664-01-G17	EA	GALLEY CABINET ASM. (G17)
14	118664-12-G35	EA	COUNTERTOP ASM. (G15, G16)
14	118664-12-G17	EA	COUNTERTOP ASM. (G17)
	108464-05-G15	EA	COVER ASM - SINK 180 X 380 MM (G15, G16)
	108464-05-G17	EA	COVER ASM - SINK 180 X 380 MM (G17)
	108464-04-F40	EA	COVER ASM - SINK 380 X 380 MM (G15, G16)
	108464-04-E08	EA	COVER ASM - SINK 380 X 380 MM (G17)
15	110654-01-000	EA	SINK - STAINLES STEEL - DOUBLE - LARGE/ SMALL BASIN
	092303-01-000	EA	STRAINER - SINK
16	103243-01-000	EA	FAUCET - GALLEY - DUAL CONTROL
	103635-01-000	EA	FAUCET - SINGLE CONTROL - EVERPURE
17	103799-01-02A	EA	COFFEE MAKER - GRAY
	090329-01-000	FT	T-SEAL - REFRIGERATOR CABINET - .6" WIDE TOP X 2" TAIL
	054450-01-000	EA	LEVEL - REFRIGERATOR
	093646-01-000	EA	BRACKET ASM - TIEDOWN - REFRIGERATOR
	093646-02-000	EA	BRACKET ASM - TIEDOWN - REFRIGERATOR
	065225-01-000	EA	PLATE - TIEDOWN - REFRIG
	065225-02-000	EA	PLATE - TIEDOWN - REFRIG

GALLEY GROUP (CONTINUED)

REFRIGERATOR



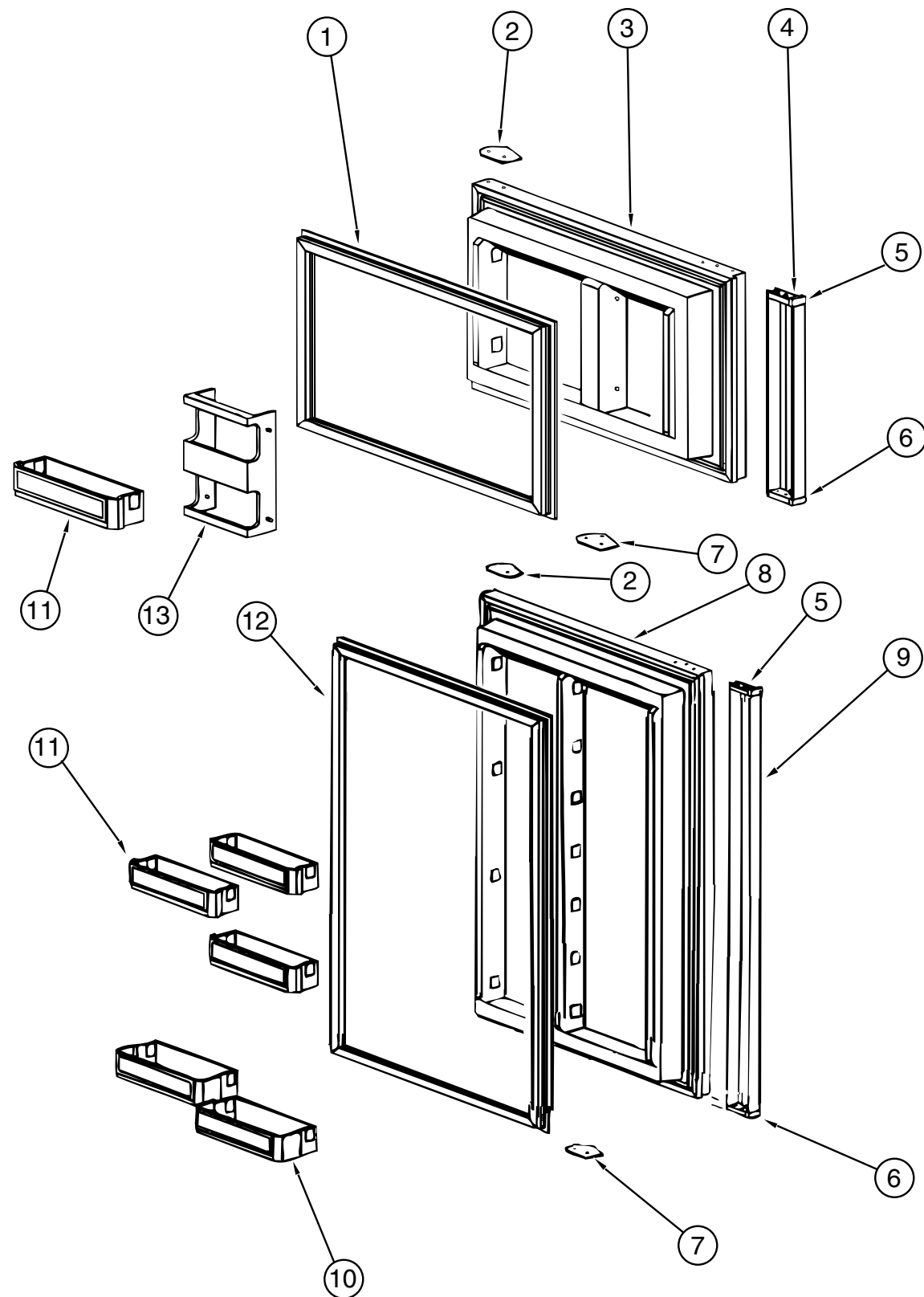
CABINET ASM. & COMPONENTS (NORCOLD 6182)

KEY	PART NUMBER	U/M	DESCRIPTION	VENDOR NO.
	104137-06-01A	EA	REFRIGERATOR - LARGE DBL DOOR 2-WAY	
1	104137-06-708	EA	FOAMED CAB ASM (BLACK W/ WHITE)	61725138
2	094039-01-722	EA	HOLE PLUG (BLACK) HINGE HOLES	61582030
3	084880-01-746	EA	CABLE	61571522
4	104137-06-700	EA	EYEBROW SHELL (2-WAY)	61726622
5	084880-01-753	EA	THERMISTER 78"	61693822
6	075217-01-738	EA	SWITCH - HUMIDITY	61525922
7	084880-01-760	EA	CLIP (THERMISTER)	61689122
8	094039-01-723	EA	HINGE BRACKET - TOP RH - BOTTOM - LH - BLACK	61580838
9	094039-01-725	EA	HINGE PIN (BLACK)(MALE)	61578130
	084880-03-702	EA	HINGE PIN TOP/BTM FEMALE	61580630
10	084880-01-749	EA	HINGE BUSHING	615807
11	094039-01-728	EA	HINGE BRACKET - CENTER - BLACK	61566530
12	094039-01-730	EA	HINGE PIN SHAFT (BLACK) CENTER HINGE	61566730
13	084880-01-722	EA	CRISPER COVER	615641
14	104137-06-707	EA	CRISPER (WHITE)	61571325
15	094039-01-724	EA	HINGE BRACKET - TOP LH - BOTTOM - RH - BLACK	61580938
16	094039-01-739	EA	SHELF (CUTOUT)	61646722
17	094039-01-732	EA	FRONT COVER (BLACK) BOTTOM TRIM	61622130
18	094039-01-733	EA	WIRE SHELF (MIDDLE)	61563822
19	104137-06-706	EA	WIRE SHELF (SHORT)	61718222
20	094039-01-735	EA	INSIDE DRIP TRAY (WHITE)	61572830
21	084880-01-732	EA	LATCH	61578522
	094039-01-736	EA	SWITCH - LIGHT - BLACK	61581022
	104137-06-727	EA	SHELF - FREEZER - WHITE	618057

GALLEY GROUP (CONTINUED)

REFRIGERATOR

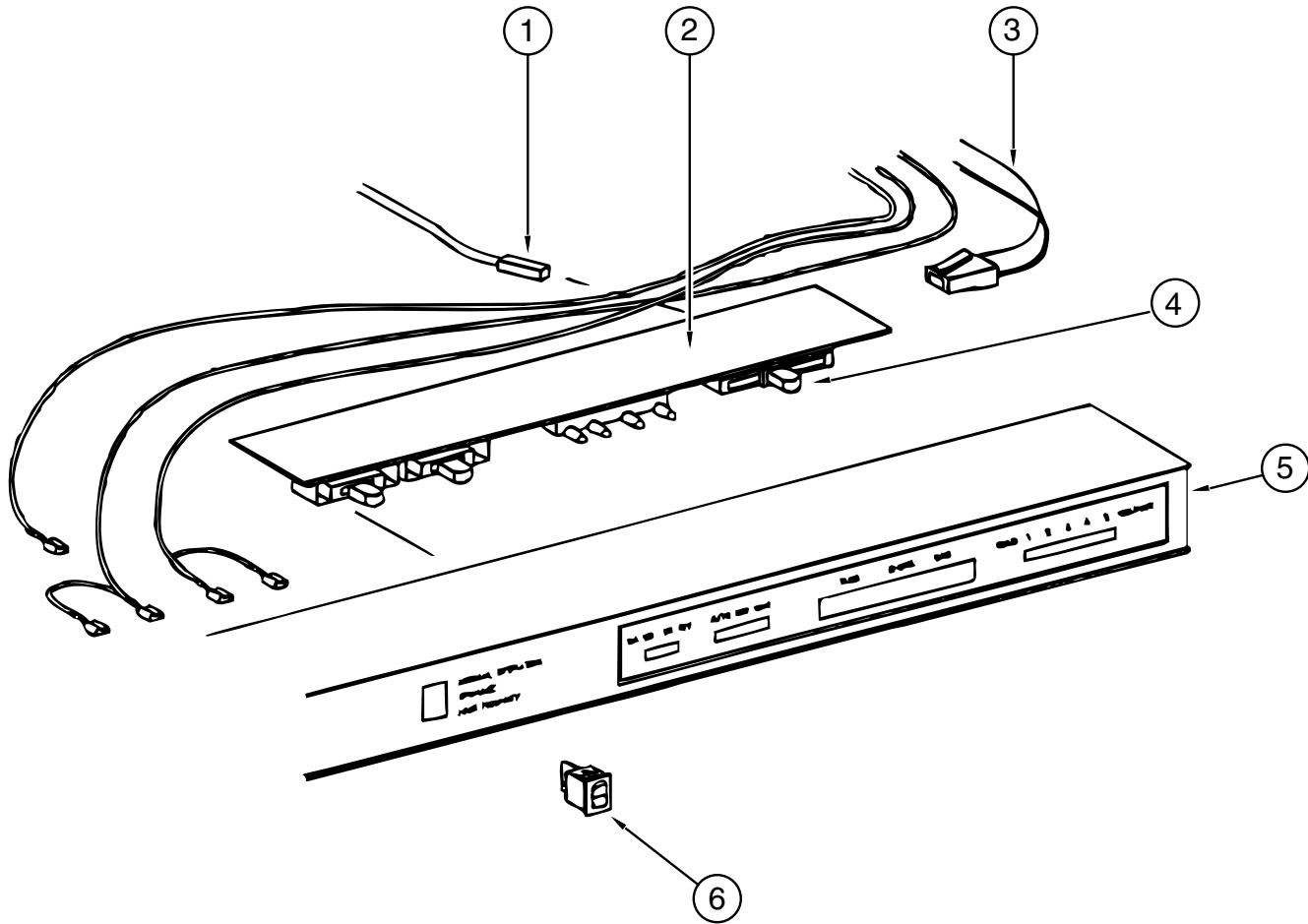
DOORS (NORCOLD 6182)



KEY	PART NUMBER	U/M DESCRIPTION	VENDOR NO.
1	094039-01-702	EA GASKET (GRAY) UPPER	61567830
2	094039-01-710	EA PLATE - HINGE - BLACK	61631330
3	094039-01-706	EA UPPER DOOR LINER (WHITE) BLACK	61581838-B
4	094039-01-708	EA DOOR HANDLE ASM - UPPER - BLACK	61650038
	084880-01-720	EA SPRING (FOR DOOR HANDLE)	61558822
5	084880-01-761	EA END CAP (SPRING CATCH) BLACK	61593730
6	084880-01-740	EA END CAP (STOP CATCH)	61593830
7	094039-01-704	EA PLATE - HINGE - BLACK	61631430
8	094039-01-715	EA LOWER DOOR LINER (BLACK/WHITE)	61581738-B
9	094039-01-717	EA DOOR HANDLE ASM - LOWER (BLACK)	61649938
	084880-01-720	EA SPRING (FOR DOOR HANDLE)	61558822
10	104137-06-704	EA BIN - MILK - WHITE	61579425
11	104137-06-703	EA BIN - DOOR SHELF (WHITE)	61564025
12	094039-01-713	EA DOOR GASKET (LOWER) GRAY	61568030
13	104137-06-702	EA RACK - JUICE (WHITE)	61580525

GALLEY GROUP (CONTINUED)

REFRIGERATOR

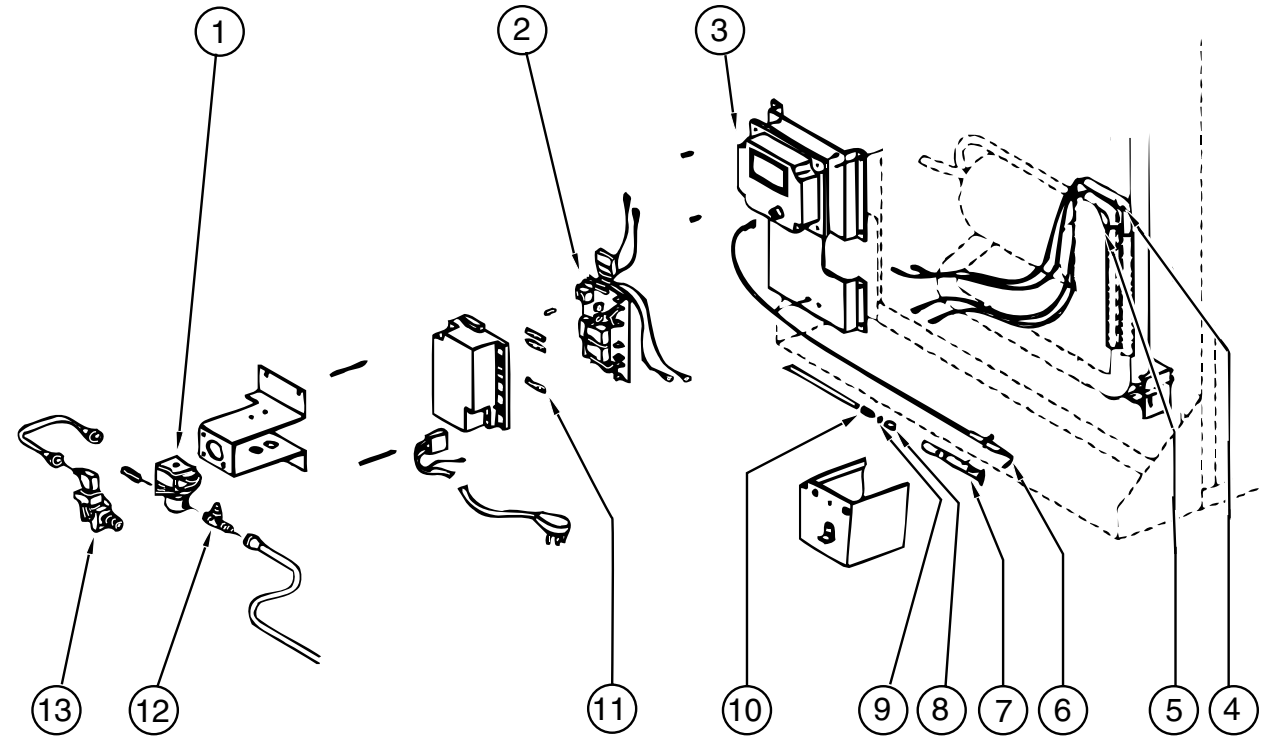


EYEBROW ASM. (NORCOLD 6182)

KEY	PART NUMBER	U/M	DESCRIPTION	VENDOR NO.
1	084880-01-753	EA	THERMISTER 78"	61693822
2	094039-04-700	EA	PRINTED CIRCUIT BOARD - 2 WAY	1647322
3	084880-01-746	EA	CABLE	61571522
4	102621-01-703	EA	BUTTON - THERMOSTAT - ADJUSTABLE	61587422
5	104137-06-700	EA	EYEBROW SHELL (2-WAY)	61726622
6	075217-01-738	EA	SWITCH - HUMIDITY	61525922

GALLEY GROUP (CONTINUED)

REFRIGERATOR

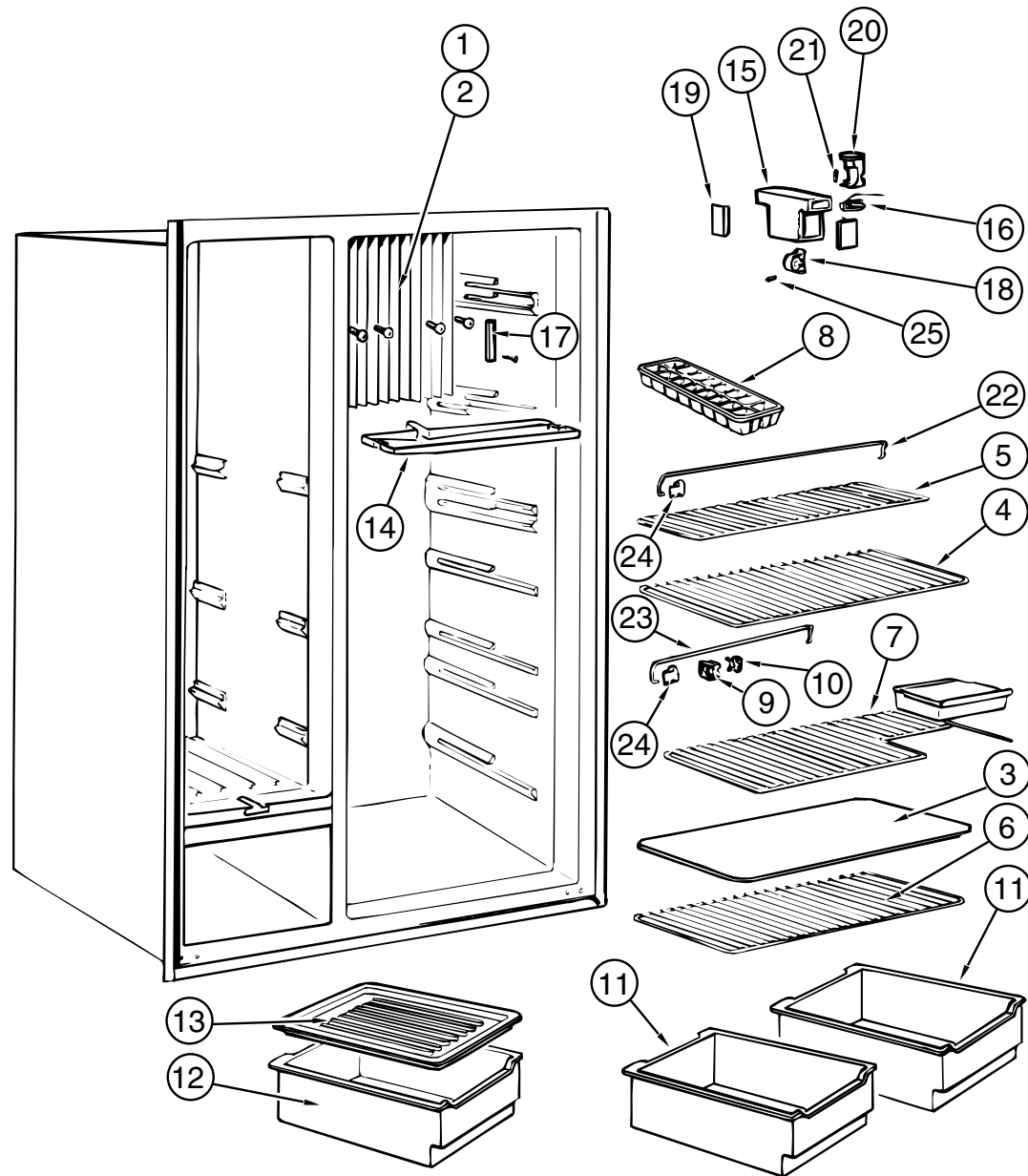


CONTROL ASM. (NORCOLD 6182)

KEY	PART NUMBER	U/M	DESCRIPTION	VENDOR NO.
1	084880-01-718	EA	VALVE - GAS	61551822
2	094039-04-702	EA	POWER SUPPLY (2 WAY)	61647422
3	104137-02-700	EA	CHANNEL - CONTROL MODULE	61717037
4	088248-01-710	EA	HEATER - DC (HORIZONTAL) 3 WAY	615628
5	088248-01-709	EA	HEATER - AC (HORIZONTAL)	615627
6	104137-06-715	EA	ELECTRODE - SPARK / SENSOR (SINGLE)	61692222
7	104137-06-714	EA	BURNER ASSEMBLY (5-SLOT)	61705222
8	084880-01-705	EA	ORIFICE	614522
9	104137-06-713	EA	ORIFICE GASKET	61475122
10	104137-06-712	EA	FITTING - GAS TUBE CONNECTION	61692722
11	104137-06-711	EA	FUSE 5 AMP	61611622
12	104137-06-710	EA	PRESSURE TAP	61594422
13	104137-06-709	EA	VALVE SHUT - OFF - MANUAL ASM	61694922
	084880-03-701	EA	COOLING UNIT (HORIZ BURNER)	61687337

GALLEY GROUP (CONTINUED)

REFRIGERATOR



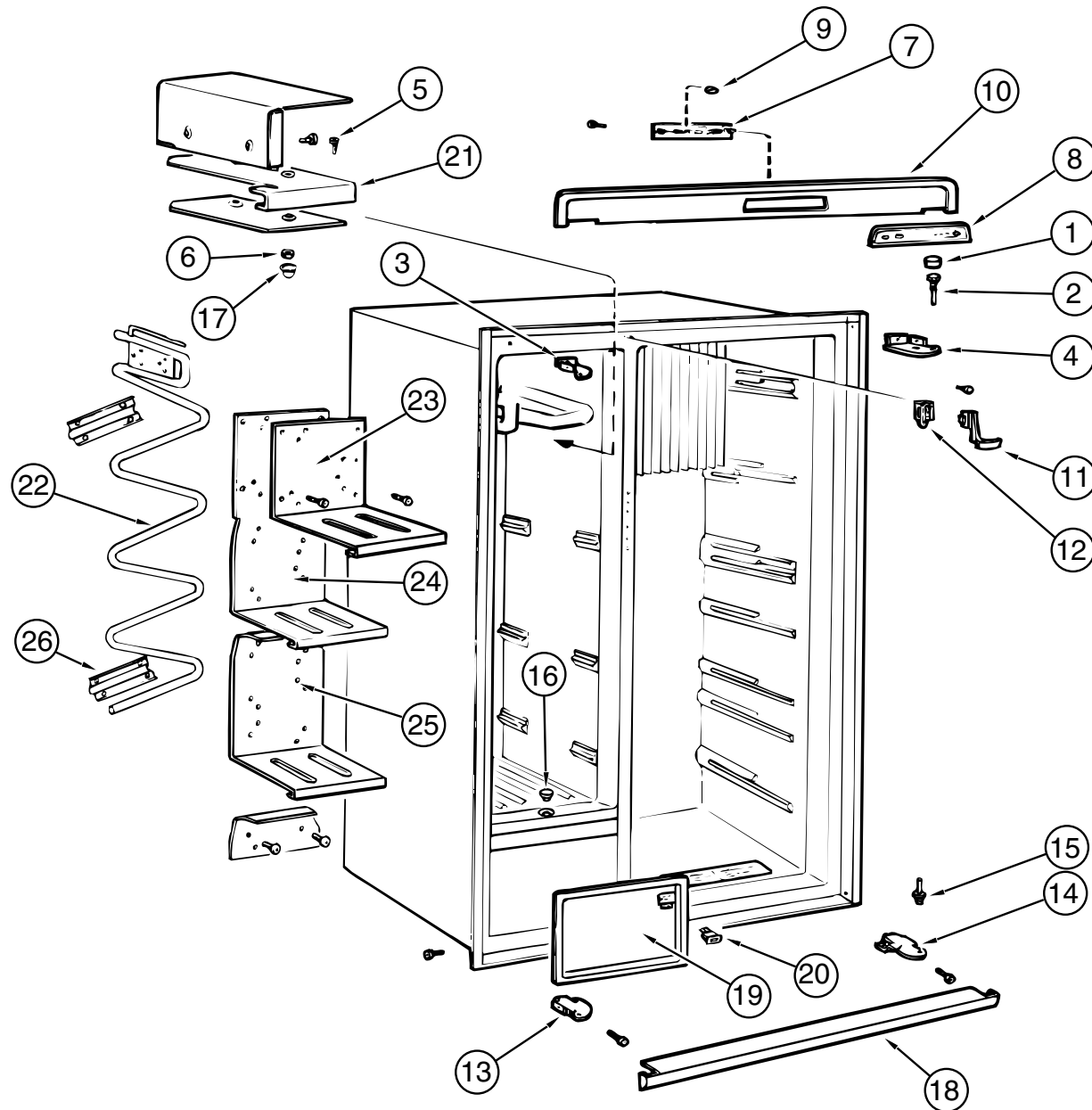
CABINET ASM. & COMPONENTS (DOMETIC RM 7732IM)

KEY	PART NUMBER	U/M DESCRIPTION	VENDOR NO.
	118367-01-01A	EA REFRIGERATOR - SIDE BY SIDE DOOR - 2 WAY	
	065225-01-000	EA PLATE - TIEDOWN - REFRIGERATOR	
	065225-03-000	EA PLATE - TIEDOWN - REFRIGERATOR	
	103251-05-01A	EA INSERT - DOOR - ACRYLIC BLACK - 16.81 X 55.06	
	103251-06-01A	EA INSERT - DOOR - ACRYLIC BLACK - 10.44 X 55.06	
1	118367-01-739	EA FLANGE - COOLING COIL - LEFT	293 16 61-02/5
2	118367-01-740	EA FLANGE - COOLING COIL - RIGHT	293 16 61-03/3
3	118367-01-741	EA SHELF - UPPER - (REFRIGERATOR)	293 15 41-05/2
4	118367-01-742	EA SHELF - (REFRIGERATOR)	293 15 41-04/5
5	118367-01-743	EA SHELF - (REFRIGERATOR)	293 15 42-02/7
6	118367-01-744	EA SHELF - (REFRIGERATOR)	293 11 17-06/9
7	118367-01-745	EA SHELF - (REFRIGERATOR)	293 15 41-06/0
8	118367-01-746	EA TRAY - ICE	293 04 00-00/3
9	118367-01-747	EA LOCK - FLAP - INNER	200 73 92-02/6
10	118367-01-748	EA LOCK - FLAP - OUTER	200 73 93-02/4
11	118367-01-749	EA BOX - VEGETABLE	293 14 71-03/7
12	118367-01-750	EA BOX - VEGETABLE - UPPER	293 14 71-03/7
13	118367-01-751	EA LID - VEGETABLE	293 26 93-01/9
14	118367-01-752	EA PAN - DRIP	293 61 63-01/3
15	118367-01-753	EA COVER - SWITCH & LIGHT	200 40 44-09/1
16	118367-01-754	EA SWITCH - DOOR	294 08 25 00/9
17	118367-01-755	EA RETAINER - PROBE	293 19 76-01/9
18	118367-01-756	EA SUPPORT - THERMOSTAT	200 40 42-00/4
19	118367-01-757	EA CAP - END LAMP PROTECTION	200 40 43-00/2
20	118367-01-758	EA LIGHTING	293 07 44-01/2
21	118367-01-759	EA LAMP - 10W - 12VOLT	200 72 90-00/6
22	118367-01-760	EA RACK - UPPER	200 73 37-15/3
23	118367-01-761	EA RACK - LOWER	200 73 37-16/1
24	118367-01-762	EA RETAINER - RACKS	293 06 93-04/5
25	118367-01-763	EA PIN - LOCKING	200 12 81-01/9
	118367-01-784	EA BUCKET - ICE	293 08 80-02
	118367-01-785	EA CONNECTION - WATER - COMPLETE	293 09 16-02
	118367-01-786	EA STRIP - DOOR DECORATION	293 1163-11
	118367-01-787	EA SHELF - ICE BUCKET	293 19 23-01
	118367-01-788	EA BLOCK - TERMINAL	293 19 63-01
	118367-01-789	EA ICEMAKER	293 19 71-02
	118367-01-790	EA VALVE - WATER	293 19 72-02

GALLEY GROUP (CONTINUED)

REFRIGERATOR

FREEZER SHELVES & COMPONENTS (DOMETIC RM 7732IM)

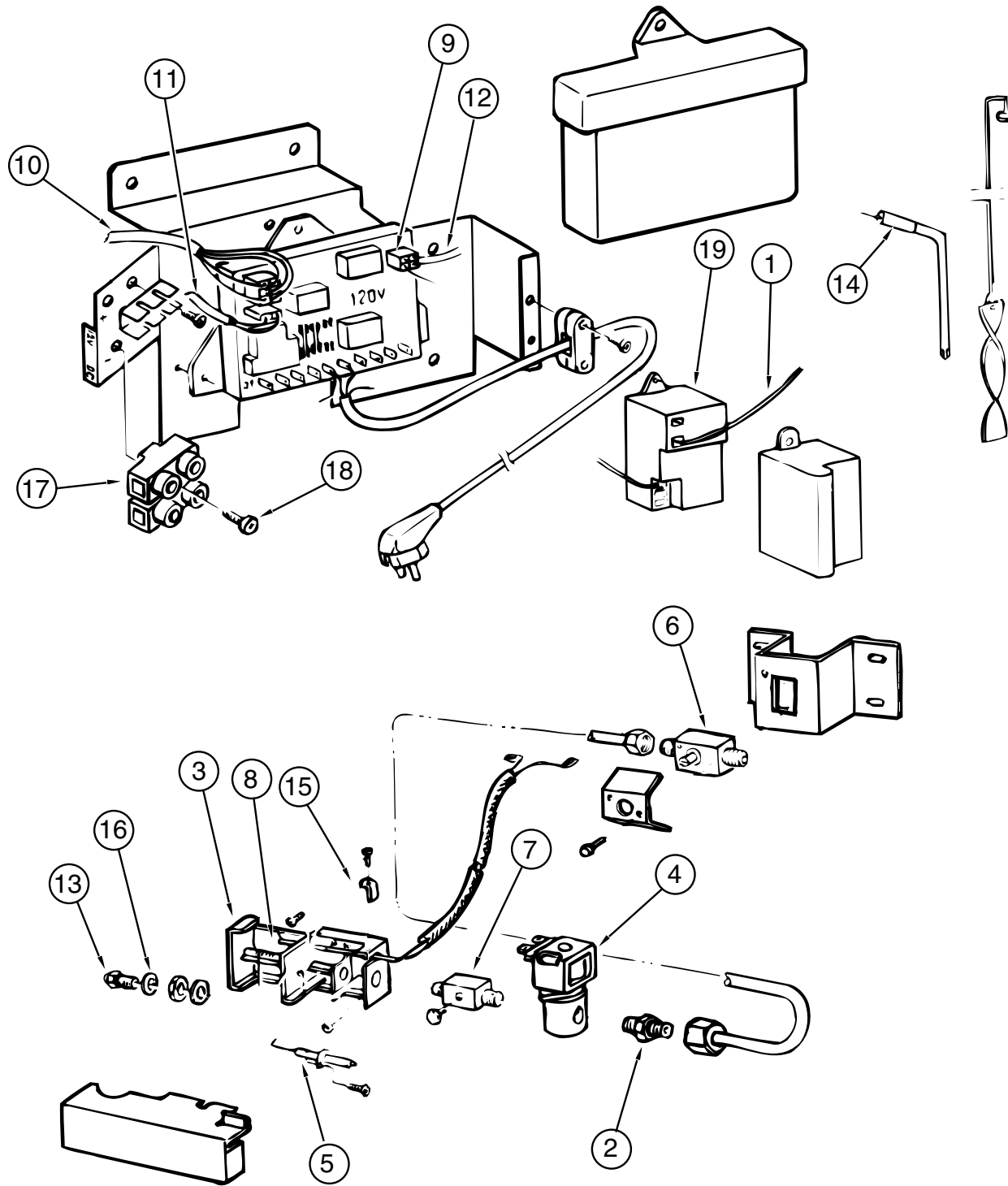


KEY	PART NUMBER	U/M DESCRIPTION	VENDOR NO.
1	118367-01-713	EA PLUG	293 27 36-01/6
2	118367-01-714	EA PIN - HINGE - UPPER	293 26 47-01/5
3	118367-01-715	EA HINGE - UPPER - LEFT (FREEZER)	293 26 46-01/7
4	118367-01-716	EA HINGE - UPPER - RIGHT (REFRIGERATOR)	293 26 46-02/5
5	118367-01-717	EA SCREW - M6S - 5X20 - FN	725 23 30-13/4
6	118367-01-718	EA NUT - M5 - BRASS - FN	731 43 14-13/4
7	118367-01-719	EA BOARD - CIRCUIT - AES ASM.	293 26 97-05/1
8	118367-01-720	EA DECORATION	95 50 24-53/4
9	118367-01-721	EA BUTTON	95 50 24-13/8
10	118367-01-722	EA DECORATION - FRONT	293 26 63-01/2
11	118367-01-723	EA BOW - LOCKING	293 27 45-01/7
12	118367-01-724	EA RETAINER	293 27 46-01/5
13	118367-01-725	EA HINGE - LOWER - LEFT (FREEZER)	293 26 45-01/9
14	118367-01-726	EA HINGE - LOWER - RIGHT (REFRIGERATOR)	293 26 45-02/7
15	118367-01-727	EA PIN - HINGE - LOWER	293 26 49-02/9
16	118367-01-728	EA LID - LOWER	293 17 15-01/1
17	118367-01-729	EA LID - UPPER	293 04 87-00/0
18	118367-01-730	EA STRIP - FRONT	293 26 64-01/0
19	118367-01-731	EA FLAP	293 26 55-01/8
20	118367-01-732	EA SWITCH - DOOR	293 26 80-01/6
21	118367-01-733	EA SHELF - UPPER - FREEZER	293 14 77-02/6
22	118367-01-734	EA COIL - FREEZER	293 14 74-01/5
23	118367-01-735	EA SHELF - #2 - FREEZER	293 19 83-02/3
24	118367-01-736	EA SHELF - #3 - FREEZER	293 19 82-02/5
25	118367-01-737	EA SHELF - #4 - FREEZER	293 14 82-02/6
26	118367-01-738	EA BRACKET - SHELF - FREEZER	293 14 84-01/4

GALLEY GROUP (CONTINUED)

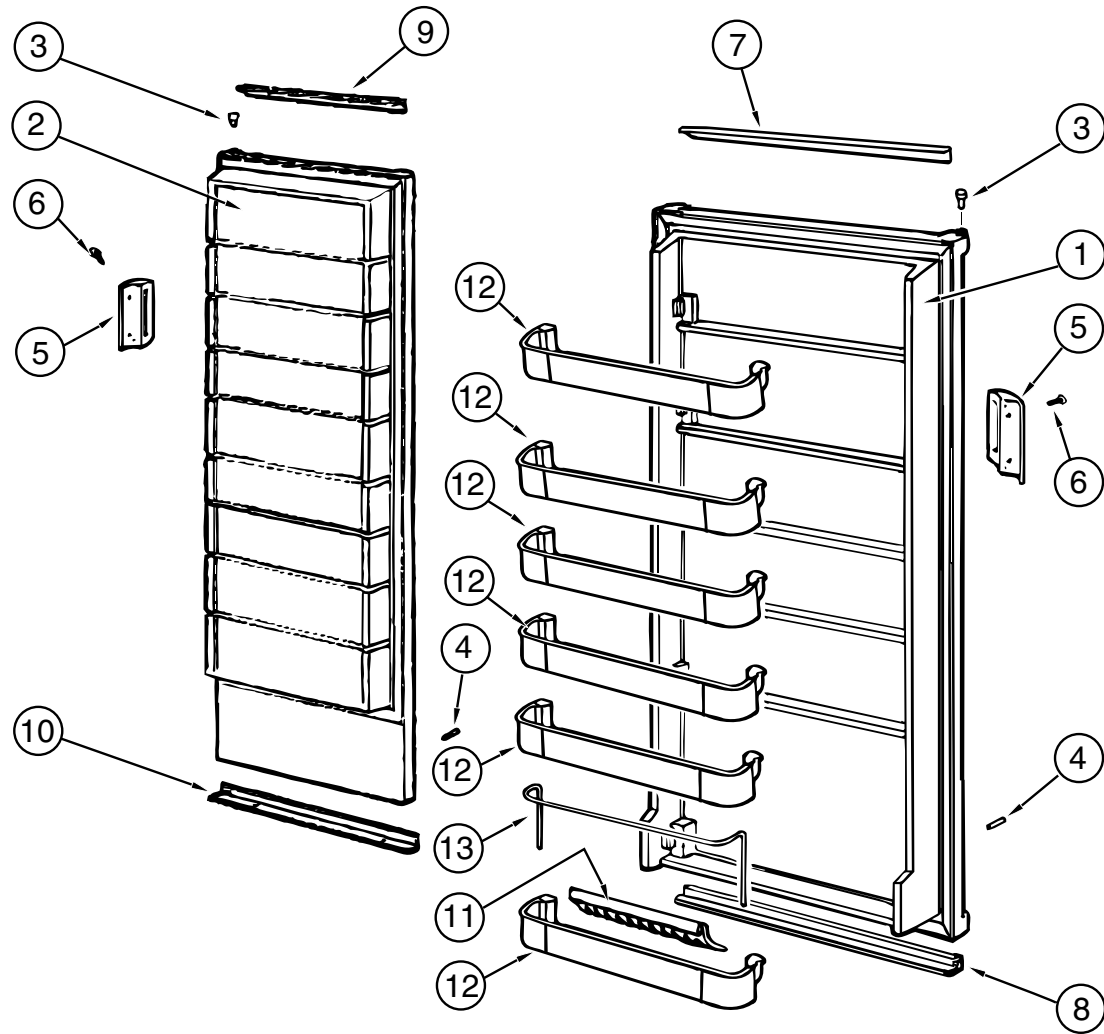
REFRIGERATOR

ELECTRICAL COMPONENTS (DOMETIC RM 7732IM)



KEY	PART NUMBER	U/M	DESCRIPTION	VENDOR NO.
1	118367-01-764	EA	CONDUCTOR - ELECTRODE	200 76 68-04/5
2	118367-01-765	EA	NIPPLE	293 20 63-01/5
3	118367-01-766	EA	HOUSING - BURNER	293 21 61-01/7
4	118367-01-767	EA	VALVE - SOLENOID	294 3298-03/0
5	118367-01-768	EA	ELECTRODE	293 14 95-01/0
6	118367-01-769	EA	GAS SHUTOFF	293 26 16-01/0
7	118367-01-770	EA	NIPPLE	293 18 24-01/1
8	118367-01-771	EA	THERMOSTAT	293 18 26-01/6
9	118367-01-772	EA	BOARD - CIRCUIT - COMPLETE	293 18 42-03/9
10	118367-01-773	EA	CONDUCTOR - CIRCUIT BOARD	293 18 62-02/9
11	118367-01-774	EA	CONDUCTOR - THERMISTOR	293 18 63-02/7
12	118367-01-775	EA	CONDUCTOR - GAS VALVE	295 44 37-02/2
13	118367-01-776	EA	ORFICE - JET - NR76	200 74 19-33/2
14	118367-01-777	EA	HEATER - 210WATT - 120VOLT	17 37 58-03/8
15	118367-01-778	EA	RETAINER	293 06 60-01/0
16	118367-01-779	EA	WASHER	200 74 57-00/1
17	118367-01-780	EA	BLOCK - TERMINAL	293 04 63-01/9
18	118367-01-781	EA	SCREW - RXS - B6X25 - STAINLESS	729 52 87-40/8
19	118367-01-782	EA	IGNITION - SPARK	293 11 32-01/9

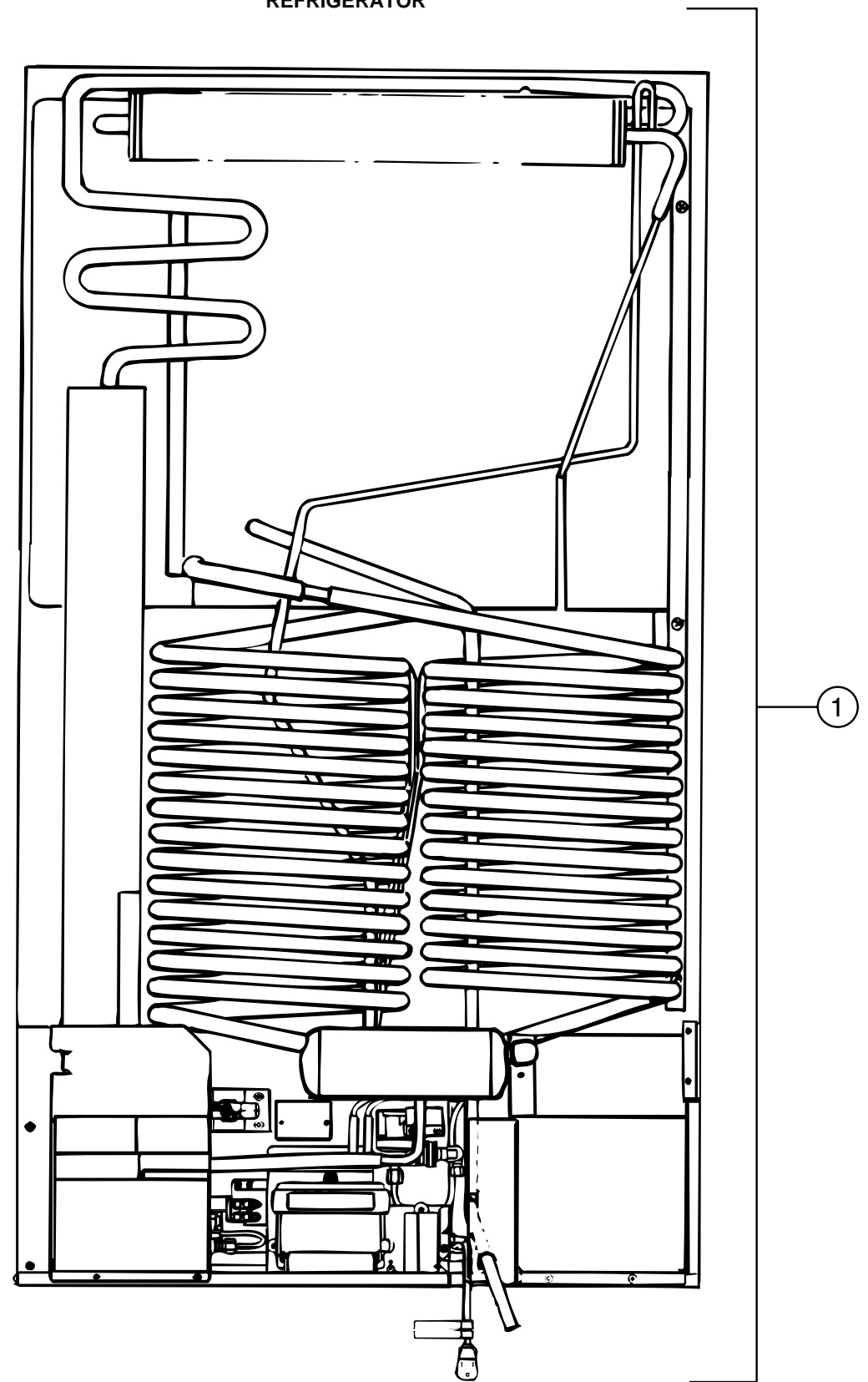
GALLEY GROUP (CONTINUED)
REFRIGERATOR



DOORS (DOMETIC RM 7732IM)

KEY	PART NUMBER	U/M DESCRIPTION	VENDOR NO.
1	118367-01-700	EA DOOR - REFRIGERATOR	293 25 90-11/6
2	118367-01-701	EA DOOR - FREEZER	293 25 89-11/8
3	118367-01-702	EA BUSHING - HINGE - FREEZER - REFRIGERATOR	293 11 71-01/7
4	118367-01-703	EA STOP - LOWER - FREEZER - REFRIGERATOR	293 25 88-01/1
5	118367-01-704	EA HANDLE - FREEZER - REFRIGERATOR	293 27 29-01/1
6	118367-01-705	EA SCREW - HANDLE - FREEZER - REFRIGERATOR	724 13 23-61/2
7	118367-01-706	EA DECORATION - DOOR - REFRIGERATOR - UPPER	293 26 42-08/1
8	118367-01-707	EA DECORATION - DOOR - REFRIGERATOR - LOWER	293 26 42-03/2
9	118367-01-708	EA DECORATION - DOOR FREEZER - UPPER	293 26 42-12/3
10	118367-01-709	EA DECORATION - DOOR - FREEZER - LOWER	293 26 42-02/4
11	118367-01-710	EA HOLDER - BOTTLE - DOOR - REFRIGERATOR	293 26 58-01/2
12	118367-01-711	EA SHELF - DOOR - REFRIGERATOR	293 25 83-02/0
13	118367-01-712	EA RACK - DOOR - REFRIGERATOR	293 25 85-04/1

GALLEY GROUP (CONTINUED)
REFRIGERATOR

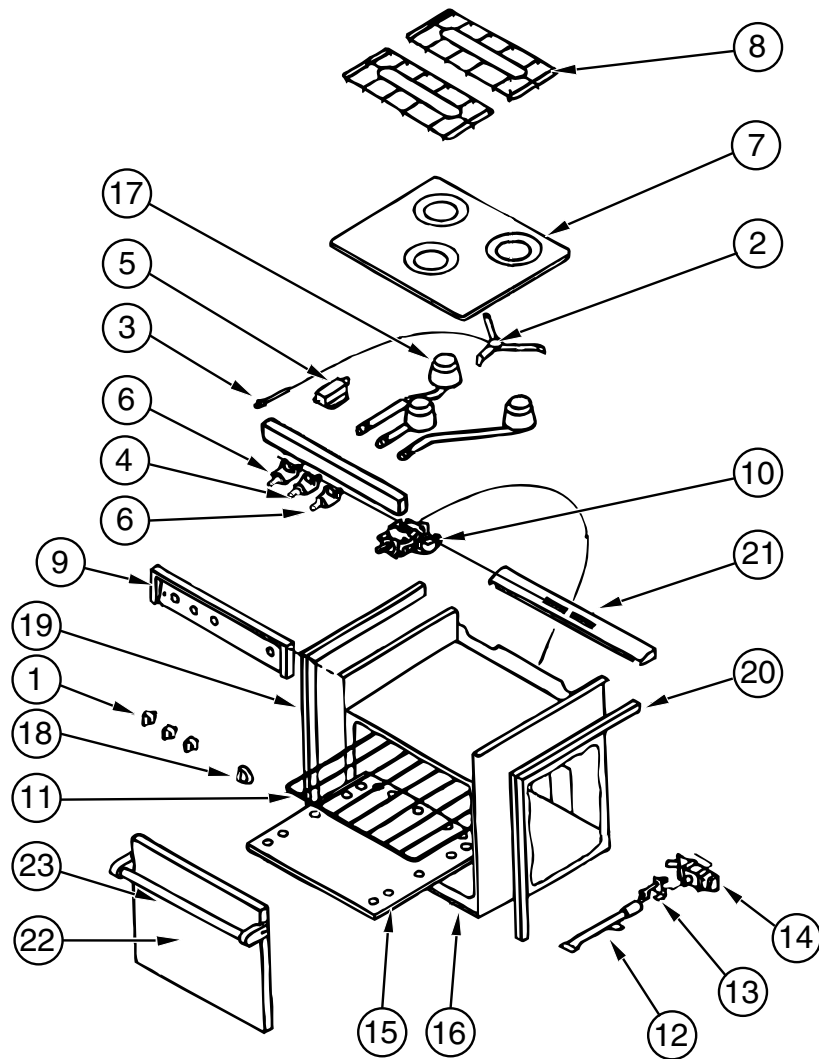


COOLING COIL (DOMETIC RM 7732IM)

KEY	PART NUMBER	U/M DESCRIPTION	VENDOR NO.
1	118367-01-783	EA COIL - COOLING	293 49 45-09/4

GALLEY GROUP (CONTINUED)

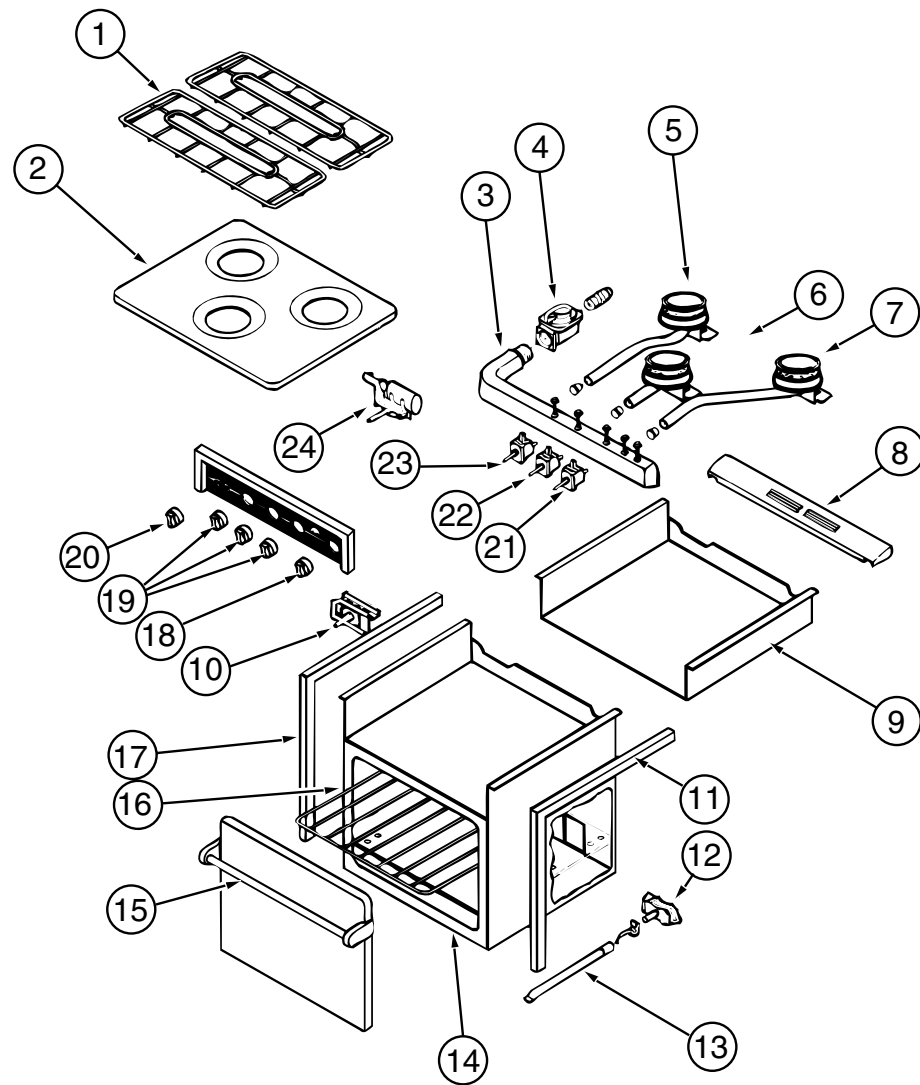
ATWOOD RANGE W/OVEN - R2136BG



KEY	PART NUMBER	U/M	DESCRIPTION	VENDOR NO.
	107246-01-01A	EA	RANGE-W/OVEN, BLACK - R-2136BG	
				FROM: 00-00-00 THRU: 02-28-96
1	101593-01-703	EA	BURNER KNOB	53000
2	106689-01-701	EA	SPARK-IGNITOR ASM, HIGH OUTPUT	53078
3	106689-01-702	EA	PIEZO PUSH BUTTON	52279
4	106689-01-703	EA	VALVE-BURNER, ROBERT SHAW 9000 BTU	53047
5	106689-01-704	EA	REGULATOR W/EXTREME PRESSURE	52154
6	107323-01-719	EA	VALVE-BURNER, HARPER WYMAN 5200 BTU	51138
6	106689-01-705	EA	VALVE-BURNER, ROBERT SHAW 5200 BTU	52123
7	107246-01-700	EA	RANGE TOP (BLACK)	53083
8	107246-01-701	EA	GRATE	53050
	107323-01-710	EA	GRATE CLIP	53301
	107323-01-711	EA	RUBBER GRATE CUSHION	53008
9	107246-01-702	EA	MANIFOLD COVER	53072
10	107246-01-703	EA	THERMOSTAT	52122
11	107246-01-704	EA	RACK-OVEN	51069
12	107246-01-705	EA	BURNER-OVEN	52018
13	107246-01-706	EA	PILOT ASSEMBLY-OVEN	52242
14	107246-01-707	EA	VALVE-SAFETY	51177
15	107246-01-708	EA	SHELF-OVEN, BOTTOM	51657
16	107246-01-709	EA	TRIM-BOTTOM, BLACK	53526D
17	107246-01-710	EA	BURNER (HIGH OUTPUT)	53069
18	107246-01-711	EA	KNOB, THERMOSTAT	53001
19	107323-01-702	EA	TRIM-LEFT	53023
20	107323-01-703	EA	TRIM-RIGHT	53024
21	107323-01-705	EA	TRIM VENT	53525
22	107246-01-717	EA	DOOR-OVEN ASM, BLACK GLASS LARGE	51835
22	107323-01-713	EA	BLACK GLASS INSERT-W/HOLE	53426
23	107323-01-714	EA	HANDLE FOR W/HOLE GLASS	51112
	107314-01-01A	EA	COVER-RANGE, SLOTTED BIFOLD	
	106693-01-702	EA	BUMPER-RUBBER, 1/2"	
	105458-03-000	EA	TIEDOWN BRACKET, STOVE - RH	
	105458-04-000	EA	TIEDOWN BRACKET, STOVE - LH	

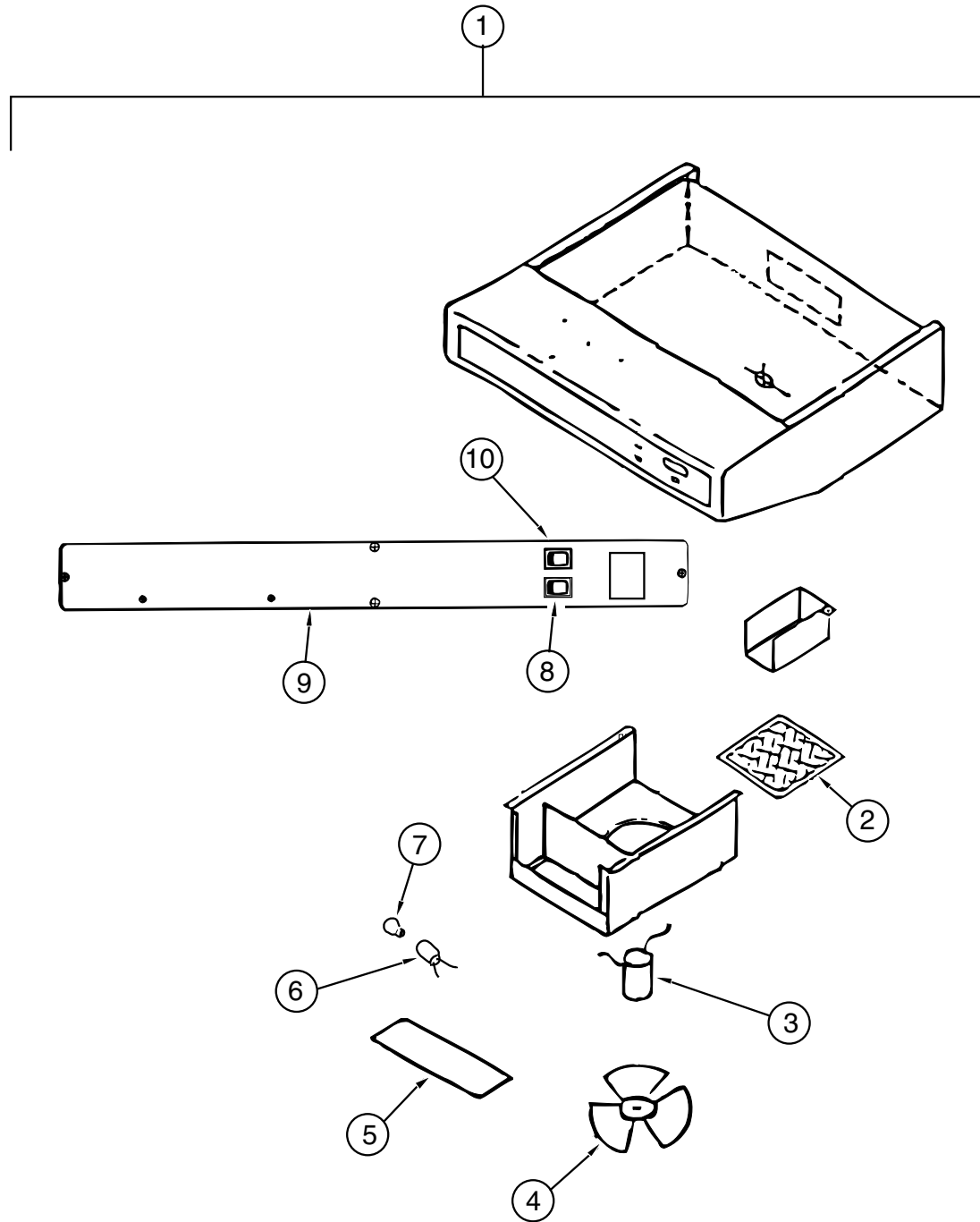
GALLEY GROUP (CONTINUED)

ATWOOD RANGE W/OVEN - 2137BGP



KEY	PART NUMBER	U/M	DESCRIPTION	VENDOR NO.
	121758-01-01A	EA	RANGE-W/OVEN, 21" - 3 BURNER - BLACK - R-2137BGP	
			FROM: 02-29-96 THRU: 99-99-99	
1	107246-01-701	EA	GRATE-BURNER	53050
	107323-01-711	EA	CUSHION-GRATE, RUBBER	53008
	107323-01-716	EA	CLIP-GRATE, GREEN	50005
2	121758-01-714	EA	RANGE-TOP, ALMOND	53082
3	121758-01-709	EA	MANIFOLD 3 BURNER	51272
	121758-01-713	EA	COVER-MANIFOLD	56107
4	106689-01-704	EA	REGULATOR-EXTREME PRESSURE	51062
5	121758-01-707	EA	BURNER LEFT REAR PZO	56066
6	121758-01-708	EA	BURNER CENTER (HIGH OUTPUT)	56068
7	121758-01-706	EA	BURNER RIGHT REAR PZO	56067
8	107323-01-705	EA	TRIM-VENT	53525
9	121758-01-711	EA	BURNER BOX	51684
10	107246-01-703	EA	THERMOSTAT, ROBERT SHAW	52122
11	107323-01-703	EA	TRIM-RIGHT	53024
12	107246-01-706	EA	PILOT ASM., ONLY (OVEN)	51065
13	107246-01-705	EA	BURNER-OVEN	52018
14	107246-01-709	EA	TRIM-LOWER, BLACK	53526D
15	107323-01-714	EA	HANDLE ASM. DESIGNER STYLE	51112
	107323-01-713	EA	GLASS-BLACK, INSERT OVEN DOOR	53426
16	107246-01-704	EA	RACK-OVEN	51069
	107246-01-708	EA	SHELF-OVEN, LOWER	51657
17	107323-01-702	EA	TRIM-LEFT	53023
18	121758-01-703	EA	KNOB THERMOSTAT	56094
19	121758-01-712	EA	KNOB, BURNER (3)	56093
20	121758-01-700	EA	KNOB (TURN STYLE) PIEZO IGN	56095
21	121758-01-710	EA	VALVE, BURNER	56086
22	121758-01-705	EA	VALVE HIGH OUTPUT	56087
23	121758-01-710	EA	VALVE, BURNER	56086
24	121758-01-701	EA	IGNITOR PIEZO (ROTARY)	56096
	121758-01-702	EA	ELECTRODE WIRE (PIEZO IGNITOR)	56097
	107246-01-707	EA	VALVE-SAFETY W/PILOT COMP	51063

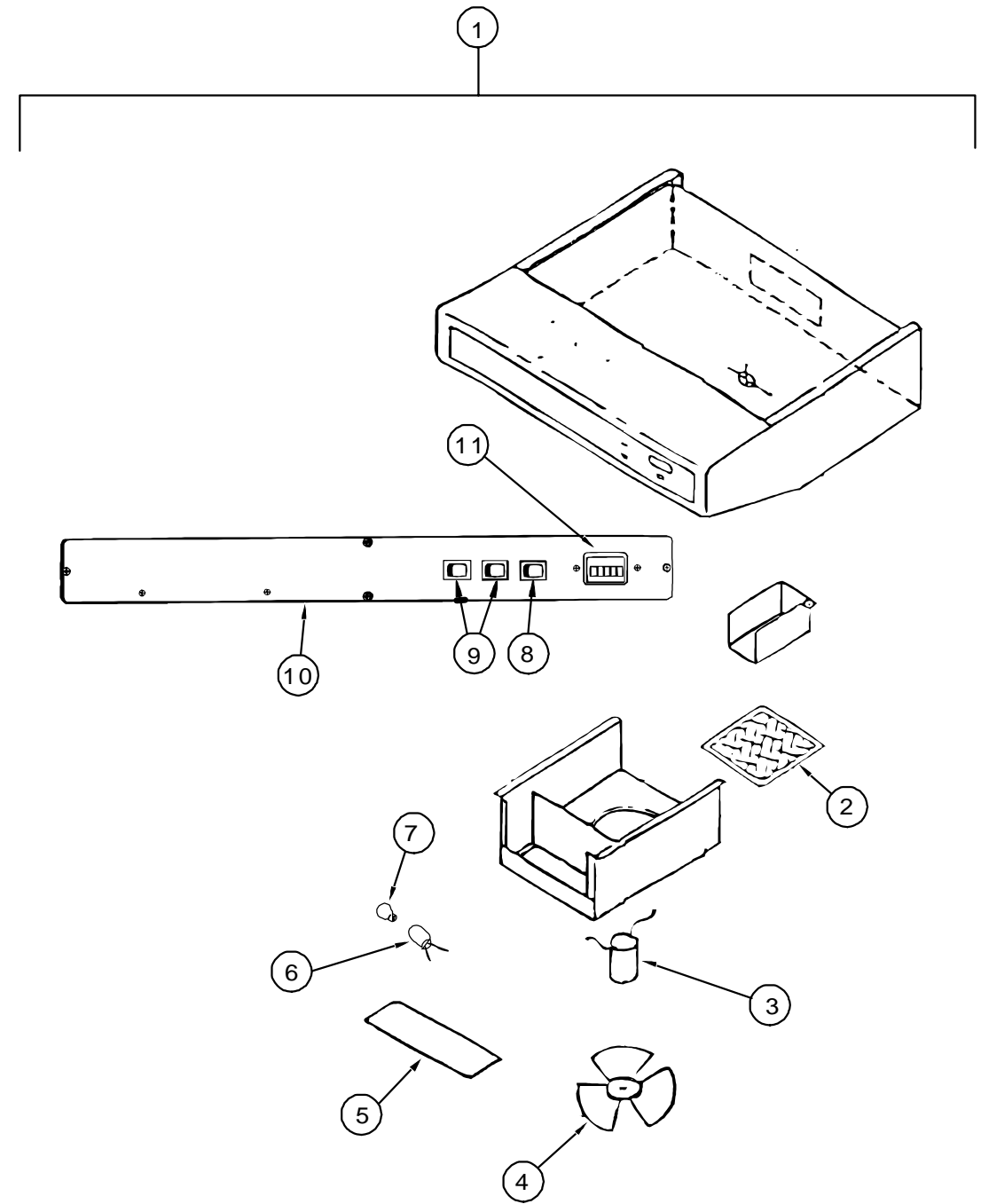
GALLEY GROUP (CONTINUED)



RANGE HOOD W/O HOUR METER (US)

KEY	PART NUMBER	U/M DESCRIPTION	VENDOR NO.
1	100258-16-04A	EA HOOD-RANGE, W/O MONITOR PANEL - TCS-5008-NBDLG	
2	096983-01-707	EA FILTER-MESH	CC246
3	090973-01-700	EA MOTOR-12 VOLT, CSA & UL	CA508-1
4	090973-01-702	EA BLADE-FAN	VA183-1
5	092696-02-701	EA LENS-LAMP	CC179-2
6	092696-01-710	EA HOLDER-LAMP	CB267-2
7	092696-01-709	EA LAMP #912	VA415
8	096983-01-700	EA SWITCH-ON/OFF	108
9	100258-01-700	EA LABEL-HOOD NOSE	CC428
10	096983-01-702	EA SWITCH-MOM/MOM	112

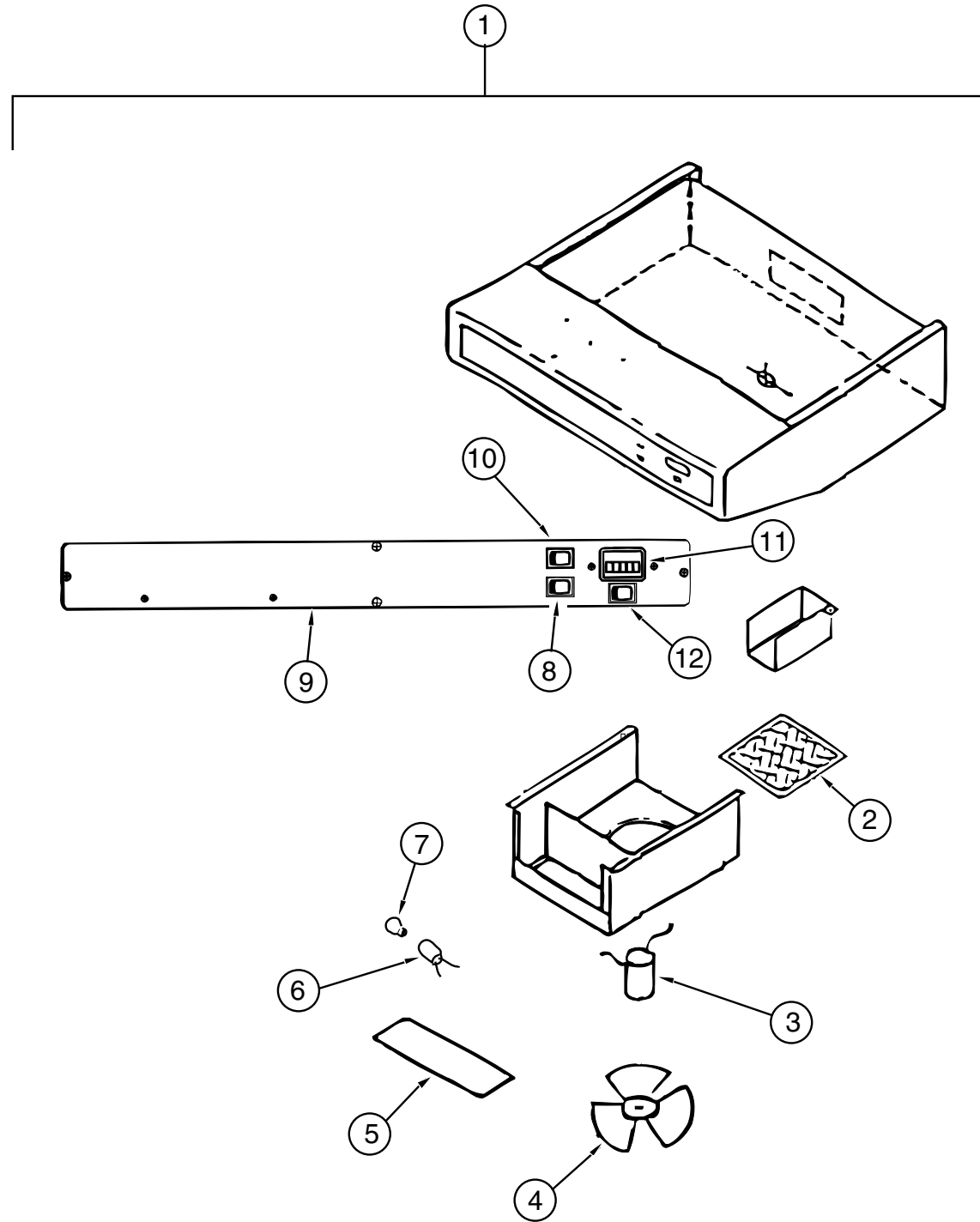
GALLEY GROUP (CONTINUED)



RANGE HOOD W/HOUR METER (US)

KEY	PART NUMBER	U/M DESCRIPTION	VENDOR NO.
1	100258-18-03A	EA HOOD-RANGE, W/O MONITOR PANEL - TP55009-SBO-LG	
2	096983-01-707	EA FILTER-MESH	CC246
3	090973-01-700	EA MOTOR-12 VOLT, CSA & UL	CA508-1
4	090973-01-702	EA BLADE-FAN	VA183-1
5	092696-02-701	EA LENS-LAMP	CC179-2
6	092696-01-710	EA HOLDER-LAMP	CB267-2
7	092696-01-709	EA LAMP #912	VA415
8	096983-01-702	EA SWITCH-MOM/MOM	112
9	096983-01-700	EA SWITCH-ON/OFF	108
10	100258-01-700	EA LABEL-HOOD NOSE	CC428
11	100258-10-01A	EA GAUGE-HOUR METER W/SWITCH - SCREW ON STYLE - 150	
11	100258-10-701	EA GAUGE-HOUR METER, CLIP ON	L0775-00

GALLEY GROUP (CONTINUED)



RANGE HOOD W/O HOUR METER (CANADIAN)

KEY	PART NUMBER	U/M DESCRIPTION	VENDOR NO.
1	100258-17-04A	EA HOOD-RANGE, W/O MONITOR PANEL - TCS-500-NBCLG	
2	096983-01-707	EA FILTER-MESH	CC246
3	090973-01-700	EA MOTOR-12 VOLT, CSA & UL	CA508-1
4	090973-01-702	EA BLADE-FAN	VA183-1
5	092696-02-701	EA LENS-LAMP	CC179-2
6	092696-01-710	EA HOLDER-LAMP	CB267-2
7	092696-01-709	EA LAMP #912	VA415
8	096983-01-700	EA SWITCH-ON/OFF	108
9	100258-01-700	EA LABEL-HOOD NOSE	CC428
10	096983-01-702	EA SWITCH-MOM/MOM	112
11	100258-10-01A	EA GAUGE-HOUR METER W/SWITCH - SCREW ON (OPTION) - 150	
11	100258-10-701	EA GAUGE-HOUR METER, CLIP ON (OPTION)	L0775-00
12	096983-01-702	EA SWITCH-MOM/MOM (OPTION)	112

GALLEY GROUP (CONTINUED)

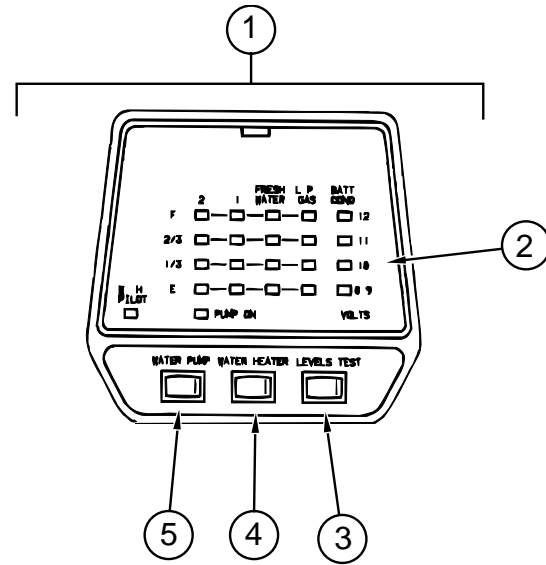
MICROWAVE OVEN

KEY	PART NUMBER	U/M DESCRIPTION
	115303-01-000	EA OVEN-MICROWAVE - MCD-DM15K-7B
	115303-01-700	EA TRIM F/VENT TOP
	115401-01-01A	EA TRIM-MICROWAVE,BLACK
	094750-07-000	EA BRACKET-MICROWAVE, 89 DEGREE - STEEL
	094756-02-01A	EA BRACKET-L, MICROWAVE - 6.1" LONG X 3.9" WIDE - STEEL - TAN
	098916-14-01A	EA BRACE-MICROWAVE
	098916-15-01A	EA BRACE-MICROWAVE

COFFEE MAKER

KEY	PART NUMBER	U/M DESCRIPTION	VENDOR NO.
	103799-01-02A	EA COFFEE MAKER - GRAY - BLACK & DECKER - W/GLASS POT	
	103799-01-700	EA POT-CARAFE, GLASS	679420
	103799-01-701	EA BRACKETS, WHITE PAIR	167734-06

GALLEY GROUP (CONTINUED)



LVS MONITOR PANEL

KEY	PART NUMBER	U/M DESCRIPTION	VENDOR NO.
1	102765-04-01A	EA PANEL-MONITOR, W/PLUG - FOR 2 TANKS & WATER HEATER - LVS	
2	102765-04-700	EA BOARD-CIRCUIT, 2 HOLDING TANK	5076-11
3	097617-01-702	EA SWITCH (ALMOND)	107
4	097617-01-701	EA SWITCH-ON/OFF, ALMOND	106
5	102765-01-700	EA SWITCH-ON-ON, ALMOND	110-01

GENERATOR GROUP

ONAN GENERATOR, 6.5 KW MARQUIS (LP FUELED) (US)

KEY	PART NUMBER	U/M DESCRIPTION
	007125-03-000	EA CLAMP - MUFFLER - 1.5" DIA
	010251-02-000	EA ELBOW - BRASS - 90° 3/8F X 1/4MPT
	105559-04-000	EA MARQUIS GENERATOR W/ MUFFLER & TRAY (6.5 KW)
	106234-01-000	EA PIPE - EXHAUST - GENERATOR
	105958-02-000	EA PIPE - EXHAUST - GENERATOR (USED IN SLIDEOUT OPTION)
	106235-01-000	EA ADAPTOR - EXHAUST - GENERATOR
	065820-09-000	EA HOSE ASM - HIGH PRESSURE - 28"
	112365-04-000	EA BREAKER - 20AMP GENERATOR

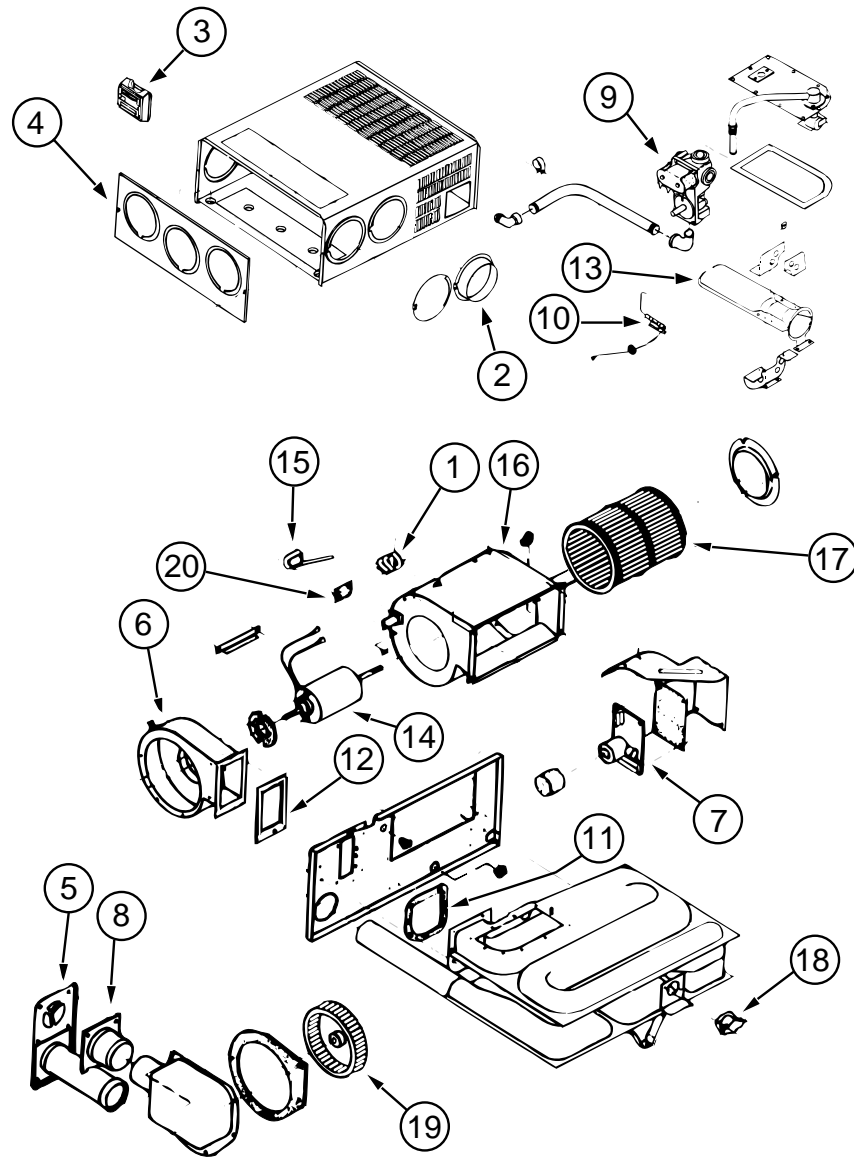
ONAN GENERATOR, MARQUIS (LP FUELED) (CSA)

KEY	PART NUMBER	U/M DESCRIPTION
	105559-04-000	EA MARQUIS GENERATOR W/ MUFFLER & TRAY
	106234-01-000	EA PIPE - EXHAUST - GENERATOR
	105958-02-000	EA PIPE - EXHAUST - GENERATOR (USED IN SLIDEOUT OPTION)
	106235-01-000	EA ADAPTOR - EXHAUST - GENERATOR
	112365-04-000	EA BREAKER - 20AMP GENERATOR ONAN 320-1683

NOTE: ADDITIONAL GENERATOR COMPONENTS ARE FOUND IN THE CHASSIS GROUP

HEATING & AIR CONDITIONING GROUP

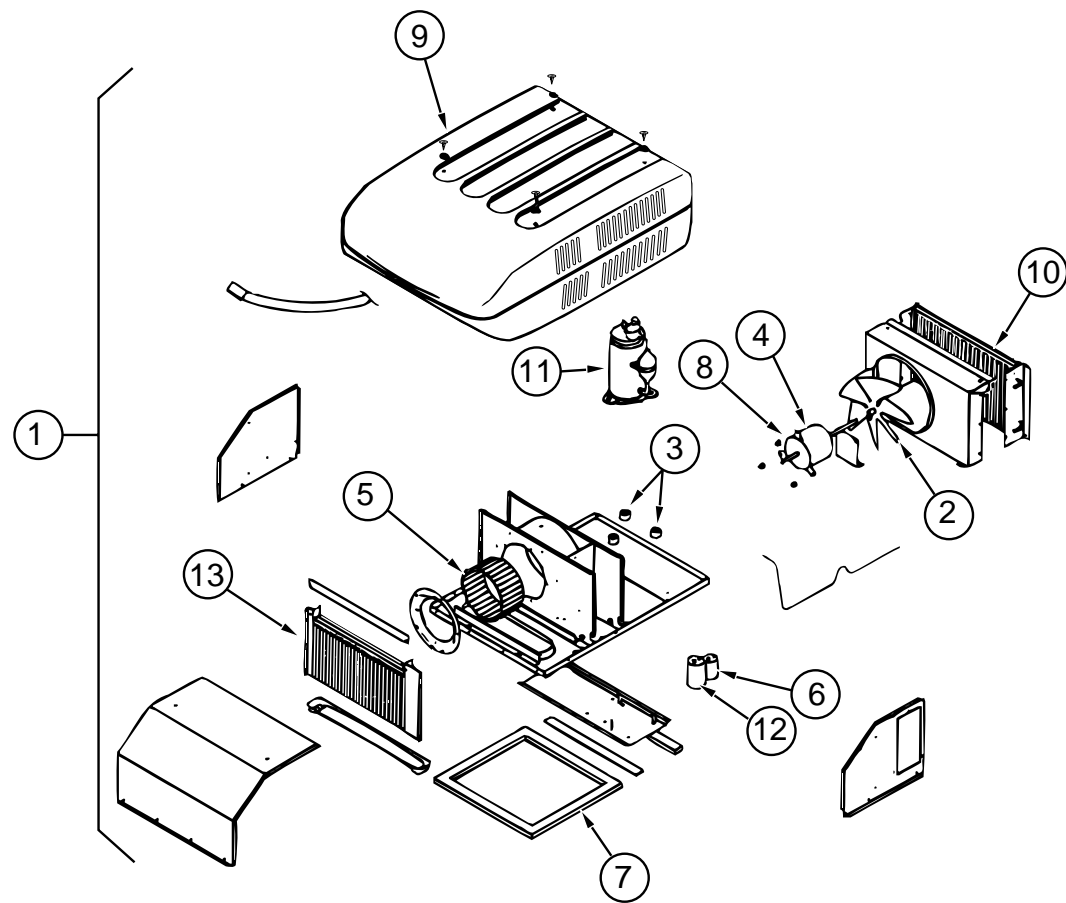
FURNACE (SUBURBAN SF-42 2275)



KEY	PART NUMBER	U/M DESCRIPTION	VENDOR NO.
	098668-22-000	EA FURNACE - 40,000 BTU	
1	074466-01-702	EA RELAY - TIME DELAY	230625
2	075696-02-703	EA DUCT COLLAR	050715
3	115764-01-01A	EA THERMOSTAT - WALL - FURNACE - 160902	
4	098668-01-700	EA CABINET FRONT	101242
5	098668-01-707	EA VENT CAP & EXHAUST TUBE ASM	260231
6	098668-01-708	EA BLOWER ASM (COMBUSTION AIR)	390441
7	098668-01-712	EA BOARD - MODULE	231741
8	098668-01-713	EA INTAKE VENT TUBE ASM	051248
9	098668-01-714	EA GAS VALVE (WHITE ROGERS)	161070
10	098668-01-715	EA ELECTRODE ASM. (SINGLE PROBE)	232166
11	098668-01-716	EA GASKET FIREWALL (CHAMBER SIDE)	070808
12	098668-01-717	EA GASKET FIREWALL (BLOWER SIDE)	070809
13	098668-11-701	EA BURNER ASM COMP (SF-42F)	010799
14	098668-11-702	EA MOTOR ASM COMP (SF-42F)	232212
15	098668-11-703	EA SWITCH - SAIL ASM (SF-42F)	232216
16	098668-11-704	EA BLOWER ASM ROOM AIR (SF-42F)	390698
17	098668-01-711	EA WHEEL - ROOM AIR	350129
18	098668-11-706	EA LIMIT SWITCH (SF-42F)	232217
19	098668-22-702	EA WHEEL COMBUSTION AIR	350183
20	101990-01-714	EA MICROSWITCH GASKET	230877
	098668-11-700	EA ORIFICE - MAIN BURNER SF-42F	180216
	009198-01-000	FT DUCT - HEAT - FLEXIBLE - 4" ID X 25 FT	
	009200-01-000	EA TAPE - FURNACE - 1 1/2"	
	098668-14-000	EA GASKET - FIBERGLASS - .5" X 18" X 18" - 070976	
	098668-23-000	EA DOOR - ACCESS - FURNACE - BRIGHT WHITE	
	092777-01-000	EA ADAPTER - DUCT - 4"	
	093741-01-000	EA BOX - BOOT - FLOOR REGISTER	
	093614-02-02A	EA GRILL - RETURN AIR - DURA - 252 X 252 MM - BEIGE	
	093614-03-02A	EA GRILL - RETURN AIR - DURA - 252 X 404 MM - BEIGE	
	094600-05-01A	EA HEAT REGISTER - W/O DAMPER	
	094600-06-01A	EA HEAT REGISTER - W/ DAMPER	

HEATING & AIR CONDITIONING GROUP (CONTINUED)

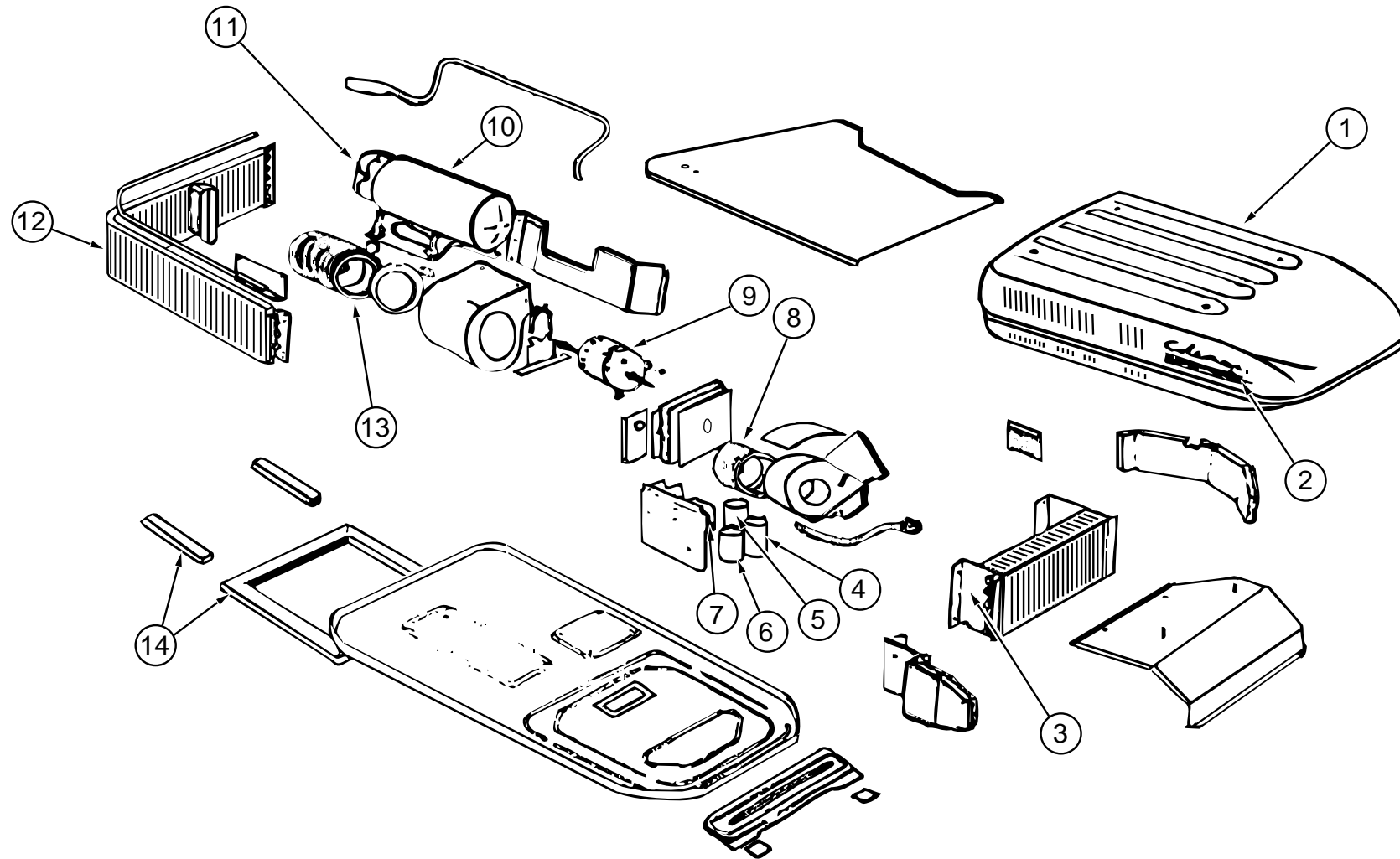
ROOF AIR 13,500 BTU (EXPORT)



KEY	PART NUMBER	U/M	DESCRIPTION	VENDOR NO.
1	108889-02-01A	EA	A/C - ROOF - 13,500 TSR HO IVORY - 7373A897	
2	093763-01-712	EA	FAN BLADE - CONDENSER	6733-3221
3	105620-01-706	EA	FOOT PKG - COMPRESSOR - 3 PER PACKAGE	6759-3081
4	108889-02-701	EA	MOTOR	1468-3059
5	108889-01-706	EA	IMPELLOR	1472-1041
6	093763-01-704	EA	CAPACITOR - FAN	1499-3461
7	108889-01-711	EA	GASKET PACKAGE	6792-3301
8	108889-01-715	EA	MOTOR MOUNT & SHAFT SEAL KIT	6792-3361
9	063903-01-700	EA	SHROUD	6759-4601
10	108889-01-703	EA	CONDENSER COIL	1452A1301
11	108889-02-700	EA	COMPRESSOR	1452-2029
	108889-01-704	EA	OVERLOAD (MRA#98693)	6749-3541
12	108889-01-707	EA	RUN CAPACITOR (COMP-25MFD/ 370)	1499-5661
13	108889-01-709	EA	EVAPORATOR COIL	1452A1311
	108889-02-703	EA	START RELAY	1497-4141
	093306-01-701	EA	DECAL PKG - LEFT & RIGHT	6798B3591
	108889-01-710	EA	FILLER PAD - COND AIR SEAL	6759A3971
	108889-01-713	EA	SUCTION LINE (3/8 OD X .032 WALL)	6792-130
	108889-01-714	EA	DISCHARGE LINE ASM.	6792-531
	108891-01-01A	EA	CEILING ASM - A/C DUCTED - 7330-714 IV	
	108892-01-700	EA	PLUG ASSEMBLY	7330-540
	108892-01-701	EA	TERMINAL BOARD	7330-3201
	108892-01-702	EA	PRINTED CIRCUIT BOARD	7330-3211
	108892-01-703	EA	FILTER	6798A3761
	108892-01-704	EA	GRILLE (PLASTIC)	6798-3041
	108892-01-705	EA	SMALL PARTS PKG	7330A6101
	102289-01-000	EA	SPRING - SCREW - ROOF A/C GASKET - 6757-150	
	110403-01-G09	EA	SPACER ASM - RETURN AIR - OAK	
	117238-02-01A	EA	THERMOSTAT - A/C ONLY - 7330-3381	
	117238-02-01A	EA	THERMOSTAT - A/C ONLY - 7330-3381	
	088238-01-000	EA	COVER - SWITCH - A/C SELECTOR - FRONT TO REAR A/C	
	073937-03-000	EA	SWITCH - ROTARY SELECTOR - 3 DECK - A/C - CA20-USA892	
	088238-02-000	EA	COVER - SWITCH - A/C SELECTOR FOR FRONT OR REAR	
	056464-06-000	EA	REGISTER - HEAT/A/C - ROUND W/O DAMPER - 4" - PLASTIC - OFF WHITE	
			FROM: 00-00-00 THRU: 02-25-96	
	120134-01-01A	EA	REGISTER - 4-5IN DIA W/ DAMPER - OFF WHITE	
			FROM: 02-26-96 THRU: 99-99-99	

HEATING & AIR CONDITIONING GROUP (CONTINUED)

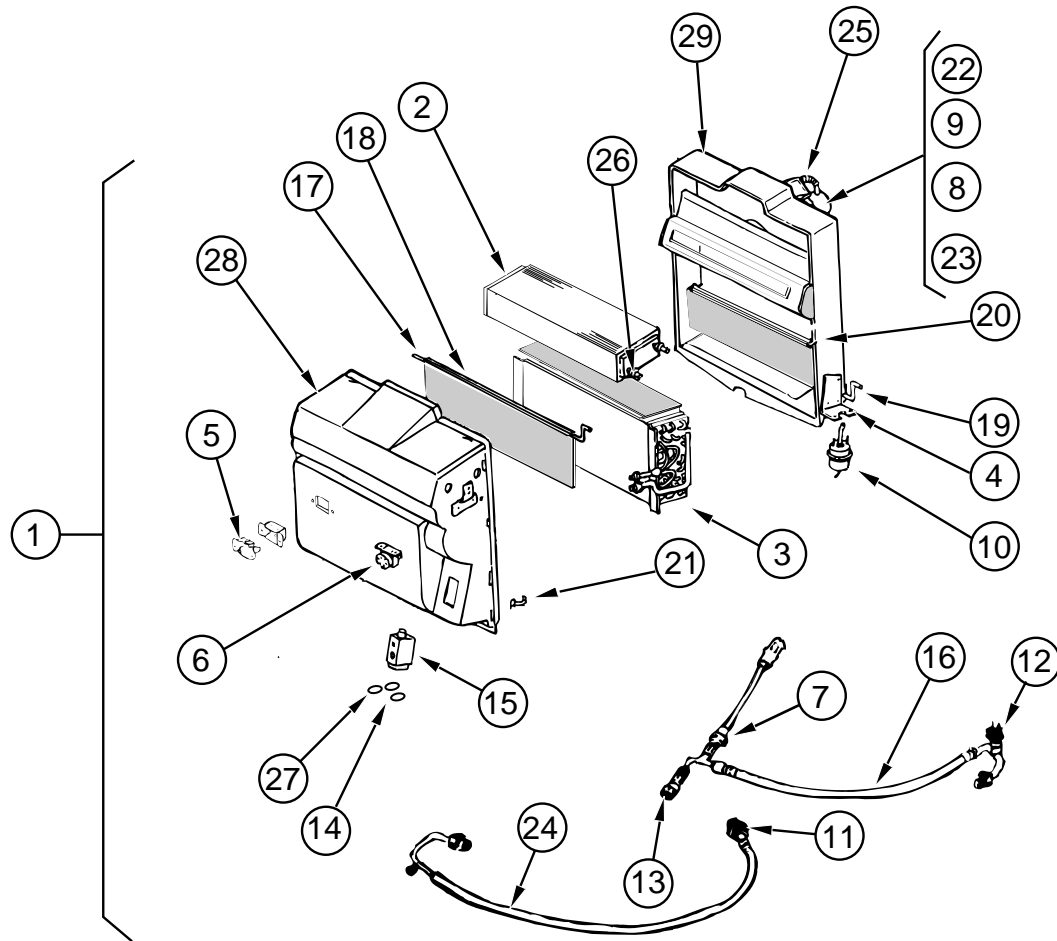
13,500 BTU COLEMAN SUPER MAC ROOF A/C & CEILING ASSEMBLY (US, CSA)



KEY	PART NUMBER	U/M DESCRIPTION	VENDOR NO.	KEY	PART NUMBER	U/M DESCRIPTION	VENDOR NO.
	091225-06-000	EA A/C-ROOF, 13,500 SUPER MAC BUFF - COLEMAN	6799-808		108892-01-700	EA PLUG ASSEMBLY	7330-540
1	091225-06-700	EA SHROUD (BUFF/BUFF) W/O LOGO	6799-4721		108892-01-701	EA BOARD - TERMINAL	7330-3201
2	091225-01-703	EA DECAL PACKAGE-LEFT & RIGHT, SUPER MACH	6799-3551		108892-01-702	EA BOARD - P.C.	7330A3211
3	091225-01-721	EA COIL-EVAPORATOR	1452-1371		108892-01-703	EA FILTER	6798A3761
4	091225-01-712	EA CAPACITOR-RUN, FAN	6749-4631		108892-01-704	EA GRILLE (PLASTIC)	6798-3041
5	073742-02-704	EA CAPACITOR-RUN (COMPRESSOR)	1499-4661		108892-01-705	EA SMALL PARTS PKG	7330A6101
6	091225-01-710	EA CAPACITOR-START	1497-0881		110403-01-G09	EA SPACER ASM - RETURN AIR - OAK	
7	091225-01-709	EA RELAY-START	1497-4131		117238-01-01A	EA THERMOSTAT - A/C AND FURNACE - 7330-3371	
8	091225-01-708	EA WHEEL-BLOWER, EVAPORATOR	6799-3391		117238-02-01A	EA THERMOSTAT - A/C ONLY - 7330-3381	
9	091225-01-707	EA MOTOR (115V, 2.8 AMPS, 1650RPM)	6799-3119		056464-06-000	EA REGISTER - HEAT/A/C - ROUND W/O DAMPER - 4" - PLAS - O/WHITE	FROM: 00-00-00 THRU: 02-25-96
10	091225-01-706	EA COMPRESSOR	6799A3609		120134-01-01A	EA REGISTER - 4-5 IN DIA W/DAMPER - D&W 8840 O/WHT	FROM: 02-26-96 THRU: 99-99-99
11	093763-01-702	EA OVERLOAD	6759-3931		073937-03-000	EA SWITCH - ROTARY SELECTOR - 3 DECK - A/C - CA20-USA892	
12	091225-01-704	EA COIL-CONDENSER	1452A1271		088238-01-000	EA COVER - SWITCH - A/C SELECTOR - FRONT TO REAR A/C	
13	091225-01-705	EA WHEEL-BLOWER, CONDENSER	6799-3381		088238-02-000	EA COVER - SWITCH - A/C SELECTOR FOR FRONT OR REAR	
14	037648-01-714	EA GASKET PACKAGE	6759-3281		092633-02-02A	EA COVER - BLANK - ROOF A/C - 5.1" X 5.1" - PLASTIC - OFF WHITE	
	102289-01-000	EA SPRING - SCREW - ROOF A/C GASKET - 6757-150					
	108892-01-01A	EA CEILING ASM - A/C DUCTED - 7330-730 IV					

HEATING & AIR CONDITIONING GROUP (CONTINUED)

AUTOMOTIVE HEATING & AIR CONDITIONING



KEY	PART NUMBER	U/M DESCRIPTION	VENDER NO.
1	103930-22-000	EA EVAPORATOR / HEATER PUSH - R134A BLOCK - 090-00085	
2	103930-01-703	EA COIL - HEATER	042-0010
3	103930-01-704	EA COIL EVAPORATOR	041-0017
4	103930-01-708	EA BRACKET - VACUUM MOTOR	070-0113
5	103930-01-710	EA RESISTOR - FUSED	035-0006
6	103930-01-711	EA THERMOSTAT	033-0003
7	103930-01-716	EA SWITCH - PRESSURE - FAN	032-0029
8	103930-01-717	EA WHEEL - CLOCKWISE	062-0010
9	103930-01-720	EA MOTOR	030-0004
10	103930-02-708	EA MOTOR - VACUUM SERVO - A/C	030-0002
11	103930-06-700	EA FITTING - QUICK-CONNECT #8	050-0082
12	103930-12-708	EA SWITCH - BINARY - R-134A	032-0048
13	103930-12-709	EA FITTING - QUICK CONNECT	050-0120
14	103930-17-702	EA GASKET OR SAE 015 #10 33-781	045-0127
15	103930-20-700	EA VALVE EXP. BLOCK(2 TON)	034-0032
16	103930-20-701	EA HOSE ASM. - #6	085-0138
17	103930-20-702	EA ROD - F/ BLEND AIR DOOR	073-0039
18	103930-20-703	EA DOOR - BLEND AIR	071-0212
19	103930-20-704	EA ROD - DOOR - RECIRCULATING	073-0018
20	103930-20-705	EA DOOR PANEL - RECIRCULATING	071-0213
21	103930-20-706	EA CLIP - RETAINER	022-0057
22	103930-20-707	EA BLOWER HOUSING	062-0145
23	103930-20-708	EA CLIP - F/ MOTOR SHAFT	022-0001
24	103930-22-700	EA HOSE ASM. - #10 - DIESEL PUSHER	085-0141
25	110279-01-703	EA HOSE - VENT - MOTOR BLOWER	051-0034

HEATING & AIR CONDITIONING GROUP (CONTINUED)

AUTOMOTIVE HEATING & AIR CONDITIONING (CONTINUED)

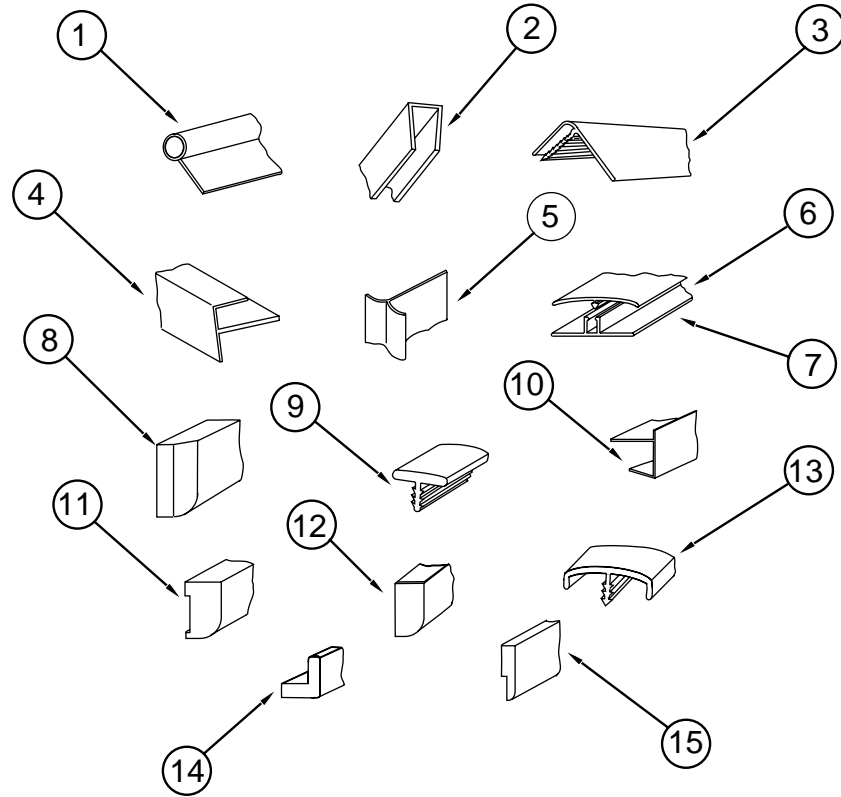
KEY	PART NUMBER	U/M DESCRIPTION	VENDER NO.
26	110279-01-712	EA HEATER FITTING	050-0076
27	113245-01-707	EA GASKET(#8)	045-0126
28	103930-20-710	EA CASE - FRONT - SUB-ASSEMBLY	062-0146
29	103930-20-711	EA CASE - BACK - SUB-ASSEMBLY	062-0147
	072342-10-000	EA CONDENSER ASM - W/ FAN PUSH R13 - 091-00021	
	072342-10-702	EA FITTING - Q.C. MALE #4 - METRIC	050-148
	072342-10-703	EA HOSE #8	051-0096
	072342-10-704	EA SERVICE VALVE - #8 X 8 WO/CP	050-134
	072342-10-705	EA HOSE ASM. W/ FITTINGS	085-0119
	114802-01-000	EA PUMP - VACUUM - 12V - 16" HG - EVANS RV212471	
	072342-10-700	EA COIL - CONDENSER	040-0028
	072342-10-701	EA RECEIVER - DRIER	054-0015
	072342-08-703	EA FAN BLADE/MOTOR & SHROUD 11"	062-0097
	007281-01-000	EA HOSE - FLEXIBLE PVC - 2.5"ID X 50' - ATCOFLEX A-182-355	
	024990-05-000	EA OUTLET - DEFROSTER W/ SWIVEL 2IN BLACK	
	056402-05-000	EA BRACKET - HEATER VENT - ROUND - W/ BEND - BLACK	
	077075-01-000	EA GASKET - INSTRUMENT PANEL TO DEFROSTER PLENUM - .6" X 11.3"	
	077075-03-000	EA GASKET - INSTRUMENT TO DEFROSTER PLENUM	
	103016-01-000	EA PLENUM - TRANSITION	
	103017-01-000	EA PLENUM - DEFROSTER	
	103558-01-02A	EA VENT - DEFROSTER - ABS QUICK SILVER	
	103796-01-01A	EA LOUVER ASM - A/C CARY PROD BLACK	
	103930-04-000	EA CONTROL/ PLENUM SET - 093-00037	
	072341-06-700	EA SWITCH - 4 SPEED - FAN	0883502
	094831-01-709	EA CLAMPS - ROD - 3/16" - MOTIVAIR	ZGG14431
	103930-02-712	EA CONTROL PANEL - A/C & HEAT - BLACK FACING	
	103930-02-701	EA VALVE - CONTROL HEAD	034-0015
	103930-02-702	EA DECAL - FAN SWITCH	058-0008
	103930-02-703	EA HARNESS - WIRE CONTROL	036-0048
	103930-02-704	EA HARNESS - VACUUM CONTROL	036-0049
	103930-02-705	EA CABLE BOWDEN W/O LEVER -SHEATH=84 1/4 - CABLE = 89"	074-0011
	103930-02-707	EA RELAY	031-0001
	103930-02-710	EA CANISTER - VACUUM	054-0002
	103930-23-000	EA VALVE - WATER - 2 PORT - SCS 034-00014	
	103930-13-702	EA SERVICE VALVE - W/O C.P.	050-152
	103930-15-700	EA HOSE ASM. - #12 OSHKOSH	085-0099
	103930-15-702	EA GASKET 0"RING - SAE#18	045-0152
	103930-17-702	EA GASKET OR SAE 015 #10 33-781	045-0127
	113245-01-710	EA GASKET(#12)	045-0128
	103930-07-704	EA FITTING - QUICK CONNECT #8	050-0081
	103930-15-000	EA HOSE KIT #12 PRECHARGED R134 - SCS 093-00074	
	024990-05-000	EA OUTLET - DEFROSTER W/ SWIVEL 2IN BLACK	
	103930-05-000	EA MANUAL - OWNERS - HEATER - A/C - SCS 057-0049	

REAR HEATER

KEY	PART NUMBER	U/M DESCRIPTION
	007076-01-000	EA HOSE - FLEXIBLE PVC - 2" ID X 50'
	007108-01-000	FT HOSE - HEATER, 5/8" ID - HI-TEMP - ESE-M2D192-A

INTERIOR FINISH GROUP

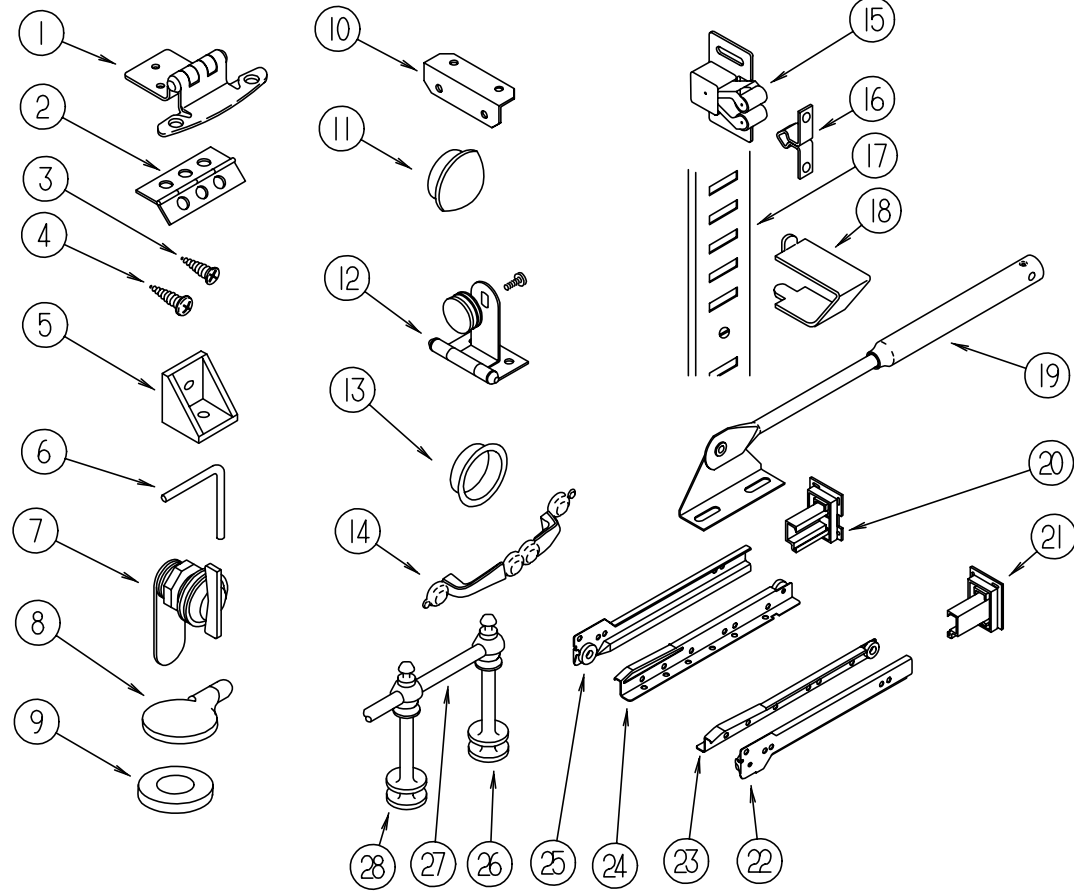
INTERIOR TRIM & MOLDINGS



KEY	PART NUMBER	U/M DESCRIPTION
1	009767-12-000	FT MOLDING-SIDEWALL TO CEILING/CABINET - WELTING - OFF WHITE
1	009767-15-000	FT WELTING-WATERFORD OAK
2	009778-12-000	FT U CHANNEL-PLASTIC, 1" WIDE X 8' INCREMENTS - WOODGRAIN
2	009778-21-000	FT U-CHANNEL - 1" - WATERFORD OAK
2	070504-23-000	FT EXTRUSION-U CHANNEL, 22.56" - COUNTRY FOREST
2	070504-37-000	FT EXTRUSION-U-CHANNEL, 20.70" - WATERFORD OAK
3	009809-23-000	EA MOLDING-CORNER, OUTSIDE - 1" - PLASTIC - IVORY
3	009809-28-000	EA MOLDING-PLASTIC, CORNER - 1" - WATERFORD OAK
4	009812-29-000	EA MOLDING-PLASTIC, CORNER - O/S 1/2" - WATERFORD OAK
5	022992-11-000	FT MOLDING-REVERSE COVE, T-SHAPED - VINYL - IVORY
6	086229-13-000	EA BATTEN - 1" CEILING MOD IVORY
6	086229-19-000	EA BATTEN - 1" CEILING, OFF WHITE - W&B RN323-W-129 FROM: 00-00-00 THRU: 01-31-96
6	086229-18-000	EA BATTEN - 1" CEILING, OFF WHITE - W&B RN323-W-129 FROM: 02-01-96 THRU: 99-99-99
7	086229-14-000	EA RETAINER - 3/4 - W&B RN 391 FROM: 00-00-00 THRU: 01-31-96
7	086229-16-000	EA RETAINER - 3/4" - RN 391-X FROM: 02-01-96 THRU: 99-99-99
8	100659-01-E01	EA MOLDING-TRIM, VINYL FLOOR
9	105709-01-000	FT T-MOLDING - 1", MODERN IVORY
10	103186-01-05A	FT MOLDING-PLASTIC, SHELF - WATERFORD OAK
10	103186-01-01A	FT MOLDING-EDGE, SHELF - .78" WIDE - PLASTIC - RAMBLING OAK
10	103186-02-01A	FT MOLDING-EDGE, SHELF - 1.3" WIDE - PLASTIC - RAMBLING OAK
11	100041-01-000	EA MOLDING-VINYL WRAPPED, .7" X 1.57" X 84.02" - RAMBLING OAK
12	100818-01-05A	EA MOLDING-VINYL WRAP, TRIM - WATERFORD OAK
13	083620-07-000	FT MOLDING-T, END CAP EDGE - W/EDGE LIPS - .75" - THOR PECAN
13	104676-01-01A	FT T-MOLDING, 5/16 RIGID - GOLD
14	100819-01-05A	EA MOLDING-VINYL WRAP, DOOR - WATERFORD OAK
15	105004-01-02A	EA MOLDING-VINYL WRAP - RAMBLING OAK
	076325-39-000	FT MOLDING-EDGE BAND, 1527 - 1-5/16 X .030 X 600'
	076325-53-000	FT MOLDING-EDGE BAND, 1049 NEUTRA - 1 5/16 X .030 X 600'
	076325-67-000	FT MOLDING-EDGE BAND, WATERFORD - .93 X .024 X 600'
	076325-68-000	FT MOLDING-EDGE BAND, WATERFORD - 1 5/16 X .038 X 600'
	100040-01-000	EA LUMBER-VINYL WRAPPED, .71" X 1.5" X 8' - RAMBLING OAK
	100040-06-000	EA LUMBER-VINYL WRAPPED - RAMBLING OAK
	117268-D2-134	EA MOLDING - 018 X 040 X 2134 MM - VINYL - WRAPPED WATERFORD
	117268-F2-134	EA MOLDING - 018 X 065 X 2134 MM - WRAPPED WATERFORD
	117268-F2-438	EA MOLDING - 018 X 065 X 2438 MM - WRAPPED WATERFORD

INTERIOR FINISH GROUP (CONTINUED)

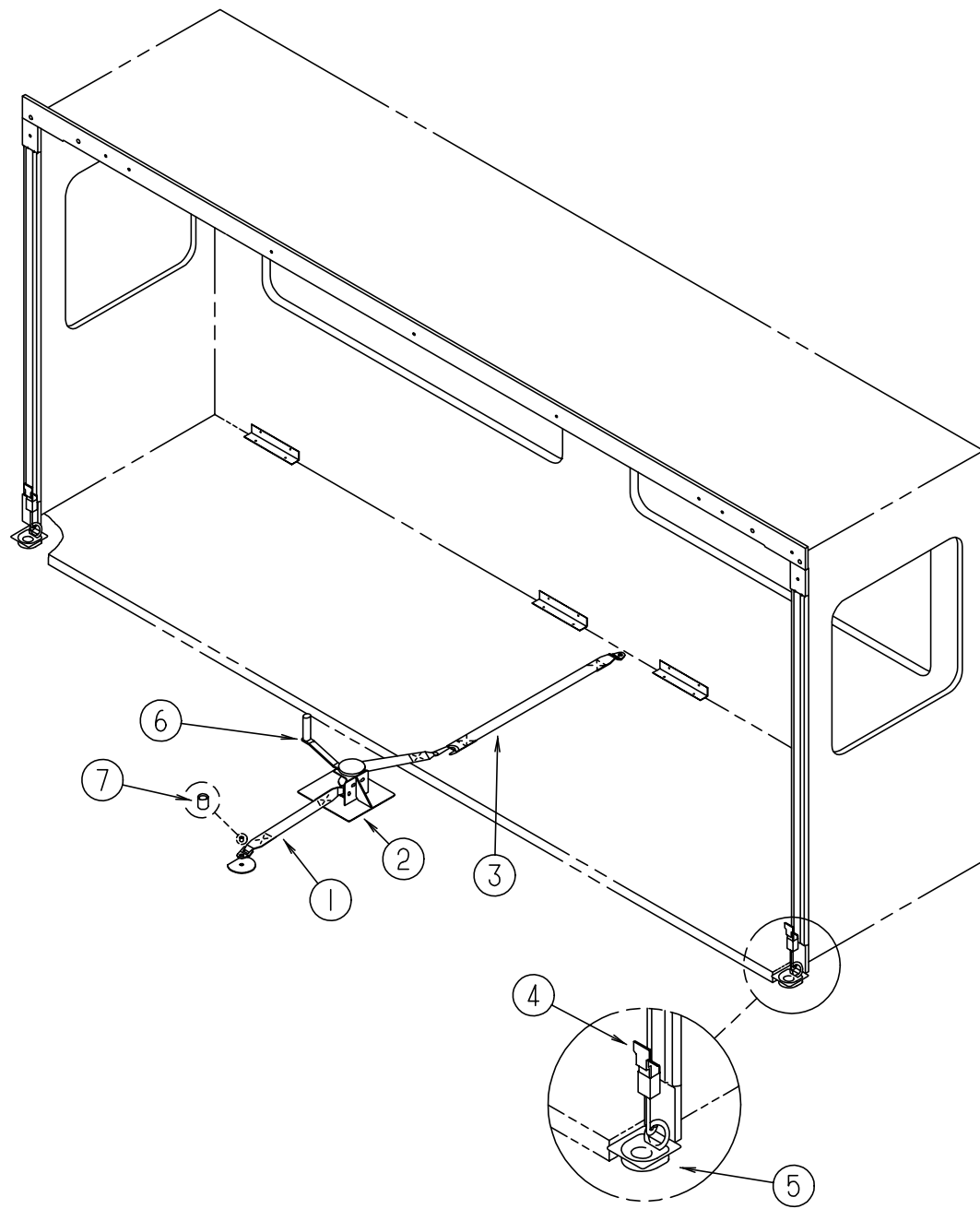
CABINET HARDWARE



KEY	PART NUMBER	U/M DESCRIPTION
1	108138-01-000	EA HINGE-DOOR, CABINET - BURNISHED BRASS
2	009059-01-000	EA HINGE-DOOR, 2" X 1.4" - BRASS
2	009059-02-000	EA HINGE-DOOR, 2" X 2.7" - BRASS
3	000G13-06-10G	EA SCREW - PHILLIPS - FLAT HEAD - 6-20 X 5/8" - ANTIQUE BRASS
4	000G68-06-10G	EA SCREW - PHILLIPS - OVAL HEAD - 6-18 X 5/8" - ANTIQUE BRASS
5	065740-01-000	EA BRACE-CABINET CORNER, PLASTIC
6	108487-02-01A	EA SUPPORT-PROP ROD, OVHD - BLACK
	108486-01-01A	EA BRACKET-PROP ROD, OVHD - BLACK
7	100710-01-01A	EA LOCK-GLASS DOOR, TWIST TYPE - BRASS
	101272-01-000	EA CATCH-DOOR, GLASS
8	101766-01-000	EA PIN-SUPPORT, GLASS DOOR
9	100707-01-000	EA SPACER-DOOR, GLASS - .8" DIA - .3" HOLE - PLASTIC
10	016604-01-000	EA BRACE-CABINET, ANGLE - 2.5" - METAL - UNPAINTED
10	016604-05-000	EA BRACE-CABINET, L ANGLE - 2.5" - METAL - OFF WHITE
11	042356-01-000	EA PLUG-BUTTON, MAHOGANY - 3/8" DIAMETER - WOOD
12	100711-01-01A	EA HINGE-DOOR, GLASS
13	098410-01-01A	EA PULL-FINGER, OVAL - BRASS
14	117800-01-01A	EA PULL-CABINET, BRASS
15	093586-06-000	EA CATCH-SPRING, ROLLER - FASTEC C411-AC
16	093586-05-000	EA STRIKE-SPRING STEEL, FASTEC S411-AC

KEY	PART NUMBER	U/M DESCRIPTION
17	098980-01-000	EA PILASTER-ADJUSTABLE SHELF, 18" LONG WOODGRAIN APPEARANCE
17	098980-02-000	EA PILASTER-ADJUSTABLE SHELF, 12" LONG WOODGRAIN APPEARANCE
17	098980-03-000	EA PILASTER-ADJUSTABLE SHELF WOODGRAIN APPEARANCE
17	098980-06-000	EA PILASTER-ADJUSTABLE SHELF, 24" LONG
18	098979-01-000	EA CLIP-ADJUSTABLE SHELF
19	074493-02-000	EA SUPPORT-PISTON SPRING, CABINET DOOR
20	114045-01-000	EA BACKSOCKET-ADJUSTABLE, LEFT - HOUCK 751-1 N/A ORDER SLIDE KIT ACCORDING TO LENGTH-SEE NUMERICAL LISTING OF #114031-??-700 IN THE \$ FICHE F/DESIRED LENGTH
21	114045-02-000	EA BACKSOCKET-ADJUSTABLE, RIGHT - HOUCK 751-2 N/A ORDER SLIDE KIT ACCORDING TO LENGTH-SEE NUMERICAL LISTING OF #114031-??-700 IN THE \$ FICHE F/DESIRED LENGTH
22	114031-02-000	EA SLIDE-DRAWER, 12" RIGHT CABT N/A ORDER #114031-01-700 SLIDE DRAWER KIT
22	114031-14-000	EA SLIDE-DRAWER, 18" RIGHT CABINET-HOUCK 7200-RV-2 N/A ORDER #114031-13-700 SLIDE DRAWER KIT
22	114031-18-000	EA SLIDE-DRAWER, 20" RIGHT CABT N/A ORDER #114031-17-700 SLIDE DRAWER KIT
22	114031-22-000	EA SLIDE-DRAWER, 22" RIGHT CABT N/A ORDER #114031-21-700 SLIDE DRAWER KIT
23	114031-04-000	EA SLIDE-DRAWER, 12" - RIGHT DRAWER - HOUCK 7200-RV-4 N/A ORDER #114031-01-700 SLIDE DRAWER KIT
23	114031-16-000	EA SLIDE-DRAWER, 18" RIGHT DRAWER -HOUCK 7200-RV-4 N/A ORDER #114031-13-700 SLIDE DRAWER KIT
23	114031-24-000	EA SLIDE-DRAWER, 22" RIGHT DRAWER N/A ORDER #114031-21-700 SLIDE DRAWER KIT
24	114031-03-000	EA SLIDE-DRAWER, 12" - LEFT DRAWER - HOUCK 7200-RV-3 N/A ORDER #114031-01-700 SLIDE DRAWER KIT
24	114031-15-000	EA SLIDE-DRAWER, 18" LEFT DRAWER - HOUCK 7200-RV-3 N/A ORDER #114031-13-700 SLIDE DRAWER KIT
24	114031-23-000	EA SLIDE-DRAWER, 22" LEFT DRAWER N/A ORDER #114031-21-700 SLIDE DRAWER KIT
25	114031-01-000	EA SLIDE-DRAWER, 12" LEFT CABT N/A ORDER KIT #114031-01-700 SLIDE DRAWER KIT
25	114031-13-000	EA SLIDE-DRAWER, 18" LEFT CABINET -HOUCK 7200-RV-1 N/A ORDER #114031-13-700 SLIDE DRAWER KIT
25	114031-17-000	EA SLIDE-DRAWER, 20" LEFT CABT N/A ORDER #114031-17-700 SLIDE DRAWER KIT
25	114031-21-000	EA SLIDE-DRAWER, 22" LEFT CABT N/A ORDER #114031-21-700 SLIDE DRAWER KIT
26	084070-02-000	EA POST - END - 2.4" - BRASS
27	084071-04-000	EA ROD - 11.9" - BRASS
27	084071-15-000	EA ROD - 8.27" - BRASS
28	084070-01-000	EA POST - CENTER - 2.4" - BRASS
	004354-01-000	EA BUMPER-RUBBER, .5" DIA - BROWN
	009112-01-000	EA FLANGE-ROD, 1" - CLOTHES ROD - PLASTIC - OFF WHITE
	041389-25-000	EA HINGE-PIANO, 1.50 X 1397.0 MILL
	042438-01-000	EA DOWEL-WOOD, CLOTHES ROD - 1" DIAMETER X 4'
	042438-06-000	EA DOWEL-WOOD, 1.5" X 26" - OAK
	064467-01-000	EA GUIDE-POCKET, SLIDING DOOR - WALL MOUNTED
	076790-01-000	EA SCREW, 6-20 X 1 1/4 PPH - BLACK
	079921-01-000	EA ROLLER-NYLON, W/STEEL SHAFT - BARBED
	084451-01-000	EA CATCH-TV SHELF, BRASS
	102194-01-000	EA GUIDE-PLASTIC
	103874-01-000	EA HANGER-SLIDING DOOR
	110643-01-000	EA ANGLE-FORMED W/HOLES
	116975-01-01A	EA LATCH ASM-UNDERCENTER, BLACK STRIKE #042541-05-000

INTERIOR FINISH GROUP (CONTINUED)



SLIDOUT HARDWARE

KEY	PART NUMBER	U/M DESCRIPTION
1	116101-01-F31	EA STRAP ASM. - WINCH
2	116082-01-02B	EA BRACKET ASM - WINCH - E-COAT
3	116101-02-F31	EA STRAP ASM. - WINCH
4	116737-01-01A	EA LATCH - DRAW - ADJUSTABLE
5	116736-01-04B	EA D-TIEDOWN - BLACK
6	115767-02-000	EA WINCH ASM.
7	116743-01-01A	EA CAPLUG - COVER - THREAD - BLANK

**INTERIOR FINISH GROUP (CONTINUED)
BATT STRIPS**

KEY	PART NUMBER	U/M DESCRIPTION
	088263-C8-000	EA BATT STRIP - MAIN WALL - PAINTED DESERT (G15)
	088263-B3-000	EA BATT STRIP - MAIN WALL - ALLURE-MEADOW (G16)
	088263-C7-000	EA BATT STRIP - MAIN WALL - ETCHINGS-SAGE (G17)
	069733-83-000	EA BATT STRIP - WOODGRAIN - 8' - WATERFORD OAK
	088263-78-000	EA BATT STRIP - SHOWER - 8' - OFF WHITE
	085284-C2-000	FT STRIP - TAPE - MAIN WALL - PAINTED DESERT (G15)
	085284-A4-000	FT STRIP - TAPE - MAIN WALL - ALLURE-MEADOW (G16)
	085284-C1-000	FT STRIP - TAPE - MAIN WALL - ETCHINGS-SAGE (G17)
	085284-B5-000	FT STRIP - TAPE - WATERFORD OAK
	085284-76-000	FT STRIP - TAPE - WET BATH - ANTIQUE WHITE
	086229-04-000	EA BATTEN - 1" WIDE - IVORY
	086229-15-000	EA BATTEN - CEILING - 1" - MODERN IVORY
	086229-16-000	EA RETAINER - BATTEN - 3/4"

PANELING & PLASTIC LAMINATE

KEY	PART NUMBER	U/M DESCRIPTION
	088272-E9-000	SF PANELING - MAIN WALL - PAINTED DESERT (G15)
	088272-D6-000	SF PANELING - MAIN WALL - ALLURE-MEADOW (G16)
	088272-E8-000	SF PANELING - MAIN WALL - ETCHINGS-SAGE (G17)
	088272-98-000	SF PANELING - SHOWER - OFF WHITE - 4' X 7'
	074497-28-000	SF PANELING - WOODGRAIN - 4' X 8'
	080215-10-000	SF PANELING - 2 SIDE WATERFORD, 48" X 96"
	000885-76-000	SF PARTICLE BOARD - 3/8" X 48" X 96" WATERFORD - OAK VINYL 1 SIDED
	000885-77-000	SF PARTICLE BOARD - 3/8, WATERFORD OAK-VINYL 2 SIDED
	000885-79-000	SF PARTICLE BOARD - 3/4" X 48" X 96" WATERFORD OAK-VINYL 2 SIDED
	074498-71-000	SF LAMINATE-PLASTIC, NEUTRAL SANTOS (G15,G16)
	074498-54-000	SF LAMINATE-PLASTIC, SAND SPECKTRUM (G17)
	074498-61-000	SF LAMINATE-PLASTIC, NEUTRA MATR (EXTERIOR ENTERTAINMENT)
	074498-77-000	SF LAMINATE-PLASTIC, ART CABIN (PULL OUT TABLE)
	095688-01-000	SF VENEER - FLAT LUANA - 48" X 96"
	117267-E2-438	EA LUMBER - 018 X 50.8 X 2438MM VINYL
	117267-G2-438	EA LUMBER - 018 X 076 X 2438 MM VINYL

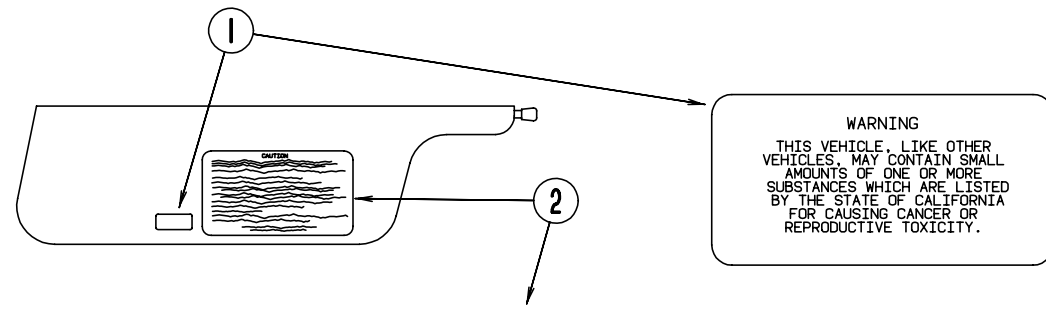
CARPET, PADS & FLOOR MATS

KEY	PART NUMBER	U/M DESCRIPTION
	096060-98-000	SY CARPET - 12' ROLL - SILVER ASPEN (G15)
	096060-99-000	SY CARPET - 12' ROLL - PARCHMENT (G16)
	096060-95-000	SY CARPET - 12' ROLL - DOESKIN (G17)
	093486-01-000	SY CARPET - COMPARTMENT - 54" WIDE - DARK GRAY
	075233-01-000	SY PAD - CARPET - 3/8" X 6' ROLL
	047034-06-000	SF PLASTIC - CARPET - 2' WIDE - CLEAR POLY
	119950-01-01A	EA COVER-PLASTIC
	042720-12-000	SF VINYL FLOOR - ARMSTRONG/MODULATIONS
	105924-01-F06	EA MAT - FLOOR - DRIVERS COMPARTMENT - 18" X 27" (G15)
	105924-01-F12	EA MAT - FLOOR - DRIVERS COMPARTMENT - 18" X 27" (G16)
	105924-01-G36	EA MAT - FLOOR - DRIVERS COMPARTMENT - 18" X 27" (G17)

FIRE EXTINGUISHER, DETECTORS & WALL CLOCK

KEY	PART NUMBER	U/M DESCRIPTION
	094499-01-000	EA EXTINGUISHER - FIRE - DRY W/ MOUNTING BRACKET - 10 BC - US
	094499-02-000	EA EXTINGUISHER - FIRE - DRY - 1A10BC - CANADIAN
	094499-01-700	EA BRACKET - MOUNTING - W/ PLASTIC STRAP - FIRE EXTINGUISHER
	094499-01-701	EA STRAP ONLY (METAL)
	072852-01-000	EA DETECTOR - SMOKE - W/ 9 VOLT BATTERY - US
	072852-02-000	EA DETECTOR - SMOKE - W/ 9 VOLT BATTERY - CANADIAN
	112320-03-000	EA DETECTOR-CO GAS MODEL 9D-I - COSTAR 946000001
	112320-04-000	EA DETECTOR-CO SENSOR ASM. - COSTAR 946001001
	118081-01-01A	EA CLOCK - WALL - ROUND 8" BRASS - LINDEN 9987

LABELS GROUP



WARNING
 THIS VEHICLE, LIKE OTHER VEHICLES, MAY CONTAIN SMALL AMOUNTS OF ONE OR MORE SUBSTANCES WHICH ARE LISTED BY THE STATE OF CALIFORNIA FOR CAUSING CANCER OR REPRODUCTIVE TOXICITY.

CAUTION

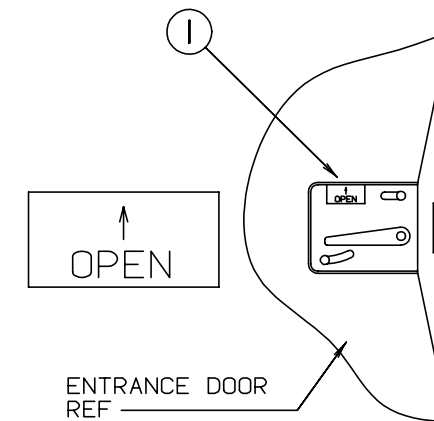
THIS MOTOR HOME HAS BEEN DESIGNED, MANUFACTURED AND TESTED WITH CONCERN FOR THE PROTECTION OF IT'S OCCUPANTS. WE RECOMMEND YOU PERFORM THE FOLLOWING INSPECTIONS FOR YOUR SAFETY AND THE SAFETY OF YOUR PASSENGERS BEFORE STARTING YOUR VEHICLE.

1. LP GAS SYSTEM- TURN OFF AT TANK FOR TRAVELING. TEST FOR LEAKS UPON ARRIVAL AT DESTINATION. BEFORE LIGHTING PILOTS.
2. WHEELS- INSPECT FOR DAMAGE AND CHECK LUG NUTS FOR TIGHTNESS.
3. TIRES- INSPECT FOR WEAR AND DAMAGE AND CHECK FOR RECOMMENDED AIR PRESSURE.
4. LIGHTING- TEST FOR PROPER OPERATION OF ALL INTERIOR AND EXTERIOR LIGHTS INCLUDING DASH LIGHTS, HEADLIGHTS, TAIL LIGHTS, BRAKE LIGHTS, CLEARANCE LIGHTS AND TURN SIGNALS.
5. EXITS- INSPECT RELEASE MECHANISM ON EMERGENCY EXIT WINDOW, TEST BOTH LOCKS ON MAIN ENTRANCE DOOR FOR EASE OF OPERATION AND INSTRUCT PASSENGERS HOW TO USE BOTH MEANS OF EXIT.
6. SEAT BELTS- DIRECT PASSENGERS TO DESIGNATED SEATS AND REQUIRE USE OF SEAT BELTS.
7. APPLIANCES- TURN OFF AND LATCH OR LOCK DOORS WHERE PROVIDED.
8. LOOSE PARCELS- STORE SECURELY.
9. UTILITY SUPPLY LINES- DISCONNECT ALL ELECTRIC, SEWER AND WATER LINES AND SECURE PROPERLY.
10. ENTRANCE DOOR STEP- PLACE IN RETRACTED POSITION FOR TRAVELING.

READ YOUR MOTOR HOME AND CHASSIS OWNER'S MANUAL FOR FURTHER PRECAUTIONS

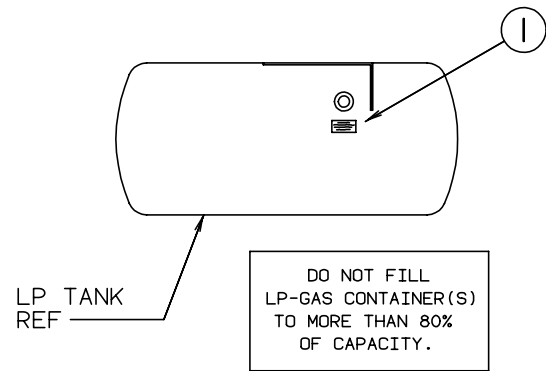
KEY	PART NUMBER	U/M DESCRIPTION
1	099689-01-000	EA LABEL - WARNING - CANCER/TOXICITY
2	056259-01-000	EA LABEL - SAFETY CHECK LIST

LABELS GROUP (CONTINUED)

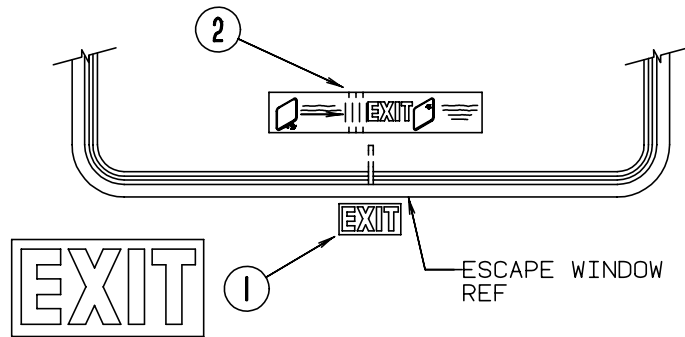



KEY	PART NUMBER	U/M DESCRIPTION
1	040944-01-000	EA LABEL - ENTRANCE DOOR - "OPEN"

LABELS GROUP (CONTINUED)



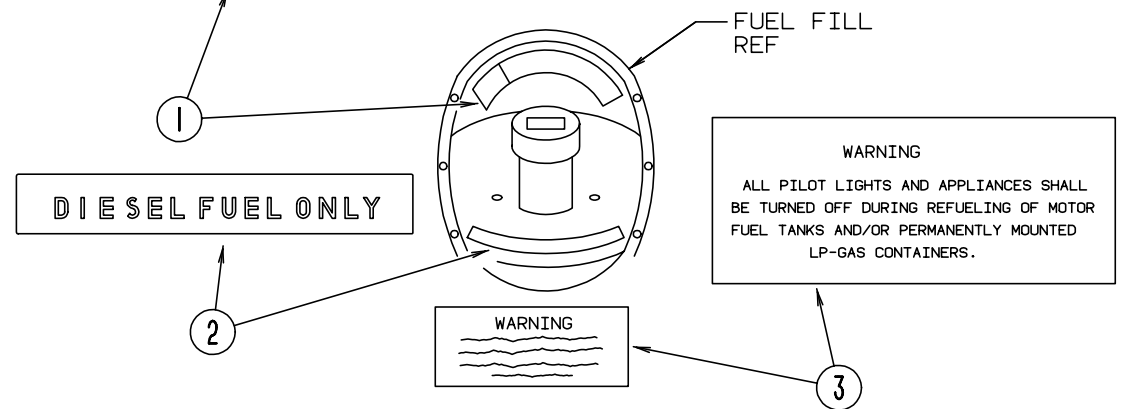
KEY	PART NUMBER	U/M DESCRIPTION
1	079965-01-000	EA LABEL - LPG - 80% CAPACITY



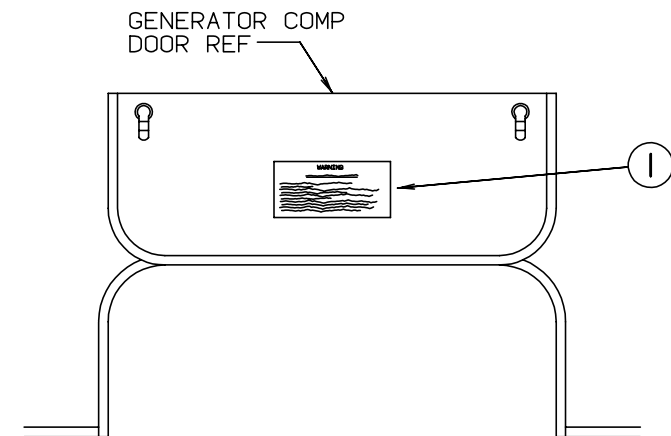
KEY	PART NUMBER	U/M DESCRIPTION
1	107571-01-000	EA LABEL - EXIT/ESCAPE WINDOW
2	039290-01-000	EA LABEL - EXIT WARNING

LABELS GROUP (CONTINUED)

CAUTION	TO HELP AVOID PERSONAL INJURY DURING REMOVAL OF FUEL FILLER CAP, SLOWLY LOOSEN CAP 1/2 TURN TO ALLOW ANY FUEL PRESSURE TO BE RELIEVED BEFORE TURNING CAP FURTHER.
FUEL SPRAY MAY CAUSE PERSONAL INJURY	STOP ADDING FUEL AFTER FIRST SHUTOFF BY AUTOMATIC NOZZLE WHEN TANK IS NEARLY FULL. DO NOT OVERFILL FUEL TANK. SEE OWNERS MANUAL FOR ADDITIONAL INFORMATION.
	PRINTED IN U.S.A. MLC PT NO 15611763



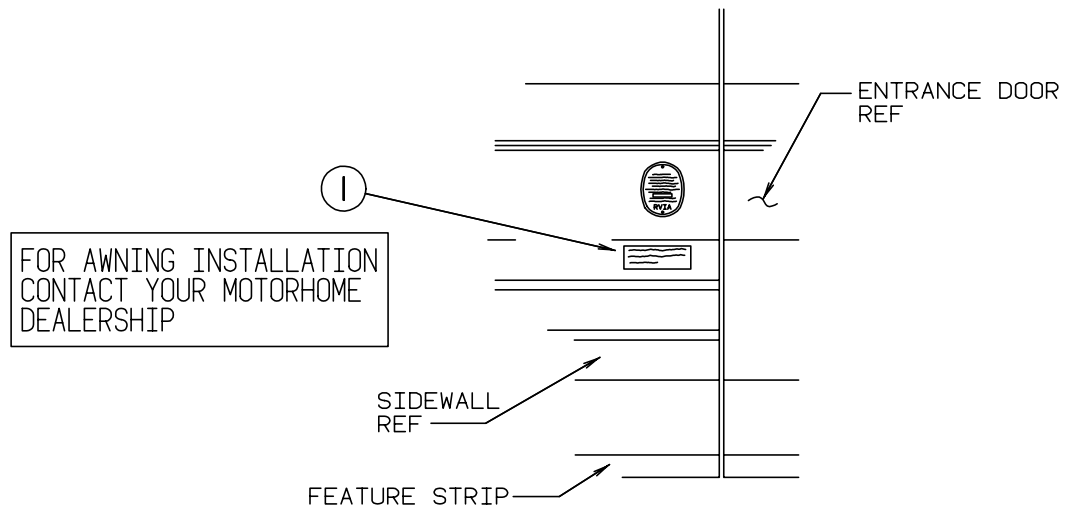
KEY	PART NUMBER	U/M DESCRIPTION
1	087207-05-000	EA LABEL - FUEL CAP REMOVAL
2	068383-01-000	EA LABEL "DIESEL FUEL ONLY"
3	006040-01-000	EA TAG - REFUELING WARNING
3	006040-02-000	EA TAG - REFUELING WARNING (CANADIAN)



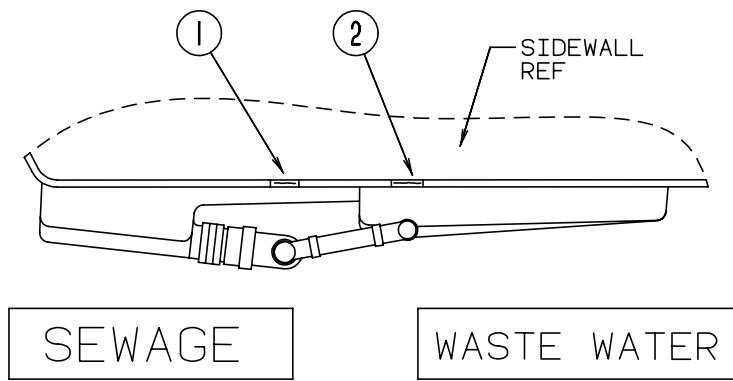
WARNING
WHEN ADDING A GENERATOR SET:
HIGH VOLTAGE-USE EXTREME CAUTION WHEN WORKING ON ELECTRICAL COMPONENTS. HAVE ALL ELECTRICAL INSTALLATION PERFORMED BY A QUALIFIED LICENSED ELECTRICIAN-FOLLOW ALL STATE AND LOCAL CODES. ONLY INSTALL GENERATOR SET APPROVED FOR R.V. APPLICATION. HAVE INSTALLED BY QUALIFIED TECHNICIAN. TO AVOID HEAT BUILD-UP AND TO GUARANTEE AN ADEQUATE AIR SUPPLY TO THE GENERATOR CARBURETOR, FOLLOW INSTALLATION INSTRUCTIONS. GENERATOR ENGINE EXHAUST GASES ARE TOXIC AND MUST NOT TERMINATE UNDER THE VEHICLE-DISCHARGE EXHAUST AWAY FROM VEHICLE.

KEY	PART NUMBER	U/M DESCRIPTION
1	077510-01-000	EA LABEL - GENERATOR PREP

LABELS GROUP (CONTINUED)

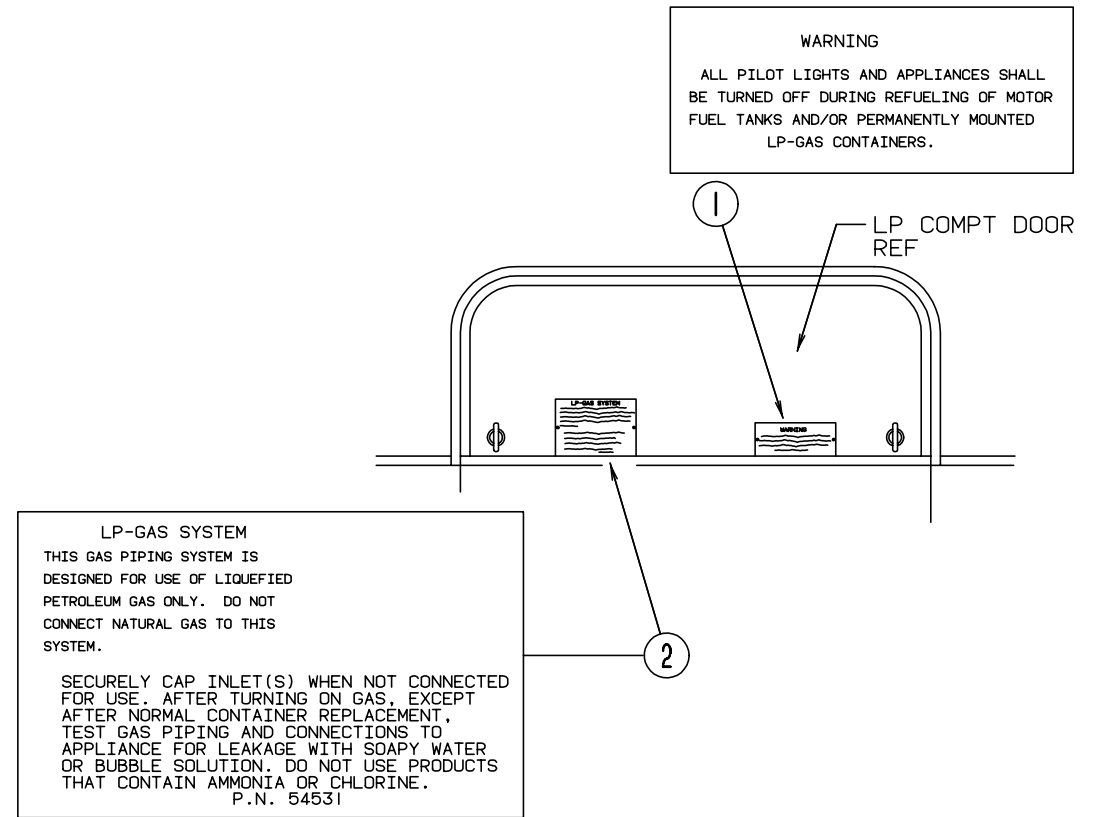


KEY	PART NUMBER	U/M DESCRIPTION
1	099509-01-000	EA LABEL - AWNING INSTALLATION

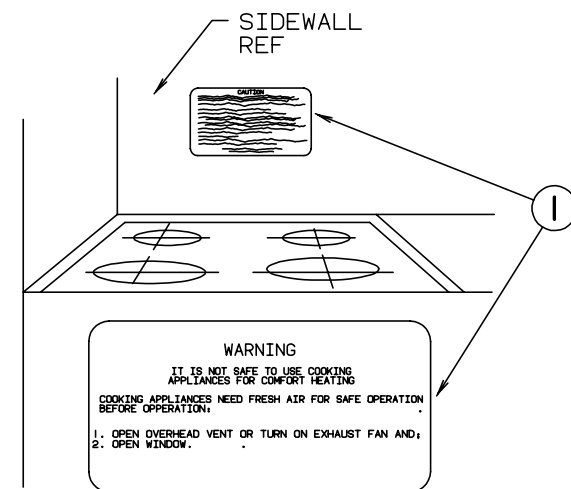


KEY	PART NUMBER	U/M DESCRIPTION
1	006187-01-000	EA LABEL - SEWAGE
2	006188-01-000	EA LABEL - WASTE WATER

LABELS GROUP (CONTINUED)

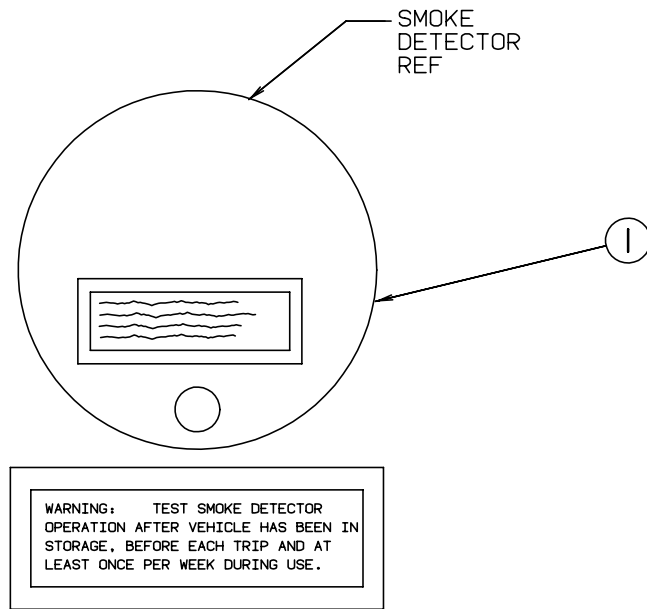


KEY	PART NUMBER	U/M DESCRIPTION
1	006040-01-000	EA TAG - GAS REFUELING WARNING
1	006040-02-000	EA TAG - GAS REFUELING WARNING (CANADIAN)
2	054531-01-000	EA LABEL - LP GAS ONLY
2	023769-01-000	EA LABEL - WARNING-LPG (CANADIAN)

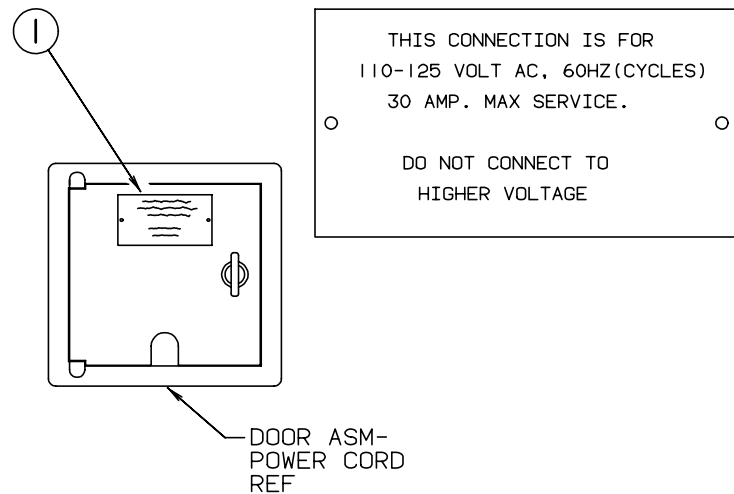


KEY	PART NUMBER	U/M DESCRIPTION
1	050225-01-000	EA LABEL - WARNING - STOVE VENT - US
1	050222-01-000	EA LABEL - WARNING - STOVE VENT - CSA

LABELS GROUP (CONTINUED)



KEY	PART NUMBER	U/M DESCRIPTION
1	077956-01-000	EA LABEL - WARNING - SMOKE DETECTOR

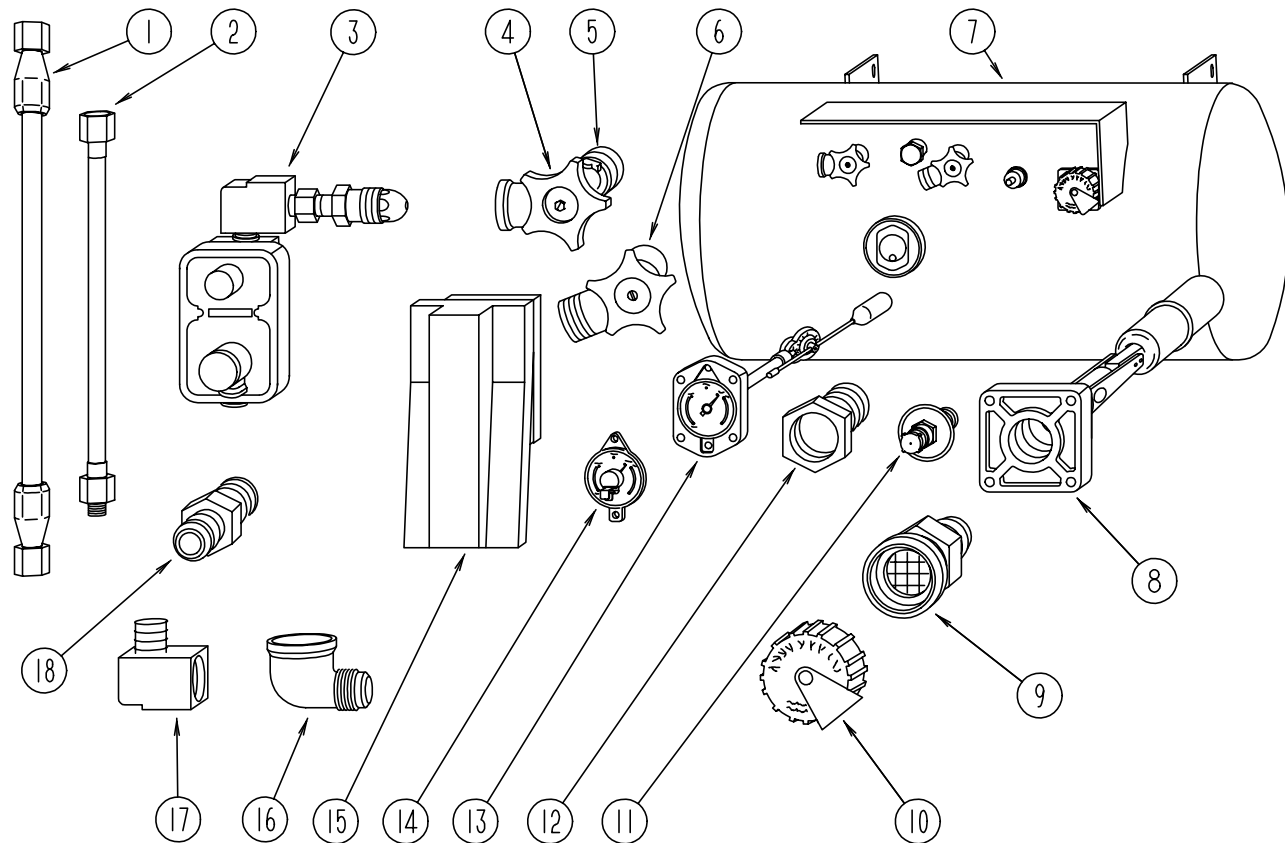


KEY	PART NUMBER	U/M DESCRIPTION
1	006062-01-000	EA TAG - ELECTRIC - 110V CONNECTION

MISCELLANEOUS LABELS

KEY	PART NUMBER	U/M DESCRIPTION
	094675-01-000	EA LABEL - EXTERIOR LIGHT - SERVICE
	073998-01-000	EA LABEL - LPG ODOR WARNING
	079966-01-000	EA LABEL - WARNING - STOWED - MOTION
	091243-01-000	EA LABEL - A/C COVER - "AIR CONDITIONING CIRCUIT. ETC."
	098379-04-000	EA LABEL - ELECTRICAL BOX SIDE
	104678-01-000	EA LABEL - CB PREP
	111104-01-000	EA LABEL - HITCH - READ MANUAL
	111537-07-000	EA LABEL - FUSES
	111537-05-000	EA LABEL - SLIDEOUT CONTROLS
	111802-01-000	EA LABEL - CFC WARNING

LP GROUP

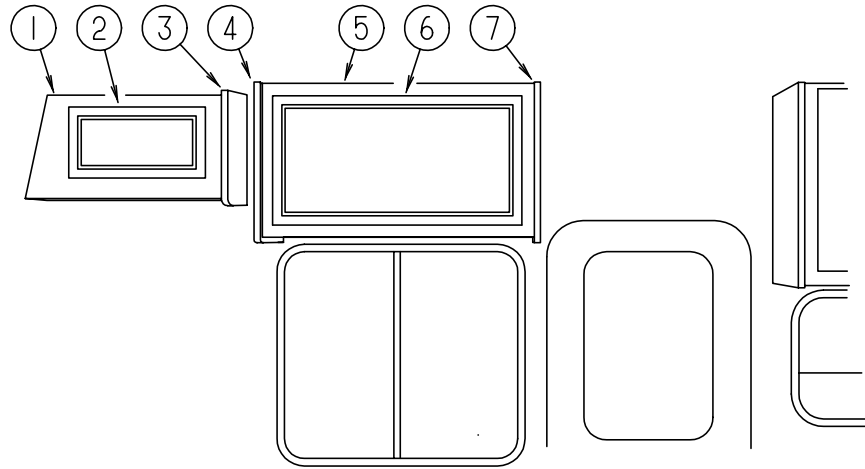


LP TANK & COMPONENTS

KEY	PART NUMBER	U/M DESCRIPTION
1	045703-05-000	EA HOSE - LP - 3/8" ID X 28" - 3/8" MPT X 1/2" F SWIVEL - US
1	045703-06-000	EA HOSE - LP - 3/8" ID X 28" - 3/8" MPT X 1/2" F SWIVEL - CANADA
2	045703-01-000	EA HOSE - LP - 3/8" ID X 24" - 3/8" MPT X 1/2" F SWIVEL
3	106150-01-000	EA REGULATOR - TWO STAGE
4	040421-01-708	EA HANDWHEEL - VAPOR RELIEF VALVE - BRUNNER G-1015-A
5	040421-01-712	EA VALVE - SERVICE W/HANDWHEEL
6	040421-01-710	EA VALVE - LIQUID SERVICE - SHUT OFF
7	088253-05-000	EA TANK - LP - 130 LB - LIQUID DRAW
8	040421-01-711	EA VALVE - 80% W/FLOAT - PLATE - BOLTS & GASKET - BRUNNER
9	040421-01-701	EA VALVE - SHORT LP FILLER W/YELLOW CAP - BRUNNER 75478
10	040421-01-702	EA CAP - LP FILLER VALVE - PLASTIC - YELLOW - BRUNNER G-1014-A
11	040421-01-700	EA GAUGE - LIQUID LEVEL - 20% LP - BRUNNER G-1013
12	040421-01-713	EA PRESSURE RELIEF VALVE
13	088253-01-700	EA L.P. FLOAT GAUGE - 4 MACHINE SCREW STYLE
14	040440-02-000	EA TRANSMITTER - DIAL - 90 OHM
15	105658-01-000	EA COMPARTMENT - LP REGULATOR
16	010265-01-000	EA ELBOW - BRASS - 90 DEGREE - 3/8" F X 1/2" FPT
17	065318-02-000	EA ELBOW - BRASS - 90 DEGREE - 3/8" MPT TO 3/8" FPT
18	010323-01-000	EA ADAPTER - BRASS - 3/8" F X 1/2" MPT
	010329-01-000	EA ADAPTER - BRASS - 1/2" F X 1/2" MPT
	010377-02-000	EA NUT - BRASS - 3/8" FEMALE - FORGED
	010380-02-000	EA NUT - BRASS - 1/2" FEMALE - FORGED
	106846-01-000	EA VALVE - RELIEF
	106871-01-000	EA BUSHING - 1/2 X 1/4 BLK
	103613-01-000	EA DETECTOR - LP GAS

LOUNGE GROUP

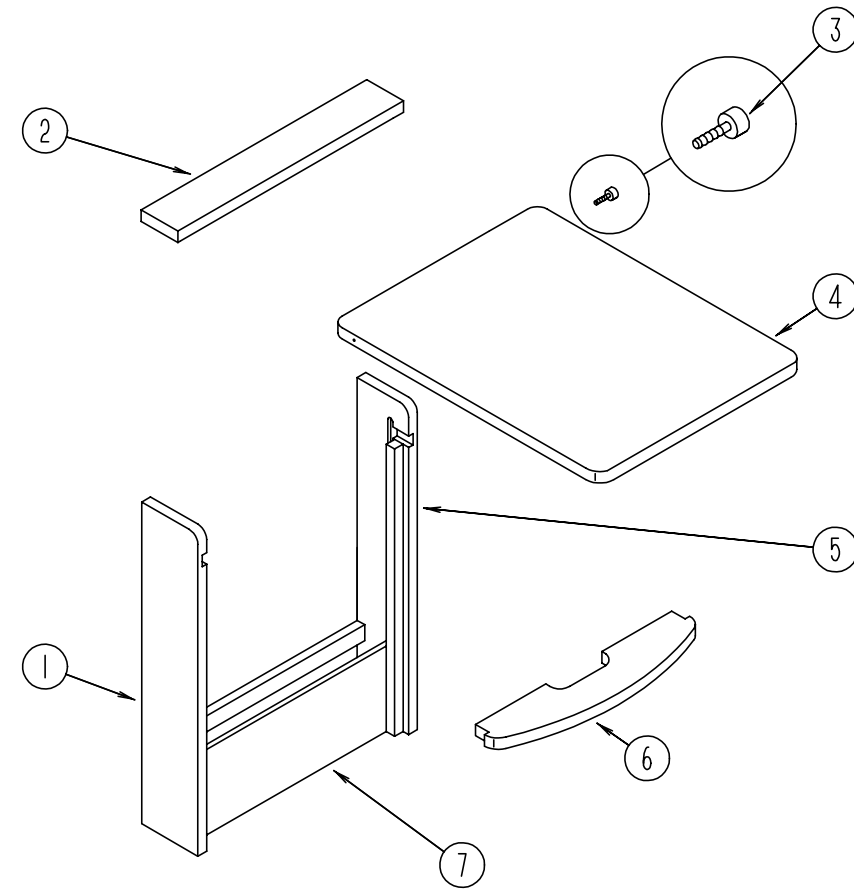
FRONT OVERHEAD CABINET (PASSENGER SIDE)



KEY	PART NUMBER	U/M	DESCRIPTION
1	M06838-01-G15	EA	CABINET ASM. - FRONT OVERHEAD - PASSENGER SIDE
1	M06838-01-G16	EA	CABINET ASM. - FRONT OVERHEAD - PASSENGER SIDE
1	M06838-01-G17	EA	CABINET ASM. - FRONT OVERHEAD - PASSENGER SIDE
2	M06803-04-G15	EA	DOOR ASM - RAIL - W/O HARDWARE - 255 X 485
3	103128-08-G15	EA	END CAP ASM. (FRONT OVERHEAD)
4	103128-07-G15	EA	END CAP ASM. - LEFT HAND
5	M06838-08-G15	EA	CABINET ASM. - OVERHEAD
6	M06803-30-G15	EA	DOOR ASM - W/O HARDWARE - 395 X 750
7	103128-10-G15	EA	END CAP ASM. - RIGHT HAND
	104414-12-G15	EA	SHELF ASM.

LOUNGE GROUP (CONTINUED)

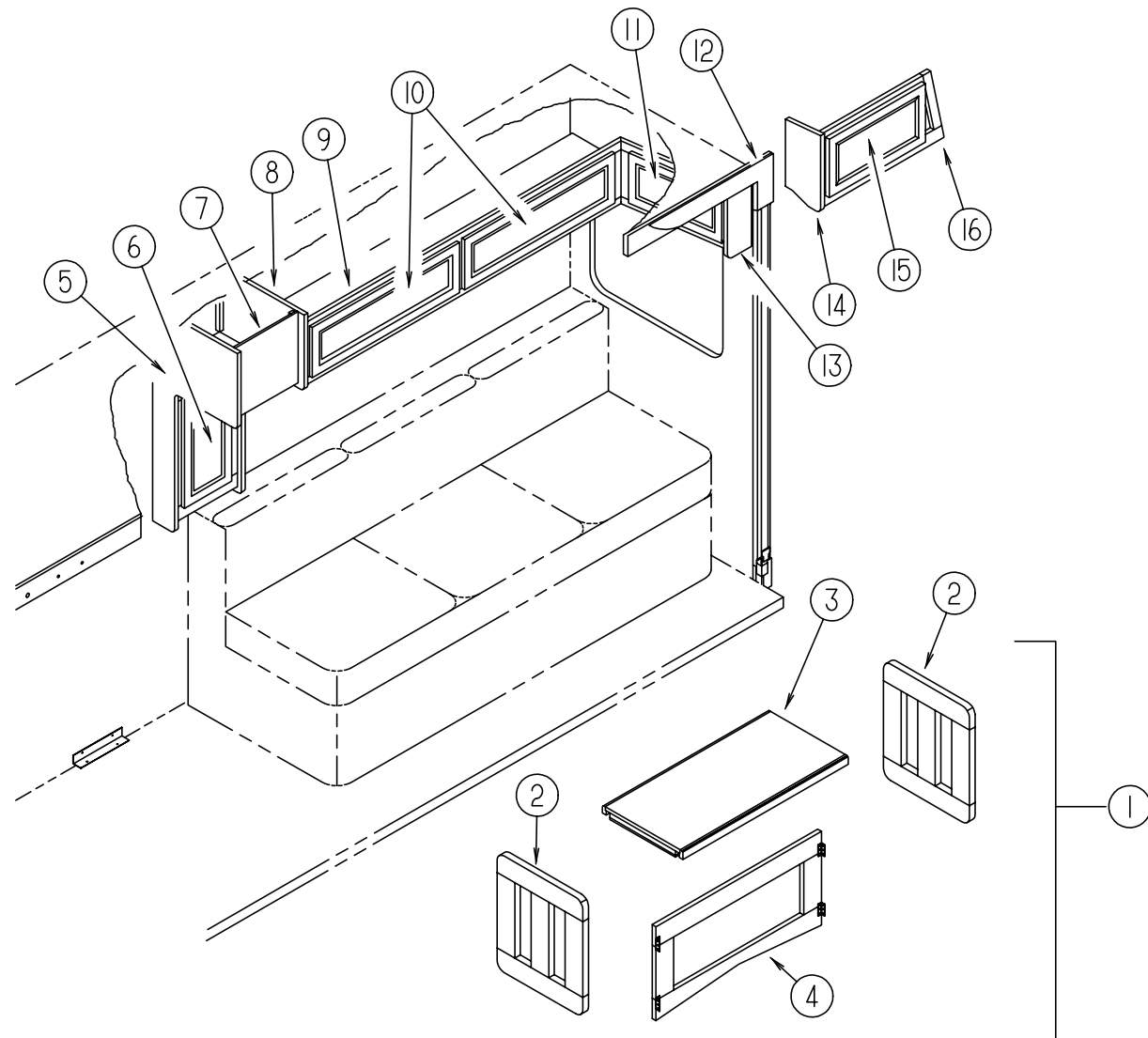
PULLOUT TABLE



KEY	PART NUMBER	U/M	DESCRIPTION
	P19559-01-G35	EA	CABINET ASM. - TABLE - W/O PULLOUT TOP
1	119559-12-G35	EA	SIDE END - TABLE - 28.7" X 5.7" - LEFT SIDE
2	119559-13-G35	EA	SHELF - SUPPORT - OVER PULL OUT TABLE TOP
3	079921-01-000	EA	NYLON ROLLER W/SHAFT
4	119559-17-G35	EA	PULLOUT TOP
5	119559-11-G35	EA	SIDE END - TABLE - 28.7" X 5.7" - RIGHT SIDE
6	119559-14-G35	EA	SHELF - SUPPORT - UNDER PULL OUT TABLE TOP
7	119559-15-G35	EA	PANEL - TABLE - FRONT BOTTOM - 18.1" X 6.7"
	080736-01-000	EA	PULL - RECESSED - 1.25" X 4" - OAK

LOUNGE GROUP (CONTINUED)

OVERHEAD CABINETS & COFFEE TABLE



KEY	PART NUMBER	U/M	DESCRIPTION
1	116957-01-G15	EA	TABLE - FOLDING ASM
2	116957-15-F31	EA	TABLE - LEG ASM
3	116957-12-G15	EA	TABLE - TOP ASM
4	116957-11-F31	EA	TABLE - BRACE ASM
5	120975-13-G35	EA	END CAP ASM.
6	M06803-F8-G15	EA	DOOR - RAIL 0255 X 0485 MM
7	120975-14-G35	EA	END CAP ASM.
8	120975-01-G35	EA	CABINET ASM - OVERHEAD - SPEAKER
9	120979-01-G35	EA	CABINET ASM - OVERHEAD - LOUNGE
10	120035-04-G15	EA	DOOR ASM - FABRIC WRAPPED
10	120035-04-G16	EA	DOOR ASM - FABRIC WRAPPED
10	120035-04-G17	EA	DOOR ASM - FABRIC WRAPPED
11	120035-05-G15	EA	DOOR ASM - FABRIC WRAPPED
11	120035-05-G16	EA	DOOR ASM - FABRIC WRAPPED
11	120035-05-G17	EA	DOOR ASM - FABRIC WRAPPED
12	115811-12-G15	EA	OVERLAY - 7.5 X 22 3/8 - NOVEAU
12	115811-12-G16	EA	OVERLAY - 7.5 X 22 3/8 - NOVEAU
12	115811-12-G17	EA	OVERLAY - 7.5 X 22 3/8 - NOVEAU
13	120979-13-G35	EA	CAP ASM
14	103128-09-G15	EA	END CAP ASM. (FRONT OVERHEAD)
15	M05993-99-G15	EA	DOOR ASM - W/O HARDWARE
16	M06839-23-G15	EA	CABINET ASM. - FRONT OVERHEAD - DRIVER SIDE
16	M06839-23-G16	EA	CABINET ASM. - FRONT OVERHEAD - DRIVER SIDE
16	M06839-23-G17	EA	CABINET ASM. - FRONT OVERHEAD - DRIVER SIDE

SEALANTS & FASTENERS GROUP

ADHESIVE AND TAPE SEALERS

KEY	PART NUMBER	U/M DESCRIPTION
	002707-02-000	FT TAPE - SEALER - 5/16" X 1/2" - INCREMENTS OF 50 FT
	034552-02-000	EA SILICONE - TUBE - 300 ML - CLEAR - W/O NOZZLE ALSO ORDER P.N.#900390-03-000 NOZZLE SEPARATELY
	034552-06-000	EA SILICONE - TUBE - 300 ML - OFF WHITE - W/O NOZZLE ALSO ORDER P.N.#900390-03-000 NOZZLE SEPARATELY
	034552-12-000	EA SILICONE - 300 ML TUBE - BUFF - W/O NOZZLE ALSO ORDER P.N.#900390-03-000 NOZZLE SEPARATELY
	039518-01-000	EA SILICONE - 300 ML TUBE - BLACK - W/O NOZZLE ALSO ORDER P.N.#900390-03-000 NOZZLE SEPARATELY
	053766-06-000	EA BEDDING COMPOUND-TUBE - CLEAR
	062917-03-000	EA ADHESIVE - LOCTITE 242 - LOCTITE 242 - SIDE 41
	067788-01-000	EA ADHESIVE - SPRAY - 3M 74 - 19.5 OZ AEROSOL CAN
	069640-01-000	FT SEALER - RIBBON - 1/4" DIAMETER - INCREMENTS OF 30'
	069640-02-000	FT SEALER - RIBBON - 1/2" X 1/8" - INCREMENTS OF 60'
	069640-03-000	FT SEALER - RIBBON - 3/4" X 1/8" - INCREMENTS OF 60'
	069640-07-000	FT SEALER - RIBBON - 2" X 3/32" - INCREMENTS OF 45'
	069640-09-000	FT SEALER - RIBBON - 1/32" X 2 1/2" - INCREMENTS OF 80'
	069640-14-000	FT SEALER - TAPE - 1/16" X 1" X 100' - MANUS - GRAY
	069640-11-000	FT SEALER - TAPE, 3/16" X 3/8" - BLACK - MANUS
	069640-15-000	FT SEALER - RIBBON 1/16" X 3/8" GRAY - MANUS
	072889-01-000	EA SEALANT - URETHANE - BLACK - 1/10 - ESSEX 552.2
	072889-09-000	EA SEALANT - URETHANE(TUBE) BLACK - MANUS 75AM
	076322-01-000	FT TAPE - FOAM - DOUBLE COATED ADHESIVE BACKED - .75" X 216'
	076322-05-000	FT TAPE - FOAM - DOUBLE COATED - .045" X .75" X 108'
	076322-07-000	FT TAPE - FOAM - DOUBLE COATED .045 X .50 - NORT V2000
	076322-02-000	FT TAPE - FOAM, DOUBLE COATED ADHESIVE BACKED - 1" X 108'
	063642-01-000	FT TAPE - ADHESIVE, 10 MIL. X 1.5" WIDEX 180"
	088479-01-000	EA TAPE - ALUM., 3" - 3M
	120534-01-01A	EA TAPE - SCOTCH 3M, 1/2" FINE LINE - #471 GREEN
	087211-01-000	GL PROMOTER - ADHESIVE
	091255-02-000	FT SEAL - ADHESIVE BACKED FOAM - .18" THICK X 1.5" WIDE
	094401-01-000	EA SEALER - BODY SEAM SEALER - 3M FLATEXICLEAR
	102352-01-000	EA SEALER - PUMPABLE - BLACK - COLORIMETRIC MS101
	106206-01-000	EA SEALER - PUMPABLE - MANUS 30ABLACK
	110274-01-000	FT TAPE - FOAM - DBL COATED .045 X 1.0 - NORTON V-2800
	120074-01-01A	EA SILICONE TUBE - OFF WHITE W/O NOZZLE ALSO ORDER NOZZLE #900390-03-000
	900390-01-000	EA TIP - 2 1/2" X 1/8" ORIFICE - ELLSWORTH #TS216
	900390-03-000	EA NOZZLES-SILICONE TUBE - CSL# D10

MISCELLANEOUS FASTENERS

KEY	PART NUMBER	U/M DESCRIPTION
	008343-01-000	EA TIE - WIRE - 6"
	008343-02-000	EA TIE - WIRE - 14"
	029094-04-000	YD VELCRO TAPE - LOOP - 1" WIDE - BLACK
	029096-03-000	YD VELCRO TAPE - HOOK - 1" WIDE - BLACK
	085774-01-000	FT FASTENER - DUAL HOOK - 1" WIDE - ADHESIVE BACK - BLACK
	085774-02-000	FT FASTENER - DUAL LOOP - 1" WIDE - ADHESIVE BACK - BLACK
	086285-01-000	EA SPACER - NYLON - .5" OD X .257" ID
	108046-02-000	EA CABLE TIE-SCREW MOUNT 15" - DENNISON 10035

SEALANTS & FASTENERS GROUP (CONTINUED)

BOLTS & NUTS

KEY	PART NUMBER	U/M DESCRIPTION
	000C12-05-16B	EA BOLT - HEX - 5/16-18 X 1 - ZINC 5
	000C12-05-12B	EA BOLT - HEX - 5/16-18 X 3/4 ZINC 5
	000C12-06-20B	EA BOLT - HEX - 3/8-16 X 1 1/4 ZINC 5
	000C12-06-16B	EA BOLT - HEX - 3/8-16 X 1LG - ZINC 5
	000C12-06-44B	EA BOLT - HEX - 3/8-16 X 2 3/4 ZINC 5
	000C12-07-20B	EA BOLT - HEX - 7/16 - 14 X 1 1/4" - ZINC 5
	000C12-08-28B	EA BOLT - HEX - 1/2-13 X 1-3/4 ZINC 5
	000C12-08-24B	EA BOLT - HEX - 1/2-13 X 1 1/2 - ZINC 5
	000C12-10-24B	EA BOLT - HEX - 5/8-11 X 1 1/2 ZINC - 5
	000C13-07-48B	EA BOLT - HEX - 7/16 - 20 X 3 - ZINC 5
	000C26-04-10B	EA BOLT - HEX - SERRATED FLANGE - 1/4-20 X 5/8 ZINC
	000C26-04-18B	EA BOLT - HEX - SERRATED FLANGE 1/4-20 X 11/8 - ZINC
	000C26-04-14B	EA BOLT - HEX - SERRATED FLANGE - 1/4 X 20 X 7/8 ZINC
	000C26-05-16B	EA BOLT - HEX - SERRATED FLANGE 5/16-18 X 1 - ZINC
	000C26-05-12B	EA BOLT - HEX - SERRATED FLANGE 5/16-18 X 3/4 - ZINC
	000C26-05-20B	EA BOLT - HEX - SERRATED FLANGE 5/16 - 18 X 1 1/4 ZINC
	000C26-06-12B	EA BOLT - HEX - SERRATED FLANGE 3/8-16 X 3/4 - ZINC
	102333-01-05A	EA BOLT - CARR - 7/16-14 SST CAP
	106956-03-000	EA BOLT - HEX TAP 1/2-13NC X 3 GR5 - FULL THREAD ZINC
	051387-06-000	EA BOLT - CARRIAGE - W/O HOLE - 5/16-18 X 9.5 ZINC
	000D24-10-00B	EA NUT - HEX - SF/ LK - 10-32 - ZINC
	000D29-05-00B	EA NUT - 5/16 - 18 UNC - SF/ LOCKING - NYLON WASHER INSERT
	000D29-06-00B	EA NUT - HEX W/ NYLON LOK 3/8-16 ZINC
	000D34-06-00B	EA NUT - HEX - LK - 3/8 - 16 GRADE C ZINC - PREVAILING TORQUE
	000D39-04-00B	EA NUT - HEX - SERRATED FLANGE LK 1/4 - 20 ZINC
	000D39-05-00B	EA NUT - HEX - SERRATED FLANGE LK - 5/16 - 18 ZINC
	000D39-06-00B	EA NUT - HEX - SERRATED FLANGE LK - 3/8-16 ZINC
	000D39-08-00B	EA NUT - HEX - SERRATED FLANGE LK - 1/2-13 ZINC
	000D46-04-00A	EA NUT - HEX - WELD - 1/4-20 - PLAIN - SHORT PILOT
	000D73-08-00C	EA NUT - HEX FLATG - 1/2-13 CAD PREV - GRADE G
	000E11-05-00B	EA WASHER - LK-5/16 MED SPLIT ZINC - 05110-01-000
	000E11-07-00B	EA WASHER - LK-7/16 MED SPLIT ZINC
	000E13-14-00B	EA WASHER - FLAT - 1/4" WIDE ZINC
	000E13-17-00B	EA WASHER - FLAT - 3/8" AR ZINC
	000E13-18-00B	EA WASHER - FLAT-3/8 WIDE ZINC
	000E13-20-00B	EA WASHER - FLAT - 7/16" WIDE - ZINC
	000E13-21-00B	EA WASHER - FLAT - W/2 NAR ZINC
	000E13-22-00B	EA WASHER - FLAT-1/2 WIDE ZINC
	110794-01-000	EA WASHER - FLAT-1ID X 13/4OD
	000E14-10-00B	EA WASHER - LK - NO 10 EXT TOOTH - ZINC
	058716-02-000	EA WASHER - FLAT NYLON - .406 X .750 X .060
	040921-03-000	EA NUT - SPEED - U TYPE - NO 10
	040921-04-000	EA NUT - SPEED - U TYPE - NO. 8 - .59" LENGTH X .44" WIDTH
	040921-09-000	EA NUT - SPEED - U TYPE - NO 8 - T'MN C9812-8A
	044364-02-000	EA NUT - SPEED - FLAT - ROUND
	063253-07-000	EA NUT - J - #8A .120- .130 PNL THK
	083163-06-000	EA PUSHNUT - FLAT TYPE 3/8 STUD - FORD ONLY TO RETAIN THE AIR BAFFLATE ON THE OIL DIPSTICK TUBE
	087234-01-000	EA NUT - JACK - 1/4 X 20THD - MOLLY - ARDEN 8-L - JN BRASS MOUNTS LICENSE PLATES
	088787-12-000	EA STUD - WELD - 1/4-20 X 1.0LG MN

SEALANTS & FASTENERS GROUP (CONTINUED)

SCREWS

KEY	PART NUMBER	U/M	DESCRIPTION
	0B1210-32-180	EA	SET SCREW - 5/8-11 X 2.00 - BLACK CUP POINT
	0G3908-08-170	EA	SCREW - SF/ DR - 8-18 X 1/2PPH - BRIGHT WHITE
	0G5508-16-190	EA	SCREW - SF/ DR - 8-18 X 1.00 PWH - QUICK SILVER
	000G11-05-08B	EA	SCREW - 5-20 X 1/2 PPH ZINC
	000G11-06-10J	EA	SCREW - 6-20 X 5/8 PPH - BRASS
	000G11-06-10B	EA	SCREW - 6-20 X 5/8 PPH ZINC
	000G11-06-08B	EA	SCREW - 6-20 X 1/2 PPH ZINC
	000G11-06-06B	EA	SCREW - 6-20 X 3/8 PPH ZINC
	000G11-07-08B	EA	SCREW - 7-19 X 1/2 PPH - ZINC
	000G11-08-08T	EA	SCREW - 8-18 X 1/2 PPH
	000G11-08-08B	EA	SCREW - 8-18 X 1/2 PPH - ZINC
	000G11-08-06B	EA	SCREW - 8-18 X 3/8 PPH ZINC
	000G11-08-20B	EA	SCREW - 8-18 X 11/4 PPH ZINC
	000G11-08-16S	EA	SCREW - 8-18 X 1.00 PPH - OFF WHITE
	000G11-08-12T	EA	SCREW - 8-18 X 3/4 PPH - BLACK
	000G11-08-12S	EA	SCREW - 8-18 X 3/4 PPH - OFF WHITE
	000G11-08-12S	EA	SCREW - 8-18 X 3/4 PPH - OFF WHITE
	000G11-08-12P	EA	SCREW - 8-18 X .75 PPH - DARK BROWN
	000G11-08-12D	EA	SCREW - 8-18 X 3/4 PPH - BLACK
	000G11-08-12B	EA	SCREW - 8-18 X 3/4 PPH ZINC
	000G11-10-40B	EA	SCREW - 10-16 X 2 1/2 PPH CAD - 34927-01-000
	000G11-10-16B	EA	SCREW - 10-16 X 1 - PPH ZINC
	000G11-10-12S	EA	SCREW - 10-16 X .75 PPH OFF WHT
	000G11-10-12D	EA	SCREW - 10-16 X 3/4 PPH - BLACK
	000G11-10-10X	EA	SCREW - 10-16 X 5/8 PPH GRAY
	000G12-06-14A	EA	SCREW - 6-20 X .87 POH PLAIN
	000G12-06-08T	EA	SCREW - 6-20 X .50 POH - BLACK
	000G12-08-16S	EA	SCREW - 8-18 X 1.00 POH - OFF WHITE
	000G13-05-16S	EA	SCREW - 5-20 X 1 PFH OFF WHITE
	000G13-06-16J	EA	SCREW - 6-20 X 1.00 PFH - BRASS
	000G13-06-08B	EA	SCREW - 6-20 X 1/2 PFH ZINC
	000G13-06-24J	EA	SCREW - 6-20 X 1.50 PFH BRASS
	000G13-07-12B	EA	SCREW - 7-19 X 3/4 PFH ZINC
	000G13-08-16B	EA	SCREW - 8-18 X 1 PFH - ZINC
	000G13-08-10B	EA	SCREW - 8-18 X 5/8 PFH ZINC - 90 CW922FV
	000G18-08-22B	EA	SCREW - MACH - 8-32 X 1 3/8 PPH ZINC
	000G19-10-20B	EA	SCREW - MACHINE - 10-32 X 1 1/14 PPH ZINC
	000G19-10-08B	EA	SCREW - MACHINE - 10-32 X 1/2 PPH ZINC
	000G32-10-06B	EA	SCREW - 10-32 X 3/8" - PPH - ZINC
	000G39-06-10T	EA	SCREW - SF/ DR - 6-20 X 5/8 PPH - BLACK
	000G39-06-08B	EA	SCREW - DR - 6-18 X 1/2 ZINC
	000G39-08-08S	EA	SCREW - SF/ DR - 8-18 X 1/2 PPH - OFF WHITE
	000G39-08-08B	EA	SCREW - SF/ DR - 8-18 X 1/2 PPH ZINC
	000G39-08-32B	EA	SCREW - SF/ DR - 8-18 X 2 PPH - ZINC
	000G39-08-24B	EA	SCREW - SF/ DR - 8-18 X 1 1/2 PPH ZINC
	000G39-08-16T	EA	SCREW - SF/ DR - 8-18 X 1 PPH - BLACK
	000G39-08-16S	EA	SCREW - SF/ DR - 8-18 X 1.00 PPH - OFF WHITE
	000G39-08-16B	EA	SCREW - SF/ DR - 8-18 X 1 PPH ZINC
	000G39-08-12T	EA	SCREW - SF/ DR - 8-18 X 3/4 PPH - BLACK
	000G39-08-12B	EA	SCREW - SF/ DR - 8-18 X 3/4 PPH ZINC
	000G39-10-08B	EA	SCREW - SF/ DR 10-16 X .50 P&H - ZINC
	000G39-10-209	EA	SCREW - SF/ DR - 10-16 X 1.25 PPH - FLATUOROCARBON SILVER
	000G39-10-20B	EA	SCREW - SF/ DR - 10-16 X 1 1/4 PPH ZINC
	000G39-10-129	EA	SCREW - SF/ DR - 10-16 X 3/4 PPH - FLATUOROCARBON SILVER
	000G39-10-12R	EA	SCREW - SF/ DR - 10-16 X 3/4 PPH - BEIGE
	000G39-10-12D	EA	SCREW - SF/ DR - 10-16 X 3/4 PPH - BLACK
	000G39-10-12B	EA	SCREW - SF/ DR - 10-16 X .75 PPH ZINC
	000G39-12-12E	EA	SCREW - SF/ DR - 12 - 14 X 3/4 PPH - CHROME
	000G42-04-12B	EA	SCREW - SF/ DR 1/4-14 X 3/4 HWH ZINC
	000G46-08-24T	EA	SCREW - MACHINE - 8-32 - 1.50 IN PFH - BLACK
	000G50-04-12B	EA	SCREW - MACHINE - 1/4-20 X 3/4 PPH ZINC
	000G50-04-08B	EA	SCREW - MACHINE - 1/4-20 X 1/2 PTH - 2N
	000G51-08-08B	EA	SCREW - 8-18 X 1/2 PTH ZINC

SEALANTS & FASTENERS GROUP (CONTINUED)

SCREWS (CONTINUED)

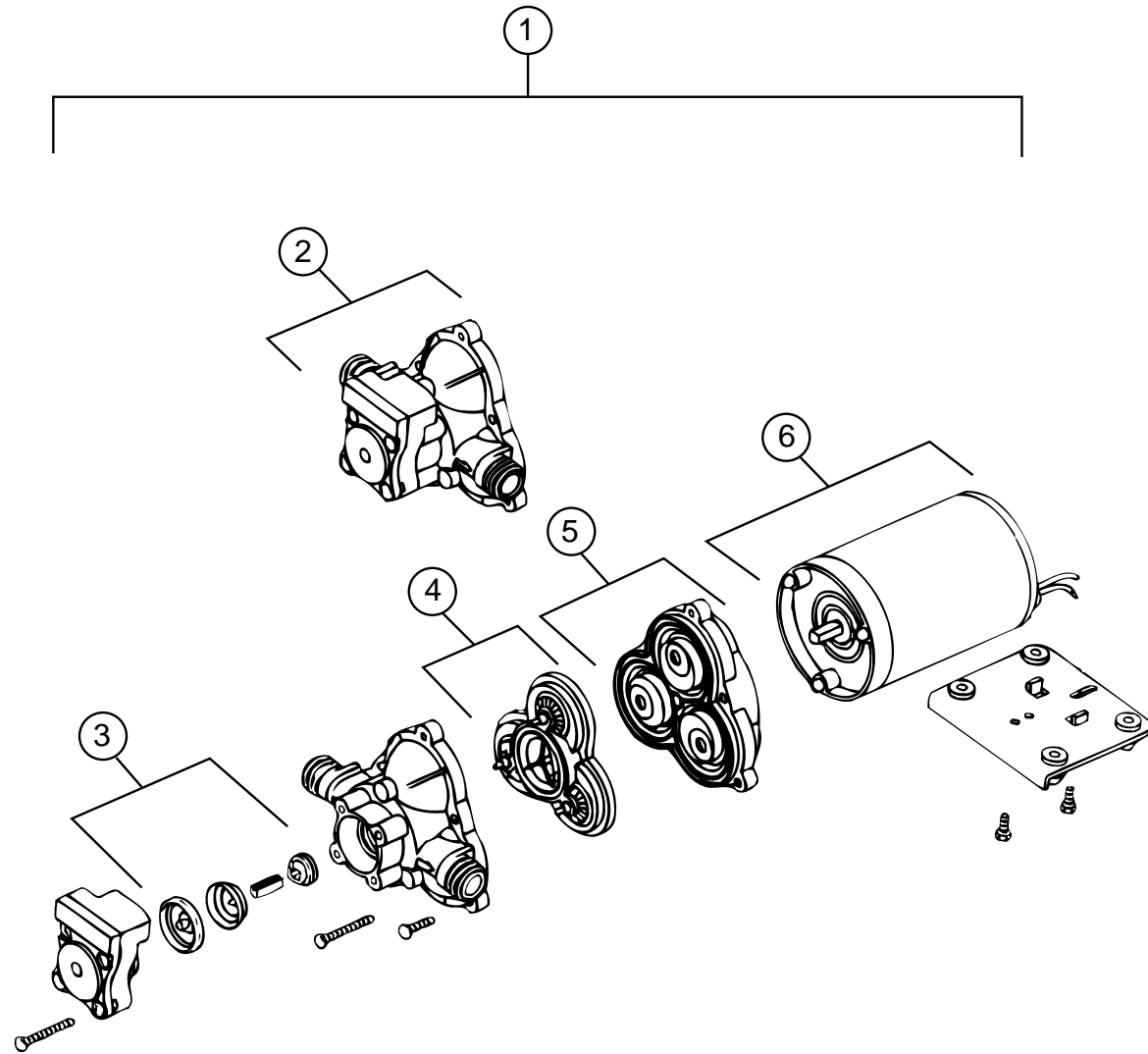
KEY	PART NUMBER	U/M	DESCRIPTION
	000G52-08-18B	EA	SCREW - MACH-8-32 X 11/8 PTH ZINC
	000G54-04-20B	EA	SCREW - 1/4-20 X 1 1/4 PTH - TYPE 23 - ZINC PLATED
	000G55-08-127	EA	SCREW - SF/DR - 8-18 X .75 PWH - FAWN
	000G55-08-12S	EA	SCREW - SF/DR - 8-18 X .75 PWH - OFF WHITE
	000G57-05-16J	EA	SCREW - 5-20 X 1 PFH - BRASS
	000G60-10-28T	EA	SCREW - SF/ DR - 10-16 X 1.75 - BLACK
	000G67-08-32B	EA	SCREW - 8-15 X 2 PPH ZINC
	000G67-10-08B	EA	SCREW - 10-12 X 1/2 PPH ZINC
	000G67-10-48B	EA	SCREW - 10-12 X 3 PPH ZINC
	000G67-10-36T	EA	SCREW - 10-12 X 2.25PPHBLACK - STALGARD
	000G67-10-20D	EA	SCREW - 10-12 X 1 1/4 PPH - BLACK
	000G67-10-120	EA	SCREW - 10-12 X .75" PPH - TAN
	000G67-10-120	EA	SCREW - 10-12 X .75" PPH - TAN
	000G67-10-12B	EA	SCREW - 10-12 X 3/4" PPH - ZINC
	000G67-10-10P	EA	SCREW - 10-12 X .62 PPH - DARK BROWN
	000G67-10-10D	EA	SCREW - 10-12 X 5/8 PPH - BLACK - TYPE A
	000G67-10-10B	EA	SCREW - 10-12 X 5/8 PPH ZINC - TYPE A
	000G67-10-08R	EA	SCREW - 10-12 X 1/2 PPH - BEIGE - TYPE A
	000G68-06-10G	EA	SCREW - 6-18 X 5/8 POH - ANTIQUE BRASS
	049465-01-000	EA	SCREW - 10-16 W/ WASHER PTH - DARK BROWN
	049465-03-000	EA	SCREW - 10-16 X 1 POH W/ WASHER - OFF WHITE
	049465-17-000	EA	SCREW - 10-16 X 1 POH W/ WASHER - BRIGHT WHITE
	075908-01-000	EA	SCREW - MACHINE - 10-32 X .56 PTH - ZINC EXTERNAL TOOTH
	086256-01-000	EA	SCREW ASM - SF/DR 8 X .75HWH LG - PL BODY PNL MT
	097974-01-000	EA	SCREW - PART BD 7-9 X .75 PPH - FHM 0543 PLAIN
	106477-01-000	EA	SCREW - 14-10 X 3.00 PFH - STEEL BRASS PLATED
	116111-02-01A	EA	SCREW - TAPTITE - 1/4-20 X 3/8 PPH - ZINC
	117322-01-000	EA	SCREW - 1/4-28UNF-2A - TORX - U.T. 6270020 SC25WJ

CLAMPS, CLIPS, & GROMMETS

KEY	PART NUMBER	U/M	DESCRIPTION
	000F10-06-32B	EA	PIN - COTTER - 3/16 X 2.00 ZN
	000H16-04-06R	EA	RIVET - POP - AL 1/8 X .313-.375
	000H16-06-10R	EA	RIVET - POP-AL 3/16 X .501-.625
	010495-01-000	EA	CLAMP - CABLE - 9/16"
	010497-01-000	EA	CLAMP - CLOSED - 5/8" ID
	010497-03-000	EA	CLAMP - CLOSED - 1" ID - CUSHIONED
	010497-04-000	EA	CLAMP - CLOSED - 1.62 ID - ADEL - 945-2717
	010497-05-000	EA	CLAMP - CLOSED - 1/2" ID
	010499-01-000	EA	CLAMP - CLOSED - 3/8" ID
	062401-01-000	EA	CLAMP - HOSE - WORMGEAR .25" - 1"
	062401-03-000	EA	CLAMP - HOSE - WORMGEAR - .22"- 1"
	062401-04-000	EA	CLAMP - HOSE - WORMGEAR .69"- 1.25"
	062401-06-000	EA	CLAMP - HOSE - WORMGEAR .22"- .62"
	062401-11-000	EA	CLAMP - HOSE - WORMGEAR 3.56"- 4.5"
	075148-02-000	EA	CLAMP - GROUNDING - BRONZE SCREWS
	083609-01-000	EA	CLAMP - WIRE - DUAL EQUAL - 5/8" DIAMETER
	083610-01-000	EA	CLAMP - WIRE - DUAL - UNEQUAL DIAMETERS - .75" & 1.25"
	083610-02-000	EA	CLAMP - WIRE - DUAL UNEQUAL DIA
	008380-01-000	EA	GROMMET - RUBBER - 5/8" HOLE X 1 1/2" DIAMETER - BLACK
	016188-03-000	EA	GROMMET - L/P LINE - 3/8" HOLE X 2 1/2" LONG - RUBBER
	016188-05-000	EA	GROMMET - L/P LINE - 3/8" HOLE X 1 1/4" LONG - RUBBER
	023942-01-000	EA	GROMMET - RUBBER - 2" OD
	071015-11-000	EA	GROMMET - 1.00 ID - FITS .12 MATL - MINOR RUBBER Z-3065
	071015-29-000	EA	GROMMET - RUBBER - .25" ID X 1.25" OD W/.12" GROOVE - BLACK
	071015-30-000	EA	GROMMET - RUBBER - .31" ID X .81" OD W/.12" GROOVE - BLACK
	114208-02-000	EA	GROMMET - EDGE LINER - FITS .625 - HEYCO 2073
	077955-01-000	EA	CLIP - J - VINYL COATED - 3/8"
	091952-01-000	EA	CLIP - GRIPPER - 1"
	094362-02-000	EA	CLIP - CHRISTMAS TREE - FLAT HEAD - .5" X .95"

WATER & SEWAGE GROUP

WATER PUMP (SHURFLO)



KEY	PART NUMBER	U/M DESCRIPTION	VENDOR NO.
1	098607-01-000	EA PUMP - WATER - W/.5"MPT FITTING - FLOW 2.8 GPM - UL	
2	098607-01-706	EA UPPER HOUSING/ SWITCH KIT	94-231-20
3	098607-01-705	EA CHECK VALVE - KIT	94-237-00
4	098607-01-703	EA VALVE ASM	94-232-00
5	098607-01-702	EA DRIVE/ DIAPHRAGM - KIT	94-238-04
6	098607-01-707	EA MOTOR/ BASEPLATE REPLACEMENT	94-235-03

WATER & SEWAGE GROUP (CONTINUED)

FRESH WATER TANK

KEY	PART NUMBER	U/M DESCRIPTION
	105627-03-000	EA TANK ASM - WATER - 90 GAL - W/ FITTINGS
	105627-01-000	EA TANK ASM - WATER - 90 GAL - W/O FITTINGS
	044927-01-000	EA ADAPTER - HOSE TO PIPE - 1 1/4"MPT X 1 1/4"BARB - BLACK PLASTIC
	079381-01-000	FT TUBING - SMOOTH FLEXIBLE - 1 3/8" ID X 20'
	042989-05-000	EA FITTING - SPINWELD - PLASTIC 1/2FPT
	042989-03-000	EA FITTING - SPINWELD - PLASTIC - 11/4" FPT
	049032-01-000	EA PATCH - SPINWELD - 3/8" - PLASTIC
	039861-01-000	EA SENDING UNIT W/SCREW - WASHER
	091208-01-000	EA WASHER - RUBBER - .06" X .75" X .5"
	077954-02-000	EA FILTER - WATER TANK - SCREEN IN TANK

WATER SYSTEM COMPONENTS (FLAIR-IT)

KEY	PART NUMBER	U/M DESCRIPTION
	114427-01-000	EA CAP - 1/2P - 02860
	114427-02-000	EA PLUG - 1/2P - 02863
	114428-01-000	EA TEE - 1/2P X 1/2P X 1/2P - 02820
	114428-02-000	EA TEE - SWIVEL - 1/2P X 1/2P X 1/2FPT - 02821
	114428-03-000	EA TEE - 1/2P X 1/2P X 1/2MPT - 02822
	114429-01-000	EA ELBOW - 1/2P X 1/2P - 02800
	114429-02-000	EA ELBOW - 1/2P X 1/2MPT - 02803
	114429-03-000	EA ELBOW - SWIVEL - 1/2P X 1/2FPT - 02816
	114429-04-000	EA ELBOW - 1/2P X 3/8MPT - 02810
	114429-05-000	EA ELBOW - 1/2P X 3/4MPT - 02812
	114429-06-000	EA ELBOW - SWIVEL - 1/2P X 3/4FPT - 02811
	114430-01-000	EA ADAPTER - 1/2P X 1/2P - 02840
	114430-02-000	EA ADAPTER - SWIVEL - 1/2P X 1/2FPT - 02873
	114430-03-000	EA ADAPTER - 1/2P X 1/2MPT - 02842
	114431-01-000	EA VALVE - LINE DRAIN 1/2P - 02914
	114431-02-000	EA VALVE - 1/2P - BYPASS - 02910
	114431-03-000	EA VALVE - 1/2P X 1/2P - 02884
	114431-04-000	EA VALVE - STOP - 1/2P X 1/2P - 02880

WATER SYSTEM COMPONENTS

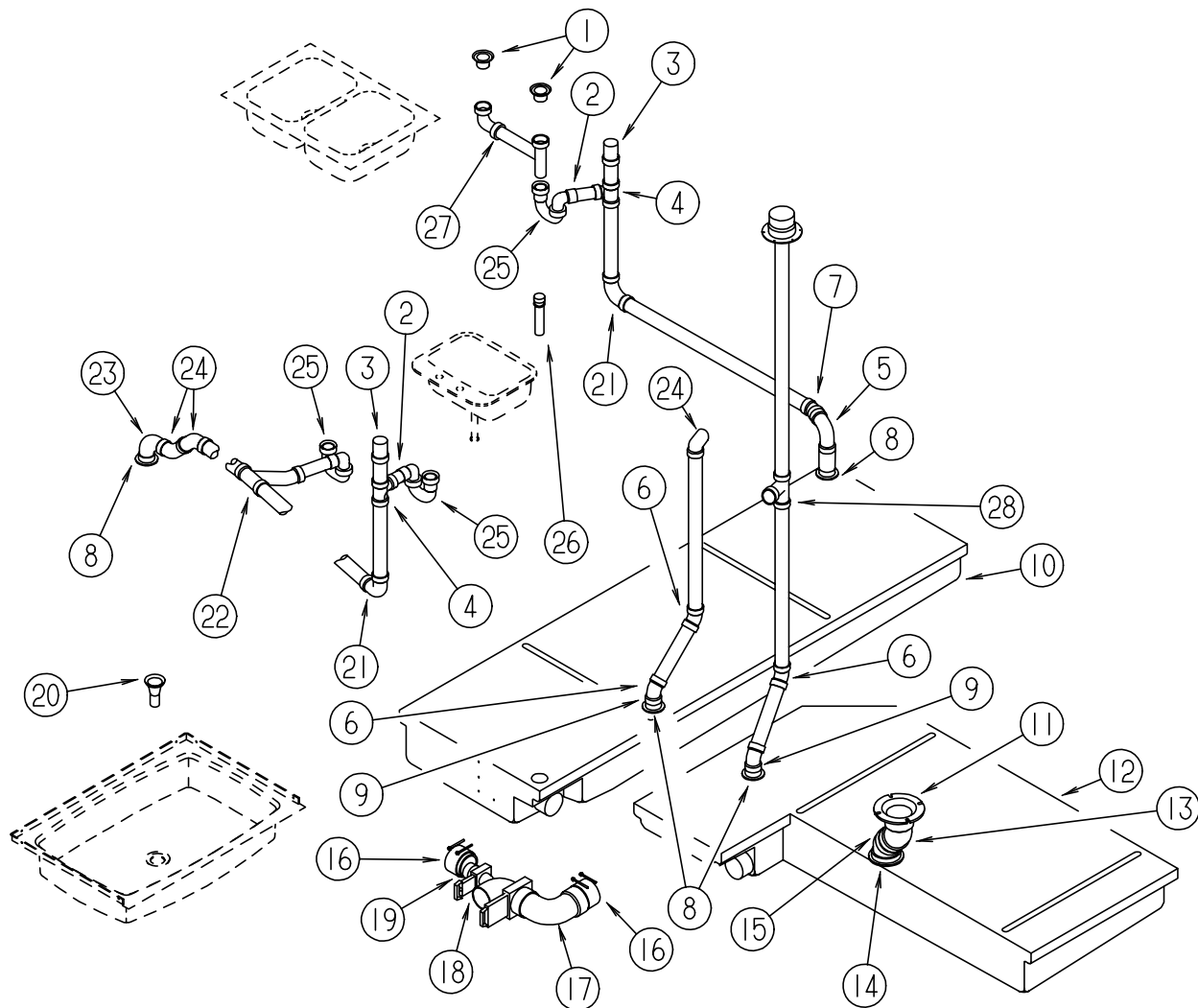
KEY	PART NUMBER	U/M DESCRIPTION
	701069-01-000	EA WATER PURIFICATION SYSTEM
	701069-03-700	EA CARTRIDGE - WATER FILTER - AC - EVERPURE 9601-11
	079381-01-000	FT TUBING - SMOOTH FLEXIBLE - 1 3/8" ID X 20'
	039800-02-000	FT TUBING - POLYBUTYL - 5/8" OD X 20FT
	010219-01-000	EA ELBOW - 1 1/4" MPT X 1 1/4" BARB - WATER FILL - PLASTIC
	039798-01-000	EA TEE - 1/2" MPT X 1/2" MPT X 1/2" MPT - PLASTIC
	101814-01-000	EA COUPLING - FEMALE - 1/2" X 1/2" FPT
	010230-05-000	EA CITY WATER FILL W/CHECK VALVE

EXTERIOR SHOWER COMPONENTS

KEY	PART NUMBER	U/M DESCRIPTION
	103092-01-000	EA SHOWER HEAD - W/ 60" HOSE (US)
	103092-02-000	EA SHOWER HEAD - W/ HOSE (CSA)
	104044-01-000	EA BRACKET - SUPPORT - FAUCET
	103092-01-700	EA BRACKET (FOR SHOWER HEAD) CLEAR
	103092-01-701	EA BRACKET (FOR SHOWER HEAD) BONE
	075241-05-000	EA FAUCET - SHOWER - BONE

WATER & SEWAGE GROUP (CONTINUED)

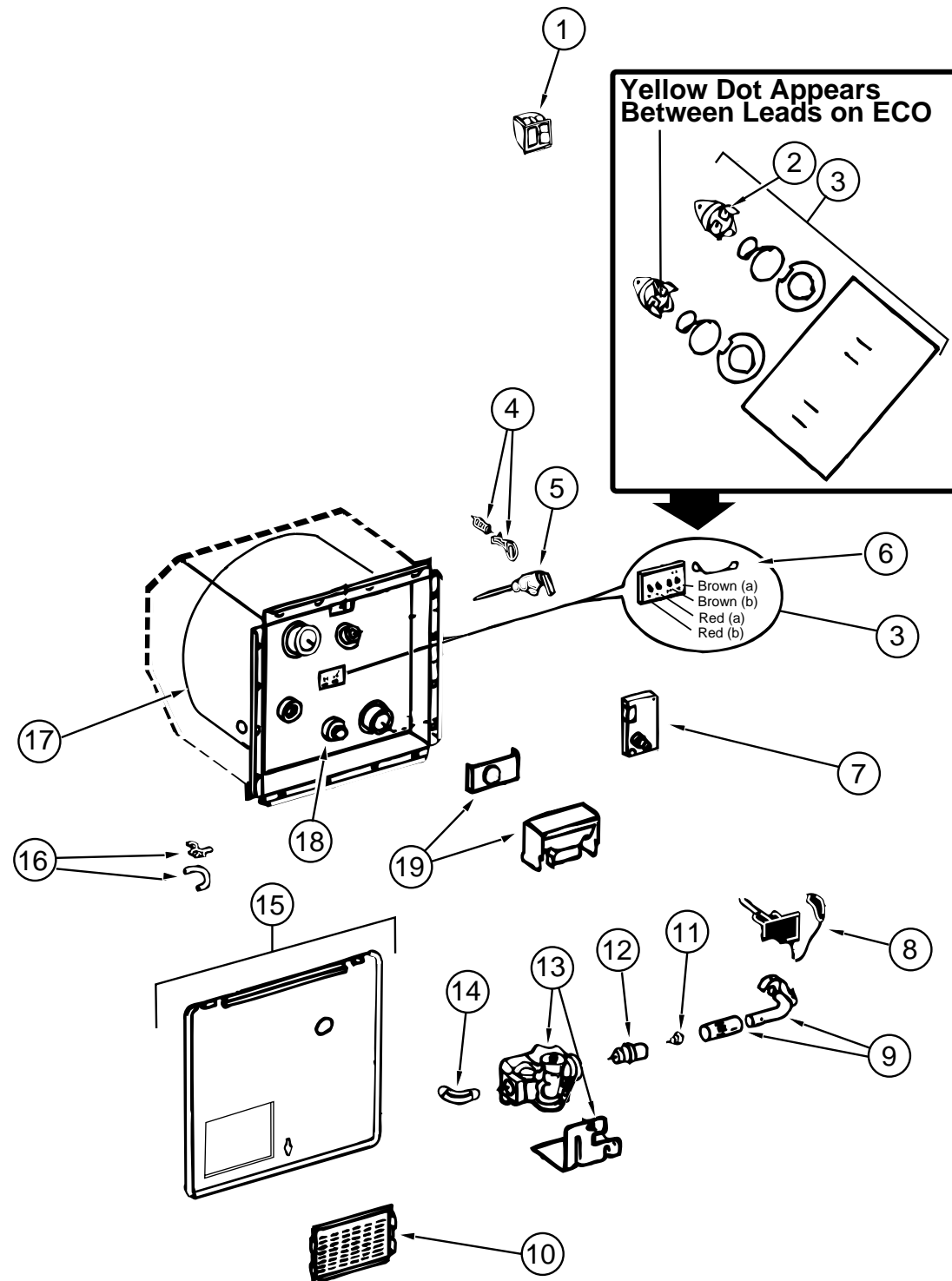
DRAINAGE SYSTEM



KEY	PART NUMBER	U/M	DESCRIPTION
1	092303-01-000	EA	STRAINER - SINK
2	109571-01-000	EA	ADAPTER - P-TRAP - 1 1/2" P X 1 1/4" MPT
3	079968-01-000	EA	VENT - MECHANICAL TRAP ARM - ANTI-SIPHON - 2" DIA X 7.3"
4	010071-01-000	EA	TEE - SANITARY - 1 1/2" HUB X HUB X HUB
5	034250-01-000	EA	ELBOW - 90 DEGREE - LONG TURN - 1/4 BEND - 1 1/2" HUB X HUB
6	010006-01-000	EA	ELBOW - 45 DEGREE - 1/8 BEND - 1 1/2" HUB X HUB
7	010005-01-000	EA	ELBOW - 22 1/2 DEGREE - 1/16 BEND - 1 1/2" HUB X HUB
8	061607-01-000	EA	GROMMET - HOLDING TANK - 1 1/2" NPS
9	010115-01-000	EA	COUPLING - 1 1/2" HUB X HUB - PLASTIC
10	104352-01-000	EA	TANK - HOLDING - 50 GAL
11	063641-01-000	EA	FLANGE - CLOSET - 4" X 3"
12	104351-01-000	EA	TANK - HOLDING - 55 GAL
13	010024-01-000	EA	ELBOW - PLASTIC - 1/8 BD - 3 X 45 - H X H
14	061607-02-000	EA	GROMMET - HOLDING TANK - 3" NPS
15	010061-01-000	EA	ELBOW - 45 DEGREE - STREET - 1/8 BEND - 3" S X H - PLASTIC
16	078406-01-000	EA	COUPLER - RUBBER - W/ CLAMPS - 3" X 3"
17	041956-01-000	EA	ELBOW - STREET - 1/4" BEND - 3" X 90° XLT
18	070916-01-000	EA	VALVE ASM - DUAL DUMP - W/CAP - 3" X 1 1/2"
	070916-01-700	EA	VALVE ONLY - 3"
	070916-01-701	EA	VALVE ONLY - 1 1/2"
	062415-01-000	EA	SEWER CAP - 3"
19	062422-01-000	EA	ADAPTER - OFFSET REDUCER - 3" X 1 1/2"
20	011069-04-000	EA	TAILPIECE - 1 1/2 X 1 1/4 X 8 - BRASS (SHOWER PAN)
20	011069-02-000	EA	TAILPIECE - TUB/ SHOWER - 1 1/2" X 1 1/4" X 4" - BRASS (CSA)
	066440-01-000	EA	STRAINER W/ RUBBER WASHER
	091208-01-000	EA	WASHER - RUBBER - .06" X .75" X .5"
	066436-01-000	EA	NUT - SLIP - TAILPIECE - 1.5"
21	010008-01-000	EA	ELBOW - 90 DEGREE - 1/4 BEND - 1 1/2" HUB X HUB
22	031365-02-000	EA	TEE - LONG TURN - 1 1/2" HUB X HUB X HUB
23	033761-01-000	EA	ELBOW - 90 DEGREE STREET - 1/4 BEND - 1 1/2" S X H - PLASTIC
24	010051-01-000	EA	ELBOW - 45 DEGREE STREET- 1/8 BEND - 1 1/2" S X H - PLASTIC
25	107538-01-000	EA	P-TRAP - 1 1/4 - PLASTIC (US)
25	011071-01-000	EA	P-TRAP - 1 1/2 - PLASTIC (CSA)
26	096927-01-701	EA	TAILPIECE - BATH SINK
27	011091-02-000	EA	CONTINUOUS WASTE - DOUBLE SINK - 1 1/4" (US)
27	011091-03-000	EA	CONTINUOUS WASTE - DOUBLE SINK - 1 1/4" (CSA)
	010201-01-000	EA	HOSE - SEWER - 3" ID X 8'
	062416-01-000	EA	ADAPTER - SEWER HOSE TO 3" PIPE

WATER & SEWAGE GROUP (CONTINUED)

WATER HEATER W/MOTOR AID - PILOTLESS IGNITION



WATER HEATER W/MOTOR AID ATWOOD (GH6-7E)

KEY	PART NUMBER	U/M	DESCRIPTION	VENDER NO.
	051393-01-000	EA	WATER HEATER - W/MOTOR AID - PILOTLESS IGNITION	
1	051393-01-701	EA	SWITCH PACKAGE - W/ LIGHT	91959
2	051391-04-701	EA	THERMOSTAT 12 VDC-120 PRESET	91470
3	051393-01-721	EA	ECO & THERMOSTAT ASM - FRONT MOUNT - 140°	91447
4	051391-01-705	EA	FASTENER - CAMLOC	92609
5	051391-01-704	EA	VALVE - RELIEF - 1/2" FITTING	91604
6	051393-01-723	EA	SWITCH - ENERGY CUT-OFF	93866
7	051393-01-724	EA	CIRCUIT BOARD - W/ SPADE TERMINAL	93867
8	051393-01-725	EA	ELECTRODE - SINGLE SPADE CONNECTION	93868
9	051391-04-703	EA	BURNER - MAIN	91638
10	051391-01-717	EA	GRILLE	92640
11	051391-01-710	EA	ORIFICE - MAIN BURNER	92742
12	051391-03-700	EA	ORIFICE HOLDER	91563
13	051393-01-726	EA	SOLENOID VALVE & BRACKET	93870
14	051391-01-714	EA	ELBOW - 45 DEGREE - 3/8" F X 3/8" MPT	91044
15	052009-01-000	EA	DOOR - WATER HEATER - OFF WHITE	
16	051391-01-700	EA	HINGE KIT - W/CLIP	92568 & 92559
17	051393-03-701	EA	TANK - INNER	91642
18	051391-01-715	EA	DRAIN PLUG	91857
19	051391-01-706	EA	FLUE & GASKET	92787
	116424-01-000	EA	PROTECTOR - ROUND VINYL - WATER HEATER LATCH	

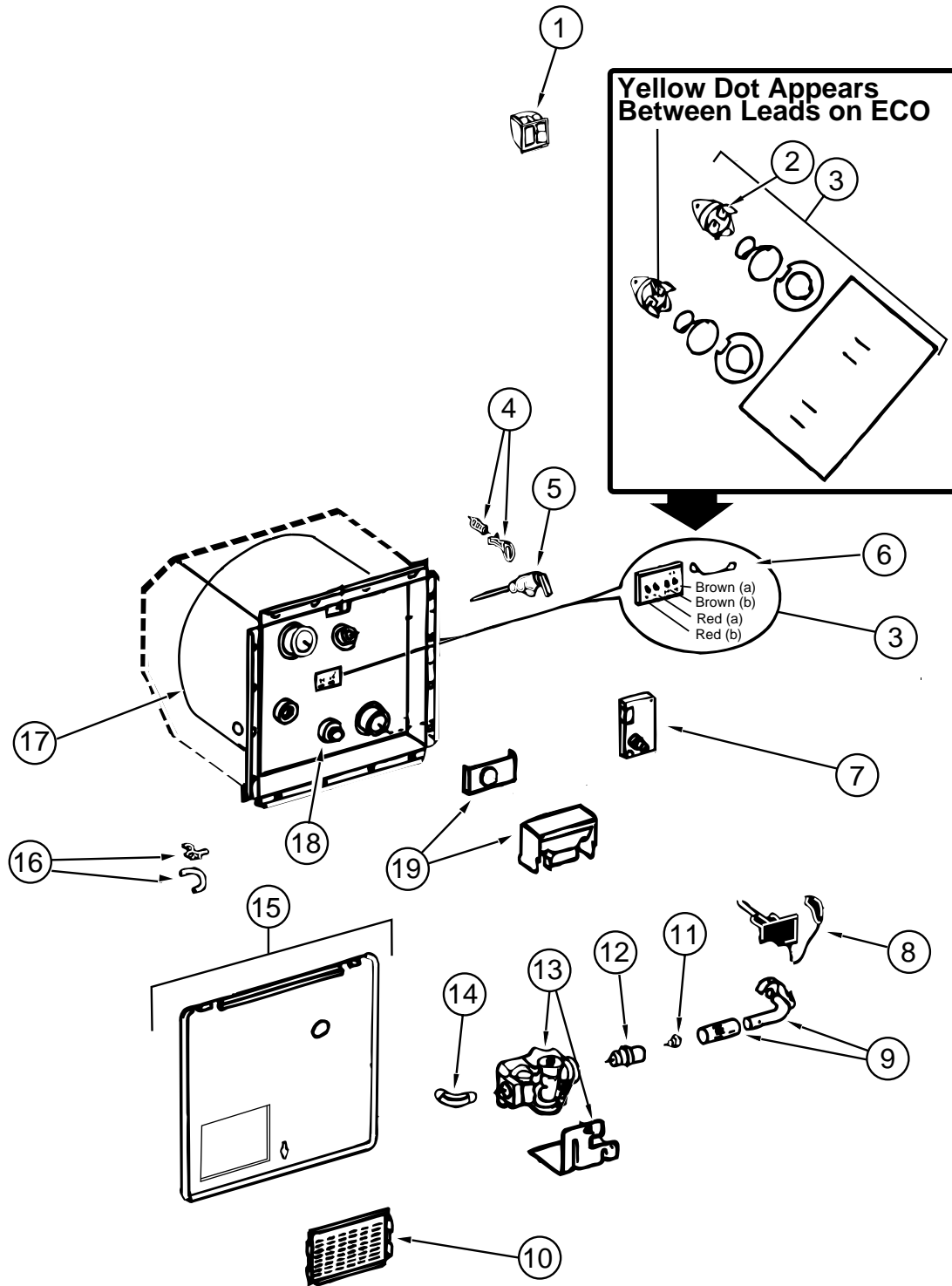
WATER HEATER W/MOTOR AID ATWOOD (GH6-8E)

KEY	PART NUMBER	U/M	DESCRIPTION	VENDOR NO.
	051393-01-000	EA	WATER HEATER - W/ MOTOR AID - PILOTLESS IGNITION	
1	051393-01-701	EA	SWITCH PACKAGE	91959
2	051391-04-701	EA	THERMOSTAT 12 VDC-120 PRESET	91470
3	051393-01-721	EA	ECO & THERMOSTAT ASM - FRONT MOUNT - 140°	91447
4	051391-01-705	EA	FASTENER - CAMLOC	92609
5	051391-01-704	EA	VALVE - RELIEF - 1/2" FITTING	91604
6	051393-01-723	EA	SWITCH - ENERGY CUT-OFF	93866
7	051393-01-724	EA	CIRCUIT BOARD - W/ SPADE TERMINAL	93867
8	051393-01-725	EA	ELECTRODE - SINGLE SPADE CONNECTION	93868
9	051391-04-703	EA	BURNER - MAIN	91638
10	051391-01-717	EA	GRILLE	92640
11	051391-01-710	EA	ORIFICE - MAIN BURNER	92742
12	051391-03-700	EA	ORIFICE HOLDER	91563
13	051393-01-726	EA	SOLENOID VALVE & BRACKET	93870
14	051391-01-714	EA	ELBOW - 45 DEGREE - 3/8" F X 3/8" MPT	91044
15	052009-04-000	EA	DOOR - WATER HEATER - BUFF	
16	051391-01-700	EA	HINGE KIT - W/CLIP	92568 & 92559
17	051391-04-704	EA	TANK - INNER	91642
18	051391-01-715	EA	DRAIN PLUG	91857
19	051391-04-707	EA	FLUE & GASKET	90960
	111129-01-711	EA	BRACKET-CORNER, SET OF FOUR	91928
	116424-01-000	EA	PROTECTOR - ROUND VINYL - WATER HEATER LATCH	

WATER & SEWAGE GROUP (CONTINUED)

WATER HEATER W/MOTOR AID - ELECTRIC IGNITION

WATER HEATER W/ELECTRIC IGNITION ATWOOD (G6A-7E)



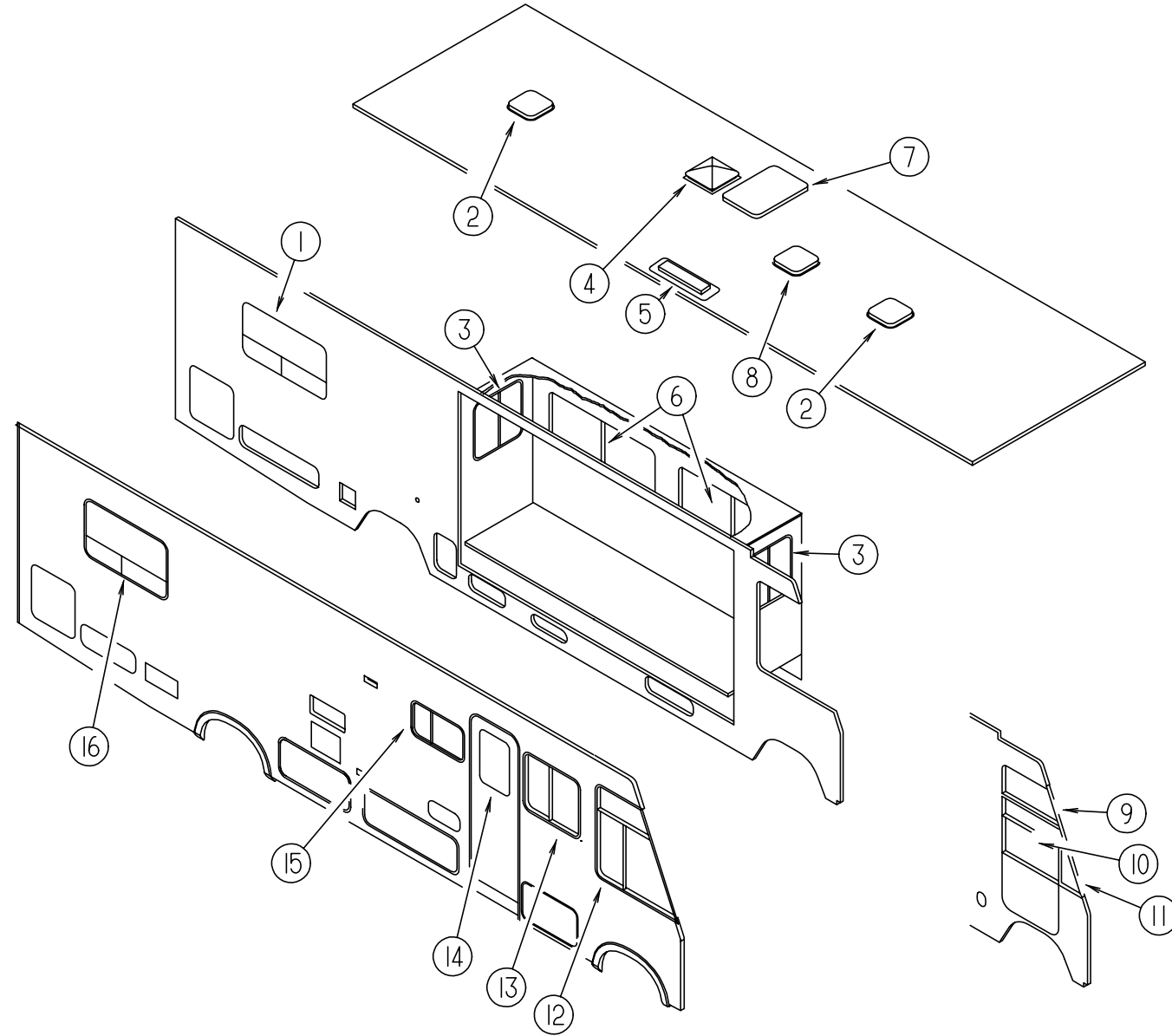
KEY	PART NUMBER	U/M DESCRIPTION	VENDER NO.
	051391-03-000	EA WATER HEATER - W/ ELECTRIC IGNITION	
1	051393-01-701	EA SWITCH PACKAGE - W/ LIGHT	91959
2	051391-04-701	EA THERMOSTAT 12 VDC-120 PRESET	91470
3	051393-01-721	EA ECO & THERMOSTAT ASM - FRONT MOUNT - 140°	91447
4	051391-01-705	EA FASTENER - CAMLOC	92609
5	051391-01-704	EA VALVE - RELIEF - 1/2" FITTING	91604
6	051393-01-723	EA SWITCH - ENERGY CUT-OFF	93866
7	051393-01-724	EA CIRCUIT BOARD - W/ SPADE TERMINAL	93867
8	051393-01-725	EA ELECTRODE - SINGLE SPADE CONNECTION	93868
9	051391-04-703	EA BURNER - MAIN	91638
10	051391-01-717	EA GRILLE	92640
11	051391-01-710	EA ORIFICE - MAIN BURNER	92742
12	051391-03-700	EA ORIFICE HOLDER	91563
13	051393-01-726	EA SOLENOID VALVE & BRACKET	93870
14	051391-01-714	EA ELBOW - 45 DEGREE - 3/8" F X 3/8" MPT	91044
15	052009-01-000	EA DOOR - WATER HEATER - OFF WHITE	
16	051391-01-700	EA HINGE KIT - W/CLIP	92568 & 92559
17	051391-04-706	EA TANK - INNER	91641
18	051391-01-715	EA DRAIN PLUG	91857
19	051391-01-706	EA FLUE & GASKET	92787
	116424-01-000	EA PROTECTOR - ROUND VINYL - WATER HEATER LATCH	

WATER HEATER W/ELECTRIC IGNITION ATWOOD (G6A-8E)

KEY	PART NUMBER	U/M DESCRIPTION	VENDOR NO.
	051391-03-000	EA WATER HEATER - W/ ELECTRIC IGNITION	
1	051393-01-701	EA SWITCH PACKAGE	91959
2	051391-04-701	EA THERMOSTAT 12 VDC-120 PRESET	91470
3	051393-01-721	EA ECO & THERMOSTAT ASM - FRONT MOUNT - 140°	91447
4	051391-01-705	EA FASTENER - CAMLOC	92609
5	051391-01-704	EA VALVE - RELIEF - 1/2" FITTING	91604
6	051393-01-723	EA SWITCH - ENERGY CUT-OFF	93866
7	051393-01-724	EA CIRCUIT BOARD - W/ SPADE TERMINAL	93867
8	051393-01-725	EA ELECTRODE - SINGLE SPADE CONNECTION	93868
9	051391-04-703	EA BURNER - MAIN	91638
10	051391-01-717	EA GRILLE	92640
11	051391-01-710	EA ORIFICE - MAIN BURNER	92742
12	051391-03-700	EA ORIFICE HOLDER	91563
13	051393-01-726	EA SOLENOID VALVE & BRACKET	93870
14	051391-01-714	EA ELBOW - 45 DEGREE - 3/8" F X 3/8" MPT	91044
15	052009-04-000	EA DOOR - WATER HEATER - BUFF	
16	051391-01-700	EA HINGE KIT - W/CLIP	92568 & 92559
17	051391-04-706	EA TANK - INNER	91641
18	051391-01-715	EA DRAIN PLUG	91857
19	051391-04-707	EA FLUE & GASKET	90960
	111129-01-711	EA BRACKET-CORNER, SET OF FOUR	91928
	116424-01-000	EA PROTECTOR - ROUND VINYL - WATER HEATER LATCH	

WINDOW, VENT & EXTERIOR DOOR GROUP

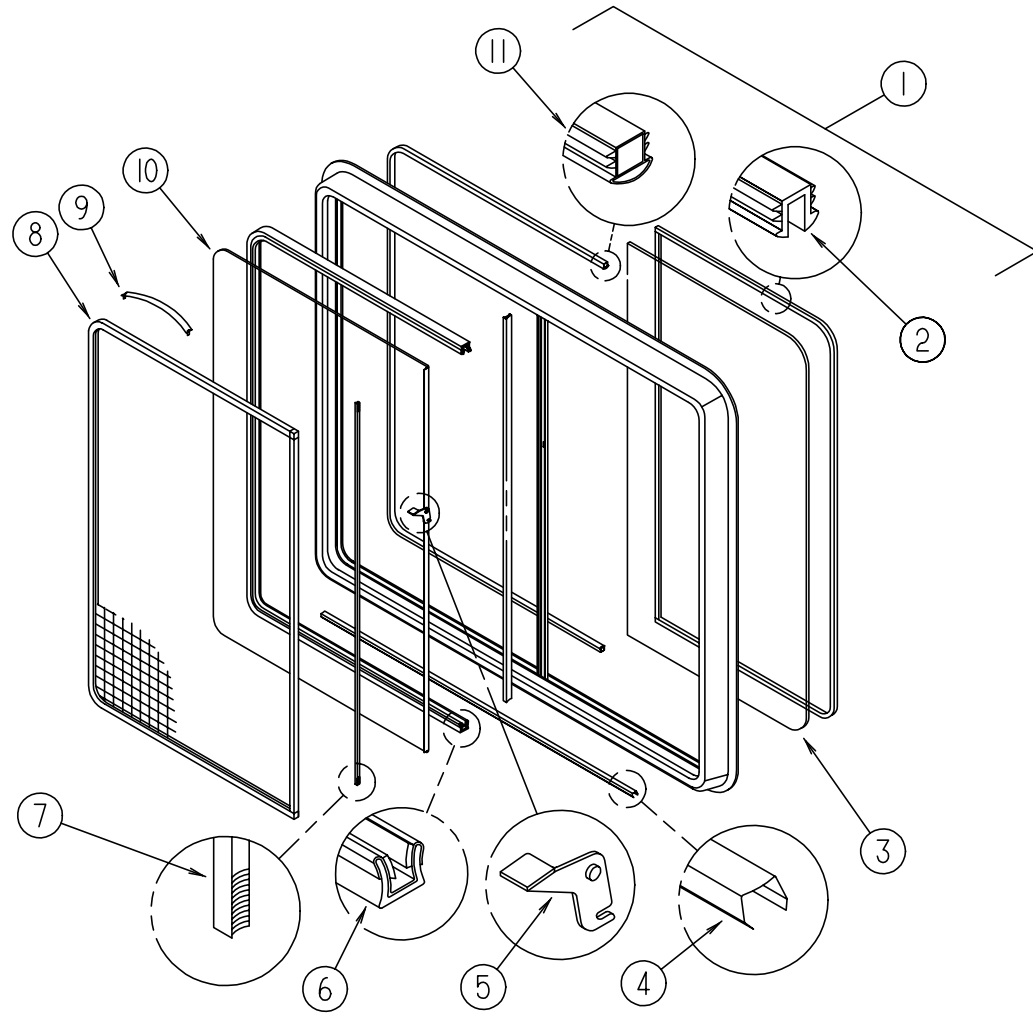
WINDOWS & VENTS



KEY	PART NUMBER	U/M	DESCRIPTION	KEY	PART NUMBER	U/M	DESCRIPTION
1	104691-14-01A	EA	WINDOW ASM - TIPOUT - ESCAPE - BLK/OW - CH88-G2W59	9	116000-02-01A	EA	WINDOW ASM - STATIONARY 14 13/16" X 25 11/16" X 32 1/4", THERMOPANE
1	112795 24 01A	EA	WINDOW ASM. - SLIDER ESCAPE HORIZONTAL - THERMOPANE - DH414-G2W64L	9	106467-03-01A	EA	WINDOW ASM - STATIONARY, 14 13/16" X 25 11/16" X 32 1/4"
2	110051-02-01A	EA	VENT - ROOF - NON POWERED	10	106469-01-704	EA	WINDOW - DRIVER DOOR - ROLL-UP GLASS ASM. - W/ BRACKET
3	098647-45-01A	EA	WINDOW ASM. - SLIDER - HORIZONTAL - H467-G2W66R	11	115999-02-01A	EA	WINDOW ASM - FRONT SLANT - THERMO INSULATED - DRIVER SIDE
4	110051-04-01A	EA	VENT - ROOF - POWERED (US)	11	106468-02-01A	EA	WINDOW ASM - FRONT SLANT- DRIVER SIDE
4	110051-06-01A	EA	VENT - ROOF - POWERED (CSA)	12	103658-08-01A	EA	WINDOW ASM - PASS. SLANT, 44 1/4" X 24 7/16" X 44 1/8"
5	118369-01-01A	EA	VENT - ROOF CAP, REFRIGERATOR - BUFF (SIDE BY SIDE)	12	113501-02-01A	EA	WINDOW ASM - PASS. SLANT, THERMOPANE - 44 1/4" X 24 7/16" X 44 1/8"
5	118369-02-01A	EA	VENT - ROOF BASE, REFRIGERATOR - BUFF (SIDE BY SIDE)	13	112795-18-01A	EA	WINDOW ASM. - SLIDER - HORIZONTAL - THERMOPANE - DH286-G2W66R
5	084073-04-000	EA	BASE - ROOF VENT, REFRIGERATOR - BLACK - NORCOLD (DOUBLE DOOR)	13	098647-25-01A	EA	WINDOW ASM. - SLIDER - HORIZONTAL - BLK/OW - H286-G2W66R
5	084073-05-000	EA	COVER - ROOF VENT, REFRIGERATOR - BUFF - NORCOLD (DOUBLE DOOR)	14	117053-02-F36	EA	WINDOW ASM - PICTURE ENTRANCE DOOR
6	098647-47-01A	EA	WINDOW ASM. - SLIDER - HORIZONTAL	14	113733-01-01A	EA	WINDOW ASM - STATIONARY, THERMOPANE - 26 3/8" X 17"
6	112795-54-01A	EA	WINDOW ASM. - SLIDER - HORIZONTAL - THERMOPANE - DH493-G2W66L	15	112795-19-01A	EA	WINDOW ASM - SLIDER - HORIZONTAL - THERMOPANE - DC29-G2W66R
7	080910-01-000	EA	PANEL - SKYLITE - OUTER - 16.75" X 23.75" - PLASTIC	15	098647-33-01A	EA	WINDOW ASM - SLIDER - HORIZONTAL - H425-G2W66R
7	077902-03-000	EA	PANEL - SKYLITE - INNER - 15.6" X 22.5" - PLASTIC	16	104691-13-01A	EA	WINDOW ASM - TIPOUT BLK/OW - CH37-G2W59
8	084079-14-000	EA	VENT - ROOF - POWERED (US)	16	112795-22-01A	EA	WINDOW ASM - SLIDER, HORIZONTAL - THERMOPANE - DC48-G2W66R
8	084079-15-000	EA	VENT - ROOF - POWERED (CSA)				

WINDOW, VENT & EXTERIOR DOOR GROUP (CONTINUED)

SINGLE SLIDER WINDOW (EXCEL) (DRIVER SIDE, DINETTE & LOUNGE)



KEY	PART NUMBER	U/M	DESCRIPTION	VENDOR NO.
1	098647-47-01A	EA	WINDOW ASM - SLIDER - W/ RETAINER TRIM	
	098647-47-703	EA	RETAINER TRIM - INSIDE (OFF WHITE)	W49366
2	098644-01-705	FT	GLAZING STRIP	132-010231
3	098647-47-700	EA	GLASS - STATIONARY	106-025224
4	098644-01-710	FT	TRACK - SCREEN SPACER - 12' LENGTH	132-017135
5	098644-01-700	EA	LATCH - REPAIR KIT	B801-CK
6	098644-01-708	FT	CHANNEL - PIERCED RUN	122-016543
7	098644-01-711	FT	WEATHERSTRIP - SCREEN - BLACK	171-016965
8	098647-47-702	EA	SCREEN ASM. - W/ SPRINGS & WEATHERSTRIP	410-025226
9	098644-01-713	EA	SPRING - SCREEN FRAME (CLIP)	226-016966
10	098647-47-701	EA	GLASS - SLIDING - W/ SASH & LATCH	H493-G9
11	098644-01-706	FT	WEATHERSTRIP	171-010668
	098644-01-716	FT	PLUG - FILLER	132-014470
	098644-01-717	FT	SPLINE - SCREEN	132-004716

SINGLE SLIDER WINDOW (EXCEL) (PASSENGER SIDE, LOUNGE)

KEY	PART NUMBER	U/M	DESCRIPTION	VENDOR NO.
	098647-25-01A	EA	WINDOW ASM - SLIDER - W/ RETAINER TRIM - H286-G2W66R	
1	098647-25-700	EA	WINDOW ASM - SLIDER - W/O RETAINER TRIM	H286-G2R
	098647-25-701	EA	RETAINER TRIM - INSIDE (OFF WHITE)	W28666
2	100322-01-703	FT	GLAZING STRIP	132-010723
3	098647-25-702	EA	GLASS - STATIONARY	106-017657
4	098644-01-710	FT	TRACK - SCREEN SPACER - 12' LENGTH	132-017135
5	098644-01-700	EA	LATCH - REPAIR KIT	B801-CK
6	098644-01-708	FT	CHANNEL - PIERCED RUN	122-016543
7	098644-01-711	FT	WEATHERSTRIP - SCREEN - BLACK	171-016965
8	098647-25-704	EA	SCREEN ASM. - W/ SPRINGS & WEATHERSTRIP	410-019065
9	098644-01-713	EA	SPRING - SCREEN FRAME (CLIP)	226-016966
10	098647-25-703	EA	GLASS - SLIDING - W/ SASH & LATCH	H286-G9
11	098644-01-706	FT	WEATHERSTRIP	171-010668
	098644-01-716	FT	PLUG - FILLER	132-014470
	098644-01-717	FT	SPLINE - SCREEN	132-004716

SINGLE SLIDER WINDOW (EXCEL) (GALLEY)

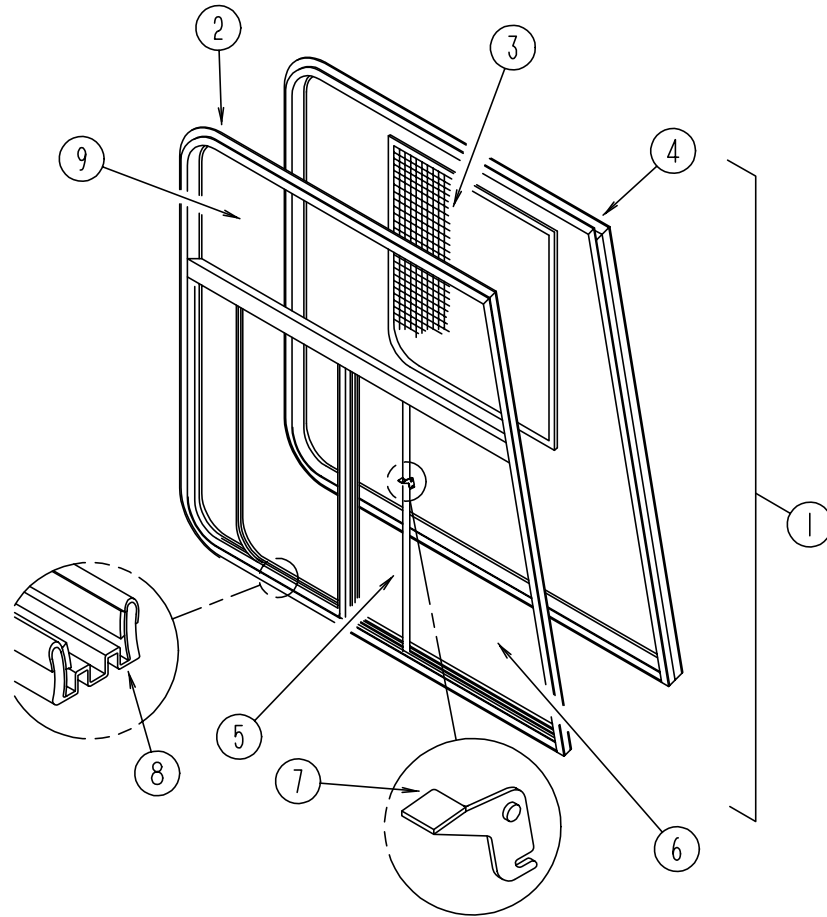
KEY	PART NUMBER	U/M	DESCRIPTION	VENDOR NO.
	098647-33-01A	EA	WINDOW ASM - SLIDER - W/ RETAINER TRIM - H425-G2W66R	
1	098647-33-700	EA	WINDOW ASM - SLIDER - W/O RETAINER TRIM	H425-G2R
	098647-33-701	EA	RETAINER TRIM - INSIDE (OFF WHITE)	CW2966
2	100322-01-703	FT	GLAZING STRIP	132-010723
3	098647-33-702	EA	GLASS - STATIONARY	106-019297
4	098644-01-710	FT	TRACK - SCREEN SPACER - 12' LENGTH	132-017135
5	098644-01-700	EA	LATCH - REPAIR KIT	B801-CK
6	098644-01-708	FT	CHANNEL - PIERCED RUN	122-016543
7	098644-01-711	FT	WEATHERSTRIP - SCREEN - BLACK	171-016965
8	098647-33-704	EA	SCREEN ASM. - W/ SPRINGS & WEATHERSTRIP	410-019134
9	098644-01-713	EA	SPRING - SCREEN FRAME (CLIP)	226-016966
10	098647-33-703	EA	GLASS - SLIDING - W/ SASH & LATCH	H425-G9
11	098644-01-706	FT	WEATHERSTRIP	171-010668
	098644-01-716	FT	PLUG - FILLER	132-014470
	098644-01-717	FT	SPLINE - SCREEN	132-004716

SINGLE SLIDER WINDOW (EXCEL) (GALLEY)

KEY	PART NUMBER	U/M	DESCRIPTION	VENDOR NO.
	098647-33-01A	EA	WINDOW ASM - SLIDER - W/ RETAINER TRIM - H425-G2W66R	
1	098647-33-700	EA	WINDOW ASM - SLIDER - W/O RETAINER TRIM	H425-G2R
	098647-33-701	EA	RETAINER TRIM - INSIDE (OFF WHITE)	CW2966
2	100322-01-703	FT	GLAZING STRIP	132-010723
3	098647-33-702	EA	GLASS - STATIONARY	106-019297
4	098644-01-710	FT	TRACK - SCREEN SPACER - 12' LENGTH	132-017135
5	098644-01-700	EA	LATCH - REPAIR KIT	B801-CK
6	098644-01-708	FT	CHANNEL - PIERCED RUN	122-016543
7	098644-01-711	FT	WEATHERSTRIP - SCREEN - BLACK	171-016965
8	098647-33-704	EA	SCREEN ASM. - W/ SPRINGS & WEATHERSTRIP	410-019134
9	098644-01-713	EA	SPRING - SCREEN FRAME (CLIP)	226-016966
10	098647-33-703	EA	GLASS - SLIDING - W/ SASH & LATCH	H425-G9
11	098644-01-706	FT	WEATHERSTRIP	171-010668
	098644-01-716	FT	PLUG - FILLER	132-014470
	098644-01-717	FT	SPLINE - SCREEN	132-004716

WINDOW, VENT & EXTERIOR DOOR GROUP (CONTINUED)

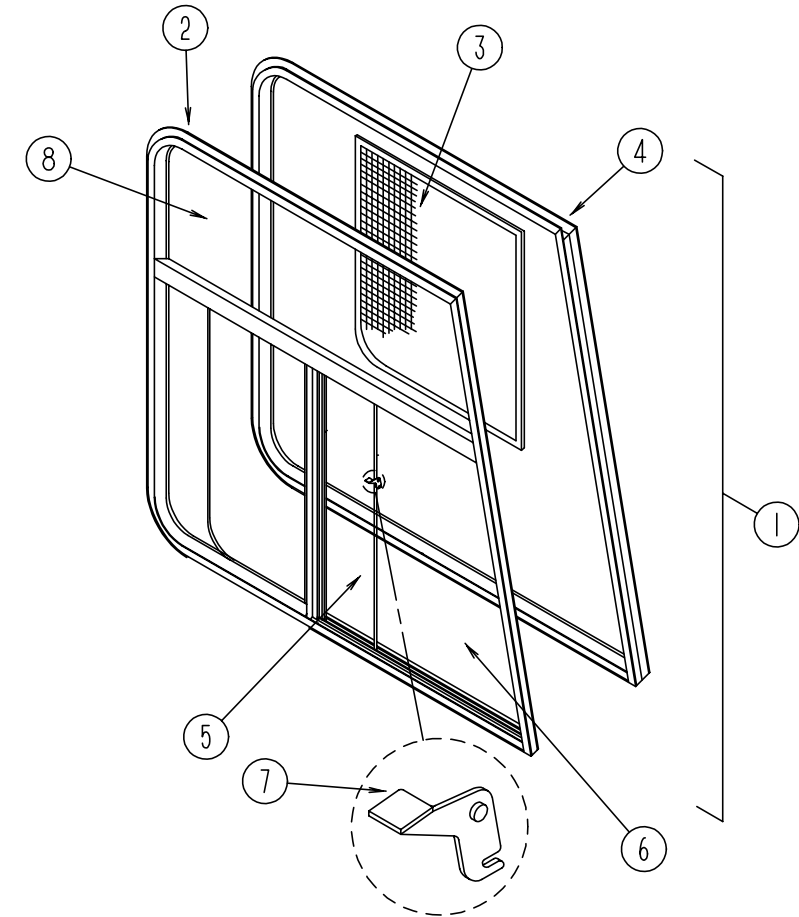
FRONT CAB THERMOPANE WINDOW (EXCEL) (PASSENGER SIDE)



KEY	PART NUMBER	U/M	DESCRIPTION	VENDOR NO.
1	113501-02-01A	EA	WINDOW ASM-PASS. SLANT, THERMOPANE - 44 1/4" X 24 7/16" X 44 1/8" EXCEL DH374-A2B66R	
2	113501-02-700	EA	WINDOW W/O TRIM, RH	DH374-A2R
3	103658-02-700	EA	SCREEN ASSEMBLY, RH	H322-03R
4	103658-10-701	EA	RETAINER-TRIM, RH	H37366R & 76R
5	113501-02-702	EA	GLASS-SLIDE ASSEMBLY, RH	DH374-A9R
6	113501-02-701	EA	GLASS-STATIONARY-LOWER, RH	390-019138R
7	112795-01-700	EA	LATCH ASM- BLACK	DH287-CK
8	112795-01-703	IN	CHANNEL-RUN	122-018736
9	113501-01-701	EA	GLASS-STATIONARY-UPPER	390-019137

WINDOW, VENT & EXTERIOR DOOR GROUP (CONTINUED)

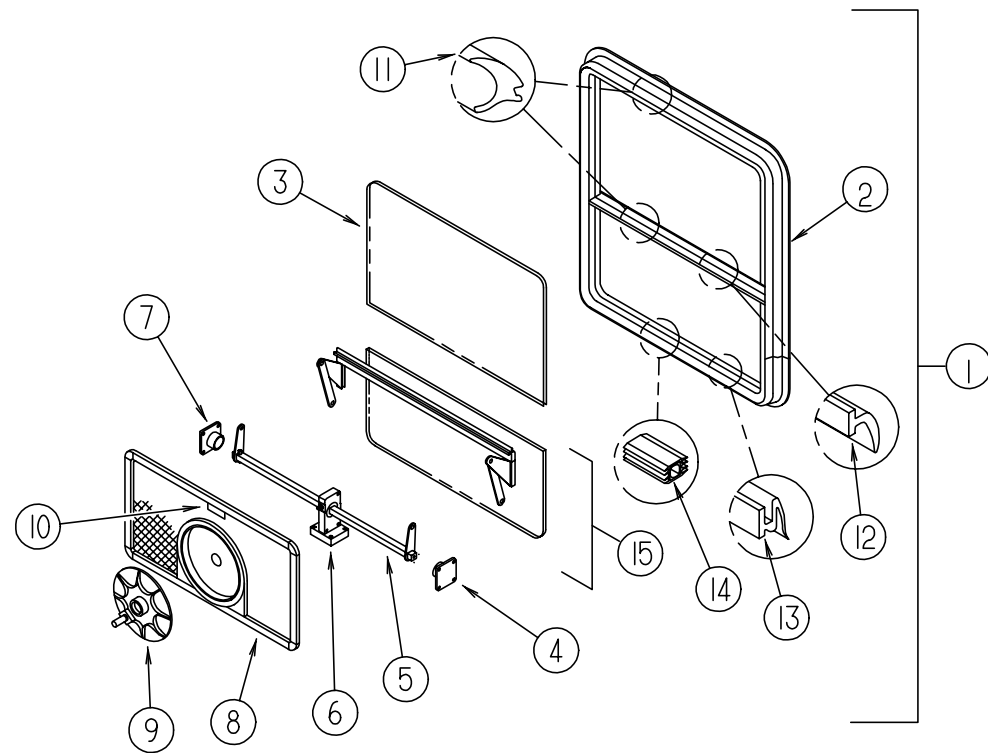
FRONT CAB WINDOW (EXCEL) (PASSENGER SIDE)



KEY	PART NUMBER	U/M	DESCRIPTION	VENDER NO.
1	103658-08-01A	EA	WINDOW ASM. - W/ RETAINER TRIM - H374-A2B66R	
2	103658-08-700	EA	WINDOW ASM. - W/O RETAINER TRIM	H374-A2R
3	103658-02-700	EA	SCREEN ASM. - WINDOW	H322-03R
	098644-01-717	FT	SPLINE - SCREEN	132-004716
	098644-01-713	EA	SPRING - SCREEN FRAME (CLIP)	226-016966
	098644-01-710	FT	TRACK - SCREEN SPACER - 12' LENGTH	132-017135
	098644-01-711	FT	WEATHERSTRIP - SCREEN - BLACK	171-016965
4	103658-08-701	EA	RETAINER TRIM (BLACK)	H374-66R & 76R
5	103658-02-701	EA	GLASS - SLIDING - W/SASH & LATCH	H322-A9R
6	103658-01-702	EA	GLASS - STATIONARY - BOTTOM	106-017700
7	098644-01-700	EA	LATCH - REPAIR KIT	B801-CK
8	103658-07-701	EA	GLASS - STATIONARY - TOP	106-018481
	098644-01-708	FT	CHANNEL - PIERCED RUN	122-016543
	098644-01-706	FT	WEATHERSTRIP	171-010668
	098644-01-716	FT	PLUG - FILLER	132-014470

WINDOW, VENT & EXTERIOR DOOR GROUP (CONTINUED)

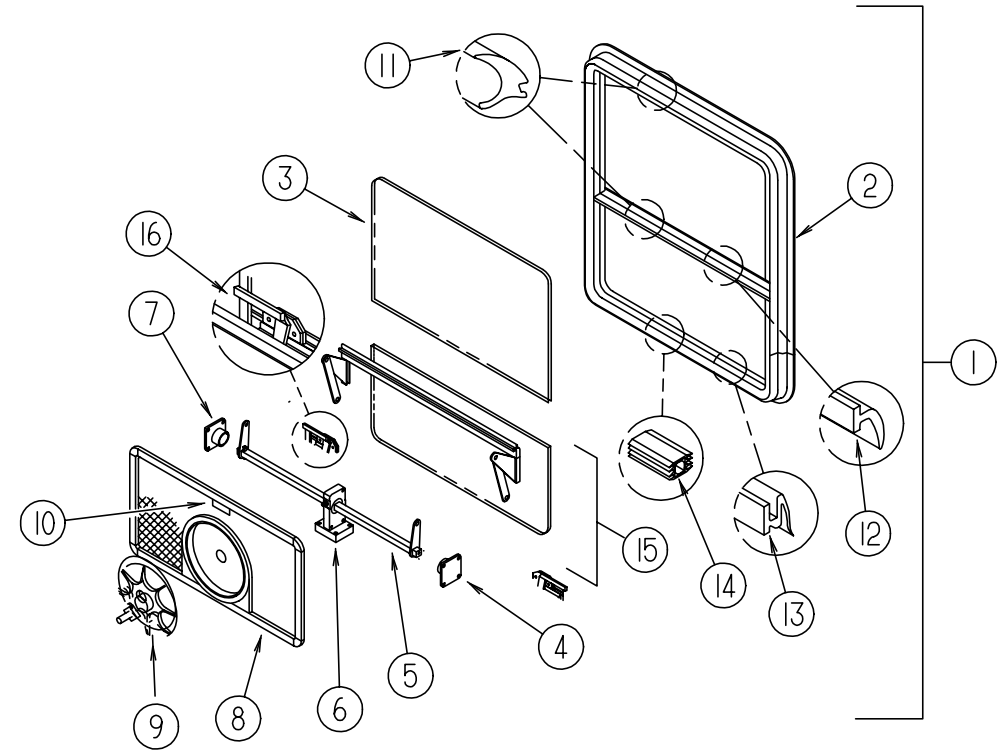
BEDROOM WINDOW (PASSENGER SIDE)



KEY	PART NUMBER	U/M	DESCRIPTION	VENDOR NO.
1	104691-13-01A	EA	WINDOW ASM. - TIPOUT BLK/OW - EXCEL CH37-G2W59	
2	104691-13-700	EA	WINDOW W/O TRIM	CH37-G2
	104691-13-701	EA	RETAINER - TRIM	W30359
3	104691-13-702	EA	GLASS - STATIONARY	106-017670
	100322-01-704	FT	TAPE - BUTYL	154-016083
4	100322-01-714	EA	SUPPORT - TORQUE BAR, LH	130-015978
5	104691-13-704	EA	OPERATOR & BAR ASM.	CH36-15
6	112519-01-702	EA	OPERATOR - VENT	410-016123
7	100322-01-715	EA	SUPPORT - TORQUE BAR, RH	130-015979
8	104691-13-705	EA	SCREEN ASSEMBLY	410-017763
	098644-01-711	EA	WEATHERSTRIP - SCREEN, BLACK	171-016965
9	100322-01-718	EA	HANDLE - DIAL	410-016081
10	112519-01-706	EA	CLIP - SCREEN	CH21-50
11	100322-01-703	FT	VINYL - GLAZING, BUTYL	132-010723
12	100322-01-702	EA	WEATHERSTRIP - HORIZONTAL RAIL	132-015976
13	100322-01-701	FT	SEAL - VENT	122-016071
14	116976-01-702	FT	PLUG - FILLER	132-016065
15	104691-13-703	EA	VENT ASSEMBLY	CH37-G9

WINDOW, VENT & EXTERIOR DOOR GROUP (CONTINUED)

BEDROOM WINDOW (ESCAPE) (DRIVER SIDE)



KEY	PART NUMBER	U/M	DESCRIPTION	VENDOR NO.
1	104691-14-01A	EA	WINDOW ASM. - TIPOUT ESCAPE - EXCEL CH88-G2W59	
2	104691-14-700	EA	WINDOW W/O TRIM	CH88-G2
	104691-14-701	EA	RETAINER - TRIM	CW8859
3	104691-14-702	EA	GLASS - STATIONARY	106-019117
	100322-01-704	FT	TAPE - BUTYL	154-016083
4	100322-01-714	EA	SUPPORT - TORQUE BAR, LH	130-015978
5	104691-14-704	EA	OPERATOR & BAR ASM.	CH88-15
6	112519-01-702	EA	OPERATOR - VENT	410-016123
7	100322-01-715	EA	SUPPORT - TORQUE BAR, RH	130-015979
8	104691-14-705	EA	SCREEN ASSEMBLY	410-019120
	098644-01-711	EA	WEATHERSTRIP - SCREEN, BLACK	171-016965
9	100322-01-718	EA	HANDLE - DIAL	410-016081
10	112519-01-706	EA	CLIP - SCREEN	CH21-50
11	100322-01-703	FT	VINYL - GLAZING, BUTYL	132-010723
12	100322-01-702	EA	WEATHERSTRIP - HORIZONTAL RAIL	132-015976
13	100322-01-701	FT	SEAL - VENT	122-016071
14	116976-01-702	FT	PLUG - FILLER	132-016065
15	104691-14-703	EA	VENT ASSEMBLY	CH88-G9
16	112898-06-705	EA	HANDLE-LATCH, RED - LH	182-11294
	112898-06-704	EA	HANDLE-LATCH, RED - RH	182-11293

WINDOW, VENT & EXTERIOR DOOR GROUP (CONTINUED)

SINGLE SLIDER THERMOPANE WINDOW (EXCEL) (GALLEY)

KEY	PART NUMBER	U/M	DESCRIPTION	VENDOR NO.
1	112795-19-01A	EA	WINDOW ASM-SLDR,HORIZ THERMO - EXCEL DC29-G2W66R	DC29-G2R
	112795-19-700	EA	WINDOW W/O TRIM	CW2966
	098647-31-701	EA	RETAINER-TRIM, WHITE	132-019702
2	112795-01-705	FT	VINYL-GLAZING	390-019134
3	112795-19-701	EA	GLASS-STATIONARY	132-019092
4	112795-01-701	EA	SLIDE-STOP	DH287-CK
5	112795-01-700	EA	LATCH ASM., BLACK	122-018736
6	112795-01-703	IN	CHANNEL-RUN	410-019128
7	098647-31-704	EA	SCREEN ASM., W/SPRING CLIP	226-016966
8	098644-01-713	EA	CLIP-SPRING, BLACK PLASTIC	DC29-G9
9	112795-19-702	EA	GLASS-SLIDING, W/SASH & LATCH	122-018737
10	112795-01-704	FT	PLUG-FILLER	

SINGLE SLIDER THERMOPANE WINDOW (EXCEL) (PASSENGER SIDE BEDROOM)

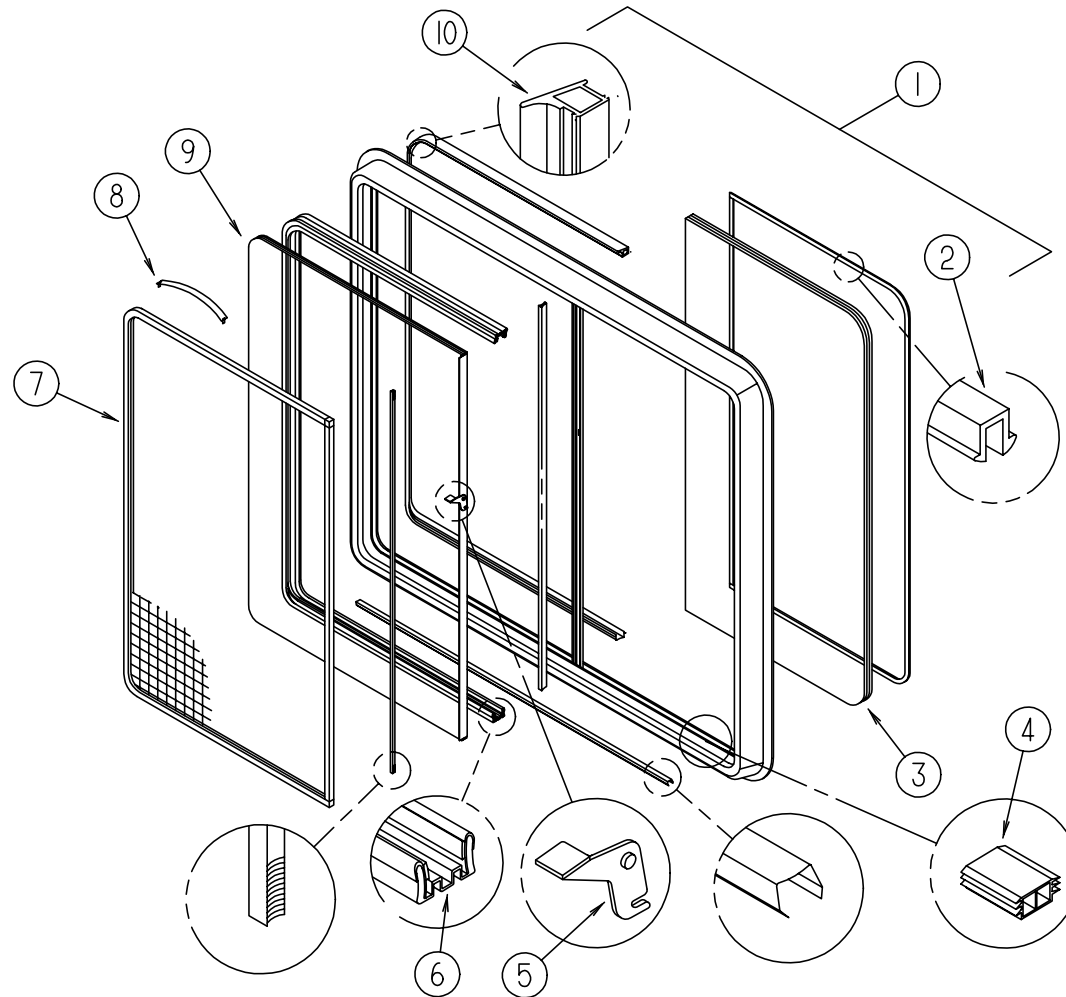
KEY	PART NUMBER	U/M	DESCRIPTION	VENDOR NO.
1	112795-22-01A	EA	WINDOW ASM-SLDR,HORIZ THERMO - EXCEL DC48-G2W66R	DC48-G2R
	112795-22-700	EA	WINDOW W/O TRIM	W30366
	112795-22-701	EA	RETAINER-TRIM	132-019702
2	112795-01-705	FT	VINYL-GLAZING	390-019039
3	112795-22-702	EA	GLASS-STATIONARY	132-019092
4	112795-01-701	EA	SLIDE-STOP	DH287-CK
5	112795-01-700	EA	LATCH ASM., BLACK	122-018736
6	112795-01-703	IN	CHANNEL-RUN	410-019063
7	098647-38-704	EA	SCREEN ASM., W/SPRING CLIP	226-016966
8	098644-01-713	EA	CLIP-SPRING, BLACK PLASTIC	DC48-G9
9	112795-22-703	EA	GLASS-SLIDING, W/SASH & LATCH	122-018737
10	112795-01-704	FT	PLUG-FILLER	

SINGLE SLIDER THERMOPANE WINDOW (EXCEL) (DRIVER SIDE DINETTE & LOUNGE)

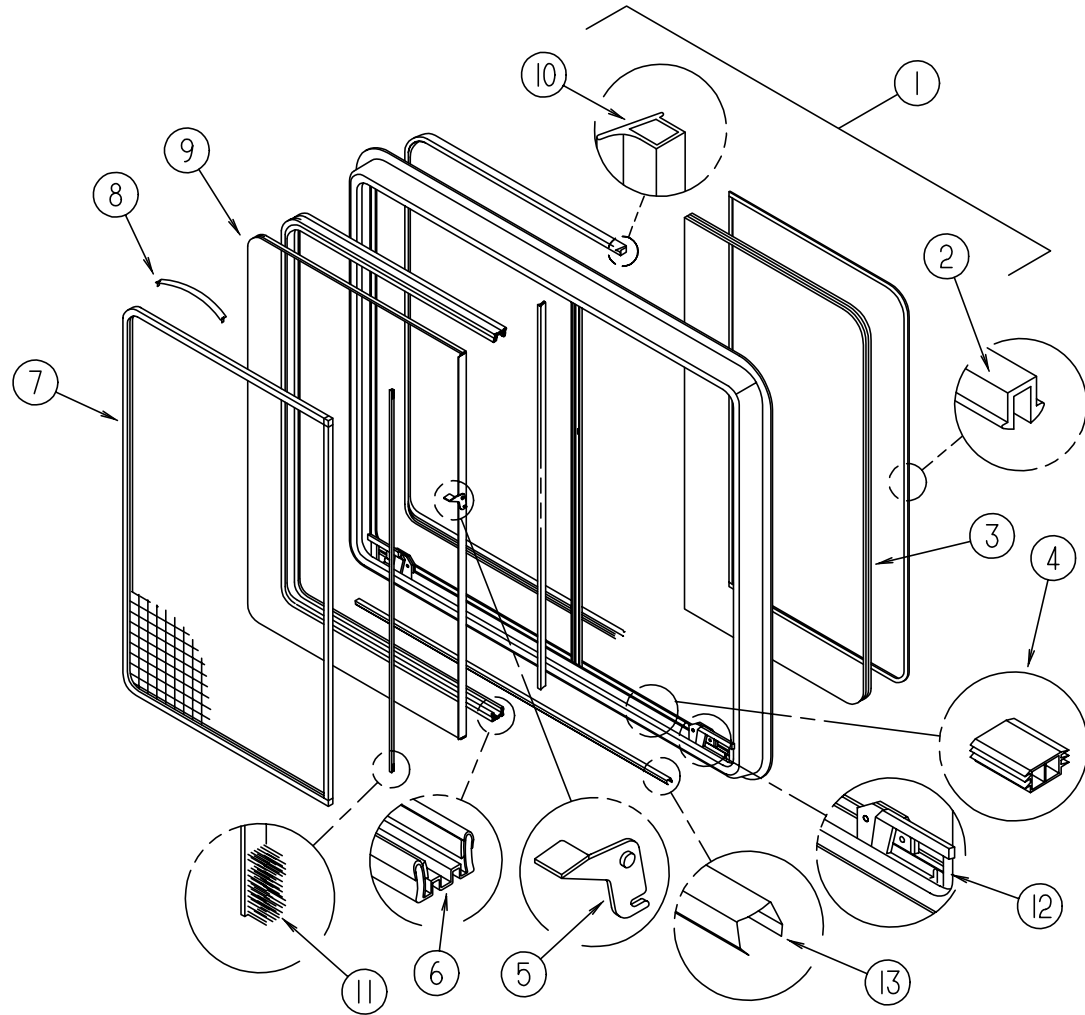
KEY	PART NUMBER	U/M	DESCRIPTION	VENDOR NO.
1	112795-54-01A	EA	WINDOW ASM-SLDR,HORIZ THERMO - EXCEL DH493-G2W66L	
	N/A	EA	WINDOW W/O TRIM	W493-66
	098647-47-703	EA	RETAINER-TRIM	132-019702
2	112795-01-705	FT	VINYL-GLAZING	390-025248
3	112795-54-701	EA	GLASS-STATIONARY	132-019092
4	112795-01-701	EA	SLIDE-STOP	DH287-CK
5	112795-01-700	EA	LATCH ASM., BLACK	122-018736
6	112795-01-703	IN	CHANNEL-RUN	410-025226
7	098647-47-702	EA	SCREEN ASM., W/SPRING CLIP	226-016966
8	098644-01-713	EA	CLIP-SPRING, BLACK PLASTIC	DH493-G9
9	112795-54-700	EA	GLASS-SLIDING, W/SASH & LATCH	122-018737
10	112795-01-704	FT	PLUG-FILLER	

SINGLE SLIDER THERMOPANE WINDOW (EXCEL) (PASSENGER SIDE, LOUNGE)

KEY	PART NUMBER	U/M	DESCRIPTION	VENDOR NO.
1	112795-18-01A	EA	WINDOW ASM-SLDR,HORIZ THERMO - EXCEL DH286-G2W66R	
	112795-18-702	EA	WINDOW W/O TRIM	DH286-G2R
	098647-25-701	EA	RETAINER-TRIM, WHITE	W28666
2	112795-01-705	FT	VINYL-GLAZING	132-019702
3	112795-18-700	EA	GLASS-STATIONARY	390-019043
4	112795-01-701	EA	SLIDE-STOP	132-019092
5	112795-01-700	EA	LATCH ASM., BLACK	DH287-CK
6	112795-01-703	IN	CHANNEL-RUN	122-018736
7	098647-25-704	EA	SCREEN ASM., W/SPRING CLIP	410-019065
8	098644-01-713	EA	CLIP-SPRING, BLACK PLASTIC	226-016966
9	112795-18-701	EA	GLASS-SLIDING, W/SASH & LATCH	DH286-G9
10	112795-01-704	FT	PLUG-FILLER	122-018737



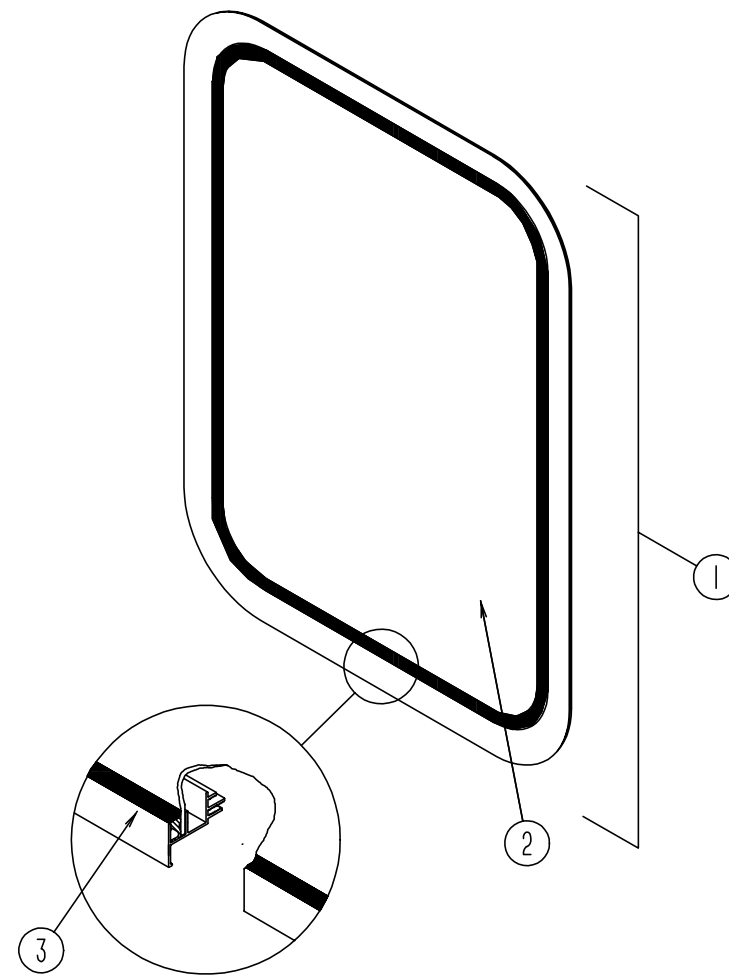
WINDOW, VENT & EXTERIOR DOOR GROUP (CONTINUED)



SINGLE SLIDER ESCAPE THERMOPANE WINDOW (EXCEL) (DRIVER SIDE BEDROOM)

KEY	PART NUMBER	U/M DESCRIPTION	VENDOR NO.
1	112795-24-01A	EA WINDOW ASM-SLDR,HORIZ THERMO - EXCEL DH4148-G2W64L	DH414-G2L
	112795-24-700	EA WINDOW W/O TRIM	W41464
	112795-24-701	EA RETAINER-TRIM	132-019702
2	112795-01-705	FT VINYL-GLAZING	390-019142
3	112795-24-702	EA GLASS-STATIONARY	132-019092
4	112795-01-701	EA SLIDE-STOP	DH287-CK
5	112795-01-700	EA LATCH ASM., BLACK	122-018736
6	112795-01-703	IN CHANNEL-RUN	410-019129
7	112795-24-704	EA SCREEN ASM., W/SPRING CLIP	226-016966
8	098644-01-713	EA CLIP-SPRING, BLACK PLASTIC	DH414-G9
9	112795-24-703	EA GLASS-SLIDING, W/SASH & LATCH	122-018737
10	112795-01-704	FT PLUG-FILLER	171-016965
11	098644-01-711	EA WEATHERSTRIP - SCREEN, BLACK	182-11294
12	112898-06-705	EA HANDLE-LATCH, RED - LH	182-11293
	112898-06-704	EA HANDLE-LATCH, RED - RH	132-017135
13	098644-01-710	FT TRACK-SCREEN SPACER, 12'	

WINDOW, VENT & EXTERIOR DOOR GROUP (CONTINUED)



ENTRY DOOR WINDOW

KEY	PART NUMBER	U/M DESCRIPTION
1	117053-02-F36	EA WINDOW ASM. - ENTRANCE DOOR - W/O RETAINER TRIM
	117054-02-02A	EA RETAINER TRIM - BRIGHT WHITE
2	002181-25-000	EA GLASS - PICTURE 655 X 417 MM
3	087561-01-000	FT SEAL - GLASS - EXTERIOR - .5" WIDE - VINYL - BLACK

ENTRY DOOR WINDOW (THERMO INSULATED)

KEY	PART NUMBER	U/M DESCRIPTION
	113733-01-01A	EA WINDOW ASM-STATIONARY,THERMOPANE - 26 3/8" X 17"
1	113733-01-700	EA WINDOW ASM. - ENTRANCE DOOR - THERMO INSULATED - W/O RETAINER TRIM
	113733-01-701	EA RETAINER TRIM - OFF WHITE
2	113733-01-702	EA GLASS - PICTURE - THERMO INSULATED

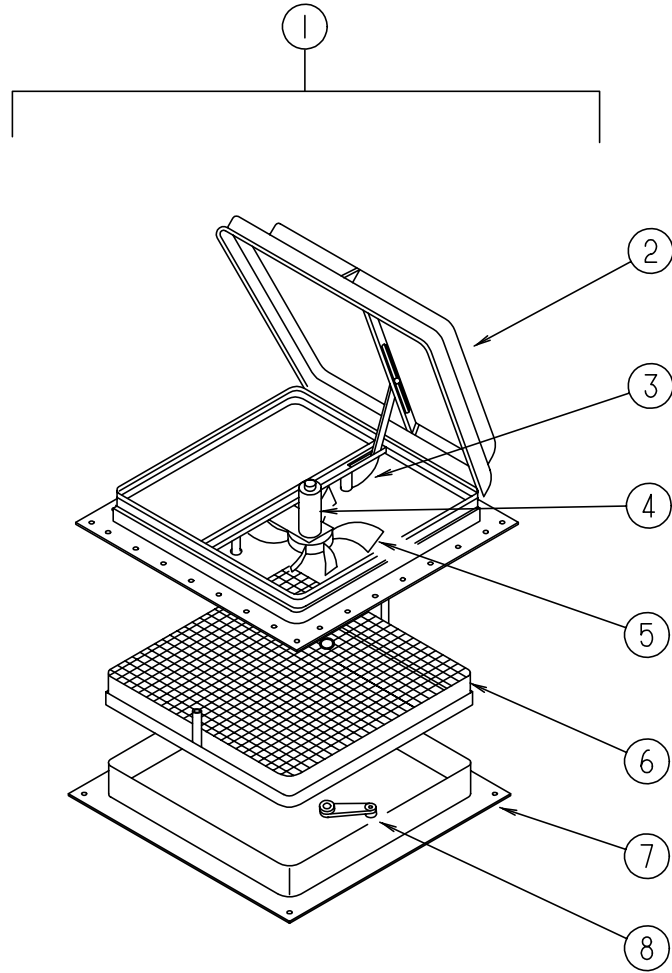
EXCEL VISTA WINDOW

KEY	PART NUMBER	U/M DESCRIPTION	VENDOR NO.
	106467-03-01A	EA WINDOW ASM-DR. STATIONARY, 14 13/16" X 25 11/16" X 32 1/4"	
		EXCEL H388-G2B27L	
	106467-03-700	EA GLASS-STATIONARY	106-018752
	106467-03-701	EA WINDOW	H388-G2L
	106467-03-702	EA RETAINER-TRIM, BLACK	H38827L

EXCEL SLANT WINDOW

KEY	PART NUMBER	U/M DESCRIPTION	VENDOR NO.
	106468-02-01A	EA WINDOW ASM-FRONT SLANT, LH - EXCEL H383-A2B27L	
	100322-01-703	FT STRIP-GLAZING, BUTYL	132-010723
	106468-02-700	EA WINDOW	H383-A2L
	106468-02-701	EA RETAINER-TRIM, BLACK	H383-27L
	106468-02-702	EA GLASS-STATIONARY	106-018740

WINDOW, VENT & EXTERIOR DOOR GROUP (CONTINUED)



POWERED ROOF VENT (US)

KEY	PART NUMBER	U/M DESCRIPTION	VENDOR NO.
1	110051-04-01A	EA VENT ASM. - ROOF - POWERED - 7797	
2	064470-01-700	EA COVER - ROOF VENT (W/O SLIDE BAR)	J7291
	064470-01-701	EA SLIDE BAR (VENT-LID)	JRP1291B
3	110051-01-702	EA GEAR - LIFT-ARM ASM.	RP-1000B
4	048648-01-000	EA MOTOR - 12V NONVENTED 1/8 SHAFT - 42-472-01	
5	048649-01-000	EA FAN - PLASTIC - 6 IN - 6 BLADED - RP-10002B	
6	110051-01-704	EA SCREEN & FRAME	29-688-03
7	110051-02-700	EA GARNISH - INTERIOR - 4"	
8	110051-01-703	EA CRANK HANDLE	RP-1031-B

POWERED ROOF VENT (CANADIAN)

KEY	PART NUMBER	U/M DESCRIPTION	VENDOR NO.
1	110051-06-01A	EA VENT ASM. - ROOF - POWERED - C7797	
2	064470-01-700	EA COVER - ROOF VENT (W/O SLIDE BAR)	J7291
	064470-01-701	EA SLIDE BAR (VENT-LID)	JRP1291B
3	110051-01-702	EA GEAR - LIFT-ARM ASM.	RP-1000B
4	048648-01-000	EA MOTOR - 12V NONVENTED 1/8 SHAFT - 42-472-01	
5	048649-01-000	EA FAN - PLASTIC - 6 IN - 6 BLADED - RP-10002B	
6	110051-01-704	EA SCREEN & FRAME	29-688-03
7	110051-02-700	EA GARNISH - INTERIOR - 4"	
8	110051-01-703	EA CRANK HANDLE	RP-1031-B

WINDOW, VENT & EXTERIOR DOOR GROUP (CONTINUED)

NON POWERED ROOF VENT (JENSEN)

KEY	PART NUMBER	U/M DESCRIPTION	VENDOR NO.
	110051-02-01A	EA ROOF VENT - W/ SCREEN - 7727	
	064470-01-700	EA COVER - ROOF VENT	7291
	110051-01-702	EA GEAR - LIFT-ARM ASM.	RP-1000B
	110051-01-703	EA CRANK HANDLE	RP-1031-B
	110051-01-704	EA SCREEN & FRAME	29-688-03
	064470-01-701	EA SLIDE BAR, (VENT LID)	JRP1291B
	110051-02-700	EA GARNISH-INTERIOR, 4"	

POWERED ROOF VENT (FANTASTIC) (US)

KEY	PART NUMBER	U/M DESCRIPTION	VENDOR NO.
	084079-14-000	EA VENT - EXHAUST - POWERED - OFF WHITE	
	084079-01-700	EA VENT COVER	1020K-19
	084079-01-701	EA SCREEN ASM. - OFF WHITE	1030-80
	084079-01-702	EA ARM LIFT ASSEMBLY - MANUAL	101105
	084079-01-703	EA KNOB - LIFT - W/ EXTENSION & SCREW	1140K-00
	084079-01-707	EA SWITCH - SAFETY	1122.05
	084079-01-709	EA SWITCH - MAIN POWER - 3 SPEED	1031-05
	084079-01-700	EA GARNISH - INTERIOR - 4" - OFF WHITE	2040-80
	084079-11-700	EA MOTOR, BRACKET, & FAN BLADE KIT	4017K-09
	084079-11-702	EA BASE - MAIN W/ DOME SWITCH	1010K-81

POWERED ROOF VENT (FANTASTIC) (CSA)

KEY	PART NUMBER	U/M DESCRIPTION	VENDOR NO.
	084079-15-000	EA VENT - EXHAUST - POWERED - OFF WHITE	
	084079-01-700	EA VENT COVER	1020K-19
	084079-15-700	EA SCREEN ASM.	1030S-80
	084079-01-702	EA ARM LIFT ASSEMBLY - MANUAL	101105
	084079-01-703	EA KNOB - LIFT - W/ EXTENSION & SCREW	1140K-00
	084079-01-707	EA SWITCH - SAFETY	1122.05
	084079-01-709	EA SWITCH - MAIN POWER - 3 SPEED	1031-05
	084079-07-700	EA GARNISH - INTERIOR - 4" - OFF WHITE	2040-80
	084079-11-700	EA MOTOR, BRACKET, & FAN BLADE KIT	4017K-09
	084079-11-702	EA BASE - MAIN W/ DOME SWITCH	1010K-81

ROOF VENTS

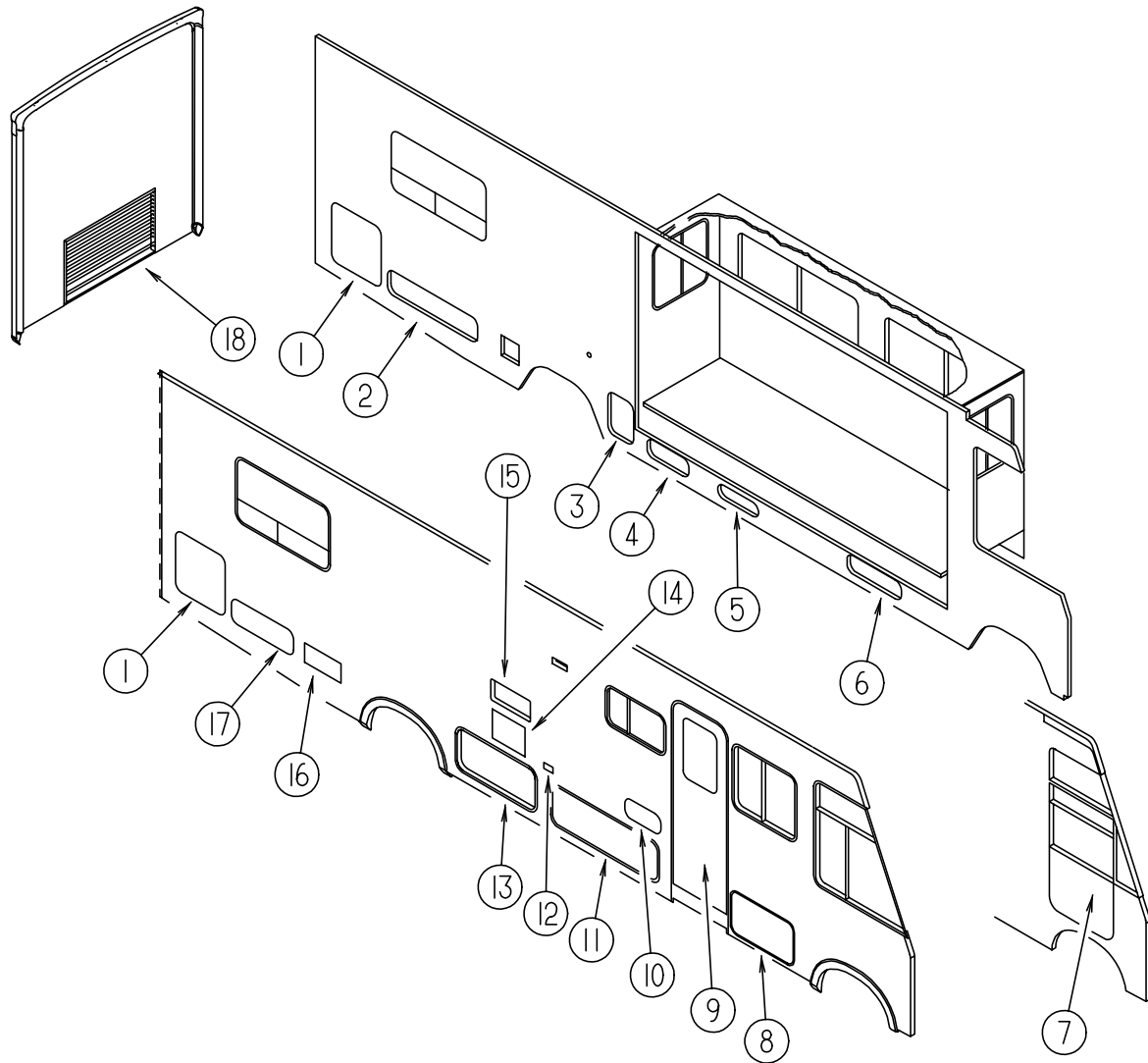
KEY	PART NUMBER	U/M DESCRIPTION
	083558-04-000	EA VENT COVER - PLUMBING PIPE - ROOF - BUFF
	084073-05-000	EA COVER-ROOF VENT, REFRIGERATOR - BUFF - NORCOLD
	084073-04-000	EA BASE-ROOF VENT, REFRIGERATOR - BLACK - NORCOLD
	118369-01-01A	EA VENT-ROOF CAP, REFRIGERATOR - BUFF - DOMETIC
	118369-02-01A	EA VENT-ROOF BASE, REFRIGERATOR - BUFF - DOMETIC

SIDEWALL VENTS

KEY	PART NUMBER	U/M DESCRIPTION
	084616-06-000	EA SHROUD - RANGE HOOD VENT - BUFF
	084878-09-000	EA VENT - RANGE HOOD - SHORT - LVS

WINDOW, VENT & EXTERIOR DOOR GROUP (CONTINUED)

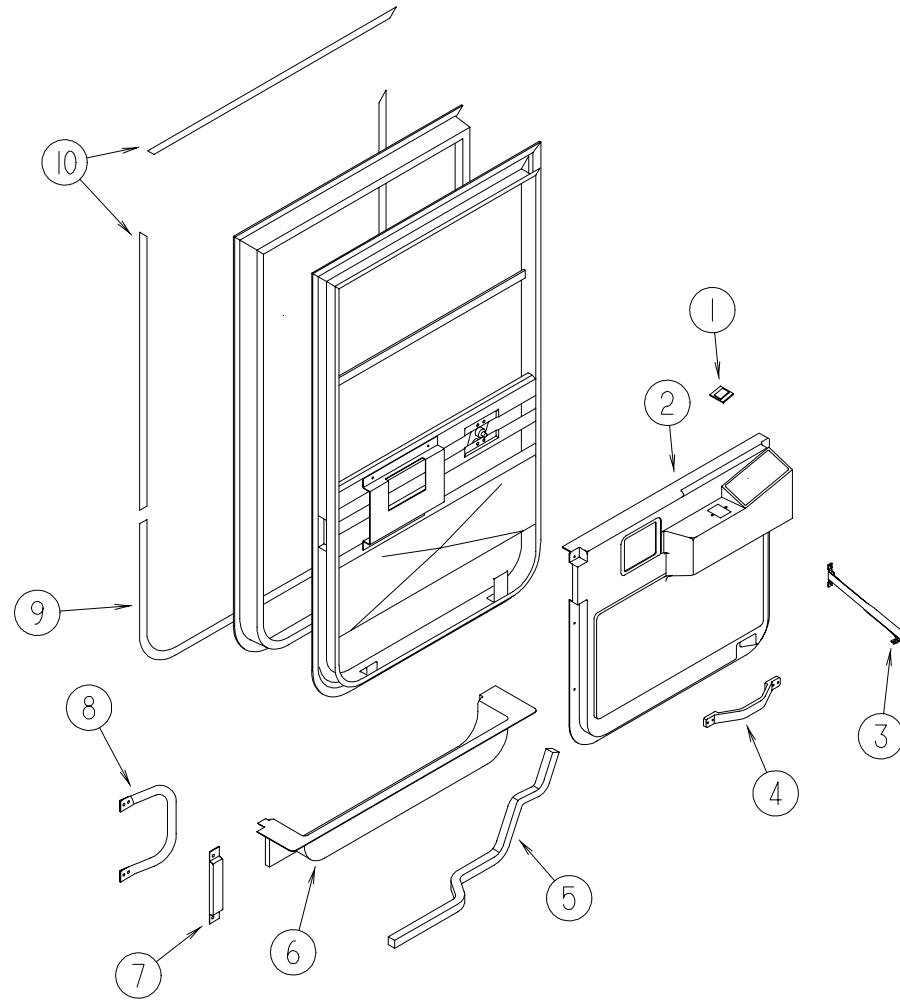
EXTERIOR DOORS



KEY	PART NUMBER	U/M	DESCRIPTION	
1	111013-65-G15	EA	DOOR ASM - STORAGE	
2	111013-62-G15	EA	DOOR ASM - STORAGE	FROM: 00-00-00 THRU: 11-12-95
2	111013-89-G35	EA	DOOR ASM - STORAGE	FROM: 11-13-95 THRU: 99-99-99
3	111013-41-G15	EA	DOOR ASM - STORAGE	FROM: 00-00-00 THRU: 11-12-95
3	111013-76-G35	EA	DOOR ASM - STORAGE	FROM: 11-13-95 THRU: 99-99-99
4	111013-47-G15	EA	DOOR ASM - STORAGE	
5	111009-01-G15	EA	DOOR - LP	
6	111013-46-G15	EA	DOOR ASM - STORAGE	
7	106469-09-01A	EA	DOOR ASM. - DRIVERS - BLACK	
8	111013-16-G15	EA	DOOR ASM - STORAGE	FROM: 00-00-00 THRU: 11-12-95
8	111013-68-G35	EA	DOOR ASM - STORAGE	FROM: 11-13-95 THRU: 99-99-99
9	115108-02-G15	EA	DOOR - ENTRANCE - W/ SCREEN - W/O WINDOW	
9	115108-02-G16	EA	DOOR - ENTRANCE - W/ SCREEN - W/O WINDOW	
9	115108-02-G17	EA	DOOR - ENTRANCE - W/ SCREEN - W/O WINDOW	
10	111017-01-E10	EA	DOOR ASM - ACCESS - EXTERIOR RADIO	
11	111013-17-G15	EA	DOOR ASM - STORAGE	FROM: 00-00-00 THRU: 11-12-95
11	111013-69-G35	EA	DOOR ASM - STORAGE	FROM: 11-13-95 THRU: 99-99-99
12	081240-12-000	EA	DOOR - WATER FILL - LOCKABLE W/O LOCK - 4" X 4 5/8" - BUFF	
13	111013-43-G15	EA	DOOR ASM - STORAGE	FROM: 00-00-00 THRU: 11-12-95
13	111013-78-G35	EA	DOOR ASM - STORAGE	FROM: 11-13-95 THRU: 99-99-99
14	098668-12-000	EA	DOOR ASM - FURNACE - EXTERIOR - BUFF	
15	118368-01-04A	EA	DOOR - REFRIGERATOR - VENTED - BUFF	
15	084104-06-000	EA	JAMB - REFRIGERATOR - BUFF	
16	052009-04-000	EA	DOOR - WATER HEATER - BUFF	
16	116424 01 000	EA	PROTECTOR - WATER HEATER LATCH	
17	111013-18-G15	EA	DOOR ASM - STORAGE	FROM: 00-00-00 THRU: 11-12-95
17	111013-70-G35	EA	DOOR ASM - STORAGE	FROM: 11-13-95 THRU: 99-99-99
18	105546-01-G15	EA	DOOR ASM - ENGINE ACCESS	

WINDOW, VENT & EXTERIOR DOOR GROUP (CONTINUED)

DRIVER DOOR INTERIOR (EXCEL) (V130-01L)

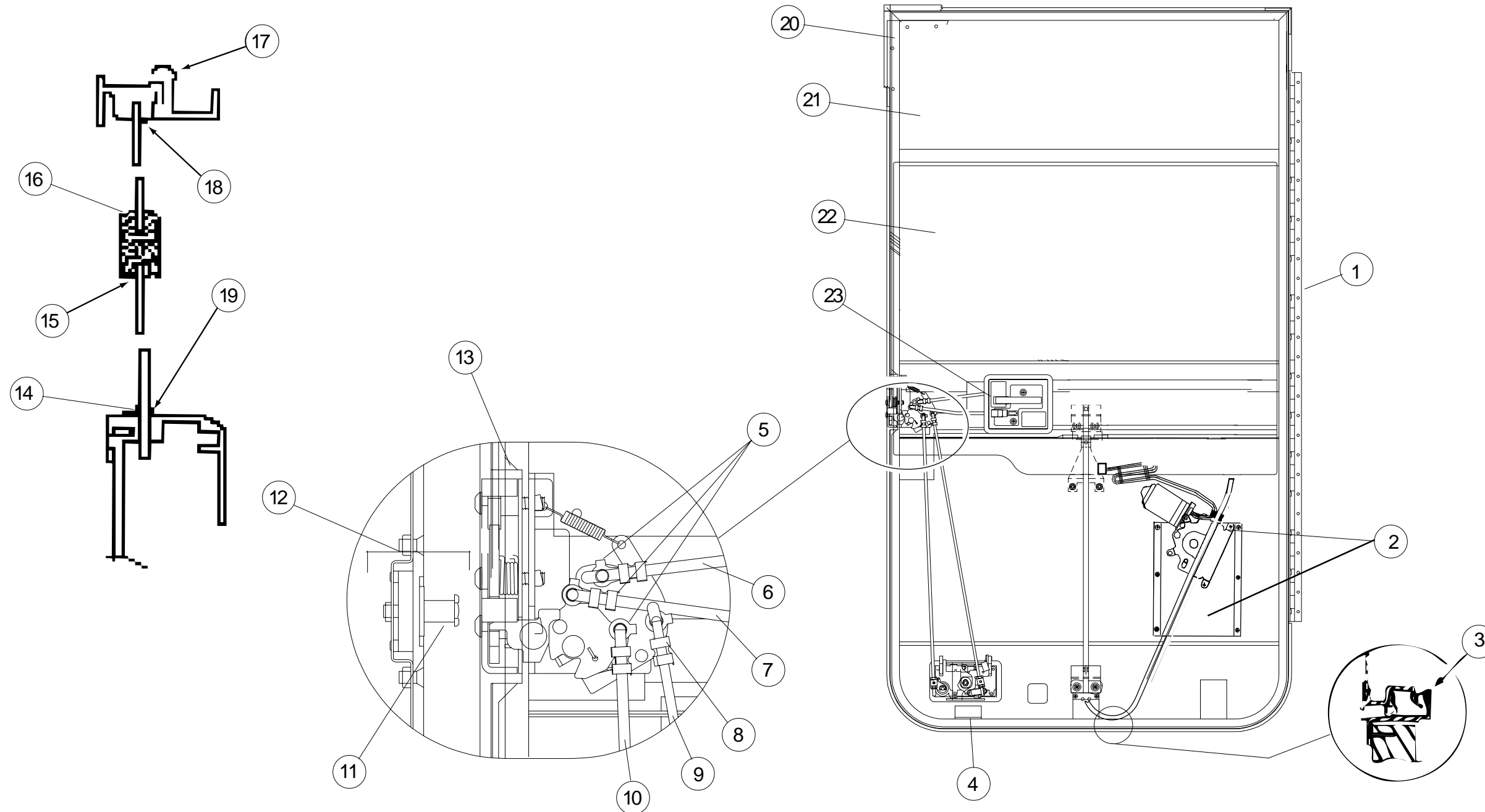


KEY	PART NUMBER	U/M	DESCRIPTION
1	093132-01-000	EA	SWITCH - POWER WINDOW
2	117060-01-02A	EA	PANEL - DRIVER DOOR - INNER - WILLOW - PLASTIC
3	109378-01-000	EA	STRAP - CHECK - DRIVER DOOR - 12.8"
4	102710-01-01A	EA	HANDLE - ASSIST - BLACK
5	063977-12-000	EA	STEP - DRIVER DOOR - LEFT - PAINTED
5	063977-11-000	EA	STEP - DRIVER DOOR - LEFT - UNPAINTED
6	107818-01-01A	EA	TRIM - STEP - DRIVERS DOOR - PLASTIC - WILLOW
	106746-01-000	EA	PANEL - STEEL - STEPWELL
	106747-01-000	EA	PANEL - STEEL - STEPWELL - END RH
	106747-02-000	EA	PANEL - STEEL - STEPWELL - END LH
	102569-02-000	EA	MAT - ANTI SLIP - LOWER

KEY	PART NUMBER	U/M	DESCRIPTION
7	108654-01-01A	EA	COVER - STRIKE - DRIVERS DOOR - BLACK
8	108832-01-02A	EA	HANDLE - ASSIST - DRIVERS DOOR - METAL - OFF WHITE
	108833-01-01A	EA	COVER - HANDLE - ASSIST - OFF WHITE
9	109235-01-05A	FT	COVER - SCREW - BRIGHT WHITE - DAWN
10	109235-01-01A	FT	COVER - SCREW - MATTE BLACK - DAWN
	108129-02-02A	EA	GARNISH - DRIVERS DOOR - FRONT - BLACK
	108107-01-02A	EA	GARNISH - DRIVERS DOOR - TOP - BLACK
	108108-04-02A	EA	GARNISH - DRIVERS DOOR - REAR UPPER - BLACK
	108897-02-01A	EA	GARNISH - DRIVERS DOOR - REAR LOWER - BLACK
	P01713-01-000	EA	SWITCH - PUSH BUTTON - IN DOOR JAMB - METAL CHROME
	076725-06-000	EA	COVER - ACCESS - DOOR JAMB PUSH BUTTON - BLACK

WINDOW, VENT & EXTERIOR DOOR GROUP (CONTINUED)

DRIVER DOOR - ELECTRIC



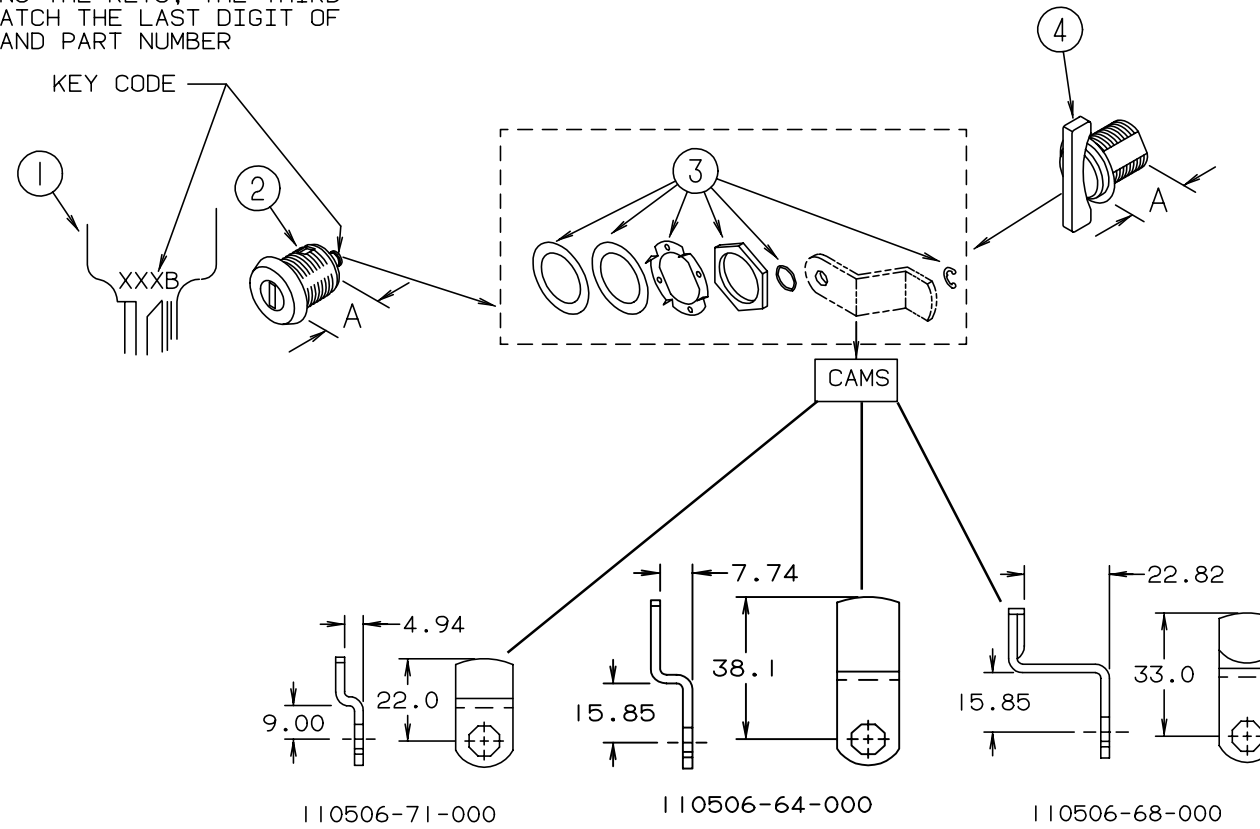
KEY	PART NUMBER	U/M	DESCRIPTION	VENDOR NO.
	106469-09-01A	EA	DOOR ASM. - DRIVERS - BLACK - V130-30L	
1	106469-05-702	EA	HINGE - 42"	211-041194
2	106469-01-703	EA	REGULATOR ASSEMBLY - ELECTRIC	V103-89L
3	106469-01-723	EA	SEAL - BULB ASM. (JAMB)	171-040985
4	106469-04-700	EA	PADDLE ASSEMBLY-W/COLLAR	248-041237
4	106469-04-715	EA	LATCH COMPLETE W/TUMBLER & KEYS	V123-15
5	106469-04-714	EA	ROD CLIP R.H.	248-041153
6	106469-04-705	EA	LATCH ROD - HORIZONTAL	203-041139
7	106469-04-711	EA	LOCK ROD - HORIZONTAL	203-041137
8	106469-04-713	EA	ROD CLIP L.H.	248-041154
9	106469-05-703	EA	ROD - LOCK/VERTICAL ADJUST.	203-041239
10	106469-05-705	EA	ROD - LATCH/VERTICAL ADJUST.	203-041279
11	106469-04-703	EA	BOLT - STRIKER (W/ WASHER)	248-041152
12	106469-04-704	EA	NUT ASSEMBLY - CAGED - W/STRIKER	248-041151
13	106469-05-706	EA	LATCH - ROTARY - W/LINKAGE	248-041150

KEY	PART NUMBER	U/M	DESCRIPTION	VENDOR NO.
14	106469-02-703	EA	BELT WEATHERSTRIP (EXT) WDO	V047-57
15	106469-01-705	FT	CHANNEL - RUN - SLIDING	122-010850
16	106469-01-719	EA	MULLION RAIL	V103-84
17	106469-01-702	EA	DOOR SEAL	122-040984
18	125581-02-705	EA	HORIZONTAL GLAZING - VINYL	V108-87
19	106469-01-709	FT	WEATHERSTRIP - FUZZY	171-040630
20	106469-07-700	EA	MOUNTING FRAME ASSEMBLY	V130-30L
21	106469-02-702	EA	GLASS - STATIONARY	106-041104
22	106469-01-704	EA	GLASS - ROLL-UP W/BRACKET	V103-65L
23	106469-04-712	EA	HANDLE/DOOR - INNER W/HARDWARE	248-041402
23	106469-04-716	EA	LEVER - LOCKING - BLACK	80978-00
	106469-04-701	EA	TUMBLER & KEYS (TRI-MARK)	248-041179
	106469-04-702	EA	KEYS (BLANK)	248-041180
	125582-01-708	EA	WEEPHOLE COVER - RIGHT HAND	130-026598
	125582-01-709	EA	WEEPHOLE COVER - LEFT HAND	130-026599

WINDOW, VENT & EXTERIOR DOOR GROUP (CONTINUED)

BRIGGS & STRATTON LOCKS & COMPONENTS

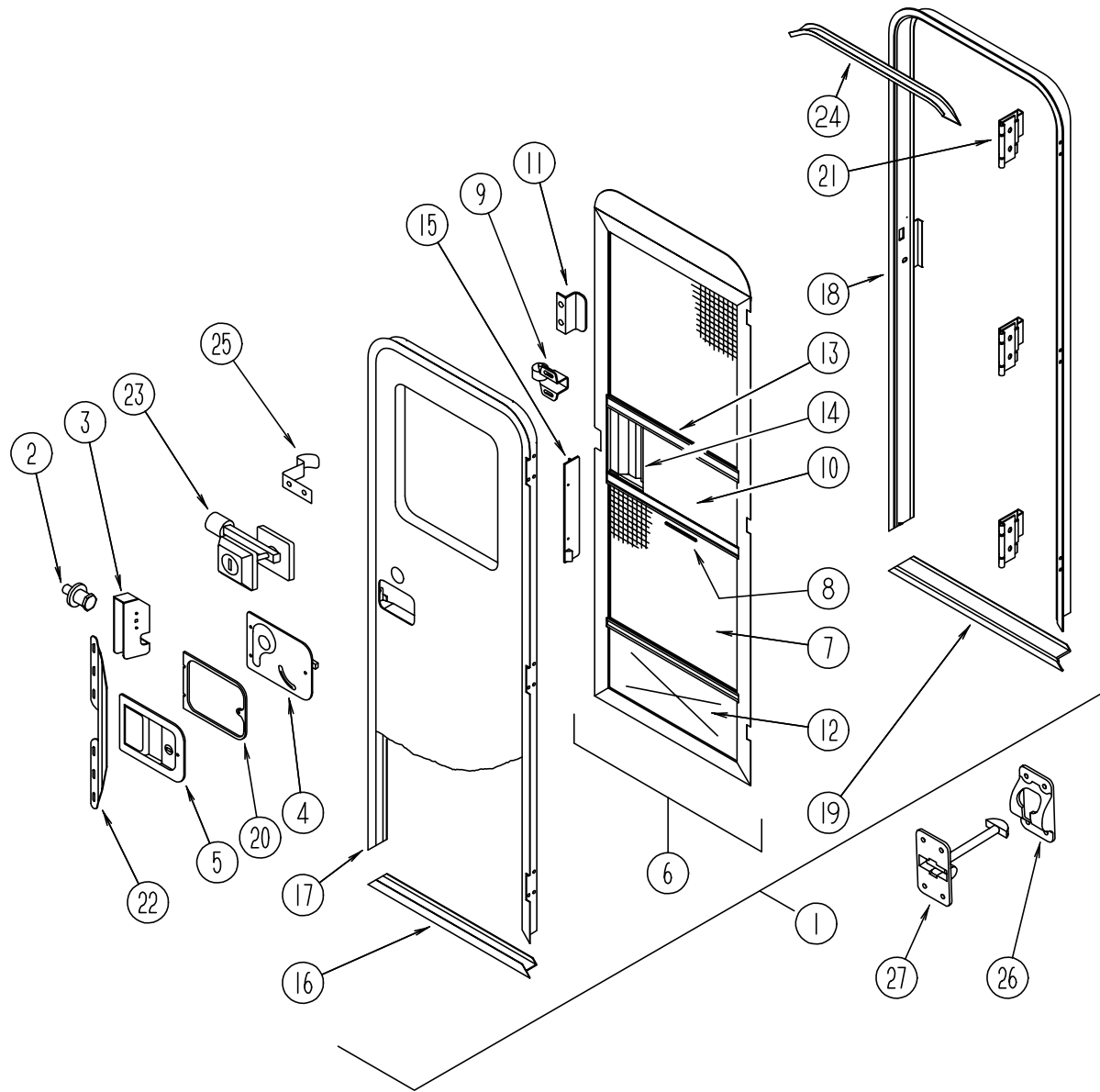
NOTE:
 WHEN ORDERING THE LOCK CASE, THE KEY CODE MUST MATCH THE LAST DIGIT OF THE VEHICLE'S SERIAL NUMBER AND PART NUMBER; WHEN ORDERING THE KEYS, THE THIRD DIGIT OF THE KEY CODE MUST MATCH THE LAST DIGIT OF THE VEHICLE'S SERIAL NUMBER AND PART NUMBER



KEY	PART NUMBER	U/M	DESCRIPTION	VENDOR NO.	KEY	PART NUMBER	U/M	DESCRIPTION	VENDOR NO.
1	110506-59-000	EA	KEYS - SET OF TWO	596720	1	110506-59-006	EA	KEYS - SET OF TWO	596726
2	110506-52-000	EA	CASE - LOCK - A= 17 MM	702370	2	110506-52-006	EA	CASE - LOCK - A= 17 MM	702376
2	110506-53-000	EA	CASE - LOCK - A= 25 MM	702380	2	110506-53-006	EA	CASE - LOCK - A= 25 MM	702386
1	110506-59-001	EA	KEYS - SET OF TWO	596721	1	110506-59-007	EA	KEYS - SET OF TWO	596727
2	110506-52-001	EA	CASE - LOCK - A= 17 MM	702371	2	110506-52-007	EA	CASE - LOCK - A= 17 MM	702377
2	110506-53-001	EA	CASE - LOCK - A= 25 MM	702381	2	110506-53-007	EA	CASE - LOCK - A= 25 MM	702387
1	110506-59-002	EA	KEYS - SET OF TWO	596722	1	110506-59-008	EA	KEYS - SET OF TWO	596728
2	110506-52-002	EA	CASE - LOCK - A= 17 MM	702372	2	110506-52-008	EA	CASE - LOCK - A= 17 MM	702378
2	110506-53-002	EA	CASE - LOCK - A= 25 MM	702382	2	110506-53-008	EA	CASE - LOCK - A= 25 MM	702388
1	110506-59-003	EA	KEYS - SET OF TWO	596723	1	110506-59-009	EA	KEYS - SET OF TWO	596729
2	110506-52-003	EA	CASE - LOCK - A= 17 MM	702373	2	110506-52-009	EA	CASE - LOCK - A= 17 MM	702379
2	110506-53-003	EA	CASE - LOCK - A= 25 MM	702383	2	110506-53-009	EA	CASE - LOCK - A= 25 MM	702389
1	110506-59-004	EA	KEYS - SET OF TWO	596724	3	110506-40-700	EA	HARDWARE KIT	
2	110506-52-004	EA	CASE - LOCK - A= 17 MM	702374	4	110506-50-000	EA	CASE - TWIST LOCK - A= 17 MM	596952
2	110506-53-004	EA	CASE - LOCK - A= 25 MM	702384	4	110506-51-000	EA	CASE - TWIST LOCK - A= 25 MM	596669
1	110506-59-005	EA	KEYS - SET OF TWO	596725		110506-40-000	EA	CLIP-E - LOCK ASM.	93981
2	110506-52-005	EA	CASE - LOCK - A= 17 MM	702375		110506-64-000	EA	CAM - LOCK	322280
2	110506-53-005	EA	CASE - LOCK - A= 25 MM	702385		110506-68-000	EA	CAM - LOCK	322284
						110506-71-000	EA	CAM - LOCK	322287
						110506-59-701	EA	KEY BLANK - GOLD	

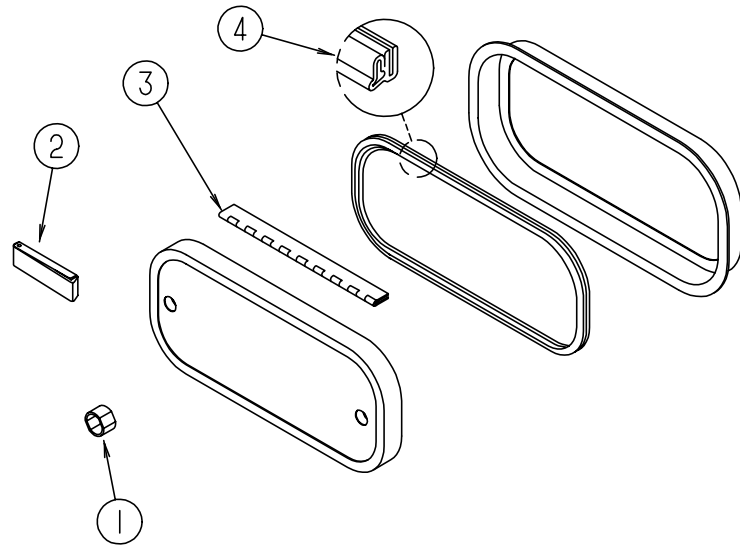
WINDOW - VENT & EXTERIOR DOOR GROUP (CONTINUED)

ENTRY DOOR W/O WINDOW



KEY	PART NUMBER	U/M	DESCRIPTION
1	115108-02-G15	EA	DOOR - ENTRANCE - W/ SCREEN - W/O WINDOW
1	115108-02-G16	EA	DOOR - ENTRANCE - W/ SCREEN - W/O WINDOW
1	115108-02-G17	EA	DOOR - ENTRANCE - W/ SCREEN - W/O WINDOW
2	039539-01-000	EA	STRIKE - LOCK - ENTRY DOOR - ROUND W/THREADED WASHER
	077461-03-000	EA	COVER - STRIKE - ENTRY DOOR - 6.5" X 2.5" - PLASTIC - OFF WHITE
3	039540-01-000	EA	LATCH MECHANISM - HOOK - ENTRY DOOR - INTERIOR
	039715-01-000	EA	NUT - SERT - 1/4" DIAMETER - 20 THREADS
4	039979-06-000	EA	COVER ASM - LATCH PLATE, RH - BLACK - T/M 11883-01
	039984-01-000	EA	CAP - ROUND - VINYL - .28" ID X .62" LONG - BLACK
	041546-07-000	EA	BRACKET - DOOR ANGLE - METAL - OFF WHITE
5	045017-13-000	EA	LATCH - ENTRY DOOR - BLACK - T/M 11896-01
	045017-11-701	EA	KEY - BLANK - ROUND TOP - SILVER - TRI/ MARK
	112782-01-702	EA	CYLINDER-LOCK ASM., W/KEY - 81266-09
	058806-03-000	EA	PLUG - TAPERED - PLASTIC - 1.06" DIAMETER - RED
	063729-04-000	EA	RIVNUT - 10-32 UNF - .010-.080
	072893-01-000	EA	NUT-SERT - M5 X 0 8
	075671-04-000	FT	SEAL - SPONGE - LAZY T SHAPE - W/ADHESIVE STRIPE - .5" WIDE
6	079012-05-B10	EA	DOOR - SCREEN - ENTRANCE DOOR
7	002293-02-000	SF	SCREENING - WINDOW/DOOR - 26" - CHARCOAL
8	002294-01-000	FT	SPLINE - SCREENING - .135" X .138" - BLACK
9	100412-01-000	EA	CATCH - SCREEN DOOR
10	016454-01-000	EA	INSERT - CENTER - LEATHER GRAIN ALUMINUM - UNPAINTED
	001014-01-013	EA	SHEET - ALUMINUM - LEATHER GRAIN - 10.25" X 16.31" - UNPAINTED
11	050712-04-000	EA	HANDLE - SCREEN DOOR - ALUMINUM - OFF WHITE
12	078552-03-000	EA	KICK PANEL - SCREEN DOOR - LOWER INSERT - UNPAINTED
	078595-01-000	EA	TOP PLATE - SCREEN DOOR - CURVED TOP - 4.7" X 25.35"
13	078777-01-000	EA	CHANNEL - SLIDE - SCREEN DOOR CENTER SLIDER COVER
14	079086-02-000	EA	SLIDER - SCREEN DOOR - OFF WHITE
15	079087-02-000	EA	STRIKE - SLIDER - W/ LIP FOR ELBOW CATCH - 1.5" X 8.6" - OFF WHITE
16	089748-09-000	EA	FRAME - BOTTOM - ENTRY DOOR - 24.8" LONG - BUFF
	090340-02-000	FT	SEAL - FOAM - CLOSED CELL - 3/8" X 1/2" X 50'
17	095276-03-05A	EA	FRAME - ENTRANCE DOOR - BUFF
18	120310-02-02A	EA	JAMB - ENTRANCE DOOR - BUFF
19	051049-01-000	EA	JAMB - BOTTOM - ENTRY DOOR - 25.9" - UNPAINTED
20	096810-01-01A	EA	PLATE - LATCH - ENTRY DOOR - PLASTIC - BLACK
21	106719-01-01A	EA	HINGE - ENTRANCE DOOR - MILL
22	098173-01-04A	EA	STIFFENER - ENTRY DOOR - SUPPORTS LATCH/STRIKE AREA - UNPAINTED
	118929-01-01A	FT	SEAL - PILE, PUSH-ON - AMESBURY XC-964
23	101145-01-06A	EA	DEADBOLT - ENTRY DOOR - TEXTURED/BLACK
	095229-01-700	EA	KEY - BLANK, DEADBOLT - 81205-03
	101145-01-701	EA	CYLINDER - LOCK ASM, W/KEY - 81306-03
	101147-01-000	EA	BOLT - SECURITY - 4.12" BACKSET
	102524-01-000	EA	BUMPER - RUBBER - FLAT - BLACK
	040944-01-000	EA	LABEL - ENTRANCE DOOR - "OPEN"
24	044582-33-000	EA	CAP - DRIP - DOOR JAMB MOUNTED -
	115222-02-01A	EA	GARNISH - RADIUS - ENTRANCE DOOR - OFF WHITE
25	100412-01-000	EA	CATCH - SCREEN DOOR - THUMB CLIP
26	104099-02-01A	EA	CATCH - DOOR HOLDER - RETAINER - OFF WHITE
27	104099-01-01A	EA	CATCH - DOOR HOLDER - STRIKE - OFF WHITE
	009126-03-000	EA	HANDLE - ASSIST - BLACK TEXTURED - T/M 10087-01
	093673-01-01A	FT	TRIM - ENTRANCE DOOR - 1.4" WIDE X 8' LONG - OFF WHITE PLASTIC
	102248-01-000	EA	SHIM - DOOR

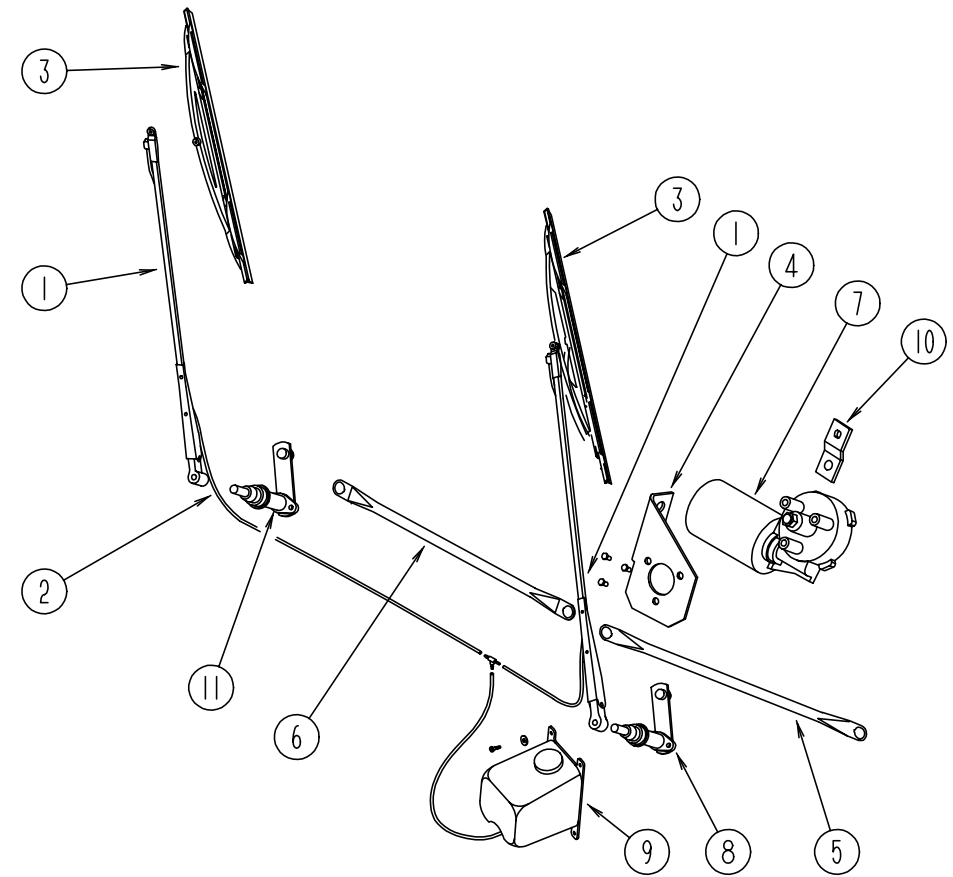
WINDOW, VENT & EXTERIOR DOOR GROUP (CONTINUED)



EXTERIOR DOORS

KEY	PART NUMBER	U/M DESCRIPTION
1	107997-51-001	EA SPACER - .86" X .6" - ALUMINUM
2	102768-01-000	EA HOLDER - COMPARTMENT/ ENTRY DOOR - METAL - MILL FINISH
3	081801-02-000	EA HINGE - PIANO - 2" X 96" - ALUMINUM
4	064075-07-000	FT SEAL - BULB - W/ WIRED U CHANNEL - .3" X .5" CHANNEL - BLACK
	096217-55-001	EA U-CHANNEL - 17.5' - OFF WHITE
	096217-55-006	EA U-CHANNEL - 17.5' - BRIGHT WHITE

WINDSHIELD & WIPER GROUP

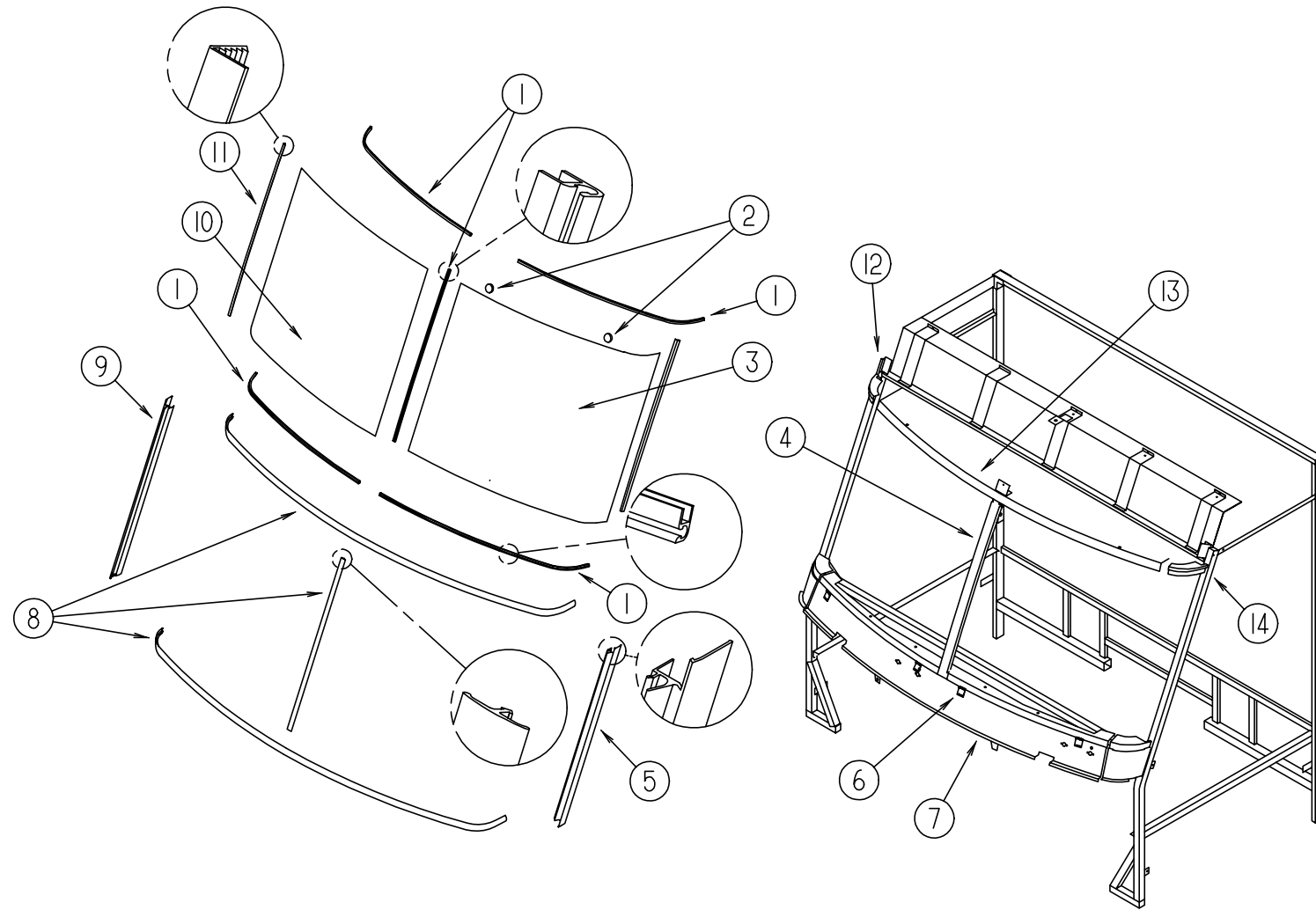


WINDSHIELD WIPER ASM

KEY	PART NUMBER	U/M DESCRIPTION
1	103671-01-000	EA ARM - WIPER - 24"
2	096931-01-700	FT HOSE
3	095964-01-000	EA BLADE - WIPER - WINDSHIELD - 24"
4	104549-01-000	EA BRACKET ASM - WIPER MOTOR
5	117008-01-000	EA LINK ASM - CONNECTING - 21.85" - DRIVER SIDE
6	117008-02-000	EA LINK ASM - CONNECTING - 21.85" - PASSENGER SIDE
7	104346-05-000	EA WIPER MOTOR (FORD)
7	104346-02-000	EA WIPER MOTOR (CHEVY)
		FROM: 00-00-00 THRU: 11-10-95
7	104346-04-000	EA WIPER MOTOR (CHEVY)
		FROM: 11-11-95 THRU: 99-99-99
	110178-01-000	EA HOUSING - WIPER MOTOR
8	096505-06-000	EA PIVOT & SHAFT ASM - WIPER - DRIVER SIDE
9	056000-04-000	EA WINDSHIELD WASHER - BOTTLE & PUMP
	056000-01-700	EA VACUUM HOSE 7/64 - 5/32
	096931-01-701	EA NOZZLE & HARDWARE KIT, INCLUDES NOZZLE, NUT, SHORT THREAD SCREW, LONG THREAD SCREW, AND PLASTIC CAP
9	117766-02-000	EA WASHER ASM - WINDSHIELD WIPER - MCCORD 600328
	110605-01-000	EA TEE - PLAS - BARBED 1/8 X 1/8 X 3/16 BAYLOCK 3799721
	117765-03-000	EA CONNECTOR - 5/32 W/SWSH - ITT H-BAYLOCK 116756
10	104347-01-000	EA ARM - DRIVE - WIPER MOTOR - 1.54"
11	096505-05-000	EA PIVOT & SHAFT ASM - WIPER - PASSENGER SIDE
	110742-01-000	EA WIPER GASKET
	067188-01-000	EA STUD - WIPER CRANK
	096505-02-703	EA CAP - NUT (ACORN) HD W/.687 BARREL
	045794-01-000	FT HOSE-WASHER, WINDSHEILD - 5/32" ID - BLACK
	061603-01-000	EA GROMMET-SNAP, 3/16" ID - 3/8" HOLE - PLASTIC - BLACK

WINDSHIELD & WIPER GROUP (CONTINUED)

WINDSHIELD MOLDINGS & GLASS



KEY	PART NUMBER	U/M	DESCRIPTION
1	110268-01-000	EA	CARRIER - REVEAL - 1280 MM
2	081914-01-000	EA	BUMPER - RUBBER - ROUND - .43" DIAMETER - BLACK
3	103788-02-000	EA	GLASS - WINDSHIELD - DRIVER SIDE - 49.75" X 47.75"
4	075710-01-000	EA	FRAME - WINDSHIELD - CENTER DIVIDER - INNER
5	103107-04-01A	EA	TRIM - WINDSHIELD - DRIVER SIDE - BLACK
6	104449-01-000	EA	BRACKET - WINDSHIELD SUPPORT
7	077847-02-000	EA	SUPPORT - WINDSHIELD - LOWER - W/O BRACKETS
8	102936-01-000	FT	MOLDING - REVEAL - WINDSHIELD
9	103107-03-01A	EA	TRIM - WINDSHIELD - PASSENGER SIDE - BLACK
10	103788-01-000	EA	GLASS - WINDSHIELD - PASSENGER SIDE - 49.75" X 47.75"
11	098788-06-000	EA	CARRIER - REVEAL - 48.9" WINDSHIELD
12	077922-03-000	EA	HEADER WINDSHIELD END - PASSENGER SIDE
13	077922-05-000	EA	HEADER WINDSHIELD - CENTER
14	077922-04-000	EA	HEADER WINDSHIELD END - DRIVER SIDE
	002328-02-000	EA	BLOCK - WINDSHIELD - .062" X .5" X .98"