

**1996**  
**IKG36WQ**

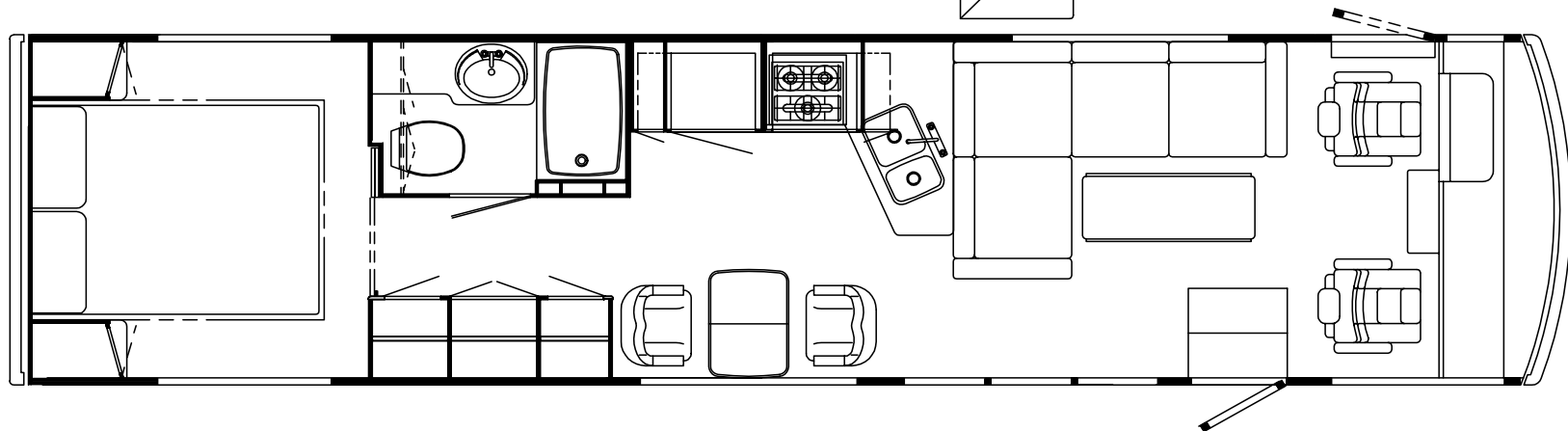
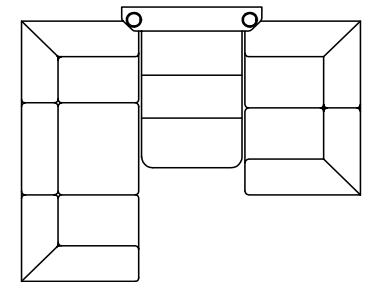
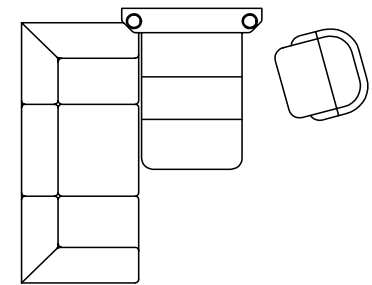
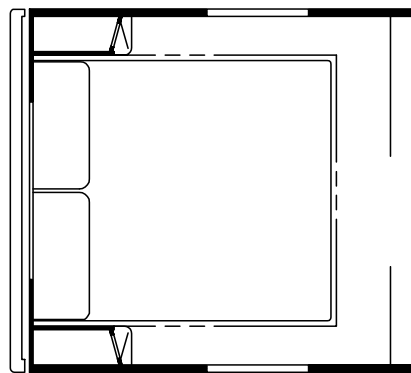

**G35**  
**WINTER MOSS**

**G36**  
**TUSCANY**

**G37**  
**NORTH SHORE**

**G44**  
**SIENA**

**G45**  
**REGENCY BLUE**



## ACCESSORIES GROUP

### OPERATOR MANUAL

KEY	PART NUMBER	U/M DESCRIPTION
	054185-E8-000	EA MANUAL - OPERATOR 96 SUNCRUISER - G-SERIES
	092318-01-000	EA BINDER - 3 RING - MOTOR HOME MANUAL
	092319-01-000	EA POCKET PAGE - 3 RING BINDER - PLASTIC
	118752-01-000	EA TOP LEVEL DRAWING NUMBER

## AUDIO VIDEO GROUP

### RADIO SYSTEMS & ANTENNA

KEY	PART NUMBER	U/M DESCRIPTION
	087683-03-000	EA RADIO - AM/ FM STEREO CASSETTE AUDIOVOX RS-100
	110267-03-000	EA RADIO - AM/ FM STEREO CD COMPAT AUDIOVOX IM-400
	116148-02-000	EA RADIO - AM/ FM STEREO - CD PLAYER CLARION RDB515F
	077069-02-000	EA CABLE - ANTENNA - RADIO - EXTENSION 96" - ARA 6700667
	110469-01-000	EA SPEAKER - OVAL - 4" X 6" - BLACK
	110470-01-01A	EA GRILLE - SPEAKER - OVAL - 4" X 6" - BLACK
	081059-02-000	EA WIRE ASM - 9-PIN - RADIO - AUDIOVOX 112B-1761
	105248-01-000	EA ANTENNA - CB - ADVANCE 8604
	090944-01-000	EA ANTENNA - RADIO - 16" RUBBER
	108847-01-000	EA BRACKET - ANTENNA GROUND
	115916-01-01B	EA BRACKET - ANTENNA MOUNT
	109889-04-000	EA EXTENDER - SHAFT - ANTENNA 3"
	074979-08-000	EA SHIELD - SPEAKER - BACK - MOLDED PLASTIC - LIGHT OAK
	074979-12-000	EA SHIELD - SPEAKER - BACK - MOLDED PLASTIC - OFF WHITE
	089340-02-000	EA GRILLE - SPEAKER - 6.5" SQUARE
	089340-03-000	EA SPACER - GRILLE - 6.5" SQUARE - TAN - MAGNADYNE G514
	094097-01-000	EA SPEAKER - RADIO - W/O GRILLE - 5.25" DIA - AUDIOVOX 110C3030

### REAR MONITOR SYSTEM

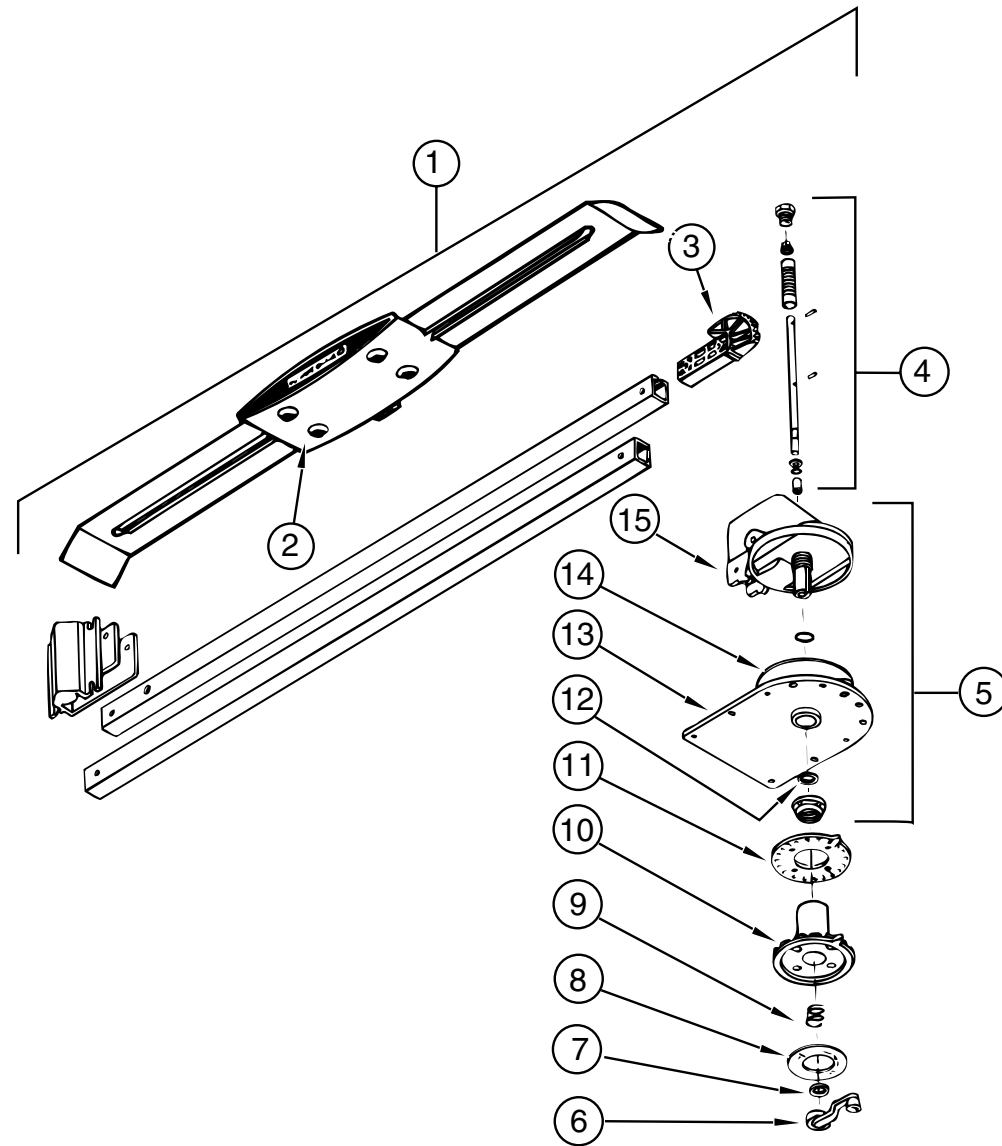
KEY	PART NUMBER	U/M DESCRIPTION
	093040-08-000	EA TELEVISION SYSTEM - REAR VIEW 7" - W/ AUDIO JACK
	093040-04-700	EA CAMERA - W/BRACKET & WIRING - REAR VIEW - SSC-520AM
	093040-05-700	EA MONITOR - 7" W/POWER HARNESS - SSM721AM
	093040-06-000	EA WIRE ASM. - MONITOR - SONY SM-HRN7
	093041-01-000	EA CABLE - MONITOR/ CAMERA - INTERNAL USE
	096717-03-000	EA WIRE ASM. - REAR MONITOR - UPPER

### PATIO ENTERTAINMENT CENTER

KEY	PART NUMBER	U/M DESCRIPTION
	110469-01-000	EA SPEAKER - OVAL - 4" X 6" - BLACK
	110470-01-01A	EA GRILLE - SPEAKER - OVAL - 4" X 6" - BLACK
	077069-02-000	EA CABLE - ANTENNA - RADIO - EXTENSION 96" - ARA 6700667
	087683-03-000	EA RADIO - AM/ FM STEREO W/ CASSETTE - AUDIOVOX
	090944-01-000	EA ANTENNA - RADIO - 16" RUBBER
	108847-01-000	EA BRACKET - ANTENNA GROUND
	109889-04-000	EA ANTENNA - 3" SHAFT EXTENDER - MAGNADYNE RV71EX3

# AUDIO VIDEO GROUP (CONTINUED)

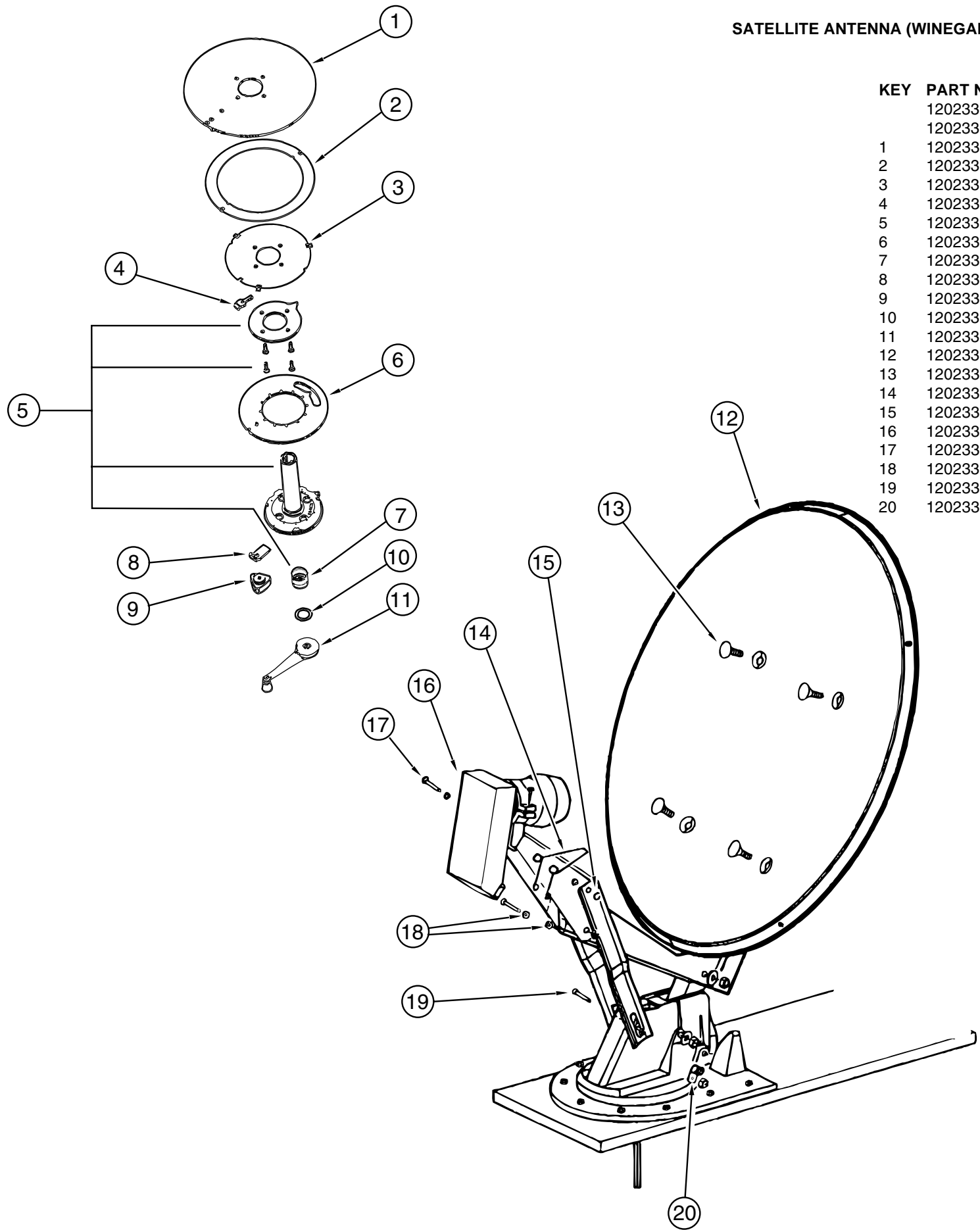
## TV ANTENNA (WINEGARD)



KEY	PART NUMBER	U/M	DESCRIPTION	VENDOR NO.
1	076319-18-000	EA	ANTENNA - TV - ROOF MOUNT	
2	076319-01-700	EA	HEAD - ANTENNA - AMPLIFIED	RVSA U/V
3	076319-01-701	EA	GEAR - ELEVATING - PLASTIC	2200046
4	076319-01-702	EA	SHAFT ASM - ELEVATING	RVP-400A
5	076319-01-711	EA	BASE & LIFT ASM	2762802
6	076319-01-706	EA	CRANK - ELEVATING - W/ SET SCREW	5755100
7	076319-01-705	EA	BEARING - NYLON - 7/8"ID	3200658
8	076319-01-708	EA	CRANK COVER DECAL	5413002
9	076319-01-707	EA	SPRING - HANDLE	5160822
10	076319-01-709	EA	PLATE - DIRECTIONAL - FOR HEAD	3200644
11	076319-01-712	EA	CEILING PLATE - WINEGARD	3200608
12	076319-01-704	EA	BEARING - NYLON - 1.5"OD	3200657
13	076319-01-713	EA	BASE PLATE	3100523
14	076319-01-703	EA	BEARING - NYLON - 5"OD	3200656
15	076319-01-714	EA	HOUSING - ROTATING GEAR	2200049

# AUDIO VIDEO GROUP (CONTINUED)

## SATELLITE ANTENNA (WINEGARD)



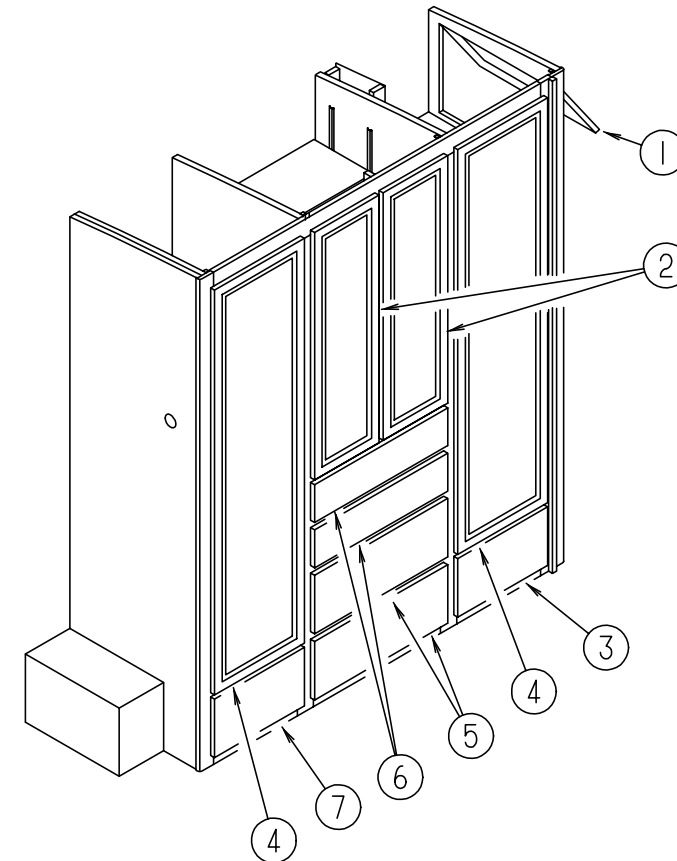
KEY	PART NUMBER	U/M	DESCRIPTION	VENDOR NO.
	120233-02-000	EA	ANTENNA - SATELLITE W/ RECEIVER - RD-1046	
	120233-01-000	EA	ANTENNA - SATELLITE DSS - RD-4600	
1	120233-01-700	EA	PLATE - FIXED	3750821
2	120233-01-701	EA	DIAL - DIRECTIONAL	2745056
3	120233-01-702	EA	PIVOT - DIAL - DIRECTIONAL	2745058
4	120233-01-703	EA	STOP - ROTATION	3711281
5	120233-01-704	EA	PLATE - CEILING W/DIR. HANDLE	RP-6300
6	120233-01-705	EA	PLATE - ROTATE	3750820
7	120233-01-706	EA	SPRING	RP-6822
8	120233-01-707	EA	CLAMP - ROTATE	3711280
9	120233-01-708	EA	KNOB - CLAMP	160822
10	120233-01-709	EA	WASHER - NYLON	RP-2658
11	120233-01-710	EA	HANDLE - CRANK	RP-6795
12	120233-01-711	EA	REFLECTOR - 46CM	2745304
13	120233-01-712	EA	BOLT - FLAT HEAD	2160253
14	120233-01-713	EA	SPRING	2160820
15	120233-01-714	EA	CLIP - E	5160818
16	120233-01-715	EA	RCA LNB	278015
17	120233-01-716	EA	PIN	2160814
18	120233-01-717	EA	BEARING - NYLON	2200728
19	120233-01-718	EA	PIN	5160817
20	120233-01-719	EA	CLAMP - CABLE	2200060

## AUDIO VIDEO GROUP (CONTINUED)

### TV - VCR SYSTEMS

KEY	PART NUMBER	U/M DESCRIPTION
	082134-01-000	EA ADAPTER - TV - CABLE TO CABLE - WINEGARD F-81M
	086756-01-000	EA SPLITTER - TV - 2 WAY
	076319-03-000	FT CABLE - COAXIAL - 75 OHM
	076319-12-000	EA CONNECTOR - COAXIAL - ONE PIECE
	086757-03-000	EA CONTROL CENTER - SWITCH - VCR/TV - MAGNADYNE VCS-6
	119120-01-000	EA VCR - VHS - CABLE READY - REMOTE - AUDIOVOX AVR-1075
	119120-01-700	EA REMOTE F/ MODEL - AVR-1075
	113684-01-000	EA TV - 19" COLOR UL AND CSA - AUDIOVOX AVT-1975
	113684-01-700	EA REMOTE - 8822345
	092310-02-000	EA TV - COLOR - 9"- AC/DC - W/REMOTE - MAGNAVOX RD0945 (REAR TV)
	092310-02-700	EA REMOTE - F/TV MAGNAVOX RD0945 - 0822334
	098819-01-000	EA SPEAKER - 2 WATT - 8 OHM - 4"
	114870-02-000	EA PLUG ASM - 3.5 MM AUDIO W/ LEADS - OW DONALD 35-P8
	093214-01-02A	EA GRILL - SPEAKER, 4" BROWN
	099717-01-000	EA TIEDOWN - TV STRAP - 38.2" LONG
	109889-04-000	EA EXTENDER - SHAFT - ANTENNA 3" MAGNADYNE RV71EX3
	082136-01-000	EA JAM NUT - HEX 3/8-32 - WINEGARD
	076319-09-000	EA WALLPLATE - CABLE RECEPTACLE - TV - SINGLE - BROWN
	086777-01-000	EA WALLPLATE - TV CABLE - W/ ANTENNA SWITCH - IVORY
	086777-05-000	EA WALLPLATE - ANT 1 OUTPUT IVORY
	086757-03-000	EA CONTROL CENTER - SWITCH - VCR/TV - MAGNADYNE VCS-6

## BATH GROUP

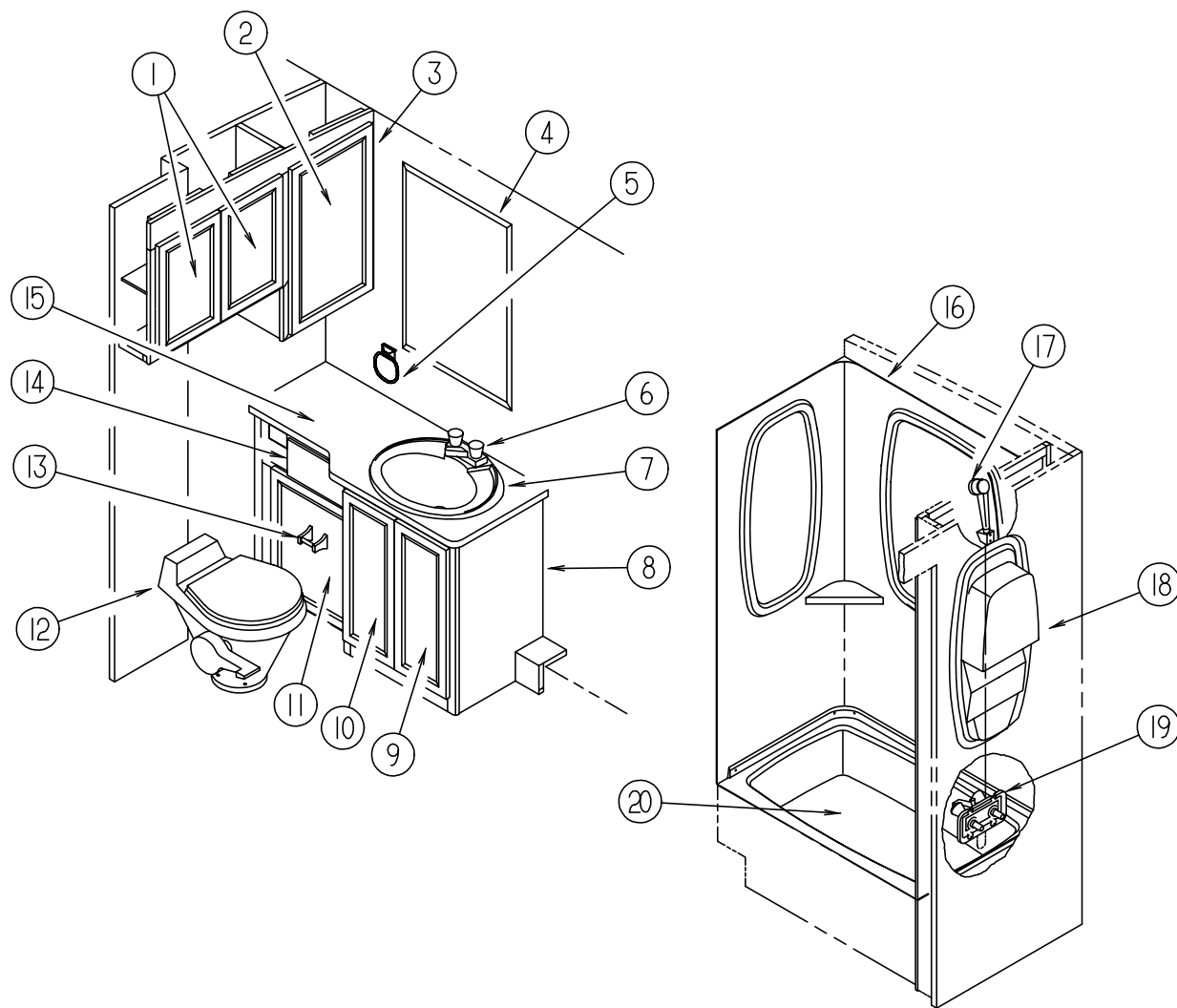


### WARDROBE CABINET

KEY	PART NUMBER	U/M DESCRIPTION
1	M05993-69-G35	EA DOOR ASM. - RAIL - W/O HARDWARE - 0365 X 0555 MM
2	M05993-47-G35	EA DOOR ASM. - RAIL - W/O HARDWARE - 0305 X 1015 MM
3	M05970-S5-G35	EA DRAWER ASM - CABINET - W/O HARDWARE
4	M06804-N9-G35	EA DOOR ASM. - RAIL - W/O HARDWARE - 0425 X 1660 MM
5	M05970-S7-G35	EA DRAWER ASM - CABINET - W/O HARDWARE
6	M05970-S6-G35	EA DRAWER ASM - CABINET - W/O HARDWARE
7	M05970-S8-G35	EA DRAWER ASM - CABINET - W/O HARDWARE
	115823-12-G35	EA TV WEDGE SHELF
	042438-01-000	EA DOWEL - CLOTHES ROD - 1" DIAMETER - WOOD
	009112-01-000	EA FLANGE - 1" CLOTHES ROD - PLASTIC - OFF WHITE

## BATH GROUP (CONTINUED)

### BATH CABINETS, PRIVACY DOOR & SHOWER COMPONENTS



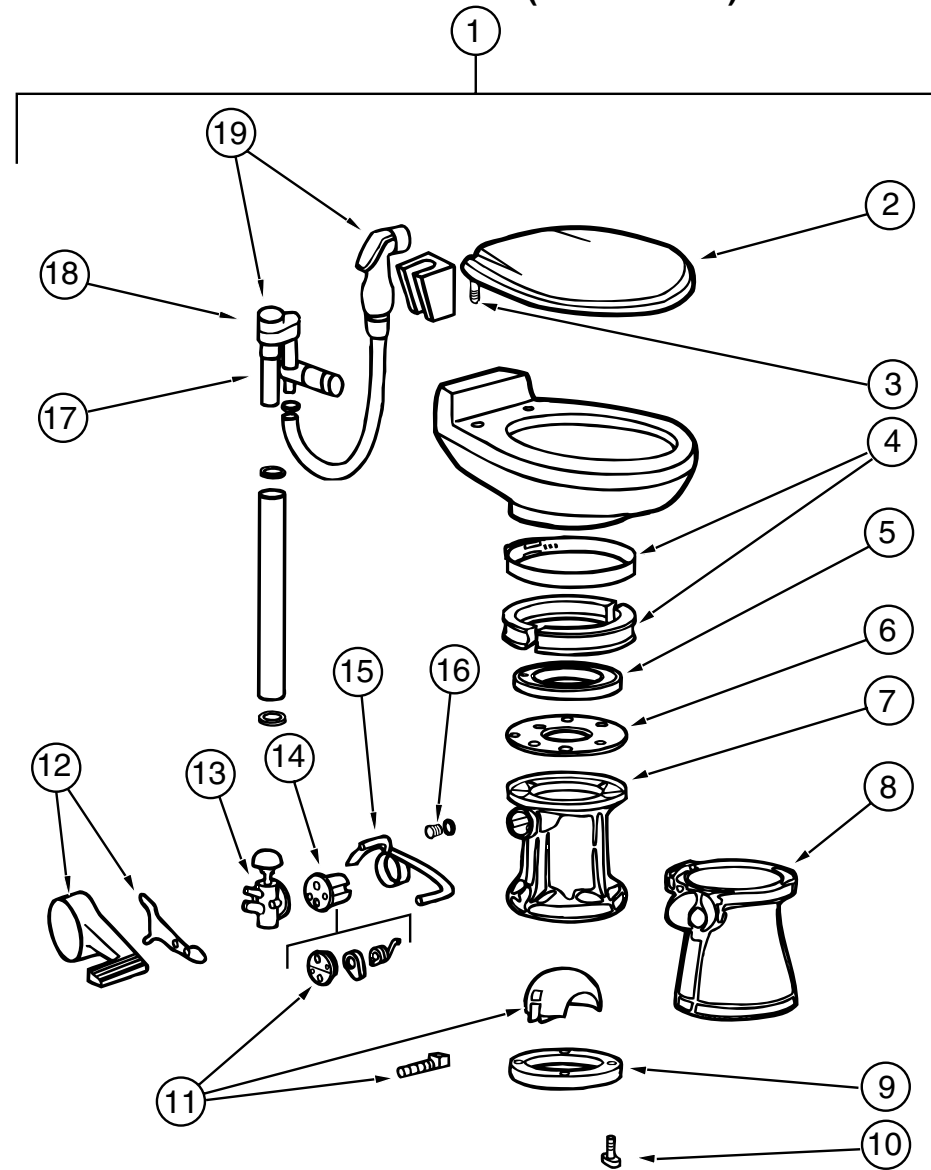
KEY	PART NUMBER	U/M	DESCRIPTION
1	M05993-38-G35	EA	DOOR - RAIL - W/O HARDWARE - 0305 X 0475 MM
	116188-12-G35	EA	SHELF ASM
2	M05993-48-G35	EA	DOOR - RAIL - W/O HARDWARE - 0400 X 0710 MM
	116188-17-G35	EA	SHELF ASM
3	P16188-01-G15	EA	CABINET ASM - MEDICINE
4	058331-51-000	EA	MIRROR
5	075454-02-000	EA	RING - TOWEL - W/ MOUNTING HARDWARE - BRASS
6	075240-06-000	EA	FAUCET - LAVATORY - BONE
7	105921-01-01A	EA	SINK - LAVATORY - LARGE OVAL - 17" X 20" - PLASTIC - OFF WHITE
	106116-01-01A	EA	STRAINER - SINK - W/ STOPPER TAILPIECE GASKET & NUT - PLASTIC
	105218-01-01A	EA	SPACER - FAUCET - LAVATORY SINK - 2" X 5.9" - PLASTIC - OFF WHITE
8	P16196-01-G35	EA	CABINET ASM-LAVATORY
8	P16196-01-G36	EA	CABINET ASM-LAVATORY (G36, G44)
8	P16196-01-G37	EA	CABINET ASM-LAVATORY
8	P16196-01-G45	EA	CABINET ASM-LAVATORY
9	M05993-H0-G35	EA	DOOR ASM - W/O HARDWARE - 0255 X 0640 MM
10	M05993-H1-G35	EA	DOOR ASM - W/O HARDWARE - 0255 X 0640 MM
	116196-11-G35	EA	SHELF ASM
11	P16237-03-G35	EA	DRAWER ASM - HAMPER
12	085330-06-000	EA	TOILET - CHINA - STANDARD (BONE)
13	075452-02-000	EA	HOLDER - TOILET TISSUE - BRASS
14	M05970-L4-G35	EA	DRAWER ASM. - W/O HARDWARE
15	116196-12-F12	EA	COUNTERTOP ASM. (G35, G37)
15	116196-12-G36	EA	COUNTERTOP ASM. (G36, G44)
15	116196-12-G45	EA	COUNTERTOP ASM.
16	115612-01-01A	EA	SURROUND - SHOWER - OFF WHITE
17	103092-01-000	EA	SHOWER HEAD - W/60" HOSE (US)
17	103092-02-000	EA	SHOWER HEAD - W/HOSE (CSA)
	103092-01-700	EA	BRACKET (FOR SHOWER HEAD)
18	104462-02-01A	EA	CADDY - SHOWER - OFF WHITE
19	075242-04-000	EA	FAUCET - TUB/ SHOWER - BONE
	075606-01-000	EA	PANEL - FAUCET BACK - SHOWER - 5" X 9" - PLASTIC
	103092-03-700	EA	BRACKET - SHOWER HEAD
20	M02630-27-F11	EA	SHOWER PAN ASM
	066436-01-000	EA	NUT-SLIP - TAILPIECE - 1.5"
	066729-01-000	EA	STRAINER - TUB/ SHOWER - W/ PLUG
	M03866-04-G35	EA	DOOR ASM. (1 BIFOLD ONLY) W/O HARDWARE
	093170-06-02A	EA	HEADER - BIFOLD DOOR (TRACK) OFF WHITE
	117978-01-01A	EA	KNOB - DOOR - BRIGHT BRASS
	092652-01-000	EA	GUIDE WHEEL (BIFOLD DOOR) TOP MOUNT
	084451-01-000	EA	CATCH (BIFOLD DOOR) BRASS
	102920-01-01A	EA	HINGE - DOOR - SPRING LOADED - BRASS
	M87868-13-G15	EA	DOOR ASM. - BATH
	094485-03-01A	EA	KNOB - DOOR - BRASS
	100357-01-000	EA	ROD -TOWEL - BRASS W/ ENDS BENT FOR BACK OF BATH DOOR
	102089-13-G09	EA	MOUNT - WOOD - FOR TOWEL RODS - RIGHT SIDE
	102089-14-G09	EA	MOUNT - WOOD - FOR TOWEL RODS - LEFT SIDE

**BATH GROUP (CONTINUED)**

**SHOWER DOOR**

KEY	PART NUMBER	U/M	DESCRIPTION
	117431-03-01A	EA	DOOR - SHOWER - FABRIC - PLEATED
	117431-01-700	EA	TRACK - TOP - ALUM. - IVORY INSERT
	117431-01-701	EA	TRACK - BOTTOM - 39 3/8
	117431-01-702	EA	RAIL - SIDE - 63"
	117431-01-703	EA	RAIL - STATIONARY - 63"
	117431-01-704	EA	RAIL - LEAD - 63"
	117431-01-705	EA	GLIDE - IVORY - TRAVELER
	117431-01-706	EA	GLIDE - IVORY LEAD - TRAVELER
	117431-01-707	EA	LATCH
	117431-01-708	EA	HANDLES & SCREWS
	117431-01-709	EA	STRAP - VINYL - SHOWER

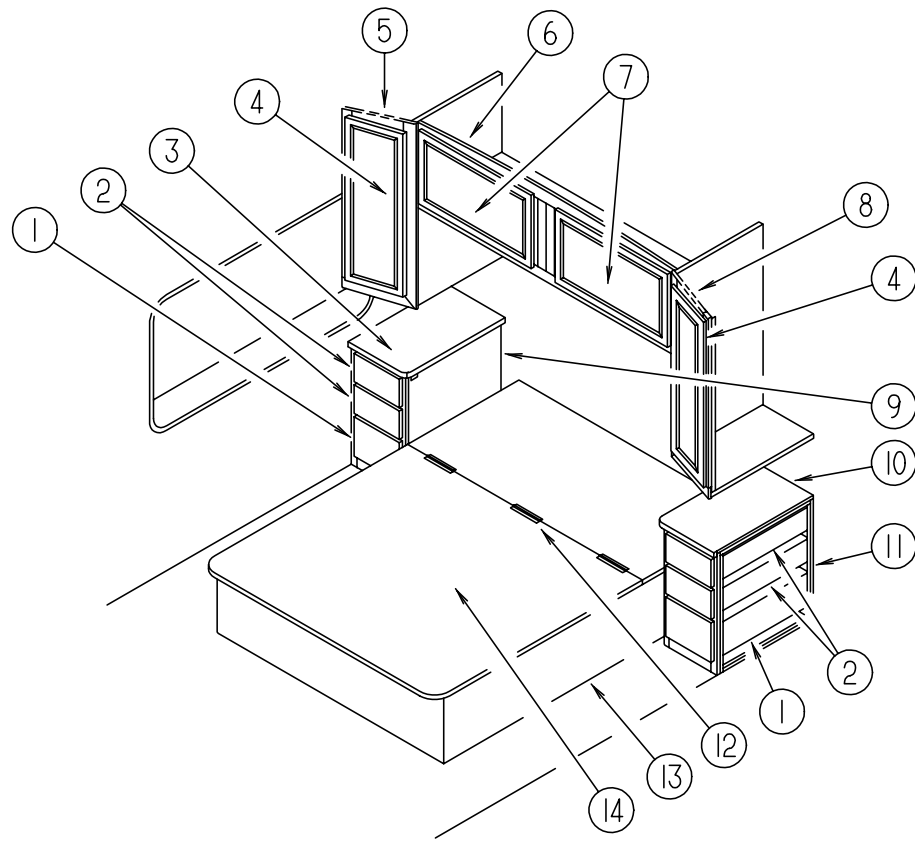
**BATH GROUP (CONTINUED)**



**TOILET (SEALAND MODEL 910 W/ SPRAYER)**

KEY	PART NUMBER	U/M	DESCRIPTION	VENDOR NO.
1	085330-06-000	EA	TOILET - CHINA - STANDARD (BONE) - 591003	
2	085330-06-700	EA	SEAT ASSEMBLY (BONE)	340591
3	085330-06-702	EA	HINGE HARDWARE (BONE) SET	342131
4	085330-01-703	EA	RING & HALF CLAMPS ASM (BONE)	385310048
5	085330-01-704	EA	TEFLON & RUBBER SEALS	385316140
6	085330-01-705	EA	SUPPORT - SEAL - PLASTIC	390346405
7	085330-02-700	EA	BASE ASM	310121
8	085330-02-702	EA	PEDESTAL COVER KIT (BONE)	510 - 310112
9	085330-01-714	EA	SEAL - FLANGE - FLOOR	390343892
10	085330-01-717	EA	BOLT MOUNTING PACKAGE	385310064
	085330-01-718	EA	SEAL & BOLT MOUNTING PACKAGE	385310063
11	085330-01-706	EA	BALL - SHAFT & CARTRIDGE	385318162
12	085330-02-703	EA	PEDAL COVER KIT (BONE) NEW STYLE	310115
13	085330-01-709	EA	VALVE - WATER	385314349
14	085330-01-707	EA	CARTRIDGE - SPRING	381236096
15	085330-06-703	EA	FLUSH LEVER	340873
16	085330-01-710	EA	PLUG - DRAIN - & CAP - W/ SEAL	385316142
17	085330-06-701	EA	VALVE W/ DIVERTER (VACUUM BREAKER)	230335
18	085330-06-704	EA	VACUUM BREAKER KIT	316906
19	085330-04-701	EA	SPRAY - HAND - W/ HOSE	340683

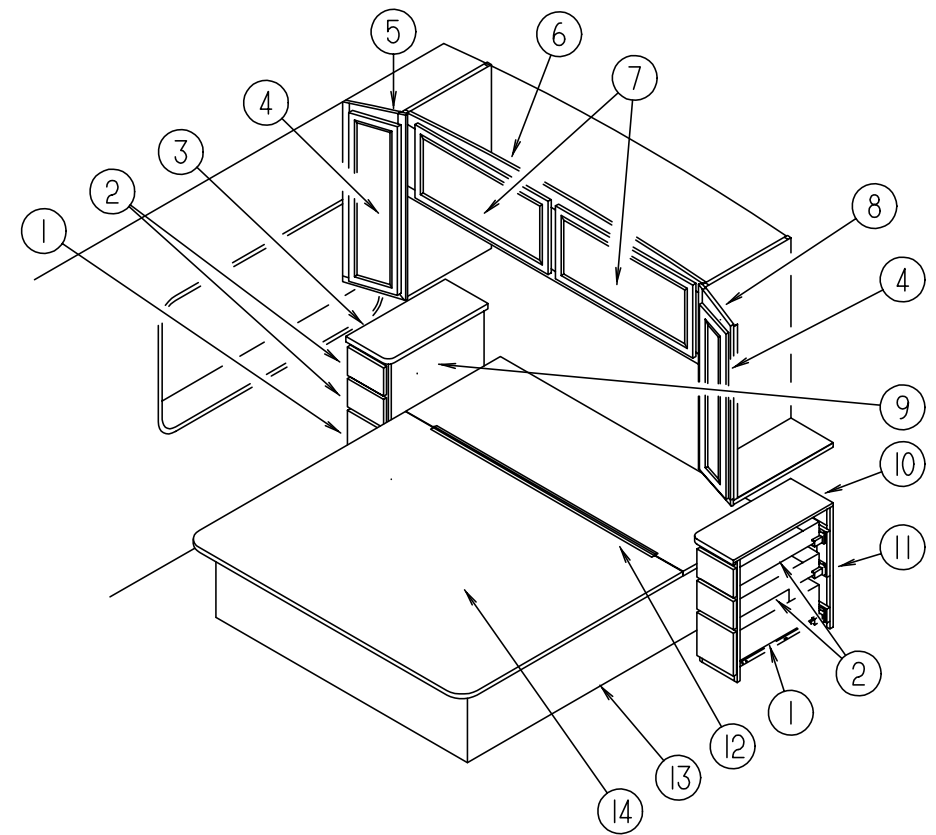
## BEDROOM GROUP



QUEEN BED

KEY	PART NUMBER	U/M	DESCRIPTION
1	M05970-W3-G35	EA	DRAWER ASM - CABINET - W/O HARDWARE
2	M05970-L5-G35	EA	DRAWER ASM - CABINET - W/O HARDWARE
3	116193-11-F12	EA	COUNTERTOP ASM. (G35, G37)
3	116193-11-G36	EA	COUNTERTOP ASM. (G36, G44)
3	116193-11-G45	EA	COUNTERTOP ASM.
4	M06804-R5-G35	EA	DOOR ASM - W/O HARDWARE - 0365 X 0925 MM
4	058331-D4-000	EA	MIRROR - CABINET DOOR
5	116142-01-G35	EA	CABINET ASM. - SHIRT CLOSET (PASSENGER SIDE)
6	121273-01-G15	EA	CABINET ASM. - OVHD - REAR - QUEEN
7	M05993-48-G35	EA	DOOR ASM - W/O HARDWARE - 0400 X 0710 MM
8	116142-02-G35	EA	CABINET ASM. - SHIRT CLOSET (DRIVER SIDE)
9	116193-01-G15	EA	CABINET ASM. - W/ COUNTERTOP - RH - NIGHTSTAND (G35, G37)
9	116193-01-G36	EA	CABINET ASM. - W/ COUNTERTOP - RH - NIGHTSTAND (G36, G44)
9	116193-01-G45	EA	CABINET ASM. - W/ COUNTERTOP - RH - NIGHTSTAND
10	116193-12-F12	EA	COUNTERTOP ASM. (G35,G37)
10	116193-12-G36	EA	COUNTERTOP ASM. (G36, G44)
10	116193-12-G45	EA	COUNTERTOP ASM. (G45)
11	116193-02-G15	EA	CABINET ASM. - W/ COUNTERTOP - LH - NIGHTSTAND (G35, G37)
11	116193-02-G36	EA	CABINET ASM. - W/ COUNTERTOP - LH - NIGHTSTAND (G36, G44)
11	116193-02-G45	EA	CABINET ASM. - W/ COUNTERTOP - LH - NIGHTSTAND
12	041389-11-000	EA	PIANO HINGE - BEIGE - 55"
13	P16341-01-G15	EA	CABINET ASM - BED - QUEEN - W/O TOP
14	M07465-02-F11	EA	QUEEN BED TOP
	058331-93-000	EA	MIRROR - GLASS - SAFETY - 700 X 1600 MM (BACKWALL)
	057460-02-000	EA	STUD - BALL - GAS SPRING - 10MM - 5/16" - 18
	107796-06-000	EA	GAS SPRING - 12" COMPRESSED/ 20" EXTENDED - 120 LB.
	107796-07-000	EA	BRACKET - SUPPORT - GAS SPRING TO BED - ANGLE (UPPER)
	107796-05-000	EA	BRACKET - FLAT - GAS SPRING TO BED (LOWER)
	091952-01-000	EA	CLIP - GRIPPER - 1"
	097872 04 000	EA	DOWEL - WOOD - 1" DIA X 1.38" LONG

## BEDROOM GROUP (CONTINUED)

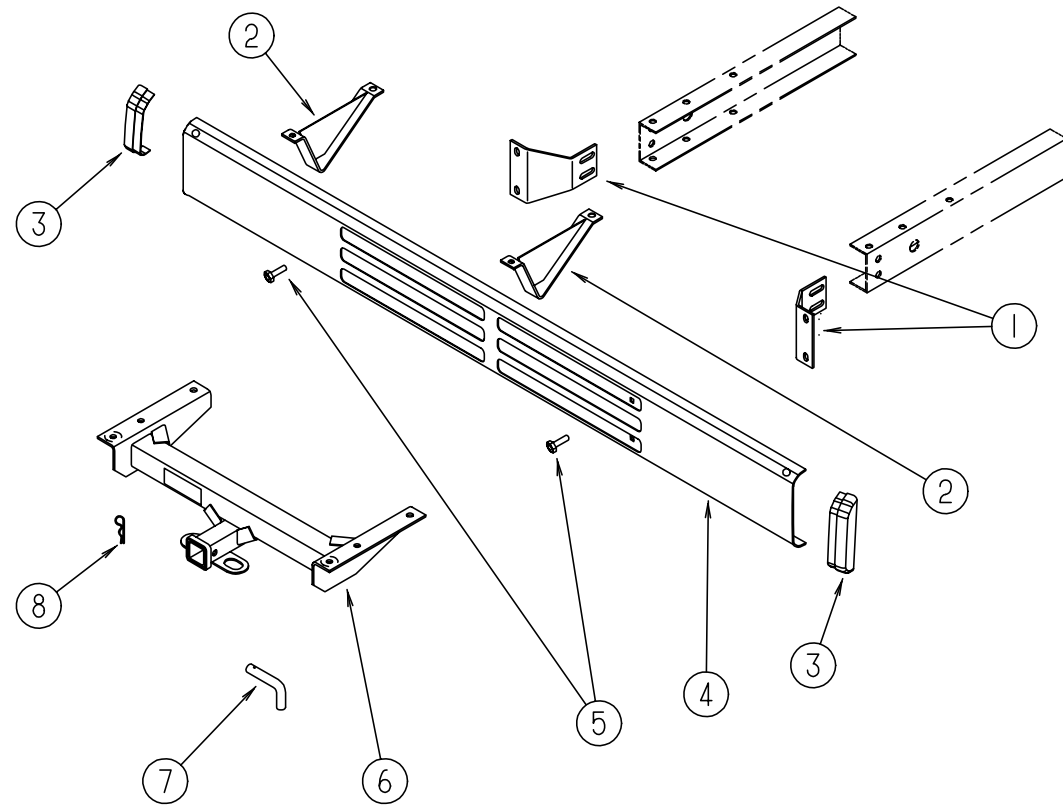


KING BED

KEY	PART NUMBER	U/M	DESCRIPTION
1	M05970-W8-G35	EA	DRAWER ASM - CABINET - W/O HARDWARE
2	M05970-W9-G35	EA	DRAWER ASM - CABINET - W/O HARDWARE
3	117173-11-F12	EA	COUNTERTOP ASM. (G35, G37)
3	117173-11-G36	EA	COUNTERTOP ASM. (G36, G44)
3	117173-11-G45	EA	COUNTERTOP ASM.
4	M06804-A8-G35	EA	DOOR ASM - W/O HARDWARE - 0275 X 0925 MM
5	117175-01-G15	EA	CABINET ASM. - SHIRT CLOSET (PASSENGER SIDE)
6	121272-01-G15	EA	CABINET ASM - OVHD - REAR KING
7	M05993-58-G35	EA	DOOR ASM - W/O HARDWARE - 0365 X 0850 MM
8	117175-02-G15	EA	CABINET ASM. - SHIRT CLOSET (DRIVER SIDE)
9	117173-01-G15	EA	CABINET ASM. - W/ COUNTERTOP - RH - NIGHTSTAND (G35, G37)
9	117173-01-G36	EA	CABINET ASM. - W/ COUNTERTOP - RH - NIGHTSTAND (G36, G44)
9	117173-01-G45	EA	CABINET ASM. - W/ COUNTERTOP - RH - NIGHTSTAND
10	117173-12-G15	EA	COUNTERTOP ASM. (G35,G37)
10	117173-12-G36	EA	COUNTERTOP ASM. (G36, G44)
10	117173-12-G45	EA	COUNTERTOP ASM.
11	117173-02-G15	EA	CABINET ASM. - W/ COUNTERTOP - LH - NIGHTSTAND (G35, G37)
11	117173-02-G36	EA	CABINET ASM. - W/ COUNTERTOP - LH - NIGHTSTAND (G36, G44)
11	117173-02-G45	EA	CABINET ASM. - W/ COUNTERTOP - LH - NIGHTSTAND
12	041389-11-000	EA	PIANO HINGE - BEIGE - 55"
13	P18583-01-G15	EA	CABINET ASM - BED - KING W/O TOP
14	M07513-02-F11	EA	TOP ASM - BED - KING
	058331-D6-000	EA	MIRROR - GLASS - SAFETY - 700 X 1844 MM
	057460-02-000	EA	STUD - BALL - GAS SPRING - 10MM - 5/16" - 18
	107796-06-000	EA	GAS SPRING - 12" COMPRESSED/ 20" EXTENDED - 120 LB.
	107796-07-000	EA	BRACKET - SUPPORT - GAS SPRING TO BED - ANGLE (UPPER)
	107796-05-000	EA	BRACKET - FLAT - GAS SPRING TO BED (LOWER)
	091952-01-000	EA	CLIP - GRIPPER - 1"
	097872 04 000	EA	DOWEL - WOOD - 1" DIA X 1.38" LONG



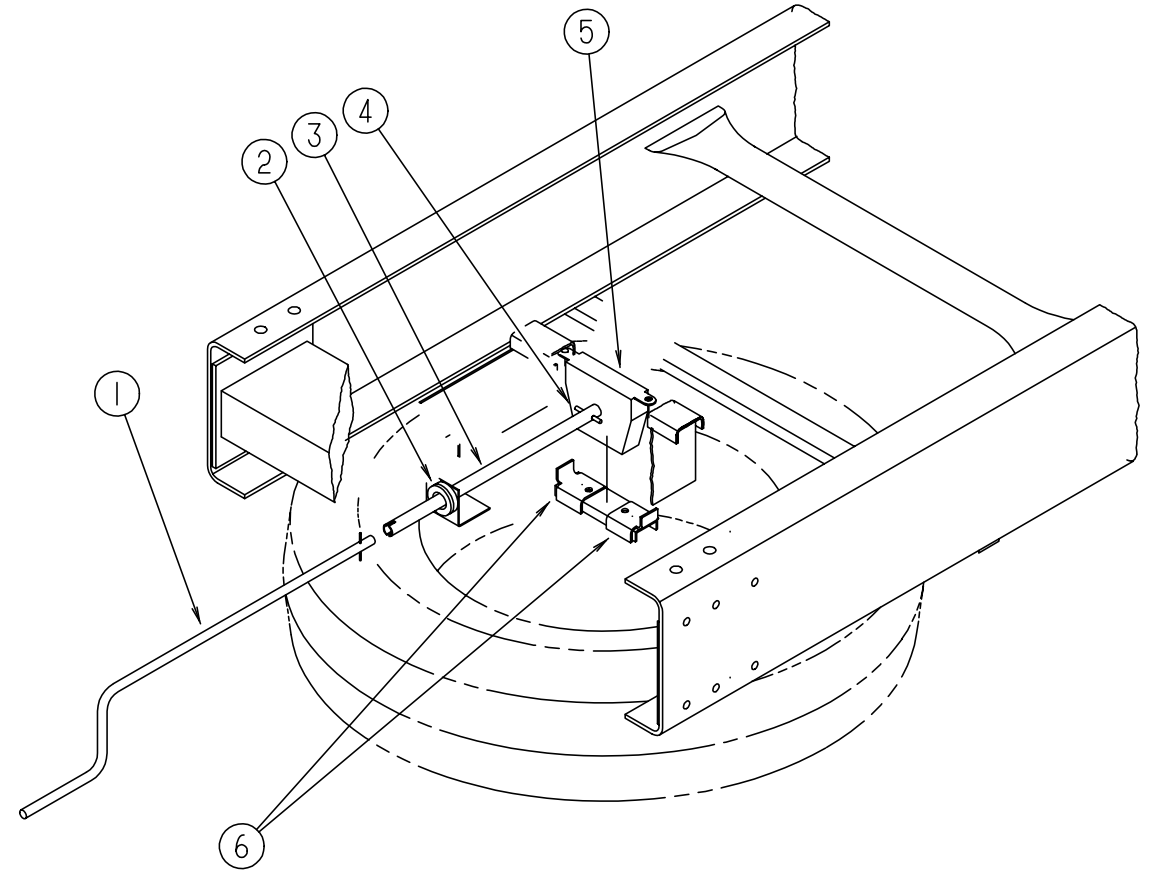
## CHASSIS GROUP



### REAR BUMPER & COMPONENTS

KEY	PART NUMBER	U/M	DESCRIPTION
1	116357-01-02B	EA	ANGLE - SUPPORT - BUMPER REAR
2	111742-01-000	EA	PLATE ASM - SKID
3	103228-01-05A	EA	END CAP - BUMPER REAR
4	103099-06-03A	EA	REAR BUMPER - BRIGHT WHITE
5	102333-01-05A	EA	BOLT - 7/16"
6	107707-04-000	EA	DRAWBAR ASM. - HITCH - CLASS II
7	034512-01-000	EA	PIN - LOCKING - DRAWBAR
8	034513-01-000	EA	PIN - 3/16" WIRE
	113589-01-000	EA	CONNECTOR - PLUG - TRAILER
	113589-02-000	EA	CONNECTOR - SOCKET - TRAILER

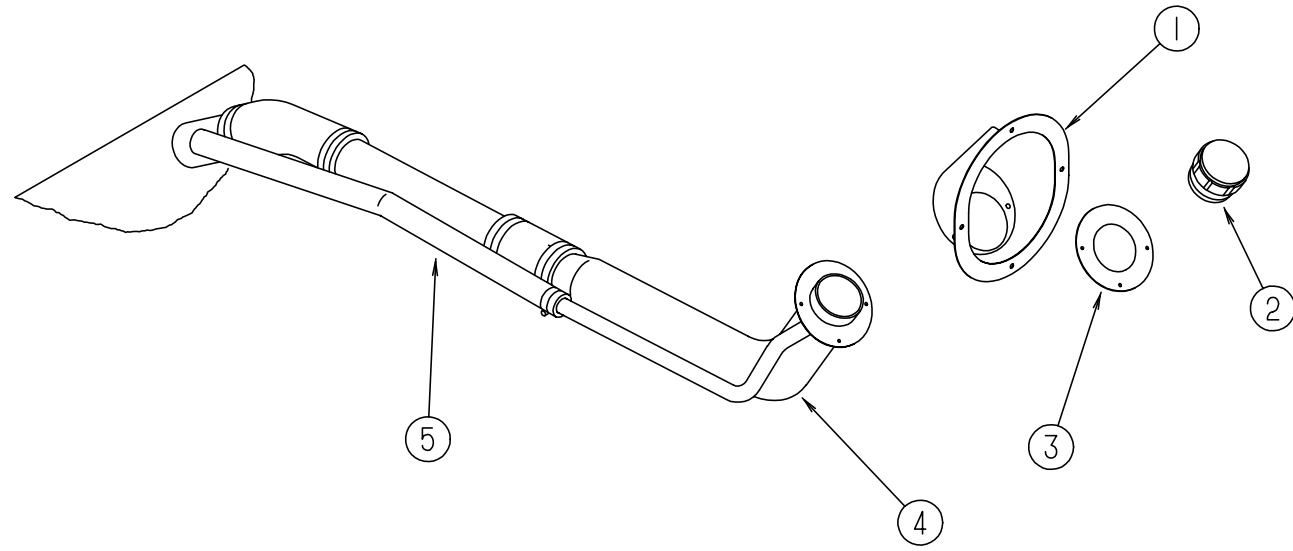
## CHASSIS GROUP (CONTINUED)



### SPARE TIRE & HOIST

KEY	PART NUMBER	U/M	DESCRIPTION
1	093376-02-000	EA	HANDLE - CRANK - TIRE HOIST
2	071015-11-000	EA	GROMMET - 1.00" ID
3	093375-09-000	EA	EXTENSION - TIRE HOIST
4	114376-01-000	EA	PIN - DRIVE - .156 X .750 - TYPE-E
5	093267-02-000	EA	HOIST - SPARE TIRE - W/ BRACKETS
	093267-01-000	EA	HOIST - SPARE TIRE - W/O BRACKETS
6	105499-01-000	EA	BRACKET
	M00080-83-000	EA	TIRE & WHEEL - MICHELIN - 8R 19.5 LRF
	007324-03-000	EA	TIRE - MICHELIN - 8R 19.5 LRF
	051377-01-000	EA	STEM - VALVE - TR 500
	086281-02-000	EA	WHEEL - STEEL - 19.5 X 6.0,8.75 3500 ACCURIDE 28853
	080208-05-000	EA	BAR - LEVERAGE - LUG WRENCH
	080208-04-000	EA	WRENCH - LUG - 30 MM (1 3/16")

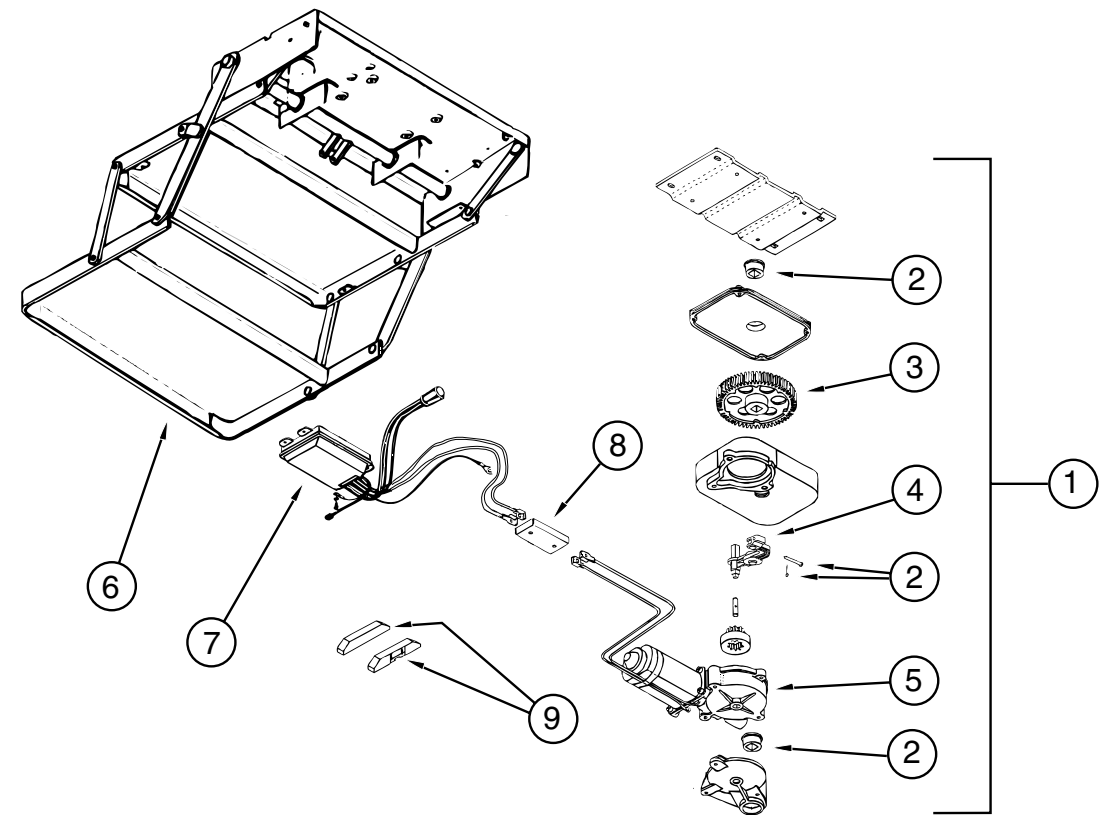
**CHASSIS GROUP (CONTINUED)**



**FUEL SYSTEM**

KEY	PART NUMBER	U/M DESCRIPTION
1	095854-01-01A	EA SHROUD - FUEL FILL - PLASTIC - BRIGHT WHITE
2	073220-03-000	EA CAP - FUEL FILL - NON LOCKING
3	078200-01-000	EA GASKET - FUEL FILL - 3.5"OD X 2"ID
4	087256-05-000	EA NECK ASM - FUEL FILL
5	066732-01-000	FT HOSE - FUEL FILL - .62" ID
	007063-01-000	FT HOSE - GAS 1/4"ID X 1/2"OD
	084884-01-000	EA PLUG - BRASS - 3/8
	068382-06-000	EA BUSHING - BRASS - 3/8 MPT X 1/8 FPT

**CHASSIS GROUP (CONTINUED)**



**STEP ASSEMBLY (3200 SERIES)**

KEY	PART NUMBER	U/M DESCRIPTION	VENDOR NO.
1	094707-01-01A	EA STEP ASSEMBLY W/O SWITCH	
2	094707-02-703	EA BEARINGS & PINS	909530
3	094707-02-702	EA GEAR KIT - W/ BEARINGS & PIN-CASE	909525
4	094707-02-701	EA LINKAGE ASSEMBLY - W/ BEARINGS & PINS	909523
5	094707-02-700	EA MOTOR ASSEMBLY - W/ BEARINGS & PINS	909520
6	094707 01 702	EA FRAME W/ DOUBLE STEP	908032
7	094707-02-705	EA CONTROL UNIT - WHITE	909513
8	094707-02-704	EA CONNECTOR - MOTOR ASSEMBLY - W/ PLATES	909537
	094707-02-707	EA TREAD - NON SKID - BLACK - 6"X21"	909333
9	116995-01-000	EA SWITCH/ MAGNET - ELECTRIC	

## CHASSIS GROUP (CONTINUED)

### HYDRAULIC LEVELING SYSTEM (W/O SLIDEOUT)

KEY	PART NUMBER	U/M DESCRIPTION	VENDOR NO.
	100532-08-000	EA LEVELING SYSTEM - HYDRAULIC - JOYSTICK - AP0758	
	100532-01-704	EA SWITCH - MERCURY F/ 6K & 9KJACK	RAP1010
	100532-01-705	EA SPRING KIT - 9K JACK	R1171
	100532-02-700	EA 6K TALL JACK ASM	RAP7164
	100532-02-701	EA SPRING KIT - 6K JACK	R6824
	100532-02-704	EA ACTIVATOR CABLE - 6K JACK	RAP7194
	100532-02-705	EA PUMP/ RESERVOIR ASM - MONARCH	RAP8178
	100532-03-710	EA SENSING UNIT 21' MTA	RAP6798
	100532-03-715	EA CAP - BREATHER	RAP7876
	100532-08-700	EA POWER UNIT ASM.	RAP0595
	100532-08-701	EA BI-AXIS CONTROL - 200 SYSTEM	RAP0612
	100532-08-702	EA VALVE - BI-AXIS	RAP9589
	100532-08-703	EA PANEL ASM. - 200 BI - AXIS SYS.	RAP9755
	100532-08-704	EA JACK ASM. - 9K TALL 200 SYS.	RAP7002
	100532-08-705	EA KNOB - 3/4" - BLACK (SET OF 4)	RAP1379
	100532-08-706	EA KNOB - 1 3/16" - BLACK	RAP9734
	100532-08-707	EA BEZEL - W/ GASKET - F/ SYSTEM 200	RAP9592
	100532-09-707	EA ACTUATOR ASM. - 9K - REAR JACKS	RAP0547
	100532-09-709	EA ACTUATOR ASM. - 6K - FRONT JACKS	RAP0448
	100532-09-710	EA SOLENOID - 4 POST (INTERMITENT) DUTY	RAP0533
	100533-08-000	EA BRACKETS - FRONT LEVELING JACKS	
	100534-07-000	EA BRACKETS - REAR LEVELING JACKS	
	100536-10-000	EA HOSE KIT - HWH - AP0012	
	100536-09-700	EA HOSE - HYDRAULIC - 324"	RAP2464
	100536-09-701	EA HOSE - HYDRAULIC - 60"	RAP4073
	100536-09-702	EA HOSE - HYDRAULIC - 354"	RAP4311
	100536-10-700	EA HOSE - HYDRAULIC - 84"	RAP1412
	100536-10-701	EA HOSE - HYDRAULIC - 116"	RAP5384
	107890-01-000	EA ELBOW - STEEL - 90D 1/4 X 37D FLARE	
	109307-01-000	EA BRACKET ASM - PUMP MOUNT	

## CHASSIS GROUP (CONTINUED)

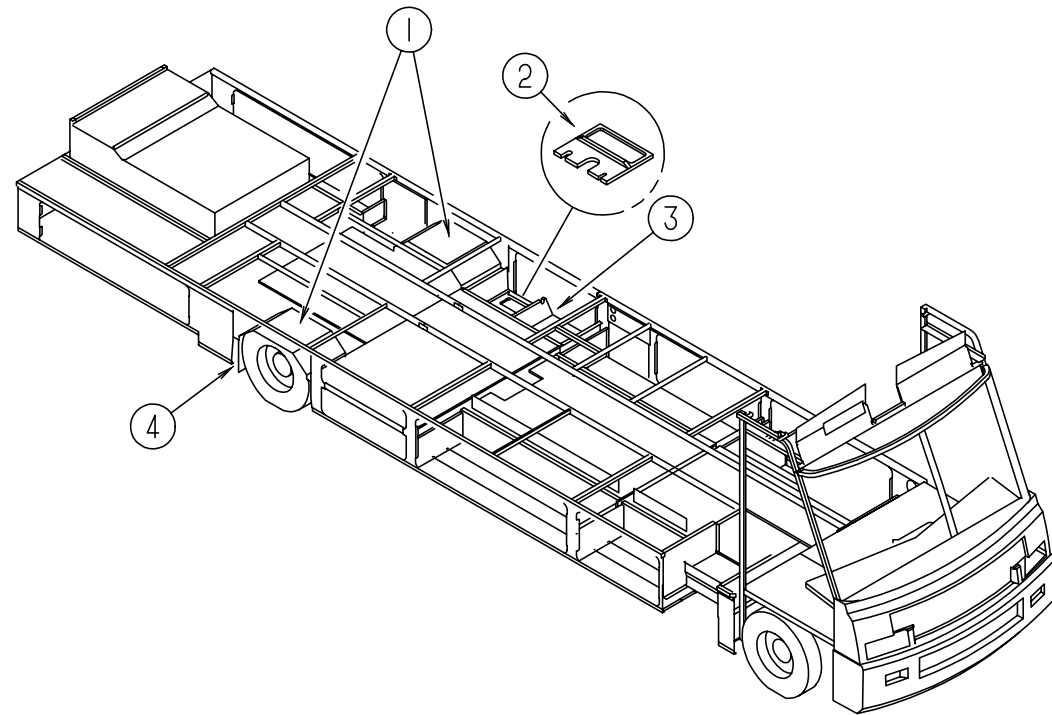
### WHEEL LINERS

KEY	PART NUMBER	U/M DESCRIPTION	VENDOR NO.
	110435-01-000	EA LINER - WHEEL - SET 4 - 19.5/2885	
	110435-01-700	EA LUG NUT COVER	V195 JO-LNC
	110435-01-701	EA LINER - WHEEL - FRONT	V1950S-FWC
	110435-01-702	EA LINER - WHEEL - REAR	V1950S-RWC
	110435-01-703	EA STUD EXTENDER 1 1/8" - LT REAR	V22506-SLR S
	110435-01-704	EA STUD EXTENDER 1 1/8" - RT REAR	V22506-SLR S
	110435-01-705	EA TOOL - INSTALLATION	V195JO-TOL0S
	110435-01-706	EA JAM NUT 1 1/2 X 1 1/16 - RT REAR	V195J0-RRJ
	110435-01-707	EA JAM NUT 1 1/2 X 1 1/16 - LT REAR	V195J0-LRJ
	110435-01-708	EA JAM NUT 1 1/2 X 3/4 - RT FRONT	V195J0-RFJ
	110435-01-709	EA JAM NUT 1 1/2 X 3/4 - LH FRONT	
	110435-01-710	EA CAP - CENTER - 4" DIAMETER	V19505-P0C
	110435-01-711	EA DECAL - CENTER CAP - 2" DECAL	

### WHEEL COVERS

KEY	PART NUMBER	U/M DESCRIPTION	VENDOR NO.
	109443-03-000	EA WHEEL COVER - 4/SET - 19.5	
	109443-01-700	EA WHEEL COVER - 19.5 (FRONT OR REAR WHEEL)	
	109443-01-703	EA HUB CAP - CENTER - DICOR	SP-AUCAP
	109443-03-700	EA FRONT WHEEL BRACKET	SHAJ95-FBS
	109443-03-701	EA REAR WHEEL BRACKET	SHAJ95-RBS

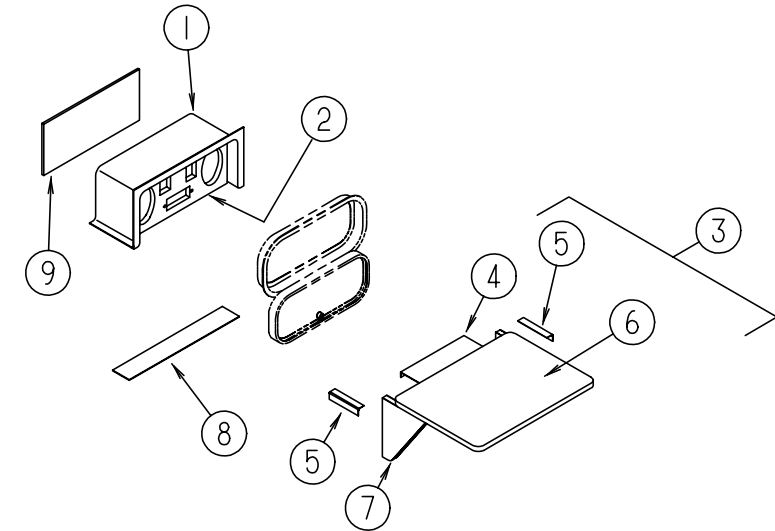
## CHASSIS GROUP (CONTINUED)



### COMPARTMENTS & TRAYS

KEY	PART NUMBER	U/M	DESCRIPTION
1	055374-03-000	EA	REAR WHEELWELL - PLASTIC
2	M06991-05-G38	EA	HATCH ASM - W/ FOAM
	114677-01-01A	EA	RETAINER - HATCH - SEWER HOSE
3	117757-01-01A	EA	COMPARTMENT-STORAGE
4	020167-04-000	EA	GUARD - DIRT
4	020167-05-000	EA	GUARD - DIRT - 15" LONG
			FROM: 00-00-00 THRU: 11-12-95
4	017516-01-000	EA	FLAP - MUD
	072877-03-000	EA	INSULATION - SOUND BARRIER
	065450-05-000	EA	TIEDOWN - BATTERY - 8.4" TUBE
	099717-04-000	EA	TIEDOWN STRAP - W/ 21.3" FEMALE STRAP & 27.2" MALE STRAP
	111546-01-000	EA	MAT - RUBBER
	105536-01-000	EA	PANEL - BOTTOM - WATER COMPARTMENT
	115361-01-01A	EA	PLUG - PLASTIC
	119845-01-01A	EA	PLUG - PLASTIC - BLACK
	056748-01-000	EA	PLUG - CAP - 1.5" DIAMETER - BLACK

## CHASSIS GROUP (CONTINUED)



### COMPARTMENT (ENTERTAINMENT CENTER)

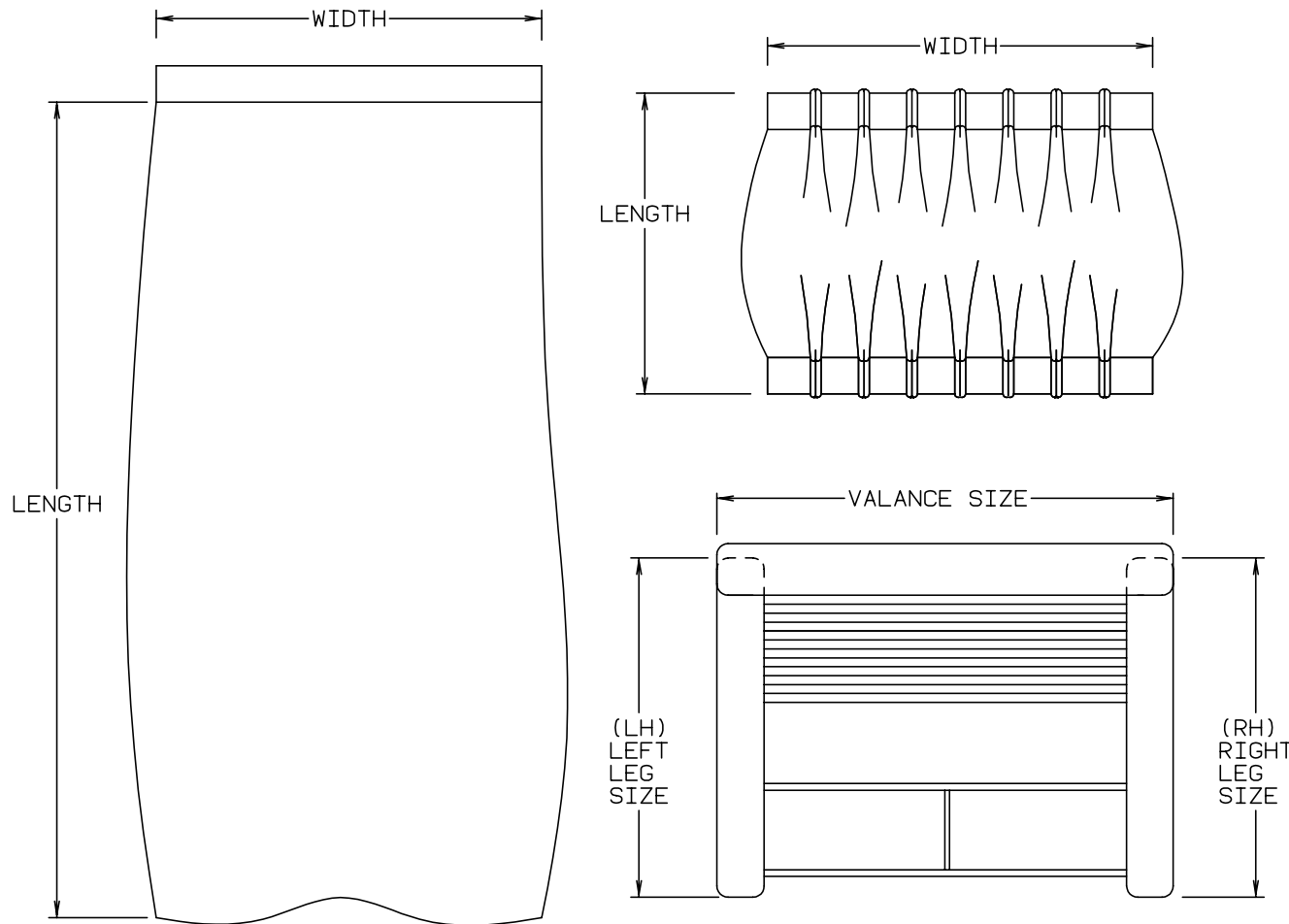
KEY	PART NUMBER	U/M	DESCRIPTION
1	104897-03-02A	EA	BOX - ENTERTAINMENT CENTER - BRIGHT WHITE
2	104899-01-C05	EA	PLATE - RADIO MOUNTING
3	105230-01-F11	EA	SHELF ASM. - EXTERIOR
4	105377-01-01A	EA	BRACKET - TABLE HANGER - OFF WHITE
5	105376-01-02A	EA	HINGE - CONTINUOUS - 2" X 140 MM - OFF WHITE
6	105230-11-E01	EA	SHELF ASM.
7	105230-12-F11	EA	SUPPORT ASM.
8	104898-01-02A	EA	PLATE - PLASTIC BOTTOM - BRIGHT WHITE
9	104898-02-02A	EA	PLATE - PLASTIC BACK - BRIGHT WHITE

**CURTAIN & CUSHION GROUP**

**NOTICE**

IN ORDER TO ASSIST OUR PARTS SALES DEPT. IN PROVIDING INTERIOR SOFTGOODS ITEMS, PLEASE INCLUDE THE SERIAL NUMBER AND THE COLOR CODE NUMBER FROM THE VEHICLE CERTIFICATION LABEL WHEN ORDERING. THIS LABEL IS LOCATED ON THE LEFT SIDEWALL AT THE END OF THE DASH (A-BODY), OR ON THE DRIVER'S DOOR LATCH PLATE (C-BODY).

AN EXAMPLE OF A COLOR CODE NUMBER IS B07, WHICH DESIGNATES AN OVERALL COLOR SCHEME OF A PARTICULAR UNIT. THE COLOR LISTED AFTER THE ITEM DESCRIPTION ON THE MICROFICHE, INDICATES THE OVERALL UNIT COLOR. ORDER THE ITEM YOU DESIRE ACCORDING TO UNIT COLOR CODE.



NOTE: USE THIS ILLUSTRATION WHEN DETERMINING LENGTH AND WIDTH MEASUREMENTS FOR CURTAINS. YOU WILL NOTE THE WIDTH MEASUREMENT IS TAKEN ON THE TOP OF THE CURTAIN WITH THE CURTAIN FULLY EXTENDED. THE LENGTH MEASUREMENT IS TAKEN FROM TOP TO BOTTOM. LEFT AND RIGHT WINDOW LEGS ARE DETERMINED WHEN FACING THE WINDOW.

**CURTAIN & CUSHION GROUP (CONTINUED)**

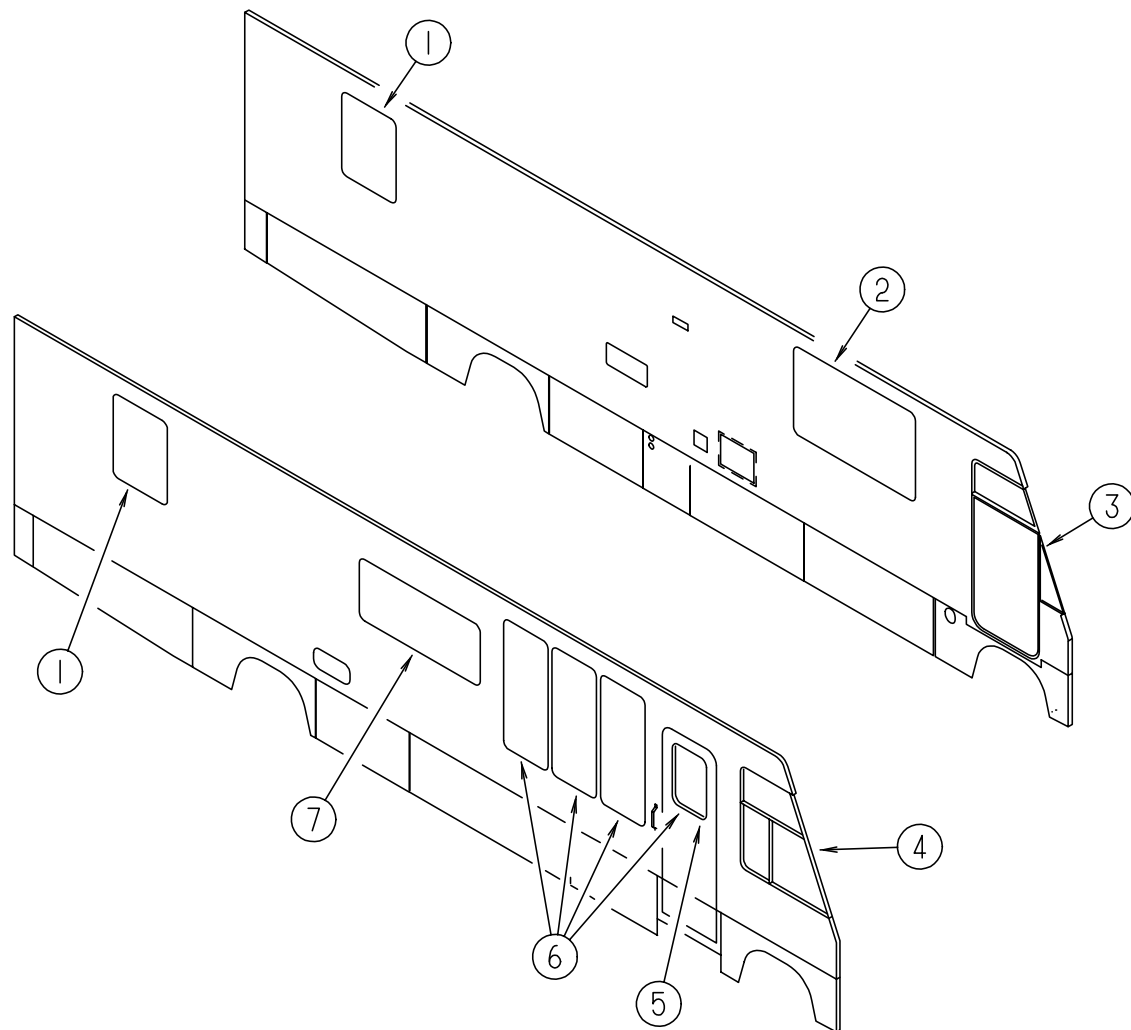
<b>SUNCRUISER FABRICS</b>					
COLOR CODES	G35	G36	G37	G44	G45
MARKETING COLORS	WINTER MOSS (GREEN)	TUSCANY (TAUPE)	NORTH SHORE (TAUPE)	SIENA (TAUPE)	REGENCY BLUE
BUCKET SEAT	108446-J6-000	108446-K6-000	108446-J4-000	108446-K6-000	108446-L2-000
DINETTE	108446-J7-000	108446-H6-000	108446-F5-000	108446-H5-000	108446-L1-000
DINETTE PADS	108446-J6-000	108446-K6-000	108446-J4-000	108446-K6-000	108446-L2-000
DINETTE SWIVEL CHAIR	108446-J6-000	108446-H5-000	108446-J3-000	108446-K6-000	108446-L2-000
SOFA	108446-J7-000	108446-H6-000	108446-F5-000	108446-H5-000	108446-L1-000
SWIVEL CHAIR	108446-J6-000	108446-H5-000	108446-J3-000	108446-K6-000	108446-L2-000
LOUNGE WINDOWS	108446-J6-000 108446-J7-000	108446-H5-000 108446-H6-000	108446-J3-000 108446-F5-000	108446-K6-000 108446-H5-000	108446-L2-000 108446-L1-000
BEDROOM WINDOW WRAP	105745-C9-000	105745-C2-000	105745-C5-000	105745-C2-000	105745-D6-000
BEDROOM WINDOW FRINGE OR CORD	108415-67-000	108415-66-000	108415-72-000	108415-66-000	108415-78-000
BEDROOM WINDOW CENTER V & LEGS	105745-B7-000	105745-C3-000	105745-C6-000	105745-C3-000	105745-64-000
BEDSPREAD	105745-C9-000 105745-B7-000 108415-67-000	105745-C2-000 105745-C3-000 108415-66-000	105745-C5-000 105745-C6-000 108415-72-000	105745-C2-000 105745-C3-000 108415-66-000	105745-D6-000 105745-64-000 108415-78-000
LOUNGE PILLOWS	108446-J6-000 108415-67-000	108446-H5-000 108415-68-000	108446-J3-000 108415-72-000	108446-K6-000 108415-68-000	108446-L2-000 108415-78-000
BEDROOM PILLOWS	105745-B7-000 108415-67-000	105745-C3-000 108415-66-000	105745-C6-000 108415-72-000	105745-C3-000 108415-66-000	105745-64-000 108415-78-000
MAP POCKETS	108446-J6-000	108446-K6-000	108446-J4-000	108446-K6-000	108446-L2-000
FRONT WRAP	072333-85-000	072333-85-000	072333-85-000	072333-85-000	072333-85-000

NOTE: THE FABRIC LISTED FIRST, IN A BLOCK IS THE LARGEST QUANTITY OF FABRIC USED

**ASSIST HANDLE & BUTTONS**

KEY	PART NUMBER	U/M	DESCRIPTION
	069178-02-000	EA	BRACKET - MOUNTING - ASSIST HANDLE - L ANGLE - W/ HOLES - STEEL
	000C16-07-16B	EA	BOLT - CARRIAGE - ASSIST HANDLE - 7/16" - 14 X 1" ZN
	000D20-07-00B	EA	NUT - ACORN - ASSIST HANDLE - 7/16" X 14 ZN
	053552-02-AA8	EA	HANDLE - ASSIST - INTERIOR - ENTRY DOOR - VINYL - OFF WHITE
	070578-02-B29	EA	BUTTON - SCREW - STUD - #30 - VINYL

## CURTAIN & CUSHION GROUP (CONTINUED)



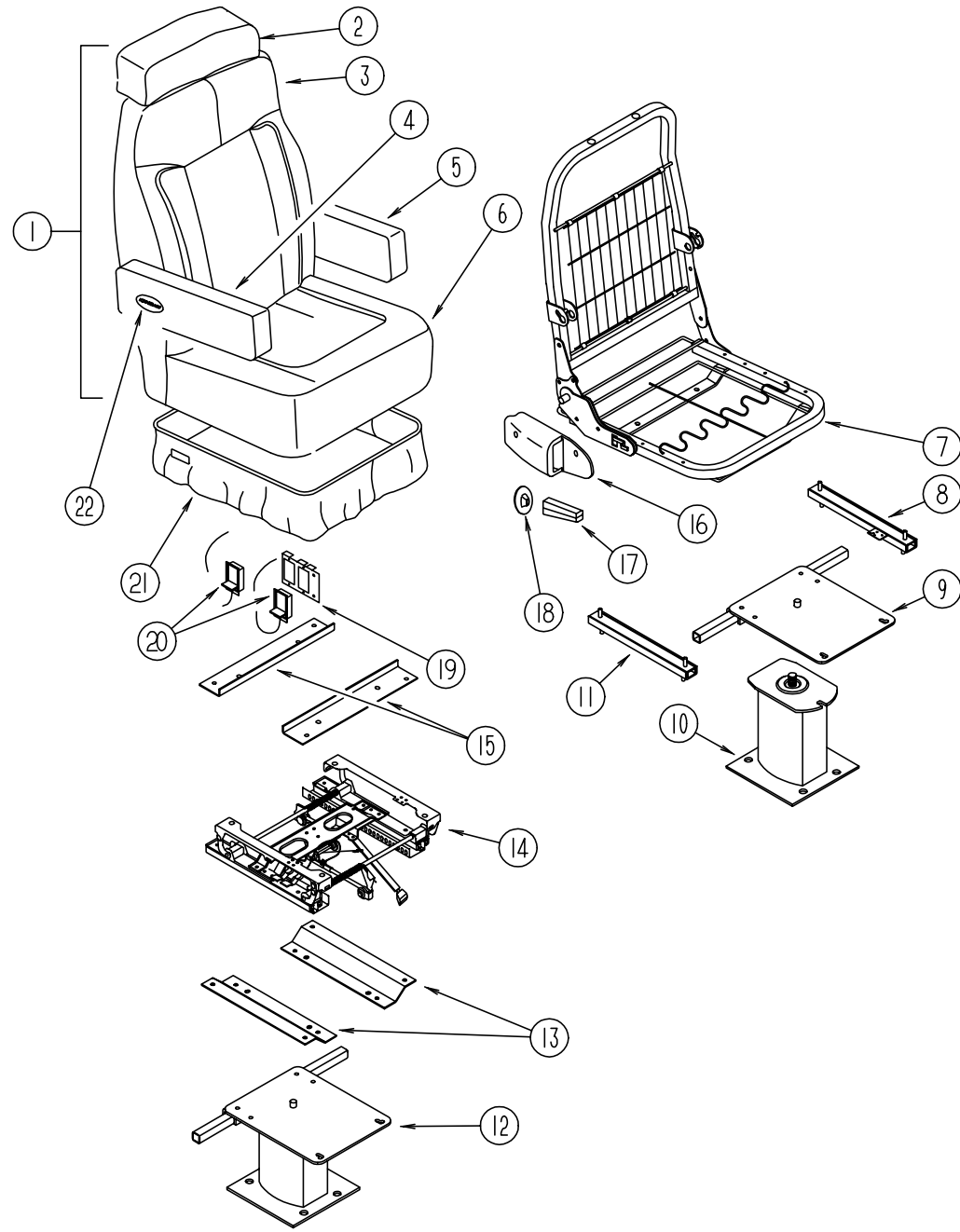
### CURTAINS & WINDOW TREATMENT

KEY	PART NUMBER	U/M	DESCRIPTION
1	119138-18-G35	EA	VALANCE ASM. - BELLINI - 31" - W/ WELT
1	119138-19-G36	EA	VALANCE ASM. - BELLINI - 31" - W/ BRAID
1	119138-19-G37	EA	VALANCE ASM. - BELLINI - 31" - W/ BRAID
1	119138-19-G44	EA	VALANCE ASM. - BELLINI - 31" - W/ BRAID
1	119262-14-G45	EA	VALANCE ASM. - MONACO - 31.5" - W/ BRAID
1	119333-43-G35	EA	LEG - RIGHT - 38" - PLAIN - NO HOLE
1	119333-43-G36	EA	LEG - RIGHT - 38" - PLAIN - NO HOLE (G36, G44)
1	119333-43-G37	EA	LEG - RIGHT - 38" - PLAIN - NO HOLE
1	119333-65-G45	EA	LEG - RIGHT - 38" - PLAIN - NO HOLE
1	119333-44-G35	EA	LEG - LEFT - 38" - PLAIN - NO HOLE
1	119333-44-G36	EA	LEG - LEFT - 38" - PLAIN - NO HOLE (G36, G44)
1	119333-44-G37	EA	LEG - LEFT - 38" - PLAIN - NO HOLE
1	119333-66-G45	EA	LEG - LEFT - 38" - PLAIN - NO HOLE
1	111910-31-F29	EA	BLIND - DAY/ NIGHTER - 28" X 37" (G35, G37)
1	111910-31-G36	EA	BLIND - DAY/ NIGHTER - 28" X 37" (G36, G44)
1	111910-31-G45	EA	BLIND - DAY/ NIGHTER - 28" X 37"

KEY	PART NUMBER	U/M	DESCRIPTION
2	119136-21-G35	EA	VALANCE ASM. - 65.5" STANWICK
2	119137-10-G36	EA	VALANCE ASM. - 65.5" BAUHAUS
2	119136-21-G37	EA	VALANCE ASM. - 65.5" STANWICK
2	119137-10-G44	EA	VALANCE ASM. - 65.5" BAUHAUS
2	119262-43-G45	EA	VALANCE ASM. - 65.5" MONACO
2	119333-31-G35	EA	LEG - RIGHT - 38" - PLAIN - NO HOLE
2	119333-13-G36	EA	LEG - RIGHT - 38" - PLAIN - NO HOLE
2	119333-01-G37	EA	LEG - RIGHT - 38" - PLAIN - NO HOLE
2	119333-13-G44	EA	LEG - RIGHT - 38" - PLAIN - NO HOLE
2	119333-31-G45	EA	LEG - RIGHT - 38" - PLAIN - NO HOLE
2	119333-32-G35	EA	LEG - LEFT - 38" - PLAIN - NO HOLE
2	119333-14-G36	EA	LEG - LEFT - 38" - PLAIN - NO HOLE
2	119333-32-G37	EA	LEG - LEFT - 38" - PLAIN - NO HOLE
2	119333-14-G44	EA	LEG - LEFT - 38" - PLAIN - NO HOLE
2	119333-32-G45	EA	LEG - LEFT - 38" - PLAIN - NO HOLE
2	109802-35-F32	EA	BLIND - PLEATED - 60" X 30" (G35, G36, G37, G44)
2	109802-35-G45	EA	BLIND - PLEATED - 60" X 30"
3	101668-46-E91	EA	CURTAIN ASM. - 48" X 80" - DRIVER SIDE - TAPE TOP (G35, G36, G37, G44)
3	101668-46-F87	EA	CURTAIN ASM. - 48" X 80" - DRIVER SIDE - TAPE TOP (G45)
3	073260-42-C18	EA	TIEBACK ASM. - 6" X 18" (G35, G36, G37, G44)
3	073260-42-C17	EA	TIEBACK ASM. - 6" X 18" (G45)
4	101668-45-E91	EA	CURTAIN ASM. - 48" X 80" - PASSENGER SIDE - TAPE TOP (G35, G36, G37, G44)
4	101668-45-F87	EA	CURTAIN ASM. - 48" X 80" - PASSENGER SIDE - TAPE TOP (G45)
4	073260-42-C18	EA	TIEBACK ASM. - 6" X 18" (G35, G36, G37, G44)
4	073260-42-C18	EA	TIEBACK ASM. - 6" X 18" (G45)
5	084755-57-E07	EA	PULL SHADE - 27.25"
6	119136-22-G35	EA	VALANCE ASM. - 109.5" STANWICK
6	119137-11-G36	EA	VALANCE ASM. - 109.5" BAUHAUS
6	119136-22-G37	EA	VALANCE ASM. - 109.5" STANWICK
6	119137-11-G44	EA	VALANCE ASM. - 109.5" BAUHAUS
6	119262-44-G45	EA	VALANCE ASM. - 110.5" MONACO
6	119333-23-G35	EA	LEG - RIGHT - 57" - PLAIN - NO HOLE
6	119333-41-G36	EA	LEG - RIGHT - 57" - PLAIN - NO HOLE
6	119333-23-G37	EA	LEG - RIGHT - 57" - PLAIN - NO HOLE
6	119333-41-G44	EA	LEG - RIGHT - 57" - PLAIN - NO HOLE
6	119333-23-G45	EA	LEG - RIGHT - 57" - PLAIN - NO HOLE
6	119333-24-G35	EA	LEG - LEFT - 57" - PLAIN - NO HOLE
6	119333-42-G36	EA	LEG - LEFT - 57" - PLAIN - NO HOLE
6	119333-24-G37	EA	LEG - LEFT - 57" - PLAIN - NO HOLE
6	119333-42-G44	EA	LEG - LEFT - 57" - PLAIN - NO HOLE
6	119333-24-G45	EA	LEG - LEFT - 57" - PLAIN - NO HOLE
6	109802-33-F12	EA	BLIND - PLEATED - 61" X 41" (G35, G36, G37, G44)
6	109802-33-G45	EA	BLIND - PLEATED - 61" X 41"
7	119136-01-G35	EA	VALANCE ASM. - 64.5" STANWICK
7	119137-01-G36	EA	VALANCE ASM. - 64.5" BAUHAUS
7	119136-01-G37	EA	VALANCE ASM. - 64.5" STANWICK
7	119137-01-G44	EA	VALANCE ASM. - 64.5" BAUHAUS
7	119262-39-G45	EA	VALANCE ASM. - 64.5" MONACO W/ BRAID
7	119333-01-G35	EA	LEG - RIGHT - 25" - PLAIN - NO HOLE
7	119333-33-G36	EA	LEG - RIGHT - 25" - PLAIN - NO HOLE
7	119333-01-G37	EA	LEG - RIGHT - 25" - PLAIN - NO HOLE
7	119333-33-G44	EA	LEG - RIGHT - 25" - PLAIN - NO HOLE
7	119333-01-G45	EA	LEG - RIGHT - 25" - PLAIN - NO HOLE
7	119333-02-G35	EA	LEG - LEFT - 25" - PLAIN - NO HOLE
7	119333-33-G36	EA	LEG - LEFT - 25" - PLAIN - NO HOLE
7	119333-02-G37	EA	LEG - LEFT - 25" - PLAIN - NO HOLE
7	119333-33-G44	EA	LEG - LEFT - 25" - PLAIN - NO HOLE
7	119333-02-G45	EA	LEG - LEFT - 25" - PLAIN - NO HOLE
7	109802-38-F32	EA	BLIND - PLEATED - 60" X 30" (G35, G36, G37, G44)
7	109802-33-G45	EA	BLIND - PLEATED - 60" X 30"

## CURTAIN & CUSHION GROUP (CONTINUED)

### BUCKET SEAT

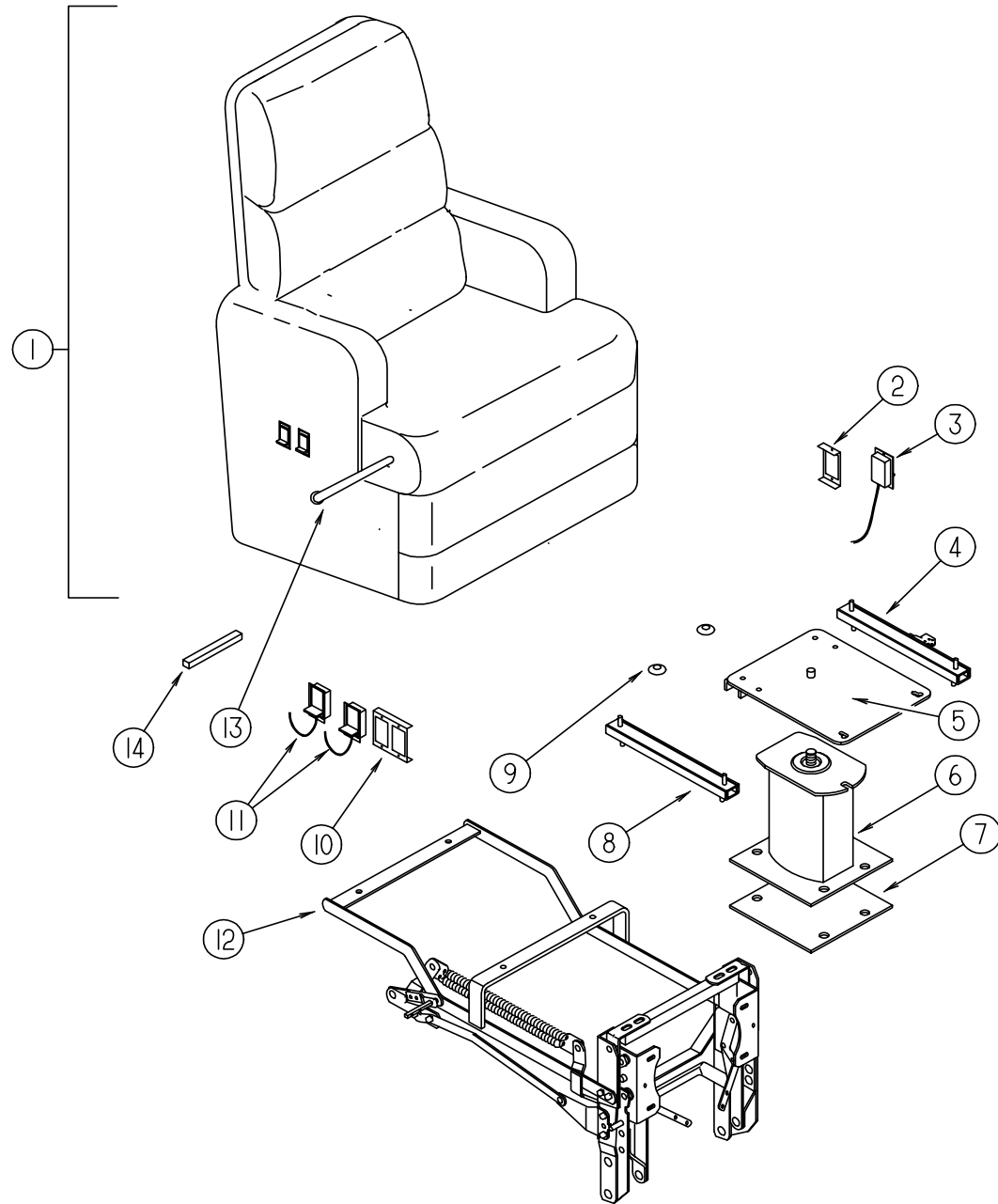


KEY	PART NUMBER	U/M DESCRIPTION
1	115390-05-G35	EA SEAT - NEWPORT - MANUAL RECLINER - W/ HEADREST
1	115390-05-G36	EA SEAT - NEWPORT - MANUAL RECLINER - W/ HEADREST
1	115390-05-G37	EA SEAT - NEWPORT - MANUAL RECLINER - W/ HEADREST
1	115390-05-GA6	EA SEAT - NEWPORT - MANUAL RECLINER - W/ HEADREST (G44)
1	115390-05-G45	EA SEAT - NEWPORT - MANUAL RECLINER - W/ HEADREST
2	119698-01-G35	EA HEADREST - STRATON II
2	119698-01-G36	EA HEADREST - STRATON II
2	119698-01-G37	EA HEADREST - STRATON II
2	119698-01-GA6	EA HEADREST - STRATON II (G44)
2	119698-01-G45	EA HEADREST - STRATON II
2	P19698-01-G35	EA COVER - HEADREST STRATON II
2	P19698-01-G36	EA COVER - HEADREST STRATON II
2	P19698-01-G37	EA COVER - HEADREST STRATON II
2	P19698-01-GA6	EA COVER - HEADREST STRATON II (G44)
2	P19698-01-G45	EA COVER - HEADREST STRATON II
2	114791-05-000	EA FRAME - HEADREST - STRATON

KEY	PART NUMBER	U/M DESCRIPTION
3	M05962-13-G35	EA COVER ASM. - BACK - NEWPORT
3	M05962-13-G36	EA COVER ASM. - BACK - NEWPORT
3	M05962-13-G37	EA COVER ASM. - BACK - NEWPORT
3	M05962-13-GA6	EA COVER ASM. - BACK - NEWPORT (G44)
3	M05962-13-G45	EA COVER ASM. - BACK - NEWPORT
4	114929-01-G35	EA ARMREST ASM. - RIGHT HAND
4	114929-01-G36	EA ARMREST ASM. - RIGHT HAND
4	114929-01-G37	EA ARMREST ASM. - RIGHT HAND
4	114929-01-GA6	EA ARMREST ASM. - RIGHT HAND (G44)
4	114929-01-G45	EA ARMREST ASM. - RIGHT HAND
4	P14929-01-G35	EA COVER ASM. - ARMREST - RIGHT HAND
4	P14929-01-G36	EA COVER ASM. - ARMREST - RIGHT HAND
4	P14929-01-G37	EA COVER ASM. - ARMREST - RIGHT HAND
4	P14929-01-GA6	EA COVER ASM. - ARMREST - RIGHT HAND (G44)
4	P14929-01-G45	EA COVER ASM. - ARMREST - RIGHT HAND
5	114929-02-G35	EA ARMREST ASM. - LEFT HAND
5	114929-02-G36	EA ARMREST ASM. - LEFT HAND
5	114929-02-G37	EA ARMREST ASM. - LEFT HAND
5	114929-02-GA6	EA ARMREST ASM. - LEFT HAND (G44)
5	114929-02-G45	EA ARMREST ASM. - LEFT HAND
5	P14929-02-G35	EA COVER ASM. - ARMREST - LEFT HAND
5	P14929-02-G36	EA COVER ASM. - ARMREST - LEFT HAND
5	P14929-02-G37	EA COVER ASM. - ARMREST - LEFT HAND
5	P14929-02-GA6	EA COVER ASM. - ARMREST - LEFT HAND (G44)
5	P14929-02-G45	EA COVER ASM. - ARMREST - LEFT HAND
6	M05962-14-G35	EA COVER ASM. - SEAT - NEWPORT
6	M05962-14-G36	EA COVER ASM. - SEAT - NEWPORT
6	M05962-14-G37	EA COVER ASM. - SEAT - NEWPORT
6	M05962-14-GA6	EA COVER ASM. - SEAT - NEWPORT (G44)
6	M05962-14-G45	EA COVER ASM. - SEAT - NEWPORT
7	M80906-12-000	EA FRAME - SEAT - BACK & SPRING
8	119952-04-000	EA ADJUSTER SIDE - W/ LOCK - FORWARD & BACK
	117125-01-02B	EA BRACKET - CABLE HOLDER - STEEL
9	107921-05-000	EA TOP PLATE - PEDESTAL - W/ SEATBELT BAR
10	107921-01-000	EA FLOOR MOUNTED PEDESTAL - W/ 9.75" EXTENSION
	107921-06-000	EA BEARING KIT - PEDESTAL
11	119952-04-000	EA ADJUSTER SIDE - W/O LOCK - FORWARD & BACK
	007221-01-000	EA SPACER - SEAT - ADJUSTER
	114889-01-000	EA STOP BAR - SEAT ADJUSTER
12	107921-14-000	EA FLOOR MOUNTED PEDESTAL - W/ 5.75" EXTENSION
13	116215-03-000	EA LOWER PLATE - 6 WAY MANUAL CONTROL
14	116215-01-000	EA 6 WAY MANUAL CONTROL
15	116215-02-000	EA UPPER PLATE - 6 WAY MANUAL CONTROL
16	080730-09-000	EA SHIELD - RECLINER HANDLE
	080730-10-000	EA SCREW - RECLINER HANDLE SHIELD
17	080730-08-000	EA HANDLE - RECLINER - BLACK
18	080730-11-000	EA SHIELD - RUBBER BOOT
19	097683-02-000	EA BRACKET - REMOTE - SIDE MOUNT
20	089368-03-000	EA REMOTE & CABLE - 26"
	108049-02-000	EA CABLE CLIP
21	071126-43-G35	EA SKIRT ASM - SINGLE - 10.5" - W/ OPEN BACK
21	071126-43-G36	EA SKIRT ASM - SINGLE - 10.5" - W/ OPEN BACK
21	071126-43-G37	EA SKIRT ASM - SINGLE - 10.5" - W/ OPEN BACK
21	071126-43-GA6	EA SKIRT ASM - SINGLE - 10.5" - W/ OPEN BACK (G44)
21	071126-43-G45	EA SKIRT ASM - SINGLE - 10.5" - W/ OPEN BACK
21	071126-54-G35	EA SKIRT ASM - SINGLE - 10.5" - W/ OPEN BACK (W/ 6 WAY MANUAL CONTROL)
21	071126-54-G36	EA SKIRT ASM - SINGLE - 10.5" - W/ OPEN BACK (W/ 6 WAY MANUAL CONTROL)
21	071126-54-GA6	EA SKIRT ASM - SINGLE - 10.5" - W/ OPEN BACK (W/ 6 WAY MANUAL CONTROL) (G44)
21	071126-54-G45	EA SKIRT ASM - SINGLE - 10.5" - W/ OPEN BACK (W/ 6 WAY MANUAL CONTROL)
22	111169-01-000	EA BACK PLATE - ITASCA EMBLEM
22	111169-05-000	EA EMBLEM - "ITASCA"

# CURTAIN & CUSHION GROUP (CONTINUED)

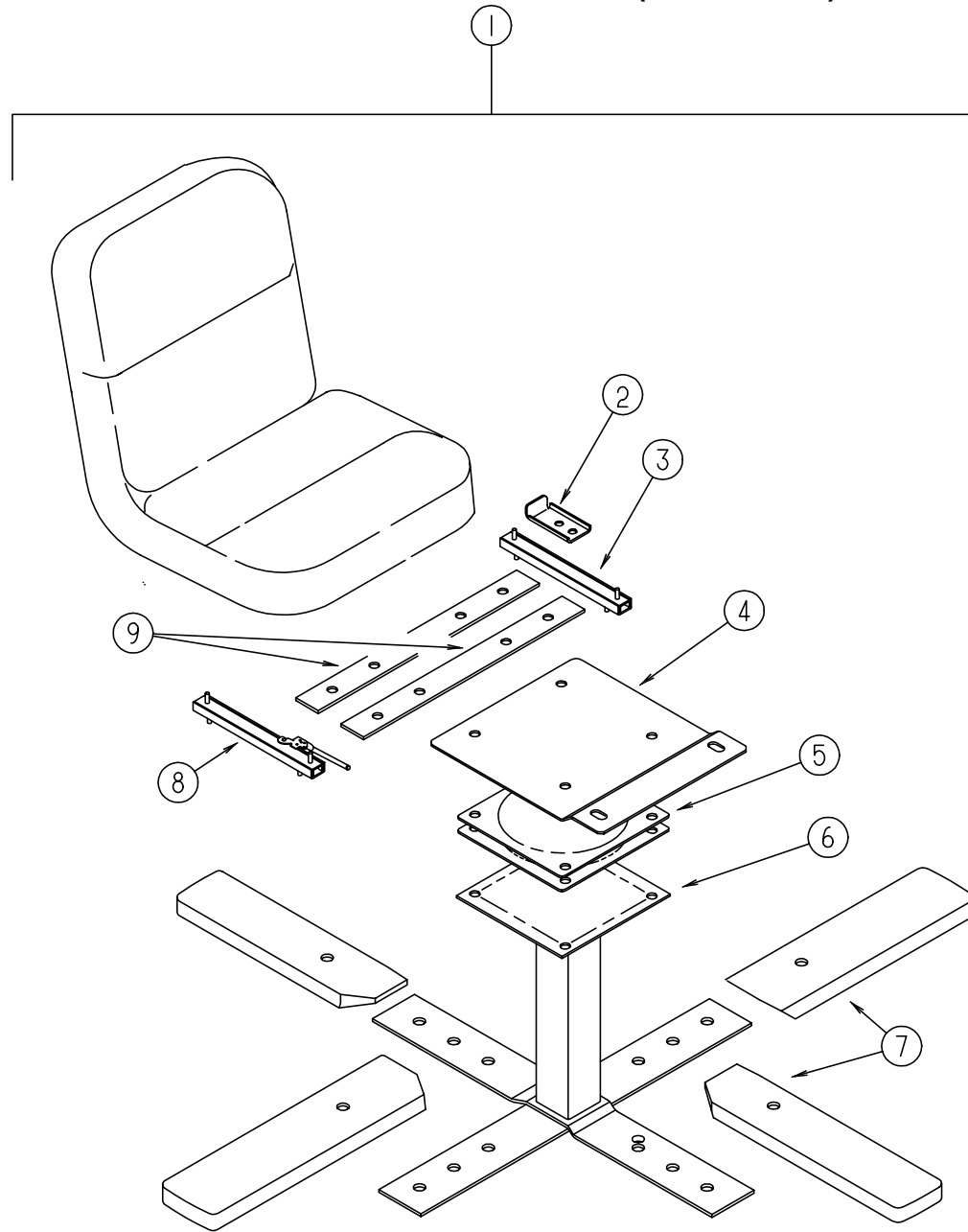
## SWIVEL CHAIR (RECLINER)



KEY	PART NUMBER	U/M DESCRIPTION	VENDOR NO.
1	118821-01-GV0	EA SWIVEL CHAIR - RECLINER (G35)	
1	118821-01-G36	EA SWIVEL CHAIR - RECLINER	
1	118821-01-G37	EA SWIVEL CHAIR - RECLINER	
1	118821-01-G44	EA SWIVEL CHAIR - RECLINER	
1	118821-01-G45	EA SWIVEL CHAIR - RECLINER	
1	P18821-01-GV0	EA COVER ASM. - SWIVEL CHAIR - RECLINER (G35)	
1	P18821-01-G36	EA COVER ASM. - SWIVEL CHAIR - RECLINER	
1	P18821-01-G37	EA COVER ASM. - SWIVEL CHAIR - RECLINER	
1	P18821-01-G44	EA COVER ASM. - SWIVEL CHAIR - RECLINER	
1	P18821-01-G45	EA COVER ASM. - SWIVEL CHAIR - RECLINER	
2	097683-03-000	EA BRACKET - REMOTE - SIDE MOUNT	
3	089368-05-000	EA REMOTE & CABLE - ADJUSTER SLIDE	
4	119952-04-000	EA ADJUSTER SLIDE - W/ LOCKING ARM	
5	107921-08-000	EA TOP PLATE - PEDESTAL - W/O SEATBELT BAR	
6	107921-02-000	EA FLOOR MOUNTED PEDESTAL - W/ 6.5" EXTENSION	
7	108445-02-000	EA SUB PLATE - FLOOR MOUNTED PEDESTAL	
	107921-06-000	EA BEARING KIT - PEDESTAL	
8	119952-02-000	EA ADJUSTER SLIDE - W/O LOCKING ARM	
9	007221-01-000	EA SPACER - SEAT ADJUSTER	
10	117125-01-02B	EA BRACKET - CABLE HOLDER - E-COAT	
11	108049-03-000	EA 26" CONTROL CABLE - Z END W/ SWITCH LEVER	
	108049-02-000	EA CLIP - PEDESTAL CABLE	
12	119106-01-000	EA FRAME - FOOTREST	
13	119106-01-701	EA HANDLE	92596
14	119106-01-702	EA TUBE - EXTENSOIN - RECTANGULAR	92859
	057759-01-000	EA WASHER BRACKET - SEAT BELT - 4" DIAMETER	
	007021-01-000	EA SEAT BELT - 2" X 90" - BLACK	



**CURTAIN & CUSHION GROUP (CONTINUED)**

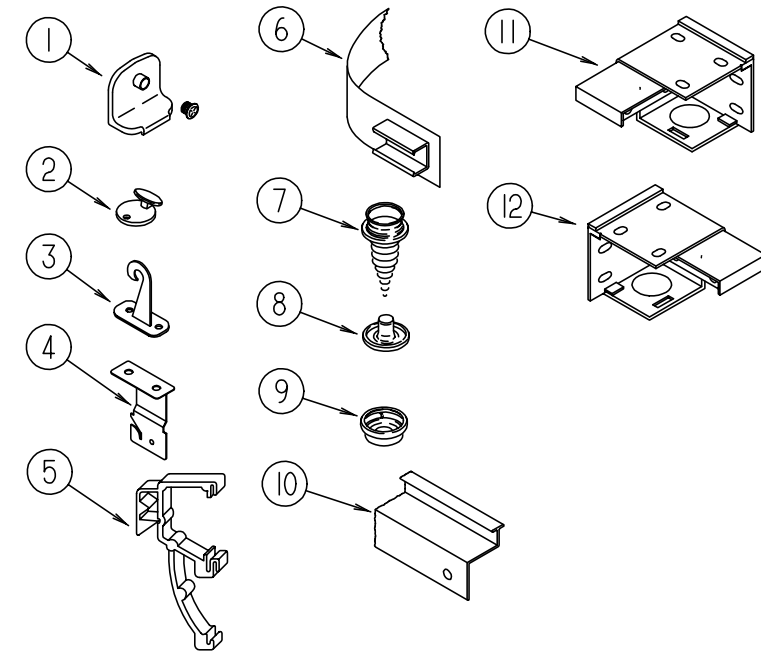


**DINETTE SWIVEL CHAIR ASM (200 KC)**

KEY	PART NUMBER	U/M DESCRIPTION
1	119108-01-G35	EA CHAIR ASM - 200 KC
1	119108-01-G36	EA CHAIR ASM - 200 KC (G36, G44)
1	119108-01-G37	EA CHAIR ASM - 200 KC
1	119108-01-G45	EA CHAIR ASM - 200 KC
2	114889-01-000	EA STOP BRACKET
3	119952-02-000	EA SLIDE - SEAT - NONLOCKING
4	119705-11-02B	EA PLATE - SEAT
5	119105-01-000	EA PLATE - SWIVEL - RETURN-O-MATIC - 5.75"
6	119705-02-03B	EA PEDESTAL ASM.
7	116080-02-G35	EA COVER - CHAIR LEG
8	119952-05-000	EA SLIDE - SEAT - FORWARD HANDLE
9	120109-01-02B	EA ADAPTER BRACKET - CHAIR ASM

**CURTAIN & CUSHION GROUP (CONTINUED)**

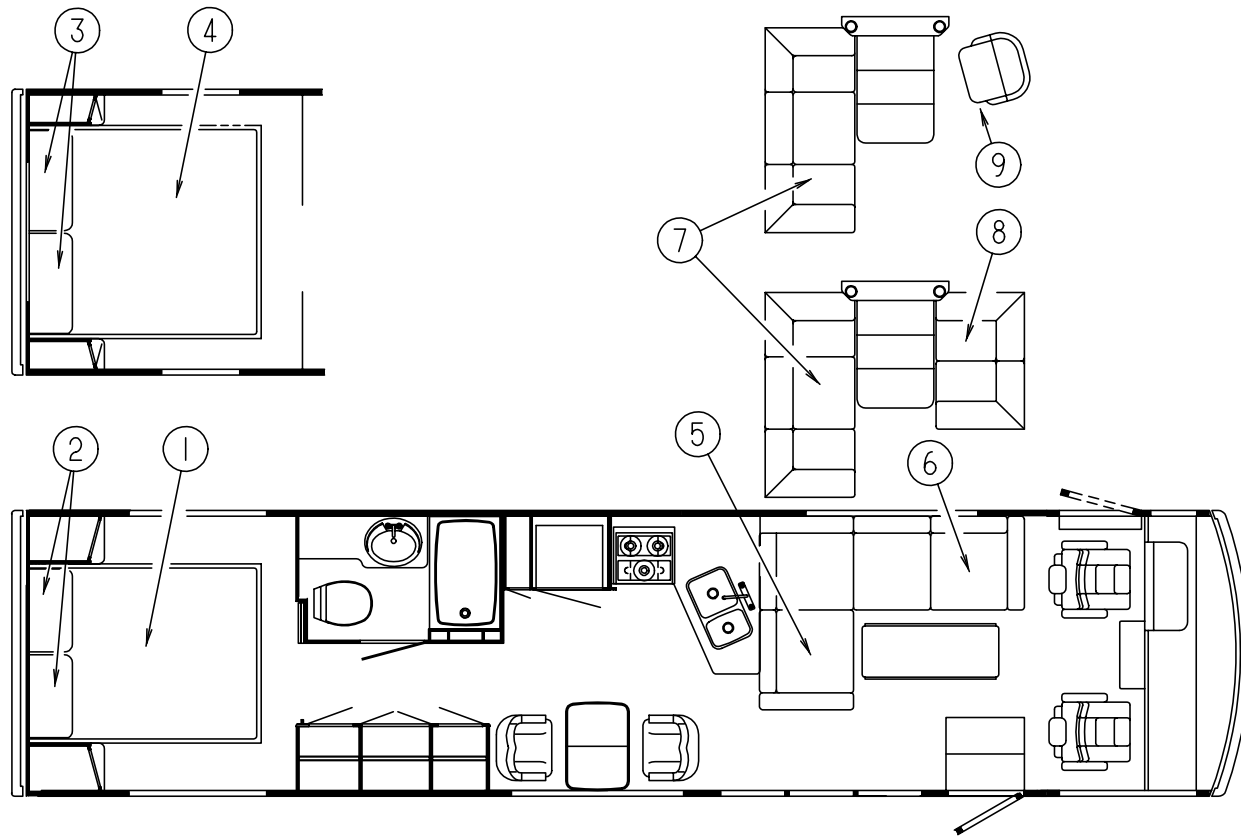
**CURTAIN & BLIND HARDWARE**



KEY	PART NUMBER	U/M DESCRIPTION
1	106544-01-000	EA SHADE PULL - BRASS
	106544-01-001	EA SCREW - SHADE PULL - BRASS
2	102555-01-000	EA CLEAT - CORD - BLIND - OFF WHITE
3	109441-01-000	EA HOLD DOWN - BLIND - HOOK
4	084434-01-000	EA BRACKET - MOUNTING - ROLLER SHADE - 1 3/8"
	096843-01-000	EA SPRING - REWIND - ROLLER SHADE
5	109353-04-000	EA CLIP - VALANCE SLAT MOUNTING - CLEAR PLASTIC - PAR
6	101031-01-000	YD TAPE - GLIDE - CURTAIN - 4.25" SPACING
7	029130-01-000	EA SCREW - SNAP SOCKET - 8 PH X 5/8"
8	029155-01-000	EA CAP - SNAP - 5/32" O.D. OF PIN
	046867-01-000	EA GROMMET - BRASS - 7/16" ID X 1" OD
9	029156-01-000	EA SOCKET - SNAP - 9/16" O.D
10	114641 05 01A	EA TRACK - WRAPAROUND CURTAIN - OFF WHITE (PASSENGER SIDE)
10	114641 06 01A	EA TRACK - WRAPAROUND CURTAIN - OFF WHITE (DRIVER SIDE)
11	083170-02-000	EA BRACKET - BLIND - LEFT SIDE
12	083170-01-000	EA BRACKET - BLIND - RIGHT SIDE
	048394-02-000	YD VELCRO TAPE - HOOK - ADHESIVE BACK - .75" WIDE - C
	097591-01-000	EA SPRING - EXTENSION - PLEATED BLIND
	097592-01-000	EA SPOOL - CORD - ELEVATED BLIND HOLDUP - CLEAR PLASTIC
	097593-02-000	FT CORD - BLIND GRAY

## CURTAIN & CUSHION GROUP (CONTINUED)

### KING BED



KEY	PART NUMBER	U/M DESCRIPTION
3	119249-02-000	EA PILLOW - CASE - 22 X 37 - KING
4	098176-15-000	EA MATTRESS - KING - INNERSPRING - 72" X 79.5" - SEALY
4	119141-03-G35	EA BEDSPREAD W/ REVERSE SHAM - 72" X 80"
4	118858-04-G36	EA BEDSPREAD W/ REVERSE SHAM - 72" X 80" (G36, G44)
4	118858-04-G37	EA BEDSPREAD W/ REVERSE SHAM - 72" X 80"
4	118858-04-G45	EA BEDSPREAD W/ REVERSE SHAM - 72" X 80"
	112732-05-G35	EA HEADBOARD - WINDWARD - KING
	112732-06-G36	EA HEADBOARD - WINDWARD - KING (G36, G44)
	112732-06-G37	EA HEADBOARD - WINDWARD - KING
	112516-07-G45	EA HEADBOARD - IMPERIAL - KING
	103669-09-G35	EA PILLOW ASM - 15" X 15" W/ 1/2" - THROW
	103669-09-G36	EA PILLOW ASM - 15" X 15" W/ 1/2" - THROW (G36, G44)
	103669-09-G37	EA PILLOW ASM - 15" X 15" W/ 1/2" - THROW
	103669-09-G45	EA PILLOW ASM - 15" X 15" W/ 1/2" - THROW

### RECLINER & SOFA BED

KEY	PART NUMBER	U/M DESCRIPTION
5	120286-03-000	EA SOFA ASM. - 4202-62LS - W/ RECLINE (G35)
5	120286-06-000	EA SOFA ASM. - 4202-62LS - W/ RECLINE (G36)
5	120286-07-000	EA SOFA ASM. - 4202-62LS - W/ RECLINE (G37)
5	120286-08-000	EA SOFA ASM. - 4202-62LS - W/ RECLINE (G44)
5	120286-02-000	EA SOFA ASM. - 4202-62LS - W/ RECLINE (G45)
6	120287-03-000	EA SOFA ASM. - E-Z BED - 4202-58EB (G35)
6	116285-06-000	EA SOFA ASM. - E-Z BED - 4202-58EB (G36)
6	116285-07-000	EA SOFA ASM. - E-Z BED - 4202-58EB (G37)
6	116285-08-000	EA SOFA ASM. - E-Z BED - 4202-58EB (G44)
6	120287-02-000	EA SOFA ASM. - E-Z BED - 4202-58EB (G45)
	106728-02-G35	EA PILLOW ASM. - W/ BRAID - 9" X 20"
	106728-02-G36	EA PILLOW ASM. - W/ BRAID - 9" X 20"
	106728-02-G37	EA PILLOW ASM. - W/ BRAID - 9" X 20"
	106728-03-G44	EA PILLOW ASM. - W/ BRAID - 9" X 20"
	106728-02-G45	EA PILLOW ASM. - W/ BRAID - 9" X 20"

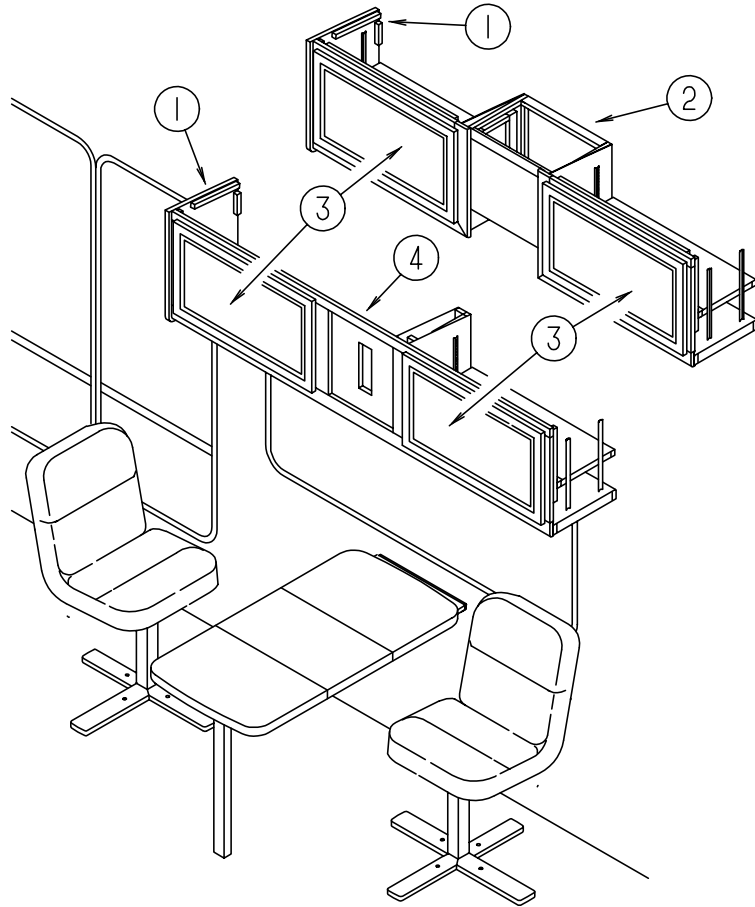
### QUEEN BED

KEY	PART NUMBER	U/M DESCRIPTION
1	098176-05-000	EA MATTRESS - QUEEN - INNERSPRING - 59" X 79" - SEALY
1	119141-01-G35	EA BEDSPREAD W/ REVERSE SHAM - 60" X 80"
1	118858-01-G36	EA BEDSPREAD W/ REVERSE SHAM - 60" X 80" (G36, G44)
1	118858-01-G37	EA BEDSPREAD W/ REVERSE SHAM - 60" X 80"
1	118858-01-G45	EA BEDSPREAD W/ REVERSE SHAM - 60" X 80"
2	119249-01-000	EA PILLOW - CASE - 20 X 33 - QUEEN
	112732-02-G35	EA HEADBOARD - WINDWARD - QUEEN
	112732-04-G36	EA HEADBOARD - WINDWARD - QUEEN (G36, G44)
	112732-04-G37	EA HEADBOARD - WINDWARD - QUEEN
	112516-04-G45	EA HEADBOARD - IMPERIAL - QUEEN
	103669-09-G35	EA PILLOW ASM - 15" X 15" W/ 1/2" - THROW
	103669-09-G36	EA PILLOW ASM - 15" X 15" W/ 1/2" - THROW (G36, G44)
	103669-09-G37	EA PILLOW ASM - 15" X 15" W/ 1/2" - THROW
	103669-09-G45	EA PILLOW ASM - 15" X 15" W/ 1/2" - THROW

### SOFA BED, LOVE SEAT & RECLINER CHAIR

KEY	PART NUMBER	U/M DESCRIPTION
7	120288-03-000	EA SOFA ASM. - 4202-66 EB (G35)
7	117711-06-000	EA SOFA ASM. - 4202-66 EB (G36)
7	117711-07-000	EA SOFA ASM. - 4202-66 EB (G37)
7	117711-08-000	EA SOFA ASM. - 4202-66 EB (G44)
7	120288-02000	EA SOFA ASM. - 4202-66 EB (G45)
8	120289-03-000	EA SOFA ASM. - 4202-44LS LOVE SEAT (G35)
8	117712-06-000	EA SOFA ASM. - 4202-44LS LOVE SEAT (G36)
8	117712-07-000	EA SOFA ASM. - 4202-44LS LOVE SEAT (G37)
8	117712-08-000	EA SOFA ASM. - 4202-44LS LOVE SEAT (G44)
8	120289-02-000	EA SOFA ASM. - 4202-44LS LOVE SEAT (G45)
9	118821-01-GV0	EA CHAIR ASM. - 420 RECLINER - W/ FOOT REST (G35)
9	118821-01-G36	EA CHAIR ASM. - 420 RECLINER - W/ FOOT REST
9	118821-01-G37	EA CHAIR ASM. - 420 RECLINER - W/ FOOT REST
9	118821-01-G44	EA CHAIR ASM. - 420 RECLINER - W/ FOOT REST
9	118821-01-G45	EA CHAIR ASM. - 420 RECLINER - W/ FOOT REST
	106728-02-G35	EA PILLOW ASM. - W/ BRAID - 9" X 20"
	106728-02-G36	EA PILLOW ASM. - W/ BRAID - 9" X 20"
	106728-02-G37	EA PILLOW ASM. - W/ BRAID - 9" X 20"
	106728-03-G44	EA PILLOW ASM. - W/ BRAID - 9" X 20"
	106728-02-G45	EA PILLOW ASM. - W/ BRAID - 9" X 20"

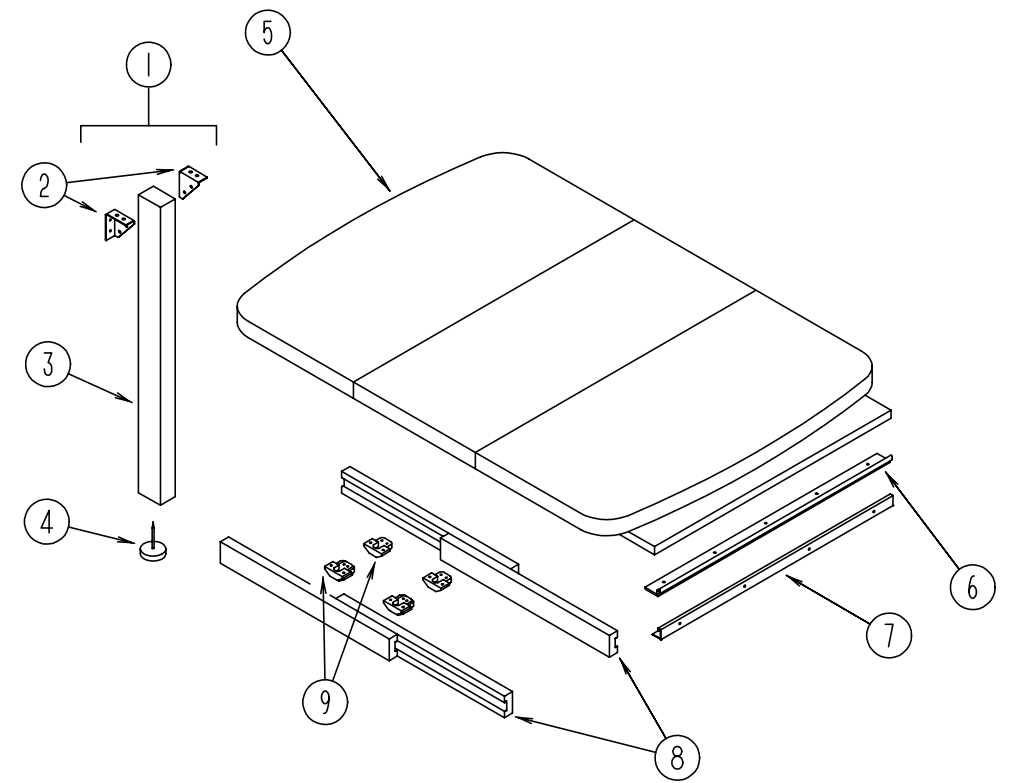
## DINETTE GROUP



### DINETTE OVERHEAD CABINERY

KEY	PART NUMBER	U/M	DESCRIPTION
1	103128-02-G09	EA	CAP ASM - END - OVERHEAD - LH
2	117579-03-G35	EA	CABINET ASM - OVERHEAD - DINETTE - W/ COFFEE MAKER
2	117579-03-G36	EA	CABINET ASM - OVERHEAD - DINETTE - W/ COFFEE MAKER (G36, G44)
2	117579-03-G37	EA	CABINET ASM - OVERHEAD - DINETTE - W/ COFFEE MAKER
2	117579-03-G45	EA	CABINET ASM - OVERHEAD - DINETTE - W/ COFFEE MAKER
3	M05993-48-G35	EA	DOOR ASM - W/O HARDWARE - 400 X 710 MM
4	117902-04-G35	EA	CABINET ASM - OVERHEAD - DINETTE
			FROM: 00-00-00 THRU: 10-30-95
4	117902-04-G36	EA	CABINET ASM - OVERHEAD - DINETTE (G36, G44)
			FROM: 00-00-00 THRU: 10-30-95
4	117902-04-G37	EA	CABINET ASM - OVERHEAD - DINETTE
			FROM: 00-00-00 THRU: 10-30-95
4	117902-04-G45	EA	CABINET ASM - OVERHEAD - DINETTE
			FROM: 00-00-00 THRU: 10-30-95
4	117902-01-G35	EA	CABINET ASM - OVERHEAD - DINETTE
			FROM: 10-31-95 THRU: 11-02-95
4	117902-01-G36	EA	CABINET ASM - OVERHEAD - DINETTE (G36, G44)
			FROM: 10-31-95 THRU: 11-02-95
4	117902-01-G37	EA	CABINET ASM - OVERHEAD - DINETTE
			FROM: 10-31-95 THRU: 11-02-95
4	117902-01-G45	EA	CABINET ASM - OVERHEAD - DINETTE
			FROM: 10-31-95 THRU: 11-02-95
4	117902-02-G35	EA	CABINET ASM - OVERHEAD - DINETTE
			FROM: 11-03-95 THRU: 99-99-99
4	117902-02-G36	EA	CABINET ASM - OVERHEAD - DINETTE (G36, G44)
			FROM: 11-03-95 THRU: 99-99-99
4	117902-02-G37	EA	CABINET ASM - OVERHEAD - DINETTE
			FROM: 11-03-95 THRU: 99-99-99
4	117902-02-G45	EA	CABINET ASM - OVERHEAD - DINETTE

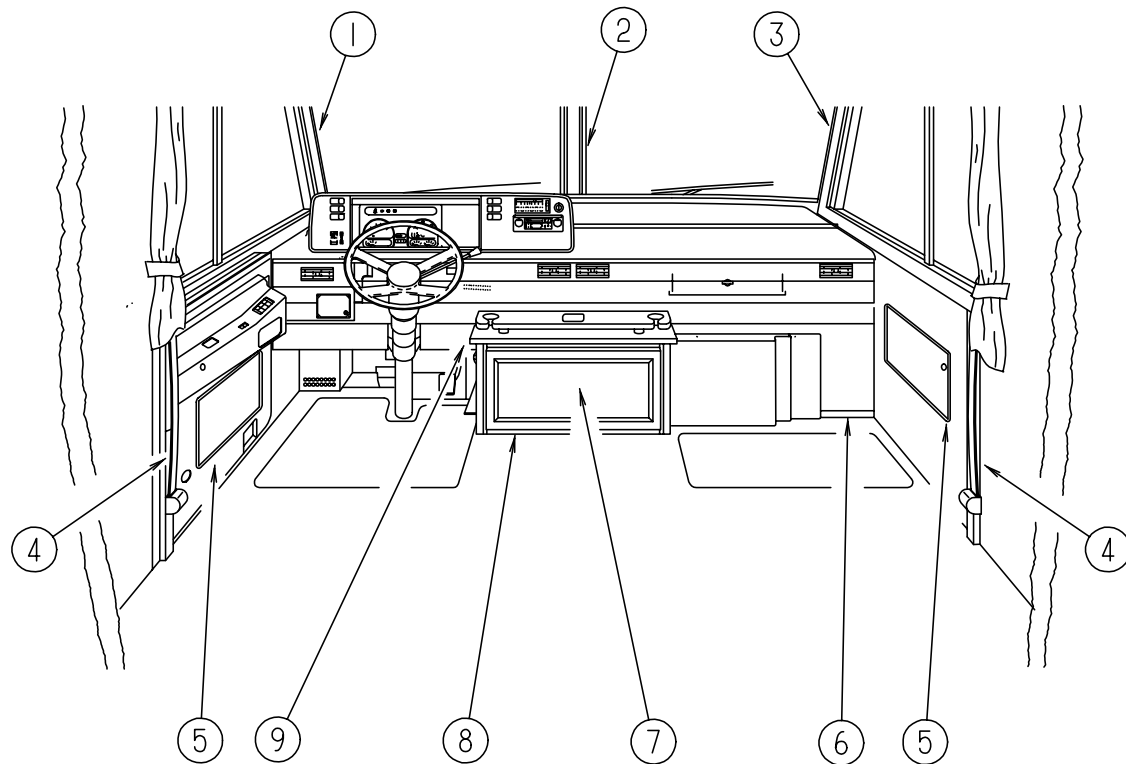
## DINETTE GROUP (CONTINUED)



### DINETTE TABLE ASM. W/ DROP LEAF

KEY	PART NUMBER	U/M	DESCRIPTION
1	092708-12-G35	EA	LEG ASM - TABLE
2	102810-01-04A	EA	BRACE - TABLE LEG - BLACK
3	092707-07-05A	EA	LEG MOLDING - OAK - WATERFORD OAK
4	102194-01-000	EA	GUIDE - PLASTIC
5	P02056-05-G15	EA	TABLE ASM. - W/ DROP LEAF
6	102201-02-01A	EA	SUPPORT - HINGE CATCH
7	102200-02-02A	EA	SUPPORT - HINGE LOCK - OFF WHITE
8	110749-01-000	EA	SLIDE - TABLE - 19 3/4 LONG
9	009050-02-000	EA	LEVELER - TABLE TOP - MALE END W/4 SCREWS - PLASTIC
9	009050-03-000	EA	LEVELER - TABLE TOP - FEMALE END W/4 SCREWS - PLASTIC

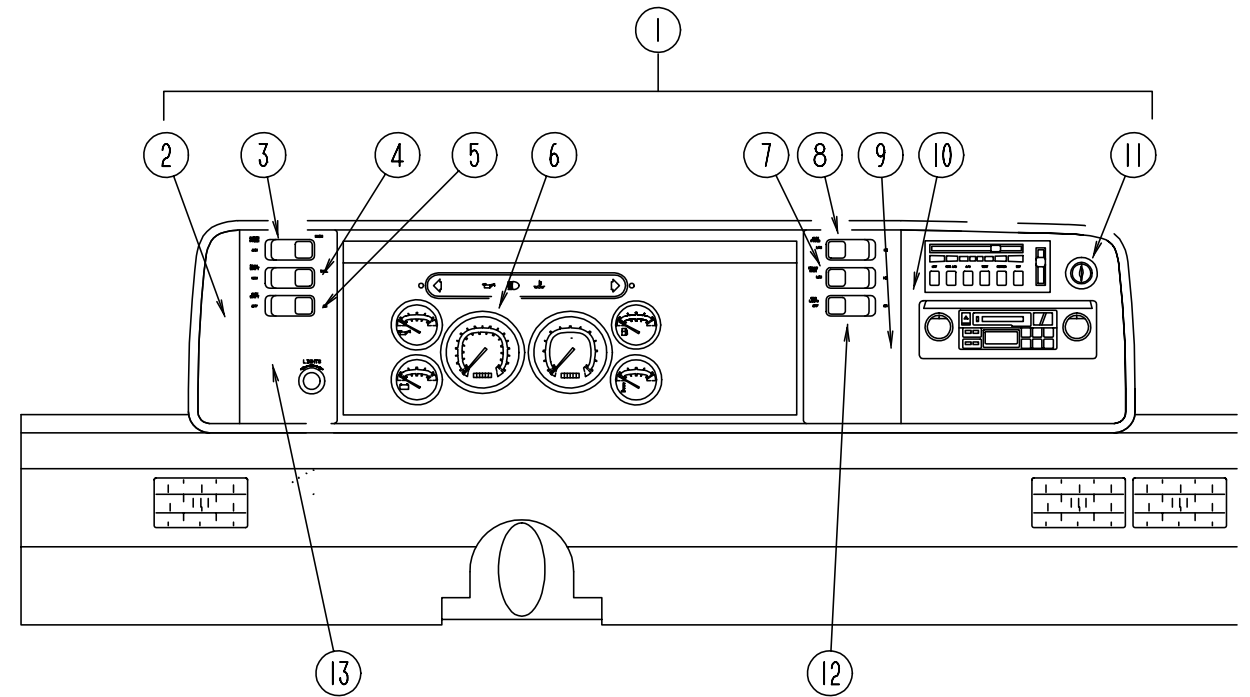
## DRIVERS COMPARTMENT GROUP



### LOWER DRIVER COMPARTMENT

KEY	PART NUMBER	U/M	DESCRIPTION
1	103931-04-04A	EA	INTERIOR COVER - A-PILLAR - DRIVER SIDE - QUICK SILVER
2	079765-12-000	EA	TRIM - WINDSHIELD - CENTER - QUICK SILVER
3	103931-03-04A	EA	INTERIOR COVER - A-PILLAR - PASSENGER SIDE - QUICK SILVER
	024700-44-000	EA	COVER - SIDEWALL ROLL BAR - OFF WHITE - 53.00"
	024700-46-000	EA	COVER - ROLL BAR - DRIVER & PASSENGER SIDE UPPER - OFF WHITE - 21.2"
	024700-47-000	EA	COVER - ROLL BAR - DRIVER SIDE LOWER - 18.9" (W/ DRIVER DOOR)
	024700-48-000	EA	COVER - ROLL BAR - DRIVER SIDE CENTER - 25" (W/ DRIVER DOOR)

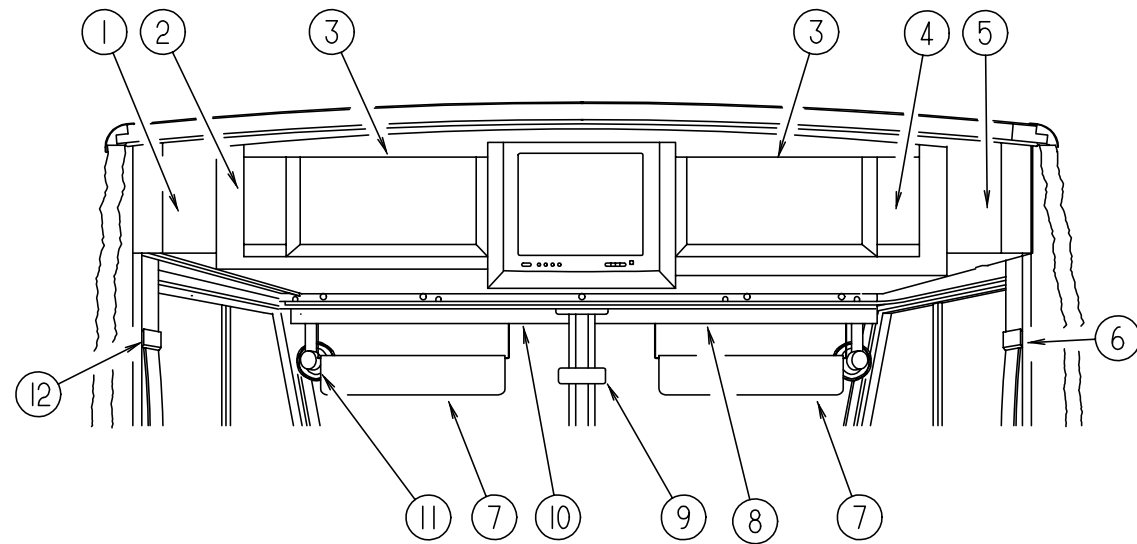
## DRIVERS COMPARTMENT GROUP (CONTINUED)



### DASH, GAUGES & SWITCHES (FREIGHTLINER)

KEY	PART NUMBER	U/M	DESCRIPTION
1	M05946-31-G35	EA	DASH POD ASM.
	111499-01-05A	EA	POD - INSTRUMENT PANEL - QUICK SILVER
2	104056-01-01A	EA	APPLIQUE - BEZEL LH DRESS UP
3	108357-05-000	EA	SWITCH - ROCKER - SPDT ON/ NONE/ ON 3 TERM. CARLING - V4D1000B-0
3	108356-02-01A	EA	SWITCH COVER W/ 2 DIMPLES - CARLING - CCAZC00
4	108357-09-000	EA	SWITCH - ROCKER - SPDT ON/ NONE/ MOM 3 TERM. CARLING - V5D1000B-0
4	108356-02-01A	EA	SWITCH COVER W/ 2 DIMPLES - CARLING - CCAZC00
5	108357-06-000	EA	SWITCH - ROCKER - DPDT MOM/ OFF/ MOM 6 TERM. CARLING - VLD1000B-0
5	108356-02-01A	EA	SWITCH COVER W/ 2 DIMPLES - CARLING - CCAZC00
6	106667-03-000	EA	SPEEDOMETER - ELECT - METRIC
7	108357-03-000	EA	SWITCH - ROCKER - SPDT ON/ OFF/ ON 3 TERM. CARLING - V6D1000B-0
7	108356-02-01A	EA	SWITCH COVER W/ 2 DIMPLES - CARLING - CCAZC00
8	108357-10-000	EA	SWITCH - RKR SPDT MOM/ ON LIGHTED-5 TERM (3 SWITCH/ 2 LIGHT)
8	108356-04-01A	EA	SWITCH COVER W/ DIMPLES - LIGHTED - CARLING - VVAGC00
9	104056-21-01A	EA	APPLIQUE - BEZEL - BLACK
10	104056-06-01A	EA	APPLIQUE - BEZEL - RH - DRESS UP
11	089294-01-000	EA	LIGHTER ASM. - CIGARETTE
12	108357-03-000	EA	SWITCH - ROCKER - SPDT ON/ OFF/ ON 3 TERM. CARLING - V6D1000B-0
12	108356-02-01A	EA	SWITCH COVER W/ 2 DIMPLES - CARLING - CCAZC00
	096241-03-000	EA	SWITCH - BLANK
	077942-01-000	EA	SWITCH - DUMMY - BLACK
13	104056-24-01A	EA	APPLIQUE - BEZEL - LEFT HAND SWITCHES - BLACK
	103662-03-01A	EA	BEZEL - INSTRUMENT PANEL
	112236-01-G35	EA	BEZEL ASM. - LEVELING PANEL
	112235-01-04A	EA	BEZEL - MONITOR - LEVELING - QUICK SILVER
	100138-01-000	EA	MODULE - DAYTIME RUNNING LIGHT
	119457-01-000	EA	WIRE ASM - INSTRUMENT PANEL - MAIN
	077031-03-000	EA	FILM - WHITE .75" X 1.00"
	077031-01-000	EA	FILM - BLACK 1" X 1.75"
	105615-01-000	FT	FILM - PROTECTIVE CLEAR
	114620-04-03A	EA	TRIM - DASH - LOWER - QUICK SILVER
	114620-04-02A	EA	TRIM - DASH - LOWER - MILL
	P14614-05-F11	EA	DASH ASM - 230 HP
	104354-09-01A	EA	APPLIQUE - LOWER DASH
	106569-07-02A	EA	VINYL - LAMINATE - QUICK SILVER - 1/4" X 17" X 100"
	077539-01-000	EA	BRACKET - MOUNTING - DASH PANEL - L/ SHAPED - 2.5" X 1" X 1.5"

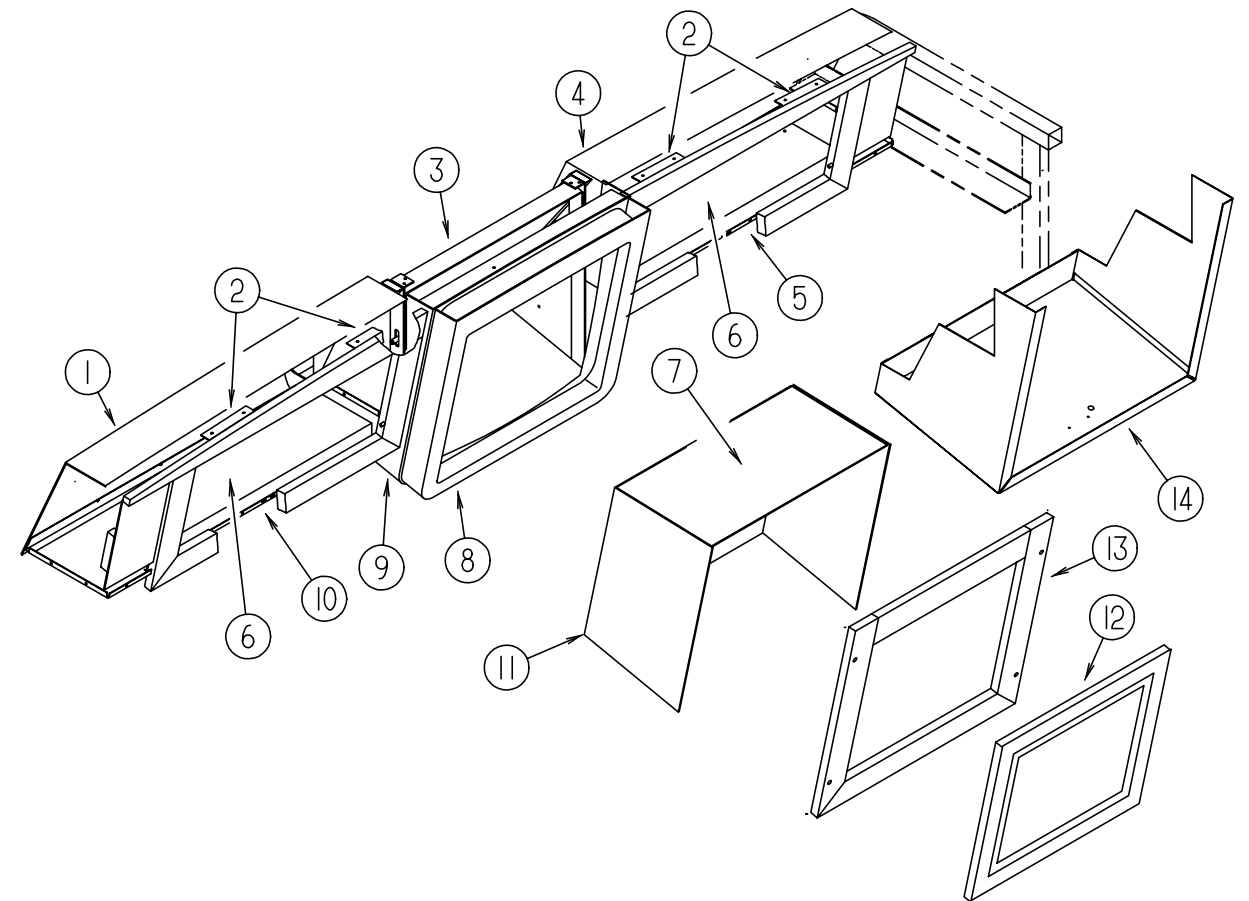
**DRIVERS COMPARTMENT GROUP (CONTINUED)**



**UPPER DRIVER COMPARTMENT**

KEY	PART NUMBER	U/M DESCRIPTION
1	104289-04-G35	EA PANEL - SIDE - DRIVER - OVERHEAD - VINYL
2	114612-04-G15	EA FACE ASSEMBLY - OVERHEAD CABINET - DRIVER SIDE - W/ TV
3	100708-13-000	EA DOOR - CABINET - GLASS
	100710-01-01A	EA LOCK ASSEMBLY - TWIST TYPE - BRASS
	100711-01-01A	EA HINGE - GLASS DOOR
	100707-01-000	EA SPACER - GLASS DOOR - .8" DIAMETER - .3" HOLE - PLASTIC
	101272-01-000	EA CATCH - GLASS DOOR
	101766-01-000	EA PIN - SUPPORT - GLASS DOOR
	108487-02-01A	EA SUPPORT - PROP ROD - PASSENGER OVERHEAD - BLACK
	108486-01-01A	EA BRACKET - PROP ROD - PASSENGER OVERHEAD - BLACK
4	114612-03-G15	EA FACE ASSEMBLY - OVERHEAD CABINET - PASSENGER SIDE - W/ TV
5	104289-03-G35	EA PANEL - SIDE - PASSENGER OVERHEAD - VINYL
6	103961-01-01A	EA COVER - BRACKET - SEATBELT - OFF WHITE
7	082286-19-G35	EA SUNVISOR ASSEMBLY
	007211-01-000	EA HINGE - SUNVISOR - 25.5" X 1.5" - METAL
	074012-01-000	EA CLIP - SUNVISOR - SQUARE - PINCH ON
	102377-01-000	EA BRACKET SUNVISOR - 1 PIECE - STEEL
8	078579-21-000	EA TRIM - WINDSHIELD - UPPER INNER - RH - QUICK SILVER
9	040714-01-000	EA MIRROR - REAR VIEW - W/ARM MOUNT & SET SCREW
	067490-01-000	EA BUTTON - MIRROR - REAR VIEW
10	078579-22-000	EA TRIM - WINDSHIELD - UPPER INNER - LH - QUICK SILVER
11	036420-02-000	EA FAN - DEFROSTER - 2 SPEED - 6" DIAMETER
12	103961-02-01A	EA COVER - BRACKET - SEATBELT - W/ DRIVER DOOR - OFF WHITE
	R77030-53-447	EA WASHER - FLAT

**DRIVERS COMPARTMENT GROUP (CONTINUED)**

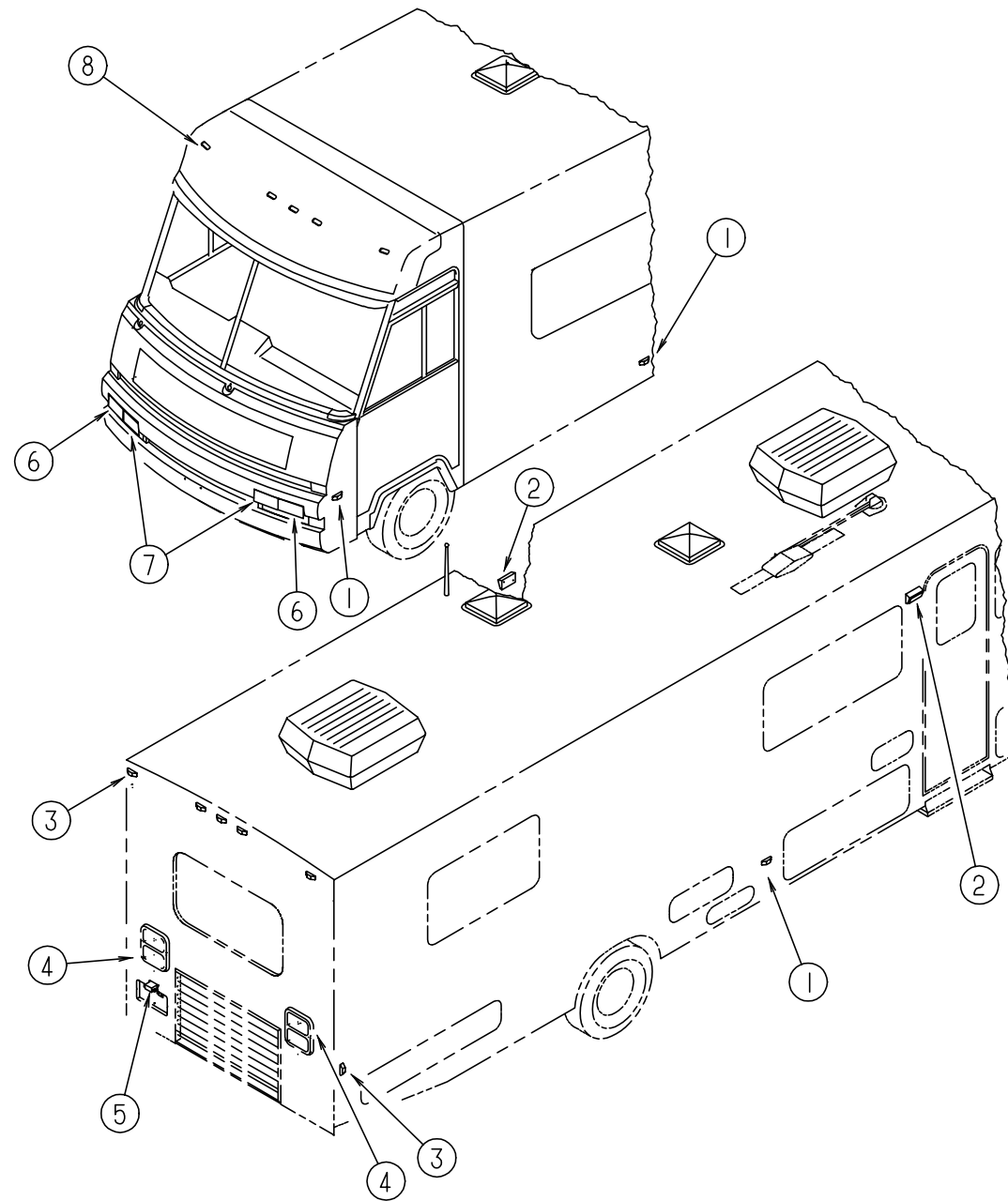


**FRONT OVERHEAD COMPONENTS**

KEY	PART NUMBER	U/M DESCRIPTION
1	114661-11-G35	EA PANEL ASM. - LINER - DRIVER OVERHEAD - W/O TV
1	114661-17-G35	EA PANEL ASM. - LINER - DRIVER OVERHEAD - W/ TV
1	114661-23-G35	EA PANEL ASM. - LINER - DRIVER OVERHEAD - W/ SATELLITE DISH
2	106699-01-01A	EA BRACKET - OVERHEAD CABINET - W/ TV - OFF WHITE
3	114706-02-02B	EA SUPPORT ASM. - SHELF - TV - E-COAT
4	114661-22-G35	EA PANEL ASM. - LINER - PASSENGER OVERHEAD - W/O TV
4	114661-18-G35	EA PANEL ASM. - LINER - PASSENGER OVERHEAD - W/ TV
4	114661-19-G35	EA PANEL ASM. - LINER - PASSENGER OVERHEAD - W/ TV & VCR
4	114661-20-G35	EA PANEL ASM. - LINER - PASSENGER OVERHEAD - W/ TV - VCR/ INVERTER
4	114661-21-G35	EA PANEL ASM. - LINER - PASSENGER OVERHEAD - W/ TV & INVERTER
5	P03077-06-G35	EA SHELF - BASE - PASSENGER SIDE OVERHEAD CABINET - W/O TV
5	P03077-10-G35	EA SHELF - BASE - PASSENGER SIDE OVERHEAD CABINET - W/ TV
6	100676-02-000	EA STAND - VCR
7	115638-01-G35	EA PANEL ASM. - LINER - TOP - W/O TV
8	117974-01-02A	EA COVER - TV FACE - OVERHEAD FRONT - QUICK SILVER
9	118022-01-G29	EA COVER ASM - TV - OVERHEAD FRONT
10	P03077-05-G35	EA SHELF - BASE - OVERHEAD CABINET - DRIVER SIDE - W/O TV
10	P03077-09-G35	EA SHELF - BASE - OVERHEAD CABINET - DRIVER SIDE - W/ TV
11	115639-01-G35	EA PANEL ASM. - LINER - W/O TV - SIDE
12	M05993-C5-G35	EA DOOR ASM. - FOR OVERHEAD CABINET
13	116791-01-F31	EA CABINET ASM. - FRAME - W/O TV
14	P18192-01-G35	EA COVER ASM. - W/O TV - WITH VINYL
	099856-01-000	EA TIEDOWN - STRAP - TV - W/ BUCKLE - 53.1" X 1" - WEBBING - BLACK
	078811-09-G35	EA PANEL - TRIM - HEADER - LOWER - BETWEEN OVERHEAD AND W/S TRIM

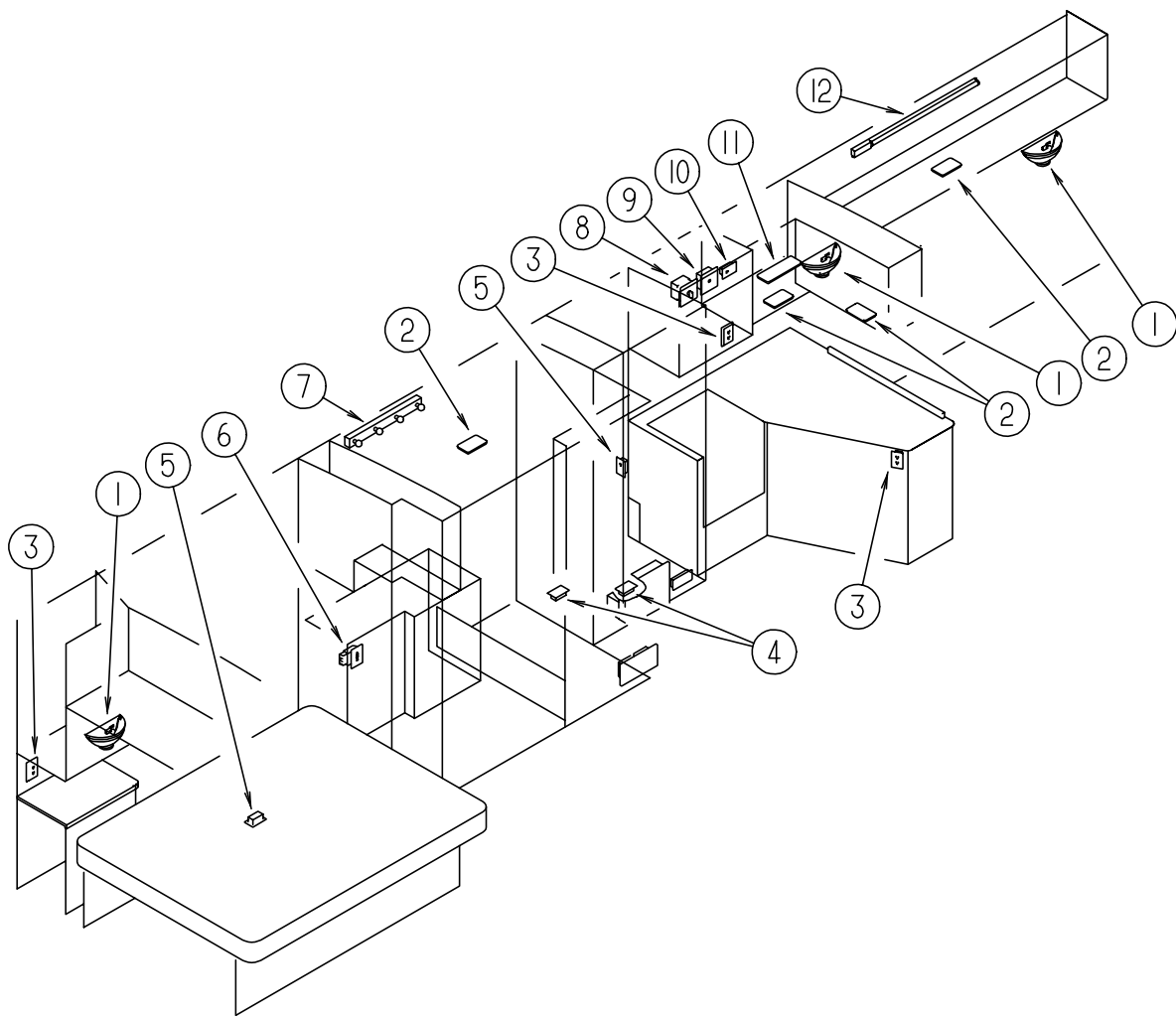
# ELECTRICAL GROUP

## EXTERIOR LIGHTS



KEY	PART NUMBER	U/M	DESCRIPTION
1	111102-01-000	EA	LAMP - AMBER MARKER - BASE - TRIPLEX - 117XAS
1	036196-01-000	EA	BULB
1	111102-02-000	EA	LENS - MARKER LAMP - AMBER - TRIPLEX - 118A
1	112823-01-000	EA	SPLICE - REDUCER
2	097917-01-06A	EA	LIGHT - PORCH - ENTRY DOOR - US - BRIGHT WHITE
2	008215-01-000	EA	BULB
2	097917-01-700	EA	LENS - LIGHT - PORCH
2	008089-02-000	EA	LIGHT - PORCH - RECESSED - CSA
2	008215-01-000	EA	BULB - LIGHT - PORCH
2	091981-01-000	EA	GASKET - LIGHT - PORCH
2	008089-01-700	EA	LENS - LIGHT - PORCH
3	111102-01-000	EA	LAMP - RED MARKER - BASE - TRIPLEX
3	036196-01-000	EA	BULB
3	111102-03-000	EA	LENS - MARKER LAMP - RED - TRIPLEX
3	112823-01-000	EA	SPLICE - REDUCER
4	115632-01-02A	EA	LIGHT ASM - STOP/ TURN/ TAIL - RED
4	115632-03-02A	EA	LIGHT ASM - STOP/ TAIL/ BACKUP
5	066432-02-000	EA	LIGHT ASM. - LICENSE PLATE
5	066432-03-000	EA	BRACKET - LICENSE PLATE
6	070907-04-000	EA	HEADLAMP ASM - DRIVER & PASSENGER SIDE - HIGH/ LOW BEAM
7	089292-01-000	EA	LIGHT - PARK/ TURN - DRIVER & PASSENGER SIDE - W/ AMBER LENS
	049359-01-000	EA	SPRING - RETAINER - HEADLAMP
	110750-01-000	EA	SCREW - ADJUSTING - HEADLAMP
8	102520-01-000	EA	CLEARANCE LIGHT ASM. - W/O SOCKET CONNECTIONS - AMBER
8	036196-01-000	EA	BULB
8	102541-01-000	EA	GASKET-CLEARANCE LIGHT
8	102540-01-000	EA	SEAL - SCREW - ROUND - RUBBER
8	067789-02-000	EA	SOCKET - LAMP - PACKARD 8919426
8	088474-09-000	EA	HOUSING - SOCKET - 3 CAVITY - AMP 1-480701-0
8	088476-01-000	EA	SOCKET - CONNECTOR - BRASS - PRE-TIN

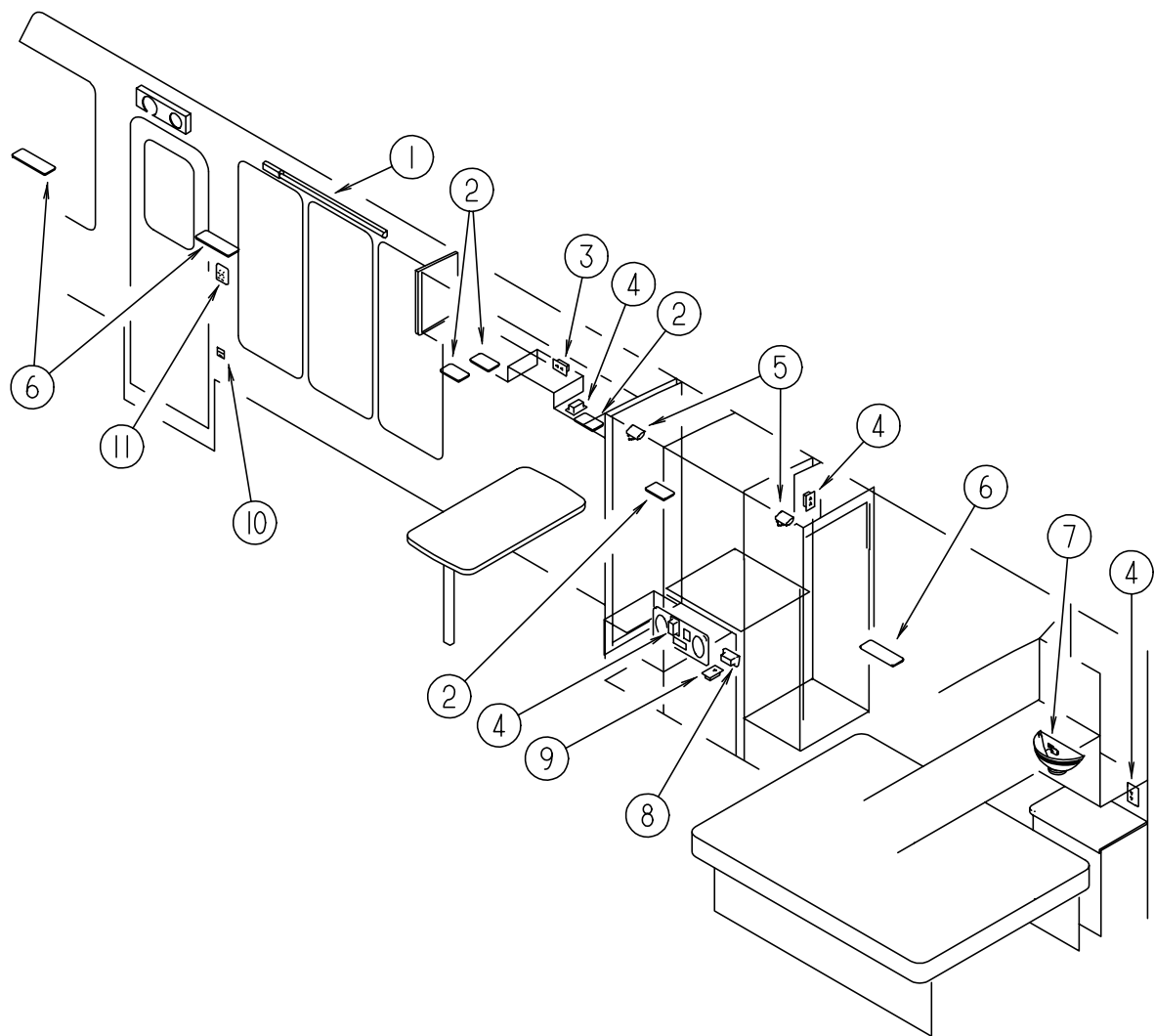
**ELECTRICAL GROUP (CONTINUED)**  
**LIGHTS, RECEPTACLES, & SWITCHES (DRIVER SIDE)**



KEY	PART NUMBER	U/M	DESCRIPTION
1	065202-30-000	EA	LAMP - WALL (B)
1	065202-31-000	EA	LAMP - WALL - BRASS - CSA
1	067479-01-000	EA	BULB - 12 VOLT - #1076
2	098024-01-01A	EA	DOME LIGHT - 1 BULB - US - IVORY
2	008218-01-000	EA	BULB - DOME LIGHT
2	098024-01-700	EA	LENS - DOME LIGHT
3	058708-01-000	EA	RECEPTACLE - ELECTRIC - DOUBLE - BROWN
3	058708-02-000	EA	RECEPTACLE - ELECTRIC - DOUBLE - IVORY
3	102568-01-GB1	EA	SPACER - RECEPTACL - WOOD - SIDEWALL
4	058707-02-000	EA	RECEPTACLE - BLANK - JUNCTION WIRECON
5	058707-01-000	EA	RECEPTACLE - ELECTRIC - SINGLE - BROWN
6	084076-02-000	EA	RECEPTACLE - GFI - 15A - 125V - BROWN
7	110235-02-01A	EA	LIGHT - MAKE UP - 4 BULB - PANLESS
7	081633-01-700	EA	BULB - MAKE-UP
8	073937-03-000	EA	SWITCH - ROTARY SELECTOR - 3 DECK - A/C
9	101894-01-01A	EA	SWITCH - 3 WAY BROWN (110 V)
10	058708-05-000	EA	RECEPTACLE - SINGLE - BROWN
11	098024-03-01A	EA	DOME LIGHT - 2 BULB - IVORY
11	008218-01-000	EA	BULB - DOME LIGHT
11	098024-01-700	EA	LENS - DOME LIGHT
12	113371-03-000	EA	LIGHT - FLUORESCENT 42" - STRIP
12	117806-01-000	EA	BULB - 12V NO.912 1.0 AMPS
	024924-02-000	EA	RECEPTACLE - POWER CORD - W/ PARTIAL PLATE

## ELECTRICAL GROUP (CONTINUED)

### LIGHTS, RECEPTACLES, & SWITCHES (PASSENGER SIDE)



KEY	PART NUMBER	U/M	DESCRIPTION
1	113371-03-000	EA	LIGHT - FLUORESCENT 42" - STRIP
1	117806-01-000	EA	BULB - 12V NO.912 1.0 AMPS
2	098024-01-01A	EA	DOME LIGHT - 1 BULB - US - IVORY
2	008218-01-000	EA	BULB - DOME LIGHT
2	098024-01-700	EA	LENS - DOME LIGHT
3	058708-05-000	EA	RECEPTACLE - SINGLE - BROWN
4	058708-01-000	EA	RECEPTACLE - ELECTRIC - DOUBLE - BROWN
4	058708-02-000	EA	RECEPTACLE - ELECTRIC - DOUBLE - IVORY
4	102568-01-GB1	EA	SPACER - RECEPTACLE - WOOD - SIDEWALL
5	087694-01-000	EA	LIGHT - WARDROBE/CLOSET - W/SWITCH
5	087694-01-700	EA	BULB - GE561 - WARDROBE/ CLOSET
6	098024-03-01A	EA	DOME LIGHT - 2 BULB - IVORY
6	008218-01-000	EA	BULB - DOME LIGHT
6	098024-01-700	EA	LENS - DOME LIGHT
7	065202-30-000	EA	LAMP - WALL
7	065202-31-000	EA	LAMP - WALL - BRASS - CSA
7	067479-01-000	EA	BULB - 12 VOLT - #1076
8	112822-01-01A	EA	RECEPTACLE - DUPLEX - IVORY
8	112824-01-03A	EA	COVER - EXTERIOR DUPLEX RECEPTACLE - WHITE
9	058707-01-000	EA	RECEPTACLE - ELECTRIC - SINGLE - BROWN
10	108354-01-01A	EA	LIGHT - COURTESY
10	108354-01-700	EA	BULB - COURTESY LIGHT
11	079364-01-000	EA	SWITCH - ON/ OFF - ROCKER - 2 PRONGS - BROWN
11	095188-03-01A	EA	SPACER - SWITCH - DARK BROWN
11	098351-11-01A	EA	PLATE - SWITCH - 4 GANG W/ LABEL
	098351-01-01A	EA	PLATE - SWITCH - 1 GANG - POLISHED BRASS
	098351-02-01A	EA	PLATE - SWITCH - 2 GANG - POLISHED BRASS



**ELECTRICAL GROUP (CONTINUED)****ELECTRIC COMPONENTS**

KEY	PART NUMBER	U/M	DESCRIPTION
	008326-01-000	EA	TERMINAL - RING - 16/14 WIRE - 3/8" STUD
	008328-01-000	EA	TERMINAL - RING - 12/10 WIRE - #10 STUD FIT
	008331-01-000	EA	TERMINAL - RING - TONGUE - #4 WIRE - 3/8" STUD - COPPER
	008348-01-000	EA	TERMINAL - RING - 3/8" STUD - #2 WIRE
	035416-04-000	EA	TERMINAL - RING #10 STUD FITTING - INSULATED BARREL #16/14
	047443-01-000	EA	TERMINAL - 250 RECEP. FITTING - INSULATED - 16/14 AWG
	062036-01-000	EA	TERMINAL - PACK - CONNECTOR - 12/10 AWG
	062036-02-000	EA	TERMINAL - PACK - CONNECTOR - 16/14 AWG
	104100-03-000	EA	TERMINAL - 75 AMP AMP 53880-4 LOOSE
	106655-02-000	EA	TERMINAL - FUSE BLOCK - 10-12AWG
	113306-01-000	EA	TERMINAL - FEMALE - METRI-PACK
	113307-01-000	EA	TERMINAL - FEMALE - METRI-PACK
	103603-01-000	EA	BULB - 12V NO.74 0.12A WEDGE GE 22-25 OR EQUIV.
	008218-01-000	EA	BULB - DOME LIGHT - 12V - NUMBER 1141
	067479-01-000	EA	BULB - 12V - NUMBER 1076
	103608-01-000	EA	SOCKET - WEDGE BASE W/LEADS JKL 2944-6 OR EQUIV
	077479-01-000	EA	BOOT - BATTERY TERMINAL - DOUBLE CABLE
	077479-02-000	EA	BOOT - BATTERY TERMINAL - SINGLE CABLE
	086233-01-000	EA	STUD - ISOLATED - 3/8" X 7/8" LONG
	086273-01-000	EA	RELAY - BATTERY DISCONNECT
	087949-01-000	EA	BUSS BAR - 2 POSITION - .6' X 1.5" - ALUMINUM
	087949-02-000	EA	BUSS BAR - 3 POS. 90 WIV
	007093-01-000	EA	FLASHER - SIGNAL - STAT
	008188-01-000	EA	SOLENOID - 3 POST - BATTERY CHANGE OVER
	075723-02-000	EA	SPACER - SWITCH - W/HOLE - .2" X .9" X 2" - METAL - OFF WHITE FOR ELECTRIC STEP DOOR JAMB SWITCH
	095188-01-01A	EA	SPACER - SWITCH - 2.3" X 3.4" - PLASTIC - DARK BROWN
	102568-01-E90	EA	SPACER - RECEPTACLE - SIDEWALL
	103987-02-000	EA	SEAL - SOLENOID ACCESS
	063910-01-000	EA	HOUSING - RELAY - BOSCH 3 334 485 008
	063912-02-000	EA	RELAY - CANISTER - SPDT - BOSCH 0332204101
	115504-01-000	EA	PANEL - SOLAR 10 WATT
	115505-01-000	EA	MONITOR - SOLAR CHARGER
	087225-01-000	FT	SLEEVING - 1/2" - TYPE H
	087225-02-000	FT	SLEEVING - 5/8" - TYPE H

**CONVERTER & LOAD CENTER**

KEY	PART NUMBER	U/M	DESCRIPTION
	109677-01-000	EA	LOAD CENTER - 120V - 40A WESCO TT120 FLGNM
	113132-01-000	EA	LOAD CENTER - 120/ 240V - 60A WESCO 2460SGNM
	083208-02-000	EA	CONVERTER - POWER - 45A - 120V/12V - BW 6345
	099048-02-000	EA	INVERTER - 100 WATT

**ELECTRICAL GROUP (CONTINUED)****ELECTRICAL HOUSINGS**

KEY	PART NUMBER	U/M	DESCRIPTION
	088473-01-000	EA	PIN HOUSING - 12 POSITION
	088473-02-000	EA	PIN HOUSING - 15 POSITION
	088473-03-000	EA	PIN HOUSING - 9 POSITION
	088473-05-000	EA	PIN HOUSING - 6 POSITION (SINGLE ROW)
	088473-06-000	EA	PIN HOUSING - 6 POSITION (TWO ROWS OF THREE)
	088473-08-000	EA	PIN HOUSING - 4 POSITION
	088473-09-000	EA	PIN HOUSING - 3 POSITION (SINGLE ROW)
	088473-10-000	EA	PIN HOUSING - 2 POSITION
	088474-01-000	EA	HOUSING - SOCKET - 12 POSITIONS
	088474-02-000	EA	HOUSING - SOCKET - 15 POSITION (3 ROWS OF 5)
	088474-03-000	EA	HOUSING - SOCKET - 9 POSITION
	088474-06-000	EA	HOUSING - SOCKET - 6 POSITION (2 ROWS OF THREE)
	088474-07-000	EA	HOUSING - SOCKET - 5 POSITION
	088474-08-000	EA	HOUSING - SOCKET - 4 POSITION (SINGLE ROW)
	088474-09-000	EA	HOUSING - SOCKET - 3 POSITION
	088474-10-000	EA	HOUSING - SOCKET - 2 POSITION
	115556-01-000	EA	HOUSING - 3 POSITION - FEMALE - 59-SERIES
	115556-02-000	EA	HOUSING - 2 POSITION - FEMALE - 59-SERIES
	104100-01-000	EA	HOUSING - 1 POSITION - 75 AMP - AMP 53884-1
	106006-01-000	EA	HOUSING - 1 POSITION - FEMALE
	113468-01-000	EA	HOUSING - 2 POSITION - FEMALE (WIPER/WASHER WIRE ASM)
	108355-01-000	EA	HOUSING - SWITCH - CARLING VCH

**ROCKER SWITCHES (DASH)**

KEY	PART NUMBER	U/M	DESCRIPTION
	108357-03-000	EA	SWITCH - ROCKER - SPDT ON/ OFF/ ON 3 TERM. CARLING - V6D1000B-0
	108356-02-01A	EA	SWITCH COVER W/ 2 DIMPLES - CARLING - CCAZC00
	108357-05-000	EA	SWITCH - ROCKER - SPDT ON/ NONE/ ON 3 TERM. CARLING - V4D1000B-0
	108356-02-01A	EA	SWITCH COVER W/ 2 DIMPLES - CARLING - CCAZC00
	108357-06-000	EA	SWITCH - ROCKER - DPDT MOM/ OFF/ MOM 6 TERM. CARLING - VLD1000B-0
	108356-02-01A	EA	SWITCH COVER W/ 2 DIMPLES - CARLING - CCAZC00
	108357-09-000	EA	SWITCH - ROCKER - SPDT ON/ NONE/ MOM 3 TERM. CARLING - V5D1000B-0
	108356-02-01A	EA	SWITCH COVER W/ 2 DIMPLES - CARLING - CCAZC00
	108357-10-000	EA	SWITCH - ROCKER - SPDT MOM/ ON LIGHTED-5 TERM (3 SWITCH/ 2 LIGHT)
	108356-04-01A	EA	SWITCH COVER W/ DIMPLES - LIGHTED - CARLING - VVAGC00
	096241-03-000	EA	SWITCH - BLANK
	077942-01-000	EA	SWITCH - DUMMY - BLACK

**ELECTRICAL GROUP (CONTINUED)****ELECTRICAL WIRING & BOXES**

KEY	PART NUMBER	U/M	DESCRIPTION
	008052-01-000	EA	CORD - POWER - 10/3 - 30 AMP - 25' - CANADIAN
	008054-01-000	EA	CORD - POWER - 10/3 - 30 AMP - 25'
	008289-01-000	EA	BOX - ELECTRIC - STEEL - 1/2" AND 3/4" KNOCKOUTS - 4" X 4"
	008289-02-000	EA	BOX - ELECTRICAL - 4" X 4" - 1/2" & 3/4" KNOCKOUTS - CANADIAN
	074890-01-000	EA	BOX - EXTENSION - STEEL - OPEN SIDES - 4" X 4" X 1 1/2"
	091910-01-000	EA	BOX - ELECTRIC - 3.75" X 3.5" X 1.75" - PLASTIC
	091910-02-000	EA	BOX - ELECTRIC - 57 X 88 MM - PLASTIC
	008294-01-000	EA	COVER - ELECTRICAL BOX - BLANK/STEEL - 4" X 4" - GRAY
	008294-02-000	EA	COVER - ELECTRICAL BOX - BLANK STEEL - 4" X 4" - CANADIAN
	074897-01-000	EA	COVER - ELECTRIC BOX - 1 LARGE & 2 SMALL HOLES - 4" X 4"
	069238-01-000	EA	COVER - ELECTRICAL BOX - W/HOLE - 4" X 4" - GRAY USED WITH 30 AMP RECEPTACLE
	111510-01-000	EA	DOOR - ELECTRICAL BOX - FRONT
	108304-01-000	EA	WIRE ASM. - AUX FANS
	090986-01-000	EA	WIRE ASM - ELECTRIC STEP
	096449-01-000	EA	WIRE ASSEMBLY - WATER TANK TO MONITOR PANEL
	097618-01-000	EA	WIRE ASM - MONITOR PANEL - W/ 3 WIRES & ORANGE RESISTOR - LVS ORANGE RESISTOR W/3 (ORANGE-GREEN-BLUE) WIRES
	108303-01-000	EA	WIRE ASM - REAR AUTO HEATER
	111915-01-000	EA	WIRE ASM - DAY RUN LAMPS - FUSE
	073328-B4-000	EA	CABLE ASSEMBLY - BATTERY - W/TERMINALS
	119456-01-000	EA	WIRE ASM - INSTRUMENT PANEL - MAIN (FORD)

**ELECTRICAL GROUP (CONTINUED)****ELECTRICAL CONNECTORS & CONDUIT**

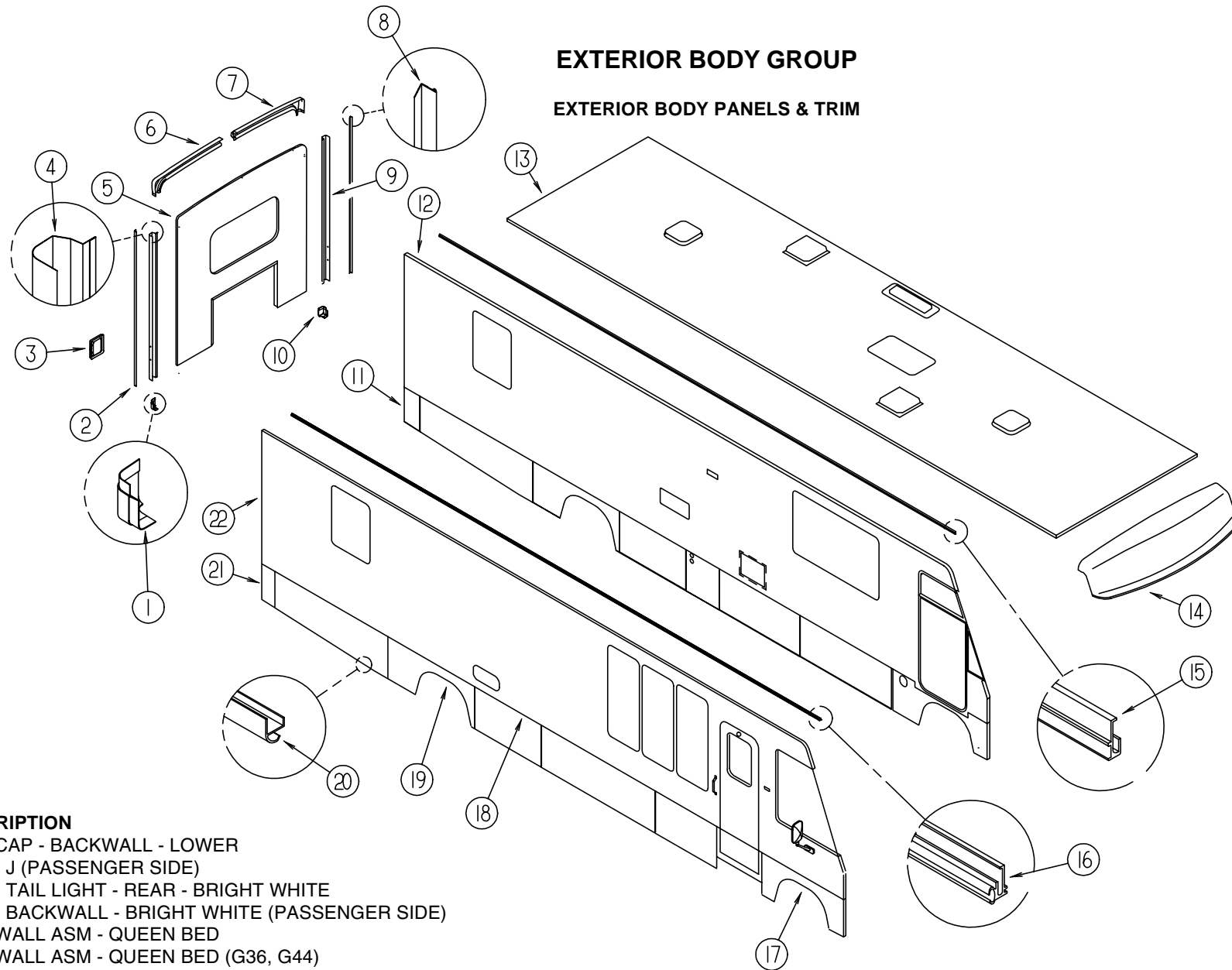
KEY	PART NUMBER	U/M	DESCRIPTION
	041953-01-000	FT	CONDUIT - CONVOLUTE - SLIT - .5"ID
	041953-03-000	FT	CONDUIT - CONVOLUTE - SLIT - 1" ID (CLOTHES ROD COVER)
	041953-05-000	FT	CONDUIT - CONVOLUTE - SOLID - .62" ID
	041953-06-000	FT	CONDUIT - CONVOLUTE - SLIT .375"ID
	041953-07-000	FT	CONDUIT - CONVOLUTE - SLIT - .25" ID
	041953-08-000	FT	CONDUIT - CONVOLUTE - SLIT - 1.50"ID
	041953-09-000	FT	CONDUIT - CONVOLUTE - SLIT .50"ID
	041953-10-000	FT	CONDUIT - CONVOLUTE - SLIT - .75" ID
	041953-11-000	FT	CONDUIT - CONVOLUTE - SLIT - 1.06" ID
	041953-12-000	FT	CONDUIT - CONVOLUTE - NON SLIT 1.1" ID
	008311-01-000	EA	CONNECTOR - WIRE NUT - INSULATED - RED
	008312-01-000	EA	CONNECTOR - WIRE NUT - INSULATED - BLUE
	008314-01-000	EA	CONNECTOR - WIRE NUT - INSULATED - GRAY
	008355-01-000	EA	CONNECTOR - CABLE CLAMPING - 3/4"
	008356-01-000	EA	CONNECTOR - PLASTIC - 3/8" AVG
	082741-01-000	EA	CONNECTOR - BODY - 2 CONNECTOR - MALE
	058028-01-000	EA	CONNECTOR - ELECTRICAL PIGTAIL - NYLON - CLEAR
	041480-01-000	EA	CONNECTOR - STRAIGHT - 1/2" FLEX CONDUIT
	008398-01-000	EA	CONNECTOR - 1/2" X 90° - FLEX CONDUIT
	088475-02-000	EA	PIN-CONNECTOR - 10 TO 12 AWG
	088476-01-000	EA	SOCKET - CONNECTOR - BRASS - PRE - TIN
	088476-02-000	EA	SOCKET - CONNECTOR - 12-10 GA - PHOS. BRZ - PRE - TIN

**CIRCUIT BREAKERS & FUSES**

KEY	PART NUMBER	U/M	DESCRIPTION
	097611-01-000	EA	CIRCUIT BREAKER - 6AMP - ATC - BLACK
	093655-03-000	EA	CIRCUIT BREAKER - 40 AMP USD 17440-4E03A2A
	083209-02-000	EA	CIRCUIT BREAKER - 15/15AMP - 120V - BW H - 15/15
	083209-03-000	EA	CIRCUIT BREAKER - 15/20AMP - 120V - BW - 0-15/20
	083209-04-000	EA	CIRCUIT BREAKER - 30A - 120V - BW L - 30
	083209-06-000	EA	CIRCUIT BREAKER - 30/15 AMP - 120V - BW D - 30/15
	083209-07-000	EA	CIRCUIT BREAKER - 20/20A - 120V - BW K - 20/20
	083209-08-000	EA	CIRCUIT BREAKER - BLANK - BW
	062901-02-000	EA	FUSE - 5 AMP - AUTOMOTIVE
	062901-05-000	EA	FUSE - 15 AMPS - AUTOMOTIVE
	062901-07-000	EA	FUSE - AUTOMOTIVE - 25 AMPS
	062901-08-000	EA	FUSE - 30 AMPS - AUTOMOTIVE
	106656-01-000	EA	FUSE BLOCK - 4 CAVITY AUTOFUSE
	108669-01-000	EA	HOUSING - AUTO FUSE HOLDER
	062037-01-000	EA	HOUSING - AUTO FUSE - NATURAL
	062037-02-000	EA	HOUSING - AUTO FUSE - GREEN
	062037-03-000	EA	HOUSING - AUTO FUSE - BLACK
	062037-04-000	EA	HOUSING - AUTO FUSE - BLUE
	062037-06-000	EA	HOUSING - AUTO FUSE - BROWN

# EXTERIOR BODY GROUP

## EXTERIOR BODY PANELS & TRIM



KEY	PART NUMBER	U/M	DESCRIPTION
1	119212-03-03A	EA	TRIM CAP - BACKWALL - LOWER
2	120548-01-02A	EA	TRIM - J (PASSENGER SIDE)
3	117379-01-02A	EA	TRIM - TAIL LIGHT - REAR - BRIGHT WHITE
4	114874-03-12B	EA	TRIM - BACKWALL - BRIGHT WHITE (PASSENGER SIDE)
5	M08018-01-G35	EA	BACKWALL ASM - QUEEN BED
5	M08018-01-G36	EA	BACKWALL ASM - QUEEN BED (G36, G44)
5	M08018-01-G37	EA	BACKWALL ASM - QUEEN BED
5	M08018-01-G45	EA	BACKWALL ASM - QUEEN BED
5	M08018-02-G35	EA	BACKWALL ASM - KING BED
5	M08018-02-G36	EA	BACKWALL ASM - KING BED (G36, G44)
5	M08018-02-G37	EA	BACKWALL ASM - KING BED
5	M08018-02-G45	EA	BACKWALL ASM - KING BED
6	114872-02-02A	EA	TRIM - BACKWALL - TOP - BRIGHT WHITE (PASSENGER SIDE)
7	114873-02-02A	EA	TRIM - BACKWALL - TOP - BRIGHT WHITE (DRIVER SIDE)
8	120548-02-02A	EA	TRIM - J (DRIVER SIDE)
9	114874-04-12B	EA	TRIM - BACKWALL - BRIGHT WHITE (DRIVER SIDE)
10	119212-04-03A	EA	TRIM CAP - BACKWALL - LOWER
11	119205-02-G35	EA	PANEL ASM - VALANCE REAR (DRIVER SIDE)
12	M08065-01-G35	EA	SIDEWALL ASM (DRIVER SIDE) (W/ DRIVER DOOR)
12	M08065-01-G36	EA	SIDEWALL ASM (DRIVER SIDE) (W/ DRIVER DOOR) (G36, G44)
12	M08065-01-G37	EA	SIDEWALL ASM (DRIVER SIDE) (W/ DRIVER DOOR)
12	M08065-01-G45	EA	SIDEWALL ASM (DRIVER SIDE) (W/ DRIVER DOOR)
13	P19062-01-G35	EA	ROOF ASM.
14	115001-01-02A	EA	CAP ASM - FRONT - W/O LIGHTS - BRIGHT WHITE
15	103801-02-05A	EA	TRIM - ROOF - BRIGHT WHITE
15	120091-01-02A	EA	TRIM - ROOF - BRIGHT WHITE

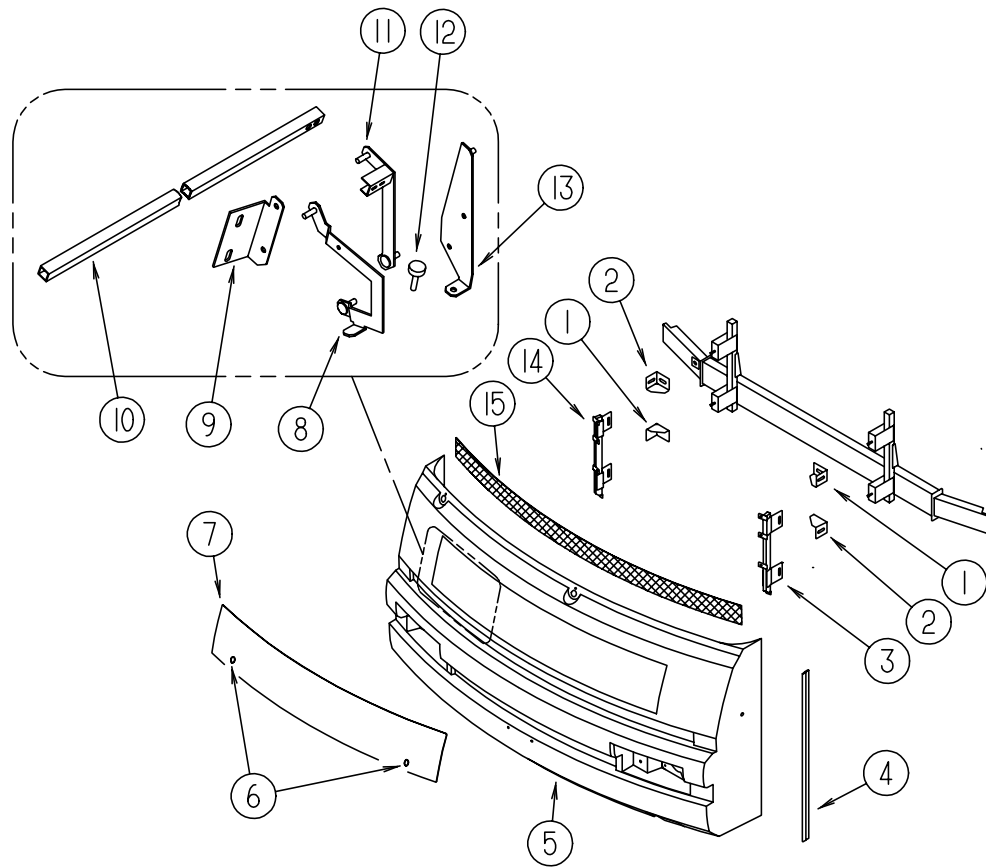
FROM: 00-00-00 THRU: 10-08-95  
 FROM: 10-09-95 THRU: 99-99-99

KEY	PART NUMBER	U/M	DESCRIPTION
16	103802-02-05A	EA	RAIL - AWNING - BRIGHT WHITE
16	120092-01-02A	EA	RAIL - AWNING - BRIGHT WHITE
17	119200-01-G35	EA	WHEEL LIP ASM - FRONT (PASSENGER SIDE)
17	119200-03-G35	EA	WHEEL LIP ASM - FRONT (DRIVER SIDE)
18	108688-01-06A	EA	STRIP - FEATURE - VW GRAY - 4623 MM
	105312-01-06A	FT	INSERT - FEATURE STRIP
	108651-02-01A	EA	END CAP - FEATURE STRIP - MILL
	108651-02-02A	EA	END CAP - FEATURE STRIP - GRAY
19	119203-01-G35	EA	WHEEL LIP ASM - REAR (PASSENGER SIDE)
	119203-02-G35	EA	WHEEL LIP ASM - REAR (DRIVER SIDE)
20	118442-55-002	EA	EXTRUSION - PANEL - ROCK - VW GRAY - 4877 MM
21	119205-01-G35	EA	PANEL ASM - VALANCE REAR (PASSENGER SIDE)
22	M08064-01-G35	EA	SIDEWALL ASM (PASSENGER SIDE)
22	M08064-01-G36	EA	SIDEWALL ASM (PASSENGER SIDE) (G36, G44)
22	M08064-01-G37	EA	SIDEWALL ASM (PASSENGER SIDE)
22	M08064-01-G45	EA	SIDEWALL ASM (PASSENGER SIDE)
	118500-01-01A	EA	PLUG - ROCKER TRIM (WHEEL LIP ASM)
	107865-02-000	EA	ROD - SUPPORT - VALANCE PANEL

FROM: 00-00-00 THRU: 10-08-95  
 FROM: 10-09-95 THRU: 99-99-99

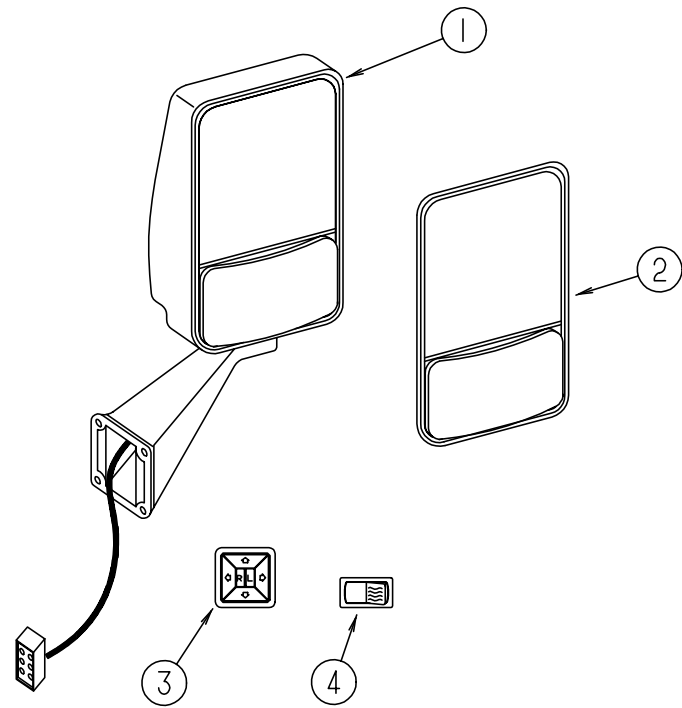
## EXTERIOR BODY GROUP (CONTINUED)

### FRONT END ASM



KEY	PART NUMBER	U/M	DESCRIPTION
	P18996-01-G35	EA	BODY PANEL INSTALLATION - FRONT END - W/ HOOD
1	117611-04-02B	EA	BRACKET - BUMPER
2	117611-03-02B	EA	BRACKET - BUMPER
3	118997-02-G35	EA	SUPPORT ASM - FRONT PANEL - LH
4	089922-35-000	EA	TRIM - FIBERGLASS - PANEL - BRIGHT WHITE
5	118999-04-G35	EA	PANEL ASM - FRONT - LOWER
6	102330-02-000	EA	HOOD LOCK - SINGLE HOLE - VISE ACTION
	102328-01-000	EA	BARREL KEY - HOOD LOCK
7	115976-03-G35	EA	PANEL ASM - HOOD - BRIGHT WHITE
8	109930-11-000	EA	LINK - HINGE - HOOD - LOWER - RH
	109930-12-000	EA	LINK - HINGE - HOOD - LOWER - LH
9	109927-03-000	EA	ANGLE - LINK - HOOD - RH
	109927-04-000	EA	ANGLE - LINK - HOOD - LH
10	105096-10-000	EA	TUBE ASM - TIMING - HOOD HINGE
11	109929-05-000	EA	LINK ASM - HINGE - HOOD - UPPER - RH
	109929-06-000	EA	LINK ASM - HINGE - HOOD - UPPER - LH
12	058786-01-000	EA	BOLT - ADJUSTING - HOOD - W/ BLACK PAD - .31" #18 X 2"
13	109926-15-000	EA	BRACKET - LINK - HINGE - HOOD
	109926-16-000	EA	BRACKET - LINK - HINGE - HOOD
14	118997-01-G35	EA	SUPPORT ASM - FRONT PANEL - RH
15	115924-05-01A	EA	GRILLE - WOVEN WIRE
	070579-06-000	EA	PLATE - ANCHOR - W/7/16 WELD NUT - 1.5" X 3.3"
	077001-01-000	EA	ANGLE - MOUNTING - ROOF PANEL - V ANGLE - 3" X 2.4" X 1.5"
	106746-01-000	EA	PANEL - STEPWELL
	106747-01-000	EA	PANEL - STEPWELL - END RH
	106747-02-000	EA	PANEL - STEPWELL - END LH
	115951-01-02B	EA	PLATE ASM - HEADLAMP - DUAL - RH - E-CT
	115951-02-02B	EA	PLATE ASM - HEADLAMP - DUAL - LH - E-CT
	110691-01-01A	EA	BRACKET - SPRING - HEADLAMP MILL
	113495-02-02B	EA	SUPPORT - HINGE - E-COAT
	119445-01-02B	EA	PLATE - W/ HOLES - E-COAT

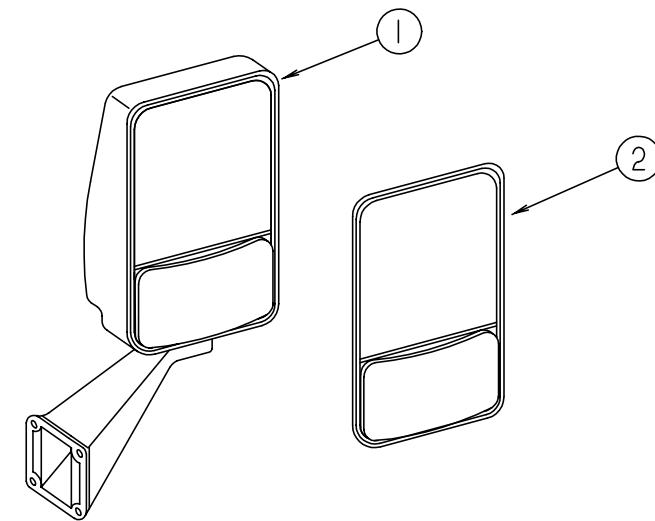
**EXTERIOR BODY GROUP (CONTINUED)**



**EXTERIOR MIRROR OPTION (REMOTE & HEAT)**

KEY	PART NUMBER	U/M	DESCRIPTION
1	106015-05-01A	EA	MIRROR ASM - EXTERIOR REMOTE & HEAT - PASSENGER SIDE
1	106015-06-01A	EA	MIRROR ASM - EXTERIOR REMOTE & HEAT - DRIVER SIDE
2	086261-02-701	EA	MIRROR KIT - BEZEL - CONVEX GLASS - HEATED FLAT GLASS - DRIVER SIDE
2	086261-01-704	EA	MIRROR KIT - BEZEL - CONVEX GLASS - HEATED FLAT GLASS - PASSENGER SIDE
3	088246-01-000	EA	SWITCH - REMOTE - EXTERIOR MIRROR - SQUARE PUSH
4	087695-01-000	EA	SWITCH - HEATER - EXTERIOR MIRROR

**EXTERIOR BODY GROUP (CONTINUED)**

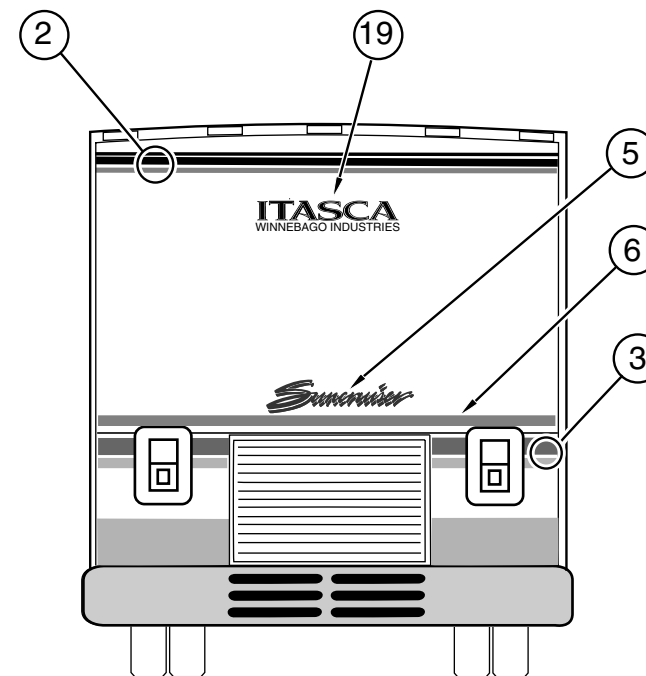
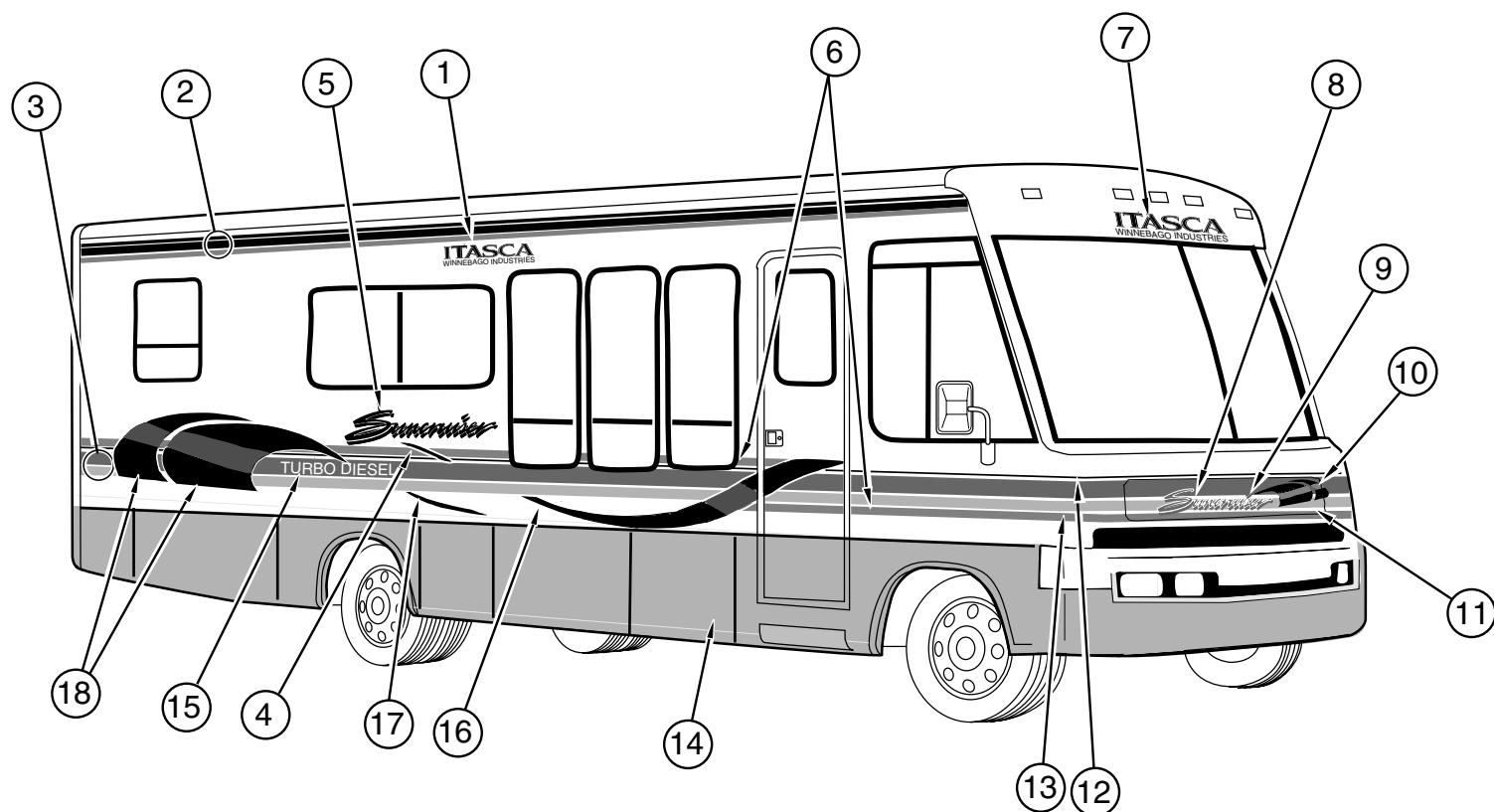


**EXTERIOR MIRROR**

KEY	PART NUMBER	U/M	DESCRIPTION
1	106015-09-01A	EA	MIRROR ASM - PASSENGER SIDE
1	106015-10-01A	EA	MIRROR ASM - DRIVER SIDE
2	106015-01-703	EA	MIRROR KIT (BEZEL W/MIRRORS) PASSENGER SIDE
2	106015-02-702	EA	MIRROR KIT (BEZEL W/MIRRORS) DRIVER SIDE

## EXTERIOR BODY GROUP (CONTINUED)

### DECALS, FILM STRIPES & PAINT



1	116921-01-04A	EA	DECAL - LOGO - ITASCA - WINN IND L - LILAC/ LILAC/ LILAC
2	094443-37-01A	FT	FILM - MULTISTRIPE 127.0 MM X 150 - CHINA BLUE/ CHINA BLUE/ LILAC
3	094443-38-01A	FT	FILM - MULTISTRIPE 177.8 MM X 150 - CHINA BLUE/ CHINA BLUE/ LILAC
4	118982-03-01A	EA	DECAL - TAIL - SWEEPS - #2 (PASSENGER SIDE) TEAL/ PATIN/ WHITE/ BLACK
	118982-04-01A	EA	DECAL - TAIL - SWEEPS - #2 (DRIVER SIDE) TEAL/ PATIN/ WHITE/ BLACK
5	111307-01-02A	EA	DECAL - SUNCRUISER - BRIGHT WHITE/ LILAC
6	107385-11-07A	FT	FILM - 31.8MM X 150FT - TEALITE
7	118312-01-01A	EA	DECAL - ITASCA - WINN IND - SWPT - LILAC/ LILAC/ LILAC
8	111307-02-01A	EA	DECAL - SUNCRUISER - SMALL - BRIGHT WHITE/ LILAC
9	118314-01-01A	EA	DECAL - HOOD - UPPER - CHINA BLUE/ CHINA BLUE
10	118324-01-01A	EA	DECAL - SWEEPS - SMALL - TEAL/ PATIN/ WHITE/ BLACK
11	118981-01-01A	EA	DECAL - HOOD - LOWER - LILAC/ TEALITE
12	118323-01-01A	EA	DECAL - CORNER - UPPER (PASSENGER SIDE) CHINA BLUE/ CHINA BLUE
	118323-02-01A	EA	DECAL - CORNER - UPPER (DRIVER SIDE) CHINA BLUE/ CHINA BLUE
13	118310-01-01A	EA	DECAL - CORNER - LOWER (PASSENGER SIDE) LILAC/ TEALITE
	118310-02-01A	EA	DECAL - CORNER - LOWER (DRIVER SIDE) LILAC/ TEALITE
14	NPN		PAINT - VIOLET METALLI (DUPONT F0900U)
15	111318-03-03A	EA	DECAL-TURBO DIESEL - BRIGHT WHITE
16	118311-03-01A	EA	DECAL - SWEEPS - #2 (PASSENGER SIDE) TEAL/ PATIN/ WHITE/ BLACK
	118311-04-01A	EA	DECAL - SWEEPS - #2 (DRIVER SIDE) TEAL/ PATIN/ WHITE/ BLACK
17	118982-01-01A	EA	DECAL - TAIL - SWEEPS - #1 (PASSENGER SIDE) TEAL/ PATIN/ WHITE/ BLACK
	118982-02-01A	EA	DECAL - TAIL - SWEEPS - #1 (DRIVER SIDE) TEAL/ PATIN/ WHITE/ BLACK
18	118311-01-01A	EA	DECAL - SWEEPS - #1 (PASSENGER SIDE) TEAL/ PATIN/ WHITE/ BLACK
	118311-02-01A	EA	DECAL - SWEEPS - #1 (DRIVER SIDE) TEAL/ PATIN/ WHITE/ BLACK
19	116921-02-04A	EA	DECAL - LOGO - ITASCA - WINN IND - SMALL - LILAC/ LILAC/ LILAC
	004308-01-000	EA	PAINT - SPRAY - BLACK
	041561-03-000	EA	PAINT - 16 OZ SPRAY - OFF WHITE - ACRYLIC ENAMEL
	099399-23-700	EA	PAINT - 16 OZ SPRAY - BRIGHT WHITE - ENAMEL

#### DUPONT PAINT COLOR CODES

OFF WHITE  
VIOLET METALLIC  
BRIGHT WHITE

DUPONT L8723  
DUPONT F0900U  
DUPONT B8951U

## EXTERIOR BODY GROUP (CONTINUED)

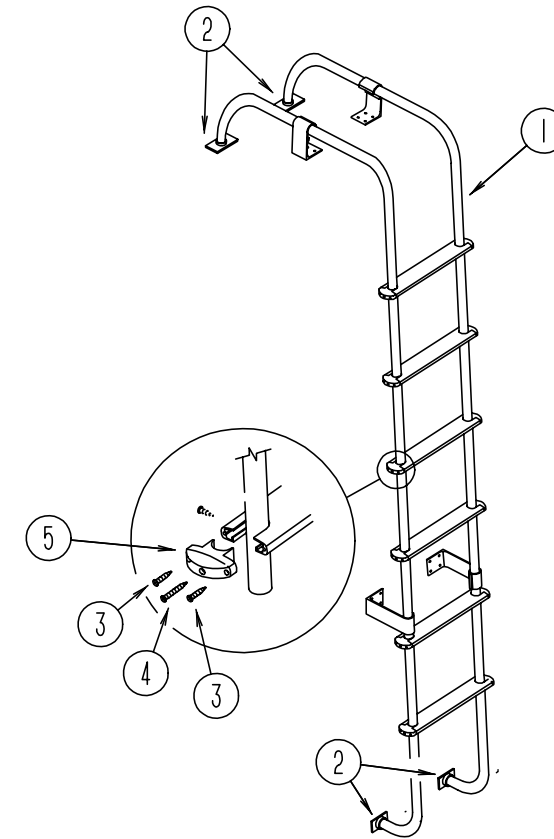
### STYROFOAM & FIBERGLASS SHEETING

KEY	PART NUMBER	U/M DESCRIPTION
	083574-06-000	SF STYROFOAM - 1.3 /4" X 48" X 96" - PLANED
	000870-08-000	SF STYROFOAM -.75" X 48" X 96" - PLANED
	083574-03-000	SF STYROFOAM - 3/4" X 48" X 96"
	100619-01-000	BF EXPANDED FOAM SHEET - 48" X 96" X 1.34"
	100619-02-000	BF FOAM - EXPANDED POLYSTYRENE - 48" X 96" X 1.5"
	100619-04-000	BF FOAM - EXPANDED POLYSTYRENE - EPS 48" X 96" X .5
	100619-05-000	BF FOAM - EXPANDED POLYSTYRENE - 48" X 96" X .75"
	100619-11-000	BF FOAM - EXPANDED POLYSTYRENE - 48" X 96" X 2"
	105077-03-000	EA FOAM - PLUG - SIDEWALL TUBE
	108535-05-702	EA FRP FLAT 110" X 396" BRIGHT WHITE
	108535-05-03A	SF FRP FLAT 110" X 500' BRIGHT WHITE
	105077-03-000	EA FOAM - PLUG - SIDEWALL TUBE
	105077-04-000	EA FOAM - COVE - ROOF
		FROM: 00-00-00 THRU: 10-08-95
	105077-07-000	EA FOAM - PLUG - ROOF TUBE
		FROM: 00-00-00 THRU: 10-08-95
	120107-01-000	EA FOAM - COVE - ROOF
		FROM: 10-09-95 THRU: 99-99-99
	120107-02-000	EA FOAM - PLUG - ROOF TUBE
		FROM: 10-09-95 THRU: 99-99-99
	120107-03-000	EA FOAM - PLUG - ROOF TUBE
		FROM: 10-09-95 THRU: 99-99-99
	076054-U8-000	EA FIBERGLASS SHEET - 100" X 105" - BRIGHT WHITE
	076054-V6-000	EA FIBERGLASS SHEET - 79" X 425" - BRIGHT WHITE
	117754-01-02A	EA FIBERGLASS - SHEET - 320 X 2442 MM - BRIGHT WHITE
	077517-62-000	EA FIBERGLASS SHEET - 48 X 96 - BRIGHT WHITE - FLAT
	089297-01-000	SF PLYWOOD - LUAN - OVERLAY GRADE - 4' X 8'

### EXTERIOR BODY HARDWARE

KEY	PART NUMBER	U/M DESCRIPTION
	002726-01-001	EA GARNISH - U-CHANNEL - 1.38" X 19' - SERRATED - MILL ALUMINUM
	033381-17-001	FT STEEL - TUBE 16GA 1.5 X 1.5 X 288.00 HOT FORMED ASTM A50
	044487-01-001	LB ALUMINUM - 019 X 96.00 X 300" MILL FINISH
	055278-51-259	FT TUBING - STEEL - .75" X 1.5" X 12.5' LONG
	058267-01-000	FT CHANNEL - STEEL - W/ HOLES - SIDEWALL STIFFENER - 2" X 20'
	068716-01-001	EA BRACE - 90 DEGREE L-ANGLE - 192" - EXTRUDED ALUMINUM

## EXTERIOR BODY GROUP (CONTINUED)

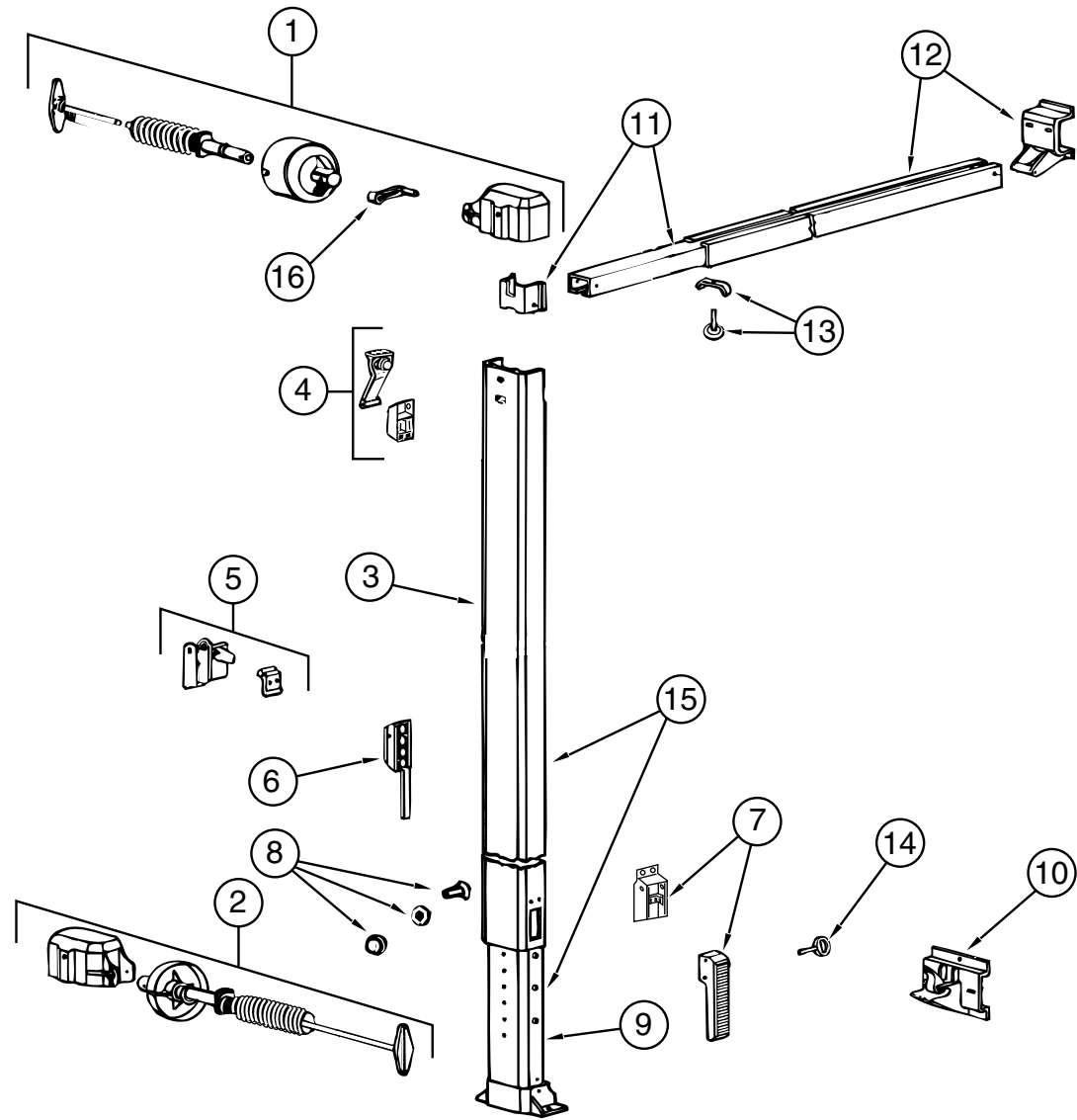


### LADDER

KEY	PART NUMBER	U/M DESCRIPTION
1	102953-11-F31	EA LADDER ASM
2	067165-01-000	EA MOUNTING BRACKET - LADDER - LOWER
3	000G39-06-10T	EA SCREW-SF/ DR - 6 - 20 X 5/8 PPH - BLACK
4	000G68-10-36T	EA SCREW - 10 - 12 X 2.25 POH BLACK
5	076980-02-000	EA END CAP - STEP - BLACK
	038327-01-000	FT TAPE - ANTI SLIP - 2" X 60FT

## EXTERIOR BODY GROUP (CONTINUED)

### EXTERIOR AWNING (CAREFREE TEAL)

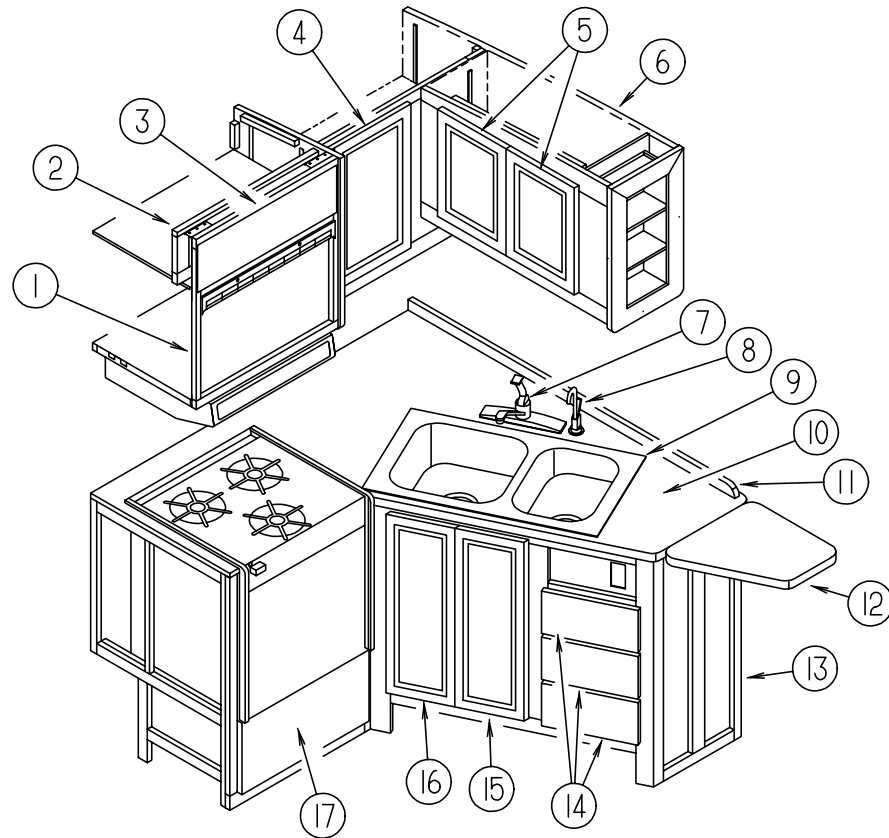


KEY	PART NUMBER	U/M DESCRIPTION	VENDOR NO.
	116059-01-02A	EA AWNING - HARDWARE KIT - BRIGHT WHITE	
	116059-04-02A	EA AWNING - ROLLER ASM - 19' - VINYL	
1	116059-01-724	EA FRONT SPRING & BRAKE ASM.	249001AWHT
2	116059-01-725	EA REAR SPRING ASM.	249020AWHT
3	116059-01-726	EA UPPER ARM ASM. - FRONT - 66"	249528WHT
	116059-01-727	EA UPPER ARM ASM. - REAR - 66"	249529WHT
4	116059-01-728	EA UPPER SLIDER ASM.	249040WHT
5	116059-01-729	EA ARM STORAGE LOCK ASM.	249060WHT
6	116059-01-706	EA BRAKE CONTROL	249070
7	116059-01-731	EA HANDLE ASM.	249080WHT
8	116059-01-732	EA STOP BOLT - W/ NUT & WASHER	011131WHT
9	116059-01-733	EA LOWER ARM ASM. W/ BRACKET - FRONT. 56"	249600WHT
	116059-01-734	EA LOWER ARM ASM. W/ BRACKET - REAR 56"	249601WHT
10	116059-01-735	EA BOTTOM BRACKET - ASM.	012414WHT
11	116059-01-736	EA LOWER BRACE ASM. - COMP. 50"	012410WHT
12	116059-01-737	EA UPPER BRACE ASM. - COMP. 50"	012409WHT
13	116059-01-714	EA BLACK LOCKING KNOB - W/ CLAMP	249105
14	116059-01-741	EA HANDLE LOCK PIN	040279WHT
15	116059 01 742	EA ARM ASM. - UPPER & LOWER W/ BRACKET - FRONT	249201WHT
	116059-01-743	EA ARM ASM. - UPPER & LOWER W/ BRACKET - REAR	249221WHT
16	116059-01-750	EA BRAKE LEVER	249070WHT
	116059-01-718	EA WAND - PULL	036031
	116059-01-719	EA SCREW - #8 X 5/16 (WAND - PULL)	030523
	116059-01-739	EA DOOR ROLLER	060063WHT
	116059-01-740	EA NUTSERT TOOL KIT	905007WHT



# GALLEY GROUP

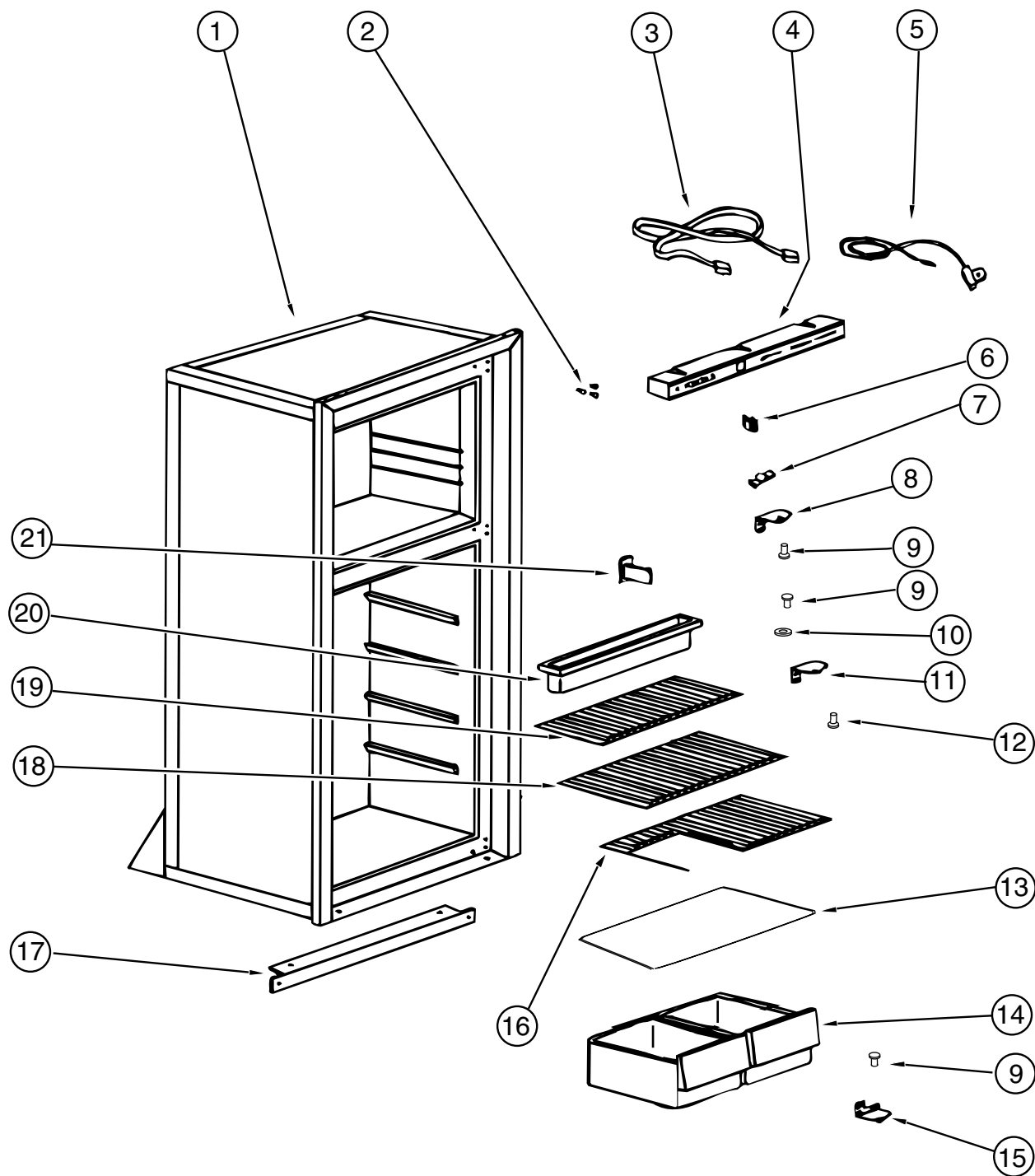
## GALLEY CABINETRY & FIXTURES



KEY	PART NUMBER	U/M	DESCRIPTION
1	114390-08-G35	EA	CABINET ASM - MICROWAVE OVERHEAD
2	119280-01-G15	EA	CABINET ASM - A/C SWITCH
3	M05992-11-G15	EA	DOOR ASM - RAIL - W/O HARDWARE - 180 X 555 MM
4	M05993-97-G35	EA	DOOR ASM - RAIL - W/O HARDWARE - 340 X 555 MM
5	M05993-B7-G35	EA	DOOR ASM - RAIL - W/O HARDWARE - 410 X 290 MM
6	M08016-01-G35	EA	CABINET ASM - OVERHEAD (W/O LOUNGE OVERHEAD CABINET)
6	M08016-01-G36	EA	CABINET ASM - OVERHEAD (W/O LOUNGE OVERHEAD CABINET) (G36, G44)
6	M08016-01-G37	EA	CABINET ASM - OVERHEAD (W/O LOUNGE OVERHEAD CABINET)
6	M08016-01-G45	EA	CABINET ASM - OVERHEAD (W/O LOUNGE OVERHEAD CABINET)
6	M08016-02-G35	EA	CABINET ASM - OVERHEAD (W/ LOUNGE OVERHEAD CABINET)
6	M08016-02-G36	EA	CABINET ASM - OVERHEAD (W/ LOUNGE OVERHEAD CABINET) (G36, G44)
6	M08016-02-G37	EA	CABINET ASM - GALLEY OVERHEAD (W/ LOUNGE OVERHEAD CABINET)
6	M08016-02-G45	EA	CABINET ASM - GALLEY OVERHEAD (W/ LOUNGE OVERHEAD CABINET)
	119357-19-G15	EA	SHELF ASM - GALLEY - OVERHEAD
7	104114-02-01A	EA	FAUCET - GALLEY - SINGLE CONTROL
8	103635-01-000	EA	FAUCET - SINGLE CONTROL - EVERPURE
9	110654-01-000	EA	SINK - STAINLES STEEL - DOUBLE - LARGE/ SMALL BASIN
	092303-01-000	EA	STRAINER - SINK
	108464-05-G35	EA	COVER ASM - SINK 180 X 380 MM (G35, G37)
	108464-05-G36	EA	COVER ASM - SINK 180 X 380 MM (G36, G44)
	108464-05-G45	EA	COVER ASM - SINK 180 X 380 MM
	108464-04-F40	EA	COVER ASM - SINK 380 X 380 MM (G35, G37)
	108464-04-F32	EA	COVER ASM - SINK 380 X 380 MM (G36, G44)
	108464-04-E38	EA	COVER ASM - SINK 380 X 380 MM (G45)
10	119358-20-G15	EA	COUNTERTOP ASM. (G35, G37)
10	119358-20-G36	EA	COUNTERTOP ASM. (G36, G44)
10	119358-20-G45	EA	COUNTERTOP ASM.
11	098335-10-F12	EA	RAIL - GALLEY (G35, G37)
			FROM: 00-00-00 THRU: 02-08-96
11	098335-10-G36	EA	RAIL - GALLEY (G36, G44)
			FROM: 00-00-00 THRU: 02-08-96
11	098335-10-G45	EA	RAIL - GALLEY
			FROM: 00-00-00 THRU: 02-08-96
11	098335-21-G15	EA	RAIL - GALLEY (G35, G37)
			FROM: 02-09-96 THRU: 99-99-99
11	098335-21-G36	EA	RAIL - GALLEY (G36, G44)
			FROM: 02-09-96 THRU: 99-99-99
11	098335-21-G45	EA	RAIL - GALLEY
			FROM: 02-09-96 THRU: 99-99-99
12	119358-22-G15	EA	TABLE - DROP LEAF - GALLEY (G35, G37)
12	119358-22-G36	EA	TABLE - DROP LEAF - GALLEY (G36, G44)
12	119358-22-G45	EA	TABLE - DROP LEAF - GALLEY
	104181-01-01A	EA	SUPPORT - DROP LEAF - 5.3" - EXTENDS TO 7.5" - SAFTY RING - METAL
13	M08060-01-G35	EA	CABINET ASM - GALLEY (G35, G37)
13	M08060-01-G36	EA	CABINET ASM - GALLEY (G36, G44)
13	M08060-01-G45	EA	CABINET ASM - GALLEY
14	M05970-K0-G35	EA	DRAWER ASM. - W/O HARDWARE
15	M05993-H2-G35	EA	DOOR ASM - RAIL - W/O HARDWARE - 230 X 675 MM
16	M05993-H3-G35	EA	DOOR ASM - RAIL - W/O HARDWARE - 230 X 675 MM
17	M05970-W4-G35	EA	DRAWER ASM. - W/O HARDWARE
	116382-01-01A	EA	SHELF - ROUND - PLASTIC
	116590-01-02B	EA	BASE ASM - ROUND SHELF - E-COAT
	116591-01-01A	EA	NYLON BUSHING - ROUND SHELF
	103799-01-02A	EA	COFFEE MAKER - GRAY
	090329-01-000	FT	T-SEAL - REFRIGERATOR CABINET - .6" WIDE TOP X 2" TAIL
	054450-01-000	EA	LEVEL - REFRIGERATOR
	093646-01-000	EA	BRACKET ASM - TIEDOWN - REFRIGERATOR
	093646-02-000	EA	BRACKET ASM - TIEDOWN - REFRIGERATOR
	065225-01-000	EA	PLATE - TIEDOWN - REFRIG
	065225-02-000	EA	PLATE - TIEDOWN - REFRIG

# GALLEY GROUP (CONTINUED)

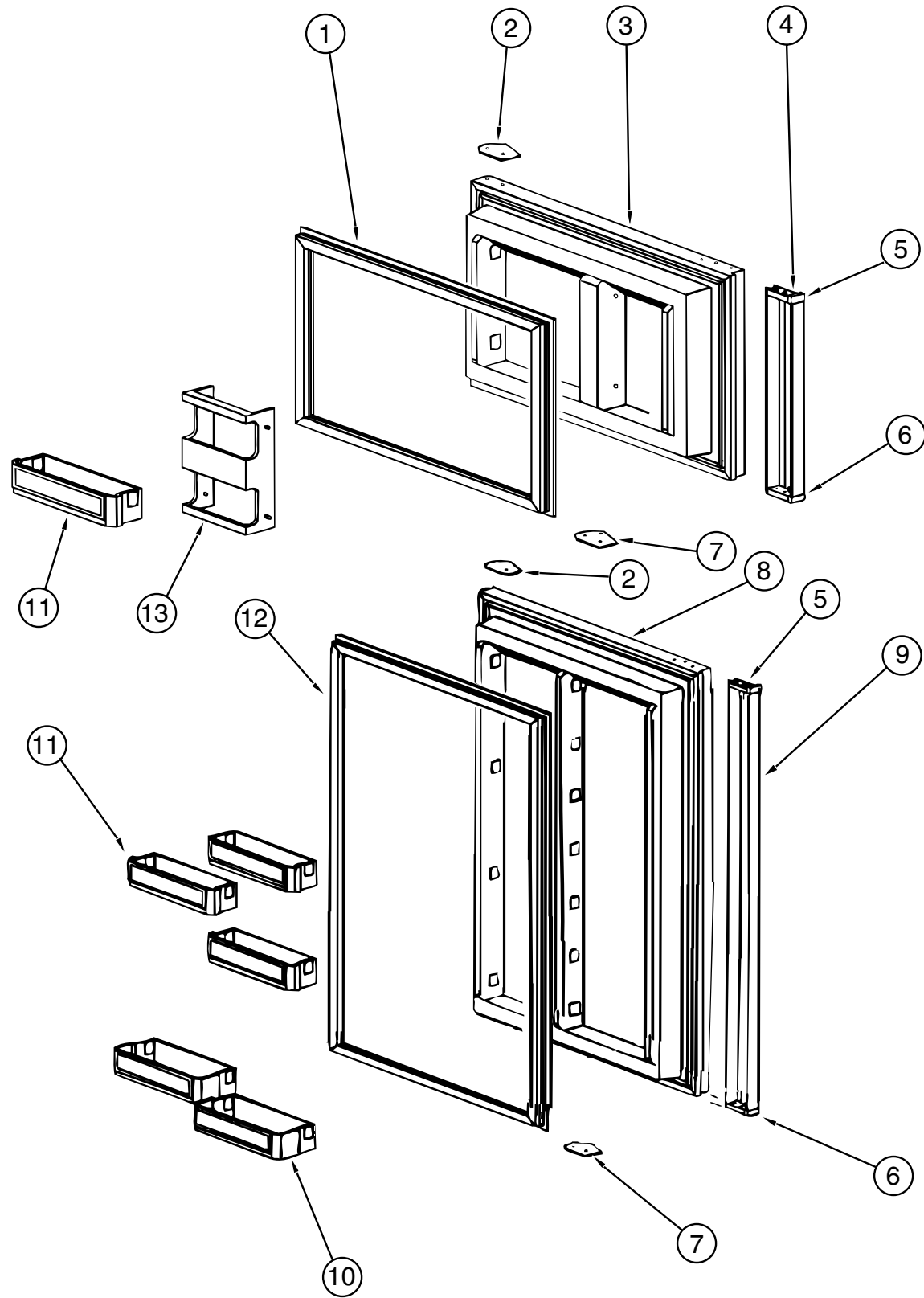
## REFRIGERATOR CABINET ASM. & COMPONENTS (NORCOLD 6182)



KEY	PART NUMBER	U/M DESCRIPTION	VENDOR NO.
	104137-07-01A	EA REFRIGERATOR - LARGE DBL DOOR 2-WAY	
1	104137-06-708	EA FOAMED CAB ASM (BLACK W/ WHITE)	61725138
2	094039-01-722	EA HOLE PLUG (BLACK) HINGE HOLES	61582030
3	084880-01-746	EA CABLE	61571522
4	104137-06-700	EA EYEBROW SHELL (2-WAY)	61726622
5	084880-01-753	EA THERMISTER 78"	61693822
6	075217-01-738	EA SWITCH - HUMIDITY	61525922
7	084880-01-760	EA CLIP (THERMISTER)	61689122
8	094039-01-723	EA HINGE BRACKET - TOP RH - BOTTOM - LH - BLACK	61580838
9	094039-01-725	EA HINGE PIN (BLACK)(MALE)	61578130
	084880-03-702	EA HINGE PIN TOP/BTM FEMALE	61580630
10	084880-01-749	EA HINGE BUSHING	615807
11	094039-01-728	EA HINGE BRACKET - CENTER - BLACK	61566530
12	094039-01-730	EA HINGE PIN SHAFT (BLACK) CENTER HINGE	61566730
13	084880-01-722	EA CRISPER COVER	615641
14	104137-06-707	EA CRISPER (WHITE)	61571325
15	094039-01-724	EA HINGE BRACKET - TOP LH - BOTTOM - RH - BLACK	61580938
16	094039-01-739	EA SHELF (CUTOUT)	61646722
17	094039-01-732	EA FRONT COVER (BLACK) BOTTOM TRIM	61622130
18	094039-01-733	EA WIRE SHELF (MIDDLE)	61563822
19	104137-06-706	EA WIRE SHELF (SHORT)	61718222
20	094039-01-735	EA INSIDE DRIP TRAY (WHITE)	61572830
21	084880-01-732	EA LATCH	61578522
	094039-01-736	EA SWITCH - LIGHT - BLACK	61581022
	104137-06-727	EA SHELF - FREEZER - WHITE	618057

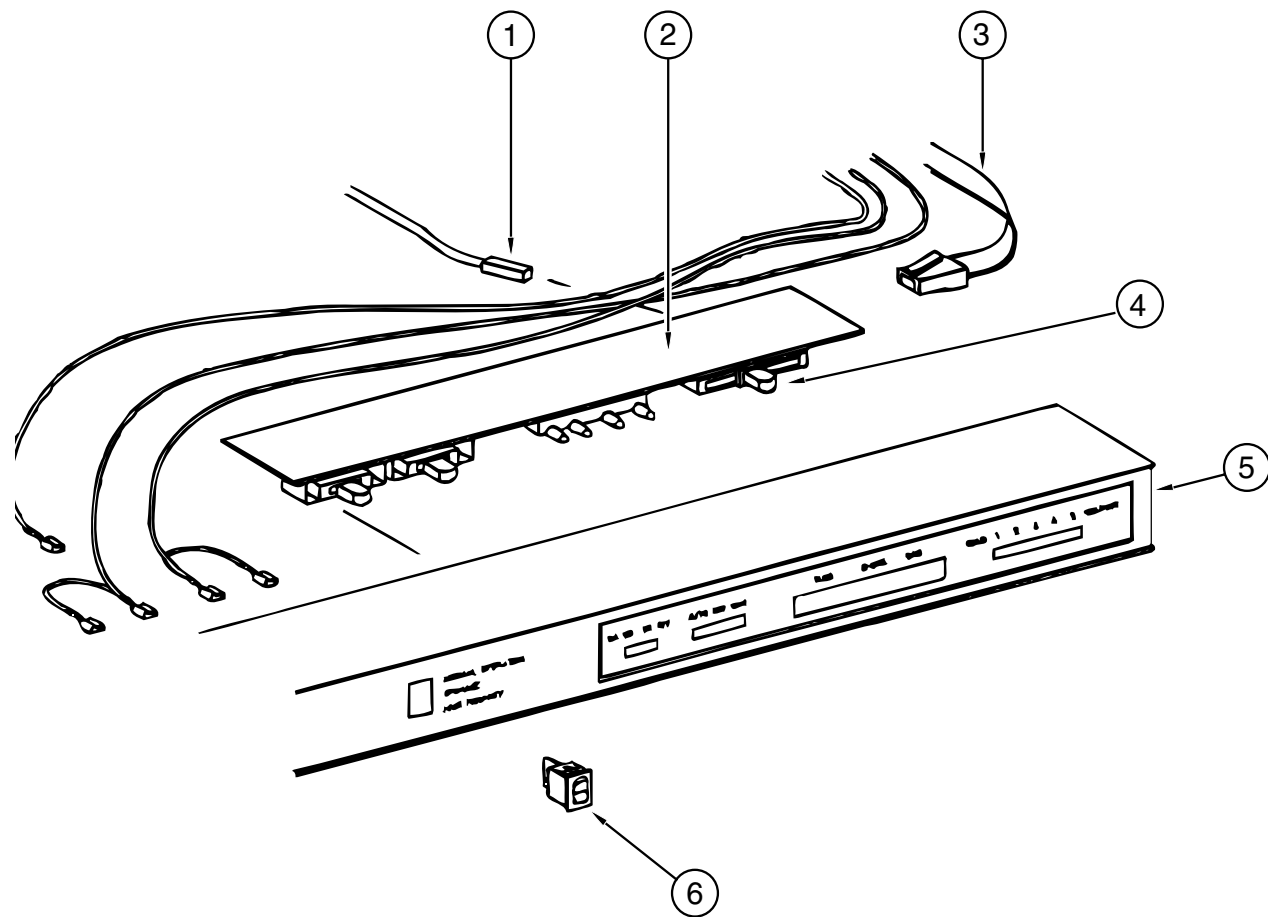
## GALLEY GROUP (CONTINUED)

### REFRIGERATOR DOORS (NORCOLD 6182)



KEY	PART NUMBER	U/M DESCRIPTION	VENDOR NO.
1	094039-01-702	EA GASKET (GRAY) UPPER	61567830
2	094039-01-710	EA PLATE - HINGE - BLACK	61631330
3	094039-01-706	EA UPPER DOOR LINER (WHITE) BLACK	61581838-B
4	094039-01-708	EA DOOR HANDLE ASM - UPPER - BLACK	61650038
	084880-01-720	EA SPRING (FOR DOOR HANDLE)	61558822
5	084880-01-761	EA END CAP (SPRING CATCH) BLACK	61593730
6	084880-01-740	EA END CAP (STOP CATCH)	61593830
7	094039-01-704	EA PLATE - HINGE - BLACK	61631430
8	094039-01-715	EA LOWER DOOR LINER (BLACK/WHITE)	61581738-B
9	094039-01-717	EA DOOR HANDLE ASM - LOWER (BLACK)	61649938
	084880-01-720	EA SPRING (FOR DOOR HANDLE)	61558822
10	104137-06-704	EA BIN - MILK - WHITE	61579425
11	104137-06-703	EA BIN - DOOR SHELF (WHITE)	61564025
12	094039-01-713	EA DOOR GASKET (LOWER) GRAY	61568030
13	104137-06-702	EA RACK - JUICE (WHITE)	61580525

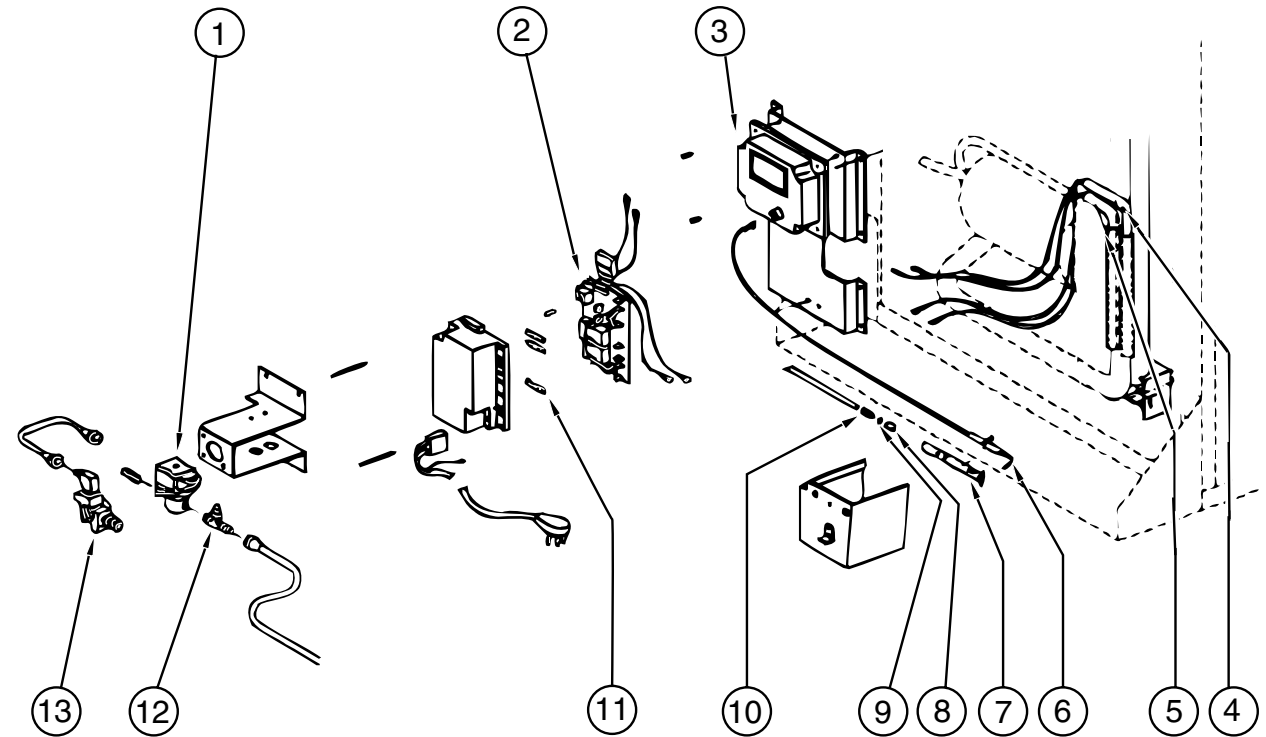
**GALLEY GROUP (CONTINUED)**



**REFRIGERATOR EYEBROW ASM. (NORCOLD 6182)**

KEY	PART NUMBER	U/M	DESCRIPTION	VENDOR NO.
1	084880-01-753	EA	THERMISTER 78"	61693822
2	094039-04-700	EA	PRINTED CIRCUIT BOARD - 2 WAY	1647322
3	084880-01-746	EA	CABLE	61571522
4	102621-01-703	EA	BUTTON - THERMOSTAT - ADJUSTABLE	61587422
5	104137-06-700	EA	EYEBROW SHELL (2-WAY)	61726622
6	075217-01-738	EA	SWITCH - HUMIDITY	61525922

**GALLEY GROUP (CONTINUED)**

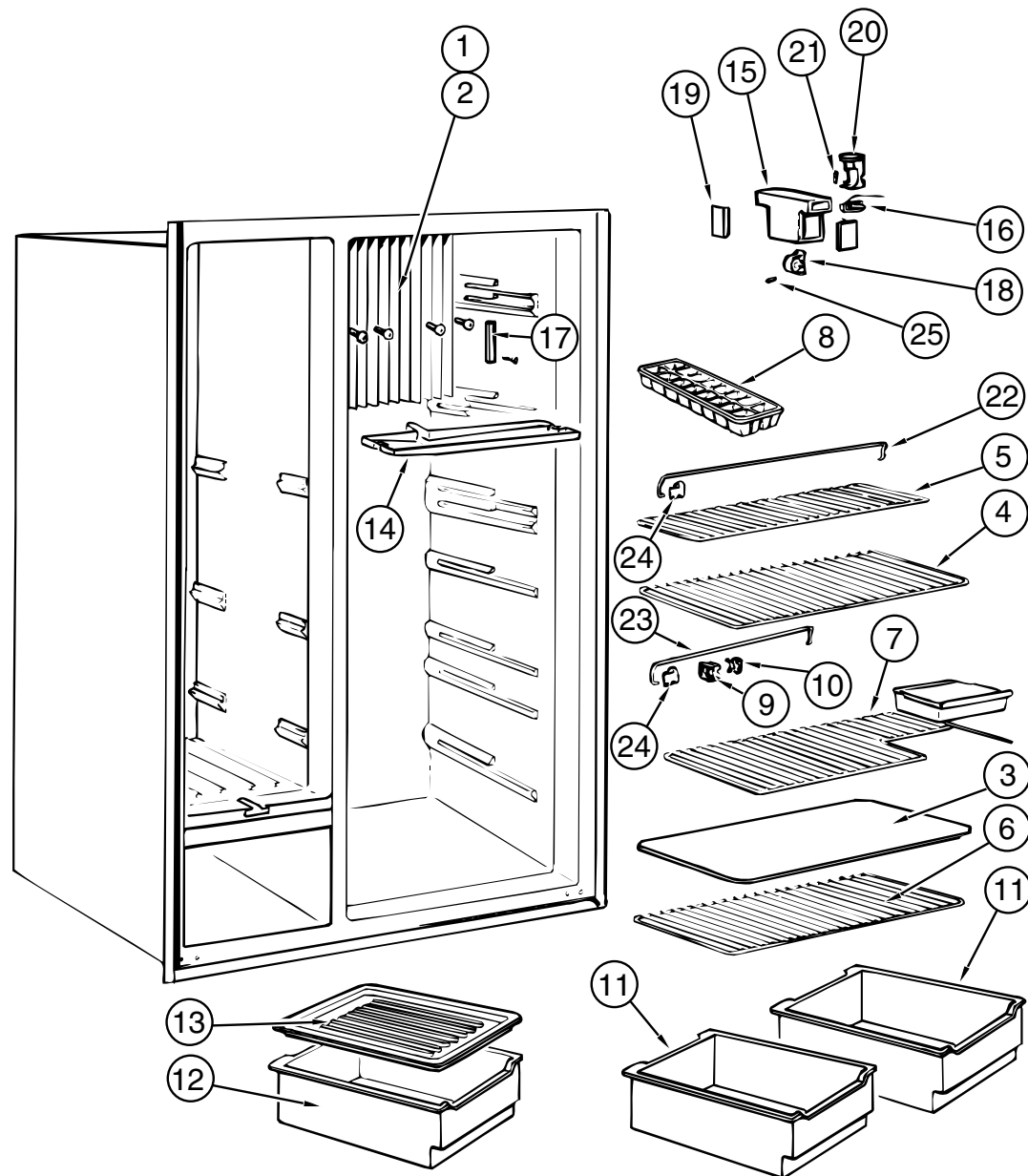


**REFRIGERATOR CONTROL ASM. (NORCOLD 6182)**

KEY	PART NUMBER	U/M	DESCRIPTION	VENDOR NO.
1	084880-01-718	EA	VALVE - GAS	61551822
2	094039-04-702	EA	POWER SUPPLY (2 WAY)	61647422
3	104137-02-700	EA	CHANNEL - CONTROL MODULE	61717037
4	088248-01-710	EA	HEATER - DC (HORIZONTAL) 3 WAY	615628
5	088248-01-709	EA	HEATER - AC (HORIZONTAL)	615627
6	104137-06-715	EA	ELECTRODE - SPARK / SENSOR (SINGLE)	61692222
7	104137-06-714	EA	BURNER ASSEMBLY (5-SLOT)	61705222
8	084880-01-705	EA	ORIFICE	614522
9	104137-06-713	EA	ORIFICE GASKET	61475122
10	104137-06-712	EA	FITTING - GAS TUBE CONNECTION	61692722
11	104137-06-711	EA	FUSE 5 AMP	61611622
12	104137-06-710	EA	PRESSURE TAP	61594422
13	104137-06-709	EA	VALVE SHUT - OFF - MANUAL ASM	61694922
	084880-03-701	EA	COOLING UNIT (HORIZ BURNER)	61687337

## GALLEY GROUP (CONTINUED)

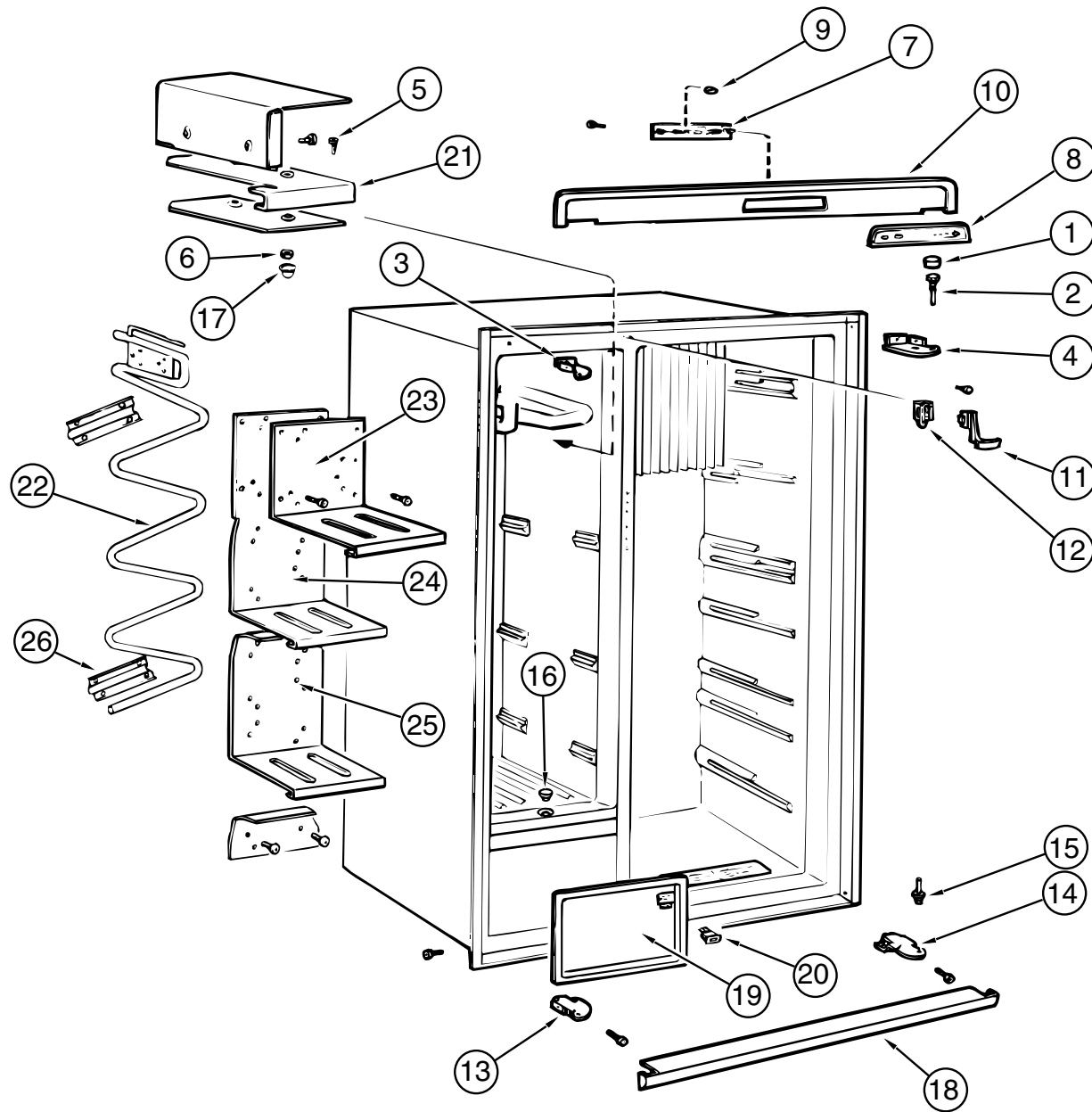
### REFRIGERATOR CABINET ASM. & COMPONENTS (DOMETIC RM 7732IM)



KEY	PART NUMBER	U/M DESCRIPTION	VENDOR NO.
	118367-01-01A	EA REFRIGERATOR - SIDE BY SIDE DOOR - 2 WAY	
	065225-01-000	EA PLATE - TIEDOWN - REFRIGERATOR	
	065225-03-000	EA PLATE - TIEDOWN - REFRIGERATOR	
	103251-05-01A	EA INSERT - DOOR - ACRYLIC BLACK - 16.81 X 55.06	
	103251-06-01A	EA INSERT - DOOR - ACRYLIC BLACK - 10.44 X 55.06	
1	118367-01-739	EA FLANGE - COOLING COIL - LEFT	293 16 61-02/5
2	118367-01-740	EA FLANGE - COOLING COIL - RIGHT	293 16 61-03/3
3	118367-01-741	EA SHELF - UPPER - (REFRIGERATOR)	293 15 41-05/2
4	118367-01-742	EA SHELF - (REFRIGERATOR)	293 15 41-04/5
5	118367-01-743	EA SHELF - (REFRIGERATOR)	293 15 42-02/7
6	118367-01-744	EA SHELF - (REFRIGERATOR)	293 11 17-06/9
7	118367-01-745	EA SHELF - (REFRIGERATOR)	293 15 41-06/0
8	118367-01-746	EA TRAY - ICE	293 04 00-00/3
9	118367-01-747	EA LOCK - FLAP - INNER	200 73 92-02/6
10	118367-01-748	EA LOCK - FLAP - OUTER	200 73 93-02/4
11	118367-01-749	EA BOX - VEGETABLE	293 14 71-03/7
12	118367-01-750	EA BOX - VEGETABLE - UPPER	293 14 71-03/7
13	118367-01-751	EA LID - VEGETABLE	293 26 93-01/9
14	118367-01-752	EA PAN - DRIP	293 61 63-01/3
15	118367-01-753	EA COVER - SWITCH & LIGHT	200 40 44-09/1
16	118367-01-754	EA SWITCH - DOOR	294 08 25 00/9
17	118367-01-755	EA RETAINER - PROBE	293 19 76-01/9
18	118367-01-756	EA SUPPORT - THERMOSTAT	200 40 42-00/4
19	118367-01-757	EA CAP - END LAMP PROTECTION	200 40 43-00/2
20	118367-01-758	EA LIGHTING	293 07 44-01/2
21	118367-01-759	EA LAMP - 10W - 12VOLT	200 72 90-00/6
22	118367-01-760	EA RACK - UPPER	200 73 37-15/3
23	118367-01-761	EA RACK - LOWER	200 73 37-16/1
24	118367-01-762	EA RETAINER - RACKS	293 06 93-04/5
25	118367-01-763	EA PIN - LOCKING	200 12 81-01/9
	118367-01-784	EA BUCKET - ICE	293 08 80-02
	118367-01-785	EA CONNECTION - WATER - COMPLETE	293 09 16-02
	118367-01-786	EA STRIP - DOOR DECORATION	293 1163-11
	118367-01-787	EA SHELF - ICE BUCKET	293 19 23-01
	118367-01-788	EA BLOCK - TERMINAL	293 19 63-01
	118367-01-789	EA ICEMAKER	293 19 71-02
	118367-01-790	EA VALVE - WATER	293 19 72-02

## GALLEY GROUP (CONTINUED)

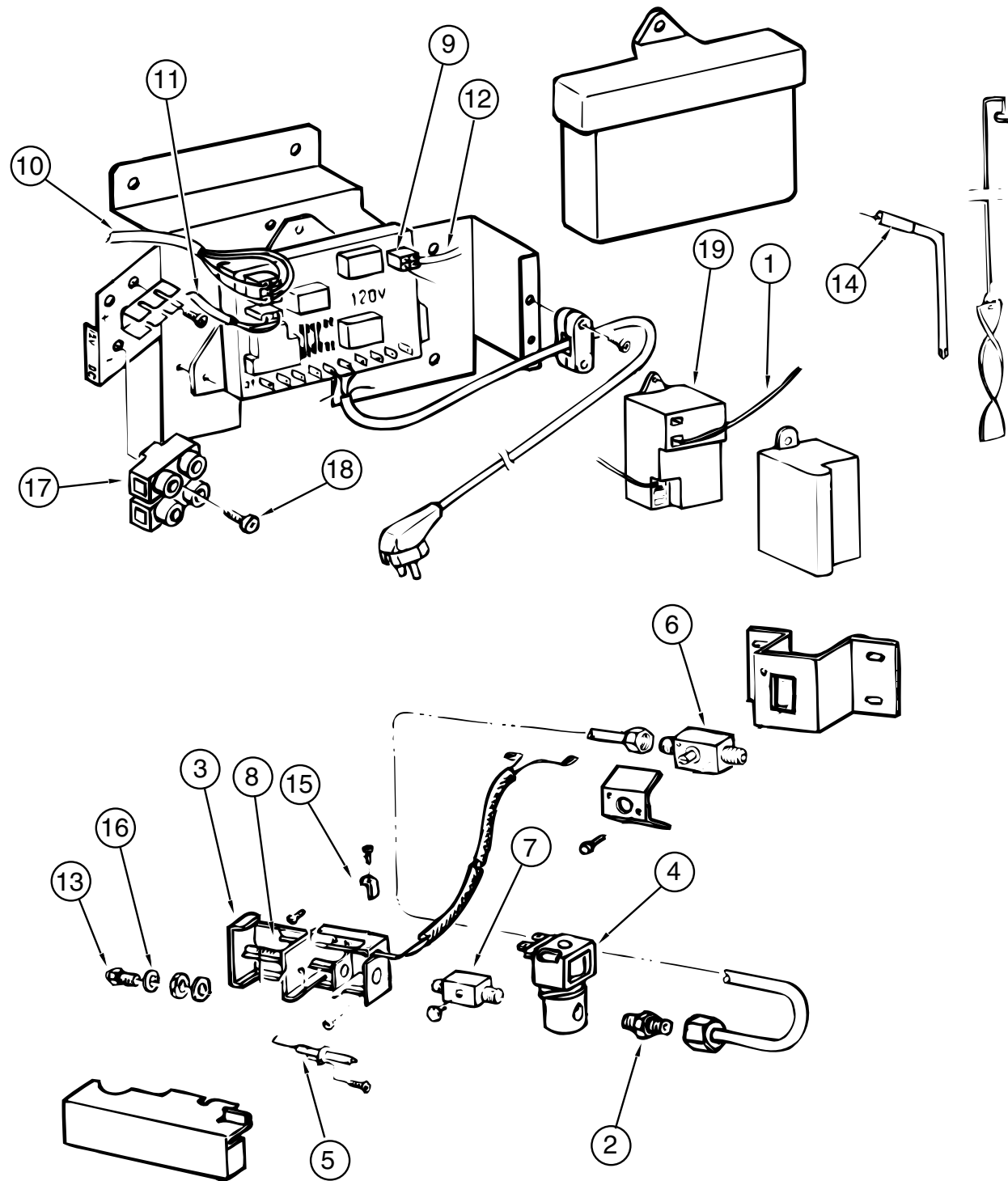
### REFRIGERATOR FREEZER SHELVES & COMPONENTS (DOMETIC RM 7732IM)



KEY	PART NUMBER	U/M DESCRIPTION	VENDOR NO.
1	118367-01-713	EA PLUG	293 27 36-01/6
2	118367-01-714	EA PIN - HINGE - UPPER	293 26 47-01/5
3	118367-01-715	EA HINGE - UPPER - LEFT (FREEZER)	293 26 46-01/7
4	118367-01-716	EA HINGE - UPPER - RIGHT (REFRIGERATOR)	293 26 46-02/5
5	118367-01-717	EA SCREW - M6S - 5X20 - FN	725 23 30-13/4
6	118367-01-718	EA NUT - M5 - BRASS - FN	731 43 14-13/4
7	118367-01-719	EA BOARD - CIRCUIT - AES ASM.	293 26 97-05/1
8	118367-01-720	EA DECORATION	95 50 24-53/4
9	118367-01-721	EA BUTTON	95 50 24-13/8
10	118367-01-722	EA DECORATION - FRONT	293 26 63-01/2
11	118367-01-723	EA BOW - LOCKING	293 27 45-01/7
12	118367-01-724	EA RETAINER	293 27 46-01/5
13	118367-01-725	EA HINGE - LOWER - LEFT (FREEZER)	293 26 45-01/9
14	118367-01-726	EA HINGE - LOWER - RIGHT (REFRIGERATOR)	293 26 45-02/7
15	118367-01-727	EA PIN - HINGE - LOWER	293 26 49-02/9
16	118367-01-728	EA LID - LOWER	293 17 15-01/1
17	118367-01-729	EA LID - UPPER	293 04 87-00/0
18	118367-01-730	EA STRIP - FRONT	293 26 64-01/0
19	118367-01-731	EA FLAP	293 26 55-01/8
20	118367-01-732	EA SWITCH - DOOR	293 26 80-01/6
21	118367-01-733	EA SHELF - UPPER - FREEZER	293 14 77-02/6
22	118367-01-734	EA COIL - FREEZER	293 14 74-01/5
23	118367-01-735	EA SHELF - #2 - FREEZER	293 19 83-02/3
24	118367-01-736	EA SHELF - #3 - FREEZER	293 19 82-02/5
25	118367-01-737	EA SHELF - #4 - FREEZER	293 14 82-02/6
26	118367-01-738	EA BRACKET - SHELF - FREEZER	293 14 84-01/4

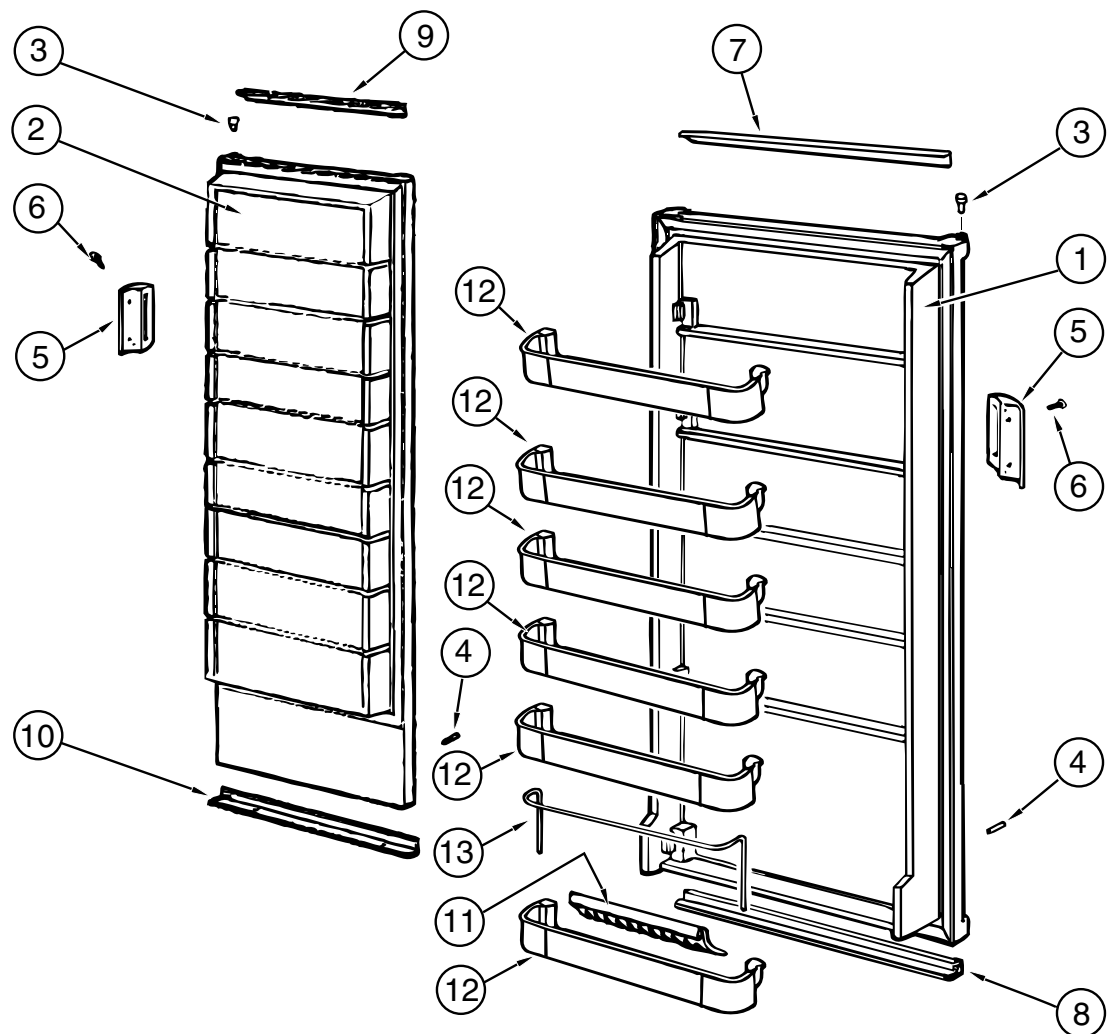
## GALLEY GROUP (CONTINUED)

### REFRIGERATOR ELECTRICAL COMPONENTS (DOMETIC RM 7732IM)



KEY	PART NUMBER	U/M DESCRIPTION	VENDOR NO.
1	118367-01-764	EA CONDUCTOR - ELECTRODE	200 76 68-04/5
2	118367-01-765	EA NIPPLE	293 20 63-01/5
3	118367-01-766	EA HOUSING - BURNER	293 21 61-01/7
4	118367-01-767	EA VALVE - SOLENOID	294 3298-03/0
5	118367-01-768	EA ELECTRODE	293 14 95-01/0
6	118367-01-769	EA GAS SHUTOFF	293 26 16-01/0
7	118367-01-770	EA NIPPLE	293 18 24-01/1
8	118367-01-771	EA THERMOSTAT	293 18 26-01/6
9	118367-01-772	EA BOARD - CIRCUIT - COMPLETE	293 18 42-03/9
10	118367-01-773	EA CONDUCTOR - CIRCUIT BOARD	293 18 62-02/9
11	118367-01-774	EA CONDUCTOR - THERMISTOR	293 18 63-02/7
12	118367-01-775	EA CONDUCTOR - GAS VALVE	295 44 37-02/2
13	118367-01-776	EA ORFICE - JET - NR76	200 74 19-33/2
14	118367-01-777	EA HEATER - 210WATT - 120VOLT	17 37 58-03/8
15	118367-01-778	EA RETAINER	293 06 60-01/0
16	118367-01-779	EA WASHER	200 74 57-00/1
17	118367-01-780	EA BLOCK - TERMINAL	293 04 63-01/9
18	118367-01-781	EA SCREW - RXS - B6X25 - STAINLESS	729 52 87-40/8
19	118367-01-782	EA IGNITION - SPARK	293 11 32-01/9

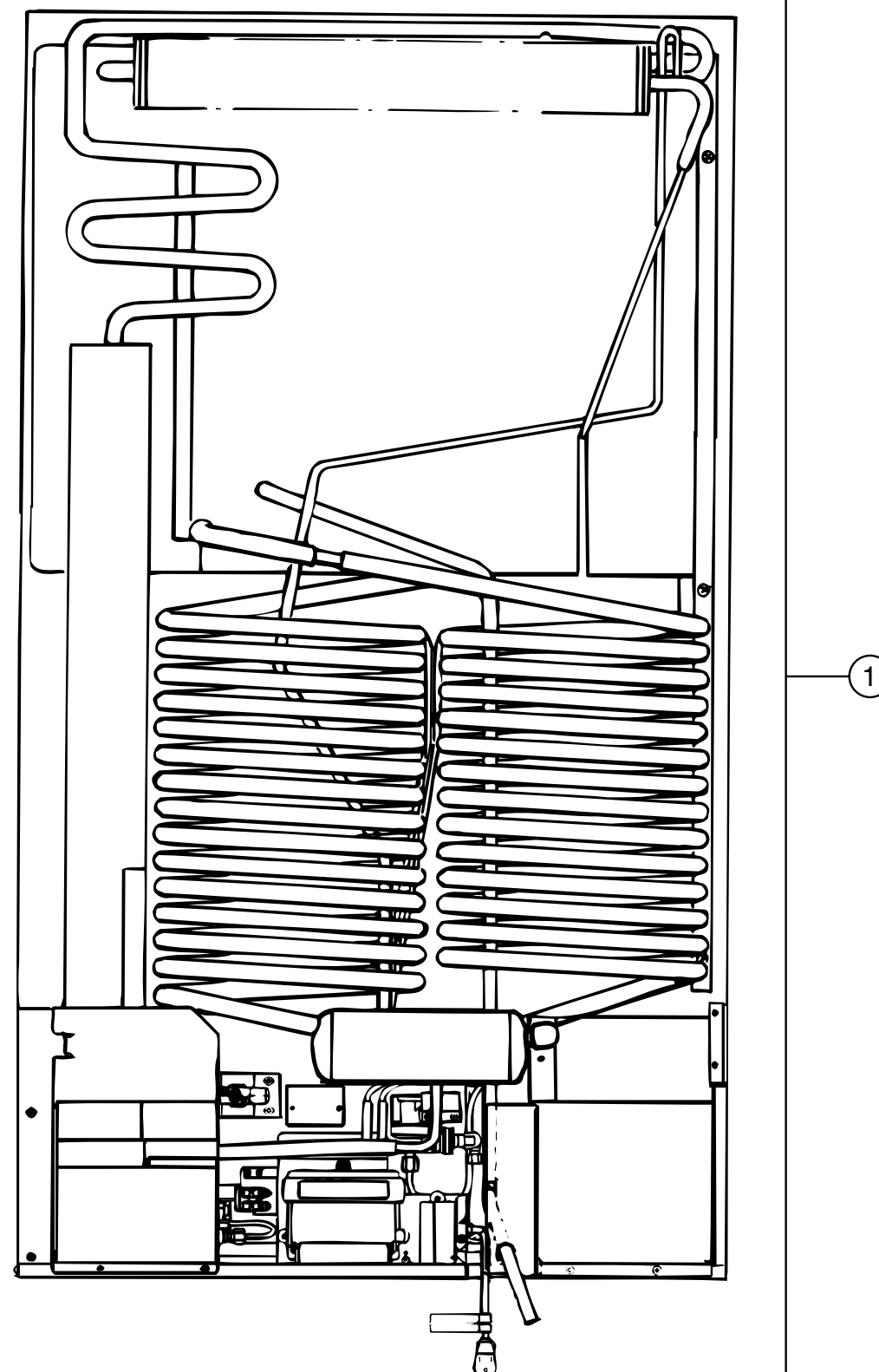
**GALLEY GROUP (CONTINUED)**



**REFRIGERATOR DOORS (DOMETIC RM 7732IM)**

KEY	PART NUMBER	U/M DESCRIPTION	VENDOR NO.
1	118367-01-700	EA DOOR - REFRIGERATOR	293 25 90-11/6
2	118367-01-701	EA DOOR - FREEZER	293 25 89-11/8
3	118367-01-702	EA BUSHING - HINGE - FREEZER - REFRIGERATOR	293 11 71-01/7
4	118367-01-703	EA STOP - LOWER - FREEZER - REFRIGERATOR	293 25 88-01/1
5	118367-01-704	EA HANDLE - FREEZER - REFRIGERATOR	293 27 29-01/1
6	118367-01-705	EA SCREW - HANDLE - FREEZER - REFRIGERATOR	724 13 23-61/2
7	118367-01-706	EA DECORATION - DOOR - REFRIGERATOR - UPPER	293 26 42-08/1
8	118367-01-707	EA DECORATION - DOOR - REFRIGERATOR - LOWER	293 26 42-03/2
9	118367-01-708	EA DECORATION - DOOR FREEZER - UPPER	293 26 42-12/3
10	118367-01-709	EA DECORATION - DOOR - FREEZER - LOWER	293 26 42-02/4
11	118367-01-710	EA HOLDER - BOTTLE - DOOR - REFRIGERATOR	293 26 58-01/2
12	118367-01-711	EA SHELF - DOOR - REFRIGERATOR	293 25 83-02/0
13	118367-01-712	EA RACK - DOOR - REFRIGERATOR	293 25 85-04/1

**GALLEY GROUP (CONTINUED)**



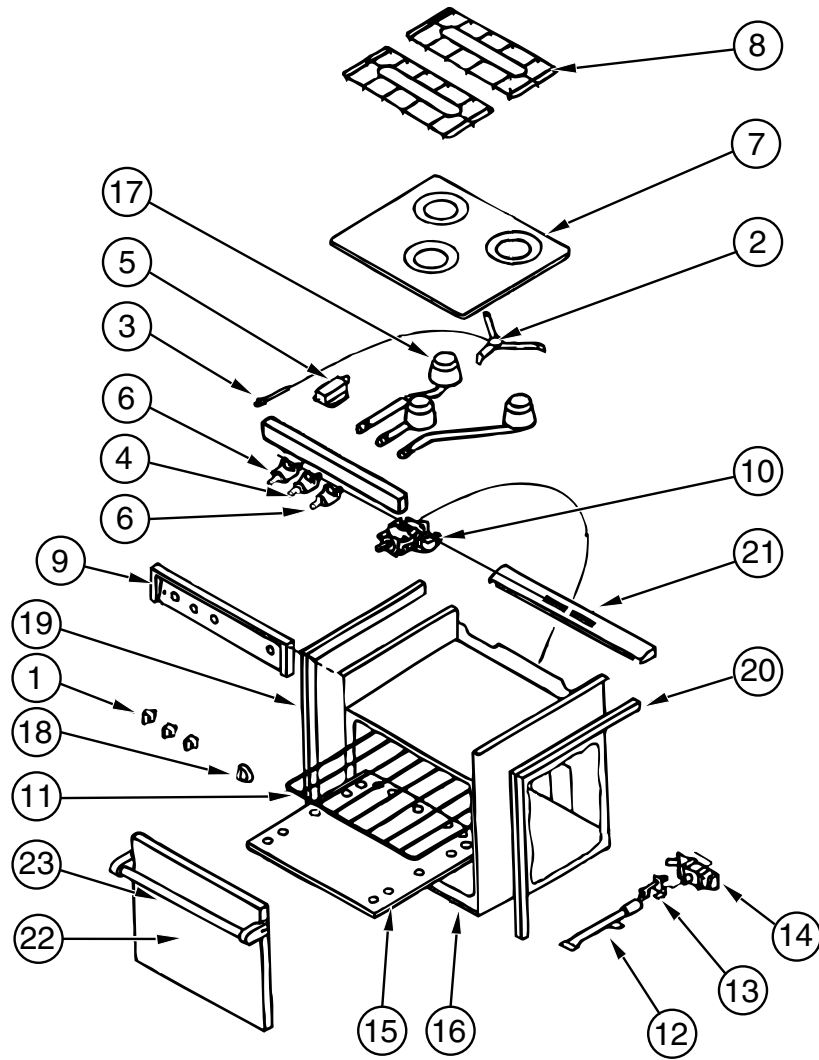
**REFRIGERATOR COOLING COIL(DOMETIC RM 7732IM)**

KEY	PART NUMBER	U/M DESCRIPTION	VENDOR NO.
1	118367-01-783	EA COIL - COOLING	293 49 45-09/4
	118871-02-01A	EA TRAY - DRAIN - REFRIGERATOR - SIDE/ SIDE BLACK	



## GALLEY GROUP (CONTINUED)

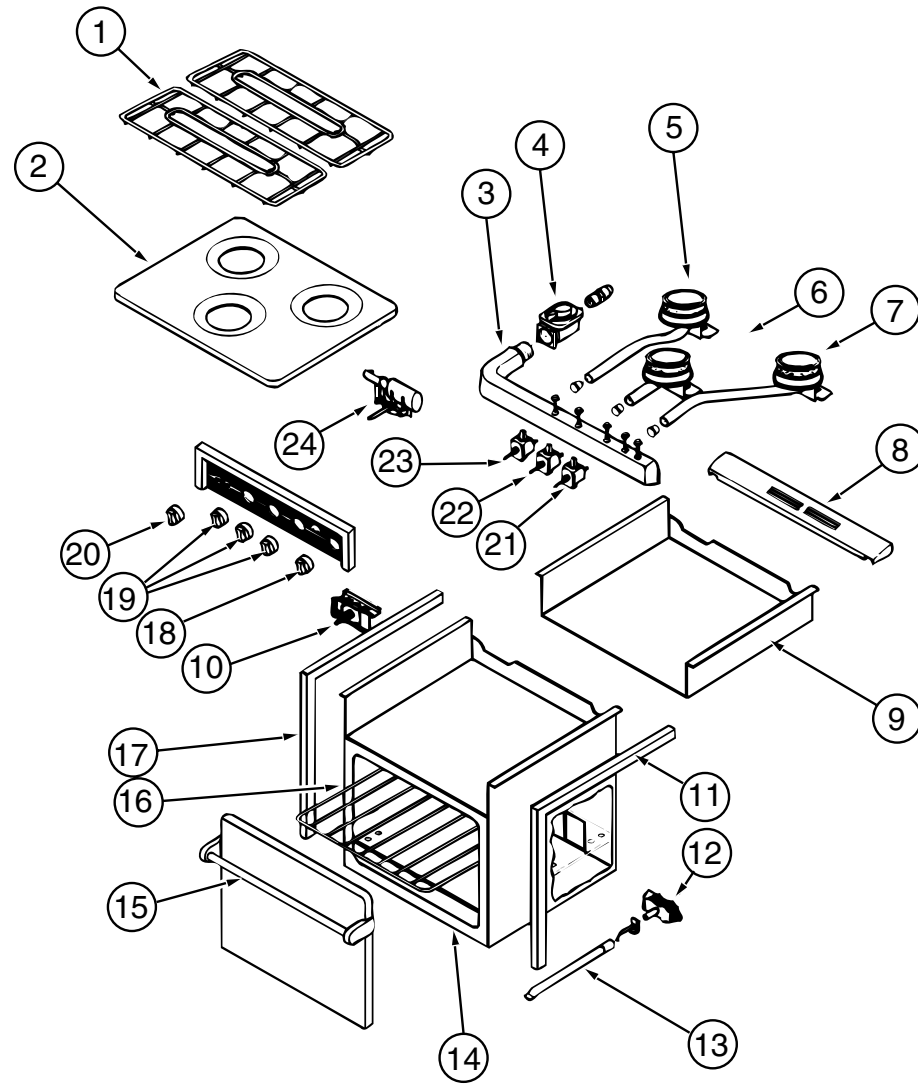
ATWOOD RANGE, 3 BURNER (BLACK R-2136BG) (FROM: 00-00-00 THRU: 02-28-96)



KEY	PART NUMBER	U/M	DESCRIPTION	VENDOR NO.
	107246-01-01A	EA	RANGE - W/ OVEN - 21" 3 - BURNER BLACK	
	107314-01-01A	EA	RANGE COVER - BIFOLD 21" BLACK	
	105458-03-000	EA	BRACKET - TIEDOWN - STOVE - RIGHT	
	105458-04-000	EA	BRACKET - TIEDOWN - STOVE - LEFT	
1	101593-01-703	EA	KNOB - BURNER	53000
2	106689-01-701	EA	SPARK - IGNITOR ASM - HIGH OUTPUT	53078
3	106689-01-702	EA	PIEZO PUSH BUTTON	52279
4	106689-01-703	EA	VALVE - BURNER - ROBERT SHAW 9000 BTU	53047
5	106689-01-704	EA	REGULATOR W/EXTREME PRESSURE	52154
6	107323-01-719	EA	VALVE - BURNER - HARPER WYMAN 5200 BTU	51138
6	106689-01-705	EA	VALVE - BURNER - ROBERT SHAW 5200 BTU	52123
7	107246-01-700	EA	TOP - MAIN - BLACK	53083
8	107246-01-701	EA	GRATE - BURNER	53050
9	107246-01-702	EA	COVER - MANIFOLD	53072
10	107246-01-703	EA	THERMOSTAT ROBERT SHAW	52122
11	107246-01-704	EA	RACK - OVEN	51069
12	107246-01-705	EA	BURNER - OVEN	52018
13	107246-01-706	EA	PILOT ASSEMBLY - OVEN	52242
14	107246-01-707	EA	VALVE - SAFETY	51177
15	107246-01-708	EA	SHELF - OVEN - LOWER	51657
16	107246-01-709	EA	TRIM - LOWER - BLACK	53526D
17	107246-01-710	EA	BURNER - HIGH OUTPUT	53069
18	107246-01-711	EA	KNOB - THERMOSTAT	53001
19	107323-01-702	EA	TRIM LEFT	53023
20	107323-01-703	EA	TRIM RIGHT	53024
21	107323-01-705	EA	TRIM VENT	53525
	107323-01-710	EA	GRATE CLIP	53301
	107323-01-711	EA	RUBBER GRATE CUSHION	53008
22	107246-01-717	EA	DOOR - OVEN ASM - BLACK GLASS LARGE	51835
22	107323-01-713	EA	BLACKGLASS INSERT - W/ HOLE	53426
23	107323-01-714	EA	HANDLE ASM. - DESIGNER STYLE	51112
	107323-01-709	EA	HANDLE END CAP - W/O HOLE	53424

## GALLEY GROUP (CONTINUED)

ATWOOD RANGE, 3 BURNER (BLACK R-2136BG) (FROM: 02-29-96 THRU: 99-99-99)

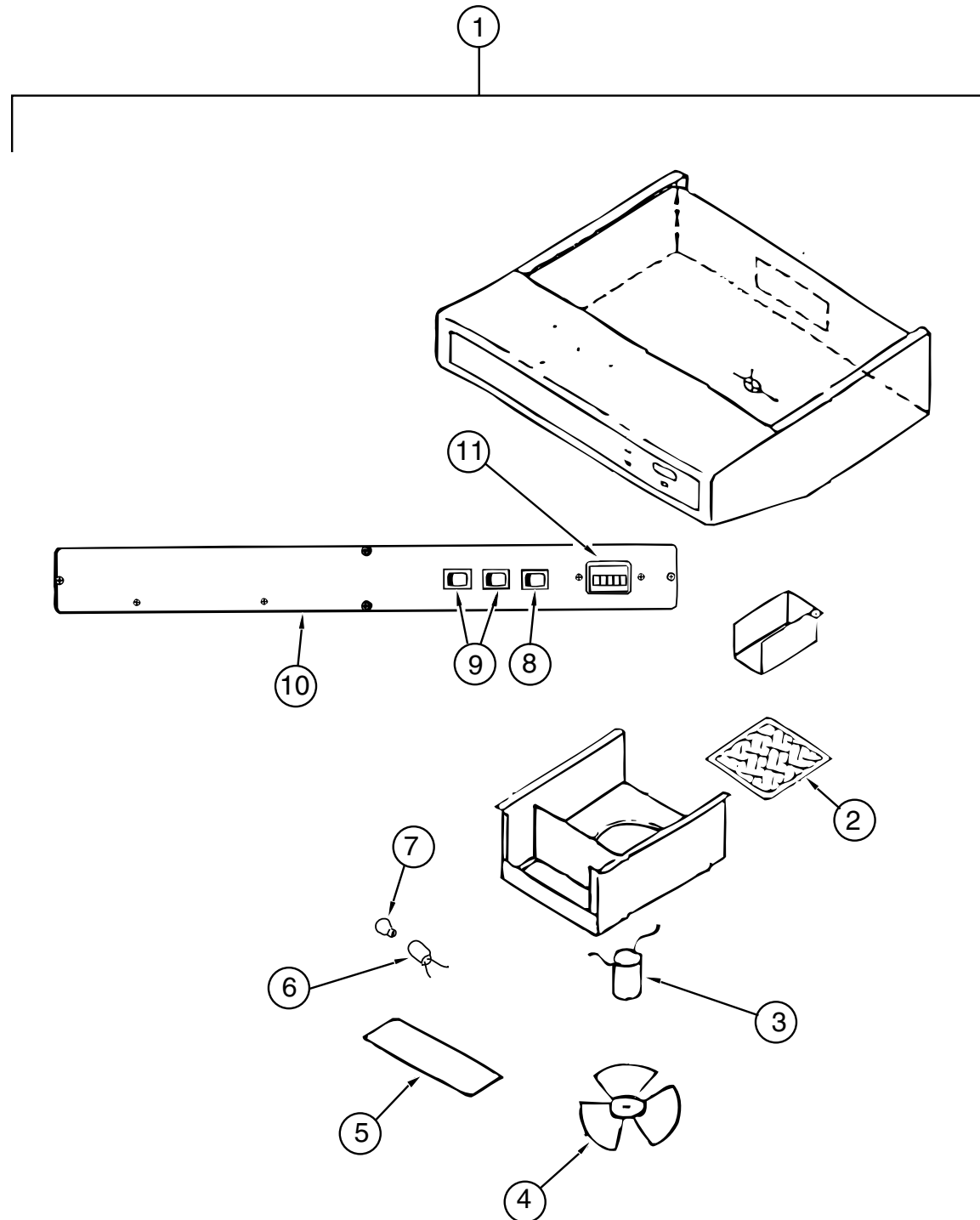


KEY	PART NUMBER	U/M	DESCRIPTION	VENDOR NO.
	121758-01-01A	EA	RANGE - W/ OVEN - BLACK - R-2137BGP	
1	107246-01-701	EA	GRATE - BURNER	53050
	107323-01-711	EA	CUSHION - GRATE - RUBBER	53008
	107323-01-716	EA	CLIP - GRATE - GREEN	50005
2	121758-01-714	EA	RANGE - TOP - ALMOND	53082
3	121758-01-709	EA	MANIFOLD 3 BURNER	51272
	121758-01-713	EA	COVER - MANIFOLD	56107
4	106689-01-704	EA	REGULATOR - EXTREME PRESSURE	51062
5	121758-01-707	EA	BURNER LEFT REAR PZO	56066
6	121758-01-708	EA	BURNER CENTER (HIGH OUTPUT)	56068
7	121758-01-706	EA	BURNER RIGHT REAR PZO	56067
8	107323-01-705	EA	TRIM - VENT	53525
9	121758-01-711	EA	BURNER BOX	51684
10	107246-01-703	EA	THERMOSTAT - ROBERT SHAW	52122
11	107323-01-703	EA	TRIM-RIGHT	53024
12	107246-01-706	EA	PILOT ASM. - ONLY (OVEN)	51065
13	107246-01-705	EA	BURNER - OVEN	52018
14	107246-01-709	EA	TRIM - LOWER - BLACK	53526D
15	107323-01-714	EA	HANDLE ASM. DESIGNER STYLE	51112
	107323-01-713	EA	GLASS - BLACK - INSERT OVEN DOOR	53426
16	107246-01-704	EA	RACK - OVEN	51069
	107246-01-708	EA	SHELF - OVEN - LOWER	51657
17	107323-01-702	EA	TRIM - LEFT	53023
18	121758-01-703	EA	KNOB THERMOSTAT	56094
19	121758-01-712	EA	KNOB - BURNER (3)	56093
20	121758-01-700	EA	KNOB (TURN STYLE) PIEZO IGN	56095
21	121758-01-710	EA	VALVE - BURNER	56086
22	121758-01-705	EA	VALVE HIGH OUTPUT	56087
23	121758-01-710	EA	VALVE - BURNER	56086
24	121758-01-701	EA	IGNITOR PIEZO (ROTARY)	56096
	121758-01-702	EA	ELECTRODE WIRE (PIEZO IGNITOR)	56097
	107246-01-707	EA	VALVE - SAFETY W/ PILOT COMP	51063

## GALLEY GROUP (CONTINUED)

### MICROWAVE OVEN

KEY	PART NUMBER	U/M DESCRIPTION
	115303-01-000	EA OVEN - MICROWAVE
	098916-14-01A	EA BRACE - MICROWAVE CABINET - LEFT
	098916-15-01A	EA BRACE - MICROWAVE CABINET - RIGHT
	115401-01-01A	EA TRIM - MICROWAVE - BLACK
	094756-02-01A	EA BRACKET - MICROWAVE - 6.1" LONG X 3.9" WIDE - STEEL - TAN
	094756-01-02A	EA BRACKET - ANGLE - W/ HOLES - MILL

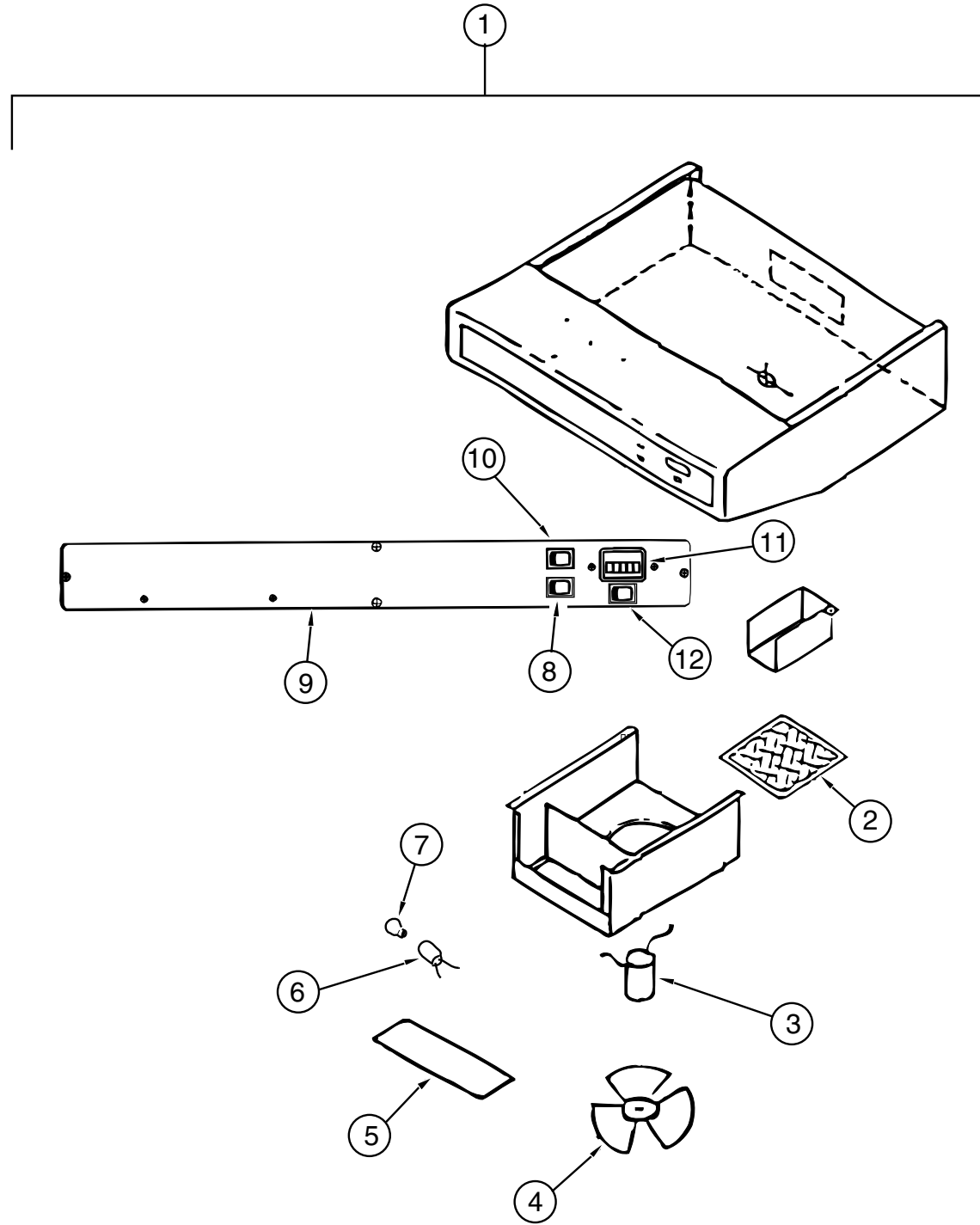


## GALLEY GROUP (CONTINUED)

### RANGE HOOD , W/HOUR METER, TPS-5009-SBDLG (USA)

KEY	PART NUMBER	U/M DESCRIPTION	VENDOR NO.
1	100258-18-03A	EA HOOD - RANGE 22W W/O MONITOR PANEL	
2	096983-01-707	EA FILTER - GREASE - 8" X 8" - LVS	CC246
3	090973-01-700	EA MOTOR - LVS	CA508-1
4	090973-01-702	EA BLADE - FAN - LVS	VA183-1
5	092696-02-701	EA LENS - LAMP	CC179
6	092696-01-710	EA SOCKET - LIGHT	CB267-2
7	092696-01-709	EA BULB - 912	VA415
8	096983-01-702	EA SWITCH - TWO WAY MOMENTARY	112
9	096983-01-700	EA SWITCH - ON/OFF	108
10	100258-01-700	EA HOOD NOSE LABEL	CC428
11	100258-10-01A	EA GAUGE - HOUR METER W/ SWITCH - SCREW ON - 150	
11	100258-10-701	EA GAUGE - HOUR METER - CLIP ON	72367

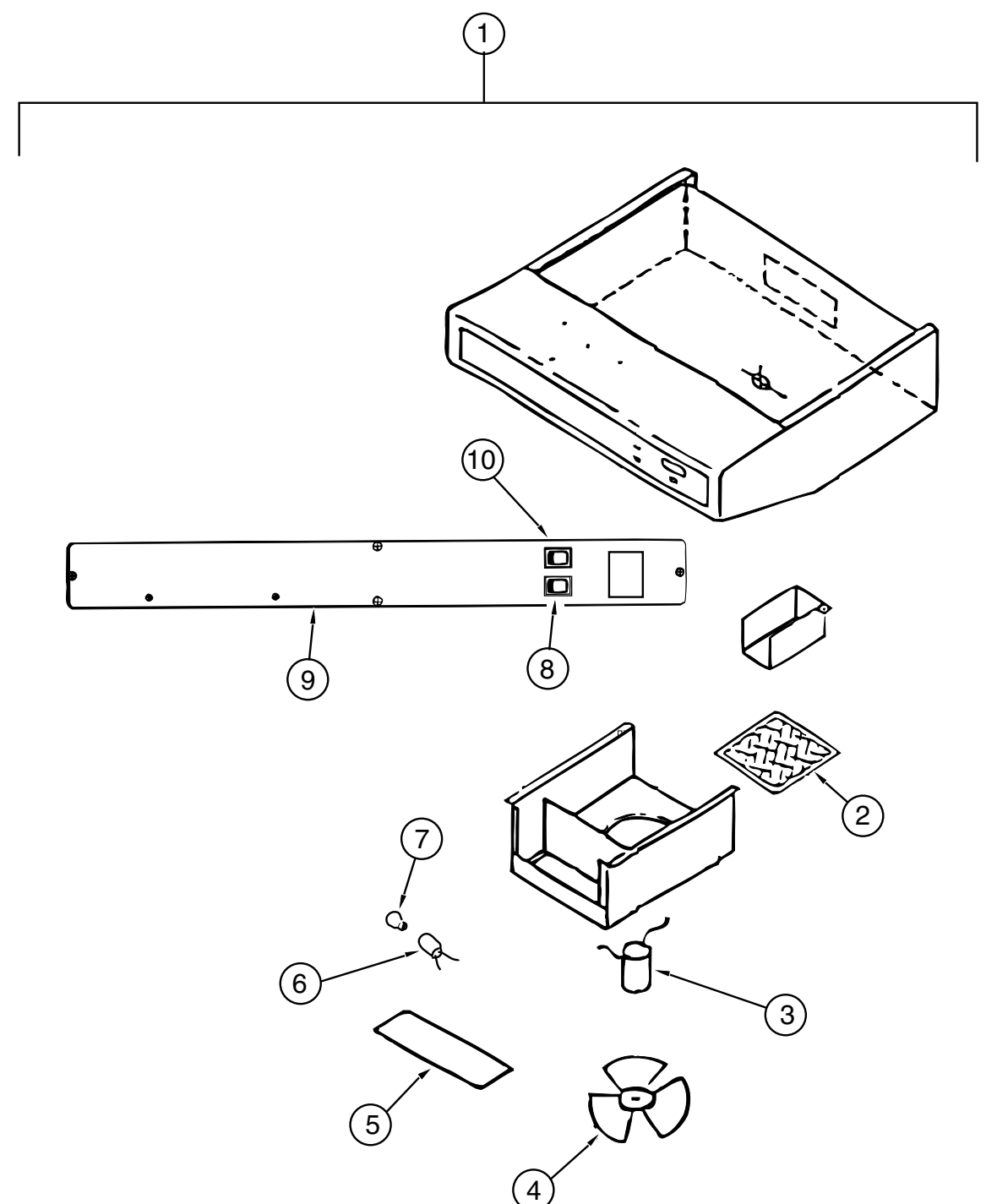
**GALLEY GROUP (CONTINUED)**



**RANGE HOOD , W/O HOUR METER, TCS 5008-NBCLG (CANADIAN)**

KEY	PART NUMBER	U/M DESCRIPTION	VENDOR NO.
1	100258-17-04A	EA HOOD - RANGE - W/O MONITOR PANEL	
2	096983-01-707	EA FILTER - GREASE - 8" X 8" - LVS	CC246
3	090973-01-700	EA MOTOR - LVS	CA508-1
4	090973-01-702	EA BLADE - FAN - LVS	VA183-1
5	092696-02-701	EA LENS - LAMP	CC179-2
6	092696-01-710	EA SOCKET - LIGHT	CB267-2
7	092696-01-709	EA BULB - 912	VA415
8	096983-01-700	EA SWITCH - ON/OFF	108
9	100258-01-700	EA HOOD NOSE LABEL	CC428
10	096983-01-700	EA SWITCH - ON/OFF	108
11	100258-10-01A	EA GAUGE - HOUR METER - SCREW ON (OPTION) - 150	
11	100258-10-701	EA GAUGE - HOUR METER - CLIP ON (OPTION)	72367
12	096983-01-702	EA SWITCH - TWO WAY MOMENTARY (OPTION)	112

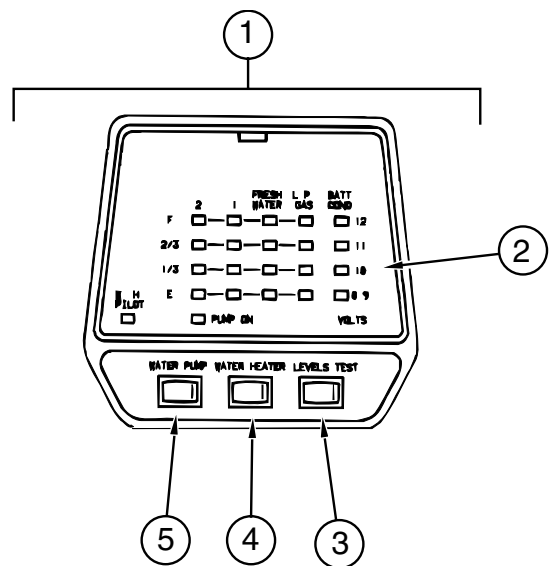
**GALLEY GROUP (CONTINUED)**



**RANGE HOOD , W/O HOUR METER, TCS-5008-NBDLG (USA)**

KEY	PART NUMBER	U/M DESCRIPTION	VENDOR NO.
1	100258-16-04A	EA HOOD - RANGE - W/O MONITOR PANEL	
2	096983-01-707	EA FILTER - GREASE - 8" X 8" - LVS	CC246
3	090973-01-700	EA MOTOR - LVS	CA508-1
4	090973-01-702	EA BLADE - FAN - LVS	VA183-1
5	092696-02-701	EA LENS - LAMP	CC179
6	092696-01-710	EA SOCKET - LIGHT	CB267-2
7	092696-01-709	EA BULB - 912	VA415
8	096983-01-700	EA SWITCH - ON/OFF	108
9	100258-01-700	EA HOOD NOSE LABEL	CC428
10	096983-01-702	EA SWITCH - TWO WAY MOMENTARY	112

**GALLEY GROUP (CONTINUED)**



**MONITOR PANEL (2 WATER TANKS & WATER HEATER)**

KEY	PART NUMBER	U/M DESCRIPTION	VENDOR NO.
1	102765-04-01A	EA PANEL - MONITOR - W/ PLUG - 2 TANKS & WATER HEATER - LVS	
2	102765-04-700	EA CIRCUIT BOARD - 2 HOLDING TANKS	5076-11
3	097617-01-702	EA SWITCH (ALMOND)	107
4	097617-01-701	EA SWITCH - ON/OFF - ALMOND	106
5	102765-01-700	EA SWITCH - ON-ON - ALMOND	110-01

**GENERATOR GROUP**

**ONAN GENERATOR, 6.5 KW MARQUIS (LP FUELED) (US)**

KEY	PART NUMBER	U/M DESCRIPTION
	007125-03-000	EA CLAMP - MUFFLER - 1.5" DIA
	010251-02-000	EA ELBOW - BRASS - 90° 3/8F X 1/4MPT
	105559-04-000	EA MARQUIS GENERATOR W/ MUFFLER & TRAY (6.5 KW)
	106234-01-000	EA PIPE - EXHAUST - GENERATOR
	106235-01-000	EA ADAPTOR - EXHAUST - GENERATOR
	065820-09-000	EA HOSE ASM - HIGH PRESSURE - 28"
	112365-04-000	EA BREAKER - 20AMP GENERATOR

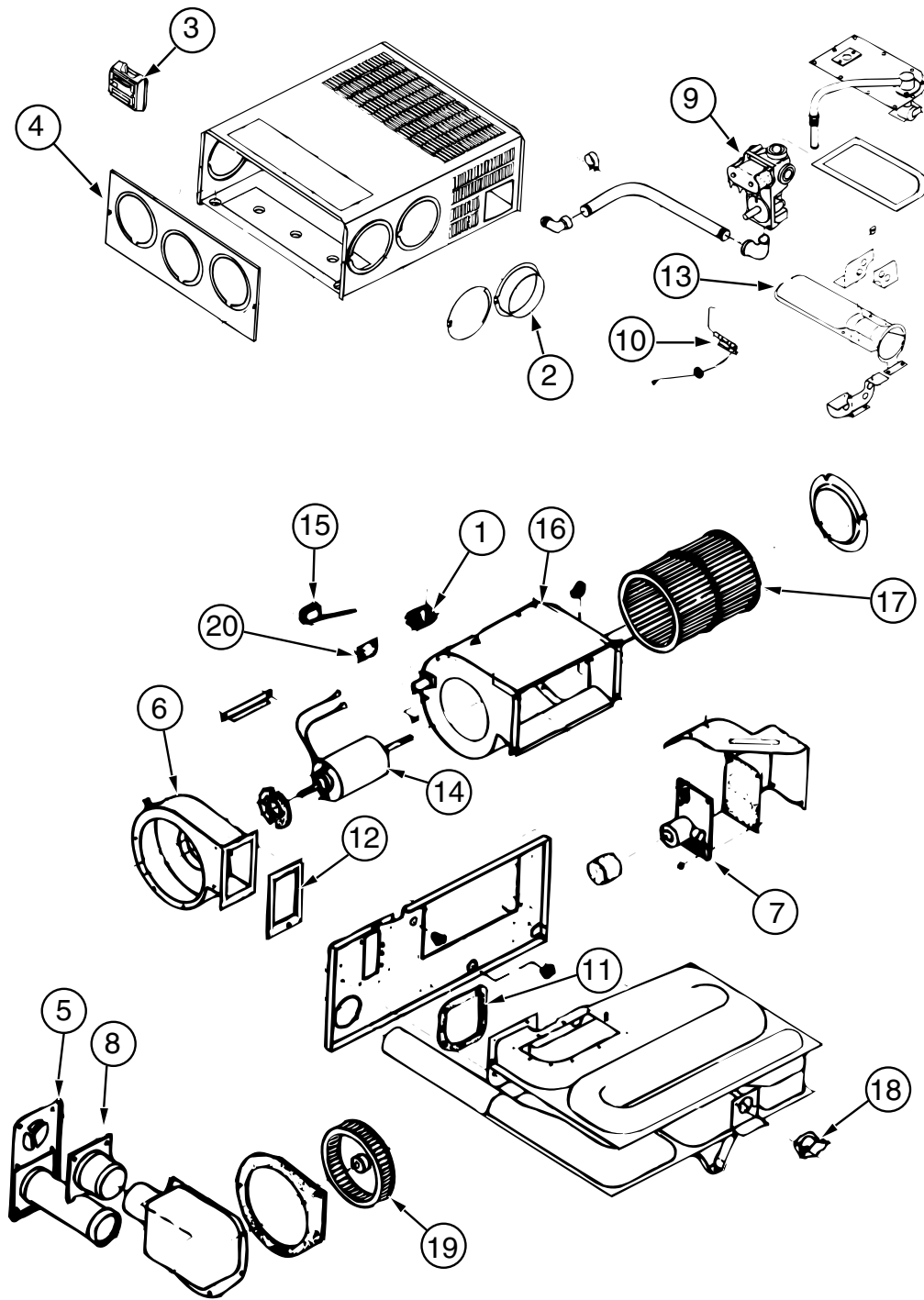
**ONAN GENERATOR, MARQUIS (LP FUELED) (CSA)**

KEY	PART NUMBER	U/M DESCRIPTION
	105559-04-000	EA MARQUIS GENERATOR W/ MUFFLER & TRAY
	106234-01-000	EA PIPE - EXHAUST - GENERATOR
	105958-02-000	EA PIPE - EXHAUST - GENERATOR (USED IN SLIDEOUT OPTION)
	106235-01-000	EA ADAPTOR - EXHAUST - GENERATOR
	112365-04-000	EA BREAKER - 20AMP GENERATOR

**NOTE: ADDITIONAL GENERATOR COMPONENTS ARE FOUND IN THE CHASSIS GROUP**

# HEATING & AIR CONDITIONING GROUP

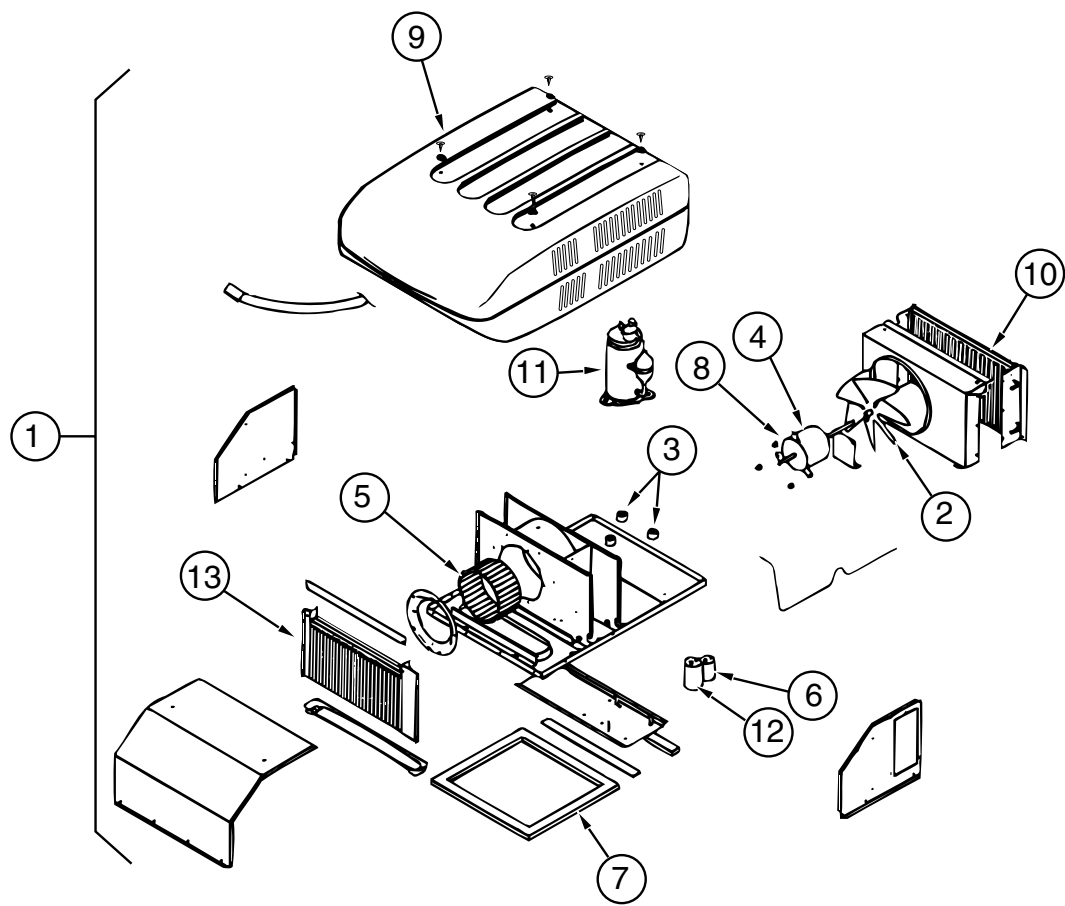
## FURNACE (SUBURBAN SF-42 2275)



KEY	PART NUMBER	U/M	DESCRIPTION	VENDOR NO.
	098668-22-000	EA	FURNACE - 40,000 BTU	
1	074466-01-702	EA	RELAY - TIME DELAY	230625
2	075696-02-703	EA	DUCT COLLAR	050715
3	115764-01-01A	EA	THERMOSTAT - WALL - FURNACE - 160902	
4	098668-01-700	EA	CABINET FRONT	101242
5	098668-01-707	EA	VENT CAP & EXHAUST TUBE ASM	260231
6	098668-01-708	EA	BLOWER ASM (COMBUSTION AIR)	390441
7	098668-01-712	EA	BOARD - MODULE	231741
8	098668-01-713	EA	INTAKE VENT TUBE ASM	051248
9	098668-01-714	EA	GAS VALVE (WHITE ROGERS)	161070
10	098668-01-715	EA	ELECTRODE ASM. (SINGLE PROBE)	232166
11	098668-01-716	EA	GASKET FIREWALL (CHAMBER SIDE)	070808
12	098668-01-717	EA	GASKET FIREWALL(BLOWER SIDE)	070809
13	098668-11-701	EA	BURNER ASM COMP (SF-42F)	010799
14	098668-11-702	EA	MOTOR ASM COMP (SF-42F)	232212
15	098668-11-703	EA	SWITCH - SAIL ASM (SF-42F)	232216
16	098668-11-704	EA	BLOWER ASM ROOM AIR (SF-42F)	390698
17	098668-01-711	EA	WHEEL - ROOM AIR	350129
18	098668-11-706	EA	LIMIT SWITCH (SF-42F)	232217
19	098668-22-702	EA	WHEEL COMBUSTION AIR	350183
20	101990-01-714	EA	MICROSWITCH GASKET	230877
	098668-11-700	EA	ORIFICE - MAIN BURNER SF-42F	180216
	009198-01-000	FT	DUCT - HEAT - FLEXIBLE - 4" ID X 25 FT	
	009200-01-000	EA	TAPE - FURNACE - 1 1/2"	
	098668-14-000	EA	GASKET - FIBERGLASS - .5" X 18" X 18" - 070976	
	098668-23-000	EA	DOOR - ACCESS - FURNACE - BRIGHT WHITE	
	092777-01-000	EA	ADAPTER - DUCT - 4"	
	093741-01-000	EA	BOX - BOOT - FLOOR REGISTER	
	093614-02-02A	EA	GRILL - RETURN AIR - DURA - 252 X 252 MM - BEIGE	
	093614-03-02A	EA	GRILL - RETURN AIR - DURA - 252 X 404 MM - BEIGE	
	094600-05-01A	EA	HEAT REGISTER - W/O DAMPER	
	094600-06-01A	EA	HEAT REGISTER - W/ DAMPER	

## HEATING & AIR CONDITIONING GROUP (CONTINUED)

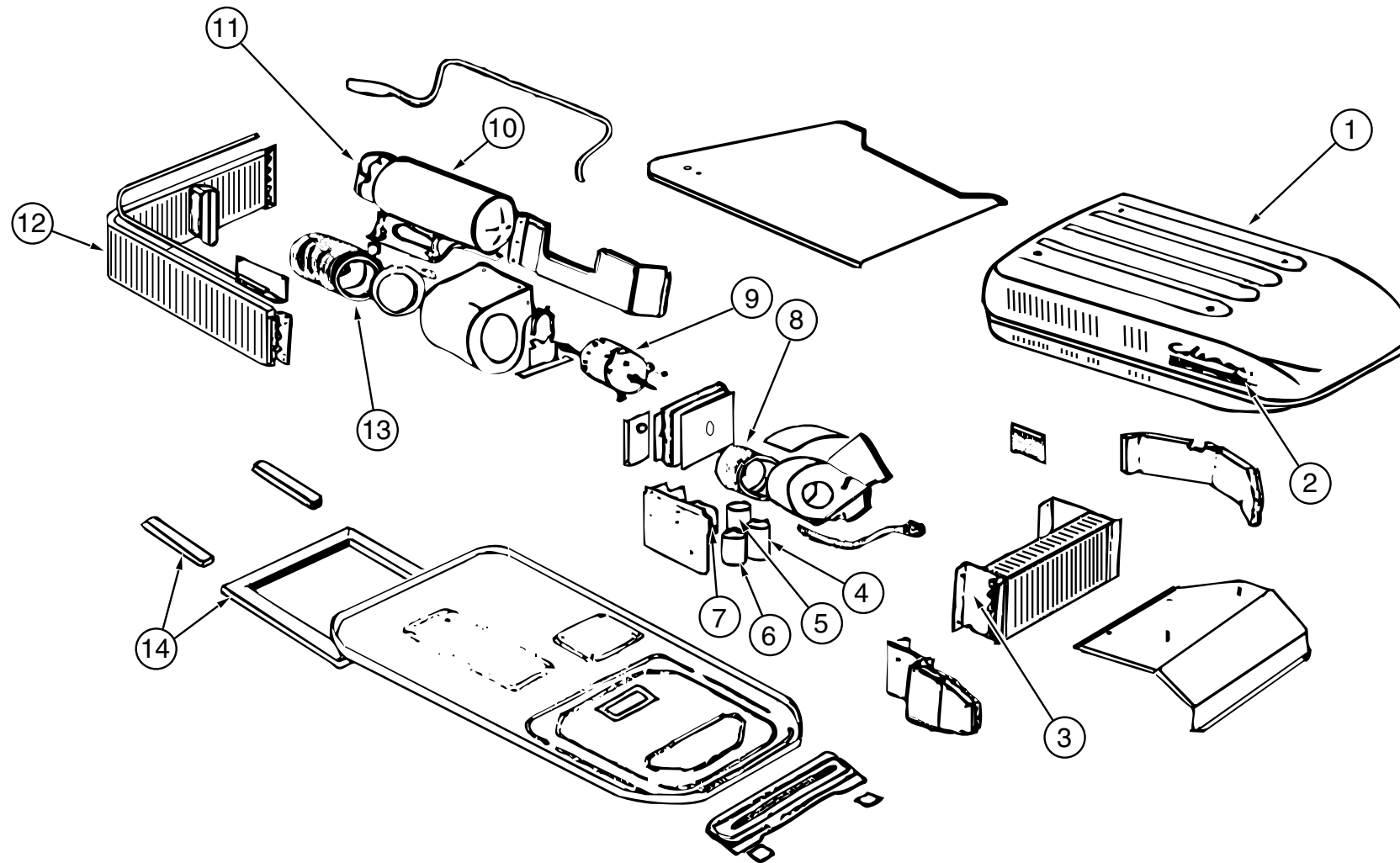
COLEMAN ROOF AIR 13,500 BTU (EXPORT)



KEY	PART NUMBER	U/M	DESCRIPTION	VENDOR NO.
1	108889-02-03A	EA	A/C - ROOF - 13,500 TSR HO IVORY - 7373A891	
2	093763-01-712	EA	FAN BLADE - CONDENSER	6733-3221
3	105620-01-706	EA	FOOT PKG - COMPRESSOR - 3 PER PACKAGE	6759-3081
4	108889-02-701	EA	MOTOR	1468-3059
5	108889-01-706	EA	IMPELLOR	1472-1041
6	093763-01-704	EA	CAPACITOR - FAN	1499-3461
7	108889-01-711	EA	GASKET PACKAGE	6792-3301
8	108889-01-715	EA	MOTOR MOUNT & SHAFT SEAL KIT	6792-3361
9	108889-05-700	EA	SHROUD (BRIGHT WHITE) LESS LOGO	7333-4601
10	108889-01-703	EA	CONDENSER COIL	1452A1301
11	108889-02-700	EA	COMPRESSOR	1452-2029
	108889-01-704	EA	OVERLOAD (MRA#98693)	6749-3541
12	108889-01-707	EA	RUN CAPACITOR (COMP-25MFD/ 370)	1499-5661
13	108889-01-709	EA	EVAPORATOR COIL	1452A1311
	108889-02-703	EA	START RELAY	1497-4141
	093306-01-701	EA	DECAL PKG - LEFT & RIGHT	6798B3591
	108889-01-710	EA	FILLER PAD - COND AIR SEAL	6759A3971
	108889-01-713	EA	SUCTION LINE (3/8 OD X .032 WALL)	6792-130
	108889-01-714	EA	DISCHARGE LINE ASM.	6792-531
	108892-01-01A	EA	CEILING ASM - A/C DUCTED - 7330-730 IV	
	108892-01-700	EA	PLUG ASSEMBLY	7330-540
	108892-01-701	EA	TERMINAL BOARD	7330-3201
	108892-01-702	EA	PRINTED CIRCUIT BOARD	7330-3211
	108892-01-703	EA	FILTER	6798A3761
	108892-01-704	EA	GRILLE (PLASTIC)	6798-3041
	108892-01-705	EA	SMALL PARTS PKG	7330A6101
	102289-01-000	EA	SPRING - SCREW - ROOF A/C GASKET - 6757-150	
	110403-01-G09	EA	SPACER ASM - RETURN AIR - OAK	
	117238-02-01A	EA	THERMOSTAT - A/C ONLY - 7330-3381	
	117238-02-01A	EA	THERMOSTAT - A/C ONLY - 7330-3381	
	088238-01-000	EA	COVER - SWITCH - A/C SELECTOR - FRONT TO REAR A/C	
	073937-03-000	EA	SWITCH - ROTARY SELECTOR - 3 DECK - A/C - CA20-USA892	
	088238-02-000	EA	COVER - SWITCH - A/C SELECTOR FOR FRONT OR REAR	
	056464-06-000	EA	REGISTER - HEAT/A/C - ROUND W/O DAMPER - 4" - PLASTIC - OFF WHITE	
			FROM: 00-00-00 THRU: 11-05-95	
	120134-01-01A	EA	REGISTER - 4-5IN DIA W/ DAMPER - OFF WHITE	
			FROM: 11-06-95 THRU: 99-99-99	

## HEATING & AIR CONDITIONING GROUP (CONTINUED)

13,500 BTU COLEMAN SUPER MAC ROOF A/C & CEILING ASSEMBLY (US, CSA)



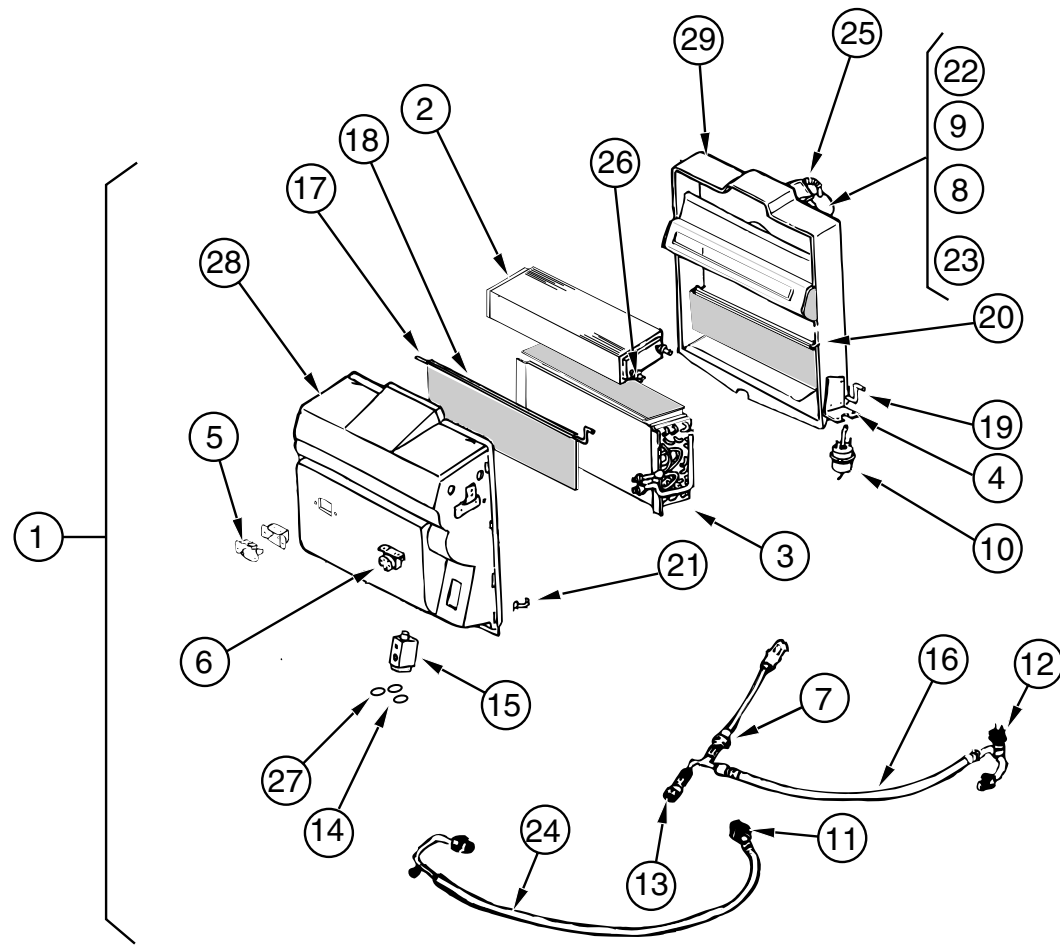
KEY	PART NUMBER	U/M DESCRIPTION	VENDOR NO.
	091225-08-000	EA A/C-ROOF - 13,500 SUPER MAC BRIGHT WHITE - COLEMAN	6799-806
1	091225-08-700	EA SHROUD (ARCTIC WHITE) LESS LOGO	0799-4761
2	093306-01-701	EA DECAL PACKAGE - LEFT & RIGHT - SUPER MACH	6798B3591
3	093765-01-702	EA COIL - EVAPORATOR	1452-1381
4	105620-01-718	EA CAPACITOR - FAN (12.5 MFD/370V	1499-5631
5	091225-07-703	EA CAPACITOR - COMPRESSOR - RUN	1499-5681
6	091225-01-710	EA CAPACITOR - START	1497-0881
7	091225-01-709	EA RELAY - START	1497-4131
8	091225-01-708	EA WHEEL - BLOWER - EVAPORATOR	6799-3391
9	091225-01-707	EA MOTOR (115V, 2.8 AMPS, 1650RPM)	6799-3119
10	091225-07-701	EA COMPRESSOR - TECUMSEH	6798A3609
11	091225-07-702	EA OVERLOAD	6746-3991
12	091225-01-704	EA COIL - CONDENSER	1452A1271
13	091225-01-705	EA WHEEL - BLOWER - CONDENSER	6799-3381
14	037648-01-714	EA GASKET PACKAGE	6759-3281
	102289-01-000	EA SPRING - SCREW - ROOF A/C GASKET - 6757-150	
	108892-01-01A	EA CEILING ASM - A/C DUCTED - 7330-730 IV	

KEY	PART NUMBER	U/M DESCRIPTION	VENDOR NO.
	108892-01-700	EA PLUG ASSEMBLY	7330-540
	108892-01-701	EA BOARD - TERMINAL	7330-3201
	108892-01-702	EA BOARD - P.C.	7330A3211
	108892-01-703	EA FILTER	6798A3761
	108892-01-704	EA GRILLE (PLASTIC)	6798-3041
	108892-01-705	EA SMALL PARTS PKG	7330A6101
	110403-01-G09	EA SPACER ASM - RETURN AIR - OAK	
	117238-01-01A	EA THERMOSTAT - A/C AND FURNACE - 7330-3371	
	117238-02-01A	EA THERMOSTAT - A/C ONLY - 7330-3381	
	056464-06-000	EA REGISTER - HEAT/A/C - ROUND W/O DAMPER - 4" - PLAS - O/WHITE	
		FROM: 00-00-00 THRU: 01-14-96	
	120134-01-01A	EA REGISTER - 4-5 IN DIA W/DAMPER - *D&W 8840 O/WHT	
		FROM: 01-15-96 THRU: 99-99-99	
	073937-03-000	EA SWITCH - ROTARY SELECTOR - 3 DECK - A/C - CA20-USA892	
	088238-01-000	EA COVER - SWITCH - A/C SELECTOR - FRONT TO REAR A/C	
	088238-02-000	EA COVER - SWITCH - A/C SELECTOR FOR FRONT OR REAR	
	092633-02-02A	EA COVER - BLANK - ROOF A/C - 5.1" X 5.1" - PLASTIC - OFF WHITE	



**HEATING & AIR CONDITIONING GROUP (CONTINUED)**

**HEATING & AIR CONDITIONING GROUP (CONTINUED)**



**AUTOMOTIVE HEATING & AIR CONDITIONING**

KEY	PART NUMBER	U/M DESCRIPTION	VENDOR NO.
1	103930-22-000	EA EVAPORATOR / HEATER PUSH - R134A BLOCK - 090-00085	
2	103930-01-703	EA COIL - HEATER	042-0010
3	103930-01-704	EA COIL EVAPORATOR	041-0017
4	103930-01-708	EA BRACKET - VACUUM MOTOR	070-0113
5	103930-01-710	EA RESISTOR - FUSED	035-0006
6	103930-01-711	EA THERMOSTAT	033-0003
7	103930-01-716	EA SWITCH - PRESSURE - FAN	032-0029
8	103930-01-717	EA WHEEL - CLOCKWISE	062-0010
9	103930-01-720	EA MOTOR	030-0004
10	103930-02-708	EA MOTOR - VACUUM SERVO - A/C	030-0002
11	103930-06-700	EA FITTING - QUICK-CONNECT #8	050-0082
12	103930-12-708	EA SWITCH - BINARY - R-134A	032-0048
13	103930-12-709	EA FITTING - QUICK CONNECT	050-0120
14	103930-17-702	EA GASKET OR SAE 015 #10 33-781	045-0127
15	103930-20-700	EA VALVE EXP. BLOCK(2 TON)	034-0032
16	103930-20-701	EA HOSE ASM. - #6	085-0138
17	103930-20-702	EA ROD - F/ BLEND AIR DOOR	073-0039
18	103930-20-703	EA DOOR - BLEND AIR	071-0212
19	103930-20-704	EA ROD - DOOR - RECIRCULATING	073-0018
20	103930-20-705	EA DOOR PANEL - RECIRCULATING	071-0213
21	103930-20-706	EA CLIP - RETAINER	022-0057
22	103930-20-707	EA BLOWER HOUSING	062-0145
23	103930-20-708	EA CLIP - F/ MOTOR SHAFT	022-0001
24	103930-22-700	EA HOSE ASM. - #10 - DIESEL PUSHER	085-0141
25	110279-01-703	EA HOSE - VENT - MOTOR BLOWER	051-0034

**AUTOMOTIVE HEATING & AIR CONDITIONING (CONTINUED)**

KEY	PART NUMBER	U/M DESCRIPTION	VENDOR NO.
26	110279-01-712	EA HEATER FITTING	050-0076
27	113245-01-707	EA GASKET(#8)	045-0126
28	103930-20-710	EA CASE - FRONT - SUB-ASSEMBLY	062-0146
29	103930-20-711	EA CASE - BACK - SUB-ASSEMBLY	062-0147
	072342-10-000	EA CONDENSER ASM - W/ FAN PUSH R13 - 091-00021	
	072342-10-702	EA FITTING - Q.C. MALE #4 - METRIC	050-148
	072342-10-703	EA HOSE #8	051-0096
	072342-10-704	EA SERVICE VALVE - #8 X 8 WO/CP	050-134
	072342-10-705	EA HOSE ASM. W/ FITTINGS	085-0119
	114802-01-000	EA PUMP - VACUUM - 12V - 16" HG - EVANS RV212471	
	072342-10-700	EA COIL - CONDENSER	040-0028
	072342-10-701	EA RECEIVER - DRIER	054-0015
	072342-08-703	EA FAN BLADE/MOTOR & SHROUD 11"	062-0097
	007281-01-000	EA HOSE - FLEXIBLE PVC - 2.5"ID X 50' - ATCOFLEX A-182-355	
	024990-05-000	EA OUTLET - DEFROSTER W/ SWIVEL 2IN BLACK	
	056402-05-000	EA BRACKET - HEATER VENT - ROUND - W/ BEND - BLACK	
	077075-01-000	EA GASKET - INSTRUMENT PANEL TO DEFROSTER PLENUM - .6" X 11.3"	
	077075-03-000	EA GASKET - INSTRUMENT TO DEFROSTER PLENUM	
	103016-01-000	EA PLENUM - TRANSITION	
	103017-01-000	EA PLENUM - DEFROSTER	
	103558-01-02A	EA VENT - DEFROSTER - ABS QUICK SILVER	
	103796-01-01A	EA LOUVER ASM - A/C CARY PROD BLACK	
	103930-04-000	EA CONTROL/ PLENUM SET - 093-00037	
	072341-06-700	EA SWITCH - 4 SPEED - FAN	0883502
	094831-01-709	EA CLAMPS - ROD - 3/16" - MOTIVAIR	ZGG14431
	103930-02-712	EA CONTROL PANEL - A/C & HEAT - BLACK FACING	
	103930-02-701	EA VALVE - CONTROL HEAD	034-0015
	103930-02-702	EA DECAL - FAN SWITCH	058-0008
	103930-02-703	EA HARNESS - WIRE CONTROL	036-0048
	103930-02-704	EA HARNESS - VACUUM CONTROL	036-0049
	103930-02-705	EA CABLE - CONTROL - BOWDEN	074-0011
	103930-02-706	EA CLIP - CABLE - CONTROL	022-0017
	103930-02-707	EA RELAY	031-0001
	103930-02-710	EA CANISTER - VACUUM	054-0002
	103930-23-000	EA VALVE - WATER - 2 PORT - SCS 034-00014	
	103930-13-702	EA SERVICE VALVE - W/O C.P.	050-152
	103930-15-700	EA HOSE ASM. - #12 OSHKOSH	085-0099
	103930-15-702	EA GASKET 0"RING - SAE#18	045-0152
	103930-17-702	EA GASKET OR SAE 015 #10 33-781	045-0127
	113245-01-710	EA GASKET(#12)	045-0128
	103930-07-704	EA FITTING - QUICK CONNECT #8	050-0081
	103930-15-000	EA HOSE KIT #12 PRECHARGED R134 - SCS 093-00074	
	024990-05-000	EA OUTLET - DEFROSTER W/ SWIVEL 2IN BLACK	
	103930-05-000	EA MANUAL - OWNERS - HEATER - A/C - SCS 057-0049	

**REAR HEATER**

KEY	PART NUMBER	U/M DESCRIPTION
	007076-01-000	EA HOSE - FLEXIBLE PVC - 2" ID X 50'
	007108-01-000	FT HOSE - HEATER, 5/8" ID - HI-TEMP - ESE-M2D192-A

## INTERIOR FINISH GROUP

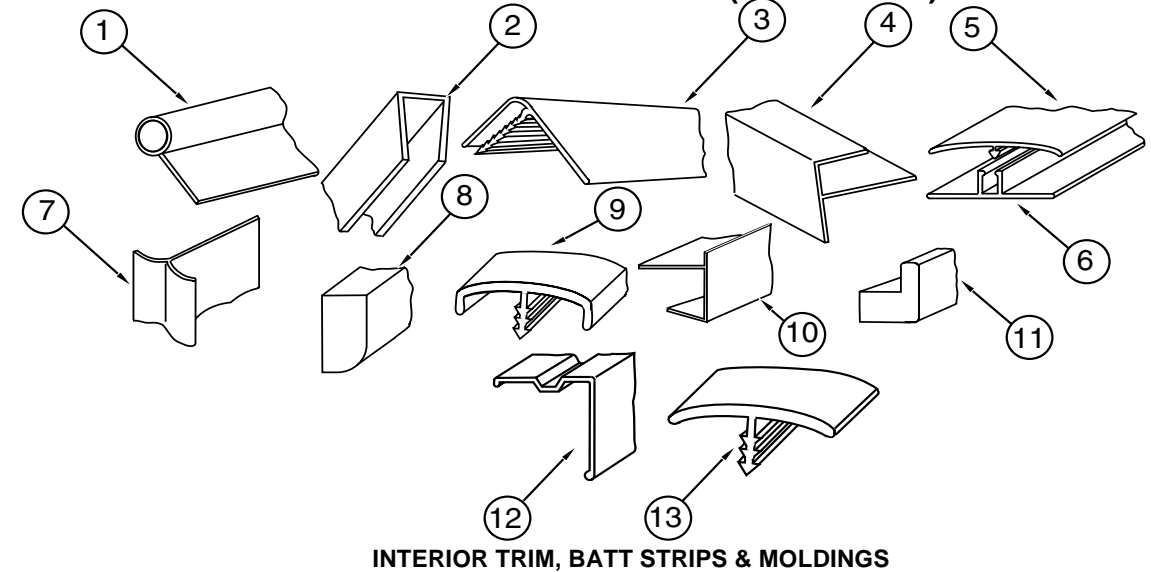
### PANELING, PLASTIC LAMINATE & CARPET

KEY	PART NUMBER	U/M	DESCRIPTION
	074497-28-000	SF	PANELING - WATERFORD OAK - 48 X 96" - 1 SIDED
	080215-10-000	SF	PANELING - WATERFORD OAK - 48 X 96" - 2 SIDED
	000885-76-000	SF	PARTICLE BOARD - 3/8 X 48 X 96" - WATERFORD OAK - VINYL 1 SIDED
	000885-77-000	SF	PARTICLE BOARD - 3/8 X 48 X 96" - WATERFORD OAK - VINYL 2 SIDED
	000885-79-000	SF	PARTICLE BOARD - 3/4 X 48 X 96" - WATERFORD OAK - VINYL 2 SIDED
	074498-77-000	SF	LAMINATE - PLASTIC - ART CABIN - 4' X 7' (28 SF) (PULLOUT TABLE)
	074498-71-000	SF	LAMINATE - PLASTIC - NEUTRAL SANTOS (DINETTE TABLE) (G35, G37)
	074498-72-000	SF	LAMINATE - PLASTIC - PEBBLE SANTOS (DINETTE TABLE) (G36, G44)
	074498-62-000	SF	LAMINATE - PLASTIC - GRAY FINESSE (DINETTE TABLE) (G45)
	074498-67-000	SF	LAMINATE - PLASTIC - ORCHID MIST (PATIO TABLE)
	088272-E8-000	SF	PANELING - SAGE (MAIN WALL) (G35)
	088272-E7-000	SF	PANELING - QUEST (MAIN WALL) (G36, G44)
	088272-F3-000	SF	PANELING - FRENCH WASH (MAIN WALL) (G37)
	088272-E0-000	SF	PANELING - METRO MIST (MAIN WALL) (G45)
	088272-G1-000	SF	PANELING - SHOWER - OFF WHITE - 4' X 7' (28 SF)
	095688-01-000	SF	VENEER - 3.6 MM 48 X N96" UNFINISH
	096060-B3-000	SY	CARPET - 12' ROLL - JUBILATION CASTILE (MINIMUM 4 SY) (G35)
	096060-95-000	SY	CARPET - 12' ROLL - DOESKIN (MINIMUM 4 SY) (G36, G44)
	096060-B5-000	SY	CARPET - 12' ROLL - EXCALIBUR - NIGHT NAVY (MINIMUM 4 SY) (G37)
	096060-96-000	SY	CARPET - 12' ROLL - JUBILATION CRYSTAL (MINIMUM 4 SY) (G45)
	093486-01-000	SY	CARPET - (COMPARTMENT - 54" WIDE - DARK GRAY)
	047034-02-000	SF	PLASTIC - CARPET - 4'WIDE - CLEAR POLY
	105924-01-G35	EA	MAT - FLOOR 18 X 27 (DRIVERS COMPARTMENT)
	105924-01-G36	EA	MAT - FLOOR 18 X 27 (DRIVERS COMPARTMENT) (G36, G44)
	105924-01-G37	EA	MAT - FLOOR 18 X 27 (DRIVERS COMPARTMENT)
	105924-01-G45	EA	MAT - FLOOR 18 X 27 (DRIVERS COMPARTMENT)

### FIRE EXTINGUISHER, DETECTORS & WALL CLOCK

KEY	PART NUMBER	U/M	DESCRIPTION
	072852-01-000	EA	DETECTOR - SMOKE - W/9 VOLT BATTERY
	072852-02-000	EA	DETECTOR - SMOKE - W/9 VOLT BATTERY - CANADIAN
	112320-03-000	EA	DETECTOR - CO GAS MODEL 9D-I COSTAR 946000001
	112320-04-000	EA	DETECTOR - CO SENSOR ASSEMBLY COSTAR 946001001
	094499-01-000	EA	FIRE EXTINGUISHER - DRY W/MOUNTING BRACKET - 10 BC
	094499-01-700	EA	BRACKET - MOUNTING - W/PLASTIC STRAP - FIRE EXTINGUISHER
	094499-02-000	EA	FIRE EXTINGUISHER - DRY - 1A10BC - CANADIAN
	118081-01-01A	EA	WALL CLOCK - 8" DIAMETER - BRASS

## INTERIOR FINISH GROUP (CONTINUED)

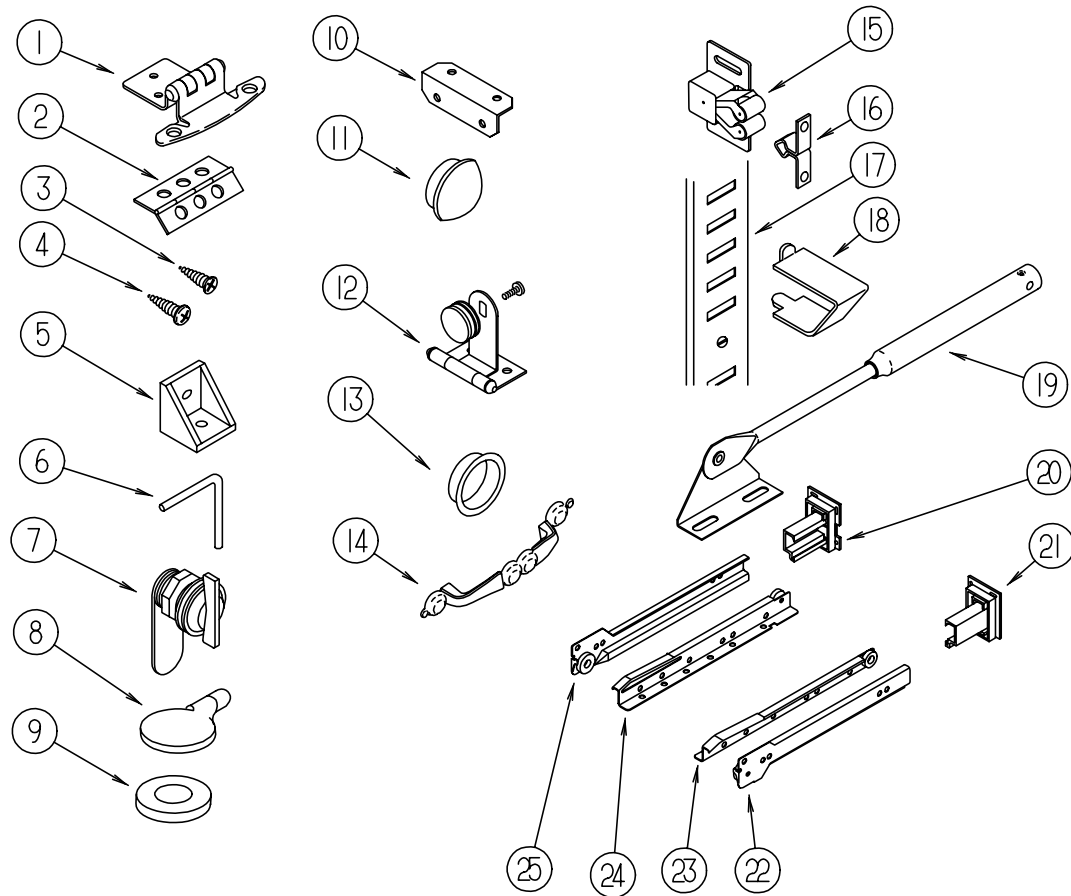


### INTERIOR TRIM, BATT STRIPS & MOLDINGS

KEY	PART NUMBER	U/M	DESCRIPTION
1	009767-12-000	FT	MOLDING - SIDEWALL TO CEILING/ CABINET - WELTING - OFF WHITE
2	009778-21-000	FT	U-CHANNEL - 1" - PICKLED ASH
2	070504-36-000	FT	EXTRUSION - U CHANNEL - 1.65" WATERFORD OAK
2	070504-37-000	FT	EXTRUSION - U CHANNEL - 20.70 - WATERFORD OAK
3	009809-28-000	EA	MOLDING - CORNER - OUTSIDE - 1" - PLASTIC - WATERFORD OAK
3	009809-23-000	EA	MOLDING - CORNER - OUTSIDE - 1" - PLASTIC - IVORY
4	009812-29-000	EA	MOLDING - CORNER - OUTSIDE - .5" X 7' - PLASTIC - WATERFORD OAK
5	086229-13-000	EA	BATTEN - CEILING - 1" WIDE - IVORY - 7.6'
6	086229-01-000	EA	RETAINER - BATTEN - CEILING - .75" WIDE - 7.6'
7	022992-11-000	FT	MOLDING - REVERSE COVE - T-SHAPED - VINYL - IVORY
8	100818-01-05A	EA	MOLDING - VINYL WRAP - TRIM - WATERFORD OAK
9	083620-07-000	FT	T-MOLDING - 3/4 END CAP EDGE - W/ EDGE LIPS - THOR PECAN
9	083620-12-000	FT	T-MOLDING - 3/4 W/ EDGE LIPS - WATERFORD OAK
10	103186-02-05A	FT	MOLDING - PLASTIC - SHELF EDGING - 25.4 MM - WATERFORD OAK
10	103186-01-05A	FT	MOLDING - PLASTIC - SHELF EDGING - 9.5 MM - WATERFORD OAK
11	100819-01-05A	EA	MOLDING - VINYL WRAP - L-SHAPED - DOOR - WATERFORD OAK
	076325-68-000	FT	MOLDING - EDGE BAND - 1 5/16 X .038 - WATERFORD OAK
	076325-34-000	FT	MOLDING - EDGE BAND - 1 5/16 X .030 - ORCHID MIST (PATIO TABLE)
	076325-39-000	FT	MOLDING - EDGE BAND - 1 5/16" X .030 - NEUTRAL (G35, G37)
	076325-37-000	FT	MOLDING - EDGE BAND - 1 5/16" X .030 - NEUTRAL (G36, G44)
	076325-46-000	FT	MOLDING - EDGE BAND - 1 5/16" X .030 - CLOUD (G45)
	076325-67-000	FT	MOLDING - EDGE BAND - WATERFORD OAK - .93 X .024 X 600
	076325-40-000	FT	MOLDING - EDGE BAND - .875" X .024 - NEUTRAL (G35, G37)
	076325-38-000	FT	MOLDING - EDGE BAND - .875" X .024 - NEUTRAL (G36, G44)
	076325-43-000	FT	MOLDING - EDGE BAND - .875" X .024 - CLOUD (G45)
12	093873-01-01A	EA	TRIM - CARPET - L-ANGLE - 1.1" X 1.3" X 12' - VINYL - GRAY
13	105709-01-000	FT	T-MOLDING - 1" - MODERN IVORY
	109332-02-01A	FT	TRIM - J-MIRROR - BRASS
	109736-01-01A	FT	T-MOLDING - 1.00" BRASS/ BLACK
	116951-01-F31	EA	MOLDING
	117268-D2-134	EA	MOLDING - 018 X 040 X 2134 MM VINYL - WRAPPED-WATERFORD
	117268-F2-438	EA	MOLDING - 018 X 065 X 2438 MM - WRAPPED WATERFORD
	117268-F2-134	EA	MOLDING - 018 X 065 X 2134 MM - WRAPPED WATERFORD
	085284-76-000	FT	STRIP-TAPE - ADHESIVE - SHOWER - TRAVERTINE - ANTIQUE WHITE
	085284-B5-000	FT	STRIP-TAPE - ADHESIVE - WATERFORD OAK
	085284-C1-000	FT	STRIP-TAPE - ADHESIVE - SAGE (MAIN WALL) (G35)
	085284-B9-000	FT	STRIP-TAPE - ADHESIVE - BERBER (MAIN WALL) (G36, G44)
	085284-C5-000	FT	STRIP-TAPE - ADHESIVE - VANILLA (MAIN WALL) (G37)
	085284-B1-000	FT	STRIP-TAPE - ADHESIVE - METRO MIST (MAIN WALL) (G45)
	069733-83-000	EA	BATT STRIP - 8' - WATERFORD OAK
	088263-78-000	EA	BATT STRIP - SHOWER - TRAVERTINE - ANTIQUE WHITE
	088263-C7-000	EA	BATT STRIP - SAGE (MAIN WALL) (G35)
	088263-C6-000	EA	BATT STRIP - BERBER (MAIN WALL) (G36, G44)
	088263-D2-000	EA	BATT STRIP - VANILLA (MAIN WALL) (G37)
	088263-B8-000	EA	BATT STRIP - METRO MIST (MAIN WALL) (G45)

# INTERIOR FINISH GROUP (CONTINUED)

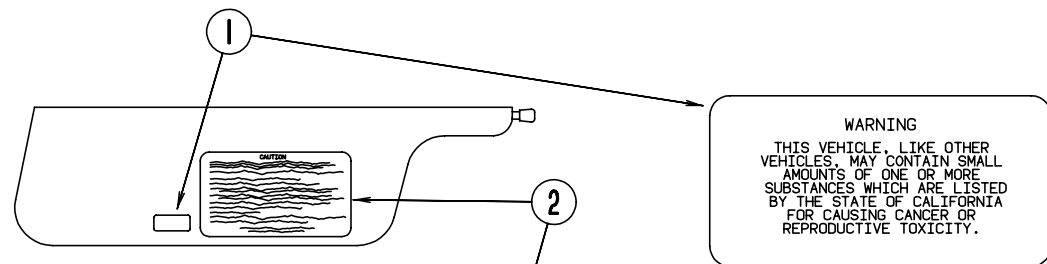
## CABINET HARDWARE



KEY	PART NUMBER	U/M	DESCRIPTION
1	108138-01-000	EA	HINGE - DOOR - CABINET - BURNISHED BRASS
2	009059-02-000	EA	HINGE - DOOR - 2" X 2.7" - BRASS
3	000G13-06-10G	EA	SCREW - 6-20 X.5/8" - PHILLIP FLAT HEAD - ANTIQUE BRASS
4	000G68-06-10G	EA	SCREW - 6-18 X 5/8" - PHILLIP OVAL HEAD - ANTIQUE BRASS
5	065740-01-000	EA	BRACE - CABINET CORNER - PLASTIC
6	108487-02-01A	EA	PROP ROD - OVERHEAD GLASS DOOR SUPPORT - BLACK
	108486-01-01A	EA	BRACKET - PROP ROD - OVHD - BLACK
	039984 01 000	EA	CAP - VINYL - BLACK (PROP ROD)
7	100710-01-01A	EA	LOCK - GLASS DOOR - TWIST TYPE - BRASS
	101272-01-000	EA	CATCH - DOOR - GLASS
8	101766-01-000	EA	PIN - SUPPORT - GLASS DOOR
9	100707-01-000	EA	SPACER - DOOR - GLASS - PLASTIC
10	016604-05-000	EA	BRACE - CABINET - ANGLE - 2.5" - METAL - OFF WHITE
11	042356-01-000	EA	PLUG - MAHOGANY - 3/8" DIAMETER - WOOD
	074045-01-000	EA	PLUG - OAK - 1/2" DIAMETER
12	100711-01-01A	EA	HINGE - DOOR - GLASS
13	098410-01-01A	EA	PULL - FINGER - OVAL - BRASS
14	117800-01-01A	EA	CABINET DOOR PULL - BRASS
15	093586-06-000	EA	CATCH - SPRING - ROLLER
16	093586-05-000	EA	STRIKE - SPRING STEEL

KEY	PART NUMBER	U/M	DESCRIPTION
17	098980-01-000	EA	PILASTER - ADJUSTABLE SHELF - 18" LONG
17	098980-02-000	EA	PILASTER - ADJUSTABLE SHELF - 12" LONG
17	098980-06-000	EA	PILASTER - ADJUSTABLE SHELF - 24" LONG
17	098980-03-000	EA	PILASTER - ADJUSTABLE SHELF - WOOD GRAIN
18	098979-01-000	EA	CLIP - ADJUSTABLE SHELF
19	074493-02-000	EA	SUPPORT - PISTON SPRING - CABINET DOOR
20	114045-01-000	EA	BACKSOCKET - ADJUSTABLE - LEFT
		N/A	ORDER KIT ACCORDING TO LENGTH OF DRAWER SLIDE (#114031)
21	114045-02-000	EA	BACKSOCKET - ADJUSTABLE - RIGHT
		N/A	ORDER KIT ACCORDING TO LENGTH OF DRAWER SLIDE (#114031)
22	114031-02-000	EA	SLIDE - DRAWER - 12" - CABINET - RIGHT SIDE
		N/A	ORDER #114031-01-700 SLIDE DRAWER KIT
22	114031-14-000	EA	SLIDE - DRAWER - 18" - CABINET - RIGHT SIDE
		N/A	ORDER #114031-13-700 SLIDE DRAWER KIT
22	114031-18-000	EA	SLIDE - DRAWER - 20" - CABINET - RIGHT SIDE
		N/A	ORDER #114031-17-700 SLIDE DRAWER KIT
22	114031-22-000	EA	SLIDE - DRAWER - 22" - CABINET - RIGHT SIDE
		N/A	ORDER #114031-21-700 SLIDE DRAWER KIT
23	114031-04-000	EA	SLIDE - DRAWER - 12" - RIGHT SIDE
		N/A	ORDER #114031-01-700 SLIDE DRAWER KIT
23	114031-16-000	EA	SLIDE - DRAWER - 18" - RIGHT SIDE
		N/A	ORDER #114031-13-700 SLIDE DRAWER KIT
23	114031-20-000	EA	SLIDE - DRAWER - 20" - RIGHT SIDE
		N/A	ORDER #114031-17-700 SLIDE DRAWER KIT
23	114031-24-000	EA	SLIDE - DRAWER - 22" - RIGHT SIDE
		N/A	ORDER #114031-21-700 SLIDE DRAWER KIT
24	114031-03-000	EA	SLIDE - DRAWER - 12" - LEFT SIDE
		N/A	ORDER #114031-01-700 SLIDE DRAWER KIT
24	114031-15-000	EA	SLIDE - DRAWER - 18" - LEFT SIDE
		N/A	ORDER #114031-13-700 SLIDE DRAWER KIT
24	114031-19-000	EA	SLIDE - DRAWER - 20" - LEFT SIDE
		N/A	ORDER #114031-17-700 SLIDE DRAWER KIT
24	114031-23-000	EA	SLIDE - DRAWER - 22" - LEFT SIDE
		N/A	ORDER #114031-21-700 SLIDE DRAWER KIT
25	114031-01-000	EA	SLIDE - DRAWER - 12" - CABINET - LEFT SIDE
		N/A	ORDER #114031-01-700 SLIDE DRAWER KIT
25	114031-13-000	EA	SLIDE - DRAWER - 18" - CABINET - LEFT SIDE
		N/A	ORDER #114031-13-700 SLIDE DRAWER KIT
25	114031-17-000	EA	SLIDE - DRAWER - 20" - CABINET - LEFT SIDE
		N/A	ORDER #114031-17-700 SLIDE DRAWER KIT
25	114031-21-000	EA	SLIDE - DRAWER - 22" - CABINET - LEFT SIDE
		N/A	ORDER #114031-21-700 SLIDE DRAWER KIT
	P02786-04-E10	EA	HANDRAIL - ENTRANCE DOOR
	099682-01-01A	EA	BRACKET - MOUNTING - HAND RAIL - BRASS
	009063-01-000	EA	HINGE - CONTINUOUS - 1 1/2" X 72" - UNPAINTED
	009066-01-000	EA	HINGE - ALUMINUM - NO HOLES - 1 1/16" X 6' - UNPAINTED
	004354-01-000	EA	BUMPER - RUBBER - .5" DIA - BROWN
	109332-02-01A	EA	TRIM - J - MIRROR - BRASS

## LABELS GROUP



**WARNING**  
THIS VEHICLE, LIKE OTHER VEHICLES, MAY CONTAIN SMALL AMOUNTS OF ONE OR MORE SUBSTANCES WHICH ARE LISTED BY THE STATE OF CALIFORNIA FOR CAUSING CANCER OR REPRODUCTIVE TOXICITY.

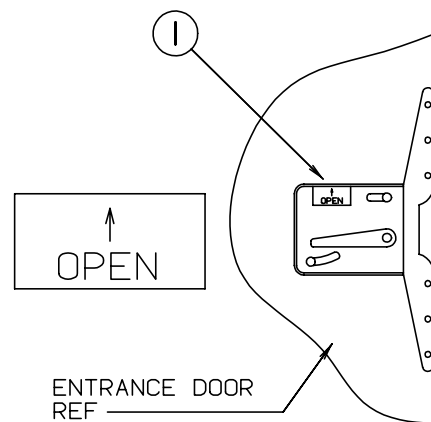
### CAUTION

THIS MOTOR HOME HAS BEEN DESIGNED, MANUFACTURED AND TESTED WITH CONCERN FOR THE PROTECTION OF IT'S OCCUPANTS. WE RECOMMEND YOU PERFORM THE FOLLOWING INSPECTIONS FOR YOUR SAFETY AND THE SAFETY OF YOUR PASSENGERS BEFORE STARTING YOUR VEHICLE.

1. LP GAS SYSTEM- TURN OFF AT TANK FOR TRAVELING. TEST FOR LEAKS UPON ARRIVAL AT DESTINATION. BEFORE LIGHTING PILOTS.
2. WHEELS- INSPECT FOR DAMAGE AND CHECK LUG NUTS FOR TIGHTNESS.
3. TIRES- INSPECT FOR WEAR AND DAMAGE AND CHECK FOR RECOMMENDED AIR PRESSURE.
4. LIGHTING- TEST FOR PROPER OPERATION OF ALL INTERIOR AND EXTERIOR LIGHTS INCLUDING DASH LIGHTS, HEADLIGHTS, TAIL LIGHTS, BRAKE LIGHTS, CLEARANCE LIGHTS AND TURN SIGNALS.
5. EXITS- INSPECT RELEASE MECHANISM ON EMERGENCY EXIT WINDOW, TEST BOTH LOCKS ON MAIN ENTRANCE DOOR FOR EASE OF OPERATION AND INSTRUCT PASSENGERS HOW TO USE BOTH MEANS OF EXIT.
6. SEAT BELTS- DIRECT PASSENGERS TO DESIGNATED SEATS AND REQUIRE USE OF SEAT BELTS.
7. APPLIANCES- TURN OFF AND LATCH OR LOCK DOORS WHERE PROVIDED.
8. LOOSE PARCELS- STORE SECURELY.
9. UTILITY SUPPLY LINES- DISCONNECT ALL ELECTRIC, SEWER AND WATER LINES AND SECURE PROPERLY.
10. ENTRANCE DOOR STEP- PLACE IN RETRACTED POSITION FOR TRAVELING.

READ YOUR MOTOR HOME AND CHASSIS OWNER'S MANUAL FOR FURTHER PRECAUTIONS

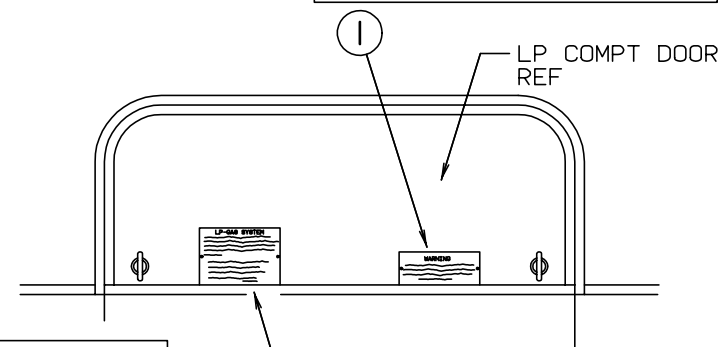
KEY	PART NUMBER	U/M DESCRIPTION
1	099689-01-000	EA LABEL - WARNING - CANCER/TOXICITY
2	056259-01-000	EA LABEL - SAFETY CHECK LIST



KEY	PART NUMBER	U/M DESCRIPTION
1	040944-01-000	EA LABEL - ENTRANCE DOOR - "OPEN"

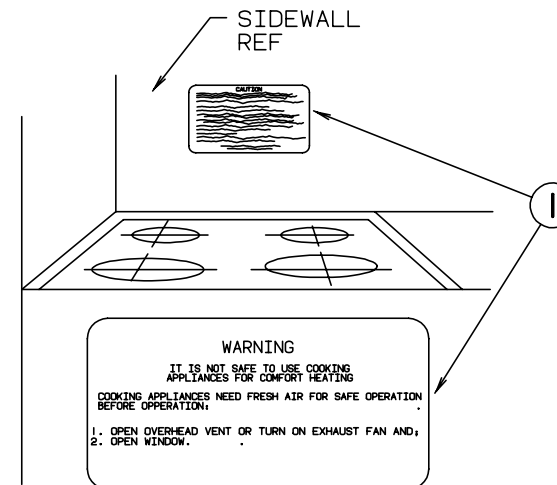
## LABELS GROUP (CONTINUED)

**WARNING**  
ALL PILOT LIGHTS AND APPLIANCES SHALL BE TURNED OFF DURING REFUELING OF MOTOR FUEL TANKS AND/OR PERMANENTLY MOUNTED LP-GAS CONTAINERS.



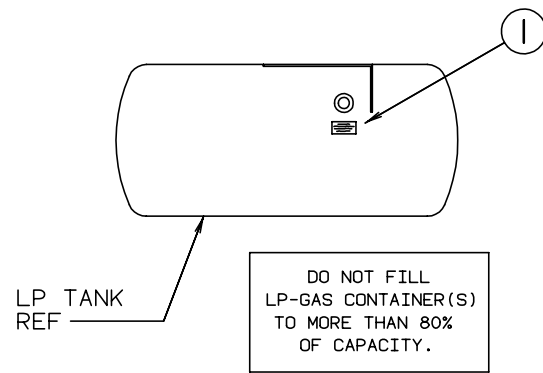
**LP-GAS SYSTEM**  
THIS GAS PIPING SYSTEM IS DESIGNED FOR USE OF LIQUEFIED PETROLEUM GAS ONLY. DO NOT CONNECT NATURAL GAS TO THIS SYSTEM.  
  
SECURELY CAP INLET(S) WHEN NOT CONNECTED FOR USE. AFTER TURNING ON GAS, EXCEPT AFTER NORMAL CONTAINER REPLACEMENT, TEST GAS PIPING AND CONNECTIONS TO APPLIANCE FOR LEAKAGE WITH SOAPY WATER OR BUBBLE SOLUTION. DO NOT USE PRODUCTS THAT CONTAIN AMMONIA OR CHLORINE.  
P.N. 54531

KEY	PART NUMBER	U/M DESCRIPTION
1	006040-01-000	EA TAG - GAS REFUELING WARNING
1	006040-02-000	EA TAG - GAS REFUELING WARNING (CANADIAN)
2	054531-01-000	EA LABEL - LP GAS ONLY
2	023769-01-000	EA LABEL - WARNING-LPG (CANADIAN)



KEY	PART NUMBER	U/M DESCRIPTION
1	050225-01-000	EA LABEL - WARNING - STOVE VENT - US
1	050222-01-000	EA LABEL - WARNING - STOVE VENT - CSA

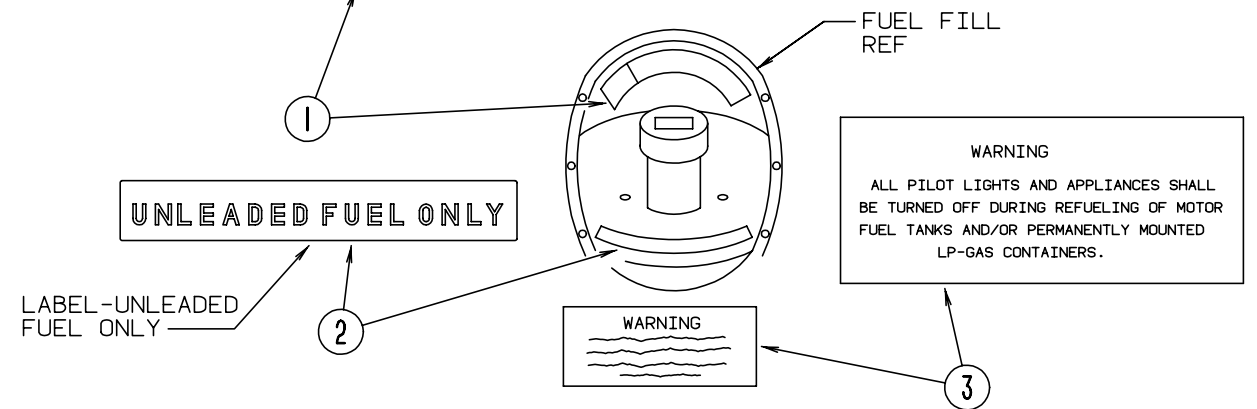
**LABELS GROUP (CONTINUED)**



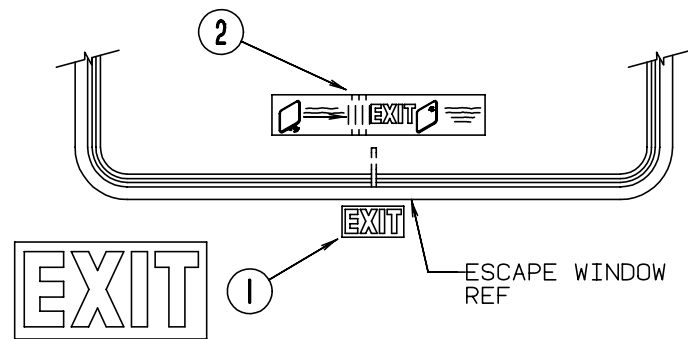

KEY	PART NUMBER	U/M DESCRIPTION
1	079965-01-000	EA LABEL - LPG - 80% CAPACITY

**LABELS GROUP (CONTINUED)**

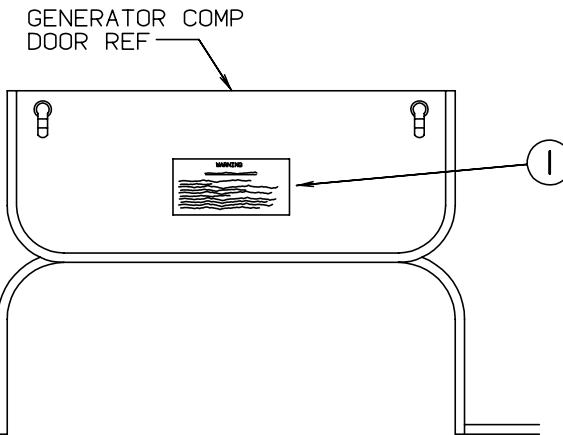
<b>CAUTION</b>	TO HELP AVOID PERSONAL INJURY DURING REMOVAL OF FUEL FILLER CAP, SLOWLY LOOSEN CAP 1/2 TURN TO ALLOW ANY FUEL PRESSURE TO BE RELIEVED BEFORE TURNING CAP FURTHER.
<b>FUEL SPRAY MAY CAUSE PERSONAL INJURY</b>	STOP ADDING FUEL AFTER FIRST SHUTOFF BY AUTOMATIC NOZZLE WHEN TANK IS NEARLY FULL. DO NOT OVERFILL FUEL TANK. SEE OWNERS MANUAL FOR ADDITIONAL INFORMATION. PRINTED IN U.S.A. MLC PT NO 15611763



KEY	PART NUMBER	U/M DESCRIPTION
1	087207-05-000	EA LABEL - FUEL CAP REMOVAL
2	062043-01-000	EA LABEL - FUEL - UNLEADED
3	006040-01-000	EA TAG - GAS REFUELING WARNING
3	006040-02-000	EA TAG - GAS REFUELING WARNING (CANADIAN)



KEY	PART NUMBER	U/M DESCRIPTION
1	107571-01-000	EA LABEL - EXIT/ESCAPE WINDOW
2	039290-01-000	EA LABEL - EXIT WARNING



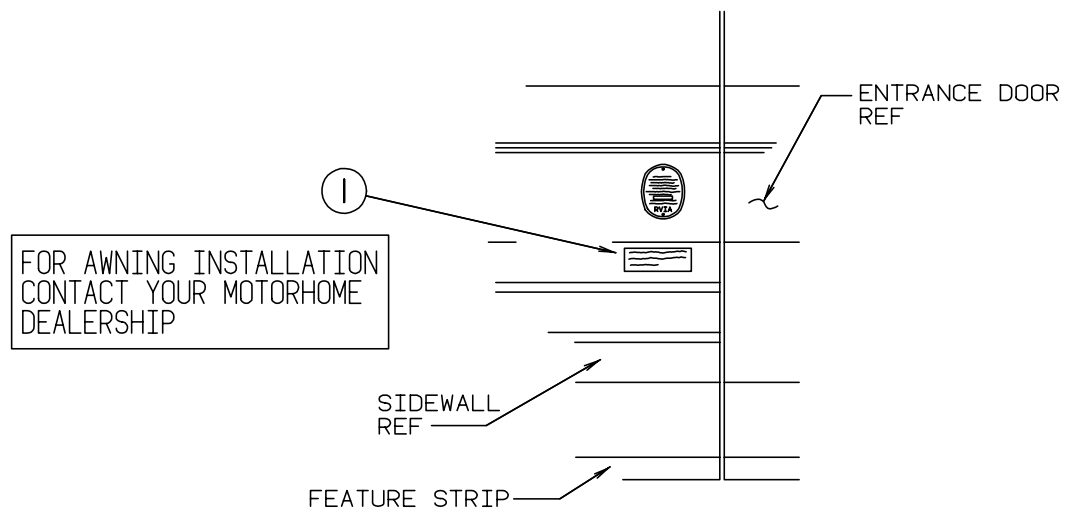
**WARNING**

WHEN ADDING A GENERATOR SET:

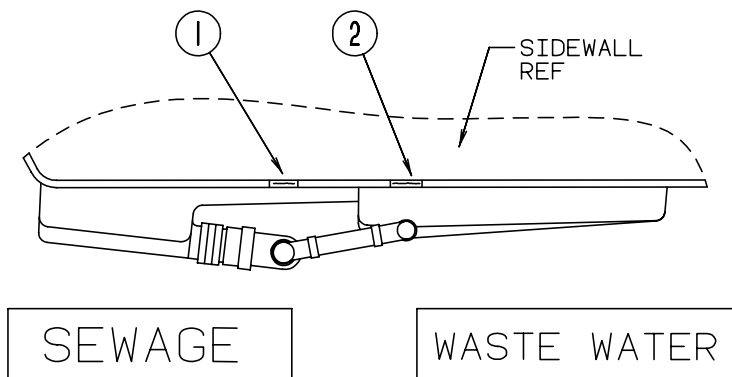
HIGH VOLTAGE-USE EXTREME CAUTION WHEN WORKING ON ELECTRICAL COMPONENTS.  
HAVE ALL ELECTRICAL INSTALLATION PERFORMED BY A QUALIFIED LICENSED ELECTRICIAN-FOLLOW ALL STATE AND LOCAL CODES.  
ONLY INSTALL GENERATOR SET APPROVED FOR R.V. APPLICATION. HAVE INSTALLED BY QUALIFIED TECHNICIAN.  
TO AVOID HEAT BUILD-UP AND TO GUARANTEE AN ADEQUATE AIR SUPPLY TO THE GENERATOR CARBURETOR, FOLLOW INSTALLATION INSTRUCTIONS.  
GENERATOR ENGINE EXHAUST GASES ARE TOXIC AND MUST NOT TERMINATE UNDER THE VEHICLE-DISCHARGE EXHAUST AWAY FROM VEHICLE.

KEY	PART NUMBER	U/M DESCRIPTION
1	077510-01-000	EA LABEL - GENERATOR PREP

**LABELS GROUP (CONTINUED)**

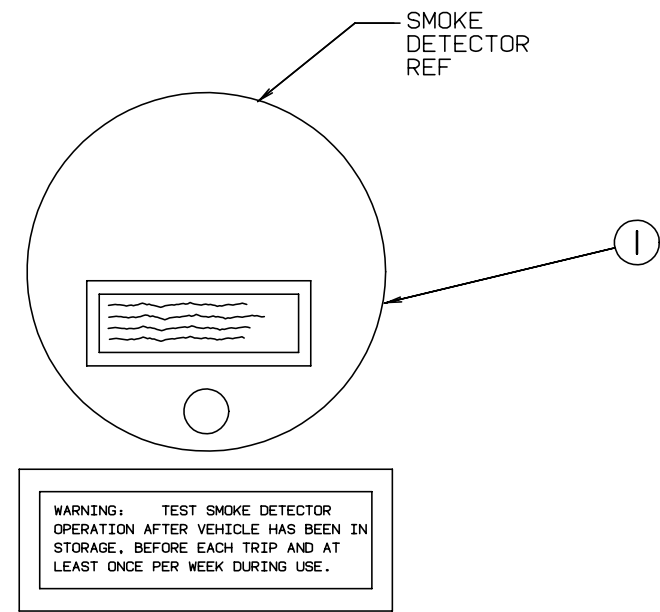


KEY	PART NUMBER	U/M DESCRIPTION
1	006187-01-000	EA LABEL - SEWAGE
2	006188-01-000	EA LABEL - WASTE WATER

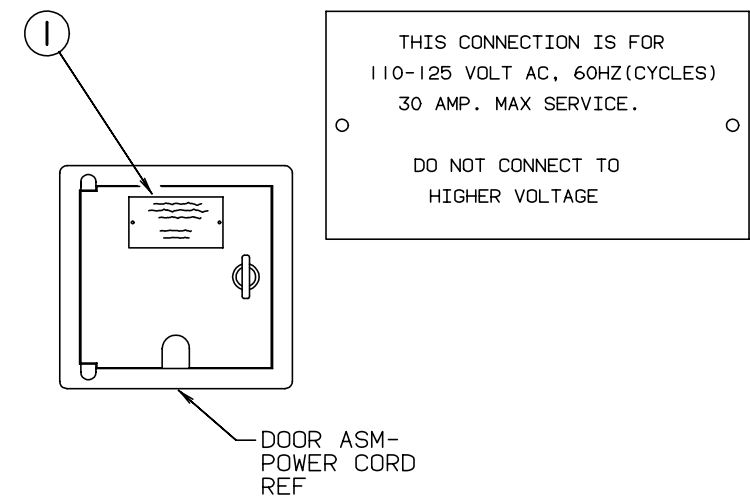


KEY	PART NUMBER	U/M DESCRIPTION
1	006187-01-000	EA LABEL - SEWAGE
2	006188-01-000	EA LABEL - WASTE WATER

**LABELS GROUP (CONTINUED)**



KEY	PART NUMBER	U/M DESCRIPTION
1	077956-01-000	EA LABEL - WARNING - SMOKE DETECTOR

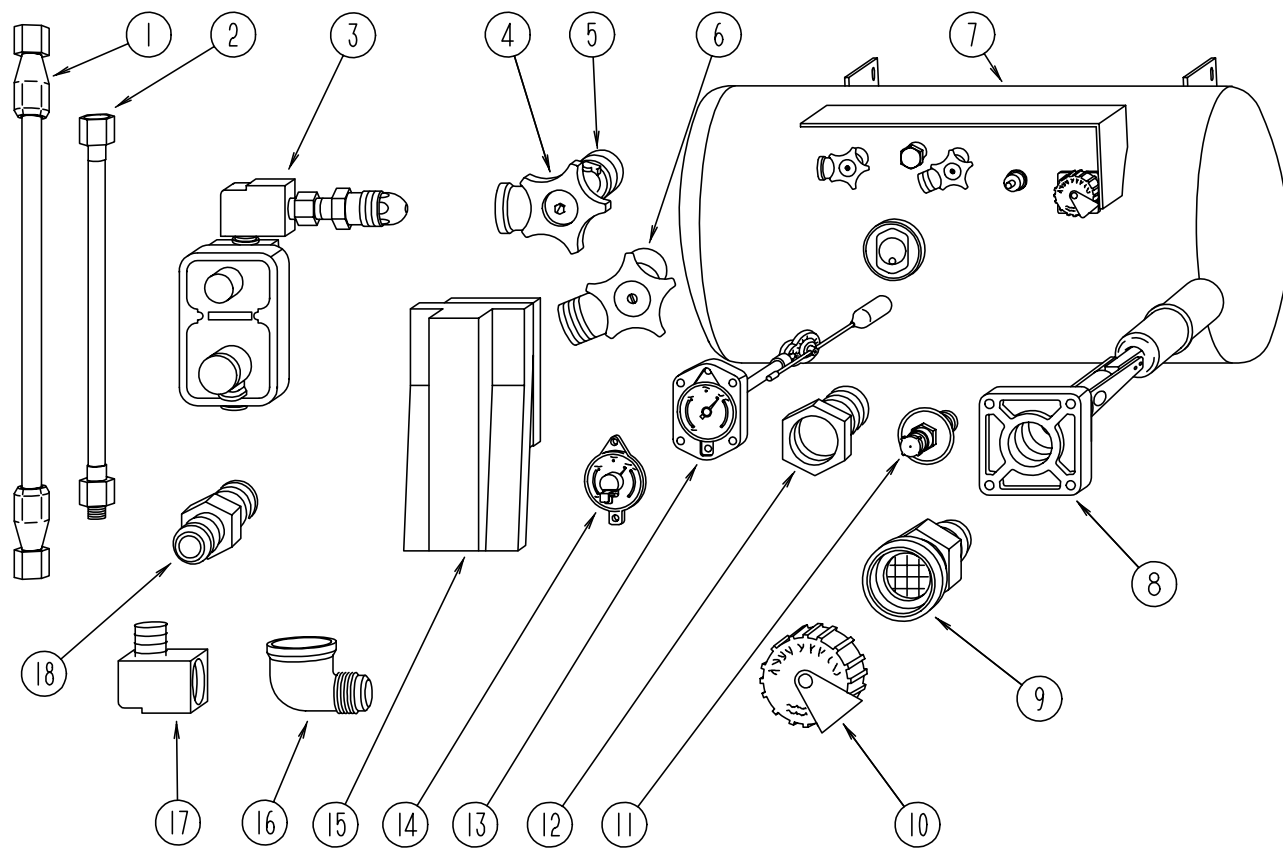


KEY	PART NUMBER	U/M DESCRIPTION
1	006062-01-000	EA TAG - ELECTRIC - 110V CONNECTION

**MISCELLANEOUS LABELS**

KEY	PART NUMBER	U/M DESCRIPTION
	094675-01-000	EA LABEL - EXTERIOR LIGHT - SERVICE
	073998-01-000	EA LABEL - LPG ODOR WARNING
	079966-01-000	EA LABEL - WARNING - STOWED - MOTION
	091243-01-000	EA LABEL - A/C COVER - "AIR CONDITIONING CIRCUIT. ETC."
	098379-04-000	EA LABEL - ELECTRICAL BOX SIDE
	104678-01-000	EA LABEL - CB PREP
	111104-01-000	EA LABEL - HITCH - READ MANUAL
	111537-07-000	EA LABEL - FUSES
	111802-01-000	EA LABEL- CFC WARNING

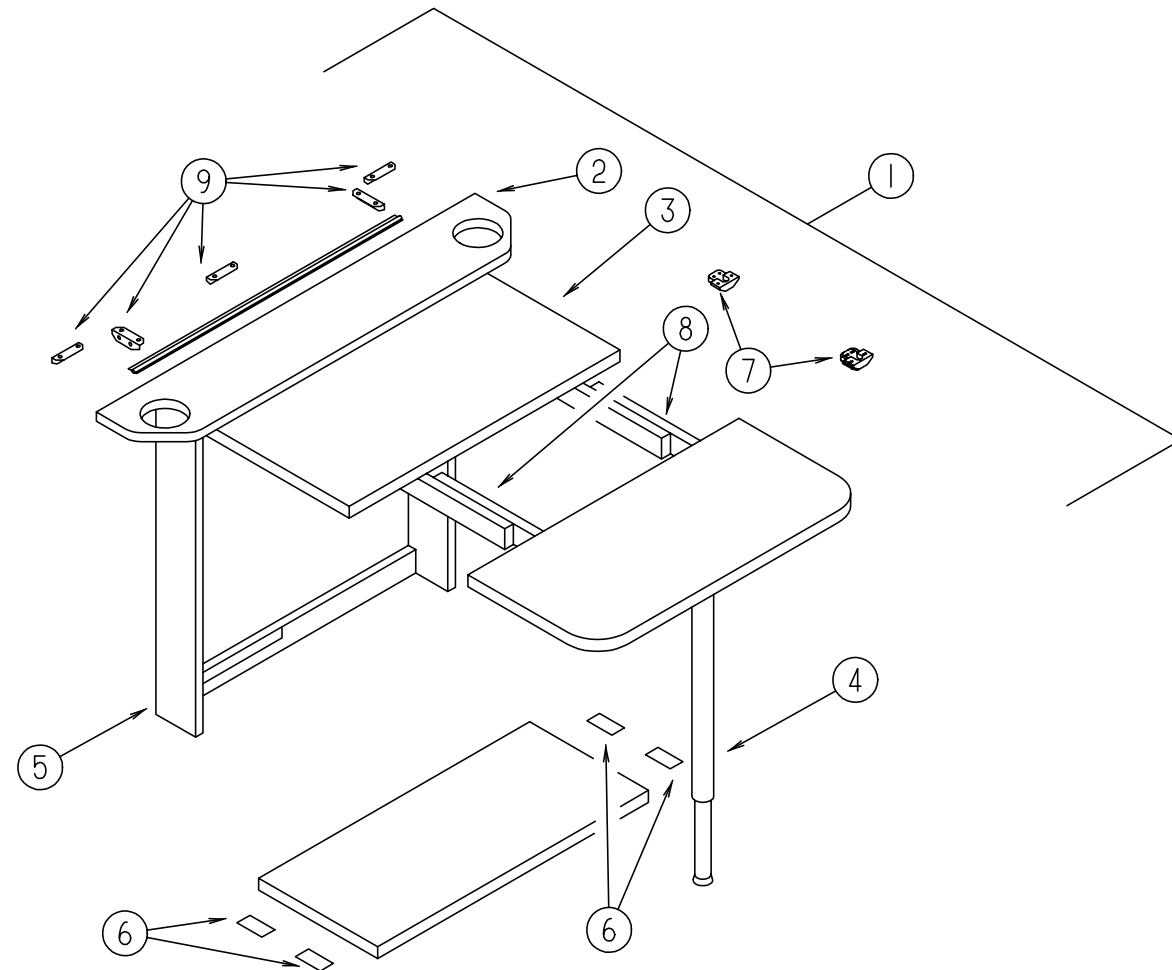
## LP GROUP



### LP TANK & COMPONENTS

KEY	PART NUMBER	U/M DESCRIPTION	VENDOR NO.
1	045703-05-000	EA HOSE - LP - 3/8" ID X 28" - 3/8" MPT X 1/2" F SWIVEL - US	
1	045703-06-000	EA HOSE - LP - 3/8" ID X 28" - 3/8" MPT X 1/2" F SWIVEL - CANADA	
2	045703-01-000	EA HOSE - LP - 3/8" ID X 24" - 3/8" MPT X 1/2" F SWIVEL	
3	106150-01-000	EA REGULATOR - TWO STAGE	
4	040421-01-708	EA HANDWHEEL - SERVICE VALVE	G-1015-A
5	040421-01-712	EA VALVE - SERV. W/O VAPOR RELIEF	29000853
6	040421-01-710	EA VALVE - SERVICE LIQUID	910145
7	088253-05-000	EA TANK - LP - 130 LB - LIQUID DRAW	
8	040421-01-711	EA VALVE - 80% FILL W/ AUTO STOP	
9	040421-01-701	EA VALVE - FILL - SHORT, LP	75478
10	040421-01-702	EA CAP - PLASTIC - FILL VALVE	G-1014-A
11	040421-01-700	EA VALVE - LIQUID LEVEL - 20%	G-1013
12	040421-01-713	EA VALVE - VAPOR ONLY	29000587
13	088253-01-700	EA GAUGE - FLOAT ASSEMBLY - L.P.	16C
14	040440-02-000	EA TRANSMITTER - DIAL - 90 OHM	
15	105658-01-000	EA COMPARTMENT - LP REGULATOR	
16	010265-01-000	EA ELBOW - BRASS - 90 DEGREE - 3/8"F X 1/2"FPT	
	010252-01-000	EA ELBOW - BRASS - 90 DEGREE - 3/8"F X 1/2"MPT	
17	065318-02-000	EA ELBOW - BRASS - 90 DEGREE - 3/8" MPT TO 3/8" FPT	
18	010323-01-000	EA ADAPTER - BRASS - 3/8" F X 1/2" MPT	
	010326-01-000	EA ADAPTER - FLARE - W/ CONE GASKET - 3/8"F X 1/2"M	
	010377-02-000	EA NUT - BRASS - 3/8" FEMALE - FORGED	
	010380-02-000	EA NUT - BRASS - 1/2" FEMALE - FORGED	
	106846-01-000	EA VALVE - RELIEF	
	106871-01-000	EA BUSHING - 1/2 X 1/4 BLK	
	103613-01-000	EA DETECTOR - LP GAS	
	088253-03-000	EA TANK-LP, 100 LB - 16"D X 36" - SPL	

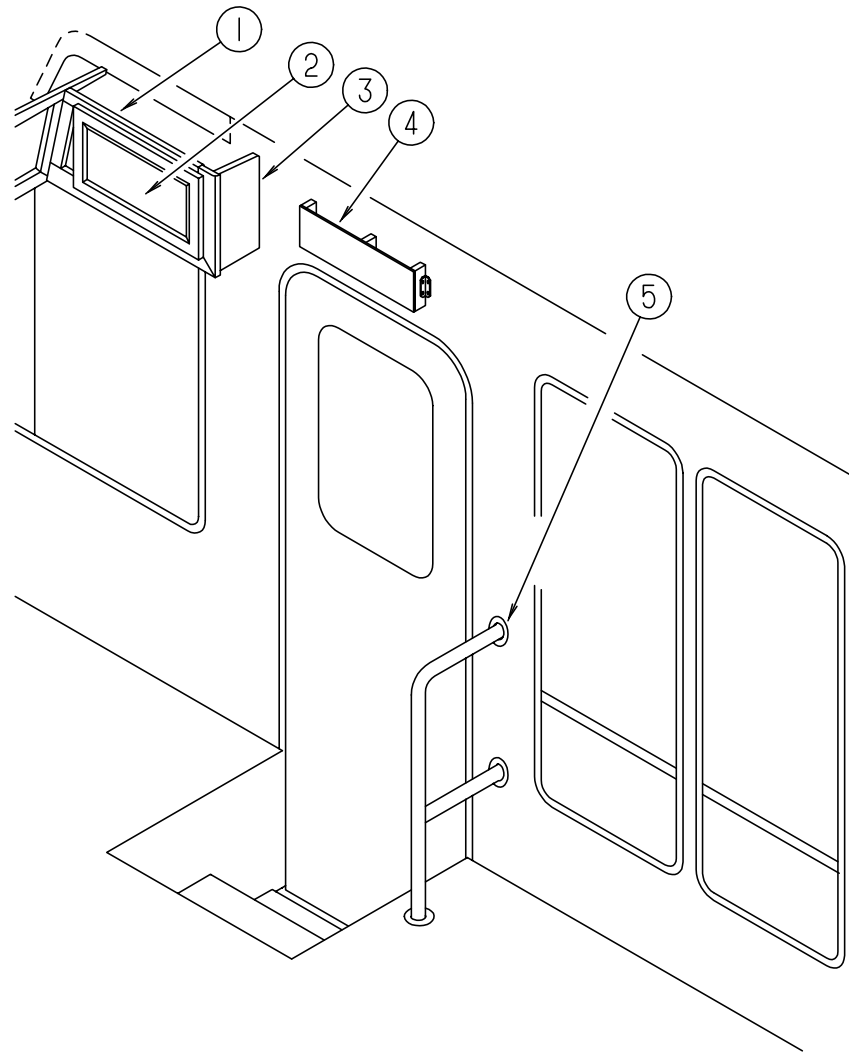
## LOUNGE GROUP



### LOUNGE FOLDOUT TABLE

KEY	PART NUMBER	U/M DESCRIPTION
1	117607-01-G15	EA TABLE ASM - FOLDOUT - W/ LEG
2	117607-11-G15	EA COUNTERTOP ASM
3	117607-12-G15	EA COUNTERTOP ASM
4	108483-01-000	EA LEG - TABLE - ADJ 597 TO 902
5	117607-13-G15	EA END - TABLE
6	085774-01-000	EA FASTENER - DUAL LOCK - 1"WIDE
7	009050-02-000	EA LEVELER - TABLE TOP - MALE END W/4 SCREWS - PLASTIC
	009050-03-000	EA LEVELER - TABLE TOP - FEMALE END W/2 SCREWS - PLASTIC
8	110749-01-000	EA SLIDE-TABLE 19 3/4 LONG
9	016604-05-000	EA BRACE - CABINET - L ANGLE - 2.5" - METAL - OFF WHITE
	113109-02-01A	EA HINGE - TABLE - FOLD UP - OFF WHITE

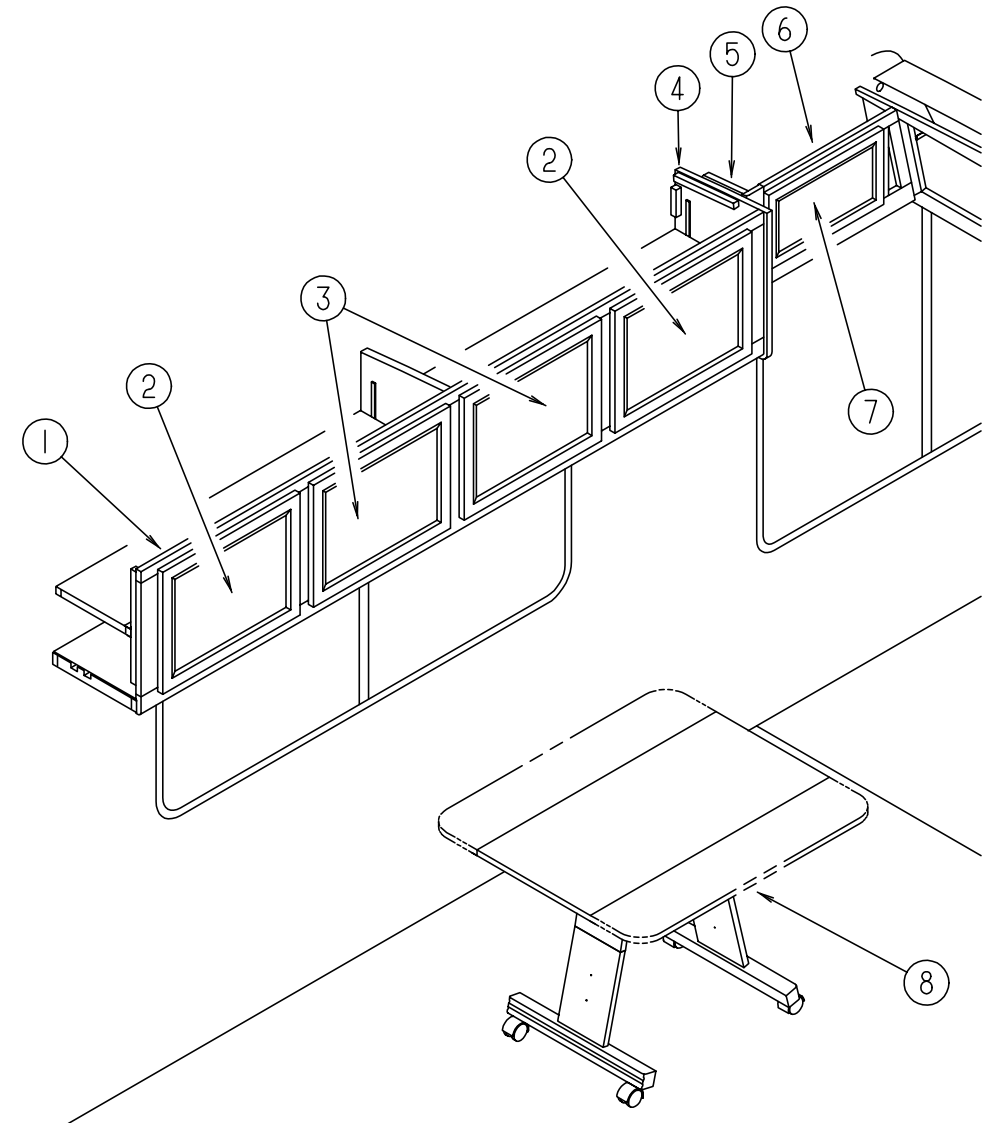
## LOUNGE GROUP (CONTINUED)



**FRONT OVERHEAD CABINET (PASSENGER SIDE)**

KEY	PART NUMBER	U/M	DESCRIPTION
1	M06839-01-G35	EA	CABINET ASM. - FRONT OVERHEAD - PASSENGER SIDE
1	M06839-01-G36	EA	CABINET ASM. - FRONT OVERHEAD - PASSENGER SIDE (G36, G44)
1	M06839-01-G37	EA	CABINET ASM. - FRONT OVERHEAD - PASSENGER SIDE
1	M06839-01-G45	EA	CABINET ASM. - FRONT OVERHEAD - PASSENGER SIDE
2	M05993-13-G35	EA	DOOR ASM - RAIL - W/O HARDWARE
3	103128-08-G09	EA	END CAP ASM. (FRONT OVERHEAD)
4	116956-01-G15	EA	CABINET ASM - SPEAKER
5	108808-02-02A	EA	HANDRAIL - STEP - ENTRANCE - OFF WHITE
	116677-01-G35	EA	COVER ASM - STEP - ENTRANCE
	101222-01-02A	EA	BRACKET - CATCH - LID - O/ WHT
	107941-02-03B	EA	SUPPORT - LID - ENTRANCE STEP - OFF WHITE
	107941-02-01B	EA	SUPPORT - LID - ENTRANCE STEP - MILL
	P14437-01-000	EA	CABT ASM - LID - W/O CARPET

## LOUNGE GROUP (CONTINUED)



**FRONT OVERHEAD CABINET (DRIVER SIDE)**

KEY	PART NUMBER	U/M	DESCRIPTION
1	116191-01-G35	EA	CABINET ASM - OVERHEAD - FRONT - LH
2	M05993-41-G35	EA	DOOR ASM. - RAIL - W/O HARDWARE - W/ MIRROR
2	108536-05-04A	EA	MIRROR - CABINET DOOR
	116191-12-G35	EA	SHELF ASM.
3	M05993-22-G35	EA	DOOR ASM. - RAIL - W/O HARDWARE - W/ MIRROR
3	108536-05-04A	EA	MIRROR - CABINET DOOR
4	103128-01-G09	EA	END CAP ASM. - RIGHT HAND
5	103128-09-G09	EA	END CAP ASM. (FRONT OVERHEAD)
6	M06839-02-G35	EA	CABINET ASM. - FRONT OVERHEAD - DRIVER SIDE
6	M06839-02-G36	EA	CABINET ASM. - FRONT OVERHEAD - DRIVER SIDE (G36, G44)
6	M06839-02-G37	EA	CABINET ASM. - FRONT OVERHEAD - DRIVER SIDE
6	M06839-02-G45	EA	CABINET ASM. - FRONT OVERHEAD - DRIVER SIDE
7	M05993-13-G35	EA	DOOR ASM - W/O HARDWARE
8	115993-01-01A	EA	TABLE ASM - HI-LO



## SEALANTS & FASTENERS GROUP

### ADHESIVE AND TAPE SEALERS

KEY	PART NUMBER	U/M DESCRIPTION
	002707-02-000	FT TAPE - SEALER - 5/16" X 1/2" - INCREMENTS OF 50 FT
	034552-02-000	EA SILICONE - TUBE - 300 ML - CLEAR - W/O NOZZLE ALSO ORDER P.N.#900390-03-000 NOZZLE SEPARATELY
	034552-06-000	EA SILICONE - TUBE - 300 ML - OFF WHITE - W/O NOZZLE ALSO ORDER P.N.#900390-03-000 NOZZLE SEPARATELY
	034552-07-000	EA SILICONE - 300 ML TUBE - DARK GRAY - W/O NOZZLE ALSO ORDER P.N.#900390-03-000 NOZZLE SEPARATELY
	034552-15-000	EA SILICONE - TUBE 300 ML BRIGHT WHITE - W/O NOZZLE ALSO ORDER P.N.#900390-03-000 NOZZLE SEPARATELY
	120074-01-01A	EA SILICONE - TUBE - OFF WHITE - W/O NOZZLE ALSO ORDER P.N.#900390-03-000 NOZZLE SEPARATELY
	108716-02-000	EA SILICONE - TUBE - BUFF - W/O NOZZLE ALSO ORDER P.N.#900390-03-000 NOZZLE SEPARATELY
	053766-02-000	EA BEDDING COMPOUND - TUBE - WHITE SCHNEE
	053766-06-000	EA BEDDING COMPOUND - TUBE - CLEAR
	062917-03-000	EA ADHESIVE - LOCTITE 242 - LOCTITE 242 - SIDE 41
	067788-01-000	EA ADHESIVE - SPRAY - 3M 74 - 19.5 OZ AEROSOL CAN
	069640-01-000	FT SEALER - RIBBON - 1/4" DIAMETER - INCREMENTS OF 30'
	069640-02-000	FT SEALER - RIBBON - 1/2" X 1/8" - INCREMENTS OF 60'
	069640-03-000	FT SEALER - RIBBON - 3/4" X 1/8" - INCREMENTS OF 60'
	069640-07-000	FT SEALER - RIBBON - 2" X 3/32" - INCREMENTS OF 45'
	069640-09-000	FT SEALER - RIBBON - 1/32" X 2 1/2" - INCREMENTS OF 80'
	069640-14-000	FT SEALER - TAPE - 1/16" X 1"X100' - MANUS - GRAY
	069640-15-000	FT SEALER - RIBBON 1/16" X 3/8" GRY - MANUS
	072889-01-000	EA SEALANT - URETHANE - BLACK - 1/10 - ESSEX 552.2
	072889-09-000	EA SEALANT - URETHANE(TUBE) BLACK - MANUS 75AM
	076322-01-000	FT TAPE - FOAM - DOUBLE COATED ADHESIVE BACKED - .75" X 216'
	076322-05-000	FT TAPE - FOAM - DOUBLE COATED - .045" X .75" X 108'
	076322-07-000	FT TAPE - FOAM - DOUBLE COATED .045 X .50 - NORT V2000
	087211-01-000	GL PROMOTER - ADHESIVE
	091255-02-000	FT SEAL - ADHESIVE BACKED FOAM - .18" THICK X 1.5" WIDE
	094401-01-000	EA SEALER - BODY SEAM SEALER - 3M FLATEXICLEAR
	102352-01-000	EA SEALER - PUMPABLE - BLACK - COLORIMETRIC MS101
	106206-01-000	EA SEALER - PUMPABLE - MANUS 30ABLACK
	110274-01-000	FT TAPE - FOAM - DBL COATED .045 X 1.0 - NORTON V-2800
	900390-01-000	EA TIP - 2 1/2" X 1/8" ORIFICE - ELLSWORTH #TS216
	900390-03-000	EA NOZZLES - SILICONE TUBE - CSL# D10

### MISCELLANEOUS FASTENERS

KEY	PART NUMBER	U/M DESCRIPTION
	008343-01-000	EA TIE - WIRE - 6"
	008343-02-000	EA TIE - WIRE - 14"
	029094-04-000	YD VELCRO TAPE - LOOP - 1" WIDE - BLACK
	029096-03-000	YD VELCRO TAPE - HOOK - 1" WIDE - BLACK
	085774-01-000	FT FASTENER - DUAL HOOK - 1" WIDE - ADHESIVE BACK - BLACK
	085774-02-000	FT FASTENER - DUAL LOOP - 1" WIDE - ADHESIVE BACK - BLACK
	086285-01-000	EA SPACER - NYLON - .5" OD X .257" ID
	108046-02-000	EA CABLE TIE-SCREW MOUNT 15" - DENNISON 10035

## SEALANTS & FASTENERS GROUP (CONTINUED)

### BOLTS & NUTS

KEY	PART NUMBER	U/M DESCRIPTION
	000C12-05-16B	EA BOLT - HEX - 5/16-18 X 1 - ZINC 5
	000C12-05-12B	EA BOLT - HEX - 5/16-18 X 3/4 ZINK 5
	000C12-06-20B	EA BOLT - HEX - 3/8-16 X 1 1/4 ZINK 5
	000C12-06-16B	EA BOLT - HEX - 3/8-16 X 1LG - ZINK 5
	000C12-06-44B	EA BOLT - HEX - 3/8-16 X 2 3/4 ZINK 5
	000C12-07-20B	EA BOLT - HEX - 7/16 - 14 X 1 1/4" - ZINK5
	000C12-08-28B	EA BOLT - HEX - 1/2-13 X 1-3/4 ZINK 5
	000C12-08-24B	EA BOLT - HEX - 1/2-13 X 1 1/2 - ZINK 5
	000C12-10-24B	EA BOLT - HEX - 5/8-11 X 1 1/2 ZINK - 5
	000C13-07-48B	EA BOLT - HEX - 7/16 - 20 X 3 - ZINK 5
	000C26-04-10B	EA BOLT - HEX - SERRATED FLANGE - 1/4-20 X 5/8 ZINC
	000C26-04-18B	EA BOLT - HEX - SERRATED FLANGE 1/4-20 X 11/8 - ZINK
	000C26-04-14B	EA BOLT - HEX - SERRATED FLANGE - 1/4 X 20 X 7/8 ZINC
	000C26-05-16B	EA BOLT - HEX - SERRATED FLANGE 5/16-18 X 1 - ZINC
	000C26-05-12B	EA BOLT - HEX - SERRATED FLANGE 5/16-18 X 3/4 - ZINK
	000C26-05-20B	EA BOLT - HEX - SERRATED FLANGE 5/16 - 18 X 1 1/4 ZINC
	000C26-06-12B	EA BOLT - HEX - SERRATED FLANGE 3/8-16 X 3/4 - ZINK
	102333-01-05A	EA BOLT - CARR - 7/16-14 SST CAP
	106956-03-000	EA BOLT - HEX TAP 1/2-13NC X 3 GR5 - FULL THREAD ZINC
	051387-06-000	EA BOLT - CARRIAGE - W/O HOLE - 5/16-18 X 9.5 ZINK
	000D24-10-00B	EA NUT - HEX - SF/ LK - 10-32 - ZINK
	000D29-05-00B	EA NUT - 5/16 - 18 UNC - SF/ LOCKING - NYLON WASHER INSERT
	000D29-06-00B	EA NUT - HEX W/ NYLON LOK 3/8-16 ZINK
	000D34-06-00B	EA NUT - HEX - LK - 3/8 - 16 GRADE C ZINK - PREVAILING TORQUE
	000D39-04-00B	EA NUT - HEX - SERRATED FLANGE LK 1/4 - 20 ZINK
	000D39-05-00B	EA NUT - HEX - SERRATED FLANGE LK - 5/16 - 18 ZINK
	000D39-06-00B	EA NUT - HEX - SERRATED FLANGE LK - 3/8-16 ZINK
	000D39-08-00B	EA NUT - HEX - SERRATED FLANGE LK - 1/2-13 ZINK
	000D46-04-00A	EA NUT - HEX - WELD - 1/4-20 - PLAIN - SHORT PILOT
	000D73-08-00C	EA NUT - HEX FLATG - 1/2-13 CAD PREV - GRADE G
	000E11-05-00B	EA WASHER - LK-5/16 MED SPLIT ZINK - 05110-01-000
	000E11-07-00B	EA WASHER - LK-7/16 MED SPLIT ZINK
	000E13-14-00B	EA WASHER - FLAT - 1/4" WIDE ZINK
	000E13-17-00B	EA WASHER - FLAT - 3/8" AR ZINK
	000E13-18-00B	EA WASHER - FLAT-3/8 WIDE ZINK
	000E13-20-00B	EA WASHER - FLAT - 7/16" WIDE - ZINK
	000E13-21-00B	EA WASHER - FLAT - W/2 NAR ZINK
	000E13-22-00B	EA WASHER - FLAT-1/2 WIDE ZINK - 05117-01-000
	110794-01-000	EA WASHER - FLAT-1ID X 13/4OD
	000E14-10-00B	EA WASHER - LK - NO 10 EXT TOOTH - ZINK
	058716-02-000	EA WASHER - FLAT NYLON - .406 X .750 X .060
	040921-03-000	EA NUT - SPEED - U TYPE - NO 10
	040921-04-000	EA NUT - SPEED - U TYPE - NO. 8 - .59" LENGTH X .44" WIDTH
	040921-09-000	EA NUT - SPEED - U TYPE - NO 8 - T'MN C9812-8A
	044364-02-000	EA NUT - SPEED - FLAT - ROUND
	063253-07-000	EA NUT - J - #8A .120- .130 PNL THK
	083163-06-000	EA PUSHNUT - FLAT TYPE 3/8 STUD - FORD ONLY TO RETAIN THE AIR BAFFLATE ON THE OIL DIPSTICK TUBE
	087234-01-000	EA NUT - JACK - 1/4 X 20THD - MOLLY - ARDEN 8-L - JN BRASS MOUNTS LICENSE PLATES
	088787-12-000	EA STUD - WELD - 1/4-20 X 1.0LG MN

**SEALANTS & FASTENERS GROUP (CONTINUED)**

**SCREWS**

KEY	PART NUMBER	U/M DESCRIPTION
	0B1210-32-180	EA SET SCREW - 5/8-11 X 2.00 - BLACK CUP POINT
	0G3908-08-170	EA SCREW - SF/ DR - 8-18 X 1/2PPH - BRIGHT WHITE
	0G5508-16-190	EA SCREW - SF/ DR - 8-18 X 1.00 PWH - QUICK SILVER
	000G11-05-08B	EA SCREW - 5-20 X 1/2 PPH ZINK
	000G11-06-10J	EA SCREW - 6-20 X 5/8 PPH - BRASS
	000G11-06-10B	EA SCREW - 6-20 X 5/8 PPH ZINK
	000G11-06-08B	EA SCREW - 6-20 X 1/2 PPH ZINC
	000G11-06-06B	EA SCREW - 6-20 X 3/8 PPH ZINK
	000G11-07-08B	EA SCREW - 7-19 X 1/2 PPH - ZINK
	000G11-08-08T	EA SCREW - 8-18 X 1/2 PPH
	000G11-08-08B	EA SCREW - 8-18 X 1/2 PPH - ZINK
	000G11-08-06B	EA SCREW - 8-18 X 3/8 PPH ZINK
	000G11-08-20B	EA SCREW - 8-18 X 11/4 PPH ZINK
	000G11-08-16S	EA SCREW - 8-18 X 1.00 PPH - OFF WHITE
	000G11-08-12T	EA SCREW - 8-18 X 3/4 PPH - BLACK
	000G11-08-12S	EA SCREW - 8-18 X 3/4 PPH - OFF WHITE
	000G11-08-12S	EA SCREW - 8-18 X 3/4 PPH - OFF WHITE
	000G11-08-12P	EA SCREW - 8-18 X .75 PPH - DARK BROWN
	000G11-08-12D	EA SCREW - 8-18 X 3/4 PPH - BLACK
	000G11-08-12B	EA SCREW - 8-18 X 3/4 PPH ZINK
	000G11-10-40B	EA SCREW - 10-16 X 2 1/2 PPH CAD - 34927-01-000
	000G11-10-16B	EA SCREW - 10-16 X 1 - PPH ZINK
	000G11-10-12S	EA SCREW - 10-16 X .75 PPH OFF WHT
	000G11-10-12D	EA SCREW - 10-16 X 3/4 PPH - BLACK
	000G11-10-10X	EA SCREW - 10-16 X 5/8 PPH GRAY
	000G12-06-14A	EA SCREW - 6-20 X .87 POH PLAIN
	000G12-06-08T	EA SCREW - 6-20 X .50 POH - BLACK
	000G12-08-16S	EA SCREW - 8-18 X 1.00 POH - OFF WHITE
	000G13-05-16S	EA SCREW - 5-20 X 1 PFH OFF WHITE
	000G13-06-16J	EA SCREW - 6-20 X 1.00 PFH - BRASS
	000G13-06-08B	EA SCREW - 6-20 X 1/2 PFH ZINK
	000G13-06-24J	EA SCREW - 6-20 X 1.50 PFH BRASS
	000G13-07-12B	EA SCREW - 7-19 X 3/4 PFH ZINK
	000G13-08-16B	EA SCREW - 8-18 X 1 PFH - ZINK
	000G13-08-10B	EA SCREW - 8-18 X 5/8 PFH ZINK - 90 CW922FV
	000G18-08-22B	EA SCREW - MACH - 8-32 X 1 3/8 PPH ZINK
	000G19-10-20B	EA SCREW - MACHINE - 10-32 X 1 1/14 PPH ZINK
	000G19-10-08B	EA SCREW - MACHINE - 10-32 X 1/2 PPH ZINK
	000G32-10-06B	EA SCREW - 10-32 X 3/8" - PPH - ZINC
	000G39-06-10T	EA SCREW - SF/ DR - 6-20 X 5/8 PPH - BLACK
	000G39-06-08B	EA SCREW - DR - 6-18 X 1/2 ZINK
	000G39-08-08S	EA SCREW - SF/ DR - 8-18 X 1/2 PPH - OFF WHITE
	000G39-08-08B	EA SCREW - SF/ DR - 8-18 X 1/2 PPH ZINK
	000G39-08-32B	EA SCREW - SF/ DR - 8-18 X 2 PPH - ZINC
	000G39-08-24B	EA SCREW - SF/ DR - 8-18 X 1 1/2 PPH ZINK
	000G39-08-16T	EA SCREW - SF/ DR - 8-18 X 1 PPH - BLACK
	000G39-08-16S	EA SCREW - SF/ DR - 8-18 X 1.00 PPH - OFF WHITE
	000G39-08-16B	EA SCREW - SF/ DR - 8-18 X 1 PPH ZINK
	000G39-08-12T	EA SCREW - SF/ DR - 8-18 X 3/4 PPH - BLACK
	000G39-08-12B	EA SCREW - SF/ DR - 8-18 X 3/4 PPH ZINK
	000G39-10-08B	EA SCREW - SF/ DR 10-16 X .50 P&H - ZINC
	000G39-10-209	EA SCREW - SF/ DR - 10-16 X 1.25 PPH - FLATUOROCARBON SILVER
	000G39-10-20B	EA SCREW - SF/ DR - 10-16 X 1 1/4 PPH ZINK
	000G39-10-129	EA SCREW - SF/ DR - 10-16 X 3/4 PPH - FLATUOROCARBON SILVER
	000G39-10-12R	EA SCREW - SF/ DR - 10-16 X 3/4 PPH - BEIGE
	000G39-10-12D	EA SCREW - SF/ DR - 10-16 X 3/4 PPH - BLACK
	000G39-10-12B	EA SCREW - SF/ DR - 10-16 X .75 PPH ZINK
	000G39-12-12E	EA SCREW - SF/ DR - 12 - 14 X 3/4 PPH - CHROME
	000G42-04-12B	EA SCREW - SF/ DR 1/4-14 X 3/4 HWH ZINK
	000G46-08-24T	EA SCREW - MACHINE - 8-32 - 1.50 IN PFH - BLACK
	000G50-04-12B	EA SCREW - MACHINE - 1/4-20 X 3/4 PPH ZINK
	000G50-04-08B	EA SCREW - MACHINE - 1/4-20 X 1/2 PTH - 2N
	000G51-08-08B	EA SCREW - 8-18 X 1/2 PTH ZINK

**SEALANTS & FASTENERS GROUP (CONTINUED)**

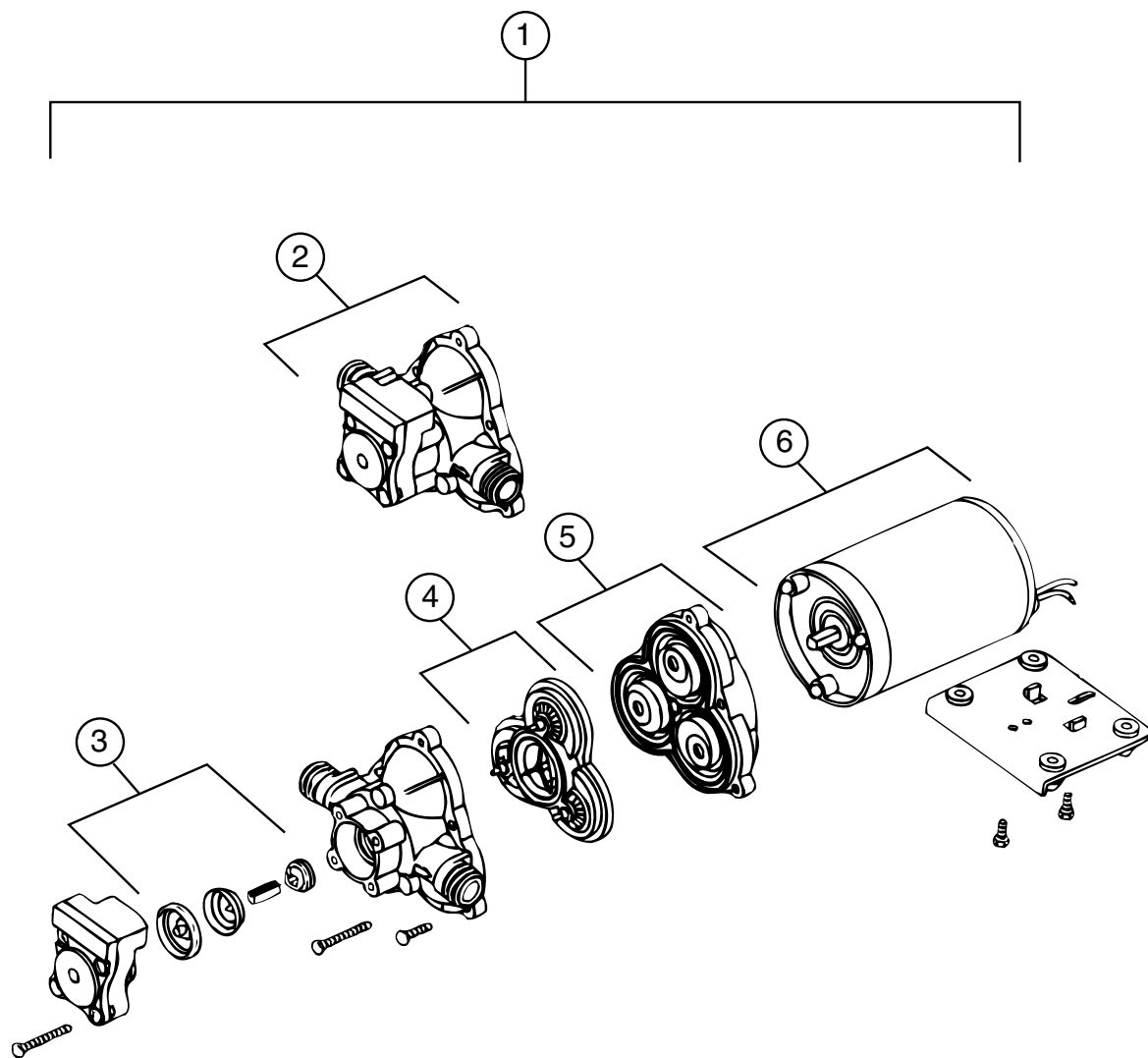
**SCREWS (CONTINUED)**

KEY	PART NUMBER	U/M DESCRIPTION
	000G52-08-18B	EA SCREW - MACH-8-32 X 11/8 PTH ZINK
	000G54-04-20B	EA SCREW - 1/4-20 X 1 1/4 PTH - TYPE 23 - ZINC PLATED
	000G55-08-127	EA SCREW - SF/DR - 8-18 X .75 PWH - FAWN
	000G55-08-12S	EA SCREW - SF/DR - 8-18 X .75 PWH - *OFF WHITE
	000G57-05-16J	EA SCREW - 5-20 X 1 PFH - BRASS
	000G60-10-28T	EA SCREW - SF/ DR - 10-16 X 1.75 - BLACK
	000G67-08-32B	EA SCREW - 8-15 X 2 PPH ZINK
	000G67-10-08B	EA SCREW - 10-12 X 1/2 PPH ZINK
	000G67-10-48B	EA SCREW - 10-12 X 3 PPH ZINK
	000G67-10-36T	EA SCREW - 10-12 X 2.25PPHBLACK - STALGARD
	000G67-10-20D	EA SCREW - 10-12 X 1 1/4 PPH - BLACK
	000G67-10-120	EA SCREW - 10-12 X .75" PPH - TAN
	000G67-10-120	EA SCREW - 10-12 X .75" PPH - TAN
	000G67-10-12B	EA SCREW - 10-12 X 3/4" PPH - ZINK
	000G67-10-10P	EA SCREW - 10-12 X .62 PPH - DARK BROWN
	000G67-10-10D	EA SCREW - 10-12 X 5/8 PPH - BLACK - TYPE A
	000G67-10-10B	EA SCREW - 10-12 X 5/8 PPH ZINK - TYPE A
	000G67-10-08R	EA SCREW - 10-12 X 1/2 PPH - BEIGE - TYPE A
	000G68-06-10G	EA SCREW - 6-18 X 5/8 POH - ANTIQUE BRASS
	049465-01-000	EA SCREW - 10-16 W/ WASHER PTH - DARK BROWN
	049465-03-000	EA SCREW - 10-16 X 1 POH W/ WASHER - OFF WHITE
	049465-17-000	EA SCREW - 10-16 X 1 POH W/ WASHER - BRIGHT WHITE
	075908-01-000	EA SCREW - MACHINE - 10-32 X .56 PTH - ZINC EXTERNAL TOOTH
	086256-01-000	EA SCREW ASM - SF/DR 8 X .75HWH LG - PL BODY PNL MT
	097974-01-000	EA SCREW - PART BD 7-9 X .75 PPH - FHM 0543 PLAIN
	106477-01-000	EA SCREW - 14-10 X 3.00 PFH - STEEL BRASS PLATED
	116111-02-01A	EA SCREW - TAPTITE - 1/4-20 X 3/8 PPH - ZINC
	117322-01-000	EA SCREW - 1/4-28UNF-2A - TORX - U.T. 6270020 SC25WJ

**CLAMPS, CLIPS, & GROMMETS**

KEY	PART NUMBER	U/M DESCRIPTION
	000F10-06-32B	EA PIN - COTTER - 3/16 X 2.00 ZN
	000H16-04-06R	EA RIVET - POP - AL 1/8 X .313-.375
	000H16-06-10R	EA RIVET - POP-AL 3/16 X .501-.625
	010495-01-000	EA CLAMP - CABLE - 9/16"
	010497-01-000	EA CLAMP - CLOSED - 5/8" ID
	010497-03-000	EA CLAMP - CLOSED - 1" ID - CUSHIONED
	010497-04-000	EA CLAMP - CLOSED - 1.62" ID - ADEL - 945-2717
	010497-05-000	EA CLAMP - CLOSED - 1/2" ID
	010499-01-000	EA CLAMP - CLOSED - 3/8" ID
	062401-01-000	EA CLAMP - HOSE - WORMGEAR .25" - 1"
	062401-03-000	EA CLAMP - HOSE - WORMGEAR .22" - 1"
	062401-04-000	EA CLAMP - HOSE - WORMGEAR .69" - 1.25"
	062401-06-000	EA CLAMP - HOSE - WORMGEAR .22" -.62"
	062401-11-000	EA CLAMP - HOSE - WORMGEAR 3.56" - 4.5"
	075148-02-000	EA CLAMP - GROUNDING - BRONZE SCREWS
	083609-01-000	EA CLAMP - WIRE - DUAL EQUAL - 5/8" DIAMETER
	083610-01-000	EA CLAMP - WIRE - DUAL - UNEQUAL DIAMETERS - .75" & 1.25"
	083610-02-000	EA CLAMP - WIRE - DUAL UNEQUAL DIA
	008380-01-000	EA GROMMET - RUBBER - 5/8" HOLE X 1 1/2" DIAMETER - BLACK
	016188-03-000	EA GROMMET - L/P LINE - 3/8" HOLE X 2 1/2" LONG - RUBBER
	016188-05-000	EA GROMMET - L/P LINE - 3/8" HOLE X 1 1/4" LONG - RUBBER
	023942-01-000	EA GROMMET - RUBBER - 2" OD
	071015-11-000	EA GROMMET - 1.00 ID - FITS .12 MATL - MINOR RUBBER Z-3065
	071015-29-000	EA GROMMET - RUBBER - .25" ID X 1.25" OD W/.12" GROOVE - BLACK
	071015-30-000	EA GROMMET - RUBBER - .31" ID X .81" OD W/.12" GROOVE - BLACK
	114208-02-000	EA GROMMET - EDGE LINER - FITS .625 - HEYCO 2073
	077955-01-000	EA CLIP - J - VINYL COATED - 3/8"
	091952-01-000	EA CLIP - GRIPPER - 1"
	094362-02-000	EA CLIP - CHRISTMAS TREE - FLAT HEAD - .5" X .95"

## WATER & SEWAGE GROUP



WATER PUMP (SHURFLO)

KEY	PART NUMBER	U/M DESCRIPTION	VENDOR NO.
1	098607-01-000	EA PUMP - WATER - W/.5"MPT FITTING - FLOW 2.8 GPM - UL	
2	098607-01-706	EA UPPER HOUSING/ SWITCH KIT	94-231-20
3	098607-01-705	EA CHECK VALVE - KIT	94-237-00
4	098607-01-703	EA VALVE ASM	94-232-00
5	098607-01-702	EA DRIVE/ DIAPHRAGM - KIT	94-238-04
6	098607-01-707	EA MOTOR/ BASEPLATE REPLACEMENT	94-235-03

## WATER & SEWAGE GROUP (CONTINUED)

### FRESH WATER TANK

KEY	PART NUMBER	U/M DESCRIPTION
	105627-03-000	EA TANK ASM - WATER - 90 GAL - W/ FITTINGS
	105627-01-000	EA TANK ASM - WATER - 90 GAL - W/O FITTINGS
	044927-01-000	EA ADAPTER - HOSE TO PIPE - 1 1/4"MPT X 1 1/4"BARB - BLACK PLASTIC
	079381-01-000	FT TUBING - SMOOTH FLEXIBLE - 1 1/4" ID X 20'
	042989-05-000	EA FITTING - SPINWELD - PLASTIC 1/2FPT
	042989-03-000	EA FITTING - SPINWELD - PLASTIC - 11/4" FPT
	049032-01-000	EA PATCH - SPINWELD - 3/8" - PLASTIC
	039861-01-000	EA SENDING UNIT W/SCREW - WASHER
	091208-01-000	EA WASHER - RUBBER - .06" X .75" X .5"
	077954-02-000	EA FILTER - WATER TANK - SCREEN IN TANK

### WATER SYSTEM COMPONENTS (FLAIR-IT)

KEY	PART NUMBER	U/M DESCRIPTION
	114427-01-000	EA CAP - 1/2P - 02860
	114427-02-000	EA PLUG - 1/2P - 02863
	114428-01-000	EA TEE - 1/2P X 1/2P X 1/2P - 02820
	114428-02-000	EA TEE - SWIVEL - 1/2P X 1/2P X 1/2FPT - 02821
	114428-03-000	EA TEE - 1/2P X 1/2P X 1/2MPT - 02822
	114429-01-000	EA ELBOW - 1/2P X 1/2P - 02800
	114429-02-000	EA ELBOW - 1/2P X 1/2MPT - 02803
	114429-03-000	EA ELBOW - SWIVEL - 1/2P X 1/2FPT - 02816
	114429-04-000	EA ELBOW - 1/2P X 3/8MPT - 02810
	114429-05-000	EA ELBOW - 1/2P X 3/4MPT - 02812
	114429-06-000	EA ELBOW - SWIVEL - 1/2P X 3/4FPT - 02811
	114430-01-000	EA ADAPTER - 1/2P X 1/2P - 02840
	114430-02-000	EA ADAPTER - SWIVEL - 1/2P X 1/2FPT - 02873
	114430-03-000	EA ADAPTER - 1/2P X 1/2MPT - 02842
	114431-01-000	EA VALVE - LINE DRAIN 1/2P - 02914
	114431-02-000	EA VALVE - 1/2P - BYPASS - 02910
	114431-03-000	EA VALVE - 1/2P X 1/2P - 02884
	114431-04-000	EA VALVE - STOP - 1/2P X 1/2P - 02880

### WATER SYSTEM COMPONENTS

KEY	PART NUMBER	U/M DESCRIPTION
	701069-01-000	EA WATER PURIFICATION SYSTEM
	701069-03-700	EA CARTRIDGE - WATER FILTER - AC - EVERPURE 9601-11
	079381-01-000	FT TUBING - SMOOTH FLEXIBLE - 1 3/8" ID X 20'
	039800-02-000	FT TUBING - POLYBUTYL - 5/8" OD X 20FT
	010219-01-000	EA ELBOW - 1 1/4" MPT X 1 1/4" BARB - WATER FILL - PLASTIC
	039798-01-000	EA TEE - 1/2" MPT X 1/2" MPT X 1/2" MPT - PLASTIC
	101814-01-000	EA COUPLING - FEMALE - 1/2" X 1/2" FPT
	010230-05-000	EA CITY WATER FILL W/CHECK VALVE

### EXTERIOR SHOWER COMPONENTS

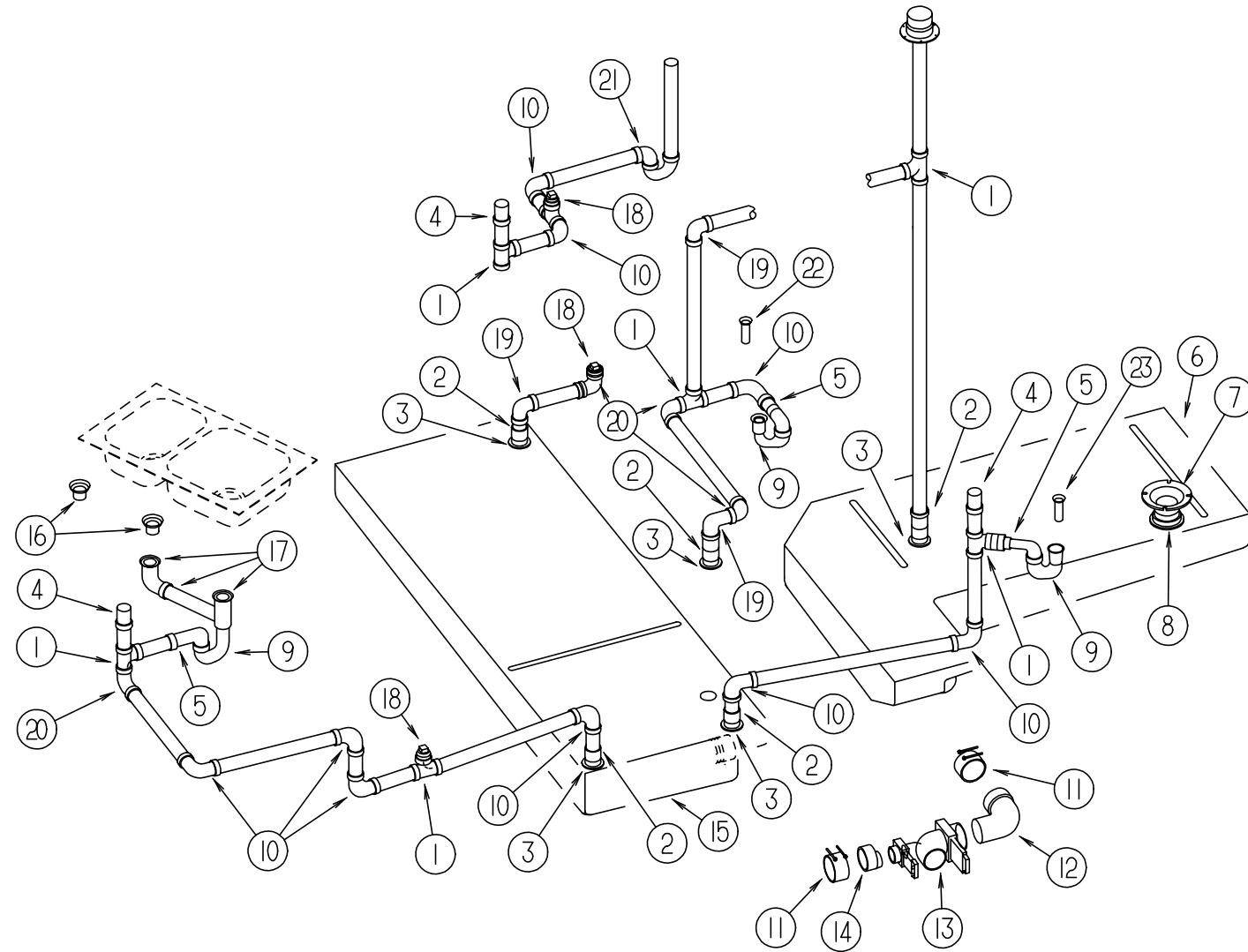
KEY	PART NUMBER	U/M DESCRIPTION
	103092-01-000	EA SHOWER HEAD - W/ 60" HOSE (US)
	103092-02-000	EA SHOWER HEAD - W/ HOSE (CSA)
	104044-01-000	EA BRACKET - SUPPORT - FAUCET
	103092-01-700	EA BRACKET (FOR SHOWER HEAD) CLEAR
	103092-01-701	EA BRACKET (FOR SHOWER HEAD) BONE
	075241-05-000	EA FAUCET - SHOWER - BONE

### WASHER, DRYER COMPONENTS

KEY	PART NUMBER	U/M DESCRIPTION
	107753-02-01A	EA WASHER-DRYER - WHITE UL/CSA - KARIBA WDS 1063
	110438-01-000	EA VALVE - CHECK - BRASS
	098419-01-000	EA FAUCET - WASHER - 90 DEGREE
	111842-01-01A	EA BRACKET - FAUCET - WASHER - E-COAT
	111913-01-01A	EA BRACKET - WASHER - TIE DOWN - BLACK

# WATER & SEWAGE GROUP (CONTINUED)

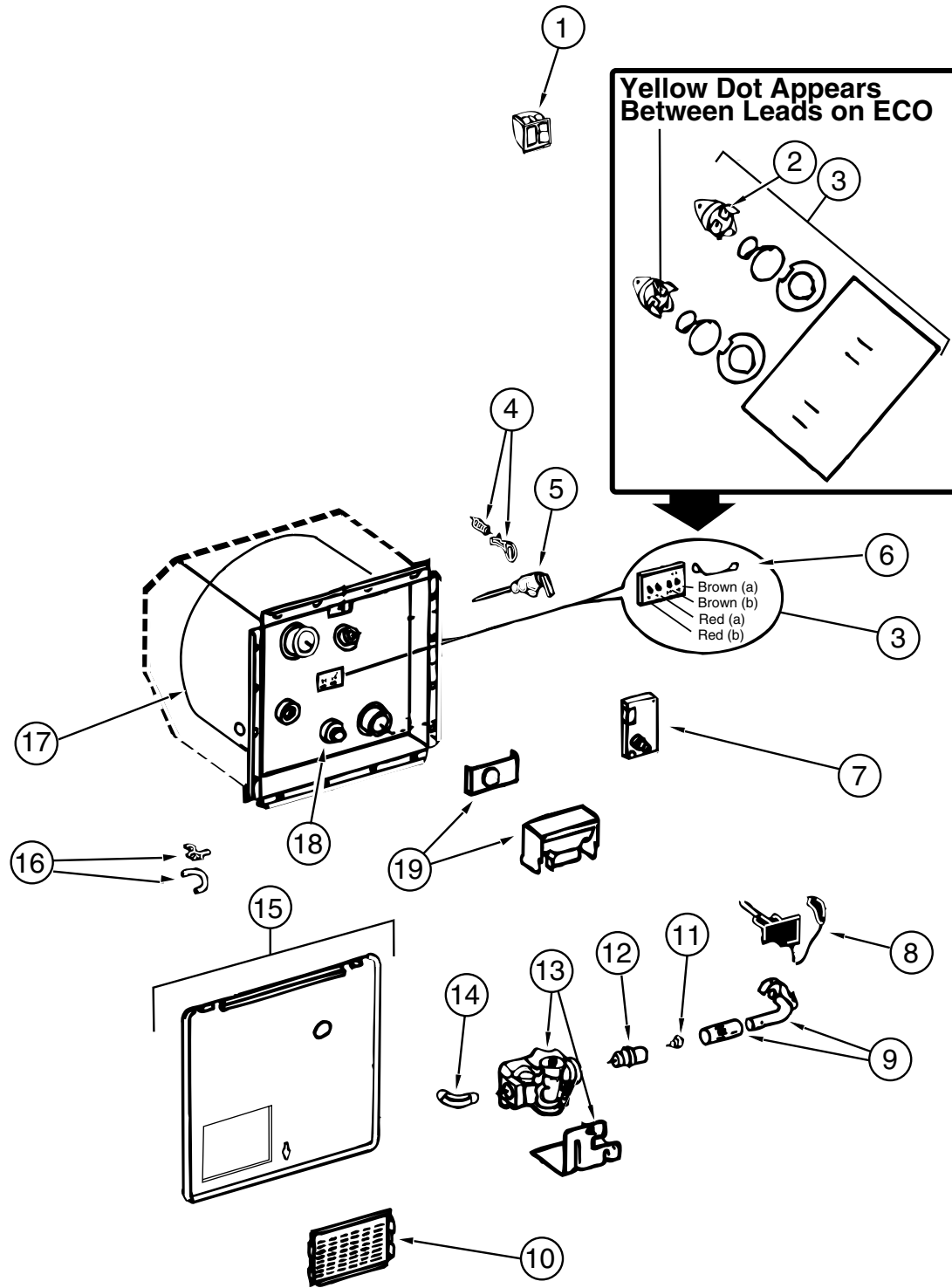
## DRAINAGE SYSTEM



KEY PART NUMBER	U/M	DESCRIPTION
1	010071-01-000	EA TEE - SANITARY - 1 1/2" HUB X HUB X HUB
2	010115-01-000	EA COUPLING - 1 1/2" HUB X HUB - PLASTIC
3	061607-01-000	EA GROMMET - HOLDING TANK - 1 1/2" NPS
4	079968-01-000	EA VENT - MECHANICAL TRAP ARM - ANTI-SIPHON - 2" DIA X 7.3"
5	109571-01-000	EA ADAPTER - P-TRAP - 1 1/2" P X 1 1/4" MPT
6	112789-01-000	EA TANK - HOLDING - 46 GAL
7	116644-01-000	EA FLANGE - CLOSET - 4" X 3"
8	061607-02-000	EA GROMMET - HOLDING TANK - 3" NPS
9	107538-01-000	EA P-TRAP - 1 1/4 - PLASTIC (US)
9	011071-01-000	EA P-TRAP - 1 1/2 - PLASTIC (CSA)
10	010008-01-000	EA ELBOW - 90 DEGREE - 1/4 BEND - 1 1/2" HUB X HUB
11	078406-01-000	EA COUPLER - RUBBER - W/ CLAMPS - 3" X 3"
12	041056-01-000	EA ELBOW - STREET - 1/4" BEND - 3" X 90° XLT
13	070916-01-000	EA VALVE ASM - DUAL DUMP - W/CAP - 3" X 1 1/2"
	070916-01-700	EA VALVE ONLY - 3"
	070916-01-701	EA VALVE ONLY - 1 1/2"
	062415-01-000	EA SEWER CAP - 3"
14	062422-01-000	EA ADAPTER - OFFSET REDUCER - 3" X 1 1/2"
15	112788-01-000	EA TANK - HOLDING - 59 GAL

KEY PART NUMBER	U/M	DESCRIPTION
16	092303-01-000	EA STRAINER - SINK
17	011091-02-000	EA CONTINUOUS WASTE - DOUBLE SINK - 1 1/4" (US)
17	011091-03-000	EA CONTINUOUS WASTE - DOUBLE SINK - 1 1/4" (CSA)
18	010166-01-000	EA PLUG - THREADED - 1 1/4" DIAMETER - PLASTIC - BLACK
18	050787-01-000	EA ADAPTER - CLEANOUT
19	034250-01-000	EA ELBOW - 90 DEGREE - LONG TURN - 1/4 BEND - 1 1/2" HUB X HUB
20	033761-01-000	EA ELBOW - 90 DEGREE STREET - 1/4 BEND - 1 1/2" S X H - PLASTIC
21	037763-01-000	EA P-TRAP - 1 1/2 H X H - PLASTIC - W/ UNION
22	011069-04-000	EA TAILPIECE - 1 1/2 X 1 1/4 X 8 - BRASS (SHOWER PAN)
22	011069-02-000	EA TAILPIECE - TUB/ SHOWER - 1 1/2" X 1 1/4" X 4" - BRASS (CSA)
	066440-01-000	EA STRAINER W/ RUBBER WASHER
	091208-01-000	EA WASHER - RUBBER - .06" X .75" X .5"
	066436-01-000	EA NUT - SLIP - TAILPIECE - 1.5"
23	096927-01-701	EA TAILPIECE - BATH SINK
	010201-01-000	EA HOSE - SEWER - 3" ID X 8'
	062416-01-000	EA ADAPTER - SEWER HOSE TO 3" PIPE

## WATER & SEWAGE GROUP (CONTINUED)



### WATER HEATER W/MOTOR AID ATWOOD (G6A-7E)

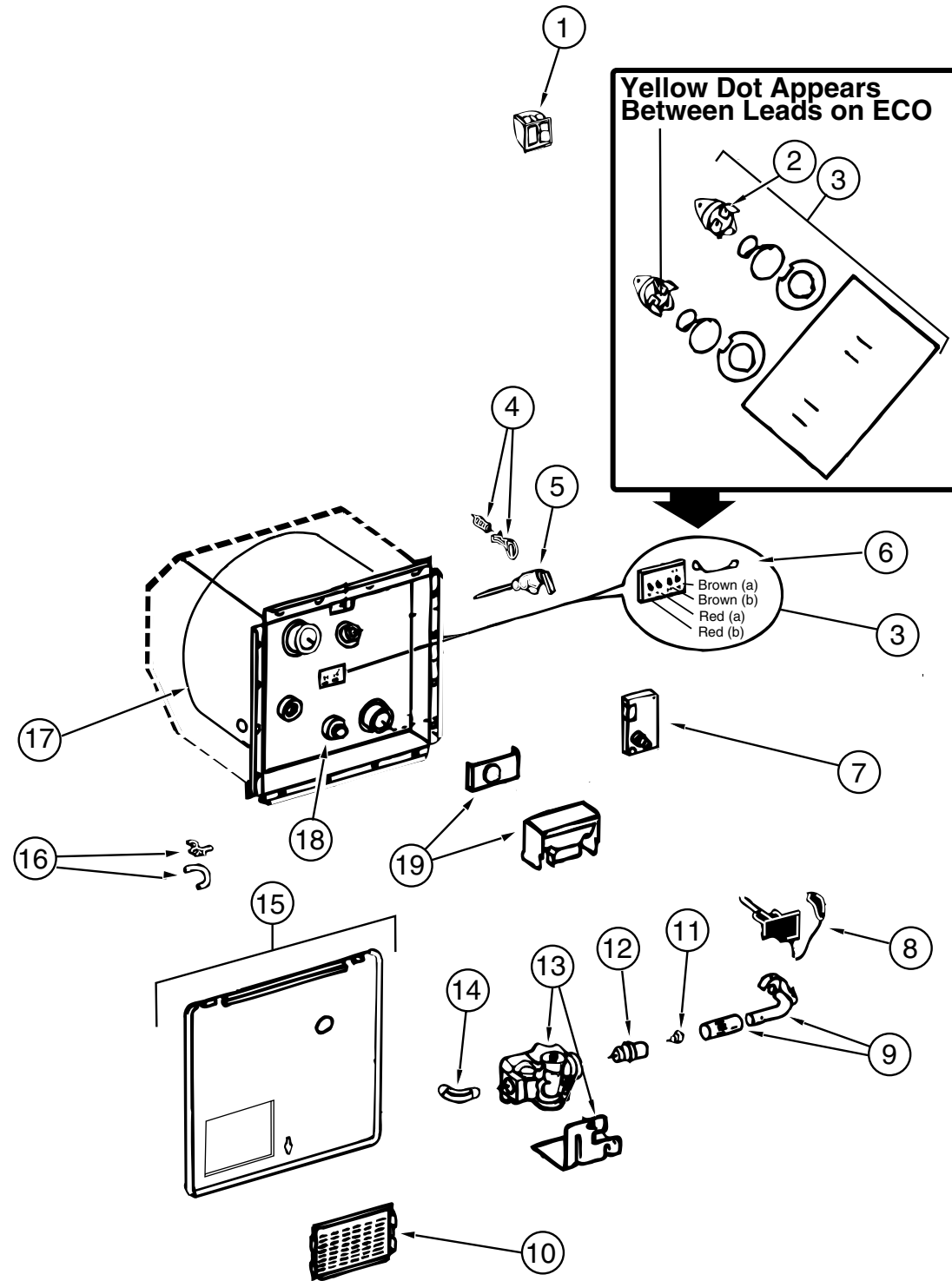
KEY	PART NUMBER	U/M DESCRIPTION	VENDOR NO.
	051391-03-000	EA WATER HEATER - W/ ELECTRIC IGNITION	
1	051393-01-701	EA SWITCH PACKAGE - W/ LIGHT	91959
2	051391-04-701	EA THERMOSTAT 12 VDC-120 PRESET	91470
3	051393-01-721	EA ECO & THERMOSTAT ASM - FRONT MOUNT - 140°	91447
4	051391-01-705	EA FASTENER - CAMLOC	92609
5	051391-01-704	EA VALVE - RELIEF - 1/2" FITTING	91604
6	051393-01-723	EA SWITCH - ENERGY CUT-OFF	93866
7	051393-01-724	EA CIRCUIT BOARD - W/ SPADE TERMINAL	93867
8	051393-01-725	EA ELECTRODE - SINGLE SPADE CONNECTION	93868
9	051391-04-703	EA BURNER - MAIN	91638
10	051391-01-717	EA GRILLE	92640
11	051391-01-710	EA ORIFICE - MAIN BURNER	92742
12	051391-03-700	EA ORIFICE HOLDER	91563
13	051393-01-726	EA SOLENOID VALVE & BRACKET	93870
14	051391-01-714	EA ELBOW - 45 DEGREE - 3/8" F X 3/8" MPT	91044
15	052009-01-000	EA DOOR - WATER HEATER - OFF WHITE	
16	051391-01-700	EA HINGE KIT - W/CLIP	92568 & 92559
17	051391-04-706	EA TANK - INNER	91641
18	051391-01-715	EA DRAIN PLUG	91857
19	051391-01-706	EA FLUE & GASKET	92787
	116424-01-000	EA PROTECTOR - ROUND VINYL - WATER HEATER LATCH	

### WATER HEATER W/MOTOR AID ATWOOD (G6A-8E)

KEY	PART NUMBER	U/M DESCRIPTION	VENDOR NO.
	051391-03-000	EA WATER HEATER - W/ ELECTRIC IGNITION	
1	051393-01-701	EA SWITCH PACKAGE	91959
2	051391-04-701	EA THERMOSTAT 12 VDC-120 PRESET	91470
3	051393-01-721	EA ECO & THERMOSTAT ASM - FRONT MOUNT - 140°	91447
4	051391-01-705	EA FASTENER - CAMLOC	92609
5	051391-01-704	EA VALVE - RELIEF - 1/2" FITTING	91604
6	051393-01-723	EA SWITCH - ENERGY CUT-OFF	93866
7	051393-01-724	EA CIRCUIT BOARD - W/ SPADE TERMINAL	93867
8	051393-01-725	EA ELECTRODE - SINGLE SPADE CONNECTION	93868
9	051391-04-703	EA BURNER - MAIN	91638
10	051391-01-717	EA GRILLE	92640
11	051391-01-710	EA ORIFICE - MAIN BURNER	92742
12	051391-03-700	EA ORIFICE HOLDER	91563
13	051393-01-726	EA SOLENOID VALVE & BRACKET	93870
14	051391-01-714	EA ELBOW - 45 DEGREE - 3/8" F X 3/8" MPT	91044
15	052009-04-000	EA DOOR - WATER HEATER - BUFF	
16	051391-01-700	EA HINGE KIT - W/CLIP	92568 & 92559
17	051391-04-706	EA TANK - INNER	91641
18	051391-01-715	EA DRAIN PLUG	91857
19	051391-04-707	EA FLUE & GASKET	90960
	111129-01-711	EA BRACKET-CORNER, SET OF FOUR	91928
	116424-01-000	EA PROTECTOR - ROUND VINYL - WATER HEATER LATCH	

## WATER & SEWAGE GROUP (CONTINUED)

### WATER HEATER W/MOTOR AID ATWOOD (GH6-8E)



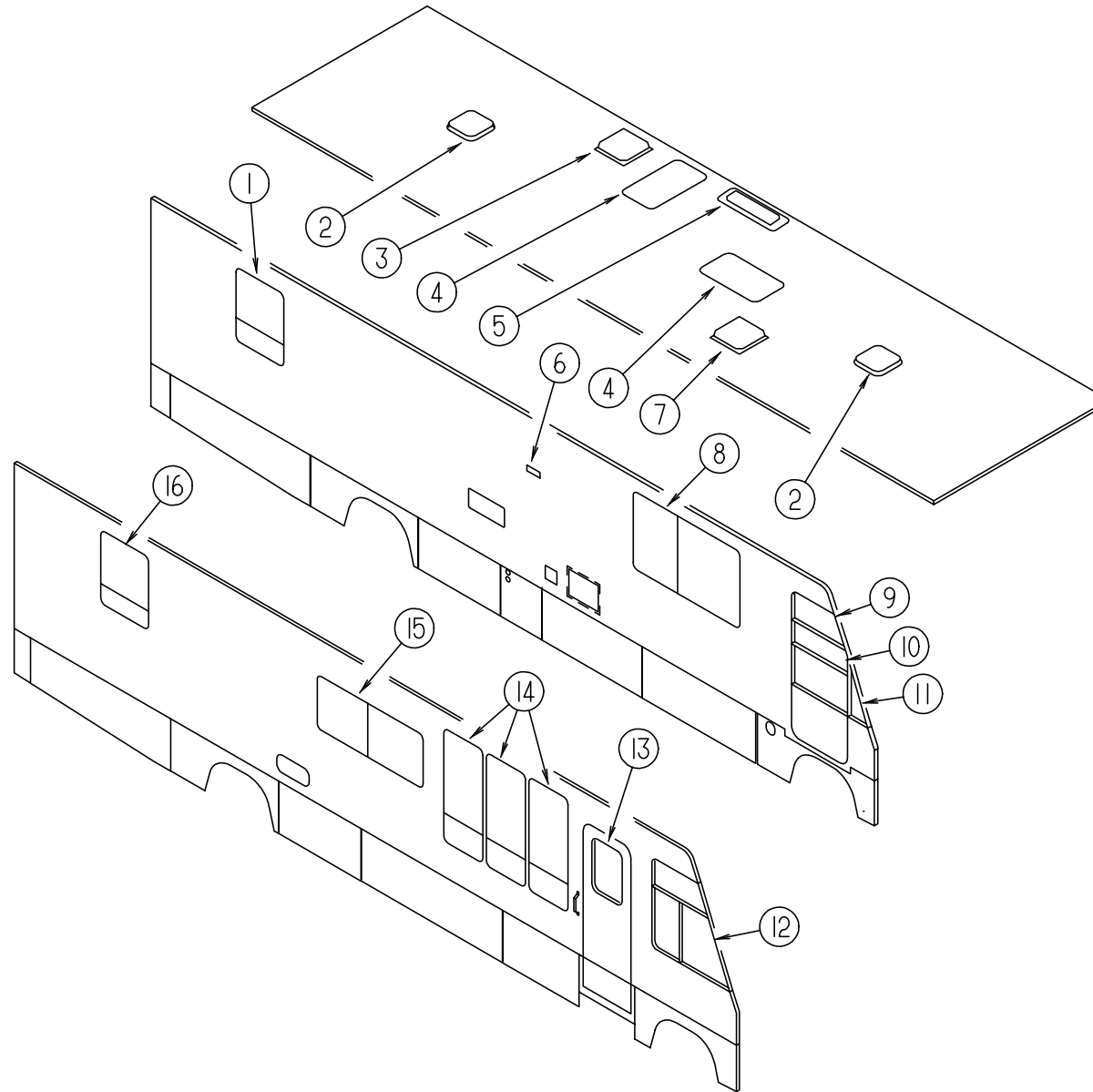
KEY	PART NUMBER	U/M DESCRIPTION	VENDOR NO.
	051393-01-000	EA WATER HEATER - W/ MOTOR AID - PILOTLESS IGNITION	
1	051393-01-701	EA SWITCH PACKAGE	91959
2	051391-04-701	EA THERMOSTAT 12 VDC-120 PRESET	91470
3	051393-01-721	EA ECO & THERMOSTAT ASM - FRONT MOUNT - 140°	91447
4	051391-01-705	EA FASTENER - CAMLOC	92609
5	051391-01-704	EA VALVE - RELIEF - 1/2" FITTING	91604
6	051393-01-723	EA SWITCH - ENERGY CUT-OFF	93866
7	051393-01-724	EA CIRCUIT BOARD - W/ SPADE TERMINAL	93867
8	051393-01-725	EA ELECTRODE - SINGLE SPADE CONNECTION	93868
9	051391-04-703	EA BURNER - MAIN	91638
10	051391-01-717	EA GRILLE	92640
11	051391-01-710	EA ORIFICE - MAIN BURNER	92742
12	051391-03-700	EA ORIFICE HOLDER	91563
13	051393-01-726	EA SOLENOID VALVE & BRACKET	93870
14	051391-01-714	EA ELBOW - 45 DEGREE - 3/8" F X 3/8" MPT	91044
15	052009-04-000	EA DOOR - WATER HEATER - BUFF	
16	051391-01-700	EA HINGE KIT - W/CLIP	92568 & 92559
17	051391-04-704	EA TANK - INNER	91642
18	051391-01-715	EA DRAIN PLUG	91857
19	051391-04-707	EA FLUE & GASKET	90960
	111129-01-711	EA BRACKET-CORNER, SET OF FOUR	91928
	116424-01-000	EA PROTECTOR - ROUND VINYL - WATER HEATER LATCH	

### WATER HEATER W/MOTOR AID ATWOOD (G6A-8E)

KEY	PART NUMBER	U/M DESCRIPTION	VENDOR NO.
	051391-03-000	EA WATER HEATER - W/ ELECTRIC IGNITION	
1	051393-01-701	EA SWITCH PACKAGE	91959
2	051391-04-701	EA THERMOSTAT 12 VDC-120 PRESET	91470
3	051393-01-721	EA ECO & THERMOSTAT ASM - FRONT MOUNT - 140°	91447
4	051391-01-705	EA FASTENER - CAMLOC	92609
5	051391-01-704	EA VALVE - RELIEF - 1/2" FITTING	91604
6	051393-01-723	EA SWITCH - ENERGY CUT-OFF	93866
7	051393-01-724	EA CIRCUIT BOARD - W/ SPADE TERMINAL	93867
8	051393-01-725	EA ELECTRODE - SINGLE SPADE CONNECTION	93868
9	051391-04-703	EA BURNER - MAIN	91638
10	051391-01-717	EA GRILLE	92640
11	051391-01-710	EA ORIFICE - MAIN BURNER	92742
12	051391-03-700	EA ORIFICE HOLDER	91563
13	051393-01-726	EA SOLENOID VALVE & BRACKET	93870
14	051391-01-714	EA ELBOW - 45 DEGREE - 3/8" F X 3/8" MPT	91044
15	052009-04-000	EA DOOR - WATER HEATER - BUFF	
16	051391-01-700	EA HINGE KIT - W/CLIP	92568 & 92559
17	051391-04-706	EA TANK - INNER	91641
18	051391-01-715	EA DRAIN PLUG	91857
19	051391-04-707	EA FLUE & GASKET	90960
	111129-01-711	EA BRACKET-CORNER, SET OF FOUR	91928
	116424-01-000	EA PROTECTOR - ROUND VINYL - WATER HEATER LATCH	

# WINDOW, VENT & EXTERIOR DOOR GROUP

## WINDOWS & VENTS



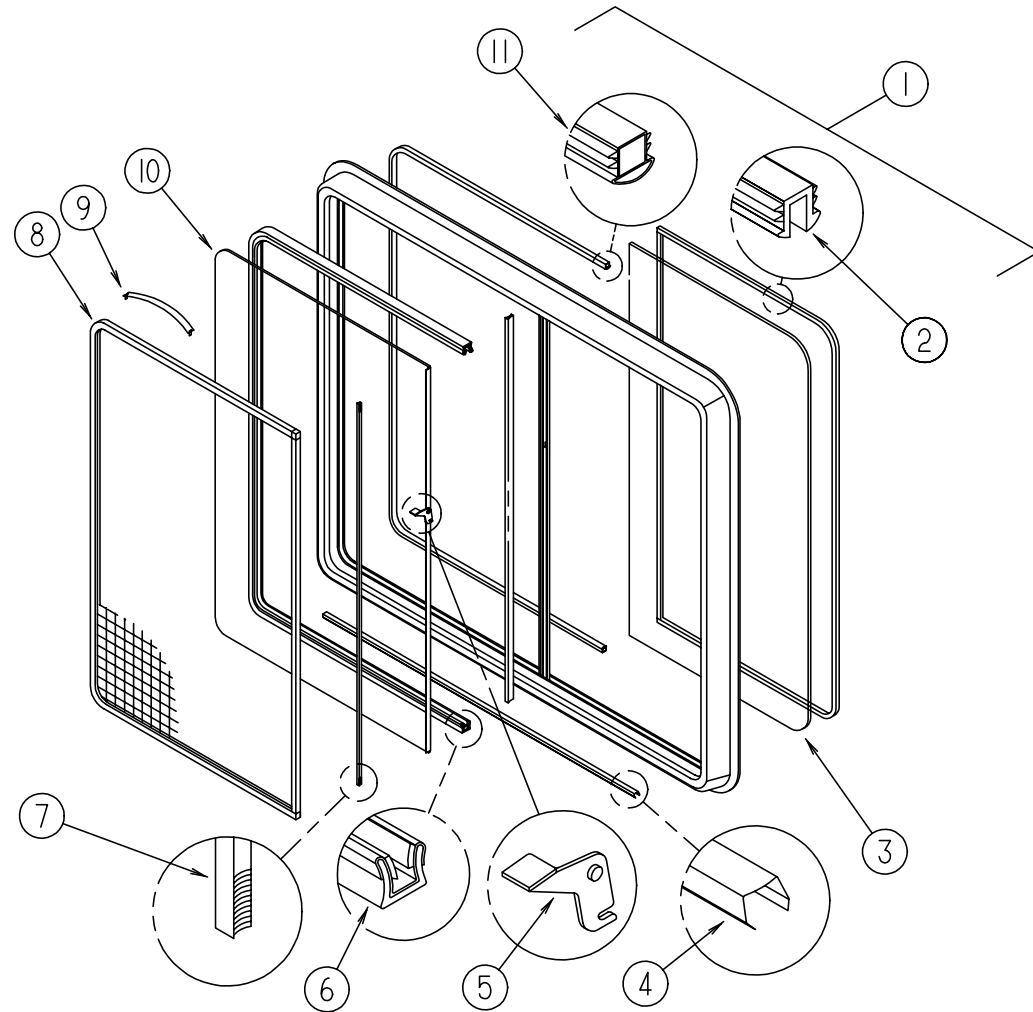
KEY	PART NUMBER	U/M	DESCRIPTION
1	112463-02-01A	EA	WINDOW ASM - ESCAPE TIPOUT - W/ RETAINER TRIM (OFF-WHITE)
1	112898-09 01A	EA	WINDOW ASM. - ESCAPE - THERMO - W/ RETAINER TRIM (OPTION)
2	110051-02-01A	EA	VENT - ROOF - NON POWERED
3	110051-04-01A	EA	VENT - ROOF - POWERED (US)
3	110051-06-01A	EA	VENT - ROOF - POWERED (CSA)
4	114495-01-01A	EA	PANEL - INNER SKYLIGHT - 20.5" X 31.6"
4	114496-01-01A	EA	PANEL - OUTER SKYLIGHT - 20.5" X 31.6"
5	084073-07-000	EA	COVER - ROOF VENT - NORCOLD REFRIGERATOR - BRIGHT WHITE
5	118369-01-02A	EA	COVER - ROOF VENT - DOMETIC REFRIGERATOR - BRIGHT WHITE
5	084073-04-000	EA	BASE - ROOF VENT - NORCOLD REFRIGERATOR - BLACK
5	118369-02-02A	EA	BASE - ROOF VENT - DOMETIC REFRIGERATOR - BRIGHT WHITE
6	084616-07-000	EA	SHROUD - RANGE HOOD VENT - BRIGHT WHITE
6	084878-09-000	EA	VENT - RANGE HOOD - SHORT - LVS
7	084079-14-000	EA	VENT - ROOF - POWERED (US)
7	084079-15-000	EA	VENT - ROOF - POWERED (CSA)
8	098647-22-01A	EA	WINDOW ASM. - SLIDER - W/ RETAINER TRIM (OFF-WHITE) (W/ OVHD CABINET)
8	098647-39-01A	EA	WINDOW ASM. - SLIDER - W/ RETAINER TRIM (OFF-WHITE) (W/O OVHD CABINET)
8	112795-15-01A	EA	WINDOW ASM. - SLIDER - THERMO - W/ RETAINER TRIM (W/ OVHD CABINET)
8	112795-37-01A	EA	WINDOW ASM. - SLIDER - THERMO - W/ RETAINER TRIM (W/O OVHD CABINET)

KEY	PART NUMBER	U/M	DESCRIPTION
9	116000-02-01A	EA	WINDOW ASM. - VISTA - THERMO - W/ RETAINER TRIM (OPTION)
9	106467-03-01A	EA	WINDOW ASM. - VISTA - DRIVER SIDE - W/ RETAINER TRIM (BLACK)
10	106469-01-704	EA	WINDOW ASM. - DRIVER DOOR - ROLL-UP GLASS ASM. - W/ BRACKET
11	115999-02-01A	EA	WINDOW ASM. - FRONT SLANT - THERMO - DRIVER SIDE (OPTION)
11	106468-02-01A	EA	WINDOW ASM. - FRONT SLANT- DRIVER SIDE - W/ RETAINER TRIM (BLACK)
12	113501-02-01A	EA	WINDOW ASM. - CAB - THERMO - W/ RETAINER TRIM (OPTION)
12	103658-08-01A	EA	WINDOW ASM. - CAB - PASSENGER SIDE - W/ RETAINER TRIM (BLACK)
13	113733-01-01A	EA	WINDOW ASM. - THERMO - W/ RETAINER TRIM (OPTION)
13	117053-02-F36	EA	WINDOW ASM. - ENTRANCE DOOR - W/O RETAINER TRIM
14	112898-11-01A	EA	WINDOW ASM. - SLIDER - THERMO - W/ RETAINER TRIM (OPTION)
14	098644-09-01A	EA	WINDOW ASM. - SLIDER - W/ RETAINER TRIM (OFF-WHITE)
15	112795-16-01A	EA	WINDOW ASM. - SLIDER - THERMO - W/ RETAINER TRIM (OPTION)
15	098647-23-01A	EA	WINDOW ASM. - SLIDER - W/ RETAINER TRIM (OFF-WHITE)
16	112463-01-01A	EA	WINDOW ASM. - TIPOUT - W/ RETAINER TRIM (OFF-WHITE)
16	112898-08-01A	EA	WINDOW ASM. - SLIDER - THERMO - W/ RETAINER TRIM (OPTION)

## WINDOW, VENT & EXTERIOR DOOR GROUP (CONTINUED)

### SINGLE SLIDER WINDOW (EXCEL) (DRIVER SIDE LOUNGE, W/ OVERHEAD CABINETS)

KEY	PART NUMBER	U/M	DESCRIPTION	VENDOR NO.
1	098647-22-01A	EA	WINDOW ASM - SLIDER - W/ RETAINER TRIM - H287-G2W66L	
	098647-22-700	EA	WINDOW ASM - SLIDER - W/O RETAINER TRIM	H287-G2L
	098647-23-702	EA	RETAINER TRIM (OFF WHITE)	W28766
2	100322-01-703	FT	GLAZING STRIP	132-010723
3	098647-23-703	EA	GLASS - STATIONARY	106-017622
4	098644-01-710	FT	TRACK - SCREEN SPACER - 12' LENGTH	132-017135
5	098644-01-700	EA	LATCH - REPAIR KIT - BLACK	B801-CK
6	098644-01-708	FT	CHANNEL - PIERCED RUN	122-016543
7	098644-01-711	FT	WEATHERSTRIP - SCREEN - BLACK	171-016965
8	098647-23-704	EA	SCREEN ASM. - W/ SPRINGS & WEATHERSTRIP	410-019066
9	098644-01-713	EA	CLIP - SPRING - BLACK PLASTIC	226-016966
10	098647-23-700	EA	GLASS - SLIDING - W/ SASH & LATCH	H287-G9
11	098644-01-706	FT	WEATHERSTRIP	171-010668
	098644-01-716	FT	PLUG - FILLER	132-014470
	098644-01-717	FT	SPLINE - SCREEN	132-004716



### SINGLE SLIDER WINDOW (EXCEL) (DRIVER SIDE LOUNGE, W/O OVERHEAD CABINETS)

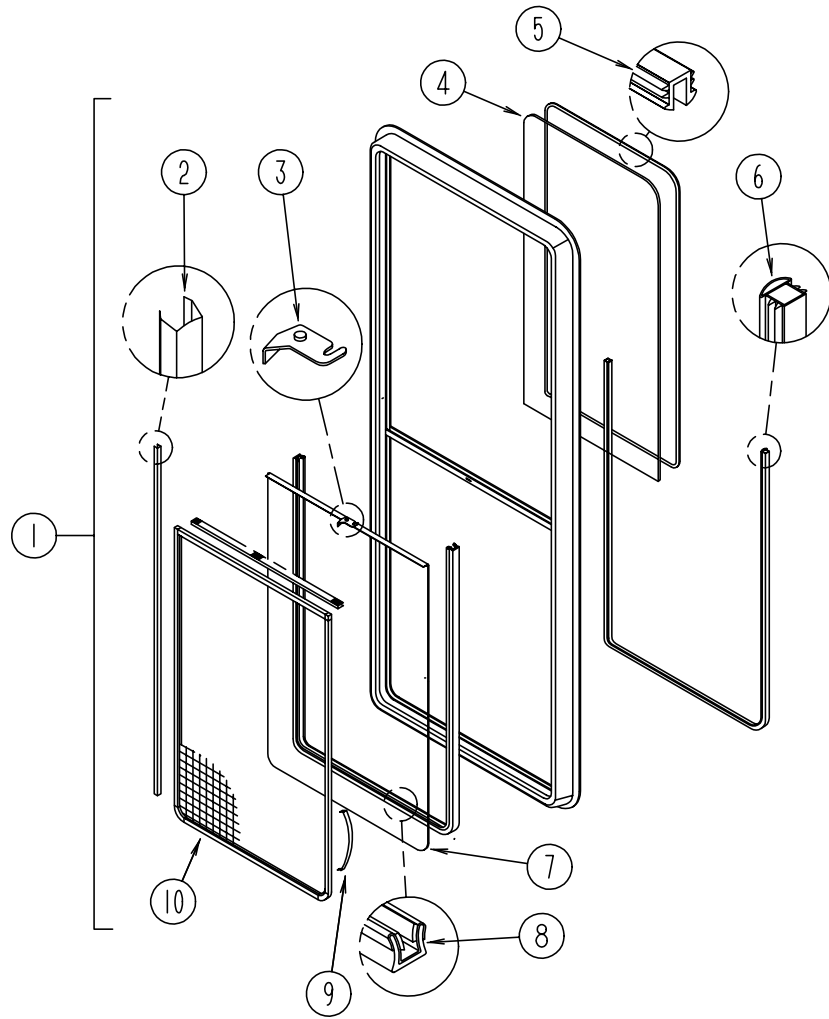
KEY	PART NUMBER	U/M	DESCRIPTION	VENDOR NO.
1	098647-39-01A	EA	WINDOW ASM - SLIDER - W/ RETAINER TRIM - H442-G2W66L	
	112795-37-701	EA	RETAINER TRIM (OFF WHITE)	W44266
2	100322-01-703	FT	GLAZING STRIP	132-010723
3	098647-39-700	EA	GLASS - STATIONARY	106-019793
4	098644-01-710	FT	TRACK - SCREEN SPACER - 12' LENGTH	132-017135
5	098644-01-700	EA	LATCH - REPAIR KIT - BLACK	B801-CK
6	098644-01-708	FT	CHANNEL - PIERCED RUN	122-016543
7	098644-01-711	FT	WEATHERSTRIP - SCREEN - BLACK	171-016965
8	112795-37-704	EA	SCREEN ASM. - W/ SPRINGS & WEATHERSTRIP	410-019501
9	098644-01-713	EA	CLIP - SPRING - BLACK PLASTIC	226-016966
10	098647-39-701	EA	GLASS - SLIDING	106-019704
11	098644-01-706	FT	WEATHERSTRIP	171-010668
	098644-01-716	FT	PLUG - FILLER	132-014470
	098644-01-717	FT	SPLINE - SCREEN	132-004716

### SINGLE SLIDER WINDOW (EXCEL) (PASSENGER SIDE DINETTE)

KEY	PART NUMBER	U/M	DESCRIPTION	VENDOR NO.
1	098647-23-01A	EA	WINDOW ASM - SLIDER - W/ RETAINER TRIM - H287-G2W66R	
	098647-23-701	EA	WINDOW ASM - SLIDER - W/O RETAINER TRIM	H287-G2R
	098647-23-702	EA	RETAINER TRIM (OFF WHITE)	W28766
2	100322-01-703	FT	GLAZING STRIP	132-010723
3	098647-23-703	EA	GLASS - STATIONARY	106-017622
4	098644-01-710	FT	TRACK - SCREEN SPACER - 12' LENGTH	132-017135
5	098644-01-700	EA	LATCH - REPAIR KIT - BLACK	B801-CK
6	098644-01-708	FT	CHANNEL - PIERCED RUN	122-016543
7	098644-01-711	FT	WEATHERSTRIP - SCREEN - BLACK	171-016965
8	098647-23-704	EA	SCREEN ASM. - W/ SPRINGS & WEATHERSTRIP	410-019066
9	098644-01-713	EA	CLIP - SPRING - BLACK PLASTIC	226-016966
10	098647-23-700	EA	GLASS - SLIDING - W/ SASH & LATCH	H287-G9
11	098644-01-706	FT	WEATHERSTRIP	171-010668
	098644-01-716	FT	PLUG - FILLER	132-014470
	098644-01-717	FT	SPLINE - SCREEN	132-004716



**WINDOW, VENT & EXTERIOR DOOR GROUP (CONTINUED)**



**SINGLE SLIDER WINDOW (EXCEL) (PASSENGER SIDE LOUNGE)**

KEY	PART NUMBER	U/M DESCRIPTION	VENDOR NO.
1	098644-09-01A	EA WINDOW ASM - SLIDER - RAISE - W/ RETAINER TRIM - H446-G2W66	
	098644-09-700	EA WINDOW ASM - SLIDER - W/O RETAINER TRIM	H446-G2
	098644-09-701	EA RETAINER TRIM - INSIDE (OFF WHITE)	W44666
2	098644-01-710	FT TRACK - SCREEN SPACER - 12' LENGTH	132-017135
3	098644-01-700	EA LATCH - REPAIR KIT - BLACK	B801-CK
4	098644-09-702	EA GLASS - STATIONARY	106-019509
5	100322-01-703	FT GLAZING STRIP	132-010723
6	098644-01-706	FT WEATHERSTRIP	171-010668
7	098644-09-703	EA GLASS - SLIDING - W/ SASH & LATCH	H446-G9
8	098644-01-708	FT CHANNEL - PIERCED RUN	122-016543
9	098644-01-713	EA CLIP - SPRING - BLACK PLASTIC	226-016966
10	098644-09-704	EA SCREEN ASM. - W/ SPRINGS & WEATHERSTRIP	410-019511
	098644-01-711	FT WEATHERSTRIP - SCREEN - BLACK	171-016965
	098644-01-716	FT PLUG - FILLER	132-014470
	098644-01-717	FT SPLINE - SCREEN	132-004716

**WINDOW, VENT & EXTERIOR DOOR GROUP (CONTINUED)**

**SINGLE SLIDER WINDOW (EXCELTHERMO) (DRIVER SIDE LOUNGE, W/ OVERHEAD CABINETS)**

KEY	PART NUMBER	U/M DESCRIPTION	VENDOR NO.
	112795-15-01A	EA WINDOW ASM - SLIDER - W/ RETAINER TRIM - DH287-G2W66L	
	112795-15-700	EA WINDOW ASM - SLIDER - W/O RETAINER TRIM	DH287-G2L
	098647-23-702	EA RETAINER TRIM - INSIDE (OFF WHITE)	W28766
	098644-01-713	EA CLIP - SPRING - BLACK PLASTIC	226-016966
	098647-23-704	EA SCREEN ASM. - W/ SPRING CLIP	410-019066
	112795-01-700	EA LATCH ASM. - BLACK	DH287-CK
	112795-01-701	EA SLIDE - STOP	132-019092
	112795-01-702	FT PLUG - FILLER	122-018737
	112795-01-703	IN CHANNEL - RUN	122-018736
	112795-01-704	FT VINYL - GLAZING	132-018280
	112795-15-701	EA GLASS - STATIONARY	390-019045
	112795-15-702	EA GLASS - SLIDING - W/SASH & LATCH	DH287-G9

**SINGLE SLIDER WINDOW (EXCELTHERMO) (PASSENGER SIDE DINETTE)**

KEY	PART NUMBER	U/M DESCRIPTION	VENDOR NO.
	112795-16-01A	EA WINDOW ASM - SLIDER - W/ RETAINER TRIM - DH287-G2W66R	
	112795-16-700	EA WINDOW ASM - SLIDER - W/O RETAINER TRIM	DH287-G2R
	098647-23-702	EA RETAINER TRIM - INSIDE (OFF WHITE)	W28766
	098644-01-713	EA CLIP - SPRING - BLACK PLASTIC	226-016966
	098647-23-704	EA SCREEN ASM. - W/ SPRING CLIP	410-019066
	112795-01-700	EA LATCH ASM. - BLACK	DH287-CK
	112795-01-701	EA SLIDE - STOP	132-019092
	112795-01-702	FT PLUG - FILLER	122-018737
	112795-01-703	IN CHANNEL - RUN	122-018736
	112795-01-704	FT VINYL - GLAZING	132-018280
	112795-15-701	EA GLASS - STATIONARY	390-019045
	112795-15-702	EA GLASS - SLIDING - W/SASH & LATCH	DH287-G9

**WINDOW, VENT & EXTERIOR DOOR GROUP (CONTINUED)**

**EXCEL SINGLE TIPOUT BEDROOM WINDOW (ESCAPE) (DRIVER SIDE)**

KEY	PART NUMBER	U/M DESCRIPTION	VENDER NO.
	112463-02-01A	EA WINDOW ASM - TIPOUT - W/ RETAINER TRIM - CH82-G2W59	
	112463-02-700	EA WINDOW ASM - TIPOUT - W/O RETAINER TRIM	CH82-G2
	104691-14-701	EA RETAINER TRIM - INSIDE (OFF WHITE)	CW8259
	112463-02-702	EA GLASS - STATIONARY	106-018809
	100322-01-718	EA HANDLE - DIAL	410-016081
	100322-01-703	FT GLAZING STRIP	132-010723
	112463-02-703	EA VENT ASSEMBLY	CH82-G9
	112463-02-704	EA OPERATOR & BAR ASSEMBLY	CH82-18
	112463-02-705	EA SCREEN ASSEMBLY	410-018812
	112519-01-706	EA CLIP - SCREEN	CH21-50
	112898-06-704	EA HANDLE - LATCH - RED - RH	182-11293
	112898-06-705	EA HANDLE - LATCH - RED - LH	182-11294
	113500-01-707	EA SUPPORT - TORQUE BAR - RH	130-015979
	113500-01-708	EA SUPPORT - TORQUE BAR - LH	130-015978

**EXCEL SLIDER, THERMO WINDOW (ESCAPE) (DRIVER SIDE)**

KEY	PART NUMBER	U/M DESCRIPTION	VENDER NO.
	112898-09-01A	EA WINDOW ASM - SLIDER - VERT - THERMO - DH436-G2W64L	
	098644-01-713	EA CLIP - SPRING - BLACK PLASTIC	226-016966
	112795-01-700	EA LATCH ASM. - BLACK	DH287-CK
	112795-01-701	EA SLIDE - STOP	132-019092
	112898-04-703	EA SASH LATCH KIT - RAISED	DH343-CK
	112898-06-704	EA HANDLE - LATCH - RED-RH	182-11293
	112898-06-705	EA HANDLE - LATCH - RED-LH	182-11294
	112898-09-700	EA WINDOW W/O RETAINER TRIM	DH436-G2
	112898-09-701	EA RETAINER TRIM	W43664
	112898-09-702	EA GLASS - STATIONARY	390-019464
	112898-09-703	EA GLASS - SLIDE ASSEMBLY	DH436-G9
	112898-09-704	EA SCREEN ASSEMBLY	410-019474

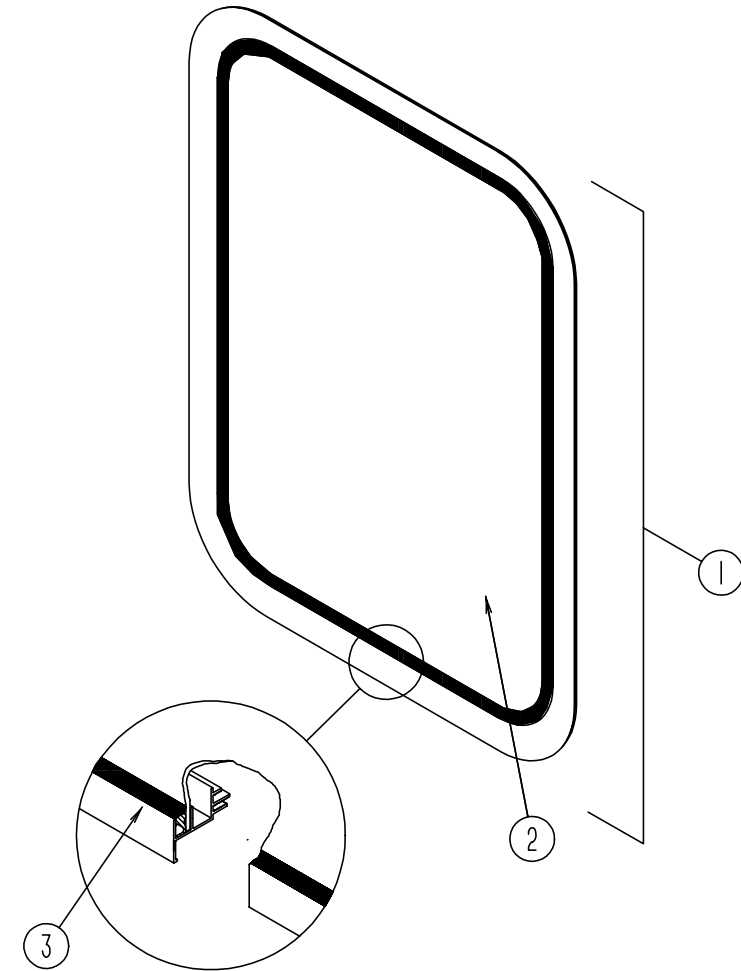
**EXCEL SINGLE TIPOUT BEDROOM WINDOW (PASSENGER SIDE)**

KEY	PART NUMBER	U/M DESCRIPTION	VENDER NO.
	112463-01-01A	EA WINDOW ASM - TIPOUT - W/ RETAINER TRIM - CH81-G2W59	
	112463-01-701	EA WINDOW ASM - TIPOUT - W/O RETAINER TRIM	CH81-G2
	112463-01-702	EA RETAINER TRIM - INSIDE (OFF WHITE)	CW8159
	112463-01-700	EA GLASS - STATIONARY	106-018807
	100322-01-718	EA HANDLE - DIAL	410-016081
	100322-01-703	FT GLAZING STRIP	132-010723
	112463-01-703	EA VENT ASSEMBLY	CH81-G9
	112463-01-704	EA OPERATOR & BAR ASSEMBLY	CH78-18
	112463-01-705	EA SCREEN ASSEMBLY	410-018811
	112519-01-706	EA CLIP - SCREEN	CH21-50
	113500-01-707	EA SUPPORT - TORQUE BAR - RH	130-015979
	113500-01-708	EA SUPPORT - TORQUE BAR - LH	130-015978

**EXCEL SLIDER, THERMO WINDOW (ESCAPE) (DRIVER SIDE)**

KEY	PART NUMBER	U/M DESCRIPTION	VENDER NO.
	112898-08-01A	EA WINDOW ASM - SLIDER - VERT - THERMO - DH435-G2W66R	
	098644-01-713	EA CLIP - SPRING - BLACK PLASTIC	226-016966
	112795-01-700	EA LATCH ASM. - BLACK	DH287-CK
	112795-01-701	EA SLIDE - STOP	132-019092
	112898-04-703	EA SASH LATCH KIT - RAISED	DH343-CK
	112898-08-700	EA WINDOW W/O RETAINER TRIM	DH435-G2R
	112898-08-701	EA RETAINER TRIM	W43566
	112898-08-702	EA GLASS - STATIONARY	390-019462
	112898-08-703	EA GLASS - SLIDE ASSEMBLY	DH435-G9
	112898-08-704	EA SCREEN ASSEMBLY	410-019473

**WINDOW, VENT & EXTERIOR DOOR GROUP (CONTINUED)**



**ENTRY DOOR WINDOW**

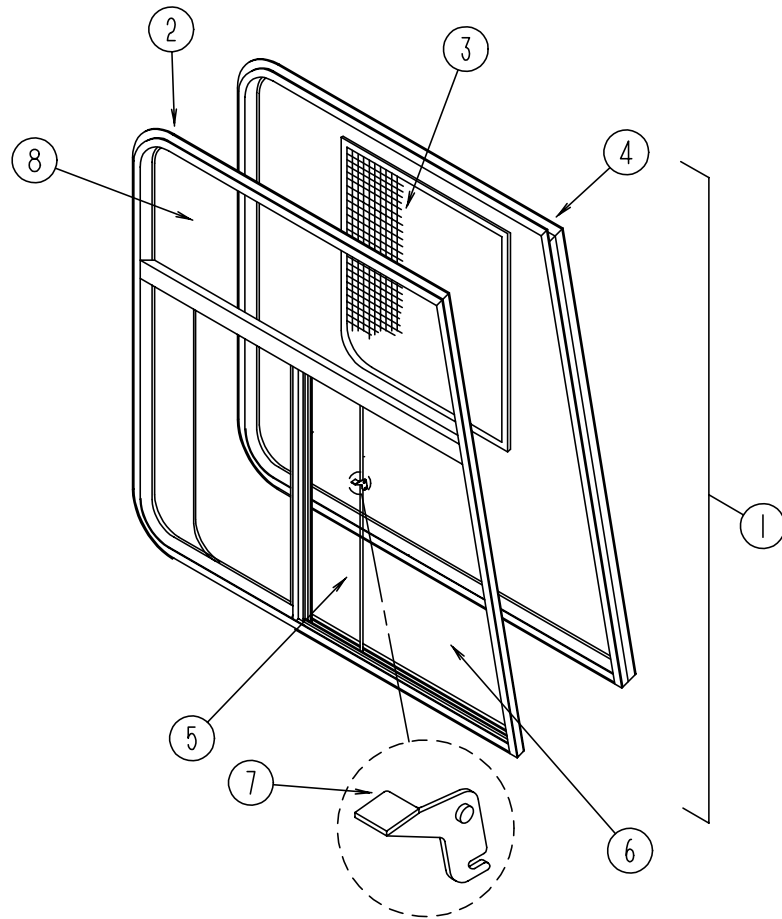
KEY	PART NUMBER	U/M DESCRIPTION
1	117053-02-F36	EA WINDOW ASM. - ENTRANCE DOOR - W/O RETAINER TRIM
	117054-02-02A	EA RETAINER TRIM - BRIGHT WHITE
2	002181-25-000	EA GLASS - PICTURE 655 X 417 MM
3	087561-01-000	FT SEAL - GLASS - EXTERIOR - .5" WIDE - VINYL - BLACK

**ENTRY DOOR WINDOW (THERMO INSULATED)**

KEY	PART NUMBER	U/M DESCRIPTION
1	113733-01-01A	EA WINDOW ASM. - ENTRANCE DOOR - THERMO INSULATED - W/ RETAINER TRIM
1	113733-01-700	EA WINDOW ASM. - ENTRANCE DOOR - THERMO INSULATED - W/O RETAINER TRIM
	113733-01-701	EA RETAINER TRIM - OFF WHITE
2	113733-01-702	EA GLASS - PICTURE - THERMO INSULATED

## WINDOW, VENT & EXTERIOR DOOR GROUP (CONTINUED)

### FRONT CAB WINDOW (EXCEL) (PASSENGER SIDE)

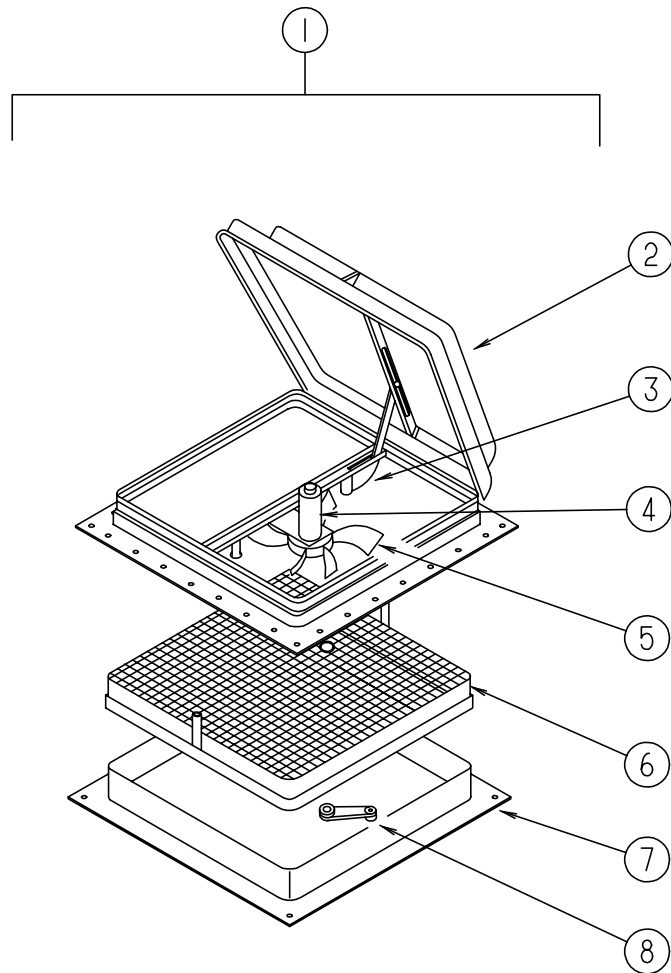


KEY	PART NUMBER	U/M DESCRIPTION	VENDER NO.
1	103658-08-01A	EA WINDOW ASM. - W/ RETAINER TRIM - H374-A2B66R	
2	103658-08-700	EA WINDOW ASM. - W/O RETAINER TRIM	H374-A2R
3	103658-02-700	EA SCREEN ASM. - WINDOW	H322-03R
	098644-01-717	FT SPLINE - SCREEN	132-004716
	098644-01-713	EA SPRING - SCREEN FRAME (CLIP)	226-016966
	098644-01-710	FT TRACK - SCREEN SPACER - 12' LENGTH	132-017135
	098644-01-711	FT WEATHERSTRIP - SCREEN - BLACK	171-016965
4	103658-08-701	EA RETAINER TRIM (BLACK)	H374-66R & 76R
5	103658-02-701	EA GLASS - SLIDING - W/SASH & LATCH	H322-A9R
6	103658-01-702	EA GLASS - STATIONARY - BOTTOM	106-017700
7	098644-01-700	EA LATCH - REPAIR KIT	B801-CK
8	103658-07-701	EA GLASS - STATIONARY - TOP	106-018481
	098644-01-708	FT CHANNEL - PIERCED RUN	122-016543
	098644-01-706	FT WEATHERSTRIP	171-010668
	098644-01-716	FT PLUG - FILLER	132-014470

### FRONT CAB WINDOW, THERMOPANE (EXCEL) (PASSENGER SIDE)

KEY	PART NUMBER	U/M DESCRIPTION	VENDER NO.
	113501-02-01A	EA WINDOW ASM - CAB - THERMOPANE - DH374-A2B66R	
	103658-02-700	EA SCREEN ASSEMBLY - RIGHT	H322-03R
	112795-01-700	EA LATCH ASM. - BLACK	DH287-CK
	112795-01-701	EA SLIDE - STOP	132-019092
	112795-01-702	FT PLUG - FILLER	122-018737
	112795-01-703	IN CHANNEL - RUN	122-018736
	112795-01-704	FT VINYL - GLAZING	132-018280
	113501-01-701	EA GLASS - STATIONARY - UPPER	390-019137
	113501-02-700	EA WINDOW W/O TRIM	DH374-A2R
	113501-02-701	EA GLASS - STATIONARY - LOWER	390-019138R
	113501-02-702	EA GLASS - SLIDE ASSEMBLY	DH374-A9R

**WINDOW, VENT & EXTERIOR DOOR GROUP (CONTINUED)**



**POWERED ROOF VENT (US)**

KEY	PART NUMBER	U/M DESCRIPTION	VENDOR NO.
1	110051-04-01A	EA VENT ASM. - ROOF - POWERED - 7797	
2	064470-01-700	EA COVER - ROOF VENT (W/O SLIDE BAR)	J7291
	064470-01-701	EA SLIDE BAR (VENT-LID)	JRP1291B
3	110051-01-702	EA GEAR - LIFT-ARM ASM.	RP-1000B
4	048648-01-000	EA MOTOR - 12V NONVENTED 1/8 SHAFT - 42-472-01	
5	048649-01-000	EA FAN - PLASTIC - 6 IN - 6 BLADED - RP-10002B	
6	110051-01-704	EA SCREEN & FRAME	29-688-03
7	110051-02-700	EA GARNISH - INTERIOR - 4"	
8	110051-01-703	EA CRANK HANDLE	RP-1031-B

**POWERED ROOF VENT (CANADIAN)**

KEY	PART NUMBER	U/M DESCRIPTION	VENDOR NO.
1	110051-06-01A	EA VENT ASM. - ROOF - POWERED - C7797	
2	064470-01-700	EA COVER - ROOF VENT (W/O SLIDE BAR)	J7291
	064470-01-701	EA SLIDE BAR (VENT-LID)	JRP1291B
3	110051-01-702	EA GEAR - LIFT-ARM ASM.	RP-1000B
4	048648-01-000	EA MOTOR - 12V NONVENTED 1/8 SHAFT - 42-472-01	
5	048649-01-000	EA FAN - PLASTIC - 6 IN - 6 BLADED - RP-10002B	
6	110051-01-704	EA SCREEN & FRAME	29-688-03
7	110051-02-700	EA GARNISH - INTERIOR - 4"	
8	110051-01-703	EA CRANK HANDLE	RP-1031-B

**WINDOW, VENT & EXTERIOR DOOR GROUP (CONTINUED)**

**NON POWERED ROOF VENT**

KEY	PART NUMBER	U/M DESCRIPTION	VENDOR NO.
	110051-02-01A	EA ROOF VENT - W/ SCREEN - 7727	
	064470-01-700	EA COVER - ROOF VENT (W/O SLIDE BAR)	J7291
	064470-01-701	EA SLIDE BAR (VENT-LID)	JRP1291B
	110051-01-702	EA GEAR - LIFT-ARM ASM.	RP-1000B
	110051-01-703	EA CRANK HANDLE	RP-1031-B
	110051-01-704	EA SCREEN & FRAME	29-688-03
	110051-02-700	EA GARNISH - INTERIOR - 4"	

**POWERED ROOF VENT (FANTASTIC) (US)**

KEY	PART NUMBER	U/M DESCRIPTION	VENDOR NO.
	084079-14-000	EA VENT - EXHAUST - POWERED - OFF WHITE	
	084079-01-700	EA VENT COVER	1020-19
	084079-01-701	EA SCREEN ASM. - WHITE	1030-80
	084079-01-702	EA ARM LIFT ASSEMBLY - MANUAL	101105
	084079-01-703	EA CRANK - EXTERIOR	1060-09
	084079-01-707	EA SWITCH - SAFETY	1120-00
	084079-01-709	EA SWITCH - ON & OFF - MAIN POWER	1100-00
	084079-07-700	EA GARNISH - INTERIOR 4" OFF/WHT	2040-80
	084079-11-700	EA MOTOR, BRACKET & FAN BLADE	4017K-09
	084079-11-702	EA BASE - MAIN W/ DOME SWITCH	1010K-81

**POWERED ROOF VENT (FANTASTIC) (CSA)**

KEY	PART NUMBER	U/M DESCRIPTION	VENDOR NO.
	084079-15-000	EA VENT - EXHAUST - POWERED - OFF WHITE	
	084079-01-700	EA VENT COVER	1020-19
	084079-01-702	EA ARM LIFT ASSEMBLY - MANUAL	101105
	084079-01-703	EA CRANK - EXTERIOR	1060-09
	084079-01-707	EA SWITCH - SAFETY	1120-00
	084079-01-709	EA SWITCH - ON & OFF - MAIN POWER	1100-00
	084079-07-700	EA GARNISH - INTERIOR 4" OFF/WHT	2040-80
	084079-11-700	EA MOTOR, BRACKET & FAN BLADE	4017K-09
	084079-11-702	EA BASE - MAIN W/ DOME SWITCH	1010K-81
	084079-15-700	EA SCREEN ASM. - INT. W/ SWITCHES	1030S-80

**ROOF VENTS**

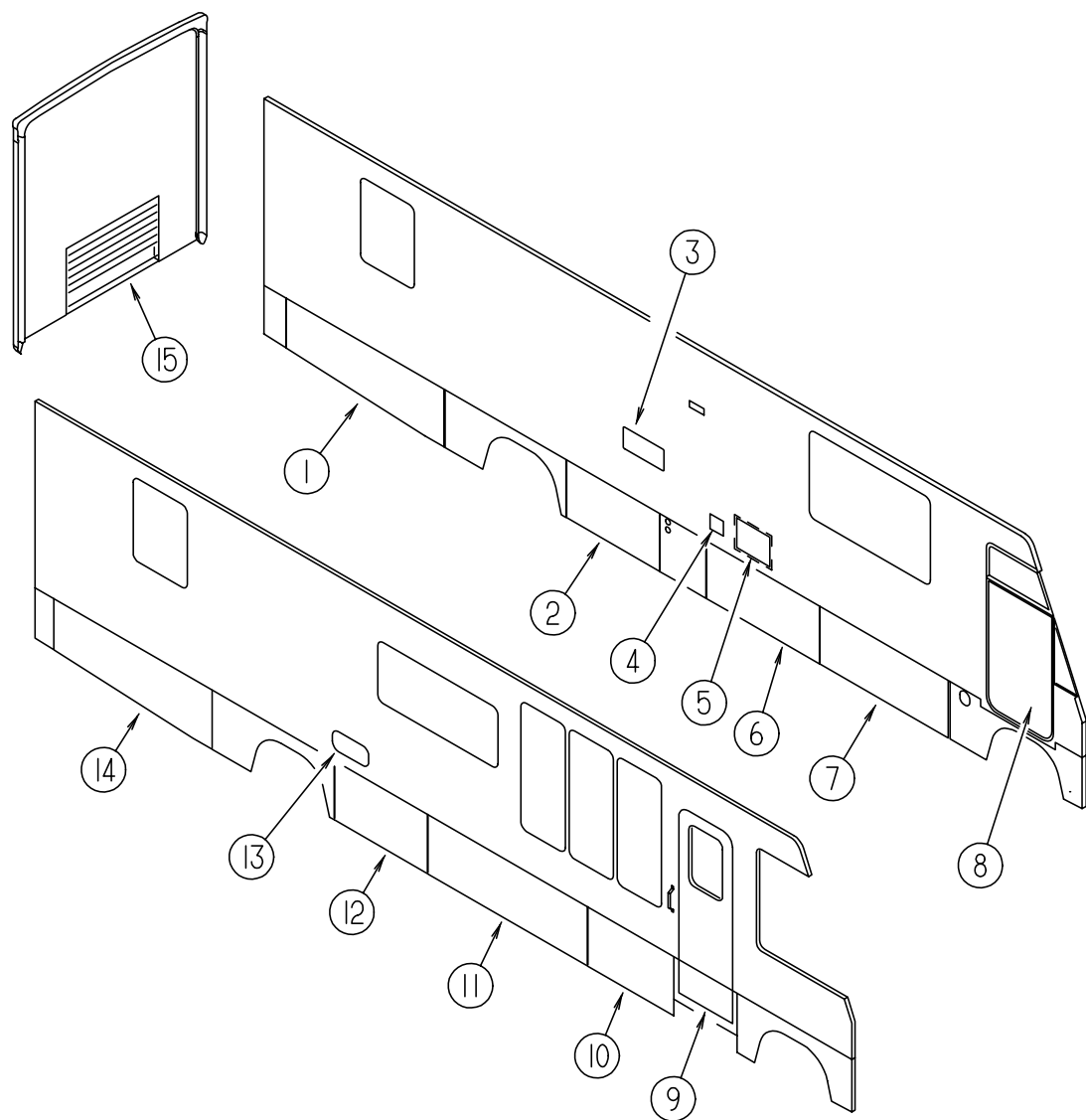
KEY	PART NUMBER	U/M DESCRIPTION
	083558-03-000	EA VENT COVER - PLUMBING PIPE - ROOF
	084073-07-000	EA COVER - ROOF VENT - NORCOLD REFRIGERATOR - BRIGHT WHITE
	118369-01-02A	EA COVER - ROOF VENT - DOMETIC REFRIGERATOR - BRIGHT WHITE
	084073-04-000	EA BASE - ROOF VENT - NORCOLD REFRIGERATOR - BLACK
	118369-02-02A	EA BASE - ROOF VENT - DOMETIC REFRIGERATOR - BRIGHT WHITE

**SIDEWALL VENTS**

KEY	PART NUMBER	U/M DESCRIPTION
	084616-07-000	EA SHROUD - RANGE HOOD VENT - BRIGHT WHITE
	084878-09-000	EA VENT - RANGE HOOD - SHORT - LVS

# WINDOW, VENT & EXTERIOR DOOR GROUP (CONTINUED)

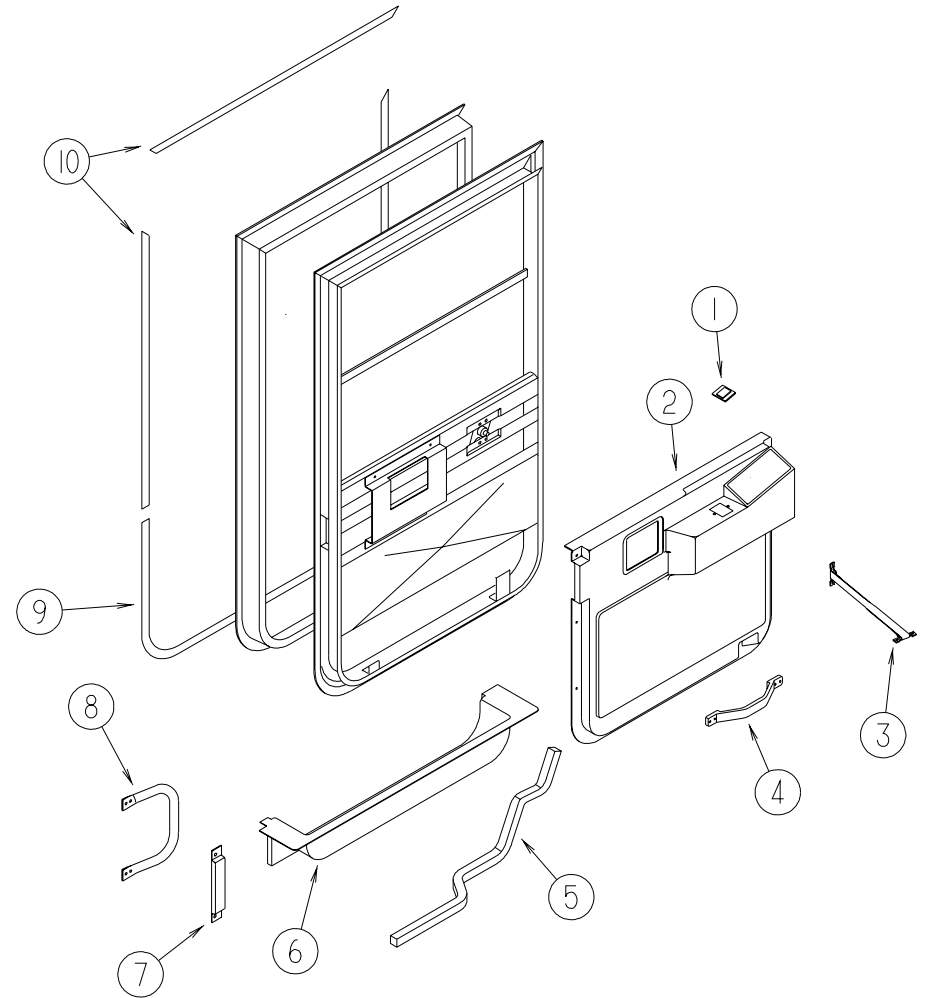
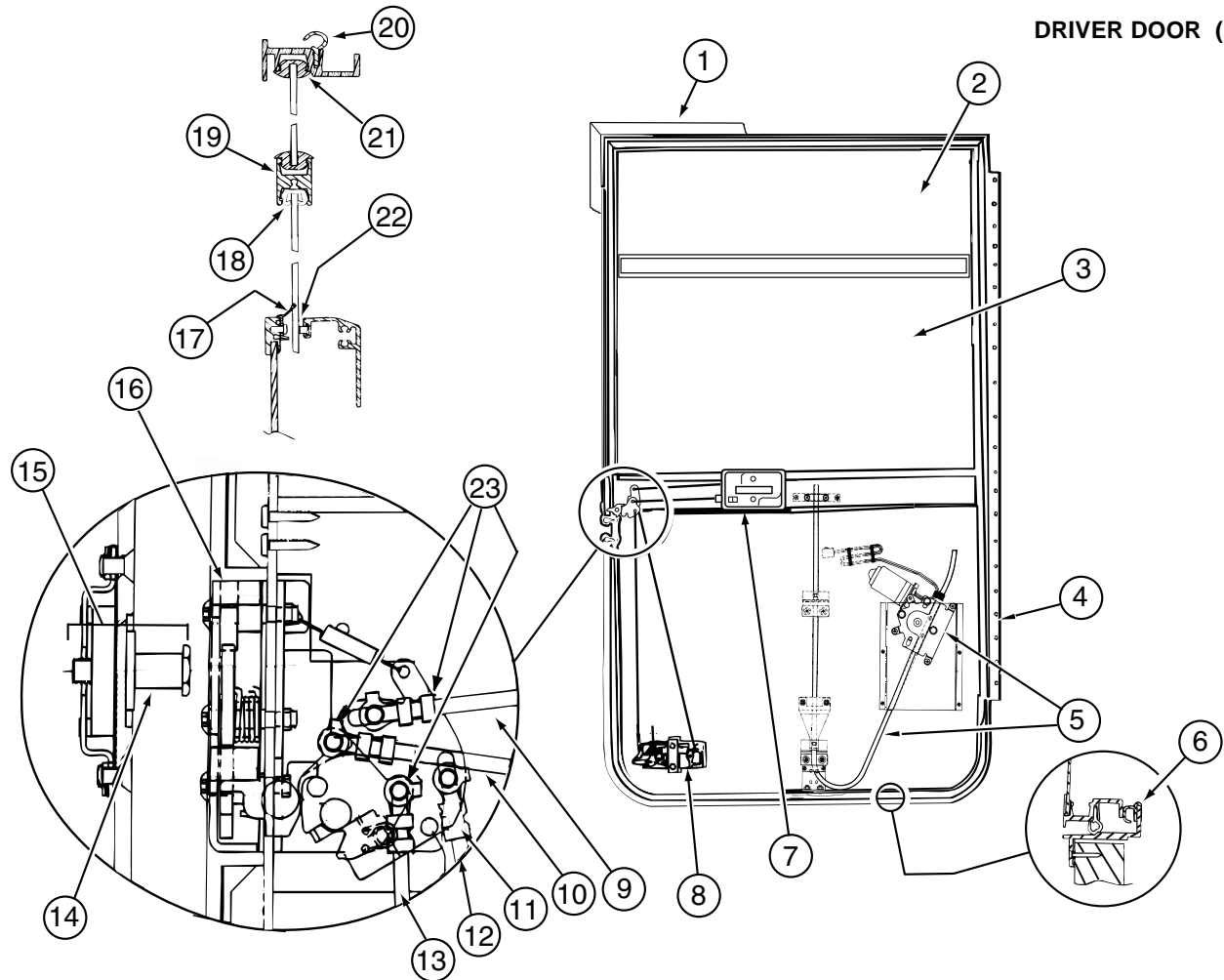
## EXTERIOR DOORS



KEY	PART NUMBER	U/M	DESCRIPTION	
1	118789-68-G35	EA	DOOR ASM - STORAGE	
2	118791-26-G35	EA	DOOR ASM - STORAGE	FROM: 00-00-00 THRU: 11-19-95
2	121294-26-G15	EA	DOOR ASM - STORAGE	FROM: 11-20-95 THRU: 99-99-99
3	118368-01-03A	EA	DOOR - VENT - DOMETIC REFRIGERATOR - BRIGHT WHITE	
3	084103-08-000	EA	DOOR - VENT - NORCOLD REFRIGERATOR - BRIGHT WHITE	
3	084104-08-000	EA	JAMB - VENT - NORCOLD REFRIGERATOR - BRIGHT WHITE	
4	081240-16-000	EA	DOOR - WATER FILL - LOCKABLE W/O LOCK - 4" X 4 5/8" - BRIGHT WHITE	
5	052009-06-000	EA	DOOR - WATER HEATER - BRIGHT WHITE	
5	116424 01 000	EA	PROTECTOR - WATER HEATER LATCH	
6	118791-09-G35	EA	DOOR ASM - STORAGE	FROM: 00-00-00 THRU: 11-19-95
6	121294-09-G15	EA	DOOR ASM - STORAGE	FROM: 11-20-95 THRU: 99-99-99
7	118791-08-G35	EA	DOOR ASM - STORAGE	FROM: 00-00-00 THRU: 11-19-95
7	121294-08-G15	EA	DOOR ASM - STORAGE	FROM: 11-20-95 THRU: 99-99-99
8	106469-09-01A	EA	DOOR ASM. - DRIVERS - BLACK	
9	115108-02-G35	EA	DOOR - ENTRY - W/O WINDOW - W/ SCREEN DOOR (G35)	
9	115108-02-G36	EA	DOOR - ENTRY - W/O WINDOW - W/ SCREEN DOOR (G36, G44)	
9	115108-02-G37	EA	DOOR - ENTRY - W/O WINDOW - W/ SCREEN DOOR (G37)	
9	115108-02-GB1	EA	DOOR - ENTRY - W/O WINDOW - W/ SCREEN DOOR (G45)	
10	118791-11-G35	EA	DOOR ASM - STORAGE	FROM: 00-00-00 THRU: 11-19-95
10	121294-11-G15	EA	DOOR ASM - STORAGE	FROM: 11-20-95 THRU: 99-99-99
11	118791-12-G35	EA	DOOR ASM - STORAGE	FROM: 00-00-00 THRU: 11-19-95
11	121294-12-G15	EA	DOOR ASM - STORAGE	FROM: 11-20-95 THRU: 99-99-99
12	118791-10-G35	EA	DOOR ASM - STORAGE	FROM: 00-00-00 THRU: 11-19-95
12	121294-10-G15	EA	DOOR ASM - STORAGE	FROM: 11-20-95 THRU: 99-99-99
13	111017-01-F24	EA	DOOR ASM - STORAGE	
14	118789-07-G35	EA	DOOR ASM - STORAGE	

## WINDOW, VENT & EXTERIOR DOOR GROUP (CONTINUED)

### DRIVER DOOR (EXCEL) (V130-01L)



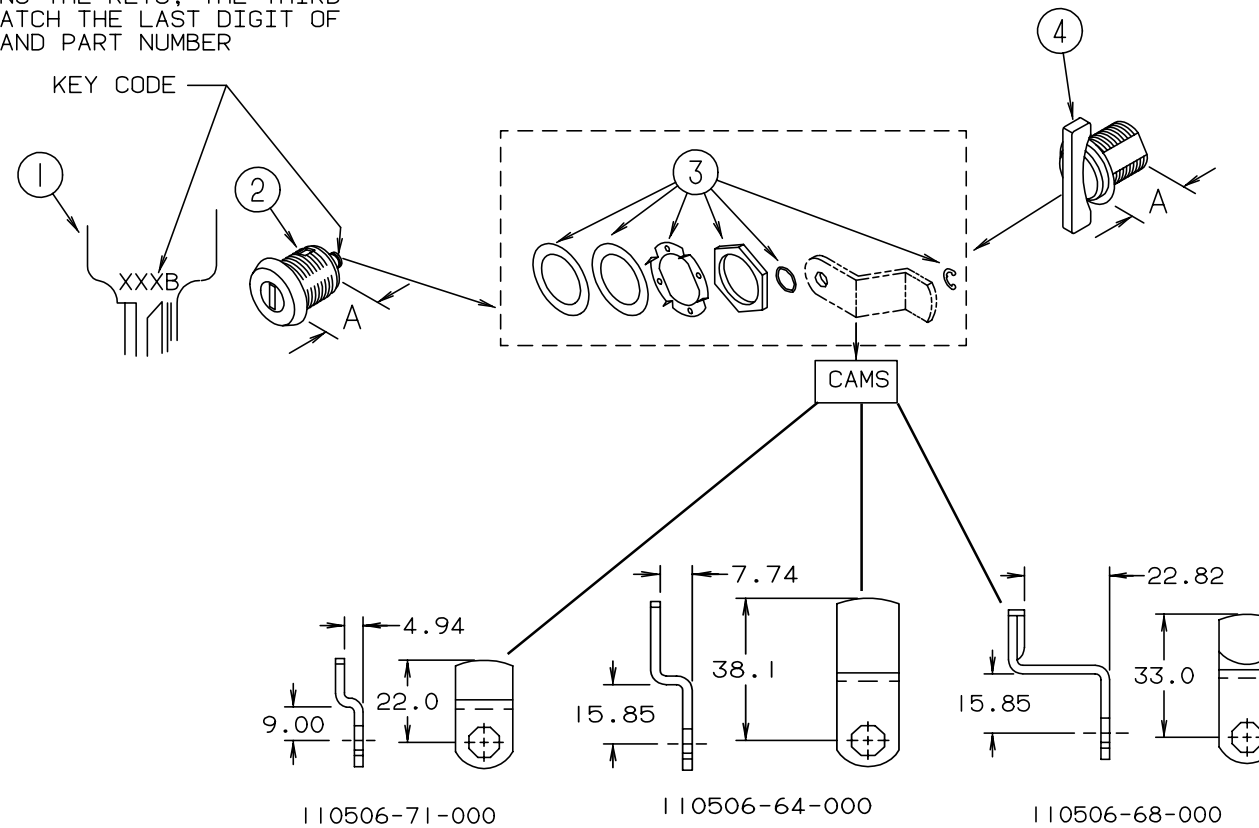
KEY	PART NUMBER	U/M	DESCRIPTION	VENDOR NO.
	106469-09-01A	EA	DOOR ASM. - DRIVERS - BLACK	
1	106469-07-700	EA	MOUNTING FRAME ASM.	V130-30L
2	106469-02-702	EA	GLASS-STATIONARY	106-041104
3	106469-01-704	EA	GLASS ASM - ROLL-UP W/ BRACKET	V103-65L
4	106469-05-702	EA	HINGE - 42"	211-041194
5	106469-01-703	EA	REGULATOR ASSEMBLY(ELECTRIC)	V103-89L
6	106469-01-723	EA	SEAL - BULB ASM. (JAMB)	171-040985
7	106469-04-712	EA	INNER HANDLE HRDWE. L. H.	248-041148
7	106469-04-716	EA	LEVER - LOCKING - BLACK	80978-00
8	106469-04-700	EA	PADDLE ASM. W/ COLLAR	248-041237
8	106469-04-715	EA	LATCH COMP. W/TUMBLER & KEYS	V123-15
9	106469-04-705	EA	LATCH ROD-HORIZONTAL	203-041139
10	106469-04-711	EA	LOCK ROD, HORIZONTAL	203-041137
11	106469-04-713	EA	ROD CLIP L.H.	248-041154
12	106469-05-703	EA	LATCH ROD (VERTICAL) ADJ.	203-041239
13	106469-05-705	EA	LOCK ROD (VERTICAL) ADJ.	203-041279
14	106469-04-703	EA	STRIKER BOLT (W/ WASHER)	248-041152
15	106469-04-704	EA	CAGED NUT ASSEMBLY (STRIKER)	248-041151
16	106469-05-706	EA	ROTARY LATCH & LINKAGE	248-041150
17	106469-02-703	EA	BELT WEATHERSTRIP (EXT) WDO.	V047-57
18	106469-01-705	FT	RUN - CHANNEL	122-010850
19	106469-01-719	EA	MULLION RAIL	V103-84
20	106469-01-702	EA	DOOR SEAL	122-040984
21	106469-02-705	EA	HORIZONTAL GLAZING VINYL	V108-87
22	106469-01-709	FT	WEATHERSTRIP - FUZZY	171-040630
23	106469-04-714	EA	ROD CLIP R.H.	248-041153
	106469-04-701	EA	TUMBLER & KEYS (TRI-MARK)	248-041179
	106469-04-702	EA	KEYS (BLANK)	248-041180
	125582-01-708	EA	WEEPHOLE COVER - RIGHT HAND	130-026598
	125582-01-709	EA	WEEPHOLE COVER - LEFT HAND	130-026599

KEY	PART NUMBER	U/M	DESCRIPTION
1	093132-01-000	EA	SWITCH - POWER WINDOW
2	117060-01-02A	EA	PANEL - DRIVER DOOR - INNER - WILLOW - PLASTIC
3	109378-01-000	EA	STRAP - CHECK - DRIVER DOOR - 12.8"
4	102710-01-01A	EA	HANDLE - ASSIST - BLACK
5	063977-12-000	EA	STEP - DRIVER DOOR - LEFT - PAINTED
5	063977-11-000	EA	STEP - DRIVER DOOR - LEFT - UNPAINTED
6	107818-01-01A	EA	TRIM - STEP - DRIVERS DOOR - PLASTIC - WILLOW
	106746-01-000	EA	PANEL - STEEL - STEPWELL
	106747-01-000	EA	PANEL - STEEL - STEPWELL - END RH
	106747-02-000	EA	PANEL - STEEL - STEPWELL - END LH
	102569-02-000	EA	MAT - ANTI SLIP - LOWER
7	108654-01-01A	EA	COVER - STRIKE - DRIVERS DOOR - BLACK
8	108832-01-02A	EA	HANDLE - ASSIST - DRIVERS DOOR - METAL - OFF WHITE
	108833-01-01A	EA	COVER - HANDLE - ASSIST - OFF WHITE
9	109235-01-05A	FT	COVER - SCREW - BRIGHT WHITE - DAWN
10	109235-01-01A	FT	COVER - SCREW - MATTE BLACK - DAWN
	<b>108129-02-02A</b>	<b>EA</b>	<b>GARNISH - DRIVERS DOOR - FRONT - BLACK</b>
	<b>108107-01-02A</b>	<b>EA</b>	<b>GARNISH - DRIVERS DOOR - TOP - BLACK</b>
	<b>108108-04-02A</b>	<b>EA</b>	<b>GARNISH - DRIVERS DOOR - REAR UPPER - BLACK</b>
	<b>108897-02-01A</b>	<b>EA</b>	<b>GARNISH - DRIVERS DOOR - REAR LOWER - BLACK</b>
	<b>P01713-01-000</b>	<b>EA</b>	<b>SWITCH - PUSH BUTTON - IN DOOR JAMB - METAL CHROME</b>
	<b>076725-06-000</b>	<b>EA</b>	<b>COVER - ACCESS - DOOR JAMB PUSH BUTTON - BLACK</b>

# WINDOW, VENT & EXTERIOR DOOR GROUP (CONTINUED)

## BRIGGS & STRATTON LOCKS & COMPONENTS

NOTE:  
 WHEN ORDERING THE LOCK CASE, THE KEY CODE MUST MATCH THE LAST DIGIT OF THE VEHICLE'S SERIAL NUMBER AND PART NUMBER; WHEN ORDERING THE KEYS, THE THIRD DIGIT OF THE KEY CODE MUST MATCH THE LAST DIGIT OF THE VEHICLE'S SERIAL NUMBER AND PART NUMBER

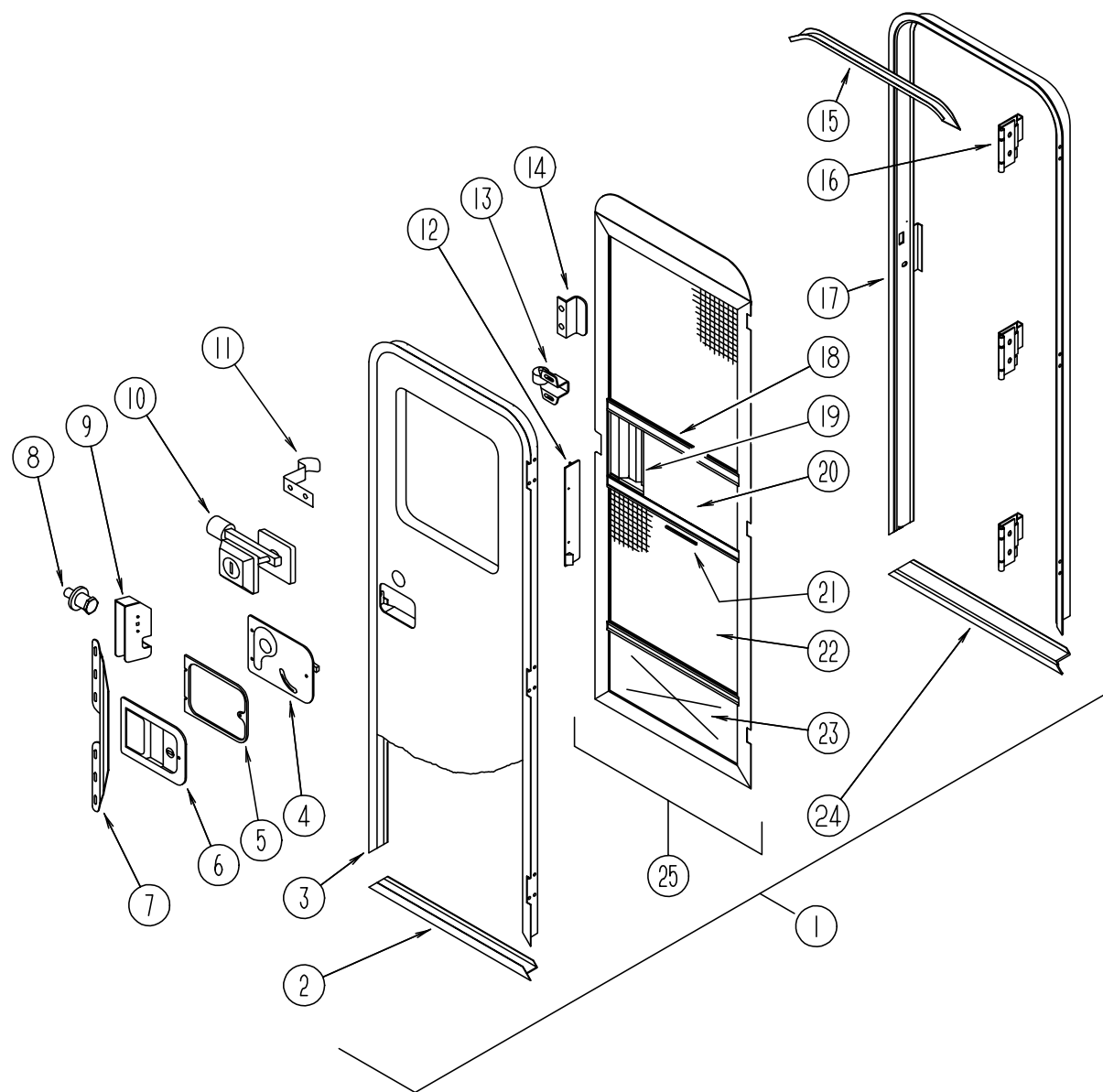


KEY	PART NUMBER	U/M	DESCRIPTION	VENDOR NO.
1	110506-59-000	EA	KEYS - SET OF TWO	596720
2	110506-52-000	EA	CASE - LOCK - A= 17 MM	702370
2	110506-53-000	EA	CASE - LOCK - A= 25 MM	702380
1	110506-59-001	EA	KEYS - SET OF TWO	596721
2	110506-52-001	EA	CASE - LOCK - A= 17 MM	702371
2	110506-53-001	EA	CASE - LOCK - A= 25 MM	702381
1	110506-59-002	EA	KEYS - SET OF TWO	596722
2	110506-52-002	EA	CASE - LOCK - A= 17 MM	702372
2	110506-53-002	EA	CASE - LOCK - A= 25 MM	702382
1	110506-59-003	EA	KEYS - SET OF TWO	596723
2	110506-52-003	EA	CASE - LOCK - A= 17 MM	702373
2	110506-53-003	EA	CASE - LOCK - A= 25 MM	702383
1	110506-59-004	EA	KEYS - SET OF TWO	596724
2	110506-52-004	EA	CASE - LOCK - A= 17 MM	702374
2	110506-53-004	EA	CASE - LOCK - A= 25 MM	702384
1	110506-59-005	EA	KEYS - SET OF TWO	596725
2	110506-52-005	EA	CASE - LOCK - A= 17 MM	702375
2	110506-53-005	EA	CASE - LOCK - A= 25 MM	702385

KEY	PART NUMBER	U/M	DESCRIPTION	VENDOR NO.
1	110506-59-006	EA	KEYS - SET OF TWO	596726
2	110506-52-006	EA	CASE - LOCK - A= 17 MM	702376
2	110506-53-006	EA	CASE - LOCK - A= 25 MM	702386
1	110506-59-007	EA	KEYS - SET OF TWO	596727
2	110506-52-007	EA	CASE - LOCK - A= 17 MM	702377
2	110506-53-007	EA	CASE - LOCK - A= 25 MM	702387
1	110506-59-008	EA	KEYS - SET OF TWO	596728
2	110506-52-008	EA	CASE - LOCK - A= 17 MM	702378
2	110506-53-008	EA	CASE - LOCK - A= 25 MM	702388
1	110506-59-009	EA	KEYS - SET OF TWO	596729
2	110506-52-009	EA	CASE - LOCK - A= 17 MM	702379
2	110506-53-009	EA	CASE - LOCK - A= 25 MM	702389
3	110506-40-700	EA	HARDWARE KIT	
4	110506-50-000	EA	CASE - TWIST LOCK - A= 17 MM	596952
4	110506-51-000	EA	CASE - TWIST LOCK - A= 25 MM	596669
	110506-40-000	EA	CLIP-E - LOCK ASM.	93981
	110506-64-000	EA	CAM - LOCK	322280
	110506-68-000	EA	CAM - LOCK	322284
	110506-71-000	EA	CAM - LOCK	322287
	110506-59-701	EA	KEY BLANK - GOLD	

## WINDOW, VENT & EXTERIOR DOOR GROUP (CONTINUED)

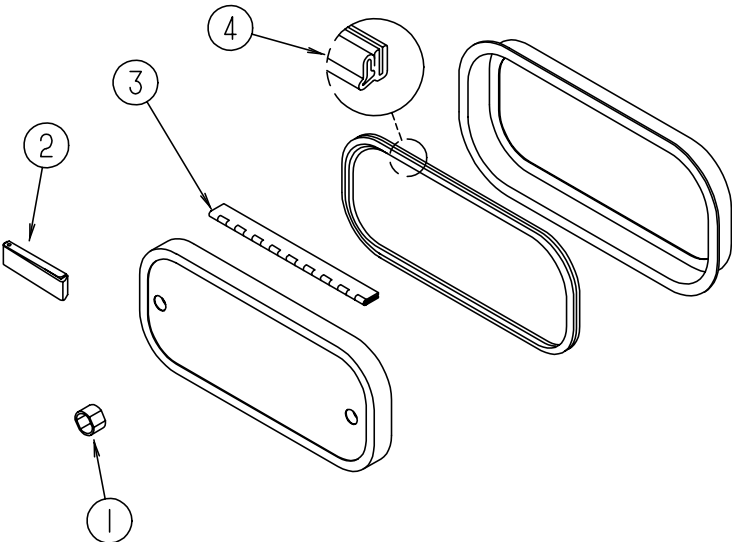
### ENTRY DOOR W/O WINDOW



KEY	PART NUMBER	U/M	DESCRIPTION
1	115108-02-G35	EA	DOOR - ENTRY - W/O WINDOW - W/ SCREEN DOOR
1	115108-02-G36	EA	DOOR - ENTRY - W/O WINDOW - W/ SCREEN DOOR (G36, G44)
1	115108-02-G37	EA	DOOR - ENTRY - W/O WINDOW - W/ SCREEN DOOR
1	115108-02-GB1	EA	DOOR - ENTRY - W/O WINDOW - W/ SCREEN DOOR (G45)
	041546-05-000	EA	BRACKET - DOOR ANGLE - 5" X 1.9" - OFF WHITE - METAL FROM: 00-00-00 THRU: 10-22-95
	041546-05-000	EA	BRACKET - DOOR ANGLE - 5" X 1.9" - OFF WHITE - METAL FROM: 10-23-95 THRU: 99-99-99
	115222-02-01A	EA	GARNISH - RADIUS - ENTRY DOOR - OFF WHITE
2	089748-21-000	EA	FRAME - BOTTOM ENTRY DOOR - BRIGHT WHITE FROM: 00-00-00 THRU: 03-17-96
2	121893-01-01A	EA	FRAME - BOTTOM ENTRY DOOR - BRIGHT WHITE FROM: 03-18-96 THRU: 99-99-99
3	095276-03-06A	EA	FRAME - ENTRY DOOR - W/O BOTTOM - BRIGHT WHITE FROM: 00-00-00 THRU: 03-17-96
3	121894-03-01A	EA	FRAME - ENTRY DOOR - W/O BOTTOM - BRIGHT WHITE FROM: 03-18-96 THRU: 99-99-99
4	039979-06-000	EA	COVER - INTERIOR LATCH - W/TRIP ARM - RIGHT - BLACK
5	096810-01-01A	EA	SPACER - DOOR LOCK - PLASTIC - BLACK
6	045017-13-000	EA	LATCH - PADDLE - MECHANISM W/LOCK CYLINDER & KEY - BLACK
	045017-11-701	EA	KEY BLANK
7	098173-01-04A	EA	STIFFENER - ENTRY DOOR - SUPPORTS LATCH/ STRIKE AREA - MILL
8	039539-01-000	EA	STRIKE - ENTRANCE DOOR LOCK
	077461-03-000	EA	COVER - STRIKE - ENTRY DOOR - 6.5" X 2.5" - PLASTIC - BRIGHT WHITE
9	039540-01-000	EA	LATCH MECHANISM - HOOK - ENTRY DOOR - INTERIOR
	039715-01-000	EA	NUT - SERT - 1/4" DIAMETER - 20 THREADS
	039984-01-000	EA	CAP - ROUND - VINYL - .28" ID X .62" LONG - BLACK
	040944-01-000	EA	LABEL - ENTRANCE DOOR - "OPEN"
10	101145-01-06A	EA	DEADBOLT - ENTRY DOOR - BLACK
	095229-01-700	EA	KEY ONLY - BLANK
	101147-01-000	EA	BOLT - SECURITY - 4.12" BACKSET
	101145-01-701	EA	CYLINDER - LOCK ASM. - W/ KEY
	102524-01-000	EA	BUMPER - RUBBER - FLAT - BLACK
11	100412-01-000	EA	CATCH - SCREEN DOOR - THUMB CLIP
12	079087-03-000	EA	STRIKE - SLIDER - W/LIP FOR ELBOW CATCH - 1.5" X 8.6" - BRIGHT WHITE
13	109403-01-000	EA	CATCH - SCREEN DOOR ROLLER
	063729-04-000	EA	RIVNUT - 10-32 UNF - .010-.080
	072893-01-000	EA	NUTSERT - M5 X 0 - 8
	075671-04-000	FT	SEAL - SPONGE - LAZY-T SHAPE - W/ ADHESIVE STRIPE - .5" WIDE
	118929-01-01A	FT	SEAL - PILE - PUSH-ON
14	050712-06-000	EA	HANDLE - SCREEN DOOR - BRIGHT WHITE
15	044582-44-000	EA	CAP - DRIP - ENTRY DOOR - ALUMINUM - BRIGHT WHITE
16	106719-01-01A	EA	HINGE - ENTRY DOOR - MILL
17	120310-02-01A	EA	JAMB ASM - ENTRANCE DOOR - BRIGHT WHITE FROM: 00-00-00 THRU: 03-17-96
17	121898-01-01A	EA	JAMB ASM - ENTRANCE DOOR - BRIGHT WHITE FROM: 03-18-96 THRU: 99-99-99
18	078777-01-000	EA	CHANNEL - SLIDE - SCREEN DOOR CENTER SLIDER COVER
19	079086-03-000	EA	SLIDER - SCREEN DOOR - BRIGHT WHITE
	078595-01-000	EA	TOP PLATE - SCREEN DOOR - CURVED TOP - 4.7" X 25.35"
20	016454-01-000	EA	INSERT - SCREEN DOOR - CENTER - LEATHER GRAIN ALUMINUM
21	002294-01-000	FT	SPLINE - SCREENING - .135" X .138" - BLACK
22	002293-02-000	SF	SCREENING - 26" - CHARCOAL
23	078552-03-000	EA	KICK PANEL - SCREEN DOOR - LOWER INSERT - UNPAINTED
24	051049-01-000	EA	JAMB BOTTOM - ENTRY DOOR - 25.9" - UNPAINTED
25	079012-05-F01	EA	DOOR - SCREEN FROM: 00-00-00 THRU: 03-17-96
25	121899-01-G04	EA	DOOR - SCREEN FROM: 03-18-96 THRU: 99-99-99
	075673-01-000	FT	SEAL - PILE - ADHESIVE BACK - GRAY
	100128-02-000	FT	SEAL - SCREEN DOOR
	009126-03-000	EA	HANDLE - ASSIST - BLACK TEXTURED



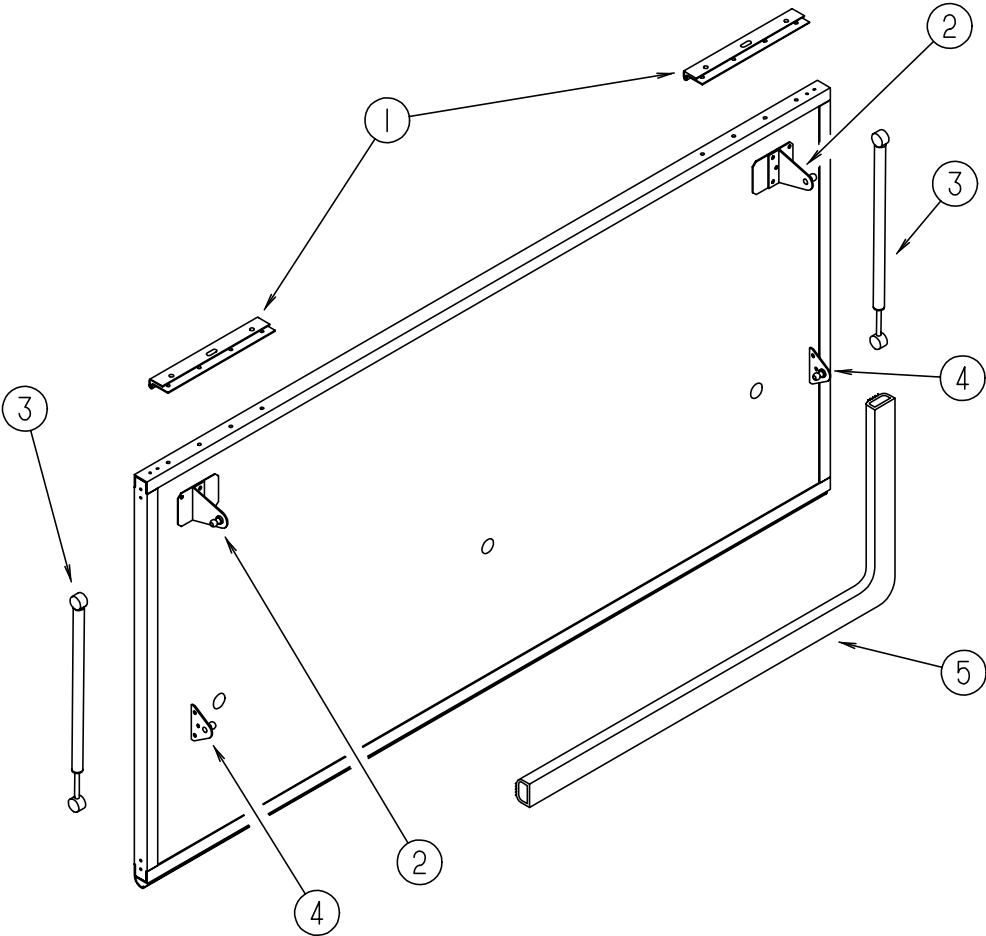
WINDOW, VENT & EXTERIOR DOOR GROUP (CONTINUED)



EXTERIOR DOOR HARDWARE

KEY	PART NUMBER	U/M DESCRIPTION
1	107997-51-001	EA SPACER - .86" X .6" - ALUMINUM
2	102768-01-000	EA HOLDER - COMPARTMENT/ ENTRY DOOR - METAL - MILL FINISH
3	081801-02-000	EA HINGE - PIANO - 2" X 96" - ALUMINUM
4	064075-07-000	FT SEAL - BULB - W/ WIRED U CHANNEL - .3" X .5" CHANNEL - BLACK
	096217-55-001	EA U-CHANNEL - 17.5' - OFF WHITE
	096217-55-006	EA U-CHANNEL - 17.5' - BRIGHT WHITE

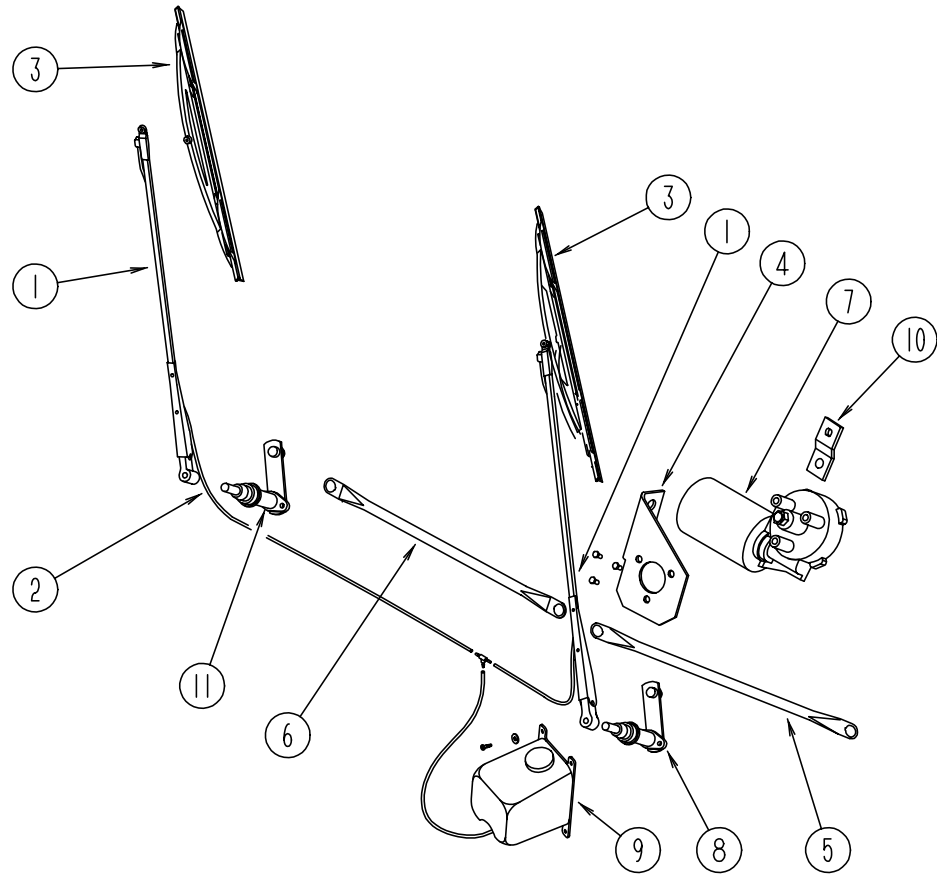
WINDOW, VENT & EXTERIOR DOOR GROUP (CONTINUED)



EXTERIOR DOOR HARDWARE

KEY	PART NUMBER	U/M DESCRIPTION
1	120774-01-02B	EA HINGE - 8.00 INCH - E-COAT
2	108998-02-000	EA BRACKET - L W/ BALL STUD
3	107796-04-000	EA GAS SPRING - 12" COMPRESSED/ 20" EXTENDED - 20LB.
4	107796-05-000	EA BRACKET - GAS SPRING - FLAT
5	107721-01-000	EA SEAL - ACCESS DOOR

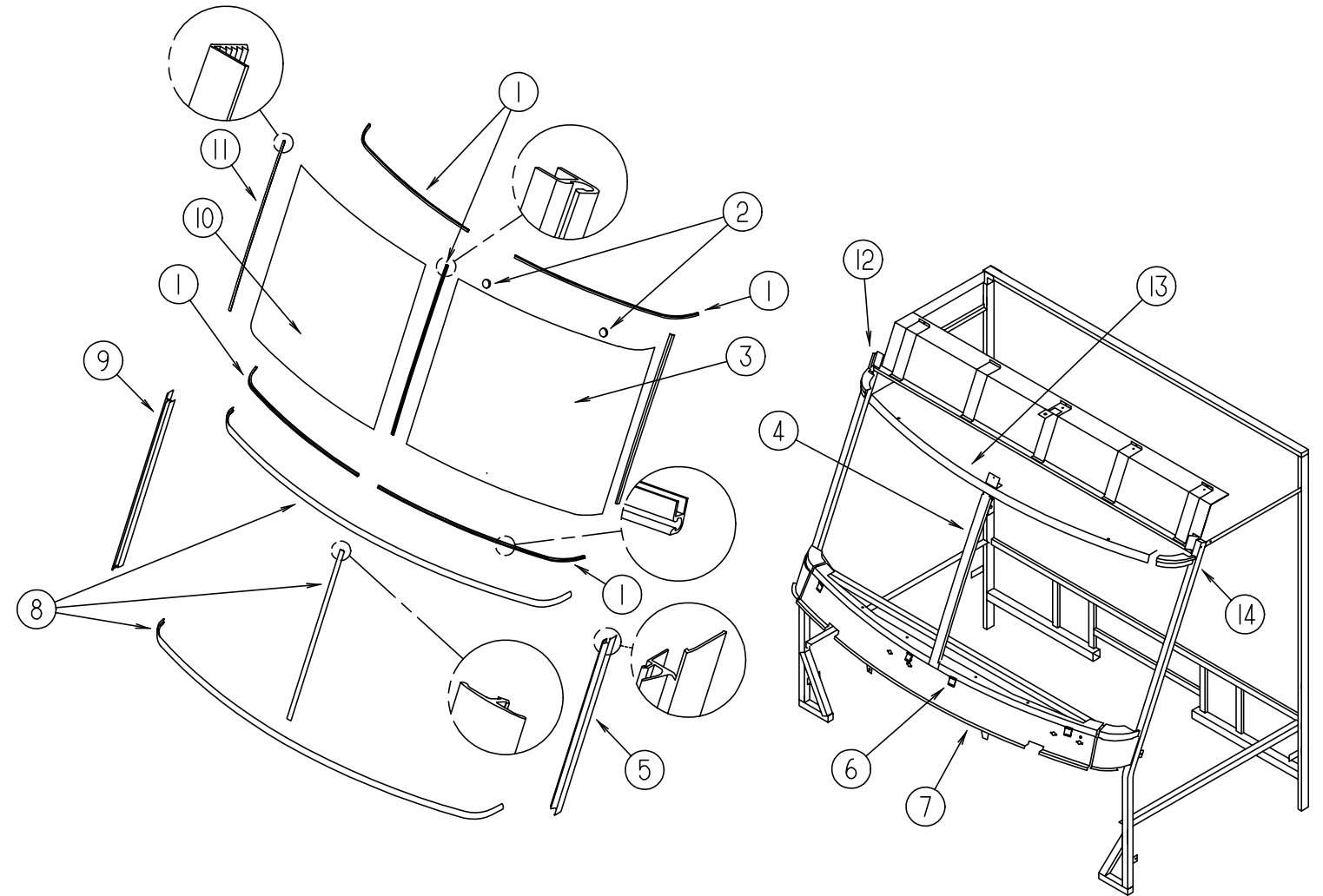
## WINDSHIELD & WIPER GROUP



### WINDSHIELD WIPER ASM

KEY	PART NUMBER	U/M	DESCRIPTION
1	103671-01-000	EA	ARM - WIPER - 24"
2	096931-01-700	FT	HOSE - WIPER
3	095964-01-000	EA	BLADE - WIPER - WINDSHIELD - 24"
	095964-01-700	EA	BLADE - REFILL 24" (PAIR)
4	104549-01-000	EA	BRACKET ASM - WIPER MOTOR
5	117008-01-000	EA	LINK ASM - CONNECTING - 21.85" - DRIVER SIDE
6	117008-02-000	EA	LINK ASM - CONNECTING - 21.85" - PASSENGER SIDE
7	104346-05-000	EA	WIPER MOTOR - DYNAMIC W/ BREAKER
	110178-01-000	EA	HOUSING - WIPER MOTOR
8	096505-06-000	EA	PIVOT & SHAFT ASM - WIPER - DRIVER SIDE
9	117766-02-000	EA	RESERVOIR/ PUMP ASM - MCCORD 600328
	045794-01-000	FT	HOSE - WASHER, WINDSHIELD - 5/32" ID - BLACK
	096931-01-701	EA	NOZZLE - HARDWARE KIT
	110605-01-000	EA	TEE - PLAS - BARBED 1/8 X 1/8 X 3/16 BAYLOCK 3799721
	117765-03-000	EA	CONNECTOR - 5/32 - WINDSHIELD WASHER
10	104347-01-000	EA	ARM - DRIVE - WIPER MOTOR - 1.54"
11	096505-05-000	EA	PIVOT & SHAFT ASM - WIPER - PASSENGER SIDE
	110742-01-000	EA	WIPER GASKET
	067188-01-000	EA	STUD - WIPER CRANK

## WINDSHIELD & WIPER GROUP (CONTINUED)



### WINDSHIELD MOLDINGS & GLASS

KEY	PART NUMBER	U/M	DESCRIPTION
1	110268-01-000	EA	CARRIER - REVEAL - 1280 MM
2	081914-01-000	EA	BUMPER - RUBBER - ROUND - .43" DIAMETER - BLACK
3	114432-02-000	EA	GLASS - WINDSHIELD - DRIVER SIDE
4	075710-01-000	EA	FRAME - WINDSHIELD - CENTER DIVIDER - INNER
5	103107-04-01A	EA	TRIM - WINDSHIELD - DRIVER SIDE - BLACK
6	104449-01-000	EA	BRACKET - WINDSHIELD SUPPORT
7	077847-05-000	EA	SUPPORT - WINDSHIELD - LOWER - W/O BRACKETS
	077847-03-000	EA	SUPPORT - WINDSHIELD - END - PASSENGER SIDE
	077847-04-000	EA	SUPPORT - WINDSHIELD - END - DRIVER SIDE
8	102936-01-000	FT	MOLDING - REVEAL - WINDSHIELD
9	103107-03-01A	EA	TRIM - WINDSHIELD - PASSENGER SIDE - BLACK
10	114432-01-000	EA	GLASS - WINDSHIELD - PASSENGER SIDE
11	098788-06-000	EA	CHANNEL - REVEAL - 49" WINDSHIELD
12	077922-03-000	EA	HEADER WINDSHIELD END - PASSENGER SIDE
	114583-01-01B	EA	HEADER - WINDSHIELD - FILLER - UPPER - MILL
13	077922-06-000	EA	HEADER WINDSHIELD - CENTER
14	077922-04-000	EA	HEADER WINDSHIELD END - DRIVER SIDE
	114583-02-01B	EA	HEADER - WINDSHIELD - FILLER - UPPER - MILL
	002328-02-000	EA	BLOCK - WINDSHIELD - .062" X .5" X .98"