

**1996
ICG29RQ**

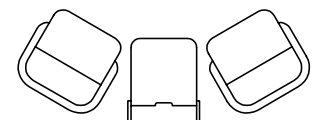
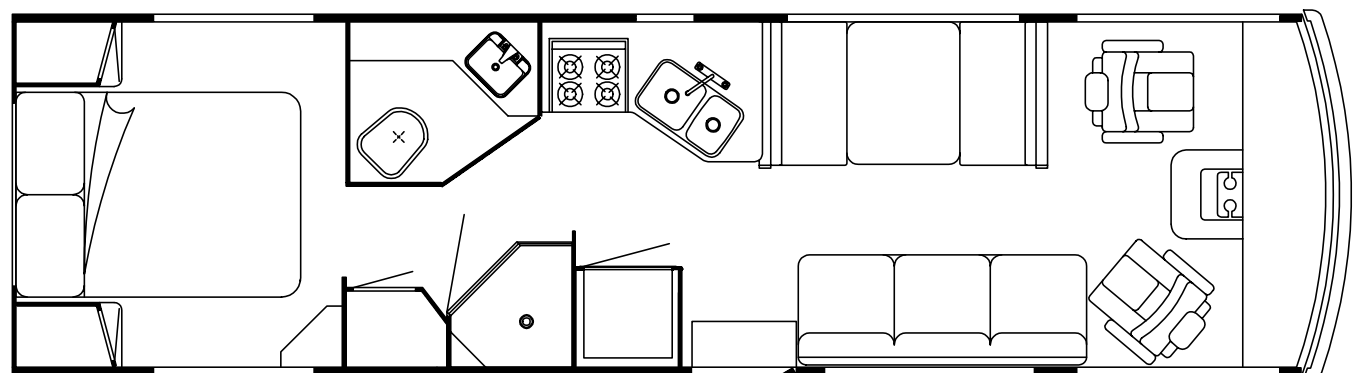
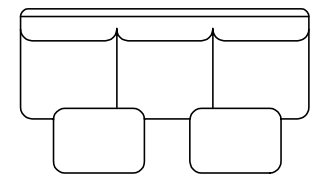
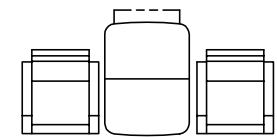
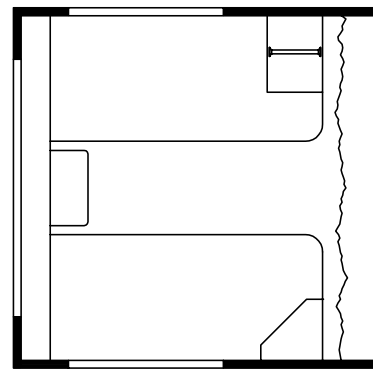

**G35
WINTER MOSS**

**G36
TUSCANY**

**G37
NORTH SHORE**

**G44
SIENA**

G45



ACCESSORIES GROUP

OPERATOR MANUAL

KEY	PART NUMBER	U/M DESCRIPTION
	054185-E8-000	EA MANUAL-OPERATOR 96 SUNCRUISE
	092318-01-000	EA BINDER-3 RING, MOTOR HOME MANUAL
	092319-01-000	EA POCKET PAGE-3 RING BINDER, PLASTIC - (50 PER PKG)
	118752-01-000	DW TOP LEVEL-G,1996

AUDIO VIDEO GROUP

RADIO SYSTEMS & ANTENNA

KEY	PART NUMBER	U/M DESCRIPTION
	105248-01-000	EA ANTENNA-CB,
	077069-02-000	EA CABLE-RADIO ANTENNA, 96" EXTENSION
	081059-02-000	EA WIRE ASM-9-PIN, RADIO - AUDIOVOX 112B-1761
	110267-03-000	EA AM/FM STEREO RADIO - CD COMPATIBLE - MODEL 400 OR 450
	090944-01-000	EA ANTENNA-RADIO, 16" RUBBER
	108847-01-000	EA BRACKET-ANTENNA GROUND
	109889-04-000	EA EXTENDER-SHAFT,ANTENNA 3" - MAGNADYNE RV71EX3
	110469-01-000	EA SPEAKER-4" X 6" OVAL COAXIAL
	110470-01-01A	EA GRILLE-4" X 6" BLACK OVAL SPEAKER
	097460-08-000	EA RADIO-AM/FM STEREO CASSETTE
	087683-03-000	EA RADIO-AM/FM STEREO CASSETTE
	116148-03-000	EA RADIO-AM/FM STEREO-CD PLAYER
	115916-01-01B	EA BRACKET-ANTENNA MOUNT - *MILL FINISH
	089340-02-000	EA GRILLE-SPEAKER, 6.5" SQUARE
	089340-03-000	EA SPACER-GRILLE, 6.5" SQUARE - TAN - MAGNADYNE G514
	094097-01-000	EA SPEAKER-RADIO/TV, W/O GRILLE, 5.25" DIA

REAR MONITOR SYSTEM

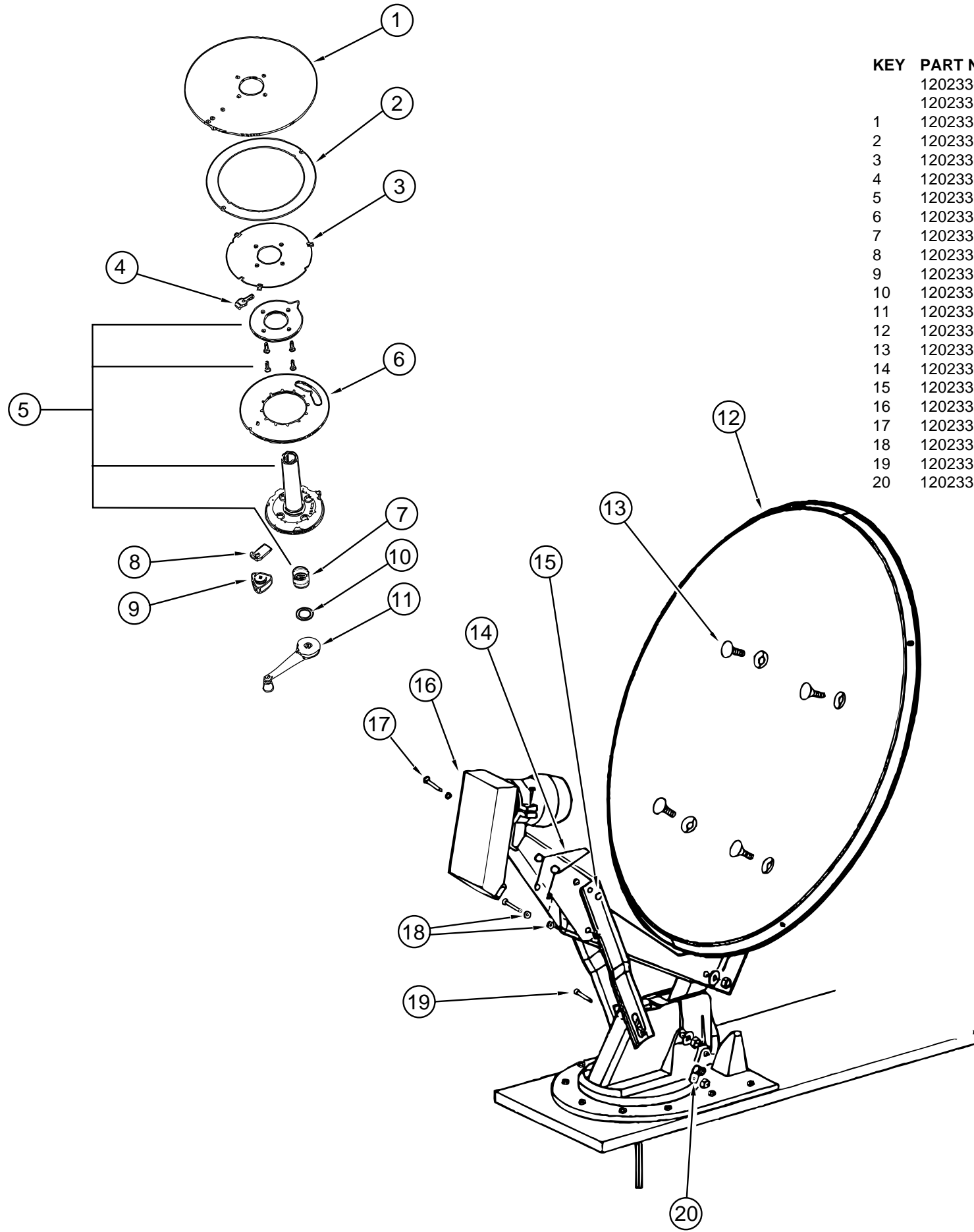
KEY	PART NUMBER	U/M DESCRIPTION
	093040-04-700	EA CAMERA, W/BRACKET & WIRING SSC-530AM REAR VIEW
	096717-03-000	EA WIRE ASM-REAR MONITOR, UPPER F/PREWIRED AFTER MARKET INSTL
	093040-06-000	EA WIRE ASM-MONITOR, F/NON PREWIRED AFTER MARKET INSTALLATION
	108885-02-000	EA WIRE-REAR MONITOR POWER (W/3 PIN HOUSING F/FUSE BLOCK)
	093040-08-000	EA MONITOR SYSTEM-REAR VIEW 7", W/AUDIO JACK
	093040-05-700	EA MONITOR-7" W/POWER HARNESS SSM721AMR
	093041-01-000	EA CABLE-MONITOR/CAMERA, INTERNAL USE - 65.6'

PATIO ENTERTAINMENT CENTER

KEY	PART NUMBER	U/M DESCRIPTION
	110469-01-000	EA SPEAKER-4" X 6" OVAL COAXIAL
	110470-01-01A	EA GRILLE-4" X 6" BLACK OVAL SPEAKER
	077069-02-000	EA CABLE-RADIO ANTENNA, 96" EXTENSION
	087683-03-000	EA RADIO-AM/FM STEREO CASSETTE
	090944-01-000	EA ANTENNA-RADIO, 16" RUBBER
	108847-01-000	EA BRACKET-ANTENNA GROUND
	109889-04-000	EA EXTENDER-SHAFT,ANTENNA 3" - MAGNADYNE RV71EX3

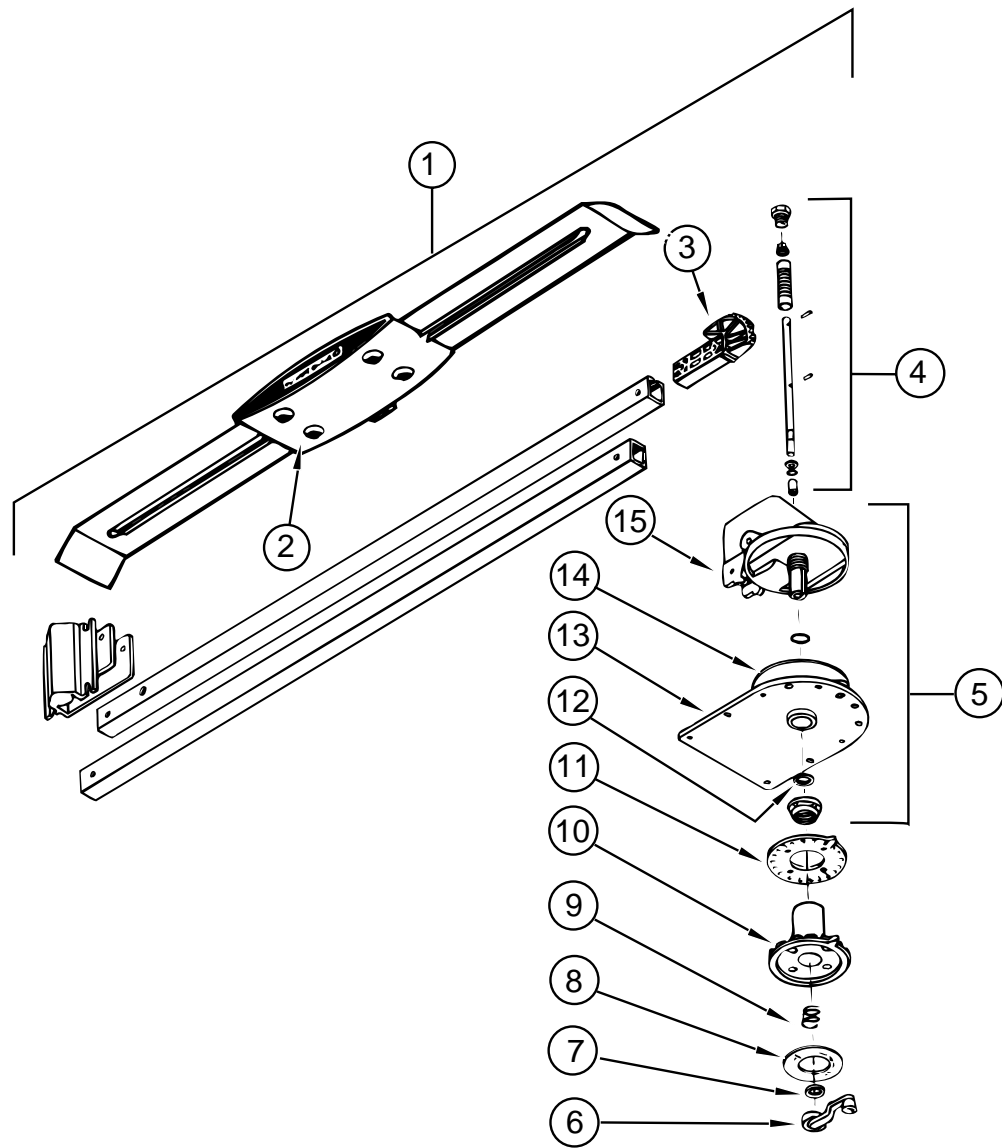
AUDIO VIDEO GROUP (CONTINUED)

SATELLITE ANTENNA (WINEGARD)



KEY	PART NUMBER	U/M	DESCRIPTION	VENDOR NO.
	120233-01-000	EA	ANTENNA-SATELLITE W/O RECEIVER (DISH & HDW KIT) MANUAL	
	120233-02-000	EA	RECEIVER-SATELLITE ONLY	
1	120233-01-700	EA	PLATE-FIXED	3750821
2	120233-01-701	EA	DIAL-DIRECTIONAL	2745056
3	120233-01-702	EA	PIVOT-DIAL-DIRECTIONAL	2745058
4	120233-01-703	EA	STOP-ROTATION	3711281
5	120233-01-704	EA	PLATE-CEILING W/DIR. HANDLE	RP-6300
6	120233-01-705	EA	PLATE-ROTATE	3750820
7	120233-01-706	EA	SPRING	RP-6822
8	120233-01-707	EA	CLAMP-ROTATE	3711280
9	120233-01-708	EA	KNOB-CLAMP	2200061
10	120233-01-709	EA	WASHER-NYLON	RP-2658
11	120233-01-710	EA	HANDLE-CRANK	RP-6795
12	120233-01-711	EA	REFLECTOR-46CM	2745304
13	120233-01-712	EA	BOLT-FLAT HEAD	2160253
14	120233-01-713	EA	SPRING	2160820
15	120233-01-714	EA	CLIP-E	5160818
16	120233-01-715	EA	RCA LNB	278015
17	120233-01-716	EA	PIN	2160814
18	120233-01-717	EA	BEARING-NYLON	2200728
19	120233-01-718	EA	PIN	5160817
20	120233-01-719	EA	CLAMP-CABLE	2200060

AUDIO VIDEO GROUP (CONTINUED)



TV ANTENNA (WINEGARD)

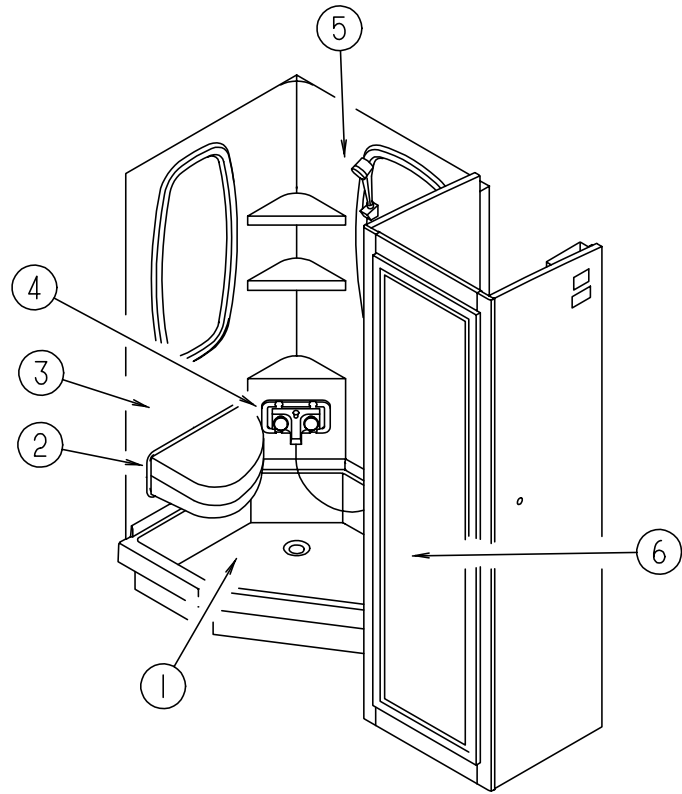
KEY	PART NUMBER	U/M DESCRIPTION	VENDOR NO.
1	076319-18-000	EA ANTENNA-TV ROOF MOUNTED	
2	076319-01-700	EA HEAD-ANTENNA-AMPLIFIED	RVSA U/V
3	076319-01-701	EA GEAR-ELEVATING, PLASTIC	2200046
4	076319-01-702	EA SHAFT ASM-ELEVATING	RVP-400A
5	076319-01-711	EA BASE & LIFT ASM	2762802
6	076319-01-706	EA CRANK-ELEVATING, W/SET SCREW	2750897 UNIVERSAL
7	076319-01-705	EA GROMMET-NYLON, 7/8"ID	3200658
8	076319-01-708	EA DECAL-CRANK	5413002
9	076319-01-707	EA SPRING-HANDLE	5160822
10	076319-01-709	EA PLATE-DIRECTIONAL, F/HEAD	3200644
11	076319-01-712	EA PLATE-CEILING, DIRECTIONAL	3200608
12	076319-01-704	EA BEARING-NYLON, 1.25"OD	3200657
13	076319-01-713	EA PLATE-BASE, STEEL	3100523
14	076319-01-703	EA BEARING-NYLON, 5"OD	3200656
15	076319-01-714	EA HOUSING-ROTATING GEAR	2200049

AUDIO VIDEO GROUP (CONTINUED)

TV - VCR SYSTEMS

KEY	PART NUMBER	U/M DESCRIPTION	VENDOR NO.
	113684-01-000	EA TELEVISION-19" COLOR - 19 3/8"W X 17 3/8"H X 18 1/4"D	
			FROM: 00-00-00 THRU: 06-16-96
	113684-01-700	EA REMOTE	8822345
	113684-02-000	EA TV-19"COLOR UL/CSA 1/8" JACK - AUDIOVOX AVT-1980	
			FROM: 06-17-96 THRU: 99-99-99
	119120-02-000	EA VCR - VHS CABLE READY W/REMOTE	
	119120-01-700	EA REMOTE	8874570
	092310-02-000	EA TV-COLOR, 9" - AC/DC - W/REMOTE - MAGNAVOX RD0945	
	092310-02-700	EA REMOTE F/TV F/MOD. #RD0945	0822334
	086757-03-000	EA CONTROL CENTER-SWITCH, VCR/TV - AUDIOVOX AVCC-100	
	086777-03-000	EA PLATE-WALL, CABLE - W/TV ANTENNA SWITCH & BOOSTER - IVORY	
	086777-05-000	EA PLATE-WALL,ANT 1 OUTPUT IVOR - *WINEGARD RV-0921	
	076319-08-000	EA WALLPLATE-CABLE RECEPTACLE, TV - SINGLE - IVORY	
	076319-09-000	EA WALLPLATE-CABLE RECEPTACLE, TV - SINGLE - BROWN	
	086777-01-000	EA WALLPLATE-TV CABLE, W/ANTENNA SWITCH - IVORY	
	076319-03-000	FT CABLE-COAXIAL, 75 OHM	
	076319-12-000	EA CONNECTOR-COAXIAL, ONE PIECE	
	093214-01-02A	EA GRILLE-SPEAKER, 4" BROWN	
	098819-01-000	EA SPEAKER-2 WATT, 8 OHM - 4"	
	086756-01-000	EA SPLITTER-TV, 2 WAY	
	114870-02-000	EA PLUG ASM-3.5MM AUDIO W/LEADS - OW DONALD 35-P8	
	099717-01-000	EA STRAP-TV TIE DOWN W/24" FEMALE STRAP & 14.2" MALE STRAP	
	082134-01-000	EA ADAPTER-TV, CABLE TO CABLE - WINEGARD F-81M	
	082136-01-000	EA NUT-HEX JAM 3/8-32, WINEGARD	

BATH GROUP



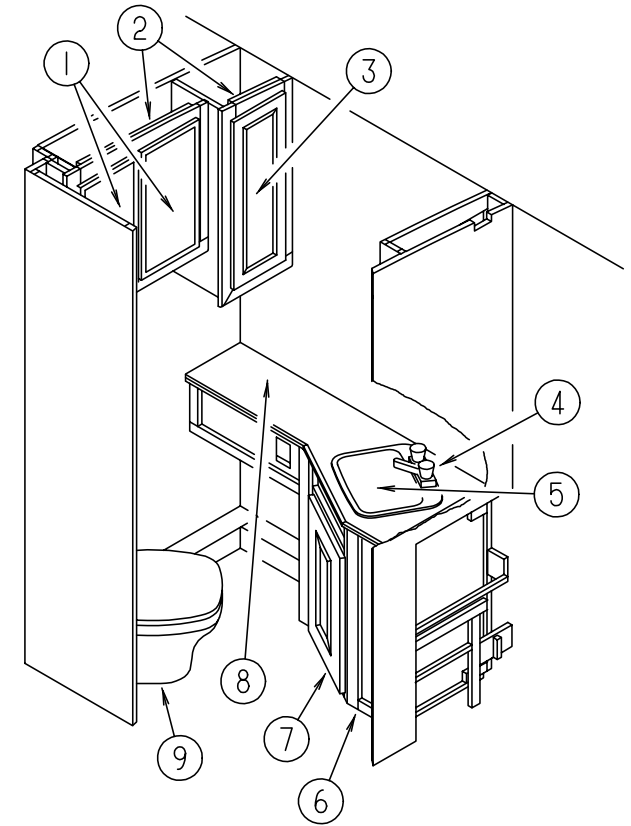
SHOWER COMPONENTS

KEY	PART NUMBER	U/M DESCRIPTION	VENDOR NO.
1	M02630-29-F11	EA SHOWER PAN ASM	
	066729-01-000	EA STRAINER-TUB/SHOWER, W/PLUG	
	066436-01-000	EA NUT-SLIP, TAILPIECE - 1.5"	
2	116755-01-01A	EA SEAT-SHOWER,O/W	
3	116754-01-01A	EA SURROUND-SHOWER O/W	
	075606-01-000	EA PANEL-FAUCET BACK, SHOWER - 5" X 9"	
4	075242-04-000	EA FAUCET-TUB/SHOWER, BONE	
5	103092-01-000	EA SHOWER HEAD-W/60" HOSE	
5	103092-02-000	EA SHOWER HEAD - W/HOSE - CSA	
	103092-01-700	EA BRACKET-F/SHOWER HEAD, CLEAR	2328028
	011048-03-700	EA BRACKET-F/SHOWER HEAD	2328029-3
6	113922-01-E37	EA DOOR-MIRRORED 16.5" X 72.1"	
6	058331-A6-000	EA MIRROR - GLASS/SAFETY - 17.2" X 70.8"	
6	111572-01-01A	EA HARDWARE SET-DOOR, SWING, STANLEY 4160	
6	113924-01-02A	EA RAIL-DOOR TERRATONE	
	112377-01-02A	EA BRACKET-DOOR STOP,BGE	

SHOWER DOOR

KEY	PART NUMBER	U/M DESCRIPTION	VENDOR NO.
	116814-01-01A	EA DOOR-SHOWER,SOLID W/PANEL	
	092574-01-701	EA BRACKET-STUD, TOWEL BAR,GOLD	8141G
	092574-01-703	EA PULL-DOOR, GOLD W/HOLE	8149G
	092574-01-710	EA SCREW-GOLD, FOR TOWEL BAR	832G COASTAL
	092574-01-711	EA PULL-DOOR, GOLD W/STUDS	8153G
	116814-01-700	EA BAR-TOWEL 17 5/16"	68G

BATH GROUP (CONTINUED)

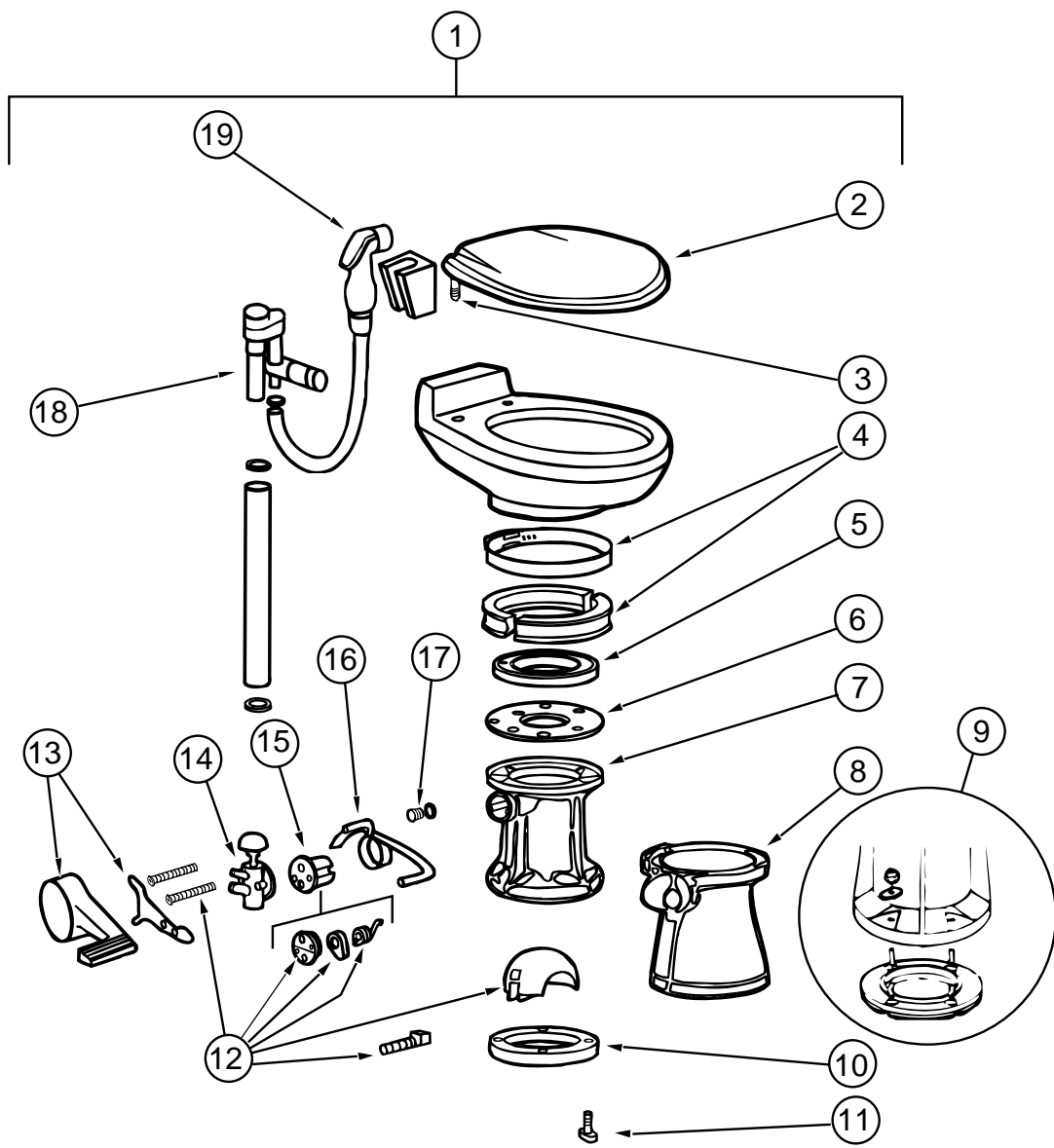


BATH CABINETS & PRIVACY DOOR

KEY	PART NUMBER	U/M DESCRIPTION	VENDOR NO.
1	M05993-14-G35	EA DOOR - RADIUS EDGE - 12" X 21.8" - W/O HARDWARE	
2	112123-01-G35	EA CABINET - OVERHEAD MEDICINE - W/O DOORS/HARDWARE	
	112123-11-G35	EA SHELF ASM	
3	M05993-90-G35	EA DOOR - RADIUS EDGE - 10.8" X 27.9" - W/O HARDWARE	
	075454-02-000	EA RING-TOWEL, W/MOUNTING HARDWARE - BRASS	
	093606-08-000	EA MIRROR - PANEL/BEVELED - 20.8" X 35.4"	
4	075240-06-000	EA FAUCET-LAVATORY, BONE	
	091253-01-000	EA GASKET-FAUCET, LAVATORY/GALLEY	
5	096927-01-01A	EA SINK-LAVATORY, RECTANGULAR - PLASTIC - BONE	
	096927-01-700	EA PLUG-SINK	M9801
	096927-01-701	EA TAILPIECE-DRAIN-LAVATORY	M9802
6	112067-01-G35	EA CABINET ASM-LAVATORY (G35, G37)	
6	112067-01-G36	EA CABINET ASM-LAVATORY (G36, G44)	
6	112067-01-G45	EA CABINET ASM-LAVATORY (G45)	
7	M05993-76-G35	EA DOOR - RADIUS EDGE - 14.9" X 21.8" - W/O HARDWARE	
8	112067-12-G35	EA COUNTERTOP ASM (G35, G37)	
8	112067-12-F32	EA COUNTERTOP ASM (G36, G44)	
8	112067-12-F31	EA COUNTERTOP ASM (G45)	
9	085330-06-000	EA TOILET-STANDARD CHINA W/SPRAYER, BONE	
	075452-02-000	EA HOLDER-TOILET TISSUE, BRASS	
	M87868-24-G15	EA DOOR - BATH 27.8" X 72.7" - W/O HARDWARE	
	094485-03-01A	EA KNOB-DOOR,BRASS	
	102920-01-01A	EA HINGE-DOOR, SPRING LOADED - BRASS	
	110496-01-01A	EA HINGE-BRASS *STOCKER	
	100357-01-000	EA ROD-TOWEL, BRASS W/ENDS BENT FOR BACK OF BATH DOOR	
	102089-13-G09	EA RAIL END, RH - TOWEL RACK - 26" LONG - WATERFORD OAK	
	102089-14-G09	EA RAIL END, LH - TOWEL RACK - 26" LONG - WATERFORD OAK	

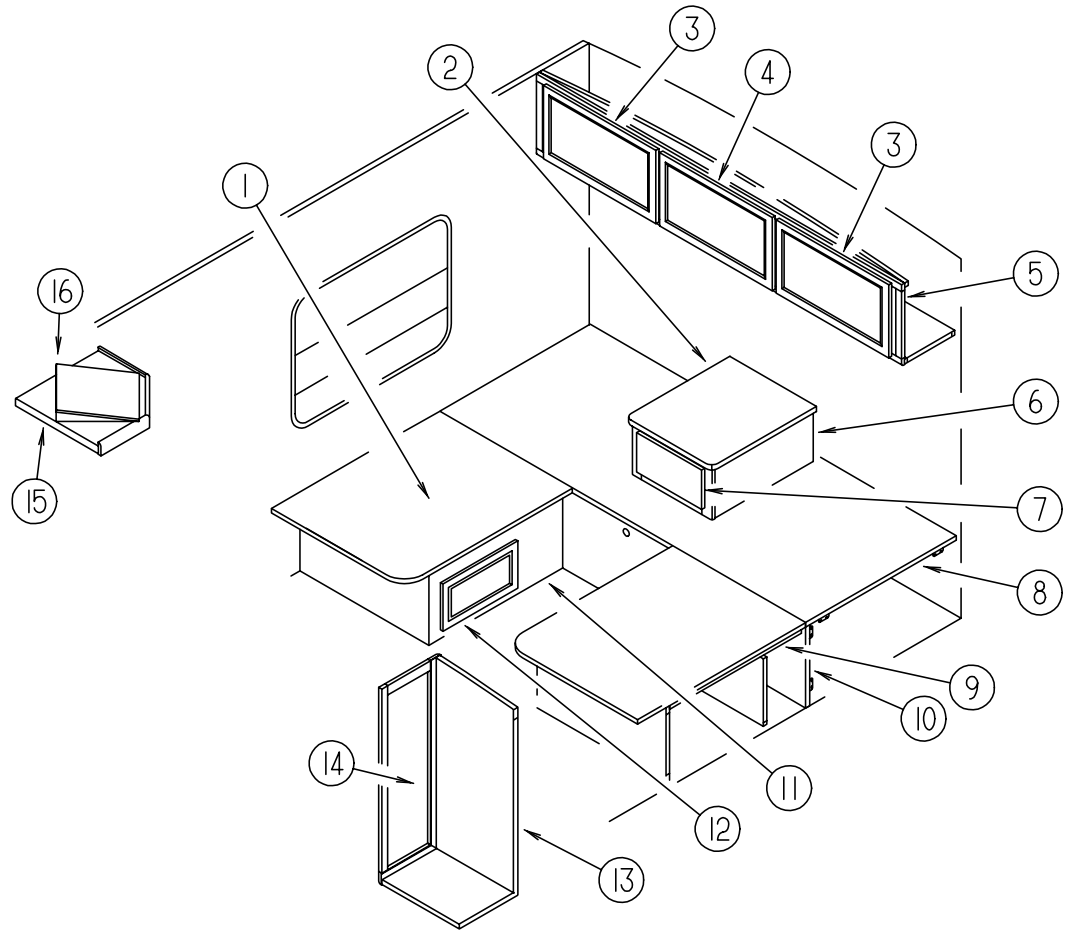
BATH GROUP (CONTINUED)

TOILET (SEALAND MODEL 910 W/ SPRAYER)



KEY	PART NUMBER	U/M DESCRIPTION	VENDOR NO.
1	085330-06-000	EA TOILET-STANDARD CHINA W/SPRAYER, BONE	
2	085330-06-700	EA SEAT ASSEMBLY, BONE	340591
3	085330-06-702	EA HINGE HARDWARE (BONE) SET	342131
4	085330-01-703	EA RING & HALF CLAMPS, BONE	385310048
5	085330-01-704	EA TEFLON & RUBBER SEAL KIT	385316140
6	085330-01-705	EA SUPPORT-SEAL, PLASTIC	390346405
7	085330-02-700	EA BASE ASM	310121
8	085330-02-702	EA COVER-PEDESTAL, BONE 510	310112
9	085330-01-718	EA SEAL & BASE W/MOUNTING HDW	3853100-63
10	085330-01-714	EA SEAL-FLANGE, FLOOR	390343892
11	085330-01-717	EA STOOL MTG., PKG. BOLT & SEAL	3100-64
12	085330-01-706	EA BALL, SHAFT & CARTRIDGE	385318162
13	085330-02-703	EA COVER-PEDAL, BONE NEW STYLE	310115
14	085330-01-709	EA VALVE-WATER	385314349
15	085330-01-707	EA CARTRIDGE SPRING ASSEMBLY.	381236096
16	085330-06-703	EA LEVER-FLUSH	340873
17	085330-01-710	EA DRAIN-KIT, PLUG-CAP W/SEAL	230384
18	085330-06-701	EA BREAKER-VACUUM/DIVERTER(900)	230335
19	085330-04-701	EA HAND SPRAY W/HOSE(500 & 900)	340683

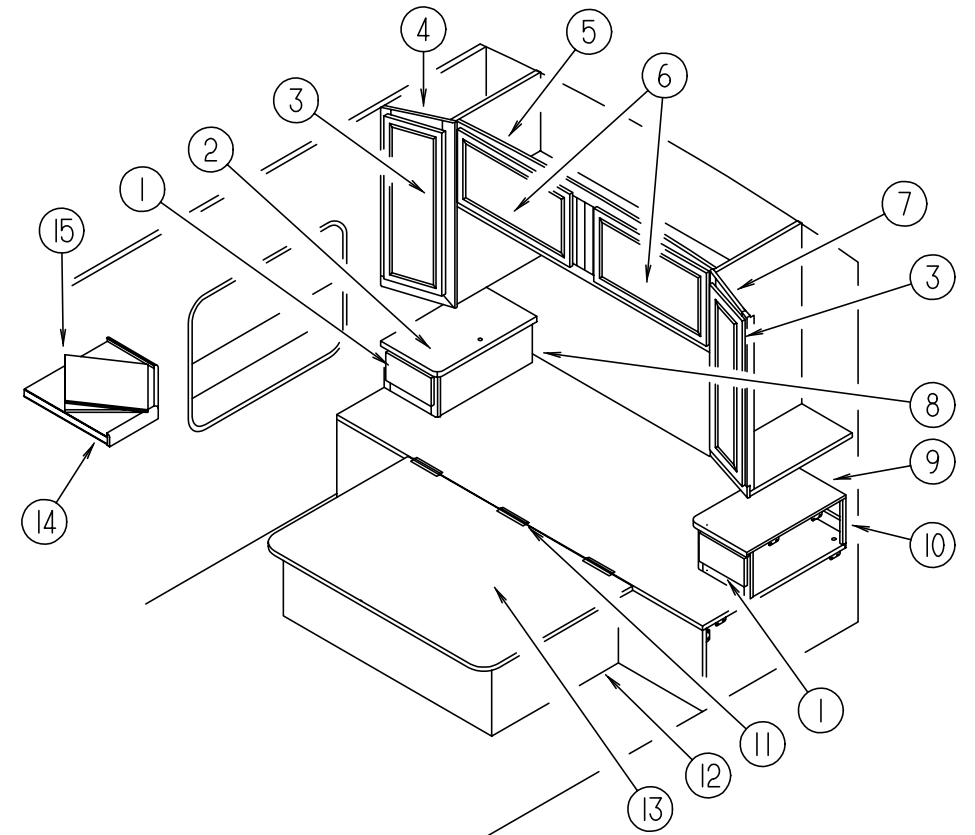
BEDROOM GROUP



TWIN BEDROOM

KEY	PART NUMBER	U/M DESCRIPTION
1	M05193-04-000	EA CABINET - TWIN BED/RIGHT HAND TOP - W/O HARDWARE
2	120077-11-G35	EA COUNTERTOP ASM. (G35, G37)
2	120077-11-G36	EA COUNTERTOP ASM. (G36, G44)
2	120077-11-G45	EA COUNTERTOP ASM. (G45)
3	M05993-21-G35	EA DOOR - W/MIRROR - RADIUS EDGE - 15.7" X 28" W/O HARDWARE
3	108536-06-04A	EA MIRROR - DECORATIVE - W/FERNLEY DESIGN - 13" X 25.2"
3	M05993-48-G35	EA DOOR - RADIUS EDGE - 15.7" X 28" - W/O HARDWARE (EXPORT)
4	M05993-22-G35	EA DOOR - W/MIRROR - RADIUS EDGE - 15.7" X 20.5" -W/O HARDWARE
4	108536-05-04A	EA MIRROR - DECORATIVE - 13" X 17.7" - FERNLY DESIGN
4	M05993-41-G35	EA DOOR - RADIUS EDGE 15.7" X 20.5" - W/O HARDWARE (EXPORT)
5	104405-01-G35	EA CABINET ASM-OVERHEAD,REAR
5	M06853-02-G35	EA CABINET - OVERHEAD - W/O DOORS/HARDWARE (EXPORT)
6	120077-01-G35	EA CABINET ASM-NIGHTSTAND,TWIN (G35, G37)
6	120077-01-G36	EA CABINET ASM-NIGHTSTAND,TWIN (G36, G44)
6	120077-01-G45	EA CABINET ASM-NIGHTSTAND,TWIN (G45)
7	M05970-R4-G35	EA DRAWER COMPL-SLIDE RADE
8	M05706-11-000	EA TOP-COMPARTMENT DTL B TW
9	M05194-04-000	EA CABINET - TWIN BED/LEFT HAND TOP - W/O HARDWARE
10	M05197-07-G35	EA CAB.ASM-TWIN BED (LH)BASE
11	M05197-06-G35	EA CAB.ASM-TWIN BED (RH)BASE
12	M05993-79-G35	EA DOOR - RADIUS EDGE - 12" X 21.9" - W/O HARDWARE
13	111379-01-G35	EA CABINET - SHIRT CLOSET - W/O DOORS/HARDWARE
14	M05993-47-G35	EA DOOR ASM.-CABINET W/RADIUS EDGE 12" X 40"
15	116553-01-GB1	EA CABINET ASM-TV SHELF
16	116553-15-GB1	EA WEDGE ASM

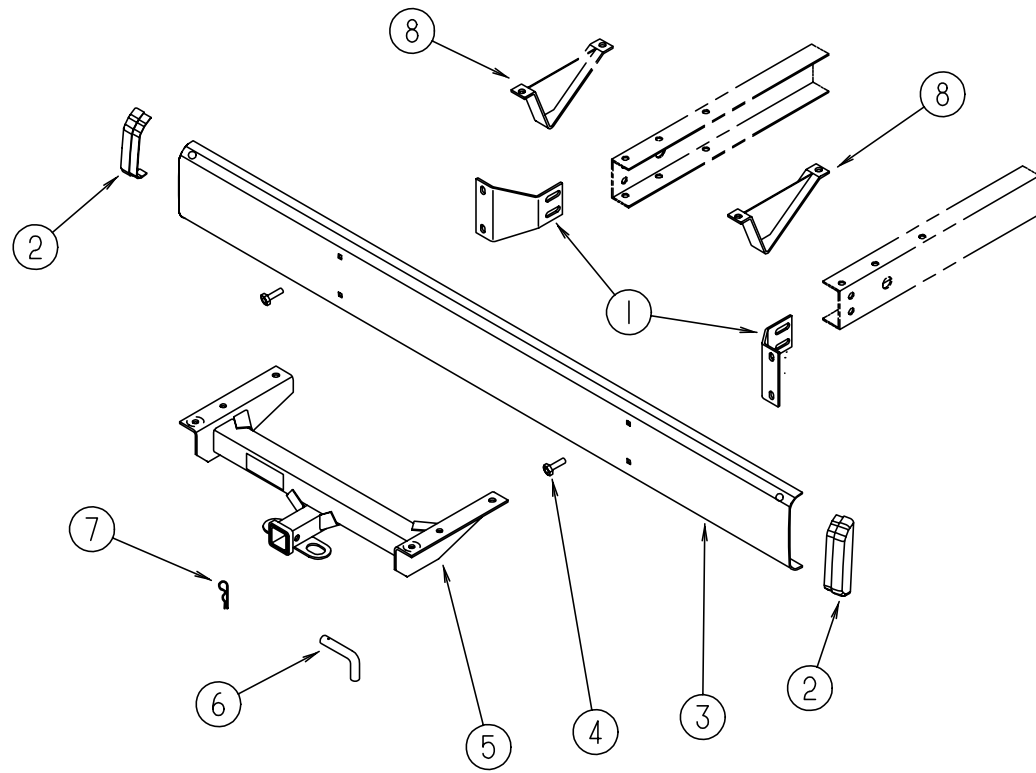
BEDROOM GROUP (CONTINUED)



QUEEN BEDROOM

KEY	PART NUMBER	U/M DESCRIPTION
1	M05970-J8-G35	EA DRAWER - RADIUS EDGE - W/O SLIDES/HARDWARE
2	114482-11-G10	EA COUNTERTOP ASM. (G35, G37)
2	114482-11-F14	EA COUNTERTOP ASM. (G36, G44)
2	114482-11-F05	EA COUNTERTOP ASM. (G45)
3	M06804-A8-G35	EA DOOR - W/ MIRROR - MTRD CRNR/ RADIUS EDGE 10.8" X 36.4" W/O HARDWARE
3	058331-A7-000	EA MIRROR-GLASS,SAFETY - 192MM X 842MM
4	110625-01-G35	EA CABINET ASM-SHIRT CLOSET,RH
5	106523-01-G09	EA CABINET ASM-OVHD,REAR
5	M06853-01-G35	EA CABINET - OVERHEAD REAR - W/O DOORS/HARDWARE (EXPORT)
6	M05993-21-G35	EA DOOR - W/MIRROR - RADIUS EDGE - 15.7" X 28" W/O HARDWARE
6	M05993-48-G35	EA DOOR - RADIUS EDGE - 15.7" X 28" - W/O HARDWARE (EXPORT)
7	110625-02-G35	EA CABINET ASM-SHIRT CLOSET,LH
8	P14482-01-G10	EA CABINET - NIGHTSTAND/PASSENGER - W/O DRAWER/HARDWARE (G35, G37)
8	P14482-01-G36	EA CABINET - NIGHTSTAND/PASSENGER - W/O DRAWER/HARDWARE (G36, G44)
8	P14482-01-G31	EA CABINET - NIGHTSTAND/PASSENGER - W/O DRAWER/HARDWARE (G45)
9	114482-12-G10	EA COUNTERTOP ASM. (G35, G37)
9	114482-12-F14	EA COUNTERTOP ASM. (G36, G44)
9	114482-12-F05	EA COUNTERTOP ASM. (G45)
10	P14482-02-G10	EA CABINET - NIGHTSTAND/DRIVER - W/O DRAWER/HARDWARE (G35, G37)
10	P14482-02-G36	EA CABINET - NIGHTSTAND/DRIVER - W/O DRAWER/HARDWARE (G36, G44)
10	P14482-02-G31	EA CABINET - NIGHTSTAND/DRIVER - W/O DRAWER/HARDWARE (G45)
11	041389-18-000	EA HINGE-PIANO,1.50X482.6 O/W
12	P19515-01-G35	EA CABINET ASM-BED,QUEEN
13	M05905-06-E10	EA TOP ASM-BED,QUEEN
14	116553-01-GB1	EA CABINET ASM-TV SHELF
15	116553-15-GB1	EA WEDGE ASM
	057460-02-000	EA STUD - BALL - GAS SPRING - 10MM - 5/16" - 18
	107796-06-000	EA GAS SPRING - 12" COMPRESSED/20" EXTENDED - 120 LB.
	107796-07-000	EA BRACKET-GAS SPRING SPDI SPD-1080
	107796-05-000	EA BRACKET-GAS SPRING,FLAT SPDI SPD-1020
	091952-01-000	EA CLIP-GRIPPER - 1"
	097872-04-000	EA DOWEL-WOOD,1.00DIA X 1.38LG UNFINISHED

CHASSIS GROUP



REAR BUMPER & COMPONENTS

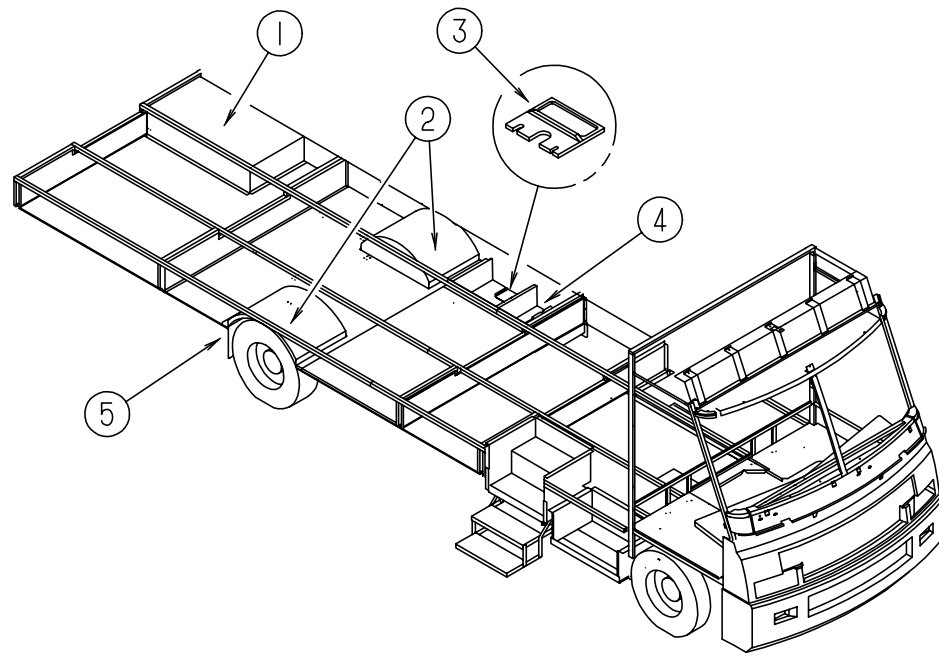
KEY	PART NUMBER	U/M DESCRIPTION
1	104418-07-000	EA ANGLE-SUPPORT,BUMPER REAR
2	103228-01-05A	EA REAR BUMPER END CAP - ANY COLOR
3	103099-01-06A	EA BUMPER-REAR, BRT WHT
4	102333-01-05A	EA BOLT - 7/16"
5	107707-01-000	EA DRAWBAR ASM-HITCH,CLASS II
6	034512-01-000	EA PIN-LOCKING, DRAWBAR
7	034513-01-000	EA PIN - 3/16" WIRE
8	111742-01-000	EA PLATE ASM-SKID
	070579-09-000	EA PLATE ASM ANCHOR
	113588-02-01B	EA BRACKET-CONNECTOR,TRLR,MILL
	113589-01-000	EA CONNECTOR-PLUG, TRAILER - GENERAL 433501
	113589-02-000	EA CONNECTOR-SOCKET, TRAILER - GENERAL 433601

CHASSIS GROUP (CONTINUED)

HWH HYDRAULIC LEVELING SYSTEM (AP0758) (CHEVY, FORD)

KEY	PART NUMBER	U/M DESCRIPTION	VENDOR NO.
	100532-08-000	EA LEVELING SYSTEM - HYDRAULIC - JOYSTICK	
	100532-01-704	EA SWITCH - MERCURY F/ 6K & 9K JACK	RAP1010
	100532-01-705	EA SPRING KIT - 9K JACK	R1171
	100532-02-700	EA 6K TALL JACK ASM	RAP7164
	100532-02-701	EA SPRING KIT - 6K JACK	R6824
	100532-02-704	EA ACTIVATOR CABLE - 6K JACK	RAP7194
	100532-02-705	EA PUMP/ RESERVOIR ASM - MONARCH	RAP8178
	100532-03-710	EA SENSING UNIT 21' MTA	RAP6798
	100532-03-715	EA CAP - BREATHER	RAP7876
	100532-08-700	EA POWER UNIT ASM.	RAP0595
	100532-08-701	EA BI-AXIS CONTROL - 200 SYSTEM	RAP0612
	100532-08-702	EA VALVE - BI-AXIS	RAP9589
	100532-08-703	EA PANEL ASM. - 200 BI - AXIS SYSTEM	RAP9755
	100532-08-704	EA JACK ASM. - 9K TALL 200 SYSTEM	RAP7002
	100532-08-705	EA KNOB - 3/4" BLACK - SET OF FOUR	RAP1379
	100532-08-706	EA KNOB - 1 3/16" BLACK	RAP9734
	100532-08-707	EA BEZEL W/ GASKET - F/ SYSTEM 200	RAP9592
	100532-09-707	EA ACTUATOR ASM. - 9K - REAR JACKS	RAP0547
	100532-09-709	EA ACTUATOR ASM. - 6K - FRONT JACKS	RAP0448
	100532-09-710	EA SOLENOID - 4 POST INT. DUTY	RAP0533
	100533-05-000	EA BRACKETS - FRONT LEVELING JACKS (GM)	
	100533-06-000	EA BRACKETS - FRONT LEVELING JACKS (FORD)	
	100534 12 000	EA BRACKETS - REAR LEVELING JACKS (GM)	
	100534-06-000	EA BRACKETS - REAR LEVELING JACKS (FORD)	
	100536-18-000	EA HOSE KIT	
	107890-01-000	EA ELBOW - STEEL 90D 1/4 X 37D FLARE PARKER 4-C6X-S	
	112236-01-G35	EA BEZEL - MONITOR - UNDER DASH - LEFT SIDE	

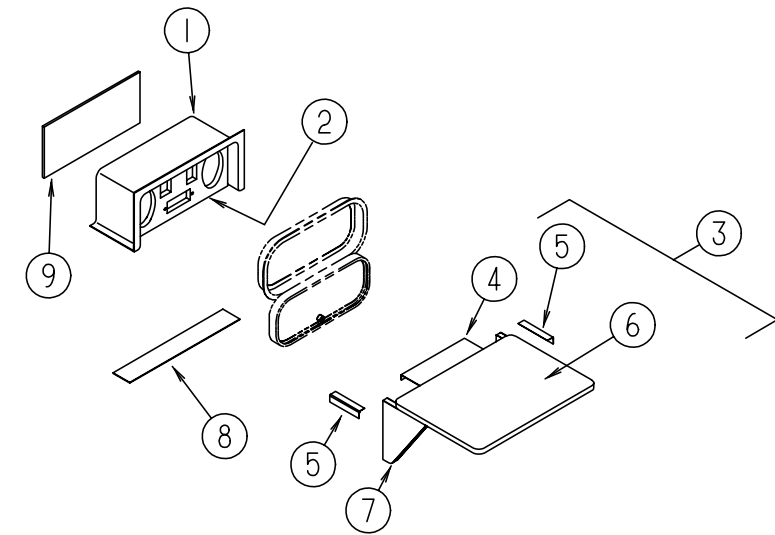
CHASSIS GROUP (CONTINUED)



COMPARTMENTS & TRAYS

KEY	PART NUMBER	U/M	DESCRIPTION
1	094657-02-000	EA	TRAY-GENERATOR, 22.5" X 30.4" X 6.9" W/ANGLE & NUTS
	114070-02-02B	EA	SUPPORT ASM-GENERATOR,LT,E-C
	114071-02-02B	EA	SUPPORT ASM-GENERATOR,RT,E-C
	072877-03-000	EA	INSULATION-SOUND BARRIER-1" X 36" X 57"
2	055374-01-000	EA	WHEELWELL-PLASTIC
3	M06991-03-F36	EA	HATCH ASM W/FOAM
	092887-01-000	EA	HATCH-COMPARTMENT, SEWER HOSE - 6"
	114677-01-01A	EA	RETAINER-HATCH,COMPT MILL
4	M07452-01-F36	EA	COMPARTMENT-STORAGE W/HATCH - 11" X 48.9"
			FROM: 00-00-00 THRU: 01-15-96
4	M07452-02-F36	EA	COMPARTMENT-STORAGE W/HATCH 11" X 48.9"
			FROM: 01-16-96 THRU: 99-99-99
4	114679-01-01A	EA	COMPARTMENT-STORAGE
			FROM: 00-00-00 THRU: 01-15-96
4	114679-02-01A	EA	COMPARTMENT-STORAGE
			FROM: 01-16-96 THRU: 99-99-99
4	121175-01-01A	EA	LATCH-SWELL, BLACK
5	020167-05-000	EA	DIRT GUARD-STEEL 15" LONG 15"
5	017516-01-000	EA	FLAP-MUD, 14" X 18" - BLACK
	065450-05-000	EA	TIEDOWN-BATTERY, 8.4" TUBE
	090604-06-000	EA	TRAY-BATTERY, AUTO - W/TWO HEX NUTS - FORD
	087475-02-000	EA	BRACKET-TIE DOWN, BATTERY - 13.5" X 1.3"
	093395-01-000	EA	ANGLE-SHELF, TIRE
	056748-01-000	EA	PLUG-CAP, 1.5" DIAMETER - BLACK
	115361-01-01A	EA	PLUG-PLASTIC *CAPLUG NO.W5
	110550-01-000	EA	CAP - TUBE .9" SQUARE
	078513-01-000	EA	CHANNEL-FRAME,REAR
	104147-02-000	EA	SHIELD ASM-SPLASH,RH
	123361-01-000	EA	DUCT-AIR INTAKE
	123362-01-000	EA	ELBOW-RUBBER,90 DEG 3.5"ID
	119847-01-02B	EA	SHIELD-A/C COMPRESSOR,E-COAT

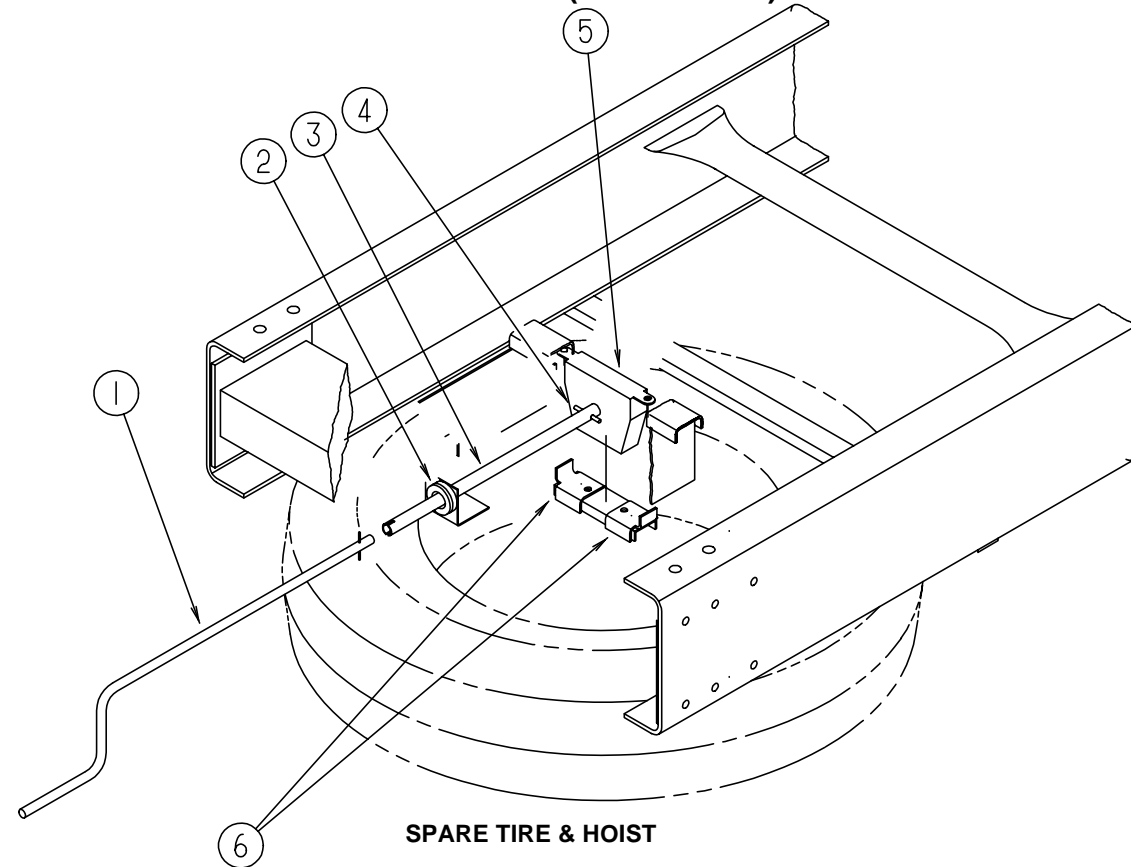
CHASSIS GROUP (CONTINUED)



COMPARTMENT (ENTERTAINMENT CENTER)

KEY	PART NUMBER	U/M	DESCRIPTION
1	104897-01-02A	EA	BOX-ENTERTAINMENT CENTER B/W
2	104899-01-C05	EA	PLATE-RADIO MOUNTING
3	105230-01-F11	EA	SHELF ASM-EXTERIOR TV
4	105377-01-01A	EA	BRACKET-TABLE HANGER O/W
5	105376-01-02A	EA	HINGE-CONTIN,2"X140MM O/W
6	105230-11-E01	EA	SHELF ASM.
7	105230-12-F11	EA	SUPPORT ASM.
8	104898-01-02A	EA	PLATE-PLASTIC BOTTOM BRT/WHT
9	104898-02-02A	EA	PLATE-PLASTIC BOTTOM BRT/WHT

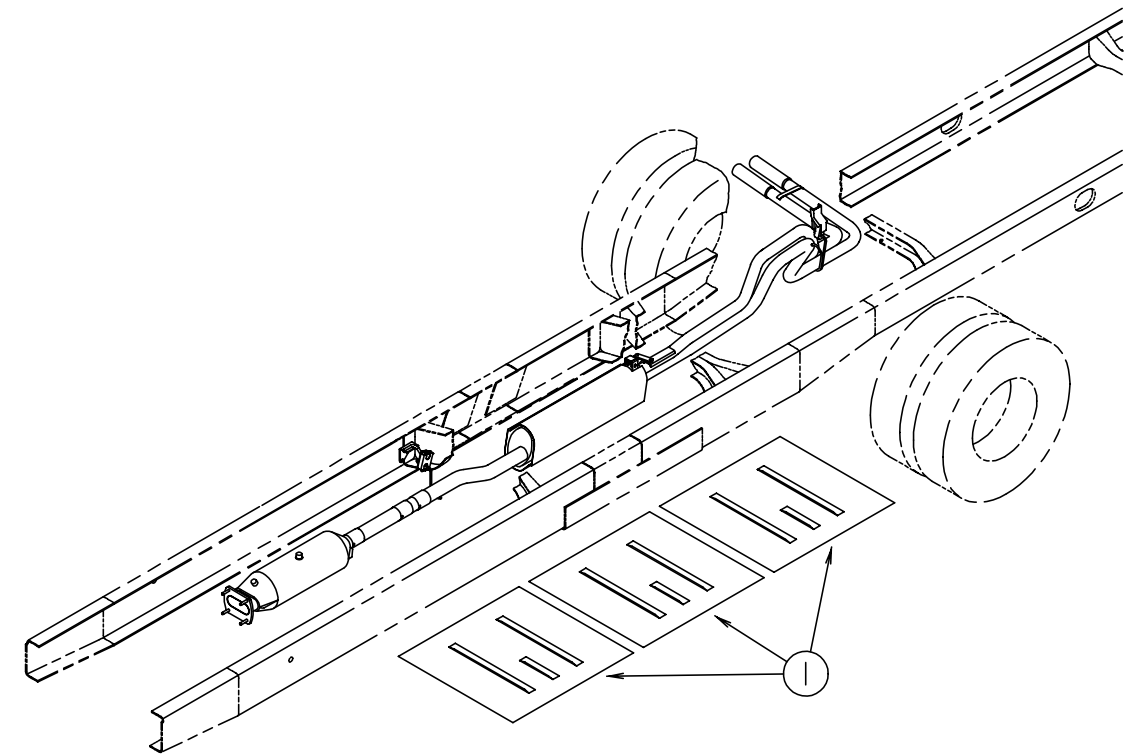
CHASSIS GROUP (CONTINUED)



SPARE TIRE & HOIST

KEY	PART NUMBER	U/M	DESCRIPTION
1	093376-04-000	EA	HANDLE ASM-CRANK, TIRE HOIST
2	071015-11-000	EA	GROMMET - 1" ID
3	M93375-06-000	EA	EXTENSION - TIRE HOIST
			FROM: 00-00-00 THRU: 04-14-96
3	093375-11-000	EA	EXTENSION-TIRE HOIST
			FROM: 04-15-96 THRU: 07-07-96
3	093375-06-000	EA	EXTENSION-TIRE HOIST
			FROM: 07-08-96 THRU: 99-99-99
	093362-06-000	EA	CHANNEL-TIRE HOIST
4	114376-02-000	EA	PIN-DRIVE .156X1.000 TYPE E - C-TECH
5	093267-02-000	EA	HOIST-SPARE TIRE
5	120877-01-000	EA	HOIST-SPARE TIRE,400 LB - FORD F6UA1A131BB
			FROM: 04-15-96 THRU: 07-07-96
5	093267-03-000	EA	HOIST-SPARE TIRE, 100#
			FROM: 07-08-96 THRU: 99-99-99
6	105499-01-000	EA	BRACKET-TIRE HOIST
	M00080-38-000	EA	TIRE & VALVE STEM
			FROM: 00-00-00 THRU: 01-09-96
	M00080-81-000	EA	TIRE-WHEEL ASM225/7R/19.5LRF - GM-CHASS SUPPLD RIM
	M00080-74-000	EA	TIRE-WHL ASM,215/85R16 LRE - FORD SPPLIED RIM
	M00080-88-000	EA	TIRE-WHEEL ASM-RAD 8R19.5LRD - GM-CHASSIS
			FROM: 01-10-96 THRU: 99-99-99
	083425-10-000	EA	TIRE-LT215/85R16 LRE XCH4 - MICHELIN XCH4 ORBL
	007324-04-000	EA	TIRE-8R19.5 LRD, MICHELIN XZA
	007324-03-000	EA	TIRE-MICHELIN, 8R 19.8 LRF
	091673-01-000	EA	TIRE-225/70R19.5 LRF,XZA - MICHELIN XZA
	095853-02-000	EA	WHEEL - STEEL 16 X 6K - F2TA-1015-NA ACCURIDE - FORD
	064963-01-000	EA	WHEEL-STEEL, 19.5" X 6" - GM 14005758
	051377-01-000	EA	STEM-VALVE, TR 500
	080208-01-000	EA	LUG WRENCH, 1.06 X 1.00
	080208-02-000	EA	BAR-LEVERAGE, LUG WRENCH
	115580-01-000	EA	STRAP-SPARE TIRE
	113007-01-000	EA	PIN-SPRING, .375 X 3.00 IN
	051377-05-000	EA	VALVE STEM ASM-VS938 - EATON VS-938 F53-92
	077030-02-000	EA	EXTENSION-VALVE STEM, 1.25"

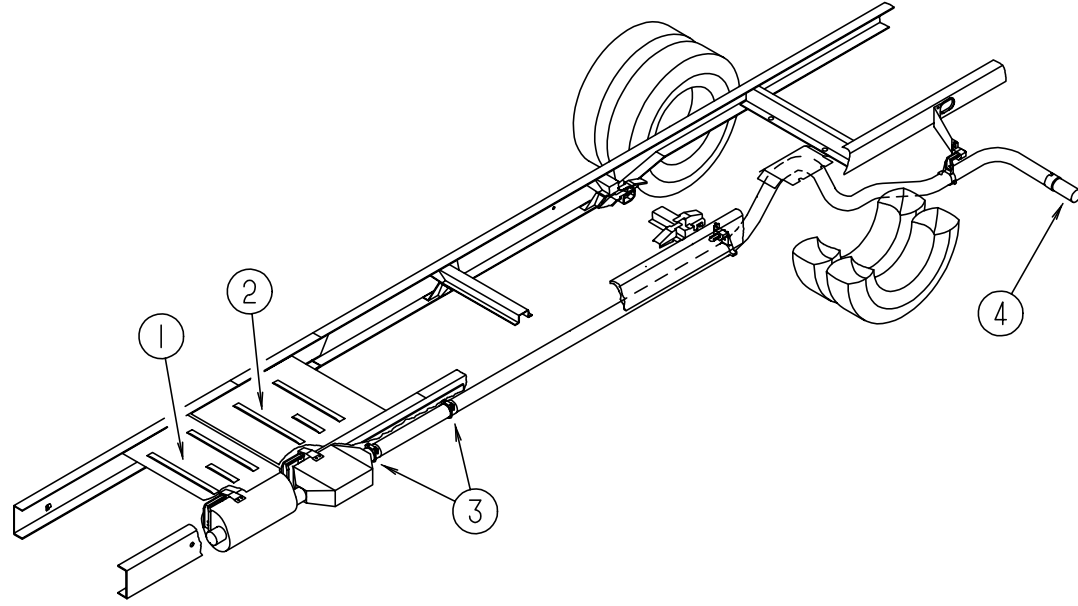
CHASSIS GROUP (CONTINUED)



FORD EXHAUST HEAT SHIELD

KEY	PART NUMBER	U/M	DESCRIPTION
1	101544-02-000	EA	SHIELD-HEAT, EXHAUST - 30" X 28.9" - STEEL
	007125-07-000	EA	CLAMP-MUFFLER, 2.50" DIAMETER

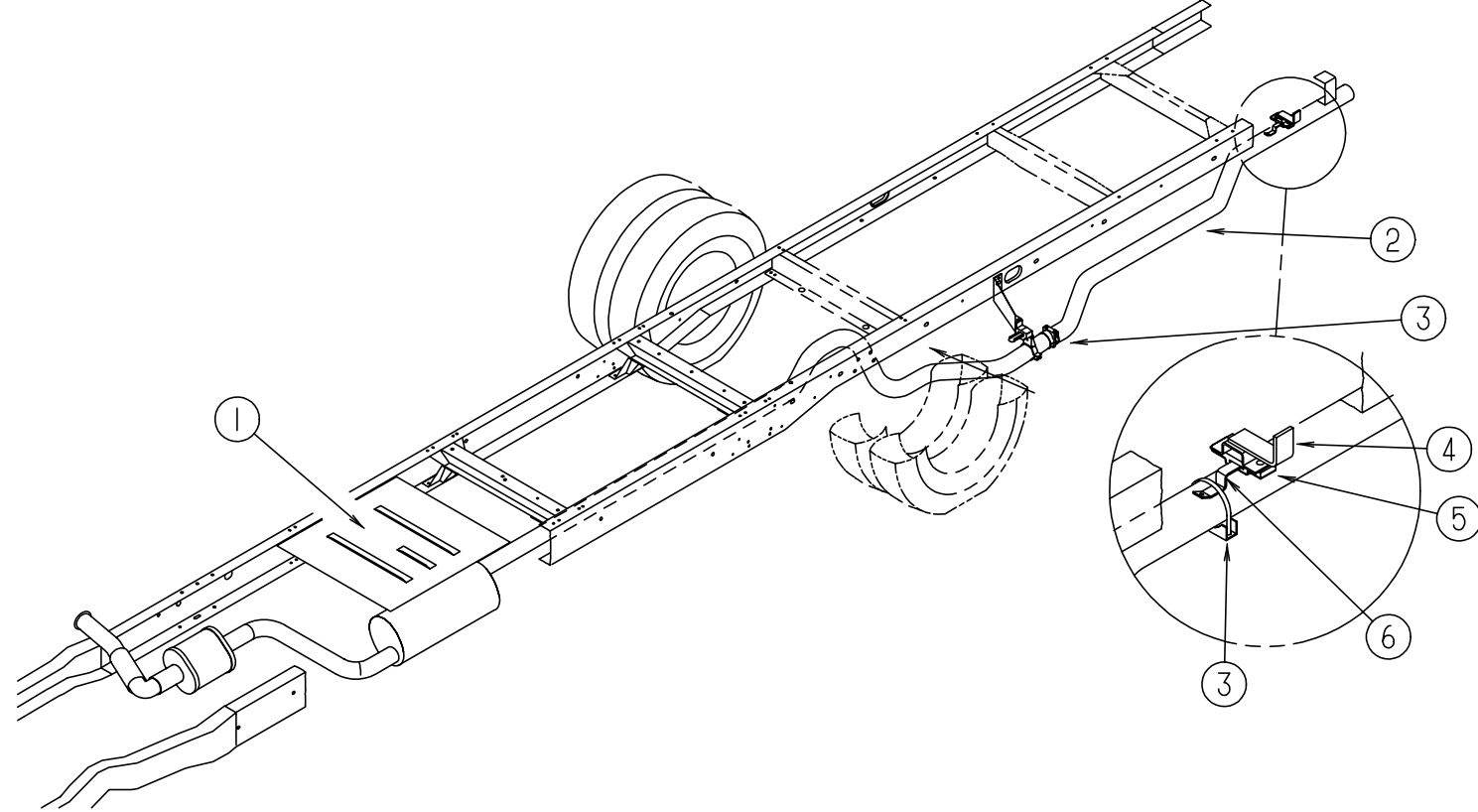
CHASSIS GROUP (CONTINUED)



EXHAUST SYSTEM (CHEVY)

KEY	PART NUMBER	U/M	DESCRIPTION
1	101544-01-000	EA	SHIELD - HEAT - EXHAUST - 19.7" X 28.9" - STEEL
2	101544-02-000	EA	SHIELD - HEAT - EXHAUST - 30" X 28.9" - STEEL
3	094918-01-000	EA	CLAMP-EXHAUST, 3" - GUILLOTINE STYLE
4	098762-05-000	EA	EXTENSION-EXHAUST, STRAIGHT - 3" OD X 7.9" LONG - SST

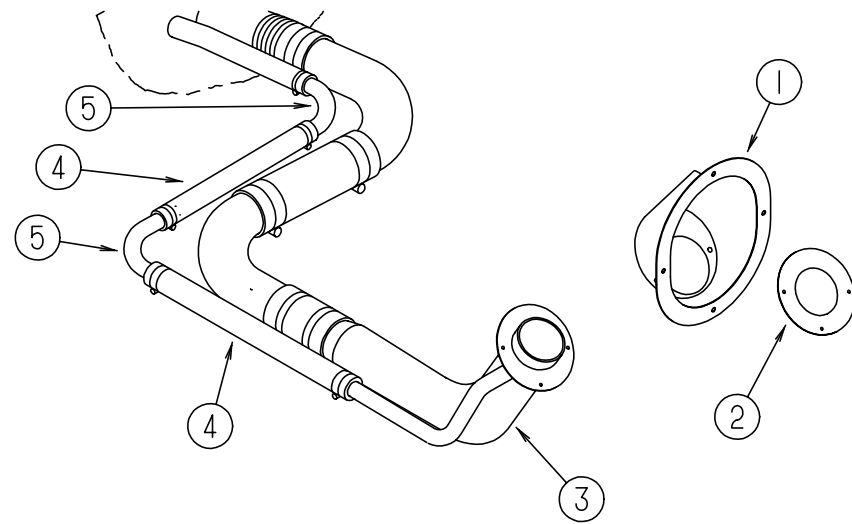
CHASSIS GROUP (CONTINUED)



EXHAUST SYSTEM (EXPORT)

KEY	PART NUMBER	U/M	DESCRIPTION
1	101544-02-000	EA	SHIELD - HEAT - EXHAUST - 30" X 28.9" - STEEL
2	121790-01-000	EA	PIPE-EXHAUST, TAIL
3	094918-01-000	EA	CLAMP-EXHAUST, 3" - GUILLOTINE STYLE
4	117380-04-02B	EA	HANGER ASM-TAILPIPE, E-COAT
5	095190-01-000	EA	HANGER-EXHAUST, 4" X 1.4"
6	096054-04-000	EA	SUPPORT-EXHAUST PIPE

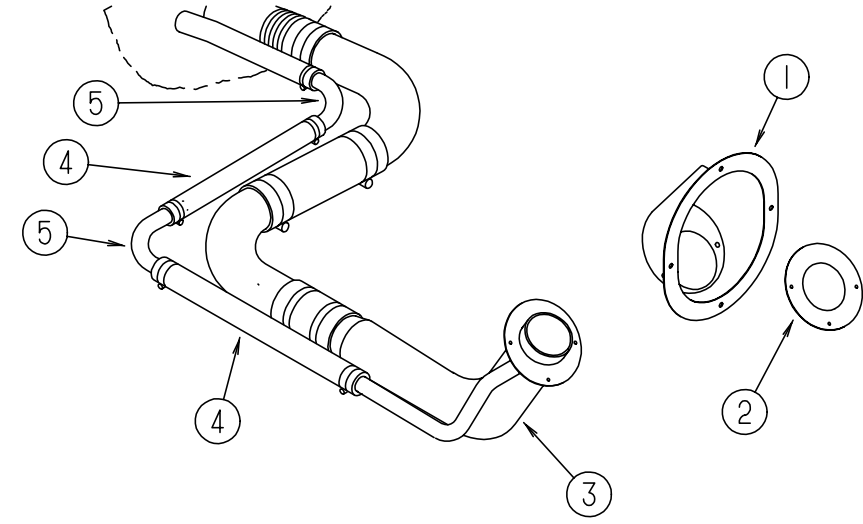
CHASSIS GROUP (CONTINUED)



FUEL SYSTEM (CHEVY)

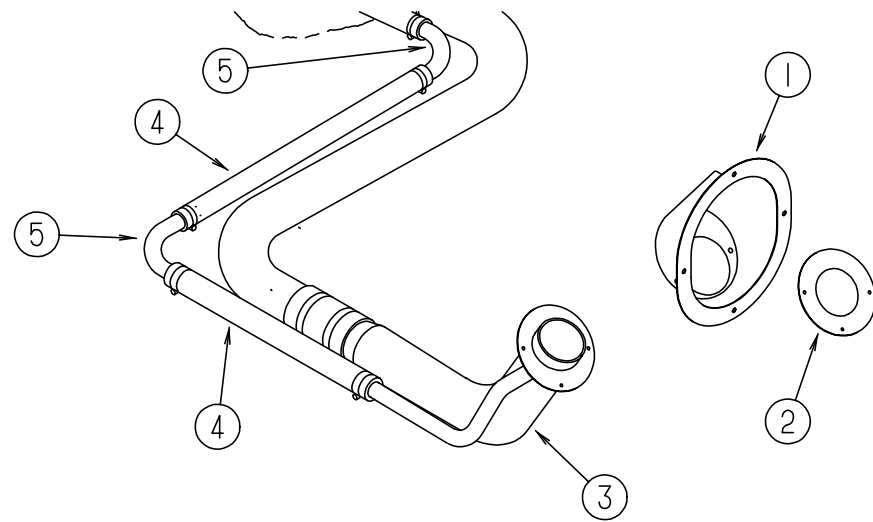
KEY	PART NUMBER	U/M	DESCRIPTION
1	095854-01-04A	EA	SHROUD-FUEL FILL,BRIGHT WHITE
2	078200-01-000	EA	GASKET-FUEL FILL, 3.5"OD X 2"ID
3	087256-10-000	EA	NECK-FUEL FILL
4	066732-01-000	FT	HOSE-FUEL FILL, .62" ID
5	098806-01-000	EA	PIPE-FILL VENT, 90 DEGREE BEND - .625" OD - STEEL
	098803-01-000	EA	PIPE-FUEL FILL, 90 DEGREE BEND - 13.2" - 1 3/4" OD - STEEL
	098807-01-000	EA	PIPE-FUEL FILL, 90 DEGREE BEND - 6.6" - 1 3/4" OD - STEEL
	024138-01-000	FT	HOSE-FUEL FILL, .62" ID
	084884-01-000	EA	PLUG-BRASS, 3/8"

CHASSIS GROUP (CONTINUED)



FUEL SYSTEM (CHEVY) (DIESEL)

KEY	PART NUMBER	U/M	DESCRIPTION
1	095854-01-04A	EA	SHROUD-FUEL FILL,BRIGHT WHITE
2	078200-01-000	EA	GASKET-FUEL FILL, 3.5"OD X 2"ID
3	087256-08-000	EA	NECK ASM-FUEL FILL
4	066732-01-000	FT	HOSE-FUEL FILL, .62" ID
5	098806-01-000	EA	PIPE-FILL VENT, 90 DEGREE BEND - .625" OD - STEEL
	098803-01-000	EA	PIPE-FUEL FILL, 90 DEGREE BEND - 13.2" - 1 3/4" OD - STEEL
	098807-01-000	EA	PIPE-FUEL FILL, 90 DEGREE BEND - 6.6" - 1 3/4" OD - STEEL
	024138-01-000	FT	HOSE-FUEL FILL, .62" ID
	084884-01-000	EA	PLUG-BRASS, 3/8"



FUEL SYSTEM (FORD)

KEY	PART NUMBER	U/M	DESCRIPTION
1	095854-01-04A	EA	SHROUD-FUEL FILL,BRIGHT WHITE
2	078200-01-000	EA	GASKET-FUEL FILL, 3.5"OD X 2"ID
3	087256-07-000	EA	NECK-FUEL FILL
4	066732-01-000	FT	HOSE-FUEL FILL, .62" ID
5	098806-01-000	EA	PIPE-FILL VENT, 90 DEGREE BEND - .625" OD - STEEL
	007063-01-000	FT	HOSE-GAS 1/4"ID X 1/2"OD
	084884-01-000	EA	PLUG-BRASS, 3/8"
	007111-02-000	EA	HOSE-FUEL FILL,2.00 ID - IN 3FT LENGTHS

CHASSIS GROUP (CONTINUED)

WHEEL LINERS, KAPER (FORD) (FROM: 00-00-00 THRU: 03-17-96)

KEY	PART NUMBER	U/M DESCRIPTION	VENDOR NO.
	091209-14-000	EA WHEEL LINER SET W/ FRONT HUB COVER 16" (SET OF 4)	1611-4UL
	091209-08-700	EA LINER - WHEEL - 16" FRONT W/AXLE COVER - 10 LUG	157
	091209-14-700	EA LINER - WHEEL - 16" REAR	159
	091209-01-704	EA COVER - LUG NUT	36
	091209-08-706	EA FLAT NUT .500 - 9/16 STUD	165

WHEEL LINERS, (FORD) (FROM: 03-18-96 THRU: 99-99-99)

KEY	PART NUMBER	U/M DESCRIPTION	VENDOR NO.
	110435-08-000	EA LINER - WHEEL - (SET OF 4) - 16"F53 FORD	
	110435-02-702	EA STUD EXTENDER	V160SD-STX
	110435-02-703	EA NUT (JAMB)	V160SD-JNT
	110435-02-704	EA COVER-LUG NUT	V160F0-LNC
	110435-02-705	EA TOOL F/ JAMB NUT, INSTALL.	V160F0-TOL
	110435-08-700	EA LINER-WHEEL, FRONT	V160SD-FWC
	110435-08-701	EA LINER-WHEEL, REAR	V160SD-RWC

WHEEL COVERS, DICOR (FORD)

KEY	PART NUMBER	U/M DESCRIPTION
	098532-01-000	EA COVER - WHEEL - FORD - 16" - SET OF 4
	098532-01-700	EA COVER - LUG NUT - CHROME
	098532-01-701	EA COVER - WHEEL - 16"

WHEEL LINERS, KAPER (CHEVY) (FROM: 00-00-00 THRU: 06-30-96)

KEY	PART NUMBER	U/M DESCRIPTION	VENDOR NO.
	091209-01-000	EA LINER - WHEEL - 19.5" - SST - SET OF 4 - 1954-ION	
	091209-01-700	EA LINER - WHEEL - 19.5" FRONT - 10 LUG	37N
	091209-01-701	EA LINER - WHEEL - 19.5" REAR - 10 LUG	38N
	091209-01-702	EA COVER - AXLE - 19.5" FRONT - 10 LUG	34N
	091209-01-703	EA COVER - AXLE - 19.5" REAR - 10 LUG	35N
	091209-01-704	EA COVER - LUG NUT	36

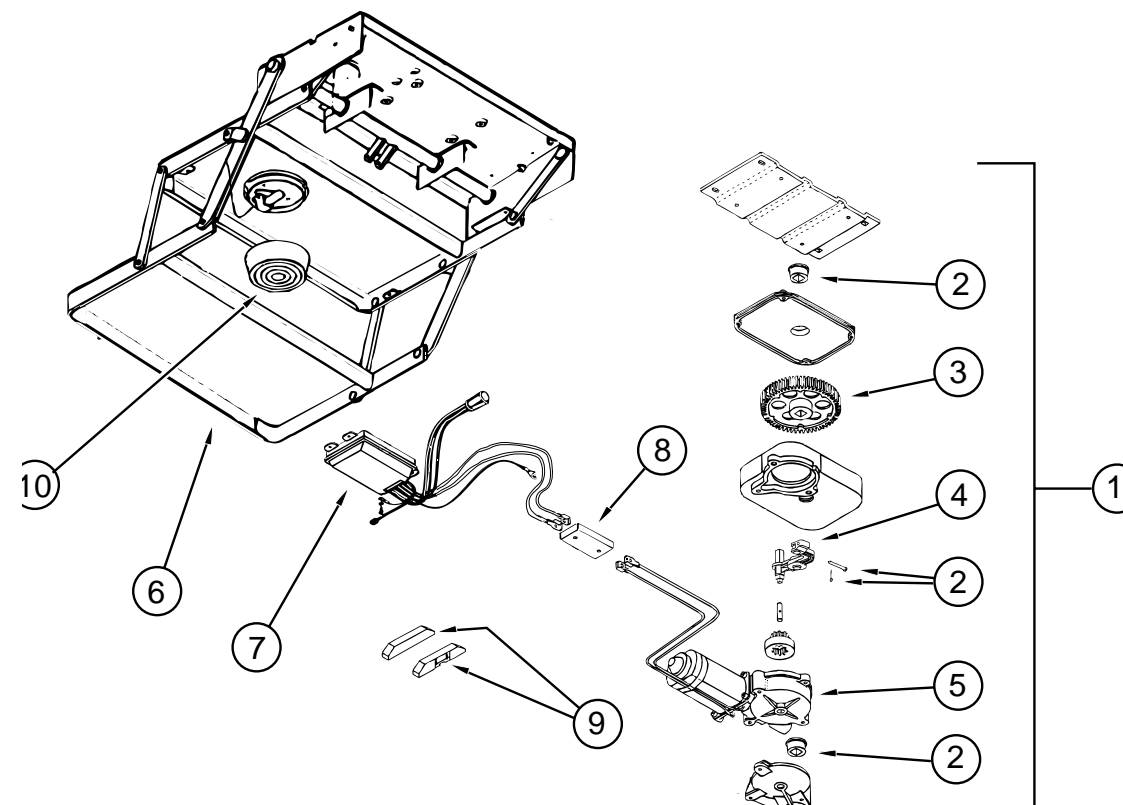
WHEEL LINERS (CHEVY) (FROM: 07-01-96 THRU: 99-99-99)

KEY	PART NUMBER	U/M DESCRIPTION	VENDOR NO.
	110435-06-000	EA LINER-WHEEL SET (SET=4) 19.5" F/GM W/LONG STUDS - DICOR	
	110435-02-703	EA NUT (JAMB)	V160SD-JNT
	110435-02-704	EA COVER-LUG NUT	V160F0-LNC
	110435-02-705	EA TOOL F/ JAMB NUT, INSTALL.	V160F0-TOL
	110435-06-700	EA LINER-WHEEL, FRONT	V195P5-FWC
	110435-06-701	EA LINER-WHEEL, REAR	V195P5-RWC
	110435-06-702	EA BRACKET-BRIDGE	V195P5-BRK
	110435-06-703	EA NUT-JAM, BRIDGE BRKT 1 1/16	V195P5-BJN
	110435-06-704	EA STUD EXTENDERS - P30	V195P5-STX

WHEEL COVERS, DICOR (CHEVY)

KEY	PART NUMBER	U/M DESCRIPTION	VENDOR NO.
	109443-01-000	EA WHEEL COVER SET - (EA = 4 WHEEL COVERS W/HARDWARE) 19.5"	
	109443-01-700	EA COVER-WHEEL 19.5 FRT/RR EA=1	SHAG95
	109443-01-701	EA BRACKET-RET. FRONT WHEEL	SHAG95-FBS
	109443-01-702	EA BRACKET-RET. REAR WHEEL	SHAG95-RBS
	109443-01-703	EA CAP-CENTER, HUB - DICOR	SP-AUCAP
	109443-01-704	EA CLIP-RETAINER	V160GM-PNT

CHASSIS GROUP (CONTINUED)



STEP ASSEMBLY (3200 SERIES)

KEY	PART NUMBER	U/M DESCRIPTION	VENDOR NO.
1	094707-01-01A	EA STEP-DOUBLE, ELECTRIC - KWIKEE 3218	
2	094707-02-703	EA BEARING & PINS	909530
3	094707-02-702	EA GEAR KIT, W/BEARINGS, PIN-CASE	909525
4	094707-02-701	EA LINKAGE ASM. W/BEARINGS-PINS	909534
5	094707-02-700	EA MOTOR ASM., W/BEARINGS & PINS	909520
6	094707-01-702	EA FRAME W/DBL STEP, 3200 SERIES	908032
7	094707-02-705	EA CONTROL UNIT, WHITE	909513
8	094707-02-704	EA CONNECTOR-MOTOR ASM. W/PLATES	909537
	094707-02-707	EA TREAD-NON SKID, BLACK 6"X21"	909333
9	116995-01-000	EA SWITCH/ MAGNET - ELECTRIC	
10	088746-01-705	EA LIGHT-UNDER STEP	9004
	088733-01-700	EA BULB	9004

SHOCK ABSORBER (CHEVY)

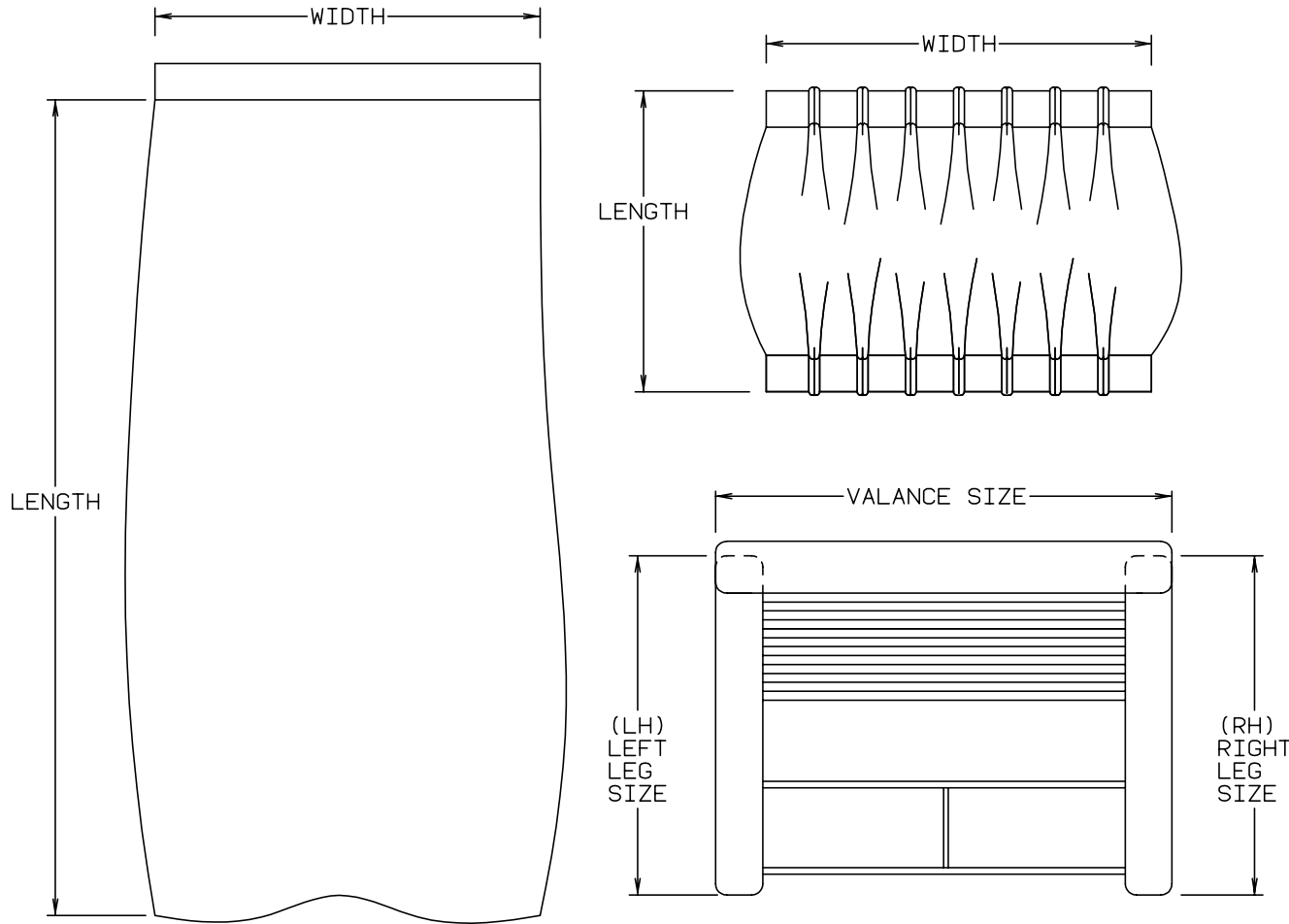
KEY	PART NUMBER	U/M DESCRIPTION
	104993-01-000	EA SHOCK ABSORBER - GAS - P30 FRONT

CURTAIN & CUSHION GROUP

NOTICE

IN ORDER TO ASSIST OUR PARTS SALES DEPT. IN PROVIDING INTERIOR SOFTGOODS ITEMS, PLEASE INCLUDE THE SERIAL NUMBER AND THE COLOR CODE NUMBER FROM THE VEHICLE CERTIFICATION LABEL WHEN ORDERING. THIS LABEL IS LOCATED ON THE LEFT SIDEWALL AT THE END OF THE DASH (A-BODY),OR ON THE DRIVER'S DOOR LATCH PLATE (C-BODY).

AN EXAMPLE OF A COLOR CODE NUMBER IS B07, WHICH DESIGNATES AN OVERALL COLOR SCHEME OF A PARTICULAR UNIT. THE COLOR LISTED AFTER THE ITEM DESCRIPTION ON THE MICROFICHE, INDICATES THE OVERALL UNIT COLOR. ORDER THE ITEM YOU DESIRE ACCORDING TO UNIT COLOR CODE.



NOTE: USE THIS ILLUSTRATION WHEN DETERMINING LENGTH AND WIDTH MEASUREMENTS FOR CURTAINS. YOU WILL NOTE THE WIDTH MEASUREMENT IS TAKEN ON THE TOP OF THE CURTAIN WITH THE CURTAIN FULLY EXTENDED. THE LENGTH MEASUREMENT IS TAKEN FROM TOP TO BOTTOM. LEFT AND RIGHT WINDOW LEGS ARE DETERMINED WHEN FACING THE WINDOW.

CURTAIN & CUSHION GROUP (CONTINUED)

SUNCRUISER FABRICS					
COLOR CODES	G35	G36	G37	G44	G45
MARKETING COLORS	WINTER MOSS (GREEN)	TUSCANY (TAUPE)	NORTH SHORE (TAUPE)	SIENA (TAUPE)	REGENCY BLUE
BUCKET SEATS	108446-J6-000	108446-K6-000	108446-J4-000	108446-K6-000	108446-L2-000
DINETTE	108446-J7-000	108446-H6-000	108446-F5-000	108446-H5-000	108446-L1-000
DINETTE PADS	108446-J6-000	108446-K6-000	108446-J4-000	108446-K6-000	108446-L2-000
DINETTE SWIVEL CHAIR	108446-J6-000	108446-H5-000	108446-J3-000	108446-K6-000	108446-L2-000
SOFA	108446-J7-000	108446-H6-000	108446-F5-000	108446-H5-000	108446-L1-000
SWIVEL CHAIR	108446-J6-000	108446-H5-000	108446-J3-000	108446-K6-000	108446-L2-000
LOUNGE WINDOWS	108446-J6-000 108446-J7-000	108446-H5-000 108446-H6-000	108446-J3-000 108446-F5-000	108446-K6-000 108446-H5-000	108446-L2-000 108446-L1-000
BEDROOM WINDOW WRAP	105745-C9-000	105745-C2-000	105745-C5-000	105745-C2-000	105745-D6-000
BEDROOM WINDOW FRINGE OR CORD	108415-67-000	108415-66-000	108415-72-000	108415-66-000	108415-78-000
BEDROOM WINDOW CENTER V & LEGS	105745-B7-000	105745-C3-000	105745-C6-000	105745-C3-000	105745-64-000
BEDSPREAD	105745-C9-000 105745-B7-000 108415-67-000	105745-C2-000 105745-C3-000 108415-66-000	105745-C5-000 105745-C6-000 108415-72-000	105745-C2-000 105745-C3-000 108415-66-000	105745-D6-000 105745-64-000 108415-78-000
LOUNGE PILLOW	108446-J6-000 108415-67-000	108446-H5-000 108415-68-000	108446-J3-000 108415-72-000	108446-K6-000 108415-68-000	108446-L2-000 108415-78-000
BEDROOM PILLOW	105745-B7-000 108415-67-000	105745-C3-000 108415-66-000	105745-C6-000 108415-72-000	105745-C3-000 108415-66-000	105745-64-000 108415-78-000
MAP POCKETS	108446-J6-000	108446-K6-000	108446-J4-000	108446-K6-000	108446-L2-000
FRONT WRAP AROUND	072333-85-000	072333-85-000	072333-85-000	072333-85-000	072333-85-000
HEADBOARD	105745-C9-000 105745-B7-000	105745-C2-000 108415-66-000	105745-C5-000 084415-72-000	105745-C2-000 108415-66-000	105745-D6-000 108415-78-000

NOTE: THE FABRIC LISTED FIRST, IN A BLOCK, IS THE LARGEST QUANTITY OF FABRIC USED

ASSIST HANDLE & BUTTONS

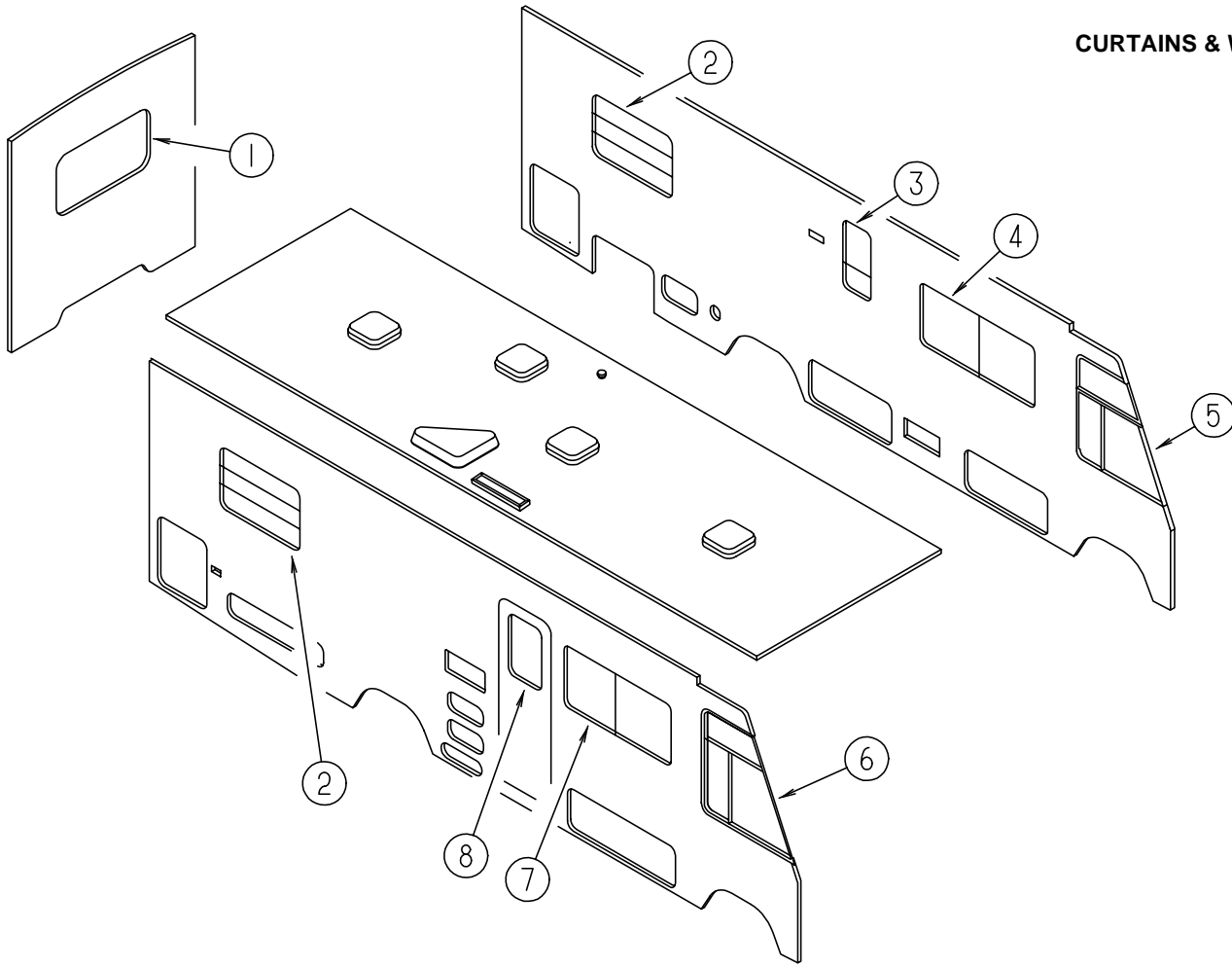
KEY	PART NUMBER	U/M	DESCRIPTION
	069178-02-000	EA	BRACKET-MOUNTING, ASSIST HANDLE - L ANGLE - W/HOLES - ST
	000C16-07-16B	EA	BOLT-CARRIAGE, ASSIST HANDLE - 7/16" - 14 X 1" ZN
	000D20-07-00B	EA	NUT-ACORN,ASSIST HANDLE - 7/16" X 14 ZN
	053552-02-AA8	EA	HANDLE-ASSIST, INTERIOR - ENTRY DOOR - VINYL - OFF WHITE
	070578-02-G35	EA	BUTTON SCREW-STUD,#30 VINYL (G35, G37, G45)
	070578-02-G36	EA	BUTTON SCREW-STUD,#30 VINYL (G36, G44)
	118337-04-G35	EA	BUTTON ASM-#60 (G35)
	118337-04-G37	EA	BUTTON ASM-#60 (G37)
	118337-04-GV7	EA	BUTTON ASM-#60 (G37)
	074494-02-000	EA	BUTTON-RETAINING PIVOT #60
	074494-03-000	EA	BUTTON-SERRATED PVT.TACK 3/8

FROM: 00-00-00 THRU: 03-10-96

FROM: 03-11-96 THRU: 99-99-99

CURTAIN & CUSHION GROUP (CONTINUED)

CURTAINS & WINDOW TREATMENT

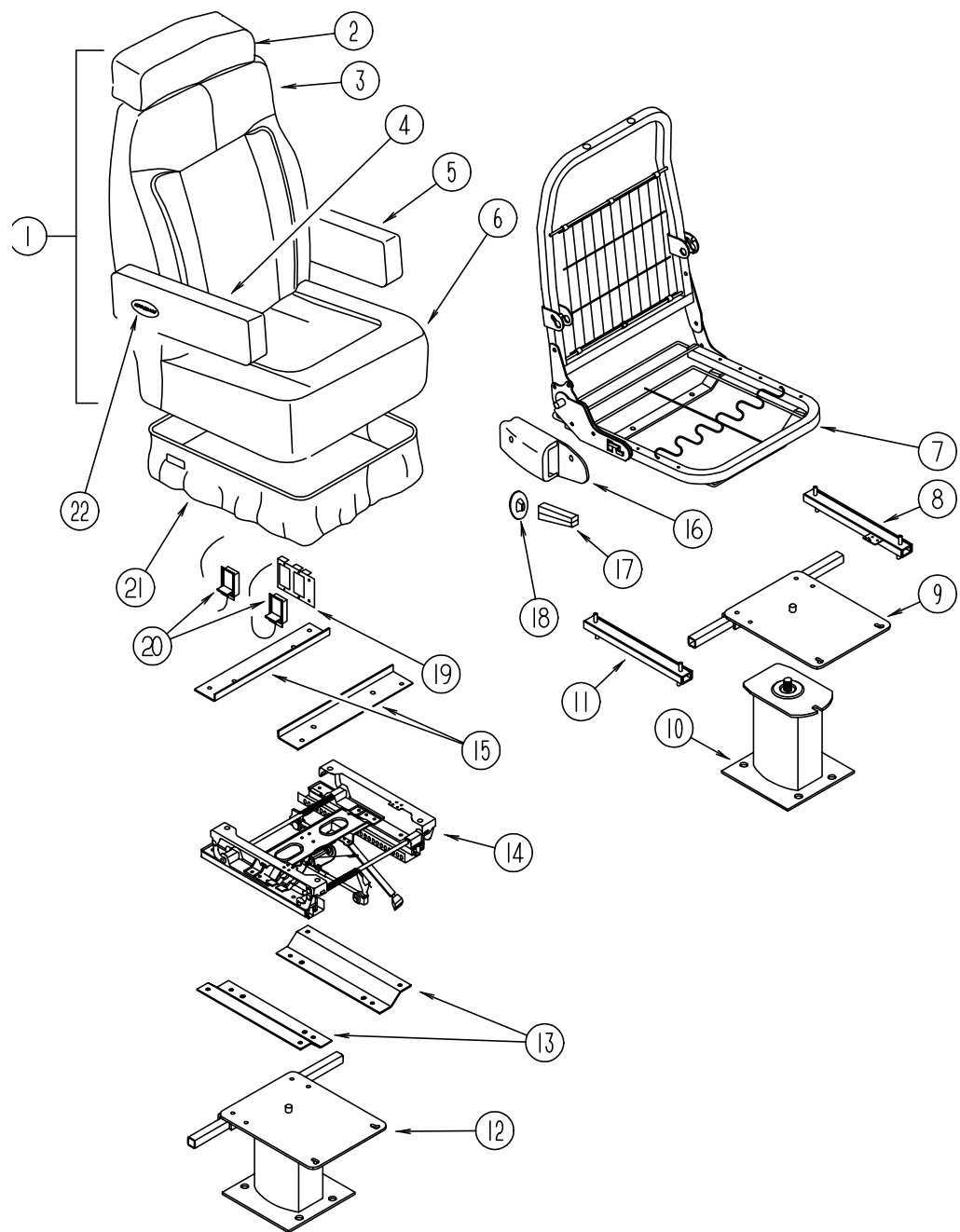


KEY	PART NUMBER	U/M	DESCRIPTION
1	119138-01-G35	EA	VALANCE ASM. - BELLINI - 53" - W/ WELT (G35)
1	119138-03-G36	EA	VALANCE ASM. - BELLINI - 53" - W/ BRAID (G36, G44)
1	119138-03-G37	EA	VALANCE ASM. - BELLINI - 53" - W/ BRAID (G37)
1	119262-03-G45	EA	VALANCE ASM. - MONACO - 52.5" - W/ BRAID (G45)
1	119333-03-G35	EA	LEG - RIGHT - 25" - PLAIN - NO HOLE (G35)
1	119333-03-G36	EA	LEG - RIGHT - 25" - PLAIN - NO HOLE (G36, G44)
1	119333-03-G37	EA	LEG - RIGHT - 25" - PLAIN - NO HOLE (G37)
1	119333-63-G45	EA	LEG - RIGHT - 25" - PLAIN - NO HOLE (G45)
1	119333-04-G35	EA	LEG - LEFT - 25" - PLAIN - NO HOLE (G35)
1	119333-04-G36	EA	LEG - LEFT - 25" - PLAIN - NO HOLE (G36, G44)
1	119333-04-G37	EA	LEG - LEFT - 25" - PLAIN - NO HOLE (G37)
1	119333-64-G45	EA	LEG - LEFT - 25" - PLAIN - NO HOLE (G45)
1	111910-24-G35	EA	BLIND - DAY/ NIGHTR - 49" X 28.5" (G35, G36, G37, G44)
1	111910-24-G45	EA	BLIND - DAY/ NIGHTR - 49" X 28.5" (G45)
2	119138-02-G35	EA	VALANCE ASM. - BELLINI - 45" - W/ WELT (G35)
2	119138-04-G36	EA	VALANCE ASM. - BELLINI - 45" - W/ BRAID (G36, G44)
2	119138-04-G37	EA	VALANCE ASM. - BELLINI - 45" - W/ BRAID (G37)
2	119262-13-G45	EA	VALANCE ASM. - MONACO - 45" - W/ BRAID (G45)
2	119333-03-G35	EA	LEG - RIGHT - 25" - PLAIN - NO HOLE (G35)
2	119333-03-G36	EA	LEG - RIGHT - 25" - PLAIN - NO HOLE (G36, G44)
2	119333-03-G37	EA	LEG - RIGHT - 25" - PLAIN - NO HOLE (G37)
2	119333-63-G45	EA	LEG - RIGHT - 25" - PLAIN - NO HOLE (G45)
2	119333-04-G35	EA	LEG - LEFT - 25" - PLAIN - NO HOLE (G35)
2	119333-04-G36	EA	LEG - LEFT - 25" - PLAIN - NO HOLE (G36, G44)
2	119333-04-G37	EA	LEG - LEFT - 25" - PLAIN - NO HOLE (G37)
2	119333-64-G45	EA	LEG - LEFT - 25" - PLAIN - NO HOLE (G45)
2	111910-44-G35	EA	BLIND - DAY/ NIGHTR - 41" X 31" (G35, G36, G37, G44)
2	111910-44-G45	EA	BLIND - DAY/ NIGHTR - 41" X 31" (G45)

KEY	PART NUMBER	U/M	DESCRIPTION
3	109041-15-03A	EA	MINI BLIND - 14.5" X 32" - BEIGE (G35, G36, G37, G44)
3	109041-15-01A	EA	MINI BLIND - 14.5" X 32" - SILVER (G45)
3	109353-06-02A	EA	BLIND SLAT - 14.5" - BEIGE (G35, G36, G37, G44)
3	109353-06-01A	EA	BLIND SLAT - 14.5" - SILVER (G45)
4	119136-01-G35	EA	VALANCE ASM. - 64.5" STANWICK
4	119137-01-G36	EA	VALANCE ASM. - 64.5" BAUHAUS
4	119136-01-G37	EA	VALANCE ASM. - 64.5" STANWICK
4	119137-01-G44	EA	VALANCE ASM. - 64.5" BAUHAUS
4	119262-39-G45	EA	VALANCE ASM. - 64.5" MONACO
4	119333-01-G35	EA	LEG - RIGHT - 25" - PLAIN - NO HOLE
4	119333-33-G36	EA	LEG - RIGHT - 25" - PLAIN - NO HOLE
4	119333-01-G37	EA	LEG - RIGHT - 25" - PLAIN - NO HOLE
4	119333-33-G44	EA	LEG - RIGHT - 25" - PLAIN - NO HOLE
4	119333-01-G45	EA	LEG - RIGHT - 25" - PLAIN - NO HOLE
4	119333-02-G35	EA	LEG - LEFT - 25" - PLAIN - NO HOLE
4	119333-34-G36	EA	LEG - LEFT - 25" - PLAIN - NO HOLE
4	119333-02-G37	EA	LEG - LEFT - 25" - PLAIN - NO HOLE
4	119333-34-G44	EA	LEG - LEFT - 25" - PLAIN - NO HOLE
4	119333-01-G45	EA	LEG - LEFT - 25" - PLAIN - NO HOLE
4	109802-38-F32	EA	BLIND - PLEATED - 60" X 30" (G35, G36, G37, G44)
4	109802-38-G45	EA	BLIND - PLEATED - 60" X 30" (G45)
5	101668-46-E91	EA	CURTAIN ASM. - 48" X 95" - DRIVER SIDE - TAPE TOP (G35, G36, G37, G44)
5	101668-46-F87	EA	CURTAIN ASM. - 48" X 95" - DRIVER SIDE - TAPE TOP (G45)
5	073260-42-C18	EA	TIEBACK ASM. - 6" X 18" (G35, G36, G37, G44)
5	073260-42-C17	EA	TIEBACK ASM. - 6" X 18" (G45)
6	101668-45-E91	EA	CURTAIN ASM. - 48" X 80" - PASSENGER SIDE - TAPE TOP (G35, G36, G37, G44)
6	101668-45-F87	EA	CURTAIN ASM. - 48" X 80" - PASSENGER SIDE - TAPE TOP (G45)
6	073260-42-C18	EA	TIEBACK ASM. - 6" X 18" (G35, G36, G37, G44)
6	073260-42-C18	EA	TIEBACK ASM. - 6" X 18" (G45)
7	119136-11-G35	EA	VALANCE ASM. - 58.5" STANWICK
7	119137-12-G36	EA	VALANCE ASM. - 58.5" BAUHAUS
7	119136-11-G37	EA	VALANCE ASM. - 58.5" STANWICK
7	119137-12-G44	EA	VALANCE ASM. - 58.5" BAUHAUS
7	119262-40-G45	EA	VALANCE ASM. - 58.5" MONACO W/ BRAID
7	119333-01-G35	EA	LEG - RIGHT - 25" - PLAIN - NO HOLE
7	119333-33-G36	EA	LEG - RIGHT - 25" - PLAIN - NO HOLE
7	119333-01-G37	EA	LEG - RIGHT - 25" - PLAIN - NO HOLE
7	119333-33-G44	EA	LEG - RIGHT - 25" - PLAIN - NO HOLE
7	119333-01-G45	EA	LEG - RIGHT - 25" - PLAIN - NO HOLE
7	119333-02-G35	EA	LEG - LEFT - 25" - PLAIN - NO HOLE
7	119333-34-G36	EA	LEG - LEFT - 25" - PLAIN - NO HOLE
7	119333-02-G37	EA	LEG - LEFT - 25" - PLAIN - NO HOLE
7	119333-34-G44	EA	LEG - LEFT - 25" - PLAIN - NO HOLE
7	119333-02-G45	EA	LEG - LEFT - 25" - PLAIN - NO HOLE
7	109802-32-F14	EA	BLIND - PLEATED - 54" X 28.5" (G35, G36, G37, G44)
7	109802-32-G45	EA	BLIND - PLEATED - 54" X 28.5" (G45)
8	119136-17-G35	EA	VALANCE ASM. - 15 X 30.25" STANWICK - FLAT
8	119137-07-G36	EA	VALANCE ASM. - 15 X 30.25" BAUHAUS - FLAT
8	119136-17-G37	EA	VALANCE ASM. - 15 X 30.25" STANWICK - FLAT
8	119137-07-G44	EA	VALANCE ASM. - 15 X 30.25" BAUHAUS - FLAT
8	119262-41-G45	EA	VALANCE ASM. - 15 X 30.25" MONACO - FLAT
8	084755-57-E07	EA	PULL SHADE - 27.25"

CURTAIN & CUSHION GROUP (CONTINUED)

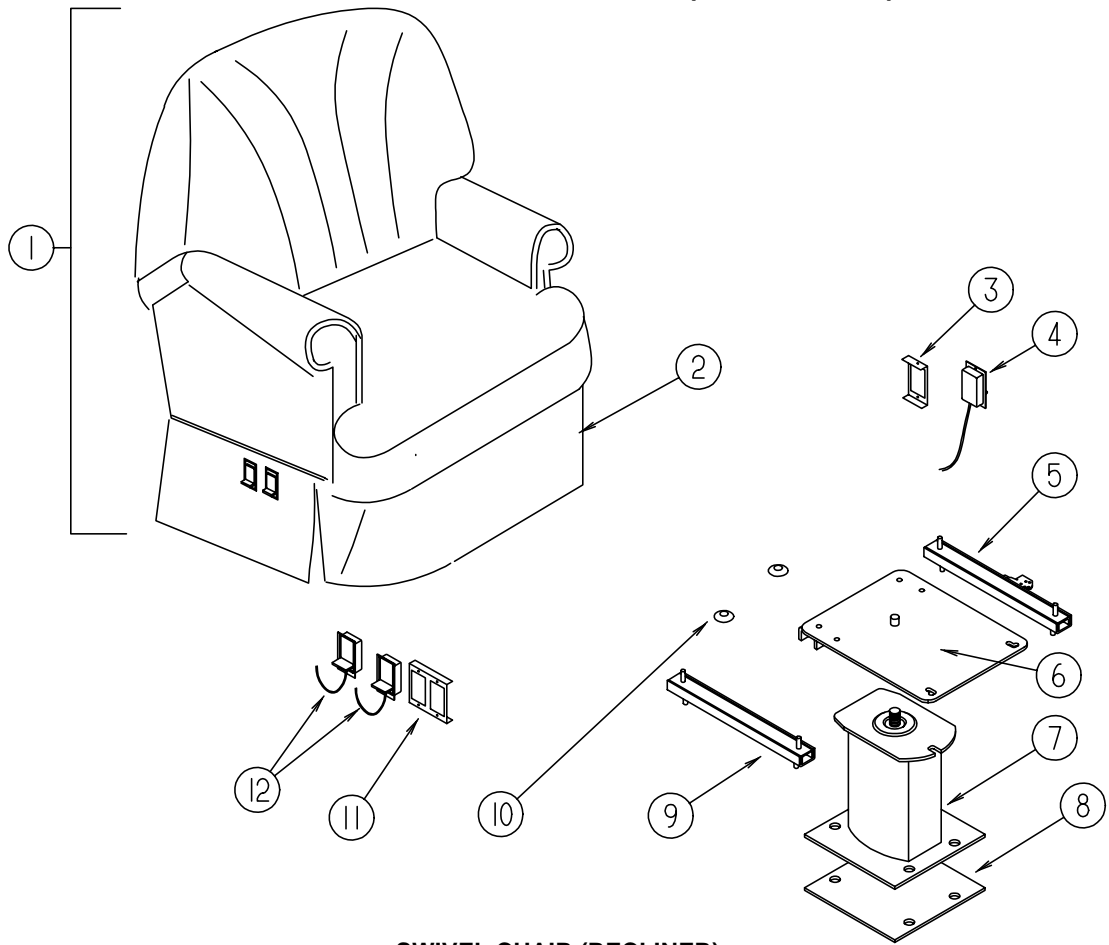
BUCKET SEAT



KEY	PART NUMBER	U/M DESCRIPTION
1	115390-05-G35	EA SEAT - NEWPORT - MANUAL RECLINE W/HEADREST (G35)
1	115390-05-GA6	EA SEAT - NEWPORT - MANUAL RECLINE W/HEADREST (G36, G44)
1	115390-05-G37	EA SEAT - NEWPORT - MANUAL RECLINE W/HEADREST (G37)
1	115390-05-G45	EA SEAT - NEWPORT - MANUAL RECLINE W/HEADREST (G45)
2	119698-01-G35	EA HEADREST-STRATON II (G35)
2	119698-01-GA6	EA HEADREST-STRATON II (G36, G44)
2	119698-01-G37	EA HEADREST-STRATON II (G37)
2	119698-01-G45	EA HEADREST-STRATON II (G45)
2	P19698-01-G35	EA COVER - HEADREST F/STRATON II (G35)
2	P19698-01-GA6	EA COVER - HEADREST F/STRATON III (G36, G44)
2	P19698-01-G37	EA COVER - HEADREST F/STRATON II (G37)
2	P19698-01-G45	EA COVER - HEADREST F/STRATON III (G45)

KEY	PART NUMBER	U/M DESCRIPTION
3	M05962-13-G35	EA COVER-BACK,NEWPORT (G35)
3	M05962-13-GA6	EA COVER-BACK,NEWPORT (G36, G44)
3	M05962-13-G37	EA COVER-BACK,NEWPORT (G37)
3	M05962-13-G45	EA COVER-BACK,NEWPORT (G45)
4	114929-01-G35	EA ARMREST ASM-RIATTA,RT. (G35)
4	114929-01-GA6	EA ARMREST ASM-RIATTA,RT. (G36, G44)
4	114929-01-G37	EA ARMREST ASM-RIATTA,RT. (G37)
4	114929-01-G45	EA ARMREST ASM-RIATTA,RT. (G45)
4	P14929-01-G35	EA COVER-ARMREST,RIATTA,RT. (G35)
4	P14929-01-GA6	EA COVER-ARMREST,RIATTA,RT. (G36, G44)
4	P14929-01-G37	EA COVER-ARMREST,RIATTA,RT. (G37)
4	P14929-01-G45	EA COVER-ARMREST,RIATTA,RT. (G45)
5	114929-02-G35	EA ARMREST ASM-RIATTA,LT. (G35)
5	114929-02-GA6	EA ARMREST ASM-RIATTA,LT. (G36, G44)
5	114929-02-G37	EA ARMREST ASM-RIATTA,LT. (G37)
5	114929-02-G45	EA ARMREST ASM-RIATTA,LT. (G45)
5	P14929-02-G35	EA COVER-ARMREST,RIATTA,LT. (G35)
5	P14929-02-GA6	EA COVER-ARMREST,RIATTA,LT. (G36, G44)
5	P14929-02-G37	EA COVER-ARMREST,RIATTA,LT. (G37)
5	P14929-02-G45	EA COVER-ARMREST,RIATTA,LT. (G45)
6	M05962-14-G35	EA COVER-SEAT,NEWPORT (G35)
6	M05962-14-GA6	EA COVER-SEAT,NEWPORT (G36, G44)
6	M05962-14-G37	EA COVER-SEAT,NEWPORT (G37)
6	M05962-14-G45	EA COVER-SEAT,NEWPORT (G45)
7	M80906-12-000	EA FRAME - SEAT - BACK & SPRING
8	119952-04-000	EA SLIDE - SEAT, HEAVY DUTY LOCKING
	117125-01-02B	EA BRACKET-CABLE HOLDER,E-COAT
9	107921-05-000	EA PLATE TOP - W/SEAT BELT BAR
10	107921-01-000	EA PEDESTAL FLOOR MOUNTED - W/9.75" EXTENSION
	107921-06-000	EA BEARING KIT-PEDESTAL
11	119952-02-000	EA SLIDE - SEAT, HEAVY DUTY NONLOCKING
	007221-01-000	EA SPACER-SEAT, ADJUSTER
	114889-01-000	EA STOP BAR-UNIVERSAL
12	107921-14-000	EA PEDESTAL-SEAT W/5.75" EXTENSION - MANUAL SEAT OPTION
13	116215-03-000	EA PLATE - LOWER, 6-WAY MANUAL CONTROL
14	116215-01-000	EA SEAT - 6-WAY MANUAL CONTROL - DRIVER
15	116215-02-000	EA PLATE - UPPER, 6-WAY MANUAL CONTROL
16	080730-09-000	EA SHIELD-FLEXSTEEL
	080730-10-000	EA SHIELD SCREW-FLEXSTEEL
17	080730-08-000	EA HANDLE - RECLINER
18	080730-11-000	EA SHIELD-RUBBER BOOT
19	097683-02-000	EA BRACKET-MOUNT, REMOTE
20	108049-03-000	EA CABLE-W/CONTROL 25.5" SHEATH/28.5" CABLE W/DOG LEG
	108049-02-000	EA CLIP-CABLE, PEDESTAL
21	071126-43-G35	EA SKIRT-SGL,10.5",ST.BELT SLOT (G35)
21	071126-43-GA6	EA SKIRT-SGL,10.5",ST.BELT SLOT (G36, G44)
21	071126-43-GV0	EA SKIRT-SGL,10.5",ST.BELT SLOT (G37)
21	071126-43-G45	EA SKIRT-SGL,10.5",ST.BELT SLOT (G45)
21	071126-54-G35	EA SKIRT-SGL,10.5",6-WAY MANUAL (G35)
21	071126-54-GA6	EA SKIRT-SGL,10.5",6-WAY MANUAL (G36, G44)
21	071126-54-GV0	EA SKIRT-SGL,10.5",6-WAY MANUAL (G37)
21	071126-54-G45	EA SKIRT-SGL,10.5",6-WAY MANUAL (G45)
22	111169-01-000	EA PLATE-BACK, ARMREST
22	111169-05-000	EA INSERT-OVAL, ITASCA

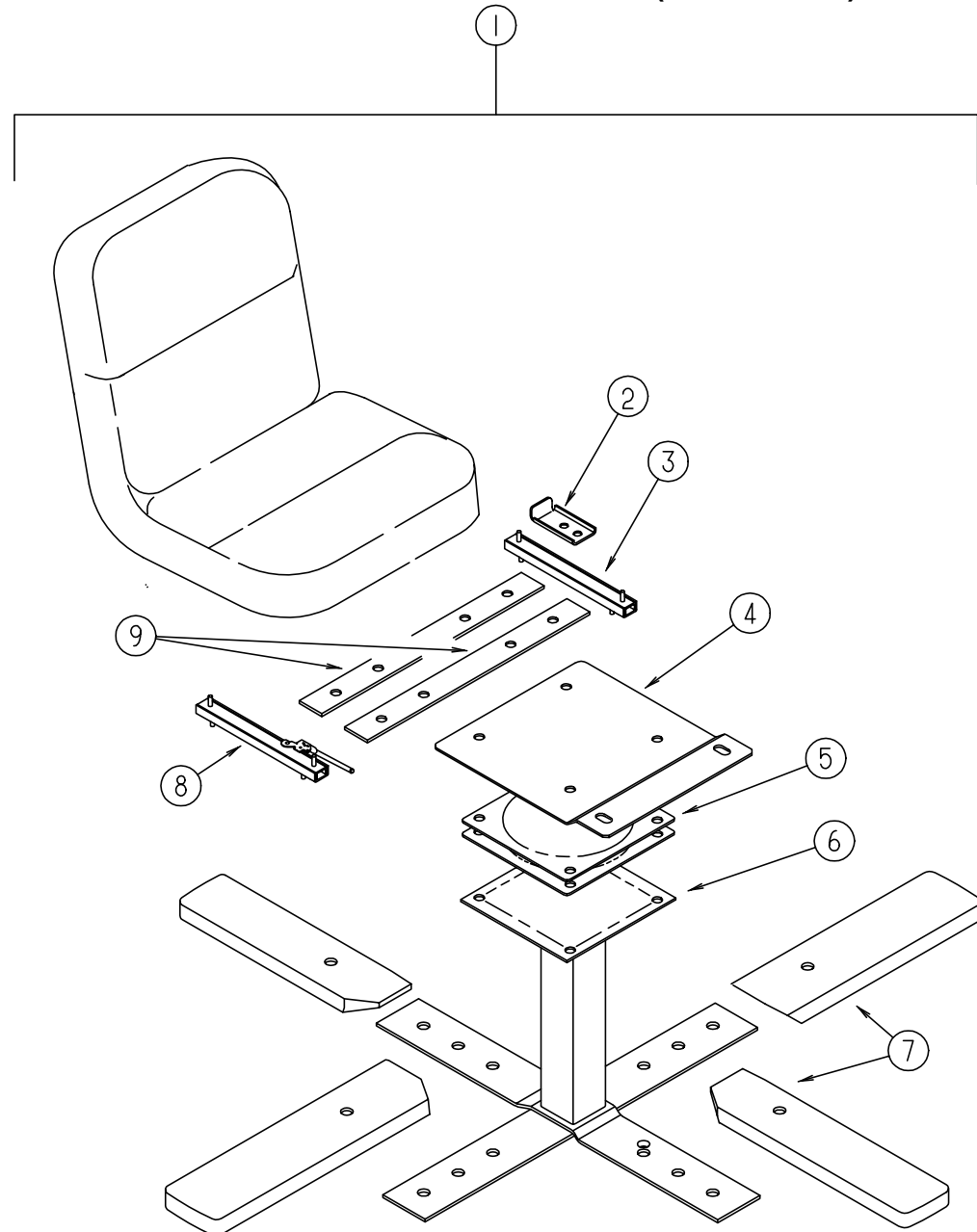
CURTAIN & CUSHION GROUP (CONTINUED)



SWIVEL CHAIR (RECLINER)

KEY	PART NUMBER	U/M	DESCRIPTION
1	118538-01-G35	EA	CHAIR ASM- 410 RECLINER
1	118538-01-G36	EA	CHAIR ASM- 410 RECLINER
1	118538-01-G37	EA	CHAIR ASM- 410 RECLINER
1	118538-01-G44	EA	CHAIR ASM- 410 RECLINER
1	118538-01-G45	EA	CHAIR ASM- 410 RECLINER
1	P18538-01-G35	EA	COVER-CHAIR, 410 RECLINER
1	P18538-01-G36	EA	COVER-CHAIR, 410 RECLINER
1	P18538-01-G37	EA	COVER-CHAIR, 410 RECLINER
1	P18538-01-G44	EA	COVER-CHAIR, 410 RECLINER
1	P18538-01-G45	EA	COVER-CHAIR, 410 RECLINER
2	118539-01-G35	EA	SKIRT ASM/ 410-03
2	118539-01-G36	EA	SKIRT ASM/ 410-03
2	118539-01-G37	EA	SKIRT ASM/ 410-03
2	118539-01-G44	EA	SKIRT ASM/ 410-03
2	118539-01-G45	EA	SKIRT ASM/ 410-03
3	097683-03-000	EA	BRACKET-REMOTE, SIDE MOUNT - SINGLE
4	089368-05-000	EA	CABLE- W/SWITCH 25.5" SHEATH-29 3/4" CABLE W/DOG LEG
	108049-02-000	EA	CLIP-CABLE, PEDESTAL
5	119952-04-000	EA	SLIDE - SEAT, HEAVY DUTY LOCKING
6	107921-08-000	EA	TOP PLATE - PEDESTAL- WO SEAT BELT BAR
7	107921-01-000	EA	PEDESTAL FLOOR MOUNTED - W/9.75" EXTENSION
8	108445-02-000	EA	PLATE - FLOOR MOUNTED PEDESTAL, SEAT
	107921-06-000	EA	BEARING KIT-PEDESTAL
9	119952-02-000	EA	SLIDE - SEAT, HEAVY DUTY NONLOCKING
10	007221-01-000	EA	SPACER-SEAT, ADJUSTER
11	097683-02-000	EA	BRACKET-MOUNT, REMOTE
12	108049-03-000	EA	CABLE-W/CONTROL 25.5" SHEATH/28.5" CABLE W/DOG LEG
	108049-02-000	EA	CLIP-CABLE, PEDESTAL
	057759-01-000	EA	BRACKET-SEAT BELT WASHER
	007021-01-000	EA	BELT-SEAT, 2" X 90" - BLACK

CURTAIN & CUSHION GROUP (CONTINUED)

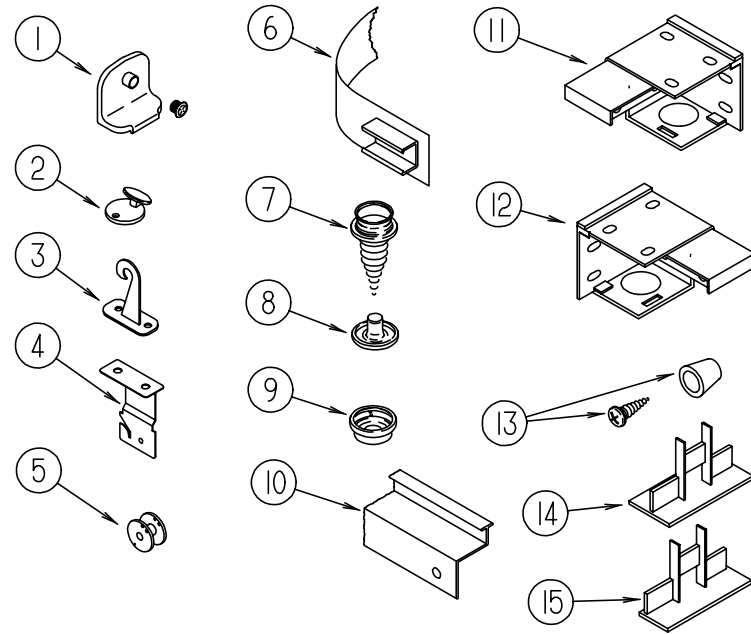


DINETTE SWIVEL CHAIR ASM (200 KC)

KEY	PART NUMBER	U/M	DESCRIPTION
1	119108-01-G35	EA	CHAIR ASM- 200 KC (G35)
1	119108-01-G36	EA	CHAIR ASM- 200 KC (G36, G44)
1	119108-01-G37	EA	CHAIR ASM- 200 KC (G37)
1	119108-01-G45	EA	CHAIR ASM- 200 KC (G45)
2	114889-01-000	EA	STOP BAR-UNIVERSAL
3	119952-02-000	EA	SLIDE - SEAT, HEAVY DUTY NONLOCKING
4	119705-11-02B	EA	PLATE-SEAT E-COAT
5	119105-01-000	EA	PLATE - SWIVEL, RETURN-0-MATIC
6	119705-02-03B	EA	PEDESTAL ASM,O/W
7	116080-02-G35	EA	COVER-CHAIR LEG
8	119952-05-000	EA	SLIDE-SEAT,HD,4S,FWD HANDLE - ATWOOD
9	120109-01-02B	EA	ADAPTER BRKT-CHAIR ASM 200KC

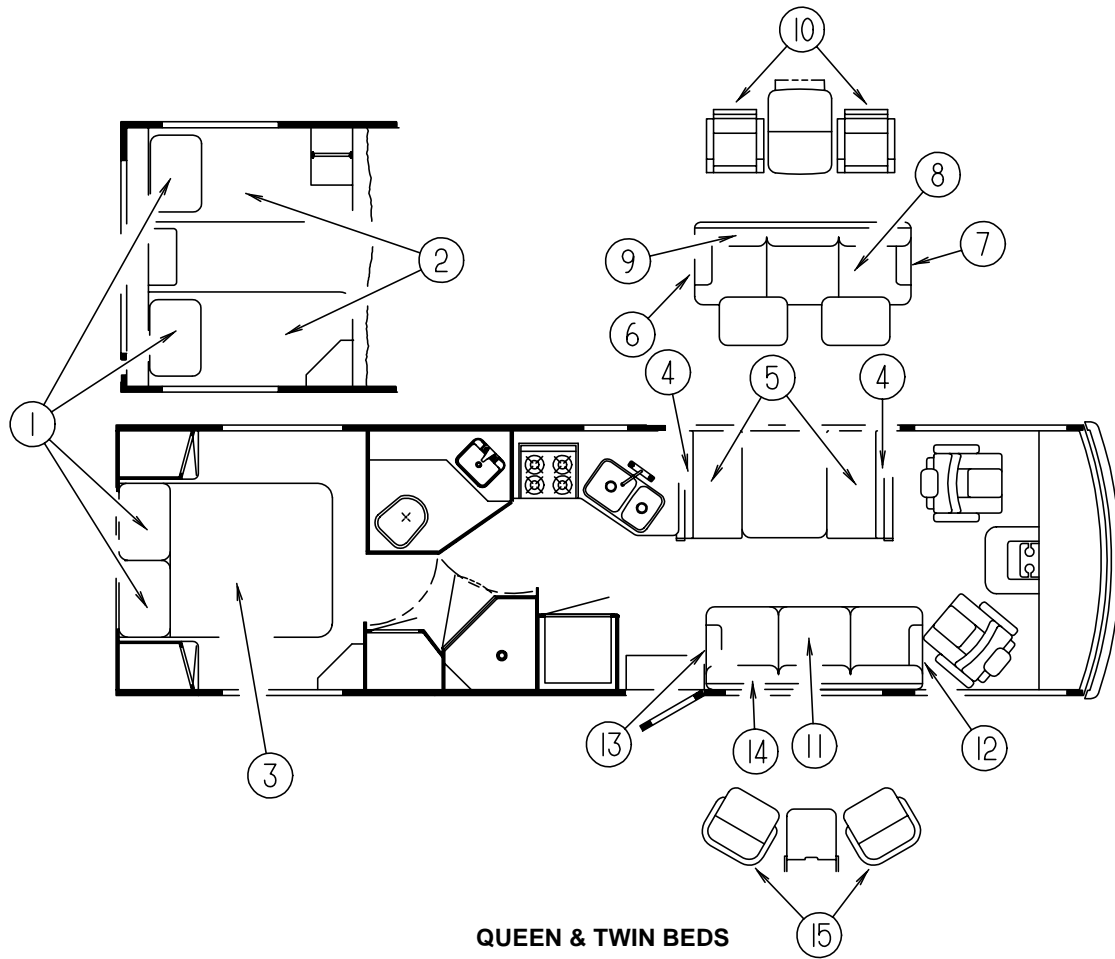
CURTAIN & CUSHION GROUP (CONTINUED)

CURTAIN & BLIND HARDWARE



KEY	PART NUMBER	U/M	DESCRIPTION
1	106544-01-000	EA	PULL-SHADE,BRASS
	106544-01-001	EA	SCREW-BRASS,SHADE
	096843-01-000	EA	SPRING-REWIND, ROLLER SHADE
2	102555-01-000	EA	CLEAT-BLIND CORD - CLEAR PLASTIC
			FROM: 00-00-00 THRU: 04-10-96
2	102555-03-000	EA	CLEAT - BLIND CORD - MILKY WHITE PLASTIC
			FROM: 04-11-96 THRU: 99-99-99
3	109441-03-000	EA	HOLD DOWN-BLIND (CLOUDY)
4	084434-01-000	EA	BRACKET-MOUNTING, ROLLER SHADE - 1 3/8"
	009700-04-002	EA	TRACK, L-SHAPED 195.5" - OFF WHITE
	009702-01-000	EA	END STOP-CURTAIN CARRIER, L ROD
5	097592-01-000	EA	SPOOL-CORD, ELEVATED BLIND HOLDUP - CLEAR PLASTIC
	097593-02-000	FT	CORD-BLIND, PLEATED - GRAY
6	101031-01-000	YD	TAPE-GLIDE, CURTAIN - 4.25" SPACING
7	029130-01-000	EA	SCREW-SNAP SOCKET, #8 PH X 5/8"
8	029155-01-000	EA	CAP-SNAP, 5/32" O.D. OF PIN
9	029156-01-000	EA	SOCKET-SNAP, 9/16" O.D.
10	114641-07-G35	EA	TRACK - CURTAIN - RIGHT HAND WRAPAROUND - 7.17'HAND
10	114641-08-G35	EA	TRACK - CURTAIN - LEFT HAND WRAPAROUND - 7.17'
11	083170-02-000	EA	BRACKET-BLIND, RIGHT SIDE WHEN FACING WINDOW
12	083170-01-000	EA	BRACKET-BLIND, LEFT SIDE WHEN FACING WINDOW
13	097564-01-000	EA	HANDLE-T, EZ LIFT SHADE
14	094907-02-000	EA	END CAP - TOP/PLEATED BLIND - PLASTIC - GRAY
15	094907-04-000	EA	HARDWARE - END CAP BOTTOM - PULL TYPE
	094907-04-701	EA	END CAP-LH BOTTOM BLIND
	094907-04-700	EA	END CAP-RH BOTTOM BLIND
	086276-01-000	EA	TAPE-DOUBLE SIDED, 1/2"
	094896-02-000	EA	GROMMET-CORD, PLEATED BLIND - NYLON - GRAY
	046867-03-000	EA	GROMMET-HANDY BUTTON NO 3
	048394-02-000	YD	VELCRO TAPE-HOOK, ADHESIVE BACK - .75" WIDE - BEIGE
	088792-02-000	YD	VELCRO TAPE-LOOP, ADHESIVE BACKED - .75" WIDE - BEIGE
	097565-01-000	EA	BRACKET-MOUNTING, PLEATED BLIND
	097591-01-000	EA	SPRING-EXTENSION, PLEATED BLIND

CURTAIN & CUSHION GROUP (CONTINUED)



QUEEN & TWIN BEDS

KEY	PART NUMBER	U/M DESCRIPTION
1	119249-01-000	EA PILLOW - COVER - 20" X 33" - QUEEN
2	098176-10-000	EA MATTRESS - INNERSPRING - 32" X 79.7"
2	119141-02-G35	EA BEDSPREAD/THROW - 32" X 80" (G35)
2	118858-02-G36	EA BEDSPREAD/THROW - FITTED - 32" X 80" (G36, G44)
2	118858-02-G37	EA BEDSPREAD/THROW - FITTED - 32" X 80" (G37)
2	118858-02-G45	EA BEDSPREAD/THROW - FITTED - 32" X 80" (G45)
3	098176-04-000	EA MATTRESS - QUEEN INNERSPRING - 59" X 74"
3	119141-06-G35	EA BEDSPREAD/THROW - 60" X 75" (G35)
3	118858-03-G36	EA BEDSPREAD - FITTED - 60" X 75" (G36, G44)
3	118858-03-G37	EA BEDSPREAD - FITTED - 60" X 75" (G37)
3	118858-03-G45	EA BEDSPREAD - FITTED - 60" X 75" (G45)
	103669-09-G35	EA PILLOW - THROW - 15" X 15" (G35)
	103669-09-G36	EA PILLOW - THROW - 15" X 15" (G36, G44)
	103669-09-G37	EA PILLOW - THROW - 15" X 15" (G37)
	103669-09-G45	EA PILLOW - THROW - 15" X 15" (G45)

DINETTE CUSHIONS

KEY	PART NUMBER	U/M DESCRIPTION
4	111897-04-G35	EA CUSHION - BACK - 13.5" X 38" X 5"
4	111897-04-G36	EA CUSHION - BACK - 13.5" X 38" X 5"
4	111897-04-G37	EA CUSHION - BACK - 13.5" X 38" X 5"
4	111897-04-G44	EA CUSHION - BACK - 13.5" X 38" X 5"
4	111897-04-G45	EA CUSHION - BACK - 13.5" X 38" X 5"
4	P11897-04-G35	EA COVER - BACK CUSHION - 13.5" X 38" X 5"
4	P11897-04-G36	EA COVER - BACK CUSHION - 13.5" X 38" X 5"
4	P11897-04-G37	EA COVER - BACK CUSHION - 13.5" X 38" X 5"
4	P11897-04-G44	EA COVER - BACK CUSHION - 13.5" X 38" X 5"
4	P11897-04-G45	EA COVER - BACK CUSHION - 13.5" X 38" X 5"

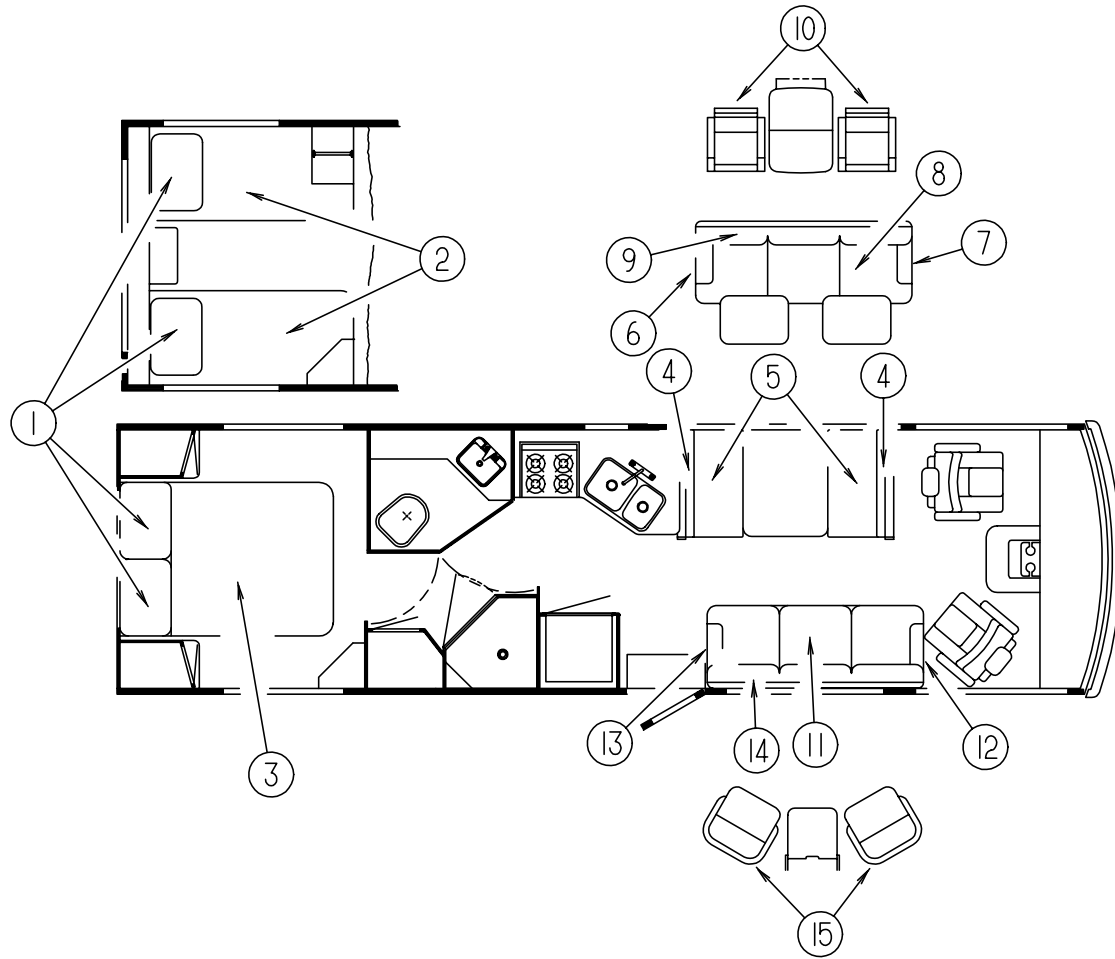
DINETTE CUSHIONS (CONTINUED)

KEY	PART NUMBER	U/M DESCRIPTION
5	088927-87-G35	EA CUSHION - SEAT - 23" X 38" X 5"
5	088927-87-G36	EA CUSHION - SEAT - 23" X 38" X 5"
5	088927-87-G37	EA CUSHION - SEAT - 23" X 38" X 5"
5	088927-87-G44	EA CUSHION - SEAT - 23" X 38" X 5"
5	088927-87-G45	EA CUSHION - SEAT - 23" X 38" X 5"
5	M88927-87-G35	EA COVER - SEAT CUSHION - 23" X 38" X 5"
5	M88927-87-G36	EA COVER - SEAT CUSHION - 23" X 38" X 5"
5	M88927-87-G37	EA COVER - SEAT CUSHION - 23" X 38" X 5"
5	M88927-87-G44	EA COVER - SEAT CUSHION - 23" X 38" X 5"
5	M88927-87-G45	EA COVER - SEAT CUSHION - 23" X 38" X 5"
	078155-01-000	EA STRAP - SNAP - BACKREST CUSHION

CONTINENTAL SOFA BED

KEY	PART NUMBER	U/M DESCRIPTION
6	111905-03-G35	EA ARMREST - RIGHT HAND - SOFA/BED
6	111905-03-G36	EA ARMREST - RIGHT HAND - SOFA/BED
6	111905-03-G37	EA ARMREST - RIGHT HAND - SOFA/BED
6	111905-03-G44	EA ARMREST - RIGHT HAND - SOFA/BED
6	111905-03-G45	EA ARMREST - RIGHT HAND - SOFA/BED
6	P11905-03-G35	EA COVER - ARMREST RIGHT HAND - SOFA/BED
6	P11905-03-G36	EA COVER - ARMREST RIGHT HAND - SOFA/BED
6	P11905-03-G37	EA COVER - ARMREST RIGHT HAND - SOFA/BED
6	P11905-03-G44	EA COVER - ARMREST RIGHT HAND - SOFA/BED
6	P11905-03-G45	EA COVER - ARMREST RIGHT HAND - SOFA/BED
7	111905-02-G35	EA ARMREST - LEFT HAND - SOFA/BED
7	111905-02-G36	EA ARMREST - LEFT HAND - SOFA/BED
7	111905-02-G37	EA ARMREST - LEFT HAND - SOFA/BED
7	111905-02-G44	EA ARMREST - LEFT HAND - SOFA/BED
7	111905-02-G45	EA ARMREST - LEFT HAND - SOFA/BED
7	P11905-02-G35	EA COVER - ARMREST/LEFT HAND - SOFA/BED
7	P11905-02-G36	EA COVER - ARMREST/LEFT HAND - SOFA/BED
7	P11905-02-G37	EA COVER - ARMREST/LEFT HAND - SOFA/BED
7	P11905-02-G44	EA COVER - ARMREST/LEFT HAND - SOFA/BED
7	P11905-02-G45	EA COVER - ARMREST/LEFT HAND - SOFA/BED
8	104652-03-G35	EA SEAT - SOFA/BED 70"
8	104652-03-G36	EA SEAT - SOFA/BED 70"
8	104652-03-G37	EA SEAT - SOFA/BED 70"
8	104652-03-G44	EA SEAT - SOFA/BED 70"
8	104652-03-G45	EA SEAT - SOFA/BED 70"
8	P04652-03-G35	EA COVER - SEAT CUSHION - SOFA/BED 70"
8	P04652-03-G36	EA COVER - SEAT CUSHION - SOFA/BED 70"
8	P04652-03-G37	EA COVER - SEAT CUSHION - SOFA/BED 70"
8	P04652-03-G44	EA COVER - SEAT CUSHION - SOFA/BED 70"
8	P04652-03-G45	EA COVER - SEAT CUSHION - SOFA/BED 70"
9	104655-01-G35	EA CUSHION - BACK SOFA/BED
9	104655-01-G36	EA CUSHION - BACK SOFA/BED
9	104655-01-G37	EA CUSHION - BACK SOFA/BED
9	104655-01-G44	EA CUSHION - BACK SOFA/BED
9	104655-01-G45	EA CUSHION - BACK SOFA/BED
9	P04655-01-G35	EA COVER - BACK CUSHION - SOFA/BED
9	P04655-01-G36	EA COVER - BACK CUSHION - SOFA/BED
9	P04655-01-G37	EA COVER - BACK CUSHION - SOFA/BED
9	P04655-01-G44	EA COVER - BACK CUSHION - SOFA/BED
9	P04655-01-G45	EA COVER - BACK CUSHION - SOFA/BED
	105433-01-000	EA FRAME-COUCH
	106728-02-G35	EA PILLOW - 9" X 20"
	106728-02-G36	EA PILLOW - 9" X 20"
	106728-02-G37	EA PILLOW - 9" X 20"
	106728-03-G44	EA PILLOW - 9" X 20"
	106728-02-G45	EA PILLOW - 9" X 20"

CURTAIN & CUSHION GROUP (CONTINUED)



DINETTE (200 KC OPTION)

KEY	PART NUMBER	U/M DESCRIPTION
10	119108-01-G35	EA CHAIR ASM - 200 KC
10	119108-01-G36	EA CHAIR ASM - 200 KC
10	119108-01-G37	EA CHAIR ASM - 200 KC
10	119108-01-G44	EA CHAIR ASM - 200 KC
10	119108-01-G45	EA CHAIR ASM - 200 KC
	101604-01-03A	EA CHAIR-FOLDING - DINETTE #3053 - WATERFORD OAK

SOFA BED (LOUNGE)

KEY	PART NUMBER	U/M DESCRIPTION
11	104652-04-G35	EA SEAT - SOFA/BED 66"
11	104652-04-G36	EA SEAT - SOFA/BED 66"
11	104652-04-G37	EA SEAT - SOFA/BED 66"
11	104652-04-G44	EA SEAT - SOFA/BED 66"
11	104652-04-G45	EA SEAT - SOFA/BED 66"
11	P04652-04-G35	EA COVER - SEAT SOFA/BED - 66"
11	P04652-04-G36	EA COVER - SEAT SOFA/BED - 66"
11	P04652-04-G37	EA COVER - SEAT SOFA/BED - 66"
11	P04652-04-G44	EA COVER - SEAT SOFA/BED - 66"
11	P04652-04-G45	EA COVER - SEAT SOFA/BED - 66"
12	111905-03-G35	EA ARMREST - RIGHT HAND - SOFA/BED
12	111905-03-G36	EA ARMREST - RIGHT HAND - SOFA/BED
12	111905-03-G37	EA ARMREST - RIGHT HAND - SOFA/BED
12	111905-03-G44	EA ARMREST - RIGHT HAND - SOFA/BED
12	111905-03-G45	EA ARMREST - RIGHT HAND - SOFA/BED
12	P11905-03-G35	EA COVER - ARMREST/RIGHT HADN - SOFA/BED
12	P11905-03-G36	EA COVER - ARMREST/RIGHT HADN - SOFA/BED
12	P11905-03-G37	EA COVER - ARMREST/RIGHT HADN - SOFA/BED
12	P11905-03-G44	EA COVER - ARMREST/RIGHT HADN - SOFA/BED
12	P11905-03-G45	EA COVER - ARMREST/RIGHT HADN - SOFA/BED

SOFA BED (LOUNGE) (CONTINUED)

KEY	PART NUMBER	U/M DESCRIPTION
13	111905-02-G35	EA ARMREST - LEFT HAND - SOFA/BED
13	111905-02-G36	EA ARMREST - LEFT HAND - SOFA/BED
13	111905-02-G37	EA ARMREST - LEFT HAND - SOFA/BED
13	111905-02-G44	EA ARMREST - LEFT HAND - SOFA/BED
13	111905-02-G45	EA ARMREST - LEFT HAND - SOFA/BED
13	P11905-02-G35	EA COVER - ARMREST/LEFT HAND - SOFA/BED
13	P11905-02-G36	EA COVER - ARMREST/LEFT HAND - SOFA/BED
13	P11905-02-G37	EA COVER - ARMREST/LEFT HAND - SOFA/BED
13	P11905-02-G44	EA COVER - ARMREST/LEFT HAND - SOFA/BED
13	P11905-02-G45	EA COVER - ARMREST/LEFT HAND - SOFA/BED
14	104655-02-G35	EA CUSHION - BACK SOFA/BED
14	104655-02-G36	EA CUSHION - BACK SOFA/BED
14	104655-02-G37	EA CUSHION - BACK SOFA/BED
14	104655-02-G44	EA CUSHION - BACK SOFA/BED
14	104655-02-G45	EA CUSHION - BACK SOFA/BED
14	P04655-02-G35	EA COVER - BACK CUSHION - SOFA/BED
14	P04655-02-G36	EA COVER - BACK CUSHION - SOFA/BED
14	P04655-02-G37	EA COVER - BACK CUSHION - SOFA/BED
14	P04655-02-G44	EA COVER - BACK CUSHION - SOFA/BED
14	P04655-02-G45	EA COVER - BACK CUSHION - SOFA/BED
	105433-02-000	EA FRAME-COUCH-W/FLAT IRON ARM - 66" - METAL
	106728-02-G35	EA PILLOW - 9" X 20"
	106728-02-G36	EA PILLOW - 9" X 20"
	106728-02-G37	EA PILLOW - 9" X 20"
	106728-03-G44	EA PILLOW - 9" X 20"
	106728-02-G45	EA PILLOW - 9" X 20"

SWIVEL CHAIR (RECLINER)

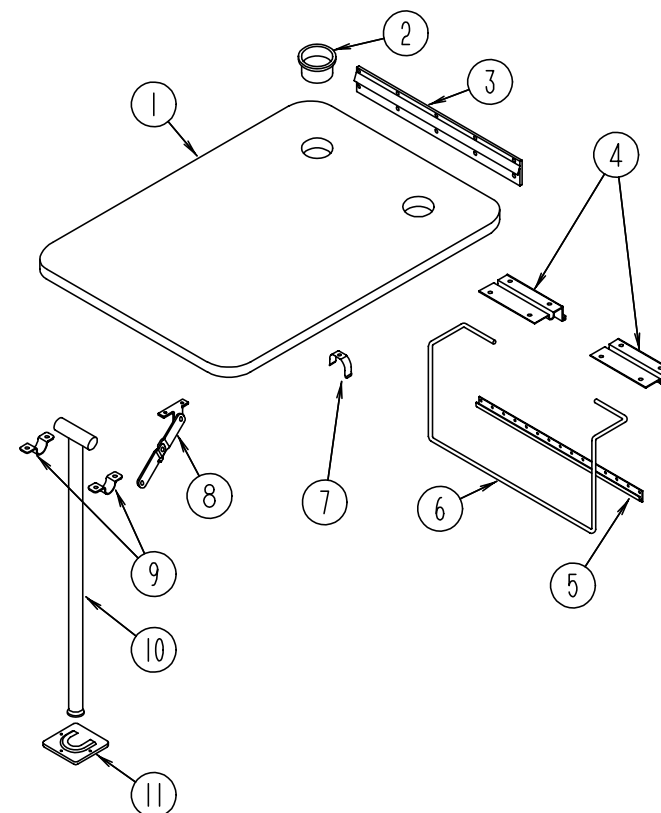
KEY	PART NUMBER	U/M DESCRIPTION
15	118538-01-G35	EA CHAIR ASM- 410 RECLINER
15	118538-01-G36	EA CHAIR ASM- 410 RECLINER
15	118538-01-G37	EA CHAIR ASM- 410 RECLINER
15	118538-01-G44	EA CHAIR ASM- 410 RECLINER
15	118538-01-G45	EA CHAIR ASM- 410 RECLINER

CURTAIN & CUSHION GROUP (CONTINUED)

DINETTE CUSHIONS (EXPORT OPTION)

KEY	PART NUMBER	U/M	DESCRIPTION
	120968-01-G35	EA	CUSHION - BACK - 23" X 41" X 5"
	120968-01-G36	EA	CUSHION - BACK - 23" X 41" X 5"
	120968-01-G37	EA	CUSHION - BACK - 23" X 41" X 5"
	120968-01-G44	EA	CUSHION - BACK - 23" X 41" X 5"
	120968-01-G45	EA	CUSHION - BACK - 23" X 41" X 5"
	P20968-01-G35	EA	COVER - BACK - 23" X 41" X 5"
	P20968-01-G36	EA	COVER - BACK - 23" X 41" X 5"
	P20968-01-G37	EA	COVER - BACK - 23" X 41" X 5"
	P20968-01-G44	EA	COVER - BACK - 23" X 41" X 5"
	P20968-01-G45	EA	COVER - BACK - 23" X 41" X 5"
	120968-02-G35	EA	CUSHION - SEAT - 23" X 41" X 5"
	120968-02-G36	EA	CUSHION - SEAT - 23" X 41" X 5"
	120968-02-G37	EA	CUSHION - SEAT - 23" X 41" X 5"
	120968-02-G44	EA	CUSHION - SEAT - 23" X 41" X 5"
	120968-02-G45	EA	CUSHION - SEAT - 23" X 41" X 5"
	P20968-02-G35	EA	COVER - SEAT - 23" X 41" X 5"
	P20968-02-G36	EA	COVER - SEAT - 23" X 41" X 5"
	P20968-02-G37	EA	COVER - SEAT - 23" X 41" X 5"
	P20968-02-G44	EA	COVER - SEAT - 23" X 41" X 5"
	P20968-02-G45	EA	COVER - SEAT - 23" X 41" X 5"
	120968-05-G35	EA	CUSHION - SEAT BOTTOM - 23" X 41" X 5"
	120968-05-G36	EA	CUSHION - SEAT BOTTOM - 23" X 41" X 5"
	120968-05-G37	EA	CUSHION - SEAT BOTTOM - 23" X 41" X 5"
	120968-05-G44	EA	CUSHION - SEAT BOTTOM - 23" X 41" X 5"
	120968-05-G45	EA	CUSHION - SEAT BOTTOM - 23" X 41" X 5"
	P20968-05-G35	EA	COVER - REAR FACING SEAT - 23" X 41" X 5"
	P20968-05-G36	EA	COVER - REAR FACING SEAT - 23" X 41" X 5"
	P20968-05-G37	EA	COVER - REAR FACING SEAT - 23" X 41" X 5"
	P20968-05-G44	EA	COVER - REAR FACING SEAT - 23" X 41" X 5"
	P20968-05-G45	EA	COVER - REAR FACING SEAT - 23" X 41" X 5"
	120968-04-G35	EA	CUSHION - BACK - 41" X 28" X 5"
	120968-04-G36	EA	CUSHION - BACK - 41" X 28" X 5"
	120968-04-G37	EA	CUSHION - BACK - 41" X 28" X 5"
	120968-04-G44	EA	CUSHION - BACK - 41" X 28" X 5"
	120968-04-G45	EA	CUSHION - BACK - 41" X 28" X 5"
	P20968-04-G35	EA	COVER - REAR FACING BACK - 41" X 28" X 5"
	P20968-04-G36	EA	COVER - REAR FACING BACK - 41" X 28" X 5"
	P20968-04-G37	EA	COVER - REAR FACING BACK - 41" X 28" X 5"
	P20968-04-G44	EA	COVER - REAR FACING BACK - 41" X 28" X 5"
	P20968-04-G45	EA	COVER - REAR FACING BACK - 41" X 28" X 5"
	120968-03-G35	EA	CUSHION - TOP BACK FILLER
	120968-03-G36	EA	CUSHION - TOP BACK FILLER
	120968-03-G37	EA	CUSHION - TOP BACK FILLER
	120968-03-G44	EA	CUSHION - TOP BACK FILLER
	120968-03-G45	EA	CUSHION - TOP BACK FILLER
	P20968-03-G35	EA	COVER - TOP BACK FILLER
	P20968-03-G36	EA	COVER - TOP BACK FILLER
	P20968-03-G37	EA	COVER - TOP BACK FILLER
	P20968-03-G44	EA	COVER - TOP BACK FILLER
	P20968-03-G45	EA	COVER - TOP BACK FILLER

DINETTE GROUP

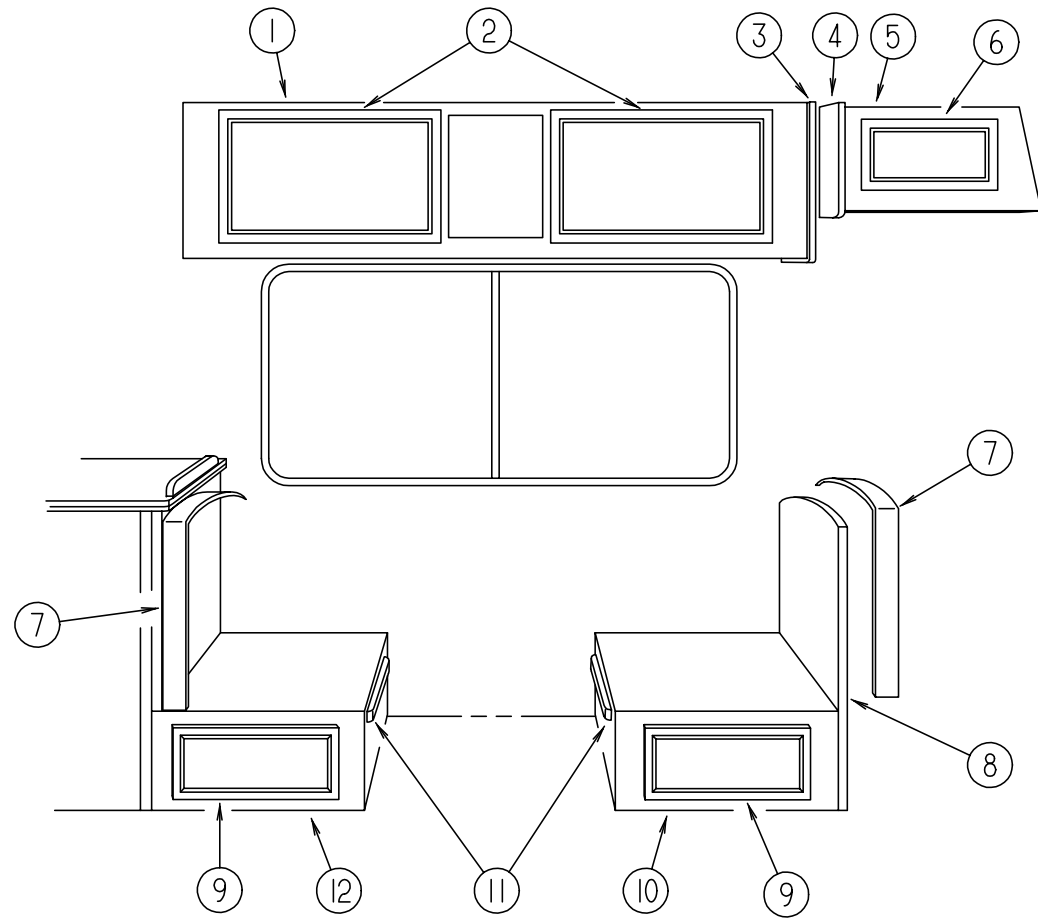


DINETTE TABLE ASM.

KEY	PART NUMBER	U/M	DESCRIPTION
1	081322-01-G10	EA	TABLE ASM.-DINETTE (G35, G37)
1	081322-01-G14	EA	TABLE ASM.-DINETTE (G36, G44)
1	081322-01-G31	EA	TABLE ASM.-DINETTE (G45)
2	064781-06-000	EA	CUP HOLDER - 2 STEP
3	053200-12-000	EA	SUPPORT-TABLE,23.50 O/W
4	088410-02-000	EA	HANGER-TABLE,OFF WHITE
5	024281-14-000	EA	BRACKET-TABLE LFT,22.12 O/W
6	024275-12-000	EA	ROD-TABLE LIFT,O/W
7	024283-01-000	EA	CLIP-LEG, 1" - 1.125" OD - BLACK
8	024282-01-000	EA	RACE-TABLE LEG, HINGED
9	064050-05-000	EA	HINGE-TABLE LEG, OFF WHITE
10	024276-23-000	EA	LEG - TABLE, METAL
11	049493-12-000	EA	CATCH-TABLE LEG,O/W

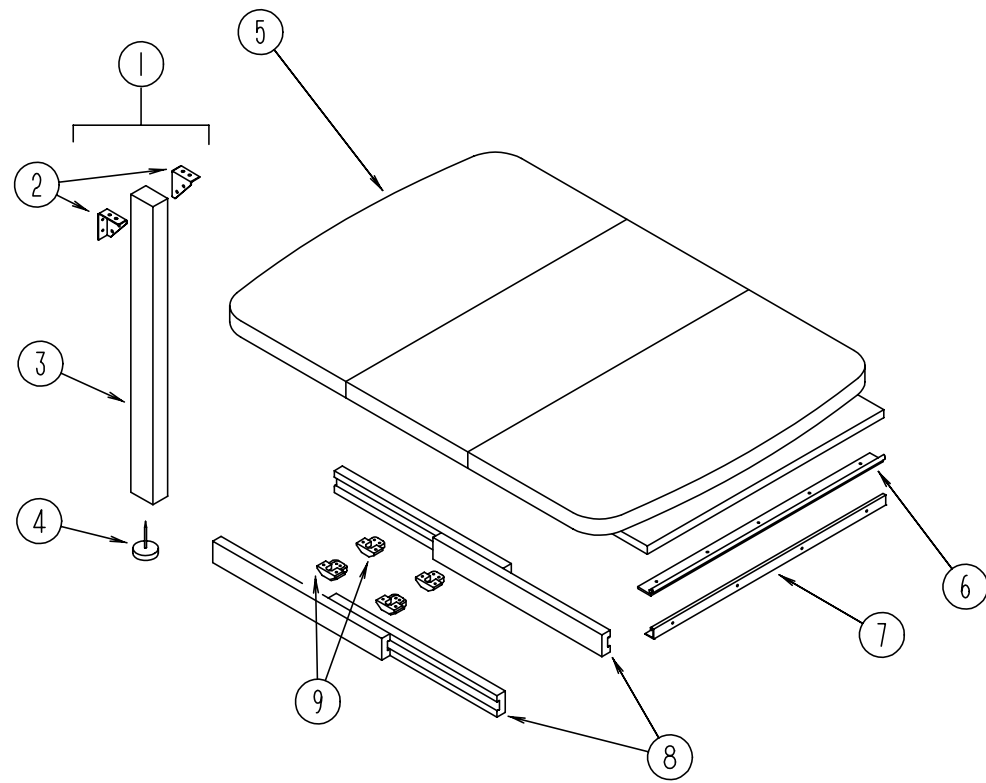
DINETTE GROUP (CONTINUED)

DINETTE & OVERHEAD CABINERY



KEY	PART NUMBER	U/M	DESCRIPTION
1	117902-05-G35	EA	CABINET ASM-OVHD.DINETTE (G35) FROM: 00-00-00 THRU: 12-10-95
1	117922-01-G35	EA	CABINET ASM-OVHD,DINETTE (G35) FROM: 12-11-95 THRU: 99-99-99
1	117902-05-G36	EA	CABINET ASM-OVHD.DINETTE (G36, G44) FROM: 00-00-00 THRU: 12-10-95
1	117922-01-G36	EA	CABINET ASM-OVHD,DINETTE (G36, G44) FROM: 12-11-95 THRU: 99-99-99
1	117902-05-G37	EA	CABINET ASM-OVHD.DINETTE (G37) FROM: 00-00-00 THRU: 12-10-95
1	117922-01-G37	EA	CABINET ASM-OVHD,DINETTE (G37) FROM: 12-11-95 THRU: 99-99-99
1	117902-05-G45	EA	CABINET ASM-OVHD.DINETTE (G45) FROM: 00-00-00 THRU: 12-10-95
1	117922-01-G45	EA	CABINET ASM-OVHD,DINETTE (G45) FROM: 12-11-95 THRU: 99-99-99
2	M05993-J3-G35	EA	DOOR - RADIUS EDGE - 15.7" X 27.9" - W/O HARDWARE
2	108536-06-04A	EA	MIRROR - DECORATIVE - W/FERNLEY DESIGN - 13" X 25.2"
2	M05993-H7-G35	EA	DOOR - RADIUS EDGE - 15.7" X 28" - W/O HARDWARE (EXPORT)
3	103128-01-G09	EA	CAP - OVERHEAD FRONT END
4	103128-09-G09	EA	CAP - END OVERHEAD LOUNGE - PASSENGER LEFT
5	M06839-02-G35	EA	CABINET - OVERHEAD FRONT, DRIVER - W/O DOORS/HARDWARE (G35)
5	M06839-02-G36	EA	CABINET - OVERHEAD FRONT, DRIVER - W/O DOORS/HARDWARE (G36, G44)
5	M06839-02-G37	EA	CABINET - OVERHEAD FRONT, DRIVER - W/O DOORS/HARDWARE (G37)
5	M06839-02-G45	EA	CABINET - OVERHEAD FRONT, DRIVER - W/O DOORS/HARDWARE (G45)
6	M05993-13-G35	EA	DOOR - RADIUS EDGE - 10" X 19.1" - W/O HARDWARE
7	104787-04-G35	EA	PAD ASM-DINETTE (G35)
7	104787-04-G36	EA	PAD ASM-DINETTE (G36)
7	104787-04-G37	EA	PAD ASM-DINETTE (G37)
7	104787-04-GA6	EA	PAD ASM-DINETTE (G44)
7	104787-04-G45	EA	PAD ASM-DINETTE (G45)
7	104787-09-G35	EA	PAD ASM-DINETTE (G35) (EXPORT)
7	104787-09-G36	EA	PAD ASM-DINETTE (G36, G44) (EXPORT)
7	104787-09-G37	EA	PAD ASM-DINETTE (G37) (EXPORT)
7	104787-09-G45	EA	PAD ASM-DINETTE (G45) (EXPORT)
8	M04174-66-G15	EA	CABINET-SEATBACK RH
8	M04174-87-G35	EA	CABINET-SEATBACK RH EURO (EXPORT)
9	M05970-C5-G15	EA	DRAWER - RADIUS EDGE - W/O SLIDES/HARDWARE
10	M04175-66-G15	EA	CABINET-SEATBASE RH
10	M04175-87-G35	EA	CABINET-SEATBASE RH (EXPORT)
11	081295-01-G01	EA	SUPPORT-BED, DINETTE,712 LG
12	M04175-65-G15	EA	CABINET-SEATBASE LH
12	M04175-82-G09	EA	CABINET-SEATBASE EURO (EXPORT)
	M04174-82-G09	EA	CABINET-SEATBACK EURO (EXPORT)

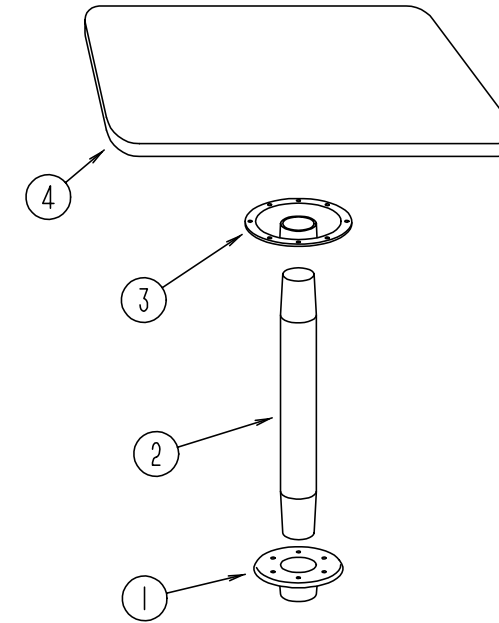
DINETTE GROUP (CONTINUED)



DINETTE TABLE, PULLOUT (W/ DROP LEAF)

KEY	PART NUMBER	U/M	DESCRIPTION
1	092708-10-G35	EA	LEG ASM-TABLE
			FROM: 00-00-00 THRU: 01-28-96
1	092708-12-G35	EA	LEG ASM-TABLE
			FROM: 01-29-96 THRU: 99-99-99
2	102810-01-04A	EA	BRACE-TABLE LEG, BLK
3	092707-08-06A	EA	TABLE LEG-WATERFORD ASH
			FROM: 00-00-00 THRU: 01-28-96
3	092707-07-05A	EA	TABLE LEG-WATERFORD OAK
			FROM: 01-29-96 THRU: 99-99-99
4	102194-01-000	EA	GUIDE-PLASTIC
5	P02056-06-G35	EA	TABLE ASM-PULLOUT,564 WIDE
			FROM: 00-00-00 THRU: 01-28-96
	102056-14-G15	EA	COUNTERTOP ASM
5	P21955-01-G35	EA	TABLE ASM-PULLOUT
			FROM: 01-29-96 THRU: 99-99-99
6	102201-02-01A	EA	SUPPORT-HINGE CATCH, TABLE MOUNTED - ANY COLOR
7	102200-02-02A	EA	SUPPORT-HINGE LOCK,OFF WHITE
8	110749-01-000	EA	SLIDE-TABLE 19 3/4 LONG
9	009050-02-000	EA	LEVELER-TABLE TOP, MALE END W/4 SCREWS - PLASTIC
9	009050-03-000	EA	LEVELER-TABLE TOP, FEMALE END W/2 SCREWS - PLASTIC

DINETTE GROUP (CONTINUED)

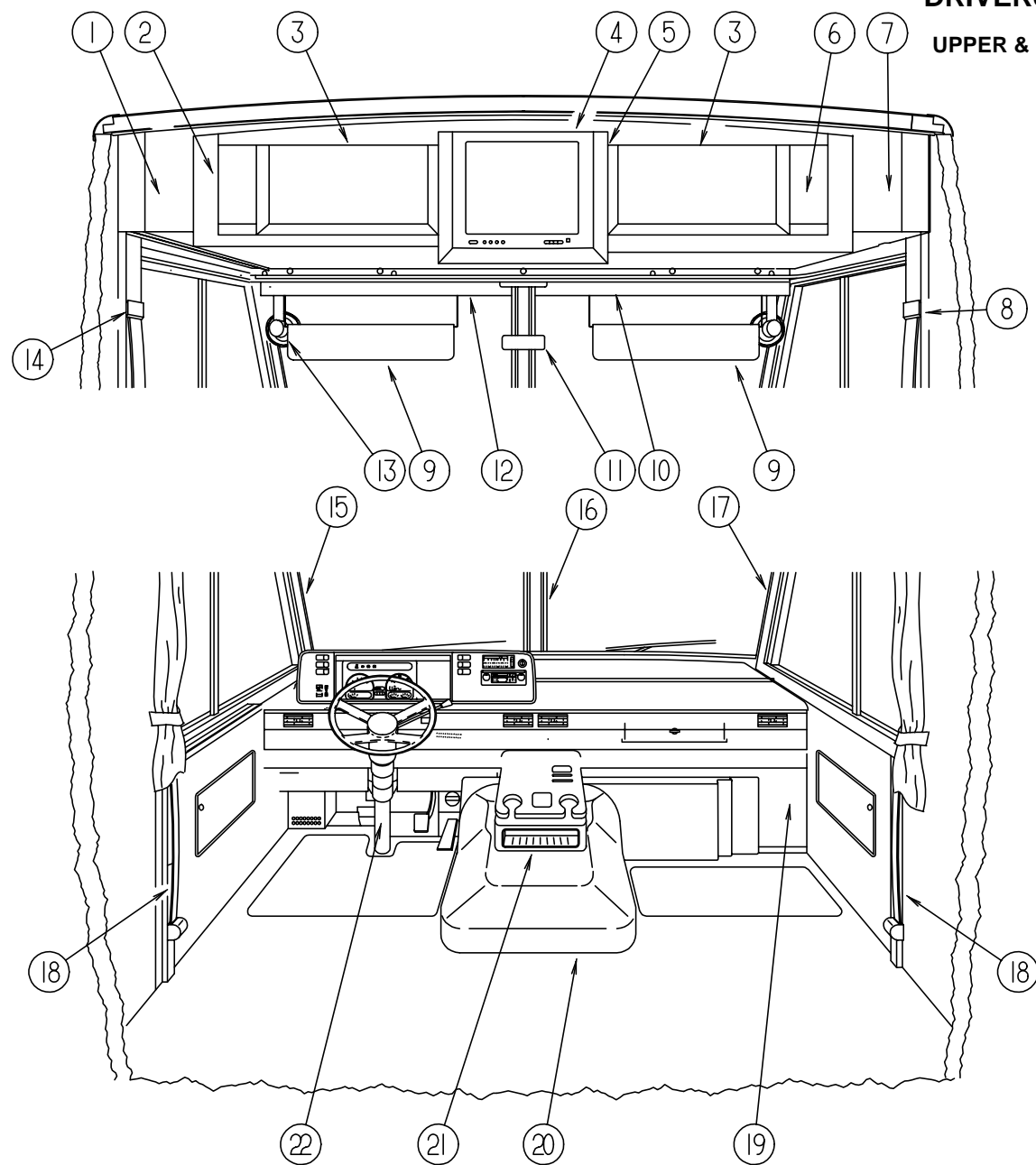


DINETTE TABLE (COUCH OPTION)

KEY	PART NUMBER	U/M	DESCRIPTION
1	041194-01-000	EA	BASE-TABLE, FLUSH - FLOOR MOUNTED
	042438-02-000	EA	DOWEL-WOOD, 2" X 2"
2	009040-02-000	EA	PEDESTAL TABLE LEG-27.5" X 2.25" DIA - CHROM
3	009040-03-000	EA	BASE-TABLE, RAISED - TABLE MOUNTED
4	081298-01-F09	EA	TABLE ASM-DINETTE (G35, G37)
4	081298-01-F32	EA	TABLE ASM-DINETTE (G36, G44)
4	081298-01-E04	EA	TABLE ASM-DINETTE (G45)
	056093-01-G35	EA	PLUG ASM-PEDESTAL TABLE (G35)
	056093-01-F04	EA	PLUG ASM-PEDESTAL TABLE (G36)
	056093-01-G37	EA	PLUG ASM-PEDESTAL TABLE (G37)
	056093-01-F05	EA	PLUG ASM-PEDESTAL TABLE (G44)
	056093-01-F02	EA	PLUG ASM-PEDESTAL TABLE (G45)

DRIVERS COMPARTMENT GROUP

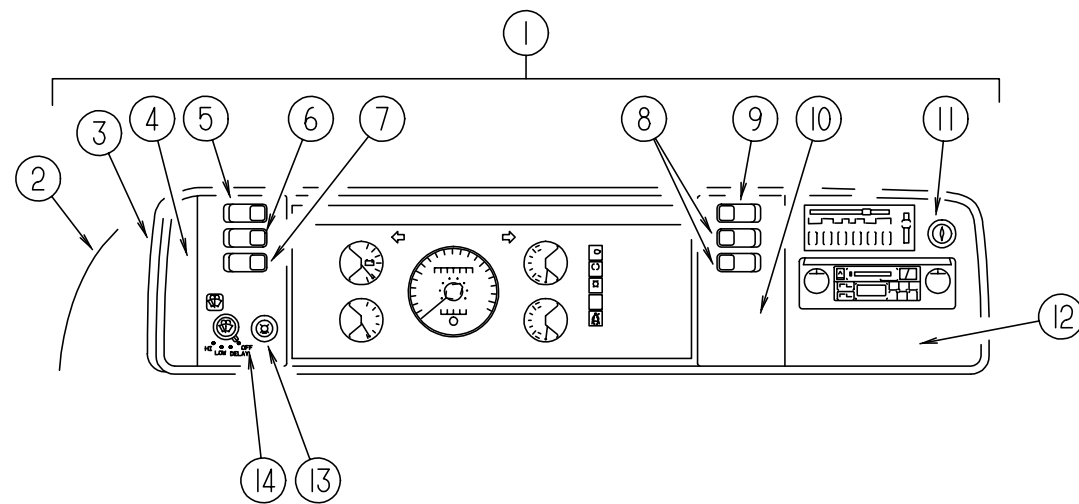
UPPER & LOWER DRIVER COMPARTMENT



KEY	PART NUMBER	U/M	DESCRIPTION
1	104289-04-G35	EA	PANEL-SIDE,OVHD TV (LH)
2	114612-02-G09	EA	CABINET ASM-FACE,OVHD,TV,LH
	106699-01-01A	EA	BRACKET-CABINET,OVHD TV O/W
	P03077-03-G35	EA	SHELF-BASE,CABINET,LH
	P03077-07-G35	EA	SHELF-BASE,CABINET,LH
	114661-06-G35	EA	PANEL ASM-LINER OVHD TV,LT
	114661-12-G35	EA	PANEL ASM-LINER,OVHD TV,LT
	114661-24-G35	EA	PANEL ASM-LINER,OVHD TV,LT
3	100708-12-000	EA	DOOR-GLASS TV CABINET 9.7" X 23.2"
	100710-01-01A	EA	LOCK-GLASS DOOR, TWIST TYPE - BRASS
	100711-01-01A	EA	HINGE-DOOR, GLASS
	100707- 01-000	EA	SPACER-GLASS DOOR .8" DIA/.3" HOLE - PLASTIC
	101272-01-000	EA	CATCH-DOOR, GLASS
	101766-01-000	EA	PIN-SUPPORT, GLASS DOOR
	108487-02-01A	EA	SUPPORT-PROP ROD,OVHD,BLACK
	108486-01-01A	EA	BRACKET-PROP ROD,OVHD,BLACK
4	M05993-C5-G35	EA	DOOR - RADIUS EDGE - 14.3" X 21.8" - W/O HARDWARE

KEY	PART NUMBER	U/M	DESCRIPTION
5	118022-01-G29	EA	COVER ASM-TV, OVERHEAD FRONT FROM: 00-00-00 THRU: 06-16-96
5	118022-04-H33	EA	COVER ASM-TV, OVERHEAD FRONT FROM: 06-17-96 THRU: 99-99-99
5	117974-01-02A	EA	COVER - TV FACE - OV ERHEAD FRONT - QUICK SILVER FROM: 00-00-00 THRU: 06-16-96
5	122881-01-02A	EA	CVR-TV FACE,OVHD,FRT,QCK SLV FROM: 06-17-96 THRU: 99-99-99
5	116791-01-F31	EA	FRAME - TV CABINET FACING
	099856-01-000	EA	TIEDOWN-STRAP, TV - W/BUCKLE - 53.1" X 1" - WEBBING - BLK
	P18192-01-G35	EA	CABINET - METAL W/VINLY COVER W/O TV OPTION
	115638-01-G35	EA	PANEL - TOP LINER PANEL W/O TV OPTION
	115639-01-G35	EA	LINER-CABINET SIDE W/O TV OPTION
6	114612-01-G09	EA	CABINET ASM-FACE,OVHD,TV,LH
	P03077-04-G35	EA	SHELF-BASE,CABINET,RH
	P03077-08-G35	EA	SHELF-BASE,CABINET,RH
	106699-01-01A	EA	BRACKET-CABINET,OVHD TV O/W
	100676-02-000	EA	SHELF - OVERHEAD CABINET VCR/INVERTER
	114661-01-G35	EA	PANEL ASM-LINER OVHD TV,RT
	114661-13-G35	EA	PANEL ASM-LINER OVHD TV,RT
	114661-14-G35	EA	PANEL ASM-LINER OVHD TV,RT
	114661-15-G35	EA	PANEL ASM-LINER OVHD TV,RT
7	104289-03-G35	EA	PANEL-SIDE,OVHD TV (RH)
8	103961-01-01A	EA	SEAT BELT BRACKET COVER - OFF WHITE
9	082286-19-G35	EA	SUNVISOR ASM,W/O PCKT
	007211-01-000	EA	HINGE-SUNVISOR, 25.5" X 1.5" - METAL
	074012-01-000	EA	CLIP-SUNVISOR, SQUARE - PINCH ON
	102377-01-000	EA	BRACKET-SUNVISOR 1 PIECE - STEEL
10	078579-19-000	EA	TRIM - WINDSHIELD, UPPER INNER PASSENGER
11	040714-01-000	EA	MIRROR-REAR VIEW, W/ARM MOUNT & SET SCREW
	067490-01-000	EA	BUTTON-REAR VIEW MIRROR
12	078579-20-000	EA	TRIM-W/S,UPR INNER,LH QCK.SL
13	036420-02-000	EA	FAN-DEFROSTER, 2 SPEED - 6" DIAMETER
14	103961-01-01A	EA	SEAT BELT BRACKET COVER - OFF WHITE
14	103961-02-01A	EA	SEAT BELT BRACKET COVER - OFF WHITE
	R77030-53-447	EA	WASHER,FLAT
15	103931-04-04A	EA	COVER-INT,A-PILLAR,LH,QKSILV
16	079765-12-000	EA	TRIM - WINDSHIELD, CENTER
17	103931-03-04A	EA	COVER-INT,A-PILLAR,RH,QKSILV
	024700-46-000	EA	COVER-SDW ROLL BAR,OFF WHITE *21.20 INCHES
	024700-44-000	EA	COVER - ROLL BAR - DRIVER/PASSENGER LOWER -53" -W/O DRV DR
	024700-47-000	EA	COVER ROLL BAR - DRIVER SIDE LOWER - 18.9" (W DRIVER DR)
	024700-48-000	EA	COVER ROLL BAR - DRIVER SIDE CENTER - 25" (W DRIVER DR)
18	091990-04-01A	EA	SEAT BELT - 3 POINT BLACK *INTERTEK A8408
	109146-01-000	EA	BOLT-SHOULDER,SEAT BELT
19	095757-03-G35	EA	COVER ASM-HEATER (G35)
19	095757-03-G36	EA	COVER ASM-HEATER (G36, G44)
19	095757-03-G37	EA	COVER ASM-HEATER (G37)
19	095757-03-GB1	EA	COVER ASM-HEATER (G45)
20	115840-01-01A	EA	COVER - MOTOR, W/O CARPET & PAD
	115850-01-02B	EA	RETAINER-LATCH-MOTOR COVER, E-COAT
	116581-01-000	EA	LATCH-MOTOR COVER
	115860-01-01A	EA	TRIM-MOTOR COVER MILL
	115852-01-02B	EA	STRIKE-LATCH-MOTOR COVER, E-COATED
	116833-01-02B	EA	WRENCH-HEX,MOTOR COVER,E-CT
21	111618-01-GB1	EA	TRAY - BEVERAGE W/COMPARTMENT
21	111618-13-GB1	EA	LID ASM
	046886-03-000	EA	ASHTRAY-CHROME, W/COVER
22	103498-06-000	EA	BOOT-STEERING COLUMN, UNIVERSAL
	112634-01-01A	EA	TRIM-STEERING COLUMN,RH BLK
	112634-02-01A	EA	TRIM-STEERING COLUMN,LH BLK
	111521-03-01A	EA	COVER-STEERING COLUMN,BLK
	111521-04-01A	EA	COVER - STEERING COLUMN

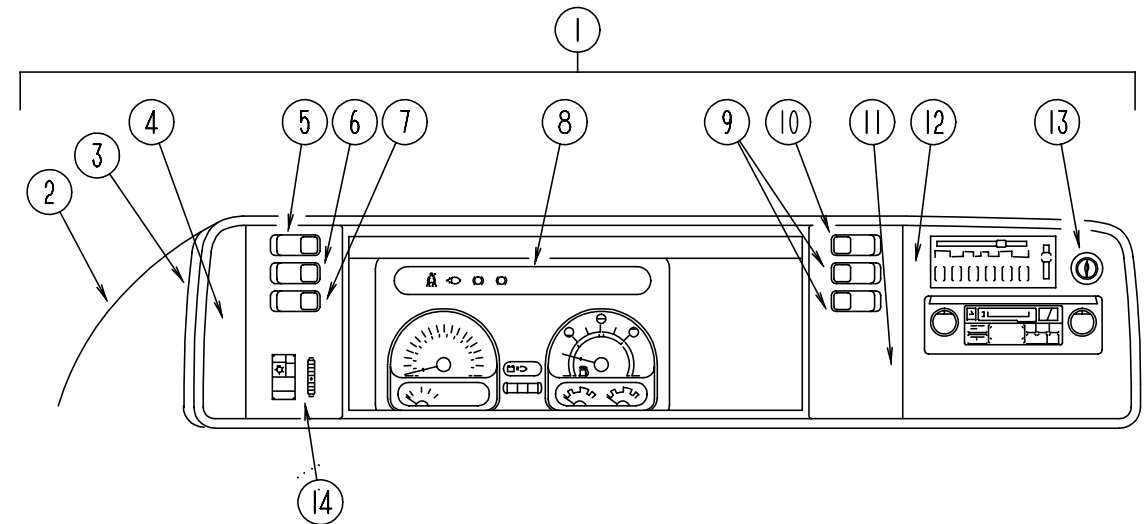
DRIVERS COMPARTMENT GROUP (CONTINUED)



DASH, GAUGES & SWITCHES (FORD)

KEY	PART NUMBER	U/M	DESCRIPTION
1	M05946-34-G35	EA	DASH POD ASM.
2	111499-01-05A	EA	POD-INSTRUMENT PNL QUICK SLV
3	103662-04-01A	EA	BEZEL-INSTRUMENT PNL 94 FORD
4	104056-01-01A	EA	APPLIQUE-BEZEL LT DRESS UP
5	108357-05-000	EA	SWITCH-ROCKER, SPDT ON/NONE/ON 3 TERM
5	108356-02-01A	EA	SWITCH COVER W/ 2 DIMPLES - CARLING - CCAZC00
6	108357-09-000	EA	SWITCH-ROCKER, SPDT ON/NONE/MOM 3 TERM.
6	108356-02-01A	EA	SWITCH COVER W/ 2 DIMPLES - CARLING - CCAZC00
7	108357-06-000	EA	SWITCH-ROCKER, DPDT MOM/OFF/MOM 6 TERM.
7	108356-02-01A	EA	SWITCH COVER W/ 2 DIMPLES - CARLING - CCAZC00
8	108357-03-000	EA	SWITCH-ROCKER, SPDT ON/OFF/ON 3 TERM.
8	108356-02-01A	EA	SWITCH COVER W/ 2 DIMPLES - CARLING - CCAZC00
9	108357-10-000	EA	SWITCH-RKR SPDT MOM/ON LIGHTED-5 TERM
9	108356-04-01A	EA	SWITCH COVER W/DIMPLES-LIGHTED-CARLING VVAGC00
	096241-03-000	EA	SWITCH-BLANK
	077942-01-000	EA	SWITCH-DUMMY, BLACK
10	104056-21-01A	EA	APPLIQUE-BEZEL SW RT 3 SW
11	089294-01-000	EA	CIGARETTE LIGHTER - W/O WIRES
12	104056-06-01A	EA	APPLIQUE-BEZEL RT DRESS UP
13	096675-01-000	EA	KNOB-HEADLAMP, W/SHAFT
	096674-01-000	EA	NUT-HEADLAMP KNOB, BLACK
14	104056-24-01A	EA	APPLIQUE-BEZEL SW LT OSHKOSH
	105927-02-000	EA	PANEL - DASH TOP - W/STUD
	106569-02-05A	EA	VINYL-LAMINATE QUICK SILVER - *1/4"X16"X96 .2LB
	100138-01-000	EA	MODULE-DAYTIME RUNNING LIGHT
	077031-01-000	EA	FILM-BLACK, 1" X 1.75"
	077031-03-000	EA	FILM-WHITE .75X1.00
	104354-01-03A	EA	APPLIQUE-LOWER DASH,GM
	112235-01-04A	EA	BEZEL-MON,LEVELING QUICK SLV
	111528-05-05A	EA	TRIM-DASH,LOWER,RH QUICK SLV
	117306-01-G35	EA	TRIM ASM-DASH,LOWER,FORD
	111904-01-000	EA	INDICATOR ASM-TRANSMISSION
	P03817-10-000	EA	DASH ASM-FD W/O VINYL

DRIVERS COMPARTMENT GROUP (CONTINUED)

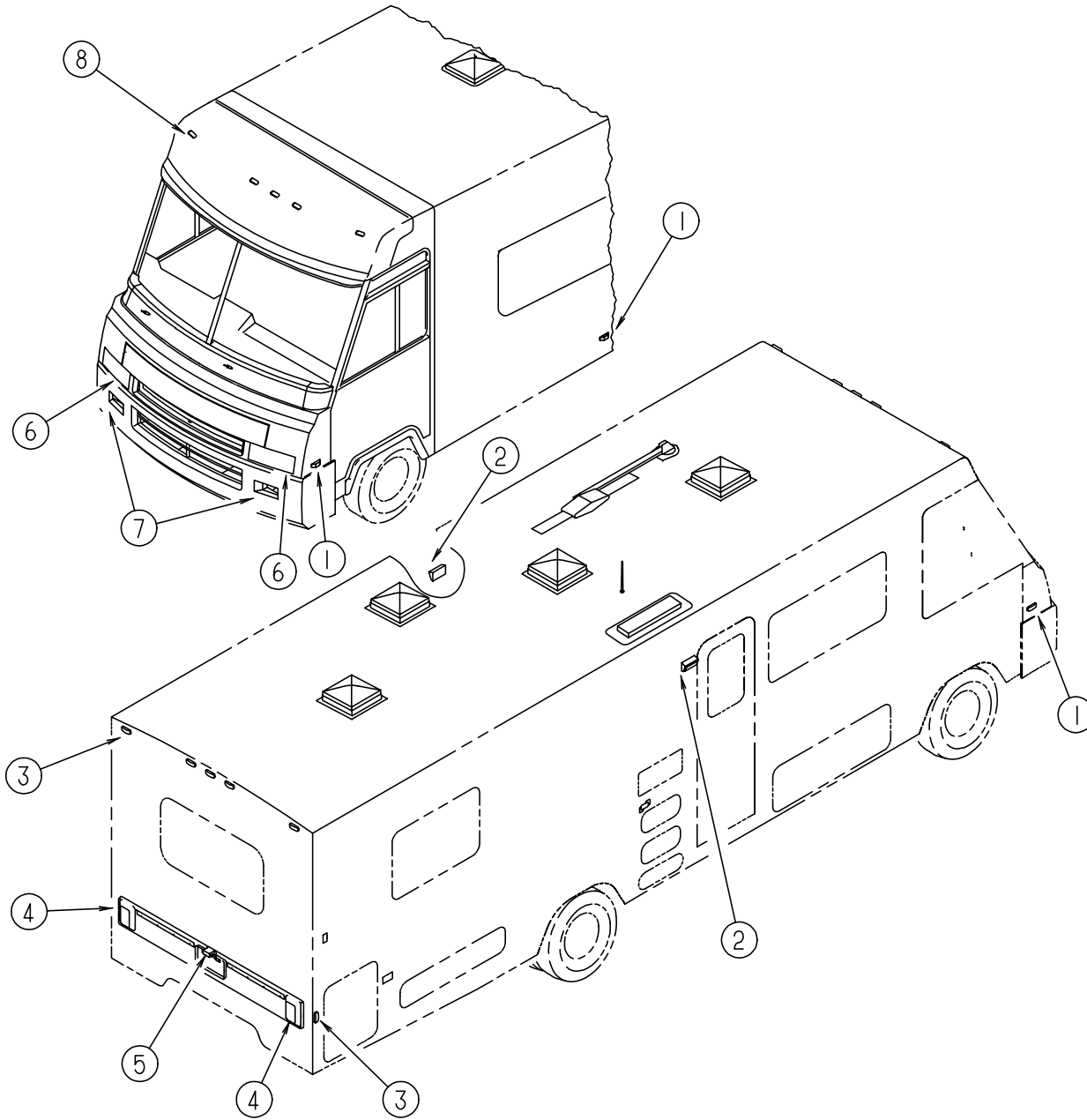


DASH, GAUGES & SWITCHES (CHEVY)

KEY	PART NUMBER	U/M	DESCRIPTION
1	M05946-33-G35	EA	DASH POD ASM.
2	111499-01-05A	EA	POD-INSTRUMENT PNL QUICK SLV
3	103662-01-01A	EA	BEZEL-INSTRUMENT PNL
4	104056-01-01A	EA	APPLIQUE-BEZEL LT DRESS UP
5	108357-05-000	EA	SWITCH-ROCKER, SPDT ON/NONE/ON 3 TERM
5	108356-02-01A	EA	SWITCH COVER W/ 2 DIMPLES - CARLING - CCAZC00
6	108357-09-000	EA	SWITCH-ROCKER, SPDT ON/NONE/MOM 3 TERM.
6	108356-02-01A	EA	SWITCH COVER W/ 2 DIMPLES - CARLING - CCAZC00
7	108357-06-000	EA	SWITCH-ROCKER, DPDT MOM/OFF/MOM 6 TERM.
7	108356-02-01A	EA	SWITCH COVER W/ 2 DIMPLES - CARLING - CCAZC00
8	094796-07-000	EA	CLUSTER - INSTRUMENT PANEL - KILOMETER, GAS
8	094796-08-000	EA	CLUSTER-IP,KM(CAN)DSL,94 P30
8	094796-11-000	EA	CLUSTER - INSTRUMENT PANEL, MILES - DIESEL
9	108357-03-000	EA	SWITCH-ROCKER, SPDT ON/OFF/ON 3 TERM.
9	108356-02-01A	EA	SWITCH COVER W/ 2 DIMPLES - CARLING - CCAZC00
10	108357-10-000	EA	SWITCH-RKR SPDT MOM/ON LIGHTED-5 TERM
10	108356-04-01A	EA	SWITCH COVER W/DIMPLES-LIGHTED-CARLING VVAGC00
	096241-03-000	EA	SWITCH-BLANK
	077942-01-000	EA	SWITCH-DUMMY, BLACK
11	104056-21-01A	EA	APPLIQUE-BEZEL SW RT 3 SW
12	104056-06-01A	EA	APPLIQUE-BEZEL RT DRESS UP
13	089294-01-000	EA	CIGARETTE LIGHTER - W/O WIRES
14	104056-22-01A	EA	APPLIQUE-BEZEL SW LT GM
	105927-02-000	EA	PANEL - DASH TOP - W/ STUD
	P03817-11-000	EA	DASH - CHEVY - W/O VINYL AND INSTRUMENT POD
	106569-02-05A	EA	VINYL-LAMINATE QUICK SILVER - *1/4"X16"X96 .2LB
	077031-01-000	EA	FILM-BLACK, 1" X 1.75"
	077031-03-000	EA	FILM-WHITE .75X1.00
	105615-01-000	FT	FILM-PROTECTIVE, CLEAR
	103812-06-05A	EA	TRIM-DASH,LOWER,GM QUICK SLV
	104354-01-03A	EA	APPLIQUE-LOWER DASH,GM
	100138-01-000	EA	MODULE-DAYTIME RUNNING LIGHT
	077539-01-000	EA	BRACKET-MOUNTING, DASH PANEL - L/SHAPED - 2.5" X 1" X 1.5"
	112235-01-04A	EA	BEZEL-MON,LEVELING QUICK SLV

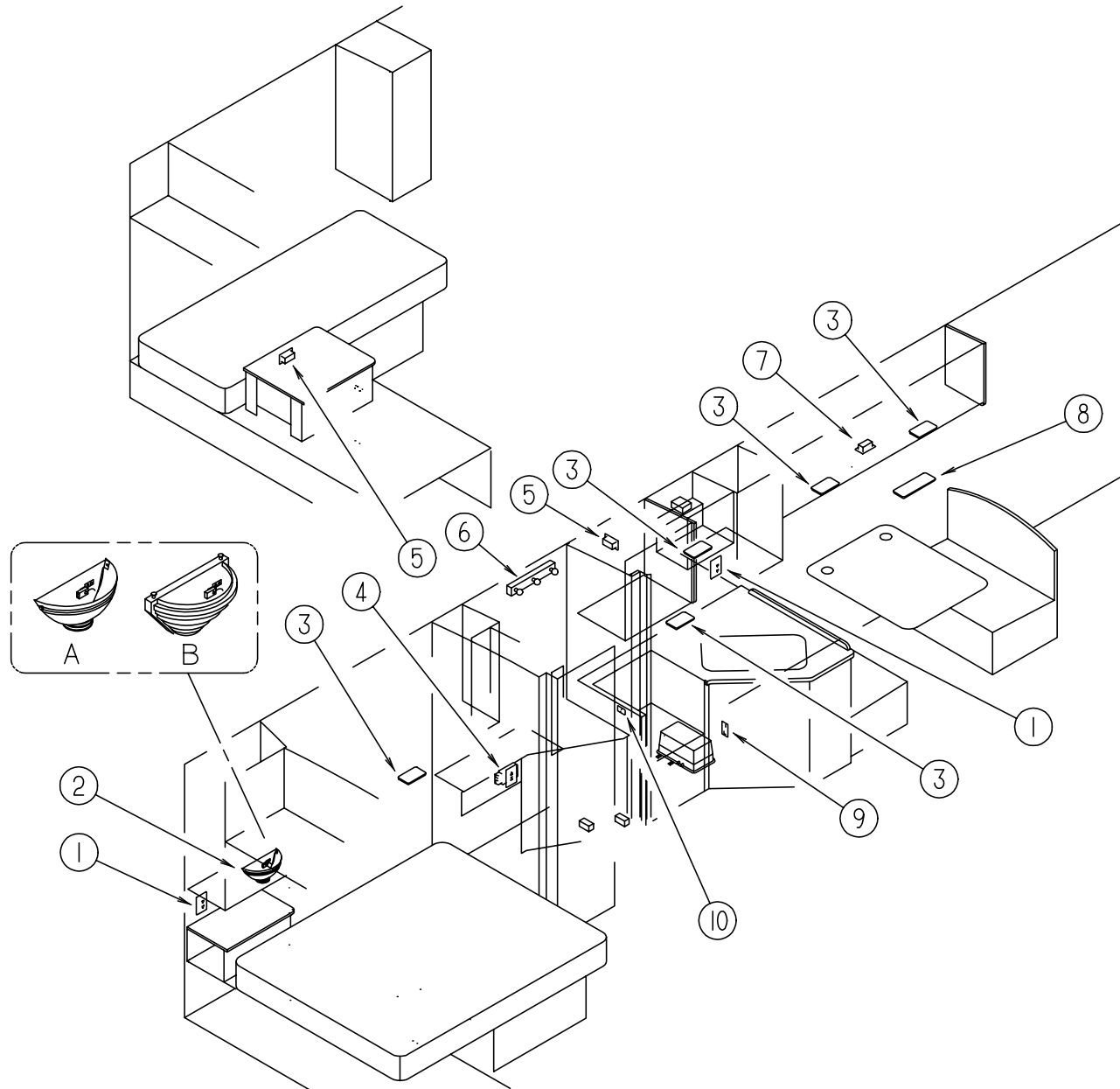
ELECTRICAL GROUP

EXTERIOR LIGHTS



KEY	PART NUMBER	U/M	DESCRIPTION
1	111102-01-000	EA	LAMP-MARKER, BASE
1	036196-01-000	EA	BULB
1	111102-02-000	EA	LENS-MARKER LAMP, AMBER
1	112823-01-000	EA	SPLICE-REDUCER 16-14T018-22
2	097917-01-06A	EA	LIGHT-PORCH,BRT WHT
2	008215-01-000	EA	BULB-12V, #1003 - .94AMP
2	097917-01-700	EA	LENS-LIGHT, CLEAR 30-78-021
3	111102-01-000	EA	LAMP-MARKER, BASE
3	036196-01-000	EA	BULB-12V, #194 - .27AMP - BAYONETTE
3	111102-03-000	EA	LENS-MARKER LAMP, RED
3	112823-01-000	EA	SPLICE-REDUCER 16-14T018-22
4	081638-01-000	EA	TAILLIGHT-DOUBLE, W/BLACK TRIM - DRIVER & PASSENGER SIDE
4	081638-01-700	EA	LENS-TAILLIGHT, RED
4	081638-01-701	EA	LENS-TAILLIGHT, W/BACKUP
4	037934-01-000	EA	BULB #1156 (BACK UP & TURN SIGNAL)
4	037935-01-000	EA	BULB #2057 OR #1157 (BRAKE LIGHT)
4	081638-06-700	EA	LENS-TAILLIGHT, CLEAR BACKUP 30-84-050 (EXPORT)
4	103545-02-01A	EA	TAIL LIGHT ASM TRIPLE AMBER - *BARGMAN 30-84-104 (EXPORT)
4	081638-01-700	EA	LENS-TAILLIGHT, RED 30-84-010 (EXPORT)
4	081638-02-700	EA	LENS-TAILLIGHT, AMBER 30-84-016 (EXPORT)
4	103545-01-700	EA	LENS-BACKUP 30-84-711 (EXPORT)
5	066432-02-000	EA	LIGHT-LICENSE BLACK
5	066432-03-000	EA	BRACKET-LICENSE PLATE
6	070907-04-000	EA	HEADLAMP - HIGH/LOW HALOGEN
7	089292-01-000	EA	LIGHT-TURN, DRIVER & PASSENGER - W/AMBER LENS
	049359-01-000	EA	SPRING-RETAINER, HEADLAMP - GM 496096
	073308-01-000	EA	SCREW-ADJUSTING, HEADLAMP
8	102520-01-000	EA	LIGHT-CLEARANCE, W/O SOCKET CONNECTIONS - AMBER
8	036196-01-000	EA	BULB
8	102540-01-000	EA	SEAL-SCREW, ROUND - RUBBER
8	067789-02-000	EA	SOCKET-LAMP
8	088474-09-000	EA	HOUSING-SOCKET, 3 CAVITY - AMP 1-480701-0
8	088476-01-000	EA	SOCKET-CONNECTOR, BRASS - PRE-TIN

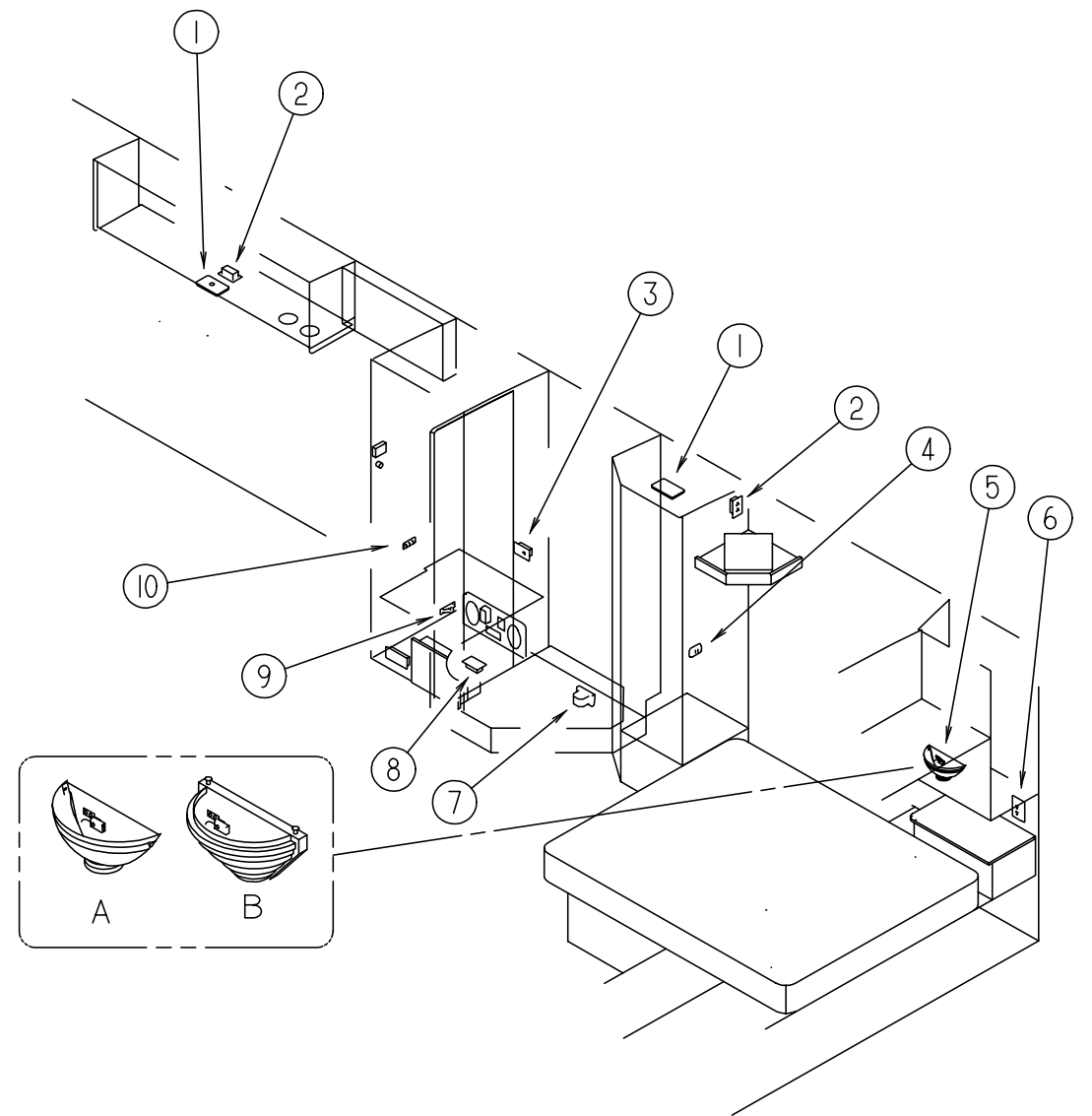
ELECTRICAL GROUP (CONTINUED)



LIGHTS, RECEPTACLES, & SWITCHES (DRIVER SIDE)

KEY	PART NUMBER	U/M	DESCRIPTION
1	058708-02-000	EA	RECEPTACLE - ELECTRIC - DOUBLE - IVORY
1	102568-01-GB1	EA	SPACER - RECEPTACL - WOOD - SIDEWALL
2	065202-38-000	EA	LAMP - WALL (TUSCIN) (A)
2	065202-30-000	EA	LAMP - WALL (B)
2	065202-31-000	EA	LAMP - WALL - BRASS - CSA
2	067479-01-000	EA	BULB - 12 VOLT - #1076
3	098024-01-01A	EA	DOME LIGHT - 1 BULB - US - IVORY
3	008218-01-000	EA	BULB - DOME LIGHT
3	098024-01-700	EA	LENS - DOME LIGHT
4	084076-02-000	EA	RECEPTACLE - GFI - 15A - 125V - BROWN
5	058707-01-000	EA	RECEPTACLE - ELECTRIC - SINGLE - BROWN
6	110235-01-01A	EA	LIGHT - MAKE UP - 3 BULB - PANLESS
6	081633-01-700	EA	BULB - MAKE-UP
7	058708-01-000	EA	RECEPTACLE - ELECTRIC - DOUBLE - BROWN
8	098024-03-01A	EA	DOME LIGHT - 2 BULB - IVORY
8	008218-01-000	EA	BULB - DOME LIGHT
8	098024-01-700	EA	LENS - DOME LIGHT
9	079364-01-000	EA	SWITCH - ON/ OFF - ROCKER - 2 PRONGS - BROWN
10	084076-02-000	EA	RECEPTACLE - BLANK

ELECTRICAL GROUP (CONTINUED)



LIGHTS, RECEPTACLES, & SWITCHES (PASSENGER SIDE)

KEY	PART NUMBER	U/M	DESCRIPTION
1	098024-01-01A	EA	DOME LIGHT - 1 BULB - US - IVORY
1	008218-01-000	EA	BULB - DOME LIGHT
1	098024-01-700	EA	LENS - DOME LIGHT
2	058708-01-000	EA	RECEPTACLE - ELECTRIC - DOUBLE - BROWN
3	058707-01-000	EA	RECEPTACLE - ELECTRIC - SINGLE - BROWN
4	079364-01-000	EA	SWITCH - ON/ OFF - ROCKER - 2 PRONGS - BROWN
4	095188-02-01A	EA	SPACER - SWITCH - DARK BROWN
4	098351-01-01A	EA	PLATE - SWITCH - 1 GANG - POLISHED BRASS
5	065202-38-000	EA	LAMP - WALL (TUSCIN) (A)
5	065202-30-000	EA	LAMP - WALL (B)
5	065202-31-000	EA	LAMP - WALL - BRASS - CSA
5	067479-01-000	EA	BULB - 12 VOLT - #1076
6	058708-02-000	EA	RECEPTACLE - ELECTRIC - DOUBLE - IVORY
6	102568-01-GB1	EA	SPACER - RECEPTACL - WOOD - SIDEWALL
7	112822-01-01A	EA	RECEPTACLE - DUPLEX - IVORY
8	058707-02-000	EA	RECEPTACLE - BLANK - JUNCTION WIRECON
9	079364-01-000	EA	SWITCH - ON/ OFF - ROCKER - 2 PRONGS - BROWN
9	095188-02-01A	EA	SPACER - SWITCH - DARK BROWN
9	098351-05-01A	EA	PLATE - SWITCH - 3 GANG - POLISH BRASS - JENSEN
10	061424-01-000	EA	LIGHT - AISLE - 12V - RECTANGULAR

ELECTRICAL GROUP (CONTINUED)**ELECTRIC COMPONENTS**

KEY	PART NUMBER	U/M	DESCRIPTION
	008326-01-000	EA	TERMINAL-RING-16/14 WIRE-3/8" STUD
	008328-01-000	EA	TERMINAL-RING-12/10 WIRE-#10 STUD FIT
	008331-01-000	EA	TERMINAL-RING-TONGUE-#4 WIRE-3/8" STUD-COPPER
	008348-01-000	EA	TERMINAL-RING-3/8" STUD-#2 WIRE
	035416-04-000	EA	TERMINAL-RING #10 STUD FITTING-INSULATED BARREL #16/14
	047443-01-000	EA	TERMINAL-250 RECEP. FITTING-INSULATED-16/14 AWG
	062036-01-000	EA	TERMINAL-PACK-CONNECTOR-12/10 AWG
	062036-02-000	EA	TERMINAL-PACK-CONNECTOR-16/14 AWG
	104100-03-000	EA	TERMINAL-75 AMP AMP 53880-4 LOOSE
	106655-02-000	EA	TERMINAL-FUSE BLOCK-10-12AWG
	113306-01-000	EA	TERMINAL-FEMALE-METRI-PACK
	113307-01-000	EA	TERMINAL-FEMALE-METRI-PACK
	103603-01-000	EA	BULB-12V NO.74 0.12A WEDGE GE 22-25 OR EQUIV.
	008218-01-000	EA	BULB-DOME LIGHT-12V-NUMBER 1141
	067479-01-000	EA	BULB-12V-NUMBER 1076
	103608-01-000	EA	SOCKET-WEDGE BASE W/LEADS JKL 2944-6 OR EQUIV
	077479-01-000	EA	BOOT-BATTERY TERMINAL-DOUBLE CABLE
	077479-02-000	EA	BOOT-BATTERY TERMINAL-SINGLE CABLE
	086233-01-000	EA	STUD-ISOLATED-3/8" X 7/8" LONG
	086273-01-000	EA	RELAY-BATTERY DISCONNECT
	087949-01-000	EA	BUSS BAR-2 POSITION-.6' X 1.5"-ALUMINUM
	087949-02-000	EA	BUSS BAR-3 POS. 90 WIV
	007093-01-000	EA	FLASHER-SIGNAL-STAT
	008188-01-000	EA	SOLENOID-3 POST-BATTERY CHANGE OVER
	075723-02-000	EA	SPACER-SWITCH-W/HOLE-.2" X .9" X 2"-METAL-OFF WHITE FOR ELECTRIC STEP DOOR JAMB SWITCH
	095188-01-01A	EA	SPACER-SWITCH-2.3" X 3.4"-PLASTIC-DARK BROWN
	102568-01-E90	EA	SPACER-RECEPTACLE-SIDEWALL
	103987-02-000	EA	SEAL-SOLENOID ACCESS
	063910-01-000	EA	HOUSING-RELAY-BOSCH 3 334 485 008
	063912-02-000	EA	RELAY-CANISTER-SPDT-BOSCH 0332204101
	115504-01-000	EA	PANEL-SOLAR 10 WATT
	115505-01-000	EA	MONITOR-SOLAR CHARGER
	087225-01-000	FT	SLEEVING-1/2"-TYPE H
	087225-02-000	FT	SLEEVING-5/8"-TYPE H

CONVERTER & LOAD CENTER

KEY	PART NUMBER	U/M	DESCRIPTION
	114511-01-000	EA	CONVERTER-40 AMP,W/CHARGER - MAGNETEK 940-E
	113132-01-000	EA	LOAD CENTER-120/240V,60A - WESCO 2460SGNM
	083208-02-000	EA	CONVERTER-POWER, 45A - 120V/12V - BW 6345
	099048-02-000	EA	100 WATT INVERTER W/EXTRA SURGE CAPACITY FROM: 00-00-00 THRU: 06-16-96
	099048-03-000	EA	INVERTER-130 WATT FROM: 06-17-96 THRU: 99-99-99

ELECTRICAL GROUP (CONTINUED)**ELECTRICAL HOUSINGS**

KEY	PART NUMBER	U/M	DESCRIPTION
	088473-01-000	EA	PIN HOUSING-12 POSITION
	088473-02-000	EA	PIN HOUSING-15 POSITION
	088473-03-000	EA	PIN HOUSING-9 POSITION
	088473-05-000	EA	PIN HOUSING-6 POSITION (SINGLE ROW)
	088473-06-000	EA	PIN HOUSING-6 POSITION (TWO ROWS OF THREE)
	088473-08-000	EA	PIN HOUSING-4 POSITION
	088473-09-000	EA	PIN HOUSING-3 POSITION (SINGLE ROW)
	088473-10-000	EA	PIN HOUSING-2 POSITION
	088474-01-000	EA	HOUSING-SOCKET-12 POSITIONS
	088474-02-000	EA	HOUSING-SOCKET-15 POSITION (3 ROWS OF 5)
	088474-03-000	EA	HOUSING-SOCKET-9 POSITION
	088474-06-000	EA	HOUSING-SOCKET-6 POSITION (2 ROWS OF THREE)
	088474-07-000	EA	HOUSING-SOCKET-5 POSITION
	088474-08-000	EA	HOUSING-SOCKET-4 POSITION (SINGLE ROW)
	088474-09-000	EA	HOUSING-SOCKET-3 POSITION
	088474-10-000	EA	HOUSING-SOCKET-2 POSITION
	115556-01-000	EA	HOUSING-3 POSITION-FEMALE-59-SERIES
	115556-02-000	EA	HOUSING-2 POSITION-FEMALE-59-SERIES
	104100-01-000	EA	HOUSING-1 POSITION-75 AMP-AMP 53884-1
	106006-01-000	EA	HOUSING-1 POSITION-FEMALE
	113468-01-000	EA	HOUSING-2 POSITION-FEMALE (WIPER/WASHER WIRE ASM)
	108355-01-000	EA	HOUSING-SWITCH-CARLING VCH

ROCKER SWITCHES (DASH)

KEY	PART NUMBER	U/M	DESCRIPTION
	108357-03-000	EA	SWITCH-ROCKER-SPDT ON/ OFF/ ON 3 TERM. CARLING-V6D1000B-0
	108356-02-01A	EA	SWITCH COVER W/ 2 DIMPLES-CARLING-CCA00
	108357-05-000	EA	SWITCH-ROCKER-SPDT ON/ NONE/ ON 3 TERM. CARLING-V4D1000B-0
	108356-02-01A	EA	SWITCH COVER W/ 2 DIMPLES-CARLING-CCA00
	108357-06-000	EA	SWITCH-ROCKER-DPDT MOM/ OFF/ MOM 6 TERM. CARLING-VLD1000B-0
	108356-02-01A	EA	SWITCH COVER W/ 2 DIMPLES-CARLING-CCA00
	108357-09-000	EA	SWITCH-ROCKER-SPDT ON/ NONE/ MOM 3 TERM. CARLING-V5D1000B-0
	108356-02-01A	EA	SWITCH COVER W/ 2 DIMPLES-CARLING-CCA00
	108357-10-000	EA	SWITCH- ROCKER- SPDT MOM/ ON LIGHTED-5 TERM (3 SWITCH/ 2 LIGHT)
	108356-04-01A	EA	SWITCH COVER W/ DIMPLES-LIGHTED-CARLING-VVAGC00
	096241-03-000	EA	SWITCH-BLANK
	077942-01-000	EA	SWITCH-DUMMY-BLACK

ELECTRICAL GROUP (CONTINUED)**ELECTRICAL WIRING & BOXES**

KEY	PART NUMBER	U/M	DESCRIPTION
	008052-01-000	EA	CORD-POWER-10/3-30 AMP-25'-CANADIAN
	008054-01-000	EA	CORD-POWER-10/3-30 AMP-25'
	008289-01-000	EA	BOX-ELECTRIC-STEEL-1/2" AND 3/4" KNOCKOUTS-4" X 4"
	008289-02-000	EA	BOX-ELECTRICAL-4" X 4"-1/2" & 3/4" KNOCKOUTS-CANADIAN
	074890-01-000	EA	BOX-EXTENSION-STEEL-OPEN SIDES-4" X 4" X 1 1/2"
	091910-01-000	EA	BOX-ELECTRIC-3.75" X 3.5" X 1.75"-PLASTIC
	091910-02-000	EA	BOX-ELECTRIC-57 X 88 MM-PLASTIC
	008294-01-000	EA	COVER-ELECTRICAL BOX- BLANK/STEEL-4" X 4"-GRAY
	008294-02-000	EA	COVER-ELECTRICAL BOX- BLANK STEEL-4" X 4"-CANADIAN
	074897-01-000	EA	COVER-ELECTRIC BOX-1 LARGE & 2 SMALL HOLES-4" X 4"
	069238-01-000	EA	COVER-ELECTRICAL BOX- W/HOLE-4" X 4"-GRAY USED WITH 30 AMP RECEPTACLE
	111510-01-000	EA	DOOR-ELECTRICAL BOX-FRONT
	108304-01-000	EA	WIRE ASM.-AUX FANS
	090986-01-000	EA	WIRE ASM-ELECTRIC STEP
	096449-01-000	EA	WIRE ASSEMBLY-WATER TANK TO MONITOR PANEL
	097618-01-000	EA	WIRE ASM-MONITOR PANEL-W/ 3 WIRES & ORANGE RESISTOR-LVS ORANGE RESISTOR W/3 (ORANGE-GREEN-BLUE) WIRES
	108303-01-000	EA	WIRE ASM-REAR AUTO HEATER
	111915-03-000	EA	WIRE ASM-DAY RUN LAMPS-FUSE-FORD
	111915-01-000	EA	WIRE ASM-DAY RUN LAMPS -FUSE (GM)
	073328-B4-000	EA	CABLE ASSEMBLY-BATTERY-W/TERMINALS
	119456-01-000	EA	WIRE ASM-INSTRUMENT PANEL-MAIN (FORD)
	119459-01-000	EA	WIRE ASM-INSTRUMENT PANEL-MAIN (CHEVY)

ELECTRICAL GROUP (CONTINUED)**ELECTRICAL CONNECTORS & CONDUIT**

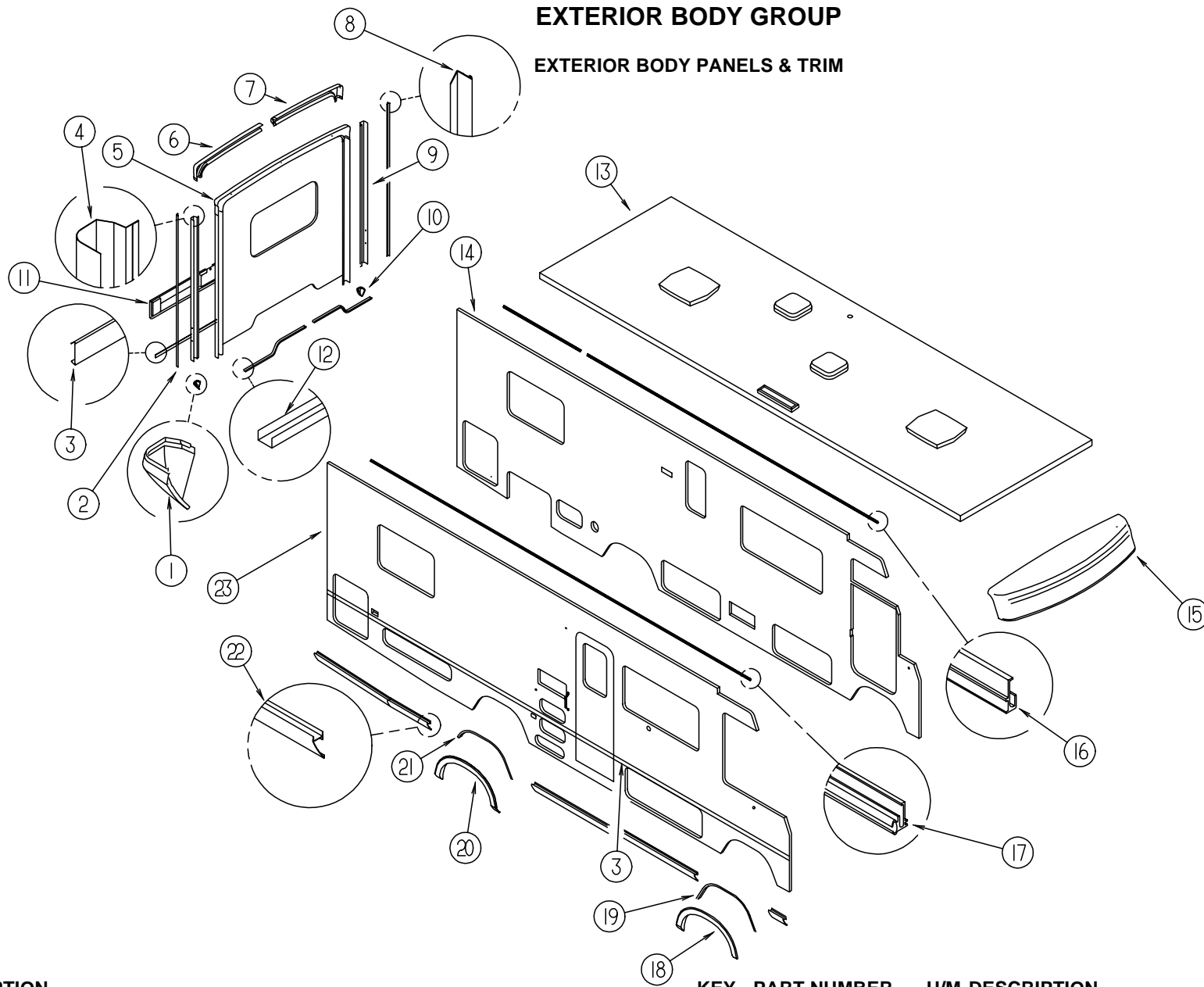
KEY	PART NUMBER	U/M	DESCRIPTION
	041953-01-000	FT	CONDUIT-CONVOLUTE-SLIT-.5"ID
	041953-03-000	FT	CONDUIT-CONVOLUTE-SLIT-1" ID (CLOTHES ROD COVER)
	041953-05-000	FT	CONDUIT-CONVOLUTE-SOLID-.62" ID
	041953-06-000	FT	CONDUIT-CONVOLUTE-SLIT .375"ID
	041953-07-000	FT	CONDUIT-CONVOLUTE-SLIT-.25" ID
	041953-08-000	FT	CONDUIT-CONVOLUTE-SLIT-1.50"ID
	041953-09-000	FT	CONDUIT-CONVOLUTE-SLIT .50"ID
	041953-10-000	FT	CONDUIT-CONVOLUTE-SLIT-.75" ID
	041953-11-000	FT	CONDUIT-CONVOLUTE-SLIT-1.06" ID
	041953-12-000	FT	CONDUIT-CONVOLUTE-NON SLIT 1.1" ID
	008311-01-000	EA	CONNECTOR-WIRE NUT-INSULATED-RED
	008312-01-000	EA	CONNECTOR-WIRE NUT-INSULATED-BLUE
	008314-01-000	EA	CONNECTOR-WIRE NUT-INSULATED-GRAY
	008355-01-000	EA	CONNECTOR-CABLE CLAMPING-3/4"
	008356-01-000	EA	CONNECTOR-PLASTIC-3/8" AVG
	082741-01-000	EA	CONNECTOR-BODY-2 CONNECTOR-MALE
	058028-01-000	EA	CONNECTOR-ELECTRICAL PIGTAIL-NYLON-CLEAR
	041480-01-000	EA	CONNECTOR-STRAIGHT-1/2" FLEX CONDUIT
	008398-01-000	EA	CONNECTOR-1/2" X 90°- FLEX CONDUIT
	088475-02-000	EA	PIN-CONNECTOR-10 TO 12 AWG
	088476-01-000	EA	SOCKET-CONNECTOR-BRASS-PRE-TIN
	088476-02-000	EA	SOCKET-CONNECTOR-12-10 GA-PHOS. BRZ-PRE-TIN

CIRCUIT BREAKERS & FUSES

KEY	PART NUMBER	U/M	DESCRIPTION
	097611-01-000	EA	CIRCUIT BREAKER-6AMP- ATC-BLACK
	093655-03-000	EA	CIRCUIT BREAKER-40 AMP USD 17440-4E03A2A
	083209-02-000	EA	CIRCUIT BREAKER-15/15AMP- 120V-BW H-15/15
	083209-03-000	EA	CIRCUIT BREAKER-15/20AMP- 120V-BW-0-15/20
	083209-04-000	EA	CIRCUIT BREAKER-30A- 120V-BW L-30
	083209-06-000	EA	CIRCUIT BREAKER-30/15 AMP- 120V-BW D-30/15
	083209-07-000	EA	CIRCUIT BREAKER-20/20A- 120V-BW K-20/20
	083209-08-000	EA	CIRCUIT BREAKER- BLANK-BW
	062901-02-000	EA	FUSE-5 AMP- AUTOMOTIVE
	062901-05-000	EA	FUSE-15 AMPS- AUTOMOTIVE
	062901-07-000	EA	FUSE-AUTOMOTIVE- 25 AMPS
	062901-08-000	EA	FUSE-30 AMPS- AUTOMOTIVE
	106656-01-000	EA	FUSE BLOCK-4 CAVITY AUTO FUSE
	108669-01-000	EA	HOUSING-AUTO FUSE HOLDER
	062037-01-000	EA	HOUSING-AUTO FUSE- NATURAL
	062037-02-000	EA	HOUSING-AUTO FUSE- GREEN
	062037-03-000	EA	HOUSING-AUTO FUSE- BLACK
	062037-04-000	EA	HOUSING-AUTO FUSE- BLUE
	062037-06-000	EA	HOUSING-AUTO FUSE- BROWN

EXTERIOR BODY GROUP

EXTERIOR BODY PANELS & TRIM

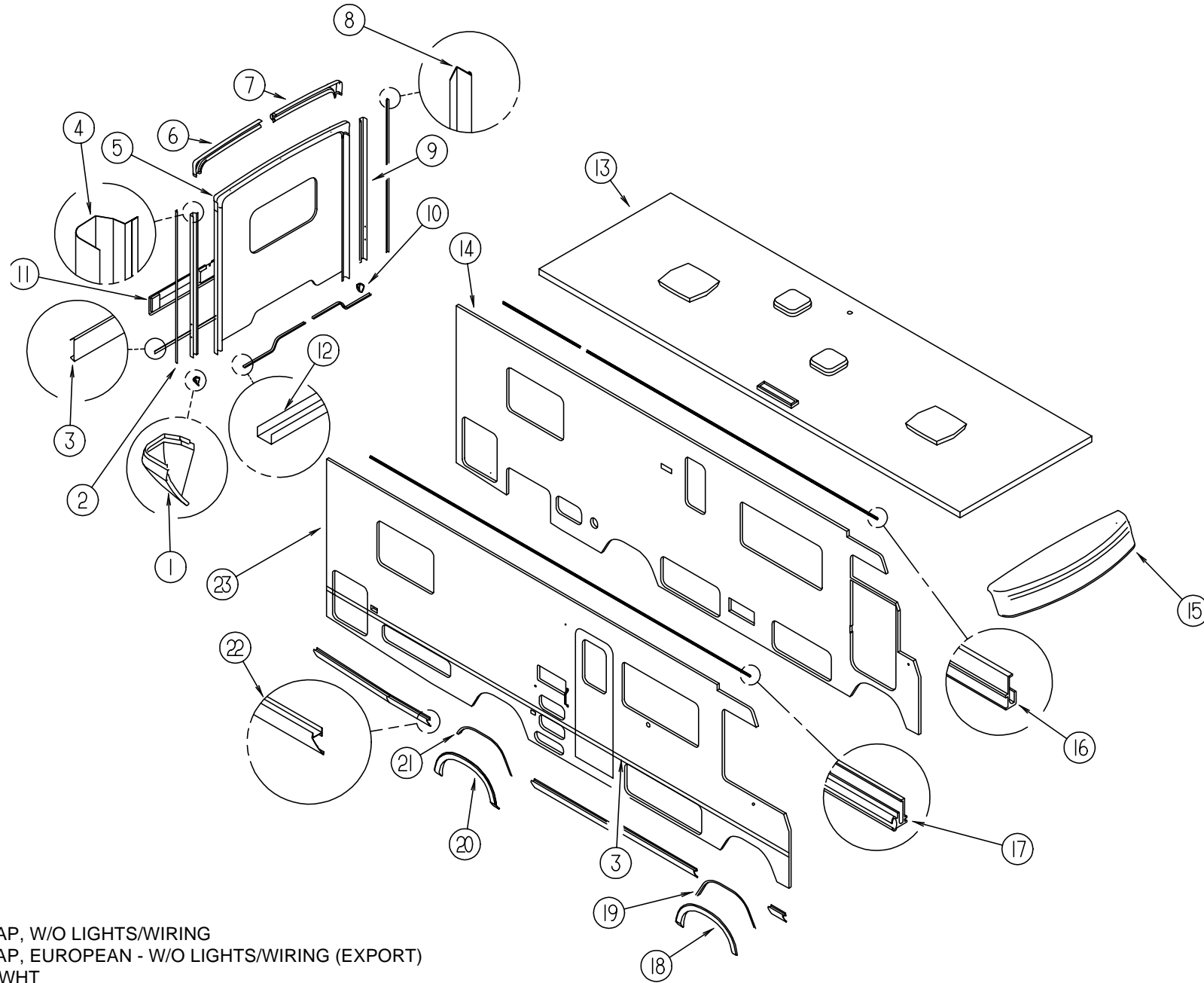


KEY	PART NUMBER	U/M	DESCRIPTION
1	115848-01-01A	EA	TRIM-BACKWALL,LOWER,BLK
2	104033-05-01A	EA	RH BACKWALL J-TRIM - ANY COLOR
3	108688-01-03A	EA	STRIP - FEATURE - W/O INSERT/END CAPS - 15'
	108651-01-02A	EA	CAP-FEATURE STRIP,VW GRAY
	108651-01-01A	EA	CAP-FEATURE STRIP MILL
	105312-01-06A	FT	EXTR-INSERT,VINYL,PEARL FAWN
4	114874-01-12B	EA	TRIM-BACKWALL,SIDE,RH,B/W
5	M07570-02-G35	EA	BACKWALL - W/O WINDOW/TRIM - TWIN BED (G35)
5	M07570-02-G36	EA	BACKWALL - W/O WINDOW/TRIM - TWIN BED (G36, G44)
5	M07570-02-G37	EA	BACKWALL - W/O WINDOW/TRIM - TWIN BED (G37)
5	M07570-02-G45	EA	BACKWALL - W/O WINDOW/TRIM - TWIN BED (G45)
5	M07570-01-G35	EA	BACKWALL - W/O WINDOW/TRIM - QUEEN BED (G35)
5	M07570-01-G36	EA	BACKWALL - W/O WINDOW/TRIM - QUEEN BED (G36, G44)
5	M07570-01-G37	EA	BACKWALL - W/O WINDOW/TRIM - QUEEN BED (G37)
5	M07570-01-G45	EA	BACKWALL - W/O WINDOW/TRIM - QUEEN BED (G45)
6	114872-01-02A	EA	TRIM - BACKWALL - TOP - BRIGHT WHITE (PASSENGER SIDE)
6	114872-03-03A	EA	TRIM-BACKWALL, TOP, RH, B/W (EXPORT)
7	114873-01-02A	EA	TRIM-BACKWALL, TOP, LH, BRT/W
7	114873-03-03A	EA	TRIM-TOP DRIVERS BACKWALL (EXPORT)
8	104033-05-01A	EA	RH BACKWALL J-TRIM - ANY COLOR
9	114874-02-12B	EA	TRIM-BACKWALL,SIDE,LH,B/W
10	115848-02-01A	EA	TRIM-BACKWALL,LOWER,BLK

KEY	PART NUMBER	U/M	DESCRIPTION
11	106125-02-F31	EA	TRIM ASM-BACKWALL
	105846-01-04A	EA	TRIM-TAIL LIGHT,RR BRT WHT (EXPORT)
12	050406-21-000	EA	TRIM - BACKWALL, LOWER - EITHER SIDE
			FROM: 00-00-00 THRU: 01-04-96
12	050406-27-000	EA	TRIM - BACKWALL, LOWER EITHER SIDE
			FROM: 01-05-96 THRU: 99-99-99
13	P21032-01-G35	EA	ROOF ASM.
14	M08097-02-G35	EA	SIDEWALL - DRIVER - W/O WINDOWS/TRIM-W/WAINSCOTING/DRVR DR (G35)
14	M08097-02-G36	EA	SIDEWALL - DRIVER - W/O WINDOWS/TRIM-W/WAINSCOTING/DRVR DR (G36, G44)
14	M08097-02-G37	EA	SIDEWALL - DRIVER - W/O WINDOWS/TRIM-W/WAINSCOTING/DRVR DR (G37)
14	M08097-02-G45	EA	SIDEWALL - DRIVER - W/O WINDOWS/TRIM-W/WAINSCOTING/DRVR DR (G45)
14	M08097-04-G35	EA	SIDEWALL - DRIVER - W/O WINDOWS/TRIM/WAINSCOTING-W/DRVR DR (G35)
14	M08097-04-G36	EA	SIDEWALL - DRIVER - W/O WINDOWS/TRIM/WAINSCOTING-W/DRVR DR (G36, G44)
14	M08097-04-G37	EA	SIDEWALL - DRIVER - W/O WINDOWS/TRIM/WAINSCOTING-W/DRVR DR (G37)
14	M08097-04-G45	EA	SIDEWALL - DRIVER - W/O WINDOWS/TRIM/WAINSCOTING-W/DRVR DR (G45)
14	M08097-03-G35	EA	SIDEWALL - DRIVER - W/O WINDOWS/TRIM/WAINSCOTING (G35)
14	M08097-03-G36	EA	SIDEWALL - DRIVER - W/O WINDOWS/TRIM/WAINSCOTING (G36, G44)
14	M08097-03-G37	EA	SIDEWALL - DRIVER - W/O WINDOWS/TRIM/WAINSCOTING (G37)
14	M08097-03-G45	EA	SIDEWALL - DRIVER - W/O WINDOWS/TRIM/WAINSCOTING (G45)
14	M08097-01-G35	EA	SIDEWALL - DRIVER - W/O WINDOWS/TRIM - W/WAINSCOTING (G35)
14	M08097-01-G36	EA	SIDEWALL - DRIVER - W/O WINDOWS/TRIM - W/WAINSCOTING (G36, G44)
14	M08097-01-G37	EA	SIDEWALL - DRIVER - W/O WINDOWS/TRIM - W/WAINSCOTING (G37)
14	M08097-01-G45	EA	SIDEWALL - DRIVER - W/O WINDOWS/TRIM - W/WAINSCOTING (G45)

EXTERIOR BODY GROUP (CONTINUED)

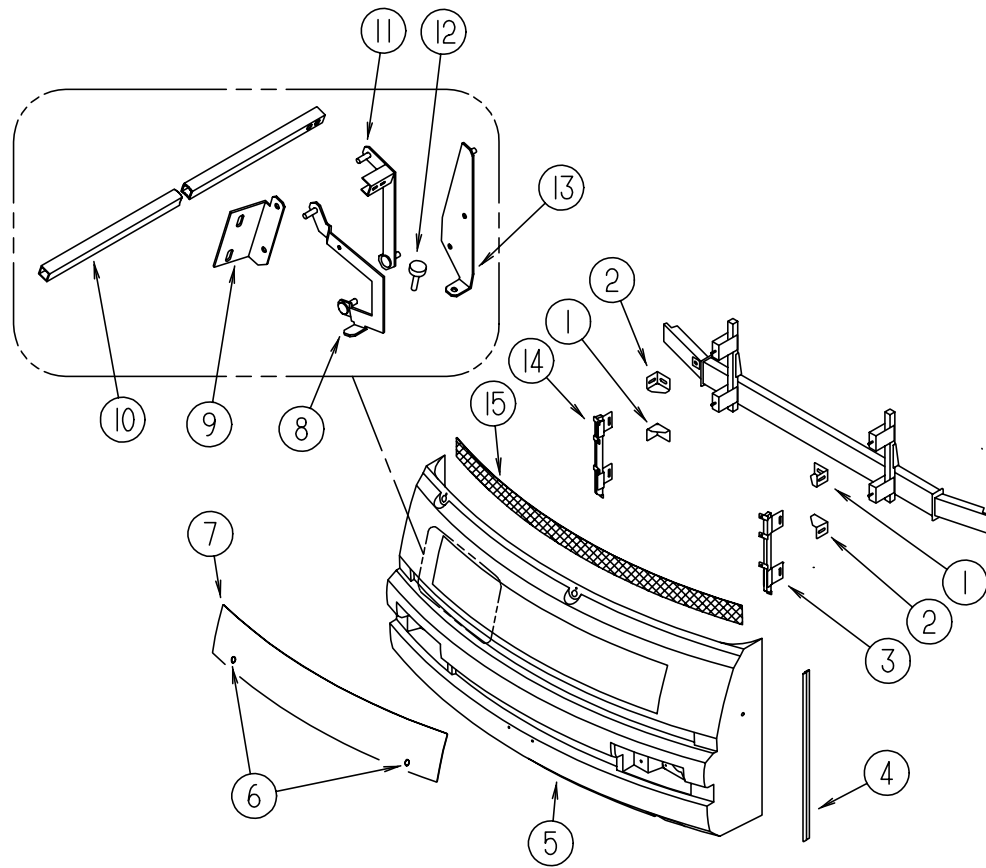
EXTERIOR BODY PANELS & TRIM (CONTINUED)



KEY	PART NUMBER	U/M	DESCRIPTION
15	115042-01-02A	EA	PANEL - ROOF CAP, W/O LIGHTS/WIRING
15	115042-03-G29	EA	PANEL - ROOF CAP, EUROPEAN - W/O LIGHTS/WIRING (EXPORT)
16	120091-01-02A	EA	TRIM-ROOF,BRT WHT
17	120092-01-02A	EA	RAIL-AWNING,BRT WHT
18	119367-01-01A	EA	TRIM-WHEELWELL,FRT,RH,BLK
	119367-02-01A	EA	TRIM-WHEELWELL,FRT,LH,BLK
	119367-03-01A	EA	TRIM-WHEELWELL,FRT,LH,DR,BLK
19	105808-01-01A	EA	TRIM-WHEELWELL,SIDEWALL,MILL
20	104070-01-05A	EA	REAR WHEEL WELL TRIM - ANY COLOR
21	105808-01-01A	EA	TRIM-WHEELWELL,SIDEWALL,MILL
22	109140-55-009	EA	EXTRUDED - ROCKER PANEL - 16'
23	M08096-02-G35	EA	SIDEWALL - PASSENGER - W/O WINDOWS/TRIM/WAINSCOTING (G35)
23	M08096-02-G36	EA	SIDEWALL - PASSENGER - W/O WINDOWS/TRIM/WAINSCOTING (G36, G44)
23	M08096-02-G37	EA	SIDEWALL - PASSENGER - W/O WINDOWS/TRIM/WAINSCOTING (G37)
23	M08096-02-G45	EA	SIDEWALL - PASSENGER - W/O WINDOWS/TRIM/WAINSCOTING (G45)
23	M08096-01-G35	EA	SIDEWALL - PASSENGER - W/O WINDOWS/TRIM - W/WAINSCOTING (G35)
23	M08096-01-G36	EA	SIDEWALL - PASSENGER - W/O WINDOWS/TRIM - W/WAINSCOTING (G36, G44)
23	M08096-01-G37	EA	SIDEWALL - PASSENGER - W/O WINDOWS/TRIM - W/WAINSCOTING (G37)
23	M08096-01-G45	EA	SIDEWALL - PASSENGER - W/O WINDOWS/TRIM - W/WAINSCOTING (G45)

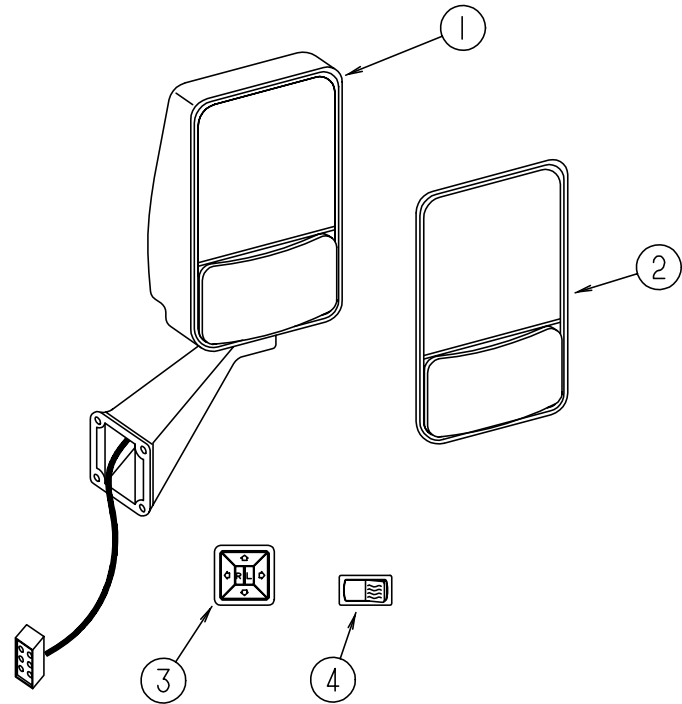
EXTERIOR BODY GROUP (CONTINUED)

FRONT END ASM



KEY	PART NUMBER	U/M	DESCRIPTION
1	117611-04-02B	EA	BRACKET - BUMPER
2	117611-03-02B	EA	BRACKET - BUMPER
3	118997-02-G35	EA	SUPPORT ASM-GRILLE,FRONT
4	089922-34-000	EA	TRIM-FIBERGLASS,PANEL B/W
5	118999-01-G35	EA	PANEL ASM-FRONT,LOWER
6	102330-02-000	EA	HOOD LOCK - SINGLE HOLE - VISE ACTION
	102328-01-000	EA	BARREL KEY - HOOD LOCK
7	115976-03-G35	EA	PANEL ASM-HOOD G BRT WHITE
8	109930-11-000	EA	LINK-HINGE,HOOD,LOWER
	109930-12-000	EA	LINK-HINGE,HOOD,LOWER
9	109927-03-000	EA	ANGLE-LINK,HOOD,RH
	109927-04-000	EA	ANGLE LINK,HOOD,LH
10	105096-10-000	EA	TUBE ASM-TIMING,HOOD HINGE
11	109929-05-000	EA	LINK - UPPER HOOD HINGE - PASSENGER SIDE
	109929-06-000	EA	LINK - UPPER HOOD HINGE - DRIVER SIDE
12	058786-01-000	EA	BOLT-ADJUSTING, HOOD - W/BLACK PAD - .31" #18 X 2"
13	109926-15-000	EA	BRACKET - HOOD HINGE LINK - PASSENGER SIDE
	109926-16-000	EA	BRACKET - HOOD HINGE LINK - DRIVERS SIDE
14	118997-01-G35	EA	SUPPORT ASM-GRILLE,FRONT
15	115924-05-02A	EA	GRILLE-WOVEN WIRE FLAT BLK
	070579-06-000	EA	PLATE-ANCHOR, W/7/16 WELD NUT - 1.5" X 3.3"
	077001-01-000	EA	ANGLE-MOUNTING, ROOF PANEL - V ANGLE - 3" X 2.4" X 1.5"
	106746-01-000	EA	PANEL-STEPWELL
	106747-01-000	EA	PANEL-STEPWELL,END RH
	106747-02-000	EA	PANEL-STEPWELL,END LH
	106730-02-000	EA	PLATE ASM-STUD
	106730-01-000	EA	PLATE-STUD
	116617-02-02B	EA	SPACER-BUMPER,E-COAT
	070579-07-000	EA	PLATE ASM-ANCHOR W/O NUT
	103136-03-000	EA	BRACKET - SUPPORT UPPER - HINGE/RIGHT
	002328-02-000	EA	BLOCK-WINDSHIELD, .062" X .5" X .98"
	115951-01-02B	EA	PLATE ASM-HDLP,DUAL,RH,E-CT
	110691-01-01A	EA	BRACKET-SPRING,HEADLAMP MILL
	115951-02-02B	EA	PLATE ASM-HDLP,DUAL,LH,E-CT
	110691-01-01A	EA	BRACKET-SPRING,HEADLAMP MILL
	113495-02-02B	EA	SUPPORT-HINGE,E-COAT
	119445-01-02B	EA	PLATE-W/HOLES,E-COAT
	106748-04-000	EA	LATCH-HOOD,FRONT END

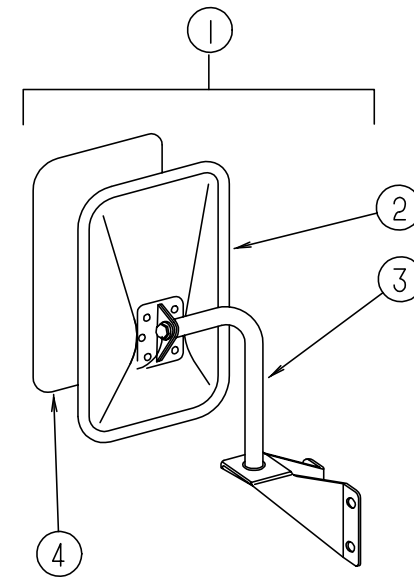
EXTERIOR BODY GROUP (CONTINUED)



EXTERIOR MIRROR OPTION (REMOTE & HEAT)

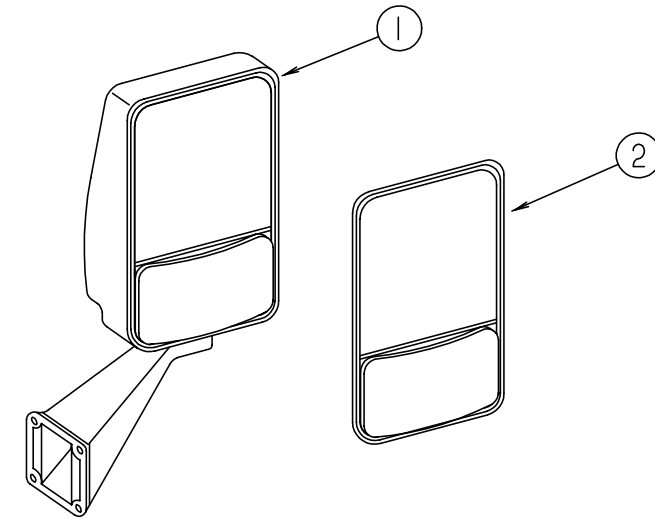
KEY	PART NUMBER	U/M DESCRIPTION	VENDOR NO.
1	106015-05-01A	EA MIRROR ASM. RH W/WIRE PIGTAIL-REMOTE/HEATED - W/O SWITCH	
1	106015-06-01A	EA MIRROR ASM LH W/WIRE PIGTAIL - REMOTE/HEATED - W/O SWITCH	
2	086261-02-701	EA MIRROR KIT. EXT. DRIVER SIDE	709269
2	086261-01-704	EA MIRROR KIT EXT. PASS. SIDE	709268
3	088246-01-000	EA SWITCH-REMOTE, EXT. MIRROR - SQUARE PUSH - VELVAC 7471290	
4	087695-02-000	EA SWITCH-MIRROR HEATER	
	087695-03-000	EA CONNECTOR-ASSEMBLY	

EXTERIOR BODY GROUP (CONTINUED)



EXTERIOR MIRROR (EXPORT)

KEY	PART NUMBER	U/M DESCRIPTION	VENDOR NO.
1	105076-01-702	EA MIRROR COMP RH & LH FLAT BLK	713196 1=1W/BRKTS
2	105076-01-703	EA MIRROR-HEAD, FLAT BLACK	709275-8
3	105076-01-704	EA ARM	Q780521-9
4	049347-01-700	EA GLASS-EXT. MIRROR 7.5 X 10.5	702081

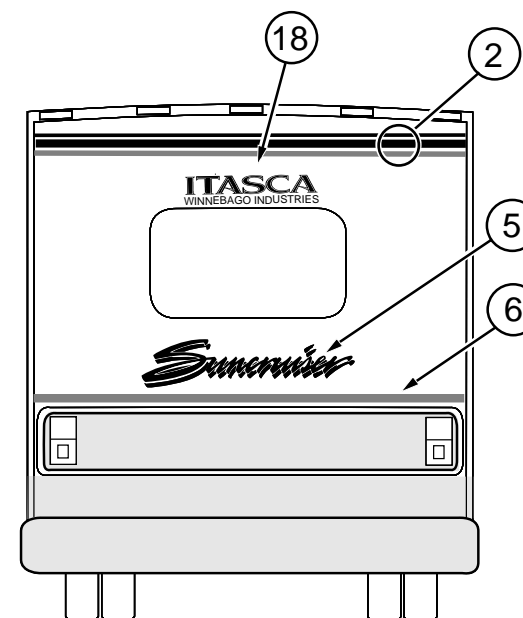
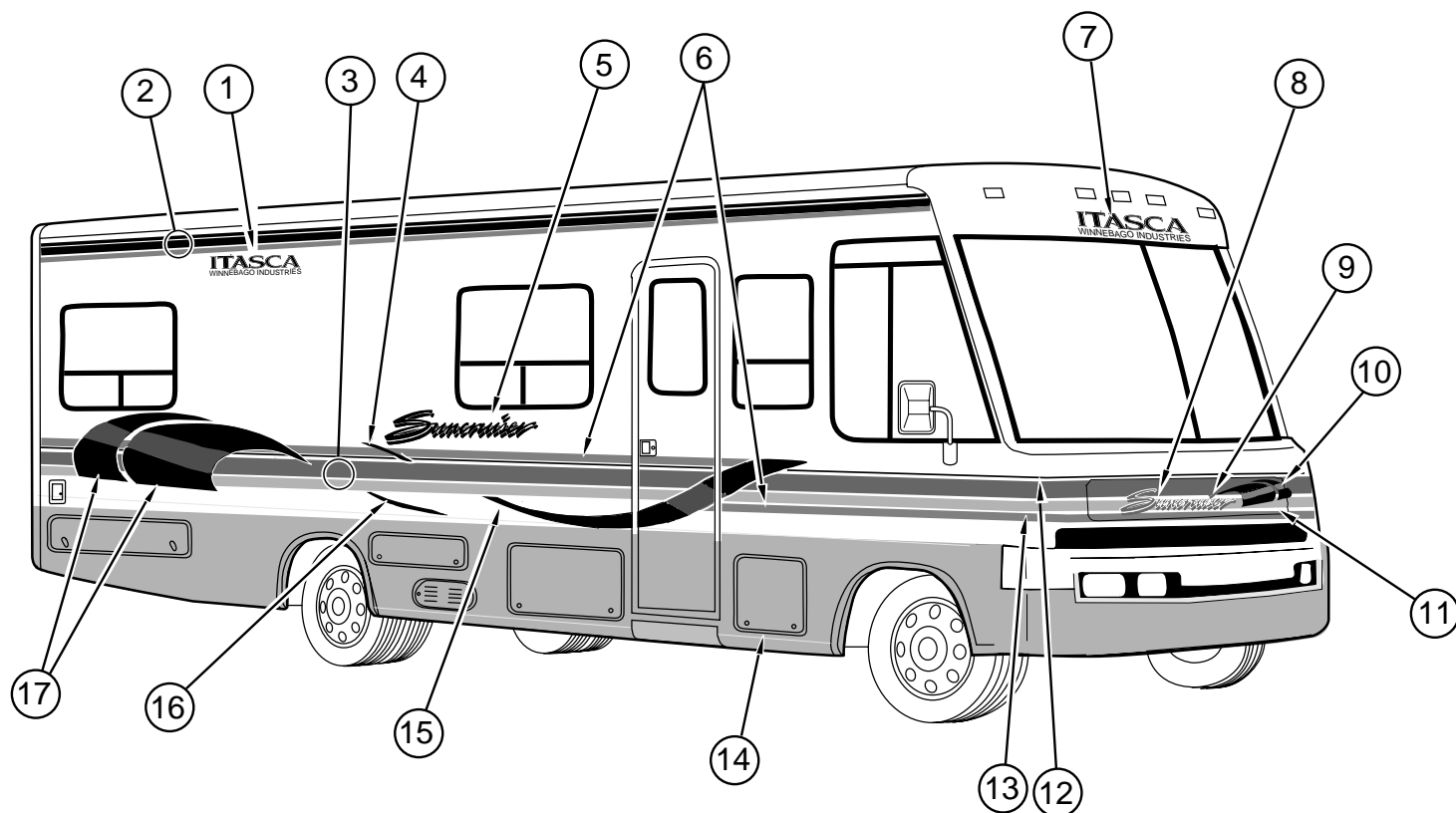


EXTERIOR MIRROR

KEY	PART NUMBER	U/M DESCRIPTION	VENDOR NO.
1	106015-09-01A	EA MIRROR ASM-EXT GLS RH - *VELVAC 713126 BLACK	
1	106015-10-01A	EA MIRROR ASM-EXT ADJ GLS LH - *VELVAC713125 BLACK	
2	106015-01-703	EA MIRROR-REPL KIT PASSENGER	709266
2	106015-02-702	EA MIRROR-REPL KIT DRIVER	709267

EXTERIOR BODY GROUP (CONTINUED)

DECALS, FILM STRIPES & PAINT



KEY	PART NUMBER	U/M	DESCRIPTION
1	116921-01-04A	EA	DECAL - LOGO - ITASCA - WINN IND L - LILAC/ LILAC/ LILAC
2	094443-37-01A	FT	FILM - MULTISTRIPE 127.0 MM X 150 - CHINA BLUE/ CHINA BLUE/ LILAC
3	094443-38-01A	FT	FILM - MULTISTRIPE 177.8 MM X 150 - CHINA BLUE/ CHINA BLUE/ LILAC
4	118982-03-01A	EA	DECAL - TAIL - SWEEPS - #2 (PASSENGER SIDE) TEAL/ PATIN/ WHITE/ BLACK
	118982-04-01A	EA	DECAL - TAIL - SWEEPS - #2 (DRIVER SIDE) TEAL/ PATIN/ WHITE/ BLACK
5	111307-01-02A	EA	DECAL - SUNCRUISER - BRIGHT WHITE/ LILAC
6	107385-11-07A	FT	FILM - 31.8MM X 150FT - TEALITE
7	118312-01-01A	EA	DECAL - ITASCA - WINN IND - SWPT - LILAC/ LILAC/ LILAC
8	111307-02-01A	EA	DECAL - SUNCRUISER - SMALL - BRIGHT WHITE/ LILAC
9	118314-01-01A	EA	DECAL - HOOD - UPPR - CHINA BLUE/ CHINA BLUE
10	118324-01-01A	EA	DECAL - SWEEPS - SML - TEAL/ PATIN/ WHITE/ BLACK
11	118981-01-01A	EA	DECAL - HOOD - LOWER - LILAC/ TEALITE
12	118323-01-01A	EA	DECAL - CORNER - UPPER (PASSENGER SIDE) CHINA BLUE/ CHIN ABLUE
	118323-02-01A	EA	DECAL - CORNER - UPPER (DRIVER SIDE) CHINA BLUE/ CHINA BLUE
13	118310-01-01A	EA	DECAL - CORNER - LOWER (PASSENGER SIDE) LILAC/ TEALITE
	118310-02-01A	EA	DECAL - CORNER - LOWER (DRIVER SIDE) LILAC/ TEALITE
14	NPN		PAINT - VIOLET METALLI (DUPONT F0900U)
15	118311-03-01A	EA	DECAL - SWEEPS - #2 (PASSENGER SIDE) TEAL/ PATIN/ WHITE/ BLACK
	118311-04-01A	EA	DECAL - SWEEPS - #2 (DRIVER SIDE) TEAL/ PATIN/ WHITE/ BLACK
16	118982-01-01A	EA	DECAL - TAIL - SWEEPS - #1 (PASSENGER SIDE) TEAL/ PATIN/ WHITE/ BLACK
	118982-02-01A	EA	DECAL - TAIL - SWEEPS - #1 (DRIVER SIDE) TEAL/ PATIN/ WHITE/ BLACK
17	118311-01-01A	EA	DECAL - SWEEPS - #1 (PASSENGER SIDE) TEAL/ PATIN/ WHITE/ BLACK
	118311-02-01A	EA	DECAL - SWEEPS - #1 (DRIVER SIDE) TEAL/ PATIN/ WHITE/ BLACK
18	116921-02-04A	EA	DECAL - LOGO - ITASCA - WINN IND - SMALL - LILAC/ LILAC/ LILAC
	004308-01-000	EA	PAINT - SPRAY - BLACK
	041561-03-000	EA	PAINT - 16 OZ SPRAY - OFF WHITE - ACRYLIC ENAMEL
	099399-23-700	EA	PAINT - 16 OZ SPRAY - BRIGHT WHITE - ENAMEL

DUPONT PAINT COLOR CODES

OFF WHITE	DUPONT L8723
VIOLET METALLIC	DUPONT F0900U
BRIGHT WHITE	DUPONT B8951U

EXTERIOR BODY GROUP (CONTINUED)

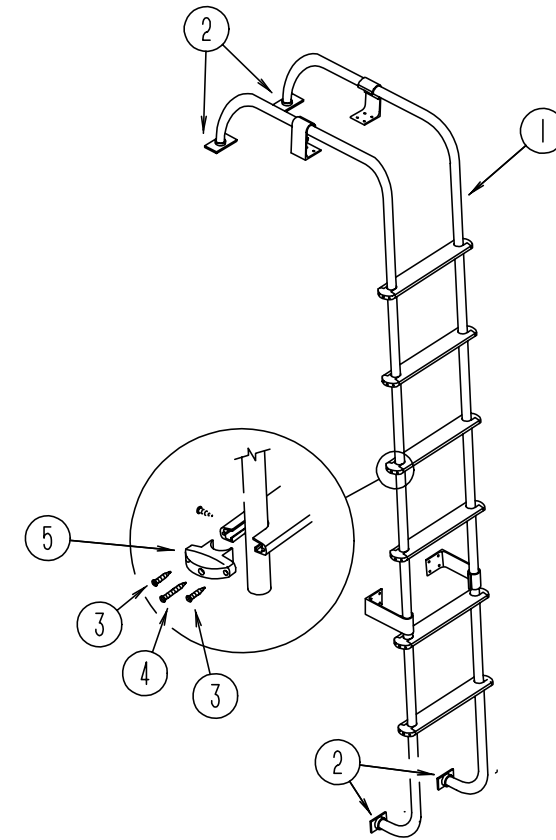
STYROFOAM & FIBERGLASS SHEETING

KEY	PART NUMBER	U/M	DESCRIPTION
	000870-08-000	SF	STYROFOAM - .75" X 4' X 8' - PLANED
	076054-N9-000	EA	FIBERGLASS SHEET - 96" X 102" BRIGHT WHITE
	076054-R8-000	EA	FIBERGLASS SHEET -102" X 337.6" BRIGHT WHITE
	077517-62-000	EA	SHEET-FIBERGLASS, 4' X 8' BRT. WHT., FLAT
	077517-64-000	EA	SHEET-FIBERGLASS, 48" X 96" GRAY
	089297-01-000	SF	PLYWOOD-LUAN, OVERLAY GRADE - 4' X 8'
	100619-01-000	BF	EXPANDED FOAM SHEET - 4' X 8' X 1.34"
	100619-04-000	BF	FOAM - EXPANDED POLYSTYRENE - .5" X 4' X 8'
	100619-05-000	BF	FOAM - EXPANDED POLYSTYRENE - .75" X 4' X 8'
	100619-11-000	BF	FOAM-EXPANDED POLYSTYRENE - 48"X96"X2"
	100619-13-000	BF	FOAM-EXPANDED POLYSTYRENE - 48"X96"X.34"
	108535-04-02A	SF	FRP FLAT 104" X 500' BRT WHT - *KEMPLITE 366FL
	108535-04-701	EA	FRP FLAT 104"X396" BRT WHT KEMPLITE-PARTS DEPT
	108535-04-705	EA	FRP FLAT 6" X 34' BRT WHT PARTS DEPT
	120107-01-000	EA	FOAM-COVE,ROOF - WISCONSIN EPS
	120107-02-000	EA	FOAM-PLUG,ROOF TUBE - WISCONSIN EPS
	120107-03-000	EA	FOAM-PLUG,ROOF TUBE - WISCONSIN EPS

EXTERIOR BODY HARDWARE

KEY	PART NUMBER	U/M	DESCRIPTION
	002726-01-001	EA	GARNISH - U-CHANNEL - 1.38" X 19' - SERRATED - MILL ALUMINUM
	033381-17-001	FT	STL-TUBE 16GA 1.5X1.5X192.00 - HOT FORMED ASTM A50
	058267-01-000	FT	CHANNEL-STEEL, W/HOLES - SIDEWALL STIFFENER - 2" X 20'
	068716-01-001	EA	BRACE-90 DEGREE L-ANGLE - 16'

EXTERIOR BODY GROUP (CONTINUED)

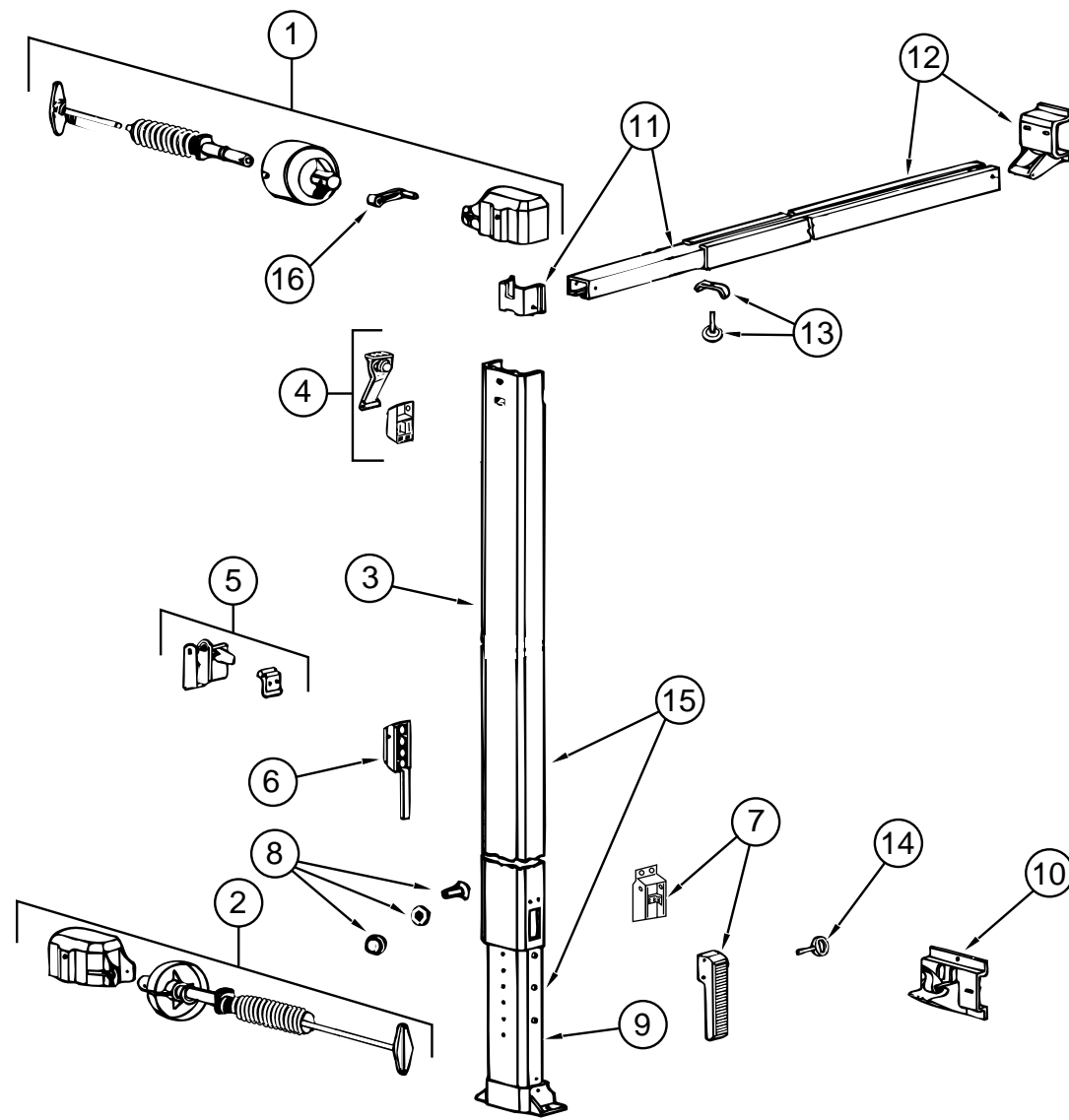


LADDER

KEY	PART NUMBER	U/M	DESCRIPTION
1	102953-11-F31	EA	LADDER ASM
2	067165-01-000	EA	MOUNTING BRACKET-LADDER, LOWER
3	000G39-06-10T	EA	SCREW-SF/ DR - 6 - 20 X 5/8 PPH - BLACK
4	000G68-10-36T	EA	SCREW-10 - 12 X 2.25 POH BLACK
5	076980-02-000	EA	END CAP-STEP, BLACK
	038327-01-000	EA	TAPE-ANTI SLIP, 2" X 60'

EXTERIOR BODY GROUP (CONTINUED)

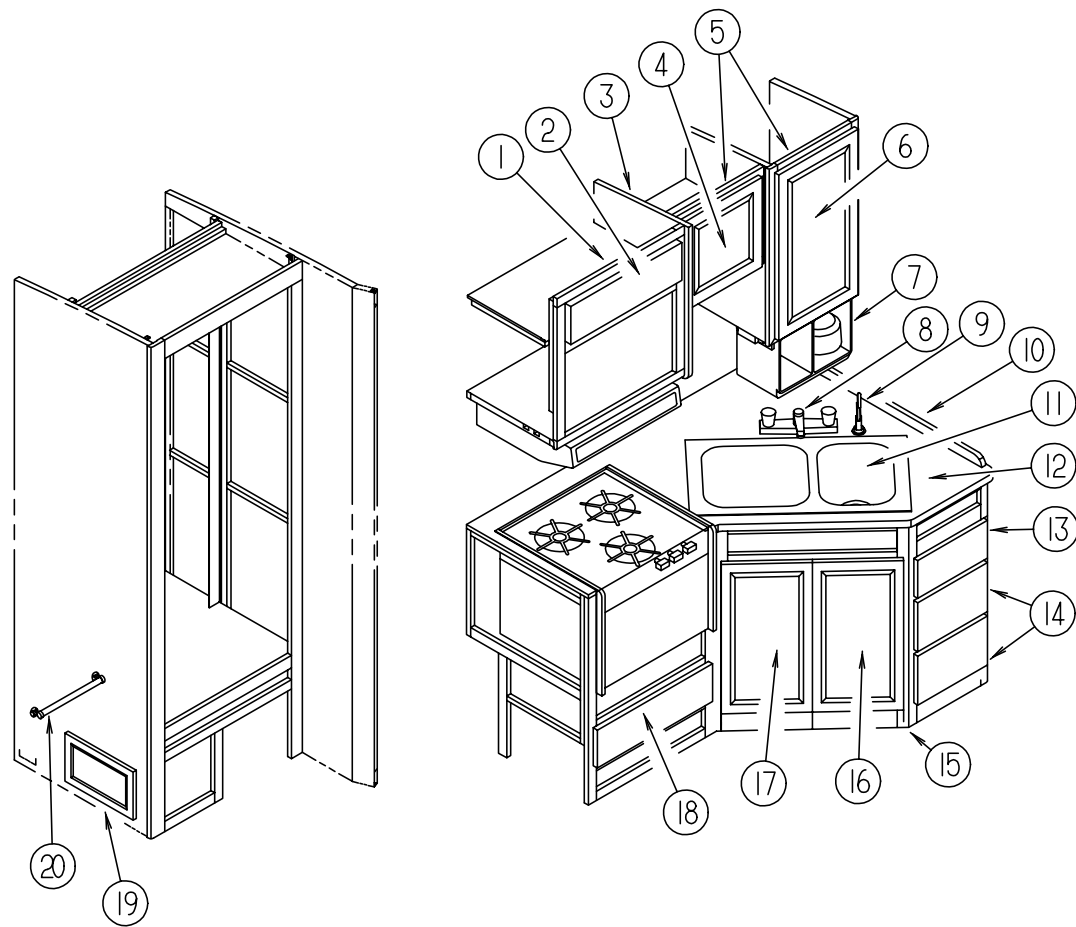
EXTERIOR AWNING (CAREFREE TEAL)



KEY	PART NUMBER	U/M DESCRIPTION	VENDOR NO.
	116059-01-02A	EA AWNING HARDWARE KIT - BRIGHT WHITE	
	116059-02-02A	EA AWNING-ROLLER ASM,16	
1	116059-01-724	EA SPRING & BRAKE ASSY (FRONT)	249001AWHT
2	116059-01-725	EA SPRING ASSEMBLY, REAR	249020AWHT
3	116059-01-726	EA ARM ASSEMBLY, UPPER FRT. 66"	249528WHT
	116059-01-727	EA ARM ASSEMBLY-UPPER, REAR 66"	249529WHT
4	116059-01-728	EA SLIDER ASSEMBLY, UPPER	249040WHT
5	116059-01-729	EA ARM STORAGE, LOCK ASSEMBLY	249060WHT
6	116059-01-706	EA CONTROL-BRAKE	249070
7	116059-01-731	EA HANDLE ASSEMBLY	249080WHT
8	116059-01-732	EA STOP BOLT ASSEMBLY	011131WHT
9	116059-01-733	EA ARM-LOWER ASSEMBLY, FRT 56"	249600WHT
	116059-01-734	EA ARM-LOWER ASSEMBLY, REAR 56"	249601WHT
10	116059-01-735	EA BRACKET ASSEMBLY, BOTTOM	012414WHT
11	116059-01-736	EA BRACE ASSEMBLY-LOWER, 50"	012410WHT
12	116059-01-737	EA BRACE ASSEMBLY-UPPER, 50"	012409WHT
13	116059-01-714	EA KNOB-LOCKING, BLACK	249105
14	116059-01-741	EA HANDLE LOCK PIN	040279WHT
15	116059-01-742	EA ARM ASM. COMP. FRONT,UPR+LWR	249201WHT
	116059-01-743	EA ARM ASM. COMP. RR. UPR+LWR	249221WHT
16	116059-01-750	EA LEVER-BRAKE	249070WHT
	111037-02-01A	EA SPACER-AWNING,UPPER BLACK	
	116059-06-01A	EA SHIM-BOTTOM BRACKET, CAREFREE 071300	
	116059-01-718	EA WAND-PULL W/LOOP	036-031 CAM
	116059-01-739	EA DOOR ROLLER	060063WHT
	116059-01-740	EA TOOL KIT-NUTSERT	905007WHT

GALLEY GROUP

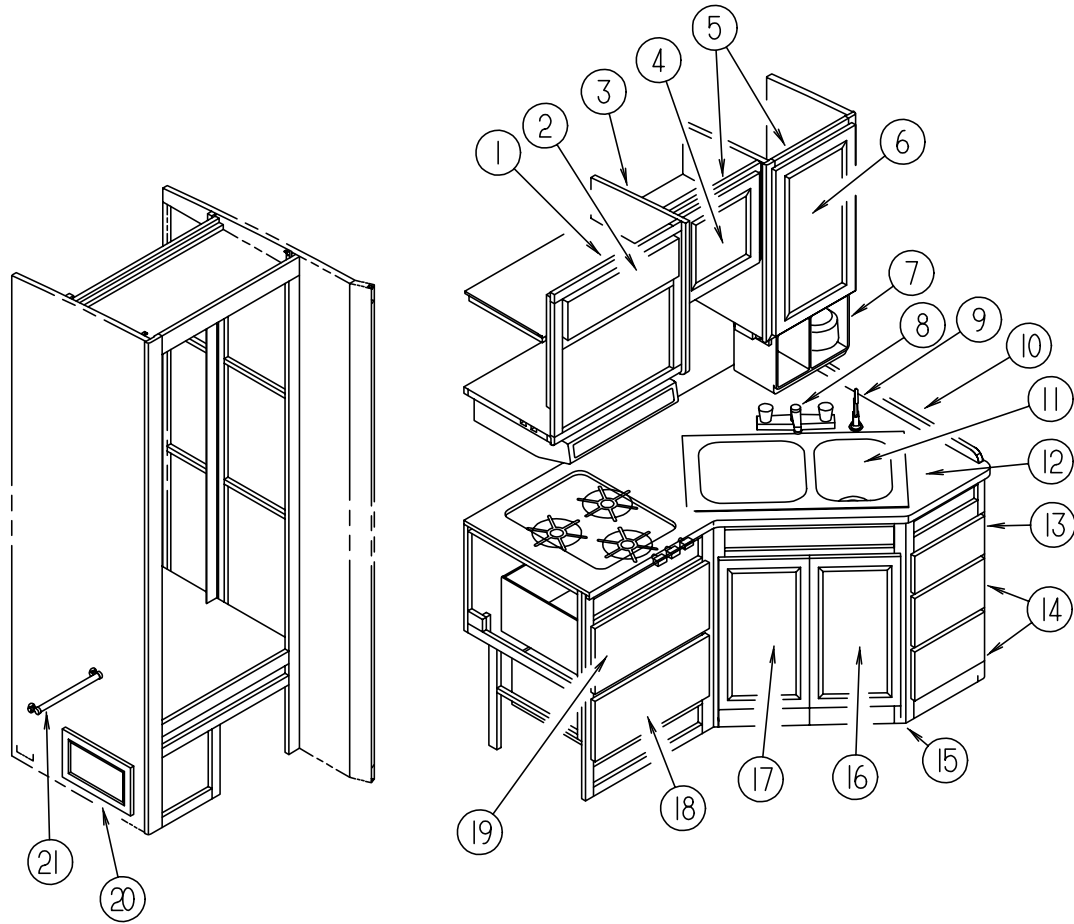
GALLEY CABINETRY & FIXTURES (US)



KEY	PART NUMBER	U/M	DESCRIPTION	VENDOR NO.
1	114390-03-G35	EA	CABINET ASM-MICROWAVE,OVHD	
2	M05993-11-G35	EA	DOOR - RADIUS EDGE - 7.1" X 21.8" - W/O HARDWARE	
3	081320-16-G09	EA	CAP ASM-END,OVHD	
4	M05993-A3-G35	EA	DOOR - RADIUS EDGE - 14.3" X 14.3" - W/O HARDWARE	
5	110776-01-G09	EA	CABINET ASM-OVHD,GALLEY	
6	M05993-89-G35	EA	DOOR - RADIUS EDGE - 14.3" X 26.7" - W/O HARDWARE	
7	103799-02-01A	EA	COFFEEMAKER WITH CLOCK,WHITE	
	103799-01-700	EA	POT-CARAFE, GLASS	679420
	103799-01-701	EA	BRACKETS, WHITE PAIR	164734-06 B & D
8	104114-02-01A	EA	FAUCET-GALLEY,SGL CONTROL 20PL1038-8" CHROME	
9	103635-01-000	EA	FAUCET-SINGLE CONTROL, EVERPURE 5435-00	
10	098335-08-F12	EA	RAIL-GALLEY,896 (G35, G37)	
				FROM: 00-00-00 THRU: 02-08-96
10	098335-16-F12	EA	RAIL-GALLEY (G35, G37)	
				FROM: 02-09-96 THRU: 99-99-99
10	098335-08-F32	EA	RAIL-GALLEY,896 (G36, G44)	
				FROM: 00-00-00 THRU: 02-08-96
10	098335-16-F32	EA	RAIL-GALLEY (G36, G44)	
				FROM: 02-09-96 THRU: 99-99-99
10	098335-08-F05	EA	RAIL-GALLEY,896 (G45)	
				FROM: 00-00-00 THRU: 02-08-96
10	098335-16-F05	EA	RAIL-GALLEY (G45)	
				FROM: 02-09-96 THRU: 99-99-99
11	110654-01-000	EA	SINK-STAINLESS STEEL DOUBLE BASIN (1 LG/1 SM BASIN)	
	092303-01-000	EA	STRAINER-SINK	
	108464-04-F40	EA	COVER-SINK 15" X 15" (G35, G37)	
	108464-04-F32	EA	COVER-SINK 15" X 15" (G36, G44)	
	108464-04-E38	EA	COVER-SINK 15" X 15" (G45)	
	108464-05-G35	EA	COVER-SINK 7.1" X 15" (G35, G37)	
	108464-05-G36	EA	COVER-SINK 7.1" X 15" (G36, G44)	
	108464-05-G45	EA	COVER-SINK 7.1" X 15" (G45)	
12	118450-24-F12	EA	COUNTERTOP ASM (G35, G37)	
12	118450-24-F12	EA	COUNTERTOP ASM (G36, G44)	
12	118450-24-F31	EA	COUNTERTOP ASM (G45)	
13	M05970-42-G35	EA	DRAWER - RADIUS EDGE - W/O SLIDES/HARDWARE	
14	M05970-R5-G35	EA	DRAWER - RADIUS EDGE - W/O SLIDES/HARDWARE	
15	M07556-02-G35	EA	CABINET ASM-GALLEY IG29RQ (G35, G37)	
15	M07556-02-G36	EA	CABINET ASM-GALLEY IG29RQ (G36, G44)	
15	M07556-02-G45	EA	CABINET ASM-GALLEY IG29RQ (G45)	
15	118450-01-G15	EA	CABINET ASM-GALLEY (G35, G37)	
15	118450-01-G36	EA	CABINET ASM-GALLEY (G36, G44)	
15	118450-01-G45	EA	CABINET ASM-GALLEY (G45)	
16	M05993-E3-G35	EA	DOOR - RADIUS EDGE - 12" X 22.8" - W/O HARDWARE	
17	M05993-36-G35	EA	DOOR - RADIUS EDGE - 12" X 22.8" - W/O HARDWARE	
18	M05970-R6-G35	EA	DRAWER - RADIUS EDGE - W/O SLIDES/HARDWARE	
19	M05993-99-G35	EA	DOOR - RADIUS EDGE - 9.8" X 14.5" W/O HARDWARE	
20	102786-04-G15	EA	HANDRAIL ASM-ENTRANCE DOOR - 93 G-SERIES	
20	099682-01-01A	EA	BRACKET-MOUNTING, HAND RAIL - BRASS	
	090329-01-000	FT	SEAL-T, REFRIGERATOR CABINET - .6" WIDE TOP X 2" TAIL	

GALLEY GROUP (CONTINUED)

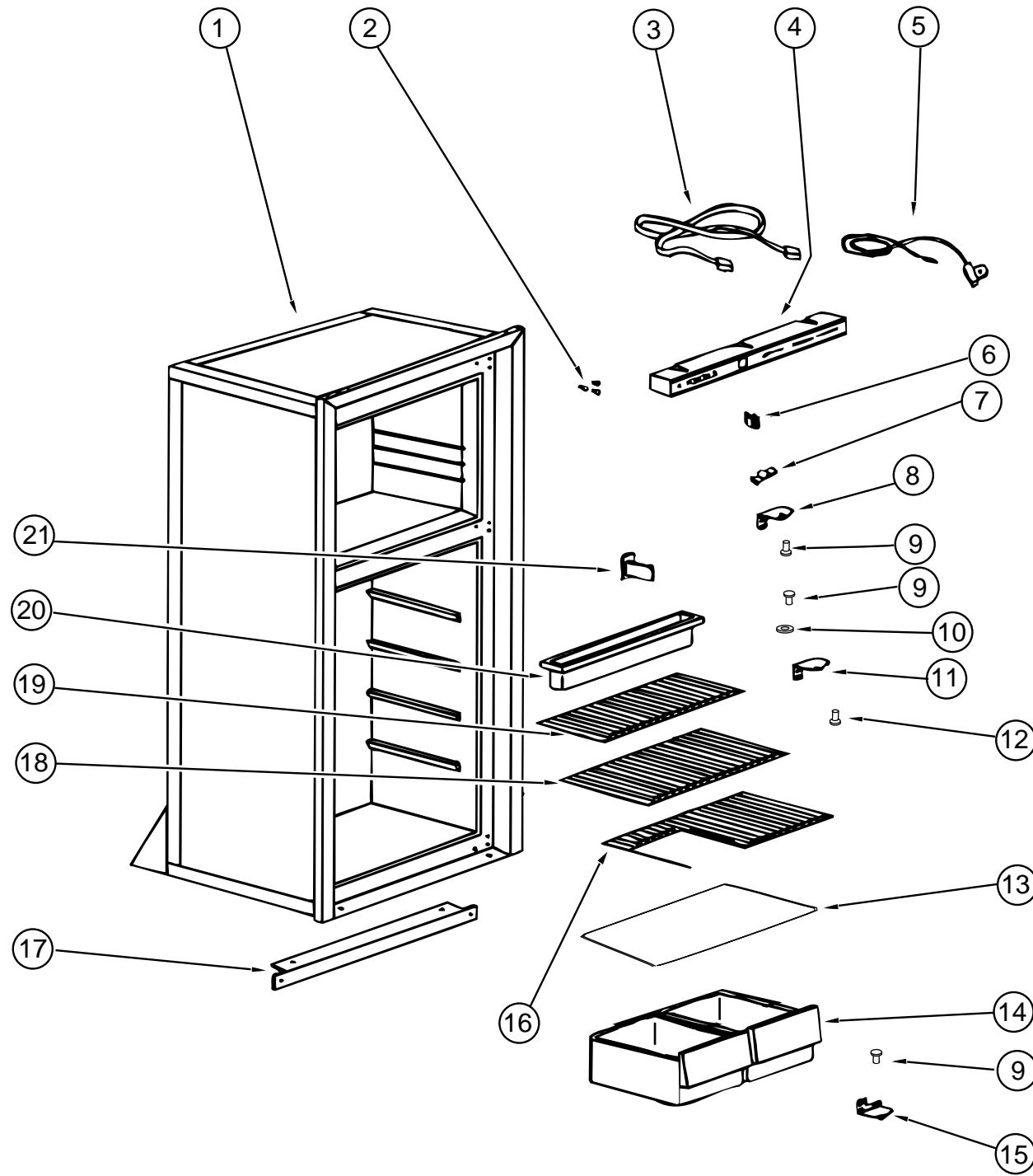
GALLEY CABINETRY & FIXTURES (EXPORT)



KEY	PART NUMBER	U/M	DESCRIPTION	VENDOR NO.
1	114390-03-G35	EA	CABINET ASM-MICROWAVE,OVHD	
2	M05993-11-G35	EA	DOOR - RADIUS EDGE - 7.1" X 21.8" - W/O HARDWARE	
3	081320-16-G09	EA	CAP ASM-END,OVHD	
4	M05993-A3-G35	EA	DOOR - RADIUS EDGE - 14.3" X 14.3" - W/O HARDWARE	
5	110776-01-G09	EA	CABINET ASM-OVHD,GALLEY	
6	M05993-89-G35	EA	DOOR - RADIUS EDGE - 14.3" X 26.7" - W/O HARDWARE	
7	103799-02-01A	EA	COFFEEMAKER WITH CLOCK,WHITE	
	103799-01-700	EA	POT-CARAFE, GLASS	679420
	103799-01-701	EA	BRACKETS, WHITE PAIR	164734-06 B & D
8	104114-02-01A	EA	FAUCET-GALLEY,SGL CONTROL 20PL1038-8" CHROME	
9	103635-01-000	EA	FAUCET-SINGLE CONTROL, EVERPURE 5435-00	
10	098335-08-F12	EA	RAIL-GALLEY,896 (G35, G37)	
				FROM: 00-00-00 THRU: 02-08-96
10	098335-16-F12	EA	RAIL-GALLEY (G35, G37)	
				FROM: 02-09-96 THRU: 99-99-99
10	098335-08-F32	EA	RAIL-GALLEY,896 (G36, G44)	
				FROM: 00-00-00 THRU: 02-08-96
10	098335-16-F32	EA	RAIL-GALLEY (G36, G44)	
				FROM: 02-09-96 THRU: 99-99-99
10	098335-08-F05	EA	RAIL-GALLEY,896 (G45)	
				FROM: 00-00-00 THRU: 02-08-96
10	098335-16-F05	EA	RAIL-GALLEY (G45)	
				FROM: 02-09-96 THRU: 99-99-99
11	110654-01-000	EA	SINK-STAINLESS STEEL DOUBLE BASIN (1 LG/1 SM BASIN)	
	092303-01-000	EA	STRAINER-SINK	
	108464-04-F40	EA	COVER-SINK 15" X 15" (G35, G37)	
	108464-04-F32	EA	COVER-SINK 15" X 15" (G36, G44)	
	108464-04-E38	EA	COVER-SINK 15" X 15" (G45)	
	108464-05-G35	EA	COVER-SINK 7.1" X 15" (G35, G37)	
	108464-05-G36	EA	COVER-SINK 7.1" X 15" (G36, G44)	
	108464-05-G45	EA	COVER-SINK 7.1" X 15" (G45)	
12	118450-25-G35	EA	COUNTERTOP ASM (G35, G37)	
12	118450-25-F32	EA	COUNTERTOP ASM (G36, G44)	
12	118450-25-F31	EA	COUNTERTOP ASM (G45)	
13	M05970-42-G35	EA	DRAWER - RADIUS EDGE - W/O SLIDES/HARDWARE	
14	M05970-R5-G35	EA	DRAWER - RADIUS EDGE - W/O SLIDES/HARDWARE	
15	M07556-03-G35	EA	CABINET ASM-GALLEY IG29RQ (G35, G37)	
15	M07556-03-G36	EA	CABINET ASM-GALLEY IG29RQ (G36, G44)	
15	M07556-03-G45	EA	CABINET ASM-GALLEY IG29RQ (G45)	
15	118450-02-G35	EA	CABINET ASM-GALLEY (G35, G37) (EXPORT)	
15	118450-02-G36	EA	CABINET ASM-GALLEY (G36, G44) (EXPORT)	
15	118450-02-G45	EA	CABINET ASM-GALLEY (G45) (EXPORT)	
16	M05993-E3-G35	EA	DOOR - RADIUS EDGE - 12" X 22.8" - W/O HARDWARE	
17	M05993-36-G35	EA	DOOR - RADIUS EDGE - 12" X 22.8" - W/O HARDWARE	
18	M05970-R7-G35	EA	DRAWER - RADIUS EDGE - W/O SLIDES/HARDWARE (EXPORT)	
19	M05970-20-G35	EA	DRAWER - RADIUS EDGE - W/O SLIDES/HARDWARE (EXPORT)	
20	M05993-99-G35	EA	DOOR - RADIUS EDGE - 9.8" X 14.5" W/O HARDWARE	
21	102786-04-G15	EA	HANDRAIL ASM-ENTRANCE DOOR - 93 G-SERIES	
21	099682-01-01A	EA	BRACKET-MOUNTING, HAND RAIL - BRASS	
	090329-01-000	FT	SEAL-T, REFRIGERATOR CABINET - .6" WIDE TOP X 2" TAIL	

GALLEY GROUP (CONTINUED)

REFRIGERATOR CABINET ASM. (NORCOLD 6182)

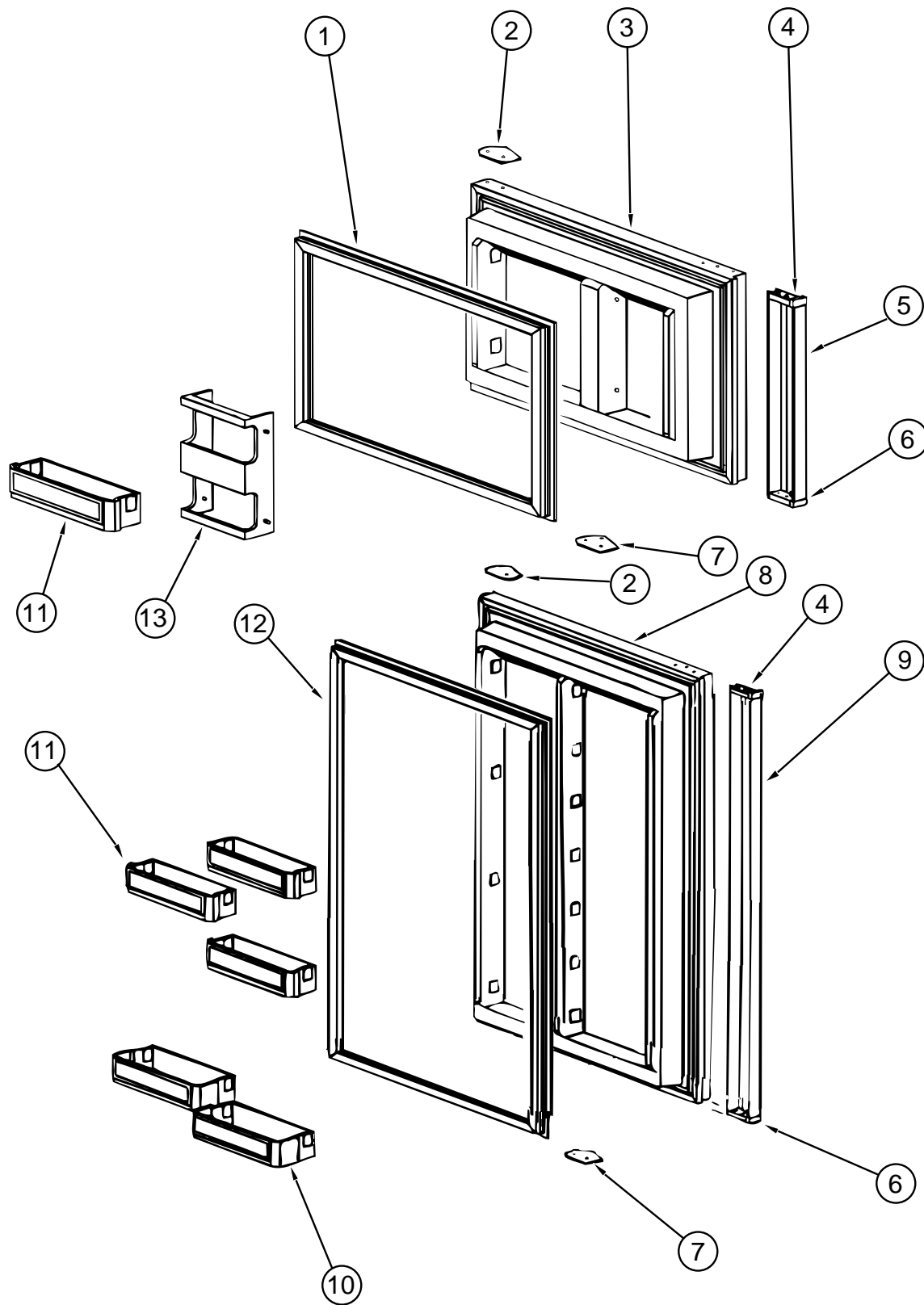


KEY	PART NUMBER	U/M	DESCRIPTION	VENDOR NO.
	104137-06-01A	EA	REFRIGERATOR-LARGE DBL DOOR 2-WAY	
1	104137-06-708	EA	FOAMED CAB ASM (BLACK W/ WHITE)	61725138
2	094039-01-722	EA	HOLE PLUG (BLACK) HINGE HOLES	61582030
3	084880-01-746	EA	CABLE	61571522
4	104137-06-700	EA	EYEBROW SHELL (2-WAY)	61726622
5	084880-01-753	EA	THERMISTER 78"	61693822
6	075217-01-738	EA	SWITCH-HUMIDITY	61525922
7	084880-01-760	EA	CLIP (THERMISTER)	61689122
8	094039-01-723	EA	HINGE BRACKET-TOP RH,BOTTOM - LH-BLACK	61580838
9	094039-01-725	EA	HINGE PIN (BLACK)(MALE)	61578130
	084880-03-702	EA	HINGE PIN TOP/BTM FEMALE	61580630
10	084880-01-749	EA	HINGE BUSHING	615807
11	094039-01-728	EA	HINGE BRACKET-CENTER,BLACK	61566530
12	094039-01-730	EA	HINGE PIN SHAFT (BLACK) CENTER HINGE	61566730
13	084880-01-722	EA	CRISPER COVER	615641
14	104137-06-707	EA	CRISPER (WHITE)	61571325
15	094039-01-724	EA	HINGE BRACKET-TOP LH,BOTTOM-RH-BLACK	61580938
16	094039-01-739	EA	SHELF (CUTOUT)	61646722
17	094039-01-732	EA	FRONT COVER (BLACK) BOTTOM TRIM	61622130
18	094039-01-733	EA	WIRE SHELF (MIDDLE)	61563822
19	104137-06-706	EA	WIRE SHELF (SHORT)	61718222
20	094039-01-735	EA	INSIDE DRIP TRAY (WHITE)	61572830
21	084880-01-732	EA	LATCH	61578522
	094039-01-736	EA	SWITCH-LIGHT-BLACK	61581022
	104137-06-727	EA	SHELF-FREEZER, WHITE	618057

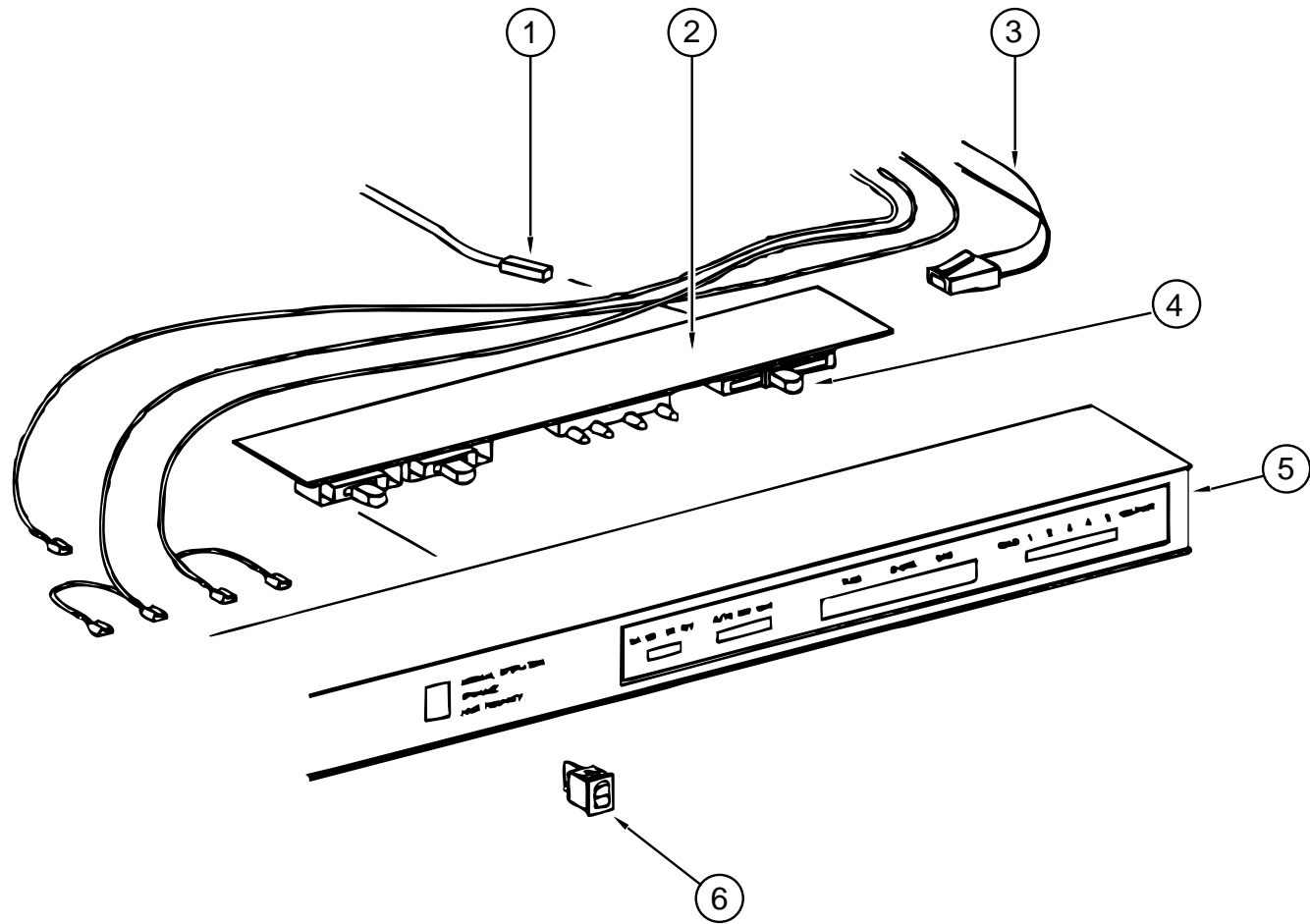
GALLEY GROUP (CONTINUED)

REFRIGERATOR DOORS (NORCOLD 6182)

KEY	PART NUMBER	U/M	DESCRIPTION	VENDOR NO.
1	094039-01-702	EA	GASKET (GRAY) UPPER	61567830
2	094039-01-710	EA	PLATE-HINGE, BLACK	61631330
3	094039-01-706	EA	UPPER DOOR LINER WHITE/ BLACK	61581838-B
4	084880-01-761	EA	CAP-END, CATCH, UPPER, BLACK	61593730
5	094039-01-708	EA	DOOR HANDLE ASM -UPPER, BLACK	61650038
	084880-01-720	EA	SPRING (FOR DOOR HANDLE)	61558822
6	084880-01-740	EA	END CAP (STOP CATCH)	61593830
7	094039-01-704	EA	PLATE-HINGE, BLACK	61631430
8	094039-01-715	EA	LOWER DOOR LINER (BLACK/ WHITE)	61581738-B
9	094039-01-717	EA	DOOR HANDLE ASM-LOWER (BLACK)	61649938
	084880-01-720	EA	SPRING (FOR DOOR HANDLE)	61558822
10	104137-06-704	EA	BIN-MILK, WHITE	61579425
11	104137-06-703	EA	BIN-DOOR SHELF (WHITE)	61564025
12	094039-01-713	EA	DOOR GASKET (LOWER) GRAY	61568030
13	104137-06-702	EA	RACK-JUICE (WHITE)	61580525



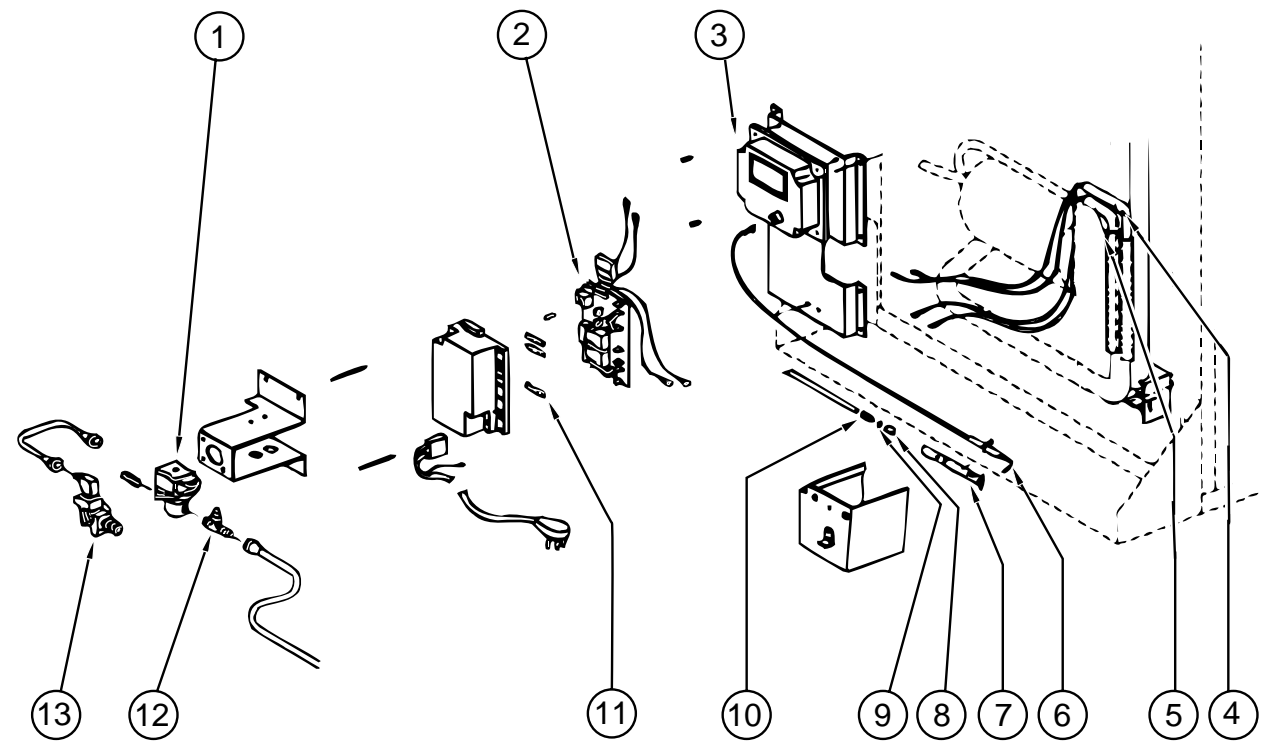
GALLEY GROUP (CONTINUED)



REFRIGERATOR EYEBROW ASM. (NORCOLD 6182)

KEY	PART NUMBER	U/M	DESCRIPTION	VENDOR NO.
1	084880-01-753	EA	THERMISTER 78"-W/O CLIP	61693822
2	094039-04-700	EA	PRINTED CIRCUIT BOARD-2 WAY	61647322
3	084880-01-746	EA	CABLE-PC BD TO POWER SUPPLY	61571522
4	102621-01-703	EA	BUTTON-THERMOSTAT, ADJUSTABLE	61587422
5	104137-06-700	EA	SHELL-EYEBROW, 2-WAY, W/ HUM	61726622
6	075217-01-738	EA	SWITCH-HUMIDITY	61525922

GALLEY GROUP (CONTINUED)

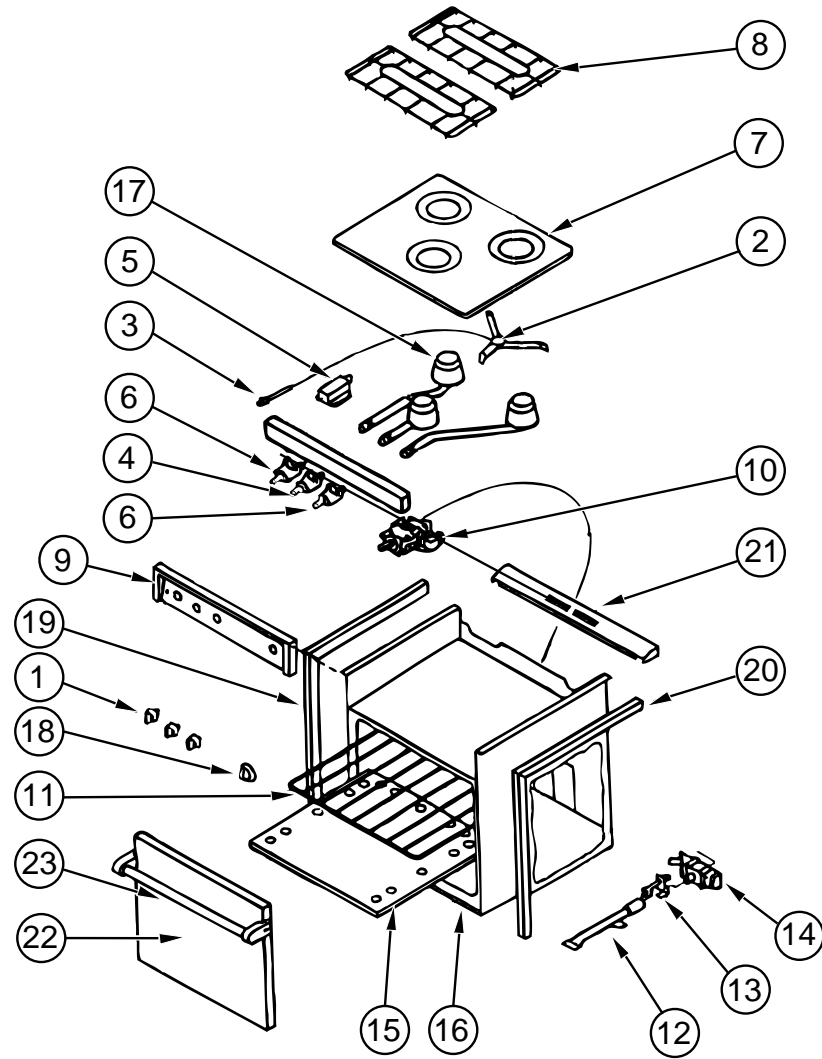


REFRIGERATOR CONTROL ASM. (NORCOLD 6182)

KEY	PART NUMBER	U/M	DESCRIPTION	VENDOR NO.
1	084880-01-718	EA	VALVE-GAS	61551822
2	094039-04-702	EA	POWER SUPPLY (2 WAY)	61647422
3	104137-02-700	EA	CHANNEL-CONTROL MODULE	61717037
4	088248-01-710	EA	HEATER-DC (HORIZONTAL) 3 WAY	615628
5	088248-01-709	EA	HEATER-AC (HORIZONTAL)	615627
6	104137-06-715	EA	ELECTRODE-SPARK/ SENSOR (SINGLE)	61692222
7	104137-06-714	EA	BURNER ASSEMBLY, 5-SLOT	61705222
8	084880-01-705	EA	ORIFICE	614522
9	104137-06-713	EA	ORIFICE GASKET	61475122
10	104137-06-712	EA	FITTING-GAS TUBE CONNECTION	61692722
11	104137-06-711	EA	FUSE 5 AMP	61611622
12	104137-06-710	EA	PRESSURE TAP	61594422
13	104137-06-709	EA	VALVE SHUT-OFF, MANUAL ASM	61694922
	084880-03-701	EA	COOLING UNIT (HORIZ BURNER)	61687337

GALLEY GROUP (CONTINUED)

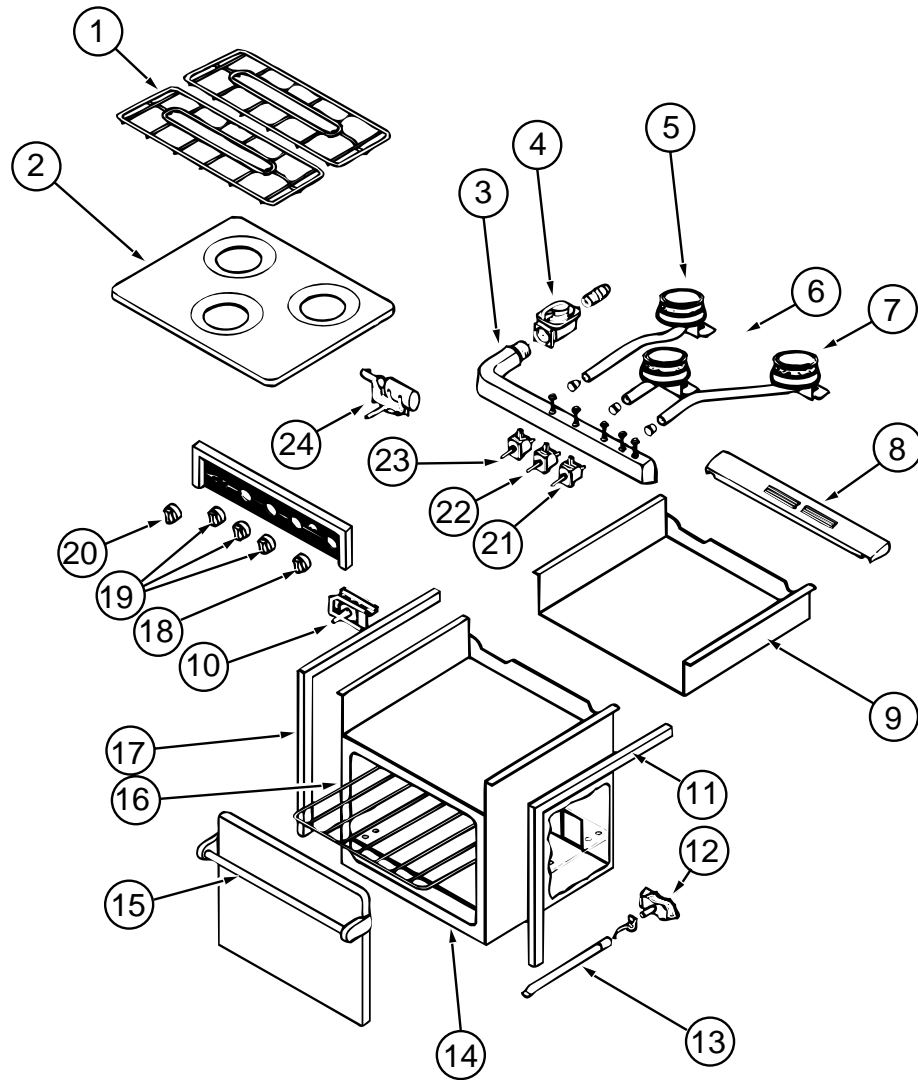
ATWOOD RANGE, 3 BURNER (BLACK R-2136BG) (FROM: 00-00-00 THRU: 02-28-96)



KEY	PART NUMBER	U/M	DESCRIPTION	VENDOR NO.
	107246-01-01A	EA	RANGE-W/ OVEN, 21" 3-BURNER BLACK	
	107314-01-01A	EA	RANGE COVER-BIFOLD 21" BLACK	
	105458-03-000	EA	BRACKET-TIEDOWN, STOVE-RIGHT	
	105458-04-000	EA	BRACKET-TIEDOWN, STOVE-LEFT	
1	101593-01-703	EA	KNOB-BURNER	53000
2	106689-01-701	EA	SPARK-IGNITOR ASM, HIGH OUTPUT	53078
3	106689-01-702	EA	PIEZO PUSH BUTTON	52279
4	106689-01-703	EA	VALVE-BURNER, ROBERT SHAW 9000 BTU	53047
5	106689-01-704	EA	REGULATOR W/EXTREME PRESSURE	52154
6	107323-01-719	EA	VALVE-BURNER, HARPER WYMAN 5200 BTU	51138
6	106689-01-705	EA	VALVE-BURNER, ROBERT SHAW 5200 BTU	52123
7	107246-01-700	EA	TOP-MAIN, BLACK	53083
8	107246-01-701	EA	GRATE-BURNER	53050
9	107246-01-702	EA	COVER-MANIFOLD	53072
10	107246-01-703	EA	THERMOSTAT ROBERT SHAW	52122
11	107246-01-704	EA	RACK-OVEN	51069
12	107246-01-705	EA	BURNER-OVEN	52018
13	107246-01-706	EA	PILOT ASSEMBLY-OVEN	52242
14	107246-01-707	EA	VALVE-SAFETY	51177
15	107246-01-708	EA	SHELF-OVEN, LOWER	51657
16	107246-01-709	EA	TRIM-LOWER, BLACK	53526D
17	107246-01-710	EA	BURNER-HIGH OUTPUT	53069
18	107246-01-711	EA	KNOB-THERMOSTAT	53001
19	107323-01-702	EA	TRIM LEFT	53023
20	107323-01-703	EA	TRIM RIGHT	53024
21	107323-01-705	EA	TRIM VENT	53525
	107323-01-710	EA	GRATE CLIP	53301
	107323-01-711	EA	RUBBER GRATE CUSHION	53008
22	107246-01-717	EA	DOOR-OVEN ASM, BLACK GLASS LARGE	51835
22	107323-01-713	EA	BLACKGLASS INSERT-W/ HOLE	53426
23	107323-01-714	EA	HANDLE ASM.-DESIGNER STYLE	51112
	107323-01-709	EA	HANDLE END CAP-W/O HOLE	53424

GALLEY GROUP (CONTINUED)

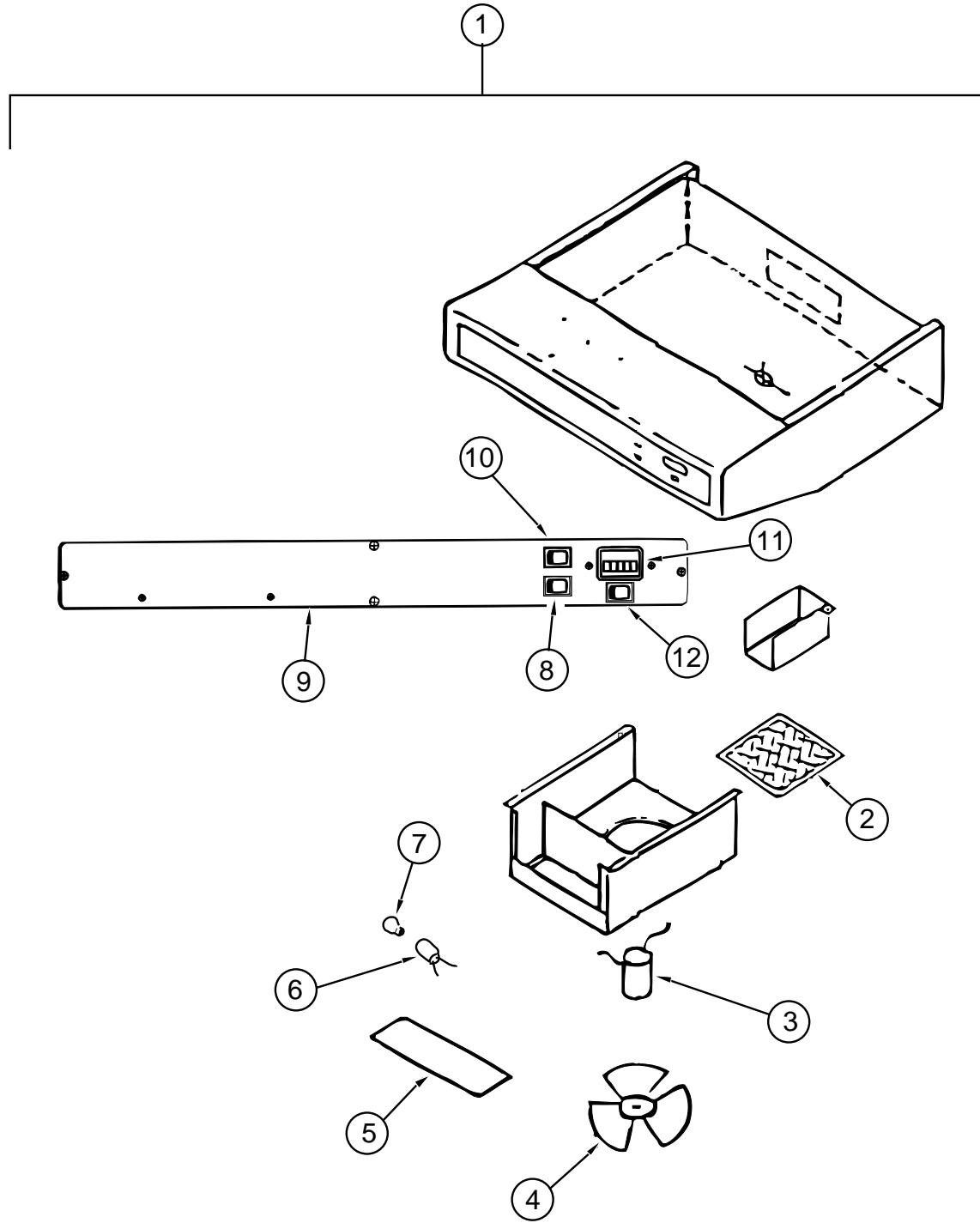
ATWOOD RANGE, 3 BURNER (BLACK R-2137BGP) (FROM: 02-29-96 THRU: 99-99-99)



KEY	PART NUMBER	U/M DESCRIPTION	VENDOR NO.
	121758-01-01A	EA RANGE-W/ OVEN, BLACK -R-2137BGP	
1	107246-01-701	EA GRATE-BURNER	53050
	107323-01-711	EA CUSHION-GRATE, RUBBER	53008
	107323-01-716	EA CLIP-GRATE, GREEN	50005
2	121758-01-714	EA RANGE-TOP, ALMOND	53082
3	121758-01-709	EA MANIFOLD 3 BURNER	51272
	121758-01-713	EA COVER-MANIFOLD	56107
4	106689-01-704	EA REGULATOR-EXTREME PRESSURE	51062
5	121758-01-707	EA BURNER LEFT REAR PZO	56066
6	121758-01-708	EA BURNER CENTER (HIGH OUTPUT)	56068
7	121758-01-706	EA BURNER RIGHT REAR PZO	56067
8	107323-01-705	EA TRIM-VENT	53525
9	121758-01-711	EA BURNER BOX	51684
10	107246-01-703	EA THERMOSTAT-ROBERT SHAW	52122
11	107323-01-703	EA TRIM-RIGHT	53024
12	107246-01-706	EA PILOT ASM.-ONLY (OVEN)	51065
13	107246-01-705	EA BURNER-OVEN	52018
14	107246-01-709	EA TRIM-LOWER, BLACK	53526D
15	107323-01-714	EA HANDLE ASM. DESIGNER STYLE	51112
	107323-01-713	EA GLASS-BLACK, INSERT OVEN DOOR	53426
16	107246-01-704	EA RACK-OVEN	51069
	107246-01-708	EA SHELF-OVEN, LOWER	51657
17	107323-01-702	EA TRIM-LEFT	53023
18	121758-01-703	EA KNOB THERMOSTAT	56094
19	121758-01-712	EA KNOB-BURNER (3)	56093
20	121758-01-700	EA KNOB (TURN STYLE) PIEZO IGN	56095
21	121758-01-710	EA VALVE-BURNER	56086
22	121758-01-705	EA VALVE HIGH OUTPUT	56087
23	121758-01-710	EA VALVE-BURNER	56086
24	121758-01-701	EA IGNITOR PIEZO (ROTARY)	56096
	121758-01-702	EA ELECTRODE WIRE (PIEZO IGNITOR)	56097
	107246-01-707	EA VALVE-SAFETY W/ PILOT COMP	51063

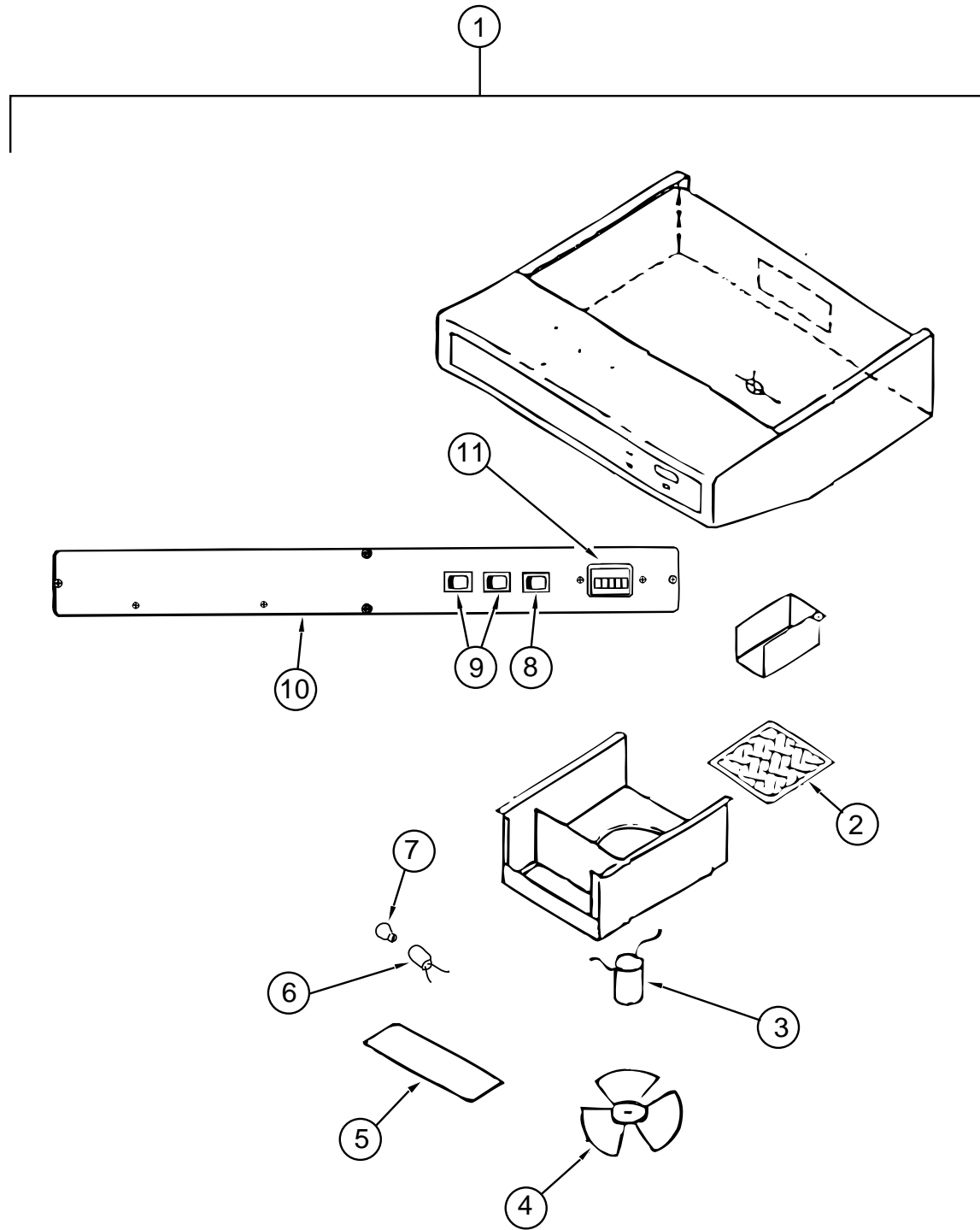
GALLEY GROUP (CONTINUED)

RANGE HOOD , W/ HOUR METER, TCS 5008-NBCLG (CANADIAN)



KEY	PART NUMBER	U/M DESCRIPTION	VENDOR NO.
1	100258-17-04A	EA HOOD-RANGE W/O MONT PNL TEX - *VENT-TCS 500-NBCLG	
2	096983-01-707	EA FILTER-MESH	CC246
3	090973-01-700	EA MOTOR-12 VOLT, CSA & UL	CA508-1
4	090973-01-702	EA BLADE-FAN	VA183-1
5	092696-02-701	EA LENS-LAMP	CC179-2
6	092696-01-710	EA HOLDER-LAMP	CB267-2
7	092696-01-709	EA BULB - 912	VA415
8	096983-01-700	EA SWITCH-ON/OFF	108
9	100258-01-700	EA LABEL-HOOD NOSE	CC428
10	096983-01-700	EA SWITCH-ON/OFF	108
11	100258-10-01A	EA GAUGE-HOUR METER W/SWITCH - SCREW ON STYLE	
11	100258-10-701	EA GAUGE-HOUR METER, CLIP ON	L0775-00
12	096983-01-702	EA SWITCH-MOM/OFF/MOM, 3 TERM	112

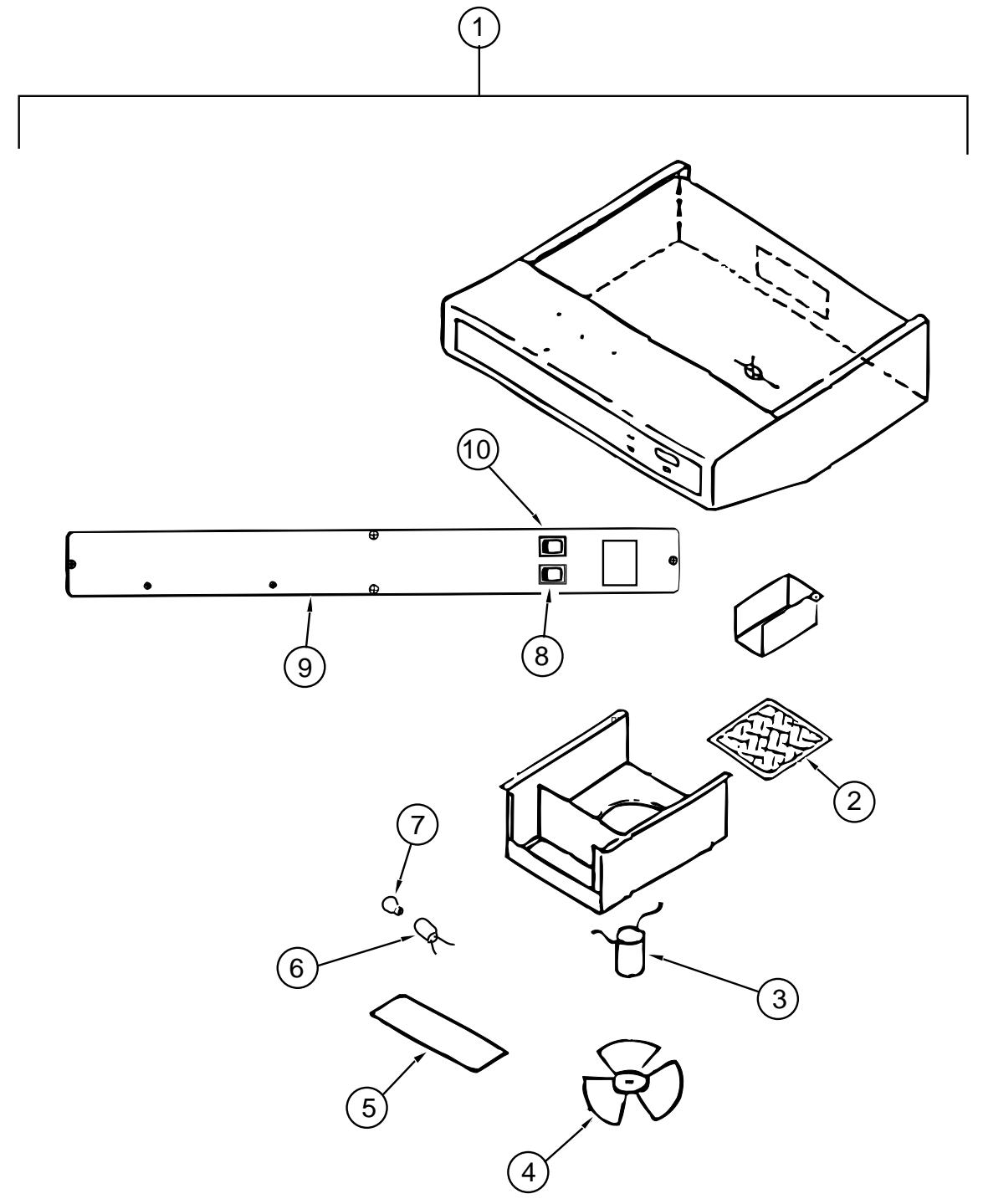
GALLEY GROUP (CONTINUED)



RANGE HOOD , W/HOUR METER, TPS-5009-SBDLG (USA)

KEY	PART NUMBER	U/M DESCRIPTION	VENDOR NO.
1	100258-18-03A	EA HOOD-RANGE W/O MONT PNL TEX - *VENT TP55009-SBO-LG	
2	096983-01-707	EA FILTER-MESH	CC246
3	090973-01-700	EA MOTOR-12 VOLT, CSA & UL	CA508-1
4	090973-01-702	EA BLADE-FAN	VA183-1
5	092696-02-701	EA LENS-LAMP	CC179-2
6	092696-01-710	EA HOLDER-LAMP	CB267-2
7	092696-01-709	EA BULB - 912	VA415
8	096983-01-702	EA SWITCH-MOM/OFF/MOM, 3 TERM	112
9	096983-01-700	EA SWITCH-ON/OFF	108
10	100258-01-700	EA LABEL-HOOD NOSE	CC428
11	100258-10-01A	EA GAUGE-HOUR METER W/SWITCH - SCREW ON STYLE	
11	100258-10-701	EA GAUGE-HOUR METER, CLIP ON	L0775-00

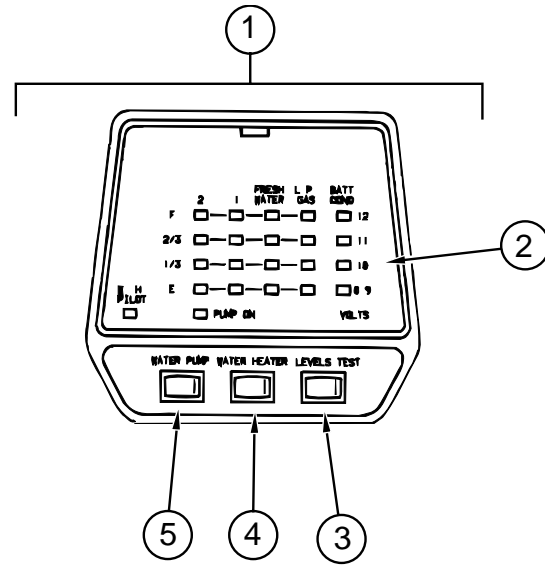
GALLEY GROUP (CONTINUED)



RANGE HOOD , W/O HOUR METER, TCS-5008-NBDLG (USA)

KEY	PART NUMBER	U/M DESCRIPTION	VENDOR NO.
1	100258-16-04A	EA HOOD-RANGE W/O MONT PNL TEX - *VENT TCS-5008-NBDLG	
2	096983-01-707	EA FILTER-MESH	CC246
3	090973-01-700	EA MOTOR-12 VOLT, CSA & UL	CA508-1
4	090973-01-702	EA BLADE-FAN	VA183-1
5	092696-02-701	EA LENS-LAMP	CC179-2
6	092696-01-710	EA HOLDER-LAMP	CB267-2
7	092696-01-709	EA BULB - 912	VA415
8	096983-01-700	EA SWITCH-ON/OFF	108
9	100258-01-700	EA LABEL-HOOD NOSE	CC428
10	096983-01-702	EA SWITCH-MOM/OFF/MOM, 3 TERM	112

GALLEY GROUP (CONTINUED)



MONITOR PANEL (2 WATER TANKS & WATER HEATER)

KEY	PART NUMBER	U/M DESCRIPTION	VENDOR NO.
1	102765-04-01A	EA PANEL-MONITOR, W/PLUG - FOR 2 TANKS & WATER HEATER - LVS	
2	102765-04-700	EA BOARD-CIRCUIT, 2 HOLDING TANKS	5076-11
3	097617-01-702	EA SWITCH (ALMOMND)	107
4	097617-01-701	EA SWITCH-ON/OFF, ALMOND	106
5	102765-01-700	EA SWITCH--ON-ON, ALMOND	110-01

GENERATOR GROUP

ONAN GENERATOR, 3.5 KW EMERALD PLUS (BGE-FN/29236G) (EXPORT)

KEY	PART NUMBER	U/M DESCRIPTION
	100974-04-000	EA GENERATOR - 4.0 KW EMERALD PLUS
	105958-03-000	EA PIPE - EXHAUST - GENERATOR
	007125-03-000	EA CLAMP - MUFFLER - 1.5" DIA
	007125-04-000	EA CLAMP - MUFFLER - 1.1" DIA
	079654-05-000	EA PIPE - EXHAUST - ANGLED - W/FLANGE - 2" ID - ONAN# 154-2539
	082272-01-000	EA MUFFLER - GENERATOR - ONAN
	094059-01-000	EA SPACER

ONAN GENERATOR, 4.0 MICROLITE (KY-FA/2600 B) (US, CSA)

KEY	PART NUMBER	U/M DESCRIPTION
	007125-04-000	EA CLAMP-MUFFLER, 1.1" DIA
	105958-08-000	EA PIPE-EXHAUST, GENERATOR
	109982-03-000	EA GENERATOR, 4.0 MICROLITE, ONAN# KY-FA/2600 B
	008401-01-000	EA STRAP-CONDUIT, 3/4" - 1 HOLE - GALVANIZED STEEL
	007125-04-000	EA CLAMP-MUFFLER, 1.1" DIA
	105958-08-000	EA PIPE-EXHAUST, GENERATOR

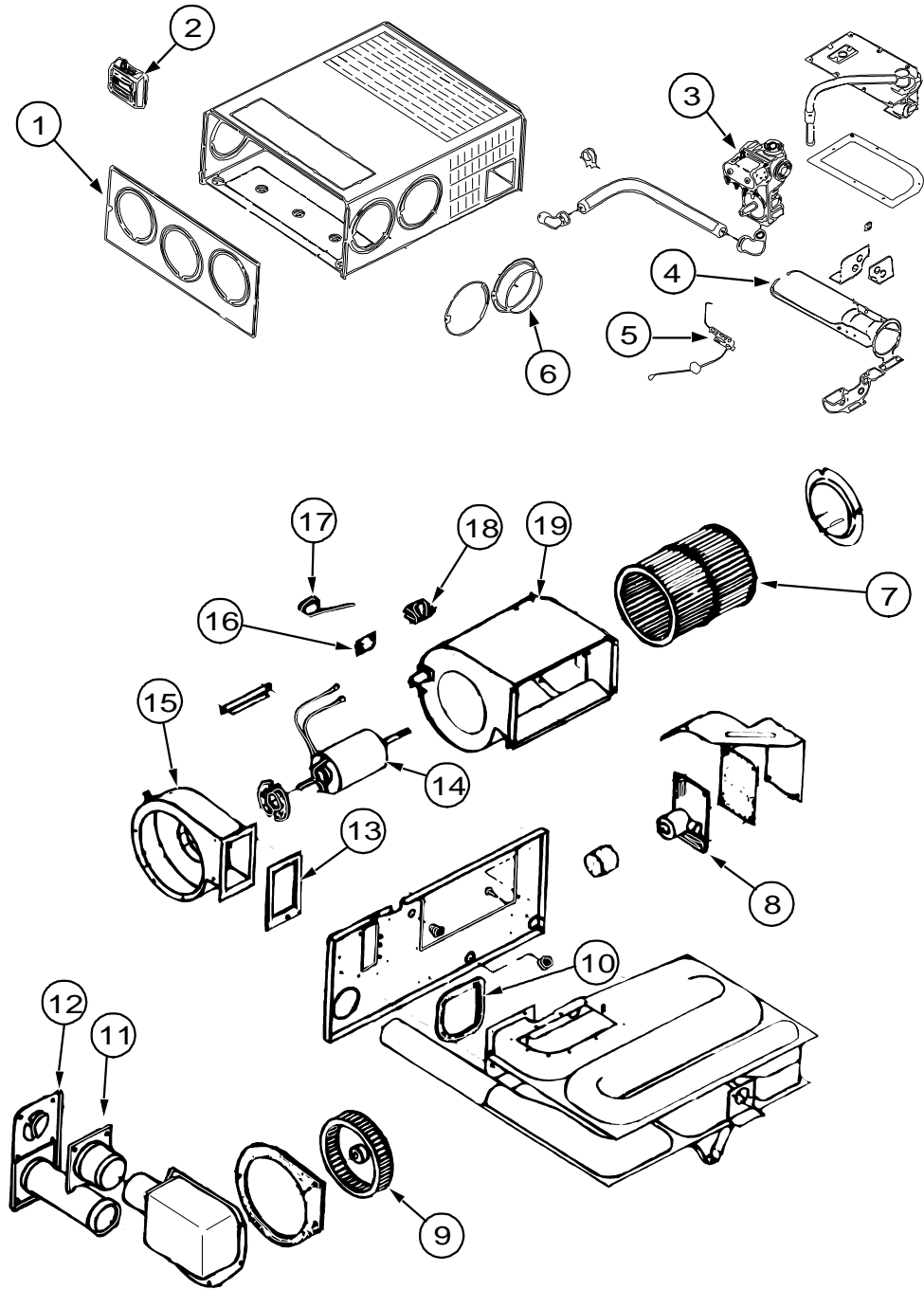
ONAN GENERATOR, LP, 3.6 MICROLITE (KY-FA/26120 B) (US, CSA)

KEY	PART NUMBER	U/M DESCRIPTION
	109982-04-000	EA GENERATOR-3.6 MICROLITE, ONAN KY-FA/26120 B
	007125-04-000	EA CLAMP-MUFFLER, 1.1" DIA
	105958-08-000	EA PIPE-EXHAUST, GENERATOR
	109982-04-000	EA GENERATOR-3.6 MICROLITE, ONAN KY-FA/26120 B
	008401-01-000	EA STRAP-CONDUIT, 3/4" - 1 HOLE - GALVANIZED STEEL

NOTE: ADDITIONAL GENERATOR COMPONENTS ARE FOUND IN THE CHASSIS GROUP

HEATING & AIR CONDITIONING GROUP

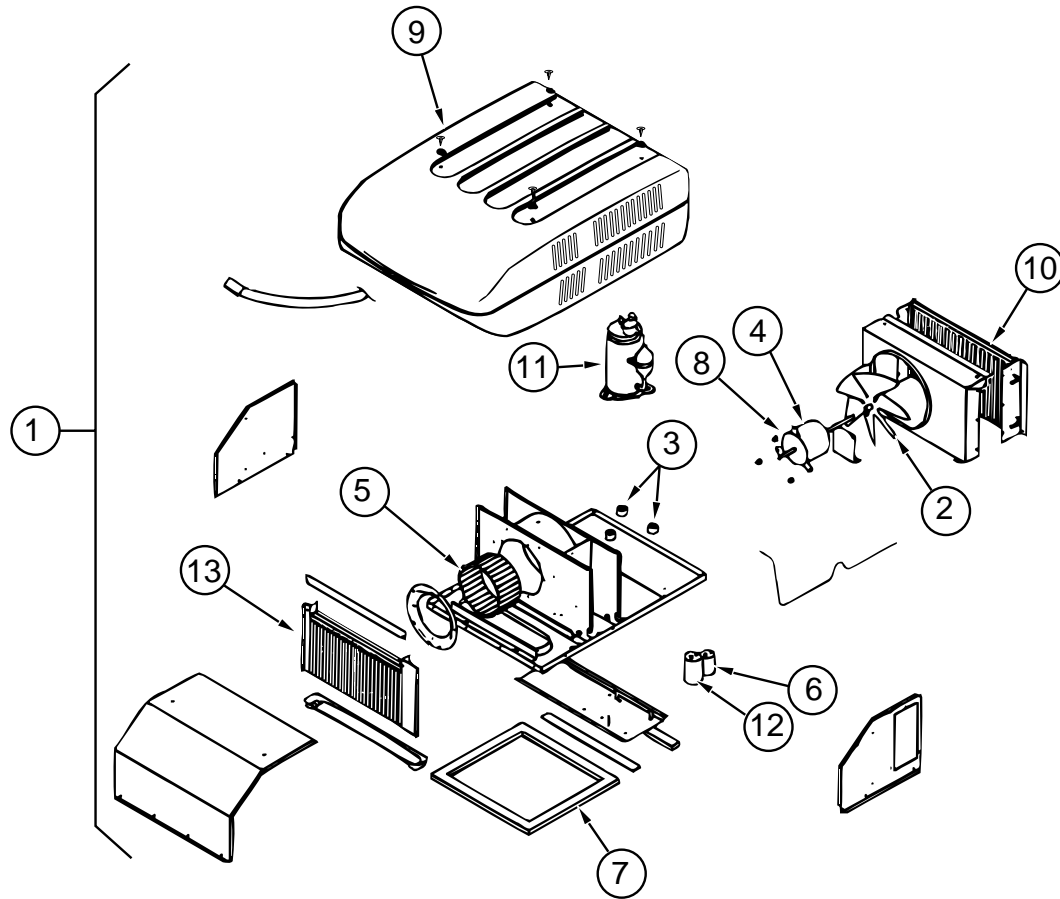
FURNACE (SUBURBAN SF-35 2274)



KEY	PART NUMBER	U/M	DESCRIPTION	VENDOR NO.
	098668-21-000	EA	FURNACE-35000 BTU	
1	098668-01-700	EA	CABINET FRONT	101242
2	115764-01-01A	EA	THERMOSTAT-FURNACE, 160902	
3	098668-01-714	EA	VALVE-GAS, SF S.N. 921401821	161070
4	098668-02-700	EA	BURNER ASSEMBLY-SF-30 & SF35	010745
5	098668-01-715	EA	ELECTRODE ASM.-SINGLE PROBE	232166
6	075696-02-703	EA	COLLAR-DUCT	050715
7	098668-01-711	EA	WHEEL-BLOWER, ROOM AIR	350129
8	098668-01-712	EA	BOARD-MODULE	520741
9	069634-01-720	EA	ORIFICE-MAIN BURNER	0180222
10	098668-01-706	EA	WHEEL-COMBUSTION AIR	350128
11	098668-01-716	EA	GASKET-FIREWALL, CHAMBER SIDE	070808
12	098668-01-713	EA	TUBE ASSEMBLY-INTAKE	051248
13	098668-01-707	EA	TUBE ASSEMBLY-EXHAUST W/ CAP	260231
14	098668-01-717	EA	GASKET-FIREWALL, BLOWER SIDE	070809
15	098668-03-700	EA	MOTOR ASSEMBLY-SF-35	231707
16	098668-01-708	EA	HOUSING-BLOWER, COMBUSTION	390441
17	101990-01-714	EA	GASKET-MICROSWITCH	230877
18	098668-21-700	EA	SWITCH-MICROSWITCH, W/O FLAG 3 1/4"	232261
19	074466-01-702	EA	RELAY-TIME DELAY	230625
	098668-01-710	EA	HOUSING-BLOWER, ROOM AIR	390440
	098668-14-000	EA	GASKET-FIBERGLASS, .5" X 18" X 18"-070976	
	098668-21-701	EA	SWITCH-LIMIT	231799
	098668-23-000	EA	DOOR-ACCESS, FURNACE-BRIGHT WHITE -520574	
	076776-01-000	EA	TEE-BARB, 5/8" X 5/8" X 5/8"	
	009198-01-000	FT	DUCT-HEAT, FLEXIBLE-4" ID X 25 FT	
	009200-01-000	EA	TAPE-FURNACE, 1 1/2"	
	092777-01-000	EA	ADAPTER-DUCT, 4"	
	094600-05-01A	EA	REGISTER-HEAT, W/O DAMPER-LIMA 41-DURA-BEIGE	
	056464-10-000	EA	REGISTER-W/O DAMPER, 4" DIAMETER-DURA-BEI	
	093614-02-02A	EA	GRILL-RETURN AIR, DURA-BEIGE-LIMA -19H-8X8BR-RAG	

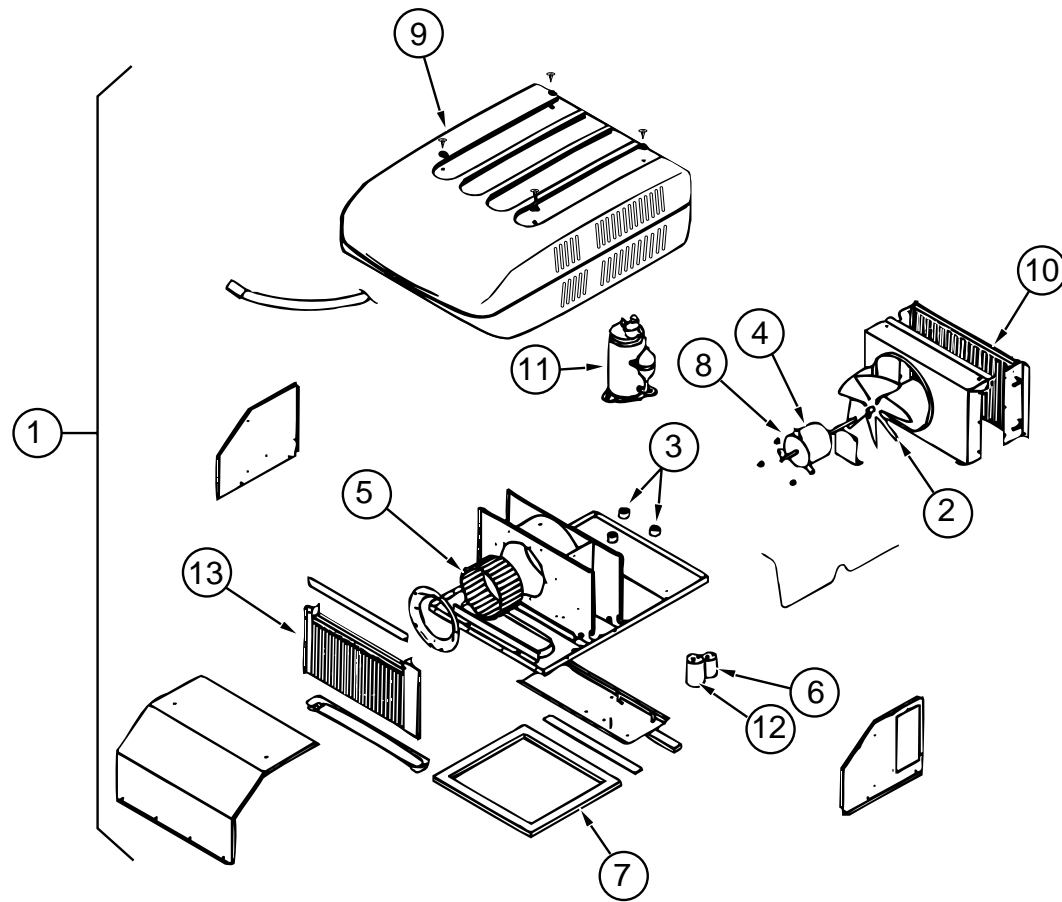
HEATING & AIR CONDITIONING GROUP (CONTINUED)

COLEMAN ROOF AIR 13,500 BTU (EXPORT)



KEY	PART NUMBER	U/M DESCRIPTION	VENDOR NO.
1	108889-02-03A	EA A/C-ROOF, 13,500 TSR HO IVORY-7373A891	
2	093763-01-712	EA FAN BLADE-CONDENSER	6733-3221
3	105620-01-706	EA FOOT PKG-COMPRESSOR, 3 PER PACKAGE	6759-3081
4	108889-02-701	EA MOTOR	1468-3059
5	108889-01-706	EA IMPELLOR	1472-1041
6	093763-01-704	EA CAPACITOR-FAN	1499-3461
7	108889-01-711	EA GASKET PACKAGE	6792-3301
8	108889-01-715	EA MOTOR MOUNT & SHAFT SEAL KIT	6792-3361
9	108889-05-700	EA SHROUD (BRIGHT WHITE) LESS LOGO	7333-4601
10	108889-01-703	EA CONDENSER COIL	1452A1301
11	108889-02-700	EA COMPRESSOR	1452-2029
	108889-01-704	EA OVERLOAD (MRA#98693)	6749-3541
12	108889-01-707	EA RUN CAPACITOR (COMP-25MFD/ 370)	1499-5661
13	108889-01-709	EA EVAPORATOR COIL	1452A1311
	108889-02-703	EA START RELAY	1497-4141
	093306-01-701	EA DECAL PKG-LEFT & RIGHT	6798B3591
	108889-01-710	EA FILLER PAD-COND AIR SEAL	6759A3971
	108889-01-713	EA SUCTION LINE (3/8 OD X .032 WALL)	6792-130
	108889-01-714	EA DISCHARGE LINE ASM.	6792-531
	108892-01-01A	EA CEILING ASM-A/C DUCTED, 7330-730 IV	
	108892-01-700	EA PLUG ASSEMBLY	7330-540
	108892-01-701	EA TERMINAL BOARD	7330-3201
	108892-01-702	EA PRINTED CIRCUIT BOARD	7330-3211
	108892-01-703	EA FILTER	6798A3761
	108892-01-704	EA GRILLE (PLASTIC)	6798-3041
	108892-01-705	EA SMALL PARTS PKG	7330A6101
	102289-01-000	EA SPRING-SCREW, ROOF A/C GASKET-6757-150	
	110403-01-G09	EA SPACER ASM-RETURN AIR, OAK	
	117238-01-01A	EA THERMOSTAT-A/C AND FURNACE, 7330-3371	
	117238-02-01A	EA THERMOSTAT-A/C ONLY, 7330-3381	
	088238-01-000	EA COVER-SWITCH, A/C SELECTOR-FRONT TO REAR A/C	
	073937-03-000	EA SWITCH-ROTARY SELECTOR, 3 DECK-A/C-CA20-USA892	
	088238-02-000	EA COVER-SWITCH, A/C SELECTOR FOR FRONT OR REAR	
	056464-06-000	EA REGISTER-HEAT/ A/C, ROUND W/O DAMPER-4"-PLASTIC-OFF WHITE	
		FROM: 00-00-00 THRU: 03-17-96	
	120134-01-01A	EA REGISTER-4-5" DIA W/ DAMPER, OFF WHITE	
		FROM: 03-18-96 THRU: 99-99-99	

HEATING & AIR CONDITIONING GROUP (CONTINUED)



HEATING & AIR CONDITIONING GROUP (CONTINUED)

COLEMAN CEILING ASSEMBLY 14,800 BTU A/C

KEY	PART NUMBER	U/M DESCRIPTION	VENDOR NO.
	108892-01-01A	EA CEILING ASM-A/C DUCTED - COLEMAN 7330-730IV	
	108892-01-700	EA PLUG ASSEMBLY	7330-540
	108892-01-701	EA BOARD-TERMINAL	7330-3201
	108892-01-702	EA BOARD-PRINTED CIRCUIT	7330A3211
	108892-01-703	EA FILTER	6798A3761
	108892-01-704	EA GRILLE (PLASTIC)	6798-3041
	108892-01-705	EA SMALL PARTS PKG	7330A6101
	073937-03-000	EA SWITCH-ROTARY SELECTOR, 3 DECK - A/C - CA20-USA892	
	110403-01-G09	EA SPACER ASM-RETURN AIR,OAK	
	117238-01-01A	EA THERMOSTAT-A/C AND FURNACE - COLEMAN 7330-3371	
	120134-01-01A	EA REGISTER - 4"-5" DIAMETER W/DAMPER - OFF WHITE - D&W8840	

REAR HEATER SYSTEM

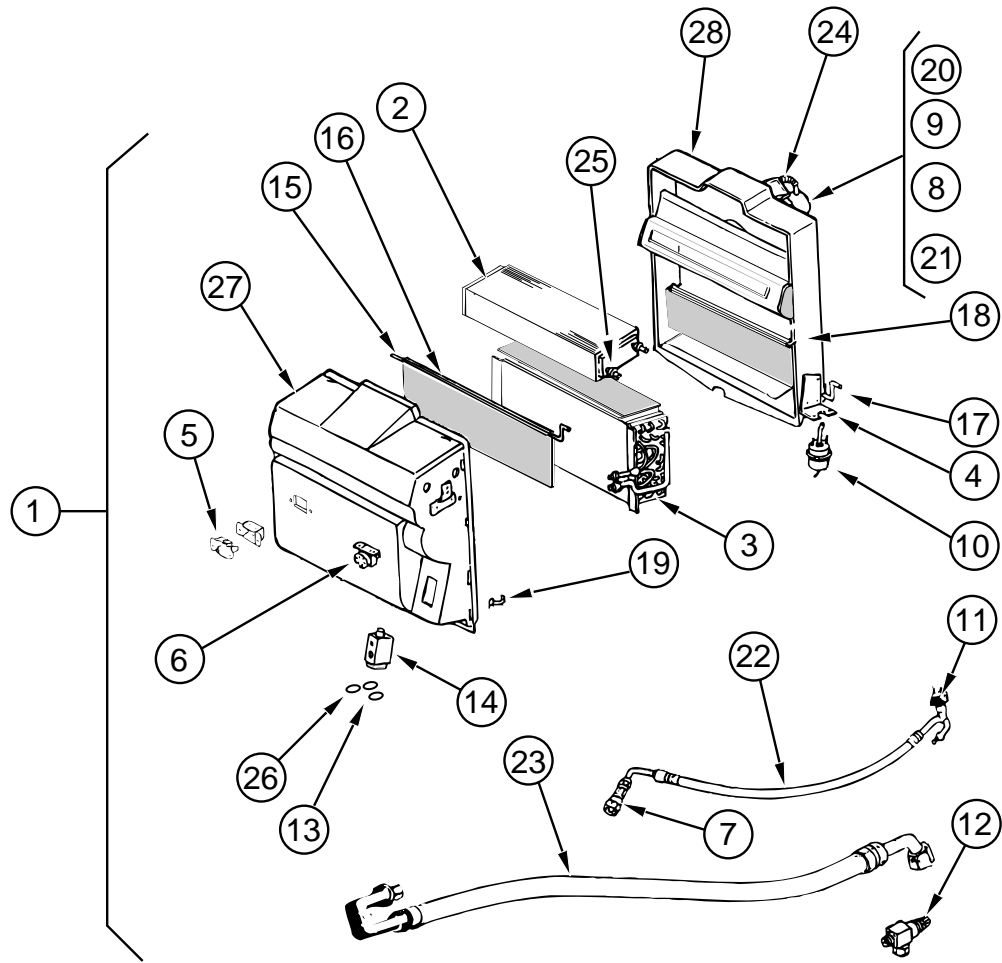
KEY	PART NUMBER	U/M DESCRIPTION	VENDOR NO.
	007108-01-000	FT HOSE-HEATER, 5/8" ID - HI-TEMP - FORD ESE-M2D192-A	
	061673-01-000	EA BRACKET-MOTOR AID TUBES, 4" X 1.5" - STEEL	
	007076-01-000	EA HOSE-FLEXIBLE PVC - 2" ID - INCREMENTS OF 50'	
	079059-01-000	EA HOSE-90 DEGREE, 5/8"ID X 4" X 36"	
	079059-02-000	EA HOSE, 90 DEGREE, .61" I.D. X 4" X 6"	
	079059-13-000	EA HOSE-90 DEGREE, .61"ID X 4" X 48"	
	084405-01-000	EA HEATER ASM-REAR, DUCTED - W/MOTOR AID - EVANS	
	084405-01-700	EA CORE-HEATER	FT200229
	084405-01-701	EA FAN BLADES	HV029931
	084405-01-702	EA MOTOR ASSEMBLY, 12 VOLT	R0200180

COLEMAN ROOF AIR 14,800 BTU (US & CSA)

KEY	PART NUMBER	U/M DESCRIPTION	VENDOR NO.
1	115219-01-03A	EA A/C-ROOF, 14,800 BTU - MACH 15 - BRIGHT WHITE - COLEMAN 7335B896	
2	093763-01-712	EA FAN BLADE-CONDENSER	6733-3221
3	105620-01-706	EA FOOT PACKAGE-COMPRESSOR, 3 PER PACKAGE	6759-3081
4	108889-01-705	EA MOTOR - 115V, 60HZ	1468-3049
5	108889-01-706	EA IMPELLOR	1472-1041
6	093763-01-704	EA CAPACITOR-FAN, (7.5MFD.370U)	1499-5461
	108889-01-710	EA FILLER PAD-COND AIR SEAL	6759A3971
7	108889-01-711	EA GASKET PACKAGE	6792-3301
8	108889-01-715	EA MOTOR MOUNT & SHAFT SEAL KIT	6792-3361
9	108889-05-700	EA SHROUD	7333-4601
10	115219-01-700	EA CONDENSER COIL	1452-1321
11	115219-01-701	EA COMPRESSOR, PANASONIC	1450-2039
12	115219-01-702	EA CAPACITOR-RUN, COMPRESSOR	1499-5741
	115219-01-703	EA RELAY-START	1497-4151
13	115219-01-704	EA EVAPORATOR COIL	1452-1331
	115219-01-707	EA DISCHARGE LINE ASSEMBLY	7335A132
	115219-01-705	EA LINE-SUCTION, LOWER	7335-130
	115219-01-706	EA LINE-SUCTION, UPPER	7335-131
	093306-01-720	EA CAPACITOR-START	1497-3351
	093306-01-701	EA DECAL PACKAGE-LEFT & RIGHT	6798B3591
	102289-01-000	EA SPRING-SCREW, ROOF A/C GASKET - COLEMAN 6757-150	

HEATING & AIR CONDITIONING GROUP (CONTINUED)

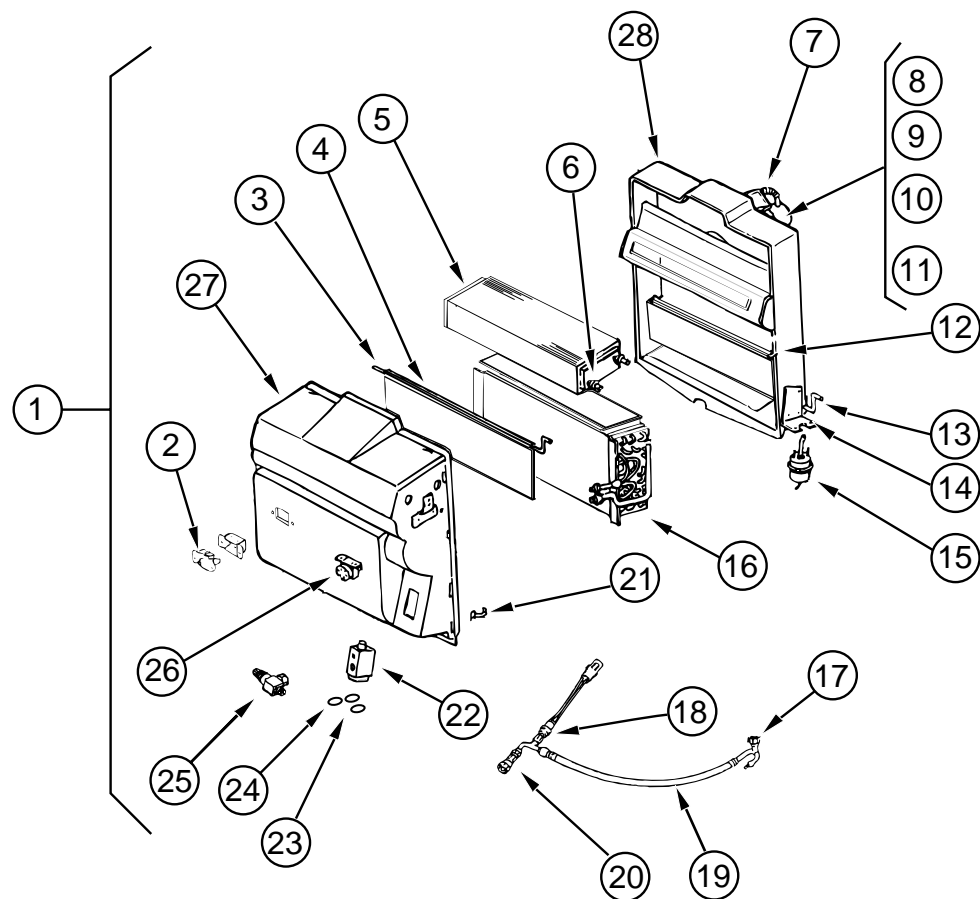
AUTOMOTIVE AIR CONDITIONING (FORD)



KEY	PART NUMBER	U/M DESCRIPTION	VENDOR NO.
1	103930-21-000	EA EVAP/HEATER-FORD, R134A, BLOCK	
2	103930-01-703	EA CORE-HEATER	042-0010
3	103930-01-704	EA COIL EVAPORATOR	041-0017
4	103930-01-708	EA BRACKET-VACUUM MOTOR	070-0113
5	103930-01-710	EA RESISTOR-FUSED	035-0006
6	103930-01-711	EA THERMOSTAT	033-0003
7	103930-01-713	EA FITTING-QUICK CONNECT, #4	050-003
8	103930-01-717	EA WHEEL-CLOCKWISE	062-0010
9	103930-01-720	EA MOTOR	030-0004
10	103930-02-708	EA MOTOR-VACUUM SERVO, A/C	030-0025
11	103930-12-708	EA SWITCH-BINARY, R-134A	032-0048
12	103930-13-702	EA SERVICE VALVE W/O C.P.	050-152
13	103930-17-702	EA GASKET OR SAE 015 #10 33-781	045-0127
14	103930-20-700	EA VALVE EXPANSION BLOCK (2 TON)	034-0032
15	103930-20-702	EA ROD F/BLEND AIR DOOR	073-0039
16	103930-20-703	EA DOOR-BLEND AIR	071-0212
17	103930-20-704	EA ROD-DOOR, RECIRCULATING	073-0018
18	103930-20-705	EA DOOR PANEL-RECIRCULATING	071-0213
19	103930-20-706	EA CLIP-RETAINER	022-0057
20	103930-20-707	EA BLOWER HOUSING	062-0145
21	103930-20-708	EA CLIP F/ MOTOR SHAFT	022-0001
22	103930-21-700	EA HOSE ASM.-#6	085-0139
23	103930-21-701	EA HOSE ASM.-#10	085-0140
24	110279-01-703	EA HOSE-VENT, MOTOR BLOWER	70510034
25	110279-01-712	EA HEATER FITTING	
26	113245-01-707	EA GASKET	045-0126
27	103930-20-710	EA CASE-FRONT, SUB-ASM.	062-0146
28	103930-20-711	EA CASE-BACK, SUB-ASM.	062-0147
	007281-01-000	EA HOSE-FLEXIBLE PVC, 2.5"ID X 50'-ATCOFLEX-A-182-355	
	072341-06-700	EA SWITCH-4 SPEED, FAN	032-0043
	094831-01-709	EA CLAMPS-ROD, 3/16"-MOTIVAIR	ZGG14431
	103930-02-701	EA VALVE-CONTROL HEAD	034-0015
	103930-02-702	EA DECAL-FAN SWITCH	058-0008
	103930-02-703	EA HARNESS-WIRE CONTROL	036-0048
	103930-02-704	EA HARNESS-VACUUM CONTROL	036-0049
	103930-02-705	EA CABLE-CONTROL, BOWDEN	074-0011
	103930-02-706	EA CLIP-CABLE, CONTROL	022-0017
	103930-02-707	EA RELAY	031-0001
	103930-02-708	EA MOTOR-VACUUM, SERVO-A/C	030-0025
	103930-02-710	EA CANISTER-VACUUM	054-0002
	103930-23-000	EA VALVE-WATER, 2 PORT-034-00114	
	103930-24-000	EA VALVE-WATER, 4 PORT-034-00035	
	103930-02-712	EA CONTROL PANEL-A/C & HEAT, BLACK FACING	032-0054
	103930-04-000	EA CONTROL/ PLENUM SET	
	103930-05-000	EA MANUAL-OWNERS, HEATER-A/C-057-0049	
	103930-17-000	EA HOSE KIT-#10 GM, SANDEN COMP-093-00076	
	103930-17-700	EA FITTING-PAD COMP. SUCTION SAN	050-0131
	103930-17-701	EA FITTING-#10.90 W/FERRULE/1342CP	050-0132
	103930-17-702	EA GASKET OR SAE 015 = #10 33-781	045-0127
	103930-17-703	EA GASKET-SEAL,SANDEW COMP33-76	045-0142
	103930-17-704	EA HOSE ASSY-#10	085-0113
	024990-05-000	EA 4" DIAMETER OUTLET- W/ SWIVEL DEFLECTORS	
	103016-01-000	EA PLENUM-TRANSITION	
	103017-01-000	EA PLENUM-DEFROSTER	
	103558-01-06A	EA VENT-DEFROSTER, ABS QUICK SILVER	
	103796-01-01A	EA LOUVER ASM-A/C CARY PROD BLACK	
	056402-05-000	EA BRACKET-HEATER VENT, ROUND-W/ BEND-BLACK	
	077075-01-000	EA GASKET-INSTRUMENT PANEL TO DEFROSTER PLENUM, .6" X 11.3"	
	077075-03-000	EA GASKET-INSTRUMENT TO DEFROSTER PLENUM, SPL	

HEATING & AIR CONDITIONING GROUP (CONTINUED)

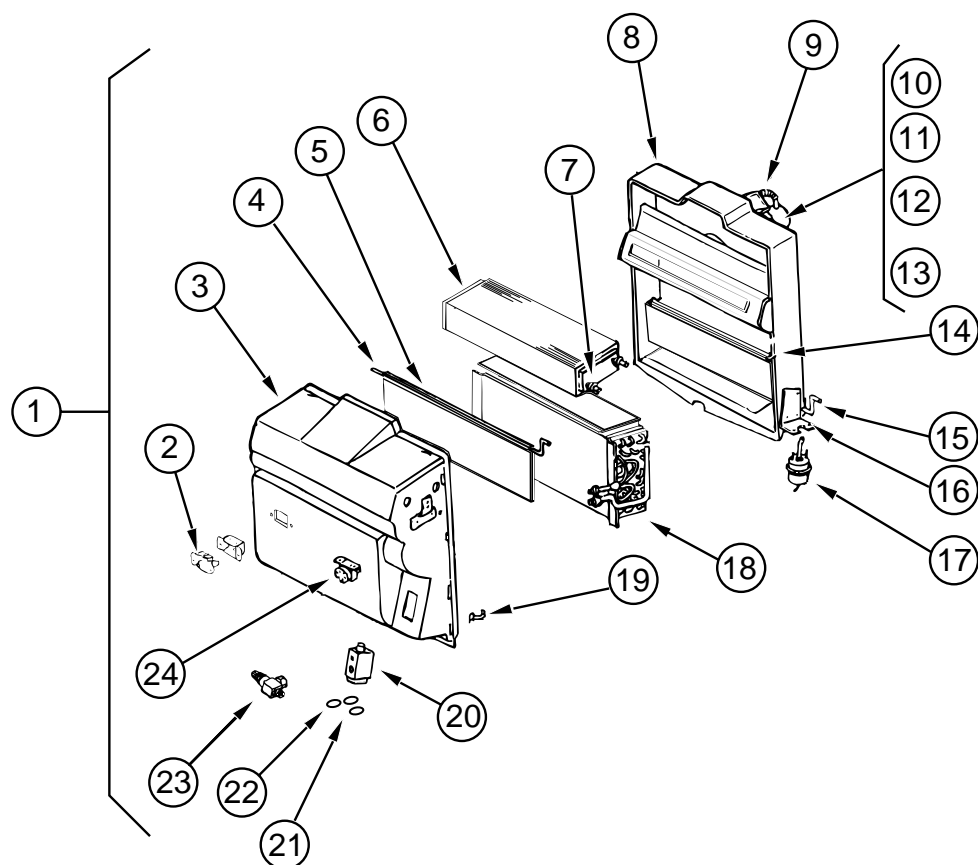
SCS AUTOMOTIVE AIR CONDITIONING (CHEVY) (FROM: 00-00-00 THRU: 01-14-96)



KEY	PART NUMBER	U/M DESCRIPTION	VENDOR NO.
1	103930-20-000	EA EVAP/HEATER CHEV R134A, BLOCK	
2	103930-01-710	EA RESISTOR-FUSED, A/C	035-0006
3	103930-20-702	EA ROD-DOOR, BLEND AIR	073-0039
4	103930-20-703	EA DOOR-BLEND AIR	071-0212
5	103930-01-703	EA CORE-HEATER	042-0010
6	110279-01-712	EA FITTING-HEATER	050-0076
7	110279-01-703	EA HOSE-VENT, BLOWER MOTOR	051-0034
8	103930-01-717	EA WHEEL-BLOWER, CLOCKWISE	062-0010
9	103930-01-720	EA MOTOR-BLOWER, (PM105)	030-0004
10	103930-20-707	EA HOUSING-BLOWER	062-0145
11	103930-20-708	EA CLIP-MOTOR SHAFT	022-0001
12	103930-20-705	EA PANEL-DOOR, RECIRCULATING	071-0213
13	103930-20-704	EA ROD-DOOR-RECIRCULATING	073-0018
14	103930-01-708	EA BRACKET-VACUUM MOTOR	070-0113
15	103930-02-708	EA MOTOR-VACUUM SERVO, A/C	030-0025
16	103930-01-704	EA COIL-EVAPORATOR	041-0017
17	103930-12-708	EA SWITCH-BINARY, HI-LOW CUTOUT	032-0048
18	103930-01-716	EA SWITCH-PRESSURE, FAN	032-0036
19	103930-20-701	EA HOSE ASM. #6, EVAP-DRIER	085-0138
20	103930-12-709	EA FITTING-QUICK CONNECT	050-0120
21	103930-20-706	EA CLIP-RETAINER	022-0057
22	103930-20-700	EA VALVE-EXPANSION-BLOCK, 2 TON	034-0032
23	103930-17-702	EA O'RING #10	045-0127
24	113245-01-707	EA O'RING #8	045-0126
25	103930-20-709	EA VALVE-SERVICE	050-0159
26	103930-01-711	EA THERMOSTAT	033-0003
27	103930-20-710	EA CASE-FRONT, SUB-ASSEMBLY	062-0146
28	103930-20-711	EA CASE-BACK, SUB-ASSEMBLY	062-0147
	072341-06-700	EA SWITCH-4 SPEED, FAN	032-0043
	094831-01-709	EA CLAMP-ROD 3/16"	022-0025
	103930-02-712	EA PANEL-CONT. A/C BLACK BEZEL	032-0054
	103930-02-701	EA SWITCH-VACUUM, CONTROL HEAD	034-0015
	103930-02-702	EA DECAL-CONT. HEAD, (N) SERIES	058-0009
	103930-02-703	EA HARNESS-WIRE CONTROL	036-0048
	103930-02-704	EA HARNESS-VACUUM CONTROL	036-0049
	103930-02-705	EA CABLE-BOWDEN W/O LEVER 89"	074-0011
	103930-02-714	EA CLAMP-CLUTCH, BARREL	022-0006
	103930-02-707	EA RELAY-BOSCH W/RESISTER	031-0001
	103930-02-708	EA MOTOR-VACUUM SERVO, A/C	030-0025
	103930-02-710	EA CANISTER-VACUUM	054-0002
	007281-01-000	EA HOSE-FLEXIBLE PVC, 2.5"ID X 50' - ATCOFLEX A-182-355	
	024990-05-000	EA 4" DIAMETER OUTLET W/SWIVEL DEFLECTORS	
	056402-05-000	EA BRACKET-HEATER VENT, ROUND - W/BEND - BLACK	
	103016-01-000	EA PLENUM-TRANSITION	
	103558-01-06A	EA VENT-DEFROST,ABS QUICK SLVR	
	103796-01-01A	EA LOUVER ASM-A/C CARY PROD BLK	
	077075-01-000	EA GASKET-INSTRUMENT PANEL TO DEFROSTER PLENUM - .6" X 11.3"	
	077075-03-000	EA GASKET-IP TO DEF.PLENUM,SPL	
	103017-01-000	EA PLENUM-DEFROSTER	
	103930-04-000	EA CONTROL/PLENUM SET 92 F&G	
	103930-23-000	EA VALVE-WATER, 2 PORT	

HEATING & AIR CONDITIONING GROUP (CONTINUED)

SCS AUTOMOTIVE AIR CONDITIONING (CHEVY) (FROM: 01-15-96 THRU: 99-99-99)



KEY	PART NUMBER	U/M DESCRIPTION	VENDOR NO.
1	103930-25-000	EA EVAPORATOR/HEATER-CHEVY "96"	
2	103930-01-710	EA RESISTOR-FUSED, A/C	035-0006
3	103930-20-710	EA CASE-FRONT, SUB-ASSEMBLY	062-0146
4	103930-20-702	EA ROD-DOOR, BLEND AIR	073-0039
5	103930-20-703	EA DOOR-BLEND AIR	071-0212
6	103930-01-703	EA CORE-HEATER	042-0010
7	110279-01-712	EA FITTING-HEATER	050-0076
8	103930-20-711	EA CASE-BACK, SUB-ASSEMBLY	062-0147
9	110279-01-703	EA HOSE-VENT, BLOWER MOTOR	051-0034
10	103930-01-717	EA WHEEL-BLOWER, CLOCKWISE	062-0010
11	103930-01-720	EA MOTOR-BLOWER, (PM105)	030-0004
12	103930-20-707	EA HOUSING-BLOWER	062-0145
13	103930-20-708	EA CLIP-MOTOR SHAFT	022-0001
14	103930-20-705	EA PANEL-DOOR, RECIRCULATING	071-0213
15	103930-20-704	EA ROD-DOOR-RECIRCULATING	073-0018
16	103930-01-708	EA BRACKET-VACUUM MOTOR	070-0113
17	103930-02-708	EA MOTOR-VACUUM SERVO, A/C	030-0025
18	103930-01-704	EA COIL-EVAPORATOR	041-0017
19	103930-20-706	EA CLIP-RETAINER	022-0057
20	103930-20-700	EA VALVE-EXPANSION-BLOCK, 2 TON	034-0032
21	103930-17-702	EA O'RING #10	045-0127
22	113245-01-707	EA O'RING #8	045-0126
23	103930-20-709	EA VALVE-SERVICE	050-0159
24	103930-01-711	EA THERMOSTAT	033-0003
	103930-12-709	EA FITTING-QUICK CONNECT	050-0120
	072341-06-700	EA SWITCH-4 SPEED, FAN	032-0043
	094831-01-709	EA CLAMP-ROD 3/16"	022-0025
	094831-01-746	EA CLAMP-BLEND AIR CABLE	022-0031
	103930-02-714	EA CLAMP-CLUTCH, BARREL	022-0006
	103930-25-700	EA HOSE ASM., #6 EVAP TO DRIER	085-0350
	110279-02-702	EA O'RING #12	045-0125
	103930-02-712	EA PANEL-CONT. A/C BLACK BEZEL	032-0054
	103930-02-701	EA SWITCH-VACUUM, CONTROL HEAD	034-0015
	103930-02-702	EA DECAL-CONT. HEAD, (N) SERIES	058-0009
	103930-02-703	EA HARNESS-WIRE CONTROL	036-0048
	103930-02-704	EA HARNESS-VACUUM CONTROL	036-0049
	103930-02-705	EA CABLE-BOWDEN W/O LEVER 89"	074-0011
	103930-02-714	EA CLAMP-CLUTCH, BARREL	022-0006
	103930-02-707	EA RELAY-BOSCH W/RESISTER	031-0001
	103930-02-708	EA MOTOR-VACUUM SERVO, A/C	030-0025
	103930-02-710	EA CANISTER-VACUUM	054-0002
	007281-01-000	EA HOSE-FLEXIBLE PVC, 2.5"ID X 50' - ATCOFLEX A-182-355	
	024990-05-000	EA 4" DIAMETER OUTLET W/SWIVEL DEFLECTORS	
	056402-05-000	EA BRACKET-HEATER VENT, ROUND - W/BEND - BLACK	
	103016-01-000	EA PLENUM-TRANSITION	
	103558-01-06A	EA VENT-DEFROST,ABS QUICK SLVR	
	103796-01-01A	EA LOUVER ASM-A/C CARY PROD BLK	
	077075-01-000	EA GASKET-INSTRUMENT PANEL TO DEFROSTER PLENUM - .6" X 11.3"	
	077075-03-000	EA GASKET-IP TO DEF.PLENUM,SPL	
	103017-01-000	EA PLENUM-DEFROSTER	
	103930-04-000	EA CONTROL/PLENUM SET 92 F&G	
	103930-23-000	EA VALVE-WATER, 2 PORT	

INTERIOR FINISH GROUP

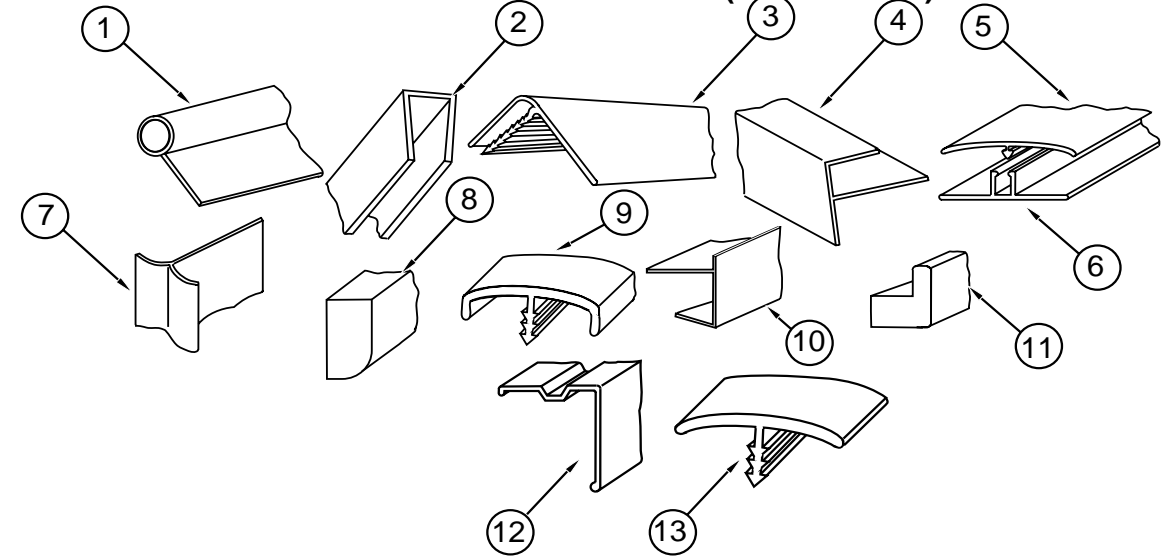
PANELING, PLASTIC LAMINATE & CARPET

KEY	PART NUMBER	U/M	DESCRIPTION
	074497-28-000	SF	PANELING - WATERFORD OAK - 48 X 96" - 1 SIDED
	080215-10-000	SF	PANELING - WATERFORD OAK - 48 X 96" - 2 SIDED
	000885-76-000	SF	PARTICLE BOARD - 3/8 X 48 X 96" - WATERFORD OAK - VINYL 1 SIDED
	000885-77-000	SF	PARTICLE BOARD - 3/8 X 48 X 96" - WATERFORD OAK - VINYL 2 SIDED
	000885-79-000	SF	PARTICLE BOARD - 3/4 X 48 X 96" - WATERFORD OAK - VINYL 2 SIDED
	074498-77-000	SF	LAMINATE - PLASTIC - ART CABIN - 4' X 7' (28 SF) (PULLOUT TABLE)
	074498-71-000	SF	LAMINATE - PLASTIC - NEUTRAL SANTOS (DINETTE TABLE) (G35, G37)
	074498-72-000	SF	LAMINATE - PLASTIC - PEBBLE SANTOS (DINETTE TABLE) (G36, G44)
	074498-62-000	SF	LAMINATE - PLASTIC - GRAY FINESSE (DINETTE TABLE) (G45)
	074498-67-000	SF	LAMINATE - PLASTIC - ORCHID MIST (PATIO TABLE)
	088272-E8-000	SF	PANELING - SAGE (MAIN WALL) (G35)
	088272-E7-000	SF	PANELING - QUEST (MAIN WALL) (G36, G44)
	088272-F3-000	SF	PANELING - FRENCH WASH (MAIN WALL) (G37)
	088272-E0-000	SF	PANELING - METRO MIST (MAIN WALL) (G45)
	088272-G1-000	SF	PANELING - SHOWER - OFF WHITE - 4' X 7' (28 SF)
	095688-01-000	SF	VENEER - 3.6 MM 48 X N96" UNFINISH
	096060-B3-000	SY	CARPET - 12' ROLL - JUBILATION CASTILE (MINIMUM 4 SY) (G35)
	096060-95-000	SY	CARPET - 12' ROLL - DOESKIN (MINIMUM 4 SY) (G36, G44)
	096060-B5-000	SY	CARPET - 12' ROLL - EXCALIBUR - NIGHT NAVY (MINIMUM 4 SY) (G37)
	096060-96-000	SY	CARPET - 12' ROLL - JUBILATION CRYSTAL (MINIMUM 4 SY) (G45)
	093486-01-000	SY	CARPET - (COMPARTMENT - 54" WIDE - DARK GRAY)
	075233-01-000	SY	PAD - CARPET - 3/8" X 6' ROLL
	047034-02-000	SF	PLASTIC - CARPET - 4" WIDE - CLEAR POLY
	105924-01-G35	EA	MAT - FLOOR 18 X 27 (DRIVERS COMPARTMENT) (G35)
	105924-01-G36	EA	MAT - FLOOR 18 X 27 (DRIVERS COMPARTMENT) (G36, G44)
	105924-01-G37	EA	MAT - FLOOR 18 X 27 (DRIVERS COMPARTMENT) (G37)
	105924-01-G45	EA	MAT - FLOOR 18 X 27 (DRIVERS COMPARTMENT) (G45)

FIRE EXTINGUISHER, DETECTORS & WALL CLOCK

KEY	PART NUMBER	U/M	DESCRIPTION
	072852-01-000	EA	DETECTOR - SMOKE - W/9 VOLT BATTERY
	072852-02-000	EA	DETECTOR - SMOKE - W/9 VOLT BATTERY - CANADIAN
	112320-03-000	EA	DETECTOR - CO GAS MODEL 9D-I COSTAR 946000001
	112320-04-000	EA	DETECTOR - CO SENSOR ASSEMBLY COSTAR 946001001
	094499-01-000	EA	FIRE EXTINGUISHER - DRY W/MOUNTING BRACKET - 10 BC
	094499-01-700	EA	BRACKET - MOUNTING - W/PLASTIC STRAP - FIRE EXTINGUISHER
	094499-02-000	EA	FIRE EXTINGUISHER - DRY - 1A10BC - CANADIAN
	118081-01-01A	EA	WALL CLOCK - 8" DIAMETER - BRASS

INTERIOR FINISH GROUP (CONTINUED)

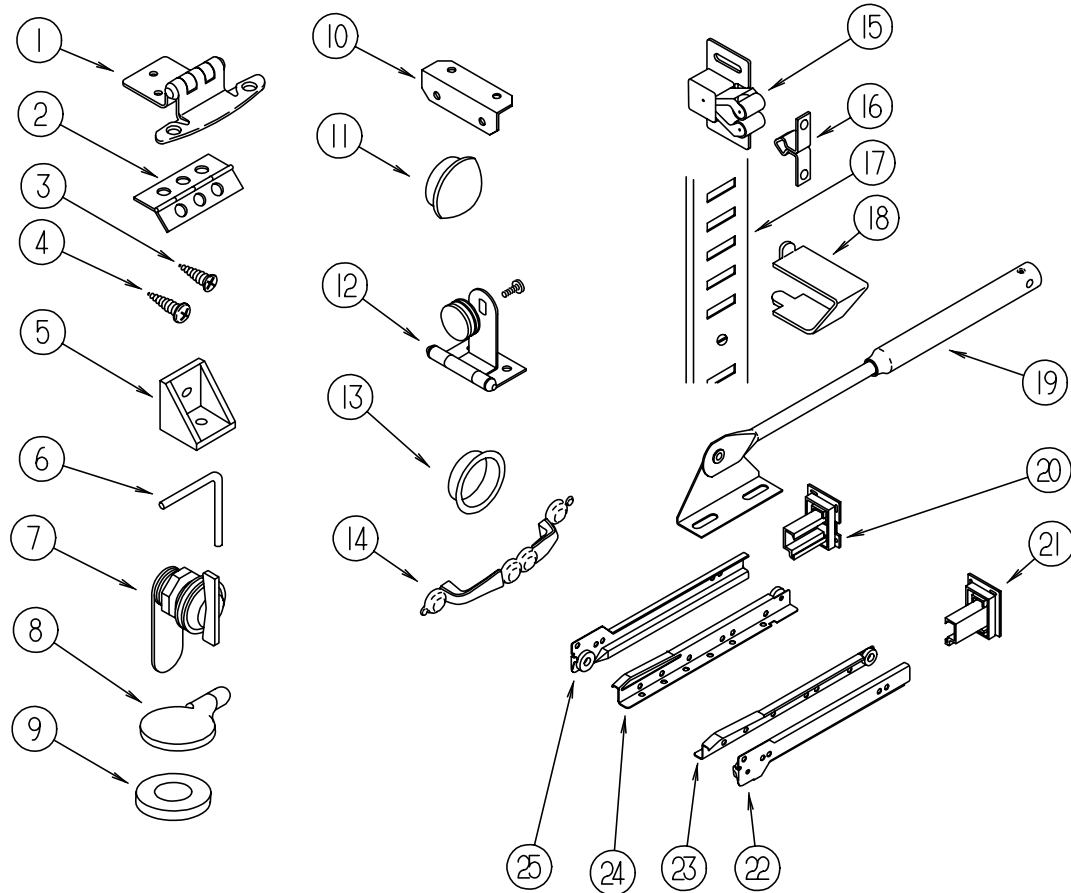


INTERIOR TRIM, BATT STRIPS & MOLDINGS

KEY	PART NUMBER	U/M	DESCRIPTION
	1	009767-12-000	FT MOLDING - SIDEWALL TO CEILING/ CABINET - WELTING - OFF WHITE
	2	009778-21-000	FT U-CHANNEL - 1" - PICKLED ASH
	2	070504-36-000	FT EXTRUSION - U CHANNEL - 1.65" WATERFORD OAK
	2	070504-37-000	FT EXTRUSION - U CHANNEL - 20.70 - WATERFORD OAK
	3	009809-28-000	EA MOLDING - CORNER - OUTSIDE - 1" - PLASTIC - WATERFORD OAK
	3	009809-23-000	EA MOLDING - CORNER - OUTSIDE - 1" - PLASTIC - IVORY
	4	009812-29-000	EA MOLDING - CORNER - OUTSIDE - .5" X 7' - PLASTIC - WATERFORD OAK
	5	086229-13-000	EA BATTEN - CEILING - 1" WIDE - IVORY - 7.6'
	6	086229-01-000	EA RETAINER - BATTEN - CEILING - .75" WIDE - 7.6'
	7	022992-11-000	FT MOLDING - REVERSE COVE - T-SHAPED - VINYL - IVORY
	8	100818-01-05A	EA MOLDING - VINYL WRAP - TRIM - WATERFORD OAK
	9	083620-07-000	FT T-MOLDING - 3/4 END CAP EDGE - W/ EDGE LIPS - THOR PECAN
	9	083620-12-000	FT T-MOLDING - 3/4 W/ EDGE LIPS - WATERFORD OAK
	10	103186-02-05A	FT MOLDING - PLASTIC - SHELF EDGING - 25.4 MM - WATERFORD OAK
	10	103186-01-05A	FT MOLDING - PLASTIC - SHELF EDGING - 9.5 MM - WATERFORD OAK
	11	100819-01-05A	EA MOLDING - VINYL WRAP - L-SHAPED - DOOR - WATERFORD OAK
		076325-68-000	FT MOLDING - EDGE BAND - 1 5/16 X .038 - WATERFORD OAK
		076325-34-000	FT MOLDING - EDGE BAND - 1 5/16 X .030 - ORCHID MIST (PATIO TABLE)
		076325-39-000	FT MOLDING - EDGE BAND - 1 5/16" X .030 - NEUTRAL (G35, G37)
		076325-37-000	FT MOLDING - EDGE BAND - 1 5/16" X .030 - NEUTRAL (G36, G44)
		076325-46-000	FT MOLDING - EDGE BAND - 1 5/16" X .030 - CLOUD (G45)
		076325-67-000	FT MOLDING - EDGE BAND - WATERFORD OAK - .93 X .024 X 600
		076325-40-000	FT MOLDING - EDGE BAND - .875" X .024 - NEUTRAL (G35, G37)
		076325-38-000	FT MOLDING - EDGE BAND - .875" X .024 - NEUTRAL (G36, G44)
		076325-43-000	FT MOLDING - EDGE BAND - .875" X .024 - CLOUD (G45)
	12	093873-01-01A	EA TRIM - CARPET - L-ANGLE - 1.1" X 1.3" X 12' - VINYL - GRAY
	13	105709-01-000	FT T-MOLDING - 1" - MODERN IVORY
		109332-02-01A	FT TRIM - J-MIRROR - BRASS
		109736-01-01A	FT T-MOLDING - 1.00" BRASS/ BLACK
		116951-01-F31	EA MOLDING
		117268-D2-134	EA MOLDING - 018 X 040 X 2134 MM - WRAPPED WATERFORD
		117268-F2-438	EA MOLDING - 018 X 065 X 2438 MM - WRAPPED WATERFORD
		117268-F2-134	EA MOLDING - 018 X 065 X 2134 MM - WRAPPED WATERFORD
		085284-76-000	FT STRIP-TAPE - ADHESIVE - SHOWER - TRAVERTINE - ANTIQUE WHITE
		085284-B5-000	FT STRIP-TAPE - ADHESIVE - WATERFORD OAK
		085284-C1-000	FT STRIP-TAPE - ADHESIVE - SAGE (MAIN WALL) (G35)
		085284-B9-000	FT STRIP-TAPE - ADHESIVE - BERBER (MAIN WALL) (G36, G44)
		085284-C5-000	FT STRIP-TAPE - ADHESIVE - VANILLA (MAIN WALL) (G37)
		085284-B1-000	FT STRIP-TAPE - ADHESIVE - METRO MIST (MAIN WALL) (G45)
		069733-83-000	EA BATT STRIP - 8' - WATERFORD OAK
		088263-78-000	EA BATT STRIP - SHOWER - TRAVERTINE - ANTIQUE WHITE
		088263-C7-000	EA BATT STRIP - SAGE (MAIN WALL) (G35)
		088263-C6-000	EA BATT STRIP - BERBER (MAIN WALL) (G36, G44)
		088263-D2-000	EA BATT STRIP - VANILLA (MAIN WALL) (G37)
		088263-B8-000	EA BATT STRIP - METRO MIST (MAIN WALL) (G45)

INTERIOR FINISH GROUP (CONTINUED)

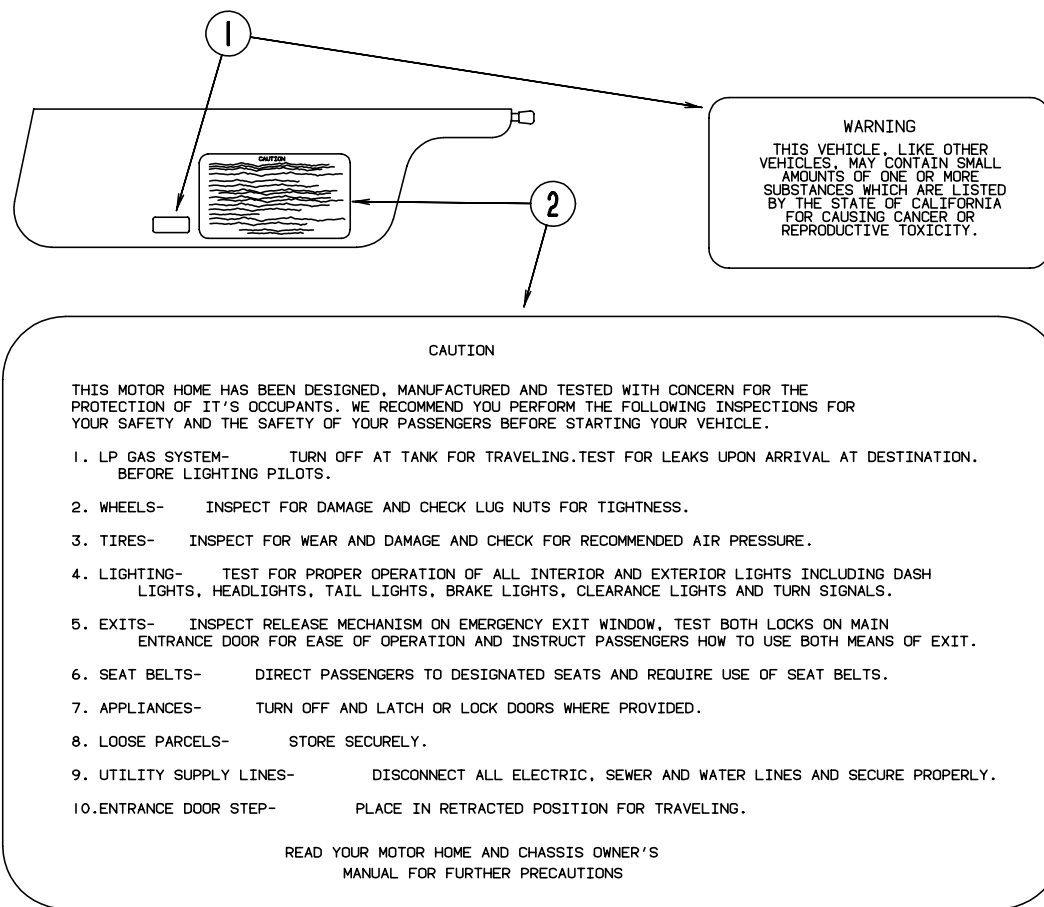
CABINET HARDWARE



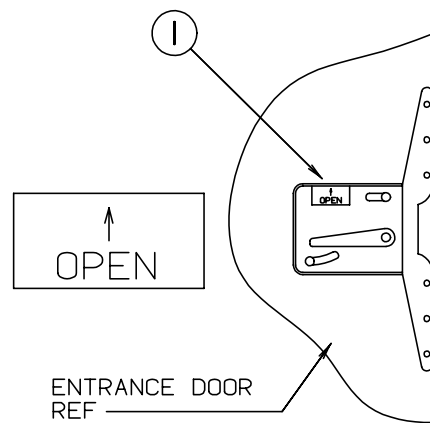
KEY	PART NUMBER	U/M	DESCRIPTION
1	108138-01-000	EA	HINGE - DOOR - CABINET - BURNISHED BRASS
2	009059-02-000	EA	HINGE - DOOR - 2" X 2.7" - BRASS
3	000G13-06-10G	EA	SCREW - 6-20 X 5/8" - PHILLIP FLAT HEAD - ANTIQUE BRASS
4	000G68-06-10G	EA	SCREW - 6-18 X 5/8" - PHILLIP OVAL HEAD - ANTIQUE BRASS
5	065740-01-000	EA	BRACE - CABINET CORNER - PLASTIC
6	108487-02-01A	EA	PROP ROD - OVERHEAD GLASS DOOR SUPPORT - BLACK
	108486-01-01A	EA	BRACKET - PROP ROD - OVHD - BLACK
	039984 01 000	EA	CAP - VINYL - BLACK (PROP ROD)
7	100710-01-01A	EA	LOCK - GLASS DOOR - TWIST TYPE - BRASS
	101272-01-000	EA	CATCH - DOOR - GLASS
8	101766-01-000	EA	PIN - SUPPORT - GLASS DOOR
9	100707-01-000	EA	SPACER - DOOR - GLASS - PLASTIC
10	016604-05-000	EA	BRACE - CABINET - ANGLE - 2.5" - METAL - OFF WHITE
11	042356-01-000	EA	PLUG - MAHOGANY - 3/8" DIAMETER - WOOD
11	074045-01-000	EA	PLUG - OAK - 1/2" DIAMETER
12	100711-01-01A	EA	HINGE - DOOR - GLASS
13	098410-01-01A	EA	PULL - FINGER - OVAL - BRASS
14	117800-01-01A	EA	CABINET DOOR PULL - BRASS
15	093586-06-000	EA	CATCH - SPRING - ROLLER
16	093586-05-000	EA	STRIKE - SPRING STEEL

KEY	PART NUMBER	U/M	DESCRIPTION
17	098980-01-000	EA	PILASTER - ADJUSTABLE SHELF - 18" LONG
17	098980-02-000	EA	PILASTER - ADJUSTABLE SHELF - 12" LONG
17	098980-06-000	EA	PILASTER - ADJUSTABLE SHELF - 24" LONG
17	098980-03-000	EA	PILASTER - ADJUSTABLE SHELF - WOOD GRAIN
18	098979-01-000	EA	CLIP - ADJUSTABLE SHELF
19	074493-02-000	EA	SUPPORT - PISTON SPRING - CABINET DOOR
20	114045-01-000	EA	BACKSOCKET - ADJUSTABLE - LEFT
		N/A	ORDER SLIDE KIT ACCORDING TO LENGTH-SEE NUMERICAL LISTING OF #114031-??-700 IN THE \$ FICHE F/ DESIRED LENGTH
21	114045-02-000	EA	BACKSOCKET - ADJUSTABLE - RIGHT
		N/A	ORDER SLIDE KIT ACCORDING TO LENGTH-SEE NUMERICAL LISTING OF #114031-??-700 IN THE \$ FICHE F/ DESIRED LENGTH
22	114031-02-000	EA	SLIDE - DRAWER - 12" - CABINET - RIGHT SIDE
		N/A	ORDER #114031-01-700 SLIDE DRAWER KIT
22	114031-14-000	EA	SLIDE - DRAWER - 18" - CABINET - RIGHT SIDE
		N/A	ORDER #114031-13-700 SLIDE DRAWER KIT
22	114031-18-000	EA	SLIDE - DRAWER - 20" - CABINET - RIGHT SIDE
		N/A	ORDER #114031-17-700 SLIDE DRAWER KIT
22	114031-22-000	EA	SLIDE - DRAWER - 22" - CABINET - RIGHT SIDE
		N/A	ORDER #114031-21-700 SLIDE DRAWER KIT
23	114031-04-000	EA	SLIDE - DRAWER - 12" - RIGHT SIDE
		N/A	ORDER #114031-01-700 SLIDE DRAWER KIT
23	114031-16-000	EA	SLIDE - DRAWER - 18" - RIGHT SIDE
		N/A	ORDER #114031-13-700 SLIDE DRAWER KIT
23	114031-20-000	EA	SLIDE - DRAWER - 20" - RIGHT SIDE
		N/A	ORDER #114031-17-700 SLIDE DRAWER KIT
23	114031-24-000	EA	SLIDE - DRAWER - 22" - RIGHT SIDE
		N/A	ORDER #114031-21-700 SLIDE DRAWER KIT
24	114031-03-000	EA	SLIDE - DRAWER - 12" - LEFT SIDE
		N/A	ORDER #114031-01-700 SLIDE DRAWER KIT
24	114031-15-000	EA	SLIDE - DRAWER - 18" - LEFT SIDE
		N/A	ORDER #114031-13-700 SLIDE DRAWER KIT
24	114031-19-000	EA	SLIDE - DRAWER - 20" - LEFT SIDE
		N/A	ORDER #114031-17-700 SLIDE DRAWER KIT
24	114031-23-000	EA	SLIDE - DRAWER - 22" - LEFT SIDE
		N/A	ORDER #114031-21-700 SLIDE DRAWER KIT
25	114031-01-000	EA	SLIDE - DRAWER - 12" - CABINET - LEFT SIDE
		N/A	ORDER #114031-01-700 SLIDE DRAWER KIT
25	114031-13-000	EA	SLIDE - DRAWER - 18" - CABINET - LEFT SIDE
		N/A	ORDER #114031-13-700 SLIDE DRAWER KIT
25	114031-17-000	EA	SLIDE - DRAWER - 20" - CABINET - LEFT SIDE
		N/A	ORDER #114031-17-700 SLIDE DRAWER KIT
25	114031-21-000	EA	SLIDE - DRAWER - 22" - CABINET - LEFT SIDE
		N/A	ORDER #114031-21-700 SLIDE DRAWER KIT
	P02786-04-E10	EA	HANDRAIL - ENTRANCE DOOR
	099682-01-01A	EA	BRACKET - MOUNTING - HAND RAIL - BRASS
	009063-01-000	EA	HINGE - CONTINUOUS - 1 1/2" X 72" - UNPAINTED
	009066-01-000	EA	HINGE - ALUMINUM - NO HOLES - 1 1/16" X 6' - UNPAINTED
	004354-01-000	EA	BUMPER - RUBBER - .5" DIA - BROWN

LABELS GROUP

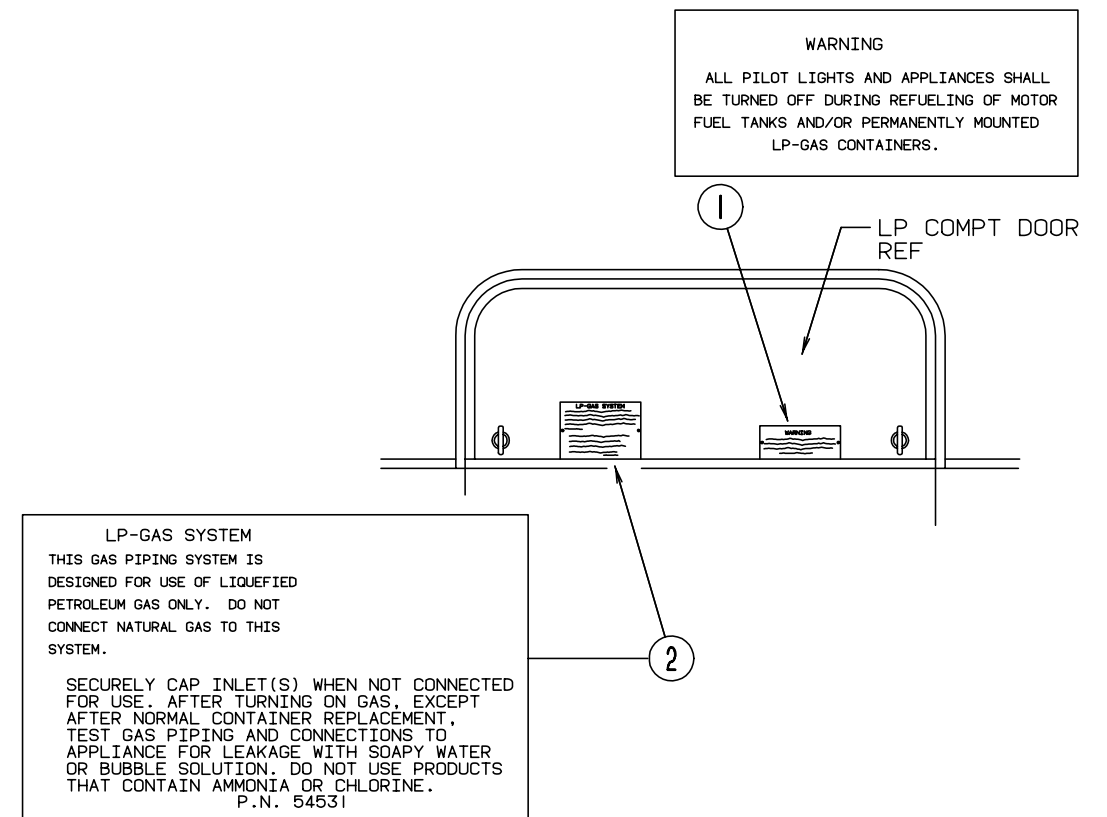


KEY	PART NUMBER	U/M DESCRIPTION
1	099689-01-000	EA LABEL - WARNING - CANCER/TOXICITY
2	056259-01-000	EA LABEL - SAFETY CHECK LIST

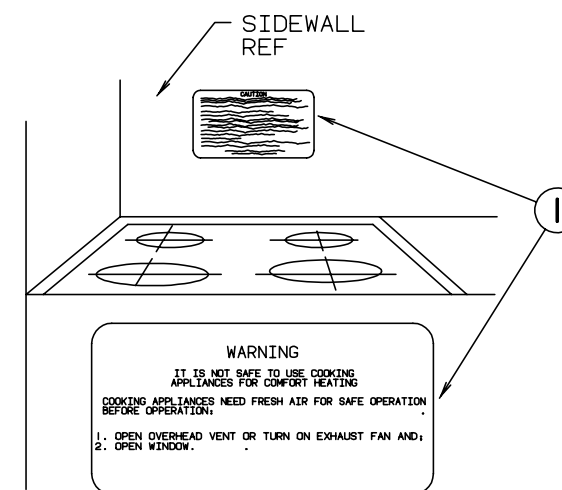


KEY	PART NUMBER	U/M DESCRIPTION
1	040944-01-000	EA LABEL - ENTRANCE DOOR - "OPEN"

LABELS GROUP (CONTINUED)

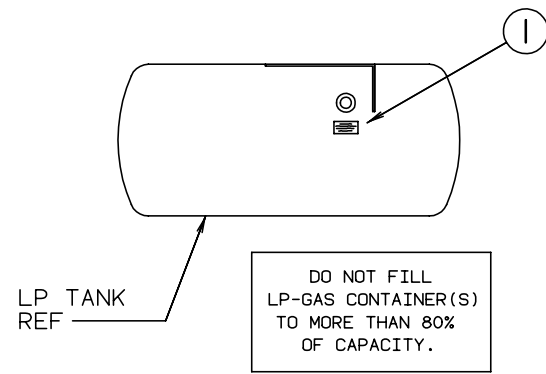


KEY	PART NUMBER	U/M DESCRIPTION
1	006040-01-000	EA TAG - GAS REFUELING WARNING
1	006040-02-000	EA TAG - GAS REFUELING WARNING (CANADIAN)
2	054531-01-000	EA LABEL - LP GAS ONLY
2	023769-01-000	EA LABEL - WARNING-LPG (CANADIAN)



KEY	PART NUMBER	U/M DESCRIPTION
1	050225-01-000	EA LABEL - WARNING - STOVE VENT - US
1	050222-01-000	EA LABEL - WARNING - STOVE VENT - CSA

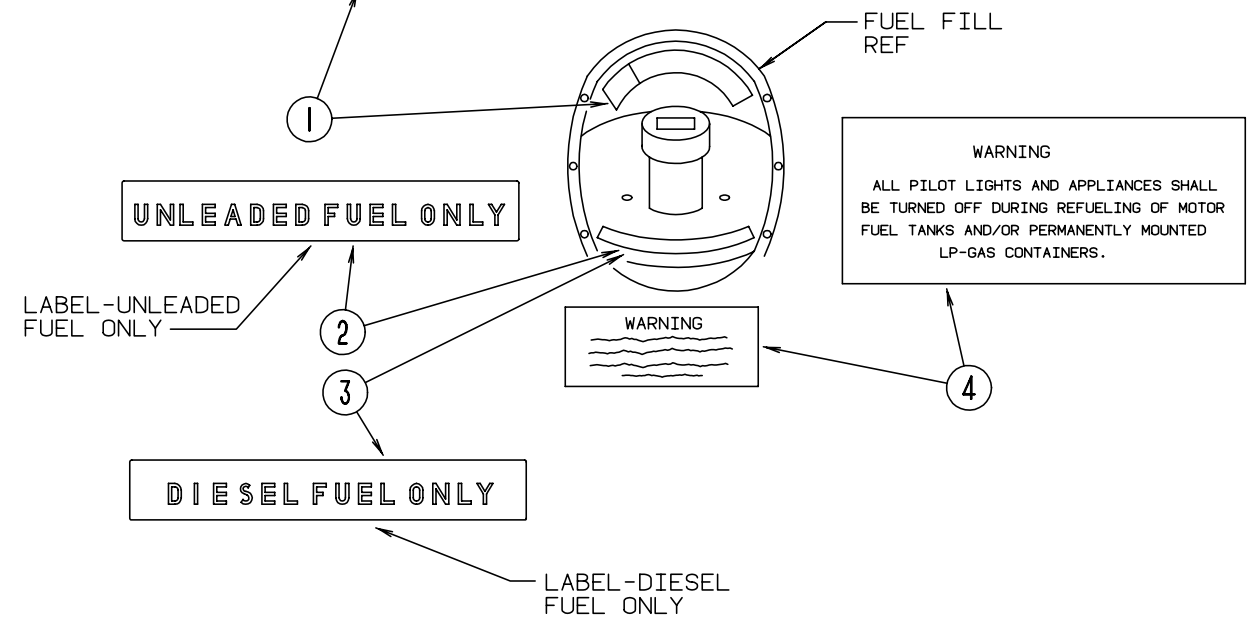
LABELS GROUP (CONTINUED)



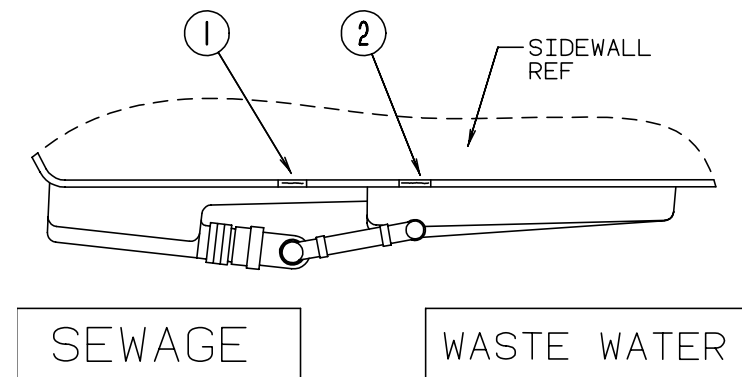
KEY	PART NUMBER	U/M DESCRIPTION
1	079965-01-000	EA LABEL - LPG - 80% CAPACITY

LABELS GROUP (CONTINUED)

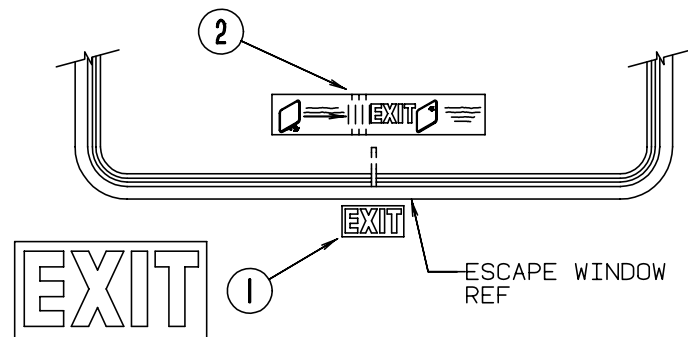

CAUTION	TO HELP AVOID PERSONAL INJURY DURING REMOVAL OF FUEL FILLER CAP, SLOWLY LOOSEN CAP 1/2 TURN TO ALLOW ANY FUEL PRESSURE TO BE RELIEVED BEFORE TURNING CAP FURTHER.
FUEL SPRAY MAY CAUSE PERSONAL INJURY	STOP ADDING FUEL AFTER FIRST SHUTOFF BY AUTOMATIC NOZZLE WHEN TANK IS NEARLY FULL. DO NOT OVERFILL FUEL TANK. SEE OWNERS MANUAL FOR ADDITIONAL INFORMATION.
	PRINTED IN U.S.A. MLC PT NO 15611763



KEY	PART NUMBER	U/M DESCRIPTION
1	087207-05-000	EA LABEL-FUEL CAP REMOVAL
2	062043-01-000	EA LABEL-FUEL, UNLEADED
3	068383-01-000	EA LABEL-DIESEL FUEL
4	006040-01-000	EA TAG-GAS REFUELING WARNING
4	006040-02-000	EA TAG-GAS REFUEL WARNING, CANADIAN

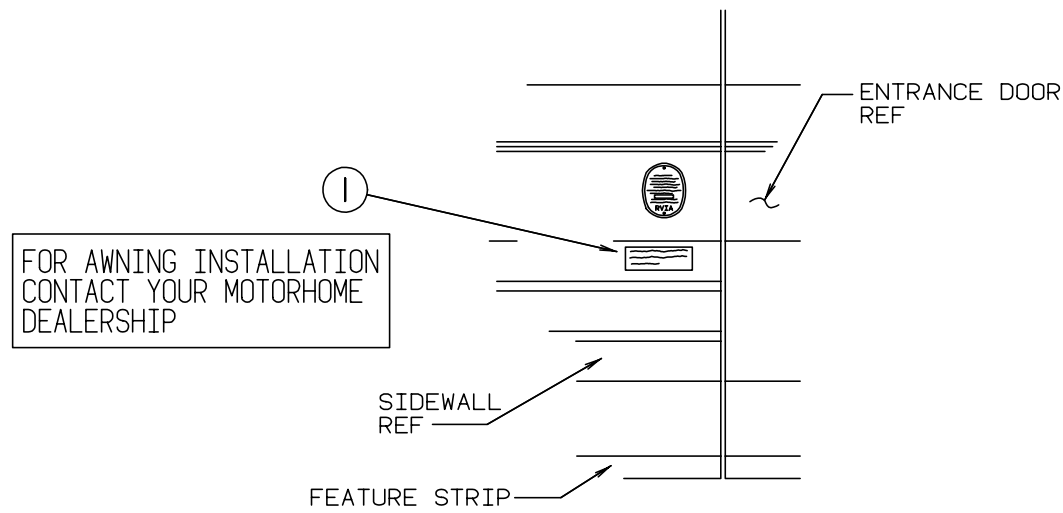


KEY	PART NUMBER	U/M DESCRIPTION
1	006187-01-000	EA LABEL - SEWAGE
2	006188-01-000	EA LABEL - WASTE WATER



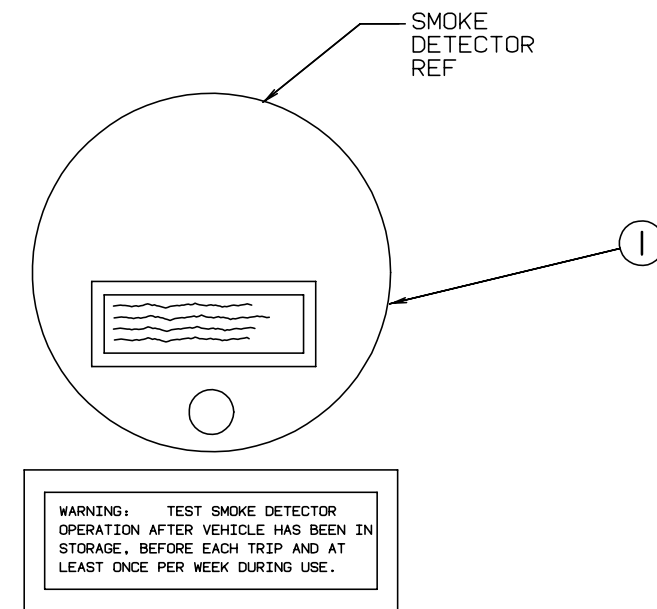
KEY	PART NUMBER	U/M DESCRIPTION
1	107571-01-000	EA LABEL - EXIT/ESCAPE WINDOW
2	039290-01-000	EA LABEL - EXIT WARNING

LABELS GROUP (CONTINUED)

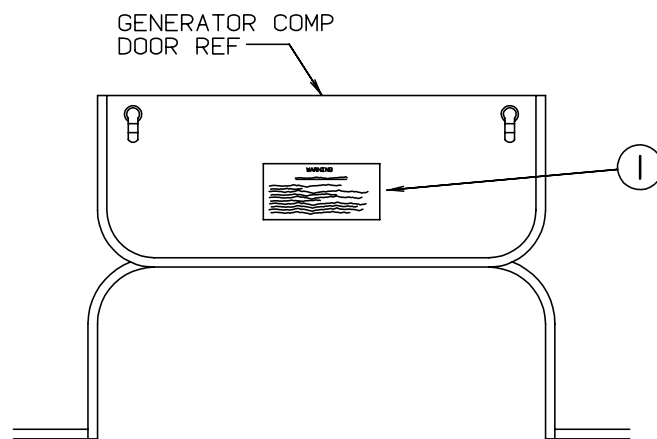


KEY	PART NUMBER	U/M DESCRIPTION
1	099509-01-000	EA LABEL - AWNING INSTALLATION

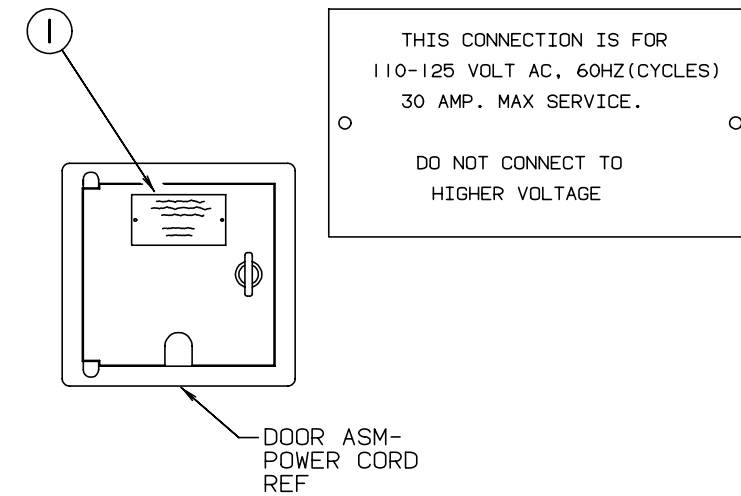
LABELS GROUP (CONTINUED)



KEY	PART NUMBER	U/M DESCRIPTION
1	077956-01-000	EA LABEL - WARNING - SMOKE DETECTOR



KEY	PART NUMBER	U/M DESCRIPTION
1	077510-01-000	EA LABEL - GENERATOR PREP



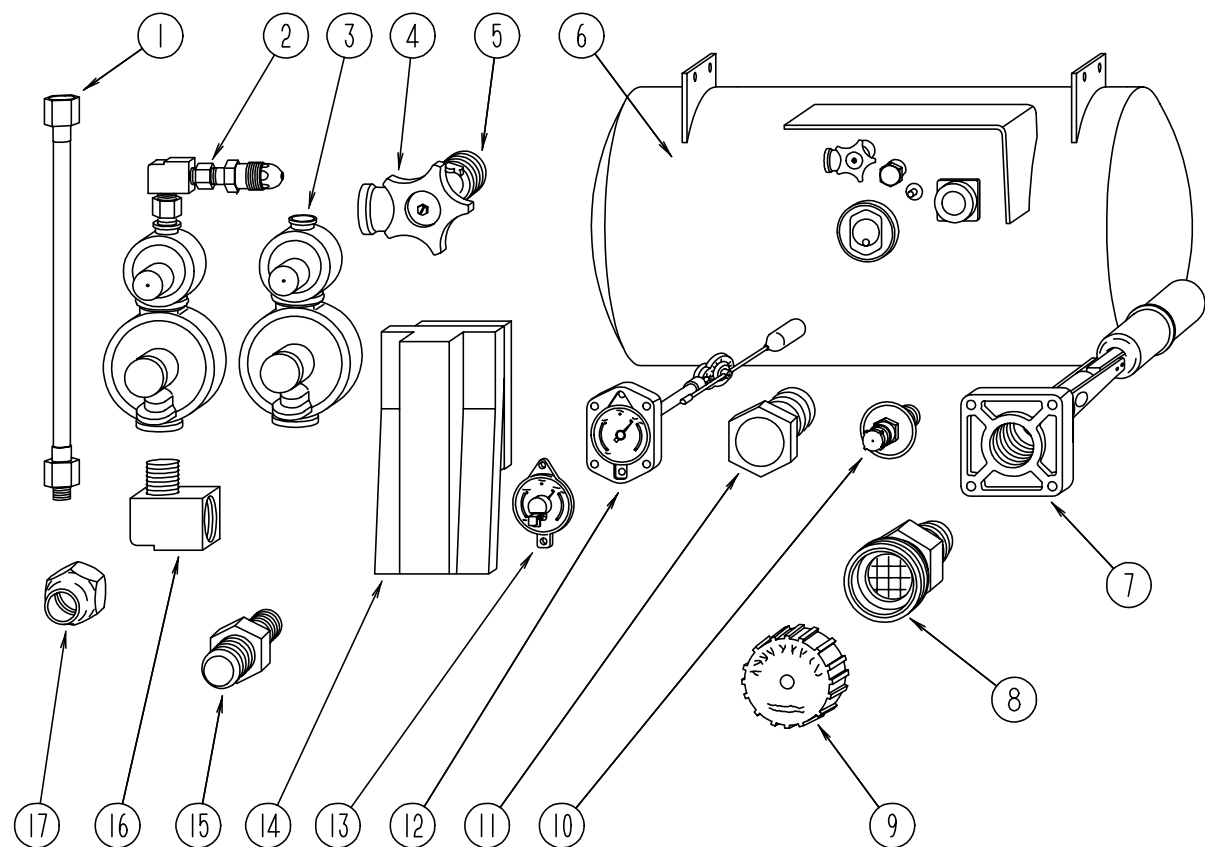
KEY	PART NUMBER	U/M DESCRIPTION
1	006062-01-000	EA TAG - ELECTRIC - 110V CONNECTION

MISCELLANEOUS LABELS

KEY	PART NUMBER	U/M DESCRIPTION
	006062-05-000	EA LABEL-ELEC,220V 25A SERVICE
	073998-01-000	EA LABEL-LPG ODOR WARNING
	079966-01-000	EA LABEL-WARNING, STOWED - MOTION
	087236-01-000	EA LABEL-CABLE, INPUT
	098379-04-000	EA LABEL-ELECTRICAL BOX SIDE
	098641-01-000	EA LABEL-FUEL, UNLEADED - DASH
	104678-01-000	EA LABEL-CB PREP
	111104-01-000	EA LABEL-HITCH, READ MANUAL
	111537-07-000	EA LABEL-FUSES
	111802-01-000	EA LABEL-CFC WARNING

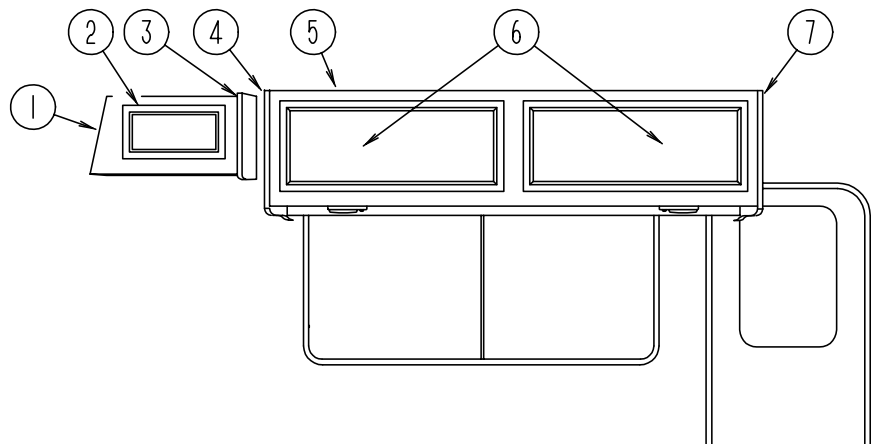
LP GROUP

LP TANK & COMPONENTS



KEY	PART NUMBER	U/M	DESCRIPTION	VENDOR NO.
1	045703-01-000	EA	HOSE-LP, 3/8" ID X 24" - 3/8 MPT X 1/2 F SWIVEL - U.S.	
1	045703-02-000	EA	HOSE-LP, 3/8" ID X 24" - 3/8" MPT X 1/2" F SWIVEL - CANADA	
2	106150-01-000	EA	REGULATOR-TWO STAGE M'BRASS 290-303	
3	106150-02-000	EA	REGULATOR-TWO STAGE M'BRASS 290-00	
4	040421-01-708	EA	HANDWHEEL-SERVICE VALVE	G-1015-A
5	040421-01-712	EA	VALVE,SERV. W/O VAPOR RELIEF	29000853
6	097821-02-000	EA	TANK-LP,60 LB 14X30	
7	040421-01-711	EA	VALVE-80% FILL W/AUTO STOP	LLL
8	040421-01-701	EA	VALVE-FILL-SHORT, LP	75478
9	040421-01-702	EA	CAP-FILL VALVE, PLASTIC	G-1014-A
10	040421-01-700	EA	VALVE-LIQUID LEVEL, 20%	G-1013
11	040421-01-713	EA	VALVE-VAPOR ONLY	29000587
12	040421-01-707	EA	FLOAT ASM.(SIGHT GAUGE) 14"	14C
13	040440-02-000	EA	TRANSMITTER-DIAL, 0-90 OHM - 2 TERMINAL (POWER & GROUND)	
14	105658-01-000	EA	COMPARTMENT-LP REGULATOR	
15	010329-01-000	EA	ADAPTER-BRASS, 1/2" F X 1/2" MPT	
15	010323-01-000	EA	ADAPTER-BRASS, 3/8F X 1/2MPT	
16	065318-02-000	EA	ELBOW-90 DEGREE, 3/8" MPT TO 3/8" FPT	
	010265-01-000	EA	ELBOW-BRASS, 90 DEGREE - 3/8"F X 1/2"FPT	
	010252-01-000	EA	ELBOW-BRASS, 90 DEG, 3/8F X 1/2MPT	
17	010377-02-000	EA	NUT-BRASS, 3/8" FLARE - FORGED	
17	010380-02-000	EA	NUT-BRASS, 1/2" FLARE - FORGED	
	122752-01-02B	EA	BRACKET-LP, E-COAT	
	010326-01-000	EA	ADAPTER-FLARE, W/CONE GASKET - 3/8"FEMALE X 1/2" MALE	
	103613-01-000	EA	DETECTOR-LP GAS	

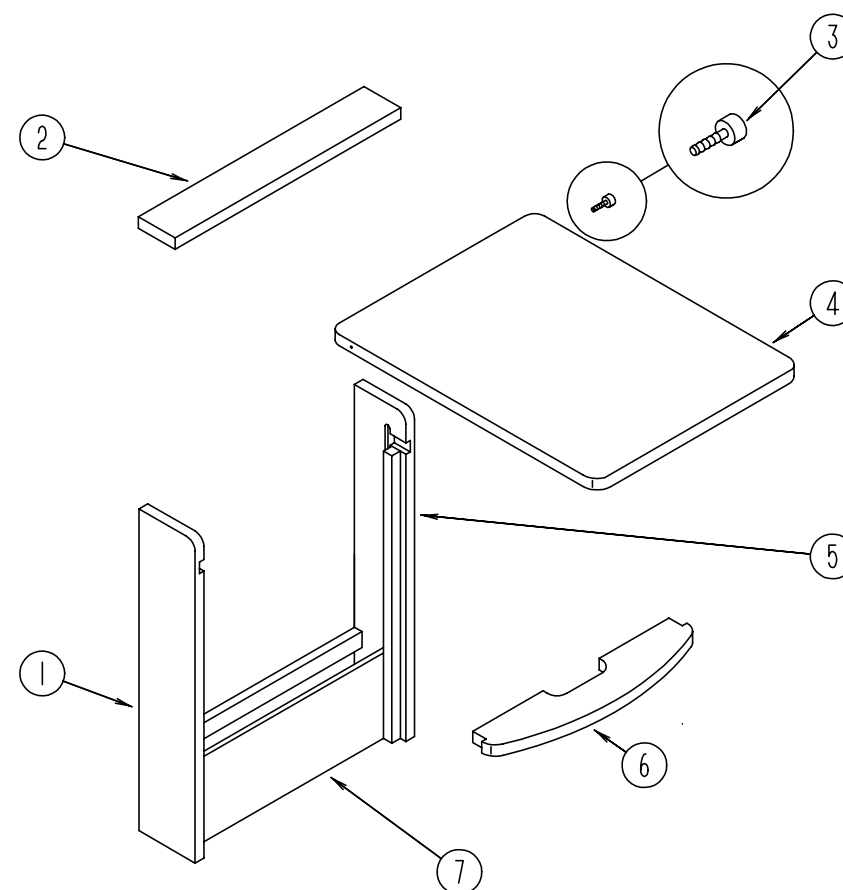
LOUNGE GROUP



FRONT OVERHEAD CABINET (PASSENGER SIDE)

KEY	PART NUMBER	U/M	DESCRIPTION
1	M06839-01-G35	EA	CABINET - OVERHEAD LOUNGE - PASSENGER - W/O DOORS/HDW(G35)
1	M06839-01-G36	EA	CABINET - OVERHEAD LOUNGE - PASSENGER - W/O DOORS/HDW (G36, G44)
1	M06839-01-G37	EA	CABINET - OVERHEAD LOUNGE - PASSENGER - W/O DOORS/HDW (G37)
1	M06839-01-G45	EA	CABINET - OVERHEAD LOUNGE - PASSENGER - W/O DOORS/HDW (G45)
2	M05993-13-G35	EA	DOOR - RADIUS EDGE - 10" X 19.1" - W/O HARDWARE
3	103128-08-G09	EA	CAP - END OVERHEAD LOUNGE - PASSENGER RIGHT
4	103128-02-G09	EA	END CAP - OVERHEAD DINETTE - LEFT HAND
5	112061-01-G35	EA	CABINET ASM-OVERHEAD,FRT,RH
6	M05993-48-G35	EA	DOOR - RADIUS EDGE - 15.7" X 28" - W/O HARDWARE
7	103128-01-G09	EA	END CAP - OVERHEAD RIGHT
	118409-01-G35	EA	CABINET - SOFA SHELF

LOUNGE GROUP (CONTINUED)



PULLOUT TABLE

KEY	PART NUMBER	U/M	DESCRIPTION
	P19559-01-G35	EA	CABINET - TABLE W/O PULLOUT TOP
1	119559-12-G35	EA	END - TABLE, LEFT SIDE - 28.7" X 5.7"
2	119559-13-G35	EA	TOP - SHELF F/PULLOUT TABLE
3	079921-01-000	EA	NYLON ROLLER W/SHAFT
4	119559-17-G35	EA	TABLE - PULLOUT TOP
5	119559-11-G35	EA	END - TABLE RIGHT SIDE - 28.7" X 5.7"
6	119559-14-G35	EA	SHELF - SUPPORT - UNDER TABLE TOP
7	119559-15-G35	EA	PANEL - TABLE, FRONT BOTTOM - 18.1" X 6.7"
	080736-01-000	EA	PULL-RECESSED, 1.25" X 4" - OAK

SEALANTS & FASTENERS GROUP

ADHESIVE AND TAPE SEALERS

KEY	PART NUMBER	U/M	DESCRIPTION
	002707-02-000	FT	TAPE - SEALER - 5/16" X 1/2" - INCREMENTS OF 50 FT
	034552-02-000	EA	SILICONE - TUBE - 300 ML - CLEAR - W/O NOZZLE ALSO ORDER P.N.#900390-03-000 NOZZLE SEPARATELY
	034552-06-000	EA	SILICONE - TUBE - 300 ML - OFF WHITE - W/O NOZZLE ALSO ORDER P.N.#900390-03-000 NOZZLE SEPARATELY
	034552-07-000	EA	SILICONE - 300 ML TUBE - DARK GRAY - W/O NOZZLE ALSO ORDER P.N.#900390-03-000 NOZZLE SEPARATELY
	034552-15-000	EA	SILICONE - TUBE 300 ML BRIGHT WHITE - W/O NOZZLE ALSO ORDER #900390-03-000 NOZZLE
	053766-06-000	EA	BEDDING COMPOUND-TUBE - CLEAR
	062917-03-000	EA	ADHESIVE - LOCTITE 242 - LOCTITE 242 - SIDE 41
	067788-01-000	EA	ADHESIVE - SPRAY - 3M 74 - 19.5 OZ AEROSOL CAN
	069640-01-000	FT	SEALER - RIBBON - 1/4" DIAMETER - INCREMENTS OF 30'
	069640-02-000	FT	SEALER - RIBBON - 1/2" X 1/8" - INCREMENTS OF 60'
	069640-03-000	FT	SEALER - RIBBON - 3/4" X 1/8" - INCREMENTS OF 60'
	069640-07-000	FT	SEALER - RIBBON - 2" X 3/32" - INCREMENTS OF 45'
	069640-09-000	FT	SEALER - RIBBON - 1/32" X 2 1/2" - INCREMENTS OF 80'
	069640-14-000	FT	SEALER - TAPE - 1/16" X 1"X100' - MANUS - GRAY
	069640-15-000	FT	SEALER - RIBBON 1/16" X 3/8" GRY - MANUS
	072889-01-000	EA	SEALANT - URETHANE - BLACK - 1/10 - ESSEX 552.2
	072889-09-000	EA	SEALANT - URETHANE(TUBE) BLACK - MANUS 75AM
	076322-01-000	FT	TAPE - FOAM - DOUBLE COATED ADHESIVE BACKED - .75" X 216'
	076322-05-000	FT	TAPE - FOAM - DOUBLE COATED - .045" X .75" X 108'
	076322-07-000	FT	TAPE - FOAM - DOUBLE COATED .045 X .50 - NORT V2000
	087211-01-000	GL	PROMOTER - ADHESIVE
	091255-02-000	FT	SEAL - ADHESIVE BACKED FOAM - .18" THICK X 1.5" WIDE
	094401-01-000	EA	SEALER - BODY SEAM SEALER - 3M FLATEXICLEAR
	102352-01-000	EA	SEALER - PUMPABLE - BLACK - COLORIMETRIC MS101
	106206-01-000	EA	SEALER - PUMPABLE - MANUS 30ABLACK
	110274-01-000	FT	TAPE - FOAM - DBL COATED .045 X 1.0 - NORTON V-2800
	120074-01-01A	EA	SILICONE TUBE - OFF WHITE W/O NOZZLE ALSO ORDER NOZZLE #900390-03-000
	900390-01-000	EA	TIP - 2 1/2" X 1/8" ORIFICE - ELLSWORTH #TS216
	900390-03-000	EA	NOZZLES-SILICONE TUBE - CSL# D10

MISCELLANEOUS FASTENERS

KEY	PART NUMBER	U/M	DESCRIPTION
	008343-01-000	EA	TIE - WIRE - 6"
	008343-02-000	EA	TIE - WIRE - 14"
	029094-04-000	YD	VELCRO TAPE - LOOP - 1" WIDE - BLACK
	029096-03-000	YD	VELCRO TAPE - HOOK - 1" WIDE - BLACK
	085774-01-000	FT	FASTENER - DUAL HOOK - 1" WIDE - ADHESIVE BACK - BLACK
	085774-02-000	FT	FASTENER - DUAL LOOP - 1" WIDE - ADHESIVE BACK - BLACK
	086285-01-000	EA	SPACER - NYLON - .5" OD X .257" ID
	108046-02-000	EA	CABLE TIE-SCREW MOUNT 15" - DENNISON 10035

SEALANTS & FASTENERS GROUP (CONTINUED)

BOLTS & NUTS

KEY	PART NUMBER	U/M	DESCRIPTION
	000C12-05-16B	EA	BOLT - HEX - 5/16-18 X 1 - ZINC 5
	000C12-05-12B	EA	BOLT - HEX - 5/16-18 X 3/4 ZINK 5
	000C12-06-20B	EA	BOLT - HEX - 3/8-16 X 1 1/4 ZINK 5
	000C12-06-16B	EA	BOLT - HEX - 3/8-16 X 1LG - ZINK 5
	000C12-06-44B	EA	BOLT - HEX - 3/8-16 X 2 3/4 ZINK 5
	000C12-07-20B	EA	BOLT - HEX - 7/16 - 14 X 1 1/4" - ZINK5
	000C12-08-28B	EA	BOLT - HEX - 1/2-13 X 1-3/4 ZINK 5
	000C12-08-24B	EA	BOLT - HEX - 1/2-13 X 1 1/2 - ZINK 5
	000C12-10-24B	EA	BOLT - HEX - 5/8-11 X 1 1/2 ZINK - 5
	000C13-07-48B	EA	BOLT - HEX - 7/16 - 20 X 3 - ZINK 5
	000C26-04-10B	EA	BOLT - HEX - SERRATED FLANGE - 1/4-20 X 5/8 ZINC
	000C26-04-18B	EA	BOLT - HEX - SERRATED FLANGE 1/4-20 X 11/8 - ZINK
	000C26-04-14B	EA	BOLT - HEX - SERRATED FLANGE - 1/4 X 20 X 7/8 ZINC
	000C26-05-16B	EA	BOLT - HEX - SERRATED FLANGE 5/16-18 X 1 - ZINC
	000C26-05-12B	EA	BOLT - HEX - SERRATED FLANGE 5/16-18 X 3/4 - ZINK
	000C26-05-20B	EA	BOLT - HEX - SERRATED FLANGE 5/16 - 18 X 1 1/4 ZINC
	000C26-06-12B	EA	BOLT - HEX - SERRATED FLANGE 3/8-16 X 3/4 - ZINK
	102333-01-05A	EA	BOLT - CARR - 7/16-14 SST CAP
	106956-03-000	EA	BOLT - HEX TAP 1/2-13NC X 3 GR5 - FULL THREAD ZINC
	051387-06-000	EA	BOLT - CARRIAGE - W/O HOLE - 5/16-18 X 9.5 ZINK
	000D24-10-00B	EA	NUT - HEX - SF/ LK - 10-32 - ZINK
	000D29-05-00B	EA	NUT - 5/16 - 18 UNC - SF/ LOCKING - NYLON WASHER INSERT
	000D29-06-00B	EA	NUT - HEX W/ NYLON LOK 3/8-16 ZINK
	000D34-06-00B	EA	NUT - HEX - LK - 3/8 - 16 GRADE C ZINK - PREVAILING TORQUE
	000D39-04-00B	EA	NUT - HEX - SERRATED FLANGE LK 1/4 - 20 ZINK
	000D39-05-00B	EA	NUT - HEX - SERRATED FLANGE LK - 5/16 - 18 ZINK
	000D39-06-00B	EA	NUT - HEX - SERRATED FLANGE LK - 3/8-16 ZINK
	000D39-08-00B	EA	NUT - HEX - SERRATED FLANGE LK - 1/2-13 ZINK
	000D46-04-00A	EA	NUT - HEX - WELD - 1/4-20 - PLAIN - SHORT PILOT
	000D73-08-00C	EA	NUT - HEX FLATG - 1/2-13 CAD PREV - GRADE G
	000E11-05-00B	EA	WASHER - LK-5/16 MED SPLIT ZINK - 05110-01-000
	000E11-07-00B	EA	WASHER - LK-7/16 MED SPLIT ZINK
	000E13-14-00B	EA	WASHER - FLAT - 1/4" WIDE ZINK
	000E13-17-00B	EA	WASHER - FLAT - 3/8" AR ZINK
	000E13-18-00B	EA	WASHER - FLAT-3/8 WIDE ZINK
	000E13-20-00B	EA	WASHER - FLAT - 7/16" WIDE - ZINK
	000E13-21-00B	EA	WASHER - FLAT - W/2 NAR ZINK
	000E13-22-00B	EA	WASHER - FLAT-1/2 WIDE ZINK - 05117-01-000
	110794-01-000	EA	WASHER - FLAT-1ID X 13/4OD
	000E14-10-00B	EA	WASHER - LK - NO 10 EXT TOOTH - ZINK
	058716-02-000	EA	WASHER - FLAT NYLON - .406 X .750 X .060
	040921-03-000	EA	NUT - SPEED - U TYPE - NO 10
	040921-04-000	EA	NUT - SPEED - U TYPE - NO. 8 - .59" LENGTH X .44" WIDTH
	040921-09-000	EA	NUT - SPEED - U TYPE - NO 8 - T'MN C9812-8A
	044364-02-000	EA	NUT - SPEED - FLAT - ROUND
	063253-07-000	EA	NUT - J - #8A .120- .130 PNL THK
	083163-06-000	EA	PUSHNUT - FLAT TYPE 3/8 STUD - FORD ONLY TO RETAIN THE AIR BAFFLATE ON THE OIL DIPSTICK TUBE
	087234-01-000	EA	NUT - JACK - 1/4 X 20THD - MOLLY - ARDEN 8-L - JN BRASS MOUNTS LICENSE PLATES
	088787-12-000	EA	STUD - WELD - 1/4-20 X 1.0LG MN

SEALANTS & FASTENERS GROUP (CONTINUED)

SCREWS

KEY	PART NUMBER	U/M DESCRIPTION
	0B1210-32-180	EA SET SCREW - 5/8-11 X 2.00 - BLACK CUP POINT
	0G3908-08-170	EA SCREW - SF/ DR - 8-18 X 1/2PPH - BRIGHT WHITE
	0G5508-16-190	EA SCREW - SF/ DR - 8-18 X 1.00 PWH - QUICK SILVER
	000G11-05-08B	EA SCREW - 5-20 X 1/2 PPH ZINK
	000G11-06-10J	EA SCREW - 6-20 X 5/8 PPH - BRASS
	000G11-06-10B	EA SCREW - 6-20 X 5/8 PPH ZINK
	000G11-06-08B	EA SCREW - 6-20 X 1/2 PPH ZINC
	000G11-06-06B	EA SCREW - 6-20 X 3/8 PPH ZINK
	000G11-07-08B	EA SCREW - 7-19 X 1/2 PPH - ZINK
	000G11-08-08T	EA SCREW - 8-18 X 1/2 PPH
	000G11-08-08B	EA SCREW - 8-18 X 1/2 PPH - ZINK
	000G11-08-06B	EA SCREW - 8-18 X 3/8 PPH ZINK
	000G11-08-20B	EA SCREW - 8-18 X 11/4 PPH ZINK
	000G11-08-16S	EA SCREW - 8-18 X 1.00 PPH - OFF WHITE
	000G11-08-12T	EA SCREW - 8-18 X 3/4 PPH - BLACK
	000G11-08-12S	EA SCREW - 8-18 X 3/4 PPH - OFF WHITE
	000G11-08-12S	EA SCREW - 8-18 X 3/4 PPH - OFF WHITE
	000G11-08-12P	EA SCREW - 8-18 X .75 PPH - DARK BROWN
	000G11-08-12D	EA SCREW - 8-18 X 3/4 PPH - BLACK
	000G11-08-12B	EA SCREW - 8-18 X 3/4 PPH ZINK
	000G11-10-40B	EA SCREW - 10-16 X 2 1/2 PPH CAD - 34927-01-000
	000G11-10-16B	EA SCREW - 10-16 X 1 - PPH ZINK
	000G11-10-12S	EA SCREW - 10-16 X .75 PPH OFF WHT
	000G11-10-12D	EA SCREW - 10-16 X 3/4 PPH - BLACK
	000G11-10-10X	EA SCREW - 10-16 X 5/8 PPH GRAY
	000G12-06-14A	EA SCREW - 6-20 X .87 POH PLAIN
	000G12-06-08T	EA SCREW - 6-20 X .50 POH - BLACK
	000G12-08-16S	EA SCREW - 8-18 X 1.00 POH - OFF WHITE
	000G13-05-16S	EA SCREW - 5-20 X 1 PFH OFF WHITE
	000G13-06-16J	EA SCREW - 6-20 X 1.00 PFH - BRASS
	000G13-06-08B	EA SCREW - 6-20 X 1/2 PFH ZINK
	000G13-06-24J	EA SCREW - 6-20 X 1.50 PFH BRASS
	000G13-07-12B	EA SCREW - 7-19 X 3/4 PFH ZINK
	000G13-08-16B	EA SCREW - 8-18 X 1 PFH - ZINK
	000G13-08-10B	EA SCREW - 8-18 X 5/8 PFH ZINK - 90 CW922FV
	000G18-08-22B	EA SCREW - MACH - 8-32 X 1 3/8 PPH ZINK
	000G19-10-20B	EA SCREW - MACHINE - 10-32 X 1 1/14 PPH ZINK
	000G19-10-08B	EA SCREW - MACHINE - 10-32 X 1/2 PPH ZINK
	000G32-10-06B	EA SCREW - 10-32 X 3/8" - PPH - ZINC
	000G39-06-10T	EA SCREW - SF/ DR - 6-20 X 5/8 PPH - BLACK
	000G39-06-08B	EA SCREW - DR - 6-18 X 1/2 ZINK
	000G39-08-08S	EA SCREW - SF/ DR - 8-18 X 1/2 PPH - OFF WHITE
	000G39-08-08B	EA SCREW - SF/ DR - 8-18 X 1/2 PPH ZINK
	000G39-08-32B	EA SCREW - SF/ DR - 8-18 X 2 PPH - ZINC
	000G39-08-24B	EA SCREW - SF/ DR - 8-18 X 1 1/2 PPH ZINK
	000G39-08-16T	EA SCREW - SF/ DR - 8-18 X 1 PPH - BLACK
	000G39-08-16S	EA SCREW - SF/ DR - 8-18 X 1.00 PPH - OFF WHITE
	000G39-08-16B	EA SCREW - SF/ DR - 8-18 X 1 PPH ZINK
	000G39-08-12T	EA SCREW - SF/ DR - 8-18 X 3/4 PPH - BLACK
	000G39-08-12B	EA SCREW - SF/ DR - 8-18 X 3/4 PPH ZINK
	000G39-10-08B	EA SCREW - SF/ DR 10-16 X .50 P&H - ZINC
	000G39-10-209	EA SCREW - SF/ DR - 10-16 X 1.25 PPH - FLATUOROCARBON SILVER
	000G39-10-20B	EA SCREW - SF/ DR - 10-16 X 1 1/4 PPH ZINK
	000G39-10-129	EA SCREW - SF/ DR - 10-16 X 3/4 PPH - FLATUOROCARBON SILVER
	000G39-10-12R	EA SCREW - SF/ DR - 10-16 X 3/4 PPH - BEIGE
	000G39-10-12D	EA SCREW - SF/ DR - 10-16 X 3/4 PPH - BLACK
	000G39-10-12B	EA SCREW - SF/ DR - 10-16 X .75 PPH ZINK
	000G39-12-12E	EA SCREW - SF/ DR - 12 - 14 X 3/4 PPH - CHROME
	000G42-04-12B	EA SCREW - SF/ DR 1/4-14 X 3/4 HWH ZINK
	000G46-08-24T	EA SCREW - MACHINE - 8-32 - 1.50 IN PFH - BLACK
	000G50-04-12B	EA SCREW - MACHINE - 1/4-20 X 3/4 PPH ZINK
	000G50-04-08B	EA SCREW - MACHINE - 1/4-20 X 1/2 PTH - 2N
	000G51-08-08B	EA SCREW - 8-18 X 1/2 PTH ZINK

SEALANTS & FASTENERS GROUP (CONTINUED)

SCREWS (CONTINUED)

KEY	PART NUMBER	U/M DESCRIPTION
	000G52-08-18B	EA SCREW - MACH-8-32 X 11/8 PTH ZINK
	000G54-04-20B	EA SCREW - 1/4-20 X 1 1/4 PTH - TYPE 23 - ZINC PLATED
	000G55-08-127	EA SCREW - SF/DR - 8-18 X .75 PWH - FAWN
	000G55-08-12S	EA SCREW - SF/DR - 8-18 X .75 PWH - *OFF WHITE
	000G57-05-16J	EA SCREW - 5-20 X 1 PFH - BRASS
	000G60-10-28T	EA SCREW - SF/ DR - 10-16 X 1.75 - BLACK
	000G67-08-32B	EA SCREW - 8-15 X 2 PPH ZINK
	000G67-10-08B	EA SCREW - 10-12 X 1/2 PPH ZINK
	000G67-10-48B	EA SCREW - 10-12 X 3 PPH ZINK
	000G67-10-36T	EA SCREW - 10-12 X 2.25PPHBLACK - STALGARD
	000G67-10-20D	EA SCREW - 10-12 X 1 1/4 PPH - BLACK
	000G67-10-120	EA SCREW - 10-12 X .75" PPH - TAN
	000G67-10-120	EA SCREW - 10-12 X .75" PPH - TAN
	000G67-10-12B	EA SCREW - 10-12 X 3/4" PPH - ZINK
	000G67-10-10P	EA SCREW - 10-12 X .62 PPH - DARK BROWN
	000G67-10-10D	EA SCREW - 10-12 X 5/8 PPH - BLACK - TYPE A
	000G67-10-10B	EA SCREW - 10-12 X 5/8 PPH ZINK - TYPE A
	000G67-10-08R	EA SCREW - 10-12 X 1/2 PPH - BEIGE - TYPE A
	000G68-06-10G	EA SCREW - 6-18 X 5/8 POH - ANTIQUE BRASS
	049465-01-000	EA SCREW - 10-16 W/ WASHER PTH - DARK BROWN
	049465-03-000	EA SCREW - 10-16 X 1 POH W/ WASHER - OFF WHITE
	049465-17-000	EA SCREW - 10-16 X 1 POH W/ WASHER - BRIGHT WHITE
	075908-01-000	EA SCREW - MACHINE - 10-32 X .56 PTH - ZINC EXTERNAL TOOTH
	086256-01-000	EA SCREW ASM - SF/DR 8 X .75HWH LG - PL BODY PNL MT
	097974-01-000	EA SCREW - PART BD 7-9 X .75 PPH - FHM 0543 PLAIN
	106477-01-000	EA SCREW - 14-10 X 3.00 PFH - STEEL BRASS PLATED
	116111-02-01A	EA SCREW - TAPTITE - 1/4-20 X 3/8 PPH - ZINC
	117322-01-000	EA SCREW - 1/4-28UNF-2A - TORX - U.T. 6270020 SC25WJ

CLAMPS, CLIPS, & GROMMETS

KEY	PART NUMBER	U/M DESCRIPTION
	000F10-06-32B	EA PIN - COTTER - 3/16 X 2.00 ZN
	000H16-04-06R	EA RIVET - POP - AL 1/8 X .313-.375
	000H16-06-10R	EA RIVET - POP-AL 3/16 X .501-.625
	010495-01-000	EA CLAMP - CABLE - 9/16"
	010497-01-000	EA CLAMP - CLOSED - 5/8" ID
	010497-03-000	EA CLAMP - CLOSED - 1" ID - CUSHIONED
	010497-04-000	EA CLAMP - CLOSED - 1.62 ID - ADEL - 945-2717
	010497-05-000	EA CLAMP - CLOSED - 1/2" ID
	010499-01-000	EA CLAMP - CLOSED - 3/8" ID
	062401-01-000	EA CLAMP - HOSE - WORMGEAR .25" - 1"
	062401-03-000	EA CLAMP - HOSE - WORMGEAR - .22" - 1"
	062401-04-000	EA CLAMP - HOSE - WORMGEAR .69" - 1.25"
	062401-06-000	EA CLAMP - HOSE - WORMGEAR .22"-.62"
	062401-11-000	EA CLAMP - HOSE - WORMGEAR 3.56" - 4.5"
	075148-02-000	EA CLAMP - GROUNDING - BRONZE SCREWS
	083609-01-000	EA CLAMP - WIRE - DUAL EQUAL - 5/8" DIAMETER
	083610-01-000	EA CLAMP - WIRE - DUAL - UNEQUAL DIAMETERS - .75" & 1.25"
	083610-02-000	EA CLAMP - WIRE - DUAL UNEQUAL DIA
	008380-01-000	EA GROMMET - RUBBER - 5/8" HOLE X 1 1/2" DIAMETER - BLACK
	016188-03-000	EA GROMMET - L/P LINE - 3/8" HOLE X 2 1/2" LONG - RUBBER
	016188-05-000	EA GROMMET - L/P LINE - 3/8" HOLE X 1 1/4" LONG - RUBBER
	023942-01-000	EA GROMMET - RUBBER - 2" OD
	071015-11-000	EA GROMMET - 1.00 ID - FITS .12 MATL - MINOR RUBBER Z-3065
	071015-29-000	EA GROMMET - RUBBER - .25" ID X 1.25" OD W/.12" GROOVE - BLACK
	071015-30-000	EA GROMMET - RUBBER - .31" ID X .81" OD W/.12" GROOVE - BLACK
	114208-02-000	EA GROMMET - EDGE LINER - FITS .625 - HEYCO 2073
	077955-01-000	EA CLIP - J - VINYL COATED - 3/8"
	091952-01-000	EA CLIP - GRIPPER - 1"
	094362-02-000	EA CLIP - CHRISTMAS TREE - FLAT HEAD - .5" X .95"

WATER & SEWAGE GROUP**FRESH WATER TANK (US)**

KEY	PART NUMBER	U/M DESCRIPTION
	M05890-93-000	EA TANK ASM-WTR,30 GAL 117217 - *95 G34RQ/SLIDEOUT
	117217-02-000	EA TANK ASM - WATER, 30 GALLON - W/FITTINGS
	117217-01-000	EA TANK-WATER, 30 GAL - W/O FITTINGS
	M05890-87-000	EA TANK ASM-WTR,48 GAL 116881 - *95 G34WK FLAIR-IT
	116881-02-000	EA FRESH WATER TANK-48 GAL. W/KNOTCHED CORNER F/WATER PUMP W/ FITTINGS
	116881-01-000	EA TANK FRESH WATER-48 GAL. W/NOTCHED CORNER F/WATER PUMP
	039861-01-000	EA SENDING UNIT-W/SCREW, WASHER, WELL NUT & TERMINAL RING
	010219-01-000	EA ELBOW-1 1/4" MPT X 1 1/4" BARB, WATER FILL - PLASTIC
	077954-02-000	EA FILTER-WATER TANK, SCREEN IN TANK
	101814-01-000	EA COUPLING-FEMALE, 1/2" X 1/2" FPT W/COMP. SLEEVE - GRAY
	042989-03-000	EA FITTING-WATER TANK, SPINWELD - 1 1/4"NPT - PLASTIC - WHITE
	042989-05-000	EA FITTING-WATER TANK SPINWELD - 1/2" FPT - PLASTIC - WHITE
	049032-01-000	EA PATCH-SPINWELD, 3/8" - PLASTIC
	120069-01-000	EA PLUG-3",POLYETHYLENE MPT - CUSTOM PLAS P3
	120070-01-000	EA FITTING-SPINWLED,PLAS 3" FPT - CUSTOM PLAS 60
	079381-01-000	FT TUBING-SMOOTH FLEXIBLE, 1 3/8" ID X 20'

FRESH WATER TANKS (EXPORT)

KEY	PART NUMBER	U/M DESCRIPTION
	M07538-38-000	EA TANK ASM-WTR,30 GAL 117217 - *96 G29RQ EURO
	117217-05-000	EA TANK ASM-WATER,30 GAL - 96 G29RQ EUROPE
	116881-07-000	EA TANK ASM-WATER,48 GAL - 96 G29RQ EUROPE
	116881-01-000	EA TANK FRESH WATER-48 GAL. W/NOTCHED CORNER F/WATER PUMP
	039861-01-000	EA SENDING UNIT-W/SCREW, WASHER, WELL NUT & TERMINAL RING
	010219-01-000	EA ELBOW-1 1/4" MPT X 1 1/4" BARB, WATER FILL - PLASTIC
	077954-02-000	EA FILTER-WATER TANK, SCREEN IN TANK
	101814-01-000	EA COUPLING-FEMALE, 1/2" X 1/2" FPT W/COMP. SLEEVE - GRAY
	042989-03-000	EA FITTING-WATER TANK, SPINWELD - 1 1/4"NPT - PLASTIC - WHITE
	042989-05-000	EA FITTING-WATER TANK SPINWELD - 1/2" FPT - PLASTIC - WHITE
	049032-01-000	EA PATCH-SPINWELD, 3/8" - PLASTIC
	120069-01-000	EA PLUG-3",POLYETHYLENE MPT - CUSTOM PLAS P3
	120070-01-000	EA FITTING-SPINWLED,PLAS 3" FPT - CUSTOM PLAS 60
	079381-01-000	FT TUBING-SMOOTH FLEXIBLE, 1 3/8" ID X 20'

WATER & SEWAGE GROUP (CONTINUED)**WATER SYSTEM COMPONENTS (FLAIR-IT)**

KEY	PART NUMBER	U/M DESCRIPTION
	114427-01-000	EA CAP-1/2P, 02860
	114427-02-000	EA PLUG-1/2P, 02863
	114428-01-000	EA TEE-1/2P X 1/2P X 1/2P, 02820
	114428-02-000	EA TEE-SWIVEL, 1/2P X 1/2P X 1/2FPT - 02821
	114428-03-000	EA TEE-1/2P X 1/2P X 1/2MPT, 02822
	114429-01-000	EA ELBOW-1/2P X 1/2P, 02800
	114429-02-000	EA ELBOW-1/2P X 1/2MPT, 02803
	114429-03-000	EA ELBOW-SWIVEL, 1/2P X 1/2FPT - 02816
	114429-04-000	EA ELBOW-1/2P X 3/8MPT, 02810
	114429-05-000	EA ELBOW-1/2P X 3/4MPT, 02812
	114429-06-000	EA ELBOW-SWIVEL, 1/2P X 3/4FPT - 02811
	114430-01-000	EA ADAPTER-1/2P X 1/2P, 02840
	114430-02-000	EA ADAPTER-SWIVEL, 1/2P X 1/2FPT - 02873
	114430-03-000	EA ADAPTER-1/2P X 1/2MPT, 02842
	114431-01-000	EA VALVE-LINE DRAIN 1/2P, 02914
	114431-02-000	EA VALVE-1/2P, BYPASS - 02910
	114431-03-000	EA VALVE-1/2P X 1/2P, 02884
	114431-04-000	EA VALVE-STOP, 1/2P X 1/2P - 02880

WATER SYSTEM COMPONENTS

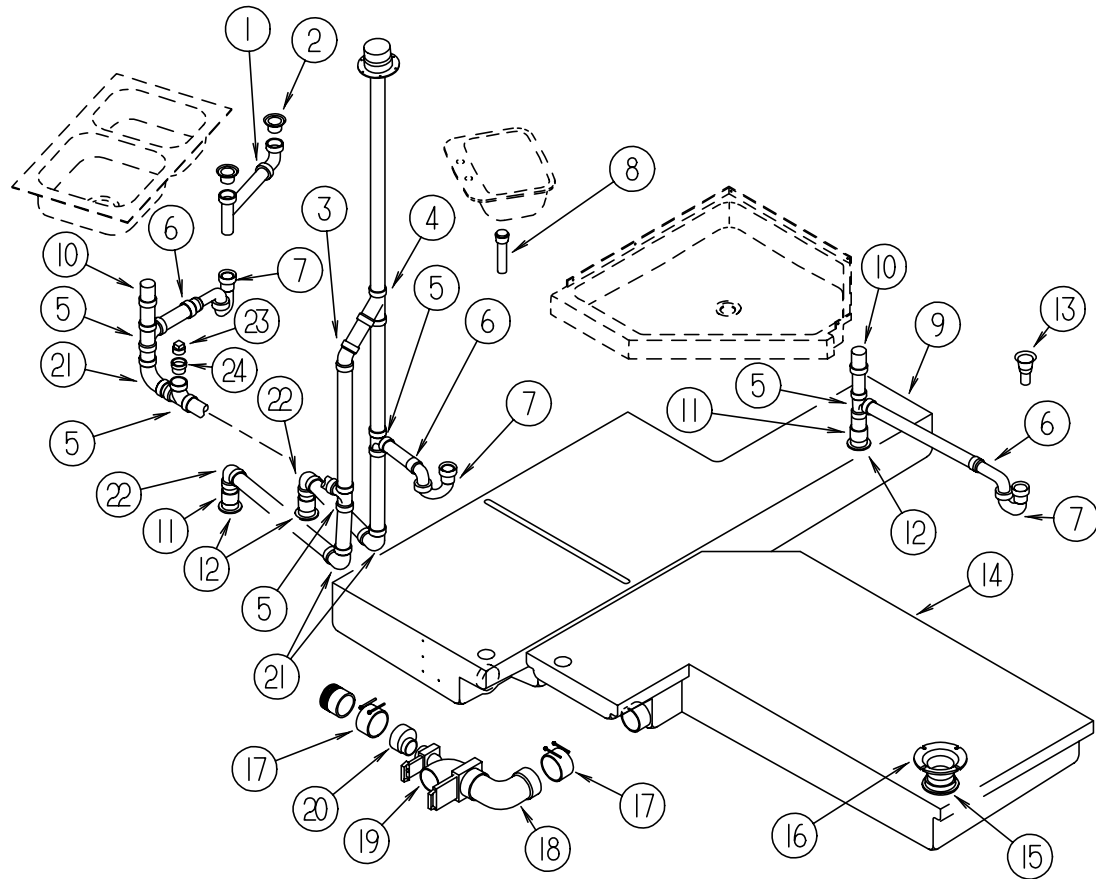
KEY	PART NUMBER	U/M DESCRIPTION
	701069-01-000	EA WATER PURIFICATION SYSTEM
	701069-03-700	EA CARTRIDGE-WATER FILTER - AC - EVERPURE 9601-11
	079381-01-000	FT TUBING-SMOOTH FLEXIBLE - 1 3/8" ID X 20'
	039800-02-000	FT TUBING-POLYBUTYL - 5/8" OD X 20FT
	010219-01-000	EA ELBOW-1 1/4" MPT X 1 1/4" BARB - WATER FILL - PLASTIC
	039798-01-000	EA TEE-1/2" MPT X 1/2" MPT X 1/2" MPT - PLASTIC
	101814-01-000	EA COUPLING-FEMALE - 1/2" X 1/2" FPT
	110915-01-01A	EA FILL-WATER, CITY - CHROME - KEVCO 64713

EXTERIOR SHOWER COMPONENTS

KEY	PART NUMBER	U/M DESCRIPTION
	103092-01-000	EA SHOWER HEAD-W/ 60" HOSE (US)
	103092-02-000	EA SHOWER HEAD-W/ HOSE (CSA)
	104044-01-000	EA BRACKET-SUPPORT - FAUCET
	103092-01-701	EA BRACKET (FOR SHOWER HEAD) BONE
	079563-04-01A	EA FAUCET-SHOWER - BONE

WATER & SEWAGE GROUP (CONTINUED)

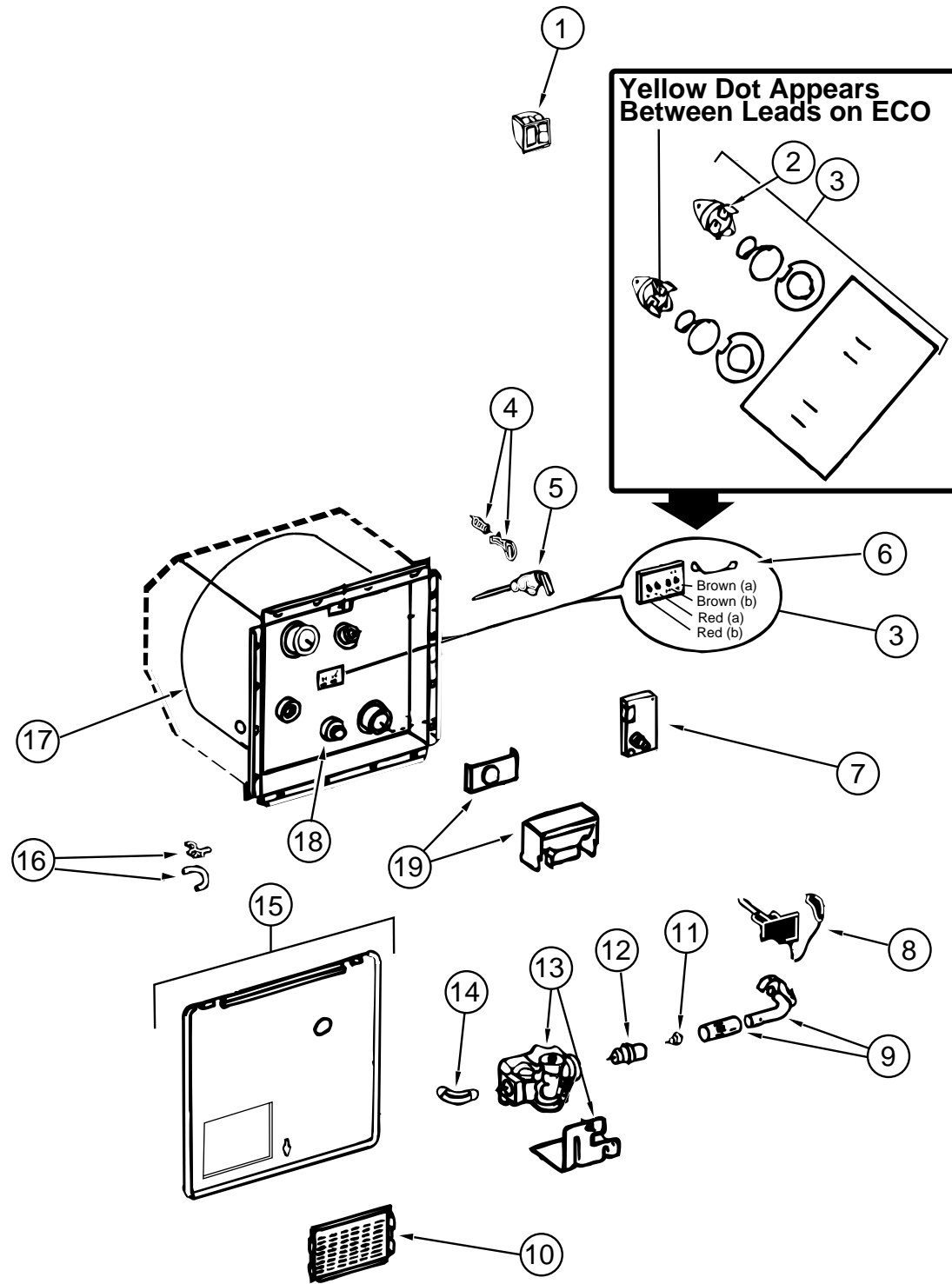
DRAINAGE SYSTEM



KEY	PART NUMBER	U/M	DESCRIPTION
1	011091-02-000	EA	CONTINUOUS WASTE - DOUBLE SINK - 1 1/4" (US)
1	011091-03-000	EA	CONTINUOUS WASTE - DOUBLE SINK - 1 1/4" (CSA)
2	092303-01-000	EA	STAINER - SINK
3	010006-01-000	EA	ELBOW - 45 DEGREE - 1/8 BEND - 1 1/2" HUB X HUB
4	010073-01-000	EA	WYE - 45 DEGREE - 1 1/2" HUB X HUB X HUB
5	010071-01-000	EA	TEE - SANITARY - 1 1/2" HUB X HUB X HUB
6	109571-01-000	EA	ADAPTER - P-TRAP - 1 1/2" P X 1 1/4" MPT
7	107538-01-000	EA	P-TRAP - 1 1/4 - PLASTIC (US)
7	011071-01-000	EA	P-TRAP - 1 1/2 - PLASTIC (CSA)
8	096927-01-701	EA	TAILPIECE - BATH SINK
9	111229-01-000	EA	TANK - HOLDING - WASTE WATER - 56 GALLON
10	079968-01-000	EA	VENT - MECHANICAL TRAP ARM - ANTI-SIPHON - 2" DIA X 7.3"
11	010115-01-000	EA	COUPLING - 1 1/2" HUB X HUB - PLASTIC
12	061607-01-000	EA	GROMMET - HOLDING TANK - 1 1/2" NPS
13	011069-03-000	EA	TAILPIECE - SHOWER/ TUB - 1 1/2" X 1 3/4" - PLASTIC (US)
13	011069-02-000	EA	TAILPIECE - TUB/ SHOWER - 1 1/2" X 1 1/4" X 4" - BRASS (CSA)
	066440-01-000	EA	STRAINER - SHOWER - W/RUBBER WASHER
	066436-01-000	EA	NUT - SLIP - TAILPIECE - 1.5"
14	104351-01-000	EA	TANK - HOLDING - SEWAGE - 55 GALLON
15	061607-02-000	EA	GROMMET - HOLDING TANK - 3" NPS
16	063641-01-000	EA	FLANGE - CLOSET - 4" X 3"
17	078406-01-000	EA	COUPLER - RUBBER - W/ CLAMPS - 3" X 3"
18	041056-01-000	EA	ELBOW - STREET - 1/4" BEND - 3" X 90° XLT
19	070916-01-000	EA	VALVE ASM - DUAL DUMP - W/CAP - 3" X 1 1/2"
	070916-01-700	EA	VALVE ONLY - 3"
	070916-01-701	EA	VALVE ONLY - 1 1/2"
	062415-01-000	EA	SEWER CAP - 3"
20	062422-01-000	EA	ADAPTER - OFFSET REDUCER - 3" X 1 1/2"
21	010008-01-000	EA	ELBOW - 90 DEGREE - 1/4 BEND - EXTRA LONG TURN - 1 1/2" HUB X HUB
22	034250-01-000	EA	ELBOW - 90 DEGREE - 1/4 BEND - LONG TURN - 1 1/2" HUB X HUB
23	010166-01-000	EA	PLUG - THREADED - 1 1/4" DIAMETER - PLASTIC - BLACK - US
23	010166-02-000	EA	PLUG - THREADED - 1 1/4" DIAMETER - PLASTIC - BLACK - CSA
24	050787-01-000	EA	ADAPTER - CLEANOUT - NIBCO 5803-2
	010201-01-000	EA	HOSE - SEWER - 3" ID X 8'
	062416-01-000	EA	ADAPTER - SEWER HOSE TO 3" PIPE

WATER & SEWAGE GROUP (CONTINUED)

WATER HEATER - W/MOTOR AID - PILOTLESS IGNITION



WATER HEATER W/MOTOR AID ATWOOD (GH6-7E)

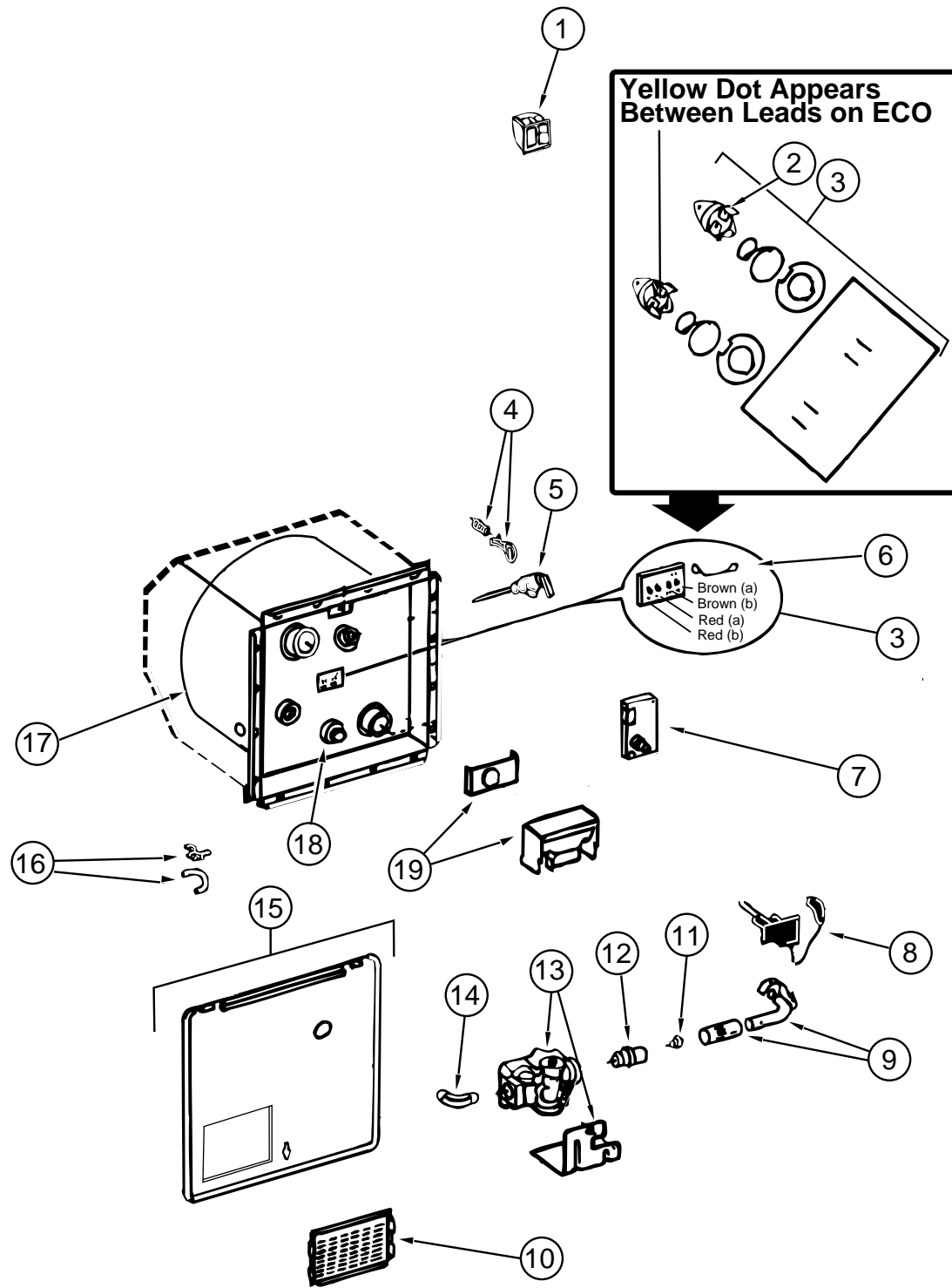
KEY	PART NUMBER	U/M	DESCRIPTION	VENDOR NO.
	051393-01-000	EA	WATER HEATER - W/MOTOR AID - PILOTLESS IGNITION	
1	051393-01-701	EA	SWITCH PACKAGE	91959
2	051391-04-701	EA	THERMOSTAT 12 VDC-120 PRESET	91470
3	051393-01-721	EA	ECO & THERMOSTAT ASM - FRONT MOUNT - 140°	91447
4	051391-01-705	EA	FASTENER - CAMLOC	92609
5	051391-01-704	EA	VALVE - RELIEF - 1/2" FITTING	91604
6	051393-01-723	EA	SWITCH - ENERGY CUT-OFF	93866
7	051393-01-724	EA	CIRCUIT BOARD - W/ SPADE TERMINAL	93867
8	051393-01-725	EA	ELECTRODE - SINGLE SPADE CONNECTION	93868
9	051391-04-703	EA	BURNER - MAIN	91638
10	051391-01-717	EA	GRILLE	92640
11	051391-01-710	EA	ORIFICE - MAIN BURNER	92742
12	051391-03-700	EA	ORIFICE HOLDER	91563
13	051393-01-726	EA	SOLENOID VALVE & BRACKET	93870
14	051391-01-714	EA	ELBOW - 45 DEGREE - 3/8" F X 3/8" MPT	91044
15	052009-01-000	EA	DOOR - WATER HEATER - OFF WHITE	
16	051391-01-700	EA	HINGE KIT - W/CLIP	92568 & 92559
17	051393-03-701	EA	TANK - INNER	91642
18	051391-01-715	EA	DRAIN PLUG	91857
19	051391-01-706	EA	FLUE & GASKET	92787
	116424-01-000	EA	PROTECTOR - ROUND VINYL - WATER HEATER LATCH	

WATER HEATER W/MOTOR AID ATWOOD (GH6-8E)

KEY	PART NUMBER	U/M	DESCRIPTION	VENDOR NO.
	051393-01-000	EA	WATER HEATER - W/ MOTOR AID - PILOTLESS IGNITION	
1	051393-01-701	EA	SWITCH PACKAGE	91959
2	051391-04-701	EA	THERMOSTAT 12 VDC-120 PRESET	91470
3	051393-01-721	EA	ECO & THERMOSTAT ASM - FRONT MOUNT - 140°	91447
4	051391-01-705	EA	FASTENER - CAMLOC	92609
5	051391-01-704	EA	VALVE - RELIEF - 1/2" FITTING	91604
6	051393-01-723	EA	SWITCH - ENERGY CUT-OFF	93866
7	051393-01-724	EA	CIRCUIT BOARD - W/ SPADE TERMINAL	93867
8	051393-01-725	EA	ELECTRODE - SINGLE SPADE CONNECTION	93868
9	051391-04-703	EA	BURNER - MAIN	91638
10	051391-01-717	EA	GRILLE	92640
11	051391-01-710	EA	ORIFICE - MAIN BURNER	92742
12	051391-03-700	EA	ORIFICE HOLDER	91563
13	051393-01-726	EA	SOLENOID VALVE & BRACKET	93870
14	051391-01-714	EA	ELBOW - 45 DEGREE - 3/8" F X 3/8" MPT	91044
15	052009-04-000	EA	DOOR - WATER HEATER - BUFF	
16	051391-01-700	EA	HINGE KIT - W/CLIP	92568 & 92559
17	051391-04-704	EA	TANK - INNER	91642
18	051391-01-715	EA	DRAIN PLUG	91857
19	051391-04-707	EA	FLUE & GASKET	90960
	111129-01-711	EA	BRACKET-CORNER, SET OF FOUR	91928
	116424-01-000	EA	PROTECTOR - ROUND VINYL - WATER HEATER LATCH	

WATER & SEWAGE GROUP (CONTINUED)

WATER HEATER - W/MOTOR AID - ELECTRIC IGNITION



KEY	PART NUMBER	U/M DESCRIPTION	VENDOR NO.
	051391-03-000	EA WATER HEATER - W/ ELECTRIC IGNITION	
1	051393-01-701	EA SWITCH PACKAGE	91959
2	051391-04-701	EA THERMOSTAT 12 VDC-120 PRESET	91470
3	051393-01-721	EA ECO & THERMOSTAT ASM - FRONT MOUNT - 140°	91447
4	051391-01-705	EA FASTENER - CAMLOC	92609
5	051391-01-704	EA VALVE - RELIEF - 1/2" FITTING	91604
6	051393-01-723	EA SWITCH - ENERGY CUT-OFF	93866
7	051393-01-724	EA CIRCUIT BOARD - W/ SPADE TERMINAL	93867
8	051393-01-725	EA ELECTRODE - SINGLE SPADE CONNECTION	93868
9	051391-04-703	EA BURNER - MAIN	91638
10	051391-01-717	EA GRILLE	92640
11	051391-01-710	EA ORIFICE - MAIN BURNER	92742
12	051391-03-700	EA ORIFICE HOLDER	91563
13	051393-01-726	EA SOLENOID VALVE & BRACKET	93870
14	051391-01-714	EA ELBOW - 45 DEGREE - 3/8" F X 3/8" MPT	91044
15	052009-01-000	EA DOOR - WATER HEATER - OFF WHITE	
16	051391-01-700	EA HINGE KIT - W/CLIP	92568 & 92559
17	051391-04-706	EA TANK - INNER	91641
18	051391-01-715	EA DRAIN PLUG	91857
19	051391-01-706	EA FLUE & GASKET	92787
	116424-01-000	EA PROTECTOR - ROUND VINYL - WATER HEATER LATCH	

WATER HEATER W/ ELECTRIC IGNITION ATWOOD (G6A-8E)

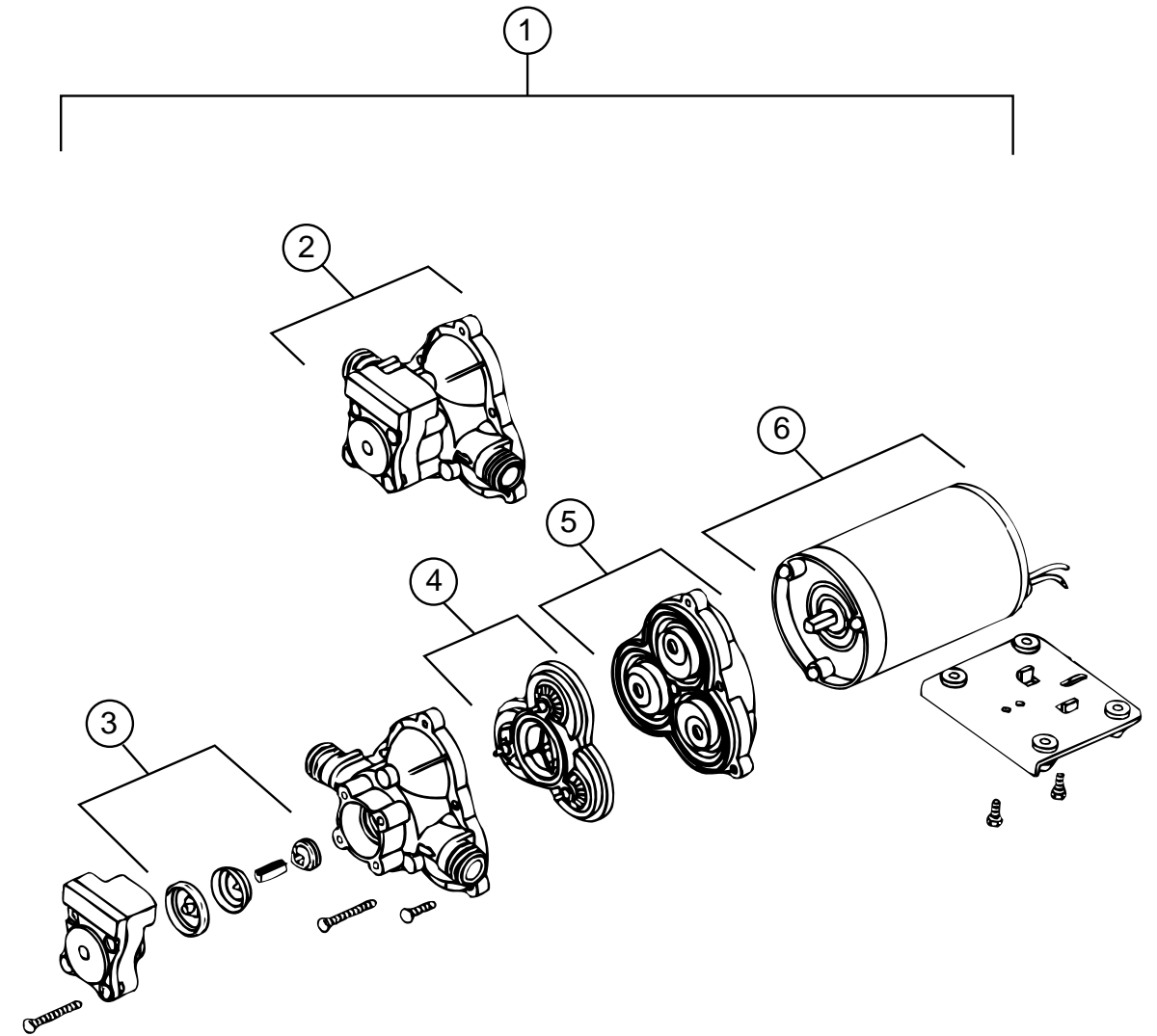
KEY	PART NUMBER	U/M DESCRIPTION	VENDOR NO.
	051391-03-000	EA WATER HEATER - W/ ELECTRIC IGNITION	
1	051393-01-701	EA SWITCH PACKAGE	91959
2	051391-04-701	EA THERMOSTAT 12 VDC-120 PRESET	91470
3	051393-01-721	EA ECO & THERMOSTAT ASM - FRONT MOUNT - 140°	91447
4	051391-01-705	EA FASTENER - CAMLOC	92609
5	051391-01-704	EA VALVE - RELIEF - 1/2" FITTING	91604
6	051393-01-723	EA SWITCH - ENERGY CUT-OFF	93866
7	051393-01-724	EA CIRCUIT BOARD - W/ SPADE TERMINAL	93867
8	051393-01-725	EA ELECTRODE - SINGLE SPADE CONNECTION	93868
9	051391-04-703	EA BURNER - MAIN	91638
10	051391-01-717	EA GRILLE	92640
11	051391-01-710	EA ORIFICE - MAIN BURNER	92742
12	051391-03-700	EA ORIFICE HOLDER	91563
13	051393-01-726	EA SOLENOID VALVE & BRACKET	93870
14	051391-01-714	EA ELBOW - 45 DEGREE - 3/8" F X 3/8" MPT	91044
15	052009-04-000	EA DOOR - WATER HEATER - BUFF	
16	051391-01-700	EA HINGE KIT - W/CLIP	92568 & 92559
17	051391-04-706	EA TANK - INNER	91641
18	051391-01-715	EA DRAIN PLUG	91857
19	051391-04-707	EA FLUE & GASKET	90960
	111129-01-711	EA BRACKET-CORNER, SET OF FOUR	91928
	116424-01-000	EA PROTECTOR - ROUND VINYL - WATER HEATER LATCH	

WATER & SEWAGE GROUP (CONTINUED)

WATER HEATER W/ ELECTRIC IGNITION, 220V (EXPORT)

KEY	PART NUMBER	U/M DESCRIPTION	VENDOR NO.
	111129-01-000	EA WATER HEATER-ELEC,IGN,220V	
	111129-01-700	EA SWITCH-WALL PACKAGE	91208
	111129-01-702	EA VALVE-DRAIN PRASSURE,3.5 BAR	91898
	111129-01-702	EA VALVE-DRAIN PRASSURE,3.5 BAR	91898
	111129-01-703	EA THERMOSTAT (60*)ECO(82*)KIT	91191
	111129-01-704	EA BOARD-IGNITION	91194
	111129-01-705	EA REGULATOR-GAS PRESSURE #10	91198
	111129-01-706	EA ORIFICE-MAIN BURNER COMPLETE	91017
	111129-01-707	EA BURNER KIT, MAIN	91204
	111129-01-708	EA IGNITION KIT, SPARK & PROBE	91196
	111129-01-709	EA FLUE ASSEMBLY	91045
	111129-01-710	EA DOOR-ACCESS, W/LOCK	91203
	111129-01-711	EA BRACKET-CORNER, SET OF FOUR	91928
	111129-01-712	EA HARDWARE KIT,W/LOCK	91193
	111129-01-713	EA TANK INNER ICH6-6E	91188
	111129-01-714	EA THERMOSTAT,ELECTRIC, 220V	91207
	111129-01-715	EA RELAY,220 V/12 VDC	91206
	111129-01-716	EA ELEMENT-HEATING,220V/500WATT	91081
	111129-01-717	EA BUSHING,STRAIN RELIEF	91372

WATER & SEWAGE GROUP (CONTINUED)

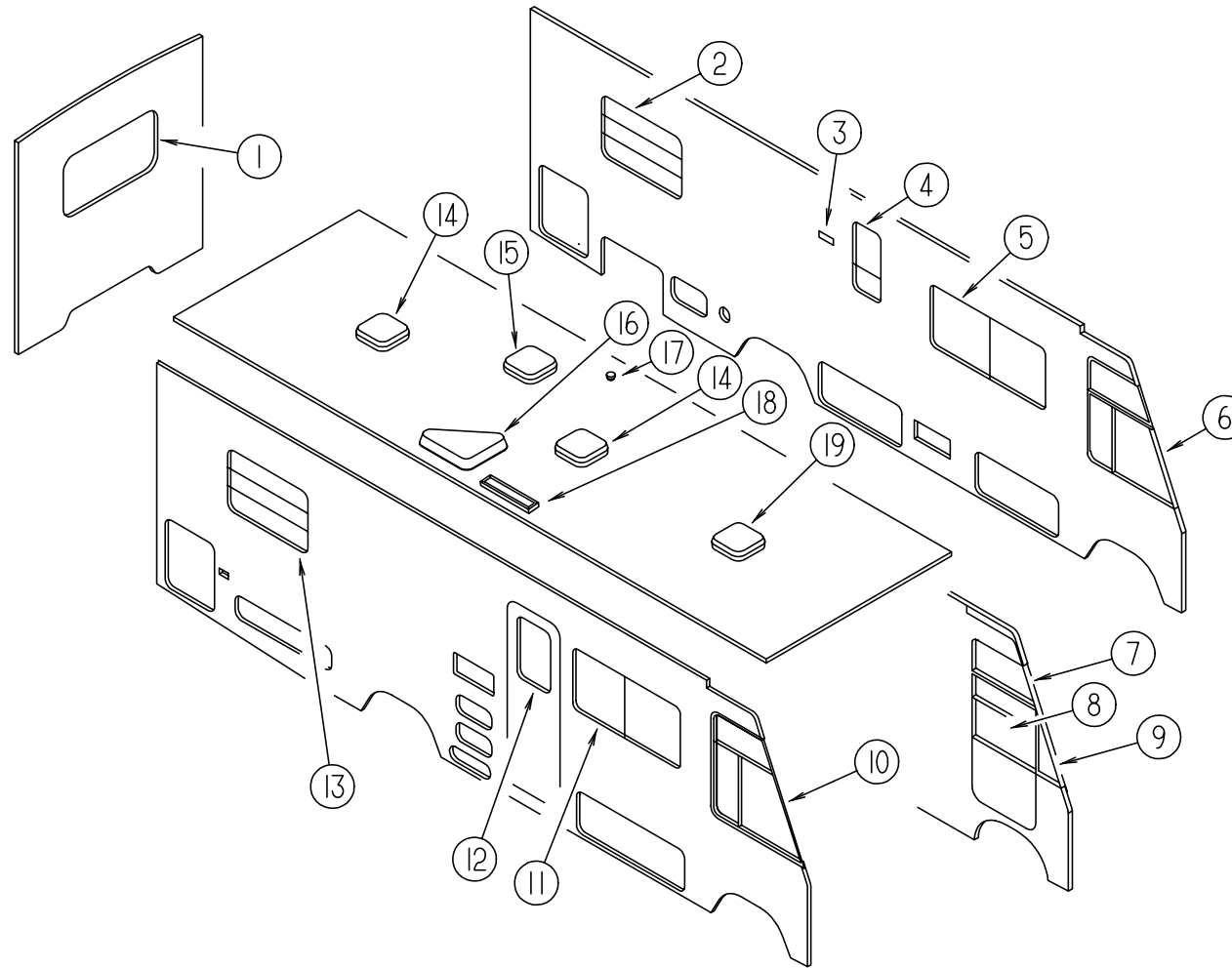


WATER PUMP (SHURFLO)

KEY	PART NUMBER	U/M DESCRIPTION	VENDOR NO.
1	098607-01-000	EA PUMP - WATER - W/.5"MPT FITTING - FLOW 2.8 GPM - UL	
2	098607-01-706	EA UPPER HOUSING/ SWITCH KIT	94-231-20
3	098607-01-705	EA CHECK VALVE - KIT	94-237-00
4	098607-01-703	EA VALVE ASM	94-232-00
5	098607-01-702	EA DRIVE/ DIAPHRAGM - KIT	94-238-04
6	098607-01-707	EA MOTOR/ BASEPLATE REPLACEMENT	94-235-03

WINDOW, VENT & EXTERIOR DOOR GROUP

WINDOWS & VENTS

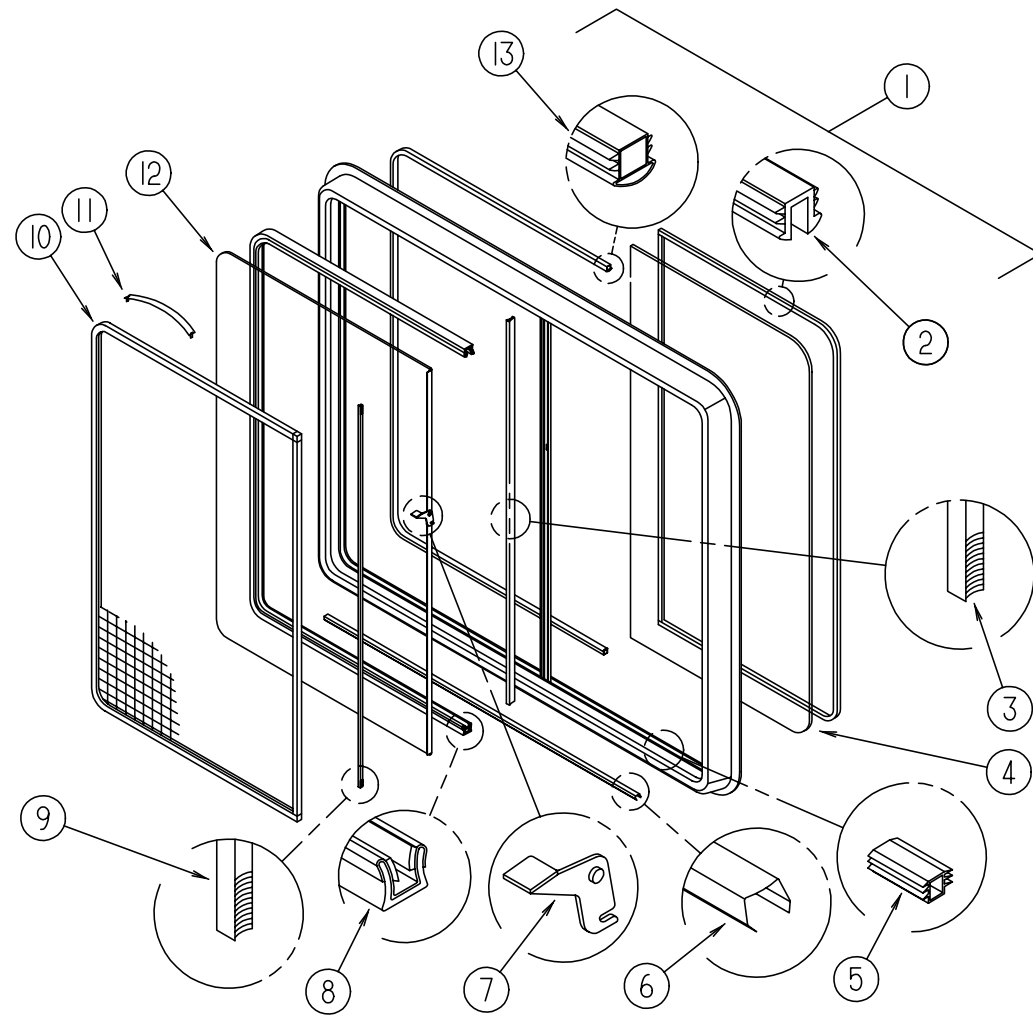


KEY	PART NUMBER	U/M	DESCRIPTION
1	113502-01-01A	EA	WINDOW-REAR ESCAPE THERMO - 24.8" X 48.7"
1	078528-06-E10	EA	WINDOW-ESCAPE W/O INSIDE TRIM - 24.5" X 48.5"
1	113502-06-01A	EA	WINDOW-REAR ESCAPE THERMO/EUROPEAN - 24.8" X 48.7" (EXPORT)
2	112795-23-01A	EA	WINDOW-DRIVERS HORIZONTAL SLIDER THERMO 24 1/2" X 41 1/2"
2	113500-01-01A	EA	WINDOW-DOUBLE TIPOUT 24.5" X 41.3"
2	112795-45-01A	EA	WINDOW-DRIVER HORIZONTAL SLIDE THERMO 24 1/4" X 41 1/4" (EXPORT)
3	084878-09-000	EA	VENT - RANGE HOOD - SHORT - LVS
4	112898-04-01A	EA	WINDOW ASM-SLD,VERT,THERMO
4	098644-07-01A	EA	WINDOW ASM-SINGLE RAISE B/OW - *EXCEL H170-G2W66
4	112898-10-01A	EA	WINDOW ASM-SLD,VERT,THERMO - *EXCEL DC02-EG2W66 (EXPORT)
5	112795-15-01A	EA	WINDOW-DRIVERS HORIZONTAL SLIDER THERMO 26 3/8" X 60"
5	098647-22-01A	EA	WINDOW-DRIVERS HORIZONTAL SLIDER 26.1" X 59.7"
5	112795-40-01A	EA	WINDOW-DRIVER HORIZONTAL SLIDE THERMO 26 3/8" X 60" (EXPORT)
6	113501-01-01A	EA	WINDOW ASM-CAB,THERMOPANE
6	103658-07-01A	EA	WINDOW-DRIVER CAB 3 GLASS 25.3"T X 45.4"B X 45.2"H
6	113501-06-01A	EA	WINDOW ASM-CAB,THERMOPANE - *EXCEL DH374-EA2B66L (EXPORT)
7	116000-03-01A	EA	WINDOW-DRIVER VISTA-THERMO- 14.8" X 25.7" X 32.2" (EXPORT)
7	106467-03-01A	EA	WINDOW ASM.-DRIVER STAT. 14 13/16" X 25 11/16" X 32 1/4"
8	106469-02-702	EA	GLASS-STATIONARY, HORIZONTAL
8	106469-01-704	EA	GLASS ASM., ROLL-UP, W/BRKT
9	115999-03-01A	EA	WINDOW-DRIVER WING-THERMO - TRIANGULAR (EXPORT)
9	106468-02-01A	EA	WINDOW - FRONT SLANT, DRIVERS SIDE
10	113501-02-01A	EA	WINDOW ASM-PASS.SLANT THERMO-44 1/4" X 24 7/16" X 44 1/8"
10	103658-08-01A	EA	WINDOW - PASSENGER SLANT CAB
10	113501-05-01A	EA	WINDOW ASM-CAB,THERMOPANE - *EXCEL DH374-EA2B66R (EXPORT)

KEY	PART NUMBER	U/M	DESCRIPTION
11	112795-17-01A	EA	WINDOW-PASSENGER HORIZONTAL SLIDER THERMO 25 3/8" X 54"
11	098647-24-01A	EA	WINDOW-PASSENGER HORIZONTAL SLIDER 26.1" X 53.8"
11	112795-43-01A	EA	WINDOW-PASSENGER HORIZONTAL SLIDE THERMO 26 3/8" X 54" (EXPORT)
12	113733-01-01A	EA	WINDOW-STATIONARY THERMOPANE 26.4" X 17"
12	117053-02-F36	EA	WINDOW-PICTURE 17" X 26.4"
12	113733 03 01A	EA	WINDOW-STATIONARY THERMOPANE/EUROPEAN - 26.4" X 17" (EXPORT)
13	112795-21-01A	EA	WINDOW-PASSENGER HORIZONTAL SLIDER THERMO 24.5" X 41 1/4"
13	113500-01-01A	EA	WINDOW-DOUBLE TIPOUT 24.5" X 41.3"
13	112795-44-01A	EA	WINDOW-PASSENGER HORIZONTAL SLIDE THERMO 54 1/2" X 41 1/4" (EXPORT)
14	110051-02-01A	EA	VENT-ROOF, NONPOWERED 4" ROOF, JENSEN 7727 WHEAT
15	110051-04-01A	EA	VENT-ROOF,POWERED 4"ROOF
15	110051-06-01A	EA	VENT-ROOF,POWERED 4"ROOF CSA
16	101026-01-000	EA	PANEL-SKYLIGHT, INNER - PLEXIGLASS
16	101027-01-000	EA	PANEL-SKYLIGHT, OUTER - PLEXIGLASS
17	083558-03-000	EA	VENT COVER - PLUMBING PIPE - ROOF
18	084079-14-000	EA	VENT - ROOF, POWERED 3.25
18	084079-15-000	EA	VENT - ROOF, POWERED 3.25" (CSA)
19	084073-04-000	EA	BASE-ROOF VENT, REFRIGERATOR
19	084073-07-000	EA	VENT-ROOF, REFRIGERATOR, BRIGHT WHITE - NORCOLD
	084616-07-000	EA	SHROUD-VENT,RANGE HOOD,BRT/W

WINDOW, VENT & EXTERIOR DOOR GROUP (CONTINUED)

SINGLE SLIDER WINDOW (EXCEL) (DRIVER SIDE LOUNGE)

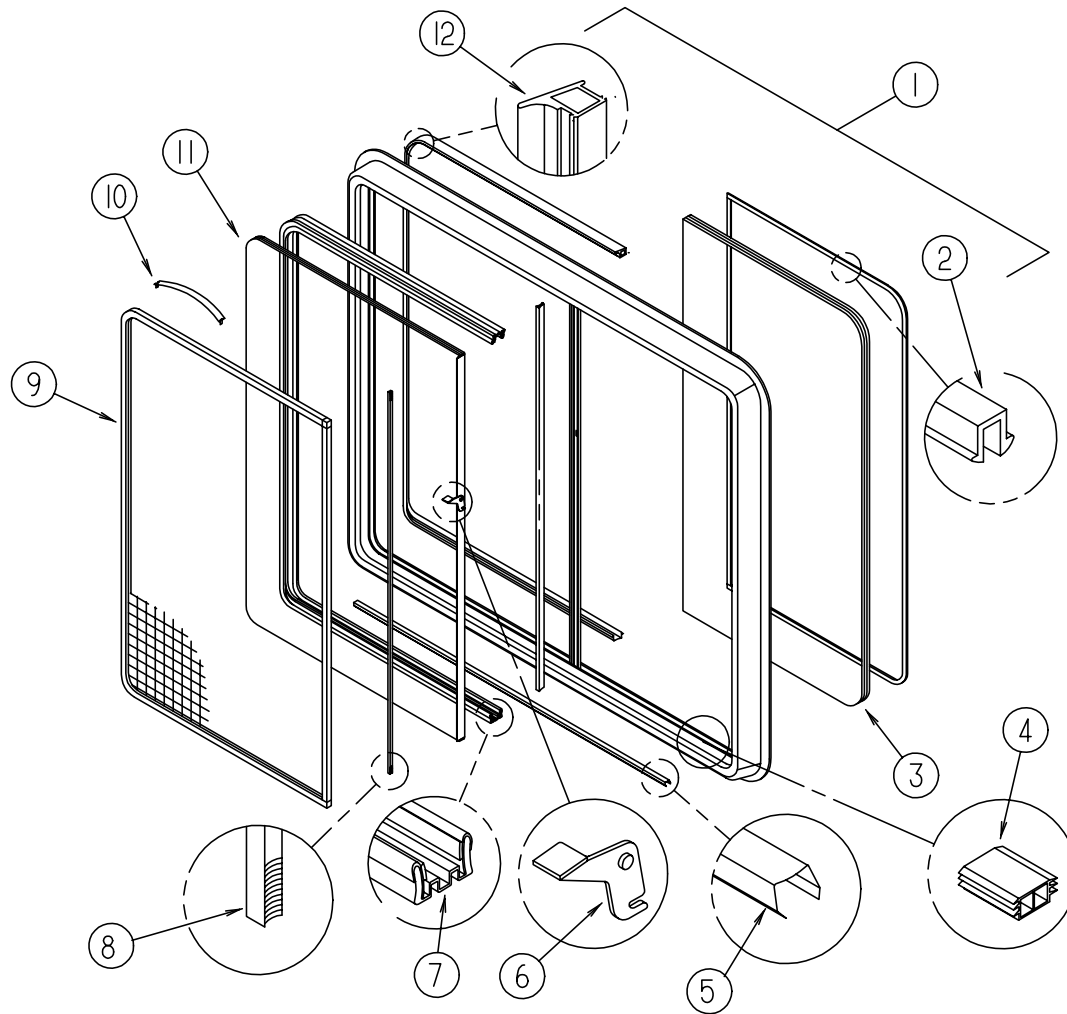


KEY	PART NUMBER	U/M	DESCRIPTION	VENDOR NO.
	098647-22-01A	EA	WINDOW ASM - SLIDER - W/ RETAINER TRIM - H287-G2W66L	
1	098647-22-700	EA	WINDOW ASM - SLIDER - W/O RETAINER TRIM	H287-G2L
	098647-23-702	EA	RETAINER TRIM - INSIDE (OFF WHITE)	W28766
2	100322-01-703	FT	GLAZING STRIP	132-010723
3	098644-01-706	FT	WEATHERSTRIP - GLASS	171-010668
4	098647-23-703	EA	GLASS - STATIONARY	106-017622
5	098644-01-719	FT	STOP - SLIDER GLASS	132-014203
6	098644-01-710	FT	TRACK - SCREEN SPACER - 12' LENGTH	132-017135
7	098644-01-700	EA	LATCH - REPAIR KIT	B801-CK
8	098644-01-708	FT	CHANNEL - PIERCED RUN	122-016543
9	098644-01-711	FT	WEATHERSTRIP - SCREEN - BLACK	171-016965
10	098647-23-704	EA	SCREEN ASM. - W/ SPRINGS & WEATHERSTRIP	410-019066
11	098644-01-713	EA	SPRING - SCREEN FRAME (CLIP)	226-016966
12	098647-23-700	EA	GLASS - SLIDING - W/ SASH & LATCH	H287-G9
13	098644-01-716	FT	PLUG - FILLER	132-014470
	098644-01-717	FT	SPLINE - SCREEN	132-004716

SINGLE SLIDER WINDOW (EXCEL) (PASSENGER SIDE LOUNGE)

KEY	PART NUMBER	U/M	DESCRIPTION	VENDOR NO.
	098647-24-01A	EA	WINDOW-PASSENGER HORIZONTAL SLIDER 26.1" X 53.8"	
1	098647-24-700	EA	WINDOW-SLIDER	H415-G2R
	098647-36-701	EA	RETAINER-TRIM, WHITE	CW8066
2	098644-01-705	FT	GLAZING-STRIP	132-010231
3	098644-01-706	FT	WEATHERSTRIP-GLASS	171-010668
4	098647-35-701	EA	GLASS-STATIONARY	106-019119
5	098644-01-719	EA	STOP-SLIDER GLASS	132-014203
6	098644-01-710	FT	TRACK-SCREEN SPACER, 12'	132-017135
7	098644-01-700	EA	LATCH-REPAIR KIT (BLACK)	B801-CK
8	098644-01-708	FT	CHANNEL-RUN, PIERCED	122-016543
9	098644-01-711	FT	WEATHERSTRIP-SCREEN, BLACK	171-016965
10	098647-36-704	EA	SCREEN ASM., W/SEAL & CLIPS	410-017750
11	098644-01-713	EA	CLIP-SPRING, METAL	226-016966
12	098647-35-702	EA	GLASS-SLIDING, W/SASH & LATCH	H279-G9
13	098644-01-716	FT	PLUG-FILLER	132-014470
	098644-01-717	FT	SPLINE-SCREEN	132-004716

WINDOW, VENT & EXTERIOR DOOR GROUP (CONTINUED)



DRIVER SIDE DINETTE WINDOW (THERMO INSULATED)

KEY	PART NUMBER	U/M DESCRIPTION	VENDOR NO.
	112795-15-01A	EA WINDOW ASM. - DRIVERS HORIZ.SLIDE THERMO - 26 3/8" X 60"	
1	112795-15-700	EA WINDOW ASM. - W/O RETAINER TRIM	DH287-G2L
	098647-23-702	EA RETAINER - TRIM - WHITE	W28766
2	112795-01-704	FT VINYL - GLAZING	132-018280
3	112795-15-701	EA GLASS - STATIONARY	390-019045
4	112795-01-701	EA SLIDE - STOP	132-019092
5	098644-01-710	FT TRACK - SCREEN SPACER - 12' LENGTH	132-017135
6	112795-01-700	EA LATCH ASM. - BLK. (BOLT ON)	DH287-CK
7	112795-01-703	IN CHANNEL - RUN (INCHES)	122-018736
8	098644-01-711	FT WEATHERSTRIP - SCREEN - BLACK	171-016965
9	098647-23-704	EA SCREEN ASM. - W/SPRING CLIP	410-019066
10	098644-01-713	EA CLIP - SPRING - METAL	226-016966
11	112795-15-702	EA GLASS - SLIDING - W/ SASH & LATCH	DH287-G9
12	112795-01-702	FT PLUG - FILLER	122-018737

PASSENGER SIDE BEDROOM WINDOW (THERMO INSULATED)

KEY	PART NUMBER	U/M DESCRIPTION	VENDOR NO.
	112795-21-01A	EA WINDOW ASM - SLD - HORIZ THERMO - DC04-G2W66R	
1	112795-21-700	EA WINDOW ASM. - W/O RETAINER TRIM	DC04-G2R
	098647-29-701	EA RETAINER - TRIM - WHITE	CW0466
2	112795-01-704	FT VINYL - GLAZING	132-018280
3	112795-21-701	EA GLASS - STATIONARY	390-019132
4	112795-01-701	EA SLIDE - STOP	132-019092
5	098644-01-710	FT TRACK - SCREEN SPACER - 12' LENGTH	132-017135
6	112795-01-700	EA LATCH ASM. - BLK. (BOLT ON)	DH287-CK
7	112795-01-703	IN CHANNEL - RUN (INCHES)	122-018736
8	098644-01-711	FT WEATHERSTRIP - SCREEN - BLACK	171-016965
9	098647-29-704	EA SCREEN ASM. - W/ SPRING CLIP	410-018864
10	098644-01-713	EA CLIP - SPRING - METAL	226-016966
11	112795-21-702	EA GLASS - SLIDING - W/ SASH & LATCH	DC04-G9
12	112795-01-702	FT PLUG - FILLER	122-018737

DRIVER SIDE BEDROOM WINDOW (THERMO INSULATED)

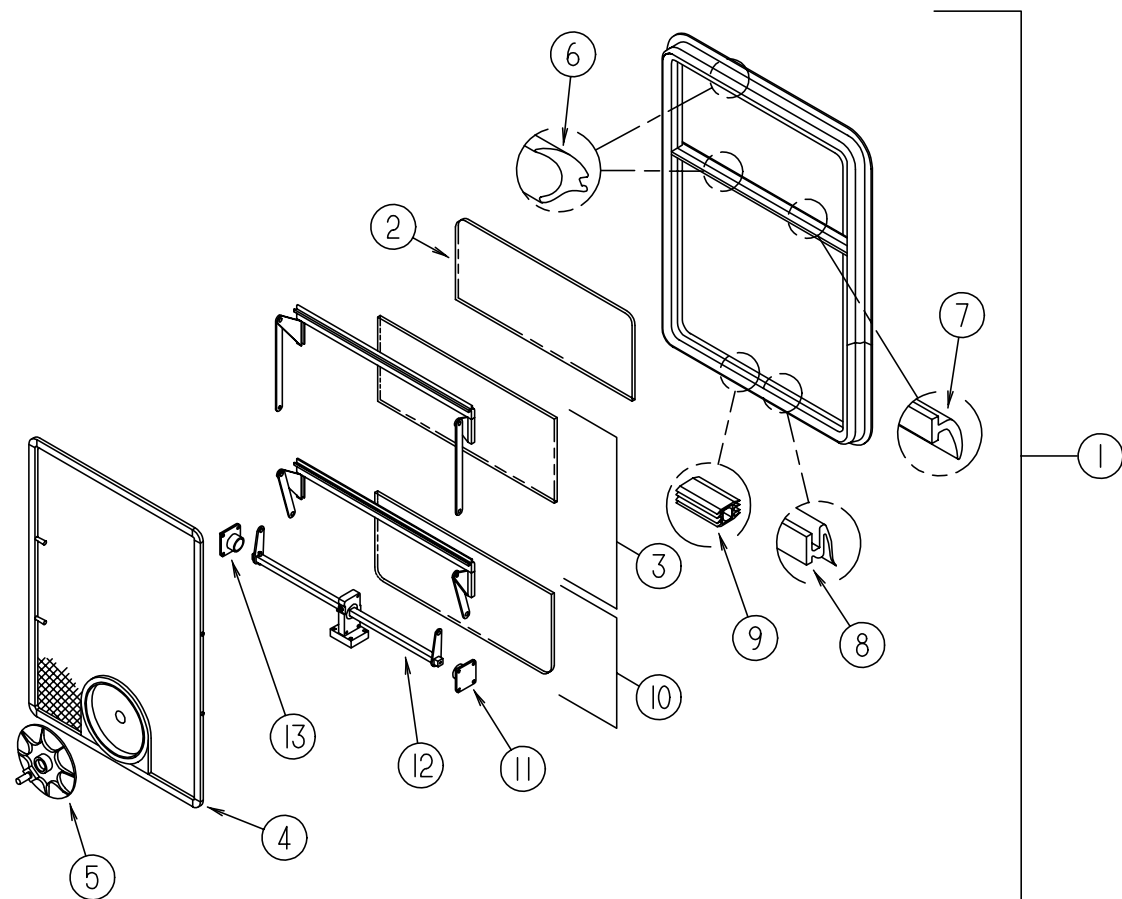
KEY	PART NUMBER	U/M DESCRIPTION	VENDOR NO.
	112795-23-01A	EA WINDOW ASM - SLD -HORIZ THERMO - DC04-G2W66L	
1	112795-23-700	EA WINDOW ASM. - W/O RETAINER TRIM	DC04-G2L
	098647-29-701	EA RETAINER - TRIM - WHITE	CW0466
2	112795-01-704	FT VINYL - GLAZING	132-018280
3	112795-21-701	EA GLASS - STATIONARY	390-019132
4	112795-01-701	EA SLIDE - STOP	132-019092
5	098644-01-710	FT TRACK - SCREEN SPACER - 12' LENGTH	132-017135
6	112795-01-700	EA LATCH ASM. - BLK. (BOLT ON)	DH287-CK
7	112795-01-703	IN CHANNEL - RUN (INCHES)	122-018736
8	098644-01-711	FT WEATHERSTRIP - SCREEN - BLACK	171-016965
8	098647-29-704	EA SCREEN ASM. - W/ SPRING CLIP	410-018864
10	098644-01-713	EA CLIP - SPRING - METAL	226-016966
11	112795-21-702	EA GLASS - SLIDING - W/ SASH & LATCH	DC04-G9
12	112795-01-702	FT PLUG - FILLER	122-018737

PASSENGER SIDE LOUNGE WINDOW (THERMO INSULATED)

KEY	PART NUMBER	U/M DESCRIPTION	VENDOR NO.
	112795-17-01A	EA WINDOW-PASSENGER HORIZONTAL SLIDER THERMO 25 3/8" X 54"	
	112795-17-703	EA RETAINER-TRIMWHITE	CW8066
2	112795-01-705	FT VINYL-GLAZING	132-019702
3	112795-17-700	EA GLASS-STATIONARY	390-019041
4	112795-01-701	EA SLIDE-STOP	132-019092
5	098644-01-710	FT TRACK - SCREEN SPACER - 12' LENGTH	132-017135
6	112795-01-700	EA LATCH ASM., BLK.,(BOLT ON)	DH287-CK
7	112795-01-703	IN CHANNEL-RUN (INCHES)	122-018736
8	098644-01-711	FT WEATHERSTRIP - SCREEN - BLACK	171-016965
9	112795-17-702	EA SCREEN ASM. W/SEALS & CLIPS	410-019064
10	098644-01-713	EA CLIP-SPRING, METAL	226-016966
11	112795-17-701	EA GLASS-SLIDING W/SASH & LATCH	DC80-G9
12	112795-01-704	FT PLUG FILLER (DOUBLE GLAZED)	122-018737

WINDOW, VENT & EXTERIOR DOOR GROUP (CONTINUED)

WINDOW, VENT & EXTERIOR DOOR GROUP (CONTINUED)



BEDROOM WINDOW

KEY	PART NUMBER	U/M DESCRIPTION	VENDOR NO.
	113500-01-01A	EA WINDOW ASM. - DOUBLE TIPOUT - W/ RETAINER TRIM - CH04-G2W59	
1	113500-01-701	EA WINDOW - W/O RETAINER TRIM	CH04-G2
	113500-01-702	EA RETAINER TRIM - OFF WHITE	CW0459
2	113500-01-703	EA TOP GLASS - STATIONARY	106-015970
3	113500-01-704	EA UPPER VENT GLASS ASSEMBLY	CH04-G7
4	113500-01-700	EA SCREEN ASM. - W/ SPRINGS	410-016020
5	100322-01-718	EA HANDLE - DIAL - WINDOW	410-016081
6	100322-01-703	EA GLAZING STRIP - BUTYL - GLASS	132-010723
7	100322-01-702	FT WEATHERSTRIP - HORIZONTAL RAIL	132-015976
8	100322-01-701	FT SEAL - VENT - WINDOW	122-016071
9	098644-01-716	FT PLUG - FILLER	132-014470
	100322-01-704	EA TAPE - BUTYL - WINDOW	154-016083
	100322-01-717	EA E-RING - WINDOW	245-015975
10	113500-01-705	EA LOWER VENT GLASS ASSEMBLY	CH04-G9
	113500-01-706	EA OPERATOR & BAR ASSEMBLY	CH04-18
11	113500-01-708	EA TORQUE BAR SUPPORT - LEFT HAND	130-015978
12	112519-01-702	EA VENT OPERATOR	410-016123
13	113500-01-707	EA TORQUE BAR SUPPORT - RIGHT HAND	130-015979

VISTA WINDOW (DRIVER SIDE)

KEY	PART NUMBER	U/M DESCRIPTION	VENDOR NO.
	106467-03-01A	EA WINDOW ASM. - DRIVER STATIONARY - 14 13/16" X 25 11/16" X 32 1/4"	
	106467-03-700	EA GLASS - STATIONARY	106-018752
	106467-03-701	EA WINDOW	H388-G2L
	106467-03-702	EA RETAINER - TRIM - BLACK	H38827L
	100322-01-703	FT STRIP - GLAZING - BUTYL	132-010723

VISTA WINDOW, THERMO (DRIVER SIDE)

KEY	PART NUMBER	U/M DESCRIPTION	VENDOR NO.
	116000-03-01A	EA WINDOW-DRIVER VISTA-THERMO- 14.8" X 25.7" X 32.2"	
	116000-03-700	EA WINDOW W/O TRIM	DH388-G2L
	106467-03-702	EA RETAINER-TRIM, BLACK	H38827L
	116000-01-704	FT VINYL-GLAZING	132-018161
	116000-03-701	EA GLASS-STATIONARY	390-019551

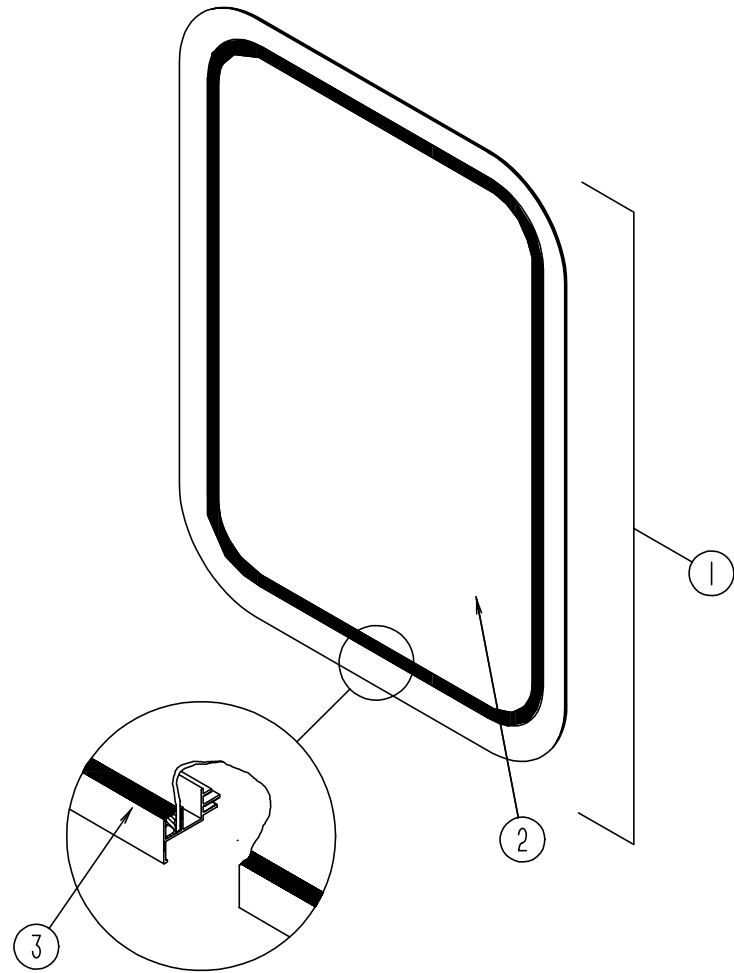
FRONT SLANT WINDOW (DRIVER SIDE)

KEY	PART NUMBER	U/M DESCRIPTION	VENDOR NO.
	106468-02-01A	EA WINDOW ASM. - FRONT SLANT- DRIVER SIDE - W/ RETAINER TRIM	
	106468-02-702	EA GLASS - STATIONARY	106-018740
	106468-02-701	EA RETAINER - TRIM - BLACK	H383-27L
	098644-01-705	FT STRIP - GLAZING - BUTYL	132-010231

FRONT SLANT WINDOW, THERMO (DRIVER SIDE)

KEY	PART NUMBER	U/M DESCRIPTION	VENDOR NO.
	115999-03-01A	EA WINDOW-DRIVER WING-THERMO - TRIANGULAR	
	106468-02-701	EA RETAINER-TRIM, BLACK	H383-27L
	115999-03-700	EA WINDOW W/O TRIM	DH383-A2L
	115999-03-701	EA GLASS-STATIONARY	390-019550
	116000-01-704	FT VINYL-GLAZING	132-018161

WINDOW, VENT & EXTERIOR DOOR GROUP (CONTINUED)



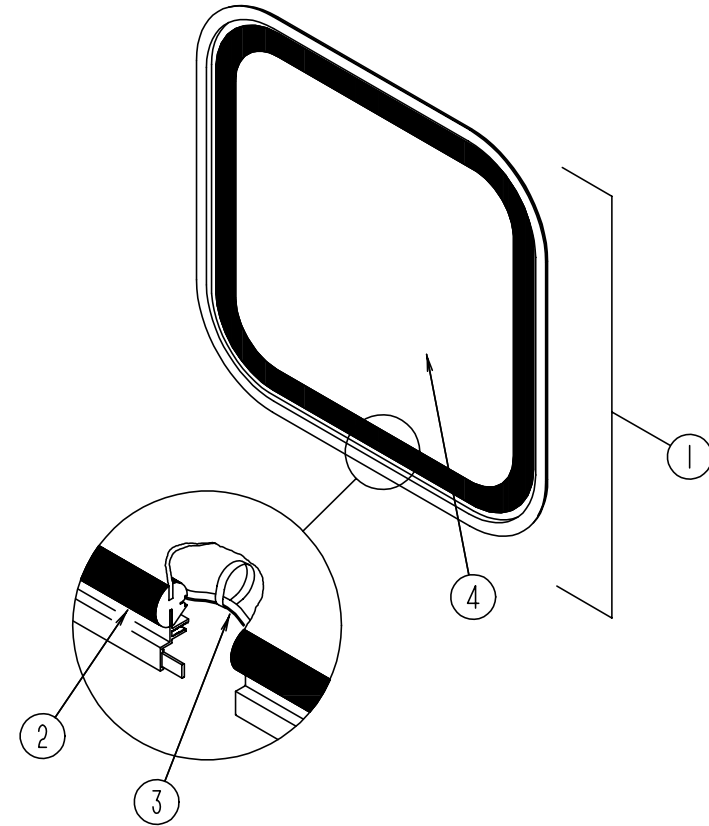
ENTRY DOOR WINDOW

KEY	PART NUMBER	U/M DESCRIPTION
1	117053-02-F36 117054-02-02A	EA WINDOW ASM. - ENTRANCE DOOR - W/O RETAINER TRIM EA RETAINER TRIM - BRIGHT WHITE
2	002181-25-000	EA GLASS - PICTURE 655 X 417 MM
3	087561-01-000	FT SEAL - GLASS - EXTERIOR - .5" WIDE - VINYL - BLACK

ENTRY DOOR WINDOW (THERMO INSULATED)

KEY	PART NUMBER	U/M DESCRIPTION	VENDOR NO.
1	113733-01-01A 112795-01-705 113733-01-700 113733-01-701	EA WINDOW-STATIONARY THERMOPANE 26.4" X 17" FT VINYL-GLAZING EA WINDOW ASM. W/O TRIM EA RETAINER (TRIM)	132-019702 DH416-G2 W41666
2	113733-01-702	EA GLASS-STATIONARY	390-019187

WINDOW, VENT & EXTERIOR DOOR GROUP (CONTINUED)



BACKWALL ESCAPE WINDOW

KEY	PART NUMBER	U/M DESCRIPTION
1	078528-06-E10 074816-11-000	EA WINDOW - ESCAPE - 24.75" X 48.75" - W/O RETAINER TRIM EA W/ RETAINER TRIM - OFF WHITE
2	002282-09-000	EA WEATHERSTRIP - .125" VULCANIZED - 130.53" LONG - BLACK
3	002285-01-000	FT FILLER - WEATHER STRIP RUBBER - BLACK
4	076337-12-000 077066-01-702	EA GLASS - WINDOW EA TAPE ASM - ESCAPE WINDOW

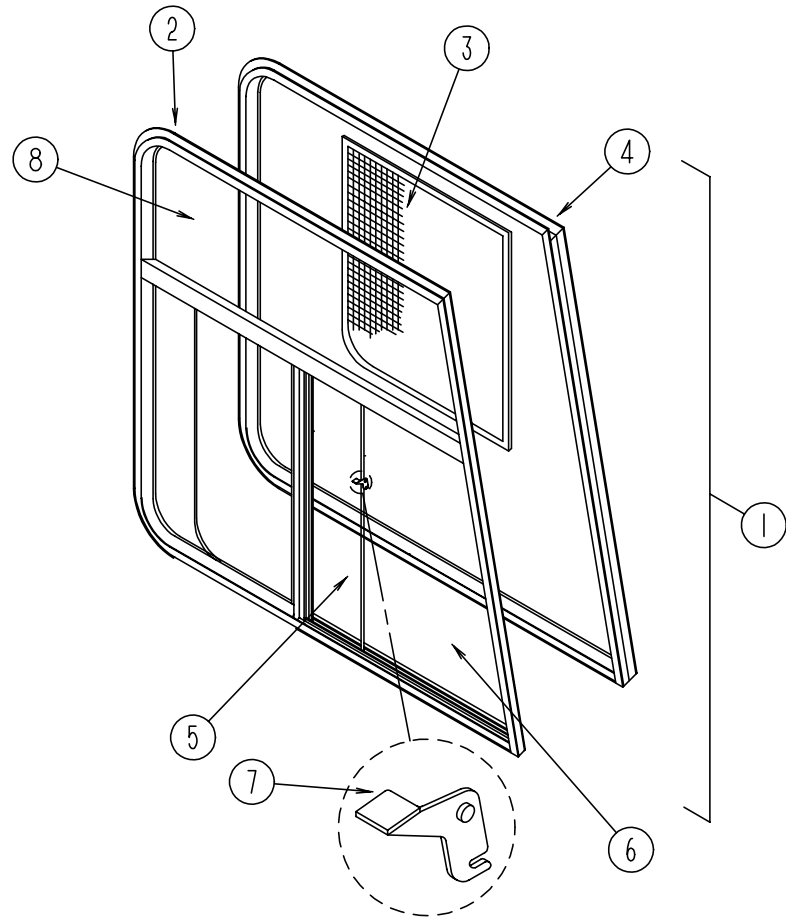
BACKWALL ESCAPE WINDOW (THERMO INSULATED)

KEY	PART NUMBER	U/M DESCRIPTION	VENDOR NO.
	113502-01-01A	EA WINDOW ASM. - ESCAPE - THERMO INSULATED - W/ RETAINER TRIM	
	100322-01-703	FT STRIP - GLAZING - BUTYL	132-010723
	112898-06-704	EA HANDLE - LATCH - RED-RH	182-11293
	112898-06-705	EA HANDLE - LATCH - RED-LH	182-11294
	113502-01-703	EA GLASS - STATIONARY - RT & LT	390-019083
	113502-01-704	EA GLASS - EGRESS - CENTER-ESCAPE	390-019084

BACKWALL ESCAPE WINDOW (THERMO INSULATED) (EXPORT)

KEY	PART NUMBER	U/M DESCRIPTION	VENDOR NO.
	113502-06-01A	EA WINDOW-REAR ESCAPE THERMO/EUROPEAN - 24.8" X 48.7"	
	098644-01-705	FT GLAZING-STRIP	132-010231
	112898-06-704	EA HANDLE-LATCH, RED-RH	182-11293
	112898-06-705	EA HANDLE-LATCH, RED-LH	182-11294
	113502-06-700	EA WINDOW W/O TRIM	DH153-EG2
	113502-06-701	EA RETAINER-TRIM, WHITE	W09680
	113502-06-702	EA GLASS-STATIONARY, (RT & LT)	390-019788
	113502-06-703	EA GLASS-STATIONARY, CTR.EGRESS	390-019789

WINDOW, VENT & EXTERIOR DOOR GROUP (CONTINUED)



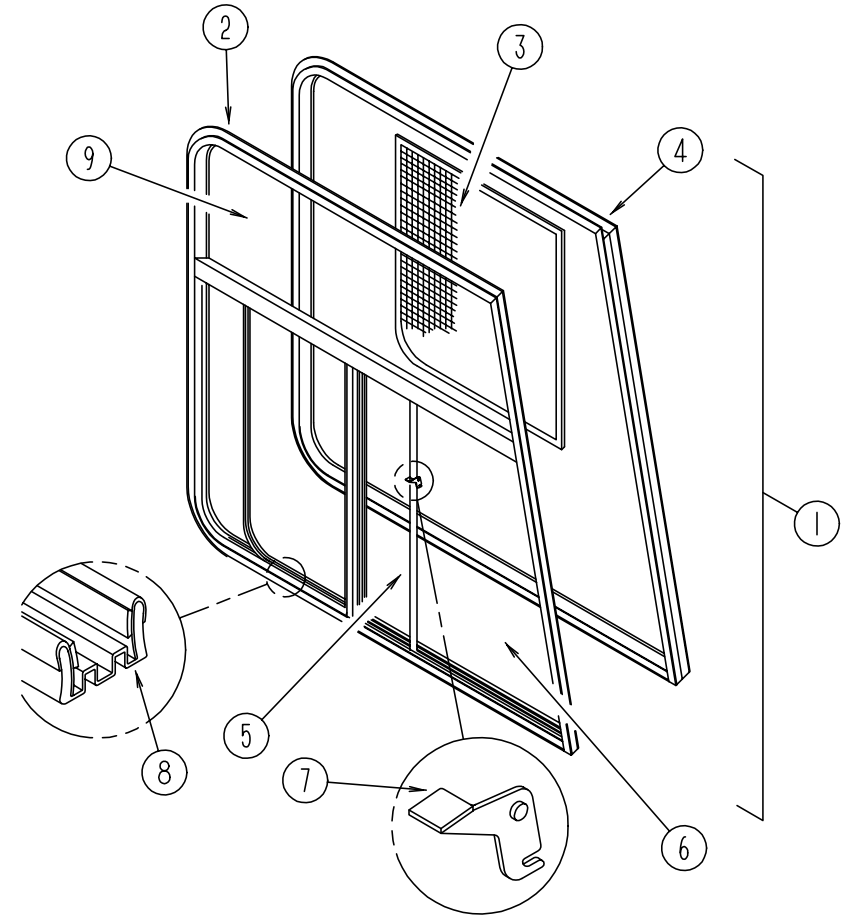
FRONT CAB WINDOWS (EXCEL)

KEY	PART NUMBER	U/M	DESCRIPTION
1	103658-07-01A	EA	WINDOW-DRIVER CAB 3 GLASS 25.3"T X 45.4"B X 45.2"H
1	103658-08-01A	EA	WINDOW-PASSENGER CAB 3 GLASS 25.3"T X 45.4"B X 45.2"H
2	103658-08-700	EA	WINDOW ASM. - W/O RETAINER TRIM - PASSENGER SIDE
2	103658-07-704	EA	WINDOW ASM. - W/O RETAINER TRIM - DRIVER SIDE
3	103658-01-700	EA	SCREEN ASM. - WINDOW - DRIVER SIDE
3	103658-02-700	EA	SCREEN ASM. - WINDOW - PASSENGER SIDE
	098644-01-717	FT	SPLINE - SCREEN
	098644-01-713	EA	SPRING - SCREEN FRAME (CLIP)
	098644-01-710	FT	TRACK - SCREEN SPACER - 12' LENGTH
	098644-01-711	FT	WEATHERSTRIP - SCREEN - BLACK
4	103658-08-701	EA	RETAINER TRIM - PASSENGER SIDE
4	103658-07-700	EA	RETAINER TRIM - DRIVER SIDE
5	103658-01-703	EA	GLASS - SLIDING - W/SASH & LATCH - DRIVER SIDE
5	103658-02-701	EA	GLASS - SLIDING - W/SASH & LATCH - PASSENGER SIDE
6	103658-01-702	EA	GLASS - STATIONARY - BOTTOM - DRIVER OR PASSENGER SIDE
7	098644-01-700	EA	LATCH - REPAIR KIT
8	103658-07-701	EA	GLASS - STATIONARY - TOP - DRIVER OR PASSENGER SIDE
	098644-01-708	FT	CHANNEL - PIERCED RUN
	098644-01-706	FT	WEATHERSTRIP
	098644-01-716	FT	PLUG - FILLER

VENDOR NO.

H374-A2R
H374-A2L
H322-03L
H322-03R
132-004716
226-016966
132-017135
171-016965
H374-66R & 76R
H374-66L & 76L
H322-A9L
H322-A9R
106-017700
B801-CK
106-018481
122-016543
171-010668
132-014470

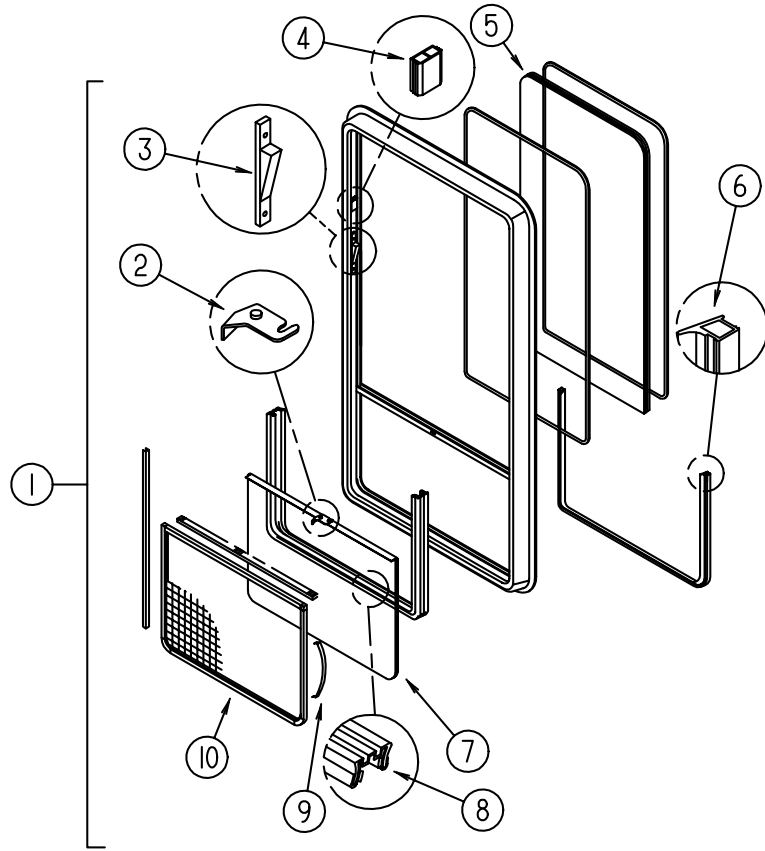
WINDOW, VENT & EXTERIOR DOOR GROUP (CONTINUED)



FRONT CAB THERMOPANE WINDOWS (EXCEL)

KEY	PART NUMBER	U/M	DESCRIPTION	VENDOR NO.
1	113501-01-01A	EA	WINDOW ASM. - W/ RETAINER TRIM - DRIVER SIDE	DH374-A2B66L
1	113501-02-01A	EA	WINDOW ASM. - W/ RETAINER TRIM - PASSENGER SIDE	DH374-A2B66R
2	113501-01-700	EA	WINDOW ASM. - W/O RETAINER TRIM - DRIVER SIDE	DH374-A2L
2	113501-02-700	EA	WINDOW ASM. - W/O RETAINER TRIM - PASSENGER SIDE	DH374-A2R
3	103658-01-700	EA	SCREEN ASM. - WINDOW - DRIVER SIDE	H322-03L
3	103658-02-700	EA	SCREEN ASM. - WINDOW - PASSENGER SIDE	H322-03R
	098644-01-717	FT	SPLINE - SCREEN	132-004716
	098644-01-713	EA	CLIP - SPRING - BLACK PLASTIC	226-016966
	098644-01-710	FT	TRACK - SCREEN SPACER - 12' LENGTH	132-017135
	098644-01-711	FT	WEATHERSTRIP - SCREEN - BLACK	171-016965
4	103658-10-701	EA	RETAINER TRIM - PASSENGER SIDE	H373-66R & 76R
4	103658-09-702	EA	RETAINER TRIM - DRIVER SIDE	H373-66L & 76L
5	113501-01-703	EA	GLASS - SLIDING - W/ SASH & LATCH - DRIVER SIDE	DH374-A9L
5	113501-02-702	EA	GLASS - SLIDING - W/ SASH & LATCH - PASSENGER SIDE	DH374-A9R
6	113501-01-702	EA	GLASS - STATIONARY - LOWER - DRIVER SIDE	390-019139L
6	113501-02-701	EA	GLASS - STATIONARY - LOWER - PASSENGER SIDE	390-019138R
7	112795-01-700	EA	LATCH ASM. - BLACK	DH287-CK
8	112795-01-703	IN	CHANNEL - RUN	122-018736
9	113501-01-701	EA	GLASS - STATIONARY - UPPER - DRIVER OR PASSENGER SIDE	106-018481

WINDOW, VENT & EXTERIOR DOOR GROUP (CONTINUED)



GALLEY WINDOW

KEY	PART NUMBER	U/M DESCRIPTION	VENDOR NO.
	098644-07-01A	EA WINDOW ASM-SINGLE RAISE B/OW - *EXCEL H170-G2W66	
1	098644-07-700	EA WINDOW-SLIDER	H170-G2
	098644-07-701	EA RETAINER-TRIM, OFF WHITE	CW0266
2	098644-01-700	EA LATCH-REPAIR KIT (BLACK)	B801-CK
3	112898-04-703	EA SASH LATCH KIT, RAISED	DH343-CK
4	098644-01-719	EA STOP-SLIDER GLASS	132-014203
5	098644-07-702	EA GLASS-STATIONARY	106-015777
6	098644-01-716	FT PLUG-FILLER	132-014470
7	098644-07-703	EA GLASS-SLIDING, W/SASH & LATCH	H170-G9
8	098644-01-708	FT CHANNEL-RUN, PIERCED	122-016543
9	098644-01-713	EA CLIP-SPRING, METAL	226-016966
10	098644-07-704	EA SCREEN ASM., W/SEAL & CLIPS	410-018863
	098644-01-717	FT SPLINE-SCREEN	132-004716
	098644-01-705	FT GLAZING-STRIP	132-010231
	098644-01-706	FT WEATHERSTRIP-GLASS	171-010668

GALLEY THERMOPANE WINDOW

KEY	PART NUMBER	U/M DESCRIPTION	VENDOR NO.
	112898-04-01A	EA WINDOW ASM-SLD, VERT, THERMO - *EXCEL DC02-G2W66	
1	112898-04-700	EA WINDOW W/O TRIM	DC02-G2
	098644-07-701	EA RETAINER-TRIM, OFF WHITE	CW0266
2	112795-01-700	EA LATCH ASM., BLK., (BOLT ON)	DH287-CK
3	112898-04-703	EA SASH LATCH KIT, RAISED	DH343-CK
4	112795-01-701	EA SLIDE-STOP	132-019092
5	112898-04-701	EA GLASS-STATIONARY	390-019130
6	112795-01-704	FT PLUG FILLER (DOUBLE GLAZED)	122-018737
7	112898-04-702	EA GLASS ASSEMBLY, SLIDING	DC02-G9
8	112795-01-703	IN CHANNEL-RUN (INCHES)	122-018736
9	098644-01-713	EA CLIP-SPRING, METAL	226-016966
10	098644-07-704	EA SCREEN ASM., W/SEAL & CLIPS	410-018863
	098644-01-711	FT WEATHERSTRIP-SCREEN, BLACK	171-016965
	112795-01-705	FT VINYL-GLAZING	132-019702

WINDOW, VENT & EXTERIOR DOOR GROUP (CONTINUED)

FRONT CAB, PASSENGER SIDE, THERMOPANE WINDOWS (EXCEL) (EXPORT)

KEY	PART NUMBER	U/M DESCRIPTION	VENDOR NO.
	113501-05-01A	EA WINDOW ASM-CAB, THERMOPANE - *EXCEL DH374-EA2B66R	
	112795-01-700	EA LATCH ASM., BLK., (BOLT ON)	DH287-CK
	112795-01-701	EA SLIDE-STOP	132-019092
	112795-01-703	IN CHANNEL-RUN (INCHES)	122-018736
	112795-01-704	FT PLUG FILLER (DOUBLE GLAZED)	122-018737
	112795-01-705	FT VINYL-GLAZING	132-019702

FRONT CAB, DRIVER SIDE, THERMOPANE WINDOWS (EXCEL) (EXPORT)

KEY	PART NUMBER	U/M DESCRIPTION	VENDOR NO.
	113501-06-01A	EA WINDOW ASM-CAB, THERMOPANE - *EXCEL DH374-EA2B66L	
	112795-01-700	EA LATCH ASM., BLK., (BOLT ON)	DH287-CK
	112795-01-701	EA SLIDE-STOP	132-019092
	112795-01-703	IN CHANNEL-RUN (INCHES)	122-018736
	112795-01-704	FT PLUG FILLER (DOUBLE GLAZED)	122-018737
	112795-01-705	FT VINYL-GLAZING	132-019702

DINETTE, DRIVER SIDE, THERMOPANE WINDOWS (EXCEL) (EXPORT)

KEY	PART NUMBER	U/M DESCRIPTION	VENDOR NO.
	112795-40-01A	EA WINDOW-DRIVER HORIZONTAL SLIDE THERMO 26 3/8" X 60"	
	098644-01-711	FT WEATHERSTRIP-SCREEN, BLACK	171-016965
	112795-01-700	EA LATCH ASM., BLK., (BOLT ON)	DH287-CK
	112795-01-701	EA SLIDE-STOP	132-019092
	112795-01-703	IN CHANNEL-RUN (INCHES)	122-018736
	112795-01-704	FT PLUG FILLER (DOUBLE GLAZED)	122-018737
	112795-01-705	FT VINYL-GLAZING	132-019702

LOUNGE, PASSENGER SIDE, THERMOPANE WINDOWS (EXCEL) (EXPORT)

KEY	PART NUMBER	U/M DESCRIPTION	VENDOR NO.
	112795-43-01A	EA WINDOW-PASSENGER HORIZONTAL SLIDE THERMO 26 3/8" X 54"	
	098644-01-711	FT WEATHERSTRIP-SCREEN, BLACK	171-016965
	112795-01-700	EA LATCH ASM., BLK., (BOLT ON)	DH287-CK
	112795-01-701	EA SLIDE-STOP	132-019092
	112795-01-703	IN CHANNEL-RUN (INCHES)	122-018736
	112795-01-704	FT PLUG FILLER (DOUBLE GLAZED)	122-018737
	112795-01-705	FT VINYL-GLAZING	132-019702

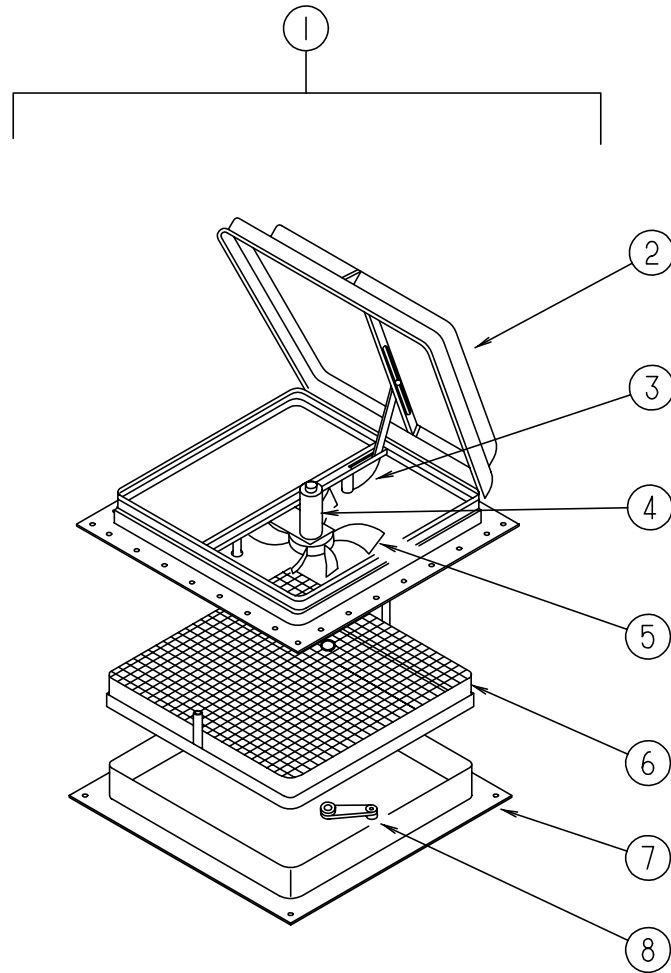
BEDROOM, PASSENGER SIDE, THERMOPANE WINDOWS (EXCEL) (EXPORT)

KEY	PART NUMBER	U/M DESCRIPTION	VENDOR NO.
	112795-44-01A	EA WINDOW-PASSENGER HORIZONTAL SLIDE THERMO 54 1/2" X 41 1/4"	
	098644-01-711	FT WEATHERSTRIP-SCREEN, BLACK	171-016965
	112795-01-700	EA LATCH ASM., BLK., (BOLT ON)	DH287-CK
	112795-01-701	EA SLIDE-STOP	132-019092
	112795-01-703	IN CHANNEL-RUN (INCHES)	122-018736
	112795-01-704	FT PLUG FILLER (DOUBLE GLAZED)	122-018737
	112795-01-705	FT VINYL-GLAZING	132-019702

BEDROOM, DRIVER SIDE, THERMOPANE WINDOWS (EXCEL) (EXPORT)

KEY	PART NUMBER	U/M DESCRIPTION	VENDOR NO.
	112795-45-01A	EA WINDOW-DRIVER HORIZONTAL SLIDE THERMO 24 1/4" X 41 1/4"	
	098644-01-711	FT WEATHERSTRIP-SCREEN, BLACK	171-016965
	112795-01-700	EA LATCH ASM., BLK., (BOLT ON)	DH287-CK
	112795-01-701	EA SLIDE-STOP	132-019092
	112795-01-703	IN CHANNEL-RUN (INCHES)	122-018736
	112795-01-704	FT PLUG FILLER (DOUBLE GLAZED)	122-018737
	112795-01-705	FT VINYL-GLAZING	132-019702

WINDOW, VENT & EXTERIOR DOOR GROUP (CONTINUED)



POWERED ROOF VENT (US)

KEY	PART NUMBER	U/M DESCRIPTION	VENDOR NO.
1	110051-04-01A	EA VENT-ROOF,POWERED 4"ROOF	
2	064470-01-700	EA COVER-VENT, W/O (SLIDE BAR)	J7291
	064470-01-701	EA SLIDE BAR, (VENT-LID)	JRP1291B
3	110051-01-702	EA ARM LIFT ASSEMBLY W/O HANDLE	RP-1000B
4	048648-01-000	EA MOTOR-ROOF VENT, 1/8 SHAFT - 12V - JENSEN	
5	048649-01-000	EA FAN-ROOF VENT, 6 BLADES - 6" - JENSEN	
6	110051-01-704	EA SCREEN & FRAME 4"	29-688-03
7	110051-02-700	EA GARNISH-INTERIOR, 4"	
8	110051-01-703	EA HANDLE-CRANK	RP-1031-B
	110051-03-700	EA SWITCH-BLACK-PUSH BUTTON	27-0164

POWERED ROOF VENT (CANADIAN)

KEY	PART NUMBER	U/M DESCRIPTION	VENDOR NO.
1	110051-06-01A	EA VENT-ROOF,POWERED 4"ROOF CSA	
2	064470-01-700	EA COVER-VENT, W/O (SLIDE BAR)	J7291
	064470-01-701	EA SLIDE BAR, (VENT-LID)	JRP1291B
3	110051-01-702	EA ARM LIFT ASSEMBLY W/O HANDLE	RP-1000B
4	048648-01-000	EA MOTOR-ROOF VENT, 1/8 SHAFT - 12V - JENSEN	
5	048649-01-000	EA FAN-ROOF VENT, 6 BLADES - 6" - JENSEN	
6	110051-01-704	EA SCREEN & FRAME 4"	29-688-03
7	110051-02-700	EA GARNISH-INTERIOR, 4"	
8	110051-01-703	EA HANDLE-CRANK	RP-1031-B
	110051-03-700	EA SWITCH-BLACK-PUSH BUTTON	27-0164

WINDOW, VENT & EXTERIOR DOOR GROUP (CONTINUED)

NON POWERED ROOF VENT

KEY	PART NUMBER	U/M DESCRIPTION	VENDOR NO.
	110051-02-01A	EA VENT-ROOF, NONPOWERED 4" ROOF, JENSEN 7727 WHEAT	
	064470-01-700	EA COVER-VENT, W/O (SLIDE BAR)	J7291
	064470-01-701	EA SLIDE BAR, (VENT-LID)	JRP1291B
	110051-01-702	EA ARM LIFT ASSEMBLY W/O HANDLE	RP-1000B
	110051-01-704	EA SCREEN & FRAME 4"	29-688-03
	110051-01-703	EA HANDLE-CRANK	RP-1031-B
	110051-02-700	EA GARNISH-INTERIOR, 4"	

POWERED ROOF VENT (FANTASTIC) (US)

KEY	PART NUMBER	U/M DESCRIPTION	VENDOR NO.
	084079-14-000	EA VENT - ROOF, POWERED 3.25	
	084079-01-700	EA COVER-VENT, W/HINGE & SLIDE	1020K-19
	084079-01-701	EA SCREEN ASM., INT. W/SWITCHES	1030-80
	009440-01-000	EA GEAR/ARM-VENT COVER, LIFT	
	084079-01-703	EA KNOB-LIFT, W/EXT. & SCREW	1140K-00
	084079-01-707	EA SWITCH-SAFETY	1122.05
	084079-01-709	EA SWITCH-MAIN, 3 SPEED	1031-05
	084079-07-700	EA GARNISH-INTERIOR 4" OFF/WHT	2040-80
	084079-11-700	EA MOTOR, BRKT., FAN BLADE, KIT	4017K-09
	084079-11-702	EA BASE-MAIN W/DOME SWITCH	1010K-81

POWERED ROOF VENT (FANTASTIC) (CSA)

KEY	PART NUMBER	U/M DESCRIPTION	VENDOR NO.
	084079-15-000	EA VENT - ROOF, POWERED 3.25" (CSA)	
	084079-01-700	EA COVER-VENT, W/HINGE & SLIDE	1020K-19
	009440-01-000	EA GEAR/ARM-VENT COVER, LIFT	
	084079-01-703	EA KNOB-LIFT, W/EXT. & SCREW	1140K-00
	084079-01-707	EA SWITCH-SAFETY	1122.05
	084079-01-709	EA SWITCH-MAIN, 3 SPEED	1031-05
	084079-07-700	EA GARNISH-INTERIOR 4" OFF/WHT	2040-80
	084079-11-700	EA MOTOR, BRKT., FAN BLADE, KIT	4017K-09
	084079-11-702	EA BASE-MAIN W/DOME SWITCH	1010K-81
	084079-15-700	EA SCREEN ASM., INT. W/SWITCHES	1030S-80 CSA

ROOF VENTS

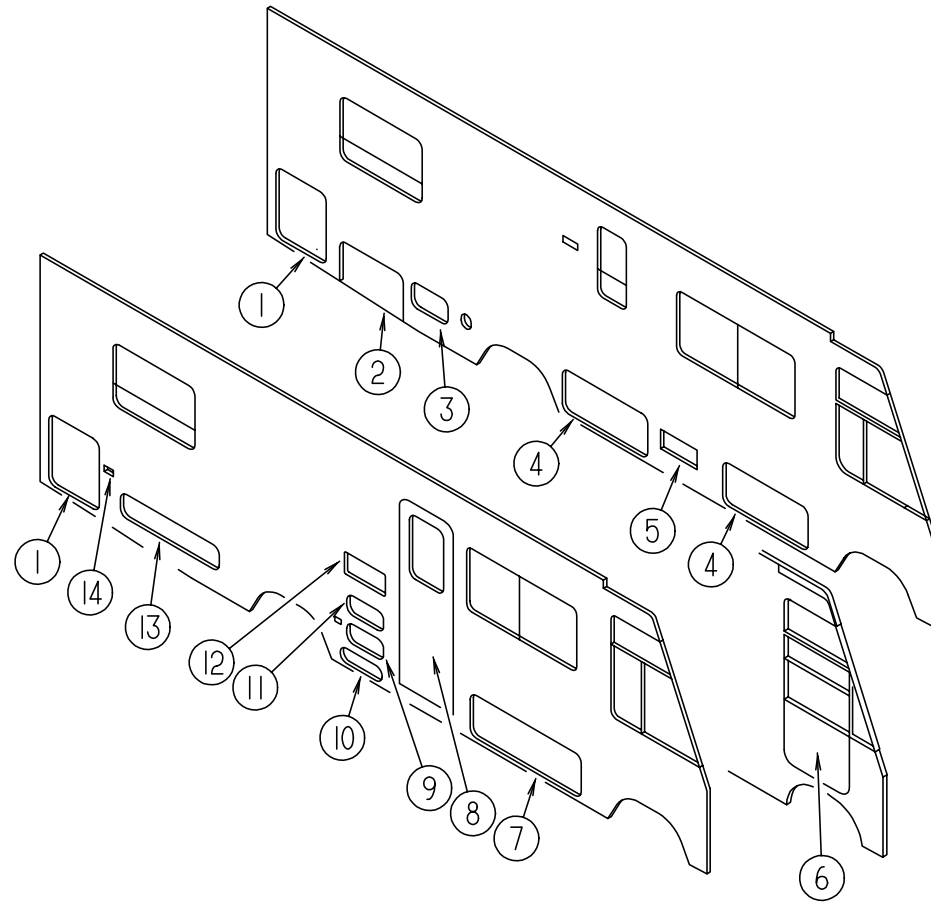
KEY	PART NUMBER	U/M DESCRIPTION
	083558-03-000	EA VENT COVER - PLUMBING PIPE - ROOF
	084073-07-000	EA COVER - ROOF VENT - NORCOLD REFRIGERATOR - BRIGHT WHITE
	084073-04-000	EA BASE - ROOF VENT - NORCOLD REFRIGERATOR - BLACK

SIDEWALL VENTS

KEY	PART NUMBER	U/M DESCRIPTION
	084616-07-000	EA SHROUD - RANGE HOOD VENT - BRIGHT WHITE
	084878-09-000	EA VENT - RANGE HOOD - SHORT - LVS

WINDOW, VENT & EXTERIOR DOOR GROUP (CONTINUED)

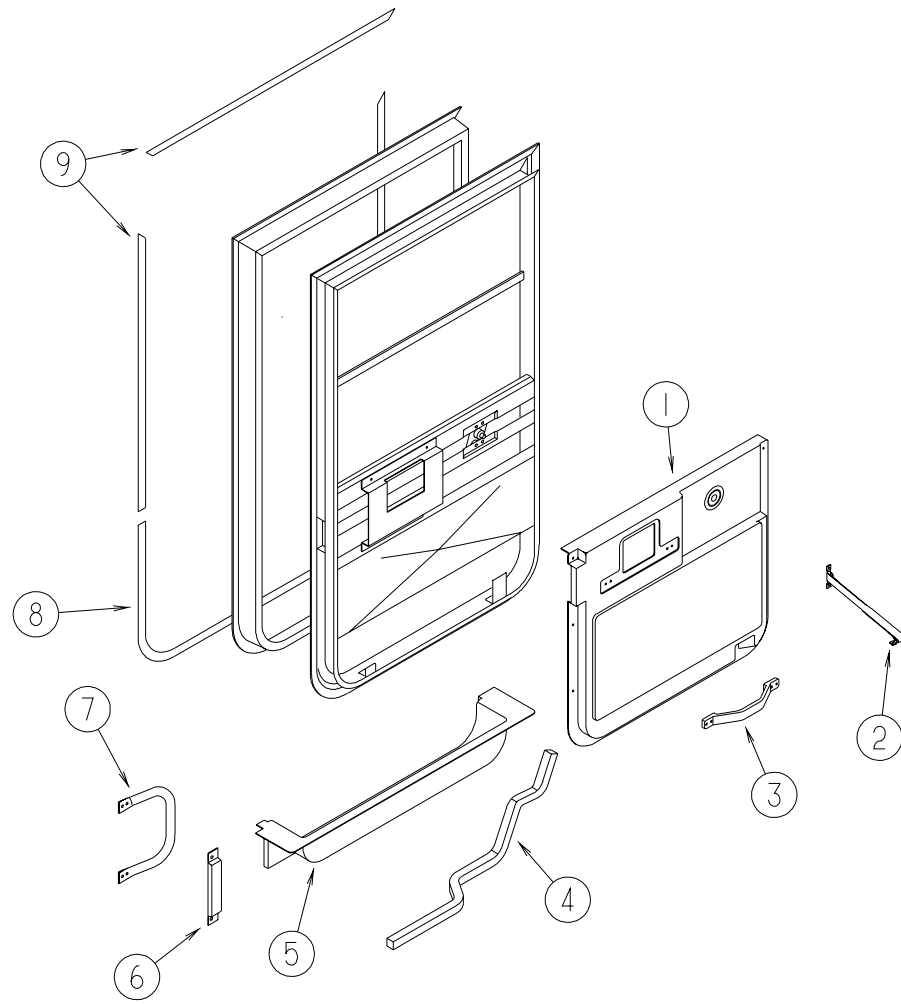
EXTERIOR DOORS



KEY	PART NUMBER	U/M	DESCRIPTION
1	111013-55-G35	EA	DOOR ASM-STORAGE
2	111012-13-G35	EA	DOOR ASM-STORAGE
3	111013-85-G35	EA	DOOR ASM-STORAGE
4	111013-73-G35	EA	DOOR ASM-STORAGE
5	052009-06-000	EA	DOOR - WATER HEATER - W/O LATCHES
5	116424-01-000	EA	PROTECTOR - WATER HEATER LATCH
6	106469-07-01A	EA	DOOR ASM. - DRIVERS - BLACK
7	111013-69-G35	EA	DOOR ASM-STORAGE
8	115108-02-G35	EA	DOOR-ENTRY - W/SCREEN DOOR - W/O WINDOW (G35)
8	115108-02-G36	EA	DOOR-ENTRY - W/SCREEN DOOR - W/O WINDOW (G36, G44)
8	115108-02-G37	EA	DOOR-ENTRY - W/SCREEN DOOR - W/O WINDOW (G37)
8	115108-02-GB1	EA	DOOR-ENTRY - W/SCREEN DOOR - W/O WINDOW G45)
9	111017-03-G35	EA	DOOR ASM-STORAGE
10	111009-01-G35	EA	DOOR ASM-LP
11	111017-01-F24	EA	DOOR - PATIO/ENTERTAINMENT CENTER-17.8" X 8.1" - W/O LATCH
12	084104-08-000	EA	JAMB - REFRIGERATOR DOOR
12	084103-08-000	EA	DOOR - REFRIGERATOR - VENTED - W/O JAMB
13	111013-92-G35	EA	DOOR ASM-STORAGE
14	081240-16-000	EA	DOOR - WATER FILL - LOCKABLE, W/O LOCK - 4" X 4 5/8"

WINDOW, VENT & EXTERIOR DOOR GROUP (CONTINUED)

DRIVER DOOR INTERIOR COMPONENTS

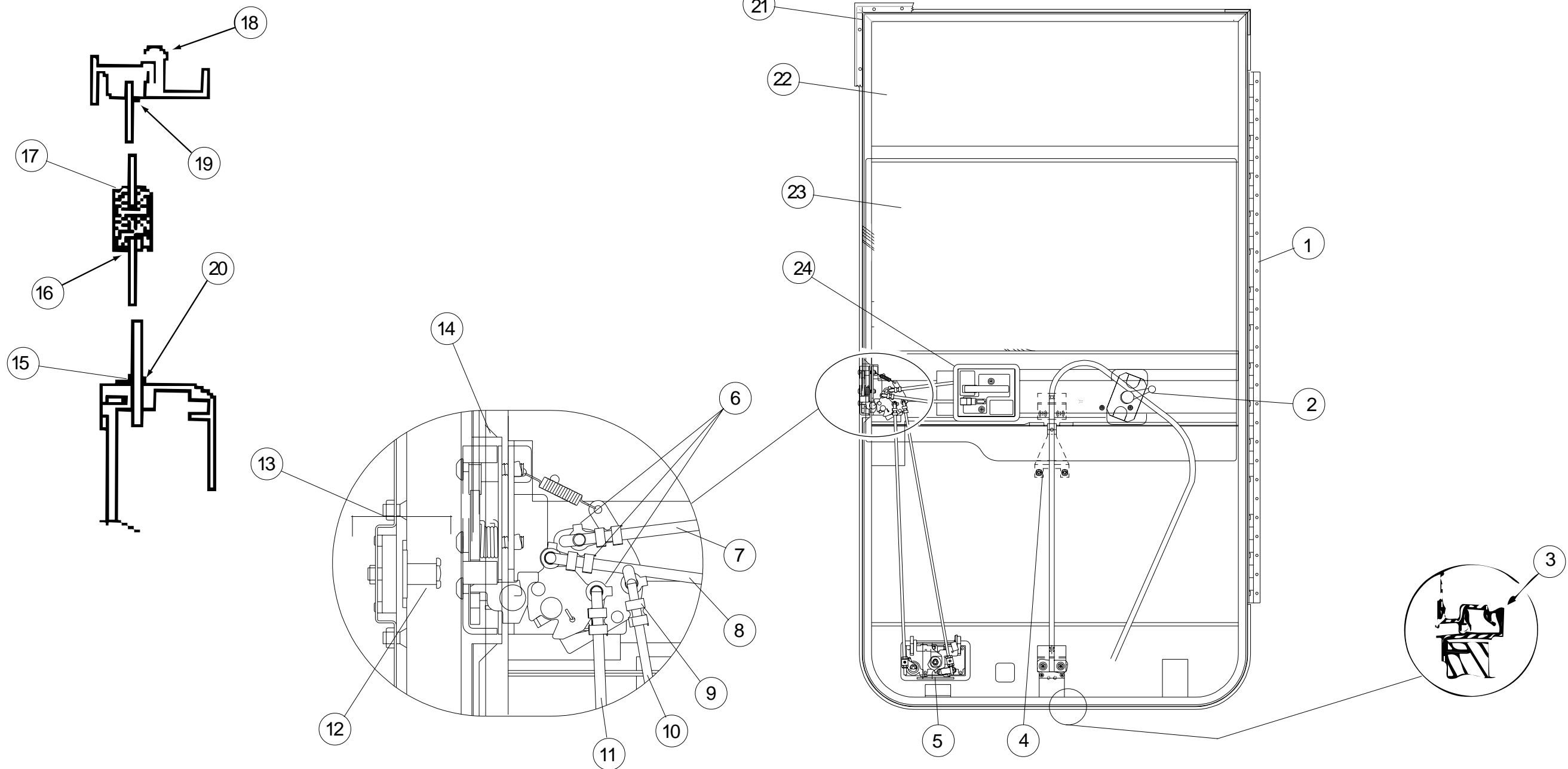


KEY	PART NUMBER	U/M DESCRIPTION
1	114973-01-02A	EA PANEL - DRIVER DOOR - INNER - WILLOW - PLASTIC
2	109378-01-000	EA STRAP - CHECK - DRIVER DOOR - 12.8"
3	110604-01-01A	EA HANDLE - ASSIST - DRIVERS DOOR
4	063977-12-000	EA STEP - DRIVER DOOR - LEFT - PAINTED
4	063977-11-000	EA STEP - DRIVER DOOR - LEFT - UNPAINTED
5	107818-01-01A	EA TRIM - STEP - DRIVERS DOOR - PLASTIC - WILLOW
	106746-01-000	EA PANEL - STEEL - STEPWELL
	106747-01-000	EA PANEL - STEEL - STEPWELL - END RH
	106747-02-000	EA PANEL - STEEL - STEPWELL - END LH
	102569-02-000	EA MAT - ANTI SLIP - LOWER

KEY	PART NUMBER	U/M DESCRIPTION
6	108654-01-01A	EA COVER - STRIKE - DRIVERS DOOR - BLACK
7	108832-01-02A	EA HANDLE - ASSIST - DRIVERS DOOR - METAL - OFF WHITE
	108833-01-01A	EA COVER - HANDLE - ASSIST - OFF WHITE
8	109235-01-05A	FT COVER - SCREW - BRIGHT WHITE - DAWN
9	109235-01-01A	FT COVER - SCREW - MATTE BLACK - DAWN
	108129-02-02A	EA GARNISH - DRIVERS DOOR - FRONT - BLACK
	108107-01-02A	EA GARNISH - DRIVERS DOOR - TOP - BLACK
	108108-04-02A	EA GARNISH - DRIVERS DOOR - REAR UPPER - BLACK
	108897-02-01A	EA GARNISH - DRIVERS DOOR - REAR LOWER - BLACK
	P01713-01-000	EA SWITCH - PUSH BUTTON - IN DOOR JAMB - METAL CHROME
	076725-06-000	EA COVER - ACCESS - DOOR JAMB PUSH BUTTON - BLACK

WINDOW, VENT & EXTERIOR DOOR GROUP (CONTINUED)

DRIVER DOOR (EXCEL)



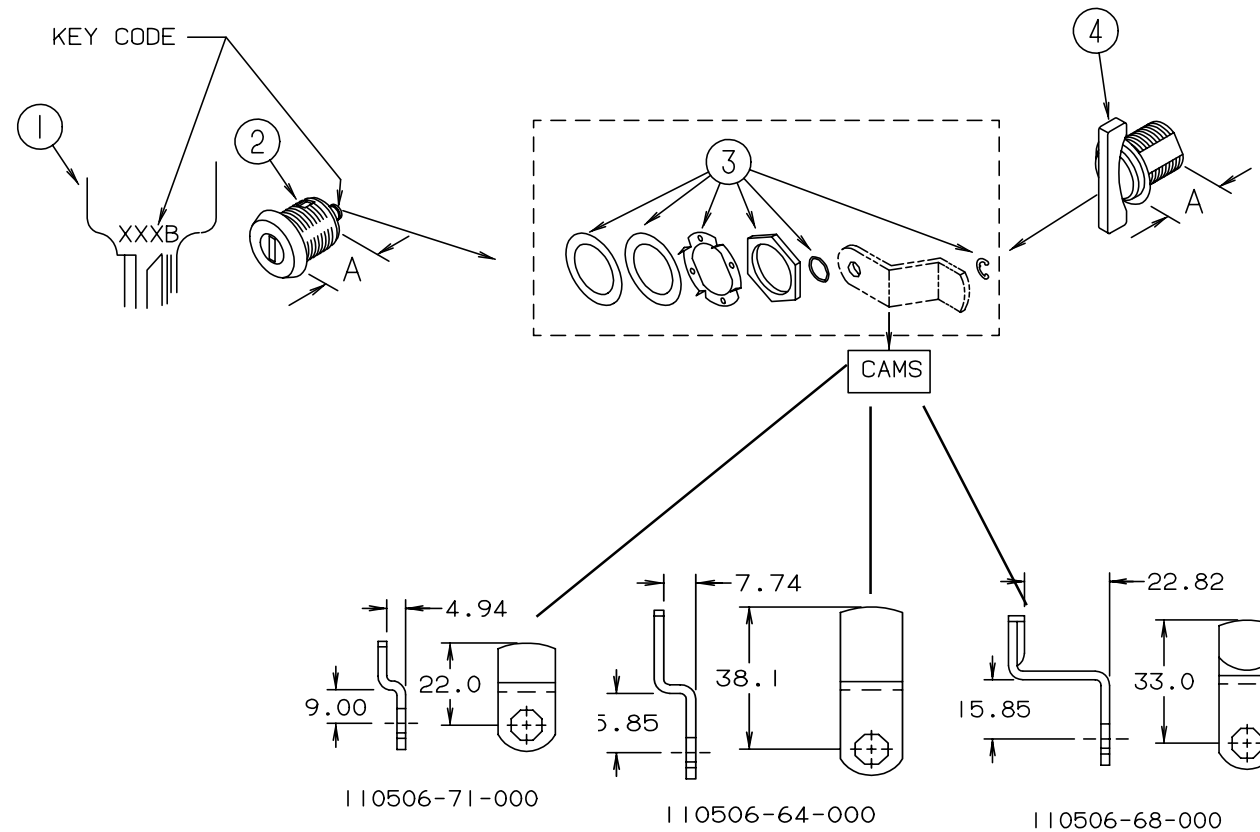
KEY	PART NUMBER	U/M DESCRIPTION	VENDOR NO.
	106469-07-01A	EA DOOR ASM. - DRIVERS - BLACK - V130-01L	
1	106469-05-702	EA HINGE - 42"	211-041194
2	106469-02-704	EA WINDOW HANDLE	V068-16
3	106469-01-723	EA SEAL - BULB ASM. (JAMB)	171-040985
4	106469-02-701	EA REGULATOR - MANUAL	V108-90L
5	106469-04-700	EA PADDLE ASSEMBLY-W/COLLAR	248-041237
5	106469-04-715	EA LATCH COMPLETE W/TUMBLER & KEYS	V123-15
6	106469-04-714	EA ROD CLIP R.H.	248-041153
7	106469-04-705	EA LATCH ROD - HORIZONTAL	203-041139
8	106469-04-711	EA LOCK ROD - HORIZONTAL	203-041137
9	106469-04-713	EA ROD CLIP L.H.	248-041154
10	106469-05-703	EA ROD - LOCK/VERTICAL ADJUST.	203-041239
11	106469-05-705	EA ROD - LATCH/VERTICAL ADJUST.	203-041279
12	106469-04-703	EA BOLT - STRIKER (W/ WASHER)	248-041152
13	106469-04-704	EA NUT ASSEMBLY - CAGED - W/STRIKER	248-041151

KEY	PART NUMBER	U/M DESCRIPTION	VENDOR NO.
14	106469-05-706	EA LATCH - ROTARY - W/LINKAGE	248-041150
15	106469-02-703	EA BELT WEATHERSTRIP (EXT) WDO	V047-57
16	106469-01-705	FT CHANNEL - RUN - SLIDING	122-010850
17	106469-08-700	EA MULLION RAIL	V103-84
18	106469-01-702	EA DOOR SEAL	122-040984
19	125581-02-705	EA HORIZONTAL GLAZING - VINYL	V108-87
20	106469-01-709	FT WEATHERSTRIP - FUZZY	171-040630
21	106469-07-700	EA MOUNTING FRAME ASSEMBLY	V130-30L
22	106469-02-702	EA GLASS - STATIONARY	106-041104
23	106469-01-704	EA GLASS - ROLL-UP W/BACKET	V103-65L
24	106469-04-712	EA HANDLE/DOOR - INNER W/HARDWARE	248-041402
	106469-04-716	EA LEVER - LOCKING - BLACK	80978-00
	106469-04-701	EA TUMBLER & KEYS (TRI-MARK)	248-041179
	106469-04-702	EA KEYS (BLANK)	248-041180
	125582-01-708	EA WEEPHOLE COVER - RIGHT HAND	130-026598
	125582-01-709	EA WEEPHOLE COVER - LEFT HAND	130-026599

WINDOW, VENT & EXTERIOR DOOR GROUP (CONTINUED)

BRIGGS & STRATTON LOCKS & COMPONENTS

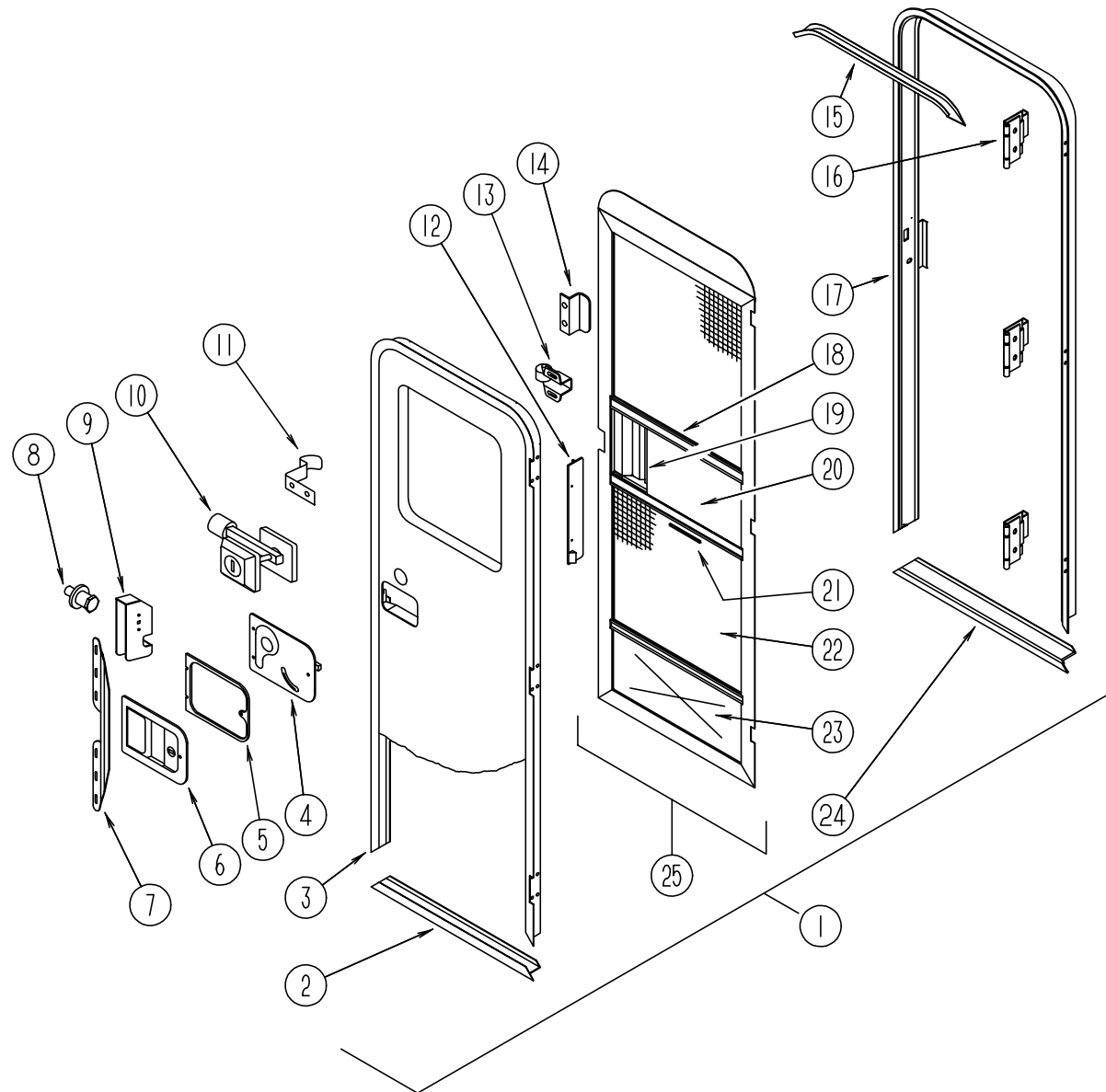
NOTE:
 WHEN ORDERING THE LOCK CASE, THE KEY CODE MUST MATCH THE LAST DIGIT OF THE VEHICLE'S SERIAL NUMBER AND PART NUMBER; WHEN ORDERING THE KEYS, THE THIRD DIGIT OF THE KEY CODE MUST MATCH THE LAST DIGIT OF THE VEHICLE'S SERIAL NUMBER AND PART NUMBER



KEY	PART NUMBER	U/M	DESCRIPTION	VENDOR NO.	KEY	PART NUMBER	U/M	DESCRIPTION	VENDOR NO.
1	110506-59-000	EA	KEYS - SET OF TWO	596720	1	110506-59-006	EA	KEYS - SET OF TWO	596726
2	110506-52-000	EA	CASE - LOCK - A= 17 MM	702370	2	110506-52-006	EA	CASE - LOCK - A= 17 MM	702376
2	110506-53-000	EA	CASE - LOCK - A= 25 MM	702380	2	110506-53-006	EA	CASE - LOCK - A= 25 MM	702386
1	110506-59-001	EA	KEYS - SET OF TWO	596721	1	110506-59-007	EA	KEYS - SET OF TWO	596727
2	110506-52-001	EA	CASE - LOCK - A= 17 MM	702371	2	110506-52-007	EA	CASE - LOCK - A= 17 MM	702377
2	110506-53-001	EA	CASE - LOCK - A= 25 MM	702381	2	110506-53-007	EA	CASE - LOCK - A= 25 MM	702387
1	110506-59-002	EA	KEYS - SET OF TWO	596722	1	110506-59-008	EA	KEYS - SET OF TWO	596728
2	110506-52-002	EA	CASE - LOCK - A= 17 MM	702372	2	110506-52-008	EA	CASE - LOCK - A= 17 MM	702378
2	110506-53-002	EA	CASE - LOCK - A= 25 MM	702382	2	110506-53-008	EA	CASE - LOCK - A= 25 MM	702388
1	110506-59-003	EA	KEYS - SET OF TWO	596723	1	110506-59-009	EA	KEYS - SET OF TWO	596729
2	110506-52-003	EA	CASE - LOCK - A= 17 MM	702373	2	110506-52-009	EA	CASE - LOCK - A= 17 MM	702379
2	110506-53-003	EA	CASE - LOCK - A= 25 MM	702383	2	110506-53-009	EA	CASE - LOCK - A= 25 MM	702389
1	110506-59-004	EA	KEYS - SET OF TWO	596724	3	110506-40-700	EA	HARDWARE KIT	
2	110506-52-004	EA	CASE - LOCK - A= 17 MM	702374	4	110506-50-000	EA	CASE - TWIST LOCK - A= 17 MM	596952
2	110506-53-004	EA	CASE - LOCK - A= 25 MM	702384	4	110506-51-000	EA	CASE - TWIST LOCK - A= 25 MM	596669
1	110506-59-005	EA	KEYS - SET OF TWO	596725		110506-40-000	EA	CLIP-E - LOCK ASM.	93981
2	110506-52-005	EA	CASE - LOCK - A= 17 MM	702375		110506-64-000	EA	CAM - LOCK	322280
2	110506-53-005	EA	CASE - LOCK - A= 25 MM	702385		110506-68-000	EA	CAM - LOCK	322284
						110506-71-000	EA	CAM - LOCK	322287
						110506-59-701	EA	KEY BLANK - GOLD	

WINDOW, VENT & EXTERIOR DOOR GROUP (CONTINUED)

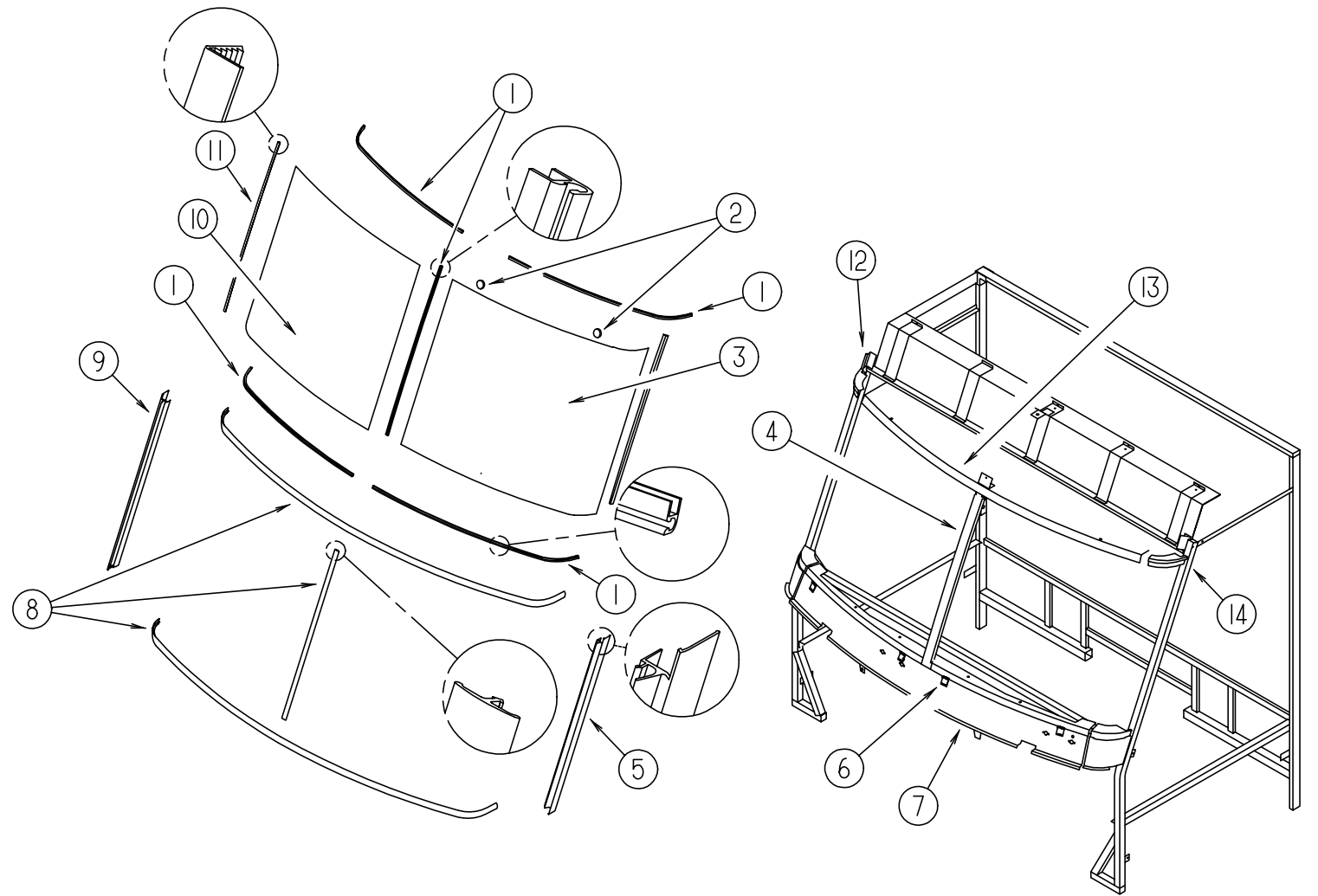
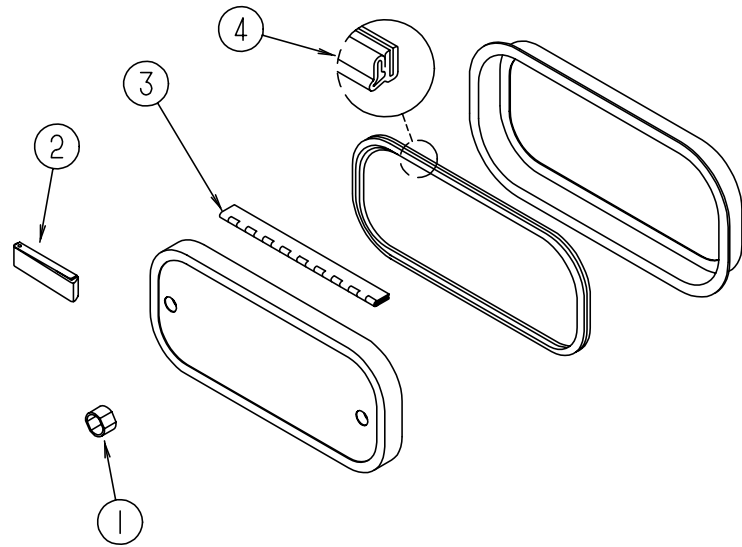
ENTRY DOOR W/O WINDOW



KEY	PART NUMBER	U/M	DESCRIPTION
1	115108-02-G35	EA	DOOR-ENTRY - W/SCREEN DOOR - W/O WINDOW (G35)
1	115108-02-G36	EA	DOOR-ENTRY - W/SCREEN DOOR - W/O WINDOW (G36, G44)
1	115108-02-G37	EA	DOOR-ENTRY - W/SCREEN DOOR - W/O WINDOW (G37)
1	115108-02-GB1	EA	DOOR-ENTRY - W/SCREEN DOOR - W/O WINDOW G45)
	041546-07-000	EA	BRACKET - DOOR ANGLE - 5" X 1.9" - OFF WHITE - METAL
	115222-02-01A	EA	GARNISH - RADIUS - ENTRY DOOR - OFF WHITE
2	089748-21-000	EA	FRAME - BOTTOM ENTRY DOOR - BRIGHT WHITE
3	095276-03-06A	EA	FRAME - ENTRY DOOR - W/O BOTTOM - BRIGHT WHITE
4	039979-06-000	EA	COVER - INTERIOR LATCH - W/TRIP ARM - RIGHT - BLACK
5	096810-01-01A	EA	SPACER - DOOR LOCK - PLASTIC - BLACK
6	045017-13-000	EA	LATCH - PADDLE - MECHANISM W/LOCK CYLINDER & KEY - BLACK
	045017-11-701	EA	KEY BLANK
7	098173-01-04A	EA	STIFFENER - ENTRY DOOR - SUPPORTS LATCH/ STRIKE AREA - MILL
8	039539-01-000	EA	STRIKE - ENTRANCE DOOR LOCK
	077461-03-000	EA	COVER - STRIKE - ENTRY DOOR - 6.5" X 2.5" - PLASTIC - BRIGHT WHITE
9	039540-01-000	EA	LATCH MECHANISM - HOOK - ENTRY DOOR - INTERIOR
	039715-01-000	EA	NUT - SERT - 1/4" DIAMETER - 20 THREADS
	039984-01-000	EA	CAP - ROUND - VINYL - .28" ID X .62" LONG - BLACK
	040944-01-000	EA	LABEL - ENTRANCE DOOR - "OPEN"
10	101145-01-06A	EA	DEADBOLT - ENTRY DOOR - BLACK
	095229-01-700	EA	KEY ONLY - BLANK
	101147-01-000	EA	BOLT - SECURITY - 4.12" BACKSET
	101145-01-701	EA	CYLINDER - LOCK ASM. - W/ KEY
	102524-01-000	EA	BUMPER - RUBBER - FLAT - BLACK
11	100412-01-000	EA	CATCH - SCREEN DOOR - THUMB CLIP
12	079087-03-000	EA	STRIKE - SLIDER - W/LIP FOR ELBOW CATCH - 1.5" X 8.6" - BRIGHT WHITE
13	109403-01-000	EA	CATCH - SCREEN DOOR ROLLER
	063729-04-000	EA	RIVNUT - 10-32 UNF - .010-.080
	072893-01-000	EA	NUTSERT - M5 X 0 - 8
	075671-04-000	FT	SEAL - SPONGE - LAZY-T SHAPE - W/ ADHESIVE STRIPE - .5" WIDE
	118929-01-01A	FT	SEAL - PILE - PUSH-ON
14	050712-06-000	EA	HANDLE - SCREEN DOOR - BRIGHT WHITE
15	044582-44-000	EA	CAP - DRIP - ENTRY DOOR - ALUMINUM - BRIGHT WHITE
16	106719-01-01A	EA	HINGE - ENTRY DOOR - MILL
17	120310-02-01A	EA	JAMB ASM - ENTRANCE DOOR - BRIGHT WHITE
18	078777-01-000	EA	CHANNEL - SLIDE - SCREEN DOOR CENTER SLIDER COVER
19	079086-03-000	EA	SLIDER - SCREEN DOOR - BRIGHT WHITE
	078595-01-000	EA	TOP PLATE - SCREEN DOOR - CURVED TOP - 4.7" X 25.35"
20	016454-01-000	EA	INSERT - SCREEN DOOR - CENTER - LEATHER GRAIN ALUMINUM
21	002294-01-000	FT	SPLINE - SCREENING - .135" X .138" - BLACK
22	002293-02-000	SF	SCREENING - 26" - CHARCOAL
23	078552-03-000	EA	KICK PANEL - SCREEN DOOR - LOWER INSERT - UNPAINTED
24	051049-01-000	EA	JAMB BOTTOM - ENTRY DOOR - 25.9" - UNPAINTED
25	079012-05-F01	EA	DOOR - SCREEN
	100128-02-000	FT	SEAL - SCREEN DOOR
	009126-03-000	EA	HANDLE - ASSIST - BLACK TEXTURED

WINDOW, VENT & EXTERIOR DOOR GROUP (CONTINUED)

WINDSHIELD & WIPER GROUP



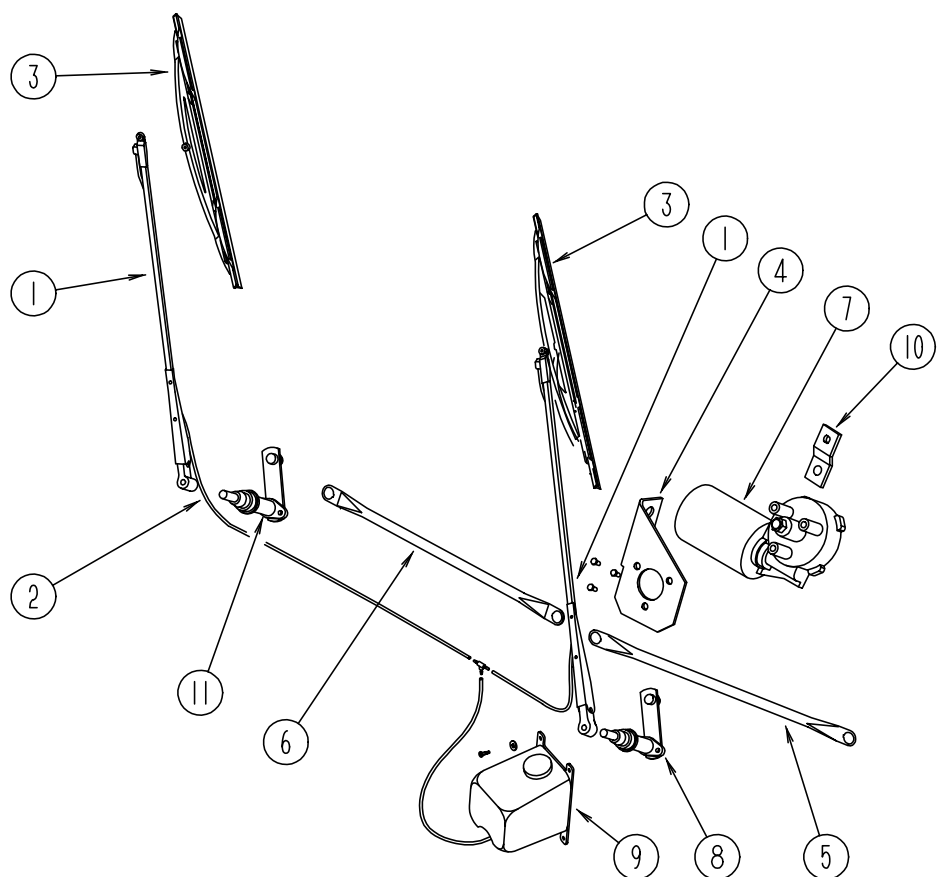
EXTERIOR DOORS

KEY	PART NUMBER	U/M DESCRIPTION
1	107997-51-001	EA SPACER - .86" X .6" - ALUMINUM
2	102768-01-000	EA HOLDER - COMPARTMENT/ ENTRY DOOR - METAL - MILL FINISH
3	081801-02-000	EA HINGE - PIANO - 2" X 96" - ALUMINUM
4	064075-07-000	FT SEAL - BULB - W/ WIRED U CHANNEL - .3" X .5" CHANNEL - BLACK
	096217-55-001	EA U-CHANNEL - 17.5' - OFF WHITE
	096217-55-006	EA U-CHANNEL - 17.5' - BRIGHT WHITE

WINDSHIELD MOLDINGS & GLASS

KEY	PART NUMBER	U/M DESCRIPTION
1	110268-01-000	EA WINDSHIELD CARRIER - 50.4"
2	081914-01-000	EA BUMPER-RUBBER, ROUND - .43" DIAMETER - BLACK
3	103788-02-000	EA GLASS-WINDSHIELD, DRIVER - 49.75" X 47.75"
3	103788-03-000	EA GLASS-WINDSHIELD,RH (EXPORT)
4	075710-01-000	EA FRAME-WINDSHIELD, CENTER DIVIDER - INNER
5	103107-04-01A	EA TRIM-WINDSHIELD,SIDE,BLK
6	104449-01-000	EA SUPPORT-WINDSHIELD
7	077847-02-000	EA SUPPORT-WINDSHIELD, LOWER - W/O BRACKETS
8	102936-01-000	FT MOLDING-REVEAL,WINDSHIELD
9	103107-03-01A	EA TRIM-WINDSHIELD,SIDE,BLK
10	103788-01-000	EA GLASS-WINDSHIELD, PASSENGER - 49.75" X 47.75"
10	103788-04-000	EA GLASS-WINDSHIELD,LH (EXPORT)
11	098788-06-000	EA CHANNEL - 49" PVC
12	077922-03-000	EA HEADER W/S END,RH
13	077922-05-000	EA HEADER W/S,CENTER
14	077922-04-000	EA HEADER W/S END,LH

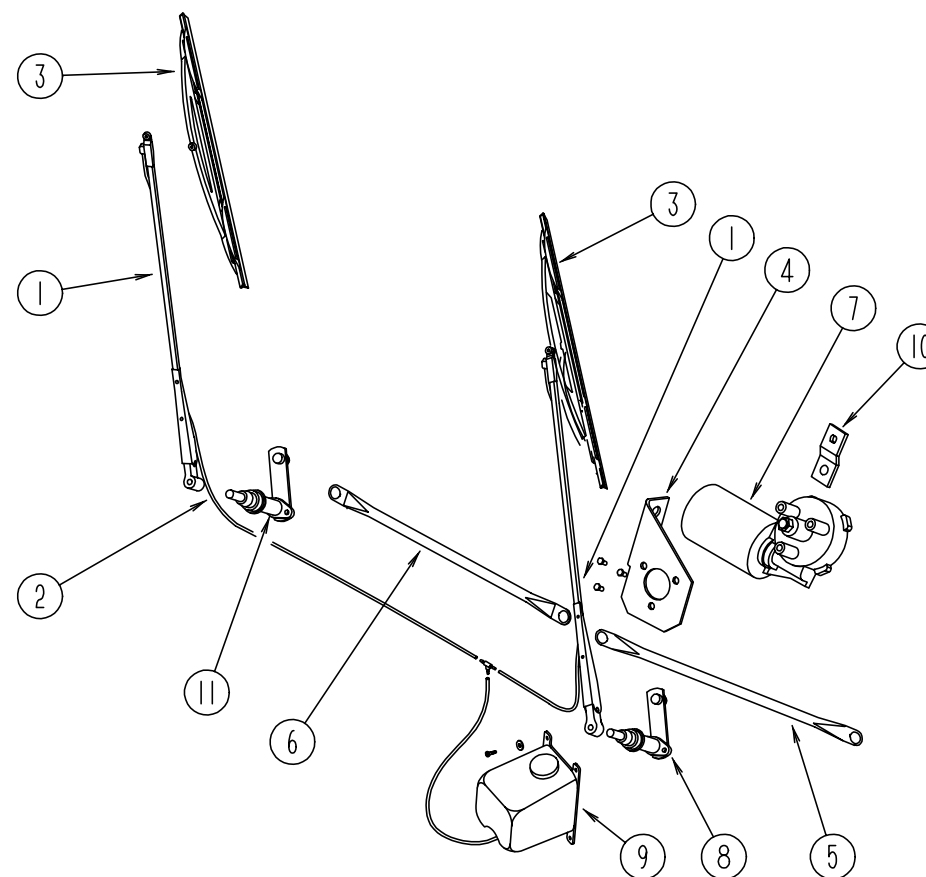
WINDSHIELD & WIPER GROUP (CONTINUED)



WINDSHIELD WIPER ASM (CHEVY)

KEY	PART NUMBER	U/M	DESCRIPTION
1	103671-01-000	EA	ARM - WIPER - 24"
2	096931-01-700	FT	HOSE
3	095964-01-000	EA	BLADE - WIPER - WINDSHIELD - 24"
	095964-01-700	EA	BLADE - REFILL 24" (PAIR)
4	104549-01-000	EA	BRACKET ASM - WIPER MOTOR
5	117008-01-000	EA	LINK ASM - CONNECTING - 21.85" - DRIVER SIDE
6	117008-02-000	EA	LINK ASM - CONNECTING - 21.85" - PASSENGER SIDE
	061603-01-000	EA	GROMMET - SNAP - 3/16"ID - 3/8" HOLE - PLASTIC - BLACK
7	104346-04-000	EA	WIPER MOTOR
8	096505-06-000	EA	PIVOT & SHAFT ASM - WIPER - DRIVER SIDE
	110742-01-000	EA	WIPER GASKET
	096505-02-700	EA	DRIVER - KNURLED (HD) BARREL .687
	096505-02-701	EA	NUT - HEX (HD) W/.687 BARREL
	096505-02-702	EA	CAP - RUBBER (HD) BARREL .687
	096505-02-703	EA	CAP - NUT(ACORN) HD W/.687 BARREL
9	117766-02-000	EA	RESERVOIR/ PUMP ASM - MCCORD 600328
	110605-01-000	EA	TEE - PLAS - BARBED 1/8 X 1/8 X 3/16 BAYLOCK 3799721
	045794-01-000	FT	HOSE - WASHER - WINDSHIELD - 5/32" ID - BLACK
	117765-03-000	EA	CONNECTOR - 5/32 W/ WINDSHIELD WASHER
	096931-01-701	EA	NOZZLE - HARDWARE KIT
10	104347-01-000	EA	ARM - DRIVE - WIPER MOTOR - 1.54"
	067188-01-000	EA	STUD - WIPER CRANK
11	096505-05-000	EA	PIVOT & SHAFT ASM - WIPER - PASSENGER SIDE

WINDSHIELD & WIPER GROUP (CONTINUED)



WINDSHIELD WIPER ASM (FORD)

KEY	PART NUMBER	U/M	DESCRIPTION
1	103671-01-000	EA	ARM - WIPER - 24"
2	096931-01-700	FT	HOSE
3	095964-01-000	EA	BLADE - WIPER - WINDSHIELD - 24"
	095964-01-700	EA	BLADE - REFILL 24" (PAIR)
4	104549-01-000	EA	BRACKET ASM - WIPER MOTOR
5	117008-01-000	EA	LINK ASM - CONNECTING - 21.85" - DRIVER SIDE
6	117008-02-000	EA	LINK ASM - CONNECTING - 21.85" - PASSENGER SIDE
	061603-01-000	EA	GROMMET - SNAP - 3/16"ID - 3/8" HOLE - PLASTIC - BLACK
7	104346-05-000	EA	WIPER MOTOR
8	096505-06-000	EA	PIVOT & SHAFT ASM - WIPER - DRIVER SIDE
	110742-01-000	EA	WIPER GASKET
	096505-02-700	EA	DRIVER - KNURLED (HD) BARREL .687
	096505-02-701	EA	NUT - HEX (HD) W/.687 BARREL
	096505-02-702	EA	CAP - RUBBER (HD) BARREL .687
	096505-02-703	EA	CAP - NUT(ACORN) HD W/.687 BARREL
9	117766-02-000	EA	RESERVOIR/ PUMP ASM - MCCORD 600328
	110605-01-000	EA	TEE - PLAS - BARBED 1/8 X 1/8 X 3/16 BAYLOCK 3799721
	045794-01-000	FT	HOSE - WASHER - WINDSHIELD - 5/32" ID - BLACK
	117765-03-000	EA	CONNECTOR - 5/32 W/ WINDSHIELD WASHER
	096931-01-701	EA	NOZZLE - HARDWARE KIT
10	104347-01-000	EA	ARM - DRIVE - WIPER MOTOR - 1.54"
	067188-01-000	EA	STUD - WIPER CRANK
11	096505-05-000	EA	PIVOT & SHAFT ASM - WIPER - PASSENGER SIDE