

**1996
ICF28RC**

G29

PEBBLE BEACH (BROWN)

G30

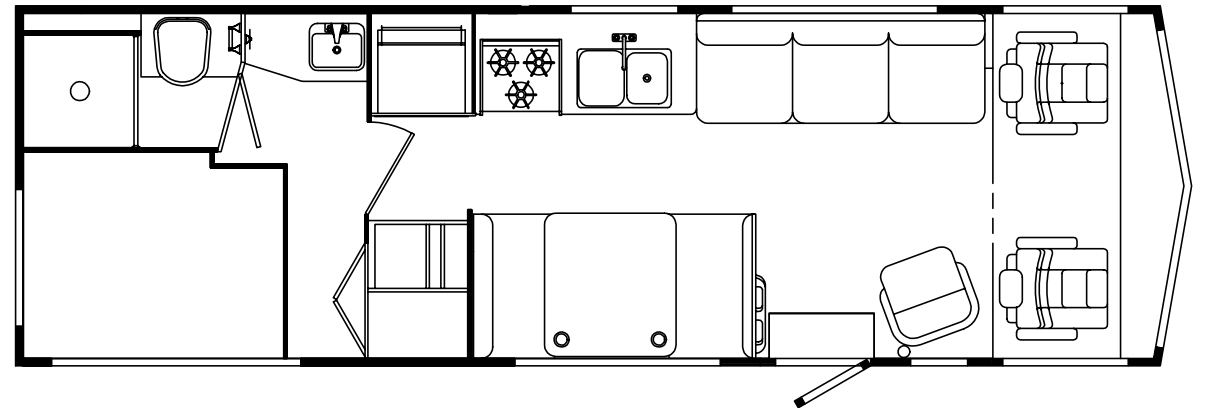

NEPTUNE (TEAL)

G31

GALAXY (BLUE)

G32

ROUTE 66



**ACCESSORIES GROUP
OPERATOR MANUAL**

KEY	PART NUMBER	U/M	DESCRIPTION
	054185-E7-000	EA	MANUAL-OPERATOR, 1996 SUNRISE
	092318-01-000	EA	BINDER - 3 RING, MOTOR HOME MANUAL
	092319-01-000	EA	POCKET PAGE - 3 RING BINDER, PLASTIC
	117907-01-000	DW	TOP LEVEL DRAWING-F, 1996

**AUDIO VIDEO GROUP
PATIO ENTERTAINMENT CENTER**

KEY	PART NUMBER	U/M	DESCRIPTION
	110469-01-000	EA	SPEAKER - 4" X 6", OVAL - MAGNADYNE F46XB-12
	110470-01-01A	EA	GRILLE-SPEAKER, OVAL - 4" X 6" - BLACK - MAGNADYNE G46WI
	077069-02-000	EA	CABLE-ANTENNA, RADIO - EXTENSION 96" - ARA 6700667
	090944-01-000	EA	ANTENNA-RADIO, 16" RUBBER
	109889-04-000	EA	ANTENNA-SHAFT EXTENDER, 3" - MAGNADYNE RV71EX3
	087683-03-000	EA	RADIO-AM/FM STEREO W/CASSETTE - AUDIOVOX RS-100
	108847-01-000	EA	BRACKET-ANTENNA GROUND

RADIO SYSTEM, CD PLAYER & ANTENNA

KEY	PART NUMBER	U/M	DESCRIPTION
	110267-03-000	EA	RADIO-AM/FM STEREO, CASSETTE - AUDIOVOX IM-400
	116148-02-000	EA	RADIO-AM/FM STEREO, CD PLAYER - CLARION RDB515F FROM: 00-00-00 THRU: 03-14-96
	116148-03-000	EA	RADIO-AM/FM STEREO, CD PLAYER - CLARION RDB325D FROM: 03-15-96 THRU: 99-99-99
	077069-02-000	EA	CABLE-ANTENNA, RADIO - EXTENSION 96" - ARA 6700667
	090944-01-000	EA	ANTENNA-RADIO, 16" RUBBER
	081059-02-000	EA	WIRE ASM - 9-PIN, RADIO - AUDIOVOX 112B-1761
	089340-02-000	EA	GRILLE-SPEAKER, 6.5" SQUARE
	089340-03-000	EA	SPACER-GRILLE, 6.5" SQUARE - TAN - MAGNADYNE G514
	094097-01-000	EA	SPEAKER-RADIO, W/O GRILLE - 5.25" DIA - AUDIOVOX 110C3030
	110469-01-000	EA	SPEAKER - 4" X 6", OVAL - MAGNADYNE F46XB-12
	110470-01-01A	EA	GRILLE-SPEAKER, OVAL - 4" X 6" - BLACK - MAGNADYNE G46WI

CB ANTENNA

KEY	PART NUMBER	U/M	DESCRIPTION
	105248-01-000	EA	ANTENNA-CB, ADVANCE 8604
	115916-01-01B	EA	BRACKET-ANTENNA MOUNT, STEP SHAPED - 3" X 6" - STEEL

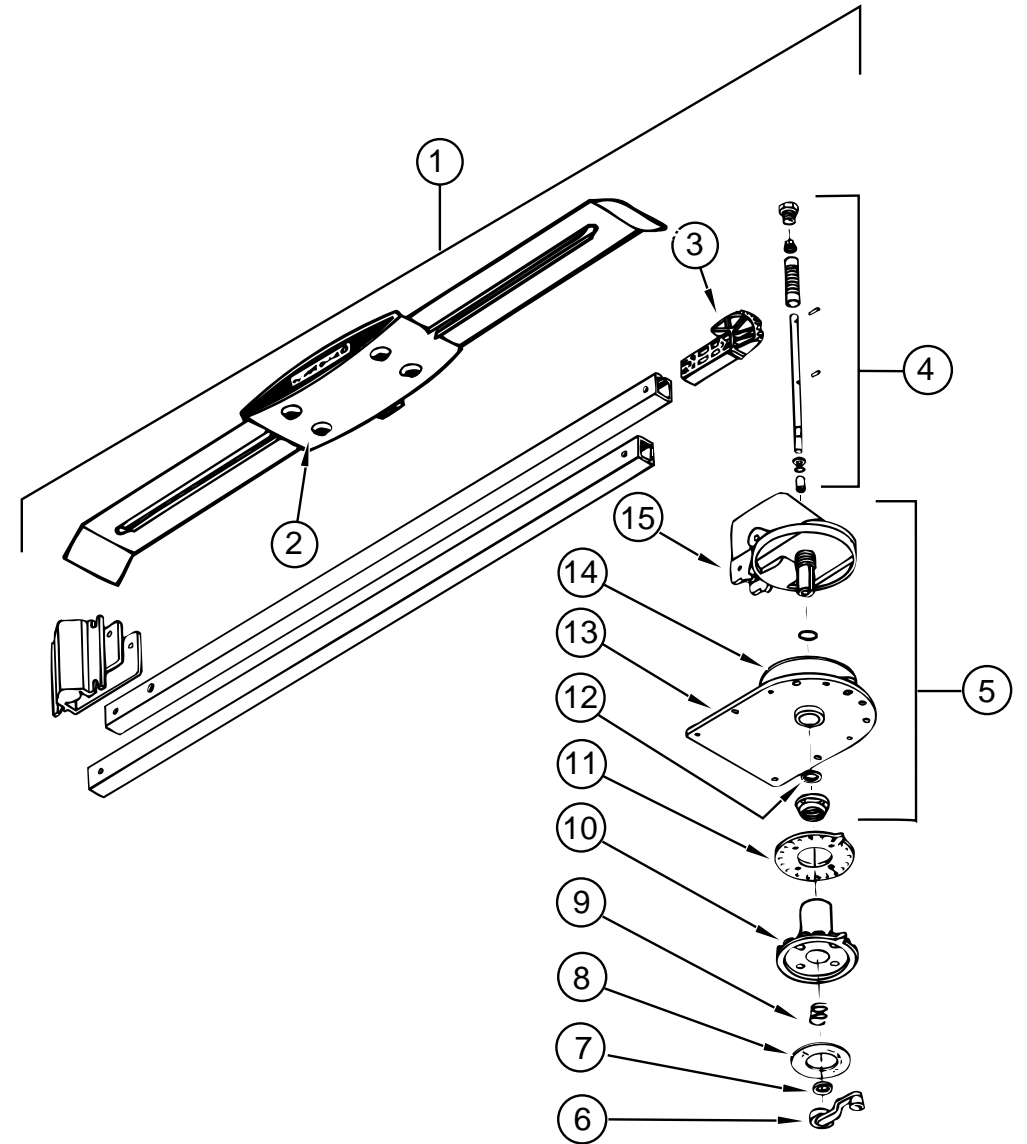
AUDIO VIDEO GROUP (CONTINUED)
TVS, VCR & CONTROL CENTER

KEY	PART NUMBER	U/M DESCRIPTION	VENDOR NO.
	092310-02-000	EA TV-COLOR, 9" - AC/DC - W/REMOTE - MAGNAVOX RD0945	
	092310-02-700	EA REMOTE-TV, MAGNAVOX	RD0945
	113684-01-000	EA TV - 19", COLOR UL/CSA - 19 3/8" W X 17 3/8" H X 18 1/4" D - AUDIOVOX AVT-1975	
		FROM: 00-00-00 THRU: 06-16-96	
	113684-01-700	EA REMOTE-TV, AUDIOVOX	8822345
		FROM: 00-00-00 THRU: 06-16-96	
	113684-02-000	EA TV - 19", COLOR UL/CSA - 1/8" JACK - AUDIOVOX AVT-1980	
		FROM: 06-17-96 THRU: 99-99-99	
	113684-02-700	EA REMOTE-TV, AUDIOVOX	0892355
		FROM: 06-17-96 THRU: 99-99-99	
	119120-01-000	EA VCR-VHS, CABLE READY - REMOTE - AUDIOVOX AVR-1075	
		FROM: 00-00-00 THRU: 12-10-95	
	119120-01-700	EA REMOTE-VCR - AUDIOVOX	8874570
	119120-02-000	EA VCR-VHS, CABLE READY - REMOTE - AUDIOVOX AVR-1170	
		FROM: 12-11-95 THRU: 99-99-99	
	119120-02-700	EA REMOTE-VCR - AUDIOVOX	0994569
	098819-01-000	EA SPEAKER - 2 WATT, 8 OHM - 4"	
	093214-01-02A	EA GRILLE-SPEAKER, 4" - BROWN	
	086757-03-000	EA CONTROL CENTER-SWITCH, VCR/TV - MAGNADYNE VCS-6	

TV CABLE, CONNECTORS, & WALLPLATES

KEY	PART NUMBER	U/M DESCRIPTION
	076319-03-000	FT CABLE-COAXIAL, 75 OHM
	076319-06-000	EA ADAPTOR-CABLE ROOF PLATE, WINEGARD RPJ-1
	076319-08-000	EA WALLPLATE-CABLE RECEPTACLE, TV - SINGLE - IVORY - BEDROOM
	076319-09-000	EA WALLPLATE-CABLE RECEPTACLE, TV - SINGLE - BROWN
	076319-12-000	EA CONNECTOR-COAXIAL, ONE PIECE
	082134-01-000	EA ADAPTER-TV, CABLE TO CABLE - WINEGARD F-81M
	082136-01-000	EA NUT-HEX JAM 3/8-32, WINEGARD
	086756-01-000	EA SPLITTER-TV, 2 WAY
	086777-01-000	EA PLATE-WALL, TV CABLE W/ANTENNA SWITCH - IVORY - WINEGARD RV-0710
	086777-05-000	EA PLATE-WALL, ANTENNA - 1 OUTPUT - IVORY - WINEGARD RV-0921
	099717-01-000	EA TIEDOWN-TV, STRAP ON FEMALE END IS 22.8" LONG
	099717-02-000	EA TIEDOWN-TV, STRAP ON FEMALE END IS 28.7" LONG
	098819-01-000	EA SPEAKER - 2 WATT, 8 OHM - 4"
	093214-01-02A	EA GRILLE-SPEAKER, 4" BROWN
	093901-03-000	EA PLATE-COAXIAL CABLE, 64 MM X 45 MM - STEEL - BLACK
	114870-02-000	EA PLUG ASM - 3.5 MM AUDIO W/LEADS - OW - DONALD 35-P8

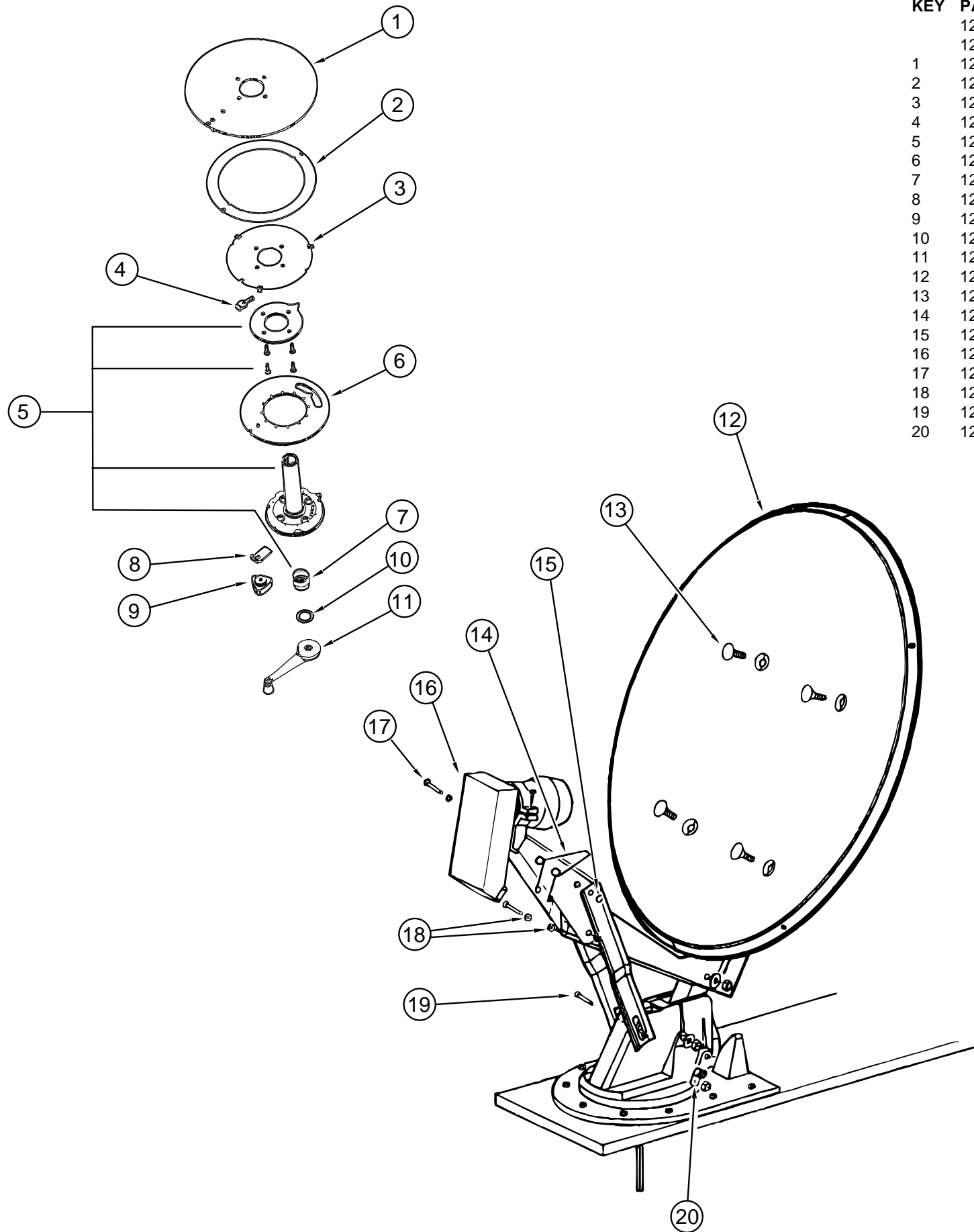
AUDIO VIDEO GROUP (CONTINUED)



WINEGARD TV ANTENNA

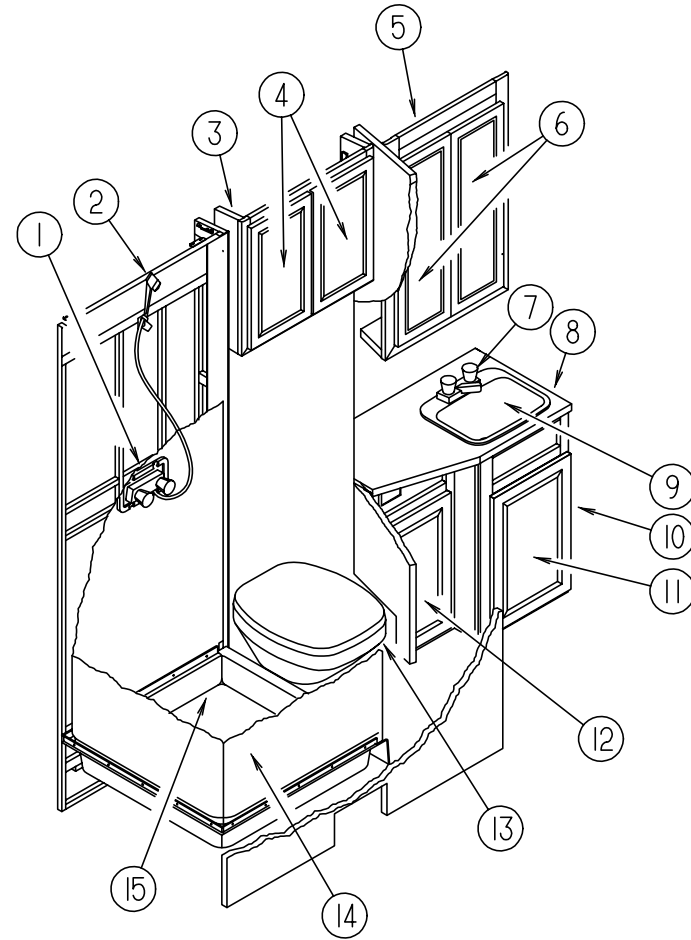
KEY	PART NUMBER	U/M DESCRIPTION	VENDOR NO.
1	076319-18-000	EA ANTENNA-TV, ROOF MOUNT	
2	076319-01-700	EA HEAD-ANTENNA, AMPLIFIED	RVSA U/V
3	076319-01-701	EA GEAR-ELEVATING, PLASTIC	2200046
4	076319-01-702	EA SHAFT ASM-ELEVATING	RVP-400A
5	076319-01-711	EA BASE & LIFT ASM	2762802
6	076319-01-706	EA CRANK-ELEVATING, W/SET SCREW	5755100
7	076319-01-705	EA GROMMET-NYLON, 7/8"ID	3200658
8	076319-01-708	EA CRANK COVER DECAL	5413002
9	076319-01-707	EA SPRING-HANDLE	5160800
10	076319-01-709	EA PLATE-DIRECTIONAL, FOR HEAD	3200644
11	076319-01-712	EA PLATE-CEILING	3200608
12	076319-01-704	EA BEARING-NYLON, 1.25"OD	3200657
13	076319-01-713	EA PLATE-BASE, STEEL	3100523
14	076319-01-703	EA BEARING-NYLON, 5"OD	3200656
15	076319-01-714	EA HOUSING, ROTATING GEAR	2200049

AUDIO VIDEO GROUP (CONTINUED)
WINEGARD SATELLITE TV ANTENNA



KEY	PART NUMBER	U/M	DESCRIPTION	VENDOR NO.
	120233-02-000	EA	RECEIVER-SATELLITE ONLY	
	120233-01-000	EA	ANTENNA-SATELLITE W/O RECEIVER (DISH & HDW KIT) MANUAL	
1	120233-01-700	EA	PLATE-FIXED	3750821
2	120233-01-701	EA	DIAL-DIRECTIONAL	2745056
3	120233-01-702	EA	PIVOT-DIAL-DIRECTIONAL	2745058
4	120233-01-703	EA	STOP-ROTATION	3711281
5	120233-01-704	EA	PLATE-CEILING W/DIRECTIONAL HANDLE	RP-6300
6	120233-01-705	EA	PLATE-ROTATE	3750820
7	120233-01-706	EA	SPRING	RP-6822
8	120233-01-707	EA	CLAMP-ROTATE	3711280
9	120233-01-708	EA	KNOB-CLAMP	160822
10	120233-01-709	EA	WASHER-NYLON	RP-2658
11	120233-01-710	EA	HANDLE-CRANK	RP-6795
12	120233-01-711	EA	REFLECTOR - 46 CM	2745304
13	120233-01-712	EA	BOLT-FLAT HEAD	2160253
14	120233-01-713	EA	SPRING	2160820
15	120233-01-714	EA	CLIP-E	5160818
16	120233-01-715	EA	RCA LNB	278015
17	120233-01-716	EA	PIN	2160814
18	120233-01-717	EA	BEARING-NYLON	2200728
19	120233-01-718	EA	PIN	5160817
20	120233-01-719	EA	CLAMP-CABLE	2200060

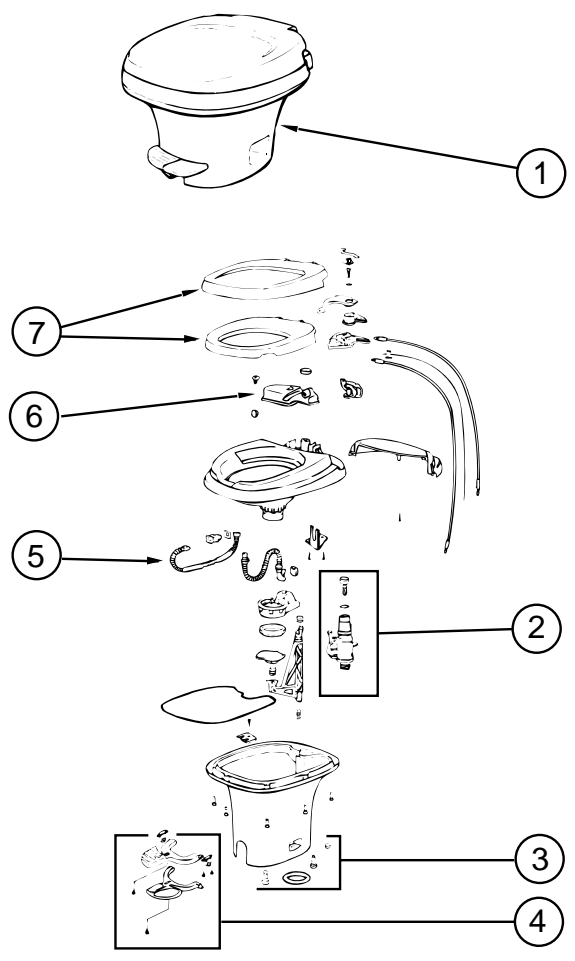
BATH GROUP
BATHROOM CABINET & COMPONENTS



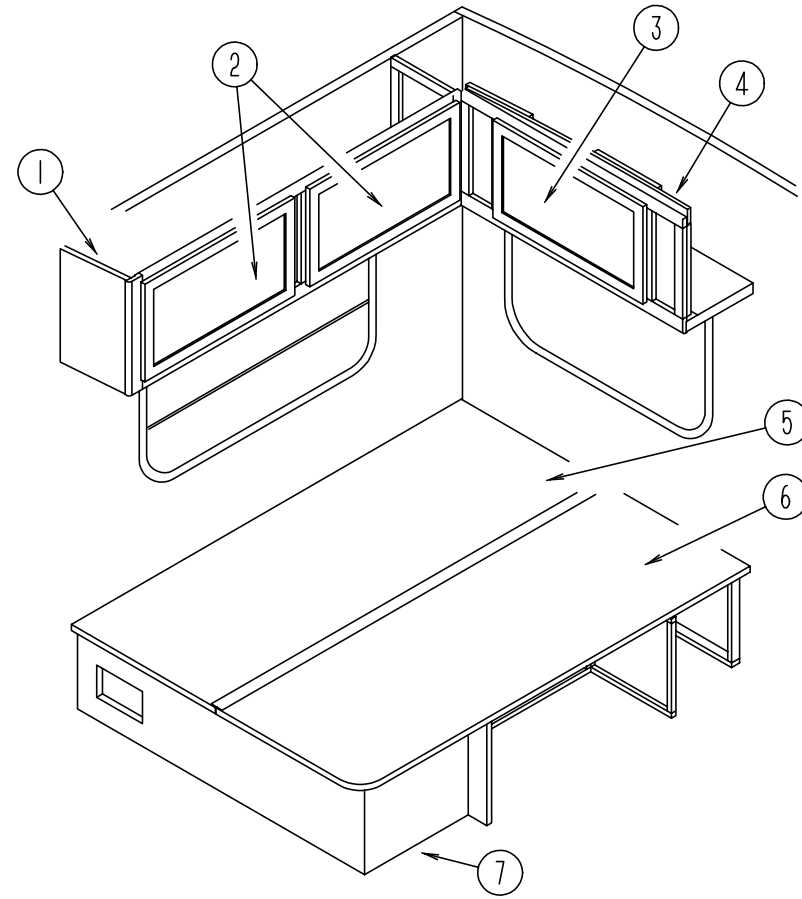
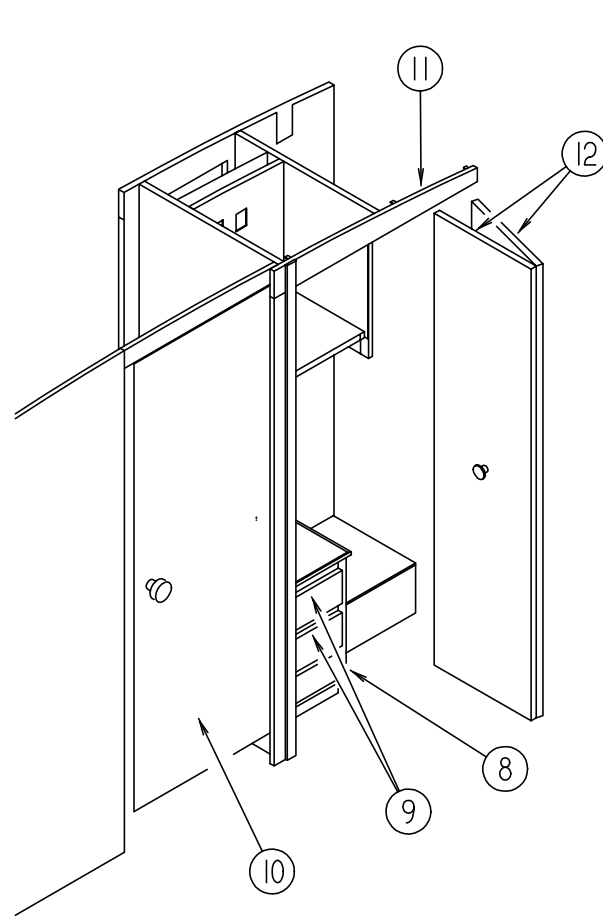
KEY	PART NUMBER	U/M DESCRIPTION	VENDOR NO.
1	075241-05-000	EA FAUCET-SHOWER, BONE	
	075606-01-000	EA PANEL-FAUCET BACK, SHOWER - 5" X 9" - PLASTIC	
2	103092-01-000	EA SHOWER HEAD-W/60 IN HOSE - U.S.	
	103092-02-000	EA SHOWER HEAD-W/HOSE - CANADIAN	
	103092-01-700	EA BRACKET ONLY-CLEAR, F/SHOWER HEAD	2328028
	011048-03-700	EA BRACKET ONLY-BONE, F/SHOWER HEAD	2328029-3
3	102851-01-G09	EA CABINET-STORAGE, BATH - W/O DOORS	
4	M06803-06-G09	EA DOOR-W/MIRROR - W/O HARDWARE - 285 MM X 500 MM	
5	114914-01-G09	EA CABINET-MEDICINE	
6	115237-03-G09	EA DOOR-MIRRORED, 354 MM X 750 MM	
	116684-01-000	EA MIRROR-PANEL, BEVELED 3 SIDES	
7	075240-06-000	EA FAUCET-LAVATORY, BONE	
8	114912-11-G29	EA COUNTERTOP ASM (G29)	
8	114912-11-G30	EA COUNTERTOP ASM (G30)	
8	114912-11-F05	EA COUNTERTOP ASM (G31)	
8	114912-11-F04	EA COUNTERTOP ASM (G32)	
9	096927-01-01A	EA SINK-LAVATORY, RECTANGULAR - PLASTIC - BONE	
	096927-01-700	EA SINK-STOPPER	
	096927-01-701	EA TAILPIECE-SINK	
10	P14912-01-G29	EA CABINET ASM-LAVATORY, W/O DOORS OR HARDWARE (G29)	
10	P14912-01-G30	EA CABINET ASM-LAVATORY, W/O DOORS OR HARDWARE (G30)	
10	P14912-01-G31	EA CABINET ASM-LAVATORY, W/O DOORS OR HARDWARE (G31)	
10	P14912-01-G09	EA CABINET ASM-LAVATORY, W/O DOORS OR HARDWARE (G32)	
11	M06803-M3-G09	EA DOOR-W/O HARDWARE, 340 MM X 555 MM	
12	M06803-80-G09	EA DOOR-W/O HARDWARE, 340 MM X 555 MM	
	M87868-05-G09	EA DOOR-BATH	
	094485-03-01A	EA KNOB-DOOR, BRASS - BATH DOOR	
13	067487-02-000	EA TOILET-AQUA MAGIC IV, LOW	
14	102046-01-01A	EA SURROUND-SHOWER - OFF WHITE	
	113714-02-01A	EA RETAINER-SHELF, SHOWER 306 MM X 25 MM - PLASTIC - OFF WHITE	
15	M02429-10-000	EA PAN-SHOWER	
	066436-01-000	EA NUT-SLIP, TAILPIECE - 1.5"	
	057671-01-000	EA COVER-SCREW, #8 - PLASTIC - OFF WHITE	
	075452-02-000	EA HOLDER-TOILET TISSUE, BRASS	
	075453-02-000	EA BAR-TOWEL, 18" BRASS	
	100357-01-000	EA ROD-TOWEL, BRASS W/ENDS BENT FOR BACK OF BATH DOOR	
	102089-13-G09	EA MOUNT-RAIL, RIGHT SIDE - TOWEL ROD - 26" LONG - WOOD - WATERFORD OAK	
	102089-14-G09	EA MOUNT-RAIL, LEFT SIDE - TOWEL ROD - 26" LONG - WOOD - WATERFORD OAK	
	075454-02-000	EA RING-TOWEL, W/MOUNTING HARDWARE - BRASS	

BATH GROUP (CONTINUED)
AQUA MAGIC IV - LOW - FOOT FLUSH TOILET

KEY	PART NUMBER	U/M	DESCRIPTION	VENDOR NO.
1	067487-02-000	EA	TOILET-AQUA MAGIC IV - LOW - FOOT FLUSH	
2	063740-01-714	EA	VALVE ASM, W/GASKET & FLOAT	12492
3	063740-01-706	EA	BOLT PACKAGE-FLOOR FLANGE	12524
4	067487-02-701	EA	PEDAL PACKAGE (FOOT FLUSH)	20821
5	063740-01-717	EA	TUBE-FLUSH	12509
6	063740-02-701	EA	RESERVOIR (TANK ASSEMBLY)	24630
7	063740-02-700	EA	SEAT & COVER, PARCHMENT	20829



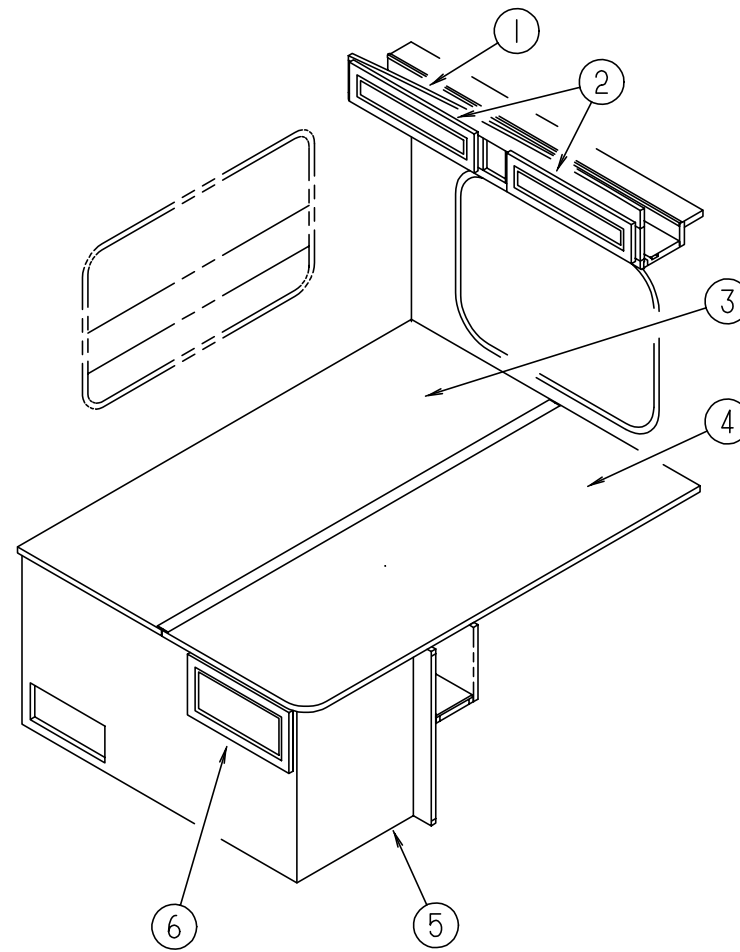
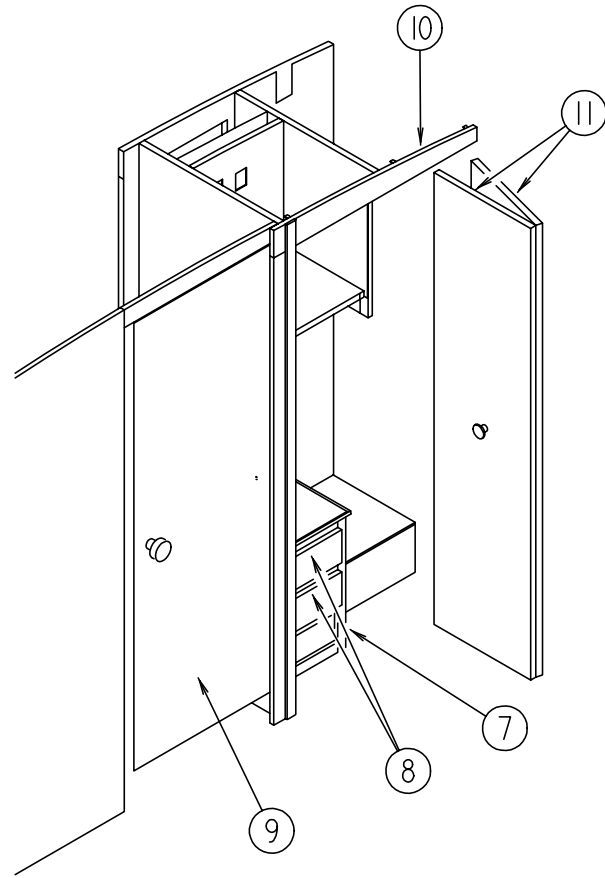
BEDROOM GROUP
DOUBLE BEDROOM CABINETS



KEY	PART NUMBER	U/M DESCRIPTION
1	116151-01-G09	EA CABINET-OVERHEAD, W/O DOORS OR HARDWARE
2	M06803-02-G09	EA DOOR-W/O HARDWARE - 400 MM X 710 MM
3	M06803-13-G09	EA DOOR-W/O HARDWARE W/MIRROR - 400 MM X 710 MM
3	M06803-02-G09	EA DOOR-W/O HARDWARE W/O MIRROR - 400 MM X 710 MM DECORATOR DOOR OPTION - FLAT PANEL
4	103273-01-G29	EA CABINET-OVERHEAD, W/O DOOR OR HARDWARE (G29)
4	103273-01-G30	EA CABINET-OVERHEAD, W/O DOOR OR HARDWARE (G30)
4	103273-01-G31	EA CABINET-OVERHEAD, W/O DOOR OR HARDWARE (G31)
4	103273-01-G12	EA CABINET-OVERHEAD, W/O DOOR OR HARDWARE (G32)
5	M04169-13-G29	EA TOP-DOUBLE BED W/H-CHANNEL (G29)
5	M04169-13-G30	EA TOP-DOUBLE BED W/H-CHANNEL (G30)
5	M04169-13-G31	EA TOP-DOUBLE BED W/H-CHANNEL (G31)
5	M04169-13-G10	EA TOP-DOUBLE BED W/H-CHANNEL (G32)
6	M04169-14-G29	EA TOP-DOUBLE BED (G29)
6	M04169-14-G30	EA TOP-DOUBLE BED (G30)
6	M04169-14-G31	EA TOP-DOUBLE BED (G31)
6	M04169-14-G10	EA TOP-DOUBLE BED (G32)
	089076-10-000	EA SUPPORT-BED, H-CHANNEL - 1.96" X 73.1" - ALUMINUM - OFF WHITE

KEY	PART NUMBER	U/M DESCRIPTION
7	P19321-01-G09	EA CABINET-DOUBLE BED W/O TOP
8	116269-01-G09	EA CABINET-WARDROBE, INNER W/O DRAWERS
9	P11023-05-G09	EA DRAWER-CABINET, W/O HARDWARE
10	115546-01-G09	EA DOOR ASM-PRIVACY W/HANDLE, HINGES, STRIKE, BOLT & MIRROR
	080728-01-000	EA HANDLE-PULL, PRIVACY DOOR - 1.3" X 4.4" - PLASTIC - BROWN
	102920-01-01A	EA HINGE-PRIVACY DOOR, SPRING LOADED - BRASS
	110496-01-01A	EA HINGE-BRASS, PRIVACY DOOR - STOCKER
	115506-01-01A	EA STRIKE-SCREW MOUNTED, PRIVACY DOOR - BRASS - HAFELE 251.74.501
	115507-01-01A	EA BOLT-FURNITURE, PRIVACY DOOR - BROWN - HAFELE 251.50.109
11	093170-08-01A	EA HEADER-BI FOLD DOOR, WARDROBE - 865 MM LONG - OFF WHITE
12	115547-01-G09	EA DOOR ASM-BI FOLD, WARDROBE W/HINGES, CATCH, GUIDE WHEEL, AND KNOB
	092652-01-000	EA GUIDE WHEEL-BI FOLD DOOR, TOP MOUNT
	117978-01-01A	EA KNOB-BI FOLD DOOR, BRIGHT BRASS - LPK3034B-3
	079920-01-000	EA CATCH-BI FOLD DOOR, 1.31" X 1" - BRASS

BEDROOM GROUP (CONTINUED)
DOUBLE BEDROOM CABINETS - RAISED BED OPTION

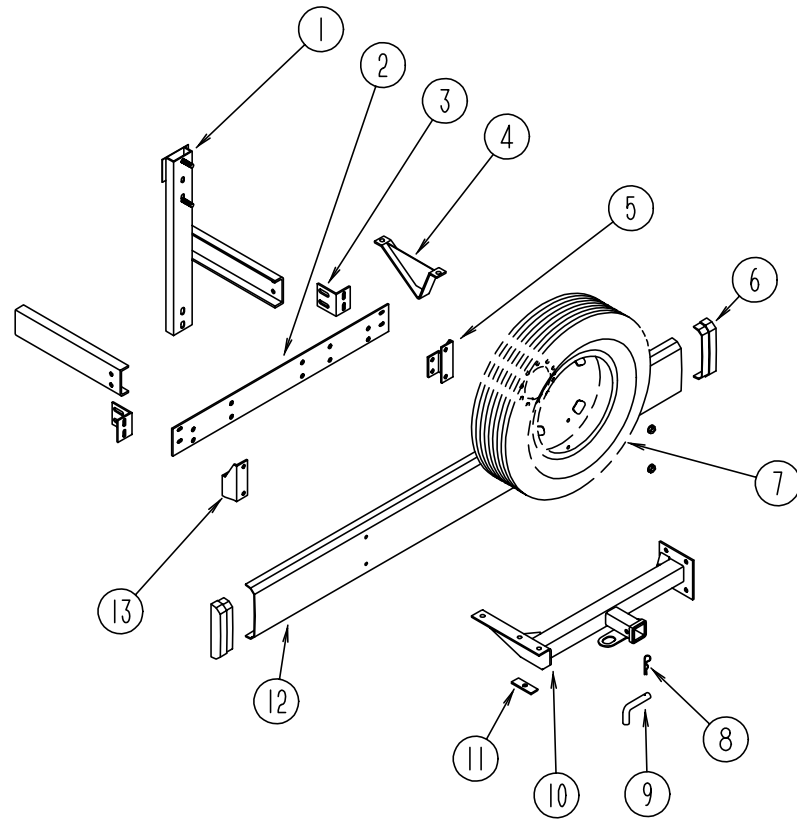


KEY	PART NUMBER	U/M DESCRIPTION
1	119485-01-G09	EA CABINET-OVERHEAD, W/O DOORS OR HARDWARE
2	M05992-G3-G09	EA DOOR-W/O HARDWARE - 160 MM X 590 MM
3	M04169-15-G29	EA TOP-RAISED BED W/H-CHANNEL (G29)
3	M04169-15-G30	EA TOP-RAISED BED W/H-CHANNEL (G30)
3	M04169-15-G31	EA TOP-RAISED BED W/H-CHANNEL (G31)
3	M04169-15-G10	EA TOP-RAISED BED W/H-CHANNEL (G32)
4	M04169-16-G29	EA TOP-RAISED BED (G29)
4	M04169-16-G30	EA TOP-RAISED BED (G30)
4	M04169-16-G31	EA TOP-RAISED BED (G31)
4	M04169-16-G10	EA TOP-RAISED BED (G32)
	089076-10-000	EA SUPPORT-BED, H-CHANNEL - 1.96" X 73.1" - ALUMINUM - OFF WHITE
5	P19320-01-G09	EA CABINET-DOUBLE BED W/O TOPS
6	M06803-07-G09	EA DOOR-W/O HARDWARE - 255 MM X 485 MM

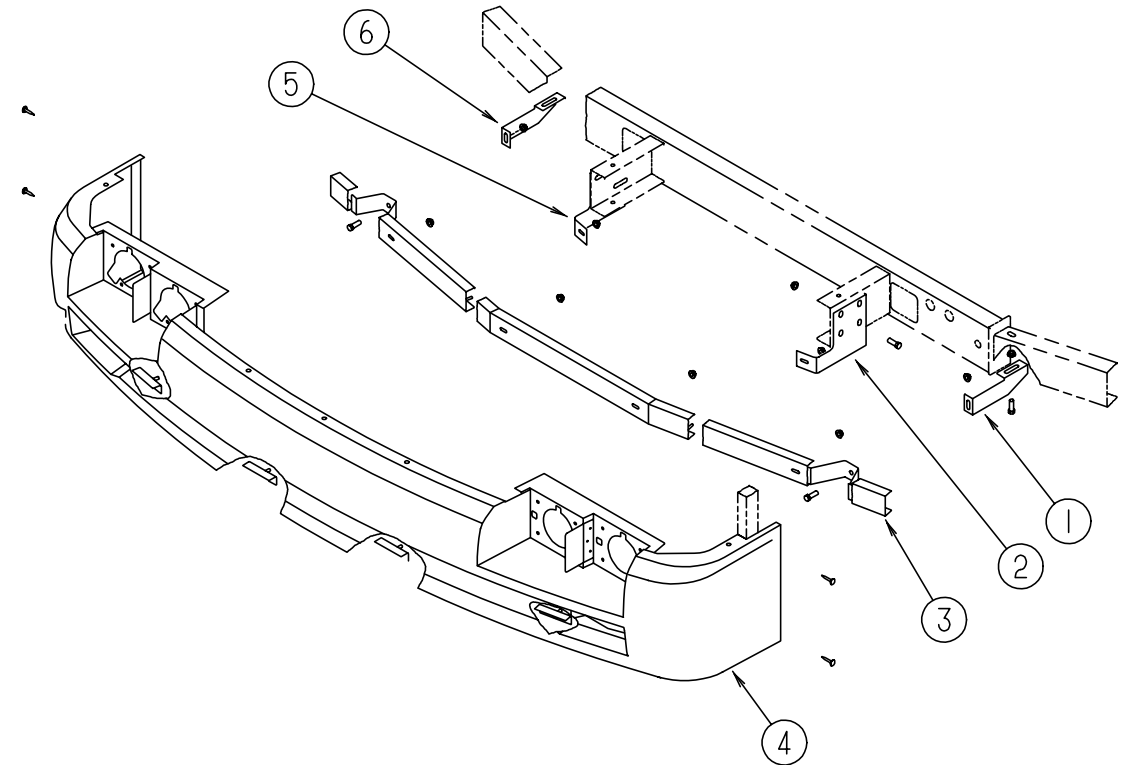
FROM: 09-17-95 THRU: 99-99-99

KEY	PART NUMBER	U/M DESCRIPTION
7	116269-01-G09	EA CABINET-WARDROBE, INNER W/O DRAWERS
8	P11023-05-G09	EA DRAWER-CABINET, W/O HARDWARE
9	115546-01-G09	EA DOOR ASM-PRIVACY W/HANDLE, HINGES, STRIKE, AND BOLT
	080728-01-000	EA HANDLE-PULL, PRIVACY DOOR - 1.3" X 4.4" - PLASTIC - BROWN
	102920-01-01A	EA HINGE-PRIVACY DOOR, SPRING LOADED - BRASS
	110496-01-01A	EA HINGE-BRASS, PRIVACY DOOR - STOCKER
	115506-01-01A	EA STRIKE-SCREW MOUNTED, PRIVACY DOOR - BRASS - HAFELE 251.74.501
	115507-01-01A	EA BOLT-FURNITURE, PRIVACY DOOR - BROWN - HAFELE 251.50.109
10	093170-08-01A	EA HEADER-BI FOLD DOOR, WARDROBE - 865 MM LONG - OFF WHITE
11	115547-01-G09	EA DOOR ASM-BI FOLD, WARDROBE W/HINGES, CATCH, GUIDE WHEEL, AND KNOB
	092652-01-000	EA GUIDE WHEEL-BI FOLD DOOR, TOP MOUNT
	117978-01-01A	EA KNOB-BI FOLD DOOR, BRIGHT BRASS - LPK3034B-3
	079920-01-000	EA CATCH-BI FOLD DOOR, 1.31" X 1" - BRASS

CHASSIS GROUP



CHASSIS GROUP (CONTINUED)



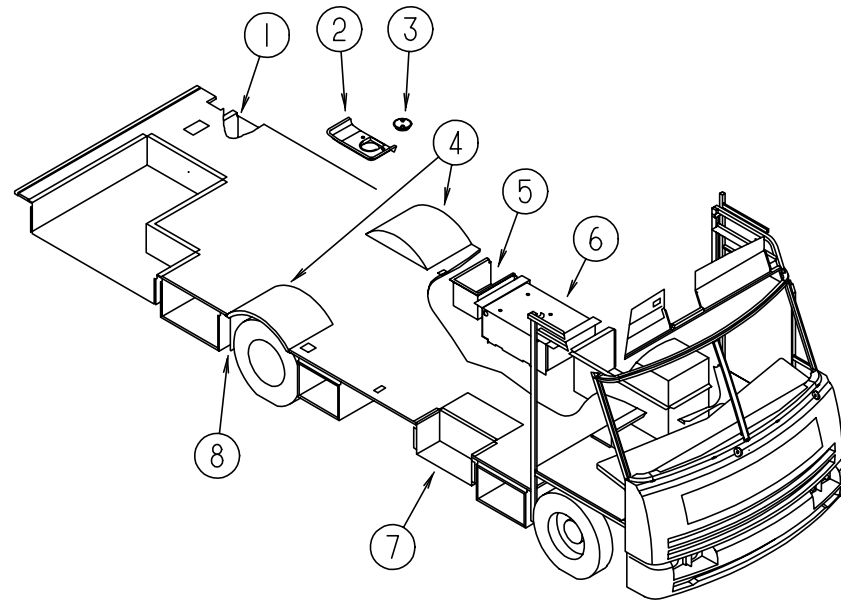
REAR BUMPER, TRAILER HITCH & COMPONENTS

KEY	PART NUMBER	U/M DESCRIPTION
1	102944-05-000	EA BRACKET ASM-TIRE CARRIER
2	078678-02-000	EA PLATE-MOUNTING, BUMPER - REAR
3	078668-01-000	EA SUPPORT ANGLE-BUMPER, REAR
4	111742-01-000	EA PLATE ASM-SKID
5	117950-03-02B	EA BRACKET ASM-BUMPER, REAR - E-COAT
6	103228-01-06A	EA CAP-END, BUMPER - REAR - DRIVER OR PASSENGER SIDE
7	007324-04-000	EA TIRE - 8R19.5 LRD, MICHELIN XZA
7	007324-03-000	EA TIRE - 8R19.8 LRF, MICHELIN
	064963-01-000	EA WHEEL-STEEL, 19.5" X 6" - GM 14005758
	051377-01-000	EA STEM-VALVE, TR 500
	077030-02-000	EA EXTENSION-VALVE STEM, 1.25"
8	034513-01-000	EA PIN-HITCH, 3/16 WIRE
9	034512-01-000	EA PIN-LOCKING, DRAWBAR
10	107707-09-000	EA HITCH ASM W/O DRAWBAR
11	070579-09-000	EA PLATE-ANCHOR, 45.7 MM X 38 MM - STEEL - E-COAT
12	103099-01-06A	EA BUMPER-REAR, BRIGHT WHITE
13	117950-04-02B	EA BRACKET ASM-BUMPER, REAR - E-COAT
	113589-02-000	EA CONNECTOR-SOCKET, TRAILER - GENERAL 433601
	113589-01-000	EA CONNECTOR-PLUG, TRAILER - GENERAL 433501
	113588-02-01B	EA BRACKET-CONNECTOR, TRAILER - MILL

FRONT BUMPER

KEY	PART NUMBER	U/M DESCRIPTION
1	118235-02-02B	EA SUPPORT-BUMPER, OUTER - LH
2	118234-02-02B	EA SUPPORT-BUMPER, INNER - LH
3	103512-01-000	EA CHANNEL ASM-BUMPER
4	118193-01-G13	EA BUMPER ASM-FRONT - UNPAINTED
5	118234-01-02B	EA SUPPORT-BUMPER, INNER - RH
6	118235-01-02B	EA SUPPORT-BUMPER, OUTER - RH

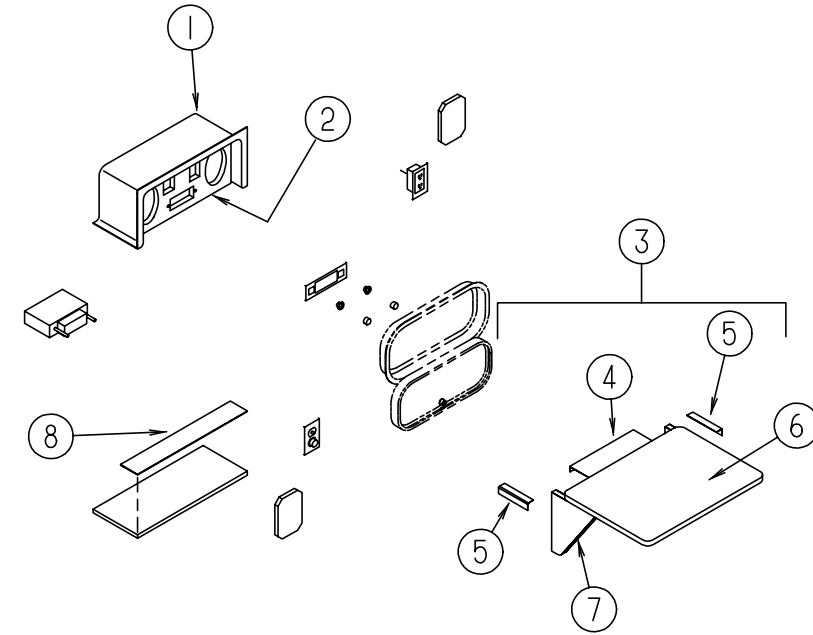
CHASSIS GROUP (CONTINUED)



STORAGE COMPARTMENTS & WHEELWELLS

KEY	PART NUMBER	U/M	DESCRIPTION
1	118811-02-02B	EA	COMPARTMENT ASM-DRAINAGE, E-COAT
2	119536-01-01A	EA	COVER-VALVE, DRAINAGE - BLACK PLASTIC
3	092887-01-000	EA	HATCH-COMPARTMENT, SEWER HOSE - 6"
	092887-04-000	EA	CHAIN-TWIST CAP, 9"
	106208-01-01A	EA	COMPARTMENT-EXTERIOR SHOWER, OFF WHITE - PLASTIC
4	102921-01-000	EA	WHEELWELL - PLASTIC
5	102979-04-000	EA	BOX-POWER CORD
6	114072-01-02B	EA	TRAY-STORAGE, 30.9" WIDE - E-COAT - MICROLITE GENERATOR PREP OPTION
6	114070-02-02B	EA	SUPPORT-GENERATOR, LH - 490 MM LONG - STEEL - BLACK - MICROLITE ONLY
6	114071-02-02B	EA	SUPPORT-GENERATOR, RH - 490 MM LONG - STEEL - BLACK - MICROLITE ONLY
7	077848-02-000	EA	STEP-PULLOUT
	102569-04-000	EA	MAT-ANTI SLIP, 178 MM X 610 MM
			FROM: 07-24-95 THRU: 99-99-99
7	091176-01-000	EA	SUPPORT-BASE-ENTRANCE STEP
8	017516-01-000	EA	FLAP-MUD, 14" X 18" - BLACK
8	020167-04-000	EA	GUARD-DIRT
	056748-01-000	EA	PLUG-CAP, 1.5" DIAMETER - BLACK
	115361-01-01A	EA	PLUG-PLASTIC, .55" DIAMETER HOLE - CAPLUG# W-5

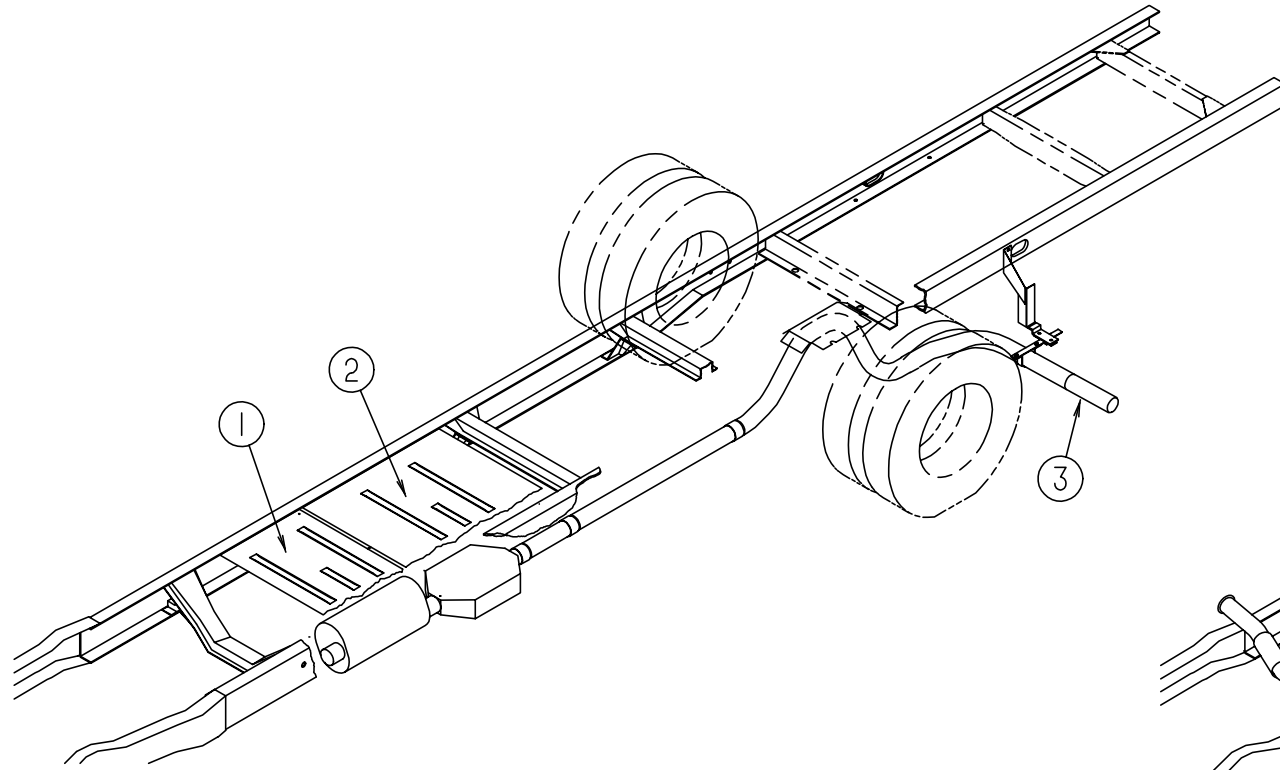
CHASSIS GROUP (CONTINUED)



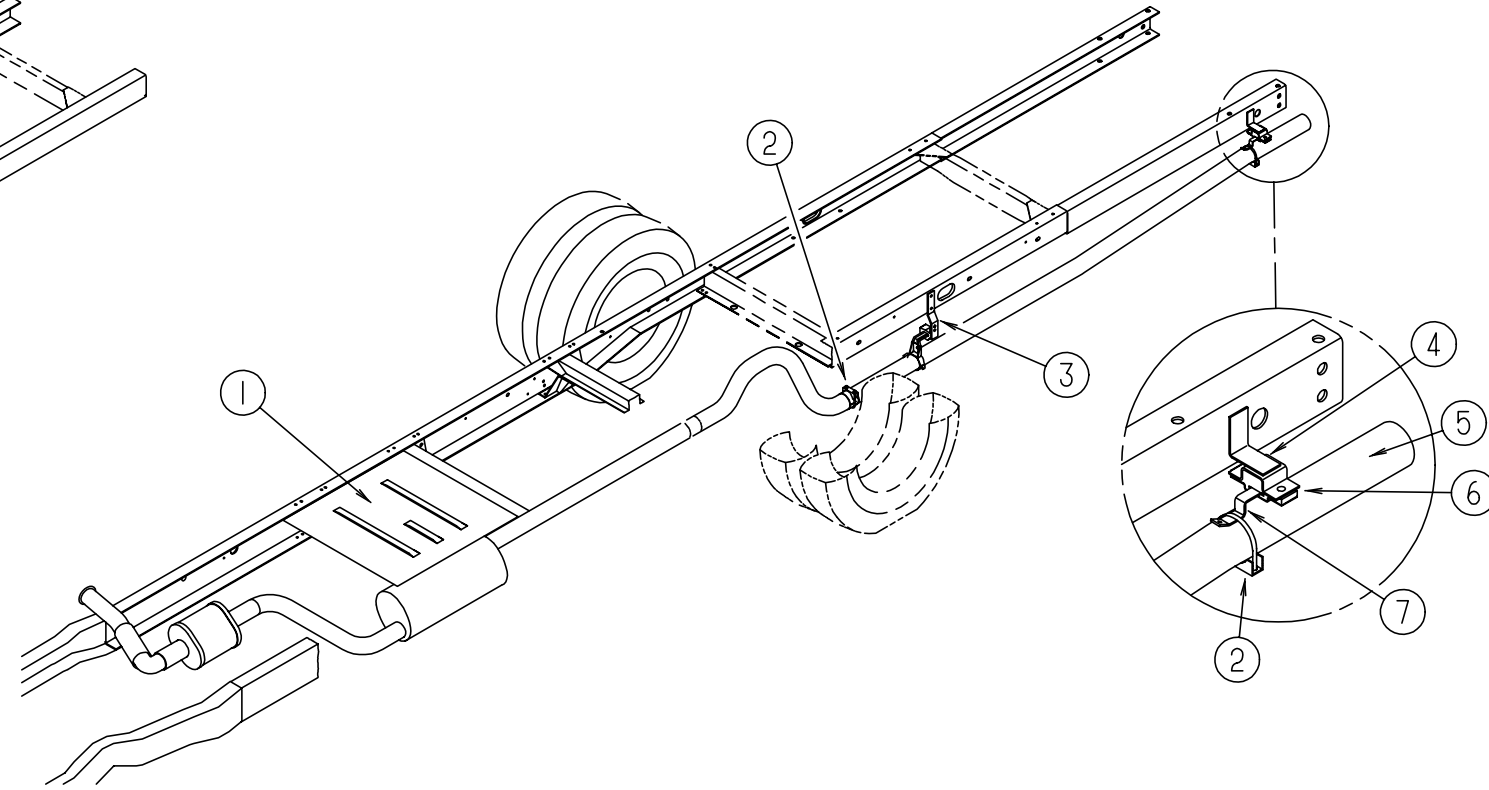
PATIO ENTERTAINMENT CENTER

KEY	PART NUMBER	U/M	DESCRIPTION
1	104897-01-02A	EA	BOX-ENTERTAINMENT CENTER - BRIGHT WHITE
2	104899-01-C05	EA	PLATE-RADIO MOUNTING
3	105230-01-F11	EA	SHELF ASSEMBLY
4	105377-01-01A	EA	BRACKET-TABLE HANGER, OFF WHITE
5	105376-01-02A	EA	HINGE-CONTINUOUS, 2" X 140 MM - OFF WHITE
6	105230-11-E01	EA	SHELF
7	105230-12-F11	EA	SUPPORT-SHELF
8	104898-01-02A	EA	PLATE-PLASTIC, BOTTOM - 19.38" X 3.1" - BRIGHT WHITE

CHASSIS GROUP (CONTINUED)



CHASSIS GROUP (CONTINUED)



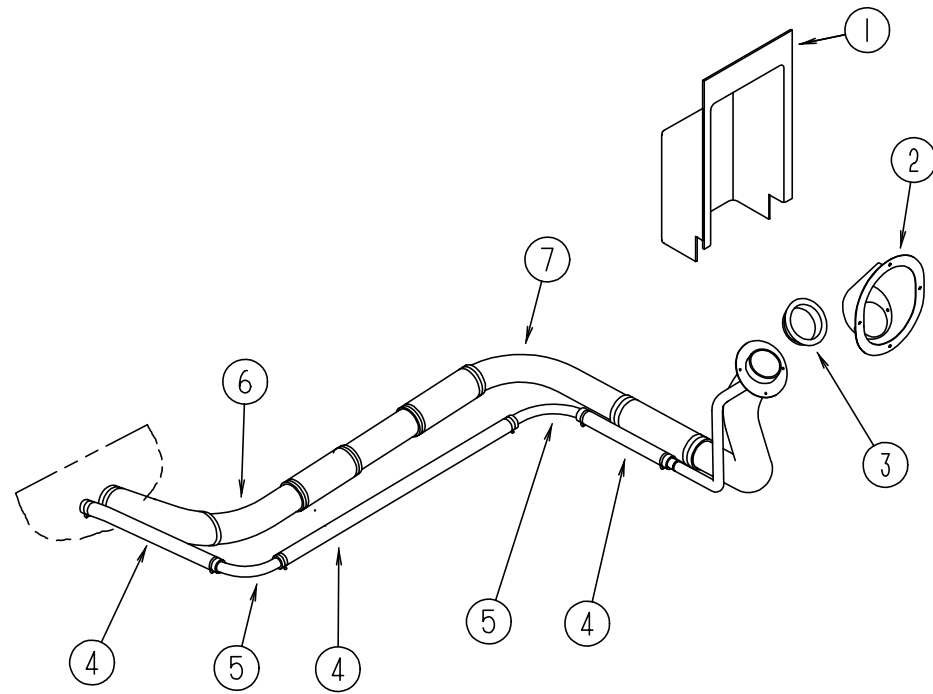
EXHAUST SYSTEM - GAS

KEY	PART NUMBER	U/M	DESCRIPTION
1	101544-01-000	EA	SHIELD-HEAT, EXHAUST - 19.7" X 28.9" - STEEL
2	101544-02-000	EA	SHIELD-HEAT, EXHAUST - 30" X 28.9" - STEEL
3	098608-03-000	EA	EXTENSION-EXHAUST, TAIL - 3" OD - STAINLESS STEEL

EXHAUST SYSTEM - EUROPEAN & US DIESEL

KEY	PART NUMBER	U/M	DESCRIPTION
1	101544-02-000	EA	SHIELD-HEAT, EXHAUST - 30" X 28.9" - STEEL
2	094918-01-000	EA	CLAMP-EXHAUST, 3" - GUILLOTINE STYLE
3	117029-01-02B	EA	HANGER-EXHAUST, 9.3" X 1.5" - STEEL
4	117380-01-02B	EA	HANGER ASM-TAILPIPE, E-COAT
5	117048-02-000	EA	PIPE-EXHAUST, TAIL - 3" ID X 111.7"
6	095190-01-000	EA	HANGER-EXHAUST, 4" X 1.4" - RUBBER
7	096054-04-000	EA	HANGER-EXHAUST, 5" X .8"

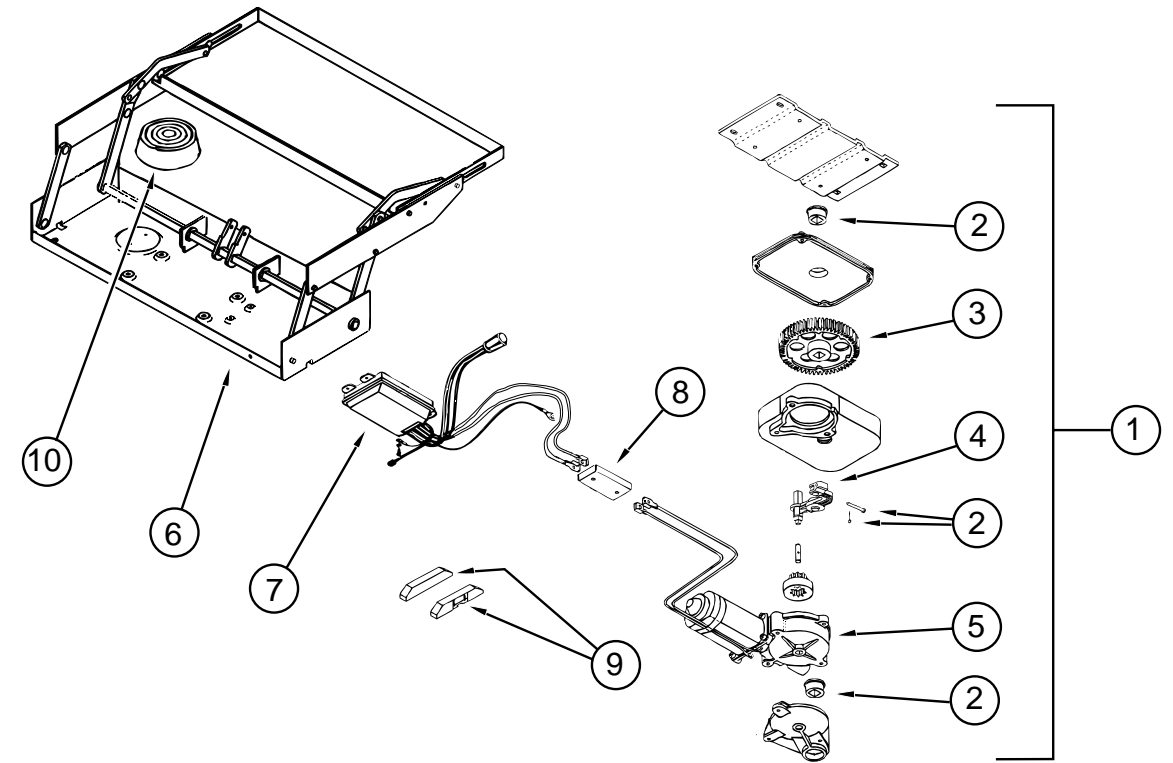
CHASSIS GROUP (CONTINUED)



FUEL SYSTEM

KEY	PART NUMBER	U/M	DESCRIPTION
1	072447-09-000	EA	SHROUD-FUEL FILL, UPPER - PLASTIC
2	095854-01-04A	EA	SHROUD-FUEL FILL - BRIGHT WHITE
3	078200-01-000	EA	GASKET-FUEL FILL, 3.5" OD X 2" ID
4	066732-01-000	FT	HOSE-VENT, FUEL FILL - .62" ID
5	098806-01-000	EA	PIPE-FILL VENT, 90 DEGREE BEND - .625" OD - STEEL
6	098803-02-000	EA	PIPE-FUEL FILL
7	098803-01-000	EA	PIPE-FUEL FILL, 90 DEGREE BEND - 13.2" - 1 3/4" OD - STEEL
	007063-01-000	FT	HOSE-GAS, 1/4" ID X 1/2" OD
	068382-06-000	EA	BUSHING-BRASS, 3/8 MPT X 1/8 FPT - PARKER 209P-6-2
	087269-01-000	EA	TEE - 1/4" X 1/4" X 1/4", BRASS - DIESEL OPTION
	084884-01-000	EA	PLUG-BRASS, 3/8"

CHASSIS GROUP (CONTINUED)



KWIKEE ELECTRIC ENTRY STEP

KEY	PART NUMBER	U/M	DESCRIPTION	VENDOR NO.
1	094708-01-01A	EA	STEP-ENTRY DOOR, ELECTRIC - SINGLE - KWIKEE 2813	
2	094707-02-703	EA	PARTS KIT, (BEARINGS & PINS)	9530
3	094707-02-702	EA	GEAR KIT - KWIKEE	9525
4	094708-03-700	EA	LINKAGE ASM F/28 SERIES	9522
5	094707-02-700	EA	MOTOR REPLACEMENT KIT - MODELS 32 & 28	9520
6	088746-01-709	EA	FRAME W/SINGLE STEP, 2800 SERIES	908028
7	094707-02-705	EA	CONTROL UNIT, WHITE	909513
8	094707-02-704	EA	CONNECTOR KIT-MOTOR	9537
	094707-02-707	EA	TREAD-NON-SKID, BLACK - 6" X 21"	909333
9	116995-01-000	EA	SWITCH/MAGNET-STEP, ELECTRIC - KWIKEE 905306	
10	088746-01-705	EA	LIGHT-UNDER STEP	9004
	088733-01-700	EA	BULB	9004

CHASSIS GROUP (CONTINUED)
FRONT SHOCKS

KEY	PART NUMBER	U/M DESCRIPTION
	104993-01-000	EA SHOCK ABSORBER-GAS, P30 FRONT - BILSTEIN B46-1173 FROM: 00-00-00 THRU: 01-07-96
	104993-02-000	EA SHOCK ABSORBER-GAS, P30 FRONT - BILSTEIN B46-2137 FROM: 01-08-96 THRU: 99-99-99

TIRE COVERS

KEY	PART NUMBER	U/M DESCRIPTION
	108163-02-01A	EA COVER-TIRE, 19.5" - CHROME
	108560-03-03A	EA INSERT-TIRE COVER, 19.5" - BRIGHT WHITE

KAPER 19.5" CHEVY STAINLESS STEEL WHEEL LINERS

KEY	PART NUMBER	U/M DESCRIPTION	VENDOR NO.
	091209-01-000	EA LINER-WHEEL, 19.5" - STAINLESS STEEL - SET OF 4 - KAPER 1954-ION	
	091209-01-700	EA LINER-WHEEL, 19.5" FRONT W/O COVER - 10 LUG - CHEVY P-30	37N
	091209-01-701	EA LINER-WHEEL, 19.5" REAR W/O COVER - 10 LUG - CHEVY P-30	38N
	091209-01-702	EA COVER-AXLE, 19.5" FRONT - 10 LUG - CHEVY P-30	34N
	091209-01-703	EA COVER-AXLE, 19.5" REAR - 10 LUG - CHEVY P-30	35N
	091209-01-704	EA COVER-LUG NUT	36

DICOR 19.5" CHEVY WHEEL COVERS

KEY	PART NUMBER	U/M DESCRIPTION	VENDOR NO.
	109443-01-000	EA WHEEL-COVER, 4/SET - 19.5 W/HARDWARE - DICOR SHAG95	
	109443-01-700	EA WHEEL-COVER, 1 - FRONT OR REAR - 19.5	SHAG95
	109443-01-701	EA SET-BRACKET, 1 FRONT WHEEL	SHAG95-FBS
	109443-01-702	EA SET-BRACKET, 1 REAR WHEEL	SHAG95-RBS
	109443-01-703	EA CAP-CENTER, HUB	SP-AUCAP
	109443-01-704	EA CLIP-RETAINER	V160GM-PNT

CHASSIS GROUP (CONTINUED)
LUG WRENCH & LEVERAGE BAR

KEY	PART NUMBER	U/M DESCRIPTION
	080208-01-000	E A LUG WRENCH, 1.06 X 1.00
	080208-02-000	E A LEVERAGE BAR-LUG WRENCH

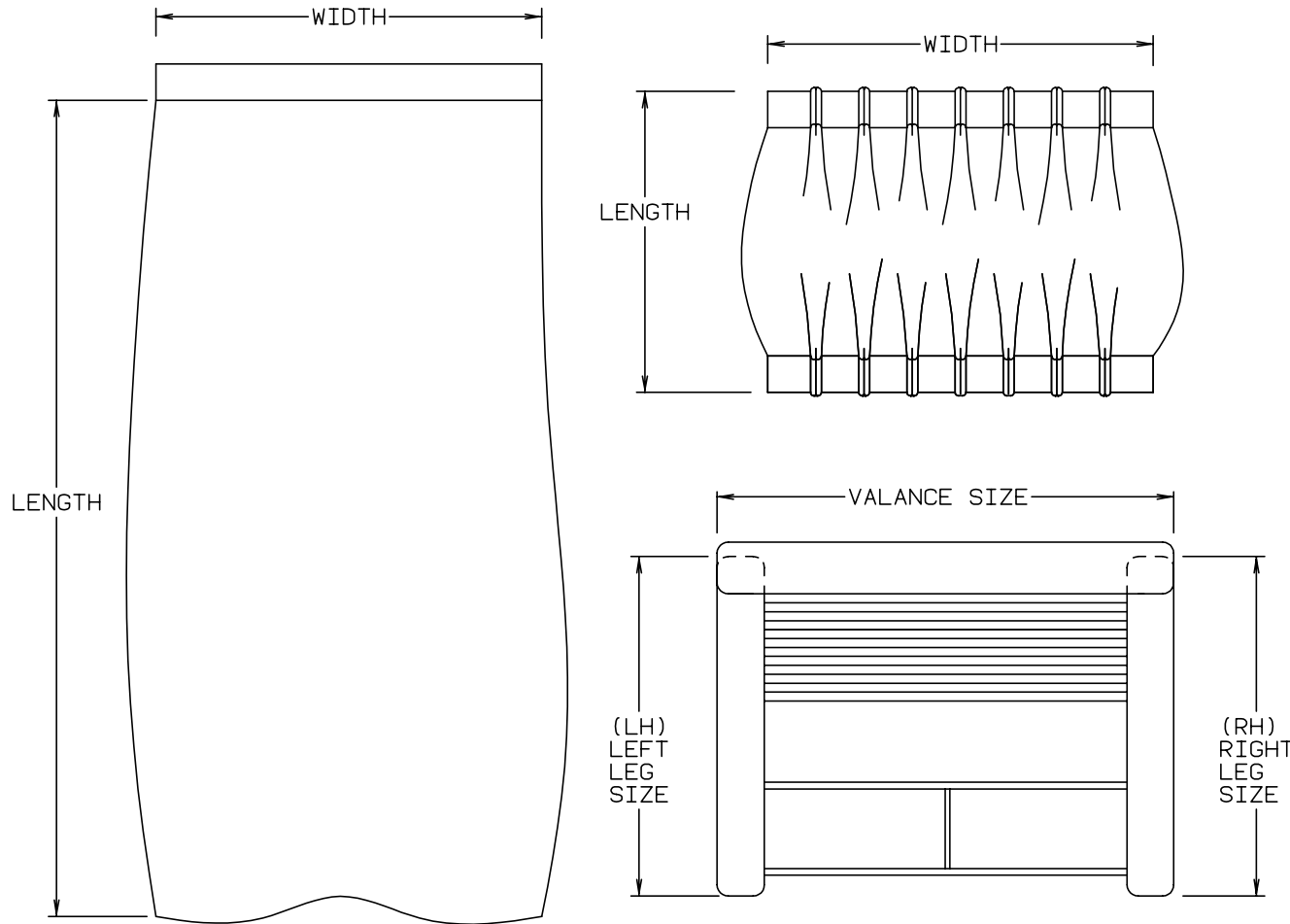
CHASSIS MISCELLANEOUS

KEY	PART NUMBER	U/M DESCRIPTION
	055278-51-259	FT TUBING-STEEL, .75" X 1.5" X 150"
	008042-01-000	FT TUBING-VINYL, .65" ID
	065450-05-000	EA TIEDOWN-BATTERY, 8.4" TUBE
	119847-01-02B	EA SHIELD-A/C COMPRESSOR, E-COAT
	077298-55-003	EA EXTR-TUBE, 0007 MM, BLACK - 6060T6
	113875-01-000	EA HOSE-HUMP, 3" - GRIFFITH HH3 - DIESEL OPTION
	097494-02-000	EA TEE-BRASS, BARB - 3/8" X 5/32" X 3/8" - PARKER 224-8-8-4 - DIESEL OPTION
	104147-02-000	EA SHIELD ASM-SPLASH, RH - 494 MM X 408 MM - W/STUDS - E-COATED STEEL
	114254-01-000	EA ADAPTER - 1/4" SINGLE BARB X 1/8" MPT

**CURTAIN & CUSHION GROUP
NOTICE**

IN ORDER TO ASSIST OUR PARTS SALES DEPT. IN PROVIDING INTERIOR SOFTGOODS ITEMS, PLEASE INCLUDE THE SERIAL NUMBER AND THE COLOR CODE NUMBER FROM THE VEHICLE CERTIFICATION LABEL WHEN ORDERING. THIS LABEL IS LOCATED ON THE LEFT SIDEWALL AT THE END OF THE DASH (A-BODY), OR ON THE DRIVER'S DOOR LATCH PLATE (C-BODY).

AN EXAMPLE OF A COLOR CODE NUMBER IS B07, WHICH DESIGNATES AN OVERALL COLOR SCHEME OF A PARTICULAR UNIT. THE COLOR LISTED AFTER THE ITEM DESCRIPTION ON THE MICROFICHE, INDICATES THE OVERALL UNIT COLOR. ORDER THE ITEM YOU DESIRE ACCORDING TO UNIT COLOR CODE.



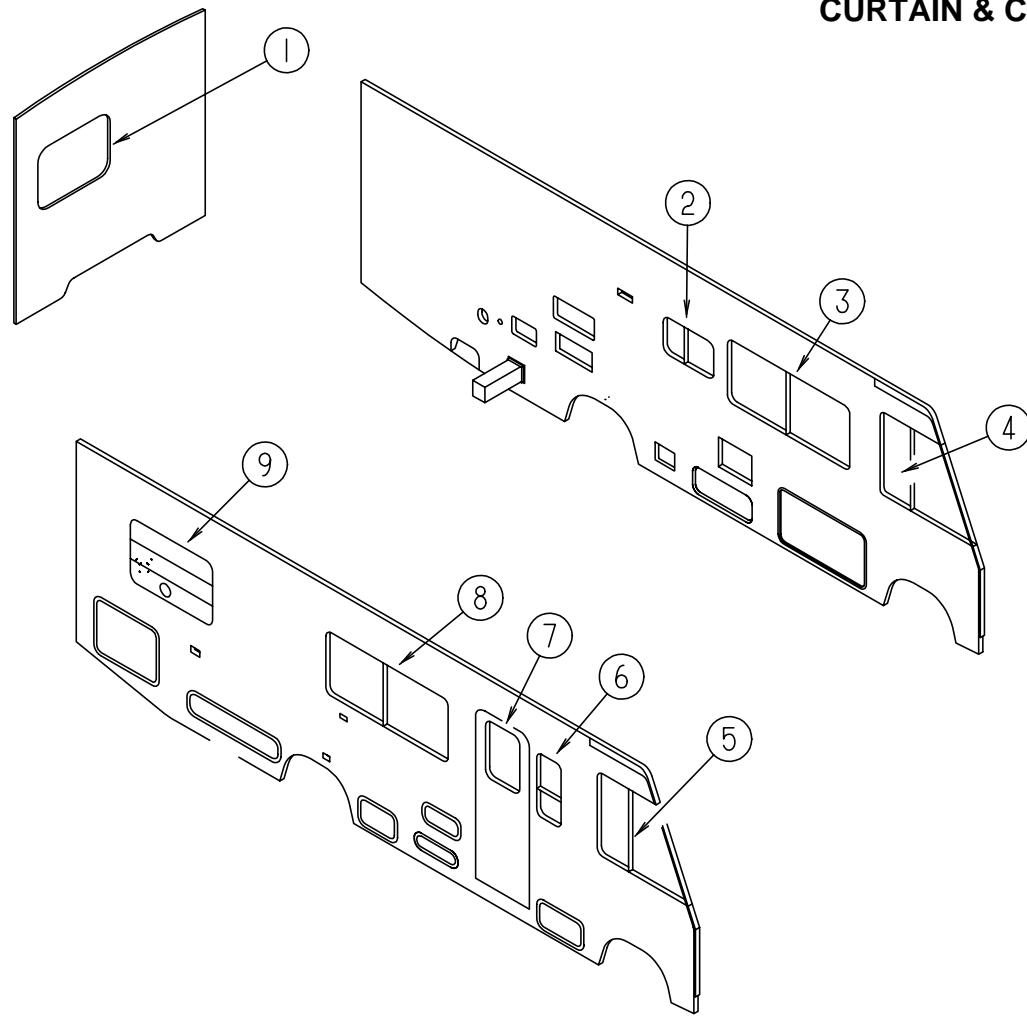
NOTE: USE THIS ILLUSTRATION WHEN DETERMINING LENGTH AND WIDTH MEASUREMENTS FOR CURTAINS. YOU WILL NOTE THE WIDTH MEASUREMENT IS TAKEN ON THE TOP OF THE CURTAIN WITH THE CURTAIN FULLY EXTENDED. THE LENGTH MEASUREMENT IS TAKEN FROM TOP TO BOTTOM. LEFT AND RIGHT WINDOW LEGS ARE DETERMINED WHEN FACING THE WINDOW.

**CURTAIN & CUSHION GROUP (CONTINUED)
SUNRISE FABRIC**

COLOR CODES	G29	G30	G31	G32
	PEBBLE BEACH (BROWN)	NEPTUNE (TEAL)	GALAXY (BLUE)	ROUTE 66
CEILING VINYL	089351-03-000	089351-03-000	089351-03-000	089351-03-000
OFF WHITE VINYL	106569-01-01A	106569-01-01A	106569-01-01A	106569-01-01A
QUICKSILVER VINYL	103907-01-05A	103907-01-05A	103907-01-05A	103907-01-05A
DRAPERY LINING	087272-03-000	087272-03-000	087272-03-000	087272-03-000
BUCKET SEATS	104233-14-000	108446-C5-000	098428-30-000	108446-55-000
DINETTE	108446-E1-000	108446-E2-000	108446-B1-000	108446-D3-000
DINETTE PADS	104233-14-000	108446-C5-000	108446-30-000	108446-55-000
SOFA	108446-E1-000	108446-E2-000	108446-B1-000	108446-D2-000
SOFA PILLOWS	108446-57-000	108446-C6-000	098428-30-000	108446-D3-000
SWIVEL CHAIR	108446-57-000	108446-C6-000	098428-30-000	108446-D3-000
LOUNGE WINDOWS	104233-14-000 108446-E1-000 108446-57-000	108446-C5-000 108446-C6-000 108446-E2-000	098428-30-000 108446-B1-000	108446-D4-000 108446-D2-000
BEDROOM WINDOW	105745-A1-000 105745-98-000	105745-45-000 105745-99-000	105745-61-000 105745-91-000	105745-D1-000 105745-D3-000
BEDSPREAD	105745-A1-000 105745-98-000	105745-45-000 105745-99-000	105745-61-000 105745-91-000	105745-D1-000
PILLOW SHAMS/ PILLOW CASES	105745-A1-000 105745-98-000	105745-45-000 105745-99-000	105745-61-000 105745-91-000	083272-03-000
BEDROOM PILLOWS	105745-A1-000 105745-98-000	105745-45-000 105745-99-000	105745-61-000 105745-91-000	105745-D3-000
FRONT WRAP AROUND	072333-90-000	072333-82-000	072333-82-000	072333-82-000
DIVIDER CURTAIN	072333-90-000	072333-82-000	072333-82-000	072333-82-000
MAP POCKETS	104233-14-000	108446-C5-000	098428-30-000	108446-55-000

NOTE: FABRIC LISTED FIRST, IN A BLOCK, IS THE LARGEST QUANTITY OF FABRIC USED.

CURTAIN & CUSHION GROUP (CONTINUED)
WINDOW TREATMENT



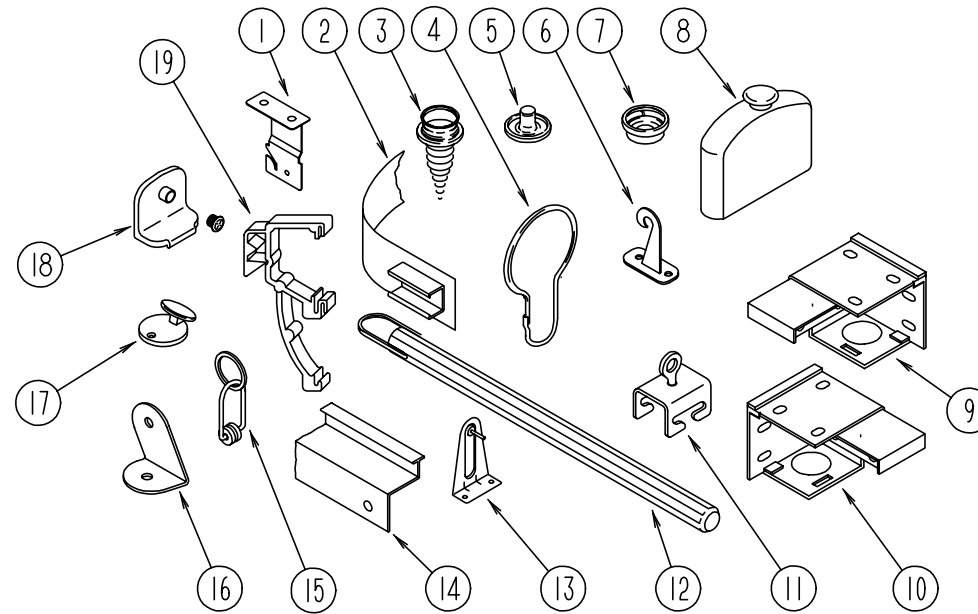
KEY	PART NUMBER	U/M DESCRIPTION
1	112113-15-G29	EA VALANCE - 40", VALERIE (G29)
1	112113-15-G30	EA VALANCE - 40", VALERIE (G30)
1	112113-15-G31	EA VALANCE - 40", VALERIE (G31)
1	119138-09-G32	EA VALANCE - 40", BELLINI W/WELT (G32)
1	119138-26-G32	EA VALANCE - 40", BELLINI W/WELT (G32) - THERMOPANE WINDOW OPTION
1	112986-11-G29	EA CURTAIN - 27.5" X 6", PLEATED TOP - POCKET BOTTOM
1	112986-11-G30	EA CURTAIN - 27.5" X 6", PLEATED TOP - POCKET BOTTOM
1	112986-11-G31	EA CURTAIN - 27.5" X 6", PLEATED TOP - POCKET BOTTOM
1	119333-63-G12	EA LEG - 25", RIGHT (G32)
1	119333-71-G32	EA LEG - 25", RIGHT (G32) - THERMOPANE WINDOW OPTION
1	119333-64-G12	EA LEG - 25", LEFT (G32)
1	119333-72-G32	EA LEG - 25", LEFT (G32) - THERMOPANE WINDOW OPTION
1	093475-78-06A	EA BLIND-MINI, 36" X 28" DROP (G29/G32)
1	093475-78-05A	EA BLIND-MINI, 36" X 28" DROP (G30/G31)
2	109353-07-02A	EA VALANCE-SLAT, 31" (G29/G32)
2	109353-07-01A	EA VALANCE-SLAT, 31" (G30/G31)
2	109041-20-02A	EA BLIND-MINI, 31" X 18" DROP (G29/G32)
2	109041-20-01A	EA BLIND-MINI, 31" X 18" DROP (G30/G31)
3	118537-01-G29	EA VALANCE - 64.5", GALAXY
3	118537-01-G30	EA VALANCE - 64.5", GALAXY
3	118537-02-G31	EA VALANCE - 64.5", GALAXY
3	105923-46-G32	EA VALANCE - 64.5", RODEWAY
3	119333-11-G29	EA LEG - 25", RIGHT (G29)
3	119333-11-G30	EA LEG - 25", RIGHT (G30)
3	119333-11-G31	EA LEG - 25", RIGHT (G31)
3	119333-33-G12	EA LEG - 25", RIGHT (G32)
3	119333-12-G29	EA LEG - 25", LEFT (G29)
3	119333-12-G30	EA LEG - 25", LEFT (G30)
3	119333-12-G31	EA LEG - 25", LEFT (G31)
3	119333-34-G12	EA LEG - 25", LEFT (G32)
3	093475-76-06A	EA BLIND-MINI, 60" X 28.5" DROP (G29/G32)
3	093475-76-05A	EA BLIND-MINI, 60" X 28.5" DROP (G30/G31)

KEY	PART NUMBER	U/M DESCRIPTION
4	101668-57-G09	EA CURTAIN - 38" X 95", TAPE TOP - LEFT (G29/G32)
4	101668-57-G10	EA CURTAIN - 38" X 95", TAPE TOP - LEFT (G30/G31)
4	101668-32-D09	EA CURTAIN - 40" X 40", TAPE TOP (G29/G32) - FRONT BUNK OPTION
4	101668-32-D10	EA CURTAIN - 40" X 40", TAPE TOP (G30/G31) - FRONT BUNK OPTION
5	101668-56-G09	EA CURTAIN - 38" X 95", TAPE TOP - RIGHT (G29/G32)
5	101668-56-G10	EA CURTAIN - 38" X 95", TAPE TOP - RIGHT (G30/G31)
5	101668-33-D09	EA CURTAIN - 38" X 125", TAPE TOP (G29/G32) - FRONT BUNK OPTION
5	101668-33-D10	EA CURTAIN - 38" X 125", TAPE TOP (G30/G31) - FRONT BUNK OPTION
	073260-42-D09	EA TIEBACK - 6" X 18" (G29/G32)
	073260-42-D10	EA TIEBACK - 6" X 18" (G30/G31)
6	118537-03-G29	EA VALANCE - 17", GALAXY (G29)
6	118537-03-G30	EA VALANCE - 17", GALAXY (G30)
6	118537-04-G31	EA VALANCE - 17", GALAXY (G31)
6	105923-32-F27	EA VALANCE - 17", RODEWAY (G32)
6	109041-30-02A	EA BLIND-MINI, 15.5" X 33" DROP (G29/G32)
6	093475-30-01A	EA BLIND-MINI, 60" X 28.5" DROP (G30/G31)
7	109041-30-02A	EA VALANCE - 31", GALAXY (G29)
7	118537-18-G30	EA VALANCE - 31", GALAXY (G30)
7	118537-19-G31	EA VALANCE - 31", GALAXY (G31)
7	113268-13-F27	EA VALANCE - 31.5" (G32)
7	084755-57-E07	EA SHADE-PULL, 27.25"
8	118537-01-G29	EA VALANCE - 64.5", GALAXY
8	118537-01-G30	EA VALANCE - 64.5", GALAXY
8	118537-02-G31	EA VALANCE - 64.5", GALAXY
8	105923-46-G32	EA VALANCE - 64.5", RODEWAY
8	119333-11-G29	EA LEG - 25", RIGHT (G29)
8	119333-11-G30	EA LEG - 25", RIGHT (G30)
8	119333-11-G31	EA LEG - 25", RIGHT (G31)
8	119333-33-G12	EA LEG - 25", RIGHT (G32)
8	119333-12-G29	EA LEG - 25", LEFT (G29)
8	119333-12-G30	EA LEG - 25", LEFT (G30)
8	119333-12-G31	EA LEG - 25", LEFT (G31)
8	119333-34-G12	EA LEG - 25", LEFT (G32)
8	093475-76-06A	EA BLIND-MINI, 60" X 28.5" DROP (G29/G32)
8	093475-76-05A	EA BLIND-MINI, 60" X 28.5" DROP (G30/G31)
9	112113-11-G29	EA VALANCE - 44", VALERIE (G29)
9	112113-11-G30	EA VALANCE - 44", VALERIE (G30)
9	112113-11-G31	EA VALANCE - 44", VALERIE (G31)
9	119138-24-G12	EA VALANCE - 45", BELLINI (G32)
9	112986-11-G29	EA CURTAIN - 27.5" X 6", PLEATED TOP - POCKET BOTTOM
9	112986-11-G30	EA CURTAIN - 27.5" X 6", PLEATED TOP - POCKET BOTTOM
9	112986-11-G31	EA CURTAIN - 27.5" X 6", PLEATED TOP - POCKET BOTTOM
9	119333-63-G12	EA LEG - 25", RIGHT (G32)
9	119333-64-G12	EA LEG - 25", LEFT (G32)
9	109041-37-01A	EA BLIND-MINI, 41" X 26" DROP (G29/G32)
9	109041-37-02A	EA BLIND-MINI, 41" X 26" DROP (G30/G31)

SHOWER CURTAIN & TIEBACK

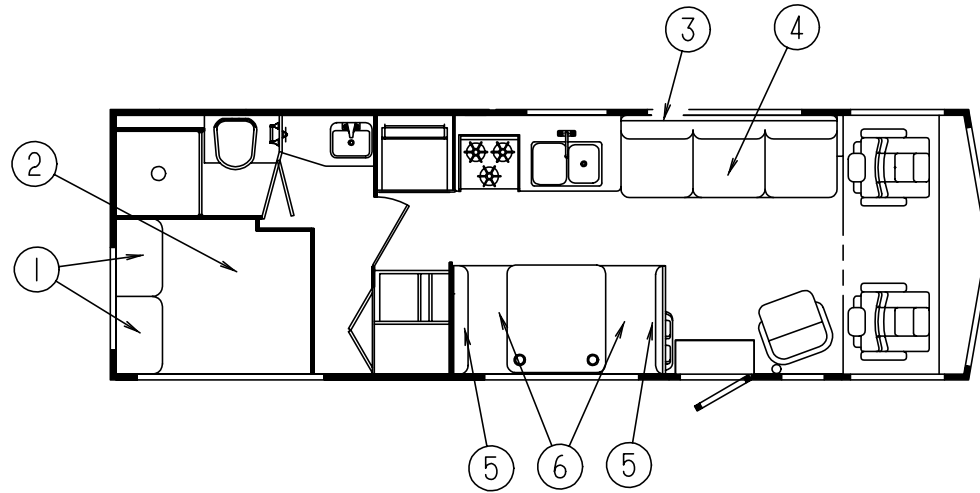
KEY	PART NUMBER	U/M DESCRIPTION
	084481-22-F05	EA CURTAIN-SHOWER, 65" X 40" - GROMMET TOP (G29/G32)
	084481-22-C27	EA CURTAIN-SHOWER, 65" X 40" - GROMMET TOP (G30)
	084481-22-C08	EA CURTAIN-SHOWER, 65" X 40" - GROMMET TOP (G31)
	073260-54-E01	EA TIEBACK-SHOWER CURTAIN, 3" X 16" (G29/G32)
	073260-54-C10	EA TIEBACK-SHOWER CURTAIN, 3" X 16" (G30)
	073260-54-C30	EA TIEBACK-SHOWER CURTAIN, 3" X 16" (G31)

CURTAIN & CUSHION GROUP (CONTINUED)
CURTAIN, BLIND HARDWARE & TRACKS



KEY	PART NUMBER	U/M	DESCRIPTION	KEY	PART NUMBER	U/M	DESCRIPTION
1	084434-01-000	EA	BRACKET-MOUNTING, ROLLER SHADE - 1 3/8"	15	102075-03-01A	EA	ROD-SHOWER CURTAIN, OFF WHITE - 749 MM LONG
	096843-01-000	EA	SPRING-REWIND, ROLLER SHADE	16	009701-01-000	EA	CARRIER-CURTAIN, L-ROD
	086276-01-000	EA	TAPE-DOUBLE SIDED, 1/2"	17	099205-02-02A	EA	BRACKET-WRAPAROUND CURTAIN TRACK, OFF WHITE
2	101031-01-000	YD	TAPE-GLIDE, CURTAIN - 4.25" SPACING	18	102555-01-000	EA	CLEAT-CORD, BLIND - OFF WHITE
3	029130-01-000	EA	SCREW-SNAP SOCKET, #8 PH X 5/8"	18	106544-01-000	EA	PULL-SHADE, BRASS
3	029130-03-000	EA	SCREW-SNAP SOCKET, #8 PH X 1"	18	106544-01-001	EA	SCREW-SHADE PULL, BRASS
4	009136-02-000	EA	HANGER-RING, PIN TYPE - CURTAIN - BRASS	19	109353-04-000	EA	CLIP-MOUNTING, VALANCE SLAT - CLEAR PLASTIC
	046867-01-000	EA	GROMMET-BRASS, 7/16" ID X 1" OD - SHOWER CURTAIN		056003-01-000	EA	BRACKET-RETAIN, CURTAIN - RH
			FROM: 00-00-00 THRU: 10-01-95		056003-02-000	EA	BRACKET-RETAIN, CURTAIN - LH
	046867-03-000	EA	GROMMET-HANDY BUTTON, #3 - SHOWER CURTAIN		048394-02-000	YD	VELCRO TAPE-HOOK, ADHESIVE BACK - .75" WIDE - BEIGE
			FROM: 10-02-95 THRU: 99-99-99		088792-01-000	YD	VELCRO-HOOK, .75" WIDE - BEIGE
5	029155-01-000	EA	CAP-SNAP, 5/32" O.D. OF PIN		088792-02-000	YD	VELCRO TAPE-LOOP, ADHESIVE BACKED - .75" WIDE - BEIGE
6	109441-01-000	EA	HOLD DOWN-BLIND, HOOK		068716-01-001	EA	BRACE - 90 DEGREE L-ANGLE, 192" - EXTRUDED ALUMINUM
	109441-02-000	EA	SPACER-HOLD DOWN, BLIND		075943-09-000	EA	BRACE-VALANCE, OFF WHITE - 8"
7	029156-01-000	EA	SOCKET-SNAP, 9/16" O.D.		105648-01-02A	EA	BRACE-VALANCE, ANGLE - 1.5" X 1.5" X 14" - OFF WHITE
8	093475-01-701	EA	END CAP-BLIND, W/STUD				
9	083170-01-000	EA	BRACKET-BLIND, RIGHT HAND				
10	083170-02-000	EA	BRACKET-BLIND, LEFT HAND				
11	009702-01-000	EA	END STOP-CURTAIN CARRIER, L ROD				
12	093475-01-700	EA	WAND-BLIND, W/METAL CLIP - 8" LONG				
13	095591-02-000	EA	BRACKET-HOLD DOWN, W/PIN - BLIND - METAL				
14	101589-02-C05	EA	TRACK ASM W/BRKTS-CURTAIN, RIGHT HAND WRAPAROUND - OFF WHITE - 10'				
			FROM: 00-00-00 THRU: 08-27-95				
14	101589-02-G29	EA	TRACK ASM W/BRKTS-CURTAIN, RIGHT HAND WRAPAROUND - QUICKSILVER - 10'				
			FROM: 08-28-95 THRU: 99-99-99				
14	105450-01-01A	EA	TRACK-CURTAIN, LEFT HAND WRAPAROUND - OFF WHITE - 30.8" LONG				
			FROM: 00-00-00 THRU: 08-27-95				
14	105450-01-03A	EA	TRACK-CURTAIN, LEFT HAND WRAPAROUND - QUICKSILVER - 30.8" LONG				
			FROM: 08-28-95 THRU: 99-99-99				
14	114641-03-E10	EA	TRACK ASM-CURTAIN, RIGHT HAND WRAPAROUND - O/W - 6.95' - TV OPTIONS				
			FROM: 00-00-00 THRU: 08-27-95				
14	114641-03-G29	EA	TRACK ASM-CURTAIN, RIGHT HAND WRAPAROUND - WILLOW - 6.95' - TV OPTIONS				
			FROM: 08-28-95 THRU: 09-23-95				
14	114641-07-G35	EA	TRACK ASM-CURTAIN, RIGHT HAND WRAPAROUND - WILLOW - 7.17' - TV OPTIONS				
			FROM: 09-24-95 THRU: 99-99-99				
14	114641-04-E10	EA	TRACK ASM-CURTAIN, LEFT HAND WRAPAROUND - O/W - 6.95' - TV OPTIONS				
			FROM: 00-00-00 THRU: 08-27-95				
14	114641-04-G29	EA	TRACK ASM-CURTAIN, LEFT HAND WRAPAROUND - WILLOW - 6.95' - TV OPTIONS				
			FROM: 08-28-95 THRU: 09-23-95				
14	114641-08-G35	EA	TRACK ASM-CURTAIN, LEFT HAND WRAPAROUND - WILLOW - 7.17' - TV OPTIONS				
			FROM: 09-24-95 THRU: 99-99-99				

CURTAIN & CUSHION GROUP (CONTINUED)



DOUBLE MATTRESS, BEDSPREAD, PILLOW SHAMS, & THROW PILLOW

KEY	PART NUMBER	U/M DESCRIPTION
1	111863-06-G29	EA PILLOW SHAM-W/O FOAM (G29)
1	111863-06-G30	EA PILLOW SHAM-W/O FOAM (G30)
1	111863-06-G31	EA PILLOW SHAM-W/O FOAM (G31)
1	119249-03-000	EA PILLOW - CASE, 20" X 30" (G32)
2	101123-01-000	EA MATTRESS-DOUBLE, 53" X 74" - TICKING COVERED
2	P01123-01-000	EA COVER-MATTRESS, 53" X 74"
2	085365-23-G29	EA BEDSPREAD - 54", THROW (G29)
2	085365-23-G30	EA BEDSPREAD - 54", THROW (G30)
2	085365-23-F25	EA BEDSPREAD - 54", THROW (G31)
2	119141-09-G32	EA BEDSPREAD - 54", THROW (G32)
	111862-03-G29	EA PILLOW-THROW, 15" X 15" (G29)
	111862-03-G30	EA PILLOW-THROW, 15" X 15" (G30)
	111862-03-G31	EA PILLOW-THROW, 15" X 15" (G31)
	109785-06-G12	EA PILLOW-THROW, 15" X 15" (G32)

COUCH & THROW PILLOW

KEY	PART NUMBER	U/M DESCRIPTION
3	112104-01-G29	EA COUCH-BACK, 74" W/O ARMS (G29)
3	112104-01-G30	EA COUCH-BACK, 74" W/O ARMS (G30)
3	112104-01-F25	EA COUCH-BACK, 74" W/O ARMS (G31)
3	112104-01-F27	EA COUCH-BACK, 74" W/O ARMS (G32)
3	P12104-01-G29	EA COVER-COUCH BACK (G29)
3	P12104-01-G30	EA COVER-COUCH BACK (G30)
3	P12104-01-F25	EA COVER-COUCH BACK (G31)
3	P12104-01-F27	EA COVER-COUCH BACK (G32)
	101085-10-000	EA FRAME - 74.5" X 16" BACK FRAME JACKKNIFE
4	100032-43-G01	EA COUCH-SEAT, 74" W/O ARMS (G29)
4	100032-43-G02	EA COUCH-SEAT, 74" W/O ARMS (G30)
4	100032-43-F02	EA COUCH-SEAT, 74" W/O ARMS (G31)
4	100032-43-F07	EA COUCH-SEAT, 74" W/O ARMS (G32)
4	P00032-43-G01	EA COVER-COUCH SEAT (G29)
4	P00032-43-G02	EA COVER-COUCH SEAT (G30)
4	P00032-43-F02	EA COVER-COUCH SEAT (G31)
4	P00032-43-F07	EA COVER-COUCH SEAT (G32)
	101085-04-000	EA FRAME-COUCH SEAT, 74"
	101085-06-000	EA FRAME-COUCH BASE, 74"
	111637-02-F06	EA PILLOW-THROW, 22" X 22" (G29)
	111637-02-F08	EA PILLOW-THROW, 22" X 22" (G30)
	111637-02-E04	EA PILLOW-THROW, 22" X 22" (G31)
	111637-02-F27	EA PILLOW-THROW, 22" X 22" (G32)

DINETTE CUSHIONS

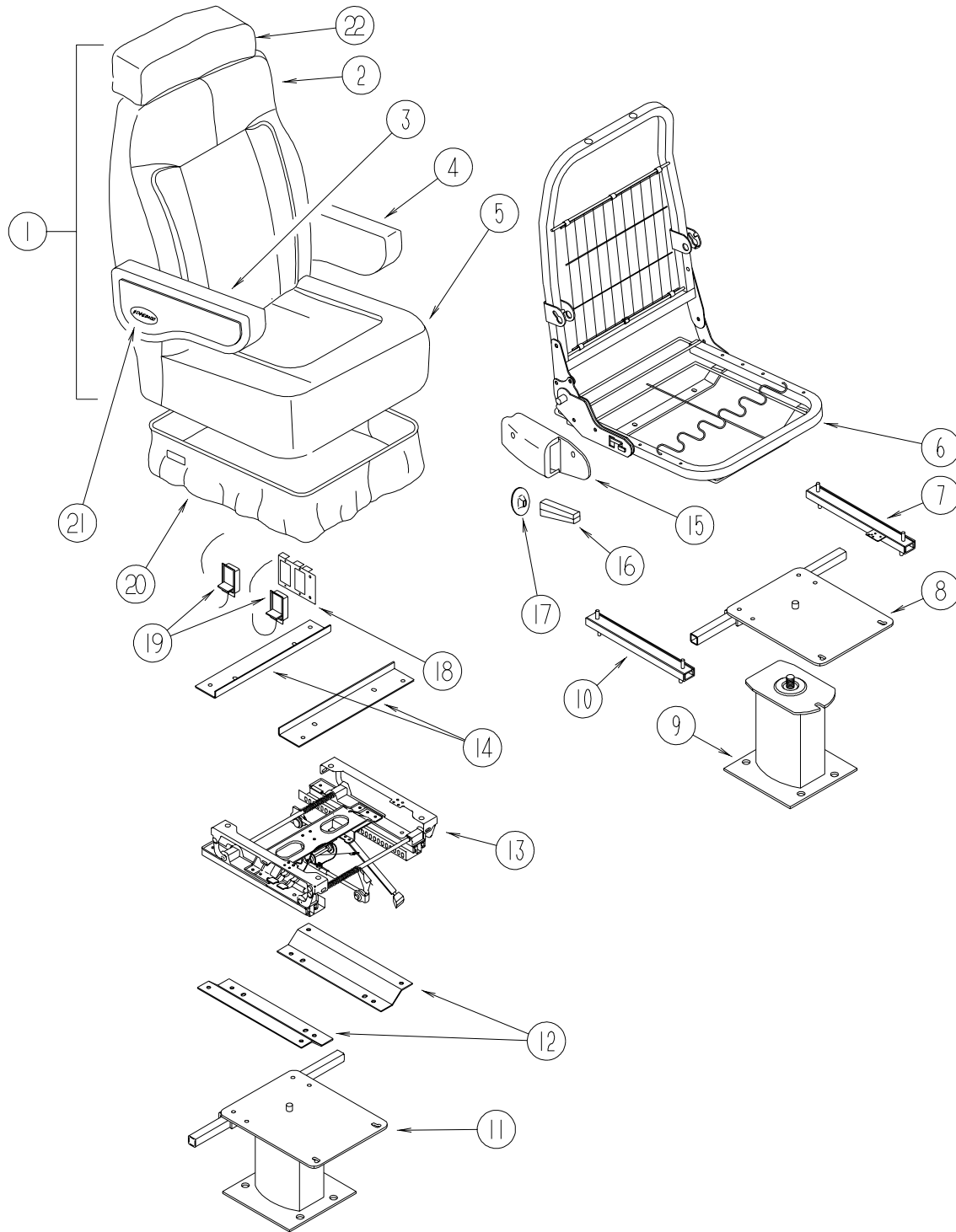
KEY	PART NUMBER	U/M DESCRIPTION
5	111880-01-G29	EA CUSHION-BACK, 13.5" X 38" X 5" (G29)
5	111880-01-G30	EA CUSHION-BACK, 13.5" X 38" X 5" (G30)
5	111880-01-F25	EA CUSHION-BACK, 13.5" X 38" X 5" (G31)
5	111897-04-F27	EA CUSHION-BACK, 13.5" X 38" X 5" (G32)
5	P11880-01-G29	EA COVER-BACK CUSHION, 13.5" X 38" X 5" (G29)
5	P11880-01-G30	EA COVER-BACK CUSHION, 13.5" X 38" X 5" (G30)
5	P11880-01-F25	EA COVER-BACK CUSHION, 13.5" X 38" X 5" (G31)
5	P11897-04-F27	EA COVER-BACK CUSHION, 13.5" X 38" X 5" (G32)
	078155-01-000	EA STRAP-SNAP, BACKREST CUSHION
6	088927-87-G01	EA CUSHION-SEAT, 23" X 38" X 5" (G29)
6	088927-87-G02	EA CUSHION-SEAT, 23" X 38" X 5" (G30)
6	088927-87-F02	EA CUSHION-SEAT, 23" X 38" X 5" (G31)
6	088927-87-F27	EA CUSHION-SEAT, 23" X 38" X 5" (G32)
6	M88927-87-G01	EA COVER-SEAT CUSHION, 23" X 38" X 5" (G29)
6	M88927-87-G02	EA COVER-SEAT CUSHION, 23" X 38" X 5" (G30)
6	M88927-87-F02	EA COVER-SEAT CUSHION, 23" X 38" X 5" (G31)
6	M88927-87-F27	EA COVER-SEAT CUSHION, 23" X 38" X 5" (G32)

BUNK CUSHION

KEY	PART NUMBER	U/M DESCRIPTION
	079145-06-000	EA CUSHION-BUNK, 30" X 77" X 4"
	M79145-06-000	EA COVER-CUSHION, BUNK

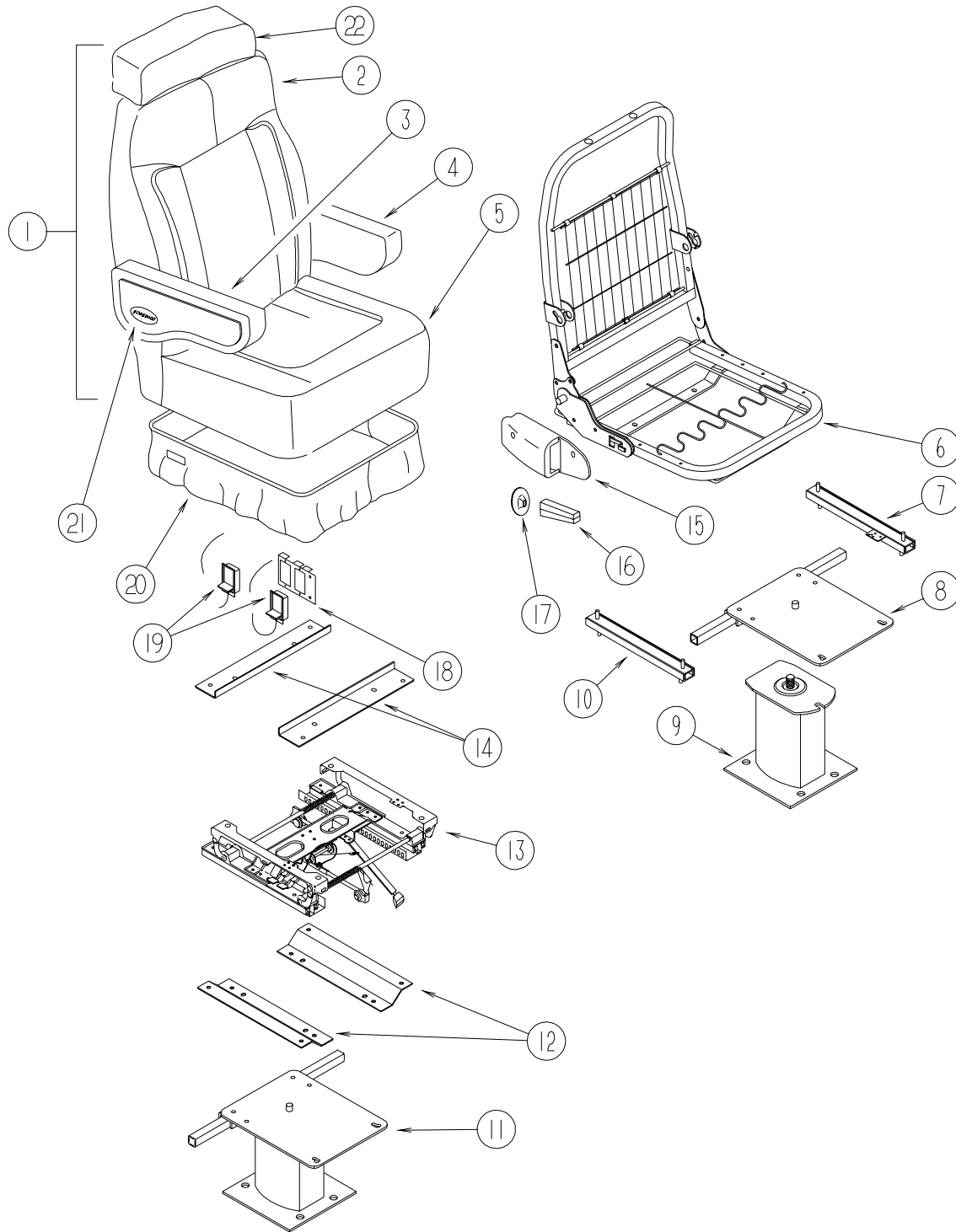
NOTE: COUCH FRONT AND SIDE PANELS ARE FOUND IN THE LOUNGE GROUP

CURTAIN & CUSHION GROUP (CONTINUED)
DRIVER & PASSENGER BUCKET SEATS



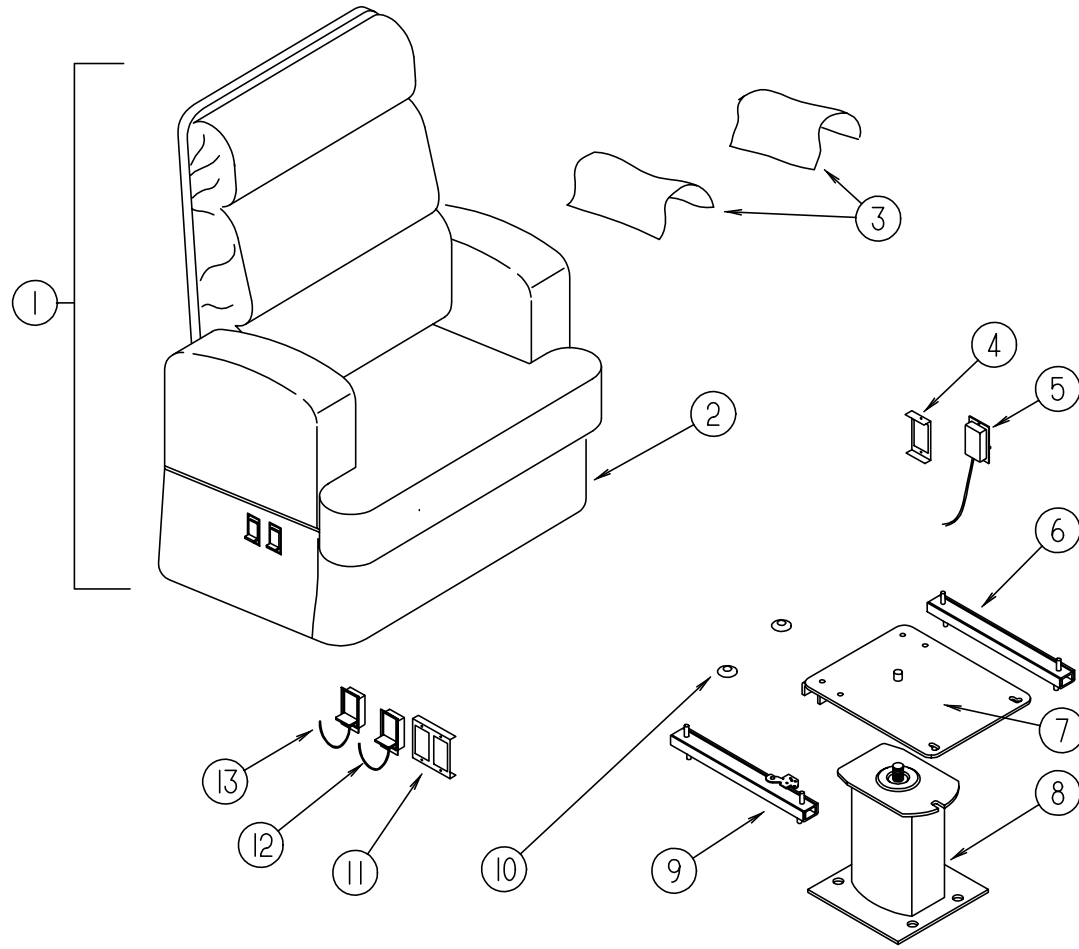
KEY	PART NUMBER	U/M	DESCRIPTION
1	119508-03-G29	EA	SEAT-BUCKET, W/ARMRESTS & HEADREST - W/O SKIRT
1	119508-01-G30	EA	SEAT-BUCKET, W/ARMRESTS & HEADREST - W/O SKIRT
1	119508-01-G31	EA	SEAT-BUCKET, W/ARMRESTS & HEADREST - W/O SKIRT
1	119508-03-G32	EA	SEAT-BUCKET, W/ARMRESTS & HEADREST - W/O SKIRT
2	M05962-29-G29	EA	COVER-BACK, BUCKET SEAT
2	M05962-29-G30	EA	COVER-BACK, BUCKET SEAT
2	M05962-29-G31	EA	COVER-BACK, BUCKET SEAT
2	M05962-29-G32	EA	COVER-BACK, BUCKET SEAT
3	111320-03-G29	EA	ARMREST-RIGHT, BUCKET SEAT (G29)
3	111320-03-G30	EA	ARMREST-RIGHT, BUCKET SEAT (G30)
3	111320-03-G31	EA	ARMREST-RIGHT, BUCKET SEAT (G31)
3	111320-03-G11	EA	ARMREST-RIGHT, BUCKET SEAT (G32)
	P11320-03-G29	EA	COVER-ARMREST, RIGHT (G29)
	P11320-03-G30	EA	COVER-ARMREST, RIGHT (G30)
	P11320-03-G31	EA	COVER-ARMREST, RIGHT (G31)
	P11320-03-G11	EA	COVER-ARMREST, RIGHT (G32)
4	111320-04-G29	EA	ARMREST-LEFT, BUCKET SEAT (G29)
4	111320-04-G30	EA	ARMREST-LEFT, BUCKET SEAT (G30)
4	111320-04-G31	EA	ARMREST-LEFT, BUCKET SEAT (G31)
4	111320-04-G11	EA	ARMREST-LEFT, BUCKET SEAT (G32)
	P11320-04-G29	EA	COVER-ARMREST, LEFT (G29)
	P11320-04-G30	EA	COVER-ARMREST, LEFT (G30)
	P11320-04-G31	EA	COVER-ARMREST, LEFT (G31)
	P11320-04-G11	EA	COVER-ARMREST, LEFT (G32)
5	M05962-06-G29	EA	COVER-SEAT, BUCKET SEAT
5	M05962-06-G30	EA	COVER-SEAT, BUCKET SEAT
5	M05962-06-G31	EA	COVER-SEAT, BUCKET SEAT
5	M05962-06-G32	EA	COVER-SEAT, BUCKET SEAT
6	M80906-12-000	EA	FRAME-SEAT, BACK & SPRING
7	119952-02-000	EA	SLIDE-SEAT W/O LOCK, HD - 4 STUDS - ATWOOD 83731
8	107921-05-000	EA	PLATE-TOP, W/SEAT BELT BAR
9	107921-01-000	EA	PLATE-SUB, FLOOR MOUNTED PEDESTAL - W/9.75" EXTENSION
	107921-06-000	EA	BEARING KIT-SEAT SWIVEL

CURTAIN & CUSHION GROUP (CONTINUED)
DRIVER & PASSENGER BUCKET SEATS (CONTINUED)



KEY	PART NUMBER	U/M	DESCRIPTION
10	119952-04-000	EA	SLIDE-SEAT W/LOCK, HD - 4 STUDS - ATWOOD 83785
	117125-01-02B	EA	BRACKET-CABLE MOUNT, ADJUSTER W/LOCK - STEEL - E-COAT
11	107921-14-000	EA	BASE-FLOOR MOUNTED PEDESTAL, 5.75" - MANUAL SEAT OPTION
12	116215-03-000	EA	PLATE - LOWER, 6-WAY MANUAL CONTROL
13	116215-01-000	EA	SEAT - 6-WAY MANUAL CONTROL - DRIVER
14	116215-02-000	EA	PLATE - UPPER, 6-WAY MANUAL CONTROL
15	080730-09-000	EA	SHIELD-RECLINER HANDLE
16	080730-08-000	EA	HANDLE-RECLINER, BLACK
17	080730-11-000	EA	SHIELD-RUBBER BOOT
	108049-02-000	EA	CLIP-CABLE, PEDESTAL
18	097683-02-000	EA	BRACKET-REMOTE, SIDE MOUNT - DOUBLE
19	108049-03-000	EA	CABLE W/SWITCH - 26", Z END CABLE - CMA
20	071126-43-F24	EA	SKIRT-BUCKET SEAT (G29)
20	071126-43-F11	EA	SKIRT-BUCKET SEAT (G30)
20	071126-43-F25	EA	SKIRT-BUCKET SEAT (G31)
20	071126-43-F06	EA	SKIRT-BUCKET SEAT (G32)
20	071126-54-F24	EA	SKIRT-BUCKET SEAT (G29) - MANUAL SEAT OPTION
20	071126-54-F11	EA	SKIRT-BUCKET SEAT (G30) - MANUAL SEAT OPTION
20	071126-54-F25	EA	SKIRT-BUCKET SEAT (G31) - MANUAL SEAT OPTION
20	071126-54-F06	EA	SKIRT-BUCKET SEAT (G32) - MANUAL SEAT OPTION
21	111169-01-000	EA	PLATE-BACK, ARMREST
21	111169-05-000	EA	INSERT-ARMREST, OVAL DECAL - ITASCA
22	119509-01-G29	EA	HEADREST ASM (G29)
22	119509-01-G30	EA	HEADREST ASM (G30)
22	119509-01-G31	EA	HEADREST ASM (G31)
22	119509-01-G11	EA	HEADREST ASM (G32)
	P19509-01-G29	EA	COVER ASM-HEADREST (G29)
	P19509-01-G30	EA	COVER ASM-HEADREST (G30)
	P19509-01-G31	EA	COVER ASM-HEADREST (G31)
	P19509-01-G11	EA	COVER ASM-HEADREST (G32)
	113977-12-000	EA	HEADREST INSERT, W/O LOCK - BLACK PLASTIC - FLEXSTEEL
	113977-13-000	EA	HEADREST INSERT, W/LOCK - BLACK PLASTIC - FLEXSTEEL
	007221-01-000	EA	SPACER-SEAT, ADJUSTER
	114889-01-000	EA	STOP BAR-UNIVERSAL, SHROCK

CURTAIN & CUSHION GROUP (CONTINUED)
SWIVEL CHAIR

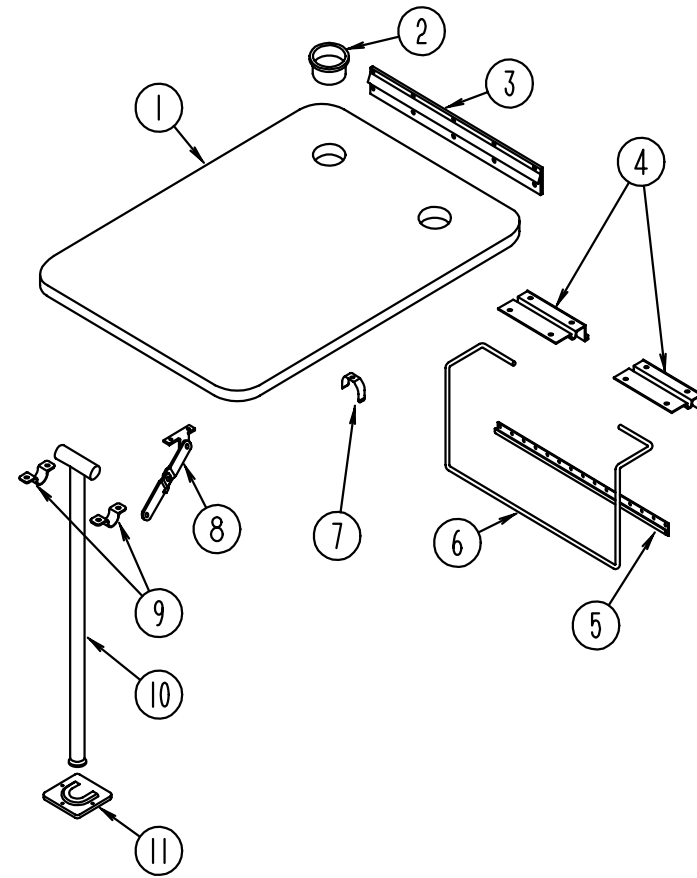


KEY	PART NUMBER	U/M	DESCRIPTION
1	118538-01-G29	EA	CHAIR-SWIVEL, W/O SKIRT
1	118538-01-G30	EA	CHAIR-SWIVEL, W/O SKIRT
1	118538-01-G31	EA	CHAIR-SWIVEL, W/O SKIRT
1	118538-01-G32	EA	CHAIR-SWIVEL, W/O SKIRT
	P18538-01-G29	EA	COVER-SWIVEL CHAIR
	P18538-01-G30	EA	COVER-SWIVEL CHAIR
	P18538-01-G31	EA	COVER-SWIVEL CHAIR
	P18538-01-G32	EA	COVER-SWIVEL CHAIR
2	118539-01-G29	EA	SKIRT-SWIVEL CHAIR
2	118539-01-G30	EA	SKIRT-SWIVEL CHAIR
2	118539-01-G31	EA	SKIRT-SWIVEL CHAIR
2	118539-01-G32	EA	SKIRT-SWIVEL CHAIR
3	P18538-27-G29	EA	COVER-ARM CAP, RIGHT HAND - SWIVEL CHAIR
3	P18538-27-G30	EA	COVER-ARM CAP, RIGHT HAND - SWIVEL CHAIR
3	P18538-27-G31	EA	COVER-ARM CAP, RIGHT HAND - SWIVEL CHAIR
3	P18538-27-G32	EA	COVER-ARM CAP, RIGHT HAND - SWIVEL CHAIR
3	P18538-28-G29	EA	COVER-ARM CAP, LEFT HAND - SWIVEL CHAIR
3	P18538-28-G30	EA	COVER-ARM CAP, LEFT HAND - SWIVEL CHAIR
3	P18538-28-G31	EA	COVER-ARM CAP, LEFT HAND - SWIVEL CHAIR
3	P18538-28-G32	EA	COVER-ARM CAP, LEFT HAND - SWIVEL CHAIR
4	097683-03-000	EA	BRACKET-REMOTE, SIDE MOUNT - SINGLE
5	108049-03-000	EA	CABLE W/SWITCH - 26", Z END CABLE - CMA
	108049-02-000	EA	CLIP-CABLE, PEDESTAL
6	119952-01-000	EA	SLIDE-SEAT W/O LOCK, HD - 2 STUDS - ATWOOD 83711
7	107921-08-000	EA	PLATE-TOP, W/O SEAT BELT BAR
	107921-06-000	EA	BEARING KIT-SEAT SWIVEL
8	107921-01-000	EA	PEDESTAL ASM-SEAT, 9 3/4" - FLEXSTEEL 3060 MSPD
9	119952-03-000	EA	SLIDE-SEAT W/LOCK, HD - 2 STUDS - ATWOOD 83775
10	007221-01-000	EA	SPACER-SEAT, ADJUSTER
11	097683-02-000	EA	BRACKET-REMOTE, SIDE MOUNT - DOUBLE
12	089368-05-000	EA	CABLE-RECLINER, W/SWITCH - BUCKET SEAT
13	108049-03-000	EA	CABLE W/SWITCH - 26", Z END CABLE - CMA
	108049-02-000	EA	CLIP-CABLE, PEDESTAL
	108445-02-000	EA	PLATE ASM-PEDESTAL, SEAT - 230 MM X 157 MM - W/WELDNUTS

CURTAIN & CUSHION GROUP (CONTINUED)
BUTTON, TRIM, ASSIST HANDLE & SEAT BELT

KEY	PART NUMBER	U/M DESCRIPTION
	079349-04-F01	YD WELT ASM-NARROW, ACCENT (G29)
	079349-04-F08	YD WELT ASM-NARROW, ACCENT (G30)
	079349-04-E04	YD WELT ASM-NARROW, ACCENT (G31)
	079349-04-G32	YD WELT ASM-NARROW, ACCENT (G32)
	057759-01-000	EA WASHER BRACKET-SEAT BELT, 4" DIAMETER
	007021-01-000	EA BELT-SEAT, 2" X 90" - BLACK
	056271-02-000	EA BELT-SEAT, 2" X 72" - BLACK
	069178-02-000	EA BRACKET-MOUNTING, ASSIST HANDLE - L ANGLE - W/HOLES - STEEL
	000C16-07-16B	EA BOLT-CARRIAGE, ASSIST HANDLE - 7/16" - 14 X 1" ZN
	000D20-07-00B	EA NUT-ACORN, ASSIST HANDLE - 7/16" X 14 ZN
	053552-02-AA8	EA HANDLE-ASSIST, INTERIOR - ENTRY DOOR - VINYL - OFF WHITE

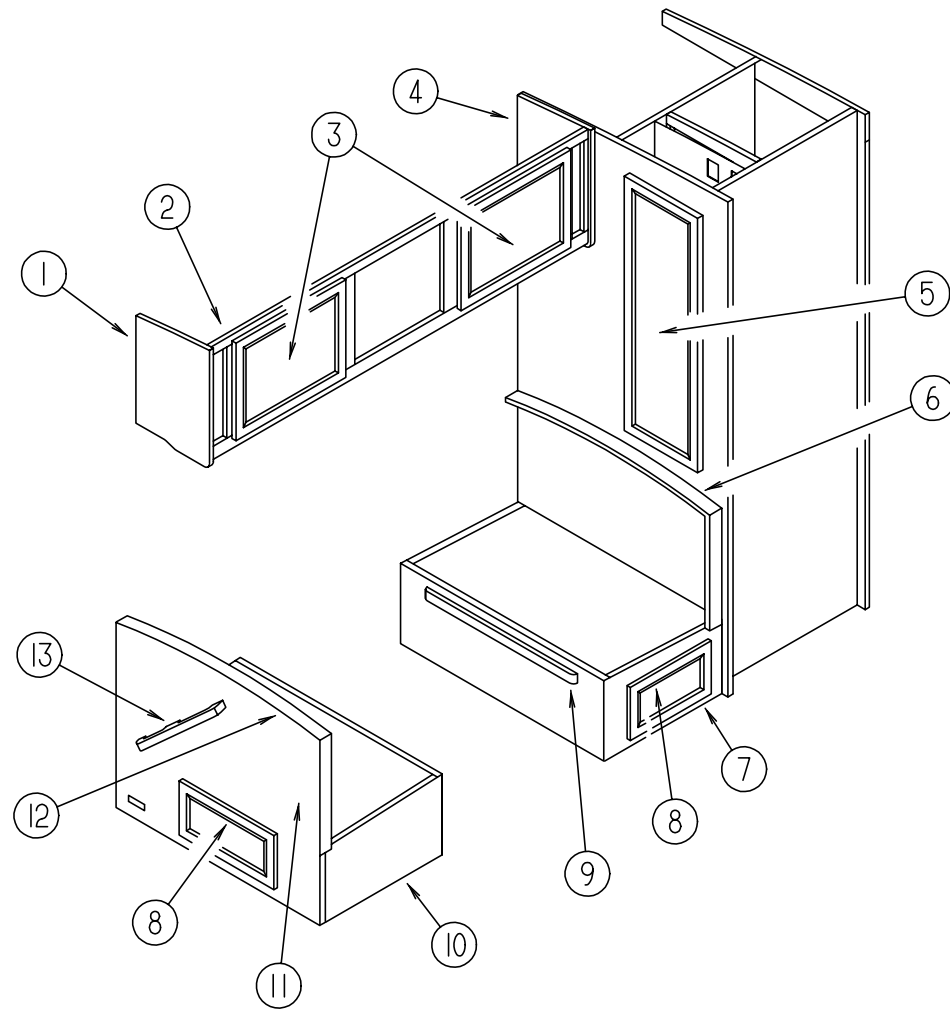
DINETTE GROUP



DINETTE TABLE

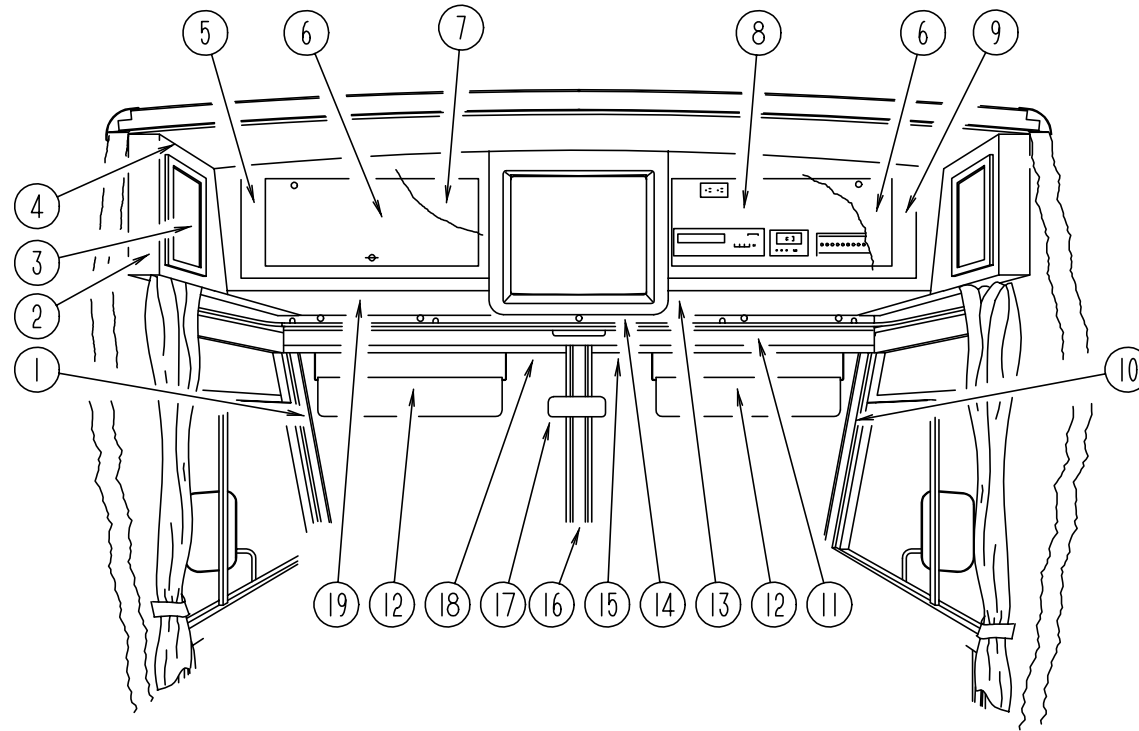
KEY	PART NUMBER	U/M DESCRIPTION
1	081322-01-G29	EA TABLE-DINETTE, W/O HARDWARE OR CUPHOLDERS (G29)
1	081322-01-G30	EA TABLE-DINETTE, W/O HARDWARE OR CUPHOLDERS (G30)
1	081322-05-G31	EA TABLE-DINETTE, W/O HARDWARE OR CUPHOLDERS (G31)
1	081322-01-G09	EA TABLE-DINETTE, W/O HARDWARE OR CUPHOLDERS (G32)
2	064781-06-000	EA HOLDER-CUP, TWO STEP - OFF WHITE
3	053200-12-000	EA SUPPORT-TABLE, 23.5" - OFF WHITE
4	088410-02-000	EA BRACKET-LIFT, TABLE MOUNTED - OFF WHITE
5	024281-14-000	EA BRACKET-LIFT ROD, LOWER WALL MOUNTED - 22.12" - OFF WHITE
6	024275-12-000	EA ROD-TABLE LIFT, OFF WHITE
7	024283-01-000	EA CLIP-LEG, 1" X 1.125" OD - BLACK
8	024282-01-000	EA BRACE-TABLE LEG, HINGED
9	064050-05-000	EA HINGE-TABLE LEG, OFF WHITE
10	024276-23-000	EA LEG-TABLE, METAL - OFF WHITE
11	049493-12-000	EA CATCH-LEG, FLOOR MOUNTED - 2.5" X 2.7" - METAL - OFF WHITE
11	049493-11-700	EA CATCH-LEG, FLOOR MOUNTED - 2.5" X 2.7" - METAL - E-COAT

DINETTE GROUP (CONTINUED)
DINETTE CABINERY



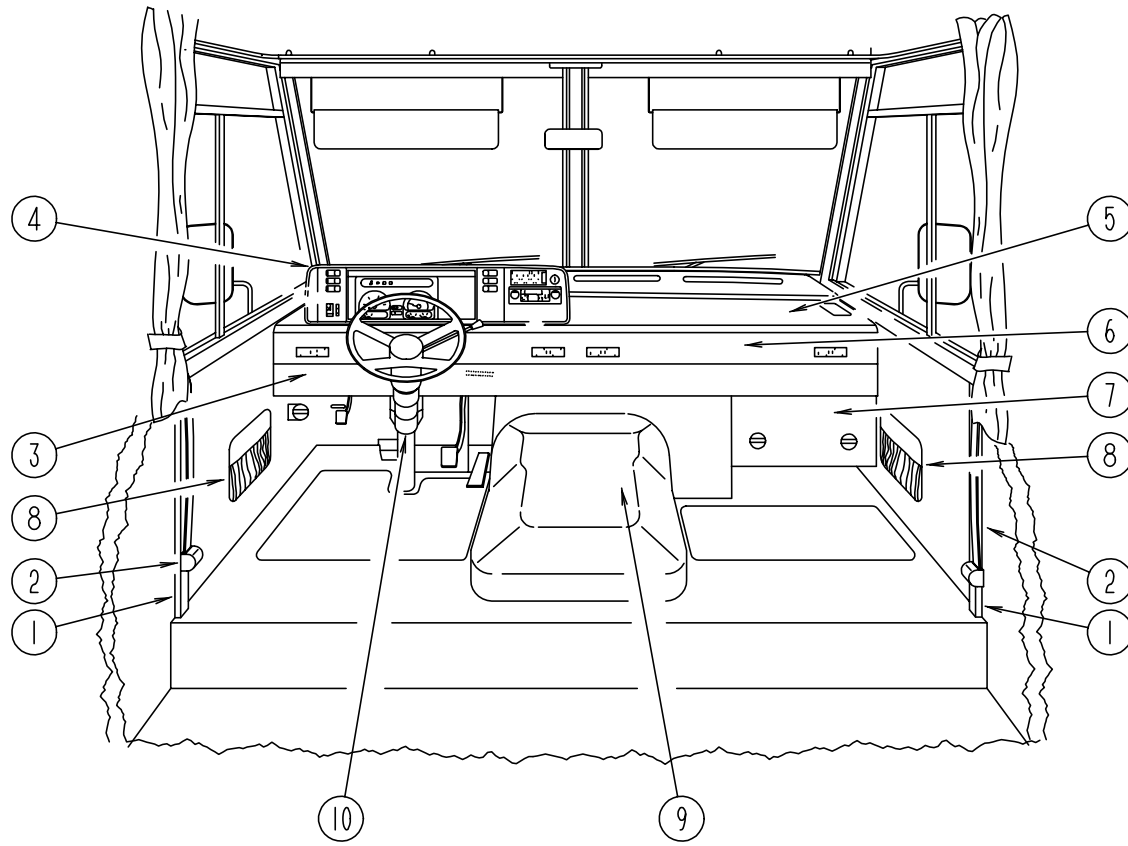
KEY	PART NUMBER	U/M	DESCRIPTION
1	103128-02-G09	EA	CAP-END, OVERHEAD CABINET
2	117902-03-G11	EA	CABINET-OVERHEAD, W/O DOORS (G29)
2	117902-03-G30	EA	CABINET-OVERHEAD, W/O DOORS (G30)
2	117902-03-G31	EA	CABINET-OVERHEAD, W/O DOORS (G31)
2	117902-03-G32	EA	CABINET-OVERHEAD, W/O DOORS (G32)
2	117579-05-G11	EA	CABINET-OVERHEAD, W/O DOORS - COFFEEMAKER OPTION (G29)
2	117579-05-G30	EA	CABINET-OVERHEAD, W/O DOORS - COFFEEMAKER OPTION (G30)
2	117579-05-G31	EA	CABINET-OVERHEAD, W/O DOORS - COFFEEMAKER OPTION (G31)
2	117579-05-G32	EA	CABINET-OVERHEAD, W/O DOORS - COFFEEMAKER OPTION (G32)
3	M06803-02-G09	EA	DOOR-W/O HARDWARE - 400 MM X 710 MM
4	103128-01-G09	EA	CAP-END, OVERHEAD CABINET
5	M06803-H8-G09	EA	DOOR-WARDROBE W/O HARDWARE - 400 MM X 1100 MM
6	104787-04-F24	EA	PAD-DINETTE (G29)
6	104787-04-F11	EA	PAD-DINETTE (G30)
6	104787-04-F25	EA	PAD-DINETTE (G31)
6	104787-04-F06	EA	PAD-DINETTE (G32)
7	M04175-74-G09	EA	CABINET ASM-SEAT BASE, RIGHT
8	M06803-07-G09	EA	DOOR-W/O HARDWARE - 255 MM X 485 MM
9	081295-01-G01	EA	SUPPORT-BED, FRONT OR REAR SEAT BASE
10	M04175-69-G09	EA	CABINET ASM-SEAT BASE, LEFT
11	M04174-69-G09	EA	CABINET ASM-SEAT BACK, LEFT
12	104787-04-F24	EA	PAD-DINETTE (G29)
12	104787-04-F11	EA	PAD-DINETTE (G30)
12	104787-04-F25	EA	PAD-DINETTE (G31)
12	104787-04-F06	EA	PAD-DINETTE (G32)
13	091257-08-000	EA	HANDLE-ASSIST, ENTRY DOOR - WOOD - FINISHED

DRIVERS COMPARTMENT GROUP
DRIVERS COMPARTMENT - UPPER



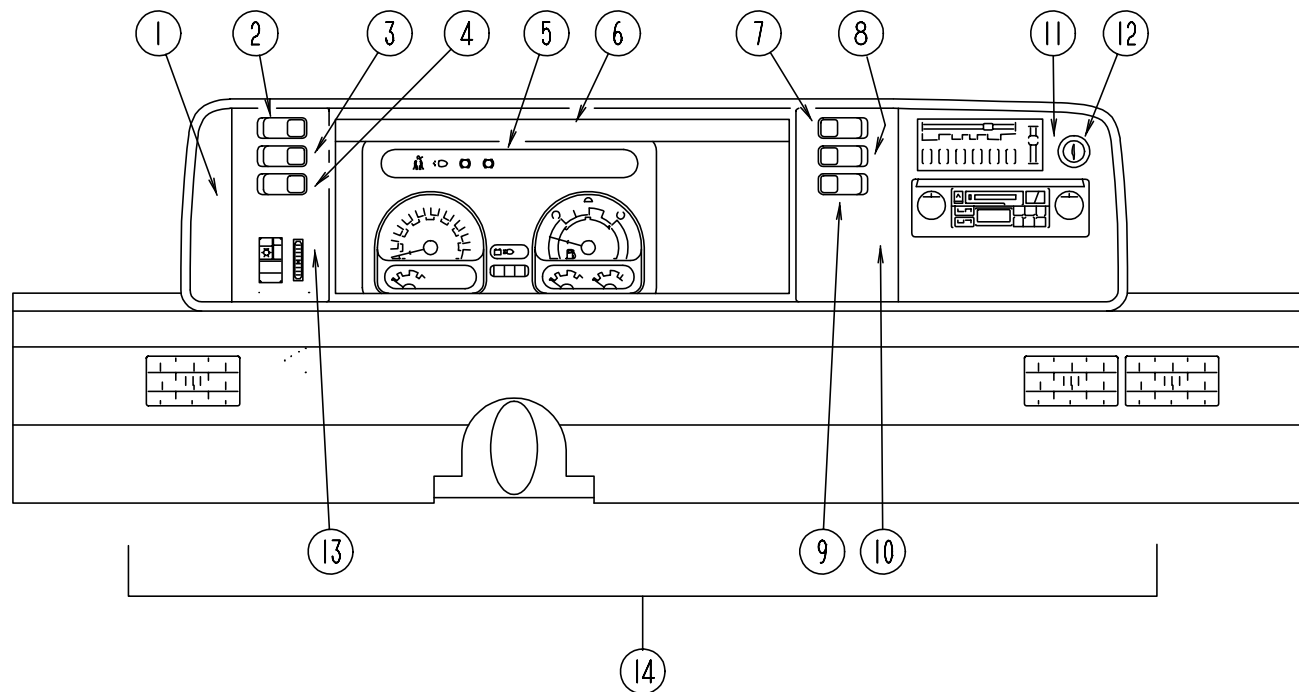
KEY	PART NUMBER	U/M	DESCRIPTION	KEY	PART NUMBER	U/M	DESCRIPTION
1	103931-02-03A	EA	COVER-INNER, A-PILLAR - DRIVERS - QUICK SILVER	9	114612-01-G09	EA	FACE-TV CABINET W/O DOORS, FRONT OVERHEAD - PASSENGERS SIDE
2	103128-09-G09	EA	CAP-END, FRONT OVERHEAD, DRIVERS SIDE		106699-01-01A	EA	BRACKET-L-ANGLE, TV CABINET FACE - 5.1" LONG - OFF WHITE STEEL
3	M06803-04-G09	EA	DOOR-CABINET, W/O HARDWARE - 255 MM X 485 MM	10	103931-01-03A	EA	COVER-INNER, A-PILLAR - PASSENGERS - QUICK SILVER
4	109561-02-G29	EA	CABINET-FRONT OVERHEAD W/O DOOR, DRIVERS SIDE	11	078811-05-G29	EA	PANEL-HEADER W/RECEPTACLE CUTOUTS - 90.2" LONG - VINYL COVERED
4	109561-02-G30	EA	CABINET-FRONT OVERHEAD W/O DOOR, DRIVERS SIDE	12	082286-18-GB1	EA	SUNVISOR-DRIVER OR PASSENGER - W/O POCKET
4	109561-02-G31	EA	CABINET-FRONT OVERHEAD W/O DOOR, DRIVERS SIDE				FROM: 00-00-00 THRU: 08-27-95
4	109561-02-G32	EA	CABINET-FRONT OVERHEAD W/O DOOR, DRIVERS SIDE	12	082286-18-G29	EA	SUNVISOR-DRIVER OR PASSENGER - W/O POCKET - QUICK SILVER
	P09561-02-E07	EA	BOTTOM-OFF WHITE VINYL COVERED, FRONT OVERHEAD - DRIVERS SIDE				FROM: 08-28-95 THRU: 99-99-99
			FROM: 00-00-00 THRU: 08-27-95		102377-01-000	EA	BRACKET-SUNVISOR, 1 PIECE - STEEL
	P09561-02-G29	EA	BOTTOM-QUICK SILVER VINYL COVERED, FRONT OVERHEAD - DRIVERS SIDE		007211-01-000	EA	HINGE-SUNVISOR
			FROM: 08-28-95 THRU: 99-99-99		074012-01-000	EA	CLIP-SUNVISOR, SQUARE PINCH-ON
	104289-02-C05	EA	PAD-VINYL COVERED, 769 MM X 245 MM - ANGLED - DRIVERS SIDE - OFF WHITE		081987-05-000	EA	ROD-SUNVISOR, BLACK
			FROM: 00-00-00 THRU: 08-27-95	13	P03077-08-G09	EA	SHELF-CABINET, PASSENGERS SIDE - OFF WHITE VINYL COVERED
	104289-02-G29	EA	PAD-VINYL COVERED, 769 MM X 245 MM - ANGLED - DRIVERS SIDE-QUICK SILVER				FROM: 00-00-00 THRU: 08-27-95
			FROM: 08-28-95 THRU: 99-99-99	13	P03077-08-G35	EA	SHELF-CABINET, PASSENGERS SIDE - QUICKSILVER VINYL COVERED
	104289-04-D12	EA	PAD-VINYL COVERED, 655 MM X 245 MM - ANGLED - DRIVERS SIDE - OFF WHITE				FROM: 08-28-95 THRU: 99-99-99
			TV OPTIONS	14	117974-01-02A	EA	COVER-TV CABINET, FRONT FACE - QUICKSILVER
			FROM: 00-00-00 THRU: 08-27-95	14	118022-01-G29	EA	COVER ASM-TV CABINET, SIDES & BOTTOM (ASSEMBLED KIT)
	104289-04-G35	EA	PAD-VINYL COVERED, 655 MM X 245 MM - ANGLED - DRIVERS SIDE-QUICK SILVER		114706-02-02B	EA	SUPPORT ASM-SHELF, TV - U-SHAPED W/WELD STUDS - 518 MM WIDE - E-COAT
			TV OPTIONS	15	078579-19-000	EA	TRIM - WINDSHIELD - UPPER INNER - RIGHT - QUICKSILVER
			FROM: 08-28-95 THRU: 99-99-99	16	079765-12-000	EA	TRIM - WINDSHIELD - CENTER INNER - QUICKSILVER
5	114612-02-G09	EA	FACE-TV CABINET W/O DOORS, FRONT OVERHEAD - DRIVERS SIDE	17	040714-01-000	EA	MIRROR-REAR VIEW, W/ARM MOUNT & SET SCREW - GM 911722
	106699-01-01A	EA	BRACKET-L-ANGLE, TV CABINET FACE - 5.1" LONG - OFF WHITE STEEL		067490-01-000	EA	BUTTON-MIRROR, REAR VIEW - STANK S927H
6	100708-12-000	EA	DOOR-GLASS, TV CABINET - 9.7" X 23.2" - W/O HARDWARE	18	078579-20-000	EA	TRIM - WINDSHIELD - UPPER INNER - LEFT - QUICKSILVER
7	103040-01-G29	EA	PANEL-HEADLINER FRONT OVERHEAD, RH & LH - STANDARD	19	P03077-07-G09	EA	SHELF-CABINET, DRIVERS SIDE - OFF WHITE VINYL COVERED
7	114661-12-G35	EA	PANEL-HEADLINER FRONT OVERHEAD, LH - TV OPTIONS				FROM: 00-00-00 THRU: 08-27-95
7	114661-24-G35	EA	PANEL-HEADLINER FRONT OVERHEAD, LH - SATELLITE DISH OPTION	19	P03077-07-G35	EA	SHELF-CABINET, DRIVERS SIDE - QUICKSILVER VINYL COVERED
	118836-02-G35	EA	PANEL-VINYL COVERED, 668 MM X 116 MM - SATELLITE DISH W/O RECEIVER				FROM: 08-28-95 THRU: 99-99-99
8	103040-01-G29	EA	PANEL-HEADLINER FRONT OVERHEAD, RH & LH - STANDARD		104417-01-G09	EA	CABINET-BLANKET - OFF WHITE (STANDARD CABINET)
8	114661-13-G35	EA	PANEL-HEADLINER FRONT OVERHEAD, TV OPTIONS				FROM: 00-00-00 THRU: 08-27-95
8	114661-14-G35	EA	PANEL-HEADLINER FRONT OVERHEAD, TV/VCR OPTIONS		104417-01-G29	EA	CABINET-BLANKET - QUICK SILVER (STANDARD CABINET)
8	114661-15-G35	EA	PANEL-HEADLINER FRONT OVERHEAD, TV/VCR/INVERTER OPTION				FROM: 08-28-95 THRU: 99-99-99
8	114661-16-G35	EA	PANEL-HEADLINER FRONT OVERHEAD, TV/INVERTER OPTION				
	100676-02-000	EA	STAND-VCR, STEEL				

DRIVERS COMPARTMENT GROUP (CONTINUED)
DRIVERS COMPARTMENT - LOWER



KEY	PART NUMBER	U/M	DESCRIPTION
1	024700-44-000	EA	COVER-SIDEWALL ROLL BAR, OFF WHITE - 53"
1	024700-45-000	EA	COVER-SIDEWALL ROLL BAR, OFF WHITE - 12.8"
	024700-47-000	EA	COVER-SIDEWALL ROLL BAR, OFF WHITE - 18.9" - DRIVER DOOR
	024700-48-000	EA	COVER-SIDEWALL ROLL BAR, OFF WHITE - 25" - DRIVER DOOR
2	091990-04-01A	EA	SEAT BELT-SHOULDER HARNESS - DRIVERS/PASSENGERS - BLACK
	091990-01-700	EA	BOLT COVER
	091990-01-701	EA	9" EXTENDER - F/A8408 3 POINT
	109146-01-000	EA	BOLT-SHOULDER, SEAT BELT
	103961-01-01A	EA	COVER-BRACKET, SEAT BELT - OFF WHITE
	103961-02-01A	EA	COVER-BRACKET, SEAT BELT - OFF WHITE - DRIVER DOOR
3	103812-06-05A	EA	TRIM-DASH, LOWER - 2299 MM LONG - QUICK SILVER
4	111499-01-05A	EA	POD-INSTRUMENT PANEL, QUICK SILVER PLASTIC
5	P03817-11-000	EA	DASH ASM, W/O VINYL
	106569-02-05A	YD	VINYL-LAMINATE, 26 OZ - 54" WIDE - QUICK SILVER
	105927-02-000	EA	PANEL-DASH TOP, STEEL
6	104354-01-05A	EA	APPLIQUE-LOWER DASH, 2300 MM LONG
7	095757-03-F04	EA	COVER-HEATER W/CARPET (G29)
7	095757-03-F26	EA	COVER-HEATER W/CARPET (G30)
7	095757-03-F25	EA	COVER-HEATER W/CARPET (G31)
7	095757-03-G36	EA	COVER-HEATER W/CARPET (G32)
8	086120-01-F24	EA	PAD-MAP POCKET, 12" X 16' (G29)
8	086120-01-G30	EA	PAD-MAP POCKET, 12" X 16' (G30)
8	086120-01-F25	EA	PAD-MAP POCKET, 12" X 16' (G31)
8	086120-01-F06	EA	PAD-MAP POCKET, 12" X 16' (G32)
9	115840-01-01A	EA	COVER-MOTOR, W/O CARPET
	115850-01-02B	EA	RETAINER-LATCH, MOTOR COVER
	116581-01-000	EA	LATCH-MOTOR COVER - SOUTHCO 2710074088
	115852-01-02B	EA	STRIKE ASM-MOTOR COVER, E-COAT
	116833-01-02B	EA	WRENCH-HEX, MOTOR COVER - E-COAT
	115860-01-01A	EA	TRIM-MOTOR COVER
	039623-01-000	FT	SEAL-MOTOR COVER, RUBBER BULB TYPE - BLACK
	111618-01-GB1	EA	TRAY ASM-BEVERAGE
	097872-04-000	EA	DOWEL-WOOD, 1" DIAMETER X 1.38" LONG - UNFINISHED
	111618-13-GB1	EA	LID-BEVERAGE TRAY ASM
	046886-03-000	EA	ASHTRAY-CHROME, W/COVER
10	103498-06-000	EA	BOOT-STEERING COLUMN, BLACK VINYL - CHEVY

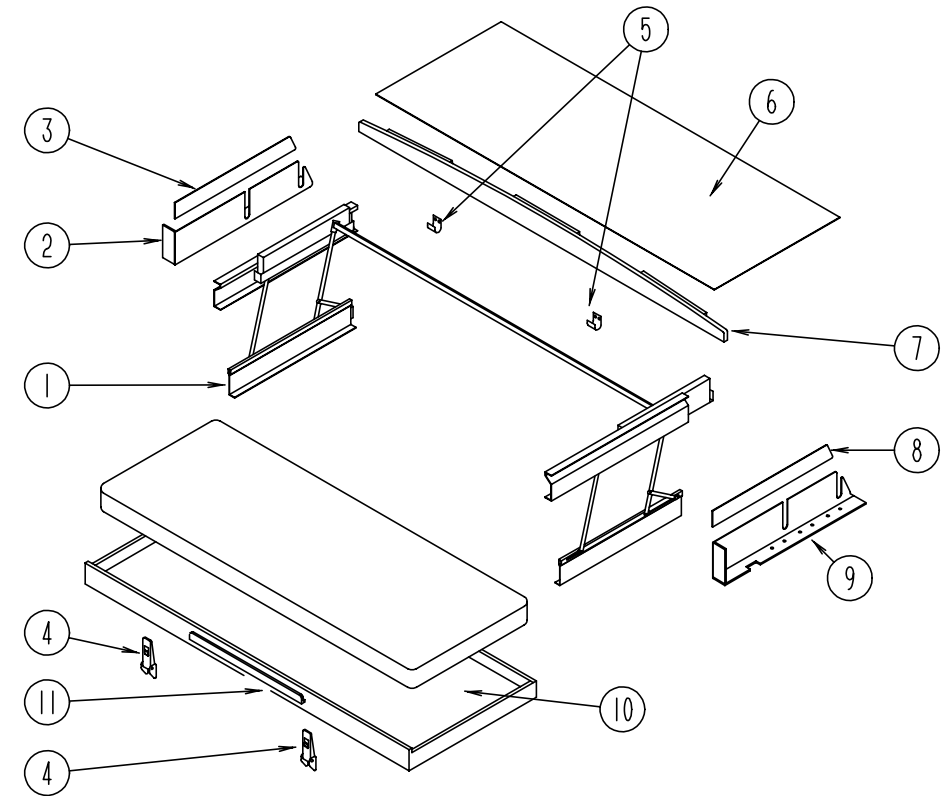
DRIVERS COMPARTMENT GROUP (CONTINUED)



INSTRUMENT CLUSTER

KEY	PART NUMBER	U/M	DESCRIPTION
1	104056-01-01A	EA	APPLIQUE-BEZEL
2	108356-02-01A	EA	COVER-SWITCH W/DIMPLES, CARLING VVAZC00 BLA
2	108357-05-000	EA	SWITCH-ROCKER, SPDT ON/NONE/ON - RADIO POWER - CARLING V4D1000B-0
3	108356-02-01A	EA	COVER-SWITCH W/DIMPLES, CARLING VVAZC00 BLA
3	108357-09-000	EA	SWITCH-ROCKER, SPDT ON/NONE/MOM - DUAL BATTERY - CARLING V5D1000B-0
4	108356-02-01A	EA	COVER-SWITCH W/DIMPLES, CARLING VVAZC00 BLA
4	108357-06-000	EA	SWITCH-ROCKER, DPDT MOM/OFF/MOM - CARLING VLD1000B-0 BATTERY DISCONNECT SWITCH OPTION
4	096241-03-000	EA	SWITCH-BLANK
5	094796-07-000	EA	CLUSTER-INSTRUMENT PANEL, KILOMETERS - GAS - GM #16167145
5	094796-08-000	EA	CLUSTER-INSTRUMENT PANEL, KILOMETERS - DIESEL - GM #16164645
6	103662-01-01A	EA	BEZEL-INSTRUMENT PANEL
7	108356-04-01A	EA	COVER-SWITCH W/DIMPLES & LENS, CARLING VVAGC00
7	108357-10-000	EA	SWITCH-ROCKER, SPDT MOM/OFF/MOM - LIGHTED - CARLING V8D1160B-0 GENERATOR OPTION
7	096241-03-000	EA	SWITCH-BLANK
8	108356-02-01A	EA	COVER-SWITCH W/DIMPLES, CARLING VVAZC00 BLA
8	108357-03-000	EA	SWITCH-ROCKER, SPDT ON/OFF/ON - CARLING V6D1000B-0 REAR HEATER OPTION
8	096241-03-000	EA	SWITCH-BLANK
9	096241-03-000	EA	SWITCH-BLANK
10	104056-21-01A	EA	APPLIQUE-BEZEL
11	104056-06-01A	EA	APPLIQUE-BEZEL
12	089294-01-000	EA	LIGHTER ASM-CIGARETTE - CASCO C213275
13	104056-22-01A	EA	APPLIQUE-BEZEL
14	M05946-26-G09	EA	DASH POD ASSEMBLY - CHEVY
	100138-01-000	EA	MODULE-DAYTIME RUNNING LIGHT - CANADIAN
	077031-01-000	EA	FILM-BLACK, 1" X 1.75"
	077031-03-000	EA	FILM-WHITE, .75" X 1"
	077539-01-000	EA	BRACKET-MOUNTING, DASH PANEL - L/SHAPED - 2.5" X 1" X 1.5"
	103603-01-000	EA	BULB-12V, #74 - .12A WEDGE - GE 22-25 - USED IN DASH

DRIVERS COMPARTMENT GROUP (CONTINUED)



FRONT BUNK

KEY	PART NUMBER	U/M	DESCRIPTION
1	076760-02-000	EA	BUNK HARDWARE (COMPLETE)
	076760-02-700	EA	SPRING-GAS, BUNK HARDWARE
2	101499-06-C05	EA	PANEL ASM - BOTTOM DRIVERS - PADDED - OFF WHITE FROM: 00-00-00 THRU: 08-27-95
2	101499-06-G29	EA	PANEL ASM - BOTTOM DRIVERS - PADDED - QUICK SILVER FROM: 08-28-95 THRU: 99-99-99
3	101497-08-C05	EA	PANEL ASM - UPPER DRIVERS - PADDED - OFF WHITE FROM: 00-00-00 THRU: 08-27-95
3	101497-08-G29	EA	PANEL ASM - UPPER DRIVERS - PADDED - QUICK SILVER FROM: 08-28-95 THRU: 99-99-99
4	116975-01-01A	EA	LATCH-W/O STRIKE, BLACK
5	042541-05-000	EA	STRIKE-BRASS
6	103040-06-C05	EA	PANEL-HEADLINER FRONT OVERHEAD, PADDED - OFF WHITE FROM: 00-00-00 THRU: 08-27-95
6	103040-06-G29	EA	PANEL-HEADLINER FRONT OVERHEAD, PADDED - QUICK SILVER FROM: 08-28-95 THRU: 99-99-99
7	P03199-01-C05	EA	BOARD ASM-TRIM, BUNK - CEILING MOUNTED
8	101497-07-C05	EA	PANEL ASM - UPPER PASSENGERS - PADDED - OFF WHITE FROM: 00-00-00 THRU: 08-27-95
8	101497-07-G29	EA	PANEL ASM - UPPER PASSENGERS - PADDED - QUICK SILVER FROM: 08-28-95 THRU: 99-99-99
9	101499-05-C05	EA	PANEL ASM - BOTTOM PASSENGERS - PADDED - OFF WHITE FROM: 00-00-00 THRU: 08-27-95
9	101499-05-G29	EA	PANEL ASM - BOTTOM PASSENGERS - PADDED - QUICK SILVER FROM: 08-28-95 THRU: 99-99-99
10	081717-03-G09	EA	BED ASM-BUNK, FRONT
11	094658-01-G09	EA	HANDLE-BUNK, OAK

**ELECTRICAL GROUP
POWER CORDS & ELECTRICAL BOXES**

KEY	PART NUMBER	U/M	DESCRIPTION
	008052-01-000	EA	CORD-POWER, 10/3 - 30 AMP - 25' - CANADIAN
	008054-01-000	EA	CORD-POWER, 10/3 - 30 AMP - 25'
	121470-01-000	EA	CORD-EXTENSTION, 6 FT - 16-2 - AWI 2030 - SATELLITE DISH OPTION
	008289-01-000	EA	BOX-ELECTRIC, STEEL - 1/2" AND 3/4" KNOCKOUTS - 4" X 4"
	008289-02-000	EA	BOX-ELECTRICAL, 4" X 4" - 1/2" & 3/4" KNOCKOUTS - CANADIAN
	008294-01-000	EA	COVER-ELECTRICAL BOX, BLANK/STEEL - 4" X 4" - GRAY
	008294-02-000	EA	COVER-ELECTRICAL BOX, BLANK STEEL - 4" X 4" - CANADIAN
	069238-01-000	EA	COVER-ELECTRICAL BOX, W/HOLE - 4" X 4" - GRAY USED WITH 30 AMP RECEPTACLE
	091910-01-000	EA	BOX-ELECTRIC, 3.75" X 3.5" X 1.75" - PLASTIC
	091910-02-000	EA	BOX-ELECTRICAL, PLASTIC - 57 MM X 88 MM
	111509-01-000	EA	BOX ASM-ELECTRICAL, FRONT
	111510-01-000	EA	DOOR-ELECTRICAL BOX, FRONT

POWER CONVERTER & INVERTER

KEY	PART NUMBER	U/M	DESCRIPTION
	083208-02-000	EA	CONVERTER-POWER, 45A - 120V/12V - BW 6345
	099048-02-000	EA	INVERTER - 100 WATT

TERMINALS

KEY	PART NUMBER	U/M	DESCRIPTION
	008326-01-000	EA	TERMINAL-RING, 16/14 WIRE - 3/8" STUD
	008328-01-000	EA	TERMINAL-RING, 12/10 WIRE - #10 STUD FIT
	008331-01-000	EA	TERMINAL-RING, TONGUE - #4 WIRE - 3/8" STUD - COPPER
	008348-01-000	EA	TERMINAL-RING, 3/8" STUD - #2 WIRE
	035416-04-000	EA	TERMINAL-RING, #10 STUD FIT, INSULATED BARREL #16/14
	047443-01-000	EA	TERMINAL - .250 RECEPTACLE FIT, INSULATED - 16/14 AWG
	047443-02-000	EA	TERMINAL - .250 RECEPTACLE FIT, INSULATED - 12/10 AWG
	062036-01-000	EA	TERMINAL-PACK-CON, 12/10 AWG - PACKARD 12033817
	062036-02-000	EA	TERMINAL-PACK-CON, 16/14 AWG
	088267-01-000	EA	TERMINAL-FEMALE, 1/4 - PACKARD 2962573
	113308-01-000	EA	TERMINAL-FEMALE, M/P,280 - 14-16 - PACKARD12077412
	104100-02-000	EA	TERMINAL - 75 AMP - AMP 53880-2 STRIP
	104100-03-000	EA	TERMINAL - 75 AMP - AMP 53880-4 LOOSE
	106007-01-000	EA	TERMINAL-FEMALE, 14-16AWG - PACKARD 12015861-L
	106655-01-000	EA	TERMINAL-FUSE BLOCK, 14-16AWG - PACKARD 12020321
	113306-01-000	EA	TERMINAL-FEMALE, METRI-PACK - PACKARD 12048451
	113307-01-000	EA	TERMINAL-FEMALE, METRI-PACK - PACKARD 12048074

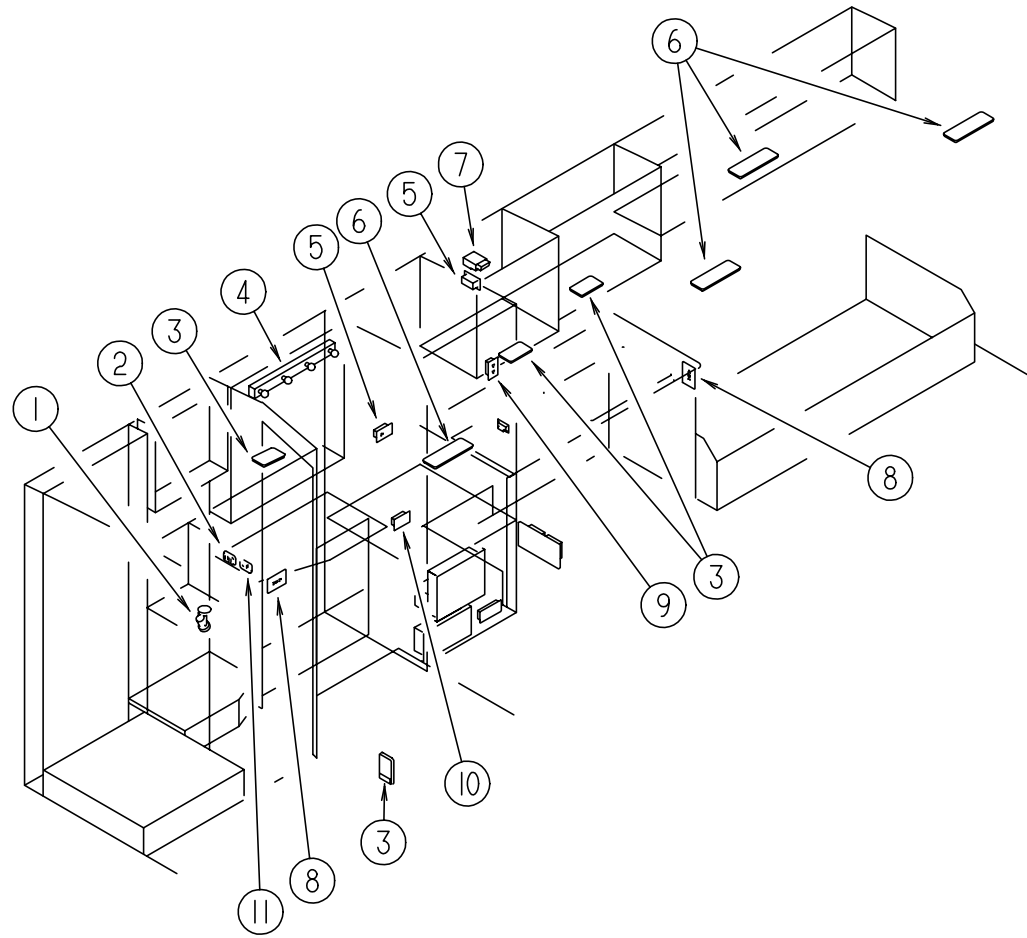
**ELECTRICAL GROUP (CONTINUED)
FUSES & CIRCUIT BREAKERS**

KEY	PART NUMBER	U/M	DESCRIPTION
	008234-01-000	EA	FUSE - 12V, 10 AMP
	062037-01-000	EA	HOUSING-AUTO FUSE, NATURAL
	062037-02-000	EA	HOUSING-AUTO FUSE, GREEN
	062037-03-000	EA	HOUSING-AUTO FUSE, BLACK
	062037-04-000	EA	HOUSING-AUTO FUSE, BLUE
	062037-06-000	EA	HOUSING-AUTO FUSE, BROWN
	062037-07-000	EA	HOUSING-AUTO FUSE, RED
	062901-02-000	EA	FUSE - 5 AMPS, AUTOMOTIVE
	062901-05-000	EA	FUSE - 15 AMPS, AUTOMOTIVE
	062901-06-000	EA	FUSE - 20 AMPS, AUTOMOTIVE
	062901-07-000	EA	FUSE - 25 AMPS, AUTOMOTIVE
	083209-01-000	EA	CIRCUIT BREAKER - 15 AMP, 120V - BW G-15
	083209-02-000	EA	CIRCUIT BREAKER - 15/15AMP, 120V - BW H-15/15
	083209-03-000	EA	CIRCUIT BREAKER - 15/20AMP, 120V - BW 0-15/20
	083209-04-000	EA	CIRCUIT BREAKER - 30A, 120V - BW L-30
	083209-06-000	EA	CIRCUIT BREAKER - 30/15 AMP, 120V - BW D-30/15
	083209-07-000	EA	CIRCUIT BREAKER - 20/20A, 120V - BW K-20/20
	093655-03-000	EA	CIRCUIT BREAKER - 40A, 12V - USD 17440-4E03A2A
	106655-02-000	EA	TERMINAL-FUSE BLOCK,10-12AWG - PACKARD 12020400
	106656-01-000	EA	FUSE BLOCK - 4 CAVITY AUTOFUSE - PACKARD 12004943
	108669-01-000	EA	HOUSING-AUTO FUSE HOLDER, PACKARD 12010105

WIRE ASSEMBLIES

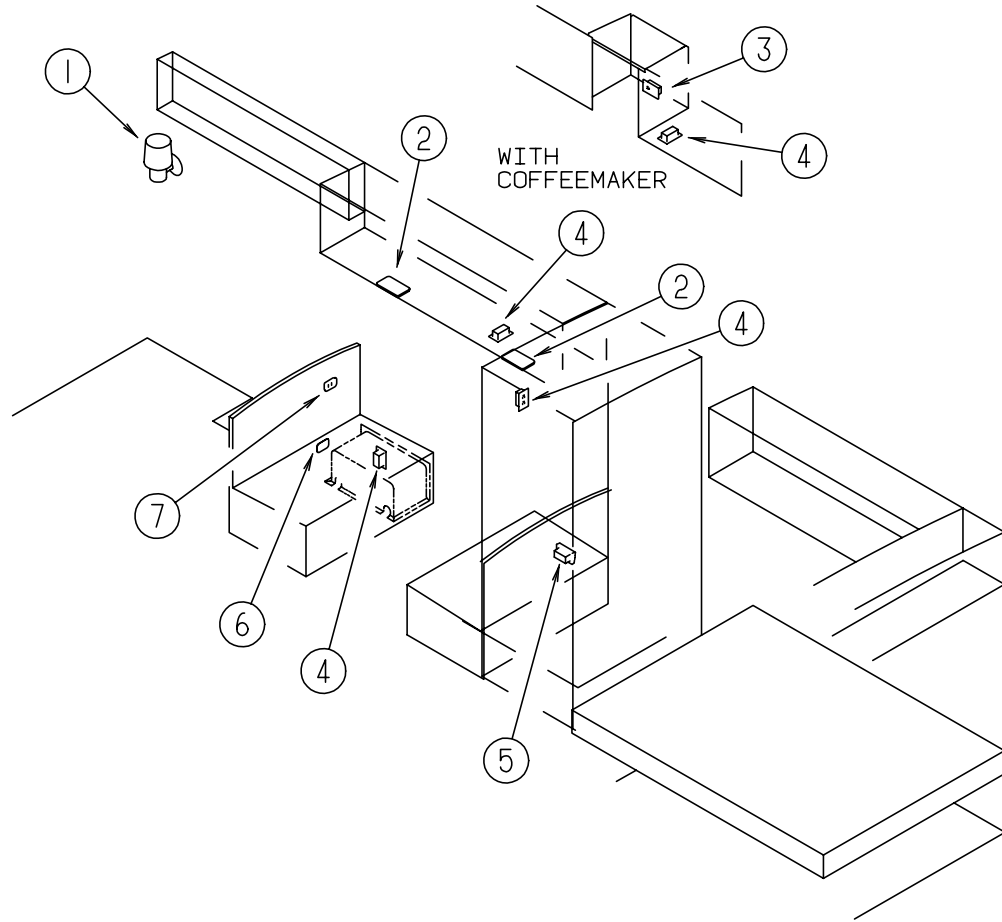
KEY	PART NUMBER	U/M	DESCRIPTION
	090986-01-000	EA	WIRE ASM-ELECTRIC STEP, KWIKEE 9009
	096449-01-000	EA	WIRE ASM-WATER TANK TO MONITOR PANEL
	097618-01-000	EA	WIRE ASM-MONITOR PANEL, W/3 WIRES & ORANGE RESISTOR- LVS
	102636-02-000	EA	WIRE ASM-CLEARANCE LAMPS
	103328-06-000	EA	WIRE ASM-PUMP, EXTERIOR SHOWER
	103342-02-000	EA	WIRE ASM-CLEARANCE, UPPER
	103342-03-000	EA	WIRE ASM-CLEARANCE, UPPER - RT
	104271-02-000	EA	WIRE ASM-SPEAKER, TV
	108303-01-000	EA	WIRE ASM-REAR AUTO HEATER
	110256-01-000	EA	WIRE ASM-IP, GENERATOR
	111915-01-000	EA	WIRE ASM-DAY RUN LAMPS, FUSE
	113134-03-000	EA	WIRE ASM-WIPER/WASHER
	119459-01-000	EA	WIRE ASM-IP, MAIN
	P03784-01-000	EA	WIRE ASM-HEADLAMP

ELECTRICAL GROUP (CONTINUED)
LIGHTS, RECEPTACLES & SWITCHES - DRIVER SIDE



KEY	PART NUMBER	U/M	DESCRIPTION
1	104172-01-01A	EA	LIGHT-BULLET, BEIGE - #787 SERIES - CSA
1	104173-01-01A	EA	LIGHT ASM-DESIGNER, BRASS - #81-905 - US
1	104173-01-700	EA	BULB - 81900
2	079364-01-000	EA	SWITCH-ON/OFF ROCKER, 2 PRONGS - BROWN - LAMP
2	079364-03-000	EA	SWITCH-ON/OFF ROCKER, 3 PRONGS - BROWN - WATER PUMP
2	095188-01-01A	EA	SPACER-SWITCH, 2.3" X 3.4" - PLASTIC - DARK BROWN
2	098351-02-01A	EA	PLATE-SWITCH, 2 GANG - POLISHED BRASS - JENSEN
3	098024-01-01A	EA	LIGHT-DOME, 1 BULB - IVORY
3	098024-01-700	EA	LENS-DOME LIGHT
3	008218-01-000	EA	BULB-DOME LIGHT, 12V - NUMBER 1141
4	110235-02-01A	EA	LIGHT-MAKE UP, 4 BULB PANLESS - PD PD200-622 BRASS
4	081633-01-700	EA	BULB-MAKE UP LIGHT, JENSEN
5	058707-01-000	EA	RECEPTACLE-ELECTRIC, SINGLE - BROWN
6	098024-03-01A	EA	LIGHT-DOME, 2 BULB - IVORY
6	098024-01-700	EA	LENS-DOME LIGHT
6	008218-01-000	EA	BULB-DOME LIGHT, 12V - NUMBER 1141
7	091927-01-000	EA	COVER-RECEPTACLE, DOUBLE - IVORY
8	058708-01-000	EA	RECEPTACLE-ELECTRIC, DOUBLE - BROWN
8	102568-01-GB1	EA	SPACER-RECEPTACLE, SIDEWALL
9	058707-02-000	EA	RECEPTACLE-BLANK, JUNCTION - WIRECON WDJ20BR
10	084076-02-000	EA	RECEPTACLE-GFI, 15A - 125V - BROWN
11	079364-01-000	EA	SWITCH-ON/OFF ROCKER, 2 PRONGS - BROWN - LAMP
11	098351-01-01A	EA	PLATE-SWITCH, 1 GANG - POLISHED BRASS - JENSEN
11	095188-01-01A	EA	SPACER-SWITCH, 2.3" X 3.4" - PLASTIC - DARK BROWN
	087695-01-000	EA	SWITCH-HEATER, EXTERIOR MIRROR - EURAMTEC
			FROM: 00-00-00 THRU: 09-10-95
	087695-02-000	EA	SWITCH-HEATER, EXTERIOR MIRROR - EURAMTEC DAV4720-12
			FROM: 09-11-95 THRU: 99-99-99
	088246-01-000	EA	SWITCH-REMOTE, EXTERIOR MIRROR - SQUARE PUSH 7471290
	054250-04-000	EA	COVER-ANGLED, W/O HOLE - 3.6" X 4.5" - PLASTIC - OFF WHITE
			ELECTRICAL PLATE SUPPORT
	073626-04-000	EA	COVER-ELECTRIC, 10.4" X 7.8" - BEIGE PLASTIC
	024924-02-000	EA	RECEPTACLE-POWER CORD, W/PARTIAL PLATE
	058708-02-000	EA	RECEPTACLE-ELECTRIC, DOUBLE - IVORY
	086280-01-000	EA	LIGHT-SURFACE MOUNT, 12V - JENSEN 1236
	086280-01-700	EA	BULB - 12V, 6 WATT

ELECTRICAL GROUP (CONTINUED)
LIGHTS, RECEPTACLES & SWITCHES - PASSENGER SIDE



KEY	PART NUMBER	U/M	DESCRIPTION
1	065202-22-000	EA	LAMP-WALL W/O SHADE, BRASS (G29/G30/G31)
1	065202-30-000	EA	LAMP-WALL W/O SHADE, BRASS (G32)
1	065201-09-000	EA	SHADE-LAMP, FABRIC - PARCHMENT
1	067479-01-000	EA	BULB - 12V, NUMBER 1076
2	098024-01-01A	EA	LIGHT-DOME, 1 BULB - IVORY
2	098024-01-700	EA	LENS-DOME LIGHT
2	008218-01-000	EA	BULB-DOME LIGHT, 12V - NUMBER 1141
3	058708-05-000	EA	RECEPTACLE-SINGLE, BROWN - WIRECON WDR15BRS
4	058708-01-000	EA	RECEPTACLE-ELECTRIC, DOUBLE - BROWN
5	112822-01-01A	EA	RECEPTACLE-DUPLEX, IVORY - WIRECON WDRU15IV
5	112824-01-03A	EA	COVER-EXTERIOR DUPLEX RECEPTACLE, WHITE - P&S 3780-SC-WH
6	061424-01-000	EA	LIGHT-AISLE, 12V - RECTANGULAR
6	008103-01-000	EA	BULB-DASH/AISLE LIGHT, #53 - 12 V - .12 AMP
7	098351-06-01A	EA	PLATE-SWITCH, 2 GANG W/LABEL - JENSEN - POLISHED BRASS
7	098351-05-01A	EA	PLATE-SWITCH, 3 GANG - POLISHED BRASS - JENSEN - ELECTRIC STEP OPTION
7	079364-01-000	EA	SWITCH-ON/OFF ROCKER, 2 PRONGS - BROWN
7	095188-01-01A	EA	SPACER-SWITCH, 2.3" X 3.4" - PLASTIC - DARK BROWN
7	095188-02-01A	EA	SPACER-SWITCH, 2.3" X 4.1" - PLASTIC - DARK BROWN - ELECTRIC STEP OPTION
	086280-01-000	EA	LIGHT-SURFACE MOUNT, 12V - JENSEN 1236
	086280-01-700	EA	BULB - 12V, 6 WATT
	087695-01-000	EA	SWITCH-HEATER, EXTERIOR MIRROR - EURAMTEC
			FROM: 00-00-00 THRU: 09-10-95
	087695-02-000	EA	SWITCH-HEATER, EXTERIOR MIRROR - EURAMTEC DAV4720-12
			FROM: 09-11-95 THRU: 99-99-99
	088246-01-000	EA	SWITCH-REMOTE, EXTERIOR MIRROR - SQUARE PUSH 7471290
	054250-04-000	EA	COVER-ANGLED, W/O HOLE - 3.6" X 4.5" - PLASTIC - OFF WHITE
			ELECTRICAL PLATE SUPPORT
	073626-04-000	EA	COVER-ELECTRIC, 10.4" X 7.8" - BEIGE PLASTIC
	079364-03-000	EA	SWITCH-ON/OFF ROCKER, 3 PRONGS - BROWN
	058708-02-000	EA	RECEPTACLE-ELECTRIC, DOUBLE - IVORY

ELECTRICAL GROUP (CONTINUED)
HOUSINGS, PINS, TABS & SOCKETS

KEY	PART NUMBER	U/M DESCRIPTION
	088473-01-000	EA HOUSING-PIN, 12 CAVITY - AMP 1-480708-0
	088473-02-000	EA HOUSING-PIN, 15 CAVITY - AMP 1-480710-0
	088473-03-000	EA HOUSING-PIN, 9 CAVITY - AMP 1-480706-0
	088473-05-000	EA HOUSING-PIN, 6 CAVITY - AMP 640585-1
	088473-06-000	EA HOUSING-PIN, 6 CAVITY - AMP 1-480704-0
	088473-08-000	EA HOUSING-PIN, 4 CAVITY - AMP 1-480702-0
	088473-09-000	EA HOUSING-PIN, 3 CAVITY - AMP 1-480700-0
	088473-10-000	EA HOUSING-PIN, 2 CAVITY - AMP 1-480698-0
	100690-01-000	EA HOUSING-5 PIN, WEATHER PACK
	108355-01-000	EA HOUSING-SWITCH - CARLING VCH
	088474-01-000	EA HOUSING-SOCKET, 12 CAVITY - AMP 1-480709-0
	088474-02-000	EA HOUSING-SOCKET, 12 CAVITY - AMP 1-480711-0
	088474-03-000	EA HOUSING-SOCKET, 9 CAVITY - AMP 1-480707-0
	088474-06-000	EA HOUSING-SOCKET, 6 CAVITY - AMP 1-480705-0
	088474-07-000	EA HOUSING-SOCKET, 5 CAVITY - AMP 1-480764-0
	088474-08-000	EA HOUSING-SOCKET, 4 CAVITY - AMP 1-480703-0
	088474-09-000	EA HOUSING-SOCKET, 3 CAVITY - AMP 1-480701-0
	088474-10-000	EA HOUSING-SOCKET, 2 CAVITY - AMP 1-480699-0
	088475-01-000	EA PIN-CONNECTOR, 14 TO 20 AWG
	088475-02-000	EA PIN-CONNECTOR, 10 TO 12 AWG
	098265-02-000	EA PIN-CONNECTOR, WEATHER PACK - PACKARD12089305
	088476-01-000	EA SOCKET-CONNECTOR, BRASS - PRE-TIN
	088476-02-000	EA SOCKET-CONNECTOR, 12-10 GA - PHOS. BRZ - PRE-TIN
	098261-02-000	EA SOCKET-CONNECTOR, WEATHERPACK - PACKARD 12124580
	103608-01-000	EA SOCKET-WEDGE BASE W/LEADS - JKL 2944-6 OR EQUIVALENT
	098262-01-000	EA SEAL-CONNECTOR, WEATHER PACK - PACKARD 12010293
	104100-01-000	EA HOUSING - 1 POSITION, 75 AMP - AMP 53884-1
	106006-01-000	EA HOUSING - 1 POSITION, FEMALE - PACKARD 12015952
	113468-01-000	EA HOUSING - 2 POSITION, FEMALE - 56-SERIES - PACKARD 02965981 USED ON WIPER/WASHER WIRE ASM
	119248-02-000	EA HOUSING - 7 POSITION, FEMALE - METRI-PACK - PACKARD 12059472

CONDUIT

KEY	PART NUMBER	U/M DESCRIPTION
	041953-01-000	FT CONDUIT-CONVOLUTE, SLIT - .5" ID
	041953-03-000	FT CONDUIT-CONVOLUTE, SLIT - 1" ID (CLOTHES ROD COVER)
	041953-05-000	FT CONDUIT-CONVOLUTE, SOLID - .62" ID
	041953-06-000	FT CONDUIT-CONVOLUTE, SLIT - .375" ID
	041953-07-000	FT CONDUIT-CONVOLUTE, SLIT - .25" ID
	041953-08-000	FT CONDUIT-CONVOLUTE, SLIT - 1.50" ID
	041953-09-000	FT CONDUIT-CONVOLUTE, SLIT - .50" ID
	041953-10-000	FT CONDUIT-CONVOLUTE, SLIT - .75" ID
	041953-12-000	FT CONDUIT-CONVOLUTE, NON SLIT - 1.1" ID

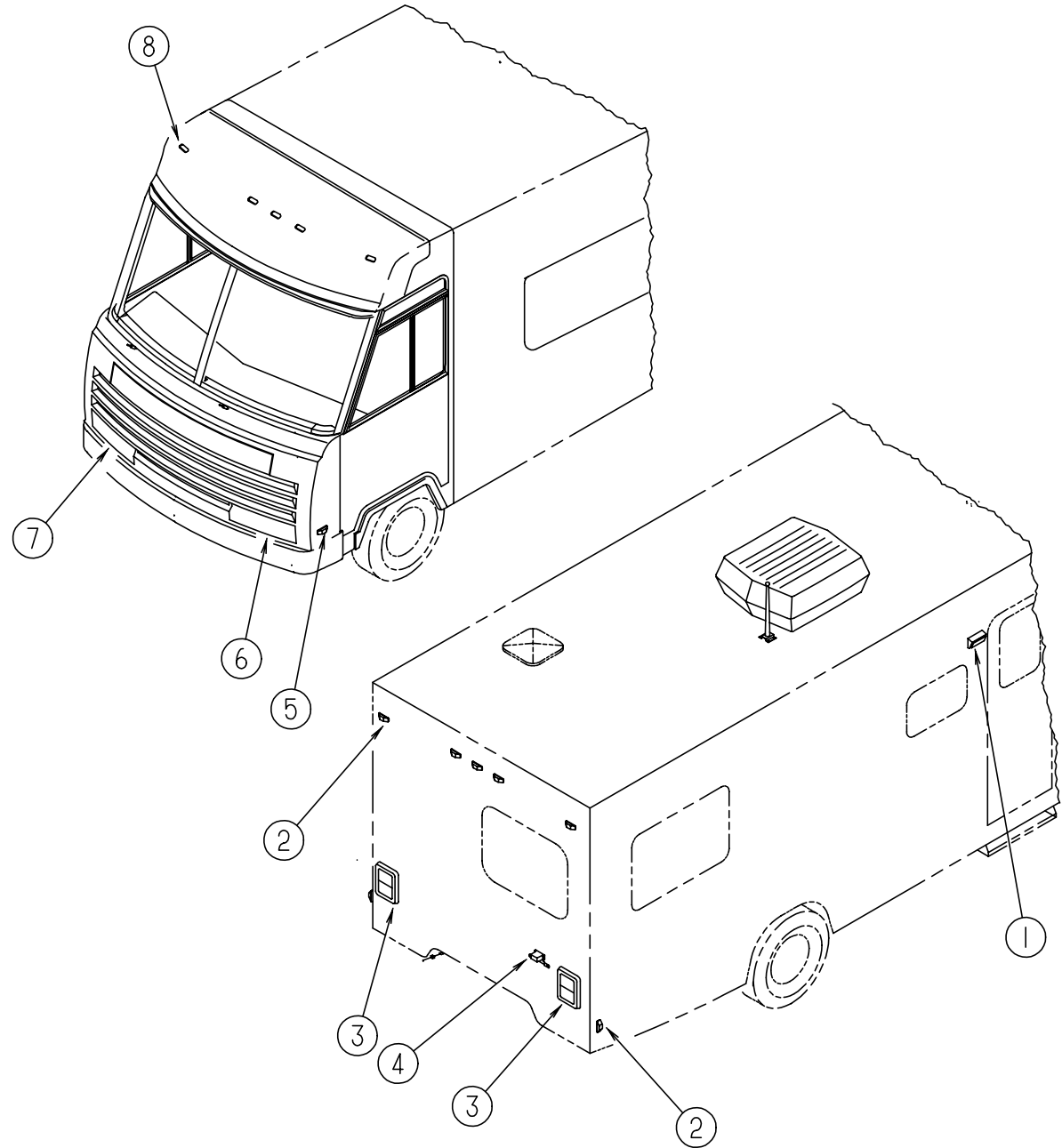
CONNECTORS

KEY	PART NUMBER	U/M DESCRIPTION
	008311-01-000	EA CONNECTOR-WIRE NUT, INSULATED - RED
	008312-01-000	EA CONNECTOR-WIRE NUT, INSULATED - BLUE
	008314-01-000	EA CONNECTOR-WIRE NUT, INSULATED - GRAY
	008355-01-000	EA CONNECTOR-CABLE CLAMPING, 3/4"
	008356-01-000	EA CONNECTOR-PLASTIC, 3/8" AVG
	041480-01-000	EA CONNECTOR-STRAIGHT, 1/2" FLEX CONDUIT
	058028-01-000	EA CONNECTOR-ELECTRICAL PIGTAIL, NYLON - CLEAR
	082741-01-000	EA CONNECTOR BODY - 2 CONNECTOR MALE
	087695-03-000	EA CONNECTOR-ASSEMBLY - EURAMTEC RT10484802 FROM: 09-01-95 THRU: 99-99-99
	007954-01-000	EA RECEPTACLE-HOUSING, 6 POSITION
	080015-02-000	EA RECEPTACLE-FLAG, .185 - 16/14 GA - AMP 3

ELECTRICAL GROUP (CONTINUED)
ELECTRICAL MISCELLANEOUS

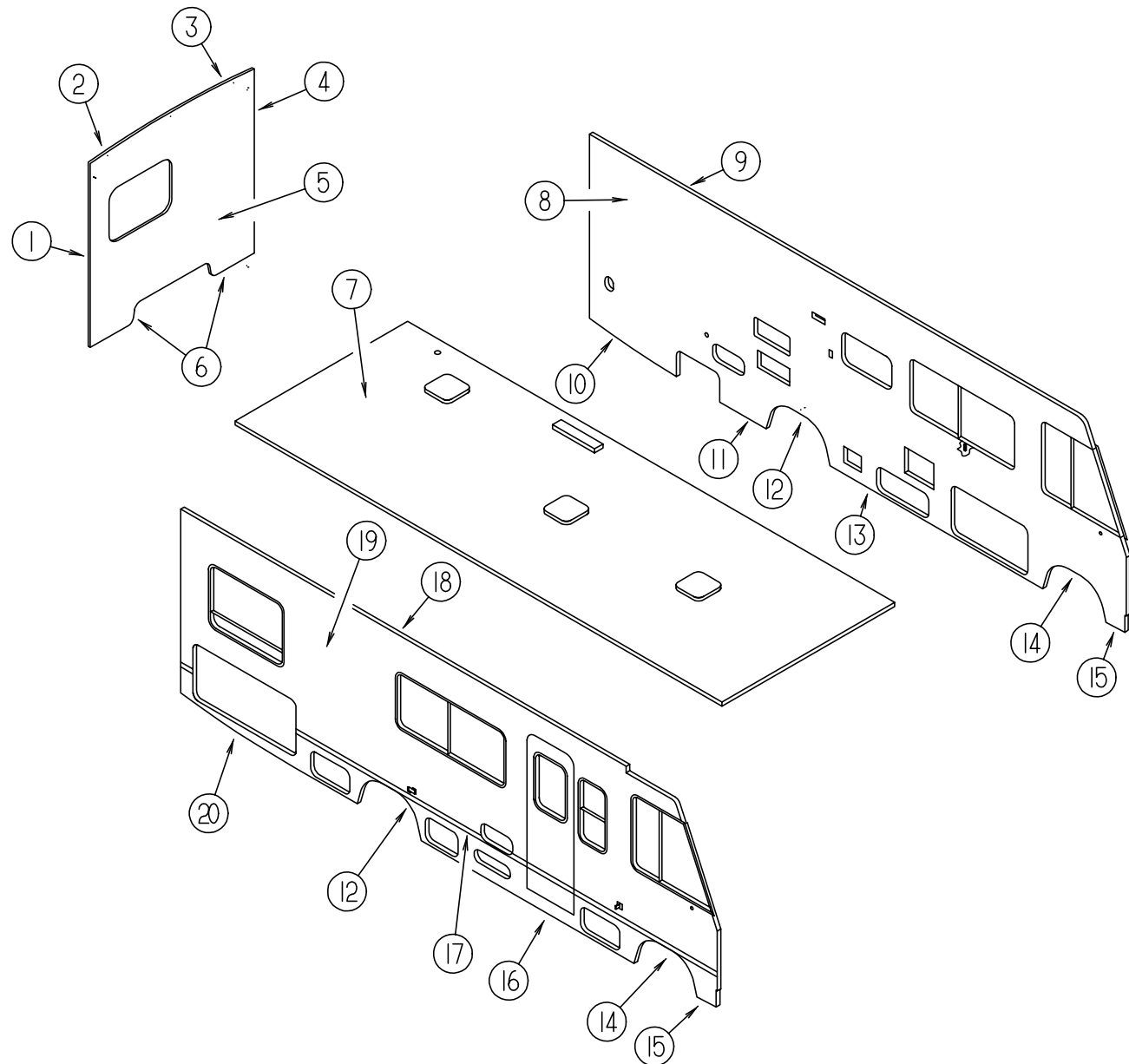
KEY	PART NUMBER	U/M DESCRIPTION
	073328-B4-000	EA CABLE ASSEMBLY-BATTERY, W/TERMINALS
	112823-01-000	EA SPLICE-REDUCER, 16-14T0 18-22 - ETC BA-631X
	063912-02-000	EA RELAY-CANISTER, SPDT - BOSCH 0332204101
	077479-01-000	EA BOOT-BATTERY TERMINAL, DOUBLE CABLE
	077479-02-000	EA BOOT-BATTERY TERMINAL, SINGLE CABLE
	087225-01-000	FT SLEEVING - 1/2", TYPE H - VARFLEX
	087225-02-000	FT SLEEVING - 5/8", TYPE H - VARFLEX VARGLAS
	103987-02-000	EA SEAL-SOLENOID ACCESS
	007093-01-000	EA FLASHER-SIGNAL, STAT
	007956-05-000	EA INSULATOR-SHRINK, .25 ID X 1.50 - BLACK
	008188-01-000	EA SOLENOID - 3 POST, BATTERY CHANGE OVER
	063910-01-000	EA HOUSING-RELAY, BOSCH 3 334 485 008
	086233-01-000	EA STUD-ISOLATED, 3/8" X 7/8" LONG
	086273-01-000	EA RELAY-BATTERY DISCONNECT

ELECTRICAL GROUP (CONTINUED)
EXTERIOR LIGHTS



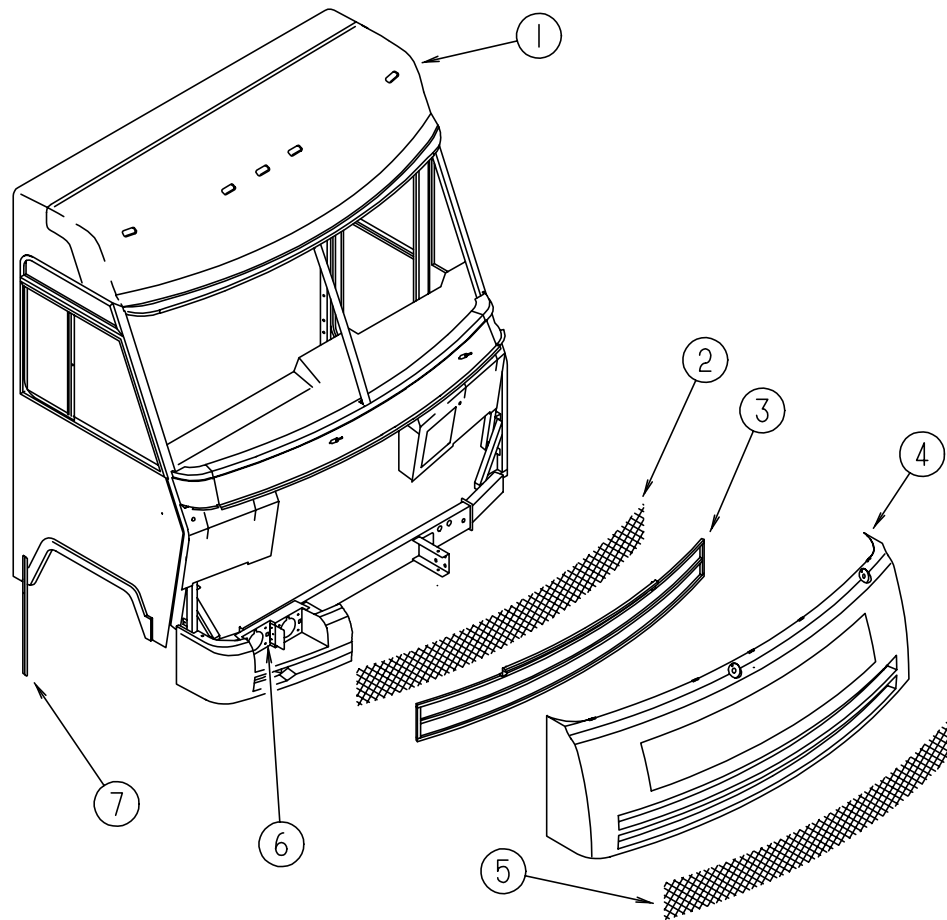
KEY	PART NUMBER	U/M	DESCRIPTION	VENDOR NO.
1	097917-01-06A	EA	LIGHT-PORCH, ENTRY DOOR - BRIGHT WHITE	
	008215-01-000	EA	BULB - 12V, #1003 - .94 AMP	
	097917-01-700	EA	LENS-LIGHT, PORCH	
2	111102-01-000	EA	LAMP-MARKER, BASE - TRIPLEX 117XAS	
	111102-03-000	EA	LENS-MARKER LAMP, RED - TRIPLEX 117R	
	036196-01-000	EA	BULB - 12V, #194 - .27 AMP - BAYONETTE	
3	081638-01-000	EA	TAILLIGHT-DOUBLE, W/BLACK TRIM - DRIVER OR PASSENGER SIDE	
	037934-01-000	EA	BULB - 12V, #1156 - 2.1 AMP - CLEAR GLASS	
	037935-01-000	EA	BULB - 12V, #1157 OR #2057 - 2.1 AMP - CLEAR GLASS	
	081638-01-700	EA	LENS-TAILLIGHT, RED - BARGMAN	30-84-010
	081638-01-701	EA	LENS-TAILLIGHT, W/BACKUP - BARGMAN	30-84-700
4	103355-01-05A	EA	POD-TAILLIGHT, BRIGHT WHITE	
	066432-02-000	EA	LIGHT-LICENSE, BLACK	
	066432-03-000	EA	BRACKET-LICENSE PLATE - BARGMAN 30-60-030	
5	111102-01-000	EA	LAMP-MARKER, BASE - TRIPLEX 117XAS	
	111102-02-000	EA	LENS-MARKER LAMP, AMBER - TRIPLEX 118A	
6	036196-01-000	EA	BULB - 12V, #194 - .27 AMP - BAYONETTE	
	049186-04-000	EA	HEADLAMP ASM-DRIVER, HIGH/LOW BEAM - HALOGEN - KD 92749-201	
7	049188-04-000	EA	HEADLAMP ASM-DRIVER, HIGH BEAM - HALOGEN - KD 92750-201	
	049185-04-000	EA	HEADLAMP ASM-PASS, HIGH/LOW BEAM - HALOGEN - KD 92751-201	
8	049187-04-000	EA	HEADLAMP ASM-PASS, HIGH BEAM - HALOGEN - KD 92748-201	
	049359-01-000	EA	SPRING-RETAINER, HEADLAMP - GM 496096	
8	102520-01-000	EA	LIGHT-CLEARANCE, W/O SOCKET CONNECTIONS - AMBER	
	036196-01-000	EA	BULB - 12V, #194 - .27 AMP - BAYONETTE	
	102540-01-000	EA	SEAL-SCREW, ROUND - RUBBER	
	102541-01-000	EA	GASKET-CLEARANCE LIGHT	
	112823-01-000	EA	SPLICE-REDUCER, 16-14 TO 18-22 - ETC BA-631X	
	067789-02-000	EA	SOCKET-LAMP	

EXTERIOR BODY GROUP
EXTERIOR BODY PANELS AND TRIM



KEY	PART NUMBER	U/M	DESCRIPTION
1	114874-05-12B	EA	TRIM-BACKWALL SIDE, RIGHT - BRIGHT WHITE - STEEL
1	104033-11-02A	EA	TRIM-J, BACKWALL - RIGHT - BRIGHT WHITE - ALUMINUM
2	114872-01-02A	EA	TRIM-BACKWALL, TOP W/O CLEARANCE LIGHTS - RIGHT - BRIGHT WHITE PLASTIC
3	114873-01-02A	EA	TRIM-BACKWALL, TOP W/O CLEARANCE LIGHTS - LEFT - BRIGHT WHITE PLASTIC
4	114874-06-12B	EA	TRIM-BACKWALL SIDE, LEFT - BRIGHT WHITE - STEEL
4	104033-12-02A	EA	TRIM-J, BACKWALL - LEFT - BRIGHT WHITE - ALUMINUM
5	P18642-01-G29	EA	BACKWALL-W/O WINDOW, LIGHTS, OR DECALS (G29)
5	P18642-01-G30	EA	BACKWALL-W/O WINDOW, LIGHTS, OR DECALS (G30)
5	P18642-01-G31	EA	BACKWALL-W/O WINDOW, LIGHTS, OR DECALS (G31/G32)
5	M07419-12-G29	EA	BACKWALL-W/O WINDOW, LIGHTS, OR DECALS - RAISED BED OPTION (G29)
5	M07419-12-G30	EA	BACKWALL-W/O WINDOW, LIGHTS, OR DECALS - RAISED BED OPTION (G30)
5	M07419-12-G31	EA	BACKWALL-W/O WINDOW, LIGHTS, OR DECALS - RAISED BED OPTION (G31/G32)
6	050406-24-000	EA	TRIM-BACKWALL, LOWER - DRIVER OR PASS SIDE - BRIGHT WHITE - ALUMINUM
7	P19325-01-G29	EA	ROOF-W/O VENTS
8	M05705-50-G29	EA	SIDEWALL ASM-DRIVER SIDE, W/O WINDOWS & TRIM (G29)
8	M05705-50-G30	EA	SIDEWALL ASM-DRIVER SIDE, W/O WINDOWS & TRIM (G30)
8	M05705-50-G31	EA	SIDEWALL ASM-DRIVER SIDE, W/O WINDOWS & TRIM (G31/G32)
8	M07418-19-G29	EA	SIDEWALL ASM-DRIVER SIDE, W/O WINDOWS & TRIM - DRIVER DOOR (G09)
8	M07418-19-G30	EA	SIDEWALL ASM-DRIVER SIDE, W/O WINDOWS & TRIM - DRIVER DOOR (G30)
8	M07418-19-G31	EA	SIDEWALL ASM-DRIVER SIDE, W/O WINDOWS & TRIM - DR DOOR (G31/G32)
9	103801-02-05A	EA	TRIM-ROOF, 16' LONG - W/O DRILLED HOLES - DRIVER SIDE
9	120091-01-02A	EA	TRIM-ROOF, 16' LONG - W/O DRILLED HOLES - DRIVER SIDE - BRIGHT WHITE
			FROM: 00-00-00 THRU: 09-23-95
			FROM: 09-24-95 THRU: 99-99-99
10	111108-10-02A	EA	TRIM-SIDEWALL, BOTTOM - DRIVER SIDE - BRIGHT WHITE
11	108038-34-02A	EA	TRIM-SIDEWALL, BOTTOM - DRIVER SIDE - BRIGHT WHITE
12	108070-01-04A	EA	TRIM-WHEELWELL, REAR - DRIVER OR PASSENGER SIDE - BRIGHT WHITE
13	108039-01-04A	EA	TRIM-SIDEWALL, BOTTOM - CENTER - 3066 MM LONG - BRIGHT WHITE
14	108069-04-03A	EA	TRIM-WHEELWELL, FRONT - DRIVER OR PASSENGER SIDE - BRIGHT WHITE
15	108109-02-02A	EA	TRIM-SIDEWALL, BOTTOM - FRONT - DRIVER OR PASS SIDE - BRIGHT WHITE
	116800-55-005	EA	U-CHANNEL-EXTRUDED, 1.7" X 16' - BRIGHT WHITE
16	108039-01-04A	EA	TRIM-SIDEWALL, BOTTOM - 3066 MM LONG - BRIGHT WHITE
17	108688-01-03A	EA	STRIP-FEATURE, W/O INSERT OR END CAPS - 15' LONG - BRIGHT WHITE
	108651-01-01A	EA	END CAP-FEATURE STRIP
	105312-01-07A	FT	INSERT-FEATURE STRIP
18	103802-02-05A	EA	RAIL-AWNING, 16' LONG - W/O DRILLED HOLES - PASS SIDE - BRIGHT WHITE
			FROM: 00-00-00 THRU: 09-23-95
18	120092-01-02A	EA	RAIL-AWNING, 16' LONG - W/O DRILLED HOLES - PASS SIDE - BRIGHT WHITE
			FROM: 09-24-95 THRU: 99-99-99
19	M05704-50-G29	EA	SIDEWALL ASM-PASSENGER SIDE, W/O WINDOWS & TRIM (G29)
19	M05704-50-G30	EA	SIDEWALL ASM-PASSENGER SIDE, W/O WINDOWS & TRIM (G30)
19	M05704-50-G31	EA	SIDEWALL ASM-PASSENGER SIDE, W/O WINDOWS & TRIM (G31/G32)
19	M05704-51-G29	EA	SIDEWALL ASM-PASSENGER SIDE, W/O WINDOWS & TRIM (G29)
			RAISED BED OPTION
19	M05704-51-G30	EA	SIDEWALL ASM-PASSENGER SIDE, W/O WINDOWS & TRIM (G30)
			RAISED BED OPTION
19	M05704-51-G31	EA	SIDEWALL ASM-PASSENGER SIDE, W/O WINDOWS & TRIM (G31/G32)
			RAISED BED OPTION
20	108038-28-02A	EA	TRIM-SIDEWALL, BOTTOM - PASSENGER SIDE - BRIGHT WHITE
	084852-51-003	EA	ANGLE-EXTRUDED, 1.25" X .75" X 4600 MM - MILL ALUMINUM
	033381-17-001	FT	TUBING-STEEL, 1.5" X 1.5" X 192" - 16 GA - HOT FORMED ASTM A50
	055278-51-259	EA	TUBING-STEEL, .75" X 1.5" X 12.5' LONG
	002726-01-001	EA	GARNISH-U-CHANNEL, 1.38" X 19' - SERRATED - MILL ALUMINUM
	069726-02-000	EA	BUMPER - .88" DIAMETER X .40", BLACK

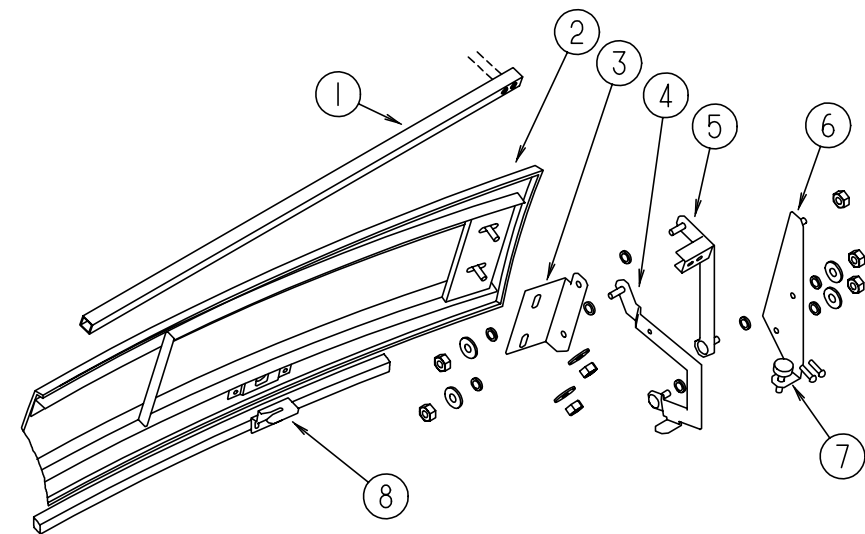
EXTERIOR BODY GROUP (CONTINUED)



FRONT CAP AND FRONT END COMPONENTS

KEY	PART NUMBER	U/M	DESCRIPTION
1	115042-01-02A	EA	PANEL-ROOF CAP, BRIGHT WHITE
	070579-06-000	EA	PLATE-ANCHOR, W/7/16 WELD NUT - 1.5" X 3.3"
	077001-01-000	EA	ANGLE-MOUNTING, ROOF PANEL - V ANGLE - 3" X 2.4" X 1.5"
2	115924-03-01A	EA	GRILLE-WOVEN WIRE
3	118182-01-G09	EA	GRILLE ASSEMBLY-TUBE W/O MESH
4	M07546-01-G29	EA	FRONT END ASM-W/O GRILLES, HOOD OR HOOD HINGES - BRIGHT WHITE
5	115924-04-01A	EA	GRILLE-WOVEN WIRE
6	118191-01-01A	EA	BEZEL-HEADLIGHT, PASSENGER SIDE - BLACK
	118191-02-01A	EA	BEZEL-HEADLIGHT, DRIVER SIDE - BLACK
7	089922-27-000	EA	TRIM-FRONT END/SIDEWALL, DRIVER OR PASSENGER SIDE - BRIGHT WHITE
	099418-01-000	FT	D-SECTION SEAL W/ADHESIVE BACK - .44" X .44" - BLACK RUBBER
	110691-01-01A	EA	BRACKET-SPRING, HEADLAMP - DRIVER OR PASSENGER SIDE - UNPAINTED
	119445-01-02B	EA	PLATE-W/HOLES, 38 MM X 26 MM - STAINLESS STEEL - BLACK

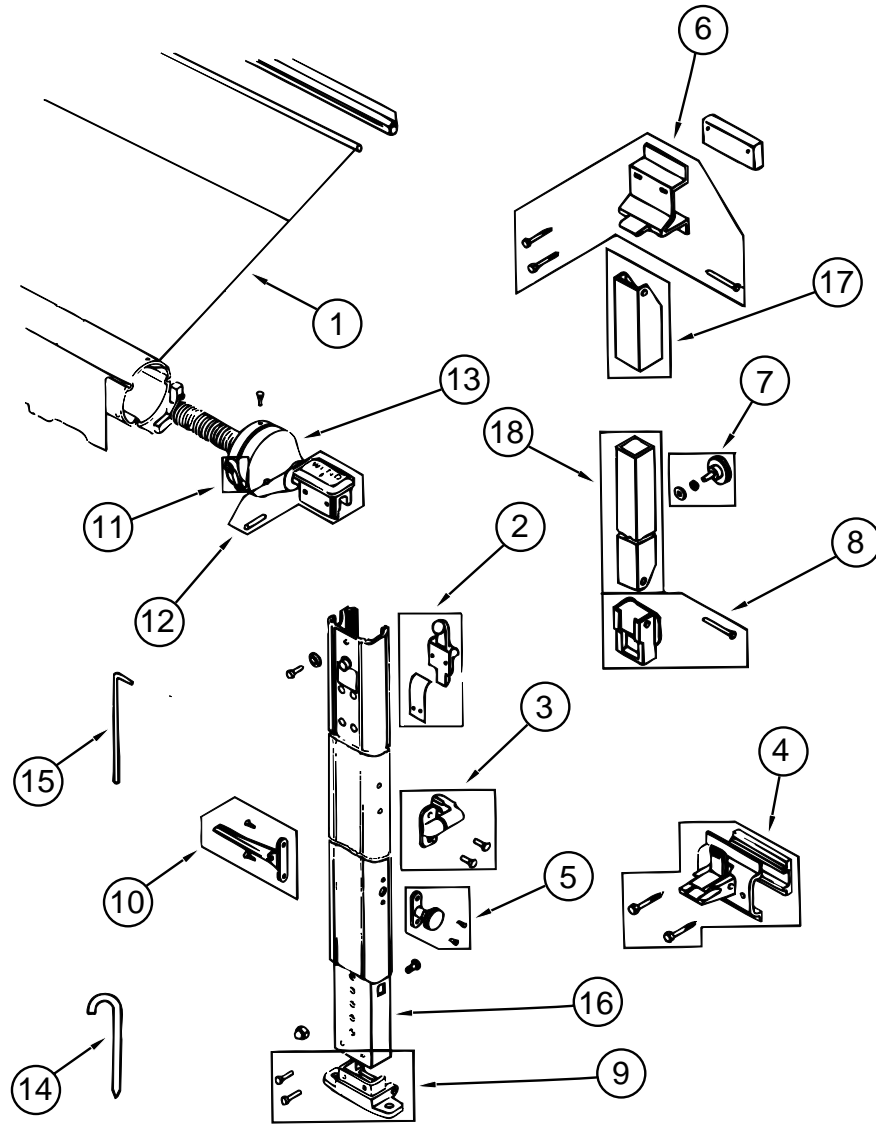
EXTERIOR BODY GROUP (CONTINUED)



HOOD AND FRONT END COMPONENTS

KEY	PART NUMBER	U/M	DESCRIPTION
1	105096-10-000	EA	TUBE-TIMING, HOOD HINGE
2	115976-02-G29	EA	PANEL ASM-HOOD, BRIGHT WHITE
3	109927-03-000	EA	ANGLE-LINK, HOOD - RH
3	109927-04-000	EA	ANGLE LINK, HOOD - LH
4	109930-07-000	EA	LINK ASM-HINGE, HOOD - LOWER - RH
4	109930-08-000	EA	LINK ASM-HINGE, HOOD - LOWER - LH
5	109929-03-000	EA	LINK ASM-HINGE, HOOD - UPPER - RH
5	109929-04-000	EA	LINK ASM-HINGE, HOOD - UPPER - LH
6	109926-07-000	EA	BRACKET ASM-LINK, HINGE, HOOD - RH
6	109926-08-000	EA	BRACKET ASM-LINK, HINGE, HOOD - LH
7	058786-01-000	EA	BOLT-ADJUSTING, HOOD - W/BLACK PAD - .31" #18 X 2"
8	106748-02-000	EA	LATCH-HOOD, FRONT END
	102330-02-000	EA	LOCK-SINGLE HOLE, VISE ACTION - SOUTHCOE 3-56-715-5
	102328-01-000	EA	KEY-BARREL, NICKEL PLATED - SOUTHCOE 3-26-715-19

EXTERIOR BODY GROUP (CONTINUED)



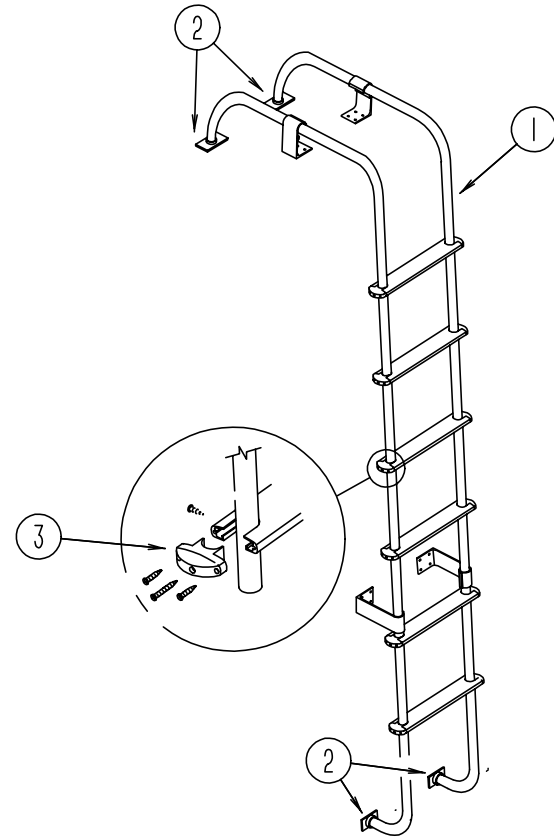
FAULKNER AWNING & HARDWARE

KEY	PART NUMBER	U/M DESCRIPTION	VENDOR NO.
1	110634-08-19A	EA AWNING-ROLLER ASSEMBLY, 14'	
	110634-02-04A	EA HARDWARE KIT-AWNING, BRIGHT WHITE	
2	110634-01-700	EA RAFTER LOCKING MECHANISM KIT	7605-0001
3	110634-01-701	EA SAFETY & LATCH KIT	7509-0001
4	110634-01-702	EA BOTTOM BRACKET KIT	7512-0001
5	110634-01-703	EA HEIGHT LOCK HANDLE KIT	7510-0001
6	110634-01-704	EA UPPER BRACKET KIT W/BOLTS	7505-0001
7	110634-01-705	EA ULTRA RAFTER KNOB KIT	7522-0001
8	110634-01-706	EA RAFTER SLIDE KIT	
9	110634-01-707	EA GROUND BRACKET KIT	7511-0001
10	110634-01-708	EA LIFT HANDLES W/RIVETS	7000-0001
11	110634-01-709	EA RATCHET HANDLE KIT	7507-0001
12	110634-01-710	EA ARM CAP KIT	7503-0001
13	110634-01-711	EA FRONT SPRING ASM	6598-0001
13	110634-01-712	EA REAR SPRING ASM	6599-0001
13	110634-01-713	EA REAR END CAP KIT	7504-0001
14	110634-01-714	EA STAKE - (4 PER BAG)	5208-0001
15	110634-01-715	EA WAND - PULL DOWN	7604-0001
16	110634-01-730	EA ARM-INNER, FRONT - BRIGHT WHITE	1002-0071
16	110634-01-731	EA ARM-INNER, REAR - BRIGHT WHITE	1003-0071
17	110634-01-732	EA RAFTER-OUTER, BRIGHT WHITE	1004-0071
18	110634-01-733	EA RAFTER-INNER, BRIGHT WHITE	1005-0071
	111037-01-01A	EA SPACER-AWNING, UPPER - BLACK	
	111038-01-01A	EA SPACER-AWNING, LOWER - BLACK	

EXTERIOR BODY GROUP (CONTINUED)
FIBERGLASS, STYROFOAM & INSULATION

KEY	PART NUMBER	U/M DESCRIPTION
	044487-01-001	EA ALUMINUM SHEET - .019" X 96" X 360" - MILL FINISH
	044487-01-002	EA ALUMINUM SHEET - .019" X 96" X 432" - MILL FINISH
	044487-51-001	EA ALUMINUM SHEET - .019" X 758 MM X 317 MM - MILL FINISH
	076054-N1-000	EA FIBERGLASS SHEET-FLAT, 96" X 355.5" - BRIGHT WHITE
	076054-P4-000	EA FIBERGLASS SHEET-FLAT, 2438 X 2463 - BRIGHT WHITE
	077517-62-000	EA FIBERGLASS SHEET-FLAT, 48" X 96" - BRIGHT WHITE
	108535-04-701	EA FIBERGLASS SHEET-FLAT, 104" X 396" - BRIGHT WHITE (ROOF COVERING)
	108535-04-705	EA FIBERGLASS SHEET-FLAT, 6" X 34' - BRIGHT WHITE
	100619-01-000	BF FOAM-EXPANDED POLYSTYRENE, 1.34" X 48" X 96"
	100619-04-000	BF FOAM-EXPANDED POLYSTYRENE, .5" X 48" X 96"
	100619-05-000	BF FOAM-EXPANDED POLYSTYRENE, .75" X 48" X 96"
	100619-11-000	BF FOAM-EXPANDED POLYSTYRENE, 2" X 48" X 96"
	000870-08-000	SF STYROFOAM - .75" X 48" X 96" - PLANED - INCREMENTS OF 32 SF
	072877-03-000	EA INSULATION-SOUND BARRIER, LB-1 COMPOSITE EAR
	072878-01-000	EA INSULATION-SOUND BARRIER PAD, .058" X 33" X 58"
	105077-03-000	EA FOAM-PLUG, TUBE - 30.2 MM X 33.1 MM X 45 MM LONG - POLYSTYRENE FOAM FROM: 00-00-00 THRU: 09-23-95
	120107-03-000	EA FOAM-PLUG, TUBE - 29.6 MM X 54.5 MM X 45 MM LONG - POLYSTYRENE FOAM FROM: 09-24-95 THRU: 99-99-99
	105077-04-000	EA FOAM-COVE, ROOF - 100.6 MM X 2438 MM LONG - POLYSTYRENE FOAM FROM: 00-00-00 THRU: 09-23-95
	120107-01-000	EA FOAM-COVE, ROOF - 70.6 MM X 2438 MM LONG - POLYSTYRENE FOAM FROM: 09-24-95 THRU: 99-99-99
	105077-07-000	EA FOAM-PLUG, TUBE - 56.9 MM X 78.8 MM X 45 MM LONG - POLYSTYRENE FOAM FROM: 00-00-00 THRU: 09-23-95
	120107-02-000	EA FOAM-PLUG, TUBE - 57 MM X 74.3 MM X 45 MM LONG - POLYSTYRENE FOAM FROM: 09-24-95 THRU: 99-99-99

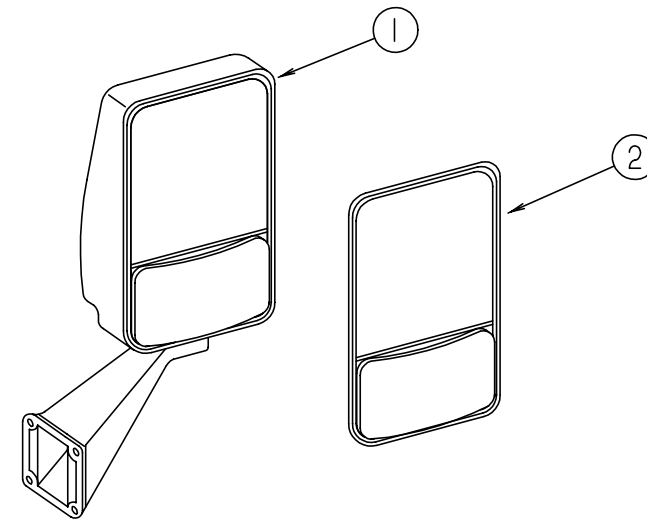
EXTERIOR BODY GROUP (CONTINUED)



LADDER

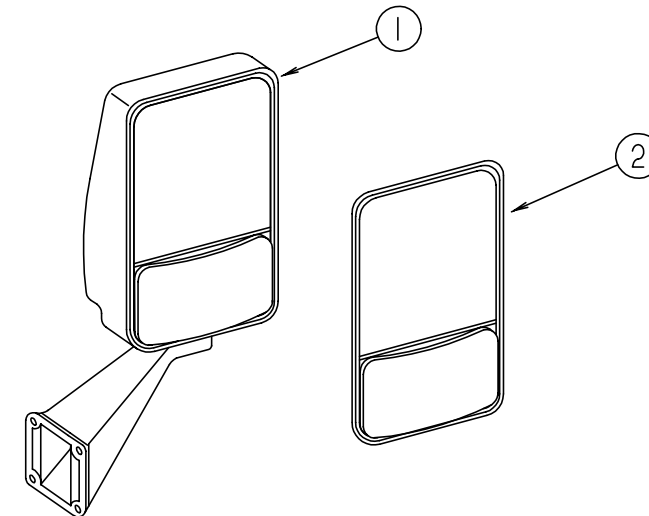
KEY	PART NUMBER	U/M DESCRIPTION
1	102953-16-G09	EA LADDER ASSEMBLY
2	067165-01-000	EA MOUNTING BRACKET-LADDER, LOWER
3	076980-02-000	EA END CAP-STEP, BLACK

EXTERIOR BODY GROUP (CONTINUED)



VELVAC HEATED EXTERIOR MIRRORS

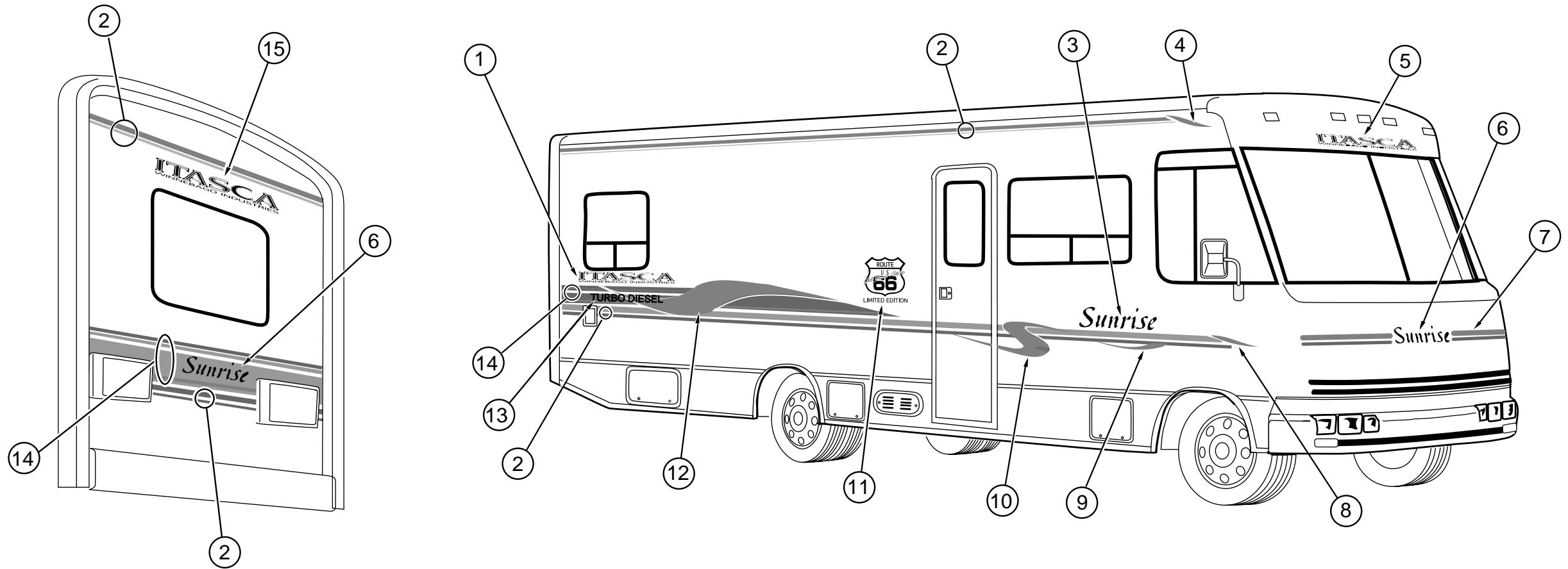
KEY	PART NUMBER	U/M DESCRIPTION	VENDOR NO.
1	106015-05-01A	EA MIRROR ASM. - REMOTE/HEATED - W/O WIRING OR SWITCHES - PASS SIDE VELVAC 713170	
1	106015-06-01A	EA MIRROR ASM - REMOTE/HEATED - W/O WIRING OR SWITCHES - DRIVER SIDE VELVAC 713171	
2	086261-01-704	EA MIRROR KIT (BEZEL W/MIRRORS) PASSENGER SIDE	709268
2	086261-02-701	EA MIRROR KIT (BEZEL W/MIRRORS) DRIVER SIDE	709269
	087695-01-000	EA SWITCH-HEATER, EXTERIOR MIRROR - EURAMTEC FROM: 00-00-00 THRU: 09-10-95	
	087695-02-000	EA SWITCH-HEATER, EXTERIOR MIRROR - EURAMTEC DAV4720-12 FROM: 09-11-95 THRU: 99-99-99	
	088246-01-000	EA SWITCH-REMOTE, EXTERIOR MIRROR - SQUARE PUSH 7471290	



VELVAC EXTERIOR MIRRORS

KEY	PART NUMBER	U/M DESCRIPTION	VENDOR NO.
1	106015-09-01A	EA MIRROR ASM-EXTERIOR GLASS RIGHT - BLACK - VELVAC 713126	
1	106015-10-01A	EA MIRROR ASM-EXTERIOR ADJUST GLASS LEFT - BLACK - VELVAC 713125	
2	106015-01-703	EA MIRROR KIT (BEZEL W/MIRRORS) PASSENGER SIDE	709266
2	106015-02-702	EA MIRROR KIT (BEZEL W/MIRRORS) DRIVER SIDE	709267

EXTERIOR BODY GROUP (CONTINUED)
DECALS, FILM STRIPES & PAINT

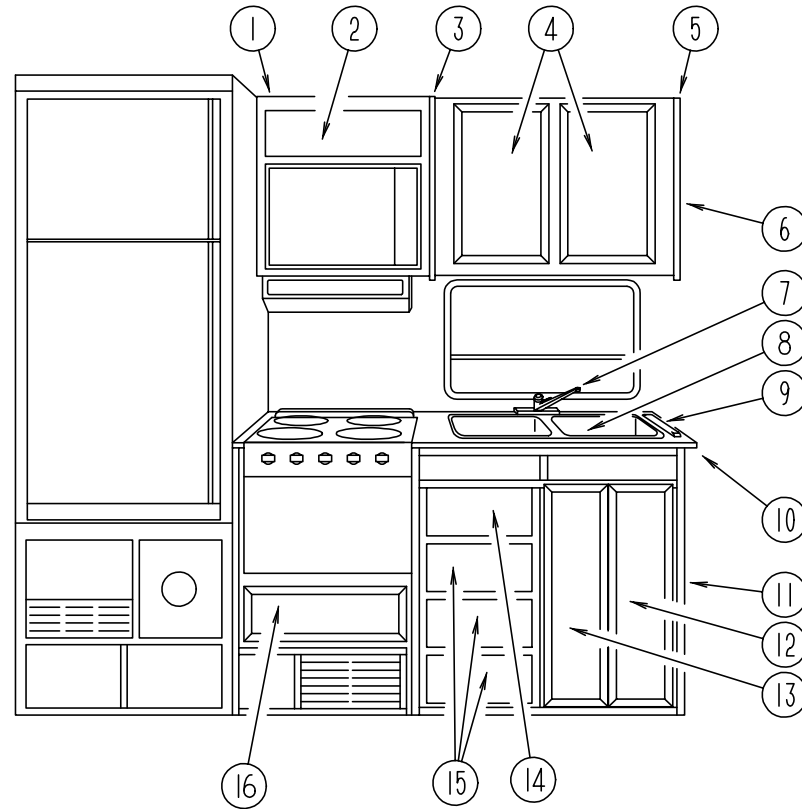


KEY	PART NUMBER	U/M	DESCRIPTION
1	116921-01-03A	EA	DECAL-LOGO, ITASCA WINN. IND. - MALIBU TEAL/MALIBU TEAL/MALIBU TEAL
2	105781-47-01A	FT	FILM-MULTISTRIFE, 82.5 MM WIDE - MEDIUM BLUE/SHADOW BLUE
3	118717-01-01A	EA	DECAL-LOGO, SUNRISE - LARGE - MEDIUM BLUE/SHADOW BLUE/BRIGHT WHITE
4	118715-01-01A	EA	DECAL-RIBBON, SMALL - RH - MALIBU TEAL/CHAMPAGNE/MEDIUM BLUE/WHITE
4	118715-02-01A	EA	DECAL-RIBBON, SMALL - LH - MALIBU TEAL/CHAMPAGNE/MEDIUM BLUE/WHITE
5	118312-01-02A	EA	DECAL-ITASCA, WINN. IND. - SWEEP - MALIBU TEAL/MALIBU TEAL/MALIBU TEAL
6	118717-02-01A	EA	DECAL-LOGO, SUNRISE - SMALL - MEDIUM BLUE/SHADOW BLUE/BRIGHT WHITE
7	118716-01-01A	EA	DECAL-HOOD - MEDIUM BLUE/SHADOW BLUE
8	118711-01-01A	EA	DECAL-RIBBON, #1 - RH - MALIBU TEAL/CHAMPAGNE STAR/MEDIUM BLUE/WHITE
8	118711-02-01A	EA	DECAL-RIBBON, #1 - LH - MALIBU TEAL/CHAMPAGNE STAR/MEDIUM BLUE/WHITE
9	118712-01-01A	EA	DECAL-RIBBON, #2 - RH - MALIBU TEAL/CHAMPAGNE STAR/MEDIUM BLUE/WHITE
9	118712-02-01A	EA	DECAL-RIBBON, #2 - LH - MALIBU TEAL/CHAMPAGNE STAR/MEDIUM BLUE/WHITE
10	118713-01-01A	EA	DECAL-RIBBON, #3 - RH - MALIBU TEAL/CHAMPAGNE STAR/MEDIUM BLUE/WHITE
10	118713-02-01A	EA	DECAL-RIBBON, #3 - LH - MALIBU TEAL/CHAMPAGNE STAR/MEDIUM BLUE/WHITE
11	116404-01-01A	EA	DECAL-ROUTE 66
12	118714-01-01A	EA	DECAL-RIBBON, #4 - RH - MALIBU TEAL/CHAMPAGNE STAR/MEDIUM BLUE/WHITE
12	118714-02-01A	EA	DECAL-RIBBON, #4 - LH - MALIBU TEAL/CHAMPAGNE STAR/MEDIUM BLUE/WHITE
13	111318-03-03A	EA	DECAL-TURBO DIESEL - BRIGHT WHITE
14	118710-01-01A	FT	FILM-MULTISTRIFE, 174.6 MM WIDE - SHADOW BLUE/AMETHYST FROST/ AMETHYST FROST/MEDIUM BLUE
15	116921-02-03A	EA	DECAL-LOGO, ITASCA WINN. IND. - MALIBU TEAL/MALIBU TEAL/MALIBU TEAL
	041561-03-000	EA	PAINT - 16 OZ SPRAY, OFF WHITE - ACRYLIC ENAMEL

DUPONT COLOR CODES

BRIGHT WHITE #B8951

GALLEY GROUP
GALLEY CABINETRY



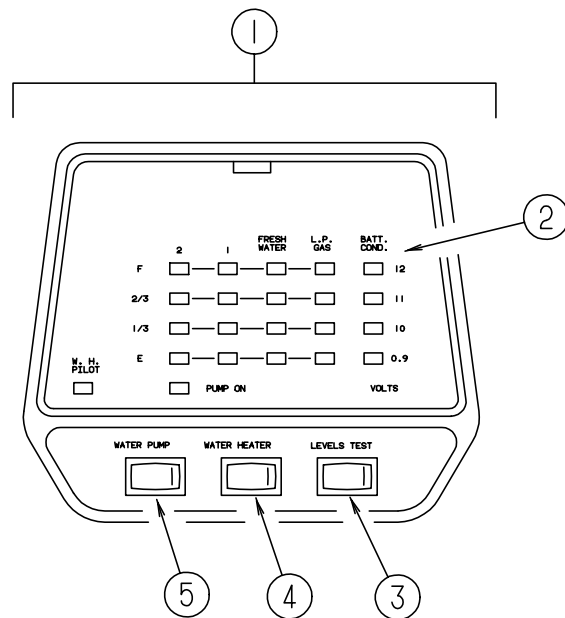
KEY	PART NUMBER	U/M	DESCRIPTION
1	114390-01-G09	EA	CABINET-OVERHEAD, W/O DOOR
2	M05992-11-G09	EA	DOOR-CABINET, W/O HARDWARE - 180 MM X 555 MM
3	081320-16-G09	EA	CAP-END, OVERHEAD - FRONT
4	M06803-05-G09	EA	DOOR-CABINET, W/O HARDWARE - 365 MM X 555 MM
5	103276-01-G09	EA	CABINET-OVERHEAD, W/O DOORS
	103276-11-G09	EA	SHELF ASM-OVERHEAD CABINET
6	081320-17-G09	EA	CAP-END, OVERHEAD - FRONT
7	104114-02-01A	EA	FAUCET-GALLEY, SINGLE CONTROL - CHROME - BPC 20PL1038-8"
	103635-01-000	EA	FAUCET-SINGLE CONTROL, (WATER PURIFIER) EVERPURE 5435-00
8	110654-01-000	EA	SINK-DOUBLE, LARGE/SMALL BASINS - SST - DAYTON FR2917
	092303-01-000	EA	STRAINER-SINK
	092303-01-700	EA	STRAINER-SINK
	092303-01-701	EA	STRAINER-SINK
	108464-04-E08	EA	COVER-SINK (G29/G32)
	108464-04-F11	EA	COVER-SINK (G30)
	108464-04-E38	EA	COVER-SINK (G31)
9	098335-02-G29	EA	RAIL-GALLEY, 22.2" LONG (G29)
			FROM: 00-00-00 THRU: 02-03-96
9	098335-18-G29	EA	RAIL-GALLEY, 25" LONG (G29)
			FROM: 02-04-96 THRU: 99-99-99
9	098335-02-G30	EA	RAIL-GALLEY, 22.2" LONG (G30)
			FROM: 00-00-00 THRU: 02-03-96
9	098335-18-G30	EA	RAIL-GALLEY, 25" LONG (G30)
			FROM: 02-04-96 THRU: 99-99-99
9	098335-02-E04	EA	RAIL-GALLEY, 22.2" LONG (G31)
			FROM: 00-00-00 THRU: 02-03-96
9	098335-18-E04	EA	RAIL-GALLEY, 25" LONG (G31)
			FROM: 02-04-96 THRU: 99-99-99
9	098335-02-E08	EA	RAIL-GALLEY, 22.2" LONG (G32)
			FROM: 00-00-00 THRU: 02-03-96
9	098335-18-E08	EA	RAIL-GALLEY, 25" LONG (G32)
			FROM: 02-04-96 THRU: 99-99-99
10	111181-13-G29	EA	COUNTERTOP-GALLEY CABINET (G29)
10	111181-13-G30	EA	COUNTERTOP-GALLEY CABINET (G30)
10	111181-13-F05	EA	COUNTERTOP-GALLEY CABINET (G31)
10	111181-13-E08	EA	COUNTERTOP-GALLEY CABINET (G32)
11	M07426-03-G29	EA	CABINET-GALLEY, W/COUNTERTOP - W/O DOORS OR DRAWERS
11	M07426-03-G30	EA	CABINET-GALLEY, W/COUNTERTOP - W/O DOORS OR DRAWERS
11	M07426-03-G31	EA	CABINET-GALLEY, W/COUNTERTOP - W/O DOORS OR DRAWERS
11	M07426-03-G32	EA	CABINET-GALLEY, W/COUNTERTOP - W/O DOORS OR DRAWERS
12	M06803-09-G09	EA	DOOR-CABINET, W/O HARDWARE - 230 MM X 675 MM
13	M06803-08-G09	EA	DOOR-CABINET, W/O HARDWARE - 230 MM X 675 MM
14	M05971-83-G09	EA	DRAWER-CABINET, W/O HDW - 155 MM X 310 MM FACE SIZE
15	M05971-11-G09	EA	DRAWER-CABINET, W/O HDW - 155 MM X 310 MM FACE SIZE
16	M05971-50-G09	EA	DRAWER-CABINET, W/O HDW - 180 MM X 560 MM FACE SIZE
	090329-01-000	FT	SEAL-T, REFRIGERATOR CABINET - .6" WIDE TOP X 2" TAIL

GALLEY GROUP (CONTINUED)
BLACK & DECKER COFFEE MAKER

KEY	PART NUMBER	U/M DESCRIPTION	VENDOR NO.
	103799-01-02A	EA COFFEE MAKER-GRAY W/GLASS POT - BLACK & DECKER - MADE BY G.E. FROM: 00-00-00 THRU: 04-07-96	
	103799-01-700	EA CARAFE-GLASS POT - BLACK & DECKER	679420
	103799-01-701	EA BRACKETS-WHITE, PAIR - BLACK & DECKER	164734-06
	103799-02-01A	EA COFFEE MAKER WITH CLOCK, WHITE - BLACK & DECKER SDC2B FROM: 04-08-96 THRU: 99-99-99	

MCD MICROWAVE OVEN

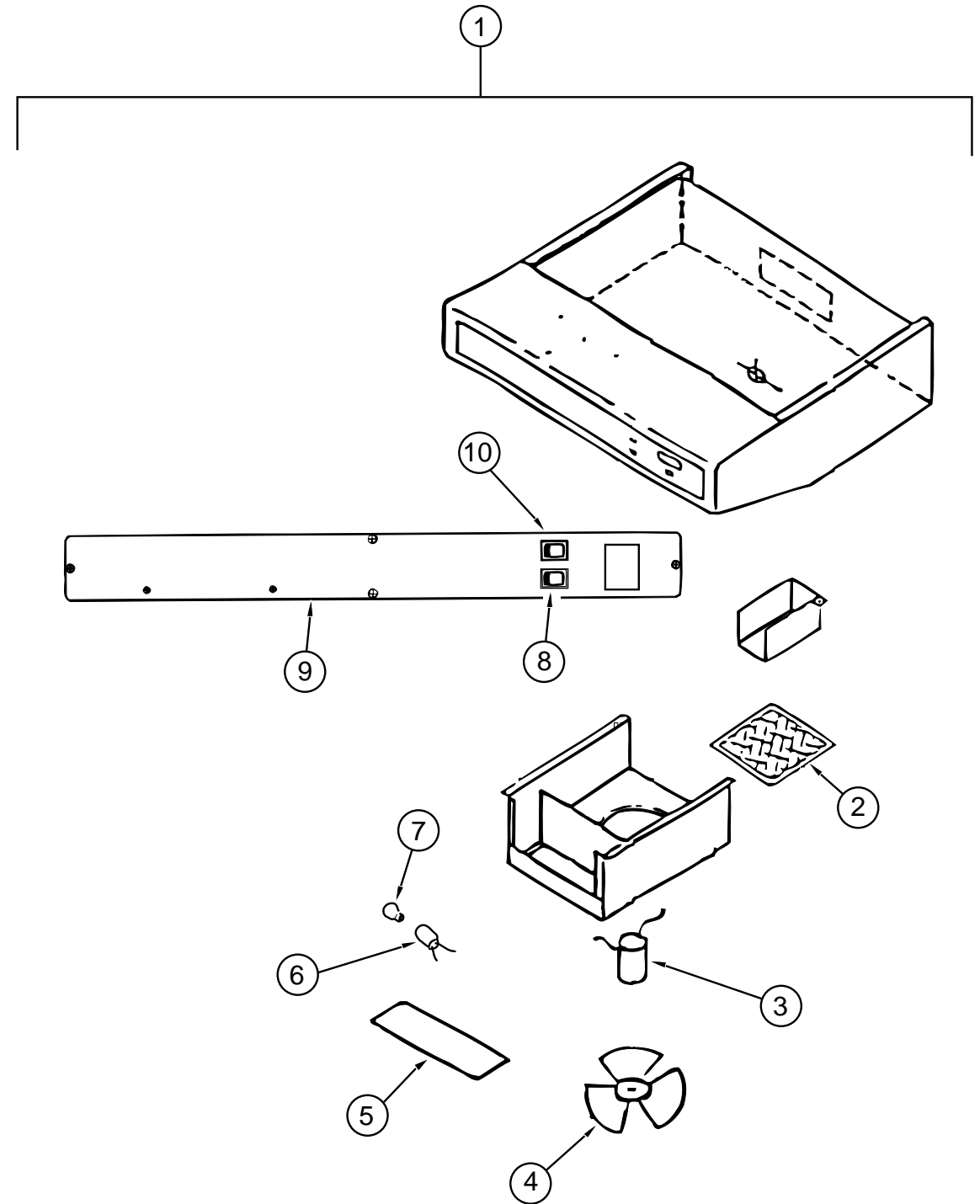
KEY	PART NUMBER	U/M DESCRIPTION	VENDOR NO.
	115303-01-000	EA OVEN-MICROWAVE - MAGIC CHEF DM15K-7B	
	115303-01-700	EA TRIM F/VENT - TOP - MAGIC CHEF	2100309
	115401-01-01A	EA TRIM-MICROWAVE, LOWER - BLACK	
	094750-07-000	EA BRACKET-MICROWAVE, 89 DEGREE - STEEL	
	098916-14-01A	EA BRACE-MICROWAVE CABINET, LEFT - 8.9" X 7.5" - STEEL	
	098916-15-01A	EA BRACE-MICROWAVE CABINET, RIGHT - 8.9" X 7.5" - STEEL	



LVS MONITOR PANEL

KEY	PART NUMBER	U/M DESCRIPTION	VENDOR NO.
1	102765-04-01A	EA PANEL-MONITOR, W/PLUG - FOR 2 TANKS & WATER HEATER	
2	102765-04-700	EA BOARD-CIRCUIT, 2 HOLDING TANK	5076-11
3	097617-01-702	EA SWITCH (ALMOND)	107
4	097617-01-701	EA SWITCH-ON/OFF, ALMOND	106
5	102765-01-700	EA SWITCH-ON-ON, ALMOND	110-01

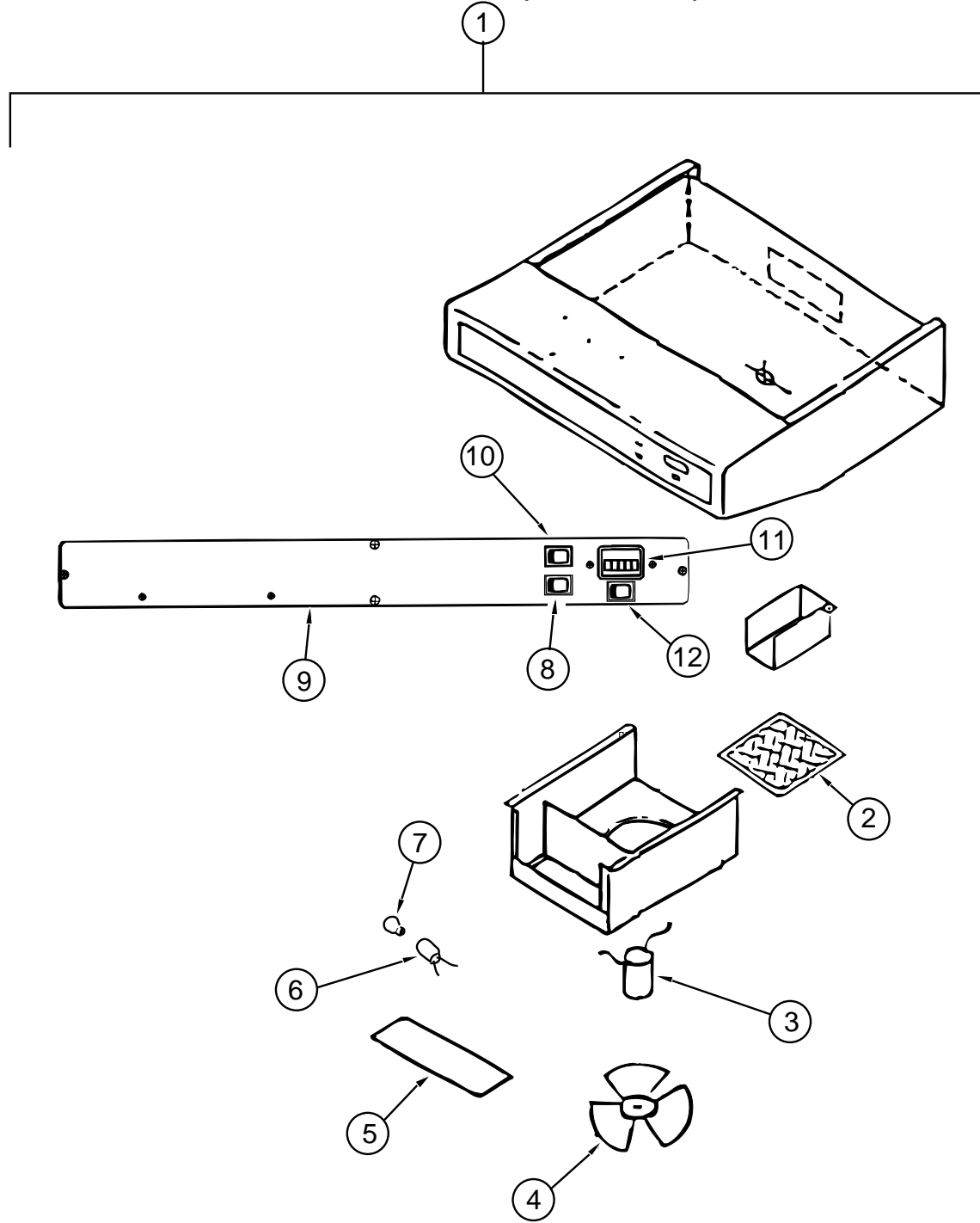
GALLEY GROUP (CONTINUED)



RANGE HOOD MODEL TCS-5008-NBDLG - US - STANDARD

KEY	PART NUMBER	U/M DESCRIPTION	VENDOR NO.
1	100258-16-04A	EA HOOD-RANGE, W/O MONITOR PANEL - VENTLINE TCS-5008-NBDLG	
2	096983-01-707	EA FILTER-GREASE, 8" X 8" - LVS	CC246
3	090973-01-700	EA MOTOR - LVS	CA508-1
4	090973-01-702	EA BLADE-FAN, LVS	VA183-1
5	092696-02-701	EA LENS-LAMP, VENTLINE	CC179
6	092696-01-710	EA SOCKET-LIGHT, VENTLINE	CB267-2
7	092696-01-709	EA BULB - 912, VENTLINE	VA415
8	096983-01-700	EA SWITCH-ON/OFF, VENTLINE	108
9	100258-01-700	EA HOOD-NOSE LABEL	CC428
10	096983-01-702	EA SWITCH-TWO WAY MOMENTARY, VENTLINE	112

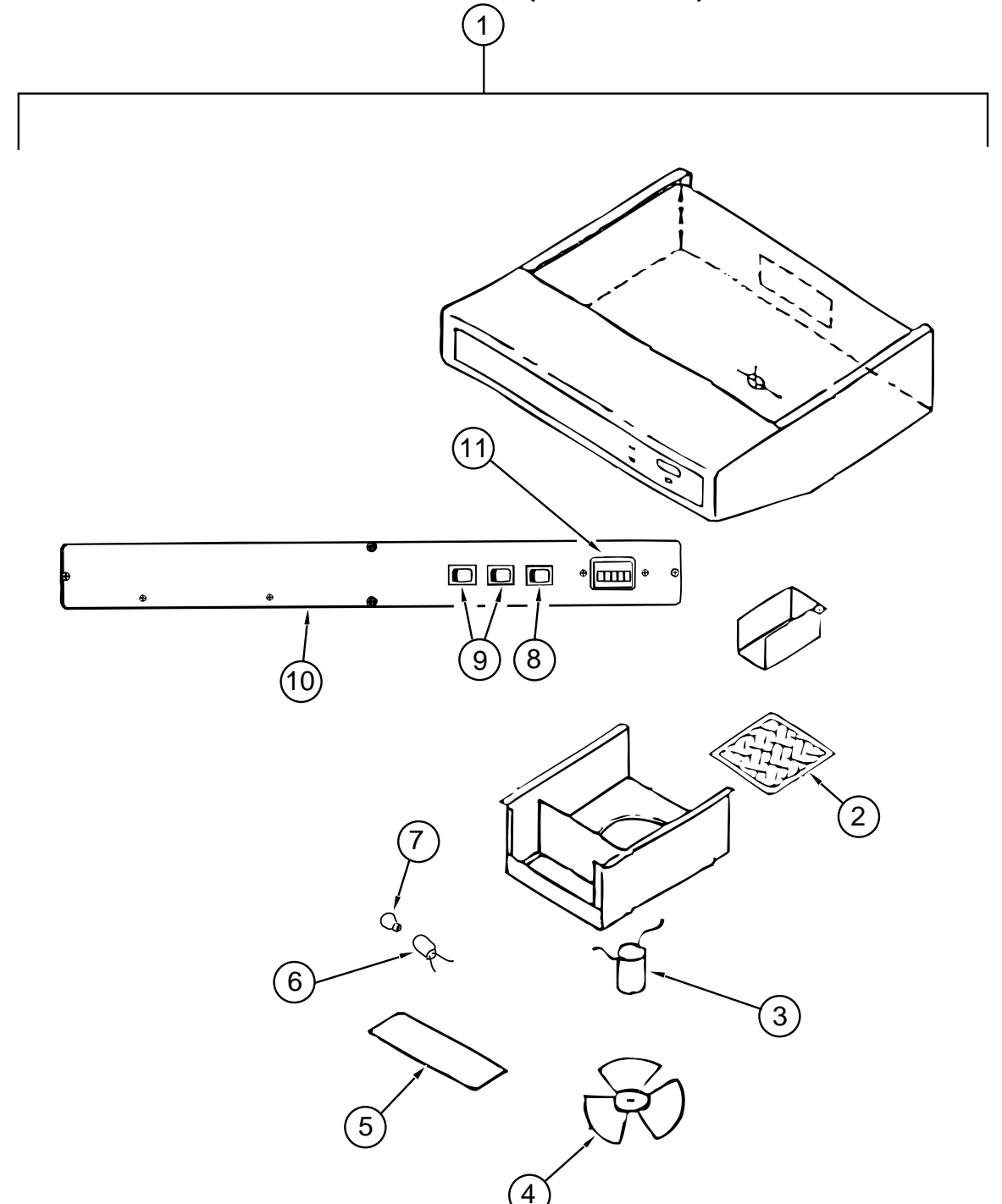
GALLEY GROUP (CONTINUED)



RANGE HOOD MODEL TCS 500-NBCLG - CANADIAN

KEY	PART NUMBER	U/M	DESCRIPTION	VENDOR NO.
1	100258-17-04A	EA	HOOD-RANGE, W/O MONITOR PANEL VENTLINE TCS 500-NBCLG	CC246
2	096983-01-707	EA	FILTER-GREASE, 8" X 8" - LVS	CA508-1
3	090973-01-700	EA	MOTOR - LVS	VA183-1
4	090973-01-702	EA	BLADE-FAN, LVS	CC179
5	092696-02-701	EA	LENS-LAMP, VENTLINE	CB267-2
6	092696-01-710	EA	SOCKET-LIGHT, VENTLINE	VA415
7	092696-01-709	EA	BULB - 912, VENTLINE	108
8	096983-01-700	EA	SWITCH-ON/OFF, VENTLINE	CC428
9	100258-01-700	EA	HOOD-NOSE LABEL	108
10	096983-01-700	EA	SWITCH-ON/OFF, VENTLINE	108
11	100258-10-01A	EA	METER-HOUR, SCREW ON - GENERATOR OPTIONS - VENTLINE 150	L0775-00
11	100258-10-701	EA	METER-HOUR, CLIP ON - GENERATOR OPTIONS - VENTLINE	L0775-00
12	096983-01-702	EA	SWITCH-TWO WAY MOMENTARY, VENTLINE	112

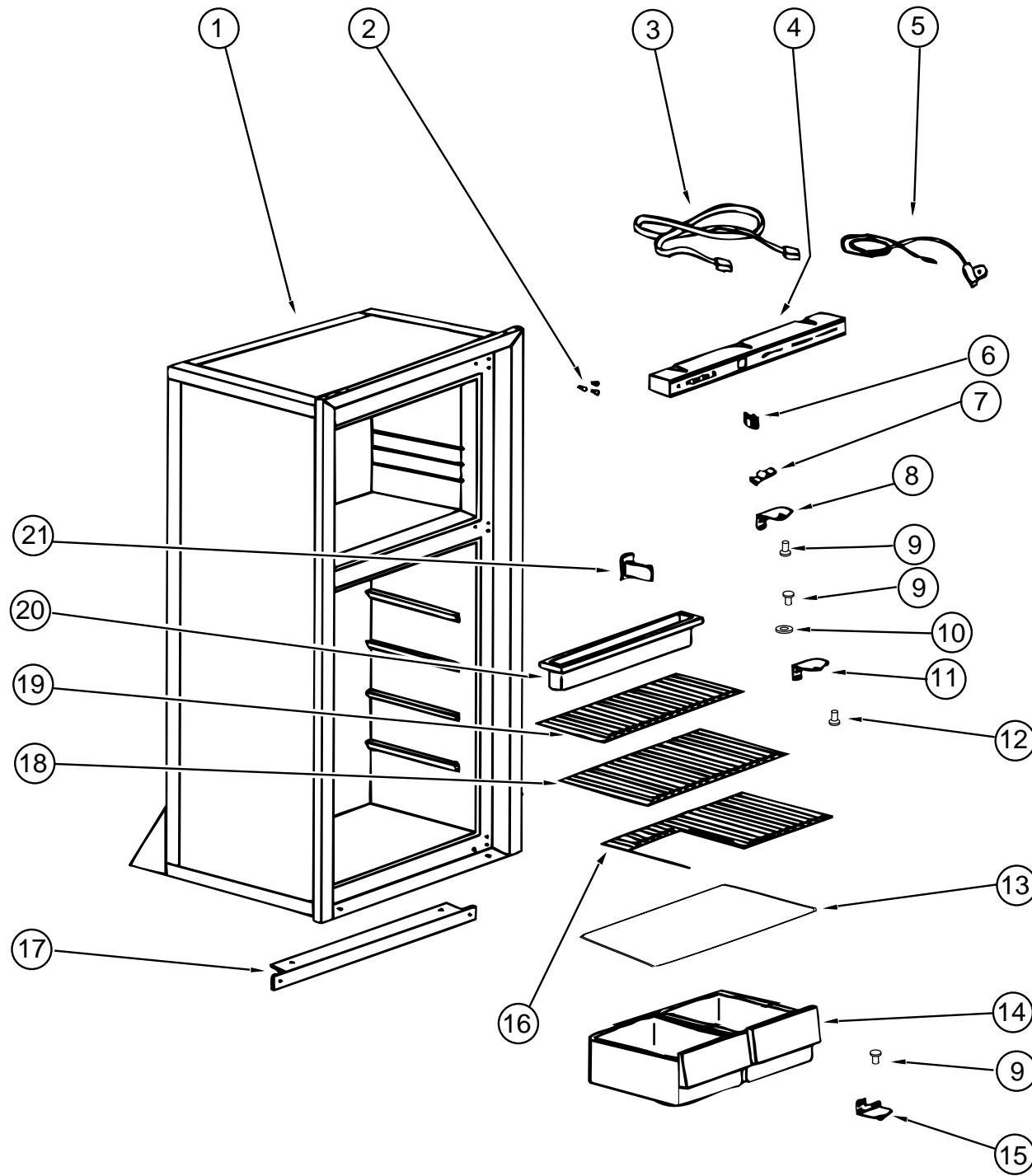
GALLEY GROUP (CONTINUED)



RANGE HOOD MODEL TP-55009-SBO-LG - US - GENERATOR OPTIONS

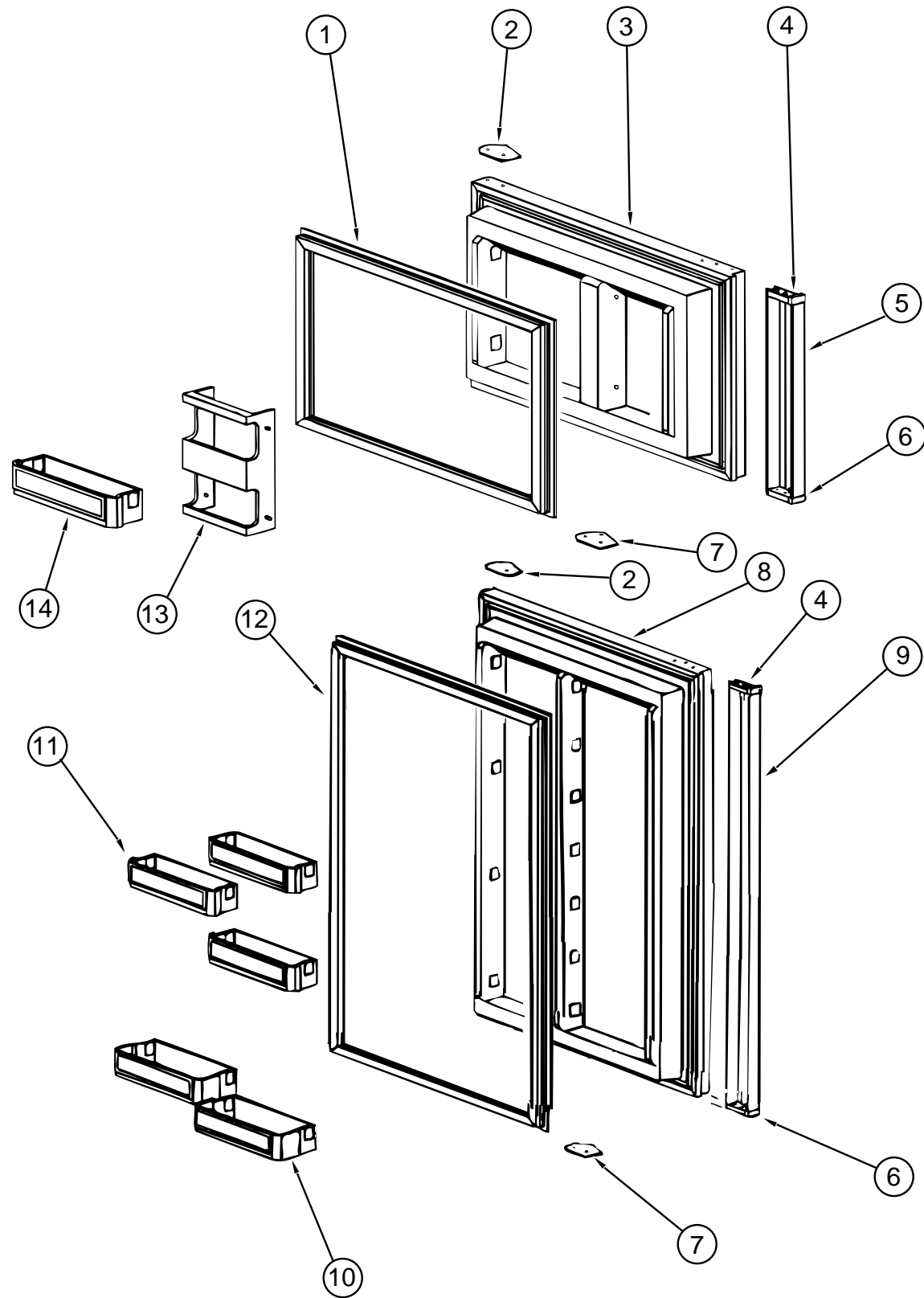
KEY	PART NUMBER	U/M	DESCRIPTION	VENDOR NO.
1	100258-18-03A	EA	HOOD-RANGE, W/O MONITOR PANEL - VENTLINE TP-55009-SBO-LG	CC246
2	096983-01-707	EA	FILTER-GREASE, 8" X 8" - LVS	CA508-1
3	090973-01-700	EA	MOTOR - LVS	VA183-1
4	090973-01-702	EA	BLADE-FAN, LVS	CC179
5	092696-02-701	EA	LENS-LAMP, VENTLINE	CB267-2
6	092696-01-710	EA	SOCKET-LIGHT, VENTLINE	VA415
7	092696-01-709	EA	BULB - 912, VENTLINE	112
8	096983-01-702	EA	SWITCH-TWO WAY MOMENTARY, VENTLINE	108
9	096983-01-700	EA	SWITCH-ON/OFF, VENTLINE	108
10	100258-01-700	EA	HOOD-NOSE LABEL	CC428
11	100258-10-01A	EA	METER-HOUR, SCREW ON - GENERATOR OPTIONS - VENTLINE 150	L0775-00
11	100258-10-701	EA	METER-HOUR, CLIP ON - GENERATOR OPTIONS - VENTLINE	L0775-00

GALLEY GROUP (CONTINUED)
NORCOLD REFRIGERATOR MODEL 6162 CABINET ASM WITH TRAY, TIEDOWNS & LEVEL



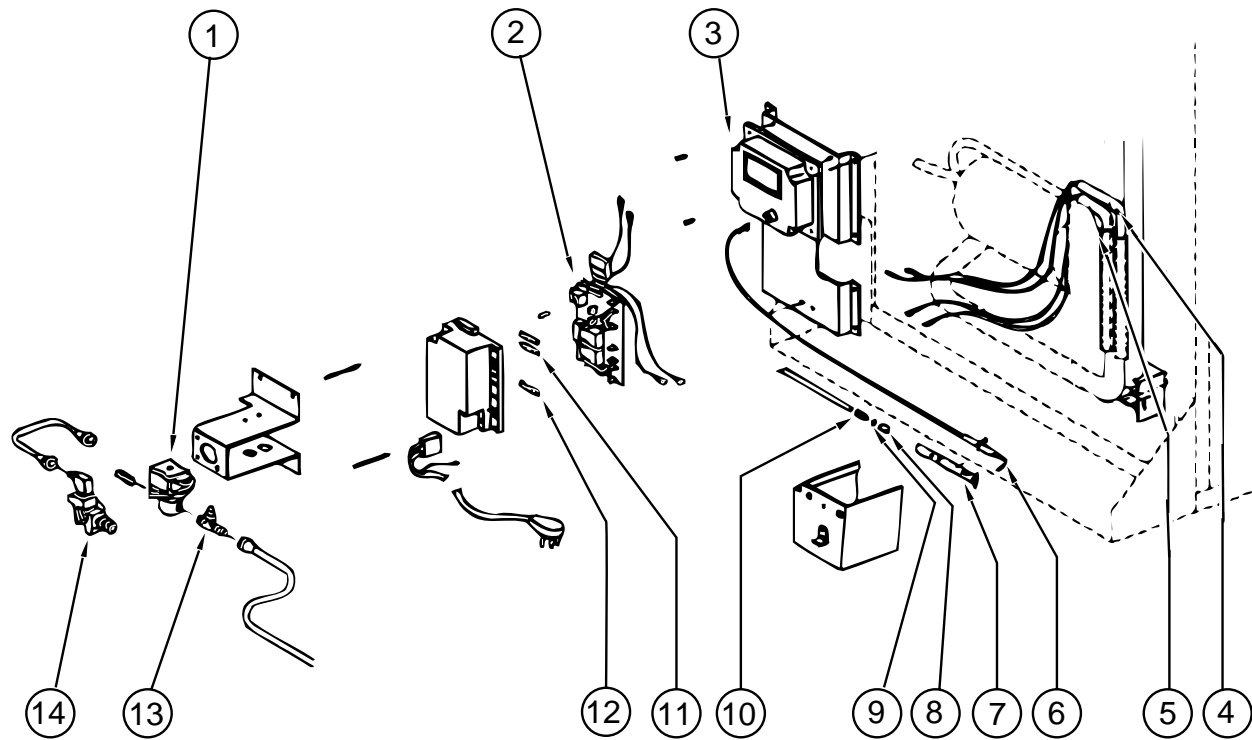
KEY	PART NUMBER	U/M	DESCRIPTION	VENDOR NO.
	104138-05-01A	EA	REFRIGERATOR-DOUBLE DOOR, 2-WAY - NORCOLD 6162 LH BL	
1	104138-04-701	EA	FOAMED CAB ASM BLACK W/WHITE - NORCOLD	61725038
	084879-03-700	EA	COOLING UNIT - HORIZONTAL BURNER, NORCOLD	61687237
2	094039-01-722	EA	HOLE PLUG, (BLACK) HINGE HOLES - NORCOLD	61582030
3	084880-01-746	EA	CABLE-PRINTED CIRCUIT BOARD TO POWER SUPPLY - NORCOLD	61571522
4	104137-06-700	EA	EYEBROW SHELL (2-WAY) - NORCOLD	61726622
5	084880-01-753	EA	THERMISTER 78" - NORCOLD	61697822
6	075217-01-738	EA	SWITCH-HUMIDITY - NORCOLD	61525922
7	084880-01-760	EA	CLIP (THERMISTER) - NORCOLD	61689122
8	094039-01-723	EA	HINGE BRACKET, TOP RH-BOTTOM LH BLACK - NORCOLD	61580838
9	094039-01-725	EA	HINGE PIN, (BLACK) (MALE) - NORCOLD	61578130
10	084880-01-749	EA	HINGE BUSHING - NORCOLD	615807
11	094039-01-728	EA	HINGE BRACKET-CENTER HINGE, BLACK - NORCOLD	61566530
12	094039-01-730	EA	HINGE PIN SHAFT, (BLACK) CENTER HINGE - NORCOLD	61566730
13	084880-01-722	EA	CRISPER COVER - NORCOLD	615641
14	104137-06-707	EA	CRISPER (WHITE) - NORCOLD	61571325
15	094039-01-724	EA	BRACKET-HINGE, TOP LH - BOTTOM RH - BLACK - NORCOLD	61580938
16	094039-01-739	EA	BOTTOM SHELF W/CUT-OUT - NORCOLD	61646722
17	094039-01-732	EA	FRONT COVER, (BLACK) BOTTOM TRIM - NORCOLD	61622130
18	094039-01-733	EA	SHELF-WIRE, CENTER - NORCOLD	61563822
19	104137-06-728	EA	SHELF-WIRE, TOP W/RISER - WHITE	618062
20	094039-01-735	EA	INSIDE DRIP TRAY, (WHITE) - NORCOLD	61572830
21	084880-01-732	EA	LATCH, NORCOLD	61578522
	084880-03-702	EA	PIN-HINGE, TOP/BOTTOM - FEMALE - BLACK - NORCOLD	61580630
	104137-06-727	EA	FREEZER SHELF, WHITE	618057
	093646-03-000	EA	BRACKET-TIEDOWN, REFRIGERATOR - RH	
	093646-04-000	EA	BRACKET-TIEDOWN, REFRIGERATOR - LH	
	116751-06-01A	EA	TRAY-REFRIGERATOR, BLACK	
	065225-02-000	EA	PLATE-TIEDOWN, REFRIGERATOR	
	054450-01-000	EA	LEVEL-REFRIGERATOR	

GALLEY GROUP (CONTINUED)
NORCOLD REFRIGERATOR MODEL 6162 DOORS



KEY	PART NUMBER	U/M DESCRIPTION	VENDOR NO.
	104138-05-01A	EA REFRIGERATOR-DOUBLE DOOR, 2-WAY - NORCOLD 6162 LH BL	
1	094039-01-702	EA GASKET (GRAY) UPPER - NORCOLD	61567830
2	094039-01-710	EA PLATE-HINGE, TOP RH - LH BOTTOM - BLACK - NORCOLD	61631330
3	094039-01-706	EA UPPER DOOR LINER (WHITE) BLACK - NORCOLD	61581838-B
4	084880-01-761	EA END CAP (SPRING CATCH) BLACK - NORCOLD	61593730
5	094039-01-708	EA HANDLE-DOOR, UPPER - BLACK - NORCOLD	61650038
6	084880-01-740	EA END CAP (STOP CATCH) - NORCOLD	61593830
7	094039-01-704	EA PLATE-HINGE, BLACK - NORCOLD	61631430
8	094038-01-702	EA LINER-DOOR, LOWER - BLACK/WHITE - NORCOLD	61581938-B
9	094038-01-704	EA HANDLE-DOOR, LOWER - BLACK - NORCOLD	61650138
10	104137-06-704	EA MILK BIN - WHITE - NORCOLD	61579425
11	104137-06-703	EA BIN-DOOR SHELF, (WHITE) - NORCOLD	61564025
12	094038-01-700	EA GASKET-LOWER, GRAY - NORCOLD	61567930
13	104137-06-702	EA RACK-JUICE, WHITE - NORCOLD	61580525
14	104137-06-703	EA BIN-DOOR SHELF, WHITE - NORCOLD	61564025
	084880-01-720	EA SPRING (FOR DOOR HANDLE), NORCOLD	61558822

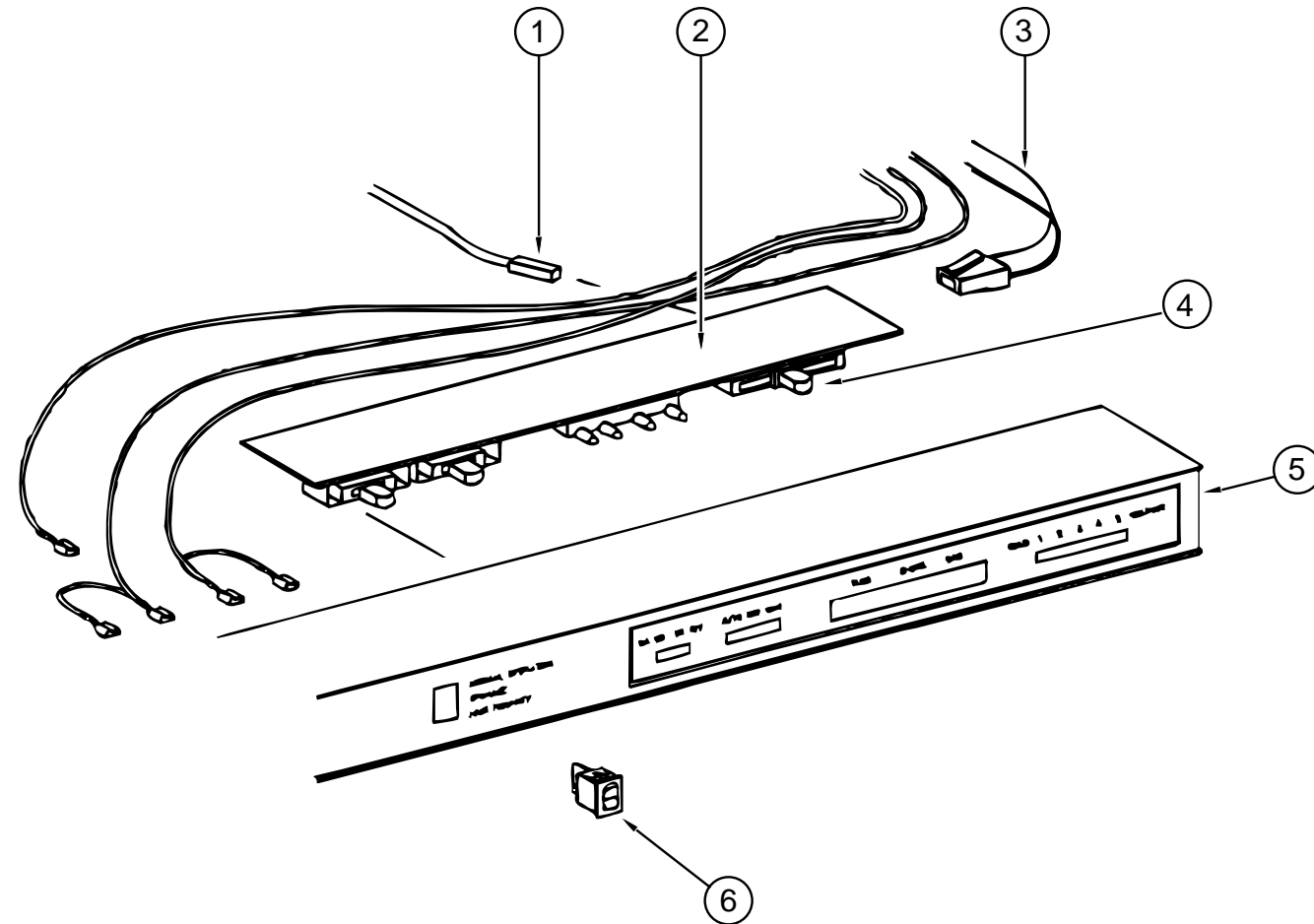
GALLEY GROUP (CONTINUED)



NORCOLD REFRIGERATOR MODEL 6162 CONTROL ASM

KEY	PART NUMBER	U/M	DESCRIPTION	VENDOR NO.
	104138-05-01A	EA	REFRIGERATOR-DOUBLE DOOR, 2-WAY - NORCOLD 6162 LH BL	
1	084880-01-718	EA	VALVE-GAS, NORCOLD	61551822
2	094039-04-702	EA	POWER SUPPLY, (2 WAY) - NORCOLD	61647422
3	102621-01-702	EA	IGNITION MODULE - NORCOLD	61688922
4	088248-01-710	EA	HEATER-DC, (HORIZONTAL) - 3 WAY - NORCOLD	615628
5	088248-01-709	EA	HEATER-AC, (HORIZONTAL) - NORCOLD	615627
6	104137-06-715	EA	SPARK/SENSE ELECTRODE, (SINGLE) - NORCOLD	61692222
7	104137-06-714	EA	BURNER ASSEMBLY, (5-SLOT) - NORCOLD	61705222
8	084880-01-705	EA	ORIFICE - NORCOLD	614522
9	104137-06-713	EA	ORIFICE GASKET - NORCOLD	61475122
10	104137-06-712	EA	FITTING-GAS TUBE CONNECTION - NORCOLD	61692722
11	075217-01-734	EA	FUSE, 3 AMP - NORCOLD	61538822
12	104137-06-711	EA	FUSE, 5 AMP - NORCOLD	61611622
13	104137-06-710	EA	PRESSURE TAP - NORCOLD	61594422
14	104137-06-709	EA	VALVE, SHUT-OFF-MANUAL ASM - NORCOLD	61694922

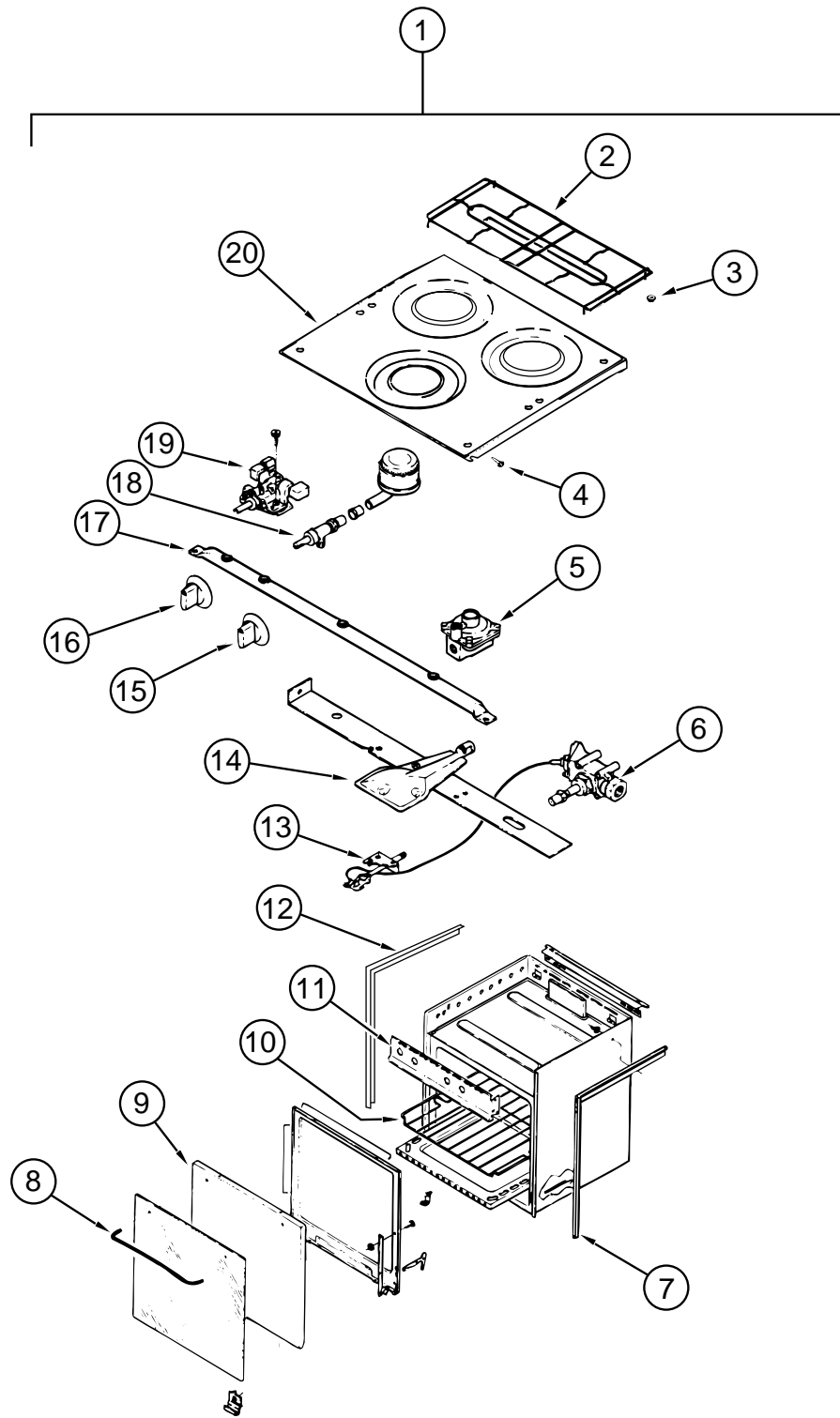
GALLEY GROUP (CONTINUED)



NORCOLD REFRIGERATOR MODEL 6162 EYEBROW ASM

KEY	PART NUMBER	U/M	DESCRIPTION	VENDOR NO.
	104138-05-01A	EA	REFRIGERATOR-DOUBLE DOOR, 2-WAY - NORCOLD 6162 LH BL	
1	084880-01-753	EA	THERMISTER - 78" - NORCOLD	61693822
2	094039-04-700	EA	BOARD-PRINTED CIRCUIT, 2 WAY, NORCOLD	61647322
3	084880-01-746	EA	CABLE, NORCOLD	61571522
4	102621-01-703	EA	THERMOSTAT BUTTON - NORCOLD	61587422
5	104137-06-700	EA	EYEBROW SHELL, (2-WAY) - NORCOLD	61726622
6	075217-01-738	EA	SWITCH-HUMIDITY, NORCOLD	61525922

GALLEY GROUP (CONTINUED)
MAGIC CHEF RANGE MODEL 16RB-3B49



KEY	PART NUMBER	U/M	DESCRIPTION	VENDOR NO.
1	112881-01-04A	EA	RANGE - 16", 3 BURNER - MAGIC CHEF 16RB-3B49	
2	102020-01-711	EA	GRATE-TOP, MAGIC CHEF	7518P012-60
3	102020-01-709	EA	BUMPER-GRATE, MAGIC CHEF	8007-P020-60
4	102020-01-724	EA	BUMPER-MAIN TOP, MAGIC CHEF	8003P008-60
5	102022-01-708	EA	REGULATOR-PRESSURE, 1/4 IN 1/2 OUT - MAGIC CHEF	7510P041-60
6	112881-01-702	EA	VALVE-MERCURY, SAFETY VALVE - MAGIC CHEF	7501-P121-60
7	112881-01-708	EA	TRIM-FLAT, RIGHT - BLACK - MAGIC CHEF	3608W036-70
8	102020-01-701	EA	HANDLE-DOOR, MAGIC CHEF	7701P092-60
9	112881-01-713	EA	DOOR-OVEN, TEXTURED - MAGIC CHEF	2401F079-70
10	102020-01-700	EA	SHELF-OVEN, MAGIC CHEF	7801-P027-60
11	112881-01-701	EA	MANIFOLD PANEL - MAGIC CHEF	2616F091-70
12	112881-01-707	EA	TRIM-FLAT, LEFT - BLACK - MAGIC CHEF	3608W035-70
13	112881-01-710	EA	PILOT-OVEN, MAGIC CHEF	7505P202-60
14	112881-01-711	EA	BURNER ASSEMBLY-OVEN, MAGIC CHEF	3404W025045
15	112881-01-705	EA	KNOB-TOP BURNER, MAGIC CHEF	7733P072-60
15	112881-01-718	EA	KNOB-HIGH OUTPUT, FLAME INDICATOR, MAGIC CHEF	7733P072-60
16	112881-01-704	EA	KNOB-THERMOSTAT, MAGIC CHEF	7731P067-60
16	112881-01-716	EA	KNOB-THERMOSTAT, REF. SER. # 3C - MAGIC CHEF	7731P107-60
17	112881-01-709	EA	PIPE-MANIFOLD, MAGIC CHEF	7513P097-60
18	102020-01-722	EA	VALVE-TOP BURNER, MAGIC CHEF	7502P181-60
18	112881-01-703	EA	VALVE-TOP BURNER, HI-OUTPUT - MAGIC CHEF	7502P180-60
19	112881-01-706	EA	THERMOSTAT - MAGIC CHEF	12400026
19	112881-01-715	EA	THERMOSTAT - REF. SER. # 3C - MAGIC CHEF	7515P037-60
20	112881-01-712	EA	TOP-MAIN, BLACK - MAGIC CHEF	740101486
	105458-01-000	EA	BRACKET-TIEDOWN, STOVE - RIGHT	
	105458-02-000	EA	BRACKET-TIEDOWN, STOVE - LEFT	

GENERATOR GROUP

3,600 WATT ONAN MICROLITE - 110 VOLT - LP - DIESEL CHASSIS

KEY	PART NUMBER	U/M	DESCRIPTION
	109982-04-000	EA	GENERATOR - 3,600 WATT MICROLITE, ONAN KY-FA/26120B
	007125-04-000	EA	CLAMP-MUFFLER, 1.1" DIAMETER
	105958-10-000	EA	PIPE-EXHAUST, GENERATOR

4,000 WATT ONAN MICROLITE - US & CANADIAN

KEY	PART NUMBER	U/M	DESCRIPTION
	109982-03-000	EA	GENERATOR - 4,000 WATT MICROLITE, ONAN KY-FA/26100B
	007125-04-000	EA	CLAMP-MUFFLER, 1.1" DIAMETER
	105958-10-000	EA	PIPE-EXHAUST, GENERATOR

NOTE: ADDITIONAL GENERATOR COMPONENTS ARE FOUND IN THE CHASSIS GROUP

HEATING & AIR CONDITIONING GROUP

AUTO A/C & HEATER COMPONENTS

KEY	PART NUMBER	U/M	DESCRIPTION	VENDOR NO.
	007076-01-700	FT	HOSE-FLEXIBLE PVC - 2" ID	
	007108-01-000	FT	HOSE-HEATER, 5/8" ID	
	007281-01-000	EA	HOSE-FLEXIBLE PVC, 2.5" ID X 50'	
	007281-01-700	FT	HOSE-FLEXIBLE PVC, 2.5" ID	
	024990-05-000	EA	OUTLET-DEFROSTER, W/SWIVEL - 2" DIAMETER - BLACK	
	077075-01-000	EA	GASKET-INSTRUMENT PANEL TO DEFROSTER PLENUM - 1.8" X 12.5"	
	077075-03-000	EA	GASKET-INSTRUMENT PANEL TO DEFROSTER PLENUM - 1.8" X 12.25"	
	103016-01-000	EA	PLENUM-TRANSITION	
	103017-01-000	EA	PLENUM-DEFROSTER	
	103558-01-06A	EA	VENT-DEFROSTER, ABS - QUICKSILVER	
	103796-01-01A	EA	LOUVER ASM-A/C CARY PROD - BLACK	
	056402-05-000	EA	BRACKET-HEATER VENT, ROUND - W/BEND - BLACK	
	103930-05-000	EA	MANUAL-OWNERS, HEATER-A/C - SCS 057-0049	

1995 CHEVY GAS CHASSIS

	103930-17-000	EA	HOSE KIT #10 GM-SANDEN COMPRESSOR - SCS 093-00076	
	103930-01-708	EA	BRACKET-VACUUM MOTOR, SCS	070-0113
	103930-17-700	EA	FITTING-PAD COMPRESSOR SUCTION SANDEN - SCS	050-0131
	103930-17-701	EA	FITTING #10.90 W/FERRULE/1342CP - SCS	050-0132
	103930-17-702	EA	GASKET OR SAE 015 #10 33-781, SCS	045-0127
	103930-17-703	EA	GASKET-SEAL, SANDEN COMPRESSOR 33-76 - SCS	045-0142
	103930-17-704	EA	HOSE #10 - SCS	085-0113

1996 CHEVY GAS CHASSIS

	103930-28-000	EA	HOSE KIT #10 GM - L-19 - SCS 093-00426	
	103930-17-702	EA	GASKET OR SAE 015 #10 33-781, SCS	045-0127
	103930-28-700	EA	HOSE ASM #10 W/SELTEC COMPRESSOR	085-0347
	103930-29-700	EA	HOSE ASM #10 W/HARRISON COMPRESSOR	085-0348
	103930-29-701	EA	GASKET-GM, LP SW 1996	045-0483

1995 CHEVY DIESEL CHASSIS

	103930-18-000	EA	HOSE KIT #10 GM-HARRISON COMPRESSOR - SCS 093-00077	
	103930-17-701	EA	FITTING #10.90 W/FERRULE/1342CP - SCS	050-0132
	103930-17-702	EA	GASKET OR SAE 015 #10 33-781, SCS	045-0127
	103930-17-703	EA	GASKET-SEAL, SANDEN COMPRESSOR 33-76 - SCS	045-0142
	103930-18-700	EA	FITTING-PAD COMPRESSOR SUCTION HARRISON - SCS	050-00133
	103930-18-701	EA	HOSE #10 - SCS	085-0114
	103930-18-702	EA	GASKET SEAL - HARRISON - SCS	045-0143
	110279-01-708	EA	HOSE-REFRIGERANT BARRIER #10 SAEJ51 - SCS	051-0008

1996 CHEVY DIESEL & VORTEC ENGINE CHASSIS

	103930-29-000	EA	HOSE KIT #10 GM - L-29 & L-65 - SCS 093-00427	
	103930-17-702	EA	GASKET OR SAE 015=#10 33-781	045-0127
	103930-29-700	EA	HOSE ASM #10 W/HARRISON COMPRESSOR	085-0348
	103930-29-701	EA	GASKET-GM, LP SW 1996	045-0483

1995 CHEVY GAS & CHEVY DIESEL CHASSIS

	103930-04-000	EA	CONTROL/PLENUM SET - SCS 093-00037	
	072341-06-700	EA	SWITCH - 4 SPEED, FAN - ARA	0883502
	094831-01-709	EA	CLAMPS-ROD, 3/16" - MOTIVAIR/SCS	ZGG14431
	103930-02-712	EA	PANEL-CONTROL, BLACK BEZEL - SCS	032-0054
	103930-02-701	EA	VALVE-CONTROL HEAD, SCS	034-0015
	103930-02-702	EA	DECAL-FAN SWITCH, SCS	058-0008
	103930-02-703	EA	HARNESS-WIRE CONTROL, SCS	036-0048
	103930-02-704	EA	HARNESS-VACUUM CONTROL, SCS	036-0049
	103930-02-705	EA	CABLE-CONTROL, BOWDEN - SCS	074-0011
	103930-02-706	EA	CLIP-CABLE, CONTROL - SCS	022-0017
	103930-02-707	EA	RELAY, SCS	031-0001
	103930-02-708	EA	MOTOR-VACUUM SERVO, A/C - SCS	030-0002
	103930-02-710	EA	CANISTER-VACUUM, SCS	054-0002
	103930-23-000	EA	VALVE-WATER, 2 PORT - SCS 034-00014	

HEATING & AIR CONDITIONING GROUP (CONTINUED)
AUTO A/C & HEATER COMPONENTS (CONTINUED)

1996 CHEVY GAS & CHEVY DIESEL CHASSIS

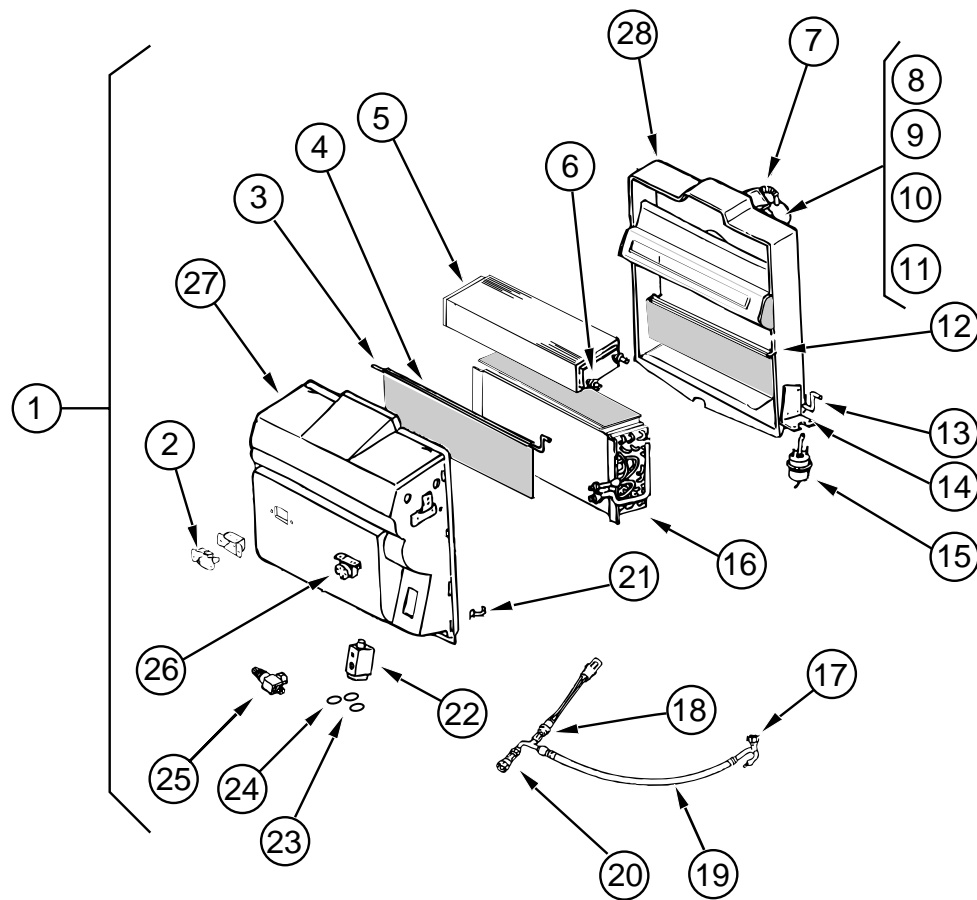
KEY	PART NUMBER	U/M DESCRIPTION
	103930-27-000	EA CONTROL/PLENUM SET - SCS 093-00430
	094831-01-709	EA CLAMPS-ROD, 3/16" - MOTIVAIR/SCS
	103930-01-724	EA CLIP-SPRING, S TYPE
	103930-02-701	EA VALVE-CONTROL HEAD, SCS
	103930-02-702	EA DECAL-FAN SWITCH, SCS
	103930-02-704	EA HARNESS-VACUUM CONTROL, SCS
	103930-02-705	EA CABLE-CONTROL, BOWDEN - SCS
	103930-02-707	EA RELAY, SCS
	103930-02-708	EA MOTOR-VACUUM SERVO, A/C - SCS
	103930-02-710	EA CANISTER-VACUUM, SCS
	103930-02-712	EA PANEL-CONTROL, A/C - BLACK BEZEL

VENDOR NO.
ZGG14431
022-00002
034-0015
058-0008
036-0049
074-0011
031-0001
030-0002
054-0002
032-0054

HEATING & AIR CONDITIONING GROUP (CONTINUED)
EVANS REAR HEATER MODEL MPA 304055A & COMPONENTS

KEY	PART NUMBER	U/M DESCRIPTION	VENDOR NO.
	084405-01-000	EA HEATER ASM-REAR, DUCTED - W/MOTOR AID - EVANS	
	084405-01-700	EA HEATER CORE-EVANS	FT200229
	084405-01-701	EA FAN BLADES-EVANS	HV029931
	084405-01-702	EA MOTOR ASM - 12 V, EVANS	200146
	009198-01-000	FT DUCT-HEAT, FLEXIBLE - 4" ID - INCREMENTS OF 25'	
	009198-02-000	FT DUCT-HEAT, FLEXIBLE - 2" ID - INCREMENTS OF 25' FROM: 00-00-00 THRU: 05-05-96	
	094351-02-000	EA DUCT-HEAT, FLEXIBLE - 2" ID FROM: 05-06-96 THRU: 99-99-99	
	009200-01-000	EA TAPE-FURNACE, 1 1/2"	
	069636-02-000	EA CONNECTOR-DUCT, 4" ID - SUBURBAN 050715	
	076776-01-000	EA TEE-BARB, 5/8" X 5/8" X 5/8"	
	089367-02-000	EA TEE - 4" X 2" X 4"	
	007076-01-000	EA HOSE-FLEXIBLE PVC - 2" ID - INCREMENTS OF 50'	
	007108-01-000	FT HOSE-HEATER, 5/8" ID	
	008042-01-000	FT TUBING-VINYL, .65" ID	
	061673-01-000	EA BRACKET-MOTOR AID TUBES, 4" X 1.5" - STEEL	
	088753-01-000	FT TUBE-ALUMINIZED STEEL, 5/8" - 18 GAUGE	
	079059-01-000	EA HOSE - 90 DEGREE, 5/8"ID X 4" X 36"	
	056464-09-000	EA REGISTER - 4" DIAMETER, PLASTIC	

HEATING & AIR CONDITIONING GROUP (CONTINUED)



SCS EVAPORATOR/HEATER ASSEMBLY - 1995 CHEVY GAS & DIESEL CHASSIS

KEY	PART NUMBER	U/M DESCRIPTION	VENDOR NO.
1	103930-20-000	EA EVAPORATOR/HEATER ASSEMBLY - SCS 090-00083	
2	103930-01-710	EA RESISTOR-FUSED, SCS	035-0006
3	103930-20-702	EA ROD-AIR BLEND DOOR, SCS	073-0039
4	103930-20-703	EA DOOR-AIR BLEND, SCS	071-0212
5	103930-01-703	EA COIL-HEATER, SCS	042-0010
6	110279-01-712	EA FITTING-HEATER, SCS	050-0076
7	110279-01-703	EA MOTOR-BLOWER, SCS	051-0034
8	103930-20-707	EA HOUSING-BLOWER, SCS	062-0145
9	103930-01-720	EA MOTOR, SCS	030-0004
10	103930-01-717	EA WHEEL-CLOCK-WISE, SCS	062-0010
11	103930-20-708	EA CLIP F/MOTOR SHAFT, SCS	022-0001
12	103930-20-705	EA DOOR-RECIRCULATING, SCS	071-0213
13	103930-20-704	EA ROD-RECIRCULATING DOOR, SCS	073-0018
14	103930-01-708	EA BRACKET-VACUUM MOTOR, SCS	070-0113
15	103930-02-708	EA MOTOR-VACUUM SERVO, A/C - SCS	030-0002
16	103930-01-704	EA COIL-EVAPORATOR, SCS	041-0017
17	103930-12-708	EA SWITCH-BINARY, R-134A - SCS	032-0048
18	103930-01-716	EA SWITCH-PRESSURE, FAN - SCS	032-0036
19	103930-20-701	EA HOSE ASM - #6, SCS	085-0138
20	103930-12-709	EA FITTING-QUICK CONNECT - SCS	050-0120
21	103930-20-706	EA CLIP-RETAINER, SCS	022-0057
22	103930-20-700	EA VALVE-EXPANSION BLOCK, 2 TON - SCS	034-0032
23	103930-17-702	EA GASKET OR SAE 015 #10 33-781, SCS	045-0127
24	113245-01-707	EA GASKET #8, SCS	045-0126
25	103930-20-709	EA SERVICE VALVE - SCS	050-159
26	103930-01-711	EA THERMOSTAT, SCS	033-0003
27	103930-20-710	EA CASE-FRONT, SUB-ASSEMBLY - SCS	062-0146
28	103930-20-711	EA CASE-BACK, SUB-ASSEMBLY - SCS	062-0147

HEATING & AIR CONDITIONING GROUP (CONTINUED) SCS EVAPORATOR/HEATER ASSEMBLY - 1996 CHEVY GAS & DIESEL CHASSIS

KEY	PART NUMBER	U/M DESCRIPTION	VENDOR NO.
	103930-25-000	EA EVAPORATOR/HEATER ASSEMBLY - SCS 090-00296	
	103930-01-710	EA RESISTOR-FUSED, SCS	035-0006
	103930-20-702	EA ROD-AIR BLEND DOOR, SCS	073-0039
	103930-20-703	EA DOOR-AIR BLEND, SCS	071-0212
	103930-01-703	EA COIL-HEATER, SCS	042-0010
	110279-01-712	EA FITTING-HEATER, SCS	050-0076
	110279-01-703	EA MOTOR-BLOWER, SCS	051-0034
	103930-20-707	EA HOUSING-BLOWER, SCS	062-0145
	103930-01-720	EA MOTOR, SCS	030-0004
	103930-01-717	EA WHEEL-CLOCK-WISE, SCS	062-0010
	103930-20-708	EA CLIP F/MOTOR SHAFT, SCS	022-0001
	103930-20-705	EA DOOR-RECIRCULATING, SCS	071-0213
	103930-20-704	EA ROD-RECIRCULATING DOOR, SCS	073-0018
	103930-01-708	EA BRACKET-VACUUM MOTOR, SCS	070-0113
	103930-02-708	EA MOTOR-VACUUM SERVO, A/C - SCS	030-0002
	103930-01-704	EA COIL-EVAPORATOR, SCS	041-0017
	103930-12-709	EA FITTING-QUICK CONNECT - SCS	050-0120
	103930-20-706	EA CLIP-RETAINER, SCS	022-0057
	103930-20-700	EA VALVE-EXPANSION BLOCK, 2 TON - SCS	034-0032
	103930-17-702	EA GASKET OR SAE 015 #10 33-781, SCS	045-0127
	113245-01-707	EA GASKET #8, SCS	045-0126
	103930-20-709	EA SERVICE VALVE - SCS	050-159
	103930-01-711	EA THERMOSTAT, SCS	033-0003
	103930-20-710	EA CASE-FRONT, SUB-ASSEMBLY - SCS	062-0146
	103930-20-711	EA CASE-BACK, SUB-ASSEMBLY - SCS	062-0147
	094831-01-709	EA CLAMPS-ROD, 3/16" - MOTIVAIR/SCS	ZGG14431
	094831-01-746	EA CLAMP-BLEND CABLE - MOTIVAIR/SCS	77000-00
	103930-25-700	EA HOSE ASM - #6, SCS	085-0350
	103930-02-714	EA CLAMP-CLUTCH, BARREL - SCS	022-0006
	103930-20-707	EA HOUSING-BLOWER - SCS	062-0145
	110279-02-702	EA GASKET - SCS	045-0125

HEATING & AIR CONDITIONING GROUP (CONTINUED)

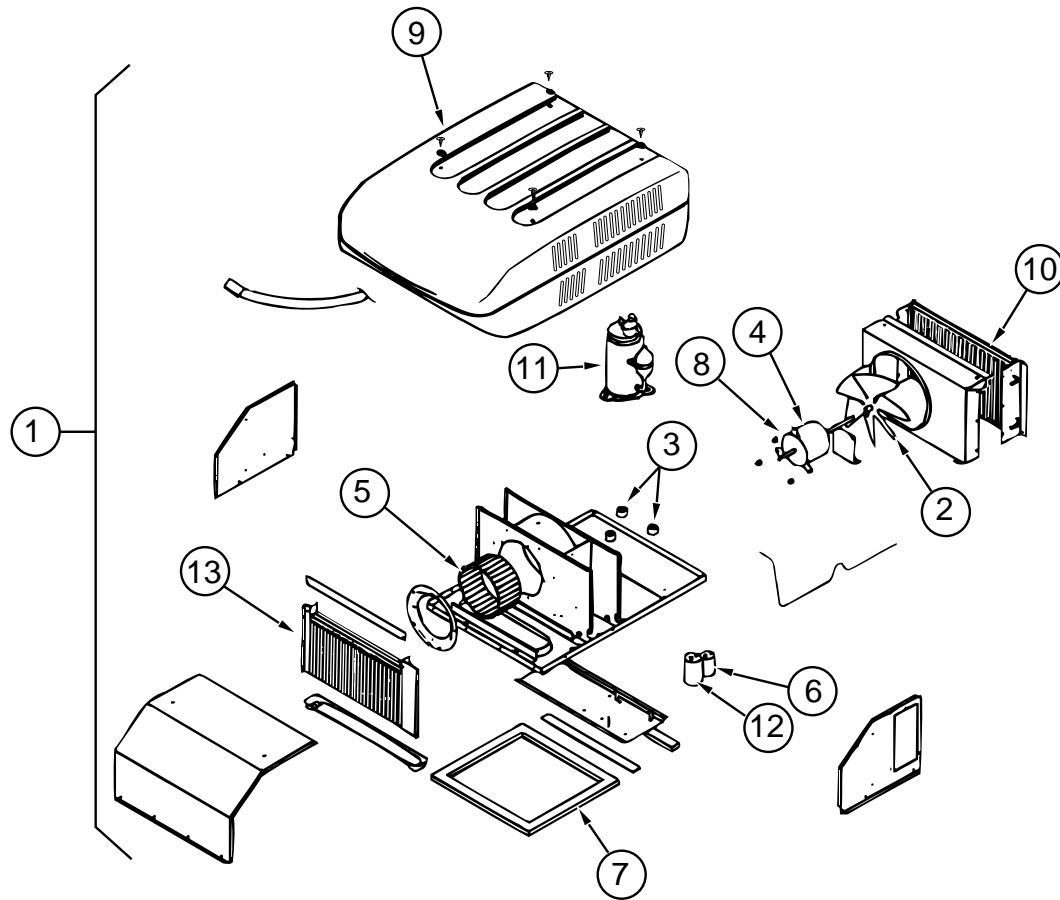
HEATING & AIR CONDITIONING GROUP (CONTINUED)

COLEMAN CEILING ASSEMBLY 14,800 BTU A/C

KEY	PART NUMBER	U/M DESCRIPTION	VENDOR NO.
	108892-01-01A	EA CEILING ASM-A/C DUCTED - COLEMAN	7330-730IV
	108892-01-700	EA PLUG ASSEMBLY	7330-540
	108892-01-701	EA BOARD-TERMINAL	7330-3201
	108892-01-702	EA BOARD-PRINTED CIRCUIT	7330A3211
	108892-01-703	EA FILTER	6798A3761
	108892-01-704	EA GRILLE (PLASTIC)	6798-3041
	108892-01-705	EA SMALL PARTS PKG	7330A6101
	117238-01-01A	EA THERMOSTAT-A/C AND FURNACE - COLEMAN	7330-3371
	056464-06-000	EA REGISTER-HEAT/A/C, ROUND W/O DAMPER - 4" - OFF WHITE PLASTIC FROM: 00-00-00 THRU: 11-05-95	
	120134-01-01A	EA REGISTER - 4"-5" DIAMETER W/DAMPER - OFF WHITE - D&W 8840 FROM: 11-06-95 THRU: 99-99-99	

ROOF A/C COVERS

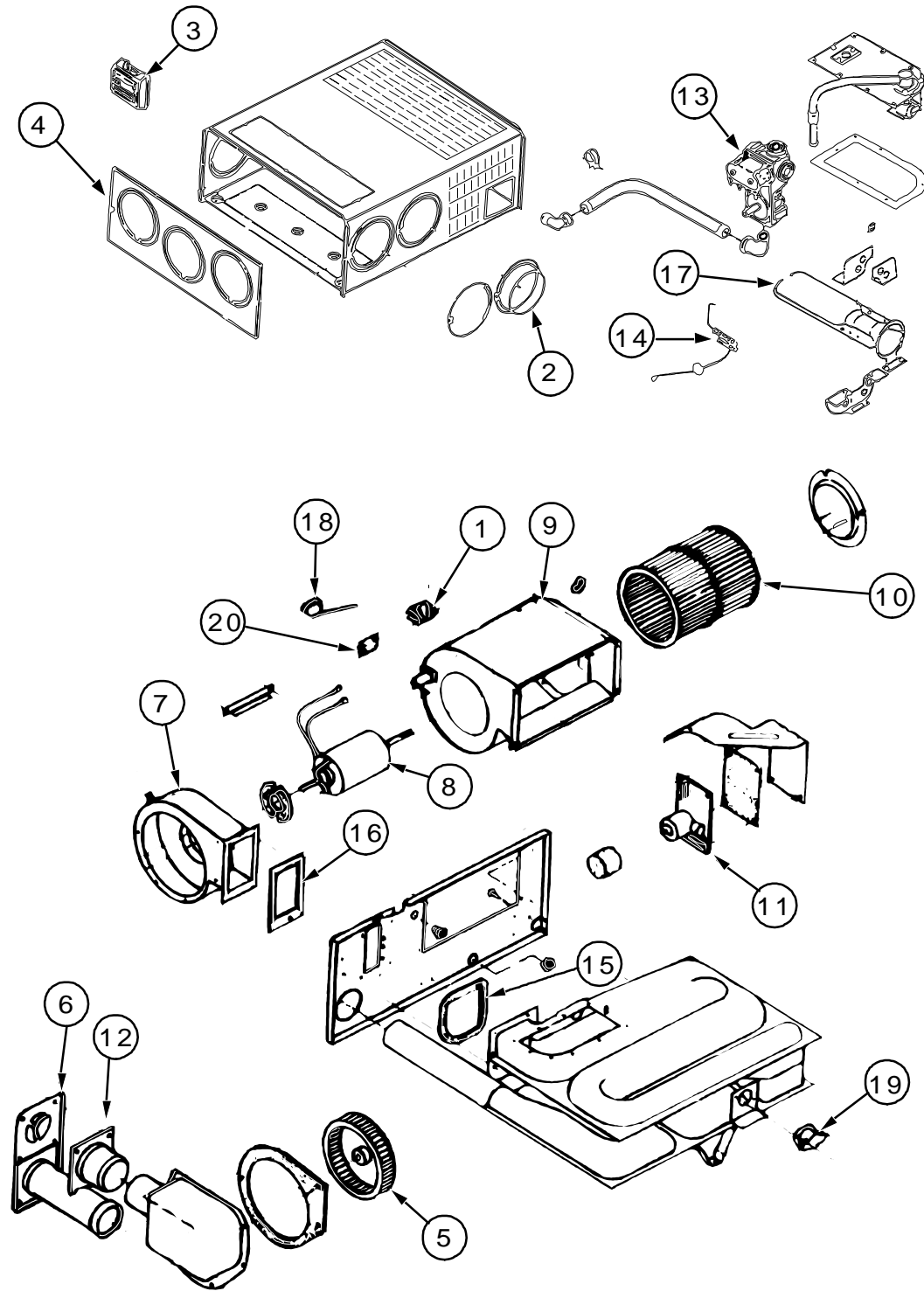
KEY	PART NUMBER	U/M DESCRIPTION
	092633-02-02A	EA COVER-BLANK, ROOF A/C - 5.1" X 5.1" - PLASTIC - OFF WHITE
	022756-03-000	EA COVER-A/C, OFF WHITE - PLASTIC
	022756-02-000	EA COVER-PROTECTIVE, 5.5" ENDS X 8.2" - PLASTIC - OFF WHITE



14,800 BTU COLEMAN ROOF A/C

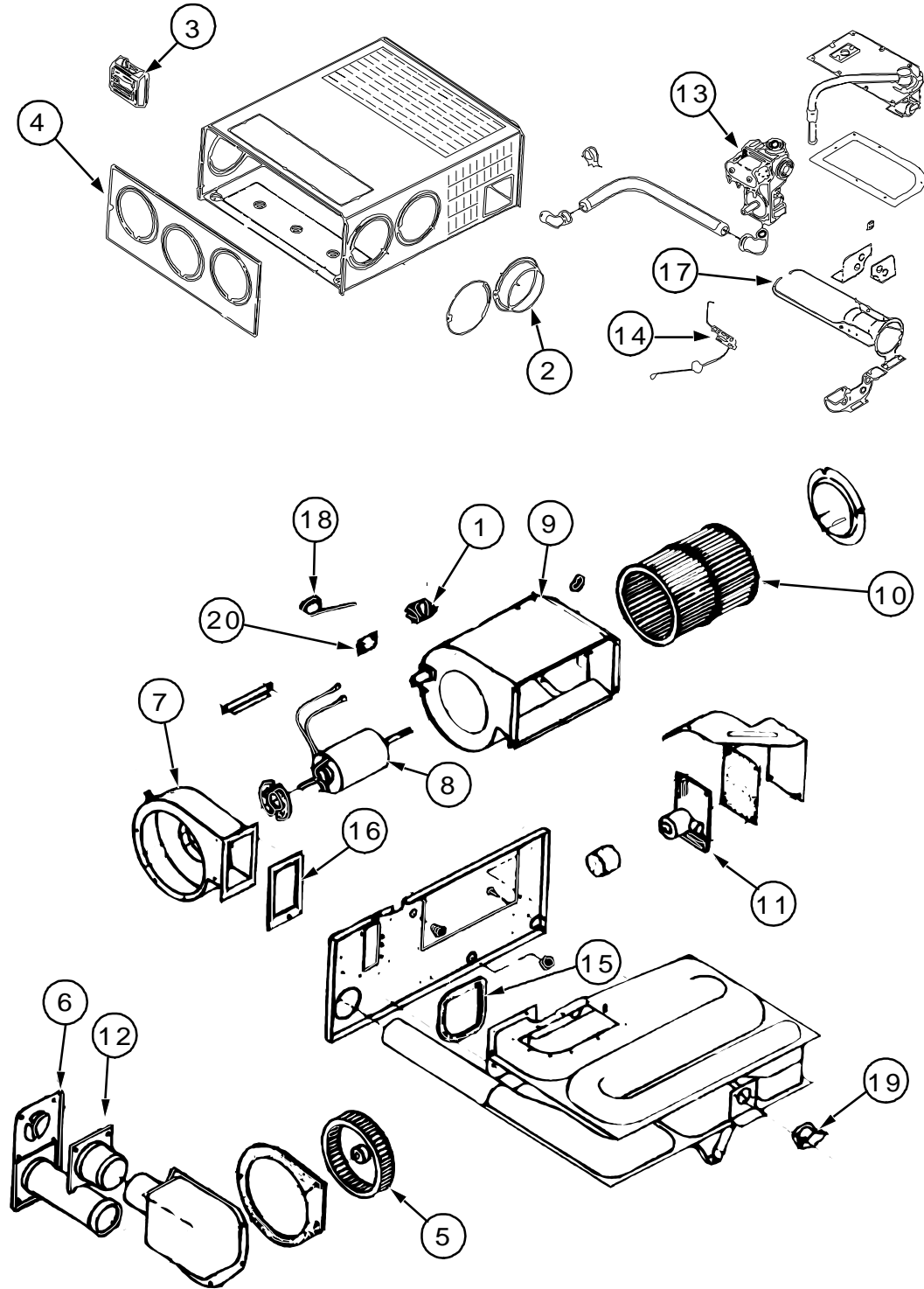
KEY	PART NUMBER	U/M DESCRIPTION	VENDOR NO.
1	115219-01-03A	EA A/C-ROOF, 14,800 BTU - MACH 15 - BRIGHT WHITE - COLEMAN	7335B896
2	093763-01-712	EA FAN BLADE-CONDENSER	6733-3221
3	105620-01-706	EA FOOT PACKAGE-COMPRESSOR, 3 PER PACKAGE	6759-3081
4	108889-01-705	EA MOTOR - 115V, 60HZ	1468-3049
5	108889-01-706	EA IMPELLOR	1472-1041
6	108889-01-708	EA CAPACITOR-FAN, (7.5MFD.370U)	1499-5461
	108889-01-710	EA FILLER PAD-COND AIR SEAL	6759A3971
7	108889-01-711	EA GASKET PACKAGE	6792-3301
8	108889-01-715	EA MOTOR MOUNT & SHAFT SEAL KIT	6792-3361
9	108889-05-700	EA SHROUD - BRIGHT WHITE W/O LOGOS	7333-4601
10	115219-01-700	EA CONDENSER COIL	1452-1321
11	115219-01-701	EA COMPRESSOR, PANASONIC	1450-2039
12	115219-01-702	EA CAPACITOR-RUN, COMPRESSOR	1499-5741
	115219-01-703	EA RELAY-START	1497-4151
13	115219-01-704	EA EVAPORATOR COIL	1452-1331
	115219-01-707	EA DISCHARGE LINE ASSEMBLY	7335A132
	115219-01-705	EA LINE-SUCTION, LOWER	7335-130
	115219-01-706	EA LINE-SUCTION, UPPER	7335-131
	093306-01-720	EA CAPACITOR-START	1497-3351
	093306-01-701	EA DECAL PACKAGE-LEFT & RIGHT	6798B3591
	102289-01-000	EA SPRING-SCREW, ROOF A/C GASKET - COLEMAN	6757-150

HEATING & AIR CONDITIONING GROUP (CONTINUED)
30,000 BTU SUBURBAN FURNACE & WALL THERMOSTAT



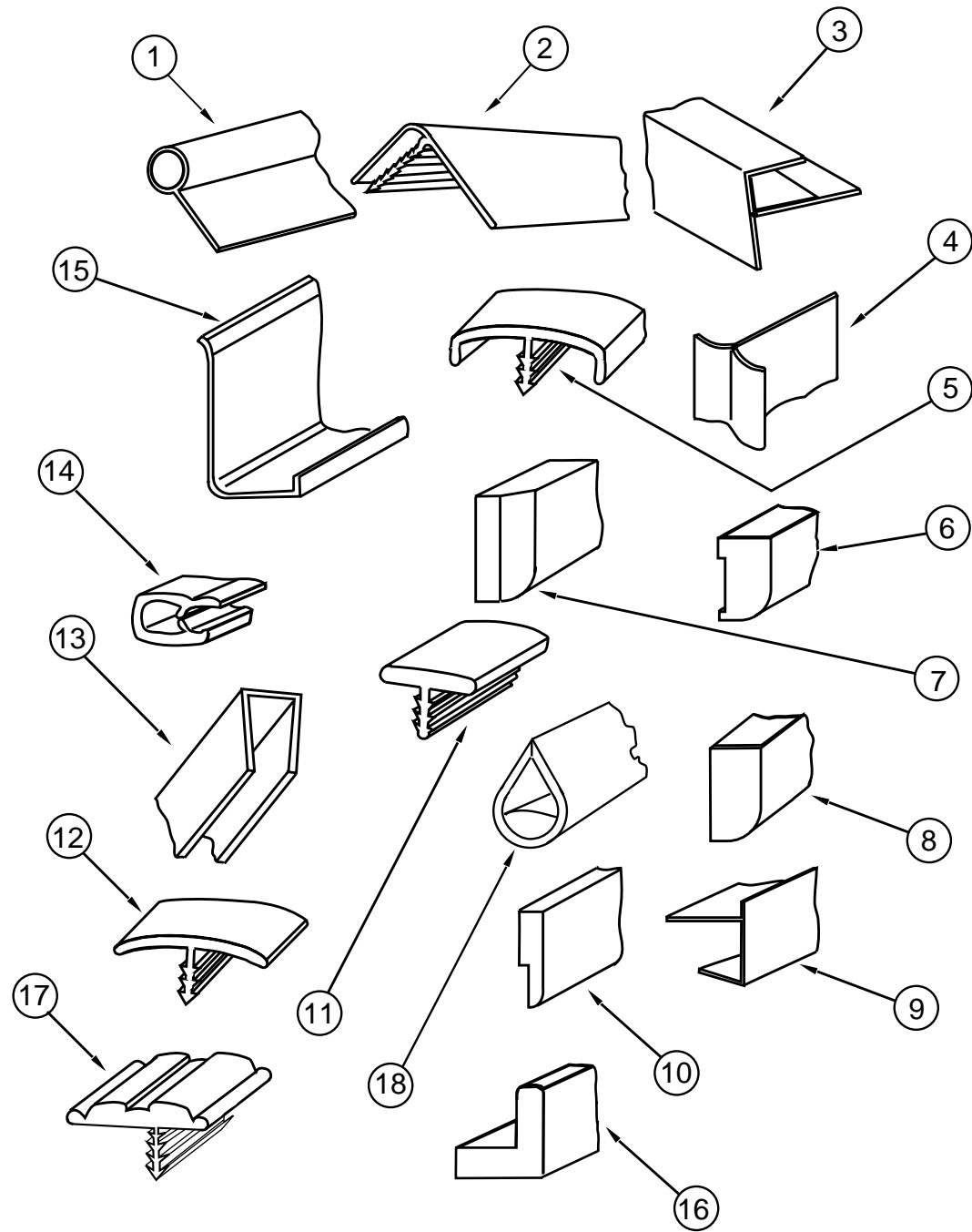
KEY	PART NUMBER	U/M	DESCRIPTION	VENDOR NO.
	098668-20-000	EA	FURNACE - 30,000 BTU, SUBURBAN SF30 2273	
1	074466-01-702	EA	RELAY-TIME DELAY	230625
2	075696-02-703	EA	COLLAR-DUCT	050715
3	115764-01-01A	EA	THERMOSTAT - WALL, FURNACE	160902
4	098668-01-700	EA	CABINET-FRONT	101242
5	098668-01-706	EA	WHEEL-COMBUSTION AIR	350122
6	098668-01-707	EA	VENT ASSEMBLY-CAP AND TUBE	260193
7	098668-01-708	EA	BLOWER ASSEMBLY-COMBUSTION AIR	390441
8	098668-01-709	EA	MOTOR ASSEMBLY-F/SF-25, SF-30	231706
9	098668-01-710	EA	BLOWER ASSEMBLY-ROOM AIR	390440
10	098668-01-711	EA	WHEEL-ROOM AIR	350123
11	098668-01-712	EA	BOARD-MODULE	231741
12	098668-01-713	EA	INTAKE VENT TUBE ASSEMBLY	051044
13	098668-01-714	EA	VALVE-GAS, (WHITE ROGERS)	161070
14	098668-01-715	EA	ELECTRODE ASSEMBLY-SINGLE PROBE	232166
15	098668-01-716	EA	GASKET-FIREWALL, CHAMBER SIDE	232166
16	098668-01-717	EA	GASKET-FIREWALL, BLOWER SIDE	070163
17	098668-02-700	EA	BURNER ASSEMBLY COMPLETE - (SF-30/SF35)	010745
18	098668-21-700	EA	MICROSWITCH W/O FLAG 3 1/4"	232261
19	098668-21-701	EA	LIMIT SWITCH	231799
20	101990-01-714	EA	MICROSWITCH GASKET	230877
	092300-02-701	EA	ORIFICE-(MAIN BURNER) - SUBURBAN	180214
	098668-23-000	EA	DOOR-ACCESS, FURNACE - BRIGHT WHITE - SUBURBAN 520574	
	056464-10-000	EA	REGISTER-HEAT/A/C, ROUND W/O DAMPER - 4" - DURA-BEIGE PLASTIC	
	093614-01-02A	EA	GRILLE-RETURN AIR, FURNACE - 15.6" X 7.6" - BEIGE - LIMA,19H-14X6BR-RAG	

HEATING & AIR CONDITIONING GROUP (CONTINUED)
25,000 BTU SUBURBAN FURNACE & WALL THERMOSTAT



KEY	PART NUMBER	U/M DESCRIPTION	VENDOR NO.
	098668-19-000	EA FURNACE - 25,000 BTU, SUBURBAN SF25 2272	
1	074466-01-702	EA RELAY-TIME DELAY	230625
2	075696-02-703	EA COLLAR-DUCT	050715
3	115764-01-01A	EA THERMOSTAT - WALL, FURNACE	160902
4	098668-01-700	EA CABINET-FRONT	101242
5	098668-01-706	EA WHEEL-COMBUSTION AIR	350122
6	098668-01-707	EA VENT ASSEMBLY-CAP AND TUBE	260193
7	098668-01-708	EA BLOWER ASSEMBLY-COMBUSTION AIR	390441
8	098668-01-709	EA MOTOR ASSEMBLY-F/SF-25, SF-30	231706
9	098668-01-710	EA BLOWER ASSEMBLY-ROOM AIR	390440
10	098668-01-711	EA WHEEL-ROOM AIR	350123
11	098668-01-712	EA BOARD-MODULE	231741
12	098668-01-713	EA INTAKE VENT TUBE ASSEMBLY	051044
13	098668-01-714	EA VALVE-GAS, (WHITE ROGERS	161070
14	098668-01-715	EA ELECTRODE ASSEMBLY-SINGLE PROBE	232166
15	098668-01-716	EA GASKET-FIREWALL, CHAMBER SIDE	232166
16	098668-01-717	EA GASKET-FIREWALL, BLOWER SIDE	070163
17	098668-01-703	EA BURNER ASSEMBLY	010762
18	098668-21-700	EA MICROSWITCH W/O FLAG 3 1/4"	232261
19	098668-21-701	EA LIMIT SWITCH	231799
20	101990-01-714	EA MICROSWITCH GASKET	230877
	090039-01-703	EA ORIFICE-MAIN BURNER	180193
	098668-23-000	EA DOOR-ACCESS, FURNACE - BRIGHT WHITE - SUBURBAN	7520574
	056464-10-000	EA REGISTER-HEAT/A/C, ROUND W/O DAMPER - 4" - DURA-BEIGE PLASTIC	
	093614-01-02A	EA GRILLE-RETURN AIR, FURNACE - 15.6" X 7.6" - BEIGE - LIMA,19H-14X6BR-RAG	

**INTERIOR FINISH GROUP
MOLDINGS & TRIM**



KEY	PART NUMBER	U/M	DESCRIPTION
1	009767-12-000	FT	MOLDING-SIDEWALL TO CEILING/CABINET - WELTING - OFF WHITE
2	009809-28-000	EA	MOLDING-CORNER, OUTSIDE - 1" - PLASTIC - WATERFORD OAK
3	009812-29-000	EA	MOLDING-CORNER, OUTSIDE - .5" X 7' - PLASTIC - WATERFORD OAK
4	022992-11-000	FT	MOLDING-REVERSE COVE, T-SHAPED - VINYL - IVORY
5	083620-12-000	FT	MOLDING-T, END CAP EDGE - W/EDGE LIPS - .75" - WATERFORD OAK
6	117268-D2-134	EA	MOLDING-VINYL WRAPPED, .7" X 1.6" X 7' - WATERFORD OAK
6	117268-F2-134	EA	MOLDING-VINYL WRAPPED, .7" X 2.6" X 7' - WATERFORD OAK
7	100659-01-G09	EA	MOLDING-TRIM, VINYL FLOOR
8	100818-01-05A	EA	MOLDING-VINYL WRAPPED, 1.65" X .4" X 7' - WATERFORD OAK
9	103186-01-05A	FT	MOLDING-EDGE, SHELF - .78" WIDE - PLASTIC - WATERFORD OAK
9	103186-02-05A	FT	MOLDING-EDGE, SHELF - 1.3" WIDE - PLASTIC - WATERFORD OAK
10	105004-01-05A	EA	MOLDING-VINYL WRAPPED, 1" X 8' - WATERFORD OAK
11	104676-01-01A	FT	T-MOLDING, 5/16 - RIGID - GOLD
12	105709-01-000	FT	T-MOLDING, 1", IVORY
13	009778-21-000	FT	U - CHANNEL, 1" WIDE X 8' INCREMENTS - PLASTIC - WATERFORD OAK
13	070504-18-000	FT	U-CHANNEL-PLASTIC, .065" WIDE - IVORY - INCREMENTS OF 8'
13	070504-19-000	FT	U-CHANNEL-PLASTIC, .815" WIDE - BROWN - INCREMENTS OF 8'
14	072368-02-000	EA	TRIM-VINYL, EDGE - BLACK - GM 14004305
15	085746-01-000	FT	TRIM-J, CARPET - 1.2" X .5" ANGLE - 10' LONG - PVC - BEIGE
16	100819-01-05A	EA	MOLDING-VINYL WRAP, DOOR - WATERFORD OAK
17	109736-01-03A	FT	T-MOLDING, 1" WIDE- WATERFORD OAK - CRILLA PLASTIC
18	105618-01-01A	FT	MOLDING-EDGE, 5/16" - GOLD W/ADHESIVE
	093873-01-01A	EA	TRIM-CARPET, L-ANGLE - 1.1" X 1.3" X 12' - VINYL - GRAY
	117267-E2-438	EA	LUMBER-VINYL WRAPPED, .7" X 2" X 8' - WATERFORD OAK
	117267-G2-438	EA	LUMBER-VINYL WRAPPED, .7" X 3" X 8' - WATERFORD OAK

INTERIOR FINISH GROUP (CONTINUED)

BATT STRIPS

KEY	PART NUMBER	U/M	DESCRIPTION
	069733-83-000	EA	BATT STRIP-WOODGRAIN, 8' - WATERFORD OAK
	088263-78-000	EA	BATT STRIP-SHOWER, 8' - OFF WHITE
			FROM: 00-00-00 THRU: 01-14-96
	088263-E3-000	EA	BATT STRIP-SHOWER, 8' - PEBBLE EMBOSS ANTIQUE
			FROM: 01-15-96 THRU: 99-99-99
	088263-C3-000	EA	BATT STRIP-DECORATIVE, TRAVIS/PEBBLE - 8' LONG (G29) (MAIN WALL)
	088263-B3-000	EA	BATT STRIP-DECORATIVE, ALLURE/MEADOW - 8' LONG (G30) (MAIN WALL)
	088263-B8-000	EA	BATT STRIP-DECORATIVE, METRO/MIST - 8' LONG (G31/G32) (MAIN WALL)
	085284-B5-000	FT	BATT - TAPE, WATERFORD OAK WOODGRAIN - ADHESIVE BACKED
	085284-76-000	FT	BATT - TAPE, SHOWER - OFF WHITE - ADHESIVE BACKED
			FROM: 00-00-00 THRU: 01-14-96
	085284-D6-000	FT	BATT - TAPE, SHOWER - PEBBLE EMBOSS ANTIQUE - ADHESIVE BACKED
			FROM: 01-15-96 THRU: 99-99-99
	085284-B6-000	FT	BATT - TAPE, TRAVIS-PEBBLE - ADHESIVE BACKED (G29) (MAIN WALL)
	085284-A4-000	FT	BATT - TAPE, ALLURE-MEADOW - ADHESIVE BACKED (G30) (MAIN WALL)
	085284-B1-000	FT	BATT - TAPE, METRO MIST - ADHESIVE BACKED (G31/G32) (MAIN WALL)
	086229-13-000	EA	BATTEN-CEILING, 1" WIDE - IVORY - 7.6'
	086229-01-000	EA	RETAINER-BATTEN, CEILING - .75" WIDE - IVORY - 7.6'

PLASTIC LAMINATE & EDGE BAND MOLDING

KEY	PART NUMBER	U/M	DESCRIPTION
	074498-54-000	SF	LAMINATE-PLASTIC, SAND SPEKTRUM - 5' X 8' - INCREMENTS OF 40 SF (G29/G32) (GALLEY, DINETTE, BATH & BEDROOM)
	074498-73-000	SF	LAMINATE-PLASTIC, PEPPERMINT SANTOS - 5' X 8' - INCREMENTS OF 40 SF (G30) (GALLEY, DINETTE, BATH & BEDROOM)
	074498-62-000	SF	LAMINATE-PLASTIC, GREY FINESSE - 5' X 8' - INCREMENTS OF 40 SF (G31) (GALLEY, DINETTE, BATH & BEDROOM)
	074498-67-000	SF	LAMINATE-PLASTIC, ORCHID MIST - 5' X 8' - INCREMENTS OF 40 SF (PATIO ENTERTAINMENT CENTER TABLE)
	076325-34-000	FT	MOLDING-EDGE BAND, 1233 ORCHID MIST - 1 5/16" X .030" X 600" (PATIO ENTERTAINMENT CENTER TABLE)
	076325-47-000	FT	MOLDING-EDGE BAND, 1032 SAND - 1 5/16" X .030" X 600" (G29/G32) (DINETTE/BEDROOM)
	076325-65-000	FT	MOLDING-EDGE BAND, 1179 PEPPERMINT - 1 5/16" X .030" X 600" (G30) (DINETTE/BEDROOM)
	076325-46-000	FT	MOLDING-EDGE BAND, 1035 CLOUD - 1 5/16" X .030" X 600" (G31) (DINETTE/BEDROOM)
	076325-44-000	FT	MOLDING-EDGE BAND, 1032 SAND - .875 "X .024" X 600" (G29/G32) (DINETTE/BEDROOM)
	076325-66-000	FT	MOLDING-EDGE BAND, 1179 PEPPERMINT - .875 "X .024" X 600" (G30) (DINETTE/BEDROOM)
	076325-43-000	FT	MOLDING-EDGE BAND, 1035 CLOUD - .875 "X .024" X 600" (G31) (DINETTE/BEDROOM)

INTERIOR FINISH GROUP (CONTINUED)

PANELING, PLYWOOD & PARTICLE BOARD

KEY	PART NUMBER	U/M	DESCRIPTION
	074497-28-000	SF	PANELING-WOODGRAIN, 4' X 8' - INCREMENTS OF 32 SF
	088272-98-000	SF	PANELING-SHOWER, OFF WHITE - 4' X 7' - INCREMENTS OF 28 SF
			FROM: 00-00-00 THRU: 01-14-96
	088272-G1-000	SF	PANELING-SHOWER, PEBBLE EMBOSS ANTIQUE - 4' X 7' - INCREMENTS OF 28 SF
			FROM: 01-15-96 THRU: 99-99-99
	088272-E4-000	SF	PANELING-DECORATIVE, TRAVIS/PEBBLE - 4' X 7' - INCREMENTS OF 28 SF (G29) (MAIN WALL)
	088272-D6-000	SF	PANELING-DECORATIVE, ALLURE/MEADOW - 4' X 7' - INCREMENTS OF 28 SF (G30) (MAIN WALL)
	088272-E0-000	SF	PANELING-DECORATIVE, METRO/MIST - 4' X 7' - INCREMENTS OF 28 SF (G31/G32) (MAIN WALL)
	080215-10-000	SF	PANELING - 2 SIDED, WATERFORD OAK - 5 MM X 4' X 8' - INCREMENTS OF 32 SF
	074497-34-000	SF	PANELING-BUNK, IMPACT PEARL - 4' X 8' - INCREMENTS OF 32 SF
	000846-01-000	SF	PLYWOOD - 5/16" X 48" X 96.69"
	000846-02-000	SF	PLYWOOD-UNDR, 5/16" X 48" X 96.69"
	089297-01-000	SF	PLYWOOD-LUAN, OVERLAY GRADE - 4' X 8' - INCREMENTS OF 32 SF
	000885-76-000	SF	PARTICLE BOARD - 3/8" X 48" X 96" - WATERFORD OAK VINYL 1 SIDE
	000885-77-000	SF	PARTICLE BOARD - 3/8" X 48" X 96" - WATERFORD OAK VINYL 2 SIDES
	000885-79-000	SF	PARTICLE BOARD - 3/4" X 48" X 96" - WATERFORD OAK VINYL 2 SIDES

ANTISLIP & FLOOR MATS

KEY	PART NUMBER	U/M	DESCRIPTION
	091261-01-000	FT	SLIPNOT-ANTISLIP, 1' WIDE (100' ROLL)
	105924-01-F04	EA	MAT-FLOOR, 18" X 27" (G29)
	105924-01-F11	EA	MAT-FLOOR, 18" X 27" (G30)
	105924-01-F25	EA	MAT-FLOOR, 18" X 27" (G31)
	105924-01-F04	EA	MAT-FLOOR, 18" X 27" (G32)

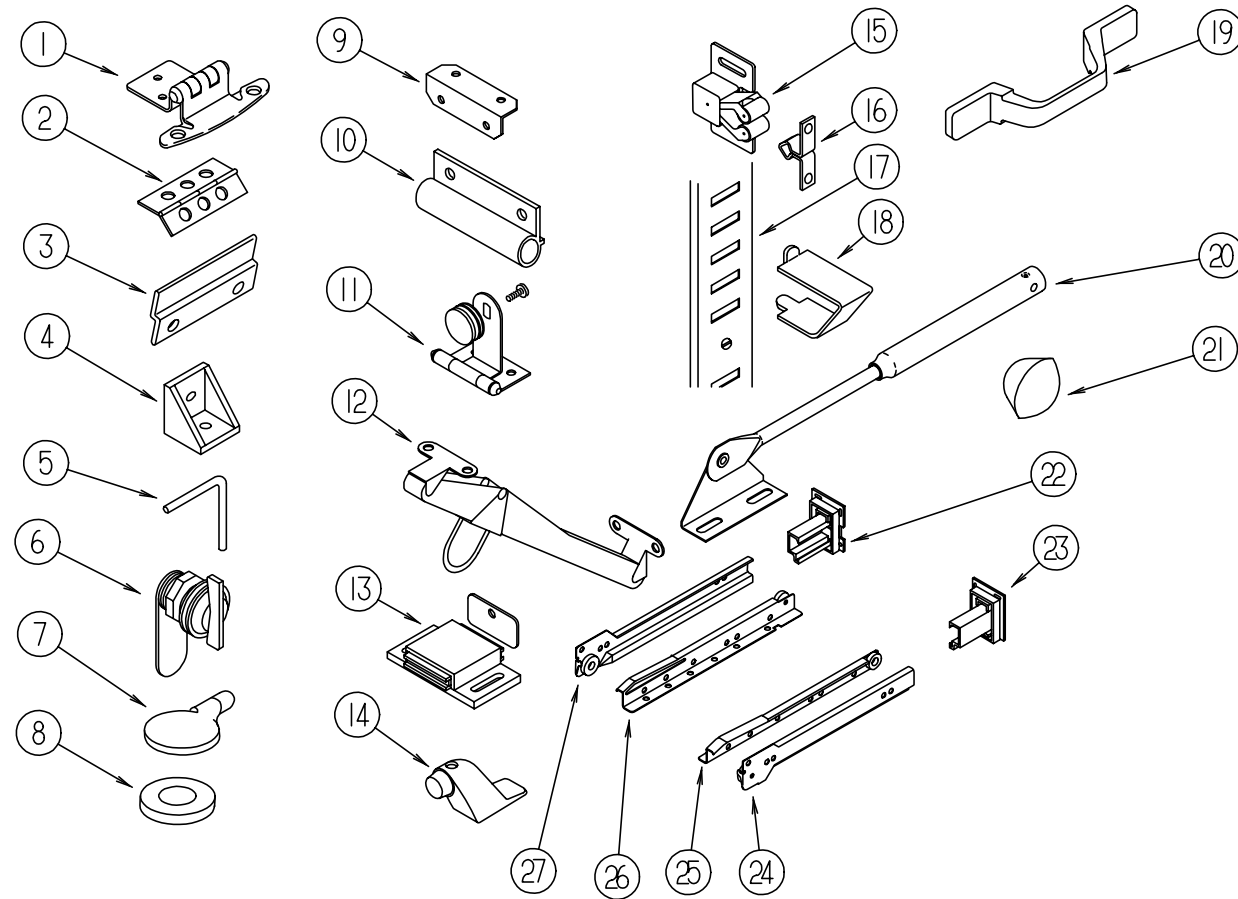
CARPET

KEY	PART NUMBER	U/M	DESCRIPTION
	075233-01-000	SY	PAD-CARPET, 3/8" X 6' ROLL
	047034-06-000	SF	PLASTIC - CARPET - 2' WIDE - CLEAR POLY
	093486-01-000	SY	CARPET - COMPARTMENT, 54" WIDE - DARK GRAY
	096060-95-000	SY	CARPET - DOESKIN, 12' ROLL, INCREMENTS OF 4 SY (G29/G32)
	096060-A2-000	SY	CARPET - NEW MEADOW, 12' ROLL, INCREMENTS OF 4 SY (G30)
	096060-A8-000	SY	CARPET - BLUE LAGOON, 12' ROLL, INCREMENTS OF 4 SY (G31)

SMOKE DETECTOR, CO DETECTOR, FIRE EXTINGUISHER & CLOCK

KEY	PART NUMBER	U/M	DESCRIPTION
	072852-01-000	EA	DETECTOR-SMOKE, W/9 VOLT BATTERY - US
	072852-02-000	EA	DETECTOR-SMOKE, W/9 VOLT BATTERY - CANADIAN
	094499-01-000	EA	EXTINGUISHER-FIRE, DRY W/MOUNTING BRACKET - 10 BC
	094499-01-700	EA	BRACKET-MOUNTING, W/PLASTIC STRAP - FIRE EXTINGUISHER
	094499-01-701	EA	STRAP ONLY-(METAL), FIRE EXTINGUISHER
	094499-02-000	EA	EXTINGUISHER-FIRE, DRY - 1A10BC - CANADIAN
	112320-01-000	EA	DETECTOR-CO GAS, MODEL 9B-I - COSTAR 940000000
			FROM: 00-00-00 THRU: 09-03-95
	112320-02-000	EA	BATTERY/SENSOR-CO GAS, COSTAR 940001000
			FROM: 00-00-00 THRU: 09-03-95
	112320-03-000	EA	DETECTOR-CO GAS, MODEL 9D-I - COSTAR 946000001
			FROM: 09-04-95 THRU: 99-99-99
	112320-04-000	EA	DETECTOR-CO SENSOR ASSEMBLY - COSTAR 946001001
			FROM: 09-04-95 THRU: 99-99-99
	118081-01-01A	EA	CLOCK-WALL, ROUND 8" - BRASS

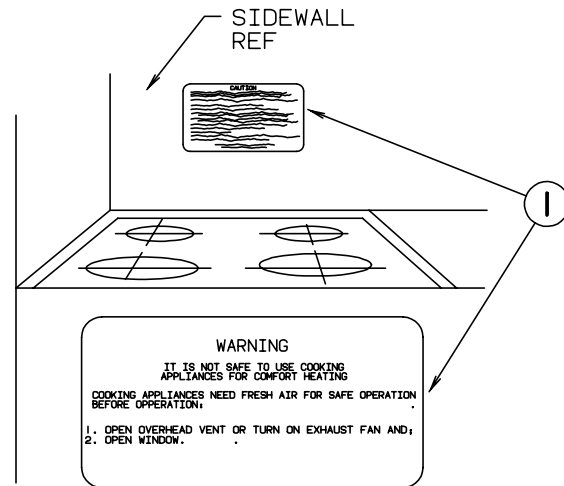
INTERIOR FINISH GROUP (CONTINUED)
CABINET HARDWARE



KEY	PART NUMBER	U/M	DESCRIPTION
1	108138-01-000	EA	HINGE-CABINET DOOR, BURNISHED BRASS
2	009059-01-000	EA	HINGE-DOOR, 2" X 1.4" - BRASS
2	009059-02-000	EA	HINGE-DOOR, 2" X 2.7" - BRASS
3	101272-01-000	EA	CATCH-DOOR, GLASS
4	065740-01-000	EA	BRACE-CABINET CORNER, PLASTIC
5	108487-02-01A	EA	SUPPORT-PROP ROD, OVERHEAD - BLACK
6	100710-01-01A	EA	LOCK-GLASS DOOR, TWIST TYPE - BRASS
7	101766-01-000	EA	PIN-SUPPORT, GLASS DOOR
8	100707-01-000	EA	SPACER-DOOR, GLASS - .8" DIA - .3" HOLE - PLASTIC
9	016604-01-000	EA	BRACE-CABINET, ANGLE - 2.5" - METAL - UNPAINTED
9	016604-05-000	EA	BRACE-CABINET, ANGLE - 2.5" - METAL - OFF WHITE
10	108486-01-01A	EA	BRACKET-PROP ROD, OVERHEAD - BLACK
11	100711-01-01A	EA	HINGE-DOOR, GLASS
12	104181-01-01A	EA	SUPPORT-LEAF, 5.3" - EXTENDS TO 7.5" - SAFTY RING - METAL
13	088254-01-000	EA	CATCH-MAGNETIC, 1.8" X .7"
14	103257-01-000	EA	STOP-DOOR
15	093586-06-000	EA	CATCH-SPRING, ROLLER
16	093586-05-000	EA	STRIKE-SPRING STEEL
17	098980-01-000	EA	PILASTER-ADJUSTABLE SHELF, 18" LONG
17	098980-02-000	EA	PILASTER-ADJUSTABLE SHELF, 12" LONG
17	098980-03-000	EA	PILASTER-ADJUSTABLE SHELF, 9" LONG
18	098979-01-000	EA	CLIP-ADJUSTABLE SHELF
19	117801-01-01A	EA	PULL-CABINET, BRASS
20	074493-02-000	EA	SUPPORT-PISTON SPRING, CABINET DOOR
21	042356-01-000	EA	PLUG-BUTTON, MAHOGANY - 3/8" DIAMETER - WOOD
22	114045-01-000	EA	BACKSOCKET-ADJUSTABLE, LEFT N/A ORDER SLIDE KIT ACCORDING TO LENGTH-SEE NUMERICAL LISTING OF #114031-??-700 IN THE \$ FICHE F/DESIRED LENGTH
23	114045-02-000	EA	BACKSOCKET-ADJUSTABLE, RIGHT N/A ORDER SLIDE KIT ACCORDING TO LENGTH-SEE NUMERICAL LISTING OF #114031-??-700 IN THE \$ FICHE F/DESIRED LENGTH

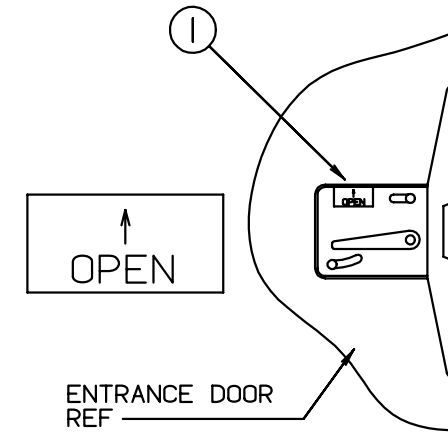
KEY	PART NUMBER	U/M	DESCRIPTION
24	114031-02-000	EA	SLIDE-DRAWER, CABINET - RIGHT SIDE - 12" N/A ORDER #114031-01-700 SLIDE DRAWER KIT
24	114031-14-000	EA	SLIDE-DRAWER, CABINET - RIGHT SIDE - 18" N/A ORDER #114031-13-700 SLIDE DRAWER KIT
24	114031-18-000	EA	SLIDE-DRAWER, CABINET - RIGHT SIDE - 20" N/A ORDER #114031-17-700 SLIDE DRAWER KIT
25	114031-04-000	EA	SLIDE-DRAWER, DRAWER MOUNT - RIGHT SIDE - 12" N/A ORDER #114031-01-700 SLIDE DRAWER KIT
25	114031-16-000	EA	SLIDE-DRAWER, DRAWER MOUNT - RIGHT SIDE - 18" N/A ORDER #114031-13-700 SLIDE DRAWER KIT
25	114031-20-000	EA	SLIDE-DRAWER, DRAWER MOUNT - RIGHT SIDE - 20" N/A ORDER #114031-17-700 SLIDE DRAWER KIT
26	114031-03-000	EA	SLIDE-DRAWER, DRAWER MOUNT - LEFT SIDE - 12" N/A ORDER #114031-01-700 SLIDE DRAWER KIT
26	114031-15-000	EA	SLIDE-DRAWER, DRAWER MOUNT - LEFT SIDE - 18" N/A ORDER #114031-13-700 SLIDE DRAWER KIT
26	114031-19-000	EA	SLIDE-DRAWER, DRAWER MOUNT - LEFT SIDE - 20" N/A ORDER #114031-17-700 SLIDE DRAWER KIT
27	114031-01-000	EA	SLIDE-DRAWER, CABINET - LEFT SIDE - 12" N/A ORDER #114031-01-700 SLIDE DRAWER KIT
27	114031-16-000	EA	SLIDE-DRAWER, CABINET - LEFT SIDE - 18" N/A ORDER #114031-13-700 SLIDE DRAWER KIT
27	114031-17-000	EA	SLIDE-DRAWER, CABINET - LEFT SIDE - 20" N/A ORDER #114031-17-700 SLIDE DRAWER KIT
	004354-01-000	EA	BUMPER-RUBBER, .5" DIA - BROWN
	009112-01-000	EA	FLANGE - 1" ROD, CLOTHES - PLASTIC - OFF WHITE
	023320-01-000	EA	PAD-FELT, 3/8" DIAMETER - BROWN
	039984-01-000	EA	CAP-ROUND, VINYL - .28" ID X .62" LONG - BLACK
	042438-01-000	EA	DOWEL-WOOD, CLOTHES ROD - 1" DIAMETER X 4'

LABELS GROUP

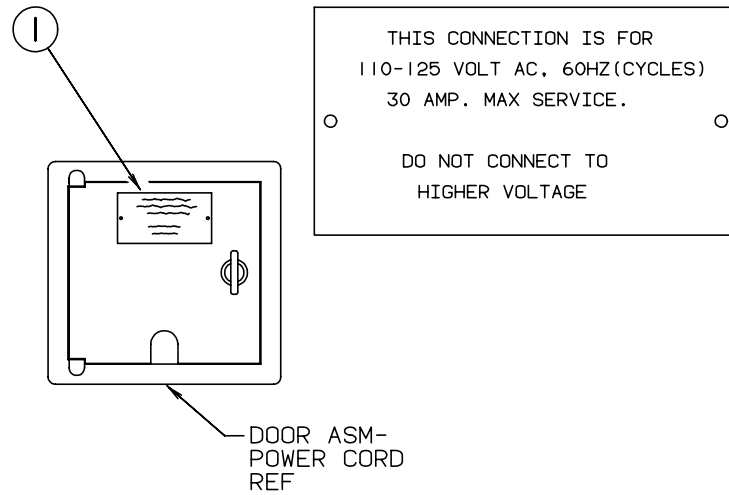


KEY	PART NUMBER	U/M DESCRIPTION
1	050225-01-000	EA LABEL-WARNING, STOVE VENT - US
1	050222-01-000	EA LABEL-WARNING, STOVE VENT - CANADIAN

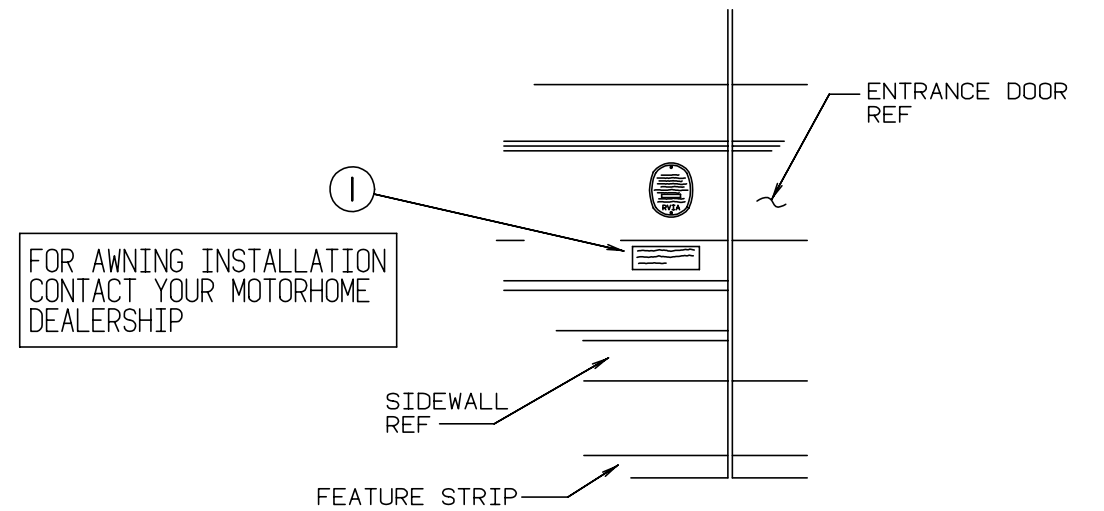
LABELS GROUP (CONTINUED)



KEY	PART NUMBER	U/M DESCRIPTION
1	040944-01-000	EA LABEL-ENTRANCE DOOR, "OPEN"

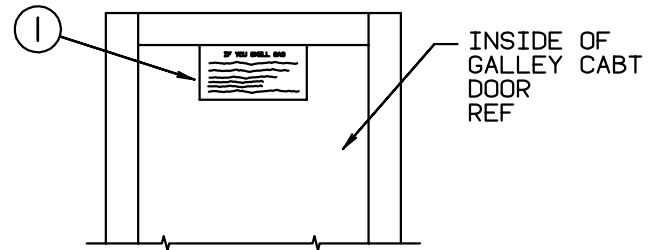


KEY	PART NUMBER	U/M DESCRIPTION
1	006062-01-000	EA LABEL-ELECTRIC, 110V CONNECTION



KEY	PART NUMBER	U/M DESCRIPTION
1	099509-01-000	EA LABEL-AWNING INSTALLATION

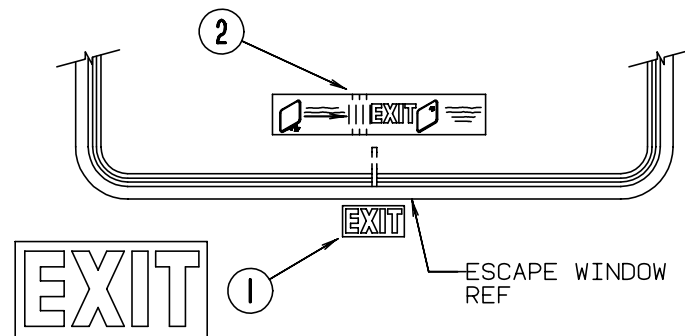
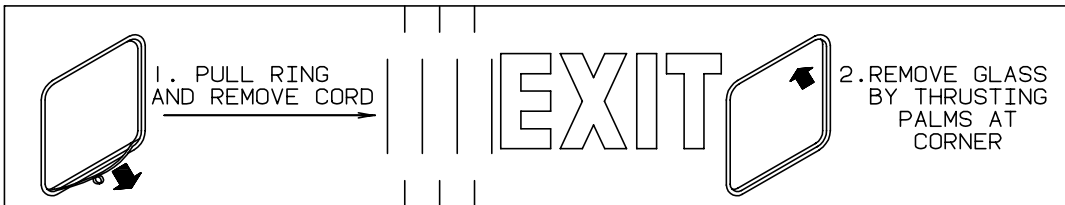
LABELS GROUP (CONTINUED)



IF YOU SMELL GAS

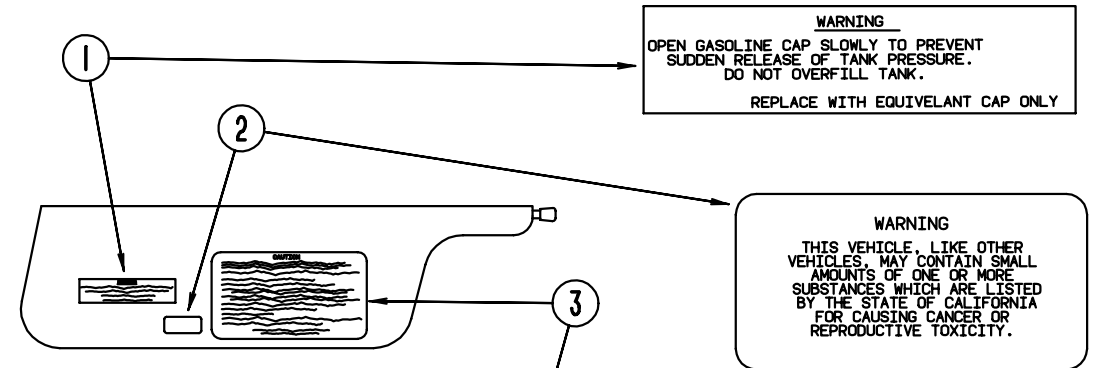
1. EXTINGUISH ANY OPEN FLAME, PILOT LIGHTS AND ALL SMOKING MATERIALS.
2. SHUT OFF THE GAS SUPPLY AT THE TANK VALVE(OR GAS SUPPLY CONNECTION.
3. OPEN DOORS AND OTHER VENTILATING OPENINGS.
4. DO NOT TOUCH ELECTRICAL SWITCHES.
5. LEAVE THE AREA UNTIL ODOR CLEARS.
6. HAVE THE GAS SYSTEM CHECKED AND LEAKAGE SOURCE CORRECTED BEFORE USING AGAIN.

KEY	PART NUMBER	U/M DESCRIPTION
1	073998-01-000	EA LABEL-LPG ODOR WARNING



KEY	PART NUMBER	U/M DESCRIPTION
1	039290-01-000	EA LABEL-WARNING, EXIT
2	107571-01-000	EA LABEL-ESCAPE EXIT, WINDOW

LABELS GROUP (CONTINUED)



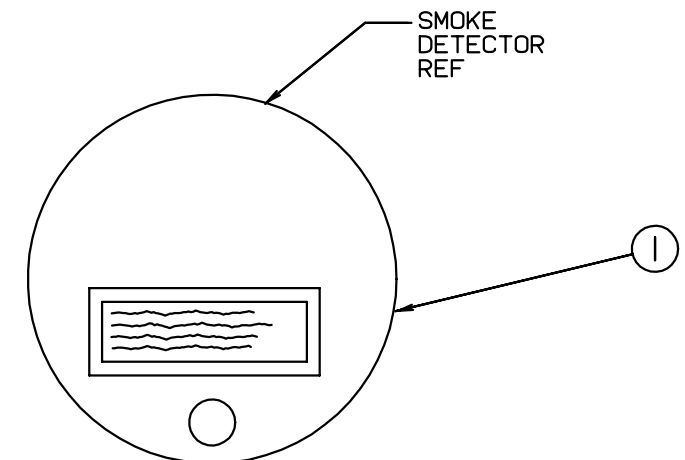
CAUTION

THIS MOTOR HOME HAS BEEN DESIGNED, MANUFACTURED AND TESTED WITH CONCERN FOR THE PROTECTION OF IT'S OCCUPANTS. WE RECOMMEND YOU PERFORM THE FOLLOWING INSPECTIONS FOR YOUR SAFETY AND THE SAFETY OF YOUR PASSENGERS BEFORE STARTING YOUR VEHICLE.

1. LP GAS SYSTEM- TURN OFF AT TANK FOR TRAVELING. TEST FOR LEAKS UPON ARRIVAL AT DESTINATION. BEFORE LIGHTING PILOTS.
2. WHEELS- INSPECT FOR DAMAGE AND CHECK LUG NUTS FOR TIGHTNESS.
3. TIRES- INSPECT FOR WEAR AND DAMAGE AND CHECK FOR RECOMMENDED AIR PRESSURE.
4. LIGHTING- TEST FOR PROPER OPERATION OF ALL INTERIOR AND EXTERIOR LIGHTS INCLUDING DASH LIGHTS, HEADLIGHTS, TAIL LIGHTS, BRAKE LIGHTS, CLEARANCE LIGHTS AND TURN SIGNALS.
5. EXITS- INSPECT RELEASE MECHANISM ON EMERGENCY EXIT WINDOW, TEST BOTH LOCKS ON MAIN ENTRANCE DOOR FOR EASE OF OPERATION AND INSTRUCT PASSENGERS HOW TO USE BOTH MEANS OF EXIT.
6. SEAT BELTS- DIRECT PASSENGERS TO DESIGNATED SEATS AND REQUIRE USE OF SEAT BELTS.
7. APPLIANCES- TURN OFF AND LATCH OR LOCK DOORS WHERE PROVIDED.
8. LOOSE PARCELS- STORE SECURELY.
9. UTILITY SUPPLY LINES- DISCONNECT ALL ELECTRIC, SEWER AND WATER LINES AND SECURE PROPERLY.
10. ENTRANCE DOOR STEP- PLACE IN RETRACTED POSITION FOR TRAVELING.

READ YOUR MOTOR HOME AND CHASSIS OWNER'S MANUAL FOR FURTHER PRECAUTIONS

KEY	PART NUMBER	U/M DESCRIPTION
1	087207-05-000	EA LABEL-FUEL CAP REMOVAL
2	099689-01-000	EA LABEL-WARNING, CANCER/TOXICITY
3	056259-01-000	EA LABEL-SAFETY CHECK LIST



WARNING: TEST SMOKE DETECTOR OPERATION AFTER VEHICLE HAS BEEN IN STORAGE, BEFORE EACH TRIP AND AT LEAST ONCE PER WEEK DURING USE.

KEY	PART NUMBER	U/M DESCRIPTION
1	077956-01-000	EA LABEL-WARNING, SMOKE DETECTOR

LABELS GROUP (CONTINUED)

NOTE: TUNE ANTENNA PER MANUFACTURER'S DIRECTIONS. FAILURE TO COMPLY COULD RESULT IN DAMAGE TO CB.

CB POWER PROVISION
 RED +12 V
 BLACK GROUND
 COAX ANTENNA
 (SEE REVERSE ALSO)

KEY PART NUMBER U/M DESCRIPTION
 1 104678-01-000 EA LABEL-CB PREP

WARNING
 MUST BE STOWED
 IN LATCHED POSITION
 WHILE VEHICLE IS IN MOTION

KEY PART NUMBER U/M DESCRIPTION
 1 079966-01-000 EA LABEL-WARNING, STOWED, MOTION

DO NOT USE HITCH BEFORE
 READING OWNERS MANUAL REGARDING
 VEHICLE LOADING AND TOWING

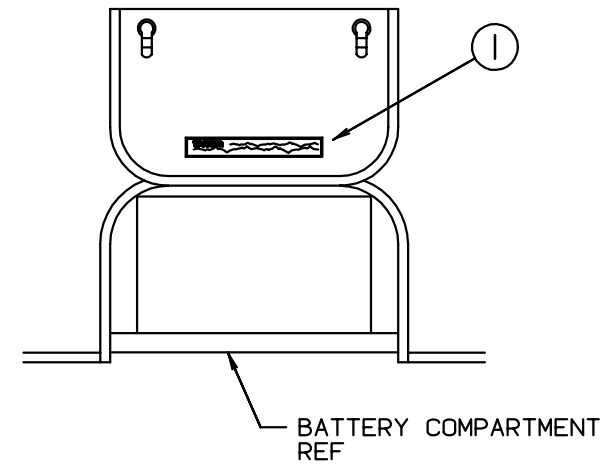
KEY PART NUMBER U/M DESCRIPTION
 1 111104-01-000 EA LABEL-HITCH, READ MANUAL

WIRE IDENTITY :
 YELLOW - LEFT TURN LAMP
 GREEN - RIGHT TURN LAMP
 RED - BRAKE LAMP
 BROWN - RUNNING LAMP
 BLACK - BACKUP LAMP

KEY PART NUMBER U/M DESCRIPTION
 1 091224-02-000 EA LABEL-TRAILER LIGHTING

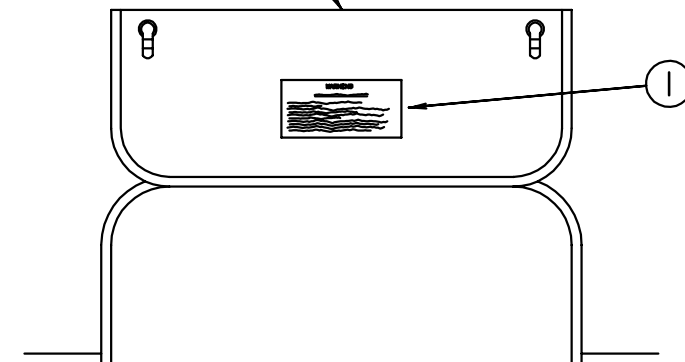
LABELS GROUP (CONTINUED)

WARNING DISCONNECT BATTERIES BEFORE
 CONNECTING EXTERNAL CHARGING EQUIPMENT.



KEY PART NUMBER U/M DESCRIPTION
 1 065748-01-000 EA LABEL-CAUTION, BATTERY CHARGING

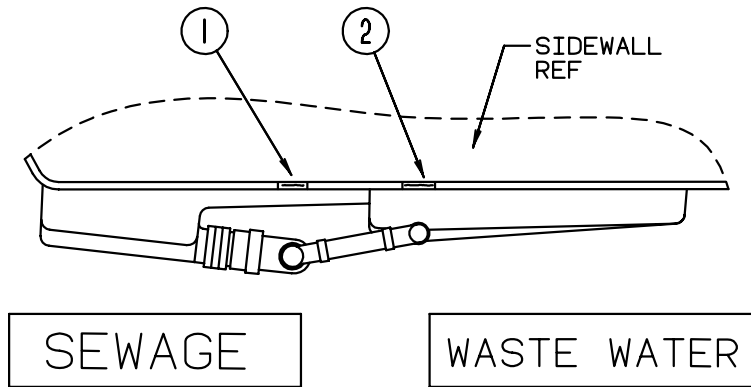
GENERATOR COMP
 DOOR REF



WARNING
 WHEN ADDING A GENERATOR SET:
 HIGH VOLTAGE--USE EXTREME CAUTION WHEN WORKING ON ELECTRICAL COMPONENTS.
 HAVE ALL ELECTRICAL INSTALLATION PERFORMED BY A QUALIFIED LICENSED ELECTRICIAN--FOLLOW ALL STATE AND LOCAL CODES.
 ONLY INSTALL GENERATOR SET APPROVED FOR R.V. APPLICATION. HAVE INSTALLED BY QUALIFIED TECHNICIAN.
 TO AVOID HEAT BUILD-UP AND TO GUARANTEE AN ADEQUATE AIR SUPPLY TO THE GENERATOR CARBURETOR, FOLLOW INSTALLATION INSTRUCTIONS.
 GENERATOR ENGINE EXHAUST GASES ARE TOXIC AND MUST NOT TERMINATE UNDER THE VEHICLE--DISCHARGE EXHAUST AWAY FROM VEHICLE.

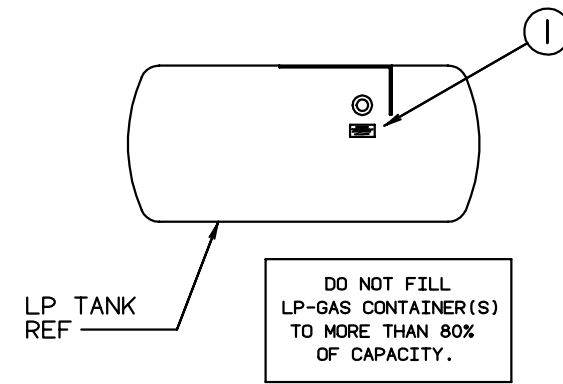
KEY PART NUMBER U/M DESCRIPTION
 1 077510-01-000 EA LABEL-GENERATOR PREP

LABELS GROUP (CONTINUED)



KEY	PART NUMBER	U/M DESCRIPTION
1	006187-01-000	EA LABEL-SEWAGE
2	006188-01-000	EA LABEL-WASTE WATER

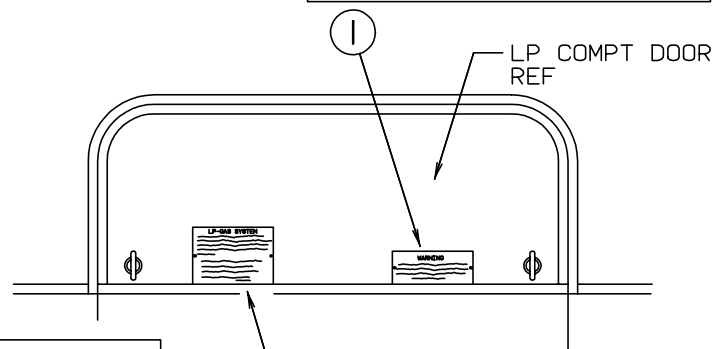
LABELS GROUP (CONTINUED)



KEY	PART NUMBER	U/M DESCRIPTION
1	079965-01-000	EA LABEL-LPG, 80 LB CAPACITY

CAUTION	TO HELP AVOID PERSONAL INJURY DURING REMOVAL OF FUEL FILLER CAP, SLOWLY LOOSEN CAP 1/2 TURN TO ALLOW ANY FUEL PRESSURE TO BE RELIEVED BEFORE TURNING CAP FURTHER.
FUEL SPRAY MAY CAUSE PERSONAL INJURY	STOP ADDING FUEL AFTER FIRST SHUTOFF BY AUTOMATIC NOZZLE WHEN TANK IS NEARLY FULL. DO NOT OVERFILL FUEL TANK. SEE OWNERS MANUAL FOR ADDITIONAL INFORMATION.
	PRINTED IN U.S.A. MLC PT NO 15611763

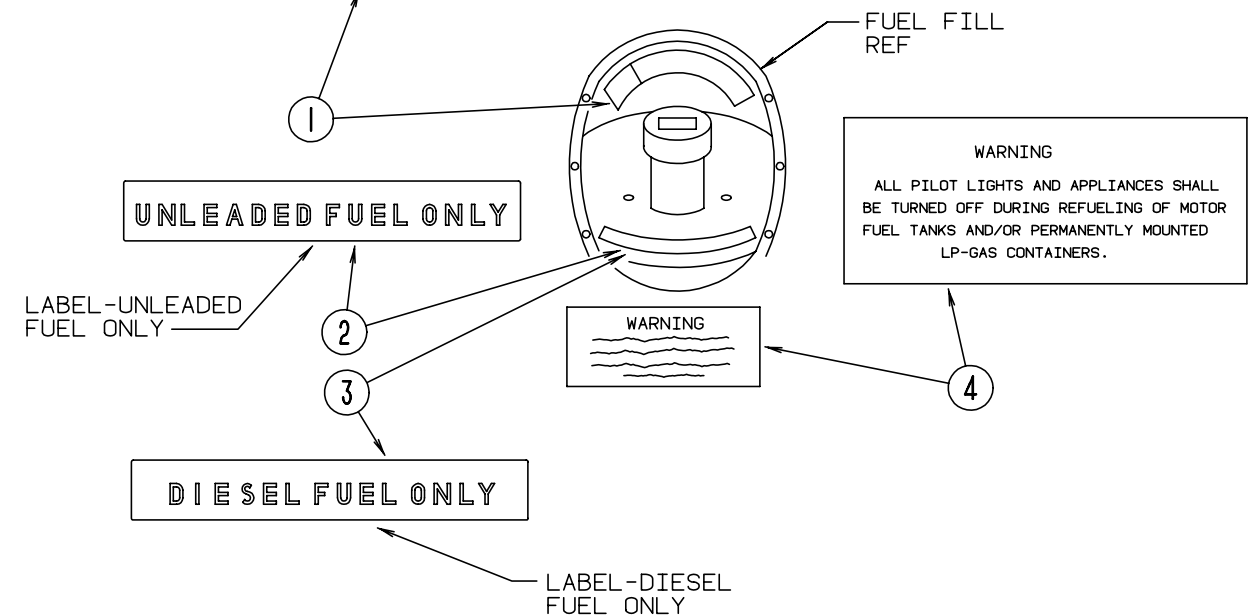
WARNING
ALL PILOT LIGHTS AND APPLIANCES SHALL BE TURNED OFF DURING REFUELING OF MOTOR FUEL TANKS AND/OR PERMANENTLY MOUNTED LP-GAS CONTAINERS.



LP-GAS SYSTEM
THIS GAS PIPING SYSTEM IS DESIGNED FOR USE OF LIQUEFIED PETROLEUM GAS ONLY. DO NOT CONNECT NATURAL GAS TO THIS SYSTEM.

SECURELY CAP INLET(S) WHEN NOT CONNECTED FOR USE. AFTER TURNING ON GAS, EXCEPT AFTER NORMAL CONTAINER REPLACEMENT, TEST GAS PIPING AND CONNECTIONS TO APPLIANCE FOR LEAKAGE WITH SOAPY WATER OR BUBBLE SOLUTION. DO NOT USE PRODUCTS THAT CONTAIN AMMONIA OR CHLORINE.
P.N. 54531

KEY	PART NUMBER	U/M DESCRIPTION
1	006040-01-000	EA TAG-GAS REFUELING WARNING
1	006040-02-000	EA TAG-GAS REFUEL WARNING, CANADIAN
2	054531-01-000	EA LABEL-LP GAS ONLY
2	023769-01-000	EA LABEL-WARNING, LPG - CANADIAN



KEY	PART NUMBER	U/M DESCRIPTION
1	087207-05-000	EA LABEL-FUEL CAP REMOVAL
2	062043-01-000	EA LABEL-FUEL, UNLEADED
3	068383-01-000	EA LABEL-DIESEL FUEL
4	006040-01-000	EA TAG-GAS REFUELING WARNING
4	006040-02-000	EA TAG-GAS REFUEL WARNING, CANADIAN

LABELS GROUP (CONTINUED)

AIR CONDITIONING CIRCUIT.
THIS CONNECTION IS FOR
AIR CONDITIONERS RATED 110-
125 VOLT AC, 60 HZ, 16
AMPERES MAXIMUM. DO NOT
EXCEED CIRCUIT RATING.



KEY	PART NUMBER	U/M DESCRIPTION
1	091243-01-000	EA LABEL-A/C COVER, "AIR CONDITIONING CIRCUIT. ETC."

ATTENTION
DEALER MUST INSTALL BATTERY AND
SENSOR IN CO DETECTOR WHEN THIS
MOTOR HOME IS PURCHASED. PARTS
ARE IN LOOSE PARTS BOX.

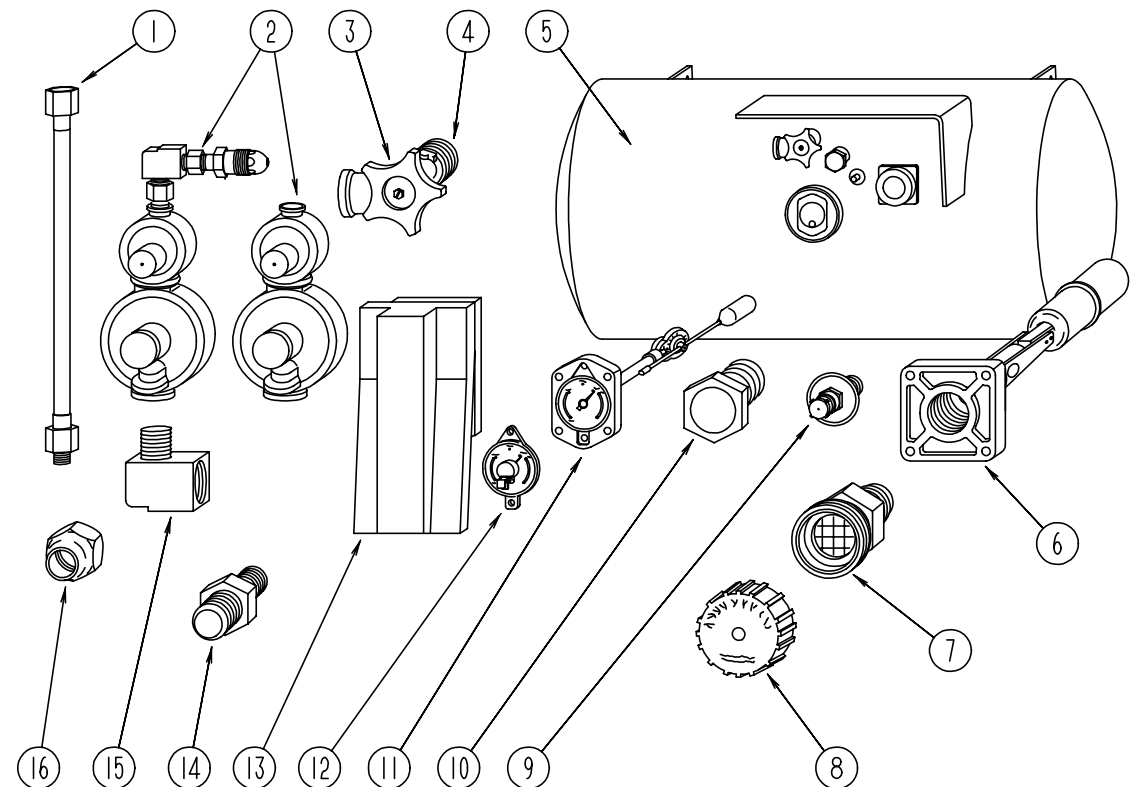
KEY	PART NUMBER	U/M DESCRIPTION
1	112518-01-000	EA LABEL-HANG TAG, CO DETECTOR

FROM: 00-00-00 THRU: 09-10-95

MISCELLANEOUS LABELS

KEY	PART NUMBER	U/M DESCRIPTION
	006064-01-000	EA LABEL-SEAT W/O SEATBELT "NOT INTENDED FOR USE WHILE COACH IN MOTION"
	087236-01-000	EA LABEL-CABLE, INPUT
	098379-04-000	EA LABEL-ELECTRICAL BOX, SIDE
	098641-01-000	EA LABEL-FUEL, UNLEADED - DASH
	111537-07-000	EA LABEL-FUSES
	111802-01-000	EA LABEL-CFC WARNING

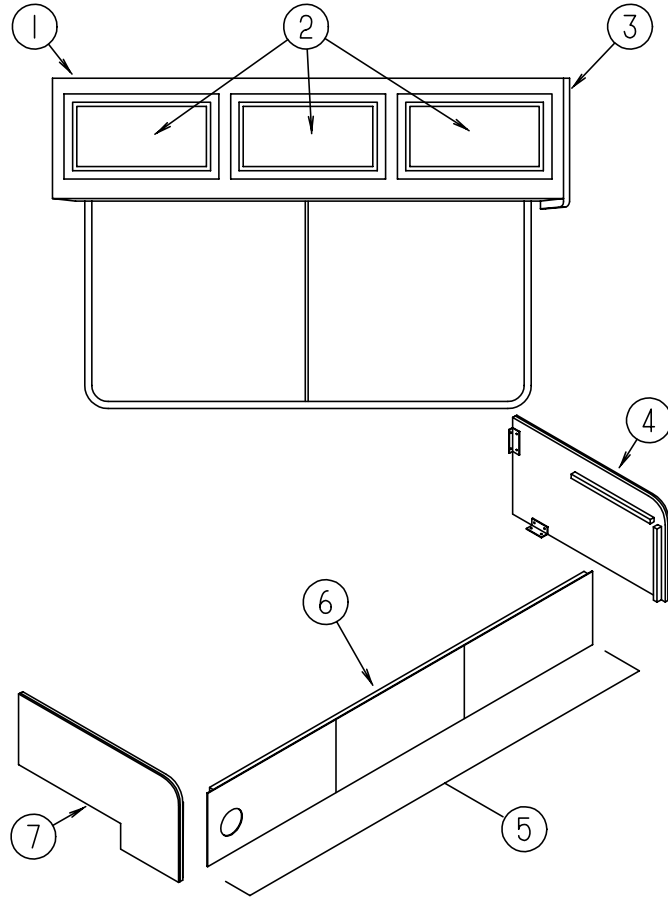
LP GROUP



BRUNNER LP TANK & COMPONENTS

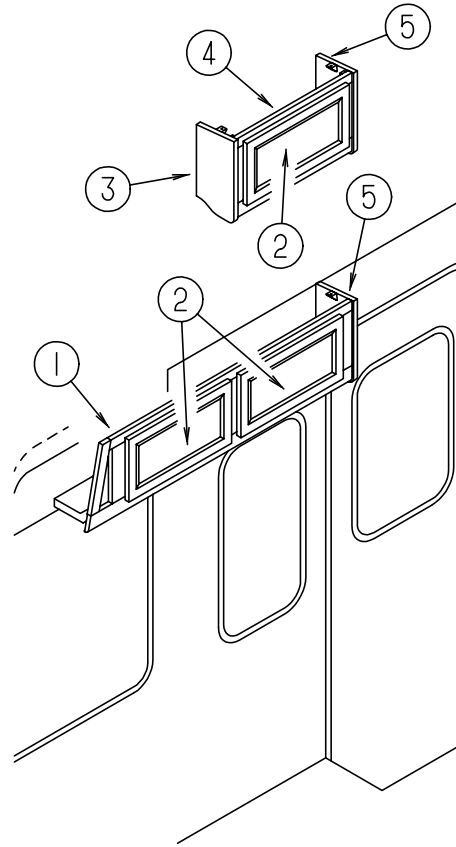
KEY	PART NUMBER	U/M DESCRIPTION	VENDOR NO.
1	045703-01-000	EA HOSE-LP, 3/8" ID X 24" - 3/8" MPT X 1/2" F SWIVEL - US	
1	045703-02-000	EA HOSE-LP, 3/8" ID X 24" - 3/8" MPT X 1/2" F SWIVEL - CANADIAN	
2	106150-01-000	EA REGULATOR-TWO STAGE	
2	106150-02-000	EA REGULATOR-TWO STAGE - EUROPEAN	
3	040421-01-708	EA HANDWHEEL-VAPOR RELIEF VALVE	G-1015-A
4	040421-01-712	EA VALVE-SERVICE W/O VAPOR RELIEF	29000853
5	097821-01-000	EA TANK-LP, 60 LB BRUNNER - 14" X 30"	
6	040421-01-711	EA VALVE - 80% W/FLOAT, PLATE, BOLTS & GASKET - BRUNNER	
7	040421-01-701	EA VALVE-SHORT LP FILLER W/YELLOW CAP	75478
8	040421-01-702	EA CAP-LP FILLER VALVE, PLASTIC - YELLOW	G-1014-A
9	040421-01-700	EA GAUGE-LIQUID LEVEL, 20% LP	G-1013
10	040421-01-713	EA PRESSURE RELIEF VALVE	
11	040421-01-707	EA GAUGE-FLOAT W/VISIBLE DIAL	MA-9 6244-4
12	040440-02-000	EA TRANSMITTER-DIAL, 90 OHM	
13	105658-01-000	EA COMPARTMENT-LP REGULATOR	
14	010329-01-000	EA ADAPTER-BRASS, 1/2" F X 1/2" MPT - US	
15	065318-02-000	EA ELBOW - 90 DEGREE, 3/8" MPT TO 3/8" FPT	
16	010377-02-000	EA NUT-BRASS, 3/8 FEMALE - FORGED	
	008042-01-000	FT TUBING-VINYL, .65" ID	
	071391-02-000	EA NIPPLE-HEX, 1/4 PIPE - 3325X4 WEATHERHEAD - US	
	095624-01-000	EA ELBOW-BRASS, 90 DEGREE - 1/4" FPT X 1/4" FPT - US	
	103613-01-000	EA DETECTOR-LP GAS	

LOUNGE GROUP
DRIVERS SIDE CABINETS & COMPONENTS



KEY	PART NUMBER	U/M	DESCRIPTION
1	103275-01-G09	EA	CABINET-OVERHEAD, W/O DOORS
	103275-12-G09	EA	SHELF-OVERHEAD CABINET
2	M06803-03-G09	EA	DOOR-W/MIRROR W/O HARDWARE - 400 MM X 520 MM
2	M06803-41-G09	EA	DOOR-W/O HARDWARE W/O MIRROR - 400 MM X 520 MM DECORATOR DOOR OPTION - FLAT PANEL
3	103128-01-G09	EA	CAP-END, OVERHEAD CABINET - FRONT
4	M04187-39-G29	EA	PANEL-COUCH CABINET - LEFT SIDE - FABRIC COVERED (G29)
4	M04187-39-G30	EA	PANEL-COUCH CABINET - LEFT SIDE - FABRIC COVERED (G30)
4	M04187-39-F25	EA	PANEL-COUCH CABINET - LEFT SIDE - FABRIC COVERED (G31)
4	M04187-39-F27	EA	PANEL-COUCH CABINET - LEFT SIDE - FABRIC COVERED (G32)
5	M04187-42-G29	EA	PANEL-COUCH CABINET - FRONT - W/DOOR - FABRIC COVERED (G29)
5	M04187-42-G30	EA	PANEL-COUCH CABINET - FRONT - W/DOOR - FABRIC COVERED (G30)
5	M04187-42-G31	EA	PANEL-COUCH CABINET - FRONT - W/DOOR - FABRIC COVERED (G31)
5	M04187-42-G32	EA	PANEL-COUCH CABINET - FRONT - W/DOOR - FABRIC COVERED (G32)
6	M04187-41-G29	EA	DOOR-CABINET, W/O HARDWARE - 12.2" X 24.8" - FABRIC COVERED (G29)
6	M04187-41-G30	EA	DOOR-CABINET, W/O HARDWARE - 12.2" X 24.8" - FABRIC COVERED (G30)
6	M04187-41-G31	EA	DOOR-CABINET, W/O HARDWARE - 12.2" X 24.8" - FABRIC COVERED (G31)
6	M04187-41-G32	EA	DOOR-CABINET, W/O HARDWARE - 12.2" X 24.8" - FABRIC COVERED (G32)
7	M04187-38-G29	EA	PANEL-COUCH CABINET - RIGHT SIDE - W/FABRIC (G29)
7	M04187-38-G30	EA	PANEL-COUCH CABINET - RIGHT SIDE - W/FABRIC (G30)
7	M04187-38-F25	EA	PANEL-COUCH CABINET - RIGHT SIDE - W/FABRIC (G31)
7	M04187-38-F27	EA	PANEL-COUCH CABINET - RIGHT SIDE - W/FABRIC (G32)
	105947-01-000	EA	BRACKET-HOLD DOWN, COUCH - CANADIAN
	083125-07-000	EA	BRACE-ANGLE, COUCH - 2.5" - OFF WHITE

LOUNGE GROUP (CONTINUED)
PASSENGER SIDE CABINETS & COMPONENTS



KEY	PART NUMBER	U/M DESCRIPTION
1	114188-01-G29	EA CABINET-FRONT OVERHEAD W/O DOOR, PASSENGERS SIDE - TV OPTIONS
1	114188-01-G30	EA CABINET-FRONT OVERHEAD W/O DOOR, PASSENGERS SIDE - TV OPTIONS
1	114188-01-G31	EA CABINET-FRONT OVERHEAD W/O DOOR, PASSENGERS SIDE - TV OPTIONS
1	114188-01-G32	EA CABINET-FRONT OVERHEAD W/O DOOR, PASSENGERS SIDE - TV OPTIONS
2	M06803-04-G09	EA DOOR-CABINET, W/O HARDWARE - 255 MM X 485 MM
3	103128-09-G09	EA CAP-END, OVERHEAD CABINET - FRONT
4	114189-01-G09	EA CABINET-FRONT OVERHEAD W/O DOOR, PASSENGERS SIDE
5	103128-08-G09	EA CAP-END, FRONT OVERHEAD, PASSENGERS SIDE
	P14188-01-F07	EA BOTTOM-VINYL COVERED, FRONT OVERHEAD - PASSENGER SIDE - TV OPTIONS FROM: 00-00-00 THRU: 08-27-95
	P14188-01-G29	EA BOTTOM-VINYL COVERED, FRONT OVERHEAD - PASSENGER SIDE - TV OPTIONS FROM: 08-28-95 THRU: 99-99-99
	104289-01-C05	EA PAD-VINYL COVERED, 769 MM X 245 MM - ANGLED - PASS SIDE - OFF WHITE FROM: 00-00-00 THRU: 08-27-95
	104289-01-G29	EA PAD-VINYL COVERED, 769 MM X 245 MM - ANGLED - PASS SIDE - QUICKSILVER FROM: 08-28-95 THRU: 99-99-99
	104289-03-D12	EA PAD-VINYL COVERED, 655 MM X 245 MM - ANGLED - PASS SIDE - OFF WHITE TV OPTIONS FROM: 00-00-00 THRU: 08-27-95
	104289-03-G35	EA PAD-VINYL COVERED, 655 MM X 245 MM - ANGLED - PASS SIDE - QUICKSILVER TV OPTIONS FROM: 08-28-95 THRU: 99-99-99
	104006-01-C05	EA LID-ENTRANCE STEP COMPARTMENT, W/O CARPET OR HARDWARE
	101222-01-02A	EA BRACKET-CATCH, LID - 60 MM X 36.7 MM - STEEL - OFF WHITE
	107941-01-02A	EA SUPPORT-LID, ENTRANCE STEP - 645 MM X 378 MM - STEEL - OFF WHITE
	116975-01-01A	EA LATCH ASM-UNDERCENTER, BLACK - SOUTHCO 91-522-69

**SEALANTS & FASTENERS GROUP
ADHESIVE**

KEY	PART NUMBER	U/M DESCRIPTION
	004020-01-000	QT ADHESIVE-ABS CEMENT, QUART
	081377-01-700	EA ADHESIVE-CYANOACRYLATE, 10 GRAM TUBE
	087211-01-000	GL ADHESIVE-PROMOTER
	004006-05-700	EA ADHESIVE - 5 GALLON - NATURAL STARCH
	062917-03-000	EA ADHESIVE-LOCTITE 242
	067788-01-000	EA ADHESIVE-SPRAY, 3M 74 - 19.5 OZ AEROSOL CAN
	114311-01-000	GL ADHESIVE-GLUE, NATIONAL STARCH #72-7843

TAPES

KEY	PART NUMBER	U/M DESCRIPTION
	076314-02-000	FT TAPE-CARPET SEAM, HEAT-BOND - 4" WIDE
	076322-01-000	FT TAPE-FOAM, DOUBLE COATED ADHESIVE BACKED - .75" X 216'
	076322-02-000	FT TAPE-FOAM, DOUBLE COATED ADHESIVE BACKED - 1" X 108'
	076322-05-000	FT TAPE-FOAM, DOUBLE COATED - .025" X 1.5" X 108'
	076322-07-000	FT TAPE-FOAM, DOUBLE COATED - .045" X .50" X 200' - NORTON V2000
	108353-03-000	FT SEAL-FOAM, 4.76 MM X 6.35 MM - LUNDELL
	110274-01-000	FT TAPE-FOAM, DOUBLE COATED - .045" X 1.00" - NORTON V-2800
	002707-02-000	FT TAPE-SEALER, 5/16" X 1/2" - INCREMENTS OF 50 FT
	063642-01-000	FT TAPE-ADHESIVE, 10 MM X 1.5" WIDE X 180'
	088479-01-000	FT TAPE-ALUMINUM, 3" - 3M

SEALERS

KEY	PART NUMBER	U/M DESCRIPTION
	069640-01-000	FT SEALER-RIBBON, 1/4" DIAMETER - INCREMENTS OF 30'
	069640-02-000	FT SEALER-RIBBON, 1/2" X 1/8" - INCREMENTS OF 60'
	069640-03-000	FT SEALER-RIBBON, 3/4" X 1/8" - INCREMENTS OF 60'
	069640-07-000	FT SEALER-RIBBON, 2" X 3/32" - INCREMENTS OF 30' OR 45'
	069640-09-000	FT SEALER-RIBBON, 1/32" X 2 1/2" - INCREMENTS OF 80'
	069640-13-000	FT SEALER-TAPE, 3/32" X 2" - BLACK
	069640-14-000	FT SEALER-TAPE, 1/16" X 1" - GRAY - INCREMENTS OF 60'
	900390-01-000	EA TIP - 2 1/2" X 1/8" ORIFICE, ELLSWORTH# TS216
	900390-03-000	EA NOZZLES-SILICONE TUBE, CSL# D10
	034552-02-000	EA SILICONE-TUBE, 300 ML - CLEAR - W/O NOZZLE
	034552-15-000	EA SILICONE-TUBE, 300 ML - BRIGHT WHITE - W/O NOZZLE
	053766-02-000	EA BEDDING COMPOUND-TUBE, WHITE SCHNEE# 5522
	053766-06-000	EA BEDDING COMPOUND-TUBE, CLEAR
	053766-08-000	EA BEDDING COMPOUND-TUBE, GRAY - SCHNEE# 5522
	072889-01-000	EA SEALANT-URETHANE, BLACK - 1/10 - ESSEX 552.2
	072889-09-000	EA SEALANT-URETHANE, TUBE - BLACK - MANUS 75AM
	072889-10-000	EA SEALANT-URETHANE, TUBE - BRIGHT WHITE - MANUS 75AM
	102352-01-000	EA SEALER-PUMPABLE, BLACK - COLORIMETRIC MS101
	106206-01-000	EA SEALER-PUMPABLE - MANUS 30ABLACK
	108716-01-000	EA SILICONE-TUBE, OFF WHITE - SELF LEVELING - CSL 510

**SEALANTS & FASTENERS GROUP (CONTINUED)
SCREWS**

KEY	PART NUMBER	U/M DESCRIPTION
	000G11-05-08B	EA SCREW, 5-20 X 1/2 PPH - ZINC
	000G11-06-08B	EA SCREW, 6-20 X 1/2 PPH - ZINC
	000G11-06-10J	EA SCREW, 6-20 X 5/8 PPH - BRASS
	000G11-06-10B	EA SCREW, 6-20 X 5/8 PPH - ZINC
	000G11-07-08B	EA SCREW, 7-19 X 1/2 PPH - ZINC
	000G11-08-06B	EA SCREW, 8-18 X 3/8 PPH - ZINC
	000G11-08-08B	EA SCREW, 8-18 X 1/2 PPH - ZINC
	000G11-08-08T	EA SCREW, 8-18 X 1/5 PPH - FLUORO CARBON COATING
	000G11-08-12S	EA SCREW, 8-18 X 3/4 PPH - OFF WHITE
	000G11-08-12P	EA SCREW, 8-18 X .75 PPH - DARK BROWN
	000G11-08-12D	EA SCREW, 8-18 X 3/4 PPH - BLACK
	000G11-08-12B	EA SCREW, 8-18 X 3/4 PPH - ZINC
	000G11-08-12T	EA SCREW, 8-18 X 3/4 PPH - BLACK
	000G11-08-16S	EA SCREW, 8-18 X 1.00 PPH - OFF WHITE
	000G11-08-20B	EA SCREW, 8-18 X 1 1/4 PPH - ZINC
	000G11-10-12D	EA SCREW, 10-16 X 3/4 PPH - BLACK
	000G11-10-12S	EA SCREW, 10-16 X .75 PPH - OFF WHT
	000G11-10-16B	EA SCREW, 10-16 X 1 PPH - ZINC
	000G11-10-40B	EA SCREW, 10-16 X 2 1/2 PPH - CAD
	000G12-08-16S	EA SCREW, 8-18 X 1.00 POH - OFF WHITE
	000G13-06-08G	EA SCREW, 6-20 X 1/2 PFH - ANTIQUE BRASS
	000G13-06-10G	EA SCREW, 6-20 X 5/8 PFH - ANTIQUE BRASS
	000G13-06-16J	EA SCREW, 6-20 X 1.00 PFH - BRASS
	000G13-06-24J	EA SCREW, 6-20 X 1.50 PFH - BRASS
	000G13-07-10H	EA SCREW, 7-19 X 5/8 PFH - BLACK
	000G13-07-12B	EA SCREW, 7-19 X 3/4 PFH - ZINC
	000G13-08-10B	EA SCREW, 8-18 X 5/8 PFH - ZINC
	000G18-08-22B	EA SCREW-MACHINE, 8-32 X 1 3/8 PPH - ZINC
	000G19-10-20B	EA SCREW-MACHINE, 10-32 X 1 1/14 PPH - ZINC
	000G19-10-08B	EA SCREW-MACHINE, 10-32 X 1/2 PPH - ZINC
	000G32-10-06B	EA SCREW, 10-32 X 3/8" - PPH - ZINC
	000G39-06-10T	EA SCREW-SF/DR, 6-20 X 5/8 PPH - BLACK
	000G39-06-16T	EA SCREW-SF/DR, 6-20 X 1 PPH - BLACK
	000G39-08-06B	EA SCREW-SF/DR, 8-18 X 3/8 PPH - ZINC
	000G39-08-08B	EA SCREW-SF/DR, 8-18 X 1/2 PPH - ZINC
	000G39-08-08S	EA SCREW-SF/DR, 8-18 X 1/2 PPH - OFF WHITE
	000G39-08-12B	EA SCREW-SF/DR, 8-18 X 3/4 PPH - ZINC
	000G39-08-12T	EA SCREW-SF/DR, 8-18 X 3/4 PPH - BLACK
	000G39-08-16B	EA SCREW-SF/DR, 8-18 X 1 PPH - ZINC
	000G39-08-16R	EA SCREW-SF/DR, 8-18 X 1.00 PPH - BEIGE
	000G39-08-16T	EA SCREW-SF/DR, 8-18 X 1 PPH - BLACK
	000G39-08-32B	EA SCREW-SF/DR, 8-18 X 2 PPH - ZINC
	000G39-10-08B	EA SCREW-SF/DR, 10-16 X .50 P&H - ZINC
	000G39-10-12B	EA SCREW-SF/DR, 10-16 X .75 PPH - ZINC
	000G39-10-12D	EA SCREW-SF/DR, 10-16 X 3/4 PPH - BLACK
	000G39-10-129	EA SCREW-SF/DR, 10-16 X 3/4 PPH - FLUOROCARBON SILVER
	000G39-10-20B	EA SCREW-SF/DR, 10-16 X 1 1/4 PPH - ZINC
	000G42-04-12B	EA SCREW-SF/DR, 1/4-14 X 3/4 HWH - ZINC
	000G43-06-24B	EA SCREW-MACHINE, 8-32 X 1.50 PFH - BLACK
	000G46-08-24T	EA SCREW-MACHINE, 8-32 X 1.50 PFH - BLACK
	000G50-04-08B	EA SCREW-MACHINE, 1/4-20 X 1/2 PTH - ZINC
	000G50-04-12B	EA SCREW-MACHINE, 1/4-20 X 3/4 PPH - ZINC
	000G52-08-18B	EA SCREW-MACHINE, 8-32 X 11/8 PTH - ZINC
	000G54-04-20B	EA SCREW, 1/4-20 X 1 1/4 PTH - TYPE 23 - ZINC PLATED
	000G55-08-12S	EA SCREW-SF/DR - 8-18 X .75 PWH - OFF WHITE
	000G56-12-48B	EA SCREW-WOOD, 12-11 X 3 POH - SPECIAL HARDENED
	000G60-10-28T	EA SCREW-SF/DR, 10-16 X 1.75 - BLACK
	000G67-10-08B	EA SCREW, 10-12 X 1/2 PPH - ZINC
	000G67-10-36T	EA SCREW, 10-12 X 2.25 PPH - BLACK - STALGAURD
	000G67-10-24B	EA SCREW, 10-12 X 1 1/2 PPH - ZINC
	000G67-10-20D	EA SCREW, 10-12 X 1 1/4 PPH - BLACK
	000G67-10-120	EA SCREW, 10-12 X .75" PPH - TAN
	000G67-10-12B	EA SCREW, 10-12 X 3/4" PPH - ZINC

SEALANTS & FASTENERS GROUP (CONTINUED)
SCREWS (CONTINUED)

KEY	PART NUMBER	U/M DESCRIPTION
	000G67-10-10D	EA SCREW, 10-12 X 5/8 PPH - BLACK - TYPE A
	000G67-10-10B	EA SCREW, 10-12 X 5/8 PPH - ZINC - TYPE A
	000G67-10-08R	EA SCREW, 10-12 X 1/2 PPH - BEIGE - TYPE A
	000G67-10-10S	EA SCREW, 10-12 X 5/8" - PPH - OFF WHITE
	000G68-06-10G	EA SCREW, 6-18 X 5/8 POH - ANTIQUE BRASS
	0G3908-08-170	EA SCREW-SF/DR, 8-18 X .50 PPH - BRIGHT WHITE
	0G6008-16-170	EA SCREW-SF/DR, 8-18 X 1 POH - BRIGHT WHITE
	049465-03-000	EA SCREW, 10-16 X 1 POH W/WASHER - OFF WHITE
	049465-04-000	EA SCREW, 10-16 X 1 PTH W/WASHER - BEIGE
	049465-05-000	EA SCREW, 10-16 X 1 PTH W/WASHER - GRAY
	049465-17-000	EA SCREW, 10-16 X 1 PTH W/WASHER - BRIGHT WHITE
	054434-02-000	EA SCREW-SF/DR, 10-16 X 2 ZN - TORX #25 HEAD
	075908-01-000	EA SCREW, MACHINE, 10-32 X .56 PTH - ZINC - EXTERNAL TOOTH
	076790-01-000	EA SCREW, 6-20 X 1 1/4 PPH - BLACK
	086256-01-000	EA SCREW-SF/DR, 8X .75HWH LG
	087721-01-000	EA SCREW, FLAT HEAD, TAPPING - 1/4" X 1 1/4" LG ZN
	101618-01-000	EA SCREW, 1/4-20 X 3/4 HEX/TAPPING - STALGARD TYPE F
	057671-01-000	EA COVER - SCREW - #8 - PLASTIC - OFF WHITE

BOLTS

KEY	PART NUMBER	U/M DESCRIPTION
	000C12-05-12B	EA BOLT-HEX, 5/16-18 X 3/4 - ZINC 5
	000C12-05-16B	EA BOLT-HEX, 5/16-18 X 1 - ZINC 5
	000C12-06-16B	EA BOLT-HEX, 3/8-16 X 1 - ZINC 5
	000C12-07-20B	EA BOLT-HEX, 7/16-14 X 1 1/4" - ZINC 5
	000C12-08-24B	EA BOLT-HEX, 1/2-13 X 1 1/2 - ZINC 5
	000C12-10-24B	EA BOLT-HEX, 5/8-11 X 1 1/2 - ZINC 5
	000C13-07-48B	EA BOLT-HEX, 7/16 - 20 X 3 - ZINC 5
	000C18-05-40A	EA BOLT-ELEVATOR, 5/16" - 18 X 2 1/2" - PL
	000C26-04-10B	EA BOLT-HEX, SER FLG - 1/4-20 X 5/8 - ZINC
	000C26-04-14B	EA BOLT-HEX, SER FLG - 1/4-20 X 7/8 - ZINC
	000C26-04-18B	EA BOLT-HEX, SER FLG - 1/4-20 X 1 1/8 - ZINC
	000C26-05-12B	EA BOLT-HEX, SER FLG - 5/16-18 X 3/4 - ZINC
	000C26-05-16B	EA BOLT-HEX, SER FLG - 5/16-18 X 1 - ZINC
	000C26-06-12B	EA BOLT-HEX, SER FLG - 3/8-16 X 3/4 - ZINC
	000C27-10-32B	EA BOLT-CARRIAGE, 5/8-11 X 2.00
	000G45-05-16B	EA BOLT-LAG, 5/16 - 9 X 1 - ZINC
	051387-06-000	EA BOLT-CARRIAGE, W/O HOLE - 5/16-18 X 9.5 - ZINC
	102333-01-06A	EA BOLT-CARRIAGE, 7/16 - 14 SST CAP - BRIGHT WHITE BUMPER BOLT

NUTS

KEY	PART NUMBER	U/M DESCRIPTION
	000D24-10-00B	EA NUT-HEX, SF/LK - 10-32 - ZINC
	000D29-05-00B	EA NUT - 5/16-18 UNC, SF/LOCKING - NYLON WASHER INSERT
	000D34-04-00B	EA NUT-HEX, LK 1/4 - 20 ZN
	000D34-06-00B	EA NUT-HEX, LK - 3/8 - 16 GRADE C - ZINC - PREVAILING TORQUE
	000D39-04-00B	EA NUT-HEX, SER FLG LK 1/4 - 20 - ZINC
	000D39-05-00B	EA NUT-HEX, SER FLG LK - 5/16 - 18 - ZINC
	000D39-06-00B	EA NUT-HEX, SER FLG LK - 3/8-16 - ZINC
	000D39-08-00B	EA NUT-HEX, SER FLG LK - 1/2-13 - ZINC
	000D44-07-00B	EA NUT-HEX, SER FLG LK - 7/16-20 - ZINC
	000D46-04-00A	EA NUT-HEX, WELD - 1/4-20 - PLAIN - SHORT PILOT
	040921-03-000	EA NUT-SPEED, U TYPE - NO. 10
	040921-04-000	EA NUT-SPEED, U TYPE - NO. 8
	040921-09-000	EA NUT-SPEED, U TYPE - NO 8 - T'MN C9812-8A
	044364-02-000	EA NUT-SPEED, FLAT - ROUND
	063253-07-000	EA NUT-J, #8A - .120-.130 PANEL THICKNESS
	095094-01-000	EA NUT-ACORN, 1/4 - 20 - ALUMINUM
	104369-01-000	EA NUT-HEX, HEAVY - 5/8-11 UNC
	087234-01-000	EA NUT-JACK, 1/4" X 20 - MOLLY - ARDEN 8-L,JN BRASS
		MOUNTS LICENSE PLATES

SEALANTS & FASTENERS GROUP (CONTINUED)
CLAMPS

KEY	PART NUMBER	U/M DESCRIPTION
	007161-01-000	EA CLAMP-HOSE, SPRING TYPE - 1/2"
	010495-01-000	EA CLAMP-CABLE, 9/16"
	010497-01-000	EA CLAMP-CLOSED, 5/8" ID
	010497-03-000	EA CLAMP-CLOSED, 1" ID - CUSHIONED
	010497-04-000	EA CLAMP-CLOSED, 1.62" ID
	010497-05-000	EA CLAMP-CLOSED, 1/2" ID
	010499-01-000	EA CLAMP-CLOSED, 3/8" ID
	062401-01-000	EA CLAMP-HOSE, WORMGEAR .25" - 1"
	062401-02-000	EA CLAMP-HOSE, WORMGEAR 1.56" - 2.5"
	062401-04-000	EA CLAMP-HOSE, WORMGEAR .69" - 1.25"
	062401-06-000	EA CLAMP-HOSE, WORMGEAR .22" - .62"
	062401-11-000	EA CLAMP-HOSE, WORMGEAR 3.56" - 4.5"
	075148-02-000	EA CLAMP-GROUNDING, BRONZE SCREWS
	083609-01-000	EA CLAMP-WIRE, DUAL EQUAL - 5/8" DIAMETER
	083610-01-000	EA CLAMP-WIRE, DUAL - UNEQUAL DIAMETERS - .75" & 1.25"

WASHERS

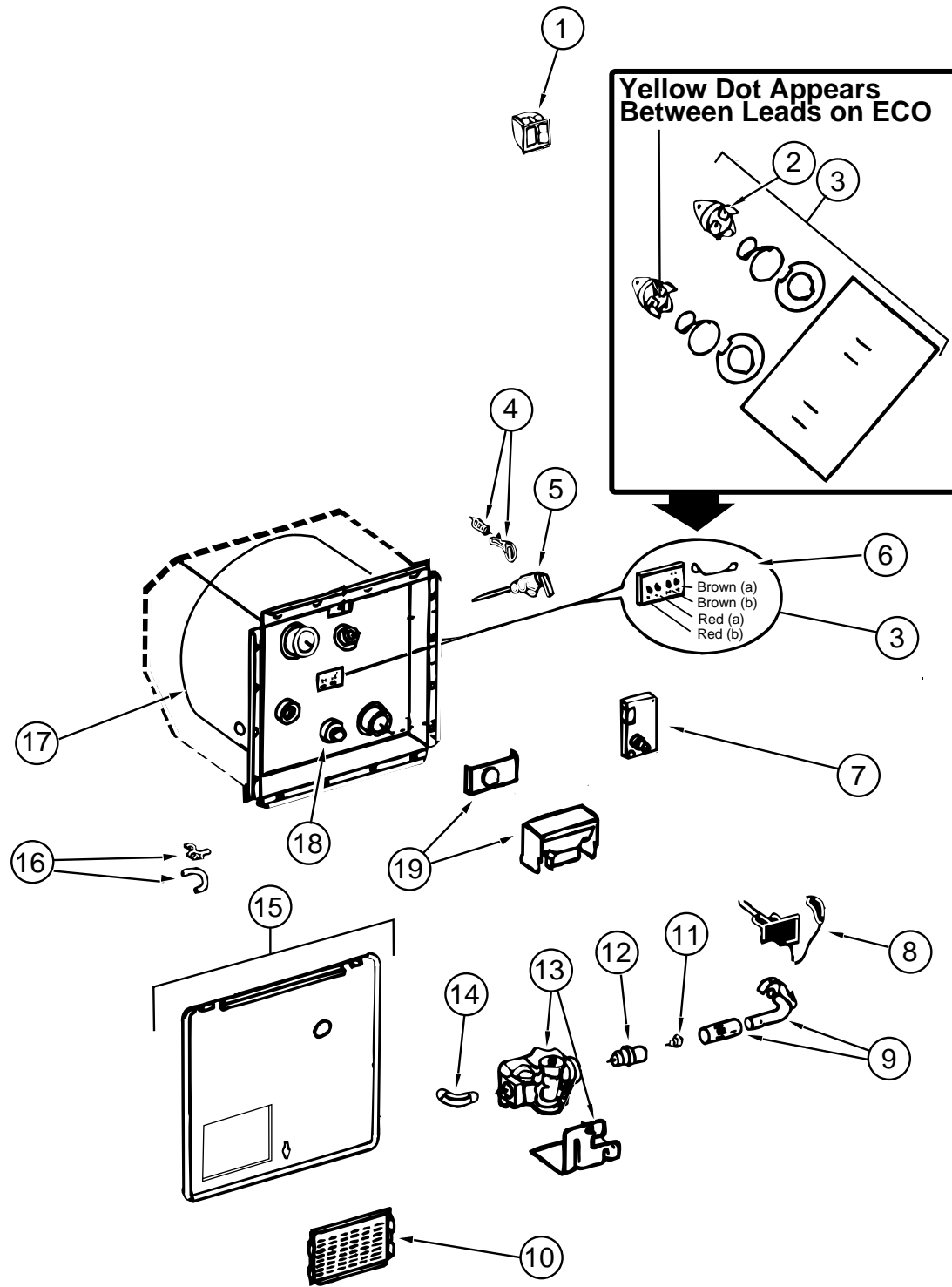
KEY	PART NUMBER	U/M DESCRIPTION
	000E11-07-00B	EA WASHER-LK, 7/16" MED SPLIT - ZINC
	000E13-14-00B	EA WASHER-FL, 1/4" WIDE - ZINC
	000E13-18-00B	EA WASHER-FL, 3/8 WIDE - ZINC
	000E13-20-00B	EA WASHER-FL, 7/16" WIDE - ZINC
	000E13-21-00B	EA WASHER-FL, W/2 NAR - ZINC
	000E14-10-00B	EA WASHER-LK, NO 10 EXT TOOTH - ZINC
	044533-01-000	EA WASHER-PLASTIC, 1 3/8"OD - FOR BUTTONS
	058716-02-000	EA WASHER-FLAT, NYLON - .406 X .750 X .060
	106649-01-000	EA WASHER-SEALING, 5/8" ID - GALVANIZED
	110794-01-000	EA WASHER-FLAT, 1" ID X 1 3/4" OD - C-TECH 36T1043187
	102540-01-000	EA SEAL-SCREW, ROUND - NEOPRENE - 9.5 MM X 1.1 MM W/3.25 MM HOLE
	102540-03-000	EA SEAL-SCREW, ROUND - EPDM - 9.9 MM X 2.3 MM W/3.3 MM HOLE
		FROM: 02-12-96 THRU: 99-99-99

RIVETS, GROMMETS & MISCELLANEOUS

KEY	PART NUMBER	U/M DESCRIPTION
	069592-02-000	EA RIVET-T, (POP) - 1/4 X .093 - .156
	000H16-06-10R	EA RIVET-POP, AL - 3/16" X .501-.625
	008380-01-000	EA GROMMET-RUBBER, 5/8" HOLE X 1 1/2" DIAMETER - BLACK
	016188-03-000	EA GROMMET-L/P LINE, 3/8" HOLE X 2 1/2" LONG - RUBBER
	016188-05-000	EA GROMMET-L/P LINE, 3/8" HOLE X 1 1/4" LONG - RUBBER
	023942-01-000	EA GROMMET-RUBBER, 2" OD
	071015-26-000	EA GROMMET-RUBBER, 1.5" ID X 2.12" OD W/.06" GROOVE - BLACK
	056134-02-000	EA HOLDER-RING, 1.8" DIAMETER - METAL
	029094-04-000	YD VELCRO TAPE-LOOP, 1" WIDE - BLACK
	029096-03-000	YD VELCRO TAPE-HOOK, 1" WIDE - BLACK
	085774-01-000	FT FASTENER-DUAL HOOK, 1" WIDE - ADHESIVE BACK - BLACK
	085774-02-000	FT FASTENER-DUAL LOOP, 1" WIDE - ADHESIVE BACK - BLACK
	008343-01-000	EA TIE-WIRE, 6"
	008343-02-000	EA TIE-WIRE, 14"
	108046-02-000	EA CABLE-TIE, SCREW MOUNT - 15"
	049176-01-000	EA HEDLOCK II - 3/4" DIAMETER - SCREW MOUNT
	077955-01-000	EA CLIP-J,VINYL COATED, 3/8"
	080211-03-000	EA CLIP-MOUNTING, XMAS TREE - DECORATIVE PADS
	080734-02-000	EA CLIP-WIRE, NYLON
	091952-02-000	EA CLIP-GRIPPER, 3/4"
	094362-02-000	EA CLIP-CHRISTMAS TREE, FLAT HEAD - .5" X .95"
	086285-01-000	EA SPACER-NYLON, .5" OD X .257" ID
	081211-05-000	EA PLUG-PLASTIC, .188 DIA - NATURAL
	088787-12-000	EA STUD-WELD, 1/4-20 X 1.0 LG MN - ARDEN MN-1420-S-100

WATER & SEWAGE GROUP

ATWOOD WATER HEATER W/MOTOR AID (GH6-7E)

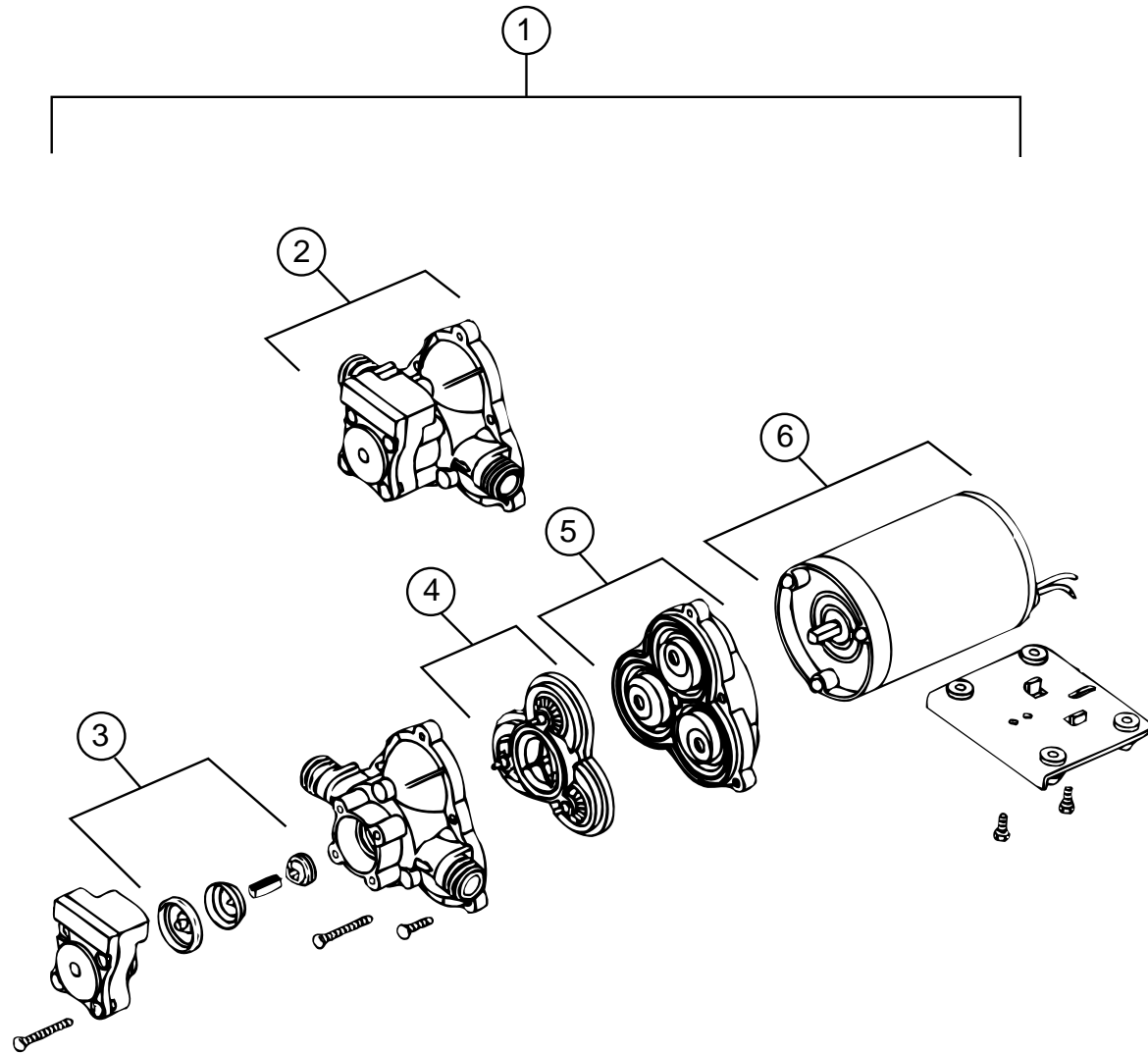


KEY	PART NUMBER	U/M	DESCRIPTION	VENDOR NO.
	051393-01-000	EA	WATER HEATER-W/MOTOR AID, PILOTLESS IGNITION - ATWOOD GH6-7E	
1	051393-01-701	EA	SWITCH PACKAGE - ATWOOD	91959
2	051391-04-701	EA	THERMOSTAT 12 VDC - 120 PRESET, FRONT MOUNT - ATWOOD	91470
3	051393-01-721	EA	ECO & THERMOSTAT ASM-FRONT MOUNT, 140 DEGREE - ATWOOD	91447
4	051391-01-705	EA	FASTENER-CAMLOC, ATWOOD	92609
5	051391-01-704	EA	VALVE-RELIEF, 1/2" FITTING - ATWOOD	91604
6	051393-01-723	EA	SWITCH-THERMAL CUT-OFF 2/PKG, ATWOOD	93866
7	051393-01-724	EA	CIRCUIT BOARD-SPADE TERMINAL, ATWOOD	93867
8	051393-01-725	EA	ELECTRODE-SINGLE SPADE CONNECT - ATWOOD	93868
9	051391-04-703	EA	BURNER-MAIN, ATWOOD	91638
10	051391-01-717	EA	GRILLE ONLY - ATWOOD	92640
11	051391-01-710	EA	ORIFICE-MAIN BURNER, ATWOOD	92742
12	051391-03-700	EA	ORIFICE HOLDER - ATWOOD	91563
13	051393-01-726	EA	SOLENOID VALVE AND BRACKET - ATWOOD	93870
14	051391-01-714	EA	ELBOW - 45 DEGREE, 3/8" F X 3/8" MPT - ATWOOD	91044
15	052009-06-000	EA	DOOR-WATER HEATER, BRIGHT WHITE - ATWOOD	
16	051391-01-700	EA	HINGE KIT-W/CLIP, ATWOOD	92568 & 92559
17	051393-03-701	EA	TANK-INNER - ATWOOD	91642
18	051391-01-715	EA	DRAIN PLUG, ATWOOD	91561
19	051391-01-706	EA	FLUE, & GASKET - ATWOOD	92787
	116424-01-000	EA	PROTECTOR-WATER HEATER LATCH - ATWOOD 92611	
	114430-03-000	EA	ADAPTER - 1/2" P X 1/2" MPT - FLAIR-IT 02842	
	110438-01-000	EA	VALVE-CHECK, BRASS - G784	

ATWOOD WATER HEATER W/MOTOR AID (GH6-8E)

KEY	PART NUMBER	U/M	DESCRIPTION	VENDOR NO.
	051393-01-000	EA	WATER HEATER-W/MOTOR AID, PILOTLESS IGNITION - ATWOOD GH6-8E	
1	051393-01-701	EA	SWITCH PACKAGE - ATWOOD	91959
2	051391-04-701	EA	THERMOSTAT 12 VDC - 120 PRESET, FRONT MOUNT - ATWOOD	91470
3	051393-01-721	EA	ECO & THERMOSTAT ASM-FRONT MOUNT, 140 DEGREE - ATWOOD	91447
4	051391-01-705	EA	FASTENER-CAMLOC, ATWOOD	92609
5	051391-01-704	EA	VALVE-RELIEF, 1/2" FITTING - ATWOOD	91604
6	051393-01-723	EA	SWITCH-THERMAL CUT-OFF 2/PKG, ATWOOD	93866
7	051393-01-724	EA	CIRCUIT BOARD-SPADE TERMINAL, ATWOOD	93867
8	051393-01-725	EA	ELECTRODE-SINGLE SPADE CONNECT - ATWOOD	93868
9	051391-04-703	EA	BURNER-MAIN, ATWOOD	91638
10	051391-01-717	EA	GRILLE ONLY - ATWOOD	92640
11	051391-01-710	EA	ORIFICE-MAIN BURNER, ATWOOD	92742
12	051391-03-700	EA	ORIFICE HOLDER - ATWOOD	91563
13	051393-01-726	EA	SOLENOID VALVE AND BRACKET - ATWOOD	93870
14	051391-01-714	EA	ELBOW - 45 DEGREE, 3/8" F X 3/8" MPT - ATWOOD	91044
15	052009-04-000	EA	DOOR-WATER HEATER, BUFF - ATWOOD	
16	051391-01-700	EA	HINGE KIT-W/CLIP, ATWOOD	92568 & 92559
17	051391-04-704	EA	TANK-INNER - ATWOOD	91642
18	051391-01-715	EA	DRAIN PLUG, ATWOOD	91561
19	051391-04-707	EA	FLUE, & GASKET - ATWOOD	90960
	111129-01-711	EA	BRACKET-CORNER, SET OF FOUR	91928
	116424-01-000	EA	PROTECTOR-WATER HEATER LATCH - ATWOOD 92611	
	114430-03-000	EA	ADAPTER - 1/2" P X 1/2" MPT - FLAIR-IT 02842	
	110438-01-000	EA	VALVE-CHECK, BRASS - G784	

WATER & SEWAGE GROUP (CONTINUED)



SHURFLO WATER PUMP & COMPONENTS

KEY	PART NUMBER	U/M DESCRIPTION
1	098607-01-000	EA PUMP-WATER, W/.5" MPT FITTING - FLOW 2.8 GPM - UL
2	098607-01-706	EA HOUSING W/SWITCH ONLY
3	098607-01-705	EA VALVE-CHECK, KIT
4	098607-01-703	EA VALVE KIT
5	098607-01-702	EA DIAPHRAGM/DRIVE ASSEMBLY KIT
6	098607-01-707	EA MOTOR W/BASEPLATE

VENDOR NO.
94-231-20
94-237-00
94-232-00
94-238-04
94-234-03

WATER & SEWAGE GROUP (CONTINUED)

WATER TANK

KEY	PART NUMBER	U/M DESCRIPTION
	118001-02-000	EA TANK ASM-WATER, 58 GALLON - W/FITTINGS
	118001-01-000	EA TANK-WATER BASE, 58 GALLON - W/O FITTINGS
	010219-01-000	EA ELBOW-1 1/4" MPT X 1 1/4" BARB, WATER FILL - PLASTIC
	039861-01-000	EA SENDING UNIT-W/SCREW, WASHER, WELL NUT & TERMINAL RING
	042989-03-000	EA FITTING-WATER TANK, SPINWELD - 1 1/4"NPT - PLASTIC - WHITE
	042989-04-000	EA FITTING-WATER TANK, SPINWELD - 3/8" FPT - PLASTIC - WHITE
	042989-05-000	EA FITTING-WATER TANK, SPINWELD - 1/2" FPT - PLASTIC - WHITE
	044927-01-000	EA ADAPTER-HOSE TO PIPE, 1 1/4" MPT X 1 1/4" BARB - PLASTIC - BLACK
	049032-01-000	EA PATCH-SPINWELD, 3/8" - PLASTIC
	074462-02-000	FT TUBING-VINYL, 3/8" ID X 20' - CLEAR
	077954-02-000	EA FILTER-WATER TANK, SCREEN IN TANK
	079381-01-000	FT TUBING-SMOOTH FLEXIBLE, 1 1/4" ID X 20'

WATER SYSTEM

KEY	PART NUMBER	U/M DESCRIPTION
	039800-02-000	FT TUBING-POLYBUTYL, 5/8" OD - INCREMENTS OF 20' - BLACK
	039808-03-000	EA ELBOW - 1/2" MPT X 1/2" MPT, PLASTIC - KEVCO 17296
	091208-01-000	EA WASHER-RUBBER, .06" X .75" X .5"
	101814-01-000	EA COUPLING-FEMALE, 1/2" X 1/2" FPT W/COMP. SLEEVE - GRAY
	110915-01-01A	EA FILL-WATER, CITY - CHROME - KEVCO 64713
	112177-01-000	EA ADAPTER-BRASS, 1/2" MPT X 1/2" BARB
	114427-01-000	EA CAP - 1/2" P - FLAIR-IT 02860
	114428-01-000	EA TEE - 1/2" P X 1/2" P X 1/2" P - FLAIR-IT 02820
	114429-01-000	EA ELBOW - 1/2" P X 1/2" P - FLAIR-IT 02800
	114429-02-000	EA ELBOW - 1/2" P X 1/2" MPT - FLAIR-IT 02803
	114429-03-000	EA ELBOW-SWIVEL, 1/2" P X 1/2" FPT - FLAIR-IT 02816
	114429-05-000	EA ELBOW - 1/2" P X 3/4" MPT - FLAIR-IT 02812
	114430-02-000	EA ADAPTER-SWIVEL, 1/2" P X 1/2" FPT - FLAIR-IT 02873
	114430-03-000	EA ADAPTER - 1/2" P X 1/2" MPT - FLAIR-IT 02842
	114431-01-000	EA VALVE-LINE DRAIN, 1/2" P - FLAIR-IT 02914
	114431-02-000	EA VALVE - 1/2" P, BYPASS - FLAIR-IT 02910
	114431-03-000	EA WATER VALVE - 90 DEGREE ELBOW - "WATER DRAIN VALVE"

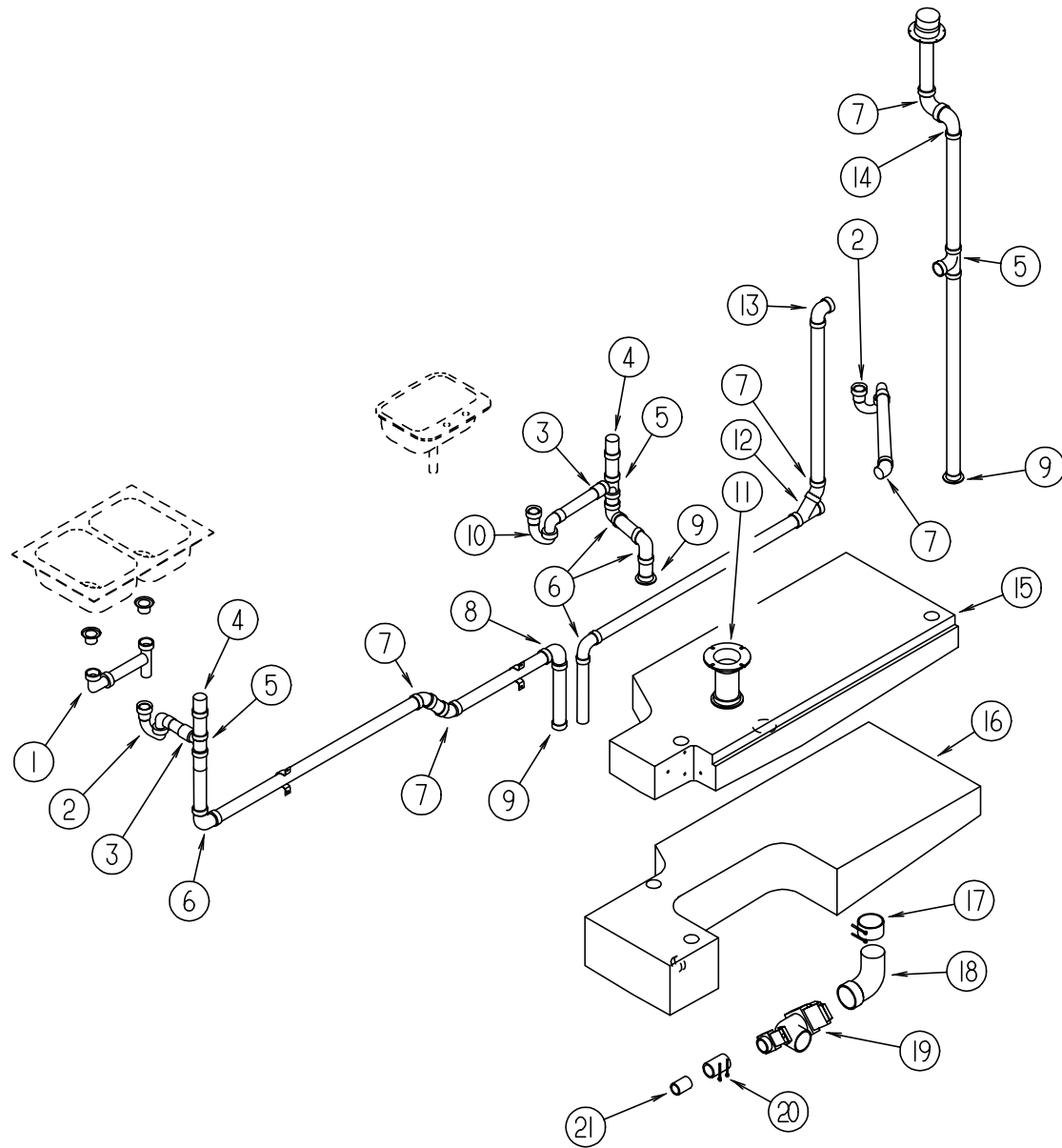
EXTERIOR SHOWER KIT

KEY	PART NUMBER	U/M DESCRIPTION	VENDOR NO.
	046128-01-000	EA VALVE-DRAIN, PLASTIC - 1/2" FPT	
	079563-04-01A	EA FAUCET - SHOWER W/ 1/2" MPT X 1.25" LONG INLET PIPE	
	091952-02-000	EA CLIP-GRIPPER - 3/4"	
		FROM: 00-00-00 THRU: 03-17-96	
	093527-02-000	EA BRACKET-SQUEEGEE/SHOWER HEAD	
		FROM: 00-00-00 THRU: 03-17-96	
	103092-01-000	EA SHOWER HEAD-W/60 IN HOSE - U.S.	
	103092-02-000	EA SHOWER HEAD-W/HOSE - CANADIAN	
	103092-01-700	EA BRACKET ONLY-CLEAR, F/SHOWER HEAD	2328028
	011048-03-700	EA BRACKET ONLY-BONE, F/SHOWER HEAD	2328029-3
	108356-02-01A	EA COVER-SWITCH W/DIMPLES, CARLING VVAZC00 BLA	
	108357-08-000	EA SWITCH-ROCKER, DPDT ON/NONE/ON - CARLING VDD1S00C-0	

WATER PURIFICATION SYSTEM

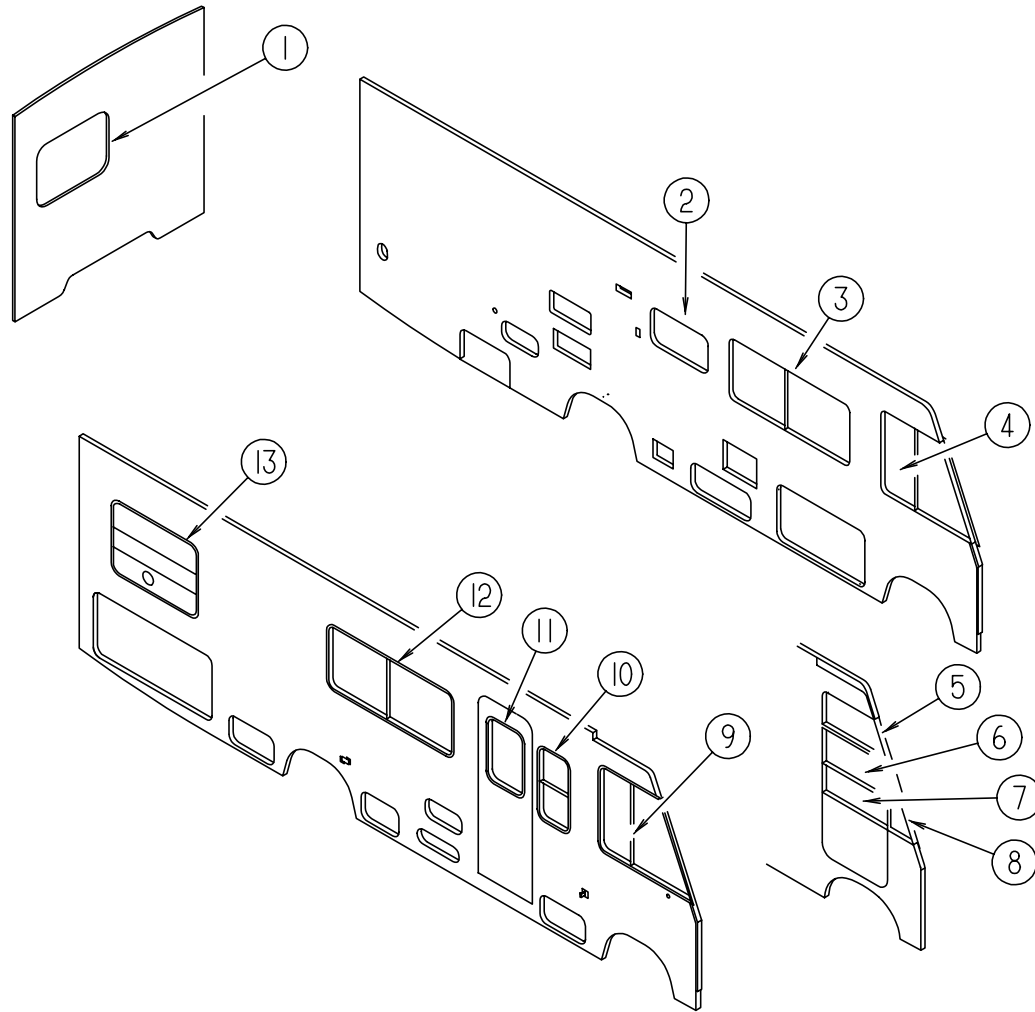
KEY	PART NUMBER	U/M DESCRIPTION	VENDOR NO.
	701069-01-000	EA WATER PURIFICATION SYSTEM - EVERPURE 9252	
	701069-03-700	EA CARTRIDGE-WATER FILTER, AC - EVERPURE	9601-11

WATER & SEWAGE GROUP (CONTINUED)
DRAINAGE SYSTEM



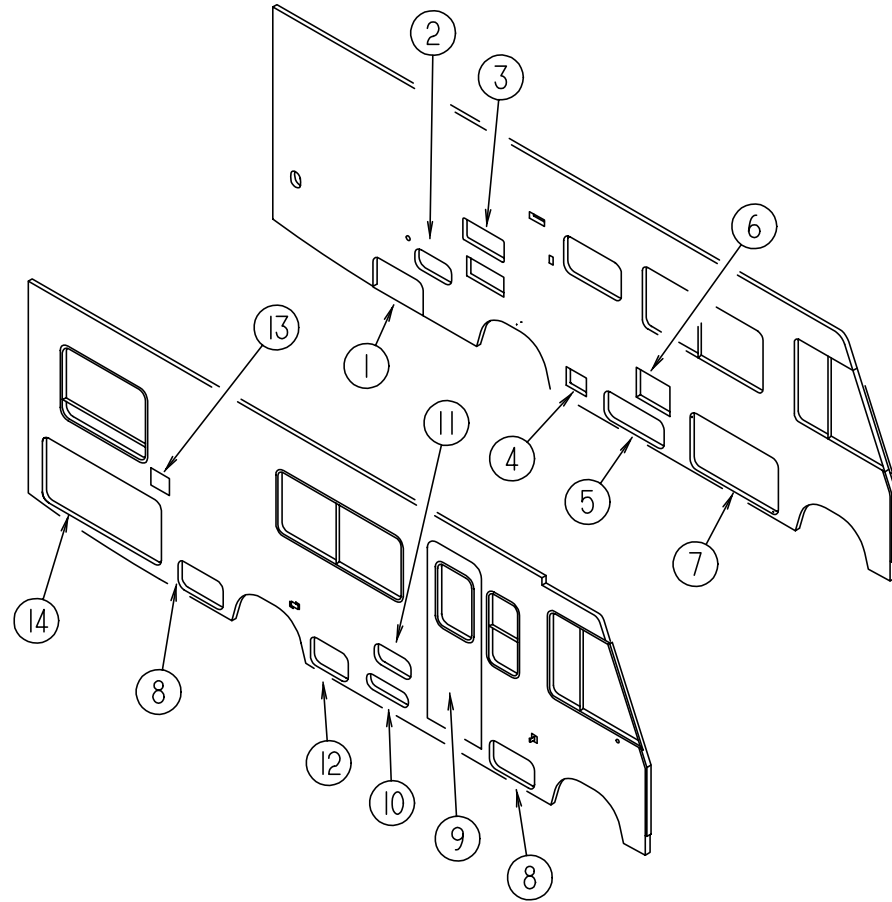
KEY	PART NUMBER	U/M	DESCRIPTION
1	011091-02-000	EA	PIPE-DRAIN, DOUBLE SINK - BAFFLE TEE - 1 1/2" - US
1	011091-03-000	EA	PIPE-DRAIN, W/SEALS - DOUBLE SINK - EXTENDS 9" TO 16" - CANADIAN
2	107538-01-000	EA	P TRAP-PLASTIC, 1 1/4" W/EXT ARM - US
2	011066-03-700	EA	P TRAP KIT-PLASTIC, 1 1/2" X 1 1/2" - CANADIAN
2	010121-01-000	EA	BUSHING-REDUCER, 1 1/2" SMOOTH X 1 1/4"HUB - BLACK PLASTIC - CANADIAN
2	011066-03-701	EA	P TRAP-PLASTIC - CANADIAN
2	011066-03-702	EA	ADAPTER-P TRAP, 1 1/2" - CANADIAN
3	109571-01-000	EA	ADAPTER-P TRAP, 1 1/2" P X 1 1/4" MPT - US
4	079968-01-000	EA	VENT-MECHANICAL TRAP ARM, ANTI-SIPHON - 2" DIA X 7.3" - PLASTIC
5	010071-01-000	EA	TEE-SANITARY, 1 1/2" HUB X HUB X HUB - PLASTIC - BLACK
6	010008-01-000	EA	ELBOW - 90 DEGREE, 1/4 BEND - 1 1/2" HUB X HUB - BLACK PLASTIC
7	010051-01-000	EA	ELBOW - 45 DEG., 1 1/2" SPIGOT & HUB, PLASTIC-BLACK
8	034250-01-000	EA	ELBOW - 90 DEGREE, LONG TURN - 1 1/2" HUB X HUB - ABS
9	010115-01-000	EA	COUPLING - 1 1/2" HUB X HUB, PLASTIC
10	107538-01-000	EA	P TRAP, PLASTIC, 1 1/4" W/EXT ARM - US
10	011071-01-000	EA	P TRAP, PLASTIC, 1 1/2" - CANADIAN
11	116644-01-000	EA	FLANGE-CLOSET, TOILET - 4" X 3" - SEALAND 345892 - US
11	010147-02-000	EA	FLANGE-CLOSET, TOILET - 4" X 3" FPT - CANADIAN
12	031365-02-000	EA	TEE-PLAS, 1 1/2 EXT LG TURN - NIBCO 5812-LR-11/2
13	033761-01-000	EA	ELBOW-TURN, 1/4 BEND X 1.5" HUB X 1.5" SPIGOT - PLASTIC - BLACK
14	010006-01-000	EA	ELBOW - 45 DEGREE, 1/8 BEND - 1 1/2" HUB X HUB - BLACK PLASTIC
15	117925-01-000	EA	TANK-HOLDING W/O FITTINGS - 32 GALLONS - 1504 MM X 598 MM X 184 MM
	039861-01-000	EA	SENDING UNIT-W/SCREW, WASHER, WELL NUT & TERMINAL RING
	061607-01-000	EA	GROMMET-HOLDING TANK, 1 1/2" NPS
	061607-02-000	EA	GROMMET-HOLDING TANK, 3" NPS
16	117924-01-000	EA	TANK-HOLDING W/O FITTINGS - 35 GALLONS - 1661 MM X 598 MM X 235 MM
	039861-01-000	EA	SENDING UNIT-W/SCREW, WASHER, WELL NUT & TERMINAL RING
	061607-01-000	EA	GROMMET-HOLDING TANK, 1 1/2" NPS
17	078406-01-000	EA	COUPLER-RUBBER, W/CLAMPS - 3" X 3"
18	031126-01-000	EA	ELBOW - 1/4 BEND, 3 X 90 XLT - PLASTIC - BLACK
19	070916-01-000	EA	VALVE-DUAL DUMP, W/CAP - 3" X 1 1/2" - PLASTIC - BLACK
	070916-01-700	EA	VALVE ONLY, 3"
	070916-01-701	EA	VALVE ONLY, 1 1/2"
	062415-01-000	EA	CAP-SEWER 3" DIAMETER
	062415-01-700	EA	STRING SEWER CAP
	062416-01-000	EA	ADAPTER-SEWER HOSE TO 3" PIPE
	010201-01-000	EA	HOSE-SEWER, 3" ID X 8'
20	089355-01-000	EA	COUPLER-RUBBER, 1 1/2" X 1 1/2"
21	102024-01-000	EA	NIPPLE-PLASTIC, 1.5" X 2.62" TOE
	011069-02-000	EA	TAILPIECE-TUB/SHOWER, 1 1/2" X 1 1/4" X 4" - BRASS
	066440-01-000	EA	STRAINER W/RUBBER WASHER
	069735-01-000	EA	WASHER-STRAINER TO TAILPIECE PLASTIC, 1.5"

WINDOW, VENT & EXTERIOR DOOR GROUP
WINDOWS



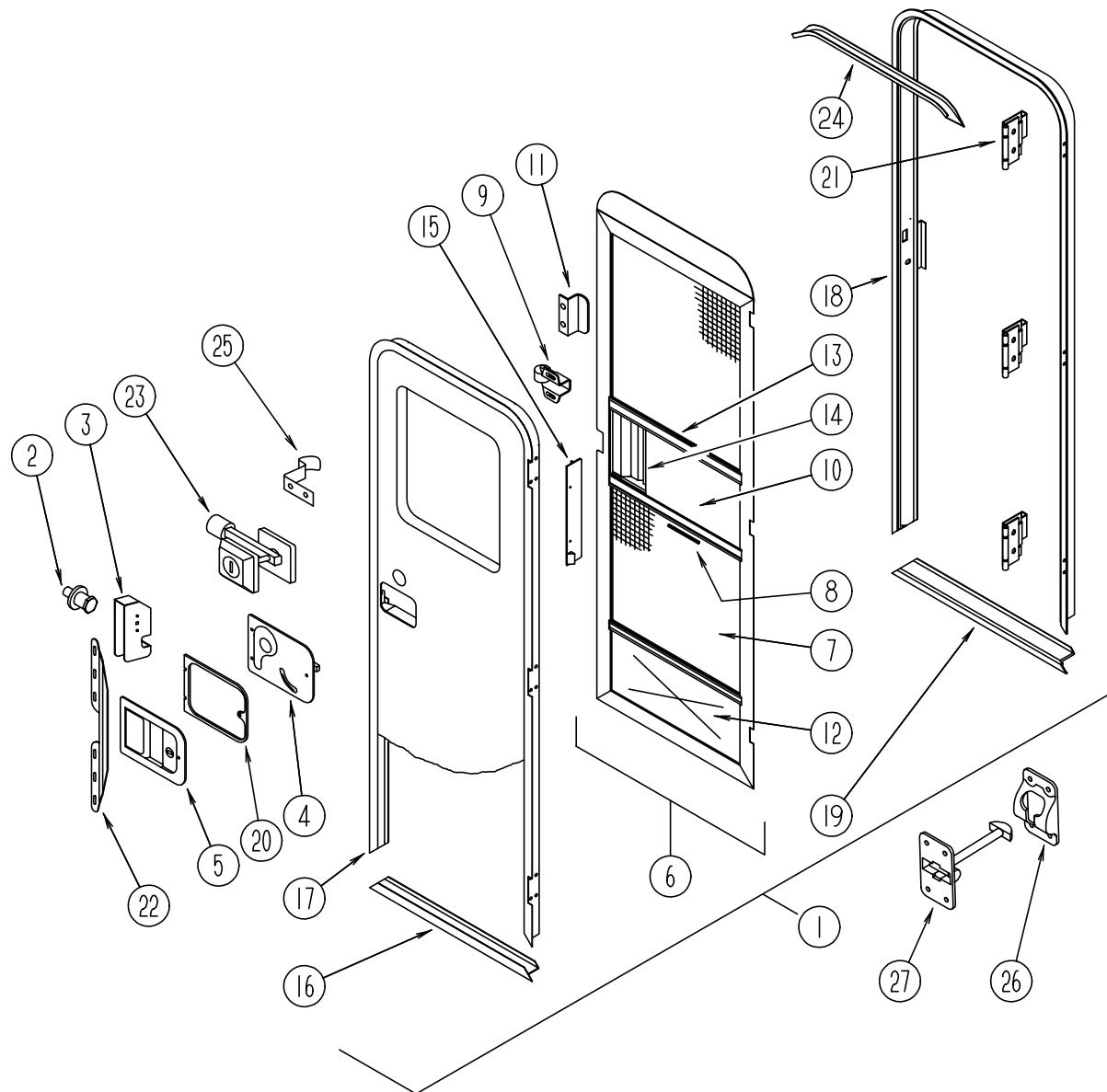
KEY	PART NUMBER	U/M	DESCRIPTION	VENDOR NO.
1	078528-04-C05	EA	WINDOW-ESCAPE, BACKWALL - W/O RETAINER FROM: 00-00-00 THRU: 08-08-95	
1	078528-12-FB1	EA	WINDOW-ESCAPE, BACKWALL - W/O RETAINER FROM: 08-09-95 THRU: 99-99-99	
1	113502-03-01A	EA	WINDOW ASM-ESCAPE, BACKWALL - 26 3/8" X 35 7/8" - EXCEL DH437-G2W58 THERMOPANE WINDOW OPTION	
2	098647-34-01A	EA	WINDOW ASM-HORIZONTAL SLIDER - EXCEL H425-G2W66L	
2	112795-20-01A	EA	WINDOW ASM-SLIDING, 16" X 28 3/4" - EXCEL DC29-G2W66L THERMOPANE WINDOW OPTION	
3	098647-22-01A	EA	WINDOW ASM-HORIZONTAL SLIDER, 26 3/8" X 60" - EXCEL H287-G2W66L	
3	112795-15-01A	EA	WINDOW ASM-HORIZONTAL SLIDER, 26 3/8" X 60" - EXCEL DH287-G2W66L THERMOPANE WINDOW OPTION	
4	103658-09-01A	EA	WINDOW ASM-CAB, W/RETAINER - DRIVER SIDE - EXCELH373-ARL	
4	113501-03-01A	EA	WINDOW ASM-CAB, W/RETAINER - DRIVER SIDE - EXCEL DH405-A2B66L THERMOPANE WINDOW OPTION	
5	106467-02-01A	EA	WINDOW-VISTA - DRIVER SIDE - EXCEL - DRIVER DOOR	
5	116000-05-01A	EA	WINDOW-VISTA - DRIVER SIDE - EXCEL - DRIVER DOOR THERMOPANE WINDOW OPTION	
6	106469-02-702	EA	GLASS-STATIONARY, EXCEL	106-041104
7	106469-01-704	EA	ROLL-UP GLASS ASM W/BACKET, EXCEL	V103-65L
8	106468-02-01A	EA	WINDOW-FRONT SLANT - DRIVER SIDE - DRIVER DOOR - EXCEL DH383-A2B27L	
8	115999-02-01A	EA	WINDOW-FRONT SLANT - DRIVER SIDE - EXCEL - DRIVER DOOR THERMOPANE WINDOW OPTION	
9	103658-10-01A	EA	WINDOW ASM-CAB, W/RETAINER - PASSENGER SIDE - EXCEL H373-ARR	
9	113501-04-01A	EA	WINDOW ASM-CAB, W/RETAINER - PASSENGER SIDE - EXCEL DH405-A2B66R THERMOPANE WINDOW OPTION	
10	098644-07-01A	EA	WINDOW ASM-VERTICAL SLIDER, W/RETAINER - EXCEL H170-G2W66	
10	112898-04-01A	EA	WINDOW ASM-VERTICAL SLIDER, W/RETAINER - EXCEL DC02-G2W66 THERMOPANE WINDOW OPTION	
11	117053-02-F36	EA	WINDOW-PICTURE, W/O RETAINER	
11	113733-01-01A	EA	WINDOW ASM-PICTURE, 26 3/8" X 17" - EXCEL DH416-G2W66 THERMOPANE WINDOW OPTION	
12	098647-23-01A	EA	WINDOW ASM-SLIDING, 26 3/8" X 60" - EXCEL H287-G2W66R	
12	112795-16-01A	EA	WINDOW ASM-SLIDING, 26 3/8" X 60" - EXCEL DH287-G2W66R THERMOPANE WINDOW OPTION	
13	113500-01-01A	EA	WINDOW ASM-TIPOUT, DOUBLE - W/RETAINER - EXCEL CH04-G2W59	
13	112795-21-01A	EA	WINDOW ASM-HORIZONTAL SLIDER, 24 1/2" X 41 1/4" - EXCEL DC04-G2W66R THERMOPANE WINDOW OPTION	
	117046-01-000	EA	BUMPER-RUBBER, ROUND END - LAKEVIEW #22134 THERMOPANE WINDOW OPTION	
			FROM: 00-00-00 THRU: 07-23-95	
	117046-02-000	EA	BUMPER-RUBBER, ROUND END - LAKEVIEW #22073 THERMOPANE WINDOW OPTION	
			FROM: 07-24-95 THRU: 99-99-99	

WINDOW, VENT & EXTERIOR DOOR GROUP (CONTINUED)
EXTERIOR DOORS



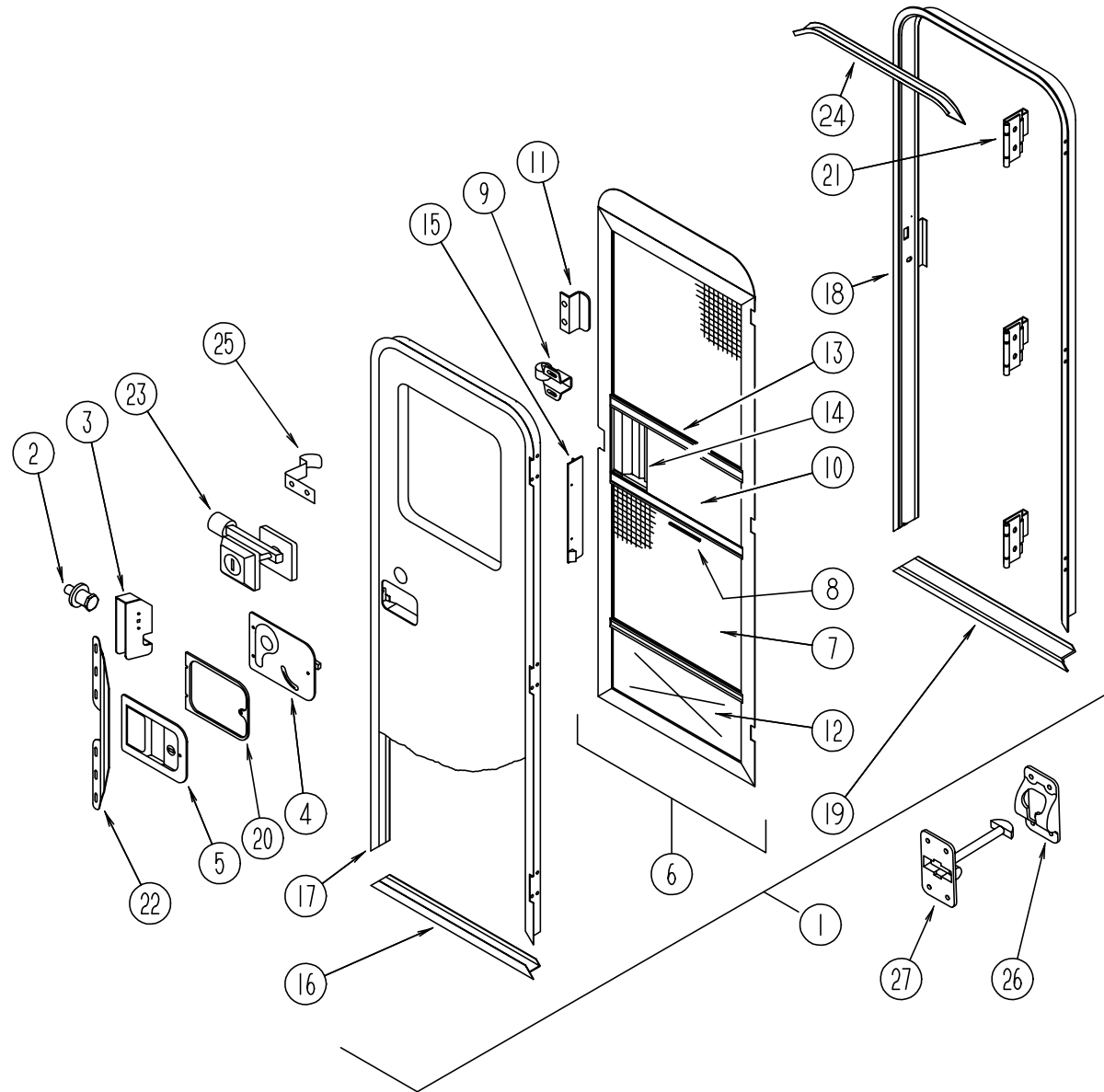
KEY	PART NUMBER	U/M	DESCRIPTION
1	111012-10-G29	EA	DOOR-ACCESS, BRIGHT WHITE - SEWER VALVE DOOR
2	111017-02-F24	EA	DOOR-ACCESS, BRIGHT WHITE
3	084103-08-000	EA	DOOR-REFRIGERATOR, VENTED - W/O JAMB - BRIGHT WHITE
	084104-08-000	EA	JAMB-DOOR, REFRIGERATOR - BRIGHT WHITE
	084104-01-700	EA	LOCK-MALE, FASTENER - REFRIGERATOR DOOR
	084104-01-701	EA	LOCK-FEMALE, FASTENER - REFRIGERATOR DOOR
4	088794-06-000	EA	DOOR-POWER CORD, W/HATCH - BRIGHT WHITE
5	111018-03-G29	EA	DOOR-GENERATOR/STORAGE, BRIGHT WHITE
6	052009-06-000	EA	DOOR-WATER HEATER, BRIGHT WHITE - ATWOOD
7	111013-09-F24	EA	DOOR-STORAGE, BRIGHT WHITE
8	111013-04-F24	EA	DOOR-STORAGE, 22.1" X 11.6" - BRIGHT WHITE
9	115108-05-G29	EA	DOOR-ENTRY W/SCREEN DOOR & JAMB - W/O WINDOW (G29)
9	115108-05-G30	EA	DOOR-ENTRY W/SCREEN DOOR & JAMB - W/O WINDOW (G30)
9	115108-05-G31	EA	DOOR-ENTRY W/SCREEN DOOR & JAMB - W/O WINDOW (G31/G32)
10	111009-01-F24	EA	DOOR-COMPARTMENT, LP - 6.5" X 20.8" - BRIGHT WHITE
11	111017-01-F24	EA	DOOR-PATIO ENTERTAINMENT CENTER, 17.8" X 8.1" - BRIGHT WHITE
12	111013-05-F24	EA	DOOR-STORAGE, BRIGHT WHITE
13	081240-16-000	EA	DOOR-WATER FILL, LOCKABLE W/O LOCK, 4" X 4 5/8" - BRIGHT WHITE
14	111013-57-G29	EA	DOOR-STORAGE, BRIGHT WHITE
			FROM: 00-00-00 THRU: 09-16-95
14	111013-66-G29	EA	DOOR-STORAGE, BRIGHT WHITE
			FROM: 09-17-95 THRU: 99-99-99
14	115772-02-G29	EA	DOOR-STORAGE, BRIGHT WHITE - RAISED BED OPTION

WINDOW, VENT & EXTERIOR DOOR GROUP (CONTINUED)
ENTRANCE DOOR W/O WINDOW



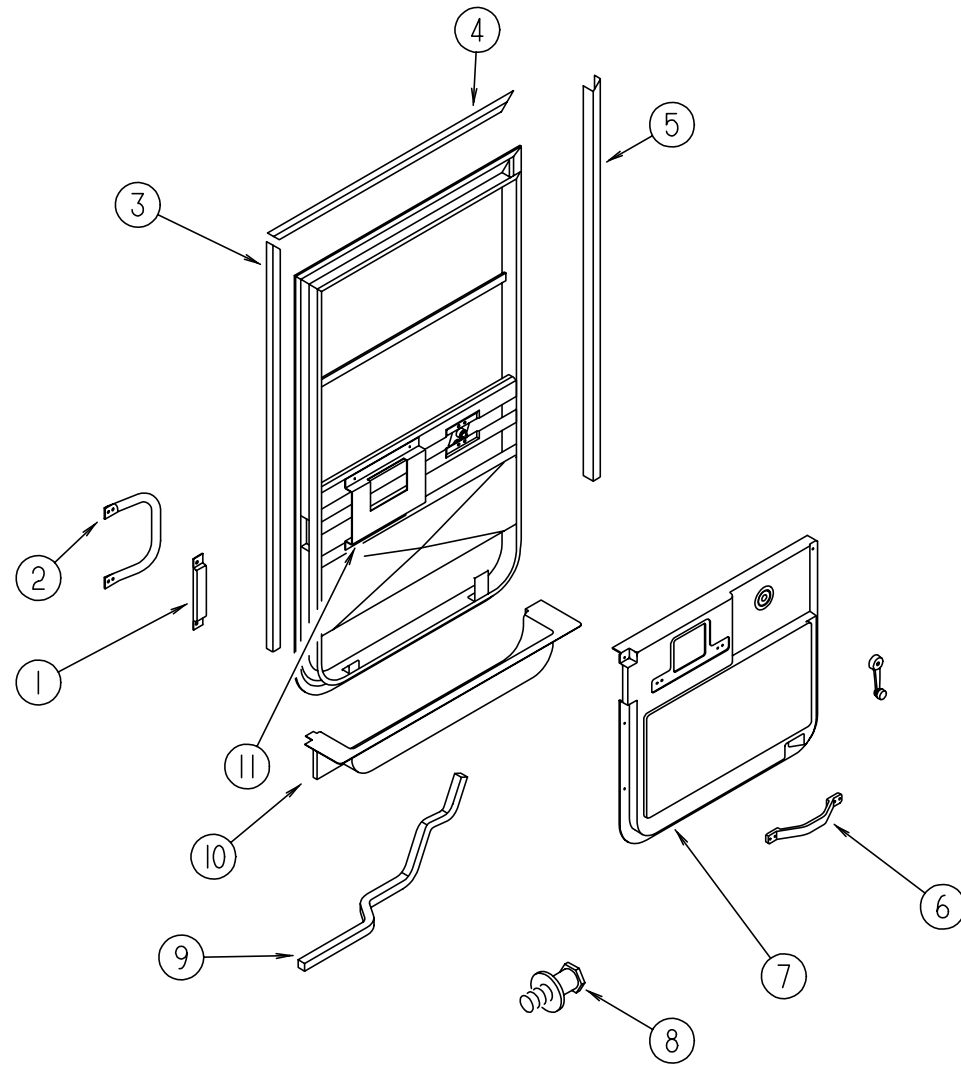
KEY	PART NUMBER	U/M DESCRIPTION	VENDOR NO.
1	115108-05-G29	EA DOOR-ENTRY W/SCREEN DOOR & JAMB - W/O WINDOW (G29)	
1	115108-05-G30	EA DOOR-ENTRY W/SCREEN DOOR & JAMB - W/O WINDOW (G30)	
1	115108-05-G31	EA DOOR-ENTRY W/SCREEN DOOR & JAMB - W/O WINDOW (G31/G32)	
2	039539-01-000	EA STRIKE-LOCK, ENTRY DOOR - ROUND W/THREADED WASHER	
3	039540-01-000	EA LATCH MECHANISM-HOOK, ENTRY DOOR - INTERIOR	
4	039715-01-000	EA NUT-SERT, 1/4" DIAMETER - 20 THREADS	
4	039979-04-000	EA COVER-INTERIOR LATCH, W/TRIP ARM - RIGHT - BLACK - TRI/MARK 11883-12	
		FROM: 00-00-00 THRU: 09-10-95	
4	039979-06-000	EA COVER-INTERIOR LATCH, W/TRIP ARM - RIGHT - BLACK - TRI/MARK 11883-01	
		FROM: 09-11-95 THRU: 99-99-99	
	039984-01-000	EA CAP-ROUND, VINYL - .28" ID X .62" LONG - BLACK	
	041546-05-000	EA BRACKET-DOOR ANGLE, 5" X 1.9" - OFF WHITE - METAL	
		FROM: 00-00-00 THRU: 10-22-95	
	041546-07-000	EA BRACKET-DOOR ANGLE, 5" X 1.9" - OFF WHITE - METAL	
		FROM: 10-23-95 THRU: 99-99-99	
5	045017-11-000	EA LATCH-ENTRY DOOR, W/LOCK & KEY - BLACK - TRI/MARK 11896-12	
		FROM: 00-00-00 THRU: 09-10-95	
5	045017-13-000	EA LATCH-ENTRY DOOR, W/LOCK & KEY - BLACK - TRI/MARK 11896-01	
		FROM: 09-11-95 THRU: 99-99-99	
	045017-11-701	EA KEY BLANK	
	045017-11-703	EA CYLINDER-LOCK ASSEMBLY W/KEYS - TRIMARK	81266-09
	036618-02-000	EA E RING-EXTERNAL, LYNOR DOOR LOCK - 3/16" SHAFT DIAMETER	
	063729-04-000	EA RIVNUT, 10-32 UNF - .010-.080	
		FROM: 00-00-00 THRU: 03-17-96	
	072893-04-000	EA NUTSERT, 10-32	
		FROM: 03-18-96 THRU: 99-99-99	
	075671-04-000	FT SEAL-SPONGE, LAZY T SHAPE - W/ADHESIVE STRIPE - .5" WIDE	
6	079012-09-F24	EA DOOR ASM-SCREEN	
		FROM: 00-00-00 THRU: 03-17-96	
	121899-03-GB1	EA DOOR ASM-SCREEN	
		FROM: 03-18-96 THRU: 99-99-99	
	075673-01-000	FT SEAL-PILE, ADHESIVE BACK - GRAY	
7	002293-02-000	SF SCREENING-WINDOW/DOOR, 26" - CHARCOAL	
8	002294-01-000	FT SPLINE-SCREENING, .135" X .138" - BLACK	
9	109403-01-000	EA CATCH-ASM-SINGLE ROLLER	
10	016454-01-000	EA INSERT-CENTER, LEATHER GRAIN ALUMINUM - UNPAINTED	
10	001014-01-013	EA INSERT-CENTER, 10.25" X 16.31" - UNPAINTED	
11	050712-06-000	EA HANDLE-SCREEN DOOR, ALUMINUM - BRIGHT WHITE	
12	078552-03-000	EA KICK PANEL-SCREEN DOOR, LOWER INSERT - UNPAINTED	
	078595-01-000	EA TOP PLATE-SCREEN DOOR, CURVED TOP - 4.7" X 25.35"	
13	078777-01-000	EA CHANNEL-SLIDE, SCREEN DOOR CENTER SLIDER COVER	
14	079086-03-000	EA SLIDER-SCREEN DOOR, BRIGHT WHITE	
15	079087-03-000	EA STRIKE-SLIDER, W/LIP FOR ELBOW CATCH - 1.5" X 8.6" - BRIGHT WHITE	

WINDOW, VENT & EXTERIOR DOOR GROUP (CONTINUED)
ENTRANCE DOOR W/O WINDOW (CONTINUED)



KEY	PART NUMBER	U/M DESCRIPTION	VENDOR NO.
	081914-01-000	EA BUMPER-RUBBER, ROUND - .43" DIAMETER - BLACK	
	104692-01-000	FT SEAL - 3/4" X 3/4", ADHESIVE BACK	
16	089748-21-000	EA FRAME-BOTTOM, ENTRY DOOR - 24.8" LONG - BRIGHT WHITE FROM: 00-00-00 THRU: 03-17-96	
16	121893-01-01A	EA FRAME-BOTTOM, ENTRY DOOR - 25" LONG - BRIGHT WHITE FROM: 03-18-96 THRU: 99-99-99	
17	095276-07-03A	EA FRAME-ENTRY DOOR, W/O BOTTOM - BRIGHT WHITE FROM: 00-00-00 THRU: 03-17-96	
17	121894-07-01A	EA FRAME-ENTRY DOOR, W/O BOTTOM - BRIGHT WHITE FROM: 03-18-96 THRU: 99-99-99	
18	120310-05-01A	EA JAMB-ENTRY DOOR, W/BOTTOM - BRIGHT WHITE FROM: 00-00-00 THRU: 03-17-96	
18	121898-04-01A	EA JAMB-ENTRY DOOR, W/BOTTOM - BUFF FROM: 03-18-96 THRU: 99-99-99	
19	051049-01-000	EA JAMB-BOTTOM, ENTRY DOOR - 25.9" - UNPAINTED	
20	096810-01-01A	EA PLATE-LATCH, ENTRY DOOR - PLASTIC - BLACK	
21	106719-01-01A	EA HINGE-ENTRY DOOR, UNPAINTED	
22	098173-01-07A	EA STIFFENER-ENTRY DOOR, SUPPORTS LATCH/STRIKE AREA - BRIGHT WHITE	
	100128-02-000	FT SEAL-FOAM, ADHESIVE BACK - .37" WIDE X .37" THICK - SCREEN DOOR FROM: 00-00-00 THRU: 07-30-95	
	118929-01-01A	FT SEAL-PILE, PUSH-ON - AMESBURY XC-964 FROM: 07-31-95 THRU: 99-99-99	
23	101145-01-01A	EA DEADBOLT-ENTRY DOOR, W/2 KEYS W/O BACK SET BOLT OR SCREWS TRI/MARK 11840-58 FROM: 00-00-00 THRU: 09-10-95	
	101145-01-06A	EA DEADBOLT ASM-BLACK TEXTURED - TRI/MARK 11840-02 FROM: 09-11-95 THRU: 99-99-99	
	095229-01-700	EA KEY BLANK FOR DEADBOLT	
	101145-01-701	EA CYLINDER-LOCK ASM, W/KEY	81306-03
	101147-01-000	EA BOLT-SECURITY, 4.12" BACKSET	
	102524-01-000	EA BUMPER-RUBBER, FLAT - BLACK	
24	044582-44-000	EA CAP-DRIP, ENTRY DOOR - JAMB MOUNTED - ALUMINUM - BRIGHT WHITE	
	115222-01-01A	EA GARNISH-RADIUS, ENTRY DOOR - OFF WHITE	
	077461-03-000	EA COVER-STRIKE, ENTRY DOOR - 6.5" X 2.5" - PLASTIC - WHITE	
25	100412-01-000	EA CATCH-SCREEN DOOR, THUMB CLIP W/BLACK PLASTIC CAP	
26	104099-02-04A	EA CATCH-DOOR HOLDER, RETAINER - BRIGHT WHITE - DH-520BCW FROM: 00-00-00 THRU: 08-01-95	
27	104099-01-04A	EA CATCH-DOOR HOLDER, STRIKE - BRIGHT WHITE - DH-520ACW FROM: 00-00-00 THRU: 08-01-95	
	009126-02-000	EA HANDLE-ASSIST, ENTRY DOOR - BLACK FROM: 00-00-00 THRU: 09-10-95	
	009126-03-000	EA HANDLE-ASSIST, ENTRY DOOR - BLACK TEXTURED FROM: 09-11-95 THRU: 99-99-99	
	102248-01-000	EA SHIM-DOOR	
	038327-01-000	EA TAPE-ANTI SLIP, 2" X 60'	
	063729-01-000	EA RIVNUT, 1/4 X 20 UNC - .030-.125	
	086285-05-000	EA SPACER-NYLON, 17.80 OD X 14.3 - MICROPLAS 17W07051 FROM: 10-23-95 THRU: 99-99-99	
	090340-01-000	FT SEAL-FOAM, CLOSED CELL - 1/4" X 1/2" X 50'	
	116111-02-01A	EA SCREW - TAPTITE - 1/4-20 X 3/8 PPH - ZINC	

WINDOW, VENT & EXTERIOR DOOR GROUP (CONTINUED)
EXCEL DRIVERS DOOR MODEL V130-01L

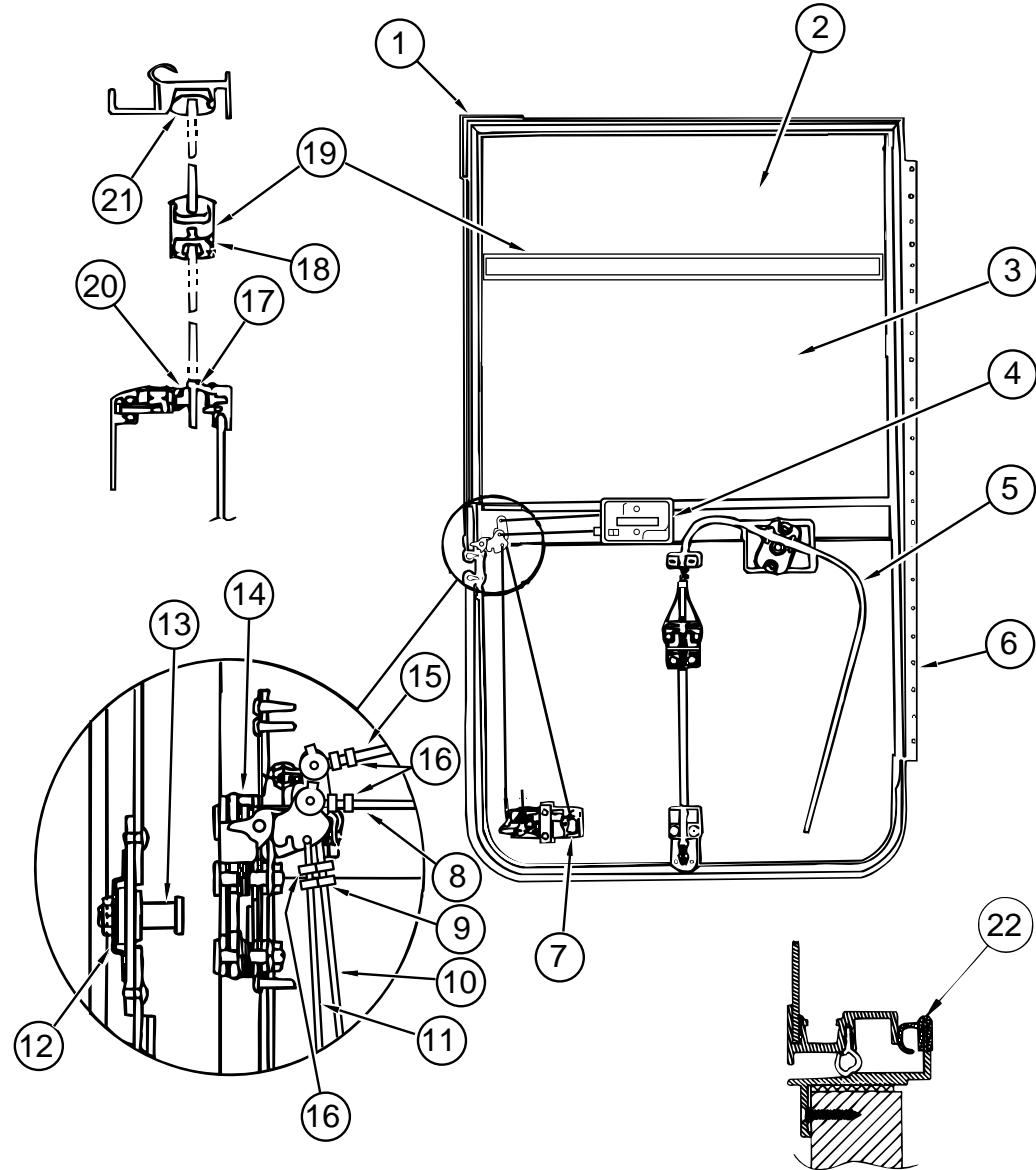


KEY	PART NUMBER	U/M	DESCRIPTION
	106469-07-01A	EA	DOOR - DRIVERS - BLACK - EXCEL V130-01L
1	108654-01-01A	EA	COVER - STRIKE - DRIVERS DOOR - BLACK
2	108832-01-02A	EA	HANDLE - ASSIST - DRIVERS DOOR - METAL - OFF WHITE
	108833-01-01A	EA	COVER - HANDLE - ASSIST - OFF WHITE
3	108129-02-02A	EA	GARNISH - DRIVERS DOOR - BLACK
4	108107-01-02A	EA	GARNISH - DRIVERS DOOR - BLACK
5	108108-04-02A	EA	GARNISH - DRIVERS DOOR - BLACK
6	110604-01-01A	EA	HANDLE - ASSIST - DRIVERS DOOR - 10.8" LONG - BLACK
7	114973-01-04A	EA	PANEL - DRIVER DOOR - INNER - QUICKSILVER - PLASTIC
8	106469-04-703	EA	STRIKER ASSEMBLY - (SUPPLIED W/DRIVERS DOOR) - EXCEL
9	063977-12-000	EA	STEP - DRIVER DOOR - LEFT - PAINTED BLACK
9	063977-11-000	EA	STEP - DRIVER DOOR - LEFT - UNPAINTED
10	107818-01-07A	EA	TRIM - STEP - DRIVERS DOOR - PLASTIC - QUICKSILVER
	102569-02-000	EA	MAT-ANTISLIP, 4" X 22"
11	115051-01-01B	EA	BRACKET - HANDLE - MOUNT
	108897-02-01A	EA	GARNISH - DOOR - DRIVERS - U-CHANNEL - BLACK
	109378-01-000	EA	STRAP - CHECK - DRIVERS DOOR - BLACK
	076725-06-000	EA	COVER - ACCESS, HINGE - BLACK
	109235-01-01A	FT	COVER - SCREW - MAT BLACK
	109235-01-05A	FT	COVER - SCREW - BRIGHT WHITE
	106746-01-000	EA	PANEL-STEPWELL, 789 MM LONG - STEEL
	106747-01-000	EA	PANEL-STEPWELL, RH END - STEEL
	106747-02-000	EA	PANEL-STEPWELL, LH END - STEEL

VENDOR NO.

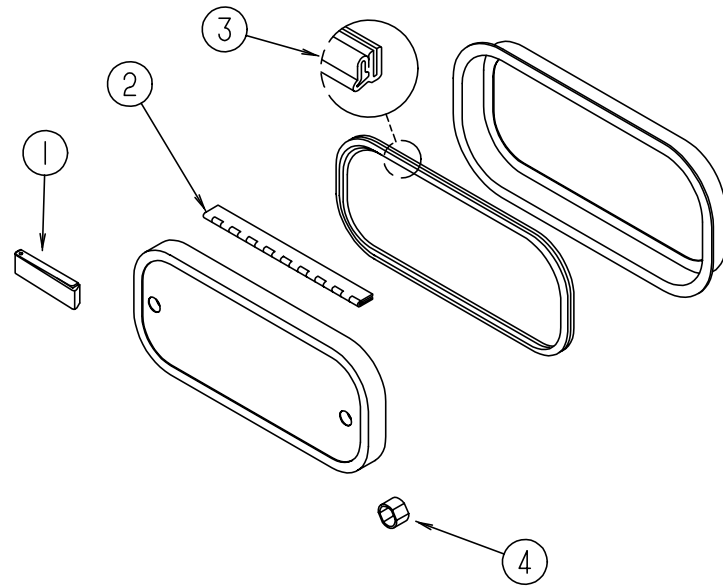
248-041152

WINDOW, VENT & EXTERIOR DOOR GROUP (CONTINUED)
EXCEL DRIVERS DOOR MODEL V130-01L (CONTINUED)



KEY	PART NUMBER	U/M	DESCRIPTION	VENDOR NO.
1	106469-01-702	EA	DOOR SEAL, EXCEL	122-040984
2	106469-02-702	EA	GLASS-STATIONARY, EXCEL	106-041104
3	106469-01-704	EA	ROLL-UP GLASS ASM W/BACKET, EXCEL	V103-65L
4	106469-04-712	EA	INNER HANDLE HARDWARE - LH, EXCEL	248-041148
5	106469-02-701	EA	REGULATOR ASSEMBLY, EXCEL	V108-90L
6	106469-05-702	EA	HINGE - 42", EXCEL	211-041194
7	106469-04-700	EA	PADDLE ASM. W/COLLAR, EXCEL	248-041237
	106469-04-701	EA	TUMBLER & KEYS (TRI-MARK), EXCEL	248-041179
	106469-04-715	EA	LATCH COMPLETE W/TUMBLER & KEYS, EXCEL	V123-15
	045017-11-701	EA	KEY-BLANK, TRIMARK	81312-02
8	106469-04-711	EA	LOCK ROD, HORIZONTAL, EXCEL	203-041137
9	106469-04-713	EA	ROD CLIP-LH, EXCEL	248-041154
10	106469-05-703	EA	LATCH ROD, VERTICAL ADJ, EXCEL	203-041239
11	106469-05-705	EA	LOCK ROD, VERTICAL ADJ, EXCEL	203-041279
12	106469-04-704	EA	CAGED NUT ASSEMBLY (STRIKER), EXCEL	248-041151
13	106469-04-703	EA	STRIKER BOLT (W/WASHER), EXCEL	248-041152
14	106469-05-706	EA	ROTARY LATCH & LINKAGE, EXCEL	248-041150
15	106469-04-705	EA	LATCH ROD-HORIZONTAL, EXCEL	203-041139
16	106469-04-714	EA	ROD CLIP-RH, EXCEL	248-041153
17	106469-02-703	EA	BELT-WEATHERSTRIP, EXTERIOR - ROLL-UP GLASS - EXCEL	V047-57
18	106469-01-705	FT	RUN-CHANNEL, EXCEL	122-010850
19	106469-01-719	EA	MULLION RAIL, EXCEL	V103-84
20	106469-01-709	FT	WEATHERSTRIP-FUZZY, EXCEL	171-040630
21	106469-02-705	EA	HORIZONTAL GLAZING VINYL, EXCEL	V108-87
22	106469-01-723	EA	BULB SEAL ASM-DRIVERS DOOR JAMB - PREFORMED - EXCEL	171-040985
	106469-02-704	EA	PARTS BAG (HANDLE WINDOW), EXCEL	V068-16
	106469-07-700	EA	MOUNTING FRAME ASSEMBLY, EXCEL	V130-30L

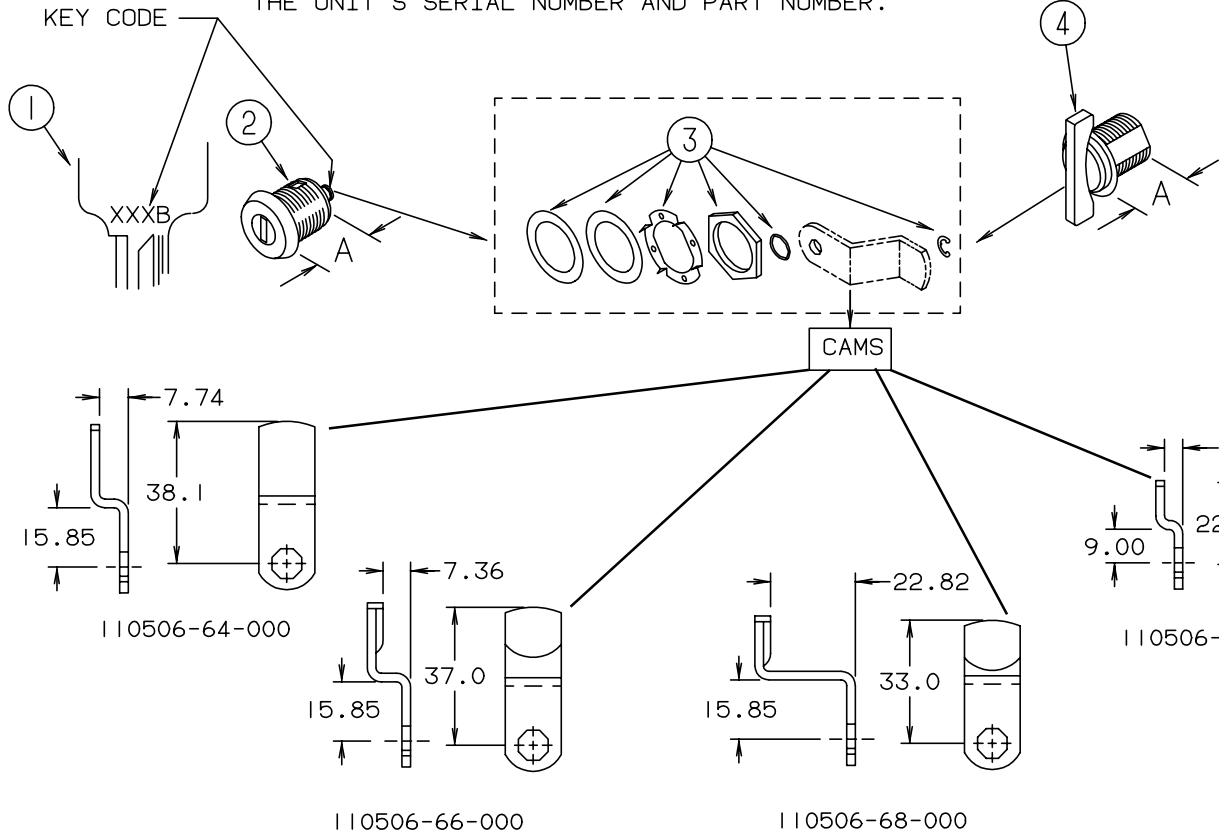
WINDOW, VENT & EXTERIOR DOOR GROUP (CONTINUED)
EXTERIOR DOOR COMPONENTS & HOLDERS



KEY	PART NUMBER	U/M	DESCRIPTION
1	102768-01-000	EA	HOLDER-COMPARTMENT/ENTRY DOOR, METAL - MILL FINISH
2	081801-V3-000	EA	HINGE - 2" X 96", BRIGHT WHITE
2	034007-B3-000	EA	HINGE-PIANO, 1.5" X 96" - ALUMINUM - BRIGHT WHITE
2	009065-01-000	EA	HINGE-PIANO, 1.5" X 96" - ALUMINUM - UNPAINTED
3	064075-07-000	FT	SEAL-BULB, W/WIRED U CHANNEL - .3" X .5" CHANNEL - BLACK
4	107997-51-001	EA	SPACER - .86" X .6", ALUMINUM
	081914-01-000	EA	BUMPER-RUBBER, ROUND - .43" DIAMETER - BLACK
	104692-01-000	FT	SEAL - 3/4" X 3/4", ADHESIVE BACK
	116424-01-000	EA	PROTECTOR-WATER HEATER LATCH - ATWOOD 92611
	107796-10-000	EA	BRACKET-GAS SPRING, 90 DEGREE SML
	115359-01-000	FT	SEAL-D SECTION, 10 X 12 - SPG RUB
	076767-04-000	EA	CABLE-SUPPORT, 5.9" - STAINLESS STEEL
	057460-02-000	EA	STUD-BALL, GAS SPRING - 10MM - 5/16" - 18 - RAISED BED OPTION
	107796-10-000	EA	BRACKET-GAS SPRING, 90 DEGREE - RAISED BED OPTION
	108998-04-000	EA	SPRING-GAS - RAISED BED OPTION
	120620-02-01A	EA	CLIP-RETAINER, 14" X 1" - BLACK - RAISED BED OPTION
	121126-01-01A	EA	PULL-LOCK ASM, SOUTHCO E3-27-101-12 - RAISED BED OPTION

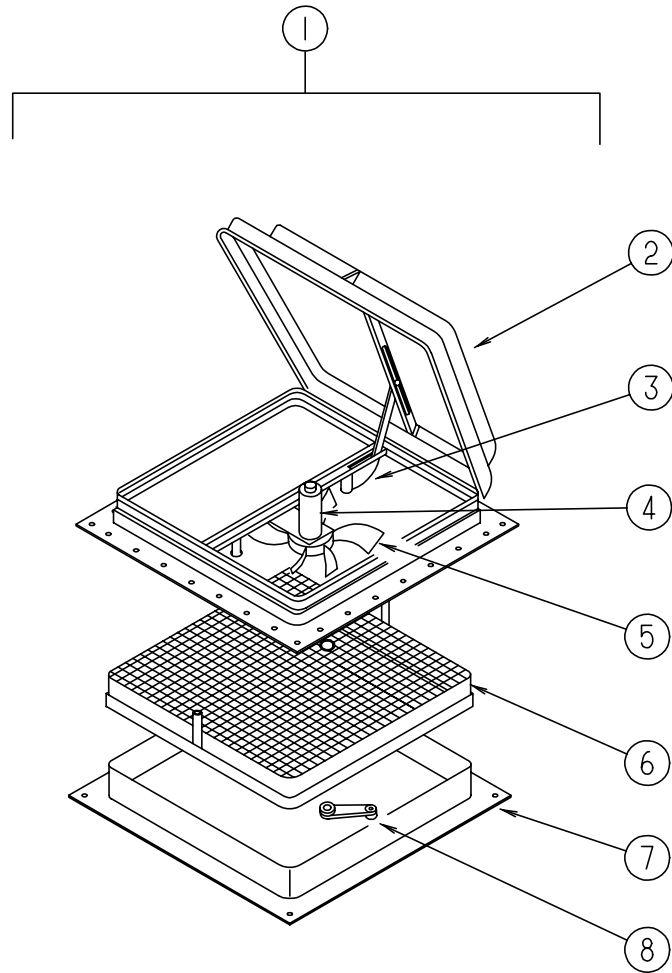
WINDOW, VENT & EXTERIOR DOOR GROUP (CONTINUED)
BRIGGS & STRATTON LOCKS & COMPONENTS

NOTE:
 WHEN ORDERING THE LOCK CASE, THE KEY CODE MUST MATCH THE LAST DIGIT OF THE UNIT'S SERIAL NUMBER AND PART NUMBER; WHEN ORDERING THE KEYS, THE THIRD DIGIT OF THE KEY CODE MUST MATCH THE LAST DIGIT OF THE UNIT'S SERIAL NUMBER AND PART NUMBER.



KEY	PART NUMBER	U/M	DESCRIPTION	VENDOR NO.
1	110506-59-000	EA	KEYS-SET OF 2	596720
2	110506-52-000	EA	CASE-LOCK, A=17 MM	702370
2	110506-53-000	EA	CASE-LOCK, A=25 MM	702380
2	110506-54-000	EA	CASE-LOCK, A=32 MM	703170
1	110506-59-001	EA	KEYS-SET OF 2	596721
2	110506-52-001	EA	CASE-LOCK, A=17 MM	702371
2	110506-53-001	EA	CASE-LOCK, A=25 MM	702381
2	110506-54-001	EA	CASE-LOCK, A=32 MM	703171
1	110506-59-002	EA	KEYS-SET OF 2	596722
2	110506-52-002	EA	CASE-LOCK, A=17 MM	702372
2	110506-53-002	EA	CASE-LOCK, A=25 MM	702382
2	110506-54-002	EA	CASE-LOCK, A=32 MM	703172
1	110506-59-003	EA	KEYS-SET OF 2	596723
2	110506-52-003	EA	CASE-LOCK, A=17 MM	702373
2	110506-53-003	EA	CASE-LOCK, A=25 MM	702383
2	110506-54-003	EA	CASE-LOCK, A=32 MM	703173
1	110506-59-004	EA	KEYS-SET OF 2	596724
2	110506-52-004	EA	CASE-LOCK, A=17 MM	702374
2	110506-53-004	EA	CASE-LOCK, A=25 MM	702384
2	110506-54-004	EA	CASE-LOCK, A=32 MM	703174
1	110506-59-005	EA	KEYS-SET OF 2	596725
2	110506-52-005	EA	CASE-LOCK, A=17 MM	702375
2	110506-53-005	EA	CASE-LOCK, A=25 MM	702385
2	110506-54-005	EA	CASE-LOCK, A=32 MM	703175
1	110506-59-006	EA	KEYS-SET OF 2	596726
2	110506-52-006	EA	CASE-LOCK, A=17 MM	702376
2	110506-53-006	EA	CASE-LOCK, A=25 MM	702386
2	110506-54-006	EA	CASE-LOCK, A=32 MM	703176
1	110506-59-007	EA	KEYS-SET OF 2	596727
2	110506-52-007	EA	CASE-LOCK, A=17 MM	702377
2	110506-53-007	EA	CASE-LOCK, A=25 MM	702387
2	110506-54-007	EA	CASE-LOCK, A=32 MM	703177
1	110506-59-008	EA	KEYS-SET OF 2	596728
2	110506-52-008	EA	CASE-LOCK, A=17 MM	702378
2	110506-53-008	EA	CASE-LOCK, A=25 MM	702388
2	110506-54-008	EA	CASE-LOCK, A=32 MM	703178
1	110506-59-009	EA	KEYS-SET OF 2	596729
2	110506-52-009	EA	CASE-LOCK, A=17 MM	702379
2	110506-53-009	EA	CASE-LOCK, A=25 MM	702389
2	110506-54-009	EA	CASE-LOCK, A=32 MM	703179
3	110506-40-700	EA	HARDWARE KIT-LOCK, W/GASKET, NUT, CLIP & WASHERS	
4	110506-50-000	EA	CASE-TWIST LOCK, A=17 MM	596932
4	110506-51-000	EA	CASE-TWIST LOCK, A=25 MM	596669
4	110506-55-000	EA	CASE-TWIST LOCK, A=32 MM	597312AA1
	110506-59-701	EA	KEY BLANK	

WINDOW, VENT & EXTERIOR DOOR GROUP (CONTINUED)



JENSEN POWERED ROOF VENT

KEY	PART NUMBER	U/M DESCRIPTION
1	110051-04-01A	EA VENT-ROOF, POWERED - 4" ROOF - JENSEN 7797 WHE
1	110051-06-01A	EA VENT-ROOF, POWERED - 4" ROOF - CSA - JENSEN C7797 WHE
2	064470-01-700	EA COVER-ROOF VENT, JENSEN
	064470-01-701	EA SLIDE BAR-VENT LID, JENSEN
3	110051-01-702	EA LIFT ASM-VENT LID W/O CRANK, JENSEN
4	048648-01-000	EA MOTOR-ROOF VENT, 1/8 SHAFT - 12V - JENSEN 42-472-01
5	048649-01-000	EA FAN-ROOF VENT, 6 BLADES - 6" - JENSEN RP-1002B
6	110051-01-704	EA SCREEN & FRAME - 4", JENSEN
7	110051-02-700	EA GARNISH-INTERIOR - 4", JENSEN
8	110051-01-703	EA CRANK, JENSEN
	110051-03-700	EA SWITCH-PUSH BUTTON, BLACK

WINDOW, VENT & EXTERIOR DOOR GROUP (CONTINUED)

JENSEN NONPOWERED ROOF VENT

KEY	PART NUMBER	U/M DESCRIPTION	VENDOR NO.
	110051-02-01A	EA VENT-ROOF, NONPOWERED - 4" ROOF - JENSEN 7727 WHE	
	064470-01-700	EA COVER-ROOF VENT, JENSEN	7291
	064470-01-701	EA SLIDE BAR-VENT LID, JENSEN	JRP 1291B
	110051-01-702	EA LIFT ASM-VENT LID W/O CRANK, JENSEN	RP-1000B
	110051-01-703	EA CRANK, JENSEN	RP-1031-B
	110051-01-704	EA SCREEN & FRAME - 4", JENSEN	29-688-03
	110051-02-700	EA GARNISH-INTERIOR - 4", JENSEN	

VENTS, SHROUDS & ROOF COVERS

KEY	PART NUMBER	U/M DESCRIPTION
	083558-03-000	EA VENT-PLUMBING PIPE ROOF W/COVER - OFF WHITE
	084616-07-000	EA SHROUD-RANGE HOOD VENT, PLASTIC - BRIGHT WHITE
	084878-09-000	EA VENT-RANGE HOOD, SHORT - LVS
	084073-07-000	EA COVER-ROOF VENT, REFRIGERATOR - BRIGHT WHITE - NORCOLD
	084073-04-000	EA BASE-ROOF VENT, REFRIGERATOR - BLACK - NORCOLD

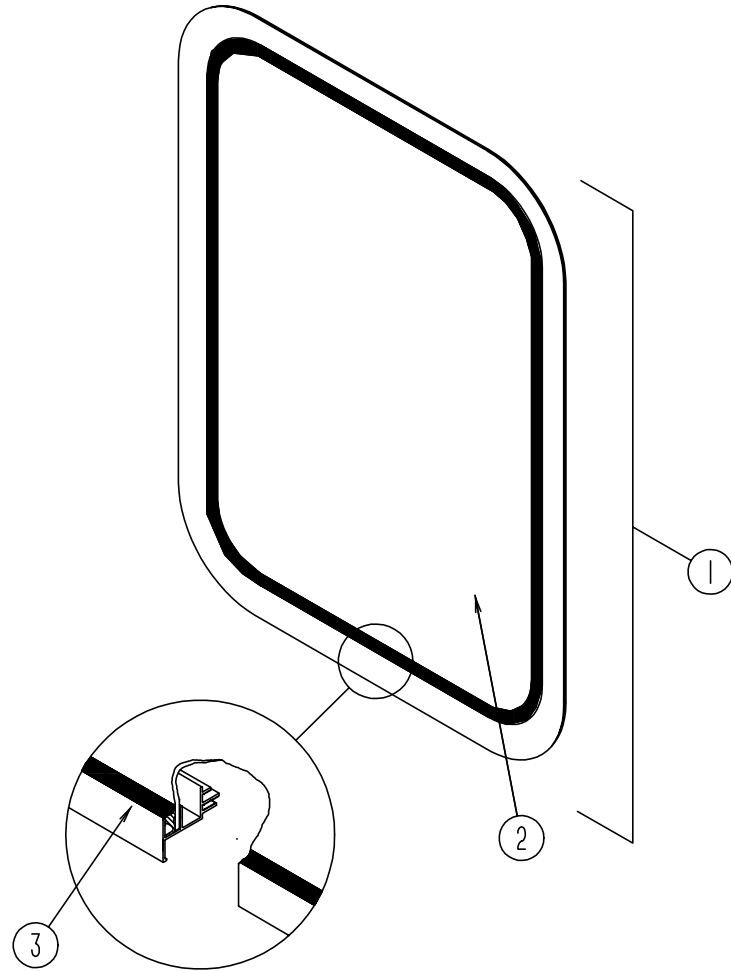
VENDOR NO.

7291
 JRP 1291B
 RP-1000B

 29-688-03

 RP-1031-B
 27-0164

WINDOW, VENT & EXTERIOR DOOR GROUP (CONTINUED)



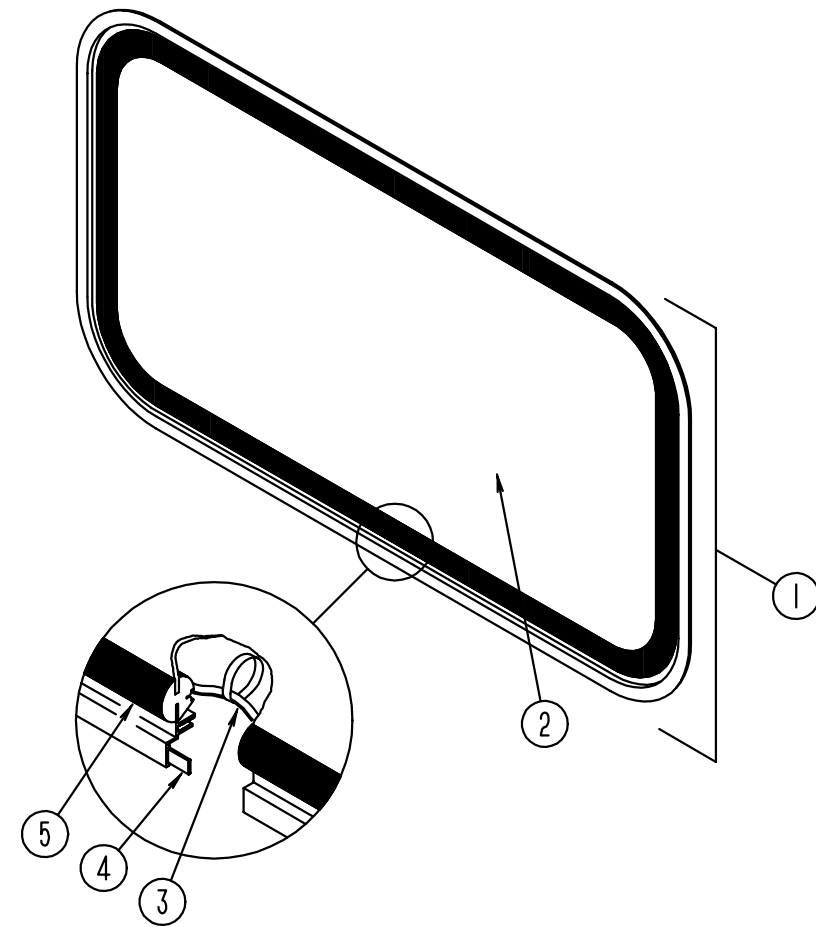
ENTRANCE DOOR WINDOW

KEY	PART NUMBER	U/M	DESCRIPTION
	117054-02-02A	EA	RETAINER-TRIM, ENTRY DOOR - BRIGHT WHITE
1	117053-02-F36	EA	WINDOW-PICTURE, W/O RETAINER
2	002181-25-000	EA	GLASS-PICTURE WINDOW, 655 MM X 417 MM
3	087561-01-000	FT	SEAL-GLASS, EXTERIOR - .5" WIDE - VINYL - BLACK

EXCEL ENTRANCE DOOR WINDOW - THERMOPANE WINDOW OPTION

KEY	PART NUMBER	U/M	DESCRIPTION	VENDOR NO.
	113733-01-01A	EA	WINDOW ASM-PICTURE, 26 3/8" X 17" - EXCEL DH416-G2W66	
	113733-01-700	EA	WINDOW-PICTURE, W/O RETAINER - EXCEL	DH416-G2
	113733-01-701	EA	RETAINER-TRIM, ENTRY DOOR WINDOW - EXCEL	W41666
	113733-01-702	EA	GLASS-STATIONARY - EXCEL	390-019187
	112795-01-705	FT	VINYL-GLAZING	132-019702

WINDOW, VENT & EXTERIOR DOOR GROUP (CONTINUED)



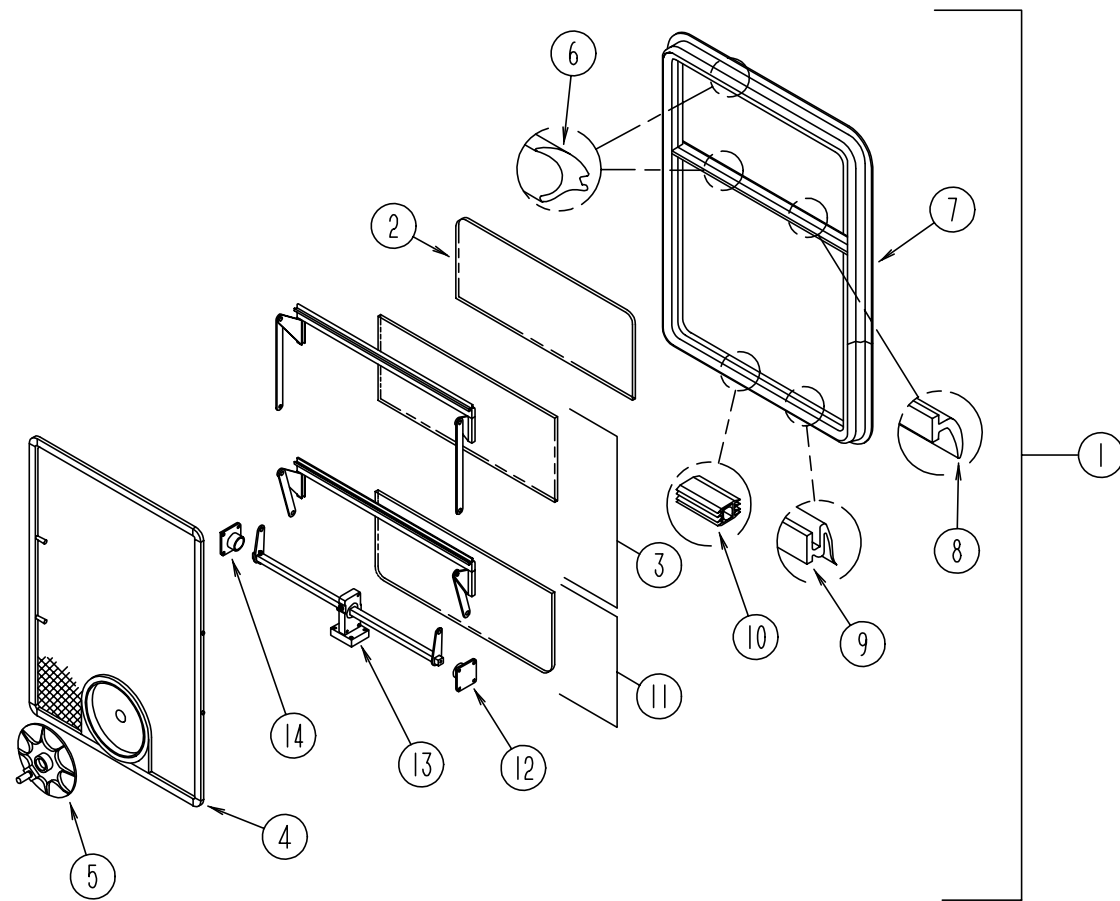
BACKWALL ESCAPE WINDOW

KEY	PART NUMBER	U/M	DESCRIPTION
	074816-09-000	EA	RETAINER-TRIM, ESCAPE - OFF WHITE
	074816-14-000	EA	RETAINER-TRIM, INSIDE - ESCAPE - OFF WHITE
			FROM: 00-00-00 THRU: 08-08-95
1	078528-04-C05	EA	WINDOW-ESCAPE, BACKWALL - W/O RETAINER
			FROM: 08-09-95 THRU: 99-99-99
1	078528-12-FB1	EA	WINDOW-ESCAPE, BACKWALL - W/O RETAINER
			FROM: 08-09-95 THRU: 99-99-99
2	076337-09-000	EA	GLASS-WINDOW, 832.6 MM X 597.8 MM
			FROM: 00-00-00 THRU: 08-08-95
2	076337-17-000	EA	GLASS-WINDOW, 589 MM X 830 MM
			FROM: 08-09-95 THRU: 99-99-99
3	002285-01-000	FT	FILLER-WEATHER STRIP, RUBBER - BLACK
	077066-01-702	EA	TAPE ASM-ESCAPE WINDOW, RED
4	069640-10-000	FT	SEALER-RIBBON, 1/32" X 1 1/2" INCREMENTS OF 90'
5	002282-04-000	EA	WEATHERSTRIP-WINDOW, .125" X 109.25" - VULCANIZED - BLACK
			FROM: 00-00-00 THRU: 08-08-95
5	002282-12-000	EA	WEATHERSTRIP-WINDOW, .125" X 108.75" - VULCANIZED - BLACK
			FROM: 08-09-95 THRU: 99-99-99

EXCEL BACKWALL ESCAPE WINDOW - THERMOPANE WINDOW OPTION

KEY	PART NUMBER	U/M	DESCRIPTION	VENDOR NO.
	113502-03-01A	EA	WINDOW-ESCAPE, BACKWALL - W/RETAINER - EXCEL DH437-G2W58	
	113502-03-700	EA	WINDOW-ESCAPE, BACKWALL - W/O RETAINER - EXCEL	DH437-G2
	113502-03-701	EA	RETAINER-TRIM, ESCAPE - OFF WHITE - EXCEL	W30658
	113502-03-702	EA	GLASS-ESCAPE WINDOW, STATIONARY - EXCEL	390-019466
	112898-06-704	EA	LOCK-HANDLE, CAM - RED - RH - EXCEL	182-11293
	112898-06-705	EA	LOCK-HANDLE, CAM - RED - LH - EXCEL	182-11294
	098644-01-705	FT	STRIP-GLAZING - EXCEL	132-010231

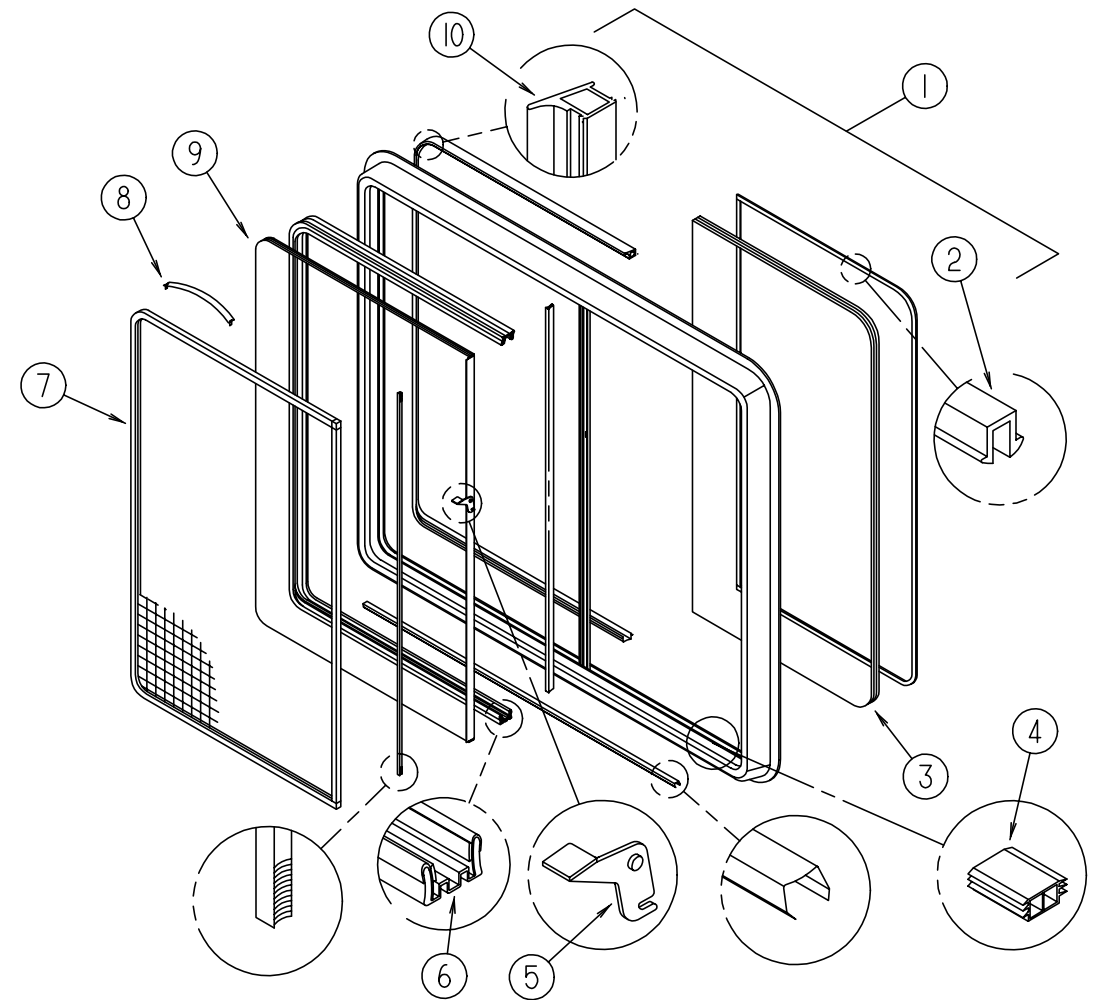
WINDOW, VENT & EXTERIOR DOOR GROUP (CONTINUED)



EXCEL BEDROOM DOUBLE TIPOUT WINDOW - PASSENGER SIDE

KEY	PART NUMBER	U/M	DESCRIPTION	VENDOR NO.
1	113500-01-01A	EA	WINDOW-DOUBLE TIPOUT, W/OFF WHITE RETAINER - EXCEL CH04-G2W59	
	113500-01-702	EA	RETAINER-TRIM, OFF WHITE - EXCEL	CW0459
2	113500-01-703	EA	GLASS-TOP, STATIONARY - EXCEL	106-015970
	100322-01-704	EA	TAPE-BUTYL, WINDOW - EXCEL	154-016083
3	113500-01-704	EA	GLASS-VENT, UPPER - EXCEL	CH04-G7
4	113500-01-700	EA	SCREEN W/SPRING & WEATHERSTRIP - EXCEL	410-016020
5	100322-01-718	EA	HANDLE-DIAL, WINDOW - EXCEL	410-016081
6	100322-01-703	EA	GLAZING STRIP-BUTYL, GLASS - EXCEL	132-010723
7	113500-01-701	EA	WINDOW-DOUBLE TIPOUT, W/O INSIDE FRAME - EXCEL	CH04-G2
8	100322-01-702	FT	WEATHERSTRIP-HORIZONTAL RAIL - EXCEL	132-015976
9	100322-01-701	FT	SEAL-VENT, WINDOW - EXCEL	122-016071
10	098644-01-716	EA	PLUG-FILLER, EXCEL	132-014470
11	113500-01-705	EA	GLASS-VENT, LOWER - EXCEL	CH04-G9
12	113500-01-708	EA	SUPPORT-TORQUE BAR - EXCEL	132-015978
13	113500-01-706	EA	OPERATOR & BAR ASSEMBLY - EXCEL	CH04-15
	112519-01-702	EA	OPERATOR-VENT, EXCEL	410-016123
14	113500-01-707	EA	SUPPORT-TORQUE BAR - EXCEL	132-015979
	100322-01-717	EA	E-RING, WINDOW - EXCEL	245-015975

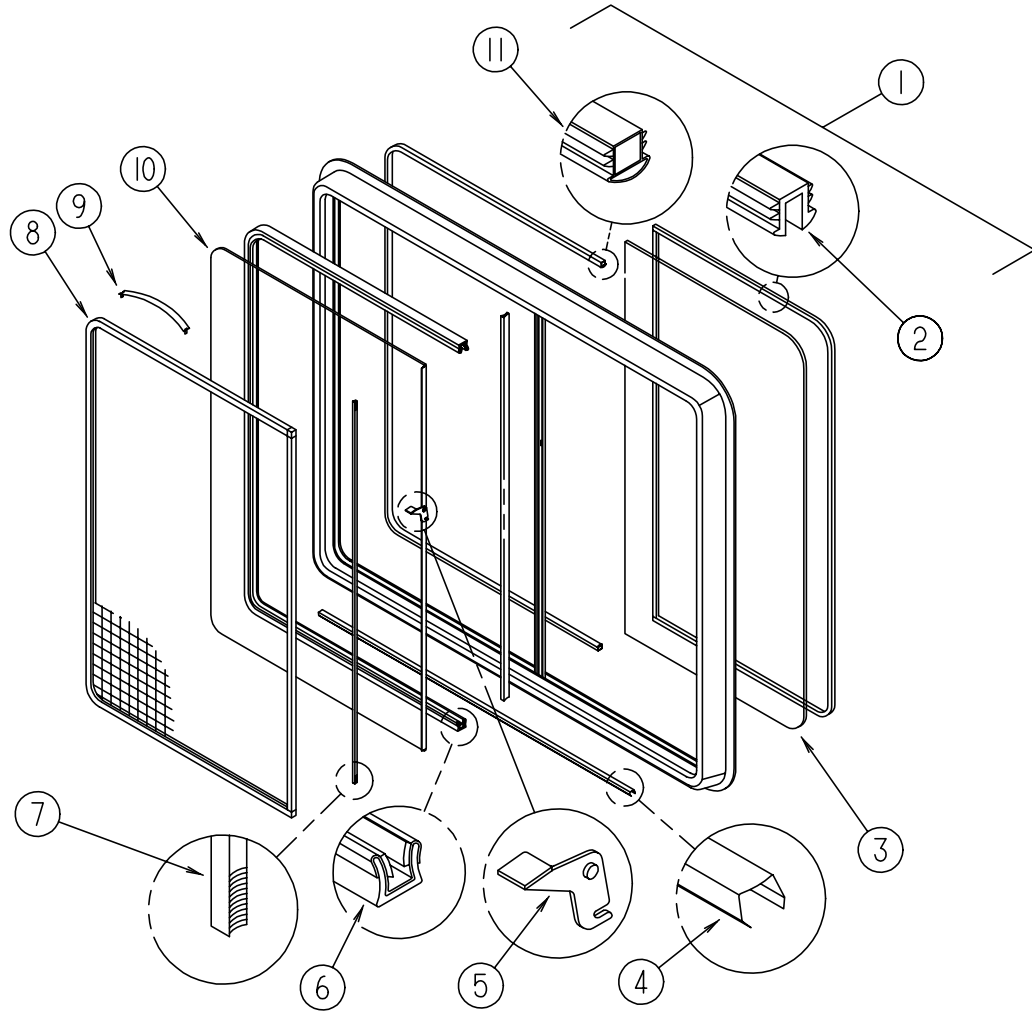
WINDOW, VENT & EXTERIOR DOOR GROUP (CONTINUED)



EXCEL BEDROOM HORIZONTAL SLIDER WINDOW - PASSENGER SIDE - THERMOPANE WINDOW OPTION

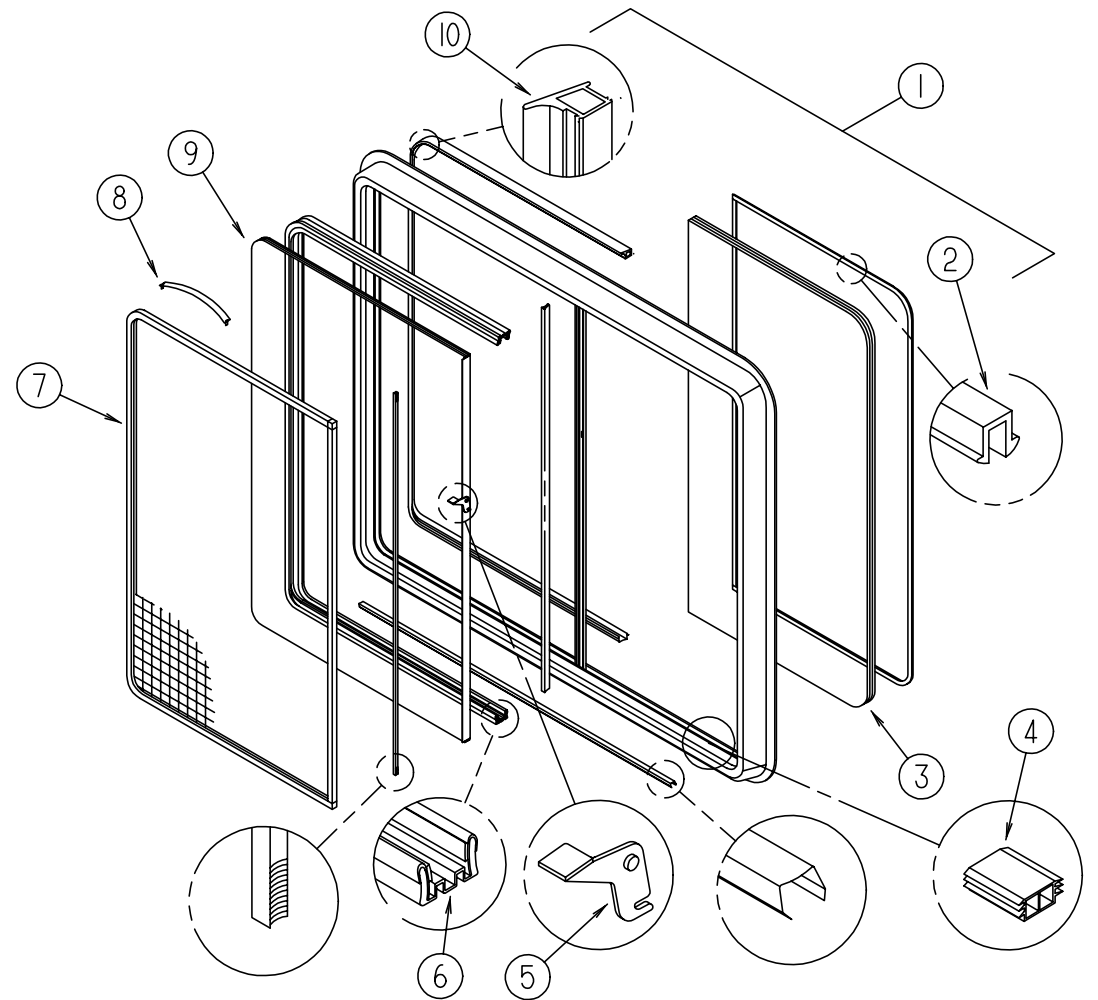
KEY	PART NUMBER	U/M	DESCRIPTION	VENDOR NO.
	112795-21-01A	EA	WINDOW-HORIZONTAL SLIDER, W/RETAINER - EXCEL DC04G2W66R	
	098647-29-701	EA	RETAINER-TRIM, OFF WHITE - EXCEL	CW0466
1	112795-21-700	EA	WINDOW-HORIZONTAL SLIDER, W/O INSIDE FRAME - EXCEL	DC04-G2R
2	112795-01-705	FT	VINYL-GLAZING - EXCEL	132-019702
3	112795-21-701	EA	GLASS-STATIONARY - EXCEL	390-019132
4	112795-01-701	EA	SLIDE-STOP - EXCEL	132-019092
5	112795-01-700	EA	LATCH ASM-BLACK - EXCEL	DH287-CK
6	112795-01-703	IN	RUN CHANNEL - EXCEL	122-018736
7	098647-29-704	EA	SCREEN W/SPRING & WEATHERSTRIP - EXCEL	410-018864
8	098644-01-713	EA	CLIP-SPRING, BLACK PLASTIC - EXCEL	226-016966
9	112795-21-702	EA	GLASS-SLIDING, W/SASH & LATCH - EXCEL	DC04-G9
10	112795-01-704	FT	PLUG-FILLER (DOUBLE GLAZED) - EXCEL	122-018737
	098644-01-711	FT	WEATHERSTRIP-SCREEN, BLACK - EXCEL	171-016965

WINDOW, VENT & EXTERIOR DOOR GROUP (CONTINUED)



EXCEL GALLEY SINGLE SLIDING WINDOW

WINDOW, VENT & EXTERIOR DOOR GROUP (CONTINUED)

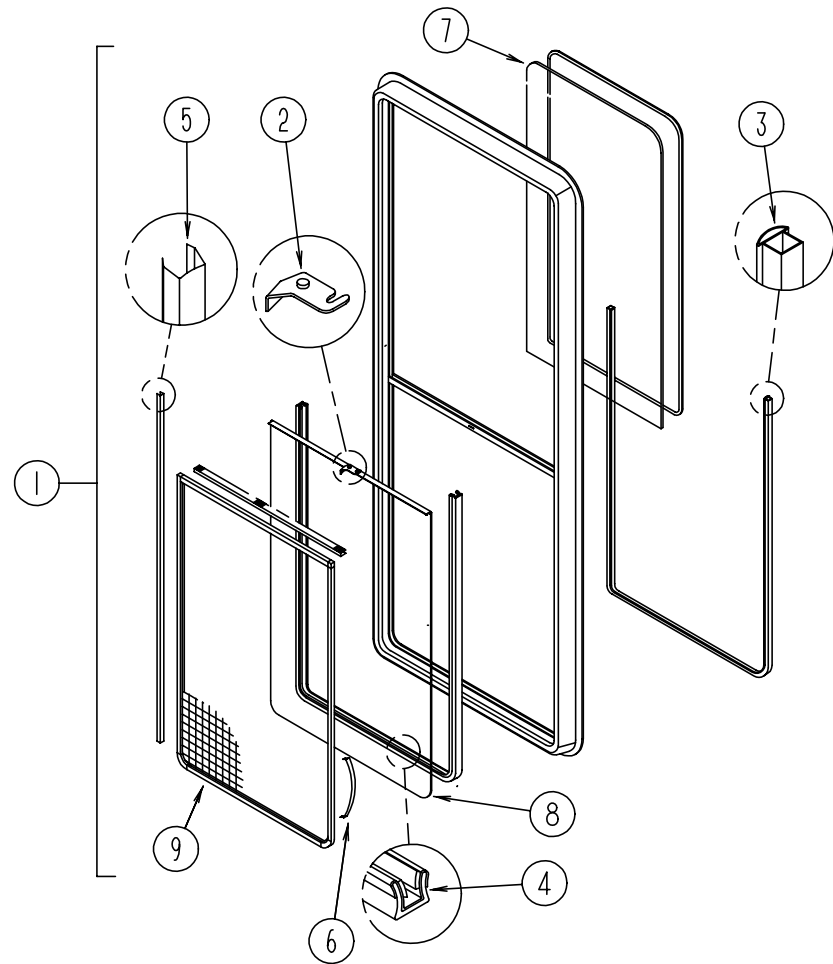


EXCEL GALLEY SINGLE SLIDING WINDOW - THERMOPANE WINDOW OPTION

KEY	PART NUMBER	U/M	DESCRIPTION	VENDOR NO.
	098647-34-01A	EA	WINDOW-HORIZONTAL SLIDER, W/RETAINER - EXCEL H425-G2W66L	
	098647-33-701	EA	RETAINER-TRIM, OFF WHITE - EXCEL	CW2966
1	098647-34-700	EA	WINDOW-HORIZONTAL SLIDER, W/O RETAINER - EXCEL	H425-G2L
2	098644-01-705	FT	STRIP-GLAZING - EXCEL	132-010231
3	098647-33-702	EA	GLASS-STATIONARY - EXCEL	106-019297
4	098644-01-710	FT	TRACK-SCREEN SPACER, 12' LENGTH - EXCEL	M401-31
5	098644-01-700	EA	LATCH-REPAIR KIT, EXCEL	B801-CK
6	098644-01-708	FT	CHANNEL-PIERCED RUN, EXCEL	122-016543
7	098644-01-711	FT	WEATHERSTRIP-SCREEN BLACK - EXCEL	171-016965
8	098647-33-704	EA	SCREEN W/SPRING & WEATHERSTRIP - EXCEL	410-019134
9	098644-01-713	EA	SPRING-SCREEN FRAME (CLIP), PLASTIC - BLACK - EXCEL	226-016966
10	098647-33-703	EA	GLASS-SLIDING, W/SASH & LATCH - EXCEL	H425-G9
11	098644-01-716	FT	PLUG-FILLER, EXCEL	132-014470
	098644-01-706	FT	WEATHERSTRIP, EXCEL	171-010668
	098644-01-717	FT	SPLINE-SCREEN, EXCEL	132-004716
	098644-01-719	EA	STOP-SLIDER GLASS, EXCEL	132-014203

KEY	PART NUMBER	U/M	DESCRIPTION	VENDOR NO.
	112795-20-01A	EA	WINDOW-SLIDING, W/RETAINER - EXCEL DC29-G2W66L	
	098647-31-701	EA	RETAINER-TRIM, OFF WHITE	CW2966
1	112795-20-700	EA	WINDOW-HORIZONTAL SLIDER, W/O RETAINER	DC29-G2L
2	112795-01-705	FT	VINYL-GLAZING	132-019702
3	112795-19-701	EA	GLASS-STATIONARY	390-019134
4	112795-01-701	FT	SLIDE-STOP	132-019092
5	112795-01-700	EA	LATCH ASM-BLACK	DH287-CK
6	112795-01-703	FT	RUN CHANNEL	122-018736
7	098647-31-704	EA	SCREEN W/SPRING & WEATHERSTRIP	410-019128
8	098644-01-713	EA	CLIP-SPRING, BLACK PLASTIC	226-016966
9	112795-19-702	EA	GLASS-SLIDING, W/SASH & LATCH	DC29-G9
10	112795-01-704	FT	PLUG-FILLER (DOUBLE GLAZED)	122-018737
	098644-01-711	FT	WEATHERSTRIP-SCREEN, BLACK - EXCEL	171-016965

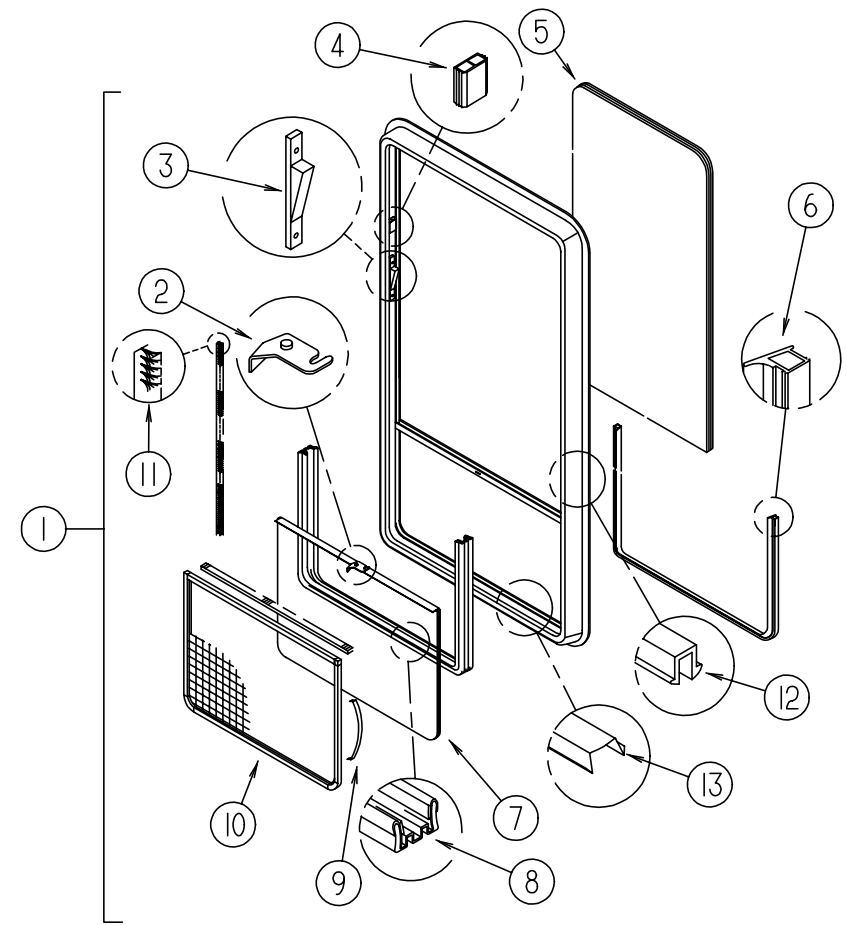
WINDOW, VENT & EXTERIOR DOOR GROUP (CONTINUED)



EXCEL SWIVEL CHAIR VERTICAL SLIDING WINDOW

KEY	PART NUMBER	U/M	DESCRIPTION
	098644-07-01A	EA	WINDOW-VERTICAL SLIDER, W/RETAINER - EXCEL H170-G2W66
	098644-07-701	EA	RETAINER-TRIM, OFF WHITE - EXCEL
1	098644-07-700	EA	WINDOW-VERTICAL SLIDER, W/O RETAINER - EXCEL
2	098644-01-700	EA	LATCH-REPAIR KIT, EXCEL
3	098644-01-706	FT	WEATHERSTRIP, EXCEL
4	098644-01-708	FT	CHANNEL-PIERCED RUN, EXCEL
5	098644-01-710	FT	TRACK-SCREEN SPACER, 12' LENGTH - EXCEL
	098644-01-711	FT	WEATHERSTRIP-SCREEN, BLACK - EXCEL
6	098644-01-713	EA	SPRING-SCREEN FRAME (CLIP), PLASTIC - BLACK - EXCEL
	098644-01-705	FT	STRIP-GLAZING - EXCEL
	098644-01-716	FT	PLUG-FILLER, EXCEL
	098644-01-717	FT	SPLINE-SCREEN, EXCEL
	098644-01-719	EA	STOP-SLIDER GLASS, EXCEL
7	098644-07-702	EA	GLASS-STATIONARY - EXCEL
8	098644-07-703	EA	GLASS-SLIDING, W/SASH & LATCH - EXCEL
9	098644-07-704	EA	SCREEN W/SPRING & WEATHERSTRIP - EXCEL

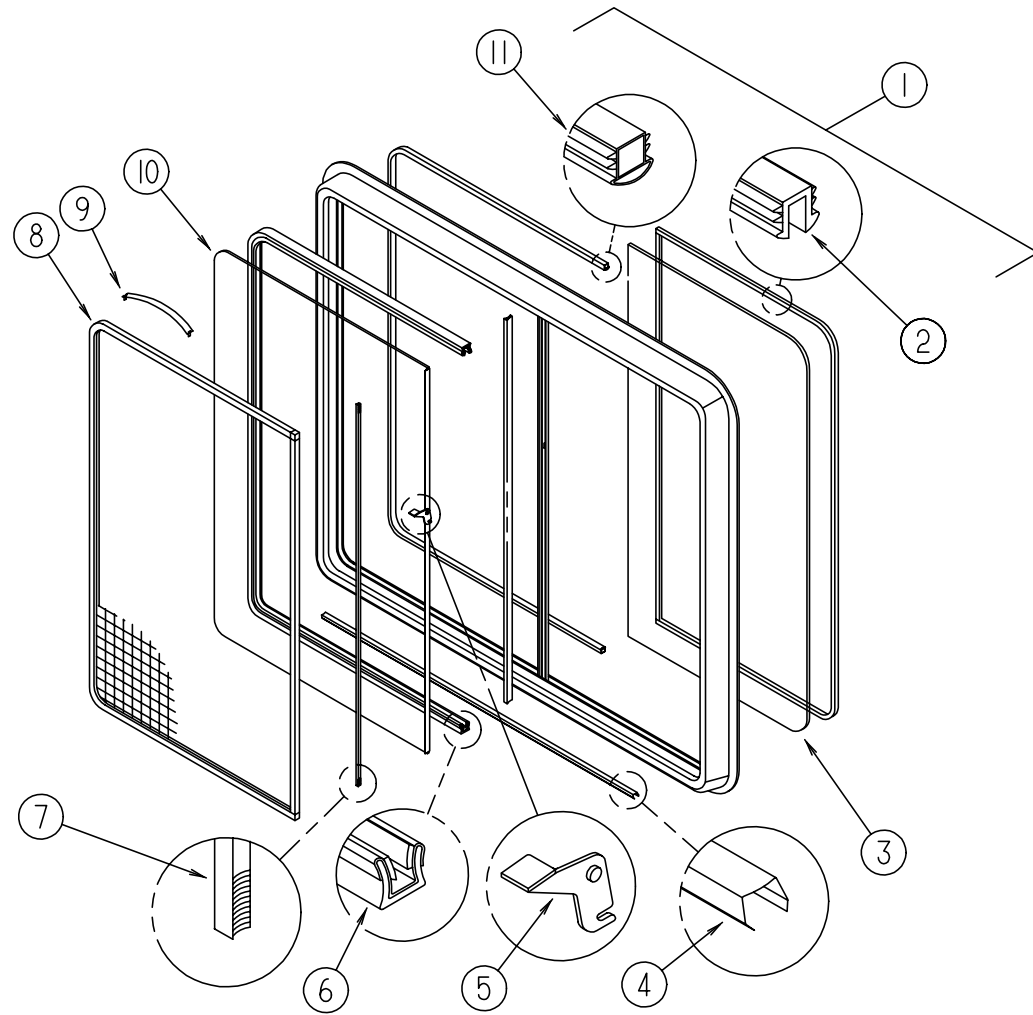
WINDOW, VENT & EXTERIOR DOOR GROUP (CONTINUED)



EXCEL SWIVEL CHAIR VERTICAL SLIDING WINDOW - THERMOPANE WINDOW OPTION

KEY	PART NUMBER	U/M	DESCRIPTION	VENDOR NO.
1	112898-04-01A	EA	WINDOW-VERTICAL SLIDER, W/RETAINER - EXCEL DC02-G2W66	
	098644-07-701	EA	RETAINER-TRIM, OFF WHITE - EXCEL	CW0266
	112898-04-700	EA	WINDOW-VERTICAL SLIDER, W/O RETAINER - EXCEL	DC02-G2
2	112795-01-700	EA	LATCH ASM-BLACK - EXCEL	DH287-CK
3	112898-04-703	EA	SASH LATCH KIT, RAISED - EXCEL	DH343-CK
4	112795-01-701	FT	SLIDE-STOP - EXCEL	132-019092
5	112898-04-701	EA	GLASS-STATIONARY - EXCEL	390-019130
6	112795-01-704	FT	PLUG FILLER (DOUBLE GLAZED) - EXCEL	122-018737
7	112898-04-702	EA	GLASS-SLIDING, W/SASH & LATCH - EXCEL	DC02-G9
8	112795-01-703	FT	RUN CHANNEL - EXCEL	122-018736
9	098644-01-713	EA	SPRING-SCREEN FRAME (CLIP), PLASTIC - BLACK - EXCEL	226-016966
10	098644-07-704	EA	SCREEN W/SPRING & WEATHERSTRIP - EXCEL	410-018863
11	098644-01-711	FT	WEATHERSTRIP-SCREEN, BLACK - EXCEL	171-016965
12	112795-01-705	FT	VINYL-GLAZING - EXCEL	132-019702
13	098644-01-710	FT	TRACK-SCREEN SPACER, 12'	132-017135

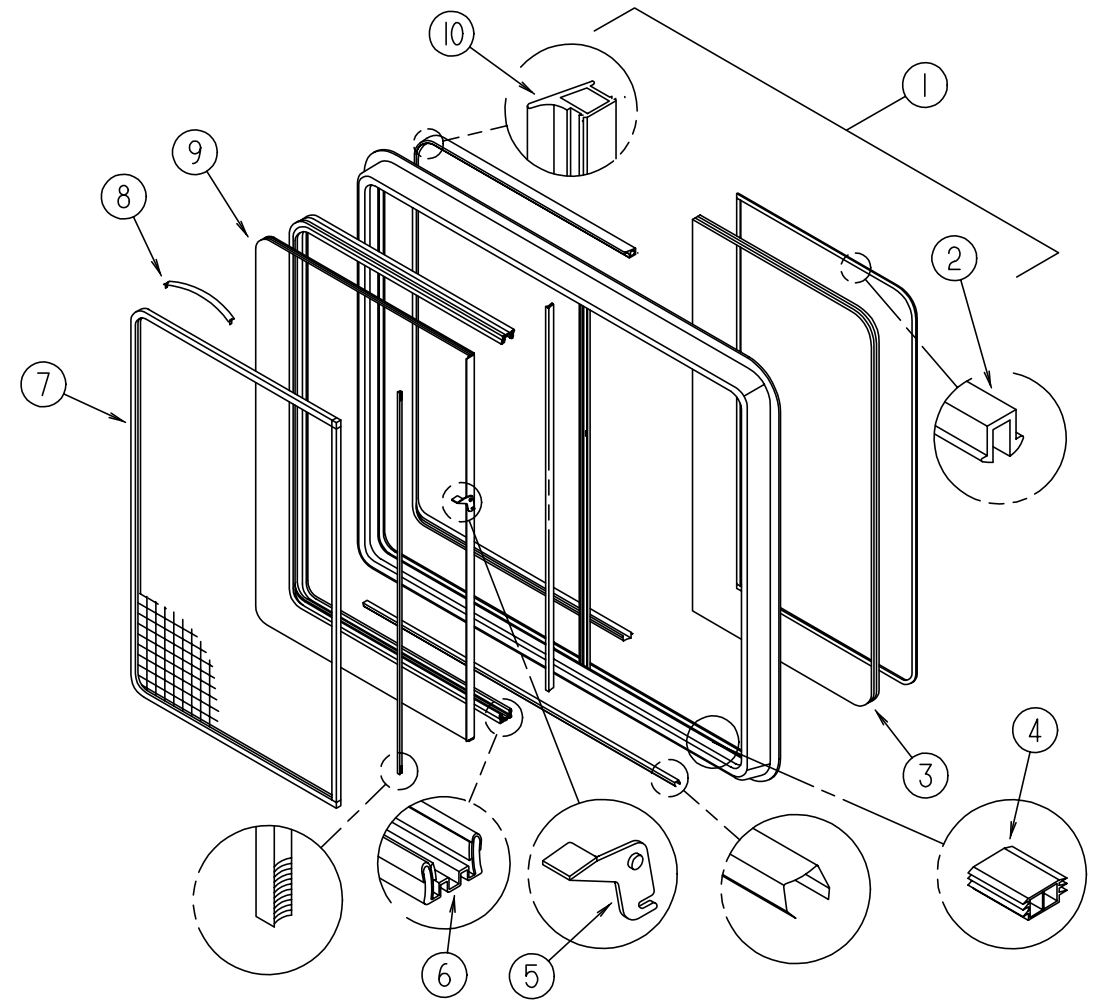
WINDOW, VENT & EXTERIOR DOOR GROUP (CONTINUED)



EXCEL DINNETTE SINGLE SLIDING WINDOW

KEY	PART NUMBER	U/M	DESCRIPTION	VENDOR NO.
	098647-23-01A	EA	WINDOW-HORIZONTAL SLIDER, W/RETAINER - EXCEL H287-G2W66R	
	098647-23-702	EA	RETAINER-TRIM, OFF WHITE - EXCEL	W28766
1	098647-23-701	EA	WINDOW-HORIZONTAL SLIDER, W/O RETAINER - EXCEL	H287-G2R
2	098644-01-705	FT	STRIP-GLAZING - EXCEL	132-010231
3	098647-23-703	EA	GLASS-STATIONARY - EXCEL	106-017622
4	098644-01-710	FT	TRACK-SCREEN SPACER, 12' LENGTH - EXCEL	M401-31
5	098644-01-700	EA	LATCH-REPAIR KIT, EXCEL	B801-CK
6	098644-01-708	FT	CHANNEL-PIERCED RUN, EXCEL	122-016543
7	098644-01-711	FT	WEATHERSTRIP-SCREEN BLACK - EXCEL	171-016965
8	098647-23-704	EA	SCREEN W/SPRING & WEATHERSTRIP - EXCEL	410-019066
9	098644-01-713	EA	SPRING-SCREEN FRAME (CLIP), PLASTIC - BLACK - EXCEL	226-016966
10	098647-23-700	EA	GLASS-SLIDING, W/SASH & LATCH - EXCEL	H287-G9
11	098644-01-716	FT	PLUG-FILLER, EXCEL	132-014470
	098644-01-706	FT	WEATHERSTRIP, EXCEL	171-010668
	098644-01-717	FT	SPLINE-SCREEN, EXCEL	132-004716
	098644-01-719	EA	STOP-SLIDER GLASS, EXCEL	132-014203

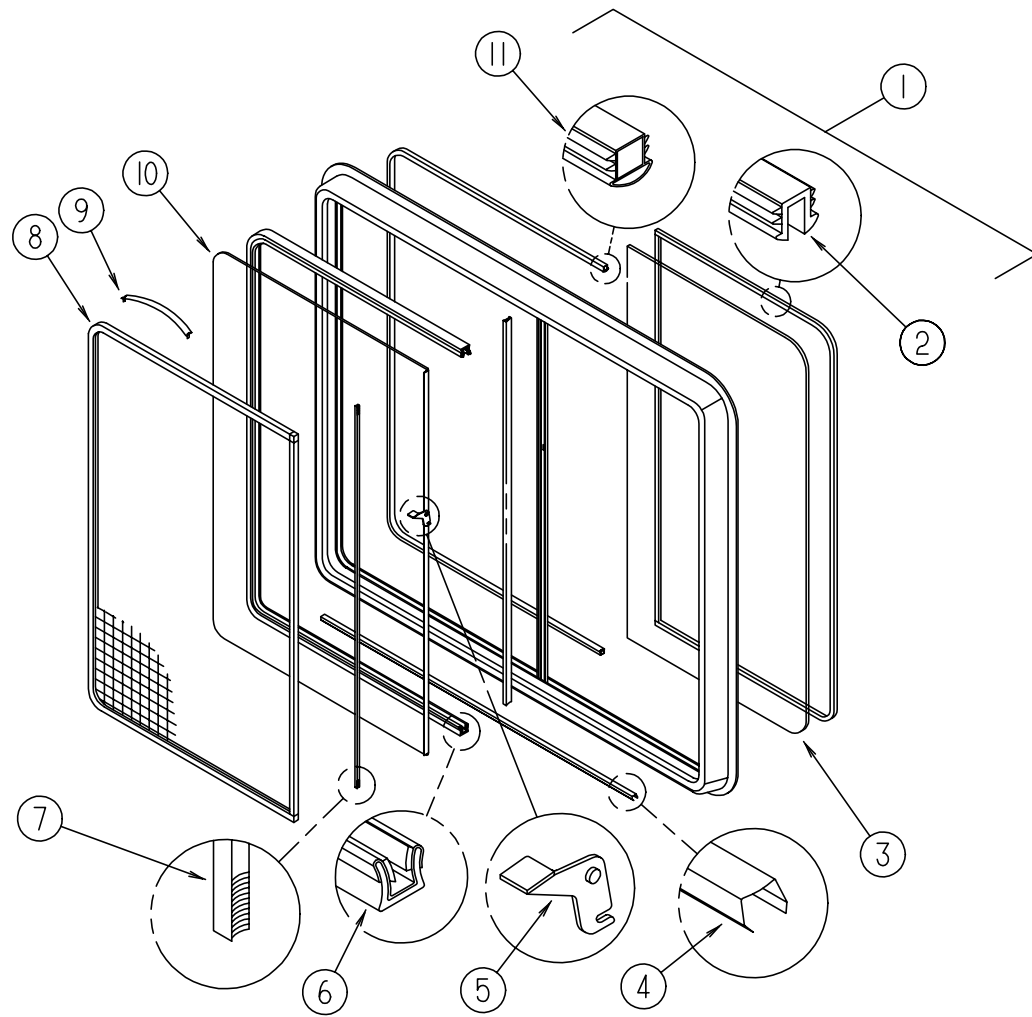
WINDOW, VENT & EXTERIOR DOOR GROUP (CONTINUED)



EXCEL DINNETTE SINGLE SLIDING WINDOW - THERMOPANE WINDOW OPTION

KEY	PART NUMBER	U/M	DESCRIPTION	VENDOR NO.
	112795-16-01A	EA	WINDOW-HORIZONTAL SLIDER, W/RETAINER - EXCEL DH287-G2W66R	
	098647-23-702	EA	RETAINER-TRIM, OFF WHITE - EXCEL	W28766
1	112795-16-700	EA	WINDOW-HORIZONTAL SLIDER, W/O RETAINER - EXCEL	DH287-G2R
2	112795-01-705	FT	VINYL-GLAZING - EXCEL	132-019702
3	112795-15-701	EA	GLASS-STATIONARY - EXCEL	390-019045
4	112795-01-701	FT	SLIDE-STOP - EXCEL	132-019092
5	112795-01-700	EA	LATCH ASM-BLACK - EXCEL	DH287-CK
6	112795-01-703	FT	RUN CHANNEL - EXCEL	122-018736
7	098647-23-704	EA	SCREEN W/SPRING & WEATHERSTRIP - EXCEL	410-019066
8	098644-01-713	EA	SPRING-SCREEN FRAME (CLIP), PLASTIC - BLACK - EXCEL	226-016966
9	112795-15-702	EA	GLASS-SLIDING, W/SASH & LATCH - EXCEL	DH287-G9
10	112795-01-704	FT	PLUG FILLER (DOUBLE GLAZED) - EXCEL	122-018737
	098644-01-711	FT	WEATHERSTRIP-SCREEN, BLACK - EXCEL	171-016965

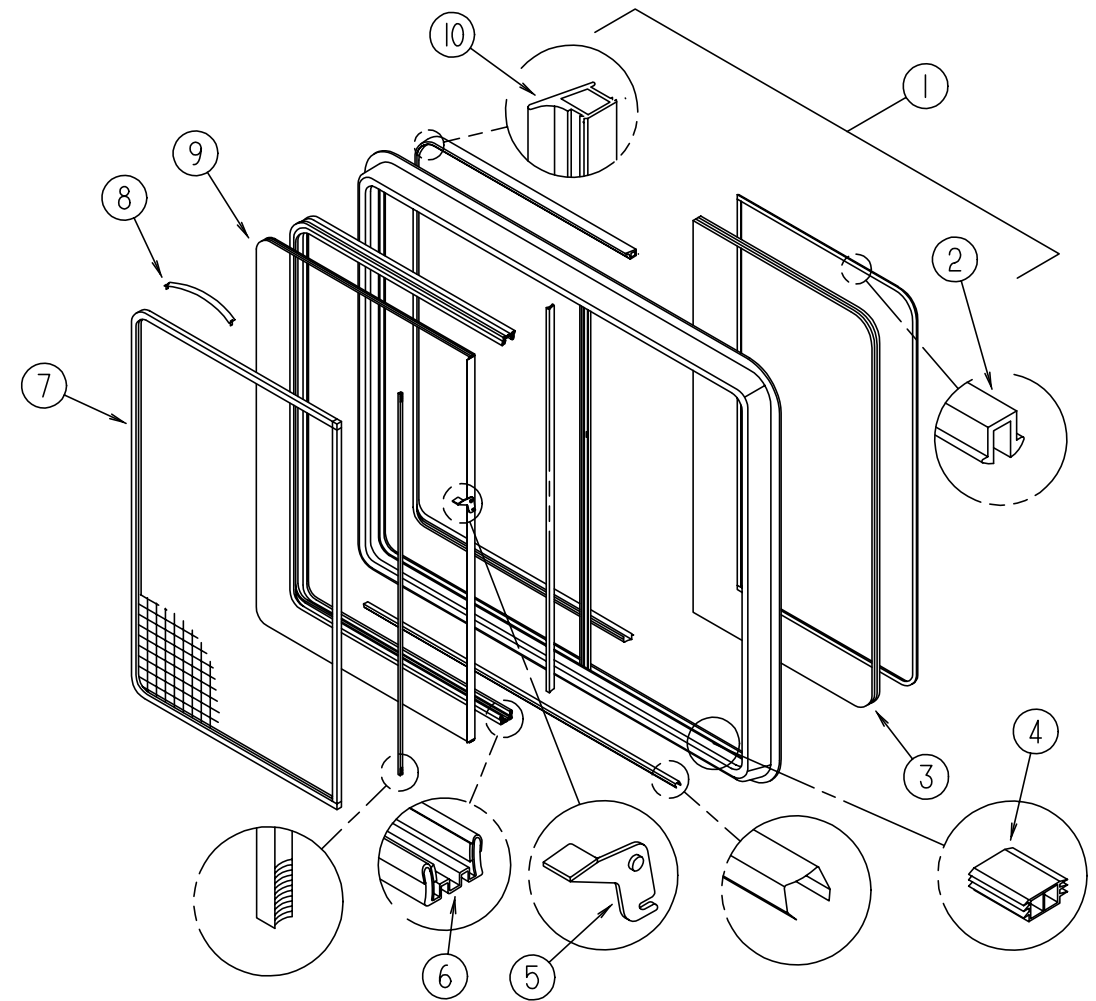
WINDOW, VENT & EXTERIOR DOOR GROUP (CONTINUED)



EXCEL COUCH SINGLE SLIDING WINDOW

KEY	PART NUMBER	U/M DESCRIPTION	VENDOR NO.
	098647-22-01A	EA WINDOW-HORIZONTAL SLIDER, W/RETAINER - EXCEL H287-G2W66L	
	098647-23-702	EA RETAINER-TRIM, OFF WHITE - EXCEL W28766	
1	098647-22-700	EA WINDOW-HORIZONTAL SLIDER, W/O RETAINER - EXCEL	H287-G2L
2	098644-01-705	FT STRIP-GLAZING - EXCEL	132-010231
3	098647-23-703	EA GLASS-STATIONARY - EXCEL	106-017622
4	098644-01-710	FT TRACK-SCREEN SPACER, 12' LENGTH - EXCEL	M401-31
5	098644-01-700	EA LATCH-REPAIR KIT, EXCEL	B801-CK
6	098644-01-708	FT CHANNEL-PIERCED RUN, EXCEL	122-016543
7	098644-01-711	FT WEATHERSTRIP-SCREEN BLACK - EXCEL	171-016965
8	098647-23-704	EA SCREEN W/SPRING & WEATHERSTRIP - EXCEL	410-019066
9	098644-01-713	EA SPRING-SCREEN FRAME (CLIP), PLASTIC - BLACK - EXCEL	226-016966
10	098647-23-700	EA GLASS-SLIDING, W/SASH & LATCH - EXCEL	H287-G9
11	098644-01-716	FT PLUG-FILLER, EXCEL	132-014470
	098644-01-706	FT WEATHERSTRIP, EXCEL	171-010668
	098644-01-717	FT SPLINE-SCREEN - EXCEL	132-004716
	098644-01-719	EA STOP-SLIDER GLASS, EXCEL	132-014203

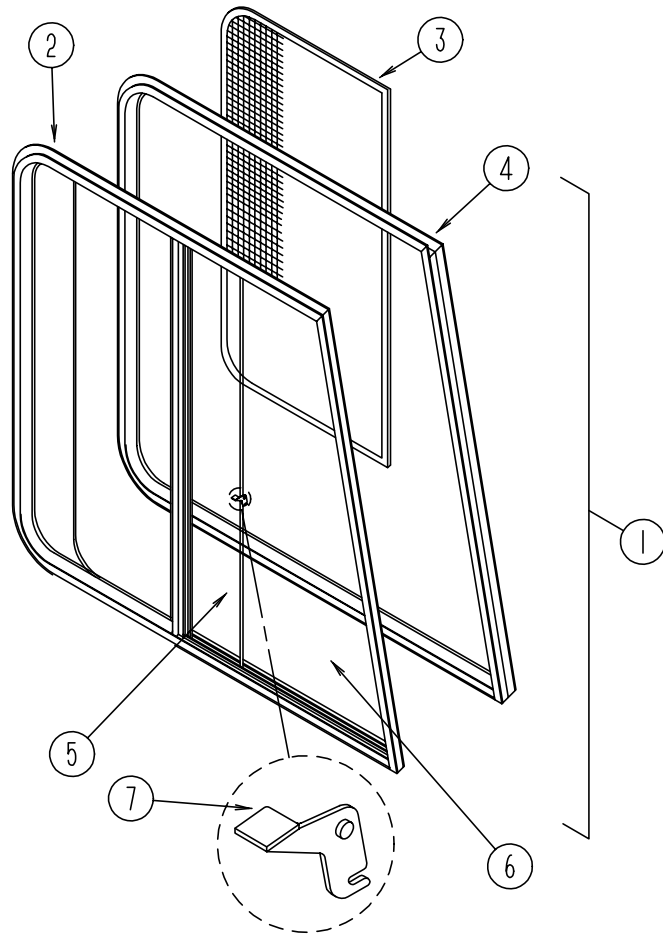
WINDOW, VENT & EXTERIOR DOOR GROUP (CONTINUED)



EXCEL COUCH SINGLE SLIDING WINDOW - THERMOPANE WINDOW OPTION

KEY	PART NUMBER	U/M DESCRIPTION	VENDOR NO.
	112795-15-01A	EA WINDOW-SLIDING, W/RETAINER - EXCEL DH287-G2W66L	
	098647-23-702	EA RETAINER-TRIM, OFF WHITE - EXCEL	W28766
1	112795-15-700	EA WINDOW-HORIZONTAL SLIDER, W/O RETAINER - EXCEL	DH287-G2L
2	112795-01-705	FT VINYL-GLAZING	132-019702
3	112795-15-701	EA GLASS-STATIONARY - EXCEL	390-019045
4	112795-01-701	FT SLIDE-STOP - EXCEL	132-019092
5	112795-01-700	EA LATCH ASM-BLACK - EXCEL	DH287-CK
6	112795-01-703	FT RUN CHANNEL - EXCEL	122-018736
7	098647-23-704	EA SCREEN W/SPRING & WEATHERSTRIP - EXCEL	410-019066
8	098644-01-713	EA SPRING-SCREEN FRAME (CLIP), PLASTIC - BLACK - EXCEL	226-016966
9	112795-15-702	EA GLASS-SLIDING, W/SASH & LATCH - EXCEL	DH287-G9
10	112795-01-704	FT PLUG-FILLER (DOUBLE GLAZED) - EXCEL	122-018737
	098644-01-711	FT WEATHERSTRIP-SCREEN, BLACK - EXCEL	171-016965

WINDOW, VENT & EXTERIOR DOOR GROUP (CONTINUED)



EXCEL CAB WINDOWS

KEY	PART NUMBER	U/M DESCRIPTION	VENDOR NO.
1	103658-09-01A	EA WINDOW-CAB W/RETAINER - DRIVER SIDE - EXCEL	H405-A2B66L
1	103658-10-01A	EA WINDOW-CAB W/RETAINER - PASSENGER SIDE - EXCEL	H405-A2B66R
2	103658-09-701	EA WINDOW ASM, W/O RETAINER - DRIVER SIDE	H405-A2L
2	103658-10-700	EA WINDOW ASM, W/O RETAINER - PASSENGER SIDE	H405-A2R
3	103658-09-705	EA SCREEN ASSEMBLY - DRIVER SIDE	410-018973L
3	103658-10-704	EA SCREEN ASSEMBLY - PASSENGER SIDE	410-018973R
	098644-01-717	FT SPLINE-SCREEN	132-004716
	098644-01-713	EA CLIP-SPRING, BLACK PLASTIC	226-016966
	098644-01-710	FT TRACK-SCREEN SPACER, 12'	132-017135
	098644-01-711	FT WEATHERSTRIP-SCREEN, BLACK	171-016965
4	103658-09-702	EA RETAINER-TRIM, DRIVER SIDE	H37366L & H37376L
4	098647-10-701	EA RETAINER-TRIM, PASSENGER SIDE	H37366R & H37376R
5	103658-09-704	EA GLASS-SLIDING, W/SASH & LATCH - DRIVER SIDE	H405-A9L
5	103658-10-703	EA GLASS-SLIDING, W/SASH & LATCH - PASSENGER SIDE	H405-A9R
6	103658-09-700	EA GLASS-STATIONARY, BOTTOM - DR OR PASS SIDE	106-018971
7	098644-01-700	EA LATCH-REPAIR KIT (BLACK)	B801-CK
	098644-01-706	FT WEATHERSTRIP-GLASS	171-010668
	098644-01-708	FT CHANNEL-RUN, PIERCED	122-016543
	098644-01-716	FT PLUG-FILLER	132-014470

WINDOW, VENT & EXTERIOR DOOR GROUP (CONTINUED)

EXCEL CAB WINDOW - DRIVER SIDE - THERMOPANE WINDOW OPTION

KEY	PART NUMBER	U/M DESCRIPTION	VENDOR NO.
	113501-03-01A	EA WINDOW-CAB, SINGLE SLIDER - W/RETAINER - EXCEL	DH405-A2B66
	103658-09-702	EA RETAINER-TRIM, EXCEL	H37366L & H37376L
	113501-03-700	EA WINDOW-SINGLE SLIDER, W/O RETAINER - EXCEL	DH405-A2L
	098644-01-711	FT WEATHERSTRIP-SCREEN, BLACK - EXCEL	171-016965
	098644-01-713	EA CLIP-SPRING, BLACK PLASTIC - EXCEL	226-016966
	103658-09-705	EA SCREEN ASSEMBLY - EXCEL	410-018973L
	112795-01-700	EA LATCH ASM, BLACK - EXCEL	DH287-CK
	112795-01-701	EA SLIDE-STOP - EXCEL	132-019092
	112795-01-703	FT CHANNEL-RUN - EXCEL	122-018736
	112795-01-704	FT PLUG FILLER (DOUBLE GLAZED) - EXCEL	122-018737
	112795-01-705	FT VINYL-GLAZING - EXCEL	132-019702
	112898-04-703	EA SASH LATCH KIT, RAISED - EXCEL	DH343-CK
	113501-03-701	EA GLASS-STATIONARY - EXCEL	390-019397L
	113501-03-702	EA GLASS-SLIDE ASSEMBLY - EXCEL	DH405-A9L

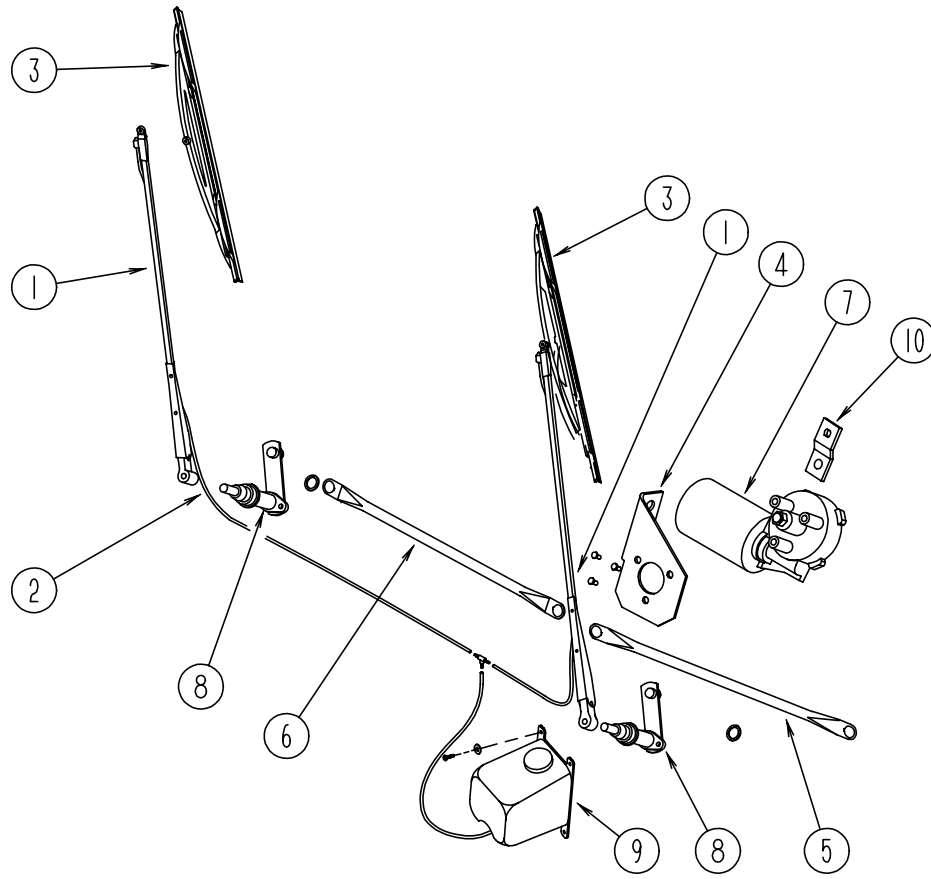
EXCEL CAB WINDOW - PASSENGER SIDE - THERMOPANE WINDOW OPTION

KEY	PART NUMBER	U/M DESCRIPTION	VENDOR NO.
	113501-04-01A	EA WINDOW-CAB, SINGLE SLIDER - W/RETAINER - EXCEL	DH405-A2B66
	103658-10-701	EA RETAINER-TRIM, EXCEL	H37366R & H37376R
	113501-04-700	EA WINDOW-SINGLE SLIDER, W/O RETAINER - EXCEL	DH405-A2R
	113501-04-701	EA GLASS-STATIONARY - EXCEL	390-019395R
	113501-04-702	EA GLASS-SLIDING, W/SASH & LATCH - EXCEL	DH405-A9R
	103658-10-704	EA SCREEN W/SPRING & WEATHERSTRIP - EXCEL	410-018973R
	098644-01-711	FT WEATHERSTRIP-SCREEN, BLACK - EXCEL	171-016965
	098644-01-713	EA CLIP-SPRING, BLACK PLASTIC - EXCEL	226-016966
	112795-01-700	EA LATCH ASM., BLACK - EXCEL	DH287-CK
	112795-01-701	EA SLIDE-STOP - EXCEL	132-019092
	112795-01-703	IN CHANNEL-RUN - EXCEL	122-018736
	112795-01-704	FT PLUG FILLER (DOUBLE GLAZED) - EXCEL	122-018737
	112795-01-705	FT VINYL-GLAZING - EXCEL	132-019702
	112898-04-703	EA SASH LATCH KIT, RAISED - EXCEL	DH343-CK

EXCEL FRONT SLANT WINDOW - DRIVERS SIDE - DRIVER DOOR

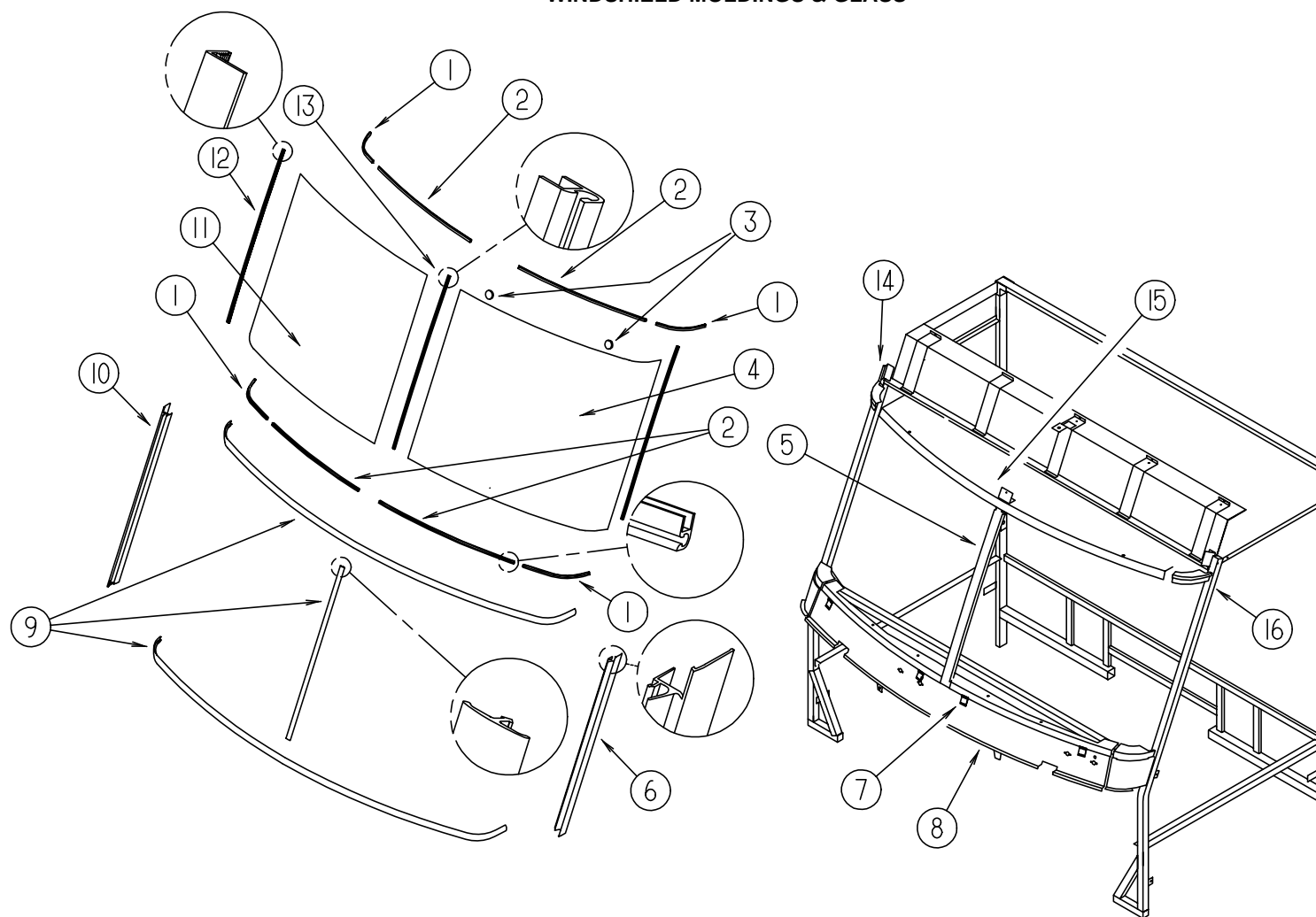
KEY	PART NUMBER	U/M DESCRIPTION	VENDOR NO.
	106468-02-01A	EA WINDOW-FRONT SLANT, W/RETAINER - EXCEL	H383-A2B27L
	106468-02-701	EA RETAINER-TRIM, EXCEL	H383-27L
	106468-02-702	EA GLASS-STATIONARY - EXCEL	106-018740

**WINDSHIELD & WIPER GROUP
WIPER COMPONENTS**



KEY	PART NUMBER	U/M	DESCRIPTION	VENDOR NO.
1	103671-01-000	EA	ARM-WIPER, PANTOGRAPH - 24"	
	096931-01-700	FT	HOSE-WIPER, TO BLADE	
	096931-01-701	EA	NOZZLE-HARDWARE KIT, INCLUDES NOZZLE, NUT, SHORT THREAD SCREW, LONG THREAD SCREW, AND PLASTIC CAP	
2	045794-01-000	FT	HOSE-WASHER, WINDSHIELD - 5/32" ID - BLACK	
3	095964-01-000	EA	BLADE-WIPER, 24"	
	095964-01-700	EA	REFILL-WIPER BLADE, 24" - PAIR	
4	104549-01-000	EA	BRACKET ASSEMBLY-WIPER MOTOR	
5	117008-01-000	EA	LINK ASM - CONNECTING - DRIVERS SIDE	
6	117008-02-000	EA	LINK ASM - CONNECTING - PASSENGERS SIDE	
7	104346-02-000	EA	MOTOR-WIPER - UT 63098-20-M012WJ	
			FROM: 00-00-00 THRU: 11-19-95	
7	104346-04-000	EA	MOTOR-WIPER - UT 65714M02025WJ	
			FROM: 11-20-95 THRU: 99-99-99	
	110178-01-000	EA	HOUSING-WIPER MOTOR - UT 6237440-EC25WJ	
	117322-01-000	EA	SCREW - 1/4-28 UNF-2A, TORX - U.T. 6270020 SC25WJ	
8	096505-05-000	EA	PIVOT & SHAFT ASM-WIPER, PASSENGER WINDSHIELD	
	096505-06-000	EA	PIVOT & SHAFT ASM-WIPER, DRIVER WINDSHIELD	
	096505-02-700	EA	DRIVER-KNURLED,(HD) BRL .687	NT721017
	096505-02-701	EA	NUT-HEX (HD) W/.687 BARREL	NT721021
	096505-02-702	EA	CAP-RUBBER (HD) BARREL .687	CP721084
	096505-02-703	EA	CAP-NUT(ACORN) HD W/.687 BRL	51065-40-NT27WC
9	117766-02-000	EA	WASHER-WINDSHIELD, BOTTLE & PUMP - MCCORD 600328	
	110605-01-000	EA	TEE-BARBED, 1/8 X 1/8 X 3/16 - BAYLOCK 3799721	
	117765-03-000	EA	CONNECTOR - 5/32 W/SWSH - ITT H-BAYLOCK 116756	
10	104347-01-000	EA	ARM-DRIVE, WIPER MOTOR - 1.54"	
	061603-01-000	EA	GROMMET-SNAP, 3/16 ID - 3/8 HOLE - PLASTIC - BLACK	
	067188-01-000	EA	STUD-CRANK, WIPER	
	110742-01-000	EA	GASKET-WIPER	

WINDSHIELD & WIPER GROUP (CONTINUED)
WINDSHIELD MOLDINGS & GLASS



KEY	PART NUMBER	U/M	DESCRIPTION
1	110268-01-000	EA	CARRIER - REVEAL - 50.4" WINDSHIELD
2	110268-01-000	EA	CARRIER - REVEAL - 50.4" WINDSHIELD
3	081914-01-000	EA	BUMPER - RUBBER - ROUND - .43" DIAMETER - BLACK
4	088793-04-000	EA	GLASS-WINDSHIELD, DRIVER
5	075710-03-000	EA	FRAME-WINDSHIELD, CENTER DIVIDER - INNER
6	103107-02-01A	EA	TRIM-WINDSHIELD, DRIVER SIDE - BLACK
7	104449-01-000	EA	BRACKET - WINDSHIELD SUPPORT
8	077847-02-000	EA	SUPPORT - WINDSHIELD - LOWER - W/O BRACKETS
9	102936-01-000	FT	MOLDING - REVEAL - WINDSHIELD
10	103107-01-01A	EA	TRIM - WINDSHIELD - PASSENGER SIDE - BLACK

KEY	PART NUMBER	U/M	DESCRIPTION
11	088793-03-000	EA	GLASS-WINDSHIELD, PASSENGER
12	098788-06-000	EA	CHANNEL - 49" PVC, DRIVER OR PASSENGER SIDE
13	110268-01-000	EA	CARRIER - REVEAL - 50.4" WINDSHIELD
14	077922-03-000	EA	HEADER WINDSHIELD END - PASSENGER SIDE
15	077922-05-000	EA	HEADER WINDSHIELD - CENTER
16	077922-04-000	EA	HEADER WINDSHIELD END - DRIVER SIDE
	002328-02-000	EA	BLOCK-WINDSHIELD, .062" X .5" X .98"