

1996
ICG34RQ

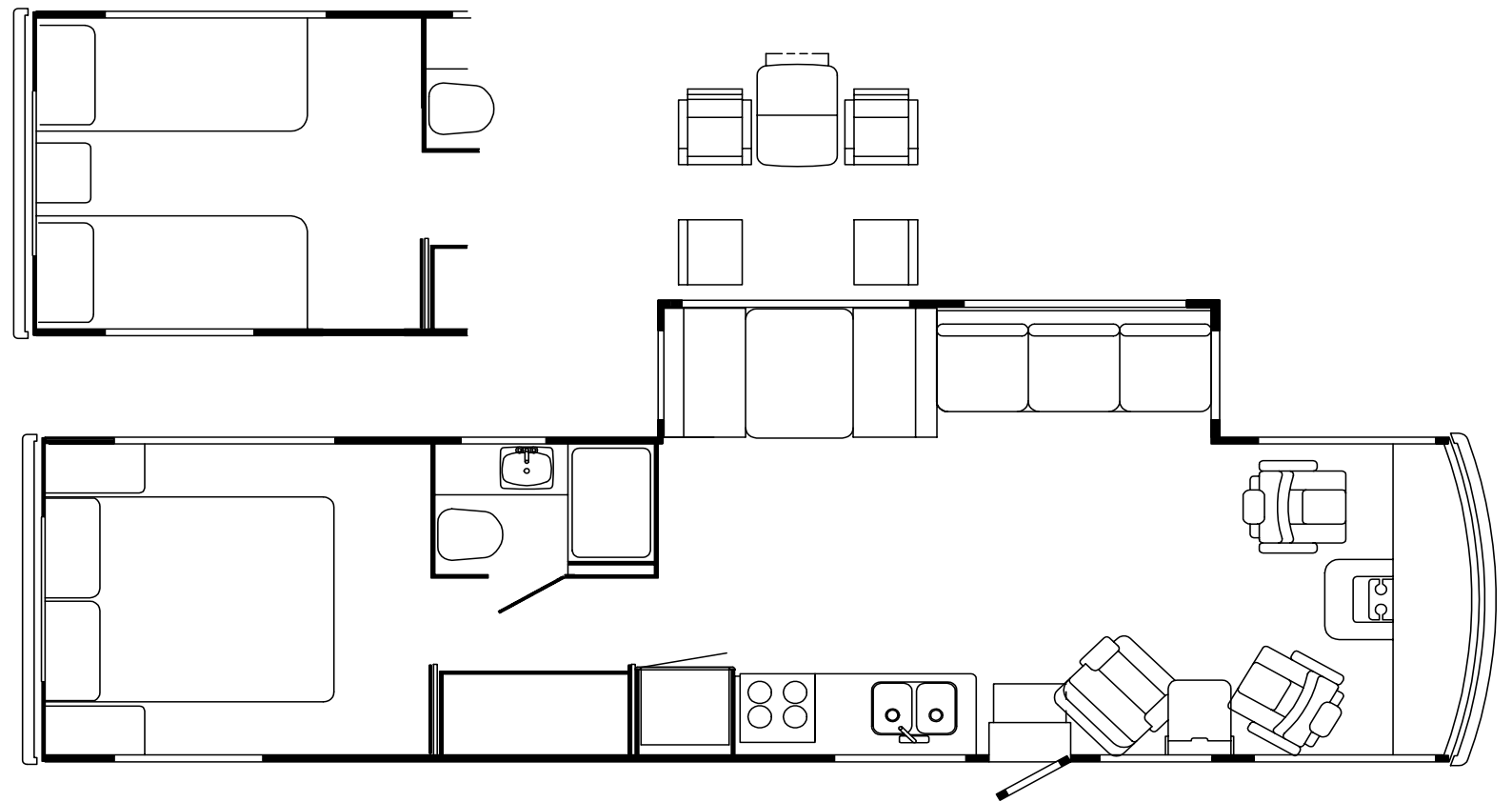

G35
WINTER MOSS

G36
TUSCANY

G37
NORTH SHORE

G44
SIENA

G45
REGENCY BLUE



ACCESSORIES GROUP

OPERATOR MANUAL

KEY	PART NUMBER	U/M	DESCRIPTION
	054185-E8-000	EA	MANUAL - OPERATOR 96 SUNCRUISER - G-SERIES
	092318-01-000	EA	BINDER - 3 RING - MOTOR HOME MANUAL
	092319-01-000	EA	POCKET PAGE - 3 RING BINDER - PLASTIC
	118752-01-000	EA	TOP LEVEL DRAWING NUMBER

AUDIO VIDEO GROUP

RADIO SYSTEMS & ANTENNA

KEY	PART NUMBER	U/M	DESCRIPTION
	087683-03-000	EA	RADIO - AM/ FM STEREO CASSETTE AUDIOVOX RS-100
	110267-03-000	EA	RADIO - AM/ FM STEREO CD COMPAT AUDIOVOX IM-400
	116148-02-000	EA	RADIO - AM/ FM STEREO - CD PLAYER CLARION RDB515F
	077069-02-000	EA	CABLE - ANTENNA - RADIO - EXTENSION 96" - ARA 6700667
	110469-01-000	EA	SPEAKER - OVAL - 4" X 6" - BLACK
	110470-01-01A	EA	GRILLE - SPEAKER - OVAL - 4" X 6" - BLACK
	081059-02-000	EA	WIRE ASM - 9-PIN - RADIO - AUDIOVOX 112B-1761
	105248-01-000	EA	ANTENNA - CB - ADVANCE 8604
	090944-01-000	EA	ANTENNA - RADIO - 16" RUBBER
	108847-01-000	EA	BRACKET - ANTENNA GROUND
	115916-01-01B	EA	BRACKET - ANTENNA MOUNT
	109889-04-000	EA	EXTENDER - SHAFT - ANTENNA 3"
	074979-08-000	EA	SHIELD - SPEAKER - BACK - MOLDED PLASTIC - LIGHT OAK
	074979-12-000	EA	SHIELD - SPEAKER - BACK - MOLDED PLASTIC - OFF WHITE
	089340-02-000	EA	GRILLE - SPEAKER - 6.5" SQUARE
	089340-03-000	EA	SPACER - GRILLE - 6.5" SQUARE - TAN - MAGNADYNE G514
	094097-01-000	EA	SPEAKER - RADIO - W/O GRILLE - 5.25" DIA - AUDIOVOX 110C3030

REAR MONITOR SYSTEM

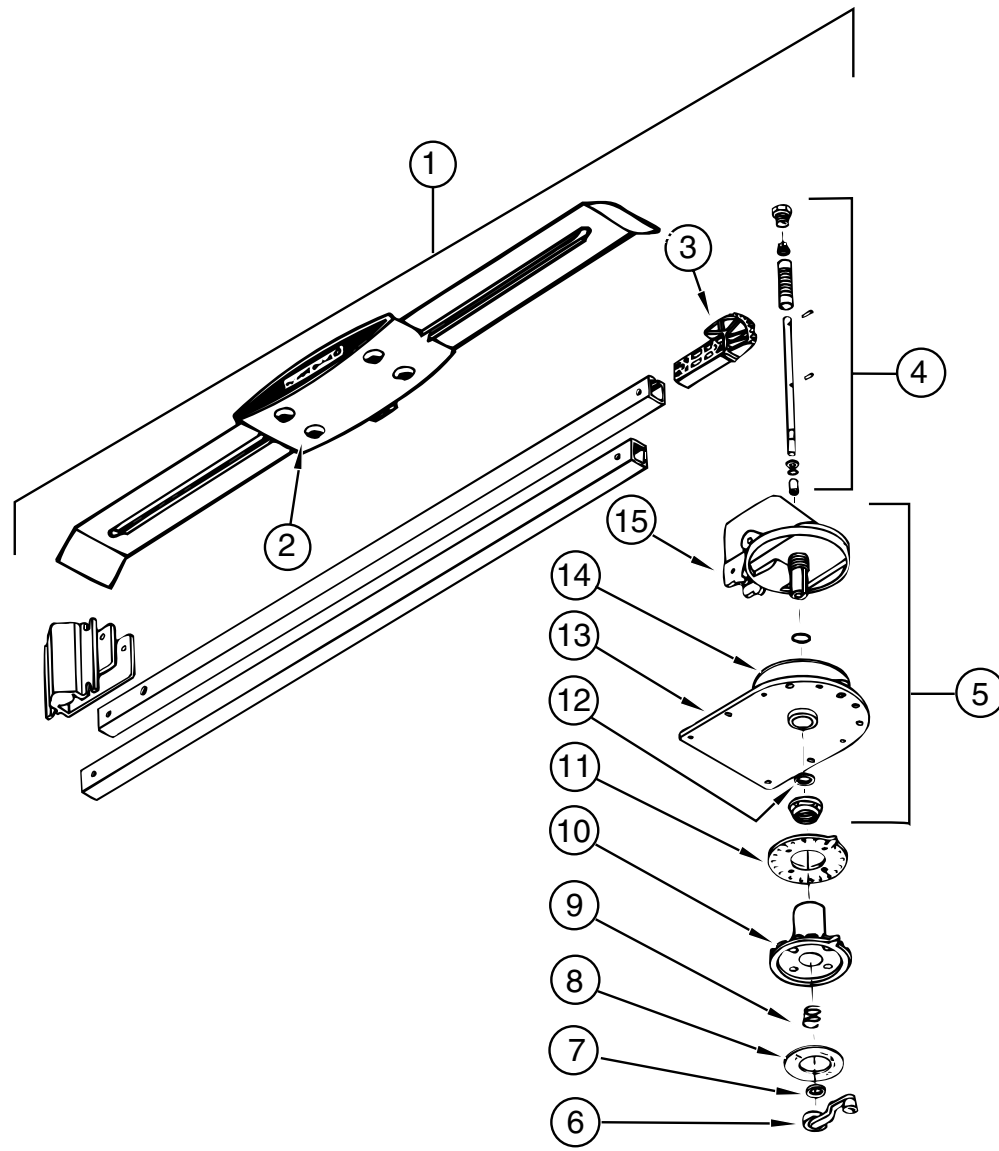
KEY	PART NUMBER	U/M	DESCRIPTION
	093040-08-000	EA	TELEVISION SYSTEM - REAR VIEW 7" - W/ AUDIO JACK
	093040-04-700	EA	CAMERA - W/BRACKET & WIRING - REAR VIEW - SSC-520AM
	093040-05-700	EA	MONITOR - 7" W/POWER HARNESS - SSM721AM
	093040-06-000	EA	WIRE ASM. - MONITOR - SONY SM-HRN7
	093041-01-000	EA	CABLE - MONITOR/ CAMERA - INTERNAL USE
	096717-03-000	EA	WIRE ASM. - REAR MONITOR - UPPER
	108885-02-000	EA	WIRE ASM. - INSTRUMENT PANEL - REAR MONITOR (CHEVY)

PATIO ENTERTAINMENT CENTER

KEY	PART NUMBER	U/M	DESCRIPTION
	110469-01-000	EA	SPEAKER - OVAL - 4" X 6" - BLACK
	110470-01-01A	EA	GRILLE - SPEAKER - OVAL - 4" X 6" - BLACK
	077069-02-000	EA	CABLE - ANTENNA - RADIO - EXTENSION 96" - ARA 6700667
	087683-03-000	EA	RADIO - AM/ FM STEREO W/ CASSETTE - AUDIOVOX
	090944-01-000	EA	ANTENNA - RADIO - 16" RUBBER
	108847-01-000	EA	BRACKET - ANTENNA GROUND
	109889-04-000	EA	ANTENNA - 3" SHAFT EXTENDER - MAGNADYNE RV71EX3

AUDIO VIDEO GROUP (CONTINUED)

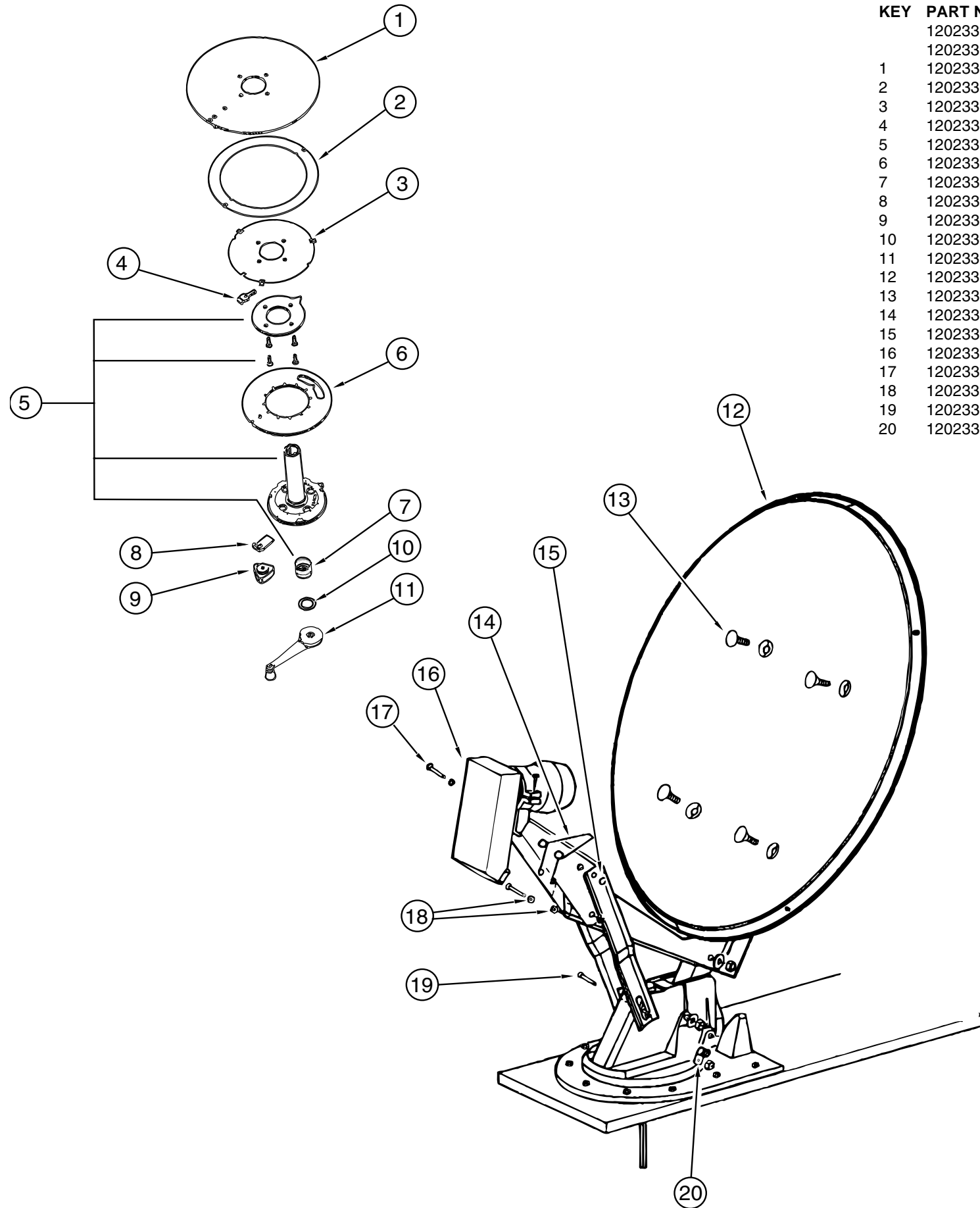
TV ANTENNA (WINEGARD)



KEY	PART NUMBER	U/M	DESCRIPTION	VENDOR NO.
1	076319-18-000	EA	ANTENNA - TV - ROOF MOUNT	
2	076319-01-700	EA	HEAD - ANTENNA - AMPLIFIED	RVSA U/V
3	076319-01-701	EA	GEAR - ELEVATING - PLASTIC	2200046
4	076319-01-702	EA	SHAFT ASM - ELEVATING	RVP-400A
5	076319-01-711	EA	BASE & LIFT ASM	2762802
6	076319-01-706	EA	CRANK - ELEVATING - W/ SET SCREW	5755100
7	076319-01-705	EA	BEARING - NYLON - 7/8"ID	3200658
8	076319-01-708	EA	CRANK COVER DECAL	5413002
9	076319-01-707	EA	SPRING - HANDLE	5160822
10	076319-01-709	EA	PLATE - DIRECTIONAL - FOR HEAD	3200644
11	076319-01-712	EA	CEILING PLATE - WINEGARD	3200608
12	076319-01-704	EA	BEARING - NYLON - 1.5"OD	3200657
13	076319-01-713	EA	BASE PLATE	3100523
14	076319-01-703	EA	BEARING - NYLON - 5"OD	3200656
15	076319-01-714	EA	HOUSING - ROTATING GEAR	2200049

AUDIO VIDEO GROUP (CONTINUED)

SATELLITE ANTENNA (WINEGARD)



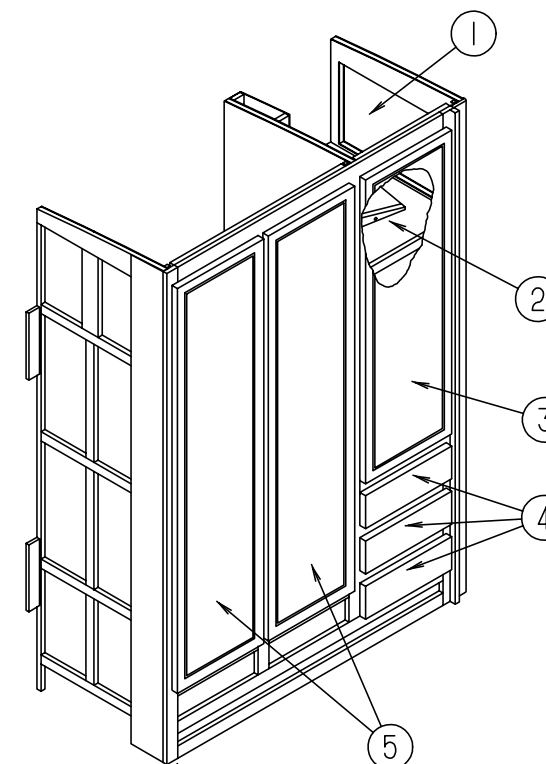
KEY	PART NUMBER	U/M	DESCRIPTION	VENDOR NO.
	120233-02-000	EA	ANTENNA - SATELLITE W/ RECEIVER - RD-1046	
	120233-01-000	EA	ANTENNA - SATELLITE DSS - RD-4600	
1	120233-01-700	EA	PLATE - FIXED	3750821
2	120233-01-701	EA	DIAL - DIRECTIONAL	2745056
3	120233-01-702	EA	PIVOT - DIAL - DIRECTIONAL	2745058
4	120233-01-703	EA	STOP - ROTATION	3711281
5	120233-01-704	EA	PLATE - CEILING W/DIR. HANDLE	RP-6300
6	120233-01-705	EA	PLATE - ROTATE	3750820
7	120233-01-706	EA	SPRING	RP-6822
8	120233-01-707	EA	CLAMP - ROTATE	3711280
9	120233-01-708	EA	KNOB - CLAMP	160822
10	120233-01-709	EA	WASHER - NYLON	RP-2658
11	120233-01-710	EA	HANDLE - CRANK	RP-6795
12	120233-01-711	EA	REFLECTOR - 46CM	2745304
13	120233-01-712	EA	BOLT - FLAT HEAD	2160253
14	120233-01-713	EA	SPRING	2160820
15	120233-01-714	EA	CLIP - E	5160818
16	120233-01-715	EA	RCA LNB	278015
17	120233-01-716	EA	PIN	2160814
18	120233-01-717	EA	BEARING - NYLON	2200728
19	120233-01-718	EA	PIN	5160817
20	120233-01-719	EA	CLAMP - CABLE	2200060

AUDIO VIDEO GROUP (CONTINUED)

TV - VCR SYSTEMS

KEY	PART NUMBER	U/M DESCRIPTION
	082134-01-000	EA ADAPTER - TV - CABLE TO CABLE - WINEGARD F-81M
	086756-01-000	EA SPLITTER - TV - 2 WAY
	076319-03-000	FT CABLE - COAXIAL - 75 OHM
	076319-12-000	EA CONNECTOR - COAXIAL - ONE PIECE
	086757-03-000	EA CONTROL CENTER - SWITCH - VCR/ TV
	119120-01-000	EA VCR - VHS - CABLE READY - REMOTE - AUDIOVOX AVR-1075
	119120-01-700	EA REMOTE F/ MODEL - AVR-1075
	113684-01-000	EA TV - 19" COLOR UL AND CSA - AUDIOVOX AVT-1975
	113684-01-700	EA REMOTE - 8822345
	092310-02-000	EA TV - COLOR - 9"- AC/DC - W/REMOTE - MAGNAVOX RD0945 (REAR TV)
	092310-02-700	EA REMOTE - F/TV MAGNAVOX RD0945 - 0822334
	098819-01-000	EA SPEAKER - 2 WATT - 8 OHM - 4"
	114870-02-000	EA PLUG ASM - 3.5 MM AUDIO W/ LEADS - OW DONALD 35-P8
	093214-01-02A	EA GRILL - SPEAKER, 4" BROWN
	099717-01-000	EA TIEDOWN - TV STRAP - 38.2" LONG
	109889-04-000	EA EXTENDER - SHAFT - ANTENNA 3" MAGNADYNE RV71EX3
	082136-01-000	EA JAM NUT - HEX 3/8-32 - WINEGARD
	076319-08-000	EA WALLPLATE - CABLE RECEPTACLE - TV - SINGLE - IVORY
	076319-09-000	EA WALLPLATE - CABLE RECEPTACLE - TV - SINGLE - BROWN
	086777-01-000	EA WALLPLATE - TV CABLE - W/ ANTENNA SWITCH - IVORY
	086777-03-000	EA WALLPLATE - CABLE - W/ TV ANTENNA SWITCH & BOOSTER - IVORY
	086777-05-000	EA WALLPLATE - ANT 1 OUTPUT IVORY
	086757-03-000	EA CONTROL CENTER - SWITCH - VCR/TV - MAGNADYNE VCS-6

BATH GROUP

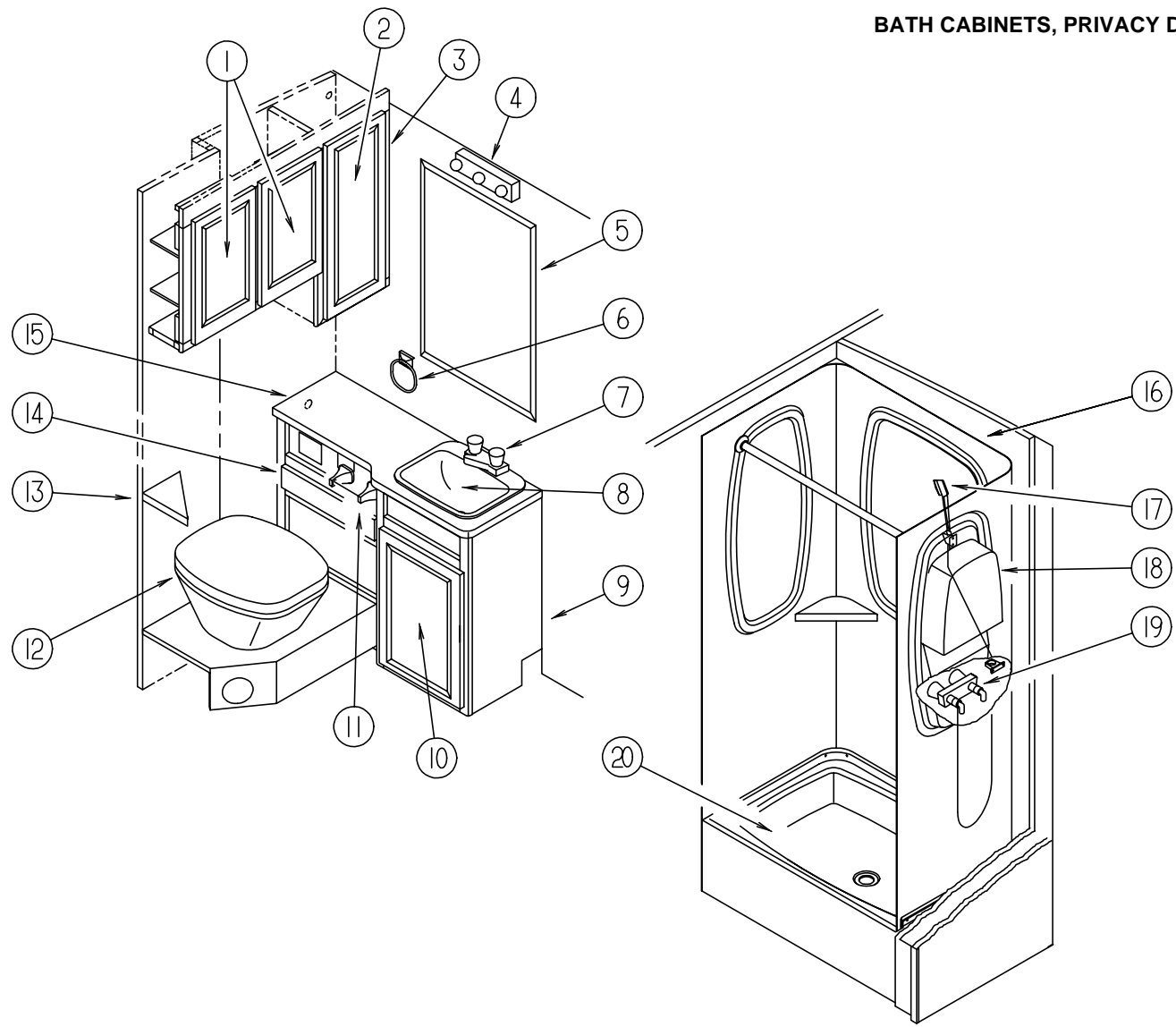


WARDROBE CABINET

KEY	PART NUMBER	U/M DESCRIPTION
1	M05993-69-G35	EA DOOR ASM. - RAIL - W/O HARDWARE - 0365 X 0555 MM
2	115823-12-G35	EA TV WEDGE SHELF
3	M06804-C6-F31	EA DOOR ASM. - RAIL - W/O HARDWARE - 0425 X 1220 MM
4	M05970-L3-G35	EA DRAWER ASM.
5	M06804-11-G35	EA DOOR ASM. - RAIL - W/O HARDWARE - 0410 X 1660 MM
	042438-01-000	EA DOWEL - CLOTHES ROD - 1" DIAMETER - WOOD
	009112-01-000	EA FLANGE - 1" CLOTHES ROD - PLASTIC - OFF WHITE

BATH GROUP (CONTINUED)

BATH CABINETS, PRIVACY DOOR & SHOWER COMPONENTS



KEY	PART NUMBER	U/M DESCRIPTION
1	M05993-23-G35 115967-11-G35	EA DOOR - RAIL - W/O HARDWARE - 0285 X 0500 MM EA SHELF ASM
2	M05993-24-G35 115967-12-G35	EA DOOR - RAIL - W/O HARDWARE - 0275 X 0710 MM EA SHELF ASM
3	115967-01-G35	EA CABINET ASM - MEDICINE
4	110235-01-01A	EA LIGHT - 3 BULB
5	058331-51-000	EA MIRROR
6	075454-02-000	EA RING - TOWEL - W/ MOUNTING HARDWARE - BRASS
7	075240-06-000	EA FAUCET - LAVATORY - BONE
8	096927-01-01A 096927-01-700 096927-01-701	EA SINK - LAVATORY - RECTANGULAR - PLASTIC - BONE EA SINK STOPPER EA TAILPIECE - SINK
	105218-01-01A	EA SPACER - FAUCET - LAVATORY SINK - 2" X 5.9" - PLASTIC - OFF WHITE
9	P20328-01-G35	EA CABINET ASM-LAVATORY
9	P20328-01-G36	EA CABINET ASM-LAVATORY (G44)
9	P20328-01-G37	EA CABINET ASM-LAVATORY
9	P20328-01-G45	EA CABINET ASM-LAVATORY

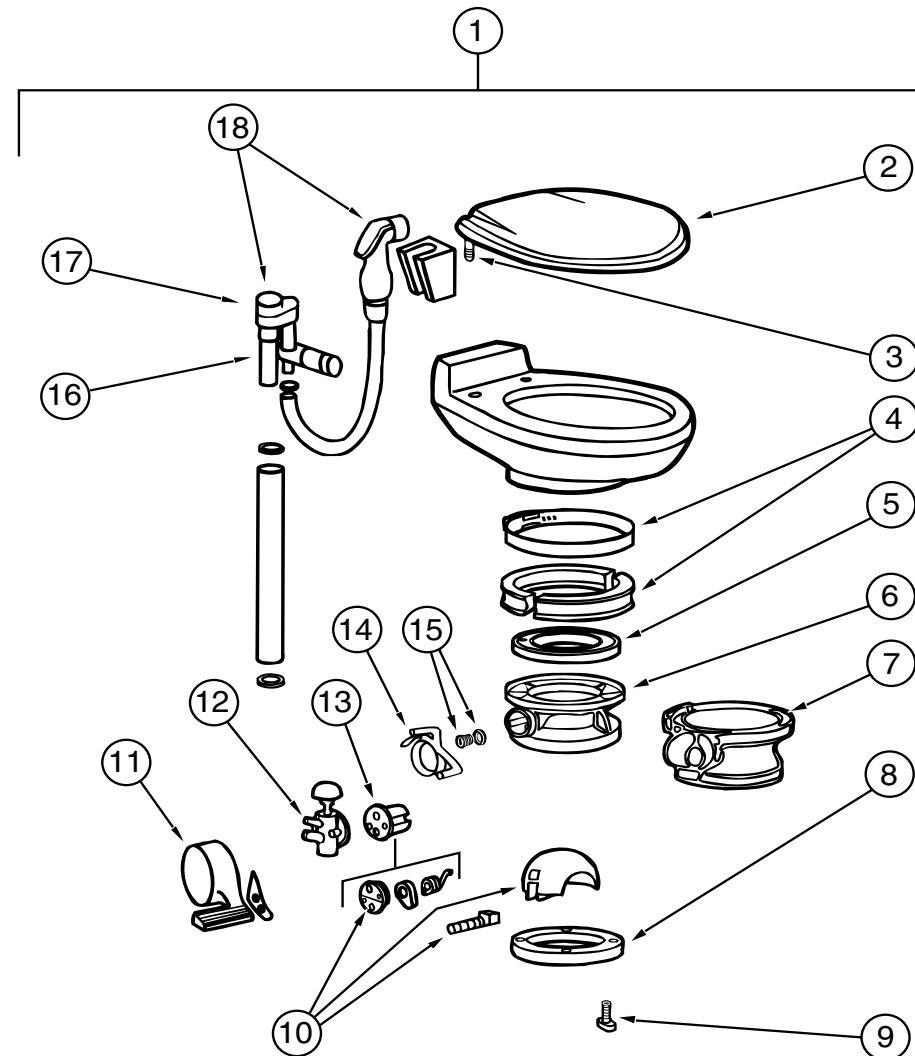
KEY	PART NUMBER	U/M DESCRIPTION
10	M05993-20-G35 115824-12-G35	EA DOOR ASM - W/O HARDWARE - 0380 X 0555 MM EA SHELF ASM
11	075452-02-000	EA HOLDER - TOILET TISSUE - BRASS
12	085330-07-000	EA TOILET - CHINA - SHORTY W/ SPRAY (SEALAND)
13	106017-01-G35	EA SHELF ASM. - BATH (G37)
13	106017-01-F32	EA SHELF ASM. - BATH (G36, G44)
13	106017-01-F31	EA SHELF ASM. - BATH (G45)
14	M05970-L2-G35	EA DRAWER ASM. - W/O HARDWARE
15	120328-11-G35	EA COUNTERTOP ASM. (G37)
15	120328-11-G36	EA COUNTERTOP ASM. (G44)
15	120328-11-G45	EA COUNTERTOP ASM.
	M03866-04-G35	EA DOOR ASM. (1 BIFOLD ONLY) W/O HARDWARE
	093170-06-02A	EA HEADER - BIFOLD DOOR (TRACK) OFF WHITE
	117978-01-01A	EA KNOB - DOOR - BRIGHT BRASS
	092652-01-000	EA GUIDE WHEEL (BIFOLD DOOR) TOP MOUNT
	084451-01-000	EA CATCH (BIFOLD DOOR) BRASS
	102920-01-01A	EA HINGE - DOOR - SPRING LOADED - BRASS
	M87868-13-G15	EA DOOR ASM. - BATH
	094485-03-01A	EA KNOB - DOOR - BRASS
	100357-01-000	EA ROD - TOWEL - BRASS W/ENDS BENT FOR BACK OF BATH DOOR
	102089-13-G09	EA MOUNT - ROD - RIGHT SIDE - FOR TOWEL RODS - 53.5" LONG - WOOD
	102089-14-G09	EA MOUNT - ROD - LEFT SIDE - FOR TOWEL RODS - 53.5" LONG - WOOD
	104013-03-G15	EA DOOR ASM - SLIDING (BATH / GALLEY)
	103874-01-000	EA ROLLER HANGER - SLIDING DOOR
	103868-03-01A	EA TRACK - DOOR - 1250 OFF WHITE
	103908-03-G35	EA HEADER - SLIDING DOOR
	057534-01-000	EA TIEBACK - CLEAR PLASTIC (BATH / GALLEY DOOR)
16	104464-01-01A	EA SURROUND - SHOWER - OFF WHITE
17	103092-01-000	EA SHOWER HEAD - W/60" HOSE (US)
17	103092-02-000	EA SHOWER HEAD - W/HOSE (CSA)
	103092-01-701	EA BRACKET (FOR SHOWER HEAD) BONE
18	104462-01-01A	EA CADDY - SHOWER - OFF WHITE
19	075241-05-000	EA FAUCET - SHOWER - BONE
	075606-01-000	EA PANEL - FAUCET BACK - SHOWER - 5" X 9" - PLASTIC
20	M02630-22-C07	EA SHOWER PAN ASM
	066440-01-000	EA STRAINER W/ RUBBER WASHER
	011069-04-000	EA TAILPIECE - 1 1/2 X 1 1/4 X 8 - BRASS (SHOWER PAN)
	091208-01-000	EA WASHER - RUBBER - .06" X .75" X .5"
	057671-01-000	EA COVER - SCREW - #8 - PLASTIC - OFF WHITE

BATH GROUP (CONTINUED)

SHOWER DOOR

KEY	PART NUMBER	U/M	DESCRIPTION
	117431-02-01A	EA	DOOR - SHOWER - FABRIC - PLEATED
	117431-01-700	EA	TRACK - TOP - ALUM. - IVORY INSERT
	117431-01-701	EA	TRACK - BOTTOM - 39 3/8
	117431-01-702	EA	RAIL - SIDE - 63"
	117431-01-703	EA	RAIL - STATIONARY - 63"
	117431-01-704	EA	RAIL - LEAD - 63"
	117431-01-705	EA	GLIDE - IVORY - TRAVELER
	117431-01-706	EA	GLIDE - IVORY LEAD - TRAVELER
	117431-01-707	EA	LATCH
	117431-01-708	EA	HANDLES & SCREWS

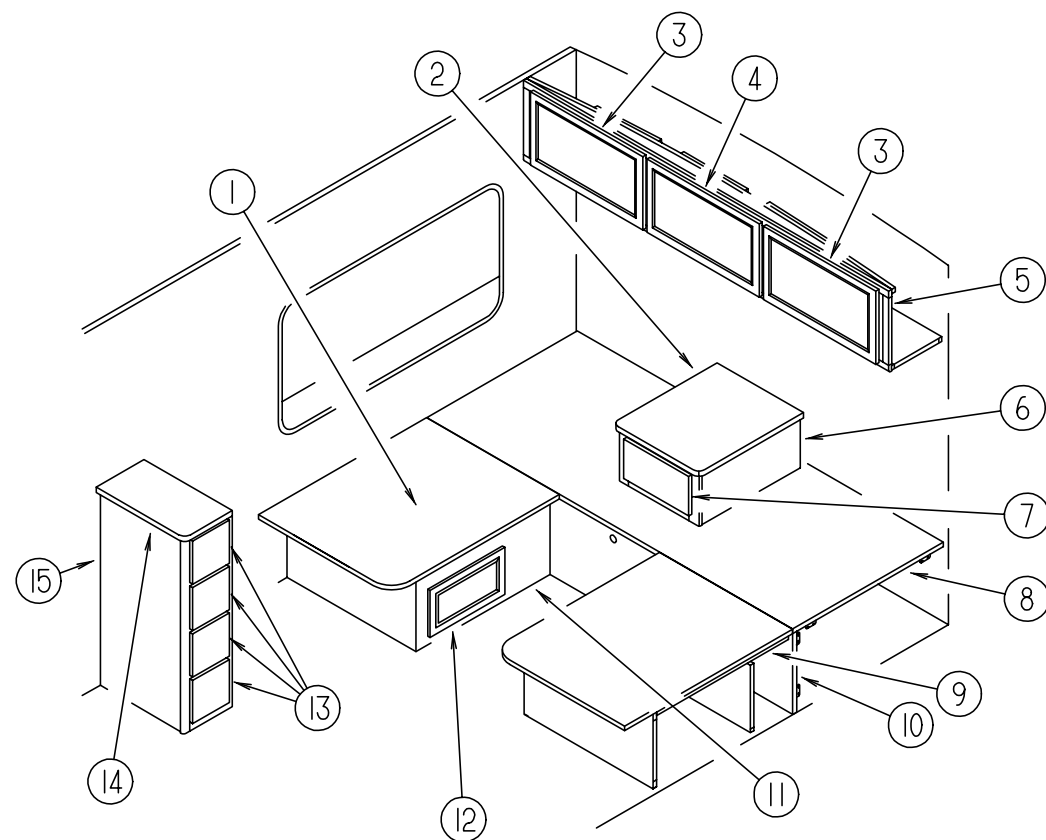
BATH GROUP (CONTINUED)



TOILET (SEALAND MODEL 911 W/ SPRAYER)

KEY	PART NUMBER	U/M	DESCRIPTION	VENDOR NO.
1	085330-07-000	EA	TOILET - CHINA - SHORTY (BONE) - 591103	
2	085330-06-700	EA	SEAT ASSEMBLY (BONE)	340591
3	085330-06-702	EA	HINGE HARDWARE (BONE) SET	342131
4	085330-01-703	EA	RING & HALF CLAMPS ASM (BONE)	385310048
5	085330-01-704	EA	TEFLON & RUBBER SEALS	385316140
6	085330-04-704	EA	BASE ASM (BONE)	310124
7	085330-04-705	EA	PEDESTAL COVER KIT - (BONE)	510 - 310109
8	085330-01-714	EA	SEAL - FLANGE - FLOOR	390343892
9	085330-01-717	EA	BOLT MOUNTING PACKAGE	385310064
	085330-01-718	EA	SEAL & BOLT MOUNTING PACKAGE	385310063
10	085330-01-706	EA	BALL - SHAFT & CARTRIDGE	385318162
11	085330-04-703	EA	PEDAL COVER KIT (BONE)	310118
12	085330-01-709	EA	VALVE - WATER	385314349
13	085330-01-707	EA	CARTRIDGE - SPRING	381236096
14	085330-04-702	EA	FLUSH LEVER	340825
15	085330-01-710	EA	PLUG - DRAIN - & CAP - W/ SEAL	385316142
16	085330-06-701	EA	VALVE W/ DIVERTER (VACUUM BREAKER)	230335
17	085330-06-704	EA	VACUUM BREAKER KIT	316906
18	085330-04-706	EA	BREAKER - VACUUM - W/ HAND SPRAY	385319055

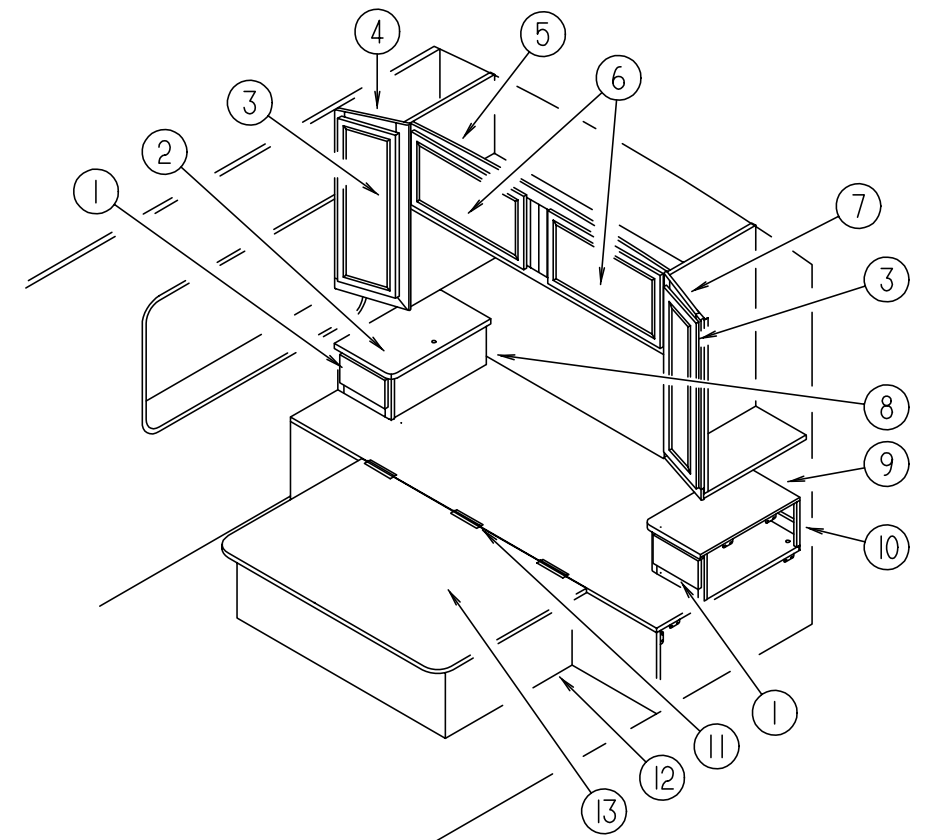
BEDROOM GROUP



TWIN BEDROOM

KEY	PART NUMBER	U/M	DESCRIPTION
1	M05193-04-000	EA	CABINET ASM. - TWIN BED TOP - PASSENGER SIDE
2	120077-11-G35	EA	COUNTERTOP ASM. (G37)
2	120077-11-G36	EA	COUNTERTOP ASM. (G44)
2	120077-11-G45	EA	COUNTERTOP ASM.
3	M05993-21-G35	EA	DOOR ASM - RAIL - W/O HARDWARE - 0400 X 0710 MM
3	108536-06-04A	EA	MIRROR - CABINET DOOR
3	M05993-48-G35	EA	DOOR - RAIL - HDW - 0400 X 0710 (EXPORT)
4	M05993-22-G35	EA	DOOR ASM - RAIL - W/O HARDWARE - 0400 X 0520 MM - W/ MIRROR
4	108536-05-04A	EA	MIRROR - CABINET DOOR
4	M05993-41-G35	EA	DOOR - RAIL - HDW - 0400 X 0520 (EXPORT)
5	104405-01-G35	EA	CABINET ASM. - OVERHEAD - W/O DOORS & HARDWARE
5	M06853-02-G35	EA	CABINET ASM - OVERHEAD (EXPORT)
6	120077-01-G35	EA	CABINET ASM - NIGHTSTAND (G37)
6	120077-01-G36	EA	CABINET ASM - NIGHTSTAND (G44)
6	120077-01-G45	EA	CABINET ASM - NIGHTSTAND
7	M05970-R4-G35	EA	DRAWER ASM. - W/O HARDWARE
8	M05706-11-000	EA	TOP - COMPARTMENT
9	M05194-04-000	EA	CABINET ASM. - TWIN BED TOP - DRIVER SIDE
10	M05197-07-G35	EA	CABINET ASM. - TWIN BED BASE - DRIVER SIDE
11	M05197-06-G35	EA	CABINET ASM. - TWIN BED BASE - PASSENGER SIDE
12	M05993-79-G35	EA	DOOR ASM - W/O HARDWARE 0305 X 0555 MM
13	M05970-71-G35	EA	DRAWER ASM. - W/O HARDWARE
14	107563-11-G35	EA	COUNTERTOP ASM (G37)
14	107563-11-F32	EA	COUNTERTOP ASM (G36, G44)
14	107563-11-F31	EA	COUNTERTOP ASM (G45)
15	107563-03-G35	EA	CABINET ASM - CHEST - W/ COUNTERTOP ASM - PASSENGER SIDE (G37)
15	107563-03-G36	EA	CABINET ASM - CHEST - W/ COUNTERTOP ASM - PASSENGER SIDE (G44)
15	107563-03-G45	EA	CABINET ASM - CHEST - W/ COUNTERTOP ASM - PASSENGER SIDE

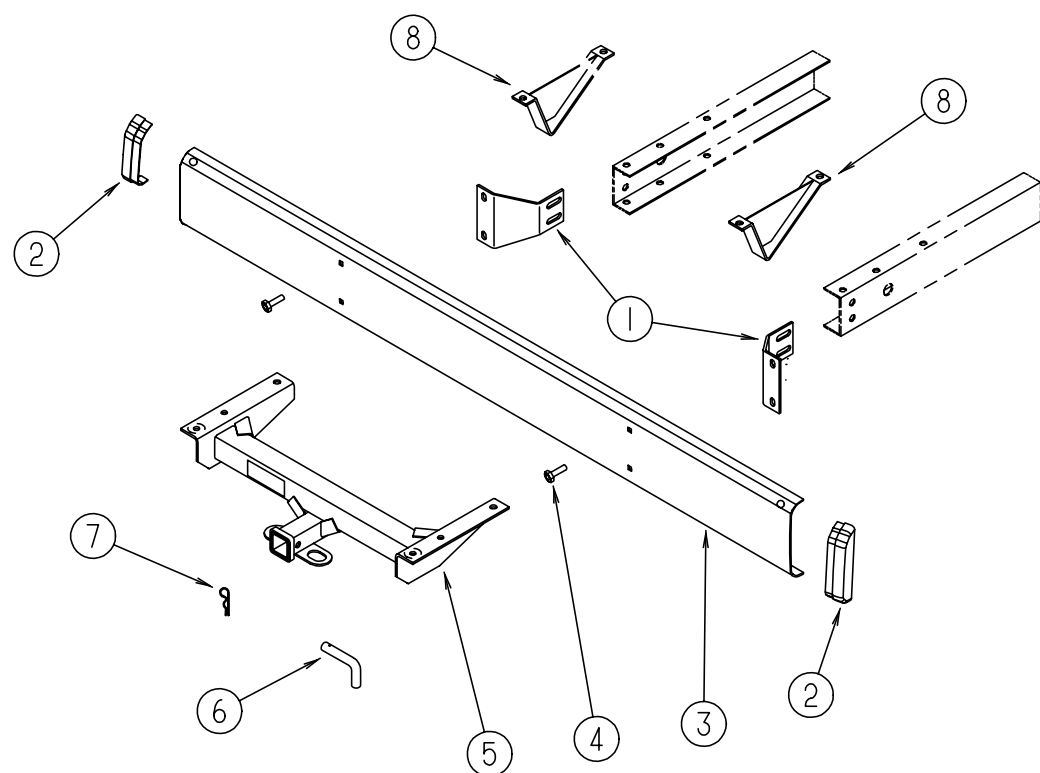
BEDROOM GROUP (CONTINUED)



QUEEN BEDROOM

KEY	PART NUMBER	U/M	DESCRIPTION
1	M05970-J8-G35	EA	DRAWER ASM - CABINET - W/O HARDWARE
2	114482-11-G10	EA	COUNTERTOP ASM. (G35,G37)
2	114482-11-F14	EA	COUNTERTOP ASM. (G36, G44)
2	114482-11-F05	EA	COUNTERTOP ASM. (G45)
3	M06804-37-G35	EA	DOOR ASM - RAIL - W/O HARDWARE - 0275 X 0925 MM
3	058331-A7-000	EA	MIRROR - CABINET DOOR
4	110625-01-G35	EA	CABINET ASM - SHIRT CLOSET (PASSENGER SIDE)
5	M06839-05-G35	EA	CABINET ASM - OVERHEAD - REAR
6	M05993-21-G35	EA	DOOR ASM - W/O HARDWARE - 0400 X 0710 MM
7	110625-02-G35	EA	CABINET ASM - SHIRT CLOSET (DRIVER SIDE)
8	P14482-01-G10	EA	CABINET ASM. - W/ COUNTERTOP - NIGHTSTAND (G35,G37)
8	P14482-01-G36	EA	CABINET ASM. - W/ COUNTERTOP - NIGHTSTAND (G44)
8	P14482-01-G31	EA	CABINET ASM. - W/ COUNTERTOP - NIGHTSTAND (G45)
9	114482-12-G10	EA	COUNTERTOP ASM. (G35,G37)
9	114482-12-F14	EA	COUNTERTOP ASM. (G36, G44)
9	114482-12-F05	EA	COUNTERTOP ASM. (G45)
10	P14482-02-G10	EA	CABINET ASM. - W/ COUNTERTOP - NIGHTSTAND (G35,G37)
10	P14482-02-G36	EA	CABINET ASM. - W/ COUNTERTOP - NIGHTSTAND (G44)
10	P14482-02-G31	EA	CABINET ASM. - W/ COUNTERTOP - NIGHTSTAND (G45)
11	041389-11-000	EA	PIANO HINGE - BEIGE - 55"
12	M05706-10-000	EA	CABINET ASM. - QUEEN BED - W/O TOP
13	M05706-12-000	EA	QUEEN BED TOP
			FROM: 00-00-00 THRU: 09-10-95
13	M05706-16-000	EA	QUEEN BED TOP
			FROM: 09-11-95 THRU: 99-99-99
	120346-01-G35	EA	CABINET ASM - HAMPER W/ RAD DOOR
	057460-02-000	EA	STUD - BALL - GAS SPRING - 10MM - 5/16" - 18
	107796-06-000	EA	SPRING - GAS
	107796-07-000	EA	BRACKET - SUPPORT - GAS SPRING TO BED - ANGLE (UPPER)
	107796-05-000	EA	BRACKET - FLAT - GAS SPRING TO BED (LOWER)
	091952-01-000	EA	CLIP-GRIPPER - 1"
	097872 04 000	EA	DOWEL - WOOD - 1" DIA X 1.38" LONG

CHASSIS GROUP



REAR BUMPER & COMPONENTS

KEY	PART NUMBER	U/M DESCRIPTION
1	104418-07-000	EA ANGLE - SUPPORT - BUMPER REAR
2	103228-01-05A	EA END CAP - BUMPER REAR - BLACK
3	103099-01-06A	EA REAR BUMPER - BRIGHT WHITE
4	102333-01-05A	EA BOLT - 7/16"
5	107707-01-000	EA HITCH ASM - CLASS II
6	034512-01-000	EA PIN
7	034513-01-000	EA PIN - 3/16" WIRE
8	111742-01-000	EA SKID PLATE
	113589-01-000	EA CONNECTOR - PLUG - TRAILER
	113589-02-000	EA CONNECTOR - SOCKET - TRAILER

CHASSIS GROUP (CONTINUED)

HWH HYDRAULIC LEVELING SYSTEM (AP0758) (CHEVY, FORD)

KEY	PART NUMBER	U/M DESCRIPTION	VENDOR NO.
	100532-08-000	EA LEVELING SYSTEM - HYDRAULIC - JOYSTICK	
	100532-01-704	EA SWITCH - MERCURY F/ 6K & 9K JACK	RAP1010
	100532-01-705	EA SPRING KIT - 9K JACK	R1171
	100532-02-700	EA 6K TALL JACK ASM	RAP7164
	100532-02-701	EA SPRING KIT - 6K JACK	R6824
	100532-02-704	EA ACTIVATOR CABLE - 6K JACK	RAP7194
	100532-02-705	EA PUMP/ RESERVOIR ASM - MONARCH	RAP8178
	100532-03-710	EA SENSING UNIT 21' MTA	RAP6798
	100532-03-715	EA CAP - BREATHER	RAP7876
	100532-08-700	EA POWER UNIT ASM.	RAP0595
	100532-08-701	EA BI-AXIS CONTROL - 200 SYSTEM	RAP0612
	100532-08-702	EA VALVE - BI-AXIS	RAP9589
	100532-08-703	EA PANEL ASM. - 200 BI - AXIS SYSTEM	RAP9755
	100532-08-704	EA JACK ASM. - 9K TALL 200 SYSTEM	RAP7002
	100532-08-705	EA KNOB - 3/4" BLACK - SET OF FOUR	RAP1379
	100532-08-706	EA KNOB - 1 3/16" BLACK	RAP9734
	100532-08-707	EA BEZEL W/ GASKET - F/ SYSTEM 200	RAP9592
	100532-09-707	EA ACTUATOR ASM. - 9K - REAR JACKS	RAP0547
	100532-09-709	EA ACTUATOR ASM. - 6K - FRONT JACKS	RAP0448
	100532-09-710	EA SOLENOID - 4 POST INT. DUTY	RAP0533
	100533-05-000	EA BRACKETS - FRONT LEVELING JACKS (GM)	
	100533-06-000	EA BRACKETS - FRONT LEVELING JACKS (FORD)	
	100534 12 000	EA BRACKETS - REAR LEVELING JACKS (GM)	
	100534-06-000	EA BRACKETS - REAR LEVELING JACKS (FORD)	
	100536-10-000	EA HOSE KIT	
	100536-09-700	EA HOSE - HYDRAULIC - 324"	RAP2464
	100536-09-701	EA HOSE - HYDRAULIC - 60"	RAP4073
	100536-09-702	EA HOSE - HYDRAULIC - 354"	RAP4311
	100536-10-700	EA HOSE - HYDRAULIC - 84"	RAP1412
	100536-10-701	EA HOSE - HYDRAULIC - 116"	RAP5384
	107890-01-000	EA ELBOW - STEEL 90D 1/4 X 37D FLARE PARKER 4-C6X-S	
	112236-01-G35	EA BEZEL - MONITOR - UNDER DASH - LEFT SIDE	

HYDRAULIC SLIDEOUT SYSTEM (CHEVY, FORD)

KEY	PART NUMBER	U/M DESCRIPTION	VENDOR NO.
	115767-01-000	EA SLIDEOUT - HYDRAULIC	
	115767-01-700	EA MOTOR F/ PUMP	RAP0640
	115767-01-701	EA CYLINDER - HYDRAULIC F/ SLIDE OUT	RAP90007
	115767-01-702	EA HOSE - HYDRAULIC - 17" F/ SLIDE OUT	RAP90003
	115767-01-703	EA HOSE - HYDRAULIC - 90" F/ SLIDE OUT	RAP90001
	115767-01-704	EA HOSE - HYDRAULIC - 146" F/ SLIDE OUT	RAP90004
	115767-01-705	EA HOSE - HYDRAULIC - 60" F/ SLIDE OUT	RAP4073

CHASSIS GROUP (CONTINUED)

HWH LEVELING SYSTEM - SLIDE OUT (CHEVY)

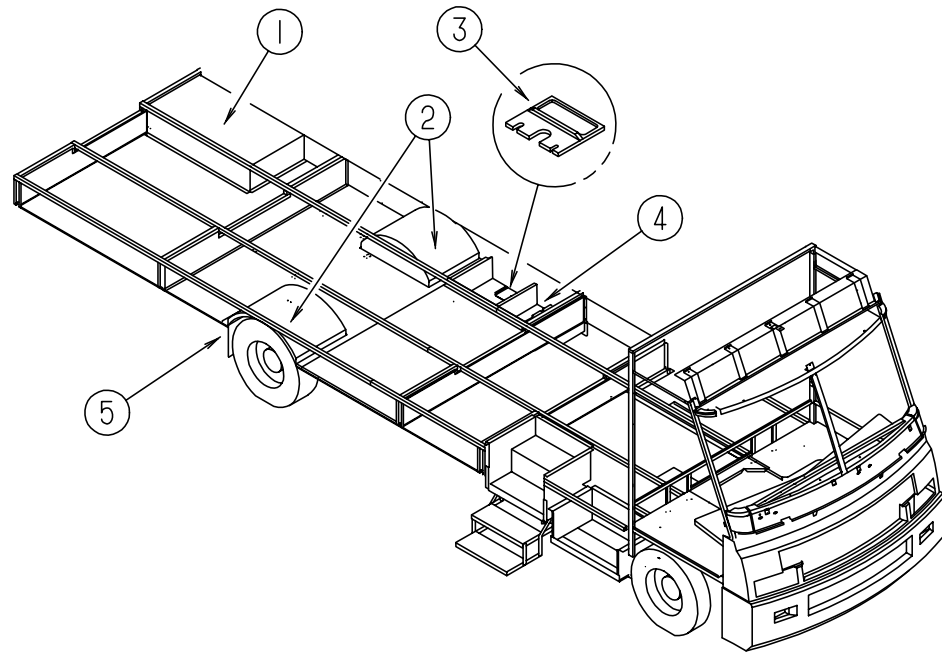
KEY	PART NUMBER	U/M DESCRIPTION	VENDOR NO.
	100532-14-000	EA LEVELING SYSTEM - HYD - SLIDE OUT - AP2067	
	100532-03-710	EA SENSING UNIT 21' MTA	RAP6798
	100532-03-715	EA CAP - BREATHER	RAP7876
	100532-03-723	EA MANIFOLD HARDWARE MOUNTING KIT	RAP9171
	100532-08-703	EA PANEL ASM. - 200 BI-AXIS SYSTEM	RAP9755
	100532-08-705	EA KNOB - 3/4" BLACK - SET OF FOUR	RAP1379
	100532-08-707	EA BEZEL W/ GASKET - F/ SYSTEM 200	RAP9592
	100532-09-704	EA VALVE - SOLENOID - 2 WIRE	RAP0642
	100532-09-710	EA SOLENOID - 4 POST INTERMITTENT DUTY	RAP0533
	100532-12-701	EA PUMP & MOTOR W/ TANK 1.7	RAP0588
	100532-12-706	EA SWITCH - WARNING MAGNETIC	RAP1008
	100532-12-707	EA SPRING KIT	R3847
	100532-16-701	EA MANIFOLD ASM. F/ SLIDE OUT	RAP1716
	100532-18-700	EA JACK ASM. - 9K W/ SWITCH - 2WIRE	RAP1954
	100532-18-701	EA JACK ASM. 6K - W/ SWITCH LH	RAP2025
	100532-18-702	EA JACK ASM. - 6K W/ SWITCH RH	RAP2026
	100534-12-000	EA BRACKETS - REAR - LEVELING JACKS - AP0921	
	100534-15-000	EA BRACKETS - REAR - LEVELING JACKS - AP10716	
	100536-28-000	EA HOSE KIT - LEVELING JACKS - AP10164 CONTAINS:#RAP4073-60" - #RAP4391-372" - #RAP4904-306" - #RAP5216-312" - AND #RAP5384-116" HOSES	
	100536-09-701	EA HOSE - HYDRAULIC-60"	RAP4073
	100536-10-701	EA HOSE - HYDRAULIC-116"	RAP5384
	100536-25-700	EA HOSE - HYDRAULIC-306"	RAP4904
	100536-25-701	EA HOSE - HYDRAULIC-312"	RAP5216
	100536-28-700	EA HOSE - HYDRAULIC-372"	RAP4391
	100536-29-000	EA HOSE KIT - SLIDEOUT - AP10169 CONTAINS:#RAP4063-288" & #RAP4729-280" HOSES	
	100536-14-700	EA HOSE - HYDRAULIC-288"	RAP4063
	100536-29-700	EA HOSE - HYDRAULIC-280"	RAP4729
	107938-01-000	EA BRACKET ASM - PUMP	
	107938-04-000	EA BRACKET ASM - PUMP	FROM: 00-00-00 THRU: 08-02-95
	108629-01-000	EA SHIELD - PUMP	FROM: 08-03-95 THRU: 99-99-95
	112236-02-G35	EA BEZEL ASM - SLIDEOUT CONTROLS	
	112235-02-03A	EA BEZEL - MON - SLIDEOUT - QUICK SLV	
	116735-02-01B	EA BRACKET - CONTROL VALVE - SLD - ML	

CHASSIS GROUP (CONTINUED)

HWH LEVELING SYSTEM - SLIDE OUT (FORD)

KEY	PART NUMBER	U/M DESCRIPTION	VENDOR NO.
	100532-15-000	EA LEVELING SYS-HYD - SLIDE OUT - AP2068	
	100532-03-710	EA SENSING UNIT 21' MTA	RAP6798
	100532-03-715	EA CAP - BREATHER	RAP7876
	100532-03-723	EA MANIFOLD HARDWARE MOUNTING KIT	RAP9171
	100532-08-703	EA PANEL ASM. - 200 BI-AXIS SYS.	RAP9755
	100532-08-705	EA KNOB - 3/4" BLACK - SET OF FOUR	RAP1379
	100532-08-706	EA KNOB - 1 3/16" BLACK	RAP9734
	100532-08-707	EA BEZEL W/ GASKET - F/ SYSTEM 200	RAP9592
	100532-09-704	EA VALVE - SOLENOID - 2 WIRE	RAP0642
	100532-09-710	EA SOLENOID - 4 POST INTERMITTENT DUTY	RAP0533
	100532-12-701	EA PUMP & MOTOR W/ TANK 1.7	RAP0588
	100532-12-706	EA SWITCH - WARNING MAGNETIC	RAP1008
	100532-12-707	EA SPRING KIT	R3847
	100532-16-700	EA JACK ASM. 6K - STATIONARY	RAP0468
	100532-16-701	EA MANIFOLD ASM. F/ SLIDE OUT	RAP1716
	100532-18-700	EA JACK ASM. - 9K W/ SWITCH - 2WIRE	RAP1954
	100536-28-000	EA HOSE KIT - LEVELING JACKS - AP10164 CONTAINS:#RAP4073-60" - #RAP4391-372" - #RAP4904-306" - #RAP5216-312" - AND #RAP5384-116" HOSES	
	100536-09-701	EA HOSE - HYDRAULIC - 60"	RAP4073
	100536-10-701	EA HOSE - HYDRAULIC - 116"	RAP5384
	100536-25-700	EA HOSE - HYDRAULIC - 306"	RAP4904
	100536-25-701	EA HOSE - HYDRAULIC - 312"	RAP5216
	100536-28-700	EA HOSE - HYDRAULIC - 372"	RAP4391
	100536-29-000	EA HOSE KIT - SLIDEOUT - AP10169 CONTAINS:#RAP4063-288" & #RAP4729-280" HOSES	
	100536-14-700	EA HOSE - HYDRAULIC-288"	RAP4063
	100536-29-700	EA HOSE - HYDRAULIC-280"	RAP4729
	107938-01-000	EA BRACKET ASM - PUMP	
	107938-04-000	EA BRACKET ASM - PUMP	FROM: 00-00-00 THRU: 08-02-95
	108629-01-000	EA SHIELD - PUMP	FROM: 08-03-95 THRU: 99-99-95
	112236-02-G35	EA BEZEL ASM - SLIDEOUT CONTROLS	
	112235-02-03A	EA BEZEL - MON - SLIDEOUT - QUICK SLV	
	114748-04-02B	EA BRACKET ASM - JACKS - REAR - E-COAT	
	116735-02-01B	EA BRACKET - CONTROL VALVE - SLD - ML	

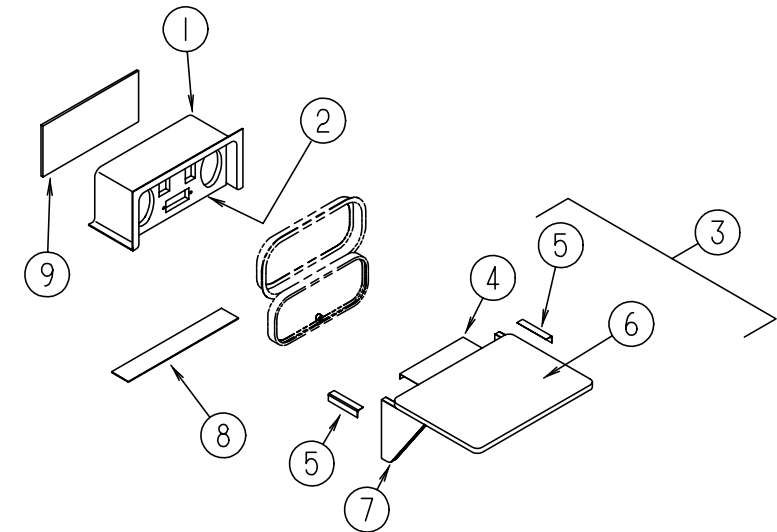
CHASSIS GROUP (CONTINUED)



COMPARTMENTS & TRAYS

KEY	PART NUMBER	U/M DESCRIPTION
1	094657-02-000	EA TRAY - GENERATOR - 22.5" X 30.4" X 6.9" W/ANGLE & NUTS
2	055374-01-000	EA REAR WHEELWELL - PLASTIC
3	M06991-03-F36	EA HATCH ASM - W/ FOAM
	114677-01-01A	EA RETAINER - HATCH - SEWER HOSE
4	114679-01-01A	EA COMPARTMENT-STORAGE
5	020167-05-000	EA DIRT GUARD
5	017516-01-000	EA FLAP - MUD - 14" X 18" - BLACK
	093287-07-01A	EA NET - CARGO - 254 X 865 MM
	093287-09-01A	EA NET - CARGO - 254 X 1510 MM
	093287-11-01A	EA NET - CARGO - 254 X 1645 MM
	065450-05-000	EA TIEDOWN - BATTERY - 8.4" TUBE
	093395-01-000	EA ANGLE - SHELF - TIRE

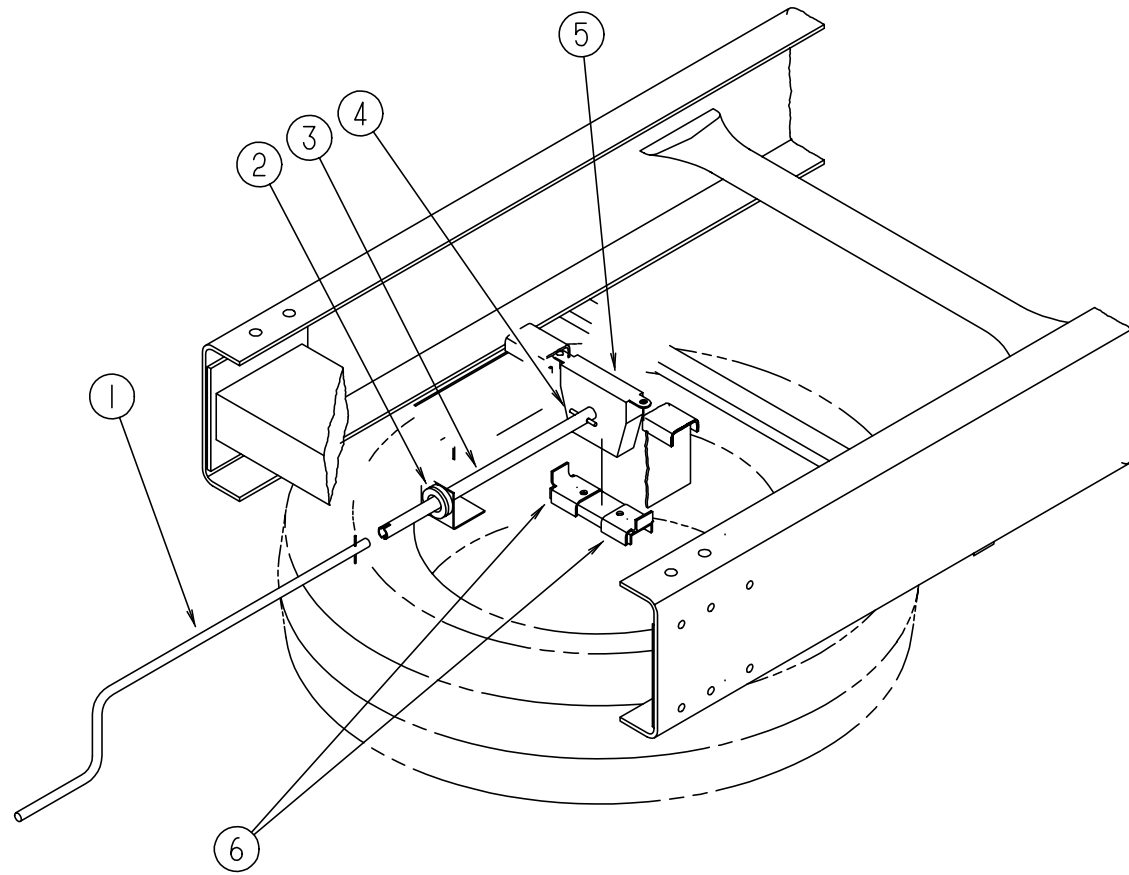
CHASSIS GROUP (CONTINUED)



COMPARTMENT (ENTERTAINMENT CENTER)

KEY	PART NUMBER	U/M DESCRIPTION
1	104897-03-02A	EA BOX - ENTERTAINMENT CENTER - BRIGHT WHITE
2	104899-01-C05	EA PLATE - RADIO MOUNTING
3	105230-01-F11	EA SHELF ASM. - EXTERIOR
4	105377-01-01A	EA BRACKET - TABLE HANGER - OFF WHITE
5	105376-01-02A	EA HINGE - CONTINUOUS - 2" X 140 MM - OFF WHITE
6	105230-11-E01	EA SHELF ASM.
7	105230-12-F11	EA SUPPORT ASM.
8	104898-01-02A	EA PLATE - PLASTIC BOTTOM - BRIGHT WHITE
9	104898-02-02A	EA PLATE - PLASTIC BACK - BRIGHT WHITE

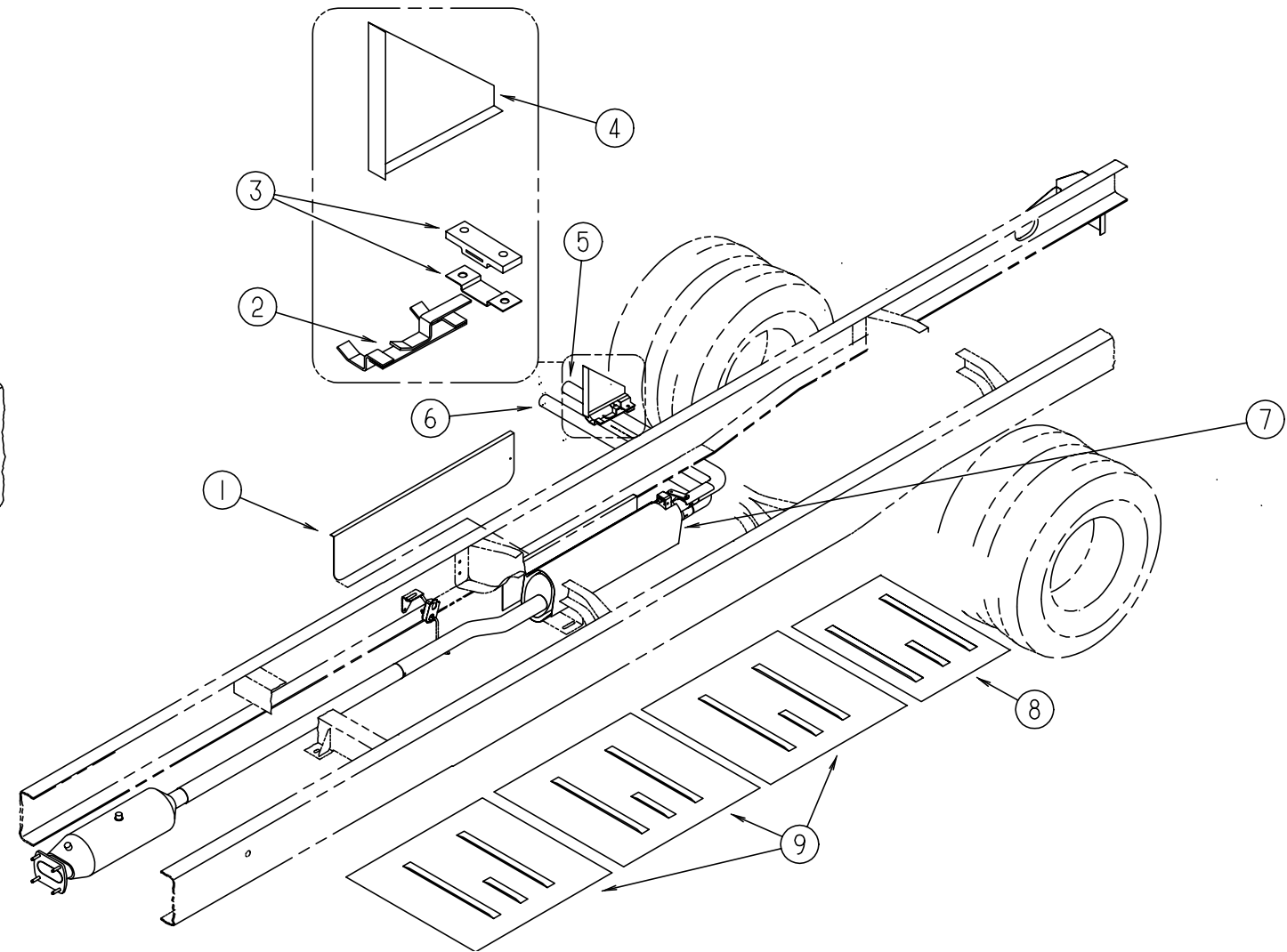
CHASSIS GROUP (CONTINUED)



SPARE TIRE & HOIST

KEY	PART NUMBER	U/M	DESCRIPTION
1	093376-02-000	EA	HANDLE - CRANK - TIRE HOIST
2	071015-11-000	EA	GROMMET - 1.00ID
3	093375-06-000	EA	EXTENSION - TIRE HOIST
	093362-06-000	EA	CHANNEL - TIRE HOIST
4	114376-01-000	EA	PIN - DRIVE - .156 X .750 - TYPE-E
5	093267-02-000	EA	HOIST - SPARE TIRE - W/ BRACKETS
	093267-01-000	EA	HOIST - SPARE TIRE - W/O BRACKETS
6	105499-01-000	EA	BRACKET
	077030-02-000	EA	EXTENSION - VALVE STEM - 1.25"
	M00080-60-000	EA	FORD TIRE & WHEEL
	051377-05-000	EA	VALVE STEM ASM - VS938
	083425-05-000	EA	TIRE - MICHELIN - LT235/85R16 LRE - XPS RIB (FORD)
	095853-02-000	EA	WHEEL - STL - 16 X 6K - F2TA-1015-NA (FORD)
	007324-03-000	EA	TIRE - MICHELIN - 8R 19.8 LRF (CHEVY)
	051377-01-000	EA	STEM - VALVE - TR 500
	080208-01-000	EA	LUG WRENCH - 1.06 X 1.00 (CHEVY)
	080208-02-000	EA	BAR - LEVERAGE - LUG WRENCH (CHEVY)
	115580-01-000	EA	STRAP - TIRE - SPARE

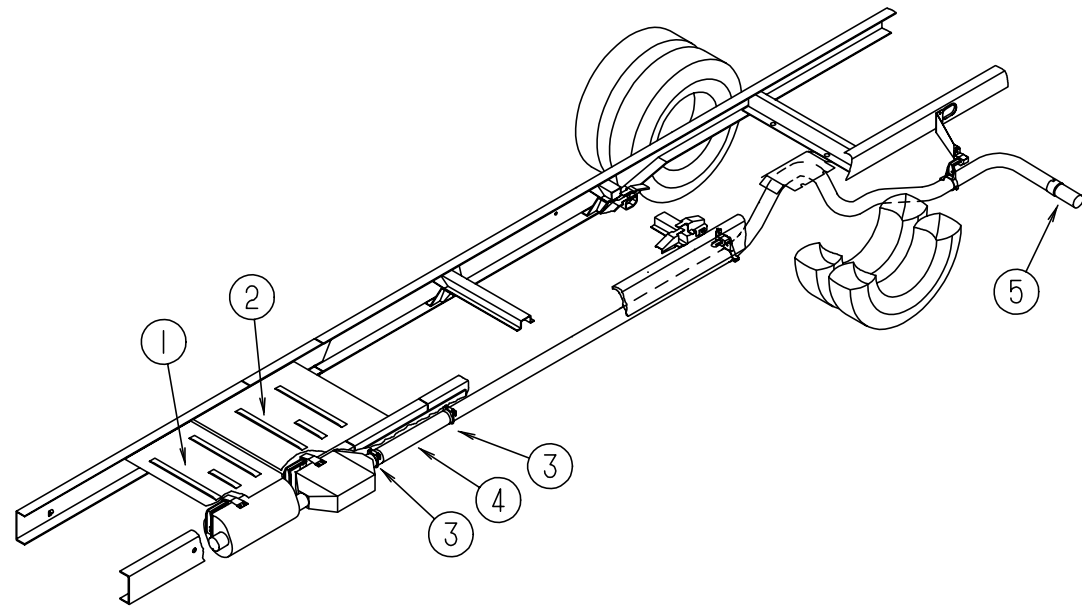
CHASSIS GROUP (CONTINUED)



EXHAUST SYSTEM (FORD)

KEY	PART NUMBER	U/M	DESCRIPTION
1	075307-03-000	EA	SHIELD - HEAT - LP
2	096055-04-000	EA	SUPPORT - EXHAUST PIPE
3	095190-01-000	EA	HANGER ASM - EXHAUST
4	102117-06-000	EA	HANGER ASM - TAILPIPE
5	112166-01-000	EA	TAIL PIPE - EXHAUST
6	112165-01-000	EA	TAIL PIPE - EXHAUST
	007125-07-000	EA	CLAMP - MUFFLER - 2.50" DIAMETER
7	007125-05-000	EA	CLAMP - MUFFLER - 2" DIAMETER
8	101544-06-000	EA	SHIELD - EXHAUST
9	101544-01-000	EA	SHIELD - EXHAUST

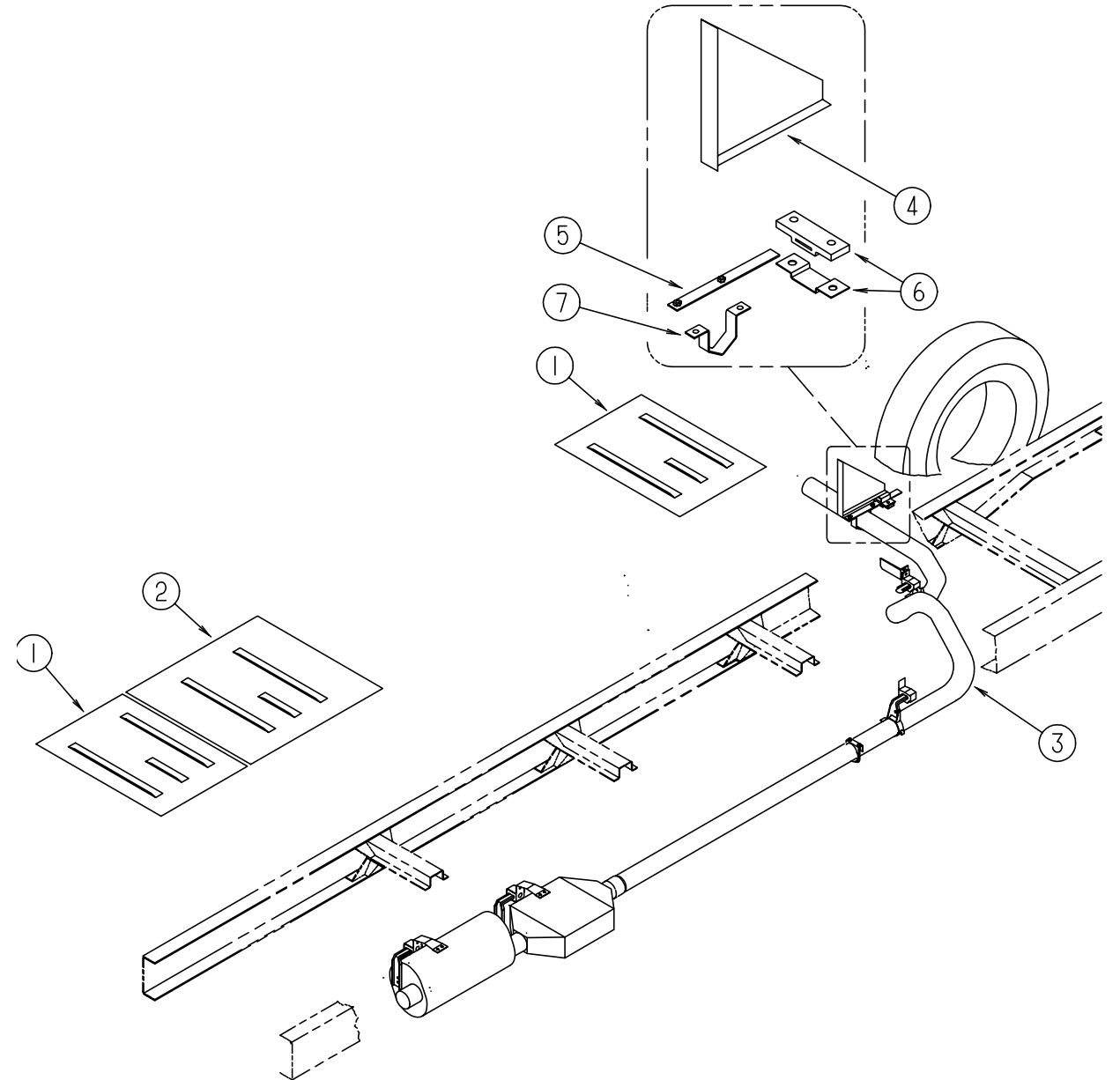
CHASSIS GROUP (CONTINUED)



EXHAUST SYSTEM (CHEVY)

KEY	PART NUMBER	U/M	DESCRIPTION
1	101544-01-000	EA	SHIELD - HEAT - EXHAUST - 19.7" X 28.9" - STEEL
2	101544-02-000	EA	SHIELD - HEAT - EXHAUST - 30" X 28.9" - STEEL
3	094918-01-000	EA	CLAMP - EXHAUST - 3"
4	098762-06-000	EA	PIPE - EXHAUST - STRAIGHT - 3.0" X 22"
5	098762-05-000	EA	PIPE - EXHAUST - STRAIGHT - 3.0" X 9"

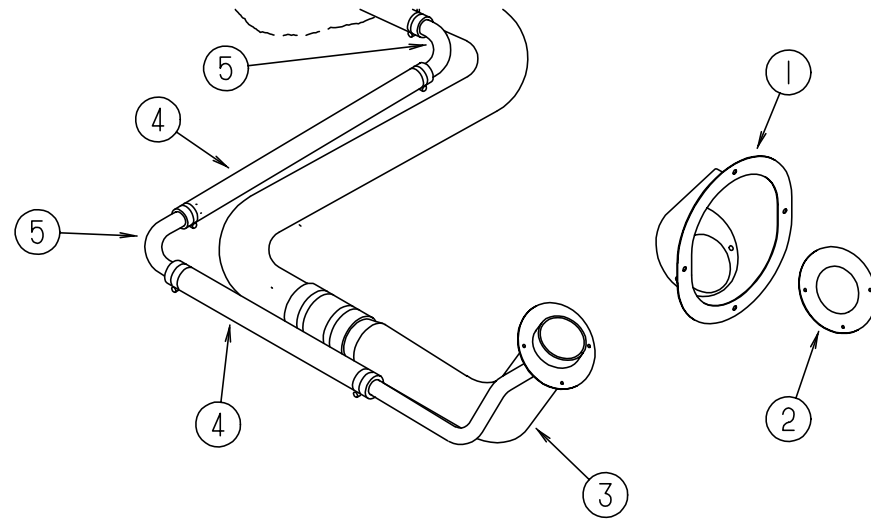
CHASSIS GROUP (CONTINUED)



EXHAUST SYSTEM (CHEVY W/ LEVELING JACKS)

KEY	PART NUMBER	U/M	DESCRIPTION
1	101544-01-000	EA	SHIELD - HEAT - EXHAUST - 19.7" X 28.9" - STEEL
2	101544-02-000	EA	SHIELD - HEAT - EXHAUST - 30" X 28.9" - STEEL
3	107754-01-000	EA	PIPE - EXHAUST - TAIL - STAINLESS STEEL
4	102117-02-000	EA	HANGER - TAILPIPE - STEEL
5	095523-11-000	EA	BRACKET - EXHAUST - UPPER W/ WELDNUTS - STEEL
6	095190-01-000	EA	HANGER - EXHAUST - 4" X 1.4"
7	095223-03-000	EA	BRACKET - EXHAUST - LOWER - STEEL

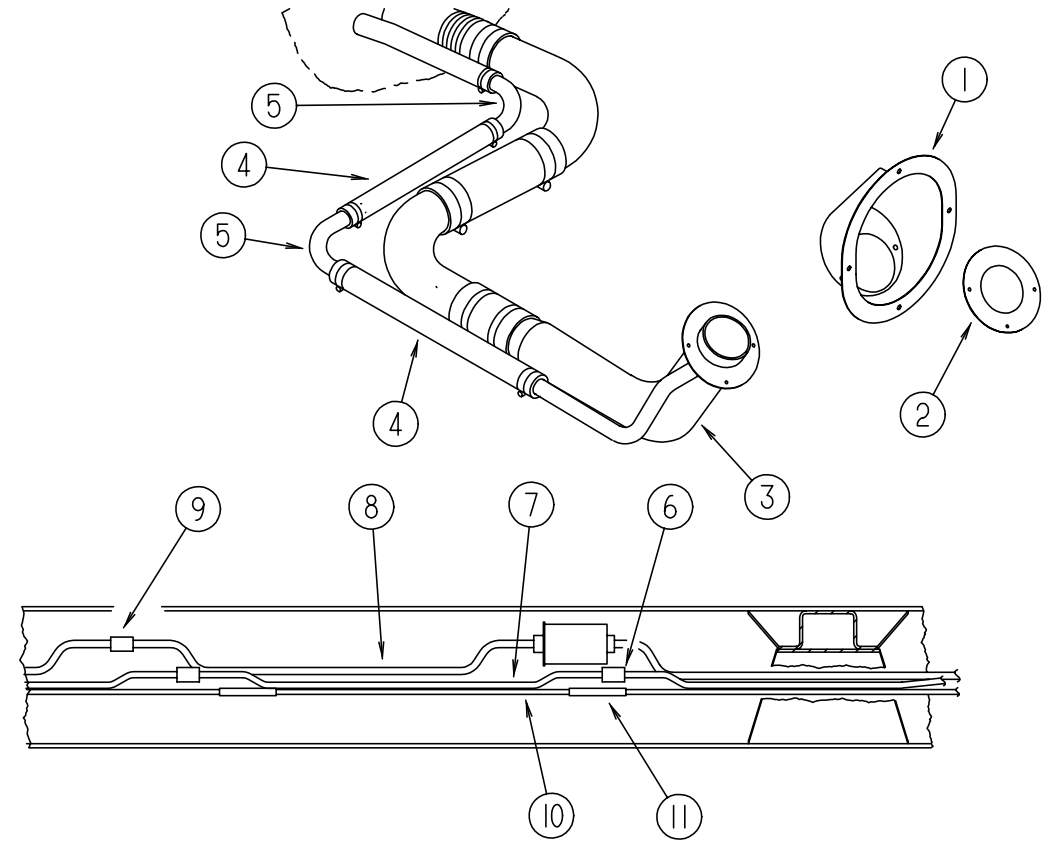
CHASSIS GROUP (CONTINUED)



FUEL SYSTEM (FORD)

KEY	PART NUMBER	U/M DESCRIPTION
1	095854-01-04A	EA SHROUD - FUEL FILL
2	078200-01-000	EA GASKET - FUEL FILL - 3.5"OD X 2"ID
3	087256-07-000	EA NECK ASM - FUEL FILL
4	066732-01-000	FT HOSE - FUEL FILL - .62" ID
5	098806-01-000	EA PIPE - FILL VENT - 90 DEGREE BEND - .625" OD - STEEL
	007063-01-000	FT HOSE - GAS 1/4"ID X 1/2"OD
	084884-01-000	EA PLUG - BRASS - 3/8"
	007111-02-000	EA HOSE - FUEL FILL - 2" ID - IN 3FT LENGTHS

CHASSIS GROUP (CONTINUED)



FUEL SYSTEM (CHEVY)

KEY	PART NUMBER	U/M DESCRIPTION
1	095854-01-04A	EA SHROUD - FUEL FILL
2	078200-01-000	EA GASKET - FUEL FILL - 3.5"OD X 2"ID
3	087256-06-000	EA NECK ASM. - FUEL FILL
4	066732-01-000	FT HOSE - FUEL FILL - .62" ID
5	098806-01-000	EA PIPE - FILL VENT - 90 DEGREE BEND - .625" OD - STEEL
6	098779-01-000	EA COUPLER - FUEL LINE M14 X 1.5-6H - GM 15550219
7	098758-02-000	EA FUEL LINE ASM - RETURN - 5/16 - 508 LONG
8	098759-02-000	EA FUEL LINE ASM - SUPPLY - 3/8 - 508 LONG
9	098779-02-000	EA COUPLER - FUEL LINE M16 X 1.5-6H
10	074800-18-000	EA TUBE - EXTENSION - MAIN FUEL - 90 N,208 TO 228
11	007063-01-000	FT HOSE - GAS 1/4"ID X 1/2"OD
	098803-01-000	EA PIPE - FUEL FILL - 90 DEGREE BEND - 13.2" - 1 3/4" OD - STEEL
	098807-01-000	EA PIPE - FUEL FILL - 90 DEGREE BEND - 6.6" - 1 3/4" OD - STEEL
	024138-01-000	FT HOSE - FUEL, 5/16" ID
	075466-01-000	EA UNION - INVERTED FLARE TUBE - 1/4"
	084884-01-000	EA PLUG - BRASS - 3/8"

CHASSIS GROUP (CONTINUED)

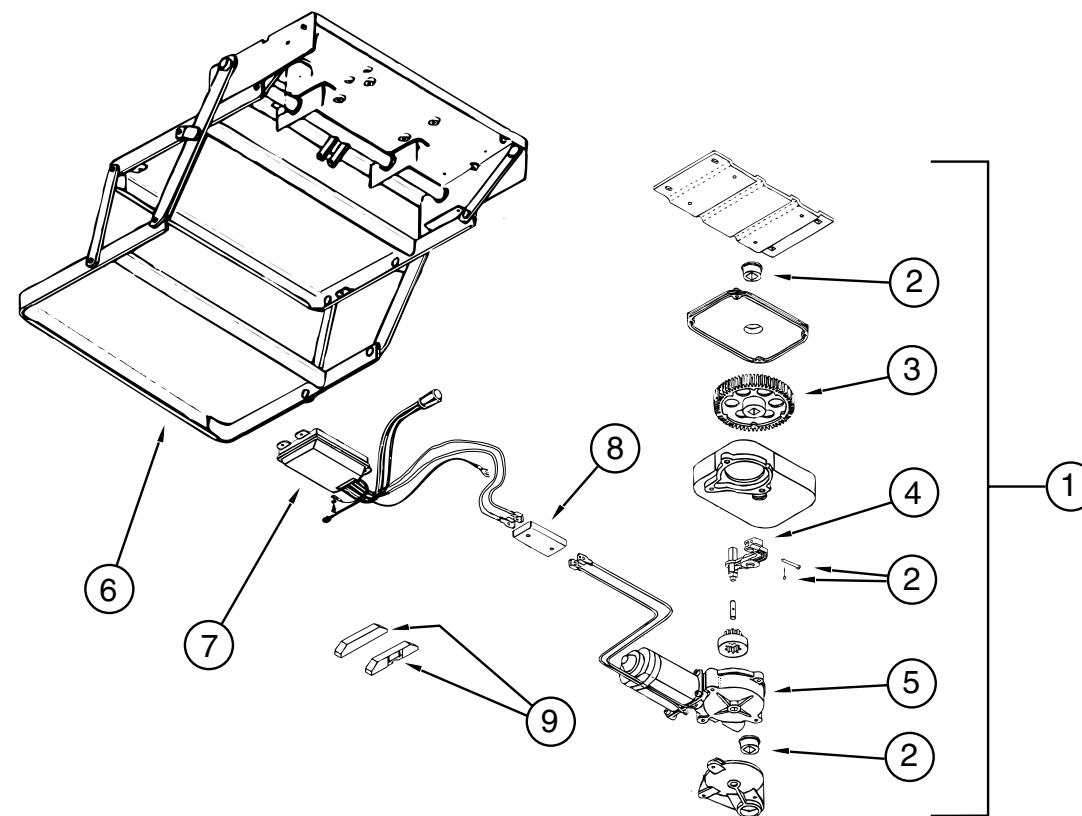
DRIVESHAFT & BRAKE LINE

KEY	PART NUMBER	U/M DESCRIPTION
	088498-01-000	EA UNION - INVERTED FLARE - BRASS - 3/16 - 3/8 - 24 THREAD - BRAKE LINE
	074833-01-000	EA SPACER - BEARING - DRIVESHAFT - 2" X 8" X .5" THICK
	074833-04-000	EA SPACER - BEARING - DRIVESHAFT - 8" X 2" - STEEL
	075302-09-000	EA DRIVESHAFT ASM. - YOKE/ YOKE - 50"
	075302-25-000	EA DRIVESHAFT ASM. - BAL.PR-20/21
	075302-20-000	EA DRIVESHAFT ASM. - YOKE/ BEARING/ SPLINE
	075302-21-000	EA DRIVESHAFT ASM. - SLIP - YOKE/ YOKE
	107212-01-000	EA CROSSMEMBER ASM. - BREARING SUPPORT CHEVY 228 3 SHAFT
	088497-02-000	EA NUT - INVERTED FLARE - 1/4"
	085771-03-000	EA NUT - HEX - FL. PREV. TORQUE - GRADE G DRIVE SHAFT

SHOCK ABSORBER (CHEVY)

KEY	PART NUMBER	U/M DESCRIPTION
	104993-01-000	EA SHOCK ABSORBER - GAS - P30 FRONT

CHASSIS GROUP (CONTINUED)



STEP ASSEMBLY (3200 SERIES)

KEY	PART NUMBER	U/M DESCRIPTION	VENDOR NO.
1	094707-01-01A	EA STEP ASSEMBLY W/O SWITCH	
2	094707-02-703	EA BEARINGS & PINS	909530
3	094707-02-702	EA GEAR KIT - W/ BEARINGS & PIN-CASE	909525
4	094707-02-701	EA LINKAGE ASSEMBLY - W/ BEARINGS & PINS	909523
5	094707-02-700	EA MOTOR ASSEMBLY - W/ BEARINGS & PINS	909520
6	094707 01 702	EA FRAME W/ DOUBLE STEP	908032
7	094707-02-705	EA CONTROL UNIT - WHITE	909513
8	094707-02-704	EA CONNECTOR - MOTOR ASSEMBLY - W/ PLATES	909537
	094707-02-707	EA TREAD - NON SKID - BLACK - 6"X21"	909333
9	116995-01-000	EA SWITCH/ MAGNET - ELECTRIC	

CHASSIS GROUP (CONTINUED)

TIRE & WHEEL HARDWARE (FORD)

KEY	PART NUMBER	U/M	DESCRIPTION
	077030-02-000	EA	EXTENSION - VALVE STEM - 1.25"
	095012-03-000	EA	EXTENSION - VALVE STEM - DUAL WHEEL
	095012-04-000	EA	STABILIZER - VALVE EXTENSION
	M00080-60-000	EA	FORD TIRE & WHEEL
	051377-05-000	EA	VALVE STEM ASM - VS938
	083425-05-000	EA	TIRE - MICHELIN - LT235/85R16 LRE - XPS RIB
	095853-02-000	EA	WHEEL - STEEL - 16" X 6K - F2TA- 1015 - NA

WHEEL LINERS, KAPER (FORD)

KEY	PART NUMBER	U/M	DESCRIPTION	VENDOR NO.
	091209-14-000	EA	WHEEL LINER SET W/ FRONT HUB COVER 16" (SET OF 4)	1611-4UL
	091209-08-700	EA	LINER - WHEEL - 16" FRONT W/AXLE COVER - 10 LUG	157
	091209-14-700	EA	LINER - WHEEL - 16" REAR	159
	091209-01-704	EA	COVER - LUG NUT	36
	091209-08-706	EA	FLAT NUT .500 - 9/16 STUD	165

WHEEL COVERS, DICOR (FORD)

KEY	PART NUMBER	U/M	DESCRIPTION
	098532-01-000	EA	COVER - WHEEL - FORD - 16" - SET OF 4
	098532-01-700	EA	COVER - LUG NUT - CHROME
	098532-01-701	EA	COVER - WHEEL - 16"

CHASSIS GROUP (CONTINUED)

TIRE & WHEEL HARDWARE (CHEVY)

KEY	PART NUMBER	U/M	DESCRIPTION
	077030-02-000	EA	EXTENSION - VALVE STEM - 1.25"
	095012-03-000	EA	EXTENSION - VALVE STEM - DUAL WHEEL
	095012-04-000	EA	STABILIZER - VALVE EXTENSION
	M00080-38-000	EA	TIRE & VALVE STEM
	007324-03-000	EA	TIRE - 8R19.8 LRF - MICHELIN XZA
	051377-01-000	EA	STEM - VALVE - TR 500
	080208-01-000	EA	LUG WRENCH - 1.06 X 1.00
	080208-02-000	EA	BAR - LEVERAGE - LUG WRENCH

WHEEL LINERS, KAPER (CHEVY)

KEY	PART NUMBER	U/M	DESCRIPTION	VENDOR NO.
	091209-01-000	EA	LINER - WHEEL - 19.5" - SST - SET OF 4 - 1954-ION	
	091209-01-700	EA	LINER - WHEEL - 19.5" FRONT - 10 LUG	37N
	091209-01-701	EA	LINER - WHEEL - 19.5" REAR - 10 LUG	38N
	091209-01-702	EA	COVER - AXLE - 19.5" FRONT - 10 LUG	34N
	091209-01-703	EA	COVER - AXLE - 19.5" REAR - 10 LUG	35N
	091209-01-704	EA	COVER - LUG NUT	36

WHEEL COVERS, DICOR (CHEVY)

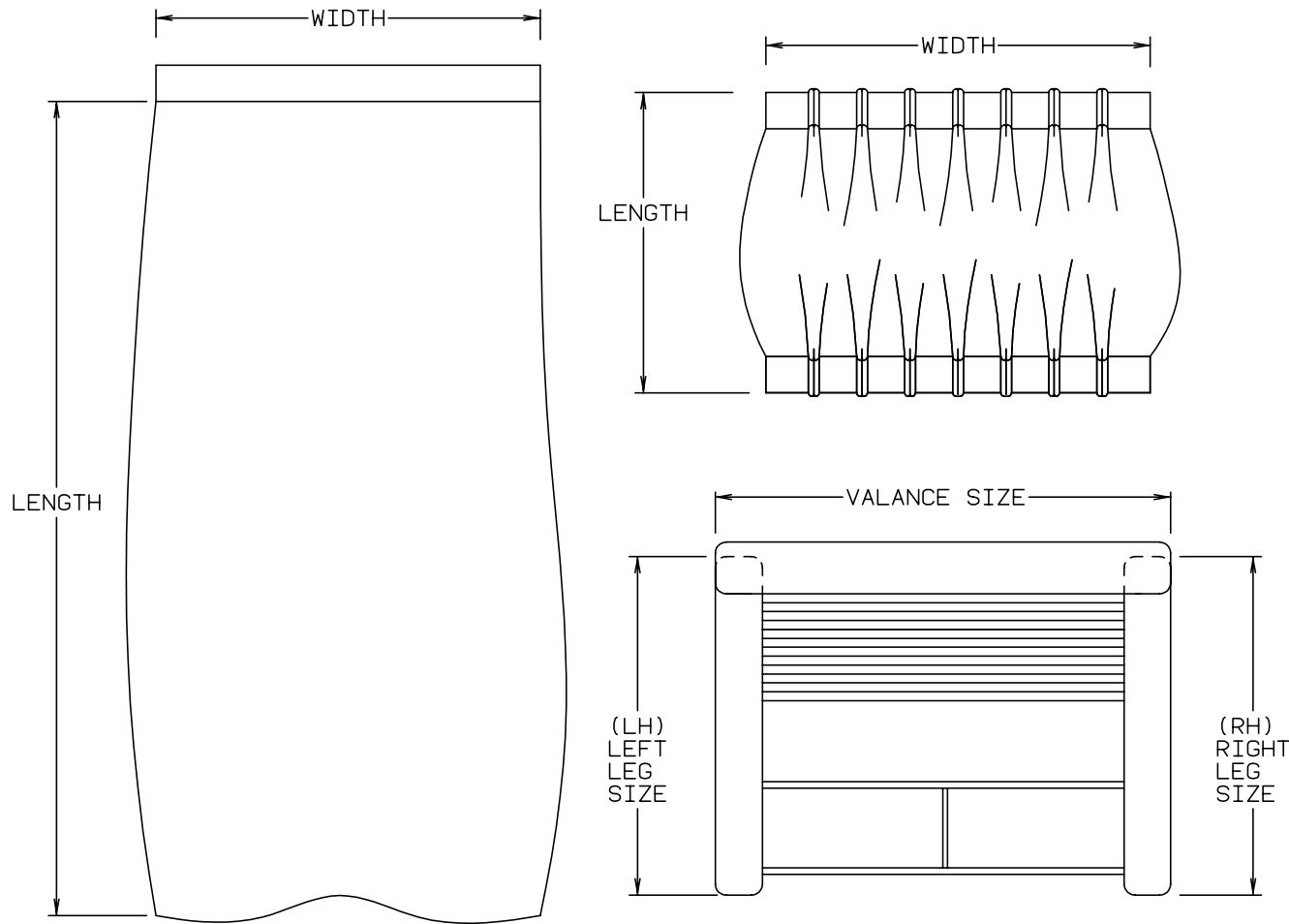
KEY	PART NUMBER	U/M	DESCRIPTION
	109443-01-000	EA	COVER - WHEEL - 4/ SET 19.5 W/ HARDWARE
	109443-01-700	EA	COVER - WHEEL - 19.5 - FRONT & REAR
	109443-01-701	EA	SET - BRACKET - 1 FRONT WHEEL
	109443-01-702	EA	SET - BRACKET - 1 REAR WHEEL
	109443-01-703	EA	CAP - CENTER - HUB

CURTAIN & CUSHION GROUP

NOTICE

IN ORDER TO ASSIST OUR PARTS SALES DEPT. IN PROVIDING INTERIOR SOFTGOODS ITEMS, PLEASE INCLUDE THE SERIAL NUMBER AND THE COLOR CODE NUMBER FROM THE VEHICLE CERTIFICATION LABEL WHEN ORDERING. THIS LABEL IS LOCATED ON THE LEFT SIDEWALL AT THE END OF THE DASH (A-BODY), OR ON THE DRIVER'S DOOR LATCH PLATE (C-BODY).

AN EXAMPLE OF A COLOR CODE NUMBER IS B07, WHICH DESIGNATES AN OVERALL COLOR SCHEME OF A PARTICULAR UNIT. THE COLOR LISTED AFTER THE ITEM DESCRIPTION ON THE MICROFICHE, INDICATES THE OVERALL UNIT COLOR. ORDER THE ITEM YOU DESIRE ACCORDING TO UNIT COLOR CODE.



NOTE: USE THIS ILLUSTRATION WHEN DETERMINING LENGTH AND WIDTH MEASUREMENTS FOR CURTAINS. YOU WILL NOTE THE WIDTH MEASUREMENT IS TAKEN ON THE TOP OF THE CURTAIN WITH THE CURTAIN FULLY EXTENDED. THE LENGTH MEASUREMENT IS TAKEN FROM TOP TO BOTTOM. LEFT AND RIGHT WINDOW LEGS ARE DETERMINED WHEN FACING THE WINDOW.

CURTAIN & CUSHION GROUP (CONTINUED)

		SUNCCRUISER		FABRICS		
COLOR	CODES	G 3 5	G 3 6	G 3 7	G 4 4	G 4 5
MARKETING COLORS		WINTER MOSS (GREEN)	TUSCANY (TAUPE)	NORTH SHORE (TAUPE)	SIENA (TAUPE)	REGENCY BLUE
BUCKET SEATS		108446-J6-000	108446-K6-000	108446-J4-000	108446-K6-000	108446-L2-000
DINETTE		108446-J7-000	108446-H6-000	108446-F5-000	108446-H5-000	108446-L1-000
DINETTE PADS		108446-J6-000	108446-K6-000	108446-J4-000	108446-K6-000	108446-L2-000
DINETTE SWIVEL CHAIR		108446-J6-000	108446-H5-000	108446-J3-000	108446-K6-000	108446-L2-000
SOFA		108446-J7-000	108446-H6-000	108446-F5-000	108446-H5-000	108446-L1-000
SWIVEL CHAIR		108446-J6-000	108446-H5-000	108446-J3-000	108446-K6-000	108446-L2-000
LOUNGE WINDOWS		108446-J6-000 108446-J7-000	108446-H5-000 108446-H6-000	108446-J3-000 108446-F5-000	108446-K6-000 108446-H5-000	108446-L2-000 108446-L1-000
BEDROOM WINDOW WRAP		105745-C9-000	105745-C2-000	105745-C5-000	105745-C2-000	105745-D6-000
BEDROOM WINDOW FRINGE OR CORD		108415-67-000	108415-66-000	108415-72-000	108415-66-000	108415-78-000
BEDROOM WINDOW CENTER V & LEGS		105745-B7-000	105745-C3-000	105745-C6-000	105745-C3-000	105745-64-000
BEDSPREAD		105745-C9-000 105745-B7-000 108415-67-000	105745-C2-000 105745-C3-000 108415-66-000	105745-C5-000 105745-C6-000 108415-72-000	105745-C2-000 105745-C3-000 108415-66-000	105745-D6-000 105745-64-000 108415-78-000
LOUNGE PILLOW		108446-J6-000 108415-67-000	108446-H5-000 108415-68-000	108446-J3-000 108415-72-000	108446-K6-000 108415-68-000	108446-L2-000 108415-78-000
BEDROOM PILLOW		105745-B7-000 108415-67-000	105745-C3-000 108415-66-000	105745-C6-000 108415-72-000	105745-C3-000 108415-66-000	105745-64-000 108415-78-000
MAP POCKETS		108446-J6-000	108446-K6-000	108446-J4-000	108446-K6-000	108446-L2-000
FRONT WRAP		072333-85-000	072333-85-000	072333-85-000	072333-85-000	072333-85-000

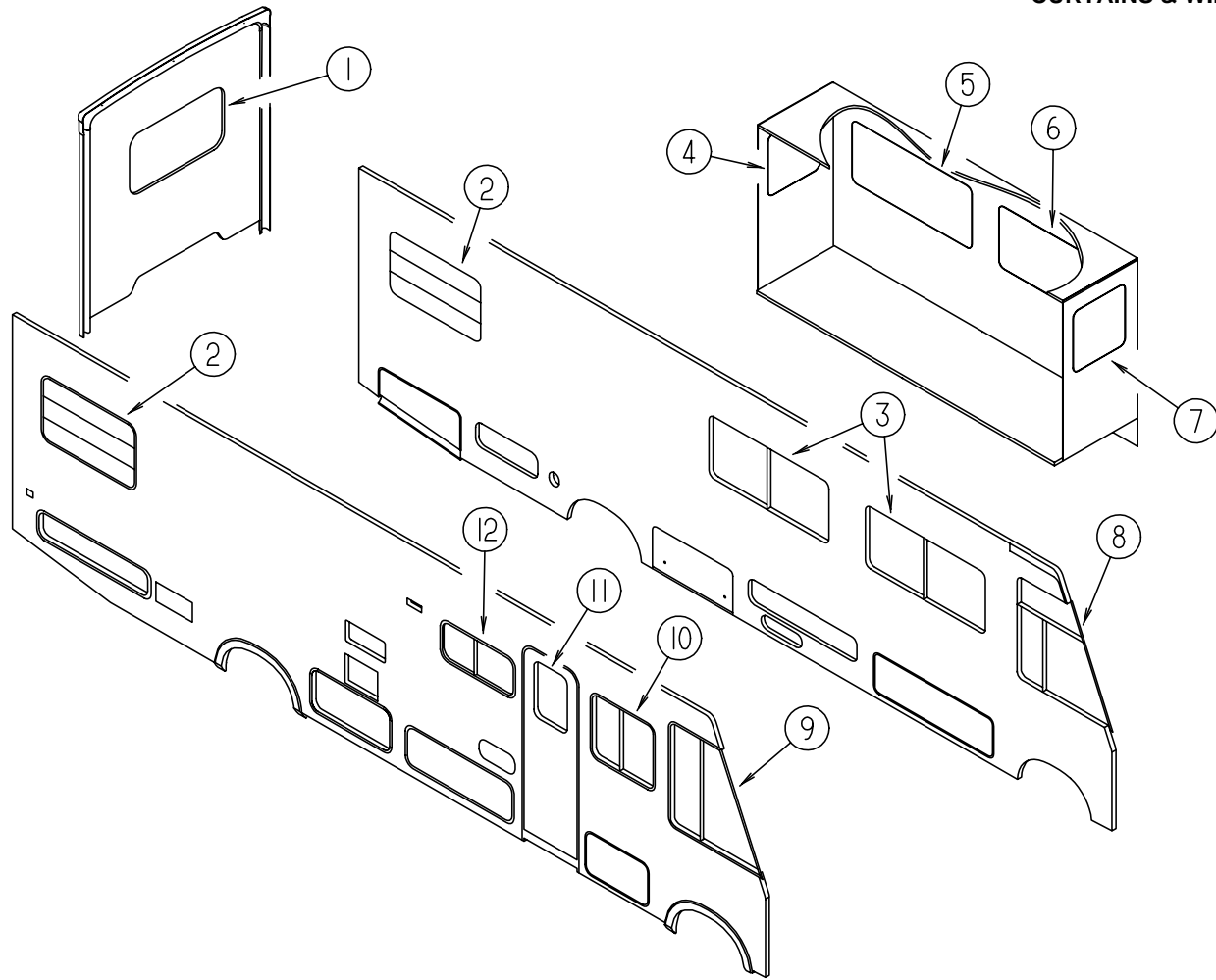
NOTE: THE FABRIC LISTED FIRST, IN A BLOCK, IS THE LARGEST QUANTITY OF FABRIC USED

ASSIST HANDLE & BUTTONS

KEY	PART NUMBER	U/M	DESCRIPTION
	069178-02-000	EA	BRACKET - MOUNTING - ASSIST HANDLE - L ANGLE - W/ HOLES - STEEL
	000C16-07-16B	EA	BOLT - CARRIAGE - ASSIST HANDLE - 7/16" - 14 X 1" ZN
	000D20-07-00B	EA	NUT - ACORN - ASSIST HANDLE - 7/16" X 14 ZN
	053552-02-AA8	EA	HANDLE - ASSIST - INTERIOR - ENTRY DOOR - VINYL - OFF WHITE
	070578-02-B29	EA	BUTTON - SCREW - STUD - #30 - VINYL

CURTAIN & CUSHION GROUP (CONTINUED)

CURTAINS & WINDOW TREATMENT

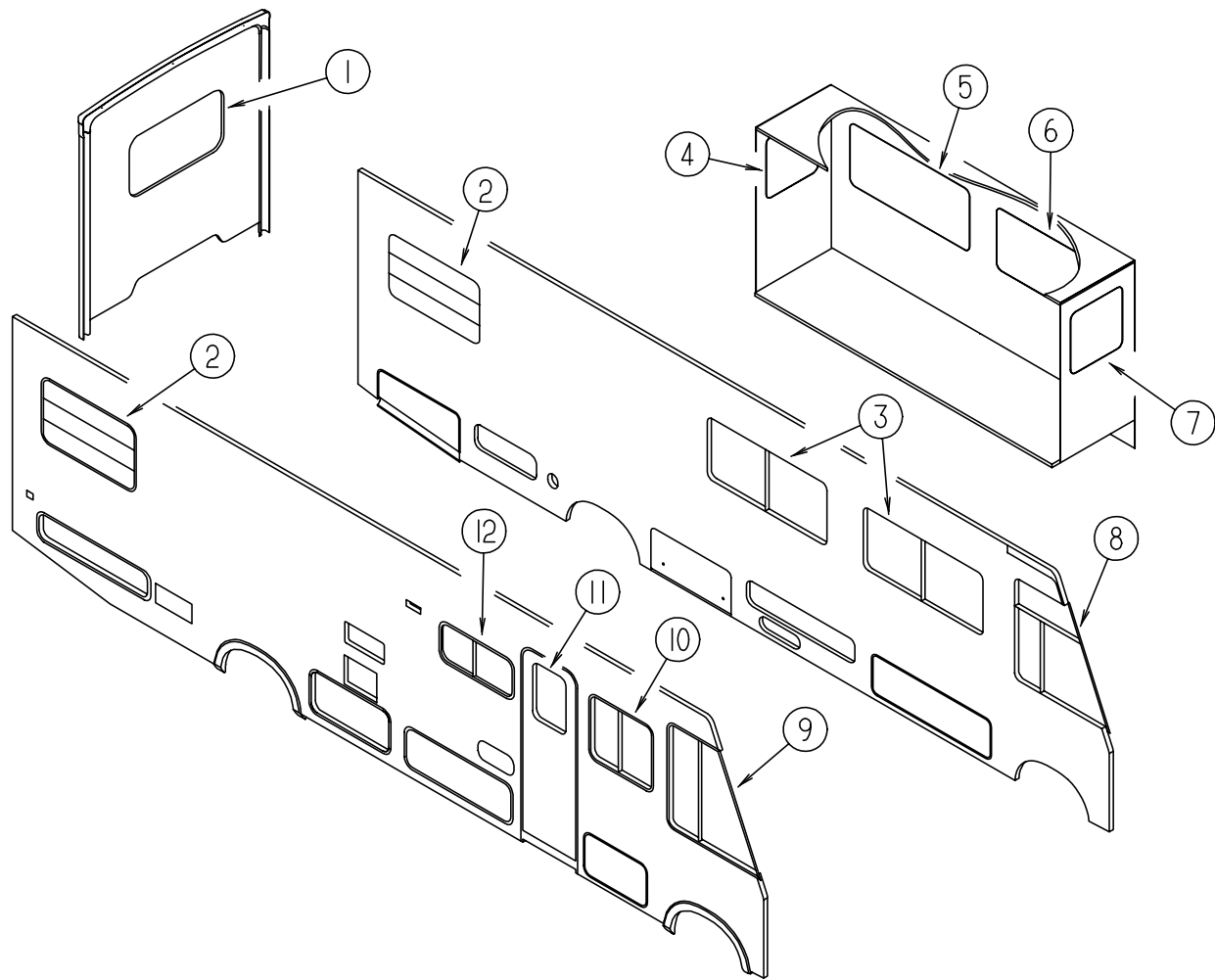


KEY	PART NUMBER	U/M DESCRIPTION
1	119138-01-G35	EA VALANCE ASM. - BELLINI - 53" - W/ WELT
1	119138-03-G36	EA VALANCE ASM. - BELLINI - 53" - W/ BRAID (G44)
1	119138-03-G37	EA VALANCE ASM. - BELLINI - 53" - W/ BRAID
1	119262-03-G45	EA VALANCE ASM. - BELLINI - 52.5" - W/ BRAID
1	119333-03-G35	EA LEG - RIGHT - 25" - PLAIN - NO HOLE
1	119333-03-G36	EA LEG - RIGHT - 25" - PLAIN - NO HOLE (G44)
1	119333-03-G37	EA LEG - RIGHT - 25" - PLAIN - NO HOLE
1	119333-63-G45	EA LEG - RIGHT - 25" - PLAIN - NO HOLE
1	119333-04-G35	EA LEG - LEFT - 25" - PLAIN - NO HOLE
1	119333-04-G36	EA LEG - LEFT - 25" - PLAIN - NO HOLE (G44)
1	119333-04-G37	EA LEG - LEFT - 25" - PLAIN - NO HOLE
1	119333-64-G45	EA LEG - LEFT - 25" - PLAIN - NO HOLE
1	111910-24-G35	EA BLIND - DAY/ NIGHTER - 49" X 28.5" (G36, G37, G44)
1	111910-24-G45	EA BLIND - DAY/ NIGHTER - 49" X 28.5"
2	119138-02-G35	EA VALANCE ASM. - BELLINI - 45" - W/ WELT
2	119138-04-G36	EA VALANCE ASM. - BELLINI - 45" - W/ BRAID (G44)
2	119138-04-G37	EA VALANCE ASM. - BELLINI - 45" - W/ BRAID
2	119262-13-G45	EA VALANCE ASM. - BELLINI - 45" - W/ BRAID
2	119333-59-G35	EA LEG - RIGHT - 28" - PLAIN
2	119333-59-G36	EA LEG - RIGHT - 28" - PLAIN (G44)
2	119333-59-G37	EA LEG - RIGHT - 28" - PLAIN
2	119333-69-G45	EA LEG - RIGHT - 28" - PLAIN
2	119333-60-G35	EA LEG - LEFT - 28" - PLAIN - NO HOLE
2	119333-60-G36	EA LEG - LEFT - 28" - PLAIN - NO HOLE (G44)
2	119333-60-G37	EA LEG - LEFT - 28" - PLAIN - NO HOLE
2	119333-70-G45	EA LEG - LEFT - 28" - PLAIN - NO HOLE
2	111910-44-G35	EA BLIND - DAY/ NIGHTER - 41" X 31" (G36, G37, G44)
2	111910-44-G45	EA BLIND - DAY/ NIGHTER - 41" X 31"

KEY	PART NUMBER	U/M DESCRIPTION
3	119136-01-G35	EA VALANCE ASM. - 64.5" STANWICK
3	119137-01-G36	EA VALANCE ASM. - 64.5" BAUHAUS
3	119136-01-G37	EA VALANCE ASM. - 64.5" STANWICK
3	119137-01-G44	EA VALANCE ASM. - 64.5" BAUHAUS
3	119262-39-G45	EA VALANCE ASM. - 64.5" MONACO
3	119333-01-G35	EA LEG - RIGHT - 25" - PLAIN - NO HOLE
3	119333-33-G36	EA LEG - RIGHT - 25" - PLAIN - NO HOLE
3	119333-01-G37	EA LEG - RIGHT - 25" - PLAIN - NO HOLE
3	119333-33-G44	EA LEG - RIGHT - 25" - PLAIN - NO HOLE
3	119333-01-G45	EA LEG - RIGHT - 25" - PLAIN - NO HOLE
3	119333-02-G35	EA LEG - LEFT - 25" - PLAIN - NO HOLE
3	119333-34-G36	EA LEG - LEFT - 25" - PLAIN - NO HOLE
3	119333-02-G37	EA LEG - LEFT - 25" - PLAIN - NO HOLE
3	119333-34-G44	EA LEG - LEFT - 25" - PLAIN - NO HOLE
3	119333-01-G45	EA LEG - LEFT - 25" - PLAIN - NO HOLE
3	109802-38-F32	EA BLIND - PLEATED - 60" X 30" (G35, G36, G37, G44)
3	109802-38-G45	EA BLIND - PLEATED - 60" X 30"
4	119136-18-G35	EA VALANCE ASM. - LEFT - 30.5" STANWICK
4	119137-08-G36	EA VALANCE ASM. - LEFT - 30.5" BAUHAUS
4	119136-18-G37	EA VALANCE ASM. - LEFT - 30.5" STANWICK
4	119137-08-G44	EA VALANCE ASM. - LEFT - 30.5" BAUHAUS
4	119262-50-G45	EA VALANCE ASM. - LEFT - 30.5" MONACO W/ BRAID
4	119333-52-G35	EA LEG - LEFT - 28" - PLAIN - NO HOLE
4	119333-18-G36	EA LEG - LEFT - 28" - PLAIN - NO HOLE
4	119333-52-G37	EA LEG - LEFT - 28" - PLAIN - NO HOLE
4	119333-18-G44	EA LEG - LEFT - 28" - PLAIN - NO HOLE
4	119333-52-G45	EA LEG - LEFT - 28" - PLAIN - NO HOLE
4	109802-40-F32	EA BLIND - PLEATED - 28" X 30" (G35, G36, G37, G44)
4	109802-40-G45	EA BLIND - PLEATED - 28" X 30"
5	119136-05-G35	EA VALANCE ASM. - LEFT - 64.5" STANWICK
5	119137-05-G36	EA VALANCE ASM. - LEFT - 64.5" BAUHAUS
5	119136-05-G37	EA VALANCE ASM. - LEFT - 64.5" STANWICK
5	119137-05-G44	EA VALANCE ASM. - LEFT - 64.5" BAUHAUS
5	119262-48-G45	EA VALANCE ASM. - LEFT - 64.5" MONACO W/ BRAID
5	120451-04-G35	EA LEG - LEFT - 11.5 X 28" - CORNER LEG
5	120451-06-G36	EA LEG - LEFT - 11.5 X 28" - CORNER LEG
5	120451-04-G37	EA LEG - LEFT - 11.5 X 28" - CORNER LEG
5	120451-06-G44	EA LEG - LEFT - 11.5 X 28" - CORNER LEG
5	120451-04-G45	EA LEG - LEFT - 11.5 X 28" - CORNER LEG
5	119333-51-G35	EA LEG - RIGHT - 28" - PLAIN - NO HOLE
5	119333-17-G36	EA LEG - RIGHT - 28" - PLAIN - NO HOLE
5	119333-51-G37	EA LEG - RIGHT - 28" - PLAIN - NO HOLE
5	119333-17-G44	EA LEG - RIGHT - 28" - PLAIN - NO HOLE
5	119333-51-G45	EA LEG - RIGHT - 28" - PLAIN - NO HOLE
5	109802-38-F32	EA BLIND - PLEATED - 60" X 30" (G35, G36, G37, G44)
5	109802-38-G45	EA BLIND - PLEATED - 60" X 30"

CURTAIN & CUSHION GROUP (CONTINUED)

CURTAINS & WINDOW TREATMENT (CONTINUED)

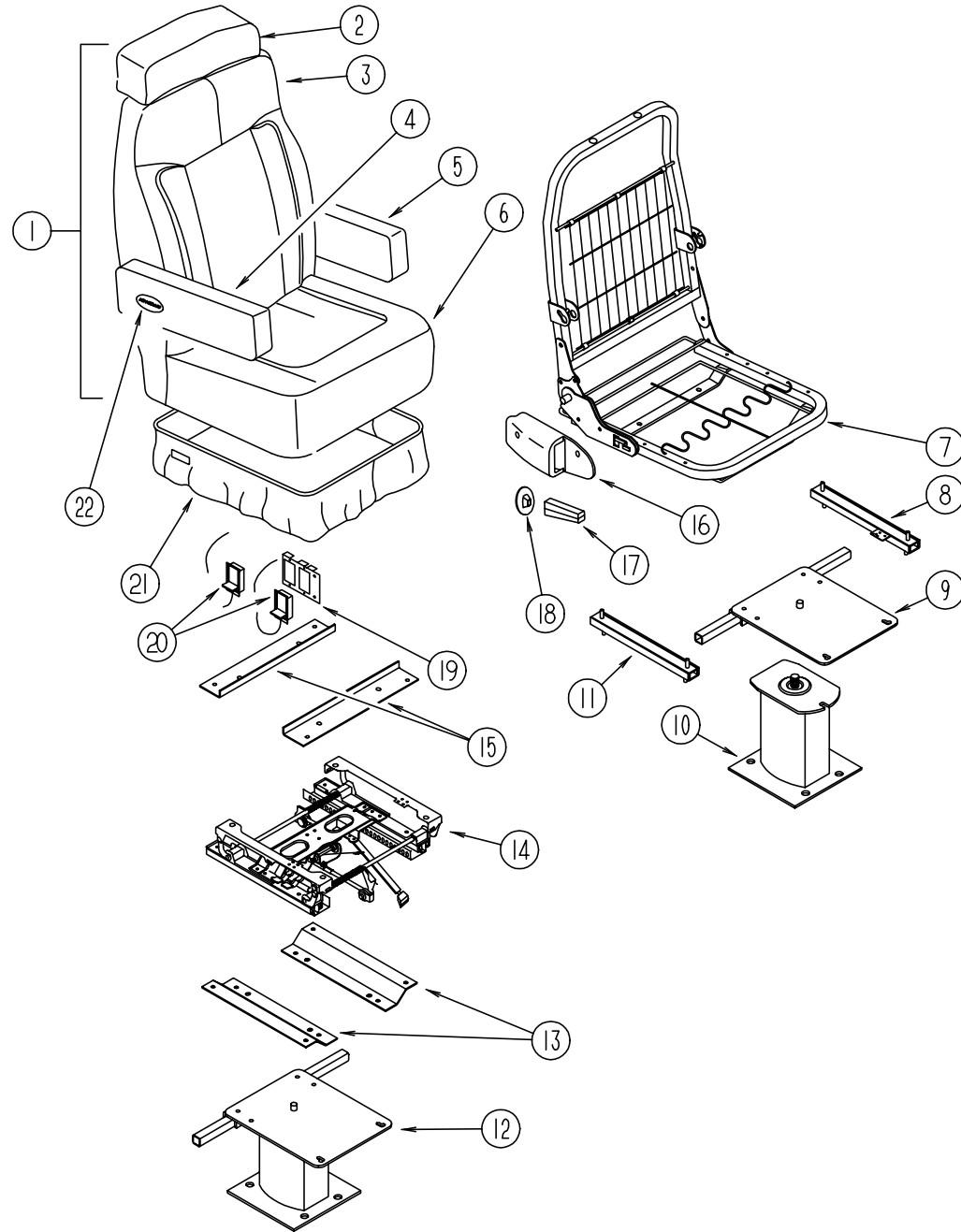


KEY	PART NUMBER	U/M	DESCRIPTION
6	119136-04-G35	EA	VALANCE ASM. - RIGHT - 64.5" STANWICK
6	119137-04-G36	EA	VALANCE ASM. - RIGHT - 64.5" BAUHAUS
6	119136-04-G37	EA	VALANCE ASM. - RIGHT - 64.5" STANWICK
6	119137-04-G44	EA	VALANCE ASM. - RIGHT - 64.5" BAUHAUS
6	119262-47-G45	EA	VALANCE ASM. - RIGHT - 64.5" MONACO W/ BRAID
6	119333-52-G35	EA	LEG - LEFT - 28" - PLAIN - NO HOLE
6	119333-17-G36	EA	LEG - LEFT - 28" - PLAIN - NO HOLE
6	119333-52-G37	EA	LEG - LEFT - 28" - PLAIN - NO HOLE
6	119333-17-G44	EA	LEG - LEFT - 28" - PLAIN - NO HOLE
6	119333-52-G45	EA	LEG - LEFT - 28" - PLAIN - NO HOLE
6	120451-03-G35	EA	LEG - RIGHT - 11.5 X 28" - CORNER LEG
6	120451-05-G36	EA	LEG - RIGHT - 11.5 X 28" - CORNER LEG
6	120451-03-G37	EA	LEG - RIGHT - 11.5 X 28" - CORNER LEG
6	120451-05-G44	EA	LEG - RIGHT - 11.5 X 28" - CORNER LEG
6	120451-03-G45	EA	LEG - RIGHT - 11.5 X 28" - CORNER LEG
6	109802-38-F32	EA	BLIND - PLEATED - 60" X 30" (G35, G36, G37, G44)
6	109802-38-G45	EA	BLIND - PLEATED - 60" X 30"

KEY	PART NUMBER	U/M	DESCRIPTION
7	119136-06-G35	EA	VALANCE ASM. - RIGHT - 30.5" STANWICK
7	119137-06-G36	EA	VALANCE ASM. - RIGHT - 30.5" BAUHAUS
7	119136-06-G37	EA	VALANCE ASM. - RIGHT - 30.5" STANWICK
7	119137-06-G44	EA	VALANCE ASM. - RIGHT - 30.5" BAUHAUS
7	119262-49-G45	EA	VALANCE ASM. - RIGHT - 30.5" MONACO W/ BRAID
7	119333-51-G35	EA	LEG - RIGHT - 28" - PLAIN - NO HOLE
7	119333-17-G36	EA	LEG - RIGHT - 28" - PLAIN - NO HOLE
7	119333-51-G37	EA	LEG - RIGHT - 28" - PLAIN - NO HOLE
7	119333-17-G44	EA	LEG - RIGHT - 28" - PLAIN - NO HOLE
7	119333-51-G45	EA	LEG - RIGHT - 28" - PLAIN - NO HOLE
7	109802-40-F32	EA	BLIND - PLEATED - 28" X 30" (G36, G37, G44)
7	109802-40-G45	EA	BLIND - PLEATED - 28" X 30"
8	101668-46-E91	EA	CURTAIN ASM. - 48" X 80" - DRIVER SIDE - TAPE TOP (G35, G36, G37, G44)
8	101668-46-F87	EA	CURTAIN ASM. - 48" X 80" - DRIVER SIDE - TAPE TOP (G45)
8	073260-42-C18	EA	TIEBACK ASM. - 6" X 18" (G35, G36, G37, G44)
8	073260-42-C17	EA	TIEBACK ASM. - 6" X 18" (G45)
9	101668-45-E91	EA	CURTAIN ASM. - 48" X 80" - PASSENGER SIDE - TAPE TOP (G35, G36, G37, G44)
9	101668-45-F87	EA	CURTAIN ASM. - 48" X 80" - PASSENGER SIDE - TAPE TOP (G45)
9	073260-42-C18	EA	TIEBACK ASM. - 6" X 18" (G35, G36, G37, G44)
9	073260-42-C18	EA	TIEBACK ASM. - 6" X 18" (G45)
10	119136-02-G35	EA	VALANCE ASM. - 34.5" STANWICK
10	119137-02-G36	EA	VALANCE ASM. - 34.5" BAUHAUS
10	119136-02-G37	EA	VALANCE ASM. - 34.5" STANWICK
10	119137-02-G44	EA	VALANCE ASM. - 34.5" BAUHAUS
10	119262-42-G45	EA	VALANCE ASM. - 34.5" MONACO W/ BRAID
10	119333-01-G35	EA	LEG - RIGHT - 25" - PLAIN - NO HOLE (W/O SLIDEOUT ROOM)
10	119333-33-G36	EA	LEG - RIGHT - 25" - PLAIN - NO HOLE (W/O SLIDEOUT ROOM)
10	119333-01-G37	EA	LEG - RIGHT - 25" - PLAIN - NO HOLE (W/O SLIDEOUT ROOM)
10	119333-01-G44	EA	LEG - RIGHT - 25" - PLAIN - NO HOLE (W/O SLIDEOUT ROOM)
10	119333-01-G45	EA	LEG - RIGHT - 25" - PLAIN - NO HOLE (W/O SLIDEOUT ROOM)
10	119333-51-G35	EA	LEG - RIGHT - 28" - PLAIN - NO HOLE (W/ SLIDEOUT ROOM)
10	119333-17-G36	EA	LEG - RIGHT - 28" - PLAIN - NO HOLE (W/ SLIDEOUT ROOM)
10	119333-51-G37	EA	LEG - RIGHT - 28" - PLAIN - NO HOLE (W/ SLIDEOUT ROOM)
10	119333-17-G44	EA	LEG - RIGHT - 28" - PLAIN - NO HOLE (W/ SLIDEOUT ROOM)
10	119333-51-G45	EA	LEG - RIGHT - 28" - PLAIN - NO HOLE (W/ SLIDEOUT ROOM)
10	119333-02-G35	EA	LEG - LEFT - 25" - PLAIN - NO HOLE (W/O SLIDEOUT ROOM)
10	119333-34-G36	EA	LEG - LEFT - 25" - PLAIN - NO HOLE (W/O SLIDEOUT ROOM)
10	119333-02-G37	EA	LEG - LEFT - 25" - PLAIN - NO HOLE (W/O SLIDEOUT ROOM)
10	119333-34-G44	EA	LEG - LEFT - 25" - PLAIN - NO HOLE (W/O SLIDEOUT ROOM)
10	119333-02-G45	EA	LEG - LEFT - 25" - PLAIN - NO HOLE (W/O SLIDEOUT ROOM)
10	119333-52-G35	EA	LEG - LEFT - 28" - PLAIN - NO HOLE (W/ SLIDEOUT ROOM)
10	119333-18-G36	EA	LEG - LEFT - 28" - PLAIN - NO HOLE (W/ SLIDEOUT ROOM)
10	119333-52-G37	EA	LEG - LEFT - 28" - PLAIN - NO HOLE (W/ SLIDEOUT ROOM)
10	119333-18-G44	EA	LEG - LEFT - 28" - PLAIN - NO HOLE (W/ SLIDEOUT ROOM)
10	119333-52-G45	EA	LEG - LEFT - 28" - PLAIN - NO HOLE (W/ SLIDEOUT ROOM)
10	109802-39-F32	EA	BLIND - PLEATED - 30" X 30" (G35, G36, G37, G44)
10	109802-39-G45	EA	BLIND - PLEATED - 30" X 30"
11	119136-03-G35	EA	VALANCE ASM. - 15 X 31" STANWICK
11	119137-03-G36	EA	VALANCE ASM. - 15 X 31" BAUHAUS
11	119136-03-G37	EA	VALANCE ASM. - 15 X 31" STANWICK
11	119137-03-G44	EA	VALANCE ASM. - 15 X 31" BAUHAUS
11	119262-45-G45	EA	VALANCE ASM. - 15 X 31" MONACO W/ BRAID
11	084755-57-E07	EA	PULL SHADE - 27.25"
12	109041-20-02A	EA	MINI BLIND - 31" X 18" - BEIGE (G35, G36, G37, G44)
12	109041-20-01A	EA	MINI BLIND - 31" X 18" - SILVER (G45)
12	109353-07-02A	EA	BLIND SLAT - 31" - BEIGE (G35, G36, G37, G44)
12	109353-07-01A	EA	BLIND SLAT - 31" - SILVER (G45)

CURTAIN & CUSHION GROUP (CONTINUED)

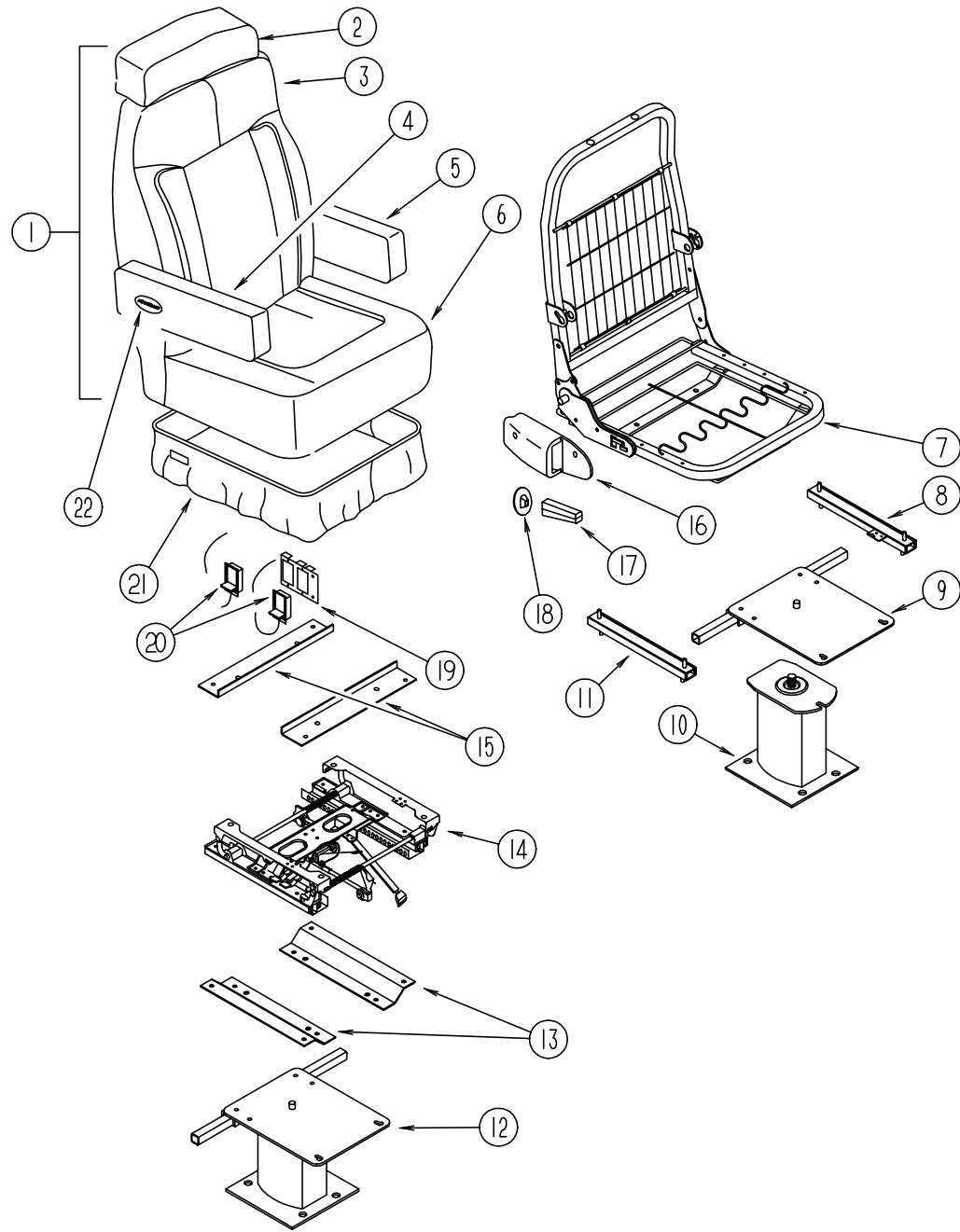
BUCKET SEAT



KEY	PART NUMBER	U/M	DESCRIPTION
1	115390-05-G35	EA	SEAT - NEWPORT - MANUAL RECLINER - W/ HEADREST
1	115390-05-G36	EA	SEAT - NEWPORT - MANUAL RECLINER - W/ HEADREST FROM: 00-00-00 THRU: 10-31-95
1	115390-05-GA6	EA	SEAT - NEWPORT - MANUAL RECLINER - W/ HEADREST (G36) FROM: 11-01-95 THRU: 99-99-99
1	115390-05-G37	EA	SEAT - NEWPORT - MANUAL RECLINER - W/ HEADREST
1	115390-05-GA6	EA	SEAT - NEWPORT - MANUAL RECLINER - W/ HEADREST (G44)
1	115390-05-G45	EA	SEAT - NEWPORT - MANUAL RECLINER - W/ HEADREST
2	119698-01-G35	EA	HEADREST - STRATON II
2	119698-01-G36	EA	HEADREST - STRATON II FROM: 00-00-00 THRU: 10-31-95
2	119698-01-GA6	EA	HEADREST - STRATON II (G36) FROM: 11-01-95 THRU: 99-99-99
2	119698-01-G37	EA	HEADREST - STRATON II
2	119698-01-GA6	EA	HEADREST - STRATON II (G44)
2	119698-01-G45	EA	HEADREST - STRATON II
2	P19698-01-G35	EA	COVER - HEADREST STRATON II
2	P19698-01-G36	EA	COVER - HEADREST STRATON II FROM: 00-00-00 THRU: 10-31-95
2	P19698-01-GA6	EA	COVER - HEADREST STRATON II (G36) FROM: 11-01-95 THRU: 99-99-99
2	P19698-01-G37	EA	COVER - HEADREST STRATON II
2	P19698-01-GA6	EA	COVER - HEADREST STRATON II (G44)
2	P19698-01-G45	EA	COVER - HEADREST STRATON II
2	114791-05-000	EA	FRAME - HEADREST - STRATON
3	M05962-13-G35	EA	COVER ASM. - BACK - NEWPORT
3	M05962-13-G36	EA	COVER ASM. - BACK - NEWPORT FROM: 00-00-00 THRU: 10-31-95
3	M05962-13-GA6	EA	COVER ASM. - BACK - NEWPORT (G36) FROM: 11-01-95 THRU: 99-99-99
3	M05962-13-G37	EA	COVER ASM. - BACK - NEWPORT
3	M05962-13-GA6	EA	COVER ASM. - BACK - NEWPORT (G44)
3	M05962-13-G45	EA	COVER ASM. - BACK - NEWPORT
4	114929-01-G35	EA	ARMREST ASM. - RIGHT HAND
4	114929-01-G36	EA	ARMREST ASM. - RIGHT HAND FROM: 00-00-00 THRU: 10-31-95
4	114929-01-GA6	EA	ARMREST ASM. - RIGHT HAND (G36) FROM: 11-01-95 THRU: 99-99-99
4	114929-01-G37	EA	ARMREST ASM. - RIGHT HAND
4	114929-01-GA6	EA	ARMREST ASM. - RIGHT HAND (G44)
4	114929-01-G45	EA	ARMREST ASM. - RIGHT HAND
4	P14929-01-G35	EA	COVER ASM. - ARMREST - RIGHT HAND
4	P14929-01-G36	EA	COVER ASM. - ARMREST - RIGHT HAND FROM: 00-00-00 THRU: 10-31-95
4	P14929-01-GA6	EA	COVER ASM. - ARMREST - RIGHT HAND (G36) FROM: 11-01-95 THRU: 99-99-99
4	P14929-01-G37	EA	COVER ASM. - ARMREST - RIGHT HAND
4	P14929-01-GA6	EA	COVER ASM. - ARMREST - RIGHT HAND (G44)
4	P14929-01-G45	EA	COVER ASM. - ARMREST - RIGHT HAND

CURTAIN & CUSHION GROUP (CONTINUED)

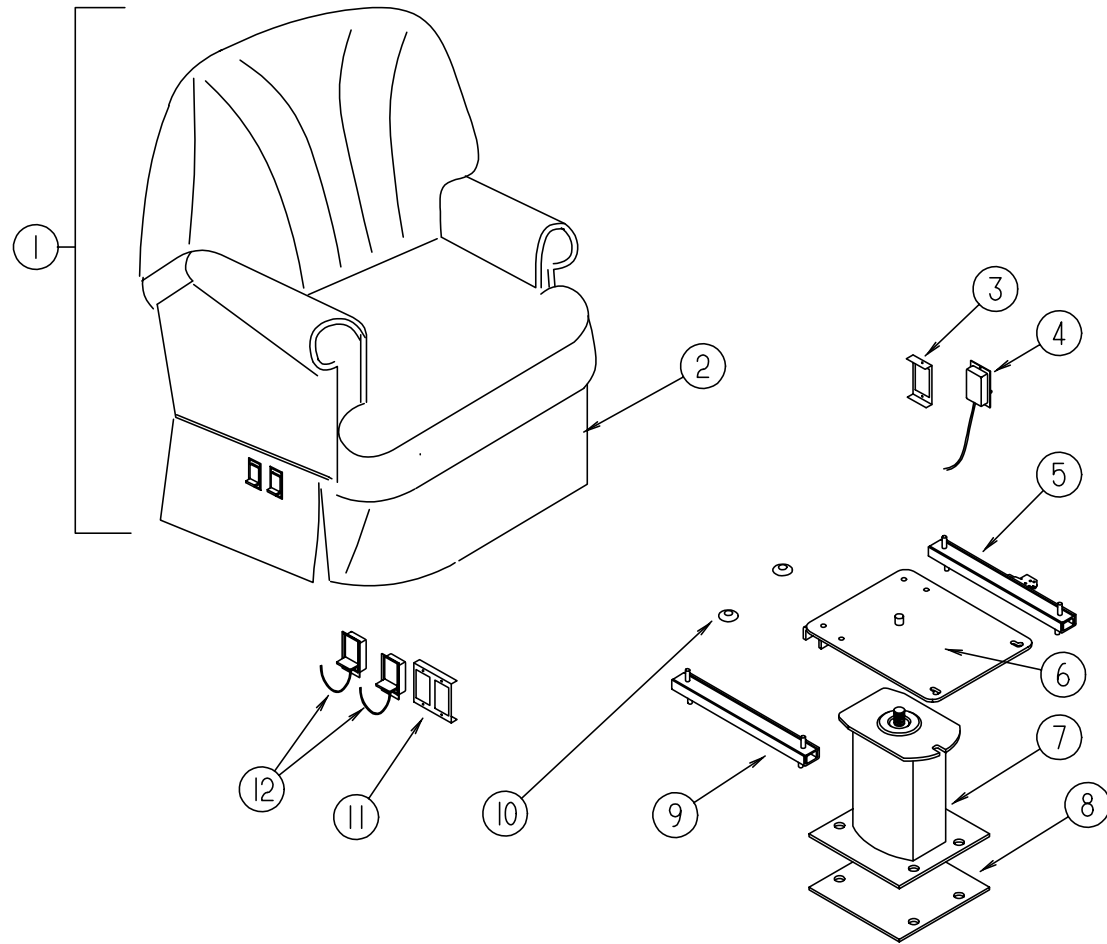
BUCKET SEAT (CONTINUED)



KEY	PART NUMBER	U/M	DESCRIPTION
5	114929-02-G35	EA	ARMREST ASM. - LEFT HAND
5	114929-02-G36	EA	ARMREST ASM. - LEFT HAND
			FROM: 00-00-00 THRU: 10-31-95
5	114929-02-GA6	EA	ARMREST ASM. - LEFT HAND (G36)
			FROM: 11-01-95 THRU: 99-99-99
5	114929-02-G37	EA	ARMREST ASM. - LEFT HAND
5	114929-02-GA6	EA	ARMREST ASM. - LEFT HAND (G44)
5	114929-02-G45	EA	ARMREST ASM. - LEFT HAND
5	P14929-02-G35	EA	COVER ASM. - ARMREST - LEFT HAND
5	P14929-02-G36	EA	COVER ASM. - ARMREST - LEFT HAND
			FROM: 00-00-00 THRU: 10-31-95
5	P14929-02-GA6	EA	COVER ASM. - ARMREST - LEFT HAND (G36)
			FROM: 11-01-95 THRU: 99-99-99
5	P14929-02-G37	EA	COVER ASM. - ARMREST - LEFT HAND
5	P14929-02-GA6	EA	COVER ASM. - ARMREST - LEFT HAND (G44)
5	P14929-02-G45	EA	COVER ASM. - ARMREST - LEFT HAND
6	M05962-14-G35	EA	COVER ASM. - SEAT - NEWPORT
6	M05962-14-G36	EA	COVER ASM. - SEAT - NEWPORT
			FROM: 00-00-00 THRU: 10-31-95
6	M05962-14-GA6	EA	COVER ASM. - SEAT - NEWPORT (G36)
			FROM: 11-01-95 THRU: 99-99-99
6	M05962-14-G37	EA	COVER ASM. - SEAT - NEWPORT
6	M05962-14-GA6	EA	COVER ASM. - SEAT - NEWPORT (G44)
6	M05962-14-G45	EA	COVER ASM. - SEAT - NEWPORT
7	M80906-12-000	EA	FRAME - SEAT - BACK & SPRING
8	119952-04-000	EA	ADJUSTER SIDE - W/ LOCK - FORWARD & BACK
	117125-01-02B	EA	BRACKET - CABLE HOLDER - STEEL
9	107921-05-000	EA	TOP PLATE - PEDESTAL - W/ SEATBELT BAR
10	107921-01-000	EA	FLOOR MOUNTED PEDESTAL - W/ 9.75" EXTENSION
	107921-06-000	EA	BEARING KIT - PEDESTAL
11	119952-04-000	EA	ADJUSTER SIDE - W/O LOCK - FORWARD & BACK
	007221-01-000	EA	SPACER - SEAT - ADJUSTER
	114889-01-000	EA	STOP BAR - SEAT ADJUSTER
12	107921-14-000	EA	FLOOR MOUNTED PEDESTAL - W/ 5.75" EXTENSION
13	116215-03-000	EA	LOWER PLATE - 6 WAY MANUAL CONTROL
14	116215-01-000	EA	6 WAY MANUAL CONTROL
15	116215-02-000	EA	UPPER PLATE - 6 WAY MANUAL CONTROL
16	080730-09-000	EA	SHIELD - RECLINER HANDLE
	080730-10-000	EA	SCREW - RECLINER HANDLE SHIELD
17	080730-08-000	EA	HANDLE - RECLINER - BLACK
18	080730-11-000	EA	SHIELD - RUBBER BOOT
19	097683-02-000	EA	BRACKET - REMOTE - SIDE MOUNT
20	089368-03-000	EA	REMOTE & CABLE - 26"
	108049-02-000	EA	CABLE CLIP
21	071126-43-G35	EA	SKIRT ASM - SINGLE - 10.5" - W/ OPEN BACK
21	071126-43-G36	EA	SKIRT ASM - SINGLE - 10.5" - W/ OPEN BACK
			FROM: 00-00-00 THRU: 10-31-95
21	071126-43-GA6	EA	SKIRT ASM - SINGLE - 10.5" - W/ OPEN BACK (G36)
			FROM: 11-01-95 THRU: 99-99-99
21	071126-43-GV0	EA	SKIRT ASM - SINGLE - 10.5" - W/ OPEN BACK (G37)
21	071126-43-GA6	EA	SKIRT ASM - SINGLE - 10.5" - W/ OPEN BACK (G44)
21	071126-43-G45	EA	SKIRT ASM - SINGLE - 10.5" - W/ OPEN BACK
21	071126-54-G35	EA	SKIRT ASM - SINGLE - 10.5" - W/ OPEN BACK (W/ 6 WAY MANUAL CONTROL)
21	071126-54-G36	EA	SKIRT ASM - SINGLE - 10.5" - W/ OPEN BACK (W/ 6 WAY MANUAL CONTROL)
			FROM: 00-00-00 THRU: 10-31-95
21	071126-54-GA6	EA	SKIRT ASM - SINGLE - 10.5" - W/ OPEN BACK (W/ 6 WAY MANUAL CONTROL) (G36)
			FROM: 11-01-95 THRU: 99-99-99
21	071126-54-GV0	EA	SKIRT ASM - SINGLE - 10.5" - W/ OPEN BACK (W/ 6 WAY MANUAL CONTROL) (G37)
21	071126-54-GA6	EA	SKIRT ASM - SINGLE - 10.5" - W/ OPEN BACK (W/ 6 WAY MANUAL CONTROL) (G44)
21	071126-54-G45	EA	SKIRT ASM - SINGLE - 10.5" - W/ OPEN BACK (W/ 6 WAY MANUAL CONTROL)
22	111169-01-000	EA	BACK PLATE - ITASCA EMBLEM
22	111169-05-000	EA	EMBLEM - "ITASCA"

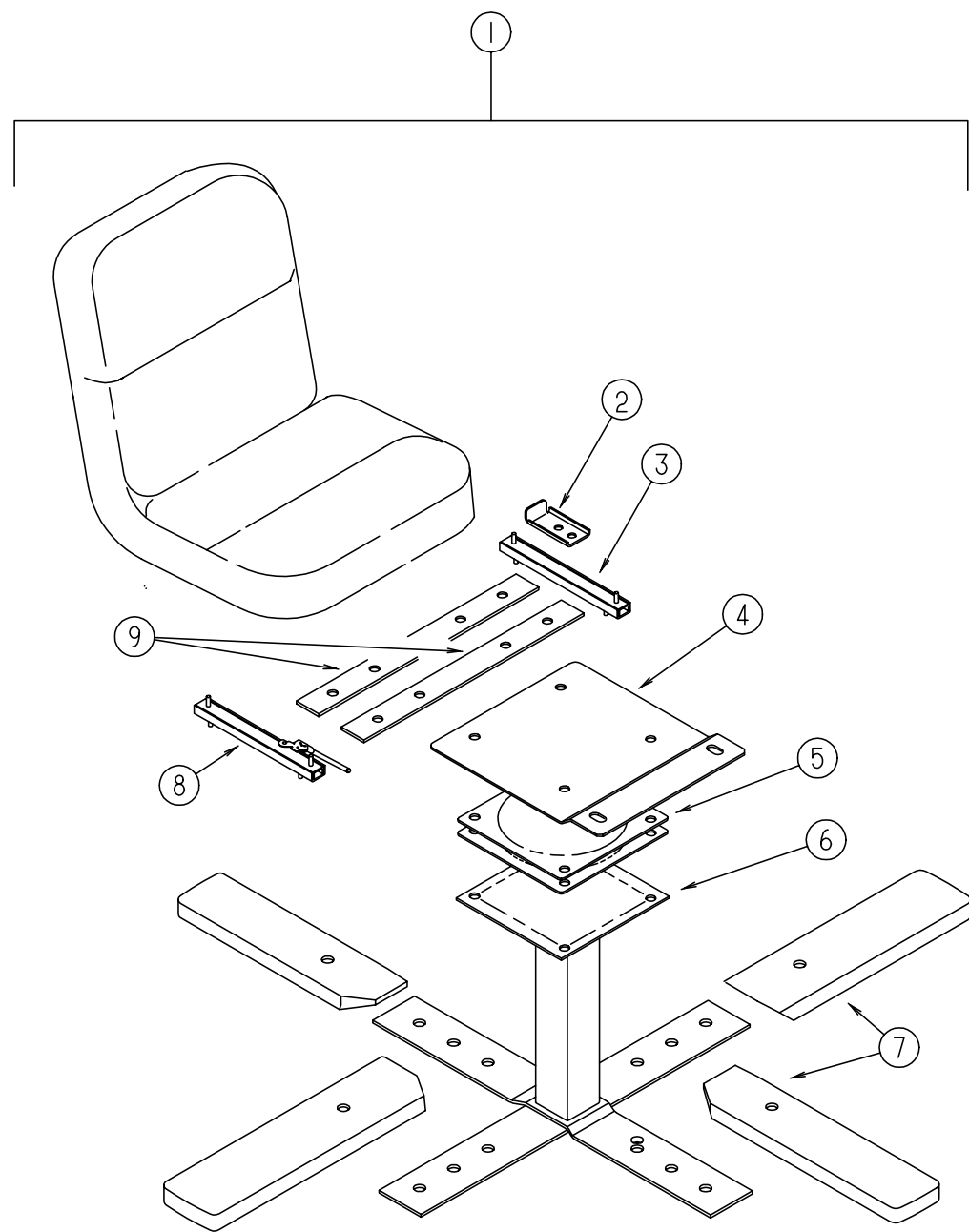
CURTAIN & CUSHION GROUP (CONTINUED)

SWIVEL CHAIR (RECLINER)



KEY	PART NUMBER	U/M	DESCRIPTION
1	118538-01-G35	EA	SWIVEL CHAIR - RECLINER
1	118538-01-G36	EA	SWIVEL CHAIR - RECLINER
1	118538-01-G37	EA	SWIVEL CHAIR - RECLINER
1	118538-01-G44	EA	SWIVEL CHAIR - RECLINER
1	118538-01-G45	EA	SWIVEL CHAIR - RECLINER
1	P18538-01-G35	EA	COVER ASM. - SWIVEL CHAIR - RECLINER
1	P18538-01-G36	EA	COVER ASM. - SWIVEL CHAIR - RECLINER
1	P18538-01-G37	EA	COVER ASM. - SWIVEL CHAIR - RECLINER
1	P18538-01-G44	EA	COVER ASM. - SWIVEL CHAIR - RECLINER
1	P18538-01-G45	EA	COVER ASM. - SWIVEL CHAIR - RECLINER
2	118539-01-G35	EA	SKIRT ASM.
2	118539-01-G36	EA	SKIRT ASM.
2	118539-01-G37	EA	SKIRT ASM.
2	118539-01-G44	EA	SKIRT ASM.
2	118539-01-G45	EA	SKIRT ASM.
3	097683-03-000	EA	BRACKET - REMOTE - SIDE MOUNT
4	089368-05-000	EA	REMOTE & CABLE - ADJUSTER SLIDE
5	119952-02-000	EA	ADJUSTER SLIDE - W/ LOCKING ARM
	108049-02-000	EA	CLIP - PEDESTAL CABLE
6	107921-08-000	EA	TOP PLATE - PEDESTAL - W/O SEATBELT BAR
7	107921-01-000	EA	FLOOR MOUNTED PEDESTAL - W/9.75" EXTENSION
8	108445-02-000	EA	SUB PLATE - FLOOR MOUNTED PEDESTAL
	107921-06-000	EA	BEARING KIT - PEDESTAL
9	119952-02-000	EA	ADJUSTER SLIDE - W/O LOCKING ARM
10	007221-01-000	EA	SPACER - SEAT ADJUSTER
11	097683-02-000	EA	BRACKET - REMOTE - SIDE MOUNT
12	089368-03-000	EA	REMOTE & CABLE - 26"
	108049-02-000	EA	CLIP - PEDESTAL CABLE
	057759-01-000	EA	WASHER BRACKET - SEAT BELT - 4" DIAMETER
	007021-01-000	EA	SEAT BELT - 2" X 90" - BLACK

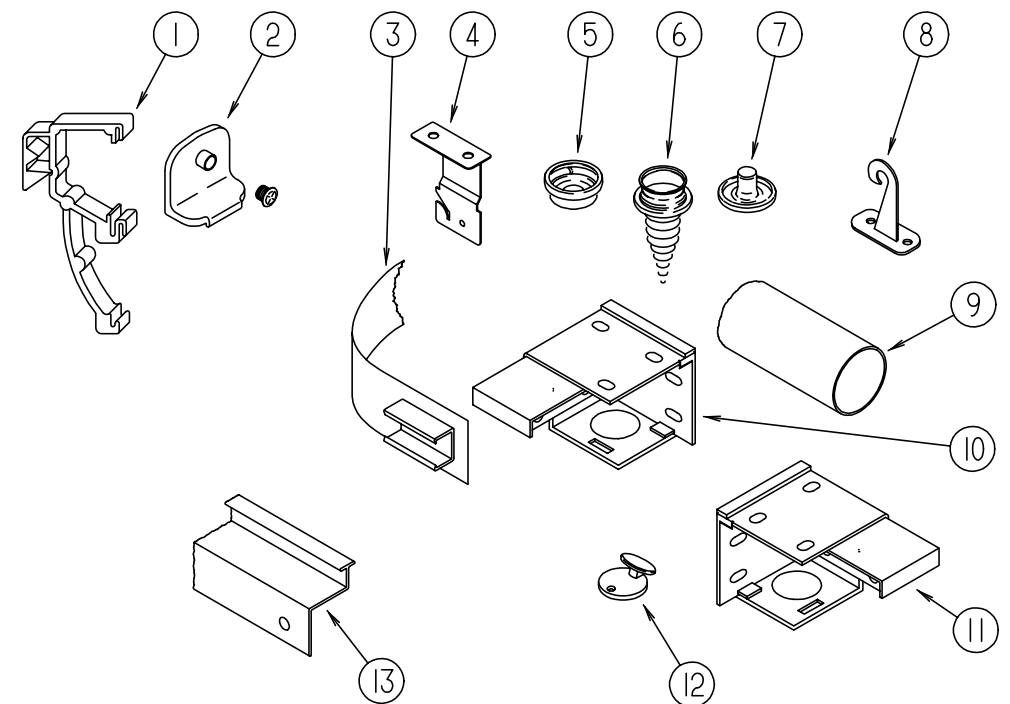
CURTAIN & CUSHION GROUP (CONTINUED)



DINETTE SWIVEL CHAIR ASM (200 KC)

KEY	PART NUMBER	U/M DESCRIPTION
1	119108-01-G35	EA CHAIR ASM - 200 KC
1	119108-01-G36	EA CHAIR ASM - 200 KC (G44)
1	119108-01-G37	EA CHAIR ASM - 200 KC
1	119108-01-G45	EA CHAIR ASM - 200 KC
2	114889-01-000	EA STOP BRACKET
3	119952-02-000	EA SLIDE - SEAT - NONLOCKING
4	119705-11-02B	EA PLATE - SEAT
5	119105-01-000	EA PLATE - SWIVEL - RETURN-O-MATIC - 5.75"
6	119705-02-03B	EA PEDESTAL ASM.
7	116080-02-G35	EA COVER - CHAIR LEG
8	119952-05-000	EA SLIDE - SEAT - FORWARD HANDLE
9	120109-01-02B	EA ADAPTER BRACKET - CHAIR ASM

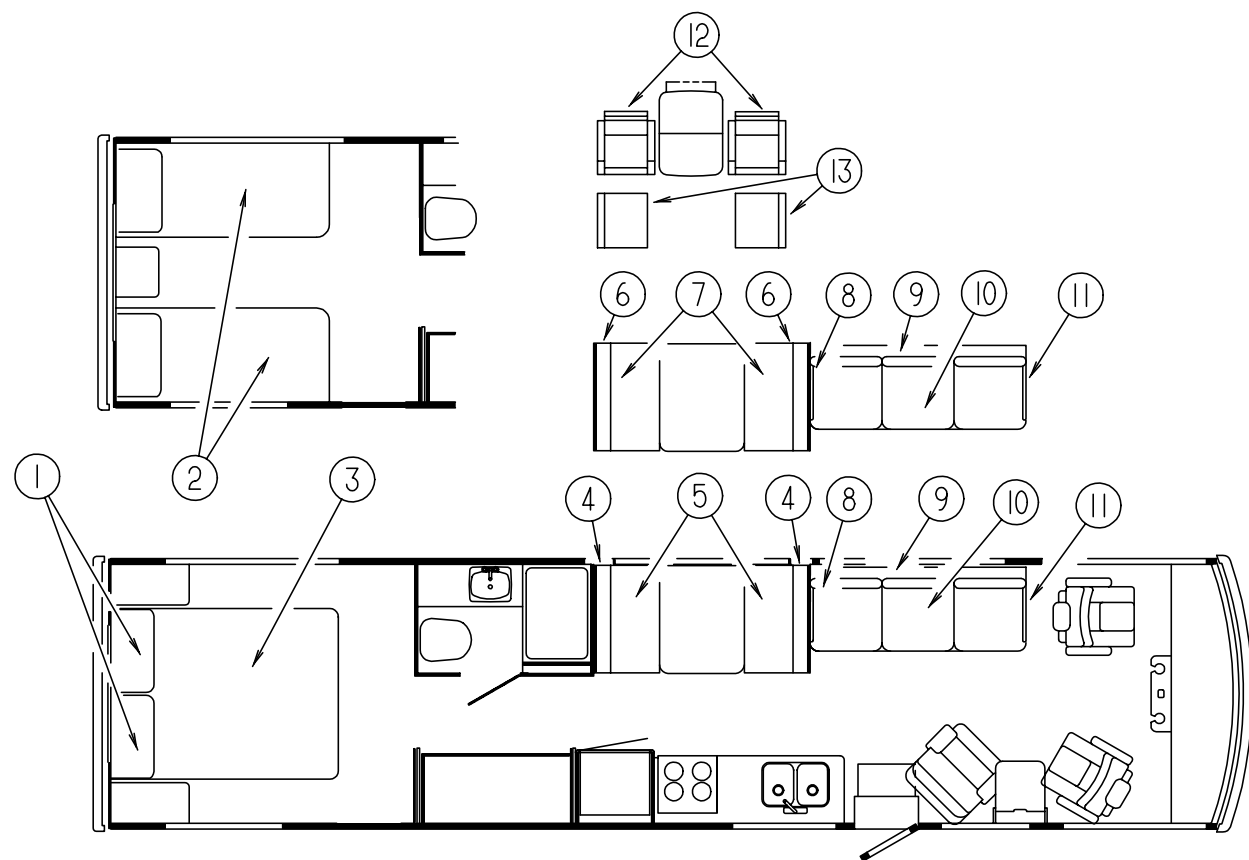
CURTAIN & CUSHION GROUP (CONTINUED)



CURTAIN & BLIND HARDWARE

KEY	PART NUMBER	U/M DESCRIPTION
1	109353-04-000	EA CLIP - VALANCE SLAT MOUNTING - CLEAR PLASTIC - PAR
2	106544-01-000	EA SHADE PULL - BRASS
	106544-01-001	EA SCREW - SHADE PULL - BRASS
3	101031-01-000	YD TAPE - GLIDE - CURTAIN - 4.25" SPACING
4	084434-01-000	EA BRACKET - MOUNTING - ROLLER SHADE - 1 3/8"
	096843-01-000	EA SPRING - REWIND - ROLLER SHADE
5	029156-01-000	EA SOCKET - SNAP - 9/16" O.D
6	029130-01-000	EA SCREW - SNAP SOCKET - 8 PH X 5/8"
7	029155-01-000	EA CAP - SNAP - 5/32" O.D. OF PIN
	046867-01-000	EA GROMMET - BRASS - 7/16" ID X 1" OD
8	109441-01-000	EA HOLD DOWN - BLIND, HOOK
9	102075-08-01A	EA SHOWER ROD
	009112-01-000	EA FLANGE - SHOWER ROD
10	083170-02-000	EA BRACKET - BLIND - LEFT SIDE
11	083170-01-000	EA BRACKET - BLIND - RIGHT SIDE
12	102555-01-000	EA CLEAT - CORD - BLIND - OFF WHITE
13	114641 05 01A	EA TRACK - WRAPAROUND CURTAIN - OFF WHITE (PASSENGER SIDE)
	114641 06 01A	EA TRACK - WRAPAROUND CURTAIN - OFF WHITE (DRIVER SIDE)
	048394-02-000	YD VELCRO TAPE - HOOK - ADHESIVE BACK - .75" WIDE - C
	097565-01-000	EA BRACKET - MOUNTING - PLEATED BLIND
	097591-01-000	EA SPRING - EXTENSION - PLEATED BLIND
	097592-01-000	EA SPOOL - CORD - ELEVATED BLIND HOLDUP - CLEAR PLASTIC
	097593-02-000	FT CORD - BLIND GRAY

CURTAIN & CUSHION GROUP (CONTINUED)



DINETTE CUSHIONS

KEY	PART NUMBER	U/M DESCRIPTION
4	111897-04-G35	EA CUSHION ASM. - 13.5" X 38" X 5" - CLUB BACK
4	111897-04-G36	EA CUSHION ASM. - 13.5" X 38" X 5" - CLUB BACK
4	111897-04-G37	EA CUSHION ASM. - 13.5" X 38" X 5" - CLUB BACK
4	111897-04-G44	EA CUSHION ASM. - 13.5" X 38" X 5" - CLUB BACK
4	111897-04-G45	EA CUSHION ASM. - 13.5" X 38" X 5" - CLUB BACK
4	P11897-04-G35	EA COVER - 13.5" X 38" X 5" - CLUB BACK
4	P11897-04-G36	EA COVER - 13.5" X 38" X 5" - CLUB BACK
4	P11897-04-G37	EA COVER - 13.5" X 38" X 5" - CLUB BACK
4	P11897-04-G44	EA COVER - 13.5" X 38" X 5" - CLUB BACK
4	P11897-04-G45	EA COVER - 13.5" X 38" X 5" - CLUB BACK
5	088927-87-G35	EA CUSHION ASM. - 23" X 38" X 5" - DINETTE SEAT
5	088927-87-G36	EA CUSHION ASM. - 23" X 38" X 5" - DINETTE SEAT
5	088927-87-G37	EA CUSHION ASM. - 23" X 38" X 5" - DINETTE SEAT
5	088927-87-G44	EA CUSHION ASM. - 23" X 38" X 5" - DINETTE SEAT
5	088927-87-G45	EA CUSHION ASM. - 23" X 38" X 5" - DINETTE SEAT
5	M88927-87-G35	EA COVER - CUSHION - 23" X 38" X 5" - DINETTE SEAT
5	M88927-87-G36	EA COVER - CUSHION - 23" X 38" X 5" - DINETTE SEAT
5	M88927-87-G37	EA COVER - CUSHION - 23" X 38" X 5" - DINETTE SEAT
5	M88927-87-G44	EA COVER - CUSHION - 23" X 38" X 5" - DINETTE SEAT
5	M88927-87-G45	EA COVER - CUSHION - 23" X 38" X 5" - DINETTE SEAT
5	078155-01-000	EA STRAP - SNAP - BACKREST CUSHION

DINETTE CUSHIONS (SLIDEOUT)

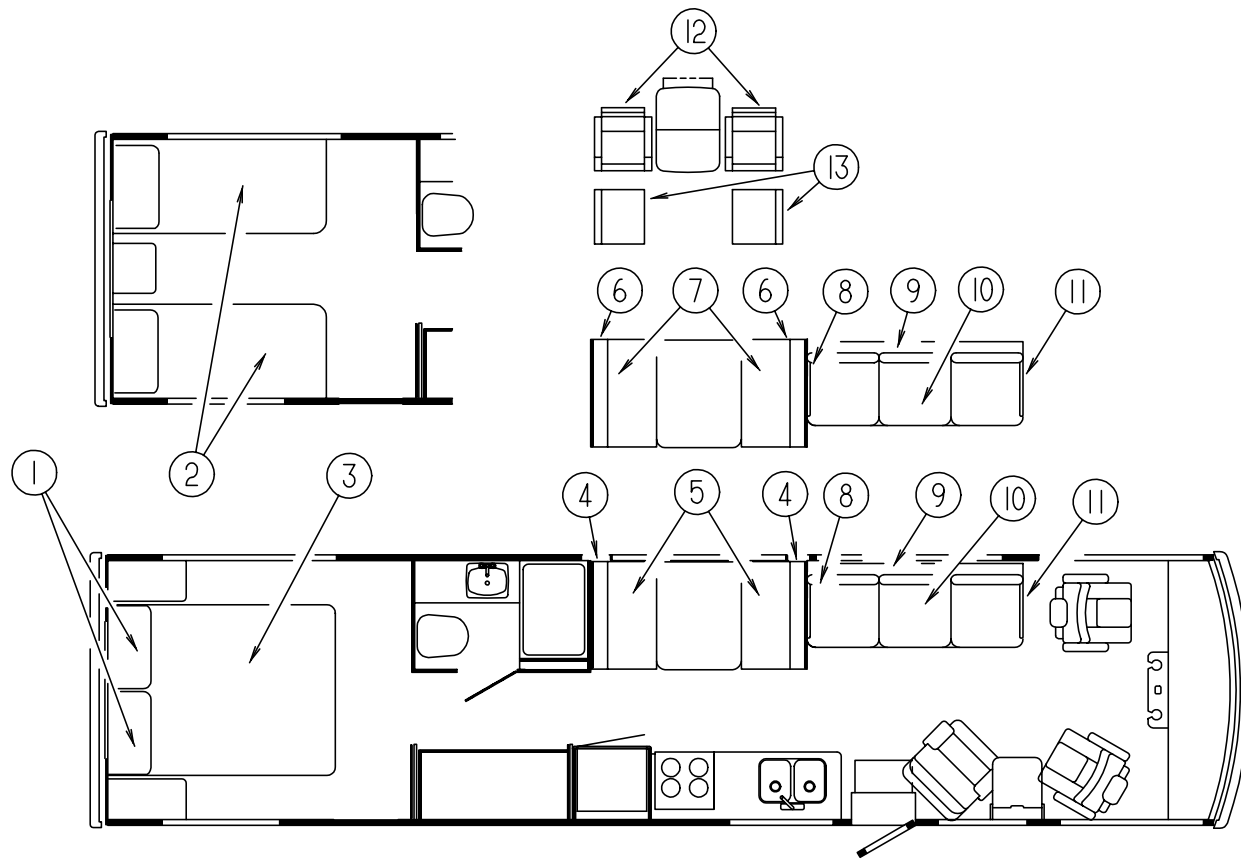
KEY	PART NUMBER	U/M DESCRIPTION
6	111897-05-G35	EA CUSHION ASM. - 13.5" X 42" X 5" - CLUB BACK
6	111897-05-G36	EA CUSHION ASM. - 13.5" X 42" X 5" - CLUB BACK
6	111897-05-GV0	EA CUSHION ASM. - 13.5" X 42" X 5" - CLUB BACK (G37)
6	111897-05-G44	EA CUSHION ASM. - 13.5" X 42" X 5" - CLUB BACK
6	111897-05-G45	EA CUSHION ASM. - 13.5" X 42" X 5" - CLUB BACK
6	P11897-05-G35	EA COVER - 13.5" X 42" X 5" - CLUB BACK
6	P11897-05-G36	EA COVER - 13.5" X 42" X 5" - CLUB BACK
6	P11897-05-GV0	EA COVER - 13.5" X 42" X 5" - CLUB BACK (G37)
6	P11897-05-G44	EA COVER - 13.5" X 42" X 5" - CLUB BACK
6	P11897-05-G45	EA COVER - 13.5" X 42" X 5" - CLUB BACK
7	105603-15-G35	EA CUSHION ASM. - 23" X 42" X 5" - DINETTE SEAT
7	105603-15-G36	EA CUSHION ASM. - 23" X 42" X 5" - DINETTE SEAT
7	105603-15-GV0	EA CUSHION ASM. - 23" X 42" X 5" - DINETTE SEAT (G37)
7	105603-15-G44	EA CUSHION ASM. - 23" X 42" X 5" - DINETTE SEAT
7	105603-15-G45	EA CUSHION ASM. - 23" X 42" X 5" - DINETTE SEAT
7	P05603-15-G35	EA COVER - CUSHION - 23" X 42" X 5" - DINETTE SEAT
7	P05603-15-G36	EA COVER - CUSHION - 23" X 42" X 5" - DINETTE SEAT
7	P05603-15-GV0	EA COVER - CUSHION - 23" X 42" X 5" - DINETTE SEAT (G37)
7	P05603-15-G44	EA COVER - CUSHION - 23" X 42" X 5" - DINETTE SEAT
7	P05603-15-G45	EA COVER - CUSHION - 23" X 42" X 5" - DINETTE SEAT

QUEEN & TWIN BEDS

KEY	PART NUMBER	U/M DESCRIPTION
1	119249-01-000	EA PILLOW - CASE - 20 X 33 - QUEEN
2	098176-10-000	EA MATTRESS - TWIN - INNERSPRING - 32" X 79" - SEALY
2	119141-02-G35	EA BEDSPREAD W/ REVERSE SHAM - 32" X 80"
2	118858-02-G36	EA BEDSPREAD W/ REVERSE SHAM - 32" X 80" (G44)
2	118858-02-G37	EA BEDSPREAD W/ REVERSE SHAM - 32" X 80"
2	118858-02-G45	EA BEDSPREAD W/ REVERSE SHAM - 32" X 80"
3	098176-05-000	EA MATTRESS - QUEEN - INNERSPRING - 59" X 79" - SEALY
3	119141-01-G35	EA BEDSPREAD W/ REVERSE SHAM - 60" X 80"
3	118858-01-G36	EA BEDSPREAD W/ REVERSE SHAM - 60" X 80" (G44)
3	118858-01-G37	EA BEDSPREAD W/ REVERSE SHAM - 60" X 80"
3	118858-01-G45	EA BEDSPREAD W/ REVERSE SHAM - 60" X 80"
	103669-09-G35	EA PILLOW ASM - 15" X 15" W/ 1/2" - THROW
	103669-09-G36	EA PILLOW ASM - 15" X 15" W/ 1/2" - THROW (G44)
	103669-09-G37	EA PILLOW ASM - 15" X 15" W/ 1/2" - THROW
	103669-09-G45	EA PILLOW ASM - 15" X 15" W/ 1/2" - THROW

CURTAIN & CUSHION GROUP (CONTINUED)

CONTINENTAL SOFA BED

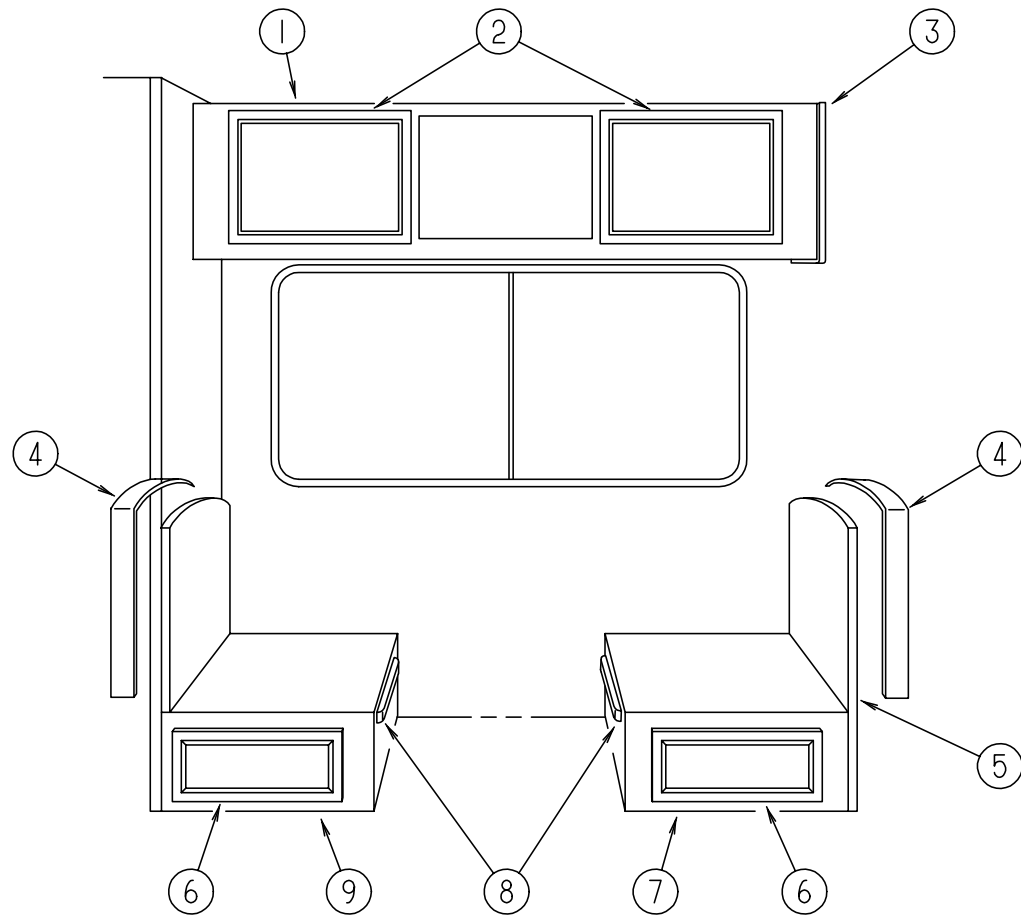


KEY	PART NUMBER	U/M DESCRIPTION
8	111905-03-G35	EA ARMREST ASM - RIGHT HAND - INSIDE PILLOW
8	111905-03-G36	EA ARMREST ASM - RIGHT HAND - INSIDE PILLOW
8	111905-03-G37	EA ARMREST ASM - RIGHT HAND - INSIDE PILLOW
8	111905-03-G44	EA ARMREST ASM - RIGHT HAND - INSIDE PILLOW
8	111905-03-G45	EA ARMREST ASM - RIGHT HAND - INSIDE PILLOW
8	P11905-03-G35	EA COVER - ARMREST - RIGHT HAND - INSIDE PILLOW
8	P11905-03-G36	EA COVER - ARMREST - RIGHT HAND - INSIDE PILLOW
8	P11905-03-G37	EA COVER - ARMREST - RIGHT HAND - INSIDE PILLOW
8	P11905-03-G44	EA COVER - ARMREST - RIGHT HAND - INSIDE PILLOW
8	P11905-03-G45	EA COVER - ARMREST - RIGHT HAND - INSIDE PILLOW
9	104655-01-G35	EA CUSHION - SOFA BED - BACK (3 USED)
9	104655-01-G36	EA CUSHION - SOFA BED - BACK (3 USED)
9	104655-01-G37	EA CUSHION - SOFA BED - BACK (3 USED)
9	104655-01-G44	EA CUSHION - SOFA BED - BACK (3 USED)
9	104655-01-G45	EA CUSHION - SOFA BED - BACK (3 USED)
9	P04655-01-G35	EA COVER - SOFA BED - BACK
9	P04655-01-G36	EA COVER - SOFA BED - BACK
9	P04655-01-G37	EA COVER - SOFA BED - BACK
9	P04655-01-G44	EA COVER - SOFA BED - BACK
9	P04655-01-G45	EA COVER - SOFA BED - BACK
10	104652-03-G35	EA SOFA BED - 70" (W/O BACK CUSHIONS)
10	104652-03-G36	EA SOFA BED - 70" (W/O BACK CUSHIONS)
10	104652-03-G37	EA SOFA BED - 70" (W/O BACK CUSHIONS)
10	104652-03-G44	EA SOFA BED - 70" (W/O BACK CUSHIONS)
10	104652-03-G45	EA SOFA BED - 70" (W/O BACK CUSHIONS)
10	P04652-03-G35	EA COVER - SOFA BED - SEAT
10	P04652-03-G36	EA COVER - SOFA BED - SEAT
10	P04652-03-G37	EA COVER - SOFA BED - SEAT
10	P04652-03-G44	EA COVER - SOFA BED - SEAT
10	P04652-03-G45	EA COVER - SOFA BED - SEAT
11	111905-02-G35	EA ARMREST ASM - LEFT HAND - INSIDE PILLOW
11	111905-02-G36	EA ARMREST ASM - LEFT HAND - INSIDE PILLOW
11	111905-02-G37	EA ARMREST ASM - LEFT HAND - INSIDE PILLOW
11	111905-02-G44	EA ARMREST ASM - LEFT HAND - INSIDE PILLOW
11	111905-02-G45	EA ARMREST ASM - LEFT HAND - INSIDE PILLOW
11	P11905-02-G35	EA COVER - ARMREST - LEFT HAND - INSIDE PILLOW
11	P11905-02-G36	EA COVER - ARMREST - LEFT HAND - INSIDE PILLOW
11	P11905-02-G37	EA COVER - ARMREST - LEFT HAND - INSIDE PILLOW
11	P11905-02-G44	EA COVER - ARMREST - LEFT HAND - INSIDE PILLOW
11	P11905-02-G45	EA COVER - ARMREST - LEFT HAND - INSIDE PILLOW
	105433-01-000	EA FRAME - SEAT - 70"
	106728-02-G35	EA PILLOW ASM - 9" X 20" W/ BRAID
	106728-02-G36	EA PILLOW ASM - 9" X 20" W/ BRAID
	106728-02-G37	EA PILLOW ASM - 9" X 20" W/ BRAID
	106728-02-G44	EA PILLOW ASM - 9" X 20" W/ BRAID
	106728-02-G45	EA PILLOW ASM - 9" X 20" W/ BRAID

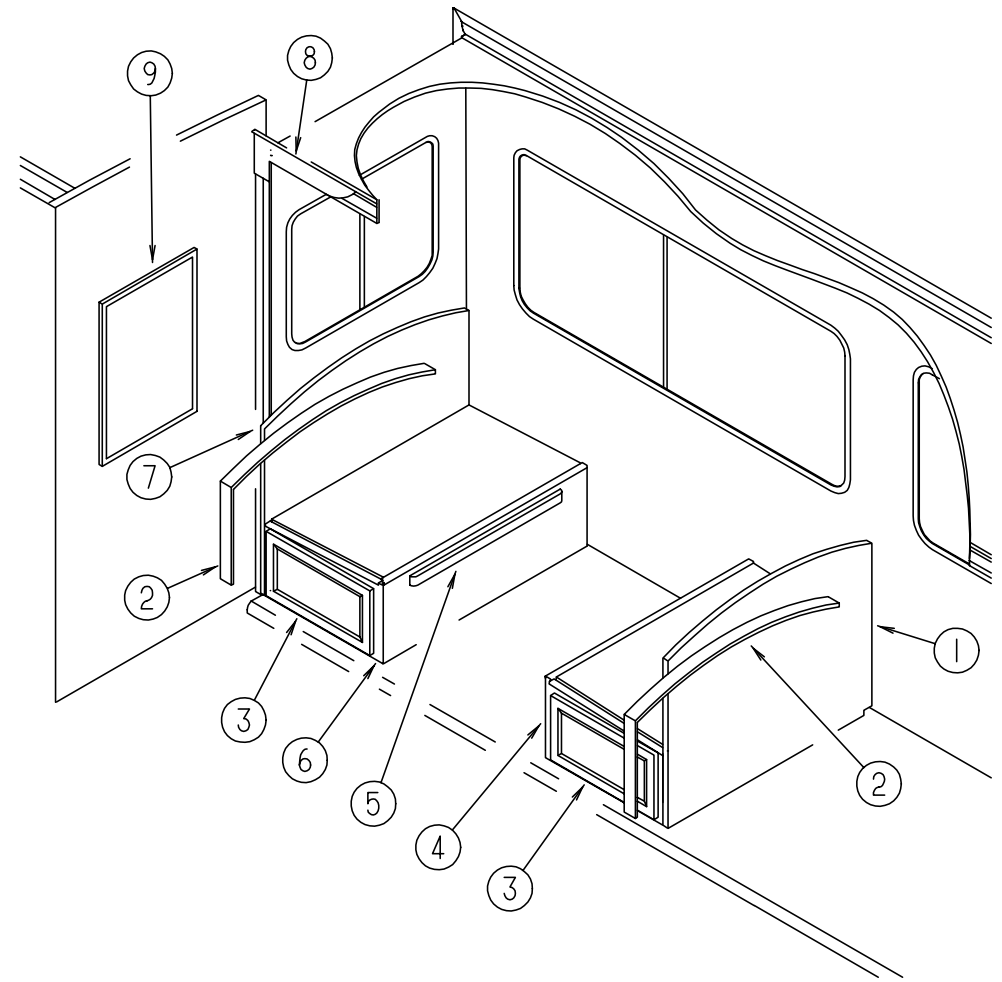
DINETTE OPTION

KEY	PART NUMBER	U/M DESCRIPTION
12	119108-01-G35	EA CHAIR ASM - 200 KC
12	119108-01-G36	EA CHAIR ASM - 200 KC
12	119108-01-G37	EA CHAIR ASM - 200 KC
12	119108-01-G44	EA CHAIR ASM - 200 KC
12	119108-01-G45	EA CHAIR ASM - 200 KC
	116080-02-G35	EA COVER - CHAIR LEG
	119105-01-000	EA PLATE - SWIVEL - RETURN-O-MATIC - 5.75"
	119900-01-000	EA BACK - CHAIR
	119952-02-000	EA SLIDE - SEAT - NONLOCKING
	119952-05-000	EA SLIDE - SEAT - FORWARD HANDLE
13	101604-01-03A	EA CHAIR - FOLDING - DINETTE #3053 - WATERFORD OAK

DINETTE GROUP



DINETTE GROUP (CONTINUED)



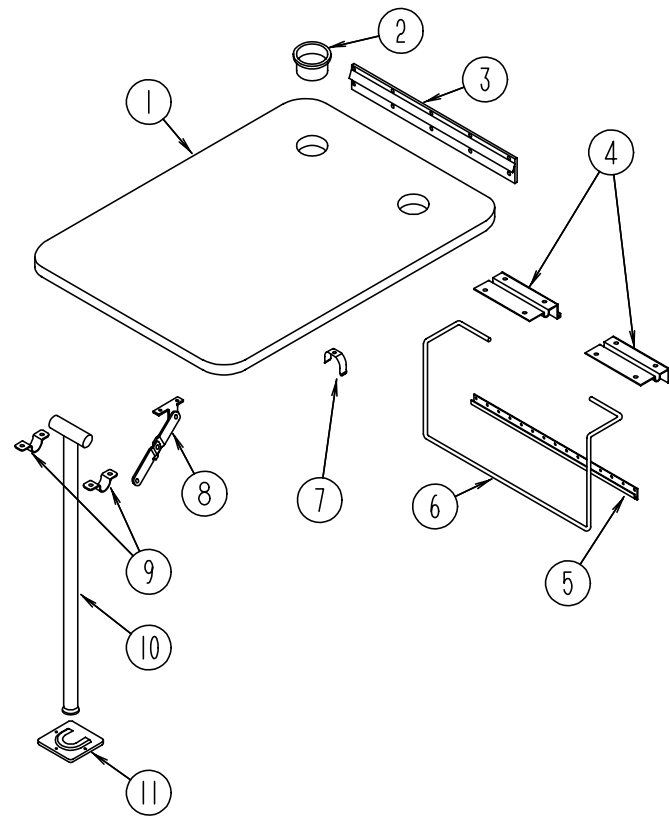
DINETTE & OVERHEAD CABINETRY

KEY	PART NUMBER	U/M	DESCRIPTION
1	117922-02-G35	EA	CABINET - DINETTE OVERHEAD
1	117922-02-G36	EA	CABINET - DINETTE OVERHEAD (G44)
1	117922-02-G37	EA	CABINET - DINETTE OVERHEAD
1	117922-02-G45	EA	CABINET - DINETTE OVERHEAD
2	M05993-H7-G35	EA	DOOR ASM - W/O HARDWARE
3	103128-01-G15	EA	END CAP ASM. - RIGHT HAND
4	104787-04-G35	EA	PAD ASM. - DINETTE
4	104787-04-G36	EA	PAD ASM. - DINETTE
4	104787-04-G37	EA	PAD ASM. - DINETTE
4	104787-04-GA6	EA	PAD ASM. - DINETTE (G44)
4	104787-04-G45	EA	PAD ASM. - DINETTE
5	M07436-01-G35	EA	CABINET - SEATBACK - RIGHT HAND
6	M05970-35-G35	EA	DRAWER ASM. - W/O HARDWARE
7	M07437-01-G35	EA	CABINET - SEATBASE - RIGHT HAND
8	081295-01-G01	EA	BED SUPPORT - DINETTE
9	M07437-02-G35	EA	CABINET - SEATBASE - LEFT HAND

DINETTE CABINETRY (SLIDEOUT)

KEY	PART NUMBER	U/M	DESCRIPTION
1	M07436-08-G35	EA	CABINET - SEATBACK - RIGHT HAND
2	104787-08-G35	EA	PAD ASM. - DINETTE
2	104787-08-G36	EA	PAD ASM. - DINETTE
2	104787-08-G37	EA	PAD ASM. - DINETTE
2	104787-08-GA6	EA	PAD ASM. - DINETTE (G44)
2	104787-08-G45	EA	PAD ASM. - DINETTE
3	M05970-35-G35	EA	DRAWER ASM. - W/O HARDWARE
4	M07437-01-G35	EA	CABINET - SEATBASE - RIGHT HAND
5	081295-01-G01	EA	BED SUPPORT - DINETTE
6	M07437-02-G35	EA	CABINET - SEATBASE - LEFT HAND
7	M07514-08-G35	EA	CABINET - SEATBACK - LEFT
8	115811-16-G35	EA	OVERLAY - 7.5 X 22 3/8 - NOVEAU
8	115811-16-G36	EA	OVERLAY - 7.5 X 22 3/8 - NOVEAU
8	115811-16-G37	EA	OVERLAY - 7.5 X 22 3/8 - NOVEAU
8	115811-16-G44	EA	OVERLAY - 7.5 X 22 3/8 - NOVEAU
8	115811-16-G45	EA	OVERLAY - 7.5 X 22 3/8 - NOVEAU
9	058331-08-000	EA	MIRROR - GLASS - SAFETY - 24" X 30"

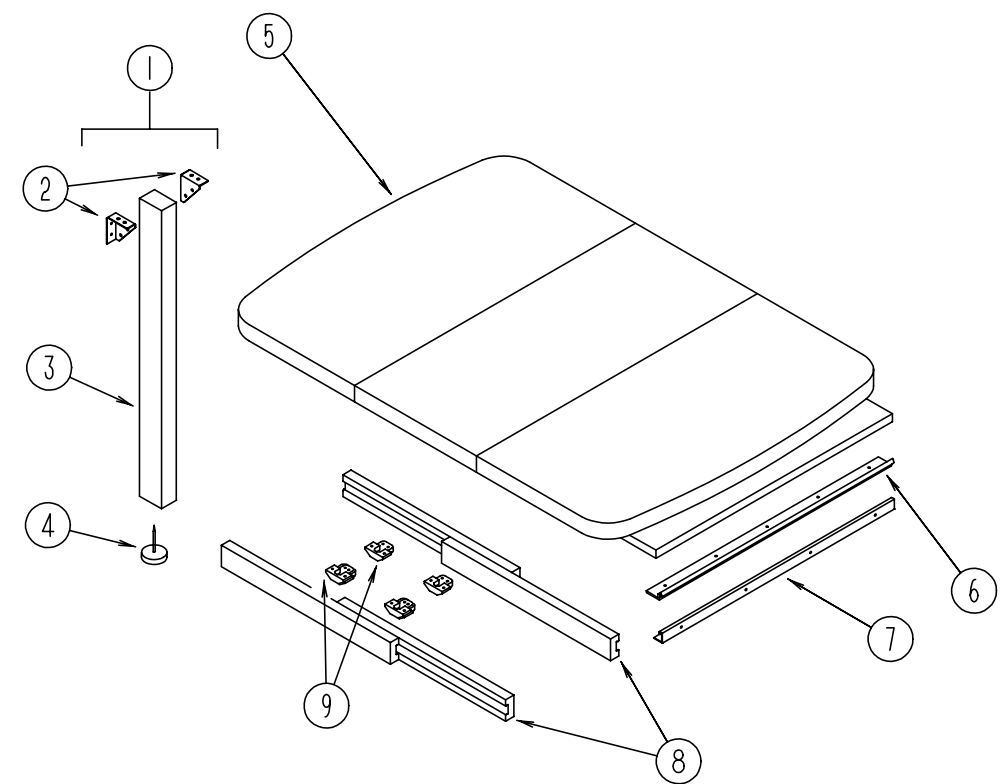
DINETTE GROUP (CONTINUED)



DINETTE TABLE ASM.

KEY	PART NUMBER	U/M DESCRIPTION
1	081322-01-G10	EA DINETTE TABLE (G35, G37)
1	081322-01-G14	EA DINETTE TABLE (G36, G44)
1	081322-01-G31	EA DINETTE TABLE (G45)
1	081322-12-F09	EA DINETTE TABLE (G35, G37) (SLIDEOUT OPTION)
1	081322-12-F29	EA DINETTE TABLE (G36, G44) (SLIDEOUT OPTION)
1	081322-12-F02	EA DINETTE TABLE (G45) (SLIDEOUT OPTION)
2	064781-06-000	EA CUP HOLDER - 2 STEP
3	053200-12-000	EA BRACKET - TABLE SUPPORT - UPPER WALL MOUNTED - 23.5" - OFF WHITE
4	088410-02-000	EA BRACKET - TABLE MOUNTED - OFF WHITE
5	024281-14-000	EA BRACKET - LIFT ROD - LOWER WALL MOUNTED - 22.12" - OFF WHITE
6	024275-12-000	EA ROD - TABLE LIFT - 8" X 23.5" - OFF WHITE
7	024283-01-000	EA CLIP - LEG - 1" - 1.125" OD - BLACK
8	024282-01-000	EA BRACE - TABLE LEG - HINGED
9	064050-05-000	EA CLAMP - SADDLE - LEG HINGE - OFF WHITE
10	024276-23-000	EA TABLE LEG - METAL - OFF WHITE
11	049493-12-000	EA LEG CATCH - FLOOR MOUNTED - 2.5" X 2.7" - METAL - E-COAT

DINETTE GROUP (CONTINUED)

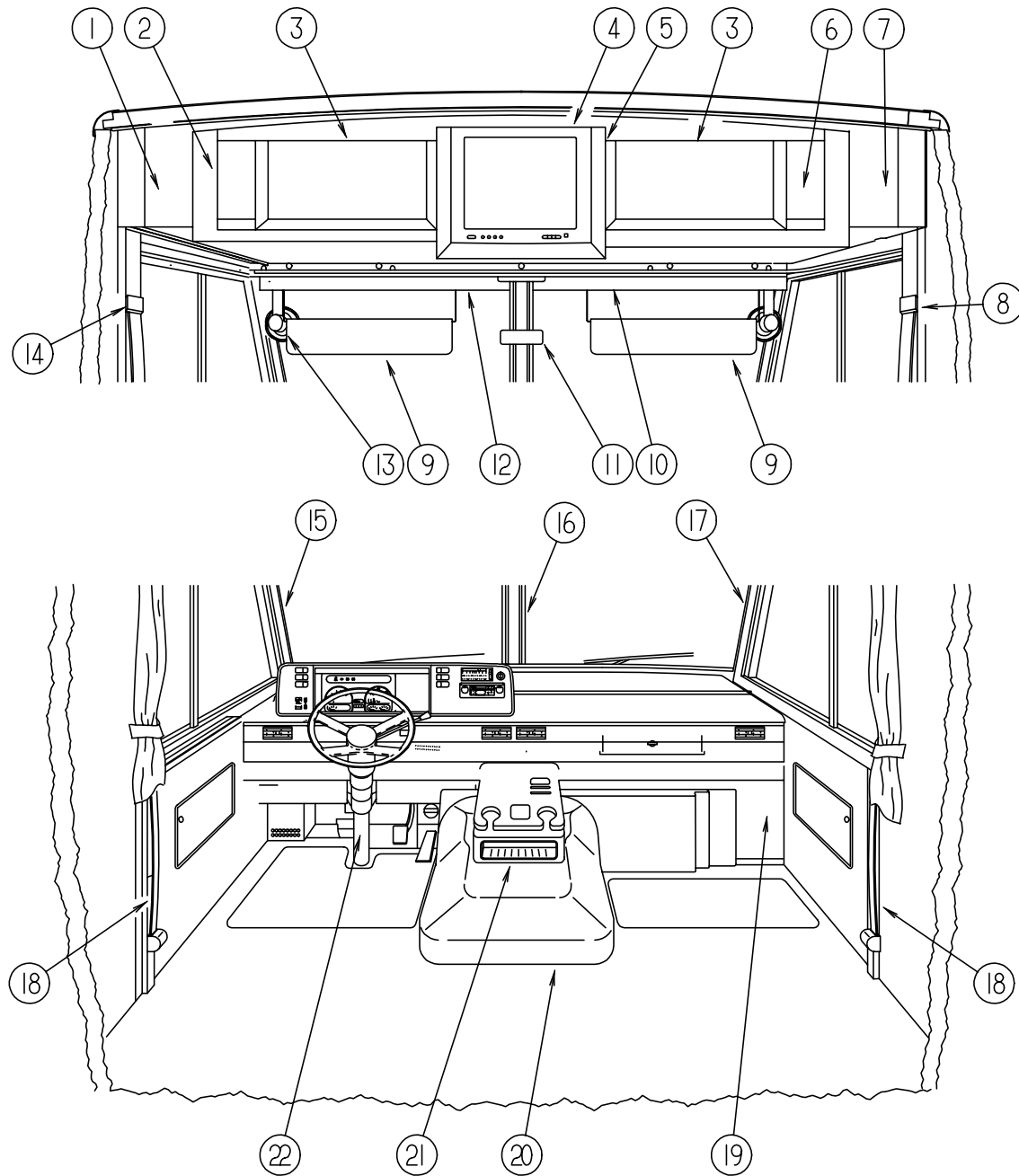


DINETTE TABLE ASM.

KEY	PART NUMBER	U/M DESCRIPTION
1	092708-10-G35	EA LEG ASM - TABLE
2	102810-01-02A	EA BRACE - TABLE LEG - OFF WHITE
3	092707-08-06A	EA LEG MOLDING - OAK - WATERFORD ASH
4	102194-01-000	EA GUIDE - PLASTIC
5	P02056-06-G35	EA TABLE ASM. - W/ DROP LEAF
6	102201-02-01A	EA SUPPORT - HINGE CATCH
7	102200-02-02A	EA SUPPORT - HINGE LOCK - OFF WHITE
8	110749-01-000	EA SLIDE - TABLE - 19 3/4 LONG
9	009050-02-000	EA LEVELER - TABLE TOP - MALE END W/4 SCREWS - PLASTIC
9	009050-03-000	EA LEVELER - TABLE TOP - FEMALE END W/4 SCREWS - PLASTIC

DRIVERS COMPARTMENT GROUP

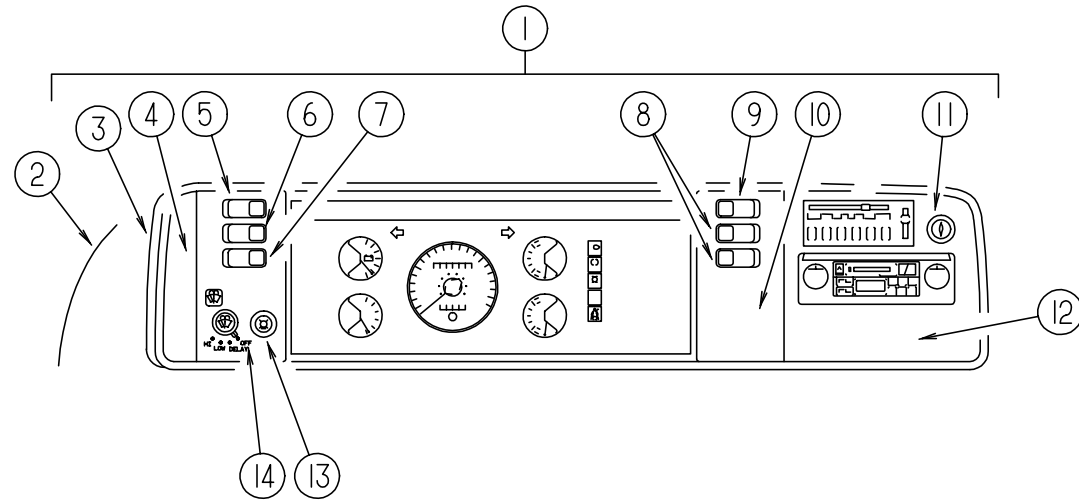
UPPER & LOWER DRIVER COMPARTMENT



KEY	PART NUMBER	U/M DESCRIPTION
1	104289-04-G35	EA PANEL - SIDE - DRIVER - OVERHEAD - VINYL
2	114612-02-09	EA FACE ASSEMBLY - OVERHEAD CABINET - DRIVER SIDE - W/TV
	106699-01-01A	EA BRACKET - OVERHEAD CABINET - OFF WHITE
	P03077-03-G35	EA SHELF - BASE - OVERHEAD CABINET - DRIVER SIDE - W/O TV
	P03077-07-G35	EA SHELF - BASE - OVERHEAD CABINET - DRIVER SIDE - W/ TV
	114661-06-G35	EA PANEL ASM - LINER - DRIVER OVERHEAD - W/O TV
	114661-12-G35	EA PANEL ASM - LINER - DRIVER OVERHEAD - 19" TV
	078811-09-G35	EA PANEL - TRIM - HEADER - LOWER - BETWEEN OVERHEAD AND W/S TRIM
3	100708-12-000	EA DOOR - CABINET - GLASS
	100710-01-01A	EA LOCK ASSEMBLY - TWIST TYPE - BRASS
	100711-01-01A	EA HINGE - GLASS DOOR
	100707-01-000	EA SPACER - GLASS DOOR - .8" DIAMETER - .3" HOLE - PLASTIC
	101272-01-000	EA CATCH - GLASS DOOR
	101766-01-000	EA PIN - SUPPORT - GLASS DOOR
	108487-02-01A	EA SUPPORT - PROP ROD - PASSENGER OVERHEAD - BLACK
	108486-01-01A	EA BRACKET - PROP ROD - PASSENGER OVERHEAD - BLACK

KEY	PART NUMBER	U/M DESCRIPTION
4	M05993-C5-G35	EA DOOR ASM. - FOR OVERHEAD CABINET
5	118022-01-G29	EA COVER ASM - TV - OVERHEAD FRONT
		FROM: 00-00-00 THRU: 06-16-96
5	118022-04-H33	EA COVER - TV - OVERHEAD FRONT - W/O HARDWARE
		FROM: 06-17-96 THRU: 99-99-99
5	117974-01-02A	EA COVER - TV FACE - OVERHEAD FRONT - QUICK SILVER
		FROM: 00-00-00 THRU: 06-16-96
5	122881-01-02A	EA COVER - TV FACE - OVERHEAD FRONT - QUICK SILVER
		FROM: 06-17-96 THRU: 99-99-99
5	116791-01-F31	EA CABINET ASSEMBLY - FRAME - W/ TV
	099856-01-000	EA TIEDOWN - STRAP - TV - W/ BUCKLE - 53.1" X 1" - WEBBING - BLACK
	P18192-01-G35	EA COVER ASM - TV - WITH VINYL
	115638-01-G35	EA PANEL ASM - LINER - W/ TV - TOP
	115639-01-G35	EA PANEL ASM - LINER - W/ TV - SIDE
6	114612-01-G09	EA CABINET ASM - FACE - PASSENGER SIDE OVERHEAD - 19" TV
	P03077-04-G35	EA SHELF - BASE - PASSENGER SIDE OVERHEAD CABINET - W/O TV
	P03077-08-G35	EA SHELF - BASE - PASSENGER SIDE OVERHEAD CABINET - W/ TV
	106699-01-01A	EA BRACKET - OVERHEAD CABINET - W/ TV - OFF WHITE
	100676-02-000	EA STAND - VCR
	114661-13-G35	EA PANEL ASSEMBLY - LINER - PASSENGER OVERHEAD - W/ TV
	114661-14-G35	EA PANEL ASSEMBLY - LINER - PASSENGER OVERHEAD - W/ TV & VCR
	114661-15-G35	EA PANEL ASSEMBLY - LINER - PASSENGER OVERHEAD - W/ TV - VCR/ INVERTER
	114661-16-G35	EA PANEL ASSEMBLY - LINER - PASSENGER OVERHEAD - W/ TV & INVERTER
7	104289-03-G35	EA PANEL - SIDE - PASSENGER OVERHEAD - VINYL
8	103961-01-01A	EA COVER-BRACKET - SEATBELT - OFF WHITE
9	082286-19-G35	EA SUNVISOR ASSEMBLY
	007211-01-000	EA HINGE - SUNVISOR - 25.5" X 1.5" - METAL
	074012-01-000	EA CLIP - SUNVISOR - SQUARE - PINCH ON
	102377-01-000	EA BRACKET SUNVISOR - 1 PIECE - STEEL
10	078579-19-000	EA TRIM - WINDSHIELD - UPPER INNER - RH - QUICK SILVER
11	040714-01-000	EA MIRROR - REAR VIEW - W/ARM MOUNT & SET SCREW
	067490-01-000	EA BUTTON - MIRROR - REAR VIEW
12	078579-20-000	EA TRIM - WINDSHIELD - UPPER INNER - LH - QUICK SILVER
13	036420-02-000	EA FAN - DEFROSTER - 2 SPEED - 6" DIAMETER
14	103961-01-01A	EA COVER - BRACKET - SEATBELT - W/O DRIVER DOOR - OFF WHITE
14	103961-02-01A	EA COVER - BRACKET - SEATBELT - W/ DRIVER DOOR - OFF WHITE
	R77030-53-447	EA WASHER - FLAT
15	103931-04-04A	EA INTERIOR COVER - A-PILLAR - DRIVER SIDE - QUICK SILVER
16	079765-12-000	EA TRIM - WINDSHIELD - CENTER - QUICK SILVER
17	103931-03-04A	EA INTERIOR COVER - A-PILLAR - PASSENGER SIDE - QUICK SILVER
	024700-46-000	EA COVER - ROLL BAR - UPPER - OFF WHITE - 21.2"
	024700-44-000	EA COVER - ROLL BAR - LOWER - 53" (W/O DRIVER DOOR)
	024700-47-000	EA COVER - ROLL BAR - DRIVER SIDE LOWER - 18.9" (W/ DRIVER DOOR)
	024700-48-000	EA COVER - ROLL BAR - DRIVER SIDE CENTER - 25" (W/ DRIVER DOOR)
18	091990-04-01A	EA SEAT BELT & SHOULDER HARNESS - DRIVER/ PASSENGER SIDE
	109146-01-000	EA BOLT - SHOULDER - SEAT BELT
19	095757-03-G35	EA COVER ASM - HEATER
	095757-03-G36	EA COVER ASM - HEATER (G44)
	095757-03-G37	EA COVER ASM - HEATER
	095757-03-GB1	EA COVER ASM - HEATER (G45)
20	115840-01-01A	EA COVER - MOTOR - W/O CARPET
	115850-01-02B	EA RETAINER ASM - MOTOR COVER LATCH
	116581-01-000	EA LATCH - MOTOR COVER
	115860-01-01A	EA TRIM - MOTOR COVER MILL
	115852-01-02B	EA STRIKE ASM. - MOTOR COVER
	116833-01-02B	EA WRENCH - HEX - MOTOR COVER
21	111618-01-GC1	EA TRAY - BEVERAGE
21	111618-13-GB1	EA LID ASM. - TRAY - BEVERAGE
	046886-03-000	EA ASHTRAY - CHROME - W/ COVER
22	103498-06-000	EA BOOT - COLUMN - UNIVERSAL
	112634-01-01A	EA TRIM - STEERING COLUMN - RH BLACK
	112634-02-01A	EA TRIM - STEERING COLUMN - LH BLACK
	111521-03-01A	EA COVER - STEERING COLUMN - BLACK

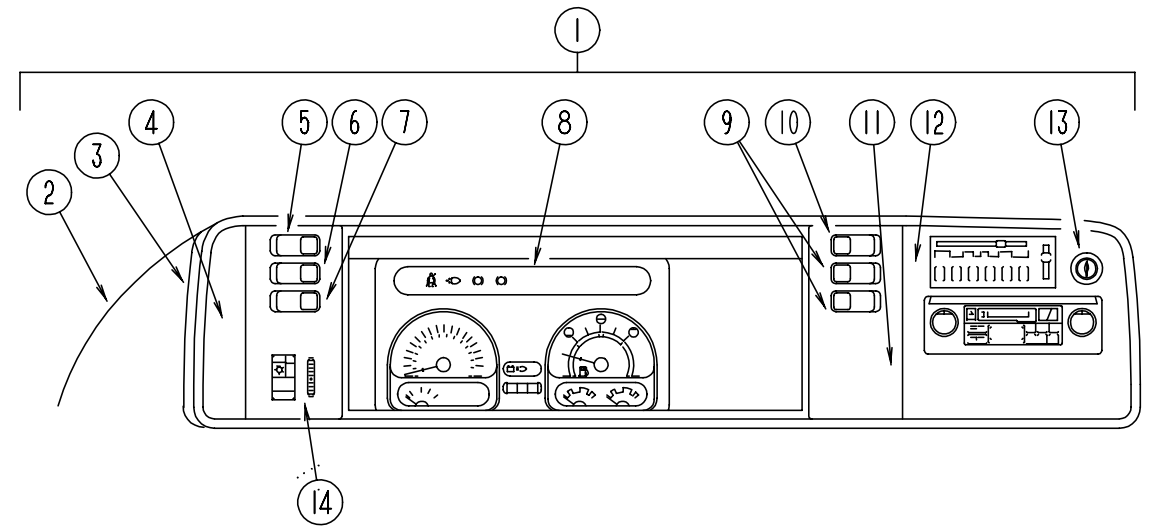
DRIVERS COMPARTMENT GROUP (CONTINUED)



DASH, GAUGES & SWITCHES (FORD)

KEY	PART NUMBER	U/M	DESCRIPTION
1	M05946-34-G35	EA	DASH POD ASM.
2	111499-01-05A	EA	POD - INSTRUMENT PANEL - QUICK SILVER
3	103662-04-01A	EA	BEZEL - INSTRUMENT PANEL
4	104056-01-01A	EA	APPLIQUE - BEZEL - LEFT - DRESS UP
5	108357-05-000	EA	SWITCH - ROCKER - SPDT ON/ NONE/ ON
5	108356-02-01A	EA	SWITCH COVER - W/ DIMPLES - CARLING VVAZC00 BLA
6	108357-09-000	EA	SWITCH - ROCKER - SPDT ON/ NONE/ MOM
6	108356-02-01A	EA	SWITCH COVER - W/ DIMPLES - CARLING VVAZC00 BLA
7	108357-06-000	EA	SWITCH - ROCKER - DPDT MOM/ OFF/ MOM
7	108356-02-01A	EA	SWITCH COVER - W/ DIMPLES - CARLING VVAZC00 BLA
8	108357-03-000	EA	SWITCH - ROCKER - SPDT ON/ OFF/ ON
8	108356-02-01A	EA	SWITCH COVER - W/ DIMPLES - CARLING VVAZC00 BLA
9	108357-10-000	EA	SWITCH - ROCKER - SPDT MOM/ OFF/ MOM
9	108356-04-01A	EA	SWITCH COVER - W/ DIMPLES & LENS - CARLING VVAGC00
	096241-03-000	EA	SWITCH - BLANK
10	104056-21-01A	EA	APPLIQUE - BEZEL - SWITCH RIGHT
11	089294-01-000	EA	LIGHTER ASM. - CIGARETTE
12	104056-06-01A	EA	APPLIQUE - BEZEL - RIGHT DRESS UP
13	096675-01-000	EA	KNOB - HEADLAMP SWITCH - W/SHAFT
	096674-01-000	EA	NUT - HEADLAMP SWITCH - BLACK
14	104056-24-01A	EA	APPLIQUE - BEZEL - SWITCH LEFT
	105927-02-000	EA	PANEL ASM - DASH - TOP - W/ STUD
	106569-02-05A	EA	VINYL - LAMINATE - QUICK SILVER - 1/4" X 17" X 100"
	100138-01-000	EA	MODULE - DAYTIME RUNNING LIGHT (CSA)
	077031-01-000	EA	FILM - BLACK - 1" X 1.75"
	077031-03-000	EA	FILM - WHITE .75" X 1"
	104354-01-03A	EA	APPLIQUE - LOWER DASH - FORD
	112235-01-01A	EA	BEZEL - MONITOR - LEVELING JACK - QUICK SILVER
	111528-05-05A	EA	TRIM - DASH - LOWER - RIGHT HAND - QUICK SILVER
	117306-02-F11	EA	TRIM ASM - DASH - LOWER,FORD
	111904-01-000	EA	INDICATOR ASM - TRANSMISSION
	P03817-01-000	EA	DASH ASM - FORD - W/O VINYL
	108067-03-000	EA	STUD - WELD - 1/4-20 X 1/2 CD

DRIVERS COMPARTMENT GROUP (CONTINUED)

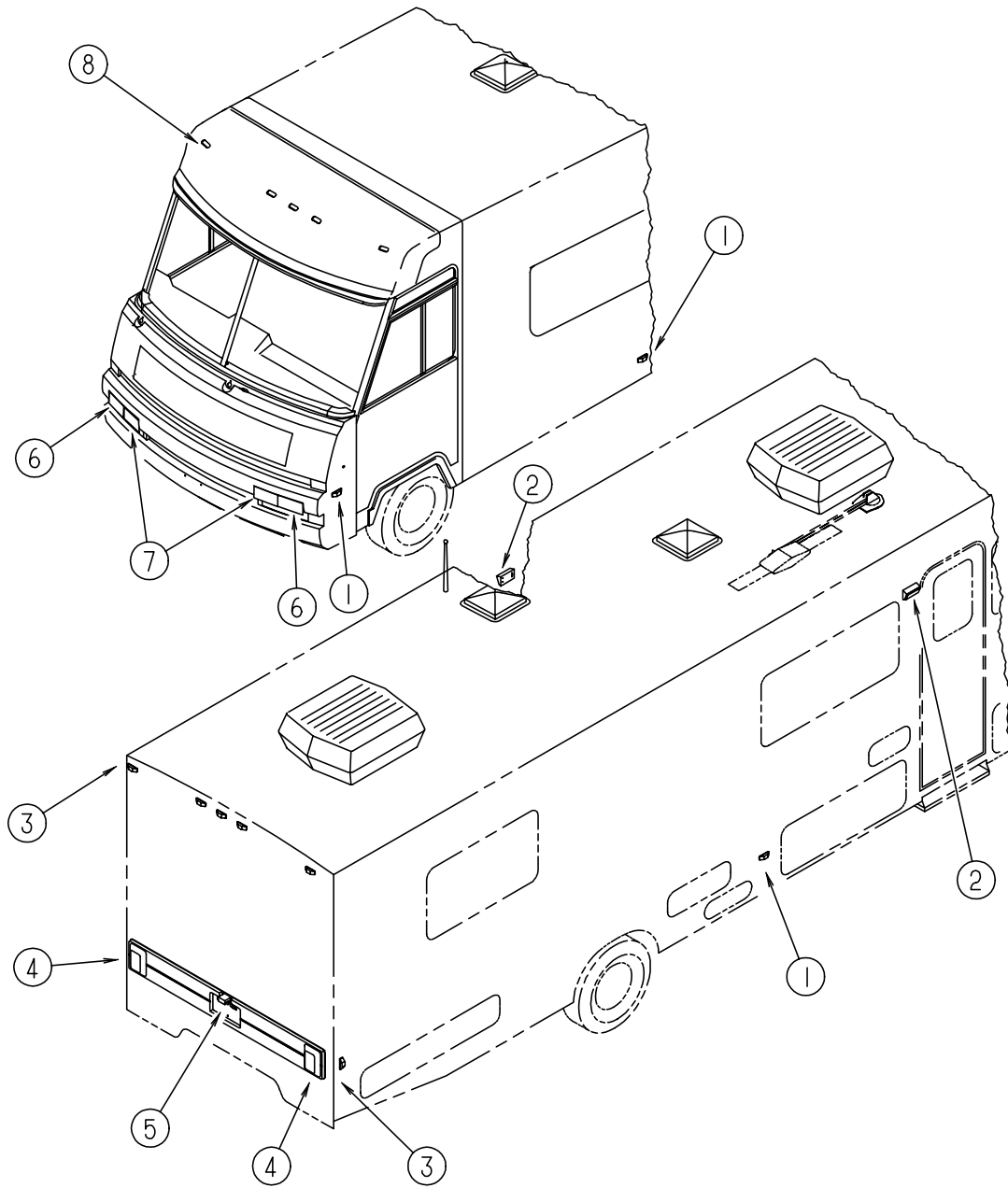


DASH, GAUGES & SWITCHES (CHEVY)

KEY	PART NUMBER	U/M	DESCRIPTION
1	M05946-33-G35	EA	DASH POD ASM.
2	111499-01-05A	EA	POD - INSTRUMENT PANEL - QUICK SILVER
3	103662-01-01A	EA	BEZEL - INSTRUMENT PANEL
4	104056-01-01A	EA	APPLIQUE - BEZEL - LEFT - DRESS UP
5	108357-05-000	EA	SWITCH - ROCKER - SPDT ON/ NONE/ ON
5	108356-02-01A	EA	SWITCH COVER - W/ DIMPLES - CARLING VVAZC00 BLA
6	108357-09-000	EA	SWITCH - ROCKER - SPDT ON/ NONE/ MOM
6	108356-02-01A	EA	SWITCH COVER - W/ DIMPLES - CARLING VVAZC00 BLA
7	108357-06-000	EA	SWITCH - ROCKER - DPDT MOM/ OFF/ MOM
7	108356-02-01A	EA	SWITCH COVER - W/ DIMPLES - CARLING VVAZC00 BLA
8	094796-07-000	EA	CLUSTER - INSTRUMENT PANEL - KILOMETER (CSA)
9	108357-03-000	EA	SWITCH - ROCKER - SPDT ON/ OFF/ ON
9	108356-02-01A	EA	SWITCH COVER - W/ DIMPLES - CARLING VVAZC00 BLA
10	108357-10-000	EA	SWITCH - ROCKER - SPDT MOM/ OFF/ MOM
10	108356-04-01A	EA	SWITCH COVER - W/ DIMPLES & LENS - CARLING VVAGC00
	096241-03-000	EA	SWITCH - BLANK
11	104056-21-01A	EA	APPLIQUE - BEZEL - SWITCH RIGHT
12	104056-06-02A	EA	APPLIQUE - BEZEL - RIGHT DRESS UP
13	089294-01-000	EA	LIGHTER ASM. - CIGARETTE
14	104056-22-01A	EA	APPLIQUE - BEZEL - SWITCH LEFT
	105927-02-000	EA	PANEL ASM - DASH - TOP - W/ STUD
	P03817-11-000	EA	DASH ASM - LOWER - W/O VINYL
	106569-02-05A	EA	VINYL - LAMINATE - QUICK SILVER - 1/4" X 17" X 100"
	077031-01-000	EA	FILM - BLACK - 1" X 1.75"
	077031-03-000	EA	FILM - WHITE .75" X 1"
	105615-01-000	FT	FILM - PROTECTIVE - CLEAR
	103812-06-05A	EA	TRIM - DASH - LOWER - QUICK SILVER
	104354-01-03A	EA	APPLIQUE - LOWER DASH
	100138-01-000	EA	MODULE - DAYTIME RUNNING LIGHT (CSA)
	077539-01-000	EA	BRACKET - MOUNTING - DASH PANEL - L/ SHAPED
	112235-01-04A	EA	BEZEL - MONITOR - LEVELING JACK - QUICK SILVER

ELECTRICAL GROUP

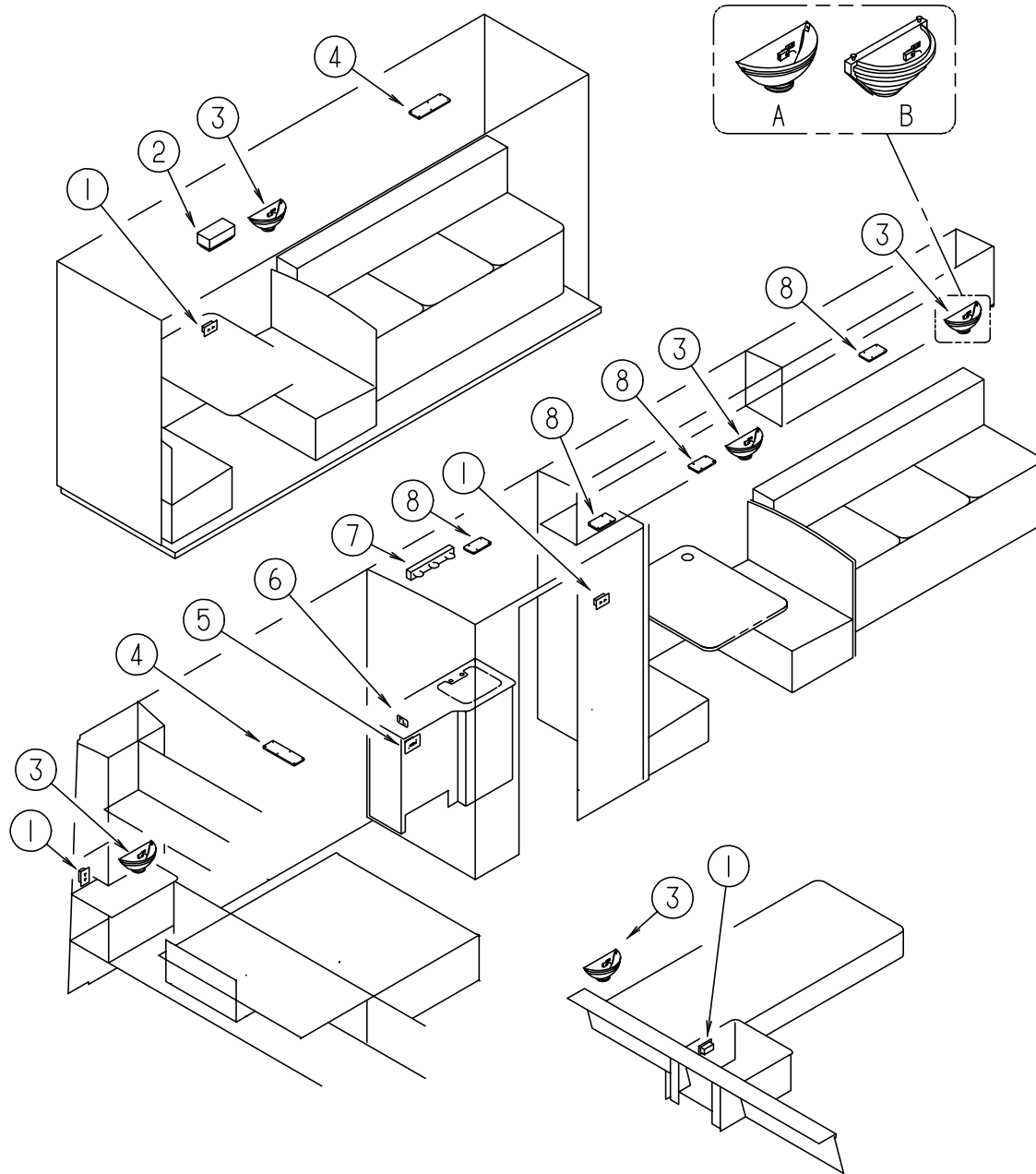
EXTERIOR LIGHTS



KEY	PART NUMBER	U/M	DESCRIPTION
1	111102-01-000	EA	LAMP - MARKER - BASE - TRIPLEX - 117XAS
1	036196-01-000	EA	BULB
1	111102-02-000	EA	LENS - MARKER LAMP - AMBER - TRIPLEX - 118A
1	112823-01-000	EA	SPLICE - REDUCER
2	097917-01-06A	EA	LIGHT - PORCH - ENTRY DOOR - BRIGHT WHITE
2	008215-01-000	EA	BULB
2	097917-01-700	EA	LENS - LIGHT - PORCH
3	111102-01-000	EA	LAMP - MARKER - BASE - TRIPLEX - 117XAS
3	036196-01-000	EA	BULB
3	111102-03-000	EA	LENS - MARKER LAMP - RED - TRIPLEX - 117R
3	112823-01-000	EA	SPLICE - REDUCER
4	081638-01-000	EA	TAIL LIGHT - DOUBLE - W/ BLACK TRIM - DRIVER & PASSENGER SIDE
4	081638-01-700	EA	LENS - TAIL LIGHT - RED
4	081638-01-701	EA	LENS - TAIL LIGHT - W/BACKUP
4	037934-01-000	EA	BULB #1156 (BACK UP & TURN SIGNAL)
4	037935-01-000	EA	BULB #2057 OR #1157 (BRAKE LIGHT)
5	066432-02-000	EA	LIGHT ASM. - LICENSE PLATE
5	066432-03-000	EA	BRACKET - LICENSE PLATE
6	070907-04-000	EA	HEADLAMP ASM - DRIVER & PASSENGER SIDE - HIGH/ LOW BEAM
7	089292-01-000	EA	LIGHT - PARK/ TURN - DRIVER & PASSENGER SIDE - W/ AMBER LENS
	049359-01-000	EA	SPRING - RETAINER - HEADLAMP - GM
	073308-01-000	EA	SCREW - ADJUSTING - HEADLAMP
8	102520-01-000	EA	CLEARANCE LIGHT ASM. - W/O SOCKET CONNECTIONS - AMBER
8	036196-01-000	EA	BULB
8	102540-01-000	EA	SEAL - SCREW - ROUND - RUBBER
8	067789-02-000	EA	SOCKET - LAMP - PACKARD 8919426
8	088474-09-000	EA	HOUSING - SOCKET - 3 CAVITY - AMP 1-480701-0
8	088476-01-000	EA	SOCKET - CONNECTOR - BRASS - PRE-TIN

ELECTRICAL GROUP (CONTINUED)

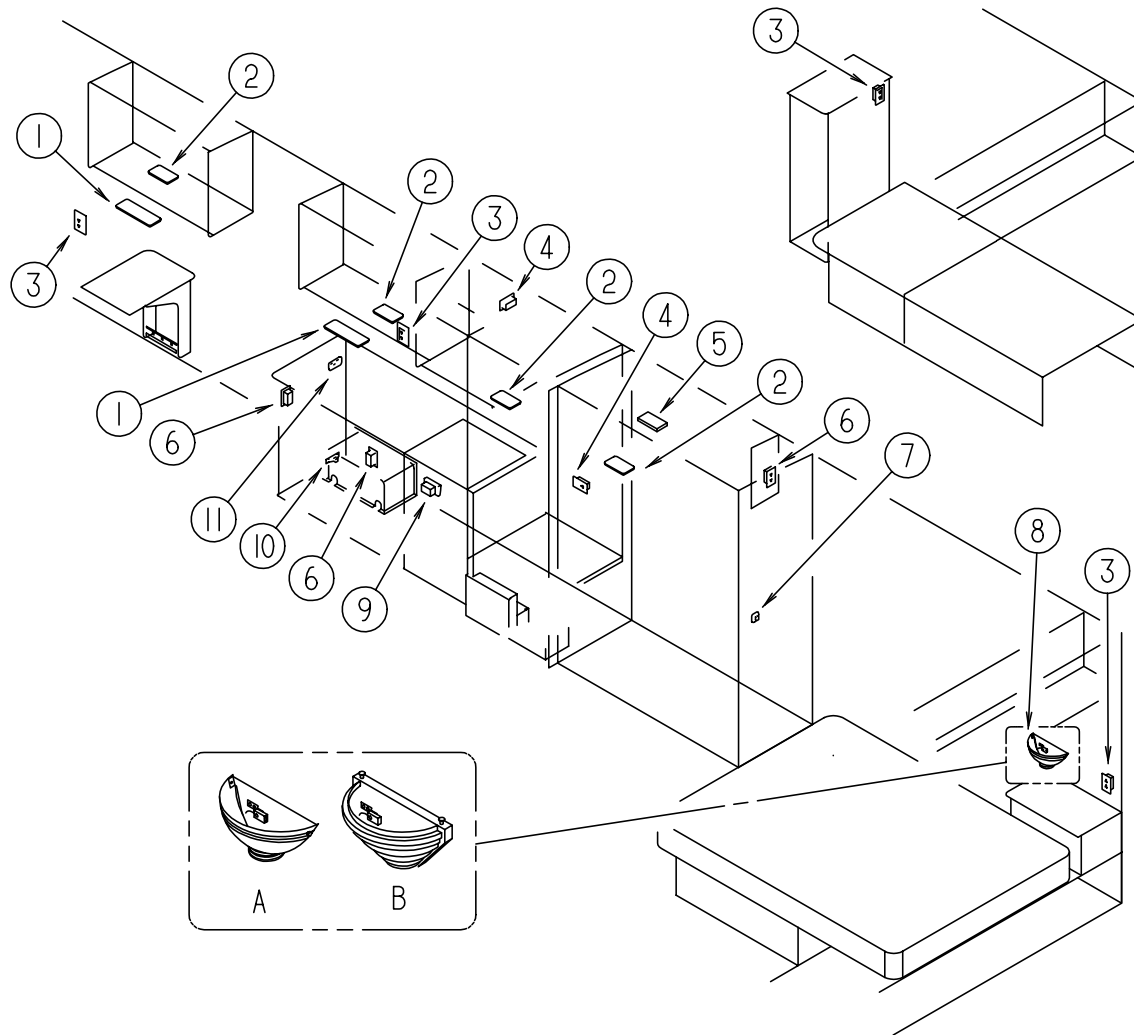
LIGHTS, RECEPTACLES, & SWITCHES (DRIVER SIDE)



KEY	PART NUMBER	U/M	DESCRIPTION
1	058708-02-000	EA	RECEPTACLE - ELECTRIC - DOUBLE - IVORY
1	091927-01-000	EA	COVER - RECEPTACLE - DOUBLE - IVORY
1	102568-01-GB1	EA	SPACER - RECEPTACL - WOOD - SIDEWALL
2	093575-06-01A	EA	LIGHT - CEILING W/ FLUTED GLASS
3	065202-38-000	EA	LAMP - WALL (TUSCIN) (A)
3	065202-30-000	EA	LAMP - WALL (B)
3	065202-31-000	EA	LAMP - WALL - BRASS - CSA
3	067479-01-000	EA	BULB - 12 VOLT - #1076
4	098024-03-01A	EA	DOME LIGHT - 2 BULB - IVORY
4	008218-01-000	EA	BULB - DOME LIGHT
4	098024-01-700	EA	LENS - DOME LIGHT
5	084076-02-000	EA	RECEPTACLE - GFI - 15A - 125V - BROWN
6	079364-01-000	EA	SWITCH - ON/ OFF - ROCKER - 2 PRONGS - BROWN
6	079364-03-000	EA	SWITCH - ON/ OFF - ROCKER - 3 PRONGS - BROWN
6	098351-02-01A	EA	PLATE - SWITCH - 2 GANG - POLISHED BRASS
7	110235-01-01A	EA	LIGHT - MAKE UP - 3 BULB - PANLESS
7	081633-01-700	EA	BULB - MAKE-UP
8	098024-01-01A	EA	DOME LIGHT - 1 BULB - US - IVORY
8	008218-01-000	EA	BULB - DOME LIGHT
8	098024-01-700	EA	LENS - DOME LIGHT
	108357-05-000	EA	SWITCH - ROCKER - SPDT ON/ NONE/ ON
	108356-02-01A	EA	SWITCH COVER - W/ DIMPLES - CARLING VVAZC00 BLA
	108357-09-000	EA	SWITCH - ROCKER - SPDT ON/ NONE/ MOM
	108356-02-01A	EA	SWITCH COVER - W/ DIMPLES - CARLING VVAZC00 BLA
	108357-06-000	EA	SWITCH - ROCKER - DPDT MOM/ OFF/ MOM
	108356-02-01A	EA	SWITCH COVER - W/ DIMPLES - CARLING VVAZC00 BLA
	108357-03-000	EA	SWITCH - ROCKER - SPDT ON/ OFF/ ON
	108356-02-01A	EA	SWITCH COVER - W/ DIMPLES - CARLING VVAZC00 BLA
	108357-10-000	EA	SWITCH - ROCKER - SPDT MOM/ OFF/ MOM
	108356-04-01A	EA	SWITCH COVER - W/ DIMPLES & LENS - CARLING VVAGC00
	096241-03-000	EA	SWITCH - BLANK
	077942-01-000	EA	SWITCH - DUMMY - BLACK
	098351-01-01A	EA	PLATE - SWITCH - 1 GANG - POLISHED BRASS
	098351-05-01A	EA	PLATE - SWITCH - 3 GANG - POLISH BRASS - JENSEN
	080015-02-000	EA	RECEPTACLE - FLAG - .185 - 16/14 GA - AMP 3
	058707-01-000	EA	RECEPTACLE - ELECTRIC - SINGLE - BROWN
	058707-02-000	EA	RECEPTACLE - BLANK - JUNCTION WIRECON
	058708-01-000	EA	RECEPTACLE - ELECTRIC - DOUBLE - BROWN
	058708-05-000	EA	RECEPTACLE - ELECTRIC - SINGLE - BROWN
	007940-01-000	EA	RECEPTACLE - SLIDE - 16 TO 12 AWG - FEMALE END
	007954-01-000	EA	RECEPTACLE - HSG - 6 POSITION
	024924-02-000	EA	RECEPTACLE - POWER CORD - W/ PARTIAL PLATE
	112822-01-01A	EA	RECEPTACLE - DUPLEX - IVORY
	112824-01-03A	EA	COVER - EXTERIOR DUPLEX RECEPTACLE - WHITE

ELECTRICAL GROUP (CONTINUED)

LIGHTS, RECEPTACLES, & SWITCHES (PASSENGER SIDE)



KEY	PART NUMBER	U/M	DESCRIPTION
1	098024-03-01A	EA	1 DOME LIGHT - 2 BULB - IVORY
1	008218-01-000	EA	1 BULB - DOME LIGHT
1	098024-01-700	EA	1 LENS - DOME LIGHT
2	098024-01-01A	EA	2 DOME LIGHT - 1 BULB - US - IVORY
2	008218-01-000	EA	2 BULB - DOME LIGHT
2	098024-01-700	EA	2 LENS - DOME LIGHT
3	058708-02-000	EA	3 RECEPTACLE - ELECTRIC - DOUBLE - IVORY
3	091927-01-000	EA	3 COVER - RECEPTACLE - DOUBLE - IVORY
3	102568-01-GB1	EA	3 SPACER - RECEPTACLE - WOOD - SIDEWALL
4	058707-01-000	EA	4 RECEPTACLE - ELECTRIC - SINGLE - BROWN
5	087694-01-000	EA	5 LIGHT - WARDROBE/CLOSET - W/SWITCH
5	087694-01-700	EA	5 BULB - GE561 - WARDROBE/ CLOSET
6	058708-01-000	EA	6 RECEPTACLE - ELECTRIC - DOUBLE - BROWN
7	079364-01-000	EA	7 SWITCH - ON/ OFF - ROCKER - 2 PRONGS - BROWN
7	098351-01-01A	EA	7 PLATE - SWITCH - 1 GANG - POLISHED BRASS
8	065202-38-000	EA	8 LAMP - WALL (TUSCIN) (A)
8	065202-30-000	EA	8 LAMP - WALL (B)
8	065202-31-000	EA	8 LAMP - WALL - BRASS - CSA
8	067479-01-000	EA	8 BULB - 12 VOLT - #1076
9	112822-01-01A	EA	9 RECEPTACLE - DUPLEX - IVORY
10	061424-01-000	EA	10 LIGHT - AISLE - 12V - RECTANGULAR
10	008103-01-000	EA	10 BULB - AISLE
11	079364-01-000	EA	11 SWITCH - ON/ OFF - ROCKER - 2 PRONGS - BROWN
11	098351-05-01A	EA	11 PLATE - SWITCH - 3 GANG - POLISH BRASS - JENSEN
	108357-05-000	EA	11 SWITCH - ROCKER - SPDT ON/ NONE/ ON
	108356-02-01A	EA	11 SWITCH COVER - W/ DIMPLES - CARLING VVAZC00 BLA
	108357-09-000	EA	11 SWITCH - ROCKER - SPDT ON/ NONE/ MOM
	108356-02-01A	EA	11 SWITCH COVER - W/ DIMPLES - CARLING VVAZC00 BLA
	108357-06-000	EA	11 SWITCH - ROCKER - DPDT MOM/ OFF/ MOM
	108356-02-01A	EA	11 SWITCH COVER - W/ DIMPLES - CARLING VVAZC00 BLA
	108357-03-000	EA	11 SWITCH - ROCKER - SPDT ON/ OFF/ ON
	108356-02-01A	EA	11 SWITCH COVER - W/ DIMPLES - CARLING VVAZC00 BLA
	108357-10-000	EA	11 SWITCH - ROCKER - SPDT MOM/ OFF/ MOM
	108356-04-01A	EA	11 SWITCH COVER - W/ DIMPLES & LENS - CARLING VVAGC00
	096241-03-000	EA	11 SWITCH - BLANK
	077942-01-000	EA	11 SWITCH - DUMMY - BLACK
	079364-03-000	EA	11 SWITCH - ON/OFF - ROCKER - 3 PRONGS - BROWN
	098351-02-01A	EA	11 PLATE - SWITCH - 2 GANG - POLISHED BRASS
	098351-05-01A	EA	11 PLATE - SWITCH - 3 GANG - POLISH BRASS - JENSEN
	080015-02-000	EA	11 RECEPTACLE - FLAG - .185 - 16/14 GA - AMP 3
	084076-02-000	EA	11 RECEPTACLE - GFI - 15A - 125V - BROWN
	058707-02-000	EA	11 RECEPTACLE - BLANK - JUNCTION WIRECON
	058708-05-000	EA	11 RECEPTACLE - ELECTRIC - SINGLE - BROWN
	007940-01-000	EA	11 RECEPTACLE - SLIDE - 16 TO 12 AWG - FEMALE END
	007954-01-000	EA	11 RECEPTACLE - HSG - 6 POSITION
	024924-02-000	EA	11 RECEPTACLE - POWER CORD - W/ PARTIAL PLATE
	112824-01-03A	EA	11 COVER - EXTERIOR DUPLEX RECEPTACLE - WHITE

ELECTRICAL GROUP (CONTINUED)**ELECTRIC COMPONENTS**

KEY	PART NUMBER	U/M	DESCRIPTION
	008326-01-000	EA	TERMINAL - RING - 16/14 WIRE - 3/8" STUD
	008328-01-000	EA	TERMINAL - RING - 12/10 WIRE - #10 STUD FIT
	008331-01-000	EA	TERMINAL - RING - TONGUE - #4 WIRE - 3/8" STUD - COPPER
	008348-01-000	EA	TERMINAL - RING - 3/8" STUD - #2 WIRE
	035416-04-000	EA	TERMINAL - RING #10 STUD FITTING - INSULATED BARREL #16/14
	047443-01-000	EA	TERMINAL - 250 RECEP. FITTING - INSULATED - 16/14 AWG
	062036-01-000	EA	TERMINAL - PACK - CONNECTOR - 12/10 AWG
	062036-02-000	EA	TERMINAL - PACK - CONNECTOR - 16/14 AWG
	104100-03-000	EA	TERMINAL - 75 AMP AMP 53880-4 LOOSE
	106655-02-000	EA	TERMINAL - FUSE BLOCK - 10-12AWG
	113306-01-000	EA	TERMINAL - FEMALE - METRI-PACK
	113307-01-000	EA	TERMINAL - FEMALE - METRI-PACK
	103603-01-000	EA	BULB - 12V NO.74 0.12A WEDGE GE 22-25 OR EQUIV.
	008218-01-000	EA	BULB - DOME LIGHT - 12V - NUMBER 1141
	067479-01-000	EA	BULB - 12V - NUMBER 1076
	103608-01-000	EA	SOCKET - WEDGE BASE W/LEADS JKL 2944-6 OR EQUIV
	077479-01-000	EA	BOOT - BATTERY TERMINAL - DOUBLE CABLE
	077479-02-000	EA	BOOT - BATTERY TERMINAL - SINGLE CABLE
	086233-01-000	EA	STUD - ISOLATED - 3/8" X 7/8" LONG
	086273-01-000	EA	RELAY - BATTERY DISCONNECT
	087949-01-000	EA	BUSS BAR - 2 POSITION - .6' X 1.5" - ALUMINUM
	087949-02-000	EA	BUSS BAR - 3 POS. 90 WIV
	007093-01-000	EA	FLASHER - SIGNAL - STAT
	008188-01-000	EA	SOLENOID - 3 POST - BATTERY CHANGE OVER
	075723-02-000	EA	SPACER - SWITCH - W/HOLE - .2" X .9" X 2" - METAL - OFF WHITE FOR ELECTRIC STEP DOOR JAMB SWITCH
	095188-01-01A	EA	SPACER - SWITCH - 2.3" X 3.4" - PLASTIC - DARK BROWN
	102568-01-E90	EA	SPACER - RECEPTACLE - SIDEWALL
	103987-02-000	EA	SEAL - SOLENOID ACCESS
	063910-01-000	EA	HOUSING - RELAY - BOSCH 3 334 485 008
	063912-02-000	EA	RELAY - CANISTER - SPDT - BOSCH 0332204101
	115504-01-000	EA	PANEL - SOLAR 10 WATT
	115505-01-000	EA	MONITOR - SOLAR CHARGER
	087225-01-000	FT	SLEEVING - 1/2" - TYPE H
	087225-02-000	FT	SLEEVING - 5/8" - TYPE H

CONVERTER & LOAD CENTER

KEY	PART NUMBER	U/M	DESCRIPTION
	109677-01-000	EA	LOAD CENTER - 120V - 40A WESCO TT120 FLGNM
	113132-01-000	EA	LOAD CENTER - 120/ 240V - 60A WESCO 2460SGNM
	083208-02-000	EA	CONVERTER - POWER - 45A - 120V/12V - BW 6345
	099048-02-000	EA	INVERTER - 100 WATT

ELECTRICAL GROUP (CONTINUED)**ELECTRICAL HOUSINGS**

KEY	PART NUMBER	U/M	DESCRIPTION
	088473-01-000	EA	PIN HOUSING - 12 POSITION
	088473-02-000	EA	PIN HOUSING - 15 POSITION
	088473-03-000	EA	PIN HOUSING - 9 POSITION
	088473-05-000	EA	PIN HOUSING - 6 POSITION (SINGLE ROW)
	088473-06-000	EA	PIN HOUSING - 6 POSITION (TWO ROWS OF THREE)
	088473-08-000	EA	PIN HOUSING - 4 POSITION
	088473-09-000	EA	PIN HOUSING - 3 POSITION (SINGLE ROW)
	088473-10-000	EA	PIN HOUSING - 2 POSITION
	088474-01-000	EA	HOUSING - SOCKET - 12 POSITIONS
	088474-02-000	EA	HOUSING - SOCKET - 15 POSITION (3 ROWS OF 5)
	088474-03-000	EA	HOUSING - SOCKET - 9 POSITION
	088474-06-000	EA	HOUSING - SOCKET - 6 POSITION (2 ROWS OF THREE)
	088474-07-000	EA	HOUSING - SOCKET - 5 POSITION
	088474-08-000	EA	HOUSING - SOCKET - 4 POSITION (SINGLE ROW)
	088474-09-000	EA	HOUSING - SOCKET - 3 POSITION
	088474-10-000	EA	HOUSING - SOCKET - 2 POSITION
	115556-01-000	EA	HOUSING - 3 POSITION - FEMALE - 59-SERIES
	115556-02-000	EA	HOUSING - 2 POSITION - FEMALE - 59-SERIES
	104100-01-000	EA	HOUSING - 1 POSITION - 75 AMP - AMP 53884-1
	106006-01-000	EA	HOUSING - 1 POSITION - FEMALE
	113468-01-000	EA	HOUSING - 2 POSITION - FEMALE (WIPER/WASHER WIRE ASM)
	108355-01-000	EA	HOUSING - SWITCH - CARLING VCH

ELECTRICAL GROUP (CONTINUED)**ELECTRICAL WIRING & BOXES**

KEY	PART NUMBER	U/M	DESCRIPTION
	008052-01-000	EA	CORD - POWER - 10/3 - 30 AMP - 25' - CANADIAN
	008054-01-000	EA	CORD - POWER - 10/3 - 30 AMP - 25'
	008289-01-000	EA	BOX - ELECTRIC - STEEL - 1/2" AND 3/4" KNOCKOUTS - 4" X 4"
	008289-02-000	EA	BOX - ELECTRICAL - 4" X 4" - 1/2" & 3/4" KNOCKOUTS - CANADIAN
	074890-01-000	EA	BOX - EXTENSION - STEEL - OPEN SIDES - 4" X 4" X 1 1/2"
	091910-01-000	EA	BOX - ELECTRIC - 3.75" X 3.5" X 1.75" - PLASTIC
	091910-02-000	EA	BOX - ELECTRIC - 57 X 88 MM - PLASTIC
	008294-01-000	EA	COVER - ELECTRICAL BOX - BLANK/STEEL - 4" X 4" - GRAY
	008294-02-000	EA	COVER - ELECTRICAL BOX - BLANK STEEL - 4" X 4" - CANADIAN
	074897-01-000	EA	COVER - ELECTRIC BOX - 1 LARGE & 2 SMALL HOLES - 4" X 4"
	069238-01-000	EA	COVER - ELECTRICAL BOX - W/HOLE - 4" X 4" - GRAY USED WITH 30 AMP RECEPTACLE
	111510-01-000	EA	DOOR - ELECTRICAL BOX - FRONT
	108304-01-000	EA	WIRE ASM. - AUX FANS
	090986-01-000	EA	WIRE ASM - ELECTRIC STEP
	096449-01-000	EA	WIRE ASSEMBLY - WATER TANK TO MONITOR PANEL
	097618-01-000	EA	WIRE ASM - MONITOR PANEL - W/ 3 WIRES & ORANGE RESISTOR - LVS ORANGE RESISTOR W/3 (ORANGE-GREEN-BLUE) WIRES
	108303-01-000	EA	WIRE ASM - REAR AUTO HEATER
	111915-03-000	EA	WIRE ASM - DAY RUN LAMPS - FUSE - FORD
	111915-01-000	EA	WIRE ASM - DAY RUN LAMPS - FUSE (GM)
	073328-B4-000	EA	CABLE ASSEMBLY - BATTERY - W/TERMINALS
	119456-01-000	EA	WIRE ASM - INSTRUMENT PANEL - MAIN (FORD)
	119459-01-000	EA	WIRE ASM - INSTRUMENT PANEL - MAIN (CHEVY)

ELECTRICAL GROUP (CONTINUED)**ELECTRICAL CONNECTORS & CONDUIT**

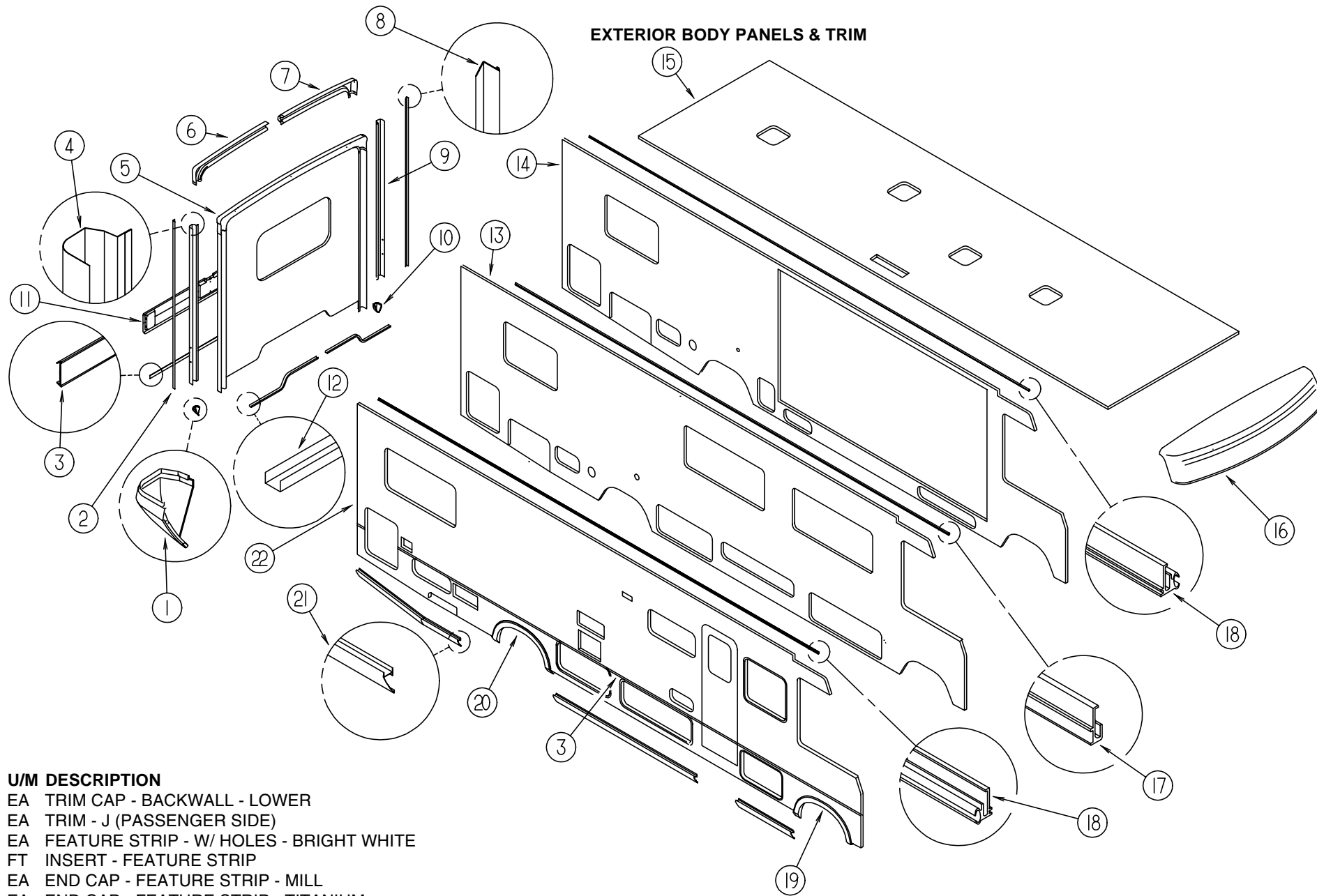
KEY	PART NUMBER	U/M	DESCRIPTION
	041953-01-000	FT	CONDUIT - CONVOLUTE - SLIT - .5"ID
	041953-03-000	FT	CONDUIT - CONVOLUTE - SLIT - 1" ID (CLOTHES ROD COVER)
	041953-05-000	FT	CONDUIT - CONVOLUTE - SOLID - .62" ID
	041953-06-000	FT	CONDUIT - CONVOLUTE - SLIT .375"ID
	041953-07-000	FT	CONDUIT - CONVOLUTE - SLIT - .25" ID
	041953-08-000	FT	CONDUIT - CONVOLUTE - SLIT - 1.50"ID
	041953-09-000	FT	CONDUIT - CONVOLUTE - SLIT .50"ID
	041953-10-000	FT	CONDUIT - CONVOLUTE - SLIT - .75" ID
	041953-11-000	FT	CONDUIT - CONVOLUTE - SLIT - 1.06" ID
	041953-12-000	FT	CONDUIT - CONVOLUTE - NON SLIT 1.1" ID
	008311-01-000	EA	CONNECTOR - WIRE NUT - INSULATED - RED
	008312-01-000	EA	CONNECTOR - WIRE NUT - INSULATED - BLUE
	008314-01-000	EA	CONNECTOR - WIRE NUT - INSULATED - GRAY
	008355-01-000	EA	CONNECTOR - CABLE CLAMPING - 3/4"
	008356-01-000	EA	CONNECTOR - PLASTIC - 3/8" AVG
	082741-01-000	EA	CONNECTOR - BODY - 2 CONNECTOR - MALE
	058028-01-000	EA	CONNECTOR - ELECTRICAL PIGTAIL - NYLON - CLEAR
	041480-01-000	EA	CONNECTOR - STRAIGHT - 1/2" FLEX CONDUIT
	008398-01-000	EA	CONNECTOR - 1/2" X 90° - FLEX CONDUIT
	088475-02-000	EA	PIN-CONNECTOR - 10 TO 12 AWG
	088476-01-000	EA	SOCKET - CONNECTOR - BRASS - PRE - TIN
	088476-02-000	EA	SOCKET - CONNECTOR - 12-10 GA - PHOS. BRZ - PRE - TIN

CIRCUIT BREAKERS & FUSES

KEY	PART NUMBER	U/M	DESCRIPTION
	097611-01-000	EA	CIRCUIT BREAKER - 6AMP - ATC - BLACK
	093655-03-000	EA	CIRCUIT BREAKER - 40 AMP USD 17440-4E03A2A
	083209-02-000	EA	CIRCUIT BREAKER - 15/15AMP - 120V - BW H - 15/15
	083209-03-000	EA	CIRCUIT BREAKER - 15/20AMP - 120V - BW - 0-15/20
	083209-04-000	EA	CIRCUIT BREAKER - 30A - 120V - BW L - 30
	083209-06-000	EA	CIRCUIT BREAKER - 30/15 AMP - 120V - BW D - 30/15
	083209-07-000	EA	CIRCUIT BREAKER - 20/20A - 120V - BW K - 20/20
	083209-08-000	EA	CIRCUIT BREAKER - BLANK - BW
	062901-02-000	EA	FUSE - 5 AMP - AUTOMOTIVE
	062901-05-000	EA	FUSE - 15 AMPS - AUTOMOTIVE
	062901-07-000	EA	FUSE - AUTOMOTIVE - 25 AMPS
	062901-08-000	EA	FUSE - 30 AMPS - AUTOMOTIVE
	106656-01-000	EA	FUSE BLOCK - 4 CAVITY AUTOFUSE
	108669-01-000	EA	HOUSING - AUTO FUSE HOLDER
	062037-01-000	EA	HOUSING - AUTO FUSE - NATURAL
	062037-02-000	EA	HOUSING - AUTO FUSE - GREEN
	062037-03-000	EA	HOUSING - AUTO FUSE - BLACK
	062037-04-000	EA	HOUSING - AUTO FUSE - BLUE
	062037-06-000	EA	HOUSING - AUTO FUSE - BROWN

EXTERIOR BODY GROUP

EXTERIOR BODY PANELS & TRIM

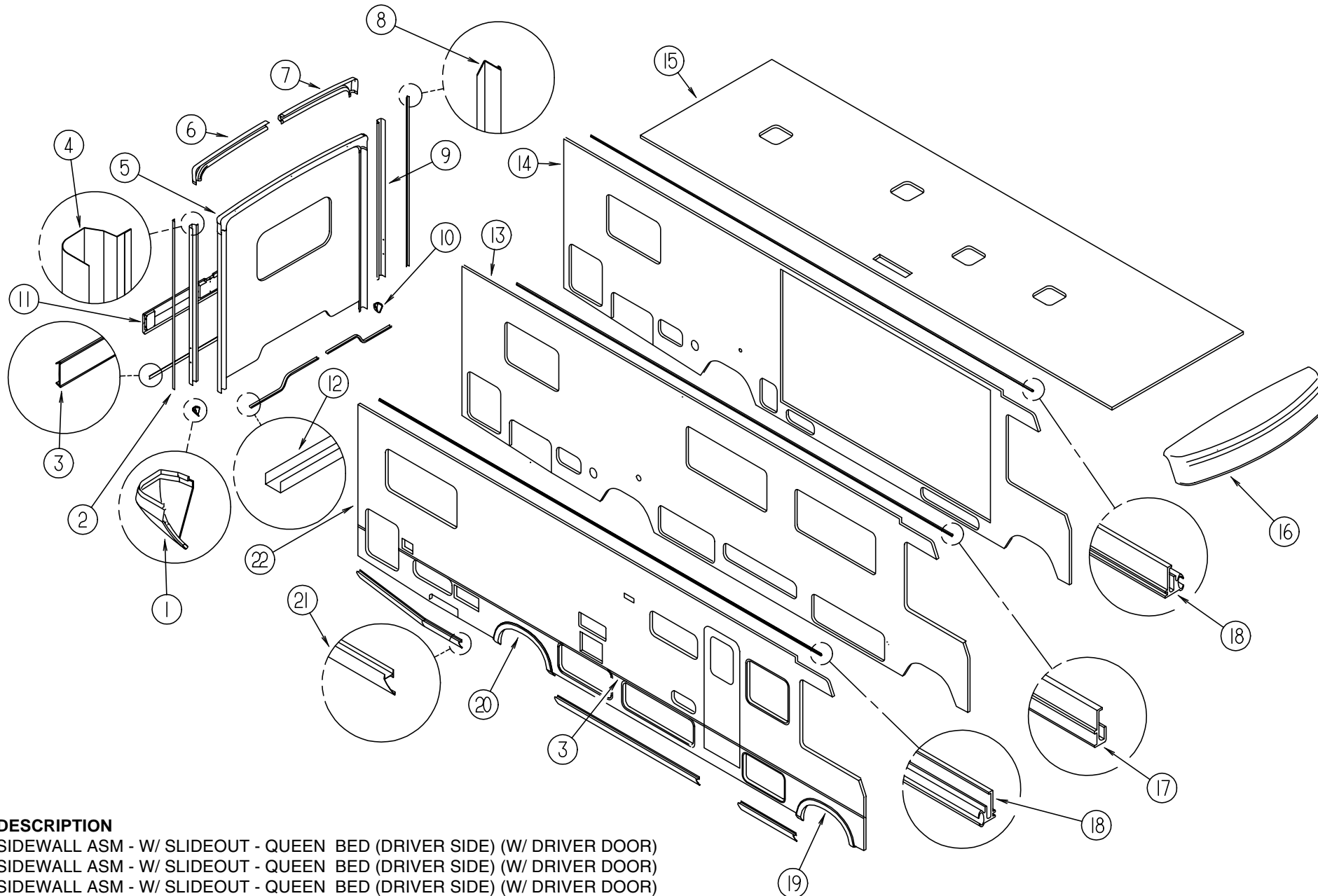


KEY	PART NUMBER	U/M	DESCRIPTION
1	115848-01-01A	EA	TRIM CAP - BACKWALL - LOWER
2	104033-05-01A	EA	TRIM - J (PASSENGER SIDE)
3	108688-01-03A	EA	FEATURE STRIP - W/ HOLES - BRIGHT WHITE
	105312-01-06A	FT	INSERT - FEATURE STRIP
	108651-01-01A	EA	END CAP - FEATURE STRIP - MILL
	108651-01-02A	EA	END CAP - FEATURE STRIP - TITANIUM
4	114874-01-12B	EA	TRIM - BACKWALL - BRIGHT WHITE (PASSENGER SIDE)
5	M07570-02-G35	EA	BACKWALL ASM - TWIN BED
5	M07570-02-G36	EA	BACKWALL ASM - TWIN BED
5	M07570-02-G37	EA	BACKWALL ASM - TWIN BED
5	M07570-01-G35	EA	BACKWALL ASM - QUEEN BED
5	M07570-01-G36	EA	BACKWALL ASM - QUEEN BED
5	M07570-01-G37	EA	BACKWALL ASM - QUEEN BED
6	114872-01-02A	EA	TRIM - BACKWALL - TOP - BRIGHT WHITE (PASSENGER SIDE)
7	114873-01-02A	EA	TRIM - BACKWALL - TOP - BRIGHT WHITE (DRIVER SIDE)
8	104033-04-01A	EA	TRIM - J (DRIVER SIDE)
9	114874-02-12B	EA	TRIM - BACKWALL - BRIGHT WHITE (DRIVER SIDE)
10	115848-02-01A	EA	TRIM CAP - BACKWALL - LOWER
11	106125-02-F31	EA	TRIM ASM - BACKWALL
12	050406-21-000	EA	TRIM - BACKWALL - LOWER LEFT OR RIGHT SIDE - BRIGHT WHITE
13	M07429-06-G35	EA	SIDEWALL ASM - TWIN BED (DRIVER SIDE) (W/O DRIVER DOOR)
13	M07429-06-G36	EA	SIDEWALL ASM - TWIN BED (DRIVER SIDE) (W/O DRIVER DOOR)
13	M07429-06-G37	EA	SIDEWALL ASM - TWIN BED (DRIVER SIDE) (W/O DRIVER DOOR)
13	M07429-08-G35	EA	SIDEWALL ASM - TWIN BED (DRIVER SIDE) (W/ DRIVER DOOR)
13	M07429-08-G36	EA	SIDEWALL ASM - TWIN BED (DRIVER SIDE) (W/ DRIVER DOOR)
13	M07429-08-G37	EA	SIDEWALL ASM - TWIN BED (DRIVER SIDE) (W/ DRIVER DOOR)

KEY	PART NUMBER	U/M	DESCRIPTION
13	M07429-05-G35	EA	SIDEWALL ASM - QUEEN BED (DRIVER SIDE) (W/O DRIVER DOOR)
13	M07429-05-G36	EA	SIDEWALL ASM - QUEEN BED (DRIVER SIDE) (W/O DRIVER DOOR)
13	M07429-05-G37	EA	SIDEWALL ASM - QUEEN BED (DRIVER SIDE) (W/O DRIVER DOOR)
13	M07429-07-G35	EA	SIDEWALL ASM - QUEEN BED (DRIVER SIDE) (W/ DRIVER DOOR)
13	M07429-07-G36	EA	SIDEWALL ASM - QUEEN BED (DRIVER SIDE) (W/ DRIVER DOOR)
13	M07429-07-G37	EA	SIDEWALL ASM - QUEEN BED (DRIVER SIDE) (W/ DRIVER DOOR)
14	M07430-06-G35	EA	SIDEWALL ASM - W/ SLIDEOUT - TWIN BED (DRIVER SIDE) (W/O DRIVER DOOR)
14	M07430-06-G36	EA	SIDEWALL ASM - W/ SLIDEOUT - TWIN BED (DRIVER SIDE) (W/O DRIVER DOOR)
14	M07430-06-G37	EA	SIDEWALL ASM - W/ SLIDEOUT - TWIN BED (DRIVER SIDE) (W/O DRIVER DOOR)
14	M07430-08-G35	EA	SIDEWALL ASM - W/ SLIDEOUT - TWIN BED (DRIVER SIDE) (W/ DRIVER DOOR)
14	M07430-08-G36	EA	SIDEWALL ASM - W/ SLIDEOUT - TWIN BED (DRIVER SIDE) (W/ DRIVER DOOR)
14	M07430-08-G37	EA	SIDEWALL ASM - W/ SLIDEOUT - TWIN BED (DRIVER SIDE) (W/ DRIVER DOOR)

EXTERIOR BODY GROUP (CONTINUED)

EXTERIOR BODY PANELS & TRIM (CONTINUED)

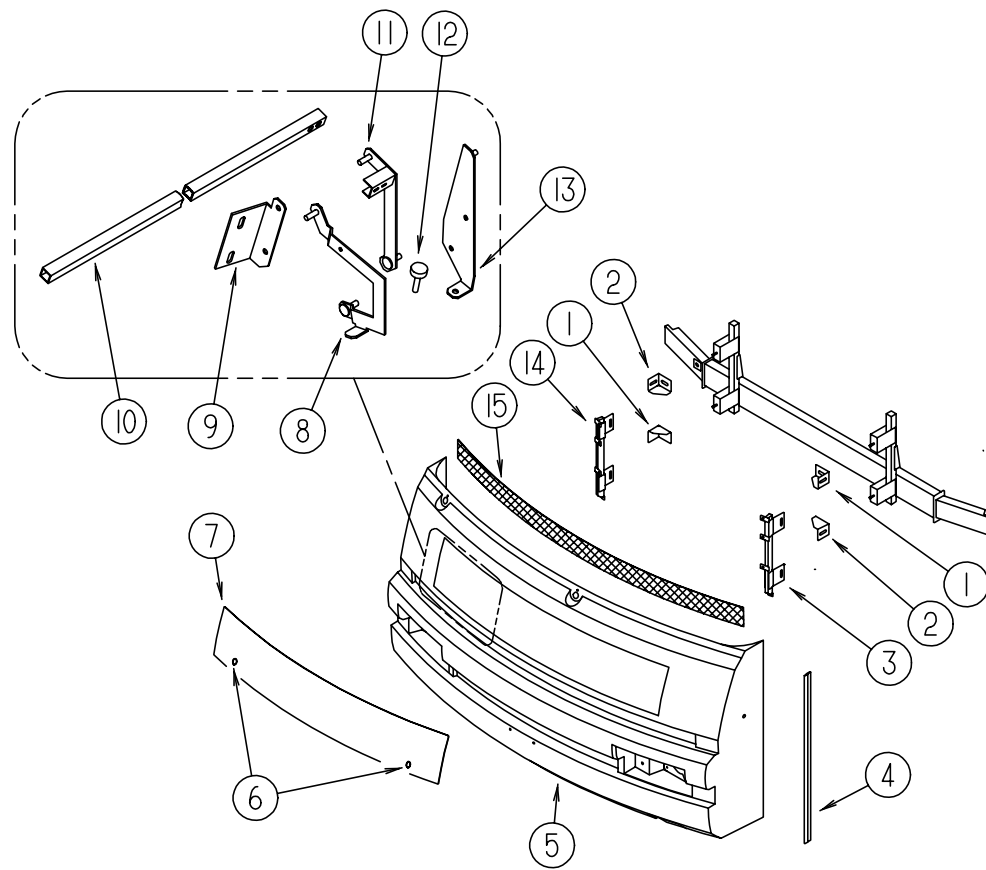


KEY	PART NUMBER	U/M	DESCRIPTION
14	M07430-07-G35	EA	SIDEWALL ASM - W/ SLIDEOUT - QUEEN BED (DRIVER SIDE) (W/ DRIVER DOOR)
14	M07430-07-G36	EA	SIDEWALL ASM - W/ SLIDEOUT - QUEEN BED (DRIVER SIDE) (W/ DRIVER DOOR)
14	M07430-07-G37	EA	SIDEWALL ASM - W/ SLIDEOUT - QUEEN BED (DRIVER SIDE) (W/ DRIVER DOOR)
14	M07430-05-G35	EA	SIDEWALL ASM - W/ SLIDEOUT - QUEEN BED (DRIVER SIDE) (W/O DRIVER DOOR)
14	M07430-05-G36	EA	SIDEWALL ASM - W/ SLIDEOUT - QUEEN BED (DRIVER SIDE) (W/O DRIVER DOOR)
14	M07430-05-G37	EA	SIDEWALL ASM - W/ SLIDEOUT - QUEEN BED (DRIVER SIDE) (W/O DRIVER DOOR)
15	P18926-01-G35	EA	ROOF ASM.
16	M07435-01-G29	EA	CAP ASM - FRONT - W/ LIGHTS - BRIGHT WHITE
16	115042-01-02A	EA	CAP ASM - FRONT - W/O LIGHTS - BRIGHT WHITE
17	103801-02-05A	EA	TRIM - ROOF - BRIGHT WHITE
17	120091-01-02A	EA	TRIM - ROOF - BRIGHT WHITE
18	103802-02-05A	EA	RAIL - AWNING - BRIGHT WHITE
18	120092-01-02A	EA	RAIL - AWNING - BRIGHT WHITE
19	119367-01-01A	EA	TRIM - WHEELWELL PLASTIC - FRONT - (PASSENGER SIDE)
19	119367-02-01A	EA	TRIM - WHEELWELL PLASTIC - FRONT - (DRIVER SIDE W/O DRIVER DOOR)
19	119367-03-01A	EA	TRIM - WHEELWELL PLASTIC - FRONT - (DRIVER SIDE W/ DRIVER DOOR)
19	105808-01-01A	EA	TRIM - WHEELWELL - U CHANNEL - MILL (DRIVER OR PASSENGER SIDE)

FROM: 00-00-00 THRU: 10-08-95
 FROM: 10-09-95 THRU: 99-99-99
 FROM: 00-00-00 THRU: 10-08-95
 FROM: 10-09-95 THRU: 99-99-99

KEY	PART NUMBER	U/M	DESCRIPTION
20	104070-01-05A	EA	TRIM - WHEELWELL PLASTIC - REAR (DRIVER OR PASSENGER SIDE)
20	105808-01-01A	EA	TRIM - WHEELWELL - U CHANNEL - MILL (DRIVER OR PASSENGER SIDE)
21	109140-55-009	EA	ROCKER PANEL 192"
22	M07428-04-G35	EA	SIDEWALL ASM - TWIN BED (PASSENGER SIDE)
22	M07428-04-G36	EA	SIDEWALL ASM - TWIN BED (PASSENGER SIDE)
22	M07428-04-G37	EA	SIDEWALL ASM - TWIN BED (PASSENGER SIDE)
22	M07428-03-G35	EA	SIDEWALL ASM - QUEEN BED (PASSENGER SIDE)
22	M07428-03-G36	EA	SIDEWALL ASM - QUEEN BED (PASSENGER SIDE)
22	M07428-03-G37	EA	SIDEWALL ASM - QUEEN BED (PASSENGER SIDE)

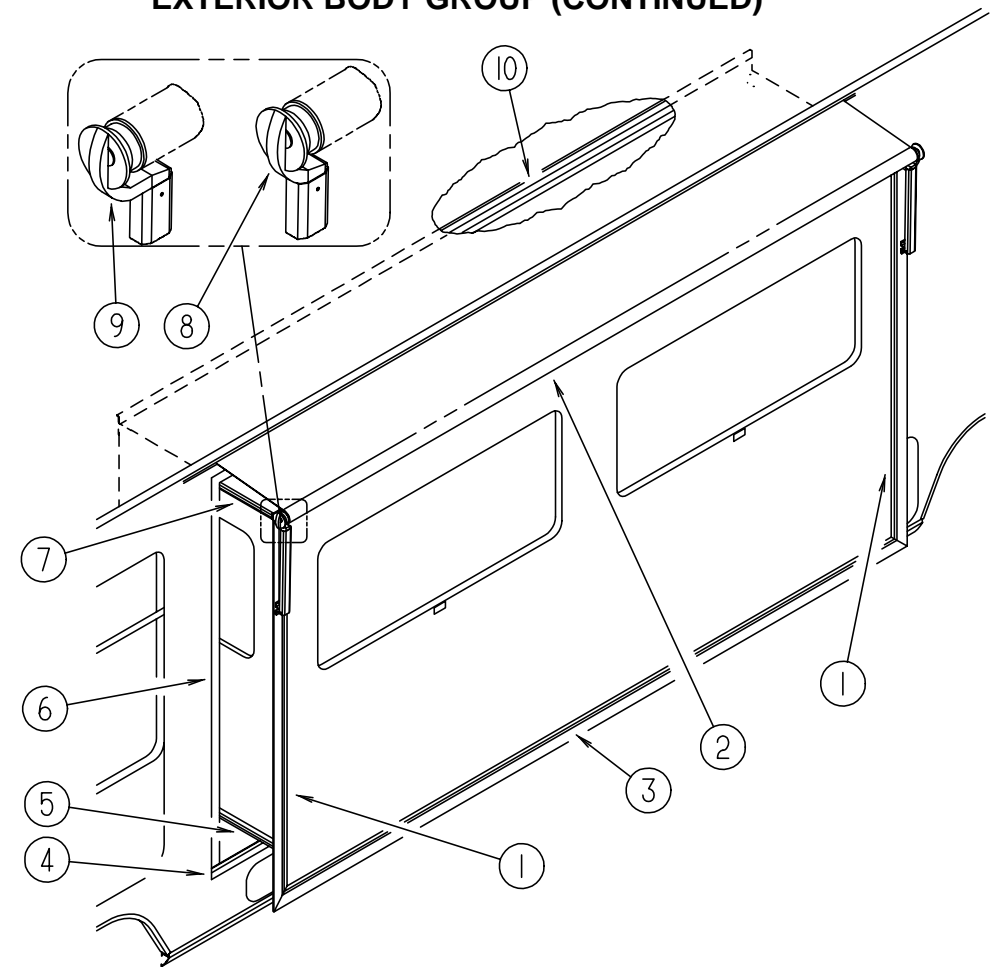
EXTERIOR BODY GROUP (CONTINUED)



FRONT END ASM

KEY	PART NUMBER	U/M	DESCRIPTION
1	117611-04-02B	EA	BRACKET - BUMPER
2	117611-03-02B	EA	BRACKET - BUMPER
3	118997-02-000	EA	SUPPORT ASM - FRONT PANEL - LH
4	089922-34-000	EA	TRIM - FIBERGLASS - PANEL - BRIGHT WHITE
5	118999-01-G35	EA	PANEL ASM-FRONT - LOWER
6	102330-02-000	EA	HOOD LOCK - SINGLE HOLE - VISE ACTION
	102328-01-000	EA	BARREL KEY - HOOD LOCK
7	115976-03-G35	EA	PANEL ASM - HOOD - BRIGHT WHITE
8	109930-11-000	EA	LINK - HINGE - HOOD - LOWER - RH
	109930-12-000	EA	LINK - HINGE - HOOD - LOWER - LH
9	109927-03-000	EA	ANGLE - LINK - HOOD - RH
	109927-04-000	EA	ANGLE - LINK - HOOD - LH
10	105096-10-000	EA	TUBE ASM - TIMING - HOOD HINGE
11	109929-05-000	EA	LINK ASM - HINGE - HOOD - UPPER - RH
	109929-06-000	EA	LINK ASM - HINGE - HOOD - UPPER - LH
12	058786-01-000	EA	BOLT - ADJUSTING - HOOD - W/ BLACK PAD - .31" #18 X 2"
13	109926-15-000	EA	BRACKET - LINK - HINGE - HOOD
	109926-16-000	EA	BRACKET - LINK - HINGE - HOOD
14	118997-01-000	EA	SUPPORT ASM - FRONT PANEL - RH
15	115924-05-01A	EA	GRILLE - WOVEN WIRE
	070579-06-000	EA	PLATE - ANCHOR - W/7/16 WELD NUT - 1.5" X 3.3"
	077001-01-000	EA	ANGLE - MOUNTING - ROOF PANEL - V ANGLE - 3" X 2.4" X 1.5"
	106746-01-000	EA	PANEL - STEPWELL
	106747-01-000	EA	PANEL - STEPWELL - END RH
	106747-02-000	EA	PANEL - STEPWELL - END LH
	106765-01-000	EA	SUPPORT - BOLT - HOOD ADJUSTING

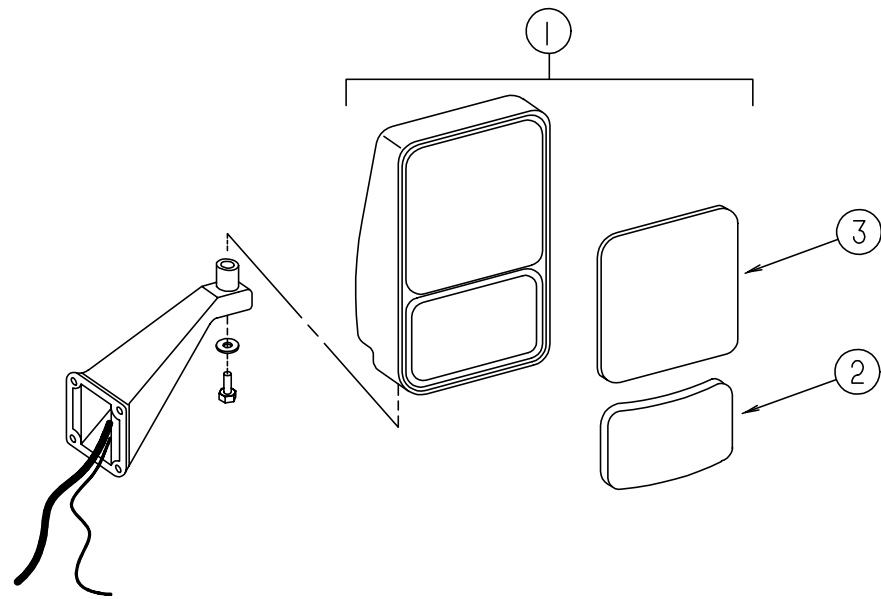
EXTERIOR BODY GROUP (CONTINUED)



EXTERIOR SLIDEOUT HARDWARE

KEY	PART NUMBER	U/M	DESCRIPTION	VENDOR NO.
1	105312-01-01A	FT	VINYL INSERT - BRIGHT WHITE	
1	116933-02-02A	EA	TRIM - SEAL - BRIGHT WHITE	
2	115868-01-02A	EA	AWNING ASM - SLIDEOUT	
	115868-01-700	EA	STRAP - PULL	022406-008
	115868-01-712	EA	CATCH - PULL STRAP - CAMEO	649110 WHITE
	115868-01-705	EA	BRACKET ASM. - BOTTOM RT & LT	R00221
	115868-01-706	EA	LOCK ASSEMBLY - ARM	R00023
	115868-01-707	EA	LOCK - SLIDE - ARM	R00029
	115868-01-708	EA	BRACKET - LOCK - ARM	R00223
3	105312-01-04A	FT	VINYL INSERT - GRAY	
4	115075-01-000	FT	SEAL - WIPE - .25" X 2.75" (FLOOR SEAL)	
5	115822-02-01A	EA	FEATURE STRIP - BRIGHT WHITE	
6	115076-01-000	FT	SEAL - WALL	
7	108688-01-01A	EA	FEATURE STRIP - BRIGHT WHITE	
8	115868-01-714	EA	SPRING - RIGHT - 6' TO 17' (SHORT OFFSET)	R00141WHITE
8	115868-01-716	EA	SPRING - LEFT - 6' TO 17' (SHORT OFFSET)	R00142 WHITE
9	115868-01-711	EA	SPRING - RIGHT - 6' TO 17' (LONG OFFSET)	R00289 WHITE
9	115868-01-710	EA	SPRING - LEFT - 6' TO 17' (LONG OFFSET)	R00288 WHITE
10	099418-01-000	FT	SEAL - D-SECTION - PSA	

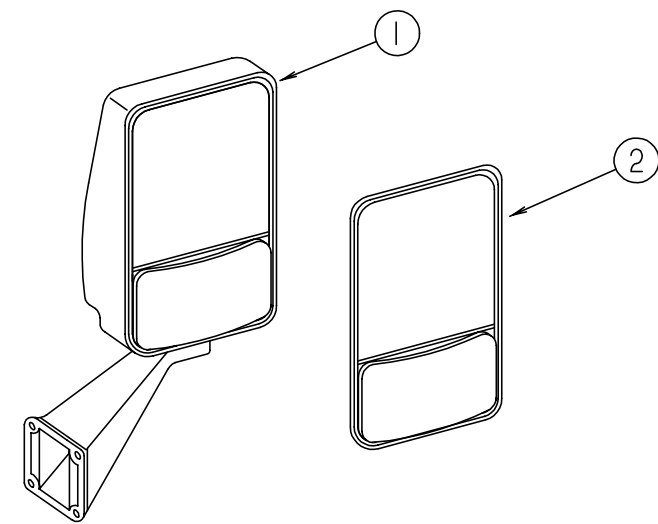
EXTERIOR BODY GROUP (CONTINUED)



EXTERIOR MIRROR OPTION (REMOTE & HEAT)

KEY	PART NUMBER	U/M	DESCRIPTION
1	106015-05-01A	EA	MIRROR ASM - EXTERIOR REMOTE & HEAT - PASSENGER SIDE
1	106015-06-01A	EA	MIRROR ASM - EXTERIOR REMOTE & HEAT - DRIVER SIDE
2	086261-02-700	EA	CONVEX REPLACEMENT - INNER HOUSING & BEZEL - DRIVER SIDE
2	086261-01-703	EA	CONVEX REPLACEMENT - INNER HOUSING & BEZEL - PASSENGER SIDE
3	086261-01-702	EA	GLASS - FLAT - HEATED - W/ BEZEL
	087695-01-000	EA	SWITCH - HEATER - EXTERIOR MIRROR
	088246-01-000	EA	SWITCH - REMOTE - EXT. MIRROR - SQUARE PUSH
	086261-02-701	EA	KIT - EXTERIOR. MIRROR - W/BEZEL - FLAT & CONVEX GLASS - DRIVER SIDE KIT INCLUDES: BEZEL - CONVEX GLASS - HEATED FLAT GLASS FOR CURRENT AND OLD STYLE MIRROR

EXTERIOR BODY GROUP (CONTINUED)

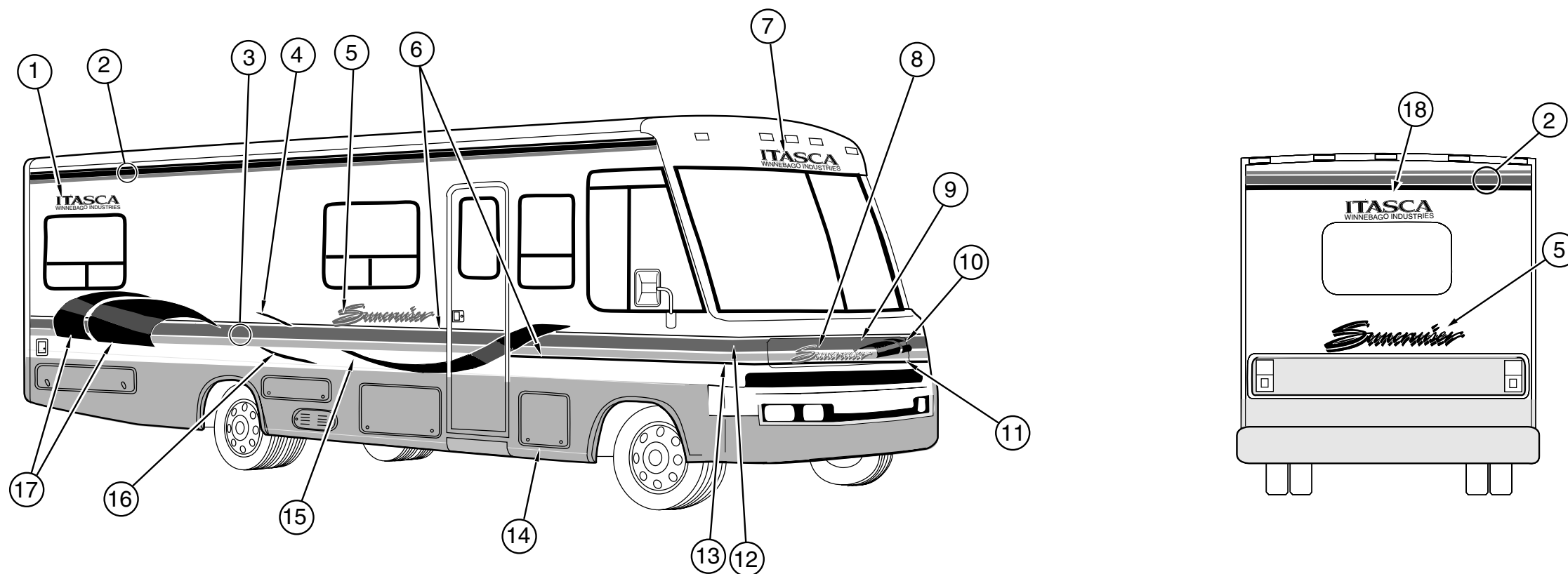


EXTERIOR MIRROR

KEY	PART NUMBER	U/M	DESCRIPTION
1	106015-09-01A	EA	MIRROR ASM - PASSENGER SIDE
1	106015-10-01A	EA	MIRROR ASM - DRIVER SIDE
2	106015-01-703	EA	MIRROR KIT (BEZEL W/MIRRORS) PASSENGER SIDE
2	106015-02-702	EA	MIRROR KIT (BEZEL W/MIRRORS) DRIVER SIDE

EXTERIOR BODY GROUP (CONTINUED)

DECALS, FILM STRIPES & PAINT



KEY	PART NUMBER	U/M	DESCRIPTION
1	116921-01-04A	EA	DECAL - LOGO - ITASCA - WINN IND L - LILAC/ LILAC/ LILAC
2	094443-37-01A	FT	FILM - MULTISTRIPE 127.0 MM X 150 - CHINA BLUE/ CHINA BLUE/ LILAC
3	094443-38-01A	FT	FILM - MULTISTRIPE 177.8 MM X 150 - CHINA BLUE/ CHINA BLUE/ LILAC
4	118982-03-01A	EA	DECAL - TAIL - SWEEPS - #2 (PASSENGER SIDE) TEAL/ PATIN/ WHITE/ BLACK
	118982-04-01A	EA	DECAL - TAIL - SWEEPS - #2 (DRIVER SIDE) TEAL/ PATIN/ WHITE/ BLACK
5	111307-01-02A	EA	DECAL - SUNCRUISER - BRIGHT WHITE/ LILAC
6	107385-11-07A	FT	FILM - 31.8MM X 150FT - TEALITE
7	118312-01-01A	EA	DECAL - ITASCA - WINN IND - SWPT - LILAC/ LILAC/ LILAC
8	111307-02-01A	EA	DECAL - SUNCRUISER - SMALL - BRIGHT WHITE/ LILAC
9	118314-01-01A	EA	DECAL - HOOD - UPPR - CHINA BLUE/ CHINA BLUE
10	118324-01-01A	EA	DECAL - SWEEPS - SML - TEAL/ PATIN/ WHITE/ BLACK
11	118981-01-01A	EA	DECAL - HOOD - LOWER - LILAC/ TEALITE
12	118323-01-01A	EA	DECAL - CORNER - UPPER (PASSENGER SIDE) CHINA BLUE/ CHINA BLUE
	118323-02-01A	EA	DECAL - CORNER - UPPER (DRIVER SIDE) CHINA BLUE/ CHINA BLUE
13	118310-01-01A	EA	DECAL - CORNER - LOWER (PASSENGER SIDE) LILAC/ TEALITE
	118310-02-01A	EA	DECAL - CORNER - LOWER (DRIVER SIDE) LILAC/ TEALITE
14	NPN		PAINT - VIOLET METALLI (DUPONT F0900U)
15	118311-03-01A	EA	DECAL - SWEEPS - #2 (PASSENGER SIDE) TEAL/ PATIN/ WHITE/ BLACK
	118311-04-01A	EA	DECAL - SWEEPS - #2 (DRIVER SIDE) TEAL/ PATIN/ WHITE/ BLACK
16	118982-01-01A	EA	DECAL - TAIL - SWEEPS - #1 (PASSENGER SIDE) TEAL/ PATIN/ WHITE/ BLACK
	118982-02-01A	EA	DECAL - TAIL - SWEEPS - #1 (DRIVER SIDE) TEAL/ PATIN/ WHITE/ BLACK
17	118311-01-01A	EA	DECAL - SWEEPS - #1 (PASSENGER SIDE) TEAL/ PATIN/ WHITE/ BLACK
	118311-02-01A	EA	DECAL - SWEEPS - #1 (DRIVER SIDE) TEAL/ PATIN/ WHITE/ BLACK
18	116921-02-04A	EA	DECAL - LOGO - ITASCA - WINN IND - SMALL - LILAC/ LILAC/ LILAC
	004308-01-000	EA	PAINT - SPRAY - BLACK
	041561-03-000	EA	PAINT - 16 OZ SPRAY - OFF WHITE - ACRYLIC ENAMEL
	099399-23-700	EA	PAINT - 16 OZ SPRAY - BRIGHT WHITE - ENAMEL

DUPONT PAINT COLOR CODES

OFF WHITE	DUPONT L8723
VIOLET METALLIC	DUPONT F0900U
BRIGHT WHITE	DUPONT B8951U

EXTERIOR BODY GROUP (CONTINUED)

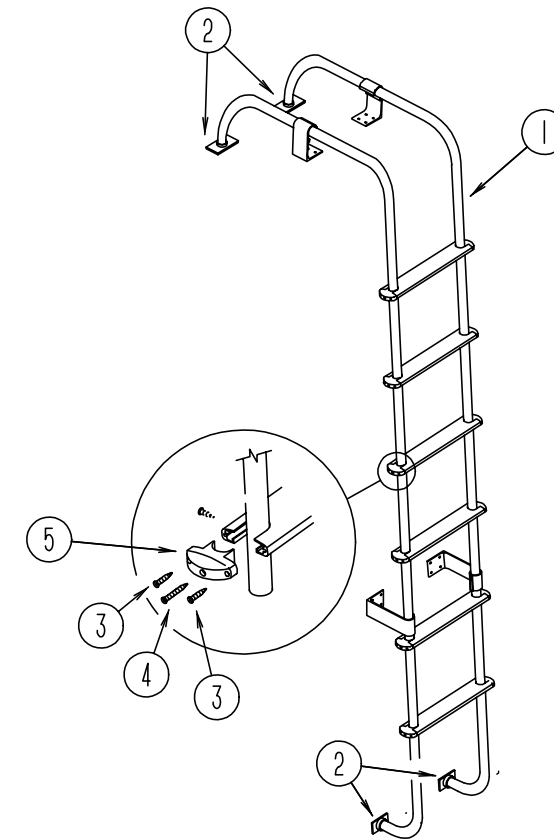
STYROFOAM & FIBERGLASS SHEETING

KEY	PART NUMBER	U/M DESCRIPTION
	083574-06-000	SF STYROFOAM - 1.3 /4" X 48" X 96" - PLANED
	000870-08-000	SF STYROFOAM -.75" X 48" X 96" - PLANED
	083574-03-000	SF STYROFOAM - 3/4" X 48" X 96"
	100619-01-000	BF EXPANDED FOAM SHEET - 48" X 96" X 1.34"
	100619-02-000	BF FOAM - EXPANDED POLYSTYRENE - 48" X 96" X 1.5"
	100619-04-000	BF FOAM - EXPANDED POLYSTYRENE - EPS 48" X 96" X .5
	100619-05-000	BF FOAM - EXPANDED POLYSTYRENE - 48" X 96" X .75"
	100619-11-000	BF FOAM - EXPANDED POLYSTYRENE - 48" X 96" X 2"
	100619-13-000	BF FOAM - EXPANDED POLYSTYRENE - 48" X 96" X .34"
	105077-03-000	EA FOAM - PLUG - SIDEWALL TUBE
	108535-02-702	SF FRP FLAT 104" X 396" LONG - BRIGHT WHITE (ROOF SKIN)
	115661-01-000	FT POLYETHYLENE - HIGH DENSITY - 1/16 X 3.0
	105077-04-000	EA FOAM - COVE - ROOF
		FROM: 00-00-00 THRU: 10-08-95
	120107-01-000	EA FOAM - COVE - ROOF
		FROM: 10-09-95 THRU: 99-99-99
	120107-02-000	EA FOAM - PLUG - ROOF TUBE
		FROM: 10-09-95 THRU: 99-99-99
	120107-03-000	EA FOAM - PLUG - ROOF TUBE
		FROM: 10-09-95 THRU: 99-99-99
	076054-R5-000	EA FIBERGLASS SHEET -102" X 385.2" BRIGHT WHITE
	076054-R9-000	EA FIBERGLASS SHEET - 38.1" X 70.6" BRIGHT WHITE
	077517-62-000	EA FIBERGLASS SHEET - 48 X 96 - BRIGHT WHITE - FLAT
	089297-01-000	SF PLYWOOD - LUAN - OVERLAY GRADE - 4' X 8'

EXTERIOR BODY HARDWARE

KEY	PART NUMBER	U/M DESCRIPTION
	002726-01-001	EA GARNISH - U-CHANNEL - 1.38" X 19' - SERRATED - MILL ALUMINUM
	033381-17-001	FT STEEL - TUBE 16GA 1.5 X 1.5 X 288.00 HOT FORMED ASTM A50
	044487-01-001	LB ALUMINUM - 019 X 96.00 X 300" MILL FINISH
	044487-01-002	LB ALUMINUM - 019 X 96.00 X 432" MILL FINISH
	055278-51-259	FT TUBING - STEEL - .75" X 1.5" X 12.5' LONG
	058267-01-000	FT CHANNEL - STEEL - W/ HOLES - SIDEWALL STIFFENER - 2" X 20'
	068716-01-001	EA BRACE - 90 DEGREE L-ANGLE - 192" - EXTRUDED ALUMINUM

EXTERIOR BODY GROUP (CONTINUED)

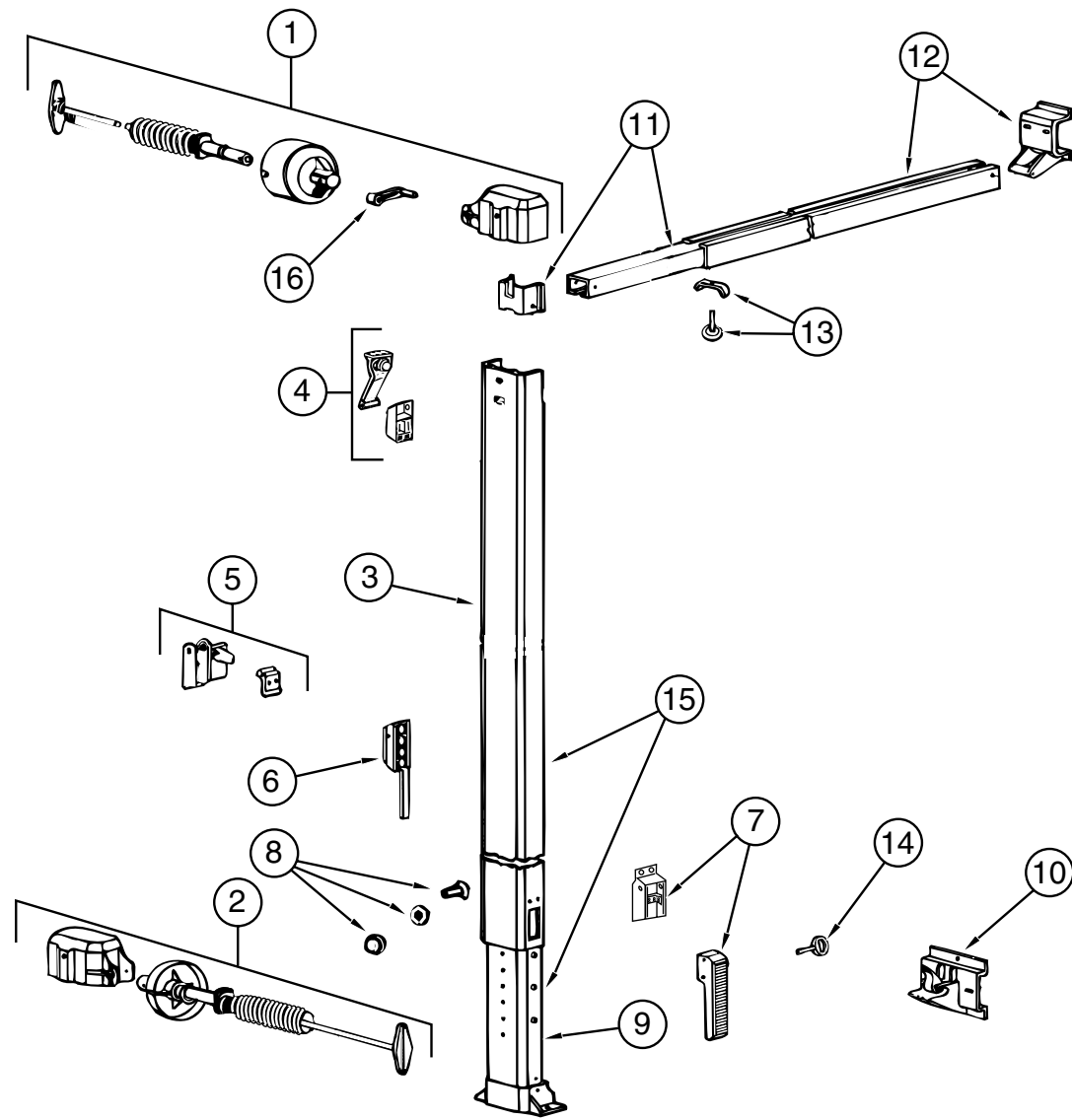


LADDER

KEY	PART NUMBER	U/M DESCRIPTION
1	102953-11-F31	EA LADDER ASM
2	067165-01-000	EA MOUNTING BRACKET - LADDER - LOWER
3	000G39-06-10T	EA SCREW-SF/ DR - 6 - 20 X 5/8 PPH - BLACK
4	000G68-10-36T	EA SCREW - 10 - 12 X 2.25 POH BLACK
5	076980-02-000	EA END CAP - STEP - BLACK
	038327-01-000	FT TAPE - ANTI SLIP - 2" X 60FT

EXTERIOR BODY GROUP (CONTINUED)

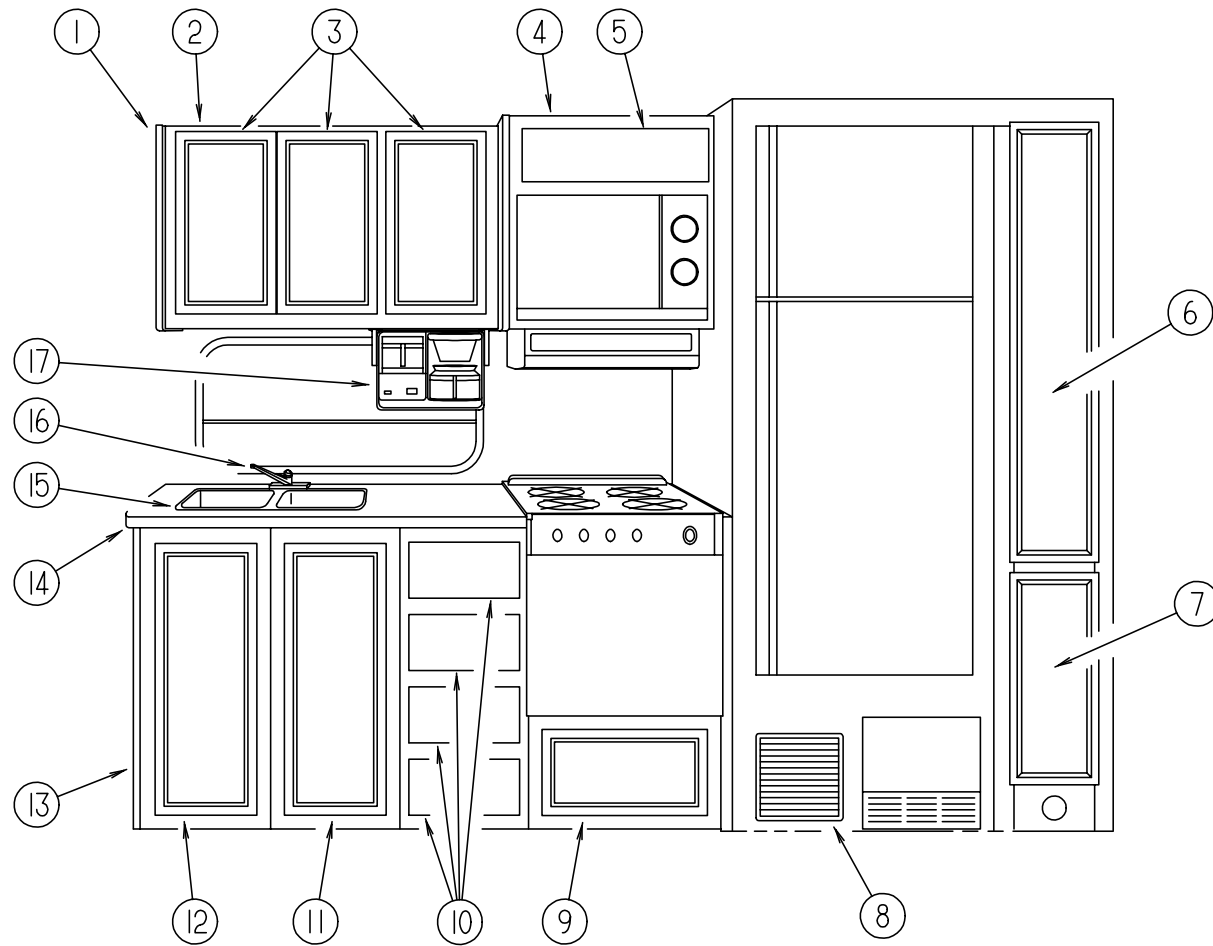
EXTERIOR AWNING (CAREFREE TEAL)



KEY	PART NUMBER	U/M DESCRIPTION	VENDOR NO.
	116059-01-02A	EA AWNING - HARDWARE KIT - BRIGHT WHITE	
	116059-04-02A	EA AWNING - ROLLER ASM - 19' - VINYL	
1	116059-01-724	EA FRONT SPRING & BRAKE ASM.	249001AWHT
2	116059-01-725	EA REAR SPRING ASM.	249020AWHT
3	116059-01-726	EA UPPER ARM ASM. - FRONT - 66"	249528WHT
	116059-01-727	EA UPPER ARM ASM. - REAR - 66"	249529WHT
4	116059-01-728	EA UPPER SLIDER ASM.	249040WHT
5	116059-01-729	EA ARM STORAGE LOCK ASM.	249060WHT
6	116059-01-706	EA BRAKE CONTROL	249070
7	116059-01-731	EA HANDLE ASM.	249080WHT
8	116059-01-732	EA STOP BOLT - W/ NUT & WASHER	011131WHT
9	116059-01-733	EA LOWER ARM ASM. W/ BASKET - FRONT. 56"	249600WHT
	116059-01-734	EA LOWER ARM ASM. W/ BASKET - REAR 56"	249601WHT
10	116059-01-735	EA BOTTOM BASKET - ASM.	012414WHT
11	116059-01-736	EA LOWER BRACE ASM. - COMP. 50"	012410WHT
12	116059-01-737	EA UPPER BRACE ASM. - COMP. 50"	012409WHT
13	116059-01-714	EA BLACK LOCKING KNOB - W/ CLAMP	249105
14	116059-01-741	EA HANDLE LOCK PIN	040279WHT
15	116059 01 742	EA ARM ASM. - UPPER & LOWER W/ BASKET - FRONT	249201WHT
	116059-01-743	EA ARM ASM. - UPPER & LOWER W/ BASKET - REAR	249221WHT
16	116059-01-750	EA BRAKE LEVER	249070WHT
	116059-01-718	EA WAND - PULL	036031
	116059-01-719	EA SCREW - #8 X 5/16 (WAND - PULL)	030523
	116059-01-739	EA DOOR ROLLER	060063WHT
	116059-01-740	EA NUTSERT TOOL KIT	905007WHT

GALLEY GROUP

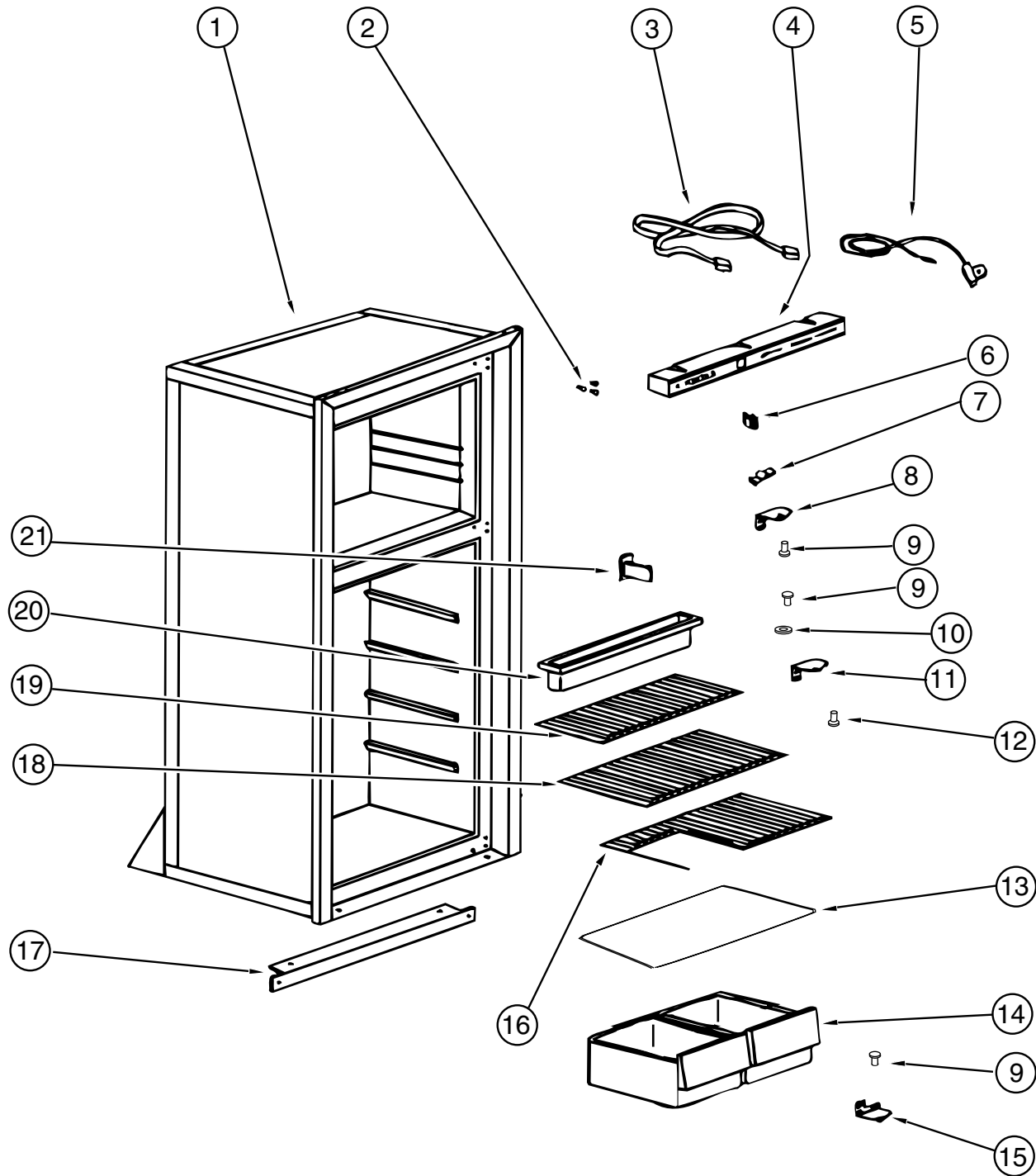
GALLEY CABINETRY & FIXTURES



KEY	PART NUMBER	U/M	DESCRIPTION
1	081319-17-G35	EA	END CAP ASM. - OVERHEAD
2	P04372-01-G35	EA	CABINET ASM - GALLEY - OVERHEAD
	104372-11-G35	EA	SHELF ASM - GALLEY - OVERHEAD - 312 X 634 MM
	104372-12-G35	EA	SHELF ASM - GALLEY - OVERHEAD - 312 X 336 MM
3	M05993-14-G35	EA	DOOR ASM - W/O HARDWARE - 555 X 305 MM
4	114390-02-G35	EA	CABINET ASM - MICROWAVE OVERHEAD
	114390-02-G35	EA	CABINET ASM - A/C SWITCH
5	M05993-11-G35	EA	DOOR ASM - RAIL - W/O HARDWARE - 555 X 180 MM
6	M05993-D1-G35	EA	DOOR ASM - W/O HARDWARE - 215 X 1220 MM
	119757-13-G35	EA	SHELF ASM
7	M05993-G4-G35	EA	DOOR ASM - RAIL - W/O HARDWARE - 215 X 485 MM
8	093614-02-02A	EA	GRILL - RETURN AIR - DURA - 252 X 252 MM - BEIGE
	118664-13-G35	EA	TOE KICK ASM
9	M05970-T2-G35	EA	DRAWER ASM. - W/O HARDWARE
10	M05970-11-G35	EA	DRAWER ASM. - W/O HARDWARE
11	M05993-19-G35	EA	DOOR ASM - W/O HARDWARE
12	M05993-18-G35	EA	DOOR ASM - W/O HARDWARE
13	118664-01-G35	EA	GALLEY CABINET ASM. (G37)
13	118664-01-G36	EA	GALLEY CABINET ASM. (G44)
13	118664-01-G45	EA	GALLEY CABINET ASM.
14	118664-12-G35	EA	COUNTERTOP ASM. (G37)
14	118664-12-G36	EA	COUNTERTOP ASM. (G44)
14	118664-12-G45	EA	COUNTERTOP ASM.
	108464-03-F40	EA	COVER ASM - SINK 280 X 380 MM (G35, G37) FROM: 00-00-00 THRU: 07-30-95
	108464-05-G35	EA	COVER ASM - SINK 180 X 380 MM (G37) FROM: 07-31-95 THRU: 99-99-99
	108464-03-GV4	EA	COVER ASM - SINK 280 X 380 MM (G36, G44) FROM: 00-00-00 THRU: 07-30-95
	108464-05-G36	EA	COVER ASM - SINK 180 X 380 MM (G44) FROM: 07-31-95 THRU: 99-99-99
	108464-05-G45	EA	COVER ASM - SINK 180 X 380 MM
	108464-04-F40	EA	COVER ASM - SINK 380 X 380 MM (G35, G37)
	108464-04-F32	EA	COVER ASM - SINK 380 X 380 MM (G36, G44)
	108464-04-E38	EA	COVER ASM - SINK 380 X 380 MM (G45)
15	110654-01-000	EA	SINK - STAINLES STEEL - DOUBLE - LARGE/ SMALL BASIN
	092303-01-000	EA	STRAINER - SINK
16	104114-02-01A	EA	FAUCET - GALLEY - SINGLE CONTROL
	103635-01-000	EA	FAUCET - SINGLE CONTROL - EVERPURE
17	103799-01-02A	EA	COFFEE MAKER - GRAY
	090329-01-000	FT	T-SEAL - REFRIGERATOR CABINET - .6" WIDE TOP X 2" TAIL
	054450-01-000	EA	LEVEL - REFRIGERATOR
	093646-01-000	EA	BRACKET ASM - TIEDOWN - REFRIGERATOR
	093646-02-000	EA	BRACKET ASM - TIEDOWN - REFRIGERATOR
	065225-01-000	EA	PLATE - TIEDOWN - REFRIG
	065225-02-000	EA	PLATE - TIEDOWN - REFRIG

GALLEY GROUP (CONTINUED)

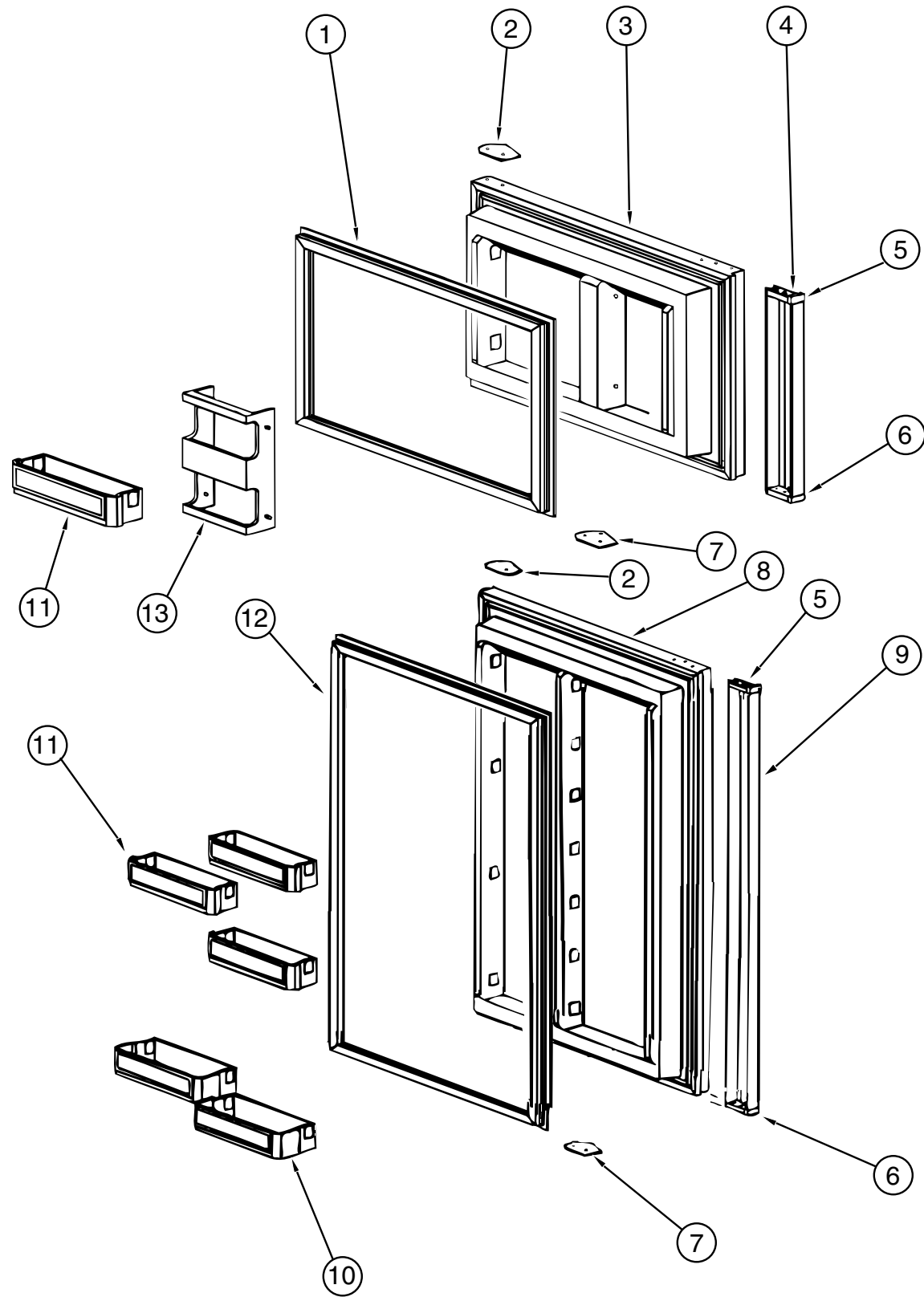
REFRIGERATOR (NORCOLD 6182)



KEY	PART NUMBER	U/M	DESCRIPTION	VENDOR NO.
	104137-06-01A	EA	REFRIGERATOR - LARGE DBL DOOR 2-WAY	
1	104137-06-708	EA	FOAMED CAB ASM (BLACK W/ WHITE)	61725138
2	094039-01-722	EA	HOLE PLUG (BLACK) HINGE HOLES	61582030
3	084880-01-746	EA	CABLE	61571522
4	104137-06-700	EA	EYEBROW SHELL (2-WAY)	61726622
5	084880-01-753	EA	THERMISTER 78"	61693822
6	075217-01-738	EA	SWITCH - HUMIDITY	61525922
7	084880-01-760	EA	CLIP (THERMISTER)	61689122
8	094039-01-723	EA	HINGE BRACKET - TOP RH - BOTTOM - LH - BLACK	61580838
9	094039-01-725	EA	HINGE PIN (BLACK)(MALE)	61578130
	084880-03-702	EA	HINGE PIN TOP/BTM FEMALE	61580630
10	084880-01-749	EA	HINGE BUSHING	615807
12	094039-01-730	EA	HINGE PIN SHAFT (BLACK) CENTER HINGE	61566730
13	084880-01-722	EA	CRISPER COVER	615641
14	104137-06-707	EA	CRISPER (WHITE)	61571325
15	094039-01-724	EA	HINGE BRACKET - TOP LH - BOTTOM - RH - BLACK	61580938
16	094039-01-739	EA	SHELF (CUTOUT)	61646722
17	094039-01-732	EA	FRONT COVER (BLACK) BOTTOM TRIM	61622130
18	094039-01-733	EA	WIRE SHELF (MIDDLE)	61563822
19	104137-06-706	EA	WIRE SHELF (SHORT)	61718222
20	094039-01-735	EA	INSIDE DRIP TRAY (WHITE)	61572830
21	084880-01-732	EA	LATCH	61578522
	094039-01-736	EA	SWITCH - LIGHT - BLACK	61581022
	104137-06-727	EA	SHELF - FREEZER - WHITE	618057

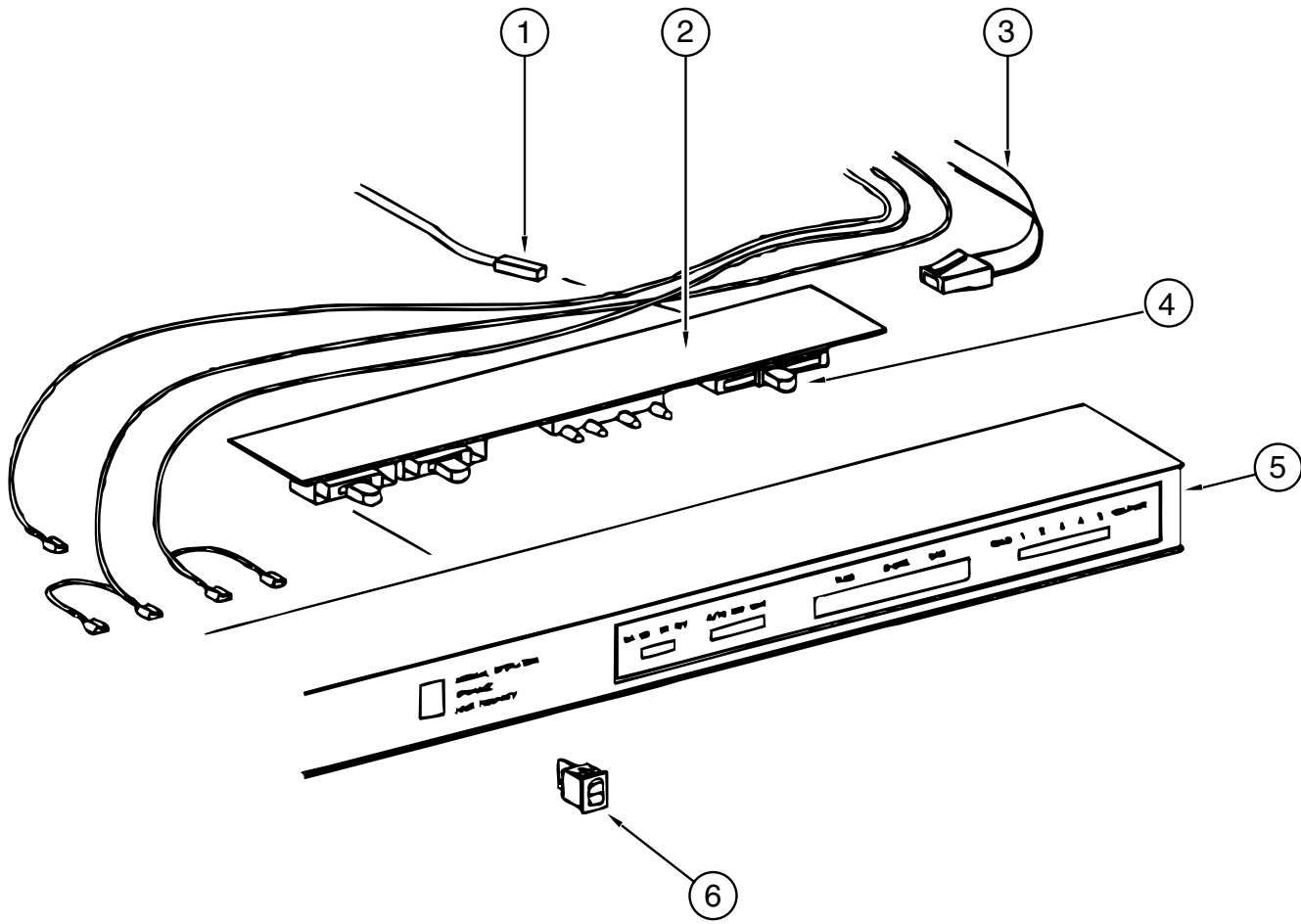
GALLEY GROUP (CONTINUED)

REFRIGERATOR (NORCOLD 6182)



KEY	PART NUMBER	U/M	DESCRIPTION	VENDOR NO.
1	094039-01-702	EA	GASKET (GRAY) UPPER	61567830
2	094039-01-710	EA	PLATE - HINGE - BLACK	61631330
3	094039-01-706	EA	UPPER DOOR LINER (WHITE) BLACK	61581838-B
4	094039-01-708	EA	DOOR HANDLE ASM - UPPER - BLACK	61650038
	084880-01-720	EA	SPRING (FOR DOOR HANDLE)	61558822
5	084880-01-761	EA	END CAP (SPRING CATCH) BLACK	61593730
6	084880-01-740	EA	END CAP (STOP CATCH)	61593830
7	094039-01-704	EA	PLATE - HINGE - BLACK	61631430
8	094039-01-715	EA	LOWER DOOR LINER (BLACK/WHITE)	61581738-B
9	094039-01-717	EA	DOOR HANDLE ASM - LOWER (BLACK)	61649938
	084880-01-720	EA	SPRING (FOR DOOR HANDLE)	61558822
10	104137-06-704	EA	BIN - MILK - WHITE	61579425
11	104137-06-703	EA	BIN - DOOR SHELF (WHITE)	61564025
12	094039-01-713	EA	DOOR GASKET (LOWER) GRAY	61568030
13	104137-06-702	EA	RACK - JUICE (WHITE)	61580525

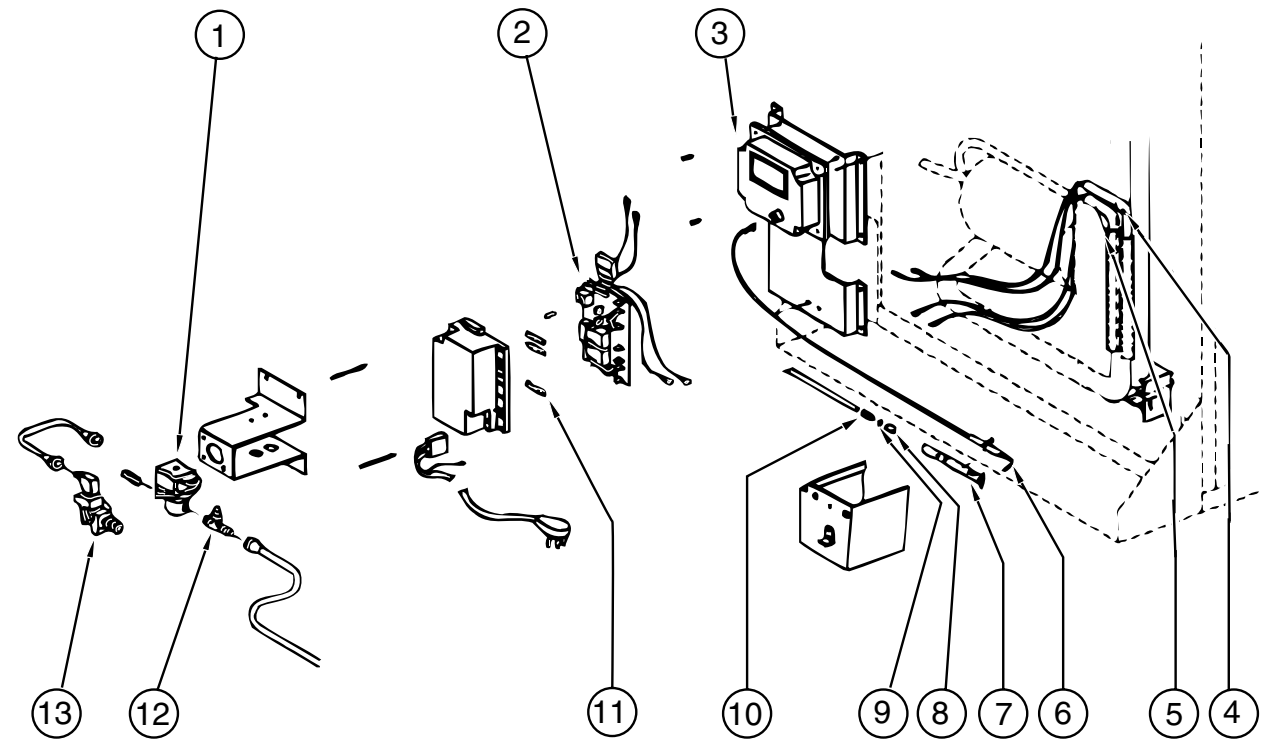
GALLEY GROUP (CONTINUED)



REFRIGERATOR EYEBROW ASM. (NORCOLD 6182)

KEY	PART NUMBER	U/M	DESCRIPTION	VENDOR NO.
1	084880-01-753	EA	THERMISTER 78"	61693822
2	094039-04-700	EA	PRINTED CIRCUIT BOARD - 2 WAY	1647322
3	084880-01-746	EA	CABLE	61571522
4	102621-01-703	EA	BUTTON - THERMOSTAT - ADJUSTABLE	61587422
5	104137-06-700	EA	EYEBROW SHELL (2-WAY)	61726622
6	075217-01-738	EA	SWITCH - HUMIDITY	61525922

GALLEY GROUP (CONTINUED)

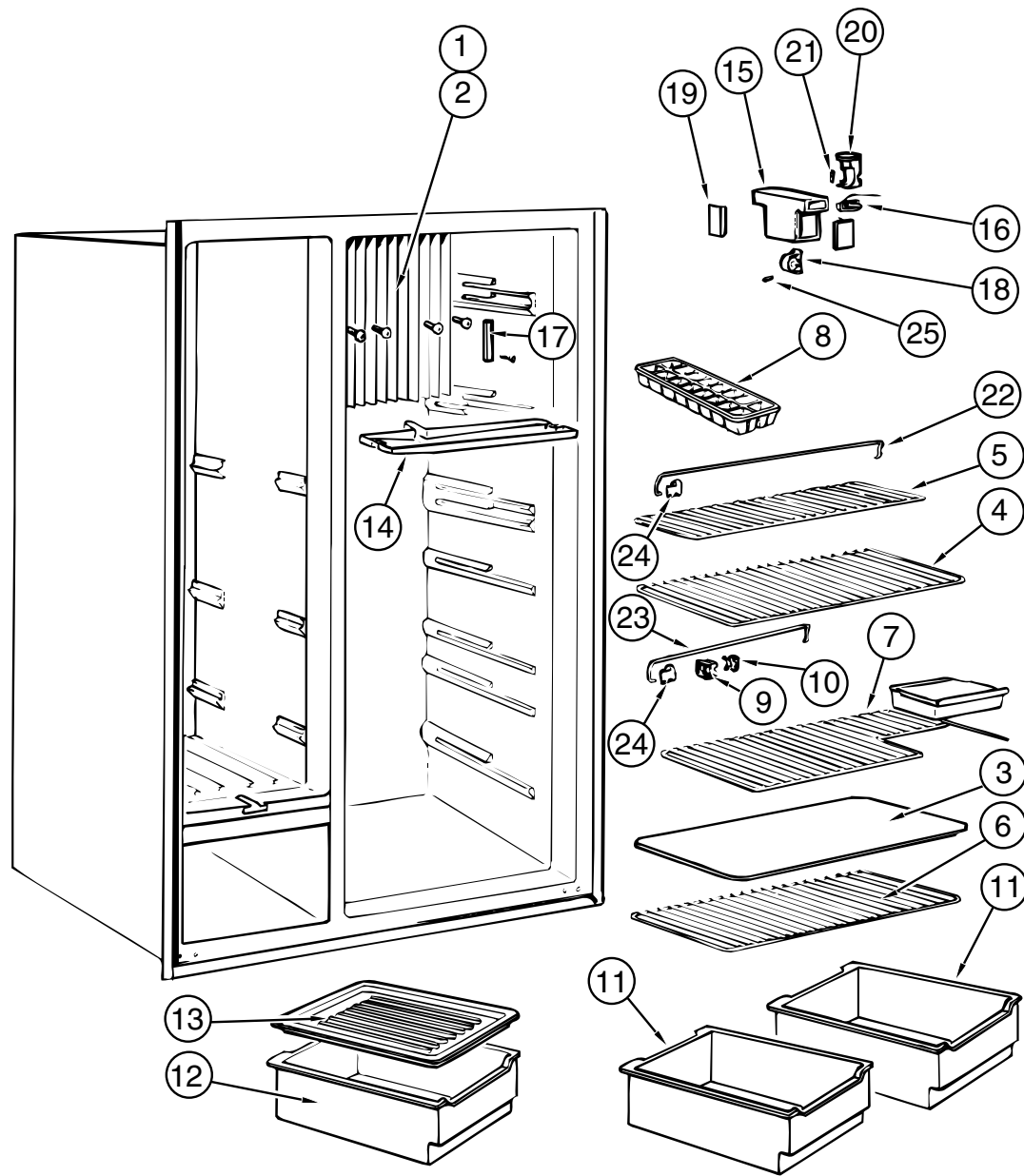


REFRIGERATOR CONTROL ASM. (NORCOLD 6182)

KEY	PART NUMBER	U/M	DESCRIPTION	VENDOR NO.
1	084880-01-718	EA	VALVE - GAS	61551822
2	094039-04-702	EA	POWER SUPPLY (2 WAY)	61647422
3	104137-02-700	EA	CHANNEL - CONTROL MODULE	61717037
4	088248-01-710	EA	HEATER - DC (HORIZONTAL) 3 WAY	615628
5	088248-01-709	EA	HEATER - AC (HORIZONTAL)	615627
6	104137-06-715	EA	ELECTRODE - SPARK / SENSOR (SINGLE)	61692222
7	104137-06-714	EA	BURNER ASSEMBLY (5-SLOT)	61705222
8	084880-01-705	EA	ORIFICE	614522
9	104137-06-713	EA	ORIFICE GASKET	61475122
10	104137-06-712	EA	FITTING - GAS TUBE CONNECTION	61692722
11	104137-06-711	EA	FUSE 5 AMP	61611622
12	104137-06-710	EA	PRESSURE TAP	61594422
13	104137-06-709	EA	VALVE SHUT - OFF - MANUAL ASM	61694922
	084880-03-701	EA	COOLING UNIT (HORIZ BURNER)	61687337

GALLEY GROUP (CONTINUED)

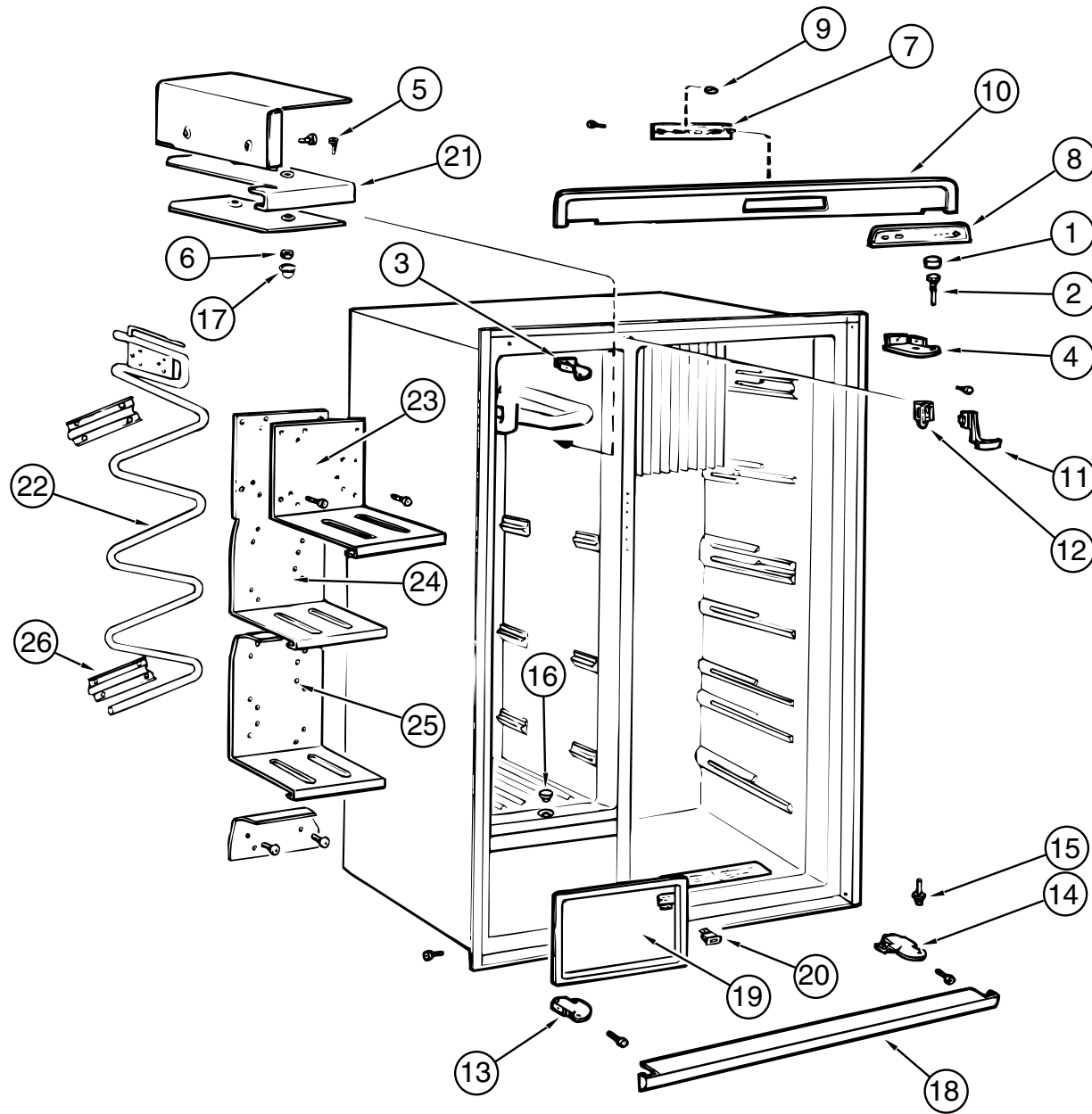
REFRIGERATOR SHELVES & COMPONENTS (DOMETIC RM 7732IM)



KEY	PART NUMBER	U/M	DESCRIPTION	VENDOR NO.
	118367-01-01A	EA	REFRIGERATOR - SIDE BY SIDE DOOR - 2 WAY	
	065225-01-000	EA	PLATE - TIEDOWN - REFRIGERATOR	
	065225-03-000	EA	PLATE - TIEDOWN - REFRIGERATOR	
	103251-05-01A	EA	INSERT - DOOR - ACRYLIC BLACK - 16.81 X 55.06	
	103251-06-01A	EA	INSERT - DOOR - ACRYLIC BLACK - 10.44 X 55.06	
1	118367-01-739	EA	COIL - COOLING	293 16 61-02/5
2	118367-01-740	EA	COIL - COOLING	293 16 61-03/3
3	118367-01-741	EA	SHELF - UPPER - (REFRIGERATOR)	293 15 41-05/2
4	118367-01-742	EA	SHELF #2 - (REFRIGERATOR)	293 15 41-04/5
5	118367-01-743	EA	SHELF #3 - (REFRIGERATOR)	293 15 42-02/7
6	118367-01-744	EA	SHELF #4 - (REFRIGERATOR)	293 11 17-06/9
7	118367-01-745	EA	SHELF #5 - (REFRIGERATOR)	293 15 41-06/0
8	118367-01-746	EA	TRAY - ICE	293 04 00-00/3
9	118367-01-747	EA	LOCK - FLAP - INNER	200 73 92-02/6
10	118367-01-748	EA	LOCK - FLAP - OUTER	200 73 93-02/4
11	118367-01-749	EA	BOX - VEGETABLE	293 14 71-03/7
12	118367-01-750	EA	BOX - VEGETABLE	293 14 71-03/7
13	118367-01-751	EA	LID - VEGETABLE	293 26 93-01/9
14	118367-01-752	EA	PAN - DRIP	293 61 63-01/3
15	118367-01-753	EA	COVER - SWITCH & LIGHT	200 40 44-09/1
16	118367-01-754	EA	SWITCH - DOOR	294 08 25 00/9
17	118367-01-755	EA	RETAINER - PROBE	293 19 76-01/9
18	118367-01-756	EA	SUPPORT - THERMOSTAT	200 40 42-00/4
19	118367-01-757	EA	CAP - END LAMP PROTECTION	200 40 43-00/2
20	118367-01-758	EA	LIGHTING	293 07 44-01/2
21	118367-01-759	EA	LAMP - 10W - 12VOLT	200 72 90-00/6
22	118367-01-760	EA	RACK - UPPER	200 73 37-15/3
23	118367-01-761	EA	RACK - LOWER	200 73 37-16/1
24	118367-01-762	EA	RETAINER - RACKS	293 06 93-04/5
25	118367-01-763	EA	PIN - LOCKING	200 12 81-01/9
	118367-01-784	EA	BUCKET - ICE	293 08 80-02
	118367-01-785	EA	CONNECTION - WATER - COMPLETE	293 09 16-02
	118367-01-786	EA	STRIP - DOOR DECORATION	293 1163-11
	118367-01-787	EA	SHELF - ICE BUCKET	293 19 23-01
	118367-01-788	EA	BLOCK - TERMINAL	293 19 63-01
	118367-01-789	EA	ICEMAKER	293 19 71-02
	118367-01-790	EA	VALVE - WATER	293 19 72-02

GALLEY GROUP (CONTINUED)

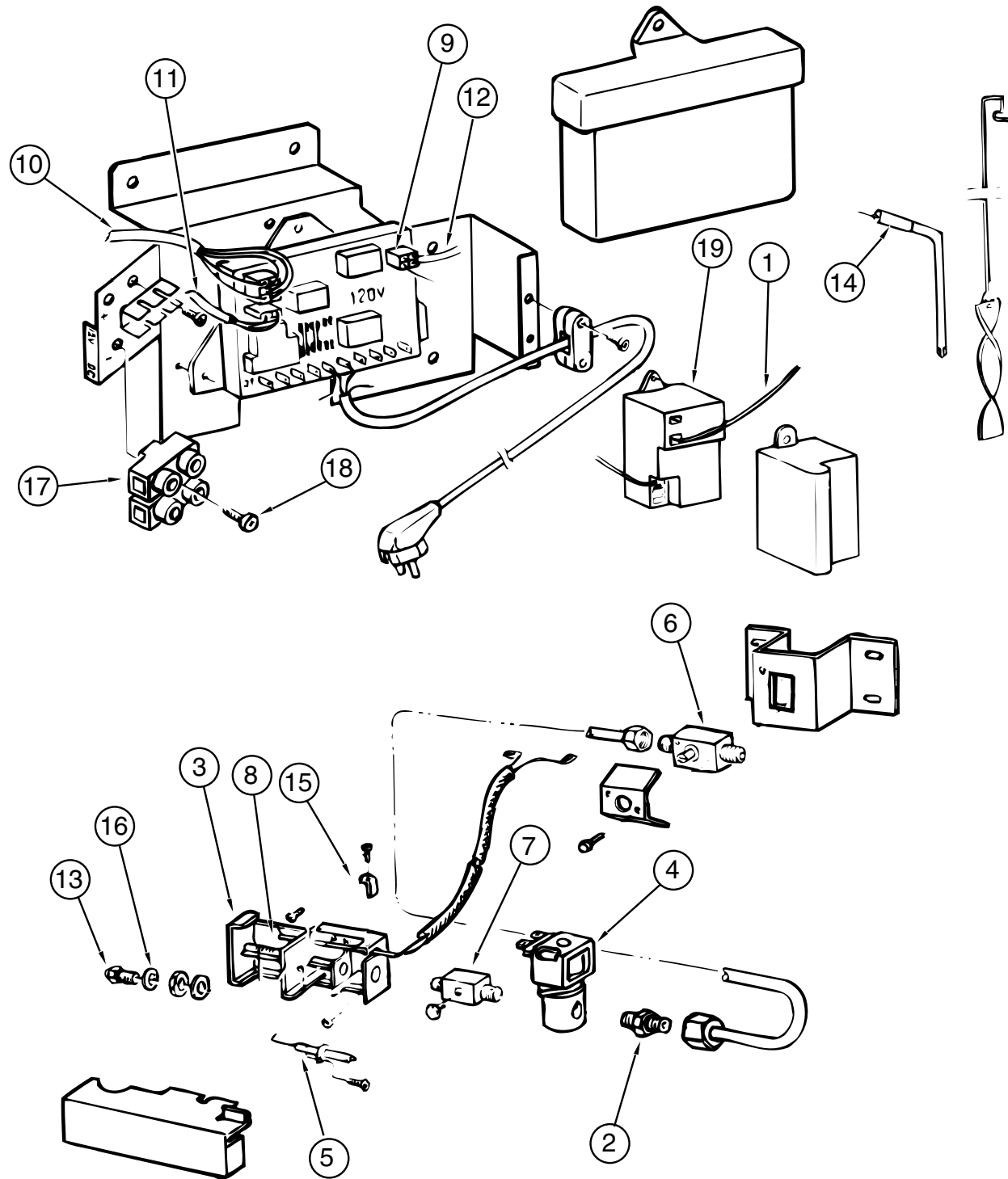
REFRIGERATOR FREEZER SHELVES & COMPONENTS (DOMETIC RM 7732IM)



KEY	PART NUMBER	U/M DESCRIPTION	VENDOR NO.
1	118367-01-713	EA PLUG	293 27 36-01/6
2	118367-01-714	EA PIN - HINGE - UPPER	293 26 47-01/5
3	118367-01-715	EA HINGE - UPPER - LEFT (FREEZER)	293 26 46-01/7
4	118367-01-716	EA HINGE - UPPER - RIGHT (REFRIGERATOR)	293 26 46-02/5
5	118367-01-717	EA SCREW - M6S - 5X20 - FN	725 23 30-13/4
6	118367-01-718	EA NUT - M5 - BRASS - FN	731 43 14-13/4
7	118367-01-719	EA BOARD - CIRCUIT - AES ASM.	293 26 97-05/1
8	118367-01-720	EA DECORATION	95 50 24-53/4
9	118367-01-721	EA BUTTON	95 50 24-13/8
10	118367-01-722	EA DECORATION - FRONT	293 26 63-01/2
11	118367-01-723	EA BOW - LOCKING	293 27 45-01/7
12	118367-01-724	EA RETAINER	293 27 46-01/5
13	118367-01-725	EA HINGE - LOWER - LEFT (FREEZER)	293 26 45-01/9
14	118367-01-726	EA HINGE - LOWER - RIGHT (REFRIGERATOR)	293 26 45-02/7
15	118367-01-727	EA PIN - HINGE - LOWER	293 26 49-02/9
16	118367-01-728	EA LID - LOWER	293 17 15-01/1
17	118367-01-729	EA LID - UPPER	293 04 87-00/0
18	118367-01-730	EA STRIP - FRONT	293 26 64-01/0
19	118367-01-731	EA FLAP	293 26 55-01/8
20	118367-01-732	EA SWITCH - DOOR	293 26 80-01/6
21	118367-01-733	EA SHELF - UPPER - FREEZER	293 14 77-02/6
22	118367-01-734	EA COIL - FREEZER	293 14 74-01/5
23	118367-01-735	EA SHELF - #2 - FREEZER	293 19 83-02/3
24	118367-01-736	EA SHELF - #3 - FREEZER	293 19 82-02/5
25	118367-01-737	EA SHELF - #4 - FREEZER	293 14 82-02/6
26	118367-01-738	EA BRACKET - SHELF - FREEZER	293 14 84-01/4

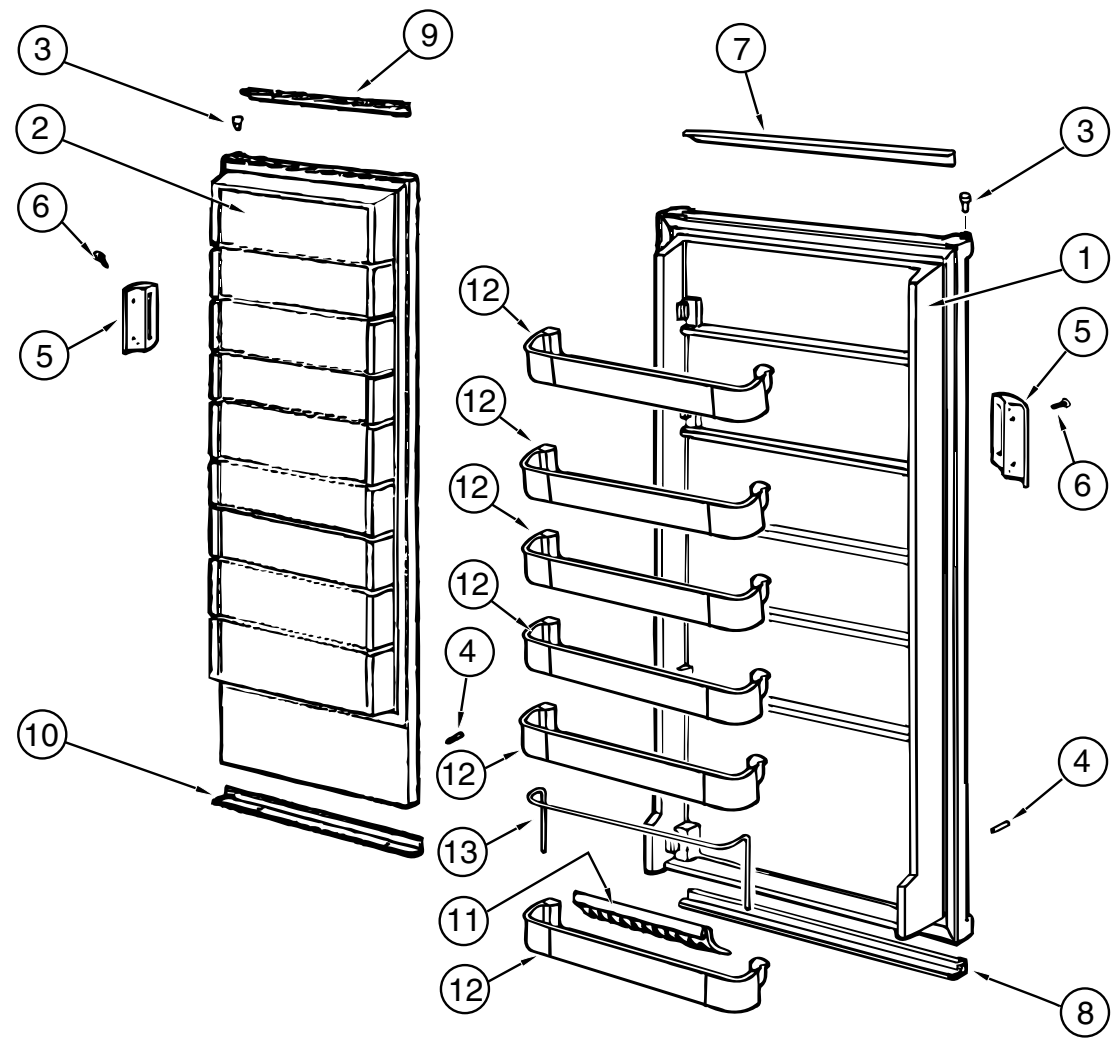
GALLEY GROUP (CONTINUED)

REFRIGERATOR ELECTRICAL COMPONENTS (DOMETIC RM 7732IM)



KEY	PART NUMBER	U/M	DESCRIPTION	VENDOR NO.
1	118367-01-764	EA	CONDUCTOR - ELECTRODE	200 76 68-04/5
2	118367-01-765	EA	NIPPLE	293 20 63-01/5
3	118367-01-766	EA	HOUSING - BURNER	293 21 61-01/7
4	118367-01-767	EA	VALVE - SOLENOID	294 3298-03/0
5	118367-01-768	EA	ELECTRODE	293 14 95-01/0
6	118367-01-769	EA	GAS SHUTOFF	293 26 16-01/0
7	118367-01-770	EA	NIPPLE	293 18 24-01/1
8	118367-01-771	EA	THERMOSTAT	293 18 26-01/6
9	118367-01-772	EA	BOARD - CIRCUIT - COMPLETE	293 18 42-03/9
10	118367-01-773	EA	CONDUCTOR - CIRCUIT BOARD	293 18 62-02/9
11	118367-01-774	EA	CONDUCTOR - THERMISTOR	293 18 63-02/7
12	118367-01-775	EA	CONDUCTOR - GAS VALVE	295 44 37-02/2
13	118367-01-776	EA	ORFICE - JET - NR76	200 74 19-33/2
14	118367-01-777	EA	HEATER - 210WATT - 120VOLT	17 37 58-03/8
15	118367-01-778	EA	RETAINER	293 06 60-01/0
16	118367-01-779	EA	WASHER	200 74 57-00/1
17	118367-01-780	EA	BLOCK - TERMINAL	293 04 63-01/9
18	118367-01-781	EA	SCREW - RXS - B6X25 - STAINLESS	729 52 87-40/8
19	118367-01-782	EA	IGNITION - SPARK	293 11 32-01/9

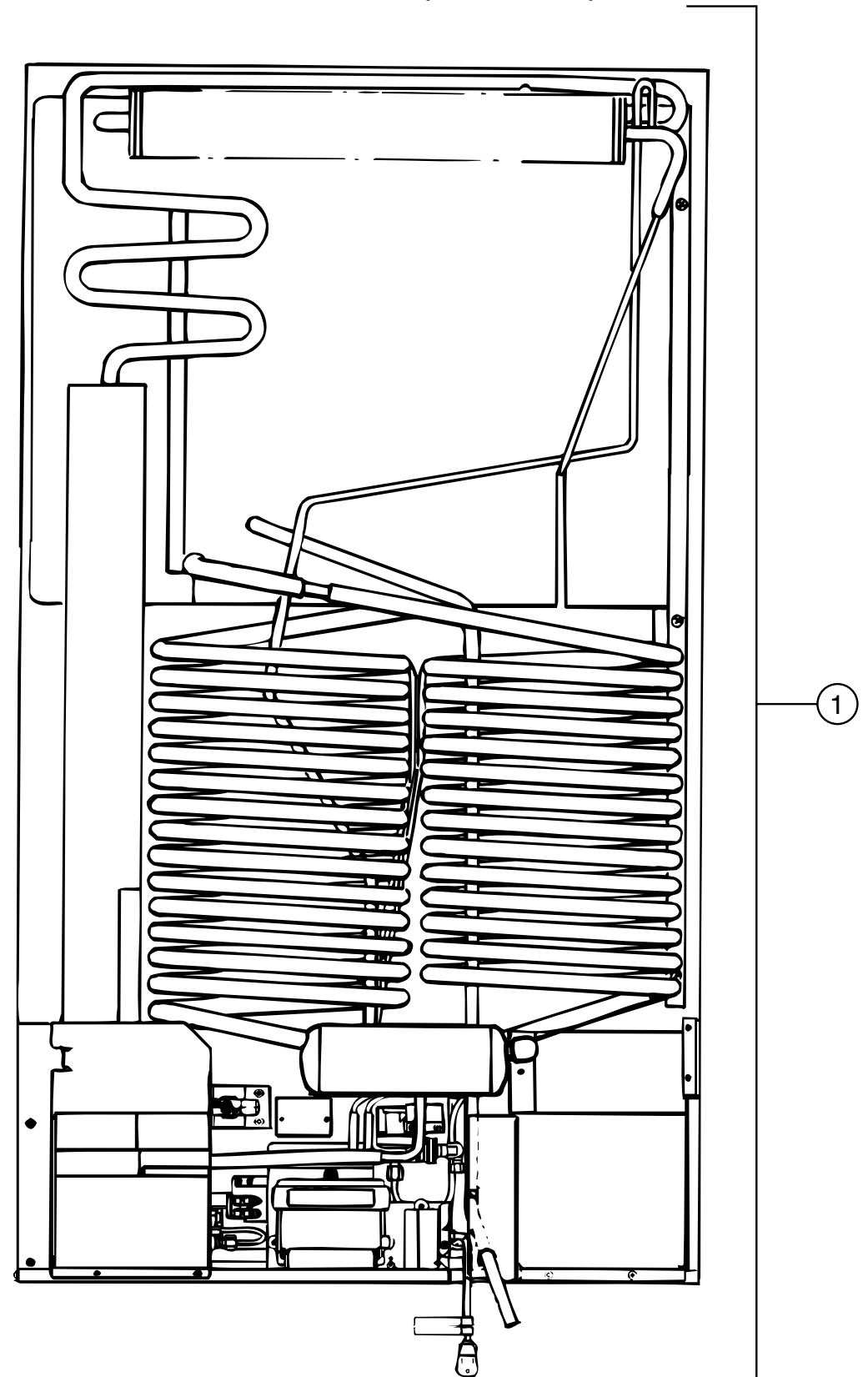
GALLEY GROUP (CONTINUED)



REFRIGERATOR DOORS (DOMETIC RM 7732IM)

KEY	PART NUMBER	U/M DESCRIPTION	VENDOR NO.
1	118367-01-700	EA DOOR - REFRIGERATOR	293 25 90-11/6
2	118367-01-701	EA DOOR - FREEZER	293 25 89-11/8
3	118367-01-702	EA BUSHING - HINGE - FREEZER - REFRIGERATOR	293 11 71-01/7
4	118367-01-703	EA STOP - LOWER - FREEZER - REFRIGERATOR	293 25 88-01/1
5	118367-01-704	EA HANDLE - FREEZER - REFRIGERATOR	293 27 29-01/1
6	118367-01-705	EA SCREW - HANDLE - FREEZER - REFRIGERATOR	724 13 23-61/2
7	118367-01-706	EA DECORATION - DOOR - REFRIGERATOR - UPPER	293 26 42-08/1
8	118367-01-707	EA DECORATION - DOOR - REFRIGERATOR - LOWER	293 26 42-03/2
9	118367-01-708	EA DECORATION - DOOR FREEZER - UPPER	293 26 42-12/3
10	118367-01-709	EA DECORATION - DOOR - FREEZER - LOWER	293 26 42-02/4
11	118367-01-710	EA HOLDER - BOTTLE - DOOR - REFRIGERATOR	293 26 58-01/2
12	118367-01-711	EA SHELF - DOOR - REFRIGERATOR	293 25 83-02/0
13	118367-01-712	EA RACK - DOOR - REFRIGERATOR	293 25 85-04/1

GALLEY GROUP (CONTINUED)

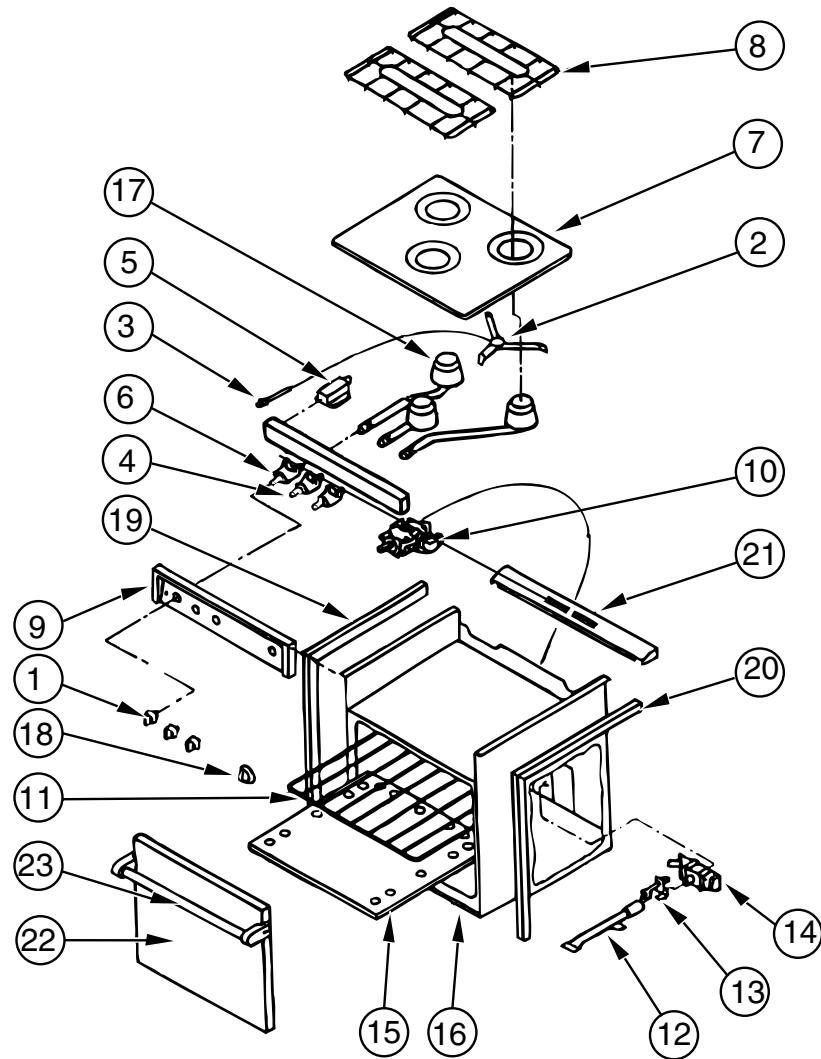


REFRIGERATOR COOLING COIL(DOMETIC RM 7732IM)

KEY	PART NUMBER	U/M DESCRIPTION	VENDOR NO.
1	118367-01-783	EA COIL - COOLING	293 49 45-09/4

GALLEY GROUP (CONTINUED)

ATWOOD RANGE, 3 BURNER (BLACK R-2136BG)



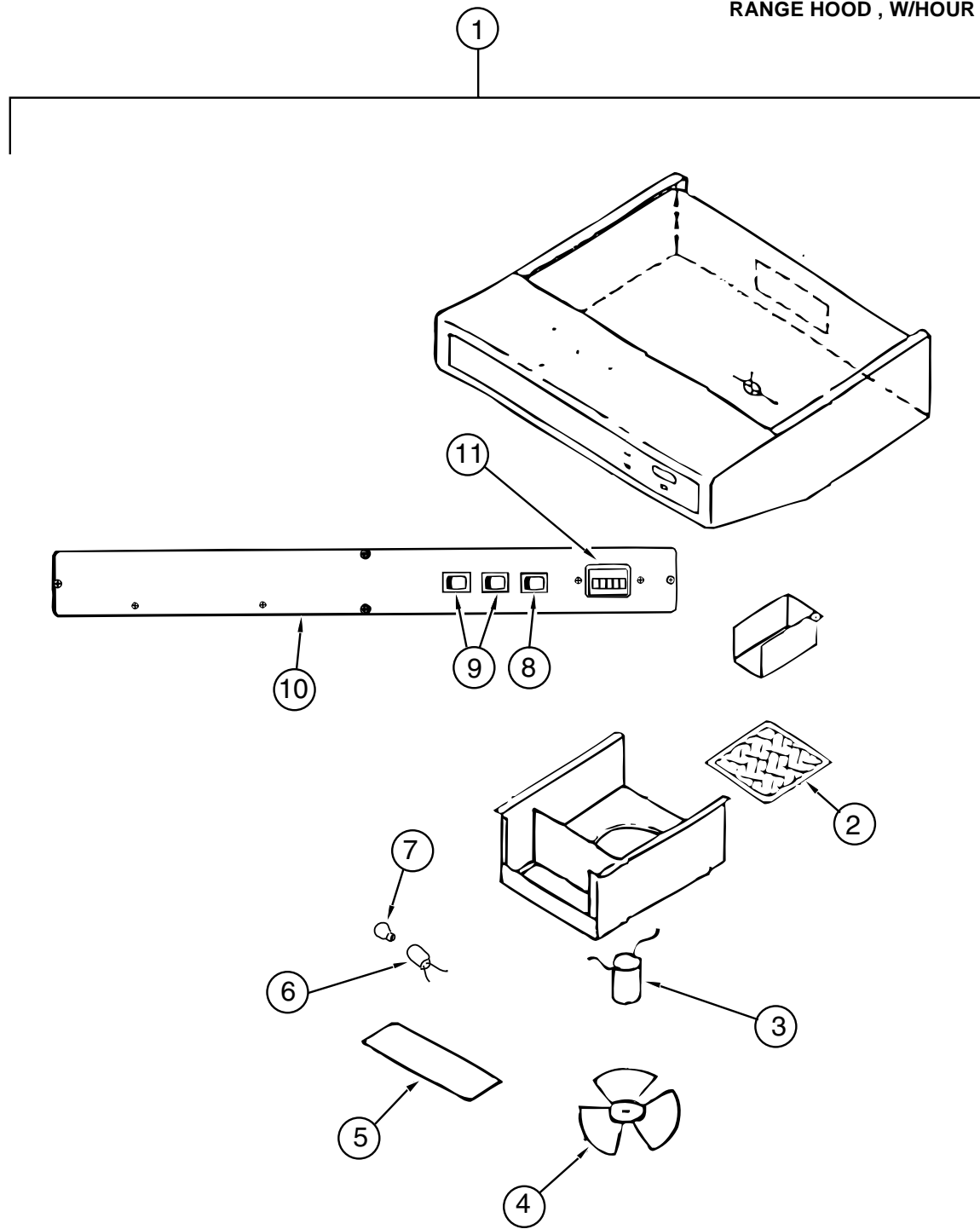
KEY	PART NUMBER	U/M DESCRIPTION	VENDOR NO.
	107246-01-01A	EA RANGE - 21" 3 - BURNER BLACK	
	107314-01-01A	EA RANGE COVER - BIFOLD 21" BLACK	
	105458-03-000	EA BRACKET - TIEDOWN - STOVE - RIGHT	
	105458-04-000	EA BRACKET - TIEDOWN - STOVE - LEFT	
1	101593-01-703	EA KNOB - BURNER	53000
2	106689-01-701	EA SPARK - IGNITOR ASM - HIGH OUTPUT	53078
3	106689-01-702	EA PIEZO PUSH BUTTON	52279
4	106689-01-703	EA VALVE - HIGH OUTPUT	53047
5	106689-01-704	EA REGULATOR W/EXTREME PRESSURE	52154
6	106689-01-705	EA VALVE - BURNER	52123
7	107246-01-700	EA TOP - MAIN - BLACK	53083
8	107246-01-701	EA GRATE - BURNER	53050
9	107246-01-702	EA COVER - MANIFOLD	53072
10	107246-01-703	EA THERMOSTAT ROBERT SHAW	52122
11	107246-01-704	EA RACK - OVEN	51069
12	107246-01-705	EA BURNER - OVEN	52018
13	107246-01-706	EA PILOT ASSEMBLY - OVEN	52242
14	107246-01-707	EA VALVE - SAFETY	51177
15	107246-01-708	EA SHELF - OVEN - LOWER	51657
16	107246-01-709	EA TRIM - LOWER - BLACK	53526D
17	107246-01-710	EA BURNER - HIGH OUTPUT	53069
18	107246-01-711	EA KNOB - THERMOSTAT	53001
19	107323-01-702	EA TRIM LEFT	53023
20	107323-01-703	EA TRIM RIGHT	53024
21	107323-01-705	EA TRIM VENT	53525
	107323-01-710	EA GRATE CLIP	53301
	107323-01-711	EA RUBBER GRATE CUSHION	53008
22	107246-01-717	EA DOOR - OVEN ASM - BLACK GLASS LARGE	51835
22	107323-01-713	EA BLACKGLASS INSERT - W/ HOLE	53426
23	107323-01-714	EA HANDLE FOR W/HOLE GLASS	51112
	107323-01-709	EA HANDLE END CAP - W/O HOLE	53424

MICROWAVE OVEN

KEY	PART NUMBER	U/M DESCRIPTION
	115303-01-000	EA OVEN - MICROWAVE
	098916-14-01A	EA BRACE - MICROWAVE CABINET - LEFT
	098916-15-01A	EA BRACE - MICROWAVE CABINET - RIGHT
	115401-01-01A	EA TRIM - MICROWAVE - BLACK
	094756-02-01A	EA BRACKET - MICROWAVE - 6.1" LONG X 3.9" WIDE - STEEL - TAN
	094756-01-02A	EA BRACKET - ANGLE - W/ HOLES - MILL

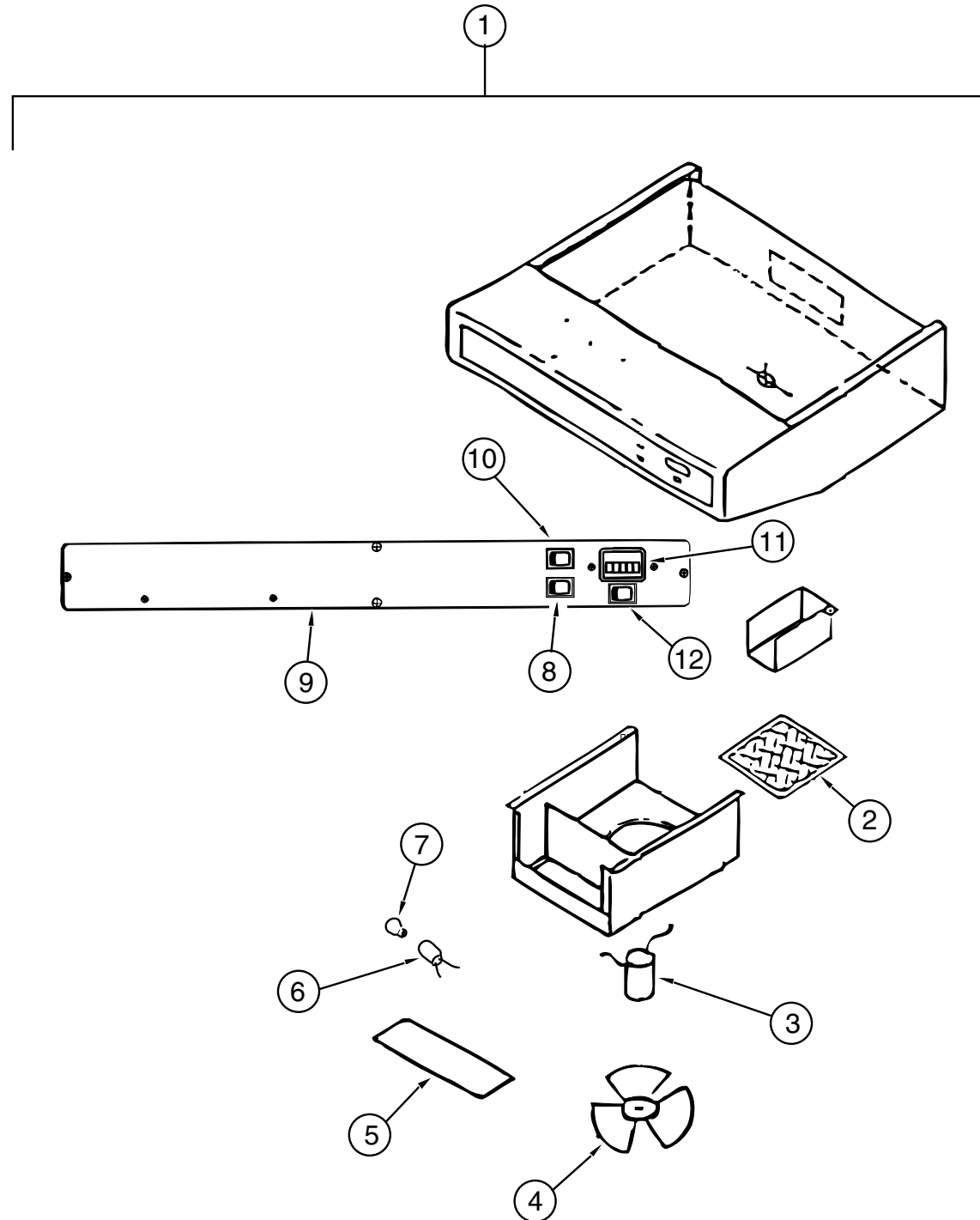
GALLEY GROUP (CONTINUED)

RANGE HOOD , W/HOUR METER - VENTLINE, TPS-5009-SBDLG (USA)



KEY	PART NUMBER	U/M	DESCRIPTION	VENDOR NO.
1	100258-18-03A	EA	HOOD - RANGE 22W W/O MONITOR PANEL	
2	096983-01-707	EA	FILTER - GREASE - 8" X 8" - LVS	CC246
3	090973-01-700	EA	MOTOR - LVS	CA508-1
4	090973-01-702	EA	BLADE - FAN - LVS	VA183-1
5	092696-02-701	EA	LENS - LAMP	CC179
6	092696-01-710	EA	SOCKET - LIGHT	CB267-2
7	092696-01-709	EA	BULB - 912	VA415
8	096983-01-702	EA	SWITCH - TWO WAY MOMENTARY	112
9	096983-01-700	EA	SWITCH - ON/OFF	108
10	100258-01-700	EA	HOOD NOSE LABEL	CC428
11	100258-10-01A	EA	GAUGE - HOUR METER W/ SWITCH - SCREW ON - 150	
11	100258-10-701	EA	GAUGE - HOUR METER - CLIP ON	72367

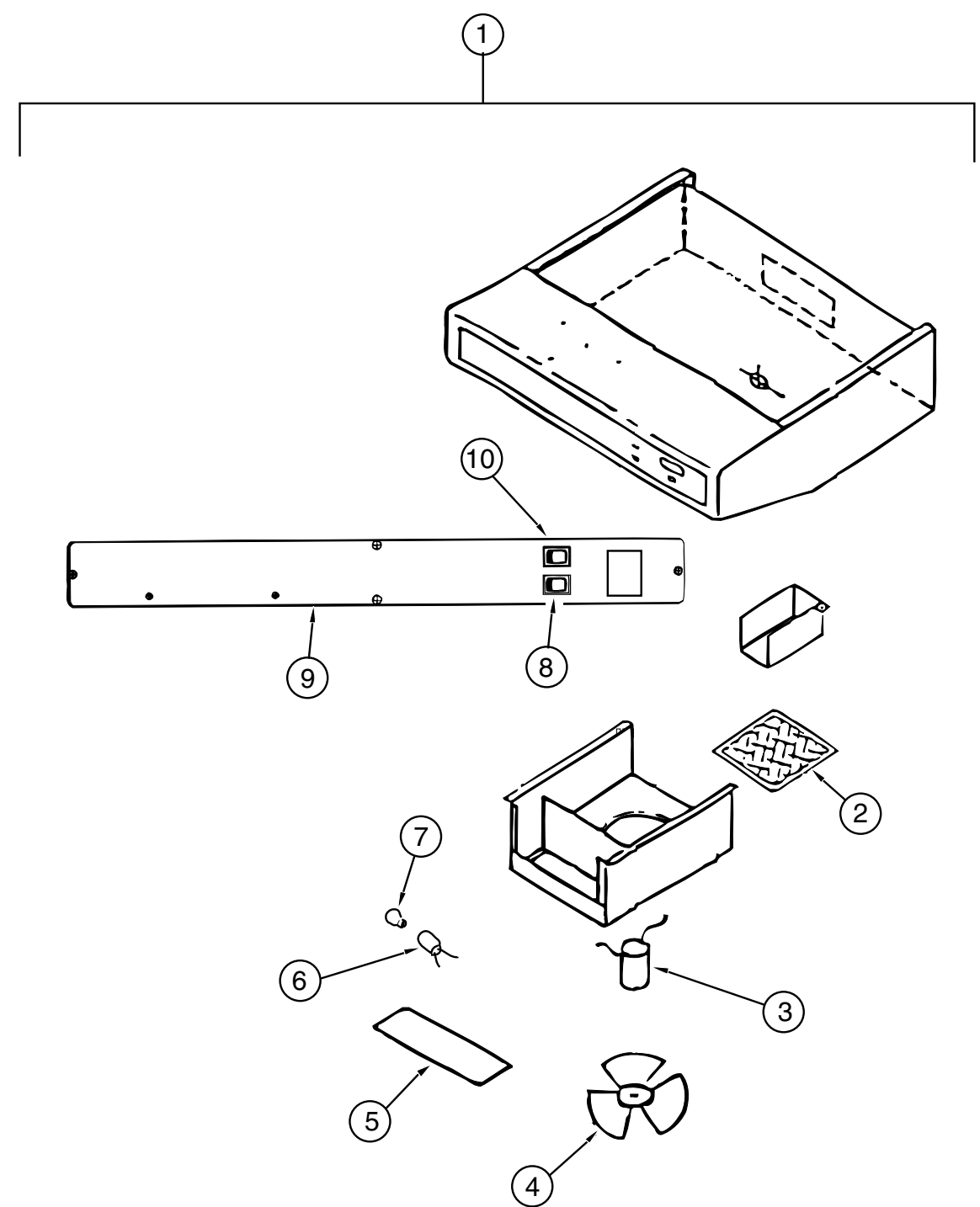
GALLEY GROUP (CONTINUED)



RANGE HOOD , W/O HOUR METER - VENTLINE, TCS 5008-NBCLG (CANADIAN)

KEY	PART NUMBER	U/M DESCRIPTION	VENDOR NO.
1	100258-17-04A	EA HOOD - RANGE - W/O MONITOR PANEL	
2	096983-01-707	EA FILTER - GREASE - 8" X 8" - LVS	CC246
3	090973-01-700	EA MOTOR - LVS	CA508-1
4	090973-01-702	EA BLADE - FAN - LVS	VA183-1
5	092696-02-701	EA LENS - LAMP	CC179-2
6	092696-01-710	EA SOCKET - LIGHT	CB267-2
7	092696-01-709	EA BULB - 912	VA415
8	096983-01-700	EA SWITCH - ON/OFF	108
9	100258-01-700	EA HOOD NOSE LABEL	CC428
10	096983-01-700	EA SWITCH - ON/OFF	108
11	100258-10-01A	EA GAUGE - HOUR METER - SCREW ON (OPTION) - 150	
11	100258-10-701	EA GAUGE - HOUR METER - CLIP ON (OPTION)	72367
12	096983-01-702	EA SWITCH - TWO WAY MOMENTARY (OPTION)	112

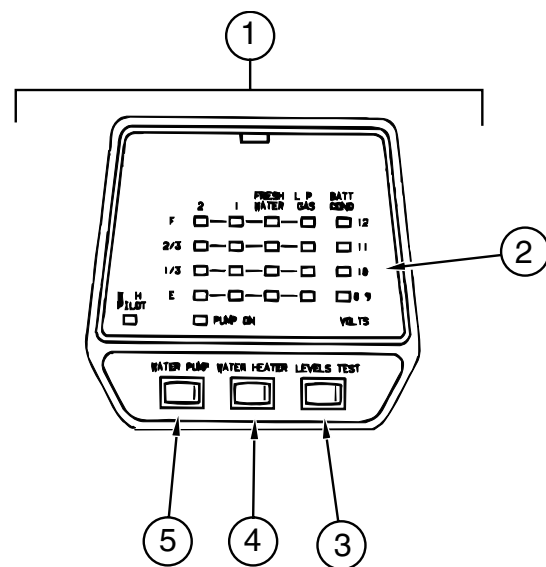
GALLEY GROUP (CONTINUED)



RANGE HOOD , W/O HOUR METER - VENTLINE, TCS-5008-NBDLG (USA)

KEY	PART NUMBER	U/M DESCRIPTION	VENDOR NO.
1	100258-16-04A	EA HOOD - RANGE - W/O MONITOR PANEL	
2	096983-01-707	EA FILTER - GREASE - 8" X 8" - LVS	CC246
3	090973-01-700	EA MOTOR - LVS	CA508-1
4	090973-01-702	EA BLADE - FAN - LVS	VA183-1
5	092696-02-701	EA LENS - LAMP	CC179
6	092696-01-710	EA SOCKET - LIGHT	CB267-2
7	092696-01-709	EA BULB - 912	VA415
8	096983-01-700	EA SWITCH - ON/OFF	108
9	100258-01-700	EA HOOD NOSE LABEL	CC428
10	096983-01-702	EA SWITCH - TWO WAY MOMENTARY	112

GALLEY GROUP (CONTINUED)



MONITOR PANEL (2 WATER TANKS & WATER HEATER)

KEY	PART NUMBER	U/M DESCRIPTION	VENDOR NO.
1	102765-04-01A	EA PANEL - MONITOR - W/ PLUG - 2 TANKS & WATER HEATER - LVS	
2	102765-04-700	EA CIRCUIT BOARD - 2 HOLDING TANKS	5076-11
3	097617 01 702	EA SWITCH (ALMOND)	107
4	097617 01 701	EA SWITCH - ON/OFF - ALMOND	106
5	102765 01 700	EA SWITCH - ON-ON - ALMOND	110-01

GENERATOR GROUP

ONAN GENERATOR, 5.0 KW EMERALD PLUS

KEY	PART NUMBER	U/M DESCRIPTION
	109303-01-000	EA GENERATOR - 5.0 KW EMERALD PLUS
	007125-03-000	EA CLAMP - MUFFLER - 1.5" DIA
	007125-04-000	EA CLAMP - MUFFLER - 1.1" DIA
	081364-03-000	EA MUFFLER - GENERATOR - ONAN
	079654-05-000	EA PIPE - EXHAUST - ANGLED - W/FLANGE - 2" ID - ONAN# 154-2539
	106602-01-000	EA PIPE - EXHAUST - GENERATOR
	106607-01-000	EA ANGLE - SUPPORT - EXHAUST
	094059-01-000	EA SPACER

ONAN GENERATOR, 3.5 KW EMERALD PLUS (BGE-FN/29236G) (EXPORT)

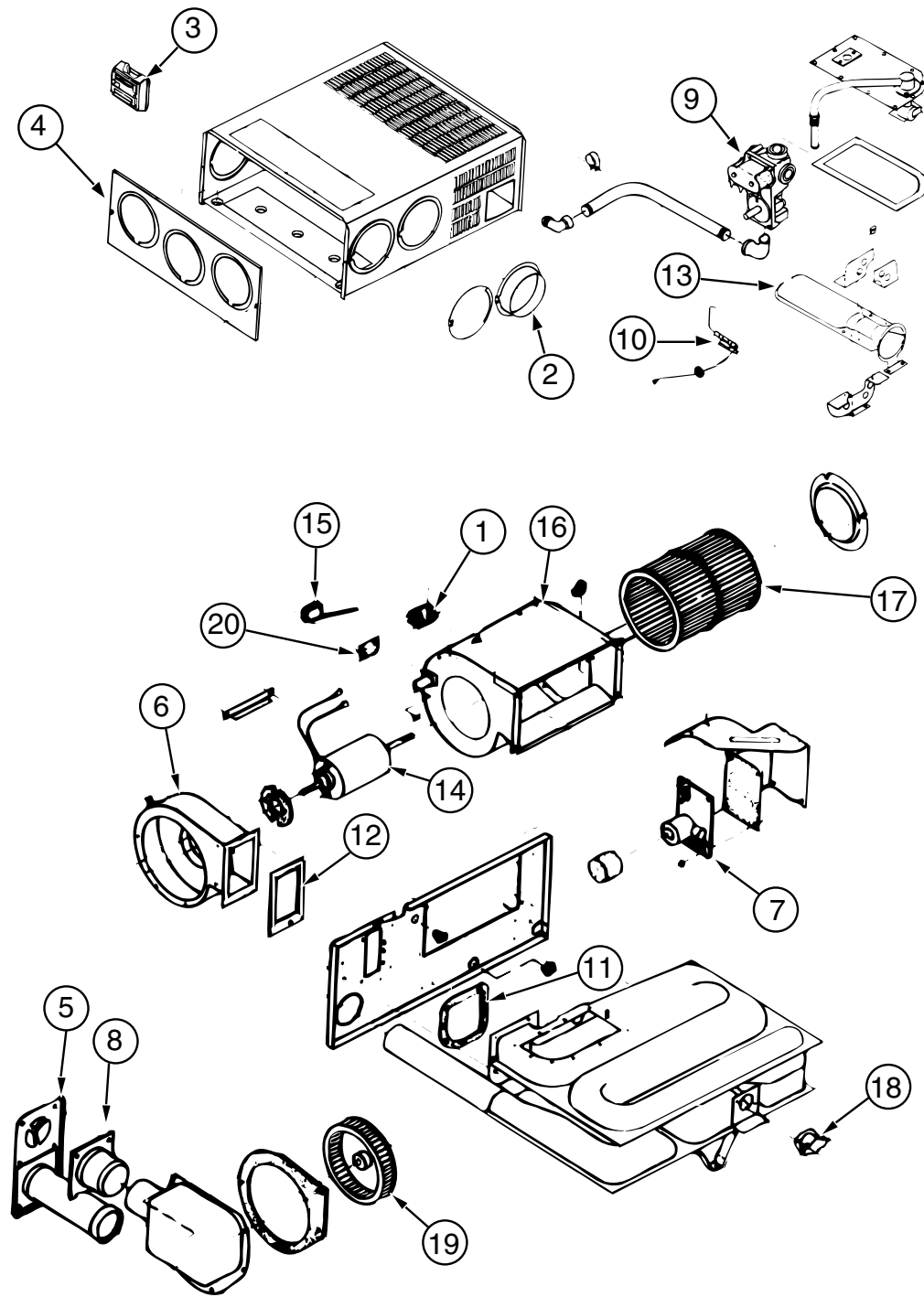
KEY	PART NUMBER	U/M DESCRIPTION
	100974-04-000	EA GENERATOR - 4.0 KW EMERALD PLUS
	106602-01-000	EA PIPE - EXHAUST - GENERATOR
	007125-03-000	EA CLAMP - MUFFLER - 1.5" DIA
	007125-04-000	EA CLAMP - MUFFLER - 1.1" DIA
	079654-05-000	EA PIPE - EXHAUST - ANGLED - W/FLANGE - 2" ID - ONAN# 154-2539
	081364-03-000	EA MUFFLER - GENERATOR - ONAN
	106607-01-000	EA ANGLE - SUPPORT - EXHAUST
	094059-01-000	EA SPACER

ONAN GENERATOR, 6.5 KW EMERALD PLUS (NHE-FA/26100G)

KEY	PART NUMBER	U/M DESCRIPTION
	100975-01-000	EA GENERATOR - 6.5 KW EMERALD PLUS
	106602-01-000	EA PIPE - EXHAUST - GENERATOR
	007125-03-000	EA CLAMP - MUFFLER - 1.5" DIA
	007125-04-000	EA CLAMP - MUFFLER - 1.1" DIA
	079654-05-000	EA PIPE - EXHAUST - ANGLED - W/FLANGE - 2" ID - ONAN# 154-2539
	081364-03-000	EA MUFFLER - GENERATOR - ONAN
	106607-01-000	EA ANGLE - SUPPORT - EXHAUST
	094059-01-000	EA SPACER

HEATING & AIR CONDITIONING GROUP

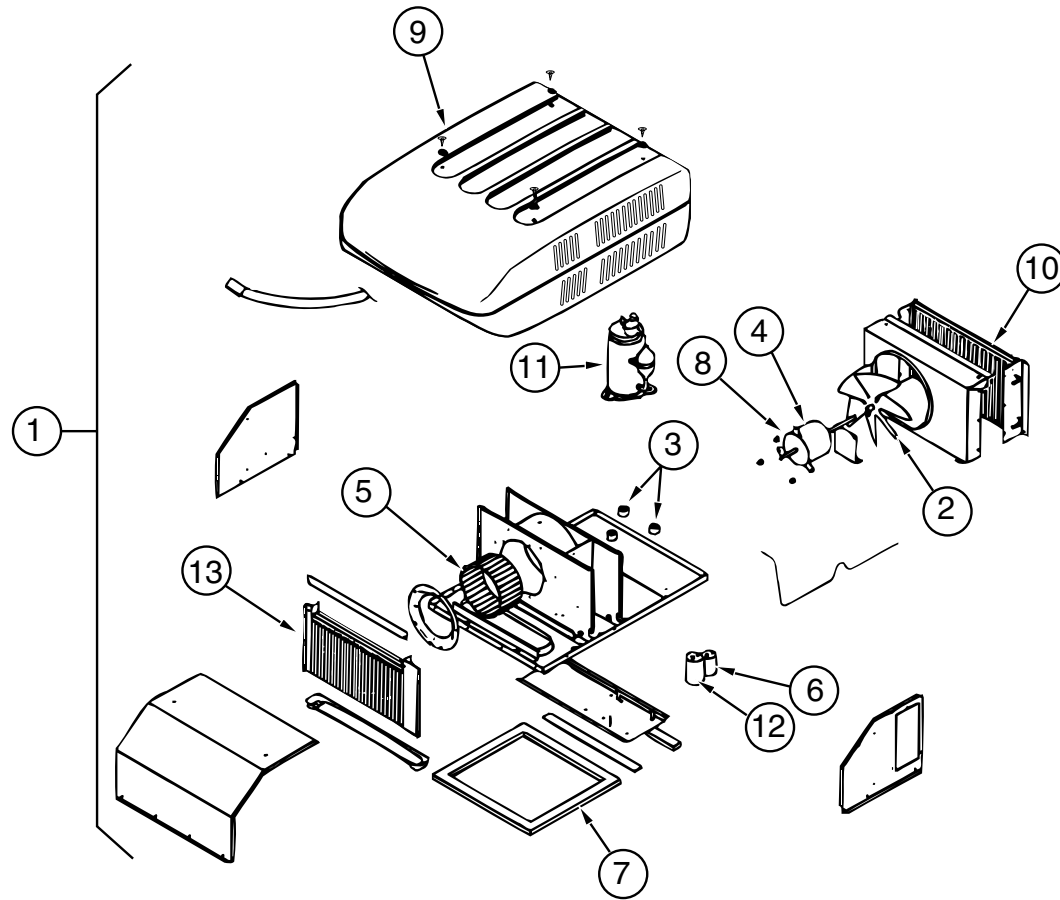
FURNACE (SUBURBAN SF-42 2275)



KEY	PART NUMBER	U/M	DESCRIPTION	VENDOR NO.
	098668-22-000	EA	FURNACE - 40,000 BTU	
1	074466-01-702	EA	RELAY - TIME DELAY	230625
2	075696-02-703	EA	DUCT COLLAR	050715
3	115764-01-01A	EA	THERMOSTAT - WALL - FURNACE - 160902	
4	098668-01-700	EA	CABINET FRONT	101242
5	098668-01-707	EA	VENT CAP & EXHAUST TUBE ASM	260231
6	098668-01-708	EA	BLOWER ASM (COMBUSTION AIR)	390441
7	098668-01-712	EA	BOARD - MODULE	231741
8	098668-01-713	EA	INTAKE VENT TUBE ASM	051248
9	098668-01-714	EA	GAS VALVE (WHITE ROGERS)	161070
10	098668-01-715	EA	ELECTRODE ASM. (SINGLE PROBE)	232166
11	098668-01-716	EA	GASKET FIREWALL (CHAMBER SIDE)	070808
12	098668-01-717	EA	GASKET FIREWALL(BLOWER SIDE)	070809
13	098668-11-701	EA	BURNER ASM COMP (SF-42F)	010799
14	098668-11-702	EA	MOTOR ASM COMP (SF-42F)	232212
15	098668-11-703	EA	SWITCH - SAIL ASM (SF-42F)	232216
16	098668-11-704	EA	BLOWER ASM ROOM AIR (SF-42F)	390698
17	098668-01-711	EA	WHEEL - ROOM AIR	350129
18	098668-11-706	EA	LIMIT SWITCH (SF-42F)	232217
19	098668-22-702	EA	WHEEL COMBUSTION AIR	350183
20	101990-01-714	EA	MICROSWITCH GASKET	230877
	098668-11-700	EA	ORIFICE - MAIN BURNER SF-42F	180216
	009198-01-000	FT	DUCT - HEAT - FLEXIBLE - 4" ID X 25 FT	
	009200-01-000	EA	TAPE - FURNACE - 1 1/2"	
	098668-14-000	EA	GASKET - FIBERGLASS - .5" X 18" X 18" - 070976	
	098668-23-000	EA	DOOR - ACCESS - FURNACE - BRIGHT WHITE	
	092777-01-000	EA	ADAPTER - DUCT - 4"	
	093741-01-000	EA	BOX - BOOT - FLOOR REGISTER	
	093614-02-02A	EA	GRILL - RETURN AIR - DURA - 252 X 252 MM - BEIGE	
	093614-03-02A	EA	GRILL - RETURN AIR - DURA - 252 X 404 MM - BEIGE	
	094600-05-01A	EA	HEAT REGISTER - W/O DAMPER	
	094600-06-01A	EA	HEAT REGISTER - W/ DAMPER	

HEATING & AIR CONDITIONING GROUP (CONTINUED)

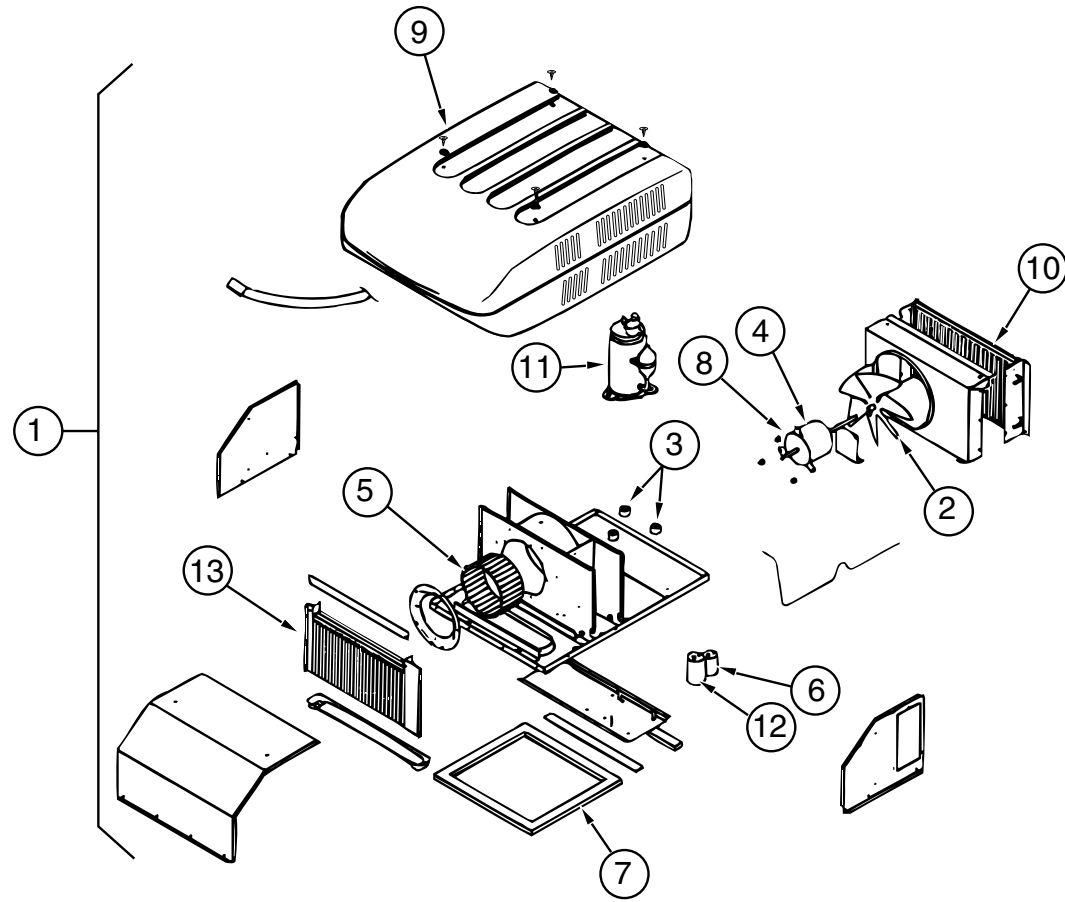
COLEMAN ROOF AIR 13,500 BTU (EXPORT)



KEY	PART NUMBER	U/M DESCRIPTION	VENDOR NO.
1	108889-02-03A	EA A/C - ROOF - 13,500 TSR HO IVORY - 7373A891	
2	093763-01-712	EA FAN BLADE - CONDENSER	6733-3221
3	105620-01-706	EA FOOT PKG - COMPRESSOR - 3 PER PACKAGE	6759-3081
4	108889-02-701	EA MOTOR	1468-3059
5	108889-01-706	EA IMPELLOR	1472-1041
6	093763-01-704	EA CAPACITOR - FAN	1499-3461
7	108889-01-711	EA GASKET PACKAGE	6792-3301
8	108889-01-715	EA MOTOR MOUNT & SHAFT SEAL KIT	6792-3361
9	108889-05-700	EA SHROUD (BRIGHT WHITE) LESS LOGO	7333-4601
10	108889-01-703	EA CONDENSER COIL	1452A1301
11	108889-02-700	EA COMPRESSOR	1452-2029
	108889-01-704	EA OVERLOAD (MRA#98693)	6749-3541
12	108889-01-707	EA RUN CAPACITOR (COMP-25MFD/ 370)	1499-5661
13	108889-01-709	EA EVAPORATOR COIL	1452A1311
	108889-02-703	EA START RELAY	1497-4141
	093306-01-701	EA DECAL PKG - LEFT & RIGHT	6798B3591
	108889-01-710	EA FILLER PAD - COND AIR SEAL	6759A3971
	108889-01-713	EA SUCTION LINE (3/8 OD X .032 WALL)	6792-130
	108889-01-714	EA DISCHARGE LINE ASM.	6792-531
	108892-01-01A	EA CEILING ASM - A/C DUCTED - 7330-730 IV	
	108892-01-700	EA PLUG ASSEMBLY	7330-540
	108892-01-701	EA TERMINAL BOARD	7330-3201
	108892-01-702	EA PRINTED CIRCUIT BOARD	7330-3211
	108892-01-703	EA FILTER	6798A3761
	108892-01-704	EA GRILLE (PLASTIC)	6798-3041
	108892-01-705	EA SMALL PARTS PKG	7330A6101
	102289-01-000	EA SPRING - SCREW - ROOF A/C GASKET - 6757-150	
	110403-01-G09	EA SPACER ASM - RETURN AIR - OAK	
	117238-02-01A	EA THERMOSTAT - A/C ONLY - 7330-3381	
	117238-02-01A	EA THERMOSTAT - A/C ONLY - 7330-3381	
	088238-01-000	EA COVER - SWITCH - A/C SELECTOR - FRONT TO REAR A/C	
	073937-03-000	EA SWITCH - ROTARY SELECTOR - 3 DECK - A/C - CA20-USA892	
	088238-02-000	EA COVER - SWITCH - A/C SELECTOR FOR FRONT OR REAR	
	056464-06-000	EA REGISTER - HEAT/A/C - ROUND W/O DAMPER - 4" - PLASTIC - OFF WHITE	
		FROM: 00-00-00 THRU: 11-05-95	
	120134-01-01A	EA REGISTER - 4-5IN DIA W/ DAMPER - OFF WHITE	
		FROM: 11-06-95 THRU: 99-99-99	

HEATING & AIR CONDITIONING GROUP (CONTINUED)

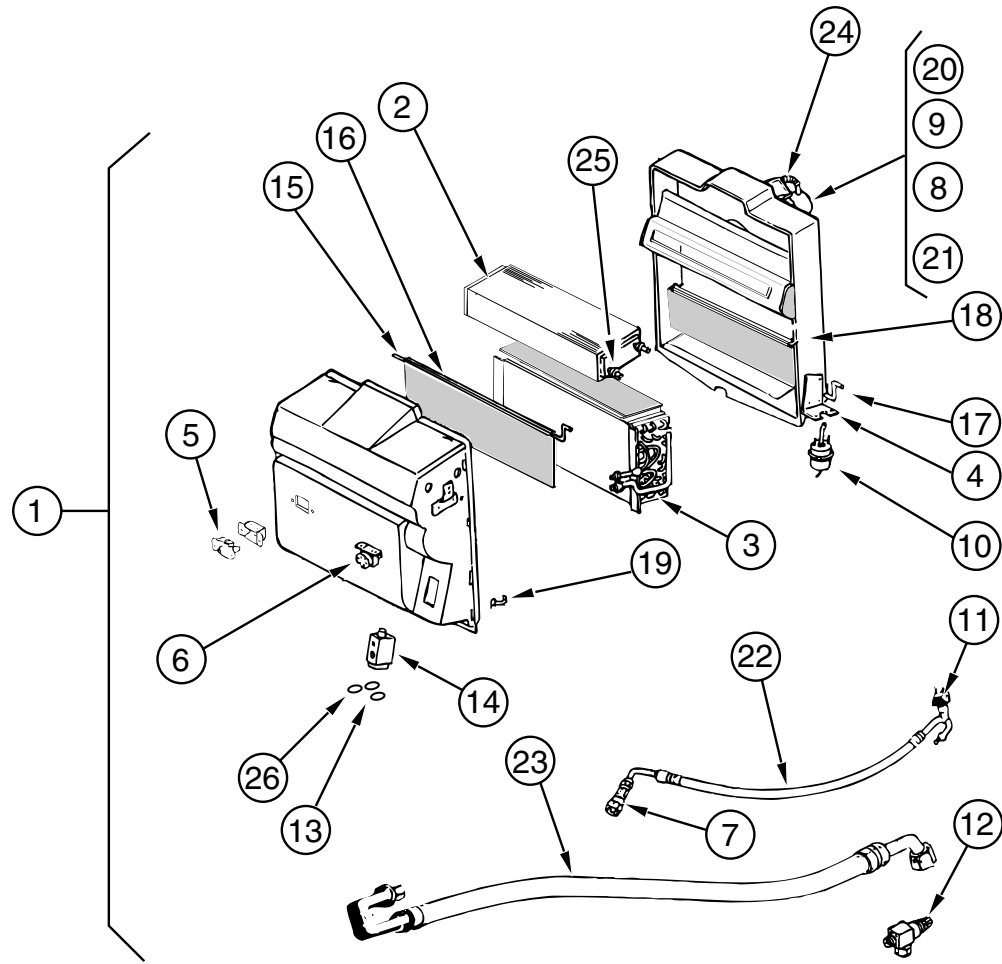
COLEMAN ROOF AIR 13,500 BTU (US, CSA)



KEY	PART NUMBER	U/M	DESCRIPTION	VENDOR NO.
1	108889-01-05A	EA	A/C - ROOF - 13,500 TSR HO IVORY - 7333A886	
2	093763-01-712	EA	FAN BLADE - CONDENSER	6733-3221
3	105620-01-706	EA	FOOT PKG - COMPRESSOR - 3 PER PACKAGE	6759-3081
4	108889-01-705	EA	MOTOR (115 - 60HZ)	1468-3049
5	108889-01-706	EA	IMPELLOR	1472-1041
6	093763-01-704	EA	CAPACITOR - FAN	1499-3461
7	108889-01-711	EA	GASKET PACKAGE	6792-3301
8	108889-01-715	EA	MOTOR MOUNT & SHAFT SEAL KIT	6792-3361
9	108889-05-700	EA	SHROUD (BRIGHT WHITE) LESS LOGO	7333-4601
10	108889-01-703	EA	CONDENSER COIL	1452A1301
11	105620-01-704	EA	COMPRESSOR - RH & LH	1450-2009
	108889-01-704	EA	OVERLOAD (MRA#98693)	6749-3541
12	108889-01-707	EA	RUN CAPACITOR (COMP-25MFD/ 370)	1499-5661
13	108889-01-709	EA	EVAPORATOR COIL	1452A1311
	091225-01-709	EA	START RELAY	1497-4131
	093306-01-701	EA	DECAL PKG - LEFT & RIGHT	6798B3591
	108889-01-710	EA	FILLER PAD - COND AIR SEAL	6759A3971
	108889-01-712	EA	SUCTION LINE REDUCER (3/8 X 1/2)	1215-2161
	108889-01-713	EA	SUCTION LINE (3/8 OD X .032 WALL)	6792-130
	108889-01-714	EA	DISCHARGE LINE ASM.	6792-531
	108892-01-01A	EA	CEILING ASM - A/C DUCTED - 7330-730 IV	
	108892-01-700	EA	PLUG ASSEMBLY	7330-540
	108892-01-701	EA	TERMINAL BOARD	7330-3201
	108892-01-702	EA	PRINTED CIRCUIT BOARD	7330-3211
	108892-01-703	EA	FILTER	6798A3761
	108892-01-704	EA	GRILLE (PLASTIC)	6798-3041
	108892-01-705	EA	SMALL PARTS PKG	7330A6101
	102289-01-000	EA	SPRING - SCREW - ROOF A/C GASKET - 6757-150	
	110403-01-G09	EA	SPACER ASM - RETURN AIR -OAK	
	117238-01-01A	EA	THERMOSTAT - A/C AND FURNACE - 7330-3371	
	117238-02-01A	EA	THERMOSTAT - A/C ONLY - 7330-3381	
	088238-01-000	EA	COVER - SWITCH - A/C SELECTOR - FRONT TO REAR A/C	
	073937-03-000	EA	SWITCH - ROTARY SELECTOR - 3 DECK - A/C - CA20-USA892	
	088238-02-000	EA	COVER - SWITCH - A/C SELECTOR FOR FRONT OR REAR	
	056464-06-000	EA	REGISTER - HEAT/A/C - ROUND W/O DAMPER - 4" - PLASTIC - OFF WHITE	
			FROM: 00-00-00 THRU: 11-05-95	
	120134-01-01A	EA	REGISTER - 4-5IN DIA W/ DAMPER - OFF WHITE	
			FROM: 11-06-95 THRU: 99-99-99	

HEATING & AIR CONDITIONING GROUP (CONTINUED)

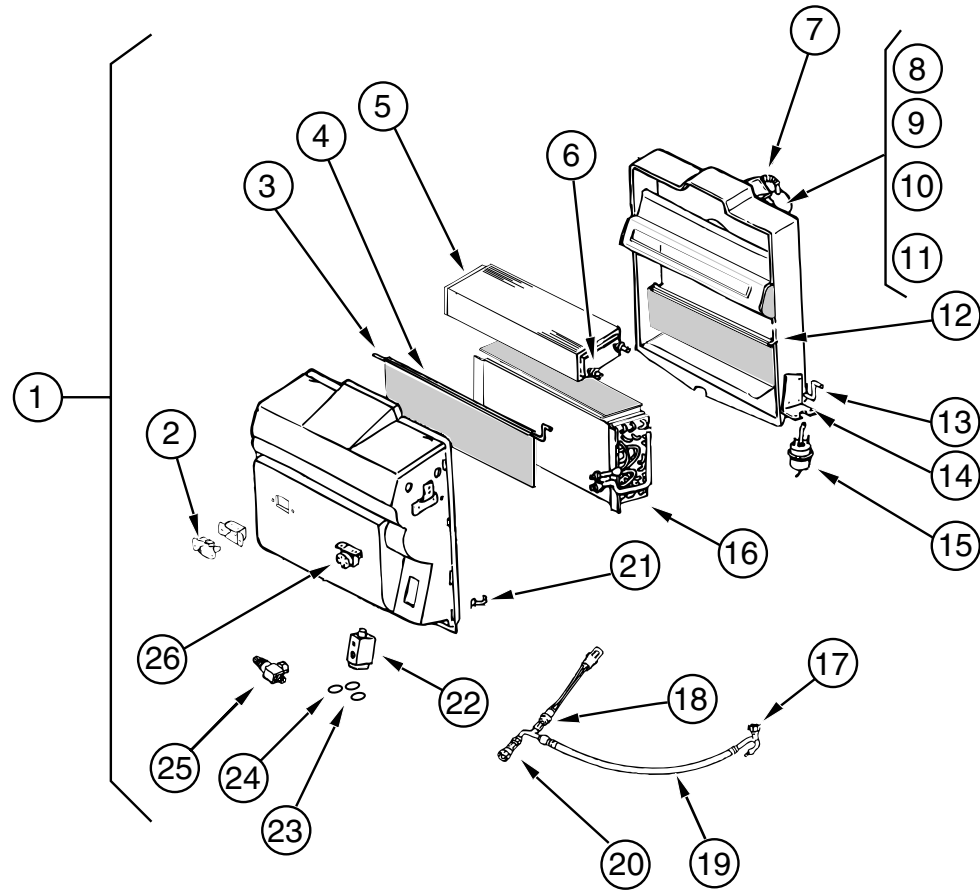
AUTOMOTIVE AIR CONDITIONING (FORD)



KEY	PART NUMBER	U/M DESCRIPTION	VENDOR NO.
1	103930-21-000	EA EVAPORATOR/ HEATER ASSEMBLY - 090-00084	
2	103930-01-703	EA COIL - HEATER	042-0010
3	103930-01-704	EA COIL EVAPORATOR	041-0017
4	103930-01-708	EA BRACKET - VACUUM MOTOR	070-0113
5	103930-01-710	EA RESISTOR - FUSED	035-0006
6	103930-01-711	EA THERMOSTAT	033-0003
7	103930-01-713	EA FITTING - QUICK CONNECT - #4	050-003
8	103930-01-717	EA WHEEL - CLOCKWISE	062-0010
9	103930-01-720	EA MOTOR	030-0004
10	103930-02-708	EA MOTOR - VACUUM SERVO - A/C	030-0025
11	103930-12-708	EA SWITCH - BINARY - R-134A	032-0048
12	103930-13-702	EA SERVICE VALVE W/O C.P.	050-152
13	103930-17-702	EA GASKET OR SAE 015 #10 33-781	045-0127
14	103930-20-700	EA VALVE EXPANSION BLOCK (2 TON)	034-0032
15	103930-20-702	EA ROD F/BLEND AIR DOOR	073-0039
16	103930-20-703	EA DOOR - BLEND AIR	071-0212
17	103930-20-704	EA ROD - DOOR - RECIRCULATING	073-0018
18	103930-20-705	EA DOOR PANEL - RECIRCULATING	071-0213
19	103930-20-706	EA CLIP - RETAINER	022-0057
20	103930-20-707	EA BLOWER HOUSING	062-0145
21	103930-20-708	EA CLIP F/ MOTOR SHAFT	022-0001
	103930-20-710	EA CASE - FRONT - SUB-ASSEMBLY	062-0146
	103930-20-711	EA CASE - BACK - SUB-ASSEMBLY	062-0147
22	103930-21-700	EA HOSE ASM. - #6	085-0139
23	103930-21-701	EA HOSE ASM. - #10	085-0140
24	110279-01-703	EA HOSE - VENT - MOTOR BLOWER	70510034
25	110279-01-712	EA HEATER FITTING	
26	113245-01-707	EA GASKET	045-0126
	007281-01-000	EA HOSE - FLEXIBLE PVC - 2.5"ID X 50' - ATCOFLEX - A-182-355	
	072341-06-700	EA SWITCH - 4 SPEED - FAN	032-0043
	094831-01-709	EA CLAMPS - ROD - 3/16" - MOTIVAIR	ZGG14431
	103930-02-701	EA VALVE - CONTROL HEAD	034-0015
	103930-02-702	EA DECAL - FAN SWITCH	058-0008
	103930-02-703	EA HARNESS - WIRE CONTROL	036-0048
	103930-02-704	EA HARNESS - VACUUM CONTROL	036-0049
	103930-02-705	EA CABLE - CONTROL - BOWDEN	074-0011
	103930-02-706	EA CLIP - CABLE - CONTROL	022-0017
	103930-02-707	EA RELAY	031-0001
	103930-02-708	EA MOTOR - VACUUM - SERVO - A/C	030-0025
	103930-02-710	EA CANISTER - VACUUM	054-0002
	103930-23-000	EA VALVE - WATER - 2 PORT - 034-00114	
	103930-24-000	EA VALVE - WATER - 4 PORT - 034-00035	
	103930-02-712	EA CONTROL PANEL - A/C & HEAT - BLACK FACING	032-0054
	103930-04-000	EA CONTROL/ PLENUM SET	
	103930-05-000	EA MANUAL - OWNERS - HEATER - A/C - 057-0049	
	103930-17-000	EA HOSE KIT - #10 GM - SANDEN COMP - 093-00076	
	103930-17-700	EA FITTING - PAD COMP. SUCTION SAN	050-0131
	103930-17-701	EA FITTING - #10.90 W/FERRULE/1342CP	050-0132
	103930-17-702	EA GASKET OR SAE 015 = #10 33-781	045-0127
	103930-17-703	EA GASKET - SEAL,SANDEW COMP33-76	045-0142
	103930-17-704	EA HOSE ASSY - #10	085-0113
	024990-05-000	EA 4" DIAMETER OUTLET - W/ SWIVEL DEFLECTORS	
	103016-01-000	EA PLENUM - TRANSITION	
	103017-01-000	EA PLENUM - DEFROSTER	
	103558-01-06A	EA VENT - DEFROSTER - ABS QUICK SILVER	
	103796-01-01A	EA LOUVER ASM - A/C CARY PROD BLACK	
	056402-05-000	EA BRACKET - HEATER VENT - ROUND - W/ BEND - BLACK	
	077075-01-000	EA GASKET - INSTRUMENT PANEL TO DEFROSTER PLENUM - .6" X 11.3"	
	077075-03-000	EA GASKET - INSTRUMENT TO DEFROSTER PLENUM - SPL	

HEATING & AIR CONDITIONING GROUP (CONTINUED)

SCS AUTOMOTIVE AIR CONDITIONING (CHEVY)



KEY	PART NUMBER	U/M DESCRIPTION	VENDOR NO.
1	103930-20-000	EA EVAPORATOR/ HEATER ASSEMBLY - 090-00084	
2	103930-01-710	EA RESISTOR - FUSED	035-0006
3	103930-20-702	EA ROD F/BLEND AIR DOOR	073-0039
4	103930-20-703	EA DOOR - BLEND AIR	071-0212
5	103930-01-703	EA COIL - HEATER	042-0010
6	110279-01-712	EA HEATER FITTING	
7	110279-01-703	EA HOSE - VENT - MOTOR BLOWER	70510034
8	103930-01-717	EA WHEEL - CLOCKWISE	062-0010
9	103930-01-720	EA MOTOR	030-0004
10	103930-20-707	EA BLOWER HOUSING	062-0145
11	103930-20-708	EA CLIP F/ MOTOR SHAFT	022-0001
12	103930-20-705	EA DOOR PANEL - RECIRCULATING	071-0213
13	103930-20-704	EA ROD - DOOR - RECIRCULATING	073-0018
14	103930-01-708	EA BRACKET - VACUUM MOTOR	070-0113
15	103930-02-708	EA MOTOR - VACUUM SERVO - A/C	030-0002
16	103930-01-704	EA COIL EVAPORATOR	041-0017
17	103930-12-708	EA SWITCH - BINARY - R-134A	032-0048
18	103930-01-716	EA SWITCH - PRESSURE - FAN	032-0036
19	103930-20-701	EA HOSE ASM. - #6 GM	085-0138
20	103930-12-709	EA FITTING - QUICK CONNECT	050-0120
21	103930-20-706	EA CLIP - RETAINER	022-0057
22	103930-20-700	EA VALVE EXPANSION BLOCK (2 TON)	034-0032
23	103930-17-702	EA GASKET OR SAE 015 #10 33-781	045-0127
24	113245-01-707	EA GASKET	045-0126
25	103930-20-709	EA SERVICE VALVE W/O C.P.	050-0159
26	103930-01-711	EA THERMOSTAT	033-0003
	103930-20-710	EA CASE - FRONT - SUB-ASSEMBLY	062-0146
	103930-20-711	EA CASE - BACK - SUB-ASSEMBLY	062-0147
	007281-01-000	EA HOSE - FLEXIBLE PVC - 2.5"ID X 50' - ATCOFLEX - A-182-355	
	072341-06-700	EA SWITCH - 4 SPEED - FAN	032-0043
	094831-01-709	EA CLAMPS - ROD - 3/16" - MOTIVAIR	ZGG14431
	103930-02-701	EA VALVE - CONTROL HEAD	034-0015
	103930-02-702	EA DECAL - FAN SWITCH	058-0008
	103930-02-703	EA HARNESS - WIRE CONTROL	036-0048
	103930-02-704	EA HARNESS - VACUUM CONTROL	036-0049
	103930-02-705	EA CABLE - CONTROL - BOWDEN	074-0011
	103930-02-706	EA CLIP - CABLE - CONTROL	022-0017
	103930-02-707	EA RELAY	031-0001
	103930-02-708	EA MOTOR - VACUUM - SERVO - A/C	030-0025
	103930-02-710	EA CANISTER - VACUUM	054-0002
	103930-23-000	EA VALVE - WATER - 2 PORT - 034-00114	
	103930-24-000	EA VALVE - WATER - 4 PORT - 034-00035	
	103930-02-712	EA CONTROL PANEL - A/C & HEAT - BLACK FACING	
	103930-04-000	EA CONTROL/ PLENUM SET - 093-00037	
	103930-05-000	EA MANUAL - OWNERS - HEATER - A/C - 057-0049	
	024990-05-000	EA 4" DIAMETER OUTLET - W/ SWIVEL DEFLECTORS	
	103016-01-000	EA PLENUM - TRANSITION	
	103017-01-000	EA PLENUM - DEFROSTER	
	103558-01-06A	EA VENT - DEFROSTER - ABS QUICK SILVER	
	103796-01-01A	EA LOUVER ASM - A/C CARY PROD BLACK	
	056402-05-000	EA BRACKET - HEATER VENT - ROUND - W/ BEND - BLACK	
	077075-01-000	EA GASKET - INSTRUMENT PANEL TO DEFROSTER PLENUM - .6" X 11.3"	
	077075-03-000	EA GASKET - INSTRUMENT TO DEFROSTER PLENUM - SPL	

INTERIOR FINISH GROUP

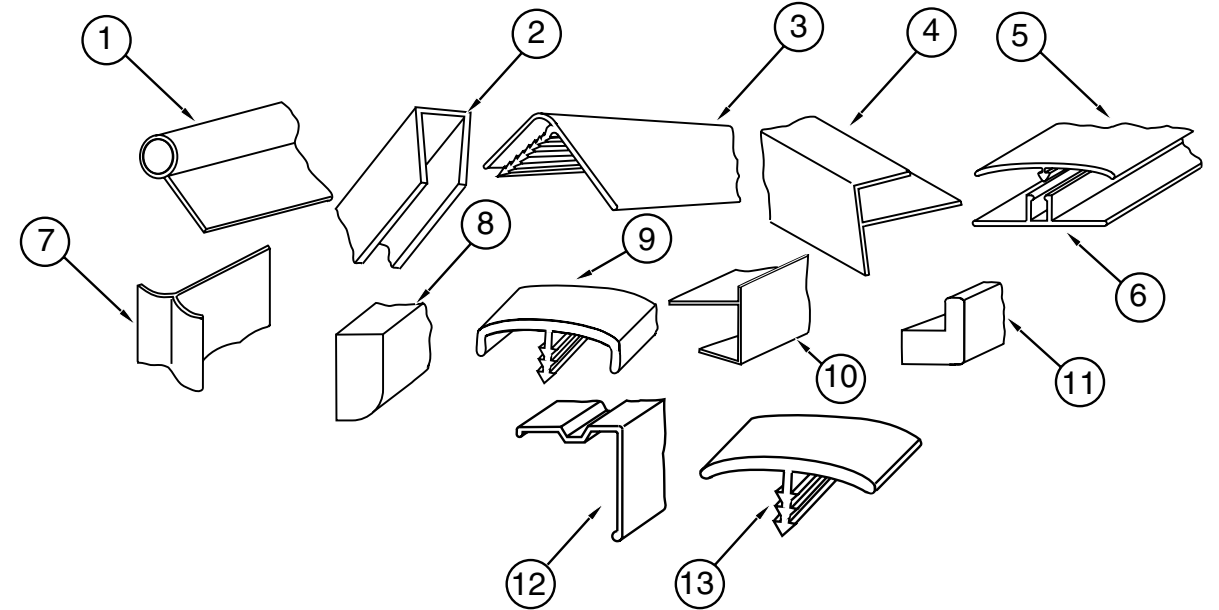
PANELING, PLASTIC LAMINATE & CARPET

KEY	PART NUMBER	U/M	DESCRIPTION
	074497-28-000	SF	PANELING - WATERFORD OAK - 48 X 96" - 1 SIDED
	080215-10-000	SF	PANELING - WATERFORD OAK - 48 X 96" - 2 SIDED
	000885-76-000	SF	PARTICLE BOARD - 3/8 X 48 X 96" - WATERFORD OAK - VINYL 1 SIDED
	000885-77-000	SF	PARTICLE BOARD - 3/8 X 48 X 96" - WATERFORD OAK - VINYL 2 SIDED
	000885-79-000	SF	PARTICLE BOARD - 3/4 X 48 X 96" - WATERFORD OAK - VINYL 2 SIDED
	074498-77-000	SF	LAMINATE - PLASTIC - ART CABIN - 4' X 7' (28 SF) (PULLOUT TABLE)
	074498-71-000	SF	LAMINATE - PLASTIC - NEUTRAL SANTOS (DINETTE TABLE) (G35, G37)
	074498-72-000	SF	LAMINATE - PLASTIC - PEBBLE SANTOS (DINETTE TABLE) (G36, G44)
	074498-62-000	SF	LAMINATE - PLASTIC - GRAY FINESSE (DINETTE TABLE) (G45)
	074498-67-000	SF	LAMINATE - PLASTIC - ORCHID MIST (PATIO TABLE)
	088272-E8-000	SF	PANELING - SAGE (MAIN WALL) (G35)
	088272-E7-000	SF	PANELING - QUEST (MAIN WALL) (G36, G44)
	088272-F3-000	SF	PANELING - FRENCH WASH (MAIN WALL) (G37)
	088272-E0-000	SF	PANELING - METRO MIST (MAIN WALL) (G45)
	088272-G1-000	SF	PANELING - SHOWER - OFF WHITE - 4' X 7' (28 SF)
	095688-01-000	SF	VENEER - 3.6 MM 48 X N96" UNFINISH
	096060-B3-000	SY	CARPET - 12' ROLL - JUBILATION CASTILE (MINIMUM 4 SY) (G35)
	096060-95-000	SY	CARPET - 12' ROLL - DOESKIN (MINIMUM 4 SY) (G36, G44)
	096060-B5-000	SY	CARPET - 12' ROLL - EXCALIBUR - NIGHT NAVY (MINIMUM 4 SY) (G37)
	096060-96-000	SY	CARPET - 12' ROLL - JUBILATION CRYSTAL (MINIMUM 4 SY) (G45)
	093486-01-000	SY	CARPET - (COMPARTMENT - 54" WIDE - DARK GRAY)
	075233-01-000	SY	PAD - CARPET - 3/8" X 6' ROLL
	047034-02-000	SF	PLASTIC - CARPET - 4'WIDE - CLEAR POLY
	105924-01-G35	EA	MAT - FLOOR 18 X 27 (DRIVERS COMPARTMENT)
	105924-01-G36	EA	MAT - FLOOR 18 X 27 (DRIVERS COMPARTMENT) (G44)
	105924-01-G37	EA	MAT - FLOOR 18 X 27 (DRIVERS COMPARTMENT)
	105924-01-G45	EA	MAT - FLOOR 18 X 27 (DRIVERS COMPARTMENT)

FIRE EXTINGUISHER, DETECTORS & WALL CLOCK

KEY	PART NUMBER	U/M	DESCRIPTION
	072852-01-000	EA	DETECTOR - SMOKE - W/9 VOLT BATTERY
	072852-02-000	EA	DETECTOR - SMOKE - W/9 VOLT BATTERY - CANADIAN
	112320-01-000	EA	DETECTOR - CO GAS - MODEL 9B-I - COSTAR 940000000 FROM: 00-00-00 THRU: 09-03-95
	112320-02-000	EA	BATTERY/ SENSOR - CO GAS - COSTAR 940001000 FROM: 00-00-00 THRU: 09-03-95
	112320-03-000	EA	DETECTOR - CO GAS MODEL 9D-I COSTAR 946000001 FROM: 09-04-95 THRU: 99-99-99
	112320-04-000	EA	DETECTOR - CO SENSOR ASSEMBLY COSTAR 946001001 FROM: 09-04-95 THRU: 99-99-99
	094499-01-000	EA	FIRE EXTINGUISHER - DRY W/MOUNTING BRACKET - 10 BC
	094499-01-700	EA	BRACKET - MOUNTING - W/PLASTIC STRAP - FIRE EXTINGUISHER
	094499-02-000	EA	FIRE EXTINGUISHER - DRY - 1A10BC - CANADIAN
	118081-01-01A	EA	WALL CLOCK - 8" DIAMETER - BRASS

INTERIOR FINISH GROUP (CONTINUED)

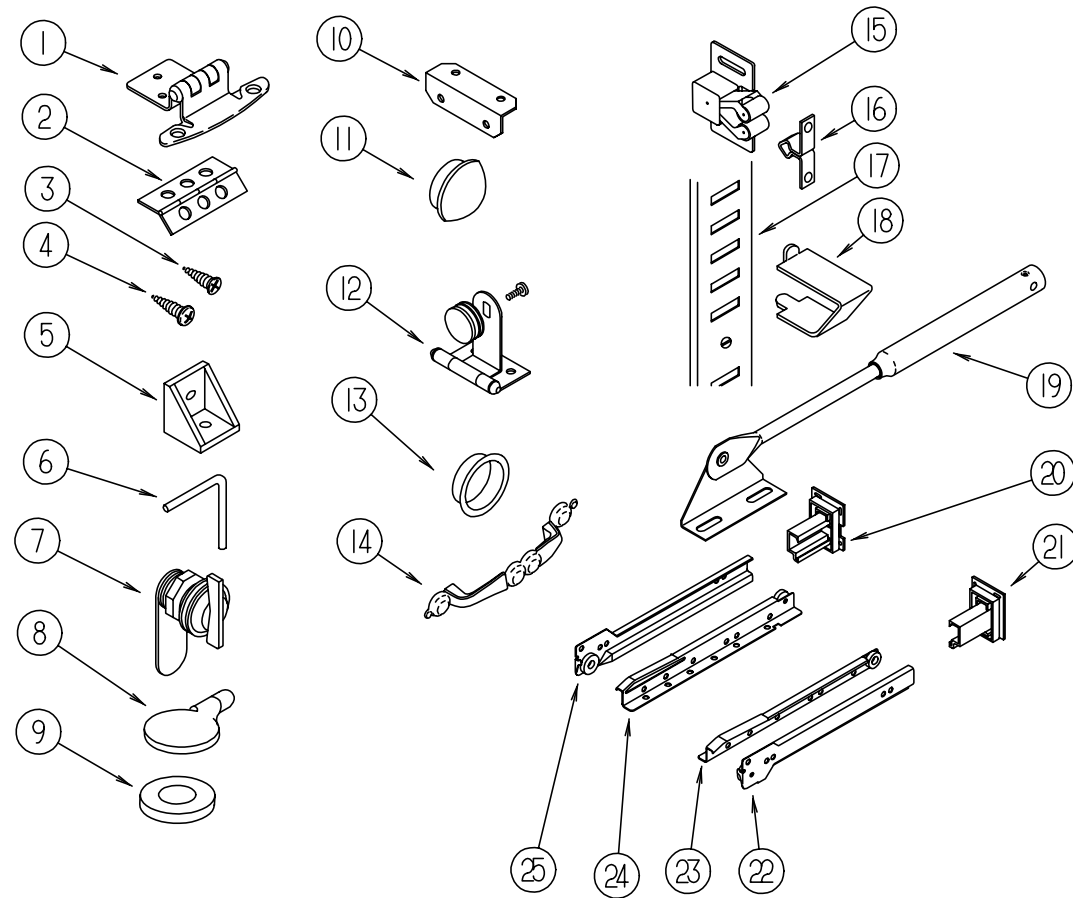


INTERIOR TRIM, BATT STRIPS & MOLDINGS

KEY	PART NUMBER	U/M	DESCRIPTION
1	009767-12-000	FT	MOLDING - SIDEWALL TO CEILING/ CABINET - WELTING - OFF WHITE
2	009778-21-000	FT	U-CHANNEL - 1" - PICKLED ASH
2	070504-36-000	FT	EXTRUSION - U CHANNEL - 1.65" WATERFORD OAK
2	070504-37-000	FT	EXTRUSION - U CHANNEL - 20.70 - WATERFORD OAK
3	009809-28-000	EA	MOLDING - CORNER - OUTSIDE - 1" - PLASTIC - WATERFORD OAK
3	009809-23-000	EA	MOLDING - CORNER - OUTSIDE - 1" - PLASTIC - IVORY
4	009812-29-000	EA	MOLDING - CORNER - OUTSIDE - .5" X 7' - PLASTIC - WATERFORD OAK
5	086229-13-000	EA	BATTEN - CEILING - 1" WIDE - IVORY - 7.6'
6	086229-01-000	EA	RETAINER - BATTEN - CEILING - .75" WIDE - 7.6'
7	022992-11-000	FT	MOLDING - REVERSE COVE - T-SHAPED - VINYL - IVORY
8	100818-01-05A	EA	MOLDING - VINYL WRAP - TRIM - WATERFORD OAK
9	083620-07-000	FT	T-MOLDING - 3/4 END CAP EDGE - W/ EDGE LIPS - THOR PECAN
9	083620-12-000	FT	T-MOLDING - 3/4 W/ EDGE LIPS - WATERFORD OAK
10	103186-02-05A	FT	MOLDING - PLASTIC - SHELF EDGING - 25.4 MM - WATERFORD OAK
10	103186-01-05A	FT	MOLDING - PLASTIC - SHELF EDGING - 9.5 MM - WATERFORD OAK
11	100819-01-05A	EA	MOLDING - VINYL WRAP - L-SHAPED - DOOR - WATERFORD OAK
	076325-68-000	FT	MOLDING - EDGE BAND - 1 5/16 X .038 - WATERFORD OAK
	076325-34-000	FT	MOLDING - EDGE BAND - 1 5/16 X .030 - ORCHID MIST (PATIO TABLE)
	076325-39-000	FT	MOLDING - EDGE BAND - 1 5/16" X .030 - NEUTRAL (G35, G37)
	076325-37-000	FT	MOLDING - EDGE BAND - 1 5/16" X .030 - NEUTRAL (G36, G44)
	076325-46-000	FT	MOLDING - EDGE BAND - 1 5/16" X .030 - CLOUD (G45)
	076325-67-000	FT	MOLDING - EDGE BAND - WATERFORD OAK - .93 X .024 X 600
	076325-40-000	FT	MOLDING - EDGE BAND - .875" X .024 - NEUTRAL (G35, G37)
	076325-38-000	FT	MOLDING - EDGE BAND - .875" X .024 - NEUTRAL (G36, G44)
	076325-43-000	FT	MOLDING - EDGE BAND - .875" X .024 - CLOUD (G45)
12	093873-01-01A	EA	TRIM - CARPET - L-ANGLE - 1.1" X 1.3" X 12' - VINYL - GRAY
13	105709-01-000	FT	T-MOLDING - 1" - MODERN IVORY
	109332-02-01A	FT	TRIM - J-MIRROR - BRASS
	109736-01-01A	FT	T-MOLDING - 1.00" BRASS/ BLACK
	117268-D2-134	EA	MOLDING - 018 X 040 X 2134 MM VINYL - WRAPPED-WATERFORD
	117268-F2-438	EA	MOLDING - 018 X 065 X 2438 MM - WRAPPED WATERFORD
	117268-F2-134	EA	MOLDING - 018 X 065 X 2134 MM - WRAPPED WATERFORD
	085284-76-000	FT	STRIP-TAPE - ADHESIVE - SHOWER - TRAVERTINE - ANTIQUE WHITE
	085284-B5-000	FT	STRIP-TAPE - ADHESIVE - WATERFORD OAK
	085284-C1-000	FT	STRIP-TAPE - ADHESIVE - SAGE (MAIN WALL) (G35)
	085284-B9-000	FT	STRIP-TAPE - ADHESIVE - BERBER (MAIN WALL) (G36)
	085284-C5-000	FT	STRIP-TAPE - ADHESIVE - VANILLA (MAIN WALL) (G37)
	069733-83-000	EA	BATT STRIP - 8' - WATERFORD OAK
	088263-78-000	EA	BATT STRIP - SHOWER - TRAVERTINE - ANTIQUE WHITE
	088263-C7-000	EA	BATT STRIP - SAGE (MAIN WALL) (G35)
	088263-C6-000	EA	BATT STRIP - BERBER (MAIN WALL) (G36)
	088263-D2-000	EA	BATT STRIP - VANILLA (MAIN WALL) (G37)

INTERIOR FINISH GROUP (CONTINUED)

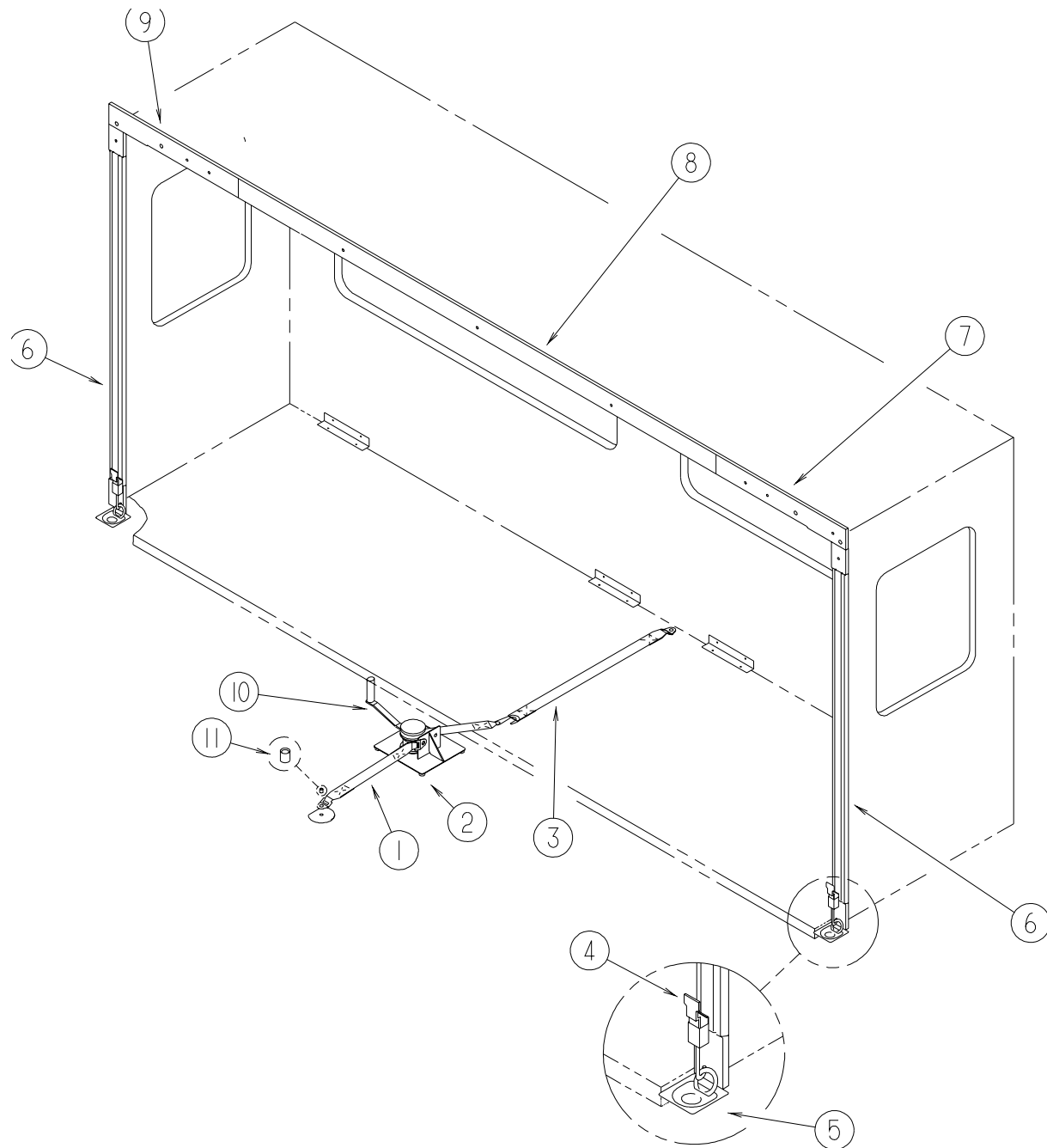
CABINET HARDWARE



KEY	PART NUMBER	U/M	DESCRIPTION
1	108138-01-000	EA	HINGE - DOOR - CABINET - BURNISHED BRASS
2	009059-02-000	EA	HINGE - DOOR - 2" X 2.7" - BRASS
3	000G13-06-10G	EA	SCREW - 6-20 X.5/8" - PHILLIP FLAT HEAD - ANTIQUE BRASS
4	000G68-06-10G	EA	SCREW - 6-18 X 5/8" - PHILLIP OVAL HEAD - ANTIQUE BRASS
5	065740-01-000	EA	BRACE - CABINET CORNER - PLASTIC
6	108487-02-01A	EA	PROP ROD - OVERHEAD GLASS DOOR SUPPORT - BLACK
	108486-01-01A	EA	BRACKET - PROP ROD - OVHD - BLACK
	039984 01 000	EA	CAP - VINYL - BLACK (PROP ROD)
7	100710-01-01A	EA	LOCK - GLASS DOOR - TWIST TYPE - BRASS
	101272-01-000	EA	CATCH - DOOR - GLASS
8	101766-01-000	EA	PIN - SUPPORT - GLASS DOOR
9	100707-01-000	EA	SPACER - DOOR - GLASS - PLASTIC
10	016604-05-000	EA	BRACE - CABINET - ANGLE - 2.5" - METAL - OFF WHITE
11	042356-01-000	EA	PLUG - MAHOGANY - 3/8" DIAMETER - WOOD
11	074045-01-000	EA	PLUG - OAK - 1/2" DIAMETER
12	100711-01-01A	EA	HINGE - DOOR - GLASS
13	098410-01-01A	EA	PULL - FINGER - OVAL - BRASS
14	117800-01-01A	EA	CABINET DOOR PULL - BRASS
15	093586-06-000	EA	CATCH - SPRING - ROLLER
16	093586-05-000	EA	STRIKE - SPRING STEEL

KEY	PART NUMBER	U/M	DESCRIPTION
17	098980-01-000	EA	PILASTER - ADJUSTABLE SHELF - 18" LONG
17	098980-02-000	EA	PILASTER - ADJUSTABLE SHELF - 12" LONG
17	098980-06-000	EA	PILASTER - ADJUSTABLE SHELF - 24" LONG
17	098980-03-000	EA	PILASTER - ADJUSTABLE SHELF - WOOD GRAIN
18	098979-01-000	EA	CLIP - ADJUSTABLE SHELF
19	074493-02-000	EA	SUPPORT - PISTON SPRING - CABINET DOOR
20	114045-01-000	EA	BACKSOCKET - ADJUSTABLE - LEFT N/A ORDER KIT ACCORDING TO LENGTH OF DRAWER SLIDE
21	114045-02-000	EA	BACKSOCKET - ADJUSTABLE - RIGHT N/A ORDER KIT ACCORDING TO LENGTH OF DRAWER SLIDE
22	114031-02-000	EA	SLIDE - DRAWER - 12" - CABINET - RIGHT SIDE N/A ORDER #114031-01-700 SLIDE DRAWER KIT
22	114031-14-000	EA	SLIDE - DRAWER - 18" - CABINET - RIGHT SIDE N/A ORDER #114031-13-700 SLIDE DRAWER KIT
22	114031-18-000	EA	SLIDE - DRAWER - 20" - CABINET - RIGHT SIDE N/A ORDER #114031-17-700 SLIDE DRAWER KIT
22	114031-22-000	EA	SLIDE - DRAWER - 22" - CABINET - RIGHT SIDE N/A ORDER #114031-21-700 SLIDE DRAWER KIT
23	114031-04-000	EA	SLIDE - DRAWER - 12" - RIGHT SIDE N/A ORDER #114031-01-700 SLIDE DRAWER KIT
23	114031-16-000	EA	SLIDE - DRAWER - 18" - RIGHT SIDE N/A ORDER #114031-13-700 SLIDE DRAWER KIT
23	114031-20-000	EA	SLIDE - DRAWER - 20" - RIGHT SIDE N/A ORDER #114031-17-700 SLIDE DRAWER KIT
23	114031-24-000	EA	SLIDE - DRAWER - 22" - RIGHT SIDE N/A ORDER #114031-21-700 SLIDE DRAWER KIT
24	114031-03-000	EA	SLIDE - DRAWER - 12" - LEFT SIDE N/A ORDER #114031-01-700 SLIDE DRAWER KIT
24	114031-15-000	EA	SLIDE - DRAWER - 18" - LEFT SIDE N/A ORDER #114031-13-700 SLIDE DRAWER KIT
24	114031-19-000	EA	SLIDE - DRAWER - 20" - LEFT SIDE N/A ORDER #114031-17-700 SLIDE DRAWER KIT
24	114031-23-000	EA	SLIDE - DRAWER - 22" - LEFT SIDE N/A ORDER #114031-21-700 SLIDE DRAWER KIT
25	114031-01-000	EA	SLIDE - DRAWER - 12" - CABINET - LEFT SIDE N/A ORDER #114031-01-700 SLIDE DRAWER KIT
25	114031-13-000	EA	SLIDE - DRAWER - 18" - CABINET - LEFT SIDE N/A ORDER #114031-13-700 SLIDE DRAWER KIT
25	114031-17-000	EA	SLIDE - DRAWER - 20" - CABINET - LEFT SIDE N/A ORDER #114031-17-700 SLIDE DRAWER KIT
25	114031-21-000	EA	SLIDE - DRAWER - 22" - CABINET - LEFT SIDE N/A ORDER #114031-21-700 SLIDE DRAWER KIT
	P02786-04-E10	EA	HANDRAIL - ENTRANCE DOOR
	099682-01-01A	EA	BRACKET - MOUNTING - HAND RAIL - BRASS
	009063-01-000	EA	HINGE - CONTINUOUS - 1 1/2" X 72" - UNPAINTED
	009066-01-000	EA	HINGE - ALUMINUM - NO HOLES - 1 1/16" X 6' - UNPAINTED
	004354-01-000	EA	BUMPER - RUBBER - .5" DIA - BROWN

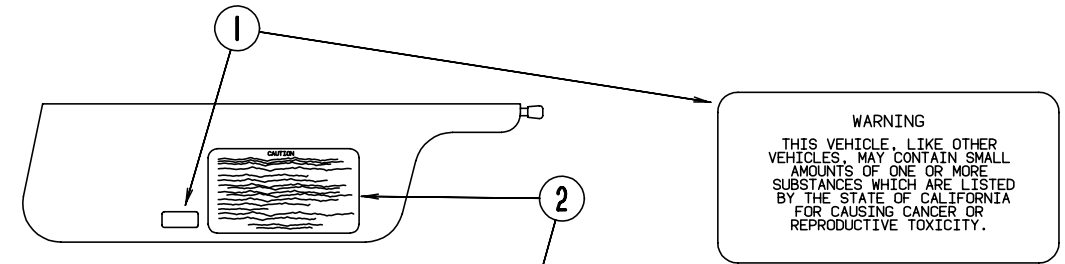
INTERIOR FINISH GROUP (CONTINUED)



SLIDEOUT HARDWARE

KEY	PART NUMBER	U/M DESCRIPTION
1	116101-01-F31	EA STRAP ASM. - WINCH
2	116082-01-02B	EA BRACKET ASM - WINCH - E-COAT
3	116101-02-F31	EA STRAP ASM. - WINCH
4	116737-01-01A	EA LATCH - DRAW - ADJUSTABLE
5	116736-01-04B	EA D-TIEDOWN - BLACK
6	116951-01-F31	EA MOLDING
7	116968-02-F31	EA TRIM - END/RIGHT HAND - WOOD - 3.8" X 19.1"
8	116967-01-F31	EA TRIM - CENTER - WOOD - 3.8" X 120"
9	116968-01-F31	EA TRIM - END/LEFT HAND - WOOD - 3.8" X 19.1"
10	115767-02-000	EA WINCH ASM.
11	116743-01-01A	EA CAPPLUG - COVER - THREAD - BLANK

LABELS GROUP



WARNING
THIS VEHICLE, LIKE OTHER VEHICLES, MAY CONTAIN SMALL AMOUNTS OF ONE OR MORE SUBSTANCES WHICH ARE LISTED BY THE STATE OF CALIFORNIA FOR CAUSING CANCER OR REPRODUCTIVE TOXICITY.

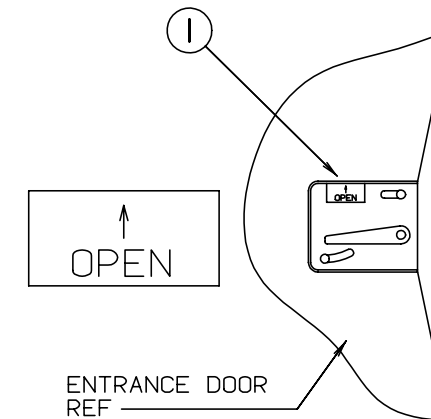
CAUTION

THIS MOTOR HOME HAS BEEN DESIGNED, MANUFACTURED AND TESTED WITH CONCERN FOR THE PROTECTION OF IT'S OCCUPANTS. WE RECOMMEND YOU PERFORM THE FOLLOWING INSPECTIONS FOR YOUR SAFETY AND THE SAFETY OF YOUR PASSENGERS BEFORE STARTING YOUR VEHICLE.

1. LP GAS SYSTEM- TURN OFF AT TANK FOR TRAVELING. TEST FOR LEAKS UPON ARRIVAL AT DESTINATION. BEFORE LIGHTING PILOTS.
2. WHEELS- INSPECT FOR DAMAGE AND CHECK LUG NUTS FOR TIGHTNESS.
3. TIRES- INSPECT FOR WEAR AND DAMAGE AND CHECK FOR RECOMMENDED AIR PRESSURE.
4. LIGHTING- TEST FOR PROPER OPERATION OF ALL INTERIOR AND EXTERIOR LIGHTS INCLUDING DASH LIGHTS, HEADLIGHTS, TAIL LIGHTS, BRAKE LIGHTS, CLEARANCE LIGHTS AND TURN SIGNALS.
5. EXITS- INSPECT RELEASE MECHANISM ON EMERGENCY EXIT WINDOW, TEST BOTH LOCKS ON MAIN ENTRANCE DOOR FOR EASE OF OPERATION AND INSTRUCT PASSENGERS HOW TO USE BOTH MEANS OF EXIT.
6. SEAT BELTS- DIRECT PASSENGERS TO DESIGNATED SEATS AND REQUIRE USE OF SEAT BELTS.
7. APPLIANCES- TURN OFF AND LATCH OR LOCK DOORS WHERE PROVIDED.
8. LOOSE PARCELS- STORE SECURELY.
9. UTILITY SUPPLY LINES- DISCONNECT ALL ELECTRIC, SEWER AND WATER LINES AND SECURE PROPERLY.
10. ENTRANCE DOOR STEP- PLACE IN RETRACTED POSITION FOR TRAVELING.

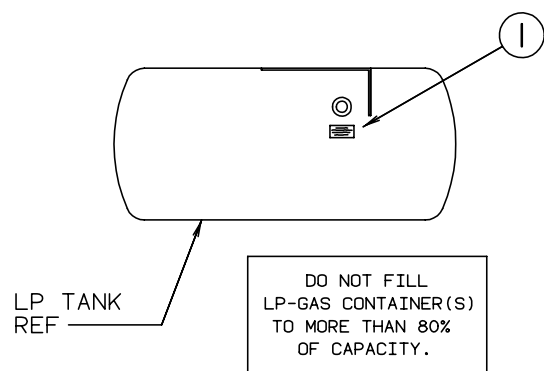
READ YOUR MOTOR HOME AND CHASSIS OWNER'S MANUAL FOR FURTHER PRECAUTIONS

KEY	PART NUMBER	U/M DESCRIPTION
1	099689-01-000	EA LABEL - WARNING - CANCER/TOXICITY
2	056259-01-000	EA LABEL - SAFETY CHECK LIST

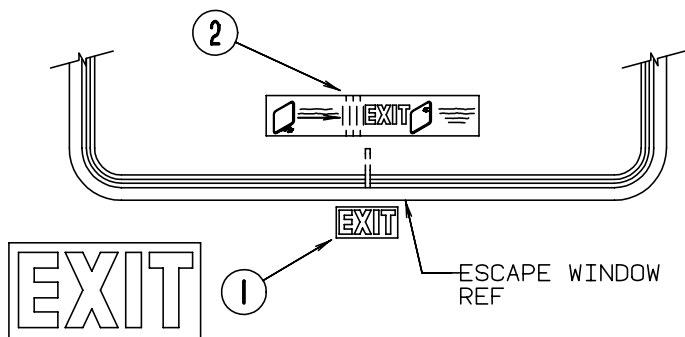
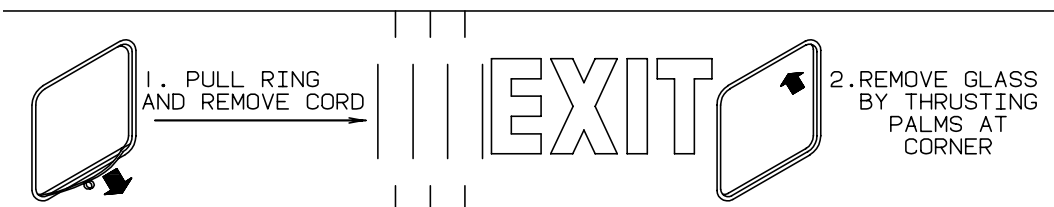


KEY	PART NUMBER	U/M DESCRIPTION
1	040944-01-000	EA LABEL - ENTRANCE DOOR - "OPEN"

LABELS GROUP (CONTINUED)



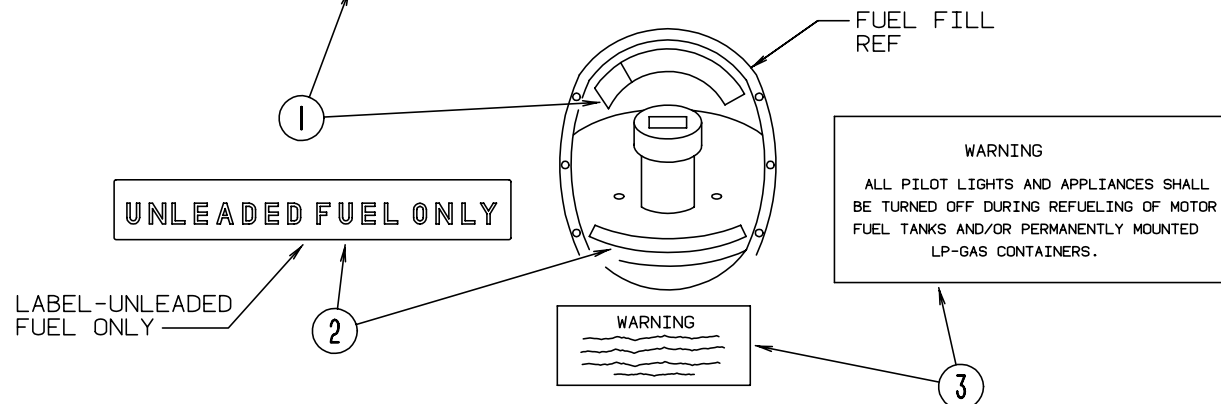
KEY	PART NUMBER	U/M DESCRIPTION
1	079965-01-000	EA LABEL - LPG - 80% CAPACITY



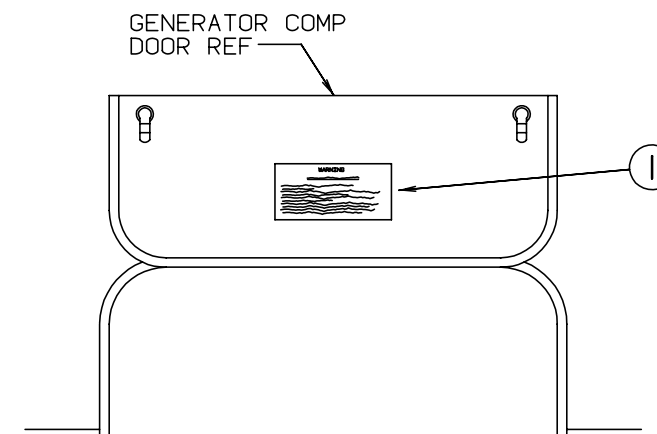
KEY	PART NUMBER	U/M DESCRIPTION
1	107571-01-000	EA LABEL - EXIT/ESCAPE WINDOW
2	039290-01-000	EA LABEL - EXIT WARNING

LABELS GROUP (CONTINUED)

CAUTION	TO HELP AVOID PERSONAL INJURY DURING REMOVAL OF FUEL FILLER CAP, SLOWLY LOOSEN CAP 1/2 TURN TO ALLOW ANY FUEL PRESSURE TO BE RELIEVED BEFORE TURNING CAP FURTHER.
FUEL SPRAY MAY CAUSE PERSONAL INJURY	STOP ADDING FUEL AFTER FIRST SHUTOFF BY AUTOMATIC NOZZLE WHEN TANK IS NEARLY FULL. DO NOT OVERFILL FUEL TANK. SEE OWNERS MANUAL FOR ADDITIONAL INFORMATION.
	PRINTED IN U.S.A. MLC PT NO 15611763



KEY	PART NUMBER	U/M DESCRIPTION
1	087207-05-000	EA LABEL - FUEL CAP REMOVAL
2	062043-01-000	EA LABEL - FUEL - UNLEADED
3	006040-01-000	EA TAG - GAS REFUELING WARNING
3	006040-02-000	EA TAG - GAS REFUELING WARNING (CANADIAN)



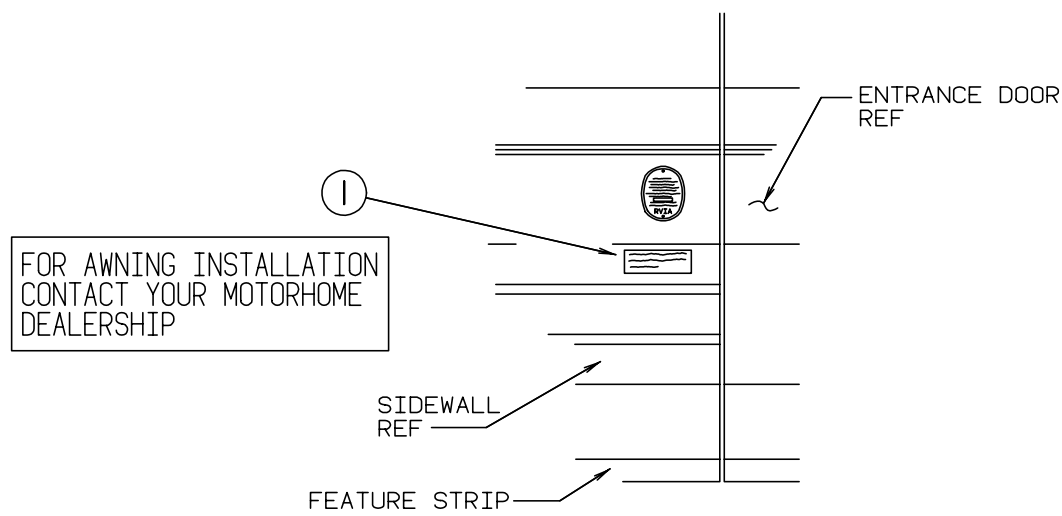
WARNING

WHEN ADDING A GENERATOR SET:

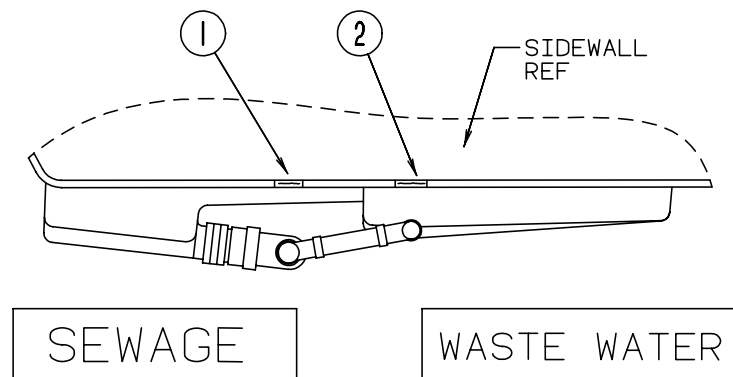
HIGH VOLTAGE-USE EXTREME CAUTION WHEN WORKING ON ELECTRICAL COMPONENTS.
HAVE ALL ELECTRICAL INSTALLATION PERFORMED BY A QUALIFIED LICENSED ELECTRICIAN-FOLLOW ALL STATE AND LOCAL CODES.
ONLY INSTALL GENERATOR SET APPROVED FOR R.V. APPLICATION. HAVE INSTALLED BY QUALIFIED TECHNICIAN.
TO AVOID HEAT BUILD-UP AND TO GUARANTEE AN ADEQUATE AIR SUPPLY TO THE GENERATOR CARBURETOR, FOLLOW INSTALLATION INSTRUCTIONS.
GENERATOR ENGINE EXHAUST GASES ARE TOXIC AND MUST NOT TERMINATE UNDER THE VEHICLE-DISCHARGE EXHAUST AWAY FROM VEHICLE.

KEY	PART NUMBER	U/M DESCRIPTION
1	077510-01-000	EA LABEL - GENERATOR PREP

LABELS GROUP (CONTINUED)

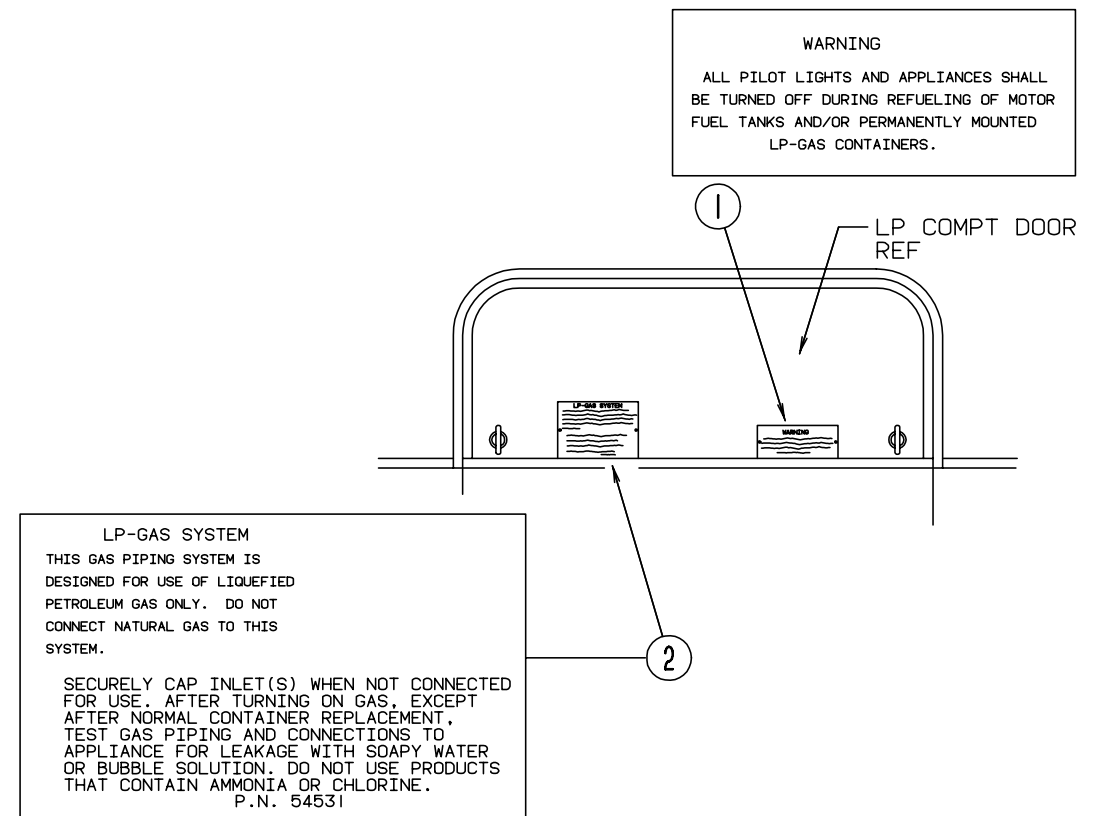


KEY	PART NUMBER	U/M DESCRIPTION
1	099509-01-000	EA LABEL - AWNING INSTALLATION

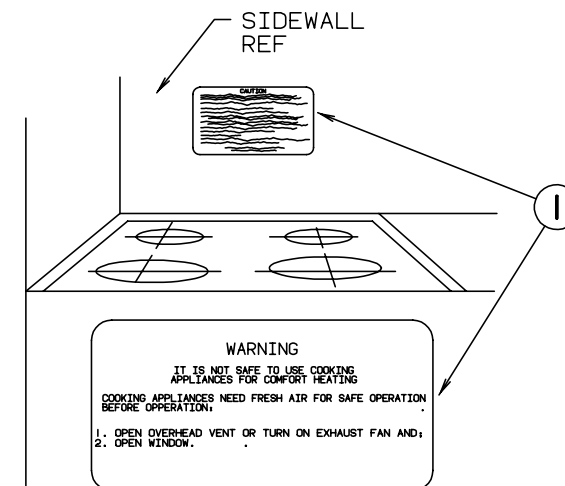


KEY	PART NUMBER	U/M DESCRIPTION
1	006187-01-000	EA LABEL - SEWAGE
2	006188-01-000	EA LABEL - WASTE WATER

LABELS GROUP (CONTINUED)

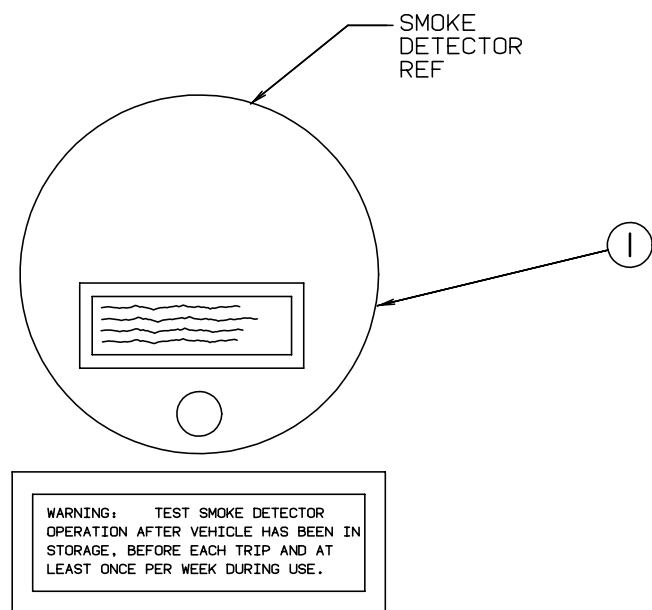


KEY	PART NUMBER	U/M DESCRIPTION
1	006040-01-000	EA TAG - GAS REFUELING WARNING
1	006040-02-000	EA TAG - GAS REFUELING WARNING (CANADIAN)
2	054531-01-000	EA LABEL - LP GAS ONLY
2	023769-01-000	EA LABEL - WARNING-LPG (CANADIAN)

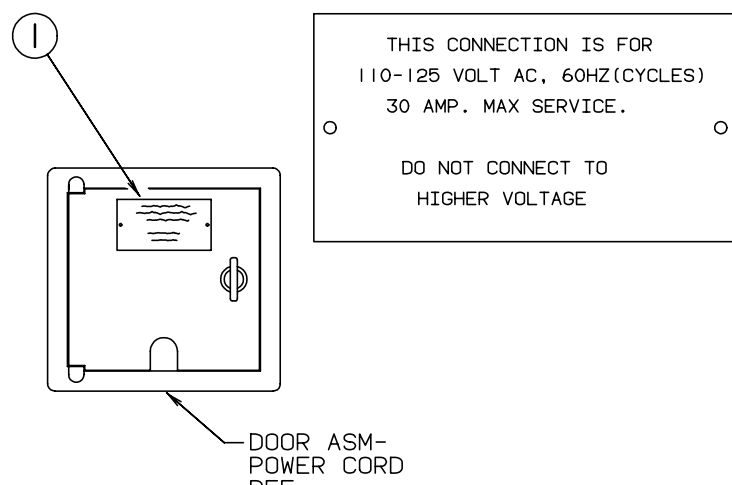


KEY	PART NUMBER	U/M DESCRIPTION
1	050225-01-000	EA LABEL - WARNING - STOVE VENT - US
1	050222-01-000	EA LABEL - WARNING - STOVE VENT - CSA

LABELS GROUP (CONTINUED)



KEY	PART NUMBER	U/M DESCRIPTION
1	077956-01-000	EA LABEL - WARNING - SMOKE DETECTOR

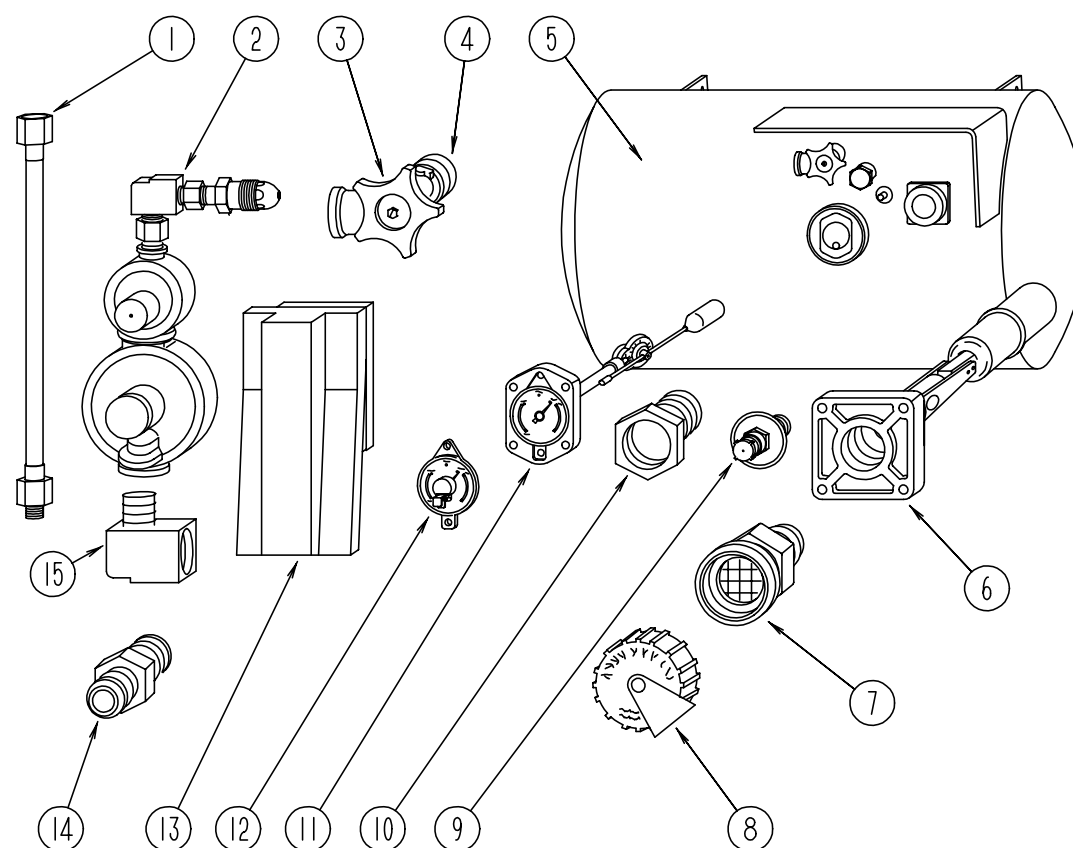


KEY	PART NUMBER	U/M DESCRIPTION
1	006062-01-000	EA TAG - ELECTRIC - 110V CONNECTION

MISCELLANEOUS LABELS

KEY	PART NUMBER	U/M DESCRIPTION
	094675-01-000	EA LABEL - EXTERIOR LIGHT - SERVICE
	073998-01-000	EA LABEL - LPG ODOR WARNING
	079966-01-000	EA LABEL - WARNING - STOWED - MOTION
	091243-01-000	EA LABEL - A/C COVER - "AIR CONDITIONING CIRCUIT. ETC."
	098379-04-000	EA LABEL - ELECTRICAL BOX SIDE
	098641-01-000	EA LABEL - FUEL - UNLEADED - DASH
	104678-01-000	EA LABEL - CB PREP
	111104-01-000	EA LABEL - HITCH - READ MANUAL
	111537-07-000	EA LABEL - FUSES
	111537-05-000	EA LABEL - SLIDEOUT CONTROLS
	111802-01-000	EA LABEL - CFC WARNING

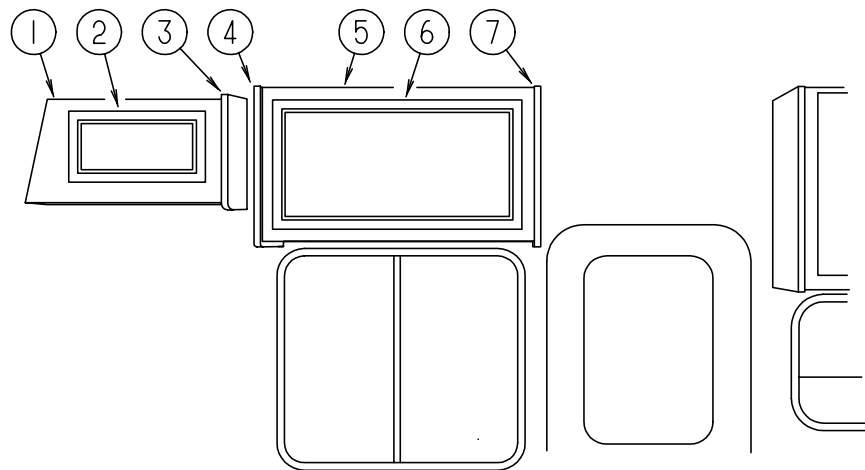
LP GROUP



LP TANK & COMPONENTS

KEY	PART NUMBER	U/M DESCRIPTION
1	045703-05-000	EA HOSE - LP - 3/8" ID X 28" - 3/8" MPT X 1/2" F SWIVEL - US
1	045703-06-000	EA HOSE - LP - 3/8" ID X 28" - 3/8" MPT X 1/2" F SWIVEL - CANADA
2	106150-01-000	EA REGULATOR - TWO STAGE
3	040421-01-708	EA HANDWHEEL - VAPOR RELIEF VALVE - BRUNNER G-1015-A
4	040421-01-712	EA VALVE - SERVICE W/HANDWHEEL
5	088253-03-000	EA TANK - LP - 100 LB - 16"D X 36" - SPL
6	040421-01-711	EA VALVE - 80% W/FLOAT - PLATE - BOLTS & GASKET - BRUNNER
7	040421-01-701	EA VALVE - SHORT LP FILLER W/YELLOW CAP - BRUNNER 75478
8	040421-01-702	EA CAP - LP FILLER VALVE - PLASTIC - YELLOW - BRUNNER G-1014-A
9	040421-01-700	EA GAUGE - LIQUID LEVEL - 20% LP - BRUNNER G-1013
10	040421-01-713	EA PRESSURE RELIEF VALVE
11	088253-01-700	EA L.P. FLOAT GAUGE - 4 MACHINE SCREW STYLE
12	040440-02-000	EA TRANSMITTER - DIAL - 90 OHM
13	105658-01-000	EA COMPARTMENT - LP REGULATOR
14	010323-01-000	EA ADAPTER - BRASS - 3/8" F X 1/2" MPT
15	065318-02-000	EA ELBOW - 90 DEGREE - 3/8" MPT TO 3/8" FPT
	010329-01-000	EA ADAPTER - BRASS - 1/2" F X 1/2" MPT
	103613-01-000	EA DETECTOR - LP GAS

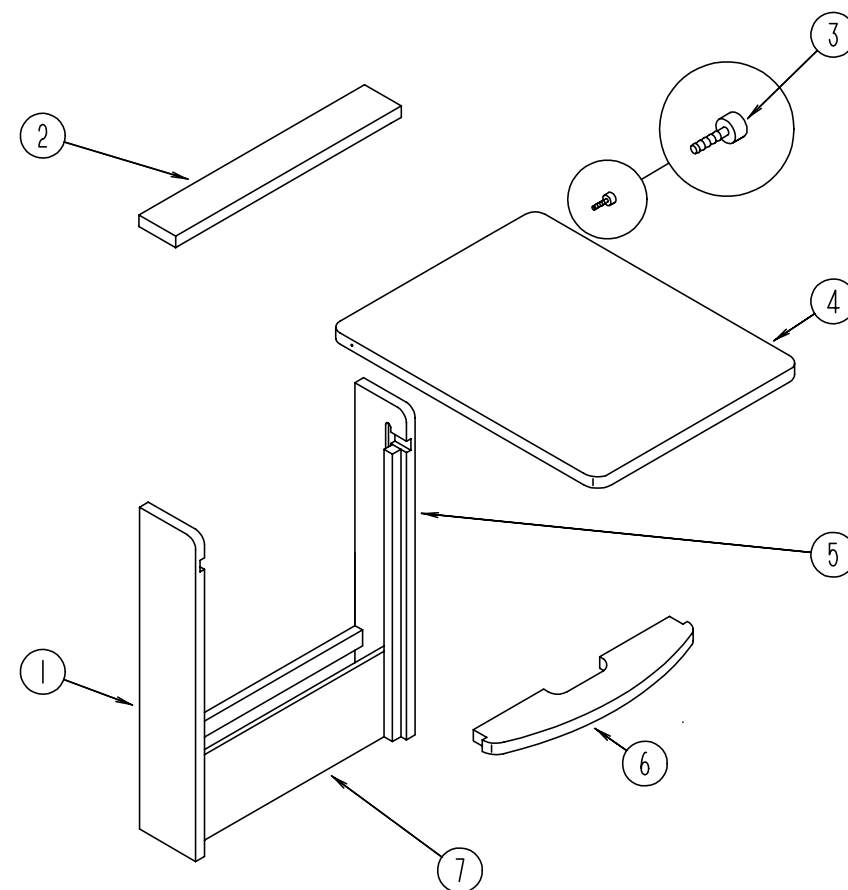
LOUNGE GROUP



FRONT OVERHEAD CABINET (PASSENGER SIDE)

KEY	PART NUMBER	U/M	DESCRIPTION
1	M06839-01-G35	EA	CABINET ASM. - FRONT OVERHEAD - PASSENGER SIDE
1	M06839-01-G36	EA	CABINET ASM. - FRONT OVERHEAD - PASSENGER SIDE (G44)
1	M06839-01-G37	EA	CABINET ASM. - FRONT OVERHEAD - PASSENGER SIDE
1	M06839-01-G45	EA	CABINET ASM. - FRONT OVERHEAD - PASSENGER SIDE
2	M05993-13-G35	EA	DOOR ASM - RAIL - W/O HARDWARE
3	103128-08-G09	EA	END CAP ASM. (FRONT OVERHEAD)
4	103128-07-G35	EA	END CAP ASM. - LEFT HAND
5	M06839-08-G35	EA	CABINET ASM. - OVERHEAD
6	M05993-16-G35	EA	DOOR ASM - W/O HARDWARE
7	103128-10-G35	EA	END CAP ASM. - RIGHT HAND
	104414-12-G35	EA	SHELF ASM.

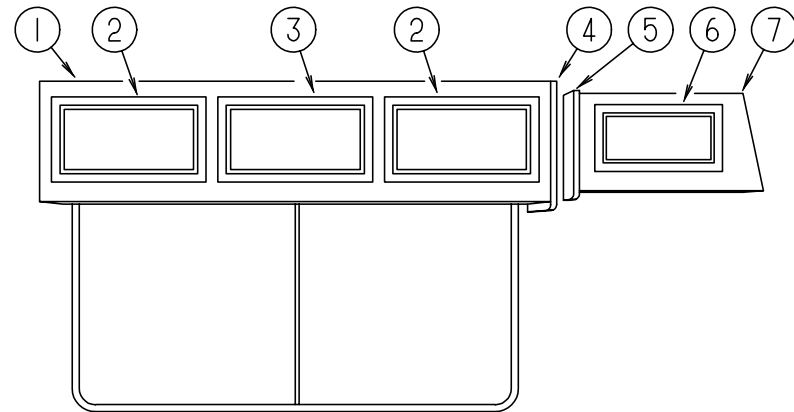
LOUNGE GROUP (CONTINUED)



PULLOUT TABLE

KEY	PART NUMBER	U/M	DESCRIPTION
	P19559-01-G35	EA	CABINET ASM. - TABLE - W/O PULLOUT TOP
1	119559-12-G35	EA	SIDE END - TABLE - 28.7" X 5.7" - LEFT SIDE
2	119559-13-G35	EA	SHELF - SUPPORT - OVER PULL OUT TABLE TOP
3	079921-01-000	EA	NYLON ROLLER W/SHAFT
4	119559-17-G35	EA	PULLOUT TOP
5	119559-11-G35	EA	SIDE END - TABLE - 28.7" X 5.7" - RIGHT SIDE
6	119559-14-G35	EA	SHELF - SUPPORT - UNDER PULL OUT TABLE TOP
7	119559-15-G35	EA	PANEL - TABLE - FRONT BOTTOM - 18.1" X 6.7"
	080736-01-000	EA	PULL - RECESSED - 1.25" X 4" - OAK

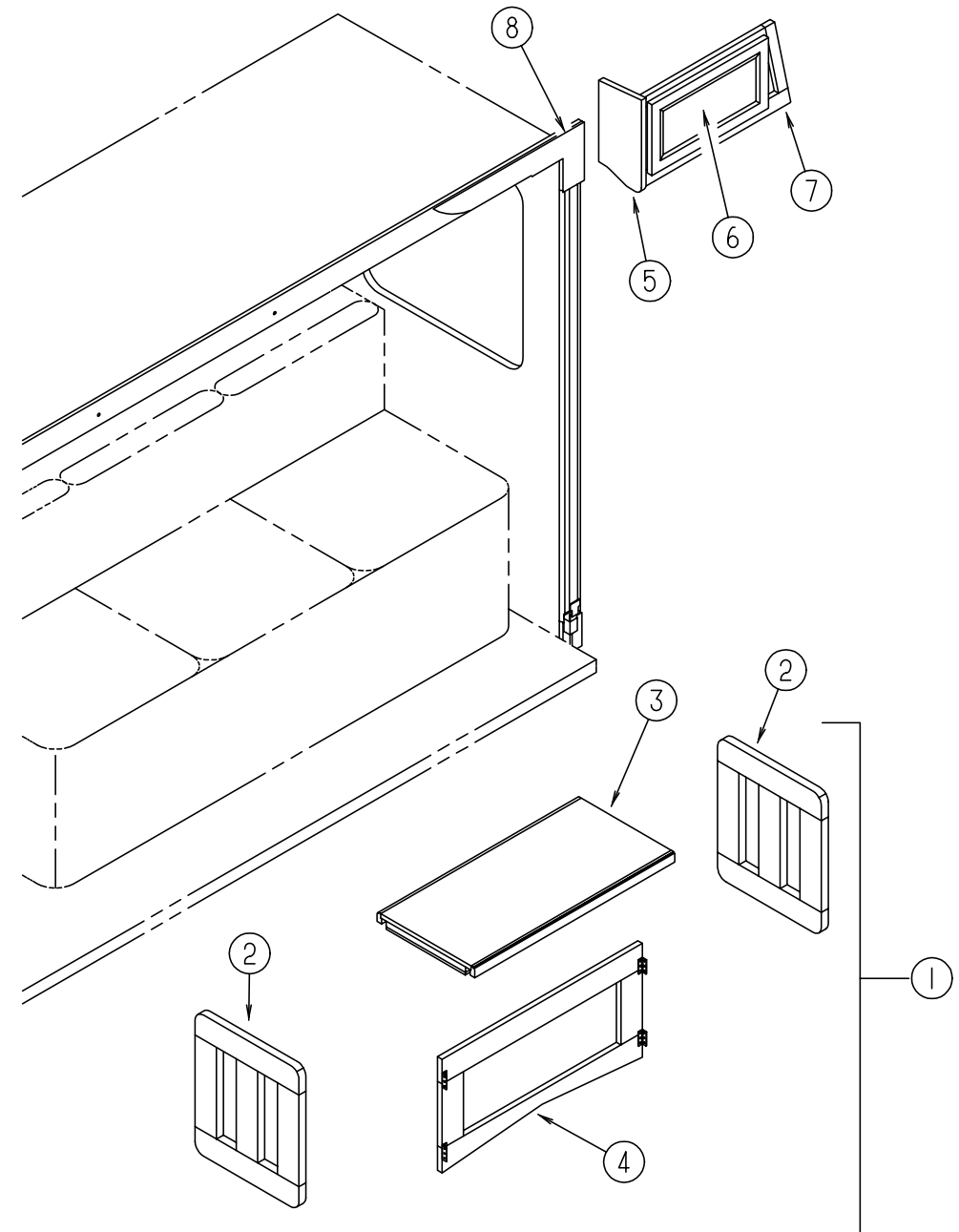
LOUNGE GROUP (CONTINUED)



FRONT OVERHEAD CABINET (DRIVER SIDE W/O SLIDEOUT)

KEY	PART NUMBER	U/M	DESCRIPTION
1	116001-01-G35	EA	CABINET ASM.
2	M05993-21-G35	EA	DOOR ASM - RAIL - W/O HARDWARE - 0400 X 0710 MM
2	108536-06-04A	EA	MIRROR - CABINET DOOR
3	M05993-22-G35	EA	DOOR ASM. - RAIL - W/O HARDWARE - W/ MIRROR
3	108536-05-04A	EA	MIRROR - CABINET DOOR
4	103128-01-G09	EA	END CAP ASM. - RIGHT HAND
5	103128-09-G09	EA	END CAP ASM. (FRONT OVERHEAD)
6	M05993-13-G35	EA	DOOR ASM - W/O HARDWARE
7	M06839-02-G35	EA	CABINET ASM. - FRONT OVERHEAD - DRIVER SIDE
7	M06839-02-G36	EA	CABINET ASM. - FRONT OVERHEAD - DRIVER SIDE (G44)
7	M06839-02-G37	EA	CABINET ASM. - FRONT OVERHEAD - DRIVER SIDE
7	M06839-02-G45	EA	CABINET ASM. - FRONT OVERHEAD - DRIVER SIDE

LOUNGE GROUP (CONTINUED)



COFFEE TABLE

KEY	PART NUMBER	U/M	DESCRIPTION
1	116957-01-G35	EA	TABLE - FOLDING ASM
2	116957-15-F31	EA	TABLE - LEG ASM
3	116957-12-G35	EA	TABLE - TOP ASM
4	116957-11-F31	EA	TABLE - BRACE ASM
5	103128-09-G09	EA	END CAP ASM. (FRONT OVERHEAD)
6	M05993-99-G35	EA	DOOR ASM - W/O HARDWARE
7	M06839-23-G35	EA	CABINET ASM. - FRONT OVERHEAD - DRIVER SIDE
7	M06839-23-G36	EA	CABINET ASM. - FRONT OVERHEAD - DRIVER SIDE(G44)
7	M06839-23-G37	EA	CABINET ASM. - FRONT OVERHEAD - DRIVER SIDE
7	M06839-23-G45	EA	CABINET ASM. - FRONT OVERHEAD - DRIVER SIDE
8	115811-15-G35	EA	OVERLAY - 7.5 X 22 3/8 - NOVEAU
8	115811-15-G36	EA	OVERLAY - 7.5 X 22 3/8 - NOVEAU
8	115811-15-G37	EA	OVERLAY - 7.5 X 22 3/8 - NOVEAU
8	115811-15-G44	EA	OVERLAY - 7.5 X 22 3/8 - NOVEAU
8	115811-15-G45	EA	OVERLAY - 7.5 X 22 3/8 - NOVEAU

SEALANTS & FASTENERS GROUP

ADHESIVE AND TAPE SEALERS

KEY	PART NUMBER	U/M DESCRIPTION
	002707-02-000	FT TAPE - SEALER - 5/16" X 1/2" - INCREMENTS OF 50 FT
	034552-02-000	EA SILICONE - TUBE - 300 ML - CLEAR - W/O NOZZLE ALSO ORDER P.N.#900390-03-000 NOZZLE SEPARATELY
	034552-06-000	EA SILICONE - TUBE - 300 ML - OFF WHITE - W/O NOZZLE ALSO ORDER P.N.#900390-03-000 NOZZLE SEPARATELY
	034552-07-000	EA SILICONE - 300 ML TUBE - DARK GRAY - W/O NOZZLE ALSO ORDER P.N.#900390-03-000 NOZZLE SEPARATELY
	034552-15-000	EA SILICONE - TUBE 300 ML BRIGHT WHITE - W/O NOZZLE ALSO ORDER #900390-03-000 NOZZLE
	053766-06-000	EA BEDDING COMPOUND-TUBE - CLEAR
	062917-03-000	EA ADHESIVE - LOCTITE 242 - LOCTITE 242 - SIDE 41
	067788-01-000	EA ADHESIVE - SPRAY - 3M 74 - 19.5 OZ AEROSOL CAN
	069640-01-000	FT SEALER - RIBBON - 1/4" DIAMETER - INCREMENTS OF 30'
	069640-02-000	FT SEALER - RIBBON - 1/2" X 1/8" - INCREMENTS OF 60'
	069640-03-000	FT SEALER - RIBBON - 3/4" X 1/8" - INCREMENTS OF 60'
	069640-07-000	FT SEALER - RIBBON - 2" X 3/32" - INCREMENTS OF 45'
	069640-09-000	FT SEALER - RIBBON - 1/32" X 2 1/2" - INCREMENTS OF 80'
	069640-14-000	FT SEALER - TAPE - 1/16" X 1"X100' - MANUS - GRAY
	069640-15-000	FT SEALER - RIBBON 1/16" X 3/8" GRY - MANUS
	072889-01-000	EA SEALANT - URETHANE - BLACK - 1/10 - ESSEX 552.2
	072889-09-000	EA SEALANT - URETHANE(TUBE) BLACK - MANUS 75AM
	076322-01-000	FT TAPE - FOAM - DOUBLE COATED ADHESIVE BACKED - .75" X 216'
	076322-05-000	FT TAPE - FOAM - DOUBLE COATED - .045" X .75" X 108'
	076322-07-000	FT TAPE - FOAM - DOUBLE COATED .045 X .50 - NORT V2000
	087211-01-000	GL PROMOTER - ADHESIVE
	091255-02-000	FT SEAL - ADHESIVE BACKED FOAM - .18" THICK X 1.5" WIDE
	094401-01-000	EA SEALER - BODY SEAM SEALER - 3M FLATEXICLEAR
	102352-01-000	EA SEALER - PUMPABLE - BLACK - COLORIMETRIC MS101
	106206-01-000	EA SEALER - PUMPABLE - MANUS 30ABLACK
	110274-01-000	FT TAPE - FOAM - DBL COATED .045 X 1.0 - NORTON V-2800
	120074-01-01A	EA SILICONE TUBE - OFF WHITE W/O NOZZLE ALSO ORDER NOZZLE #900390-03-000
	900390-01-000	EA TIP - 2 1/2" X 1/8" ORIFICE - ELLSWORTH #TS216
	900390-03-000	EA NOZZLES-SILICONE TUBE - CSL# D10

MISCELLANEOUS FASTENERS

KEY	PART NUMBER	U/M DESCRIPTION
	008343-01-000	EA TIE - WIRE - 6"
	008343-02-000	EA TIE - WIRE - 14"
	029094-04-000	YD VELCRO TAPE - LOOP - 1" WIDE - BLACK
	029096-03-000	YD VELCRO TAPE - HOOK - 1" WIDE - BLACK
	085774-01-000	FT FASTENER - DUAL HOOK - 1" WIDE - ADHESIVE BACK - BLACK
	085774-02-000	FT FASTENER - DUAL LOOP - 1" WIDE - ADHESIVE BACK - BLACK
	086285-01-000	EA SPACER - NYLON - .5" OD X .257" ID
	108046-02-000	EA CABLE TIE-SCREW MOUNT 15" - DENNISON 10035

SEALANTS & FASTENERS GROUP (CONTINUED)

BOLTS & NUTS

KEY	PART NUMBER	U/M DESCRIPTION
	000C12-05-16B	EA BOLT - HEX - 5/16-18 X 1 - ZINC 5
	000C12-05-12B	EA BOLT - HEX - 5/16-18 X 3/4 ZINC 5
	000C12-06-20B	EA BOLT - HEX - 3/8-16 X 11/4 ZINC 5
	000C12-06-16B	EA BOLT - HEX - 3/8-16 X 1LG - ZINC 5
	000C12-06-44B	EA BOLT - HEX - 3/8-16 X 2 3/4 ZINC 5
	000C12-07-20B	EA BOLT - HEX - 7/16 - 14 X 1 1/4" - ZINK5
	000C12-08-28B	EA BOLT - HEX - 1/2-13 X 1-3/4 ZINC 5
	000C12-08-24B	EA BOLT - HEX - 1/2-13 X 1 1/2 - ZINK 5
	000C12-10-24B	EA BOLT - HEX - 5/8-11 X 1 1/2 ZINC - 5
	000C13-07-48B	EA BOLT - HEX - 7/16 - 20 X 3 - ZINK 5
	000C26-04-10B	EA BOLT - HEX - SERRATED FLANGE - 1/4-20 X 5/8 ZINC
	000C26-04-18B	EA BOLT - HEX - SERRATED FLANGE 1/4-20 X 11/8 - ZINK
	000C26-04-14B	EA BOLT - HEX - SERRATED FLANGE - 1/4 X 20 X 7/8 ZINC
	000C26-05-16B	EA BOLT - HEX - SERRATED FLANGE 5/16-18 X 1 - ZINC
	000C26-05-12B	EA BOLT - HEX - SERRATED FLANGE 5/16-18 X 3/4 - ZINK
	000C26-05-20B	EA BOLT - HEX - SERRATED FLANGE 5/16 - 18 X 1 1/4 ZINC
	000C26-06-12B	EA BOLT - HEX - SERRATED FLANGE 3/8-16 X 3/4 - ZINK
	102333-01-05A	EA BOLT - CARR - 7/16-14 SST CAP
	106956-03-000	EA BOLT - HEX TAP 1/2-13NC X 3 GR5 - FULL THREAD ZINC
	051387-06-000	EA BOLT - CARRIAGE - W/O HOLE - 5/16-18 X 9.5 ZINK
	000D24-10-00B	EA NUT - HEX - SF/ LK - 10-32 - ZINK
	000D29-05-00B	EA NUT - 5/16 - 18 UNC - SF/ LOCKING - NYLON WASHER INSERT
	000D29-06-00B	EA NUT - HEX W/ NYLON LOK 3/8-16 ZINK
	000D34-06-00B	EA NUT - HEX - LK - 3/8 - 16 GRADE C ZINK - PREVAILING TORQUE
	000D39-04-00B	EA NUT - HEX - SERRATED FLANGE LK 1/4 - 20 ZINK
	000D39-05-00B	EA NUT - HEX - SERRATED FLANGE LK - 5/16 - 18 ZINK
	000D39-06-00B	EA NUT - HEX - SERRATED FLANGE LK - 3/8-16 ZINK
	000D39-08-00B	EA NUT - HEX - SERRATED FLANGE LK - 1/2-13 ZINK
	000D46-04-00A	EA NUT - HEX - WELD - 1/4-20 - PLAIN - SHORT PILOT
	000D73-08-00C	EA NUT - HEX FLATG - 1/2-13 CAD PREV - GRADE G
	000E11-05-00B	EA WASHER - LK-5/16 MED SPLIT ZINK - 05110-01-000
	000E11-07-00B	EA WASHER - LK-7/16 MED SPLIT ZINK
	000E13-14-00B	EA WASHER - FLAT - 1/4" WIDE ZINK
	000E13-17-00B	EA WASHER - FLAT - 3/8" AR ZINK
	000E13-18-00B	EA WASHER - FLAT-3/8 WIDE ZINK
	000E13-20-00B	EA WASHER - FLAT - 7/16" WIDE - ZINK
	000E13-21-00B	EA WASHER - FLAT - W/2 NAR ZINK
	000E13-22-00B	EA WASHER - FLAT-1/2 WIDE ZINK - 05117-01-000
	110794-01-000	EA WASHER - FLAT-1ID X 13/4OD
	000E14-10-00B	EA WASHER - LK - NO 10 EXT TOOTH - ZINK
	058716-02-000	EA WASHER - FLAT NYLON - .406 X .750 X .060
	040921-03-000	EA NUT - SPEED - U TYPE - NO 10
	040921-04-000	EA NUT - SPEED - U TYPE - NO. 8 - .59" LENGTH X .44" WIDTH
	040921-09-000	EA NUT - SPEED - U TYPE - NO 8 - T'MN C9812-8A
	044364-02-000	EA NUT - SPEED - FLAT - ROUND
	063253-07-000	EA NUT - J - #8A .120- .130 PNL THK
	083163-06-000	EA PUSHNUT - FLAT TYPE 3/8 STUD - FORD ONLY TO RETAIN THE AIR BAFFLATE ON THE OIL DIPSTICK TUBE
	087234-01-000	EA NUT - JACK - 1/4 X 20THD - MOLLY - ARDEN 8-L - JN BRASS MOUNTS LICENSE PLATES
	088787-12-000	EA STUD - WELD - 1/4-20 X 1.0LG MN

SEALANTS & FASTENERS GROUP (CONTINUED)

SCREWS

KEY	PART NUMBER	U/M DESCRIPTION
	0B1210-32-180	EA SET SCREW - 5/8-11 X 2.00 - BLACK CUP POINT
	0G3908-08-170	EA SCREW - SF/ DR - 8-18 X 1/2PPH - BRIGHT WHITE
	0G5508-16-190	EA SCREW - SF/ DR - 8-18 X 1.00 PWH - QUICK SILVER
	000G11-05-08B	EA SCREW - 5-20 X 1/2 PPH ZINK
	000G11-06-10J	EA SCREW - 6-20 X 5/8 PPH - BRASS
	000G11-06-10B	EA SCREW - 6-20 X 5/8 PPH ZINK
	000G11-06-08B	EA SCREW - 6-20 X 1/2 PPH ZINC
	000G11-06-06B	EA SCREW - 6-20 X 3/8 PPH ZINK
	000G11-07-08B	EA SCREW - 7-19 X 1/2 PPH - ZINK
	000G11-08-08T	EA SCREW - 8-18 X 1/2 PPH
	000G11-08-08B	EA SCREW - 8-18 X 1/2 PPH - ZINK
	000G11-08-06B	EA SCREW - 8-18 X 3/8 PPH ZINK
	000G11-08-20B	EA SCREW - 8-18 X 11/4 PPH ZINK
	000G11-08-16S	EA SCREW - 8-18 X 1.00 PPH - OFF WHITE
	000G11-08-12T	EA SCREW - 8-18 X 3/4 PPH - BLACK
	000G11-08-12S	EA SCREW - 8-18 X 3/4 PPH - OFF WHITE
	000G11-08-12S	EA SCREW - 8-18 X 3/4 PPH - OFF WHITE
	000G11-08-12P	EA SCREW - 8-18 X .75 PPH - DARK BROWN
	000G11-08-12D	EA SCREW - 8-18 X 3/4 PPH - BLACK
	000G11-08-12B	EA SCREW - 8-18 X 3/4 PPH ZINK
	000G11-10-40B	EA SCREW - 10-16 X 2 1/2 PPH CAD - 34927-01-000
	000G11-10-16B	EA SCREW - 10-16 X 1 - PPH ZINK
	000G11-10-12S	EA SCREW - 10-16 X .75 PPH OFF WHT
	000G11-10-12D	EA SCREW - 10-16 X 3/4 PPH - BLACK
	000G11-10-10X	EA SCREW - 10-16 X 5/8 PPH GRAY
	000G12-06-14A	EA SCREW - 6-20 X .87 POH PLAIN
	000G12-06-08T	EA SCREW - 6-20 X .50 POH - BLACK
	000G12-08-16S	EA SCREW - 8-18 X 1.00 POH - OFF WHITE
	000G13-05-16S	EA SCREW - 5-20 X 1 PFH OFF WHITE
	000G13-06-16J	EA SCREW - 6-20 X 1.00 PFH - BRASS
	000G13-06-08B	EA SCREW - 6-20 X 1/2 PFH ZINK
	000G13-06-24J	EA SCREW - 6-20 X 1.50 PFH BRASS
	000G13-07-12B	EA SCREW - 7-19 X 3/4 PFH ZINK
	000G13-08-16B	EA SCREW - 8-18 X 1 PFH - ZINK
	000G13-08-10B	EA SCREW - 8-18 X 5/8 PFH ZINK - 90 CW922FV
	000G18-08-22B	EA SCREW - MACH - 8-32 X 1 3/8 PPH ZINK
	000G19-10-20B	EA SCREW - MACHINE - 10-32 X 1 1/14 PPH ZINK
	000G19-10-08B	EA SCREW - MACHINE - 10-32 X 1/2 PPH ZINK
	000G32-10-06B	EA SCREW - 10-32 X 3/8" - PPH - ZINC
	000G39-06-10T	EA SCREW - SF/ DR - 6-20 X 5/8 PPH - BLACK
	000G39-06-08B	EA SCREW - DR - 6-18 X 1/2 ZINK
	000G39-08-08S	EA SCREW - SF/ DR - 8-18 X 1/2 PPH - OFF WHITE
	000G39-08-08B	EA SCREW - SF/ DR - 8-18 X 1/2 PPH ZINK
	000G39-08-32B	EA SCREW - SF/ DR - 8-18 X 2 PPH - ZINC
	000G39-08-24B	EA SCREW - SF/ DR - 8-18 X 1 1/2 PPH ZINK
	000G39-08-16T	EA SCREW - SF/ DR - 8-18 X 1 PPH - BLACK
	000G39-08-16S	EA SCREW - SF/ DR - 8-18 X 1.00 PPH - OFF WHITE
	000G39-08-16B	EA SCREW - SF/ DR - 8-18 X 1 PPH ZINK
	000G39-08-12T	EA SCREW - SF/ DR - 8-18 X 3/4 PPH - BLACK
	000G39-08-12B	EA SCREW - SF/ DR - 8-18 X 3/4 PPH ZINK
	000G39-10-08B	EA SCREW - SF/ DR 10-16 X .50 P&H - ZINC
	000G39-10-209	EA SCREW - SF/ DR - 10-16 X 1.25 PPH - FLATUOROCARBON SILVER
	000G39-10-20B	EA SCREW - SF/ DR - 10-16 X 1 1/4 PPH ZINK
	000G39-10-129	EA SCREW - SF/ DR - 10-16 X 3/4 PPH - FLATUOROCARBON SILVER
	000G39-10-12R	EA SCREW - SF/ DR - 10-16 X 3/4 PPH - BEIGE
	000G39-10-12D	EA SCREW - SF/ DR - 10-16 X 3/4 PPH - BLACK
	000G39-10-12B	EA SCREW - SF/ DR - 10-16 X .75 PPH ZINK
	000G39-12-12E	EA SCREW - SF/ DR - 12 - 14 X 3/4 PPH - CHROME
	000G42-04-12B	EA SCREW - SF/ DR 1/4-14 X 3/4 HWH ZINK
	000G46-08-24T	EA SCREW - MACHINE - 8-32 - 1.50 IN PFH - BLACK
	000G50-04-12B	EA SCREW - MACHINE - 1/4-20 X 3/4 PPH ZINK
	000G50-04-08B	EA SCREW - MACHINE - 1/4-20 X 1/2 PTH - 2N
	000G51-08-08B	EA SCREW - 8-18 X 1/2 PTH ZINK

SEALANTS & FASTENERS GROUP (CONTINUED)

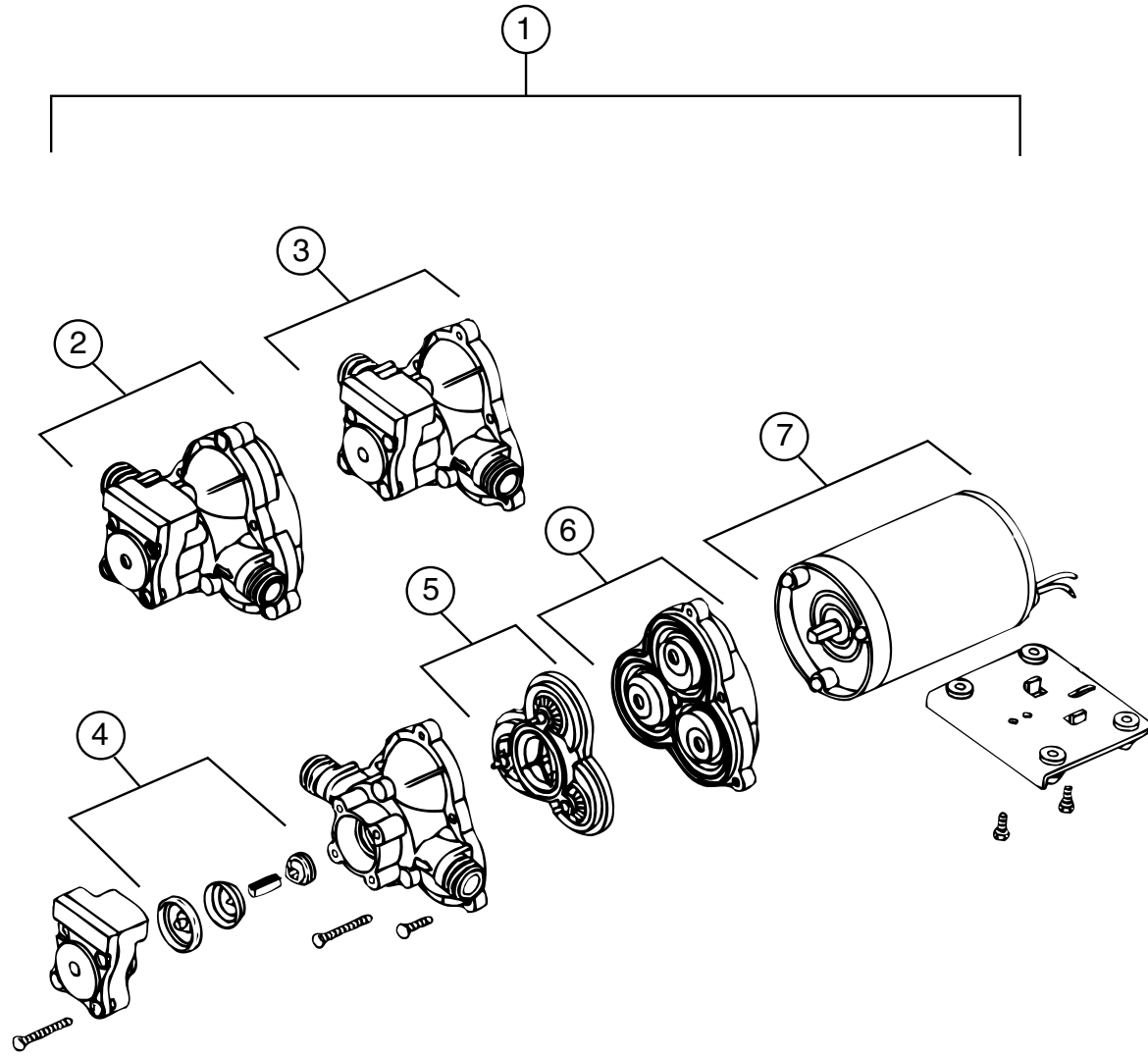
SCREWS (CONTINUED)

KEY	PART NUMBER	U/M DESCRIPTION
	000G52-08-18B	EA SCREW - MACH-8-32 X 11/8 PTH ZINK
	000G54-04-20B	EA SCREW - 1/4-20 X 1 1/4 PTH - TYPE 23 - ZINC PLATED
	000G55-08-127	EA SCREW - SF/DR - 8-18 X .75 PWH - FAWN
	000G55-08-12S	EA SCREW - SF/DR - 8-18 X .75 PWH - *OFF WHITE
	000G57-05-16J	EA SCREW - 5-20 X 1 PFH - BRASS
	000G60-10-28T	EA SCREW - SF/ DR - 10-16 X 1.75 - BLACK
	000G67-08-32B	EA SCREW - 8-15 X 2 PPH ZINK
	000G67-10-08B	EA SCREW - 10-12 X 1/2 PPH ZINK
	000G67-10-48B	EA SCREW - 10-12 X 3 PPH ZINK
	000G67-10-36T	EA SCREW - 10-12 X 2.25PPHBLACK - STALGARD
	000G67-10-20D	EA SCREW - 10-12 X 1 1/4 PPH - BLACK
	000G67-10-120	EA SCREW - 10-12 X .75" PPH - TAN
	000G67-10-120	EA SCREW - 10-12 X .75" PPH - TAN
	000G67-10-12B	EA SCREW - 10-12 X 3/4" PPH - ZINK
	000G67-10-10P	EA SCREW - 10-12 X .62 PPH - DARK BROWN
	000G67-10-10D	EA SCREW - 10-12 X 5/8 PPH - BLACK - TYPE A
	000G67-10-10B	EA SCREW - 10-12 X 5/8 PPH ZINK - TYPE A
	000G67-10-08R	EA SCREW - 10-12 X 1/2 PPH - BEIGE - TYPE A
	000G68-06-10G	EA SCREW - 6-18 X 5/8 POH - ANTIQUE BRASS
	049465-01-000	EA SCREW - 10-16 W/ WASHER PTH - DARK BROWN
	049465-03-000	EA SCREW - 10-16 X 1 POH W/ WASHER - OFF WHITE
	049465-17-000	EA SCREW - 10-16 X 1 POH W/ WASHER - BRIGHT WHITE
	075908-01-000	EA SCREW - MACHINE - 10-32 X .56 PTH - ZINC EXTERNAL TOOTH
	086256-01-000	EA SCREW ASM - SF/DR 8 X .75HWH LG - PL BODY PNL MT
	097974-01-000	EA SCREW - PART BD 7-9 X .75 PPH - FHM 0543 PLAIN
	106477-01-000	EA SCREW - 14-10 X 3.00 PFH - STEEL BRASS PLATED
	116111-02-01A	EA SCREW - TAPTITE - 1/4-20 X 3/8 PPH - ZINC
	117322-01-000	EA SCREW - 1/4-28UNF-2A - TORX - U.T. 6270020 SC25WJ

CLAMPS, CLIPS, & GROMMETS

KEY	PART NUMBER	U/M DESCRIPTION
	000F10-06-32B	EA PIN - COTTER - 3/16 X 2.00 ZN
	000H16-04-06R	EA RIVET - POP - AL 1/8 X .313-.375
	000H16-06-10R	EA RIVET - POP-AL 3/16 X .501-.625
	010495-01-000	EA CLAMP - CABLE - 9/16"
	010497-01-000	EA CLAMP - CLOSED - 5/8" ID
	010497-03-000	EA CLAMP - CLOSED - 1" ID - CUSHIONED
	010497-04-000	EA CLAMP - CLOSED - 1.62 ID - ADEL - 945-2717
	010497-05-000	EA CLAMP - CLOSED - 1/2" ID
	010499-01-000	EA CLAMP - CLOSED - 3/8" ID
	062401-01-000	EA CLAMP - HOSE - WORMGEAR .25" - 1"
	062401-03-000	EA CLAMP - HOSE - WORMGEAR - .22" - 1"
	062401-04-000	EA CLAMP - HOSE - WORMGEAR .69" - 1.25"
	062401-06-000	EA CLAMP - HOSE - WORMGEAR .22"-.62"
	062401-11-000	EA CLAMP - HOSE - WORMGEAR 3.56" - 4.5"
	075148-02-000	EA CLAMP - GROUNDING - BRONZE SCREWS
	083609-01-000	EA CLAMP - WIRE - DUAL EQUAL - 5/8" DIAMETER
	083610-01-000	EA CLAMP - WIRE - DUAL - UNEQUAL DIAMETERS - .75" & 1.25"
	083610-02-000	EA CLAMP - WIRE - DUAL UNEQUAL DIA
	008380-01-000	EA GROMMET - RUBBER - 5/8" HOLE X 1 1/2" DIAMETER - BLACK
	016188-03-000	EA GROMMET - L/P LINE - 3/8" HOLE X 2 1/2" LONG - RUBBER
	016188-05-000	EA GROMMET - L/P LINE - 3/8" HOLE X 1 1/4" LONG - RUBBER
	023942-01-000	EA GROMMET - RUBBER - 2" OD
	071015-11-000	EA GROMMET - 1.00 ID - FITS .12 MATL - MINOR RUBBER Z-3065
	071015-29-000	EA GROMMET - RUBBER - .25" ID X 1.25" OD W/.12" GROOVE - BLACK
	071015-30-000	EA GROMMET - RUBBER - .31" ID X .81" OD W/.12" GROOVE - BLACK
	114208-02-000	EA GROMMET - EDGE LINER - FITS .625 - HEYCO 2073
	077955-01-000	EA CLIP - J - VINYL COATED - 3/8"
	091952-01-000	EA CLIP - GRIPPER - 1"
	094362-02-000	EA CLIP - CHRISTMAS TREE - FLAT HEAD - .5" X .95"

WATER & SEWAGE GROUP



WATER PUMP (SHURFLOW)

KEY	PART NUMBER	U/M DESCRIPTION	VENDOR NO.
1	098607-01-000	EA PUMP - WATER - W/.5"MPT FITTING - FLOW 2.8 GPM - UL	
2	098607-01-700	EA PUMPHEAD - REPLACEMENT	94-236-08
3	098607-01-706	EA UPPER HOUSING/ SWITCH KIT	94-231-20
4	098607-01-705	EA CHECK VALVE - KIT	94-237-00
5	098607-01-703	EA VALVE ASM	94-232-00
6	098607-01-702	EA DRIVE/ DIAPHRAGM - KIT	94-238-04
7	098607-01-707	EA MOTOR/ BASEPLATE REPLACEMENT	94-235-03

WATER & SEWAGE GROUP (CONTINUED)

FRESH WATER TANK

KEY	PART NUMBER	U/M DESCRIPTION
	118645-02-000	EA TANK ASM - WATER - 18 GAL - W/ FITTINGS
	118645-01-000	EA TANK ASM - WATER - 18 GAL - W/O FITTINGS
	118454-02-000	EA TANK ASM - WATER - 52 GAL - W/ FITTINGS
	118454-01-000	EA TANK ASM - WATER - 52 GAL - W/O FITTINGS
	042989-05-000	EA FITTING - SPINWELD - PLASTIC 1/2FPT
	042989-03-000	EA FITTING - SPINWELD - PLASTIC - 1 1/4" FPT
	049032-01-000	EA PATCH - SPINWELD - 3/8" - PLASTIC
	039861-01-000	EA SENDING UNIT W/SCREW - WASHER
	091208-01-000	EA WASHER - RUBBER - .06" X .75" X .5"
	077954-02-000	EA FILTER - WATER TANK - SCREEN IN TANK

WATER SYSTEM COMPONENTS (FLAIR-IT)

KEY	PART NUMBER	U/M DESCRIPTION
	114427-01-000	EA CAP - 1/2P - 02860
	114427-02-000	EA PLUG - 1/2P - 02863
	114428-01-000	EA TEE - 1/2P X 1/2P X 1/2P - 02820
	114428-02-000	EA TEE - SWIVEL - 1/2P X 1/2P X 1/2FPT - 02821
	114428-03-000	EA TEE - 1/2P X 1/2P X 1/2MPT - 02822
	114429-01-000	EA ELBOW - 1/2P X 1/2P - 02800
	114429-02-000	EA ELBOW - 1/2P X 1/2MPT - 02803
	114429-03-000	EA ELBOW - SWIVEL - 1/2P X 1/2FPT - 02816
	114429-04-000	EA ELBOW - 1/2P X 3/8MPT - 02810
	114429-05-000	EA ELBOW - 1/2P X 3/4MPT - 02812
	114429-06-000	EA ELBOW - SWIVEL - 1/2P X 3/4FPT - 02811
	114430-01-000	EA ADAPTER - 1/2P X 1/2P - 02840
	114430-02-000	EA ADAPTER - SWIVEL - 1/2P X 1/2FPT - 02873
	114430-03-000	EA ADAPTER - 1/2P X 1/2MPT - 02842
	114431-01-000	EA VALVE - LINE DRAIN 1/2P - 02914
	114431-02-000	EA VALVE - 1/2P - BYPASS - 02910
	114431-03-000	EA VALVE - 1/2P X 1/2P - 02884
	114431-04-000	EA VALVE - STOP - 1/2P X 1/2P - 02880

WATER SYSTEM COMPONENTS

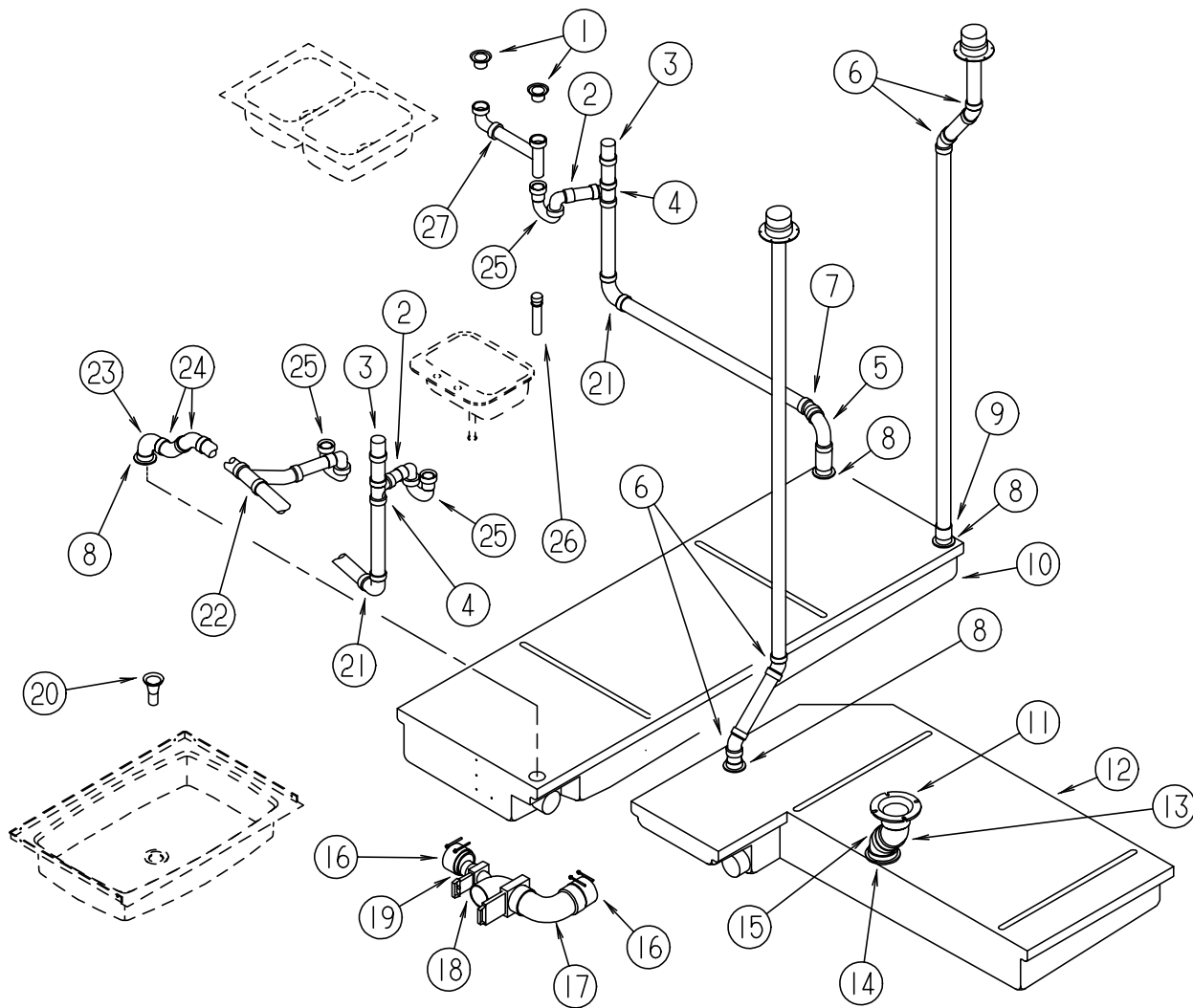
KEY	PART NUMBER	U/M DESCRIPTION
	701069-01-000	EA WATER PURIFICATION SYSTEM
	701069-03-700	EA CARTRIDGE - WATER FILTER - AC - EVERPURE 9601-11
	079381-01-000	FT TUBING - SMOOTH FLEXIBLE - 1 3/8" ID X 20'
	039800-02-000	FT TUBING - POLYBUTYL - 5/8" OD X 20FT
	010219-01-000	EA ELBOW - 1 1/4" MPT X 1 1/4" BARB - WATER FILL - PLASTIC
	039798-01-000	EA TEE - 1/2" MPT X 1/2" MPT X 1/2" MPT - PLASTIC
	101814-01-000	EA COUPLING - FEMALE - 1/2" X 1/2" FPT
	010230-05-000	EA CITY WATER FILL W/CHECK VALVE

EXTERIOR SHOWER COMPONENTS

KEY	PART NUMBER	U/M DESCRIPTION
	103092-01-000	EA SHOWER HEAD - W/ 60" HOSE (US)
	103092-02-000	EA SHOWER HEAD - W/ HOSE (CSA)
	104044-01-000	EA BRACKET - SUPPORT - FAUCET
	103092-01-700	EA BRACKET (FOR SHOWER HEAD) CLEAR
	103092-01-701	EA BRACKET (FOR SHOWER HEAD) BONE
	075241-05-000	EA FAUCET - SHOWER - BONE

WATER & SEWAGE GROUP (CONTINUED)

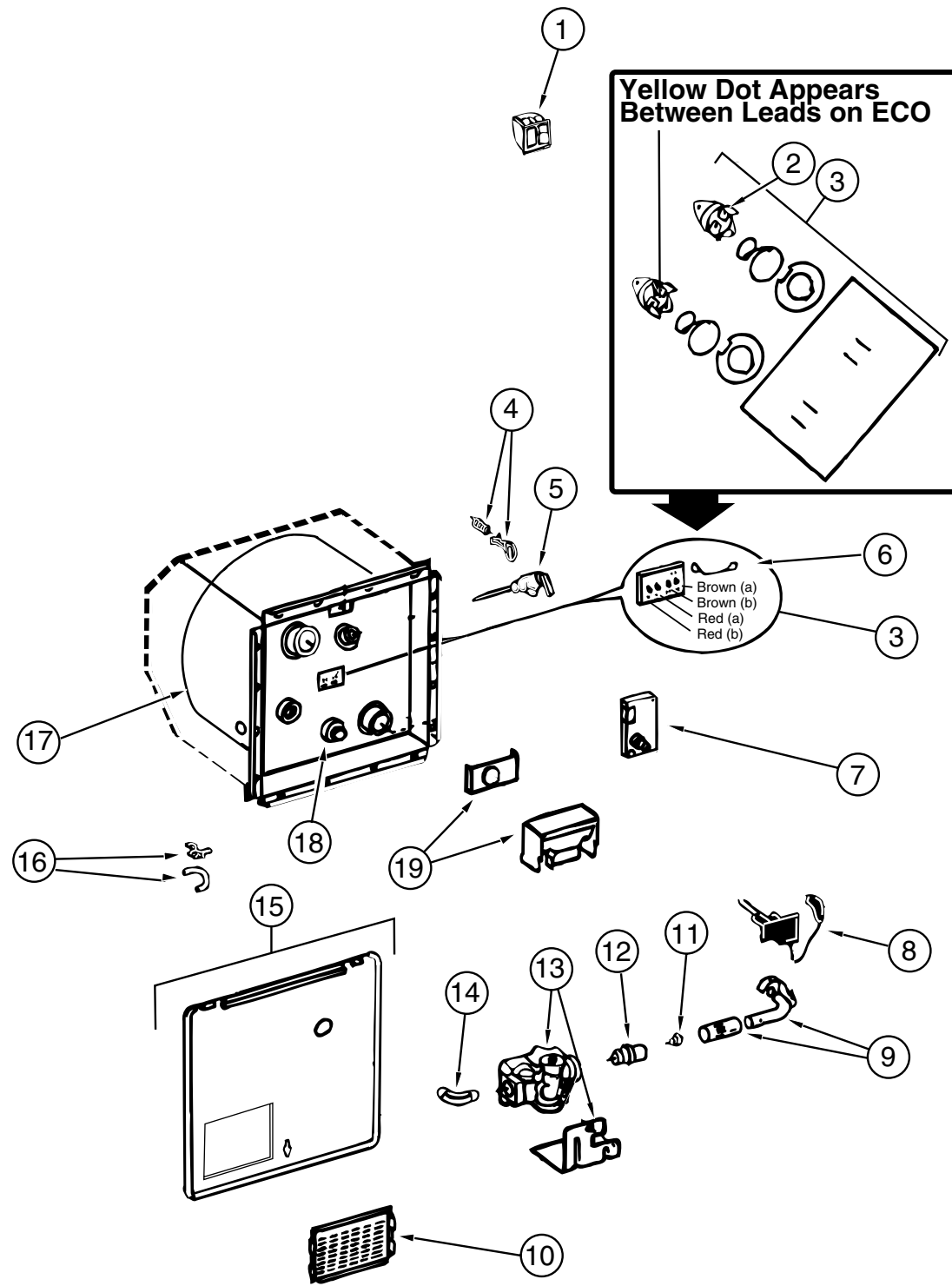
DRAINAGE SYSTEM



KEY	PART NUMBER	U/M	DESCRIPTION
1	092303-01-000	EA	STRAINER - SINK
2	109571-01-000	EA	ADAPTER - P-TRAP - 1 1/2" P X 1 1/4" MPT
3	079968-01-000	EA	VENT - MECHANICAL TRAP ARM - ANTI-SIPHON - 2" DIA X 7.3"
4	010071-01-000	EA	TEE - SANITARY - 1 1/2" HUB X HUB X HUB
5	034250-01-000	EA	ELBOW - 90 DEGREE - LONG TURN - 1/4 BEND - 1 1/2" HUB X HUB
6	010006-01-000	EA	ELBOW - 45 DEGREE - 1/8 BEND - 1 1/2" HUB X HUB
7	010005-01-000	EA	ELBOW - 22 1/2 DEGREE - 1/16 BEND - 1 1/2" HUB X HUB
8	061607-01-000	EA	GROMMET - HOLDING TANK - 1 1/2" NPS
9	010115-01-000	EA	COUPLING - 1 1/2" HUB X HUB - PLASTIC
10	104352-01-000	EA	TANK - HOLDING - 50 GAL
11	063641-01-000	EA	FLANGE - CLOSET - 4" X 3"
12	104351-01-000	EA	TANK - HOLDING - 55 GAL
13	010024-01-000	EA	ELBOW - PLASTIC - 1/8 BD - 3 X 45 - H X H
14	061607-02-000	EA	GROMMET - HOLDING TANK - 3" NPS
15	010061-01-000	EA	ELBOW - 45 DEGREE - STREET - 1/8 BEND - 3" S X H - PLASTIC
16	078406-01-000	EA	COUPLER - RUBBER - W/ CLAMPS - 3" X 3"
17	041056-01-000	EA	ELBOW - STREET - 1/4" BEND - 3" X 90° XLT
18	070916-01-000	EA	VALVE ASM - DUAL DUMP - W/CAP - 3" X 1 1/2"
	070916-01-700	EA	VALVE ONLY - 3"
	070916-01-701	EA	VALVE ONLY - 1 1/2"
	062415-01-000	EA	SEWER CAP - 3"
19	062422-01-000	EA	ADAPTER - OFFSET REDUCER - 3" X 1 1/2"
20	011069-04-000	EA	TAILPIECE - 1 1/2 X 1 1/4 X 8 - BRASS (SHOWER PAN)
20	011069-02-000	EA	TAILPIECE - TUB/ SHOWER - 1 1/2" X 1 1/4" X 4" - BRASS (CSA)
	066440-01-000	EA	STRAINER W/ RUBBER WASHER
	091208-01-000	EA	WASHER - RUBBER - .06" X .75" X .5"
	066436-01-000	EA	NUT - SLIP - TAILPIECE - 1.5"
21	010008-01-000	EA	ELBOW - 90 DEGREE - 1/4 BEND - 1 1/2" HUB X HUB
22	031365-02-000	EA	TEE - LONG TURN - 1 1/2" HUB X HUB X HUB
23	033761-01-000	EA	ELBOW - 90 DEGREE STREET - 1/4 BEND - 1 1/2" S X H - PLASTIC
24	010051-01-000	EA	ELBOW - 45 DEGREE STREET- 1/8 BEND - 1 1/2" S X H - PLASTIC
25	107538-01-000	EA	P-TRAP - 1 1/4 - PLASTIC (US)
25	011071-01-000	EA	P-TRAP - 1 1/2 - PLASTIC (CSA)
26	096927-01-701	EA	TAILPIECE - BATH SINK
27	011091-02-000	EA	CONTINUOUS WASTE - DOUBLE SINK - 1 1/4" (US)
27	011091-03-000	EA	CONTINUOUS WASTE - DOUBLE SINK - 1 1/4" (CSA)
	010201-01-000	EA	HOSE - SEWER - 3" ID X 8'
	062416-01-000	EA	ADAPTER - SEWER HOSE TO 3" PIPE

WATER & SEWAGE GROUP (CONTINUED)

WATER HEATER W/MOTOR AID ATWOOD (GH6-7E)



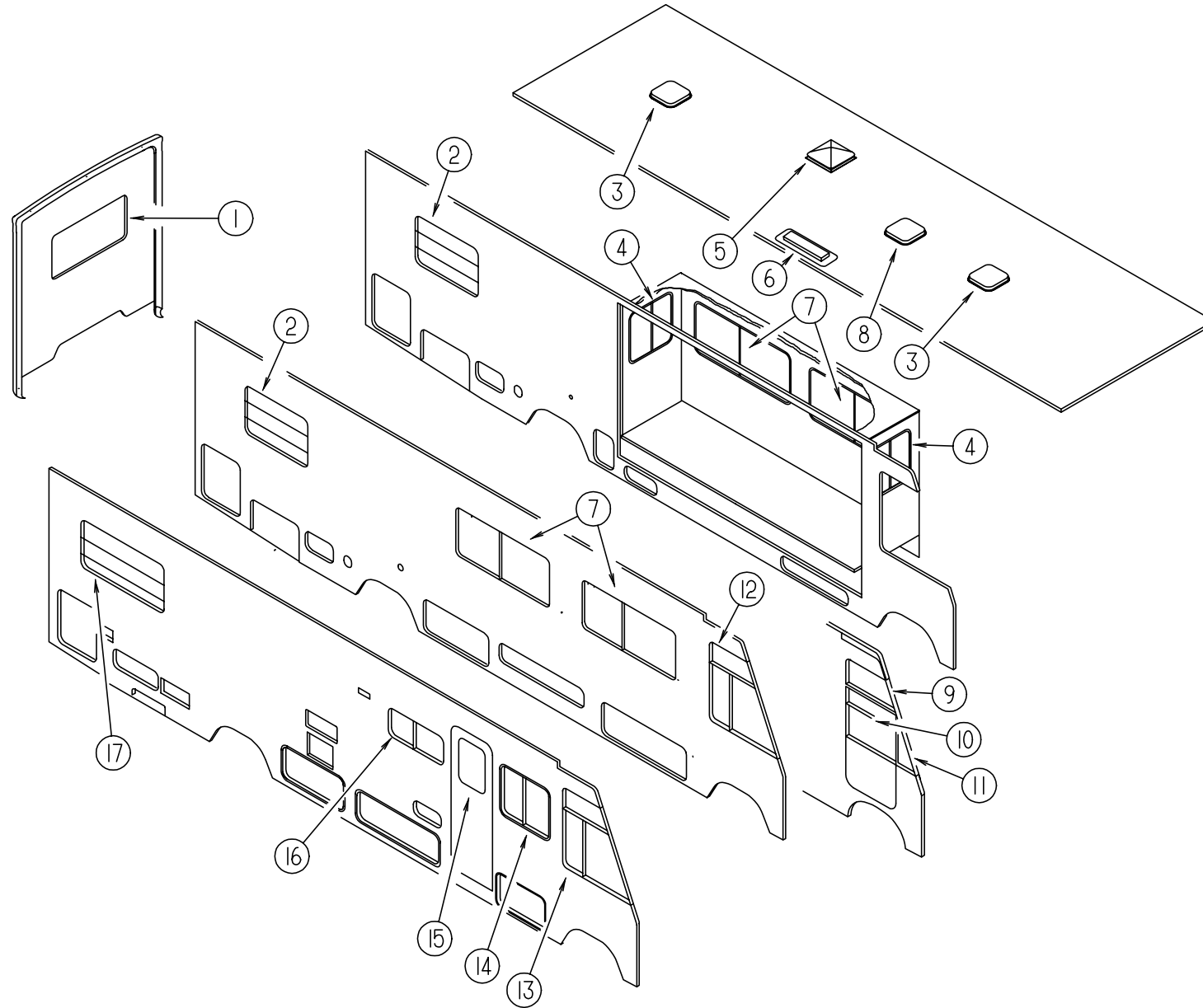
KEY	PART NUMBER	U/M	DESCRIPTION	VENDER NO.
	051393-01-000	EA	WATER HEATER - W/MOTOR AID - PILOTLESS IGNITION	
1	051393-01-701	EA	SWITCH PACKAGE	91959
2	051391-04-701	EA	THERMOSTAT 12 VDC-120 PRESET	91470
3	051393-01-721	EA	ECO & THERMOSTAT ASM - FRONT MOUNT - 140°	91447
4	051391-01-705	EA	FASTENER - CAMLOC	92609
5	051391-01-704	EA	VALVE - RELIEF - 1/2" FITTING	91604
6	051393-01-723	EA	SWITCH - ENERGY CUT-OFF	93866
7	051393-01-724	EA	CIRCUIT BOARD - W/ SPADE TERMINAL	93867
8	051393-01-725	EA	ELECTRODE - SINGLE SPADE CONNECTION	93868
9	051391-04-703	EA	BURNER - MAIN	91638
10	051391-01-717	EA	GRILLE	92640
11	051391-01-710	EA	ORIFICE - MAIN BURNER	92742
12	051391-03-700	EA	ORIFICE HOLDER	91563
13	051393-01-726	EA	SOLENOID VALVE & BRACKET	93870
14	051391-01-714	EA	ELBOW - 45 DEGREE - 3/8" F X 3/8" MPT	91044
15	052009-01-000	EA	DOOR - WATER HEATER - OFF WHITE	
16	051391-01-700	EA	HINGE KIT - W/CLIP	92568 & 92559
17	051393-03-701	EA	TANK - INNER	91642
18	051391-01-715	EA	DRAIN PLUG	91857
19	051391-01-706	EA	FLUE & GASKET	92787
	116424-01-000	EA	PROTECTOR - ROUND VINYL - WATER HEATER LATCH	

WATER HEATER W/MOTOR AID ATWOOD (G6A-7E)

KEY	PART NUMBER	U/M	DESCRIPTION	VENDER NO.
	051391-03-000	EA	WATER HEATER - W/ ELECTRIC IGNITION	
1	051393-01-701	EA	SWITCH PACKAGE	91959
2	051391-04-701	EA	THERMOSTAT 12 VDC-120 PRESET	91470
3	051393-01-721	EA	ECO & THERMOSTAT ASM - FRONT MOUNT - 140°	91447
4	051391-01-705	EA	FASTENER - CAMLOC	92609
5	051391-01-704	EA	VALVE - RELIEF - 1/2" FITTING	91604
6	051393-01-723	EA	SWITCH - ENERGY CUT-OFF	93866
7	051393-01-724	EA	CIRCUIT BOARD - W/ SPADE TERMINAL	93867
8	051393-01-725	EA	ELECTRODE - SINGLE SPADE CONNECTION	93868
9	051391-04-703	EA	BURNER - MAIN	91638
10	051391-01-717	EA	GRILLE	92640
11	051391-01-710	EA	ORIFICE - MAIN BURNER	92742
12	051391-03-700	EA	ORIFICE HOLDER	91563
13	051393-01-726	EA	SOLENOID VALVE & BRACKET	93870
14	051391-01-714	EA	ELBOW - 45 DEGREE - 3/8" F X 3/8" MPT	91044
15	052009-01-000	EA	DOOR - WATER HEATER - OFF WHITE	
16	051391-01-700	EA	HINGE KIT - W/CLIP	92568 & 92559
17	051391-04-706	EA	TANK - INNER	91641
18	051391-01-715	EA	DRAIN PLUG	91857
19	051391-01-706	EA	FLUE & GASKET	92787
	116424-01-000	EA	PROTECTOR - ROUND VINYL - WATER HEATER LATCH	

WINDOW, VENT & EXTERIOR DOOR GROUP

WINDOWS & VENTS

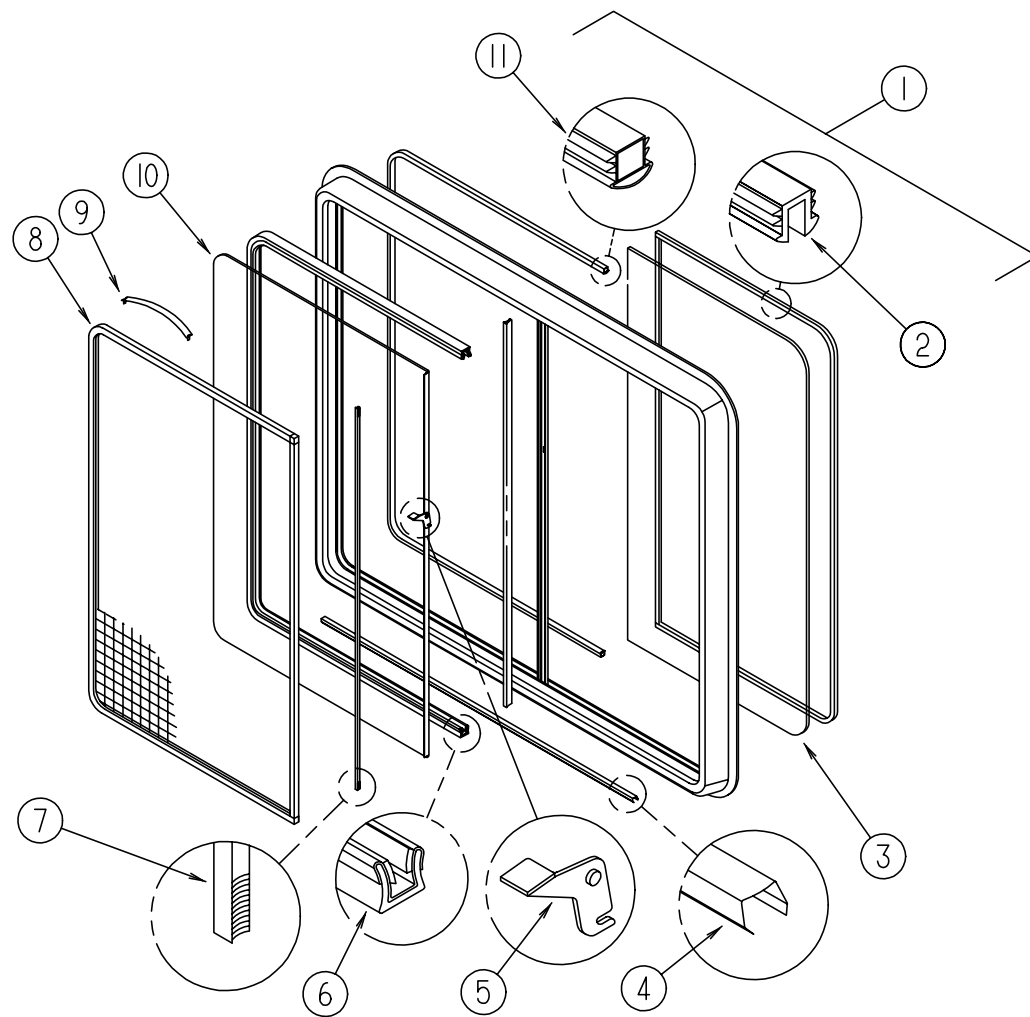


KEY	PART NUMBER	U/M DESCRIPTION
1	113502-01-01A	EA WINDOW ASM. - ESCAPE - THERMO INSULATED - W/ INSIDE FRAME (OPTION)
1	078528-06-E10	EA WINDOW ASM. - ESCAPE - 24.75" X 48.75" - W/O INSIDE FRAME
2	112795-23-01A	EA WINDOW ASM. - SLIDER - THERMO INSULATED - W/ INSIDE FRAME (OPTION)
2	113500-01-01A	EA WINDOW ASM. - DOUBLE TIPOUT - W/O INSIDE FRAME
3	110051-02-01A	EA VENT - ROOF - NON POWERED
4	098647-37-01A	EA WINDOW ASM. - SLIDER - W/ INSIDE FRAME (OFF-WHITE)
5	110051-04-01A	EA VENT - ROOF - POWERED (US)
5	110051-06-01A	EA VENT - ROOF - POWERED (CSA)
6	084073-07-000	EA COVER - ROOF VENT - NORCOLD REFRIGERATOR - BRIGHT WHITE
7	112795-15-01A	EA WINDOW ASM. - SLIDER - THERMO INSULATED - W/ INSIDE FRAME (OPTION)
7	098647-22-01A	EA WINDOW ASM. - SLIDER - W/ INSIDE FRAME (OFF-WHITE)
8	084079-14-000	EA VENT - ROOF - POWERED (US)
8	084079-15-000	EA VENT - ROOF - POWERED (CSA)
9	116000-02-01A	EA WINDOW ASM. - VISTA - THERMO INSULATED - W/ INSIDE FRAME (OPTION)
9	106467-03-01A	EA WINDOW ASM. - VISTA - DRIVER SIDE

KEY	PART NUMBER	U/M DESCRIPTION
10	106469-02-702	EA GLASS - STATIONARY - DRIVER DOOR
10	106469-01-704	EA GLASS ASM - ROLL-UP W/ BRACKET - DRIVER DOOR
11	115999-02-01A	EA WINDOW ASM. - FRONT SLANT - THERMO INSULATED - DRIVER SIDE (OPTION)
11	106468-02-01A	EA WINDOW ASM. - FRONT SLANT- DRIVER SIDE
12	113501-01-01A	EA WINDOW ASM. - CAB - THERMO INSULATED - W/ INSIDE FRAME (OPTION)
12	103658-07-01A	EA WINDOW ASM. - CAB - DRIVER SIDE
13	113501-02-01A	EA WINDOW ASM. - CAB - THERMO INSULATED - W/ INSIDE FRAME (OPTION)
13	103658-08-01A	EA WINDOW ASM. - CAB - PASSENGER SIDE
14	112795-18-01A	EA WINDOW ASM. - SLIDER - THERMO INSULATED - W/ INSIDE FRAME (OPTION)
14	098647-25-01A	EA WINDOW ASM. - SLIDER - W/ INSIDE FRAME (OFF-WHITE)
15	113733-01-01A	EA WINDOW ASM. - THERMO INSULATED - W/ INSIDE FRAME (OPTION)
15	117053-02-F36	EA WINDOW ASM. - ENTRANCE DOOR - W/O INSIDE FRAME
16	112795-19-01A	EA WINDOW ASM. - SLIDER - THERMO INSULATED - W/ INSIDE FRAME (OPTION)
16	098647-33-01A	EA WINDOW ASM - SLIDER - W/ INSIDE FRAME (OFF-WHITE)
17	112795-21-01A	EA WINDOW ASM. - SLIDER - THERMO INSULATED - W/ INSIDE FRAME (OPTION)
17	113500-01-01A	EA WINDOW ASM. - DOUBLE TIPOUT - W/O INSIDE FRAME

WINDOW, VENT & EXTERIOR DOOR GROUP (CONTINUED)

SINGLE SLIDER WINDOW (EXCEL) SLIDEOUT WALL(ENDS)



KEY	PART NUMBER	U/M	DESCRIPTION	VENDOR NO.
	098647-37-01A	EA	WINDOW ASM - SLIDER - W/ INSIDE FRAME - H288-G2W60R	
1	098647-37-700	EA	WINDOW ASM - SLIDER - W/O INSIDE FRAME	H288-G2R
	098647-37-701	EA	FRAME - INSIDE (OFF WHITE)	W28866
2	100322-01-703	FT	GLAZING STRIP	132-010723
3	098647-37-702	EA	GLASS - STATIONARY	106-017716
4	098644-01-710	FT	TRACK - SCREEN SPACER - 12' LENGTH	132-017135
5	098644-01-700	EA	LATCH - REPAIR KIT	B801-CK
6	098644-01-708	FT	CHANNEL - PIERCED RUN	122-016543
7	098644-01-711	FT	WEATHERSTRIP - SCREEN - BLACK	171-016965
8	098647-37-704	EA	SCREEN ASM. - W/ SPRINGS & WEATHERSTRIP	410-019067
9	098644-01-713	EA	SPRING - SCREEN FRAME (CLIP)	226-016966
10	098647-37-703	EA	GLASS - SLIDING - W/ SASH & LATCH	H288-G9
11	098644-01-706	FT	WEATHERSTRIP	171-010668
	098644-01-716	FT	PLUG - FILLER	132-014470
	098644-01-717	FT	SPLINE - SCREEN	132-004716

SINGLE SLIDER WINDOW (EXCEL) (PASSENGER SIDE, LOUNGE)

KEY	PART NUMBER	U/M	DESCRIPTION	VENDOR NO.
	098647-25-01A	EA	WINDOW ASM - SLIDER - W/ INSIDE FRAME - H286-G2W66R	
1	098647-25-700	EA	WINDOW ASM - SLIDER - W/O INSIDE FRAME	H286-G2R
	098647-25-701	EA	FRAME - INSIDE (OFF WHITE)	W28666
2	100322-01-703	FT	GLAZING STRIP	132-010723
3	098647-25-702	EA	GLASS - STATIONARY	106-017657
4	098644-01-710	FT	TRACK - SCREEN SPACER - 12' LENGTH	132-017135
5	098644-01-700	EA	LATCH - REPAIR KIT	B801-CK
6	098644-01-708	FT	CHANNEL - PIERCED RUN	122-016543
7	098644-01-711	FT	WEATHERSTRIP - SCREEN - BLACK	171-016965
8	098647-25-704	EA	SCREEN ASM. - W/ SPRINGS & WEATHERSTRIP	410-019065
9	098644-01-713	EA	SPRING - SCREEN FRAME (CLIP)	226-016966
10	098647-25-703	EA	GLASS - SLIDING - W/ SASH & LATCH	H286-G9
11	098644-01-706	FT	WEATHERSTRIP	171-010668
	098644-01-716	FT	PLUG - FILLER	132-014470
	098644-01-717	FT	SPLINE - SCREEN	132-004716

SINGLE SLIDER WINDOW (EXCEL) (GALLEY)

KEY	PART NUMBER	U/M	DESCRIPTION	VENDOR NO.
	098647-33-01A	EA	WINDOW ASM - SLIDER - W/ INSIDE FRAME - H425-G2W66R	
1	098647-33-700	EA	WINDOW ASM - SLIDER - W/O INSIDE FRAME	H425-G2R
	098647-33-701	EA	FRAME - INSIDE (OFF WHITE)	CW2966
2	100322-01-703	FT	GLAZING STRIP	132-010723
3	098647-33-702	EA	GLASS - STATIONARY	106-019297
4	098644-01-710	FT	TRACK - SCREEN SPACER - 12' LENGTH	132-017135
5	098644-01-700	EA	LATCH - REPAIR KIT	B801-CK
6	098644-01-708	FT	CHANNEL - PIERCED RUN	122-016543
7	098644-01-711	FT	WEATHERSTRIP - SCREEN - BLACK	171-016965
8	098647-33-704	EA	SCREEN ASM. - W/ SPRINGS & WEATHERSTRIP	410-019134
9	098644-01-713	EA	SPRING - SCREEN FRAME (CLIP)	226-016966
10	098647-33-703	EA	GLASS - SLIDING - W/ SASH & LATCH	H425-G9
11	098644-01-706	FT	WEATHERSTRIP	171-010668
	098644-01-716	FT	PLUG - FILLER	132-014470
	098644-01-717	FT	SPLINE - SCREEN	132-004716

SINGLE SLIDER WINDOW (EXCEL) (DRIVER SIDE, DINETTE & LOUNGE)

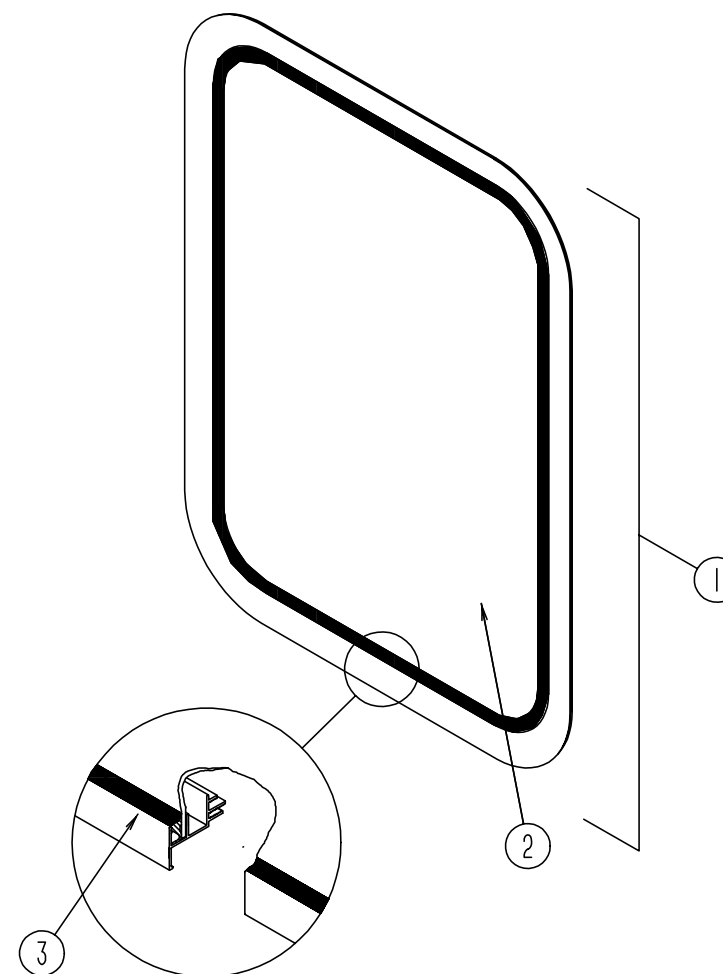
KEY	PART NUMBER	U/M	DESCRIPTION	VENDOR NO.
	098647-22-01A	EA	WINDOW ASM - SLIDER - W/ INSIDE FRAME - H287-G2W66L	
1	098647-22-700	EA	WINDOW ASM - SLIDER - W/O INSIDE FRAME	H287-G2L
	098647-23-702	EA	FRAME - INSIDE (OFF WHITE)	W28766
2	100322-01-703	FT	GLAZING STRIP	132-010723
3	098647-23-703	EA	GLASS - STATIONARY	106-017622
4	098644-01-710	FT	TRACK - SCREEN SPACER - 12' LENGTH	132-017135
5	098644-01-700	EA	LATCH - REPAIR KIT	B801-CK
6	098644-01-708	FT	CHANNEL - PIERCED RUN	122-016543
7	098644-01-711	FT	WEATHERSTRIP - SCREEN - BLACK	171-016965
8	098647-23-704	EA	SCREEN ASM. - W/ SPRINGS & WEATHERSTRIP	410-019066
9	098644-01-713	EA	SPRING - SCREEN FRAME (CLIP)	226-016966
10	098647-23-700	EA	GLASS - SLIDING - W/ SASH & LATCH	H287-G9
11	098644-01-706	FT	WEATHERSTRIP	171-010668
	098644-01-716	FT	PLUG - FILLER	132-014470
	098644-01-717	FT	SPLINE - SCREEN	132-004716

WINDOW, VENT & EXTERIOR DOOR GROUP (CONTINUED)

BEDROOM WINDOW

KEY	PART NUMBER	U/M	DESCRIPTION	VENDOR NO.
	113500-01-01A	EA	WINDOW ASM. - DOUBLE TIPOUT - W/ INSIDE FRAME - CH04-G2W59	
	113500-01-701	EA	WINDOW - W/O INSIDE FRAME	CH04-G2
	113500-01-702	EA	INSIDE FRAME - OFF WHITE	CW0459
	113500-01-703	EA	TOP GLASS - STATIONARY	106-015970
	113500-01-704	EA	UPPER VENT GLASS ASSEMBLY	CH04-G7
	113500-01-700	EA	SCREEN ASM. - W/ SPRINGS	410-016020
	113500-01-705	EA	LOWER VENT GLASS ASSEMBLY	CH04-G9
	113500-01-706	EA	OPERATOR & BAR ASSEMBLY	CH04-18
	098644-01-716	FT	PLUG - FILLER	132-014470
	100322-01-701	FT	SEAL - VENT - WINDOW	122-016071
	100322-01-702	FT	WEATHERSTRIP - HORIZONTAL RAIL	132-015976
	100322-01-703	EA	GLAZING STRIP - BUTYL - GLASS	132-010723
	100322-01-704	EA	TAPE - BUTYL - WINDOW	154-016083
	100322-01-717	EA	E-RING - WINDOW	245-015975
	100322-01-718	EA	HANDLE - DIAL - WINDOW	410-016081
	112519-01-702	EA	VENT OPERATOR	410-016123
	113500-01-707	EA	TORQUE BAR SUPPORT - RIGHT HAND	130-015979
	113500-01-708	EA	TORQUE BAR SUPPORT - LEFT HAND	130-015978

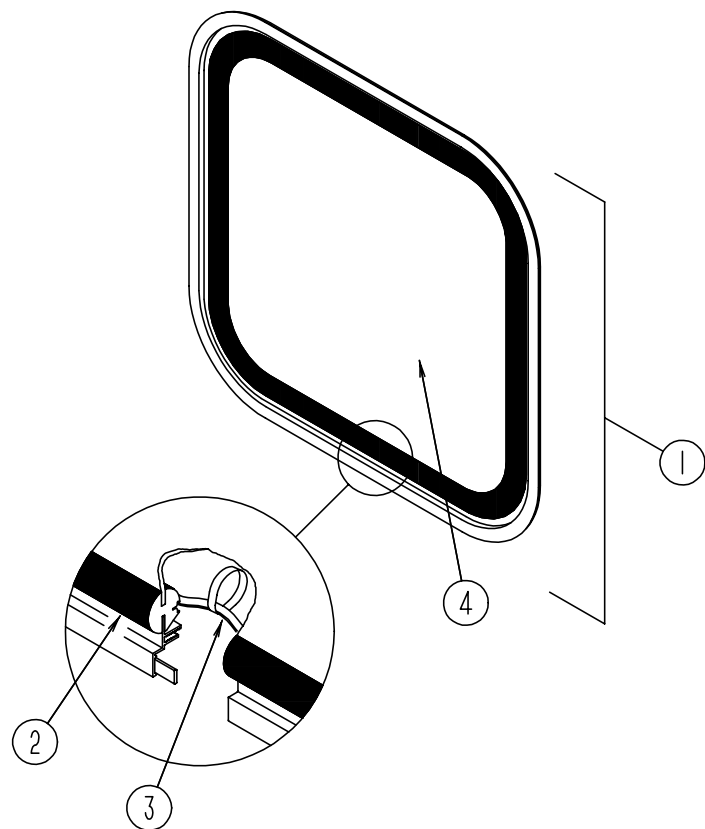
WINDOW, VENT & EXTERIOR DOOR GROUP (CONTINUED)



ENTRY DOOR

KEY	PART NUMBER	U/M	DESCRIPTION
1	117053-02-F36	EA	WINDOW ASM. - ENTRANCE DOOR - W/O INSIDE FRAME
	117054-02-02A	EA	INSIDE FRAME - BRIGHT WHITE
2	002181-25-000	EA	GLASS - PICTURE 655 X 417 MM
3	087561-01-000	FT	SEAL - GLASS - EXTERIOR - .5" WIDE - VINYL - BLACK

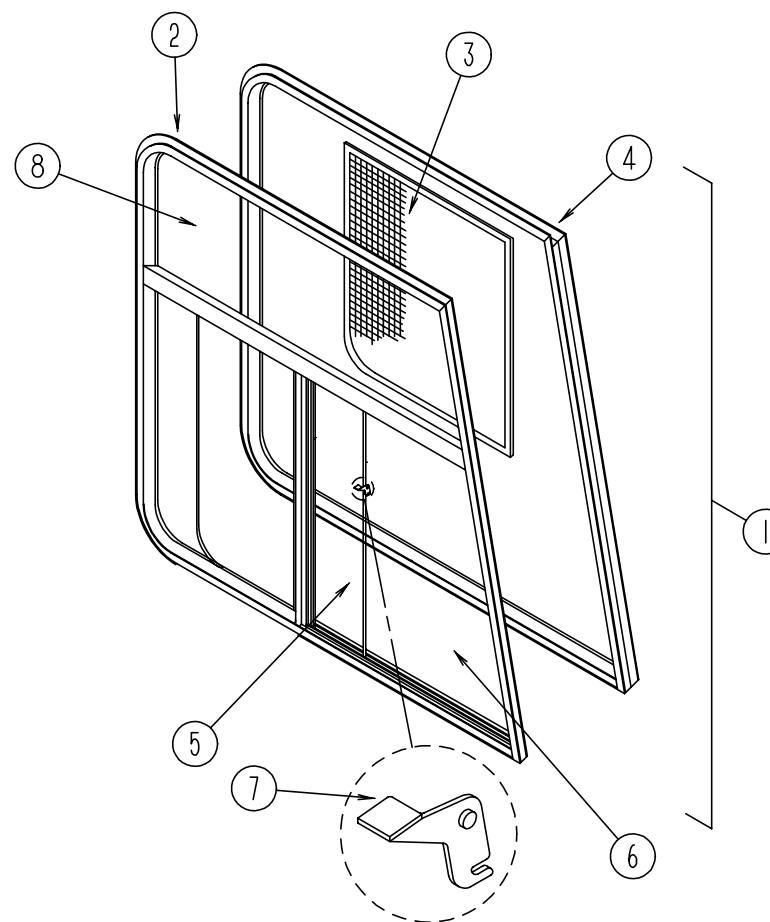
WINDOW, VENT & EXTERIOR DOOR GROUP (CONTINUED)



BACKWALL ESCAPE WINDOW

KEY	PART NUMBER	U/M DESCRIPTION
1	078528-06-E10	EA WINDOW - ESCAPE - 24.75" X 48.75" - W/O INSIDE FRAME
	074816-11-000	EA INSIDE FRAME - OFF WHITE
2	002282-09-000	EA WEATHERSTRIP - .125" VULCANIZED - 130.53" LONG - BLACK
3	002285-01-000	FT FILLER - WEATHER STRIP RUBBER - BLACK
4	076337-12-000	EA GLASS - WINDOW
	077066-01-702	EA TAPE ASM - ESCAPE WINDOW

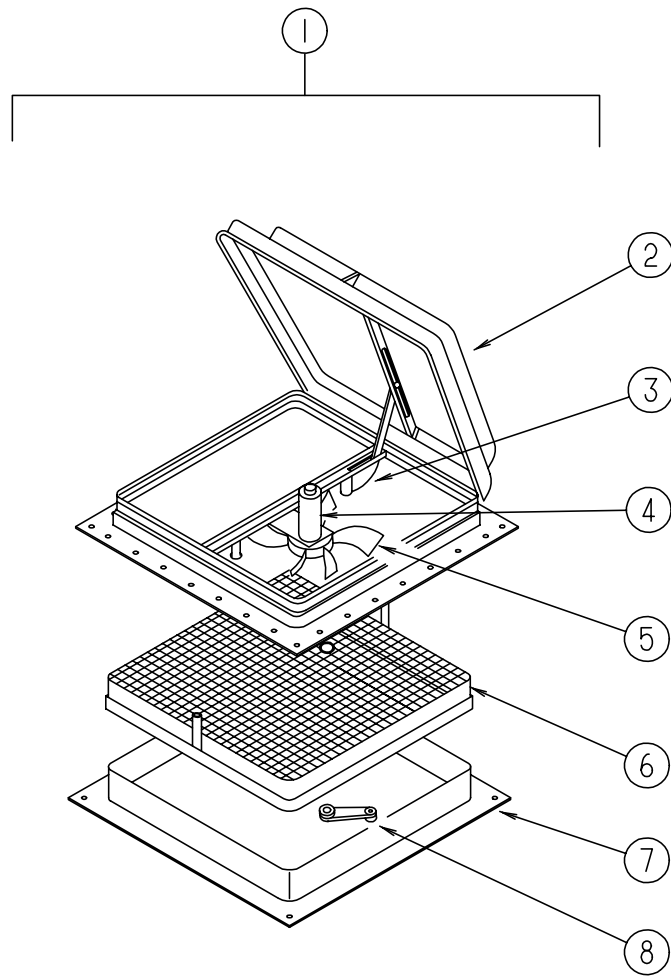
WINDOW, VENT & EXTERIOR DOOR GROUP (CONTINUED)



FRONT CAB WINDOWS (EXCEL)

KEY	PART NUMBER	U/M DESCRIPTION	VENDER NO.
1	103658-07-01A	EA WINDOW ASM. - W/ INSIDE FRAME - DRIVER SIDE - H374-A2B66L	
1	103658-08-01A	EA WINDOW ASM. - W/ INSIDE FRAME - PASSENGER SIDE - H374-A2B66R	
2	103658-08-700	EA WINDOW ASM. - W/O INSIDE FRAME - PASSENGER SIDE	H374-A2R
2	103658-07-704	EA WINDOW ASM. - W/O INSIDE FRAME - DRIVER SIDE	H374-A2L
3	103658-01-700	EA SCREEN ASM. - WINDOW - DRIVER SIDE	H322-03L
3	103658-02-700	EA SCREEN ASM. - WINDOW - PASSENGER SIDE	H322-03R
	098644-01-717	FT SPLINE - SCREEN	132-004716
	098644-01-713	EA SPRING - SCREEN FRAME (CLIP)	226-016966
	098644-01-710	FT TRACK - SCREEN SPACER - 12' LENGTH	132-017135
	098644-01-711	FT WEATHERSTRIP - SCREEN - BLACK	171-016965
4	103658-08-701	EA INSIDE FRAME - PASSENGER SIDE	H374-66R & 76R
4	103658-07-700	EA INSIDE FRAME - DRIVER SIDE	H374-66L & 76L
5	103658-01-703	EA GLASS - SLIDING - W/SASH & LATCH - DRIVER SIDE	H322-A9L
5	103658-02-701	EA GLASS - SLIDING - W/SASH & LATCH - PASSENGER SIDE	H322-A9R
6	103658-01-702	EA GLASS - STATIONARY - BOTTOM - DRIVER OR PASSENGER SIDE	106-017700
7	098644-01-700	EA LATCH - REPAIR KIT	B801-CK
8	103658-07-701	EA GLASS - STATIONARY - TOP - DRIVER OR PASSENGER SIDE	106-018481
	098644-01-708	FT CHANNEL - PIERCED RUN	122-016543
	098644-01-706	FT WEATHERSTRIP	171-010668
	098644-01-716	FT PLUG - FILLER	132-014470

WINDOW, VENT & EXTERIOR DOOR GROUP (CONTINUED)



POWERED ROOF VENT (US)

KEY	PART NUMBER	U/M DESCRIPTION	VENDOR NO.
1	110051-04-01A	EA VENT ASM. - ROOF - POWERED - 7797	
2	064470-01-700	EA COVER - ROOF VENT (W/O SLIDE BAR)	J7291
	064470-01-701	EA SLIDE BAR (VENT-LID)	JRP1291B
3	110051-01-702	EA GEAR - LIFT-ARM ASM.	RP-1000B
4	048648-01-000	EA MOTOR - 12V NONVENTED 1/8 SHAFT - 42-472-01	
5	048649-01-000	EA FAN - PLASTIC - 6 IN - 6 BLADED - RP-10002B	
6	110051-01-704	EA SCREEN & FRAME	29-688-03
7	110051-02-700	EA GARNISH - INTERIOR - 4"	
8	110051-01-703	EA CRANK HANDLE	RP-1031-B

POWERED ROOF VENT (CANADIAN)

KEY	PART NUMBER	U/M DESCRIPTION	VENDOR NO.
1	110051-06-01A	EA VENT ASM. - ROOF - POWERED - C7797	
2	064470-01-700	EA COVER - ROOF VENT (W/O SLIDE BAR)	J7291
	064470-01-701	EA SLIDE BAR (VENT-LID)	JRP1291B
3	110051-01-702	EA GEAR - LIFT-ARM ASM.	RP-1000B
4	048648-01-000	EA MOTOR - 12V NONVENTED 1/8 SHAFT - 42-472-01	
5	048649-01-000	EA FAN - PLASTIC - 6 IN - 6 BLADED - RP-10002B	
6	110051-01-704	EA SCREEN & FRAME	29-688-03
7	110051-02-700	EA GARNISH - INTERIOR - 4"	
8	110051-01-703	EA CRANK HANDLE	RP-1031-B

WINDOW, VENT & EXTERIOR DOOR GROUP (CONTINUED)

NON POWERED ROOF VENT

KEY	PART NUMBER	U/M DESCRIPTION	VENDOR NO.
	110051-02-01A	EA ROOF VENT - W/ SCREEN - 7727	
	064470-01-700	EA COVER - ROOF VENT (W/O SLIDE BAR)	J7291
	064470-01-701	EA SLIDE BAR (VENT-LID)	JRP1291B
	110051-01-702	EA GEAR - LIFT-ARM ASM.	RP-1000B
	110051-01-703	EA CRANK HANDLE	RP-1031-B
	110051-01-704	EA SCREEN & FRAME	29-688-03
	110051-02-700	EA GARNISH - INTERIOR - 4"	

POWERED ROOF VENT (FANTASTIC) (US)

KEY	PART NUMBER	U/M DESCRIPTION	VENDOR NO.
	084079-14-000	EA VENT - EXHAUST - POWERED - OFF WHITE	
	084079-01-700	EA VENT COVER	1020-19
	084079-01-701	EA SCREEN ASM. - WHITE	1030-80
	084079 01 702	EA ARM LIFT ASSEMBLY - MANUAL	101105
	084079-01-703	EA CRANK - EXTERIOR	1060-09
	084079-01-707	EA SWITCH - SAFETY	1120-00
	084079-01-709	EA SWITCH - ON & OFF - MAIN POWER	1100-00
	084079 07 700	EA GARNISH - INTERIOR 4" OFF/WHT	2040-80
	084079 11 700	EA MOTOR, BRACKET & FAN BLADE	4017K-09
	084079 11 702	EA BASE - MAIN W/ DOME SWITCH	1010K-81

POWERED ROOF VENT (FANTASTIC) (CSA)

KEY	PART NUMBER	U/M DESCRIPTION	VENDOR NO.
	084079-15-000	EA VENT - EXHAUST - POWERED - OFF WHITE	
	084079-01-700	EA VENT COVER	1020-19
	084079 01 702	EA ARM LIFT ASSEMBLY - MANUAL	101105
	084079-01-703	EA CRANK - EXTERIOR	1060-09
	084079-01-707	EA SWITCH - SAFETY	1120-00
	084079-01-709	EA SWITCH - ON & OFF - MAIN POWER	1100-00
	084079 07 700	EA GARNISH - INTERIOR 4" OFF/WHT	2040-80
	084079 11 700	EA MOTOR, BRACKET & FAN BLADE	4017K-09
	084079 11 702	EA BASE - MAIN W/ DOME SWITCH	1010K-81
	084079 15 700	EA SCREEN ASM. - INT. W/ SWITCHES	1030S-80

ROOF VENTS

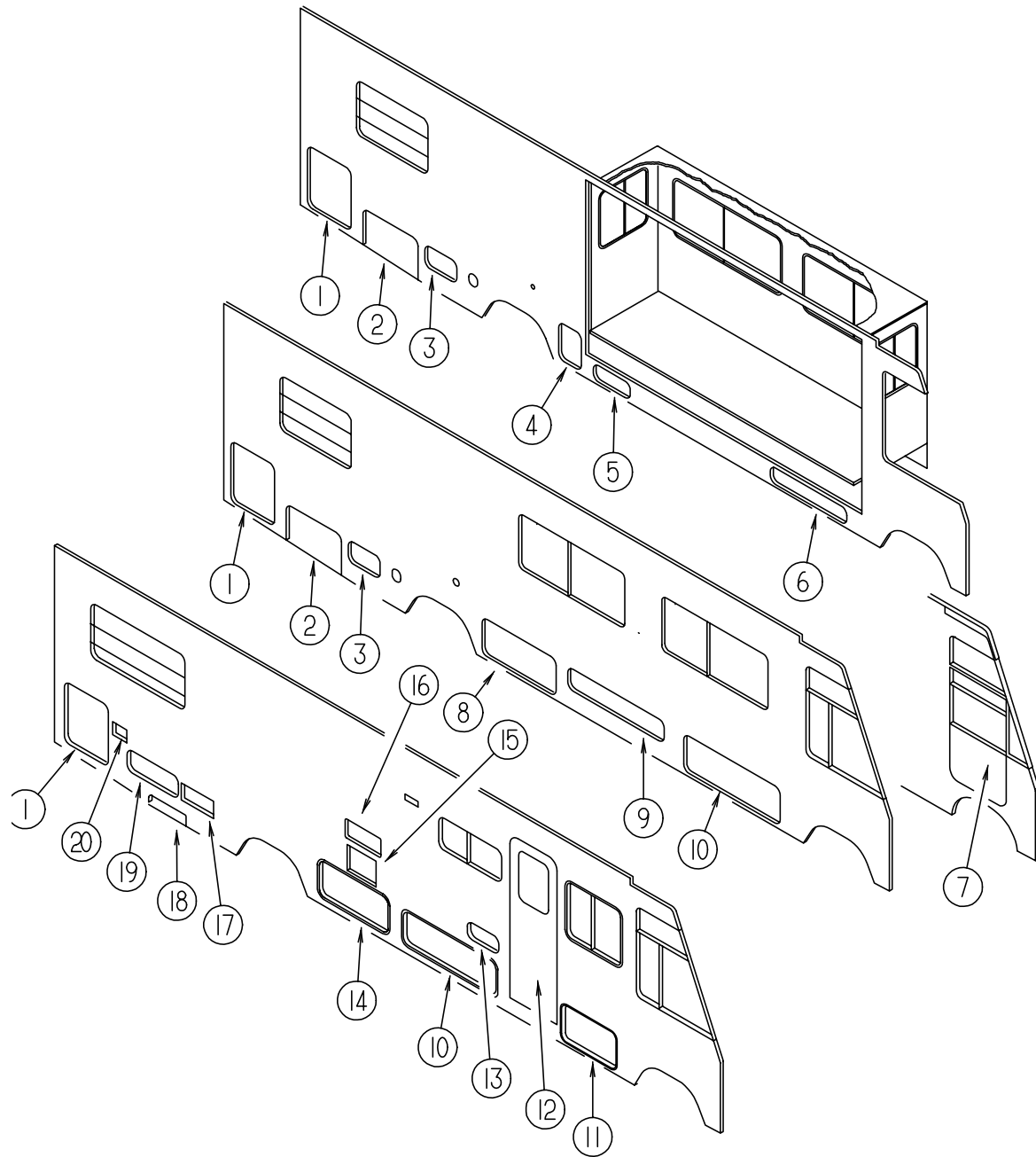
KEY	PART NUMBER	U/M DESCRIPTION
	083558-03-000	EA VENT COVER - PLUMBING PIPE - ROOF
	084073-07-000	EA COVER - ROOF VENT - NORCOLD REFRIGERATOR - BRIGHT WHITE
	084073-04-000	EA BASE - ROOF VENT - NORCOLD REFRIGERATOR - BLACK

SIDEWALL VENTS

KEY	PART NUMBER	U/M DESCRIPTION
	084616-07-000	EA SHROUD - RANGE HOOD VENT - BRIGHT WHITE
	084878-09-000	EA VENT - RANGE HOOD - SHORT - LVS

WINDOW, VENT & EXTERIOR DOOR GROUP (CONTINUED)

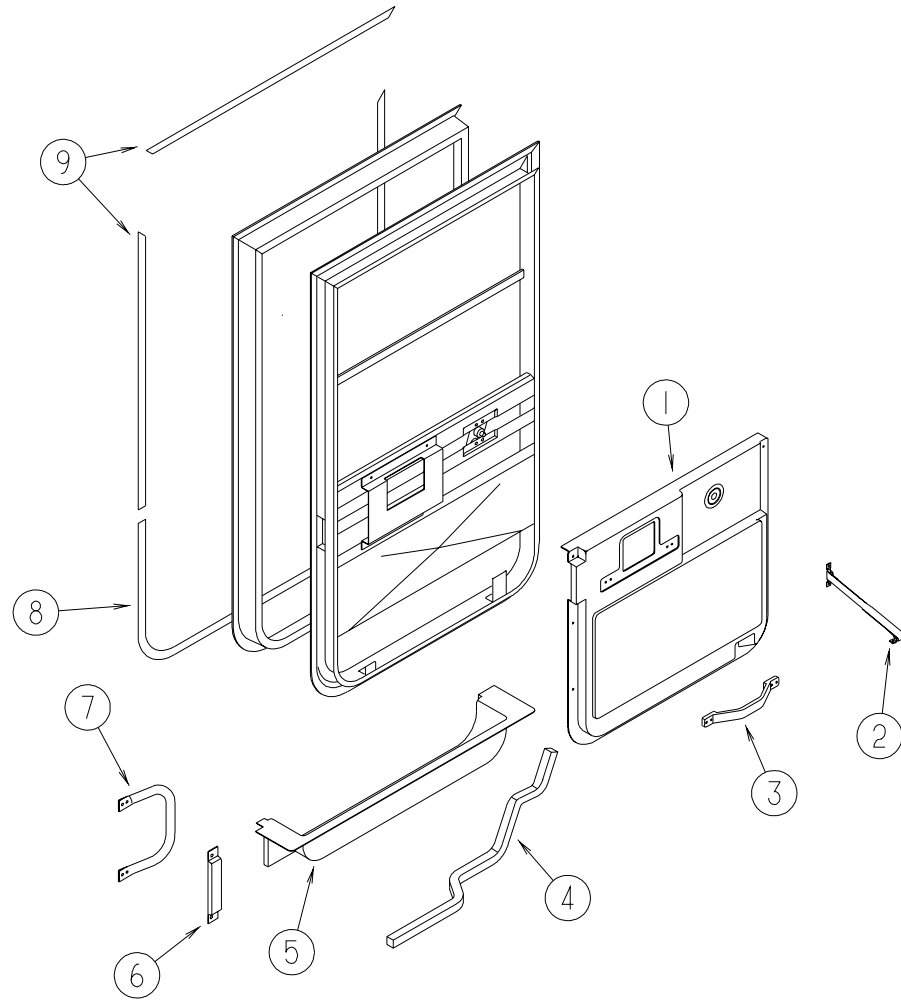
EXTERIOR DOORS



KEY	PART NUMBER	U/M	DESCRIPTION	
1	111013-55-G29	EA	DOOR ASM-STORAGE	
2	111012-09-G35	EA	DOOR ASM - GENERATOR	FROM: 00-00-00 THRU: 08-02-95
2	111012-13-G35	EA	DOOR ASM - GENERATOR	FROM: 08-03-95 THRU: 99-99-99
3	111013-54-G35	EA	DOOR ASM - ACCESS	FROM: 00-00-00 THRU: 11-12-95
3	111013-85-G35	EA	DOOR ASM - ACCESS	FROM: 11-13-95 THRU: 99-99-99
4	111013-41-G35	EA	DOOR ASM - (WATER DUMP VALVES & EXTERIOR SHOWER)	FROM: 00-00-00 THRU: 11-12-95
4	111013-47-G35	EA	DOOR ASM - (WATER DUMP VALVES & EXTERIOR SHOWER)	FROM: 11-13-95 THRU: 99-99-99
5	111013-47-G35	EA	DOOR ASM - (POWER CORD)	
6	111013-44-G35	EA	DOOR ASM - STORAGE	
7	106469-07-01A	EA	DOOR ASM. - DRIVERS - BLACK	
8	111013-21-G35	EA	DOOR ASM - STORAGE	FROM: 00-00-00 THRU: 11-12-95
8	111013-73-G35	EA	DOOR ASM - STORAGE	FROM: 11-13-95 THRU: 99-99-99
9	111013-42-G35	EA	DOOR ASM - STORAGE	FROM: 00-00-00 THRU: 11-12-95
9	111013-77-G35	EA	DOOR ASM - STORAGE	FROM: 11-13-95 THRU: 99-99-99
10	111013-17-G35	EA	DOOR ASM - STORAGE	FROM: 00-00-00 THRU: 11-12-95
10	111013-69-G35	EA	DOOR ASM - STORAGE	FROM: 11-13-95 THRU: 99-99-99
11	111013-16-G35	EA	DOOR ASM - STORAGE	FROM: 00-00-00 THRU: 11-12-95
11	111013-68-G35	EA	DOOR ASM - STORAGE	FROM: 11-13-95 THRU: 99-99-99
12	115108-02-G35	EA	DOOR - ENTRY - W/O WINDOW - W/ SCREEN DOOR	
12	115108-02-G36	EA	DOOR - ENTRY - W/O WINDOW - W/ SCREEN DOOR (G44)	
12	115108-02-G37	EA	DOOR - ENTRY - W/O WINDOW - W/ SCREEN DOOR	
12	115108-02-GB1	EA	DOOR - ENTRY - W/O WINDOW - W/ SCREEN DOOR (G45)	
13	111017-01-F24	EA	DOOR ASM - ACCESS - EXTERIOR RADIO	
14	111013-43-G35	EA	DOOR ASM - ACCESS	FROM: 00-00-00 THRU: 11-12-95
14	111013-78-G35	EA	DOOR ASM - ACCESS	FROM: 11-13-95 THRU: 99-99-99
15	098668-23-000	EA	DOOR ASM - FURNACE - EXTERIOR - BRIGHT WHITE	
16	118368-01-03A	EA	DOOR - REFRIGERATOR - VENTED - BRIGHT WHITE	
16	084104-08-000	EA	JAMB - REFRIGERATOR - BRIGHT WHITE	
17	052009-06-000	EA	DOOR - WATER HEATER - BRIGHT WHITE	
17	116424 01 000	EA	PROTECTOR - WATER HEATER LATCH	
18	111009-01-G35	EA	DOOR - LP COMPARTMENT	FROM: 00-00-00 THRU: 08-02-95
18	111012-11-G35	EA	DOOR - LP COMPARTMENT	FROM: 08-03-95 THRU: 99-99-99
19	111013-56-G35	EA	DOOR ASM - STORAGE	FROM: 00-00-00 THRU: 11-12-95
19	111013-86-G35	EA	DOOR ASM - STORAGE	FROM: 11-13-95 THRU: 99-99-99
20	081240-16-000	EA	DOOR - WATER FILL - LOCKABLE W/O LOCK - 4" X 4 5/8" - BRIGHT WHITE	

WINDOW, VENT & EXTERIOR DOOR GROUP (CONTINUED)

DRIVER DOOR INTERIOR COMPONENTS

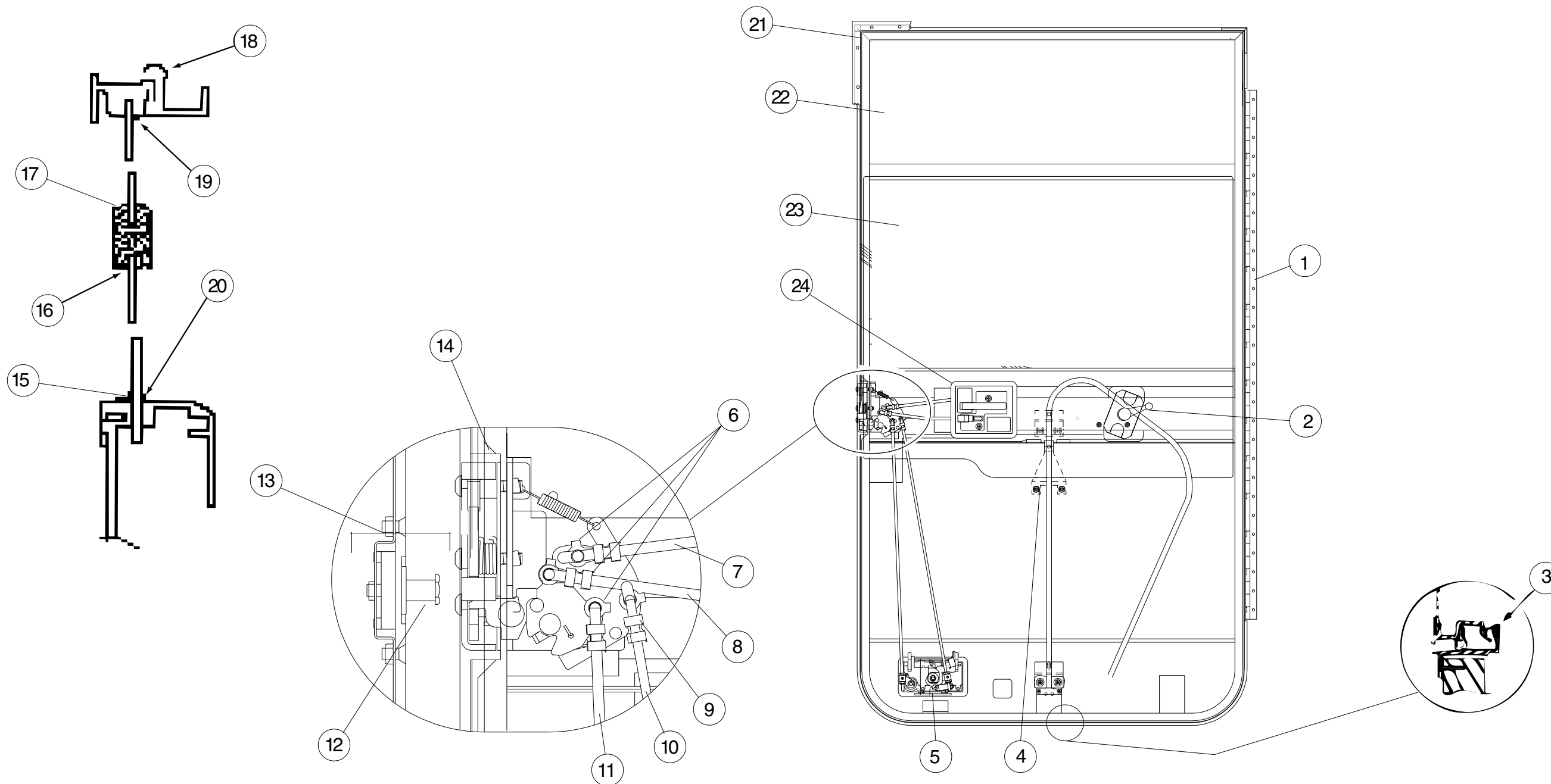


KEY	PART NUMBER	U/M DESCRIPTION
1	114973-01-02A	EA PANEL - DRIVER DOOR - INNER - WILLOW - PLASTIC
2	109378-01-000	EA STRAP - CHECK - DRIVER DOOR - 12.8"
3	110604-01-01A	EA HANDLE - ASSIST - DRIVERS DOOR
4	063977-12-000	EA STEP - DRIVER DOOR - LEFT - PAINTED
4	063977-11-000	EA STEP - DRIVER DOOR - LEFT - UNPAINTED
5	107818-01-01A	EA TRIM - STEP - DRIVERS DOOR - PLASTIC - WILLOW
	106746-01-000	EA PANEL - STEEL - STEPWELL
	106747-01-000	EA PANEL - STEEL - STEPWELL - END RH
	106747-02-000	EA PANEL - STEEL - STEPWELL - END LH
	102569-02-000	EA MAT - ANTI SLIP - LOWER

KEY	PART NUMBER	U/M DESCRIPTION
6	108654-01-01A	EA COVER - STRIKE - DRIVERS DOOR - BLACK
7	108832-01-02A	EA HANDLE - ASSIST - DRIVERS DOOR - METAL - OFF WHITE
	108833-01-01A	EA COVER - HANDLE - ASSIST - OFF WHITE
8	109235-01-05A	FT COVER - SCREW - BRIGHT WHITE - DAWN
9	109235-01-01A	FT COVER - SCREW - MATTE BLACK - DAWN
	108129-02-02A	EA GARNISH - DRIVERS DOOR - FRONT - BLACK
	108107-01-02A	EA GARNISH - DRIVERS DOOR - TOP - BLACK
	108108-04-02A	EA GARNISH - DRIVERS DOOR - REAR UPPER - BLACK
	108897-02-01A	EA GARNISH - DRIVERS DOOR - REAR LOWER - BLACK
	P01713-01-000	EA SWITCH - PUSH BUTTON - IN DOOR JAMB - METAL CHROME
	076725-06-000	EA COVER - ACCESS - DOOR JAMB PUSH BUTTON - BLACK

WINDOW, VENT & EXTERIOR DOOR GROUP (CONTINUED)

DRIVER DOOR (EXCEL)



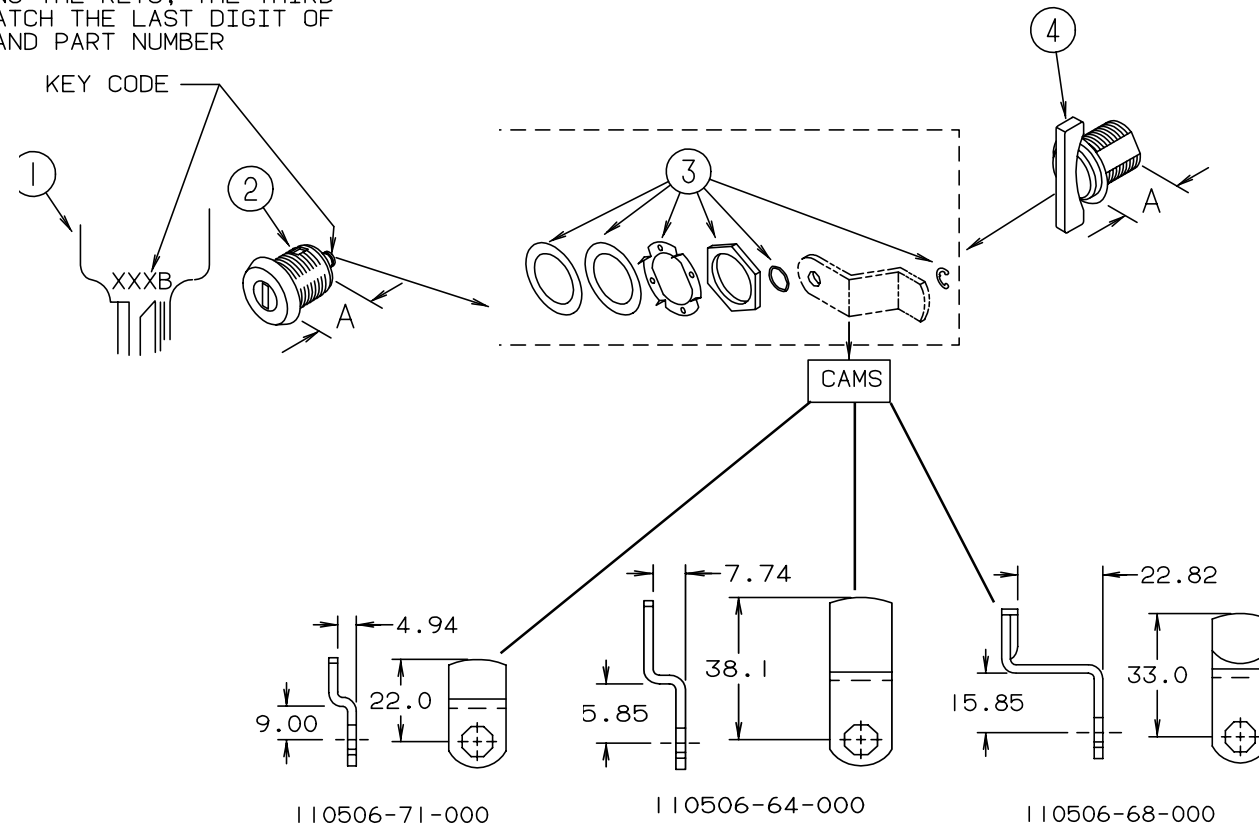
KEY	PART NUMBER	U/M	DESCRIPTION	VENDOR NO.
	106469-07-01A	EA	DOOR ASM. - DRIVERS - BLACK - V130-01L	
1	106469-05-702	EA	HINGE - 42"	211-041194
2	106469-02-704	EA	WINDOW HANDLE	V068-16
3	106469-01-723	EA	SEAL - BULB ASM. (JAMB)	171-040985
4	106469-02-701	EA	REGULATOR - MANUAL	V108-90L
5	106469-04-700	EA	PADDLE ASSEMBLY-W/COLLAR	248-041237
5	106469-04-715	EA	LATCH COMPLETE W/TUMBLER & KEYS	V123-15
6	106469-04-714	EA	ROD CLIP R.H.	248-041153
7	106469-04-705	EA	LATCH ROD - HORIZONTAL	203-041139
8	106469-04-711	EA	LOCK ROD - HORIZONTAL	203-041137
9	106469-04-713	EA	ROD CLIP L.H.	248-041154
10	106469-05-703	EA	ROD - LOCK/VERTICAL ADJUST.	203-041239
11	106469-05-705	EA	ROD - LATCH/VERTICAL ADJUST.	203-041279
12	106469-04-703	EA	BOLT - STRIKER (W/ WASHER)	248-041152
13	106469-04-704	EA	NUT ASSEMBLY - CAGED - W/STRIKER	248-041151

KEY	PART NUMBER	U/M	DESCRIPTION	VENDOR NO.
14	106469-05-706	EA	LATCH - ROTARY - W/LINKAGE	248-041150
15	106469-02-703	EA	BELT WEATHERSTRIP (EXT) WDO	V047-57
16	106469-01-705	FT	CHANNEL - RUN - SLIDING	122-010850
17	106469-08-700	EA	MULLION RAIL	V103-84
18	106469-01-702	EA	DOOR SEAL	122-040984
19	125581-02-705	EA	HORIZONTAL GLAZING - VINYL	V108-87
20	106469-01-709	FT	WEATHERSTRIP - FUZZY	171-040630
21	106469-07-700	EA	MOUNTING FRAME ASSEMBLY	V130-30L
22	106469-02-702	EA	GLASS - STATIONARY	106-041104
23	106469-01-704	EA	GLASS - ROLL-UP W/BACKET	V103-65L
24	106469-04-712	EA	HANDLE/DOOR - INNER W/HARDWARE	248-041402
24	106469-04-716	EA	LEVER - LOCKING - BLACK	80978-00
	106469-04-701	EA	TUMBLER & KEYS (TRI-MARK)	248-041179
	106469-04-702	EA	KEYS (BLANK)	248-041180
	125582-01-708	EA	WEEPHOLE COVER - RIGHT HAND	130-026598
	125582-01-709	EA	WEEPHOLE COVER - LEFT HAND	130-026599

WINDOW, VENT & EXTERIOR DOOR GROUP (CONTINUED)

BRIGGS & STRATTON LOCKS & COMPONENTS

NOTE:
 WHEN ORDERING THE LOCK CASE, THE KEY CODE MUST MATCH THE LAST DIGIT OF THE VEHICLE'S SERIAL NUMBER AND PART NUMBER; WHEN ORDERING THE KEYS, THE THIRD DIGIT OF THE KEY CODE MUST MATCH THE LAST DIGIT OF THE VEHICLE'S SERIAL NUMBER AND PART NUMBER

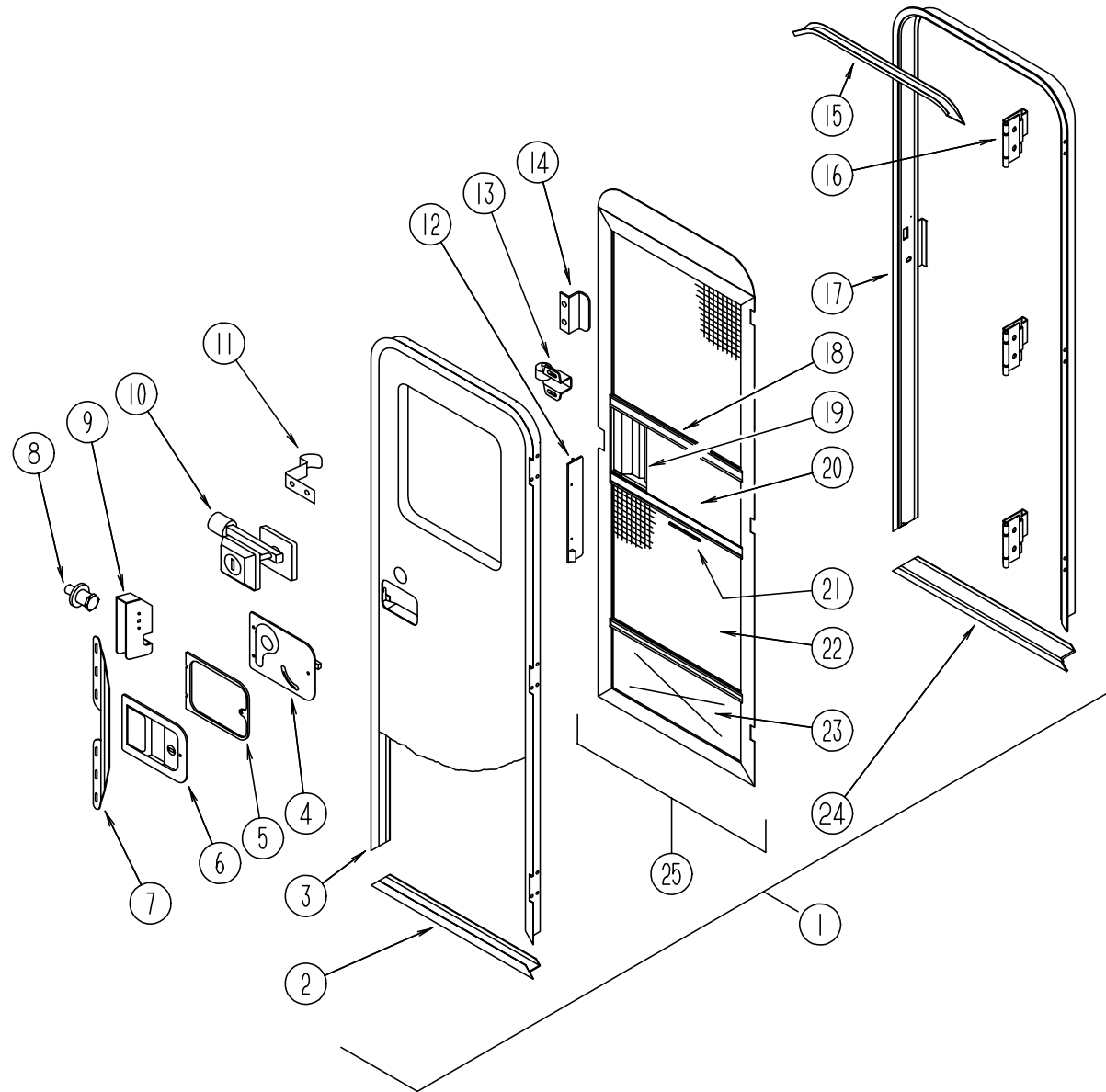


KEY	PART NUMBER	U/M	DESCRIPTION	VENDOR NO.
1	110506-59-000	EA	KEYS - SET OF TWO	596720
2	110506-52-000	EA	CASE - LOCK - A= 17 MM	702370
2	110506-53-000	EA	CASE - LOCK - A= 25 MM	702380
1	110506-59-001	EA	KEYS - SET OF TWO	596721
2	110506-52-001	EA	CASE - LOCK - A= 17 MM	702371
2	110506-53-001	EA	CASE - LOCK - A= 25 MM	702381
1	110506-59-002	EA	KEYS - SET OF TWO	596722
2	110506-52-002	EA	CASE - LOCK - A= 17 MM	702372
2	110506-53-002	EA	CASE - LOCK - A= 25 MM	702382
1	110506-59-003	EA	KEYS - SET OF TWO	596723
2	110506-52-003	EA	CASE - LOCK - A= 17 MM	702373
2	110506-53-003	EA	CASE - LOCK - A= 25 MM	702383
1	110506-59-004	EA	KEYS - SET OF TWO	596724
2	110506-52-004	EA	CASE - LOCK - A= 17 MM	702374
2	110506-53-004	EA	CASE - LOCK - A= 25 MM	702384
1	110506-59-005	EA	KEYS - SET OF TWO	596725
2	110506-52-005	EA	CASE - LOCK - A= 17 MM	702375
2	110506-53-005	EA	CASE - LOCK - A= 25 MM	702385

KEY	PART NUMBER	U/M	DESCRIPTION	VENDOR NO.
1	110506-59-006	EA	KEYS - SET OF TWO	596726
2	110506-52-006	EA	CASE - LOCK - A= 17 MM	702376
2	110506-53-006	EA	CASE - LOCK - A= 25 MM	702386
1	110506-59-007	EA	KEYS - SET OF TWO	596727
2	110506-52-007	EA	CASE - LOCK - A= 17 MM	702377
2	110506-53-007	EA	CASE - LOCK - A= 25 MM	702387
1	110506-59-008	EA	KEYS - SET OF TWO	596728
2	110506-52-008	EA	CASE - LOCK - A= 17 MM	702378
2	110506-53-008	EA	CASE - LOCK - A= 25 MM	702388
1	110506-59-009	EA	KEYS - SET OF TWO	596729
2	110506-52-009	EA	CASE - LOCK - A= 17 MM	702379
2	110506-53-009	EA	CASE - LOCK - A= 25 MM	702389
3	110506-40-700	EA	HARDWARE KIT	
4	110506-50-000	EA	CASE - TWIST LOCK - A= 17 MM	596952
4	110506-51-000	EA	CASE - TWIST LOCK - A= 25 MM	596669
	110506-40-000	EA	CLIP-E - LOCK ASM.	93981
	110506-64-000	EA	CAM - LOCK	322280
	110506-68-000	EA	CAM - LOCK	322284
	110506-71-000	EA	CAM - LOCK	322287
	110506-59-701	EA	KEY BLANK - GOLD	

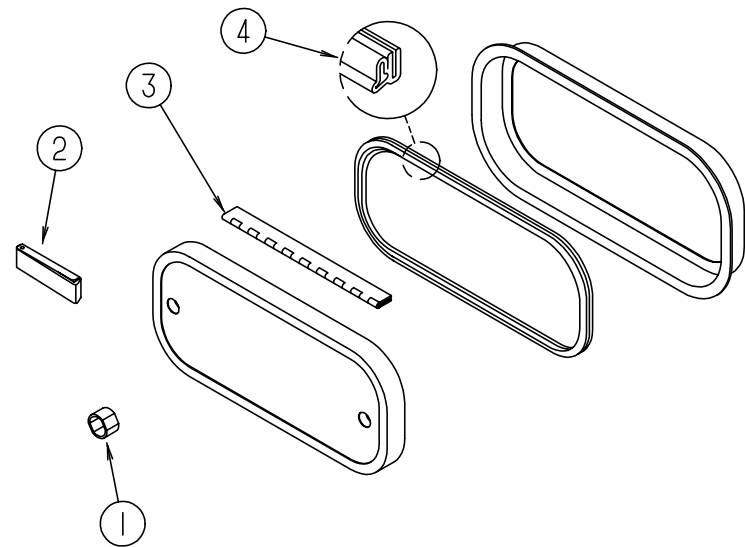
WINDOW, VENT & EXTERIOR DOOR GROUP (CONTINUED)

ENTRY DOOR W/O WINDOW



KEY	PART NUMBER	U/M DESCRIPTION
1	115108-02-G35	EA DOOR - ENTRY - W/O WINDOW - W/ SCREEN DOOR
1	115108-02-G36	EA DOOR - ENTRY - W/O WINDOW - W/ SCREEN DOOR (G44)
1	115108-02-G37	EA DOOR - ENTRY - W/O WINDOW - W/ SCREEN DOOR
1	115108-02-GB1	EA DOOR - ENTRY - W/O WINDOW - W/ SCREEN DOOR (G45)
	041546-05-000	EA BRACKET - DOOR ANGLE - 5" X 1.9" - OFF WHITE - METAL
	115222-02-01A	EA GARNISH - RADIUS - ENTRY DOOR - OFF WHITE
2	089748-21-000	EA FRAME - BOTTOM ENTRY DOOR - BRIGHT WHITE
3	095276-03-06A	EA FRAME - ENTRY DOOR - W/O BOTTOM - BRIGHT WHITE
4	039979-04-000	EA COVER - INTERIOR LATCH - W/TRIP ARM - RIGHT - BLACK FROM: 00-00-00 THRU: 09-10-95
4	039979-06-000	EA COVER - INTERIOR LATCH - W/TRIP ARM - RIGHT - BLACK FROM: 09-11-95 THRU: 99-99-99
5	096810-01-01A	EA SPACER - DOOR LOCK - PLASTIC - BLACK
6	045017-11-000	EA LATCH - PADDLE - MECHANISM W/LOCK CYLINDER & KEY - BLACK FROM: 00-00-00 THRU: 09-10-95
6	045017-13-000	EA LATCH - PADDLE - MECHANISM W/LOCK CYLINDER & KEY - BLACK FROM: 09-11-95 THRU: 99-99-99
	045017-11-701	EA KEY BLANK
7	098173-01-04A	EA STIFFENER - ENTRY DOOR - SUPPORTS LATCH/ STRIKE AREA - MILL
8	039539-01-000	EA STRIKE - ENTRANCE DOOR LOCK
	077461-03-000	EA COVER - STRIKE - ENTRY DOOR - 6.5" X 2.5" - PLASTIC - BRIGHT WHITE
9	039540-01-000	EA LATCH MECHANISM - HOOK - ENTRY DOOR - INTERIOR
	039715-01-000	EA NUT - SERT - 1/4" DIAMETER - 20 THREADS
	039984-01-000	EA CAP - ROUND - VINYL - .28" ID X .62" LONG - BLACK
	040944-01-000	EA LABEL - ENTRANCE DOOR - "OPEN"
10	101145-01-01A	EA DEADBOLT - ENTRY DOOR - BLACK FROM: 00-00-00 THRU: 09-10-95
10	101145-01-06A	EA DEADBOLT - ENTRY DOOR - BLACK FROM: 09-11-95 THRU: 99-99-99
	095229-01-700	EA KEY ONLY - BLANK
	101147-01-000	EA BOLT - SECURITY - 4.12" BACKSET
	101145-01-701	EA CYLINDER - LOCK ASM. - W/ KEY
	102524-01-000	EA BUMPER - RUBBER - FLAT - BLACK
11	100412-01-000	EA CATCH - SCREEN DOOR - THUMB CLIP
12	079087-03-000	EA STRIKE - SLIDER - W/LIP FOR ELBOW CATCH - 1.5" X 8.6" - BRIGHT WHITE
13	109403-01-000	EA CATCH - SCREEN DOOR ROLLER
	063729-04-000	EA RIVNUT - 10-32 UNF - .010-.080
	072893-01-000	EA NUTSERT - M5 X 0 - 8
	075671-04-000	FT SEAL - SPONGE - LAZY-T SHAPE - W/ ADHESIVE STRIPE - .5" WIDE
	118929-01-01A	FT SEAL - PILE - PUSH-ON
14	050712-06-000	EA HANDLE - SCREEN DOOR - BRIGHT WHITE
15	044582-44-000	EA CAP - DRIP - ENTRY DOOR - ALUMINUM - BRIGHT WHITE
16	106719-01-01A	EA HINGE - ENTRY DOOR - MILL
17	095277-04-06A	EA JAMB ASM - ENTRANCE DOOR - BRIGHT WHITE FROM: 00-00-00 THRU: 07-30-95
17	120310-02-01A	EA JAMB ASM - ENTRANCE DOOR - BRIGHT WHITE FROM: 07-31-95 THRU: 99-99-99
18	078777-01-000	EA CHANNEL - SLIDE - SCREEN DOOR CENTER SLIDER COVER
19	079086-03-000	EA SLIDER - SCREEN DOOR - BRIGHT WHITE
	078595-01-000	EA TOP PLATE - SCREEN DOOR - CURVED TOP - 4.7" X 25.35"
20	016454-01-000	EA INSERT - SCREEN DOOR - CENTER - LEATHER GRAIN ALUMINUM
21	002294-01-000	FT SPLINE - SCREENING - .135" X .138" - BLACK
22	002293-02-000	SF SCREENING - 26" - CHARCOAL
23	078552-03-000	EA KICK PANEL - SCREEN DOOR - LOWER INSERT - UNPAINTED
24	051049-01-000	EA JAMB BOTTOM - ENTRY DOOR - 25.9" - UNPAINTED
25	079012-05-F01	EA DOOR - SCREEN
	100128-02-000	FT SEAL - SCREEN DOOR
	009126-02-000	EA HANDLE - ASSIST - ENTRY DOOR - BLACK FROM: 00-00-00 THRU: 09-10-95
	009126-03-000	EA HANDLE - ASSIST - BLACK TEXTURED FROM: 09-11-95 THRU: 99-99-99

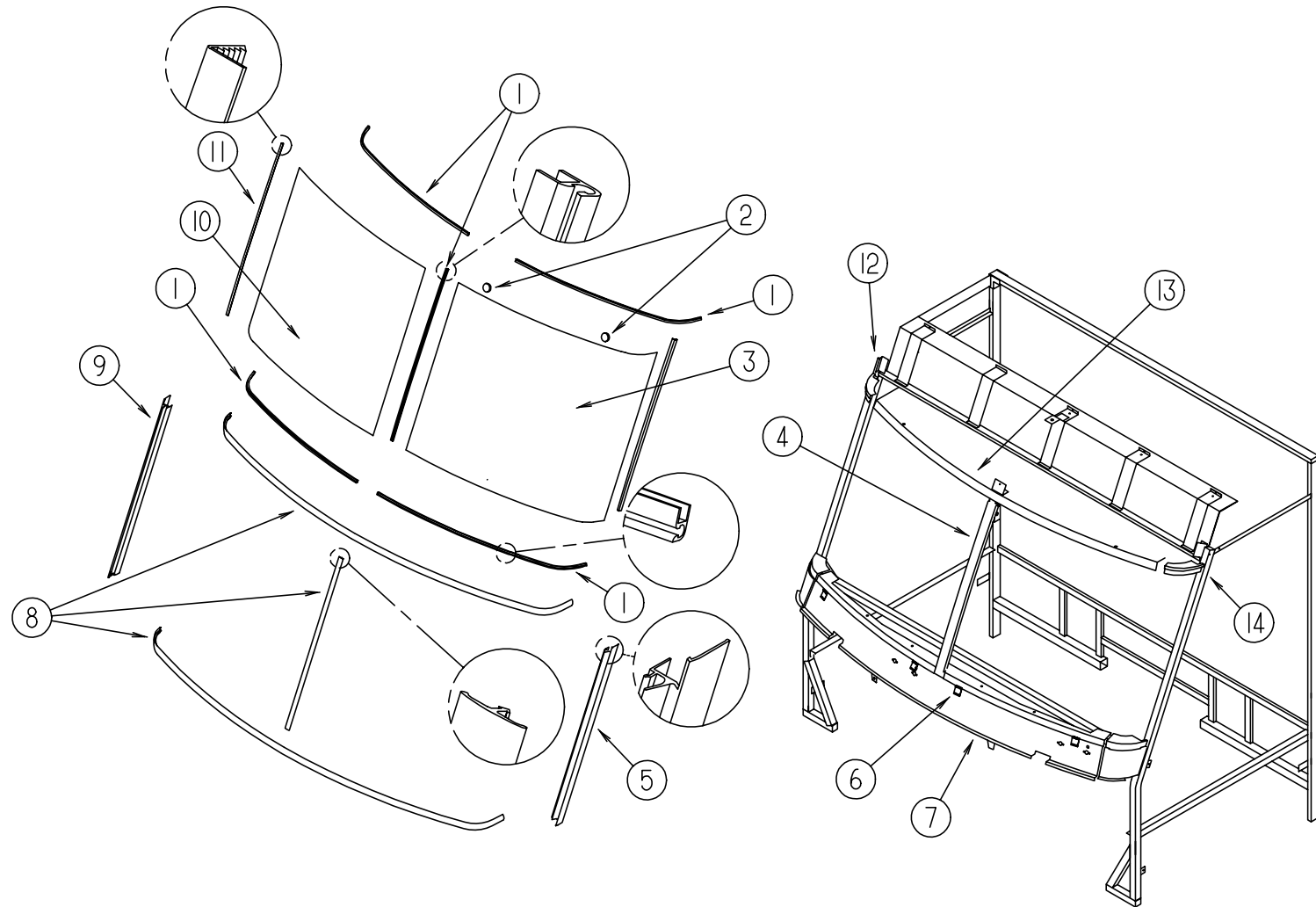
WINDOW, VENT & EXTERIOR DOOR GROUP (CONTINUED)



EXTERIOR DOORS

KEY	PART NUMBER	U/M	DESCRIPTION
1	107997-51-001	EA	SPACER - .86" X .6" - ALUMINUM
2	102768-01-000	EA	HOLDER - COMPARTMENT/ ENTRY DOOR - METAL - MILL FINISH
3	081801-02-000	EA	HINGE - PIANO - 2" X 96" - ALUMINUM
4	064075-07-000	FT	SEAL - BULB - W/ WIRED U CHANNEL - .3" X .5" CHANNEL - BLACK
	096217-55-001	EA	U-CHANNEL - 17.5' - OFF WHITE
	096217-55-006	EA	U-CHANNEL - 17.5' - BRIGHT WHITE

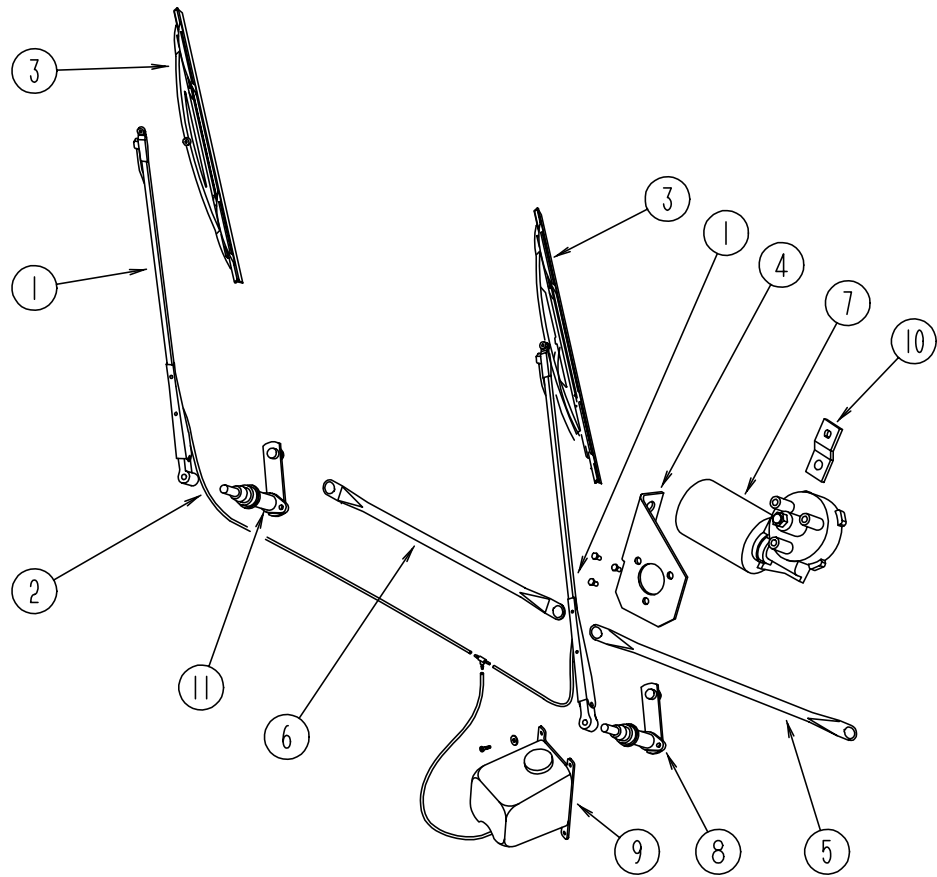
WINDSHIELD & WIPER GROUP



WINDSHIELD MOLDINGS & GLASS

KEY	PART NUMBER	U/M	DESCRIPTION
1	110268-01-000	EA	CARRIER - REVEAL - 1280 MM
2	081914-01-000	EA	BUMPER - RUBBER - ROUND - .43" DIAMETER - BLACK
3	103788-02-000	EA	GLASS - WINDSHIELD - DRIVER SIDE
4	075710-01-000	EA	FRAME - WINDSHIELD - CENTER DIVIDER - INNER
5	103107-04-01A	EA	TRIM - WINDSHIELD - DRIVER SIDE - BLACK
6	104449-01-000	EA	BRACKET - WINDSHIELD SUPPORT
7	077847-02-000	EA	SUPPORT - WINDSHIELD - LOWER - W/O BRACKETS
8	102936-01-000	FT	MOLDING - REVEAL - WINDSHIELD
9	103107-03-01A	EA	TRIM - WINDSHIELD - PASSENGER SIDE - BLACK
10	103788-01-000	EA	GLASS - WINDSHIELD - PASSENGER SIDE
11	098788-06-000	EA	CARRIER - REVEAL - 48.9" WINDSHIELD
12	077922-03-000	EA	HEADER WINDSHIELD END - PASSENGER SIDE
13	077922-05-000	EA	HEADER WINDSHIELD - CENTER
14	077922-04-000	EA	HEADER WINDSHIELD END - DRIVER SIDE

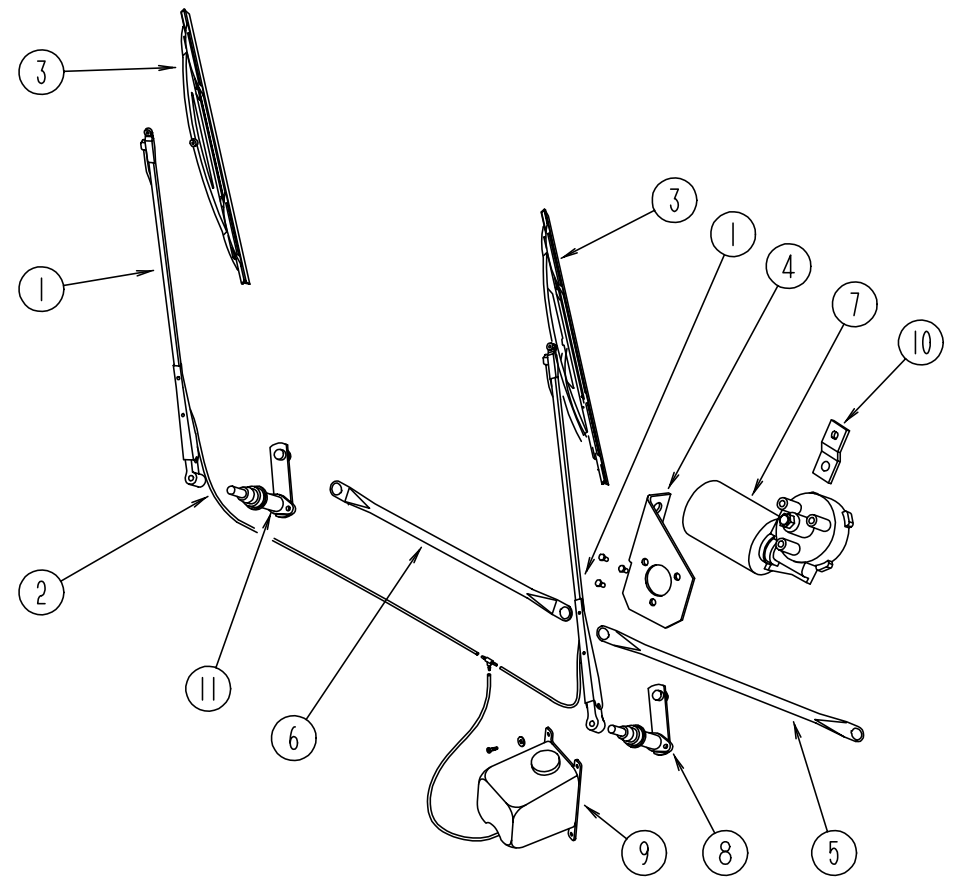
WINDSHIELD & WIPER GROUP (CONTINUED)



WINDSHIELD WIPER ASM (CHEVY)

KEY	PART NUMBER	U/M	DESCRIPTION
1	103671-01-000	EA	ARM - WIPER - 24"
2	096931-01-700	FT	HOSE
3	095964-01-000	EA	BLADE - WIPER - WINDSHIELD - 24"
	095964-01-700	EA	BLADE - REFILL 24" (PAIR)
4	104549-01-000	EA	BRACKET ASM - WIPER MOTOR
5	117008-01-000	EA	LINK ASM - CONNECTING - 21.85" - DRIVER SIDE
6	117008-02-000	EA	LINK ASM - CONNECTING - 21.85" - PASSENGER SIDE
7	104346-04-000	EA	WIPER MOTOR
	110178-01-000	EA	HOUSING - WIPER MOTOR
8	096505-06-000	EA	PIVOT & SHAFT ASM - WIPER - DRIVER SIDE
9	117766-02-000	EA	RESERVOIR/PUMP ASM - MCCORD 600328
	110605-01-000	EA	TEE - PLAS - BARBED 1/8 X 1/8 X 3/16 BAYLOCK 3799721
9	117765-01-000	EA	CONNECTOR - 5/32-1/4-3/8 WINDSHIELD WASHER DANA - WEATHERHD
10	104347-01-000	EA	ARM - DRIVE - WIPER MOTOR - 1.54"
11	096505-05-000	EA	PIVOT & SHAFT ASM - WIPER - PASSENGER SIDE
	061603-01-000	EA	GROMMET - SNAP - 3/16"ID - 3/8" HOLE - PLASTIC - BLACK
	110742-01-000	EA	WIPER GASKET
	067188-01-000	EA	STUD - WIPER CRANK

WINDSHIELD & WIPER GROUP (CONTINUED)



WINDSHIELD WIPER ASM (FORD)

KEY	PART NUMBER	U/M	DESCRIPTION
1	103671-01-000	EA	ARM - WIPER - 24"
2	096931-01-700	FT	HOSE
3	095964-01-000	EA	BLADE - WIPER - WINDSHIELD - 24"
	095964-01-700	EA	BLADE - REFILL 24" (PAIR)
4	104549-01-000	EA	BRACKET ASM - WIPER MOTOR
5	117008-01-000	EA	LINK ASM - CONNECTING - 21.85" - DRIVER SIDE
6	117008-02-000	EA	LINK ASM - CONNECTING - 21.85" - PASSENGER SIDE
7	104346-05-000	EA	WIPER MOTOR
	110178-01-000	EA	HOUSING - WIPER MOTOR
8	096505-06-000	EA	PIVOT & SHAFT ASM - WIPER - DRIVER SIDE
9	117766-02-000	EA	RESERVOIR/PUMP ASM - MCCORD 600328
	110605-01-000	EA	TEE - PLAS - BARBED 1/8 X 1/8 X 3/16 BAYLOCK 3799721
9	117765-01-000	EA	CONNECTOR - 5/32-1/4-3/8 WINDSHIELD WASHER DANA - WEATHERHD
10	104347-01-000	EA	ARM - DRIVE - WIPER MOTOR - 1.54"
11	096505-05-000	EA	PIVOT & SHAFT ASM - WIPER - PASSENGER SIDE
	061603-01-000	EA	GROMMET - SNAP - 3/16"ID - 3/8" HOLE - PLASTIC - BLACK
	110742-01-000	EA	WIPER GASKET
	067188-01-000	EA	STUD - WIPER CRANK