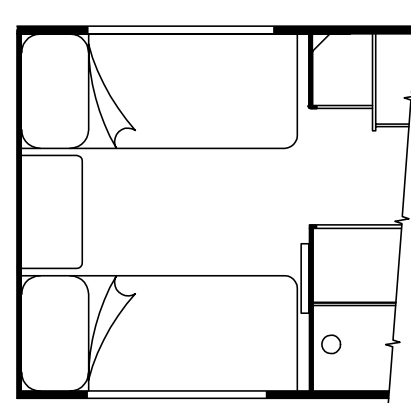
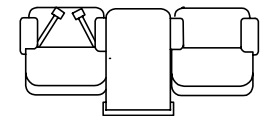
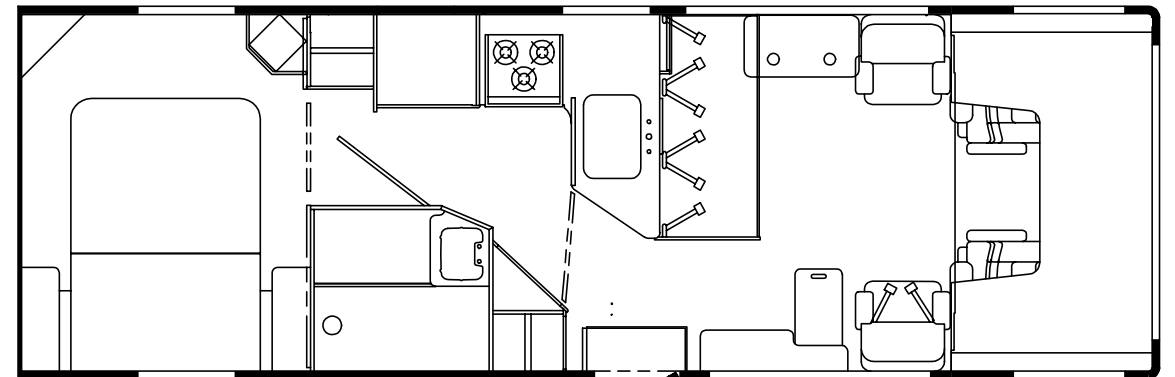
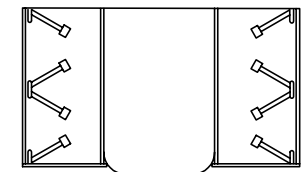


**1996**  
**IF429WU DL**

**G27**  
**WINTER MOSS (GREEN)**

**G28**  
**TUSCANY (TAUPE)**



## ACCESSORIES GROUP

### OPERATORS MANUAL

KEY	PART NUMBER	U/M	DESCRIPTION
	054185-E5-000	EA	MANUAL-OPERATOR -96 SUNDANCER
	092318-01-000	EA	BINDER-3 RING, MOTOR HOME MANUAL
	092319-01-000	EA	POCKET PAGE-3 RING BINDER, PLASTIC - (50 PER PKG)
	117936-01-000	DW	TOP LEVEL-C,1996

## AUDIO VIDEO GROUP

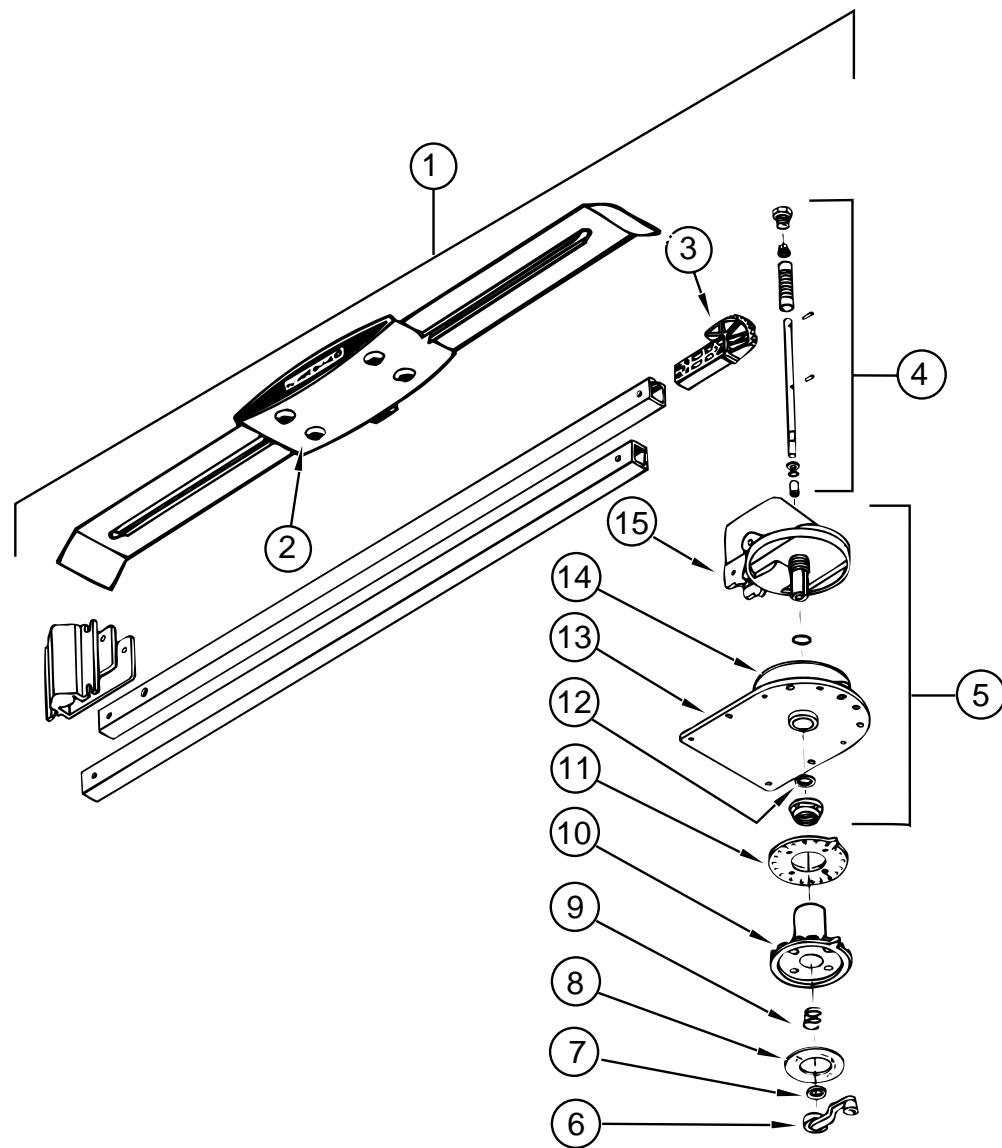
### RADIO SYSTEM & ANTENNA

KEY	PART NUMBER	U/M	DESCRIPTION
	N/A	EA	SPEAKER - 5" X 7" OVAL - FORD F2UF-18814-CD
	111177-01-01A	EA	GRILLE-8.9" X 6.5" HOUSING F/5" X 7" OVAL SPEAKER - GRAY
	087683-03-000	EA	RADIO-AM/FM STEREO CASSETTE
	090944-01-000	EA	ANTENNA-RADIO, 16" RUBBER
	077069-02-000	EA	CABLE-RADIO ANTENNA, 96" EXTENSION
	108137-01-000	EA	PLUG-ANTENNA HOLE,92 E350 - WARD PRODUCTS
	108847-01-000	EA	BRACKET-ANTENNA GROUND
	109889-01-000	EA	EXTENDER-SHAFT,ANTENNA 1" - MAGNADYNE RV71EX1
	110469-01-000	EA	SPEAKER-4" X 6" OVAL COAXIAL
	110470-01-01A	EA	GRILLE-4" X 6" BLACK OVAL SPEAKER

### TV & VCR SYSTEMS

KEY	PART NUMBER	U/M	DESCRIPTION	VENDOR NO.
	113684-02-000	EA	TV-19"COLOR UL/CSA 1/8" JACK - AUDIOVOX AVT-1980	
	113684-02-700	EA	REMOTE - F/AUDIOVOX AVT-1980 19" TV	
	119120-01-000	EA	VCR-VHS CABLE READY W/REMOTE	
			FROM: 00-00-00 THRU: 12-10-95	
	119120-01-700	EA	REMOTE	8874570
			FROM: 00-00-00 THRU: 12-10-95	
	119120-02-000	EA	VCR - VHS CABLE READY W/REMOTE	
			FROM: 12-11-95 THRU: 99-99-99	
	119120-02-700	EA	REMOTE	0994569
			FROM: 12-11-95 THRU: 99-99-99	
	076319-06-000	EA	ADAPTER-CABLE ROOF PLATE	
	082134-01-000	EA	ADAPTER-TV, CABLE TO CABLE - WINEGARD F-81M	
	082136-01-000	EA	NUT-HEX JAM 3/8-32, WINEGARD	
	076319-09-000	EA	WALLPLATE-CABLE RECEPTACLE, TV - SINGLE - BROWN	
	076319-08-000	EA	WALLPLATE-CABLE RECEPTACLE, TV - SINGLE - IVORY	
	086777-02-000	EA	WALLPLATE-TV CABLE, W/ANTENNA SWITCH - BROWN	
	086777-05-000	EA	PLATE-WALL,ANT 1 OUTPUT IVOR - *WINEGARD RV-0921	
	086777-06-000	EA	PLATE-WALL,ANT 1 OUTPUT BROW - *WINEGARD RV-0931	
	086756-01-000	EA	SPLITTER-TV, 2 WAY	
	086757-03-000	EA	CONTROL CENTER-SWITCH, VCR/TV - AUDIOVOX AVCC-100	
	099717-02-000	EA	STRAP-TV TIE DOWN W/29.9" FEMALE STRAP & 14.2" MALE STRAP	

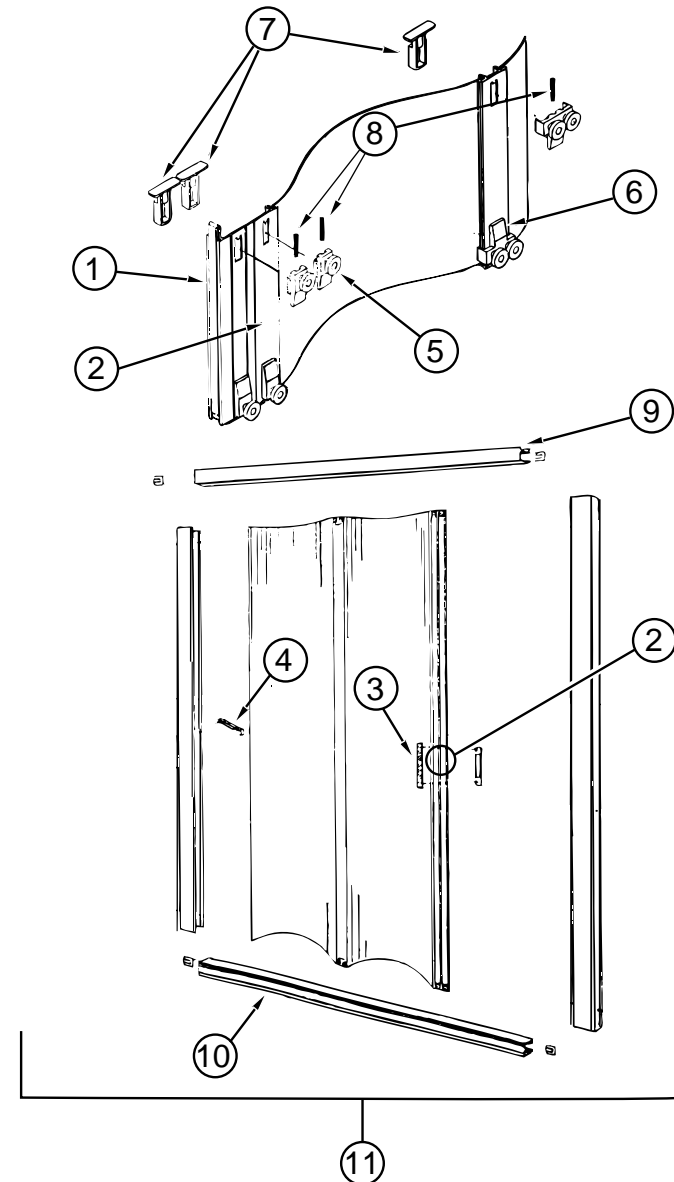
## AUDIO VIDEO GROUP (CONTINUED)



TV ANTENNA - WINEGARD - MODEL RVA W02

KEY	PART NUMBER	U/M	DESCRIPTION	VENDOR NO.
1	076319-01-000	EA	ANTENNA-TV, ROOF MOUNT - 44.5" MAST - RVA W02	
2	076319-01-700	EA	HEAD-ANTENNA, AMPLIFIED	RVSA U/V
3	076319-01-701	EA	GEAR-ELEVATING, PLASTIC	2200046
4	076319-01-702	EA	SHAFT ASM-ELEVATING	RVP-400A
5	076319-01-711	EA	BASE & LIFT ASM	2762802
6	076319-01-706	EA	CRANK-ELEVATING, W/SET SCREW	2750897 UNIVERSAL
7	076319-01-705	EA	GROMMET-NYLON, 7/8"ID	3200658
8	076319-01-708	EA	DECAL-CRANK	5413002
9	076319-01-707	EA	SPRING-HANDLE	5160822
10	076319-01-709	EA	PLATE-DIRECTIONAL, F/HEAD	3200621
11	076319-01-712	EA	PLATE-CEILING, DIRECTIONAL	3200608
12	076319-01-704	EA	BEARING-NYLON, 1.25"OD	3200657
13	076319-01-713	EA	PLATE-BASE, STEEL	3100523
14	076319-01-703	EA	BEARING-NYLON, 5" OD	3200656
15	076319-01-714	EA	HOUSING, ROTATING GEAR	2200049
	076319-03-000	FT	CABLE-COAXIAL, 75 OHM	
	076319-12-000	EA	CONNECTOR-COAXIAL, ONE PIECE	

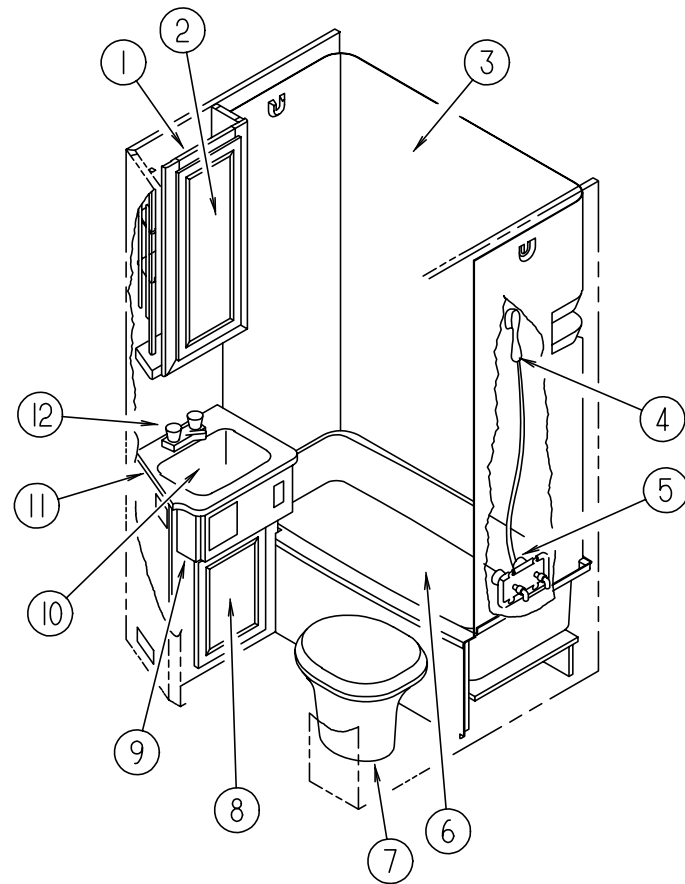
## BATH GROUP



SHOWER DOOR - COASTAL

KEY	PART NUMBER	U/M	DESCRIPTION	VENDOR NO.
1	092574-01-705	EA	STRIP-MAGNETIC, 56 7/8"	98-41G
2	108351-01-700	EA	STRIKE ASSEMBLY	109
3	108351-01-701	EA	HANDLES-DOOR, SET	SFH
4	108351-01-702	EA	LATCH-DOOR	SFL
5	108351-01-703	EA	BRACKET & ROLLER ASM. SINGLE	GRB1
6	108351-01-704	EA	BRACKET & ROLLER ASM. DOUBLE	GRB2
7	108351-01-705	EA	BRACKET-W/RETAINING CLIP	GRC1
8	108351-01-706	EA	SPRING-ROLLER BRACKET	GS1
9	108351-02-700	EA	TRACK-TOP	111
10	108351-02-701	EA	TRACK-BOTTOM	108
11	108351-04-01A	EA	DOOR-FOLDING SHOWER 47.1" X 59" - WINNEBAGO #24G-GG	
	105394-01-03A	EA	EXTR-DOOR JAMB	

### BATH GROUP (CONTINUED)



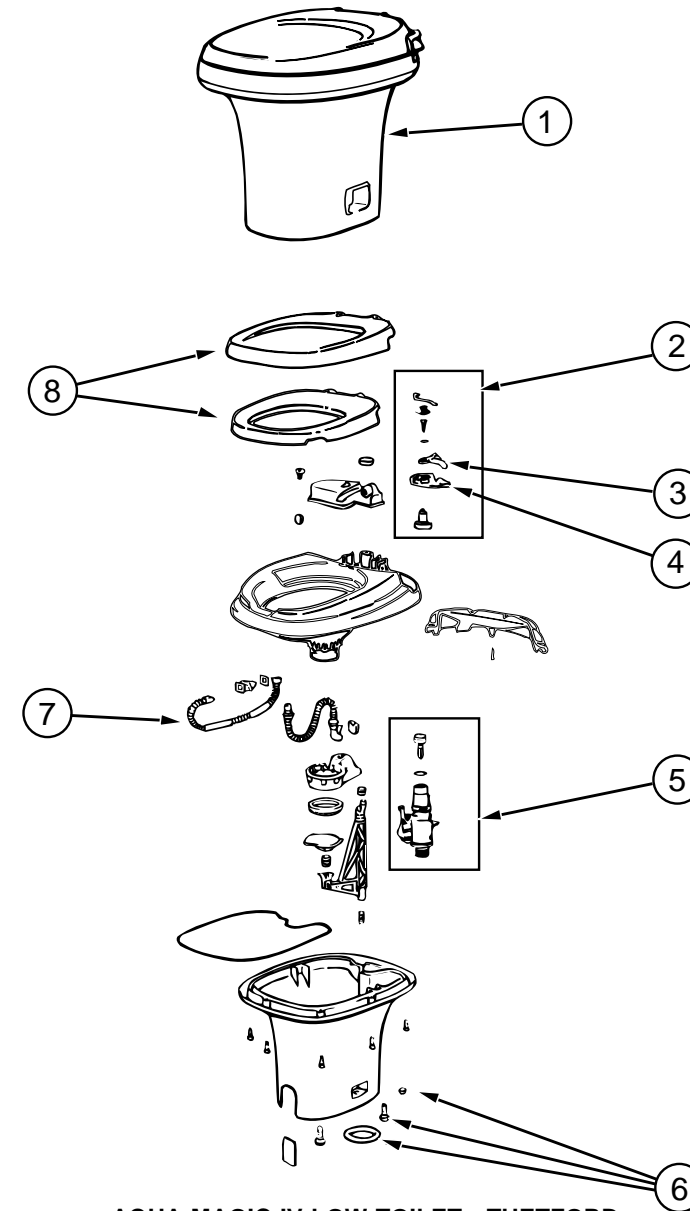
### BATHROOM CABINETS & FIXTURES

KEY	PART NUMBER	U/M DESCRIPTION	VENDOR NO.
1	114744-01-G27	EA CABINET ASM-MEDICINE	
2	M06803-E1-G27	EA DOOR-RAIL,MTRD/OG 0305X0740	
3	110541-02-01A	EA SURROUND-SHOWER/TUB W/MOLDED ROD BRACKETS	
4	102075-10-01A	EA ROD-CURTAIN,SHOWER OFF WHITE	
4	103092-01-000	EA SHOWER HEAD-W/60" HOSE	
4	103092-02-000	EA SHOWER HEAD - W/HOSE - CSA	
	103092-01-700	EA BRACKET-F/SHOWER HEAD, CLEAR	2328028
	011048-03-700	EA BRACKET-F/SHOWER HEAD	2328029-3
5	075606-01-000	EA PANEL-FAUCET BACK, SHOWER - 5" X 9"	
5	075241-05-000	EA FAUCET-SHOWER, BONE W/ 3/4" MPT X 1.4" LONG INLET PIPES	
5	075242-04-000	EA FAUCET-TUB/SHOWER, BONE	
6	M02630-26-F01	EA SHOWER PAN ASM	
	066729-01-000	EA STRAINER-TUB/SHOWER, W/PLUG	
7	063740-01-000	EA TOILET-HIGH, HAND FLUSH, AQUA MAGIC IV	
8	M06803-E2-G27	EA DOOR-RAIL,MTRD/OG 0325X0450	
9	P18429-02-G27	EA CABINET ASM-LAVATORY	
9	P18429-02-G28	EA CABINET ASM-LAVATORY	
10	096927-01-01A	EA SINK-LAVATORY, RECTANGULAR - PLASTIC - BONE	
	096927-01-700	EA PLUG-SINK	M9801
	096927-01-701	EA TAILPIECE-DRAIN-LAVATORY	M9802
11	118429-14-G07	EA COUNTERTOP ASM (G27)	
11	118429-14-G28	EA COUNTERTOP ASM (G28)	
12	075240-06-000	EA FAUCET-LAVATORY, BONE	
	091253-01-000	EA GASKET-FAUCET, LAVATORY/GALLEY	
	085278-01-000	EA HOLDER-TOILET PAPER, RECESSED - BRASS	
	114495-01-01A	EA PANEL-SKYLITE,INNER	
	114496-01-01A	EA PANEL-SKYLITE,OUTER	

### BATH GROUP (CONTINUED)

#### BATH DOOR

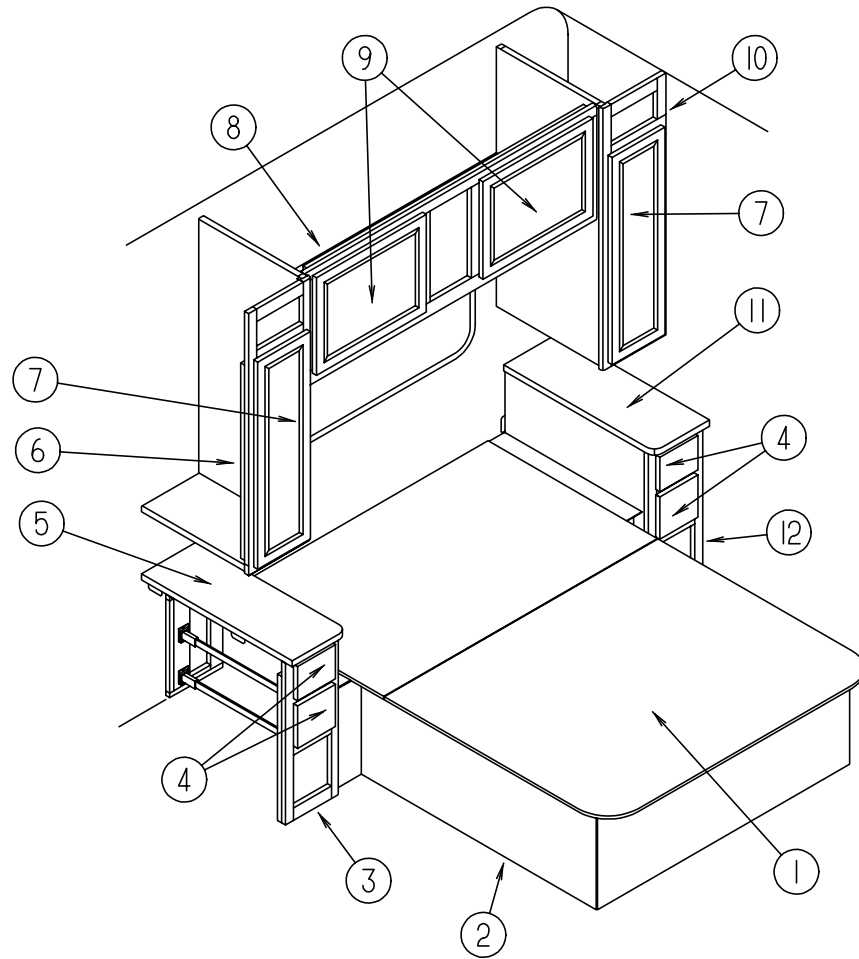
KEY	PART NUMBER	U/M DESCRIPTION
	M87868-27-F28	EA DOOR - BATH 23.5" X 73.9" - W/O HARDWARE
	102920-01-01A	EA HINGE-DOOR, SPRING LOADED - BRASS
	094485-03-01A	EA KNOB-DOOR,BRASS
	102089-13-E41	EA RAIL END, RH - TOWEL RACK - 26" LONG - SALEM CHERRY
	102089-14-E41	EA RAIL END, LH- TOWEL RACK - 26" LONG - SALEM CHERRY
	100357-01-000	EA ROD-TOWEL, BRASS W/ENDS BENT FOR BACK OF BATH DOOR



#### AQUA MAGIC IV LOW TOILET - THETFORD

KEY	PART NUMBER	U/M DESCRIPTION	VENDOR NO.
1	063740-01-000	EA TOILET-HIGH, HAND FLUSH, AQUA MAGIC IV	
2	063740-01-720	EA LEVER KIT, WAT-FLUSH-BEARING	24629
3	063740-01-700	EA LEVER-WATER	12514
4	063740-01-701	EA LEVER-FLUSH	12515
5	063740-01-714	EA VALVE ASM (VALVE-BALL SEAL)	13168
6	063740-01-706	EA BOLT PACKAGE-FLOOR FLANGE	12524
7	063740-01-717	EA TUBE-FLUSH	12509
8	063740-02-700	EA SEAT & COVER, PARCHMENT	2464157
	063740-01-721	EA BLADE ONLY	124832

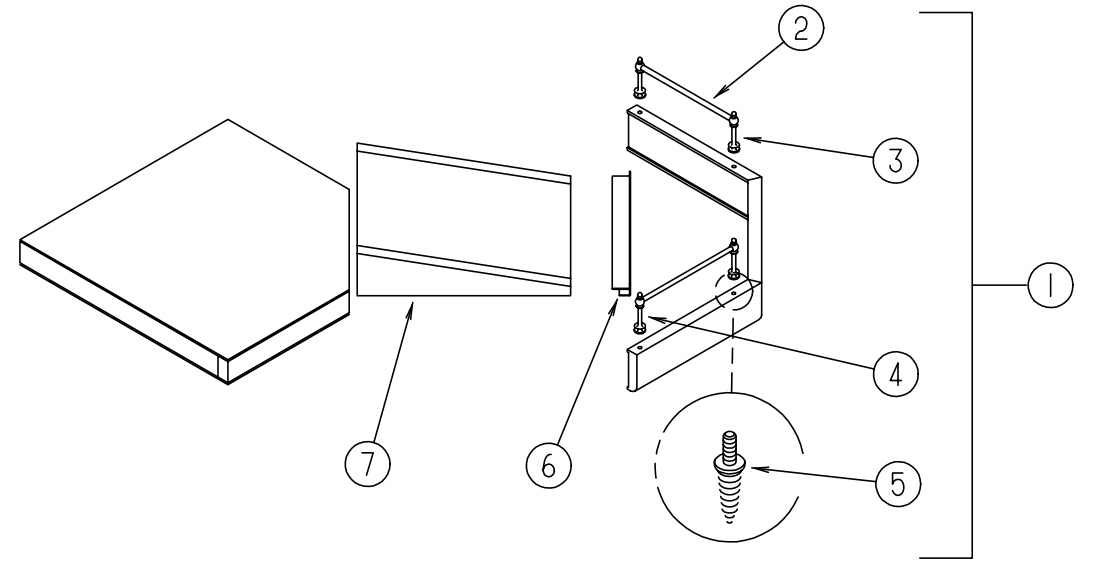
## BEDROOM GROUP



**SIDE QUEEN BEDROOM**

KEY	PART NUMBER	U/M DESCRIPTION
1	M07550-02-000	EA QUEEN BED TOP - W/O HARDWARE
	091261-01-000	FT SLIPNOT-ANTISLIP, 1' WIDE (100' ROLL)
	107796-06-000	EA GAS SPRING - 12" COMPRESSED/20" EXTENDED - 120 LB.
	107796-05-000	EA BRACKET-FLAT - GAS SPRING - SPDI SPD-1020
	107796-07-000	EA BRACKET-GAS SPRING - SPDI SPD-1080
2	P18430-01-G28	EA CABINET ASM-QUEEN BED
2	P18430-03-G07	EA CABINET ASM-QUEEN BED (HEAVY DUTY CHASSIS)
3	114610-02-G27	EA CABINET ASM-NIGHTSTAND,LH (G27)
3	114610-02-F29	EA CABINET ASM-NIGHTSTAND,LH (G28)
4	M05971-J6-G27	EA DRAWER COMPL-SLIDE OGEE
5	114610-12-G27	EA COUNTERTOP ASM (G27)
5	114610-12-F29	EA COUNTERTOP ASM (G28)
6	P14697-01-F28	EA CABINET ASM-SHIRT CLOSET,LH
	084071-15-000	EA ROD - BRASS - 8.3"
7	M06803-D8-G27	EA DOOR-RAIL,MTRD/OG 0250X0850
8	118410-01-G27	EA CABINET ASM-OVERHEAD,REAR
9	M06803-13-G28	EA DOOR-RAIL,MTRD/OG 0400 X 0710
9	M06803-82-G28	EA DOOR-RAIL,MTRD/OG 0400X0710
10	114608-01-F28	EA CABINET ASM-SHIRT CLOSET,RH
11	114643-12-F09	EA COUNTERTOP ASM (G27)
11	114643-12-F29	EA COUNTERTOP ASM (G28)
12	114643-02-G27	EA CABINET ASM-NIGHTSTAND,RH (G27)
12	114643-02-F29	EA CABINET ASM-NIGHTSTAND,RH (G28)
	119617-02-G27	EA CABINET ASM-CORNER (HEAVY DUTY CHASSIS)
	119617-02-G28	EA CABINET ASM-CORNER (HEAVY DUTY CHASSIS)
	M06803-D9-G28	EA DOOR-RAIL,MTRD/OG 0255X0640
	119617-12-G07	EA COUNTERTOP ASM (G27) (HEAVY DUTY CHASSIS)
	119617-12-G28	EA COUNTERTOP ASM (G28) (HEAVY DUTY CHASSIS)
	119617-15-G27	EA SHELF ASM

## BEDROOM GROUP (CONTINUED)



**TV SHELF - BEDROOM**

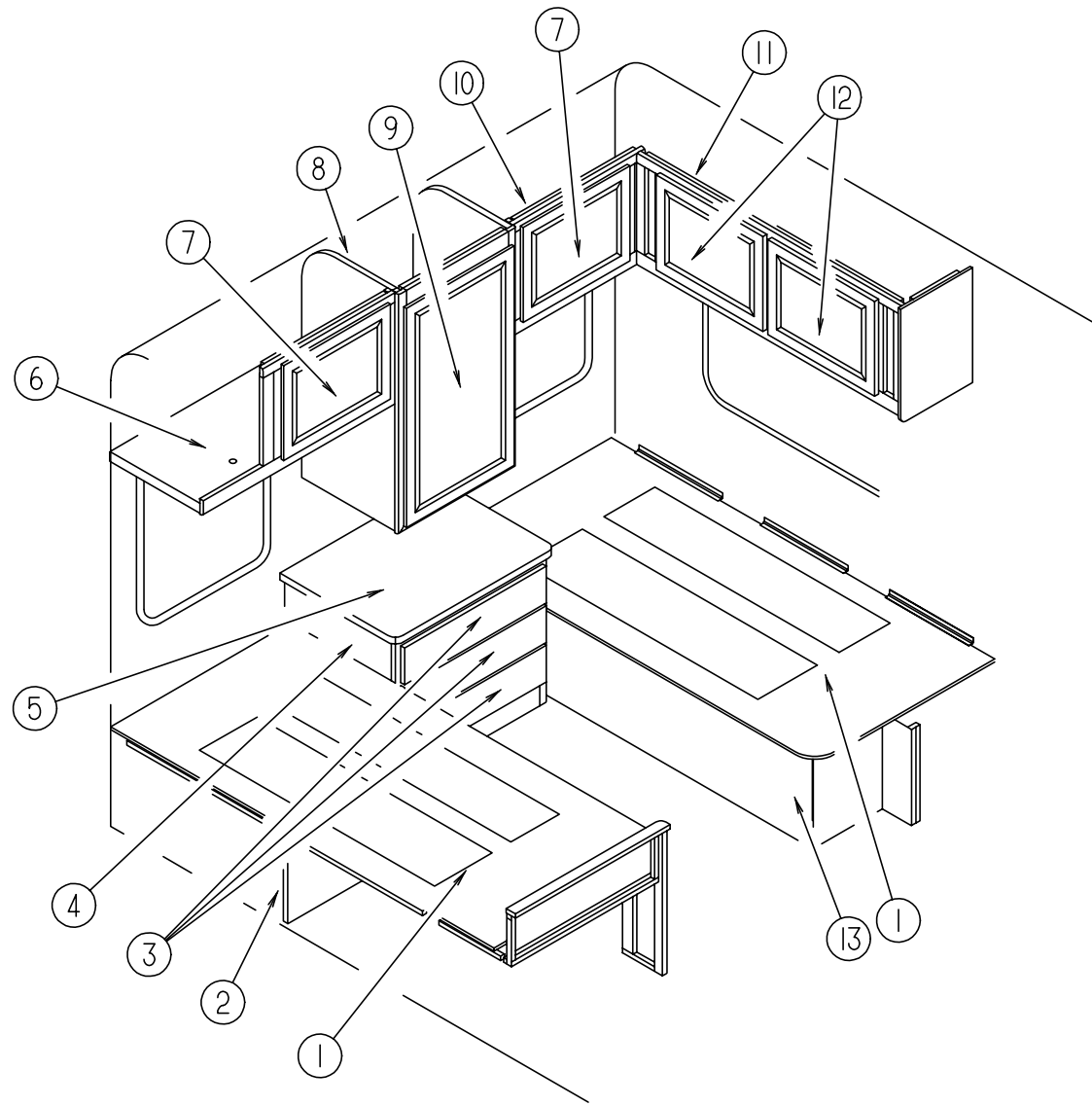
KEY	PART NUMBER	U/M DESCRIPTION
1	116553-01-G28	EA CABINET ASM-TV SHELF
2	084071-12-000	EA ROD-BRASS,104MM LONG
3	084070-02-000	EA POST-END 2.4" - BRASS
4	084071-19-000	EA ROD-BRASS,198MM LONG
5	106166-01-000	EA BOLT-COLLARED HANGER
6	103186-01-04A	FT MOLDING-PLASTIC - SHELF
7	116553-15-G28	EA WEDGE ASM

## FOLDING DOOR & HARDWARE

KEY	PART NUMBER	U/M DESCRIPTION
	042488-10-000	EA DOOR-FABRIC FOLDING - 37" X 75" - OFF WHITE
	080224-01-703	EA HANDLE W/LATCH-CATCH, ALMOND NE03505
	080224-01-705	EA LATCH & CATCH ASM., ALMOND DE25010 & DE25020
	094856-10-01A	EA TRACK-DOOR, FOLDING O/W

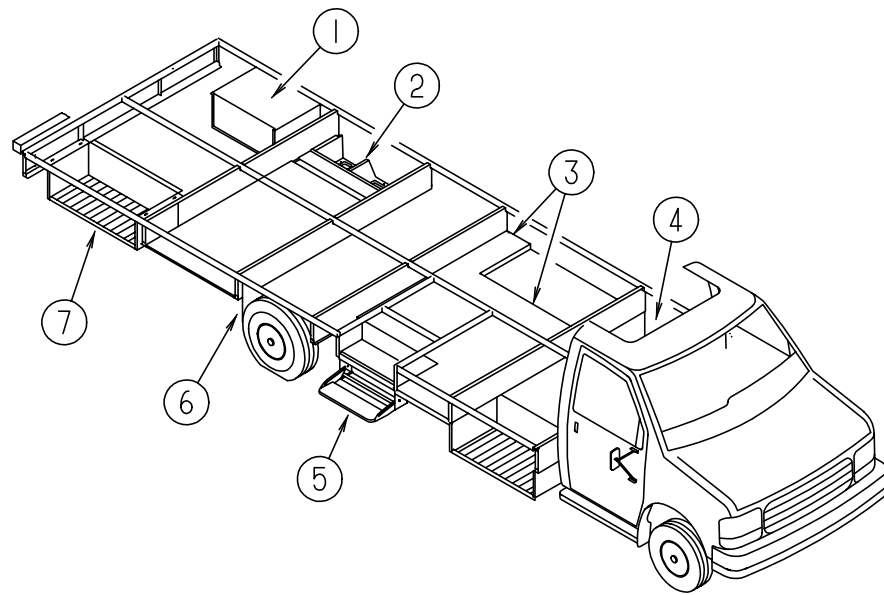
## BEDROOM GROUP (CONTINUED)

### TWIN BEDROOM



KEY	PART NUMBER	U/M	DESCRIPTION
1	091261-01-000	FT	SLIPNOT-ANTISLIP, 1' WIDE (100' ROLL)
	105376-01-02A	EA	HINGE-CONTINUOUS - 2" X 140MM - OFF WHITE
2	P18432-01-G27	EA	CABINET ASM-TWIN BED,RH
3	M05971-K4-G27	EA	DRAWER COMPL-SLIDE OGEE
4	115319-02-G27	EA	CABINET ASM-NIGHTSTAND,RR,TW
4	115319-02-G28	EA	CABINET ASM-NIGHTSTAND,RR,TW
5	115319-12-F09	EA	COUNTERTOP ASM (G27)
5	115319-12-F29	EA	COUNTERTOP ASM (G28)
6	110004-03-F28	EA	CABINET ASM-OVHD,REAR,RH,TW
7	110140-29-G01	EA	DOOR ASM-MITERED,VINYL WRAP (MIRRORED)
7	110140-27-G01	EA	DOOR ASM-MITERED,VINYL WRAP (WOOD PANEL)
8	112787-01-G28	EA	CABINET ASM-SHIRT CLOSET,RR
9	M06803-F0-G28	EA	DOOR-RAIL,MTRD/OG 0525X0925
10	110004-04-F28	EA	CABINET ASM-OVHD,REAR,LH,TW
11	118427-01-G27	EA	CABINET ASM-OVERHEAD,REAR,LH
	109908-09-F28	EA	CAP ASM-END,OVHD
	118427-02-G27	EA	CABINET ASM-OVERHEAD - REAR - RH
	109908-08-F28	EA	CAP ASM-END,OVHD
12	M06803-13-G28	EA	DOOR-RAIL,MTRD/OG 0400 X 0710
13	P18433-01-G27	EA	CABINET ASM-TWIN BED,LH
	042438-01-000	EA	DOWEL-WOOD, CLOTHES ROD - 1" DIAMETER X 4'
	009112-01-000	EA	FLANGE-1" CLOTHES ROD- OFF WHITE PLASTIC
	084357-01-F28	EA	TV STAND ASM
	084356-03-000	EA	INSERT-TV STAND, METAL - TAN
	084412-01-000	EA	SUPPORT HINGE KIT
	084413-01-000	EA	HINGE-CONTINUOUS, ALUMINUM - 1" X 72" - W/HOLES
	091805-01-F28	EA	EXTENSION-TV SHELF
	084451-01-000	EA	CATCH-TV SHELF, BRASS
	058331-10-000	EA	MIRROR-GLASS - SAFTEY - 14" X 17"
	107796-06-000	EA	GAS SPRING - 12" COMPRESSED/20" EXTENDED - 120 LB.
	107796-07-000	EA	BRACKET-GAS SPRING - SPDI SPD-1080

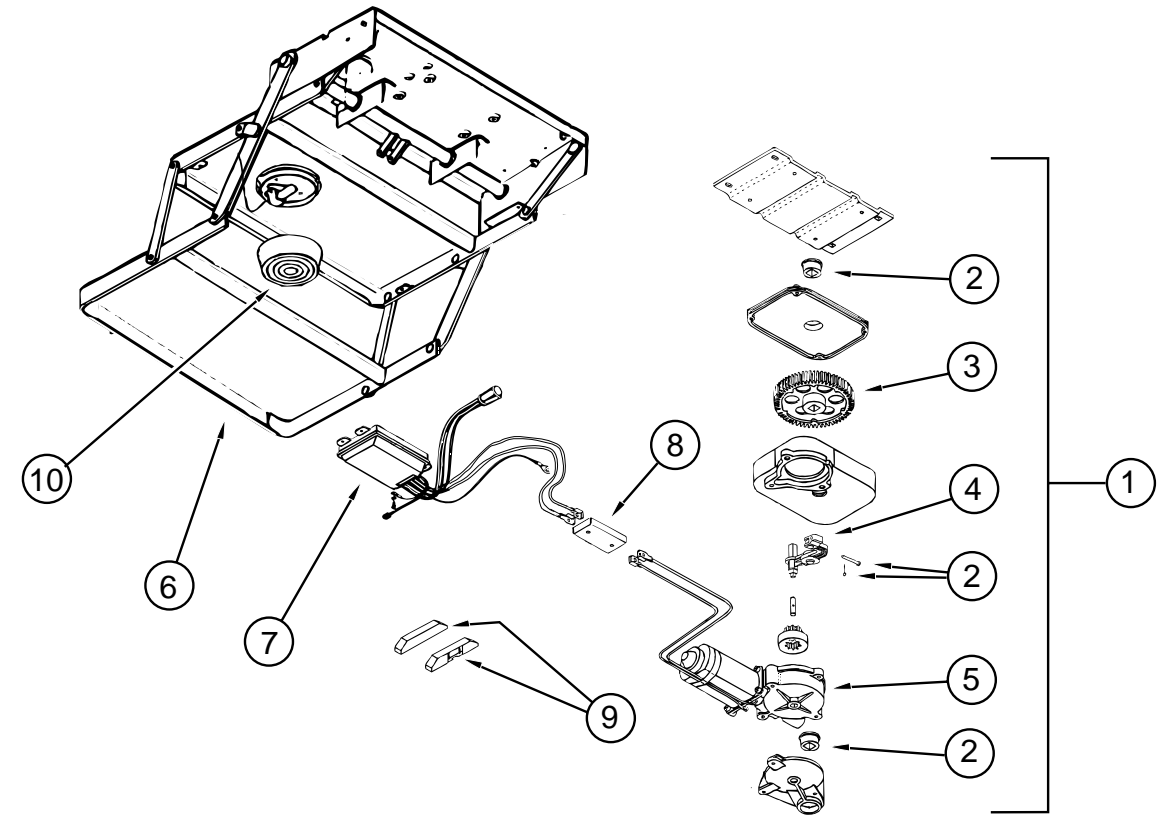
## CHASSIS GROUP



### COMPARTMENTS, PLUGS & SEALS

KEY	PART NUMBER	U/M	DESCRIPTION
1	118248-01-02B	EA	BRACKET - GENERATOR - E-COATED - .74" X 16.9"
1	118248-02-02B	EA	BRACKET - GENERATOR - E-COATED - 2.1" X 14.2"
	114070-02-02B	EA	SUPPORT - GENERATOR LEFT
	114071-02-02B	EA	SUPPORT - GENERATOR RIGHT
2	117186-02-G04	EA	COMPARTMENT ASM-STORAGE
	M06991-02-FQ0	EA	HATCH ASM W/FOAM
	M06991-04-FB1	EA	HATCH ASM W/FOAM
	114677-01-01A	EA	RETAINER-HATCH,COMPT MILL
			FROM: 00-00-00 THRU: 01-25-96
	121175-01-01A	EA	LATCH-SWELL, BLACK
			FROM: 01-26-95 THRU: 99-99-99
	116926-02-01A	EA	COMPARTMENT-SEWER
3	093873-01-01A	EA	TRIM-CARPET, L-ANGLE - 1.1" X 1.3" X 12' - VINYL - GRAY
4	117928-06-01A	EA	COMPARTMENT-STORAGE
	065450-05-000	EA	TIEDOWN-BATTERY, 8.4" TUBE
5	094707-01-01A	EA	STEP-DOUBLE, ELECTRIC - KWIKEE 3218
	091176-01-000	EA	SUPPORT-BASE-ENTRANCE STEP
			FROM: 02-16-95 THRU: 99-99-99
6	017516-01-000	EA	FLAP-MUD, 14" X 18" - BLACK
7	117928-08-01A	EA	COMPARTMENT-STORAGE
			FROM: 09-04-95 THRU: 99-99-99
	084993-01-000	EA	STRAP-BATTERY
	106208-01-01A	EA	COMPARTMENT-EXTERIOR SHOWER
			FROM: 00-00-00 THRU: 02-09-96
	056746-01-000	EA	PLUG-CAP, 1" DIAMETER
	056748-01-000	EA	PLUG-CAP, 1.5" DIAMETER - BLACK
	115361-01-01A	EA	PLUG-PLASTIC *CAPLUG NO.W5
	119845-01-01A	EA	PLUG-PLASTIC,BLACK *CAPLUG FP 241
	088270-01-000	FT	SEAL-BULB, W/WIRE RIGID U-CHANNEL - .5" - RUBBER - BLACK
	121948-01-000	EA	SHIELD-SIGHT
			FROM: 01-29-96 THRU: 99-99-99

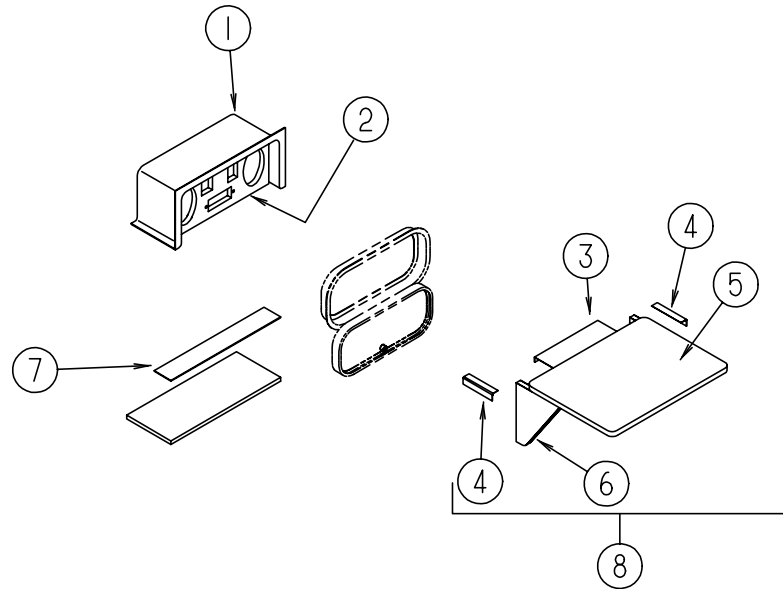
## CHASSIS GROUP (CONTINUED)



### ELECTRIC STEP & COMPONENTS

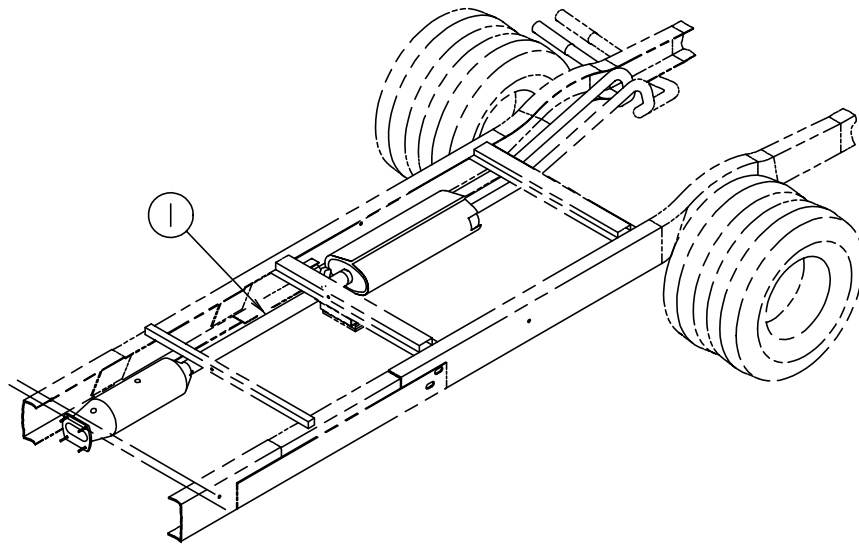
KEY	PART NUMBER	U/M	DESCRIPTION
1	094707-01-01A	EA	STEP-DOUBLE, ELECTRIC - KWIKEE 3218
2	094707-02-703	EA	BEARING & PINS
			909530
3	094707-02-702	EA	GEAR KIT,W/BEARINGS,PIN-CASE
			909525
4	094707-02-701	EA	LINKAGE ASSEMBLY - W/ BEARINGS & PINS
			909523
5	094707-02-700	EA	MOTOR ASSEMBLY - W/ BEARINGS & PINS
			909520
6	094707-01-702	EA	FRAME W/DBL STEP,3200 SERIES
			908032
7	094707-02-705	EA	CONTROL UNIT, WHITE
			909513
8	094707-02-704	EA	CONNECTOR-MOTOR ASM.W/PLATES
			909537
	094707-02-707	EA	TREAD-NON SKID, BLACK 6"X21"
			909333
9	116995-01-000	EA	SWITCH/MAGNET-STEP, ELECTRIC, KWIKEE
			905306
10	088746-01-705	EA	LIGHT-UNDER STEP
			9004
	088733-01-700	EA	BULB
			9004

### CHASSIS GROUP (CONTINUED)



#### ENTERTAINMENT COMPARTMENT

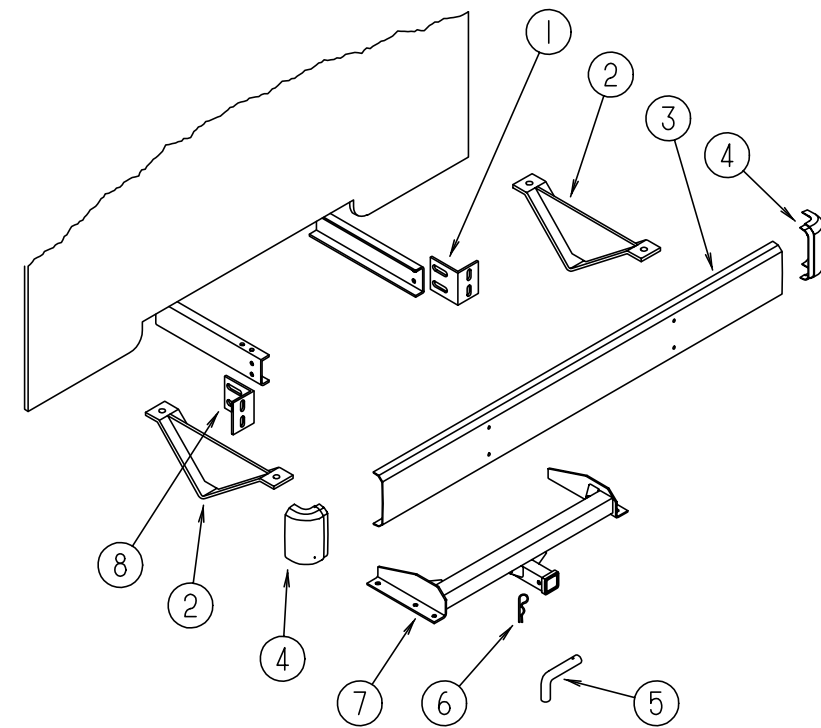
KEY	PART NUMBER	U/M	DESCRIPTION
1	104897-02-02A	EA	BOX-ENTERTAINMENT CTR BRT/WH
2	104899-01-C05	EA	PLATE-RADIO MOUNTING
3	105377-01-01A	EA	BRACKET-TABLE HANGER O/W
4	105376-01-02A	EA	HINGE-CONTIN,2"X140MM O/W
5	105230-11-E01	EA	SHELF ASM
6	105230-12-F11	EA	SUPPORT ASM
7	104898-01-02A	EA	PLATE-PLASTIC BOTTOM BRT/WHT
8	105230-01-F11	EA	SHELF ASM-EXTERIOR TV



#### EXHAUST SYSTEM COMPONENTS

KEY	PART NUMBER	U/M	DESCRIPTION
	082716-01-000	EA	CLAMP-EXHAUST 50.8MM - AMC—8952002512 FROM: 00-00-00 THRU: 10-04-95
	094918-06-000	EA	CLAMP-EXHAUST 3.00 HVY DUTY - HECO 24698
1	111478-02-000	EA	EXHAUST PIPE - DOUBLE WALLED STAINLESS STEEL - 33.9" LONG
	098762-13-000	EA	PIPE-EXHAUST,STRAIGHT,3.5 IN

### CHASSIS GROUP (CONTINUED)



#### REAR BUMPER & HITCH

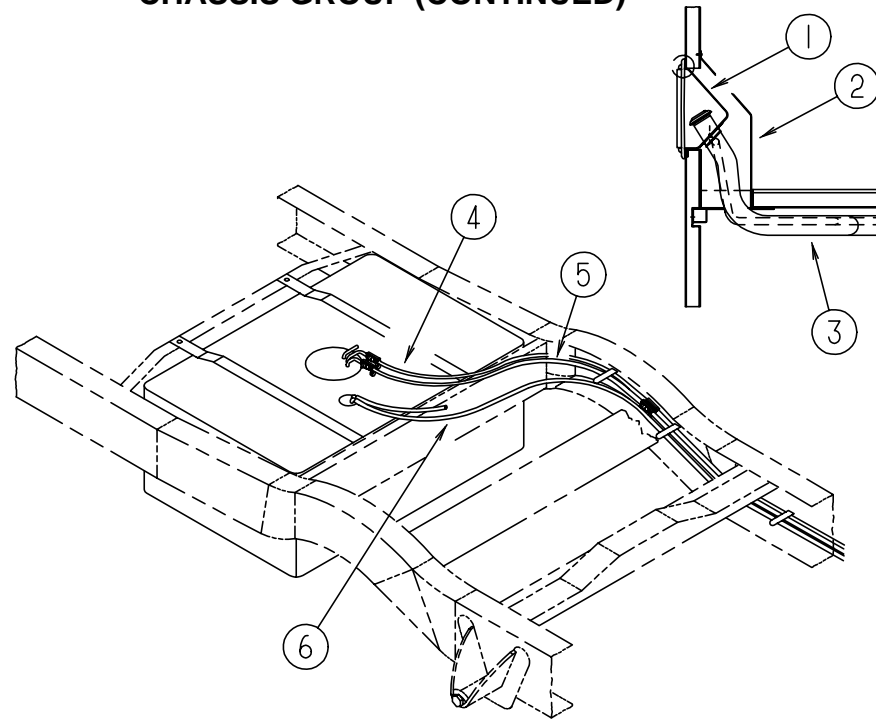
KEY	PART NUMBER	U/M	DESCRIPTION
1	105933-01-000	EA	BRACKET-BUMPER,REAR
2	083376-01-000	EA	PLATE-SKID, 13.2" X 6" X 2" - STEEL
3	103099-05-02A	EA	BUMPER-REAR, BRT/WHT
4	106147-01-02A	EA	CAP-END,BUMPER BLACK
5	034512-01-000	EA	PIN-LOCKING, DRAWBAR
6	034513-01-000	EA	PIN-HITCH, 3/16" WIRE
7	107707-08-000	EA	DRAWBAR ASM-HITCH,CLASS II
	070579-09-000	EA	PLATE ASM ANCHOR
8	105933-02-000	EA	BRACKET BUMPER,REAR
	097744-02-000	EA	HOUSING-TRAILER PIN, 48"
	097745-02-000	EA	HOUSING-RECEPTACLE, TRAILER - 48" WIRE LENGTH
	113634-01-000	EA	WIRE ASM-TRAILER,ADAPTER
	113589-02-000	EA	CONNECTOR-SOCKET, TRAILER - GENERAL 433601
	113589-01-000	EA	CONNECTOR-PLUG, TRAILER - GENERAL 433501
	113588-02-01B	EA	BRACKET-CONNECTOR, TRAILER W/O LIP

#### DRIVESHAFT & BRAKE LINE FLARE UNION

KEY	PART NUMBER	U/M	DESCRIPTION
	103653-10-000	EA	DRIVESHAFT ASM-BALANCED PAIR - E350 190"WB (158)
	115043-02-000	EA	BUSHING-INCREASE 2.5OD-3.5OD - NEAPCO FORD DIESEL
	103653-16-000	EA	DRIVESHAFT ASM-BALANCED PAIR - E350 190"WB (158)
	074833-01-000	EA	SPACER-BEARING, DRIVESHAFT - 2" X 8" X .5" THICK
	085771-03-000	EA	NUT-HEX, FLARE TORQUE - GRADE G DRIVE SHAFT
	088498-01-000	EA	UNION-INVERTED FLARE, BRASS - 3/16 - 3/8 - 24 THD
	106391-04-000	EA	CABLE ASM-BRAKE,PARKING - FORD E350,190 FROM: 02-12-96 THRU: 99-99-99



### CHASSIS GROUP (CONTINUED)



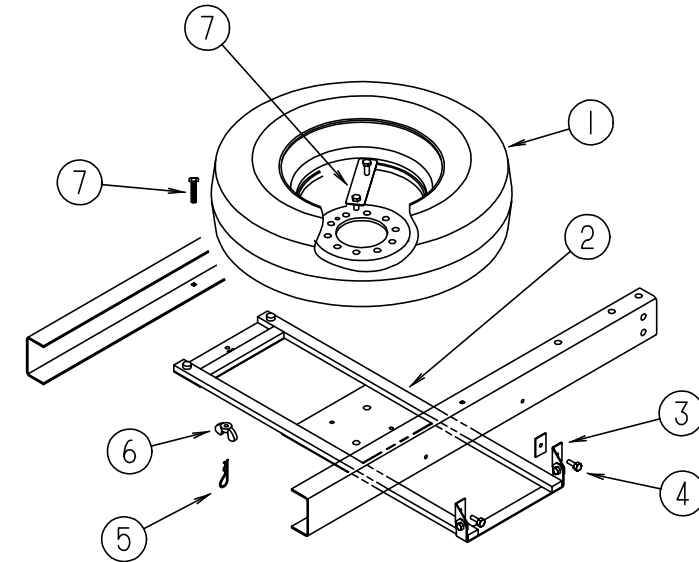
#### FUEL SYSTEM COMPONENTS

KEY	PART NUMBER	U/M	DESCRIPTION
1	095854-01-04A	EA	SHROUD-FUEL FILL,BRIGHT WHITE
2	078040-06-000	EA	SHROUD-FUEL FILL,UPPER
3	117934-01-000	EA	NECK-FILLER,FUEL FILL - BAUER WELD UNLEAD
3	117934-02-000	EA	NECK-FILLER,FUEL FILL - BAUER WELD DIESEL
	078200-01-000	EA	GASKET-FUEL FILL, 3.5"OD X 2"ID
4	106389-01-000	EA	FUEL LINE ASM-FORD,3/8 HP - FORD E350,158-188
5	106388-01-000	EA	FUEL LINE ASM-FORD,5/16 HP - FORD E350,158-188
6	007063-01-000	FT	HOSE-GAS 1/4"ID X 1/2"OD
	044317-01-000	FT	HOSE-FUEL, 3/8" ID
	084884-01-000	EA	PLUG-BRASS, 3/8"

#### WHEEL LINERS & COVERS

KEY	PART NUMBER	U/M	DESCRIPTION	VENDOR NO.
	110435-02-000	EA	LINER-WHEEL,SET 4 E350	DICOR V160F2
	110435-02-700	EA	LINER-WHEEL,FRONT	V160F2-FWC
	110435-02-701	EA	LINER-WHEEL,REAR	V160F2-RWC
	110435-02-702	EA	STUD EXTENDER	V160SD-STX
	110435-02-703	EA	NUT (JAMB)	V160SD-JNT
	110435-02-704	EA	COVER-LUG NUT	V160F0-LNC
	110435-02-705	EA	TOOL F/ JAMB NUT, INSTALL.	V160F0-TOL
	095012-05-000	EA	EXTENSION-VALVE STEM,LIVE 5"	
				FROM: 04-29-96 THRU: 99-99-99
	095012-06-000	EA	STABILIZER-VALVE EXTENSION,L	
				FROM: 04-29-96 THRU: 99-99-99

### CHASSIS GROUP (CONTINUED)



#### SPARE TIRE

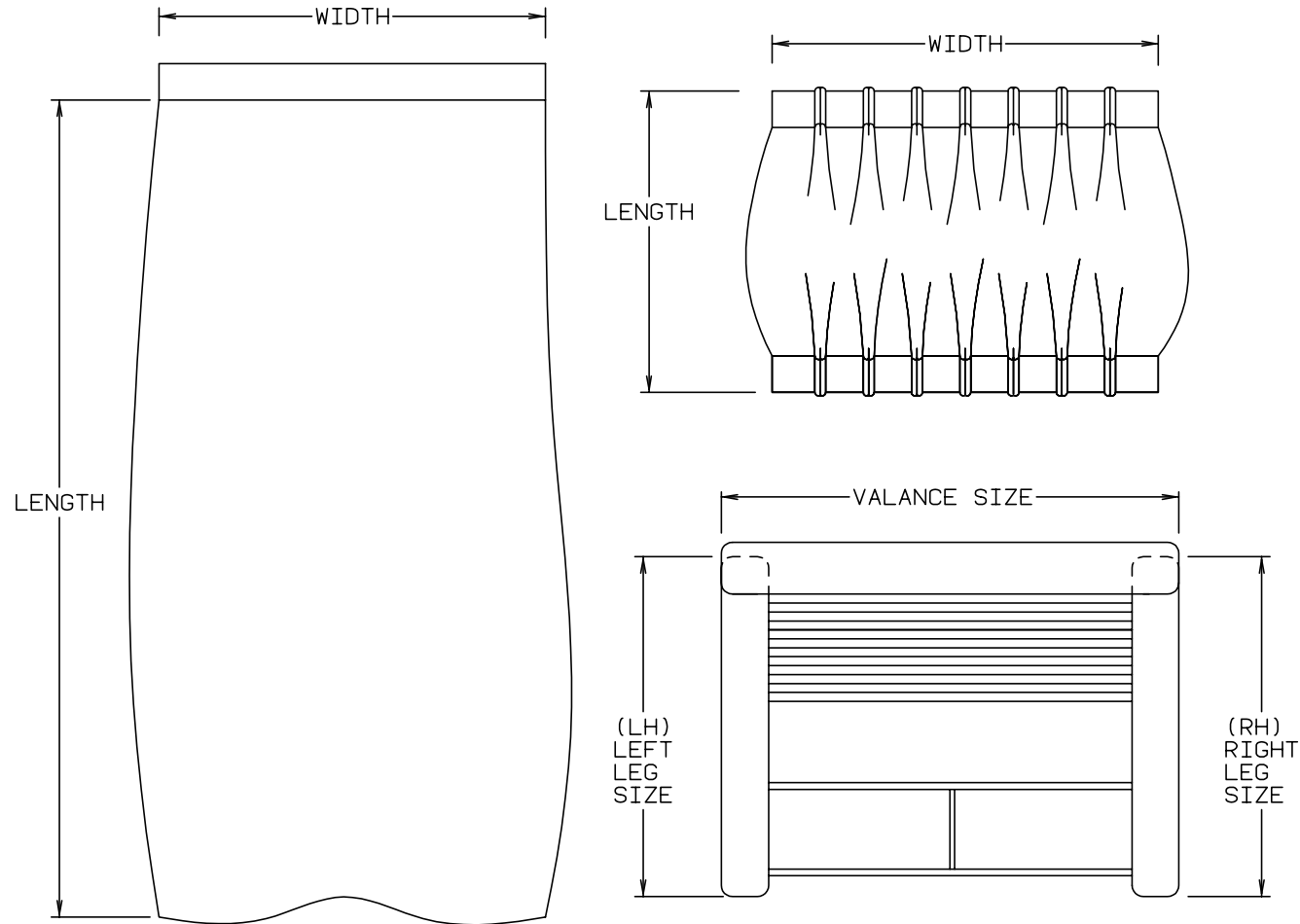
KEY	PART NUMBER	U/M	DESCRIPTION
1	083425-11-000	EA	TIRE-LT225/75R16 LRD - MICHELIN LTX A/S OB
			FROM: 00-00-00 THRU: 01-28-96
1	070917-05-000	EA	TIRE-LT225/75R16D,R4S,M/S - FIRESTONE STEELTEX
			FROM: 01-29-96 THRU: 99-99-99
1	070917-06-000	EA	TIRE-LT225/75R16E,R4S,M/S - FIRESTONE STEELTEX
1	083617-03-000	EA	WHEEL-STL.16.0X6,92 E350 - ACCURIDE 28618
	095012-05-000	EA	EXTENSION-VALVE STEM,LIVE 5"
			FROM: 04-29-96 THRU: 99-99-99
	095012-06-000	EA	STABILIZER-VALVE EXTENSION,L
			FROM: 04-29-96 THRU: 99-99-99
	112358-01-000	EA	WRENCH-LUG,7/8,L-SHAPE - FORD F2UA-17035-CA
2	116348-01-02B	EA	CRADLE ASM-SPARE TIRE,E-COAT
3	116349-01-02B	EA	BRACKET-HINGE,SPARE TIRE,E-C
4	000C26-06-12B	EA	BOLT-HEX-SER FLANGE - 3/8-16 X 3/4 - ZINC
4	000E13-17-00B	EA	WASHER-FLANGE - 3/8" AR ZINC
4	000D34-06-00B	EA	NUT-HEX, LK - 3/8 - 16 GRADE C ZN - PREVAILING TORQUE
5	034513-01-000	EA	PIN-HITCH - 3/16" WIRE
6	064081-03-000	EA	NUT-WING,3/8-16,W/WELD NUT
6	116338-02-02B	EA	BRACKET-CLAMP,SPARE TIRE,E-C
7	000D29-09-00B	EA	NUT-HEX SELFLOCK 9/16-12 ZN
	115580-01-000	EA	STRAP-SPARE TIRE

## CURTAIN & CUSHION GROUP

### NOTICE

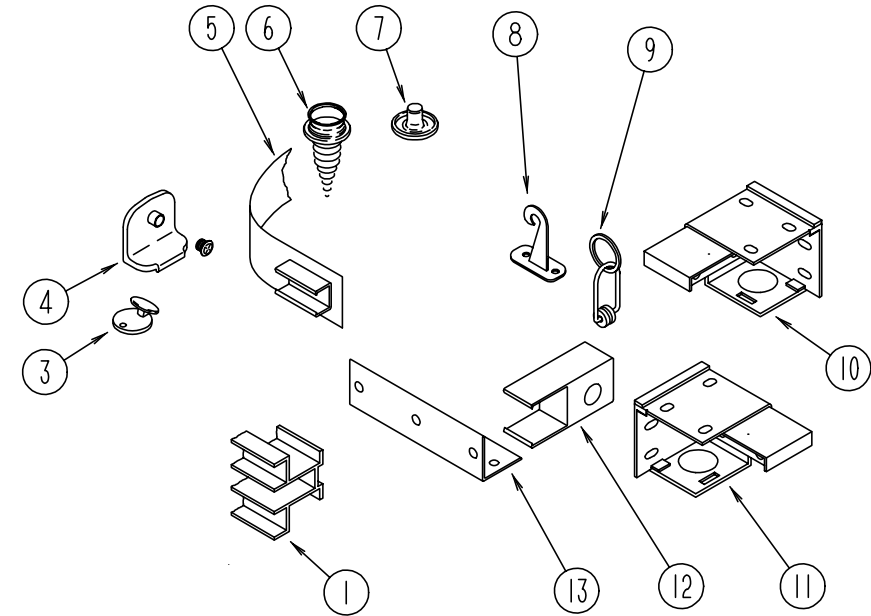
IN ORDER TO ASSIST OUR PARTS SALES DEPT. IN PROVIDING INTERIOR SOFTWARE ITEMS, PLEASE INCLUDE THE SERIAL NUMBER AND THE COLOR CODE NUMBER FROM THE VEHICLE CERTIFICATION LABEL WHEN ORDERING. THIS LABEL IS LOCATED ON THE LEFT SIDEWALL AT THE END OF THE DASH (A-BODY), OR ON THE DRIVER'S DOOR LATCH PLATE (C-BODY).

AN EXAMPLE OF A COLOR CODE NUMBER IS B07, WHICH DESIGNATES AN OVERALL COLOR SCHEME OF A PARTICULAR UNIT. THE COLOR LISTED AFTER THE ITEM DESCRIPTION ON THE MICROFICHE, INDICATES THE OVERALL UNIT COLOR. ORDER THE ITEM YOU DESIRE ACCORDING TO UNIT COLOR CODE.



NOTE: USE THIS ILLUSTRATION WHEN DETERMINING LENGTH AND WIDTH MEASUREMENTS FOR CURTAINS. YOU WILL NOTE THE WIDTH MEASUREMENT IS TAKEN ON THE TOP OF THE CURTAIN WITH THE CURTAIN FULLY EXTENDED. THE LENGTH MEASUREMENT IS TAKEN FROM TOP TO BOTTOM. LEFT AND RIGHT WINDOW LEGS ARE DETERMINED WHEN FACING THE WINDOW.

## CURTAIN & CUSHION GROUP (CONTINUED)

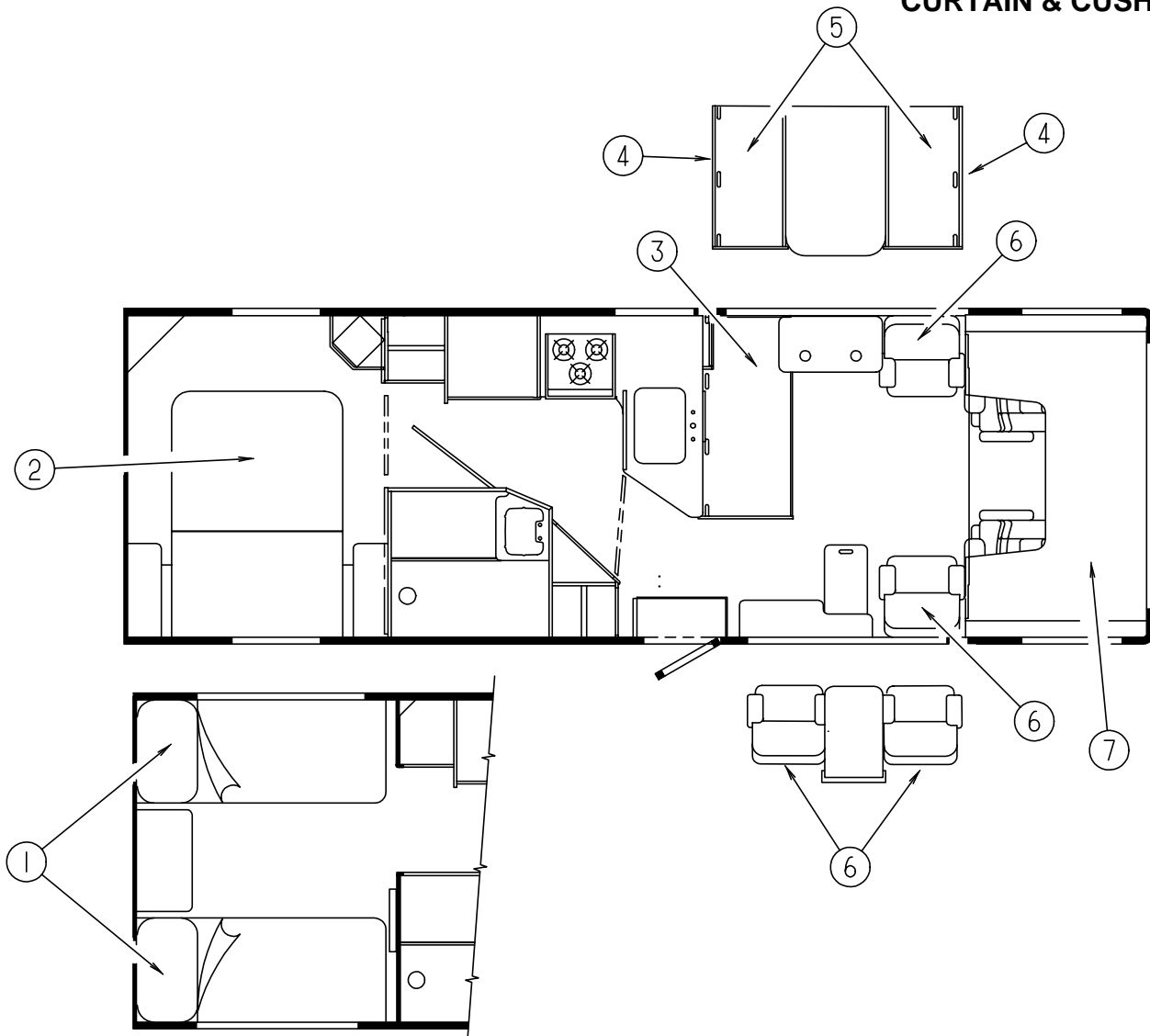


CURTAIN & BLIND HARDWARE

KEY	PART NUMBER	U/M	DESCRIPTION
1	101033-03-000	FT	TRACK-WALL - WHITE - CT225 - SHAPCO
3	102555-01-000	EA	CLEAT-BLIND CORD - CLEAR PLASTIC
3	102555-03-000	EA	CLEAT - BLIND CORD - MILKY WHITE PLASTIC
4	106544-01-000	EA	PULL-SHADE,BRASS
	106544-01-001	EA	SCREW-BRASS,SHADE
5	101031-01-000	YD	TAPE-GLIDE, CURTAIN - 4.25" SPACING
6	029130-01-000	EA	SCREW-SNAP SOCKET, #8 PH X 5/8"
7	029155-01-000	EA	CAP-SNAP, 5/32" O.D. OF PIN
8	109441-03-000	EA	HOLD DOWN-BLIND (CLOUDY)
9	029156-01-000	EA	SOCKET-SNAP, 9/16" O.D.
10	083170-01-000	EA	BRACKET-BLIND, LEFT SIDE WHEN FACING WINDOW
11	083170-02-000	EA	BRACKET-BLIND, RIGHT SIDE WHEN FACING WINDOW
12	101033-02-000	EA	END CAP-TRACK, CLEAR
13	075943-10-000	EA	BRACE-VALANCE,20 IN OFF/WHT
13	105648-01-02A	EA	BRACE-VALANCE OFF/WHT
	046867-01-000	EA	GROMMET-BRASS - 7/16" ID X 1" OD
	046867-03-000	EA	GROMMET-HANDY BUTTON NO 3
	048394-02-000	YD	VELCRO TAPE-HOOK, ADHESIVE BACK - .75" WIDE - BEIGE
	084434-01-000	EA	BRACKET-MOUNTING, ROLLER SHADE - 1 3/8"
	093475-01-701	EA	CAP-END, WITH INVERTED STUD PAR
	093475-01-700	EA	WAND-BLIND W/METAL CLIP, 8" NONE
	088792-01-000	YD	VELCRO-HOOK, .75" WIDE - BEIGE
	088792-02-000	YD	VELCRO TAPE-LOOP, ADHESIVE BACKED - .75" WIDE - BEIGE
	096843-01-000	EA	SPRING-REWIND, ROLLER SHADE
	086276-01-000	EA	TAPE-DOUBLE SIDED, 1/2"
	009702-01-000	EA	END STOP-CURTAIN CARRIER, L ROD
	009700-04-002	EA	TRACK, L-SHAPED 195.5" - OFF WHITE
	094896-02-000	EA	GROMMET-CORD, PLEATED BLIND - NYLON - GRAY
	094907-02-000	EA	END CAP-TOP, PLEATED BLIND - PLASTIC - GRAY
	094907-04-000	EA	HRDW.-END CAP,BTM ,PULL TYPE
	094907-04-701	EA	END CAP-LH BOTTOM BLIND
	094907-04-700	EA	END CAP-RH BOTTOM BLIND
	097564-01-000	EA	HANDLE-T, EZ LIFT SHADE
	097565-01-000	EA	BRACKET-MOUNTING, PLEATED BLIND
	097591-01-000	EA	SPRING-EXTENSION, PLEATED BLIND
	097592-01-000	EA	SPOOL-CORD, ELEVATED BLIND HOLDUP - CLEAR PLASTIC
	097593-02-000	FT	CORD-BLIND, PLEATED - GRAY
	097593-10-000	FT	CORD-BLIND, PLEATED - VANILLA

FROM: 00-00-00 THRU: 03-12-96  
 FROM: 03-13-96 THRU: 99-99-99  
 FROM: 00-00-00 THRU: 10-01-95  
 FROM: 10-02-95 THRU: 99-99-99

## CURTAIN & CUSHION GROUP (CONTINUED)



### FORWARD FACING COUCH

KEY	PART NUMBER	U/M DESCRIPTION
3	114969-01-G27	EA BED-FORWARD FACING - BACK COMP - JACKKNIFE
3	114969-01-G28	EA BED-FORWARD FACING - BACK COMP - JACKKNIFE
	114969-02-G27	EA RIGHT AND LEFT CUSHIONS - COUCH BACKREST
	114969-02-G28	EA RIGHT AND LEFT CUSHIONS - COUCH BACKREST
	P14969-02-G27	EA COVER-RIGHT AND LEFT CUSHIONS - COUCH BACKREST
	P14969-02-G28	EA COVER-RIGHT AND LEFT CUSHIONS - COUCH BACKREST
	114969-03-G27	EA CENTER CUSHION - COUCH - BACK
	114969-03-G28	EA CENTER CUSHION - COUCH - BACK
	P14969-03-G27	EA COVER-CENTER CUSHION-COUCH - BACK
	P14969-03-G28	EA COVER-CENTER CUSHION-COUCH - BACK
	114969-04-G27	EA SEAT-COUCH - W/O BACKREST
	114969-04-G28	EA SEAT-COUCH - W/O BACKREST
	P14969-04-G27	EA COVER-SEAT - COUCH
	P14969-04-G28	EA COVER-SEAT - COUCH
	104166-04-G27	EA PILLOW ASM - 14" X 14" - ACCENT PILLOW
	104166-04-G28	EA PILLOW ASM - 14" X 14" - ACCENT PILLOW
	114763-01-000	EA FRAME - FORWARD FACING BASE
	114763-02-000	EA FRAME - FORWARD FACING SEAT
	114763-07-000	EA FRAME - FORWARD FACING LEGS
	116631-02-02B	EA PLATE ASM - W/HOLES - E-COAT
	117125-01-02B	EA BRACKET-CABLE HOLDER - E-COAT
	120962-01-000	EA BRACKET-QUICK RELEASE CLAMP
	114726-01-GB1	EA TRAY ASM - BEVERAGE

**NOTE: COUCH FRONT AND SIDE PANELS ARE FOUND IN THE LOUNGE GROUP.**

### DINETTE CUSHIONS

KEY	PART NUMBER	U/M DESCRIPTION
4	111897-05-G35	EA CUSHION-BACKREST - 13.5" X 42" X 5" (G27)
4	111897-05-G36	EA CUSHION-BACKREST - 13.5" X 42" X 5" (G28)
	P11897-05-G35	EA COVER-CUSHION - BACKREST - 13.5" X 42" X 5" (G27)
	P11897-05-G36	EA COVER-CUSHION - BACKREST - 13.5" X 42" X 5" (G28)
5	105603-15-G35	EA CUSHION-SEATBASE - 23" X 42" X 5" (G27)
5	105603-15-G36	EA CUSHION-SEATBASE - 23" X 42" X 5" (G28)
	P05603-15-G35	EA COVER-CUSHION - SEATBASE - 23" X 42" X 5" (G27)
	P05603-15-G36	EA COVER-CUSHION - SEATBASE - 23" X 42" X 5" (G28)
	078155-01-000	EA STRAP-SNAP - BACKREST CUSHION

### SWIVEL CHAIR

KEY	PART NUMBER	U/M DESCRIPTION
6	115470-01-G27	EA CHAIR ASM-SIERRA
6	115470-01-G28	EA CHAIR ASM-SIERRA
	P15470-01-G27	EA COVER ASM-SIERRA
	P15470-01-G28	EA COVER ASM-SIERRA

### BUNK CUSHIONS

KEY	PART NUMBER	U/M DESCRIPTION
7	105573-10-G27	EA CUSHION-BUNK - REAR - 27" X 23" X 80" X 5"
7	105573-10-G28	EA CUSHION-BUNK - REAR - 27" X 23" X 80" X 5"
	P05573-10-G27	EA COVER-CUSHION - BUNK - REAR - 27" X 23" X 80" X 5"
	P05573-10-G28	EA COVER-CUSHION - BUNK - REAR - 27" X 23" X 80" X 5"
	105573-09-G27	EA CUSHION-BUNK - FRONT - 32.5" X 80" X 5"
	105573-09-G28	EA CUSHION-BUNK - FRONT - 32.5" X 80" X 5"
	P05573-09-G27	EA COVER-CUSHION - BUNK - FRONT - 32.5" X 80" X 5"
	P05573-09-G28	EA COVER-CUSHION - BUNK - FRONT - 32.5" X 80" X 5"
	079145-08-000	EA CUSHION-BUNK - 25" X 74" X 3.5" (FRONT ENTERTAINMENT CENTER)
	M79145-08-000	EA COVER-CUSHION - BUNK - 25" X 74" X 3.5" (FRONT ENTERTAINMENT CENTER)
	094658-02-F28	EA HANDLE-PICKLED ASH

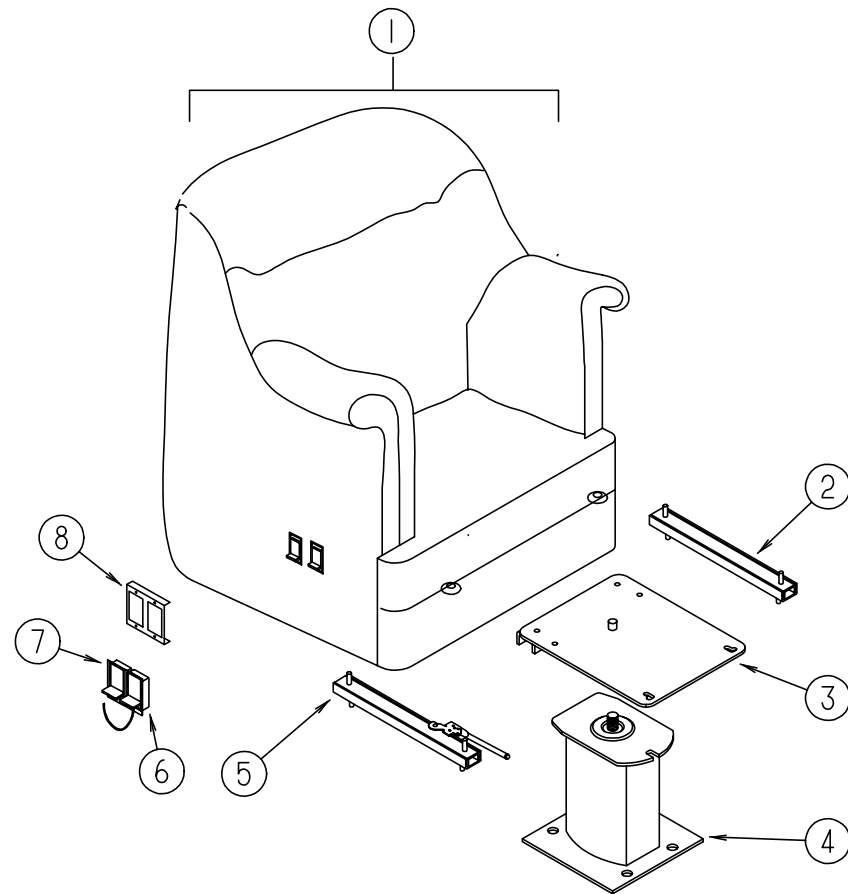
### TWIN BED BEDSPREAD, PILLOW & MATTRESS

KEY	PART NUMBER	U/M DESCRIPTION
1	101123-30-000	EA MATT - COMPLETE-FOAM 36 X 80 - 1 CUT CORNER
1	P01123-30-000	EA COVER-MATTRESS - 36 X 80 - FOAM W/1 CUT CORNER
	085365-44-G27	EA BEDSPREAD - 36 X 80 THROW 1"GATH WELT
	085365-44-G28	EA BEDSPREAD - 36 X 80 THROW 1"GATH WELT
	104176-06-G27	EA PILLOW SHAM
	104176-06-G28	EA PILLOW SHAM
	104504-08-G27	EA PILLOW ASM - 16" X 16" - ACCENT PILLOW
	104504-08-G28	EA PILLOW ASM - 16" X 16" - ACCENT PILLOW

### QUEEN BED BEDSPREAD, PILLOW & MATTRESS

KEY	PART NUMBER	U/M DESCRIPTION
2	101123-08-000	EA MATTRESS-QUEEN - 60" X 75" - TICKING COVERED
2	P01123-08-000	EA COVER-MATTRESS - FOAM - QUEEN - 60" X 75"
	085365-43-G27	EA BEDSPREAD-QUEEN - 60" X 75" - 1" GATHERS
	085365-43-G28	EA BEDSPREAD-QUEEN - 60" X 75" - 1" GATHERS
	104176-05-G27	EA PILLOW SHAM
	104176-05-G28	EA PILLOW SHAM
	104504-08-G27	EA PILLOW ASM - 16" X 16" - ACCENT PILLOW
	104504-08-G28	EA PILLOW ASM - 16" X 16" - ACCENT PILLOW

**CURTAIN & CUSHION GROUP (CONTINUED)**



**SWIVEL CHAIR**

KEY	PART NUMBER	U/M	DESCRIPTION
1	115470-01-G27	EA	CHAIR ASM-SIERRA
1	115470-01-G28	EA	CHAIR ASM-SIERRA
	P15470-01-G27	EA	COVER ASM-SIERRA
	P15470-01-G28	EA	COVER ASM-SIERRA
2	119952-03-000	EA	SLIDE-SEAT,HD,LOCKING 2STUDS - ATWOOD 83775
3	107921-08-000	EA	TOP PLATE - PEDESTAL- WO SEAT BELT BAR
	107921-06-000	EA	BEARING KIT-PEDESTAL
4	107921-01-000	EA	PEDESTAL FLOOR MOUNTED - W/9.75" EXTENSION
5	119952-01-000	EA	SLIDE-SEAT,HD,NONLOCKING 2ST - ATWOOD 83711
	007221-01-000	EA	SPACER-SEAT, ADJUSTER
6	108049-03-000	EA	CABLE-W/CONTROL 25.5" SHEATH/28.5" CABLE W/DOG LEG
	108049-02-000	EA	CLIP-CABLE, PEDESTAL
7	089368-04-000	EA	CABLE-SWIVEL/SLIDE - W/SWITCH
8	097683-02-000	EA	BRACKET-MOUNT, REMOTE
	108445-02-000	EA	PLATE - FLOOR MOUNTED PEDESTAL, SEAT
	114889-01-000	EA	STOP BAR-UNIVERSAL - SHROCK

**CURTAIN & CUSHION GROUP (CONTINUED)**

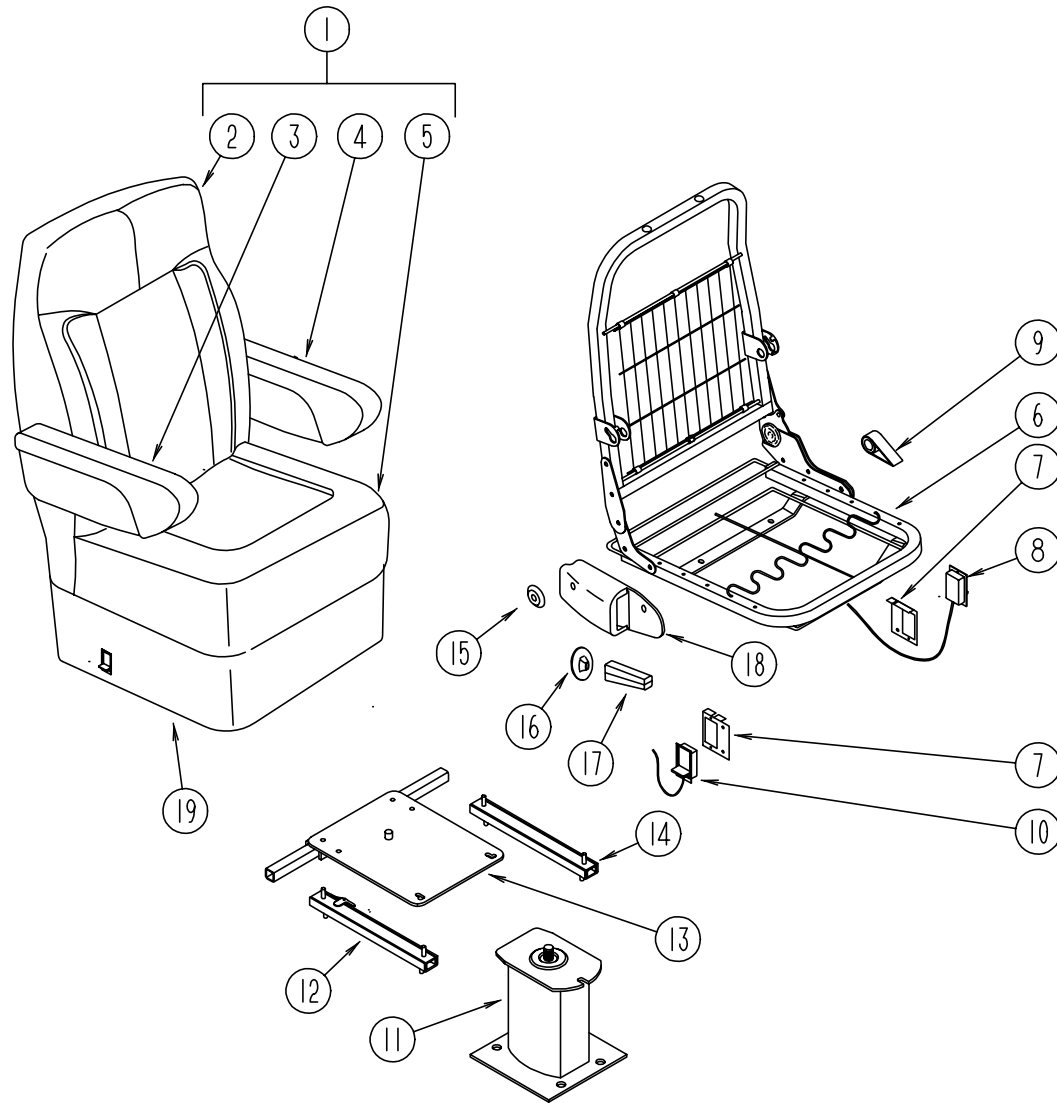
**SUNDANCER FABRICS**

Family - 400 DL's	G27 Winter Moss	G28 Tuscany
<b>Bucket Seats</b>	108446-J6-000	108446-K6-000
<b>Dinette</b>	108446-J7-000	108446-H6-000
<b>Dinette Pads</b>	108446-J6-000	108446-K6-000
<b>Sofa</b>	108446-J7-000	108446-H6-000
<b>Swivel Chair</b>	108446-J6-000	108446-H5-000
<b>Lounge Windows</b>	108446-J7-000 108446-J6-000	108446-H6-000 108446-H5-000
<b>Legs</b>	108446-J6-000	108446-H5-000
<b>Overhead Bunk</b>	108446-J6-000	108446-H5-000
<b>Bedroom Window</b>	105745-C9-000 105745-B7-000	105745-C2-000 105745-C3-000
<b>Bedroom Legs</b>	105745-B7-000	105745-C3-000
<b>Bedroom Pillow</b>	105745-B7-000 105745-C9-000	105745-C3-000 105745-C2-000
<b>Bedspread</b>	105745-C9-000 105745-B7-000	105745-C2-000 105745-C3-000
<b>Pillow Shams</b>	105745-C9-000 105745-B7-000	105745-C2-000 105745-C3-000
<b>Bunk Privacy</b>	093487-10-01A	093487-10-01A
<b>Shower</b>	075244-07-000	075244-03-000
<b>Front Wraparound</b>	07233-85-000	07233-85-000
<b>Overhead Curtain</b>	105745-C9-000	105745-C2-000
<b>Day/Nighter</b>	094977-30-000 094977-26-000	094977-30-000 094977-26-000

NOTE: FABRIC LISTED FIRST, IN A BLOCK, IS THE LARGEST QUANTITY OF FABRIC USED.

## CURTAIN & CUSHION GROUP (CONTINUED)

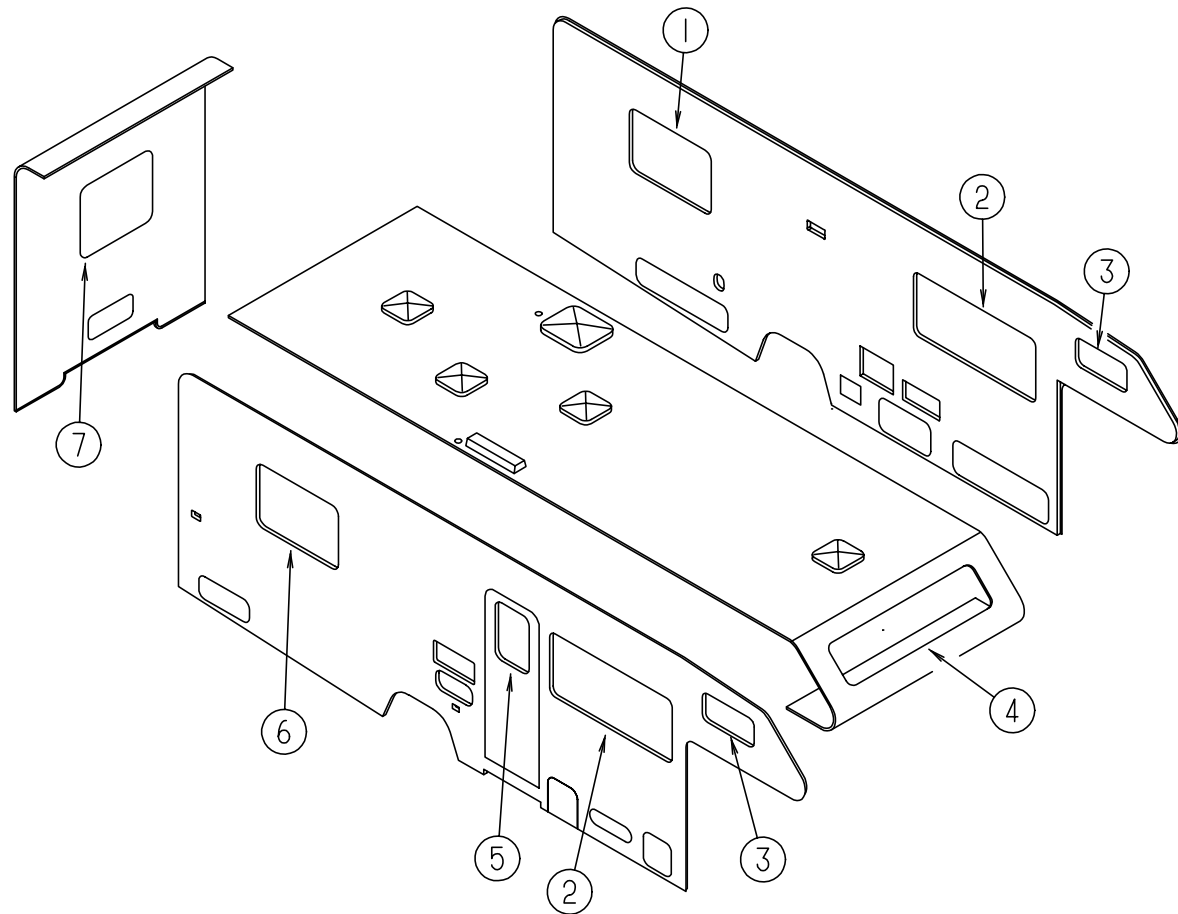
### BUCKET SEATS



KEY	PART NUMBER	U/M	DESCRIPTION
1	115390-05-G35	EA	SEAT - NEWPORT - MANUAL RECLINE W/HEADREST (G27)
1	115390-05-G36	EA	SEAT - NEWPORT - MANUAL RECLINE W/HEADREST (G28)
			FROM: 00-00-00 THRU: 10-31-95
1	115390-05-GA6	EA	SEAT - NEWPORT - MANUAL RECLINE W/HEADREST (G28)
			FROM: 11-01-95 THRU: 99-99-99
	M80906-12-000	EA	FRAME-SEAT - BACK & SPRING
2	M05962-13-G35	EA	COVER-BACK,NEWPORT (G27)
2	M05962-13-G36	EA	COVER-BACK,NEWPORT (G28)
			FROM: 00-00-00 THRU: 10-31-95
2	M05962-13-GA6	EA	COVER-BACK,NEWPORT (G28)
			FROM: 11-01-95 THRU: 99-99-99
	119698-01-G35	EA	HEADREST STRATON II (G27)
	119698-01-G36	EA	HEADREST STRATON II (G28)
			FROM: 00-00-00 THRU: 10-31-95
	119698-01-GA6	EA	HEADREST STRATON II (G28)
			FROM: 11-01-95 THRU: 99-99-99
	P19698-01-G35	EA	COVER - HEADREST F/STRATON II (G27)
	P19698-01-G36	EA	COVER - HEADREST F/STRATON II (G28)
			FROM: 00-00-00 THRU: 10-31-95
	P19698-01-GA6	EA	COVER - HEADREST F/STRATON II (G28)
			FROM: 11-01-95 THRU: 99-99-99
	113977-12-000	EA	HEADREST INSERT - W/O LOCK
	113977-13-000	EA	HEADREST INSERT,W/LOCK - FLEXSTEEL
	114791-05-000	EA	FRAME-HEADREST,STRATTON,PLYF

KEY	PART NUMBER	U/M	DESCRIPTION
3	114929-01-G35	EA	ARMREST-ASM - RIATTA - RIGHT (G27)
3	114929-01-G35	EA	ARMREST-ASM - RIATTA - RIGHT (G28)
			FROM: 00-00-00 THRU: 10-31-95
3	114929-01-G36	EA	ARMREST-ASM - RIATTA - RIGHT (G28)
			FROM: 11-01-95 THRU: 99-99-99
	P14929-01-G35	EA	COVER-ARMREST,RIATTA,RT. (G27)
	P14929-01-G36	EA	COVER-ARMREST,RIATTA,RT. (G28)
			FROM: 00-00-00 THRU: 10-31-95
	P14929-01-GA6	EA	COVER-ARMREST,RIATTA,RT. (G28)
			FROM: 11-01-95 THRU: 99-99-99
	111169-01-000	EA	PLATE-BACK, ARMREST
	116701-01-000	EA	BRKT-ARM,RT,RIALTA
	080211-03-000	EA	CLIP - XMAS TREE - DECOR PADS
4	114929-02-G35	EA	ARMREST-ASM - RIATTA - LEFT (G27)
4	114929-02-G36	EA	ARMREST-ASM - RIATTA - LEFT (G28)
			FROM: 00-00-00 THRU: 10-31-95
4	114929-02-GA6	EA	ARMREST-ASM - RIATTA - LEFT (G28)
			FROM: 11-01-95 THRU: 99-99-99
	P14929-02-G35	EA	COVER-ARMREST,RIATTA,LT. (G27)
	P14929-02-G36	EA	COVER-ARMREST,RIATTA,LT. (G28)
			FROM: 00-00-00 THRU: 10-31-95
	P14929-02-GA6	EA	COVER-ARMREST,RIATTA,LT. (G28)
			FROM: 11-01-95 THRU: 99-99-99
	111169-01-000	EA	PLATE-BACK, ARMREST
	116701-02-000	EA	BRKT-ARM,LT,RIALTA
	080211-03-000	EA	CLIP - XMAS TREE - DECOR PADS
5	M05962-14-G35	EA	COVER-SEAT,NEWPORT (G27)
5	M05962-14-G36	EA	COVER-SEAT,NEWPORT (G28)
			FROM: 00-00-00 THRU: 10-31-95
5	M05962-14-GA6	EA	COVER-SEAT,NEWPORT (G28)
			FROM: 11-01-95 THRU: 99-99-99
6	M80906-12-000	EA	FRAME - SEAT/ BACK & SPRING
7	097683-02-000	EA	BRACKET-MOUNT, REMOTE
8	080730-09-000	EA	SHIELD-FLEXSTEEL
	089323-01-000	FT	STRIP-POLYENTHYLENE,J-CHANEL - FLEX-O-LATORS
9	080730-08-000	EA	HANDLE - RECLINER
10	108049-03-000	EA	CABLE-W/CONTROL 25.5" SHEATH/28.5" CABLE W/DOG LEG
	108049-02-000	EA	CLIP-CABLE, PEDESTAL
11	107921-09-000	EA	PEDESTAL ASM-SEAT FORD - FLEXSTEEL 3067-PDMB
12	119952-04-000	EA	SLIDE - SEAT, HEAVY DUTY LOCKING
13	107921-08-000	EA	TOP PLATE - PEDESTAL- WO SEAT BELT BAR
	108445-02-000	EA	PLATE - FLOOR MOUNTED PEDESTAL, SEAT
	107921-06-000	EA	BEARING KIT-PEDESTAL
14	119952-02-000	EA	SLIDE - SEAT, HEAVY DUTY NONLOCKING
15	000G39-10-12B	EA	SCREW-SF/DR - 10-16 X .75 PPH - ZINC
	111169-05-000	EA	INSERT-OVAL, ITASCA
16	080730-09-000	EA	SHIELD-FLEXSTEEL
17	080730-08-000	EA	HANDLE - RECLINER
18	080730-11-000	EA	SHIELD-RUBBER BOOT
19	071126-42-G27	EA	SKIRT-7",W/OPEN BK CRNS (G27)
19	071126-42-G28	EA	SKIRT-7",W/OPEN BK CRNS (G28)
			FROM: 00-00-00 THRU: 10-31-95
	071126-42-GA6	EA	SKIRT-7",W/OPEN BK CRNS (G28)
			FROM: 11-01-95 THRU: 99-99-99
	114889-01-000	EA	STOP BAR-UNIVERSAL - SHROCK
	117125-01-02B	EA	BRACKET-CABLE HOLDER,E-COAT

**CURTAIN & CUSHION GROUP (CONTINUED)**



**CURTAINS, SHADES VALANCES & BLINDS**

KEY	PART NUMBER	U/M DESCRIPTION
1	119138-13-G35	EA VAL-BELLINI,53"W/WELT&PEAK (SIDE QUEEN)(G27)
1	119138-14-G36	EA VAL-BELLINI,53"W/WELT&PEAK (SIDE QUEEN)(G28)
1	119138-01-G35	EA VAL-BELLINI,53"W/WELT (TWIN)(G27)
1	119138-03-G28	EA VAL-BELLINI,53"W/BRAID (TWIN)(G28)
1	119333-03-G35	EA LEG - RIGHT - 25"(SIDE QUEEN & TWIN, )(G27)
1	119333-03-G36	EA LEG - RIGHT - 25"(SIDE QUEEN & TWIN, )(G28)
1	119333-04-G35	EA LEG - LEFT - 25" (SIDE QUEEN & TWIN)(G27)
1	119333-04-G36	EA LEG - LEFT - 25" (SIDE QUEEN & TWIN)(G28)
1	111910-26-G27	EA BLIND-DAY/NIGHTER,50 X 30
1	111910-26-G28	EA BLIND-DAY/NIGHTER,50 X 30
2	119136-01-G35	EA VALANCE-STANWICK,64.5" (G27)
2	119136-01-G28	EA VALANCE-STANWICK,64.5" (G28)
2	119333-01-G35	EA LEG-RT.,25",PLAIN,NO HOLE (G27)
2	119333-01-G36	EA LEG-RT.,25",PLAIN,NO HOLE (G28)
2	119333-02-G35	EA LEG-LT.,25",PLAIN,NO HOLE (G27)
2	119333-02-G36	EA LEG-LT.,25",PLAIN,NO HOLE (G28)
2	111910-22-G27	EA BLIND-DAY/NIGHTER,60 X 28.5
2	111910-22-G28	EA BLIND-DAY/NIGHTER,60 X 28.5
3	101034-51-G27	EA CURT-19 X 34,RT.DART TAPE T&B
3	101034-51-G28	EA CURT-19 X 34,RT.DART TAPE T&B
3	101034-52-G27	EA CURT-19 X 34,LT.DART TAPE T&B
3	101034-52-G28	EA CURT-19 X 34,LT.DART TAPE T&B
4	101034-33-G27	EA CURT-21X 60,RT,DART TAPE T&B
4	101034-33-G28	EA CURT-21X 60,RT,DART TAPE T&B
4	101034-34-G27	EA CURT-21X 60,LT,DART TAPE T&B
4	101034-34-G28	EA CURT-21X 60,LT,DART TAPE T&B
5	119136-13-G27	EA VAL-11 X 31.75,STANWICK,FLAT
5	119136-13-G28	EA VAL-11 X 31.75,STANWICK,FLAT
5	084755-57-E07	EA SHADE - PULL - 27.25"

**CURTAIN & CUSHION GROUP (CONTINUED)**

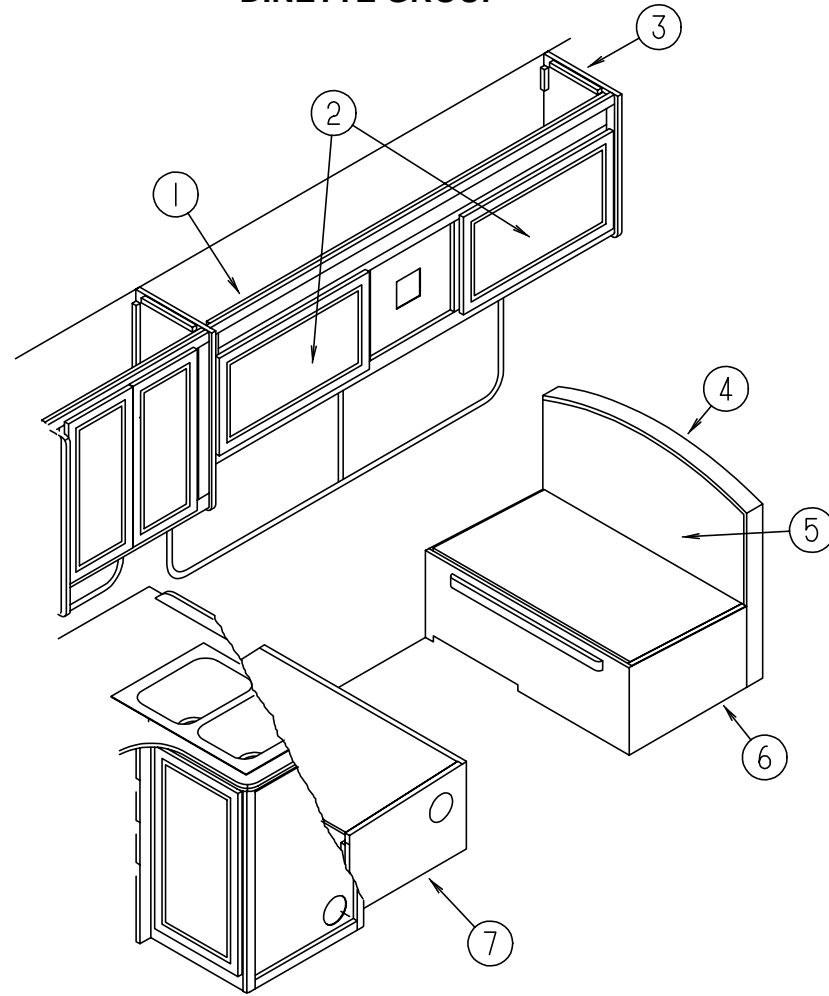
**CURTAINS, SHADES VALANCES & BLINDS (CONTINUED)**

KEY	PART NUMBER	U/M DESCRIPTION
6	119138-01-G35	EA VAL-BELLINI,53"W/WELT (SIDE QUEEN)(G27)
6	119138-03-G28	EA VAL-BELLINI,53"W/BRAID (SIDE QUEEN)(G28)
6	119138-05-G27	EA VAL-BELLINI,31"W/WELT (TWIN)
6	119263-06-G28	EA VAL-BELLINI,31"W/WELT (TWIN)
6	119333-03-G35	EA LEG - RIGHT - 25"(G27)
6	119333-03-G36	EA LEG - RIGHT - 25"(G28)
6	119333-04-G35	EA LEG - LEFT - 25"(G27)
6	119333-04-G36	EA LEG - LEFT - 25"(G28)
6	111910-26-G27	EA BLIND-DAY/NIGHTER,50 X 30
6	111910-26-G28	EA BLIND-DAY/NIGHTER,50 X 30
7	119138-13-G35	EA VAL-BELLINI,53"W/WELT&PEAK (SIDE QUEEN)(G27)
7	119138-14-G36	EA VAL-BELLINI,53"W/WELT&PEAK (SIDE QUEEN)(G28)
7	119138-01-G35	EA VAL-BELLINI,53"W/WELT (TWIN)(G27)
7	119138-03-G28	EA VAL-BELLINI,53"W/BRAID (TWIN)(G28)
7	119333-03-G35	EA LEG - RIGHT - 25" (SIDE QUEEN)(G27)
7	119333-03-G36	EA LEG - RIGHT - 25" (SIDE QUEEN)(G28)
7	119333-04-G35	EA LEG - LEFT - 25" (SIDE QUEEN)(G27)
7	119333-04-G36	EA LEG - LEFT - 25" (SIDE QUEEN)(G28)
7	119333-37-G35	EA LEG-RT. 25",PLAIN,3.5" DEEP (TWIN)(G27)
7	119333-37-G36	EA LEG-RT. 25",PLAIN,3.5" DEEP (TWIN)(G28)
7	119333-38-G35	EA LEG-LT. 25",PLAIN,3.5" DEEP (TWIN)(G27)
7	119333-38-G36	EA LEG-LT. 25",PLAIN,3.5" DEEP (TWIN)(G28)
7	111910-26-G27	EA BLIND-DAY/NIGHTER,50 X 30 (SIDE QUEEN)
7	111910-26-G28	EA BLIND-DAY/NIGHTER,50 X 30 (SIDE QUEEN)
7	111910-20-G27	EA BLIND-DAY/NIGHTER,28 X 28 (TWIN)
7	111910-20-G28	EA BLIND-DAY/NIGHTER,28 X 28 (TWIN)
	093487-10-01A	EA PLEATED CURTAIN - 31" X 100" BUNK PRIVACY
	076892-23-G07	EA CURTAIN ASM-44 X 80, PLAIN

**VINYL ASSIST HANDLE, BUTTONS, WELTING & SEATBELTS**

KEY	PART NUMBER	U/M DESCRIPTION
	079349-04-F16	YD WELT ASM-NARROW - ACCENT (G27)
	079349-04-E22	YD WELT ASM-NARROW - ACCENT (G28)
	074494-02-000	EA BUTTON-RETAINING PIVOT #60
	074494-03-000	EA BUTTON-SERRATED PVT.TACK 3/8
	118337-04-G35	EA BUTTON ASM-#60 (G27)
	118337-04-G28	EA BUTTON ASM-#60 (G28)
	084415-67-000	YD TRIM-BRAID,62028P59 FRINGE (G27)
	084415-68-000	YD TRIM-BRAID,62028P58 FRINGE (G28)
	057534-01-000	EA TIEBACK/TIEDOWN-BED/CURTAIN/DOOR, 6" - PLASTIC - CLEAR
	057534-06-000	EA TIEBACK/TIEDOWN-VINYL, 6" - BEIGE
	069178-02-000	EA BRACKET-MOUNTING, ASSIST HANDLE - L ANGLE - W/HOLES - ST
	053552-02-AA8	EA HANDLE-ASSIST, INTERIOR - ENTRY DOOR - VINYL - OFF WHITE
	000C16-07-16B	EA BOLT-CARRIAGE, ASSIST HANDLE - 7/16" - 14 X 1" ZN
	000D20-07-00B	EA NUT-ACORN,ASSIST HANDLE - 7/16" X 14 ZN
	057759-01-000	EA WASHER BRACKET-SEAT BELT, 4" DIAMETER
	007021-01-000	EA BELT-SEAT, 2" X 90" - BLACK

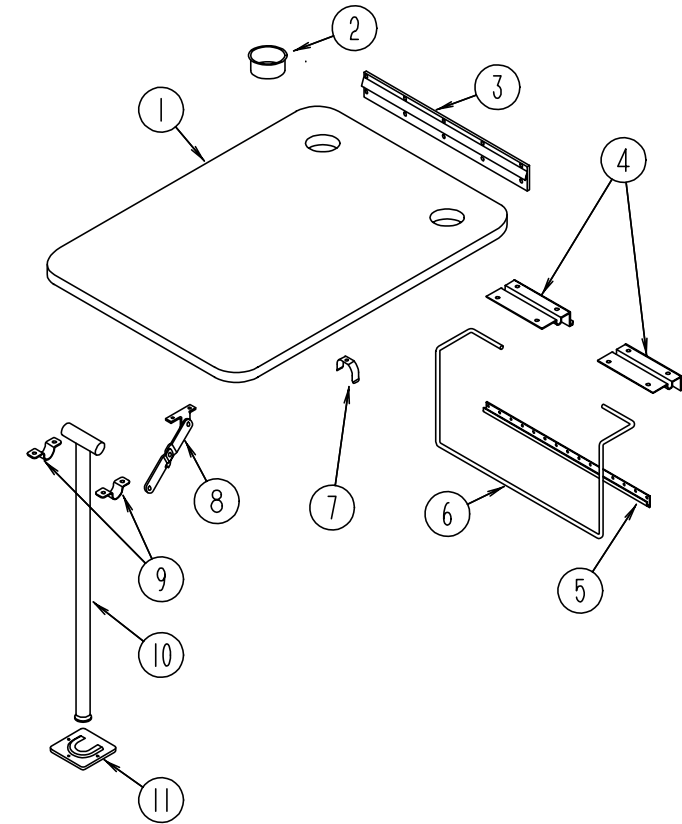
## DINETTE GROUP



### DINETTE CABINETS

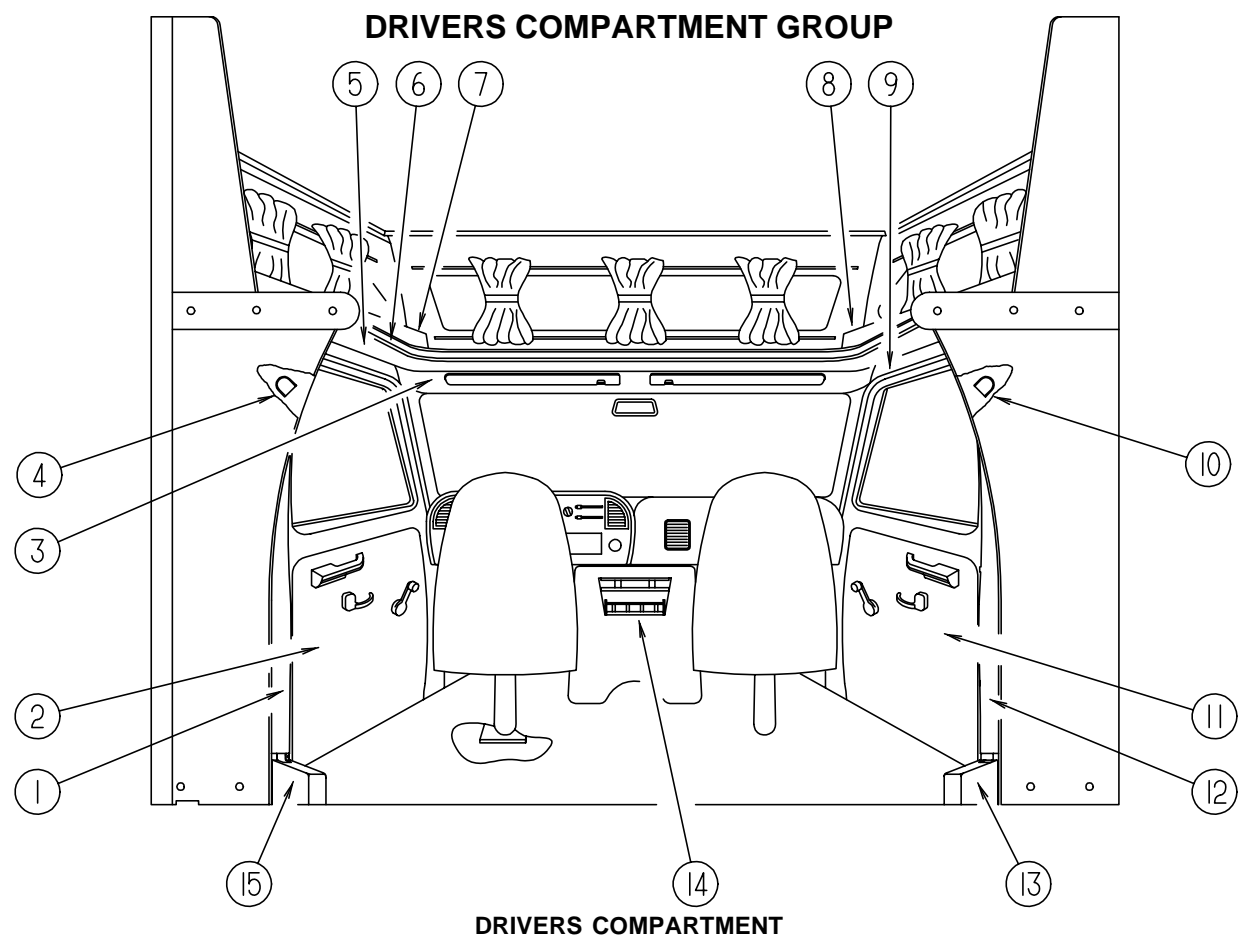
KEY	PART NUMBER	U/M	DESCRIPTION	
1	111166-03-G27	EA	CABINET ASM-OVHD,DINETTE	
1	111166-03-G28	EA	CABINET ASM-OVHD,DINETTE	
2	M06803-82-G28	EA	DOOR-RAIL,MTRD/OG 0400 X 0710 (MIRRORED)	
2	M06803-13-G28	EA	DOOR-RAIL,MTRD/OG 0400 X 0710 (WOOD PANEL)	
3	109908-09-F28	EA	CAP ASM-END,OVHD	
4	111338-06-G27	EA	PAD ASM-DINETTE (G27)	
4	111338-06-G28	EA	PAD ASM-DINETTE (G28)	
4	111338-06-GA6	EA	PAD ASM-DINETTE (G28)	FROM: 00-00-00 THRU: 10-31-95
5	M06884-07-F28	EA	CABT ASM-SEATBACK,RH	FROM: 11-01-95 THRU: 99-99-99
5	M06836-11-G27	EA	CABINET-SEATBACK RH	FROM: 00-00-00 THRU: 08-29-95
6	M06837-11-G27	EA	CABINET-SEATBASE RH	FROM: 08-30-95 THRU: 99-99-99
6	M06837-11-G27	EA	CABINET-SEATBASE RH	FROM: 00-00-00 THRU: 10-31-95
6	M06837-11-G27	EA	CABINET-SEATBASE RH	FROM: 08-30-95 THRU: 99-99-99
7	112367-05-F28	EA	CAP ASM	
7	M06885-24-G27	EA	CABT ASM-SEATBASE,LH	
7	112367-06-G28	EA	CAP ASM	

## DINETTE GROUP (CONTINUED)

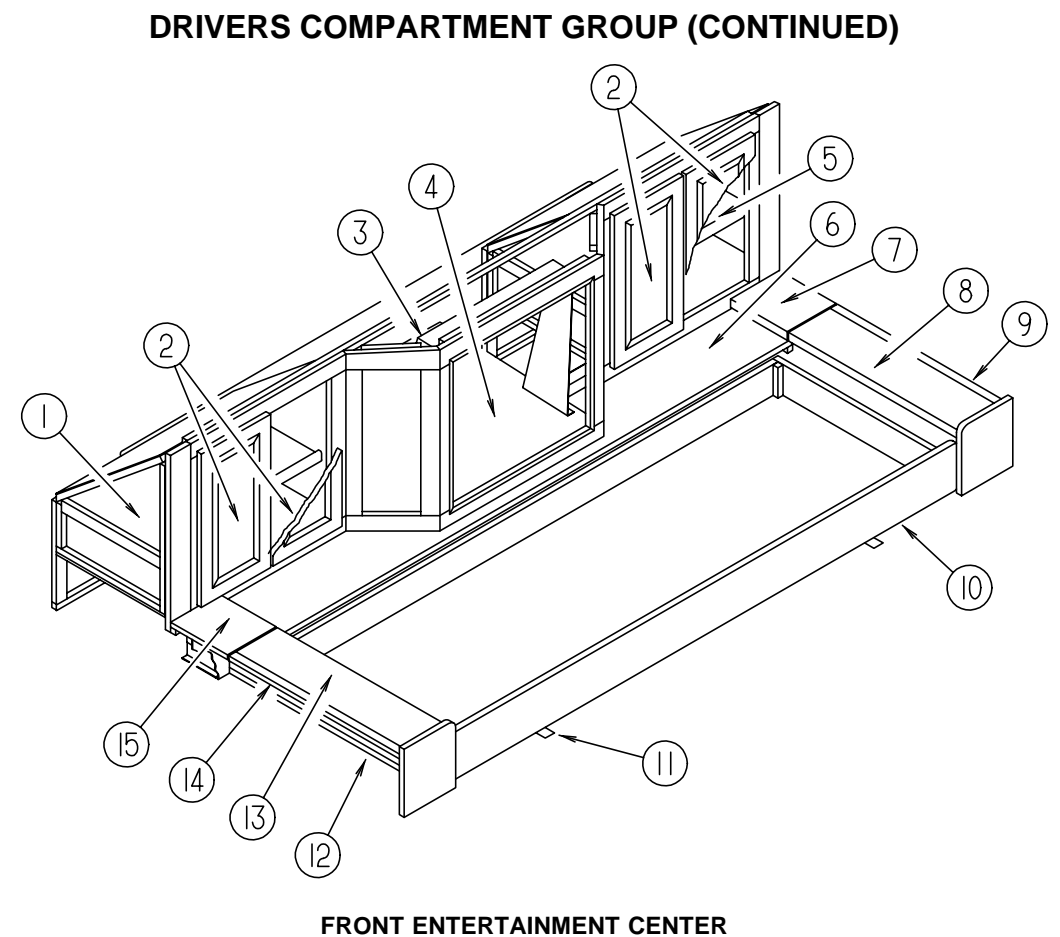


### DINETTE TABLE

KEY	PART NUMBER	U/M	DESCRIPTION
1	081322-12-F09	EA	TABLE - DINETTE - W/O HARDWARE (G27)
1	081322-12-F29	EA	TABLE ASM-DINETTE(G28)
2	064781-06-000	EA	HOLDER-CUP - TWO STEP - OFF WHITE
3	053200-12-000	EA	BRACKET - TABLE SUPPORT - UPPER WALL MOUNTED 23.50"
4	088410-02-000	EA	BRACKET - LIFT - TABLE MOUNTED
5	024281-14-000	EA	BRACKET - LIFT ROD LOWER WALL MOUNTED - 22.12"
6	024275-12-000	EA	ROD - TABLE LIFT
7	024283-01-000	EA	CLIP-LEG, 1" - 1.125" OD - BLACK
8	024282-01-000	EA	BRACE-TABLE LEG, HINGED
9	064050-05-000	EA	HINGE-TABLE LEG, OFF WHITE
10	024276-23-000	EA	LEG - TABLE, METAL
11	049493-11-700	EA	CATCH-LEG, FLOOR MOUNTED - 2.5" X 2.7" - METAL - E-COAT
	049493-12-000	EA	CATCH - LEG FLOOR MOUNTED 2.5" X 2.7"
	002929-01-001	EA	EXTR- BRACKET TABLE



KEY	PART NUMBER	U/M	DESCRIPTION	VENDOR NO.
1	106446-02-C03	EA	TRIM ASM-CAB,B-PILLAR,LH (FORD)	
2	N/A	EA	CHASSIS SUPPLIED	
3	106448-01-C03	EA	HEADLINER ASM-W/VINYL (FORD)	
4	115038-02-01A	EA	COVER - SEAT BELT UPPER LEFT HAND	
5	106447-02-C03	EA	TRIM ASM-CAB DOOR,UPPER,LH (FORD)	
6	079800-07-000	EA	TRIM-SLEEPERBOARD - INNER - OFF WHITE	
			FROM: 00-00-00 THRU: 09-10-95	
6	119520-01-01A	FT	T-MOLDING - 1 W/EDGE LIPS	
			FROM: 09-11-95 THRU: 99-99-99	
7	109894-01-G27	EA	CABINET ASM-HAMPER,FRT	
7	109894-01-G28	EA	CABINET ASM-HAMPER,FRT	
8	109894-03-G27	EA	CABINET ASM-HAMPER,FRT	
8	109894-03-G28	EA	CABINET ASM-HAMPER,FRT	
9	106447-01-C03	EA	TRIM ASM-CAB DOOR,UPPER,RH (FORD)	
10	115038-01-01A	EA	COVER-SEAT BELT,UP,RH O/WHT	
11	N/A	EA	CHASSIS SUPPLIED	
12	106446-01-C03	EA	TRIM ASM-CAB,B-PILLAR,RH (FORD)	
13	106431-01-01A	EA	COVER-RECOIL, SEATBELT - PASSENGER SIDE - OFF WHITE (FORD)	
14	108899-01-F28	EA	TRAY-BEVERAGE,FORD	
	122717-04-01A	EA	PAD - NON SKID	
15	106431-02-01A	EA	COVER-RECOIL, SEATBELT - DRIVER SIDE - OFF WHITE (FORD)	
	106025-03-01A	EA	LADDER-BUNK(BLACK),1197 MM	
	106025-01-700	EA	BRACKET SET-F/BUNK LADDER	08-0030-00
	091952-01-000	EA	CLIP-GRIPPER - 1"	
	109804-03-G04	EA	CAP - SLEEPERBOARD (G27)	
	109804-03-G28	EA	CAP - SLEEPERBOARD (G28)	



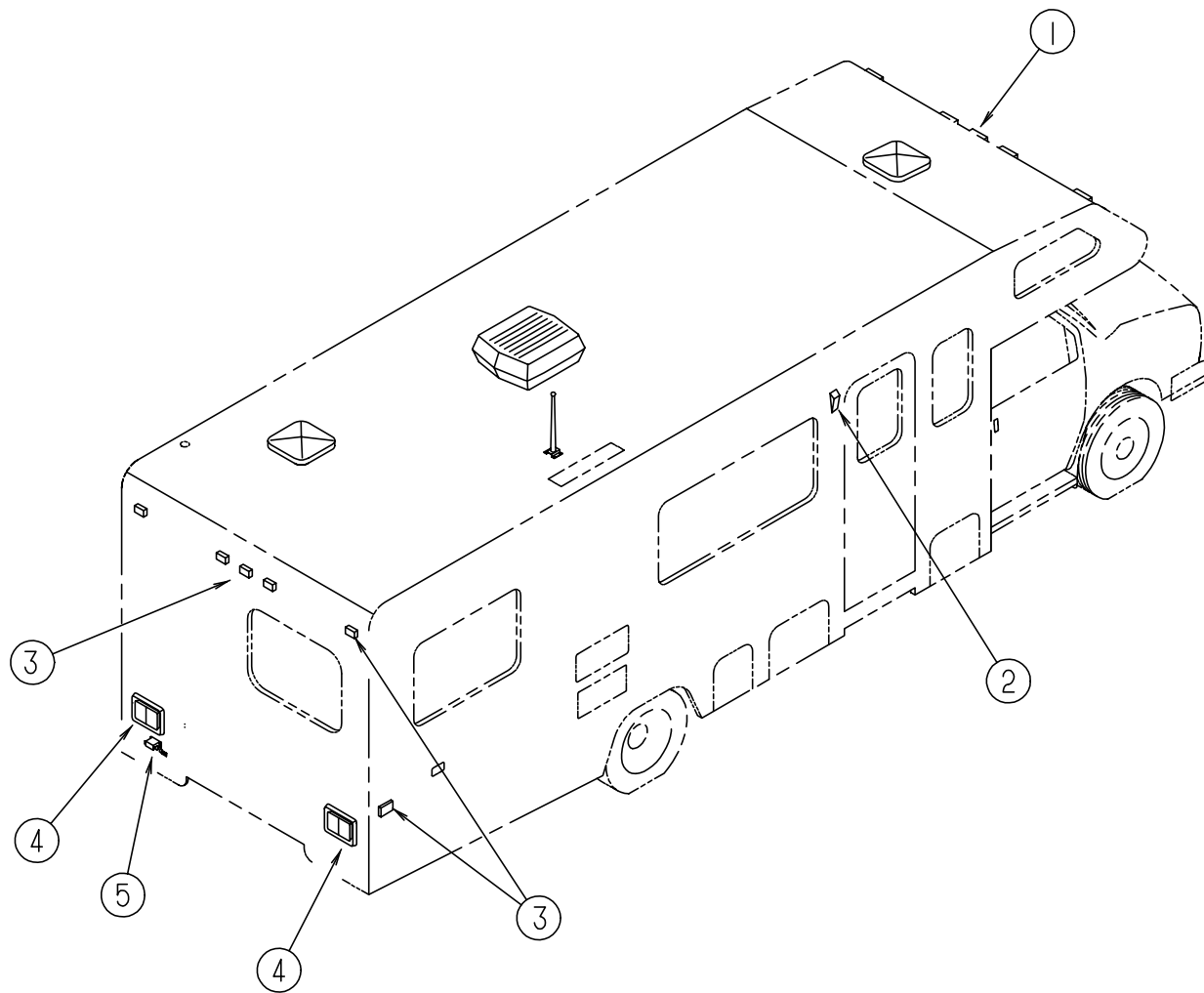
KEY	PART NUMBER	U/M	DESCRIPTION
1	113156-02-F28	EA	CABINET ASM-ENT CTR,SHELF
2	M06803-F1-G28	EA	DOOR-RAIL,MTRD/OG 0270X0505
3	110790-02-000	EA	BRACKET-TIEDOWN,TV
4	111356-01-G28	EA	SHELF ASM-TV
5	113156-01-F28	EA	CABINET ASM-ENT CTR,SHELF
6	118603-12-G27	EA	SHELF - W/PLASTIC EDGE TRIM
7	113155-11-F09	EA	COUNTERTOP ASM (G27)
7	113155-11-G05	EA	COUNTERTOP ASM (G28)
8	113155-12-G07	EA	COUNTERTOP ASM (G27)
8	113155-12-G05	EA	COUNTERTOP ASM (G28)
9	113155-01-G27	EA	CABINET ASM-ENT CTR,STORAGE
9	113155-01-G28	EA	CABINET ASM-ENT CTR,STORAGE
10	100847-01-G27	EA	DRAWER ASM-ENTERTAINMENT,FR
10	100847-01-G28	EA	DRAWER ASM-ENTERTAINMENT,FR
11	093673-01-01A	FT	MOLDING-BODY - OFF WHITE
12	113155-02-G27	EA	CABINET ASM-ENT CTR,STORAGE
12	113155-02-G28	EA	CABINET ASM-ENT CTR,STORAGE
13	113155-18-G07	EA	COUNTERTOP - FRONT ENTERTAINMENT CENTER (G27)
13	113155-18-G05	EA	COUNTERTOP ASM (G28)
14	113155-21-F09	EA	COUNTERTOP - STATIONARY (G27)
14	113155-21-G05	EA	COUNTERTOP - STATIONARY (G28)
15	113155-19-F09	EA	COUNTERTOP (G27)
15	113155-19-G05	EA	COUNTERTOP ASM (G28)
	118603-12-G27	EA	SHELF - W/PLASTIC EDGE TRIM
	118603-12-G28	EA	SHELF - W/PLASTIC EDGE TRIM
	106699-01-01A	EA	BRACKET-CABINET,OVHD TV O/W

**INSTRUMENT CLUSTERS & BATTERY SWITCH**

KEY	PART NUMBER	U/M	DESCRIPTION
	094795-09-000	EA	CLUSTER-IP,KM,95E350 GAS/DSL - FORD F5UZ-10849-B
	100138-01-000	EA	MODULE-DAYTIME RUNNING LIGHT
	108357-09-000	EA	SWITCH - ROCKER SPDT ON/NONE/MOM 3 TERMINAL
	108357-06-000	EA	SWITCH - ROCKER DPDT MON/OFF/MOM 6 TERMINAL



## ELECTRICAL GROUP



### EXTERIOR LIGHTS

KEY	PART NUMBER	U/M	DESCRIPTION
1	111102-01-000	EA	LAMP-MARKER, BASE -
1	111102-02-000	EA	LENS-MARKER LAMP, AMBER
	036196-01-000	EA	BULB-12V, #194 - .27AMP - BAYONETTE
2	097917-01-06A	EA	LIGHT-PORCH,BRT WHT - *BARGMAN 30-78-531
	097917-01-700	EA	LENS-LIGHT, CLEAR 30-78-021
	008215-01-000	EA	BULB-12V, #1003 - .94AMP
2	008089-02-000	EA	LIGHT-PORCH, RECESSED - CANADIAN
	008089-01-700	EA	LENS-LIGHT,RECESSED,PORCH DECO
	008214-01-000	EA	BULB-12V NO67 0.59AMP
	091981-01-000	EA	GASKET-PORCH LIGHT
3	111102-01-000	EA	LAMP-MARKER, BASE -
3	111102-03-000	EA	LENS-MARKER LAMP, RED
	036196-01-000	EA	BULB-12V, #194 - .27AMP - BAYONETTE
4	081638-01-000	EA	TAILLIGHT-DOUBLE, W/BLACK TRIM - DRIVER & PASSENGER SIDE
	081638-01-700	EA	LENS-TAILLIGHT - RED - BARGMAN 30-84-010
	081638-01-701	EA	LENS-TAILLIGHT, W/BACKUP 30-84-700
	037934-01-000	EA	BULB # 1156 (BACK UP & TURN SIGNAL)
	037935-01-000	EA	BULB # 2057 OR #1157 (BRAKE LIGHT)
	008215-01-000	EA	BULB-12V, #1003 - .94AMP
	103355-01-05A	EA	POD-TAILLIGHT, BRIGHT WHITE
5	066432-02-000	EA	LIGHT-LICENSE BLACK
	066432-03-000	EA	BRACKET - LICENSE PLATE

## ELECTRICAL GROUP (CONTINUED)

### FUSES & CIRCUIT BREAKERS

KEY	PART NUMBER	U/M	DESCRIPTION
	062901-02-000	EA	FUSE - 5 AMP-AUTOMOTIVE
	062901-05-000	EA	FUSE - 15 AMP-AUTOMOTIVE
	008235-01-000	EA	FUSE-AUTOMOTIVE, 12V - 15AMP
	100341-01-000	EA	FUSE HOLDER-IN LINE TYPE, WESCO 8931-92020
	093654-01-000	EA	CIRCUIT BREAKER 6AMP 12V USD 17406-4E12A2A
	093654-03-000	EA	CIRCUIT BREAKER-20A, 12V - USD 17420-4E12A2A
	062901-02-000	EA	FUSE-5 AMPS, AUTOMOTIVE
	062901-05-000	EA	FUSE-15 AMPS, AUTOMOTIVE
	083209-02-000	EA	CIRCUIT BREAKER 15/15AMP 120V BW H-15/15
	083209-03-000	EA	CIRCUIT BREAKER 15/20AMP 120V BW 0-15/20
	083209-04-000	EA	CIRCUIT BREAKER 30AMP 120V BW L-30
	083209-06-000	EA	CIRCUIT BREAKER 30/15 AMP 120V BW D-30/15
	093655-01-000	EA	CIRCUIT BREAKER 25AMP 12V USD 17425-4E03A2A
	093655-02-000	EA	CIRCUIT BREAKER 30AMP 12V USD 17430-4E03A2A
	108669-01-000	EA	HOUSING-AUTO FUSE HOLDER, PACKARD 12010105

### POWER CONVERTER & INVERTER

KEY	PART NUMBER	U/M	DESCRIPTION
	109171-01-000	EA	CONVERTER-40 AMP ELECTRONIC - MAGNETEK 7240X FROM: 00-00-00 THRU: 06-01-96
	123058-02-000	EA	CONVERTER - 45 AMP, ELECTRONIC FROM: 06-02-96 THRU: 99-99-99
	099048-02-000	EA	100 WATT INVERTER W/EXTRA SURGE CAPACITY FROM: 00-00-00 THRU: 06-16-96
	099048-03-000	EA	INVERTER-130 WATT FROM: 06-17-96 THRU: 99-99-99
	113132-01-000	EA	LOAD CENTER-120/240V,60A - WESCO 2460SGNM

### ELECTRIC BOXES, COVERS & POWER CORDS

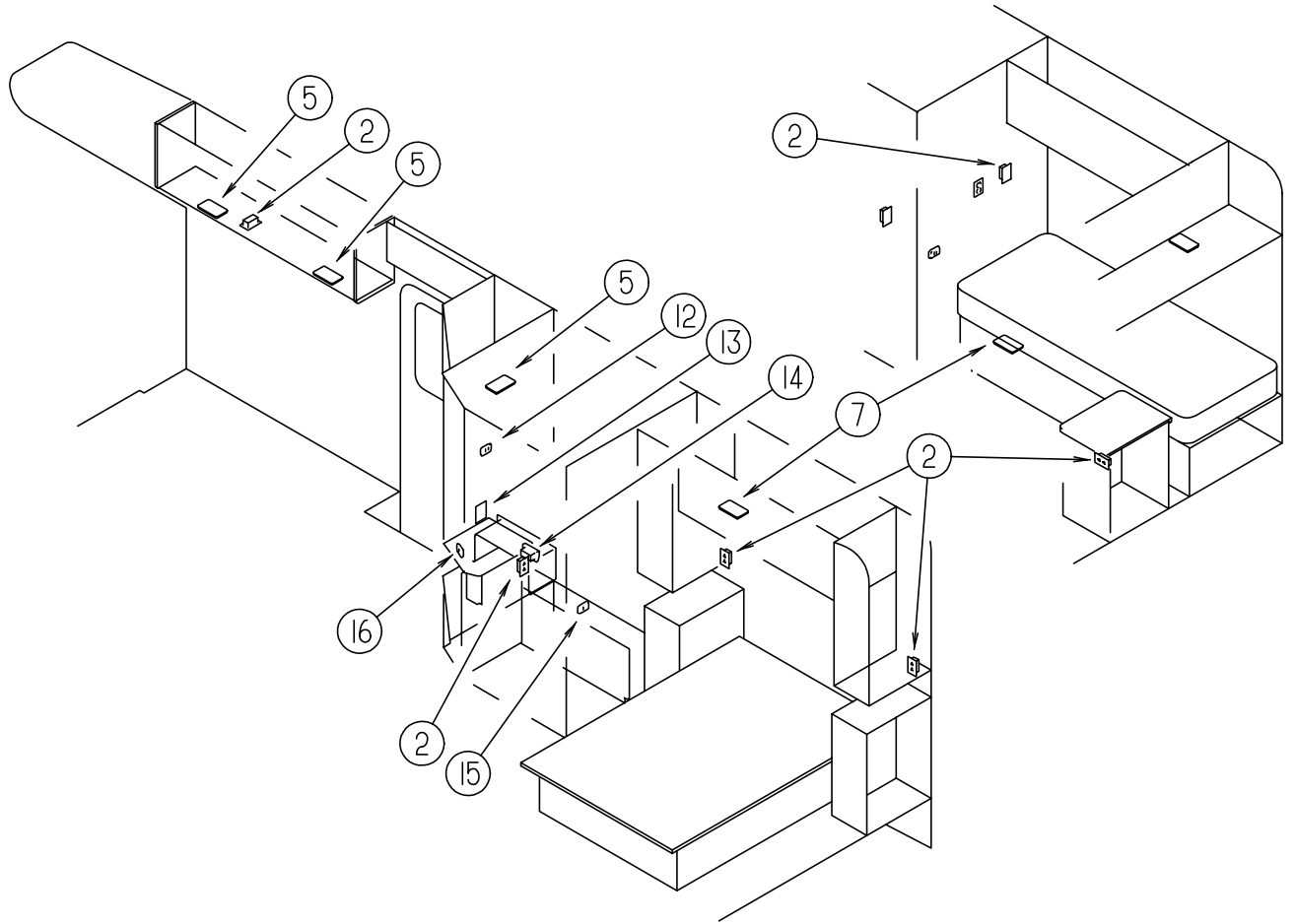
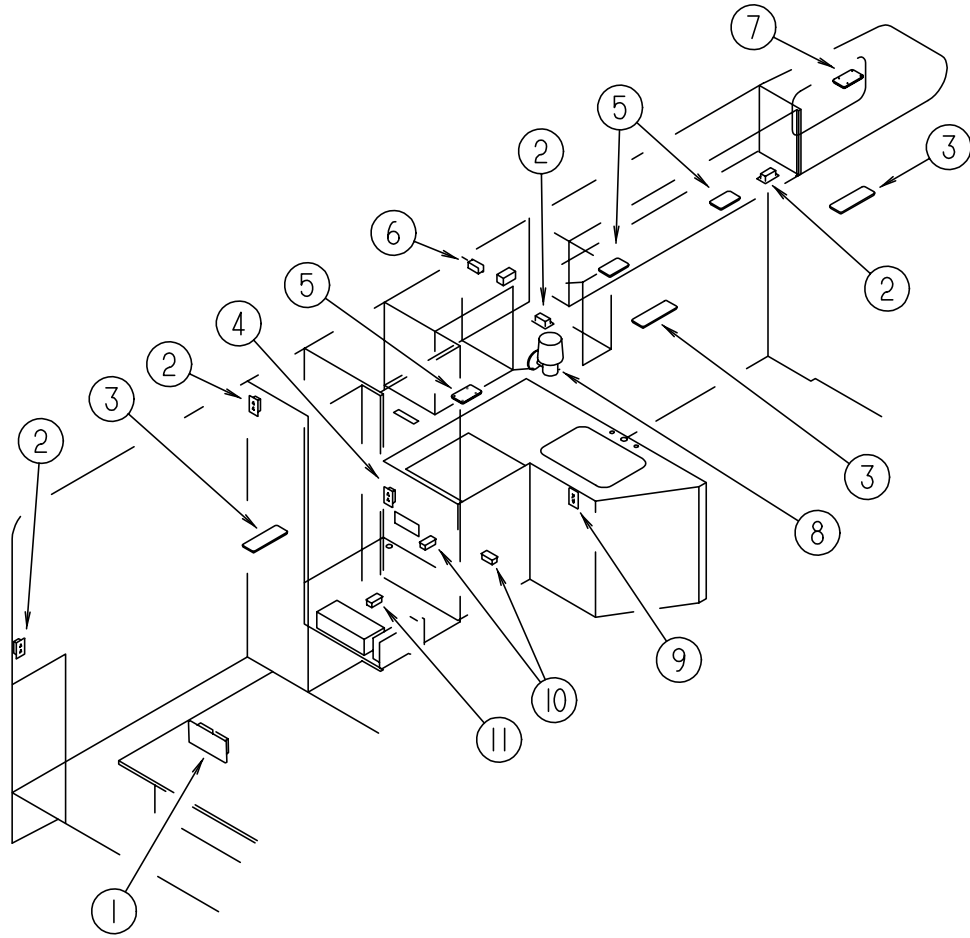
KEY	PART NUMBER	U/M	DESCRIPTION
	107165-01-01A	EA	BOX-CIRCUIT BREAKER MOUNT, 14.6" X 4" - BLACK PLASTIC
	107165-03-01A	EA	BOX-CIRCUIT BREAKER MNT BLK - *96 400 SERIES
	008289-01-000	EA	BOX-ELECTRIC, STEEL - 1/2" AND 3/4" KNOCKOUTS - 4" X 4"
	008289-02-000	EA	BOX-ELEC., 4" X 4", W/1/2" & 3/4" KNOCKOUTS, CANADIAN
	091910-02-000	EA	BOX-ELECTRICAL, PLASTIC - 57 X 88MM
	093257-02-000	EA	BOX-ELECTRIC, CIRCUIT BREAKER - B&W RV80-9
	093603-01-000	EA	BOX-ELECTRIC, 4" X 2 1/8" X 2 1/8" - STEEL
	008054-01-000	EA	CORD-POWER, 10/3 - 30 AMP - 25'
	008052-01-000	EA	CORD-POWER, 10/3 - 30 AMP - 25' - CANADIAN
	069238-01-000	EA	COVER-ELECTRICAL BOX, W/HOLE - 4" X 4" - GRAY
	008294-01-000	EA	COVER-ELECTRICAL BOX-BLANK/STEEL - 4" X 4" - GRAY

### RELAY HOUSING & SOLENOID

KEY	PART NUMBER	U/M	DESCRIPTION
	008188-01-000	EA	SOLENOID-3 POST, BATTERY CHANGE OVER
	063910-01-000	EA	HOUSING-RELAY, BOSCH 3 334 485 008
	086273-01-000	EA	RELAY-BATTERY DISCONNECT

## ELECTRICAL GROUP (CONTINUED)

### LIGHTS, SWITCHES & RECEPTACLES



KEY	PART NUMBER	U/M	DESCRIPTION	VENDOR NO.
1	024924-02-000	EA	RECEPTACLE-POWER CORD, W/PARTIAL PLATE	
2	058708-01-000	EA	RECEPTACLE-ELECTRIC, DOUBLE - BROWN	
2	058708-02-000	EA	RECEPTACLE-ELECTRIC, DOUBLE - IVORY	
	102568-01-E37	EA	SPACER-RECEPTACLE, SIDEWALL	
3	098024-03-01A	EA	LIGHT-DOME, 2 BULB - IVORY	
3	008218-01-000	EA	BULB-DOME LIGHT, 12V - NUMBER 1141	
3	098024-01-700	EA	LENS-LIGHT	807877
4	058707-01-000	EA	RECEPTACLE-ELECTRIC, SINGLE - BROWN	
5	098024-01-01A	EA	LIGHT-DOME, 1 BULB - US - IVORY	
5	008218-01-000	EA	BULB-DOME LIGHT, 12V - NUMBER 1141	
5	098024-01-700	EA	LENS-LIGHT	807877
6	058708-05-000	EA	RECEPTACLE-SINGLE, BRN - WIRECON WDR15BRS	
7	098024-01-01A	EA	LIGHT-DOME, 1 BULB - US - IVORY	
7	008218-01-000	EA	BULB-DOME LIGHT, 12V - NUMBER 1141	
7	098024-01-700	EA	LENS-LIGHT	807877
8	065202-38-000	EA	LAMP-WALL, 51-543XYZ3(TUSCIN) - RB GUSTAFSON	
8	065201-12-000	EA	SHADE-LAMP, FABRIC - WHITE SWIRL	
9	084076-02-000	EA	RECEPTACLE-GFI, 15A - 125V - BROWN	
9	097734-01-02A	EA	EXTENSION-RECEPTACLE, 3.2" X 5" X .7" - PLASTIC - BROWN	
10	058707-02-000	EA	RECEPTACLE-BLANK, JUNCTION - WIRECON WDJ20BR	
11	058707-01-000	EA	RECEPTACLE-ELECTRIC, SINGLE - BROWN	
11	058707-02-000	EA	RECEPTACLE-BLANK, JUNCTION - WIRECON WDJ20BR	

KEY	PART NUMBER	U/M	DESCRIPTION	VENDOR NO.
12	098351-06-01A	EA	PLATE-SWITCH, 2 GANG W/LABEL - JENSEN - POLISHED BRASS	
12	079364-01-000	EA	SWITCH-ON/OFF ROCKER, 2 PRONGS - BROWN	
12	095188-01-01A	EA	SPACER-SWITCH, 2.3" X 3.4" - PLASTIC - DARK BROWN	
	098351-05-01A	EA	PLATE-SWITCH, 3 GANG - POLISH BRASS - W/LABEL - JENSEN	
	079364-01-000	EA	SWITCH-ON/OFF ROCKER, 2 PRONGS - BROWN	
	095188-02-01A	EA	SPACER-SWITCH, 2.3" X 4.1" - PLASTIC - DARK BROWN	
13	098351-07-01A	EA	PLATE-SWITCH, GEN SW - JENSEN-BRASS, POLISH	
13	108357-06-000	EA	ROCKER SWITCH, DPDT MOM/OFF/MOM - CARLING VLD1000B-0	
13	108356-11-01A	EA	ACTUATOR-SWITCH GROOVES III - CARLING VVCZCXX-SW1	
14	112822-01-01A	EA	RECEPTACLE-DUPLEX, IVORY - WIRECON WDRU15IV	
14	112824-01-03A	EA	COVER-EXTERIOR DUPLEX RECEPTACLE, WHITE - P&S 3780-SC-WH	
15	098351-01-01A	EA	PLATE-SWITCH, 1 GANG - POLISHED BRASS - JENSEN	
15	079364-01-000	EA	SWITCH-ON/OFF ROCKER, 2 PRONGS - BROWN	
16	098351-01-01A	EA	PLATE-SWITCH, 1 GANG - POLISHED BRASS - JENSEN	
16	095188-01-01A	EA	SPACER-SWITCH, 2.3" X 3.4" - PLASTIC - DARK BROWN	
	086280-01-000	EA	LIGHT-SURFACE MOUNT, 12V - JENSEN 1236	
	086280-01-700	EA	BULB, 12V	ARP1089
	087202-01-000	EA	SWITCH-4 POSITION, W/KNOB	
	108355-01-000	EA	HOUSING-SWITCH - CARLING VCH	
	108356-02-01A	EA	SWITCH COVER W/ 2 DIMPLES - CARLING CCAZC00	
	108357-08-000	EA	SWITCH - ROCKER DPDT ON/NONE/ON 6 TERMINAL	
	108356-07-01A	EA	SWITCH COVER W/ 2 DIMPLES - CARLING VVAZCXX-XWB	
	081994-06-000	EA	PLATE-SWITCH, AUXILIARY START	

## ELECTRICAL GROUP (CONTINUED)

### CONDUIT, CONNECTORS, HOUSINGS & TERMINALS

KEY	PART NUMBER	U/M	DESCRIPTION
	077479-01-000	EA	BOOT-BATTERY TERMINAL, DOUBLE CABLE
	077479-02-000	EA	BOOT-BATTERY TERMINAL, SINGLE CABLE
	087949-01-000	EA	BUSS BAR-2 POSITION, .6' X 1.5" - ALUMINUM
	041953-01-000	FT	CONDUIT-CONVOLUTE SLIT, .5"ID
	041953-03-000	FT	CONDUIT-CONVOLUTE SLIT, 1" ID (CLOTHES ROD COVER)
	041953-05-000	FT	CONDUIT-CONVOLUTE SOLID, .62" ID
	041953-06-000	FT	CONDUIT-CONVOLUTE,SLIT .375"ID
	041953-07-000	FT	CONDUIT-CONVOLUTE, SLIT - .25" ID
	041953-08-000	FT	CONDUIT-CONVOLUTE,SLIT,1.50"ID
	041953-09-000	FT	CONDUIT-CONVOLUTE,SLIT .50"ID
	041953-10-000	FT	CONDUIT-CONVOLUTE, SLIT - .75" ID
	041953-12-000	FT	CONDUIT-CONVOLUTE, NON SLIT 1.1" ID
	008355-01-000	EA	CONNECTOR-CABLE CLAMPING, 3/4"
	058028-01-000	EA	CONNECTOR-ELECTRICAL PIGTAIL, NYLON - CLEAR
	088475-01-000	EA	PIN-CONNECTOR, 14 TO 20 AWG
	088475-02-000	EA	PIN-CONNECTOR, 10 TO 12 AWG
	008356-01-000	EA	CONNECTOR-PLASTIC, 3/8" AVG
	088476-01-000	EA	SOCKET-CONNECTOR, BRASS - PRE-TIN
	088476-02-000	EA	SOCKET-CONNECTOR, 12-10 GA - PHOS. BRZ - PRE-TIN
	008311-01-000	EA	CONNECTOR-WIRE NUT, INSULATED - RED
	008313-01-000	EA	CONNECTOR-WIRE NUT, INSULATED - YELLOW
	008314-01-000	EA	CONNECTOR-WIRE NUT, INSULATED - GRAY
	088473-03-000	EA	HOUSING-PIN, 9 CAVITY - AMP 1-480706-0
	088473-05-000	EA	HOUSING-PIN, 6 CAVITY - AMP 640585-1
	088473-06-000	EA	HOUSING-PIN, 6 CAVITY - AMP 1-480704-0
	088473-07-000	EA	HOUSING-PIN, 5 CAVITY - AMP 1-480763-0
	088473-08-000	EA	HOUSING-PIN, 4 CAVITY - AMP 1-480702-0
	088473-09-000	EA	HOUSING-PIN, 3 CAVITY - AMP 1-480700-0
	088473-10-000	EA	HOUSING-PIN, 2 CAVITY - AMP 1-480698-0
	088474-02-000	EA	HOUSING-SOCKET, 12 CAVITY - AMP 1-480711-0
	088474-03-000	EA	HOUSING-SOCKET, 9 CAVITY - AMP 1-480707-0
	088474-06-000	EA	HOUSING-SOCKET, 6 CAVITY - AMP 1-480705-0
	088474-07-000	EA	HOUSING-SOCKET, 5 CAVITY - AMP 1-480764-0
	088474-08-000	EA	HOUSING-SOCKET, 4 CAVITY - AMP 1-480703-0
	088474-09-000	EA	HOUSING-SOCKET, 3 CAVITY - AMP 1-480701-0
	088474-10-000	EA	HOUSING-SOCKET, 2 CAVITY - AMP 1-480699-0
	007956-05-000	EA	INSULATOR-SHRINK .25IDX1.50 - BLACK
	080015-02-000	EA	RECEPTACLE-FLAG, .185 - 16/14 GA - AMP 3
	080015-03-000	EA	RECEPTACLE-FLAG, .250 - 14/16 GA
	008326-01-000	EA	TERMINAL-RING, 16/14 WIRE - 3/8" STUD
	008328-01-000	EA	TERMINAL-RING, 12/10 WIRE - #10 STUD FIT
	008331-01-000	EA	TERMINAL-RING,TONGUE - #4 WIRE - 3/8" STUD - COPPER
	008348-01-000	EA	TERMINAL-RING, 3/8" STUD - #2 WIRE
	035416-04-000	EA	TERMINAL-RING #10 STUD FIT, INSULATED BARREL #16/14
	047443-01-000	EA	TERMINAL-.250 RECEPTACLE FIT, INSULATED - 16/14 AWG
	102777-02-000	EA	TERMINAL-RING #6 STUD, 10 AWG
	106655-01-000	EA	TERMINAL-FUSE BLOCK,14-16AWG - PACKARD 12020321
	106655-02-000	EA	TERMINAL-FUSE BLOCK,10-12AWG - PACKARD 12020400

### WIRING ASSEMBLIES

KEY	PART NUMBER	U/M	DESCRIPTION
	106851-01-000	EA	WIRE ASM-DAY RUN LAMP,FUSE
	097618-01-000	EA	WIRE ASM-MONITOR PANEL, W/3 WIRES & ORANGE RESISTOR- LVS
	096449-01-000	EA	WIRE ASSEMBLY-WATER TANK TO MONITOR PANEL
	116894-01-000	EA	WIRE ASM-SPEED SENSOR EXTEND, JFB L-322B
	073328-B4-000	EA	CABLE ASSEMBLY-BATTERY, W/TERMINALS
	090986-01-000	EA	WIRE ASM-ELECTRIC STEP, KWIKEE 9009
	105306-01-000	EA	WIRE ASM-MONITOR PANEL ADAPT

## EXTERIOR BODY GROUP

### FIBERGLASS, STYROFOAM & ALUMINUM CHANNEL

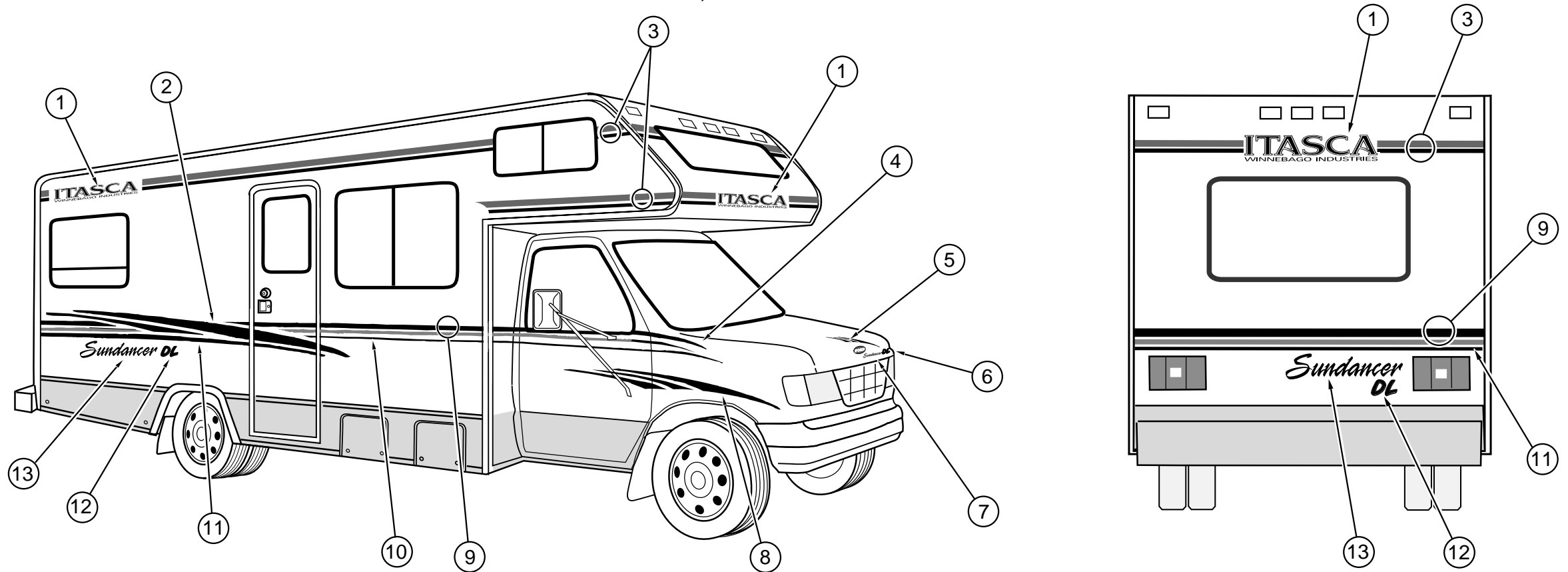
KEY	PART NUMBER	U/M	DESCRIPTION
	100619-01-000	BF	EXPANDED FOAM SHEET - 4' X 8' X 1.34"
	100619-02-000	BF	FOAM-EXPANDED POLYSTYRENE - 48"X96"X1.5"
	100619-04-000	BF	FOAM - EXPANDED POLYSTYRENE - .5" X 4' X 8'
	100619-05-000	BF	FOAM - EXPANDED POLYSTYRENE - .75" X 4' X 8'
	100619-13-000	BF	FOAM-EXPANDED POLYSTYRENE - 48"X96"X.34"
	117754-03-01A	EA	FIBERGLASS SHEET - 10.5" X 96" BRIGHT WHITE
	077517-62-000	EA	SHEET-FIBERGLASS, 4' X 8' BRT. WHT., FLAT
	076054-P9-000	EA	FIBERGLASS SHEET - 37.4" X 99.25" BRIGHT WHITE
	076054-R1-000	EA	FIBERGLASS SHEET - 24" X 65.9" BRIGHT WHITE
	076054-S2-000	EA	FIBERGLASS SHEET - 106.3" X 320.9" BRIGHT WHITE
	076054-S3-000	EA	FIBERGLASS SHEET - 101.4" X 106.9" BRIGHT WHITE
	076054-P1-700	EA	FIBERGLASS-SH B/W 101"X 288"
	076054-P1-701	EA	FIBERGLASS-SH B/W 101"X 420"
	000870-08-000	SF	STYROFOAM - .75" X 4' X 8' - PLANED
	083574-06-000	SF	STYROFOAM-.75 X 48 X 108 - DOW TYPE SM
	068716-01-001	EA	BRACE-90 DEGREE L-ANGLE - 16'
	033381-17-001	FT	STL-TUBE 16GA 1.5X1.5X192.00 - HOT FORMED ASTM A50
	055278-51-259	FT	TUBING-STEEL, .75" X 1.5" X 12.5'
	044487-01-001	EA	ALUMINUM SHEET - .019" X 96" X 360" - MILL FINISH
	002726-01-001	EA	GARNISH-U-CHANNEL, 1.38" X 19' - SERRATED - MILL ALUMINUM
	002766-01-001	EA	ANGLE-EXTRUDED, 1" X 1.5" X 17'
	089297-01-000	SF	PLYWOOD-LUAN, OVERLAY GRADE - 4' X 8'

### RUNNING BOARDS

KEY	PART NUMBER	U/M	DESCRIPTION
	106461-06-01A	EA	RUNNING BD-FORD RH BRT WHT - METRO COM RB-1102ZC
	106461-07-01A	EA	RUNNING BD-FORD LH BRT WHT - METRO COM RB-1102ZC
	106461-04-000	EA	TRIM-RUNNING BOARD FORD - QUALITY SET/2
	106461-05-000	EA	NON SKID STRIP-RUNNING BOARD - QUALITY SET/6
	106461-03-000	EA	HARDWARE-KIT RUNNING BOARD - QUALITY

## EXTERIOR BODY GROUP (CONTINUED)

### DECALS, STRIPES & PAINT



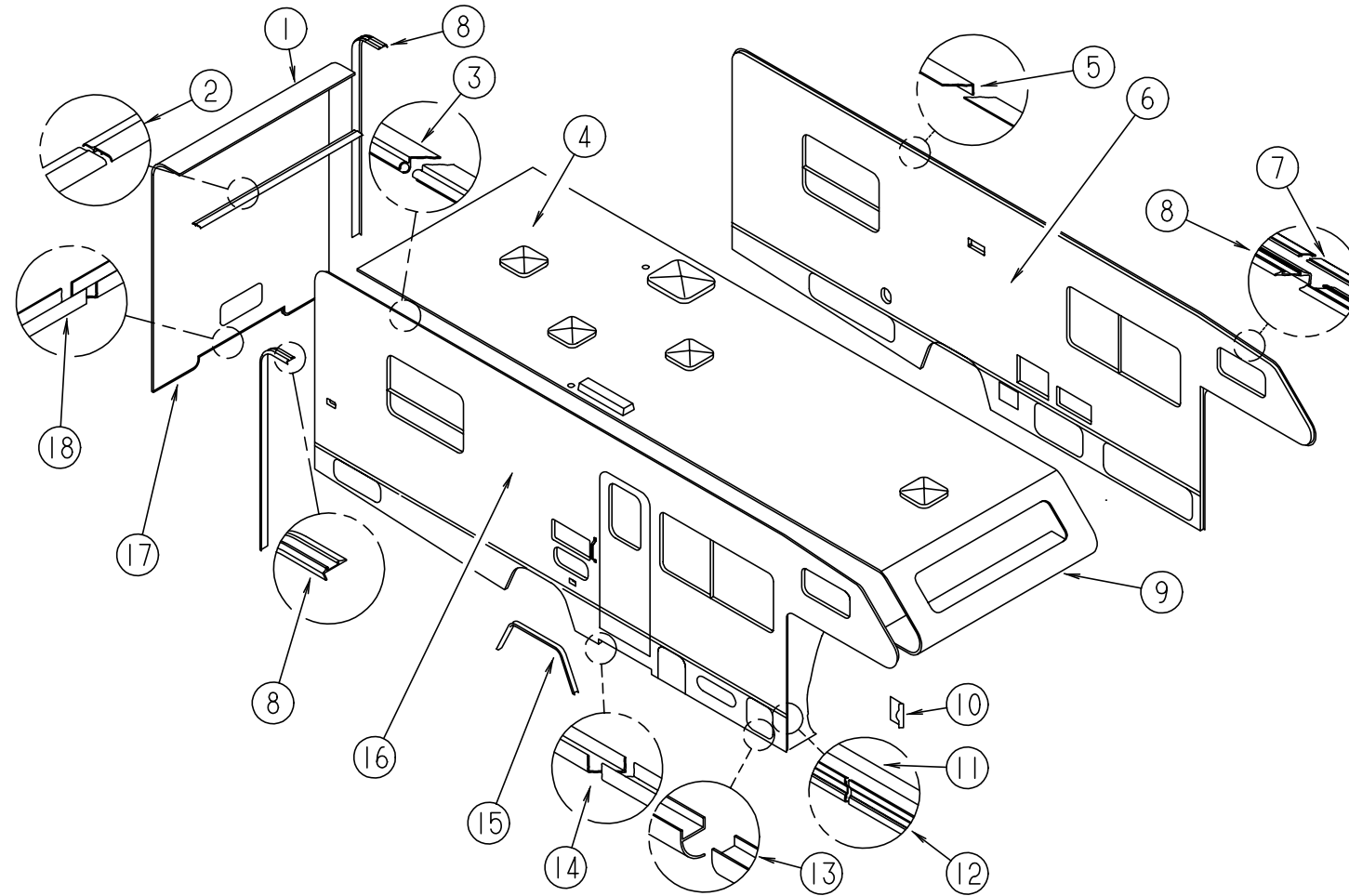
KEY	PART NUMBER	U/M	DESCRIPTION
1	118793-01-01A	EA	DECAL-LOGO - ITASCA - BLUE LAGOON/BLUE LAGOON
	117018-01-01A	EA	DECAL-LOGO - WINNEBAGO INDUSTRIES - BLUE LAGOON
2	117019-01-01A	EA	DECAL-SLASH - RH - BLUE LAGOON/CASSIS/RASPBERRY
	117019-02-01A	EA	DECAL-SLASH - LH - BLUE LAGOON/CASSIS/RASPBERRY
3	105781-43-01A	FT	FILM-MULTISTRIPE 57.2 MM X 150' - BLUE LAGOON/CASSIS
4	117022-01-01A	EA	DECAL-END CAP - RH - BLUE LAGOON/CASSIS/RASPBERRY
	117022-02-01A	EA	DECAL-END CAP - LH - BLUE LAGOON/CASSIS/RASPBERRY
5	117021-01-01A	EA	DECAL-SLASH - HOOD - BLUE LAGOON/CASSIS/RASPBERRY
6	106002-04-01A	EA	DECAL-LOGO,DL,SMALL - BLUE LAGOON
7	110869-03-01A	EA	DECAL-LOGO - SUNDANCER - BLUE LAGOON
8	117020-01-01A	EA	DECAL-SLASH - CAB - RH - BLUE LAGOON/CASSIS/RASPBERRY
	117020-02-01A	EA	DECAL-SLASH - CAB - LH - BLUE LAGOON/CASSIS/RASPBERRY
9	105781-44-01A	FT	FILM-MULTISTRIPE 101.6 MM X 150 - BLUE LAGOON/CASSIS
10	093681-42-03A	FT	FILM-19.1 MM X 150 FT - RASPBERRY
11	093681-37-02A	FT	FILM-57.2 MM X 150 FT - RASPBERRY
12	106002-03-01A	EA	DECAL-LOGO,DL,LARGE - BRIGHT WHITE/BLUE LAGOON
13	110869-01-03A	EA	DECAL-LOGO - SUNDANCER - LG - BRTWHT/BLUE LAGOON
	041561-03-000	EA	PAINT-16OZ SPRAY-OFF WHITE - ACRYLIC ENAMEL

### DUPONT COLOR CODES

OFF WHITE	L8723A
BRIGHT WHITE	B8951
BLUE LAGOON	
CASSIS	
RASPBERRY	
TITANIUM	C9248

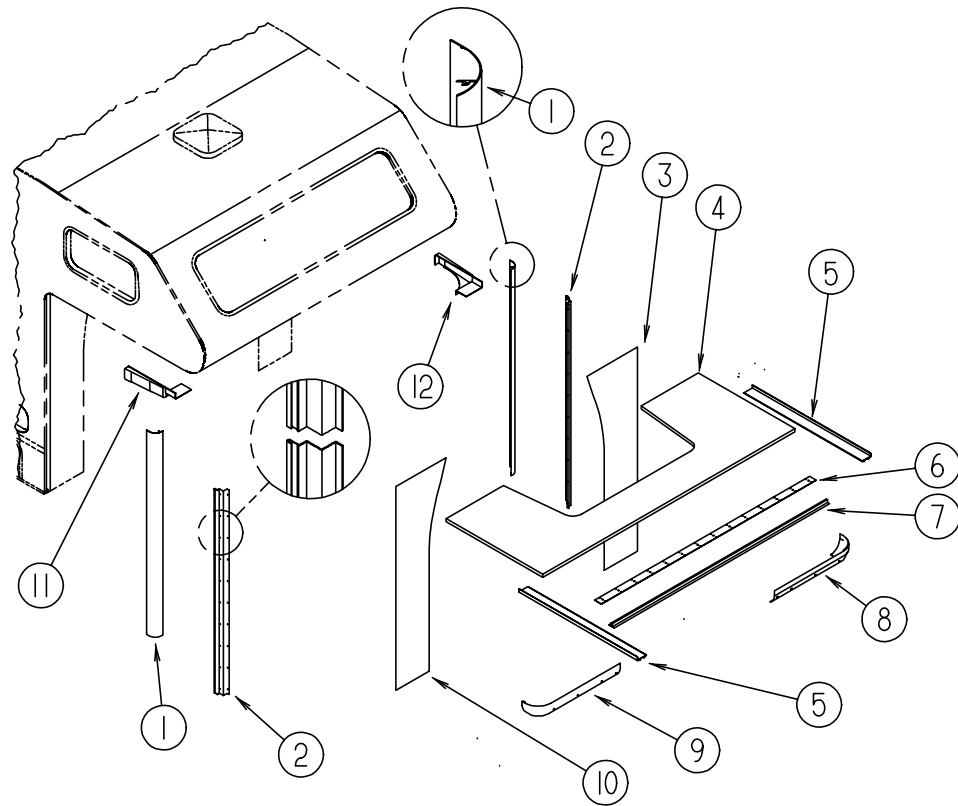
## EXTERIOR BODY GROUP (CONTINUED)

### BODY PANELS & TRIMS



KEY	PART NUMBER	U/M	DESCRIPTION	KEY	PART NUMBER	U/M	DESCRIPTION
1	P18221-01-G27	EA	BACKWALL ASM 429WU QUEEN	11	105312-01-07A	FT	INSERT - FEATURE STRIP VINYL - BRIGHT WHITE
1	P18221-01-G28	EA	BACKWALL ASM 429WU QUEEN	12	108688-01-03A	EA	STRIP-FEATURE,BRT WHT,4623MM
1	P18221-03-G27	EA	BACKWALL ASM 429WU QUEEN (HEAVY DUTY CHASSIS)	13	115517-55-001	EA	ROCKER PANEL - PRIMED EXTRUDED ALUM. 118.1" - LH/RH
1	P18221-03-G28	EA	BACKWALL ASM 429WU QUEEN (HEAVY DUTY CHASSIS)		106106-01-02A	EA	END CAP-ROCKER PANEL (RH)
1	P18221-02-G27	EA	BACKWALL ASM 429WU TWIN		106106-02-02A	EA	END CAP-ROCKER PANEL (LH)
1	P18221-02-G28	EA	BACKWALL ASM 429WU TWIN	14	105025-14-G04	EA	TRIM ASM-SIDEWALL - FRONT TO WHEEL WELL TRIM - BRIGHT WHITE
1	P18221-04-G27	EA	BACKWALL ASM 429WU TWIN (HEAVY DUTY CHASSIS)	15	105100-01-02A	EA	TRIM-WHEELWELL BRIGHT/WHITE
1	P18221-04-G28	EA	BACKWALL ASM 429WU TWIN (HEAVY DUTY CHASSIS)		105100-02-02A	EA	TRIM-WHEELWELL BRIGHT/WHITE (HEAVY DUTY CHASSIS)
2	078580-02-000	EA	TRIM-ROOF/FRONT CAP MILL		105220-01-02A	EA	TRIM-WHEELWELL,REAR BLACK
3	100483-02-02A	EA	TRIM-CONTOUR,ROOF BRIGHT WHITE - 133.9"	16	P18219-02-G27	EA	SIDEWALL ASM-RIGHT 429WU DL
	099583-55-004	EA	AWNING RAIL,3400 MM B/W	16	P18219-02-G28	EA	SIDEWALL ASM-RIGHT 429WU DL
4	P18222-02-G07	EA	ROOF ASM 429WU DL	16	P18219-04-G27	EA	SIDEWALL ASM-RIGHT 429WU DL (HEAVY DUTY CHASSIS)
5	096864-02-02A	EA	TRIM-CONTOUR,ROOF BRT WHITE	16	P18219-04-G28	EA	SIDEWALL ASM-RIGHT 429WU DL (HEAVY DUTY CHASSIS)
6	P18220-02-G27	EA	SIDEWALL ASM-LEFT 429WU DL		064675-54-003	EA	STL-ANG ROOF JOINT 1220 MM - OFF/WHT
6	P18220-02-G28	EA	SIDEWALL ASM-LEFT 429WU DL		064675-54-004	EA	STL-ANG ROOF JOINT 0545 MM OFF/WHT
6	P18220-04-G27	EA	SIDEWALL ASM-LEFT 429WU DL (HEAVY DUTY CHASSIS)		064675-54-005	EA	STL-ANG ROOF JOINT 1575 MM OFF/WHT
6	P18220-04-G28	EA	SIDEWALL ASM-LEFT 429WU DL (HEAVY DUTY CHASSIS)	17	103334-03-02A	EA	TRIM-BACKWALL,LOWER BRT/WHT
7	105312-01-07A	FT	INSERT - FEATURE STRIP VINYL - BRIGHT WHITE	18	103335-02-02A	EA	TRIM-BACKWALL,LOWER BRT/WHT
8	096854-05-02A	EA	TRIM-CONTOUR - BRIGHT WHITE		002726-01-001	EA	U-CHANNEL-GARNISH - 1" X 18" - SERRATED - MILL ALUMINUM
9	M76177-01-700	EA	CAP-FRONT - OVERHEAD CAB TO FIRST SEAM OF ROOF		002766-01-001	EA	ANGLE-EXTRUDED - 1" X 1.5" X 17" - ALUMINUM
10	108651-01-02A	EA	CAP-FEATURE STRIP,VW GRAY		002365-03-006	EA	EXT.- PDR U CHANNEL - 1.00" X 192.00" - BRIGHT WHITE
	108651-01-01A	EA	END CAP - FEATURE STRIP		002779-01-001	EA	EXTR-U CHAN 1.75X192.00

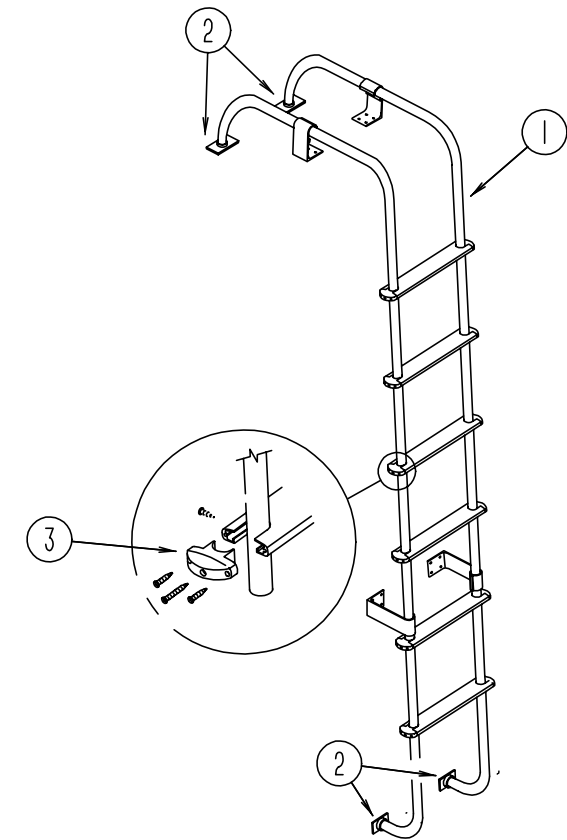
## EXTERIOR BODY GROUP (CONTINUED)



**WINGWALL, SLEEPERBOARD & TRIM**

KEY	PART NUMBER	U/M	DESCRIPTION
1	108037-02-02A	EA	COVER - WINGWALL OUTER-CURVED BRIGHT WHITE ALUMINUM
2	105015-02-02A	EA	TRIM-WINGWALL/SIDEWALL INNER SUPPORT BRKT - BRIGHT WHITE
3	118336-02-G07	EA	WINGWALL ASM
4	P18335-01-G04	EA	SLEEPERBOARD
5	096854-05-02A	EA	TRIM-CONTOUR - BRIGHT WHITE
6	100086-04-01A	EA	TRIM - SLEEPER BOARD/ROOF - BRIGHT WHITE - 2" X 96.6"
7	100085-05-01A	EA	TRIM-STRAP,SLEEPERBRD O/W
8	106144-06-G07	EA	COVER ASM.-WINGWALL LOWER LH, W/SUPPORT - FORD
8	106145-06-02A	EA	COVER ASM.-WINGWALL LOWER LH W/O SUPPORT - BRIGHT WHITE
9	106144-05-G07	EA	COVER ASM.-WINGWALL LOWER RH, W/SUPPORT - FORD
9	106145-05-02A	EA	COVER ASM.-WINGWALL LOWER RH W/O SUPPORT - BRIGHT WHITE
10	118336-01-G07	EA	WINGWALL ASM
11	104444-01-02A	EA	COVER-WINGWALL TRIM, UPPER, PASSENGER, BRIGHT WHITE
12	104444-02-02A	EA	COVER-WINGWALL TRIM, UPPER, DRIVERS - BRIGHT WHITE
	002365-03-006	EA	EXTR-PDR-U-CHANNEL - 1.00 X 192.00 - BRIGHT WHITE

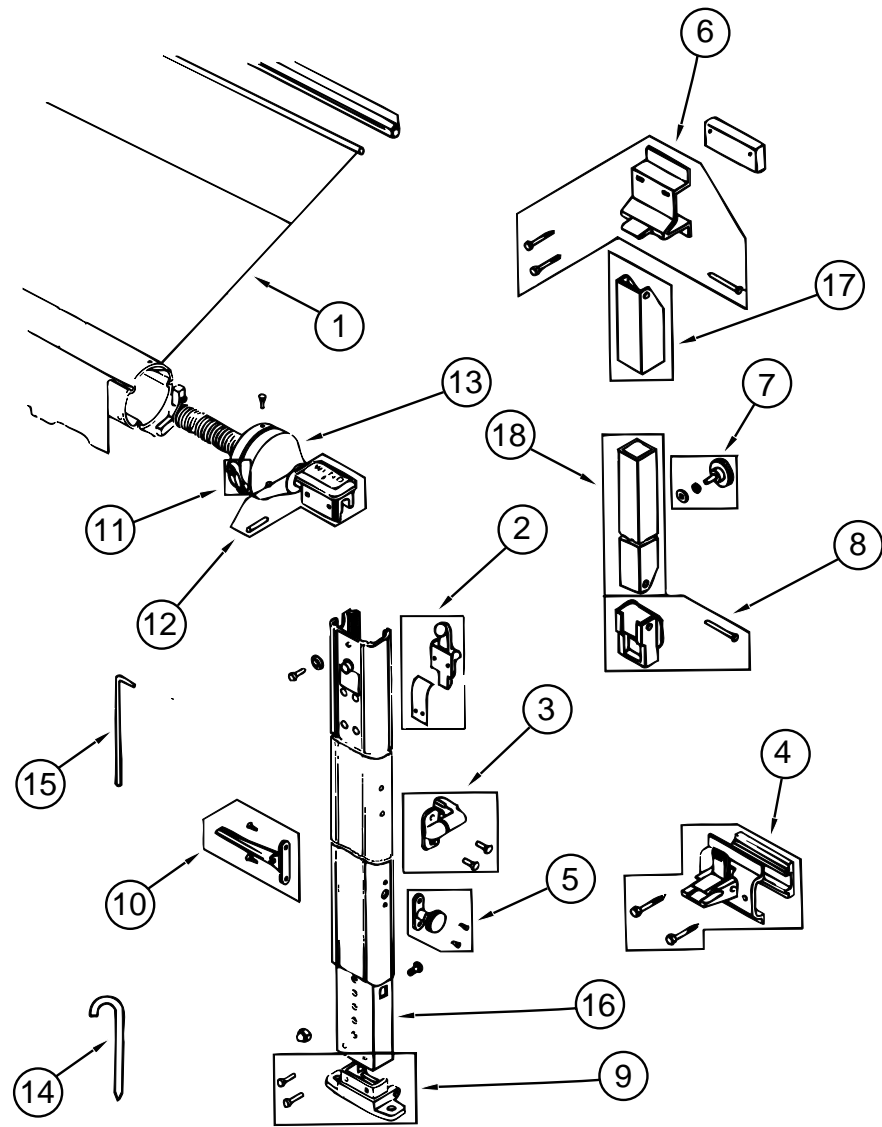
## EXTERIOR BODY GROUP (CONTINUED)



**LADDER**

KEY	PART NUMBER	U/M	DESCRIPTION
1	102953-15-G04	EA	LADDER ASM
2	067165-01-000	EA	MOUNTING BRACKET-LADDER, LOWER
	000G39-06-10T	EA	SCREW-SF/DR - 6-20 X 5/8 PPH - BLACK
	000G68-10-36T	EA	SCREW-10-12 X 2.25 POH BLACK
3	076980-02-000	EA	END CAP-STEP, BLACK
	081114-01-000	EA	CAP-INSERT - ROUND - 1" DIAMETER - PLASTIC - BLACK
	038327-01-000	EA	TAPE-ANTI SLIP, 2" X 60"

**EXTERIOR BODY GROUP (CONTINUED)**



**AWNING & HARDWARE - FAULKNER**

KEY	PART NUMBER	U/M	DESCRIPTION	VENDOR NO.
1	110634-08-17A	EA	AWNING-ROLLER ASM,14'	
	110634-02-04A	EA	AWNING-HARDWARE KIT,BRT WHT	
2	110634-01-700	EA	RAFTER LOCKING MECH KIT	7605-0001
3	110634-01-701	EA	SAFETY LATCH KIT	7509-0001
4	110634-01-702	EA	BRACKET KIT, BOTTOM	7512-0001
5	110634-01-703	EA	HANDLE KIT, HEIGHT CONTROL	7510-0001
6	110634-01-704	EA	BRACKET KIT, UPPER W/BOLTS	7505-0001
7	110634-01-705	EA	KNOB KIT-RAFTER, ULTRA	7508-0001
8	110634-01-706	EA	SLIDE KIT, RAFTER	
9	110634-01-707	EA	BRACKET-GROUND KIT	7511-0001
10	110634-01-708	EA	HANDLE-LIFT, W/RIVETS	7000-0001
11	110634-01-709	EA	HANDLE-RACHET KIT	7507-0001
12	110634-01-710	EA	CAP-ARM KIT	7503-0001
13	110634-01-711	EA	SPRING ASSEMBLY, FRONT	6598-0001
	110634-01-712	EA	SPRING ASSEMBLY REAR	6599-0001
	110634-01-713	EA	CAP KIT, REAR END	7504-0001
14	110634-01-714	EA	STAKE-(4 PER BAG)	5208-0001
15	110634-01-715	EA	WAND, PULL DOWN	7604-0001
16	110634-01-730	EA	ARM-INNER, FRONT, BRT/WHT	1002-0071
	110634-01-731	EA	ARM-INNER,REAR, BRT/WHT	1003-0071
17	110634-01-732	EA	RAFTER-OUTER, BRT/WHT	1004-0071
18	110634-01-733	EA	RAFTER-INNER, BRT/WHT	1005-0071
	110634-01-735	EA	HANDLE-PUSH BUTTON-BRT/WHT	7000-9071
	111038-01-01A	EA	SPACER-AWNING,LOWER BLACK	

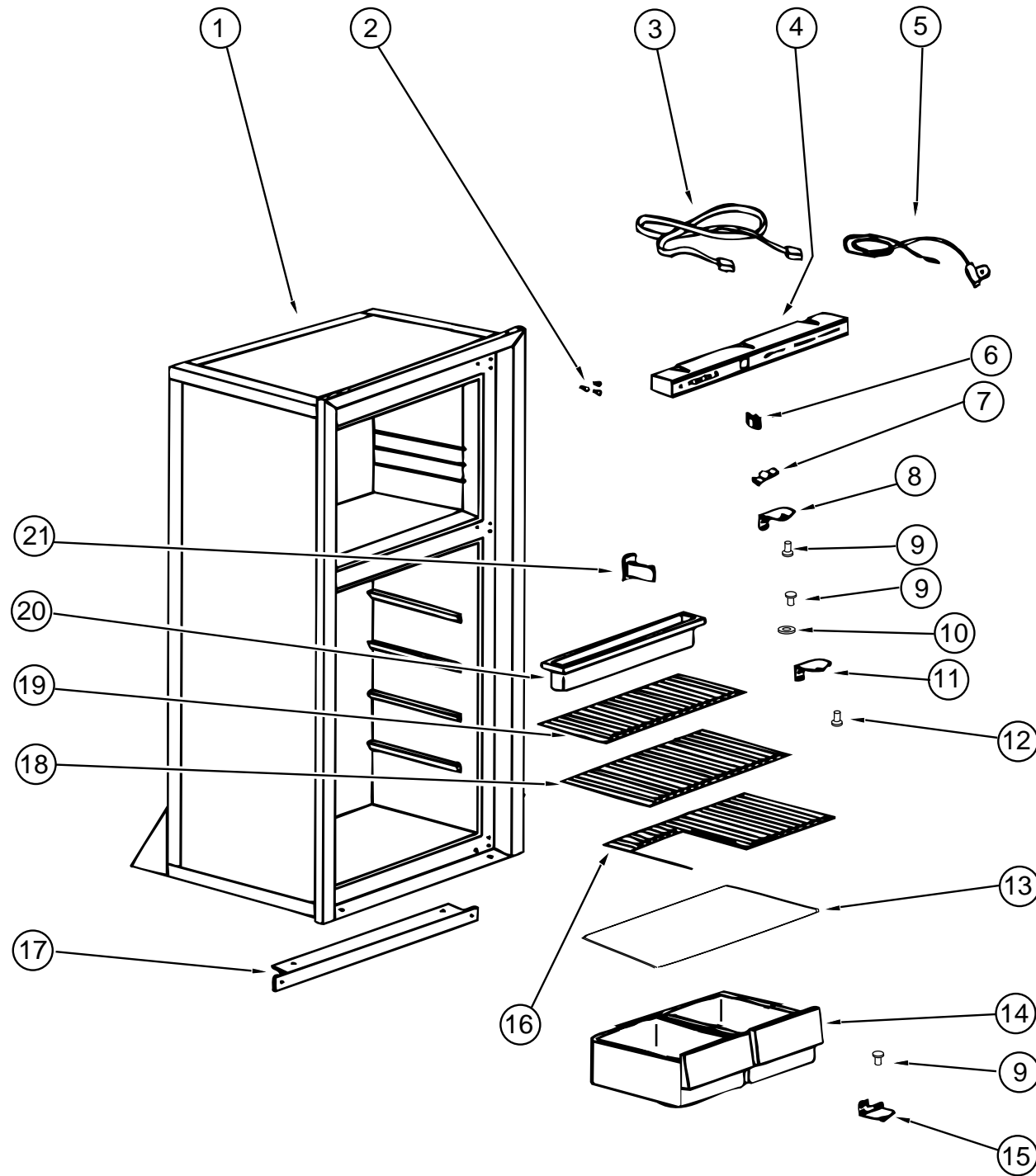
**EXTERIOR BODY GROUP (CONTINUED)**

**EXTERIOR MIRRORS - VELVAC**

KEY	PART NUMBER	U/M	DESCRIPTION	VENDOR NO.
	117051-03-02A	EA	MIRROR - PASSENGER - 102" WHITE	
				FROM: 00-00-00 THRU: 08-13-95
	117051-04-02A	EA	MIRROR - DRIVERS - 102" WHITE	
				FROM: 00-00-00 THRU: 08-13-95
	106860-02-702	EA	GLASS ONLY FLAT RH/LH STAR	702086-8
	117051-01-700	EA	MIRROR-CONVEX	723068-4
	120269-03-01A	EA	MIRROR - PASSENGER - 102" BRIGHT WHITE	
				FROM: 08-14-95 THRU: 99-99-99
	120269-04-01A	EA	MIRROR - DRIVERS - 102" BRIGHT WHITE	
				FROM: 08-14-95 THRU: 99-99-99
	120269-01-700	EA	GLASS KIT W/BEZEL RH/LH	709407-8
	120269-05-01A	EA	MIRROR - PASSENGER W/HEAT & REMOTE - 102" BRIGHT WHITE	
	120269-06-01A	EA	MIRROR - DRIVERS W/HEAT & REMOTE - 102" BRIGHT WHITE	
	120269-05-701	EA	GLASS ONLY REPLACEMENT RH/LH	709411-8
	120269-07-01A	EA	PANEL-DRIVERS DOOR MIRROR CONTROL W/SWITCHES & PIGTAIL	
	120269-08-000	EA	HARNES-ELECT MIRROR - VELVAC 748304-8	

# GALLEY GROUP

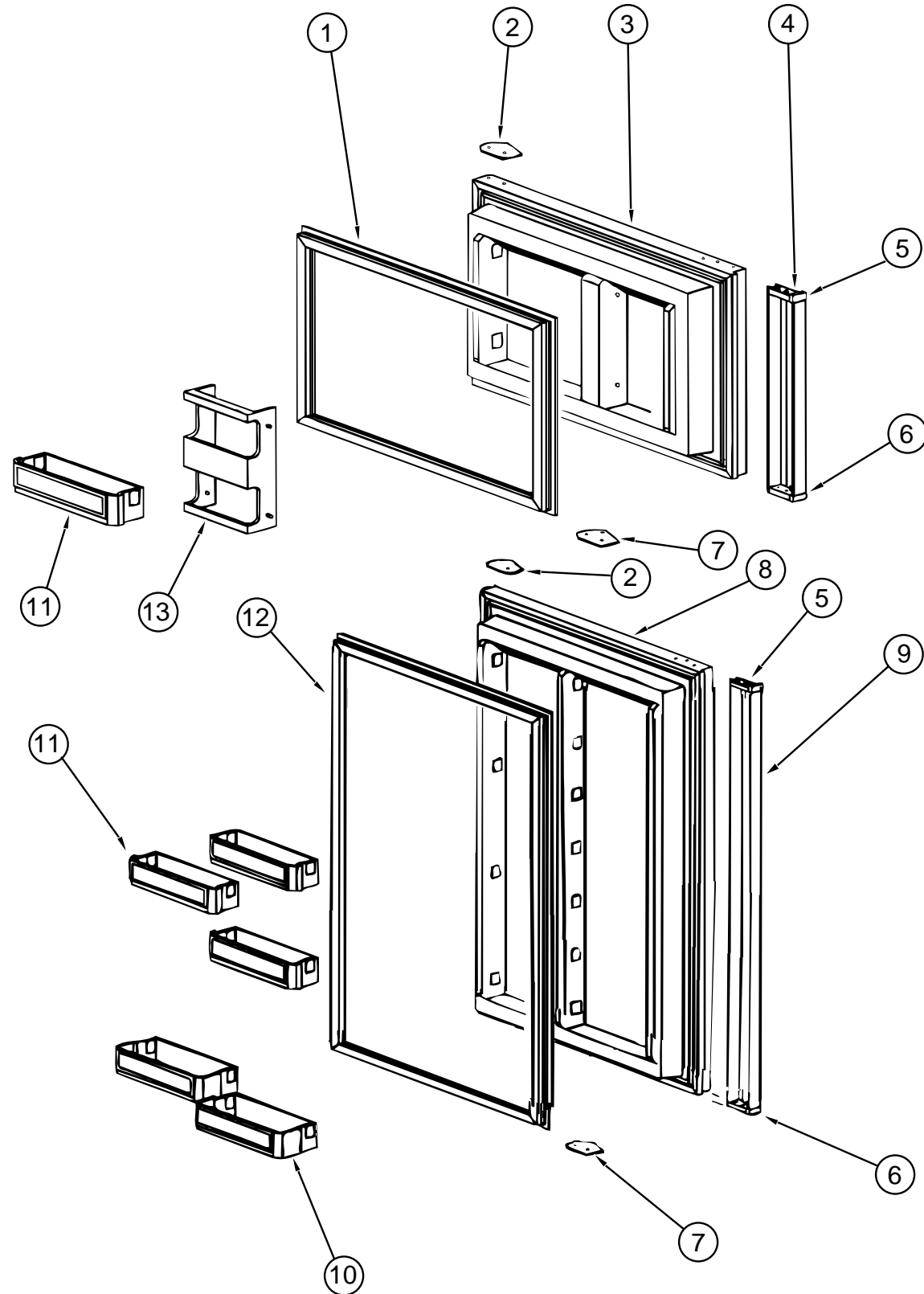
## REFRIGERATOR CABINET AND COMPONENTS



KEY	PART NUMBER	U/M	DESCRIPTION	VENDOR NO.
1	104138-05-01A	EA	REFRIG SMALL DBL DOOR 2-WAY - NORCOLD 6162 LH BL	
2	094039-01-722	EA	PLUG-HOLE, BLACK	61582030
3	084880-01-746	EA	CABLE-PRINTED CIRCUIT BOARD TO POWER SUPPLY	
4	104137-06-700	EA	SHELL-EYEBROW,2-WAY, W/HUM	61726622
4	094039-04-701	EA	SHELL-EYEBROW,2-WAY W/O HUM	61669822
5	084880-01-753	EA	THERMISTER-78" W/O CLIP	61693822
6	075217-01-738	EA	SWITCH-HUMIDITY	61525922
7	084880-01-760	EA	CLIP (THERMISTER)	61689122
8	094039-01-723	EA	BRACKET-HINGE, TOP RH-BTM LH	61580830
9	094039-01-725	EA	PIN-HINGE, BLACK	61578130
	084880-03-702	EA	PIN-HINGE, TOP/BTM, FEMALE	61580630 - BLACK
10	084880-01-749	EA	BUSHING-HINGE	61580722
11	094039-01-728	EA	BRACKET-HINGE, CENTER BLACK	61566530
12	094039-01-730	EA	PIN-HINGE, CENTER, BLACK	61566730
13	084880-01-722	EA	COVER-CRISPER, GLASS	61564122
14	104137-06-707	EA	CRISPER, WHITE	61571325
15	094039-01-724	EA	BRACKET-HINGE, TOP LH-BTM RH	61580930
16	104137-06-730	EA	SHELF - CUTOUT	618055
17	094039-01-732	EA	TRIM-FRONT LOWER, BLACK	61622130
18	104137-06-729	EA	SHELF - MIDDLE - WHITE	618052
19	104137-06-725	EA	SHELF - SHORT - WHITE W/O RISER	618059
20	094039-01-735	EA	TRAY-DRIP, WHITE	61572830
21	084880-01-732	EA	LATCH	61578522
	094039-01-736	EA	SWITCH-LIGHT, BLACK	61581022
	104138-04-701	EA	CABINET-BLACK TRIM & WHT INT	61725038
	104137-06-728	EA	SHELF W/RISER - WHITE	618062
	104137-06-706	EA	SHELF-WIRE - SHORT	61718222
	117089-01-000	EA	DRAIN HOSE-REFRIGERATOR TRAY	
	116751-06-01A	EA	TRAY-REFRIGERATOR BLK	
	054450-01-000	EA	LEVEL-REFRIGERATOR	
	065225-02-000	EA	PLATE-TIEDOWN, REFRIGERATOR	
	093646-01-000	EA	BRACKET ASM-TIEDOWN, REFRIGERATOR	
	093646-02-000	EA	BRACKET-TIEDOWN, REFRIGERATOR	
	103251-02-01A	EA	INSERT-ACRYLIC BLACK, 19.53" X 16.06"	
	103251-03-01A	EA	INSERT-ACRYLIC BLACK - 19.53 X 32.20	



**GALLEY GROUP (CONTINUED)**



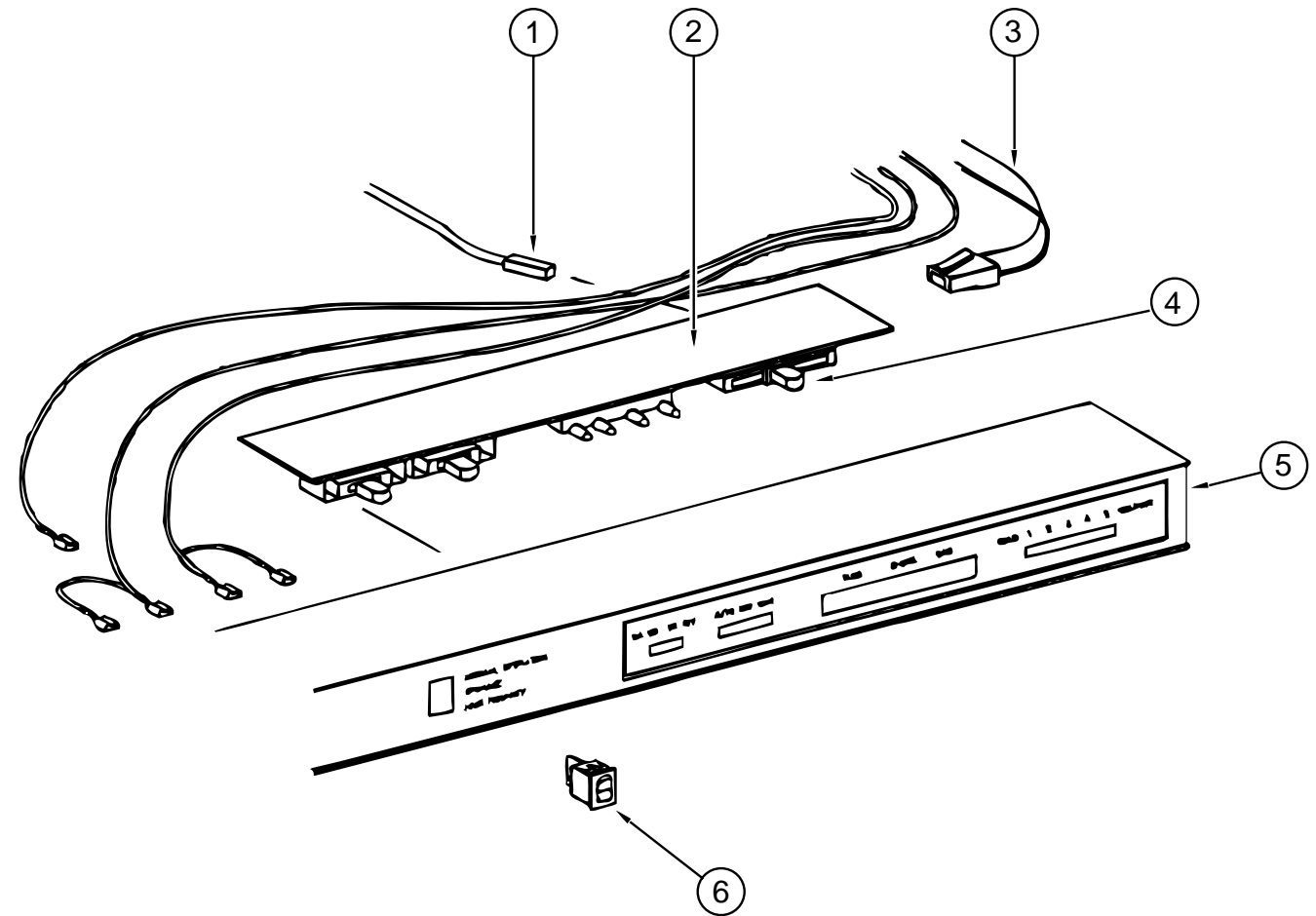
**REFRIGERATOR DOOR - NORCOLD**

KEY	PART NUMBER	U/M DESCRIPTION	VENDOR NO.
1	094039-01-702	EA GASKET (GRAY) UPPER	61567830
2	094039-01-710	EA PLATE-HINGE,RHTOP,LHBTM, BLK	61631330
3	094039-01-706	EA LINER-UPPER DOOR,WHITE/BLACK	61581838-B
4	094039-01-708	EA HANDLE-UPPER DOOR ASM. BLACK	61650038
5	084880-01-720	EA SPRING (FOR DOOR HANDLE)	61558822
6	084880-01-761	EA CAP-END, CATCH, UPPER, BLACK	61593730
6	084880-01-740	EA CAP-END, STOP CATCH, LWR.BLK	61593830 BLACK

**GALLEY GROUP (CONTINUED)**

**REFRIGERATOR DOOR - NORCOLD (CONTINUED)**

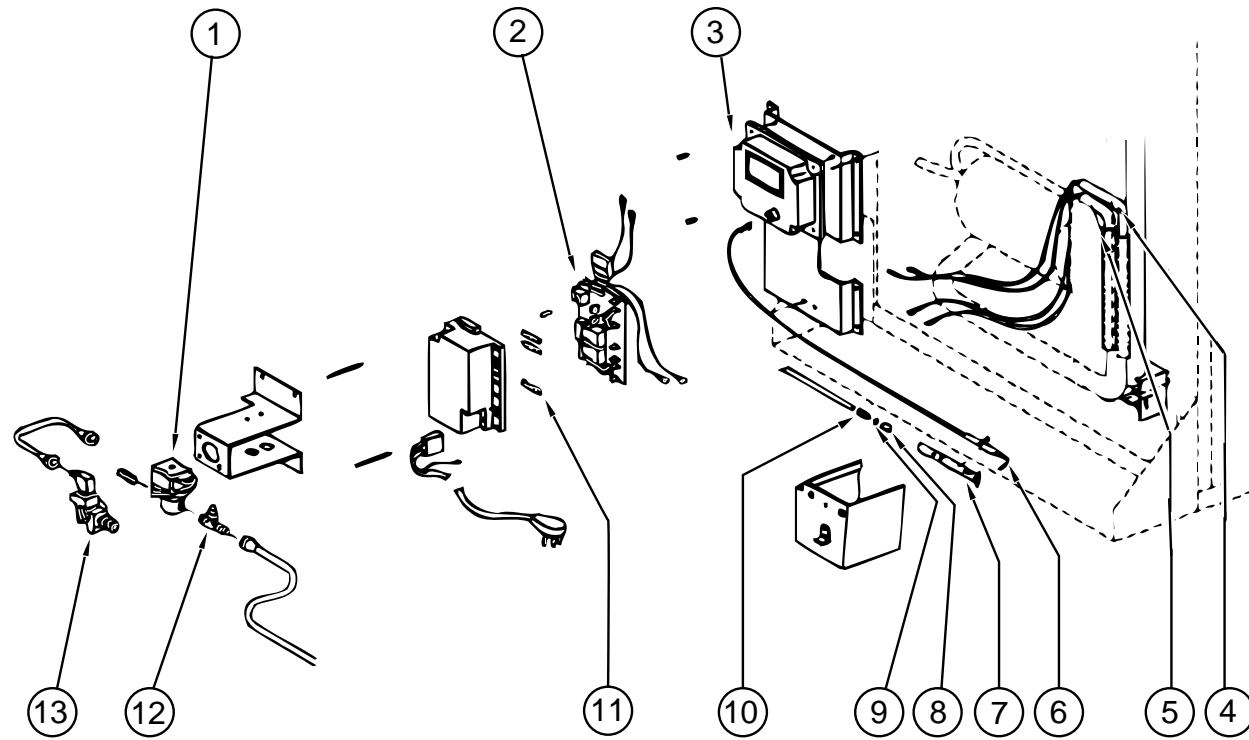
KEY	PART NUMBER	U/M DESCRIPTION	VENDOR NO.
7	094039-01-704	EA PLATE-HINGE,TOPLH,RHBTM BLK	61631430
8	094038-01-702	EA LINER-DOOR, LOWER (BLK/WHT)	61581938-B
9	094038-01-704	EA HANDLE-DOOR, LOWER ASM BLACK	61650138
10	104137-06-704	EA BIN-MILK, WHITE	61579425
11	104137-06-703	EA BIN-DOOR SHELF, WHITE	61564025
12	094038-01-700	EA GASKET-LOWER, GRAY	61567930
13	104137-06-702	EA RACK-JUICE, WHITE	61580525
	104137-06-727	EA SHELF-FREEZER, WHITE	618057



**EYEBROW ASSEMBLY - NORCOLD**

KEY	PART NUMBER	U/M DESCRIPTION	VENDOR NO.
1	084880-01-753	EA THERMISTER-78" W/O CLIP	61693822
	084880-01-760	EA CLIP (THERMISTER)	61689122
2	094039-04-700	EA BOARD-PC, 2 WAY	61647322
3	084880-01-746	EA CABLE-PRINTED CIRCUIT BOARD TO POWER SUPPLY	
4	102621-01-703	EA BUTTON-THERMOSTAT,ADJUSTABLE	61587422
5	104137-06-700	EA SHELL-EYEBROW.2-WAY, W/HUM	61726622
5	094039-04-701	EA SHELL-EYEBROW,2-WAY W/O HUM	61669822
6	075217-01-738	EA SWITCH-HUMIDITY	61525922

## GALLEY GROUP (CONTINUED)



## REFRIGERATOR CONTROL CENTER - NORCOLD

KEY	PART NUMBER	U/M	DESCRIPTION	VENDOR NO.
1	084880-01-718	EA	VALVE-GAS, (ASCO)	61551822
2	094039-04-702	EA	POWER SUPPLY (2 WAY)	61647422
3	104137-02-700	EA	CHANNEL CONTROL MODULE	61717037
4	088248-01-710	EA	HEATER DC (HORIZONTAL)	61562822
5	088248-01-709	EA	HEATER-AC (HORIZONTAL)	61562722
6	104137-06-715	EA	ELECTRODE-SPARK/SENSOR, SGL	61692222
7	104137-06-714	EA	BURNER ASSEMBLY, 5-SLOT	61705222
8	084880-01-705	EA	ORIFICE	61452222
9	104137-06-713	EA	GASKET-ORIFICE	61475122
10	104137-06-712	EA	FITTING-GAS, TUBE CONNECTION	61692722
11	104137-06-711	EA	FUSE-5 AMP	61611622
12	104137-06-710	EA	TAP-PRESSURE	61594422
13	104137-06-709	EA	VALVE-SHUT OFF, MANUAL	61694922
	084879-03-700	EA	COIL-COOLING,F/HORIZ-BURNER	61687240

## GALLEY GROUP (CONTINUED)

### COFFEE MAKER - BLACK & DECKER

KEY	PART NUMBER	U/M	DESCRIPTION	VENDOR NO.
	103799-01-02A	EA	MAKER-COFFEE - GRAY - W/GLASS POT	
				FROM: 00-00-00 THRU: 04-07-96
	103799-02-01A	EA	MAKER-COFFEE - W/CLOCK - WHITE - SDC2B	
				FROM: 04-08-96 THRU: 99-99-99
	103799-01-700	EA	POT-CARAFE - GLASS	679420
	103799-01-701	EA	BRACKETS - WHITE PAIR	164734-06

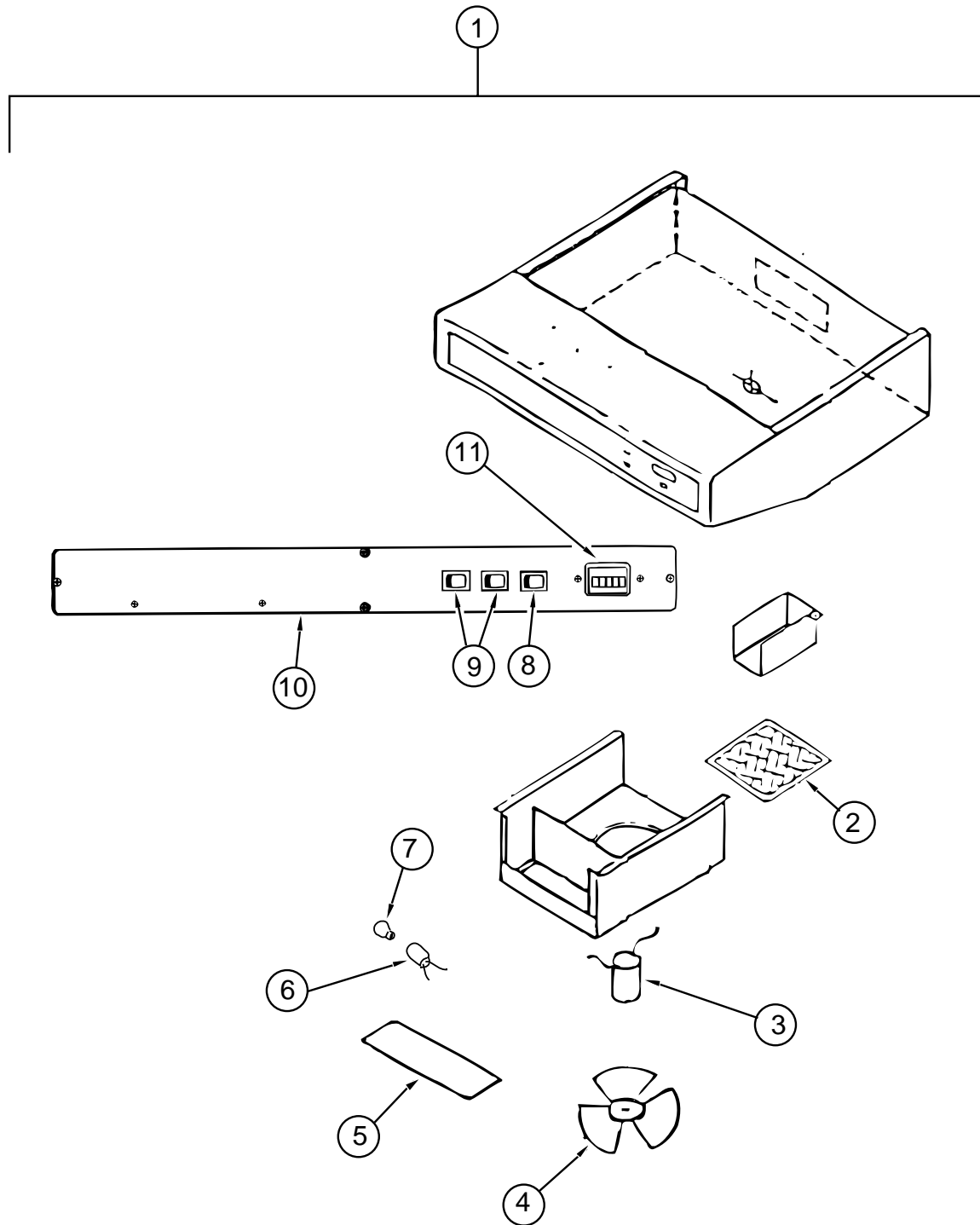
### MICROWAVE

KEY	PART NUMBER	U/M	DESCRIPTION	VENDOR NO.
	115303-01-000	EA	MICROWAVE OVEN- 14 1/8"H X 21 7/8"W X13 1/4"D	
	115401-01-01A	EA	TRIM-MICROWAVE,BLACK	
	115303-01-700	EA	TRIM F/VENT, TOP	2100309
	098916-14-01A	EA	BRACE - MICROWAVE CABINET - LEFT HAND - E COATED	
	098916-15-01A	EA	BRACE - MICROWAVE CABINET - RIGHT HAND - E-COATED	
	094750-07-000	EA	BRACKET-MICROWAVE,89 DEGREE	
	094756-02-01A	EA	BRACKET-L, MICROWAVE - 6.1" LONG X 3.9" WIDE - STEEL - TAN	

# GALLEY GROUP (CONTINUED)

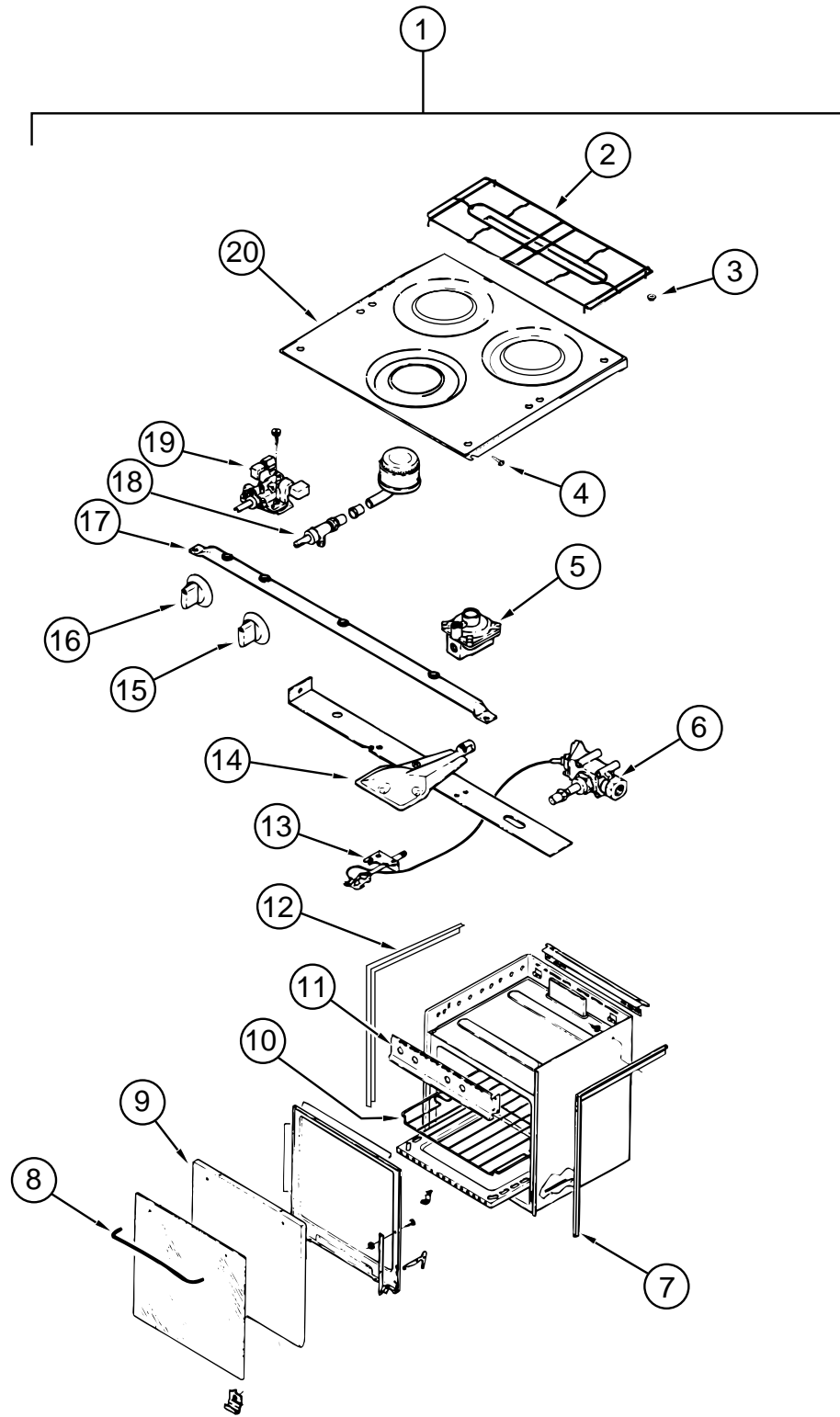
## RANGE HOOD

KEY	PART NUMBER	U/M	DESCRIPTION	VENDOR NO.
1	100258-22-03A	EA	HOOD-RANGE 22 W/MONT PNL TEX - *VENT TMS-5012-SBDLG	
1	100258-23-03A	EA	HOOD-RANGE 22 W/MONT PNL TEX *VENT TMS-5012-SBCL	
2	096983-01-707	EA	FILTER-MESH	CC246
3	090973-01-700	EA	MOTOR-12 VOLT, CSA & UL	CA508-1
4	090973-01-702	EA	BLADE-FAN	VA183-1
5	092696-02-701	EA	LENS-LAMP	CC179-2
6	092696-01-710	EA	HOLDER-LAMP	CB267-2
7	117806-01-000	EA	BULB-12V NO.912 1.0 AMPS	
8	096983-01-702	EA	SWITCH-MOM/OFF/MOM, 3 TERM	112
9	096983-01-700	EA	SWITCH-ON/OFF	108
10	100258-01-700	EA	LABEL-HOOD NOSE	CC428
11	100258-10-01A	EA	GAUGE-HOUR METER W/SWITCH - SCREW ON STYLE	
	100258-10-700	EA	GAUGE-HOUR METER - SCREW ON	150
	075470-01-703	EA	SWITCH-ON/MOMENTARY	RP1016
	092696-01-702	EA	RESISTER-WIRE	L7314
	096983-01-703	EA	SWITCH-ON/ON	115
	100258-04-701	EA	BEZEL-SWITCH LEVER	CC116
	100258-11-700	EA	BOARD-CIRCUIT	L5099-01
	100258-12-700	EA	PANEL-CONTROL ASSEMBLY	LA9076
	092696-01-701	EA	KNOB-PLASTIC	CC 225
	100258-04-702	EA	SWITCH-LEVER, W/CABLE	CB547-1
	092696-01-709	EA	LAMP #912	VA415
	092698-02-700	EA	FASTNER - PUSH	VB430
	092698-02-701	EA	CLAMP-CONDUIT	VB334



## GALLEY GROUP (CONTINUED)

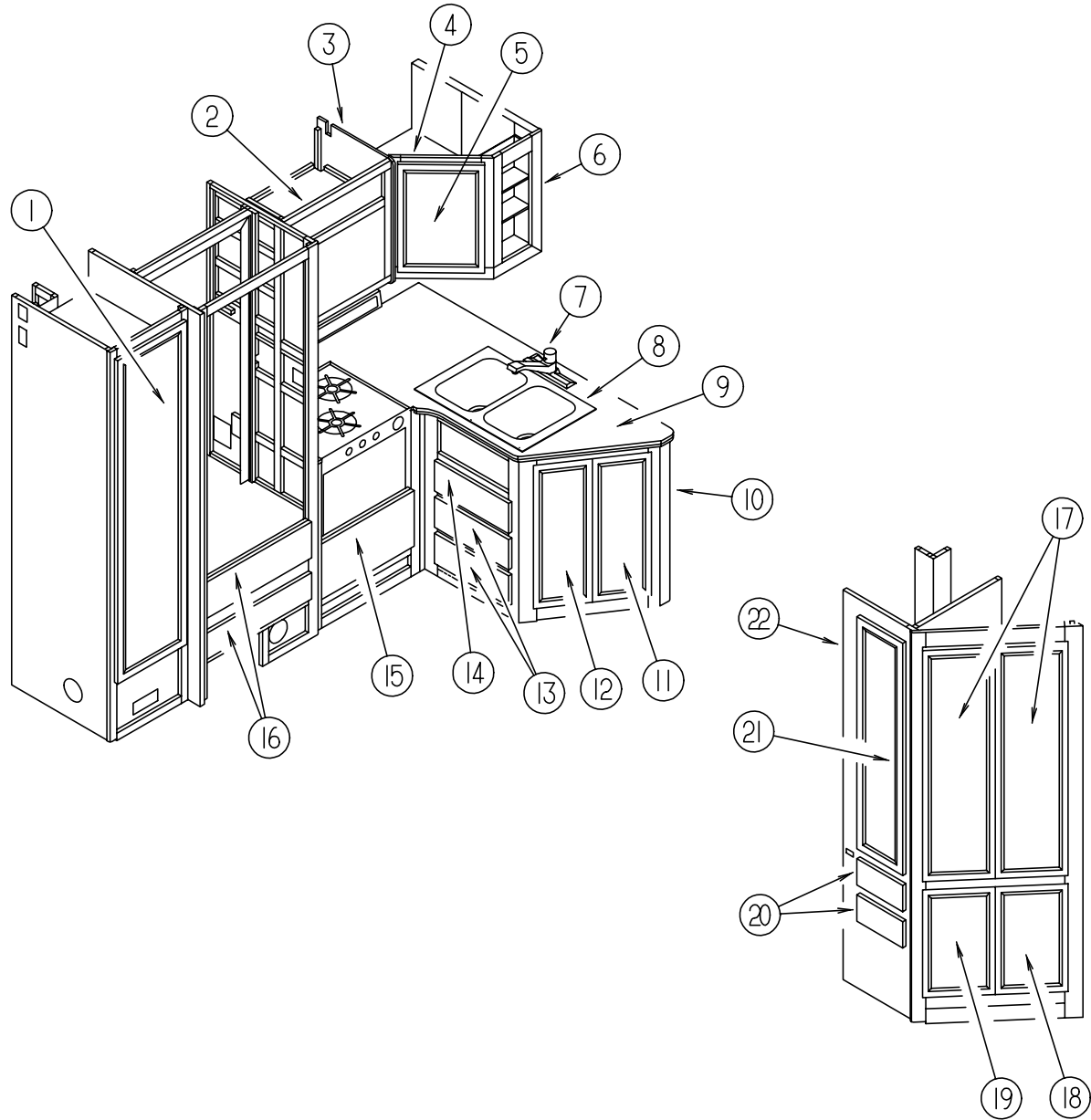
RANGE - MAGIC CHEF - MODEL 16RB-3B49



KEY	PART NUMBER	U/M	DESCRIPTION	VENDOR NO.
1	112881-01-02A	EA	RANGE-16" 3 BURNER BLACK - *M'CHEF 16RB-3BZ	
2	102020-01-711	EA	GRATE-TOP	7518P012-60
3	102020-01-709	EA	BUMPER-GRATE	8007-P020-60
4	102020-01-724	EA	BUMPER-MAIN TOP	8003P008-60
5	102022-01-708	EA	REGULATOR, 1/4 & 1/2 OUT	7510P041-60
6	112881-01-702	EA	VALVE-MERCURY (SAFETY VALVE)	7501-P121-60
7	112881-01-708	EA	TRIM-FLAT (RIGHT) (BLK)	3608W036-70
8	102020-01-701	EA	HANDLE,DOOR	7701P092-60
9	112881-01-714	EA	PANEL-OVEN DOOR, GLASS	2401F114-70
10	102020-01-700	EA	SHELF-OVEN	7801-P027-60
11	112881-01-701	EA	PANEL-MANIFOLD	2616F091-70
12	112881-01-707	EA	TRIM-FLAT (LEFT) (BLK)	3608W035-70
13	112881-01-710	EA	OVEN PILOT	7505P202-60
14	112881-01-711	EA	BURNER-OVEN	3403W025045
15	112881-01-705	EA	KNOB-TOP BURNER	7733P072-60
16	112881-01-704	EA	KNOB-THERMOSTAT	7731P067-60
17	112881-01-709	EA	PIPE-MANIFOLD	7513P097-60
18	102020-01-722	EA	VALVE-TOP BURNER	7502P181-60
18	112881-01-703	EA	VALVE-TOP BURNER HI-OUTPUT	7502P180-60
19	112881-01-706	EA	THERMOSTAT	12400026
20	112881-01-712	EA	RANGE TOP-MAIN BLACK	740101486
	112881-01-715	EA	THERMOSTAT, REF. SER. # 3C	7515P037-60
	112881-01-716	EA	KNOB, THERMOSTAT-SER# 3C	7731P107-60
	112881-01-718	EA	KNOB, HIGH OUTPUT (FLAME IND)	74001794
	105458-01-000	EA	TIEDOWN BRACKET - STOVE - RH	
	105458-02-000	EA	TIEDOWN BRACKET - STOVE - LH	

# GALLEY GROUP (CONTINUED)

## CABINETS & FIXTURES



KEY	PART NUMBER	U/M	DESCRIPTION
1	M06803-E7-G28	EA	DOOR-RAIL - MTRD/OG 0410 X 1660
2	115956-01-G28	EA	CABINET ASM-MICROWAVE
3	109908-21-F28	EA	CAP ASM-END,OVHD
4	P14876-01-F28	EA	CABINET ASM-OVHD,GALLEY
	114876-11-F28	EA	SHelf ASM
5	M06803-93-G28	EA	DOOR-RAIL,MTRD/OG 0275X0365
6	114875-01-F28	EA	CABINET ASM-SPICE RACK
7	104114-02-01A	EA	FAUCET-GALLEY,SGL CONTROL 20PL1038-8" CHROME
8	104113-01-000	EA	SINK-SST,DOUBLE
	092303-01-000	EA	STRainer-SINK
	103610-01-F09	EA	Cover - SINK - 15.1" X 15.8" (G27)
	103610-01-F29	EA	Cover - SINK - 15.1" X 15.8" (G28)
9	118428-13-G25	EA	COUNTERTOP ASM (G27)
9	118428-13-G28	EA	COUNTERTOP ASM (G28)
10	M07554-01-G27	EA	CABINET ASM-GALLEY W/COUCH
10	M07554-01-G28	EA	CABINET-GALLEY - W/COUCH
10	M07554-02-G27	EA	CABINET ASM-GALLEY W/DINETTE
10	M07554-02-G28	EA	CABINET-GALLEY - W/DINETTE
	118428-15-G27	EA	SHelf ASM. (2 USED)
11	M06803-E5-G27	EA	DOOR-RAIL,MTRD/OG 0255 X 0750
12	M06803-E6-G27	EA	DOOR-RAIL - MTRD/OG 0255 X 0750
13	M05971-J4-G27	EA	DRAWER COMPL-SLIDE OGEE
14	M05971-J3-G27	EA	DRAWER COMPL-SLIDE OGEE
15	M05971-E7-G27	EA	DRAWER COMPL-SLIDE OGEE
16	M05971-L9-G27	EA	DRAWER COMPL-SLIDE OGEE
	090329-01-000	FT	SEAL-T - REFRIGERATOR CABINET - .6" WIDE TOP X 2" TAIL
17	M06803-66-G28	EA	DOOR-RAIL - MTRD/OG 0305 X1220
18	M06803-D7-G27	EA	DOOR-RAIL - MTRD/OG 0305 X 0555
19	M06803-D6-G27	EA	DOOR-RAIL - MTRD/OG 0305 X 0555
20	M05971-J1-G27	EA	DRAWER COMPL-SLIDE OGEE
21	M06803-E9-G28	EA	DOOR-RAIL - MTRD/OG 0305 X 1220
22	114308-01-G27	EA	CABINET ASM-PANTRY
	114308-12-F28	EA	SHelf ASM (3 USED)
	114308-15-F28	EA	SHelf ASM (2 USED)

## GENERATOR GROUP

### 4 KW ONAN GAS GENERATOR

KEY	PART NUMBER	U/M	DESCRIPTION
	109982-03-000	EA	GENERATOR, 4.0 MICROLITE, ONAN# KY-FA/2600 B
	109982-04-000	EA	GENERATOR-3.6 MICROLITE, ONAN KY-FA/26120 B
	109982-05-000	EA	GENERATOR-3.3 MICROLITE, ONAN KY-FR/26119 B
	007067-01-000	SF	INSULATION-FIBERGLASS, 1" THICK X 4' - INCREMENTS OF 4 SF
	105958-09-000	EA	PIPE-EXHAUST,GENERATOR
	007125-04-000	EA	CLAMP-MUFFLER, 1.1" DIA
	118248-01-02B	EA	BRACKET - GENERATOR - E-COATED
	118248-02-02B	EA	BRACKET - GENERATOR - E-COATED

NOTE: ADDITIONAL GENERATOR COMPONENTS ARE FOUND IN THE CHASSIS GROUP.

## HEATING & AIR CONDITIONING GROUP

### HEATING SYSTEM

KEY	PART NUMBER	U/M	DESCRIPTION
	093741-01-000	EA	BOX-BOOT,FLOOR REGISTER
	089367-02-000	EA	TEE-4 X 2 X 4 INCH
	069636-02-000	EA	CONNECTOR-DUCT, 4" ID - SUBURBAN 050715
	009198-01-000	FT	DUCT-HEAT, FLEXIBLE - 4" ID X 25 FT
	009198-02-000	FT	DUCT-FLEXIBLE-2IN ID X 25FT
	093614-01-02A	EA	GRILLE-RETURN AIR,DURA BEIGE
	079059-01-000	EA	HOSE-90 DEGREE, 5/8"ID X 4" X 36"
	007108-01-000	FT	HOSE-HEATER, 5/8" ID - HI-TEMP - FORD ESE-M2D192-A
	056464-09-000	EA	REGISTER-4IN DIA,PLASTIC
	094600-05-01A	EA	REGISTER-HEAT - W/O DAMPER - LIMA 41 - DURA-BEIGE
	056464-10-000	EA	REGISTER-W/O DAMPER, 4" DIAMETER - DURA-BEI
	009200-01-000	EA	TAPE-FURNACE, 1 1/2"
	088753-01-000	FT	TUBE-ALUMINIZED STEEL - 5/8" - 18 GAUGE
	008042-01-000	FT	TUBING-VINYL - .65" ID

### REAR HEATER - EVANS

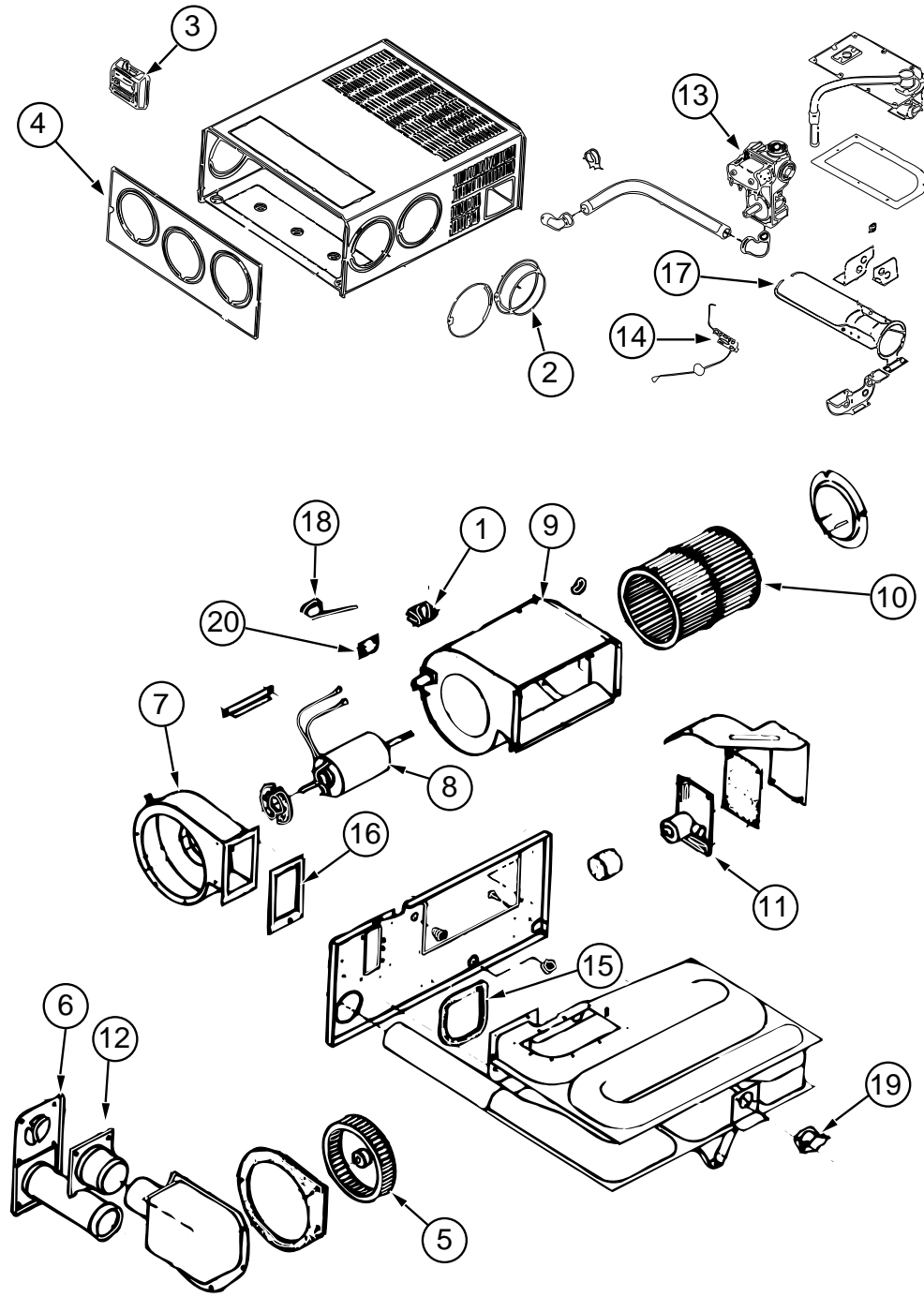
KEY	PART NUMBER	U/M	DESCRIPTION	VENDOR NO.
	084405-01-000	EA	HEATER ASM-REAR, DUCTED - W/MOTOR AID - EVANS	
	084405-01-700	EA	CORE-HEATER	FT200229
	084405-01-701	EA	FAN BLADES	HV029931
	084405-01-702	EA	MOTOR ASSEMBLY, 12 VOLT	R0200180
	087202-01-000	EA	SWITCH - 4 POSITION - W/KNOB	

### CEILING ASM. - A/C - COLEMAN

KEY	PART NUMBER	U/M	DESCRIPTION	VENDOR NO.
	108891-01-01A	EA	CEILING ASM-A/C COOL TSR HO - COLEMAN 7330-714 IV	
	042204-01-709	EA	THERMOSTAT-IN 64 OUT 58	6701-3401
	073742-01-701	EA	SWITCH-SELECTOR,(5 TERMINAL)	6759-3251
	073742-01-702	EA	DECAL-COOL ONLY	6759C3431
	081606-01-712	EA	SHROUD-CEILING, IVORY	6769-5061
	091225-01-713	EA	KNOB	6701-3351
	093766-02-701	EA	DECAL-LEFT	6799-3971
	108891-01-700	EA	PARTS PKG. SGL (KNOB & NUTS)	6792-5991
	108891-01-701	EA	CLIP-FILTER RETAINER, 6 PER	6799-3141

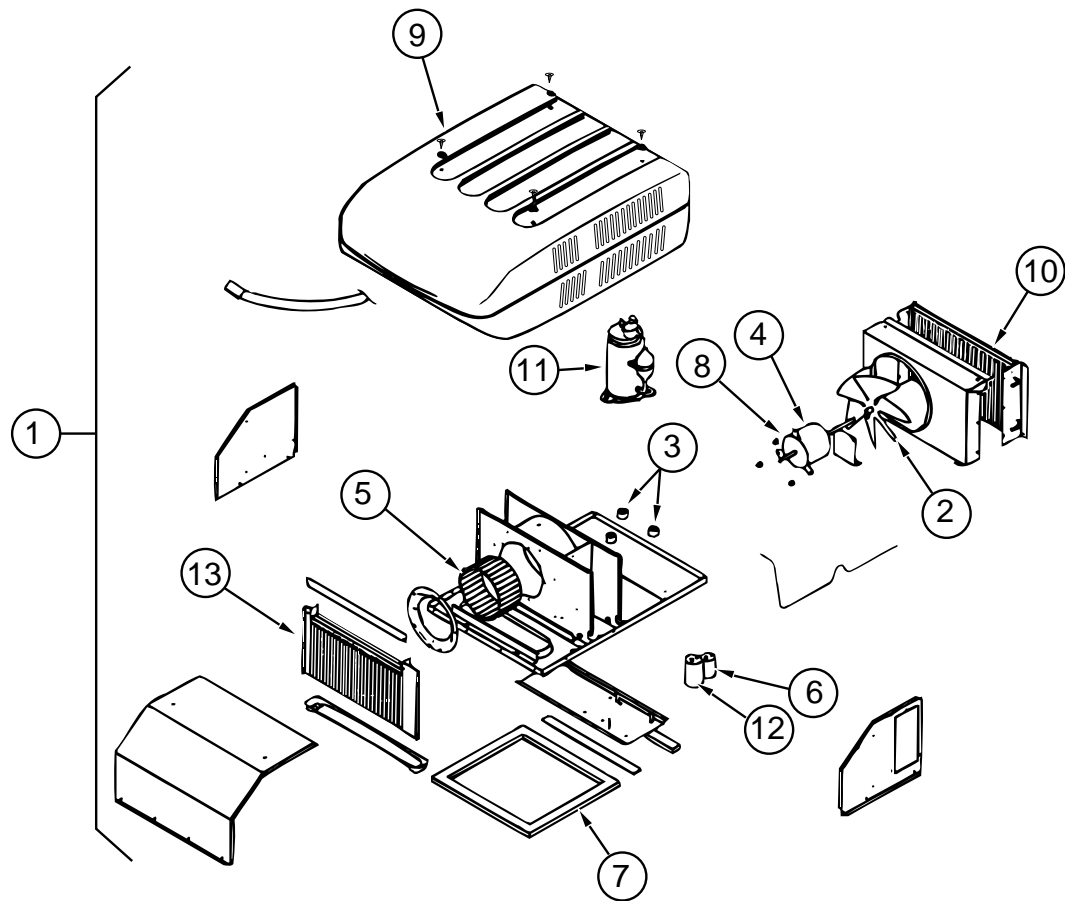
# HEATING & AIR CONDITIONING GROUP (CONTINUED)

## FURNACE - SUBURBAN - MODEL SF-30 2273



KEY	PART NUMBER	U/M	DESCRIPTION	VENDOR NO.
	098668-20-000	EA	FURNACE-30000 BTU, SUBURBAN SF-30 2273	
1	074466-01-702	EA	RELAY, TIME DELAY	230625
2	075696-02-703	EA	COLLAR-DUCT	050715
3	115764-01-01A	EA	THERMOSTAT-FURNACE, SUBURBAN 160902	
4	098668-01-700	EA	CABINET FRONT	101242
5	098668-01-706	EA	WHEEL-COMBUSTION AIR	350128
6	098668-01-707	EA	TUBE ASSEMBLY, EXHAUST W/CAP	260231
7	098668-01-708	EA	HOUSING-BLOWER, COMBUSTION	390441
8	098668-01-709	EA	MOTOR ASM., F/SF-25, SF-30	231706
9	098668-01-710	EA	HOUSING-BLOWER, ROOM AIR	390440
10	098668-01-711	EA	WHEEL-BLOWER, ROOM AIR	350129
11	098668-01-712	EA	BOARD-MODULE	520741
12	098668-01-713	EA	TUBE ASSEMBLY, INTAKE	051248
13	098668-01-714	EA	VALVE-GAS,SF S.N. 921401821	161070
14	098668-01-715	EA	ELECTRODE ASM., SINGLE PROBE	232166
15	098668-01-716	EA	GASKET-FIREWALL,CHAMBER SIDE	070808
16	098668-01-717	EA	GASKET-FIREWALL, BLOWER SIDE	070809
17	098668-02-700	EA	BURNER ASSEMBLY,SF-30 & SF35	010745
18	098668-21-700	EA	SWITCH-MICRO,W/O FLAG 3 1/4"	232261
19	098668-21-701	EA	SWITCH-LIMIT	231799
20	101990-01-714	EA	GASKET-MICROSWITCH	230877
	092300-02-701	EA	ORIFICE-MAIN BURNER (NT-30BW	180214
	098668-23-000	EA	DOOR-ACCESS - FURNACE	

## HEATING & AIR CONDITIONING GROUP (CONTINUED)



ROOF A/C - COLEMAN - 14,800 MACH 15

KEY	PART NUMBER	U/M DESCRIPTION	VENDOR NO.
1	115219-01-03A	EA A/C-ROOF,14,800 MACH 15 B/W/T - *COLEMAN 7335B896	
2	093763-01-712	EA BLADE-FAN-CONDENSER	6733-3221
3	105620-01-706	EA MOUNTING PKG.,COMP., 3 PER	6759-3081
4	108889-01-705	EA MOTOR (115, 60HZ)	1468-3049
5	108889-01-706	EA IMPELLOR	1472-1041
6	093763-01-704	EA CAPACITOR-FAN	1499-5461
	108889-01-710	EA PAD-FILLER, CONDENSER SEAL	6759A3971
7	108889-01-711	EA GASKET PKG	6792-3301
8	108889-01-715	EA MOTOR MOUNT & SHAFT SEAL KIT	6792-3361
9	108889-05-700	EA SHROUD-BRIGHT/WHT. W/O LOGO	7333-4601
10	115219-01-700	EA COIL-CONDENSER	1452-1321
11	115219-01-701	EA COMPRESSOR, PANASONIC	1450-2039
12	115219-01-702	EA CAPACITOR-RUN, COMPRESSOR	1499-5741
	115219-01-703	EA RELAY-START	1497-4151
13	115219-01-704	EA COIL-EVAPORATOR	1452-1331
	115219-01-705	EA LINE-SUCTION, LOWER	7335-130
	115219-01-706	EA LINE-SUCTION, UPPER	7335-131
	115219-01-707	EA LINE ASSEMBLY, DISCHARGE	7335A132
	093306-01-701	EA DECAL PACKAGE, LEFT & RIGHT	6798B3591
	093306-01-720	EA CAPACITOR-START, 21-25 MFD33	1497-3351
	102289-01-000	EA SPRING-SCREW, ROOF A/C GASKET - COLEMAN 6757-150	
	084077-03-000	EA COVER-BLANK, ROOF A/C - 5.2" X 3.5" - IVORY	

## INTERIOR FINISH GROUP

### FIRE EXTINGUISHER, DETECTORS & CLOCK

KEY	PART NUMBER	U/M DESCRIPTION
	072852-01-000	EA DETECTOR-SMOKE - W/9 VOLT BATTERY (US)
	072852-02-000	EA DETECTOR-SMOKE - W/9 VOLT BATTERY (CANADIAN)
	094499-01-000	EA EXTINGUISHER-FIRE - DRY W/MOUNTING BRACKET - 10 BC
	094499-02-000	EA EXTINGUISHER-FIRE - DRY - 1A10BC - CANADIAN
	094499-01-700	EA BRACKET-MOUNTING - W/PLASTIC STRAP - FIRE EXTINGUISHER
	118081-01-01A	EA CLOCK-WALL - ROUND 8" BRASS
	112320-02-000	EA BATTERY/SENSOR-CO GAS - COSTAR 940001000
		FROM: 00-00-00 THRU: 09-03-95
	112320-03-000	EA DETECTOR-CO GAS MODEL 9D-I COSTAR 946000001
		FROM: 09-04-95 THRU: 99-99-99
	112320-04-000	EA DETECTOR-CO SENSOR ASSEMBLY COSTAR 946001001
		FROM: 09-04-95 THRU: 99-99-99

### CARPETING & FLOOR MATS

KEY	PART NUMBER	U/M DESCRIPTION
	096060-B3-000	SY CARPET-JUBILATION -CASTILE (G27)
	096060-95-000	SY CARPET-JUBILATION -DOESKIN (G28)
	093486-01-000	SY CARPET-COMPARTMENT - 54" WIDE - DARK GRAY
	081075-04-000	EA MAT-FLOOR ENTRANCE - ITASCA - PLASTICOLOR GRAY
	106884-03-000	EA MAT-FLOOR - PASSENGER - "I" - FORD
	106884-04-000	EA MAT-FLOOR - DRIVER - "I" - FORD

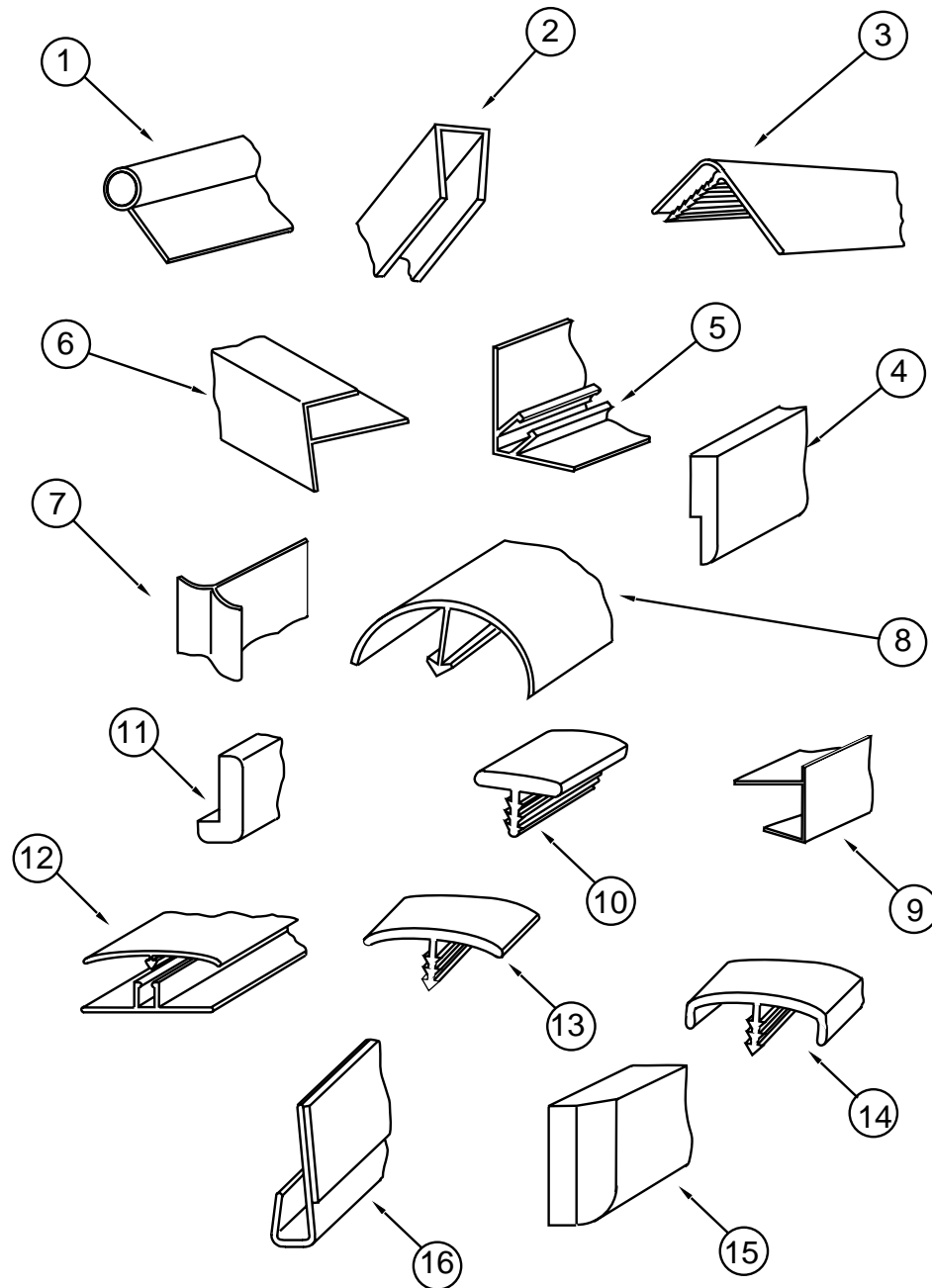
### PANELING, LAMINATES & PLASTIC

KEY	PART NUMBER	U/M DESCRIPTION
	074497-22-000	SF PANELING-PICKLED ASH - 48 X 96
	074497-33-000	SF PANELING-CEILING IMPACT PEAR
	074498-71-000	SF LAMINATE - PLASTIC NEUTRAL SANTOS - 5' X 8' INCREMENTS (G27)
	074498-72-000	SF LAMINATE - PLASTIC, PEBBLE SANTOS - 5' X 8' INCR OF 40 SF (G28)
	074498-67-000	SF LAMINATE-PLASTIC - ORCHID MIST (ALL)
	074498-57-000	SF LAMINATE-PLASTIC - PICKLED ASH
	080215-08-000	SF PANELING-2 SIDE PICKLED ASH - 48 X 96
	088272-E8-000	SF PANELING-ETCHING - SAGE - ROBERT WEED - INC OF 28 SQ FT (G27)
	088272-E7-000	SF PANELING-QUEST - BERBER - ROBERT WEED - INC OF 28 SQ FT (G28)
	088272-98-000	SF PANELING-SHOWER - OFF WHITE - 4' X 7' - INC OF 28 SQ FT
		FROM: 00-00-00 THRU: 01-14-96
	088272-G1-000	SF PANELING-PEBBLE EMBOSS - ANTIQUE - 3 MM X 48 X 96 - WET BATH
		FROM: 01-15-96 THRU: 99-99-99
	000885-68-000	SF PARTICAL BOARD-3/8" X 48" X 96" - PICKLED ASH - VINYL 2 SIDED
	000885-66-000	SF PARTICAL BOARD-1/2" X 60" X 96" - PICKLED ASH - VINYL 2 SIDED
	000885-67-000	SF PARTICAL BOARD-3/4" X 48" X 96" - PICKLED ASH - VINYL 2 SIDED
	089297-01-000	SF PLYWOOD-LUAN - OVERLAY GRADE - 4' X 8' - INC OF 32 SF
	093743-02-01A	SF PLASTIC-ABS - 20" WIDE ROLL - OFF WHITE
	093743-03-01A	SF PLASTIC-ABS - 10.8" WIDE - OFF WHITE



## INTERIOR FINISH GROUP (CONTINUED)

### MOLDINGS & TRIMS

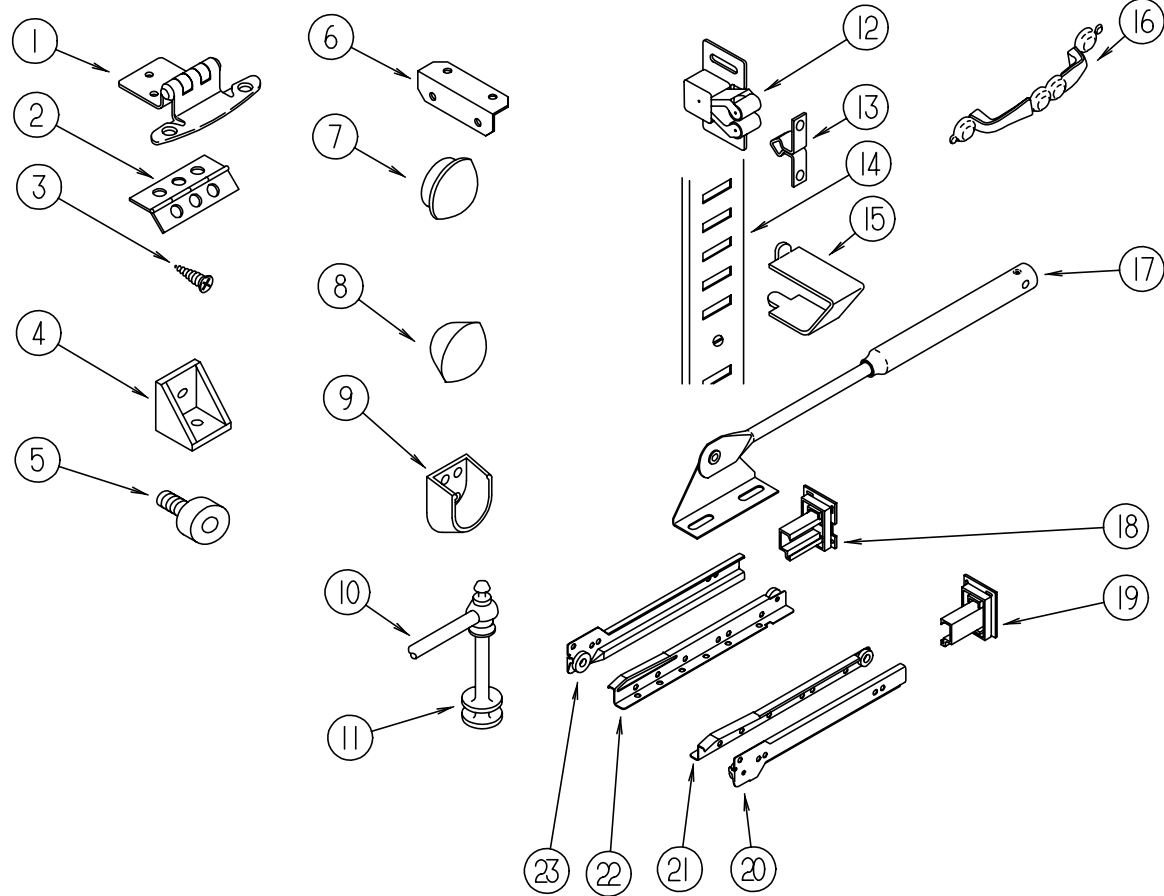


KEY	PART NUMBER	U/M DESCRIPTION
8	042357-18-000	EA MOLDING-CORNER - RADIUS - 1.5" X 7' - PLASTIC - PICKLED ASH
9	103186-01-03A	FT MOLDING-PLASTIC - SHELF - PICKLED ASH
9	103186-02-03A	FT MOLDING-PLASTIC - SHELF - PICKLED ASH
10	104676-01-01A	FT T-MOLDING - 5/16 RIGID - GOLD
10	104676-02-02A	FT T-MOLDING - 1/2 X 10 FT - PICKLED ASH
11	077840-01-E37	EA MOLDING-CAP -WALL 2438 - PICKLED ASH
12	086229-11-000	EA RETAINER-OFFSET
12	086229-12-000	EA BATTEN- 1.5" CEILING MOD IVORY
12	086229-14-000	EA RETAINER-3/4"
12	086229-19-000	EA BATTEN- 1" CEILING MOD IVORY
13	009815-09-000	FT MOLDING-T - .75" - IVORY
13	105709-01-000	FT T-MOLDING-1" - MODERN IVORY
	109736-01-04A	FT T-MOLDING-1" - PICKLED ASH
14	083620-07-000	FT MOLDING-T - END CAP EDGE - W/EDGE LIPS - .75" - THOR PECAN
14	083620-09-000	FT T-MOLDING -3/4 W/EDGE LIPS - MODERN IVORY
14	083620-10-000	FT T-MOLDING -3/4 W/EDGE LIPS - PICKLED ASH
15	100659-01-E70	EA MOLDING-TRIM - VINYL FLOOR
16	109332-02-01A	FT TRIM-J - MIRROR - BRASS
	105004-01-04A	EA MOLDING-VINYL WRAP - PICKLED ASH
	104676-02-04A	FT MOLDING-T - 1/2" RIGID - GOLD
	052372-02-000	BF LUMBER-CLASS II - 1 X 4 X RL - CONSTRUCTION GRADE
	075249-01-000	EA RAILING-OAK - 72" EA - UNFINISHED
	076325-49-000	FT MOLDING-EDGE BAND - 1 5/16" - PICKLED ASH
	076325-51-000	FT MOLDING-EDGE BAND - .93 X .024 X 600' - PICKLED ASH
	076325-40-000	FT MOLDING-EDGE BAND - 1527 - .875 X .024 X 600 (G27)
	076325-39-000	FT MOLDING-EDGE BAND - 1527 - 1 5/16 X .030 X 600 (G27)
	076325-38-000	FT MOLDING-EDGE BAND - 1136 - .876 X .024 X 600 (G28)
	076325-37-000	FT MOLDING-EDGE BAND - 1136 - 1 5/16 X .030 X 600 (G28)
	076325-34-000	FT EDGE BAND MOLDING - 1 5/16" WIDE - "ORCHID"
	079653-19-000	EA MOLDING-BATT STRIP -KERFED - PICKLED ASH
	069733-81-000	EA BATT STRIP-WOODGRAIN - 8' - PICKLED ASH
	088263-C7-000	EA BATT-STRIP - ECHING SAGE (G27)
	088263-C6-000	EA BATT-STRIP - QUEST-BERBER (G28)
	085284-C1-000	FT STRIP-TAPE -ETCHINGS - SAGE (G27)
	085284-B9-000	FT STRIP-TAPE -QUEST-BERBER (G28)
	085284-96-000	FT STRIP-TAPE - PICKLED ASH

KEY	PART NUMBER	U/M DESCRIPTION
1	009767-12-000	FT MOLDING-SIDEWALL TO CEILING/CABINET - WELTING - OFF WHITE
1	009767-13-000	FT WELTING-PICKLED ASH
2	009778-11-000	FT U-CHANNEL-1" - IVORY
2	009778-16-000	FT U-CHANNEL-1" - PICKLED ASH
2	070504-18-000	FT U-CHANNEL-PLASTIC - .065" WIDE - IVORY - INC OF 8'
2	070504-28-000	FT EXTRUSION-U CHANNEL -1.65 - PICKLED ASH
2	070504-29-000	FT EXTRUSION-U-CHANNEL -20.70 - PICKLED ASH
3	009809-23-000	EA MOLDING-CORNER - OUTSIDE - 1" - PLASTIC - IVORY
3	009809-26-000	EA MOLDING-PLAS -CORNER-1" - PICKLED ASH
4	111135-D2-001	EA MOLDING-018 X 038 X 2000 MM VINYL - WRAPPED-PICKLED ASH
4	111135-D2-004	EA MOLDING-018 X 038 X 2004 MM - WRAPPED PICKLED ASH
4	111135-D2-134	EA MOLDING-018 X 040 X 2134 MM - WRAPPED PICKLED ASH
4	111135-F2-134	EA MOLDING-018 X 065 X 2134 MM - WRAPPED PICKLED ASH
4	111135-F2-438	EA MOLDING-018 X 065 X 2438 MM - WRAPPED PICKLED ASH
4	111133-E2-438	EA MOLDING-018 X 50.8 X 2438 MM - WRAPPED PICKLED ASH
4	111133-G2-438	EA MOLDING-018 X 76 X 2438 MM - WRAPPED PICKLED ASH
5	081521-02-007	EA MOUNT-METAL MOLDING - FOR RADIUS CORNER MOLDING - 12.5'
6	009812-27-000	EA MOLDING-PLAS -CORNER -O/S 1/2" - PICKLED ASH
7	022992-01-000	FT MOLDING-REVERSE COVE - T-SHAPED - VINYL - WHITEY

## INTERIOR FINISH GROUP (CONTINUED)

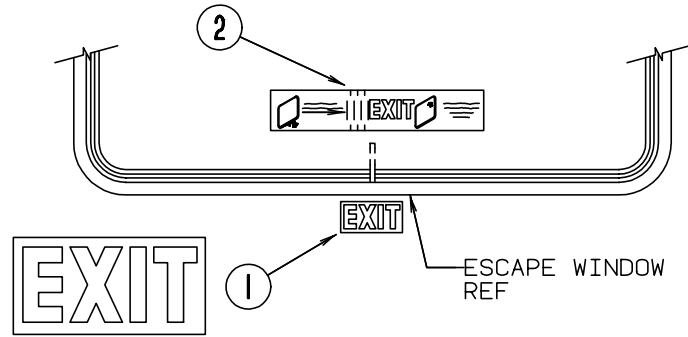
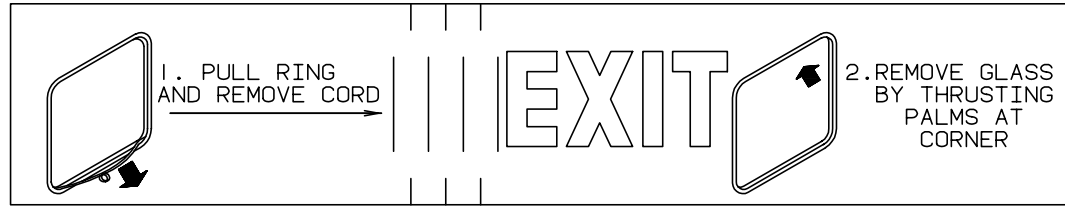
### CABINET & TABLE HARDWARE



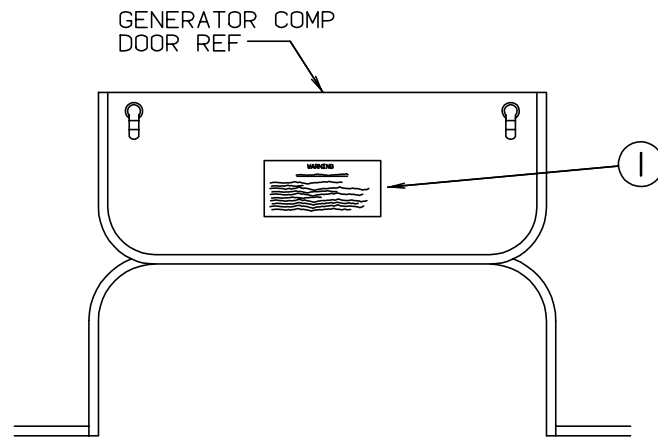
KEY	PART NUMBER	U/M	DESCRIPTION
1	108138-01-000	EA	HINGE-DOOR - CABINET - BURNISHED BRASS
2	009059-01-000	EA	HINGE-DOOR - 2" X 1.4" - BRASS
3	000G13-06-08G	EA	SCREW - 6-20 X 5/8 PFH - ANTIQUE BRASS (HINGE 108138-01-000)
4	065740-01-000	EA	BRACE-CABINET CORNER - PLASTIC
5	079921-01-000	EA	ROLLER-NYLON - W/STEEL SHAFT - BARBED
6	016604-01-000	EA	BRACE-CABINET - ANGLE - 2.5" - METAL - UNPAINTED
6	016604-05-000	EA	BRACE-CABINET - L ANGLE - 2.5" - METAL - OFF WHITE
7	074045-09-000	EA	PLUG-WOOD - 1/2" - PICKLEED ASH
8	042356-01-000	EA	PLUG-BUTTON - MAHOGANY - 3/8" DIAMETER - WOOD
9	113236-01-01A	EA	BRACKET-CLOTHES ROD
10	084071-12-000	EA	ROD-BRASS - 104MM LONG
10	084071-19-000	EA	ROD-BRASS - 198MM LONG
11	084070-02-000	EA	POST-END - BRASS
12	093586-06-000	EA	CATCH-SPRING, ROLLER - FASTEC C411-AC
13	093586-05-000	EA	STRIKE-SPRING STEEL, FASTEC S411-AC
14	098980-05-000	EA	PILASTER-ADJUSTABLE SHELF, 15" LONG
15	098979-01-000	EA	CLIP-ADJUSTABLE SHELF
16	117800-01-01A	EA	PULL-CABINET - BRASS
17	074493-02-000	EA	SUPPORT-PISTON SPRING - CABINET DOOR
18	114045-01-000	EA	BACKSOCKET-ADJUSTABLE -LEFT - HOUCK 751-1 N/A ORDER KIT ACCORDING TO LENGTH OF DRAWER SLIDE 114031
19	114045-02-000	EA	BACKSOCKET-ADJUSTABLE - RIGHT - HOUCK 751-2 N/A ORDER KIT ACCORDING TO LENGTH OF DRAWER SLIDE 114031
20	114031-02-000	EA	SLIDE-DRAWER - 12" RIGHT CABINET - HOUCK 7200-RV-2 N/A ORDER #114031-01-700 SLIDE DRAWER KIT
20	114031-06-000	EA	SLIDE-DRAWER - 14" RIGHT CABINET - HOUCK 7200-RV-2 N/A ORDER #114031-05-700 SLIDE DRAWER KIT
20	114031-10-000	EA	SLIDE-DRAWER - 16" RIGHT CABINET- HOUCK 7200-RV-2 N/A ORDER #114031-09-700 SLIDE DRAWER KIT

KEY	PART NUMBER	U/M	DESCRIPTION
20	114031-14-000	EA	SLIDE-DRAWER - 18" RIGHT CABINET- HOUCK 7200-RV-2 N/A ORDER #114031-13-700 SLIDE DRAWER KIT
20	114031-18-000	EA	SLIDE-DRAWER - 20" RIGHT CABINET - HOUCK 7200-RV-2 N/A ORDER #114031-17-700 SLIDE DRAWER KIT
20	114031-22-000	EA	SLIDE-DRAWER - 22" RIGHT CABINET - HOUCK 7200-RV-2 N/A ORDER #114031-21-700 SLIDE DRAWER KIT
21	114031-04-000	EA	SLIDE-DRAWER - 12" - RIGHT DRAWER - HOUCK 7200-RV-4 N/A ORDER #114031-01-700 SLIDE DRAWER KIT
21	114031-08-000	EA	SLIDE-DRAWER - 14" RIGHT DRAWER - HOUCK 7200-RV-4 N/A ORDER #114031-05-700 SLIDE DRAWER KIT
21	114031-12-000	EA	SLIDE-DRAWER - 16" RIGHT DRAWER - HOUCK 7200-RV-4 N/A ORDER #114031-09-700 SLIDE DRAWER KIT
21	114031-16-000	EA	SLIDE-DRAWER - 18" RIGHT DRAWER - HOUCK 7200-RV-4 N/A ORDER #114031-13-700 SLIDE DRAWER KIT
21	114031-20-000	EA	SLIDE-DRAWER - 20" RIGHT DRAWER - HOUCK 7200-RV-4 N/A ORDER #114031-17-700 SLIDE DRAWER KIT
21	114031-24-000	EA	SLIDE-DRAWER - 22" RIGHT DRAWER - HOUCK 7200-RV-4 N/A ORDER #114031-21-700 SLIDE DRAWER KIT
22	114031-03-000	EA	SLIDE-DRAWER - 12" - LEFT DRAWER - HOUCK 7200-RV-3 N/A ORDER #114031-01-700 SLIDE DRAWER KIT
22	114031-07-000	EA	SLIDE-DRAWER - 14" LEFT DRAWER - HOUCK 7200-RV-3 N/A ORDER #114031-05-700 SLIDE DRAWER KIT
22	114031-11-000	EA	SLIDE-DRAWER - 16" LEFT DRAWER - HOUCK 7200-RV-3 N/A ORDER #114031-09-700 SLIDE DRAWER KIT
22	114031-15-000	EA	SLIDE-DRAWER,18" LEFT DRAWER - HOUCK 7200-RV-3 N/A ORDER #114031-13-700 SLIDE DRAWER KIT
22	114031-19-000	EA	SLIDE-DRAWER - 20" LEFT DRAWER - HOUCK 7200-RV-3 N/A ORDER #114031-17-700 SLIDE DRAWER KIT
22	114031-23-000	EA	SLIDE-DRAWER - 22" LEFT DRAWER - HOUCK 7200-RV-3 N/A ORDER #114031-21-700 SLIDE DRAWER KIT
23	114031-01-000	EA	SLIDE-DRAWER - 12" LEFT CABINET - HOUCK 7200-RV-1 N/A ORDER #114031-01-700 SLIDE DRAWER KIT
23	114031-05-000	EA	SLIDE-DRAWER - 14" LEFT CABINET - HOUCK 7200-RV-1 N/A ORDER #114031-05-700 SLIDE DRAWER KIT
23	114031-09-000	EA	SLIDE-DRAWER - 16" LEFT CABINET - HOUCK7200-RV-1 N/A ORDER #114031-09-700 SLIDE DRAWER KIT
23	114031-13-000	EA	SLIDE-DRAWER - 18" LEFT CABINET - HOUCK 7200-RV-1 N/A ORDER #114031-13-700 SLIDE DRAWER KIT
23	114031-17-000	EA	SLIDE-DRAWER - 20" LEFT CABINET - HOUCK 7200-RV-1 N/A ORDER #114031-17-700 SLIDE DRAWER KIT
23	114031-21-000	EA	SLIDE-DRAWER - 22" LEFT CABINET - HOUCK 7200-RV-1 N/A ORDER #114031-21-700 SLIDE DRAWER KIT
	076790-01-000	EA	SCREW - 6-20 X 1 1/4 PPH - BLACK
	076790-05-000	EA	SCREW-6-20 X 1/2" - PPH - BLACK THREADCUTTING - WOOD
	004354-01-000	EA	BUMPER-RUBBER - .5" DIA - BROWN
	023320-01-000	EA	PAD-FELT - 3/8" DIAMETER - BROWN
	009112-01-000	EA	FLANGE-1" ROD - CLOTHES - PLASTIC - OFF WHITE
	000G13-06-10G	EA	SCREW - 6-20 X 5/8 PFH - ANTIQUE BRASS
	042438-01-000	EA	DOWEL-WOOD - CLOTHES ROD - 1" DIAMETER X 4'
	102194-01-000	EA	GUIDE-PLASTIC
	103256-01-000	EA	LATCH-SLIDE
	104181-01-01A	EA	SUPPORT-LEAF, 5.3" - EXTENDS TO 7.5" - SAFTY RING - METAL
	116975-01-01A	EA	LATCH ASM-UNDERCENTER,BLACK
	042541-05-000	EA	STRIKE

**LABELS GROUP**



KEY	PART NUMBER	U/M DESCRIPTION
1	039290-01-000	EA LABEL-WARNING - EXIT
2	107571-01-000	EA LABEL-EXIT - ESCAPE WINDOW



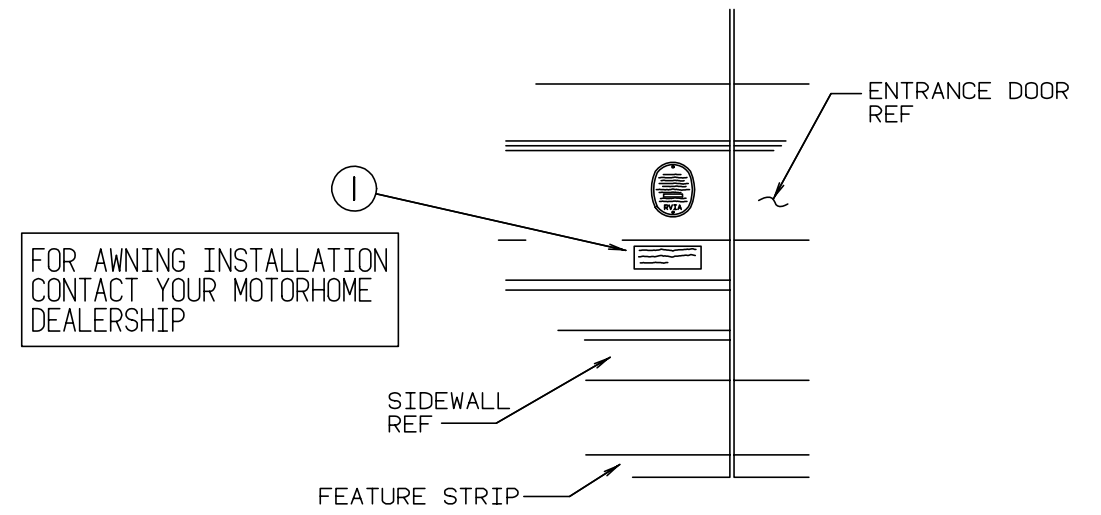
**WARNING**

WHEN ADDING A GENERATOR SET:

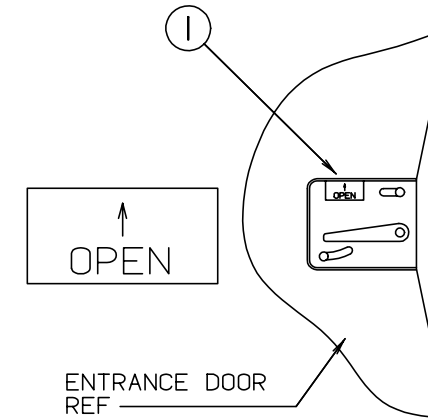
HIGH VOLTAGE-USE EXTREME CAUTION WHEN WORKING ON ELECTRICAL COMPONENTS. HAVE ALL ELECTRICAL INSTALLATION PERFORMED BY A QUALIFIED LICENSED ELECTRICIAN-FOLLOW ALL STATE AND LOCAL CODES. ONLY INSTALL GENERATOR SET APPROVED FOR R.V. APPLICATION. HAVE INSTALLED BY QUALIFIED TECHNICIAN. TO AVOID HEAT BUILD-UP AND TO GUARANTEE AN ADEQUATE AIR SUPPLY TO THE GENERATOR CARBURETOR, FOLLOW INSTALLATION INSTRUCTIONS. GENERATOR ENGINE EXHAUST GASES ARE TOXIC AND MUST NOT TERMINATE UNDER THE VEHICLE-DISCHARGE EXHAUST AWAY FROM VEHICLE.

KEY	PART NUMBER	U/M DESCRIPTION
1	077510-01-000	EA LABEL-GENERATOR PREP

**LABELS GROUP (CONTINUED)**

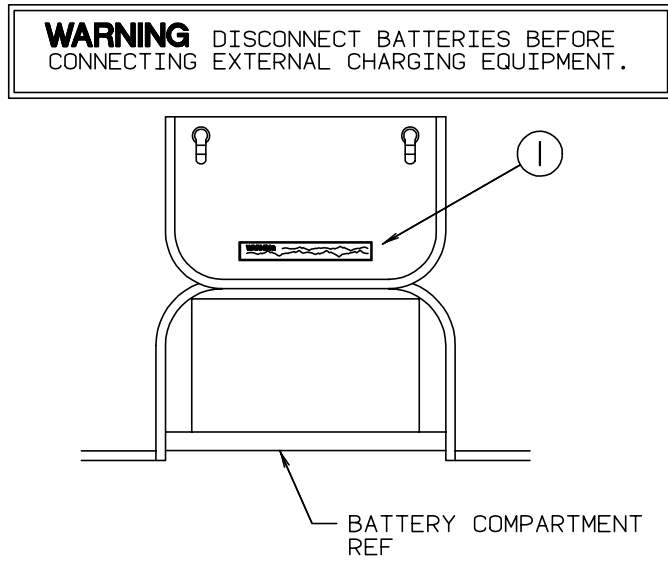


KEY	PART NUMBER	U/M DESCRIPTION
1	099509-01-000	EA LABEL-AWNING INSTALLATION

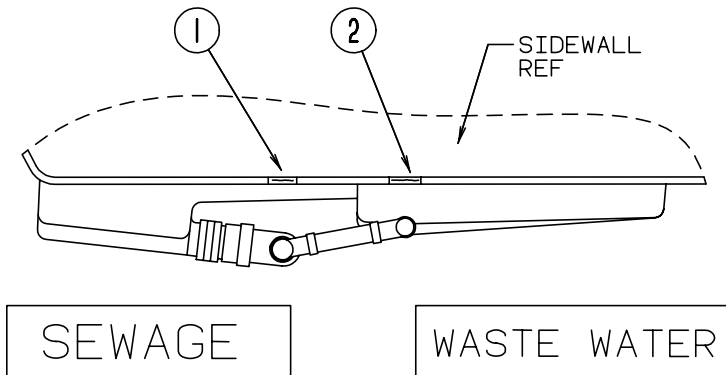


KEY	PART NUMBER	U/M DESCRIPTION
1	040944-01-000	EA LABEL-ENTRANCE DOOR, "OPEN"

**LABELS GROUP (CONTINUED)**

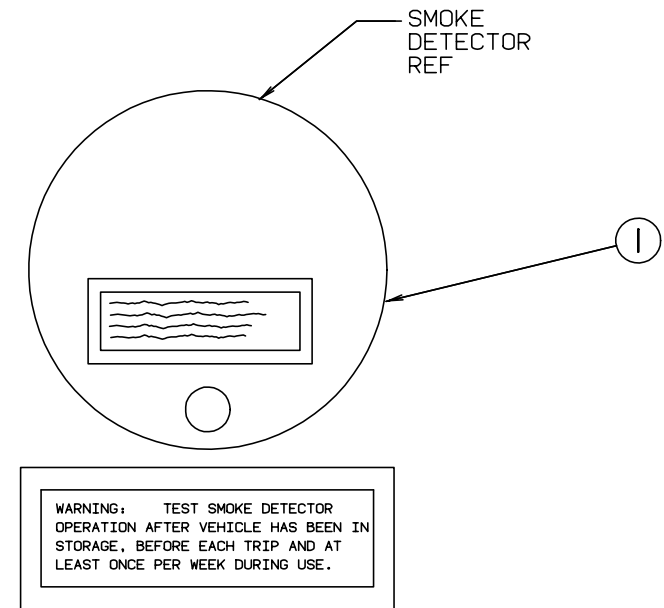


KEY	PART NUMBER	U/M	DESCRIPTION
1	065748-01-000	EA	LABEL-CAUTION, BATTERY CHARGING

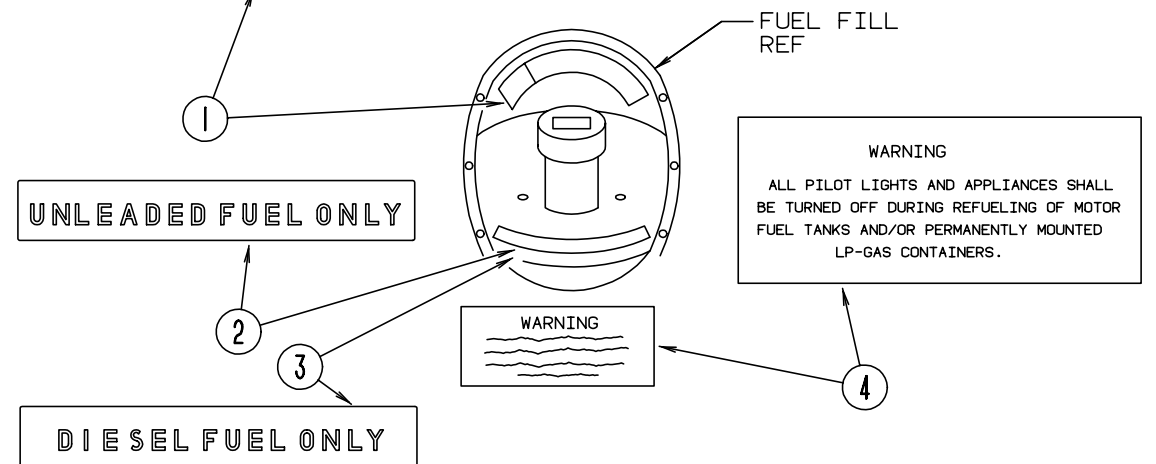
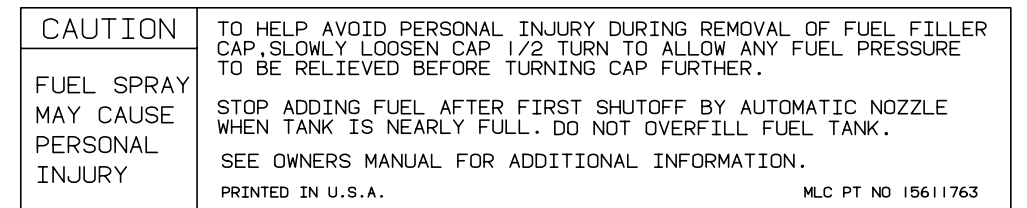


KEY	PART NUMBER	U/M	DESCRIPTION
1	006187-01-000	EA	LABEL-SEWAGE
2	006188-01-000	EA	LABEL-WASTE WATER

**LABELS GROUP (CONTINUED)**

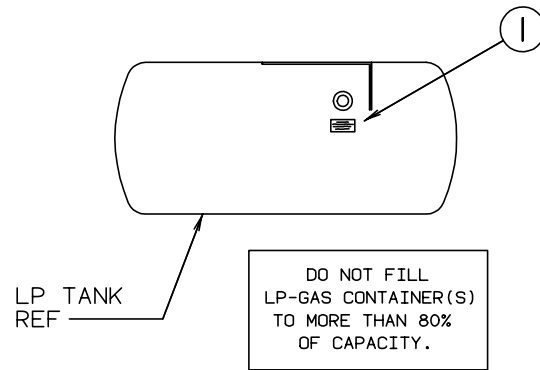


KEY	PART NUMBER	U/M	DESCRIPTION
1	077956-01-000	EA	LABEL-WARNING - SMOKE DETECTOR

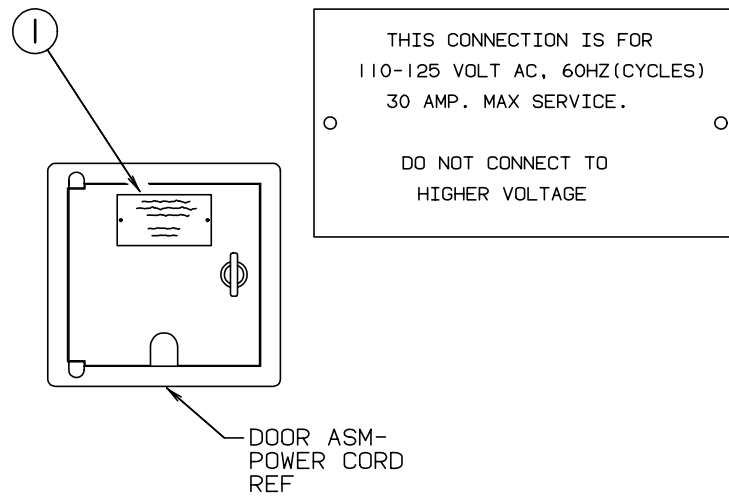


KEY	PART NUMBER	U/M	DESCRIPTION
1	087207-05-000	EA	LABEL-FUEL CAP REMOVAL
2	062043-01-000	EA	LABEL-FUEL - UNLEADED
3	068383-01-000	EA	LABEL-FUEL - DIESEL
4	006040-01-000	EA	REFUEL WARNING - USA
4	006040-02-000	EA	REFUEL WARNING - CANADIAN

**LABELS GROUP (CONTINUED)**



KEY	PART NUMBER	U/M DESCRIPTION
1	054531-01-000	EA LABEL-LP GAS ONLY

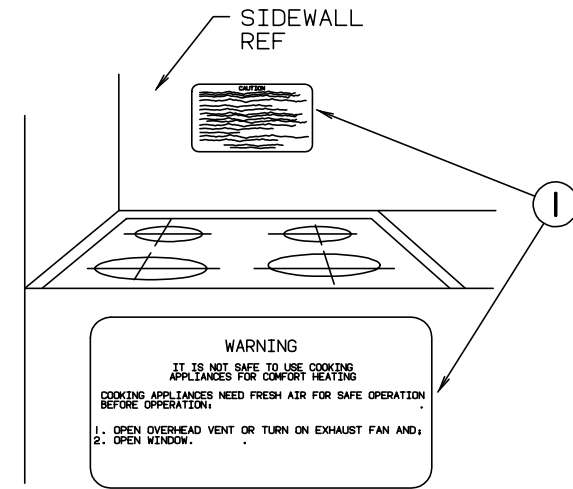


KEY	PART NUMBER	U/M DESCRIPTION
1	006062-01-000	EA TAG-ELECTRIC - 110V CONNECTION

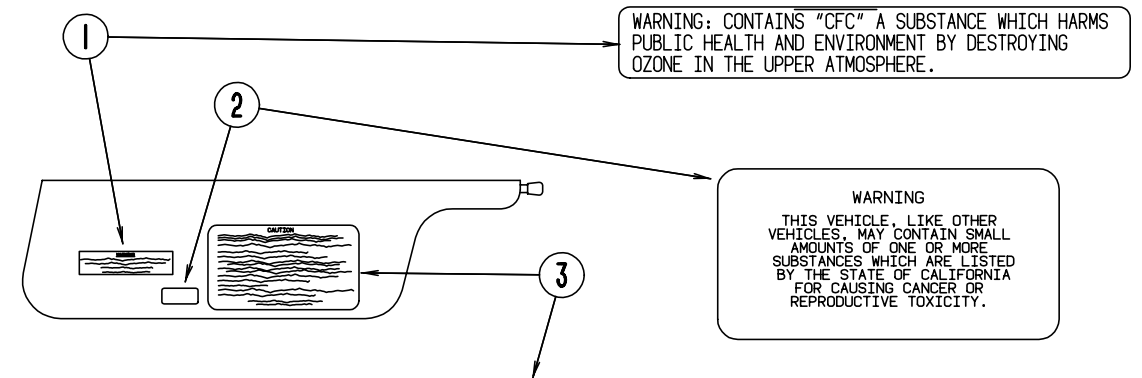
**MISCELLANEOUS LABELS**

KEY	PART NUMBER	U/M DESCRIPTION
	104236-01-000	EA LABEL-GENERATOR CIRCUIT
	006064-01-000	EA LABEL-SEAT W/O SEATBELT (US)
	006064-02-000	EA LABEL-SEAT W/O SEATBELT (CSA)
		NOT INTENDED FOR USE WHILE COACH IN MOTION
	091243-01-000	EA LABEL-A/C COVER - "AIR CONDITIONING CIRCUIT. ETC."
	093236-08-000	EA LABEL-CIRCUIT BREAKER
	111104-01-000	EA LABEL-HITCH - READ MANUAL
	061417-01-000	EA LABEL-FUEL,ON FUEL FILL DOOR
	073998-01-000	EA LABEL-LPG ODOR WARNING
	112518-01-000	EA LABEL-HANG TAG,CO DETECTOR

**LABELS GROUP (CONTINUED)**



KEY	PART NUMBER	U/M DESCRIPTION
1	050225-01-000	EA LABEL-WARNING - STOVE VENT - US



**CAUTION**

THIS MOTOR HOME HAS BEEN DESIGNED, MANUFACTURED AND TESTED WITH CONCERN FOR THE PROTECTION OF IT'S OCCUPANTS. WE RECOMMEND YOU PERFORM THE FOLLOWING INSPECTIONS FOR YOUR SAFETY AND THE SAFETY OF YOUR PASSENGERS BEFORE STARTING YOUR VEHICLE.

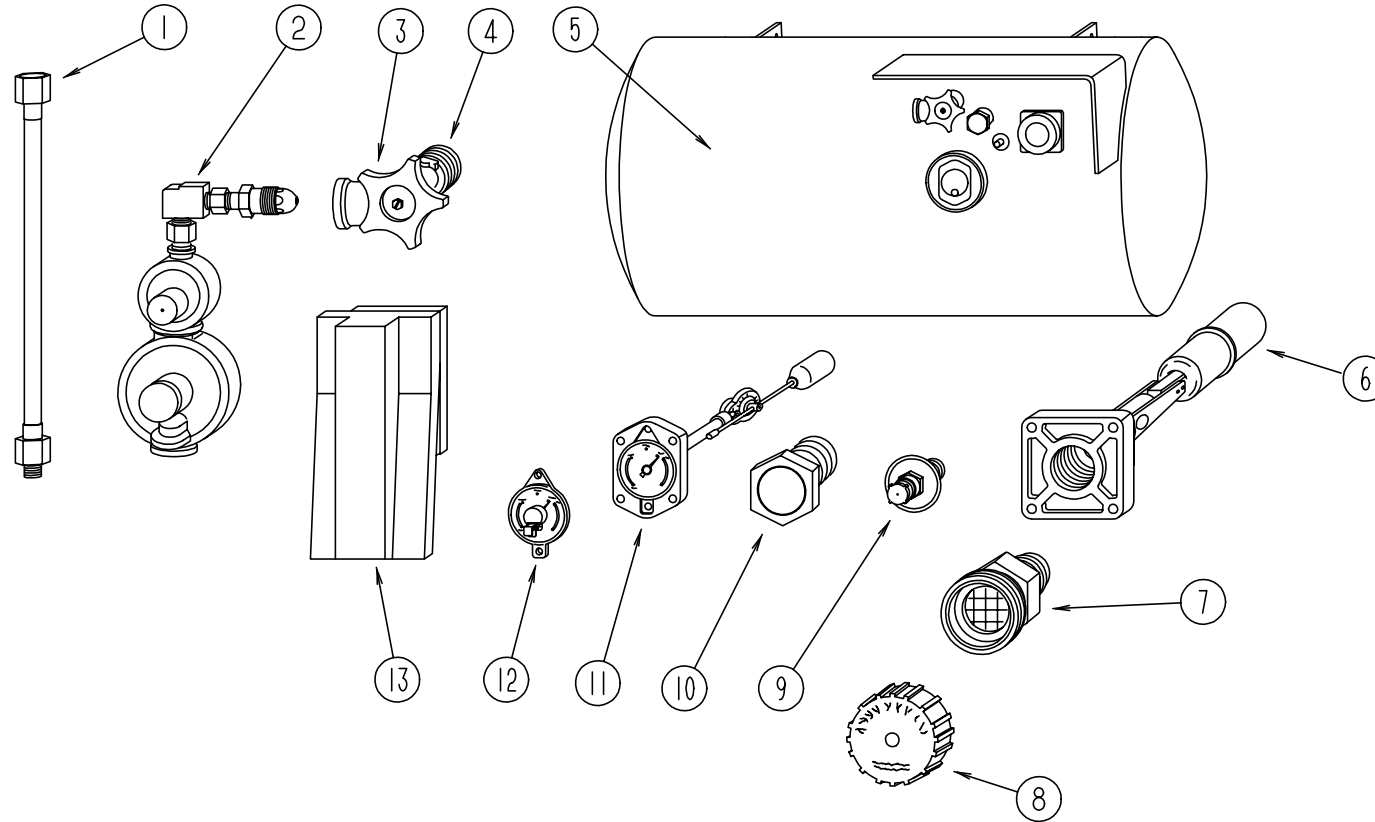
1. LP GAS SYSTEM- TURN OFF AT TANK FOR TRAVELING. TEST FOR LEAKS UPON ARRIVAL AT DESTINATION. BEFORE LIGHTING PILOTS.
2. WHEELS- INSPECT FOR DAMAGE AND CHECK LUG NUTS FOR TIGHTNESS.
3. TIRES- INSPECT FOR WEAR AND DAMAGE AND CHECK FOR RECOMMENDED AIR PRESSURE.
4. LIGHTING- TEST FOR PROPER OPERATION OF ALL INTERIOR AND EXTERIOR LIGHTS INCLUDING DASH LIGHTS, HEADLIGHTS, TAIL LIGHTS, BRAKE LIGHTS, CLEARANCE LIGHTS AND TURN SIGNALS.
5. EXITS- INSPECT RELEASE MECHANISM ON EMERGENCY EXIT WINDOW. TEST BOTH LOCKS ON MAIN ENTRANCE DOOR FOR EASE OF OPERATION AND INSTRUCT PASSENGERS HOW TO USE BOTH MEANS OF EXIT.
6. SEAT BELTS- DIRECT PASSENGERS TO DESIGNATED SEATS AND REQUIRE USE OF SEAT BELTS.
7. APPLIANCES- TURN OFF AND LATCH OR LOCK DOORS WHERE PROVIDED.
8. LOOSE PARCELS- STORE SECURELY.
9. UTILITY SUPPLY LINES- DISCONNECT ALL ELECTRIC, SEWER AND WATER LINES AND SECURE PROPERLY.
10. ENTRANCE DOOR STEP- PLACE IN RETRACTED POSITION FOR TRAVELING.

READ YOUR MOTOR HOME AND CHASSIS OWNER'S MANUAL FOR FURTHER PRECAUTIONS

KEY	PART NUMBER	U/M DESCRIPTION
1	111802-01-000	EA LABEL-CFC WARNING
2	099689-01-000	EA LABEL-WARNING, CANCER/TOXICITY
3	056259-01-000	EA LABEL-SAFETY CHECK LIST

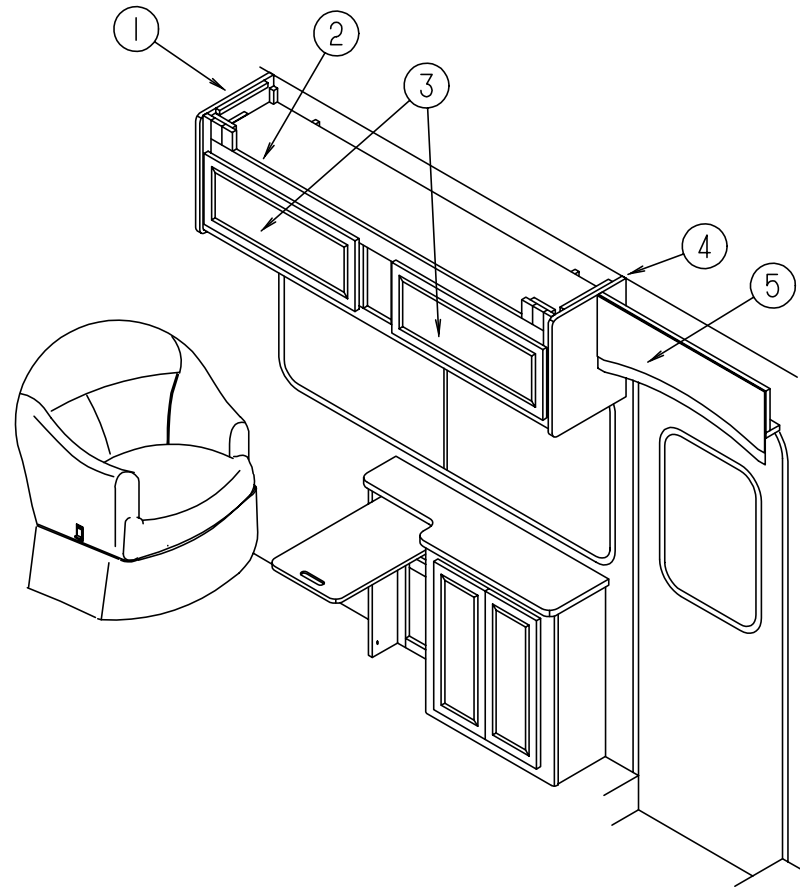
**LP GROUP**

**LP SYSTEM**



KEY	PART NUMBER	U/M	DESCRIPTION	VENDOR NO.
1	045703-01-000	EA	HOSE-LP, 3/8" ID X 24" - 3/8 MPT X 1/2 F SWIVEL - U.S.	
1	045703-02-000	EA	HOSE-LP, 3/8" ID X 24" - 3/8" MPT X 1/2" F SWIVEL - CANADA	
1	045703-05-000	EA	HOSE-LP, 3/8" ID X 28" - 3/8 MPT X 1/2 F SWIVEL - US	
1	045703-06-000	EA	HOSE-LP, 3/8"ID X 28" - 3/8 MPT X 1/2 F SWIVEL - CANADIAN	
	045703-09-000	EA	HOSE ASM-LP 3/8IDX24 US&CGA 3/8F SWI X 3/8F SWI	
2	106150-01-000	EA	REGULATOR-TWO STAGE M'BRASS 290-303	
	106150-02-000	EA	REGULATOR-TWO STAGE M'BRASS 290-00	
3	040421-01-708	EA	HANDWHEEL-SERVICE VALVE	G-1015-A
4	040421-01-712	EA	VALVE,SERV. W/O VAPOR RELIEF	29000853
5	080450-01-000	EA	TANK-LP,42LB - 13" DIAMETER X 24" LONG	
6	040421-01-711	EA	VALVE-80% FILL W/AUTO STOP	LLL/TL3
7	040421-01-701	EA	VALVE-FILL-SHORT, LP	75478
8	040421-01-702	EA	CAP-FILL VALVE, PLASTIC	G-1014-A
9	074142-01-700	EA	FLOAT ASM.SCREW ON F/13" TANK	13C-SCR
10	040421-01-713	EA	VALVE-VAPOR ONLY	29000587
11	040421-01-700	EA	VALVE-LIQUID LEVEL, 20%	G-1013
	074142-01-701	EA	FLOAT ASM.(SIGHT GAUGE) BOLT	13C-BLT
12	040440-02-000	EA	TRANSMITTER-DIAL, 0-90 OHM - 2 TERMINAL (POWER & GROUND)	
13	105658-01-000	EA	COMPARTMENT-LP REGULATOR	
	010265-01-000	EA	ELBOW-BRASS, 90 DEGREE - 3/8"F X 1/2"FPT	
	010323-01-000	EA	ADAPTER-BRASS, 3/8F X 1/2MPT	
	010377-02-000	EA	NUT-BRASS, 3/8" FLARE - FORGED	
	103613-01-000	EA	DETECTOR-LP GAS	
	065318-02-000	EA	ELBOW-90 DEGREE, 3/8" MPT TO 3/8" FPT	

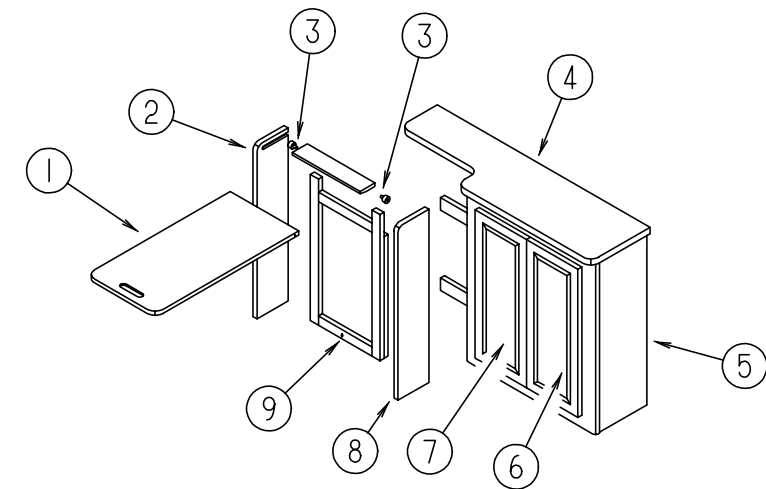
## LOUNGE GROUP



PASSENGER SIDE LOUNGE WITH CHAIR

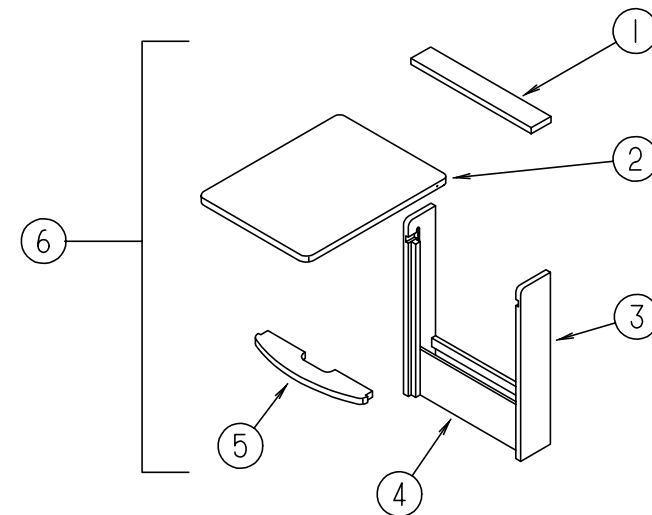
KEY	PART NUMBER	U/M DESCRIPTION
1	109908-08-F28	EA CAP ASM-END,OVHD
2	111167-02-G27	EA CABINET ASM-OVHD,FRONT,RH
2	111167-02-G28	EA CABINET ASM-OVHD,FRONT,RH
3	M06803-D5-G28	EA DOOR-RAIL,MTRD/OG 0290 X 0715
4	109908-09-F28	EA CAP ASM-END,OVHD
5	112964-01-F28	EA CABINET ASM-OVHD,ENTRANCE
	P14437-02-000	EA CABINET - LID ENTRANCE DOOR - W/O CARPET
	101222-01-02A	EA BRACKET-CATCH,LID, OFF WHITE

## LOUNGE GROUP (CONTINUED)



PASSENGER SIDE HUTCH TABLE

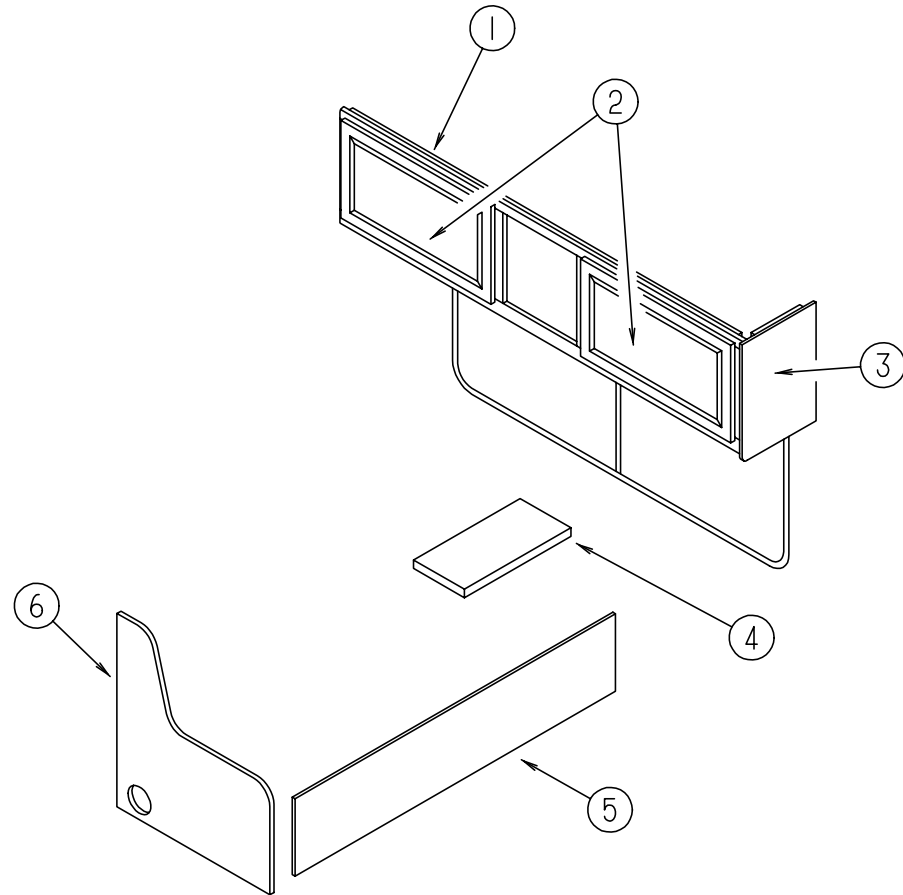
KEY	PART NUMBER	U/M DESCRIPTION
1	114796-15-G28	EA TABLE ASM
2	114796-13-G28	EA END TABLE,RIGHT
3	079921-01-000	EA ROLLER-NYLON, W/STEEL SHAFT - BARBED
4	114796-11-F09	EA COUNTERTOP - HUTCH CABINET (G27)
4	114796-11-F29	EA COUNTERTOP - HUTCH CABINET (G28)
5	114796-01-G27	EA CABINET ASM-HUTCH,FRONT RH
5	114796-01-G28	EA CABINET ASM-HUTCH,FRONT RH
6	M06803-D9-G27	EA DOOR-RAIL,MTRD/OG 0255 X 0640
7	M06803-20-G27	EA DOOR-RAIL,MTRD/OG 0255 X 0640
8	114796-12-G28	EA END TABLE,LEFT
9	049176-01-000	EA HEDLOCK II-3/4 DIA SCREW MT



PASSENGER SIDE PULL OUT TABLE

KEY	PART NUMBER	U/M DESCRIPTION
1	096873-15-G01	EA LUMBER
2	096873-11-F28	EA PANEL ASM-PULLOUT TOP
	080736-01-000	EA PULL-RECESSED, 1.25" X 4" - OAK
3	096873-14-G01	EA END-TABLE - LEFT
	096873-13-G01	EA END-TABLE - RIGHT
4	096873-16-G01	EA PANEL-ASM
5	096873-12-G01	EA SHELF
6	M96873-01-G27	EA TABLE ASM-PULLOUT

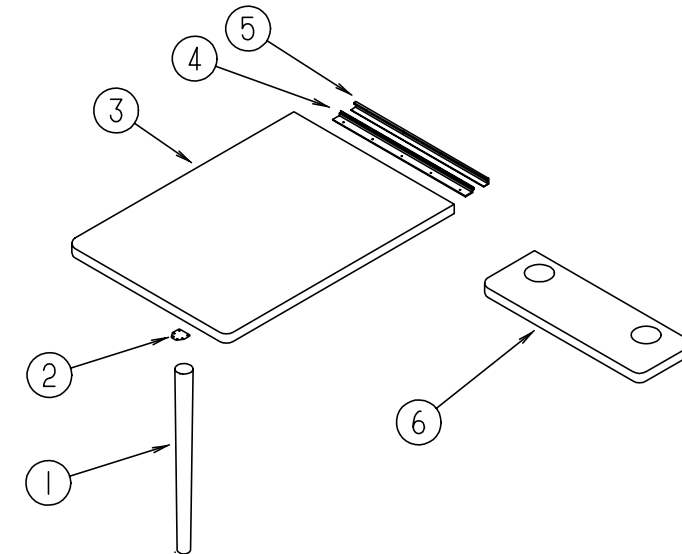
## LOUNGE GROUP (CONTINUED)



FRONT FACING COUCH, TABLE & CABINTRY

KEY	PART NUMBER	U/M	DESCRIPTION
1	111166-03-G27	EA	CABINET ASM-OVHD,DINETTE
1	111166-03-G28	EA	CABINET ASM-OVHD,DINETTE
2	M06803-82-G28	EA	DOOR-RAIL,MTRD/OG 0400 X 0710 (MIRRORED)
2	M06803-13-G28	EA	DOOR-RAIL,MTRD/OG 0400 X 0710 (WOOD PANEL)
3	109908-09-F28	EA	CAP ASM-END,OVHD
4	P14725-01-000	EA	COVER - AIR RETURN W/O CARPET
5	M04187-89-G27	EA	CABINET-COUCH - W/FABRIC
5	M04187-89-G28	EA	CABINET-COUCH - W/FABRIC
6	116110-03-G27	EA	COUCH END-FRWD.FACE,RT.
6	116110-03-G28	EA	COUCH END-FRWD.FACE,RT.
6	116110-04-G27	EA	COUCH END-FRWD.FACE,RT.
6	116110-04-G28	EA	COUCH END-FRWD.FACE,RT.
	M02634-01-G27	EA	PANEL-KICKBOARD
	M02634-01-G28	EA	PANEL-KICKBOARD
	114726-01-G27	EA	TRAY ASM-BEVERAGE
	114739-01-01A	EA	PAD-NON-SKID,PSA,1EA=PAIR
	114693-01-01A	EA	SUPPORT-TABLE BLACK
	114693-02-01A	EA	SUPPORT-TABLE BLACK

## LOUNGE GROUP (CONTINUED)



DRIVER SIDE DOUBLE TABLE

KEY	PART NUMBER	U/M	DESCRIPTION
1	114724-01-01A	EA	LEG-TABLE,WOOD,TAPERED UNFIN
1	114724-01-04A	EA	LEG-TABLE,WOOD,TAPERED PICK ASH
2	114724-02-000	EA	PLATE - TABLE LEG
3	081322-14-G28	EA	TABLE ASM-DINETTE
4	102201-04-02A	EA	SUPPORT-HINGE CATCH, TABLE MOUNTED- OFF WHITE
5	118933-01-01A	EA	SUPPORT-HINGE LOCK O/WHT
6	114681-01-F09	EA	TABLE - LOUNGE/SMALL - W/O HARDWARE (G27)
6	114681-01-F29	EA	TABLE - LOUNGE/SMALL - W/O HARDWARE (G28)
	069726-02-000	EA	BUMPER-.88" OD X .40" THICK-BLACK
	064781-06-000	EA	HOLDER-CUP - 2 STEP - OFF WHITE
	062046-01-000	EA	CLIP-LEG, PEDESTAL - 1.7" X 2.2" - DIA. FROM 2" TO 2.5"



## SEALANTS & FASTENERS GROUP

### SCREWS

KEY	PART NUMBER	U/M	DESCRIPTION
	101618-01-000	EA	SCREW - 1/4-20 X .75 HEX - TAPPING - STALGARD TYPE F
	000G54-04-20B	EA	SCREW - 1/4-20 X 1 1/4 PTH - TYPE 23 - ZINC PLATED
	000G13-05-10B	EA	SCREW - 5-12 X 5/8 PFH - ZINC
	000G11-05-08B	EA	SCREW - 5-20 X .50 PPH - ZINC
	000G68-06-10G	EA	SCREW - 6-18 X 5/8 POH - ANTIQUE BRASS
	000G11-06-08B	EA	SCREW - 6-20 X .50 PPH - ZINC
	000G12-06-08T	EA	SCREW - 6-20 X .50 POH - BLACK
	000G11-06-06B	EA	SCREW - 6-20 X 3/8 PPH - ZINC
	000G11-06-10J	EA	SCREW - 6-20 X 5/8 PPH - BRASS
	000G13-06-08B	EA	SCREW - 6-20 X .50 PFH - ZINC
	000G13-06-16J	EA	SCREW - 6-20 X 1.00 PFH - BRASS
	000G13-06-24J	EA	SCREW - 6-20 X 1.50 PFH - BRASS
	000G11-07-08B	EA	SCREW - 7-19 X .50 PPH - ZINC
	000G13-07-12B	EA	SCREW - 7-19 X .75 PFH - ZINC
	000G11-08-06B	EA	SCREW - 8-18 X 3/8 PPH - ZINC
	000G11-08-08B	EA	SCREW - 8-18 X .50 PPH - ZINC
	000G13-08-10B	EA	SCREW - 8-18 X 5/8 PFH - ZINC
	000G11-08-12B	EA	SCREW - 8-18 X .75 PPH - ZINC
	000G11-08-12D	EA	SCREW - 8-18 X .75 PPH - BLACK
	000G11-08-12E	EA	SCREW - 8-18 X .75 PPH - CHROME
	000G11-08-12P	EA	SCREW - 8-18 X .75 PPH - DARK BROWN
	0G1108-12-170	EA	SCREW - 8-18 X .75 PPH - BRIGHT WHITE
	000G12-08-12S	EA	SCREW - 8-18 X .75 POH - OFF WHITE
	0G1208-12-170	EA	SCREW - 8-18 X .75 POH - BRIGHT WHITE
	000G11-08-12S	EA	SCREW - 8-18 X .75 PPH - OFF WHITE
	000G11-08-12T	EA	SCREW - 8-18 X .75 PPH - BLACK
	000G11-08-16S	EA	SCREW - 8-18 X 1.00 PPH - OFF WHITE
	000G11-08-16B	EA	SCREW - 8-18 X 1.00 PFH - ZINC
	000G11-08-20B	EA	SCREW - 8-18 X 1.25 PPH - ZINC
	000G67-10-120	EA	SCREW - 10-12 X .75 PPH - TAN
	000G11-10-12S	EA	SCREW - 10-16 X .75 PPH - OFF WHITE
	000G11-10-10X	EA	SCREW - 10-16 X 5/8 PPH - GRAY
	000G32-10-06B	EA	SCREW - 10-32 X 3/8 - PPH - ZINC
	000G67-10-08B	EA	SCREW - 10-12 X 1/2 PPH - ZINC
	000G67-10-08R	EA	SCREW - 10-12 X 1/2 PPH - BEIGE - TYPE A
	000G67-10-10B	EA	SCREW - 10-12 X 5/8 PPH - ZINC - TYPE A
	000G67-10-10D	EA	SCREW - 10-12 X 5/8 PPH - BLACK - TYPE A
	000G67-10-10S	EA	SCREW - 10-12 X 5/8 - PPH - OFF WHITE
	000G67-10-12B	EA	SCREW - 10-12 X 3/4 PPH - ZINC
	000G67-10-12P	EA	SCREW - 10-12 X .75 - PPH - DARK BROWN
	000G67-10-12R	EA	SCREW - 10-12 X .75 PPH - BEIGE
	000G67-10-16B	EA	SCREW - 10-12 X 1 PPH - ZINC
	000G67-10-20D	EA	SCREW - 10-12 X 1.25 PPH - BLACK
	000G67-10-24B	EA	SCREW - 10-12 X 1.50 PPH - ZINC
	000G67-10-32B	EA	SCREW - 10-12 X 2 PPH - ZINC
	000G67-10-36T	EA	SCREW - 10-12 X 2.25 PPH - BLACK - STALGARD
	000G50-04-12B	EA	SCREW - MACHINE - 1/4 - 20 X 3/4 PPH - ZINC
	000G46-08-24T	EA	SCREW - MACHINE - 8-32 X 1.5 PFH - BLACK
	000G52-08-18B	EA	SCREW - MACHINE - 8-32 X 1 1/8 PTH - ZINC
	075908-01-000	EA	SCREW - MACHINE - 10-32 X .56 PTH - ZINC EXTERNAL TOOTH
	000G42-04-16B	EA	SCREW - SF/DR - .25-14 X 1 HWH - ZINC
	000G39-06-08B	EA	SCREW - SF/DR - 6-18 X .50 - ZINC
	000G39-06-10T	EA	SCREW - SF/DR - 6-20 X 5/8 PPH - BLACK
	000G39-06-16T	EA	SCREW - SF/DR - 6-20 X 1 PPH - BLACK
	000G39-08-06B	EA	SCREW - SF/DR - 8-18 X 3/8 PPH - ZINC
	000G39-08-08B	EA	SCREW - SF/DR - 8-18 X .50 PPH - ZINC
	000G39-08-08T	EA	SCREW - SF/DR - 8-18 X .50 PPH - BLACK
	000G39-08-08S	EA	SCREW - SF/DR - 8-18 X .50 PPH - OFF WHITE
	0G3908-08-170	EA	SCREW - SF/DR - 8-18 X .50 PPH - BRIGHT WHITE
	000G39-08-12B	EA	SCREW - SF/DR - 8-18 X .75 PPH - ZINC
	000G39-08-16B	EA	SCREW - SF/DR - 8-18 X 1.00 PPH - ZINC
	000G39-08-16R	EA	SCREW - SF/DR - 8-18 X 1.00 PPH - BEIGE
	000G39-08-24B	EA	SCREW - SF/DR - 8-18 X 1.50 PPH - ZINC

## SEALANTS & FASTENERS GROUP (CONTINUED)

### SCREWS (CONTINUED)

KEY	PART NUMBER	U/M	DESCRIPTION
	0G3908-24-170	EA	SCREW - SF/DR - 8-18 X 1.50 PPH - BRIGHT WHITE
	000G39-10-08B	EA	SCREW - SF/DR - 10-16 X .50 PPH - ZINC
	000G39-10-12D	EA	SCREW - SF/DR - 10-16 X .75 PPH - BLACK
	000G39-10-129	EA	SCREW - SF/DR - 10-16 X .75 PPH - FLUOROCARBON SILVER
	000G39-10-12B	EA	SCREW - SF/DR - 10-16 X .75 PPH - ZINC
	000G39-10-12R	EA	SCREW - SF/DR - 10-16 X .75 PPH - BEIGE
	000G39-10-20B	EA	SCREW - SF/DR - 10-16 X 1.25 PPH - ZINC
	000G60-10-28T	EA	SCREW - SF/DR - 10-16 X 1.75 PPH - BLACK
	000G39-10-32B	EA	SCREW - SF/DR - 10-16 X 2.00 PPH - ZINC
	054434-02-000	EA	SCREW - SF/DR - 10-16 X 2.00 PWH - ZINC - W/O WINGS
	000G39-12-12E	EA	SCREW - SF/DR - 12-14 X .75 PPH - CHROME
	086256-01-000	EA	SCREW - SF/DR - 8 X .75 HWH LONG - PL BODY PNL MT
	087721-01-000	EA	SCREW - FLAT HEAD - TAPPING - 1/4" X 1 1/4" LONG - ZINC
	097974-01-000	EA	SCREW - PART BD 7-9 X .75 PPH - FHM 0543 PLAIN

### BOLTS, NUTS & WASHERS

KEY	PART NUMBER	U/M	DESCRIPTION
	0MC31K-08-020	EA	BOLT - HEX - SERRATED FLANGE - M8 X 020
	000C12-05-16B	EA	BOLT - HEX - 5/16-18 X 1 - ZINC 5
	000C12-06-16B	EA	BOLT - HEX - 3/8-16 X 1 LG - ZINC 5
	000C12-09-20B	EA	BOLT - HEX - 9/16-12 X 1.25 - ZINC 5
	000C12-07-24B	EA	BOLT - HEX - 7/16-14 X 1.50 - ZINC 5
	000C12-08-24B	EA	BOLT - HEX - 1/2-13 X 1.50 - ZINC 5
	000C12-10-24B	EA	BOLT - HEX - 5/8-11 X 1.50 - ZINC - 5
	000C13-07-48B	EA	BOLT - HEX - 7/16-20 X 3 - ZINC 5
	000C18-05-40A	EA	BOLT - ELEVATOR - 5/16-18 X 2.50 - PL
	000C18-06-48B	EA	BOLT - ELEVATOR - 3/8-16 X 3 - ZINC - GRADE 5
	000C26-04-14B	EA	BOLT - HEX - SERRATED FLANGE - 1/4 X 20 X 7/8 - ZINC
	000C26-04-10B	EA	BOLT - HEX - SERRATED FLANGE - 1/4-20 X 5/8 - ZINC
	000C26-05-12B	EA	BOLT - HEX - SERRATED FLANGE - 5/16-18 X 3/4 - ZINC
	000C26-06-12B	EA	BOLT - HEX - SERRATED FLANGE - 3/8-16 X 3/4 - ZINC
	091274-03-000	EA	BOLT - J - 3/8-16 X 12.0
	000G45-05-16B	EA	BOLT - LAG 5/16-9 X 1 - ZINC
	051387-06-000	EA	BOLT - CARRIAGE - W/O HOLE - 5/16-18 X 9.5 - ZINC
	106166-01-000	EA	BOLT COLLARED HANGER - 8-32 X 1
	000D34-06-00B	EA	NUT - HEX - LOCKING - 3/8-16 GRADE C ZINC - PREVAILING TORQUE
	000D24-10-00B	EA	NUT - HEX - SF/LOCKING - 10-32 - ZINC
	000D29-09-00B	EA	NUT - HEX SELFLOCKING - 9/16-12 - ZINC
	000D29-06-00B	EA	NUT - HEX - W/NYLON LOCK - 3/8 - 16 - ZINC
	000D39-04-00B	EA	NUT - HEX - SERRATED FLANGE LOCKING 1/4-20 - ZINC
	000D39-05-00B	EA	NUT - HEX - SERRATED FLANGE LOCKING - 5/16-18 - ZINC
	000D39-06-00B	EA	NUT - HEX - SERRATED FLANGE LOCKING - 3/8-16 - ZINC
	000D39-08-00B	EA	NUT - HEX - SERRATED FLANGE LOCKING - 1/2-13 - ZINC
	000D44-07-00B	EA	NUT - HEX - SERRATED FLANGE LOCKING - 7/16-20 - ZINC
	087234-01-000	EA	NUT - JACK - 1/4 X 20 THD - MOLLY
	044364-02-000	EA	NUT - SPEED - FLAT - ROUND - T'MN C9186-014-1
	000E11-07-00B	EA	WASHER - LOCKING - 7/16 MED SPLIT - ZINC
	041322-01-000	EA	WASHER - FLANGE - 15/32 ID X 2 3/8 OD - FOR SEAT BELT MOUNT
	000E13-21-00B	EA	WASHER - FLANGE - W/2 NAR - ZINC
	000E13-14-00B	EA	WASHER - FLANGE - 1/4" WIDE - ZINC
	000E13-17-00B	EA	WASHER - FLANGE - 3/8" AR - ZINC
	000E13-18-00B	EA	WASHER - FLANGE - 3/8 WIDE - ZINC
	000E13-20-00B	EA	WASHER - FLANGE - 7/16" WIDE - ZINC
	044533-01-000	EA	WASHER - PLASTIC - 1 3/8 OD - FOR BUTTONS

## SEALANTS & FASTENERS GROUP (CONTINUED)

### CLAMPS, GROMMETS, CLIPS & RIVETS

KEY	PART NUMBER	U/M	DESCRIPTION
	007161-01-000	EA	CLAMP - HOSE - SPRING TYPE - 1/2"
	010495-01-000	EA	CLAMP - CABLE - 9/16"
	010497-01-000	EA	CLAMP - CLOSED - 5/8" ID
	010497-03-000	EA	CLAMP - CLOSED - 1" ID - CUSHIONED
	010497-04-000	EA	CLAMP - CLOSED - 1.62" ID - ADEL - 945-2717
	010499-01-000	EA	CLAMP - CLOSED - 3/8" ID
	016188-05-000	EA	GROMMET - L/P LINE - 3/8" HOLE X 1 1/4" LONG - RUBBER
	023942-01-000	EA	GROMMET-RUBBER - 2" OD
	056134-02-000	EA	HOLDER - RING - 1.8" DIAMETER - METAL
	062401-01-000	EA	CLAMP - HOSE - WORMGEAR .25" - 1"
	062401-02-000	EA	CLAMP - HOSE - WORMGEAR - 1.56" - 2.5"
	062401-03-000	EA	CLAMP - HOSE - WORMGEAR - .22" - 1"
	062401-04-000	EA	CLAMP - HOSE - WORMGEAR .69" - 1.25"
	062401-06-000	EA	CLAMP - HOSE - WORMGEAR .22"-.62"
	062401-11-000	EA	CLAMP - HOSE - WORMGEAR 3.56" - 4.5"
	071015-26-000	EA	GROMMET - RUBBER - 1.5" ID X 2.12" OD W/.06" GROOVE - BLACK
	114208-02-000	EA	GROMMET - EDGE LINER - FITS .625 - HEYCO 2073
	075148-02-000	EA	CLAMP - GROUNDING - BRONZE SCREWS
	083609-01-000	EA	CLAMP - WIRE - DUAL EQUAL - 5/8" DIAMETER
	083610-01-000	EA	CLAMP - WIRE - DUAL - UNEQUAL DIAMETERS - .75" & 1.25"
	083610-02-000	EA	CLAMP-WIRE - DUAL UNEQUAL DIA
	101447-01-000	EA	CLIP - U-TYPE - TINNEMAN - HOLDS SHOWER SURROUND TOGETHER
	091952-01-000	EA	CLIP - GRIPPER - 1"
	091952-02-000	EA	CLIP - GRIPPER - 3/4"
	080734-02-000	EA	CLIP - WIRE - NYLON
	080211-03-000	EA	CLIP - MOUNTING - (XMAS TREE) - DECORATIVE PADS
	069592-02-000	EA	RIVET-T - POP - 1/4 X .093 - .156
	108046-01-000	EA	CABLE TIE - SCREW MOUNT 8" - DENNISON 08415
	108046-02-000	EA	CABLE TIE - SCREW MOUNT 15" - DENNISON 10035
	008343-01-000	EA	TIE - WIRE - 6"
	085774-01-000	FT	FASTENER - DUAL HOOK - 1" WIDE - ADHESIVE BACK - BLACK
	085774-02-000	FT	FASTENER - DUAL LOOP - 1" WIDE - ADHESIVE BACK - BLACK

## SEALANTS & FASTENERS GROUP (CONTINUED)

### ADHESIVE & FASTENERS

KEY	PART NUMBER	U/M	DESCRIPTION
	034552-02-000	EA	SILICONE - TUBE - 300 ML - W/O NOZZLE - CLEAR
	034552-06-000	EA	SILICONE - TUBE - 300 ML - W/O NOZZLE - OFF WHITE
	034552-15-000	EA	SILICONE - TUBE - 300 ML - W/O NOZZLE - BRIGHT WHITE
	900390-01-000	EA	TIP - 2 1/2" X 1/8" ORIFICE
	900390-03-000	EA	NOZZLES - #CSL D10
	002707-02-000	FT	TAPE - SEALER - 6/16" X 1/2"
	053766-06-000	EA	BEDDING COMPOUND - TUBE - CLEAR
	063642-01-000	FT	TAPE - ADHESIVE - 10 MM X 1.5" WIDE X 180'
	069640-01-000	FT	SEALER - RIBBON - 1/4" X 30'
	069640-02-000	FT	SEALER - RIBBON - 1/2" X 1/8" X 60'
	069640-03-000	FT	SEALER - RIBBON - 3/4" X 1/8" X 60'
	069640-07-000	FT	SEALER - RIBBON - 2" X 3/32" - INCREMENTS OF 45'
	069640-10-000	FT	SEALER - RIBBON - 1/32" X 1.50" X 90'
	069640-11-000	FT	SEALER - TAPE - 3/16" X 3/8" X 40' - BLACK - MANUS
	076314-02-000	FT	TAPE - CARPET SEAM - HEAT-BOND - 4" WIDE
	076322-01-000	FT	TAPE - FOAM - DOUBLE COATED ADHESIVE BACKED - .75" X 216'
	076322-03-000	FT	TAPE - FOAM - DOUBLE COATED ADHESIVE BACKED - .5" X 108'
	076322-05-000	FT	TAPE - FOAM - DOUBLE COATED ADHESIVE BACKED - .025" X 1.5" X 108'
	087211-01-000	GL	PROMOTER - ADHESIVE
	094401-01-000	EA	SEALER - BODY SEAM SEALER - 3M FLEXICLEAR - TUBE - 12 PER CASE
	102352-01-000	EA	SEALER - PUMPABLE - BLACK - COLORIMETRIC MS101
	106206-01-000	EA	SEALER - PUMPABLE - MANUS 30A - BLACK
	108716-01-000	EA	SILICONE - TUBE - OFF WHITE LEVEL - CSL 510
	120074-01-01A	EA	SILICONE TUBE - OFF WHITE - W/O NOZZLE
	120534-01-01A	EA	TAPE-SCOTCH 3M 1/2" FINE LINE - #471 GREEN
	091255-02-000	FT	SEAL-ADHESIVE BACKED FOAM - .18" THICK X 1.5" WIDE
	102540-03-000	EA	SEAL-SCREW
	004020-01-000	QT	ADHESIVE-ABS CEMENT - QUART

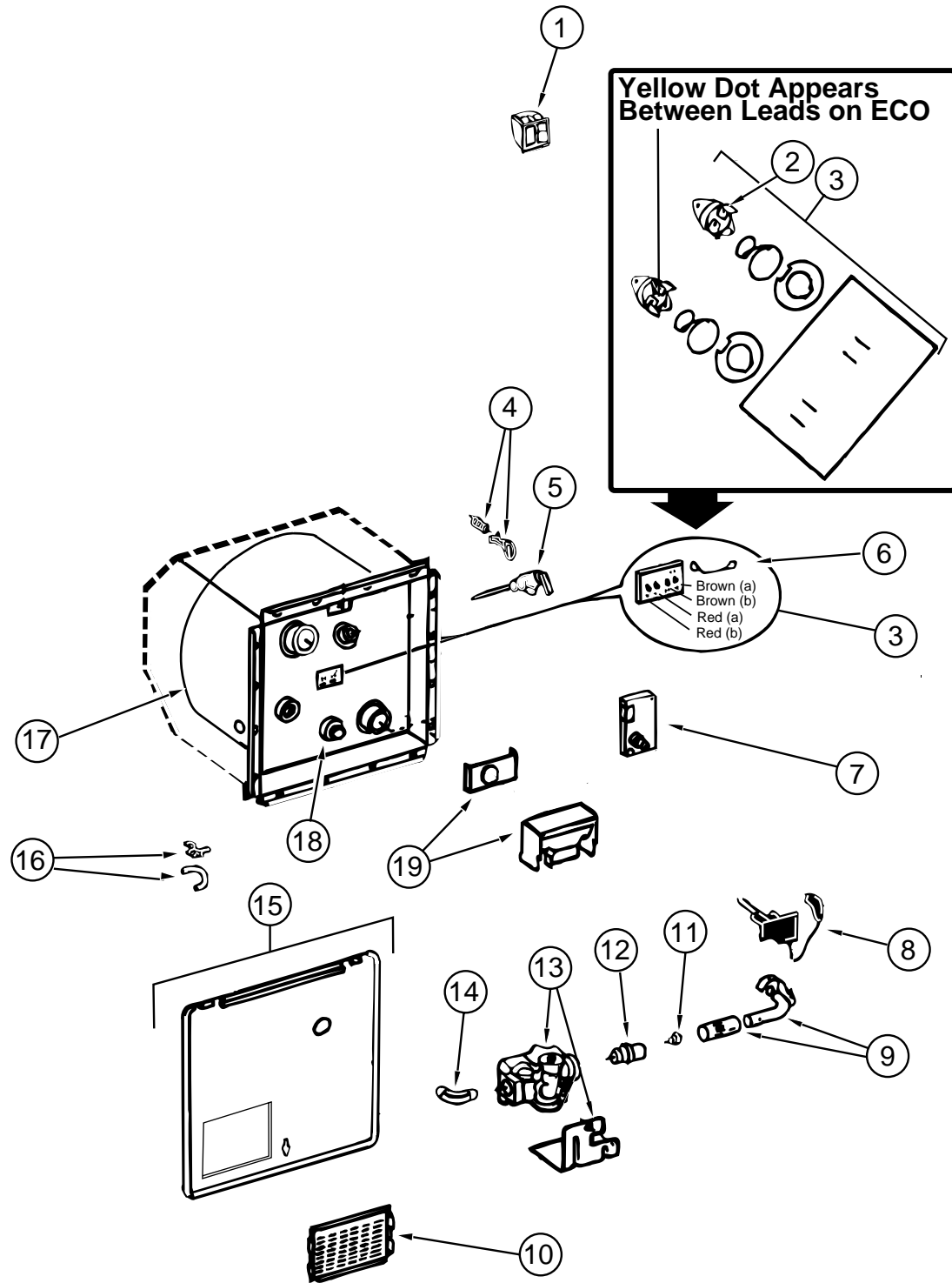
## WATER & SEWAGE GROUP

### COMPONENTS FOR ATWOOD WATER HEATER (G6A-7E)

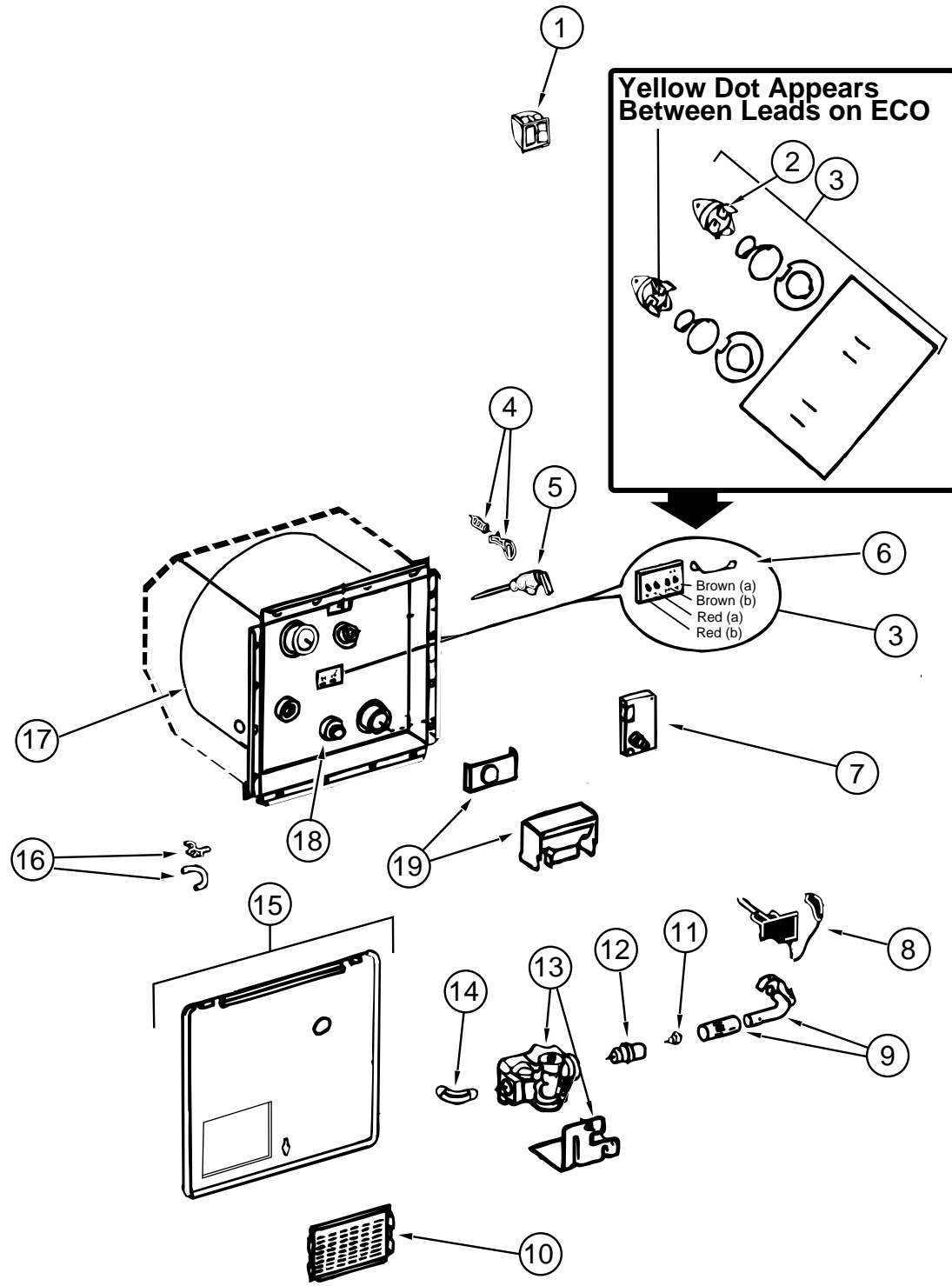
KEY	PART NUMBER	U/M	DESCRIPTION	VENDOR NO.
1	097967-01-000	EA	SWITCH-REMOTE W/LIGHT - ATWOOD #91959	
2	051391-04-701	EA	THERMOSTAT 12 VDC-120 PRESET	# 91470
3	051393-01-721	EA	ECO & THERMOSTAT ASM-FRONT MOUNT, 140 DEGREE	# 91447
4	051391-01-705	EA	FASTENER-CAMLOC	# 92609
5	051391-01-704	EA	VALVE-RELIEF - 1/2" FITTING	# 91604
6	051393-01-723	EA	SWITCH-THERMAL-CUT OFF (2/PKG)	# 93866
7	051393-01-724	EA	CIRCUIT BOARD-SPADE TERMINAL	# 93865
8	051393-01-725	EA	ELECTRODE-SINGLE SPADE CONNECT	# 93868
9	051391-04-703	EA	BURNER-MAIN	# 91638
10	051391-01-717	EA	GRILL ONLY(GOES ON THE DOOR)	# 92640
11	051391-01-710	EA	ORIFICE-MAIN BURNER	# 92742
12	051391-03-700	EA	ORFICE-HOLDER	# 91563
13	051393-01-726	EA	SOLENOID VALVE AND BRACKET-WHITE-ROGERS	# 93870
14	051391-01-714	EA	FITTING-ELBOW 45 - 3/8 F X 3/8 MPT	#1044
15	052009-06-000	EA	DOOR-WATER HEATER - ATWOOD - BRIGHT WHITE	
	116424-01-000	EA	PROTECTOR-WATER HEATER LATCH	
16	051391-01-700	EA	HINGE KIT-W/CLIP	# 92568 & 92559
17	051391-04-706	EA	TANK-INNER - G6A-4E & 6E - FRONT MOUNT	# 91641
18	051391-01-715	EA	PLUG-DRAIN, 1 EA = 2 PER PKG	#91857
19	051391-04-707	EA	KIT-(FLUE & GASKET) FOR EXHAUST	#90960
	110438-01-000	EA	VALVE-CHECK - BRASS	

### COMPONENTS FOR ATWOOD WATER HEATER (GH6-7E)

KEY	PART NUMBER	U/M	DESCRIPTION	VENDOR NO.
1	097967-01-000	EA	SWITCH-REMOTE W/LIGHT - ATWOOD #91959	
2	051391-04-701	EA	THERMOSTAT 12 VDC-120 PRESET	# 91470
3	051393-01-721	EA	ECO & THERMOSTAT ASM-FRONT MOUNT, 140 DEGREE	# 91447
4	051391-01-705	EA	FASTENER-CAMLOC	# 92609
5	051391-01-704	EA	VALVE-RELIEF - 1/2" FITTING	# 91604
6	051393-01-723	EA	SWITCH-THERMAL-CUT OFF (2/PKG)	# 93866
7	051393-01-724	EA	CIRCUIT BOARD-SPADE TERMINAL-ELECTRIC IGNITION	# 93865
8	051393-01-725	EA	ELECTRODE-SINGLE SPADE CONNECT.-SPARK PROBE	# 93868
9	051391-04-703	EA	BURNER-MAIN - 4E AND 6E MODELS	# 91638
10	051391-01-717	EA	GRILL ONLY(GOES ON THE DOOR)	# 92640
11	051391-01-710	EA	ORIFICE-MAIN BURNER	# 92742
12	051391-03-700	EA	ORFICE-HOLDER	# 91563
13	051393-01-726	EA	SOLENOID VALVE AND BRACKET-WHITE-ROGERS	# 93870
14	051391-01-714	EA	FITTING-ELBOW 45 - 3/8 F X 3/8 MPT	#1044
15	052009-06-000	EA	DOOR-WATER HEATER - ATWOOD - BRIGHT WHITE	
	116424-01-000	EA	PROTECTOR-WATER HEATER LATCH	
16	051391-01-700	EA	HINGE KIT-W/CLIP	# 92568 & 92559
17	051391-04-704	EA	TANK-INNER - FRONT MOUNT	#91642
18	051391-01-715	EA	PLUG-DRAIN, 1 EA = 2 PER PKG	#91857
19	051391-04-707	EA	KIT-(FLUE & GASKET) FOR EXHAUST	#90960
	110438-01-000	EA	VALVE-CHECK - BRASS	



**WATER & SEWAGE GROUP (CONTINUED)**



**WATER HEATER W/ELECRIC IGNITION ATWOOD (G6A-8E)**

KEY	PART NUMBER	U/M	DESCRIPTION	VENDOR NO.
	051391-03-000	EA	WATER HEATER - W/ ELECTRIC IGNITION	
1	097967-01-000	EA	SWITCH-REMOTE W/LIGHT - ATWOOD #91959	
2	051391-04-701	EA	THERMOSTAT 12 VDC-120 PRESET	# 91470
3	051393-01-721	EA	ECO & THERMOSTAT ASM-FRONT MOUNT, 140 DEGREE	# 91447
4	051391-01-705	EA	FASTENER-CAMLOC	# 92609
5	051391-01-704	EA	VALVE-RELIEF - 1/2" FITTING	# 91604
6	051393-01-723	EA	SWITCH-THERMAL-CUT OFF (2/PKG)	# 93866
7	051393-01-724	EA	CIRCUIT BOARD-SPADE TERMINAL	# 93865
8	051393-01-725	EA	ELECTRODE-SINGLE SPADE CONNECT	# 93868
9	051391-04-703	EA	BURNER-MAIN	# 91638
10	051391-01-717	EA	GRILL ONLY(GOES ON THE DOOR)	# 92640
11	051391-01-710	EA	ORIFICE-MAIN BURNER	# 92742
12	051391-03-700	EA	ORFICE-HOLDER	# 91563
13	051393-01-726	EA	SOLENOID VALVE AND BRACKET-WHITE-ROGERS	# 93870
14	051391-01-714	EA	FITTING-ELBOW 45 - 3/8 F X 3/8 MPT	# 1044
15	052009-06-000	EA	DOOR-WATER HEATER - ATWOOD - BRIGHT WHITE	
	116424-01-000	EA	PROTECTOR-WATER HEATER LATCH	
16	051391-01-700	EA	HINGE KIT-W/CLIP	# 92568 & 92559
17	051391-04-706	EA	TANK-INNER - G6A-4E & 6E - FRONT MOUNT	# 91641
18	051391-01-715	EA	PLUG-DRAIN, 1 EA = 2 PER PKG	# 91857
19	051391-04-707	EA	KIT-(FLUE & GASKET) FOR EXHAUST	# 90960
	111129-01-711	EA	BRACKET-CORNER - SET OF FOUR	# 91928

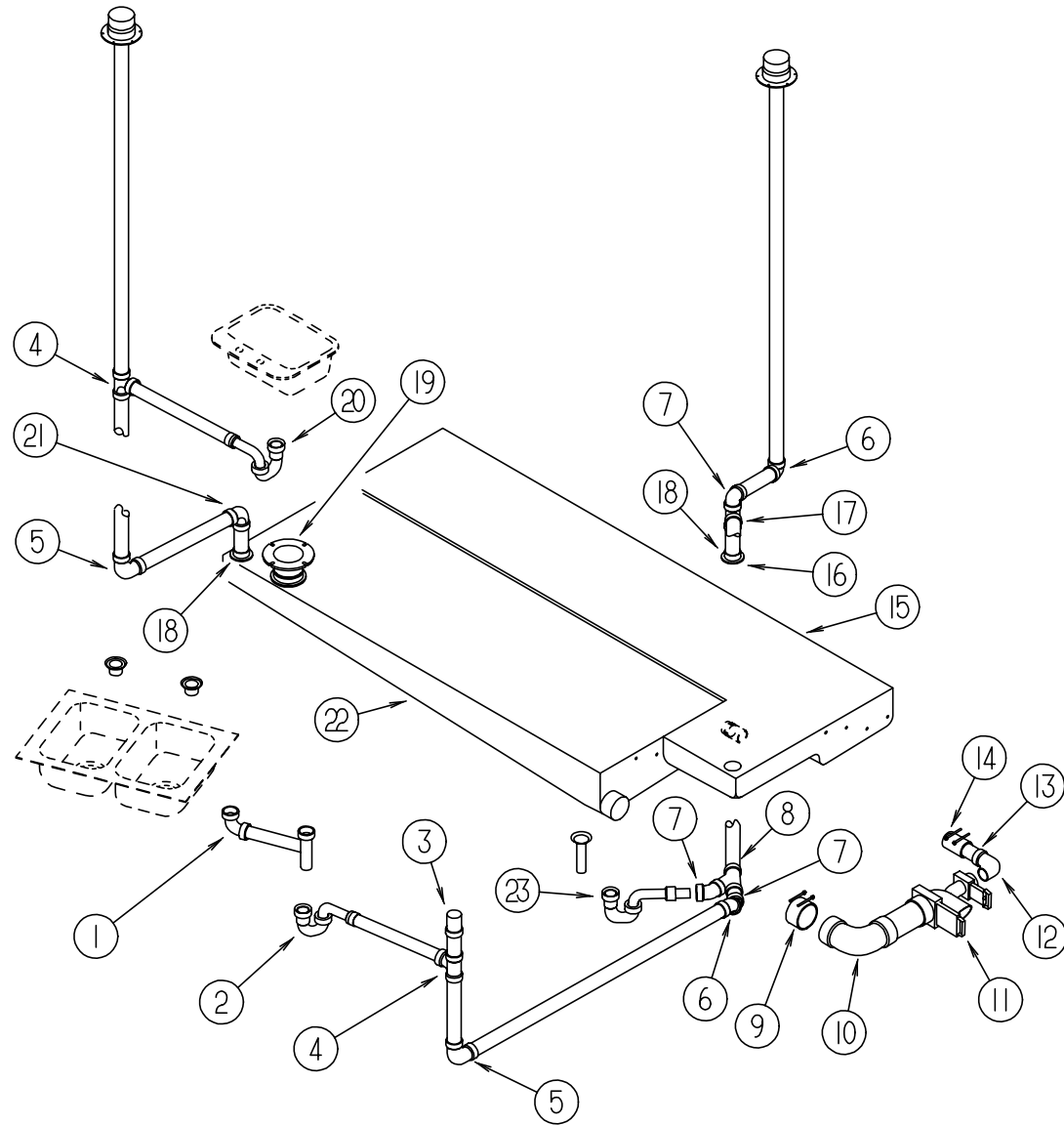
**WATER HEATER W/MOTOR AID ATWOOD (GH6-8E)**

KEY	PART NUMBER	U/M	DESCRIPTION	VENDOR NO.
	051393-01-000	EA	WATER HEATER - W/ MOTOR AID - PILOTLESS IGNITION	
1	097967-01-000	EA	SWITCH-REMOTE W/LIGHT - ATWOOD #91959	
2	051391-04-701	EA	THERMOSTAT 12 VDC-120 PRESET	# 91470
3	051393-01-721	EA	ECO & THERMOSTAT ASM-FRONT MOUNT, 140 DEGREE	# 91447
4	051391-01-705	EA	FASTENER-CAMLOC	# 92609
5	051391-01-704	EA	VALVE-RELIEF - 1/2" FITTING	# 91604
6	051393-01-723	EA	SWITCH-THERMAL-CUT OFF (2/PKG)	# 93866
7	051393-01-724	EA	CIRCUIT BOARD-SPADE TERMINAL-ELECTRIC IGNITION	# 93865
8	051393-01-725	EA	ELECTRODE-SINGLE SPADE CONNECT.-SPARK PROBE	# 93868
9	051391-04-703	EA	BURNER-MAIN - 4E AND 6E MODELS	# 91638
10	051391-01-717	EA	GRILL ONLY(GOES ON THE DOOR)	# 92640
11	051391-01-710	EA	ORIFICE-MAIN BURNER	# 92742
12	051391-03-700	EA	ORFICE-HOLDER	# 91563
13	051393-01-726	EA	SOLENOID VALVE AND BRACKET-WHITE-ROGERS	# 93870
14	051391-01-714	EA	FITTING-ELBOW 45 - 3/8 F X 3/8 MPT	# 1044
15	052009-06-000	EA	DOOR-WATER HEATER - ATWOOD - BRIGHT WHITE	
	116424-01-000	EA	PROTECTOR-WATER HEATER LATCH	
16	051391-01-700	EA	HINGE KIT-W/CLIP	# 92568 & 92559
17	051391-04-704	EA	TANK-INNER - FRONT MOUNT	# 91642
18	051391-01-715	EA	PLUG-DRAIN, 1 EA = 2 PER PKG	# 91857
19	051391-04-707	EA	KIT-(FLUE & GASKET) FOR EXHAUST	# 90960
	111129-01-711	EA	BRACKET-CORNER, SET OF FOUR	# 91928

**WATER & SEWAGE GROUP (CONTINUED)**

**WATER & SEWAGE GROUP (CONTINUED)**

**DRAINAGE SYSTEM (CONTINUED)**



**DRAINAGE SYSTEM**

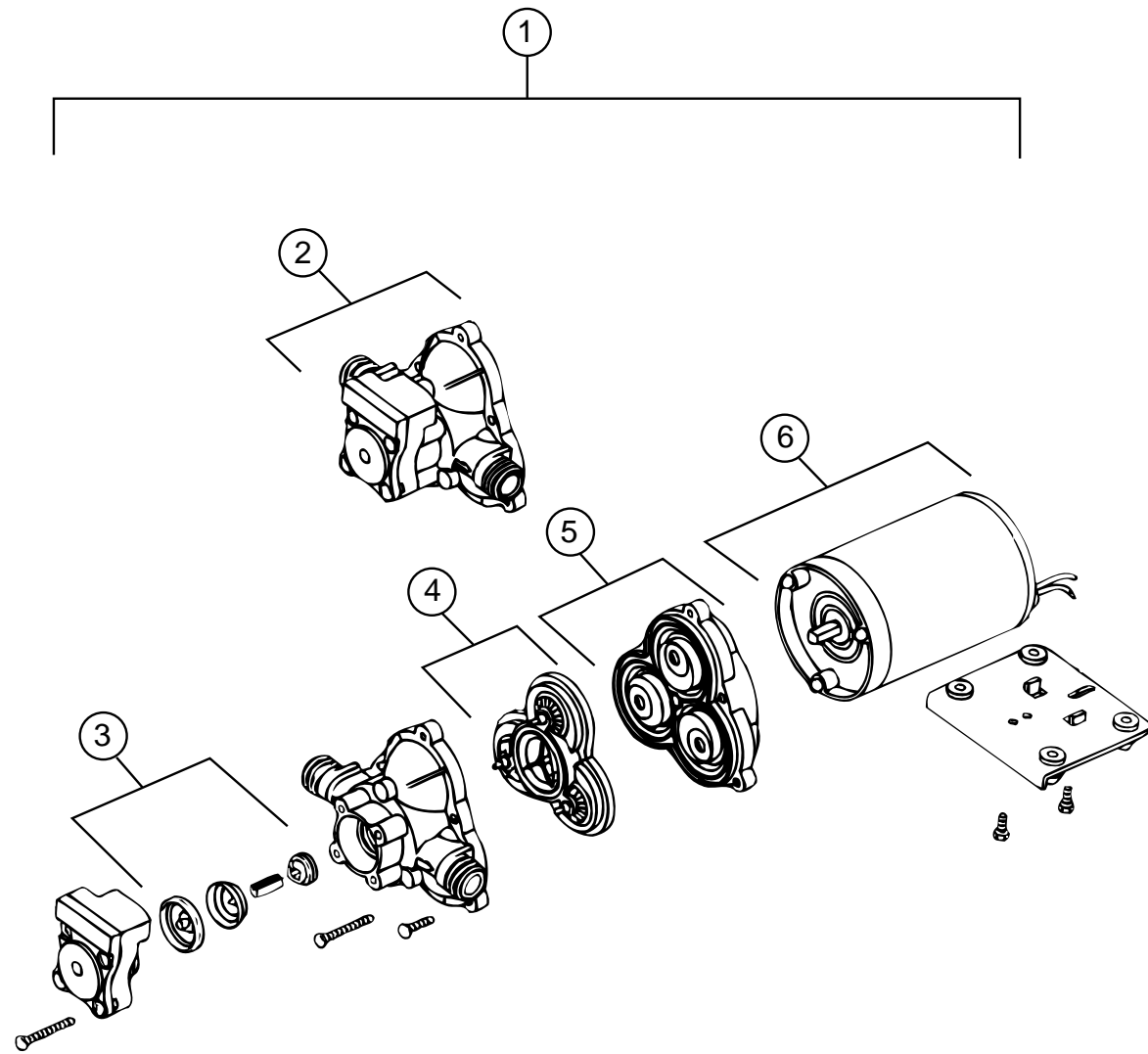
KEY	PART NUMBER	U/M	DESCRIPTION
1	011091-02-000	EA	PIPE-DRAIN, DOUBLE SINK - BAFFLE TEE - 1 1/2"
1	011091-03-000	EA	PIPE-DRAIN, W/SEALS - DOUBLE SINK - EXTENDS 9" TO 16"
2	109571-02-000	EA	ADAPTER-11/2 HUB X 11/2 MPT - NIBCO 5801-7
2	107538-01-000	EA	P-TRAP - PLASTIC - 1 1/4" W/EXTENSION ARM
2	011071-01-000	EA	P TRAP-PLAS 1 1/2 - NIBCO 5892 1 1/2
3	079968-01-000	EA	VENT-MECHANICAL TRAP ARM-ANTI-SIPHON 2" DIA X 7.3" PLASTIC
4	011071-01-000	EA	P TRAP-PLAS 1 1/2 - NIBCO 5892 1 1/2
5	010008-01-000	EA	ELBOW-90 DEG, 1/4 BEND - 1 1/2" HUB X HUB - BLACK PLASTIC
6	010006-01-000	EA	ELBOW-45 DEG, 1/8 BEND - 1 1/2" HUB X HUB - BLACK PLASTIC
7	010051-01-000	EA	ELBOW, 45 DEG., 1 1/2" SPIGOT & HUB, PLASTIC-BLACK
8	010073-01-000	EA	WYE-45 DEGREE, 1 1/2" HUB X HUB X HUB - PLASTIC - BLACK
9	078406-01-000	EA	COUPLER-RUBBER, W/CLAMPS - 3" X 3"
10	031126-01-000	EA	ELBOW-1/4 BEND, 3 X 90 XLT - PLASTIC - BLACK
11	070916-01-000	EA	VALVE-DUAL DUMP, W/CAP - 3" X 1 1/2" - PLASTIC - BLACK
	070916-01-700	EA	VALVE ONLY (WASTE) 3" T1003BU
	070916-01-701	EA	VALVE ONLY (WASTE 11/2") T1001BU
11	062415-01-000	EA	CAP-SEWER, 3" DIAMETER
	062415-01-700	EA	STRING-SEWER CAP V#SV7 STRAP
	010201-01-000	EA	HOSE-SEWER, 3" ID X 8'
	062416-01-000	EA	ADAPTER-SEWER HOSE TO 3" PIPE
12	033761-01-000	EA	ELBOW-TURN - 1/4 BEND X 1.5" HUB X 1.5" SPIGOT - BLK PLASTIC
13	089355-01-000	EA	COUPLER-RUBBER, 1 1/2" X 1 1/2"

KEY	PART NUMBER	U/M	DESCRIPTION
14	102024-01-000	EA	NIPPLE-PLAS - 1.5 X 2.62 TOE
			FROM: 00-00-00 THRU: 03-24-96
15	117580-01-000	EA	TANK-HOLDING - 33 GALLON
16	061607-01-000	EA	GROMMET-HOLDING TANK - 1 1/2" NPS
17	010071-01-000	EA	TEE-SANITARY - 1 1/2" HUB X HUB X HUB - PLASTIC - BLACK
18	010115-01-000	EA	COUPLING - 1 1/2" HUB X HUB - PLASTIC
19	061607-02-000	EA	GROMMET-HOLDING TANK - 3" NPS
20	109571-01-000	EA	ADAPTER-P-TRAP - 1 1/2" P X 1 1/4" MPT
20	107538-01-000	EA	P-TRAP-PLASTIC - 1 1/4" W/EXTENSION ARM
20	011066-03-700	EA	P-TRAP - 1 1/4" HUB X SLIP JOINT - W/UNION - ABS - CANADIAN
21	034250-01-000	EA	ELBOW - 90 DEG., LONG TURN - 1 1/2" HUB X HUB ABS
22	117573-01-000	EA	TANK-HOLDING - 33 GALLON
23	069735-01-000	EA	WASHER-STRAINER TO TAILPIECE PLASTIC, 1.5"
	010166-01-000	EA	PLUG-THREADED - 1 1/4" DIAMETER - PLASTIC - BLACK
	011069-02-000	EA	TAILPIECE-TUB/SHOWER - 1 1/2" X 1 1/4" X 4" - BRASS
	011069-04-000	EA	TAILPIECE - 1 1/2" X 1 1/4" X 8" - BRASS
	010122-01-000	EA	BUSHING-REDUCER - 1 1/2" SMTH X 1 1/4" THD - PLASTIC - BLACK
	069735-01-000	EA	WASHER-STRAINER TO TAILPIECE PLASTIC - 1.5"
	041956-01-000	EA	ELBOW-STREET - PLASTIC - 1/4 BEND - 3" X 90 XLT
	116644-01-000	EA	FLANGE - CLOSET - 4" X 3"

**FRESH WATER TANK & WATER SYSTEM**

KEY	PART NUMBER	U/M	DESCRIPTION
	119109-02-000	EA	TANK ASM-WATER - 40 GAL - W/FITTINGS
	119109-01-000	EA	TANK-WATER - 40 GAL
	119109-05-000	EA	TANK ASM-WATER - 40 GAL - HEAVY DUTY CHASSIS
	077954-02-000	EA	FILTER-WATER TANK - SCREEN IN TANK
	042989-03-000	EA	FITTING-WATER TANK - SPINWELD - 1 1/4"NPT - PLASTIC - WHITE
	042989-04-000	EA	FITTING-WATER TANK - SPINWELD - 3/8" FPT - PLASTIC - WHITE
	042989-05-000	EA	FITTING-WATER TANK - SPINWELD - 1/2" FPT - PLASTIC - WHITE
	049032-01-000	EA	PATCH-SPINWELD - 3/8" - PLASTIC
	039861-01-000	EA	SENDING UNIT-W/SCREW - WASHER - WELL NUT & TERMINAL RING
	079381-01-000	FT	TUBING-SMOOTH FLEXIBLE - 1 3/8" ID X 20'
	114430-02-000	EA	ADAPTER-SWIVEL - 1/2 P X 1/2 FPT - FLAIR-IT 02873
	114430-03-000	EA	ADAPTER-1/2 P X 1/2 MPT - FLAIR-IT 02842
	010224-01-000	EA	ADAPTER-HOSE TO PIPE - 3/8" MPT X 3/8" BARB - BLACK PLASTIC
	044927-01-000	EA	ADAPTER-HOSE TO PIPE - 1 1/4" MPT X 1 1/4" BARB-BLACK PLASTIC
	101814-01-000	EA	COUPLING-FEMALE - 1/2" X 1/2" FPT W/COMP. SLEEVE - GRAY
	114429-01-000	EA	ELBOW-1/2 P X 1/2 P - FLAIR-IT 02800
	114429-02-000	EA	ELBOW-1/2 P X 1/2 MPT - FLAIR-IT 02803
	114429-03-000	EA	ELBOW- FLAIR-IT SWIVEL 1/2" P X 1/2" FPT
	039808-03-000	EA	ELBOW-1/2" MPT X 1/2" MPT - PLASTIC - KEVCO 17296
	010230-05-000	EA	CITY WATER FILL W/CHECK VALVE
	114428-01-000	EA	TEE-1/2 P X 1/2 P X 1/2 P - FLAIR-IT 02820
	114428-02-000	EA	TEE-SWIVEL - 1/2 P X 1/2 P X 1/2 FPT - FLAIR-IT 02821
	114428-03-000	EA	TEE-1/2 P X 1/2 P X 1/2 MPT - FLAIR-IT 02822
	039800-02-000	FT	TUBING-POLYBUTYL - 5/8" OD - INCREMENTS OF 20' - BLACK
	074462-02-000	FT	TUBING-VINYL - 3/8" ID X 20' - CLEAR
	114431-01-000	EA	WATER VALVE - 3 POSITION - "DRAIN VALVE"
	114431-03-000	EA	WATER VALVE - 90 DEGREE ELBOW - "WATER DRAIN VALVE"
	046128-01-000	EA	VALVE-DRAIN - PLASTIC - 1/2" FPT
	091208-01-000	EA	WASHER-RUBBER - .06" X .75" X .5"

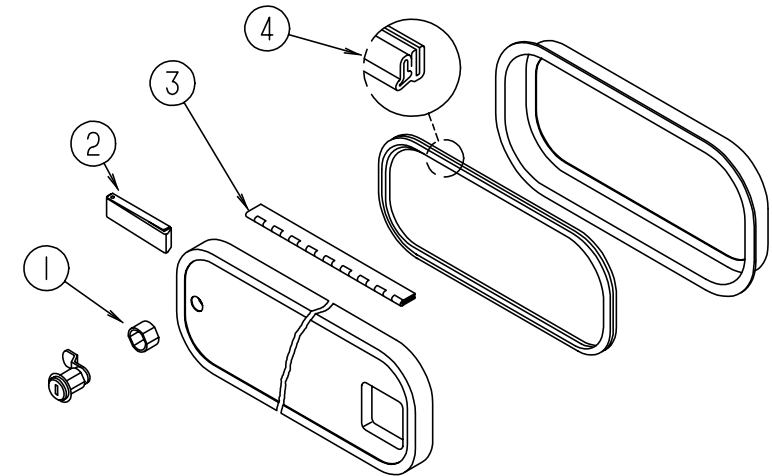
## WATER & SEWAGE GROUP (CONTINUED)



**WATER PUMP - SHURFLO**

KEY	PART NUMBER	U/M	DESCRIPTION	VENDOR NO.
1	098607-01-000	EA	PUMP-WATER - W/.5" MPT FITTING - FLOW 2.8 GPM - UL	
2	098607-01-706	EA	HOUSING W/SWITCH ONLY	94-231-20
3	098607-01-705	EA	CHECK VALVE-KIT	94-237-00
4	098607-01-703	EA	VALVE KIT	94-232-00
5	098607-01-702	EA	DIAPHRAGM/DRIVE ASSEMBLY KIT	94-238-04
6	098607-01-707	EA	MOTOR W/BASEPLATE	11-148-04

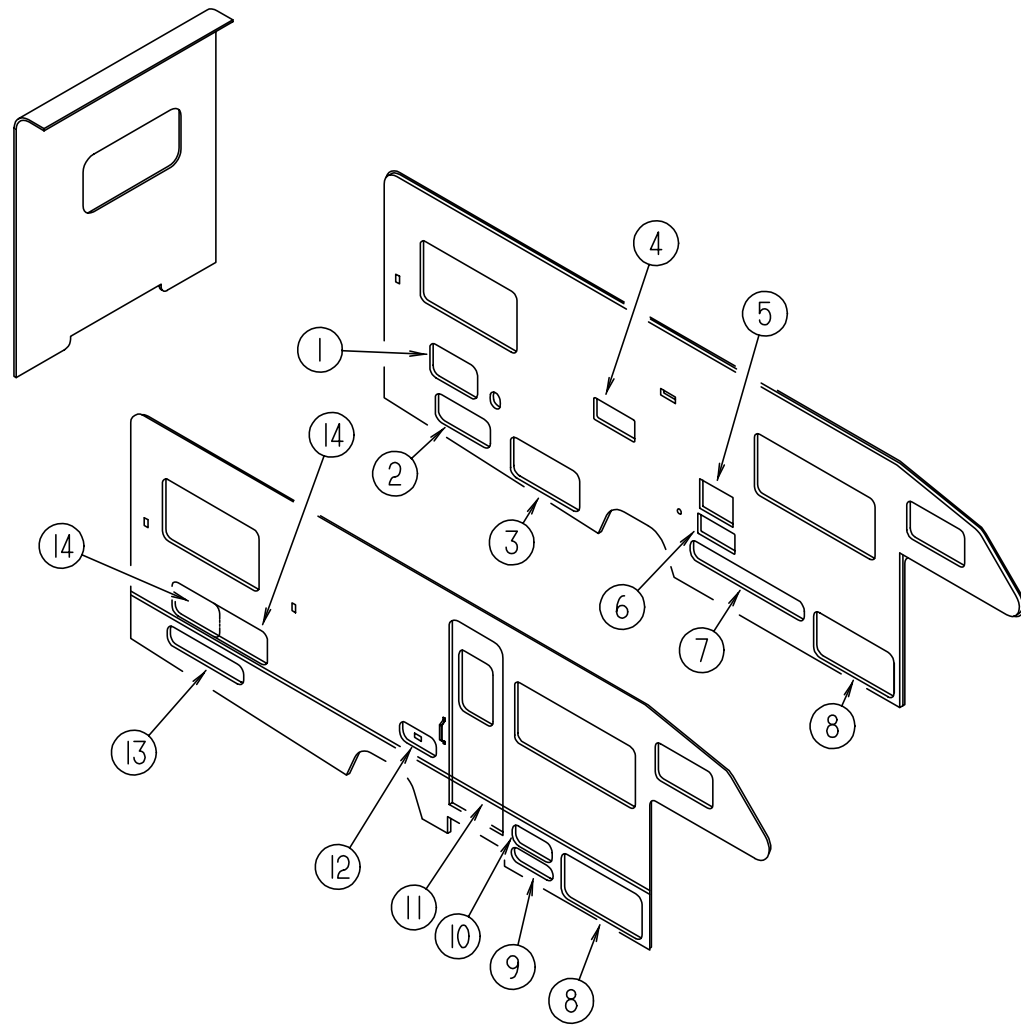
## WINDOW, VENT & EXTERIOR DOOR GROUP



**EXTERIOR DOOR COMPONENTS**

KEY	PART NUMBER	U/M	DESCRIPTION
1	110506-50-000	EA	CASE ASM-TWIST LOCK 17 MM - BRIGGS & STRATTON #596932
1	110506-51-000	EA	CASE ASM-TWIST LOCK 25 MM - BRIGGS & STRATTON #596669
2	102768-01-000	EA	HOLDER-COMPARTMENT/ENTRY DOOR - METAL - MILL FINISH
3	081801-02-000	EA	HINGE-2" X 96", OFF WHITE
3	081801-V3-000	EA	HINGE-AL, 2" X 8' BRT WHT
3	009065-01-000	EA	HINGE-CONTINUOUS - 1 1/2" X 96" - UNPAINTED
4	064075-07-000	FT	SEAL-BULB - W/WIRED U-CHANNEL - .3" X .5" CHANNEL - BLACK
	099418-01-000	FT	SEAL-D - W/SIDE ADHESIVE - .4" X .1" - SPONGE RUBBER - BLACK
	104692-01-000	FT	SEAL-ADHESIVE BACK - 3/4" X 34"
	110530-01-000	FT	SEAL-SPONGE - .31" X .62"
	106850-01-000	FT	SEAL-E - 11 X 19 SPONGE RUBBER
	107997-51-001	EA	SPACER - .86" X 6" - ALUMINUM

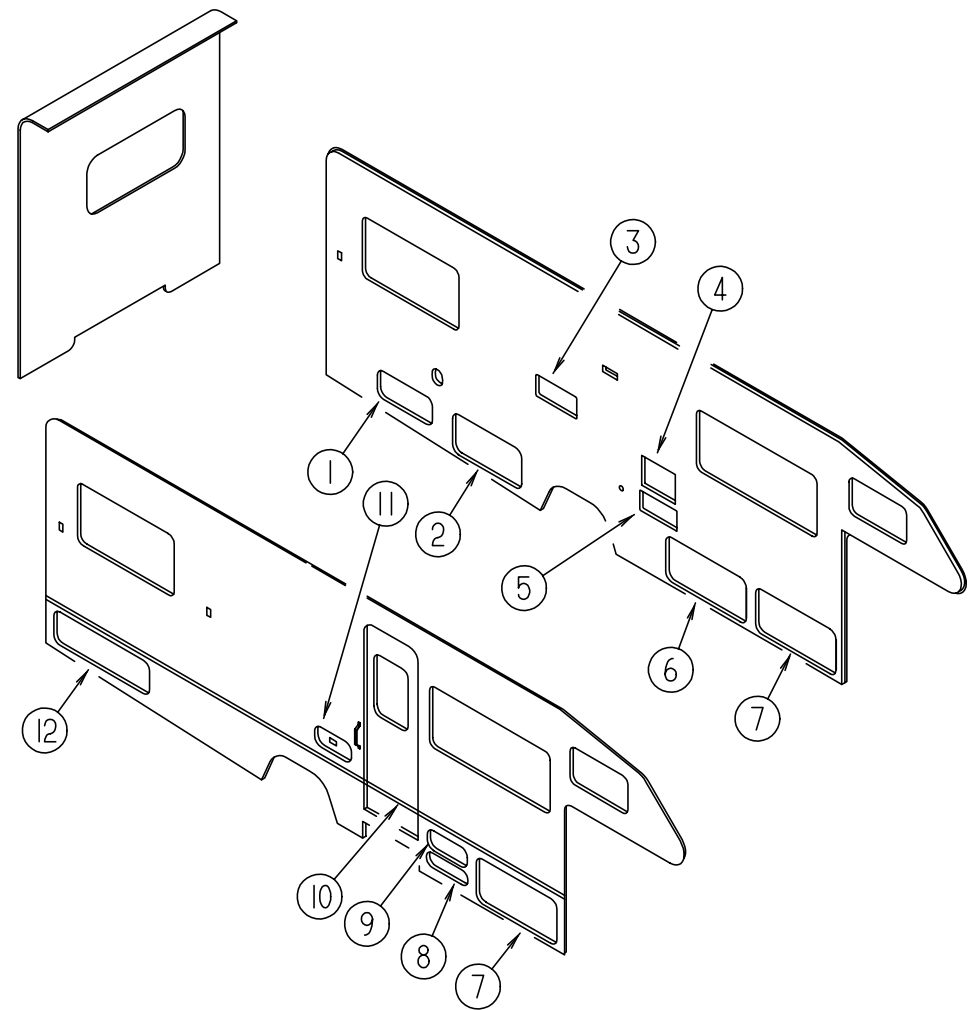
**WINDOW, VENT & EXTERIOR DOOR GROUP (CONTINUED)**



**EXTERIOR DOORS**

KEY	PART NUMBER	U/M	DESCRIPTION
1	104558-43-G04	EA	DOOR - STORAGE W/O PADDLE LATCH - 29.12" WIDE (TWIN BED)
2	104558-12-F08	EA	DOOR - STORAGE W/O PADDLE LATCH - 27" WIDE
3	104558-35-G07	EA	DOOR - STORAGE W/O PADDLE LATCH - 40" WIDE
4	084103-08-000	EA	DOOR-VENT,REFRIGERATOR - W/O JAMB
	084104-08-000	EA	JAMB-VENT DOOR,REFRIGERATOR - BRIGHT WHITE
	084104-01-700	EA	LOCK-MALE - FASTENER - REFRIGERATOR DOOR
	084104-01-701	EA	LOCK-FEMALE - FASTENER - REFRIGERATOR DOOR
5	052009-06-000	EA	DOOR - WATER HEATER - W/O LATCHES
	116424-01-000	EA	PROTECTOR-WATER HEATER LATCH, ATWOOD 92611
6	098668-23-000	EA	DOOR-ACCESS - FURNACE - BRIGHT WHITE - SUBURBAN
7	104558-39-G07	EA	DOOR - STORAGE W/O PADDLE LATCH - 51.5" WIDE
8	104558-38-G07	EA	DOOR - STORAGE - W/O PADDLE LATCH - 36.2" WIDE
9	111009-01-F08	EA	LP DOOR ASM - 20.5" X 6.1" OPENING - BRIGHT WHITE
10	104558-40-G07	EA	DOOR - STORAGE W/O PADDLE LATCH - 19.5" WIDE
11	115108-02-G35	EA	DOOR COMPLETE-ENTRANCE - W/O WINDOW (G27)
11	115108-02-G36	EA	DOOR COMPLETE-ENTRANCE - W/O WINDOW (G28)
12	111017-01-F24	EA	DOOR - PATIO/ENTERTAINMENT CENTER-17.8" X 8.1" - W/O LATCH
13	104558-47-G07	EA	DOOR - STORAGE W/O PADDLE LATCH - 37.6" WIDE
			FROM: 09-04-95 THRU: 99-99-99
14	104558-43-G04	EA	DOOR - STORAGE W/O PADDLE LATCH - 29.12" WIDE (TWIN BED)
14	104558-13-F16	EA	DOOR - STORAGE W/O PADDLE LATCH - 47" HIGH (QUEEN BED)
	081240-16-000	EA	DOOR - WATER FILL - LOCKABLE, W/O LOCK - 4" X 4 5/8"
	088794-06-000	EA	DOOR - POWER CORD, W/HATCH

**WINDOW, VENT & EXTERIOR DOOR GROUP (CONTINUED)**

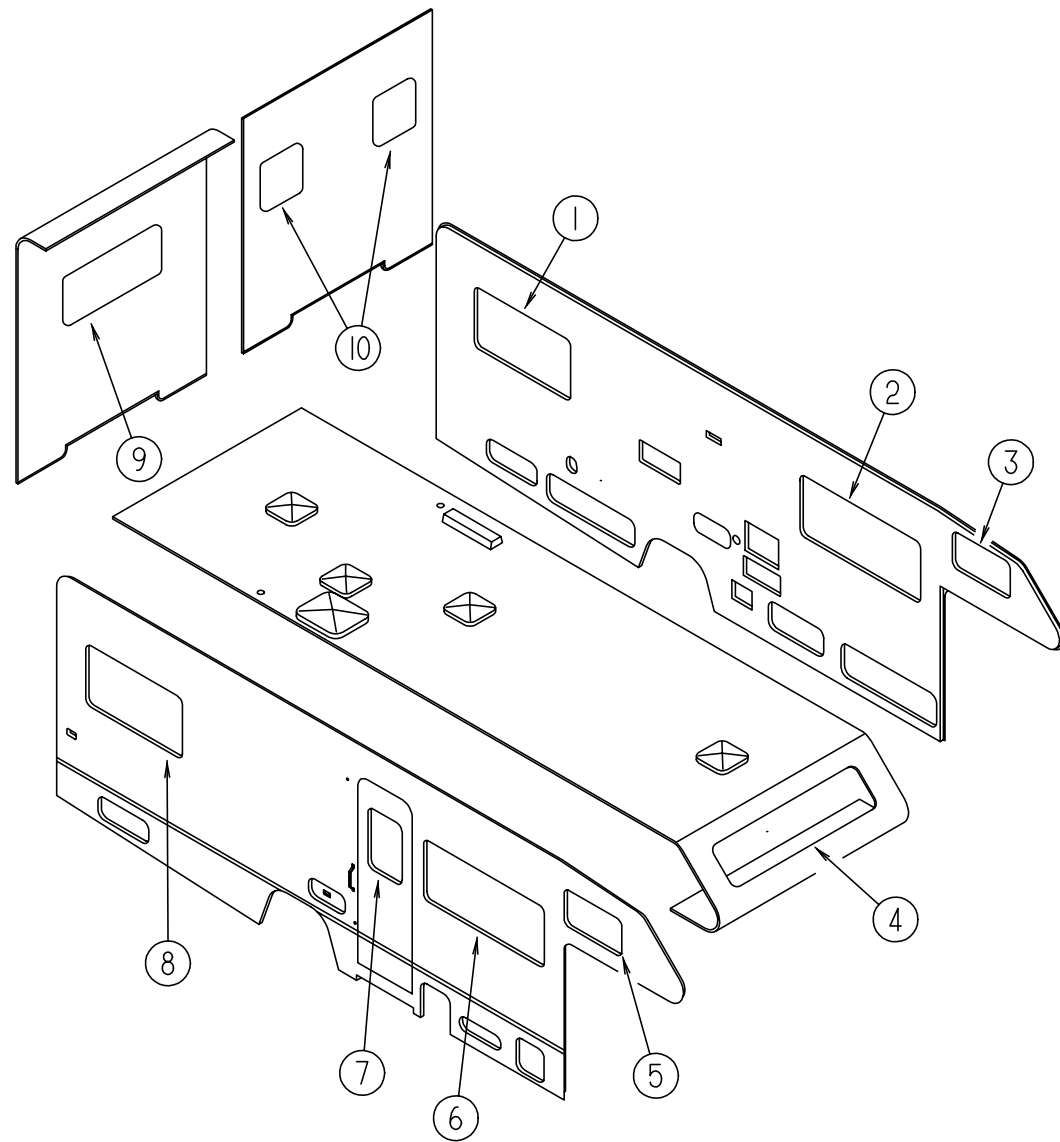


**EXTERIOR DOORS - HEAVY DUTY CHASSIS**

KEY	PART NUMBER	U/M	DESCRIPTION
1	104558-12-F08	EA	DOOR - STORAGE W/O PADDLE LATCH - 27" WIDE
2	104558-35-G07	EA	DOOR - STORAGE W/O PADDLE LATCH - 40" WIDE
3	084103-08-000	EA	DOOR - REFRIGERATOR - VENTED - W/O JAMB
	084104-08-000	EA	JAMB-DOOR - REFRIGERATOR
	084104-01-700	EA	LOCK-MALE - FASTENER - REFRIGERATOR DOOR
	084104-01-701	EA	LOCK-FEMALE - FASTENER - REFRIGERATOR DOOR
4	052009-06-000	EA	DOOR - WATER HEATER - W/O LATCHES
	116424-01-000	EA	PROTECTOR-WATER HEATER LATCH
5	098668-23-000	EA	DOOR-ACCESS - FURNACE
6	104558-50-G07	EA	DOOR - STORAGE W/O PADDLE LATCH - 38" HIGH
7	104558-38-G07	EA	DOOR - STORAGE - W/O PADDLE LATCH - 36.2" WIDE
8	111009-01-F08	EA	DOOR - LP 6.5" X 20.8" W/O HARDWARE
9	104558-40-G07	EA	DOOR - STORAGE W/O PADDLE LATCH - 19.5" WIDE
10	115108-02-G35	EA	DOOR - ENTRY, W/SCREEN DOOR - W/O WINDOW (G27)
10	115108-02-G36	EA	DOOR - ENTRY, W/SCREEN DOOR - W/O WINDOW (G28)
11	111017-01-F24	EA	DOOR - PATIO/ENTERTAINMENT CENTER-17.8" X 8.1" - W/O LATCH
12	104558-51-G07	EA	DOOR - STORAGE W/O PADDLE LATCH - 54.3" WIDE
	081240-16-000	EA	DOOR - WATER FILL - LOCKABLE, W/O LOCK - 4" X 4 5/8"
	088794-06-000	EA	DOOR - POWER CORD, W/HATCH

## WINDOW, VENT & EXTERIOR DOOR GROUP (CONTINUED)

### WINDOWS



KEY	PART NUMBER	U/M	DESCRIPTION
1	104691-13-01A	EA	WINDOW - TIPOUT SINGLE - 26.3" X 47.9"
1	112795-25-01A	EA	WINDOW-DRIVERS HORIZONTAL SLIDER THERMO 26 3/8" X 48"
2	098647-22-01A	EA	WINDOW - DRIVERS HORIZONTAL SLIDER 26.1" X 59.7"
2	112795-15-01A	EA	WINDOW-DRIVERS HORIZONTAL SLIDER-THERMO-26 3/8" X 60"
3	098647-34-01A	EA	WINDOW ASM-SLIDER HORIZ - *EXCEL H425-G2W66L
3	112795-20-01A	EA	WINDOW-DRIVER HORIZONTAL SLIDER THERMO 16" X 28 3/4"
4	103313-03-F15	EA	WINDOW ASM-PICTURE
4	115630-01-01A	EA	WINDOW-STATIONARY 17.2" X 72"
5	098647-33-01A	EA	WINDOW ASM-SLIDER HORIZ - *EXCEL H425-G2W66R
5	112795-19-01A	EA	WINDOW-PASSENGER HORIZONTAL SLIDER THERMO 16" X 28 3/4"
6	098647-23-01A	EA	WINDOW ASM.-PASS. HORIZONTAL SLIDE 26 3/8" X 60"
6	112795-16-01A	EA	WINDOW-PASSENGER HORIZONTAL SLIDER-THERMO-26 3/8" X 60"
7	117053-02-F36	EA	WINDOW-PICTURE 17" X 26.4"
7	113733-01-01A	EA	WINDOW-STATIONARY THERMOPANE 26.4" X 17"
8	104691-13-01A	EA	WINDOW - TIPOUT SINGLE - 26.3" X 47.9"
8	112795-22-01A	EA	WINDOW-PASSENGER HORIZONTAL SLIDER THERMO 26 3/8" X 48"
9	078528-06-E10	EA	WINDOW-ESCAPE W/O INSIDE TRIM - 48.5" X 24.5"
9	113502-01-01A	EA	WINDOW-REAR ESCAPE THERMO - 24.8" X 48.7"
10	116976-02-01A	EA	WINDOW-REAR TINTED ESCAPE 26.4" X 26.25"
10	116976-04-01A	EA	WINDOW-REAR TINTED PICTURE 26.4" X 26.25"
10	113733-02-01A	EA	WINDOW-STATIONARY THERMOPANE 26.4" X 26.25"
10	113502-04-01A	EA	WINDOW-REAR ESCAPE THERMO - 26.4" X 26.25"

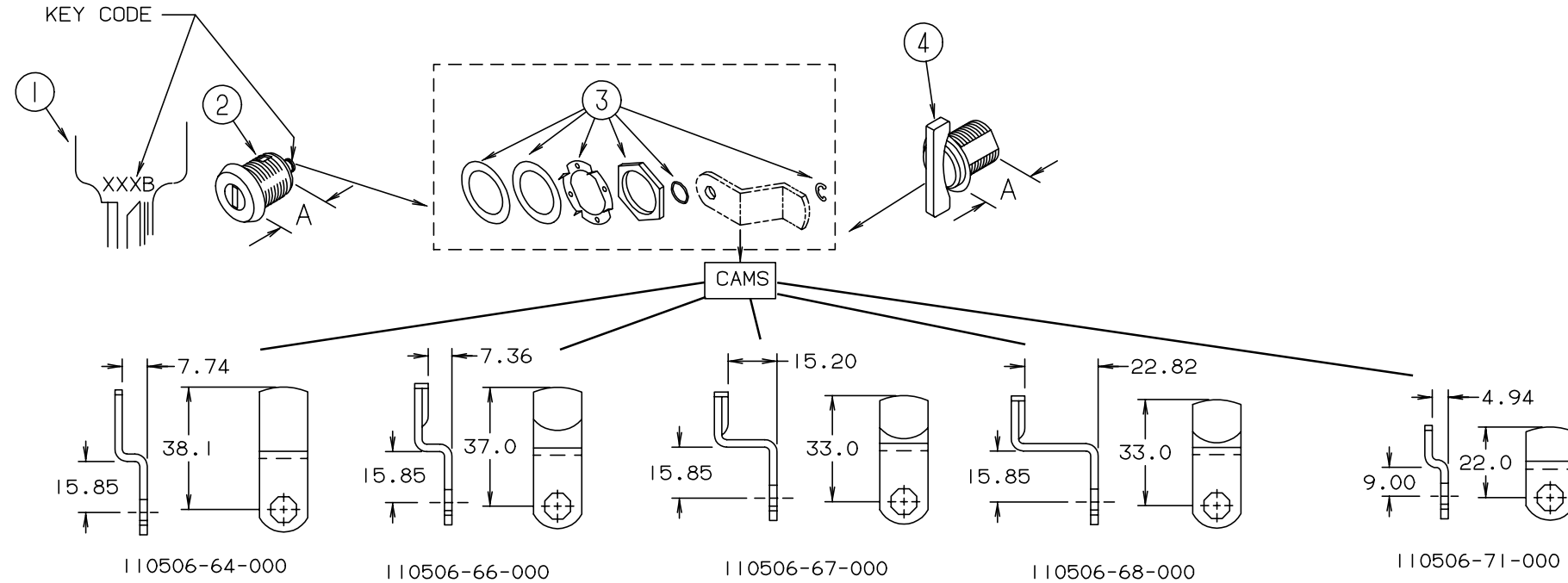


## WINDOW, VENT & EXTERIOR DOOR GROUP (CONTINUED)

### BRIGGS & STRATTON LOCKS & COMPONENTS

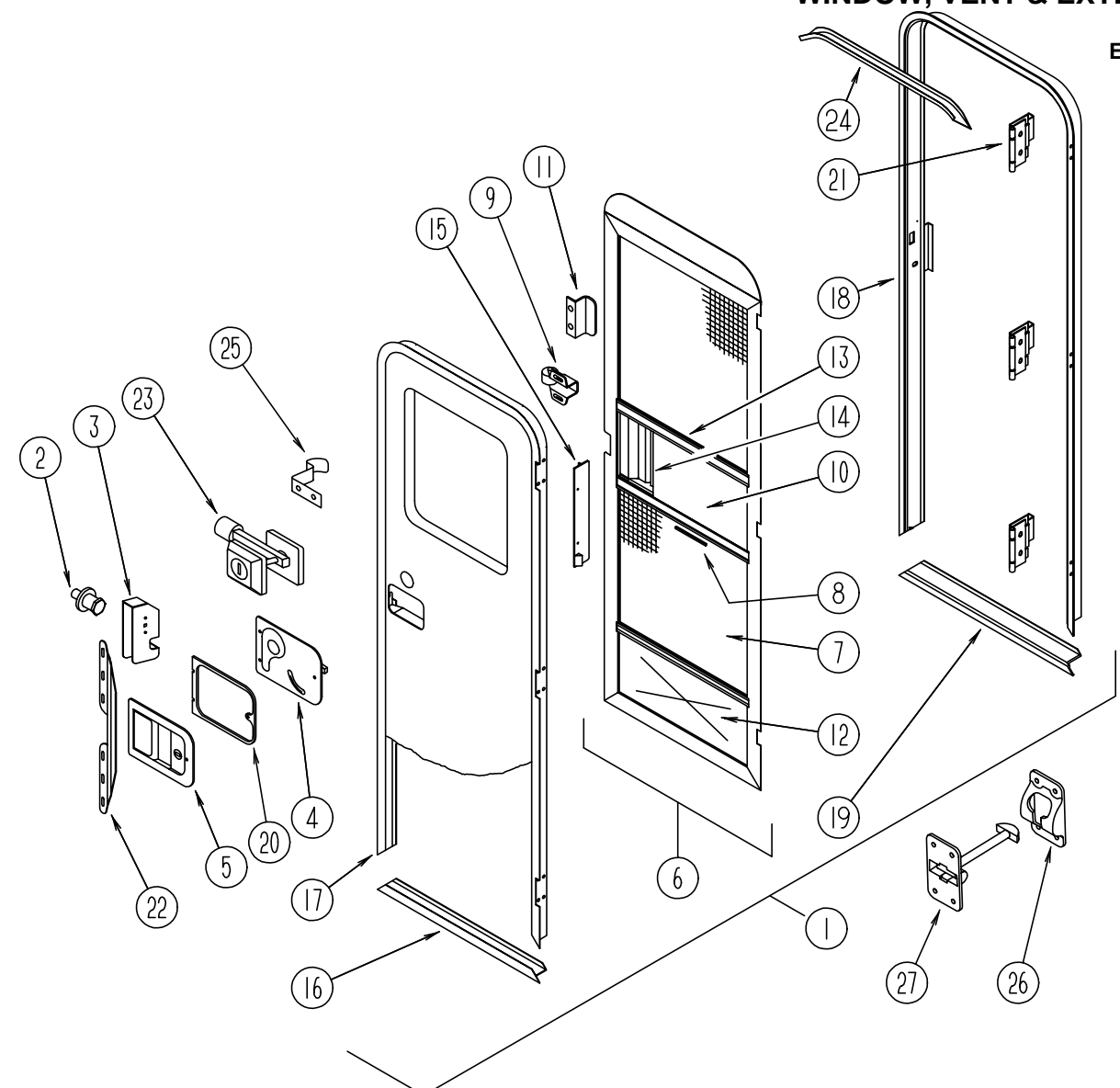
**NOTE:**

WHEN ORDERING THE LOCK CASE, THE KEY CODE MUST MATCH THE LAST DIGIT OF THE VEHICLE'S SERIAL NUMBER AND PART NUMBER; WHEN ORDERING THE KEYS, THE THIRD DIGIT OF THE KEY CODE MUST MATCH THE LAST DIGIT OF THE VEHICLE'S SERIAL NUMBER AND PART NUMBER.



KEY	PART NUMBER	U/M	DESCRIPTION	VENDOR NO.	KEY	PART NUMBER	U/M	DESCRIPTION	VENDOR NO.
1	110506-59-000	EA	KEYS-SET OF 2	596720	1	110506-59-005	EA	KEYS-SET OF 2	596725
2	110506-52-000	EA	CASE - A=17MM	702370	2	110506-52-005	EA	CASE - A=17MM	702375
2	110506-53-000	EA	CASE - A=25MM	702380	2	110506-53-005	EA	CASE - A=25MM	702385
1	110506-59-001	EA	KEYS-SET OF 2	596721	1	110506-59-008	EA	KEYS-SET OF 2	596728
2	110506-52-001	EA	CASE - A=17MM	702371	2	110506-52-008	EA	CASE - A=17MM	702378
2	110506-53-001	EA	CASE - A=25MM	702381	2	110506-53-008	EA	CASE - A=25MM	702388
1	110506-59-002	EA	KEYS-SET OF 2	596722	1	110506-59-009	EA	KEYS-SET OF 2	596729
2	110506-52-002	EA	CASE - A=17MM	702372	2	110506-52-009	EA	CASE - A=17MM	702379
2	110506-53-002	EA	CASE - A=25MM	702382	2	110506-53-009	EA	CASE - A=25MM	702389
1	110506-59-003	EA	KEYS-SET OF 2	596723	3	110506-40-700	EA	HARDWARE KIT- CONTAINS: NUT - WASHERS - E-RING - AND GASKET	
2	110506-52-003	EA	CASE - A=17MM	702373	4	110506-50-000	EA	CASE ASM-TWIST LOCK 17 MM	596932
2	110506-53-003	EA	CASE - A=25MM	702383	4	110506-51-000	EA	CASE ASM-TWIST LOCK 25 MM	596669
1	110506-59-004	EA	KEYS-SET OF 2	596724		110506-64-000	EA	CAM-LOCK	322280
2	110506-52-004	EA	CASE - A=17MM	702374		110506-66-000	EA	CAM-LOCK	322282
2	110506-53-004	EA	CASE - A=25MM	702384		110506-67-000	EA	CAM-LOCK	322283
						110506-68-000	EA	CAM-LOCK	322284
						110506-71-000	EA	CAM-LOCK	322287
						110506-59-701	EA	KEY BLANK - GOLD	

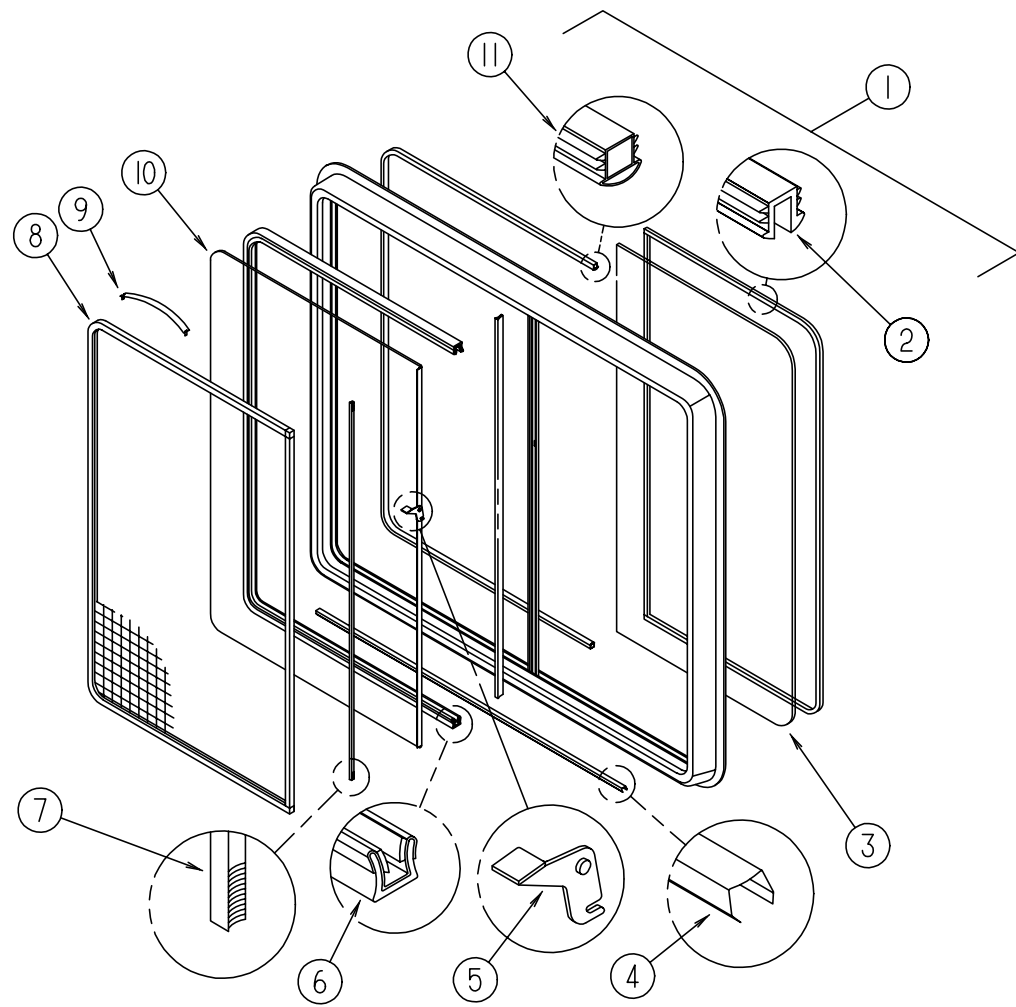
## WINDOW, VENT & EXTERIOR DOOR GROUP (CONTINUED)



### ENTRANCE DOOR

KEY	PART NUMBER	U/M	DESCRIPTION	VENDOR NO.
1	115108-02-G35	EA	DOOR COMPLETE-ENTRANCE - W/O WINDOW (G27)	
1	115108-02-G36	EA	DOOR COMPLETE-ENTRANCE - W/O WINDOW (G28)	
2	039539-01-000	EA	STRIKE-LOCK - ENTRY DOOR - ROUND/THREADED WASHER	
3	039540-01-000	EA	LATCH MECHANISM-HOOK - ENTRY DOOR - INTERIOR	
	039715-01-000	EA	NUT-SERT - 1/4" DIAMETER - 20 THREADS	
4	039979-04-000	EA	COVER-INTERIOR LATCH - W/TRIP ARM - RIGHT - BLACK	
			FROM: 00-00-00 THRU: 09-10-95	
4	039979-06-000	EA	COVER ASM-LATCH PLATE-RIGHT-BLACK-TE - T/M #11883-01	
			FROM: 09-11-95 THRU: 99-99-99	
	039984-01-000	EA	CAP-ROUND - VINYL - .28" ID X .62" LONG - BLACK	
	041546-05-000	EA	BRACKET-DOOR ANGLE - 5" X 1.9" - OFF WHITE - METAL	
5	045017-11-000	EA	LATCH-ENTRY DOOR - MECHANISM W/LOCK & KEY - BLACK	
			FROM: 00-00-00 THRU: 09-10-95	
5	045017-13-000	EA	LATCH-ENTRANCE DOOR,BLK TEXT - *T/M #11896-01	
			FROM: 09-11-95 THRU: 99-99-99	
	045017-11-701	EA	KEY-BLANK, F1 SERIES	81312-02
	045017-11-703	EA	CYLINDER-LOCK ASM. W/KEYS	81266-09
	109403-01-000	EA	CATCH-SINGLE ROLLER - SCREEN DOOR	
	063729-04-000	EA	RIVNUT - 10-32 UNF - 010- 080	
			FROM: 00-00-00 THRU: 03-17-96	
	072893-04-000	EA	NUTSERT-10-32	
			FROM: 03-18-96 THRU: 99-99-99	
	075671-04-000	FT	SEAL-SPONGE - LAZY T SHAPE - W/ADHESIVE STRIPE - .5" WIDE	
6	079012-05-F01	EA	DOOR ASM-SCREEN,B/W	
7	002293-02-000	SF	SCREENING-WINDOW/DOOR - 26" - CHARCOAL	
8	002294-01-000	FT	SPLINE-SCREENING - .135" X .138" - BLACK	
9	109403-01-000	EA	CATCH-SINGLE ROLLER - SCREEN DOOR	
10	001014-01-013	EA	INSERT-CENTER - 10.25" X 16.31" - UNPAINTED	
11	050712-06-000	EA	HANDLE-SCREEN DOOR - ALUMINUM - BRIGHT WHITE	
12	078552-03-000	EA	INSERT-SCREEN DOOR - LOWER - MILL	
	078595-01-000	EA	PLATE-SCREEN DOOR	
13	078777-01-000	EA	CHANNEL-SLIDE - SCREEN DOOR CENTER SLIDER COVER - 17.4"	
14	079086-03-000	EA	SLIDER-SCREEN DOOR - BRIGHT WHITE	
15	079087-03-000	EA	STRIKE-SLIDER - W/LIP FOR ELBOW CATCH - 1.5" X 8.6" - BRIGHT WHITE	
16	089748-21-000	EA	FRAME-DOOR - ENTRANCE - BOTTOM - BRIGHT WHITE	
			FROM: 00-00-00 THRU: 03-17-96	
16	121893-03-01A	EA	FRAME-DOOR - ENTRANCE - BRIGHT WHITE	
			FROM: 03-18-96 THRU: 99-99-99	
	090340-01-000	FT	SEAL-FOAM - CLOSED CELL - 1/4" X 1/2" X 50'	
17	095276-03-06A	EA	FRAME-DOOR - ENTRANCE - BRIGHT WHITE	
			FROM: 00-00-00 THRU: 03-17-96	
17	121894-03-01A	EA	FRAME-DOOR - ENTRANCE - BRIGHT WHITE	
			FROM: 03-18-96 THRU: 99-99-99	
18	120310-02-01A	EA	JAMB ASM-ENTRANCE DOOR BRIGHT/WHITE	
			FROM: 00-00-00 THRU: 03-17-96	
18	121898-01-01A	EA	JAMB ASM-ENTRANCE DOOR BRIGHT/WHITE	
			FROM: 03-18-96 THRU: 99-99-99	
19	051049-01-000	EA	JAMB-DOOR - ENTRANCE - BOTTOM - 25.9 - UNPAINTED	
			FROM: 00-00-00 THRU: 03-17-96	
19	121893-01-01A	EA	FRAME-DOOR - ENTRANCE - BRIGHT WHITE	
			FROM: 03-18-96 THRU: 99-99-99	
20	096810-01-01A	EA	PLATE-LATCH - ENTRY DOOR - PLASTIC - BLACK	
21	106719-01-01A	EA	HINGE-ENTRY DOOR - MILL	
22	098173-01-04A	EA	STIFFENER-ENTRY DOOR - SUPPORTS LATCH/STRIKE - BRIGHT WHITE	
	100128-02-000	FT	SEAL-FOAM - ADHESIVE BACK - .37" W X .37" THICK	
			FROM: 00-00-00 THRU: 07-30-95	
	118929-01-01A	FT	SEAL-PILE - PUSH-ON - AMESBURY XC-964	
			FROM: 07-31-95 THRU: 99-99-99	
23	101145-01-01A	EA	DEADBOLT-ENTRY DOOR - W/2 KEYS W/O BOLT OR SCREWS	
			FROM: 00-00-00 THRU: 09-10-95	
	101145-01-06A	EA	DEADBOLT ASM-BLACKTEXD/BLACK - *T/M #11840-02	
			FROM: 09-11-95 THRU: 99-99-99	
	101145-01-701	EA	CYLINDER-LOCK ASM. - W/KEY	81306-03
	101147-01-000	EA	BOLT-SECURITY - 4.12" BACKSET	
	102524-01-000	EA	BUMPER-RUBBER - FLAT - BLACK	
24	044582-44-000	EA	CAP-DRIP - DOOR JAMB MOUNTED - BRIGHT WHITE	
	115222-05-01A	EA	GARNISH-ENTRANCE DOOR - OFF WHITE	
25	100412-01-000	EA	CATCH-SCREEN DOOR - THUMB CLIP W/BLACK PLASTIC CAP	
26	104099-02-04A	EA	CATCH-DOOR HOLDER - RETAINER - PLASTIC - BRIGHT WHITE	
27	104099-01-04A	EA	CATCH-DOOR HOLDER - STRIKE - PLASTIC - BRIGHT WHITE	
	009126-02-000	EA	HANDLE-ASSIST - ENTRY DOOR - BLACK	
			FROM: 00-00-00 THRU: 09-10-95	
	009126-03-000	EA	HANDLE-ASSIST - ENTRY DOOR - BLACK - TEXTURED	
			FROM: 09-11-95 THRU: 99-99-99	
	041546-05-000	EA	BRACKET-ASM-DOOR ANGLE - OFF WHITE	
			FROM: 00-00-00 THRU: 10-22-95	
	041546-07-000	EA	BRACKET-ASM-DOOR ANGLE - OFF WHITE	
			FROM: 10-23-95 THRU: 99-99-99	

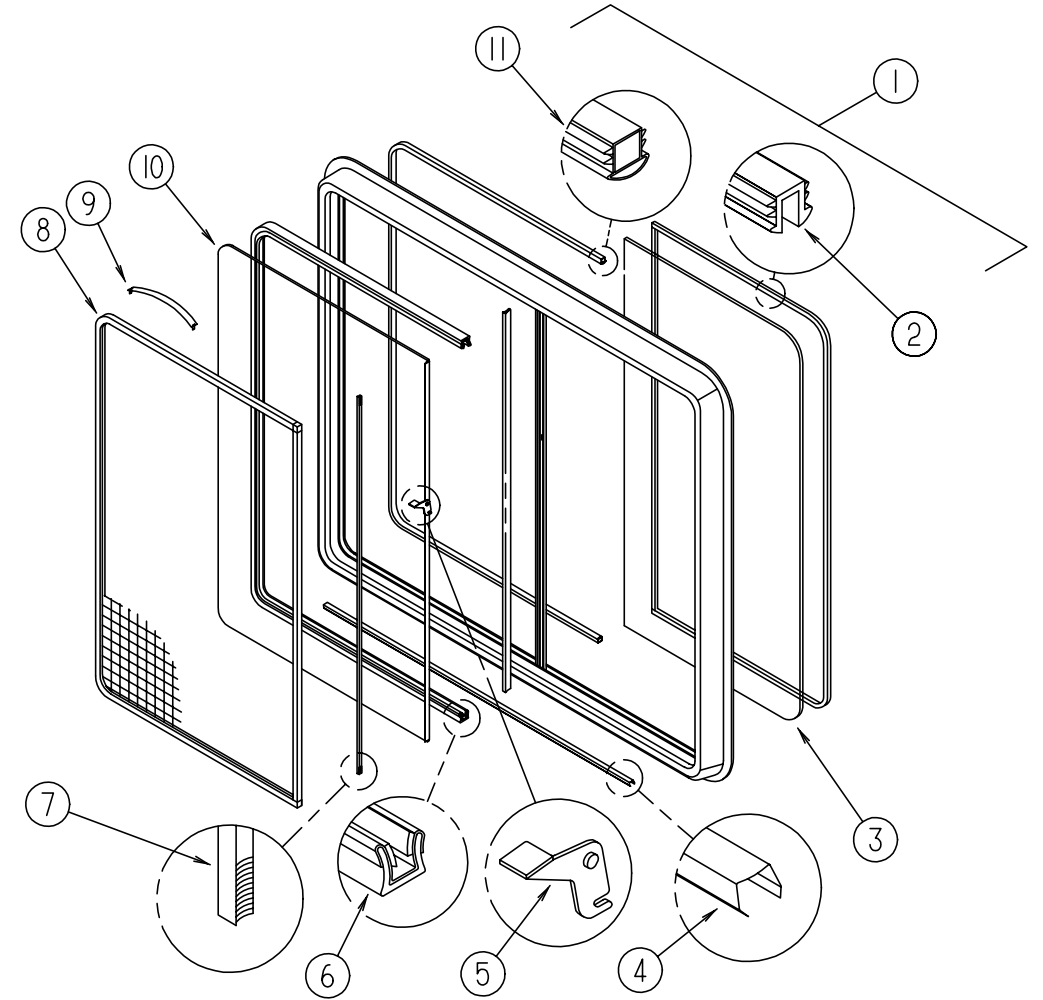
**WINDOW, VENT & EXTERIOR DOOR GROUP (CONTINUED)**



**DRIVER/PASSENGER SIDE WINDOW - EXCEL**

KEY	PART NUMBER	U/M	DESCRIPTION	VENDOR NO.
1	098647-22-01A	EA	WINDOW-DRIVERS HORIZONTAL SLIDER 26.1" X 59.7"	
1	098647-23-01A	EA	WINDOW-PASSENGER HORIZONTAL SLIDER 26.1" X 59.7"	
1	098647-22-700	EA	WINDOW-SLIDER	H287-G2L
1	098647-23-701	EA	WINDOW-SLIDER	H287-G2R
	098647-23-702	EA	RETAINER-TRIM - WHITE	W28766
2	100322-01-703	FT	STRIP-GLAZING	132-010723
3	098647-23-703	EA	GLASS-STATIONARY	106-017622
4	098644-01-710	FT	TRACK-SCREEN SPACER 12' LENGTH	M401-31
5	098644-01-700	EA	LATCH REPAIR KIT	B801-CK
6	098644-01-708	FT	CHANNEL-PIERCED RUN	122-016543
7	098644-01-711	FT	WEATHERSTRIP-SCREEN BLACK	171-016965
8	098647-23-704	EA	SCREEN W/SPRING & WEATHERSTRIP	410-019066
9	098644-01-713	EA	SPRING-SCREEN FRAME (CLIP) PLASTIC - BLACK	226-016966
10	098647-23-700	EA	GLASS-SLIDING - W/SASH & LATCH	H287-G9
11	098644-01-706	FT	WEATHERSTRIP	171-010668
	098644-01-716	FT	PLUG-FILLER	132-014470
	098644-01-717	FT	SPLINE-SCREEN MFG	32-004716
	098644-01-719	EA	STOP-SLIDER - GLASS	132-014203

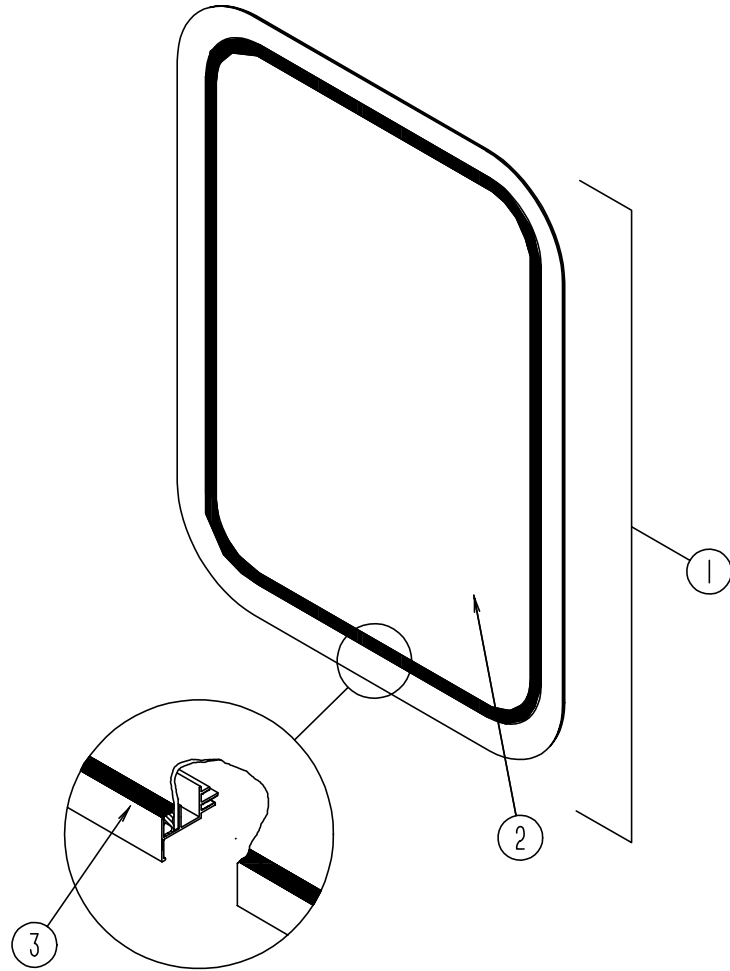
**WINDOW, VENT & EXTERIOR DOOR GROUP (CONTINUED)**



**DRIVER/PASSENGER SIDE WINDOW - EXCEL**

KEY	PART NUMBER	U/M	DESCRIPTION	VENDOR NO.
1	098647-34-01A	EA	WINDOW-DRIVERS HORIZONTAL SLIDER 15.7" X 28.5"	
1	098647-33-01A	EA	WINDOW-PASSENGER HORIZONTAL SLIDER 15.7" X 28.5"	
1	098647-34-700	EA	WINDOW - SLIDER	H425-G2L
1	098647-33-700	EA	WINDOW - SLIDER	H425-G2R
	098647-31-701	EA	RETAINER-TRIM - WHITE	CW2966
2	100322-01-703	FT	STRIP-GLAZING	132-010723
3	098647-33-702	EA	GLASS-STATIONARY	106-019297
4	098644-01-710	FT	TRACK-SCREEN SPACER 12' LENGTH	M401-31
5	098644-01-700	EA	LATCH REPAIR KIT	B801-CK
6	098644-01-708	FT	CHANNEL-PIERCED RUN	122-016543
7	098644-01-711	FT	WEATHERSTRIP-SCREEN BLACK	171-016965
8	098647-33-704	EA	SCREEN ASM. - W/SPRING CLIP	410-019134
9	098644-01-713	EA	SPRING-SCREEN FRAME (CLIP) PLASTIC - BLACK	226-016966
10	098647-33-703	EA	GLASS-SLIDING - W/SASH & LATCH	H425-G9
	098644-01-719	FT	STOP-SLIDER GLASS	132-014203
11	098644-01-706	FT	WEATHERSTRIP	171-010668
	098644-01-716	FT	PLUG-FILLER	132-014470
	098644-01-717	FT	SPLINE-SCREEN MFG	32-004716

**WINDOW, VENT & EXTERIOR DOOR GROUP (CONTINUED)**



**ENTRY DOOR WINDOW**

KEY	PART NUMBER	U/M	DESCRIPTION
	117054-02-02A	EA	RETAINER - TRIM, BRIGHT/WHITE
1	117053-02-F36	EA	WINDOW-PICTURE 17" X 26.4"
2	002181-25-000	EA	GLASS - PICTURE 25.7" X 16.4"
	069640-11-000	FT	SEALER-TAPE - 3/16" X 3/8", BLACK - MANUS
3	087561-01-000	FT	SEAL-GLASS, EXTERIOR - .5" WIDE - VINYL - BLACK

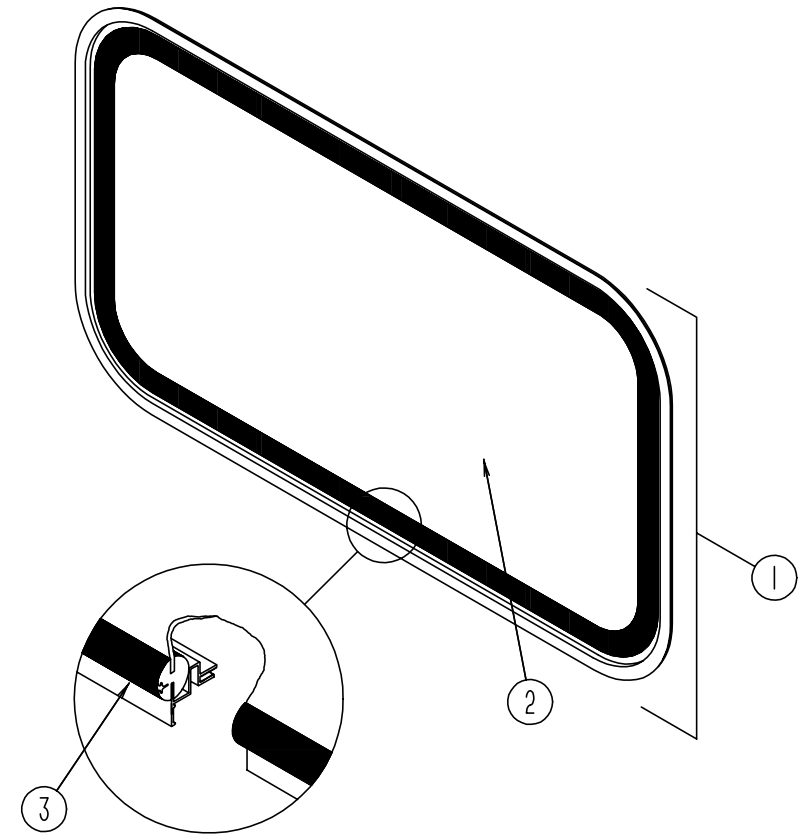
**THERMOPANE ENTRY DOOR WINDOW - EXCEL**

KEY	PART NUMBER	U/M	DESCRIPTION	VENDOR NO.
	113733-01-01A	EA	WINDOW-STATIONARY THERMOPANE 26.4" X 17"	
	113733-01-700	EA	WINDOW ASM. W/O TRIM	DH416-G2
	113733-01-701	EA	TRIM (W)	W41666
	113733-01-702	EA	GLASS-STATIONARY	390-019187

**THERMOPANE REAR PICTURE WINDOW - EXCEL**

KEY	PART NUMBER	U/M	DESCRIPTION	VENDOR NO.
	113733-02-01A	EA	WINDOW-STATIONARY THERMOPANE 26.4" X 26.25"	
	113733-02-700	EA	WINDOW W/O TRIM	DH400-G2
	113733-02-701	EA	TRIM	W38660
	113733-02-702	EA	GLASS-STATIONARY	390-019461

**WINDOW, VENT & EXTERIOR DOOR GROUP (CONTINUED)**



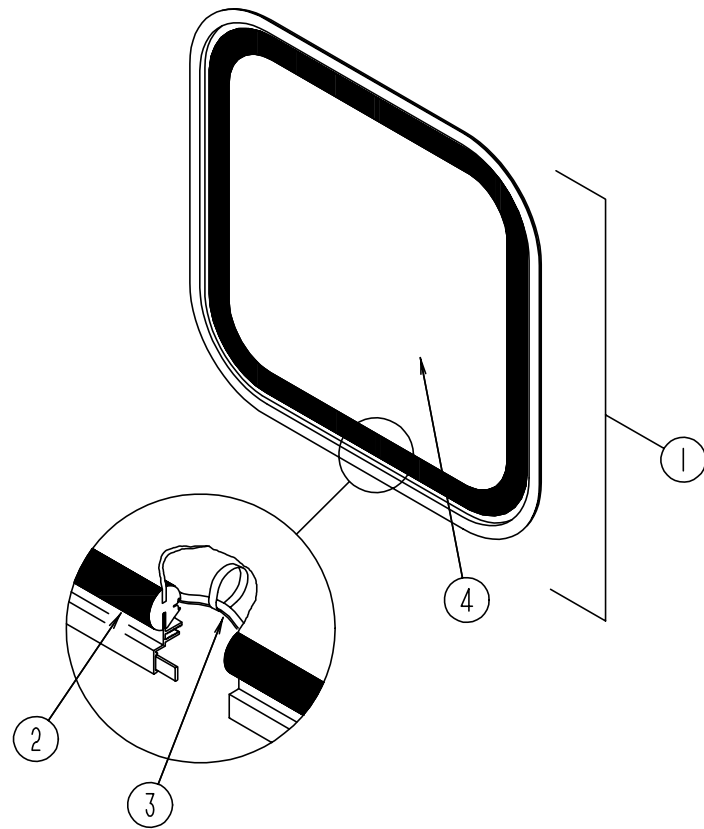
**OVERHEAD BUNK FRONT WINDOW**

KEY	PART NUMBER	U/M	DESCRIPTION
	117054-01-01A	EA	FRAME-INSIDE - WINDOW - WHITE
1	103313-03-F15	EA	WINDOW-PICTURE
	077066-01-702	EA	TAPE ASM-ESCAPE WINDOW, RED
2	002181-29-000	EA	GLASS - PICTURE 71" X 16.4"
	069640-11-000	FT	SEALER-TAPE - 3/16" X 3/8" - BLACK - MANUS
3	099154-01-000	FT	CHANNEL-GLAZING, STATIONARY GLASS - .62" X .45" - BLACK

**THERMOPANE OVERHEAD BUNK FRONT WINDOW - EXCEL**

KEY	PART NUMBER	U/M	DESCRIPTION	VENDOR NO.
	115630-01-01A	EA	WINDOW-STATIONARY 17.2" X 72"	
	100322-01-703	FT	STRIP-GLAZING - BUTYL	132-010723
	115630-01-700	EA	WINDOW W/O TRIM	DH438-G2
	115630-01-701	EA	TRIM	W43858
	115630-01-702	EA	GLASS-STATIONARY	390-019467

**WINDOW, VENT & EXTERIOR DOOR GROUP (CONTINUED)**



**CENTER QUEEN BED ESCAPE WINDOW**

KEY	PART NUMBER	U/M DESCRIPTION
	074816-11-000	EA FRAME-WINDOW INSIDE ESCP,O/W
1	078528-06-E10	EA WINDOW-ESCAPE W/O INSIDE TRIM - 48.5" X 24.5"
2	002282-09-000	EA WEATHERSTRIP-WINDOW- .125" X 130.5" BLACK
3	002285-01-000	FT FILLER-WEATHER STRIP, RUBBER - BLACK
4	076337-12-000	EA GLASS - EGRESS - 45.5" X 21.5"
	077066-01-702	EA TAPE ASM-ESCAPE WINDOW

**QUEEN BED THERMOPANE ESCAPE WINDOW - EXCEL**

KEY	PART NUMBER	U/M DESCRIPTION	VENDOR NO.
	113502-01-01A	EA WINDOW-REAR ESCAPE THERMO - 24.8" X 48.7"	
	100322-01-703	FT STRIP-GLAZING - BUTYL	132-010723
	112898-06-704	EA HANDLE-LATCH - RED-RH	182-11293
	112898-06-705	EA HANDLE-LATCH - RED-LH	182-11294
	113502-01-703	EA GLASS-STATIONARY - RT & LT	390-019083
	113502-01-704	EA GLASS-EGRESS -CENTER-ESCAPE	390-019084

**TWIN BED ESCAPE WINDOW - EXCEL**

KEY	PART NUMBER	U/M DESCRIPTION	VENDOR NO.
	116976-02-01A	EA WINDOW-REAR TINTED ESCAPE 26.4" X 26.25"	
	100322-01-701	FT SEAL-VENT	122-016071 EXCEL
	112898-06-704	EA HANDLE-LATCH, RED-RH	182-11293
	112898-06-705	EA HANDLE-LATCH, RED-LH	182-11294
	116976-01-701	EA TRIM	W38653
	116976-01-702	FT FILLER PLUG	132-016065
	116976-02-700	EA GLASS	106-018785

**WINDOW, VENT & EXTERIOR DOOR GROUP (CONTINUED)**

**TWIN BED SLIDING WINDOW - EXCEL**

KEY	PART NUMBER	U/M DESCRIPTION	VENDOR NO.
	104691-13-01A	EA WINDOW ASM-TIPOUT - BLACK/OFF WHITE	-EXCEL CH37-G2W59
	100322-01-701	FT SEAL-VENT	122-016071
	100322-01-702	EA WEATHERSTRIP-HORIZONTAL RAIL	132-015976
	100322-01-703	FT STRIP-GLAZING, BUTYL	132-010723
	100322-01-704	FT TAPE-BUTYL	154-016083
	100322-01-714	EA SUPPORT-TORQUE BAR, LH	130-015978
	100322-01-715	EA SUPPORT-TORQUE BAR, RH	130-015979
	100322-01-718	EA HANDLE-DIAL	410-016081
	104691-13-700	EA WINDOW	CH37-G2
	104691-13-701	EA RETAINER-TRIM, WHITE	W30359
	104691-13-702	EA GLASS-STATIONARY	106-017670
	104691-13-703	EA GLASS-VENT ASSEMBLY	CH37-G9
	104691-13-704	EA OPERATOR & BAR ASSEMBLY	CH36-18
	104691-13-705	EA SCREEN ASSEMBLY	410-017763
	112519-01-702	EA OPERATOR VENT	410-016123
	112519-01-706	EA CLIP SCREEN	CH21-50
	116976-01-702	FT FILLER PLUG	132-016065

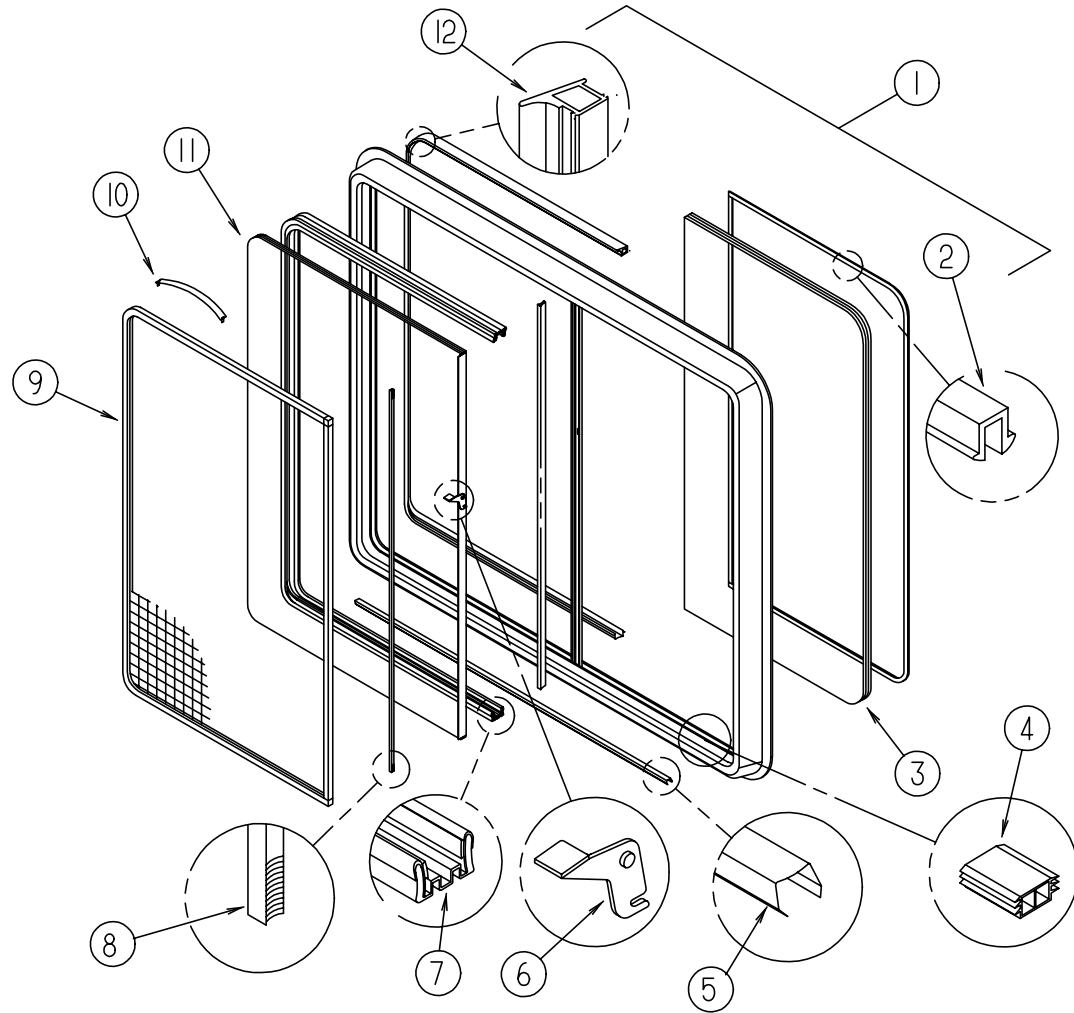
**TWIN BEDROOM PICTURE WINDOW - EXCEL**

KEY	PART NUMBER	U/M DESCRIPTION	VENDOR NO.
	116976-04-01A	EA WINDOW-REAR TINTED PICTURE 26.4" X 26.25"	
	113733-02-701	EA TRIM	W38660
	116976-03-701	FT GLAZING VINYL	132-016071
	116976-04-700	EA GLASS	106-019678

**TWIN BED ESCAPE WINDOW**

KEY	PART NUMBER	U/M DESCRIPTION	VENDOR NO.
	113502-04-01A	EA WINDOW-REAR ESCAPE THERMO - 26.4" X 26.25"	
	100322-01-703	FT STRIP-GLAZING, BUTYL	132-010723
	112898-06-704	EA HANDLE-LATCH, RED-RH	182-11293
	112898-06-705	EA HANDLE-LATCH, RED-LH	182-11294
	113502-04-700	EA WINDOW W/O TRIM	DH449-G2
	113502-04-701	EA TRIM	W44958
	113502-04-702	EA GLASS-STATIONARY	390-019460

**WINDOW, VENT & EXTERIOR DOOR GROUP (CONTINUED)**



**DRIVER & PASSENGER THERMOPANE OVERHEAD BUNK WINDOWS - EXCEL**

KEY	PART NUMBER	U/M	DESCRIPTION	VENDOR NO.
1	112795-20-01A	EA	WINDOW-DRIVER HORIZONTAL SLIDER THERMO 16" X 28 3/4"	
1	112795-19-01A	EA	WINDOW-PASSENGER HORIZONTAL SLIDER THERMO 16" X 28 3/4"	
	112795-20-700	EA	WINDOW W/O TRIM	DC29-G2L
	112795-19-700	EA	WINDOW W/O TRIM	DC29-G2R
	098647-31-701	EA	RETAINER-TRIM, WHITE	CW2966
2	112795-01-705	FT	VINYL-GLAZING	132-019702
3	112795-19-701	EA	GLASS-STATIONARY	390-019134
4	112795-01-701	EA	SLIDE-STOP	132-019092
5	098644-01-710	EA	TRACK - SCREEN SPACER 12'	132-017135
6	112795-01-700	EA	LATCH ASM., BLK.,(BOLT ON)	DH287-CK
7	112795-01-703	IN	CHANNEL-RUN (INCHES)	122-018736
8	098644-01-711	EA	WEATHERSTRIP - SCREEN BLACK	171-016965
9	098647-31-704	EA	SCREEN ASM., W/SEAL & CLIPS	410-019128
10	098644-01-713	EA	CLIP-SPRING, BLACK PLASTIC	226-016966
11	112795-19-702	EA	GLASS-SLIDING, W/SASH&LATCH	DC29-G9
12	112795-01-704	FT	PLUG-FILLER (DOUBLE GLAZED)	122-018737
	112795-01-705	FT	VINYL-GLAZING	132-019702

**WINDOW, VENT & EXTERIOR DOOR GROUP (CONTINUED)**

**TWIN BED THERMOPANE SLIDER WINDOW - EXCEL**

KEY	PART NUMBER	U/M	DESCRIPTION	VENDOR NO.
1	112795-22-01A	EA	WINDOW-PASSENGER HORIZONTAL SLIDER THERMO 26 3/8" X 48"	
	112795-22-700	EA	WINDOW W/O TRIM	DC48-G2R
	112795-22-701	EA	RETAINER - (TRIM)	W30366
2	112795-01-705	FT	VINYL-GLAZING	132-019702
3	112795-22-702	EA	GLASS-STATIONARY	390-019039
4	112795-01-701	EA	SLIDE-STOP	132-019092
5	098644-01-710	EA	TRACK - SCREEN SPACER 12'	132-017135
6	112795-01-700	EA	LATCH ASM., BLK.,(BOLT ON)	DH287-CK
7	112795-01-703	IN	CHANNEL-RUN (INCHES)	122-018736
8	098644-01-711	EA	WEATHERSTRIP - SCREEN BLACK	171-016965
9	098647-31-704	EA	SCREEN ASM., W/SEAL & CLIPS	410-019128
10	098644-01-713	EA	CLIP-SPRING, BLACK PLASTIC	226-016966
11	112795-19-702	EA	GLASS-SLIDING, W/SASH&LATCH	DC29-G9
12	112795-01-704	FT	PLUG-FILLER (DOUBLE GLAZED)	122-018737

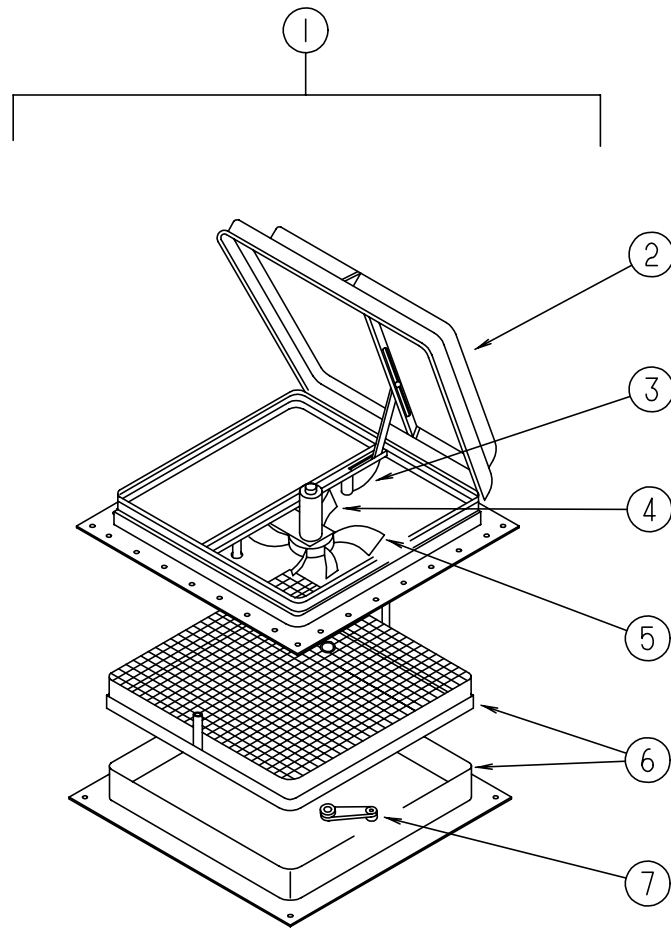
**TWIN BED THERMOPANE SLIDER WINDOW - EXCEL**

KEY	PART NUMBER	U/M	DESCRIPTION	VENDOR NO.
1	112795-25-01A	EA	WINDOW-DRIVERS HORIZONTAL SLIDER THERMO 26 3/8" X 48"	
	112795-22-701	EA	RETAINER - (TRIM)	W30366
2	112795-01-705	FT	VINYL-GLAZING	132-019702
3	112795-22-702	EA	GLASS-STATIONARY	390-019039
4	112795-01-701	EA	SLIDE-STOP	132-019092
5	098644-01-710	EA	TRACK - SCREEN SPACER 12'	132-017135
6	112795-01-700	EA	LATCH ASM., BLACK	DH287-CK
7	112795-01-703	IN	CHANNEL-RUN	122-018736
8	098644-01-711	EA	WEATHERSTRIP - SCREEN BLACK	171-016965
9	098647-31-704	EA	SCREEN ASM., W/SEAL & CLIPS	410-019128
10	098644-01-713	EA	CLIP-SPRING, BLACK PLASTIC	226-016966
11	112795-19-702	EA	GLASS-SLIDING, W/SASH&LATCH	DC29-G9
12	112795-01-704	FT	PLUG-FILLER (DOUBLE GLAZED)	122-018737

**DRIVER & PASSENGER THERMOPANE SLIDER WINDOW - EXCEL**

KEY	PART NUMBER	U/M	DESCRIPTION	VENDOR NO.
1	112795-15-01A	EA	WINDOW-DRIVERS HORIZONTAL SLIDER-THERMO-26 3/8" X 60"	
1	112795-16-01A	EA	WINDOW-PASSENGER HORIZONTAL SLIDER-THERMO-26 3/8" X 60"	
	112795-15-700	EA	WINDOW W/O TRIM	DH287-G2L
	112795-16-700	EA	WINDOW W/O TRIM	DH287-G2R
	098647-23-702	EA	RETAINER-TRIM - WHITE	W28766
2	112795-01-705	FT	VINYL-GLAZING	132-019702
3	112795-15-701	EA	GLASS-STATIONARY	390-019045
4	112795-01-701	EA	SLIDE-STOP	132-019092
5	098644-01-710	EA	TRACK - SCREEN SPACER 12'	132-017135
6	112795-01-700	EA	LATCH ASM. - BLACK	DH287-CK
7	112795-01-703	IN	CHANNEL-RUN	122-018736
8	098644-01-711	EA	WEATHERSTRIP - SCREEN BLACK	171-016965
9	098647-31-704	EA	SCREEN ASM., W/SEAL & CLIPS	410-019128
10	098644-01-713	EA	CLIP-SPRING, BLACK PLASTIC	226-016966
11	112795-19-702	EA	GLASS-SLIDING, W/SASH&LATCH	DC29-G9
12	112795-01-704	FT	PLUG-FILLER (DOUBLE GLAZED)	122-018737

**WINDOW, VENT & EXTERIOR DOOR GROUP (CONTINUED)**



**POWERED ROOF VENT - JENSEN**

KEY	PART NUMBER	U/M DESCRIPTION	VENDOR NO.
1	110051-03-01A	EA VENT-ROOF - POWERED - 2" ROOF - JENSEN 7757 WHE	
1	110051-05-01A	EA VENT-ROOF - POWERED - 2" ROOF - JENSEN C7757 (CANADIAN)	
2	064470-01-700	EA COVER-VENT - W/O (SLIDE BAR)	J7291
	064470-01-701	EA SLIDE BAR - (VENT-LID)	JRP1291B
3	110051-01-702	EA ARM LIFT ASSEMBLY W/O HANDLE	RP-1000B
4	048648-01-000	EA MOTOR-ROOF VENT - 1/8 SHAFT - 12V - JENSEN	
5	048649-01-000	EA FAN-ROOF VENT - 6 BLADES - 6" - JENSEN	
6	110051-01-700	EA SCREEN & FRAME 2" NON-POWER	29-800-01
7	110051-01-703	EA HANDLE-CRANK	RP-1031-B
	110051-03-700	EA SWITCH-BLACK-PUSH BUTTON	27-0164

**WINDOW, VENT & EXTERIOR DOOR GROUP (CONTINUED)**

**POWERED ROOF VENTILATOR - US - FANTASTIC**

KEY	PART NUMBER	U/M DESCRIPTION	VENDOR NO.
	084079-03-000	EA VENT-CEILING, POWERED EXHAUST - OFF WHITE - FANTASTIC VENT	
	084079-01-700	EA COVER-VENT - W/HINGE & SLIDE	1020K-19
	084079-01-703	EA KNOB-LIFT - W/EXT. & SCREW	1140K-00
	084079-01-704	EA BLADE-FAN	1070-00
	084079-01-705	EA MOTOR	1080-00
	084079-01-707	EA SWITCH-SAFETY	1122.05
	084079-01-709	EA SWITCH-MAIN - 3 SPEED	1031-05
	084079-01-711	EA H-MOLDING - MOTOR MOUNT	
	084079-01-712	EA GARNISH INT. - 1 7/8" - OFF WHT	1040-80
	084079-03-700	EA SCREEN ASM. - THIN ROOF-W/SW	1030S-80

**POWERED ROOF VENTILATOR - CSA - FANTASTIC**

KEY	PART NUMBER	U/M DESCRIPTION	VENDOR NO.
	084079-08-000	EA VENT-CEILING - EXH - PWR O/W CSA	
	084079-01-700	EA COVER-VENT, W/HINGE & SLIDE	1020K-19
	084079-01-701	EA SCREEN ASM. - INT. W/SWITCHES	1030-80
	084079-01-703	EA KNOB-LIFT - W/EXT. & SCREW	1140K-00
	084079-01-704	EA BLADE-FAN	1070-00
	084079-01-707	EA SWITCH-SAFETY	1122.05
	084079-01-709	EA SWITCH-MAIN - 3 SPEED	1031-05
	084079-01-711	EA H-MOLDING - MOTOR MOUNT	
	084079-01-712	EA GARNISH INT. - 1 7/8" OFF WHT	1040-80
	084079-08-700	EA MOTOR-THIN ROOF	101703

**NONPOWERED ROOF VENT**

KEY	PART NUMBER	U/M DESCRIPTION	VENDOR NO.
	110051-01-01A	EA VENT-ROOF - NONPOWERED - 2" ROOF - JENSEN 7724 WHE	
	064470-01-700	EA COVER-VENT - W/O (SLIDE BAR)	J7291
	064470-01-701	EA SLIDE BAR, (VENT-LID)	JRP1291B
	110051-01-700	EA SCREEN & FRAME 2" NON-POWER	29-800-01
	110051-01-702	EA ARM LIFT ASSEMBLY W/O HANDLE	RP-1000B
	110051-01-703	EA HANDLE-CRANK	RP-1031-B
	110051-01-706	EA GARNISH-INTERIOR - 2"	

**VENTS, SHROUDS AND ROOF COVERS**

KEY	PART NUMBER	U/M DESCRIPTION	VENDOR NO.
	084073-07-000	EA VENT-ROOF - REFRIGERATOR - BRIGHT WHITE - NORCOLD	
	084073-04-000	EA BASE-ROOF VENT - REFRIGERATOR	
	083558-03-000	EA VENT-PLUMBING PIPE ROOF - W/COVER - OFF WHITE	
	092698-02-05A	EA VENT-W/DOOR - BRIGHT WHITE	
	092698-02-700	EA FASTNER-PUSH	VB430
	092698-02-701	EA CLAMP-CONDUIT	VB334