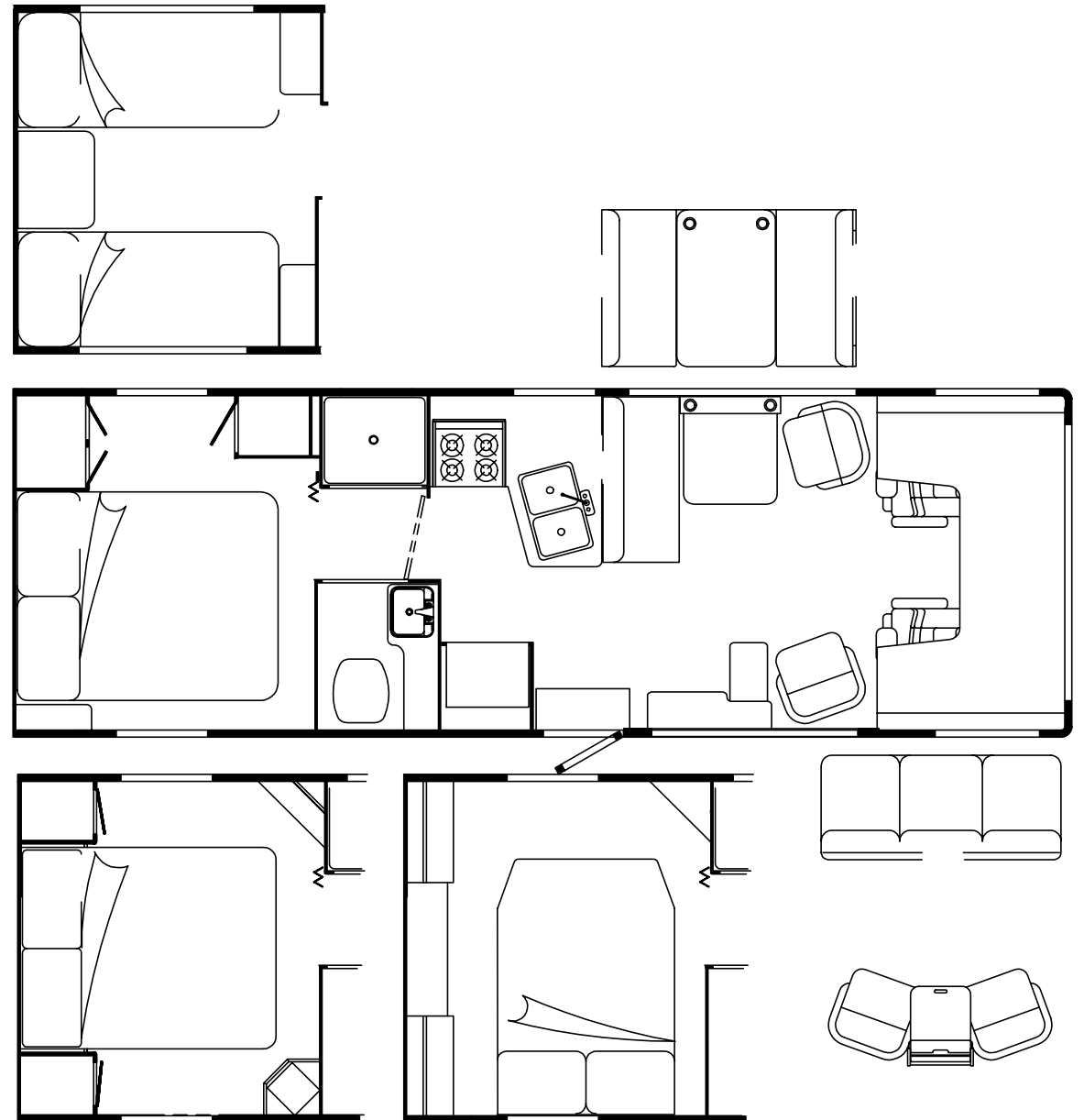


**1996**  
**IF429WQ DL**

**G27**  
**WINTER MOSS (GREEN)**

**G28**  
**TUSCANY (TAUPE)**



## ACCESSORIES GROUP

### OPERATORS MANUAL

KEY	PART NUMBER	U/M	DESCRIPTION
	054185-E5-000	EA	MANUAL-OPERATOR - 96 SUNDANCER - 400 SERIES
	092318-01-000	EA	BINDER - 3 RING - MOTOR HOME MANUAL
	092319-01-000	EA	PAGE-POCKET - 3 RING BINDER - PLASTIC
	117936-01-000	DW	TOP LEVEL DRAWING - 1996 C-BODY

## AUDIO VIDEO GROUP

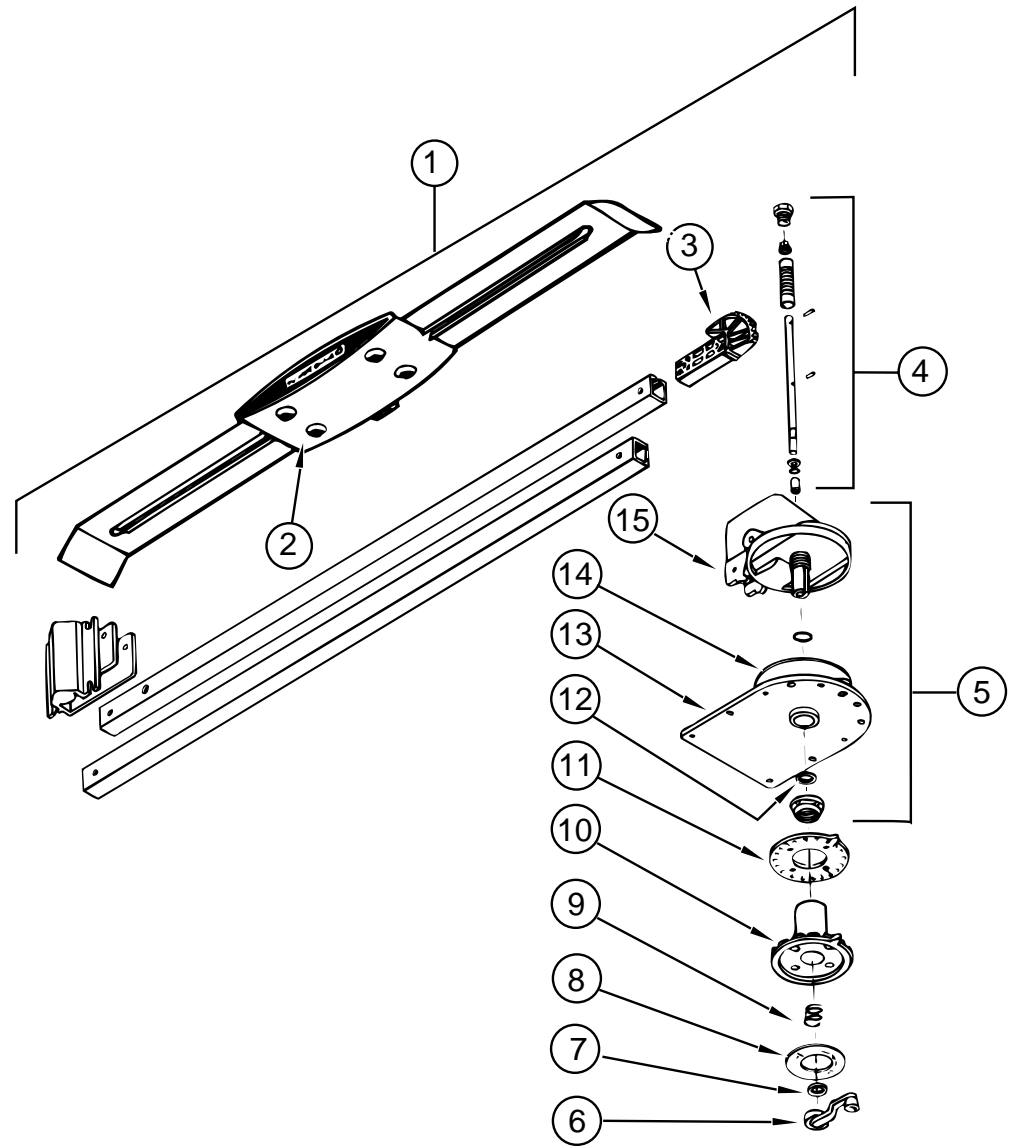
### RADIO SYSTEM & ANTENNA

KEY	PART NUMBER	U/M	DESCRIPTION
		N/A	
	111177-01-01A	EA	SPEAKER - 5" X 7" OVAL - FORD F2UF-18814-CD
	087683-03-000	EA	GRILLE-8.9" X 6.5" HOUSING F/5" X 7" OVAL SPEAKER - GRAY
	090944-01-000	EA	RADIO-AM/FM STEREO CASSETTE - AUDIOVOX RS-100
	077069-02-000	EA	ANTENNA-RADIO - 16" RUBBER
	108137-01-000	EA	CABLE-ANTENNA - RADIO - EXTENSION 96" - ARA 6700667
	108847-01-000	EA	PLUG-ANTENNA HOLE - WARD PRODUCTS
	109889-01-000	EA	BRACKET-ANTENNA GROUND
	110469-01-000	EA	ANTENNA-SHAFT EXTENDER 1" - MAGNADYNE RV71EX1
	110470-01-01A	EA	SPEAKER - 4" X 6" OVAL - COAXIAL - MAGNADYNE F46XB-12
	093901-03-000	EA	GRILLE-SPEAKER - OVAL 4" X 6" - BLACK - MAGNADYNE G46WI
		EA	PLATE-COAXIAL CABLE

### TV & VCR SYSTEMS

KEY	PART NUMBER	U/M	DESCRIPTION	VENDOR NO.
	113684-01-000	EA	TV-19" COLOR - UL AND CSA - AUDIOVOX AVT-1975	
	113684-01-700	EA	REMOTE - AUDIOVOX	0822345
	119120-01-000	EA	VCR-VHS - CABLE READY - REMOTE - AUDIOVOX AVR-1075	
	119120-01-700	EA	REMOTE FOR MODEL	8874570
	076319-06-000	EA	ADAPTER-CABLE ROOF PLATE - WINEGARD RPJ-1	
	082134-01-000	EA	ADAPTER-TV - CABLE TO CABLE - WINEGARD F-81M	
	082136-01-000	EA	NUT-HEX JAM 3/8-32 - WINEGARD	
	076319-08-000	EA	WALLPLATE-CABLE RECEPTACLE - TV - SINGLE - IVORY	
	086777-02-000	EA	WALLPLATE-TV CABLE - W/ANTENNA SWITCH - BROWN	
	086777-05-000	EA	WALLPLATE-TV CABLE - 1 OUTPUT - IVORY - WINEGARD RV-0921	
	086756-01-000	EA	SPLITTER-TV - 2 WAY	
	086757-03-000	EA	CONTROL CENTER-SWITCH - VCR/TV - MAGNADYNE VCS-6	

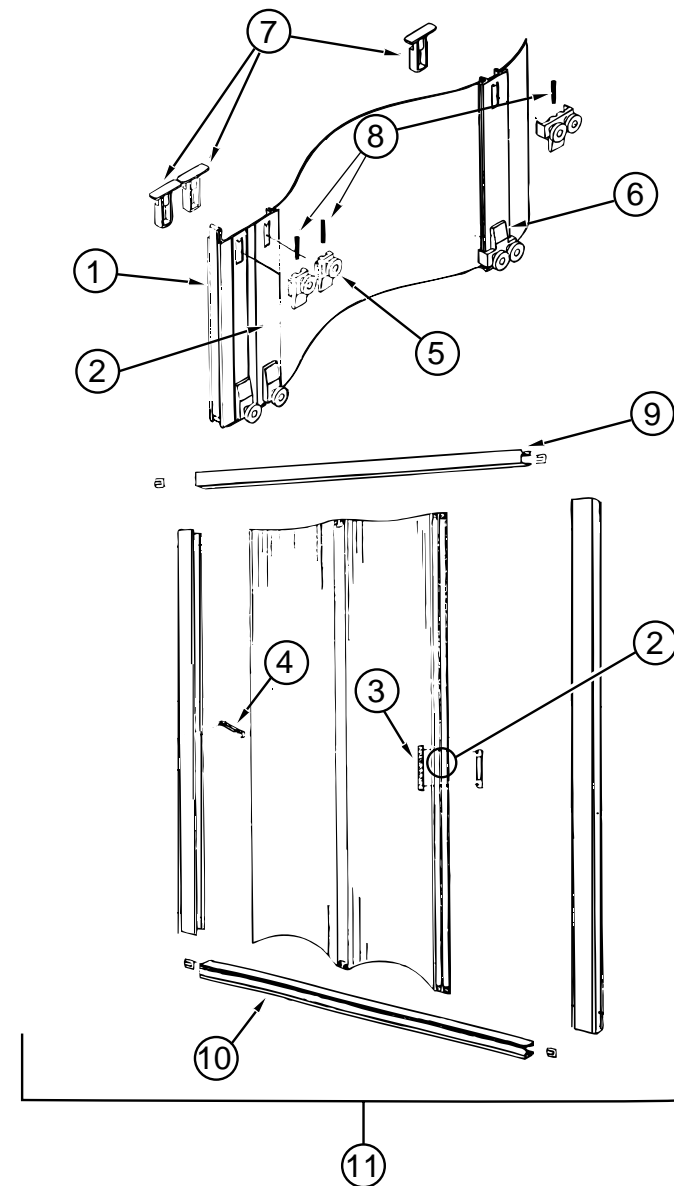
### AUDIO VIDEO GROUP (CONTINUED)



TV ANTENNA - WINEGARD - MODEL RVA W02

KEY	PART NUMBER	U/M	DESCRIPTION	VENDOR NO.
1	076319-01-000	EA	ANTENNA-TV - ROOF MOUNT - 44.5" MAST - RVA W02	
2	076319-01-700	EA	HEAD-ANTENNA, AMPLIFIED	RVSA U/V
3	076319-01-701	EA	GEAR-ELEVATING, PLASTIC	2200046
4	076319-01-702	EA	SHAFT ASM-ELEVATING	RVP-400A
5	076319-01-711	EA	BASE & LIFT ASM	2762802
6	076319-01-706	EA	CRANK-ELEVATING, W/SET SCREW UNIVERSAL	2750897
7	076319-01-705	EA	GROMMET-NYLON, 7/8"ID	3200658
8	076319-01-708	EA	DECAL-CRANK	5413002
9	076319-01-707	EA	SPRING, HANDLE	5160822
10	076319-01-709	EA	PLATE-DIRECTIONAL F/HEAD	3200621
11	076319-01-712	EA	PLATE-CEILING, DIRECTIONAL	3200608
12	076319-01-704	EA	BEARING-NYLON, 1.25"OD	3200657
13	076319-01-713	EA	PLATE-BASE, STEEL	3100523
14	076319-01-703	EA	BEARING-NYLON, 5" OD	3200656
15	076319-01-714	EA	HOUSING, ROTATING GEAR	2200049
	076319-03-000	FT	CABLE-COAXIAL, 75 OHM	
	076319-12-000	EA	CONNECTOR-COAXIAL, ONE PIECE	

### BATH GROUP

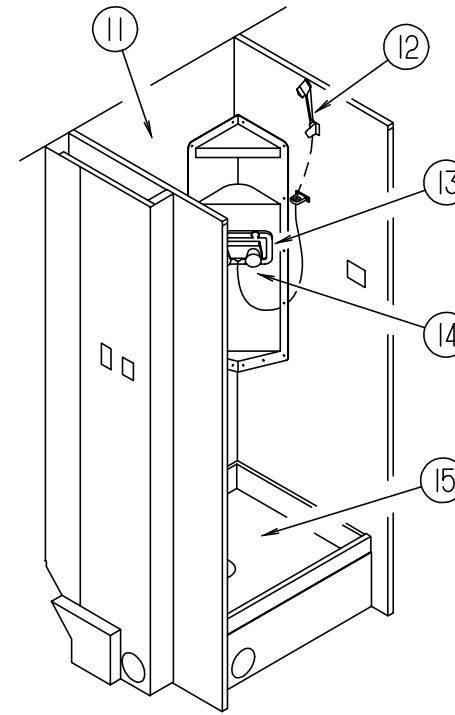
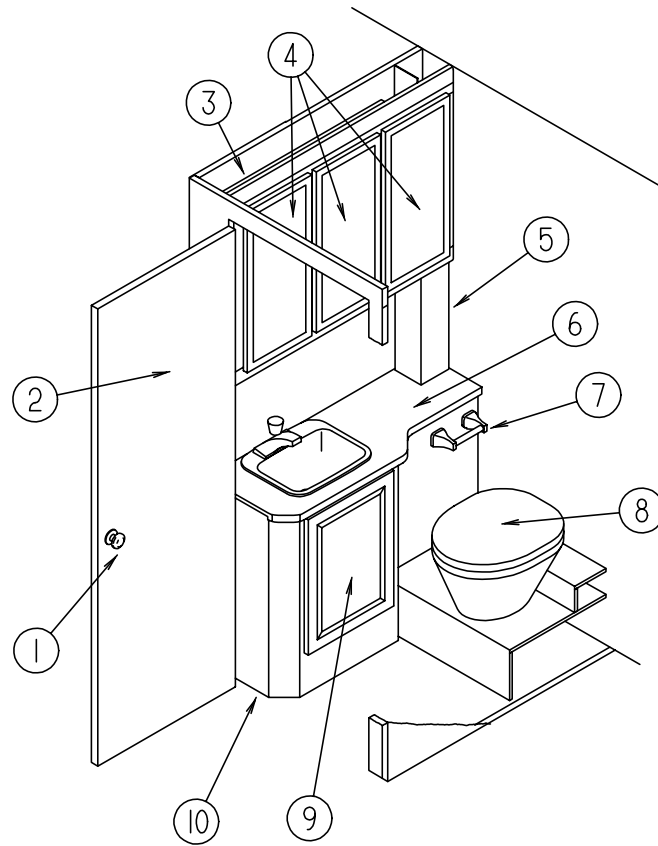


SHOWER DOOR - COASTAL

KEY	PART NUMBER	U/M	DESCRIPTION	VENDOR NO.
1	092574-01-705	EA	STRIP-MAGNETIC, 56 7/8"	98-41G
2	108351-01-700	EA	STRIKE ASSEMBLY	109
3	108351-01-701	EA	HANDLES-DOOR, SET	SFH
4	108351-01-702	EA	LATCH-DOOR	SFL
5	108351-01-703	EA	BRACKET & ROLLER ASM. SINGLE	GRB1
6	108351-01-704	EA	BRACKET & ROLLER ASM. DOUBLE	GRB2
7	108351-01-705	EA	BRACKET-W/RETAINING CLIP	GRC1
8	108351-01-706	EA	SPRING-ROLLER BRACKET	GS1
9	108351-02-700	EA	TRACK-TOP	111
10	108351-02-701	EA	TRACK-BOTTOM	108
11	108351-05-01A	EA	DOOR-SHOWER - FOLDING - 29.41" X 61"	
	105394-01-05A	EA	EXTR-DOOR JAMB	

## BATH GROUP (CONTINUED)

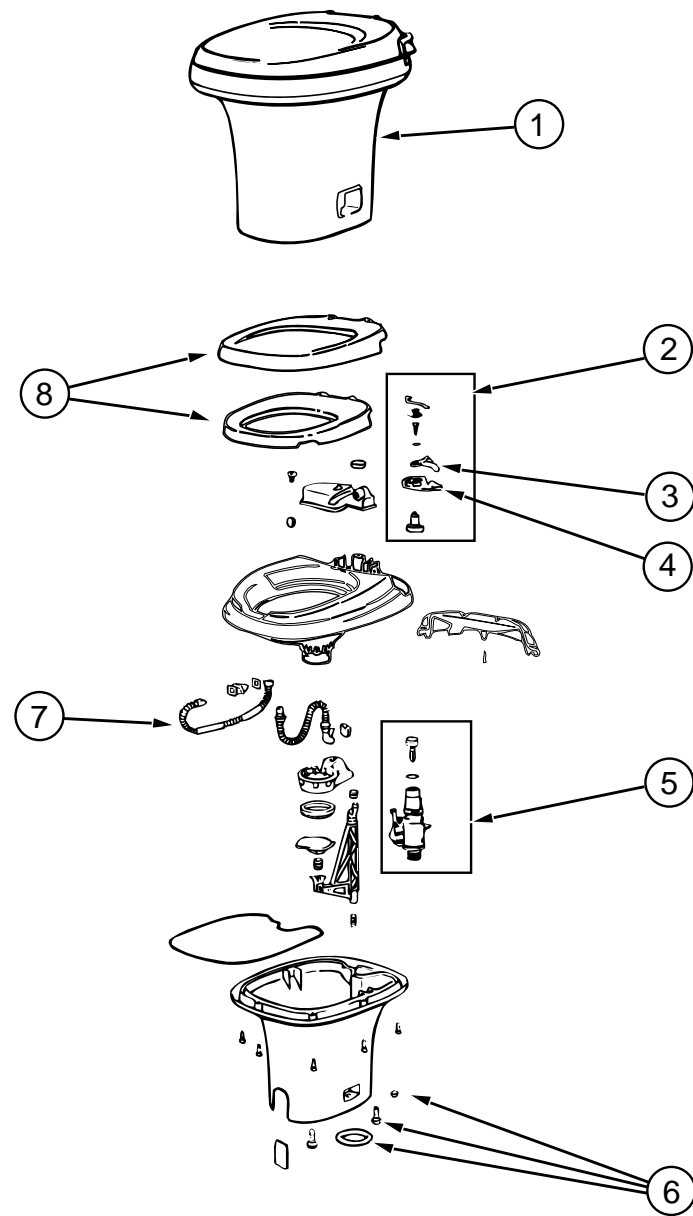
### BATHROOM CABINETS & FIXTURES



KEY	PART NUMBER	U/M	DESCRIPTION
1	094485-03-01A	EA	KNOB-DOOR - BRASS - THUNADER L132PB
	105394-01-03A	EA	JAMB-DOOR - EXTRUDED PLASTIC
2	M87868-26-F08	EA	BATHROOM DOOR - FULL SWING
	110496-01-01A	EA	HINGE-BRASS
	102920-01-01A	EA	HINGE-DOOR - SPRING LOADED - BRASS
3	112465-01-F28	EA	CABINET ASM-MEDICINE
4	M06803-63-G28	EA	DOOR-CABINET - MIRRORRED - W/O HARDWARE - 305 X 660MM
	058331-90-000	EA	MIRROR-GLASS - SAFETY - 222 X 577 MM
5	109180-02-G04	EA	CABINET ASM-PIPE COVER (G27)
5	109180-02-G28	EA	CABINET ASM-PIPE COVER (G28)
6	118687-14-G07	EA	COUNTERTOP ASM (G27)
6	118687-14-G28	EA	COUNTERTOP ASM (G28)
	096927-01-01A	EA	SINK-LAVATORY - RECTANGULAR - PLASTIC - BONE
	096927-01-700	EA	SINK-STOPPER
	096927-01-701	EA	TAILPIECE-SINK
	075240-06-000	EA	FAUCET-LAVATORY - BONE
	091253-01-000	EA	GASKET-FAUCET - LAVATORY/GALLEY
7	075452-02-000	EA	HOLDER-TOILET PAPER - BRASS
8	063740-01-000	EA	TOILET-HIGH, HAND FLUSH - THETFORD 150120

KEY	PART NUMBER	U/M	DESCRIPTION	VENDOR NO.
9	M06803-78-G28	EA	DOOR-CABINET - W/O HARDWARE - 365 X 555 MM	
10	P18687-02-G27	EA	CABINET ASM-LAVATORY	
10	P18687-02-G28	EA	CABINET ASM-LAVATORY	
11	105629-01-01A	EA	SURROUND-SHOWER OFF WHITE	
12	103092-01-000	EA	HEAD-SHOWER - W/60" HOSE	
12	103092-02-000	EA	SHOWER HEAD-W/HOSE - ONDINE 23213NYLON B	
	103092-01-700	EA	BRACKET ONLY-CLEAR - F/SHOWER HEAD	2328028
	011048-03-700	EA	BRACKET/F SHOWER HEAD	2328029-3
13	075241-05-000	EA	FAUCET-SHOWER - BONE	
14	075606-01-000	EA	PANEL-FAUCET BACK - SHOWER - 5" X 9" - PLASTIC	
15	M02673-05-B13	EA	SHOWER PAN ASM	
	066436-01-000	EA	NUT-SLIP - TAILPIECE PLASTIC - 1.5"	
	080507-01-000	EA	PANEL-SKYLITE - OUTER - PLEXIGLASS - 23.25" X 20.3"	
	080508-01-000	EA	PANEL-SKYLITE - INNER - PLEXIGLASS - 23.25" X 20.3"	

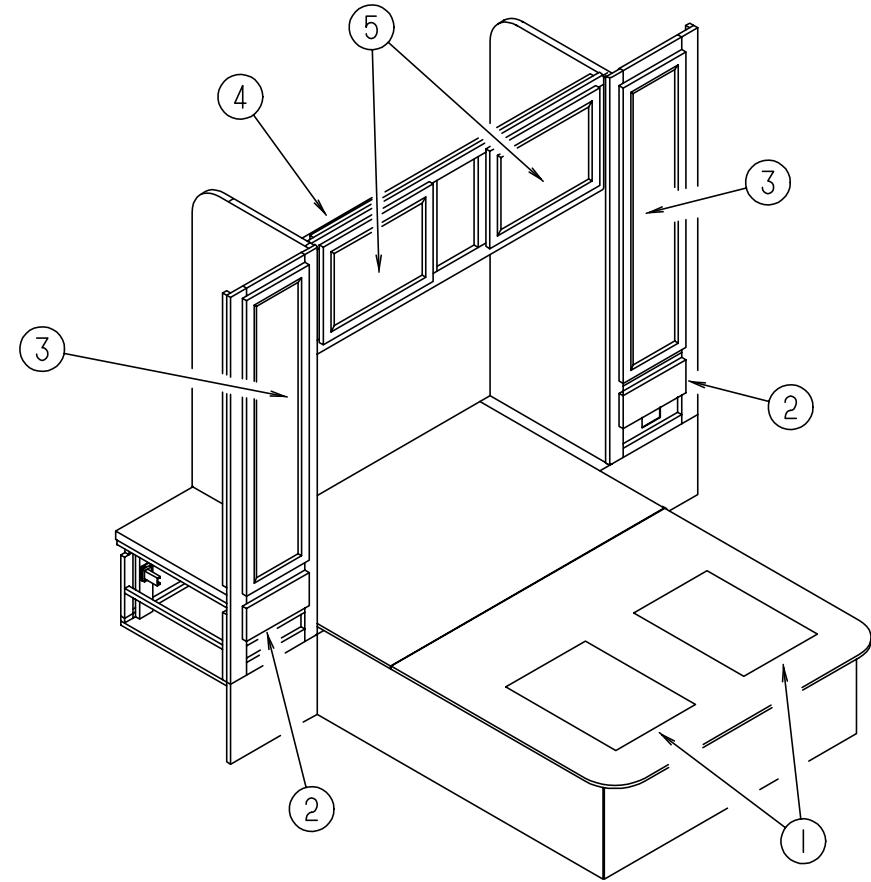
## BATH GROUP (CONTINUED)



**AQUA MAGIC IV LOW TOILET - THETFORD**

KEY	PART NUMBER	U/M	DESCRIPTION	VENDOR NO.
1	063740-01-000	EA	TOILET-HIGH - HAND FLUSH - THETFORD 150120	
2	063740-01-720	EA	LEVER KIT - WATER-FLUSH-BEARING	24629
3	063740-01-700	EA	LEVER-WATER	12514
4	063740-01-701	EA	LEVER-FLUSH	12515
5	063740-01-714	EA	VALVE ASSEMBLY, WATER W/FLOAT	13168
6	063740-01-706	EA	BOLT PACKAGE-FLOOR FLANGE	12524
7	063740-01-717	EA	TUBE-FLUSH	12509
8	063740-02-700	EA	SEAT & COVER, PARCHMENT	2464157
			NOTE: PARCHMENT IS WHITE	
	063740-01-721	EA	BLADE ONLY	124832

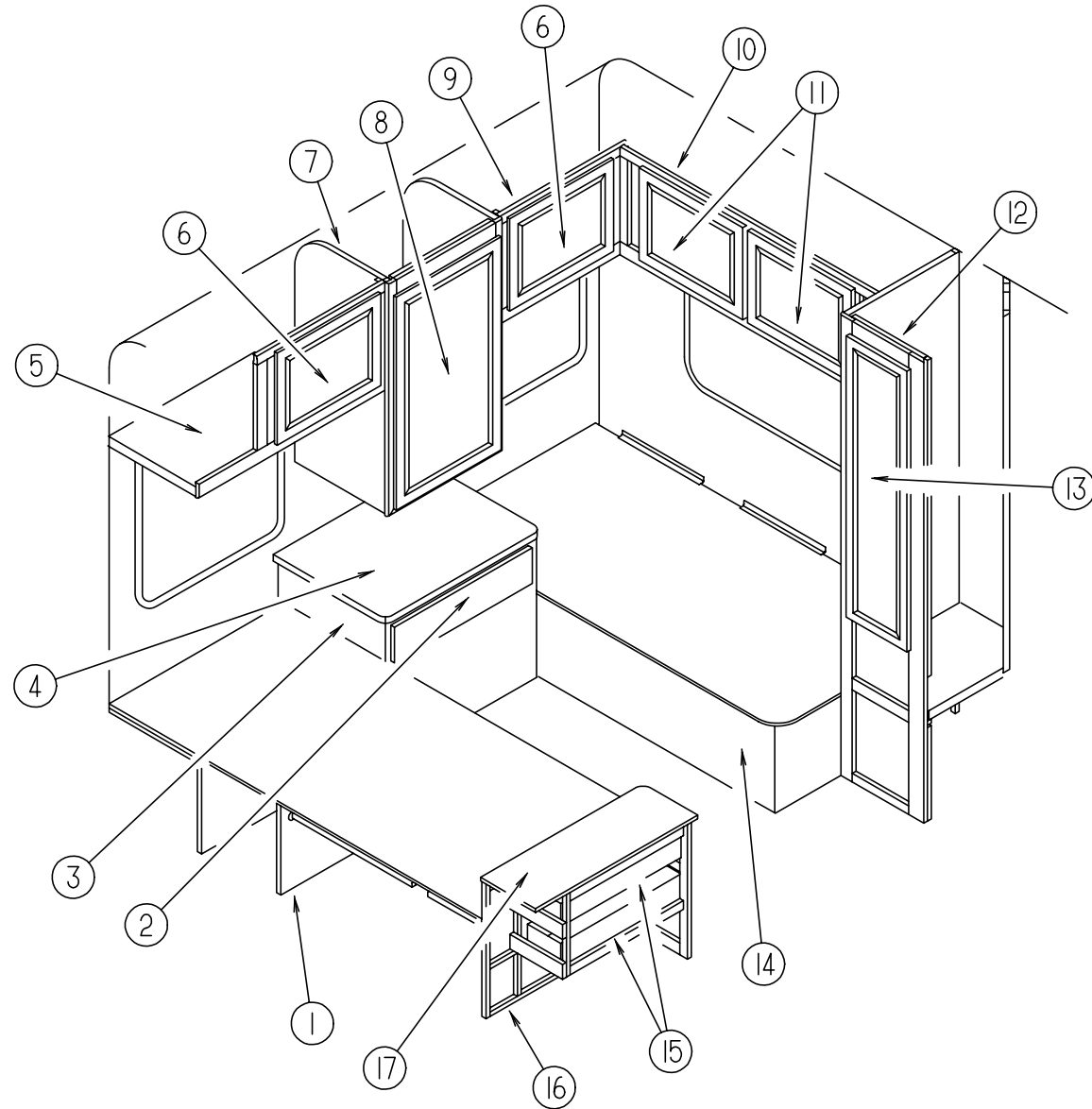
## BEDROOM GROUP



**CENTER QUEEN BEDROOM**

KEY	PART NUMBER	U/M	DESCRIPTION
1	091261-01-000	FT	SLIPNOT-ANTISLIP, 1' WIDE (100' ROLL)
	P18430-02-G27	EA	CABINET ASM-QUEEN BED
	P18430-04-G27	EA	CABINET ASM-QUEEN BED (HEAVY DUTY CHASSIS)
	107796-05-000	EA	BRACKET-GAS SPRING,FLAT - SPDI SPD-1020
	107796-06-000	EA	GAS SPRING - 12" COMPRESSED/20" EXTENDED - 120 LB.
	107796-07-000	EA	BRACKET-GAS SPRING SPDI SPD-1080
2	M05971-49-G27	EA	DRAWER-CABINET - W/O HARDWARE
3	M06803-66-G28	EA	DOOR WARDROBE - 305 X 1220 MM (MIRRORED)
	042438-01-000	EA	DOWEL-WOOD - CLOTHES ROD - 1" DIAMETER X 4'
	009112-01-000	EA	FLANGE-ROD - 1" - CLOTHES - PLASTIC - OFF WHITE
4	120419-01-G27	EA	CABINET ASM-OVERHEAD - REAR
5	M06803-13-G28	EA	DOOR-CABINET - W/O HARDWARE - 400 X 710 MM (MIRRORED)
5	M06803-82-G28	EA	DOOR-CABINET - W/O HARDWARE - 400 X 710 MM (WOOD PANEL)
	120071-02-G07	EA	CABINET ASM-NIGHTSTAND (G27)
	120071-02-G28	EA	CABINET ASM-NIGHTSTAND (G28)
	120071-12-G07	EA	COUNTERTOP ASM - NIGHTSTAND (G27)
	120071-12-G28	EA	COUNTERTOP ASM - NIGHTSTAND (G28)

### BEDROOM GROUP (CONTINUED)



**TWIN BEDROOM**

KEY	PART NUMBER	U/M	DESCRIPTION
1	P18690-01-G28	EA	CABINET-TWIN BED - RIGHT
2	M05971-M3-G27	EA	DRAWER-CABINET - 1 USED
3	118679-01-G27	EA	CABINET-NIGHTSTAND - REAR
3	118679-01-G28	EA	CABINET-NIGHTSTAND - REAR
4	118679-11-G25	EA	COUNTERTOP ASM (G27)
4	118679-11-G05	EA	COUNTERTOP ASM (G28)
5	110004-01-F28	EA	CABINET-OVERHEAD - W/O DOORS & HARDWARE - REAR - RIGHT
6	M06803-03-G28	EA	DOOR-CABINET - W/O HARDWARE - 400 X 520 MM (MIRRORED)
6	M06803-B1-G28	EA	DOOR-CABINET - W/O HARDWARE - 400 X 520 MM (WOODPANEL)
7	112787-01-G28	EA	CABINET-SHIRT CLOSET - RIGHT REAR
8	M06803-F0-G28	EA	DOOR ASM-MITERED -VINYL WRAP (MIRRORED)
9	110004-02-F28	EA	CABINET-OVERHEAD - W/O DOORS & HARDWARE - REAR - LEFT
10	109578-04-G27	EA	CABINET-OVERHEAD - W/O DOORS & HARDWARE - REAR - LEFT SIDE
10	109578-04-G28	EA	CABINET-OVERHEAD - W/O DOORS & HARDWARE - REAR - LEFT SIDE
	109908-09-F28	EA	END CAP-CABINET - OVERHEAD - RIGHT SIDE
	109578-03-G27	EA	CABINET-OVERHEAD - W/O DOORS & HARDWARE - REAR - RIGHT SIDE
	109578-03-G28	EA	CABINET-OVERHEAD - W/O DOORS & HARDWARE - REAR - RIGHT SIDE
	109908-08-F28	EA	END CAP-CABINET - OVERHEAD - LEFT SIDE
11	M06803-B1-G28	EA	DOOR-CABINET - W/O HARDWARE - 520 X 220MM (RIGHT & LEFT CABINET)
12	P18561-01-G27	EA	CABINET ASM. - WARDROBE - LEFT SIDE
13	M06803-E9-G28	EA	DOOR-CABINET - 305 X 1220 MM (LEFT CABINET)

### BEDROOM GROUP (CONTINUED)

#### TWIN BEDROOM (CONTINUED)

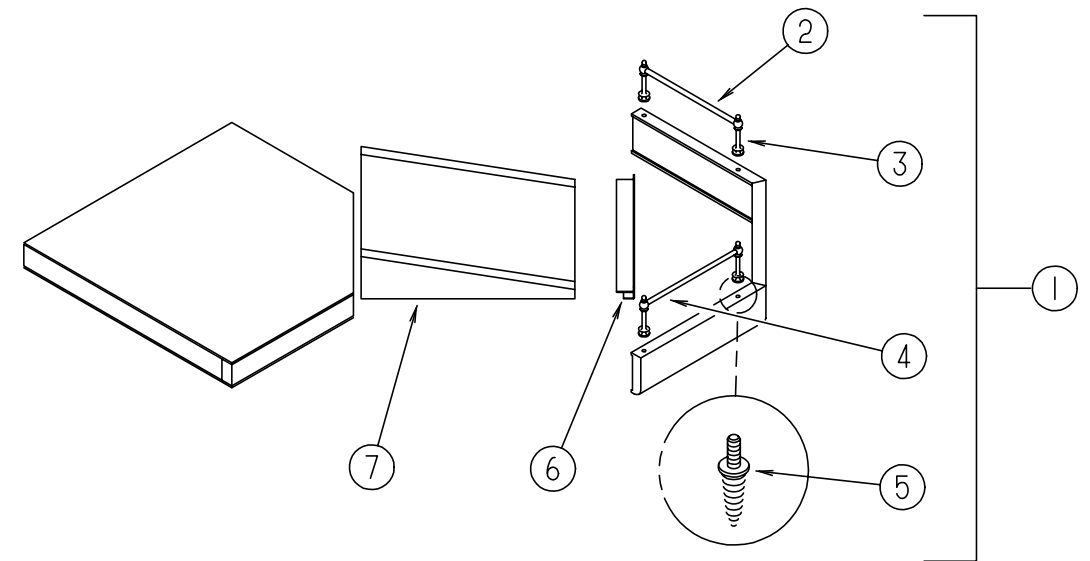
KEY	PART NUMBER	U/M	DESCRIPTION
	M06803-F3-G28	EA	DOOR-CABINET - 305 X 1220 MM (RIGHT CABINET)
14	P18689-01-G28	EA	CABINET ASM-BED - TWIN - LEFT
15	M05971-U4-G27	EA	DRAWER-CABINET - W/O HARDWARE - 2 USED
16	P18680-02-G27	EA	CABINET ASM-NIGHTSTAND
16	P18680-02-G28	EA	CABINET ASM-NIGHTSTAND
17	118680-12-G07	EA	COUNTERTOP-NIGHTSTAND (G27)
17	118680-11-G28	EA	COUNTERTOP-NIGHTSTAND (G28)
	112831-01-F28	EA	CABINET ASM. - SHIRT CLOSET - RIGHT SIDE
	042438-01-000	EA	DOWEL-WOOD - CLOTHES ROD - 1" DIAMETER X 4'
	009112-01-000	EA	FLANGE-1" ROD - CLOTHES - PLASTIC - OFF WHITE

#### BEDROOM FOLDING DOOR

KEY	PART NUMBER	U/M	DESCRIPTION
	094856-07-02A	EA	TRACK-DOOR - FOLDING - 34.25" - OFF WHITE
	042488-10-000	EA	DOOR-FOLDING - FABRIC - 37" X 75" - OFF WHITE
	080224-01-703	EA	HANDLE-LATCH & CATCH - ALMOND
	080224-01-705	EA	CATCH & LATCH ASM. - ALMOND

#### VENDOR NO.

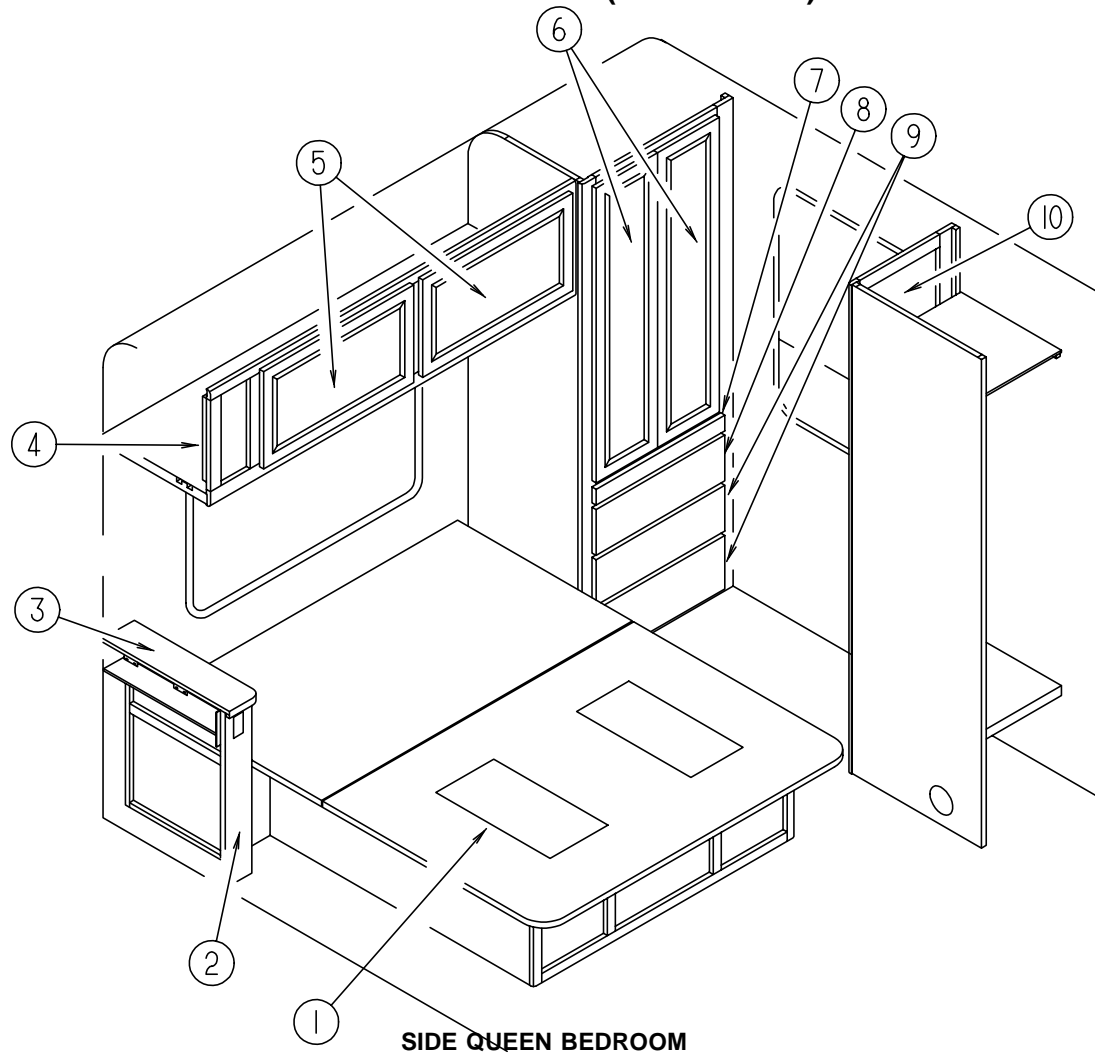
NE03505 (ALMOND)  
DE25010 & DE25020



**TV SHELF - BEDROOM**

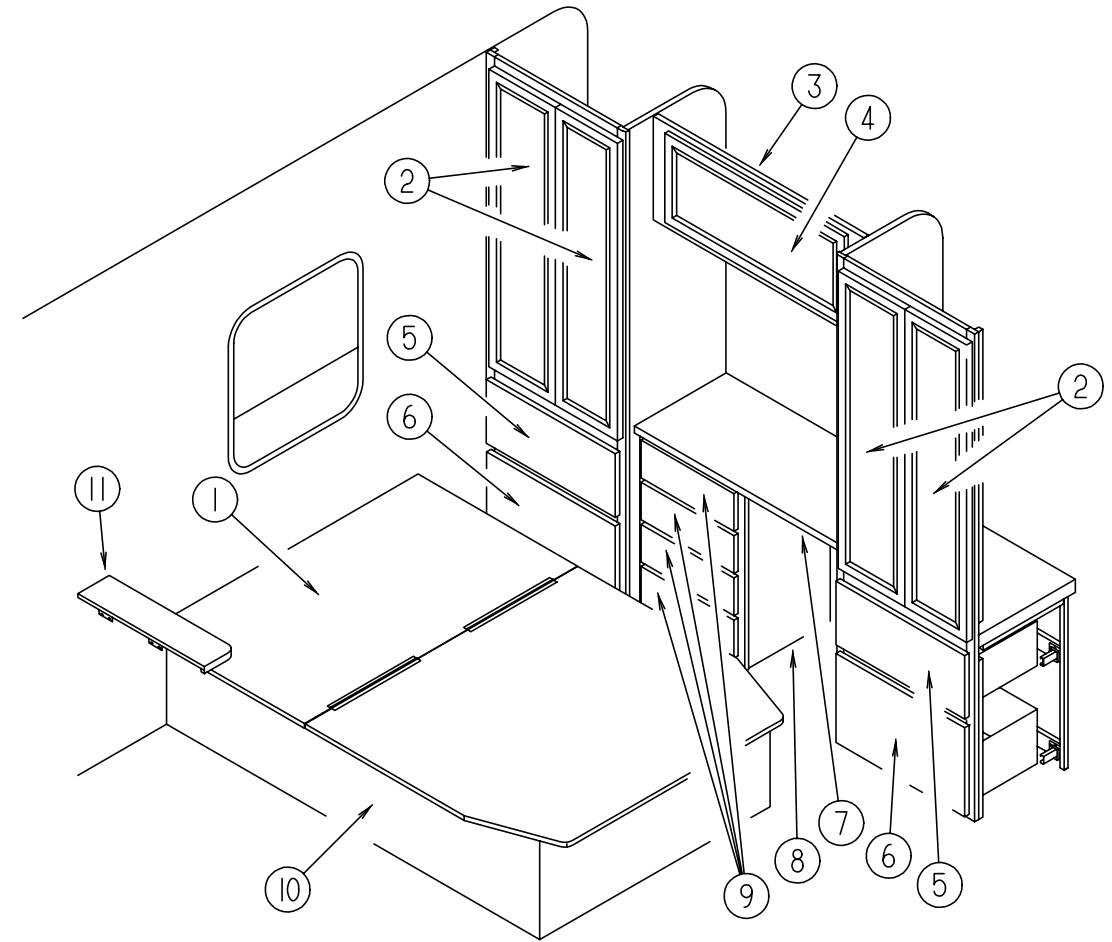
KEY	PART NUMBER	U/M	DESCRIPTION
1	116553-03-G27	EA	SHELF ASM-TV
2	084071-12-000	EA	ROD-BRASS - 104 MM LONG
	084071-19-000	EA	ROD-BRASS - 198 MM LONG
3	084070-02-000	EA	POST-END - BRASS
4	106166-01-000	EA	BOLT-COLLARED HANGER
5	105247-01-000	EA	INSERT NUT - 8-32 THD X .394LG
6	103186-01-05A	FT	MOLDING-PLASTIC - SHELF
7	116553-15-G28	EA	WEDGE ASM

**BEDROOM GROUP (CONTINUED)**



**SIDE QUEEN BEDROOM**

**BEDROOM GROUP (CONTINUED)**

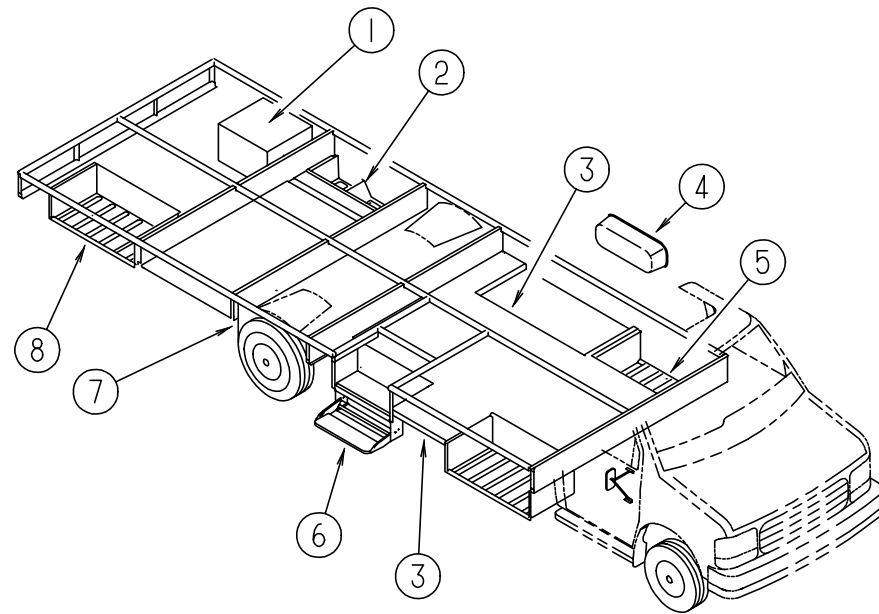


**DOUBLE BEDROOM**

KEY	PART NUMBER	U/M	DESCRIPTION
1	091261-01-000	FT	SLIPNOT-ANTISLIP, 1' WIDE (100' ROLL)
	P18430-02-G27	EA	CABINET ASM-QUEEN BED
	P18430-04-G27	EA	CABINET ASM-QUEEN BED (HEAVY DUTY CHASSIS)
	105376-01-02A	EA	HINGE-CONTINUOUS - 2" X 140MM - OFF WHITE
	107796-06-000	EA	GAS SPRING - 12" COMPRESSED/20" EXTENDED - 120 LB.
	107796-07-000	EA	BRACKET-GAS SPRING-SPDI SPD-1080
	107796-05-000	EA	BRACKET-GAS SPRING-FLAT-SPDI SPD-1020
2	116400-02-G27	EA	CABINET ASM-NIGHTSTAND (G27)
2	116400-02-F29	EA	CABINET ASM-NIGHTSTAND
	116400-12-F28	EA	SHELF ASM
3	116400-13-F09	EA	COUNTERTOP ASM (G27)
3	116400-13-F29	EA	COUNTERTOP ASM (G28)
4	112636-01-G27	EA	CABINET ASM-OVERHEAD - REAR
4	112636-01-G28	EA	CABINET ASM-OVERHEAD - REAR
5	M06803-13-G28	EA	DOOR-CABINET - 400 X 710 MM (MIRRORED)
5	M06803-82-G28	EA	DOOR-CABINET - 400 X 710 MM (WOOD PANEL)
6	M06803-66-G28	EA	DOOR-CABINET - 350 X 1220 MM (MIRRORED)
	042438-01-000	EA	DOWEL-WOOD - CLOTHES ROD - 1" DIAMETER X 4'
	009112-01-000	EA	FLANGE-ROD - 1" - CLOTHES - PLASTIC - OFF WHITE
7	M05975-04-G27	EA	DRAWER COMPLETE - MAKE-UP STAND
	113045-01-F09	EA	BOARD ONLY - MAKE-UP STAND (G27)
7	M05975-04-G28	EA	DRAWER COMPLETE - MAKE-UP STAND
	113045-01-F29	EA	BOARD ONLY - MAKE-UP STAND (G28)
8	M05971-E4-G27	EA	DRAWER CABINET - W/O HARDWARE - 1 USED
9	M05971-E5-G27	EA	DRAWER CABINET - W/O HARDWARE - 2 USED
10	M06803-E7-G28	EA	DOOR ASM-MITERED -VINYL - 410 X 1660

KEY	PART NUMBER	U/M	DESCRIPTION
1	M07500-02-G01	EA	DOUBLE BED TOP
	091261-01-000	FT	BACKING-NON-SKID - 12" X 100' ROLLS
	107796-05-000	EA	BRACKET-GAS SPRING - FLAT - SPDI SPD-1020
	107796-06-000	EA	SPRING-GAS - 20" LENGTH - 120 LB - SPDI SPD-2300-120
	107796-07-000	EA	BRACKET-GAS SPRING - SPDI SPD-1080
2	M06803-R8-G27	EA	DOOR ASM-MITERED - VINYL WRAP
2	M06803-66-G28	EA	DOOR ASM-MITERED - VINYL WRAP
3	118677-01-G27	EA	CABINET ASM-OVERHEAD - REAR
3	118677-01-G28	EA	CABINET ASM-OVERHEAD - REAR
4	M06803-P4-G27	EA	DOOR ASM - W/O HARDWARE W/MIRROR INSERT
4	M06803-P5-G27	EA	DOOR ASM - W/O HARDWARE W/PANEL INSERT - EXPORT
5	M05971-T4-G27	EA	DRAWER - COMPLETE - SLIDE RAD
6	M05971-T3-G27	EA	DRAWER - COMPLETE - SLIDE RAD
7	118676-12-G07	EA	COUNTERTOP - VANITY(G27)
7	118676-12-G28	EA	COUNTERTOP - VANITY
8	P18676-02-G27	EA	CABINET ASM - VANITY
8	P18676-02-G28	EA	CABINET ASM - VANITY
9	M05971-T5-G27	EA	DRAWER - COMPLETE - SLIDE RAD
10	P19644-01-G27	EA	CABINET ASM - DOUBLE BED ASM.
10	P19644-02-G27	EA	CABINET ASM - DOUBLE BED ASM. - HEAVY DUTY CHASSIS
	116842-02-G25	EA	SHELF ASM-COUNTERTOP (G27)
11	116842-02-G05	EA	SHELF ASM-COUNTERTOP (G28)
	120071-02-G07	EA	CABINET ASM-NIGHTSTAND (G27)
	120071-02-G28	EA	CABINET ASM-NIGHTSTAND
	120071-12-G07	EA	COUNTERTOP ASM - NIGHTSTAND (G27)
	120071-12-G28	EA	COUNTERTOP ASM - NIGHTSTAND

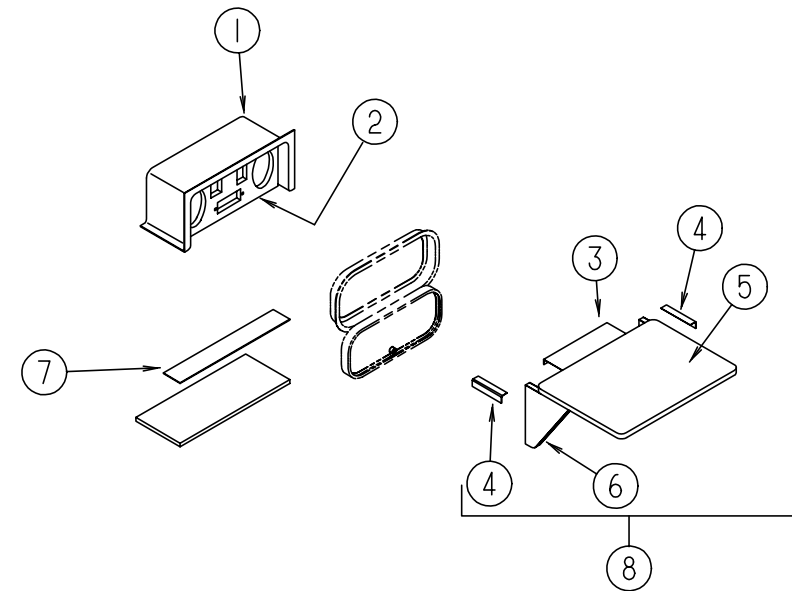
## CHASSIS GROUP



### COMPARTMENTS, PLUGS & SEALS

KEY	PART NUMBER	U/M	DESCRIPTION	VENDOR NO.
1	114070-02-02B	EA	SUPPORT ASM-GENERATOR - LEFT - E-C	
1	114071-02-02B	EA	SUPPORT ASM-GENERATOR - RIGHT - E-C	
2	117186-02-G04	EA	COMPARTMENT ASM - STORAGE	
	M06991-02-FQ0	EA	HATCH ASM W/FOAM	
	115007-01-01A	EA	HATCH-COMPARTMENT - WATER BLACK	
	M06991-04-FB1	EA	HATCH ASM W/FOAM	
	117118-01-01A	EA	HATCH-COMPARTMENT - STORAGE BLACK	
	114677-01-01A	EA	RETAINER-HATCH - COMPARTMENT - MILL	
	116926-02-01A	EA	COMPARTMENT - SEWER	
3	093873-01-01A	EA	ANGLE - TRIM	
4	106208-01-01A	EA	COMPARTMENT-EXTERIOR SHOWER - OFF WHITE PLASTIC	
5	117928-06-01A	EA	COMPARTMENT ASM - STORAGE	
6	094707-01-01A	EA	STEP-DOUBLE - ELECTRIC - KWIKEE 3218	
	094707-01-702	EA	FRAME W/DBL STEP - 3200 SERIES	908032
	094707-02-700	EA	MOTOR ASM - W/BEARINGS & PINS	909520
	094707-02-701	EA	LINKAGE ASM. W/BEARINGS-PINS	909534
	094707-02-702	EA	GEAR KIT - W/BEARINGS - PIN-CASE	909525
	094707-02-703	EA	BEARING & PINS	909530
	094707-02-704	EA	CONNECTOR-MOTOR ASM.W/PLATES	909537
	094707-02-705	EA	CONTROL UNIT - WHITE	909513
	094707-02-707	EA	TREAD-NON SKID - BLACK 6" X 21"	909333
	116995-01-000	EA	SWITCH/MAGNET - STEP - ELECTRIC - KWIKEE 905306	
	091176-01-000	EA	SUPPORT-BASE-ENTRANCE STEP	
	116975-01-01A	EA	LATCH ASM - UNDERCENTER - BLACK	
7	017516-01-000	EA	FLAP-MUD, 14" X 18" - BLACK	
8	117186-08-01A	EA	COMPARTMENT ASM - STORAGE	
	065450-05-000	EA	TIEDOWN-BATTERY - 8.4" TUBE	
	084993-01-000	EA	STRAP-BATTERY	
	121948-01-000	EA	SHEILD-SIGHT	
	119845-01-01A	EA	PLUG-PLASTIC - BLACK	
	115361-01-01A	EA	PLUG-PLASTIC	
	056746-01-000	EA	PLUG-CAP - 1" DIAMETER	
	056748-01-000	EA	PLUG-CAP - 1.5" DIAMETER - BLACK	
	061420-01-000	EA	PLUG-PLASTIC - 1.75" - BROWN	

## CHASSIS GROUP (CONTINUED)



### ENTERTAINMENT COMPARTMENT

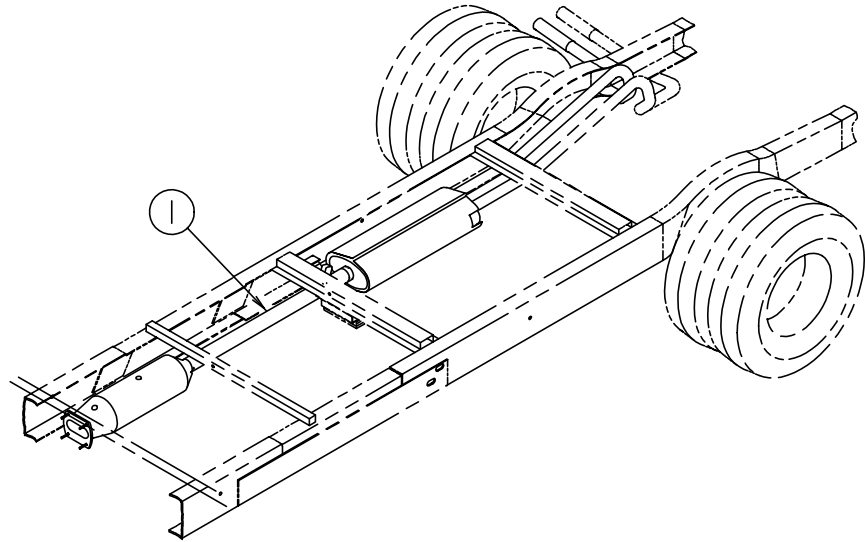
KEY	PART NUMBER	U/M	DESCRIPTION
1	104897-02-02A	EA	BOX-ENTERTAINMENT CENTER - BRIGHT WHITE
2	104899-01-C05	EA	PLATE-RADIO MOUNTING
3	105377-01-01A	EA	BRACKET-TABLE HANGER - OFF WHITE
4	105376-01-02A	EA	HINGE-CONTINUOUS - 2" X 140MM - OFF WHITE
5	105230-01-F11	EA	SHELF ASM-EXTERIOR TV
6	105230-12-F11	EA	SUPPORT ASM
7	104898-01-01A	EA	PLATE-PLASTIC BOTTOM - OFF WHITE
7	104898-01-02A	EA	PLATE-PLASTIC BOTTOM - BRIGHT WHITE
8	105230-11-E01	EA	SHELF ASM



## CHASSIS GROUP (CONTINUED)

### DRIVESHAFT & BRAKE LINE FLARE UNION

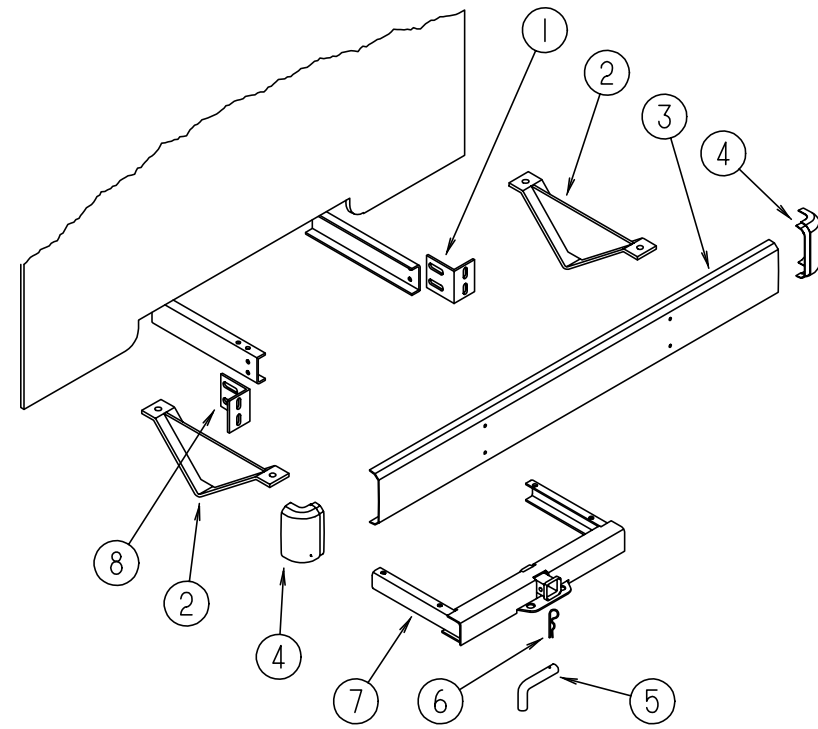
KEY	PART NUMBER	U/M	DESCRIPTION
	103653-10-000	EA	DRIVESHAFT ASM-BALANCED PAIR E350 190"WB (158) (DESEL)
	115043-02-000	EA	BUSHING-INCREASE 2.5OD-3.5OD NEAPCO FORD DIESEL
	103653-16-000	EA	DRIVESHAFT ASM-BALANCED PAIR E350 190"WB (158)
	074833-01-000	EA	SPACER-BEARING - DRIVESHAFT - 2" X 8" X .5" THICK
	085771-03-000	EA	NUT-HEX - FLARE PREVAILING TORQUE - GRADE G DRIVE SHAFT
	088498-01-000	EA	UNION-INVERTED FLARE - BRASS - 3/16 - 3/8 - 24 THD



### EXHAUST SYSTEM COMPONENTS

KEY	PART NUMBER	U/M	DESCRIPTION
	082716-01-000	EA	CLAMP-EXHAUST - 50.8 MM - AMC - 8952002512
	094918-06-000	EA	CLAMP-EXHAUST - 3.00 HEAVY DUTY - HECO 24698
1	111478-02-000	EA	EXHAUST PIPE - DOUBLE WALLED STAINLESS STEEL - 33.9" LONG
	098762-13-000	EA	PIPE-EXHAUST - STRAIGHT - 3.5"

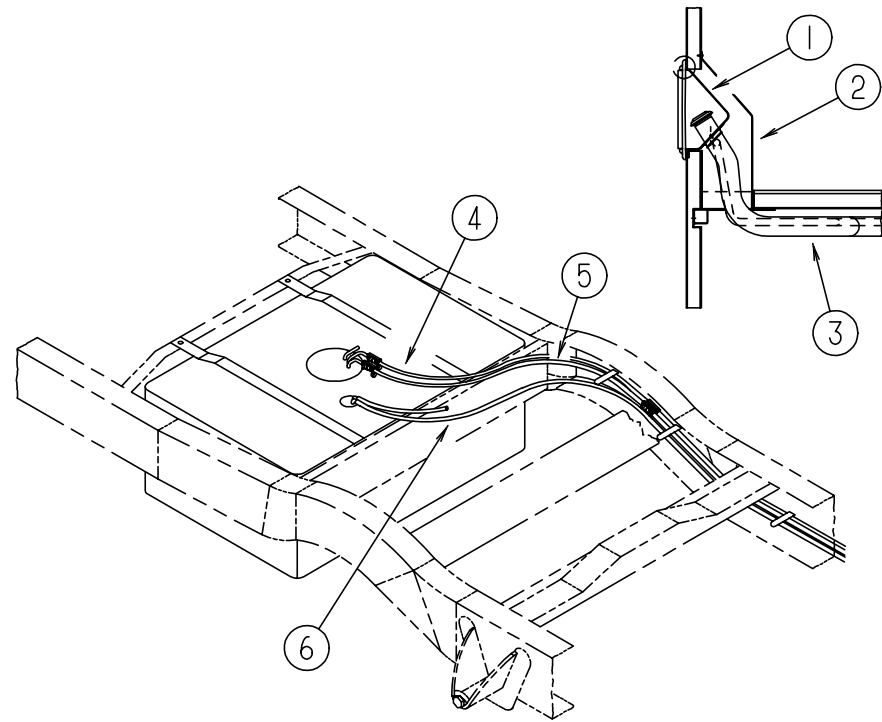
## CHASSIS GROUP (CONTINUED)



### REAR BUMPER & HITCH

KEY	PART NUMBER	U/M	DESCRIPTION
1	104420-01-000	EA	SUPPORT-ANGLE - BUMPER REAR - RIGHT
2	083376-01-000	EA	PLATE-SKID - 13.2" X 6" X 2" - STEEL
3	103099-05-02A	EA	BUMPER-REAR - BRIGHT WHITE
	105933-01-000	EA	BRACKET-BUMPER - REAR
	105933-02-000	EA	BRACKET-BUMPER - REAR
4	106147-01-02A	EA	CAP-END - BUMPER - BLACK
5	034512-01-000	EA	PIN-LOCKING - DRAWBAR
6	034513-01-000	EA	PIN-HITCH - 3/16" WIRE
7	107707-08-000	EA	DRAWBAR ASM-HITCH - CLASS II
8	104420-02-000	EA	SUPPORT-ANGLE - BUMPER REAR - LEFT
	097744-02-000	EA	HOUSING-TRAILER PIN - 48"
	097745-02-000	EA	HOUSING-TRAILER RECEPTACLE - 12"
	113634-01-000	EA	WIRE ASM-TRAILER - ADAPTER - INCLUDES SOCKET & RECEPTACLE HOUSING
	113589-02-000	EA	CONNECTOR-SOCKET - TRAILER - PART OF WIRE ASM 113634-01-000
	113589-01-000	EA	CONNECTOR-PLUG - TRAILER

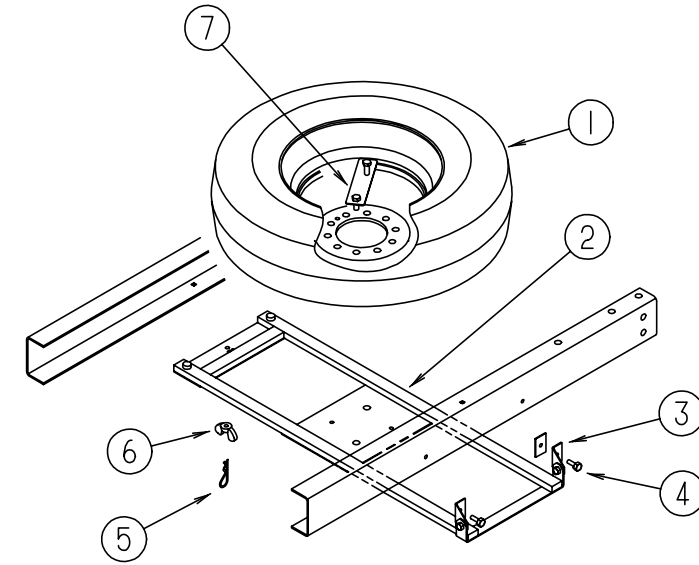
### CHASSIS GROUP (CONTINUED)



**FUEL SYSTEM COMPONENTS**

KEY	PART NUMBER	U/M	DESCRIPTION
1	095854-01-04A	EA	SHROUD-FUEL FILL - BRIGHT WHITE
2	078040-06-000	EA	SHROUD-FUEL FILL - UPPER - PLASTIC
3	117934-01-000	EA	NECK-FUEL FILL - MAIN - UNLEADED
3	117934-02-000	EA	NECK-FUEL FILL - MAIN - DIESEL
	078200-01-000	EA	GASKET-FUEL FILL - 3.5"OD X 2"ID
4	106389-01-000	EA	FUEL LINE ASM-FORD - 3/8 HP
5	106388-01-000	EA	FUEL LINE ASM-FORD - 5/16 HP
6	007063-01-000	FT	HOSE-GAS 1/4"ID X 1/2"OD
	044317-01-000	FT	HOSE-FUEL - 3/8" ID
	084884-01-000	EA	PLUG-BRASS - 3/8"

### CHASSIS GROUP (CONTINUED)



**SPARE TIRE**

KEY	PART NUMBER	U/M	DESCRIPTION
1	083425-11-000	EA	TIRE-LT225/75R16 LRD - MICHELIN LTX FROM: 00-00-00 THRU: 01-28-96
1	070917-05-000	EA	TIRE-LT225/75R16D - R4S - M/S - FIRESTONE STEELTEX FROM: 01-29-96 THRU: 99-99-99
1	070917-06-000	EA	TIRE-LT225/75R16E - R4S - M/S - FIRESTONE STEELTEX(HEAVY DUTY CHASSIS)
1	083617-03-000	EA	WHEEL-STEEL - 16.0 X 6 - ACCURIDE 28618
	095012-03-000	EA	EXTENSION-VALVE STEM - DUAL WHEEL
	112358-01-000	EA	WRENCH-LUG - 7/8 - L-SHAPE - FORD F2UA-17035-CA
2	116348-01-02B	EA	CRADLE ASM. - SPARE TIRE - E-COAT
3	116349-01-02B	EA	BRACKET-HINGE - SPARE TIRE
4	000C26-06-12B	EA	BOLT-HEX-SER FLANGE - 3/8-16 X 3/4 - ZINC
	000E13-17-00B	EA	WASHER-FLANGE - 3/8" AR ZINC
	000D34-06-00B	EA	NUT-HEX, LK - 3/8 - 16 GRADE C ZN - PREVAILING TORQUE
5	034513-01-000	EA	PIN-HITCH - 3/16" WIRE
6	064081-03-000	EA	NUT-WING
	116338-02-02B	EA	BRACKET-CLAMP-SPARE TIRE-E-COAT FROM: 00-00-00 THRU: 07-13-95
7	000D29-09-00B	EA	NUT-HEX SELFLOCK 9/16-12 ZN
	115580-01-000	EA	STRAP-TIRE - SPARE

**WHEEL LINERS & COVERS**

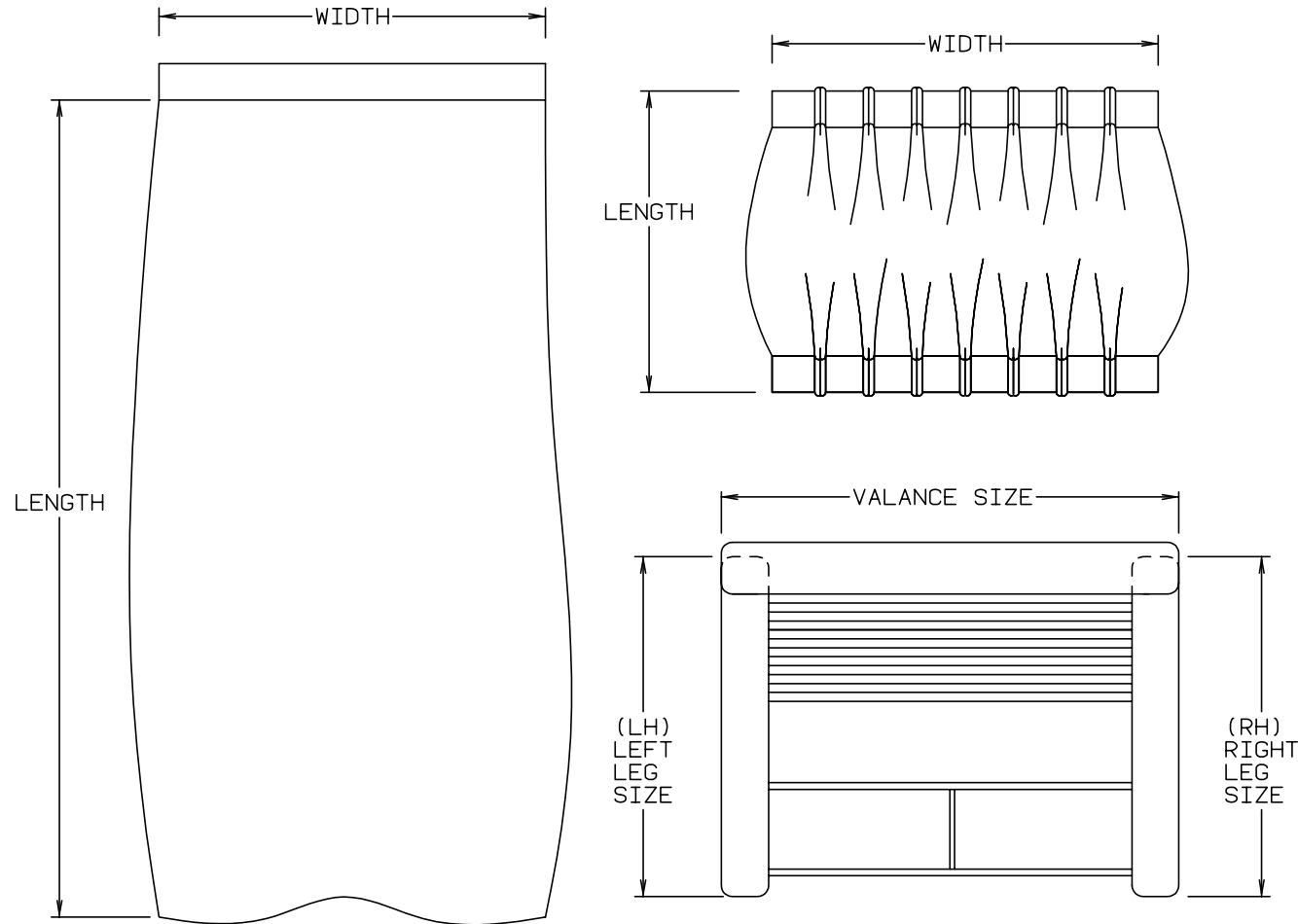
KEY	PART NUMBER	U/M	DESCRIPTION	VENDOR NO.
	110435-02-000	EA	LINER-WHEEL - SET 4 E350 92 - DICOR V160F2	
	110435-02-700	EA	WHEEL LINER - FRONT	V160F2-FWC
	110435-02-701	EA	WHEEL LINER - REAR	V160F2-RWC
	110435-02-702	EA	STUD EXT.	V160SD-STX
	110435-02-703	EA	NUT - JAMB	V160SD-JNT
	110435-02-704	EA	LUG NUT COVER	V160F0-LNC
	110435-02-705	EA	TOOL FOR JAMB NUT - INSTALLATION	V160F0-TOL

## CURTAIN & CUSHION GROUP

### NOTICE

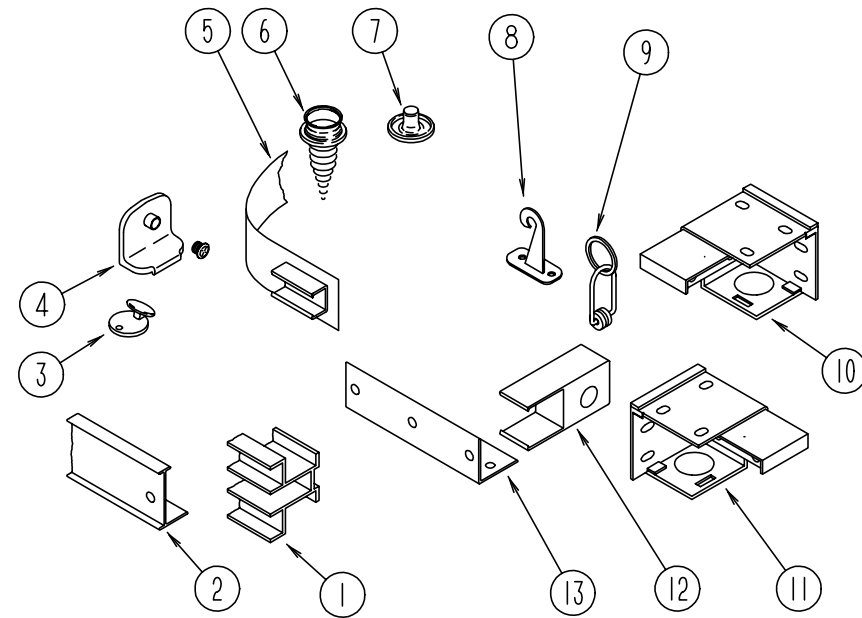
IN ORDER TO ASSIST OUR PARTS SALES DEPT. IN PROVIDING INTERIOR SOFTWARE ITEMS, PLEASE INCLUDE THE SERIAL NUMBER AND THE COLOR CODE NUMBER FROM THE VEHICLE CERTIFICATION LABEL WHEN ORDERING. THIS LABEL IS LOCATED ON THE LEFT SIDEWALL AT THE END OF THE DASH (A-BODY), OR ON THE DRIVER'S DOOR LATCH PLATE (C-BODY).

AN EXAMPLE OF A COLOR CODE NUMBER IS B07, WHICH DESIGNATES AN OVERALL COLOR SCHEME OF A PARTICULAR UNIT. THE COLOR LISTED AFTER THE ITEM DESCRIPTION ON THE MICROFICHE, INDICATES THE OVERALL UNIT COLOR. ORDER THE ITEM YOU DESIRE ACCORDING TO UNIT COLOR CODE.



NOTE: USE THIS ILLUSTRATION WHEN DETERMINING LENGTH AND WIDTH MEASUREMENTS FOR CURTAINS. YOU WILL NOTE THE WIDTH MEASUREMENT IS TAKEN ON THE TOP OF THE CURTAIN WITH THE CURTAIN FULLY EXTENDED. THE LENGTH MEASUREMENT IS TAKEN FROM TOP TO BOTTOM. LEFT AND RIGHT WINDOW LEGS ARE DETERMINED WHEN FACING THE WINDOW.

## CURTAIN & CUSHION GROUP (CONTINUED)

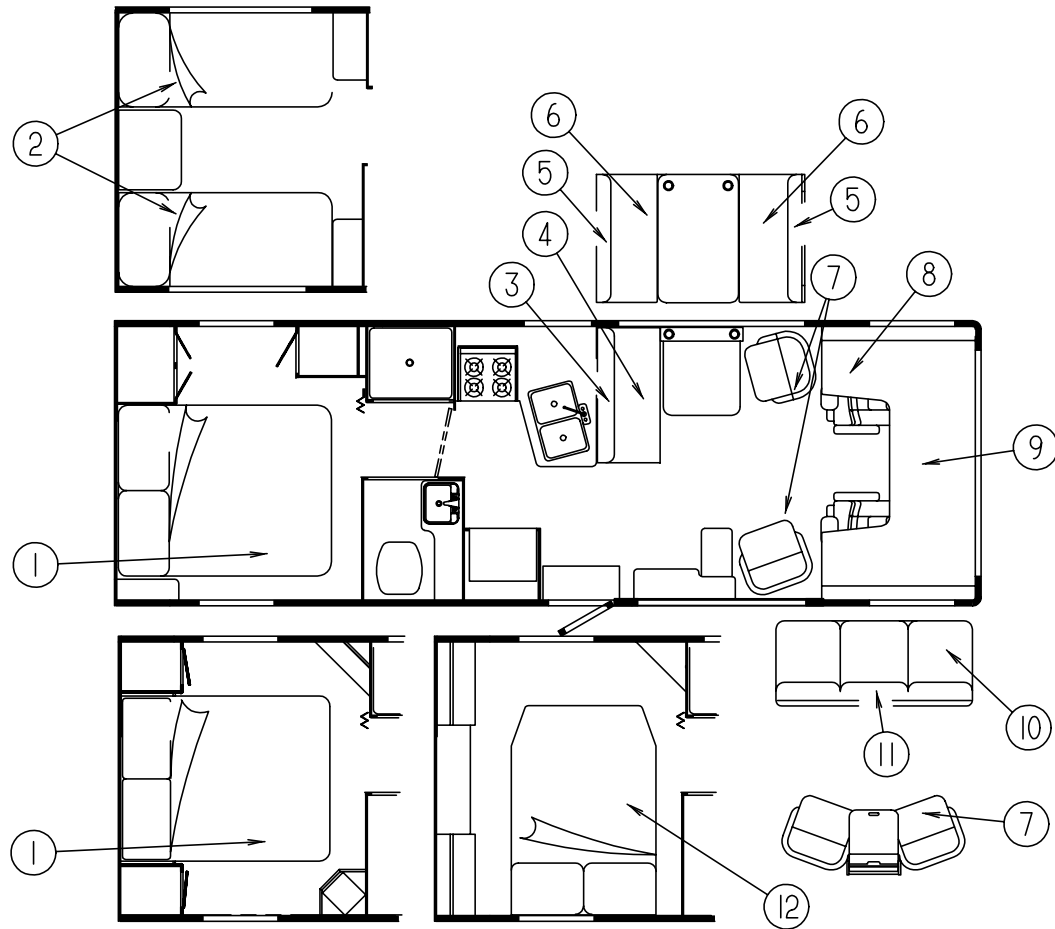


### CURTAIN & BLIND HARDWARE

KEY	PART NUMBER	U/M	DESCRIPTION
1	101033-03-000	FT	TRACK-WALL - WHITE - CT225 - SHAPCO
2	105450-06-01A	EA	TRACK-CURTAIN, 88" LONG - ALUMINUM - OFF WHITE (FRONT WRAPAROUND)
	094856-10-01A	EA	TRACK-DOOR - FOLDING O/W (BUNK PRIVACY)
3	102555-01-000	EA	CLEAT-CORD - BLIND - OFF WHITE
4	106544-01-000	EA	PULL-SHADE - BRASS
	106544-01-001	EA	SCREW-BRASS - PULL SHADE
5	101031-01-000	YD	TAPE-GLIDE - CURTAIN - 4.25" SPACING
6	029130-01-000	EA	SCREW-SNAP SOCKET - 8 PH X 5/8"
7	029155-01-000	EA	CAP-SNAP - NICKEL
8	109441-01-000	EA	HOLD DOWN-BLIND - HOOK
9	029156-01-000	EA	SOCKET-SNAP FASTENER - NICKEL
10	083170-01-000	EA	BRACKET-BLIND - RIGHT SIDE
11	083170-02-000	EA	BRACKET-BLIND - LEFT SIDE
12	101033-02-000	EA	END CAP-TRACK - CLEAR
13	105648-01-01A	EA	BRACE - VALANCE - 356 MM LONG - EXTRUDED ALUMINUM - BEIGE
	046867-01-000	EA	GROMMET-BRASS - 7/16" ID X 1" OD
	048394-02-000	YD	VELCRO TAPE-HOOK - ADHESIVE BACK - .75" WIDE - BEIGE
	075943-10-000	EA	BRACE-VALANCE - 20 IN - OFF WHITE
	084434-01-000	EA	BRACKET-MOUNTING, ROLLER SHADE - 1 3/8"
	076827-02-000	EA	BRACKET-LEG, 2.9" X 1.8" TRIANGLE -
	093475-01-701	EA	CAP-END, WITH INVERTED STUD PAR
	093475-01-700	EA	WAND-BLIND W/METAL CLIP, 8" NONE
	102075-09-01A	EA	ROD-CURTAIN, SHOWER O/W
	088792-01-000	YD	VELCRO-HOOK - .75" WIDE - BEIGE
	088792-02-000	YD	VELCRO TAPE-LOOP - ADHESIVE BACKED - .75" WIDE - BEIGE
	096843-01-000	EA	SPRING-REWIND - ROLLER SHADE
	086276-01-000	EA	TAPE-DOUBLE SIDED - 1/2" (ON PULL SHADES)
	009702-01-000	EA	END STOP-CURTAIN CARRIER - L ROD
	009700-04-002	EA	TRACK-L-SHAPED 195.2" - OFF WHITE
	117237-01-000	EA	BRACKET ASM - MOUNTING - 2.5" X .75" - CLEAR ACRYLIC
			FROM: 00-00-00 THRU: 08-13-95
	094896-02-000	EA	GROMMET-CORD, PLEATED BLIND - NYLON - GRAY
	094907-02-000	EA	END CAP-TOP - PLEATED BLIND - PLASTIC - GRAY
	094907-04-000	EA	HARDWARE-END CAP - BOTTOM - PULL TYPE - SPECIALITY WINDOW
	097564-01-000	EA	HANDLE-T - EZ LIFT SHADE
	097565-01-000	EA	BRACKET-MOUNTING - PLEATED BLIND
	097591-01-000	EA	SPRING-EXTENSION - PLEATED BLIND
	097592-01-000	EA	SPOOL-CORD - ELEVATED BLIND HOLDUP - CLEAR PLASTIC
	097593-02-000	FT	CORD-BLIND - PLEATED - GRAY
	097593-10-000	FT	CORD-BLIND - PLEATED -

## CURTAIN & CUSHION GROUP (CONTINUED)

### FORWARD FACING COUCH



KEY	PART NUMBER	U/M	DESCRIPTION
3	114969-01-G27	EA	BED-FORWARD FACING - BACK COMP - JACKKNIFE
3	114969-01-G28	EA	BED-FORWARD FACING - BACK COMP - JACKKNIFE
	114969-02-G27	EA	RIGHT AND LEFT CUSHIONS - COUCH BACKREST
	114969-02-G28	EA	RIGHT AND LEFT CUSHIONS - COUCH BACKREST
	P14969-02-G27	EA	COVER-RIGHT AND LEFT CUSHIONS - COUCH BACKREST
	P14969-02-G28	EA	COVER-RIGHT AND LEFT CUSHIONS - COUCH BACKREST
	114969-03-G27	EA	CENTER CUSHION - COUCH - BACK
	114969-03-G28	EA	CENTER CUSHION - COUCH - BACK
	P14969-03-G27	EA	COVER-CENTER CUSHION-COUCH - BACK
	P14969-03-G28	EA	COVER-CENTER CUSHION-COUCH - BACK
4	114969-04-G27	EA	SEAT-COUCH - W/O BACKREST
4	114969-04-G28	EA	SEAT-COUCH - W/O BACKREST
	P14969-04-G27	EA	COVER-SEAT - COUCH
	P14969-04-G28	EA	COVER-SEAT - COUCH
	104166-04-G27	EA	PILLOW ASM - 14" X 14" - ACCENT PILLOW
	104166-04-G28	EA	PILLOW ASM - 14" X 14" - ACCENT PILLOW
	114763-07-000	EA	FRAME - FORWARD FACING LEGS
	117125-01-02B	EA	BRACKET-CABLE HOLDER - E-COAT
	114726-01-G27	EA	TRAY ASM - BEVERAGE

**NOTE: COUCH FRONT AND SIDE PANELS ARE FOUND IN THE LOUNGE GROUP.**

### DINETTE CUSHIONS

KEY	PART NUMBER	U/M	DESCRIPTION
5	111897-05-G35	EA	CUSHION-BACKREST - 13.5" X 42" X 5" (G27)
5	111897-05-G36	EA	CUSHION-BACKREST - 13.5" X 42" X 5" (G28)
	P11897-05-G35	EA	COVER-CUSHION - BACKREST - 13.5" X 42" X 5" (G27)
	P11897-05-G36	EA	COVER-CUSHION - BACKREST - 13.5" X 42" X 5" (G28)
6	105603-15-G35	EA	CUSHION-SEATBASE - 23" X 42" X 5" (G27)
6	105603-15-G36	EA	CUSHION-SEATBASE - 23" X 42" X 5" (G28)
	P05603-15-G35	EA	COVER-CUSHION - SEATBASE - 23" X 42" X 5" (G27)
	P05603-15-G36	EA	COVER-CUSHION - SEATBASE - 23" X 42" X 5" (G28)
	078155-01-000	EA	STRAP-SNAP - BACKREST CUSHION

### SWIVEL CHAIR

KEY	PART NUMBER	U/M	DESCRIPTION
7	115470-01-G27	EA	CHAIR ASM-SIERRA
7	115470-01-G28	EA	CHAIR ASM-SIERRA
	P15470-01-G27	EA	COVER ASM-SIERRA
	P15470-01-G28	EA	COVER ASM-SIERRA

### BUNK CUSHIONS

KEY	PART NUMBER	U/M	DESCRIPTION
8	105573-10-G27	EA	CUSHION-BUNK - REAR - 27" X 23" X 80" X 5"
8	105573-10-G28	EA	CUSHION-BUNK - REAR - 27" X 23" X 80" X 5"
	P05573-10-G27	EA	COVER-CUSHION - BUNK - REAR - 27" X 23" X 80" X 5"
	P05573-10-G28	EA	COVER-CUSHION - BUNK - REAR - 27" X 23" X 80" X 5"
9	105573-09-G27	EA	CUSHION-BUNK - FRONT - 32.5" X 80" X 5"
9	105573-09-G28	EA	CUSHION-BUNK - FRONT - 32.5" X 80" X 5"
	P05573-09-G27	EA	COVER-CUSHION - BUNK - FRONT - 32.5" X 80" X 5"
	P05573-09-G28	EA	COVER-CUSHION - BUNK - FRONT - 32.5" X 80" X 5"
	079145-08-000	EA	CUSHION-BUNK - 25" X 74" X 3.5" (FRONT ENTERTAINMENT CENTER)
	M79145-08-000	EA	COVER-CUSHION - BUNK - 25" X 74" X 3.5" (FRONT ENTERTAINMENT CENTER)
	094658-02-F28	EA	HANDLE-PICKLED ASH

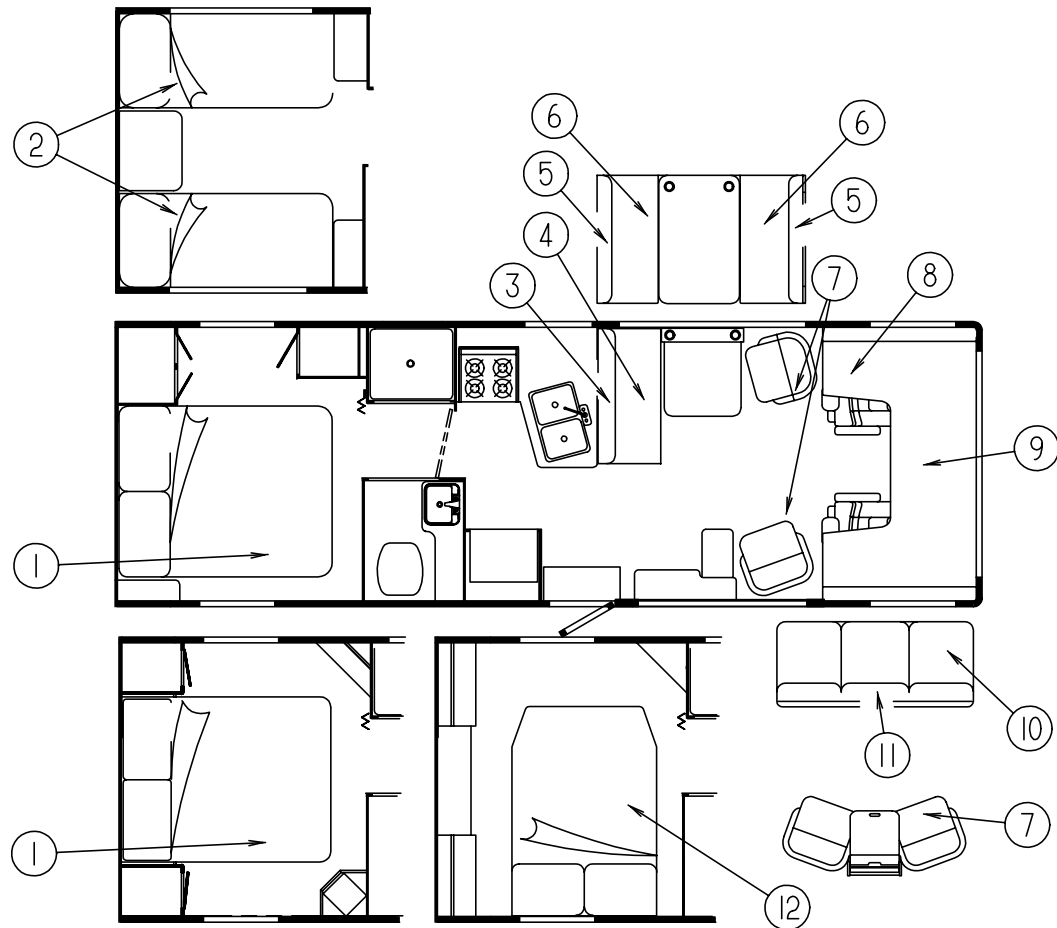
### QUEEN BED BEDSPREAD, PILLOW & MATTRESS

KEY	PART NUMBER	U/M	DESCRIPTION
1	101123-08-000	EA	MATTRESS-QUEEN - 60" X 75" - TICKING COVERED
1	P01123-08-000	EA	COVER-MATTRESS - FOAM - QUEEN - 60" X 75"
	085365-43-G27	EA	BEDSPREAD-QUEEN - 60" - 1" GATHERS
	085365-19-G28	EA	BEDSPREAD-QUEEN - 60" - 1" GATHERS
	104176-05-G27	EA	PILLOW SHAM
	104176-05-G28	EA	PILLOW SHAM
	104504-08-G27	EA	PILLOW ASM - 16" - ROUND ACCENT PILLOW
	104504-08-G28	EA	PILLOW ASM - 16" - ROUND ACCENT PILLOW

### TWIN BED BEDSPREAD, PILLOW & MATTRESS

KEY	PART NUMBER	U/M	DESCRIPTION
2	101123-29-000	EA	MATTRESS-FOAM - TWIN - 35" X 74"
2	P01123-29-000	EA	COVER-MATTRESS - FOAM - TWIN - 35" X 74"
	085365-45-G27	EA	BEDSPREAD-TWIN - 36" - 1" GATHERS
	085365-32-G28	EA	BEDSPREAD-TWIN - 36" - 1" GATHERS
	104176-06-G27	EA	PILLOW SHAM
	104176-06-G28	EA	PILLOW SHAM
	104504-08-G27	EA	PILLOW ASM - 16" - ROUND ACCENT PILLOW
	104504-08-G28	EA	PILLOW ASM - 15" X 15" - ACCENT PILLOW

**CURTAIN & CUSHION GROUP (CONTINUED)**



**PASSENGER SIDE COUCH**

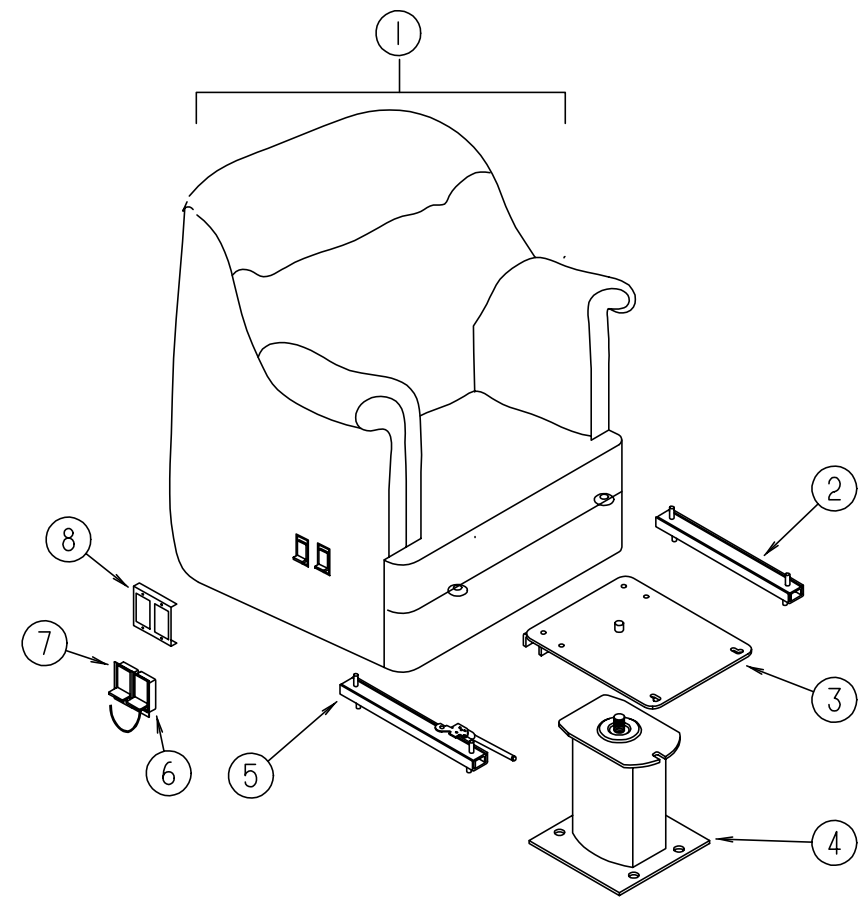
KEY	PART NUMBER	U/M	DESCRIPTION
10	100032-37-G27	EA	SEAT-COUCH - W/O BACKREST
10	100032-37-G28	EA	SEAT-COUCH - W/O BACKREST
	P00032-37-G27	EA	COVER-SEAT - COUCH - 66.5"
	P00032-37-G28	EA	COVER-SEAT - COUCH - 66.5"
	101085-01-000	EA	FRAME-SEAT -COUCH - 66.5"
	101085-03-000	EA	FRAME-BASE -COUCH - 66.5"
11	111319-03-G27	EA	BED ASM - JACK KNIFE BACK
11	111319-03-G28	EA	BED ASM - JACK KNIFE BACK
	P11319-03-G27	EA	COVER-BED ASM - JACK KNIFE BACK
	P11319-03-G28	EA	COVER-BED ASM - JACK KNIFE BACK
	104166-04-G27	EA	PILLOW ASM - 14" X 14" - ACCENT PILLOW
	104166-04-G28	EA	PILLOW ASM - 14" X 14" - ACCENT PILLOW
	101085-09-000	EA	FRAME - 66.5" X 16" - BACK FRAME - JACKKNIFE

**NOTE: COUCH FRONT AND SIDE PANELS ARE FOUND IN THE LOUNGE GROUP.**

**DOUBLE BED BEDSPREAD, PILLOW & MATTRESS**

KEY	PART NUMBER	U/M	DESCRIPTION
12	101123-01-000	EA	MATTRESS-FOAM - DOUBLE - 53" X 74"
12	P01123-01-000	EA	COVER-MATTRESS - FOAM - DOUBLE - 53" X 74"
	085365-46-G27	EA	BEDSPREAD-54" - THROW WITH 1" GATHERS
	085365-23-G28	EA	BEDSPREAD-54" - THROW WITH 1" GATHERS
	104176-07-G27	EA	PILLOW SHAM
	104176-07-G28	EA	PILLOW SHAM
	104504-08-G27	EA	PILLOW ASM - 16" - ROUND ACCENT PILLOW
	104504-08-G28	EA	PILLOW ASM - 16" - ROUND ACCENT PILLOW

**CURTAIN & CUSHION GROUP (CONTINUED)**



**SWIVEL CHAIR**

KEY	PART NUMBER	U/M	DESCRIPTION
1	115470-01-G27	EA	CHAIR ASM-SIERRA (G27)
1	115470-01-G28	EA	CHAIR ASM-SIERRA (G28)
	P15470-01-G27	EA	COVER ASM-SIERRA (G27)
	P15470-01-G28	EA	COVER ASM-SIERRA (G28)
2	119952-03-000	EA	SLIDE-SEAT - HD - LOCKING - 2 STUDS - AMP #83775
3	107921-08-000	EA	TOP PLATE-W/O SEAT BELT BAR - FLEXSTEEL 2759PDTP
	107921-06-000	EA	BEARING KIT-PEDESTAL - FLEXSTEEL
4	107921-01-000	EA	PEDESTAL ASM-SEAT 9-3/4" - FLEXSTEEL 3060 MSPD
5	119952-01-000	EA	SLIDE-SEAT - HD - NON-LOCKING - 2 STUDS - AMP #83711
	007221-01-000	EA	SPACER-SEAT - ADJUSTER - 4 USED PER SWIVEL CHAIR
6	108049-03-000	EA	26" CONTROL CABLE - Z END W/SWITCH LEVER
	108049-02-000	EA	CLIP-CABLE - PEDESTAL
7	089368-04-000	EA	CABLE-SWIVEL/SLIDE - W/SWITCH
8	097683-02-000	EA	BRACKET-MOUNT - REMOTE
	108445-02-000	EA	PLATE ASM-PEDESTAL - SEAT
	114889-01-000	EA	STOP BAR-UNIVERSAL - SHROCK
	097683-02-000	EA	BRACKET-MOUNT - REMOTE

**CURTAIN & CUSHION GROUP (CONTINUED)**

**VINYL ASSIST HANDLE, BUTTONS, WELTING & SEATBELTS**

KEY	PART NUMBER	U/M DESCRIPTION
	079349-04-F16	YD WELT ASM-NARROW - ACCENT (G27)
	079349-04-E22	YD WELT ASM-NARROW - ACCENT (G28)
	074494-02-000	EA BUTTON-RETAINING PIVOT #60
	074494-03-000	EA BUTTON-SERRATED PIVOT TACK 3/8
	118337-04-G35	EA BUTTON-SERRATED PIVOT TACK 3/8 (G27)
	118337-01-G28	EA BUTTON-SERRATED PIVOT TACK 3/8 (G28)
	118337-04-GA6	EA BUTTON-SERRATED PIVOT TACK 3/8 (G28)
	069178-02-000	EA BRACKET-MOUNTING - ASSIST HANDLE - L ANGLE - W/HOLES - ST
	053552-02-AA8	EA HANDLE-ASSIST - INTERIOR - ENTRY DOOR - VINYL - OFF WHITE
	000C16-07-16B	EA BOLT-CARRIAGE - ASSIST HANDLE - 7/16" - 14 X 1" ZN
	000D20-07-00B	EA NUT-ACORN - ASSIST HANDLE - 7/16" X 14 ZN
	057759-01-000	EA WASHER BRACKET-SEAT BELT - 4" DIAMETER
	007021-01-000	EA BELT-SEAT - 2" X 90" - BLACK
	056271-01-000	EA BELT-SEAT - 2" X 102" - BLACK
	084415-67-000	YD TRIM-BRAID - 62028P59 - FRINGE (G27)
	084415-68-000	YD TRIM-BRAID - 62028P58 - FRINGE (G28)
	084415-72-000	YD TRIM-BRAID - 62026-P67 - CORD (G28)
	084415-66-000	YD TRIM-BRAID - 62025P58 - CORD (G28)

**CURTAIN & CUSHION GROUP (CONTINUED)**

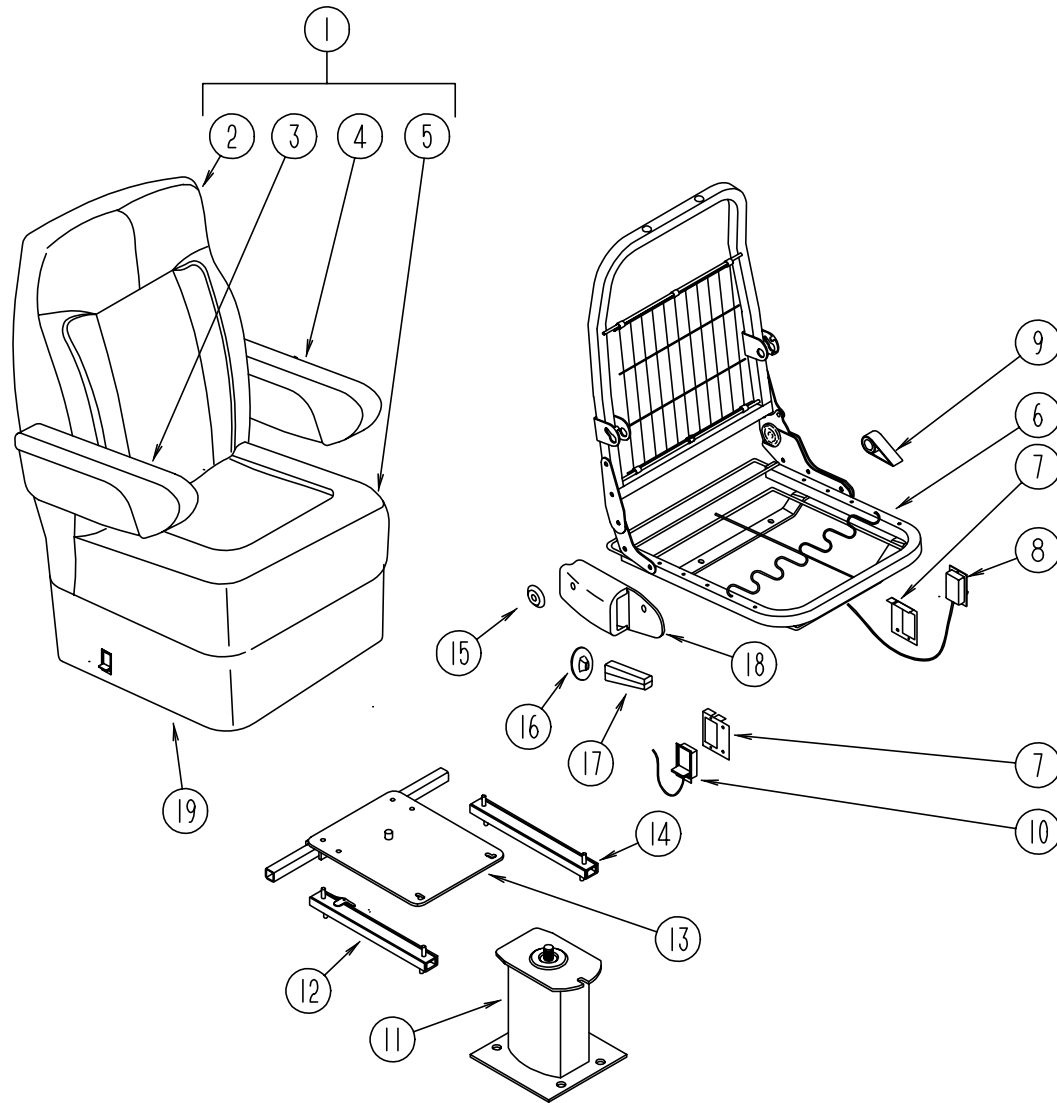
**SUNDANCER FABRICS**

Family - 400 DL's	G27 Winter Moss	G28 Tuscany
<b>Bucket Seats</b>	108446-J6-000	108446-K6-000
<b>Dinette</b>	108446-J7-000	108446-H6-000
<b>Dinette Pads</b>	108446-J6-000	108446-K6-000
<b>Sofa</b>	108446-J7-000	108446-H6-000
<b>Swivel Chair</b>	108446-J6-000	108446-H5-000
<b>Lounge Windows</b>	108446-J7-000 108446-J6-000	108446-H6-000 108446-H5-000
<b>Legs</b>	108446-J6-000	108446-H5-000
<b>Overhead Bunk</b>	108446-J6-000	108446-H5-000
<b>Bedroom Window</b>	105745-C9-000 105745-B7-000	105745-C2-000 105745-C3-000
<b>Bedroom Legs</b>	105745-B7-000	105745-C3-000
<b>Bedroom Pillow</b>	105745-B7-000 105745-C9-000	105745-C3-000 105745-C2-000
<b>Bedsread</b>	105745-C9-000 105745-B7-000	105745-C2-000 105745-C3-000
<b>Pillow Shams</b>	105745-C9-000 105745-B7-000	105745-C2-000 105745-C3-000
<b>Bunk Privacy</b>	093487-10-01A	093487-10-01A
<b>Shower</b>	075244-07-000	075244-03-000
<b>Front Wraparound</b>	07233-85-000	07233-85-000
<b>Overhead Curtain</b>	105745-C9-000	105745-C2-000
<b>Day/Nighter</b>	094977-30-000 094977-26-000	094977-30-000 094977-26-000

NOTE: FABRIC LISTED FIRST IN A BLOCK IS THE LARGEST QUANTITY OF FABRIC USED.

## CURTAIN & CUSHION GROUP (CONTINUED)

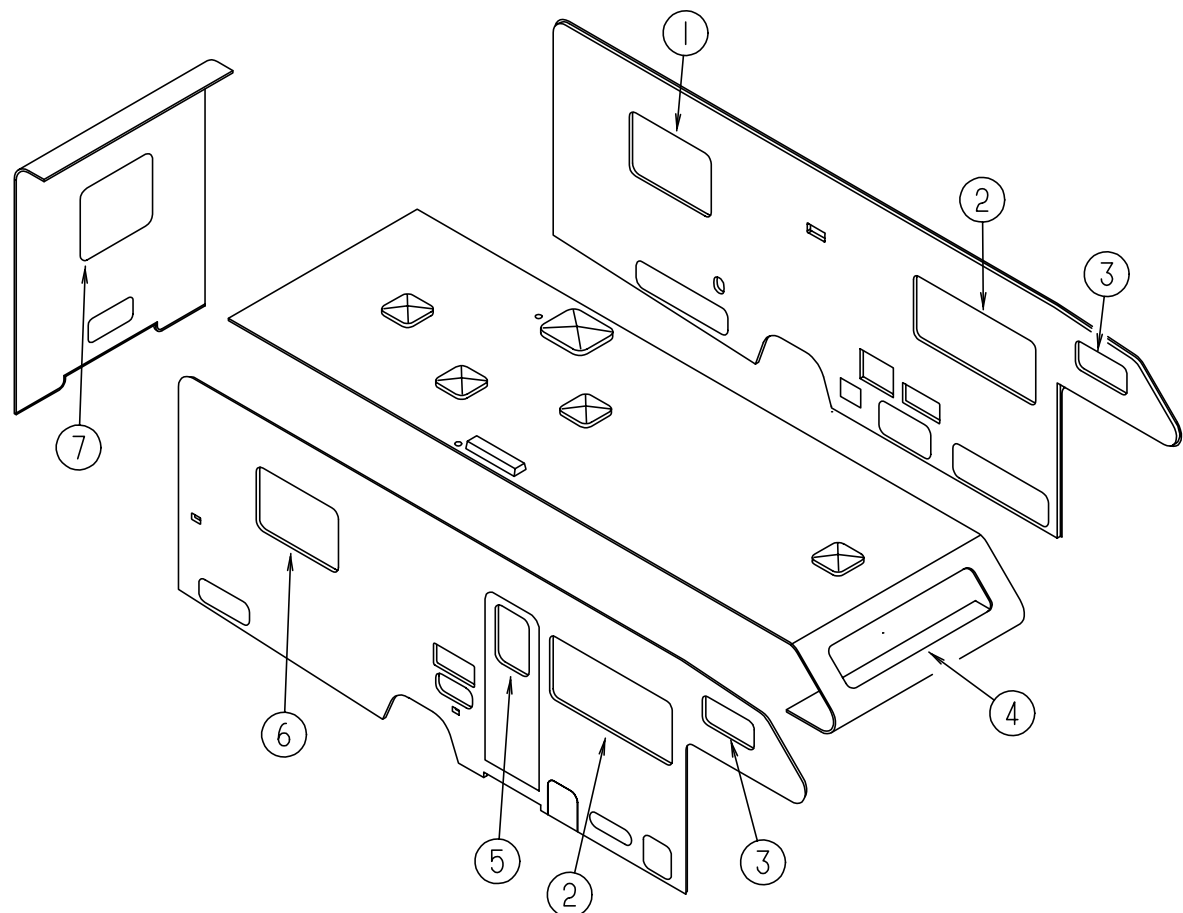
### BUCKET SEATS



KEY	PART NUMBER	U/M	DESCRIPTION		
1	115390-05-G35	EA	SEAT-BUCKET - MAN-RECLINING (G27)		
1	119508-05-G25	EA	SEAT-BUCKET - MAN-RECLINING (G28)		
1	119508-05-G25	EA	SEAT-BUCKET - MAN-RECLINING (G28)	FROM: 00-00-00	THRU: 10-31-95
				FROM: 11-01-95	THRU: 99-99-99
2	M05962-13-G35	EA	COVER-BACKREST - BUCKET SEAT (G27)		
2	M05962-13-G36	EA	COVER-BACKREST - BUCKET SEAT (G28)		
				FROM: 00-00-00	THRU: 10-31-95
2	M05962-13-GA6	EA	COVER-BACKREST - BUCKET SEAT (G28)	FROM: 11-01-95	THRU: 99-99-99
				FROM: 00-00-00	THRU: 10-31-95
	119698-01-G35	EA	HEADREST ASM (G27)		
	119509-01-G36	EA	HEADREST ASM (G28)		
				FROM: 00-00-00	THRU: 10-31-95
	119509-01-GA6	EA	HEADREST ASM (G28)	FROM: 11-01-95	THRU: 99-99-99
				FROM: 00-00-00	THRU: 10-31-95
	P19698-01-G35	EA	COVER ASM - HEADREST ASM (G27)		
	P19698-01-G36	EA	COVER ASM - HEADREST ASM (G28)		
				FROM: 00-00-00	THRU: 10-31-95
	P19698-01-GA6	EA	COVER ASM - HEADREST ASM (G28)	FROM: 11-01-95	THRU: 99-99-99
				FROM: 00-00-00	THRU: 10-31-95
	113977-12-000	EA	HEADREST INSERT - W/O LOCK		
	113977-13-000	EA	HEADREST INSERT - W/ LOCK		
	114791-03-000	EA	FRAME - HEADREST		
3	114929-01-G35	EA	ARMREST-BUCKET SEAT - RIGHT (G27)		
3	114929-01-G36	EA	ARMREST-BUCKET SEAT - RIGHT (G28)		
				FROM: 00-00-00	THRU: 10-31-95
3	114929-01-GA6	EA	ARMREST-BUCKET SEAT - RIGHT (G28)	FROM: 11-01-95	THRU: 99-99-99
				FROM: 00-00-00	THRU: 10-31-95
	P14929-01-G35	EA	COVER-ARMREST - RIGHT (G27)		
	P14929-01-G36	EA	COVER-ARMREST - RIGHT (G28)		
				FROM: 00-00-00	THRU: 10-31-95
	P14929-01-GA6	EA	COVER-ARMREST - RIGHT (G28)	FROM: 11-01-95	THRU: 99-99-99
				FROM: 00-00-00	THRU: 10-31-95
	116701-01-000	EA	BRACKET-ARMREST - RIGHT - RIALTA		
	111169-01-000	EA	PLATE-BACK - ARMREST		
	080211-03-000	EA	CLIP - XMAS TREE - DECOR PADS		
4	114929-02-G35	EA	ARMREST-BUCKET SEAT - LEFT (G27)		
4	114929-02-G36	EA	ARMREST-BUCKET SEAT - LEFT (G28)		
				FROM: 00-00-00	THRU: 10-31-95
4	114929-02-GA6	EA	ARMREST-BUCKET SEAT - LEFT (G28)	FROM: 11-01-95	THRU: 99-99-99
				FROM: 00-00-00	THRU: 10-31-95
	P14929-02-G35	EA	COVER-ARMREST - LEFT SIDE (G27)		
	P14929-02-G36	EA	COVER-ARMREST - LEFT SIDE (G28)		
				FROM: 00-00-00	THRU: 10-31-95
	P14929-02-GA6	EA	COVER-ARMREST - LEFT SIDE (G28)	FROM: 11-01-95	THRU: 99-99-99
				FROM: 00-00-00	THRU: 10-31-95
	116701-01-000	EA	BRACKET-ARMREST - RIGHT - RIALTA		
	111169-01-000	EA	PLATE-BACK - ARMREST		
	080211-03-000	EA	CLIP - XMAS TREE - DECOR PADS		
5	M05962-14-G35	EA	COVER-SEAT - BUCKET SEAT (G27)		
5	M05962-14-G36	EA	COVER-SEAT - BUCKET SEAT (G28)		
				FROM: 00-00-00	THRU: 10-31-95
5	M05962-14-GA6	EA	COVER-SEAT - BUCKET SEAT (G28)	FROM: 11-01-95	THRU: 99-99-99
				FROM: 00-00-00	THRU: 10-31-95
6	M80906-12-000	EA	FRAME-SEAT & BACK & SPRING		
7	097683-02-000	EA	BRACKET-REMOTE - REMOTE		
8	080730-09-000	EA	SHIELD-CABLE - REMOTE RECLINER - BUCKET SEAT		
	089323-01-000	FT	STRIP-POLYENTHYLENE - J-CHANNEL FLEX-O-LATORS		
9	080730-08-000	EA	HANDLE-30179907		
10	108049-03-000	EA	26" CONTROL CABLE - Z END W/SWITCH LEVER		
	108049-02-000	EA	CLIP-CABLE - PEDESTAL - FLEXSTEEL 2592-CA		
11	107921-09-000	EA	PEDESTAL ASM-SEAT FORD - FLEXSTEEL 3067-PDMB		
12	119952-04-000	EA	SLIDE-SEAT - HD - LOCKING - 4 STUDS - ATWOOD #83785		
13	107921-08-000	EA	TOP PLATE-PEDESTAL - BUCKET SEAT - W/O SEATBELT BAR		
	107921-06-000	EA	BEARING KIT - PEDESTAL		
14	119952-02-000	EA	SLIDE-SEAT - HD - NON-LOCKING - 4 STUDS - ATWOOD #83731		
15	080730-10-000	EA	SHEILD SCREW-FLEXSTEEL		
	111169-05-000	EA	INSERT-OVAL - ITASCA		
16	080730-09-000	EA	SHIELD - RECLINER HANDLE		
17	080730-08-000	EA	HANDLE - RECLINER - BLACK		
18	080730-11-000	EA	SHIELD - RUBBER BOOT		
19	071126-42-G27	EA	SKIRT-BUCKET SEAT - 7" SINGLE (G27)		
19	071126-42-G28	EA	SKIRT-BUCKET SEAT - 7" SINGLE (G28)		
				FROM: 00-00-00	THRU: 10-31-95
19	071126-42-GA6	EA	SKIRT-BUCKET SEAT - 7" SINGLE (G28)	FROM: 11-01-96	THRU: 99-99-99
				FROM: 00-00-00	THRU: 10-31-95
	114889-01-000	EA	STOP BAR-UNIVERSAL - SHROCK		
	117125-01-02B	EA	BRACKET-CABLE HOLDER - E-COAT		

## CURTAIN & CUSHION GROUP (CONTINUED)

### CURTAINS, SHADES VALANCES & BLINDS

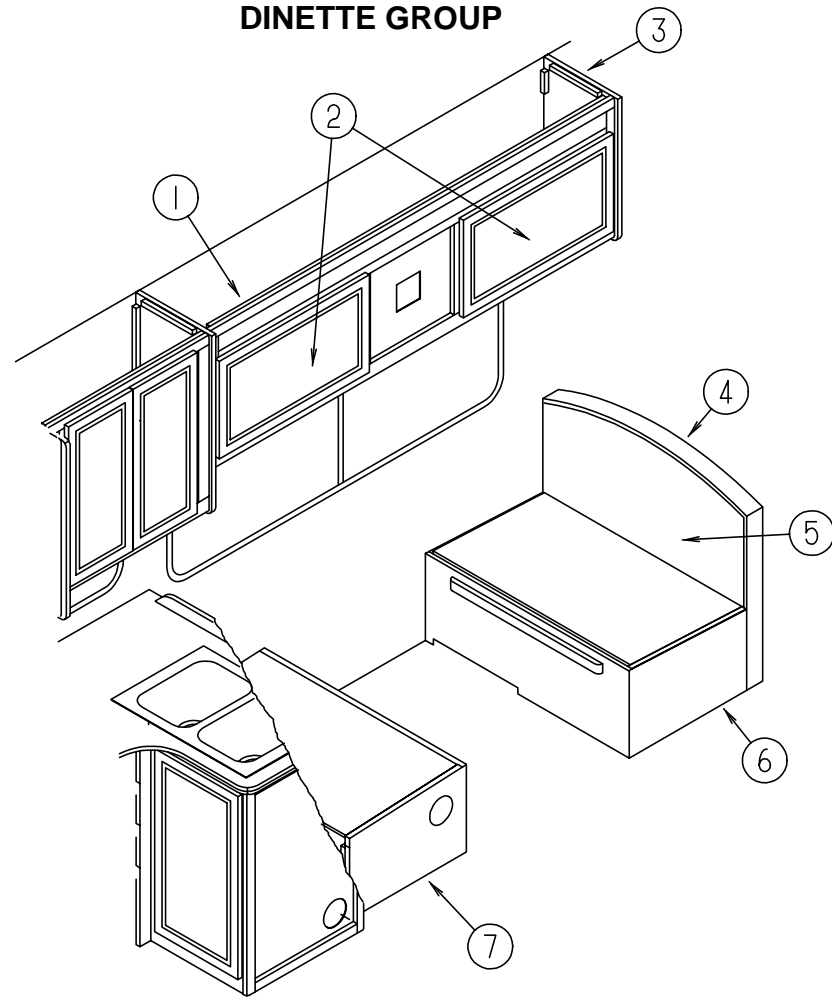


KEY	PART NUMBER	U/M	DESCRIPTION
2	119136-01-G35	EA	VALANCE ASM - 64.5" STANWICK
2	119136-01-G28	EA	VALANCE ASM - 64.5" STANWICK
2	119333-02-G35	EA	LEG-LEFT - 25" - PLAIN - NO HOLE
2	119333-02-G36	EA	LEG-LEFT - 25" - PLAIN - NO HOLE
2	119333-01-G35	EA	LEG-RIGHT - 25" - PLAIN - NO HOLE
2	119333-01-G36	EA	LEG-RIGHT - 25" - PLAIN - NO HOLE
2	111910-22-G27	EA	BLIND-DAY/NIGHTER - 60" X 28.5" - HORIZON/GRAY MIST (G27)
2	111910-22-G28	EA	BLIND-DAY/NIGHTER - 60" X 28.5" - LINEN BEIGE/ALABASTER (G28)
3	101034-51-G27	EA	CURTAIN-DARTED TAPE TOP & BOTTOM - 19" X 34" - RIGHT
3	101034-51-G28	EA	CURTAIN-DARTED TAPE TOP & BOTTOM - 19" X 34" - RIGHT
3	101034-52-G27	EA	CURTAIN-DARTED TAPE TOP & BOTTOM - 19" X 34" - LEFT
3	101034-52-G28	EA	CURTAIN-DARTED TAPE TOP & BOTTOM - 19" X 34" - LEFT
4	101034-33-G27	EA	CURTAIN-DARTED TAPE TOP & BOTTOM - 21" X 60" - RIGHT
4	101034-33-G28	EA	CURTAIN-DARTED TAPE TOP & BOTTOM - 21" X 60" - RIGHT
4	101034-34-G27	EA	CURTAIN-DARTED TAPE TOP & BOTTOM - 21" X 60" - LEFT
4	101034-34-G28	EA	CURTAIN-DARTED TAPE TOP & BOTTOM - 21" X 60" - LEFT
5	119136-13-G27	EA	VALANCE - 11" X 31.75" - STANWICK - FLAT
5	119136-13-G28	EA	VALANCE - 11" X 31.75" - STANWICK - FLAT
5	084755-57-E07	EA	SHADE ASM-PULL - 27.25"
6	119138-02-G35	EA	VALANCE - 45" BELLINI W/ 1/2" WELT-W/ PEAKS (CENTER QUEEN) (G27)
6	119138-04-G37	EA	VALANCE - 45" BELLINI W/BRAID-W/ PEAKS (CENTER QUEEN)(G28)
6	119138-05-G27	EA	VALANCE - 31" BELLINI W/ 1/2" WELT (TWIN & DOUBLE) (G27)
6	119263-06-G28	EA	VALANCE - 31" BELLINI W/BRAID (TWIN & DOUBLE)(G28)
6	119138-10-G35	EA	VALANCE - 31" BELLINI W/1/2" NON-GATH. WELT (OFF CENTER QUEEN) (G27)
6	119263-07-G28	EA	VALANCE - 31" BELLINI W/BRAID (OFF CENTER QUEEN)(G28)
6	119333-04-G35	EA	LEG-LEFT - 25" - PLAIN - NO HOLE(CENTER QUEEN, TWIN, & DOUBLE)(G27)
6	119333-04-G36	EA	LEG-LEFT - 25" - PLAIN - NO HOLE(CENTER QUEEN, TWIN, & DOUBLE)(G28)
6	119333-03-G35	EA	LEG-RIGHT - 25" - PLAIN - NO HOLE(CENTER QUEEN, TWIN, & DOUBLE)(G27)
6	119333-03-G36	EA	LEG-RIGHT - 25" - PLAIN - NO HOLE(CENTER QUEEN, TWIN, & DOUBLE)(G28)
6	119333-22-G27	EA	LEG-LEFT - 38" - PLAIN - NO HOLE (OFF CENTER QUEEN)(G27)
6	119333-22-G28	EA	LEG-LEFT - 38" - PLAIN - NO HOLE (OFF CENTER QUEEN)(G28)
6	119333-21-G27	EA	LEG-RIGHT - 38" - PLAIN - NO HOLE (OFF CENTER QUEEN)(G27)
6	119333-21-G28	EA	LEG-RIGHT - 38" - PLAIN - NO HOLE (OFF CENTER QUEEN)(G28)
6	111910-25-G27	EA	BLIND-DAY/NIGHTER - 42" X 28.5" (CENTER QUEEN)(G27)
6	111910-25-G28	EA	BLIND-DAY/NIGHTER - 42" X 28.5" (CENTER QUEEN)(G28)
6	111910-19-G27	EA	BLIND-DAY/NIGHTER - 50" X 28" (TWIN & DOUBLE)(G27)
6	111910-19-G28	EA	BLIND-DAY/NIGHTER - 50" X 28" (TWIN & DOUBLE)(G28)
6	111910-21-G27	EA	BLIND-DAY/NIGHTER - 28" X 37" (OFF CENTER QUEEN)(G27)
6	111910-21-F28	EA	BLIND-DAY/NIGHTER - 28" X 37" (OFF CENTER QUEEN)(G28)
7	119138-01-G35	EA	VALANCE - 53" BELLINI (CENTER/OFF CENTER QUEEN)(G27)
7	119138-03-G28	EA	VALANCE - 53" BELLINI (CENTER/OFF CENTER QUEEN)(G28)
7	119138-05-G27	EA	VALANCE - 53" BELLINI (TWIN & DOUBLE)(G27)
7	119138-06-G28	EA	VALANCE - 53" BELLINI (TWIN & DOUBLE)(G28)
7	119333-04-G35	EA	LEG-LEFT - 25" - PLAIN - NO HOLE (CENTER/OFF CENTER QUEEN)(G27)
7	119333-04-G36	EA	LEG-LEFT - 25" - PLAIN - NO HOLE (CENTER/OFF CENTER QUEEN)(G28)
7	119333-03-G35	EA	LEG-RIGHT - 25" - PLAIN - NO HOLE (CENTER/OFF CENTER QUEEN)(G27)
7	119333-03-G36	EA	LEG-RIGHT - 25" - PLAIN - NO HOLE (CENTER/OFF CENTER QUEEN)(G28)
7	119333-37-G35	EA	LEG-RIGHT - 25" - PLAIN - 3.5" DEEP (TWIN & DOUBLE BED)(G27)
7	119333-37-G36	EA	LEG-RIGHT - 25" - PLAIN - 3.5" DEEP (TWIN & DOUBLE BED)(G28)
7	119333-38-G35	EA	LEG-RIGHT - 25" - PLAIN - 3.5" DEEP (TWIN & DOUBLE BED)(G27)
7	119333-38-G36	EA	LEG-RIGHT - 25" - PLAIN - 3.5" DEEP (TWIN & DOUBLE BED)(G28)
7	111910-19-G27	EA	BLIND-DAY/NIGHTER - 50" X 28" (CENTER/OFF CENTER QUEEN)(G27)
7	111910-19-G28	EA	BLIND-DAY/NIGHTER - 50" X 28" (CENTER/OFF CENTER QUEEN)(G28)
7	111910-20-G27	EA	BLIND-DAY/NIGHTER - 28" X 28" (TWIN & DOUBLE BED)(G27)
7	111910-20-G28	EA	BLIND-DAY/NIGHTER - 28" X 28" (TWIN & DOUBLE BED)(G28)
	093487-10-01A	EA	PLEATED - 31" X 100" - BUNK PRIVACY
	076892-23-G07	EA	CURTAIN ASM - 44' X 80' - PLAIN

KEY	PART NUMBER	U/M	DESCRIPTION
1	119138-02-G35	EA	VALANCE - 45" BELLINI W/ 1/2" WELT-W/ PEAKS (CENTER QUEEN) (G27)
1	119138-04-G37	EA	VALANCE - 45" BELLINI W/BRAID-W/ PEAKS (CENTER QUEEN)(G28)
1	119138-05-G27	EA	VALANCE - 31" BELLINI W/ 1/2" WELT (TWIN & DOUBLE) (G27)
1	119263-06-G28	EA	VALANCE - 31" BELLINI W/BRAID (TWIN & DOUBLE)(G28)
1	119138-10-G35	EA	VALANCE - 31" BELLINI W/1/2" NON-GATH. WELT (OFF CENTER QUEEN) (G27)
1	119263-07-G28	EA	VALANCE - 31" BELLINI W/BRAID (OFF CENTER QUEEN)(G28)
1	119333-04-G35	EA	LEG-LEFT - 25" - PLAIN - NO HOLE(CENTER QUEEN, TWIN, & DOUBLE)(G27)
1	119333-04-G36	EA	LEG-LEFT - 25" - PLAIN - NO HOLE(CENTER QUEEN, TWIN, & DOUBLE)(G28)
1	119333-03-G35	EA	LEG-RIGHT - 25" - PLAIN - NO HOLE(CENTER QUEEN, TWIN, & DOUBLE)(G27)
1	119333-03-G36	EA	LEG-RIGHT - 25" - PLAIN - NO HOLE(CENTER QUEEN, TWIN, & DOUBLE)(G28)
1	119333-22-G27	EA	LEG-LEFT - 38" - PLAIN - NO HOLE (OFF CENTER QUEEN)(G27)
1	119333-22-G28	EA	LEG-LEFT - 38" - PLAIN - NO HOLE (OFF CENTER QUEEN)(G28)
1	119333-21-G27	EA	LEG-RIGHT - 38" - PLAIN - NO HOLE (OFF CENTER QUEEN)(G27)
1	119333-21-G28	EA	LEG-RIGHT - 38" - PLAIN - NO HOLE (OFF CENTER QUEEN)(G28)
1	111910-25-G27	EA	BLIND-DAY/NIGHTER - 42" X 28.5" (CENTER QUEEN)(G27)
1	111910-25-G28	EA	BLIND-DAY/NIGHTER - 42" X 28.5" (CENTER QUEEN)(G28)
1	111910-19-G27	EA	BLIND-DAY/NIGHTER - 50" X 28" (TWIN & DOUBLE)(G27)
1	111910-19-G28	EA	BLIND-DAY/NIGHTER - 50" X 28" (TWIN & DOUBLE)(G28)
1	111910-21-G27	EA	BLIND-DAY/NIGHTER - 28" X 37" (OFF CENTER QUEEN)(G27)
1	111910-21-F28	EA	BLIND-DAY/NIGHTER - 28" X 37" (OFF CENTER QUEEN)(G28)



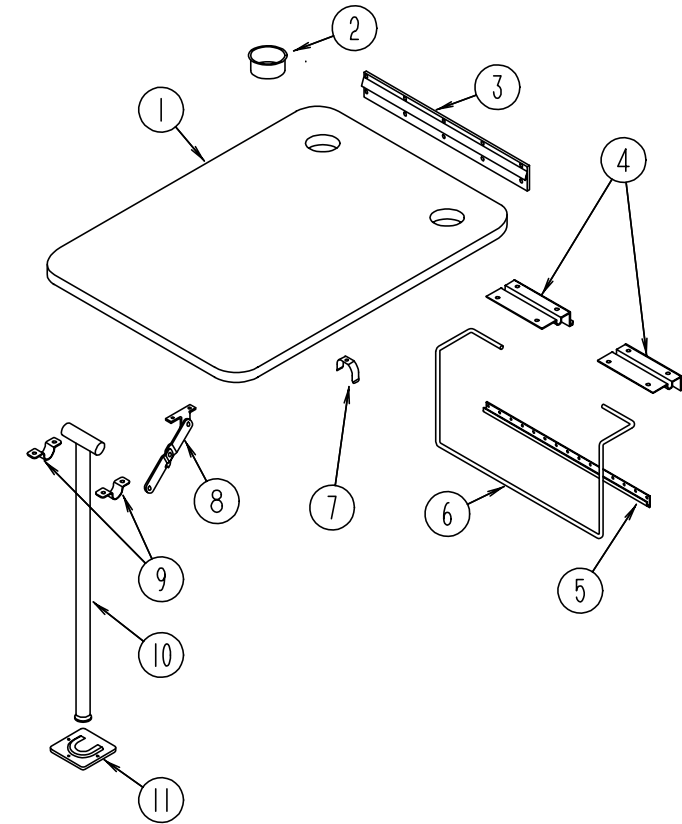
## DINETTE GROUP



### DINETTE CABINETS

KEY	PART NUMBER	U/M	DESCRIPTION
1	111166-03-G27	EA	CABINET-OVERHEAD - W/O DOORS & HARDWARE - DINETTE
1	111166-03-G28	EA	CABINET-OVERHEAD - W/O DOORS & HARDWARE - DINETTE
2	M06803-13-G28	EA	DOOR-CABINET - W/O HARDWARE - 400 X 710MM (MIRROR PANEL)
2	M06803-82-G28	EA	DOOR-CABINET - W/O HARDWARE - 400 X 710MM (WOOD PANEL)
3	109908-09-F28	EA	END CAP-CABINET - OVERHEAD
4	111338-06-G27	EA	PAD-BACKREST - DINETTE - USED ON BOTH SIDES (G27)
4	111338-06-G28	EA	PAD-BACKREST - DINETTE - USED ON BOTH SIDES (G28)
4	111338-06-GA6	EA	PAD-BACKREST - DINETTE - USED ON BOTH SIDES (G28) FROM: 00-00-00 THRU: 10-31-95
5	M06884-07-F28	EA	CABINET-SEATBACK - RIGHT FROM: 00-00-00 THRU: 08-29-95
5	M06836-11-G27	EA	CABINET-SEATBACK - RIGHT FROM: 08-30-95 THRU: 99-99-99
6	M06885-15-G28	EA	CABINET-SEATBASE - RIGHT FROM: 00-00-00 THRU: 08-29-95
6	M06837-11-G27	EA	CABINET-SEATBASE - RIGHT FROM: 08-30-95 THRU: 99-99-99
	112368-32--F28	EA	END CAP-SEATBASE CABINET FROM: 00-00-00 THRU: 08-29-95
	112637-05--F28	EA	END CAP-SEATBASE CABINET FROM: 08-30-95 THRU: 99-99-99
7	M06885-16-F28	EA	CABINET-SEATBASE - LEFT FROM: 00-00-00 THRU: 09-03-95
	M06885-24-G27	EA	CABINET-SEATBASE - LEFT FROM: 09-04-95 THRU: 99-99-99
	112368-33-F28	EA	END CAP-SEATBASE CABINET FROM: 00-00-00 THRU: 09-03-95
	112368-53-G27	EA	END CAP-SEATBASE CABINET FROM: 09-04-95 THRU: 99-99-99

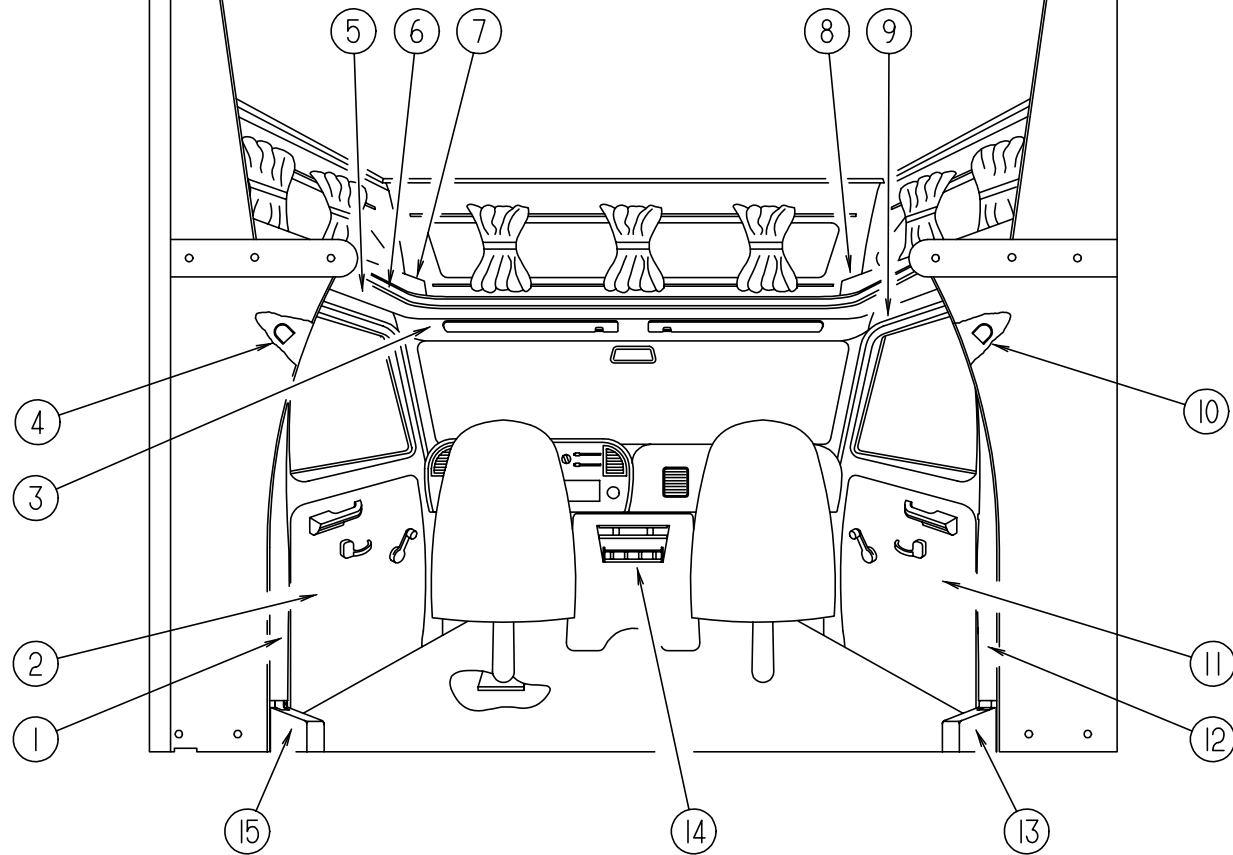
## DINETTE GROUP (CONTINUED)



### DINETTE TABLE

KEY	PART NUMBER	U/M	DESCRIPTION
1	081322-12-F09	EA	TABLE-DINETTE - W/O HARDWARE (G27)
1	081322-12-F29	EA	TABLE-DINETTE - W/O HARDWARE (G28)
2	064781-06-000	EA	HOLDER-CUP - TWO STEP - OFF WHITE
3	053200-12-000	EA	BRACKET-TABLE SUPPORT - UPPER WALL MOUNTED - 23.5" - OFF WHITE
4	088410-02-000	EA	BRACKET-LIFT - TABLE MOUNTED - OFF WHITE
5	024281-14-000	EA	BRACKET-LIFT ROD - LOWER WALL MOUNTED - 22.12" - OFF WHITE
6	024275-12-000	EA	ROD-TABLE LIFT - OFF WHITE
7	024283-01-000	EA	CLIP-LEG - 1" - 1.125" OD - BLACK
8	024282-01-000	EA	BRACE-TABLE LEG - HINGED
9	064050-05-000	EA	HINGE-TABLE LEG - OFF WHITE
10	024276-23-000	EA	LEG-TABLE - METAL - OFF WHITE
11	049493-11-700	EA	CATCH-LEG - FLOOR MOUNTED - 2.5" X 2.7" - METAL - E-COAT
	049493-12-000	EA	CATCH-TABLE LEG - OFF WHITE
	002929-01-001	EA	EXTR - BRACKET TABLE

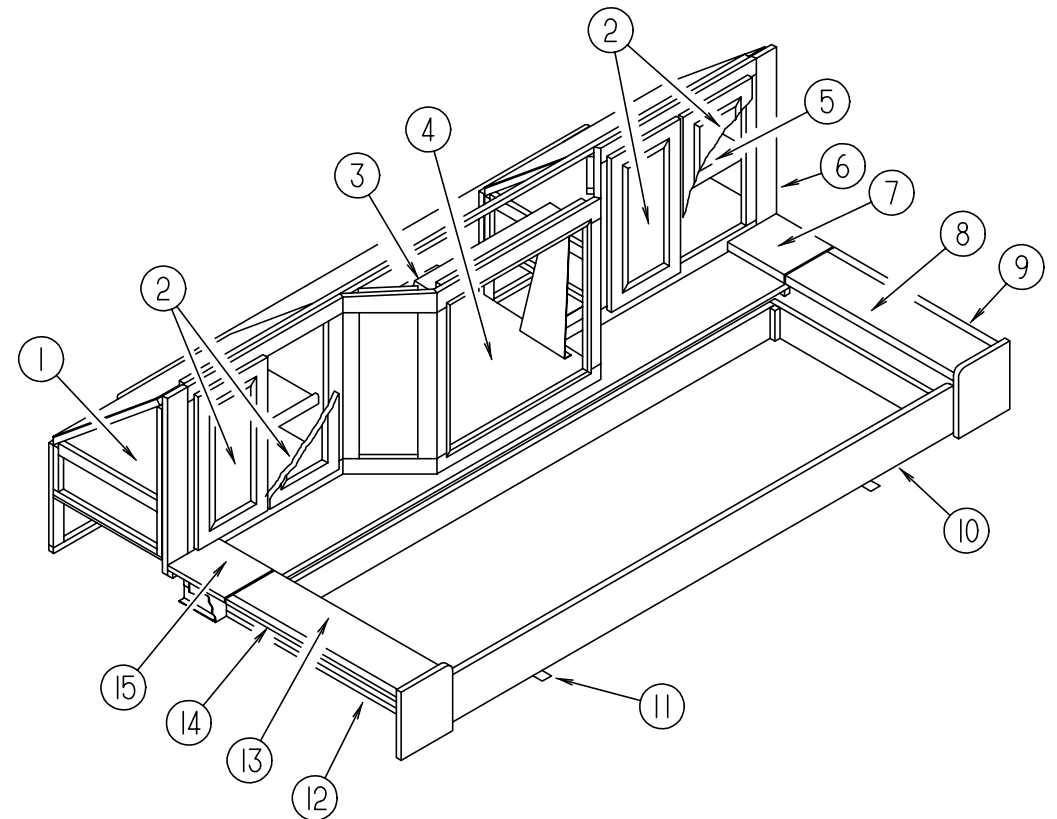
### DRIVERS COMPARTMENT GROUP



DRIVERS COMPARTMENT

KEY	PART NUMBER	U/M	DESCRIPTION
1	106446-02-C03	EA	TRIM ASM-CAB - B-PILLAR - DRIVER SIDE (FORD)
2	109573-02-G27	EA	PANEL-DOOR - FORD - LEFT
3	106448-01-C03	EA	HEADLINER ASM-VINYL (FORD)
	082286-19-F11	EA	SUNVISOR ASM - W/O POCKET
	102377-01-000	EA	BRACKET-SUNVISOR - 1 PIECE - STEEL
	007211-01-000	EA	HINGE-SUNVISOR - 25.5" X 1.5" - METAL
	074012-01-000	EA	CLIP-SUNVISOR - SQUARE - PINCH-ON
4	115038-02-01A	EA	COVER-SEAT BELT - UP - LEFT - OFF WHITE
5	106447-02-C03	EA	TRIM ASM-CAB DOOR - UPPER - DRIVER SIDE (FORD)
6	079800-07-000	EA	TRIM-SLEEPERBOARD - INNER - OFF WHITE
			FROM: 00-00-00 THRU: 09-10-95
6	080742-03-000	FT	INSERT-TRIM - SLEEPER BOARD - VINYL - OFF WHITE
			FROM: 00-00-00 THRU: 06-18-95
6	119520-01-01A	FT	T-MOLDING - 1 W/EDGE LIPS - SFR #
			FROM: 09-11-95 THRU: 99-99-99
	109804-03-G04	EA	CAP ASM-SLEEPERBOARD (G27)
	109804-03-G28	EA	CAP ASM-SLEEPERBOARD (G28)
7	109894-01-G27	EA	CABINET ASM-HAMPER - DRIVER
7	109894-01-G28	EA	CABINET ASM-HAMPER - DRIVER
8	109894-03-G27	EA	CABINET ASM-HAMPER - PASSENGER
8	109894-03-G28	EA	CABINET ASM-HAMPER - PASSENGER
9	106447-01-C03	EA	TRIM ASM-CAB DOOR - UPPER - PASSENGER SIDE (FORD)
	082071-15-G04	EA	COVER ASM - WINGWALL
10	115038-01-01A	EA	COVER-SEAT BELT - UP - RIGHT - OFF WHITE
11	109573-01-G27	EA	PANEL-DOOR - FORD - RIGHT
12	106446-01-C03	EA	TRIM ASM-CAB - B-PILLAR - PASSENGER SIDE (FORD)
13	106431-01-01A	EA	COVER-SEATBELT RECOIL - PASSENGER - OFF WHITE
14	108899-01-F28	EA	TRAY-BEVERAGE - FORD
15	106431-02-01A	EA	COVER-SEATBELT RECOIL - DRIVER - OFF WHITE
	106445-01-C03	EA	TRIM ASM-WINGWALL WRAP - RIGHT
	106445-02-C03	EA	TRIM ASM-WINGWALL WRAP - LEFT
	106025-03-01A	EA	LADDER-BUNK - BLACK - 1197 MM
	106025-01-700	EA	BRACKET SET FOR BUNK LADDER
	091952-01-000	EA	CLIP-GRIPPER - 1"

### DRIVERS COMPARTMENT GROUP (CONTINUED)



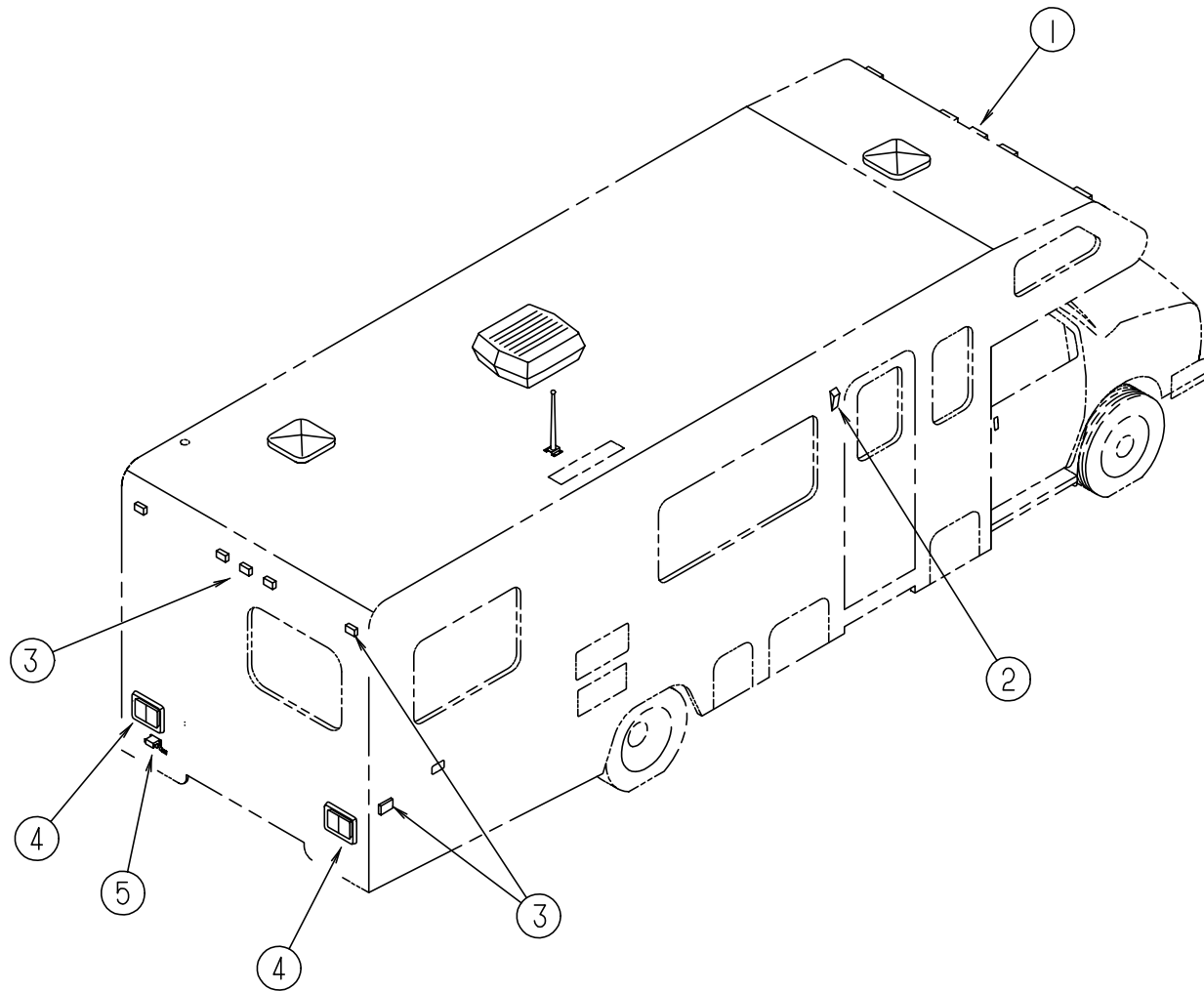
FRONT ENTERTAINMENT CENTER

KEY	PART NUMBER	U/M	DESCRIPTION
1	113156-02-F28	EA	CABINET ASM-ENTERTAINMENT CENTER -SHELF
2	M06803-F1-G28	EA	DOOR-CABINET - W/O HARDWARE - 270 X 505 MM
3	110790-02-000	EA	BRACKET-TIEDOWN -TV
4	111356-01-G28	EA	SHELF ASM-TV
5	113156-01-F28	EA	CABINET ASM-ENTERTAINMENT CENTER - SHELF
6	118603-01-G28	EA	CABINET ASM-ENTERTAINMENT CENTER - FACE
7	113155-11-F09	EA	COUNTERTOP ASM (G27)
7	113155-11-G05	EA	COUNTERTOP ASM (G28)
8	113155-12-G07	EA	COUNTERTOP ASM (G27)
8	113155-12-G05	EA	COUNTERTOP ASM (G28)
9	113155-01-G27	EA	CABINET ASM-ENTERTAINMENT CENTER - STORAGE
9	113155-01-G28	EA	CABINET ASM-ENTERTAINMENT CENTER - STORAGE
10	100847-01-G27	EA	DRAWER ASM-ENTERTAINMENT - FRONT
10	100847-01-G28	EA	DRAWER ASM-ENTERTAINMENT - FRONT
11	093673-01-01A	FT	MOLDING-BODY - OFF WHITE
12	113155-02-G27	EA	CABINET ASM-ENTERTAINMENT CENTER - STORAGE
12	113155-02-G28	EA	CABINET ASM-ENTERTAINMENT CENTER - STORAGE
13	113155-18-G07	EA	COUNTERTOP ASM (G27)
13	113155-18-G05	EA	COUNTERTOP ASM (G28)
14	113155-21-F09	EA	COUNTERTOP ASM - STATIONARY (G27)
14	113155-21-G05	EA	COUNTERTOP ASM - STATIONARY(G28)
15	113155-19-F09	EA	COUNTERTOP ASM (G27)
15	113155-19-G05	EA	COUNTERTOP ASM (G28)
	106699-01-01A	EA	BRACKET-CABINET - OVERHEAD - TV - OFF WHITE

### INSTRUMENT CLUSTERS & BATTERY SWITCH

KEY	PART NUMBER	U/M	DESCRIPTION
	094795-09-000	EA	CLUSTER-INSTRUMENT PANEL - KM - 95E350 GAS/DSL - FORD F5UZ-10849-B
	100138-01-000	EA	MODULE-DAYTIME RUNNING LIGHT
	108357-09-000	EA	SWITCH-ROCKER - SPDT ON/NONE/MOM - CARLING V5D1000B-0
	108357-06-000	EA	ROCKER SWITCH - DPDT MOM/OFF/MOM - CARLING VLD1000B-0

## ELECTRICAL GROUP



### EXTERIOR LIGHTS

KEY	PART NUMBER	U/M	DESCRIPTION
1	111102-01-000	EA	LAMP-MARKER - BASE - TRIPLEX 117XAS
1	111102-02-000	EA	LAMP-MARKER - LENS - AMBER - TRIPLEX 118A
	036196-01-000	EA	BULB - 12V - #194 - .27AMP - BAYONETTE
2	097917-01-06A	EA	LIGHT-PORCH - ENTRY DOOR - BRIGHT WHITE
2	097917-01-700	EA	LENS-LIGHT - PORCH
2	008215-01-000	EA	BULB - 12V - #1003 - .94AMP
	008089-02-000	EA	LIGHT-PORCH - RECESSED - CANADIAN
2	008089-01-700	EA	LENS-LIGHT - PORCH - CSA
2	008215-01-000	EA	BULB - 12V - #1003 - .94AMP
3	111102-01-000	EA	LAMP-MARKER - BASE - TRIPLEX 117XAS
3	111102-03-000	EA	LAMP MARKER - LENS -RED - TRIPLEX 117R
	036196-01-000	EA	BULB - 12 V - NO. 57 - .24 AMP
4	081638-01-000	EA	TAILLIGHT-DOUBLE - W/BLACK TRIM - DRIVER & PASSENGER SIDE
	037934-01-000	EA	BULB # 1156 (BACK UP & TURN SIGNAL)
	037935-01-000	EA	BULB # 2057 OR #1157 (BRAKE LIGHT)
4	081638-01-700	EA	LENS-TAILLIGHT - RED - BARGMAN 30-84-010
4	081638-01-701	EA	LENS-TAILLIGHT - W/BACKUP - BARGMAN 30-84-700
	008215-01-000	EA	BULB - 12V - #1003 - .94AMP
	103355-01-05A	EA	POD-TAILLIGHT - BRIGHT WHITE
5	066432-02-000	EA	LIGHT-LICENSE BLACK
	066432-03-000	EA	BRACKET-LICENSE PLATE - BARGMAN 30-60-030

## ELECTRICAL GROUP (CONTINUED)

### FUSES & CIRCUIT BREAKERS

KEY	PART NUMBER	U/M	DESCRIPTION
	062901-02-000	EA	FUSE - 5 AMP-AUTOMOTIVE
	062901-05-000	EA	FUSE - 15 AMP-AUTOMOTIVE
	008235-01-000	EA	FUSE - 15 AMP-AUTOMOTIVE-12V
	100341-01-000	EA	FUSE HOLDER-IN LINE TYPE
	093654-01-000	EA	BREAKER-CIRCUIT - 6 AMP - HOUSE CONTROL PANEL
	093654-03-000	EA	BREAKER-CIRCUIT - 20A - 12V - USD 17420-4E12A2A
	083209-02-000	EA	BREAKER-CIRCUIT - 15/15AMP - 120V - BW - 0-15/15
	083209-03-000	EA	BREAKER-CIRCUIT - 15/20AMP - 120V - BW - 0-15/20
	083209-04-000	EA	BREAKER-CIRCUIT - 30A - 120V - BW L-30
	083209-06-000	EA	BREAKER-CIRCUIT - 30/15 AMP - 120V - BW D-30/15
	093655-01-000	EA	CIRCUIT BREAKER-25A - 12V - USD 17425-4E03A2A
	093655-02-000	EA	BREAKER-CIRCUIT - 30 AMP - HOUSE CONTROL PANEL
	107165-01-01A	EA	BOX-CIRCUIT BREAKER MOUNT - 14.6" X 4" - BLACK PLASTIC
	108669-01-000	EA	HOUSING-AUTO FUSE HOLDER, PACKARD 12010105

### POWER CONVERTER & INVERTER

KEY	PART NUMBER	U/M	DESCRIPTION
	109171-01-000	EA	CONVERTER - 40 AMP - ELECTRONIC - MAGNETEK 7240X
	099048-02-000	EA	INVERTER - 100 WATT - DIMEN DUI - 12 100TLW
	113132-01-000	EA	LOAD CENTER - 120 / 240V - 60 AMP

### SWITCHES

KEY	PART NUMBER	U/M	DESCRIPTION
	087202-01-000	EA	SWITCH-4 POSITION - W/KNOB
	108355-01-000	EA	HOUSING-SWITCH - CARLING VCH
	108356-02-01A	EA	ACTUATOR-SWITCH - DIMPLE II-CARLING VVAZC00 BLACK (WATER PUMP)
	108357-08-000	EA	SWITCH-ROCKER - DPDT - ON/NONE/ON - CARLING VDD1S00C-0 (WATER PUMP)
	108357-11-01A	EA	ACTUATOR-SWITCH GROOVES III - CARLING VVCZCXX-SW1
	108357-09-000	EA	ROCKER SWITCH, SPDT ON/NONE/MOM - CARLING V5D1000B-0
	108356-07-01A	EA	ACTUATOR-SWITCH DIMPLE II - CARLING VVAZCXX-XWB (AUX BATTERY)
	081994-06-000	EA	PLATE-SWITCH - AUX BATTERY ON DASH
	054250-04-000	EA	COVER-ANGLED - W/O HOLE - 3.6" X 4.5" - PLASTIC - OFF WHITE
	116995-01-000	EA	SWITCH/MAGNET - ELECTRIC STEP
	095188-01-01A	EA	SPACER-SWITCH - 2.3" X 3.4" - PLASTIC - DARK BROWN
	102568-01-E37	EA	SPACER-RECEPTACLE - SIDEWALL

### ELECTRIC BOXES, COVERS & POWER CORDS

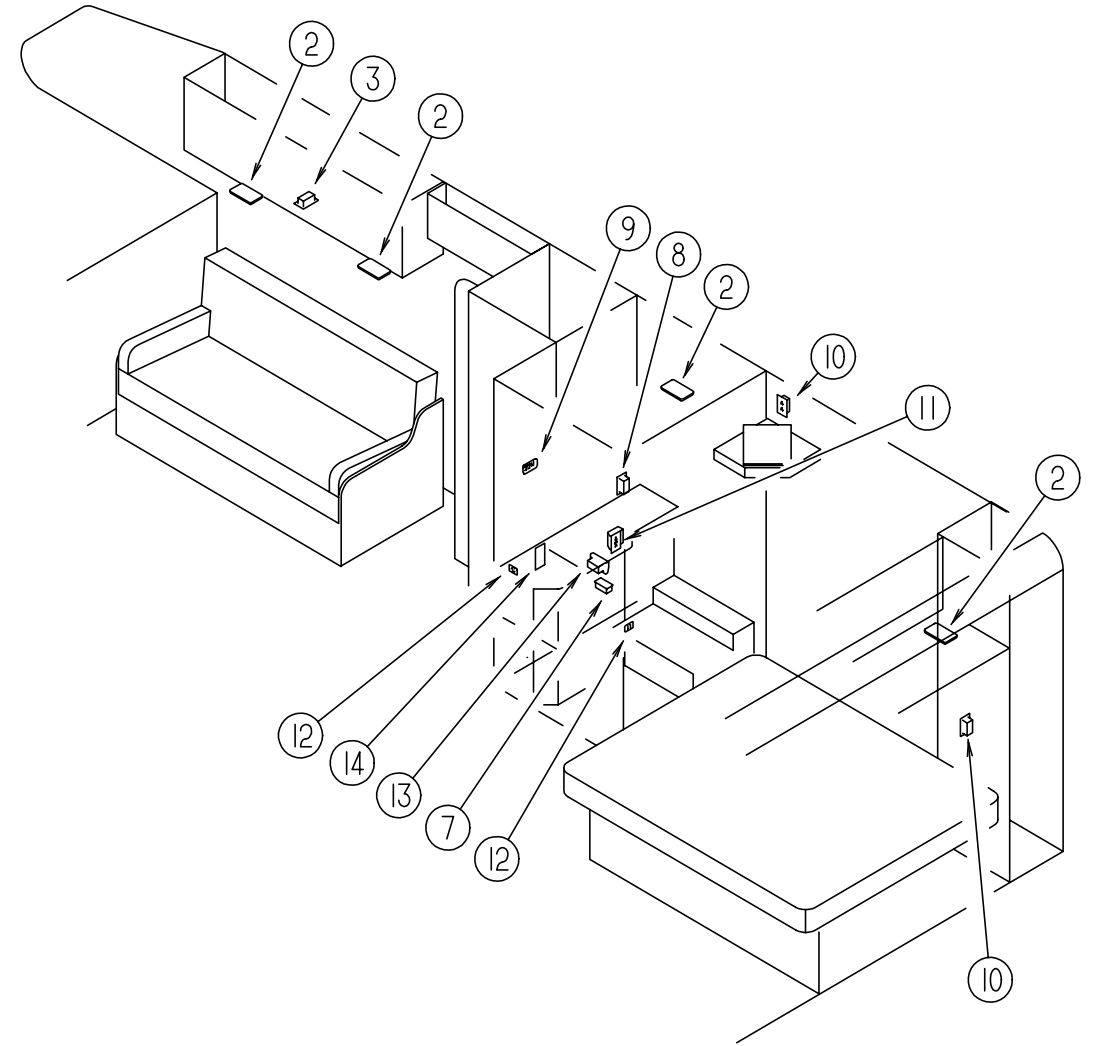
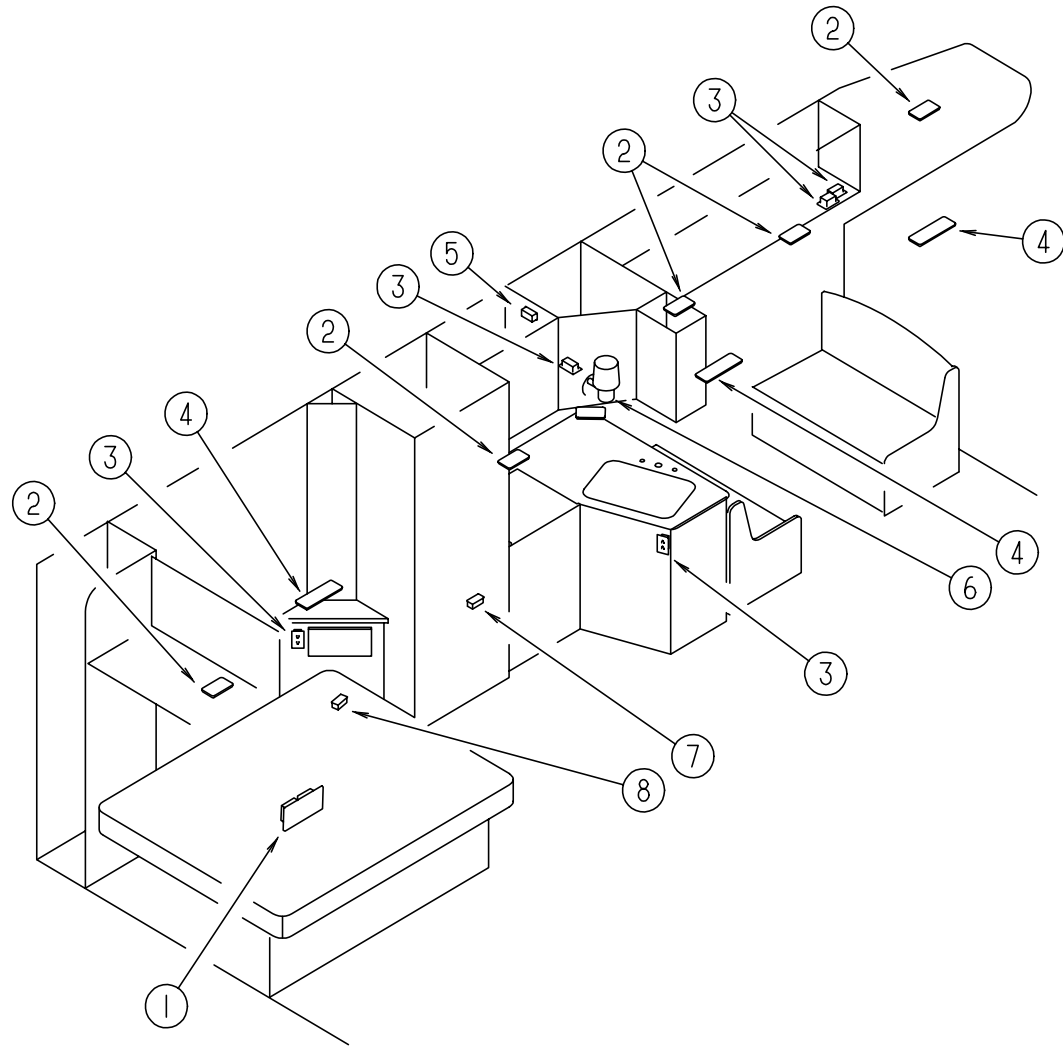
KEY	PART NUMBER	U/M	DESCRIPTION
	107165-01-01A	EA	BOX-CIRCUIT BREAKER MOUNT - 14.6" X 4" - BLACK PLASTIC
	107165-03-01A	EA	BOX-CIRCUIT BREAKER MOUNT BLACK
	008289-01-000	EA	BOX-ELECTRIC - STEEL - 1/2" AND 3/4" KNOCKOUTS - 4" X 4"
	008289-02-000	EA	BOX-ELECTRICAL - 4" X 4" - 1/2" & 3/4" KNOCKOUTS - CANADIAN
	091910-02-000	EA	BOX-ELECTRIC - 57 X 88MM - PLASTIC
	093257-02-000	EA	BOX-ELECTRIC - CIRCUIT BREAKER - B & W RV80-9
	093603-01-000	EA	BOX-ELECTRIC - STEEL - 4" X 2 1/8" X 2 1/8"
	008054-01-000	EA	CORD-POWER - 10/3 - 30 AMP - 25'
	008052-01-000	EA	CORD-POWER - 10/3 - 30 AMP - 25' - CANADIAN
	069238-01-000	EA	COVER-ELECTRICAL BOX - W/HOLE - 4" X 4" - GRAY
	008294-01-000	EA	COVER-ELECTRICAL BOX - BLANK/STEEL - 4" X 4" - GRAY

### RELAY HOUSING & SOLENOID

KEY	PART NUMBER	U/M	DESCRIPTION
	063910-01-000	EA	HOUSING-RELAY - BOSCH 3 334 485 008
	008188-01-000	EA	SOLENOID - 3 POST - BATTERY CHANGE OVER
	086273-01-000	EA	RELAY-BATTERY DISCONNECT
	088473-07-000	EA	HOUSING-PIN - 5 CAVITY - AMP 1-480763-0
	088474-02-000	EA	HOUSING SOCKET - 12 CAVITY - AMP 1-480711-0

## ELECTRICAL GROUP (CONTINUED)

### LIGHTS, SWITCHES, & RECEPTACLES



KEY	PART NUMBER	U/M	DESCRIPTION
1	024924-02-000	EA	RECEPTACLE-POWER CORD - W/PARTIAL PLATE
2	098024-01-01A	EA	LIGHT-DOME - 1 BULB - US - IVORY
2	008218-01-000	EA	BULB-DOME LIGHT - 12V - NUMBER 1141
2	098024-01-700	EA	LENS-DOME LIGHT
3	058708-01-000	EA	RECEPTACLE-ELECTRIC - DOUBLE - BROWN
4	098024-03-01A	EA	LIGHT-DOME - 2 BULB - IVORY
4	008218-01-000	EA	BULB-DOME LIGHT - 12V - NUMBER 1141
4	098024-01-700	EA	LENS-DOME LIGHT
5	058708-05-000	EA	RECEPTACLE-SINGLE - BROWN - WIRECON WDR15BRS
6	065202-38-000	EA	LAMP-WALL - 51-543 X YZ3 (TUSCIN) - RB GUSTAFSON
6	065201-12-000	EA	SHADE-LAMP - FABRIC - WHITE SWIRL
6	067479-01-000	EA	BULB - 12V - NUMBER 1076
7	058707-02-000	EA	RECEPTACLE-BLANK - JUNCTION WIRECON WDJ20BR
8	058707-01-000	EA	RECEPTACLE-ELECTRIC - SINGLE - BROWN
9	098351-05-01A	EA	PLATE-SWITCH - 3 GANG-POLISH BRASS-W/LABEL-JENSEN-W/ ELECTRIC STEP
9	079364-01-000	EA	SWITCH-ON/OFF ROCKER - 2 PRONGS - BROWN - W/ ELECTRIC STEP
9	095188-02-01A	EA	SPACER-SWITCH - 2.3" X 4.1" - PLASTIC - DARK BROWN - W/ ELECTRIC STEP
10	058708-02-000	EA	RECEPTACLE-ELECTRIC - DOUBLE - IVORY
11	084076-02-000	EA	RECEPTACLE-GFI -15A - 125V BROWN - LEVITON 6599-B
12	098351-01-01A	EA	PLATE-SWITCH - 1 GANG - POLISHED BRASS

KEY	PART NUMBER	U/M	DESCRIPTION
12	079364-01-000	EA	SWITCH-ON/OFF ROCKER - 2 PRONGS - BROWN
12	095188-01-01A	EA	SPACER-SWITCH - 2.3" X 3.4" - PLASTIC - DARK BROWN
13	112822-01-01A	EA	RECEPTACLE-DUPLEX - IVORY
13	112824-01-03A	EA	COVER-EXTERIOR DUPLEX RECEPTACLE - B/W - P&S 3780-SC-WH
14	098351-07-01A	EA	PLATE-SWITCH - GEN SW - JENSEN-BRASS - POLISH
14	108357-06-000	EA	ROCKER SWITCH, DPDT MOM/OFF/MOM - CARLING VLD1000B-0
	086280-01-000	EA	LIGHT-SURFACE MOUNT - 12V - JENSEN 1236
	086280-01-700	EA	BULB - 12 VOLT - 6 WATT
	087202-01-000	EA	SWITCH-4 POSITION - W/KNOB
	108355-01-000	EA	HOUSING-SWITCH - CARLING VCH
	108356-02-01A	EA	ACTUATOR-SWITCH - DIMPLE II-CARLING VVAZC00 BLACK (WATER PUMP)
	108357-08-000	EA	SWITCH-ROCKER - DPDT - ON/NONE/ON - CARLING VDD1S00C-0 (WATER PUMP)
	108356-11-01A	EA	ACTUATOR-SWITCH GROOVES III - CARLING VVCZCXX-SW1
	108357-09-000	EA	ROCKER SWITCH - SPDT ON/NONE/MOM - CARLING V5D1000B-0
	108356-07-01A	EA	ACTUATOR-SWITCH DIMPLE II - CARLING VVAZCXX-XWB (AUX BATTERY)
	081994-06-000	EA	PLATE-SWITCH - AUX BATTERY ON DASH
	054250-04-000	EA	COVER-ANGLED - W/O HOLE - 3.6" X 4.5" - PLASTIC - OFF WHITE
	116995-01-000	EA	SWITCH/MAGNET - ELECTRIC STEP
	104172-01-01A	EA	LIGHT-BULLET - BEIGE - #787 SERIES
	104172-01-01A	EA	LIGHT-DESIGNER - BRASS - #81-905
	104173-01-700	EA	BULB

## ELECTRICAL GROUP (CONTINUED)

### CONDUIT, CONNECTORS, HOUSINGS & TERMINALS

KEY	PART NUMBER	U/M	DESCRIPTION
	077479-01-000	EA	BOOT-BATTERY TERMINAL - DOUBLE CABLE
	077479-02-000	EA	BOOT-BATTERY TERMINAL - SINGLE CABLE
	087949-01-000	EA	BUSS BAR - 2 POSITION - .6' X 1.5" - ALUMINUM
	041953-01-000	FT	CONDUIT-CONVOLUTE SLIT - .5" ID
	041953-03-000	FT	CONDUIT-CONVOLUTE SLIT - 1" ID (CLOTHES ROD COVER)
	041953-04-000	FT	CONDUIT-CONVOLUTE SLIT - .50"ID
	041953-05-000	FT	CONDUIT-CONVOLUTE SOLID - .62" ID
	041953-06-000	FT	CONDUIT-CONVOLUTE SLIT - .375" ID
	041953-07-000	FT	CONDUIT-CONVOLUTE SLIT - .25" ID
	041953-08-000	FT	CONDUIT-CONVOLUTE SLIT - 1.50" ID
	041953-09-000	FT	CONDUIT-CONVOLUTE SLIT - .50" ID
	041953-10-000	FT	CONDUIT-CONVOLUTE SLIT - .75" ID
	041953-12-000	FT	CONDUIT-CONVOLUTE - NON SLIT 1.1" ID
	008355-01-000	EA	CONNECTOR-CABLE CLAMPING - 3/4"
	058028-01-000	EA	CONNECTOR-ELECTRICAL PIGTAIL - NYLON - CLEAR
	088475-01-000	EA	CONNECTOR-PIN - 14 TO 20 AWG
	088475-02-000	EA	CONNECTOR-PIN - 10 TO 12 AWG
	008356-01-000	EA	CONNECTOR-PLASTIC - 3/8" AVG
	088476-01-000	EA	CONNECTOR-SOCKET - BRASS - PRE-TIN
	088476-02-000	EA	CONNECTOR-SOCKET - 12-10 GA - PHOS. BRZ - PRE-TIN
	008311-01-000	EA	CONNECTOR-WIRE NUT - INSULATED - RED
	008314-01-000	EA	CONNECTOR-WIRE NUT - INSULATED - GRAY
	088473-03-000	EA	HOUSING-PIN - 9 POSITION
	088473-05-000	EA	HOUSING-PIN - 6 POSITION (SINGLE ROW)
	088473-06-000	EA	HOUSING-PIN - 6 POSITION (TWO ROWS OF THREE)
	088473-07-000	EA	HOUSING-PIN - 5 CAVITY - AMP 1-480763-0
	088473-08-000	EA	HOUSING-PIN - 4 POSITION
	088473-09-000	EA	HOUSING-PIN - 3 POSITION (SINGLE ROW)
	088473-10-000	EA	HOUSING-PIN - 2 POSITION
	088474-02-000	EA	HOUSING-SOCKET - 12 CAVITY - AMP 1-480711-0
	088474-03-000	EA	HOUSING-SOCKET - 9 CAVITY - AMP 1-480707-0
	088474-06-000	EA	HOUSING-SOCKET - 6 CAVITY - AMP 1-480705-0
	088474-07-000	EA	HOUSING-SOCKET - 5 CAVITY - AMP 1-480764-0
	088474-08-000	EA	HOUSING-SOCKET - 4 CAVITY - AMP 1-480703-0
	088474-09-000	EA	HOUSING-SOCKET - 3 CAVITY - AMP 1-480701-0
	088474-10-000	EA	HOUSING-SOCKET - 2 CAVITY - AMP 1-480699-0
	007956-05-000	EA	INSULATOR-SHRINK .25IDX1.50 - BLACK
	007940-01-000	EA	RECEPTACLE-SLIDE - 16 TO 12 AWG - FEMALE END
	080015-02-000	EA	RECEPTACLE-FLAG - .185 - 16/14 GA - AMP 3
	080015-03-000	EA	RECEPTACLE-FLAG - .250 - 14/16 GA
	008326-01-000	EA	TERMINAL-RING - 16/14 WIRE - 3/8" STUD
	008328-01-000	EA	TERMINAL-RING - 12/10 WIRE - #10 STUD FIT
	008331-01-000	EA	TERMINAL-RING - TONGUE - #4 WIRE - 3/8" STUD -COPPER
	008348-01-000	EA	TERMINAL-RING - 3/8" STUD - #2 WIRE
	035416-04-000	EA	TERMINAL-RING - #10 STUD FIT - INSULATED BARREL #16/14
	047443-01-000	EA	TERMINAL - .250 RECEPTACLE FIT - INSULATED - 16/14 AWG
	102777-02-000	EA	TERMINAL-RING - #6 STUD - 10 AWG
	106655-01-000	EA	TERMINAL-FUSE BLOCK,14-16AWG - PACKARD 12020321

### WIRING ASSEMBLIES

KEY	PART NUMBER	U/M	DESCRIPTION
	103328-06-000	EA	WIRE ASM-PUMP - EXTERIOR SHOWER
	106851-01-000	EA	WIRE ASM-DAYTIME RUNNING LIGHTS - W/FUSE (CANADIAN)
	105306-01-000	EA	WIRE ASM-MONITOR PANEL ADAPT
	097618-01-000	EA	WIRE ASM-MONITOR PANEL - W/4 WIRES & BLACK RESISTOR - LVS
	096449-01-000	EA	WIRE ASSEMBLY-WATER TANK TO MONITOR PANEL
	116894-01-000	EA	WIRE ASSEMBLY-SPEED SENSOR EXTENDED - JFB L-322B
	073328-B4-000	EA	CABLE ASSEMBLY-BATTERY, W/TERMINALS
	090986-01-000	EA	WIRE ASM-ELECTRIC STEP, KWIKEE 9009

## EXTERIOR BODY GROUP

### FIBERGLASS, STYROFOAM & ALUMINUM CHANNEL

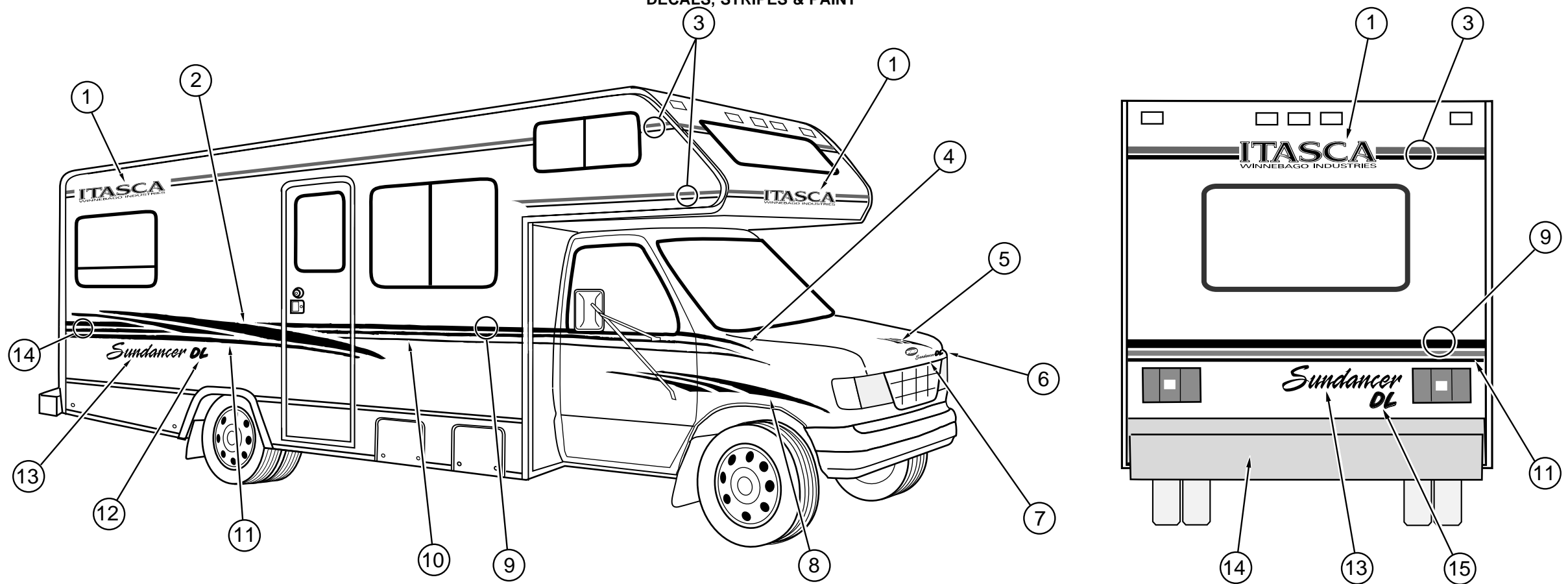
KEY	PART NUMBER	U/M	DESCRIPTION
	100619-01-000	BF	EXPANDED FOAM SHEET - 48" X 96" X 1.34"
	100619-02-000	BF	FOAM-EXPANDED POLYSTYRENE - 48" X 96" X 1.5"
	100619-04-000	BF	FOAM-EXPANDED POLYSTYRENE - 48" X 96" X .5
	100619-05-000	BF	FOAM-EXPANDED POLYSTYRENE - 48" X 96" X .75"
	117754-01-02A	EA	FIBERGLASS-SHEET - 328 X 2448 MM - BRIGHT WHITE
	077517-62-000	EA	SHEET-FIBERGLASS - FLAT - 48" X 96" - BRIGHT WHITE
	076054-P9-000	EA	SHEET-FIBERGLASS - 950 X 2591 MM - BRIGHT WHITE
	076054-R1-000	EA	SHEET-FIBERGLASS - 609 X 1624 MM - BRIGHT WHITE
	076054-P1-000	SF	FIBERGLASS COIL - 2570 X 152400 MM - FILON - ROOF - BRIGHT WHITE
	000870-08-000	SF	STYROFOAM-PLANED - .75 X 48" X 96" - INCREMENTS OF 32 SF
	083574-06-000	SF	STYROFOAM - 3/4" X 48" X 108" - INCREMENTS OF 32 SF
	068716-01-001	EA	BRACE-90 DEGREE L-ANGLE - 192" - EXTRUDED ALUMINUM
	033381-17-001	FT	TUBING-STEEL - 16GA 1.5" X 1.5" X 288" - HOT FORMED ASTM A50
	055278-51-259	FT	TUBING-STEEL - .75" X 1.5" X 288"
	044487-01-001	EA	ALUMINUM SHEET - .019" X 96" X 360" - MILL FINISH
	044487-01-002	EA	ALUMINUM SHEET - .24" X 96" X 432" - OFF WHITE
	002726-01-001	EA	U-CHANNEL-GARNISH - 1.38" X 19' - SERRATED - MILL ALUMINUM
	002766-01-001	EA	ANGLE-EXTRUDED - 1" X 1.5" X 17' - ALUMINUM
	089297-01-000	SF	PLYWOOD-LUAN - OVERLAY GRADE - 4' X 8' - INC OF 32 SF

### RUNNING BOARDS

KEY	PART NUMBER	U/M	DESCRIPTION
	106461-06-01A	EA	RUNNING BOARD-FORD - PASSENGER - BRIGHT WHITE
	106461-07-01A	EA	RUNNING BOARD-FORD - DRIVER - BRIGHT WHITE
	106461-03-000	EA	HARDWARE-KIT - RUNNING BOARD
	106461-04-000	EA	TRIM - RUNNING BOARD - SET/2
	106461-05-000	EA	NON SKID STRIP- RUNNING BOARD - SET/6

## EXTERIOR BODY GROUP (CONTINUED)

### DECALS, STRIPES & PAINT



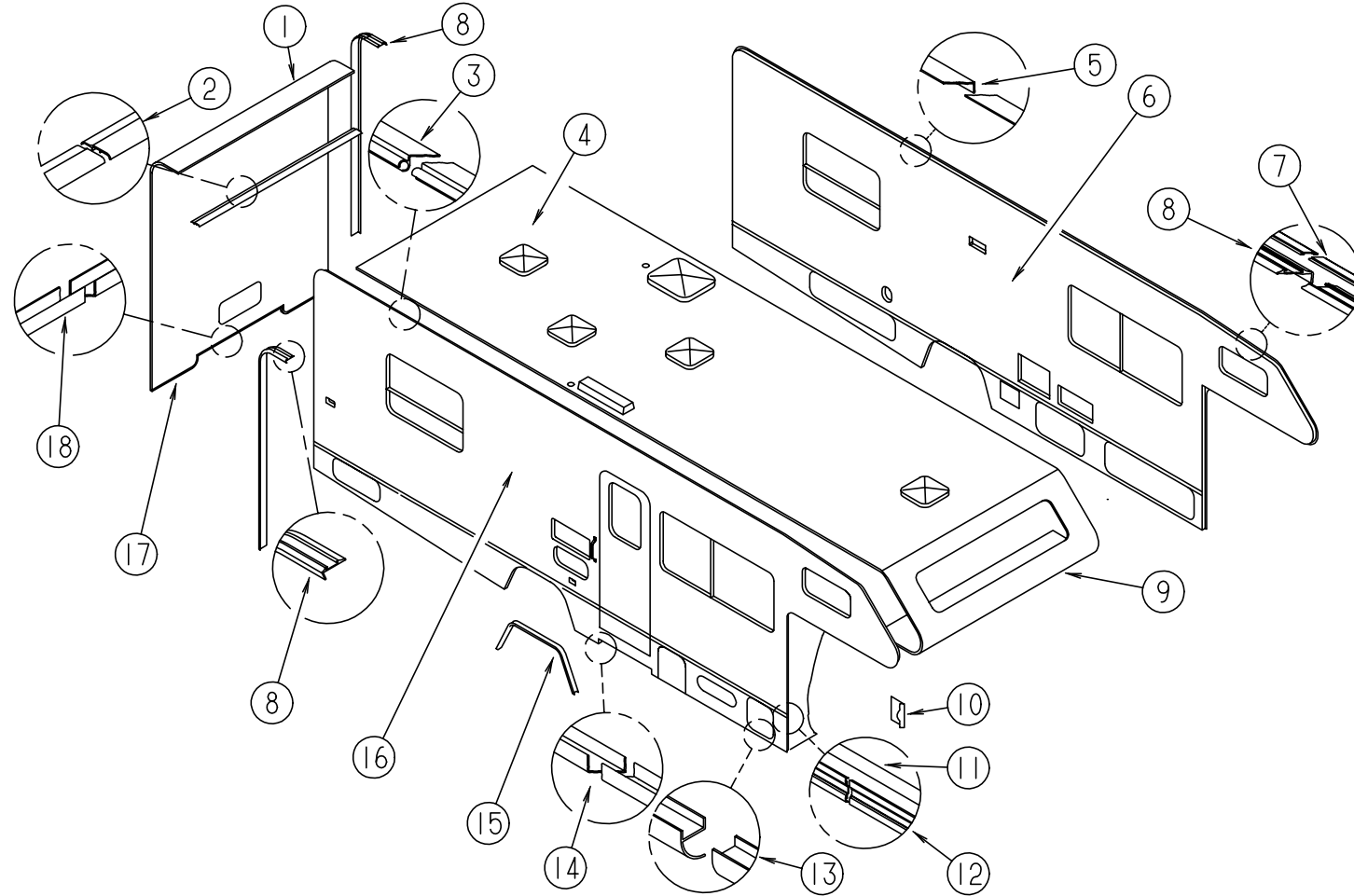
KEY	PART NUMBER	U/M	DESCRIPTION
1	118793-01-01A	EA	DECAL-LOGO - ITASCA - BLUE LAGOON/BLUE LAGOON
	117018-01-01A	EA	DECAL-LOGO - WINNEBAGO INDUSTRIES - BLUE LAGOON
2	117019-01-01A	EA	DECAL-SLASH - DRIVER - BLUE LAGOON/CASS/RASPBERRY
	117019-02-01A	EA	DECAL-SLASH - PASSENGER - BLUE LAGOON/CASS/RASPBERRY
3	105781-43-01A	FT	FILM-MULTISTRIPE 57.2 MM X 150' - BLUE LAGOON/CASSIS
4	117022-01-01A	EA	DECAL-END CAP - DRIVER - BLUE LAGOON/CASS/RASPBERRY
	117022-02-01A	EA	DECAL-END CAP - PASSENGER - BLUE LAGOON/CASS/RASPBERRY
5	117021-01-01A	EA	DECAL-SLASH - HOOD - BLUE LAGOON/CASS/RASPBERRY
6	106002-04-01A	EA	DECAL-LOGO - DL - SMALL - BLUE LAGOON
7	110869-03-01A	EA	DECAL-LOGO - SUNDANCER - BLUE LAGOON
8	117020-01-01A	EA	DECAL-SLASH - CAB - DRIVER - BLUE LAGOON/CASS/RASPBERRY
	117020-02-01A	EA	DECAL-SLASH - CAB - PASSENGER - BLUE LAGOON/CASS/RASPBERRY
9	105781-44-01A	FT	FILM-MULTISTRIPE 101.6 MM X 150 FT - BLUE LAGOON/CASSIS
10	093681-42-03A	FT	FILM-19.1 MM X 150 FT - RASPBERRY
11	093681-37-02A	FT	FILM-57.2 MM X 150 FT - RASPBERRY
12	106002-03-01A	EA	DECAL-LOGO - DL - LARGE - BRIGHT WHITE/BLUE LAGOON
13	110869-01-03A	EA	DECAL-LOGO - SUNDANCER - LARGE - BRIGHT WHITE/BLUE LAGOON
14	099399-17-000	GL	PAINT - TITANIUM METALLIC
15	106002-03-01A	EA	DECAL-LOGO - DL - LARGE - BRIGHT WHITE/BLUE LAGOON
	099399-23-700	EA	PAINT-SPRAY-BRIGHT WHITE - WHITE ENAMEL
	041561-03-000	EA	PAINT-16OZ SPRAY-OFF WHITE - ACRYLIC ENAMEL
	083581-03-000	GL	PAINT-OFF WHITE - USE DUPONT L8723 TO OBTAIN LOCALLY

#### DUPONT COLOR CODES

OFF WHITE	L8723A
BRIGHT WHITE	B8951
BLUE LAGOON	
RASPBERRY	
CASS	

## EXTERIOR BODY GROUP (CONTINUED)

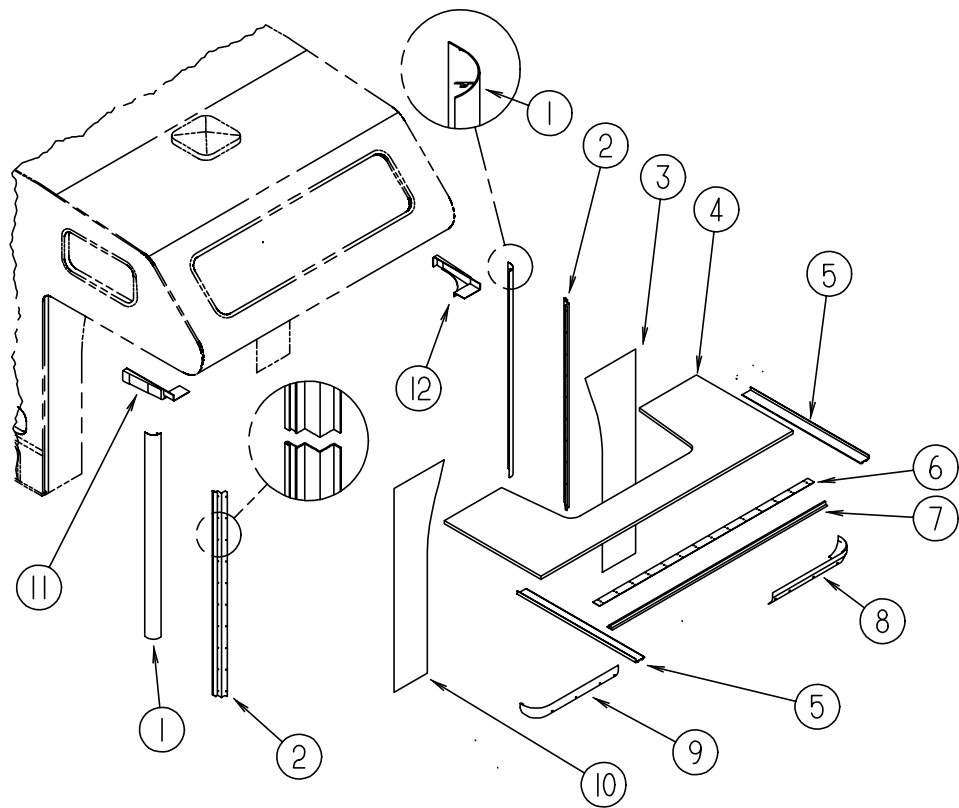
### BODY PANELS & TRIMS



KEY	PART NUMBER	U/M	DESCRIPTION
1	P18506-01-G27	EA	BACKWALL ASM - CENTER/QUEEN
1	P18506-01-G28	EA	BACKWALL ASM - CENTER/QUEEN
1	P18506-05-G27	EA	BACKWALL ASM - CENTER/QUEEN (HEAVY DUTY CHASSIS)
1	P18506-05-G28	EA	BACKWALL ASM - CENTER/QUEEN (HEAVY DUTY CHASSIS)
1	P18506-02-G27	EA	BACKWALL ASM - TWIN BED
1	P18506-02-G28	EA	BACKWALL ASM - TWIN BED
1	P18506-06-G27	EA	BACKWALL ASM - TWIN BED (HEAVY DUTY CHASSIS)
1	P18506-06-G28	EA	BACKWALL ASM - TWIN BED (HEAVY DUTY CHASSIS)
1	P18506-03-G27	EA	BACKWALL ASM - QUEEN BED
1	P18506-03-G28	EA	BACKWALL ASM - QUEEN BED
1	P18506-07-G27	EA	BACKWALL ASM - QUEEN BED (HEAVY DUTY CHASSIS)
1	P18506-07-G28	EA	BACKWALL ASM - QUEEN BED (HEAVY DUTY CHASSIS)
1	P18506-04-G27	EA	BACKWALL ASM - DOUBLE BED
1	P18506-04-G28	EA	BACKWALL ASM - DOUBLE BED
1	P18506-08-G27	EA	BACKWALL ASM - DOUBLE BED (HEAVY DUTY CHASSIS)
1	P18506-08-G28	EA	BACKWALL ASM - DOUBLE BED (HEAVY DUTY CHASSIS)
2	078580-02-000	EA	TRIM-ROOF TO BACKWALL/FRONT CAP - MILL FINISH
3	100483-02-02A	EA	TRIM-CONTOUR - ROOF (AWNING) - BRIGHT WHITE
	099583-55-004	EA	AWNING RAIL - 3400 MM - BRIGHT WHITE
4	P18503-02-G07	EA	ROOF ASM
5	096864-02-02A	EA	TRIM-CONTOUR - ROOF TO SIDEWALL - 133.8" - BRIGHT WHITE
6	P18505-02-G27	EA	SIDEWALL ASM-LEFT
6	P18505-02-G28	EA	SIDEWALL ASM-LEFT
6	P18505-04-G27	EA	SIDEWALL ASM-LEFT (HEAVY DUTY CHASSIS)
6	P18505-04-G28	EA	SIDEWALL ASM-LEFT (HEAVY DUTY CHASSIS)
6	064675-54-004	EA	STEEL-ANGLE ROOF JOINT 545MM - OFF WHITE

KEY	PART NUMBER	U/M	DESCRIPTION
7	105312-01-07A	FT	INSERT-FEATURE STRIP - VINYL - BRIGHT WHITE
8	096854-01-02A	EA	TRIM-CONTOUR - W/O VINYL INSERT - 108" - BRIGHT WHITE
9	M76177-01-700	EA	CAP-FRONT - OVERHEAD CAB TO FIRST SEAM OF ROOF
10	108651-01-02A	EA	CAP-FEATURE STRIP - TITANIUM
11	105312-01-07A	FT	INSERT-TRIM - VINYL - BRIGHT WHITE
12	108688-01-03A	EA	STRIP-FEATURE - BRIGHT WHITE
13	115517-55-001	EA	EXT.-ROCKER PANEL - RIGHT - TITANIUM - 3000 MM
	106106-01-02A	EA	CAP-END - ROCKER PANEL - BRIGHT WHITE
	106106-02-02A	EA	CAP-END - ROCKER PANEL - BRIGHT WHITE
14	105025-13-G04	EA	TRIM ASM-SIDEWALL - UNDER ENTRY DOOR - BRIGHT WHITE
15	105100-01-02A	EA	TRIM-WHEELWELL - BRIGHT WHITE
	105220-01-02A	EA	TRIM-WHEELWELL - REAR BLACK
16	P18504-02-G27	EA	SIDEWALL ASM-RIGHT
16	P18504-02-G28	EA	SIDEWALL ASM-RIGHT
16	P18504-04-G27	EA	SIDEWALL ASM-RIGHT (HEAVY DUTY CHASSIS)
16	P18504-04-G28	EA	SIDEWALL ASM-RIGHT (HEAVY DUTY CHASSIS)
	064675-54-003	EA	STEEL-ANGLE ROOF JOINT 1220 MM - OFF WHITE
	064675-54-004	EA	STEEL-ANGLE ROOF JOINT 0545 MM - OFF WHITE
	064675-54-005	EA	STEEL-ANGLE ROOF JOINT 1575 MM - OFF WHITE
17	103334-03-02A	EA	TRIM-BACKWALL - LOWER - BRIGHT WHITE
18	103335-02-02A	EA	TRIM-BACKWALL - LOWER - BRIGHT WHITE
	002726-01-001	EA	U-CHANNEL-GARNISH - 1" X 18' - SERRATED - MILL ALUMINUM
	002766-01-001	EA	ANGLE-EXTRUDED - 1" X 1.5" X 17' - ALUMINUM

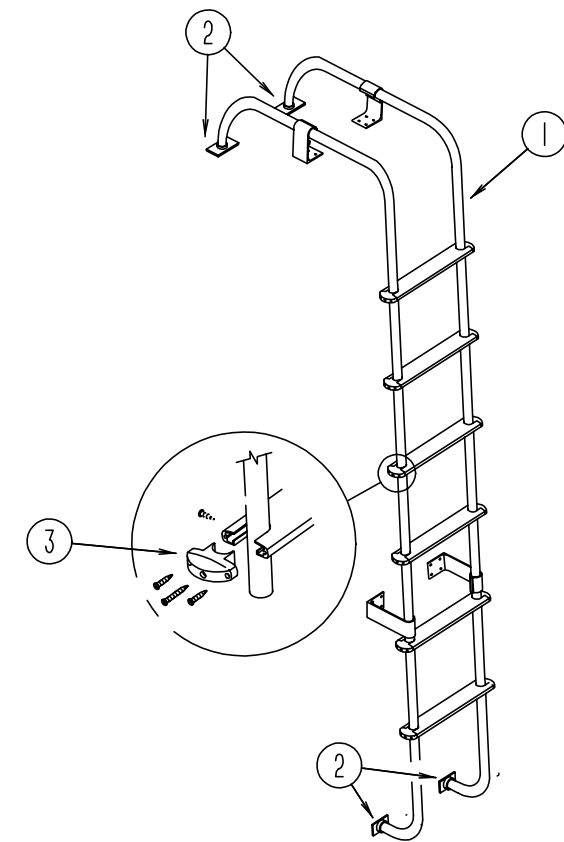
## EXTERIOR BODY GROUP (CONTINUED)



**WINGWALL, SLEEPERBOARD & TRIM**

KEY	PART NUMBER	U/M	DESCRIPTION
1	108037-02-02A	EA	COVER - WINGWALL OUTER-CURVED BRIGHT WHITE ALUMINUM
2	105015-02-02A	EA	TRIM-WINGWALL/SIDEWALL INNER SUPPORT BRKT - BRIGHT WHITE
3	118336-02-G07	EA	WINGWALL ASM
3	106144-06-G07	EA	COVER ASM. - WINGWALL - LEFT HAND - FORD
3	106145-06-02A	EA	COVER ASM.- LH WINGWALL LOWER W/O SUPPORT - BRIGHT WHITE
4	P18335-01-G04	EA	SLEEPERBOARD ASM -BRIGHT WHITE
5	096854-01-02A	EA	TRIM-CONTOUR - W/O VINYL INSERT - 108" - BRIGHT WHITE
6	100086-03-02A	EA	TRIM - SLEEPER BOARD BRIGHT WHITE - 2" X 96.5"
7	100085-05-01A	EA	TRIM-STRAP - SLEEPERBRD - OFF WHITTE
8	106144-06-G07	EA	COVER ASM.-WINGWALL LOWER LH, W/SUPPORT - FORD
9	106144-05-G07	EA	COVER ASM.-WINGWALL LOWER RH, W/SUPPORT - FORD
10	118336-01-G07	EA	WINGWALL ASM
10	106144-05-G07	EA	COVER ASM. - WINGWALL - RIGHT HAND - FORD
10	106145-05-02A	EA	COVER ASM.- WINGWALL LOWER RH W/O SUPPORT - BRIGHT WHITE
11	104444-01-02A	EA	COVER-TRIM - WINGWALL - PASSENGER- BRIGHT WHITE
12	104444-02-02A	EA	COVER-TRIM - WINGWALL - DRIVER - BRIGHT WHITE
	002365-03-006	EA	EXTR-PDR-U-CHANNEL - 1.00 X 192.00 - BRIGHT WHITE

## EXTERIOR BODY GROUP (CONTINUED)

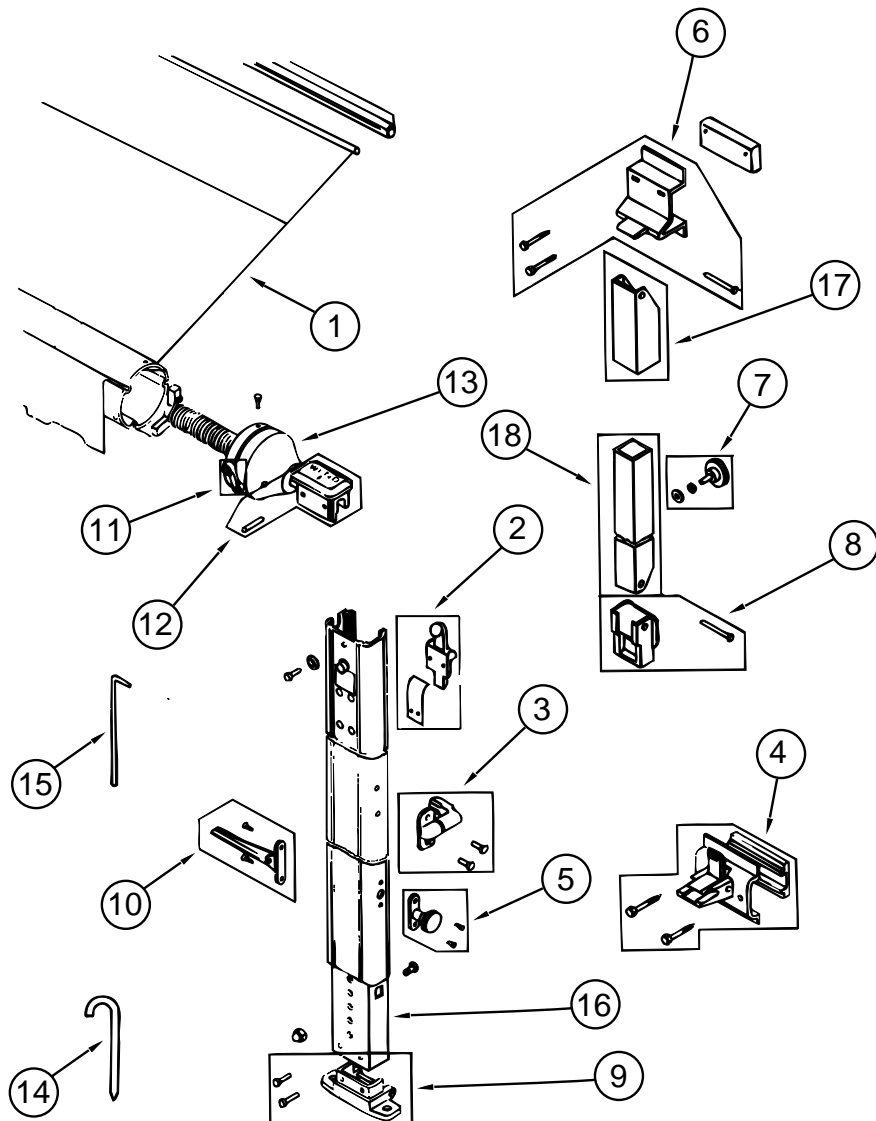


**LADDER**

KEY	PART NUMBER	U/M	DESCRIPTION
1	102953-10-G04	EA	LADDER ASM
2	067165-01-000	EA	MOUNTING BRACKET-LADDER - LOWER
	000G39-06-10T	EA	SCREW-SF/DR - 6-20 X 5/8 PPH - BLACK
	000G68-10-36T	EA	SCREW-10-12 X 2.25 POH BLACK
3	076980-02-000	EA	END CAP-STEP - BLACK
	081114-01-000	EA	PLUG-ROUND - RACK & LADDER ENDS - PLASTIC - 1" DIA.



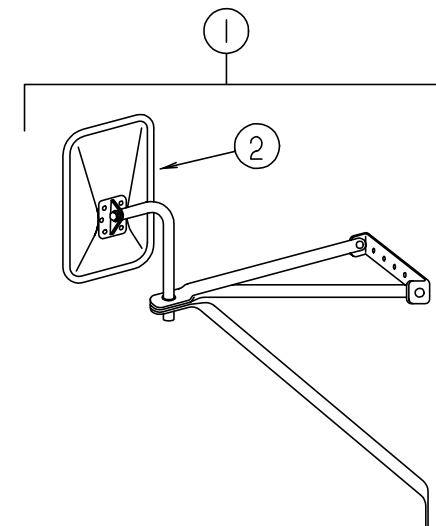
**EXTERIOR BODY GROUP (CONTINUED)**



**FAULKNER AWNING & HARDWARE**

KEY	PART NUMBER	U/M DESCRIPTION	VENDOR NO.
1	110634-08-17A	EA AWNING-ROLLER ASM - 14' - BRIGHT WHITE	
	110634-02-04A	EA AWNING-HARDWARE KIT - BRIGHT WHITE	
2	110634-01-700	EA RAFTER LOCKING MECHANICAL KIT	7605-0001
3	110634-01-701	EA SAFETY LATCH KIT	7509-0001
4	110634-01-702	EA BRACKET KIT - BOTTOM	7512-0001
5	110634-01-703	EA HANDLE KIT - HEIGHT CONTROL	7510-0001
6	110634-01-704	EA BRACKET KIT - UPPER W/BOLTS	7505-0001
7	110634-01-705	EA KNOB KIT-RAFTER - ULTRA	7508-0001
8	110634-01-706	EA SLIDE KIT - RAFTER	
9	110634-01-707	EA BRACKET-GROUND KIT	7511-0001
10	110634-01-708	EA HANDLE-LIFT - W/RIVETS	7000-0001
11	110634-01-709	EA HANDLE-RACHET KIT	7507-0001
12	110634-01-710	EA CAP-ARM KIT	7503-0001
13	110634-01-711	EA SPRING ASSEMBLY - FRONT	6598-0001
	110634-01-712	EA SPRING ASSEMBLY REAR	6599-0001
	110634-01-713	EA CAP KIT - REAR END	7504-0001
14	110634-01-714	EA STAKE-(4 PER BAG)	5208-0001
15	110634-01-715	EA WAND - PULL DOWN	7604-0001
16	110634-01-730	EA ARM-INNER, FRONT - BRIGHT WHITE	1002-0071
	110634-01-731	EA ARM-INNER - REAR - BRIGHT WHITE	1003-0071
17	110634-01-732	EA RAFTER-OUTER - BRIGHT WHITE	1004-0071
18	110634-01-733	EA RAFTER-INNER - BRIGHT WHITE	1005-0071
	111038-01-01A	EA SPACER-AWNING - LOWER - BLACK	

**EXTERIOR BODY GROUP (CONTINUED)**

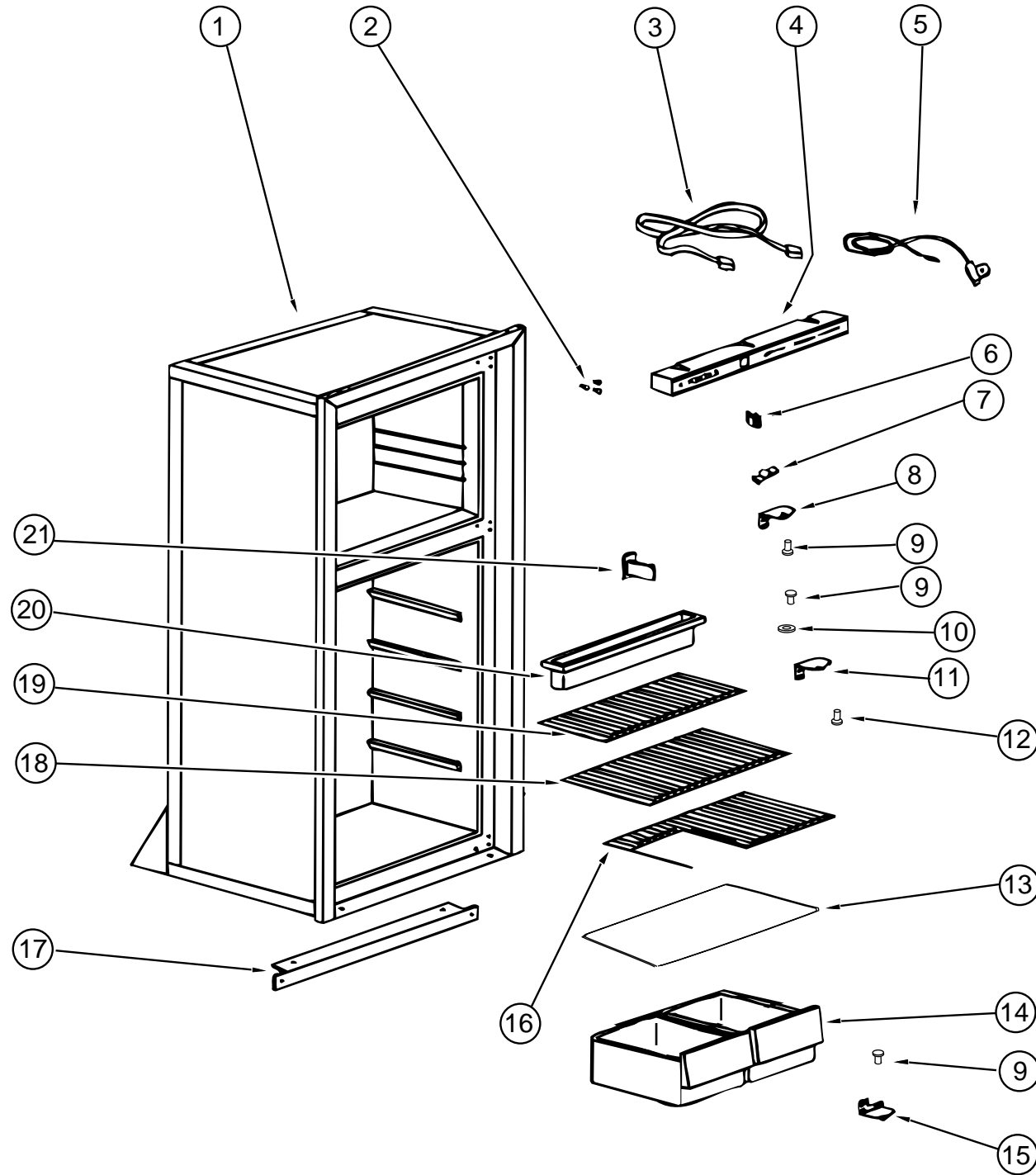


**EXTERIOR MIRRORS - VELVAC**

KEY	PART NUMBER	U/M DESCRIPTION	VENDOR NO.
1	117051-03-02A	EA MIRROR ASM-EXT DR WHITE RIGHT 102-#713482	
		FROM: 00-00-00 THRU: 08-13-95	
1	117051-04-02A	EA MIRROR ASM-EXT DR WHITE LEFT 102-#713483	
		FROM: 00-00-00 THRU: 08-13-95	
2	106860-02-702	EA GLASS-FLAT, REPL. LEFT & RIGHT STAR	#702086-8
	117051-01-700	EA MIRROR-CONVEX	#723068-4
1	120269-03-01A	EA MIRROR ASM-DR BRIGHT WHITE-RIGHT 102"-#713686-7	
		FROM: 08-14-95 THRU: 99-99-99	
1	120269-04-01A	EA MIRROR ASM-DR BRIGHT WHITE-LEFT 102"-#713687-7	
		FROM: 08-14-95 THRU: 99-99-99	
2	120269-01-700	EA GLASS KIT EXT. W/BEZEL RIGHT& LEFT	#709407-8
	120269-05-01A	EA MIRROR ASM-BRIGHT WHITE-RIGHT-102 HEAT/REMOTE-#713674-7	
	120269-06-01A	EA MIRROR ASM-BRIGHT WHITE-LEFT-102 HEAT/REMOTE-#713675-7	
	120269-05-701	EA MIRROR-GLASS REPL. RIGHT & LEFT	#709411-8
	120269-07-01A	EA PANEL-DOOR ELECT MIRROR-#747524-8	
	120269-08-000	EA HARNESS-ELECT MIRROR-#748304-8	

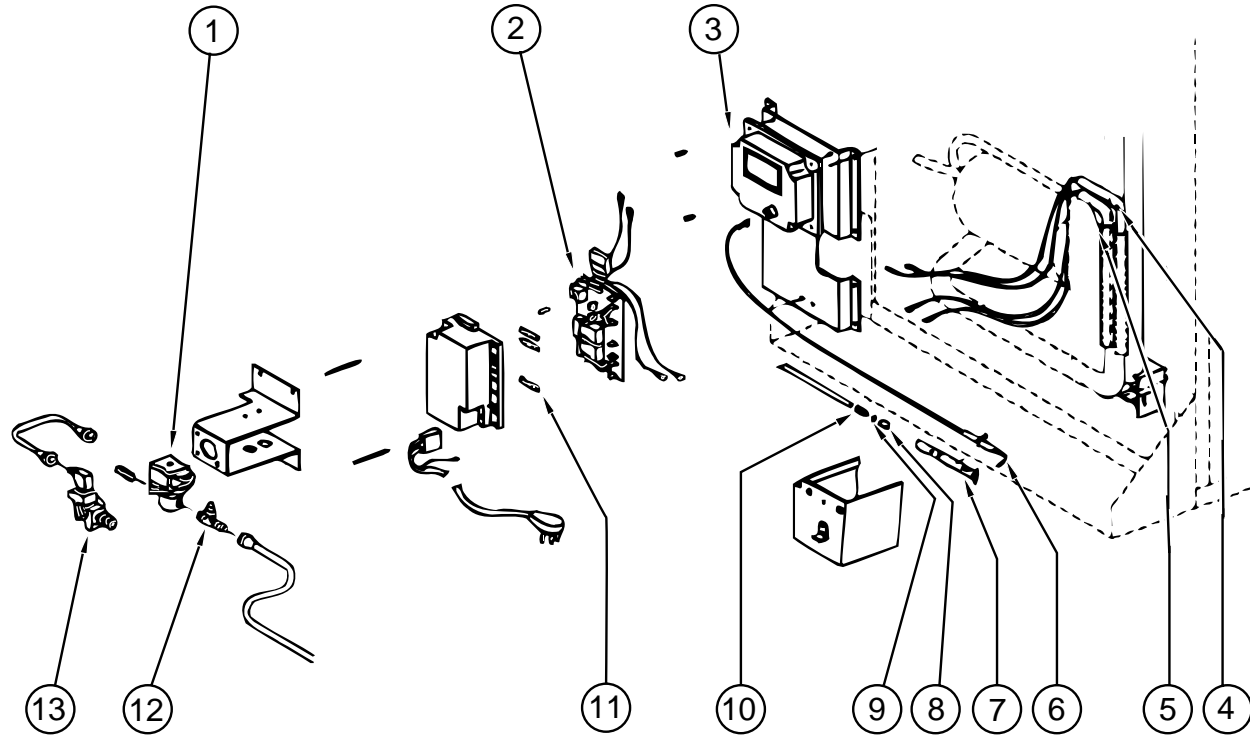
# GALLEY GROUP

## NORCOLD 6162 REFRIGERATOR - CABINET ASM.



KEY	PART NUMBER	U/M	DESCRIPTION	VENDOR NO.
1	104138-04-01A	EA	REFRIGERATOR - SMALL DOUBLE DOOR - 2-WAY - 6162 RH BL	
2	094039-01-722	EA	HOLE PLUG - BLACK - HINGE HOLES	61582030
3	084880-01-746	EA	CABLE	61571522
4	104137-06-700	EA	EYEBROW SHELL - 2-WAY - W/ HUMIDITY SWITCH HOLE	61669822
4	094039-04-701	EA	EYEBROW SHELL - 2-WAY - W/O HUMIDITY SWITCH HOLE	61726622
5	084880-01-753	EA	THERMISTER 78"	61697822
6	075217-01-738	EA	SWITCH-HUMIDITY	61525922
7	084880-01-760	EA	CLIP - THERMISTER	61689122
8	094039-01-723	EA	HINGE BRACKET - TOP RIGHT- BOTTOM LEFT - BLACK	61580838
9	094039-01-725	EA	HINGE PIN - BLACK - MALE	61578130
	084880-03-702	EA	HINGE PIN TOP/BOTTOM FEMALE	61580630
10	084880-01-749	EA	HINGE BUSHING	61580722
11	094039-01-728	EA	HINGE BRACKET- BLACK - CENTER HINGE	61566530
12	094039-01-730	EA	HINGE PIN SHAFT- BLACK - CENTER HINGE	61566730
13	084880-01-722	EA	CRISPER COVER	61564122
14	104137-06-707	EA	CRISPER - WHITE	61571325
15	094039-01-724	EA	BRACKET-HINGE - TOP LEFT - BOTTOM RIGHT - BLACK	61580938
16	094039-01-739	EA	SHELF - CUTOUT	61646722
17	094039-01-732	EA	FRONT COVER - BLACK - BOTTOM TRIM	61622130
18	094039-01-733	EA	WIRE SHELF - MIDDLE	61563822
19	104137-06-706	EA	WIRE SHELF - SHORT	61718222
20	094039-01-735	EA	INSIDE DRIP TRAY - WHITE	61572830
21	084880-01-732	EA	LATCH	61578522
	094039-01-726	EA	SHELF-FREEZER EVAPORATOR	61523622
	094039-01-734	EA	WIRE SHELF - TOP - W/RISER	61563722
	094039-01-736	EA	SWITCH-LIGHT - BLACK	61581022
	104138-04-701	EA	FOAMED CAB ASM - BLACK W/WHITE	61725038
	084879-03-700	EA	COOLING UNIT - HORIZONTAL BURNER	61687237
	104137-06-709	EA	VALVE-SHUT OFF - MANUAL	61697922
	084880-01-726	EA	HINGE BRACKET - CENTER HINGE	61566523
	084880-02-700	EA	LOWER FLANGE 8663 & 8683	61622123
	088248-01-706	EA	BURNER-HORIZONTAL	61588122
	088248-01-707	EA	ELECTRODE-SENSOR - HORIZONTAL	61573322
	116751-02-01A	EA	TRAY-REFRIGERATOR BLACK	
	117089-01-000	EA	DRAIN HOSE-REFRIGERATOR TRAY	
	054450-01-000	EA	LEVEL-REFRIGERATOR	
	065225-02-000	EA	PLATE-TIEDOWN - REFRIGERATOR	
	093646-01-000	EA	BRACKET ASM-TIEDOWN - REFRIGERATOR	
	093646-02-000	EA	BRACKET ASM-TIEDOWN - REFRIGERATOR	
	103251-02-01A	EA	INSERT-ACRYLIC BLACK - 19.53 X 16.06	
	103251-03-01A	EA	INSERT-ACRYLIC BLACK - 19.53 X 32.20	

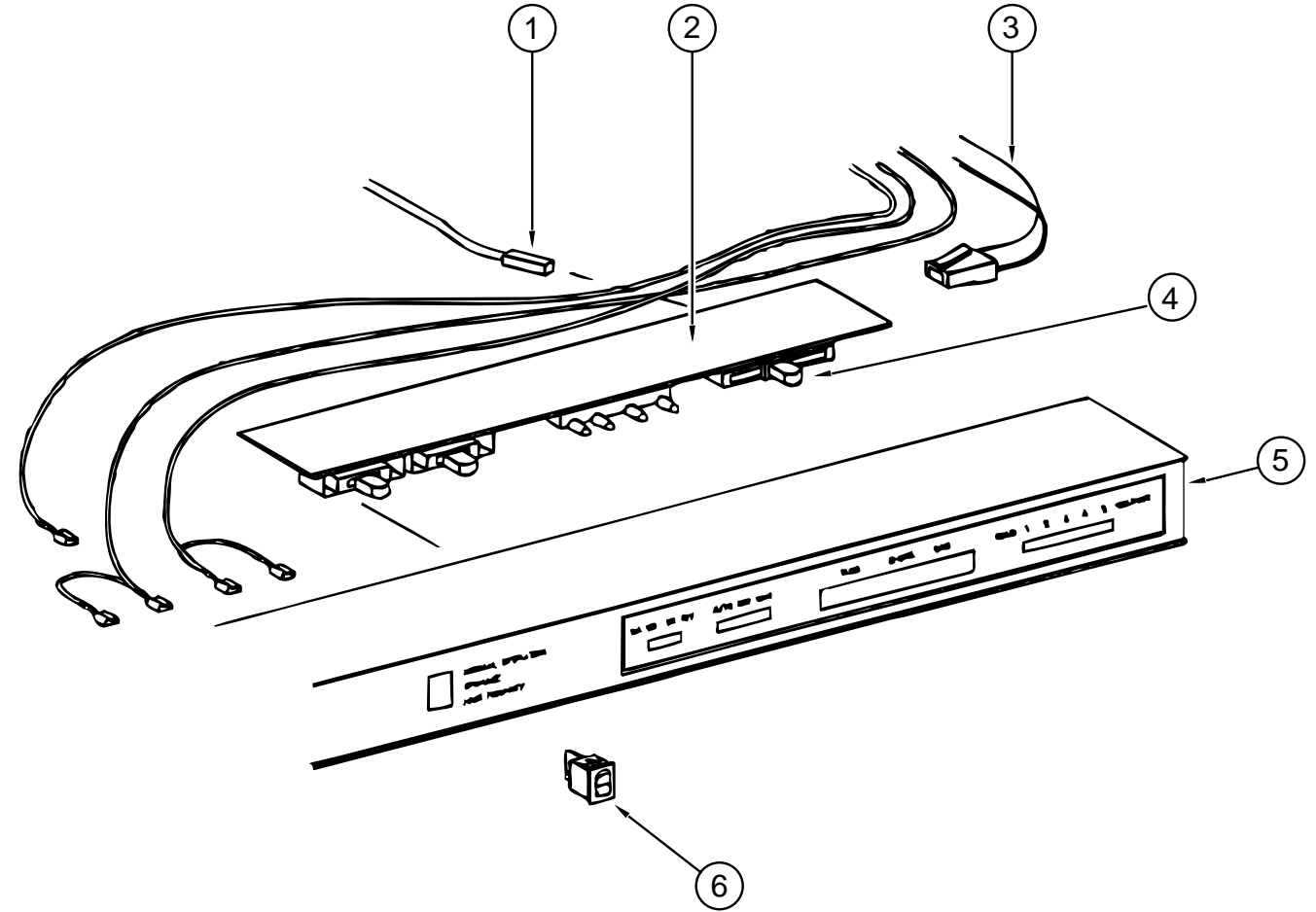
**GALLEY GROUP (CONTINUED)**



**REFRIGERATOR CONTROL CENTER - NORCOLD**

KEY	PART NUMBER	U/M	DESCRIPTION	VENDOR NO.
1	084880-01-718	EA	VALVE-GAS	61551822
2	094039-04-702	EA	POWER SUPPLY - 2 WAY	61647422
3	104137-02-700	EA	CHANNEL-CONTROL MODULE	61717037
4	088248-01-710	EA	HEATER-DC - HORIZONTAL - 3 WAY	61562822
5	088248-01-709	EA	HEATER-AC - HORIZONTAL	61562722
6	104137-06-715	EA	SPARK/SENSE ELECTRODE- SINGLE	61692222
7	104137-06-714	EA	BURNER ASSEMBLY - 5-SLOT	61705222
8	084880-01-705	EA	ORIFICE	61452222
9	104137-06-713	EA	ORIFICE GASKET	61475122
10	104137-06-712	EA	FITTING-GAS TUBE CONNECTION	61692722
11	104137-06-711	EA	FUSE 5 AMP	61611622
12	104137-06-710	EA	PRESSURE TAP	61594422
13	104137-06-709	EA	VALVE SHUT - OFF - MANUAL ASM	61694922

**GALLEY GROUP (CONTINUED)**

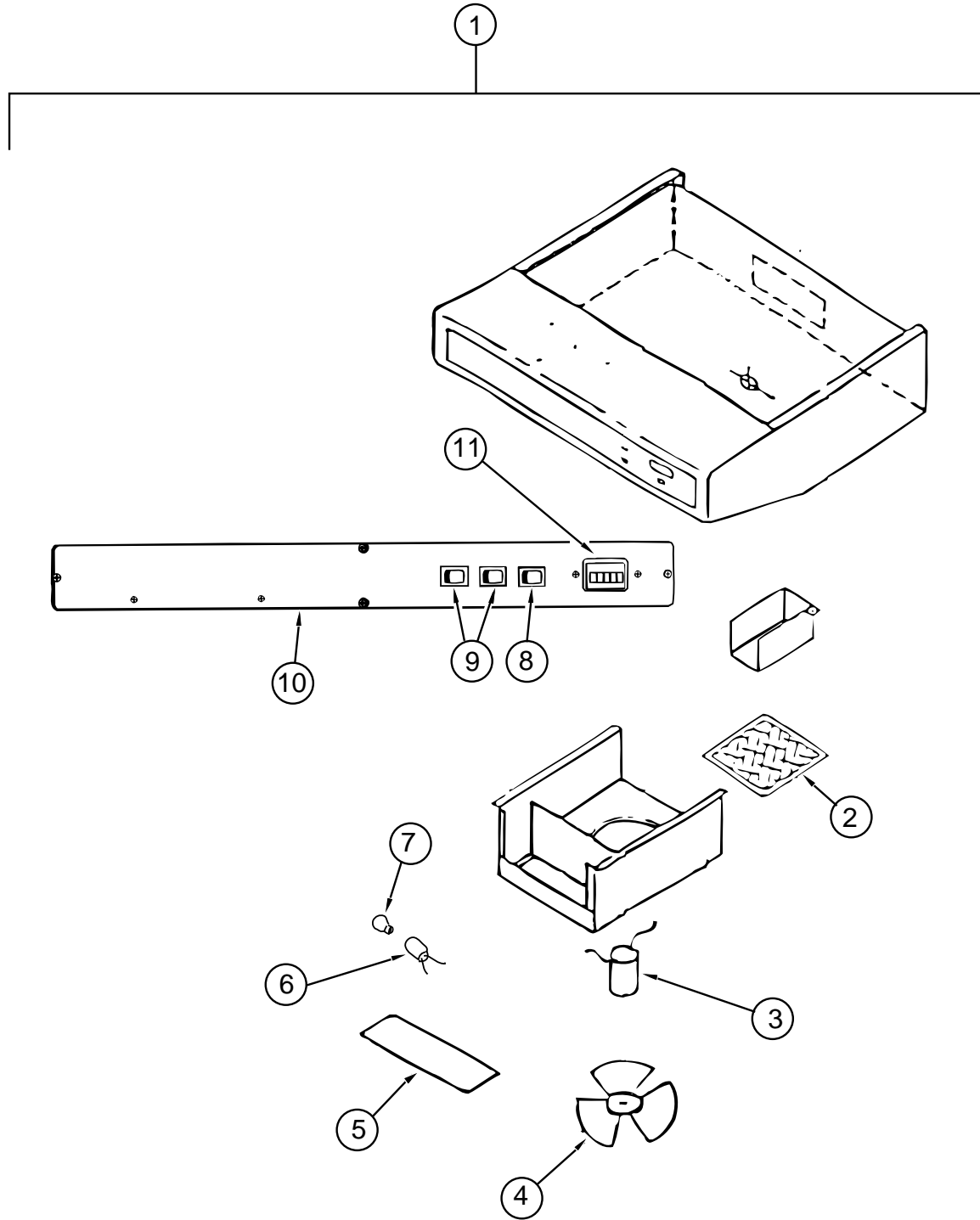


**EYEBROW ASSEMBLY - NORCOLD**

KEY	PART NUMBER	U/M	DESCRIPTION	VENDOR NO.
1	084880-01-753	EA	THERMISTER 78"	61697822
	084880-01-760	EA	CLIP - THERMISTER	61689122
2	094039-04-700	EA	PRINTED CIRCUIT BOARD - 2 WAY	61647322
3	084880-01-746	EA	CABLE	61571522
4	102621-01-703	EA	BUTTON-THERMOSTAT - ADJUSTABLE	61587422
5	104137-06-700	EA	EYEBROW SHELL - 2-WAY - W/ HUMIDITY SWITCH HOLE	61669822
5	094039-04-701	EA	EYEBROW SHELL - 2-WAY - W/O HUMIDITY SWITCH HOLE	61726622
6	075217-01-738	EA	SWITCH-HUMIDITY	61525922

# GALLEY GROUP (CONTINUED)

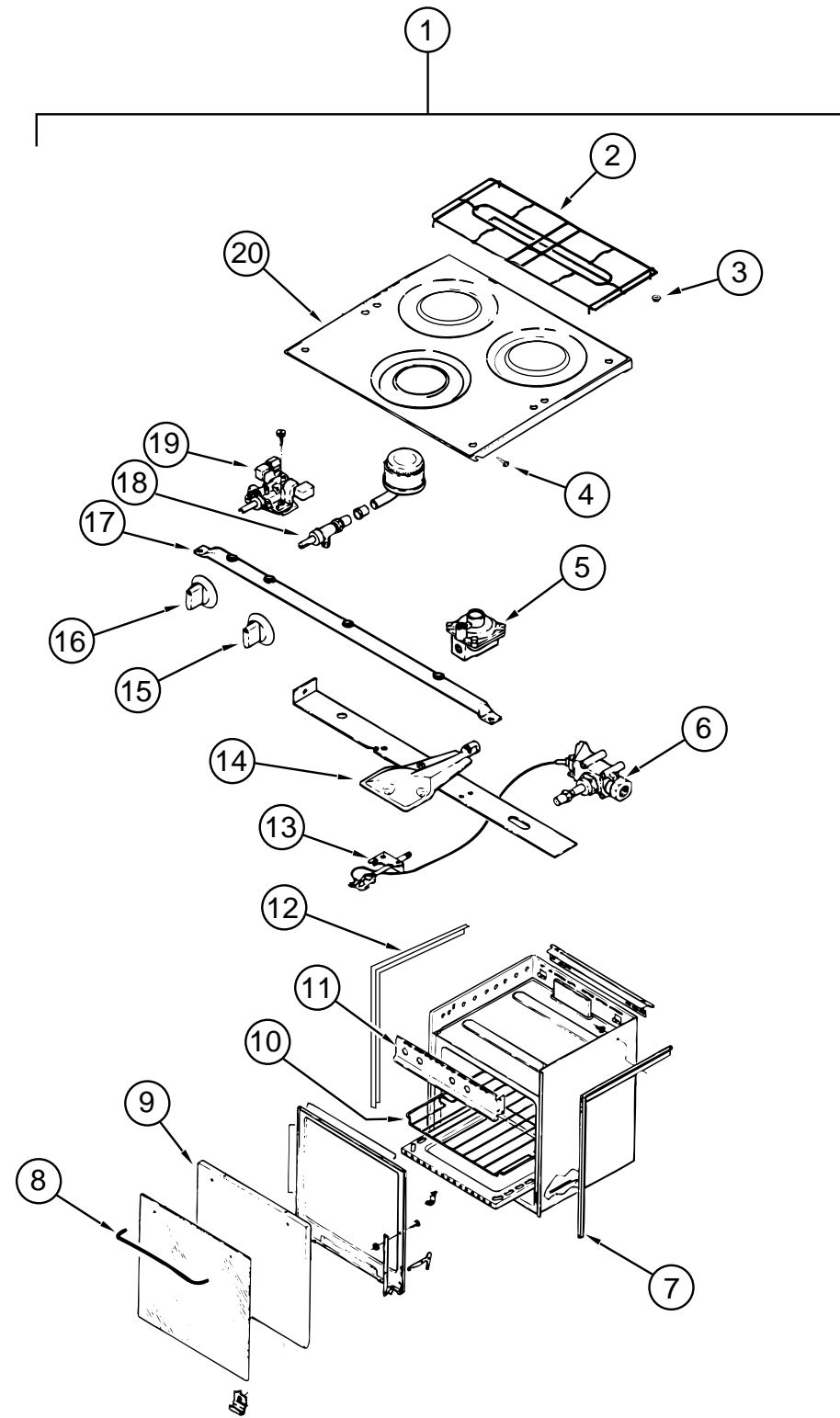
## RANGE HOOD



KEY	PART NUMBER	U/M	DESCRIPTION	VENDOR NO.
1	100258-22-03A	EA	HOOD-RANGE, W/O MONITOR PANEL - TMS-5012-SBDL (US)	
1	100258-23-03A	EA	HOOD-RANGE 22 W/MONT PNL TEX - TMS-5012-SBCL (CSA)	
2	096983-01-707	EA	FILTER-MESH	CC246
3	090973-01-700	EA	MOTOR-12 VOLT, CSA & UL	CA508-1
4	090973-01-702	EA	BLADE-FAN	VA183-1
5	092696-02-701	EA	LENS-LAMP	CC179-2
6	092696-01-710	EA	HOLDER-LAMP	CB267-2
7	092696-01-709	EA	LAMP #912	VA415
8	096983-01-702	EA	SWITCH-MOM/MOM	112
9	096983-01-700	EA	SWITCH-ON/OFF	108
10	100258-01-700	EA	LABEL-HOOD NOSE	CC428
11	100258-10-01A	EA	HOUR METER - 150	
	075470-01-703	EA	SWITCH-ON/MOMENTARY	RP1016
	092696-01-701	EA	KNOB-PLASTIC	CC 225
	092696-01-702	EA	RESISTER-WIRE	L7314
	092698-02-700	EA	FASTNER-PUSH	VB430
	092698-02-701	EA	CLAMP-CONDUIT	VB334
	096983-01-703	EA	SWITCH-ON/ON	115
	100258-04-701	EA	BEZEL-SWITCH LEVER	CC116
	100258-04-702	EA	SWITCH-LEVER - W/CABLE	CB547-1
	100258-11-700	EA	BOARD-CIRCUIT	5079-01
	100258-12-700	EA	PANEL-CONTROL ASSEMBLY	9076

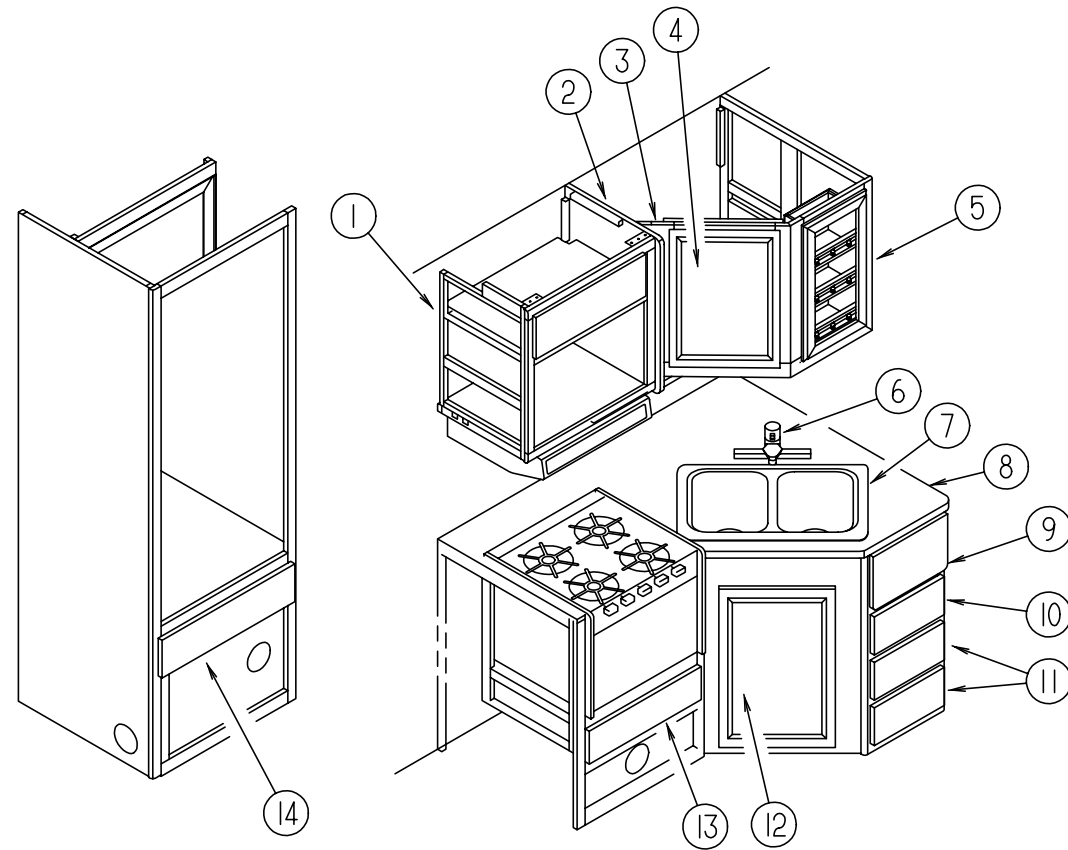
# GALLEY GROUP (CONTINUED)

## RANGE - MAGIC CHEF



KEY	PART NUMBER	U/M	DESCRIPTION	VENDOR NO.
1	112881-01-02A	EA	RANGE - 16" - 3 BURNER ALMOND - 16RB-3BZ	
2	102020-01-711	EA	GRATE-TOP	7518P012-60
3	102020-01-709	EA	BUMPER-GRATE	8007P018-60
4	102020-01-724	EA	BUMPER-MAIN TOP	8003P008-6
5	102022-01-708	EA	BURNER ASSEMBLY-OVEN	3403W003-45
6	112881-01-702	EA	VALVE-MERCURY - (SAFETY VALVE)	7501-P121-60
7	112881-01-708	EA	TRIM-FLAT - (RIGHT) - BLACK	3608W036-60
8	102020-01-701	EA	HANDLE-DOOR	7701P092-60
9	112881-01-714	EA	DOOR - OVEN TEXTURED	2401F114-70
10	102020-01-700	EA	SHELF-OVEN	7801-P027-60
11	112881-01-701	EA	MANIFOLD PANEL	2616F091-70
12	112881-01-707	EA	TRIM-FLAT - (LEFT) - BLACK	3608W035-70
13	112881-01-710	EA	OVEN PILOT	7505P202-60
14	112881-01-711	EA	OVEN BURNER	3404W025045
15	112881-01-705	EA	KNOB-TOP BURNER	7733P072-60
16	112881-01-704	EA	KNOB-THERMOSTAT	7731P067-60
17	112881-01-709	EA	PIPE-MANIFOLD	7513P097-60
18	102020-01-722	EA	VALVE-TOP BURNER	7502P095-60
18	112881-01-703	EA	VALVE-TOP BURNER - HI-OUTPUT	7502P180-60
19	112881-01-706	EA	THERMOSTAT	12400026
20	112881-01-712	EA	TOP - MAIN-BLACK	740101486
	112881-01-713	EA	DOOR - OVEN TEXTURED	2401F126-70
	112881-01-715	EA	THERMOSTAT, REF. SER. # 3C	7515P037-60
	112881-01-716	EA	KNOB, THERMOSTAT-SER# 3C	7731P107-60
	105458-01-000	EA	BRACKET-TIEDOWN - STOVE	
	105458-02-000	EA	BRACKET-TIEDOWN - STOVE	

## GALLEY GROUP (CONTINUED)



### CABINETS & FIXTURES

KEY	PART NUMBER	U/M	DESCRIPTION
1	115956-01-G28	EA	CABINET-OVERHEAD - MICROWAVE
2	109908-21-F28	EA	END CAP-CABINET - OVERHEAD
3	116669-01-F28	EA	CABINET ASM-OVERHEAD - GALLEY
4	M06803-93-G28	EA	DOOR ASM-W/O HARDWARE - 365 X 555
5	112076-03-F28	EA	CABINET ASM-SPICE RACK
6	104114-02-01A	EA	FAUCET-GALLEY - SINGLE CONTROL 20PL1038-8" CHROME
7	104113-01-000	EA	SINK-DOUBLE - STAINLESS STEEL
	092303-01-000	EA	STRAINER-SINK
	103610-01-F09	EA	COVER-SINK (G27)
	103610-01-F29	EA	COVER-SINK (G28)
8	119563-13-G27	EA	COUNTERTOP ASM - GALLEY
8	119563-13-G28	EA	COUNTERTOP ASM - GALLEY
8	M08015-02-G27	EA	CABINET ASM-GALLEY W/COUCH
8	M08015-02-G28	EA	CABINET ASM-GALLEY W/COUCH
8	M08015-01-G27	EA	CABINET ASM-GALLEY W/DINETTE
8	M08015-01-G28	EA	CABINET ASM-GALLEY W/DINETTE
9	080812-08-G27	EA	EXTENTION ASM - GALLEY
9	080812-08-G28	EA	EXTENTION ASM - GALLEY
10	M05971-F4-G27	EA	DRAWER COMPLETE-SLIDE RADIUS - W/O HARDWARE
11	M05971-E6-G27	EA	DRAWER COMPLETE-SLIDE RADIUS - W/O HARDWARE
12	M06803-32-G28	EA	DOOR ASM. W/O HARDWARE - 345 X 770
13	M05971-E7-G27	EA	DRAWER COMPLETE-SLIDE RADIUS
	090329-01-000	FT	SEAL-T - REFRIGERATOR CABINET - .6" WIDE TOP X 2" TAIL
	103251-07-01A	EA	INSERT-ACRYLIC BLACK
	103251-08-01A	EA	INSERT-ACRYLIC BLACK
14	M05971-S0-G27	EA	DRAWER COMPLETE-SLIDE RADIUS
	091257-08-000	EA	ASSIST HANDLE - RAMBLING OAK

## GALLEY GROUP (CONTINUED)

### MICROWAVE

KEY	PART NUMBER	U/M	DESCRIPTION
	115303-01-000	EA	OVEN-MICROWAVE - MCD-DM15K-7B
	115401-01-01A	EA	TRIM-MICROWAVE BLACK
	115303-01-700	EA	TRIM-FOR VENT TOP & GRILL
	098916-06-01A	EA	BRACE-MICROWAVE CABINET - LEFT HAND - E-COAT
	098916-07-01A	EA	BRACE-MICROWAVE CABINET - E-COAT
	098916-14-01A	EA	BRACE-MICROWAVE CABINET - E-COAT
	098916-15-01A	EA	BRACE-MICROWAVE CABINET - E-COAT
	094750-07-000	EA	BRACKET-MICROWAVE - 89 DEGREE
	094756-02-01A	EA	BRACKET-L - MICROWAVE - 6.1" LONG X 3.9" WIDE - STEEL - TAN

### COFFEE MAKER - BLACK & DECKER

KEY	PART NUMBER	U/M	DESCRIPTION	VENDOR NO.
	103799-01-02A	EA	MAKER-COFFEE - GRAY - W/GLASS POT	
	103799-01-700	EA	POT-CARAFE - GLASS	679420
	103799-01-701	EA	BRACKETS - WHITE PAIR	164734-06

## GENERATOR GROUP

### 4 KW ONAN GAS GENERATOR

KEY	PART NUMBER	U/M	DESCRIPTION
	109982-03-000	EA	GENERATOR - 4.0 MICROLITE - ONAN KY-FA/26100 B
	109982-04-000	EA	GENERATOR - 3.6 MICROLITE - ONAN KY-FA/26120 B (DIESEL)
	109982-05-000	EA	GENERATOR - 3.3 MICROLITE - ONAN KY-FR/26119 B (DIESEL EXPORT)
	105958-09-000	EA	PIPE-EXHAUST - GENERATOR
	007067-01-000	SF	INSULATION-FIBERGLASS - 1" THICK X 4' - INCREMENTS OF 4 SF
	007125-04-000	EA	CLAMP-MUFFLER - 1.1" DIA

## HEATING & AIR CONDITIONING GROUP

### HEATING SYSTEM

KEY	PART NUMBER	U/M	DESCRIPTION
	093741-01-000	EA	BOX-BOOT - FLOOR REGISTER
	069636-02-000	EA	CONNECTOR-DUCT - 4" ID - SUBURBAN 050715
	009198-01-000	FT	DUCT-HEAT - FLEXIBLE - 4" ID X 25 FT
	009198-02-000	FT	DUCT-FLEXIBLE-2" ID X 25 FT
	093614-01-02A	EA	GRILLE-RETURN AIR - DURA BIEGE - LIMA - 19H-14 X 6 BR-RAG
	093614-02-02A	EA	GRILLE-RETURN AIR - DURA-BEIGE - LIMA - 19H - 8 X 8 BR-RAG
	079059-01-000	EA	HOSE - 90 DEGREE - 5/8"ID X 4" X 36"
	007108-01-000	FT	HOSE-HEATER - 5/8" ID - HI-TEMP - FORD ESE-M2D192-A
	056464-09-000	EA	REGISTER-4IN DIA - PLASTIC
	094600-05-01A	EA	REGISTER-HEAT - W/O DAMPER - LIMA 41 - DURA-BEIGE
	056464-10-000	EA	REGISTER-W/O DAMPER - 4" DIAMETER - DURA-BEIGE
	009200-01-000	EA	TAPE-FURNACE - 1 1/2"
	088753-01-000	FT	TUBE-ALUMINIZED STEEL - 5/8" - 18 GAUGE
	008042-01-000	FT	TUBING-VINYL - .65" ID

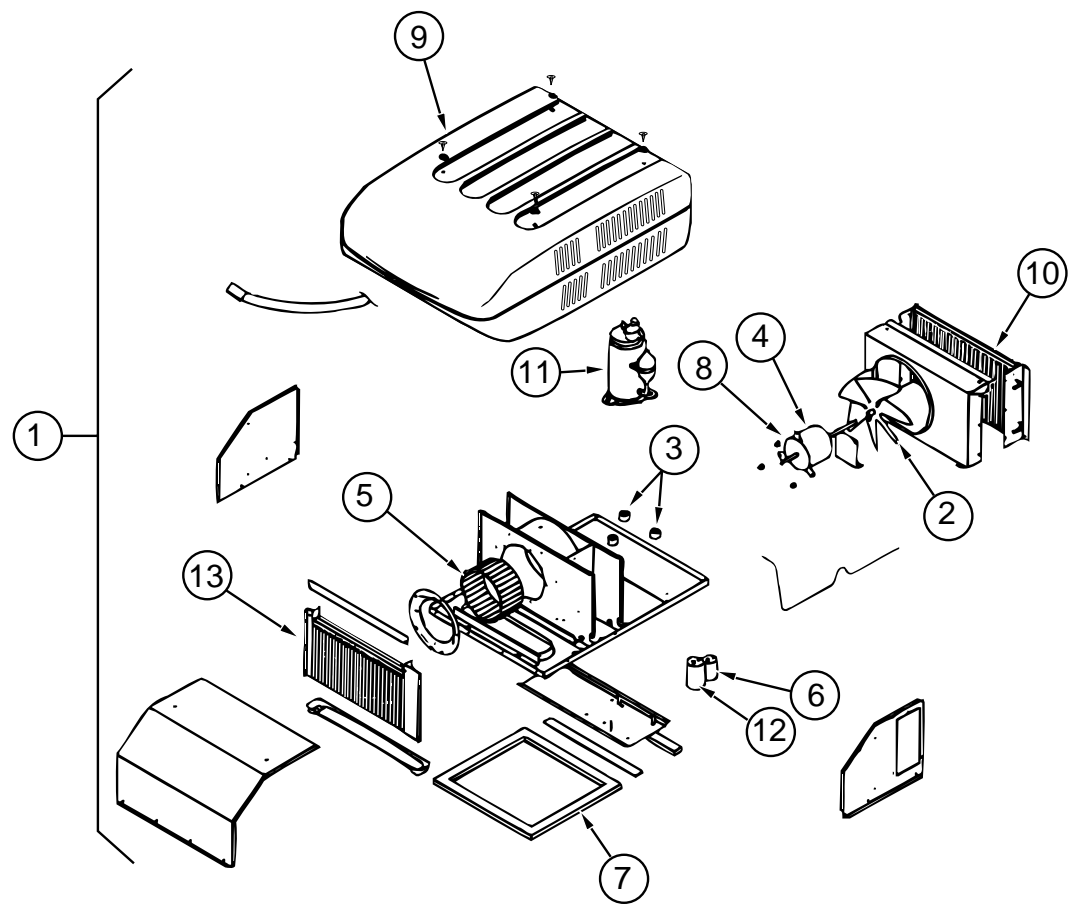
### REAR HEATER - EVANS

KEY	PART NUMBER	U/M	DESCRIPTION	VENDOR NO.
	084405-01-000	EA	HEATER ASM-REAR - DUCTED - W/MOTOR AID - EVANS	
	084405-01-700	EA	HEATER CORE	FT200229
	084405-01-701	EA	FAN	HV029931
	084405-01-702	EA	MOTOR - 12 VOLT ASSY	R0200180
	087202-01-000	EA	SWITCH - 4 POSITION - W/KNOB	

### CEILING ASM. - A/C - COLEMAN

KEY	PART NUMBER	U/M	DESCRIPTION	VENDOR NO.
	108891-01-01A	EA	CEILING ASM-A/C COOL TSR HO - 7330-714 IV	
	042204-01-709	EA	THERMOSTAT-IN 64 OUT 58	6701-3401
	073742-01-701	EA	SELECTOR SWITCH (5 TERMINAL)	6759-3251
	073742-01-702	EA	DECAL COOL ONLY	6759C3431
	081606-01-712	EA	CEILING SHROUD (IVORY)	6769-5061
	091225-01-713	EA	KNOB (2 PER PACKAGE)	6701-3351
	091225-01-717	EA	DECAL (THERMOSTAT) COOL ONLY	6799A3441
	093766-02-701	EA	DECAL-LEFT SIDE	6799-3971
	108891-01-700	EA	SINGLE PARTS PACKAGE (KNOBS & NUTS)	6792-5991
	108891-01-701	EA	RETAINER CLIPS F/FILTER (6 PER)	6799-3141

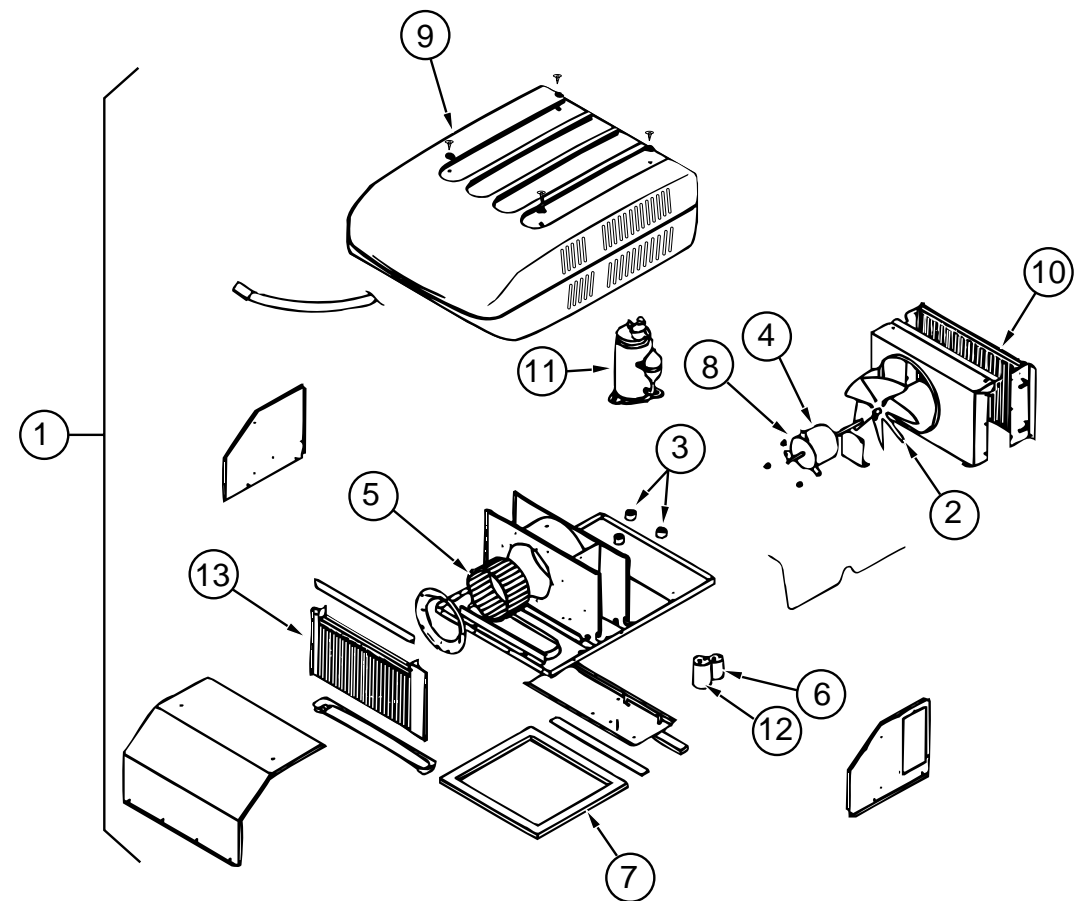
HEATING & AIR CONDITIONING GROUP (CONTINUED)



ROOF A/C - COLEMAN

KEY	PART NUMBER	U/M	DESCRIPTION	VENDOR NO.
1	108889-02-03A	EA	A/C-ROOF - 13,500 TSR 220 BRIGHT WHITE - COLEMAN 7373(EXPORT)	
2	093763-01-712	EA	FAN BLADE-CONDENSER - COLEMAN	6733-3221
3	108889-02-700	EA	COMPRESSOR - TECUMSEH	1450A2029
4	105620-01-706	EA	FOOT PKG-COMPRESSOR - 3 PER PKG- COLEMAN	6759-3081
5	108889-05-700	EA	SHROUD - COLEMAN - BRIGHT WHITE	7333-4601
6	108889-01-703	EA	CONDENSER COIL	1452A1301
7	108889-02-701	EA	MOTOR - COLEMAN	1468-3059
8	108889-01-706	EA	IMPELLOR - COLEMAN	1472-1041
9	115219-01-702	EA	RUN CAP - COMP-50 MFD/370V	1499-5741
10	093763-01-704	EA	FAN CAPACITOR - COLEMAN	1499-5461
	108889-01-710	EA	FILLER PAD-COND AIR SEAL - COLEMAN	6759A3971
11	108889-01-709	EA	EVAPORATOR COIL	1499-5661
12	108889-01-711	EA	GASKET PKG - COLEMAN	6792-3301
13	108889-01-715	EA	MOTOR MOUNT & SHAFT SEAL KIT - COLEMAN	6792-3361
	108889-02-703	EA	START RELAY	1497-4141
	108889-01-713	EA	SUCTION LINE - 3/8 OD X 032 WALL	6792-130
	108889-01-714	EA	DISCHARGE LINE ASSY.	6792-531
	093306-01-701	EA	DECAL PKG - LEFT & RIGHT	6798B3591
	108889-02-702	EA	START CAPACITOR	1497-4141
	105620-01-705	EA	PROCTECTOR-OVERLOAD - RIGHT & LEFT	6759-3791
	108889-01-707	EA	CAPACIATOR-RUN -COMP-25MFD/370	1499-5661
	102289-01-000	EA	SPRING-SCREW - ROOF A/C GASKET - COLEMAN 6757-150	
	084077-03-000	EA	COVER-BLANK - ROOF A/C - 5.2" X 3.5" - IVORY	

HEATING & AIR CONDITIONING GROUP (CONTINUED)



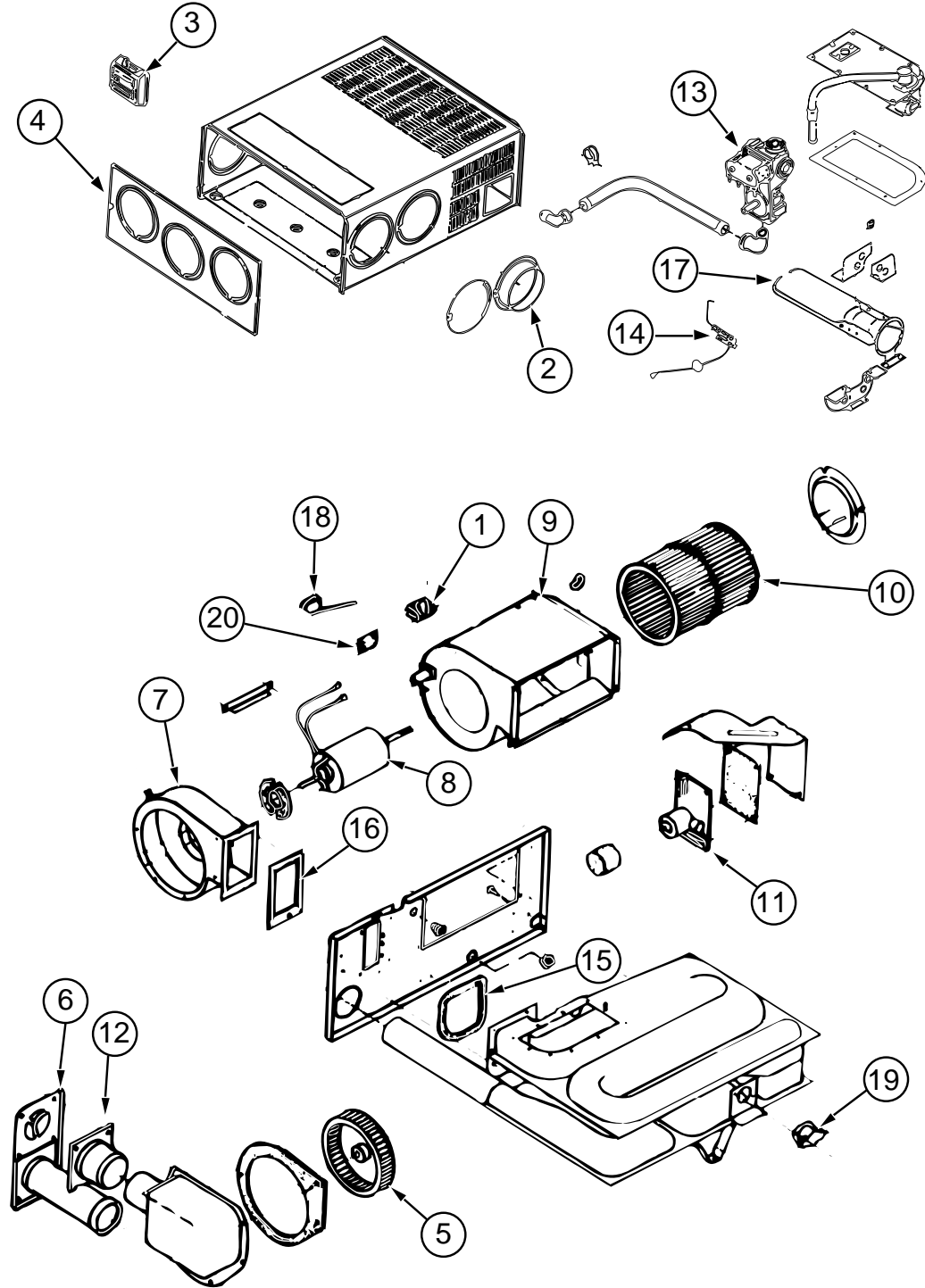
ROOF A/C - COLEMAN

KEY	PART NUMBER	U/M	DESCRIPTION	VENDOR NO.
1	115219-01-03A	EA	A/C-ROOF - 14,800 MACH 15 BRIGHT WHITE - COLEMAN 7335A697	
2	093763-01-712	EA	FAN BLADE-CONDENSER - COLEMAN	6733-3221
3	105620-01-706	EA	FOOT PKG-COMPRESSOR - 3 PER PKG- COLEMAN	6759-3081
4	108889-01-705	EA	MOTOR (115 - 60HZ) COLEMAN	1468-3049
5	108889-01-706	EA	IMPELLOR - COLEMAN	1472-1041
6	093763-01-704	EA	FAN CAPACITOR - COLEMAN	1499-5461
7	108889-01-710	EA	FILLER PAD-COND AIR SEAL - COLEMAN	6759A3971
8	108889-01-711	EA	GASKET PKG - COLEMAN	6792-3301
9	108889-01-715	EA	MOTOR MOUNT & SHAFT SEAL KIT - COLEMAN	6792-3361
10	108889-05-700	EA	SHROUD - COLEMAN - BRIGHT WHITE	7333-4601
11	115219-01-700	EA	CONDENSER COIL	1452-1321
12	115219-01-701	EA	COMPRESSOR - PANASONIC	1450-2039
13	115219-01-702	EA	RUN CAP - COMP-50 MFD/370V	1499-5741
	115219-01-703	EA	START RELAY	1497-4151
	115219-01-704	EA	EVAPORATOR COIL	1452-1331
	115219-01-705	EA	SUCTION LINE - LOWER	7335-130
	115219-01-706	EA	SUCTION LINE - UPPER	7335-131
	115219-01-707	EA	DISCHARGE LINE ASSY.	7335A132
	093306-01-701	EA	DECAL PKG - LEFT & RIGHT	6798B3591
	093306-01-720	EA	START CAPACITOR(21-25 MFD/33	1497-3351
	102289-01-000	EA	SPRING-SCREW - ROOF A/C GASKET - COLEMAN 6757-150	
	084077-03-000	EA	COVER-BLANK - ROOF A/C - 5.2" X 3.5" - IVORY	



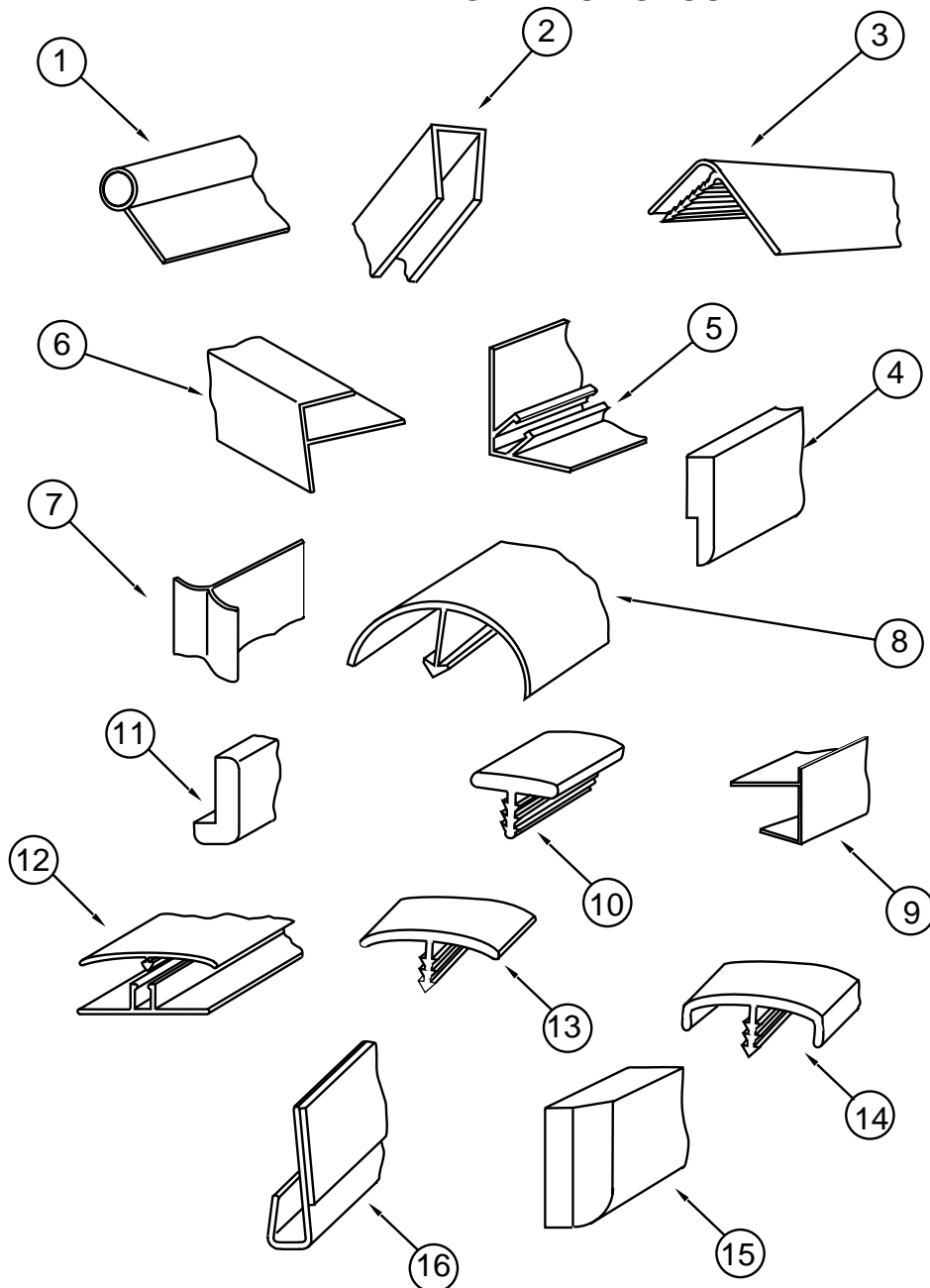
# HEATING & AIR CONDITIONING GROUP (CONTINUED)

## FURNACE - SUBURBAN - MODEL SF-30 2273



KEY	PART NUMBER	U/M	DESCRIPTION	VENDOR NO.
	098668-20-000	EA	FURNACE-30000 BTU - SF-30 2273	
1	074466-01-702	EA	RELAY - TIME DELAY 205 & L & 45000	230625
2	075696-02-703	EA	DUCT COLLAR	050715
3	115764-01-01A	EA	THERMOSTAT-FURNACE - 160902	
4	098668-01-700	EA	CABINET FRONT	101242
5	098668-01-706	EA	WHEEL-COMBUSTION AIR	350128
6	098668-01-707	EA	TUBE ASSEMBLY - EXHAUST W/CAP	260231
7	098668-01-708	EA	HOUSING-BLOWER - COMBUSTION	390441
8	098668-01-709	EA	MOTOR ASM. - F/SF-25, SF-30	231706
9	098668-01-710	EA	HOUSING-BLOWER - ROOM AIR	390440
10	098668-01-711	EA	WHEEL-BLOWER - ROOM AIR	350129
11	098668-01-712	EA	BOARD-MODULE	520741
12	098668-01-713	EA	TUBE ASSEMBLY - INTAKE	051248
13	098668-01-714	EA	VALVE-GAS - SF S.N. 921401821	161070
14	098668-01-715	EA	ELECTRODE ASM. - SINGLE PROBE	232166
15	098668-01-716	EA	GASKET-FIREWALL - CHAMBER SIDE	070808
16	098668-01-717	EA	GASKET-FIREWALL - BLOWER SIDE	070809
17	098668-02-700	EA	BURNER ASSEMBLY - SF-30 & SF35	010745
18	098668-21-700	EA	SWITCH-MICRO - W/O FLAG 3 1/4"	232261
19	098668-21-701	EA	SWITCH-LIMIT	231799
20	101990-01-714	EA	GASKET-MICROSWITCH	230877
	092300-02-701	EA	ORIFICE-MAIN BURNER (NT-30BW)	180214
	098668-23-000	EA	DOOR-ACCESS - FURNACE - 520574	

**INTERIOR FINISH GROUP**



**MOLDINGS & TRIMS**

KEY	PART NUMBER	U/M	DESCRIPTION
1	009767-12-000	FT	MOLDING-SIDEWALL TO CEILING/CABINET - WELTING - OFF WHITE
1	009767-13-000	FT	WELTING-PICKLED ASH
2	009778-11-000	FT	U-CHANNEL-1" - IVORY
2	009778-16-000	FT	U-CHANNEL-1" - PICKLED ASH
3	009809-23-000	EA	MOLDING-CORNER - OUTSIDE - 1" - PLASTIC - IVORY
3	009809-26-000	EA	MOLDING-PLAS -CORNER-1" - PICKLED ASH
4	111135-D2-001	EA	MOLDING-018 X 038 X 2000 MM VINYL - WRAPPED-PICKLED ASH
4	111135-D2-004	EA	MOLDING-018 X 038 X 2004 MM - WRAPPED PICKLED ASH
4	111135-D2-134	EA	MOLDING-018 X 040 X 2134 MM - WRAPPED PICKLED ASH
4	111135-F2-134	EA	MOLDING-018 X 065 X 2134 MM - WRAPPED PICKLED ASH
4	111135-F2-438	EA	MOLDING-018 X 065 X 2438 MM - WRAPPED PICKLED ASH
4	111133-E2-438	EA	MOLDING-018 X 50.8 X 2438 MM - WRAPPED PICKLED ASH
4	111133-G2-438	EA	MOLDING-018 X 76 X 2438 MM - WRAPPED PICKLED ASH
5	081521-02-007	EA	MOUNT-METAL MOLDING - FOR RADIUS CORNER MOLDING - 12.5'
6	009812-27-000	EA	MOLDING-PLAS -CORNER -O/S 1/2" - PICKLED ASH
7	022992-01-000	FT	MOLDING-REVERSE COVE - T-SHAPED - VINYL - WHITEY

**INTERIOR FINISH GROUP (CONTINUED)**

**MOLDINGS & TRIMS (CONTINUED)**

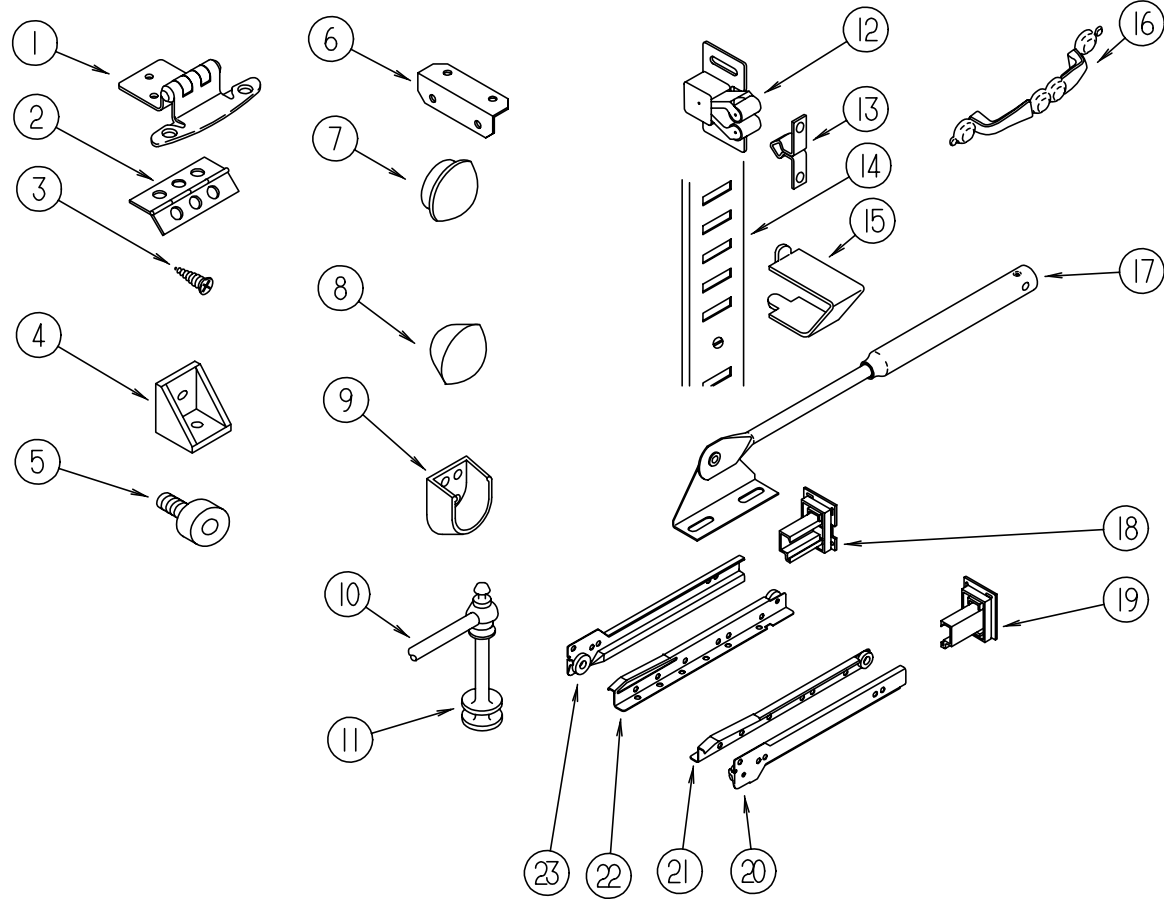
KEY	PART NUMBER	U/M	DESCRIPTION
8	042357-18-000	EA	MOLDING-CORNER - RADIUS - 1.5" X 7' - PLASTIC - PICKLED ASH
9	103186-01-05A	FT	MOLDING-PLASTIC - SHELF - PICKLED ASH
10	104676-01-01A	FT	T-MOLDING - 5/16 RIGID - GOLD
10	104676-02-02A	FT	T-MOLDING - 1/2 X 10 FT - PICKLED ASH
11	077840-01-E37	EA	MOLDING-CAP -WALL 2438 - PICKLED ASH
12	086229-11-000	EA	RETAINER-OFFSET
12	086229-12-000	EA	BATTEN- 1.5" CEILING MOD IVORY
12	086229-14-000	EA	RETAINER-3/4"
12	086229-19-000	EA	BATTEN- 1" CEILING MOD IVORY
13	009815-09-000	FT	MOLDING-T - .75" - IVORY
14	104676-02-04A	FT	MOLDING-T - 1/2" RIGID - GOLD
15	100659-01-E70	EA	MOLDING-TRIM - VINYL FLOOR
16	109332-02-01A	FT	TRIM-J - MIRROR - BRASS
	105004-01-04A	EA	MOLDING-VINYL WRAP - PICKLED ASH
	083620-07-000	FT	MOLDING-T - END CAP EDGE - W/EDGE LIPS - .75" - THOR PECAN
	083620-09-000	FT	T-MOLDING -3/4 W/EDGE LIPS - MODERN IVORY
	083620-10-000	FT	T-MOLDING -3/4 W/EDGE LIPS - PICKLED ASH
	052372-02-000	BF	LUMBER-CLASS II - 1 X 4 X RL - CONSTRUCTION GRADE
	070504-18-000	FT	U-CHANNEL-PLASTIC - .065" WIDE - IVORY - INC OF 8'
	070504-28-000	FT	EXTRUSION-U CHANNEL -1.65 - PICKLED ASH
	070504-29-000	FT	EXTRUSION-U-CHANNEL -20.70 - PICKLED ASH
	075249-01-000	EA	RAILING-OAK - 72" EA - UNFINISHED
	076325-49-000	FT	MOLDING-EDGE BAND - 1 5/16" - PICKLED ASH
	076325-51-000	FT	MOLDING-EDGE BAND - .93 X .024 X 600' - PICKLED ASH
	076325-40-000	FT	MOLDING-EDGE BAND - 1527 - .875 X .024 X 600 (G27)
	076325-39-000	FT	MOLDING-EDGE BAND - 1527 - 1 5/16 X .030 X 600 (G27)
	076325-38-000	FT	MOLDING-EDGE BAND - 1136 - .876 X .024 X 600 (G28)
	076325-37-000	FT	MOLDING-EDGE BAND - 1136 - 1 5/16 X .030 X 600 (G28)
	076325-34-000	FT	EDGE BAND MOLDING - 1 5/16" WIDE - "ORCHID"
	079653-19-000	EA	MOLDING-BATT STRIP -KERFED - PICKLED ASH
	105709-01-000	FT	T-MOLDING-1" - MODERN IVORY
	109736-01-04A	FT	T-MOLDING-1" - PICKLED ASH
	069733-81-000	EA	BATT STRIP-WOODGRAIN - 8' - PICKLED ASH
	088263-C7-000	EA	BATT-STRIP - ECHING SAGE (G27)
	088263-C6-000	EA	BATT-STRIP - QUEST-BERBER (G28)
	085284-C1-000	FT	STRIP-TAPE -ETCHINGS - SAGE (G27)
	085284-BP-000	FT	STRIP-TAPE -QUEST-BERBER (G28)
	085284-96-000	FT	STRIP-TAPE - PICKLED ASH
	103186-01-03A	FT	MOLDING-PLASTIC - SHELF - PICKLED ASH

**CARPETING & FLOOR MATS**

KEY	PART NUMBER	U/M	DESCRIPTION
	096060-B3-000	SY	CARPET-JUBILATION -CASTILE (G27)
	096060-95-000	SY	CARPET-JUBILATION -DOESKIN (G28)
	093486-01-000	SY	CARPET-COMPARTMENT - 54" WIDE - DARK GRAY
	081075-04-000	EA	MAT-FLOOR ENTRANCE - ITASCA - PLASTICOLOR GRAY
	106884-03-000	EA	MAT-FLOOR - PASSENGER - "I" - FORD
	106884-04-000	EA	MAT-FLOOR - DRIVER - "I" - FORD

# INTERIOR FINISH GROUP (CONTINUED)

## CABINET & TABLE HARDWARE



KEY	PART NUMBER	U/M	DESCRIPTION
1	108138-01-000	EA	HINGE-DOOR - CABINET - BURNISHED BRASS
2	009059-01-000	EA	HINGE-DOOR - 2" X 1.4" - BRASS
3	000G13-06-08G	EA	SCREW - 6-20 X 5/8 PFH - ANTIQUE BRASS (HINGE 108138-01-000)
4	065740-01-000	EA	BRACE-CABINET CORNER - PLASTIC
5	079921-01-000	EA	ROLLER-NYLON - W/STEEL SHAFT - BARBED
6	016604-01-000	EA	BRACE-CABINET - ANGLE - 2.5" - METAL - UNPAINTED
6	016604-05-000	EA	BRACE-CABINET - L ANGLE - 2.5" - METAL - OFF WHITE
7	074045-09-000	EA	PLUG-WOOD - 1/2" - PICKELED ASH
8	042356-01-000	EA	PLUG-BUTTON - MAHOGANY - 3/8" DIAMETER - WOOD
9	113236-01-01A	EA	BRACKET-CLOTHES ROD
10	084071-12-000	EA	ROD-BRASS - 104MM LONG
10	084071-19-000	EA	ROD-BRASS - 198MM LONG
11	084070-02-000	EA	POST-END - BRASS
12	093586-06-000	EA	CATCH-SPRING, ROLLER - FASTEC C411-AC
13	093586-05-000	EA	STRIKE-SPRING STEEL, FASTEC S411-AC
14	098980-05-000	EA	PILASTER-ADJUSTABLE SHELF, 15" LONG
15	098979-01-000	EA	CLIP-ADJUSTABLE SHELF
16	117800-01-01A	EA	PULL-CABINET - BRASS
17	074493-02-000	EA	SUPPORT-PISTON SPRING - CABINET DOOR
18	114045-01-000	EA	BACKSOCKET-ADJUSTABLE -LEFT - HOUCK 751-1 N/A ORDER KIT ACCORDING TO LENGTH OF DRAWER SLIDE 114031
19	114045-02-000	EA	BACKSOCKET-ADJUSTABLE - RIGHT - HOUCK 751-2 N/A ORDER KIT ACCORDING TO LENGTH OF DRAWER SLIDE 114031
20	114031-02-000	EA	SLIDE-DRAWER - 12" RIGHT CABINET - HOUCK 7200-RV-2 N/A ORDER #114031-01-700 SLIDE DRAWER KIT
20	114031-06-000	EA	SLIDE-DRAWER - 14" RIGHT CABINET - HOUCK 7200-RV-2 N/A ORDER #114031-05-700 SLIDE DRAWER KIT
20	114031-10-000	EA	SLIDE-DRAWER - 16" RIGHT CABINET - HOUCK 7200-RV-2 N/A ORDER #114031-09-700 SLIDE DRAWER KIT

KEY	PART NUMBER	U/M	DESCRIPTION
20	114031-14-000	EA	SLIDE-DRAWER - 18" RIGHT CABINET - HOUCK 7200-RV-2 N/A ORDER #114031-13-700 SLIDE DRAWER KIT
20	114031-18-000	EA	SLIDE-DRAWER - 20" RIGHT CABINET - HOUCK 7200-RV-2 N/A ORDER #114031-17-700 SLIDE DRAWER KIT
20	114031-22-000	EA	SLIDE-DRAWER - 22" RIGHT CABINET - HOUCK 7200-RV-2 N/A ORDER #114031-21-700 SLIDE DRAWER KIT
21	114031-04-000	EA	SLIDE-DRAWER - 12" - RIGHT DRAWER - HOUCK 7200-RV-4 N/A ORDER #114031-01-700 SLIDE DRAWER KIT
21	114031-08-000	EA	SLIDE-DRAWER - 14" RIGHT DRAWER - HOUCK 7200-RV-4 N/A ORDER #114031-05-700 SLIDE DRAWER KIT
21	114031-12-000	EA	SLIDE-DRAWER - 16" RIGHT DRAWER - HOUCK 7200-RV-4 N/A ORDER #114031-09-700 SLIDE DRAWER KIT
21	114031-16-000	EA	SLIDE-DRAWER - 18" RIGHT DRAWER - HOUCK 7200-RV-4 N/A ORDER #114031-13-700 SLIDE DRAWER KIT
21	114031-20-000	EA	SLIDE-DRAWER - 20" RIGHT DRAWER - HOUCK 7200-RV-4 N/A ORDER #114031-17-700 SLIDE DRAWER KIT
21	114031-24-000	EA	SLIDE-DRAWER - 22" RIGHT DRAWER - HOUCK 7200-RV-4 N/A ORDER #114031-21-700 SLIDE DRAWER KIT
22	114031-03-000	EA	SLIDE-DRAWER - 12" - LEFT DRAWER - HOUCK 7200-RV-3 N/A ORDER #114031-01-700 SLIDE DRAWER KIT
22	114031-07-000	EA	SLIDE-DRAWER - 14" LEFT DRAWER - HOUCK 7200-RV-3 N/A ORDER #114031-05-700 SLIDE DRAWER KIT
22	114031-11-000	EA	SLIDE-DRAWER - 16" LEFT DRAWER - HOUCK 7200-RV-3 N/A ORDER #114031-09-700 SLIDE DRAWER KIT
22	114031-15-000	EA	SLIDE-DRAWER,18" LEFT DRAWER - HOUCK 7200-RV-3 N/A ORDER #114031-13-700 SLIDE DRAWER KIT
22	114031-19-000	EA	SLIDE-DRAWER - 20" LEFT DRAWER - HOUCK 7200-RV-3 N/A ORDER #114031-17-700 SLIDE DRAWER KIT
22	114031-23-000	EA	SLIDE-DRAWER - 22" LEFT DRAWER - HOUCK 7200-RV-3 N/A ORDER #114031-21-700 SLIDE DRAWER KIT
23	114031-01-000	EA	SLIDE-DRAWER - 12" LEFT CABINET - HOUCK 7200-RV-1 N/A ORDER #114031-01-700 SLIDE DRAWER KIT
23	114031-05-000	EA	SLIDE-DRAWER - 14" LEFT CABINET - HOUCK 7200-RV-1 N/A ORDER #114031-05-700 SLIDE DRAWER KIT
23	114031-09-000	EA	SLIDE-DRAWER - 16" LEFT CABINET - HOUCK7200-RV-1 N/A ORDER #114031-09-700 SLIDE DRAWER KIT
23	114031-13-000	EA	SLIDE-DRAWER - 18" LEFT CABINET - HOUCK 7200-RV-1 N/A ORDER #114031-13-700 SLIDE DRAWER KIT
23	114031-17-000	EA	SLIDE-DRAWER - 20" LEFT CABINET - HOUCK 7200-RV-1 N/A ORDER #114031-17-700 SLIDE DRAWER KIT
23	114031-21-000	EA	SLIDE-DRAWER - 22" LEFT CABINET - HOUCK 7200-RV-1 N/A ORDER #114031-21-700 SLIDE DRAWER KIT
	076790-01-000	EA	SCREW - 6-20 X 1 1/4 PPH - BLACK
	076790-05-000	EA	SCREW-6-20 X 1/2" - PPH - BLACK THREADCUTTING - WOOD
	004354-01-000	EA	BUMPER-RUBBER - .5" DIA - BROWN
	023320-01-000	EA	PAD-FELT - 3/8" DIAMETER - BROWN
	009112-01-000	EA	FLANGE-1" ROD - CLOTHES - PLASTIC - OFF WHITE
	000G13-06-10G	EA	SCREW - 6-20 X 5/8 PFH - ANTIQUE BRASS
	042438-01-000	EA	DOWEL-WOOD - CLOTHES ROD - 1" DIAMETER X 4'
	102194-01-000	EA	GUIDE-PLASTIC
			FROM: 07-16-95 THRU: 99-99-99
	103256-01-000	EA	LATCH-SLIDE
	104181-01-01A	EA	SUPPORT-LEAF, 5.3" - EXTENDS TO 7.5" - SAFTY RING - METAL
	116975-01-01A	EA	LATCH ASM-UNDERCENTER,BLACK
	042541-05-000	EA	STRIKE

## INTERIOR FINISH GROUP (CONTINUED)

### FIRE EXTINGUISHER, DETECTORS & CLOCK

KEY	PART NUMBER	U/M	DESCRIPTION
	072852-01-000	EA	DETECTOR-SMOKE - W/9 VOLT BATTERY (US)
	072852-02-000	EA	DETECTOR-SMOKE - W/9 VOLT BATTERY (CANADIAN)
	094499-01-000	EA	EXTINGUISHER-FIRE - DRY W/MOUNTING BRACKET - 10 BC
	094499-02-000	EA	EXTINGUISHER-FIRE - DRY - 1A10BC - CANADIAN
	094499-01-700	EA	BRACKET-MOUNTING - W/PLASTIC STRAP - FIRE EXTINGUISHER
	118081-01-01A	EA	CLOCK-WALL - ROUND 8" BRASS
	112320-02-000	EA	BATTERY/SENSOR-CO GAS - COSTAR 940001000 FROM: 00-00-00 THRU: 09-03-95
	112320-03-000	EA	DETECTOR-CO GAS MODEL 9D-I COSTAR 946000001 FROM: 09-04-95 THRU: 99-99-99
	112320-04-000	EA	DETECTOR-CO SENSOR ASSEMBLY COSTAR 946001001 FROM: 09-04-95 THRU: 99-99-99

### PANELING, LAMINATES & PLASTIC

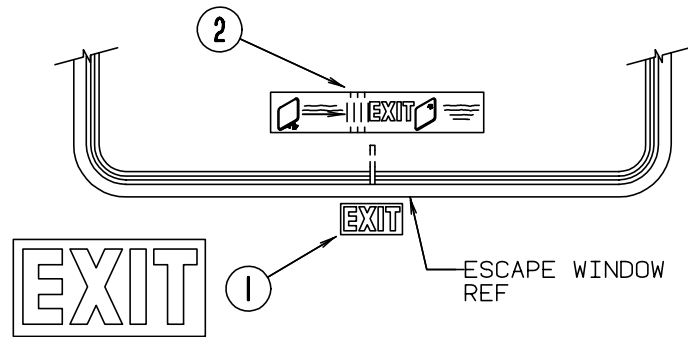

KEY	PART NUMBER	U/M	DESCRIPTION
	074497-22-000	SF	PANELING-PICKLED ASH - 48 X 96
	074497-33-000	SF	PANELING-CEILING IMPACT PEAR
	074498-71-000	SF	LAMINATE-PLASTIC - NATURAL SANTOS (G27)
	074498-67-000	SF	LAMINATE-PLASTIC - ORCHID MIST (ALL)
	074498-57-000	SF	LAMINATE-PLASTIC - PICKLED ASH (G27)
	080215-08-000	SF	PANELING-2 SIDE PICKLED ASH - 48 X 96
	088272-E8-000	SF	PANELING-ETCHING - SAGE - ROBERT WEED - INC OF 28 SQ FT (G27)
	088272-E7-000	SF	PANELING-QUEST - BERBER - ROBERT WEED - INC OF 28 SQ FT (G28)
	088272-98-000	SF	PANELING-SHOWER - OFF WHITE - 4' X 7' - INC OF 28 SQ FT FROM: 00-00-00 THRU: 01-14-96
	088272-G1-000	SF	PANELING-PEBBLE EMBOSS - ANTIQUE - 3 MM X 48 X 96 - WET BATH FROM: 01-15-96 THRU: 99-99-99
	000885-68-000	SF	PARTICAL BOARD-3/8" X 48" X 96" - PICKLED ASH - VINYL 2 SIDED
	000885-66-000	SF	PARTICAL BOARD-1/2" X 60" X 96" - PICKLED ASH - VINYL 2 SIDED
	000885-67-000	SF	PARTICAL BOARD-3/4" X 48" X 96" - PICKLED ASH - VINYL 2 SIDED
	089297-01-000	SF	PLYWOOD-LUAN - OVERLAY GRADE - 4' X 8' - INC OF 32 SF
	093743-02-01A	SF	PLASTIC-ABS - 20" WIDE ROLL - OFF WHITE
	093743-03-01A	SF	PLASTIC-ABS - 10.8" WIDE - OFF WHITE

## LABELS GROUP

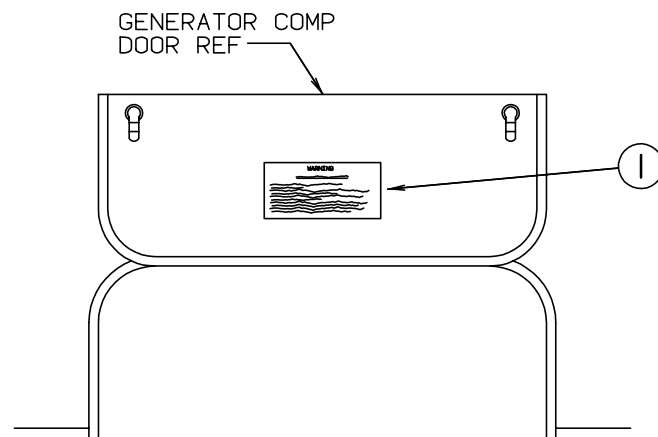
### MISCELLANEOUS LABELS

KEY	PART NUMBER	U/M	DESCRIPTION
	104236-01-000	EA	LABEL-GENERATOR CIRCUIT
	006064-01-000	EA	LABEL-SEAT W/O SEATBELT (US)
	006064-02-000	EA	LABEL-SEAT W/O SEATBELT (CSA) NOT INTENDED FOR USE WHILE COACH IN MOTION
	091224-02-000	EA	LABEL-TRAILER LIGHTING
	091243-01-000	EA	LABEL-A/C COVER - "AIR CONDITIONING CIRCUIT. ETC."
	091243-02-000	EA	LABEL-COVER - "MICROWAVE CIRCUIT. ETC."
	093236-08-000	EA	LABEL-CIRCUIT BREAKER
	098641-01-000	EA	LABEL-FUEL - UNLEADED - DASH
	073998-01-000	EA	LABEL-LPG ODOR WARNING
	061417-01-000	EA	LABEL-FUEL - ON FUEL FILL DOOR
	111104-01-000	EA	LABEL-HITCH - READ MANUAL

**LABELS GROUP (CONTINUED)**



KEY	PART NUMBER	U/M DESCRIPTION
1	039290-01-000	EA LABEL-WARNING - EXIT
2	107571-01-000	EA LABEL-EXIT - ESCAPE WINDOW



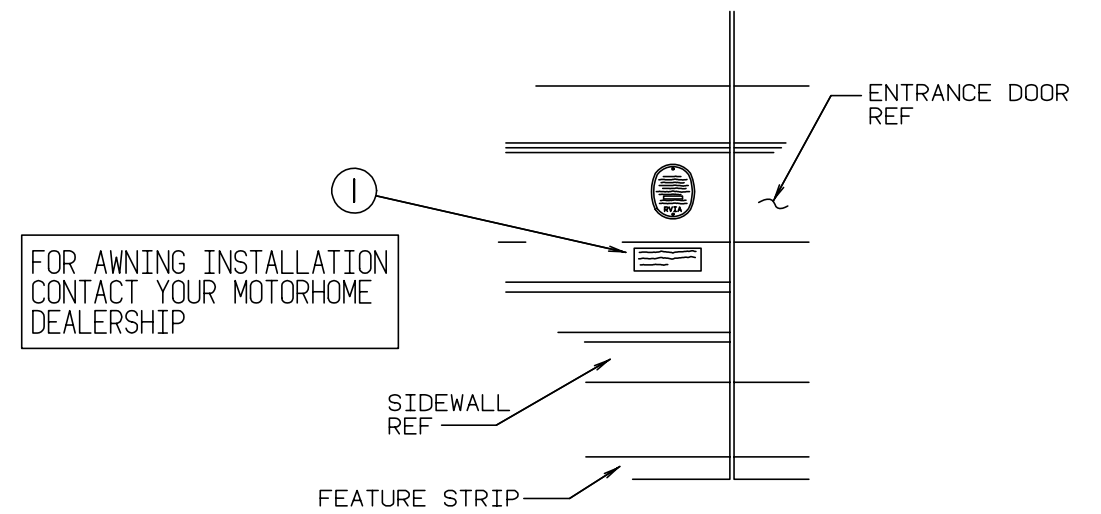
**WARNING**

WHEN ADDING A GENERATOR SET:

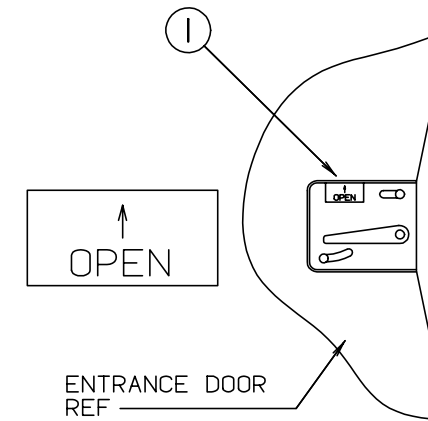
HIGH VOLTAGE-USE EXTREME CAUTION WHEN WORKING ON ELECTRICAL COMPONENTS. HAVE ALL ELECTRICAL INSTALLATION PERFORMED BY A QUALIFIED LICENSED ELECTRICIAN-FOLLOW ALL STATE AND LOCAL CODES. ONLY INSTALL GENERATOR SET APPROVED FOR R.V. APPLICATION. HAVE INSTALLED BY QUALIFIED TECHNICIAN. TO AVOID HEAT BUILD-UP AND TO GUARANTEE AN ADEQUATE AIR SUPPLY TO THE GENERATOR CARBURETOR, FOLLOW INSTALLATION INSTRUCTIONS. GENERATOR ENGINE EXHAUST GASES ARE TOXIC AND MUST NOT TERMINATE UNDER THE VEHICLE-DISCHARGE EXHAUST AWAY FROM VEHICLE.

KEY	PART NUMBER	U/M DESCRIPTION
1	077510-01-000	EA LABEL-GENERATOR PREP

**LABELS GROUP (CONTINUED)**

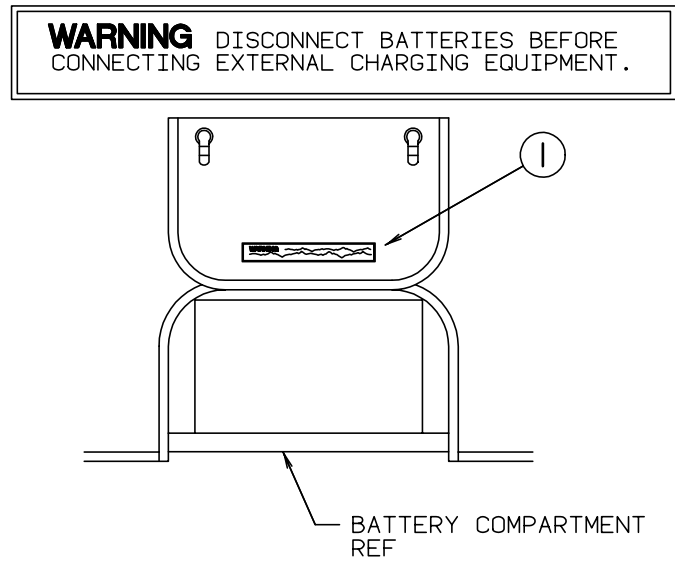


KEY	PART NUMBER	U/M DESCRIPTION
1	099509-01-000	EA LABEL-AWNING INSTALLATION

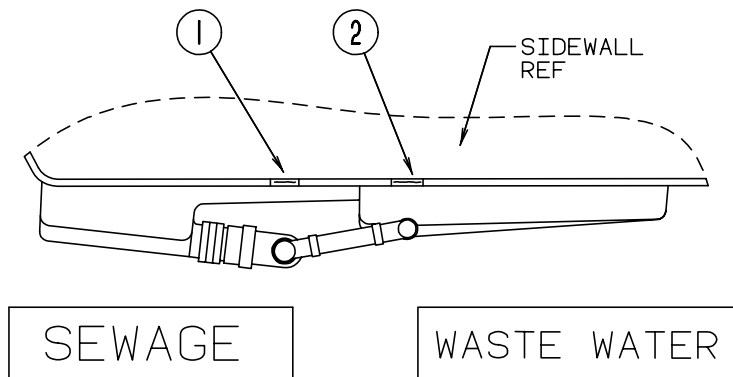


KEY	PART NUMBER	U/M DESCRIPTION
1	040944-01-000	EA LABEL-ENTRANCE DOOR, "OPEN"

**LABELS GROUP (CONTINUED)**

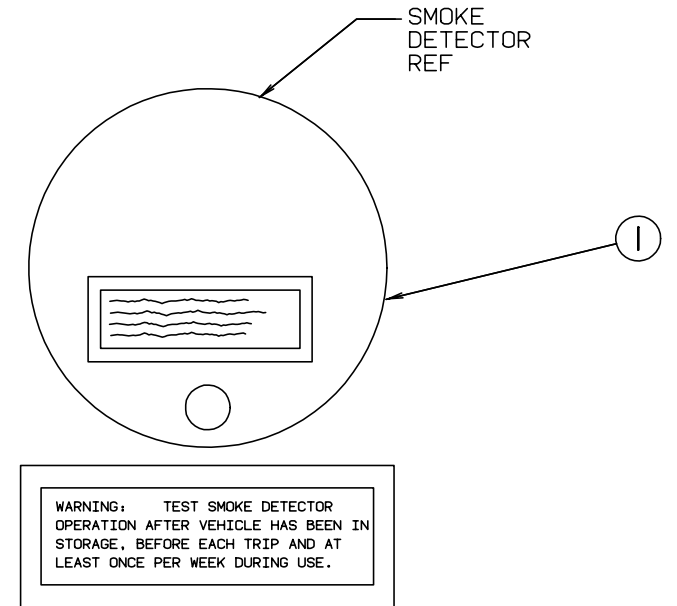


KEY	PART NUMBER	U/M DESCRIPTION
1	065748-01-000	EA LABEL-CAUTION, BATTERY CHARGING

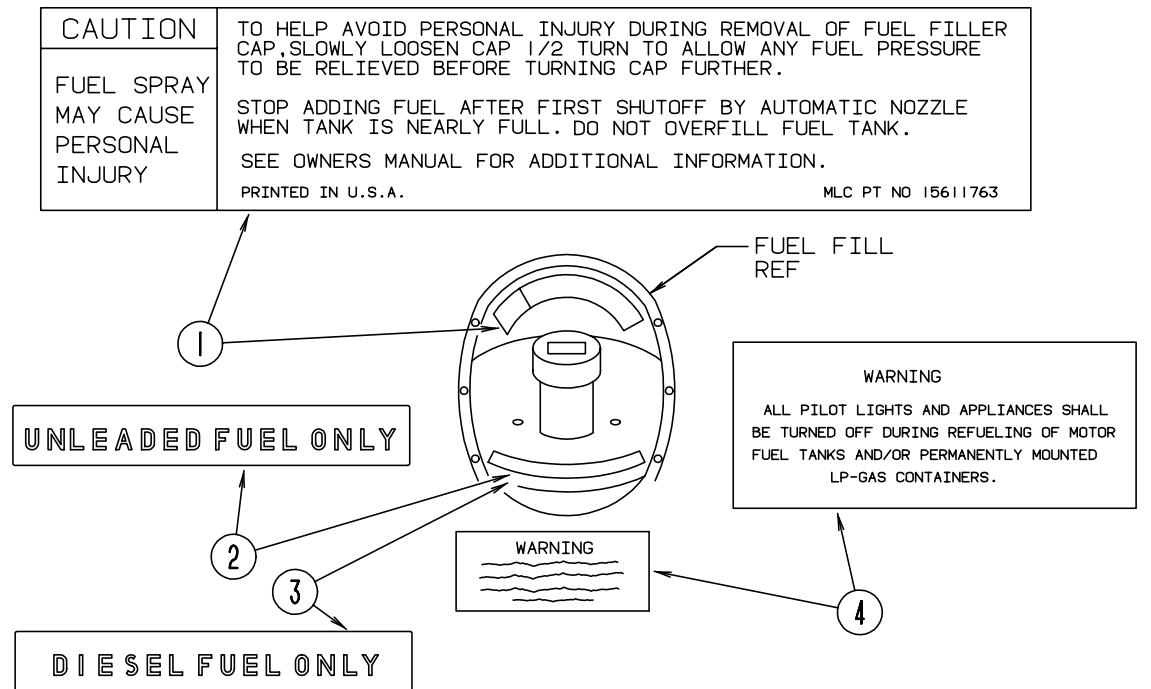


KEY	PART NUMBER	U/M DESCRIPTION
1	006187-01-000	EA LABEL-SEWAGE
2	006188-01-000	EA LABEL-WASTE WATER

**LABELS GROUP (CONTINUED)**

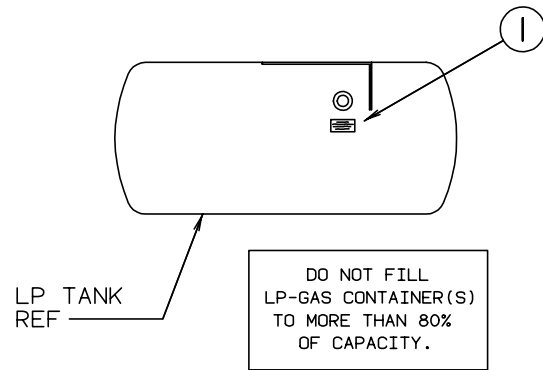


KEY	PART NUMBER	U/M DESCRIPTION
1	077956-01-000	EA LABEL-WARNING - SMOKE DETECTOR

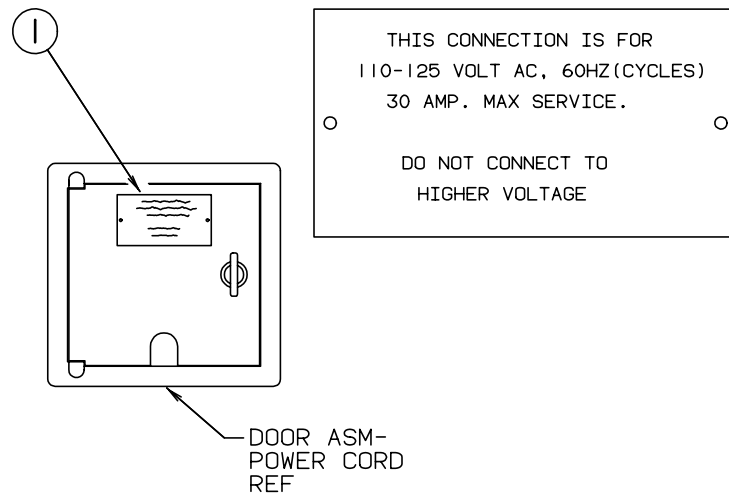


KEY	PART NUMBER	U/M DESCRIPTION
1	087207-05-000	EA LABEL-FUEL CAP REMOVAL
2	062043-01-000	EA LABEL-FUEL - UNLEADED
3	068383-01-000	EA LABEL-FUEL - DIESEL
4	006040-01-000	EA REFUEL WARNING - USA
4	006040-02-000	EA REFUEL WARNING - CANADIAN

**LABELS GROUP (CONTINUED)**

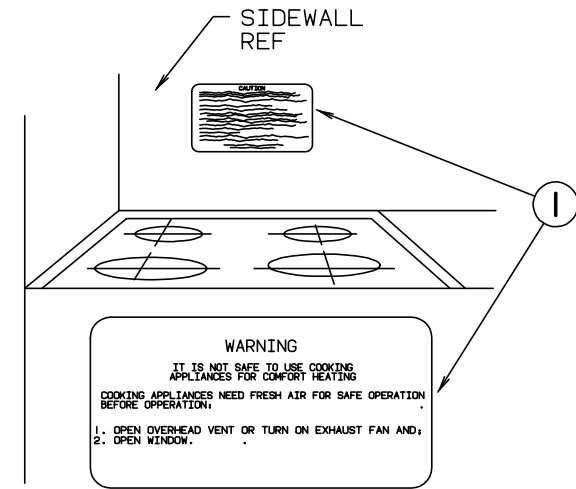


KEY	PART NUMBER	U/M DESCRIPTION
1	054531-01-000	EA LABEL-LP GAS ONLY

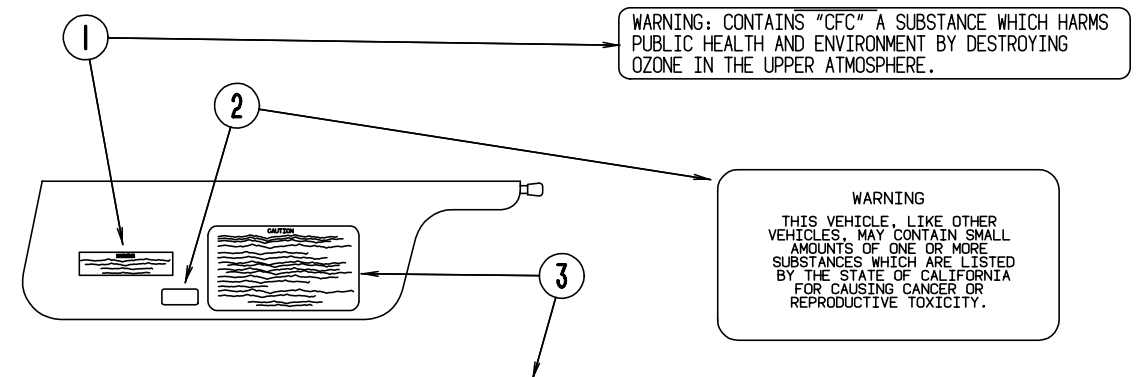


KEY	PART NUMBER	U/M DESCRIPTION
1	006062-01-000	EA TAG-ELECTRIC - 110V CONNECTION

**LABELS GROUP (CONTINUED)**



KEY	PART NUMBER	U/M DESCRIPTION
1	050225-01-000	EA LABEL-WARNING - STOVE VENT - US



**CAUTION**

THIS MOTOR HOME HAS BEEN DESIGNED, MANUFACTURED AND TESTED WITH CONCERN FOR THE PROTECTION OF IT'S OCCUPANTS. WE RECOMMEND YOU PERFORM THE FOLLOWING INSPECTIONS FOR YOUR SAFETY AND THE SAFETY OF YOUR PASSENGERS BEFORE STARTING YOUR VEHICLE.

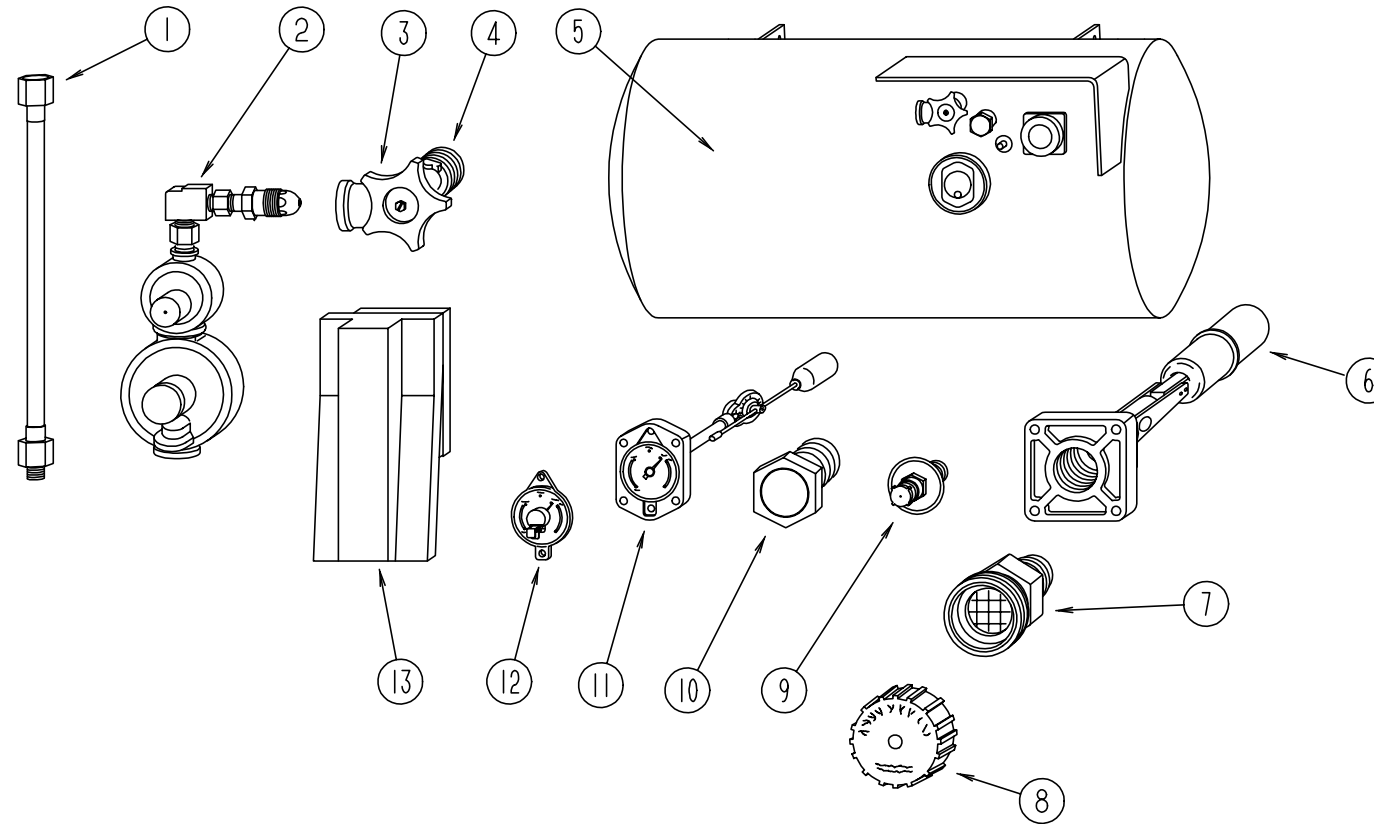
1. LP GAS SYSTEM- TURN OFF AT TANK FOR TRAVELING. TEST FOR LEAKS UPON ARRIVAL AT DESTINATION. BEFORE LIGHTING PILOTS.
2. WHEELS- INSPECT FOR DAMAGE AND CHECK LUG NUTS FOR TIGHTNESS.
3. TIRES- INSPECT FOR WEAR AND DAMAGE AND CHECK FOR RECOMMENDED AIR PRESSURE.
4. LIGHTING- TEST FOR PROPER OPERATION OF ALL INTERIOR AND EXTERIOR LIGHTS INCLUDING DASH LIGHTS, HEADLIGHTS, TAIL LIGHTS, BRAKE LIGHTS, CLEARANCE LIGHTS AND TURN SIGNALS.
5. EXITS- INSPECT RELEASE MECHANISM ON EMERGENCY EXIT WINDOW, TEST BOTH LOCKS ON MAIN ENTRANCE DOOR FOR EASE OF OPERATION AND INSTRUCT PASSENGERS HOW TO USE BOTH MEANS OF EXIT.
6. SEAT BELTS- DIRECT PASSENGERS TO DESIGNATED SEATS AND REQUIRE USE OF SEAT BELTS.
7. APPLIANCES- TURN OFF AND LATCH OR LOCK DOORS WHERE PROVIDED.
8. LOOSE PARCELS- STORE SECURELY.
9. UTILITY SUPPLY LINES- DISCONNECT ALL ELECTRIC, SEWER AND WATER LINES AND SECURE PROPERLY.
10. ENTRANCE DOOR STEP- PLACE IN RETRACTED POSITION FOR TRAVELING.

READ YOUR MOTOR HOME AND CHASSIS OWNER'S MANUAL FOR FURTHER PRECAUTIONS

KEY	PART NUMBER	U/M DESCRIPTION
1	111802-01-000	EA LABEL-CFC WARNING
2	099689-01-000	EA LABEL-WARNING, CANCER/TOXICITY
3	056259-01-000	EA LABEL-SAFETY CHECK LIST

# LP GROUP

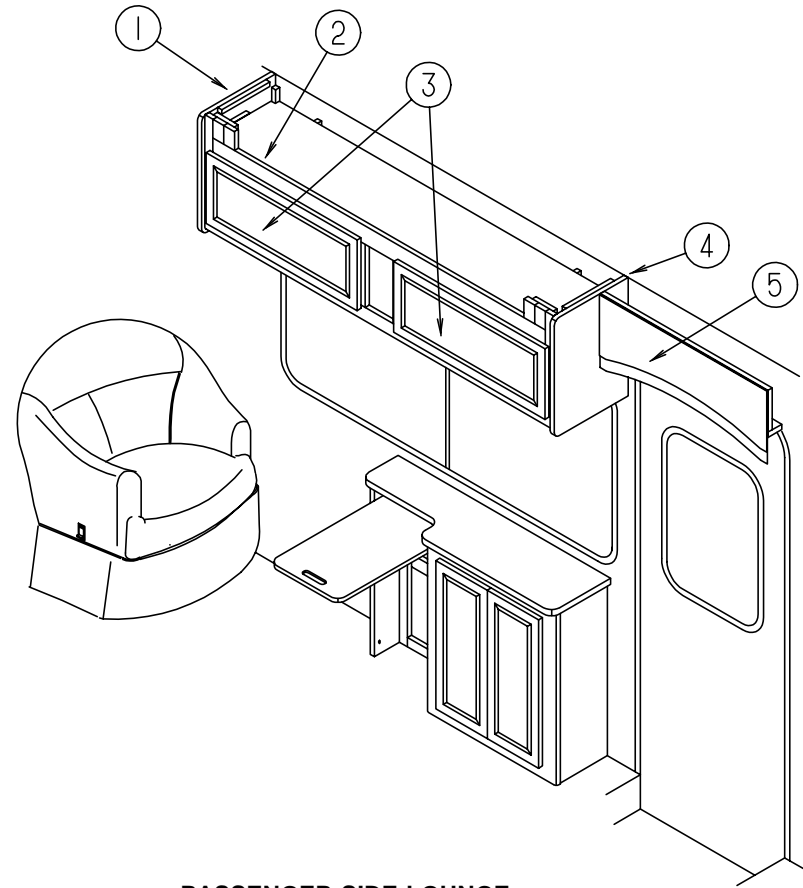
## LP SYSTEM



KEY	PART NUMBER	U/M	DESCRIPTION	VENDOR NO.
1	045703-01-000	EA	HOSE-LP - 3/8" ID X 24" - 3/8 MPT X 1/2 F SWIVEL (US)	
1	045703-02-000	EA	HOSE-LP - 3/8" ID X 24" - 3/8" MPT X 1/2" F SWIVEL (CANADA)	
1	045703-05-000	EA	HOSE-LP - 3/8" ID X 28" - 3/8" MPT X 1/2" F SWIVEL (US)	
1	045703-06-000	EA	HOSE-LP - 3/8" ID X 28" - 3/8" MPT X 1/2" F SWIVEL (CANADIAN)	
	045703-09-000	EA	HOSE ASM-LP 3/8" ID X 24" US & CGA 3/8" F SWIVEL X 3/8" F SWIVEL	
2	106150-01-000	EA	REGULATOR-TWO STAGE - M'BRASS 293-00	
3	040421-01-708	EA	HANDWHEEL-SERVICE VALVE - BRUNNER	G-1015-A
4	040421-01-712	EA	VALVE-SERVICE W/O VAPOR RELIEF	29000853
5	080450-01-000	EA	TANK-LP - 42 LB - 13" DIA X 24" LONG	
6	040421-01-711	EA	VALVE-80%, W/FLOAT & GASKET	
7	040421-01-701	EA	VALVE-SHORT LP FILLER W/YELLOW CAP - BRUNNER	75478
8	040421-01-702	EA	CAP-LP FILLER VALVE - PLASTIC - YELLOW - BRUNNER	G-1014-A
9	040421-01-700	EA	VALVE-LIQUID LEVEL - 20% LP - BRUNNER	G-1013
10	040421-01-713	EA	VALVE-VAPOR ONLY	29000587
11	074142-01-700	EA	FLOAT GAUGE-SCREW ON-MACHINE	13C-SCR
	074142-01-701	EA	FLOAT ASM. (BOLT ON)	13C-BLT
12	040440-02-000	EA	TRANSMITTER-DIAL - 0-90 OHM	
13	105658-01-000	EA	COMPARTMENT-LP REGULATOR	
	010265-01-000	EA	ELBOW-BRASS - 90 DEGREE - 3/8" F X 1/2" FPT	
	010323-01-000	EA	ADAPTER-BRASS - 3/8" F X 1/2" MPT	
	010252-01-000	EA	ELBOW - BRASS-90 3/8" F X 1/2" MPT	
	010377-02-000	EA	NUT-BRASS - 3/8" FEMALE - FORGED	
	065318-02-000	EA	ELBOW- 90 DEGREE - 3/8" MPT TO 3/8" FPT	
	095624-01-000	EA	ELBOW- 90 DEGREE - 1/4" FPT X 1/4" FPT - BRASS	
	105658-01-000	EA	COMPARTMENT-LP REGULATOR	
	103613-01-000	EA	DETECTOR-LP GAS	
	106150-02-000	EA	REGULATOR-TWO STAGE - M'BRASS 290-00	



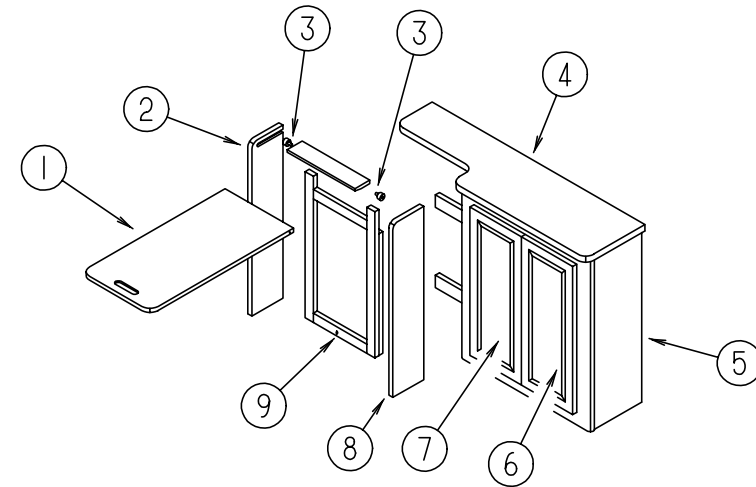
### LOUNGE GROUP



PASSENGER SIDE LOUNGE

KEY	PART NUMBER	U/M	DESCRIPTION
1	109908-08-F28	EA	END CAP-CABINET - OVERHEAD
2	111167-02-G27	EA	CABINET-OVERHEAD - W/O DOORS & HARDWARE
2	111167-02-G28	EA	CABINET-OVERHEAD - W/O DOORS & HARDWARE
	111167-13-F28	EA	SHELF-CABINET - OVERHEAD
3	M06803-D2-G28	EA	DOOR-CABINET - W/O HARDWARE - 290 X 715MM
4	109908-09-F28	EA	END CAP-CABINET - OVERHEAD
5	112964-01-F28	EA	CABINET ASM-OVERHEAD - ENTRANCE
	082525-01-000	EA	BRACE-COUCH - FLOOR MOUNT - ANGLE 3" LONG - METAL
	083125-07-000	EA	BRACE-COUCH - OFF WHITE
	P14437-02-000	EA	CABINET ASM-LID - ENTRANCE DOOR - W/O CARPET
	101222-01-02A	EA	BRACKET-CATCH - LID - OFF WHITE

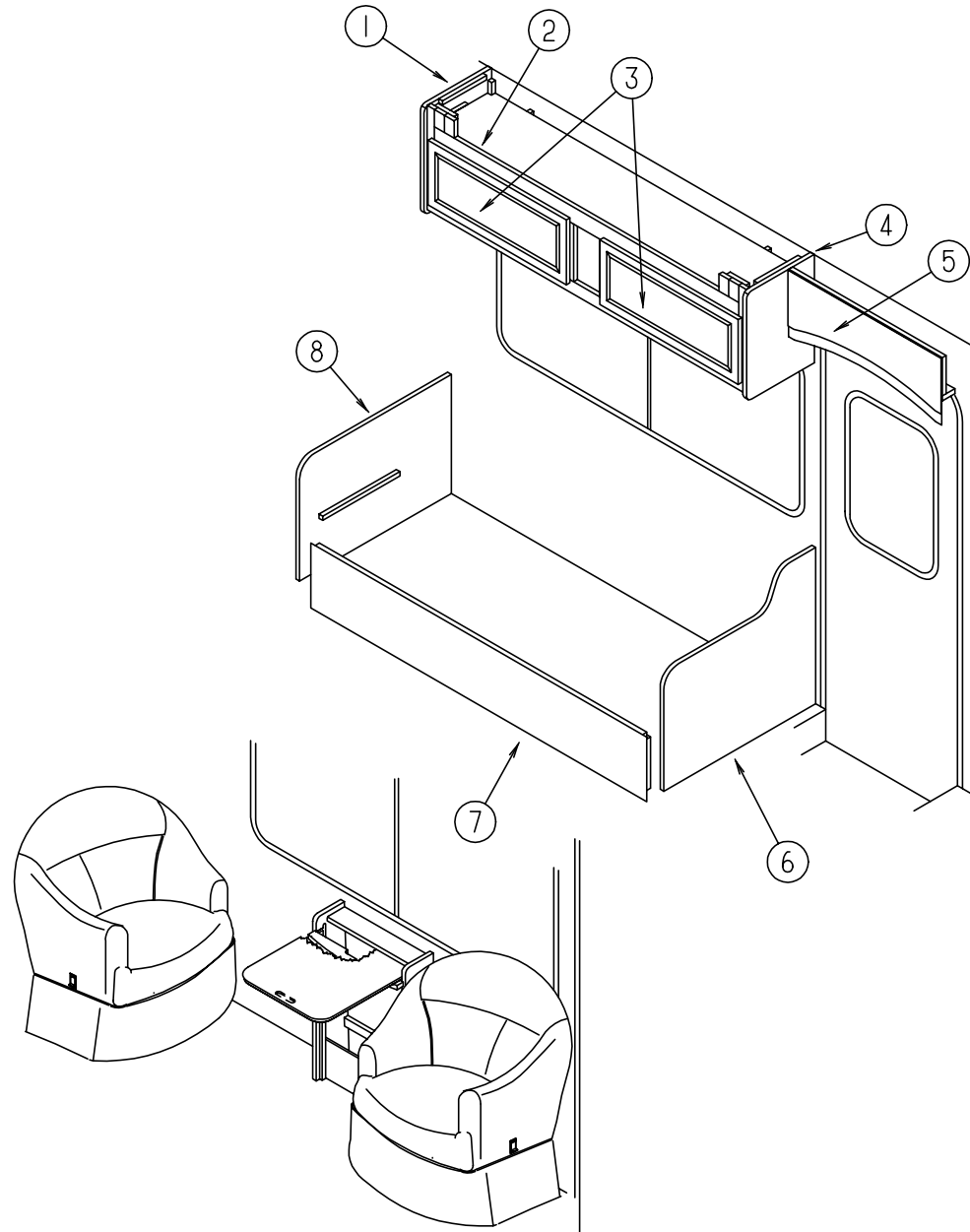
### LOUNGE GROUP (CONTINUED)



PASSENGER SIDE HUTCH TABLE

KEY	PART NUMBER	U/M	DESCRIPTION
1	114796-15-G28	EA	TABLE-PULLOUT - HUTCH CABINET
2	114796-13-G28	EA	END TABLE - RIGHT
3	079921-01-000	EA	ROLLER-NYLON - W/STEEL SHAFT - BARBED
4	114796-11-F09	EA	COUNTERTOP-CABINET - HUTCH (G27)
4	114796-11-F29	EA	COUNTERTOP-CABINET - HUTCH (G28)
5	114796-01-G27	EA	CABINET-HUTCH - W/PULLOUT TABLE
5	114796-01-G28	EA	CABINET-HUTCH - W/PULLOUT TABLE
6	M06803-D9-G28	EA	DOOR-CABINET - W/O HARDWARE - 255 X 640MM
7	M06803-20-G27	EA	DOOR-CABINET - W/O HARDWARE - 255 X 640MM
8	114796-12-G28	EA	END TABLE - LEFT
9	049176-01-000	EA	HEDLOCK II - 3/4 DIAMETER - SCREW MOUNT

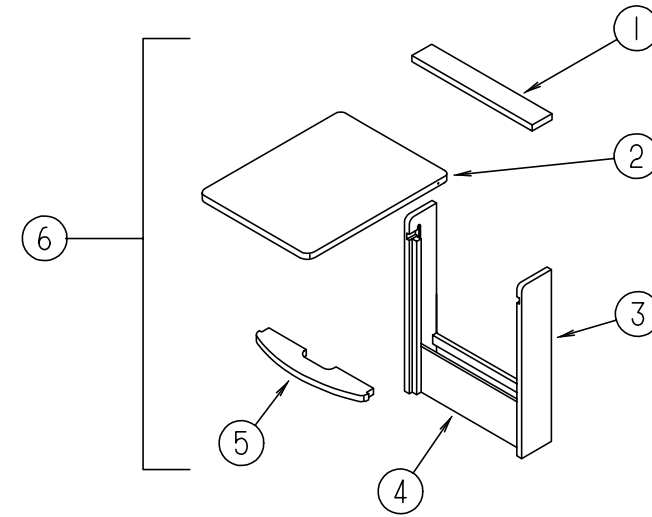
### LOUNGE GROUP (CONTINUED)



### PASSENGER SIDE LOUNGE CABINETRY

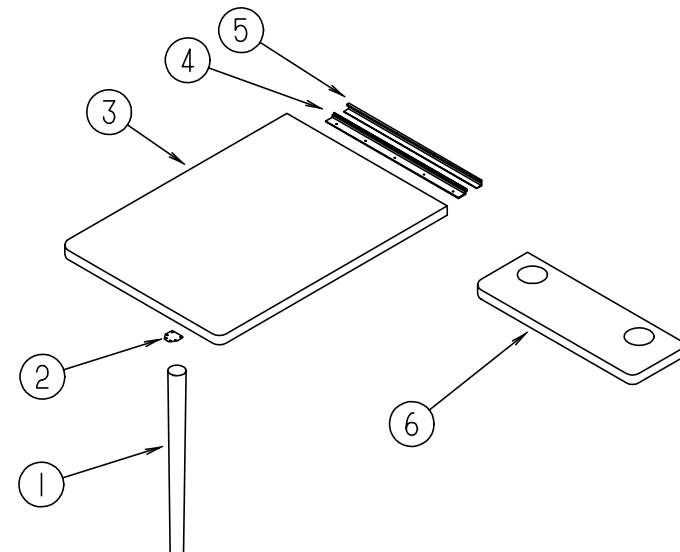
KEY	PART NUMBER	U/M	DESCRIPTION
1	109908-08-F28	EA	END CAP-CABINET - OVERHEAD
2	111167-02-G27	EA	CABINET-OVERHEAD - W/O DOORS & HARDWARE
2	111167-02-G28	EA	CABINET-OVERHEAD - W/O DOORS & HARDWARE
3	M06803-D2-G28	EA	DOOR-CABINET - W/O HARDWARE - 290 X 715MM
4	109908-09-F28	EA	END CAP-CABINET - OVERHEAD
5	112964-01-F28	EA	CABINET ASM-OVERHEAD - ENTRANCE
6	M04187-65-G27	EA	CABINET-COUCH W/FABRIC - DET. B
6	M04187-65-G28	EA	CABINET-COUCH W/FABRIC - DET. B
7	M04187-63-G27	EA	CABINET-COUCH W/FABRIC - DET. C
7	M04187-63-G28	EA	CABINET-COUCH W/FABRIC - DET. C
8	M04187-64-G27	EA	CABINET-COUCH W/FABRIC - DET. A
8	M04187-64-G28	EA	CABINET-COUCH W/FABRIC - DET. A
	082525-01-000	EA	BRACE-COUCH - FLOOR MOUNT - ANGLE 3" LONG - METAL
	083125-07-000	EA	BRACE-ANGLE - COUCH - 2.5" - OFF WHITE

### LOUNGE GROUP (CONTINUED)



### PASSENGER SIDE PULL OUT TABLE

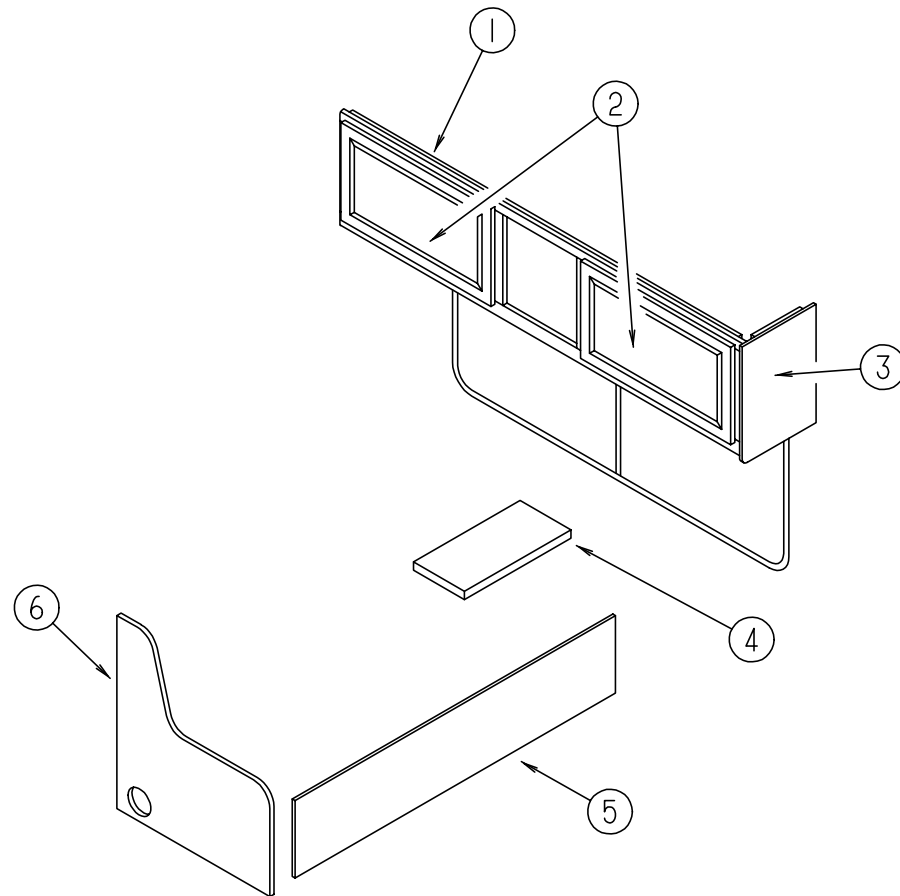
KEY	PART NUMBER	U/M	DESCRIPTION
1	096873-15-G01	EA	LUMBER
2	096873-11-F28	EA	PANEL ASM-PULL OUT
	080736-01-000	EA	PULL-RECESSED - 1.25" X 4" - OAK
3	096873-14-G28	EA	END-TABLE - LEFT
	096873-13-G28	EA	PANEL-SIDE - RIGHT
4	096873-16-G27	EA	PANEL-ASM
4	096873-16-G28	EA	PANEL-ASM
5	096873-12-G28	EA	SHELF
6	M96873-01-G27	EA	TABLE-PULLOUT
	P14437-02-000	EA	CABINET ASM-LID - ENTRANCE DOOR - W/O CARPET
	101222-01-02A	EA	BRACKET-CATCH - LID - OFF WHITE



### DRIVER SIDE DOUBLE TABLE

KEY	PART NUMBER	U/M	DESCRIPTION
1	114724-01-01A	EA	LEG-TABLE - WOOD - TAPERED - UNFINISHED
1	114724-01-04A	EA	LEG-TABLE - WOOD - PICKLED ASH
2	114724-02-000	EA	PLATE-LEG - METAL - THD
3	081322-14-G28	EA	TABLE ASM - LARGE
4	102201-04-02A	EA	SUPPORT-HINGE CATCH - TABLE MOUNTED - OFF WHITE
5	118933-01-01A	EA	SUPPORT-HINGE LOCK - OFF WHITE
6	114681-01-F09	EA	TABLE ASM (G27)
6	114681-01-F29	EA	TABLE ASM (G28)
	069726-02-000	EA	BUMPER-RUBBER - .88 X .40 - BLACK
	064781-06-000	EA	HOLDER-CUP - 2 STEP - OFF WHITE
	062046-01-000	EA	CLIP-LEG - PEDESTAL - 1.7" X 2.2"

## LOUNGE GROUP (CONTINUED)



FRONT FACING COUCH, TABLE & CABINTRY

KEY	PART NUMBER	U/M	DESCRIPTION
1	111166-03-G27	EA	CABINET-OVERHEAD - W/O DOORS & HARDWARE - DINETTE
1	111166-03-G28	EA	CABINET-OVERHEAD - W/O DOORS & HARDWARE - DINETTE
2	M06803-13-G28	EA	DOOR-CABINET - W/O HARDWARE - 400 X 710MM (MIRROR PANEL)
2	M06803-82-G28	EA	DOOR-CABINET - W/O HARDWARE - 400 X 710MM (WOOD PANEL)
3	109908-09-F28	EA	END CAP-CABINET - OVERHEAD
4	P14725-01-000	EA	COVER ASM-AIR RETURN - W/O CARPET
5	M04187-89-G27	EA	CABINET-COUCH - W/FABRIC
5	M04187-89-G28	EA	CABINET-COUCH - W/FABRIC
6	116110-03-G27	EA	COUCH END-FORWARD - FACE - RIGHT
6	116110-03-G28	EA	COUCH END-FORWARD - FACE - RIGHT
6	116110-04-G27	EA	COUCH END-FORWARD - FACE - RIGHT - W/WATER HEATER OPTION
6	116110-04-G28	EA	COUCH END-FORWARD - FACE - RIGHT - W/WATER HEATER OPTION
	M02634-01-G27	EA	PANEL-KICKBOARD
	M02634-01-G28	EA	PANEL-KICKBOARD
	082525-01-000	EA	BRACE-COUCH - FLOOR MOUNT - ANGLE 3" LONG - METAL
	083125-07-000	EA	BRACE-COUCH - OFF WHITE
	114726-01-G27	EA	TRAY ASM-BEVERAGE
	114739-01-01A	EA	PAD-NON-SKID,PSA

## SEALANTS & FASTENERS GROUP

### SCREWS

KEY	PART NUMBER	U/M	DESCRIPTION
	101618-01-000	EA	SCREW - 1/4-20 X .75 HEX - TAPPING - STALGARD TYPE F
	000G54-04-20B	EA	SCREW - 1/4-20 X 1 1/4 PTH - TYPE 23 - ZINC PLATED
	000G11-05-08B	EA	SCREW - 5-20 X .50 PPH - ZINC
	000G68-06-10G	EA	SCREW - 6-18 X 5/8 POH - ANTIQUE BRASS
	000G11-06-08B	EA	SCREW - 6-20 X .50 PPH - ZINC
	000G12-06-08T	EA	SCREW - 6-20 X .50 POH - BLACK
	000G11-06-06B	EA	SCREW - 6-20 X 3/8 PPH - ZINC
	000G11-06-10J	EA	SCREW - 6-20 X 5/8 PPH - BRASS
	000G13-06-08B	EA	SCREW - 6-20 X .50 PFH - ZINC
	000G13-06-16J	EA	SCREW - 6-20 X 1.00 PFH - BRASS
	000G13-06-24J	EA	SCREW - 6-20 X 1.50 PFH - BRASS
	000G11-07-08B	EA	SCREW - 7-19 X .50 PPH - ZINC
	000G13-07-12B	EA	SCREW - 7-19 X .75 PFH - ZINC
	000G11-08-06B	EA	SCREW - 8-18 X 3/8 PPH - ZINC
	000G11-08-08B	EA	SCREW - 8-18 X .50 PPH - ZINC
	000G13-08-10B	EA	SCREW - 8-18 X 5/8 PFH - ZINC
	000G11-08-12B	EA	SCREW - 8-18 X .75 PPH - ZINC
	000G11-08-12D	EA	SCREW - 8-18 X .75 PPH - BLACK
	000G11-08-12E	EA	SCREW - 8-18 X .75 PPH - CHROME
	000G11-08-12P	EA	SCREW - 8-18 X .75 PPH - DARK BROWN
	0G1108-12-170	EA	SCREW - 8-18 X .75 PPH - BRIGHT WHITE
	000G12-08-12S	EA	SCREW - 8-18 X .75 POH - OFF WHITE
	0G1208-12-170	EA	SCREW - 8-18 X .75 POH - BRIGHT WHITE
	000G11-08-12S	EA	SCREW - 8-18 X .75 PPH - OFF WHITE
	000G11-08-12T	EA	SCREW - 8-18 X .75 PPH - BLACK
	000G11-08-16S	EA	SCREW - 8-18 X 1.00 PPH - OFF WHITE
	000G11-08-20B	EA	SCREW - 8-18 X 1.25 PPH - ZINC
	074046-01-000	EA	SCREW - 8-18 X 1.25 PFH - BRONZE
	000G67-10-120	EA	SCREW - 10-12 X .75 PPH - TAN
	000G11-10-12S	EA	SCREW - 10-16 X .75 PPH - OFF WHITE
	000G11-10-10X	EA	SCREW - 10-16 X 5/8 PPH - GRAY
	000G32-10-06B	EA	SCREW - 10-32 X 3/8 - PPH - ZINC
	000G67-10-08B	EA	SCREW - 10-12 X 1/2 PPH - ZINC
	000G67-10-08R	EA	SCREW - 10-12 X 1/2 PPH - BEIGE - TYPE A
	000G67-10-10B	EA	SCREW - 10-12 X 5/8 PPH - ZINC - TYPE A
	000G67-10-10D	EA	SCREW - 10-12 X 5/8 PPH - BLACK - TYPE A
	000G67-10-10S	EA	SCREW - 10-12 X 5/8 - PPH - OFF WHITE
	000G67-10-12B	EA	SCREW - 10-12 X 3/4 PPH - ZINC
	000G67-10-12P	EA	SCREW - 10-12 X .75 - PPH - DARK BROWN
	000G67-10-12R	EA	SCREW - 10-12 X .75 PPH - BEIGE
	000G67-10-16B	EA	SCREW - 10-12 X 1 PPH - ZINC
	000G67-10-20D	EA	SCREW - 10-12 X 1.25 PPH - BLACK
	000G67-10-24B	EA	SCREW - 10-12 X 1.50 PPH - ZINC
	000G67-10-32B	EA	SCREW - 10-12 X 2 PPH - ZINC
	000G67-10-36T	EA	SCREW - 10-12 X 2.25 PPH - BLACK - STALGARD
	000G50-04-12B	EA	SCREW - MACHINE - 1/4 - 20 X 3/4 PPH - ZINC
	000G46-08-24T	EA	SCREW - MACHINE - 8-32 X 1.5 PFH - BLACK
	000G52-08-18B	EA	SCREW - MACHINE - 8-32 X 1 1/8 PTH - ZINC
	075908-01-000	EA	SCREW - MACHINE - 10-32 X .56 PTH - ZINC EXTERNAL TOOTH
	000G42-04-16B	EA	SCREW - SF/DR - .25-14 X 1 HWH - ZINC
	000G39-06-08B	EA	SCREW - SF/DR - 6-18 X .50 - ZINC
	000G39-06-10T	EA	SCREW - SF/DR - 6-20 X 5/8 PPH - BLACK
	000G39-06-16T	EA	SCREW - SF/DR - 6-20 X 1 PPH - BLACK
	000G39-08-06B	EA	SCREW - SF/DR - 8-18 X 3/8 PPH - ZINC
	000G39-08-08B	EA	SCREW - SF/DR - 8-18 X .50 PPH - ZINC
	000G39-08-08T	EA	SCREW - SF/DR - 8-18 X .50 PPH - BLACK
	000G39-08-08S	EA	SCREW - SF/DR - 8-18 X .50 PPH - OFF WHITE
	0G3908-08-170	EA	SCREW - SF/DR - 8-18 X .50 PPH - BRIGHT WHITE
	000G39-08-12B	EA	SCREW - SF/DR - 8-18 X .75 PPH - ZINC
	000G39-08-16B	EA	SCREW - SF/DR - 8-18 X 1.00 PPH - ZINC
	000G39-08-16R	EA	SCREW - SF/DR - 8-18 X 1.00 PPH - BEIGE
	000G39-08-24B	EA	SCREW - SF/DR - 8-18 X 1.50 PPH - ZINC
	0G3908-24-170	EA	SCREW - SF/DR - 8-18 X 1.50 PPH - BRIGHT WHITE
	000G39-10-08B	EA	SCREW - SF/DR - 10-16 X .50 PPH - ZINC

## SEALANTS & FASTENERS GROUP (CONTINUED)

### SCREWS (CONTINUED)

KEY	PART NUMBER	U/M	DESCRIPTION
	000G39-10-12D	EA	SCREW - SF/DR - 10-16 X .75 PPH - BLACK
	000G39-10-129	EA	SCREW - SF/DR - 10-16 X .75 PPH - FLUOROCARBON SILVER
	000G39-10-12B	EA	SCREW - SF/DR - 10-16 X .75 PPH - ZINC
	000G39-10-12R	EA	SCREW - SF/DR - 10-16 X .75 PPH - BEIGE
	000G39-10-20B	EA	SCREW - SF/DR - 10-16 X 1.25 PPH - ZINC
	000G39-10-209	EA	SCREW - SF/DR - 10-16 X 1.25 PPH - FLUOROCARBON SILVER
	000G39-12-12E	EA	SCREW - SF/DR - 12-14 X .75 PPH - CHROME
	087721-01-000	EA	SCREW - FLAT HEAD - TAPPING - 1/4" X 1 1/4" LONG - ZINC
	057671-01-000	EA	COVER - SCREW - #8 - PLASTIC - OFF WHITE
	097974-01-000	EA	SCREW - PART BD 7-9 X .75 PPH - FHM 0543 PLAIN
	116111-02-01A	EA	SCREW - TAPTITE - 1/4-20 X 3/8 PPH - ZINC

### BOLTS, NUTS & WASHERS

KEY	PART NUMBER	U/M	DESCRIPTION
	0MC31K-08-020	EA	BOLT - HEX - SERRATED FLANGE - M8 X 020
	000C12-05-16B	EA	BOLT - HEX - 5/16-18 X 1 - ZINC 5
	000C12-06-16B	EA	BOLT - HEX - 3/8-16 X 1 LG - ZINC 5
	000C12-09-20B	EA	BOLT - HEX - 9/16-12 X 1.25 - ZINC 5
	000C12-07-24B	EA	BOLT - HEX - 7/16-14 X 1.50 - ZINC 5
	000C12-08-24B	EA	BOLT - HEX - 1/2-13 X 1.50 - ZINC 5
	000C12-10-24B	EA	BOLT - HEX - 5/8-11 X 1.50 - ZINC - 5
	000C13-07-48B	EA	BOLT - HEX - 7/16-20 X 3 - ZINC 5
	000C18-05-40A	EA	BOLT - ELEVATOR - 5/16-18 X 2.50 - PL
	000C18-06-48B	EA	BOLT - ELEVATOR - 3/8-16 X 3 - ZINC - GRADE 5
	000C26-04-10B	EA	BOLT - HEX - SERRATED FLANGE - 1/4-20 X 5/8 - ZINC
	000C26-05-12B	EA	BOLT - HEX - SERRATED FLANGE - 5/16-18 X 3/4 - ZINC
	000C26-06-12B	EA	BOLT - HEX - SERRATED FLANGE - 3/8-16 X 3/4 - ZINC
	091274-03-000	EA	BOLT - J - 3/8-16 X 12.0
	000G45-05-16B	EA	BOLT - LAG 5/16-9 X 1 - ZINC
	051387-06-000	EA	BOLT - CARRIAGE - W/O HOLE - 5/16-18 X 9.5 - ZINC
	106166-01-000	EA	BOLT COLLARED HANGER - 8-32 X 1
	000D34-06-00B	EA	NUT - HEX - LOCKING - 3/8-16 GRADE C ZINC - PREVAILING TORQUE
	000D24-10-00B	EA	NUT - HEX - SF/LOCKING - 10-32 - ZINC
	000D29-09-00B	EA	NUT - HEX SELFLOCKING - 9/16-12 - ZINC
	000D29-06-00B	EA	NUT - HEX - W/NYLON LOCK - 3/8 - 16 - ZINC
	000D39-04-00B	EA	NUT - HEX - SERRATED FLANGE LOCKING 1/4-20 - ZINC
	000D39-05-00B	EA	NUT - HEX - SERRATED FLANGE LOCKING - 5/16-18 - ZINC
	000D39-06-00B	EA	NUT - HEX - SERRATED FLANGE LOCKING - 3/8-16 - ZINC
	000D39-08-00B	EA	NUT - HEX - SERRATED FLANGE LOCKING - 1/2-13 - ZINC
	000D44-07-00B	EA	NUT - HEX - SERRATED FLANGE LOCKING - 7/16-20 - ZINC
	044364-02-000	EA	NUT - SPEED - FLAT - ROUND - T'MN C9186-014-1
	000E11-07-00B	EA	WASHER - LOCKING - 7/16 MED SPLIT - ZINC
	000E11-08-00B	EA	WASHER - LOCKING - 1/2 MED SPLIT - ZINC
	041322-01-000	EA	WASHER - FLANGE - 15/32 ID X 2 3/8 OD - FOR SEAT BELT MOUNT
	000E13-21-00B	EA	WASHER - FLANGE - W/2 NAR - ZINC
	000E13-14-00B	EA	WASHER - FLANGE - 1/4" WIDE - ZINC
	000E13-17-00B	EA	WASHER - FLANGE - 3/8" AR - ZINC
	000E13-18-00B	EA	WASHER - FLANGE - 3/8 WIDE - ZINC
	000E13-20-00B	EA	WASHER - FLANGE - 7/16" WIDE - ZINC
	044533-01-000	EA	WASHER - PLASTIC - 1 3/8 OD - FOR BUTTONS

### CLAMPS, GROMMETS, CLIPS & RIVETS

KEY	PART NUMBER	U/M	DESCRIPTION
	007161-01-000	EA	CLAMP - HOSE - SPRING TYPE - 1/2"
	010495-01-000	EA	CLAMP - CABLE - 9/16"
	010497-01-000	EA	CLAMP - CLOSED - 5/8" ID
	010497-03-000	EA	CLAMP - CLOSED - 1" ID - CUSHIONED

## SEALANTS & FASTENERS GROUP (CONTINUED)

### CLAMPS, GROMMETS, CLIPS & RIVETS (CONTINUED)

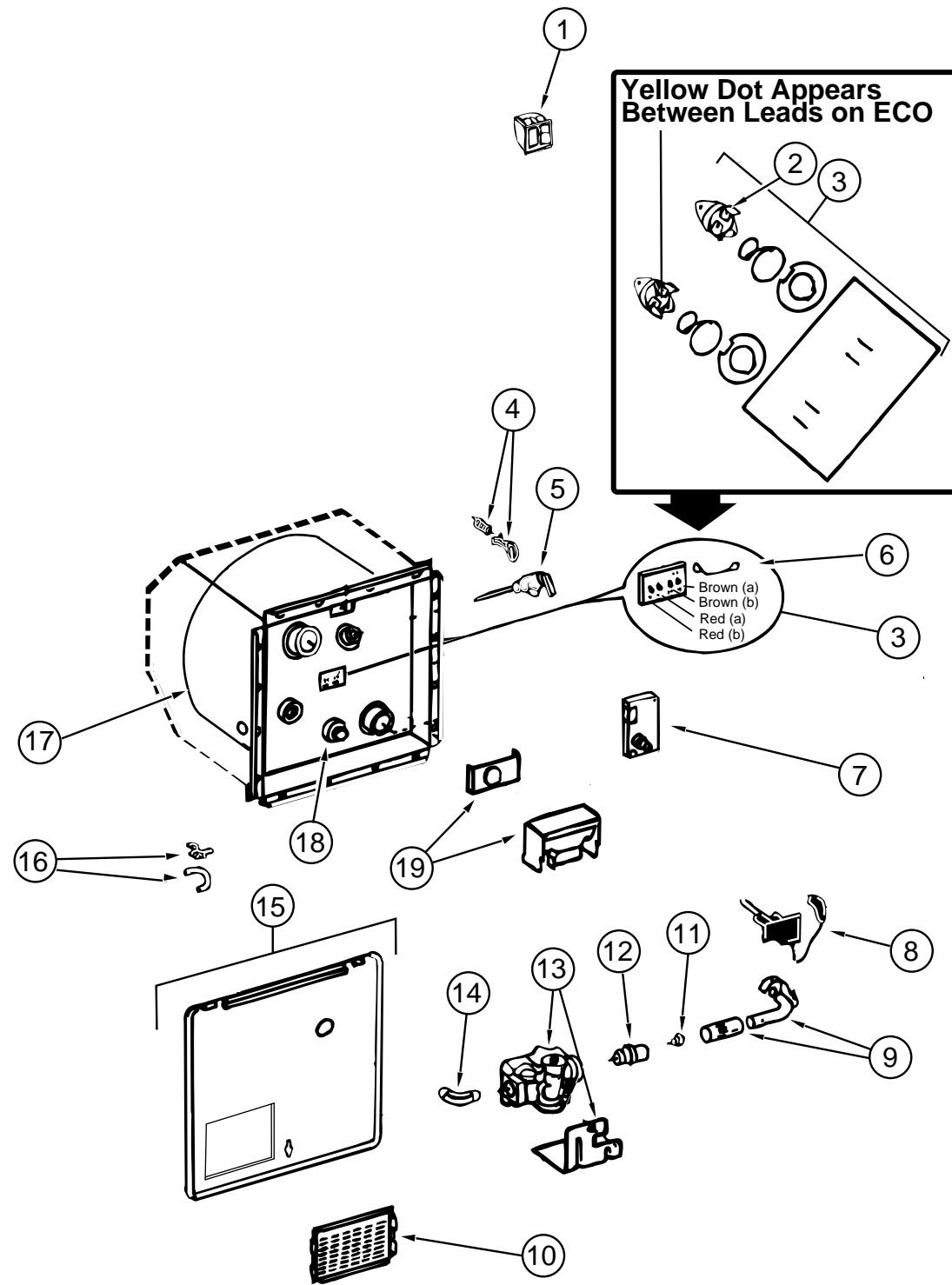
KEY	PART NUMBER	U/M	DESCRIPTION
	010497-04-000	EA	CLAMP - CLOSED - 1.62" ID
	010499-01-000	EA	CLAMP - CLOSED - 3/8" ID
	016188-03-000	EA	GROMMET - L/P LINE - 3/8" HOLE X 2 1/2" LONG - RUBBER
	016188-05-000	EA	GROMMET - L/P LINE - 3/8" HOLE X 1 1/4" LONG - RUBBER
	023942-01-000	EA	GROMMET-RUBBER - 2" OD
	056134-01-000	EA	HOLDER - RING - 3.6" DIAMETER - METAL
	062401-01-000	EA	CLAMP - HOSE - WORMGEAR .25" - 1"
	062401-02-000	EA	CLAMP - HOSE - WORMGEAR - 1.56" - 2.5"
	062401-03-000	EA	CLAMP - HOSE - WORMGEAR - .22" - 1"
	062401-04-000	EA	CLAMP - HOSE - WORMGEAR .69" - 1.25"
	062401-06-000	EA	CLAMP - HOSE - WORMGEAR .22"-.62"
	062401-11-000	EA	CLAMP - HOSE - WORMGEAR 3.56"- 4.5"
	071015-11-000	EA	GROMMET - 1.00 ID - FITS .12 MATL - MINOR RUBBER Z-3065
	071015-26-000	EA	GROMMET - RUBBER - 1.5" ID X 2.12" OD W/.06" GROOVE - BLACK
	114208-02-000	EA	GROMMET - EDGE LINER - FITS .625 - HEYCO 2073
	075148-02-000	EA	CLAMP - GROUNDING - BRONZE SCREWS
	083609-01-000	EA	CLAMP - WIRE - DUAL EQUAL - 5/8" DIAMETER
	083610-01-000	EA	CLAMP - WIRE - DUAL - UNEQUAL DIAMETERS - .75" & 1.25"
	083610-02-000	EA	CLAMP-WIRE - DUAL UNEQUAL DIA
	101447-01-000	EA	CLIP - U-TYPE - TINNEMAN - HOLDS SHOWER SURROUND TOGETHER
	091952-01-000	EA	CLIP - GRIPPER - 1"
	091952-02-000	EA	CLIP - GRIPPER - 3/4"
	080211-03-000	EA	CLIP - MOUNTING - (XMAS TREE) - DECORATIVE PADS
	069592-02-000	EA	RIVET-T - POP - 1/4 X .093 - .156
	108046-01-000	EA	CABLE TIE - SCREW MOUNT 8" - DENNISON 08415
	108046-02-000	EA	CABLE TIE - SCREW MOUNT 15" - DENNISON 10035
	008343-01-000	EA	TIE - WIRE - 6"
	085774-01-000	FT	FASTENER - DUAL HOOK - 1" WIDE - ADHESIVE BACK - BLACK
	085774-02-000	FT	FASTENER - DUAL LOOP - 1" WIDE - ADHESIVE BACK - BLACK

### ADHESIVE & FASTENERS

KEY	PART NUMBER	U/M	DESCRIPTION
	034552-02-000	EA	SILICONE - TUBE - 300 ML - W/O NOZZLE - CLEAR
	034552-06-000	EA	SILICONE - TUBE - 300 ML - W/O NOZZLE - OFF WHITE
	034552-15-000	EA	SILICONE - TUBE - 300 ML - W/O NOZZLE - BRIGHT WHITE
	900390-01-000	EA	TIP - 2 1/2" X 1/8" ORIFICE
	900390-03-000	EA	NOZZLES - #CSL D10
	002707-02-000	FT	TAPE - SEALER - 6/16" X 1/2"
	053766-06-000	EA	BEDDING COMPOUND - TUBE - CLEAR
	063642-01-000	FT	TAPE - ADHESIVE - 10 MM X 1.5" WIDE X 180'
	069640-01-000	FT	SEALER - RIBBON - 1/4" X 30'
	069640-02-000	FT	SEALER - RIBBON - 1/2" X 1/8" X 60'
	069640-03-000	FT	SEALER - RIBBON - 3/4" X 1/8" X 60'
	069640-07-000	FT	SEALER - RIBBON - 2" X 3/32" - INCREMENTS OF 45'
	069640-10-000	FT	SEALER - RIBBON - 1/32" X 1.50" X 90'
	069640-11-000	FT	SEALER - TAPE - 3/16" X 3/8" X 40' - BLACK - MANUS
	072889-09-000	EA	SEALANT-URETHANE - BLACK (TUBE) - MANUS 75AM
	076314-02-000	FT	TAPE - CARPET SEAM - HEAT-BOND - 4" WIDE
	076322-01-000	FT	TAPE - FOAM - DOUBLE COATED ADHESIVE BACKED - .75" X 216'
	076322-03-000	FT	TAPE - FOAM - DOUBLE COATED ADHESIVE BACKED - .5" X 108'
	076322-05-000	FT	TAPE - FOAM - DOUBLE COATED ADHESIVE BACKED - .025" X 1.5" X 108'
	087211-01-000	GL	PROMOTER - ADHESIVE
	094401-01-000	EA	SEALER - BODY SEAM SEALER - 3M FLEXICLEAR - TUBE - 12 PER CASE
	102352-01-000	EA	SEALER - PUMPABLE - BLACK - COLORIMETRIC MS101
	106206-01-000	EA	SEALER - PUMPABLE - MANUS 30A - BLACK
	108716-01-000	EA	SILICONE - TUBE - OFF WHITE LEVEL - CSL 510
	120074-01-01A	EA	SILICONE TUBE - OFF WHITE - W/O NOZZLE
	091255-02-000	FT	SEAL-ADHESIVE BACKED FOAM - .18" THICK X 1.5" WIDE
	004020-01-000	QT	ADHESIVE-ABS CEMENT - QUART

## WATER & SEWAGE GROUP

### WATER HEATER W/MOTOR AID ATWOOD (G6A-7E)



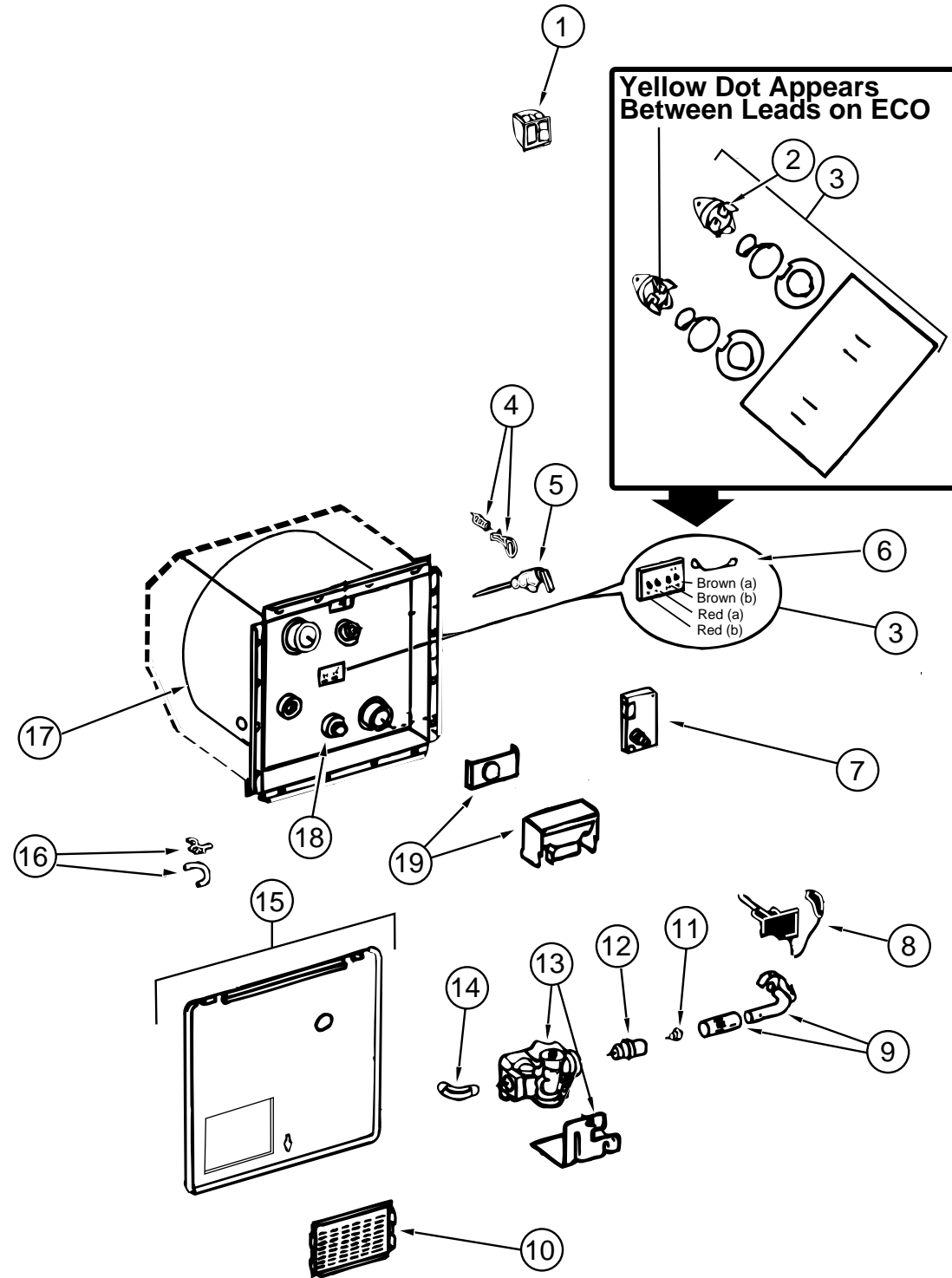
KEY	PART NUMBER	U/M	DESCRIPTION	VENDOR NO.
	051391-03-000	EA	WATER HEATER - W/ ELECTRIC IGNITION	
1	097967-01-000	EA	SWITCH-REMOTE W/LIGHT - ATWOOD #91959	
2	051391-04-701	EA	THERMOSTAT 12 VDC-120 PRESET	# 91470
3	051393-01-721	EA	ECO & THERMOSTAT ASM-FRONT MOUNT, 140 DEGREE	# 91447
4	051391-01-705	EA	FASTENER-CAMLOC	# 92609
5	051391-01-704	EA	VALVE-RELIEF - 1/2" FITTING	# 91604
6	051393-01-723	EA	SWITCH-THERMAL-CUT OFF (2/PKG)	# 93866
7	051393-01-724	EA	CIRCUIT BOARD-SPADE TERMINAL-ELECTRIC IGNITION	# 93867
8	051393-01-725	EA	ELECTRODE-SINGLE SPADE CONNECT-SPARK PROBE	# 93868
9	051391-04-703	EA	BURNER-MAIN - 4E AND 6E MODELS	# 91638
10	051391-01-717	EA	GRILL ONLY(GOES ON THE DOOR)	
11	051391-01-710	EA	ORIFICE-MAIN BURNER	# 92742
12	051391-03-700	EA	ORFICE-HOLDER	# 91563
13	051393-01-726	EA	SOLENOID VALVE AND BRACKET-WHITE-ROGERS	# 93870
14	051391-01-714	EA	ELBOW - 45 DEGREE - 3/8" F X 3/8" MPT	# 91044
15	052009-06-000	EA	DOOR-WATER HEATER - ATWOOD - BRIGHT WHITE	
	116424-01-000	EA	PROTECTOR-WATER HEATER LATCH	
16	051391-01-700	EA	HINGE KIT-W/CLIP	# 92568 & 92559
17	051391-04-706	EA	TANK-INNER - G6A-4E & 6E - FRONT MOUNT	# 91641
18	051391-01-715	EA	DRAIN PLUG	# 91561
19	051391-01-706	EA	GRILLE-EXHAUST	

### WATER HEATER W/MOTOR AID ATWOOD (GH6-7E)

KEY	PART NUMBER	U/M	DESCRIPTION	VENDOR NO.
	051393-01-000	EA	WATER HEATER - W/ MOTOR AID - PILOTLESS IGNITION	
1	097967-01-000	EA	SWITCH-REMOTE W/LIGHT - ATWOOD #91959	
2	051391-04-701	EA	THERMOSTAT 12 VDC-120 PRESET	# 91470
3	051393-01-721	EA	ECO & THERMOSTAT ASM-FRONT MOUNT, 140 DEGREE	# 91447
4	051391-01-705	EA	FASTENER-CAMLOC	# 92609
5	051391-01-704	EA	VALVE-RELIEF - 1/2" FITTING	# 91604
6	051393-01-723	EA	SWITCH-THERMAL-CUT OFF (2/PKG)	# 93866
7	051393-01-724	EA	CIRCUIT BOARD-SPADE TERMINAL-ELECTRIC IGNITION	# 93867
8	051393-01-725	EA	ELECTRODE-SINGLE SPADE CONNECT.-SPARK PROBE	# 93868
9	051391-04-703	EA	BURNER-MAIN - 4E AND 6E MODELS	# 91638
10	051391-01-717	EA	GRILL ONLY(GOES ON THE DOOR)	
11	051391-01-710	EA	ORIFICE-MAIN BURNER	# 92742
12	051391-03-700	EA	ORFICE-HOLDER	# 91563
13	051393-01-726	EA	SOLENOID VALVE AND BRACKET-WHITE-ROGERS	# 93870
14	051391-01-714	EA	ELBOW - 45 DEGREE - 3/8" F X 3/8" MPT	#91044
15	052009-06-000	EA	DOOR-WATER HEATER - ATWOOD - BRIGHT WHITE	
	116424-01-000	EA	PROTECTOR-WATER HEATER LATCH	
16	051391-01-700	EA	HINGE KIT-W/CLIP	# 92568 & 92559
17	051393-03-701	EA	TANK-INNER - FRONT MOUNT - GH6-4E & 6E	#91642
18	051391-01-715	EA	DRAIN PLUG	# 91561
19	051391-01-706	EA	GRILLE-EXHAUST	

## WATER & SEWAGE GROUP (CONTINUED)

### WATER HEATER W/MOTOR AID ATWOOD (G6A-8E)



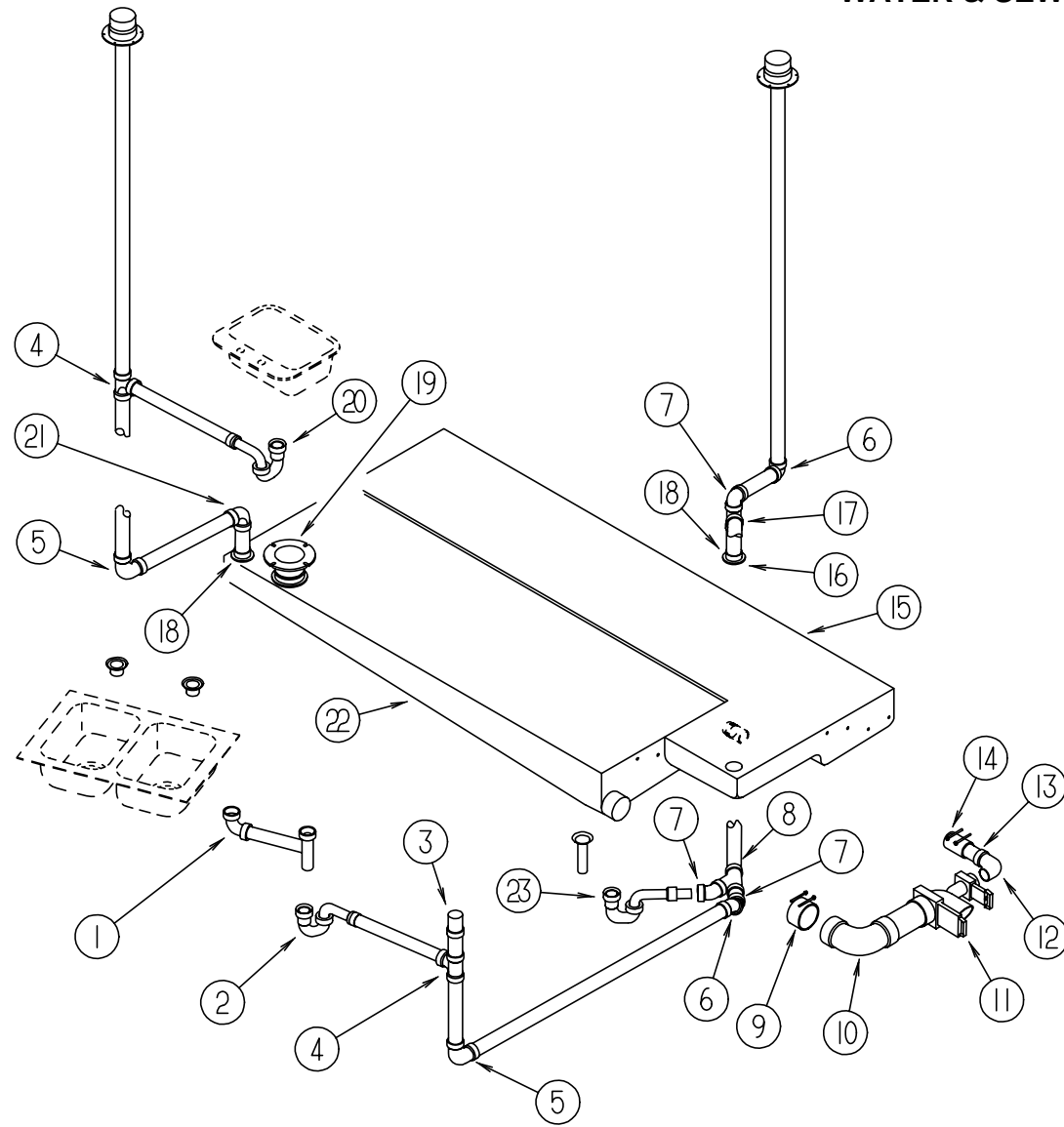
KEY	PART NUMBER	U/M DESCRIPTION	VENDOR NO.
	051391-03-000	EA WATER HEATER - W/ ELECTRIC IGNITION	
1	097967-01-000	EA SWITCH-REMOTE W/LIGHT - ATWOOD #91959	
2	051391-04-701	EA THERMOSTAT 12 VDC-120 PRESET	# 91470
3	051393-01-721	EA ECO & THERMOSTAT ASM-FRONT MOUNT, 140 DEGREE	# 91447
4	051391-01-705	EA FASTENER-CAMLOC	# 92609
5	051391-01-704	EA VALVE-RELIEF - 1/2" FITTING	# 91604
6	051393-01-723	EA SWITCH-THERMAL-CUT OFF (2/PKG)	# 93866
7	051393-01-724	EA CIRCUIT BOARD-SPADE TERMINAL-ELECTRIC IGNITION	# 93867
8	051393-01-725	EA ELECTRODE-SINGLE SPADE CONNECT-SPARK PROBE	# 93868
9	051391-04-703	EA BURNER-MAIN - 4E AND 6E MODELS	# 91638
10	051391-01-717	EA GRILL ONLY(GOES ON THE DOOR)	
11	051391-01-710	EA ORIFICE-MAIN BURNER	# 92742
12	051391-03-700	EA ORFICE-HOLDER	# 91563
13	051393-01-726	EA SOLENOID VALVE AND BRACKET-WHITE-ROGERS	# 93870
14	051391-01-714	EA ELBOW - 45 DEGREE - 3/8"F X 3/8"MPT	# 91044
15	052009-06-000	EA DOOR-WATER HEATER - ATWOOD - BRIGHT WHITE	
	116424-01-000	EA PROTECTOR-WATER HEATER LATCH	
16	051391-01-700	EA HINGE KIT-W/CLIP	# 92568 & 92559
17	051391-04-706	EA TANK-INNER - G6A-4E & 6E - FRONT MOUNT	# 91641
18	051391-01-715	EA DRAIN PLUG	# 91561
19	051391-04-707	EA GRILLE KIT, FLUE, & GASKET	
	111129-01-711	EA BRACKET-CORNER, SET OF FOUR	# 91928

### WATER HEATER W/MOTOR AID ATWOOD (GH6-8E)

KEY	PART NUMBER	U/M DESCRIPTION	VENDOR NO.
	051393-01-000	EA WATER HEATER - W/ MOTOR AID - PILOTLESS IGNITION	
1	097967-01-000	EA SWITCH-REMOTE W/LIGHT - ATWOOD #91959	
2	051391-04-701	EA THERMOSTAT 12 VDC-120 PRESET	# 91470
3	051393-01-721	EA ECO & THERMOSTAT ASM-FRONT MOUNT, 140 DEGREE	# 91447
4	051391-01-705	EA FASTENER-CAMLOC	# 92609
5	051391-01-704	EA VALVE-RELIEF - 1/2" FITTING	# 91604
6	051393-01-723	EA SWITCH-THERMAL-CUT OFF (2/PKG)	# 93866
7	051393-01-724	EA CIRCUIT BOARD-SPADE TERMINAL-ELECTRIC IGNITION	# 93867
8	051393-01-725	EA ELECTRODE-SINGLE SPADE CONNECT.-SPARK PROBE	# 93868
9	051391-04-703	EA BURNER-MAIN - 4E AND 6E MODELS	# 91638
10	051391-01-717	EA GRILL ONLY(GOES ON THE DOOR)	
11	051391-01-710	EA ORIFICE-MAIN BURNER	# 92742
12	051391-03-700	EA ORFICE-HOLDER	# 91563
13	051393-01-726	EA SOLENOID VALVE AND BRACKET-WHITE-ROGERS	# 93870
14	051391-01-714	EA ELBOW - 45 DEGREE - 3/8"F X 3/8"MPT	#91044
15	052009-06-000	EA DOOR-WATER HEATER - ATWOOD - BRIGHT WHITE	
	116424-01-000	EA PROTECTOR-WATER HEATER LATCH	
16	051391-01-700	EA HINGE KIT-W/CLIP	# 92568 & 92559
17	051391-04-704	EA TANK-INNER - FRONT MOUNT - GH6-4E & 6E	#91642
18	051391-01-715	EA DRAIN PLUG	# 91561
19	051391-04-707	EA KIT-FLUE - & GASKET	# 90960
	111129-01-711	EA BRACKET-CORNER, SET OF FOUR	# 91928

## WATER & SEWAGE GROUP (CONTINUED)

### DRAINAGE SYSTEM (CONTINUED)



**DRAINAGE SYSTEM**

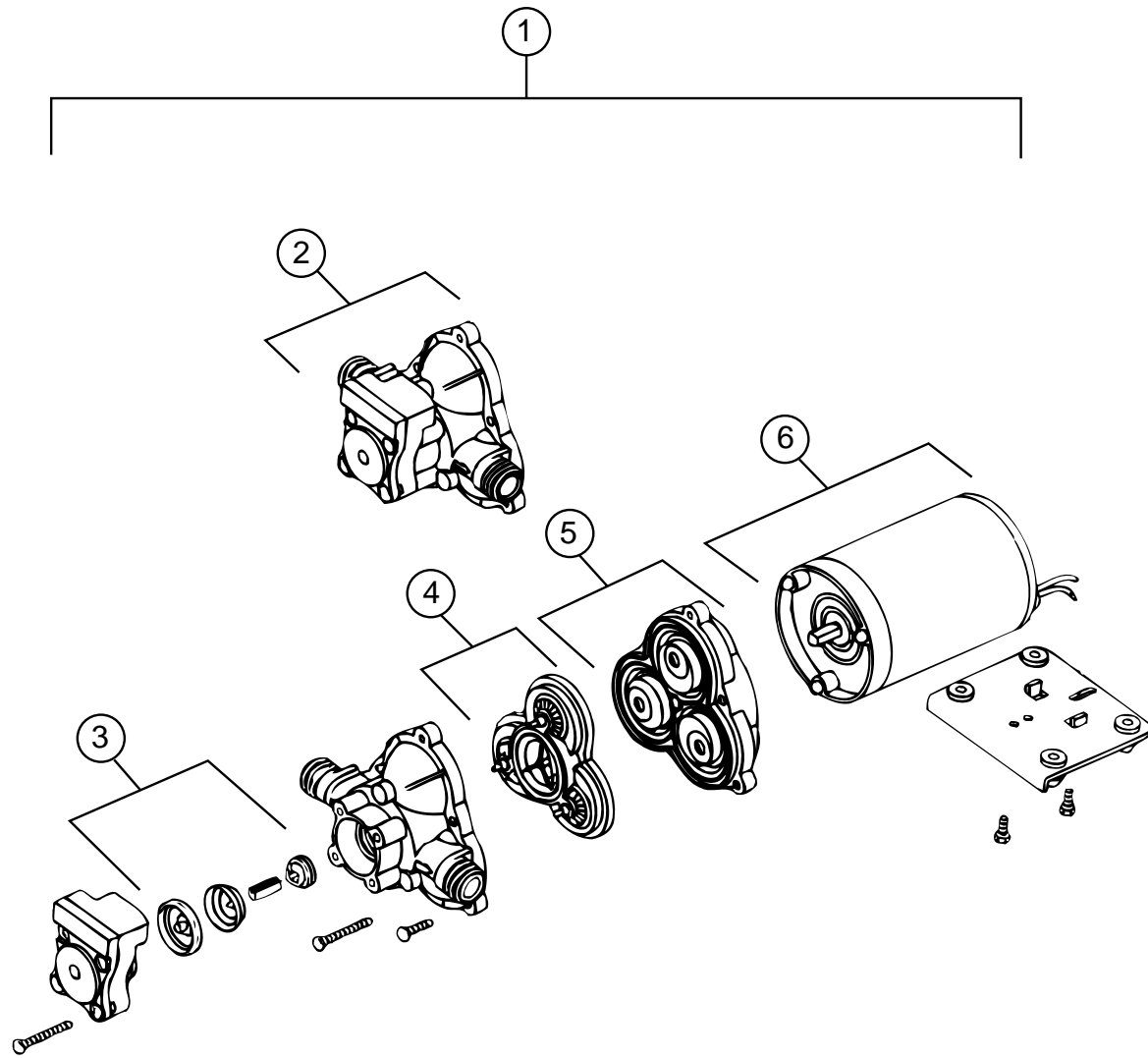
KEY	PART NUMBER	U/M	DESCRIPTION
1	011091-02-000	EA	PIPE-DRAIN - DOUBLE SINK - BAFFLE TEE - 1 1/2"
1	011091-03-000	EA	PIPE-DRAIN - W/SEALS - DOUBLE SINK - EXTENDS 9" TO 16" - CANADIAN
2	109571-01-000	EA	ADAPTER-P TRAP - 1 1/2" P X 1 1/4" MPT
2	107538-01-000	EA	P TRAP-PLASTIC 1 1/4" W/EXT ARM - KEVCO P814 1-1/4"
2	011071-01-000	EA	P TRAP-PLASTIC 1 1/2" - NIBCO 5892 1 1/2(CSA)
3	079968-01-000	EA	VENT-MECHANICAL TRAP ARM - ANTI-SIPHON - 2" DIA X 7.3" - PLASTIC
4	010071-01-000	EA	TEE-SANITARY - 1 1/2" HUB X HUB X HUB - PLASTIC - BLACK
5	010008-01-000	EA	ELBOW - 90 DEGREE - 1/4" BEND - 1 1/2" HUB X HUB - BLACK PLASTIC
6	010006-01-000	EA	ELBOW - 45 DEGREE - 1/8 BEND - 1 1/2" HUB X HUB - BLACK PLASTIC
7	010051-01-000	EA	ELBOW-45 DEGREE BEND - 1 1/2" SPIGOT AND HUB - PLASTIC - BLACK
8	010073-01-000	EA	WYE - 45 DEGREE - 1 1/2" HUB X HUB X HUB - PLASTIC - BLACK
9	078406-01-000	EA	COUPLER-RUBBER - W/CLAMPS - 3" X 3"
10	031126-01-000	EA	ELBOW-1/4 BEND - 3 X 90 XLT - PLASTIC - BLACK
11	070916-01-000	EA	VALVE-DUAL DUMP - W/CAP - 3" X 1 1/2" - PLASTIC - BLACK
	070916-01-700	EA	VALVE ONLY (WASTE) 3" - T1003BU
	070916-01-701	EA	VALVE ONLY (WASTE 1 1/2" - T1001BU
11	062415-01-000	EA	CAP-SEWER - 3" DIAMETER
	062415-01-700	EA	STRING-SEWER CAP- V#SV7 STRAP
	010201-01-000	EA	HOSE-SEWER - 3" ID X 8'
	062416-01-000	EA	ADAPTER-SEWER HOSE TO 3" PIPE
12	033761-01-000	EA	ELBOW-TURN - 1/4 BEND X 1.5" HUB X 1.5"SPIGOT - BLK PLASTIC
13	089355-01-000	EA	COUPLER-RUBBER - 1 1/2" X 1 1/2"

KEY	PART NUMBER	U/M	DESCRIPTION
14	102024-01-000	EA	NIPPLE-PLASTIC - 1.5" X 2.62" - TOE
15	117580-01-000	EA	TANK-HOLDING - 33 GALLON
16	061607-01-000	EA	GROMMET-HOLDING TANK - 1 1/2" NPS
17	010071-02-000	EA	TEE-PLASTIC - 1 1/2" W/BAFFLE H X H X H - KEVCO 3927-7
18	010115-01-000	EA	COUPLING-1 1/2" HUB X HUB - PLASTIC
19	109571-01-000	EA	ADAPTER-P TRAP - 1 1/2" P X 1 1/4" MPT
19	107538-01-000	EA	P TRAP-PLASTIC 1 1/4" W/EXT ARM - KEVCO P814 1-1/4"
19	011066-03-700	EA	P TRAP-1 1/4" HUB X SLIP JOINT - W/UNION - ABS - CANADIAN
20	061607-02-000	EA	GROMMET-HOLDING TANK - 3" NPS
21	034250-01-000	EA	ELBOW-90 DEGREE - LONG TURN - 1 1/2" HUB X HUB - ABS
22	117573-01-000	EA	TANK-HOLDING - 33 GALLON
23	069735-01-000	EA	WASHER-STRAINER TO TAILPIECE PLASTIC - 1.5"
	066729-01-000	EA	STRAINER-TUB/SHOWER - W/PLUG
	010166-01-000	EA	PLUG-THREADED - 1 1/4" DIAMETER - PLASTIC - BLACK
	011069-02-000	EA	TAILPIECE-TUB/SHOWER - 1 1/2" X 1 1/4" X 4" - BRASS
	041956-01-000	EA	ELBOW-STREET - PLASTIC - 1/4 BEND - 3" X 90 XLT
	066440-01-000	EA	STRAINER-SHOWER - W/RUBBER WASHER
	116644-01-000	EA	FLANGE-CLOSET 4" X 3" - SEALAND 345892

### FRESH WATER TANK & WATER SYSTEM

KEY	PART NUMBER	U/M	DESCRIPTION
	119109-02-000	EA	TANK ASM - WATER - 40 GAL
	119109-01-000	EA	TANK - WATER - 40 GAL
	077954-02-000	EA	FILTER - WATER TANK - SCREEN IN TANK
	042989-03-000	EA	FITTING - WATER TANK - SPINWELD - 1 1/4"NPT - PLASTIC - WHITE
	042989-04-000	EA	FITTING - WATER TANK - SPINWELD - 3/8"FPT - PLASTIC - WHITE
	042989-05-000	EA	FITTING - WATER TANK - SPINWELD - 1/2" FPT - PLASTIC - WHITE
	049032-01-000	EA	PATCH - SPINWELD - 3/8" - PLASTIC
	039861-01-000	EA	SENDING UNIT - W/SCREW - WASHER- WELL NUT AND TERMINAL RING
	079381-01-000	FT	TUBING - SMOOTH FLEXIBLE - 1 1/4" ID X 20'
	114430-02-000	EA	ADAPTER - SWIVEL -1/2" P X 1/2" FPT - FLAIR-IT - 02873
	114430-03-000	EA	ADAPTER - SWIVEL -1/2" P X 1/2" MPT - FLAIR-IT - 02842
	010224-01-000	EA	ADAPTER - HOSE TO PIPE - 3/8" MPT X 3/8" BARB - PLASTIC BLACK
	044927-01-000	EA	ADAPTER - HOSE TO PIPE - 1 1/4"MPT X 1 1/4"BARB - BLACK PLASTIC
	101814-01-000	EA	COUPLING - FEMALE - 1/2" X 1/2" FPT
	039808-03-000	EA	ELBOW - 1/2" MPT X 1/2" MPT - PLASTIC - KEVCO 17296
	114429-01-000	EA	ELBOW - 1/2" P X 1/2" P - FLAIR-IT 02800
	114429-02-000	EA	ELBOW - 1/2" P X 1/2" MPT - FLAIR-IT 02803
	114429-03-000	EA	ELBOW - SWIVEL - 1/2" P X 1/2" FPT - FLAIR-IT 02816
	010230-05-000	EA	CITY WATER FILL W/CHECK VALVE
	114428-01-000	EA	TEE - 1/2" P X 1/2" P X 1/2" P - FLAIR-IT 02820
	114428-02-000	EA	TEE - SWIVEL - 1/2" P X 1/2" P X 1/2" FPT - FLAIR-IT 02821
	114428-03-000	EA	TEE - 1/2" P X 1/2" P X 1/2" MPT - FLAIR-IT 02822
	039800-02-000	FT	TUBING-POLYBUTYL - 5/8" OD - INCREMENTS OF 20' - BLACK
	074462-02-000	FT	TUBING-VINYL - 3/8" ID - CLEAR
	114431-01-000	EA	WATER VALVE - 3 POSITION - "DRAIN VALVE"
	114431-03-000	EA	WATER VALVE - 90 DEGREE ELBOW - "WATER DRAIN VALVE"
	046128-01-000	EA	VALVE-DRAIN - PLASTIC - 1/2" FPT
	091208-01-000	EA	WASHER-RUBBER - .06" X .75" X .5"

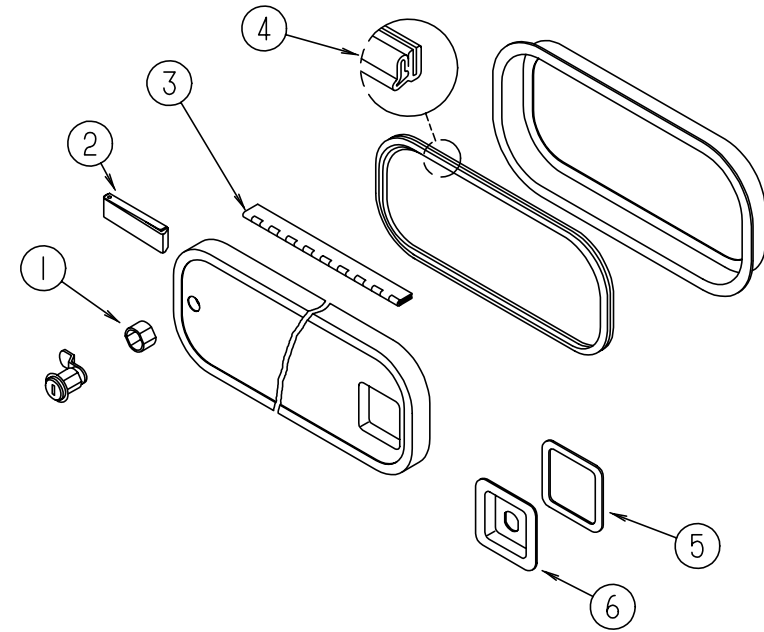
## WATER & SEWAGE GROUP (CONTINUED)



**WATER PUMP - SHURFLO**

KEY	PART NUMBER	U/M DESCRIPTION	VENDOR NO.
1	098607-01-000	EA PUMP-WATER - W/.5" MPT FITTING - FLOW 2.8 GPM - UL	
2	098607-01-706	EA HOUSING W/SWITCH ONLY	94-231-20
3	098607-01-705	EA CHECK VALVE-KIT	94-237-00
4	098607-01-703	EA VALVE KIT	94-232-00
5	098607-01-702	EA DIAPHRAGM/DRIVE ASSEMBLY KIT	94-238-04
6	098607-01-707	EA MOTOR W/BASEPLATE	11-148-04

## WINDOW, VENT & EXTERIOR DOOR GROUP

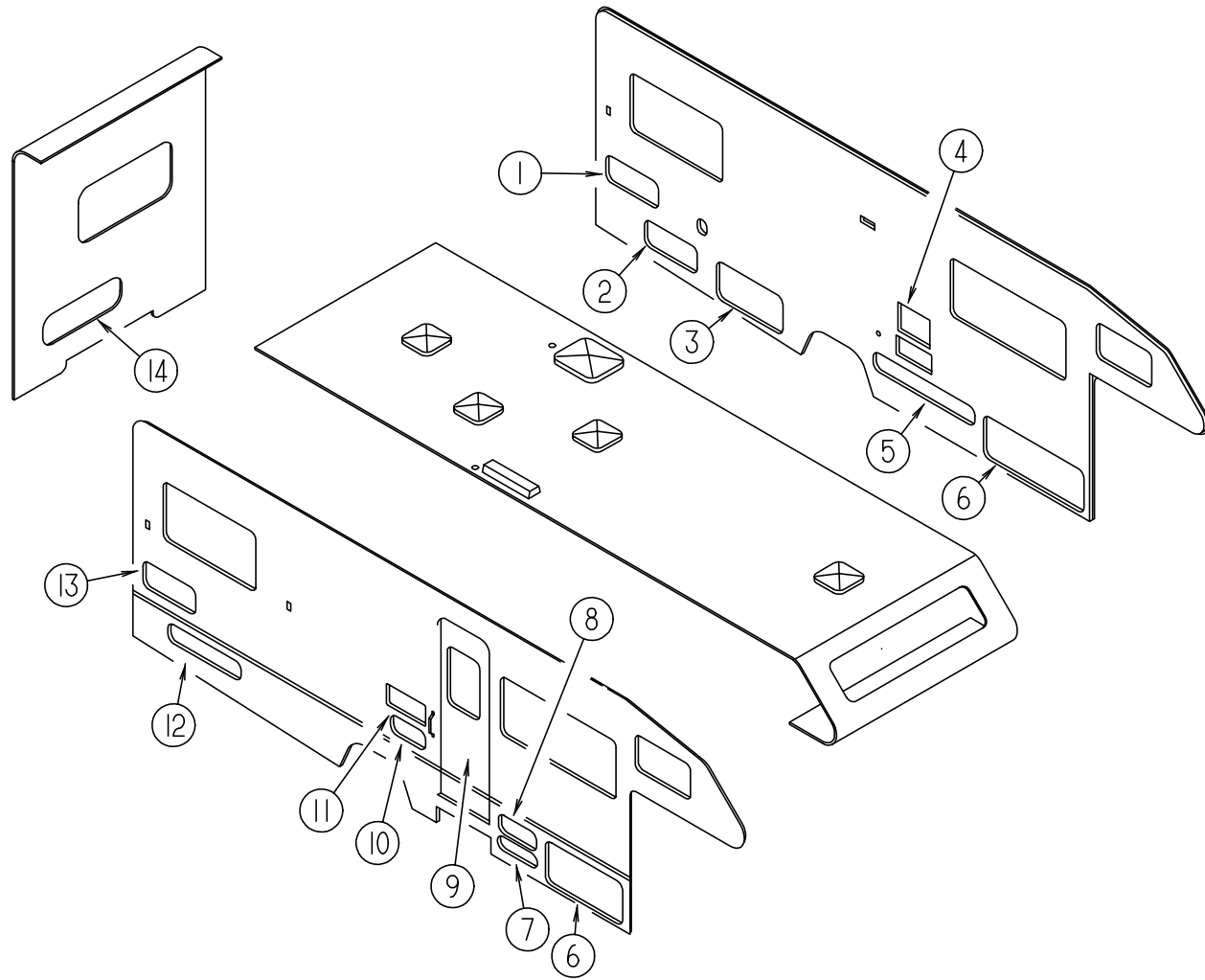


**EXTERIOR DOOR & COMPONENTS**

KEY	PART NUMBER	U/M DESCRIPTION
1	110506-50-000	EA CASE ASM-TWIST LOCK 17 MM - BRIGGS & STRATTON #596932
1	110506-51-000	EA CASE ASM-TWIST LOCK 25 MM - BRIGGS & STRATTON #596669
2	102768-01-000	EA HOLDER-COMPARTMENT/ENTRY DOOR - METAL - MILL FINISH
3	081801-02-000	EA HINGE-PIANO - CONTINUOUS - 2" X 96" - OFF WHITE
3	081801-V3-000	EA HINGE-PIANO - CONTINUOUS - 2" X 96" - BRIGHT WHITE
3	009065-01-000	EA HINGE-CONTINUOUS - 1 1/2" X 96" - UNPAINTED
4	064075-07-000	FT SEAL-BULB - W/WIRED U-CHANNEL - .3" X .5" CHANNEL - BLACK
	099418-01-000	FT SEAL-D - W/SIDE ADHESIVE - .4" X .1" - SPONGE RUBBER - BLACK
	104692-01-000	FT SEAL-ADHESIVE BACK - 3/4" X 34"
	106850-01-000	FT SEAL-E - 11 X 19 SPONGE RUBBER
5	098338-01-000	EA GASKET-LOCK POCKET
6	097111-01-04A	EA POCKET-LOCK - VALANCE - BRIGHT WHITE
	091876-01-000	EA RETAINER-DOOR - 1.9" X .8" - METAL



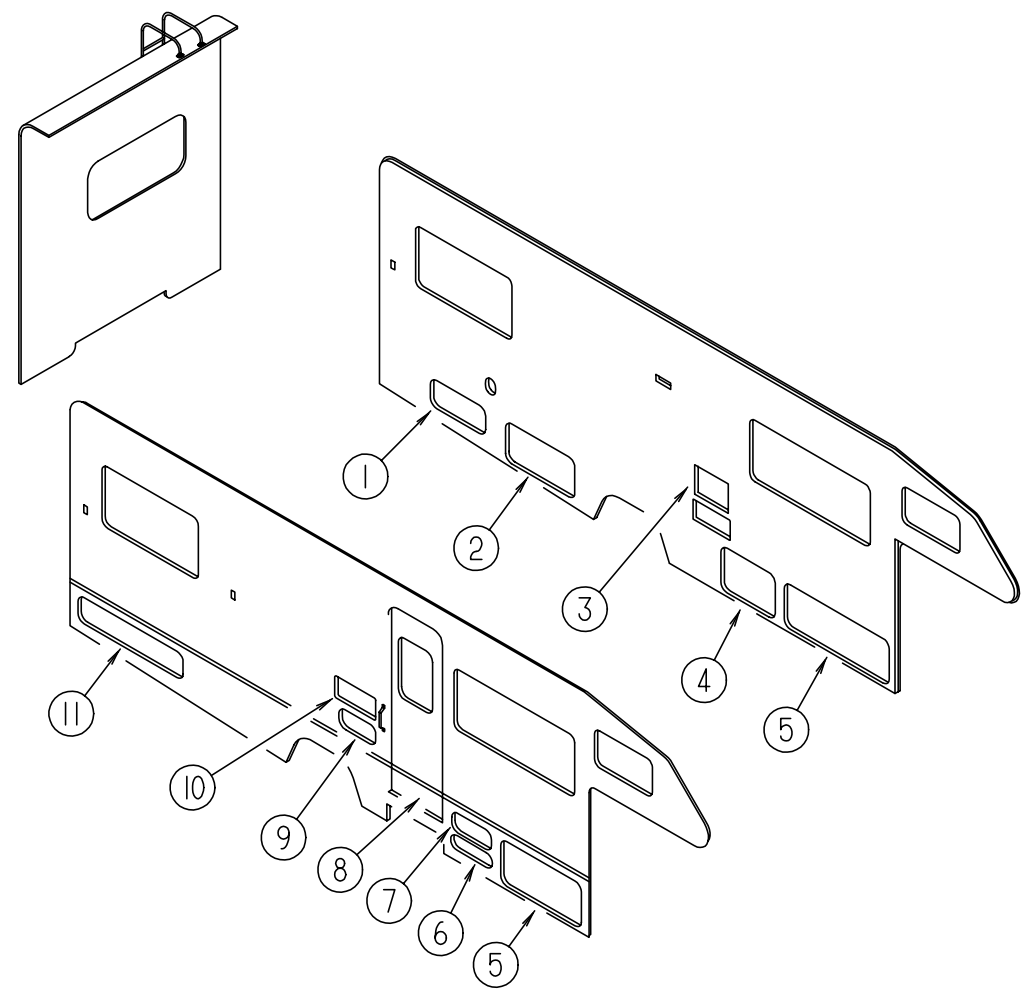
**WINDOW, VENT & EXTERIOR DOOR GROUP (CONTINUED)**



**EXTERIOR DOORS**

KEY	PART NUMBER	U/M	DESCRIPTION
1	104558-43-G04	EA	DOOR ASM-STORAGE (TWIN BED)
2	104558-12-F08	EA	DOOR ASM-STORAGE
3	111013-35-G07	EA	DOOR ASM-STORAGE
4	052009-06-000	EA	DOOR-WATER HEATER - ATWOOD
	116424-01-000	EA	PROTECTOR-WATER HEATER LATCH
5	104558-39-G07	EA	DOOR ASM-STORAGE
6	104558-38-G07	EA	DOOR ASM-STORAGE
7	111009-01-F24	EA	DOOR-COMPARTMENT - LP - 16.9" X 5.4" - ALUMINUM
8	104558-40-G07	EA	DOOR ASM-STORAGE
9	115108-02-G35	EA	DOOR COMPLETE-ENTRANCE - W/O WINDOW (G27)
9	115108-02-G36	EA	DOOR COMPLETE-ENTRANCE - W/O WINDOW (G28)
10	111017-01-F24	EA	DOOR ASM-ENTERTAINMENT CENTER
11	084103-08-000	EA	DOOR-REFRIGERATOR - VENTED - W/O JAMB - BRIGHT WHITE
	084104-08-000	EA	JAMB-DOOR - REFRIGERATOR - BRIGHT WHITE
	084104-01-700	EA	LOCK-MALE - FASTENER - REFRIGERATOR DOOR
	084104-01-701	EA	LOCK-FEMALE - FASTENER - REFRIGERATOR DOOR
12	104558-47-G07	EA	DOOR ASM-STORAGE
13	104558-43-G04	EA	DOOR ASM-STORAGE (TWIN BED & DOUBLE BED)
14	111013-39-F24	EA	DOOR ASM-STORAGE (QUEEN BED)
	081240-16-000	EA	FILL-WATER - LOCKABLE W/O LOCK - BRIGHT WHITE
	088794-06-000	EA	DOOR ASM-POWER CORD - W/HATCH - 11" X 9.2" - BRIGHT WHITE
	098668-23-000	EA	DOOR-ACCESS - FURNACE - BRIGHT WHITE - SUBURBAN

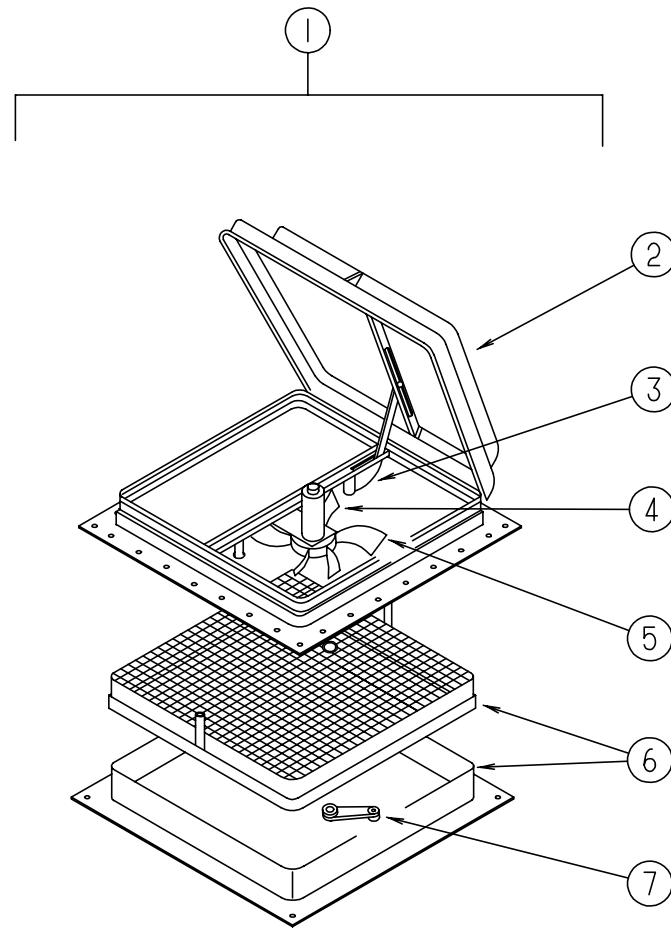
**WINDOW, VENT & EXTERIOR DOOR GROUP (CONTINUED)**



**EXTERIOR DOORS - HEAVY DUTY CHASSIS**

KEY	PART NUMBER	U/M	DESCRIPTION
1	104558-12-F08	EA	DOOR ASM-STORAGE
2	111013-35-G07	EA	DOOR ASM-STORAGE
3	052009-06-000	EA	DOOR-WATER HEATER - ATWOOD
	116424-01-000	EA	PROTECTOR-WATER HEATER LATCH
4	104558-50-G07	EA	DOOR ASM-STORAGE
5	104558-38-G07	EA	DOOR ASM-STORAGE
6	111009-01-F08	EA	DOOR-COMPARTMENT - LP - 16.9" X 5.4" - ALUMINUM
7	104558-40-G07	EA	DOOR ASM-STORAGE
8	115108-02-G35	EA	DOOR COMPLETE-ENTRANCE - W/O WINDOW (G27)
8	115108-02-G36	EA	DOOR COMPLETE-ENTRANCE - W/O WINDOW (G28)
9	111017-01-F24	EA	DOOR ASM-ENTERTAINMENT CENTER
10	084103-08-000	EA	DOOR-REFRIGERATOR - VENTED - W/O JAMB - BRIGHT WHITE
	084104-08-000	EA	JAMB-DOOR - REFRIGERATOR - BRIGHT WHITE
	084104-01-700	EA	LOCK-MALE - FASTENER - REFRIGERATOR DOOR
	084104-01-701	EA	LOCK-FEMALE - FASTENER - REFRIGERATOR DOOR
11	104558-51-G07	EA	DOOR ASM-STORAGE
	081240-16-000	EA	FILL-WATER - LOCKABLE W/O LOCK - BRIGHT WHITE
	088794-06-000	EA	DOOR ASM-POWER CORD - W/HATCH - 11" X 9.2" - BRIGHT WHITE
	098668-23-000	EA	DOOR-ACCESS - FURNACE - BRIGHT WHITE - SUBURBAN

**WINDOW, VENT & EXTERIOR DOOR GROUP (CONTINUED)**



**POWERED ROOF VENT - JENSEN**

KEY	PART NUMBER	U/M DESCRIPTION	VENDOR NO.
1	110051-03-01A	EA VENT-ROOF - POWERED - 2" ROOF - JENSEN 7757	
1	110051-05-01A	EA VENT-ROOF - POWERED - 2" ROOF - JENSEN C7757 (CANADIAN)	
2	064470-01-700	EA COVER-ROOF VENT - JENSEN	7291
	064470-01-701	EA SLIDE BAR, (VENT-LID)	JRP1291B
3	110051-01-702	EA ARM LIFT ASSEMBLY W/O HANDLE	RP-1000B
4	048648-01-000	EA MOTOR-12V NONVENTED 1/8 SFT	
5	048649-01-000	EA FAN-PLASTIC - 6" - 6 BLADED	
6	110051-01-700	EA SCREEN & FRAME 2" NON-POWER	29-800-02
7	110051-01-703	EA HANDLE-CRANK	RP-1031-B
	110051-01-706	EA GARNISH-INTERIOR - 2"	

**WINDOW, VENT & EXTERIOR DOOR GROUP (CONTINUED)**

**POWERED ROOF VENTILATOR - US - FANTASTIC**

KEY	PART NUMBER	U/M DESCRIPTION	VENDOR NO.
	084079-03-000	EA VENT-CEILING, POWERED EXHAUST-OFF WHITE-FANTASTIC VENT	
	084079-01-700	EA COVER-VENT, W/HINGE & SLIDE	1020K-19
	084079-01-703	EA KNOB-LIFT, W/EXT. & SCREW	1140K-00
	084079-01-704	EA BLADE-FAN	1070-00
	084079-01-705	EA MOTOR	1080-00
	084079-01-707	EA SWITCH-SAFETY	1122.05
	084079-01-709	EA SWITCH-MAIN, 3 SPEED	1031-05
	084079-01-711	EA H-MOLDING, F/MOTOR MOUNT	
	084079-01-712	EA GARNISH INT. FIN. 1 7/8" O/W	1040-80

**POWERED ROOF VENTILATOR - CSA - FANTASTIC**

KEY	PART NUMBER	U/M DESCRIPTION	VENDOR NO.
	084079-08-000	EA VENT-CEILING - EXHAUST - POWER - OFF WHITE CSA	
	084079-01-700	EA COVER-VENT - W/HINGE & SLIDE	1020K-19
	084079-01-703	EA KNOB-LIFT - W/EXT - & SCREW	1140K-00
	084079-01-704	EA BLADE-FAN	1070-00
	084079-01-707	EA SWITCH-SAFETY	1122.05
	084079-01-709	EA SWITCH-MAIN - 3 SPEED	1031-05
	084079-01-711	EA H-MOLDING - F/MOTOR MOUNT	
	084079-01-712	EA GARNISH INTERIOR FIN - 1 7/8" - OFF WHITE	1040-80
	084079-08-700	EA MOTOR-THIN ROOF	101703

**NONPOWERED ROOF VENT**

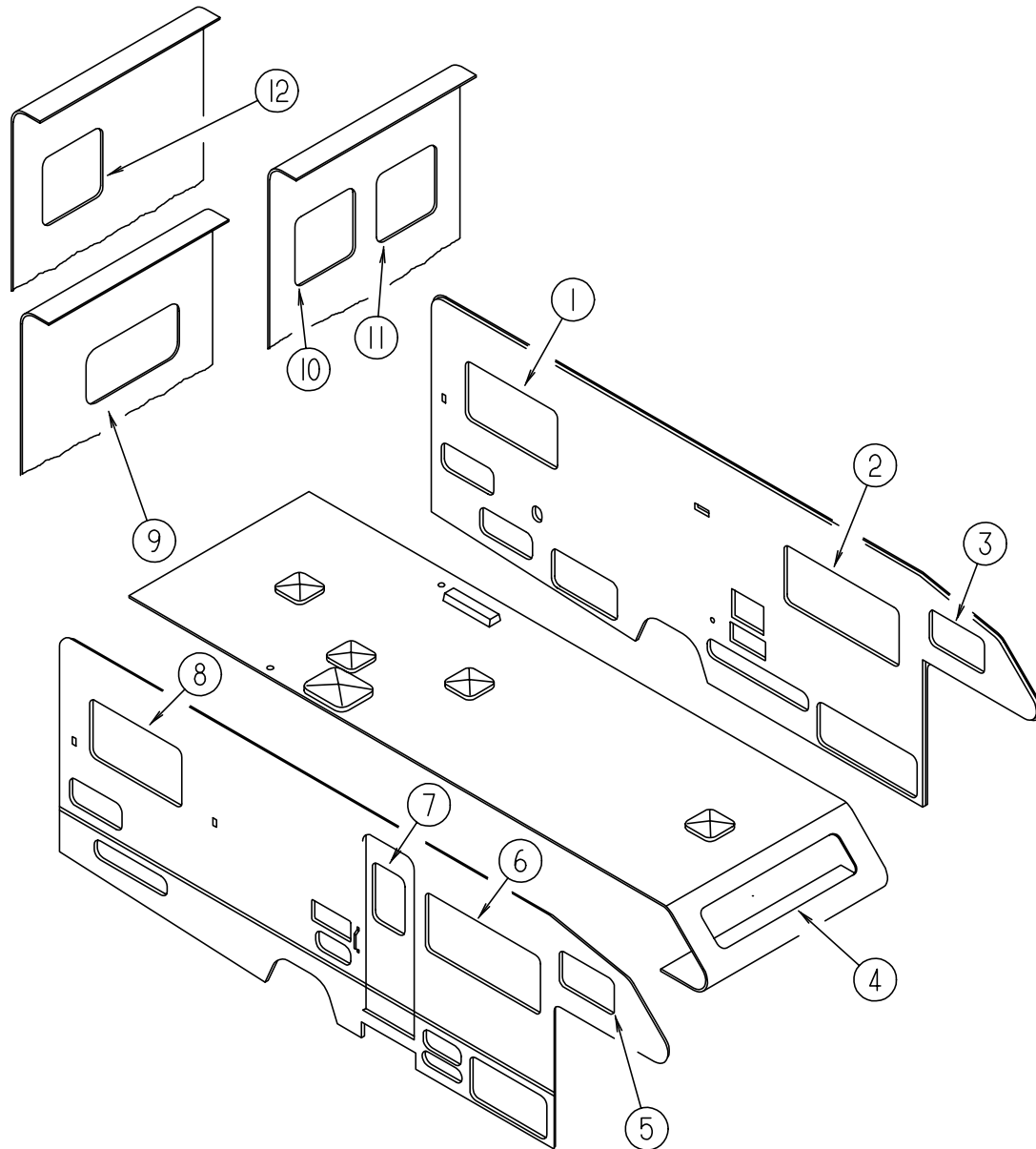
KEY	PART NUMBER	U/M DESCRIPTION	VENDOR NO.
	110051-01-01A	EA VENT-ROOF - NONPOWERED - 2" ROOF-JENSEN 7724 WHE	
	064470-01-700	EA COVER-VENT - W/O (SLIDE BAR)	J7291
	064470-01-701	EA SLIDE BAR - (VENT-LID)	JRP1291B
	110051-01-700	EA SCREEN & FRAME 2" NON-POWER	29-800-02
	110051-01-702	EA ARM LIFT ASSEMBLY W/O HANDLE	RP-1000B
	110051-01-703	EA HANDLE-CRANK	RP-1031-B
	110051-01-706	EA GARNISH-INTERIOR - 2"	

**VENTS, SHROUDS AND ROOF COVERS**

KEY	PART NUMBER	U/M DESCRIPTION	VENDOR NO.
	084073-07-000	EA COVER-ROOF VENT - REFRIGERATOR - BRIGHT WHITE - NORCOLD	
	084073-04-000	EA BASE-ROOF VENT - REFRIGERATOR - BLACK - NORCOLD	
	083558-03-000	EA VENT-PLUMBING PIPE - ROOF W/COVER - OFF WHITE	
	092698-02-05A	EA VENT-W/DOOR - BRIGHT WHITE	
	092698-02-700	EA FASTENER-PUSH - EXTERIOR RANGE HOOD VENT	VB430
	092698-02-701	EA CLAMP-CONDUIT - EXTERIOR RANGE HOOD VENT	VB334

## WINDOW, VENT & EXTERIOR DOOR GROUP (CONTINUED)

### WINDOWS



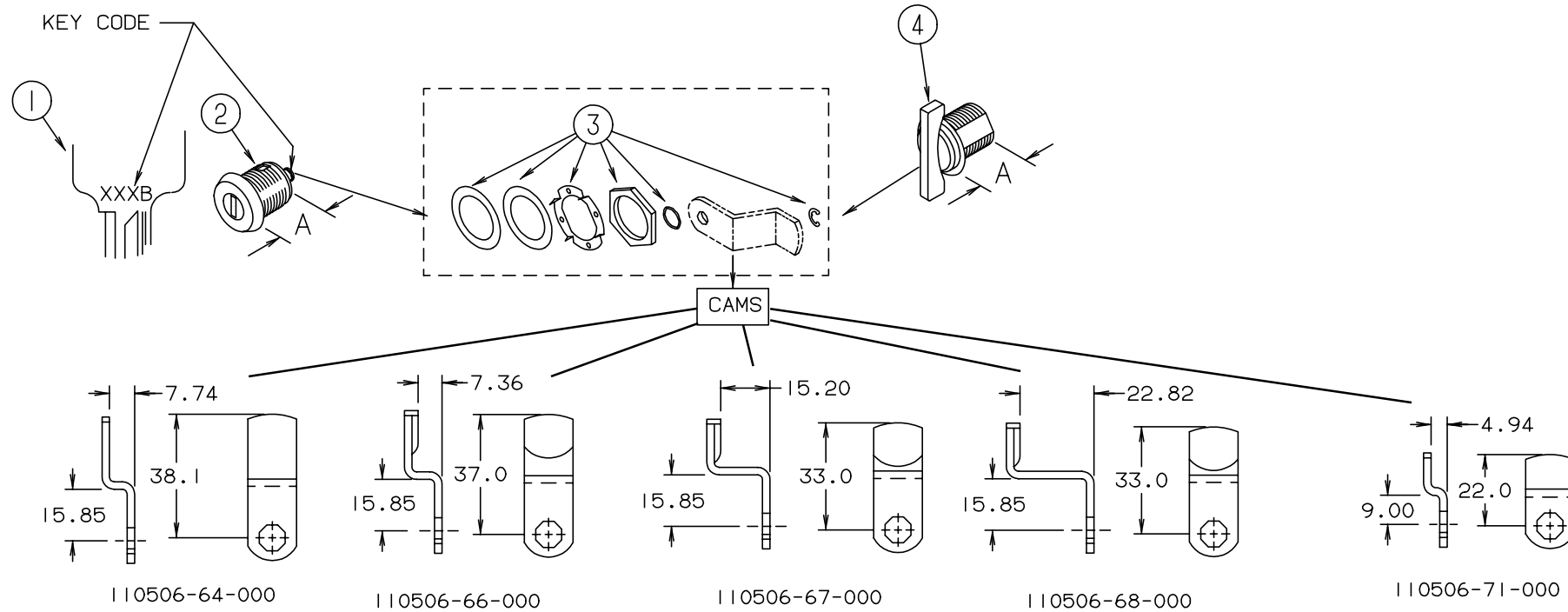
KEY	PART NUMBER	U/M	DESCRIPTION
1	112463-01-01A	EA	WINDOW ASM-TORQUE-EXCEL CH81-G2W59 (SIDE QUEEN)
1	112898-09-01A	EA	WINDOW ASM-SLIDER -VERTICAL-THERMO-EXCEL DH436-G2W64L (SIDE QUEEN)
1	104691-13-01A	EA	WINDOW ASM-TIPOUT-BLACK/OFF WHITE-EXCEL CH37-G2W59 (TWIN & DOUBLE)
1	112795-25-01A	EA	WINDOW ASM-SLIDER-HORIZONTAL-THERMOPANE-EXCEL DC48-G2W66L (TWIN & DOUBLE)
1	113500-01-01A	EA	WINDOW ASM-TIPOUT-DOUBLE-BLACK/OFF WHITE-EXCEL CH04-G2W59 (CENTER QUEEN)
1	112795-23-01A	EA	WINDOW ASM-SLIDER -HORIZONTAL THERMOPANE-EXCEL DC04-G2W66L (CENTER QUEEN)
2	098647-22-01A	EA	WINDOW ASM-SLIDER-HORIZONTAL- BLACK/OFF WHITE-EXCEL H287-G2W66L
2	112795-15-01A	EA	WINDOW ASM-SLIDER-HORIZONTAL-THERMOPANE - EXCEL DH287-G2W66L
3	098647-34-01A	EA	WINDOW ASM-SLIDER-HORIZONTAL-EXCEL H425-G2W66L
3	112795-19-01A	EA	WINDOW ASM-SLIDER -HORIZONTAL-THERMOPANE-EXCEL DC29-G2W66R
4	103313-03-F15	EA	WINDOW-PICTURE - W/O INSIDE FRAME
4	115630-01-01A	EA	WINDOW-STATIONARY-THERMOPANE-EXCEL DH438-G2W59
5	098647-33-01A	EA	WINDOW ASM-SLIDER-HORIZONTAL-EXCEL H425-G2W66R
5	112795-20-01A	EA	WINDOW ASM-SLD -HORIZONTAL-THERMOPANE-EXCEL DC29-G2W66L
6	098647-23-01A	EA	WINDOW ASM-SLIDER -HORIZONTAL-BLACK/OFF WHITE-EXCEL H287-G2W66R
6	112795-16-01A	EA	WINDOW ASM-SLIDER -HORIZONTAL-THERMOPANE-EXCEL DH287-G2W66R
7	117053-02-F36	EA	WINDOW ASM-PICTURE
7	113733-01-01A	EA	WINDOW ASM-STATIONARY-THERMOPANE-EXCEL DH416-G2W66
8	112463-01-01A	EA	WINDOW ASM-TORQUE- EXCEL CH81-G2W59 (SIDE QUEEN)
8	112898-08-01A	EA	WINDOW ASM-SLIDER -VERTICAL-THERMOPANE-EXCEL DH435-G2W66R (SIDE QUEEN)
8	104691-13-01A	EA	WINDOW ASM-TIPOUT-BLACK/OFF WHITE-EXCEL CH37-G2W59 (TWIN & DOUBLE)
8	112795-22-01A	EA	WINDOW ASM-SLIDER -HORIZONTAL-THERMOPANE-EXCEL DC48-G2W66R (TWIN & DOUBLE)
8	113500-01-01A	EA	WINDOW ASM-TIPOUT-DOUBLE-BLACK/OFF WHITE-EXCEL CH04-G2W59 (CENTER QUEEN)
8	112795-21-01A	EA	WINDOW ASM-SLIDER -HORIZONTAL-THERMOPANE-EXCEL DC04-G2W66R (CENTER QUEEN)
9	078528-06-E10	EA	WINDOW ASM-ESCAPE (CENTER & SIDE QUEEN)
9	113502-01-01A	EA	WINDOW ASM-REAR ESCAPE-BLACK/OFF WHITE-EXCEL DH153-G2W60(CENTER & SIDE QUEEN)
10	116976-02-01A	EA	WINDOW ASM-REAR ESCAPE-SINGLE-EXCEL H386-G2W53 (TWIN BED)
10	113502-04-01A	EA	WINDOW ASM-REAR ESCAPE-BLACK/OFF WHITE-EXCEL DH449-G2W58 (TWIN BED)
11	116976-04-01A	EA	WINDOW ASM-REAR PICTURE-SINGLE-EXCEL H400-G2W60 (TWIN BED)
11	113733-02-01A	EA	WINDOW ASM-STATIONARY-THERMOPANE-EXCEL DH400-G2W60 (TWIN BED)
12	116976-02-01A	EA	WINDOW ASM-REAR ESCAPE-SINGLE- EXCEL H386-G2W53 (DOUBLE BED)
12	113502-04-01A	EA	WINDOW ASM-REAR ESCAPE-BLACK/OFF WHITE-EXCEL DH449-G2W58 (DOUBLE BED)

## WINDOW, VENT & EXTERIOR DOOR GROUP (CONTINUED)

### BRIGGS & STRATTON LOCKS & COMPONENTS

**NOTE:**

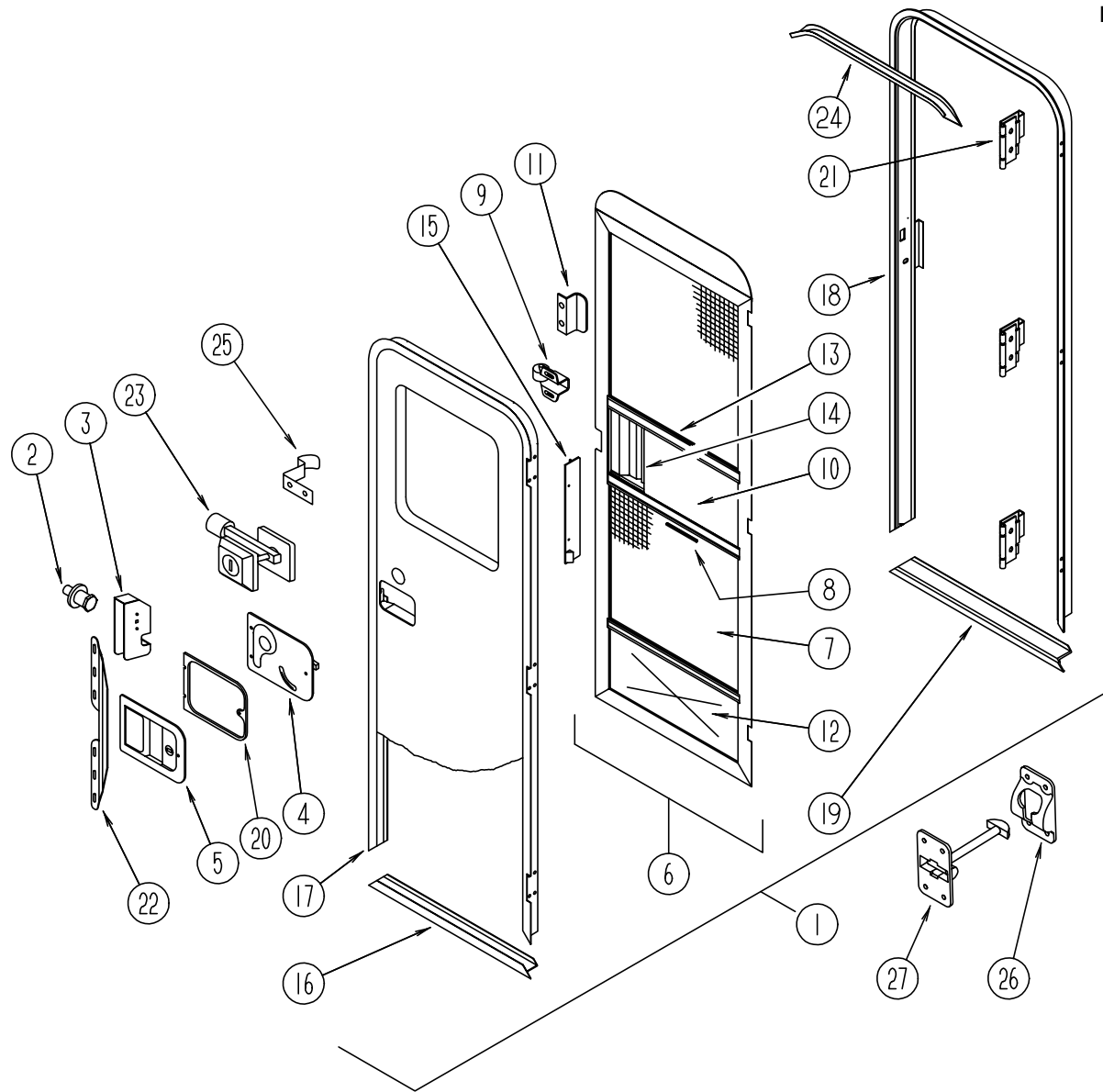
WHEN ORDERING THE LOCK CASE, THE KEY CODE MUST MATCH THE LAST DIGIT OF THE VEHICLE'S SERIAL NUMBER AND PART NUMBER; WHEN ORDERING THE KEYS, THE THIRD DIGIT OF THE KEY CODE MUST MATCH THE LAST DIGIT OF THE VEHICLE'S SERIAL NUMBER AND PART NUMBER.



KEY	PART NUMBER	U/M	DESCRIPTION	VENDOR NO.	KEY	PART NUMBER	U/M	DESCRIPTION	VENDOR NO.
1	110506-59-000	EA	KEYS-SET OF 2	596720	1	110506-59-005	EA	KEYS-SET OF 2	596725
2	110506-52-000	EA	CASE - A=17MM	702370	2	110506-52-005	EA	CASE - A=17MM	702375
2	110506-53-000	EA	CASE - A=25MM	702380	2	110506-53-005	EA	CASE - A=25MM	702385
1	110506-59-001	EA	KEYS-SET OF 2	596721	1	110506-59-008	EA	KEYS-SET OF 2	596728
2	110506-52-001	EA	CASE - A=17MM	702371	2	110506-52-008	EA	CASE - A=17MM	702378
2	110506-53-001	EA	CASE - A=25MM	702381	2	110506-53-008	EA	CASE - A=25MM	702388
1	110506-59-002	EA	KEYS-SET OF 2	596722	1	110506-59-009	EA	KEYS-SET OF 2	596729
2	110506-52-002	EA	CASE - A=17MM	702372	2	110506-52-009	EA	CASE - A=17MM	702379
2	110506-53-002	EA	CASE - A=25MM	702382	2	110506-53-009	EA	CASE - A=25MM	702389
1	110506-59-003	EA	KEYS-SET OF 2	596723	3	110506-40-700	EA	HARDWARE KIT- CONTAINS: NUT - WASHERS - E-RING - AND GASKET	
2	110506-52-003	EA	CASE - A=17MM	702373	4	110506-50-000	EA	CASE ASM-TWIST LOCK 17 MM	596932
2	110506-53-003	EA	CASE - A=25MM	702383	4	110506-51-000	EA	CASE ASM-TWIST LOCK 25 MM	596669
1	110506-59-004	EA	KEYS-SET OF 2	596724		110506-64-000	EA	CAM-LOCK	322280
2	110506-52-004	EA	CASE - A=17MM	702374		110506-66-000	EA	CAM-LOCK	322282
2	110506-53-004	EA	CASE - A=25MM	702384		110506-67-000	EA	CAM-LOCK	322283
						110506-68-000	EA	CAM-LOCK	322284
						110506-71-000	EA	CAM-LOCK	322287
						110506-59-701	EA	KEY BLANK - GOLD	

## WINDOW, VENT & EXTERIOR DOOR GROUP (CONTINUED)

### ENTRANCE DOOR

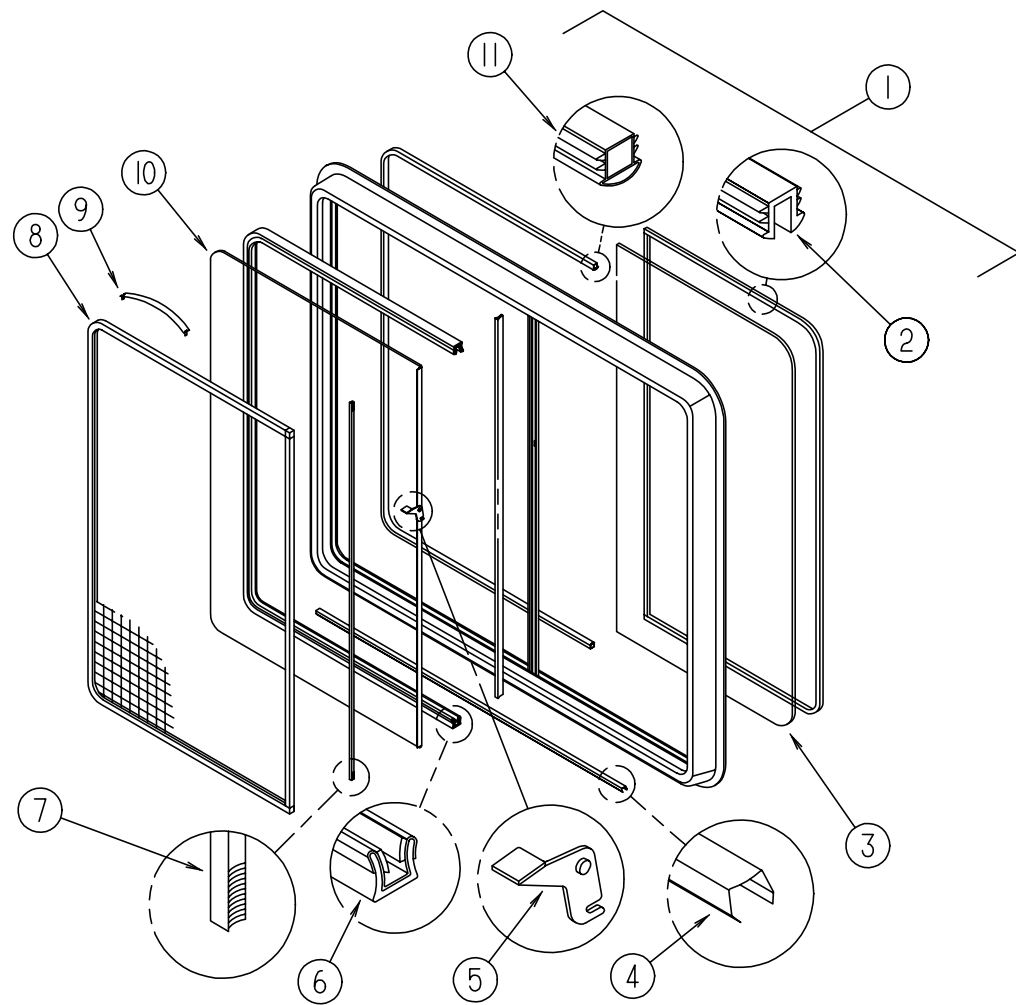


KEY	PART NUMBER	U/M	DESCRIPTION	VENDOR NO.
6	079012-05-F01	EA	DOOR ASM-SCREEN,B/W	
7	002293-02-000	SF	SCREENING-WINDOW/DOOR - 26" - CHARCOAL	
8	002294-01-000	FT	SPLINE-SCREENING - .135" X .138" - BLACK	
9	109403-01-000	EA	CATCH-SINGLE ROLLER - SCREEN DOOR	
10	001014-01-013	EA	INSERT-CENTER - 10.25" X 16.31" - UNPAINTED	
11	050712-06-000	EA	HANDLE-SCREEN DOOR - ALUMINUM - BRIGHT WHITE	
12	078552-03-000	EA	INSERT-SCREEN DOOR - LOWER - MILL	
	078595-01-000	EA	PLATE-SCREEN DOOR	
13	078777-01-000	EA	CHANNEL-SLIDE - SCREEN DOOR CENTER SLIDER COVER - 17.4"	
14	079086-03-000	EA	SLIDER-SCREEN DOOR - BRIGHT WHITE	
15	079087-03-000	EA	STRIKE-SLIDER - W/LIP FOR ELBOW CATCH - 1.5" X 8.6" - BRIGHT WHITE	
16	089748-21-000	EA	FRAME-DOOR - ENTRANCE - BOTTOM - BRIGHT WHITE	
			FROM: 00-00-00 THRU: 03-17-96	
16	121893-03-01A	EA	FRAME-DOOR - ENTRANCE - BRIGHT WHITE	
			FROM: 03-18-96 THRU: 99-99-99	
	090340-01-000	FT	SEAL-FOAM - CLOSED CELL - 1/4" X 1/2" X 50'	
17	095276-03-06A	EA	FRAME-DOOR - ENTRANCE - BRIGHT WHITE	
			FROM: 00-00-00 THRU: 03-17-96	
17	121894-03-01A	EA	FRAME-DOOR - ENTRANCE - BRIGHT WHITE	
			FROM: 03-18-96 THRU: 99-99-99	
18	120310-02-01A	EA	JAMB ASM-ENTRANCE DOOR BRIGHT/WHITE	
			FROM: 00-00-00 THRU: 03-17-96	
18	121898-01-01A	EA	JAMB ASM-ENTRANCE DOOR BRIGHT/WHITE	
			FROM: 03-18-96 THRU: 99-99-99	
19	051049-01-000	EA	JAMB-DOOR - ENTRANCE - BOTTOM - 25.9 - UNPAINTED	
			FROM: 00-00-00 THRU: 03-17-96	
19	121893-01-01A	EA	FRAME-DOOR - ENTRANCE - BRIGHT WHITE	
			FROM: 03-18-96 THRU: 99-99-99	
20	096810-01-01A	EA	PLATE-LATCH - ENTRY DOOR - PLASTIC - BLACK	
21	106719-01-01A	EA	HINGE-ENTRY DOOR - MILL	
22	098173-01-04A	EA	STIFFENER-ENTRY DOOR - SUPPORTS LATCH/STRIKE - BRIGHT WHITE	
	100128-02-000	FT	SEAL-FOAM - ADHESIVE BACK - .37" W X .37" THICK	
			FROM: 00-00-00 THRU: 07-30-95	
	118929-01-01A	FT	SEAL-PILE - PUSH-ON - AMESBURY XC-964	
			FROM: 07-31-95 THRU: 99-99-99	
23	101145-01-01A	EA	DEADBOLT-ENTRY DOOR - W/2 KEYS W/O BOLT OR SCREWS	
			FROM: 00-00-00 THRU: 09-10-95	
	101145-01-06A	EA	DEADBOLT ASM-BLACKTEXD/BLACK - *T/M #11840-02	
			FROM: 09-11-95 THRU: 99-99-99	
	101145-01-701	EA	CYLINDER-LOCK ASM. - W/KEY	81306-03
	101147-01-000	EA	BOLT-SECURITY - 4.12" BACKSET	
	102524-01-000	EA	BUMPER-RUBBER - FLAT - BLACK	
24	044582-44-000	EA	CAP-DRIP - DOOR JAMB MOUNTED - BRIGHT WHITE	
	115222-05-01A	EA	GARNISH-ENTRANCE DOOR - OFF WHITE	
25	100412-01-000	EA	CATCH-SCREEN DOOR - THUMB CLIP W/BLACK PLASTIC CAP	
26	104099-02-04A	EA	CATCH-DOOR HOLDER - RETAINER - PLASTIC - BRIGHT WHITE	
27	104099-01-04A	EA	CATCH-DOOR HOLDER - STRIKE - PLASTIC - BRIGHT WHITE	
	009126-02-000	EA	HANDLE-ASSIST - ENTRY DOOR - BLACK	
			FROM: 00-00-00 THRU: 09-10-95	
	009126-03-000	EA	HANDLE-ASSIST - ENTRY DOOR - BLACK - TEXTURED	
			FROM: 09-11-95 THRU: 99-99-99	
	041546-05-000	EA	BRACKET-ASM-DOOR ANGLE - OFF WHITE	
			FROM: 00-00-00 THRU: 10-22-95	
	041546-07-000	EA	BRACKET-ASM-DOOR ANGLE - OFF WHITE	
			FROM: 10-23-95 THRU: 99-99-99	

KEY	PART NUMBER	U/M	DESCRIPTION	VENDOR NO.
1	115108-02-G35	EA	DOOR COMPLETE-ENTRANCE - W/O WINDOW (G27)	
1	115108-02-G36	EA	DOOR COMPLETE-ENTRANCE - W/O WINDOW (G28)	
2	039539-01-000	EA	STRIKE-LOCK - ENTRY DOOR - ROUND/THREADED WASHER	
3	039540-01-000	EA	LATCH MECHANISM-HOOK - ENTRY DOOR - INTERIOR	
	039715-01-000	EA	NUT-SERT - 1/4" DIAMETER - 20 THREADS	
4	039979-04-000	EA	COVER-INTERIOR LATCH - W/TRIP ARM - RIGHT - BLACK	
			FROM: 00-00-00 THRU: 09-10-95	
4	039979-06-000	EA	COVER ASM-LATCH PLATE-RIGHT-BLACK-TE - T/M #11883-01	
			FROM: 09-11-95 THRU: 99-99-99	
	039984-01-000	EA	CAP-ROUND - VINYL - .28" ID X .62" LONG - BLACK	
	041546-05-000	EA	BRACKET-DOOR ANGLE - 5" X 1.9" - OFF WHITE - METAL	
5	045017-11-000	EA	LATCH-ENTRY DOOR - MECHANISM W/LOCK & KEY - BLACK	
			FROM: 00-00-00 THRU: 09-10-95	
5	045017-13-000	EA	LATCH-ENTRANCE DOOR,BLK TEXT - *T/M #11896-01	
			FROM: 09-11-95 THRU: 99-99-99	
	045017-11-701	EA	KEY-BLANK, F1 SERIES	81312-02
	045017-11-703	EA	CYLINDER-LOCK ASM. W/KEYS	81266-09
	109403-01-000	EA	CATCH-SINGLE ROLLER - SCREEN DOOR	
	063729-04-000	EA	RIVNUT - 10-32 UNF - 010-080	
			FROM: 00-00-00 THRU: 03-17-96	
	072893-04-000	EA	NUTSERT-10-32	
			FROM: 03-18-96 THRU: 99-99-99	
	075671-04-000	FT	SEAL-SPONGE - LAZY T SHAPE - W/ADHESIVE STRIPE - .5" WIDE	

**WINDOW, VENT & EXTERIOR DOOR GROUP (CONTINUED)**

**WINDOW, VENT & EXTERIOR DOOR GROUP (CONTINUED)**



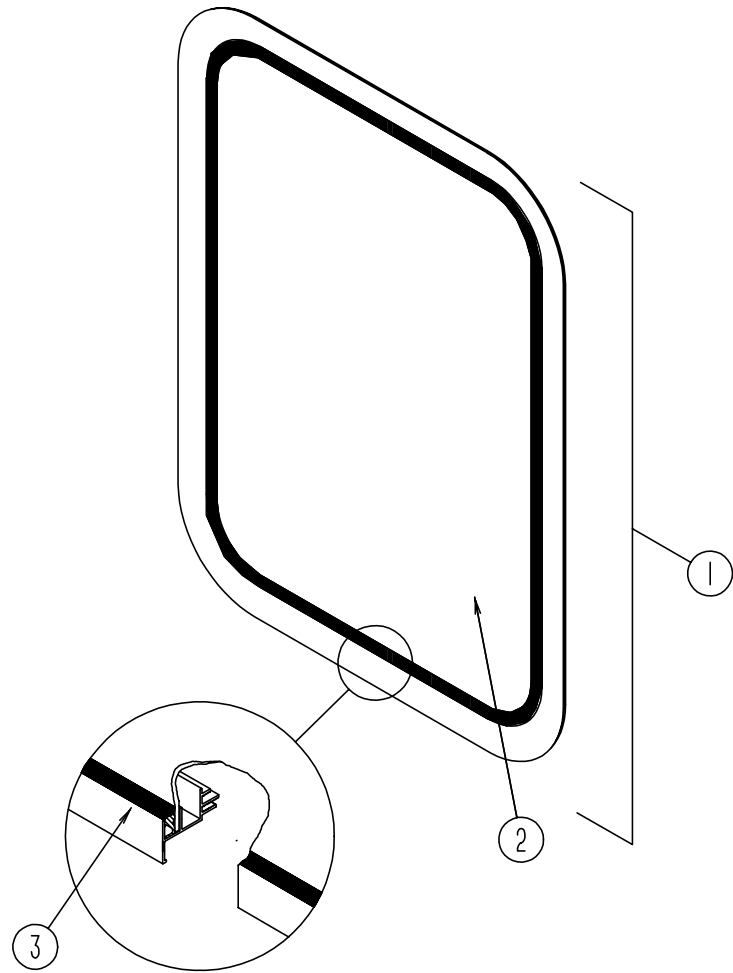
**DRIVER/PASSENGER SIDE WINDOW - EXCEL**

KEY	PART NUMBER	U/M	DESCRIPTION	VENDOR NO.
1	098647-34-01A	EA	WINDOW ASM-SLIDER - HORIZONTAL - EXCEL H425-G2W66L	
1	098647-33-01A	EA	WINDOW ASM-SLIDER - HORIZONTAL - EXCEL H425-G2W66R	
1	098647-34-700	EA	WINDOW - SLIDER	H425-G2L
1	098647-33-700	EA	WINDOW - SLIDER	H425-G2R
	098647-31-701	EA	RETAINER-TRIM - WHITE	CW2966
2	100322-01-703	FT	STRIP-GLAZING	132-010723
3	098647-33-702	EA	GLASS-STATIONARY	106-019297
4	098644-01-710	FT	TRACK-SCREEN SPACER 12' LENGTH	M401-31
5	098644-01-700	EA	LATCH REPAIR KIT	B801-CK
6	098644-01-708	FT	CHANNEL-PIERCED RUN	122-016543
7	098644-01-711	FT	WEATHERSTRIP-SCREEN BLACK	171-016965
8	098647-33-704	EA	SCREEN ASM. - W/SPRING CLIP	410-019134
9	098644-01-713	EA	SPRING-SCREEN FRAME (CLIP) PLASTIC - BLACK	226-016966
10	098647-33-703	EA	GLASS-SLIDING - W/SASH & LATCH	H425-G9
	098644-01-719	FT	STOP-SLIDER GLASS	132-014203
11	098644-01-706	FT	WEATHERSTRIP	171-010668
	098644-01-716	FT	PLUG-FILLER	132-014470
	098644-01-717	FT	SPLINE-SCREEN MFG	32-004716

**DRIVER/PASSENGER SIDE WINDOW - EXCEL**

KEY	PART NUMBER	U/M	DESCRIPTION	VENDOR NO.
1	098647-22-01A	EA	WINDOW-SLIDER-HORIZONTAL-BLACK/OFF WHITE-LEFT-EXCEL H287-G2W66L	
1	098647-23-01A	EA	WINDOW-SLIDER-HORIZONTAL-BLACK/OFF WHITE-RIGHT-EXCEL H287-G2W66R	
1	098647-22-700	EA	WINDOW-HORIZONTAL SLIDER - W/O INSIDE FRAME - LEFT - OFF WHITE	
1	098647-23-701	EA	WINDOW-HORIZONTAL SLIDER - W/O INSIDE FRAME - RIGHT - OFF WHITE	
	098647-23-702	EA	FRAME-INSIDE - WHITE	W82766
2	100322-01-703	FT	STRIP-GLAZING	132-010723
3	098647-23-703	EA	GLASS-STATIONARY	106-017622
4	098644-01-710	FT	TRACK-SCREEN SPACER 12' LENGTH	M401-31
5	098644-01-700	EA	LATCH REPAIR KIT	B801-CK
6	098644-01-708	FT	CHANNEL-PIERCED RUN	122-016543
7	098644-01-711	FT	WEATHERSTRIP-SCREEN BLACK	171-016965
8	098647-23-704	EA	SCREEN W/SPRING & WEATHERSTRIP	410-019066
9	098644-01-713	EA	SPRING-SCREEN FRAME (CLIP) PLASTIC - BLACK	226-016966
10	098647-23-700	EA	GLASS-SLIDING - W/SASH & LATCH	H287-G9
	098644-01-719	FT	STOP-SLIDER GLASS	132-014203
11	098644-01-706	FT	WEATHERSTRIP	171-010668
	098644-01-716	FT	PLUG-FILLER	132-014470
	098644-01-717	FT	SPLINE-SCREEN MFG	32-004716

**WINDOW, VENT & EXTERIOR DOOR GROUP (CONTINUED)**



**ENTRY DOOR WINDOW**

KEY	PART NUMBER	U/M	DESCRIPTION
	117054-02-02A	EA	FRAME-WINDOW - ENTRY DOOR - BRIGHT WHITE
1	117053-02-F36	EA	WINDOW ASM-PICTURE
2	002181-25-000	EA	GLASS-WINDOW - 655 X 417 - GRAY
	069640-11-000	FT	SEALER-TAPE - 3/16" X 3/8" - BLACK
3	087561-01-000	FT	SEAL-GLASS - EXTERIOR - .5" WIDE - VINYL - BLACK

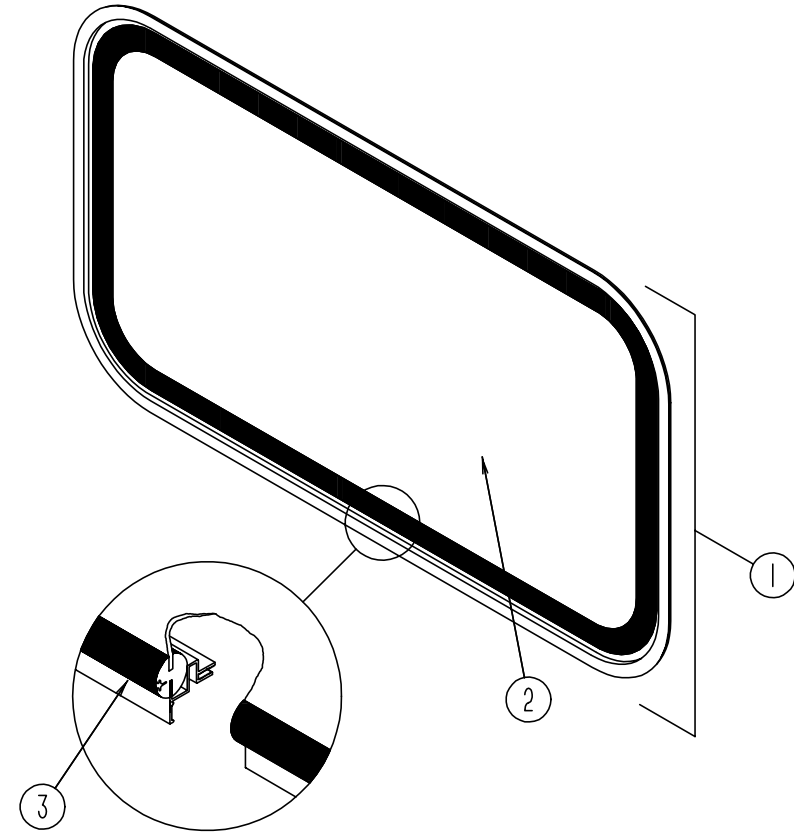
**THERMOPANE ENTRY DOOR WINDOW - EXCEL**

KEY	PART NUMBER	U/M	DESCRIPTION	VENDOR NO.
	113733-01-01A	EA	WINDOW ASM-STATIONARY-THERMOPANE - EXCEL	DH416-G2W66
	113733-01-700	EA	WINDOW ASM. W/O TRIM	DH416-G2
	113733-01-701	EA	TRIM (W)	W41666
	113733-01-702	EA	GLASS-STATIONARY	390-019187

**THERMOPANE REAR PICTURE WINDOW - EXCEL**

KEY	PART NUMBER	U/M	DESCRIPTION	VENDOR NO.
	113733-02-01A	EA	WINDOW ASM-STATIONARY-THERMOPANE-EXCEL	DH400-G2W60
	113733-02-700	EA	WINDOW W/O TRIM	DH400-G2
	113733-02-701	EA	TRIM	W38660
	113733-02-702	EA	GLASS-STATIONARY	390-019461

**WINDOW, VENT & EXTERIOR DOOR GROUP (CONTINUED)**



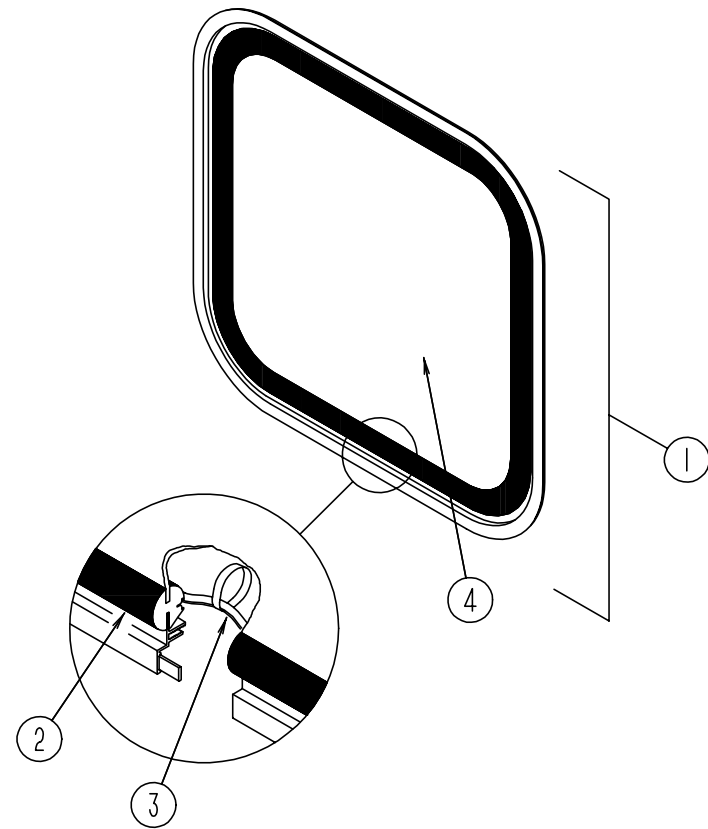
**OVERHEAD BUNK FRONT WINDOW**

KEY	PART NUMBER	U/M	DESCRIPTION
	117054-01-01A	EA	FRAME-INSIDE - WINDOW
1	103313-03-F15	EA	WINDOW-PICTURE - W/O INSIDE FRAME
	077066-01-702	EA	TAPE ASM-ESCAPE WINDOW, RED
2	002181-29-000	EA	GLASS-PICTURE - 1808 X 416 - GRAY - 31%
	069640-11-000	FT	SEALER-TAPE - 3/16" X 3/8" - BLACK
3	099154-01-000	FT	CHANNEL-GLAZING - STATIONARY GLASS - .62" X .45" - BLACK

**THERMOPANE OVERHEAD BUNK FRONT WINDOW - EXCEL**

KEY	PART NUMBER	U/M	DESCRIPTION	VENDOR NO.
	115630-01-01A	EA	WINDOW ASM-STATIONARY BUTYL - EXCEL	DH438-G2W59
	100322-01-703	FT	STRIP-GLAZING - BUTYL	132-010723
	115630-01-700	EA	WINDOW W/O TRIM	DH438-G2
	115630-01-701	EA	TRIM	W43858
	115630-01-702	EA	GLASS-STATIONARY	390-019467

**WINDOW, VENT & EXTERIOR DOOR GROUP (CONTINUED)**



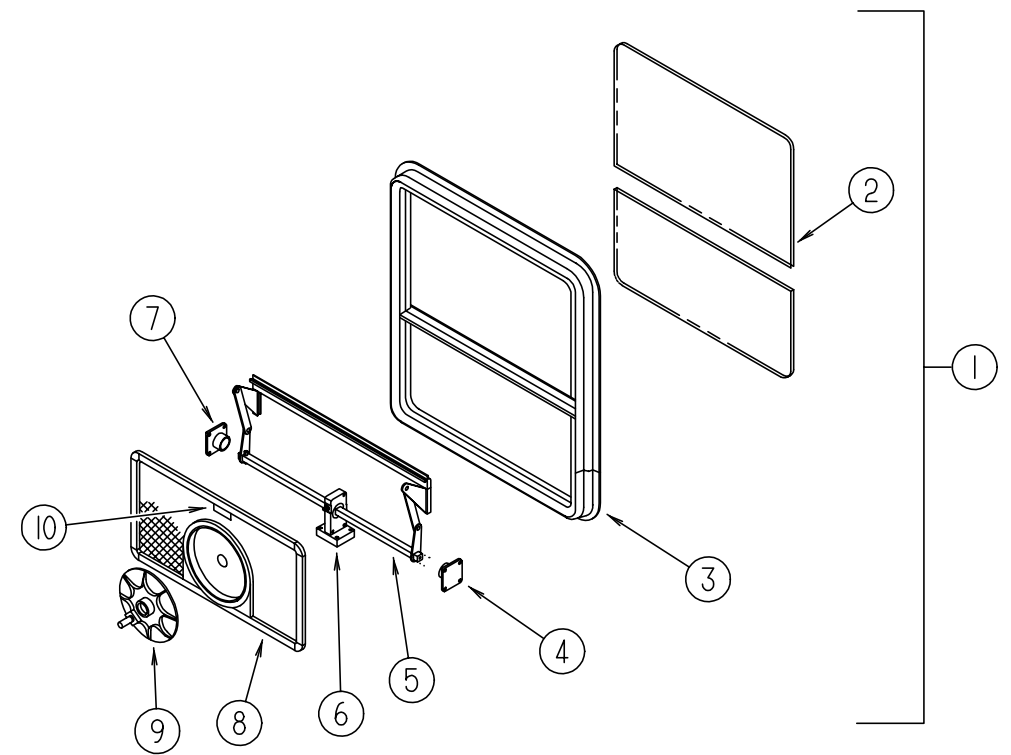
**CENTER & SIDE QUEEN BED ESCAPE WINDOW**

KEY	PART NUMBER	U/M	DESCRIPTION
	074816-11-000	EA	FRAME-INSIDE - WINDOW - OFF WHITE
1	078528-06-E10	EA	WINDOW ASM-ESCAPE
2	002282-09-000	EA	W/STR-WINDOW,.125 BLK,130.53 - VULCANIZED
3	002285-01-000	FT	FILLER-WEATHER STRIP, RUBBER - BLACK
4	076337-12-000	EA	GLASS-EGRESS,1157.4 X 548.1 - 94 G-SERIES
	077066-01-702	EA	TAPE ASM-ESCAPE WINDOW

**CENTER & SIDE QUEEN BED THERMOPANE ESCAPE WINDOW - EXCEL**

KEY	PART NUMBER	U/M	DESCRIPTION	VENDOR NO.
	113502-01-01A	EA	WINDOW ASM-REAR ESCAPE B/OW - EXCEL	DH153-G2W60
	100322-01-703	FT	STRIP-GLAZING - BUTYL	132-010723
	112898-06-704	EA	HANDLE-LATCH - RED-RH	182-11293
	112898-06-705	EA	HANDLE-LATCH - RED-LH	182-11294
	113502-01-703	EA	GLASS-STATIONARY - RT & LT	390-019083
	113502-01-704	EA	GLASS-EGRESS -CENTER-ESCAPE	390-019084

**WINDOW, VENT & EXTERIOR DOOR GROUP (CONTINUED)**

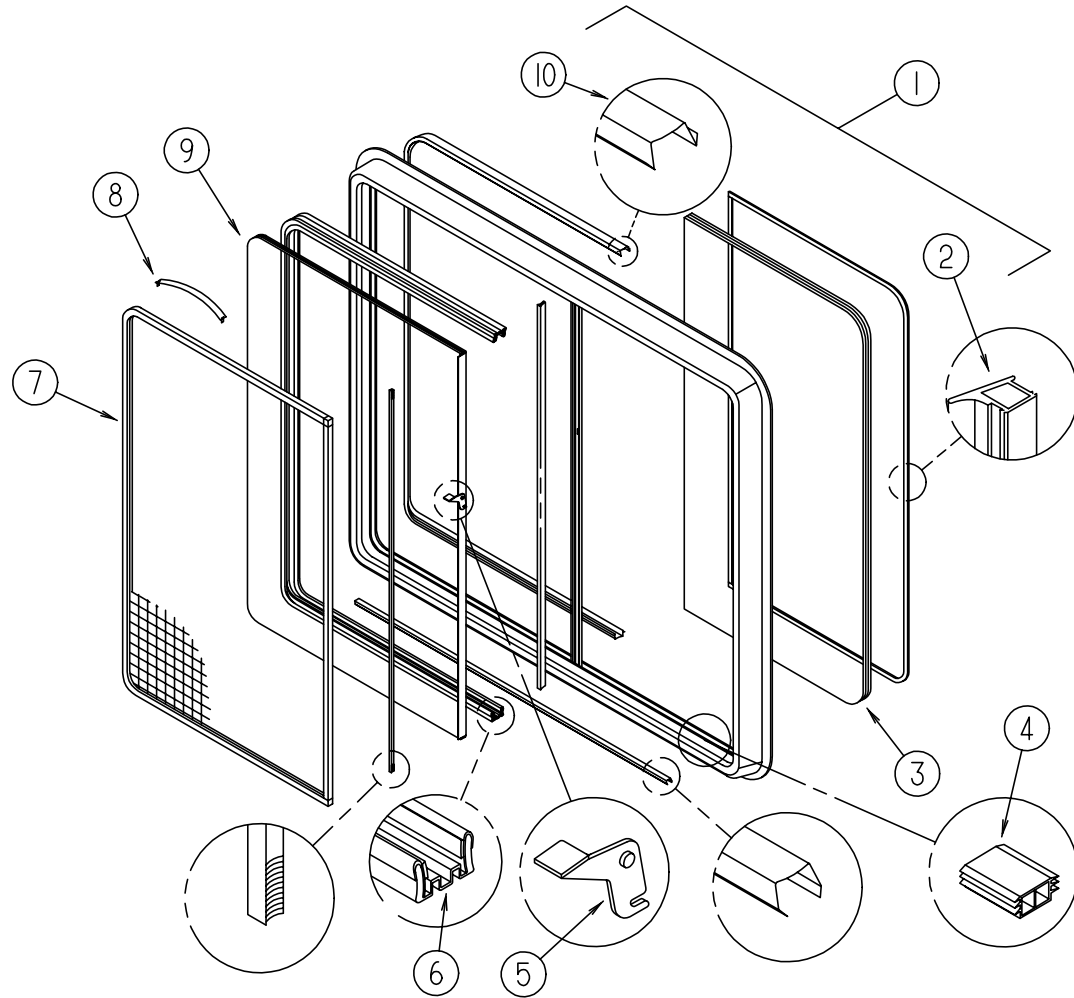


**SIDE QUEEN BEDROOM SLIDER WINDOW - EXCEL**

KEY	PART NUMBER	U/M	DESCRIPTION	VENDOR NO.
1	112463-01-01A	EA	WINDOW ASM-TORQUE-EXCEL	CH81-G2W59
	112463-01-702	EA	RETAINER-TRIM WHITE	CW8159
2	112463-01-700	EA	GLASS-STATIONARY, 62%, GRAY	106-018807
3	112463-01-701	EA	WINDOW W/O TRIM	CH81-G2
4	113500-01-707	EA	SUPPORT-TORQUE BAR, RH	130-015979
5	112463-01-704	EA	OPERATOR & BAR ASSEMBLY	CH78-18
6	112463-01-703	EA	VENT ASSEMBLY	CH81-G9
7	113500-01-708	EA	SUPPORT-TORQUE BAR, LH	130-015978
8	112463-01-705	EA	SCREEN ASSEMBLY	410-018811
9	100322-01-718	EA	HANDLE-DIAL	410-016081 EXCEL
10	112519-01-706	EA	CLIP-SCREEN	CH21-50
	100322-01-703	FT	STRIP-GLAZING, BUTYL	132-010723 EXCEL



**WINDOW, VENT & EXTERIOR DOOR GROUP (CONTINUED)**



**DRIVER & PASSENGER THERMOPANE OVERHEAD BUNK WINDOWS - EXCEL**

KEY	PART NUMBER	U/M DESCRIPTION	VENDOR NO.
1	112795-20-01A	EA WINDOW ASM-SLIDER-HORIZ THERMOPANE-EXCEL DC29-G2W66L	
1	112795-19-01A	EA WINDOW ASM-SLIDER-HORIZ THERMOPANE-EXCEL DC29-G2W66R	
	112795-20-700	EA WINDOW W/O TRIM	DC29-G2L
	112795-19-700	EA WINDOW W/O TRIM	DC29-G2R
	098647-31-701	EA RETAINER-TRIM, WHITE	CW2966
2	112795-01-702	FT PLUG-FILLER	122-018737
3	112795-19-701	EA GLASS-STATIONARY	390-019134
4	112795-01-701	EA SLIDE-STOP	132-019092
5	112795-01-700	EA LATCH ASM., BLACK	DH287-CK
6	112795-01-703	IN CHANNEL-RUN	122-018736
7	098647-31-704	EA SCREEN ASM., W/SPRING CLIP	410-019128
8	098644-01-713	EA CLIP-SPRING, BLACK PLASTIC	226-016966
9	112795-19-702	EA GLASS-SLIDING, W/SASH&LATCH	DC29-G9
10	112795-01-704	FT VINYL-GLAZING	132-018280

**CENTER QUEEN BED THERMOPANE SLIDER WINDOW - EXCEL**

KEY	PART NUMBER	U/M DESCRIPTION	VENDOR NO.
1	112795-21-01A	EA WINDOW ASM-SLIDER-HORIZONTAL-THERMOPANE-EXCEL DC04-G2W66R	
1	112795-23-01A	EA WINDOW ASM-SLIDER-HORIZONTAL-THERMOPANE-EXCEL DC04-G2W66L	
	112795-23-700	EA WINDOW W/O TRIM	DC04-G2L
	112795-21-700	EA WINDOW W/O TRIM	DC04-G2R
	098647-29-701	EA RETAINER-TRIM, WHITE	CW0466
2	112795-01-702	FT PLUG-FILLER	122-018737
3	112795-21-701	EA GLASS-STATIONARY	390-019132
4	112795-01-701	EA SLIDE-STOP	132-019092
5	112795-01-700	EA LATCH ASM., BLACK	DH287-CK

**WINDOW, VENT & EXTERIOR DOOR GROUP (CONTINUED)**

**CENTER QUEEN BED THERMOPANE SLIDER WINDOW - EXCEL (CONTINUED)**

KEY	PART NUMBER	U/M DESCRIPTION	VENDOR NO.
6	112795-01-703	IN CHANNEL-RUN	122-018736
7	098647-29-704	EA SCREEN ASM., W/SPRING CLIP	410-018864
8	098644-01-713	EA CLIP-SPRING, BLACK PLASTIC	226-016966
9	112795-21-702	EA GLASS-SLIDING, W/SASH&LATCH	DC04-G9
10	112795-01-704	FT VINYL-GLAZING	132-018280
	112898-06-704	EA HANDLE-LATCH, RED-RH	182-11293
	112898-06-705	EA HANDLE-LATCH, RED-LH	182-11294

**TWIN & DOUBLE BED THERMOPANE SLIDER WINDOW - EXCEL**

KEY	PART NUMBER	U/M DESCRIPTION	VENDOR NO.
1	112795-22-01A	EA WINDOW ASM-SLIDER-HORIZONTAL THERMOPANE-EXCEL DC48-G2W66R	
	112795-22-700	EA WINDOW W/O TRIM	DC48-G2R
	112795-22-701	EA RETAINER - (TRIM)	W30366
2	112795-01-702	FT PLUG-FILLER	122-018737
3	112795-22-702	EA GLASS-STATIONARY	390-019039
4	112795-01-701	EA SLIDE-STOP	132-019092
5	112795-01-700	EA LATCH ASM., BLACK	DH287-CK
6	112795-01-703	IN CHANNEL-RUN	122-018736
7	098647-38-704	EA SCREEN ASM., W/SPRING CLIP	410-019063
8	098644-01-713	EA CLIP-SPRING, BLACK PLASTIC	226-016966
9	112795-22-703	EA GLASS-SLIDE ASSEMBLY	DC48-G9
10	112795-01-704	FT VINYL-GLAZING	132-018280

**TWIN & DOUBLE BED THERMOPANE SLIDER WINDOW - EXCEL**

KEY	PART NUMBER	U/M DESCRIPTION	VENDOR NO.
1	112795-25-01A	EA WINDOW ASM-SLD - HORIZ THERMOPANE-EXCEL DC48-G2W66L	
	112795-22-701	EA RETAINER - (TRIM)	W30366
2	112795-01-702	FT PLUG-FILLER	122-018737
3	112795-22-702	EA GLASS-STATIONARY	390-019039
4	112795-01-701	EA SLIDE-STOP	132-019092
5	112795-01-700	EA LATCH ASM., BLACK	DH287-CK
6	112795-01-703	IN CHANNEL-RUN	122-018736
7	098647-38-704	EA SCREEN ASM., W/SPRING CLIP	410-019063
8	098644-01-713	EA CLIP-SPRING, BLACK PLASTIC	226-016966
9	112795-22-703	EA GLASS-SLIDE ASSEMBLY	DC48-G9
10	112795-01-704	FT VINYL-GLAZING	132-018280

**DRIVER & PASSENGER THERMOPANE SLIDER WINDOW - EXCEL**

KEY	PART NUMBER	U/M DESCRIPTION	VENDOR NO.
1	112795-15-01A	EA WINDOW ASM-SLIDER-HORIZONTAL THERMOPANE-EXCEL DH287-G2W66L	
1	112795-16-01A	EA WINDOW ASM-SLIDER-HORIZONTAL THERMOPANE-EXCEL DH287-G2W66R	
	112795-15-700	EA WINDOW W/O TRIM	DH287-G2L
	112795-16-700	EA WINDOW W/O TRIM	DH287-G2R
	098647-23-702	EA RETAINER-TRIM - WHITE	W28766
2	112795-01-702	FT PLUG-FILLER	122-018737
3	112795-15-701	EA GLASS-STATIONARY	390-019045
4	112795-01-701	EA SLIDE-STOP	132-019092
5	112795-01-700	EA LATCH ASM. - BLACK	DH287-CK
6	112795-01-703	IN CHANNEL-RUN	122-018736
7	098647-23-704	EA SCREEN ASM. - W/SPRING CLIP	410-019066
8	098644-01-713	EA CLIP-SPRING - BLACK PLASTIC	226-016966
9	112795-15-702	EA GLASS-SLIDING - W/SASH&LATCH	DH287-G9
10	112795-01-704	FT VINYL-GLAZING	132-018280

**WINDOW, VENT & EXTERIOR DOOR GROUP (CONTINUED)**

**TWIN & DOUBLE BED SLIDING WINDOW - EXCEL**

KEY	PART NUMBER	U/M	DESCRIPTION	VENDOR NO.
	104691-13-01A	EA	WINDOW ASM-TIPOUT BLK/OW -EXCEL	CH37-G2W59
	100322-01-703	FT	STRIP-GLAZING, BUTYL	132-010723
	104691-13-700	EA	WINDOW	CH37-G2
	104691-13-701	EA	RETAINER-TRIM, WHITE	W30359
	104691-13-702	EA	GLASS-STATIONARY	106-017670
	104691-13-703	EA	GLASS-VENT ASSEMBLY	CH37-G9
	104691-13-704	EA	OPERATOR & BAR ASSEMBLY	CH36-18
	104691-13-705	EA	SCREEN ASSEMBLY	410-017763

**CENTER QUEEN BED SLIDER WINDOW - EXCEL**

KEY	PART NUMBER	U/M	DESCRIPTION	VENDOR NO.
	113500-01-01A	EA	WINDOW ASM-TIPOUT,DOUBL,B/OW-EXCEL	CH04-G2W59
	100322-01-703	FT	STRIP-GLAZING, BUTYL	132-010723
	098644-01-716	FT	PLUG-FILLER	132-014470
	100322-01-701	FT	SEAL-VENT	122-016071
	100322-01-702	EA	WEATHERSTRIP-HORIZONTAL RAIL	132-015976
	100322-01-703	FT	STRIP-GLAZING, BUTYL	132-010723
	100322-01-704	FT	TAPE-BUTYL	154-016083
	100322-01-717	EA	E-RING	245-015975
	100322-01-718	EA	HANDLE-DIAL	410-016081
	112519-01-702	EA	OPERATOR-VENT	410-016123
	113500-01-700	EA	SCREEN ASM.	410-016020
	113500-01-701	EA	WINDOW W/O TRIM	CH04-G2
	113500-01-702	EA	TRIM	CW0459
	113500-01-703	EA	GLASS-TOP STATIONARY	106-015970
	113500-01-704	EA	GLASS-UPPER VENT ASSEMBLY	CH04-G7
	113500-01-705	EA	GLASS-LOWER VENT ASSEMBLY	CH04-G9
	113500-01-706	EA	OPERATOR & BAR ASSEMBLY	CH04-18
	113500-01-707	EA	SUPPORT-TORQUE BAR, RH	130-015979
	113500-01-708	EA	SUPPORT-TORQUE BAR, LH	130-015978
	117054-01-01A	EA	FRAME-WINDOW,INSIDE WHT	

**SIDE QUEEN BED THERMOPANE SLIDER WINDOW - EXCEL**

KEY	PART NUMBER	U/M	DESCRIPTION	VENDOR NO.
	112898-08-01A	EA	WINDOW ASM-SLIDER-VERTICAL-THERMOPANE-EXCEL	DH435-G2W66R
	098644-01-713	EA	CLIP-SPRING, BLACK PLASTIC	226-016966 EXCEL
	112795-01-700	EA	LATCH ASM., BLACK	DH287-CK
	112795-01-701	EA	SLIDE-STOP	132-019092
	112898-04-703	EA	SASH LATCH KIT, RAISED	DH343-CK
	112898-08-700	EA	WINDOW W/O TRIM	DH435-G2R
	112898-08-701	EA	RETAINER-TRIM WHITE	W43566
	112898-08-702	EA	GLASS-STATIONARY	390-019462
	112898-08-703	EA	GLASS-ASSEMBLY SLIDING	DH435-G9
	112898-08-704	EA	SCREEN ASSEMBLY	410-019473

**WINDOW, VENT & EXTERIOR DOOR GROUP (CONTINUED)**

**SIDE QUEEN BED THERMOPANE SLIDER WINDOW - EXCEL**

KEY	PART NUMBER	U/M	DESCRIPTION	VENDOR NO.
	112898-09-01A	EA	WINDOW ASM-SLIDER-VERTICAL-THERMOPANE-EXCEL	DH436-G2W64L
	098644-01-713	EA	CLIP-SPRING, BLACK PLASTIC	226-016966
	112795-01-700	EA	LATCH ASM., BLACK	DH287-CK
	112795-01-701	EA	SLIDE-STOP	132-019092
	112898-04-703	EA	SASH LATCH KIT, RAISED	DH343-CK
	112898-06-704	EA	HANDLE-LATCH, RED-RH	182-11293
	112898-06-705	EA	HANDLE-LATCH, RED-LH	182-11294
	112898-09-700	EA	WINDOW W/O TRIM	DH436-G2
	112898-09-701	EA	RETAINER-TRIM WHITE	W43664
	112898-09-702	EA	GLASS-STATIONARY	390-019464
	112898-09-703	EA	GLASS-SLIDE ASSEMBLY	DH436-G9
	112898-09-704	EA	SCREEN ASSEMBLY	410-019474

**TWIN & DOUBLE BED ESCAPE WINDOW - EXCEL**

KEY	PART NUMBER	U/M	DESCRIPTION	VENDOR NO.
	116976-02-01A	EA	WINDOW ASM-REAR ESCAPE SINGLE-EXCEL	H386-G2W53
	100322-01-701	FT	SEAL-VENT	122-016071
	112898-06-704	EA	HANDLE-LATCH-RED-RH	182-11293
	112898-06-705	EA	HANDLE-LATCH-RED-LH	182-11294
	116976-01-701	EA	TRIM	W38653
	116976-01-702	FT	FILLER PLUG	132-016065
	116976-02-700	EA	GLASS	106-018785

**TWIN BEDROOM PICTURE WINDOW - EXCEL**

KEY	PART NUMBER	U/M	DESCRIPTION	VENDOR NO.
	116976-04-01A	EA	WINDOW ASM-REAR PICTURE SINGE-EXCEL	H400-G2W60
	113733-02-701	EA	RETAINER, (TRIM)	W38660
	116976-03-701	FT	GLAZING VINYL	132-016071
	116976-04-700	EA	GLASS	106-019678

**TWIN & DOUBLE BED ESCAPE WINDOW**

KEY	PART NUMBER	U/M	DESCRIPTION	VENDOR NO.
	113502-04-01A	EA	WINDOW ASM-REAR ESCAPE B/OW-EXCEL	DH153-G2W60
	100322-01-703	FT	STRIP-GLAZING, BUTYL	132-010723
	112898-06-704	EA	HANDLE-LATCH, RED-RH	182-11293
	112898-06-705	EA	HANDLE-LATCH, RED-LH	182-11294
	113502-04-700	EA	WINDOW W/O TRIM	DH449-G2
	113502-04-701	EA	RETAINER-TRIM WHITE	W44958
	113502-04-702	EA	GLASS-STATIONARY	390-019460