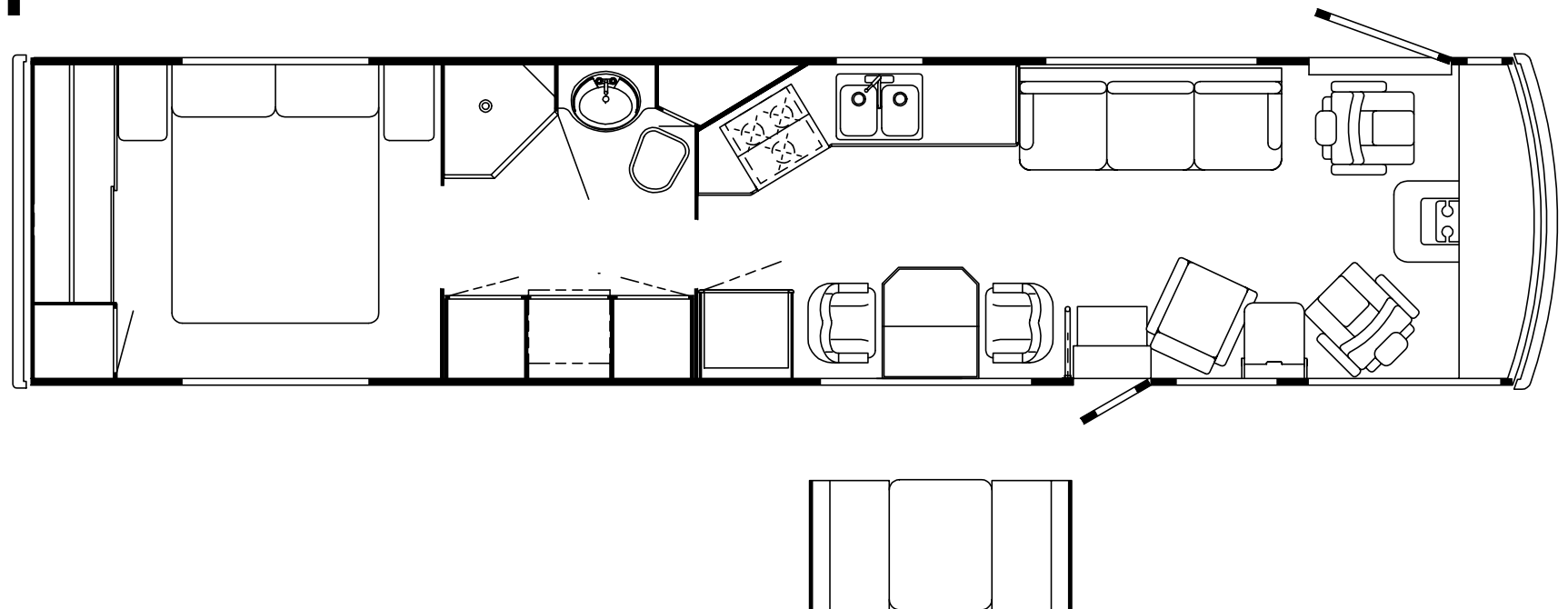



**1995
WCM37RW**

**F36, F38, F40
PICKLED ASH**

**F37, F39, F41
SALEM CHERRY**



ACCESSORIES GROUP

OPERATORS MANUAL

KEY	PART NUMBER	U/M DESCRIPTION
	054185-C7-000	EA MANUAL-OPERATOR, 95 VECTRA - M SERIES
	092318-01-000	EA BINDER, 3 RING, MOTOR HOME MANUAL
	092319-01-000	EA POCKET PAGE, 3 RING BINDER, PLASTIC
	117085-01-000	DW TOP LEVEL DRAWING NUMBER FOR 1995 M SERIES

VACUUM CLEANER

KEY	PART NUMBER	U/M DESCRIPTION
	108186-01-000	EA VACUUM CLEANER-BUILT IN, HP 19-1 DELUXE
	092304-01-700	EA BAGS-VACUUM CLEANER, 6 IN BAG - HP-4908
	092304-02-704	EA MOTOR-VACUUM CLEANER, VACUFLO HP-5098
	092304-02-710	EA SECONDARY FILTER HP 4929
	108186-02-000	EA VACUUM CLEANING TOOL SET, HP W/30' HOSE
	092304-02-701	EA TOOL-DUSTING, VACUUM CLEANER - VACUFLO HP 1142
	092304-02-702	EA TOOL-RUG, VACUUM CLEANER - VACUFLO HP 4982
	092304-02-703	EA TOOL-CREVICE, VACUUM CLEANER - VACUFLO HP 1141
	092304-02-707	EA TOOL-UPHOLSTERY, VACUFLO 7029
	092304-02-708	EA WAND, VACUFLO 4978
	092304-02-709	EA HOSE ONLY, 30' - VACUFLO 6452-02
	098244-01-01A	EA PLATE-COVER, VACUUM - W/HOLE - 8" X 8.8" - STEEL - BEIGE

AUDIO VIDEO GROUP

RADIO & CD SYSTEM

KEY	PART NUMBER	U/M DESCRIPTION
	097460-05-000	EA RADIO-AM/FM STEREO, CASSETTE - SONY XR-3320 (DASH) FROM: 00-00-00 THRU: 06-18-95
	097460-08-000	EA RADIO-AM/FM STEREO, CASSETTE - SONY XR-1700 (DASH) FROM: 06-19-95 THRU: 99-99-99
	115077-01-000	EA RADIO-AM/FM STEREO, CD PLAYER - SONY CSX-507 0 (DELUXE DASH OPTION) FROM: 00-00-00 THRU: 05-14-95
	116148-01-000	EA RADIO-AM/FM STEREO, CD PLAYER - CLARION 5633CD (DELUXE DASH OPTION) FROM: 05-15-95 THRU: 06-10-95
	116148-02-000	EA RADIO-AM/FM STEREO, CD PLAYER - CLARION RDB515F (DELUXE DASH OPTION) FROM: 06-11-95 THRU: 99-99-99
	087683-02-000	EA RADIO-AM/FM STEREO CASSETTE, AUDIOVOX P-1A (ENTERTAINMENT) FROM: 00-00-00 THRU: 07-17-94
	087683-03-000	EA RADIO-AM/FM STEREO CASSETTE, AUDIOVOX RS-100 (ENTERTAINMENT) FROM: 07-18-94 THRU: 99-99-99
	112468-01-000	EA CD/RADIO-COMBINATION, SONY XCP-U770 (RADIO/CD CHANGER OPTION) FROM: 00-00-00 THRU: 02-05-95
	112468-01-700	EA RADIO AM/FM CASSETTE, W/UNILINK - SONY XR-U110W
	112468-01-701	EA CD PLAYER, SONY CDX-U70
	097460-06-000	EA RADIO-AM/FM STEREO, CD PLAYER - SONY XR-130 (RADIO/CD CHANGER OPTION) FROM: 02-06-95 THRU: 99-99-99
	102080-02-000	EA CHANGER-COMPACT DISC, SONY CDX-45 FROM: 02-06-95 THRU: 99-99-99
	109053-02-000	EA RADIO-WALL MOUNT AM/FM CASSETTE, AWM-300 AUDIOVOX (REAR STEREO)
	081059-02-000	EA WIRE ASM, 9-PIN, RADIO - AUDIOVOX 112B-1761 (DASH)
	110469-01-000	EA SPEAKER-OVAL, 4" X 6" - MAGNADYNE F46XB-12 (DASH & ENTERTAINMENT)
	110470-01-01A	EA GRILLE-SPEAKER, OVAL - 4" X 6" - MAGNADYNE G46W (DASH & ENTERTAINMENT)
	089340-02-000	EA GRILLE-SPEAKER, 6.5" SQUARE (REAR STEREO & OVERHEAD CABINETS)
	094097-01-000	EA SPEAKER-RADIO, W/O GRILLE - 5.25" DIA - AUDIOVOX 110C3030 (REAR STEREO)
	074979-15-000	EA COVER-SPEAKER, W/CUTOUT - PLASTIC - LIGHT OAK
	074979-08-000	EA COVER-SPEAKER, PLASTIC - LIGHT OAK
	074979-16-000	EA COVER-SPEAKER, W/CUTOUT - PLASTIC - OFF WHITE
	074979-12-000	EA COVER-SPEAKER, PLASTIC - OFF WHITE

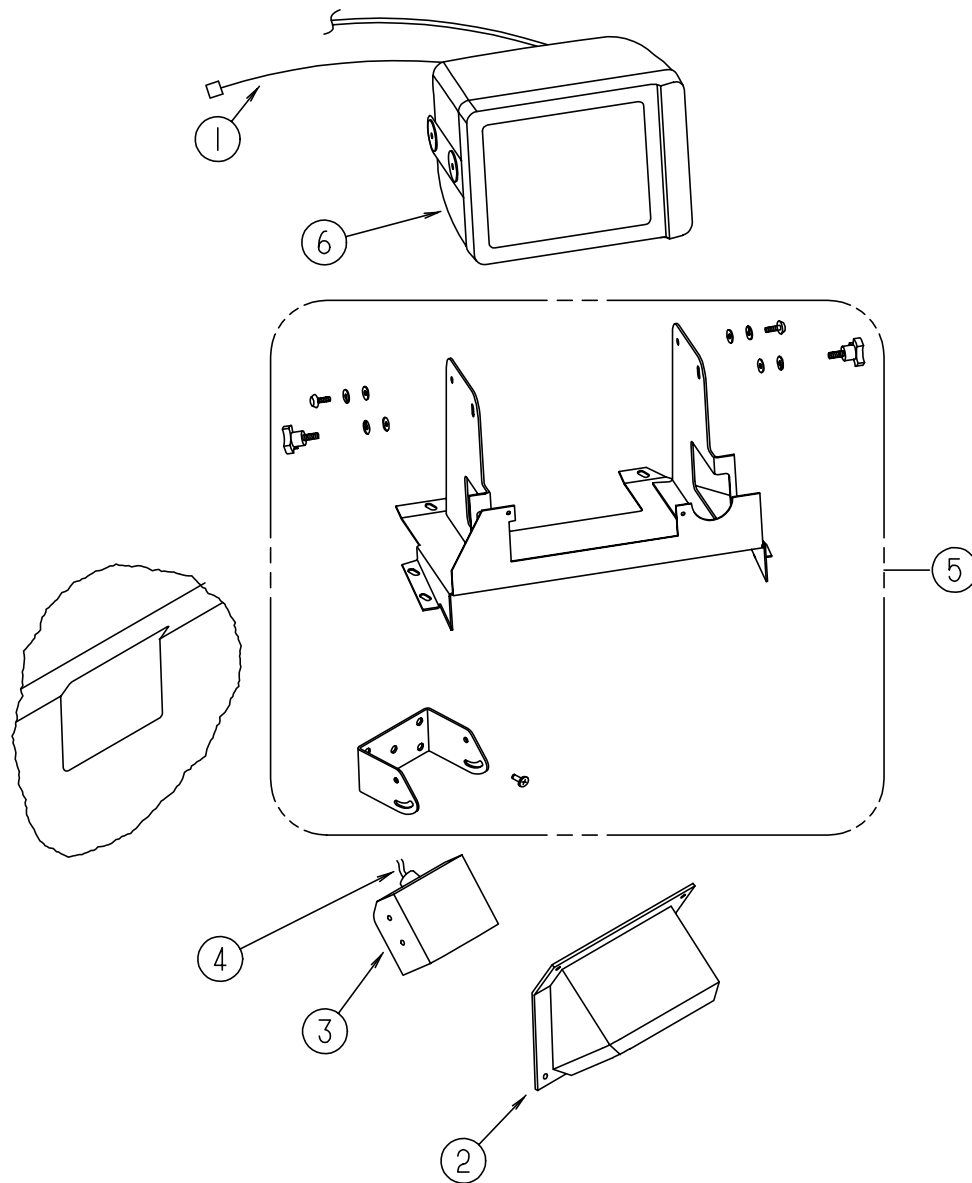
RADIO & CB ANTENNA

KEY	PART NUMBER	U/M DESCRIPTION
	105248-01-000	EA ANTENNA-CB, ADVANCE 8604
	077069-02-000	EA CABLE-ANTENNA, RADIO - EXTENSION 96" - ARA 6700667
	090944-01-000	EA ANTENNA-RADIO, 16" RUBBER
	108847-01-000	EA BRACKET-ANTENNA GROUND
	109889-03-000	EA EXTENDER - ANTENNA SHAFT 4"
	104498-02-000	EA BRACKET-ANTENNA MOUNT

TELEPHONE SYSTEM

KEY	PART NUMBER	U/M DESCRIPTION
	093901-03-000	EA PLATE-COAXIAL CABLE, EXTERIOR
	093253-01-01A	EA PLATE-WALL, TELEPHONE - BEIGE - CAC625F2-4-50
	093254-01-000	EA HOUSING-TELEPHONE

AUDIO VIDEO GROUP (CONTINUED)



REAR MONITOR SYSTEM

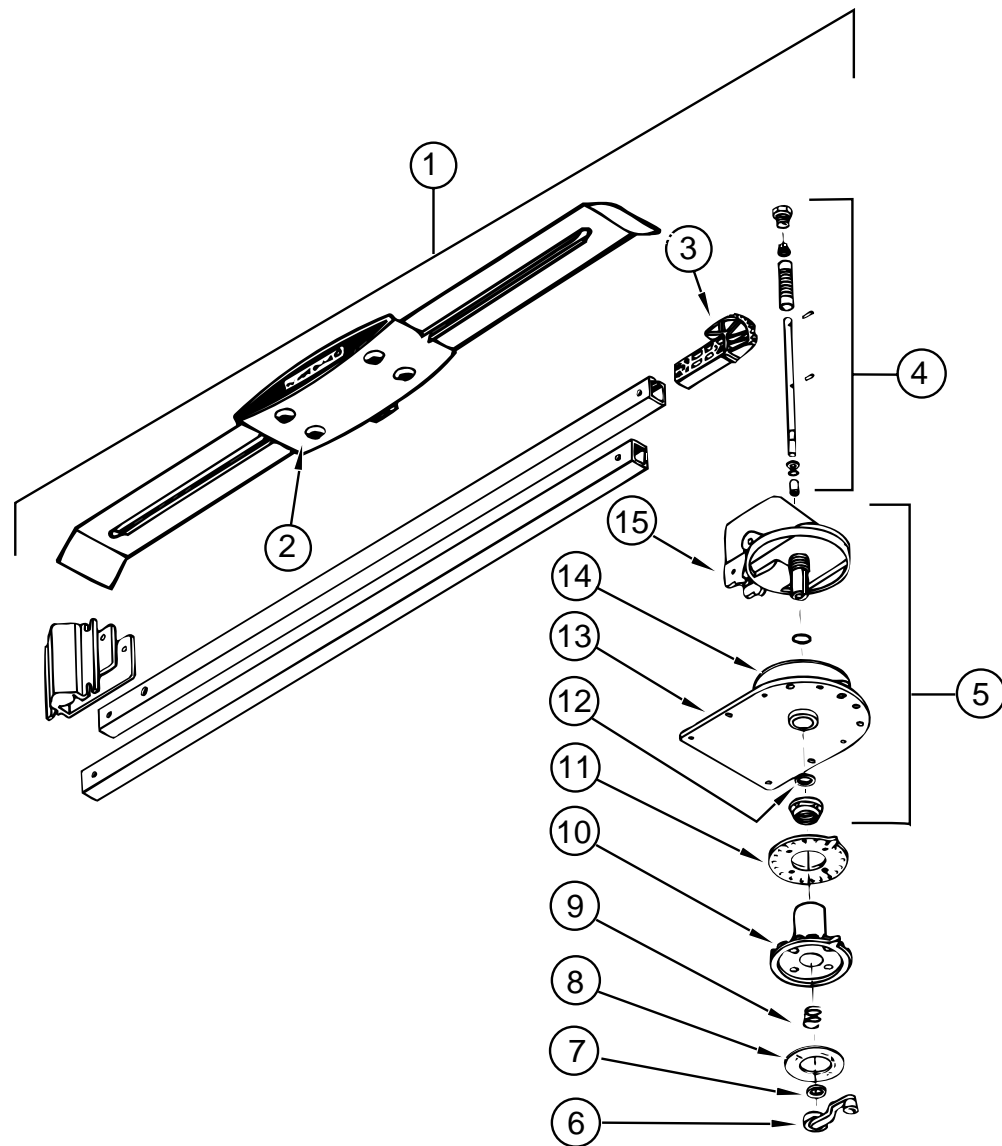
KEY	PART NUMBER	U/M DESCRIPTION
	093040-05-000	EA TELEVISION SYSTEM-REAR VIEW, 7" - SONY YM-RVF7AM FROM: 00-00-00 THRU: 05-31-95
	093040-08-000	EA REAR VIEW MONITOR SYSTEM - 7", W/AUDIO JACK FROM: 06-01-95 THRU: 99-99-99
1	096717-03-000	EA WIRE ASM-REAR MONITOR, UPPER
	093040-06-000	EA WIRE ASM-MONITOR, SONY SM-HRN7
2	107852-01-01A	EA SHROUD-CAMERA, OUTER - BUFF
	108529-01-01A	EA SHROUD-CAMERA, INNER - BLACK
3	093040-04-700	EA CAMERA, BRACKET & WIRING
4	093041-01-000	EA CABLE-MONITOR/CAMERA, INTERNAL USE
	093041-02-000	EA CABLE-MONITOR/CAMERA, EXTERNAL USE
5	N/A	PARTS ARE INCLUDED W/TELEVISION SYSTEM - SONY
6	093040-05-700	EA MONITOR - 7", W/POWER HARNESS

AUDIO VIDEO GROUP (CONTINUED)

TV & VCR SYSTEMS

KEY	PART NUMBER	U/M DESCRIPTION
	108096-05-000	EA TV - 19" COLOR WITH JACK, UL - MAGNAVOX RR-1933W (CAB) FROM: 00-00-00 THRU: 01-01-95
	108096-05-700	EA REMOTE, MAGNAVOX 0822344
	108096-07-000	EA TV - 19" COLOR WITH JACK, UL - MAGNAVOX 19PR10C (CAB) FROM: 01-02-95 THRU: 99-99-99
	098447-11-700	EA REMOTE, FOR TV 19PR10C - MAGNAVOX 8822344
	108096-06-000	EA TV - 19" COLOR WITH JACK - CSA - MAGNAVOX XR-1933W (CAB) FROM: 00-00-00 THRU: 01-01-95
	108096-06-700	EA REMOTE FOR MODEL #1933 - MAGNAVOX 0822340
	108096-08-000	EA TV - 19" COLOR WITH JACK - CSA - MAGNAVOX XR1905C (CAB) FROM: 01-02-95 THRU: 99-99-99
	098447-11-700	EA REMOTE, FOR TV XR1905C - MAGNAVOX 8822344
	098447-09-000	EA TV-13"COLOR W/SPEAKER USA - MAGNAVOX RR1342C FROM: 00-00-00 THRU: 08-21-94
	098447-07-700	EA REMOTE F/T.V. MODEL #RR1342C 08822341
	098447-13-000	EA TV-13"COLOR W/SPEAKER USA - MAGNAVOX 13PRC10 FROM: 08-22-94 THRU: 99-99-99
	098447-11-700	EA REMOTE 8822336
	098447-10-000	EA TV 13" COLOR W/SPEAKER CSA - MAGNAVOX XR1333C FROM: 00-00-00 THRU: 08-21-94
	098447-08-700	EA REMOTE F/XR1333C 08822340
	098447-14-000	EA TV-13"COLOR W/SPEAKER CSA - MAGNAVOX 13XNC15 FROM: 08-22-94 THRU: 99-99-99
	098447-11-700	EA REMOTE 8822336
	086757-03-000	EA CONTROL CENTER-SWITCH, VCR/TV - MAGNADYNE VCS-6 (CAB)
	098446-06-000	EA VCR-VHS, CABLE READY - REMOTE - MAGNAVOX VR9210 (CAB)

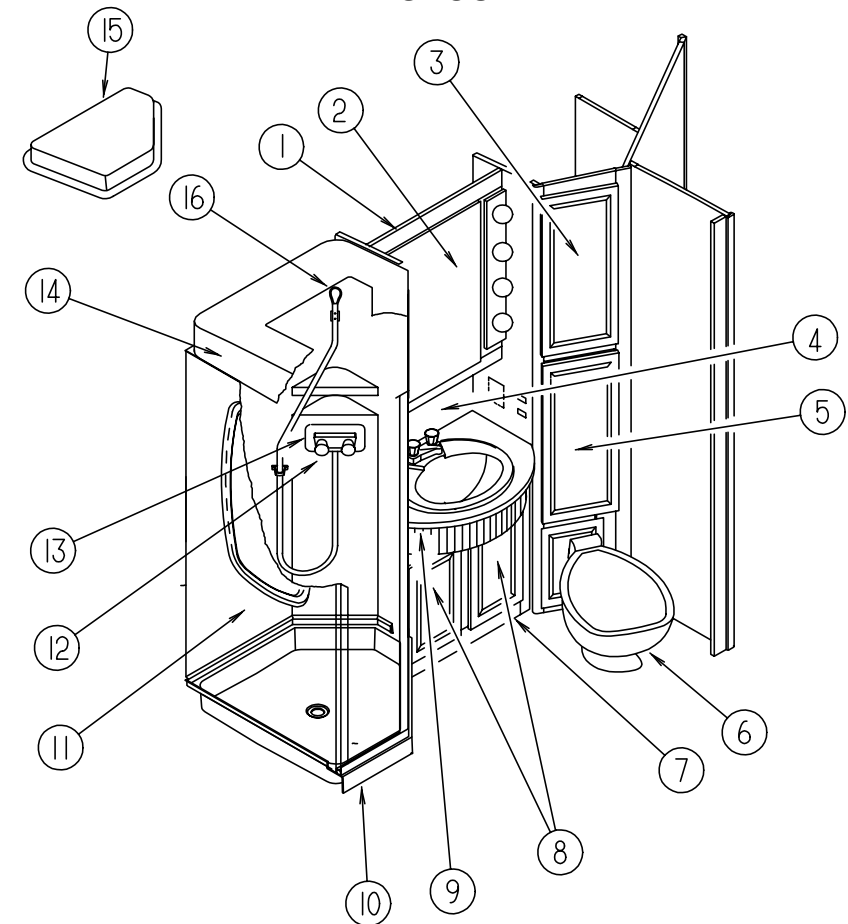
AUDIO VIDEO GROUP (CONTINUED)



TV ANTENNA

KEY	PART NUMBER	U/M DESCRIPTION
1	076319-16-000	EA ANTENNA-TV ROOF MOUNT, WINEGARD WI-3094
2	076319-01-700	EA HEAD-ANTENNA, AMPLIFIED RVSA U/V
3	076319-01-701	EA GEAR-ELEVATING, PLASTIC 2200046
4	076319-01-702	EA SHAFT ASM-ELEVATING RVP-400A
5	076319-01-703	EA BEARING-NYLON, 5" OD 3200656
6	076319-01-704	EA BEARING-NYLON, 1.25"OD 3200657
7	076319-01-705	EA GROMMET-NYLON, 7/8"ID 3200658
8	076319-01-706	EA CRANK-ELEVATING, W/SET SCREW 2750897
9	076319-01-707	EA SPRING, HANDLE 5160822
10	076319-01-708	EA DECAL-CRANK 5413002
11	076319-01-709	EA PLATE-DIRECTIONAL F/HEAD 3200621
12	076319-01-711	EA BASE & LIFT ASM 2762802
13	076319-01-712	EA PLATE-CEILING, DIRECTIONAL 3200608
14	076319-01-713	EA PLATE-BASE, STEEL 3100523
15	076319-01-714	EA HOUSING, ROTATING GEAR 2200049

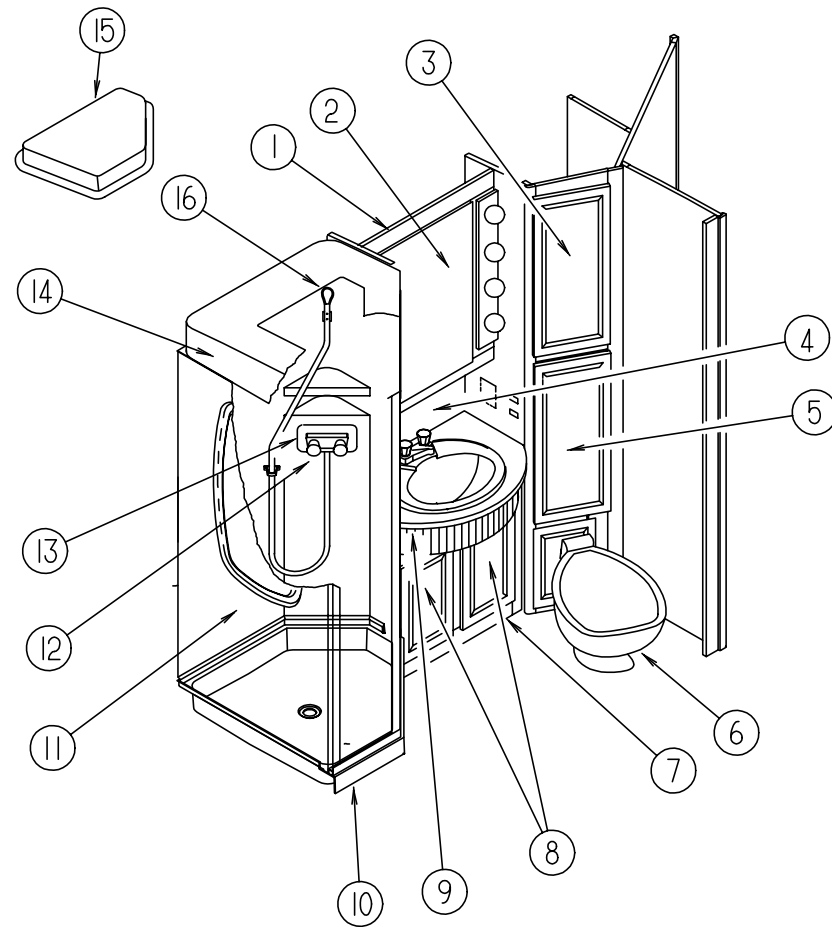
BATH GROUP



BATH CABINETS, FIXTURES, & DOORS

KEY	PART NUMBER	U/M DESCRIPTION
1	P16140-01-F36	EA CABINET-OVERHEAD, MEDICINE - W/O DOOR & HDW (PICKLED ASH)
1	P16140-01-F37	EA CABINET-OVERHEAD, MEDICINE - W/O DOOR & HDW (SALEM CHERRY)
2	102326-04-000	EA DOOR-MIRROR, 500 X 750MM
		FROM: 00-00-00 THRU: 07-17-94
2	115237-01-E37	EA DOOR-MIRROR, 500 X 750MM (PICKLED ASH)
		FROM: 07-18-94 THRU: 99-99-99
2	115237-01-E41	EA DOOR-MIRROR, 500 X 750MM (SALEM CHERRY)
		FROM: 07-18-94 THRU: 99-99-99
3	M05992-35-E37	EA DOOR-CABINET, W/O HARDWARE - 305 X 740MM (PICKLED ASH)
3	M05992-35-E41	EA DOOR-CABINET, W/O HARDWARE - 305 X 740MM (SALEM CHERRY)
4	093606-10-000	EA MIRROR-PANEL, BEVELED - 296 X 688MM - ON WALL ABOVE SINK
5	111754-01-E37	EA CABINET-HAMPER, W/O DOOR & HDW (PICKLED ASH)
5	111754-01-E41	EA CABINET-HAMPER, W/O DOOR & HDW (SALEM CHERRY)
	M05992-40-E37	EA DOOR-CABINET, ON HAMPER - W/O HDW - 740 X 305MM (PICKLED ASH)
	M05992-40-E41	EA DOOR-CABINET, ON HAMPER - W/O HDW - 740 X 305MM (SALEM CHERRY)
6	085330-06-000	EA TOILET-CHINA, STANDARD W/SPRAYER - BONE - SEALAND 591003 (STANDARD)
6	085330-02-000	EA TOILET-CHINA, STANDARD - BONE - SEALAND ML 510
	116644-01-000	EA FLANGE-CLOSET, 4 X 3
7	P07733-01-E38	EA CABINET-LAVATORY, W/O DOORS OR HARDWARE (F36)
7	P07733-01-E42	EA CABINET-LAVATORY, W/O DOORS OR HARDWARE (F37)
7	P07733-01-E39	EA CABINET-LAVATORY, W/O DOORS OR HARDWARE (F38)
7	P07733-01-F39	EA CABINET-LAVATORY, W/O DOORS OR HARDWARE (F39)
7	P07733-01-F40	EA CABINET-LAVATORY, W/O DOORS OR HARDWARE (F40)
7	P07733-01-F41	EA CABINET-LAVATORY, W/O DOORS OR HARDWARE (F41)
8	M05992-38-E37	EA DOOR-CABINET, W/O HARDWARE - 305 X 475MM (PICKLED ASH)
8	M05992-38-E41	EA DOOR-CABINET, W/O HARDWARE - 305 X 475MM (SALEM CHERRY)
	075240-05-000	EA FAUCET-LAVATORY, BRASS
	105218-01-01A	EA SPACER-FAUCET, LAVATORY SINK - 2" X 5.9" - ABS PLASTIC - OFF WHITE
	105921-01-01A	EA SINK-LAVATORY, LARGE OVAL - 17" X 20" - PLASTIC - OFF WHITE
	106116-01-01A	EA STRAINER-SINK, W/STOPPER TAILPIECE GASKET & NUT - PLASTIC

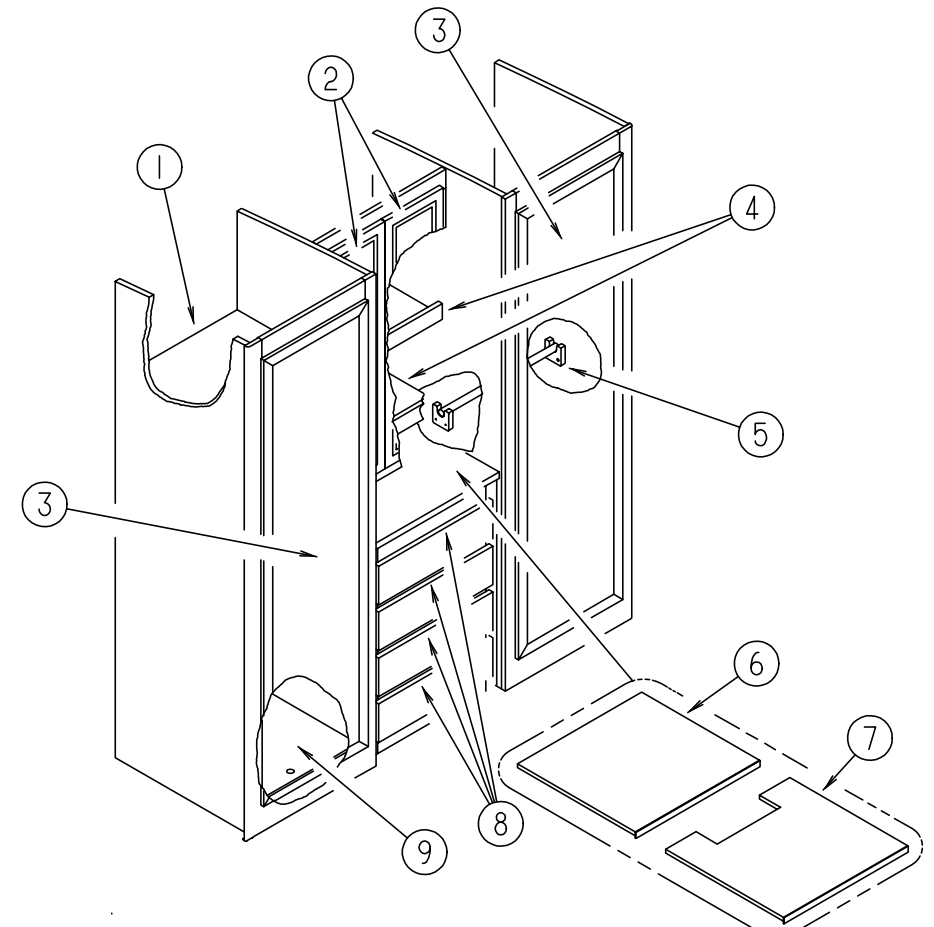
BATH GROUP (CONTINUED)



BATH CABINETS, FIXTURES, & DOORS (CONTINUED)

KEY	PART NUMBER	U/M DESCRIPTION
9	107733-11-E38	EA COUNTERTOP-CABINET, LAVATORY (F36, F37)
9	107733-11-E39	EA COUNTERTOP-CABINET, LAVATORY (F38, F39)
9	107733-11-F40	EA COUNTERTOP-CABINET, LAVATORY (F40, F41)
	109736-01-01A	FT T-MOLDING, 1.00" - BRASS/BLACK - CRILA PLASTICS
	106069-01-000	SF TAMBOUR-CABINET, BRASS TONE
10	M02630-23-D18	EA SHOWER PAN
	066440-01-000	EA STRAINER-SHOWER, W/RUBBER WASHER
	069735-01-000	EA WASHER-STRAINER TO TAILPIECE PLASTIC, 1.5"
	011069-02-000	EA TAILPIECE-TUB/SHOWER, 1 1/2" X 1 1/4" X 4" - BRASS
	057671-01-000	EA COVER-SCREW, #8 - PLASTIC - OFF WHITE
11	107849-01-01A	EA ENCLOSURE-SHOWER, PLASTIC - OFF WHITE
	113714-01-01A	EA RETAINER-SHELF, SHOWER - OFF WHITE
12	075241-04-000	EA FAUCET-SHOWER, BRASS (U.S.)
12	075241-05-000	EA FAUCET-SHOWER, BONE (CANADIAN)
13	075606-01-000	EA PANEL-FAUCET BACK, SHOWER - 5" X 9" - PLASTIC
14	107848-01-01A	EA CAP-SHOWER, OFF WHITE
15	108035-01-01A	EA PANEL-SKYLITE, INNER - OFF WHITE
15	108661-01-01A	EA COVER-SKYLIGHT, WHITE
16	103092-01-000	EA SHOWER HEAD-W/60" HOSE (U.S.)
16	103092-02-000	EA SHOWER HEAD-W/60" HOSE (CANADIAN)
	103092-01-700	EA BRACKET-SHOWER HEAD, CLEAR 2328028
	104044-01-000	EA BRACKET-SUPPORT, FAUCET
	075452-02-000	EA HOLDER-TOILET TISSUE, BRASS
	075454-02-000	EA RING-TOWEL, W/MOUNTING HARDWARE - BRASS
	100357-01-000	EA ROD-TOWEL, BRASS W/ENDS BENT FOR BACK OF BATH DOOR
	102089-13-E37	EA RACK-TOWEL, RIGHT SIDE (PICKLED ASH)
	102089-13-E41	EA RACK-TOWEL, RIGHT SIDE (SALEM CHERRY)
	102089-14-E37	EA RACK-TOWEL, LEFT SIDE (PICKLED ASH)
	102089-14-E41	EA RACK-TOWEL, LEFT SIDE (SALEM CHERRY)

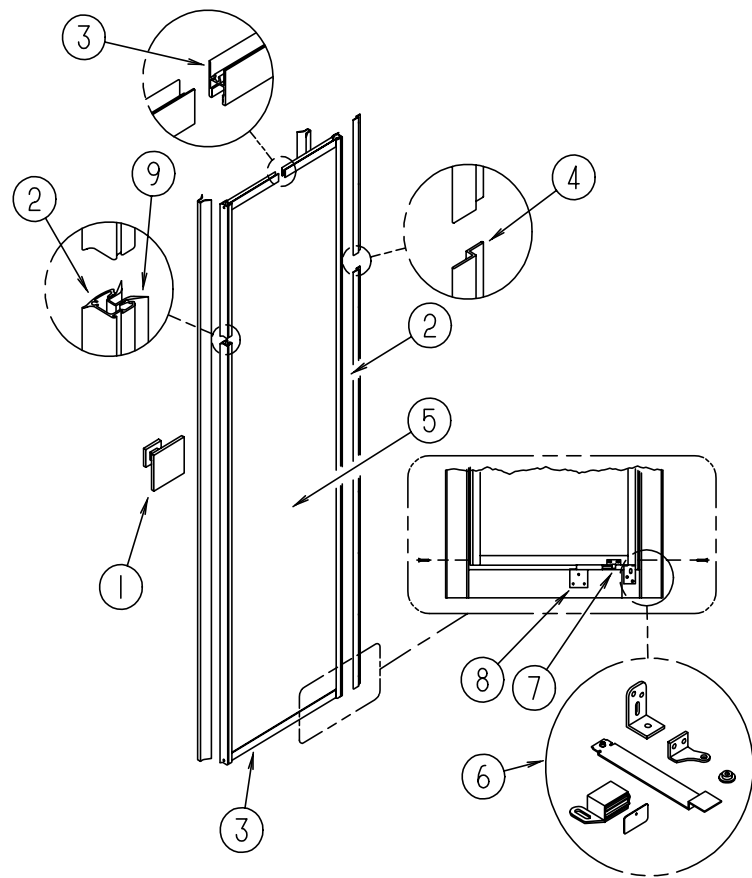
BATH GROUP (CONTINUED)



PASSENGER SIDE BATH CABINETS & FIXTURES

KEY	PART NUMBER	U/M DESCRIPTION
1	111644-14-E37	EA SHELF ASM-CABINET, WARDROBE (PICKLED ASH)
1	111644-14-E41	EA SHELF ASM-CABINET, WARDROBE (SALEM CHERRY)
2	M06803-A3-E37	EA DOOR-CABINET, W/O HARDWARE - 275 X 1015MM (PICKLED ASH)
2	M06803-A3-E41	EA DOOR-CABINET, W/O HARDWARE - 275 X 1015MM (SALEM CHERRY)
	112547-01-01A	EA MESH-GRILL, 192 X 932MM
3	113922-01-E37	EA DOOR-CABINET, W/O HARDWARE - MIRRORED
4	111644-15-E37	EA SHELF ASM-CABINET, WARDROBE (PICKLED ASH)
4	111644-15-E41	EA SHELF ASM-CABINET, WARDROBE (SALEM CHERRY)
5	111644-11-E37	EA HOLDER (PICKLED ASH)
5	111644-11-E41	EA HOLDER (SALEM CHERRY)
6	111644-13-E38	EA COUNTERTOP-CABINET, VANITY/WARDROBE (F36, F37)
6	111644-13-E39	EA COUNTERTOP-CABINET, VANITY/WARDROBE (F38, F39)
6	111644-13-F40	EA COUNTERTOP-CABINET, VANITY/WARDROBE (F40, F41)
7	111644-21-E38	EA COUNTERTOP-CABINET, W/CUTOUT FOR WASHER/DRYER (F36, F37)
7	111644-21-E39	EA COUNTERTOP-CABINET, W/CUTOUT FOR WASHER/DRYER (F38, F39)
7	111644-21-F40	EA COUNTERTOP-CABINET, W/CUTOUT FOR WASHER/DRYER (F40, F41)
8	M05971-D4-E37	EA DRAWER-CABINET, W/O HARDWARE (PICKLED ASH)
8	M05971-D4-E41	EA DRAWER-CABINET, W/O HARDWARE (SALEM CHERRY)
9	111644-12-E37	EA SHELF ASM-CABINET, WARDROBE (F36, F38, F40)
9	111644-12-E41	EA SHELF ASM-CABINET, WARDROBE (F37, F39, F41)
10	042438-01-000	EA DOWEL-WOOD, CLOTHES ROD - 1" DIAMETER X 4'

BATH GROUP (CONTINUED)



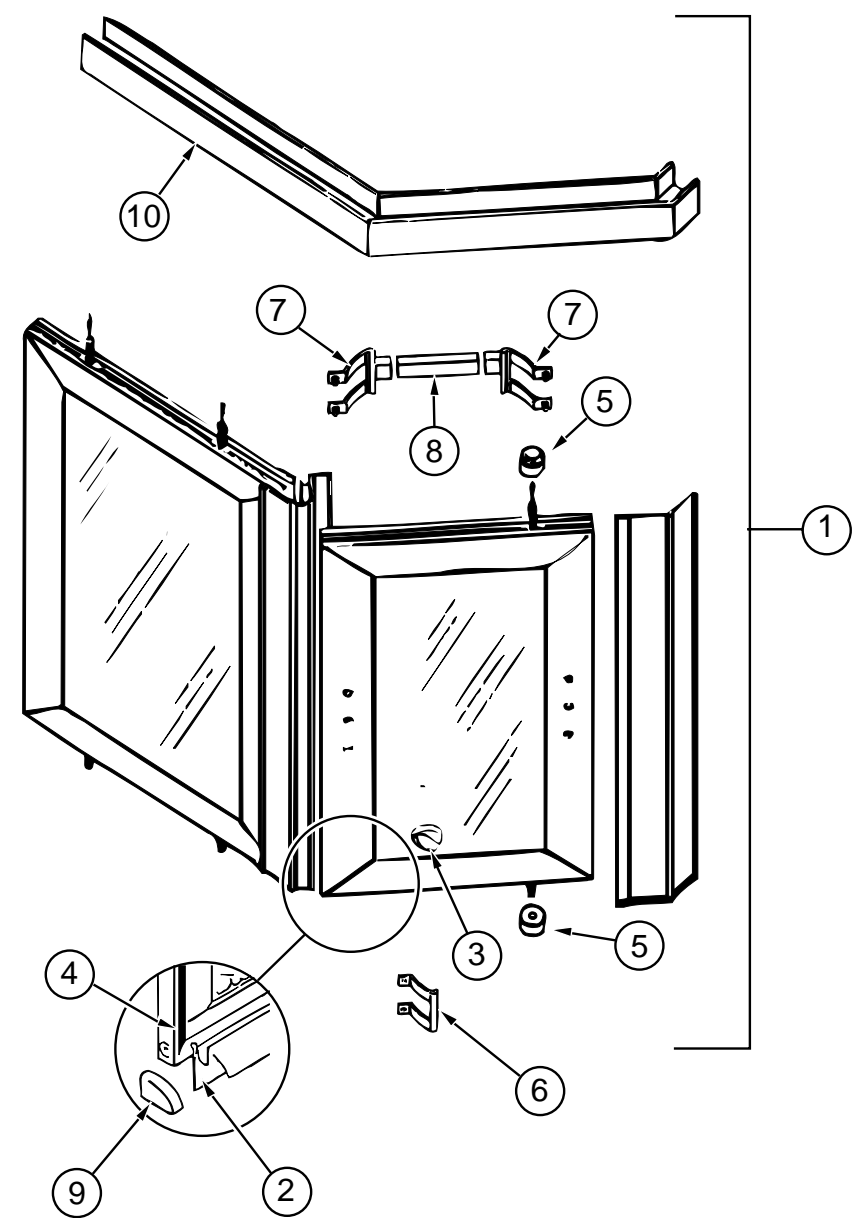
MIRRORED WARDROBE DOOR

KEY	PART NUMBER	U/M DESCRIPTION
1	102327-01-01A	EA PULL-MIRROR, SQUARE
2	113923-01-02A	EA STILE-DOOR, W/PULL TERRATONE
3	113924-01-02A	EA RAIL-DOOR TERRATONE
4	112377-01-02A	EA BRACKET-DOOR STOP, BEIGE
5	058331-A6-000	EA MIRROR-GLASS, SAFETY - 438MM X 1801MM
6	111572-01-01A	EA HARDWARE SET-DOOR, SWING, STANLEY 4160
7	074493-02-000	EA SUPPORT-PISTON SPRING, CABINET DOOR
8	112376-01-02A	EA BRACKET-DOOR E-COAT
9	111575-01-01A	FT CHANNEL-GLAZING, SWING DOOR

BATH PRIVACY DOORS

KEY	PART NUMBER	U/M DESCRIPTION
	104013-02-E37	EA DOOR-SLIDING PRIVACY, BETWEEN GALLEY & BATH (PICKLED ASH)
	104013-02-E41	EA DOOR-SLIDING PRIVACY, BETWEEN GALLEY & BATH (SALEM CHERRY)
	110418-01-E37	EA HEADER-DOOR, WOOD - BETWEEN GALLEY & BATH (PICKLED ASH)
	110418-01-E41	EA HEADER-DOOR, WOOD - BETWEEN GALLEY & BATH (SALEM CHERRY)
	103868-03-01A	EA TRACK-DOOR, FRONT - 1250MM - OFF WHITE
	104013-03-E37	EA DOOR-SLIDING PRIVACY, BETWEEN BATH & BEDROOM (PICKLED ASH)
	104013-03-E41	EA DOOR-SLIDING PRIVACY, BETWEEN BATH & BEDROOM (SALEM CHERRY)
	110418-03-E37	EA HEADER-DOOR, WOOD - BETWEEN BATH & BEDROOM (PICKLED ASH)
	110418-03-E41	EA HEADER-DOOR, WOOD - BETWEEN BATH & BEDROOM (SALEM CHERRY)
	103868-05-01A	EA TRACK-DOOR, FRONT - 1353MM - OFF WHITE
	103874-01-000	EA HANGER-SLIDING DOOR
	098410-01-01A	EA PULL-FINGER, OVAL - BRASS
	064467-01-000	EA GUIDE-POCKET, SLIDING DOOR - WALL MOUNTED
	057534-01-000	EA TIEBACK/TIEDOWN-BED/CURTAIN/DOOR, 6" - PLASTIC - CLEAR

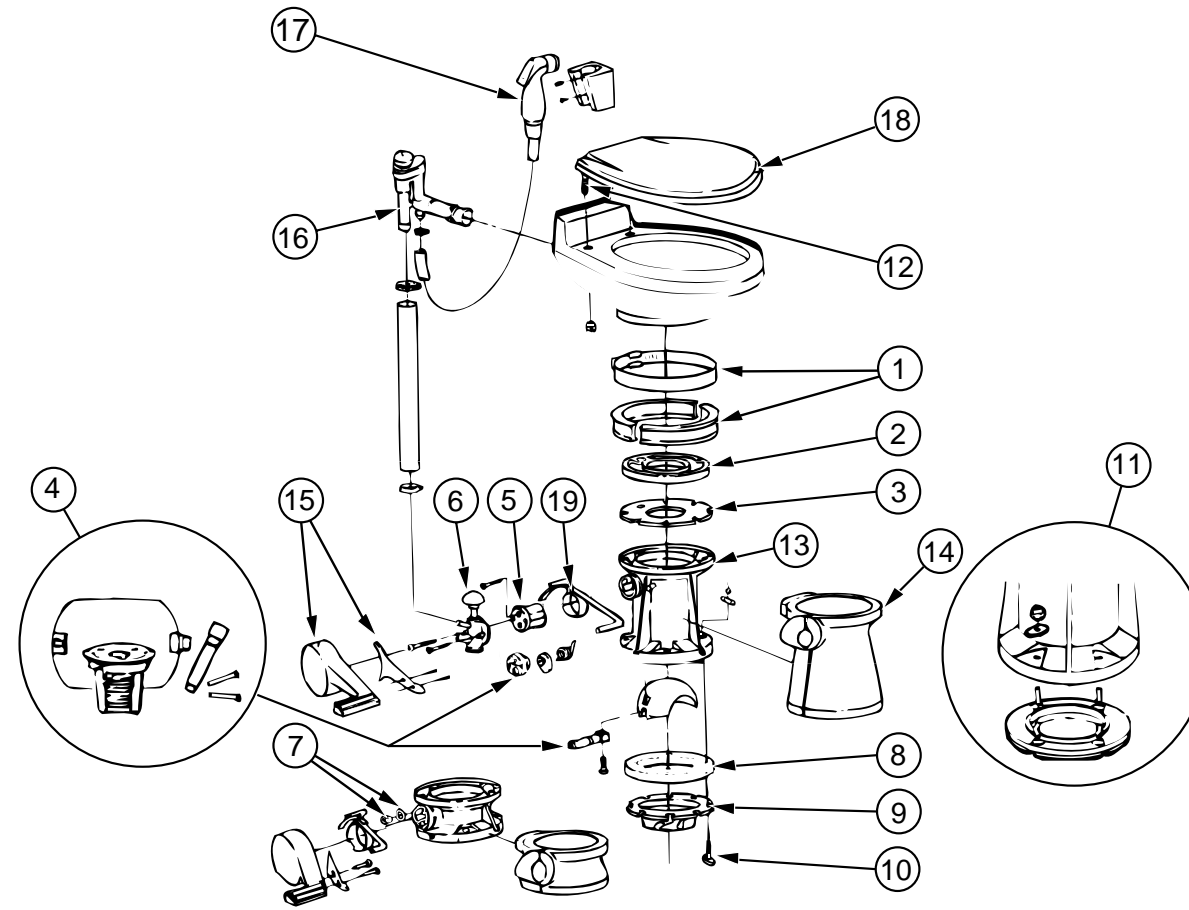
BATH GROUP (CONTINUED)



SHOWER DOOR

KEY	PART NUMBER	U/M DESCRIPTION
1	107878-01-01A	EA DOOR ASM-SHOWER, COASTAL IND. INC.
2	089318-01-701	FT SWEEP-VINYL C171G 500FT RL
3	092574-01-700	EA KNOB-SAFETY LATCH 9728G
4	092574-01-704	EA SCREW-GOLD #6 3/8 638G
	092574-01-705	EA STRIP-MAGNETIC, 56 7/8" 98-41G
5	092574-01-707	EA BUSHING-PIVOT, TOP 18712B
6	092574-01-703	EA PULL-DOOR, GOLD 8149G
7	107878-01-701	EA BRACKETS-TOWEL BAR-SILVER 8141B
8	107878-01-702	EA BAR-TOWEL, SILVER 68B
9	107878-01-703	EA CAP-DRIP, PLUG SET DCP2
10	107878-01-704	EA HEADER OR SILL MCW70

BATH GROUP (CONTINUED)



STANDARD TOILET

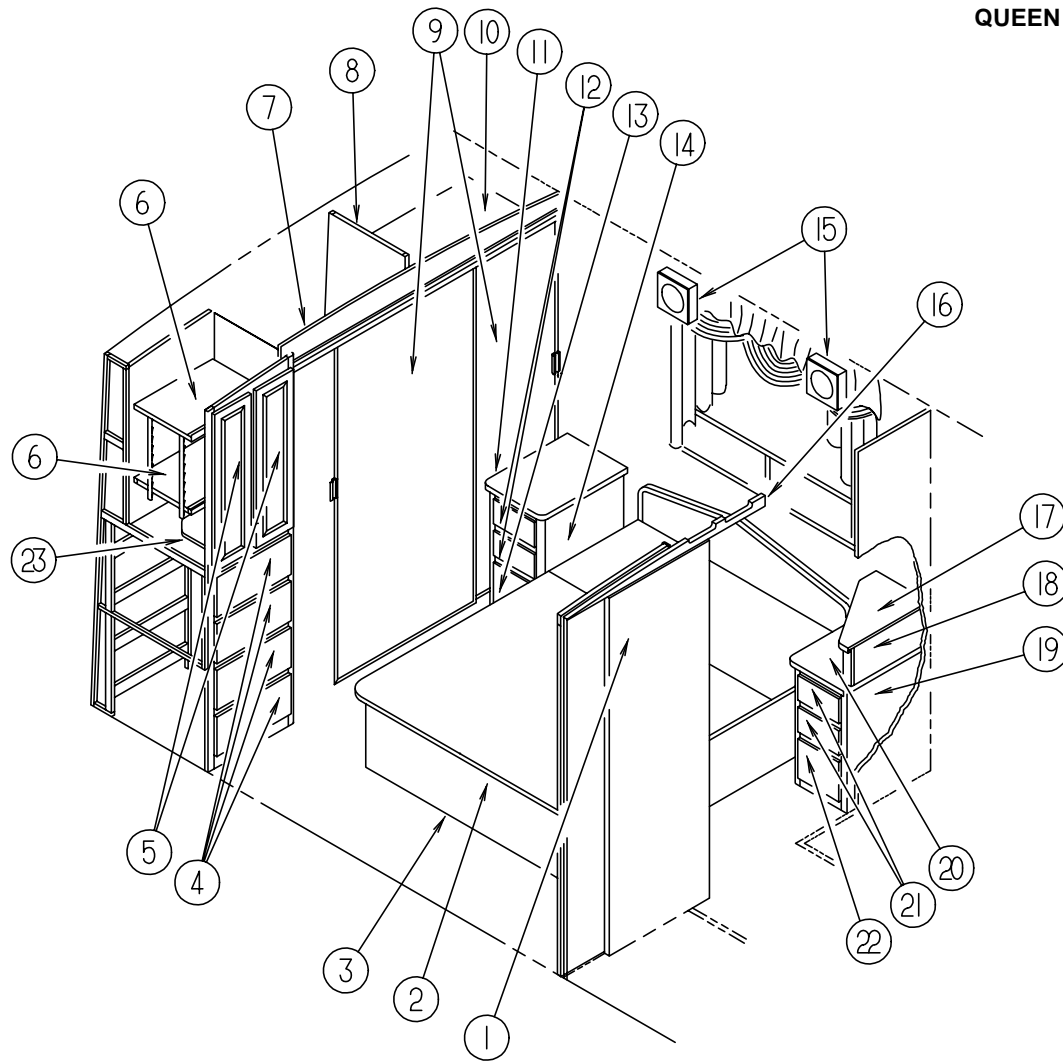
OPTIONAL TOILET

KEY	PART NUMBER	U/M DESCRIPTION	SEALAND VENDOR #
	085330-06-000	EA TOILET-CHINA, STANDARD W/SPRAYER, SEALAND	591003 BONE
1	085330-01-703	EA RING & HALF CLAMPS	385310048
2	085330-01-704	EA TEFLON & RUBBER SEAL KIT	385316140
3	085330-01-705	EA SEAL SUPPORT, PLASTIC	390346405
4	085330-01-706	EA BALL, SHAFT & CARTRIDGE	385318162
5	085330-01-707	EA CARTRIDGE SPRING ASSEMBLY	381236096
6	085330-01-709	EA VALVE-WATER KIT	385314349
7	085330-01-710	EA DRAIN-KIT (PLUG & CAP W/SEAL)	230384
8	085330-01-714	EA SEAL-FLOOR FLANGE	390343892
9	085330-01-716	EA FLANGE-FLOOR 3" MPT	345889
10	085330-01-717	EA MOUNTING PKG. W/BOLT & SEAL	3100-64
11	085330-01-718	EA BASE W/SEAL & MOUNTING HDW	3853100-63
12	085330-06-702	EA HINGE HARDWARE (BONE) SET	342131
13	085330-02-700	EA BASE ASM	310121
14	085330-02-702	EA COVER-PEDESTAL, BONE 510	310112
15	085330-02-703	EA COVER-PEDAL, BONE NEW STYLE	310115
16	085330-06-701	EA VALVE W/DIVERTER (VACUUM BREAKER)	230335
17	085330-04-701	EA HAND SPRAY W/HOSE(500 & 900)	340683
18	085330-06-700	EA SEAT ASSEMBLY, BONE	340591
19	085330-06-703	EA LEVER-FLUSH	340873

KEY	PART NUMBER	U/M DESCRIPTION	SEALAND VENDOR #
	085330-02-000	EA TOILET-CHINA, STANDARD, BONE - SEALAND ML 510	
1	085330-01-703	EA RING & HALF CLAMPS	385310048
2	085330-01-704	EA TEFLON & RUBBER SEAL KIT	385316140
3	085330-01-705	EA SEAL SUPPORT, PLASTIC	390346405
4	085330-01-706	EA BALL, SHAFT & CARTRIDGE	385318162
5	085330-01-707	EA CARTRIDGE SPRING ASSEMBLY	381236096
6	085330-01-709	EA VALVE-WATER KIT	385314349
7	085330-01-710	EA DRAIN-KIT (PLUG & CAP W/SEAL)	230384
8	085330-01-714	EA SEAL-FLOOR FLANGE	390343892
9	085330-01-716	EA FLANGE-FLOOR 3" MPT	345889
10	085330-01-717	EA MOUNTING PKG. W/BOLT & SEAL	3100-64
11	085330-01-718	EA BASE W/SEAL & MOUNTING HDW	3853100-63
12	085330-01-720	EA HINGE HARDWARE, (BONE) SET	341707
13	085330-02-700	EA BASE ASM	310121
14	085330-02-702	EA COVER-PEDESTAL, BONE 510	310112
15	085330-02-703	EA COVER-PEDAL, BONE NEW STYLE	310115
16	085330-04-700	EA BREAKER-VACUUM, F/HANDSPRAY	230325 SEALAND
17	085330-04-701	EA HAND SPRAY W/HOSE(500 & 900)	340683
18	085330-04-707	EA SEAT ASSEMBLY, BONE	340816
19	085330-06-703	EA LEVER-FLUSH	340873

BEDROOM GROUP

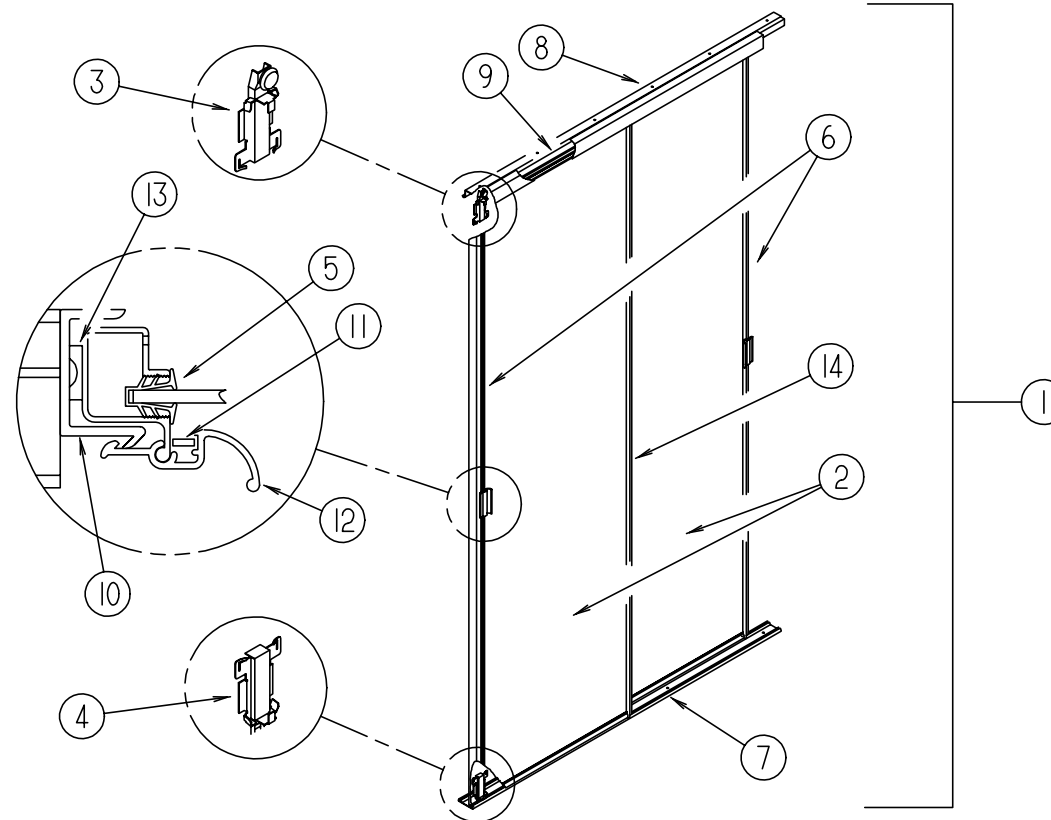
QUEEN BEDROOM CABINETS & DOORS



KEY	PART NUMBER	U/M DESCRIPTION
1	104013-03-E37	EA DOOR-SLIDING, BETWEEN BEDROOM & BATH (PICKLED ASH)
1	104013-03-E41	EA DOOR-SLIDING, BETWEEN BEDROOM & BATH (SALEM CHERRY)
	098410-01-01A	EA PULL-FINGER, OVAL - BRASS
	064467-01-000	EA GUIDE-POCKET, SLIDING DOOR
2	M05087-15-D18	EA TOP-CABINET, QUEEN BED
	041389-11-000	EA HINGE-PIANO, 55" LONG - BEIGE
	091261-01-000	FT BACKING-NON-SKID, 12" WIDE
2	M05087-16-D18	EA TOP-CABINET, HEAD SECTION OF QUEEN BED
3	P07738-01-E37	EA CABINET-QUEEN BED, W/O TOP (PICKLED ASH)
3	P07738-01-E41	EA CABINET-QUEEN BED, W/O TOP (SALEM CHERRY)
	057460-02-000	EA STUD-BALL, GAS SPRING - 10MM - 5/16" - 18
	057460-04-000	EA SPRING-GAS
	089025-01-000	EA SUPPORT-SPRING, TO BED - ANGLE 1.5" X 11.8" LONG - STEEL
	109645-01-000	EA BRACKET-SUPPORT, FLOOR TO BED - GAS SPRING
4	M05971-15-E37	EA DRAWER-CABINET, W/O HARDWARE - 4 USED (PICKLED ASH)
4	M05971-15-E41	EA DRAWER-CABINET, W/O HARDWARE - 4 USED (SALEM CHERRY)
5	M05992-01-E37	EA DOOR-CABINET, W/O HARDWARE - 250 X 850MM - 2 USED (PICKLED ASH)
5	M05992-01-E41	EA DOOR-CABINET, W/O HARDWARE - 250 X 850MM - 2 USED (SALEM CHERRY)
6	115718-11-F36	EA SHELF-WARDROBE CABINET (PICKLED ASH)
6	115718-11-F37	EA SHELF-WARDROBE CABINET (SALEM CHERRY)
7	108964-01-E37	EA HEADER-WARDROBE, REAR (PICKLED ASH)
7	108964-01-E41	EA HEADER-WARDROBE, REAR (SALEM CHERRY)
8	108577-01-E37	EA CABINET-DIVIDER, WARDROBE (PICKLED ASH)
8	108577-01-E41	EA CABINET-DIVIDER, WARDROBE (SALEM CHERRY)

KEY	PART NUMBER	U/M DESCRIPTION
9	107403-04-E37	EA DOOR-SLIDING MIRROR, COMPLETE W/2 MIRRORS & TRACK - W/O LATCH ASM. FROM: 00-00-00 THRU: 08-28-94
9	114149-03-F36	EA DOOR-SLIDING MIRROR FROM: 08-29-94 THRU: 99-99-99
10	108576-01-E37	EA CABINET-SHELF, WARDROBE (PICKLED ASH)
10	108576-01-E41	EA CABINET-SHELF, WARDROBE (SALEM CHERRY)
	009112-01-000	EA FLANGE-1" ROD, CLOTHES - PLASTIC - OFF WHITE
	042438-01-000	EA DOWEL-WOOD, CLOTHES ROD - 1" DIAMETER X 4'
11	107735-11-E38	EA COUNTERTOP-CABINET, NIGHTSTAND (F36, F37)
11	107735-11-E39	EA COUNTERTOP-CABINET, NIGHTSTAND (F38,F39)
11	107735-11-F40	EA COUNTERTOP-CABINET, NIGHTSTAND (F40,F41)
12	M05971-18-E37	EA DRAWER-CABINET, W/O HARDWARE - 2 USED (PICKLED ASH)
12	M05971-18-E41	EA DRAWER-CABINET, W/O HARDWARE - 2 USED (SALEM CHERRY)
13	M05971-19-E37	EA DRAWER-CABINET, W/O HARDWARE (PICKLED ASH)
13	M05971-19-E41	EA DRAWER-CABINET, W/O HARDWARE (SALEM CHERRY)
14	P07735-01-E38	EA CABINET-NIGHTSTAND, W/O DRAWER & HARDWARE (F36)
14	P07735-01-E42	EA CABINET-NIGHTSTAND, W/O DRAWER & HARDWARE (F37)
14	P07735-01-E39	EA CABINET-NIGHTSTAND, W/O DRAWER & HARDWARE (F38)
14	P07735-01-E43	EA CABINET-NIGHTSTAND, W/O DRAWER & HARDWARE (F39)
14	P07735-01-F40	EA CABINET-NIGHTSTAND, W/O DRAWER & HARDWARE (F40)
14	P07735-01-F41	EA CABINET-NIGHTSTAND, W/O DRAWER & HARDWARE (F41)
15	108495-01-E37	EA CABINET, SPEAKER (PICKLED ASH)
15	108495-01-E41	EA CABINET, SPEAKER (SALEM CHERRY)
16	110418-03-E37	EA HEADER-DOOR, WOOD - BETWEEN BATH & BEDROOM (PICKLED ASH)
16	110418-03-E41	EA HEADER-DOOR, WOOD - BETWEEN BATH & BEDROOM (SALEM CHERRY)
	103868-05-01A	EA TRACK-DOOR, REAR - 1353MM - OFF WHITE
	103874-01-000	EA HANGER-SLIDING DOOR
17	107446-11-E38	EA COUNTERTOP-RADIO CABINET (F36,F37)
17	107446-11-E39	EA COUNTERTOP-RADIO CABINET (F38,F39)
17	107446-11-F40	EA COUNTERTOP-RADIO CABINET (F40,F41)
18	107446-02-E38	EA CABINET-RADIO (F36)
18	107446-02-E42	EA CABINET-RADIO (F37)
18	107446-02-E39	EA CABINET-RADIO (F38)
18	107446-02-E43	EA CABINET-RADIO (F39)
18	107446-02-F40	EA CABINET-RADIO (F40)
18	107446-02-F41	EA CABINET-RADIO (F41)
19	P08317-01-E38	EA CABINET-NIGHTSTAND, W/O DRAWER & HARDWARE (F36)
19	P08317-01-E42	EA CABINET-NIGHTSTAND, W/O DRAWER & HARDWARE (F37)
19	P08317-01-E39	EA CABINET-NIGHTSTAND, W/O DRAWER & HARDWARE (F38)
19	P08317-01-E43	EA CABINET-NIGHTSTAND, W/O DRAWER & HARDWARE (F39)
19	P08317-01-F40	EA CABINET-NIGHTSTAND, W/O DRAWER & HARDWARE (F40)
19	P08317-01-F41	EA CABINET-NIGHTSTAND, W/O DRAWER & HARDWARE (F41)
20	108317-11-E38	EA COUNTERTOP-CABINET, NIGHTSTAND (F36, F37)
20	108317-11-E39	EA COUNTERTOP-CABINET, NIGHTSTAND (F38, F39)
20	108317-11-F40	EA COUNTERTOP-CABINET, NIGHTSTAND (F40, F41)
21	M05971-18-E37	EA DRAWER-CABINET, W/O HARDWARE - 2 USED (PICKLED ASH)
21	M05971-18-E41	EA DRAWER-CABINET, W/O HARDWARE - 2 USED (SALEM CHERRY)
22	M05971-19-E37	EA DRAWER-CABINET, W/O HARDWARE (PICKLED ASH)
22	M05971-19-E41	EA DRAWER-CABINET, W/O HARDWARE (SALEM CHERRY)
23	115718-17-F36	EA SHELF ASM
	116773-01-000	EA SLIDE-SWIVEL, TV FROM: 09-12-94 THRU: 06-11-95
	116773-02-000	EA SLIDE-SWIVEL, TV FROM: 06-12-95 THRU: 99-99-99
	103256-01-000	EA LATCH-SLIDE
	099717-01-000	EA TV TIEDOWN STRAP - W/24" FEMALE STRAP & 14.2" MALE STRAP

BEDROOM GROUP (CONTINUED)



MIRRORED SLIDING DOOR - FROM: 00-00-00 THRU: 08-28-94

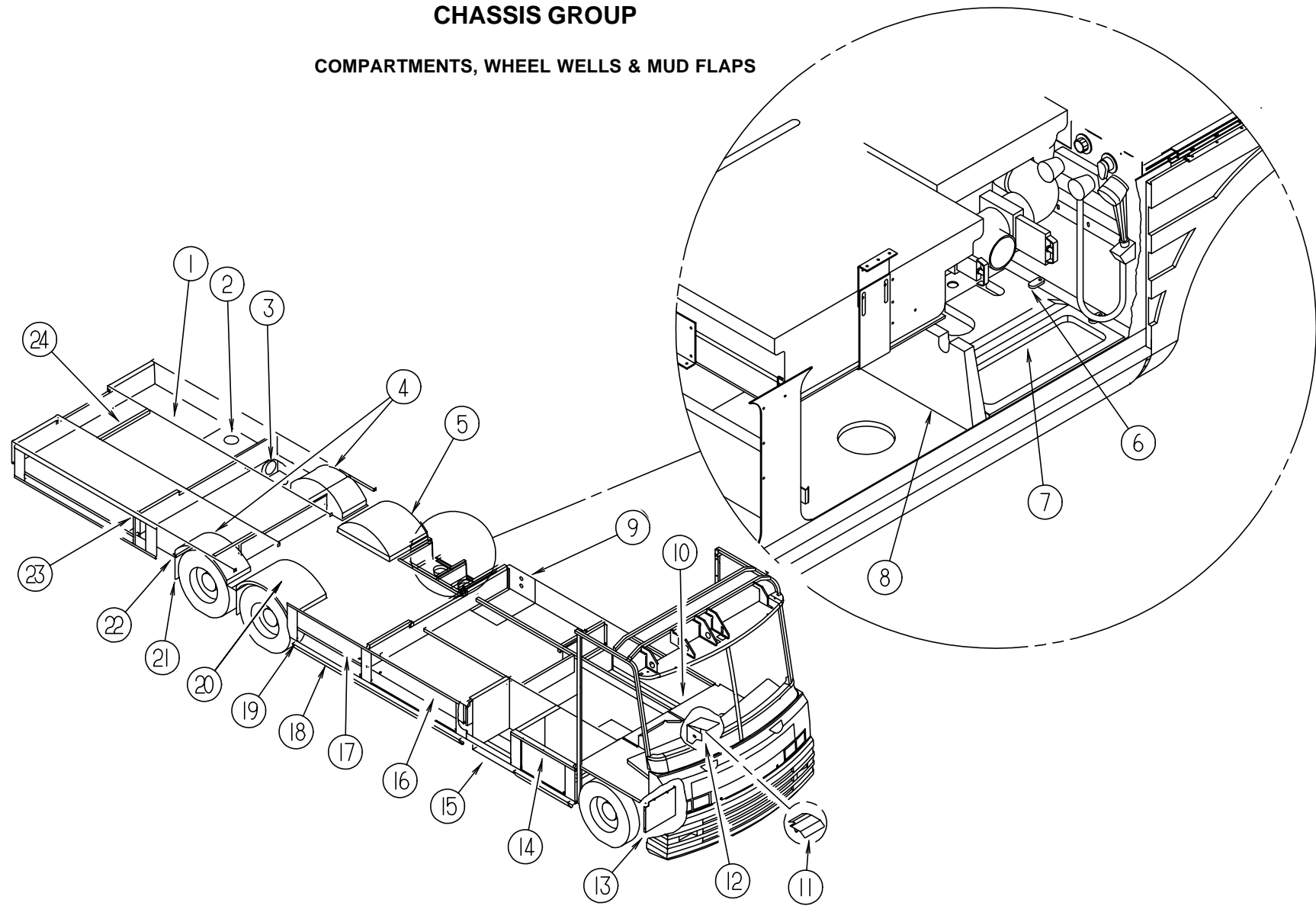
KEY	PART NUMBER	U/M DESCRIPTION
1	107403-04-E37	EA DOOR-SLIDING MIRROR, COMPLETE W/2 MIRRORS & TRACK - W/O LATCH ASM.
2	058331-89-000	EA MIRROR-GLASS, SAFETY - 902 X 1889MM
	107386-04-700	EA STILE-DOOR, W/PULL - 1892 - STANLEY 4057-78GD C
	107387-04-01A	EA RAIL-DOOR, BY-PASS - 864 - STANLEY 4058-38GD C
3	107390-02-000	EA HANGER-CORNER CONNECTION - DOUBLE - RH & LH - STANLEY 4050-2W BLACK
4	107391-01-000	EA GUIDE-BOTTOM, BY-PASS - STANLEY 4053 (PAIR)
	114105-08-01A	EA TRACK-DOOR, SLIDING - LOWER - TERRATONE
	107389-04-01A	EA TRACK-TOP, BY-PASS - 1765 - STANLEY 4002-70GD C
	110106-01-D18	EA LATCH ASM-DOOR, SLIDING MIRROR - W/PULL, LATCH & SPRING
	002345-01-000	EA CAP-WINDOW PULL
	110107-01-01A	EA PULL-DOOR, BLACK
	110108-01-01A	EA LATCH-DOOR, BLACK
	111564-01-000	EA SPRING-LATCH, FLAT
	113007-03-000	EA PIN-SPRING,.188 X .50 IN
	110109-01-01A	EA CATCH-DOOR, BLACK
	111575-01-01A	FT CHANNEL-GLAZING, SWING DOOR - STANLEY 4130

MIRRORED SLIDING DOOR - FROM: 08-29-94 THRU: 99-99-99

KEY	PART NUMBER	U/M DESCRIPTION
1	114149-03-F36	EA DOOR-SLIDING MIRROR
2	058331-C5-000	EA MIRROR-GLASS, SAFETY
3	107390-02-000	EA HANGER-CORNER CONNECT, DOUBLE
4	107391-01-000	EA GUIDE-BOTTOM, BY-PASS
5	111575-01-01A	FT CHANNEL-GLAZING, SWING DOOR
6	114104-06-01A	EA STILE-SLIDING DOOR, LATCH SIDE - RIGHT OR LEFT - TERRATONE
7	114105-08-01A	EA TRACK-SLIDING DOOR, LOWER - TERRATONE
8	107389-04-01A	EA TRACK-TOP, BY-PASS 1765
		FROM: 00-00-00 THRU: 11-06-94
8	114106-08-01A	EA TRACK-SLIDING DOOR, UPPER - TERRATONE
		FROM: 11-07-94 THRU: 99-99-99
9	114107-07-01A	EA RAIL-SLIDING DOOR, TERRATONE
10	115538-02-01A	EA JAMB-DOOR, MIRRORED WARDROBE
		FROM: 00-00-00 THRU: 11-13-94
10	115538-03-01A	EA JAMB-DOOR, MIRRORED WARDROBE
		FROM: 11-14-94 THRU: 99-99-99
11	115541-01-000	EA SPRING-DOOR, SLIDING
12	115553-01-01A	EA LATCH-MIRRORED WARDROBE DOOR - TERRATONE
13	090340-01-000	EA SEAL-FOAM, CLOSED CELL - 1/4" X 1/2" X 50"
14	114104-02-01A	EA STILE-SLIDING DOOR, TERRATONE

CHASSIS GROUP

COMPARTMENTS, WHEEL WELLS & MUD FLAPS



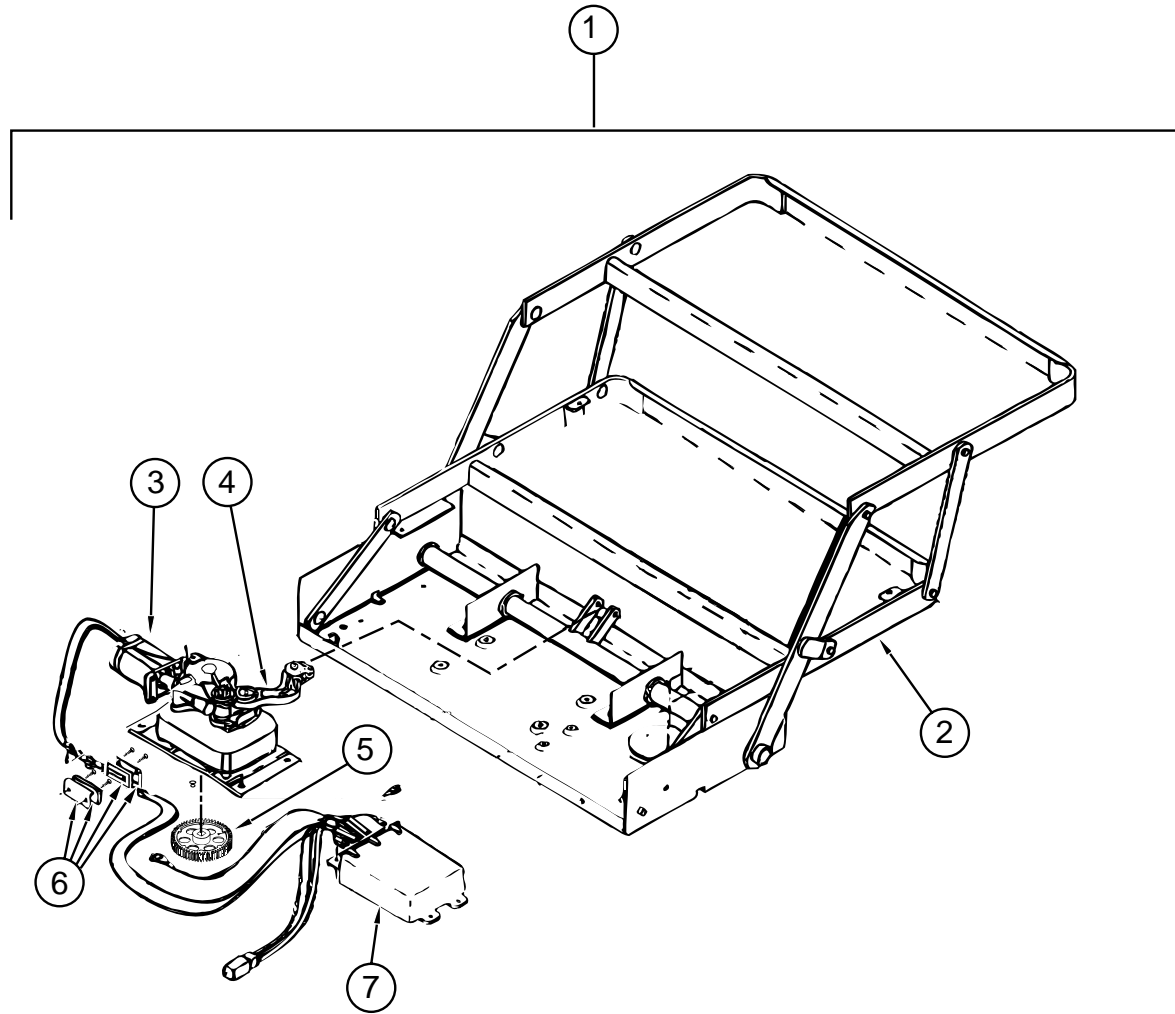
KEY	PART NUMBER	U/M DESCRIPTION
1	106152-01-000	EA PANEL-COMPARTMENT, GENERATOR
2	092887-01-000	EA HATCH-COMPARTMENT, POWER CORD
3	092887-03-000	EA CAP-TWIST HATCH, WATER FILL/SEWER COMPARTMENT - 4" ID - BLACK
3	092887-04-000	EA CHAIN-TWIST CAP, 9"
4	055374-02-000	EA WHEELWELL-PLASTIC, SINGLE
5	055374-04-000	EA WHEELWELL-PLASTIC, DUAL
6	114677-01-01A	EA RETAINER-HATCH
7	M06991-03-F36	EA HATCH-COMPARTMENT, SEWER HOSE - PLASTIC - BLACK
7	092887-01-000	EA CAP-TWIST HATCH, ROUND 6" ID - BLACK (ON 1ST FEW COACHES ONLY)
7	092887-03-000	EA CAP-TWIST HATCH, ROUND 4" ID - BLACK (ON 1ST FEW COACHES ONLY)
7	092887-04-000	EA CHAIN-TWIST CAP, 9" (ON 1ST FEW COACHES ONLY)
8	114679-01-01A	EA COMPARTMENT-STORAGE
9	092263-03-000	EA PANEL-EXHAUST, FURNACE
10	093395-01-000	EA BRACKET-ANGLE, FOR CARGO NET
10	093287-09-01A	EA NET-CARGO
11	085000-01-000	EA SHIELD-A/C, 6.8" X 3.1" - STEEL
12	119847-01-02B	EA SHIELD-A/C COMPRESSOR, E-COAT
13	104147-02-000	EA SPLASH SHIELD-HEADLIGHT, RH - STEEL - E-COAT

FROM: 00-00-00 THRU: 05-16-95

FROM: 05-17-95 THRU: 99-99-99

KEY	PART NUMBER	U/M DESCRIPTION
14	093395-01-000	EA BRACKET-ANGLE, FOR CARGO NET
14	093287-07-01A	EA NET-CARGO
15	094707-01-01A	EA STEP-DOUBLE, ELECTRIC W/ORANGE CONTROL BOX - KWIKEE 3218
15	065450-05-000	EA TIEDOWN-BATTERY, 8.4" TUBE
16	108986-01-000	EA TUBE-SUPPORT, LOWER LADDER STORAGE
16	112384-01-000	EA SPONGE-BRACKET, LADDER STORAGE
16	093395-01-000	EA BRACKET-ANGLE, FOR CARGO NET
16	093287-07-01A	EA NET-CARGO
17	107723-01-01A	EA COVER-COMPARTMENT PANEL, PLASTIC - BLACK
18	107717-01-000	EA COMPARTMENT-LP (GM ONLY)
18	107717-02-000	EA COMPARTMENT-LP (FORD ONLY)
19	109778-01-000	EA SHIELD-TANK, LP
20	055374-01-000	EA WHEELWELL-PLASTIC
21	017516-01-000	EA FLAP-MUD, 14" X 18" - BLACK
22	020167-05-000	EA GUARD-DIRT
23	115392-01-01A	EA STRAP ASM-VELCRO, LUG WRENCH HOLDER
24	078513-01-000	EA CHANNEL-FRAME, REAR
	107719-01-01A	EA STRIKE-VALANCE DOOR - MILL
	115361-01-01A	EA PLUG-PLASTIC, W5
	056748-01-000	EA PLUG-CAP, 1.5" DIAMETER - BLACK

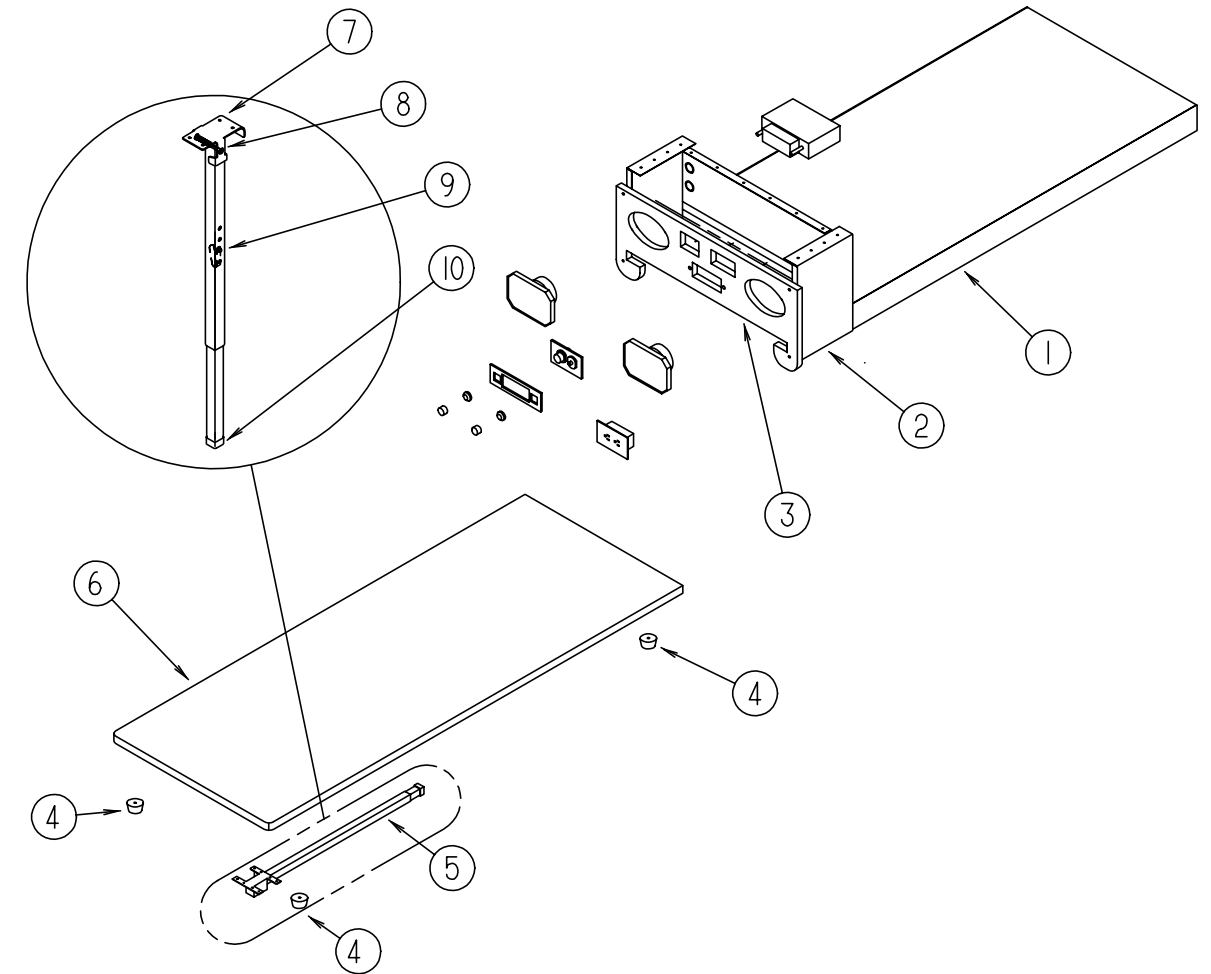
CHASSIS GROUP (CONTINUED)



ELECTRIC STEP

KEY	PART NUMBER	U/M DESCRIPTION
1	094707-01-01A	EA STEP-DOUBLE, ELECTRIC W/ORANGE CONTROL BOX - KWIKEE 3218
2	094707-01-702	EA FRAME ONLY, W/DOUBLE STEP - 908032
3	094707-02-700	EA MOTOR REPLACEMENT KIT, W/BEARINGS & PINS - 9520
4	094707-02-701	EA LINKAGE ASM, W/BEARINGS & PINS - 9523
5	094707-02-702	EA GEAR KIT, W/BEARINGS,PIN & CASE - 9525
	094707-02-703	EA PARTS KIT, (BEARINGS & PINS) - KWIKEE 9530
6	094707-02-704	EA CONNECTOR KIT-MOTOR, W/PLATES - 9537
7	094707-02-705	EA CONTROL UNIT, (ORANGE) - KWIKEE 9513
	094707-02-707	EA NON-SKID TREAD BLACK, 6" X 21" - KWIKEE 909333
	P01713-01-000	EA SWITCH ASSEMBLY, SEALED - STEP AND DOOR SWITCH FROM: 00-00-00 THRU: 10-23-94
	116995-01-000	EA SWITCH/MAGNET-STEP, ELECTRIC, KWIKEE 905306 FROM: 10-24-94 THRU: 99-99-99
	075723-02-000	EA SPACER-SWITCH, W/HOLE - .2" X .9" X 2" - METAL - OFF WHITE FOR ELECTRIC STEP DOOR JAMB SWITCH
	041250-01-000	EA SWITCH-PUSH BUTTON, IN DOOR JAMB - METAL - CHROME
	113285-01-01A	EA SEAL-STEP SWITCH, FOAM RUBBER RING - BLACK

CHASSIS GROUP (CONTINUED)



EXTERIOR ENTERTAINMENT CENTER

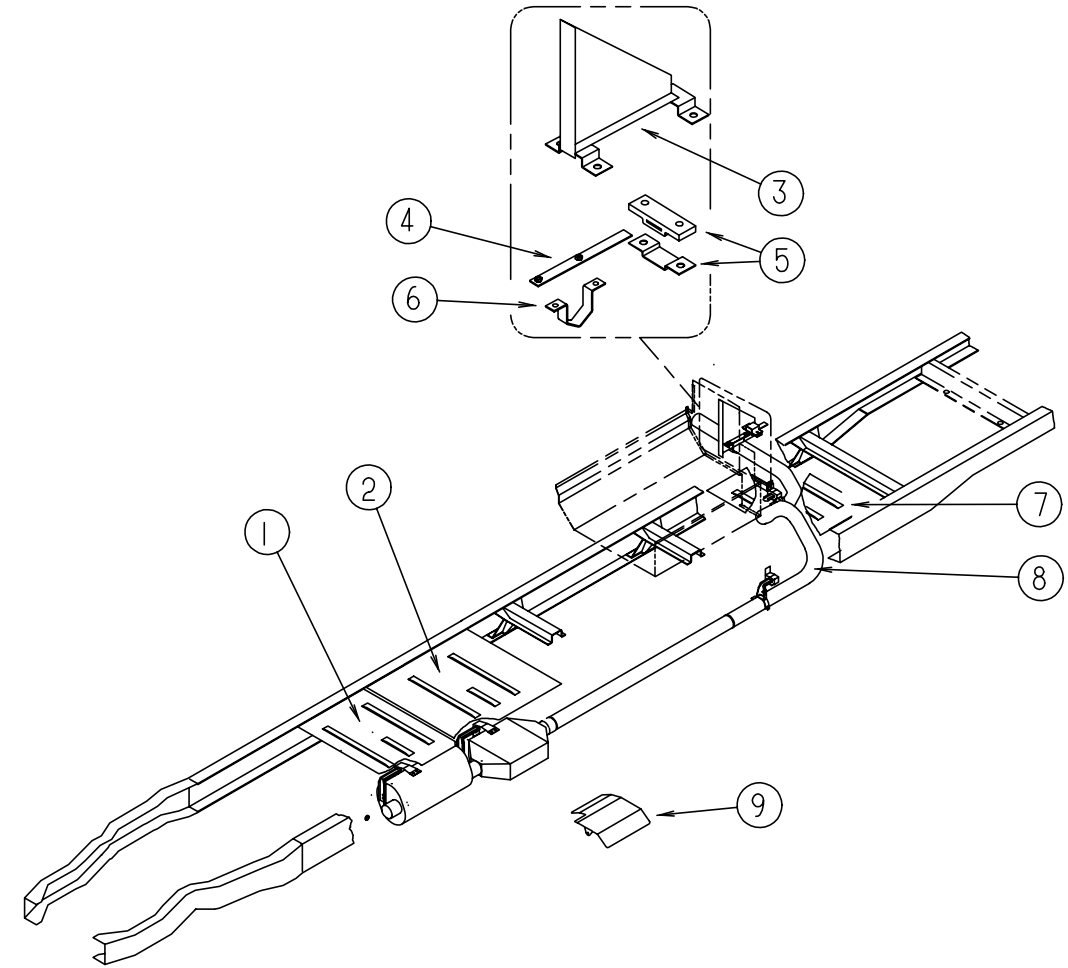
KEY	PART NUMBER	U/M DESCRIPTION
1	108534-02-E37	EA FRAME-ENTERTAINMENT CENTER
2	108508-02-000	EA BRACKET-ENTERTAINMENT CENTER - 2 USED
3	108506-01-F36	EA PLATE-RADIO MOUNTING
4	069726-02-000	EA BUMPER-RUBBER, .88" DIAMETER X .40", BLACK
5	110381-01-D18	EA LEG-TABLE, ENTERTAINMENT W/FASTENERS & SPRING
6	P08515-02-F36	EA TABLE-ENTERTAINMENT CENTER
7	110287-01-000	EA BRACKET-LEG, EXTERIOR TABLE
8	074630-03-000	EA FASTENER-PUSH ON, .250 ROUND - TRW PZ001880PG
8	110459-01-000	EA SPRING-COMPRESSION, .300 X 1.50" - LEE SG LC-030D-12-M
9	110439-01-000	EA FASTENER-SNAP BUTTON, VALCO 0135-25
10	110550-01-000	EA CAP-TUBE, TABLE LEG

CHASSIS GROUP (CONTINUED)

DRIVESHAFT & BRAKE CONTROLLER COMPONENTS

KEY	PART NUMBER	U/M	DESCRIPTION
	075302-25-000	EA	DRIVESHAFT ASM-BALANCED PAIR - 20/21 (CHEVY)
	075302-20-000	EA	DRIVESHAFT ASM-YOKE/BEARING/SPLINE - DANA 916098-5014 (CHEVY)
	075302-21-000	EA	DRIVESHAFT ASM-SPLINE-YOKE/YOKE - DANA 916099-4220 (CHEVY)
	075302-09-000	EA	DRIVESHAFT ASM-YOKE/YOKE, 50" - BEARING - DANA 1410 (CHEVY)
	085753-02-000	EA	BRAKE CONTROL, TEKONSHA 9030 - HENSCHEN (CHEVY)
	107212-01-000	EA	CROSSMEMBER-REAR, CENTER - USED W/3 DRIVESHAFTS (CHEVY)
	074833-04-000	EA	SPACER-BEARING, DRIVESHAFT - 8" X 2" - STEEL (CHEVY)
	074833-01-000	EA	SPACER-BEARING, DRIVESHAFT - 2" X 8" X .5" THICK (CHEVY & FORD)
	085771-03-000	EA	NUT-HEX, FLARE PREVAILING TORQUE - GRADE G - DRIVESHAFT (CHEVY)
	088497-02-000	EA	UNION-INVERTED FLARE, BRASS - 1/4" (CHEVY)
	075466-01-000	EA	UNION-INVERTED FLARE TUBE, 1/4" (BRAKE LINE UNION)
	088498-01-000	EA	UNION-INVERTED FLARE, BRASS - 3/16 - 3/8 - 24 THD - BRAKE LINE - FORD

CHASSIS GROUP (CONTINUED)



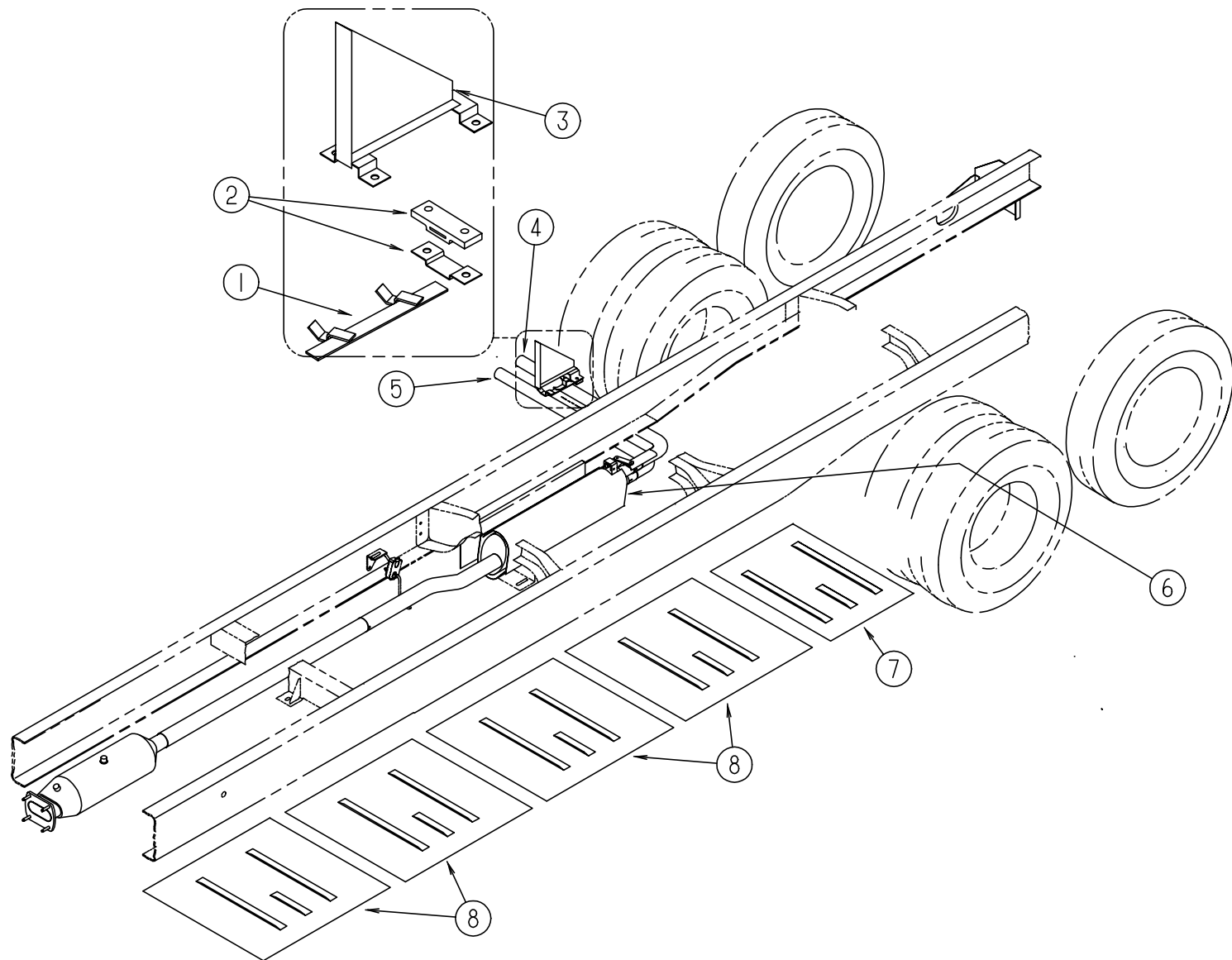
CHEVY EXHAUST SYSTEM

KEY	PART NUMBER	U/M	DESCRIPTION
1	101544-01-000	EA	SHIELD-HEAT, EXHAUST - 19.7" X 28.9" - STEEL
2	101544-02-000	EA	SHIELD-HEAT, EXHAUST - 30" X 28.9" - STEEL
3	102117-02-000	EA	HANGER-TAILPIPE
4	095523-11-000	EA	BRACKET-EXHUST, UPPER
5	095190-01-000	EA	HANGER-EXHAUST, 4" X 1.4"
6	095223-03-000	EA	BRACKET-EXHAUST, LOWER
7	101544-01-000	EA	SHIELD-HEAT, EXHAUST - 19.7" X 28.9" - STEEL
8	107754-01-000	EA	PIPE-EXHAUST, TAIL - GM
9	085000-01-000	EA	SHIELD-A/C, 6.8" X 3.1" - STEEL
	119847-01-02B	EA	SHIELD-A/C COMPRESSOR, E-COAT

FROM: 00-00-00 THRU: 05-16-95

FROM: 05-17-95 THRU: 99-99-99

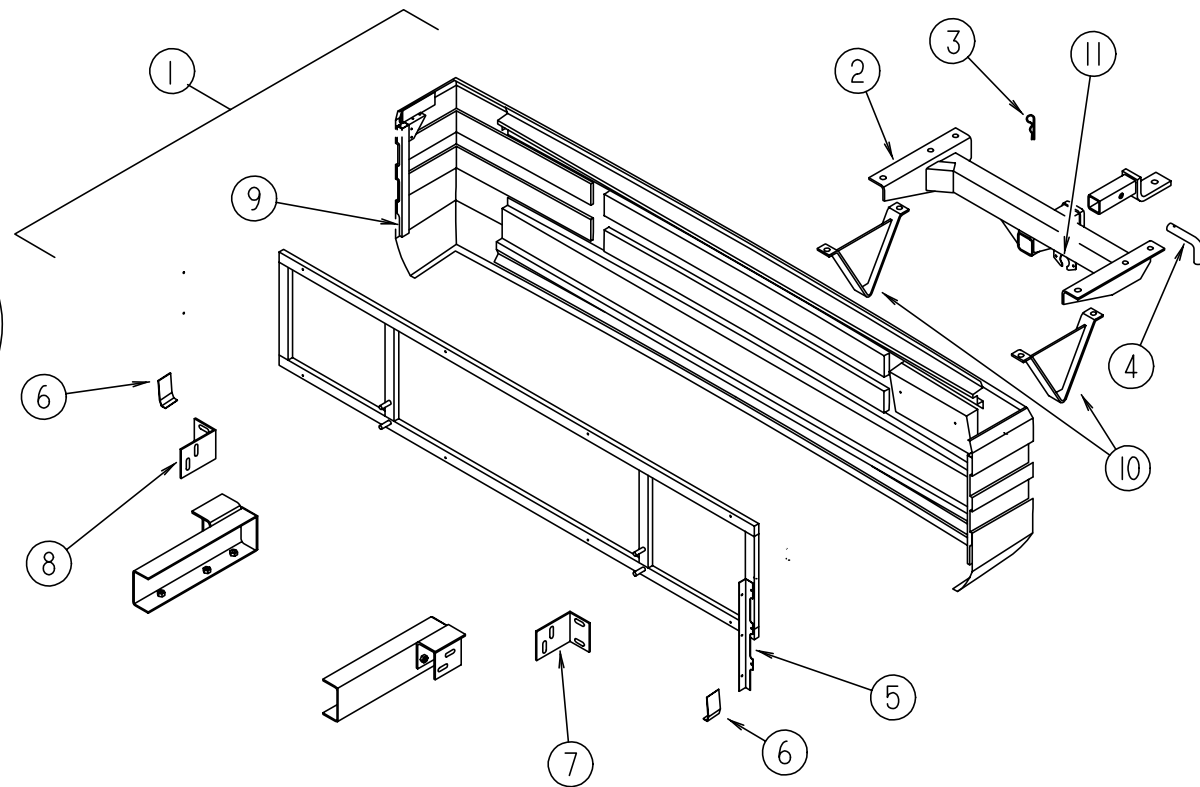
CHASSIS GROUP (CONTINUED)



FORD EXHAUST SYSTEM

KEY	PART NUMBER	U/M DESCRIPTION
1	096055-05-000	EA SUPPORT ASM-EXHAUST PIPE
2	095190-01-000	EA HANGER-EXHAUST, 4" X 1.4"
3	102117-06-000	EA HANGER ASM-TAILPIPE
4	112166-01-000	EA PIPE-EXHAUST, TAIL - FORD - REAR
5	112165-01-000	EA PIPE-EXHAUST, TAIL - FORD - FRONT
6	007125-05-000	EA CLAMP-MUFFLER, 2.00" DIAMETER
	007125-07-000	EA CLAMP-MUFFLER, 2.50" DIAMETER
7	101544-01-000	EA SHIELD-HEAT, EXHAUST - 19.7" X 28.9" - STEEL
8	101544-06-000	EA SHIELD-HEAT, EXHAUST - 33.9" X 28.9" - STEEL

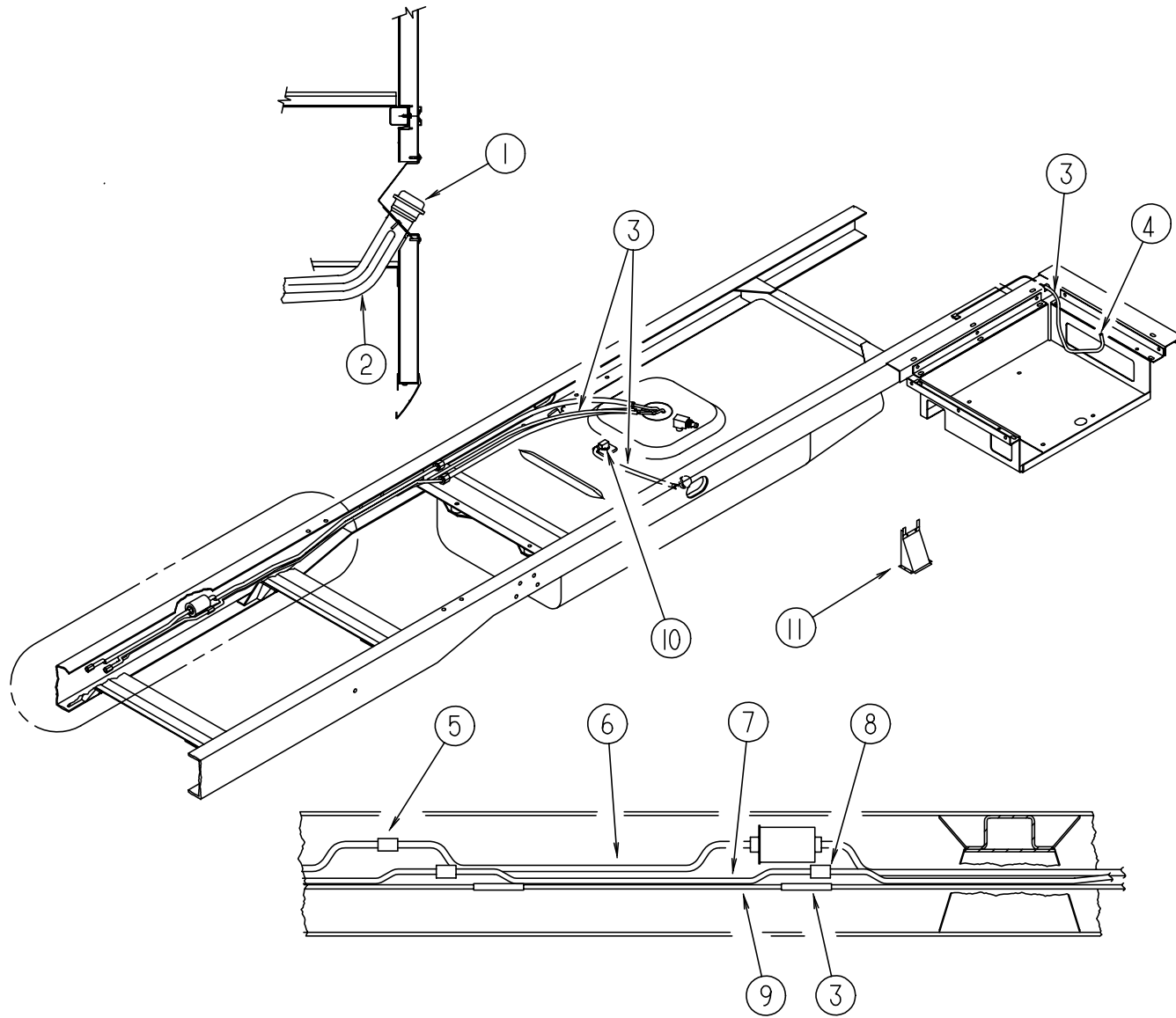
CHASSIS GROUP (CONTINUED)



REAR BUMPER & TRAILER HITCH

KEY	PART NUMBER	U/M DESCRIPTION
1	M05811-01-D18	EA BUMPER-REAR, W/FRAME
2	107707-01-000	EA DRAWBAR ASM-HITCH, CLASS II
3	034513-01-000	EA PIN-HITCH, 3/16" WIRE
4	034512-01-000	EA PIN-LOCKING, DRAWBAR
5	107487-01-000	EA ANGLE-ATTACHMENT, REAR
6	107665-01-000	EA ANGLE-FORMED, BUMPER - LOWER (2 USED)
7	107524-02-000	EA ANGLE-BUMPER, INNER - LEFT
8	107524-01-000	EA ANGLE-BUMPER, INNER - RIGHT
9	108453-04-000	EA CAP ASM-END, REAR - RIGHT - W/UPPER ANGLE
	108453-03-000	EA CAP ASM-END, REAR - LEFT - W/UPPER ANGLE
10	111742-01-000	EA PLATE ASM-SKID
	070579-09-000	EA PLATE ASM ANCHOR
	087234-01-000	EA NUT-JACK, 1/4 X 20 THD - MOLLY - MOUNTS LICENSE PLATE
	113589-01-000	EA CONNECTOR-PLUG, TRAILER - GENERAL 433501
	113589-02-000	EA CONNECTOR-SOCKET, TAILER - GENERAL 433601
11	113588-01-01B	EA BRACKET-CONNECTOR, TRAILER, MILL
		FROM: 00-00-00 THRU: 03-19-95
11	113588-02-01B	EA BRACKET-CONNECTOR, TRAILER, MILL
		FROM: 03-20-95 THRU: 99-99-99

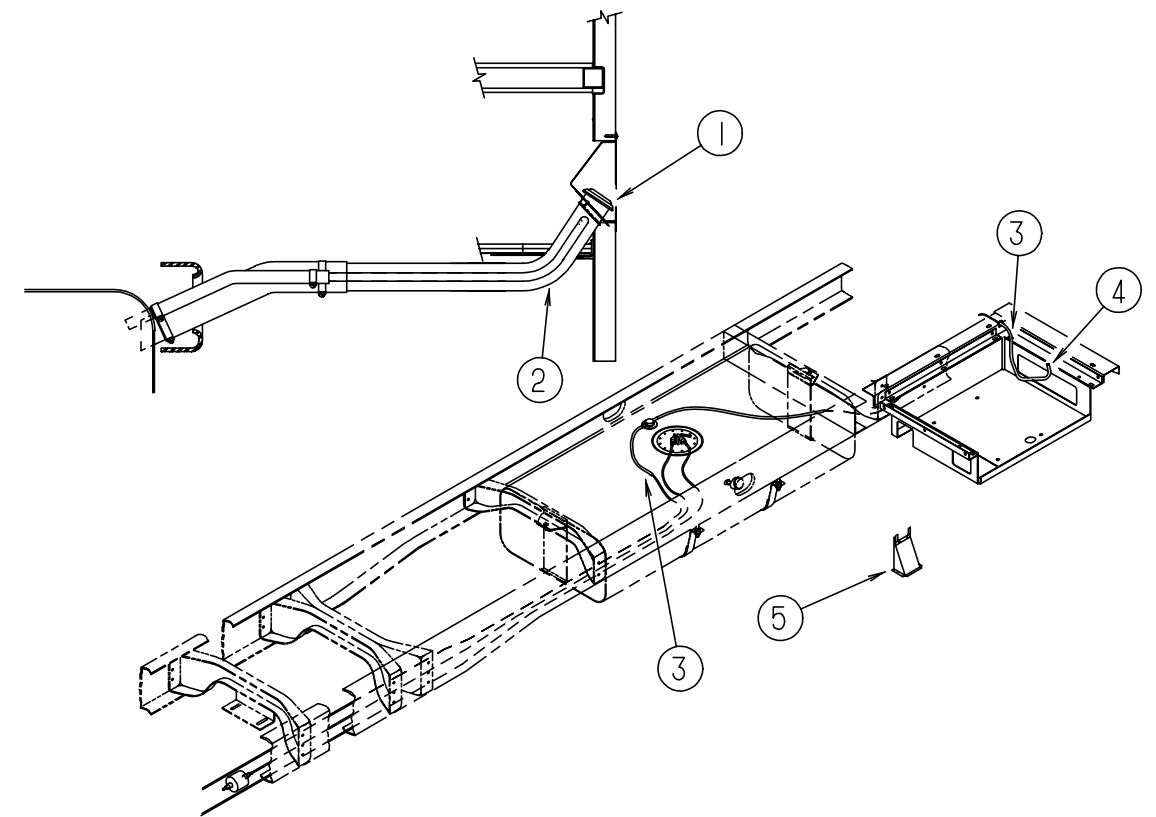
CHASSIS GROUP (CONTINUED)



CHEVY FUEL SYSTEM

KEY	PART NUMBER	U/M	DESCRIPTION
1	073220-02-000	EA	CAP-FUEL FILL, CHEVY
2	087256-02-000	EA	NECK-FUEL FILL, CHEVY
3	007063-01-000	FT	HOSE-GAS 1/4"ID X 1/2"OD
4	084884-01-000	EA	PLUG-BRASS, 3/8"
5	098779-02-000	EA	COUPLER-FUEL LINE, CHEVY
6	098759-02-000	EA	LINE ASM-FUEL, SUPPLY - CHEVY
7	098758-02-000	EA	LINE ASM-FUEL, RETURN - CHEVY
8	098779-01-000	EA	COUPLER-FUEL LINE, CHEVY
9	074800-18-000	EA	TUBE-EXTENSION, VAPOR - CHEVY
10	114254-01-000	EA	ADAPTER-1/4 SINGLE BARB X 1/8 MPT (GENERATOR OPTION)
			FROM: 03-20-95 THRU: 99-99-99
10	068382-06-000	EA	BUSHING-BRASS, 3/8 MPT X 1/8 FPT PARKER 209P-6-2 (GENERATOR OPTION)
11	104932-02-000	EA	PANEL ASM-FUEL FILL, 288.2 X 207MM - STEEL
	044317-01-000	FT	HOSE-FUEL, 3/8" ID

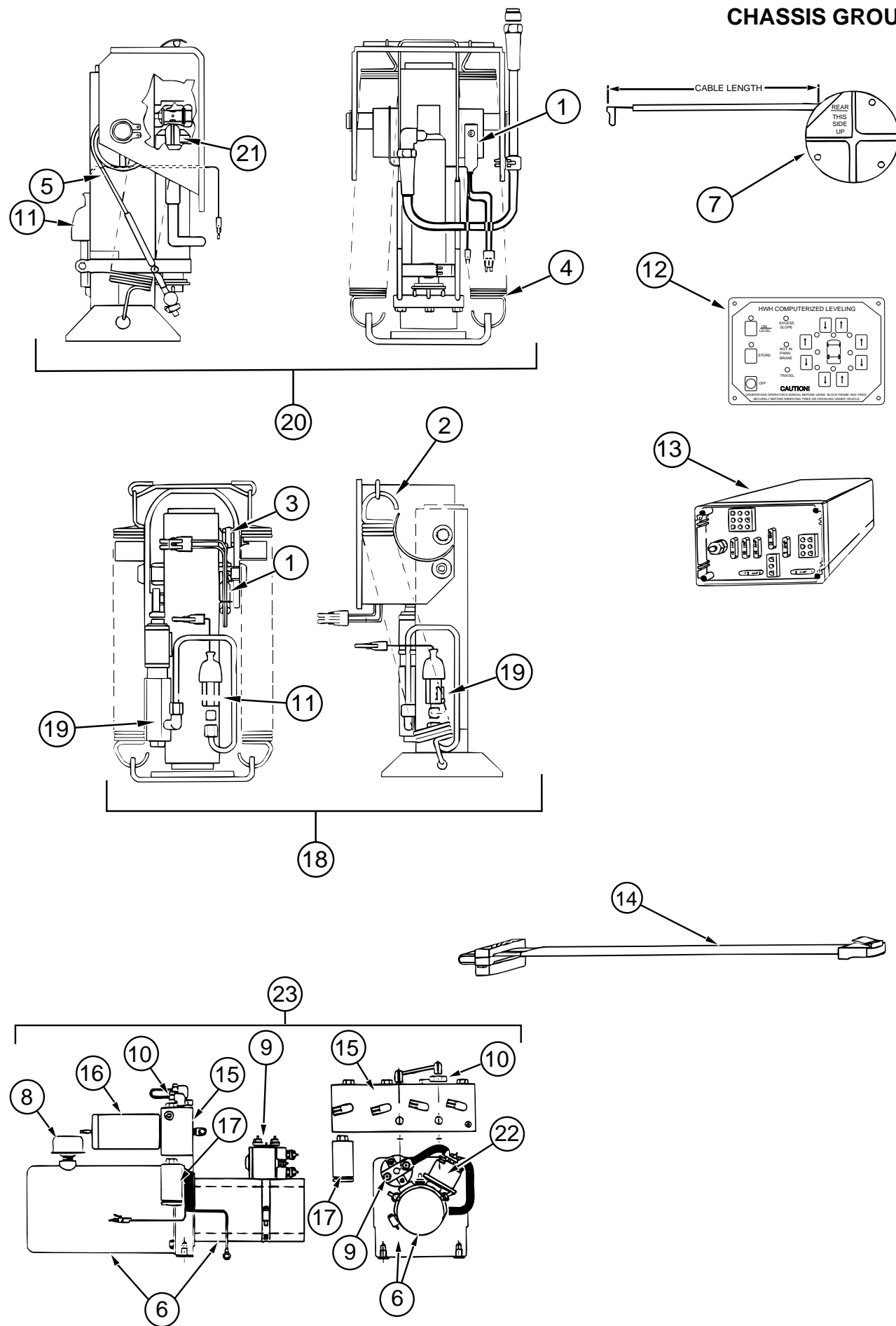
CHASSIS GROUP (CONTINUED)



FORD FUEL SYSTEM

KEY	PART NUMBER	U/M	DESCRIPTION
1	089310-01-000	EA	CAP-FUEL FILL, FORD
2	095607-01-000	EA	NECK-FUEL FILL, FORD
3	007063-01-000	FT	HOSE-GAS 1/4" ID X 1/2" OD
4	084884-01-000	EA	PLUG-BRASS, 3/8"
5	104932-02-000	EA	PANEL ASM-FUEL FILL, 288.2 X 207MM - STEEL
	044317-01-000	FT	HOSE-FUEL, 3/8" ID
	024138-01-000	FT	HOSE-FUEL, 5/16" ID

CHASSIS GROUP (CONTINUED)



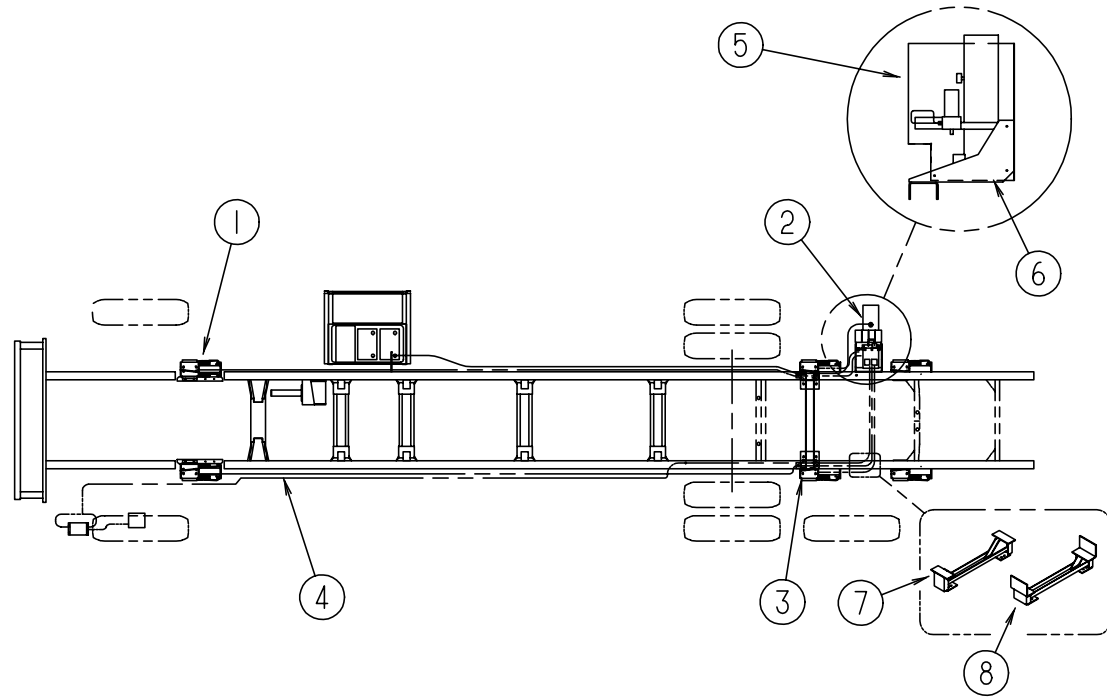
HWH HYDRAULIC LEVELING SYSTEM FOR FRONT WHEELS ONLY

KEY	PART NUMBER	U/M DESCRIPTION
	100533-05-000	EA BRACKETS-FRONT LEVELING JACK, HWH AP7107 (CHEVY)
	100533-06-000	EA BRACKETS-FRONT LEVELING JACK, HWH AP7160 (FORD)
	100536-16-000	EA HOSE KIT - HWH AP0397, CONTAINS: FRONTS - 324" & 354"
	100532-07-000	EA LEVELING SYSTEM-HYDRAULIC - HWH AP0396
1	100532-03-725	EA SWITCH-WARNING, W/RESISTOR - RAP8072
4	100532-02-701	EA SPRING KIT - 6K JACK, R6824
5	100532-02-704	EA ACTUATOR CABLE - 6K JACK, RAP7194
6	100532-03-706	EA PUMP .75 STONE 3" 500 WATT, RAP0195
7	100532-03-710	EA SENSING UNIT, 21' MTA - RAP6798
9	100532-03-716	EA RELAY ESSEX, RAP7505
10	100532-03-717	EA VALVE-SHUTTLE, RAP7964
11	100532-03-726	EA SWITCH-PRESSURE - RAP8003
12	100532-03-711	EA PANEL-TOUCH, MODULAR CABLE - HYDRAULIC ONLY - RAP7868
13	100532-03-701	EA CONTROL BOX-W/JET AIR 2 JACK, RAP9800
14	100532-03-713	EA MODULAR CABLE 7' - RAP8002
15	100532-03-708	EA MANIFOLD ASSEMBLY 2 VALVE W/JET, RAP0033
16	100532-03-718	EA VALVE-SOLENOID, RAP8034
17	100532-03-720	EA SWITCH-PRESS, 300PSI - W/PIGTAL - RAP8355
20	100532-03-703	EA JACK 6K W/POWER SWITCH (TALL), RAP8130
21	100532-02-702	EA ACTUATOR KIT - 6K JACK, RAP7062
22	100532-03-727	EA SOLENOID KIT, R7572
23	100532-06-700	EA PUMP/TANK/MANIFOLD ASM, RAP0032
	100532-03-721	EA VALVE-CHECK KIT, SINGLE - RAP7944
	100532-03-723	EA MANIFOLD HARDWARE MOUNTING KIT - RAP9171

FRONT & REAR HWH HYDRAULIC LEVELING SYSTEM

KEY	PART NUMBER	U/M DESCRIPTION
	100532-09-000	EA LEVELING SYSTEM-HYDRAULIC, HWH AP1017
1	100532-01-704	EA SWITCH-MERCURY F/6K & 9K JACK RAP1010
2	100532-01-705	EA SPRING KIT, 9K JACK, R1171
3	100532-01-707	EA BEARING-ROLLER KIT, 9K JACK R2527
4	100532-02-701	EA SPRING KIT, 6K JACK, HWH R6824
5	100532-02-704	EA ACTUATOR CABLE - 6K JACK, HWH RAP7194
6	100532-03-705	EA PUMP/MOTOR/TANK .75 GAL, RAP0002
7	100532-03-710	EA SENSING UNIT, 21' MTA - RAP6798
8	100532-03-715	EA CAP-BREATHER, RAP7876
9	100532-03-716	EA RELAY ESSEX, RAP7505
10	100532-03-717	EA VALVE-SHUTTLE, RAP7964
11	100532-03-726	EA SWITCH-PRESSURE, RAP8003
12	100532-09-700	EA PANEL ASM.-TOUCH CONTROL, RAP1002
13	100532-09-701	EA CONTROL BOX ASM, RAP0984
14	100532-09-702	EA CABLE-MODULAR 5' , RAP1020
15	100532-09-703	EA MANIFOLD ASM.-COMPLETE, RAP0959
16	100532-09-704	EA VALVE-SOLENOID, 2 WIRE, RAP0642
17	100532-09-705	EA SWITCH-PRESSURE W/HEAD-3000, RAP0993
18	100532-09-706	EA JACK ASM 9K TALL, RAP0980
19	100532-09-707	EA ACTUATOR ASM. - 9K, RAP0547
20	100532-09-708	EA JACK ASM 6K TALL W/SWITCH, RAP0992
21	100532-09-709	EA ACTUATOR ASM 6K, RAP0448
22	100532-09-710	EA SOLENOID 4 POST INTERMITTANT DUTY, RAP0533
23	100532-09-711	EA VALVE ASM POWER UNIT, RAP0978
	100532-09-712	EA HARNESS HYDRAULIC PUMP 35.8', RAP1024
	100532-09-713	EA HARNESS WARN. PRESS. 35.11', RAP1025
	111619-01-000	EA WIRE ASM-JACKS/AIR RIDE

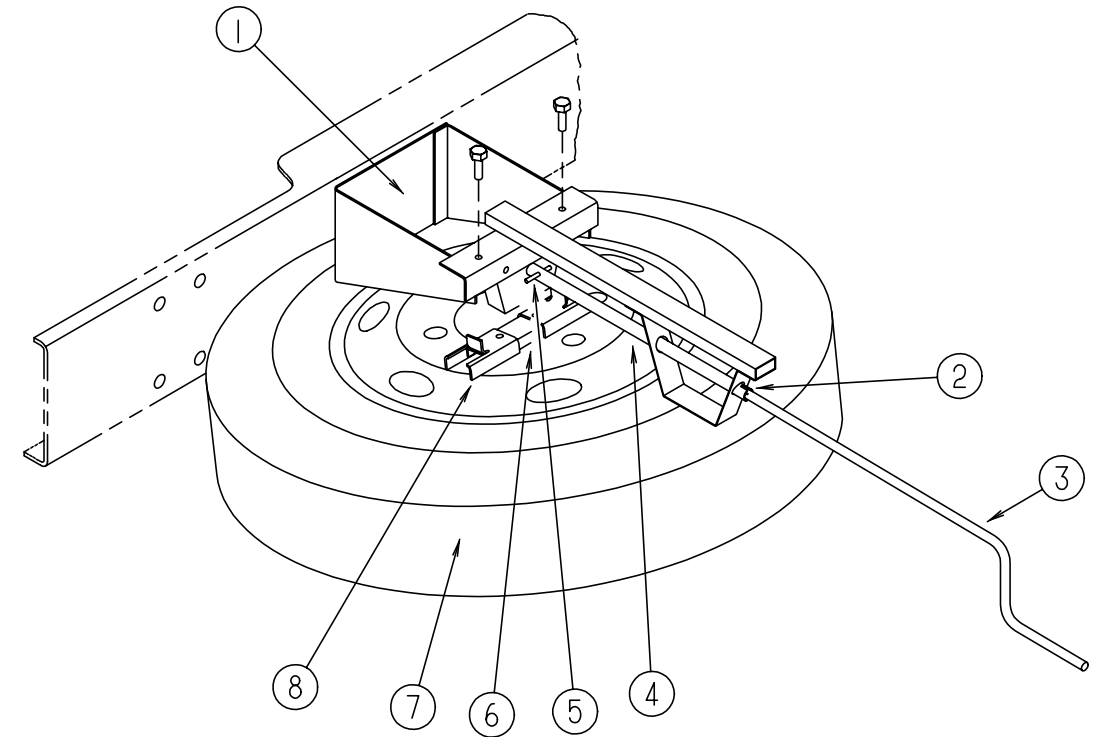
CHASSIS GROUP (CONTINUED)



FRONT & REAR HWH HYDRAULIC LEVELING SYSTEM

KEY	PART NUMBER	U/M DESCRIPTION
1	107890-01-000	EA ELBOW-STEEL 90D 1/4 X 37D FLARE PARKER 4-C6X-S
1	100533-05-000	EA BRACKETS-FRONT LEVELING JACK, HWH AP7107 (CHEVY)
1	100533-06-000	EA BRACKETS-FRONT LEVELING JACK, HWH AP7160 (FORD)
2	100532-09-000	EA LEVELING SYSTEM-HYDRAULIC, HWH AP1017
3	110070-01-000	EA BRACKET ASM-LEVELING JACKS, REAR (CHEVY)
3	110070-02-000	EA BRACKET ASM-LEVELING JACKS, REAR (FORD)
4	100536-08-000	EA HOSE KIT - HWH AP9446, CONTAINS: FRONTS-324"&354", REARS-116"&87"
5	108629-01-000	EA SHIELD-PUMP
6	107938-01-000	EA BRACKET ASM-PUMP
7	110070-01-000	EA BRACKET ASM-LEVELING JACKS (GM)
8	110070-02-000	EA BRACKET ASM-LEVELING JACKS (FORD)
	108643-01-000	EA BRACKET-MOUNT, JACKS CONTROL
	111619-01-000	EA WIRE ASM-JACKS/AIR RIDE

CHASSIS GROUP (CONTINUED)

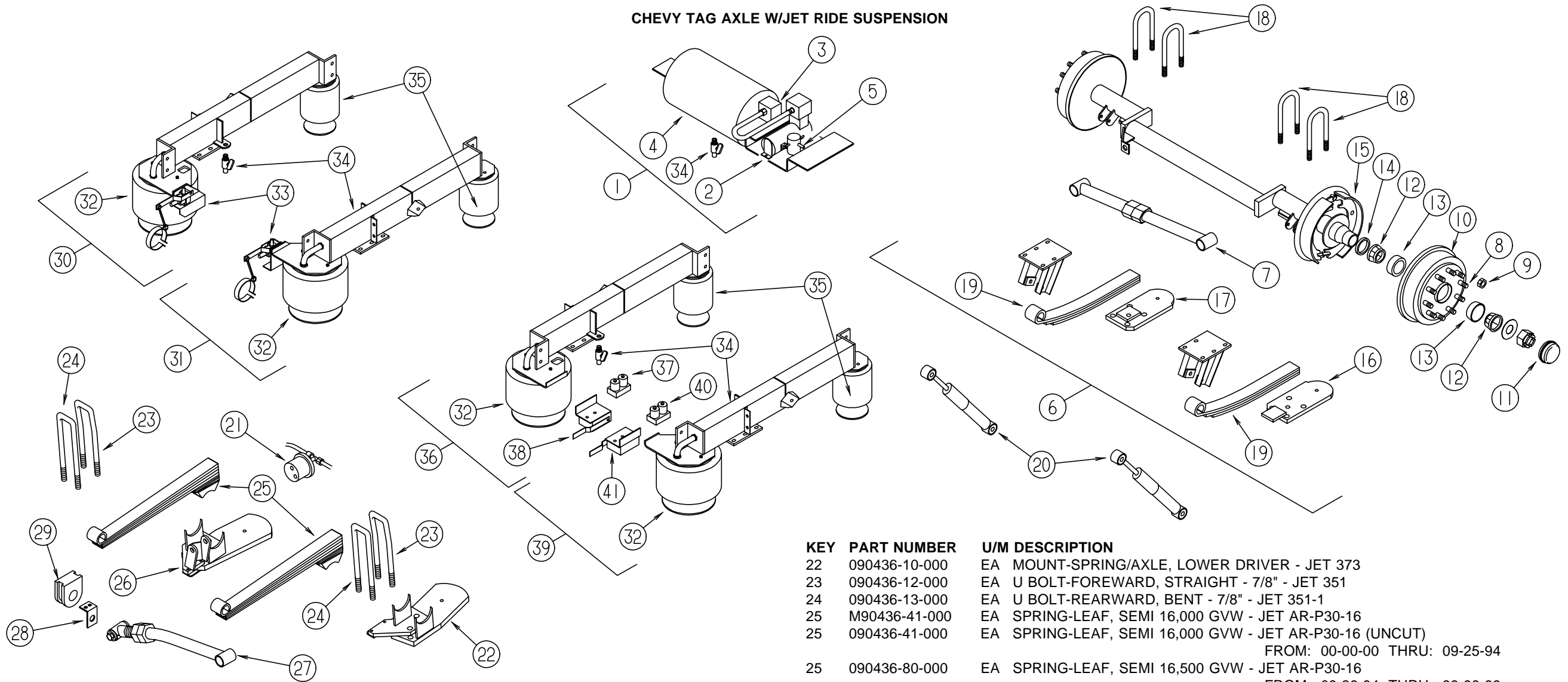


SPARE TIRE HOIST

KEY	PART NUMBER	U/M DESCRIPTION
1	112534-01-E37	EA BRACKET ASM-TIRE HOIST
2	114376-01-000	EA PIN-DRIVE, .156 DIA X .750 - TYPE E - TIRE HOIST
3	093376-02-000	EA HANDLE-CRANK, TIRE HOIST
4	093375-09-000	EA EXTENSION-TIRE HOIST
5	000F10-06-32B	EA PIN-COTTER, 3/16 X 2.00 - ZN
6	093267-02-000	EA HOIST-SPARE TIRE
7	064963-01-000	EA WHEEL-STEEL, 19.5" X 6" - GM 14005758 (CHEVY)
	077043-03-000	EA NUT-WHEEL, 9/16-18 2 PC F53 (FORD)
7	095853-02-000	EA WHEEL-STEEL, 16" X 6K - F2TA - 1015 - NA - ACCURIDE 28513-7 (FORD)
7	007324-04-000	EA TIRE - 8R19.5 LRD, MICHELIN XZA (CHEVY) FROM: 00-00-00 THRU: 09-26-94
7	007324-03-000	EA TIRE - 8R19.5 LRF, MICHELIN (CHEVY) FROM: 09-27-94 THRU: 99-99-99
7	083425-05-000	EA TIRE-MICHELIN, LT235/85R16 LRE - XPS RIB (FORD)
8	105499-01-000	EA BRACKET-TIRE HOIST
	077030-02-000	EA EXTENSION-VALVE STEM, 1.25"
	051377-01-000	EA STEM-VALVE, TR 500 (GM)
	051377-05-000	EA STEM-VALVE, VS938 (FORD)
	095012-03-000	EA EXTENSION-VALVE STEM, DUAL WHEEL (FORD)
	095012-04-000	EA STABILIZER-VALVE EXTENSION
	080208-01-000	EA LUG WRENCH, 1.06 X 1.00 (CHEVY)
	080208-02-000	EA BAR-LEVERAGE, LUG WRENCH (CHEVY) FORD LUG WRENCH & LEVERAGE BAR ARE CHASSIS PROVIDED

CHASSIS GROUP (CONTINUED)

CHEVY TAG AXLE W/JET RIDE SUSPENSION

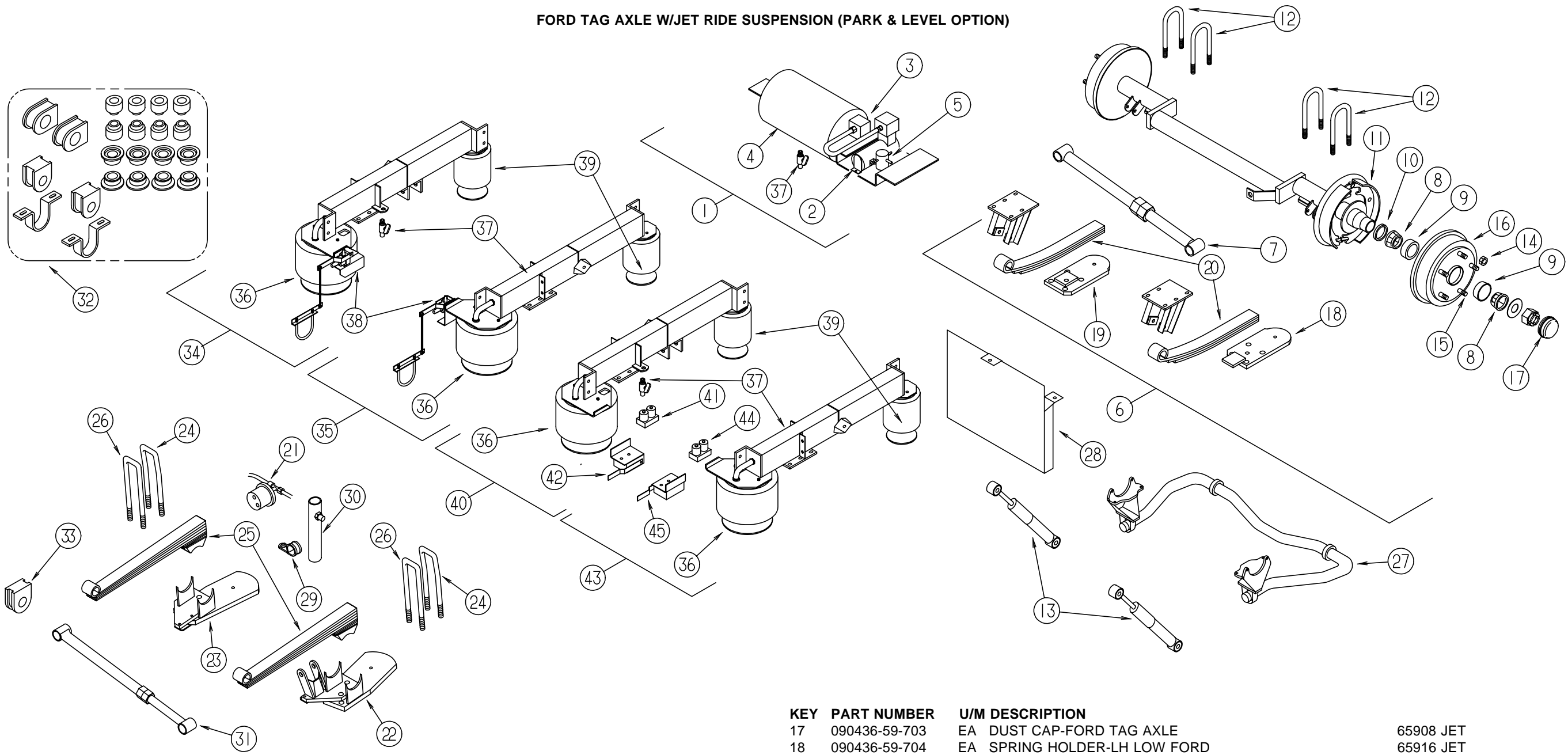


KEY	PART NUMBER	U/M DESCRIPTION
1	090436-35-000	EA COMPRESSOR-TANK, W/O WIRING - JET 60703 (W/O PARK & LEVEL)
1	090436-54-000	EA COMPRESSOR-TANK, W/O WIRING - JET 60804 (W/PARK & LEVEL)
	090436-40-000	EA FILTER-AIR INTAKE, COMPRESSOR
2	090436-07-700	EA COMPRESSOR (ONLY), 50701 - NEW STYLE (SINGLE CYLINDER)
3	090436-07-701	EA SWITCH-AIR PRESSURE, 50732 JET
4	090436-07-702	EA TANK ONLY ALL MODELS, 50703 JET
5	090436-07-704	EA SOLENOID-ELECTRONIC, 50702 JET
6	090436-43-000	EA AXLE-TAG, CHEVY - OFFSET - JET 55902
7	090436-31-000	EA BAR-TRACK, W/BOLTS & BRKTS - JET 60770
8	090436-42-700	EA STUD, 55906 JET
9	090436-42-701	EA NUT, 55905
10	090436-42-702	EA HUB & DRUM ASM-CHEV TAG, 55907 JET
11	090436-42-703	EA DUST CAP-CHEV TAG, 55908 JET
12	090436-42-704	EA WHEEL BEARING-TAG AXLE, 55911 JET
13	090436-42-705	EA RACE-WHEEL BEARING TAG AXLE, 55912 JET
14	090436-42-706	EA GREASE SEAL-TAG AXLE, 55913 JET
15	090436-42-707	EA BRAKE ASM-W/BACK PLATE, LH, 55914 JET
	090436-42-708	EA BRAKE ASM-W/BACK PLATE, RH, 55915 JET
16	090436-42-709	EA SPRING HOLDER-LH LOW CHEV, 55916 JET
17	090436-42-710	EA SPRING HOLDER-RH LOW CHEV, 55917 JET
18	090436-42-711	EA U-BOLT - 7/8" X 8" TAG AXLE SPRING, 55918 JET
19	090436-42-712	EA LEAF SPRING - 3 LEAF CHEV TAG, 55919 JET
20	090436-42-714	EA SHOCK ABSORBER-TAG AXLE, 55924 JET
21	085758-01-000	EA SWITCH-"LOW AIR", HENSCHEN 510650-00

KEY	PART NUMBER	U/M DESCRIPTION
22	090436-10-000	EA MOUNT-SPRING/AXLE, LOWER DRIVER - JET 373
23	090436-12-000	EA U BOLT-FORWARD, STRAIGHT - 7/8" - JET 351
24	090436-13-000	EA U BOLT-REARWARD, BENT - 7/8" - JET 351-1
25	M90436-41-000	EA SPRING-LEAF, SEMI 16,000 GVW - JET AR-P30-16
25	090436-41-000	EA SPRING-LEAF, SEMI 16,000 GVW - JET AR-P30-16 (UNCUT) FROM: 00-00-00 THRU: 09-25-94
25	090436-80-000	EA SPRING-LEAF, SEMI 16,500 GVW - JET AR-P30-16 FROM: 09-26-94 THRU: 99-99-99
26	090436-46-000	EA MOUNT-SPRING/AXLE, CHEVY - RIGHT LOWER - JET 51755
27	090436-47-000	EA BAR-TRACK, W/PIVOT BOLTS - CHEVY - JET 55765 93 GM
28	090436-52-000	EA BRACKET-TRACK BAR, JET 51354 3.25
29	091250-03-000	EA BUSHING-SWAY BAR, 1.75" CUT - HELLWIG PB 732
30	090436-45-000	EA MOUNT-SPRING, RIGHT UPPER - JET 55751 (W/O PARK & LEVEL)
31	090436-53-000	EA MOUNT-SPRING, LEFT UPPER - JET 55850 (W/O PARK & LEVEL)
32	090436-15-704	EA AIR SPRING (AIR BAG) - SINGLE - JET 50752
33	090436-15-706	EA VALVE-ONLY HEIGHT CONTROL, 343
34	090436-36-700	EA PET COCK-AIR TANK F/SPRING, 50720 JET
35	090436-42-716	EA AIR SPRING (AIR BAG) - TAG AXLE, 55930 JET
	090436-49-000	EA WIRING ASM-TAG, JET 55763 (W/O PARK & LEVEL)
	071389-02-000	EA TEE-MALE BRANCH, 1/4" X 1/4" TUBE
36	090436-74-000	EA MOUNT-SPRING, RIGHT UPPER - JET 55886 (W/PARK & LEVEL)
37	090436-15-710	EA ELECTRONIC VALVE-RH, 50786 JET
38	090436-15-712	EA HEIGHT CONTROL BOX, RH W/LIGHT - JET 50872
	090436-15-713	EA WIRE LOOM F/AXLE, POS. LIGHT - JET 50875
	090436-15-714	EA LOCK OUT KIT (CONTAINS: WIRE HARNESS, 2 VALVES, INSTRUCTIONS)
39	090436-75-000	EA MOUNT-SPRING, LEFT UPPER - JET 55887 (W/PARK & LEVEL)
40	090436-15-709	EA ELECTRONIC VALVE-LH, 50785 JET
41	090436-15-711	EA HT. CONTROL BOX LH W/LIGHT, JET 50871
	111643-01-000	EA WIRE ASM-PARK & LEVEL WARNING
	090436-68-000	EA WIRING ASM-TAG, JET 55865 (W/PARK & LEVEL)

CHASSIS GROUP (CONTINUED)

FORD TAG AXLE W/JET RIDE SUSPENSION (PARK & LEVEL OPTION)

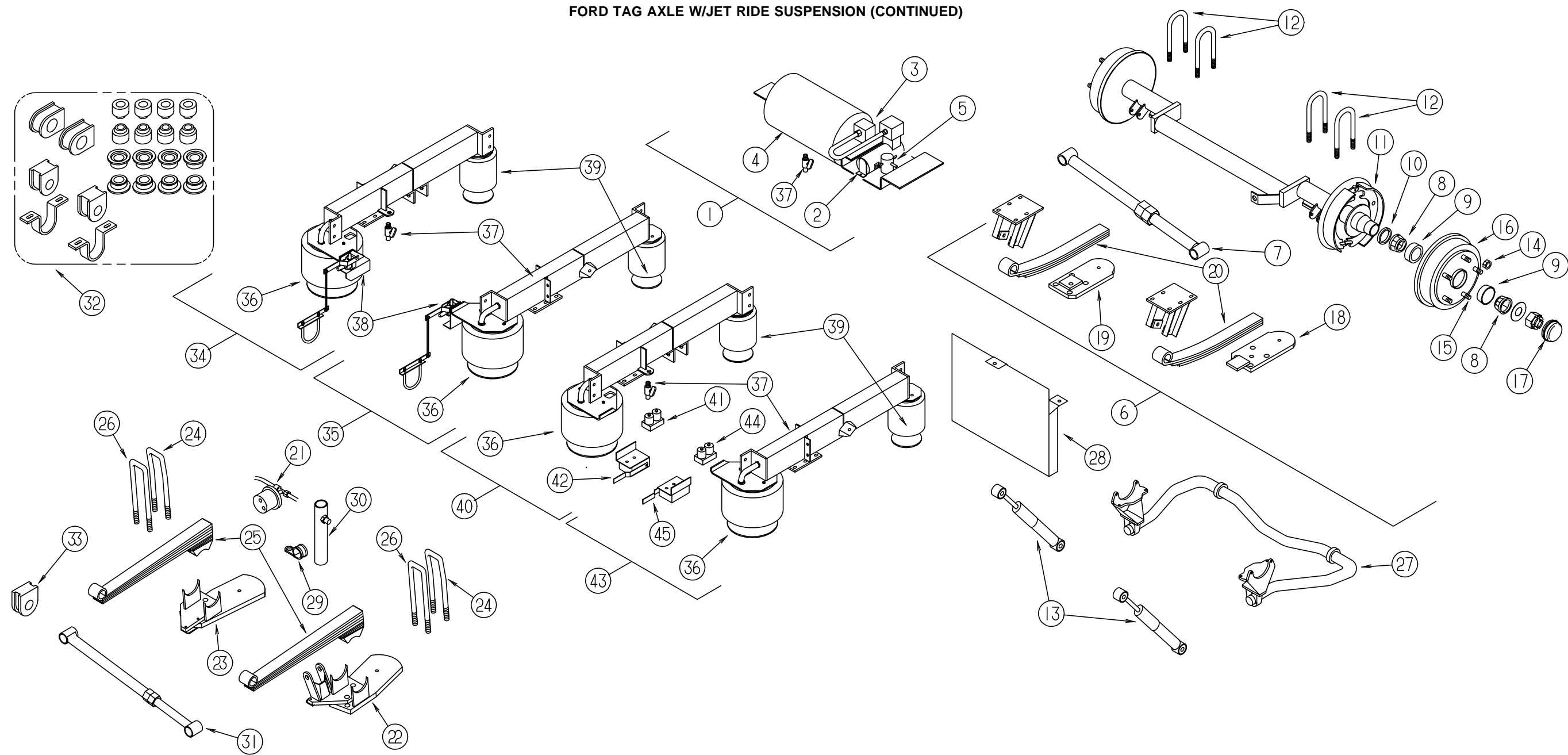


KEY	PART NUMBER	U/M DESCRIPTION	
1	090436-35-000	EA COMPRESSOR-TANK, W/O WIRING - (W/O PARK & LEVEL)	JET 60703
1	090436-54-000	EA COMPRESSOR-TANK, W/O WIRING - (W/PARK & LEVEL)	JET 60804
	090436-40-000	EA FILTER-AIR INTAKE, COMPRESSOR	
2	090436-07-700	EA COMPRESSOR (ONLY), NEW STYLE (SINGLE CYLINDER)	50701
3	090436-07-701	EA SWITCH-AIR PRESSURE	50732 JET
4	090436-07-702	EA TANK ONLY ALL MODELS	50703 JET
5	090436-07-704	EA SOLENOID-ELECTRONIC	50702 JET
6	090436-64-000	EA AXLE-TAG, FORD OFFSET	JET 65902
7	090436-31-000	EA BAR-TRACK, W/BOLTS & BRACKETS	JET 60770
8	090436-42-704	EA WHEEL BEARING-TAG AXLE	55911 JET
9	090436-42-705	EA RACE-WHEEL BEARING TAG AXLE	55912 JET
10	090436-42-706	EA GREASE SEAL-TAG AXLE	55913 JET
11	090436-42-707	EA BRAKE ASM W/BACK PLATE, LH	55914 JET
	090436-42-708	EA BRAKE ASM W/BACK PLATE, RH	55915 JET
12	090436-42-711	EA U BOLT - 7/8" X 8" TAG AXLE SPRING	55918 JET
13	090436-42-714	EA SHOCK ABSORBER-TAG AXLE	55924 JET
14	090436-59-700	EA LUG NUTS-FORD TAG AXLE	65905 JET
15	090436-59-701	EA WHEEL STUD-FORD TAG AXLE	65906 JET
16	090436-59-702	EA HUB & DRUM ASM-FORD TAG AXLE	65907 JET

KEY	PART NUMBER	U/M DESCRIPTION	
17	090436-59-703	EA DUST CAP-FORD TAG AXLE	65908 JET
18	090436-59-704	EA SPRING HOLDER-LH LOW FORD	65916 JET
19	090436-59-705	EA SPRING HOLDER-RH LOW FORD	65917 JET
20	090436-59-706	EA LEAF SPRING-FORD TAG AXLE	65919 JET
21	085758-02-000	EA SWITCH-"LOW AIR", (CLOSES @ 20 PSI)	NASON SP-17B-20F
22	090436-20-000	EA MOUNT-SPRING/AXLE, LOWER DRIVER	JET 60753
23	090436-21-000	EA MOUNT-SPRING/AXLE, LOWER PASSENGER	JET 60754
24	090436-22-000	EA U-BOLT, 1-14 X 4" X 14" - W/NUTS	JET 60758
25	090436-23-000	EA SPRING-LEAF, SEMI - FORD	JET 60762
26	090436-25-000	EA U-BOLT, 1-14 X 4" X 15" - W/NUTS	JET 60759
27	090436-26-000	EA BAR-STABILIZER, REAR - FORD CHASSIS	JET# 60698
		FROM: 00-00-00 THRU: 11-27-94	
28	090436-28-000	EA SHIELD-HEAT, FUEL TANK	JET 60697
29	090436-29-000	EA BRACKET-BRAKE HOSE/FRAME	JET 60696
30	090436-30-000	EA BRACKET-BRAKE HOSE/CALIPER	JET 60695
31	090436-31-000	EA BAR-TRACK, W/BOLTS & BRACKETS	JET 60770
	090436-49-000	EA TAG AXLE WIRE ASM. W/O PARK & LEVEL	JET55763
	071389-02-000	EA TEE-MALE BRANCH, 1/4" X 1/4" TUBE	

CHASSIS GROUP (CONTINUED)

FORD TAG AXLE W/JET RIDE SUSPENSION (CONTINUED)



KEY	PART NUMBER	U/M DESCRIPTION
32	090436-79-000	EA STABILIZER BUSHING KIT, FOR FRONT & REAR BARS FROM: 11-28-94 THRU: 99-99-99
33	091250-03-000	EA BUSHING-SWAY BAR, 1.75" CUT-HELLWIG PB 732
34	090436-65-000	EA MOUNT-SPRING, FORD TAG - RH UPPER, JET 65858 (W/O PARK & LEVEL)
35	090436-60-000	EA MOUNT-SPRING, FORD TAG - LH UPPER, JET 65750 (W/O PARK & LEVEL)
36	090436-15-704	EA AIR SPRING (AIR BAG) - SINGLE - JET 50752
37	090436-36-700	EA PET COCK-AIR TANK F/SPRING, 50720 JET
38	090436-15-706	EA HEIGHT CONTROL VALVE-TAG AXLE, 55923 JET
39	090436-42-716	EA AIR BAG-TAG AXLE, 55930 JET
	090436-49-000	EA WIRING ASM-TAG, JET 55763 (W/O PARK & LEVEL)
	071389-02-000	EA TEE-MALE BRANCH, 1/4" X 1/4" TUBE
40	090436-78-000	EA MOUNT-SPRING, RIGHT UPPER - JET 65855 (W/PARK & LEVEL)
41	090436-15-710	EA ELECTRONIC VALVE-RH, 50786 JET

KEY	PART NUMBER	U/M DESCRIPTION
42	090436-15-712	EA HEIGHT CONTROL BOX RH W/LIGHT, 50872
	090436-15-713	EA WIRE LOOM F/AXLE POS. LIGHT, 50875
	090436-15-714	EA LOCK OUT KIT (CONTAINS: WIRE HARNESS, 2 VALVES, INSTRUCTIONS)
43	090436-76-000	EA MOUNT-SPRING, LEFT UPPER - JET 65853 (W/PARK & LEVEL)
44	090436-15-709	EA ELECTRONIC VALVE-LH, 50785 JET
45	090436-15-711	EA HT. CONTROL BOX-LH, W/LIGHT, 50871
	090436-49-000	EA WIRING ASM-TAG, JET 55763 (W/O PARK & LEVEL)
	090436-68-000	EA WIRING ASM-TAG, JET 55865 (W/PARK & LEVEL)

CHASSIS GROUP (CONTINUED)

CHEVY FRONT SHOCKS

KEY	PART NUMBER	U/M DESCRIPTION
	104993-01-000	EA SHOCK ABSORBER-GAS, P30 FRONT - BILSTEIN B46-1173

FORD WHEEL COVERS

KEY	PART NUMBER	U/M DESCRIPTION
	098532-01-000	EA COVER-WHEEL, FORD - 16" - SET OF 4 - DICOR SH-SD-16
	098532-01-700	EA COVER-LUG NUT, FORD - CHROME - DICOR SP-FM-CLN
	098532-01-701	EA COVER-WHEEL, FORD - 16" - (1 ONLY)
	098532-02-000	EA COVER-WHEEL, 16" FORD - SET OF 2 - DICOR SH-SD-16-AS
	098532-01-700	EA COVER-LUG NUT, FORD - CHROME - DICOR SP-FM-CLN
	098532-01-701	EA COVER-WHEEL, FORD - 16" - (1 ONLY)

FORD WHEEL LINERS

KEY	PART NUMBER	U/M DESCRIPTION
	091209-08-000	EA WHEEL LINER SET W/Front HUB COVER 16" SET OF 4 - FORD FROM: 00-00-00 THRU: 12-11-94
	091209-08-700	EA LINER-WHEEL, FRONT, W/AXLE COVER 157 KAPER
	091209-01-704	EA COVER-LUG NUT W/O FLANGE 36 KAPER
	091209-08-701	EA LINER-WHEEL, REAR 16" 10 LUG 158 KAPER
	091209-08-702	EA COVER-AXLE, REAR 16" FORD 155 KAPER
	091209-11-702	EA NUT-JAMB, LONG-REAR MAINAXLE E3 - 9/32" THICK NUT W/1/4" WASHER SHOULDER
	091209-14-000	EA WHEEL LINER SET - F/F53 CHASSIS - 16" WHEEL (SET = 4) FROM: 12-12-94 THRU: 99-99-99
	091209-01-704	EA COVER-LUG NUT W/O FLANGE 36 KAPER
	091209-08-700	EA LINER-WHEEL, FRONT, W/AXLE COVER 157 KAPER
	091209-08-706	EA NUT-JAMB .500, 9/16 STUD 165
	091209-14-700	EA LINER-WHEEL, (REAR) W/AXLE COVER 159
	091209-09-000	EA LINER-WHEEL, W/INTEGRATED FRONT AXLE COVER - FORD TAG - 16 FROM: 00-00-00 THRU: 12-11-94
	091209-08-701	EA LINER-WHEEL, REAR 16" 10 LUG 158 KAPER
	091209-08-702	EA COVER-AXLE, REAR 16" FORD 155 KAPER
	091209-01-704	EA COVER-LUG NUT W/O FLANGE 36 KAPER
	091209-10-704	EA NUT-JAMB, SHORT, FRONT & TAG 52 3/8" THICK NUT W/1/8" WASHER SHOULDER
	091209-15-000	EA WHEEL LINER SET - F/F53 CHASSIS - 16" WHEEL - (SET = 2) FROM: 12-12-94 THRU: 99-99-99
	091209-01-704	EA COVER-LUG NUT W/O FLANGE 36 KAPER
	091209-08-706	EA NUT-JAMB .500, 9/16 STUD 165
	091209-14-700	EA LINER-WHEEL, (REAR) W/AXLE COVER 159

CHASSIS GROUP (CONTINUED)

CHEVY WHEEL COVERS

KEY	PART NUMBER	U/M DESCRIPTION
	109443-01-000	EA COVER-WHEEL, 4/SET 19.5 W/HARDWARE - DICOR SHAG95 (CHEVY)
	109443-01-700	EA COVER-WHEEL, 19.5 - FRONT OR REAR - 1 ONLY - SHAG95 DICOR (CHEVY)
	109443-01-701	EA SET-BRACKET, 1 FRONT WHEEL - SHAG 95-FBS DICOR (CHEVY)
	109443-01-702	EA SET-BRACKET, 1 REAR WHEEL - SHAG 95-RBS DICOR (CHEVY)
	109443-01-703	EA CAP-CENTER, HUB - DICOR SP-AUCAP (CHEVY)
	109443-01-704	EA CLIP-RETAINER, V160GM-PNT
	109443-02-000	EA COVER-WHEEL, 2/SET 19.5 W/HARDWARE - DICOR SHAG 95RAS (CHEVY)
	109443-01-700	EA COVER-WHEEL, 19.5 - FRONT OR REAR - 1 ONLY - SHAG 95 DICOR (CHEVY)
	109443-01-703	EA CAP-CENTER, HUB - DICOR SP-AUCAP (CHEVY)

CHEVY WHEEL LINERS

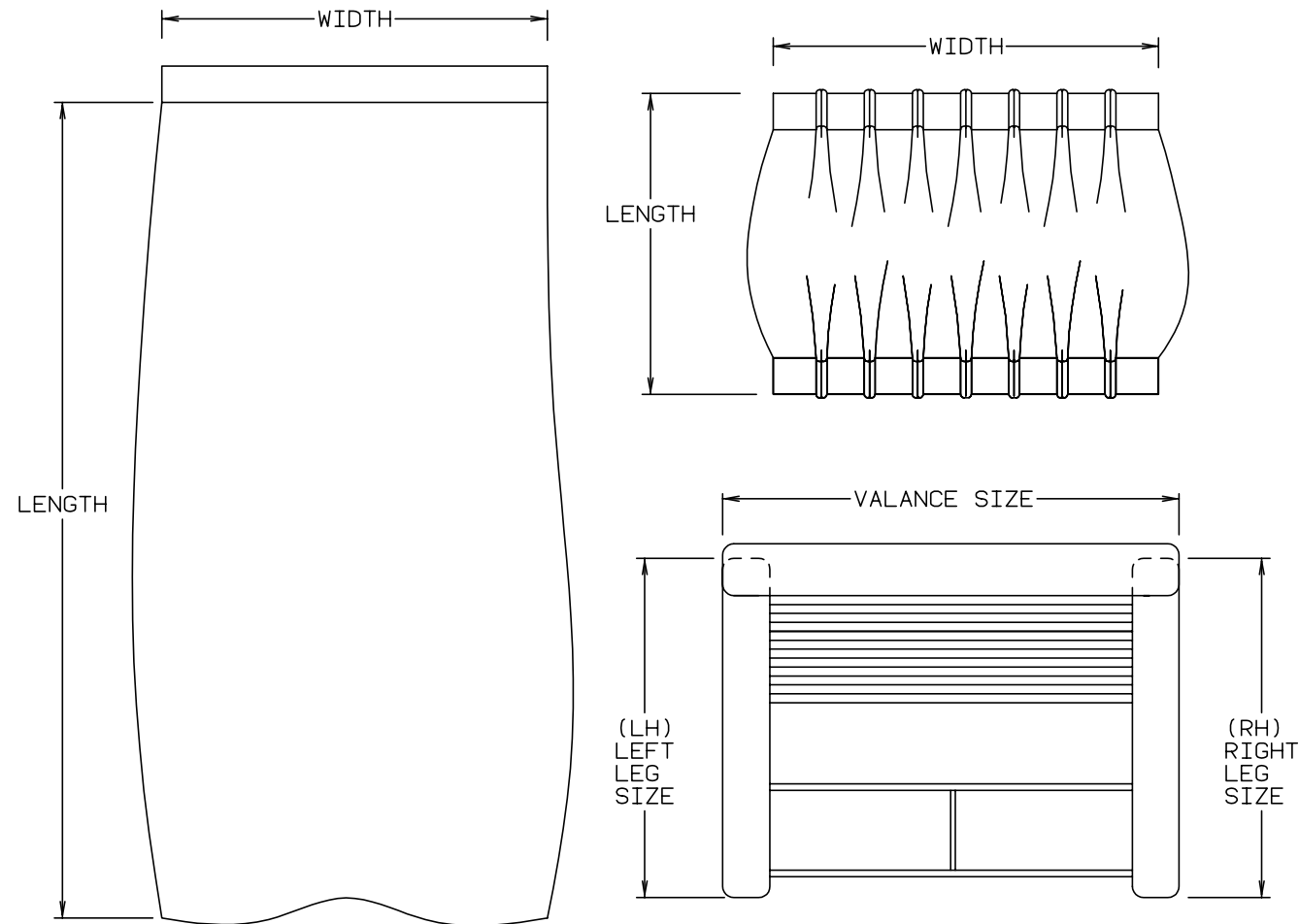
KEY	PART NUMBER	U/M DESCRIPTION
	091209-01-000	EA LINER-WHEEL, 19.5" - STAINLESS STEEL - SET OF 4 - KAPER 1954-ION (CHEVY)
	091209-01-700	EA LINER-WHEEL, 19.5" FRONT - 10 LUG - CHEVY P-30
	091209-01-701	EA LINER-WHEEL, 19.5" REAR - 10 LUG - CHEVY P-30
	091209-01-702	EA COVER-AXLE, 19.5" FRONT - 10 LUG - CHEVY P-30
	091209-01-703	EA COVER-AXLE, 19.5" REAR - 10 LUG - CHEVY P-30
	091209-01-704	EA COVER-LUG NUT (CHEVY)
	091209-02-000	EA LINER-WHEEL, 19.5 - STAINLESS STEEL - SET OF 2 - KAPER 1952R-ION (CHEVY)
	091209-01-701	EA LINER-WHEEL, 19.5" REAR - 10 LUG - CHEVY P-30
	091209-01-703	EA COVER-AXLE, 19.5" REAR - 10 LUG - CHEVY P-30
	091209-01-704	EA COVER-LUG NUT (CHEVY)

CURTAIN & CUSHION GROUP

NOTICE

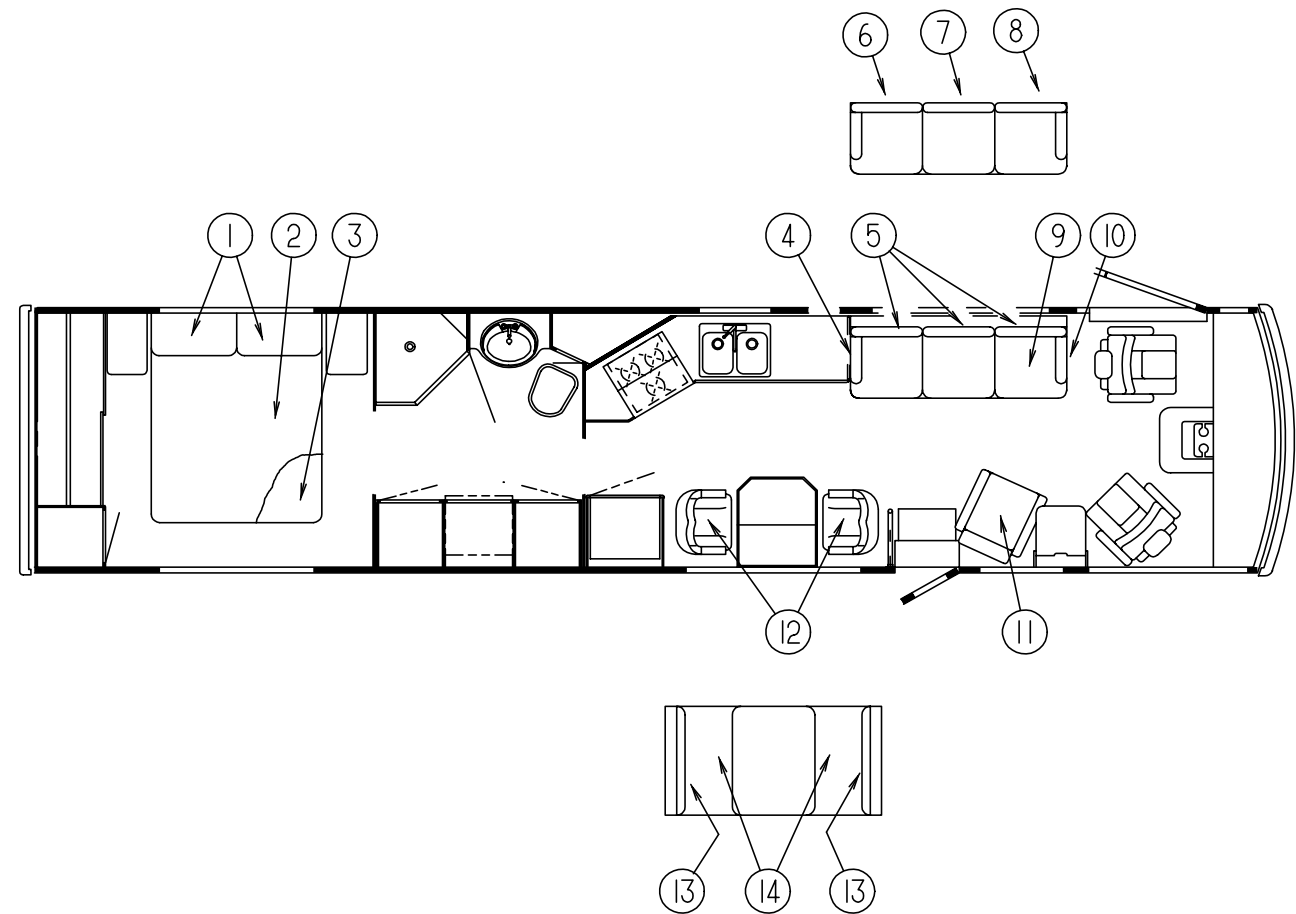
IN ORDER TO ASSIST OUR PARTS SALES DEPT. IN PROVIDING INTERIOR SOFTWARE ITEMS, PLEASE INCLUDE THE SERIAL NUMBER AND THE COLOR CODE NUMBER FROM THE VEHICLE CERTIFICATION LABEL WHEN ORDERING. THIS LABEL IS LOCATED ON THE LEFT SIDEWALL AT THE END OF THE DASH (A-BODY), OR ON THE DRIVER'S DOOR LATCH PLATE (C-BODY).

AN EXAMPLE OF A COLOR CODE NUMBER IS B07, WHICH DESIGNATES AN OVERALL COLOR SCHEME OF A PARTICULAR UNIT. THE COLOR LISTED AFTER THE ITEM DESCRIPTION ON THE MICROFICHE, INDICATES THE OVERALL UNIT COLOR. ORDER THE ITEM YOU DESIRE ACCORDING TO UNIT COLOR CODE. IF ALL COLORS USE THE SAME ITEM NO COLOR CODE WILL BE NOTED.



NOTE: USE THIS ILLUSTRATION WHEN DETERMINING LENGTH AND WIDTH MEASUREMENTS FOR CURTAINS. YOU WILL NOTE THE WIDTH MEASUREMENT IS TAKEN ON THE TOP OF THE CURTAIN WITH THE CURTAIN FULLY EXTENDED. THE LENGTH MEASUREMENT IS TAKEN FROM TOP TO BOTTOM. LEFT AND RIGHT WINDOW LEGS ARE DETERMINED WHEN FACING THE WINDOW.

CURTAIN & CUSHION GROUP (CONTINUED)



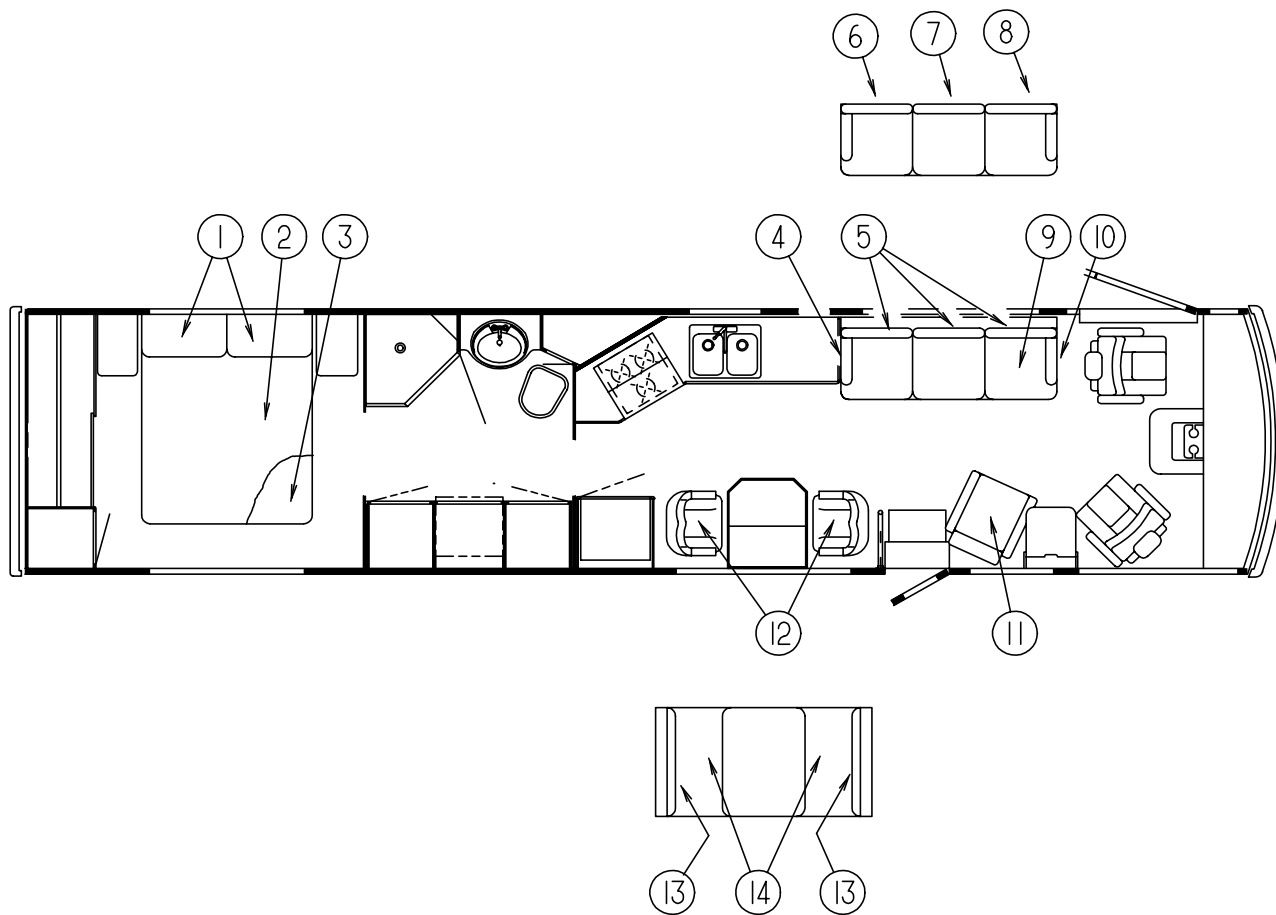
MATTRESS, PILLOWS & BEDSPREAD

KEY	PART NUMBER	U/M DESCRIPTION
1	117795-05-F36	EA COVER-PILLOW SHAM, W/4" RUFFLE - .5" ACCENT WELT (F36, F37)
1	117795-05-F38	EA COVER-PILLOW SHAM, W/4" RUFFLE - .5" ACCENT WELT (F38, F39)
1	117795-05-F40	EA COVER-PILLOW SHAM, W/4" RUFFLE - .5" ACCENT WELT (F40, F41)
2	106725-03-F36	EA BEDSPREAD-QUEEN, 60" X 75" (F36, F37)
2	106725-03-E39	EA BEDSPREAD-QUEEN, 60" X 75" (F38, F39)
2	106725-03-F40	EA BEDSPREAD-QUEEN, 60" X 75" (F40, F41)
	104259-07-F36	EA PILLOW-THROW, 15" X 15" - W/RUFFLE (F36, F37)
	104259-07-E39	EA PILLOW-THROW, 15" X 15" - W/RUFFLE (F38, F39)
	104259-07-F40	EA PILLOW-THROW, 15" X 15" - W/RUFFLE (F40, F41)
3	098176-04-000	EA MATTRESS-QUEEN, INNERSPRING - 59" X 74" - SEALY

LOUNGE THROW PILLOWS

KEY	PART NUMBER	U/M DESCRIPTION
	103669-08-F36	EA PILLOW-THROW, 15" X 15" - W/FRINGE (F36, F37)
	103669-08-F38	EA PILLOW-THROW, 15" X 15" - W/FRINGE (F38, F39)
	103669-08-F40	EA PILLOW-THROW, 15" X 15" - W/FRINGE (F40, F41)

CURTAIN & CUSHION GROUP (CONTINUED)



COUCH

KEY	PART NUMBER	U/M DESCRIPTION
4	111909-07-F36	EA ARMREST-COUCH, RIGHT (F36, F37)
4	111909-07-F38	EA ARMREST-COUCH, RIGHT (F38, F39)
4	111905-07-F40	EA ARMREST-COUCH, RIGHT (F40, F41)
	P11909-03-F36	EA COVER-ARMREST, COUCH - RIGHT (F36, F37)
	P11909-03-E43	EA COVER-ARMREST, COUCH - RIGHT (F38, F39)
	P11905-07-F40	EA COVER-ARMREST, COUCH - RIGHT (F40, F41)
5	104655-02-F40	EA CUSHION-BACKREST, COUCH - 3 USED (F40, F41)
	P04655-02-F40	EA COVER-CUSHION, BACKREST (F40, F41)
6	104654-04-F36	EA CUSHION-BACKREST, RIGHT SIDE (F36, F37)
	P04654-04-F36	EA COVER-CUSHION, BACKREST - RIGHT SIDE (F36, F37)
6	104654-04-E39	EA CUSHION-BACKREST, RIGHT SIDE (F38, F39)
	P04654-04-E39	EA COVER-CUSHION, BACKREST - RIGHT SIDE (F38, F39)
7	104654-06-F36	EA CUSHION-BACKREST, CENTER (F36, F37)
	P04654-06-F36	EA COVER-CUSHION, BACKREST - CENTER (F36, F37)
7	104654-06-E39	EA CUSHION-BACKREST, CENTER (F38, F39)
	P04654-06-E39	EA COVER-CUSHION, BACKREST - CENTER (F38, F39)
8	104654-05-F36	EA CUSHION-BACKREST, LEFT SIDE (F36, F37)
	P04654-05-F36	EA COVER-CUSHION, BACKREST - LEFT SIDE (F36, F37)
8	104654-05-E39	EA CUSHION-BACKREST, LEFT SIDE (F38, F39)
	P04654-05-E39	EA COVER-CUSHION, BACKREST - LEFT SIDE (F38, F39)
9	104652-05-F36	EA COUCH, 66" - W/O BACKREST CUSHIONS & ARMREST (F36, F37)
	P04652-05-F36	EA COVER-COUCH, 66" - W/O BACKREST CUSHIONS (F36, F37)

COUCH (CONTINUED)

KEY	PART NUMBER	U/M DESCRIPTION
9	104652-05-F38	EA COUCH, 66" - W/O BACKREST CUSHIONS & ARMREST (F38)
	P04652-05-F38	EA COVER-COUCH, 66" - W/O BACKREST CUSHIONS (F38)
9	104652-05-F39	EA COUCH, 66" - W/O BACKREST CUSHIONS & ARMREST (F39)
	P04652-05-F39	EA COVER-COUCH, 66" - W/O BACKREST CUSHIONS (F39)
9	104652-04-F40	EA COUCH, 66" - W/O BACKREST CUSHIONS & ARMREST (F40, F41)
	P04652-04-F40	EA COVER-COUCH, 66" - W/O BACKREST CUSHIONS (F40, F41)
	110266-01-000	EA FRAME-COUCH, 66" (F36, F37, F38, F39)
	105433-02-000	EA FRAME-COUCH, 66" (F40, F41)
	102872-01-000	EA STRIKE-COUCH, W/ROD - 4.5" - STEEL - CANADIAN
10	111909-02-F36	EA ARMREST-COUCH, LEFT (F36, F37)
10	111909-02-E72	EA ARMREST-COUCH, LEFT (F38, F39)
10	111905-02-F40	EA ARMREST-COUCH, LEFT (F40, F41)
	P11909-02-F36	EA COVER-ARMREST, COUCH - LEFT (F36, F37)
	P11909-02-E39	EA COVER-ARMREST, COUCH - LEFT (F38, F39)
	P11905-02-F40	EA COVER-ARMREST, COUCH - LEFT (F40, F41)

SWIVEL CHAIR

KEY	PART NUMBER	U/M DESCRIPTION
11	115393-01-F36	EA CHAIR-SWIVEL, W/O SEAT CUSHION & PEDESTAL (F36, F37)
11	115393-01-F38	EA CHAIR-SWIVEL, W/O SEAT CUSHION & PEDESTAL (F38, F39)
11	115393-01-F40	EA CHAIR-SWIVEL, W/O SEAT CUSHION & PEDESTAL (F40, F41)

DINETTE CHAIRS

KEY	PART NUMBER	U/M DESCRIPTION
12	116058-01-000	EA CHAIR-SWIVEL, DINETTE - FLEXSTEEL (F36, F37)
12	116058-02-000	EA CHAIR-SWIVEL, DINETTE - FLEXSTEEL (F38, F39)
12	116058-03-000	EA CHAIR-SWIVEL, DINETTE - FLEXSTEEL (F40, F41)
	116080-01-FQ0	EA COVER-LEG, WOOD (PICKLED ASH)
	116080-01-FQ1	EA COVER-LEG, WOOD (SALEM CHERRY)
	074045-09-000	EA PLUG-LEG, TO MOUNT CHAIR TO FLOOR - 1/2" DIAMETER (PICKLED ASH)
	074045-08-000	EA PLUG-LEG, TO MOUNT CHAIR TO FLOOR - 1/2" DIAMETER (SALEM CHERRY)

DINETTE CUSHIONS

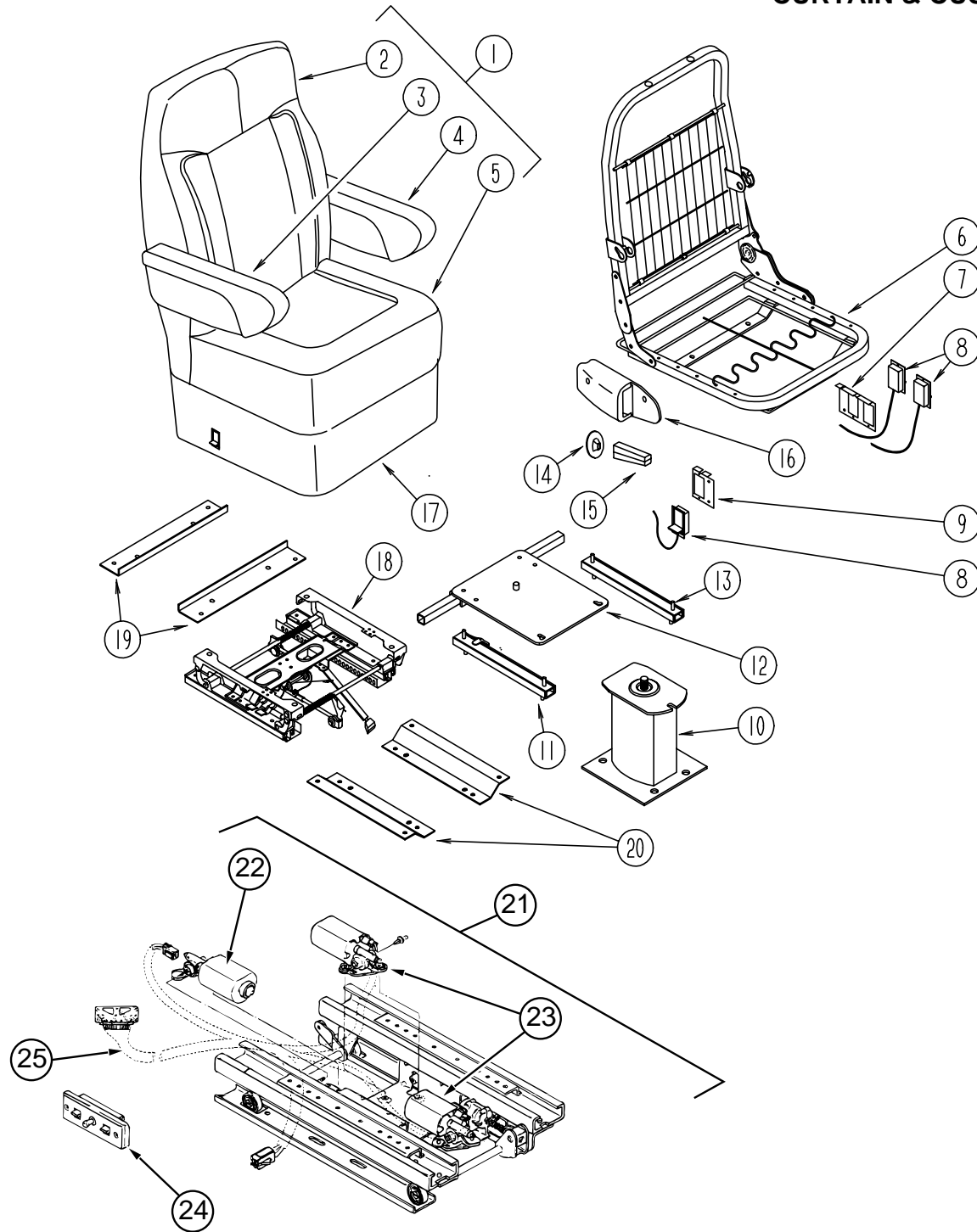
KEY	PART NUMBER	U/M DESCRIPTION
13	111897-07-F36	EA CUSHION-BACKREST, 13.5" X 30" X 5" (F36, F37)
13	111880-04-E39	EA CUSHION-BACKREST, 13.5" X 30" X 5" (F38, F39)
13	111880-04-F40	EA CUSHION-BACKREST, 13.5" X 30" X 5" (F40, F41)
	P11897-07-F36	EA COVER-CUSHION, BACKREST (F36, F37)
	P11880-04-E39	EA COVER-CUSHION, BACKREST (F38, F39)
	P11880-04-F40	EA COVER-CUSHION, BACKREST (F40, F41)
	078155-01-000	EA STRAP-SNAP, BACKREST CUSHION
14	105603-17-F36	EA CUSHION-SEAT, 23" X 38" X 5" (F36, F37)
14	105603-17-F38	EA CUSHION-SEAT, 23" X 38" X 5" (F38, F39)
14	105603-17-F40	EA CUSHION-SEAT, 23" X 38" X 5" (F40, F41)
	P05603-17-F36	EA COVER-CUSHION, SEAT (F36, F37)
	P05603-17-E39	EA COVER-CUSHION, SEAT (F38, F39)
	P05603-17-F40	EA COVER-CUSHION, SEAT (F40, F41)

FOLDING CHAIRS

KEY	PART NUMBER	U/M DESCRIPTION
	101604-01-01A	EA CHAIR-FOLDING, STACKMORE - W/O MATCHING FABRIC (PICKLED ASH)
	101604-01-02A	EA CHAIR-FOLDING, STACKMORE - W/O MATCHING FABRIC (SALEM CHERRY)

CURTAIN & CUSHION GROUP (CONTINUED)

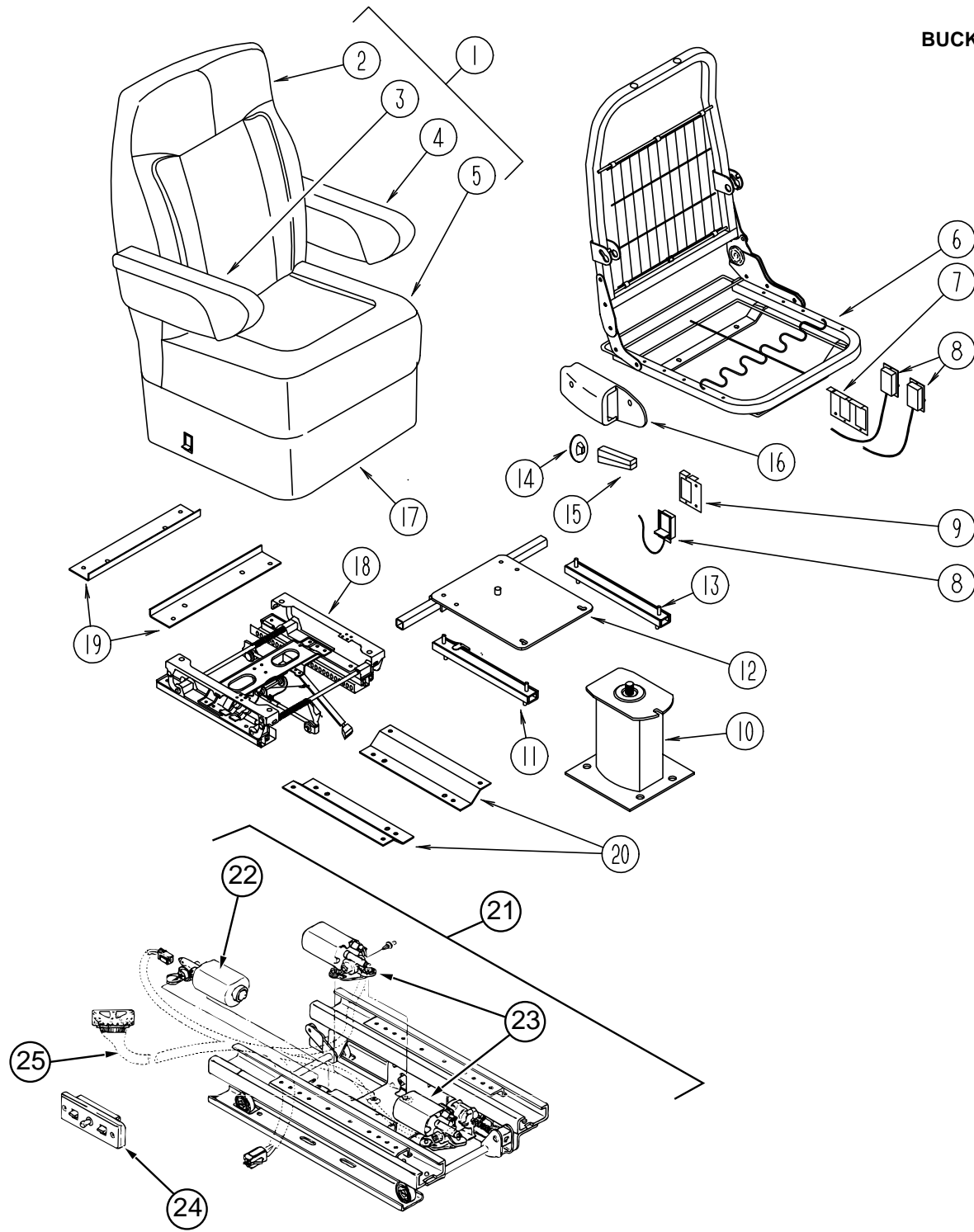
BUCKET SEATS



KEY	PART NUMBER	U/M DESCRIPTION
1	115390-01-F36	EA SEAT-BUCKET, PASSENGER - W/O SKIRT & PEDESTAL (F36, F37)
1	115390-01-F38	EA SEAT-BUCKET, PASSENGER - W/O SKIRT & PEDESTAL (F38, F39)
1	115390-01-F40	EA SEAT-BUCKET, PASSENGER - W/O SKIRT & PEDESTAL (F40, F41)
1	115390-03-F36	EA SEAT-BUCKET, DRIVER - W/O SKIRT & PEDESTAL (F36, F37)
1	115390-03-F38	EA SEAT-BUCKET, DRIVER - W/O SKIRT & PEDESTAL (F38, F39)
1	115390-03-F40	EA SEAT-BUCKET, DRIVER - W/O SKIRT & PEDESTAL (F40, F41)
1	115390-02-F36	EA SEAT-BUCKET, PASS - W/O SKIRT & PEDESTAL - LUXURY LEATHER
1	115390-04-F36	EA SEAT-BUCKET, DR - W/O SKIRT & PEDESTAL - LUXURY LEATHER
2	M05962-13-F36	EA COVER-BACKREST, BUCKET SEAT (F36, F37)
2	M05962-13-F38	EA COVER-BACKREST, BUCKET SEAT (F38, F39)
2	M05962-13-F40	EA COVER-BACKREST, BUCKET SEAT (F40, F41)
2	M05962-15-F36	EA COVER-BACKREST, BUCKET SEAT - LUXURY LEATHER
3	114929-01-F36	EA ARMREST-RIGHT (F36, F37)
3	114929-01-F38	EA ARMREST-RIGHT (F38, F39)
3	114929-01-F40	EA ARMREST-RIGHT (F40, F41)
3	114929-03-F36	EA ARMREST-RIGHT (LUXURY LEATHER)
	081268-01-000	EA ROD & CHANNEL-ARMREST, RIGHT - METAL FROM: 00-00-00 THRU: 08-21-94
	116701-01-000	EA BRACKET-ARM, RH - PLYFOAM FROM: 08-22-94 THRU: 99-99-99
	P14929-01-F36	EA COVER-ARMREST, RIGHT (F36, F37)
	P14929-01-F38	EA COVER-ARMREST, RIGHT (F38, F39)
	P14929-01-F40	EA COVER-ARMREST, RIGHT (F40, F41)
	P14929-03-F36	EA COVER-ARMREST, RIGHT (LUXURY LEATHER)
4	114929-02-F36	EA ARMREST-LEFT (F36, F37)
4	114929-02-F38	EA ARMREST-LEFT (F38, F39)
4	114929-02-F40	EA ARMREST-LEFT (F40, F41)
4	114929-04-F36	EA ARMREST-LEFT (LUXURY LEATHER)
	081268-02-000	EA ROD & CHANNEL-ARMREST, LEFT - METAL FROM: 00-00-00 THRU: 08-21-94
	116701-02-000	EA BRACKET-ARM, LH - PLYFOAM FROM: 08-22-94 THRU: 99-99-99
	P14929-02-F36	EA COVER-ARMREST, LEFT (F36, F37)
	P14929-02-F38	EA COVER-ARMREST, LEFT (F38, F39)
	P14929-02-F40	EA COVER-ARMREST, LEFT (F40, F41)
	P14929-04-F36	EA COVER-ARMREST, LEFT (LUXURY LEATHER)
5	M05962-14-F36	EA COVER-SEAT, BUCKET (F36, F37)
5	M05962-14-F38	EA COVER-SEAT, BUCKET (F38, F39)
5	M05962-14-F40	EA COVER-SEAT, BUCKET (F40, F41)
5	M05962-16-F36	EA COVER-SEAT, BUCKET - LUXURY LEATHER
6	M80906-11-000	EA FRAME-SEAT & BACK & SPRING, RECLINING
7	097683-02-000	EA BRACKET-REMOTE, SIDE MOUNT - SINGLE (PASSENGER SEAT)
8	089368-04-000	EA CABLE-SWIVEL/SLIDE, W/SWITCH FROM: 00-00-00 THRU: 11-13-94
8	108049-03-000	EA CABLE-26" Z END CABLE FROM: 11-14-94 THRU: 99-99-99
8	108049-01-000	EA CABLE W/SWITCH - 28", F/FLEXSTEEL PEDESTAL FROM: 00-00-00 THRU: 11-13-94
8	108049-03-000	EA CABLE-26" Z END CABLE FROM: 11-14-94 THRU: 99-99-99
	108049-02-000	EA CLIP-CABLE, PEDESTAL
	117125-01-02B	EA BRACKET-CABLE HOLDER, E-COAT FROM: 10-17-94 THRU: 99-99-99
9	097683-03-000	EA BRACKET-REMOTE, SIDE MOUNT - SINGLE (DRIVER SEAT)
10	107921-01-000	EA PEDESTAL-LOWER, PASSENGER W/SUB PLATE - 9.75" - STEEL
10	107921-07-000	EA PEDESTAL-LOWER, DRIVER W/SUB PLATE - 9.75" - STEEL FROM: 00-00-00 THRU: 09-18-94
10	107921-14-000	EA PEDESTAL-LOWER, DRIVER W/SUB PLATE - 9.75" - STEEL FROM: 09-19-94 THRU: 99-99-99

CURTAIN & CUSHION GROUP (CONTINUED)

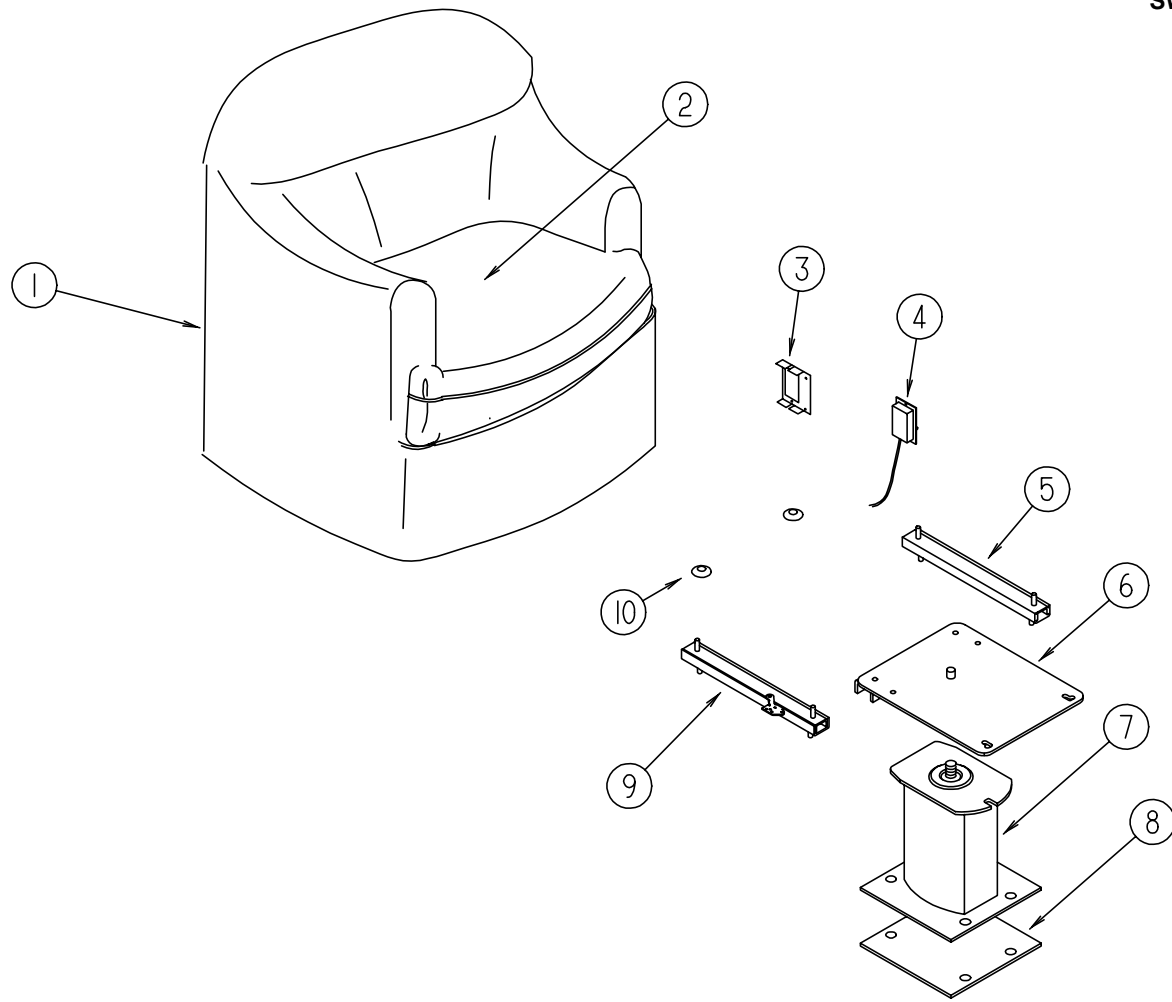
BUCKET SEATS (CONTINUED)



KEY	PART NUMBER	U/M DESCRIPTION
11	069246-05-000	EA ADJUSTER-SEAT/CHAIR, W/REMOTE - FORWARD & BACK FROM: 00-00-00 THRU: 10-16-94
	069246-05-700	EA SPRING-ADJUSTER, FOR REMOTE
	069246-05-701	EA CLIP-CABLE, FOR REMOTE
11	069246-14-000	EA ADJUSTER ASM-LOCKING,4STUDS - AMP #83720 FROM: 10-17-94 THRU: 05-28-95
11	119952-04-000	EA SLIDE-SEAT, HD - LOCKING 4STUDS - ATWOOD 83785 FROM: 05-29-95 THRU: 99-99-99
12	107921-05-000	EA TOP PLATE-PEDESTAL, PASSENGER - W/O SEATBELT BAR
	107921-06-000	EA BEARING KIT-PEDESTAL, PASSENGER
13	069246-02-000	EA ADJUSTER-SEAT/CHAIR, W/O LOCK - FORWARD & BACK FROM: 00-00-00 THRU: 10-16-94
13	069246-15-000	EA ADJUSTER ASM-NONLOCK, 4STUDS - AMP #83730 FROM: 10-17-94 THRU: 05-28-95
13	119952-02-000	EA SLIDE-SEAT, HD - NONLOCKING - 4STUDS - ATWOOD 83731 FROM: 05-29-95 THRU: 99-99-99
	007221-01-000	EA SPACER-SEAT, ADJUSTER
14	080730-11-000	EA SHIELD-RUBBER BOOT
15	080730-08-000	EA HANDLE, FLEXSTEEL 30179907
16	080730-09-000	EA SHIELD-FLEXSTEEL
17	071126-43-F05	EA SKIRT-BUCKET SEAT, PASSENGER (F36, F37)
17	071126-43-E39	EA SKIRT-BUCKET SEAT, PASSENGER (F38, F39)
17	071126-43-F06	EA SKIRT-BUCKET SEAT, PASSENGER (F40, F41)
17	071126-54-F36	EA SKIRT-BUCKET SEAT, DRIVER (F36, F37)
17	071126-54-F38	EA SKIRT-BUCKET SEAT, DRIVER (F38, F39)
17	071126-54-F40	EA SKIRT-BUCKET SEAT, DRIVER (F40, F41)
17	071126-26-F36	EA SKIRT-BUCKET SEAT (POWER SEAT OPTION) (F36, F37)
17	071126-26-E39	EA SKIRT-BUCKET SEAT (POWER SEAT OPTION) (F38, F39)
17	071126-26-E40	EA SKIRT-BUCKET SEAT (POWER SEAT OPTION) (F40, F41)
17	071126-52-F36	EA SKIRT-BUCKET SEAT, PASSENGER (LEATHER SEAT OPTION)
17	071126-55-F36	EA SKIRT-BUCKET SEAT, DRIVER (LEATHER SEAT OPTION)
17	071126-57-F36	EA SKIRT-BUCKET SEAT, W/POWERED SEAT (LEATHER SEAT OPTION)
18	116215-01-000	EA SEAT-MANUAL, 6-WAY - DRIVER SEAT
19	116215-02-000	EA PLATE-UPPER, MANUAL, 6-WAY - DRIVER
20	116215-03-000	EA PLATE-LOWER, MANUAL - 6-WAY - DRIVER
21	081373-03-000	EA POWER PACK 6-WAY, DRIVERS POWERED SEAT
	081373-01-700	EA BRACKET-L F/CONTROL SWITCH - H-171
22	081373-02-703	EA HORIZONTAL ADJUSTING MOTOR PKG - 22063237
23	081373-02-704	EA VERTICAL ADJUSTING MOTOR PKG - 22063238
24	081373-03-700	EA SWITCH ASM F/BRN-GRAY(FLAT) 22138182 & H-441
25	081373-03-701	EA WIRE HARNESS ASM-LH SIDE 6000
25	081373-03-702	EA WIRE HARNESS ASM-RH SIDE 6001
	111169-04-000	EA INSERT-OVAL, VECTRA

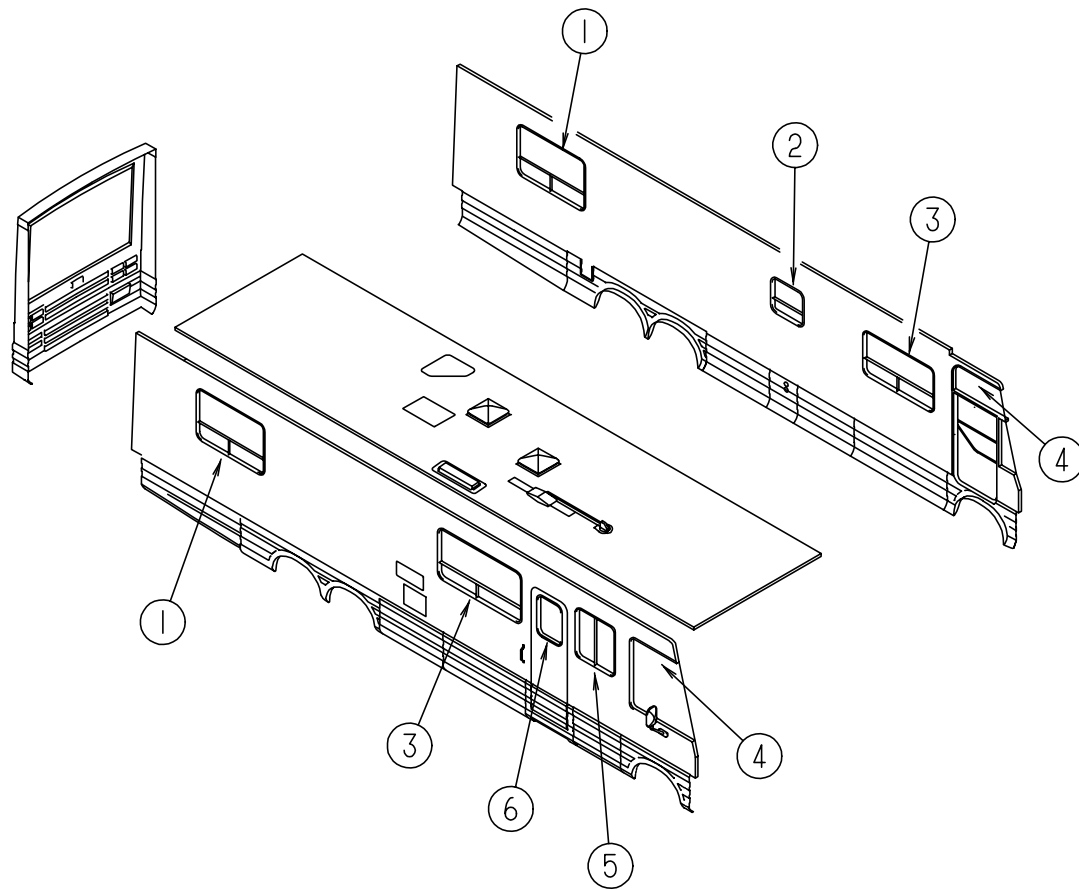
CURTAIN & CUSHION GROUP (CONTINUED)

SWIVEL CHAIR



KEY	PART NUMBER	U/M	DESCRIPTION
1	115393-01-F36	EA	CHAIR-SWIVEL, W/O SEAT CUSHION & PEDESTAL (F36, F37)
1	115393-01-F38	EA	CHAIR-SWIVEL, W/O SEAT CUSHION & PEDESTAL (F38, F39)
1	115393-01-F40	EA	CHAIR-SWIVEL, W/O SEAT CUSHION & PEDESTAL (F40, F41)
	P15393-01-F36	EA	COVER-SWIVEL CHAIR, W/O SEAT CUSHION & PEDESTAL (F36, F37)
	P15393-01-F38	EA	COVER-SWIVEL CHAIR, W/O SEAT CUSHION & PEDESTAL (F38, F39)
	P15393-01-F40	EA	COVER-SWIVEL CHAIR, W/O SEAT CUSHION & PEDESTAL (F40, F41)
2	115393-10-F36	EA	SEAT ASM-CHAIR (F36, F37)
2	115393-10-F38	EA	SEAT ASM-CHAIR (F38, F39)
2	115393-10-F40	EA	SEAT ASM-CHAIR (F40, F41)
	P15393-10-F36	EA	COVER-SEAT ASM, CHAIR (F36, F37)
	P15393-10-F38	EA	COVER-SEAT ASM, CHAIR (F38, F39)
	P15393-10-F40	EA	COVER-SEAT ASM, CHAIR (F40, F41)
	P01178-27-F36	EA	COVER-ROCKER ARM CAP, RIGHT (F36, F37)
	P01178-27-F38	EA	COVER-ROCKER ARM CAP, RIGHT (F38, F39)
	P01178-27-F40	EA	COVER-ROCKER ARM CAP, RIGHT (F40, F41)
	P01178-28-F36	EA	COVER-ROCKER ARM CAP, LEFT (F36, F37)
	P01178-28-F38	EA	COVER-ROCKER ARM CAP, LEFT (F38, F39)
	P01178-28-F40	EA	COVER-ROCKER ARM CAP, LEFT (F40, F41)
3	097683-02-000	EA	BRACKET-REMOTE, SIDE MOUNT - SINGLE
4	108049-01-000	EA	CABLE W/SWITCH - 28", F/FLEXSTEEL PEDESTAL
			FROM: 00-00-00 THRU: 11-13-94
4	108049-03-000	EA	CABLE - 26" Z END CABLE
			FROM: 11-14-94 THRU: 99-99-99
	108049-02-000	EA	CLIP-CABLE, PEDESTAL
	117125-01-02B	EA	BRACKET-CABLE HOLDER, E-COAT
5	069246-02-000	EA	ADJUSTER-SEAT/CHAIR, W/O LOCK - FORWARD & BACK
			FROM: 00-00-00 THRU: 10-16-94
5	069246-15-000	EA	ADJUSTER ASM-NONLOCK, 4STUDS - AMP #83730
			FROM: 10-17-94 THRU: 05-28-95
5	119952-02-000	EA	SLIDE-SEAT, HD - NONLOCKING - 4STUDS - ATWOOD 83731
			FROM: 05-29-95 THRU: 99-99-99
6	107921-08-000	EA	TOP PLATE-W/O SEAT BELT BAR - FLEXSTEEL 2759PDTP
	107921-06-000	EA	BEARING KIT-PEDESTAL
7	107921-02-000	EA	PEDESTAL ASM-SEAT, 6.5" - FLEXSTEEL 3059 MSPD
8	108445-02-000	EA	PLATE-PEDESTAL, MOUNTS TO FLOOR
9	069246-05-000	EA	ADJUSTER-SEAT/CHAIR, W/REMOTE - FORWARD & BACK
			FROM: 00-00-00 THRU: 10-16-94
	069246-05-700	EA	SPRING-ADJUSTER, FOR REMOTE
	069246-05-701	EA	CLIP-CABLE, FOR REMOTE
9	069246-14-000	EA	ADJUSTER ASM-LOCKING, 4 STUDS - AMP #83720
			FROM: 10-17-94 THRU: 05-28-95
9	119952-04-000	EA	SLIDE-SEAT, HD - LOCKING 4 STUDS - ATWOOD 83785
			FROM: 05-29-95 THRU: 99-99-99
10	007221-01-000	EA	SPACER-SEAT, ADJUSTER - 4 USED PER SWIVEL CHAIR
	112436-03-000	FT	TRIM - #8 RING FLEX

CURTAIN & CUSHION GROUP (CONTINUED)



CURTAIN & CUSHION GROUP (CONTINUED)

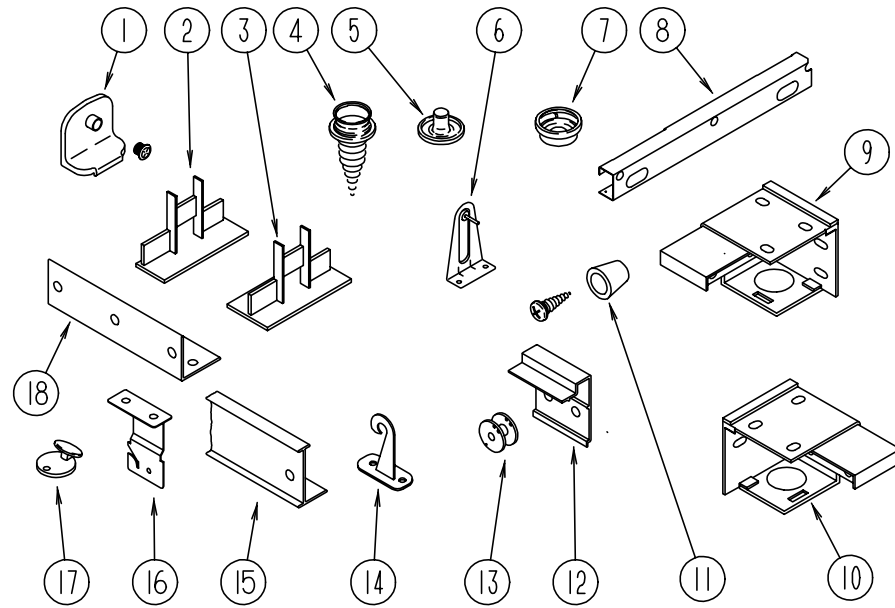
CURTAINS & WINDOW TREATMENT

KEY	PART NUMBER	U/M DESCRIPTION
1	115397-04-F36	EA VALANCE-WINDOW, EMPIRE - 45.5" (F36, F37)
1	115397-04-F38	EA VALANCE-WINDOW, EMPIRE - 45.5" (F38, F39)
1	115398-04-F40	EA VALANCE-WINDOW, LAMBREQUIN - 45.5" (F40, F41)
1	111910-29-F36	EA BLIND-DAY/NIGHTER, 42" X 32" (F36, F37)
		FROM: 00-00-00 THRU: 10-03-94
1	111910-29-F40	EA BLIND-DAY/NIGHTER, 42" X 32" (F36, F37)
		FROM: 10-04-94 THRU: 99-99-99
1	111910-29-F38	EA BLIND-DAY/NIGHTER, 42" X 32" - E-Z LIFT (F38, F39)
1	111910-29-F40	EA BLIND-DAY/NIGHTER, 42" X 32" - E-Z LIFT (F40, F41)
2	111861-02-01A	EA BLIND-MICRO MINI, 24.5" X 22" - ALABASTER PEARL
3	115391-01-F36	EA VALANCE-WINDOW, LAMBREQUIN - 61.5" (F36, F37)
		FROM: 00-00-00 THRU: 09-25-94
3	115391-04-F36	EA VALANCE-WINDOW, LAMBREQUIN - 61.5" (F36, F37)
		FROM: 09-26-94 THRU: 99-99-99
3	115391-01-F38	EA VALANCE-WINDOW, LAMBREQUIN - 61.5" (F38, F39)
		FROM: 00-00-00 THRU: 09-25-94
3	115391-04-F38	EA VALANCE-WINDOW, LAMBREQUIN - 61.5" (F38, F39)
		FROM: 09-26-94 THRU: 99-99-99
3	111858-22-F40	EA VALANCE-WINDOW, LAMBREQUIN - 61.5" (F40, F41)
		FROM: 00-00-00 THRU: 09-25-94
3	111858-26-F40	EA VALANCE-WINDOW, LAMBREQUIN - 61.5" (F40, F41)
		FROM: 09-26-94 THRU: 99-99-99
3	111910-15-F36	EA BLIND-DAY/NIGHTER, 59" X 32" (F36, F37)
		FROM: 00-00-00 THRU: 10-03-94
3	111910-15-F40	EA BLIND-DAY/NIGHTER, 59" X 32" (F36, F37)
		FROM: 10-04-94 THRU: 99-99-99
3	111910-15-F38	EA BLIND-DAY/NIGHTER, 60" X 32" - E-Z LIFT (F38, F39)
3	111910-15-F40	EA BLIND-DAY/NIGHTER, 60" X 32" - E-Z LIFT (F40, F41)
4	084755-90-000	EA SHADE-PULL, 28.25" X 60" - SUNSCREEN
5	115391-02-F36	EA VALANCE-WINDOW, LAMBREQUIN - 31.5" (F36, F37)
5	115391-02-F38	EA VALANCE-WINDOW, LAMBREQUIN - 31.5" (F38, F39)
5	111858-23-F40	EA VALANCE-WINDOW, LAMBREQUIN - 31" (F40, F41)
5	111910-27-F36	EA BLIND-DAY/NIGHTER, 28" X 32" (F36, F37)
		FROM: 00-00-00 THRU: 10-03-94
5	111910-27-F40	EA BLIND-DAY/NIGHTER, 28" X 32" (F36, F37)
		FROM: 10-04-94 THRU: 99-99-99
5	111910-27-F38	EA BLIND-DAY/NIGHTER, 28" X 32" - E-Z LIFT (F38, F39)
5	111910-27-F40	EA BLIND-DAY/NIGHTER, 28" X 32" - E-Z LIFT (F40, F41)
	093487-08-03A	EA CURTAIN-WINDSHIELD PRIVACY, 51" X 100" - DRIVER - ALABASTER PEARL
	093487-07-03A	EA CURTAIN-WINDSHIELD PRIVACY, 51" X 100" - PASSENGER - ALABASTER PEARL
6	084755-57-E07	EA SHADE-PULL, 27.25"

HALLWAY CLOSET CURTAINS

KEY	PART NUMBER	U/M DESCRIPTION
	112986-01-F36	EA CURTAIN-PENCIL PLEAT SHEER, 38.5" X 9" - HALLWAY CLOSET

CURTAIN & CUSHION GROUP (CONTINUED)



CURTAIN HARDWARE

KEY	PART NUMBER	U/M DESCRIPTION
1	106544-01-000	EA PULL-SHADE, BRASS - EDI
	106544-01-001	EA SCREW-BRASS, SHADE
	096843-01-000	EA SPRING-REWIND, ROLLER SHADE
2	094907-02-000	EA END CAP-TOP, PLEATED BLIND - PLASTIC - GRAY
3	094907-04-000	EA HARDWARE-END CAP, BOTTOM - PULL TYPE
	097591-01-000	EA SPRING-EXTENSION, PLEATED BLIND
	097593-02-000	FT CORD-BLIND, GRAY
	097593-10-000	FT CORD-BLIND, VANILLA
	097593-11-000	FT CORD-BLIND, CORNFLOWER
	094896-02-000	EA GROMMET-CORD, PLEATED BLIND - NYLON - GRAY
4	029130-01-000	EA SCREW-SNAP SOCKET, #8 PH X 5/8"
5	029155-01-000	EA CAP-SNAP, 5/32" O.D. OF PIN
6	095591-02-000	EA BRACKET-HOLD DOWN, W/PIN - BLIND - METAL
7	029156-01-000	EA SOCKET-SNAP, 9/16" O.D.
8	110597-01-000	EA BRACKET-SHADE, RIGHT SIDE
8	110597-02-000	EA BRACKET-SHADE, LEFT SIDE
9	083170-01-000	EA BRACKET-BLIND, LEFT SIDE WHEN FACING WINDOW
10	083170-02-000	EA BRACKET-BLIND, RIGHT SIDE WHEN FACING WINDOW
11	097564-01-000	EA HANDLE-T, EZ LIFT SHADE
12	097565-01-000	EA BRACKET-MOUNTING, PLEATED BLIND
13	097592-01-000	EA SPOOL-CORD, ELEVATED BLIND HOLDUP - CLEAR PLASTIC
14	109441-01-000	EA HOLD DOWN-BLIND, HOOK
	109441-02-000	EA HOLD DOWN-SPACER
15	009700-04-002	EA TRACK, L-SHAPED 195.2" - OFF WHITE
15	108235-01-01A	EA TRACK-CURTAIN, LEFT - WINDSHIELD PRIVACY - OFF WHITE
15	108236-01-01A	EA TRACK-CURTAIN, RIGHT - WINDSHIELD PRIVACY - OFF WHITE
16	084434-01-000	EA BRACKET-MOUNTING, ROLLER SHADE - 1 3/8"
17	102555-01-000	EA CLEAT-CORD, BLIND - OFF WHITE
18	105648-01-01A	EA BRACE-VALANCE, 356MM LONG - EXTRUDED ALUMINUM - BEIGE
18	105648-01-02A	EA BRACE-VALANCE, 356MM LONG - EXTRUDED ALUMINUM - OFF WHITE
	103986-01-000	FT TRIM-VALANCE, U-CHANNEL - .75" WIDE - BRASS
	110943-01-000	FT FELTSTRIP, 3/8" - ADHESIVE BACK
	048394-02-000	YD VELCRO TAPE-HOOK, ADHESIVE BACK - .75" WIDE - BEIGE
	088792-02-000	YD VELCRO TAPE-LOOP, ADHESIVE BACKED - .75" WIDE - BEIGE
	095567-01-000	EA TACK-STRIP, .5" X 625' ROLL
	117237-01-000	EA BRACKET-MOUNTING, 2.5X.75 - CLEAR ACRYLIC
	082239-08-000	EA BRACE-VALANCE, OFF WHITE
	086276-01-000	EA TAPE-DOUBLE SIDED, 1/2"
	046867-03-000	EA GROMMET-HANDY BUTTON NO 3
	095591-02-000	EA BRACKET-BLIND, HOLD DOWN, W/PIN - METAL

CURTAIN & CUSHION GROUP (CONTINUED)

FABRICS

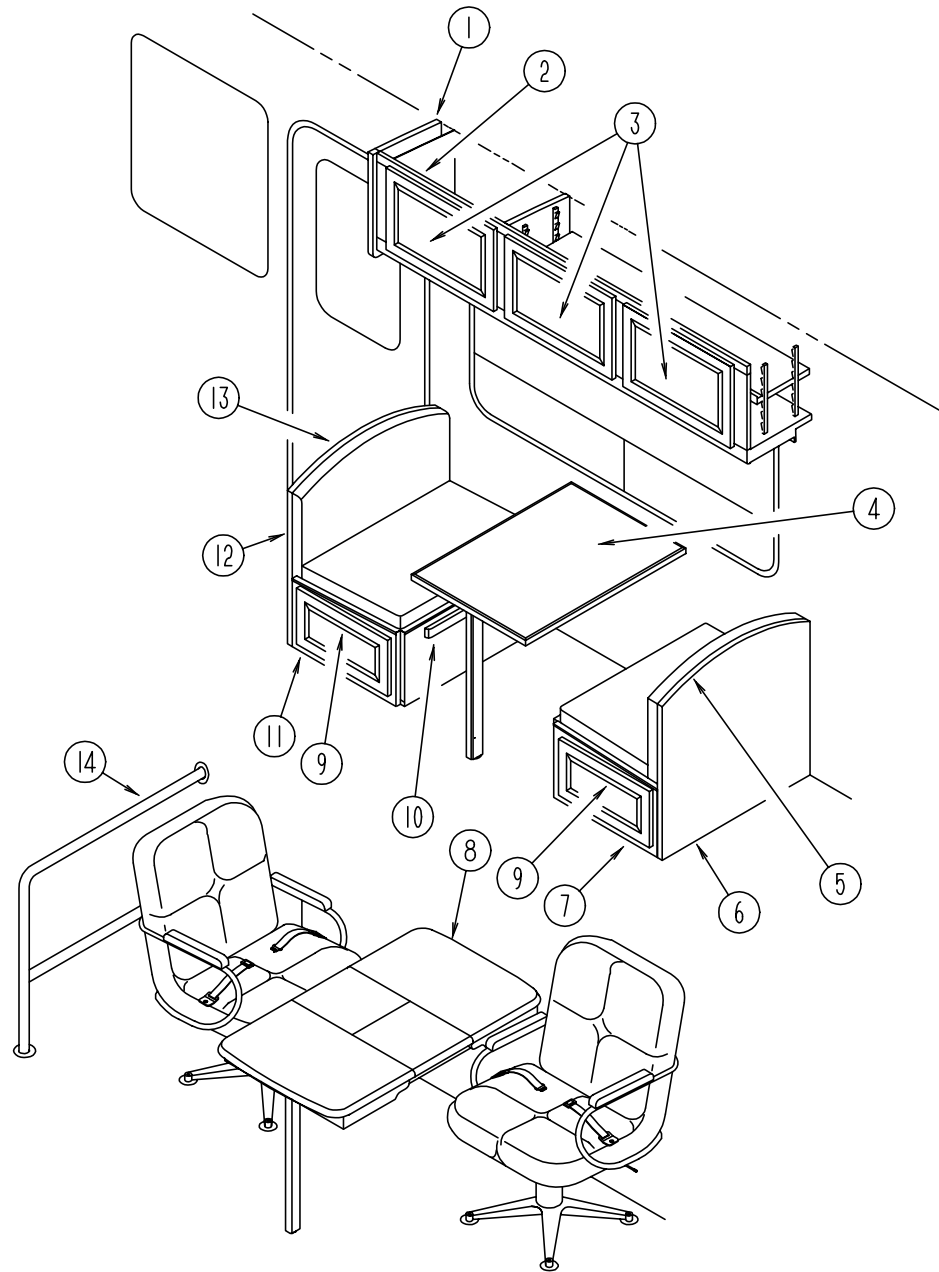
KEY	PART NUMBER	U/M DESCRIPTION
	105745-94-000	YD FABRIC-BEDSPREAD, MAIN PATTERN - 54" - BLUE/BEIGE (F36, F37)
	105745-57-000	YD FABRIC-BEDSPREAD, MAIN PATTERN - 54" - GREEN/BROWN/WINE (F38, F39)
	105745-89-000	YD FABRIC-BEDSPREAD, MAIN PATTERN - 54" - GRAY/BEIGE (F40, F41)
	105745-95-000	YD FABRIC-BEDSPREAD, ACCENT STRIPE PATTERN - 54" - BLUE/BEIGE (F36, F37)
	105745-58-000	YD FABRIC-BEDSPREAD, ACCENT PATTERN - 54" - WINE/BROWN (F38, F39)
	105745-04-000	YD FABRIC-BEDSPREAD, ACCENT PLAIN - 54" - TAN (F40, F41)
	108446-C2-000	YD FABRIC-UPHOLSTERY, MAIN PATTERN VELOUR - 54" - BLUE/BEIGE (F36, F37)
	108446-64-000	YD FABRIC-UPHOLSTERY, PATTERN WEAVE - 54" - BEIGE/GREEN/WINE (F38, F39)
	108446-C1-000	YD FABRIC-UPHOLSTERY, MAIN PATTERN WEAVE - 54" - CREAM/TAN/BLUE (F40,F41)
	096008-85-000	YD FABRIC-UPHOLSTERY, PLAIN VELOUR - 54" - BLUE (F36, F37)
	108446-65-000	YD FABRIC-UPHOLSTERY, PLAIN VELOUR - 54" - BURGUNDY (F38, F39)
	108446-55-000	YD FABRIC-UPHOLSTERY, PLAIN VELOUR - 54" - LIGHT TAN (F40,F41)
	108446-E0-000	YD FABRIC-UPHOLSTERY, SINGLE PATTERN VELOUR - BLUE/BEIGE (F36, F37)
	108446-66-000	YD FABRIC-UPHOLSTERY, STRIPE WEAVE - 54" - GREEN/WINE/BEIGE (F38, F39)
	108446-C3-000	YD FABRIC-UPHOLSTERY, WEAVE - 54" - BEIGE/CREAM (F40, F41)
	072333-99-000	YD FABRIC-DRAPERY, HEAVENLY SHEER - HALL CLOSET CURTAINS
	072333-67-000	YD FABRIC-SPEAKER COVER, LIGHT BROWN
	089351-03-000	YD VINYL-CEILING, DIAMOND DESIGN - 54"
	103907-01-03A	YD VINYL-EXPANDED, MADRID WILLOW - 54"
	103907-01-01A	YD FABRIC-VINYL, 54" WIDE - OFF WHITE

FABRIC TRIMS, BUTTONS, SEATBELTS & ASSIST HANDLE

KEY	PART NUMBER	U/M DESCRIPTION
	079349-01-F36	YD WELT ASM-ACCENT FABRIC, POWER BUCKET SEAT SKIRT (F36, F37)
	079349-01-E39	YD WELT ASM-ACCENT FABRIC, SEAT SKIRT (F38, F39)
	079349-01-E40	YD WELT ASM-ACCENT FABRIC, SEAT SKIRT (F40, F41)

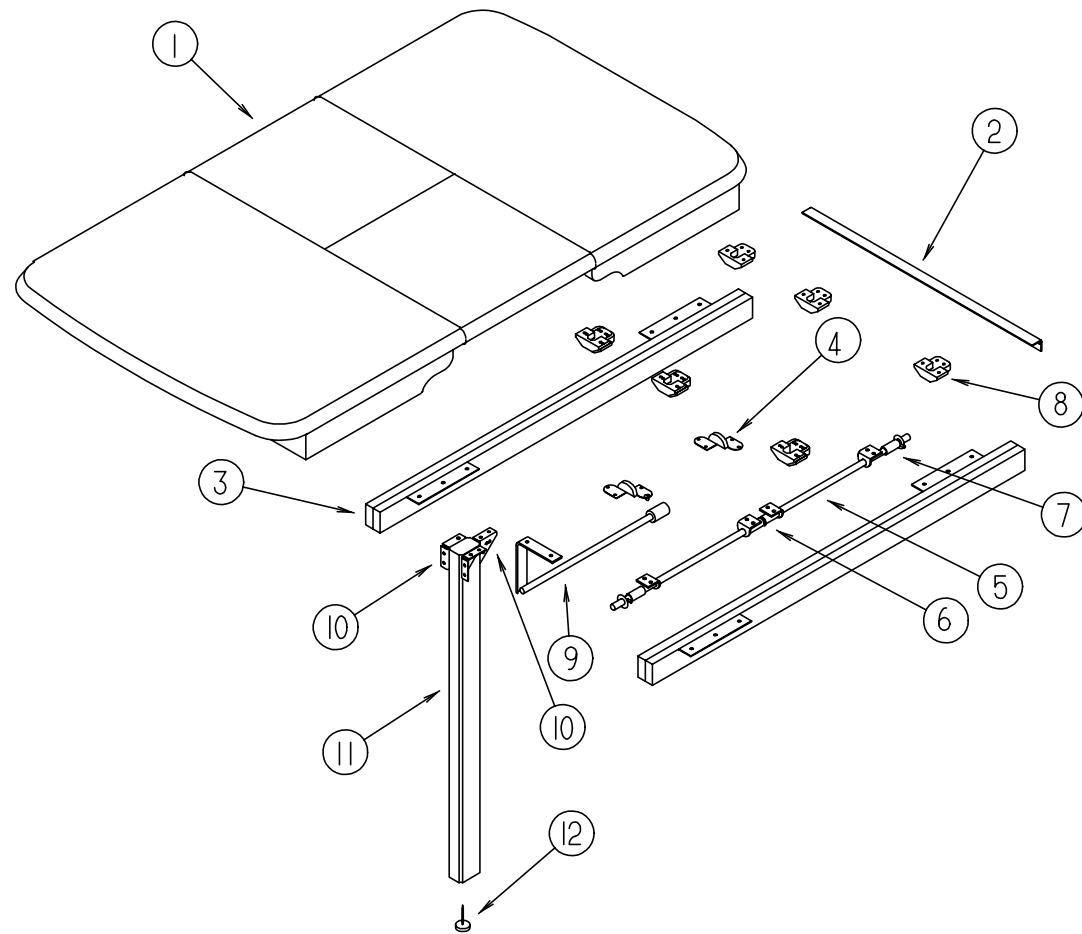
DINETTE GROUP

DINETTE CABINETS WITH SWIVEL CHAIRS



KEY	PART NUMBER	U/M DESCRIPTION
1	107494-02-E37	EA END CAP-CABINET, OVERHEAD - LEFT SIDE (PICKLED ASH)
1	107494-02-E41	EA END CAP-CABINET, OVERHEAD - LEFT SIDE (SALEM CHERRY)
2	114865-03-F36	EA CABINET-OVERHEAD, W/O DOORS & HARDWARE (PICKLED ASH)
2	114865-03-F37	EA CABINET-OVERHEAD, W/O DOORS & HARDWARE (SALEM CHERRY)
	114865-12-F36	EA SHELF-CABINET, OVERHEAD (PICKLED ASH)
	114865-12-F37	EA SHELF-CABINET, OVERHEAD (SALEM CHERRY)
3	M05990-03-E37	EA DOOR-CABINET, W/O HARDWARE - 555MM X 240MM (PICKLED ASH)
3	M05990-03-E41	EA DOOR-CABINET, W/O HARDWARE - 555MM X 240MM (SALEM CHERRY)
4	M92743-24-E38	EA TABLE-DINETTE, W/O HARDWARE (F36)
4	M92743-24-E42	EA TABLE-DINETTE, W/O HARDWARE (F37)
4	M92743-24-E39	EA TABLE-DINETTE, W/O HARDWARE (F38)
4	M92743-24-E43	EA TABLE-DINETTE, W/O HARDWARE (F39)
4	M92743-24-F40	EA TABLE-DINETTE, W/O HARDWARE (F40)
4	M92743-24-F41	EA TABLE-DINETTE, W/O HARDWARE (F41)
5	105476-09-F36	EA PAD-BACKREST, TOP - RIGHT SIDE (F36, F37)
5	105476-09-E39	EA PAD-BACKREST, TOP - RIGHT SIDE (F38, F39)
5	105476-09-E40	EA PAD-BACKREST, TOP - RIGHT SIDE (F40, F41)
6	M04174-53-E37	EA CABINET-BACKREST, RIGHT SIDE (PICKLED ASH)
6	M04174-53-E41	EA CABINET-BACKREST, RIGHT SIDE (SALEM CHERRY)
	111866-01-01A	EA BRACE-SEAT, ANGLE
7	M04175-55-E37	EA CABINET-SEATBASE, RIGHT SIDE (PICKLED ASH)
7	M04175-55-E41	EA CABINET-SEATBASE, RIGHT SIDE (SALEM CHERRY)
8	P08449-01-E37	EA TABLE-PULLOUT (PICKLED ASH)
8	P08449-01-E41	EA TABLE-PULLOUT (SALEM CHERRY)
9	M05971-35-E37	EA DRAWER-CABINET, W/O HARDWARE (PICKLED ASH)
9	M05971-35-E41	EA DRAWER-CABINET, W/O HARDWARE (SALEM CHERRY)
10	081295-09-E37	EA SUPPORT-BED, DINETTE, 712MM LONG (PICKLED ASH)
10	081295-09-E41	EA SUPPORT-BED, DINETTE, 712MM LONG (SALEM CHERRY)
11	M04175-56-E37	EA CABINET-SEATBASE, LEFT SIDE (PICKLED ASH)
11	M04175-56-E41	EA CABINET-SEATBASE, LEFT SIDE (SALEM CHERRY)
12	M04174-54-E37	EA CABINET-BACKREST, LEFT SIDE (PICKLED ASH)
12	M04174-54-E41	EA CABINET-BACKREST, LEFT SIDE (SALEM CHERRY)
	111866-01-01A	EA BRACE-SEAT, ANGLE
	P02786-03-E37	EA HANDRAIL ASM-ENTRANCE DOOR - ON DINETTE BACKREST (PICKLED ASH)
	P02786-03-E41	EA HANDRAIL ASM-ENTRANCE DOOR - ON DINETTE BACKREST (SALEM CHERRY)
	099682-01-01A	EA BRACKET-MOUNTING, HAND RAIL - BRASS
13	105476-10-F36	EA PAD-BACKREST, TOP - LEFT SIDE (F36, F37)
13	105476-10-E39	EA PAD-BACKREST, TOP - LEFT SIDE (F38, F39)
13	105476-10-E40	EA PAD-BACKREST, TOP - LEFT SIDE (F40, F41)
14	108808-01-01A	EA HANDRAIL-STEP, ENTRANCE BRASS - TRANSFER FLOW

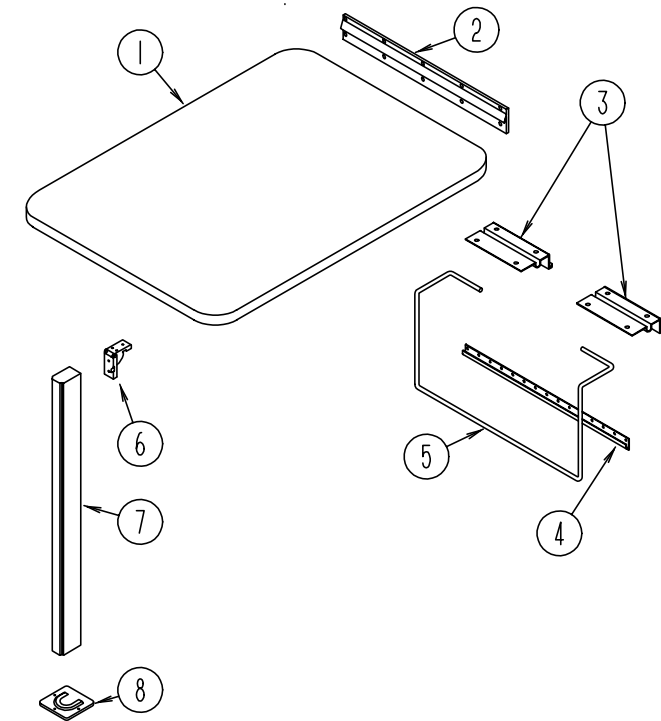
DINETTE GROUP (CONTINUED)



DINETTE PULLOUT TABLE

KEY	PART NUMBER	U/M DESCRIPTION
	P08449-01-E37	EA TABLE-PULLOUT (PICKLED ASH)
	P08449-01-E41	EA TABLE-PULLOUT (SALEM CHERRY)
1	108449-11-E37	EA TOP-TABLE, ONLY (PICKLED ASH)
1	108449-11-E41	EA TOP-TABLE, ONLY (SALEM CHERRY)
2	009063-01-000	EA HINGE-CONTINUOUS, 1 1/2" X 72" - UNPAINTED
3	110749-01-000	EA SLIDE-TABLE - 19.75" LONG - 2 USED
4	108663-01-000	EA HINGE-LEAF, FOLDING - HAFELE 341.30.526 - 2 USED
5	108932-01-000	EA ROD-TABLE
	000F10-04-16B	EA PIN-COTTER, 1/8" X 1" - ZINC
6	108874-01-000	EA BRACKET-HINGE, 4 USED
7	108664-01-000	EA SPRING-COMPRESSION, 13 X 50MM - 4 USED
8	009050-02-000	EA LEVELER-TABLE TOP, MALE END W/4 SCREWS - PLASTIC - 6 USED
8	009050-03-000	EA LEVELER-TABLE TOP, FEMALE END W/4 SCREWS - PLASTIC - 6 USED
9	108905-01-000	EA SUPPORT ASSEMBLY-TABLE
10	102810-01-02A	EA BRACE-LEG, TABLE - OFF WHITE
		FROM: 00-00-00 THRU: 04-07-95
10	102810-01-04A	EA BRACE-LEG, TABLE - BLACK
		FROM: 04-08-95 THRU: 99-99-99
	102810-01-03A	EA BRACE-LEG, TABLE - MILL
11	092708-12-E37	EA LEG-TABLE (PICKLED ASH)
	092707-07-02A	EA MOLDING-WOOD, TABLE LEG - 27" (PICKLED ASH)
11	092708-12-E41	EA LEG-TABLE (SALEM CHERRY)
	092707-07-03A	EA MOLDING-WOOD, TABLE LEG - 27" (SALEM CHERRY)
12	102194-01-000	EA GUIDE-PLASTIC

DINETTE GROUP (CONTINUED)

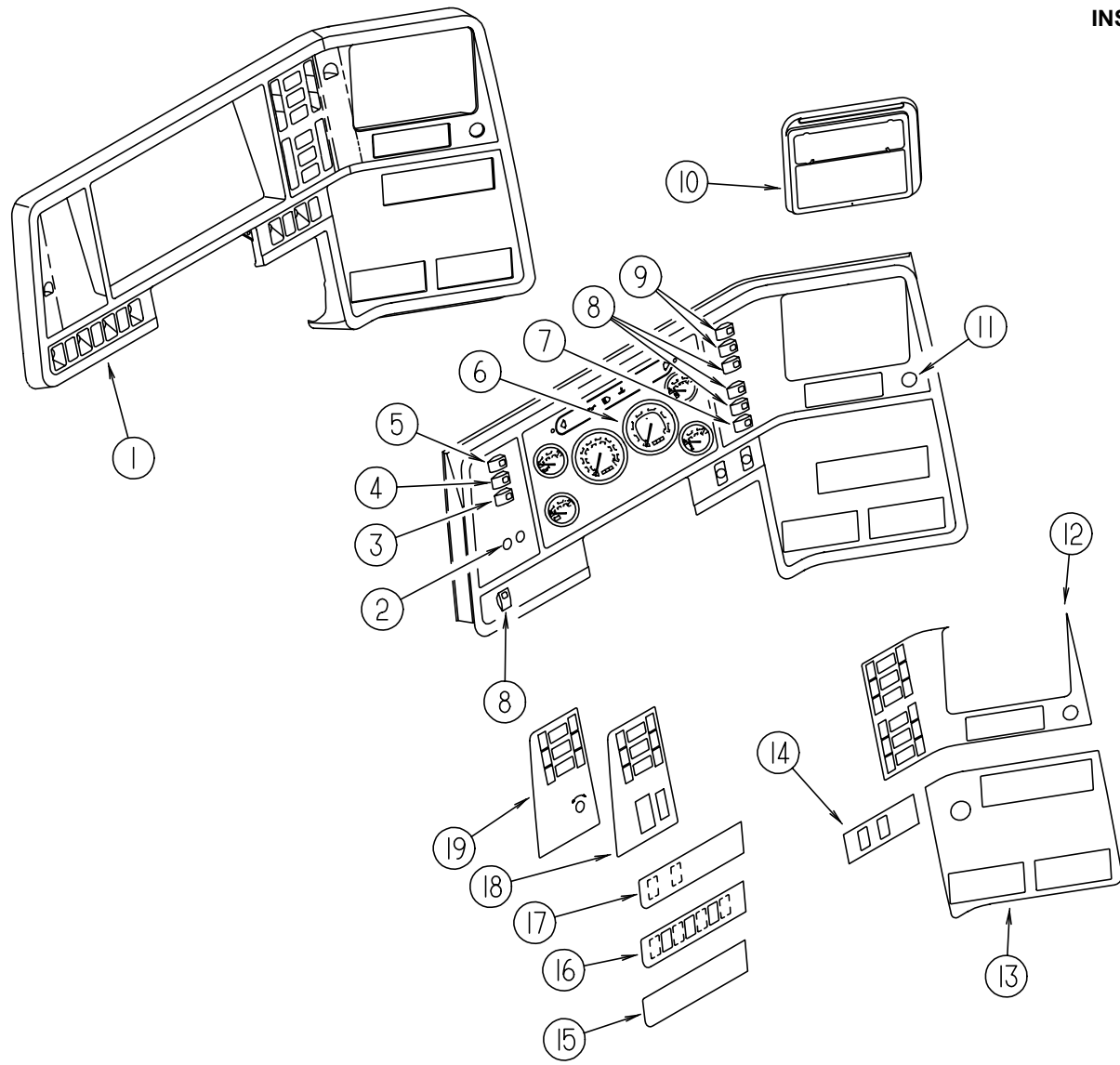


DINETTE TABLE

KEY	PART NUMBER	U/M DESCRIPTION
1	M92743-24-E38	EA TABLE-DINETTE, W/O HARDWARE (F36)
1	M92743-24-E42	EA TABLE-DINETTE, W/O HARDWARE (F37)
1	M92743-24-E39	EA TABLE-DINETTE, W/O HARDWARE (F38)
1	M92743-24-E43	EA TABLE-DINETTE, W/O HARDWARE (F39)
1	M92743-24-F40	EA TABLE-DINETTE, W/O HARDWARE (F40)
1	M92743-24-F41	EA TABLE-DINETTE, W/O HARDWARE (F41)
	064781-06-000	EA HOLDER-CUP, TWO STEM - OFF WHITE
2	053200-12-000	EA SUPPORT-TABLE, 23.5" - OFF WHITE
3	088410-02-000	EA HANGER-TABLE, OFF WHITE
4	024281-14-000	EA BRACKET-TABLE LEFT, 22.12" - OFF WHITE
5	024275-12-000	EA ROD-TABLE LIFT, OFF WHITE
6	093550-01-000	EA BRACKET-HINGE, MOUNTS TO LEG & TABLE TOP - 1.7" X 2.6"
7	092708-11-E37	EA LEG-TABLE, WOOD (PICKLED ASH)
	092707-04-03A	EA MOLDING-WOOD, TABLE LEG (PICKLED ASH)
7	092708-11-E41	EA LEG-TABLE, WOOD (SALEM CHERRY)
	092707-04-04A	EA MOLDING-WOOD, TABLE LEG (SALEM CHERRY)
8	049493-12-000	EA CATCH-TABLE LEG, OFF WHITE
	049493-11-700	EA CATCH-LEG, FLOOR MOUNTED - 2.5" X 2.7" - METAL - E-COAT

DRIVERS COMPARTMENT GROUP

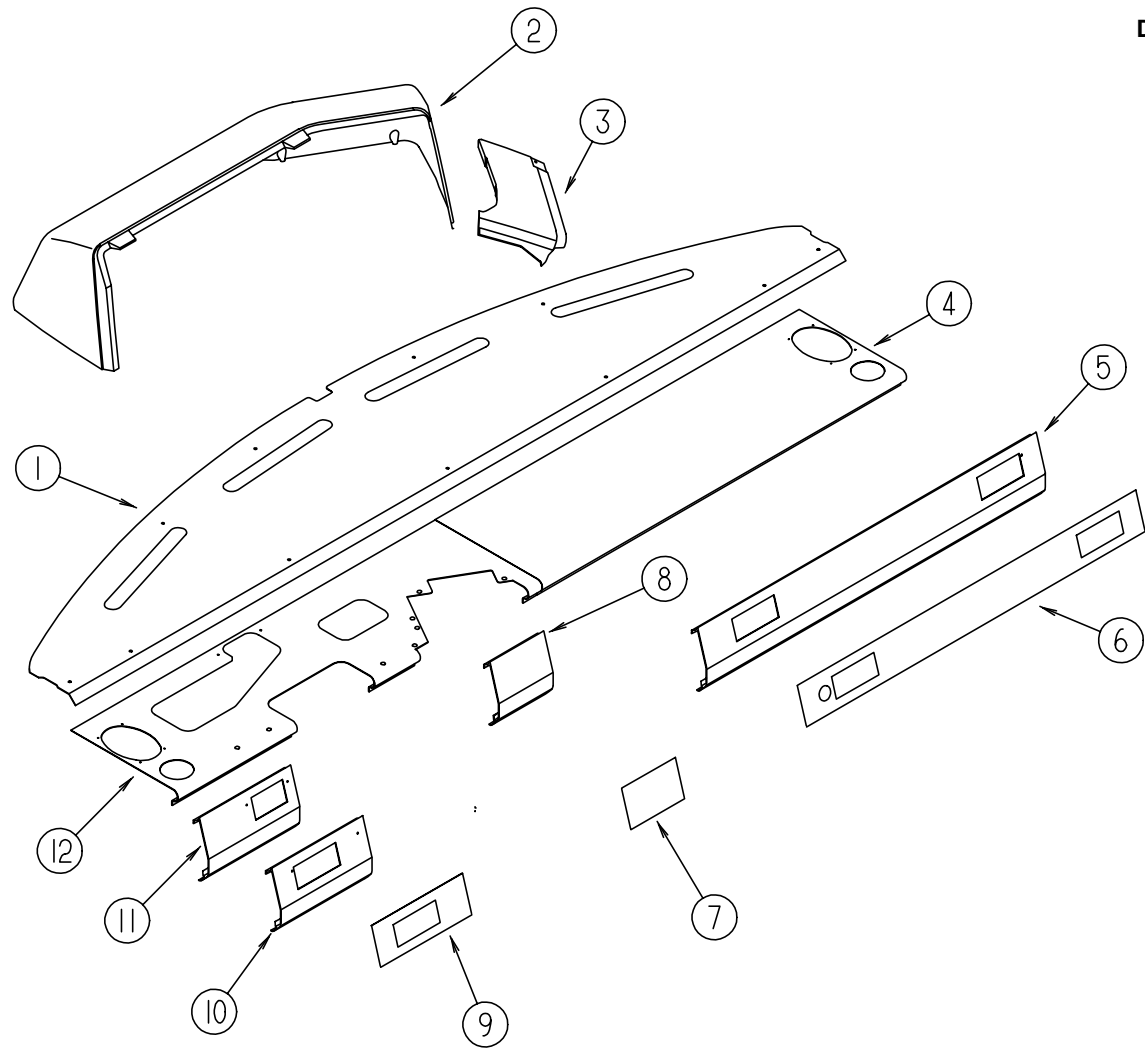
INSTRUMENT PANEL



KEY	PART NUMBER	U/M DESCRIPTION
1	107031-01-01A	EA BEZEL-INSTRUMENT PANEL (CHEVY)
1	107031-04-01A	EA BEZEL-INSTRUMENT PANEL (FORD)
2		HEADLIGHT & DIMMER SWITCHES ARE CHASSIS SUPPLIED
	096674-01-000	EA NUT-HEADLAMP KNOB, BLACK (FORD)
	096675-01-000	EA KNOB-HEADLAMP, W/SHAFT (FORD)
3	108356-01-01A	EA SWITCH COVER W/3 GROOVES - CARLIN VVCZC00
3	108357-06-000	EA ROCKER SWITCH, DPDT MOM/OFF/MOM - CARLING VLD1000B-0
3	108355-01-000	EA HOUSING-SWITCH, CARLING VCH
4	108356-01-01A	EA SWITCH COVER W/3 GROOVES - CARLIN VVCZC00
4	108357-09-000	EA ROCKER SWITCH, SPDT ON/NONE/MOM - CARLING V5D1000B-0
4	108355-01-000	EA HOUSING-SWITCH, CARLING VCH
5	108356-01-01A	EA ACTUATOR-SWITCH GROOVES III, CARLING VVCZC00 BLA
5	108357-05-000	EA SWITCH-ROCKER, SPDT ON/NONE/ON - CARLING V4D1000B-0
5	108355-01-000	EA HOUSING-SWITCH, CARLING VCH
6		STANDARD INSTRUMENT CLUSTERS ARE CHASSIS SUPPLIED
6	094796-07-000	EA CLUSTER-INSTRUMENT PANEL, KILOMETERS - GAS - GM #16156355
6	094794-04-000	EA CLUSTER-INSTRUMENT, KILOMETER - FORD F3TD-10849-BA FROM: 00-00-00 THRU: 09-24-94
6	094794-06-000	EA CLUSTER-INSTRUMENT, KILOMETER - FORD F5TD-10849-BB FROM: 09-25-94 THRU: 99-99-99
	100138-01-000	EA MODULE-DAYTIME RUNNING LIGHT
7	108356-03-01A	EA SWITCH COVER W/GROOVES - LIGHTED / CARLING VVCGC00
7	108357-10-000	EA ROCKER SWITCH, SPDT MOM/OFF/MOM - CARLING V8D1160B-0
7	108355-01-000	EA HOUSING-SWITCH, CARLING VCH
8	108356-01-01A	EA SWITCH COVER W/3 GROOVES - CARLIN VVCZC00
8	108357-01-000	EA ROCKER SWITCH, SPST ON/OFF - CARLING V1D1000B-0
8	096241-03-000	EA SWITCH-BLANK
8	108355-01-000	EA HOUSING-SWITCH, CARLING VCH
9	108356-01-01A	EA SWITCH COVER W/3 GROOVES - CARLIN VVCZC00
9	108357-03-000	EA ROCKER SWITCH, SPDT ON/OFF/ON - CARLING V6D1000B-0
9	096241-03-000	EA SWITCH-BLANK
9	108355-01-000	EA HOUSING-SWITCH, CARLING VCH
10	111337-01-01A	EA POCKET-I/P, RIGHT UPPER, BLACK
	096776-02-000	EA CBOX-CASSETTE, 4-TAPE DIN MNT - FISHER 21507 04 03
11	089294-01-000	EA CIGARETT LIGHTER ASM. W/O WIRES - CASCO #C213275
12	104056-20-01A	EA APPLIQUE-BEZEL UPPER RT 6 SWITCH, BLACK VELVET
13	104056-14-01A	EA APPLIQUE-BEZEL, LOWER RIGHT WING - BLACK VELVET
14	104056-28-01A	EA APPLIQUE-BEZEL LOWER RT, P&L - BLACK VELVET
15	104056-09-01A	EA APPLIQUE-BEZEL LOWER LT, BLACK VELVET
16	104056-10-01A	EA APPLIQUE-BEZEL, LOWER LEFT - BLACK VELVET (PARK & LEVEL)
17	104056-29-01A	EA APPLIQUE-BEZEL, LOWER - LEFT - BLACK VELVET (PARK & LEVEL W/JACKS)
18	104056-25-01A	EA APPLIQUE-BEZEL, LEFT - BLACK VELVET (CHEVY)
19	104056-27-01A	EA APPLIQUE-BEZEL, LEFT - BLACK VELVET (FORD)
	077031-01-000	EA FILM-BLACK, 1" X 1.75"
	077031-03-000	EA FILM-WHITE, .75 X 1.00 - COLORART
	103603-01-000	EA BULB-12V, #74 - .12A WEDGE - GE 22-25 - USED IN DASH

DRIVERS COMPARTMENT GROUP (CONTINUED)

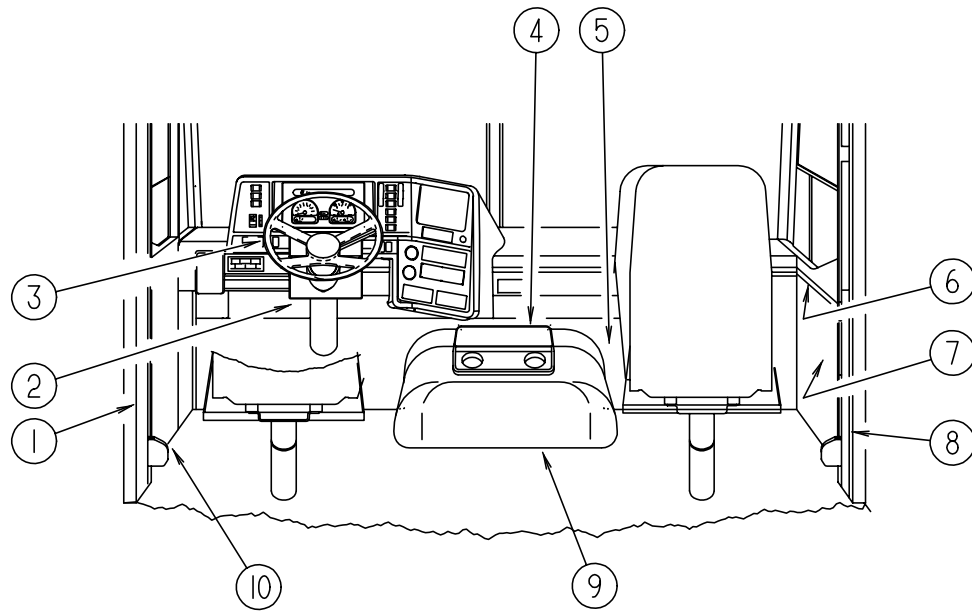
DASH PANELS



KEY	PART NUMBER	U/M DESCRIPTION
1	112804-02-02B	EA PANEL ASM-DASH, TOP W/STUD
	112804-01-01B	EA PANEL-DASH, TOP MILL
	106569-03-01A	EA VINYL-LAMINATE MADRID WILLOW - 1/4" THICK X 16" X 96
	077539-01-000	EA BRACKET-MOUNTING, DASH PANEL - L/SHAPED - 2.5" X 1" X 1.5"
2	107263-01-01A	EA POD-INSTRUMENT PANEL WILLOW
3	107085-01-01A	EA POD-DASH, LOWER, WILLOW
4	105926-05-000	EA PANEL-DASH, BOTTOM, RH
5	107859-01-01A	EA TRIM-DASH, LOWER WILLOW
6	111745-01-01A	EA APPLIQUE-LOWER DASH, RH - BURLWOOD TU18134G2
7	111745-02-01A	EA APPLIQUE-LOWER DASH, GM/FORD BURLWOOD TU18134G2
8	107859-03-01A	EA TRIM-DASH, LOWER - 170MM LONG (CHEVY)
8	107859-06-01A	EA TRIM-DASH, LOWER (FORD)
9	111745-03-01A	EA APPLIQUE-LOWER DASH, BURLWOOD TU18134G2
10	107860-02-01A	EA TRIM-DASH, LOWER WILLOW (CHEVY)
11	107859-05-01A	EA TRIM-DASH, LOWER LEFT, 257 WILLOW (FORD)
12	107857-02-000	EA PANEL ASM-DASH, BOTTOM
	098641-01-000	EA LABEL-FUEL, UNLEADED - DASH
	085753-02-000	EA BRAKE CONTROL, TEKONSHA 9030 - HENSCHEN

DRIVERS COMPARTMENT GROUP (CONTINUED)

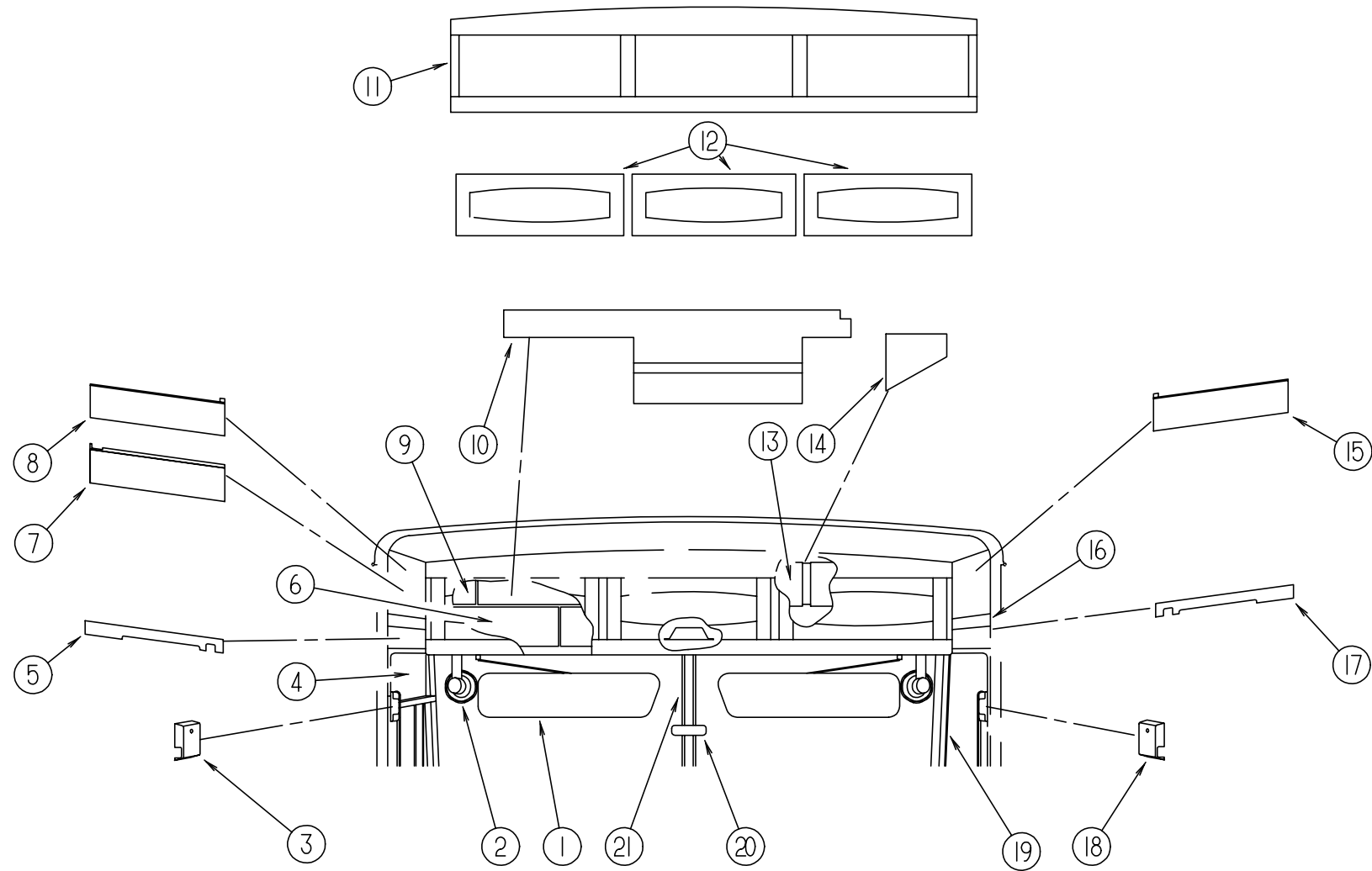
LOWER DRIVERS COMPARTMENT



KEY	PART NUMBER	U/M DESCRIPTION
1	024700-47-000	EA COVER-ROLL BAR, PLASTIC U-CHANNEL - BOTTOM - OFF WHITE - 18.9" LONG
1	024700-48-000	EA COVER-ROLL BAR, PLASTIC U-CHANNEL - MIDDLE - OFF WHITE - 25" LONG
2	109832-01-01A	EA COVER-STEERING COLUMN, PLASTIC - WILLOW (CHEVY)
	103498-06-000	EA BOOT-COLUMN, VINYL - BLACK (CHEVY)
	112833-01-01A	EA COVER-STEERING COLUMN, UPPER - BLACK (FORD)
	112832-01-01A	EA COVER-STEERING COLUMN, LOWER - BLACK (FORD)
	110002-01-000	EA PATCH-STEERING COLUMN, VINYL
3	112355-02-01A	EA WHEEL-STEERING, CHEVY LEATHER - WILLOW
4	M06840-01-E37	EA DOOR ASM-BEVERAGE, W/HINGES (PICKLED ASH) FROM: 00-00-00 THRU: 04-30-95
4	M06840-01-E41	EA DOOR ASM-BEVERAGE, W/HINGES (SALEM CHERRY) FROM: 00-00-00 THRU: 04-30-95
4	M06889-01-E37	EA TRAY ASM-ABS, WILLOW FROM: 00-00-00 THRU: 04-30-95
4	111300-01-E37	EA INSERT-TRAY, BEVERAGE (PICKLED ASH) FROM: 00-00-00 THRU: 04-30-95
4	111300-01-E41	EA INSERT-TRAY, BEVERAGE - CUP HOLDER (SALEM CHERRY) FROM: 00-00-00 THRU: 04-30-95
4	M06840-02-GV0	EA DOOR ASM-BEVERAGE, W/HINGES (PICKLED ASH) FROM: 05-01-95 THRU: 99-99-99
4	M06840-02-GV1	EA DOOR ASM-BEVERAGE, W/HINGES (SALEM CHERRY) FROM: 05-01-95 THRU: 99-99-99
4	118620-01-GV0	EA CABINET ASM-DOOR, BEVERAGE (PICKLED ASH) FROM: 05-01-95 THRU: 99-99-99
4	118620-01-GV1	EA CABINET ASM-DOOR, BEVERAGE (SALEM CHERRY) FROM: 05-01-95 THRU: 99-99-99
4	M06889-02-F36	EA TRAY ASM-ABS, WILLOW FROM: 05-01-95 THRU: 99-99-99
5	095757-04-F36	EA COVER-HEATER (F36, F37)
5	095757-04-E39	EA COVER-HEATER (F38, F39, F40, F41)
6	106105-02-000	EA CLIP-TRIM, 11.8" X 1.87" - METAL
7	P08812-02-E37	EA PANEL ASM-INNER, CAB, RH
7	107793-02-01A	EA PANEL-TRIM, INNER, RH WILLOW W/O TRIM ANGLES
7	107793-01-01A	EA PANEL-TRIM, INNER, RH WILLOW W/O ANGLES OR CUTOUTS
	046886-03-000	EA ASHTRAY-CHROME, W/COVER
8	024700-44-000	EA COVER-SIDEWALL ROLL BAR, PLASTIC U-CHANNEL - OFF WHITE - 53" LONG
9	097552-01-000	EA COVER-MOTOR, W/O CARPET FROM: 00-00-00 THRU: 09-18-94
	113828-01-01A	EA TRIM-MOTOR COVER, ALUMINUM FROM: 00-00-00 THRU: 09-18-94
9	115840-01-01A	EA COVER-MOTOR, W/O CARPET FROM: 09-19-94 THRU: 99-99-99
	115860-01-01A	EA TRIM-MOTOR COVER, ALUMINUM FROM: 09-19-94 THRU: 99-99-99
	115850-01-02B	EA RETAINER ASM-LATCH, RIGHT - E-COAT FROM: 09-19-94 THRU: 99-99-99
	115850-02-02B	EA RETAINER ASM-LATCH, LEFT - E-COAT FROM: 09-19-94 THRU: 99-99-99
	115852-01-02B	EA STRIKE ASM-MOTOR COVER, E-COAT FROM: 09-19-94 THRU: 99-99-99
	116833-01-02B	EA WRENCH-HEX, MOTOR COVER - E COAT FROM: 09-19-94 THRU: 99-99-99
	039623-01-000	FT SEAL-MOTOR COVER, RUBBER BULB TYPE - BLACK
	075564-01-000	EA BRACKET-MOUNTING, MOTOR COVER
10	P08813-01-D18	EA PANEL ASM-TOEKICK FROM: 00-00-00 THRU: 05-07-95
10	P08813-03-F36	EA PANEL ASM-TOEKICK FROM: 05-08-95 THRU: 99-99-99

DRIVERS COMPARTMENT GROUP (CONTINUED)

UPPER DRIVERS COMPARTMENT

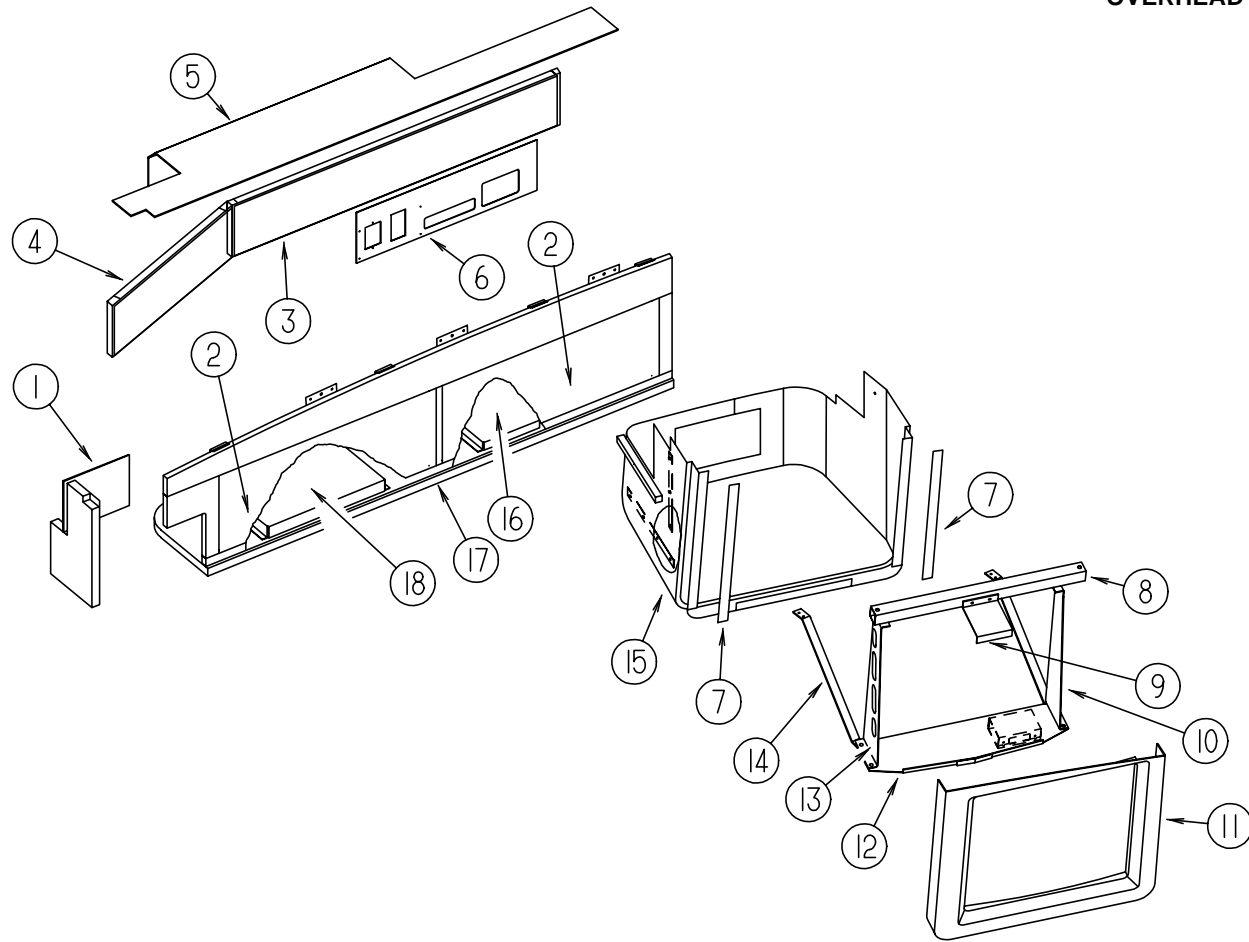


KEY	PART NUMBER	U/M DESCRIPTION
1	108170-01-000	EA SUNVISOR ASM, PREMIER PLASTIC FROM: 00-00-00 THRU: 07-31-94
	108170-01-700	EA SHADE-VISOR, ONLY - W/O HARDWARE - 9" X 18" X 1/8"
	108170-01-701	EA SCREW-THUMB
1	108170-02-000	EA SUNVISOR ASM, W/KNOBS - DRIVERS FROM: 08-01-94 THRU: 99-99-99
1	108170-03-000	EA SUNVISOR ASM, W/KNOBS - PASSENGERS FROM: 08-01-94 THRU: 99-99-99
2	036420-02-000	EA FAN-DEFROSTER, 2 SPEED - 6" DIAMETER
3	103961-02-01A	EA COVER-BRACKET, SEATBELT O/W
4	024700-38-000	EA COVER-ROLL BAR, U-CHANNEL - 15.25" - PLASTIC - OFF WHITE
5	108792-02-D18	EA PANEL-HEADLINER, LEFT
6	107805-04-D18	EA PANEL-VINYL COVERED, SIDES
7	P08612-01-D18	EA CABT ASM-ENTRANCE, OVHD W/VINYL
8	110603-02-E37	EA CABINET ASM-ENTRANCE, OVHD
9	107805-01-D18	EA PANEL-VINYL COVERED, ENDS
10	107804-01-D18	EA PANEL-VINYL COVER, TOP
11	108526-01-E37	EA CABINET ASM-OVHD, FRONT (PICKLED ASH)
11	108526-01-E41	EA CABINET ASM-OVHD, FRONT (SALEM CHERRY)
12	M05990-10-E37	EA DOOR-RAIL, HDW, 0305 X 0660 (PICKLED ASH)
12	M05990-10-E41	EA DOOR-RAIL, HDW, 0305 X 0660 (SALEM CHERRY)

KEY	PART NUMBER	U/M DESCRIPTION
13	107805-06-D18	EA PANEL-VINYL COVERED, FRONT
14	110648-01-E37	EA PANEL ASM-VINYL COVERED
15	110603-01-E37	EA CABINET ASM-ENTRANCE, OVHD
16	024700-38-000	EA COVER-ROLL BAR, U-CHANNEL - 15.25" - PLASTIC - OFF WHITE
17	108792-01-D18	EA PANEL-HEADLINER, RIGHT
18	103961-01-01A	EA COVER-BRACKET, SEATBELT O/W
	091990-04-01A	EA SEAT BELT-3 POINT, BLACK
	109146-01-000	EA BOLT-SHOULDER, SEAT BELT
	091990-01-700	EA COVER-BOLT, SEATBELT - BLACK
	091990-01-701	EA EXTENDER 9" FOR A8408 3 PT
19	107942-01-01A	EA COVER-INTERIOR, A-PILLAR, RH
	107942-02-01A	EA COVER-INTERIOR, A-PILLAR, LH
20	040714-01-000	EA MIRROR-REAR VIEW, W/ARM MOUNT & SET SCREW - GM # 911722
	067490-01-000	EA BUTTON-MIRROR, REAR VIEW
21	106568-01-01A	EA TRIM-WINDSHIELD, CENTER WILLOW

DRIVERS COMPARTMENT GROUP (CONTINUED)

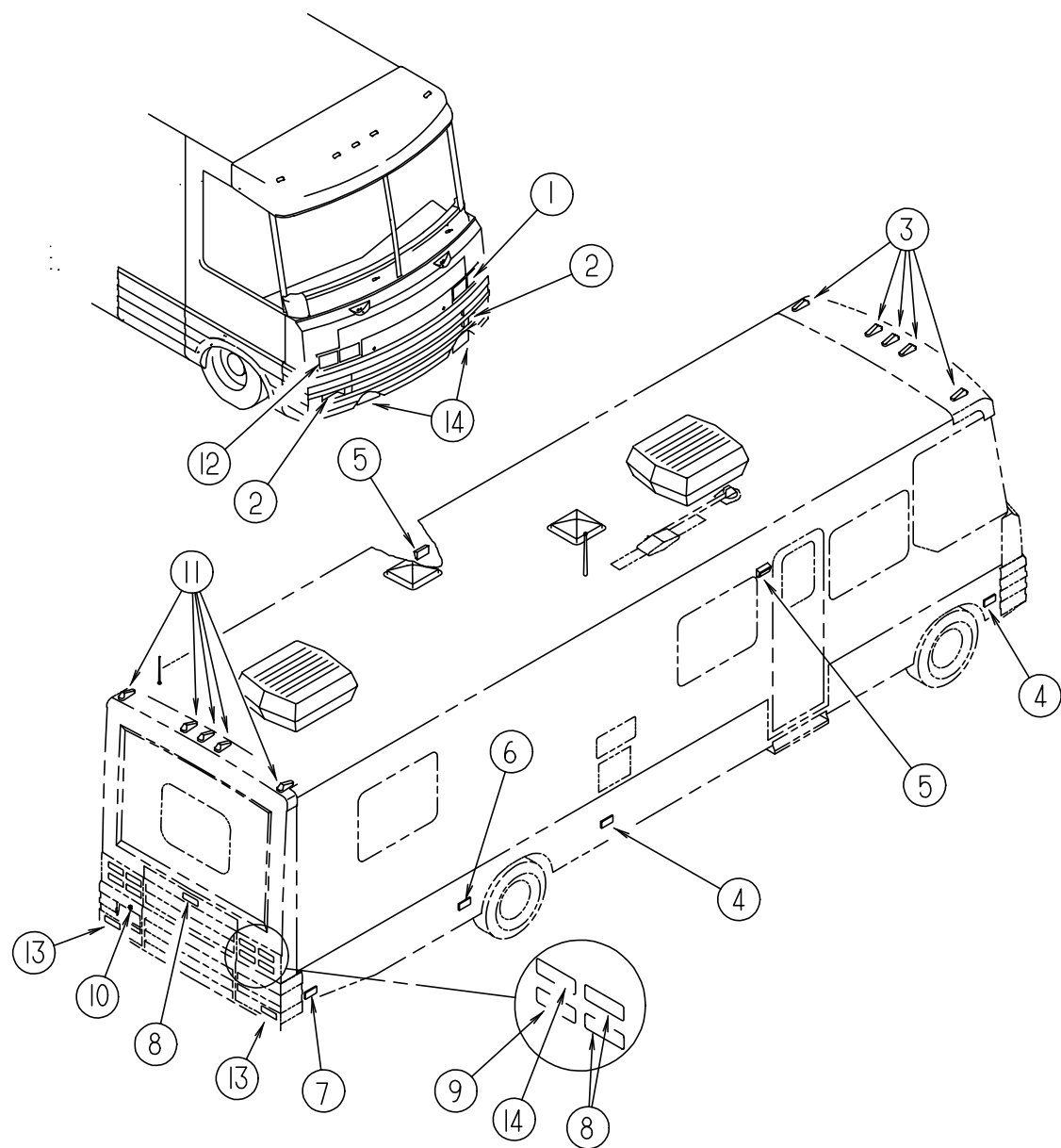
OVERHEAD TV & VCR CABINETS



KEY	PART NUMBER	U/M	DESCRIPTION	
1	107805-01-D18	EA	PANEL-SIDE, VINYL COVERED	
2	100708-08-000	EA	DOOR-GLASS, TV CABINET - 246 X 687MM - OPG INDUSTRIES	
	100710-01-01A	EA	LOCK-GLASS DOOR, TWIST TYPE - BRASS	
	100711-01-01A	EA	HINGE-DOOR, GLASS	
	101272-01-000	EA	CATCH-DOOR, GLASS	
	101766-01-000	EA	PIN-SUPPORT, GLASS DOOR	
	100707-01-000	EA	SPACER-DOOR, GLASS - .8" DIA - .3" HOLE - PLASTIC	
3	107805-03-D18	EA	PANEL-SIDE, VINYL COVERED	
4	107805-04-D18	EA	PANEL-SIDE, VINYL COVERED	
5	107804-01-D18	EA	PANEL-TOP, VINYL COVERED	
6	107803-01-D18	EA	PANEL-BACK, VINYL COVERED - W/O BOX OR INVERTER CUTOUTS	
6	107803-04-D18	EA	PANEL-BACK, VINYL COVERED - W/INVERTER CUTOUTS	
7	085774-01-000	FT	FASTENER-DUAL HOOK, 1" WIDE - ADHESIVE BACK - BLACK	
7	085774-02-000	FT	FASTENER-DUAL LOOP, 1" WIDE - ADHESIVE BACK - BLACK	
8	107319-02-000	EA	MOUNT ASM-TV, FRONT	
8	107319-03-000	EA	MOUNT ASM-TV, FRONT	FROM: 00-00-00 THRU: 01-01-95
9	107316-02-000	EA	MOUNT-TV, PANEL TOP	FROM: 01-02-95 THRU: 99-99-99
9	116745-02-02B	EA	MOUNT-TV, PANEL TOP	FROM: 00-00-00 THRU: 01-01-95
9	116745-02-02B	EA	MOUNT-TV, PANEL TOP	FROM: 01-02-95 THRU: 99-99-99
10	107280-01-000	EA	BRACKET-MOUNTING, TV - RIGHT (CAB)	
11	111060-02-01A	EA	COVER-TV, OVERHEAD FRONT - WILLOW	FROM: 00-00-00 THRU: 01-01-95
11	116734-01-01A	EA	COVER-TV, OVERHEAD FRONT - WILLOW	FROM: 01-02-95 THRU: 99-99-99
12	111942-01-000	EA	SHELF ASM-TV	FROM: 00-00-00 THRU: 01-01-95
12	116747-01-02B	EA	SHELF ASM-TV, E-COAT	FROM: 01-02-95 THRU: 99-99-99
13	107281-01-000	EA	BRACKET-MOUNTING, TV - LEFT (CAB)	
14	111907-02-000	EA	SUPPORT, TV	
15	M06860-01-E37	EA	COVER-TV, PLASTIC	
16	100676-03-000	EA	STAND-VCR, CENTER - METAL	
17	107365-01-E37	EA	CABINET-OVERHEAD, W/O DOORS & HARDWARE (PICKLED ASH)	
17	107365-01-E41	EA	CABINET-OVERHEAD, W/O DOORS & HARDWARE (SALEM CHERRY)	
	P07365-01-D18	EA	BOTTOM-CABINET, W/VINYL	
18	100676-04-000	EA	STAND-CD, LEFT SIDE - METAL	
	065747-01-000	SF	INSULATION-MICROFOAM, .5"	
	099717-01-000	EA	TIEDOWN-TV, STRAP ON FEMALE END IS 28.7" LONG	

ELECTRICAL GROUP

EXTERIOR LIGHTS



KEY	PART NUMBER	U/M DESCRIPTION
1	049186-01-000	EA HEADLAMP CAPSULE-DRIVER, HIGH/LOW BEAM - W/UNPAINTED RING FROM: 00-00-00 THRU: 02-27-95
1	049186-03-000	EA HEADLAMP ASM-DR, HIGH/LOW HALOGEN, KD 92749-001 FROM: 02-28-95 THRU: 99-99-99
1	049188-01-000	EA HEADLAMP CAPSULE-DRIVER, HIGH BEAM - W/UNPAINTED RING FROM: 00-00-00 THRU: 02-27-95
1	049188-03-000	EA HEADLAMP ASM-DR, HIGH HALOGEN, KD 92750-001 FROM: 02-28-95 THRU: 99-99-99
	050030-02-000	EA HOUSING-HEADLAMP WIRING, HIGH BEAM FROM: 00-00-00 THRU: 09-28-94
	110750-01-000	EA SCREW ASM-HEADLAMP ADJUSTING - T'MAN B62258-1428
	074048-01-000	EA INSERT-KNURLED, BRASS - #8 - 32 (FOR HEADLAMP SCREWS)
	106687-02-000	EA SOCKET ASM LIGHT, 3-WIRE - TRIPLEX 376

KEY	PART NUMBER	U/M DESCRIPTION
2	106688-02-000	EA LIGHT ASM-TURN, AMBER - TRIPLEX 146-W
	037934-01-000	EA BULB - 12V, #1156 - 2.1AMP - CLEAR GLASS - BACK UP & TURN SIGNAL BULB
	076345-02-000	EA SOCKET-PARK/TURN LAMP
3	107749-01-000	EA LIGHT ASM-CAB MARKER, AMBER - KD 509-0-1
	036196-01-000	EA BULB - 12V, #194 - .27AMP - BAYONETTE
	067789-02-000	EA SOCKET-CAB MARKER
4	089362-01-000	EA LIGHT-SIDEMARKER, AMBER LENS & BASE - W/O BULB
	036196-01-000	EA BULB - 12V, #194 - .27AMP - BAYONETTE
	067789-02-000	EA SOCKET-SIDEMARKER
5	097917-01-04A	EA LIGHT-PORCH, ENTRY DOOR - BUFF
	008215-01-000	EA BULB - 12V, #1003 - .94AMP
	097917-01-700	EA LENS-LIGHT, PORCH
6	106688-04-000	EA LIGHT ASM-AUXILIARY, CLEAR - TRIPLEX 147W
	037934-01-000	EA BULB - 12V, #1156 - 2.1AMP - CLEAR GLASS - BACK UP & TURN SIGNAL
	106687-01-000	EA SOCKET ASM-LIGHT, 2-WIRE - TRIPLEX 375X
7	089362-02-000	EA LAMP-SIDE MARKER, RED - TRIPLEX 403-99
	089362-03-000	EA GASKET-MARKER LIGHT - TRIPLEX 403-2
	036196-01-000	EA BULB - 12V, #194 - .27AMP - BAYONETTE
	067789-02-000	EA SOCKET-SIDEMARKER
8	106688-03-000	EA LIGHT ASM-STOP/TURN, RED - TRIPLEX 141-W
	037935-01-000	EA BULB - 12V, #1157 OR #2057 - 2.1AMP - CLEAR GLASS - BRAKE LIGHT
	106687-01-000	EA SOCKET ASM-LIGHT, 2-WIRE - TRIPLEX 375X
	116278-01-01A	EA PAN-DRIP, LIGHT - BLACK
9	106688-01-000	EA LIGHT ASM-BACKUP, WHITE - TRIPLEX 147-DW
	037934-01-000	EA BULB - 12V, #1156 - 2.1AMP - CLEAR GLASS - BACK UP & TURN SIGNAL
	076345-02-000	EA SOCKET-PARK/TURN LAMP
	107256-01-03A	EA COVER-INSIDE SHIELD, BEHIND 4 TAIL LIGHTS ON EACH SIDE - BUFF PLASTIC
10	087201-01-000	EA LIGHT-HALF ROUND, 1" X 1.7" - PLASTIC - BLACK
11	107749-02-000	EA LIGHT ASM-CAB MARKER, RED - KD 509-0-6
	036196-01-000	EA BULB - 12V, #194 - .27AMP - BAYONETTE
	067789-02-000	EA SOCKET-CAB MARKER
12	049185-01-000	EA HEADLAMP CAPSULE-PASS, HIGH/LOW BEAM - W/O UNPAINTED RING FROM: 00-00-00 THRU: 02-27-95
12	049185-03-000	EA HEADLAMP CAPSULE-PASS, HIGH/LOW BEAM - HALOGEN KD 92751-001 FROM: 02-28-95 THRU: 99-99-99
12	049187-01-000	EA HEADLAMP CAPSULE-PASS, HIGH BEAM - W/UNPAINTED RING FROM: 00-00-00 THRU: 02-27-95
12	049187-03-000	EA HEADLAMP CAPSULE-PASS, HIGH BEAM - HALOGEN KD 92748-001 FROM: 02-28-95 THRU: 99-99-99
	110750-01-000	EA SCREW ASM-HEADLAMP ADJUSTING - T'MAN B62258-1428
	050030-02-000	EA HOUSING, HEADLAMP WIRING, HIGH BEAM
	063749-01-000	EA HOUSING, HEADLAMP WIRING, LOW BEAM
	096674-01-000	EA NUT-HEADLAMP, BLACK
	074048-01-000	EA INSERT-KNURLED, BRASS - #8 - 32 (FOR HEADLAMP SCREWS)
13	110177-01-000	EA LENS-REFLECTOR, RED - TRIPLEX 403-R (REAR BUMPER)
13	110177-02-000	EA GASKET-LENS, REFLECTOR - TRIPLEX 402-22 (REAR BUMPER)
	106687-02-000	EA SOCKET ASM-LIGHT, 3-WIRE - TRIPLEX 376
14	088747-03-000	EA LAMP-FOG, CLEAR LENS - PER LUX 550 SERIES
	088747-03-700	EA COVER-LIGHT, FOG - PER LUX 050-005835
	088747-03-701	EA BEZEL-LIGHT, FOG - PER LUX 050-005001

ELECTRICAL GROUP (CONTINUED)**INTERIOR LIGHTS & BULBS**

KEY	PART NUMBER	U/M DESCRIPTION
	065202-34-000	EA LAMP-WALL, BRASS - RECX507-7 - R B GUSTAFSON
	065202-35-000	EA LAMP-WALL, BRASS - RECX507-7CSA - R B GUSTAFSON (CANADIAN)
	065201-12-000	EA SHADE-LAMP, FABRIC - WHITE SWIRL (F36, F37, F40, F41)
	065201-17-000	EA SHADE-LAMP, FABRIC - SAHARA SUNRISE (F38, F39)
	067479-01-000	EA BULB-12V, NUMBER 1076
	093575-06-01A	EA LIGHT-CEILING, RECTANGULAR - GLASS & BRASS (U.S.)
	093575-07-01A	EA LIGHT-CEILING, RECTANGULAR - GLASS & BRASS (CANADIAN)
	008218-01-000	EA BULB-DOME LIGHT, 12V - NUMBER 1141
	104172-01-01A	EA LIGHT-BULLET, BEIGE - #787 SERIES
	091937-04-000	EA LIGHT-FLUORESCENT, 12 V/30 WATT - 20.75" LONG - THIN LITE
	091937-05-000	EA LIGHT-FLUORESCENT, 12V/16 WATT - 15" LONG - THIN LITE 732
	091937-05-700	EA BULB FLOURESCENT 12"
	091937-05-701	EA LENS-LIGHT, FLUORESCENT - D-732
	110235-02-01A	EA LIGHT-MAKE UP, 4 BULB - PANLESS - PD PD200-622 BRASS
	081633-01-700	EA BULB-MAKE UP LIGHT, ONLY
	098024-03-01A	EA LIGHT-DOME, 2 BULB - IVORY
	098024-01-01A	EA LIGHT-DOME, 1 BULB - US - IVORY
	008218-01-000	EA BULB-DOME LIGHT, 12V - NUMBER 1141
	098024-01-700	EA LENS-DOME LIGHT
	104173-01-01A	EA LIGHT-DESIGNER, BRASS - #81-905 - BULB #93 12V
	108354-01-01A	EA LIGHT-COURTESY - ITC 81395-B
	108354-01-700	EA BULB-COURTESY LIGHT

CIRCUIT BREAKERS & FUSES

KEY	PART NUMBER	U/M DESCRIPTION
	008233-01-000	EA FUSE, 12V, 6 AMP
	008235-01-000	EA FUSE-AUTOMOTIVE, 12V - 15AMP
	062901-05-000	EA FUSE-AUTOMOTIVE, 15 AMPS
	062901-07-000	EA FUSE-AUTOMOTIVE, 25 AMPS
	062901-08-000	EA FUSE-30 AMPS, AUTOMOTIVE
	062037-01-000	EA HOUSING, AUTO FUSE, NATURAL
	062037-02-000	EA HOUSING, AUTO FUSE, GREEN
	062037-03-000	EA HOUSING, AUTO FUSE, BLACK
	062037-04-000	EA HOUSING, AUTO FUSE, BLUE
	062037-05-000	EA HOUSING, AUTO FUSE, GRAY
	062037-06-000	EA HOUSING, AUTO FUSE, BROWN
	062037-07-000	EA HOUSING-AUTO FUSE, RED - PACKARD 12004883
	083209-01-000	EA BREAKER-CIRCUIT, 15 AMP, 120V - BW G-15 - CANADIAN
	083209-02-000	EA BREAKER-CIRCUIT, 15/15AMP, 120V - BW H-15/15
	083209-03-000	EA BREAKER-CIRCUIT, 15/20AMP, 120V - BW 0-15/20
	083209-04-000	EA BREAKER-CIRCUIT, 30A, 120V - BW L-30
	083209-06-000	EA BREAKER-CIRCUIT, 30/15 AMP, 120V - BW D-30/15
	083209-07-000	EA BREAKER-CIRCUIT, 20/20A, 120V - BW K-20/20
	093654-01-000	EA BREAKER-CIRCUIT, 6 AMP, USD 17406-4E12A2A
	093654-02-000	EA BREAKER-CIRCUIT, 15 AMP, USD 17415-4E12A2A
	093655-01-000	EA BREAKER-CIRCUIT, 25 AMP, USD 17425-4E03A2A
	093655-02-000	EA BREAKER-CIRCUIT, 30 AMP, USD 17430-4E03A2A
	093655-03-000	EA BREAKER-CIRCUIT, 40 AMP, USD 17440-4E03A2A
	093674-01-000	EA PLATE-CIRCUIT BREAKER, HOUSE - 8.4" X 4.1" - STEEL
	097611-01-000	EA CIRCUIT BREAKER - 10 AMP, 12V - VB3-A10-F57
	098196-01-000	EA LATCH, 1/4 TURN, T-BAR
	100341-01-000	EA FUSE HOLDER-IN LINE TYPE, WESCO 8931-92020
	106656-01-000	EA FUSE BLOCK - 4 CAVITY AUTO FUSE - PACKARD 12004943
	108669-01-000	EA HOUSING-AUTO FUSE HOLDER, PACKARD 12010105
	108916-01-000	EA BREAKER-CIRCUIT, 50A, 2 POLE - WESTINGHOUSE BR250
	110000-01-000	EA BREAKER-CIRCUIT, 10A, 12V - USD 122A1000M
	110000-02-000	EA BREAKER-CIRCUIT, 25A, 12V - USD 122A2500M
	111683-01-000	EA HOLDER-FUSE, GLASS - 1/4" X 1 1/4" - BUSS HTB-86I
	119248-02-000	EA HOUSING - 7 POSITION, FEM METRI-PAC - PACKARD12059472

ELECTRICAL GROUP (CONTINUED)**CONVERTERS, INVERTER & LOAD CENTERS**

KEY	PART NUMBER	U/M DESCRIPTION
	099048-01-000	EA 100 WATT INVERTER FROM: 00-00-00 THRU: 01-13-95
	099048-02-000	EA 100 WATT INVERTER W/EXTRA SURGE CAPACITY FROM: 01-14-95 THRU: 99-99-99
	108915-01-000	EA LOAD CENTER - 120/240V - 125A WESTINGHOUSE S816CG
	109171-02-000	EA CONVERTER - 55 AMP, ELECTRONIC MAGNETEK 7255X
	109677-01-000	EA LOAD CENTER - 120V - 40A WESCO TT120FLGNM
	113132-01-000	EA LOAD CENTER - 120/240V - 60A WESCO 2460SGNM

RECEPTACLES

KEY	PART NUMBER	U/M DESCRIPTION
	058707-01-000	EA RECEPTACLE-ELECTRIC, SINGLE - BROWN
	058707-02-000	EA RECEPTACLE-BLANK, JUNCTION - WIRECON WDJ20BR
	058708-01-000	EA RECEPTACLE-ELECTRIC, DOUBLE - BROWN
	058708-02-000	EA RECEPTACLE-ELECTRIC, DOUBLE - IVORY
	084076-01-000	EA RECEPTACLE-GFI, 15A - 125V - IVORY
	084076-02-000	EA RECEPTACLE-GFI, 15A - 125V - BROWN
	084077-02-000	EA PLATE-COVER, RECEPTACLE - GFI - BROWN
	097734-01-01A	EA EXTENSION-RECEPTACLE, 3.2" X 5" X .7" - PLASTIC - IVORY
	097734-01-02A	EA EXTENSION-RECEPTACLE, 3.2" X 5" X .7" - PLASTIC - BROWN
	102568-01-E37	EA SPACER-RECEPTACLE, BETWEEN SIDEWALL & PLATE (PICKLED ASH)
	102568-01-E41	EA SPACER-RECEPTACLE, BETWEEN SIDEWALL & PLATE (SALEM CHERRY)
	112822-01-01A	EA RECEPTACLE-DUPLEX, EXTERIOR - IVORY
	112824-01-01A	EA RECEPTACLE COVER-EXTERIOR, DUPLEX - GRAY - P&S 3780-SC-CW
	112824-01-02A	EA RECEPTACLE COVER-EXTERIOR, DUPLEX - OFF WHITE - P&S 3780-SC-CW

SWITCHES

KEY	PART NUMBER	U/M DESCRIPTION
	075723-02-000	EA SPACER-SWITCH, W/HOLE - .2" X .9" X 2" - MEATL - OFF WHITE
	079364-01-000	EA SWITCH-ON/OFF ROCKER, 2 PRONGS - BROWN
	079364-02-000	EA SWITCH-ON/OFF ROCKER, 2 PRONGS - BROWN
	079364-03-000	EA SWITCH-ON/OFF ROCKER, 3 PRONGS - BROWN
	079364-04-000	EA SWITCH-ON/OFF ROCKER, 3 PRONGS - BLACK
	093132-01-000	EA SWITCH-ROCKER, 5 TERMINAL W/ARROW GRAPHICS - TORRIX 1737
	093132-02-000	EA SWITCH-ROCKER, 5 TERMINAL W/KEY LOCK & ARROW GRAPHICS
	094086-01-01A	EA PLATE-SWITCH, SINGLE GANG - 1.8" X 3" - PLASTIC
	095188-01-01A	EA SPACER-SWITCH, 2.3" X 3.4" - PLASTIC - DARK BROWN
	095188-02-01A	EA SPACER-SWITCH, 2.3" X 4.1" - PLASTIC - DARK BROWN
	096241-03-000	EA SWITCH-BLANK
	098351-01-01A	EA PLATE-SWITCH, 1 GANG - POLISHED BRASS
	098351-02-01A	EA PLATE-SWITCH, 2 GANG - POLISHED BRASS
	098351-05-01A	EA PLATE-SWITCH, 3 GANG - POLISH BRASS - JENSEN
	098351-07-01A	EA PLATE-SWITCH, GENERATOR - JENSEN-BRASS,POLISH
	098351-09-01A	EA PLATE-SWITCH, SPEAKER SELECT
	099982-01-02A	EA PLATE-SWITCH, 2 GANG - 2.4" X 4.1" - ALUMINUM - MILL
	099982-02-01A	EA PLATE-SWITCH, 2 GANG - 2.4" X 4.1" - ALUMINUM - BLACK
	101894-01-01A	EA SWITCH, 3 WAY BROWN (110 V) *BRYANT CS320B
	101911-01-01A	EA WALL PLATE-SWITCH (1 GANG)BR *LEVITON 80701 OR E
	103473-12-01A	EA PLATE-DOUBLE SWITCH, W/WELD STUD - WINDOW - LEFT - MILL
	103473-14-01A	EA PLATE-SINGLE SWITCH, W/WELD STUD - WINDOW - LEFT - MILL
	106071-01-000	EA SWITCH-AUTOMATIC TRANSFER, MAGNETEK ATS 30
	106071-02-000	EA SWITCH-AUTOMATIC TRANSFER, MAGNETEK ATS100
	108355-01-000	EA HOUSING, SWITCH, CARLING VCH
	108356-01-01A	EA COVER-SWITCH W/GROOVES, CARLING VVCZC00 BLA
	108356-02-01A	EA COVER-SWITCH W/DIMPLES, CARLING VVAZC00 BLA
	108356-03-01A	EA COVER-SWITCH W/GROOVES & LENS, CARLING VVCGC00
	108356-05-01A	EA COVER-GENERATOR SET SWITCH W/GROOVES & LENS, VVLGCXX-XWB
	108357-01-000	EA SWITCH-ROCKER, SPST ON/OFF - CARLING V1D1000B-0
	108357-03-000	EA SWITCH-ROCKER, SPDT ON/OFF/ON - CARLING V6D1000B-0
	108357-04-000	EA SWITCH-ROCKER, SPDT ON/OFF/MOM - CARLING V7D1000B-0
	108357-05-000	EA SWITCH-ROCKER, SPDT ON/NONE/ON - CARLING V4D1000B-0

ELECTRICAL GROUP (CONTINUED)**SWITCHES (CONTINUED)**

KEY	PART NUMBER	U/M DESCRIPTION
	108357-06-000	EA SWITCH-ROCKER, DPDT MOM/OFF/MOM - CARLING VLD1000B-0
	108357-07-000	EA SWITCH-ROCKER, SPDT MOM/OFF/MOM - CARLING V8D1000B-0
	108357-08-000	EA SWITCH-ROCKER, DPDT ON/NONE/ON - CARLING VDD1S00C-0
	108357-09-000	EA SWITCH-ROCKER, SPDT ON/NONE/MOM - CARLING V5D1000B-0
	108357-10-000	EA SWITCH-ROCKER, SPDT MOM/OFF/MOM - CARLING V8D1160B-0 - LIGHTED
	109294-01-01A	EA SWITCH PANEL ASM-VENT FAN, JRV J8948BR BRASS

ELECTRIC BOXES & CORDS

KEY	PART NUMBER	U/M DESCRIPTION
	008052-01-000	EA CORD-POWER, 10/3 - 30 AMP - 25' - CANADIAN
	008054-01-000	EA CORD-POWER, 10/3 - 30 AMP - 25'
	008289-01-000	EA BOX-ELECTRIC, STEEL - 1/2" AND 3/4" KNOCKOUTS - 4" X 4"
	008289-02-000	EA BOX-ELECTRICAL, 4" X 4" - 1/2" & 3/4" KNOCKOUTS - CANADIAN
	091910-01-000	EA BOX-ELECTRIC, 3.75" X 3.5" X 1.75" - PLASTIC
	091910-02-000	EA BOX-ELECTRIC, 57 X 88MM - PLASTIC
	092492-06-000	EA SEAL-ELECTRICAL BOX, ALFA III (195X267)
	092492-08-000	EA SEAL-ELECTRICAL BOX (204X393)
	103756-04-000	EA DOOR-ELECTRICAL BOX, 442 X 208
	103873-01-000	EA SEAL-ELECTRICAL BOX/BULKHEAD - ALFA III(215 X 215)
	108934-01-000	EA CORD-POWER, 50A - 4-WIRE - 36FT - WESCO K3536
	109172-01-000	EA CORD-POWER, 13A - 3 WIRE - 4'
	113096-01-000	EA CORD-POWER, 50A - 4-WIRE - 36FT - WESCO 4243 - CANADIAN
	111459-01-000	EA BOX ASM-ELECTRICAL, FRONT

WIRE ASSEMBLIES

KEY	PART NUMBER	U/M DESCRIPTION
	073328-B4-000	EA CABLE ASSEMBLY-BATTERY, W/TERMINALS
	090986-01-000	EA WIRE ASM-ELECTRIC STEP, KWIKEE 9009
	093057-05-000	EA WIRE ASM-POWER LOCK ENTRANCE
	096449-01-000	EA WIRE ASSEMBLY-WATER TANK TO MONITOR PANEL
	097618-01-000	EA WIRE ASM-MONITOR PANEL, W/3 WIRES & ORANGE RESISTOR- LVS ORANGE RESISTOR W/3 (ORANGE-GREEN-BLUE) WIRES
	102636-03-000	EA WIRE ASM-CLEARANCE LAMPS
	103330-02-000	EA WIRE ASM-OVHD SPEAKERS
	104271-01-000	EA WIRE ASM-SPEAKER, TV
	107306-01-000	EA WIRE ASM-INSTRUMENT PANEL, DOCKING LAMPS
	108029-01-000	EA WIRE ASM-POWER DRIVER SEAT
	108242-01-000	EA WIRE ASM-DOOR, CAB LEFT
	108030-01-000	EA WIRE ASM-FOG LAMP/AIR HORN
	108303-01-000	EA WIRE ASM-REAR AUTO HEATER
	108304-01-000	EA WIRE ASM-INSTRUMENT PANEL, AUXILIARY FANS
	110256-01-000	EA WIRE ASM-INSTRUMENT PANEL, GENERATOR
	111619-01-000	EA WIRE ASM-JACKS/AIR RIDE
	111914-01-000	EA WIRE ASM-DAY RUN LAMPS, FUSE

CONNECTORS & CONDUIT

KEY	PART NUMBER	U/M DESCRIPTION
	007940-01-000	EA RECEPTACLE-SLIDE, 16 TO 12 AWG - FEMALE END
	007954-01-000	EA RECEPTACLE-HOUSING, 6 POSITION
	007956-05-000	EA INSULATOR-SHRINK, .25 ID X 1.50 - BLACK
	008311-01-000	EA CONNECTOR-WIRE NUT, INSULATED - RED
	008312-01-000	EA CONNECTOR-WIRE NUT, INSULATED - BLUE
	008314-01-000	EA CONNECTOR-WIRE NUT, INSULATED - GRAY
	008326-01-000	EA TERMINAL-RING, 16/14 WIRE - 3/8" STUD
	008328-01-000	EA TERMINAL-RING, 12/10 WIRE - #10 STUD FIT
	008331-01-000	EA TERMINAL-RING, TONGUE - #4 WIRE - 3/8" STUD - COPPER
	008348-01-000	EA TERMINAL-RING, 3/8" STUD - #2 WIRE
	008355-01-000	EA CONNECTOR-CABLE CLAMPING, 3/4"
	008356-01-000	EA CONNECTOR-PLASTIC, 3/8" AVG
	035416-04-000	EA TERMINAL-RING #10 STUD FIT, INSULATED BARREL #16/14

ELECTRICAL GROUP (CONTINUED)**CONNECTORS & CONDUIT (CONTINUED)**

KEY	PART NUMBER	U/M DESCRIPTION
	041480-01-000	EA CONNECTOR-STRAIGHT, 1/2" FLEX CONDUIT
	041953-01-000	FT CONDUIT-CONVOLUTE, SLIT - .5" ID
	041953-01-000	FT CONDUIT-CONVOLUTE, SLIT - .5" ID
	041953-01-000	FT CONDUIT-CONVOLUTE, SLIT - .5" ID
	041953-03-000	FT CONDUIT-CONVOLUTE, SLIT, 1" ID (CLOTHES ROD COVER)
	041953-05-000	FT CONDUIT-CONVOLUTE, SOLID - .62" ID
	041953-06-000	FT CONDUIT-CONVOLUTE, SLIT - .375" ID
	041953-07-000	FT CONDUIT-CONVOLUTE, SLIT - .25" ID
	041953-08-000	FT CONDUIT-CONVOLUTE, SLIT - 1.50" ID
	041953-09-000	FT CONDUIT-CONVOLUTE, SLIT - .50" ID
	041953-10-000	FT CONDUIT-CONVOLUTE, SLIT - .75" ID
	041953-11-000	FT CONDUIT-CONVOLUTE, SLIT - 1.06" ID
	041953-12-000	FT CONDUIT-CONVOLUTE, NON SLIT 1.1" ID
	047443-01-000	EA TERMINAL - .250 RECEPTACLE FIT, INSULATED - 16/14 AWG
	047443-02-000	EA TERMINAL - .250 RECEPTACLE FIT, INSULATED - 12/10 AWG
	058028-01-000	EA CONNECTOR-ELECTRICAL PIGTAIL, NYLON - CLEAR
	062036-01-000	EA TERMINAL-PACK-CON, 12/10 AWG - PACKARD 12033817
	062036-02-000	EA TERMINAL-PACK-CON, 16/14 AWG - PACKARD 08917021
	074017-02-000	EA HOUSING - 5 POSITION, RIGHT ANGLED
	077479-01-000	EA BOOT-BATTERY TERMINAL, DOUBLE CABLE
	077479-02-000	EA BOOT-BATTERY TERMINAL, SINGLE CABLE
	080015-02-000	EA RECEPTACLE-FLAG, .185 - 16/14 GA - AMP 3
	080015-03-000	EA RECEPTACLE-FLAG, .250 - 14/16 GA
	082109-01-000	EA HOUSING-CONNECTOR, PACKARD
	082741-01-000	EA CONNECTOR BODY - 2 CNCT MALE - SERV ELEC 2P-FYL
	087225-01-000	FT SLEEVING - 1/2", TYPE H - VARFLEX
	087225-02-000	FT SLEEVING - 5/8", TYPE H - VARFLEX VARGLAS
	087695-03-000	EA CONNECTOR-ASSEMBLY - EURAMTEC RT10484802
	087949-01-000	EA BUSS BAR - 2 POSITION, .6" X 1.5" - ALUMINUM
	087949-02-000	EA BUS BAR - 3 POSITION, .6" 2.4" - ALUMINUM
	087949-03-000	EA BUSS BAR - 4 POSITION
	088267-01-000	EA TERMINAL-FEMALE, 1/4 - PACKARD 2962573
	088473-01-000	EA HOUSING-PIN, 12 CAVITY - AMP 1-480708-0
	088473-02-000	EA HOUSING-PIN, 15 CAVITY - AMP 1-480710-0
	088473-03-000	EA HOUSING-PIN, 9 CAVITY - AMP 1-480706-0
	088473-05-000	EA HOUSING-PIN, 6 CAVITY - AMP 640585-1
	088473-06-000	EA HOUSING-PIN, 6 CAVITY - AMP 1-480704-0
	088473-07-000	EA HOUSING-PIN, 5 CAVITY - AMP 1-480763-0
	088473-08-000	EA HOUSING-PIN, 4 CAVITY - AMP 1-480702-0
	088473-09-000	EA HOUSING-PIN, 3 CAVITY - AMP 1-480700-0
	088473-10-000	EA HOUSING-PIN, 2 CAVITY - AMP 1-480698-0
	088474-01-000	EA HOUSING-SOCKET, 12 CAVITY - AMP 1-480709-0
	088474-02-000	EA HOUSING-SOCKET, 12 CAVITY - AMP 1-480711-0
	088474-03-000	EA HOUSING-SOCKET, 9 CAVITY - AMP 1-480707-0
	088474-06-000	EA HOUSING-SOCKET, 6 CAVITY - AMP 1-480705-0
	088474-07-000	EA HOUSING-SOCKET, 5 CAVITY - AMP 1-480764-0
	088474-08-000	EA HOUSING-SOCKET, 4 CAVITY - AMP 1-480703-0
	088474-09-000	EA HOUSING-SOCKET, 3 CAVITY - AMP 1-480701-0
	088474-10-000	EA HOUSING-SOCKET, 2 CAVITY - AMP 1-480699-0
	088475-01-000	EA PIN-CONNECTOR, 14 TO 20 AWG
	088475-02-000	EA PIN-CONNECTOR, 10 TO 12 AWG
	088476-01-000	EA SOCKET-CONNECTOR, BRASS - PRE-TIN
	088476-02-000	EA SOCKET-CONNECTOR, 12-10 GA - PHOS. BRZ - PRE-TIN
	092786-03-000	EA BUSS BAR - 6.9" LONG
	098260-01-000	EA TERMINAL-MALE, 56 SERIES - PACKARD 02971962
	098261-02-000	EA SOCKET-CONNECTOR, WEATHERPACK - PACKARD 12124580
	098262-01-000	EA SEAL-CONNECTOR, WEATHER PACK - PACKARD 12010293
	098264-01-000	EA HOUSING - 2 PIN, WEATHER PACK - M - PACKARD 12015792
	098265-02-000	EA PIN-CONNECTOR, WEATHER PACK - PACKARD12089305
	100690-01-000	EA HOUSING - 5 PIN, WEATHER PACK
	101571-01-000	EA HOUSING - 2 POSITION, MALE
	101751-01-000	EA HOUSING - 1 PIN, WEATHER PACK

ELECTRICAL GROUP (CONTINUED)

CONNECTORS & CONDUIT (CONTINUED)

KEY	PART NUMBER	U/M DESCRIPTION
	101751-02-000	EA HOUSING - 1 PIN, WEATHER PACK
	102777-02-000	EA TERMINAL-RING #6 STUD, 10 AWG
	103608-01-000	EA SOCKET-WEDGE BASE W/LEADS - JKL 2944-6 OR EQUIV
	104100-01-000	EA HOUSING - 1 POSITION, 75 AMP - AMP 53884-1
	104100-03-000	EA TERMINAL - 75 AMP - AMP 53880 - 4 LOOSE
	106006-01-000	EA HOUSING - 1 POSITION, FEMALE - PACKARD 12015952
	106007-01-000	EA TERMINAL-FEMALE, 14-16 AWG - PACKARD 12015861-L
	106655-01-000	EA TERMINAL-FUSE BLOCK,14-16AWG - PACKARD 12020321
	112823-01-000	EA SPLICE-REDUCER 16-14 TO 18-22 - ETC BA-631X
	113131-01-000	EA HOUSING - 3 PIN, METRI-PACK, F - PACKARD 12020397
	113135-01-000	EA TERMINAL-FEM, M/P - 280-14-16 - PACKARD 12066214
	113306-01-000	EA TERMINAL-FEM, M/P - 480-14-16 - PACKARD 12048451
	113307-01-000	EA TERMINAL-FEM, M/P - 150-16-20 - PACKARD 12048074
	113308-01-000	EA TERMINAL-FEM, M/P - 280-14-16 - PACKARD 12077412
	113468-01-000	EA HOUSING - 2 POSITION, FEMALE - 56-SERIES - PACKARD 02965981 USED ON WIPER/WASHER WIRE ASM
	113538-01-000	EA HOUSING - 6 POSITION, FEMALE - YAZAKI 7123-2262
	115556-01-000	EA HOUSING - 3 POSITION, FEMALE 59-SERIES - PACKARD 02965810
	115556-02-000	EA HOUSING - 2 POSITION, FEMALE 59-SERIES - PACKARD 02965809
	119221-01-000	EA HOUSING - 1 POSITION, FEMALE 280-SERIES - PACKARD 12065172
	119248-02-000	EA HOUSING - 7 POSITION, FEMALE - METRI-PAC - PACKARD 12059472

FLASHER, SOLENOID, DIODE & RELAYS

KEY	PART NUMBER	U/M DESCRIPTION
	007093-01-000	EA FLASHER-SIGNAL, STAT
	008188-01-000	EA SOLENOID 3 POST, BATTERY CHANGE OVER
	063910-01-000	EA HOUSING-RELAY, BOSCH 3 334 485 008
	063912-02-000	EA RELAY-CANISTER, SPDT - BOSCH 0332204101
	086273-01-000	EA RELAY-BATTERY DISCONNECT

BATTERY BOOT & STUD

KEY	PART NUMBER	U/M DESCRIPTION
	077479-01-000	EA BOOT-BATTERY TERMINAL, DOUBLE CABLE
	077479-02-000	EA BOOT-BATTERY TERMINAL, SINGLE CABLE
	086233-01-000	EA STUD-ISOLATED, 3/8" X 7/8" LONG

SOLAR PANEL

KEY	PART NUMBER	U/M DESCRIPTION
	115504-01-000	EA PANEL-SOLAR, 10 WATT - MAGY TJN-2SW
	115504-01-700	EA PLUG & CABLE, 10 WATT PANEL 600-016
	115505-01-000	EA MONITOR-SOLAR CHARGER, MAGY IL-1W

EXTERIOR BODY GROUP

AIR HORNS

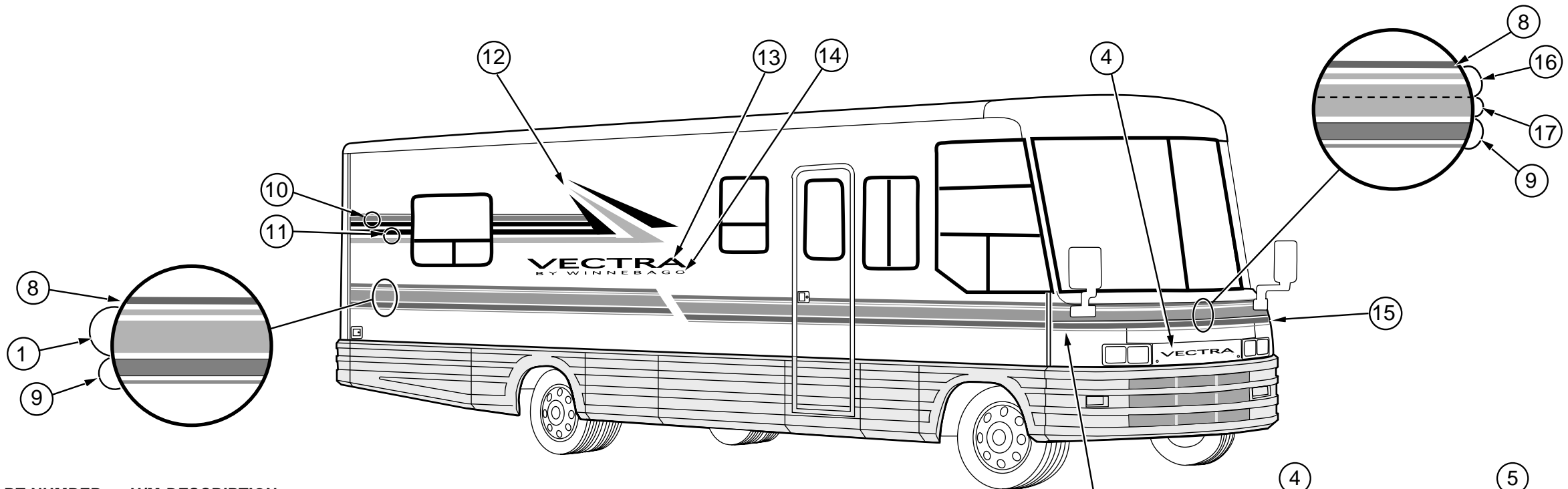
KEY	PART NUMBER	U/M DESCRIPTION
	077497-08-000	EA HORN-AIR, BLACK, TWIN SHORT, HADLEY H00640S
	071390-04-000	FT TUBING AIR BRAKE, 1/4" OD - BLACK WEATHERHEAD (BRAKES & HORN)
	077497-03-000	EA FITTING KIT-HOSE, AUXILIARY AIR HORN - PRESSURE GAUGE & HOSE FITTINGS
	077497-01-710	EA GAUGE-AIR PRESSURE 14212S
	077497-05-000	EA COMPRESSOR/TANK/SOLENOID KIT, HADLEY 852EB
	077497-01-700	EA SOLENOID-AIR TANK, HADLEY 748NS
	077497-01-703	EA TANK-AIR 751-N
	077497-01-704	EA COMPRESSOR W/SWITCH 852EC
	077497-01-706	EA VALVE & HEAD REPAIR F/COMP. H00852HV
	077497-01-707	EA BELT & SCREW COVER F/COMP. H00852BR
	077497-01-708	EA FILTER & MTG HDWE F/COMP. H00852FM
	077497-01-701	EA SWITCH-COMPRESSOR 13940-S
	077497-01-702	EA SWITCH-TOGGLE, W/WIRE 12949-S
	081404-01-000	EA BRACKET-MOUNTING, COMPRESSOR - L SHAPED - 4" X 7.5" - ST
	108114-01-000	EA BRACKET-TANK, AIR
	109400-01-000	EA BRACKET-HORN, AIR
	077497-02-000	EA HOSE-AUXILIARY AIR HORN, MIDLAND 89ID 50' COILED HOSE, AIR CHUCK, NEEDLE, NOZZLE & CARRIER

SQUEEGEE & RUBBER BUMPER

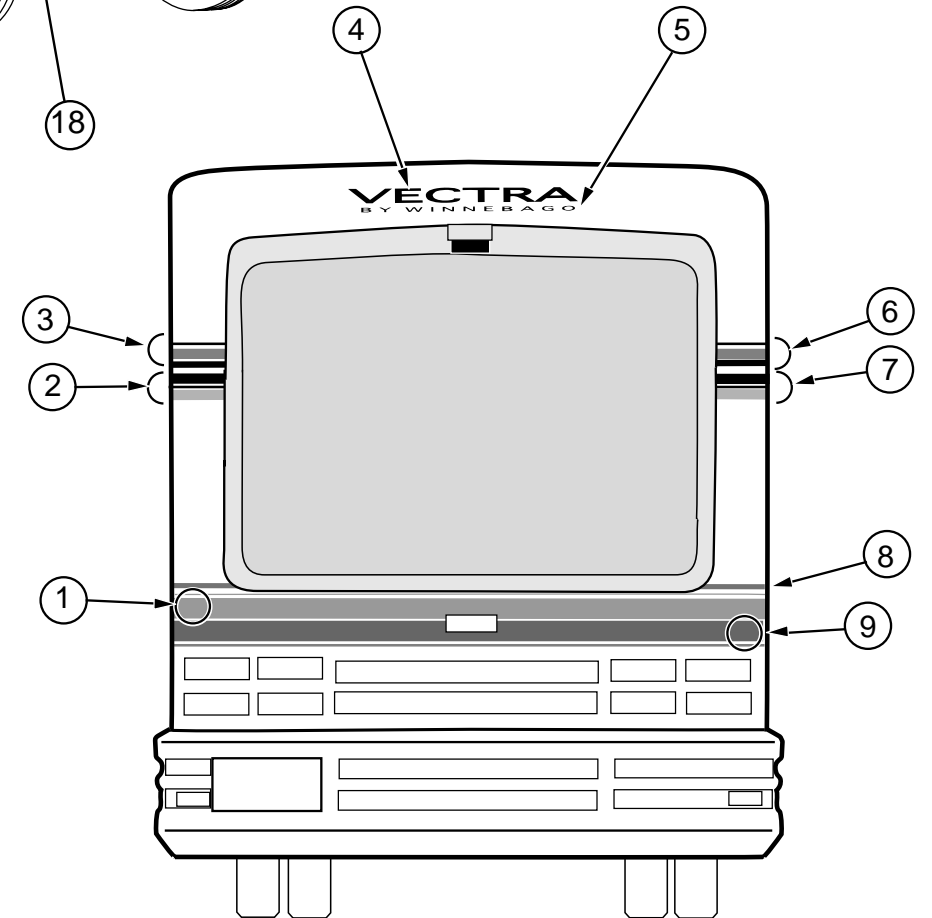
KEY	PART NUMBER	U/M DESCRIPTION
	069726-02-000	EA BUMPER - .88" DIAMETER X .40", BLACK
	091952-02-000	EA CLIP-GRIPPER, 3/4"
	091955-02-000	EA SQUEEGEE-EXTEND HANDLE
	110429-03-D18	EA BRACKET ASM-SQUEEGEE, PAINTED
	110429-01-01A	EA BRACKET-SQUEEGEE, UNPAINTED

EXTERIOR BODY GROUP

STANDARD DECALS, STRIPES & PAINTS



KEY	PART NUMBER	U/M DESCRIPTION
1	093681-45-01A	FT STRIPE, 1 LINE - 139 WIDE - STRATOS BLUE
1	093681-47-01A	FT FILM-OVERLAY, 1 LINES - REFLECTIVE WHITE
2	115339-04-01A	EA DECAL-REAR, UPPER - 2 - LEFT - ORCHID/ORCHID/STRATOS BLUE
3	115339-02-01A	EA DECAL-REAR, UPPER - 1 - LEFT - STRATOS BLUE/STRATOS BLUE/SEAMIST
4	115337-02-01A	EA DECAL-VECTRA, 3D - SMALL - DOMED - ORCHID/STRATOS BLUE
5	115344-02-01A	EA DECAL-LOGO, BY WINNEBAGO - ORCHID
6	115339-01-01A	EA DECAL-REAR, UPPER - 1 - RIGHT - STRATOS BLUE/STRATOS BLUE/SEAMIST
7	115339-03-01A	EA DECAL-REAR, UPPER - 2 - RIGHT - ORCHID/ORCHID/STRATOS BLUE
8	093681-42-01A	FT STRIPE, 1 LINE - 19.1MM WIDE - ORCHID
9	105781-11-09A	FT MULTISTRIPE, 2 LINES - 50.8MM WIDE - SEAMIST/SEAMIST
10	094443-27-01A	FT MULTISTRIPE, 3 LINES - 114.3MM WIDE - 2 LINES STRATOS BLUE/SEAMIST
11	094443-28-01A	FT MULTISTRIPE, 3 LINES - 127MM WIDE - ORCHID/ORCHID/STRATOS BLUE
12	115338-01-01A	EA DECAL-POINTS, RIGHT - SEAMIST/STRATOS BLUE/ORCHID
	115338-02-01A	EA DECAL-POINTS, LEFT - SEAMIST/STRATOS BLUE/ORCHID
13	115337-01-01A	EA DECAL-VECTRA, 3D - DOMED - ORCHID/STRATOS BLUE
14	115344-01-01A	EA DECAL-LOGO, BY WINNEBAGO - ORCHID
15	115336-02-01A	EA DECAL-CORNER, LEFT - STRATOS BLUE
16	093681-40-04A	FT STRIPE, 1 LINE - 50.8 WIDE - STRATOS BLUE
16	093681-47-01A	FT FILM-OVERLAY, 1 LINES - REFLECTIVE WHITE
17	093681-43-01A	FT STRIPE- 1 LINE - 79.4 WIDE - STRATOS BLUE
18	115336-01-01A	EA DECAL-CORNER, RIGHT - STRATOS BLUE
	107567-02-01A	EA DECAL-VECTRA, 3D - SMALL - WILLOW (ON DASH)
	106149-02-01A	EA DECAL-VINYL STRIPING, 3" WIDE - BLACK (QUEEN BED W/REAR DOOR)
	111318-01-02A	EA DECAL-TURBO DIESEL, LARGE - BUFF
	093681-39-01A	FT FILM- 74MM X 150FT MATTE BLACK (FRONT BUMPER)
	041561-03-000	EA PAINT-LOW BAKE, 16 OUNCE SPRAY CAN - OFF WHITE
	044486-03-000	EA PAINT-LOW BAKE, 16 OUNCE SPRAY CAN - BEIGE
	099399-12-700	EA PAINT-16OZ SPRAY ENAMEL/BUFF



SPECIAL EDITION SCENIC DECAL

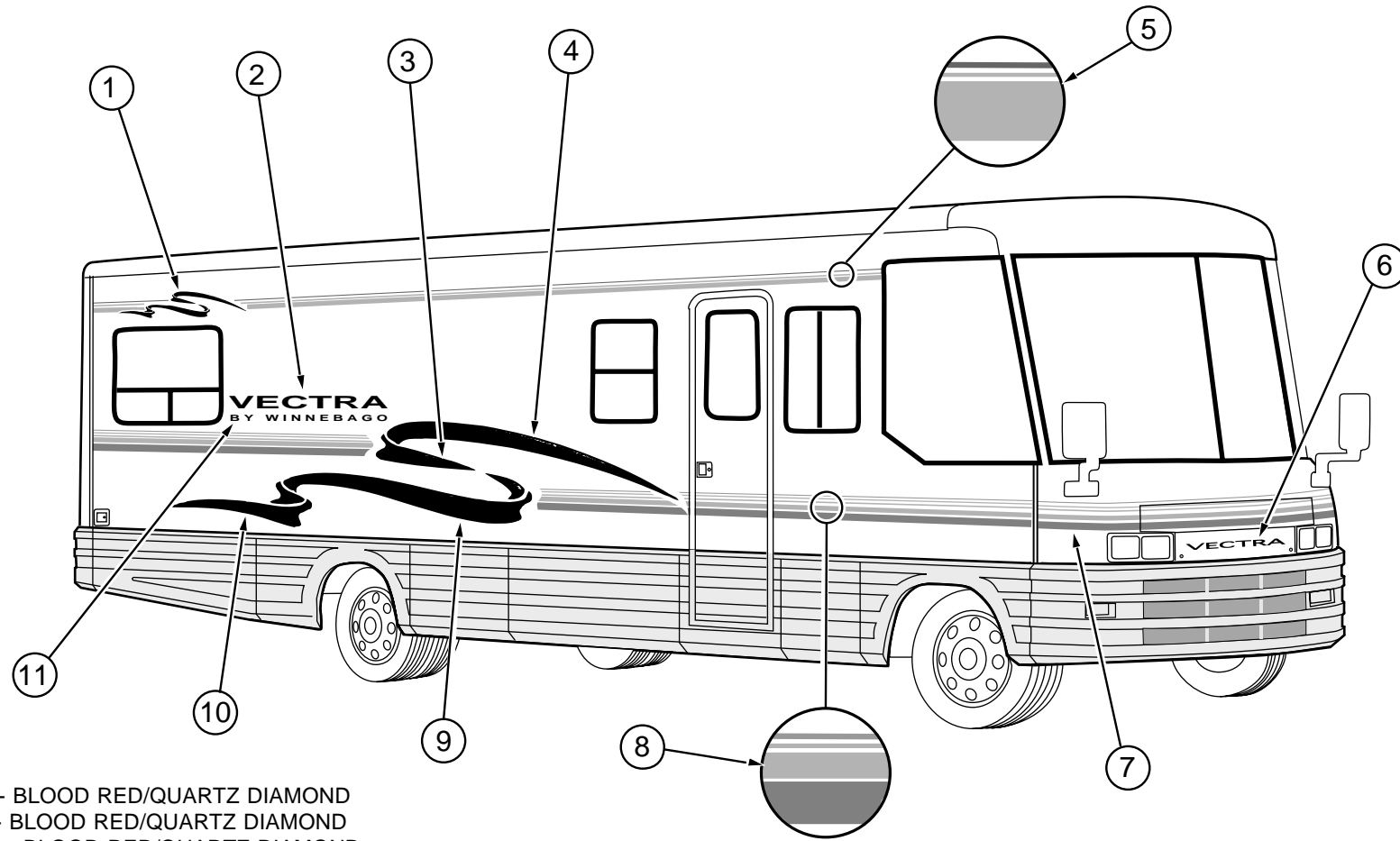
KEY	PART NUMBER	U/M DESCRIPTION
	117342-01-01A	EA DECAL-SCENE, POULSBO, SEAMIST/VIOLET/TEAL BLUE/ORCHID/VIOLET

DUPONT PAINT CODES

VIOLET METALLIC	F0900	ORCHID MIST MET.	F1916K
BUFF	G9692	STRATOS BLUE MET.	BM096K
AZTEC SILVER	45406	SEAMIST TEAL MET.	G9845
BLACK	99		
OFF WHITE	L8723		

EXTERIOR BODY GROUP

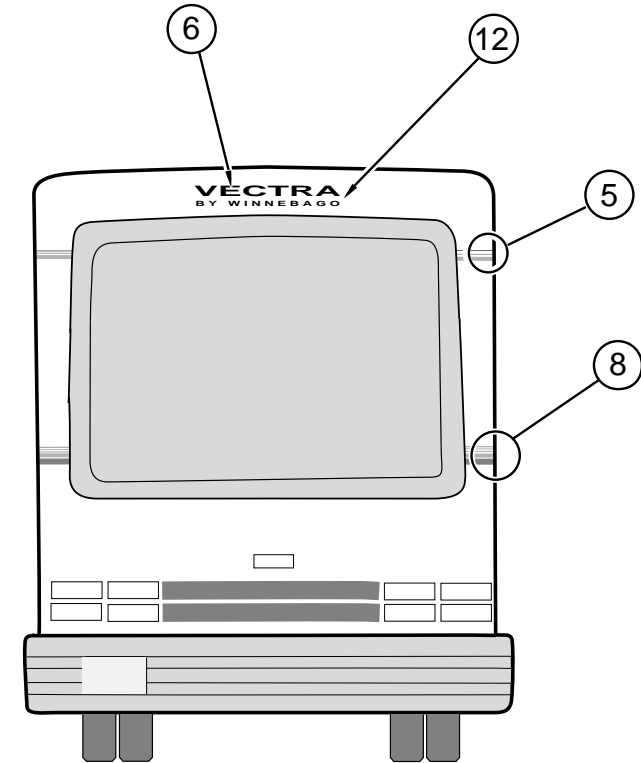
OPTIONAL UPGRADE DECALS, STRIPES & PAINTS - UPGRADE



KEY	PART NUMBER	U/M DESCRIPTION
1	118171-01-01A	EA DECAL-RIBBON, SMALL - RH - BLOOD RED/QUARTZ DIAMOND
1	118171-02-01A	EA DECAL-RIBBON, SMALL - LH - BLOOD RED/QUARTZ DIAMOND
2	115337-01-02A	EA DECAL-VECTRA, 3D - DOMED - BLOOD RED/QUARTZ DIAMOND
3	118163-03-01A	EA DECAL-RIBBON 2, RH - BLOOD RED/QUARTZ DIAMOND
3	118163-04-01A	EA DECAL-RIBBON 2, LH - BLOOD RED/QUARTZ DIAMOND
4	118163-01-01A	EA DECAL-RIBBON 1, RH - BLOOD RED/QUARTZ DIAMOND
4	118163-02-01A	EA DECAL-RIBBON 1, LH - BLOOD RED/QUARTZ DIAMOND
5	094443-35-01A	FT FILM-MULTISTRIPE 76.2MM - GOLDEN LIGHT/BLOOD RED/ROYAL BLUE
6	115337-02-02A	EA DECAL-VECTRA, 3D,SML,DOMED - BLOOD RED/QUARTZ DIAMOND
7	118172-01-01A	EA DECAL-CORNER, FRONT - RH - GOLDEN LIGHT/SMOKE/BLOOD RED/ROYAL BLUE
7	118172-02-01A	EA DECAL-CORNER, FRONT - LH - GOLDEN LIGHT/SMOKE/BLOOD RED/ROYAL BLUE
8	093689-18-01A	FT FILM-MULTISTRIPE, 184.2MM - GOLDEN LIGHT/SMOKE/BLOOD RED/ROYAL BLUE
9	118163-05-01A	EA DECAL-RIBBON 3, RH - BLOOD RED/QUARTZ DIAMOND
9	118163-06-01A	EA DECAL-RIBBON 3, LH - BLOOD RED/QUARTZ DIAMOND
10	118163-07-01A	EA DECAL-RIBBON 4, RH - BLOOD RED/QUARTZ DIAMOND
10	118163-08-01A	EA DECAL-RIBBON 4, LH - BLOOD RED/QUARTZ DIAMOND
11	115344-01-02A	EA DECAL-LOGO, BY WINNEBAGO - BLOOD RED
12	115344-02-02A	EA DECAL-LOGO, BY WINNEBAGO - BLOOD RED
	093681-39-01A	FT FILM- 74MM X 150FT MATTE BLACK (FRONT BUMPER)
	041561-03-000	EA PAINT-LOW BAKE, 16 OUNCE SPRAY CAN - OFF WHITE
	044486-03-000	EA PAINT-LOW BAKE, 16 OUNCE SPRAY CAN - BEIGE
	099399-12-700	EA PAINT-16OZ SPRAY ENAMEL/BUFF

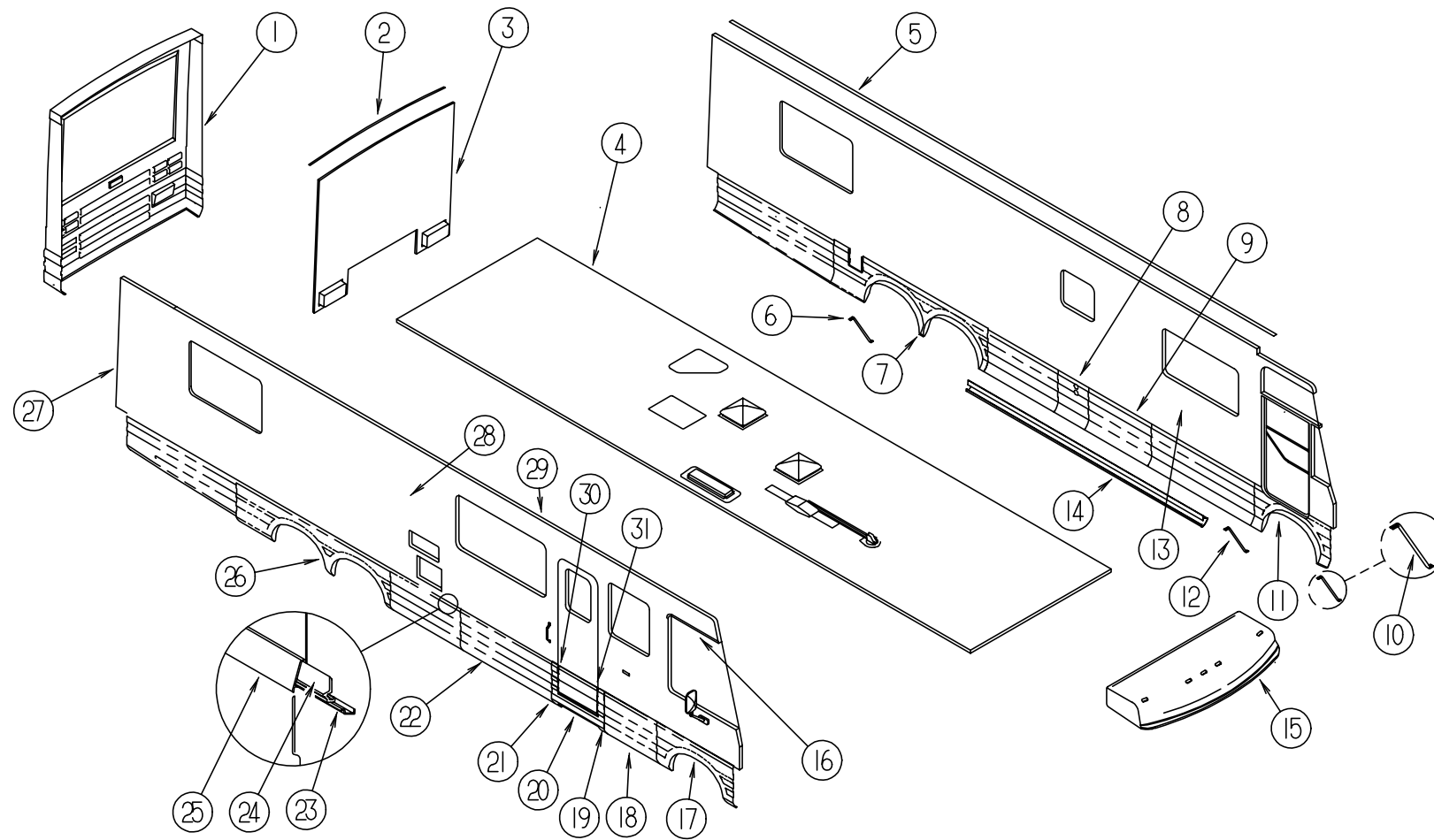
DUPONT PAINT CODES

GRAY METALLIC	F1569U	SMOKE MET.	LM399K
BUFF	G9692	BLOOD RED	RS496K
AZTEC SILVER	45406		
BLACK	99		
OFF WHITE	L8723		



EXTERIOR BODY GROUP (CONTINUED)

BODY PANELS & TRIM

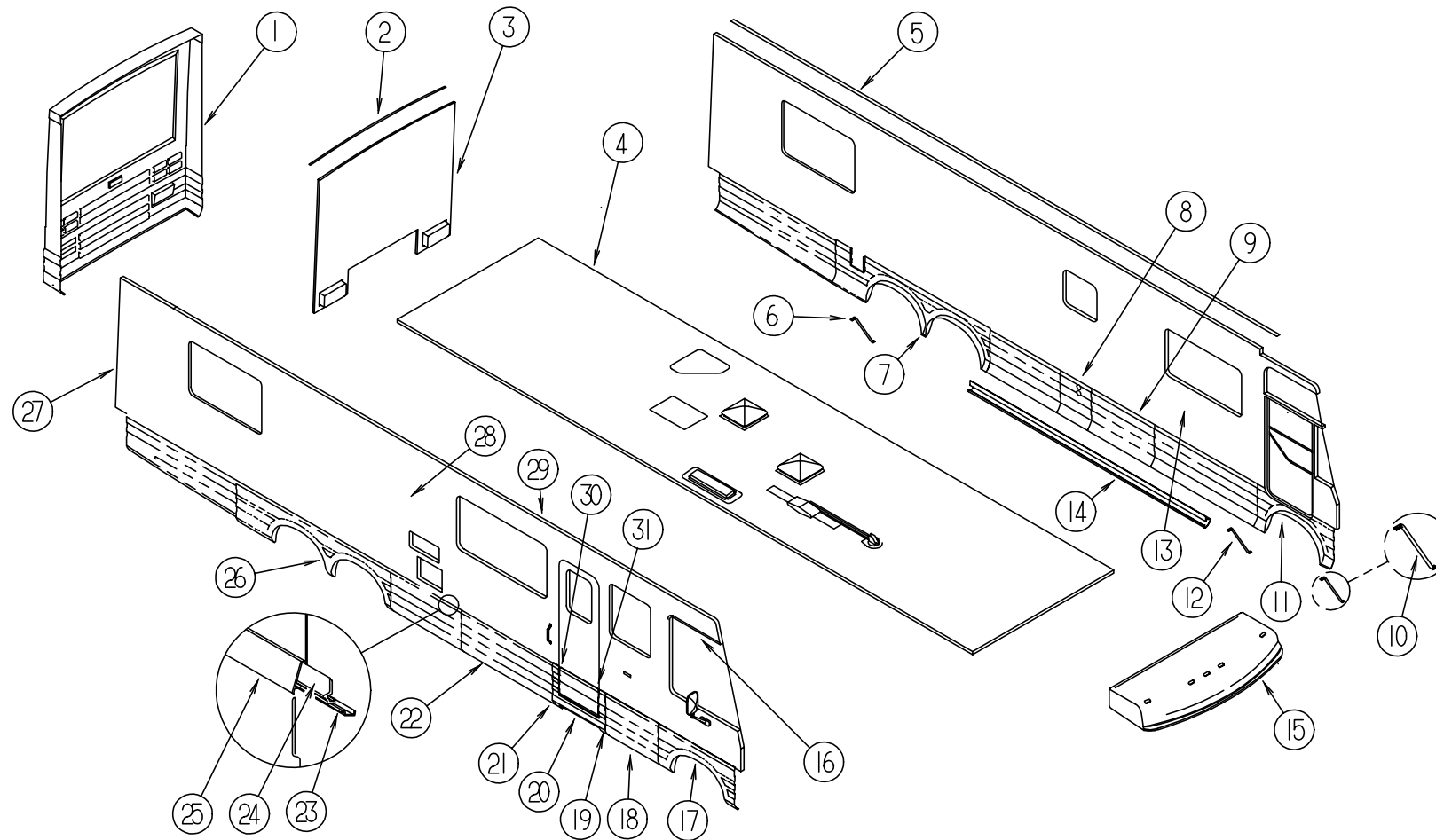


KEY	PART NUMBER	U/M DESCRIPTION
1	114564-01-01A	EA REAR CAP-FIBERGLASS, W/O LIGHTS
2	083805-19-000	EA TRIM-CAP, REAR CAP TO ROOF - 2202MM LONG - BUFF
3	P09973-01-F36	EA BACKWALL (F36, F37)
3	P09973-01-F38	EA BACKWALL (F38, F39)
3	P09973-01-F40	EA BACKWALL (F40, F41)
4	P15185-01-F36	EA ROOF
5	103801-01-04A	EA TRIM-ROOF TO SIDEWALL, W/DRAIN HOLES - 4877MM LONG - BUFF
5	103801-02-04A	EA TRIM-ROOF TO SIDEWALL, W/O DRAIN HOLES - 4877MM LONG - BUFF
6	107865 05 000	EA ROD-SUPPORT, W/BENT ENDS - VALANCE PANEL - 231.5MM LONG
7	P12138-02-E37	EA WHEEL LIP ASM-DRIVER SIDE
	107895-05-000	EA HINGE ASM-DOUBLE PIVOT, W/O SPRING & U-CHANNEL - 90 DEGREE
	112107-01-01A	EA POCKET-LIGHT, DOCKING - BLACK
8	109176-01-D18	EA PANEL-VALANCE, FURNACE - BUFF
		FROM: 00-00-00 THRU: 08-21-94
	1091776-01-01A	EA PANEL-VALANCE, FURNACE - PRIMER
		FROM: 00-00-00 THRU: 08-21-94
8	109176-02-F36	EA PANEL-VALANCE, FURNACE - BUFF
		FROM: 08-22-94 THRU: 99-99-99
	107895-01-000	EA HINGE-DOUBLE PIVOT, W/U-CHANNEL - 254MM LONG

KEY	PART NUMBER	U/M DESCRIPTION
9	109155-01-D18	EA PANEL-VALANCE, A/C
	107895-05-000	EA HINGE ASM-DOUBLE PIVOT, W/SPRING & U-CHANNEL - 90 DEGREE
	102378-01-02A	EA WASHER-BLACK
	102330-01-000	EA LATCH-SINGLE HOLE, VISE ACTION
	107221-01-01A	FT SEAL-ACCESS DOOR
	109270-01-01A	EA MESH-ALUMINUM BLACK
10	107865 07 000	EA ROD-SUPPORT, W/BENT ENDS - VALANCE PANEL - 365MM LONG
11	107482-01-D18	EA PANEL ASM-WHEELWELL, FRONT - DRIVER SIDE - ASH GRAY
	107487-02-000	EA ANGLE-ATTACHMENT, REAR END OF FRONT WHEELWELL PANEL
	106105-05-000	EA CLIP-VALANCE RETAINING
	107225-01-000	EA BRACKET-VALANCE, FRONT WHEEL LIP TO BUMPER
12	107865 06 000	EA ROD-SUPPORT, STRAIGHT - VALANCE PANEL - 382.5MM LONG
13	P14560-01-F36	EA SIDEWALL-DRIVER (F36, F37)
13	P14560-01-F38	EA SIDEWALL-DRIVER (F38, F39)
13	P14560-01-F40	EA SIDEWALL-DRIVER (F40, F41)
14	109279-03-D18	EA PANEL-ROCKER
15	M05794-01-D18	EA CAP ASM-FRONT, W/LIGHTS - BUFF

EXTERIOR BODY GROUP (CONTINUED)

BODY PANELS & TRIM (CONTINUED)

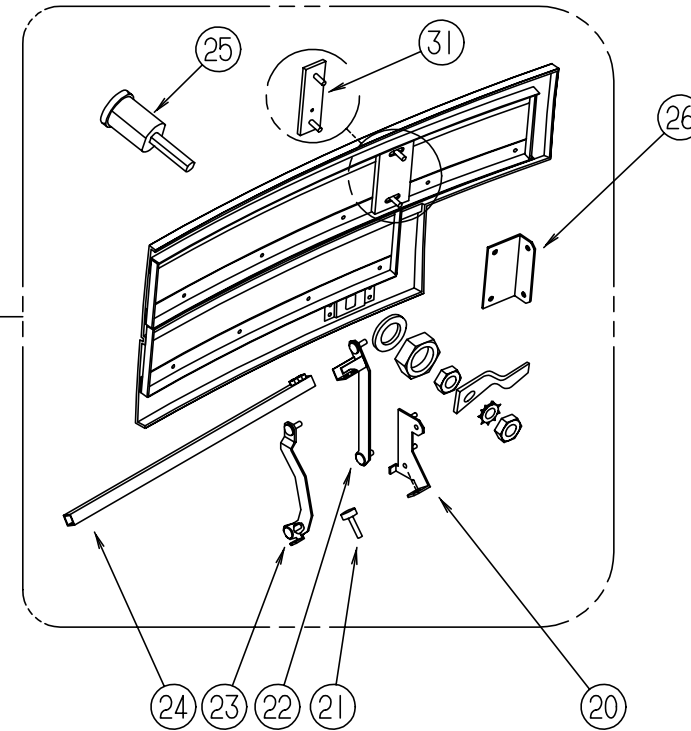
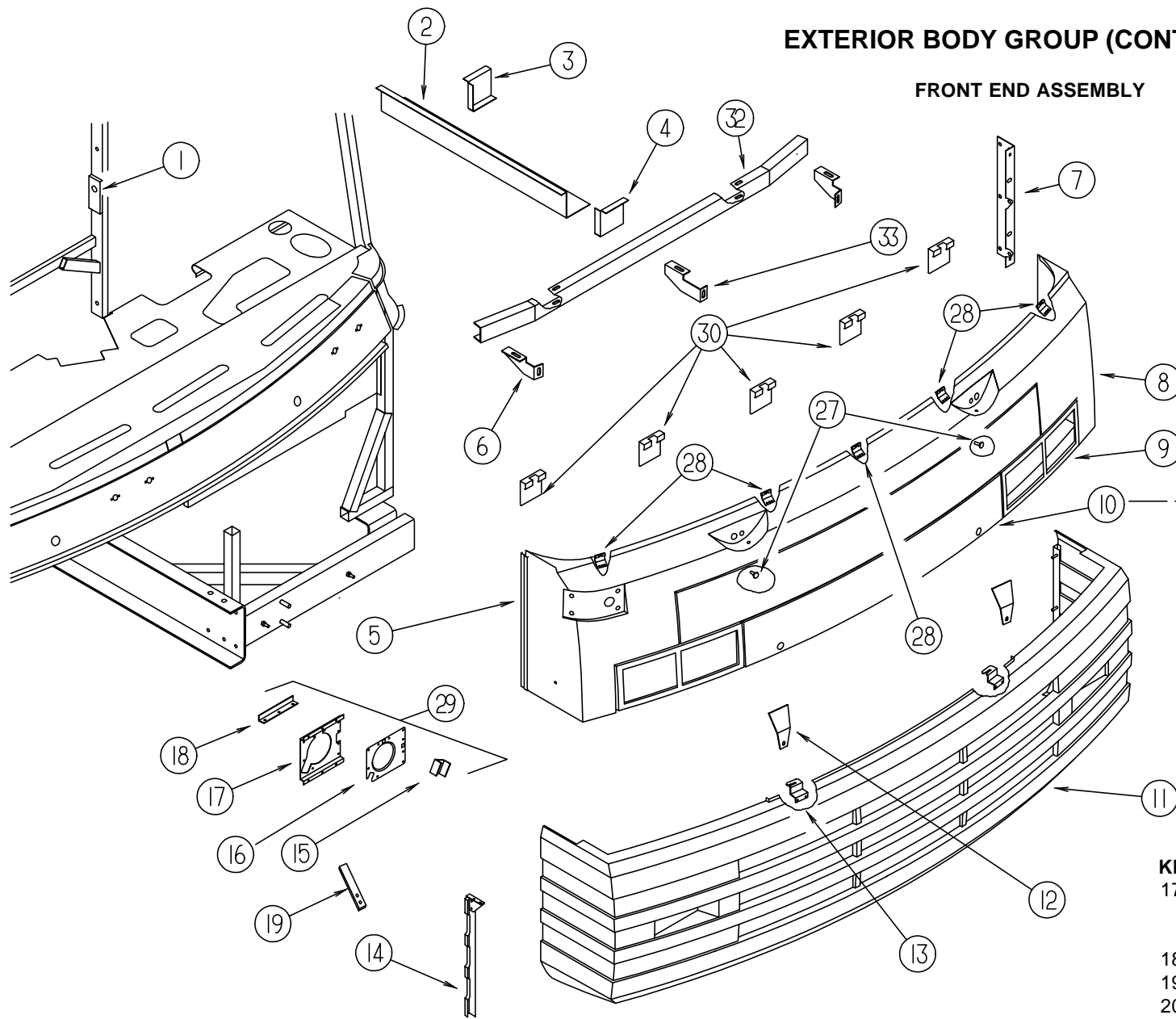


KEY	PART NUMBER	U/M DESCRIPTION
16	108274-01-01A	EA RAIL-DRIP, FRONT END - RIGHT SIDE - BUFF
	108274-02-01A	EA RAIL-DRIP, FRONT END - LEFT SIDE - BUFF
17	107483-01-D18	EA PANEL ASM-WHEELWELL, FRONT - PASSENGER SIDE - ASH GRAY
	107487-02-000	EA ANGLE-ATTACHMENT, REAR END OF FRONT WHEELWELL PANEL
	106105-05-000	EA CLIP-VALANCE RETAINING
	107225-01-000	EA BRACKET-VALANCE, FRONT WHEEL LIP TO BUMPER
18	109279-06-D18	EA PANEL-ROCKER
19	109619-05-02A	EA CAP-ROCKER, BLACK
20	M05859-01-D18	EA PANEL-VALANCE, ENTRY DOOR - ON DOOR - ASH GRAY
20	M05820-03-D18	EA PANEL-VALANCE, ENTRY DOOR - BELOW DOOR - ASH GRAY
	106105-03-000	EA CLIP-VALANCE RETAINING
	P07440-07-000	EA CHANNEL ASM-WHEEL LIP - U-CHANNEL W/WELDNUT - E-COAT
21	109619-06-02A	EA CAP-ROCKER, BLACK
22	109279-07-D18	EA PANEL-ROCKER
23	107370-01-000	EA RETAINER-TRIM, SIDEWALL - 305MM LONG - EXTRUDED ALUMINUM
24	107368-01-000	EA HANGER-VALANCE
25	107369-01-01A	EA COVER-TRIM, 4623.0 - SILVER
		FROM: 00-00-00 THRU: 01-15-95
25	107369-01-05A	EA COVER-TRIM, 4623.0 - BLACK
		FROM: 01-16-95 THRU: 99-99-99

KEY	PART NUMBER	U/M DESCRIPTION
26	P12138-01-E37	EA WHEEL LIP ASM-PASSENGER SIDE
	107895-05-000	EA HINGE ASM-DOUBLE PIVOT, W/SPRING & U-CHANNEL - 90 DEGREE
	112107-01-01A	EA POCKET-LIGHT, DOCKING - BLACK
27	092041-02-01A	EA TRIM-REAR CAP TO SIDEWALL, BUFF
	091985-01-04A	FT INSERT-TRIM, REAR CAP TO SIDEWALL - BUFF
28	P14561-01-F36	EA SIDEWALL-PASSENGER (F36)
28	P14561-01-F37	EA SIDEWALL-PASSENGER (F37)
28	P14561-01-F38	EA SIDEWALL-PASSENGER (F38)
28	P14561-01-F39	EA SIDEWALL-PASSENGER (F39)
28	P14561-01-F40	EA SIDEWALL-PASSENGER (F40)
28	P14561-01-F41	EA SIDEWALL-PASSENGER (F41)
29	103802-01-04A	EA RAIL-AWNING, BUFF
		FROM: 00-00-00 THRU: 11-13-94
29	117385-01-01A	EA RAIL-AWNING, BUFF
		FROM: 11-14-94 THRU: 99-99-99
29	103802-02-04A	EA RAIL-AWNING, BUFF
		FROM: 00-00-00 THRU: 11-13-94
29	117385-02-01A	EA RAIL-AWNING, BUFF
		FROM: 11-14-94 THRU: 99-99-99
	111241-51-001	EA RAIL-AWNING, EXTRUDED - 4877MM LONG - UNPAINTED
30	108497-02-01A	EA END CAP-COVER TRIM, LEFT - LIGHT GRAY
31	108497-01-01A	EA END CAP-COVER TRIM, RIGHT - LIGHT GRAY

EXTERIOR BODY GROUP (CONTINUED)

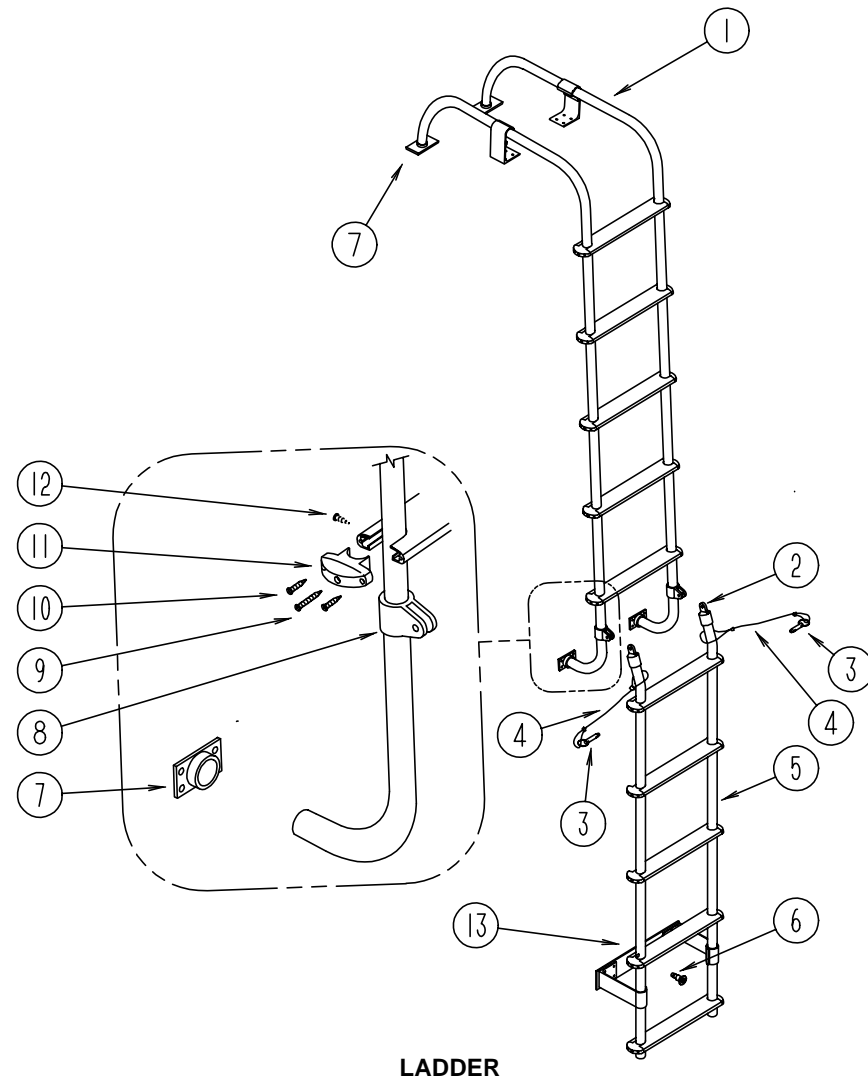
FRONT END ASSEMBLY



KEY	PART NUMBER	U/M DESCRIPTION
1	070579-06-000	EA PLATE-ANCHOR, W/7/16 WELD NUT - 1.5" X 3.3"
2	106746-01-000	EA PANEL-STEPWELL
3	106747-01-000	EA PANEL-STEPWELL, END - RIGHT
4	106747-02-000	EA PANEL-STEPWELL, END - LEFT
5	089922-15-000	EA TRIM-FRONT END TO SIDEWALL, 31.5 X 566MM - METAL - BUFF
6	107411-01-000	EA BRACKET-SUPPORT, PASSENGER SIDE - BUMPER GRILLE
	107411-02-000	EA BRACKET-SUPPORT, DRIVER SIDE - BUMPER GRILLE
7	107225-01-000	EA BRACKET-SUPPORT, FRONT BUMPER PANEL TO WHEEL PANEL - W/LIP
8	M05746-01-D18	EA FRONT END-FIBERGLASS, W/HEADLAMPS - BUFF (CHEVY)
8	M05746-02-D18	EA FRONT END-FIBERGLASS, W/HEADLAMPS - BUFF (FORD)
	077071-01-000	EA WASHER-FENDER, 3/16" ID X 1" OD
9	106540-02-01A	EA BEZEL-HEADLAMP, DRIVER -BUFF
	106540-01-01A	EA BEZEL-HEADLAMP, PASSENGER - BUFF
10	106538-01-D18	EA PANEL ASM-HOOD, W/LATCH & PLATES
11	107416-01-D18	EA BUMPER-FRONT, W/O FOG LAMP
11	107416-02-D18	EA BUMPER-FRONT, W/FOG LAMP
	107230-01-D18	EA GRILLE ASM-MESH, W/O FOG LAMP
	107230-02-D18	EA GRILLE ASM-MESH, W/FOG LAMP
12	106765-01-000	EA SUPPORT-BOLT, HOOD ADJUSTING
13	106748-01-000	EA LATCH-HOOD
14	108453-01-000	EA END CAP-BUMPER, FRONT W/ANGLE - PASSENGER SIDE
	108453-02-000	EA END CAP-BUMPER, FRONT W/ANGLE - DRIVER SIDE
15	110691-01-01A	EA BRACKET-SPRING, HEADLAMP - MILL FINISH
16	110692-01-01A	EA PLATE-HEADLAMP, PASSENGER SIDE - MILL FINISH
	110692-02-01A	EA PLATE-HEADLAMP, DRIVER SIDE - MILL FINISH

KEY	PART NUMBER	U/M DESCRIPTION
17	110783-01-01A	EA BRACKET-HEADLAMP, PASSENGER SIDE - MILL FINISH
	110783-02-01A	EA BRACKET-HEADLAMP, DRIVER SIDE - MILL FINISH
	007157-05-000	EA NUT-WELL, HEADLIGHT BEZEL - POP FASTENERS B832
18	110782-01-000	EA ANGLE-SUPPORT, HEADLAMP
19	115384-01-01A	EA STRAP-BUMPER TO WHEELWELL, BLACK
20	106613-03-000	EA BRACKET-LINK, HINGE - HOOD PANEL - RIGHT SIDE
	106613-04-000	EA BRACKET-LINK, HINGE - HOOD PANEL - LEFT SIDE
21	058786-02-000	EA BOLT-ADJUSTING, HOOD - W/BLACK PAD - 5/16" #18 X 1.25"
22	106618-01-000	EA LINK-HINGE, UPPER - HOOD PANEL - RIGHT SIDE
	106618-02-000	EA LINK-HINGE, UPPER - HOOD PANEL - LEFT SIDE
23	106612-03-000	EA LINK-HINGE, LOWER - HOOD PANEL - RIGHT SIDE
	106612-04-000	EA LINK-HINGE, LOWER - HOOD PANEL - LEFT SIDE
24	105096-04-000	EA TUBE-TIMING, W/NUTS - HOOD PANEL
25	102330-01-000	EA LATCH-SINGLE HOLE, VISE ACTION
	102328-01-000	EA KEY-LATCH
26	106749-01-000	EA ANGLE-LINK, HOOD PANEL - RIGHT SIDE
	106749-02-000	EA ANGLE-LINK, HOOD PANEL - LEFT SIDE
27	058786-01-000	EA BOLT-ADJUSTING, HOOD - W/BLACK PAD - 5/16" #18 X 2"
28	104577-03-000	EA BRACKET-FIBERGLASS MOUNTING
		FROM: 00-00-00 THRU: 06-04-95
28	119445-01-04B	EA PLATE-W/HOLES, BLACK
		FROM: 06-05-95 THRU: 99-99-99
29	110690-01-D18	EA PLATE ASM-HEADLAMP, PASS SIDE - PLATE & BRACKETS (ITEMS 17,18,19)
29	110690-02-D18	EA PLATE ASM-HEADLAMP, DR SIDE - PLATE & BRACKETS (ITEMS 17,18,19)
30	002328-02-000	EA BLOCK-WINDSHIELD, .062" X .5" X .98"
31	106730-02-000	EA PLATE ASM-STUD
32	P07408-01-000	EA CHANNEL-BUMPER, FRONT E-COAT (FORD)
33	107410-01-000	EA BRACKET-SUPPORT, GRILLE, CENTER

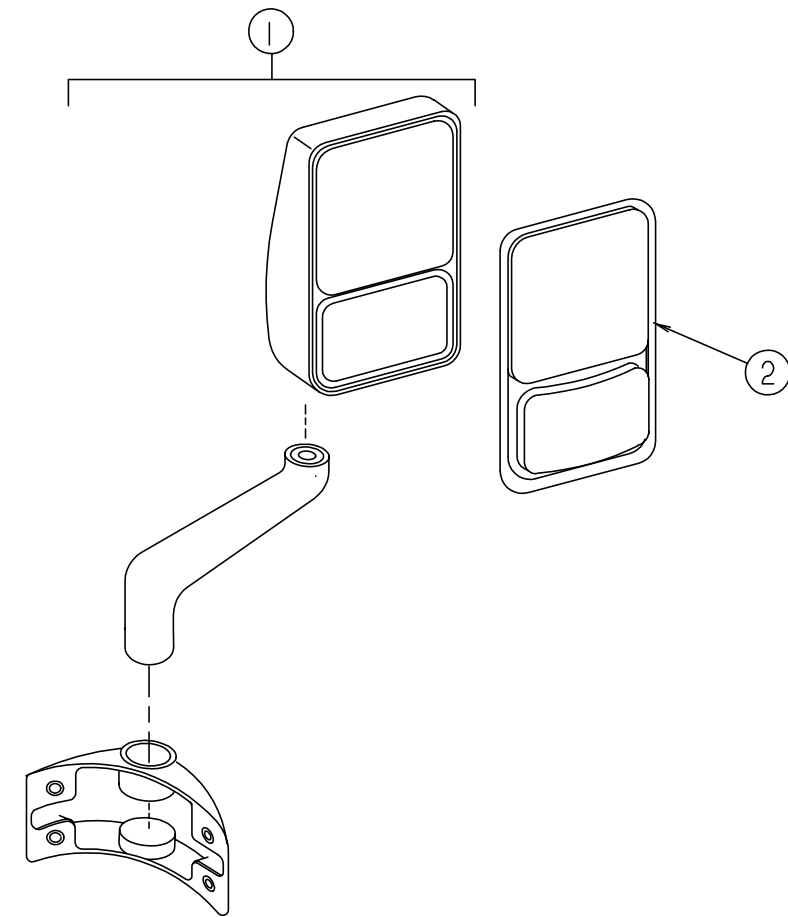
EXTERIOR BODY GROUP (CONTINUED)



LADDER

KEY	PART NUMBER	U/M DESCRIPTION
1	116008-01-F36	EA LADDER ASM-UPPER
2	081115-01-000	EA CAP-TOP, 1 INCH
3	114834-01-000	EA PIN-QUICK RELEASE
4	076767-11-000	EA CABLE - 1/16" X 5.9"
5	108402-01-D18	EA LADDER ASM, LOWER
	081114-01-000	EA CAP-INSERT, ROUND - 1" DIAMETER - PLASTIC - BLACK
	081055-01-000	EA SPRING GRIP-INTERNAL TOOTH - LADDER
6	081056-01-000	EA PIN-QUICK RELEASE, SINGLE ACTION - LADDER
7	067165-01-000	EA MOUNTING BRACKET-LADDER, LOWER
8	081116-01-000	EA SLIDE-TOP, RACK & LADDER - 1"
9	000G67-10-36T	EA SCREW, 10-12 X 2.25 PPH, BLACK
10	000G39-06-10U	EA SCREW-SF/DR, 6-20 X 5/8 PPH
11	076980-02-000	EA END CAP-STEP, BLACK
12	000G39-10-16U	EA SCREW-SF/DR, 10-16 X 1.00 PPH
13	108423-01-02A	EA PLATE-BUMPER, LADDER, LOWER
	038327-01-000	EA TAPE-ANTI SLIP, 2" X 60'

EXTERIOR BODY GROUP (CONTINUED)



EXTERIOR MIRRORS

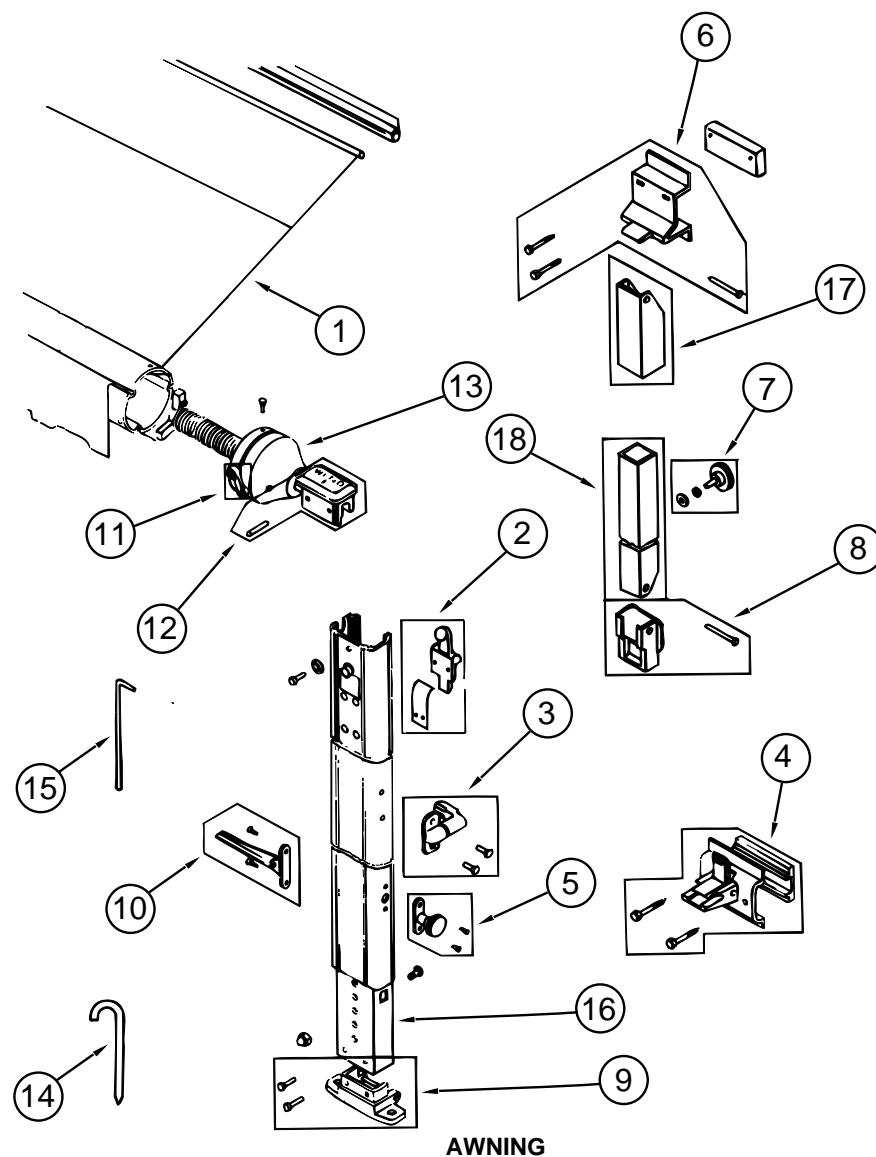
KEY	PART NUMBER	U/M DESCRIPTION
1	108699-01-01A	EA MIRROR-EXTERIOR, ADJUSTABLE - PASS - W/ARM & MOUNT - VELVAC 713224-7
2	106015-01-703	EA KIT-EXTERIOR MIRROR, W/BEZEL, FLAT & CONVEX GLASS - PASSENGER
1	108699-02-01A	EA MIRROR-EXTERIOR, ADJUSTABLE - DR - W/ARM & MOUNT - VELVAC 713225-7
2	106015-02-702	EA KIT-EXTERIOR MIRROR, W/BEZEL, FLAT & CONVEX GLASS - DRIVER
1	108699-03-01A	EA MIRROR-EXTERIOR, REMOTE/HEAT - PASS - W/ARM & MOUNT - VELVAC 713222-7
2	086261-01-704	EA KIT-EXTERIOR MIRROR, W/BEZEL, FLAT & CONVEX GLASS - PASSENGER
1	108699-04-01A	EA MIRROR-EXTERIOR, REMOTE/HEAT - DR - W/ARM & MOUNT - VELVAC 713223-7
2	086261-02-701	EA KIT-EXTERIOR MIRROR, W/BEZEL, FLAT & CONVEX GLASS - DRIVER
	087695-01-000	EA SWITCH-HEATER, EXTERIOR MIRROR
	088246-01-000	EA SWITCH-REMOTE, EXTERIOR MIRROR - SQUARE PUSH - VELVAC 7471290
	099982-02-01A	EA PLATE-SWITCH, BLACK
	108825-01-000	EA GASKET-MIRROR, INDUSTRIAL PRODUCTS

EXTERIOR BODY GROUP (CONTINUED)

FIBERGLASS, STYROFOAM & STEEL CHANNEL

KEY	PART NUMBER	U/M DESCRIPTION
		FROM: 00-00-00 THRU: 07-07-94
000870-06-000	SF	STYROFOAM, 1.34" X 48" X 96" - PLANED
000870-08-000	SF	STYROFOAM, .75" X 48" X 96" - PLANED
002726-01-001	EA	GARNISH-U-CHANNEL, 1.38" X 19' - SERRATED - MILL ALUMINUM
002754-01-001	EA	ANGLE-EXTRUDED, .75" X .75" X 18' - MILL ALUMINUM
033381-17-001	FT	STEEL-TUBE 16GA 1.5 X 1.5 X 192
044487-01-001	EA	SHEET-ALUMINUM, .19" X 96" X 300" - MILL FINISHED
044487-01-002	EA	SHEET-ALUMINUM, .019" X 96" X 432" - MILL FINISHED
055278-51-323	EA	STEEL-TUBE, 18GA - .75 X 1.5 X 0510MM - CR
058267-01-000	EA	CHANNEL-STEEL, W/HOLES - SIDEWALL STIFFENER - 2" X 20'
058804-01-000	EA	ALUMINUM - .032 X 36.00 X 064.00 1/4 HEX - PERFORATED .79 OPEN
065747-01-000	SF	INSULATION-MICROFOAM, .5" THICK X 72" X 112' ROLL
065747-51-001	EA	INSULATION-MICROFOAM, .5 X 228 X 558 - AMETEK
068716-01-001	EA	BRACE - 90 DEGREE L-ANGLE, 192" - EXTRUDED ALUMINUM
076054-K1-000	EA	SHEET-FIBERGLASS, 2016 X 10801MM - BUFF
076054-K5-000	EA	SHEET-FIBERGLASS, 2016 X 10345MM - BUFF
077517-59-000	EA	SHEET-FIBERGLASS, 2019 X 2438MM - BUFF
083574-05-000	SF	STYROFOAM-2.0 X 48 X 96.00 - DOW TYPE SM
089297-01-000	SF	PLYWOOD-LUAN, OVERLAY GRADE - 4' X 8'
100619-01-000	BF	EXPANDED POLYSTYRENE FOAM SHEET - 1.34" X 96" X 48"
100619-05-000	BF	EXPANDED POLYSTYRENE FOAM SHEET - .75" X 96" X 48"
100619-11-000	BF	EXPANDED POLYSTYRENE FOAM SHEET - 2" X 96" X 48"
100619-12-000	BF	EXPANDED POLYSTYRENE FOAM SHEET - 1.5" X 90.25" X 48"
100619-13-000	BF	EXPANDED POLYSTYRENE FOAM SHEET - .34" X 96" X 48"
105077-03-000	EA	FOAM-PLUG, SIDEWALL TUBE - WISCONSIN EPS
107258-01-000	EA	FOAM-COVE, ROOF
107258-02-000	EA	FOAM-PLUG, ROOF TUBE - WISCONSIN EPS
107258-03-000	EA	FOAM-PLUG, ROOF TUBE - WISCONSIN EPS
107258-04-000	EA	FOAM-PLUG, ROOF TUBE - WISCONSIN EPS
107258-05-000	EA	FOAM-PLUG, ROOF TUBE - WISCONSIN EPS
108535-02-700	EA	SHEET-FIBERGLASS, FLAT - 104" X 348" - BUFF
108535-02-700	SF	SHEET-FIBERGLASS, FLAT - 104" X 348" - BUFF
108535-04-700	EA	SHEET-FIBERGLASS, FLAT - 104" X 396" - BUFF
108535-04-703	EA	SHEET-FIBERGLASS, FLAT - 6" X 34' - BUFF
108535-04-706	EA	FIBERGLASS FLAT 9" X 34' BUFF
109270-01-01A	EA	MESH-ALUMINUM, BLACK
109270-02-01A	EA	MESH-ALUMINUM - BLACK
109270-02-02A	EA	MESH-ALUMINUM - MILL
119389-01-01A	EA	TUBE-W/HOLE MILL, EXTR 119391

EXTERIOR BODY GROUP (CONTINUED)



AWNING

KEY	PART NUMBER	U/M DESCRIPTION	
1	110634-10-05A	EA AWNING ROLLER ASM, 20'	
1	110634-10-13A	EA AWNING-ROLLER ASM, 20' - UPGRADE	
	111037-01-01A	EA SPACER-AWNING, UPPER - BLACK	
	110634-02-01A	EA AWNING-HARDWARE KIT, BUFF	
2	110634-01-700	EA RAFTER LOCKING MECHANISM KIT	7605-0001
3	110634-01-701	EA SAFETY LATCH KIT	7509-0001
4	110634-01-702	EA BRACKET KIT, BOTTOM	7512-0001
5	110634-01-703	EA HANDLE KIT, HEIGHT CONTROL	7510-0001
6	110634-01-704	EA BRACKET KIT, UPPER W/BOLTS	7505-0001
7	110634-01-705	EA KNOB KIT-RAFTER, ULTRA	7508-0001
8	110634-01-706	EA SLIDE KIT, RAFTER	
9	110634-01-707	EA BRACKET-GROUND KIT	7511-0001
10	110634-01-708	EA HANDLE-LIFT, W/RIVETS	7000-0001
11	110634-01-709	EA HANDLE-RACHET KIT	7507-0001
12	110634-01-710	EA CAP-ARM KIT	7503-0001
13	110634-01-711	EA SPRING ASSEMBLY-FRONT	6598-0001
13	110634-01-712	EA SPRING ASSEMBLY-REAR	6599-0001
13	110634-01-713	EA CAP KIT, REAR END	7504-0001
14	110634-01-714	EA STAKE - 4 PER BAG	5208-0001
15	110634-01-715	EA WAND-PULL DOWN	7604-0001
16	110634-01-721	EA ARM-INNER, FRONT - BUFF	5686-0001
16	110634-01-722	EA ARM-INNER, REAR - BUFF	5687-0001
17	110634-01-723	EA RAFTER-OUTER, BUFF	5688A0001
18	110634-01-724	EA RAFTER-INNER, BUFF	5689A0001
	110634-12-02A	EA SHIM-FILLER, LOWER BRACKET	

GALLEY GROUP

LARGE NORCOLD 682 REFRIGERATOR W/ICE MAKER

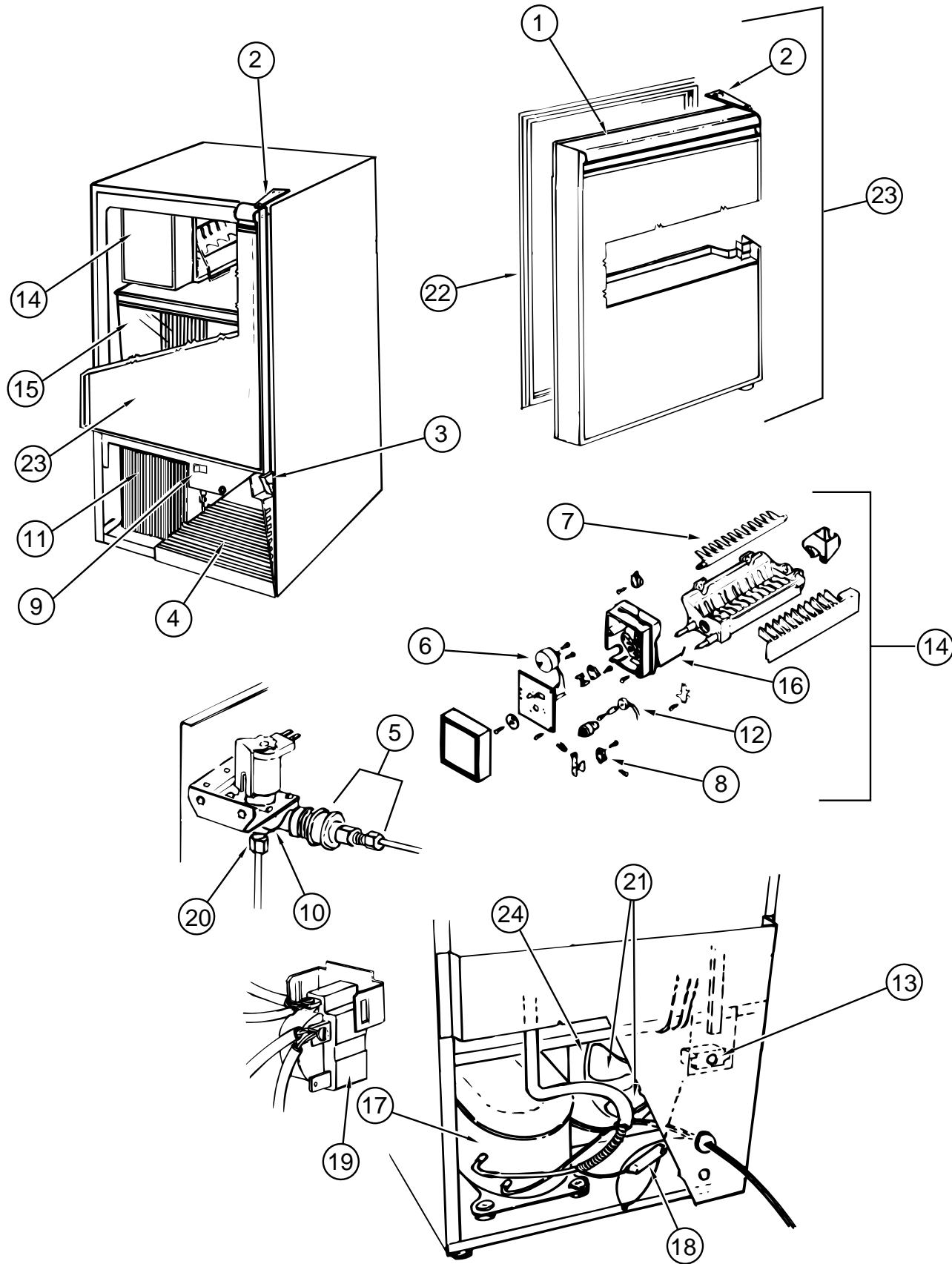
KEY	PART NUMBER	U/M DESCRIPTION	
	104137-04-01A	EA REFRIGERATOR-LARGE DOUBLE DOOR, W/ICE - NORCOLD 682-MI RHBL	
	064473-01-702	EA ORIFICE - 6EG2	61452122
	075217-01-738	EA SWITCH-HUMIDITY	61525922
	084880-01-713	EA FITTING-MALE INLET CONNECTOR	615256222
	104137-06-709	EA VALVE-SHUT OFF, MANUAL	61694922
	084880-01-718	EA VALVE-GAS, (ASCO)	61551822
	084880-01-722	EA COVER-CRISPER, GLASS	61564122
	094039-01-725	EA PIN-HINGE, BLACK	61578130
	084880-01-726	EA BRACKET-HINGE, CENTER(BROWM)	61566523
	084880-01-732	EA LATCH	61578522
	084880-01-739	EA CAP-END, SPRING CATCH, UPPER	61593722
	084880-01-740	EA CAP-END, STOP CATCH, LOWER - BLACK -	61593830
	084880-01-746	EA CABLE-PRINTED CIRCUIT BOARD TO POWER SUPPLY - 61571522	
	084880-01-747	EA PLUG-HOLE	61582022
	084880-01-749	EA BUSHING-HINGE	61580722
	084880-01-753	EA THERMISTER - 78" W/O CLIP	61693822
	084880-01-761	EA CAP-END, CATCH, UPPER, BLACK	61593730
	084880-03-701	EA COIL-COOLING, HORIZONTAL BURNER	61687337
	084880-03-705	EA BRACKET-LIGHT-INTERIOR	61629722
	084880-03-706	EA BULB-LAMP	61628922
	084880-03-707	EA COVER-LAMP, LENS	61627922
	104137-06-714	EA BURNER ASSEMBLY, 5-SLOT	61705222
	088248-01-707	EA SENSOR-ELECTRODE, HORIZONTAL	61573322
	088248-01-708	EA ELECTRODE-SPARK, HORIZONTAL	61573222
	088248-01-709	EA HEATER-AC, HORIZONTAL	61562722
	094039-01-700	EA BOARD-PRINTED CIRCUIT, 3 WAY	61647522
	094039-01-701	EA SHELL-EYEBROW, 3 WAY	61669922
	094039-01-703	EA PLATE-HINGE, LH-BROWN	61631422
	094039-01-704	EA PLATE-HINGE, TOP LH - RH BOTTOM - BLACK	61631430
	094039-01-710	EA PLATE-HINGE, RH TOP - LH BOTTOM - BLACK	61631330
	094039-01-713	EA GASKET-DOOR, LOWER - GRAY	61568030
	094039-01-715	EA LINER-DOOR LOWER, BLACK/WHITE	61581738-B
	094039-01-717	EA HANDLE-LOWER DOOR, BLACK	61649938
	094039-01-721	EA CABINET ASM. WHITE W/BLACK FRAME	61663238
	094039-01-722	EA PLUG-HOLE, BLACK	61582030
	094039-01-723	EA BRACKET-HINGE, TOP RH - BOTTOM LH	61580830
	094039-01-724	EA BRACKET-HINGE, TOP LH - BOTTOM RH	61580930
	094039-01-725	EA PIN-HINGE, BLACK	61578130
	094039-01-726	EA SHELF-EVAPORATOR	61580323
	094039-01-730	EA PIN-HINGE, CENTER - BLACK	61566730
	094039-01-732	EA TRIM-FRONT, LOWER - BLACK	61622130
	094039-01-735	EA TRAY-DRIP, WHITE	61572830
	094039-01-736	EA SWITCH-LIGHT, BLACK	61581022
	094039-01-739	EA SHELF-W/CUTOUT	61680922
	094039-01-742	EA SHELF-W/CUTOUT	61647322
	094039-04-700	EA BOARD-PRINTED CIRCUIT, 2 WAY	61647422
	094039-04-702	EA POWER SUPPLY - 2 WAY	61684937
	094039-07-700	EA ICE MAKER ASSEMBLY	61667722
	094039-07-702	EA SHELF-WIRE, FREEZER, LONG	61710622
	104137-09-01A	EA FREEZER-SHELF, 6182	61657022
	094039-07-704	EA VALVE-FILL, WATER	617756
	104137-06-718	EA SHELF-TRAY, W/CUTOUT - WHITE	617757
	104137-06-719	EA BIN-MILK, WHITE W/BLUE TRIM	617758
	104137-06-720	EA CRISPER, WHITE W/BLUE TRIM	617759
	104137-06-721	EA BIN-DOOR, WHITE W/BLUE TRIM	617760
	104137-06-722	EA KEEPER-DAIRY, WHITE W/BLUE TRIM	617761
	104137-06-723	EA BIN-ICE, WHITE	618062
	104137-06-728	EA SHELF W/RISER ,WHITE	618052
	104137-06-729	EA SHELF-MIDDLE, WHITE	618055
	104137-06-730	EA SHELF-BOTTOM, W/CUTOUT	
	054450-01-000	EA LEVEL-REFRIGERATOR	

GALLEY GROUP (CONTINUED)

NORCOLD 682 REFRIGERATOR

KEY	PART NUMBER	U/M DESCRIPTION	
	104137-02-01A	EA REFRIGERATOR-LARGE DOUBLE DOOR 2 - WAY - NORCOLD 682 RH BLK	
	064473-01-702	EA ORIFICE - 6EG2	61452122
	075217-01-738	EA SWITCH-HUMIDITY	61525922
	084880-01-713	EA FITTING-MALE INLET CONNECTOR	615256222
	084880-01-718	EA VALVE-GAS, (ASCO)	61551822
	084880-01-722	EA COVER-CRISPER, GLASS	61564122
	094039-01-725	EA BRACKET-HINGE, CENTER(BROWM)	61566523
	084880-01-732	EA PIN-HINGE, BLACK	61578130
	084880-01-739	EA LATCH	61578522
	084880-01-740	EA CAP-END, SPRING CATCH, UPPER	61593722
	084880-01-746	EA CAP-END, STOP CATCH, LOWER - BLACK	61593830
	084880-01-747	EA CABLE-PRINTED CIRCUIT BOARD TO POWER SUPPLY - 61571522	
	084880-01-749	EA PLUG-HOLE	61582022
	084880-01-753	EA BUSHING-HINGE	61580722
	084880-01-761	EA THERMISTER - 78" W/O CLIP	61693822
	084880-03-701	EA CAP-END, CATCH, UPPER, BLACK	61593730
	084880-03-705	EA COIL-COOLING, HORIZONTAL BURNER	61687337
	084880-03-706	EA BRACKET-LIGHT-INTERIOR	61629722
	084880-03-707	EA BULB-LAMP	61628922
	104137-06-714	EA COVER-LAMP, LENS	61627922
	088248-01-707	EA BURNER ASSEMBLY, 5-SLOT	61705222
	088248-01-708	EA SENSOR-ELECTRODE, HORIZONTAL	61573322
	088248-01-709	EA ELECTRODE-SPARK, HORIZONTAL	61573222
	094039-01-700	EA HEATER-AC, HORIZONTAL	61562722
	094039-01-701	EA PRINTED CIRCUIT BOARD, 3 WAY	61647522
	094039-01-704	EA SHELL-EYEBROW, 3 WAY	61669922
	094039-01-710	EA PLATE-HINGE, TOP LH - RH BOTTOM - BLACK	61631430
	094039-01-713	EA PLATE-HINGE, RH TOP - LH BOTTOM - BLACK	61631330
	094039-01-715	EA GASKET-DOOR, LOWER - GRAY	61568030
	094039-01-717	EA LINER-LOWER DOOR, BLACK/WHITE	61581738-B
	094039-01-721	EA HANDLE-LOWER DOOR, BLACK	61649938
	094039-01-722	EA CABINET ASM - WHITE W/BLACK FRAME	61663238
	094039-01-723	EA PLUG-HOLE, BLACK	61582030
	094039-01-724	EA BRACKET-HINGE, TOP RH - BOTTOM LH	61580830
	094039-01-725	EA BRACKET-HINGE, TOP LH - BOTTOM RH	61580930
	094039-01-726	EA PIN-HINGE, BLACK	61578130
	094039-01-730	EA SHELF-EVAPORATOR	61580323
	094039-01-732	EA PIN-HINGE, CENTER - BLACK	61566730
	094039-01-735	EA TRIM-FRONT LOWER, BLACK	61622130
	094039-01-736	EA TRAY-DRIP, WHITE	61572830
	094039-01-742	EA SWITCH-LIGHT, BLACK	61581022
	094039-04-700	EA SHELF-W/CUTOUT	61680922
	094039-04-702	EA BOARD-PRINTE CIRCUIT, 2 WAY	61647322
	104137-06-709	EA POWER SUPPLY, 2 WAY	61647422
	104137-06-718	EA VALVE-SHUT OFF, MANUAL	61694922
	104137-06-719	EA SHELF-TRAY, WHITE, W/CUTOUT	617756
	104137-06-720	EA BIN-MILK, WHITE W/BLUE TRIM	617757
	104137-06-721	EA CRISPER, WHITE W/BLUE TRIM	617758
	104137-06-722	EA BIN-DOOR, WHITE W/BLUE TRIM	617759
	104137-06-728	EA KEEPER-DAIRY, WHITE W/BLUE TRIM	617760
	104137-06-729	EA SHELF W/RISER , WHITE	618062
	104137-06-730	EA SHELF-MIDDLE, WHITE	618052
		EA SHELF-BOTTOM, W/CUTOUT	618055

GALLEY GROUP (CONTINUED)



GALLEY GROUP (CONTINUED)

U-LINE ICE MAKER

KEY	PART NUMBER	U/M DESCRIPTION	
	076799-01-000	EA ICE MAKER-14" X 14.5" X 24.5" - U-LINE/DOMETIC	
1	076799-01-701	EA HANDLE-DOOR	31489-1
2	076799-01-704	EA HINGE-PIVOT, UPPER-BLACK	11697-S
3	076799-01-705	EA HINGE-PIVOT, LOWER-BLACK	11695-S
4	076799-01-706	EA GRILLE-VINYL COATED, BLACK	11662
5	076799-01-707	EA CONNECTION-WATER LINE	405
	076799-01-710	EA TRAVEL PIN ASSEMBLY	5000
6	076799-01-711	EA MOTOR	627973
7	076799-01-712	EA EJECTOR-12 CAVITY	627375
8	076799-01-713	EA SWITCH-MICRO, SPDT	2506
9	076799-01-714	EA SWITCH-S.P.S.T.	2053
10	076799-01-716	EA VALVE-SOLENOID	2552A
11	076799-01-717	EA CONDENSER ASSEMBLY	2628S
12	076799-01-718	EA SWITCH-LIMIT	2579
13	076799-01-719	EA CONTROL	4548
14	076799-01-720	EA ICE MAKER ASSEMBLY	402
15	076799-01-721	EA BUCKET-ICE	31429
16	076799-01-722	EA ARM, SHUT OFF	2603
17	076799-01-723	EA COMPRESSOR	5266-S U-LINE
18	076799-01-724	EA DRYER	2544
19	076799-01-725	EA RELAY-OVERLOAD	5239
20	076799-01-726	EA PLASTIC NUT & SLEEVE ASM.	41254
21	076799-01-727	EA BLADE-FAN	5188
22	076799-01-728	EA GASKET-DOOR, GRAY (SVC3002)	31493-1
23	076799-01-729	EA DOOR ASSEMBLY, COMPLETE	95BG
24	076799-01-730	EA MOTOR-FAN	5263

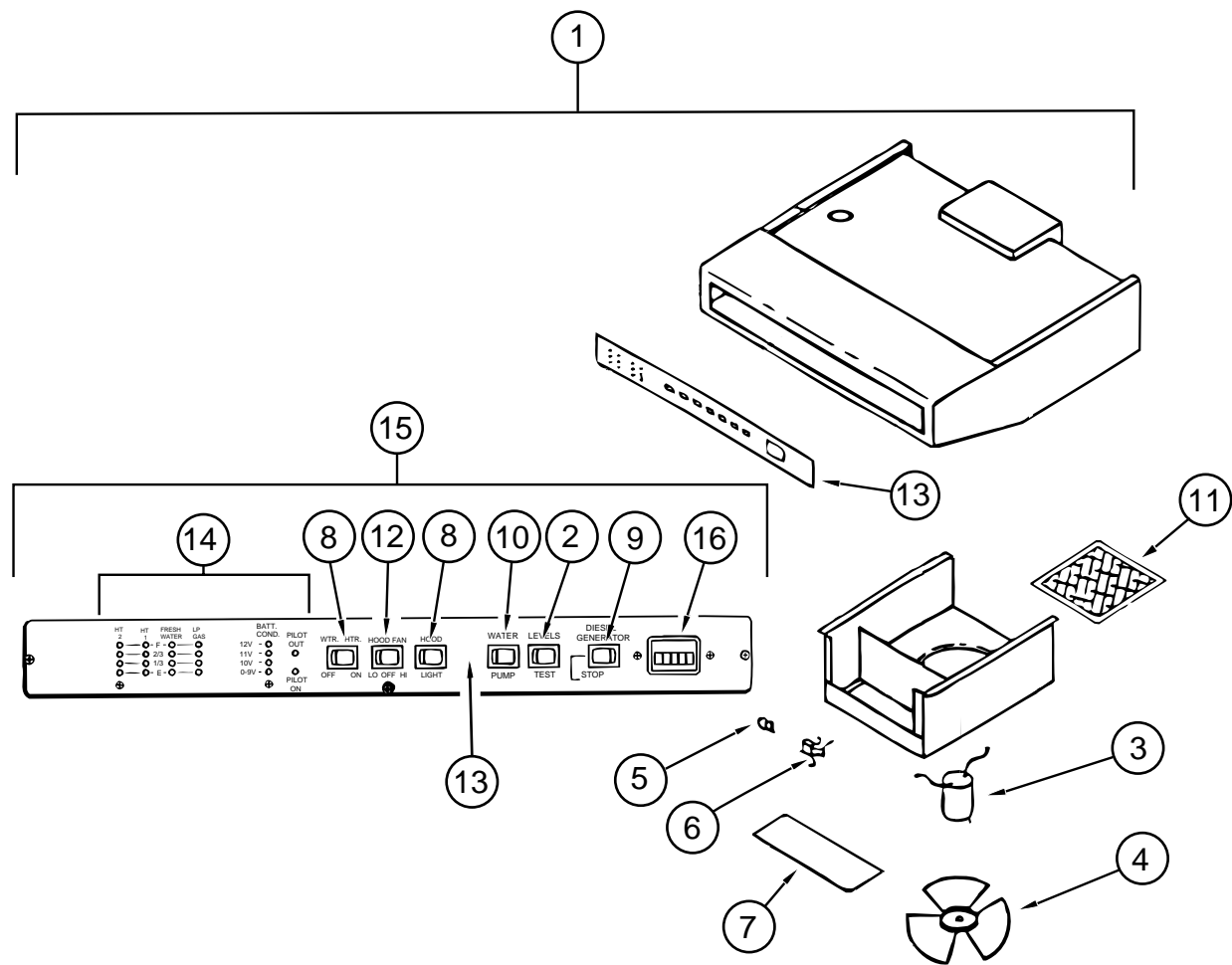
REFRIGERATOR TRAY, TIEDOWNS & LEVEL

KEY	PART NUMBER	U/M DESCRIPTION
	054450-01-000	EA LEVEL-REFRIGERATOR
	065225-02-000	EA PLATE-TIEDOWN, REFRIGERATOR
	093646-01-000	EA BRACKET-TIEDOWN, REFRIGERATOR
	093646-02-000	EA BRACKET-TIEDOWN, REFRIGERATOR
	093369-03-000	EA STRAP-REFRIGERATOR
	090195-08-000	EA BAFFLE-REFRIGERATOR, LOWER
	116751-03-01A	EA TRAY-REFRIGERATOR, BLACK

U-LINE ICE MAKER TIEDOWNS

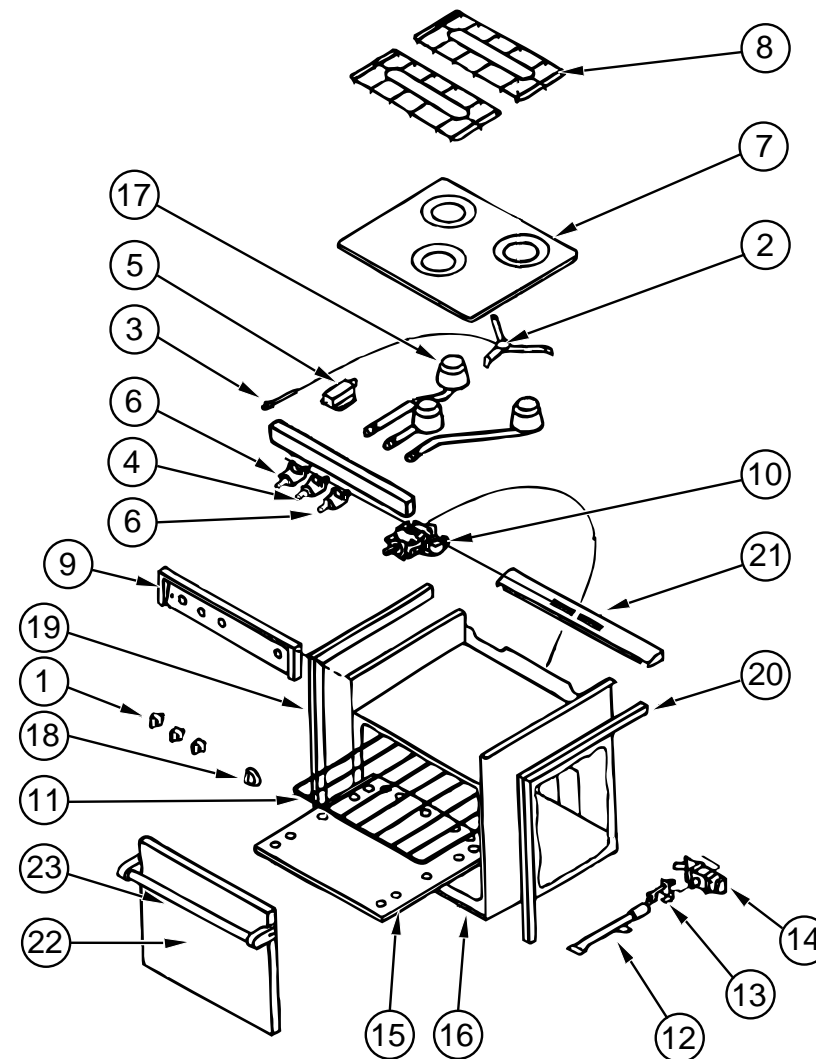
KEY	PART NUMBER	U/M DESCRIPTION
	077841-01-000	EA BRACKET-TIEDOWN, TRIANGLE 9.5" LONG SIDE - STEEL
	077841-02-000	EA BRACKET-TIEDOWN, TRIANGLE 9.5" LONG SIDE - STEEL

GALLEY GROUP (CONTINUED)



RANGE HOODS

GALLEY GROUP (CONTINUED)

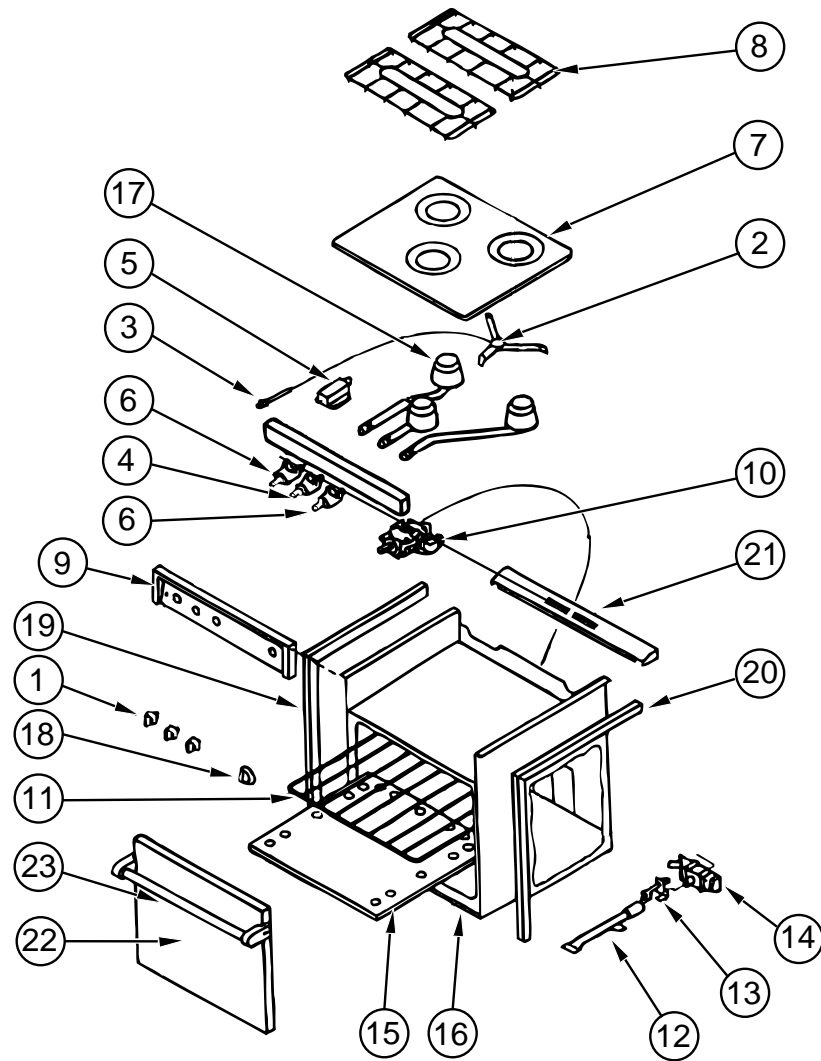


ATWOOD RANGE W/OVEN & TIEDOWNS

KEY	PART NUMBER	U/M DESCRIPTION
1	100258-25-01A	EA HOOD-RANGE 22, MONITOR PANEL - BLACK - TMR5021SBD (U.S.) FROM: 00-00-00 THRU: 08-21-94
1	100258-25-02A	EA HOOD-RANGE 22, MONITOR PANEL - BLACK TEXTURE - TMR5021SBD (U.S.) FROM: 09-05-94 THRU: 99-99-99
1	100258-26-01A	EA HOOD-RANGE 22, MONITOR PANEL - BLACK - CSA TMR5021SBC FROM: 00-00-00 THRU: 09-04-94
1	100258-26-02A	EA HOOD-RANGE 22, MONITOR PANEL - BLACK - TMR5021SBC (CSA) FROM: 09-05-94 THRU: 99-99-99
2	096983-01-701	EA SWITCH-SPST MOM. 2 TERM L0111
3	090973-01-700	EA MOTOR-12 VOLT, CSA & UL CA508-1
4	090973-01-702	EA BLADE-FAN VA183-1+
5	117806-01-000	EA BULB - 12V NO.912 1.0 AMPS
6	092696-01-710	EA HOLDER-LAMP CB267-2
7	092696-02-701	EA LENS-LAMP CC179-2
8	075470-01-702	EA SWITCH-ON/OFF (VARIOUS) L108
9	096983-01-702	EA SWITCH-MOM/MOM 112
10	096983-01-703	EA SWITCH-ON/ON 115
11	100258-05-700	EA FILTER-CHARCOAL CC248
12	100258-05-701	EA SWITCH-FAN, 2 SPEED 117
13	100258-11-700	EA BOARD-CIRCUIT 5079-01
14	100258-06-700	EA CONTROL PANEL ASM - VENTLINE 9510
14	100258-14-701	EA PANEL-CONTROL ASSEMBLY 9078 FROM: 00-00-00 THRU: 07-13-94 FROM: 07-14-94 THRU: 99-99-99
15	100258-10-01A	EA GAUGE-HOUR METER W/SWITCH, SCREW ON STYLE - OPTIONAL
15	100258-10-701	EA GAUGE-HOUR METER, CLIP ON L0775-00 - OPTIONAL

KEY	PART NUMBER	U/M DESCRIPTION
	107246-01-01A	EA RANGE-W/OVEN, BLACK - ATWOOD R-2136BG
1	101593-01-703	EA BURNER KNOB, ATWOOD 3000
2	106689-01-701	EA SPARK-IGNITOR ASM, HIGHOUTPUT - ATWOOD 53078
3	106689-01-702	EA PIEZO PUSH BUTTON, ATWOOD 52279
4	106689-01-703	EA VALVE-HIGH OUTPUT, ATWOOD 53047
5	106689-01-704	EA REGULATOR W/EXTREME PRESSURE, ATWOOD 52154
6	107323-01-719	EA VALVE-BURNER, HARPER WYMAN - 51138
6	106689-01-705	EA VALVE-BURNER, ATWOOD 52123
7	107246-01-700	EA RANGE TOP (BLACK), ATWOOD 53083
8	107246-01-701	EA GRATE, ATWOOD 53050
9	107246-01-702	EA MANIFOLD COVER, ATWOOD 53072
10	107246-01-703	EA THERMOSTAT, ATWOOD 52122
11	107246-01-704	EA RACK-OVEN, ATWOOD 51069
12	107246-01-705	EA BURNER-OVEN, ATWOOD 52018
13	107246-01-706	EA PILOT ASSEMBLY-OVEN, ATWOOD 52242
14	107246-01-707	EA VALVE-SAFETY, ATWOOD 51177
15	107246-01-708	EA SHELF-OVEN, BOTTOM, ATWOOD 51657
16	107246-01-709	EA TRIM-BOTTOM, BLACK, ATWOOD 53526D
17	107246-01-710	EA BURNER (HIGH OUTPUT), ATWOOD 53069
18	107246-01-711	EA KNOB-THERMOSTAT, ATWOOD 53001
19	107323-01-702	EA TRIM-LEFT, ATWOOD 53023
20	107323-01-703	EA TRIM-RIGHT, ATWOOD 53024
21	107323-01-705	EA TRIM VENT, ATWOOD 53525
	107323-01-710	EA GRATE CLIP, ATWOOD 53301
	107323-01-711	EA RUBBER GRATE CUSHION, ATWOOD 53008

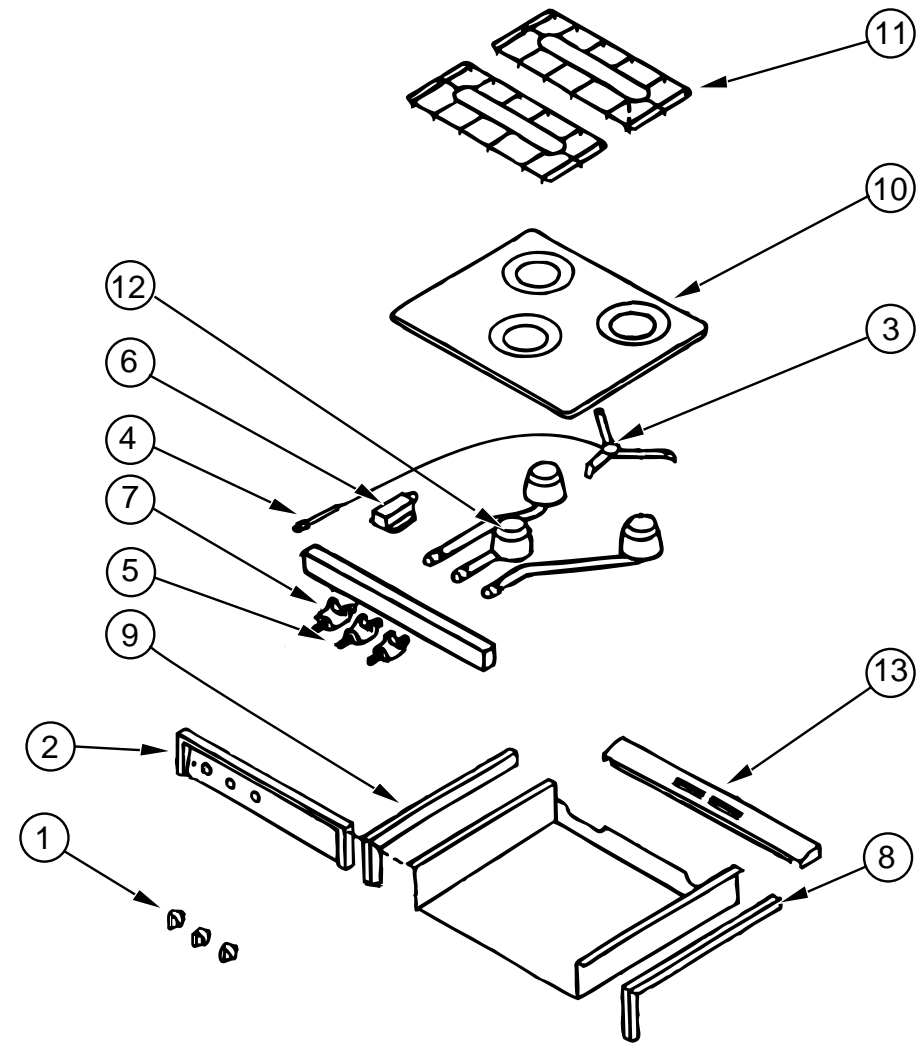
GALLEY GROUP (CONTINUED)



ATWOOD RANGE W/OVEN (CONTINUED)

KEY	PART NUMBER	U/M DESCRIPTION
22	107246-01-717	EA DOOR-OVEN, BLACK GLASS - LRG 51835
	107323-01-713	EA GLASS-BLACK, OVEN DOOR INSERT 53426
23	107323-01-714	EA HANDLE FOR GLASS W/HOLE, ATWOOD 51112
	107109-09-01A	EA BRACKET ASM-TIEDOWN, RIGHT SIDE - BLACK (RANGE W/OVEN)
	107109-15-01A	EA BRACKET ASM-TIEDOWN, LEFT SIDE - BLACK (RANGE W/OVEN)
	107323-01-719	EA VALVE-BURNER, HARPER WYMAN 51138

GALLEY GROUP (CONTINUED)



ATWOOD RANGE TOP & TIEDOWNS

KEY	PART NUMBER	U/M DESCRIPTION
	106689-01-01A	EA TOP-RANGE, 3 BURNER - BLACK - ATWOOD 53764
1	101593-01-703	EA BURNER KNOB, ATWOOD 53000
2	106689-01-700	EA MANIFOLD COVER, 3 BURNER - ATWOOD 53074
3	106689-01-701	EA SPARK-IGNITOR ASM-HIGH OUTPUT, ATWOOD 53078
4	106689-01-702	EA PIEZO PUSH BUTTON, ATWOOD 52279
5	106689-01-703	EA VALVE-HIGH OUTPUT, ATWOOD 53047
6	106689-01-704	EA REGULATOR W/EXTREME PRESSURE, ATWOOD 52154
7	106689-01-705	EA VALVE-BURNER, ATWOOD 52123
8	106689-01-706	EA TRIM-RIGHT HAND TOP & SIDE, BLACK - ATWOOD 53020
9	106689-01-707	EA TRIM-LEFT HAND TOP & SIDE, BLACK - ATWOOD 53019
10	107246-01-700	EA RANGE TOP-BLACK, ATWOOD 53083
11	107246-01-701	EA GRATE, ATWOOD 53050
12	107246-01-710	EA BURNER-HIGH OUTPUT, ATWOOD 53069
13	107323-01-705	EA TRIM VENT, ATWOOD 53525
	107323-01-710	EA GRATE CLIP, ATWOOD 53301
	107323-01-711	EA RUBBER GRATE CUSHION, ATWOOD 53008
	106936-03-01A	EA BRACKET-TIEDOWN, STOVE - RIGHT SIDE - BLACK
	106936-09-01A	EA BRACKET-TIEDOWN, STOVE - LEFT SIDE - BLACK

GALLEY GROUP (CONTINUED)

STOVE COVERS

KEY	PART NUMBER	U/M DESCRIPTION
	M05904-01-E13	EA COVER ASM-STOVE, W/FLUSH MOUNT COVER (F36, F37)
	M05904-01-F38	EA COVER ASM-STOVE, W/FLUSH MOUNT COVER (F38, F39)
	M05904-01-F40	EA COVER ASM-STOVE, W/FLUSH MOUNT COVER (F40, F41)

MICROWAVE OVEN

KEY	PART NUMBER	U/M DESCRIPTION
	102479-02-000	EA OVEN-MICROWAVE, PANASONIC NN6501VA
	102479-01-000	EA OVEN-MICROWAVE, CONVECTION - PANASONIC NN8501VA
	094756-02-01A	EA BRACKET-L, MICROWAVE - 6.1" LONG X 3.9" WIDE - STEEL - TAN
	094756-03-D18	EA BRACKET-ANGLE, W/HOLES
	094756-01-02A	EA BRACKET-ANGLE, W/HOLES - MILL
	102482-04-D18	EA FRAME ASM-MICROWAVE
	102456-09-000	EA BAFFLE ASM-MICROWAVE
	102842-02-000	EA BRACKET-BAFFLE, 22.1" X 2.5" - STEEL

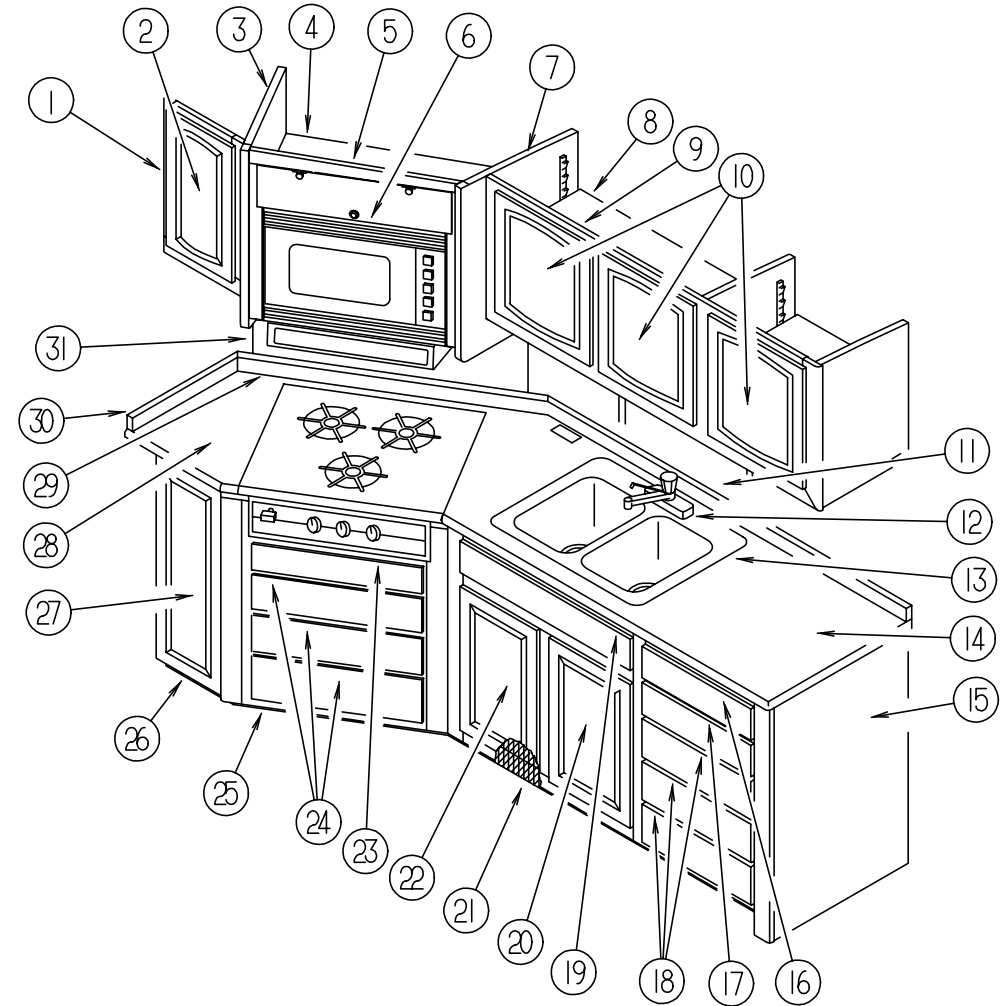
COFFEE MAKER

KEY	PART NUMBER	U/M DESCRIPTION
	103799-01-02A	EA COFFEEMAKER - GRAY - BLACK & DECKER - W/GLASS POT
	103799-01-700	EA POT-CARAFE, GLASS 679420
	103799-01-701	EA BRACKETS, WHITE PAIR 164734-06 B & D
	104610-01-000	EA STRAP ASM-COFFEE MAKER

DISHWASHER

KEY	PART NUMBER	U/M DESCRIPTION
	107752-01-01A	EA DISHWASHER, 18" - WHITE-WESTINGHOUSE SU182NXR1 FROM: 00-00-00 THRU: 09-11-94
	107752-02-01A	EA DISHWASHER, 18" - WESTINGHOUSE-MDR231RBR FROM: 09-12-94 THRU: 99-99-99
	115666-01-02B	EA BRACKET-TIEDOWN, DISHWASHER, E-COAT

GALLEY GROUP (CONTINUED)

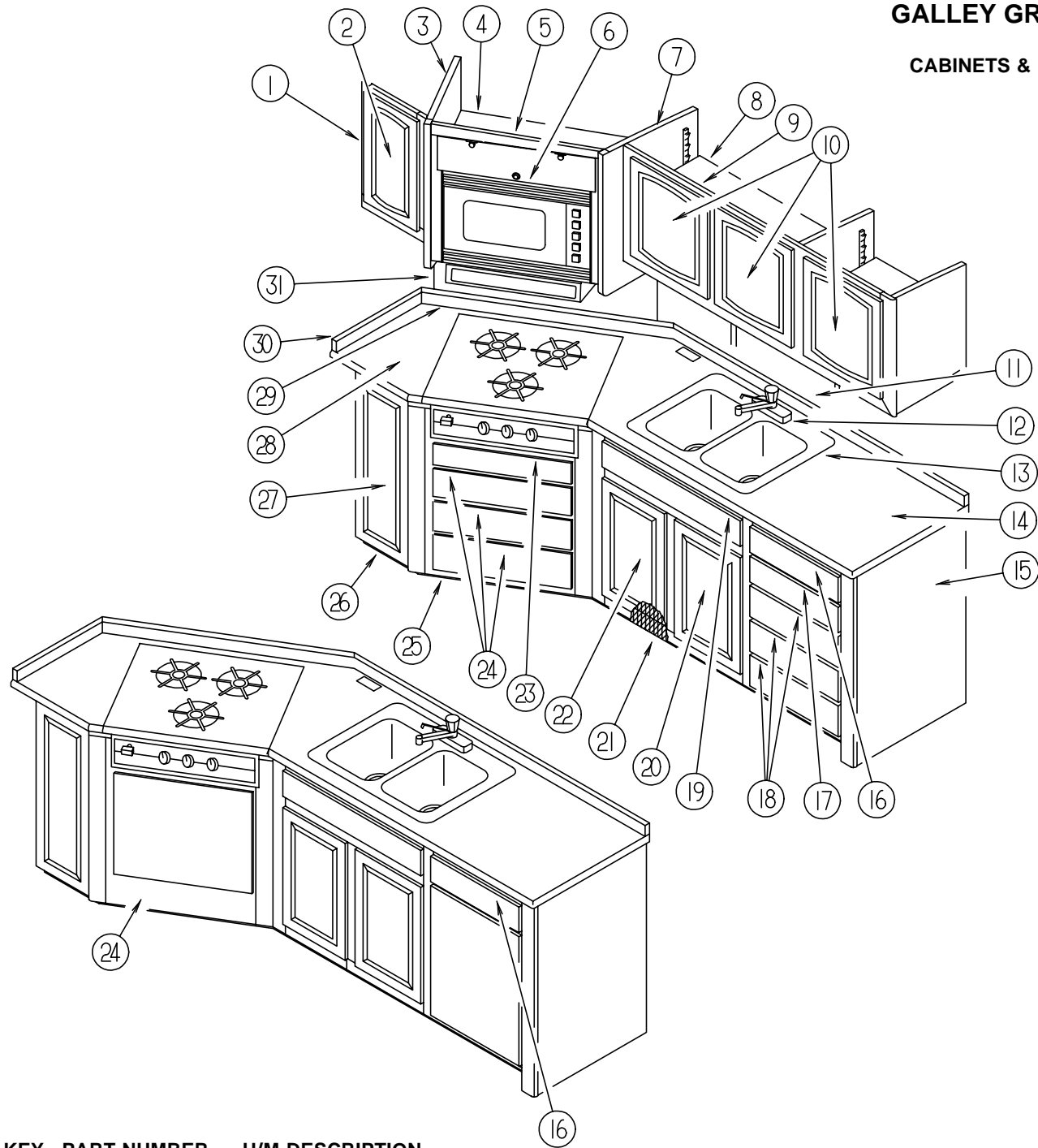


CABINETS & FIXTURES

KEY	PART NUMBER	U/M DESCRIPTION
1	108346-01-E37	EA CABINET ASM-OVHD GALLEY, RR (PICKLED ASH)
1	108346-01-E41	EA CABINET ASM-OVHD GALLEY, RR (SALEM CHERRY)
2	M05990-16-E37	EA DOOR-RAIL, HDW, 0500 X 0285 (PICKLED ASH)
2	M05990-16-E41	EA DOOR-RAIL, HDW, 0500 X 0285 (SALEM CHERRY)
3	107494-11-E37	EA CAP ASM-END, LH (PICKLED ASH)
3	107494-11-E41	EA CAP ASM-END, LH (SALEM CHERRY)
4	102483-08-E37	EA SHELF ASM-MICROWAVE (PICKLED ASH)
4	102483-08-E41	EA SHELF ASM-MICROWAVE (SALEM CHERRY)
5	P07476-01-E37	EA CABINET ASM-MICROWAVE (PICKLED ASH)
5	P07476-01-E41	EA CABINET ASM-MICROWAVE (SALEM CHERRY)
6	100708-11-000	EA DOOR-GLASS, CAB 156 X 596
	100711-01-01A	EA HINGE-DOOR, GLASS
	100710-01-01A	EA LOCK-GLASS DOOR, TWIST TYPE - BRASS
	101272-01-000	EA CATCH-DOOR, GLASS
	101766-01-000	EA PIN-SUPPORT, GLASS DOOR
	100707-01-000	EA SPACER-DOOR, GLASS - .8" DIA - .3" HOLE - PLASTIC
7	107494-10-E37	EA CAP ASM-END, RH (PICKLED ASH)
7	107494-10-E41	EA CAP ASM-END, RH (SALEM CHERRY)
8	114863-11-F36	EA SHELF ASM (PICKLED ASH)
8	114863-11-F37	EA SHELF ASM (SALEM CHERRY)
9	P14863-01-F36	EA CABINET-OVERHEAD, W/O DOOR & HDW (PICKLED ASH)
9	P14863-01-F37	EA CABINET-OVERHEAD, W/O DOOR & HDW (SALEM CHERRY)
10	M05990-14-E37	EA DOOR-CABINET, W/O HDW - 450MM X 415MM - 3 USED (PICKLED ASH)
10	M05990-14-E41	EA DOOR-CABINET, W/O HDW - 450MM X 415MM - 3 USED (SALEM CHERRY)
11	111382-29-E38	EA BACKSPLASH (F36, F37)
11	111382-29-E39	EA BACKSPLASH (F38, F39)
11	111382-29-F40	EA BACKSPLASH (F40, F41)

GALLEY GROUP (CONTINUED)

CABINETS & FIXTURES (CONTINUED)

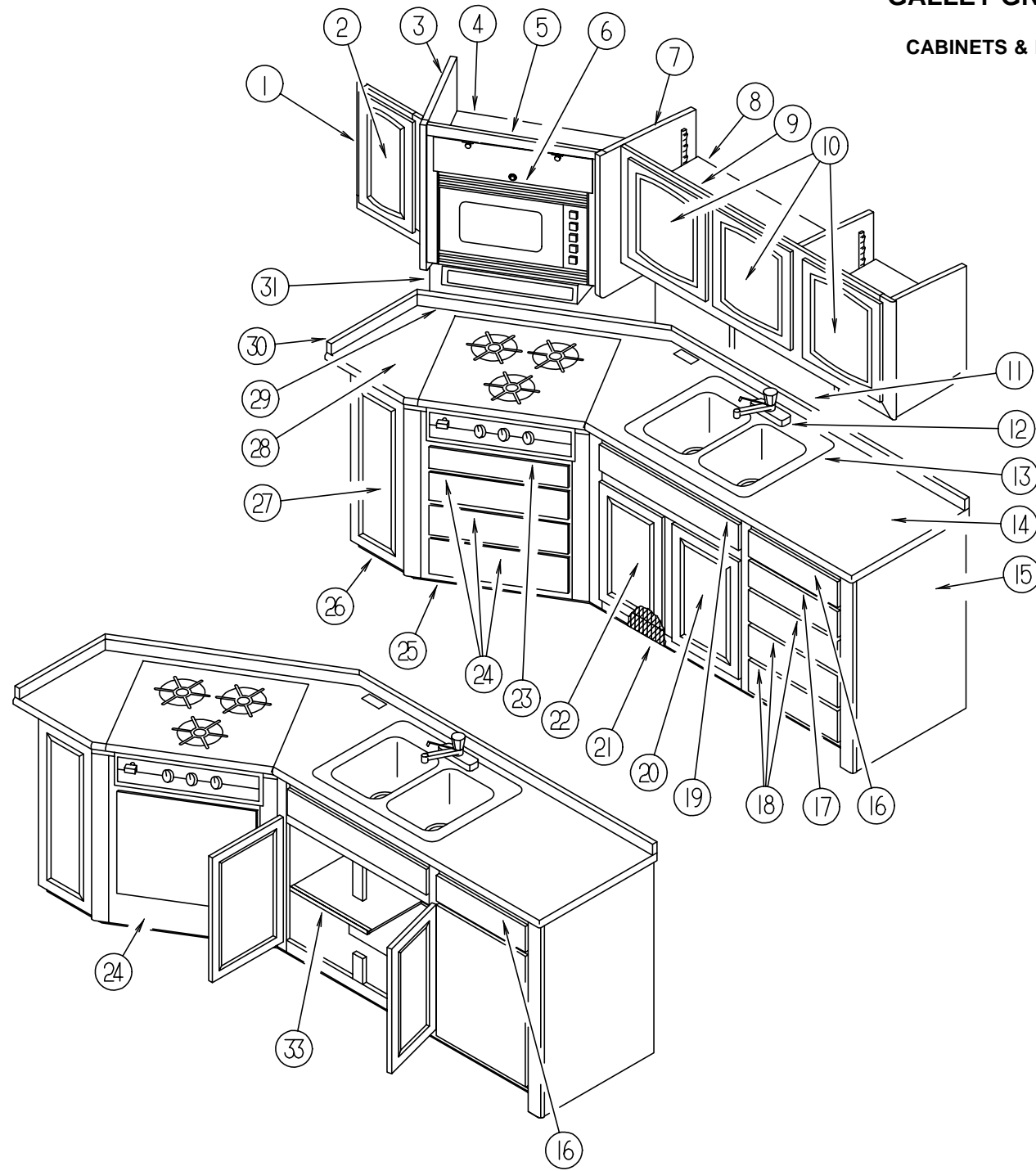


KEY	PART NUMBER	U/M DESCRIPTION
15	M06842-02-E38	EA CABINET-GALLEY, W/O DOORS & HDW (RANGE W/OVEN STANDARD) (F36)
15	M06842-02-F37	EA CABINET-GALLEY, W/O DOORS & HDW (RANGE W/OVEN STANDARD) (F37)
15	M06842-02-F38	EA CABINET-GALLEY, W/O DOORS & HDW (RANGE W/OVEN STANDARD) (F38)
15	M06842-02-F39	EA CABINET-GALLEY, W/O DOORS & HDW (RANGE W/OVEN STANDARD) (F39)
15	M06842-02-F40	EA CABINET-GALLEY, W/O DOORS & HDW (RANGE W/OVEN STANDARD) (F40)
15	M06842-02-F41	EA CABINET-GALLEY, W/O DOORS & HDW (RANGE W/OVEN STANDARD) (F41)
15	M06842-01-E38	EA CABINET-GALLEY, W/O DOORS & HDW (RANGE TOP ONLY) (F36)
15	M06842-01-F37	EA CABINET-GALLEY, W/O DOORS & HDW (RANGE TOP ONLY) (F37)
15	M06842-01-F38	EA CABINET-GALLEY, W/O DOORS & HDW (RANGE TOP ONLY) (F38)
15	M06842-01-F39	EA CABINET-GALLEY, W/O DOORS & HDW (RANGE TOP ONLY) (F39)
15	M06842-01-F40	EA CABINET-GALLEY, W/O DOORS & HDW (RANGE TOP ONLY) (F40)
15	M06842-01-F41	EA CABINET-GALLEY, W/O DOORS & HDW (RANGE TOP ONLY) (F41)
15	M06842-05-E38	EA CABINET-GALLEY, W/O DOORS & HDW (DISHWASHER W/RANGE TOP) (F36)
12	M06842-05-F37	EA CABINET-GALLEY, W/O DOORS & HDW (DISHWASHER W/RANGE TOP) (F37)
15	M06842-05-F38	EA CABINET-GALLEY, W/O DOORS & HDW (DISHWASHER W/RANGE TOP) (F38)
15	M06842-05-F39	EA CABINET-GALLEY, W/O DOORS & HDW (DISHWASHER W/RANGE TOP) (F39)
15	M06842-05-F40	EA CABINET-GALLEY, W/O DOORS & HDW (DISHWASHER W/RANGE TOP) (F40)
15	M06842-05-F41	EA CABINET-GALLEY, W/O DOORS & HDW (DISHWASHER W/RANGE TOP) (F41)
15	M06842-03-E38	EA CABINET-GALLEY, W/O DOORS & HDW (ICE MAKER W/RANGE TOP) (F36)
15	M06842-03-F37	EA CABINET-GALLEY, W/O DOORS & HDW (ICE MAKER W/RANGE TOP) (F37)
15	M06842-03-F38	EA CABINET-GALLEY, W/O DOORS & HDW (ICE MAKER W/RANGE TOP) (F38)
15	M06842-03-F39	EA CABINET-GALLEY, W/O DOORS & HDW (ICE MAKER W/RANGE TOP) (F39)
15	M06842-03-F40	EA CABINET-GALLEY, W/O DOORS & HDW (ICE MAKER W/RANGE TOP) (F40)
15	M06842-03-F41	EA CABINET-GALLEY, W/O DOORS & HDW (ICE MAKER W/RANGE TOP) (F41)
15	M06842-06-E38	EA CABINET-GALLEY, W/O DOORS & HDW (DISHWASER W/RANGE & OVEN) (F36)
15	M06842-06-F37	EA CABINET-GALLEY, W/O DOORS & HDW (DISHWASER W/RANGE & OVEN) (F37)
15	M06842-06-F38	EA CABINET-GALLEY, W/O DOORS & HDW (DISHWASER W/RANGE & OVEN) (F38)
15	M06842-06-F39	EA CABINET-GALLEY, W/O DOORS & HDW (DISHWASER W/RANGE & OVEN) (F39)
15	M06842-06-F40	EA CABINET-GALLEY, W/O DOORS & HDW (DISHWASER W/RANGE & OVEN) (F40)
15	M06842-06-F41	EA CABINET-GALLEY, W/O DOORS & HDW (DISHWASER W/RANGE & OVEN) (F41)
15	M06842-04-E38	EA CABINET-GALLEY, W/O DOORS & HDW (ICE MAKER W/RANGE & OVEN) (F36)
15	M06842-04-F37	EA CABINET-GALLEY, W/O DOORS & HDW (ICE MAKER W/RANGE & OVEN) (F37)
15	M06842-04-F38	EA CABINET-GALLEY, W/O DOORS & HDW (ICE MAKER W/RANGE & OVEN) (F38)
15	M06842-04-F39	EA CABINET-GALLEY, W/O DOORS & HDW (ICE MAKER W/RANGE & OVEN) (F39)
15	M06842-04-F40	EA CABINET-GALLEY, W/O DOORS & HDW (ICE MAKER W/RANGE & OVEN) (F40)
15	M06842-04-F41	EA CABINET-GALLEY, W/O DOORS & HDW (ICE MAKER W/RANGE & OVEN) (F41)
16	M05976-02-E37	EA DRAWER-CABINET, W/O HDW - CUTTING BOARD (PICKLED ASH)
16	M05976-02-E41	EA DRAWER-CABINET, W/O HDW - CUTTING BOARD (SALEM CHERRY)
	102778-04-000	EA BOARD-CUTTING, MAPLE
17	M05971-87-E37	EA DRAWER-CABINET, W/O HDW (PICKLED ASH)
17	M05971-87-E41	EA DRAWER-CABINET, W/O HDW (SALEM CHERRY)
	100081-01-01A	EA TRAY-SILVERWARE, 9" X 13.3" - PLASTIC - ALMOND - RUBBERMAID
18	M05971-89-E37	EA DRAWER-CABINET, W/O HDW - 3 USED (PICKLED ASH)
18	M05971-89-E41	EA DRAWER-CABINET, W/O HDW - 3 USED (SALEM CHERRY)
19	M06810-02-E37	EA DRAWER-CABINET, TIPOUT - W/O HARDWARE (PICKLED ASH)
19	M06810-02-E41	EA DRAWER-CABINET, TIPOUT - W/O HARDWARE (SALEM CHERRY)
	108126-01-000	EA HINGE-TRAY, AMEROCK CM8488-2G
	108127-01-01A	EA CAP-TRAY, AMEROCK D8490-A
	108128-01-01A	EA TRAY-HIDDEN, AMEROCK D8489
20	M05992-39-E37	EA DOOR-CABINET, W/O HARDWARE - 365MM X 555MM (PICKLED ASH)
20	M05992-39-E41	EA DOOR-CABINET, W/O HARDWARE - 365MM X 555MM (SALEM CHERRY)
	093605-02-01A	EA RACK-TOWEL, VINYL COVERED WIRE - ALMOND
	058334-01-000	EA WASTE BASKET, 9 3/4" X 7" X 10" - WHITE - RUBBERMAID
21	104314-03-01A	EA MESH-GRILLE, 108MM X 1310MM - BLACK
21	104314-04-01A	EA MESH-GRILLE, 108MM X 792MM - BLACK
22	M05992-37-E37	EA DOOR-CABINET, W/O HARDWARE - 365MM X 555MM (PICKLED ASH)
22	M05992-37-E41	EA DOOR-CABINET, W/O HARDWARE - 365MM X 555MM (SALEM CHERRY)
23	M05971-88-E37	EA DRAWER-CABINET, W/O HDW (W/RANGE TOP) (PICKLED ASH)
23	M05971-88-E41	EA DRAWER-CABINET, W/O HDW (W/RANGE TOP) (SALEM CHERRY)

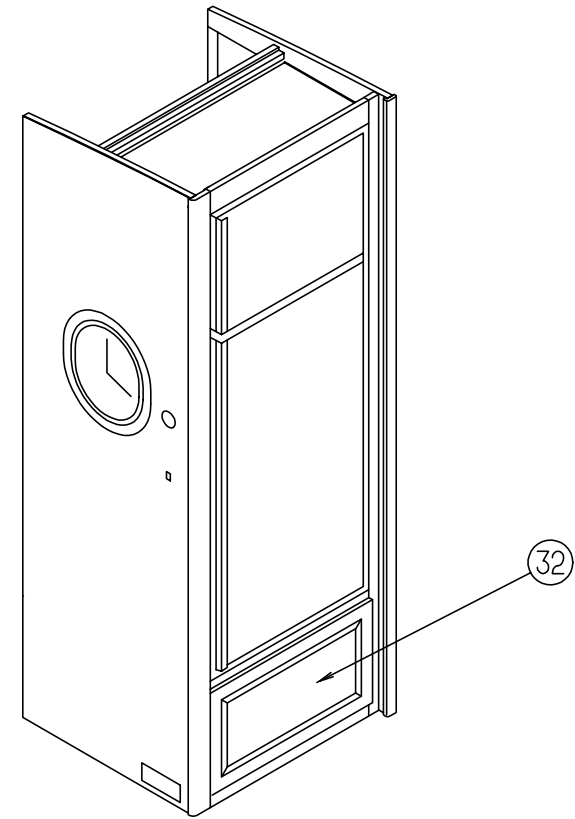
KEY	PART NUMBER	U/M DESCRIPTION
12	064952-01-000	EA FAUCET-GALLEY, SINGLE CONTROL
	103635-01-000	EA FAUCET-SINGLE CONTROL, EVERPURE 5435-00
13	110654-01-000	EA SINK-DOUBLE, STAINLESS STEEL
	092303-01-000	EA STRAINER-SINK
	108464-03-E38	EA COVER-SINK, 380MM X 280MM (F36, F37)
	108464-03-E39	EA COVER-SINK, 380MM X 280MM (F38, F39)
	108464-03-F40	EA COVER-SINK, 380MM X 280MM (F40, F41)
	108464-04-E38	EA COVER-SINK, 380MM X 380MM (F36, F37)
	108464-04-E39	EA COVER-SINK, 380MM X 380MM (F38, F39)
	108464-04-F40	EA COVER-SINK, 380MM X 380MM (F40, F41)
14	111382-12-E38	EA COUNTERTOP-CABINET, GALLEY (F36)
14	111382-12-F37	EA COUNTERTOP-CABINET, GALLEY (F37)
14	111382-12-F38	EA COUNTERTOP-CABINET, GALLEY (F38)
14	111382-12-F39	EA COUNTERTOP-CABINET, GALLEY (F39)
14	111382-12-F40	EA COUNTERTOP-CABINET, GALLEY (F40)
14	111382-12-F41	EA COUNTERTOP-CABINET, GALLEY (F41)

GALLEY GROUP (CONTINUED)

CABINETS & FIXTURES (CONTINUED)



KEY	PART NUMBER	U/M DESCRIPTION
29	111382-28-E38	EA BACKSPLASH (F36, F37)
29	111382-28-E39	EA BACKSPLASH (F38, F39)
29	111382-28-F40	EA BACKSPLASH (F40, F41)
30	111382-27-E38	EA BACKSPLASH (F36, F37)
30	111382-27-E39	EA BACKSPLASH (F38, F39)
30	111382-27-F40	EA BACKSPLASH (F40, F41)
31	093606-17-000	EA MIRROR-PANEL, BEVELED - 1/8" - ON WALL BEHIND RANGE



KEY	PART NUMBER	U/M DESCRIPTION
24	M05971-13-E37	EA DRAWER-CABINET, W/O HDW - 3 USED (PICKLED ASH)
24	M05971-13-E41	EA DRAWER-CABINET, W/O HDW - 3 USED (SALEM CHERRY)
25	111382-21-E37	EA TOE KICK ASM (PICKLED ASH)
25	111382-21-E41	EA TOE KICK ASM (SALEM CHERRY)
26	111382-22-E37	EA TOE KICK ASM (PICKLED ASH)
26	111382-22-E41	EA TOE KICK ASM (SALEM CHERRY)
27	M05992-36-E37	EA DOOR-CABINET, W/O HDW - 305MM X 740MM (PICKLED ASH)
27	M05992-36-E41	EA DOOR-CABINET, W/O HDW - 305MM X 740MM (SALEM CHERRY)
28	111382-13-E38	EA COUNTERTOP-CABINET, GALLEY (F36)
28	111382-13-F37	EA COUNTERTOP-CABINET, GALLEY (F37)
28	111382-13-F38	EA COUNTERTOP-CABINET, GALLEY (F38)
28	111382-13-F39	EA COUNTERTOP-CABINET, GALLEY (F39)
28	111382-13-F40	EA COUNTERTOP-CABINET, GALLEY (F40)
28	111382-13-F41	EA COUNTERTOP-CABINET, GALLEY (F41)

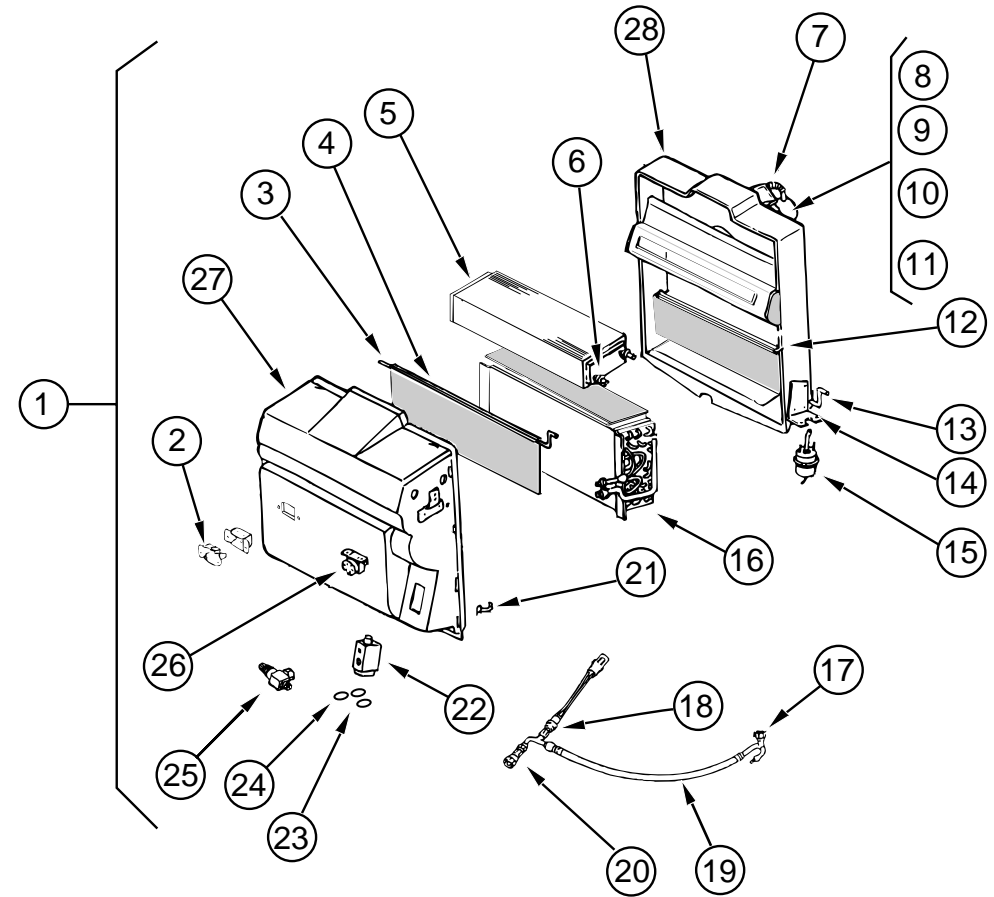
KEY	PART NUMBER	U/M DESCRIPTION
32	M05992-09-E37	EA DOOR-CABINET, W/O HARDWARE - 590MM X 350MM (PICKLED ASH)
32	M05992-09-E41	EA DOOR-CABINET, W/O HARDWARE - 590MM X 350MM (SALEM CHERRY)
	090329-01-000	FT SEAL-T, REFRIGERATOR CABINET - .6" WIDE TOP X 2" TAIL
	103251-02-01A	EA INSERT-ACRYLIC BLACK, 19.53" X 16.06"
	103251-04-01A	EA INSERT-ACRYLIC BLACK, 19.53" X 39.20"
	116751-03-01A	EA TRAY-REFRIGERATOR, BLACK
33	111382-11-E37	EA SHELF ASM (PICKLED ASH)
33	111382-11-E41	EA SHELF ASM (SALEM CHERRY)

GENERATOR GROUP

7 KW ONAN MARQUIS GENERATOR

KEY	PART NUMBER	U/M DESCRIPTION
	105559-03-000	EA GENERATOR, 7KW MARQUIS, 30/30 - ONAN NHM FA/26105 W/TRAY #403-2893
	105958-02-000	EA PIPE-EXHAUST, GENERATOR
	106235-01-000	EA ADAPTOR-EXHAUST,GENERATOR
	112365-04-000	EA BREAKER, 20AMP GENERATOR, ONAN 320-1683
	007125-03-000	EA CLAMP-MUFFLER - 1.5" DIA
	007131-01-000	EA HANGER-TAILPIPE, 6 SLOTS
	008401-01-000	EA STRAP-CONDUIT, 3/4" - 1 HOLE - GALVANIZED
	108357-10-000	EA SWITCH-ROCKER, SPDT - MOM/OFFMOM - CARLING V8D1160B-0
	108356-03-01A	EA COVER-SWITCH W/GROOVES & LENS, CARLING VVCGC00

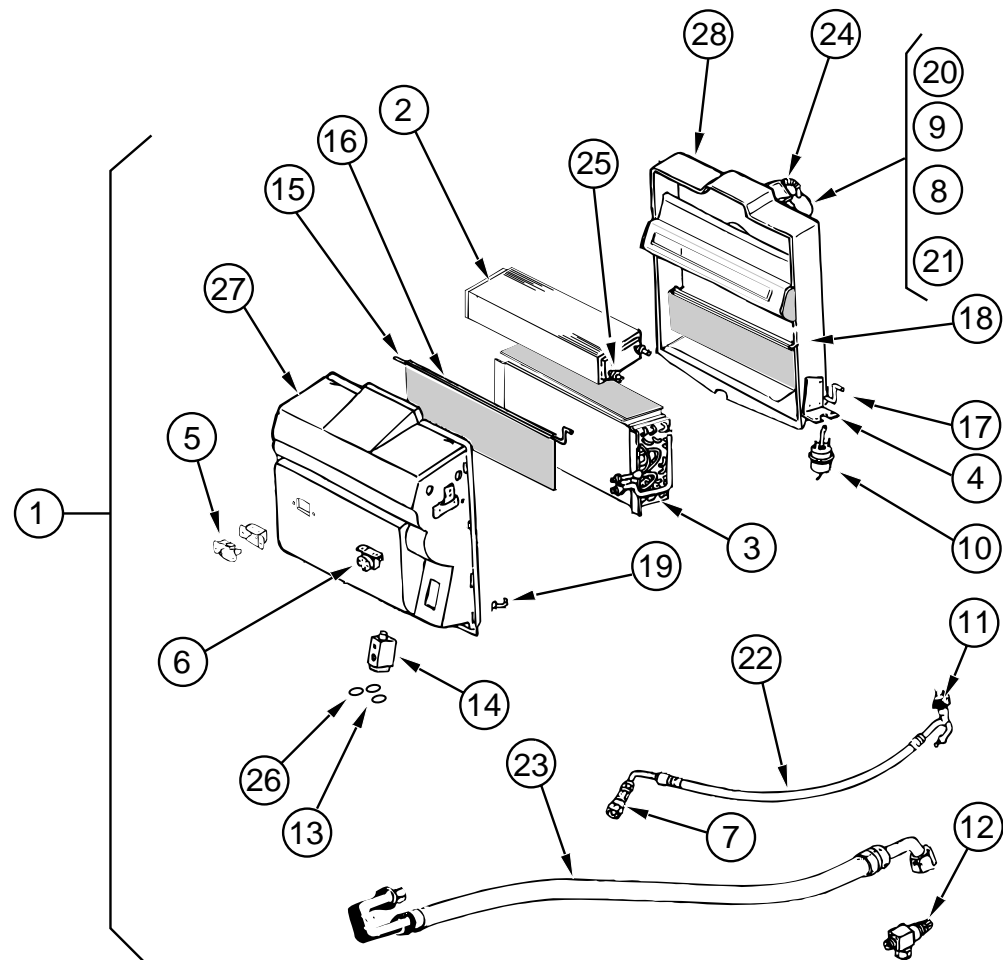
HEATING & AIR CONDITIONING GROUP



CHEVY EVAPORATOR/HEATER ASSEMBLY

KEY	PART NUMBER	U/M DESCRIPTION
1	103930-20-000	EA EVAPORATOR/HEATER ASSEMBLY, SCS 090-00083 (CHEVY)
2	103930-01-710	EA RESISTOR-FUSED, SCS 035-0006
3	103930-20-702	EA ROD-BLEND AIR DOOR, 073-0039
4	103930-20-703	EA DOOR-BLEND AIR, 071-0212
5	103930-01-703	EA COIL-HEATER, SCS 042-0010
6	110279-01-712	EA HEATER FITTING - 050-0076
7	110279-01-703	EA HOSE VENT MOTOR BLOWER, SCS 051-0034
8	103930-20-707	EA BLOWER HOUSING, 062-0145
9	103930-01-720	EA MOTOR, SCS 030-0004
10	103930-01-717	EA WHEEL-CLOCK-WISE, SCS 062-0010
11	103930-20-708	EA CLIP F/MOTOR SHAFT, 022-0001
12	103930-20-705	EA DOOR-PANEL RECIRCULATING, 071-0213
13	103930-20-704	EA ROD-DOOR, RECIRCULATING, 073-0018P
14	103930-01-708	EA BRACKET-VACUUM MOTOR, SCS 070-0113
15	103930-02-708	EA MOTOR-VACUUM SERVO, A/C - SCS 030-0002
16	103930-01-704	EA COIL EVAPORATER, SCS 041-0017
17	103930-12-708	EA SWITCH, BINARY, R-134A - 032-0048
18	103930-01-716	EA SWITCH-PRESSURE FAN - SCS 032-0029
19	103930-20-701	EA HOSE ASM #6 GM, 085-0138
20	103930-12-709	EA FITTING-QUICK CONNECT, SCS 050-120
21	103930-20-706	EA CLIP-RETAINER, 022-0057
22	103930-20-700	EA VALVE EXPANSION BLOCK (2 TON) - 034-0032
23	103930-17-702	EA GASKET OR SAE 015 - #10 - 33-781 - SCS 045-0127
24	113245-01-707	EA GASKET (#8) - 045-0126
25	103930-20-709	EA SERVICE VALVE, SCS 050-0159
26	103930-01-711	EA THERMOSTAT, SCS 033-0003
27	103930-20-710	EA CASE-FRONT, SUB-ASSEMBLY 062-0146
28	103930-20-711	EA CASE-BACK, SUB-ASSEMBLY 062-0147
	103930-05-000	EA MANUAL-OWNERS, HEATER-A/C - SCS 057-0049

HEATING & AIR CONDITIONING GROUP (CONTINUED)



FORD EVAPORATOR/HEATER ASSEMBLY

KEY	PART NUMBER	U/M DESCRIPTION
1	103930-21-000	EA EVAPORATOR/HEATER ASSEMBLY, SCS 090-00084 (FORD)
2	103930-01-703	EA COIL-HEATER, SCS 042-0010
3	103930-01-704	EA COIL EVAPORATER, SCS 041-0017
4	103930-01-708	EA BRACKET-VACUUM MOTOR, SCS 070-0113
5	103930-01-710	EA RESISTOR-FUSED, SCS 035-0006
6	103930-01-711	EA THERMOSTAT, SCS 033-0003
7	103930-01-713	EA FITTING-QUICK CONNECT, #4 - SCS 050-003
8	103930-01-717	EA WHEEL-CLOCK-WISE, SCS 062-0010
9	103930-01-720	EA MOTOR, SCS 030-0004
10	103930-02-708	EA MOTOR-VACUUM SERVO, A/C - SCS 030-0002
11	103930-12-708	EA SWITCH, BINARY, R-134A - 032-0048
12	103930-13-702	EA SERVICE VALVE W/O C.P., SCS 050-152
13	103930-17-702	EA GASKET OR SAE 015 - #10 - 33-781 - SCS 045-0127
14	103930-20-700	EA VALVE EXPANSION BLOCK (2 TON) - 034-0032
15	103930-20-702	EA ROD F/BLEND AIR DOOR, 073-0039
16	103930-20-703	EA DOOR-BLEND AIR, 071-0212
17	103930-20-704	EA ROD-DOOR-RECIRCULATING, 073-0018
18	103930-20-705	EA DOOR PANEL-RECIRCULATING, 071-0213
19	103930-20-706	EA CLIP-RETAINER, 022-0057
20	103930-20-707	EA BLOWER HOUSING, 062-0145
21	103930-20-708	EA CLIP F/MOTOR SHAFT, 022-0001
22	103930-21-700	EA HOSE ASM #6 WINN FORD, SCS 085-0139
23	103930-21-701	EA HOSE ASM #10 WINN FORD, SCS 085-0149
24	110279-01-703	EA HOSE VENT MOTOR BLOWER, SCS 051-0034
25	110279-01-712	EA HEATER FITTING - 050-0076
26	113245-01-707	EA GASKET (#8) - 045-0126
27	103930-20-710	EA CASE-FRONT, SUB-ASSEMBLY 062-0146
28	103930-20-711	EA CASE-BACK, SUB-ASSEMBLY 062-0147
	103930-05-000	EA MANUAL-OWNERS, HEATER-A/C - SCS 057-0049

HEATING & AIR CONDITIONING GROUP (CONTINUED)

AUTO A/C CONTROL PLENUM

KEY	PART NUMBER	U/M DESCRIPTION
	103930-08-000	EA CONTROL/PLENUM SET FOR M-BODY, SCS 093-00045
	072341-06-700	EA SWITCH, 4 SPEED, FAN - ARA 0883502
	103930-01-723	EA HOSE ASM, W/FITTING #10 - SCS 034-0073
	103930-02-700	EA PANEL-CONTROL, SCS 032-0018
	103930-02-701	EA VALVE-CONTROL HEAD, SCS 034-0015
	103930-02-702	EA DECAL-FAN SWITCH, WINNEBAGO "N", SCS 058-0008
	103930-02-703	EA HARNESS-WIRE CONTROL, SCS 036-0048
	103930-02-704	EA HARNESS-VACUUM CONTROL, SCS 036-0049
	103930-02-705	EA CABLE-CONTROL, BOWDEN - SCS 074-0011
	103930-02-706	EA CLIP-CABLE, CONTROL - SCS 022-0017
	103930-02-707	EA RELAY, SCS 031-0001
	103930-02-710	EA CANISTER-VACUUM, SCS 054-0002
	103930-23-000	EA VALVE-WATER, 2 PORT - SCS 034-00014
	103930-24-000	EA VALVE-WATER, 4 PORT - SCS 034-00035

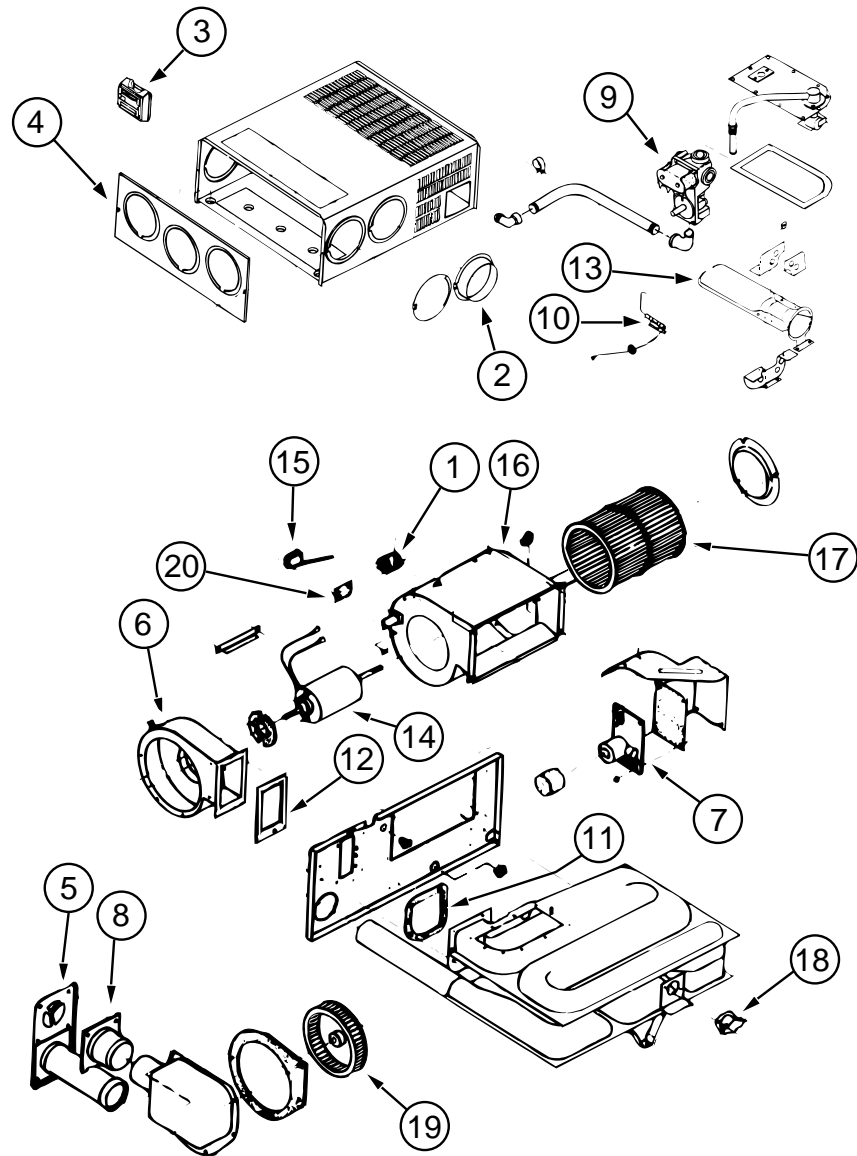
AUTO A/C HOSE KIT

KEY	PART NUMBER	U/M DESCRIPTION
	103930-17-000	EA HOSE KIT #10GM - SANDEN COMPRESSOR
	103930-01-708	EA BRACKET-VACUUM MOTOR, SCS 070-0113
	103930-17-700	EA FITTING, PAD COMPRESSOR SUCTION - SCS 050-0131
	103930-17-701	EA FITTING, #10 - 90 - W/FERRULE - 1342CP - SCS 050-0132
	103930-17-702	EA GASKET OR SAE 015 - #10 - 33-781 - SCS 045-0127
	103930-17-703	EA GASKET-SEAL, SANDEN COMPRESSOR - 33-76 - SCS 045-0142
	103930-17-704	EA HOSE ASM, #10 - SCS 085-0113

AUTO A/C & HEAT SYSTEM

KEY	PART NUMBER	U/M DESCRIPTION
	007076-01-000	EA HOSE-FLEXIBLE PVC - 2" ID - INCREMENTS OF 10'
	007281-01-000	EA HOSE-FLEXIBLE PVC, 2.5"ID X 50' - ATCOFLEX A-182-355
	024990-06-000	EA OUTLET-DEFROSTER, W/SWIVEL - 2" DIAMETER - WILLOW
	056402-05-000	EA BRACKET-HEATER VENT, ROUND - W/BEND - BLACK
	056402-06-000	EA BRACKET-HEATER VENT, ROUND - BLACK
	077075-01-000	EA GASKET-INSTRUMENT PANEL TO DEFROSTER PLENUM - .6" X 11.3" (CENTER TWO OPENINGS)
	077075-03-000	EA GASKET-I/P TO DEFROSTER PLENUM - OUTER TWO OPENINGS
	085000-01-000	EA SHIELD-A/C, 6.8" X 3.1" - STEEL
		FROM: 00-00-00 THRU: 05-16-95
	119847-01-02B	EA SHIELD-A/C COMPRESSOR, E-COAT
		FROM: 05-17-95 THRU: 99-99-99
	103016-01-000	EA PLENUM-TRANSITION
	103017-01-000	EA PLENUM-DEFROSTER
	103558-01-03A	EA VENT-DEFROSTER, ABS PLASTIC - WILLOW
	103796-01-01A	EA LOUVER ASM-A/C, CARY PROD BLACK 268-3B,100-2-4-8
	103930-05-000	EA MANUAL-OWNERS, HEATER-A/C - SCS 057-0049

HEATING & AIR CONDITIONING GROUP (CONTINUED)



FURNACE SYSTEM

KEY	PART NUMBER	U/M DESCRIPTION
	098668-13-000	EA GASKET-FIBERGLASS, .5" X 16.37" X 17.56" - SUBURBAN 070977
	098668-14-000	EA GASKET-FIBERGLASS, .5" X 18" X 18" - SUBURBAN 070975
	098668-22-000	EA FURNACE, 40000 BTU, SUBURBAN SF-42 2275
1	074466-01-702	EA RELAY-TIME DELAY, SUBURBAN# 230625
2	075696-02-703	EA DUCT COLLAR, SUBURBAN 50715
3	093365-01-000	EA THERMOSTAT-WALL, FURNACE - SUBURBAN 0160902
4	098668-01-700	EA CABINET FRONT, SUBURBAN 101242
5	098668-01-707	EA VENT CAP & EXHAUST TUBE ASM, SUBURBAN 260193
6	098668-01-708	EA BLOWER ASM (COMBUSTION AIR), SUBURBAN 390441
7	098668-01-712	EA BOARD-MODULE, SUBURBAN 231741
8	098668-01-713	EA INTAKE VENT TUBE ASM, SUBURBAN 051044
9	098668-01-714	EA GAS VALVE (WHITE ROGERS), SUBURBAN 161070
10	098668-01-715	EA ELECTRODE ASM.(SGL PROBE), SUBURBAN 232166

HEATING & AIR CONDITIONING GROUP (CONTINUED)

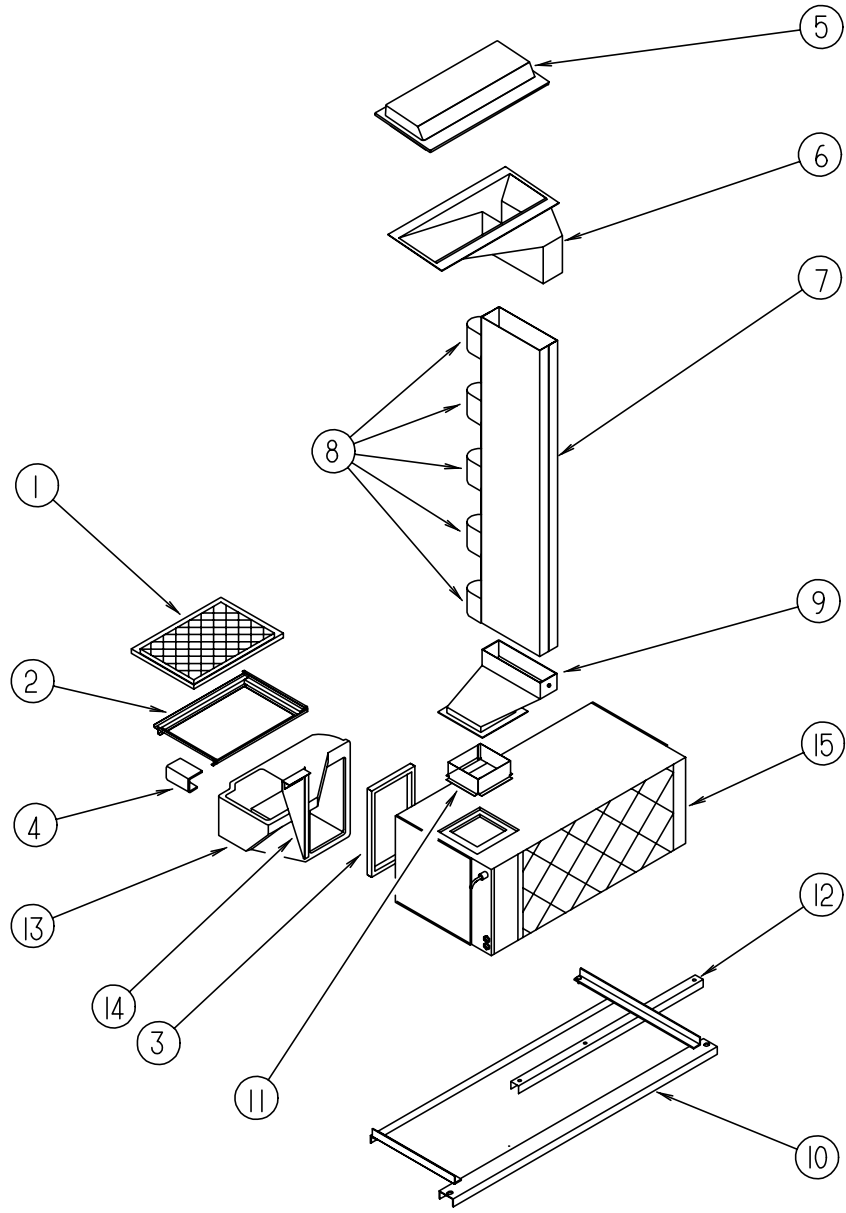
FURNACE SYSTEM (CONTINUED)

KEY	PART NUMBER	U/M DESCRIPTION
11	098668-01-716	EA GASKET FIREWALL(CHAMBER SIDE), SUBURBAN 070808
12	098668-01-717	EA GASKET FIREWALL(BLOWER SIDE), SUBURBAN 070809
	098668-11-700	EA ORFICE-MAIN BURNER SF-42F, SUBURBAN 180216
13	098668-11-701	EA BURNER ASM (SF-42F), SUBURBAN 010799
14	098668-11-702	EA MOTOR ASM (SF-42F), SUBURBAN 232212
15	098668-11-703	EA SWITCH-SAIL (ASM) (SF-42F), SUBURBAN 232216
16	098668-11-704	EA BLOWER ASM-ROOM AIR (SF-42F), SUBURBAN 390698
17	098668-11-705	EA WHEEL-ROOF AIR (SF-42F), SUBURBAN 350129
18	098668-11-706	EA LIMIT SWITCH (SF-42F), SUBURBAN 232231
19	098668-22-702	EA WHEEL COMB. AIR, SUBURBAN 350183
20	101990-01-714	EA MICROSWITCH GASKET, SUBURBAN 230877
	024990-05-000	EA OUTLET-DEFROSTER, W/SWIVEL - 2" DIAMETER - BLACK
	009198-01-000	FT DUCT-HEAT- FLEXIBLE - 4" ID X 25 FT
	092776-01-000	EA ADAPTER-DUCT, 2"
	092777-01-000	EA ADAPTER-DUCT, 4"
	056464-05-000	EA REGISTER-PLASTIC W/O DAMPER - 4" DIAMETER - GOLDEN FROM: 00-00-00 THRU: 03-29-95
	056464-10-000	EA REGISTER-W/O DAMPER, 4" DIAMETER - DURA-BEI FROM: 03-30-95 THRU: 99-99-99
	094600-01-02A	EA REGISTER-HEAT, W/O DAMPER - 3.6" X 11.2" - BROWN FROM: 00-00-00 THRU: 03-29-95
	094600-05-01A	EA REGISTER-HEAT, W/O DAMPER - LIMA 41,DURA-BEIGE FROM: 03-30-95 THRU: 99-99-99
	094600-02-02A	EA REGISTER-HEAT, W/DAMPER - 3.6" X 11.2" - BROWN FROM: 00-00-00 THRU: 03-29-95
	094600-06-01A	EA REGISTER-HEAT, W/DAMPER FROM: 03-30-95 THRU: 99-99-99
	093614-01-01A	EA GRILLE-RETURN AIR- FURNACE - 15.6" X 7.6" - BROWN FROM: 00-00-00 THRU: 03-29-95
	093614-04-01A	EA GRILL-RETURN AIR, BROWN FROM: 00-00-00 THRU: 03-29-95
	093614-01-02A	EA GRILLE-RETURN AIR, DURA BIEGE - LIMA,19H-14X6BR-RAG FROM: 03-30-95 THRU: 99-99-99
	093614-04-02A	EA GRILL-RETURN AIR, DURA-BEIGE FROM: 03-30-95 THRU: 99-99-99
	009200-01-000	EA TAPE-FURNACE, 1 1/2"
	023146-01-000	EA CLAMP-SCREW TYPE - 4"

REAR HEATER SYSTEM

KEY	PART NUMBER	U/M DESCRIPTION
	084405-01-000	EA HEATER ASM-REAR, DUCTED - W/MOTOR AID - EVANS
	084405-01-700	EA CORE-HEATER FT200229
	084405-01-701	EA FAN BLADES HV029931
	084405-01-702	EA MOTOR ASSEMBLY, 12 VOLT R0200180
	007108-01-000	FT HOSE-HEATER, 5/8" ID - HI-TEMP - FORD ESE-M2D192-A
	007076-01-000	EA HOSE-FLEXIBLE PVC - 2" ID - INCREMENTS OF 50'
	079059-01-000	EA HOSE - 90 DEGREE, 5/8" ID X 4" X 36"
	010227-01-000	EA TEE-PLASTIC, BARB 5/8" OR 3/4" HOSE
	061673-01-000	EA BRACKET-MOTOR AID TUBES, 4" X 1.5" - STEEL
	088753-01-000	FT TUBE-GALVANIZED STEEL, 5/8" - 18 GAUGE

HEATING & AIR CONDITIONING GROUP (CONTINUED)



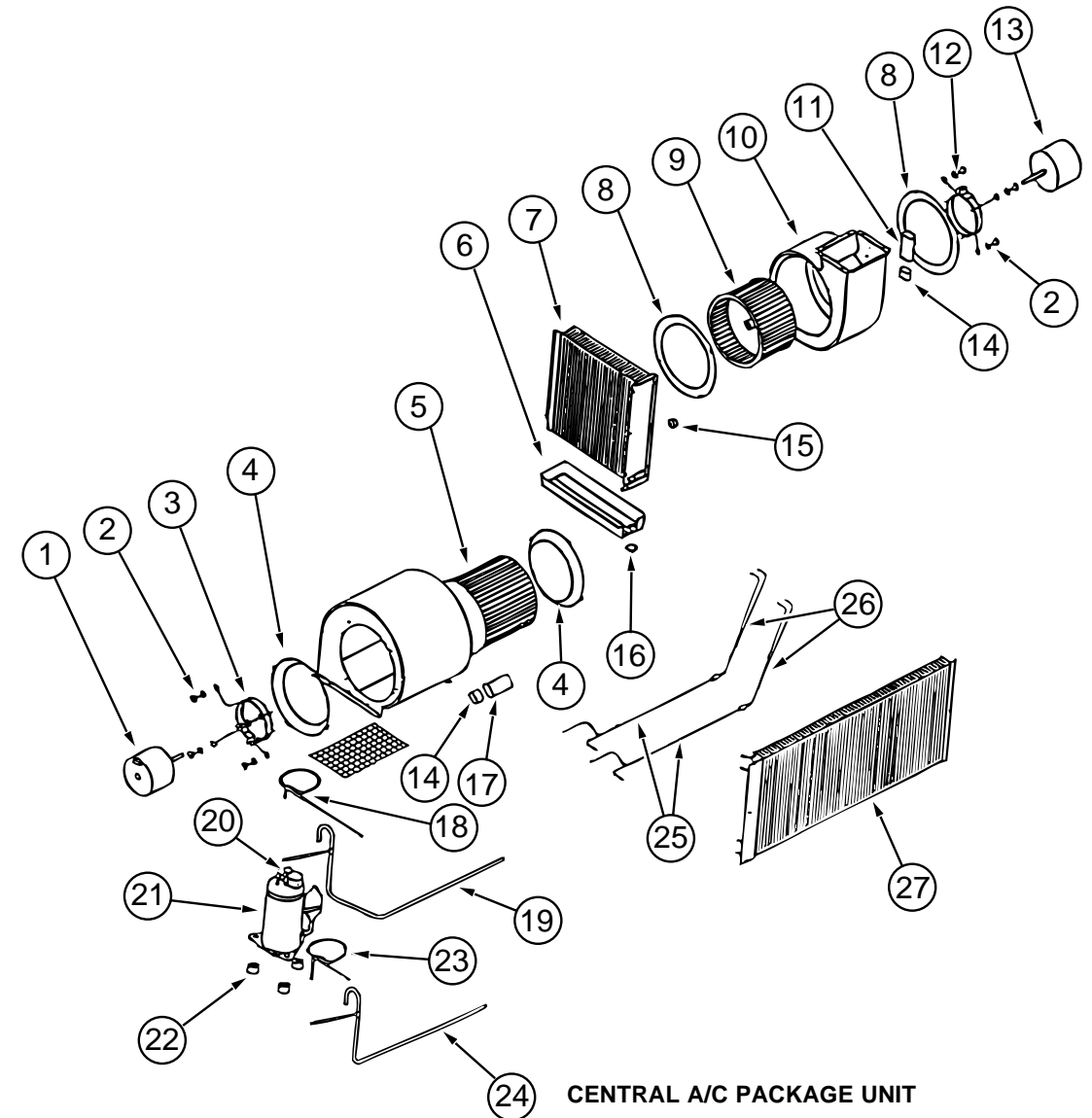
CENTRAL A/C SYSTEM

KEY	PART NUMBER	U/M DESCRIPTION
1	109050-02-000	EA FILTER-FIBERGLASS, 1" X 14" X 20"
2	109859-01-000	EA FRAME-FILTER, A/C
3	104692-02-000	FT SEAL - 3/4" X 1", ADHESIVE ON ONE SIDE
	104692-01-000	FT SEAL - 3/4" X 3/4", ADHESIVE ON ONE SIDE
4	109752-01-000	EA CHANNEL-SUPPORT, A/C
5	109009-01-000	EA DEFLECTOR-A/C, ROOF
6	P09011-01-000	EA PLENUM-A/C, SUPPLY - UPPER - W/FOAM
7	109017-01-000	EA PLENUM ASM-A/C, SUPPLY
8	109085-01-000	EA FOAM-SUPPORT, PLENUM - A/C
9	P09010-01-000	EA PLENUM-A/C, SUPPLY - LOWER - W/FOAM
10	N/A	EA CRADLE ASM-A/C
11	109019-01-000	EA COLLAR ASM-SUPPLY, A/C
12	109520-01-000	EA CHANNEL-FORMED, A/C
13	109291-01-000	EA DUCT-CENTRAL AIR, PLASTIC
14	109575-01-000	EA REINFORCEMENT-DUCT, RETURN - METAL
	105620-06-000	EA THERMOSTAT-A/C AND FURNACE, COLEMAN 6795B6651665
15	105620-05-000	EA A/C-CENTRAL, PACKAGE UNIT - COLEMAN LEFT 6795B832
	105620-07-000	EA WIRE ASSEMBLY-THERMOSTAT, COLEMAN 6795A4351
	108975-01-000	EA BRACKET-A/C SUPPORT, RIGHT - TRIANGLE - 80 X 116MM - STEEL

HEATING & AIR CONDITIONING GROUP (CONTINUED)

CENTRAL A/C SYSTEM (CONTINUED)

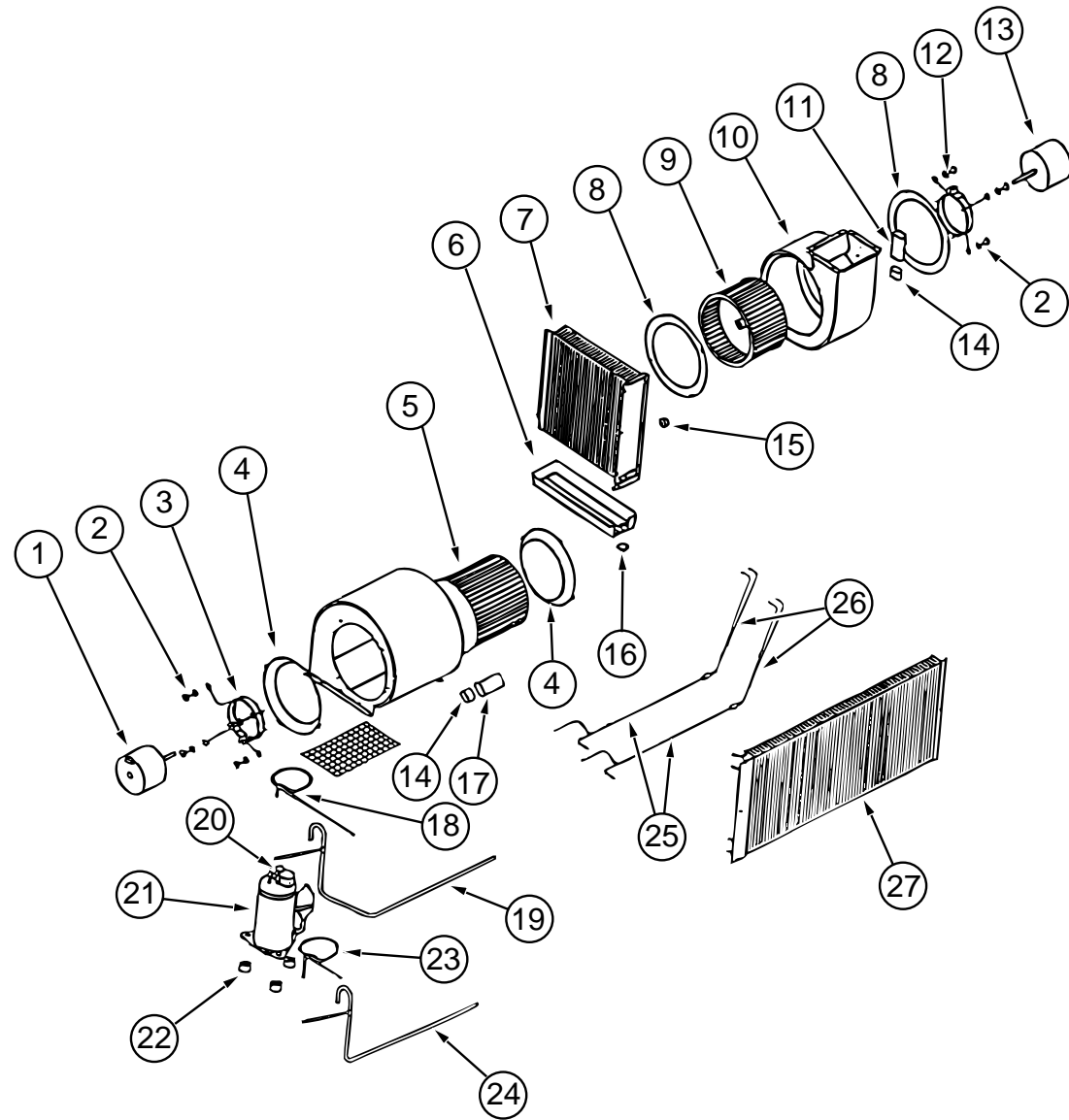
KEY	PART NUMBER	U/M DESCRIPTION
	108975-02-000	EA BRACKET-A/C SUPPORT, LEFT - TRIANGLE - 80 X 116MM - STEEL
	M05906-01-D18	EA COVER, A/C - W/INSULATION
	056464-06-000	EA REGISTER-HEAT/A/C, ROUND W/O DAMPER - 4" - PLASTIC - OFF WHITE



CENTRAL A/C PACKAGE UNIT

KEY	PART NUMBER	U/M DESCRIPTION
1	105620-01-717	EA MOTOR-BLOWER, O.D. 1468-3029
2	105620-01-716	EA SLEEVE & GROMMET, 4 PER PKG 6795-3031
3	105620-01-715	EA MOUNT-BLOWER, O.D. 6795-3011
4	105620-01-714	EA VENTURI-BLOWER, O.D. 6795-150
5	105620-01-713	EA WHEEL-BLOWER, O.D. 1472-1011
6	105620-02-702	EA PAN-DRAIN, LH 6795-225
7	105620-02-701	EA COIL-EVAPORATOR, (LH) 1452-1431
8	105620-01-722	EA VENTURI-BLOWER, I.D. 6795-151
9	105620-02-709	EA WHEEL-BLOWER, I.D. 1472-1021
10	105620-02-708	EA HOUSING-BLOWER, I.D. 6795-519
11	093763-01-704	EA CAPACITOR-FAN 1499-5461
12	105620-01-723	EA MOUNT-MOTOR, BLOWER I.D. 6795-3021
13	105620-01-724	EA MOTOR-BLOWER, I.D.,REVERSIBLE 1468-3129
14	105620-01-719	EA BOOT-CAPACITOR, RUBBER 1499-950

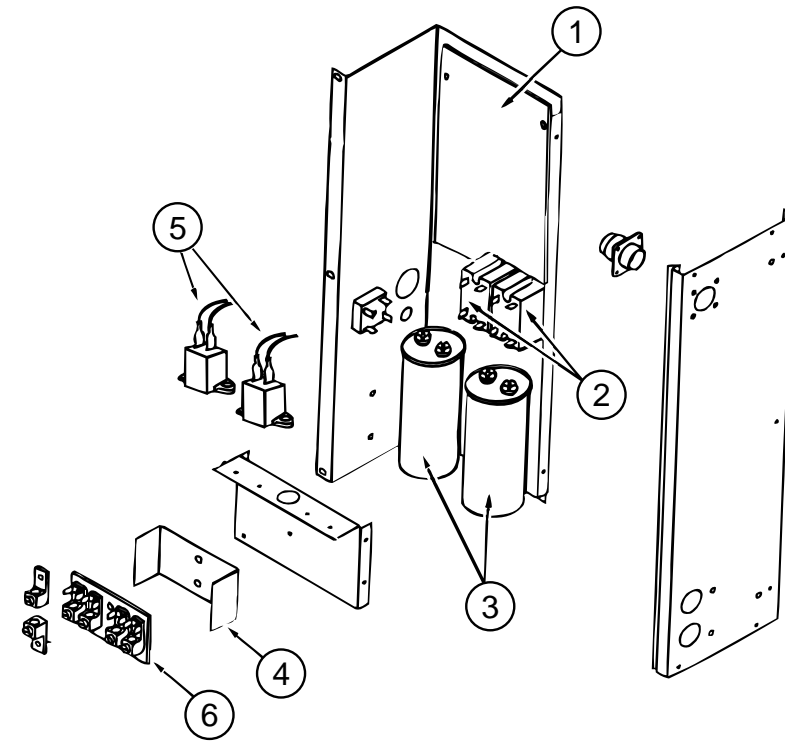
HEATING & AIR CONDITIONING GROUP (CONTINUED)



CENTRAL A/C PACKAGE UNIT (CONTINUED)

KEY	PART NUMBER	U/M DESCRIPTION
15	N/A	EA SWITCH-FREEZE, COLEMAN 6795A330 (NOT USED ON THIS MODEL)
16	105620-01-703	EA VALVE-DRAIN, RH & LH 6795-300
17	105620-01-718	EA CAPACITOR-FAN (12.5 MFD/370V 1499-5631
18	105620-02-704	EA LINE ASM-DISCHARGE, #2 - LH 6795-233
19	105620-02-703	EA LINE ASM-SUCTION, #2 - LH) 6795-507
20	105620-01-705	EA PROTECTOR-OVERLOAD, RH & LH 6759-3791
21	105620-01-704	EA COMPRESSOR-TECUMSEH, RH & LH 1450-2009
22	105620-01-706	EA MOUNTING PKG.,COMP., 3 PER 6759-3081
23	105620-02-706	EA LINE ASM-LIQUID, #1 (LH) 6795-234
24	105620-02-705	EA LINE ASM-SUCTION, #1(LH) 6795-508
25	105620-02-707	EA LINE ASM-LIQUID, COMP. (LH) 6795-503
26	105620-01-712	EA CAP TUBE ASM-DISTRIBUTOR R & L 6795-5141
27	105620-02-700	EA COIL-CONDENSER, (LH) 1452-1421
	105620-07-000	EA WIRE ASSEMBLY-THERMOSTAT, COLEMAN 6795A4351
	056464-06-000	EA REGISTER-HEAT/A/C, ROUND W/O DAMPER - 4" - PLASTIC - OFF WHITE

HEATING & AIR CONDITIONING GROUP (CONTINUED)

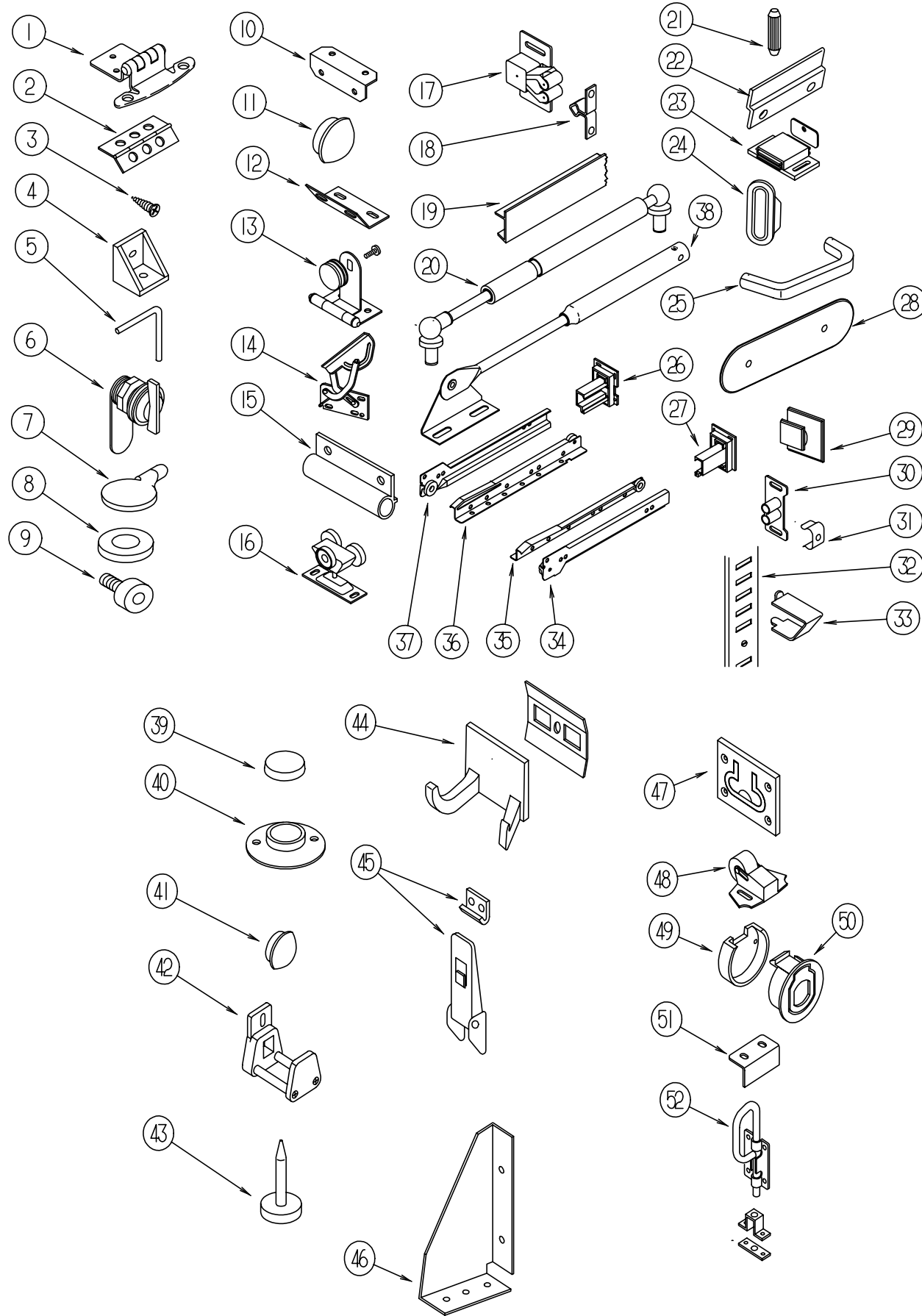


WIRE BOX FOR CENTRAL A/C PACKAGE UNIT

KEY	PART NUMBER	U/M DESCRIPTION
1	105620-05-700	EA BOARD-PRINTED CIRCUIT, 2 TON 6795-3201
2	105620-01-729	EA RELAY-COMPRESSOR 1460-1011
3	108889-01-707	EA CAPACITOR-RUN,COMP-25MFD/370 1499-5661
4	105620-01-733	EA ISOLATOR-HIGH VOLTAGE 6795-117
5	105620-01-739	EA ASSIST-START 1497-9011
6	105620-01-738	EA BOARD-TERMINAL, HIGH VOLTAGE 6795-315

INTERIOR FINISH GROUP

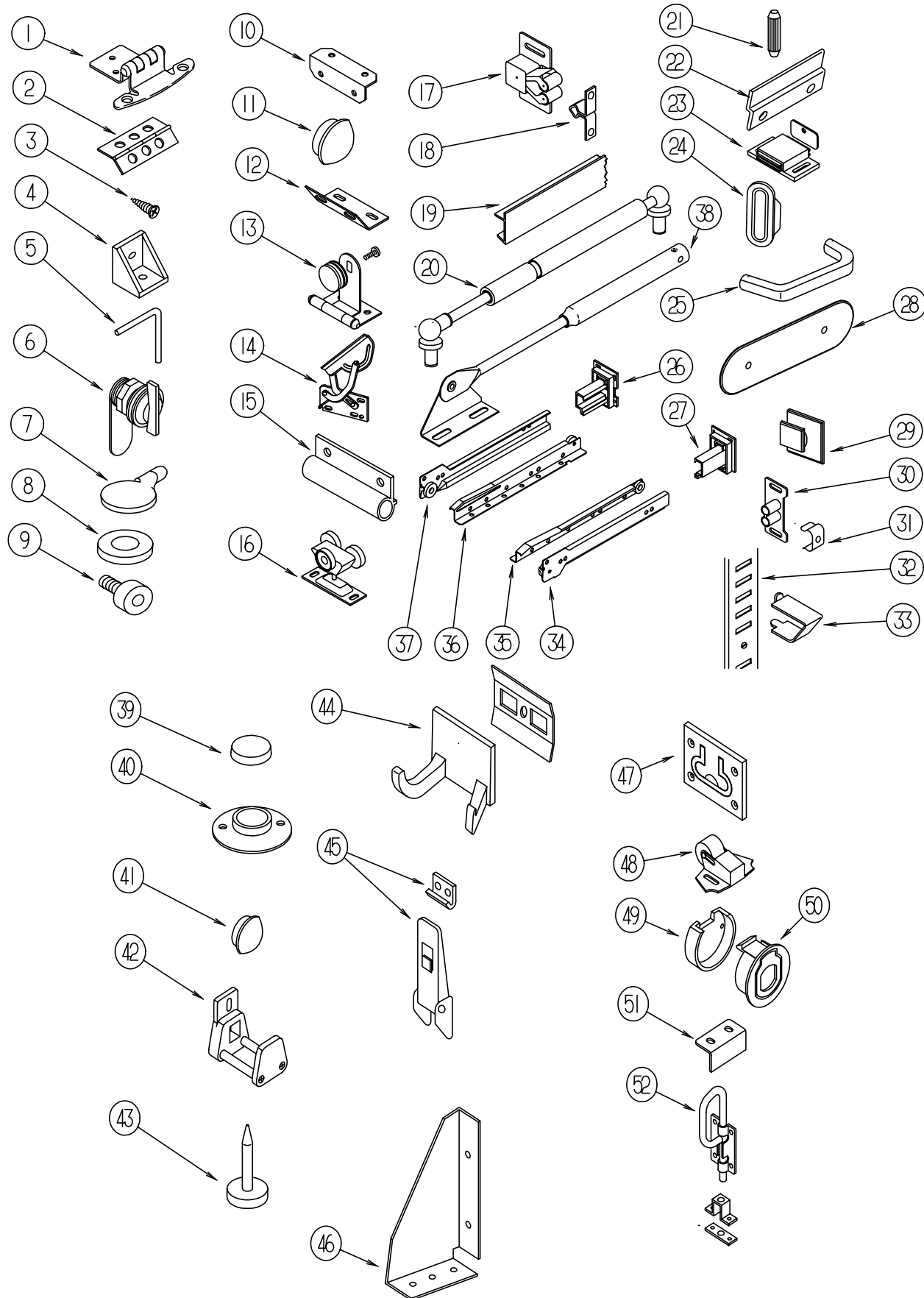
CABINET HARDWARE



KEY	PART NUMBER	U/M DESCRIPTION
1	108138-01-000	EA HINGE-DOOR, CABINET - BURNISHED BRASS
		EA SCREW #000G13-06-08G
2	041389-25-000	EA HINGE-PIANO,1.50X1397.0 MILL
2	112556-01-01A	EA HINGE-BRASS, 1 1/2 IN
2	073151-02-000	EA HINGE-CONTINUOUS, 22.3" LONG - METAL - OFF WHITE
3	000G13-06-10G	EA SCREW-6-20 X 5/8 PFH, ANTIQUE BRASS
4	065740-01-000	EA BRACE-CABINET CORNER, PLASTIC
5	108487-02-01A	EA SUPPORT-PROP ROD,OVHD,BLACK
6	100710-01-01A	EA LOCK-GLASS DOOR, TWIST TYPE - BRASS
7	101766-02-000	EA PIN-SUPPORT,GLASS DOOR
8	100707-01-000	EA SPACER-DOOR, GLASS - .8" DIA - .3" HOLE - PLASTIC
9	079921-01-000	EA ROLLER-NYLON, W/STEEL SHAFT - BARBED
10	016604-01-000	EA BRACE-CABINET, ANGLE - 2.5" - METAL - UNPAINTED
10	016604-03-000	EA BRACE-CABINET, ANGLE - 2.5" - METAL - BEIGE
10	016604-05-000	EA BRACE-CABINET, L ANGLE - 2.5" - METAL - OFF WHITE
11	074045-09-000	EA PLUG-OAK,1/2" DIA - PICKLED ASH
12	111866-01-02A	EA BRACE-SEAT, ANGLE OFF/WHT
13	100711-01-01A	EA HINGE-DOOR, GLASS
14	108126-01-000	EA TRAY HINGE SET (QTY. 2 PER SET)
15	108486-01-01A	EA BRACKET-PROP ROD,OVHD,BLACK
16	103874-01-000	EA HANGER-SLIDING DOOR
17	093586-06-000	EA CATCH-SPRING, ROLLER - FASTEC C411-AC
18	093586-05-000	EA STRIKE-SPRING STEEL, FASTEC S411-AC
19	103186-01-03A	FT MOLDING-PLASTIC, SHELF PICKLED ASH 9.5MM
19	103186-01-04A	FT MOLDING-PLASTIC, SHELF SALEM CHERRY 9.5MM
19	103186-02-03A	FT MOLDING-PLASTIC, SHELF PICKLED ASH 25.4MM
19	103186-02-04A	FT MOLDING-PLASTIC, SHELF SALEM CHERRY 25.4MM
20	057460-04-000	EA SPRING-GAS
21	110072-01-000	EA DOWEL, 5/16" X 1 3/16", BIRCH
22	101272-01-000	EA CATCH-DOOR, GLASS
23	088254-01-000	EA CATCH-MAGNETIC, 1.8" X .7"
24	098410-01-01A	EA PULL-FINGER, OVAL - BRASS
25	111093-01-000	EA PULL-CABINET,BRASS CM1940AU
26	114045-01-000	EA BACKSOCKET-ADJUSTABLE,LEFT - HOUCK 751-1 N/A ORDER KIT ACCORDING TO LENGTH OF DRAWER SLIDE
27	114045-02-000	EA BACKSOCKET-ADJUSTABLE,RIGHT - HOUCK 751-2 N/A ORDER KIT ACCORDING TO LENGTH OF DRAWER SLIDE
28	081376-01-000	EA BACKPLATE-DOOR PULL, OVAL - BRASS - .8" X 4.25"
29	102327-01-01A	EA PULL-MIRROR, SQUARE
30	009021-01-000	EA CATCH-GRILLE, NYLON
31	009021-02-000	EA STRIKE-SPRING STEEL
32	098980-01-000	EA PILASTER-ADJUSTABLE SHELF, 18" LONG WOODGRAIN APPEARANCE
32	098980-02-000	EA PILASTER-ADJUSTABLE SHELF, 12" LONG WOODGRAIN APPEARANCE
32	098980-06-000	EA PILASTER-ADJUSTABLE SHELF, 24" LONG WOODGRAIN APPEARANCE
33	098979-01-000	EA CLIP-ADJUSTABLE SHELF
34	114031-14-000	EA SLIDE-DRAWER,18" RIGHT CABINET-HOUCK 7200-RV-2 N/A ORDER #11403113700 SLIDE DRAWER KIT
34	114031-18-000	EA SLIDE-DRAWER,20" RIGHT CABT HOUCK 7200-RV-2 N/A ORDER #11403117700 SLIDE DRAWER KIT
34	114031-22-000	EA SLIDE-DRAWER,22" RIGHT CABT N/A ORDER #11403121700 SLIDE DRAWER KIT
35	114031-16-000	EA SLIDE-DRAWER,18" RIGHT DRAWER -HOUCK 7200-RV-4 N/A ORDER #11403113700 SLIDE DRAWER KIT
35	114031-20-000	EA SLIDE-DRAWER,20" RIGHT DRWR HOUCK 7200-RV-4 N/A ORDER #11403117700 SLIDE DRAWER KIT
35	114031-24-000	EA SLIDE-DRAWER,22" RIGHT DRWR HOUCK 7200-RV-4 N/A ORDER #11403121700 SLIDE DRAWER KIT

INTERIOR FINISH GROUP (CONTINUED)

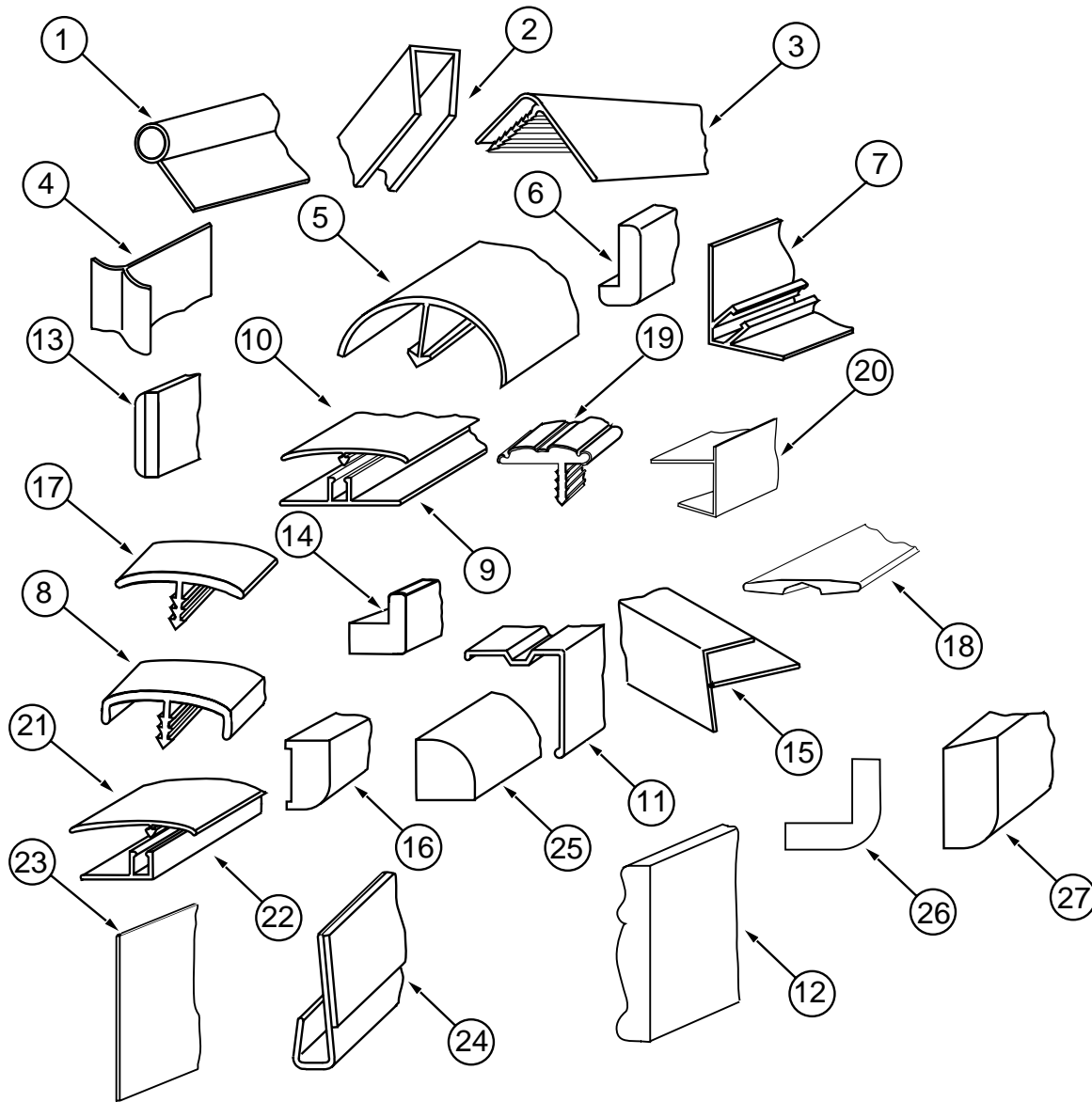
CABINET HARDWARE (CONTINUED)



KEY	PART NUMBER	U/M DESCRIPTION
36	114031-15-000	EA SLIDE-DRAWER,18" LEFT DRAWER - HOUCK 7200-RV-3 N/A ORDER #11403113700 SLIDE DRAWER KIT
36	114031-19-000	EA SLIDE-DRAWER,20" LEFT DRWR HOUCK 7200-RV-3 N/A ORDER #11403117700 SLIDE DRAWER KIT
36	114031-23-000	EA SLIDE-DRAWER,22" LEFT DRWR HOUCK 7200-RV-3 N/A ORDER #11403121700 SLIDE DRAWER KIT
37	114031-17-000	EA SLIDE-DRAWER,20" LEFT CABT HOUCK 7200-RV-1 N/A ORDER #11403117700 SLIDE DRAWER KIT
37	114031-17-000	EA SLIDE-DRAWER,20" LEFT CABT HOUCK 7200-RV-1 N/A ORDER #11403117700 SLIDE DRAWER KIT
37	114031-21-000	EA SLIDE-DRAWER,22" LEFT CABT N/A ORDER #11403121700 SLIDE DRAWER KIT
37	114031-13-000	EA SLIDE-DRAWER,18" LEFT CABINET -HOUCK 7200-RV-1
38	074493-02-000	EA SUPPORT-PISTON SPRING, CABINET DOOR
39	004354-01-000	EA BUMPER-RUBBER, .5" DIA - BROWN
40	009112-01-000	EA FLANGE-ROD, 1" - CLOTHES ROD - PLASTIC - OFF WHITE
	023320-01-000	EA PAD-FELT, 3/8" DIAMETER - BROWN
41	042356-01-000	EA PLUG-BUTTON, MAHOGANY - 3/8" DIAMETER - WOOD
	042438-01-000	EA DOWEL-WOOD, CLOTHES ROD - 1" DIAMETER X 4'
	042438-06-000	EA DOWEL-WOOD, 1.5" X 26" - OAK
42	064467-01-000	EA GUIDE-POCKET, SLIDING DOOR - WALL MOUNTED
	076790-01-000	EA SCREW, 6-20 X 1 1/4 PPH - BLACK
43	102194-01-000	EA GUIDE-PLASTIC
44	104174-01-000	EA HOOK-ROBE,TWIN
45	116975-01-01A	EA LATCH ASM-UNDERCENTER, BLACK STRIKE #042541-05-000
46	116978-01-03B	EA GUSSET-SLIDEOUT ROOM, OFF/WHT
47	072871-01-000	EA PULL-FLUSH, CHROME
48	109403-01-000	EA CATCH-SINGLE ROLLER
49	113375-05-01A	EA LATCH-SLAM, BACK BLACK
50	113375-04-01A	EA LATCH-SLAM, FACE BLACK
51	113375-02-01A	EA STRIKE-DOOR CHROME
52	103256-01-000	EA LATCH-SLIDE
	103986-01-000	FT TRIM-3/4 BRASS U-CHANNEL
	099682-01-01A	EA BRACKET-END, HANDRAIL BRASS - BROADWAY 32.10109

INTERIOR FINISH GROUP (CONTINUED)

MOLDINGS & TRIMS



KEY	PART NUMBER	U/M DESCRIPTION
1	009767-12-000	FT MOLDING-SIDEWALL TO CEILING/CABINET - WELTING - OFF WHITE
2	009778-16-000	FT U-CHANNEL-1 " - PICKLED ASH
2	009778-18-000	FT U-CHANNEL-1 " - SALEM CHERRY
2	070504-28-000	FT EXTRUSION-U CHANNEL, 1.65 - PICKLED ASH
2	070504-30-000	FT EXTRUSION-U CHANNEL, 1.65 - CHERRY
2	070504-29-000	FT EXTRUSION-U CHANNEL, 20.70 - PICKLED ASH
2	070504-31-000	FT EXTRUSION-U CHANNEL, 20.70 - CHERRY
3	009809-26-000	EA MOLDING-CORNER, OUTSIDE - 1" - PICKLED ASH
3	009809-27-000	EA MOLDING-CORNER, OUTSIDE - 1" - SALEM CHERRY
4	022992-11-000	FT MOLDING-REVERSE COVE, T-SHAPED - VINYL - IVORY
5	042357-18-000	EA MOLDING-CORNER, RADIUS PLASTIC - PICKLED ASH
5	042357-19-000	EA MOLDING-CORNER, RADIUS PLASTIC - SALEM CHERRY

KEY	PART NUMBER	U/M DESCRIPTION
6	077840-01-E37	EA MOLDING-CAP, WALL PICKLED ASH
6	077840-01-E41	EA MOLDING-CAP, WALL SALEM CHERRY
7	081521-02-007	EA MOUNT-METAL MOLDING, FOR RADIUS CORNER MOLDING - 12.5' EA
8	083620-10-000	FT T-MOLDING, 3/4 W/EDGE LIPS PICKLED ASH
8	083620-11-000	FT T-MOLDING, 3/4 W/EDGE LIPS SALEM CHERRY
9	086229-01-000	EA RETAINER-BATTEN, CEILING - .75" WIDE - 7.6' LONG
10	086229-13-000	EA BATTEN-1" CEILING MOD IVORY
10	086229-19-000	EA BATTEN-1" CEILING, OFF WHITE - W&B RN323-W-129
11	093873-01-01A	EA TRIM-CARPET, L-ANGLE - 1.1" X 1.3" X 12' - VINYL - GRAY
12	100182-10-E37	EA TRIM-RAIL PICKLED ASH
12	100182-10-E41	EA TRIM-RAIL SALEM CHERRY
13	100818-01-03A	EA MOLDING-VINYL WRAP, TRIM PICKLED ASH
13	100818-01-04A	EA MOLDING-VINYL WRAP, TRIM CHERRY/CHERRY
14	100819-01-03A	EA MOLDING-VINYL WRAP, DOOR PICKLED ASH
14	100819-01-04A	EA MOLDING-VINYL WRAP, DOOR CHERRY/CHERRY
15	009812-27-000	EA MOLDING-PLASTIC, CORNER, O/S - PICKLED ASH
15	009812-26-000	EA MOLDING-PLASTIC, CORNER, O/S - CHERRY
16	111135-D2-134	EA MOLDING-018 X 040 X 2134 M VINYL - WRAPPED-PICKLED ASH
16	111136-D2-134	EA MOLDING-018 X 040 X 2134 M VINYL - WRAPPED-CHERRY
16	111135-F2-134	EA MOLDING-018 X 065 X 2134 - WRAPPED-PICKLED ASH
16	111136-F2-134	EA MOLDING-018 X 065 X 2134 - WRAPPED-CHERRY
16	111135-F2-438	EA MOLDING-018 X 065 X 2438 VINYL - WRAPPED PICKLED ASH
16	111136-F2-438	EA MOLDING-018 X 065 X 2438 VINYL - WRAPPED-CHERRY
17	105709-01-000	FT T-MOLDING-1", MODERN IVORY
18	079653-19-000	EA MOLDING-BATT STRIP, KERFED - PICKLED ASH
18	079653-20-000	EA MOLDING-BATT STRIP, KERFED - CHERRY/CHERRY
19	109736-01-01A	FT T-MOLDING, 1.00" BRASS/BLACK - CRILA PLASTICS
20	103186-01-03A	FT MOLDING-PLASTIC, SHELF 9.5MM - PICKLED ASH
20	103186-01-04A	FT MOLDING-PLASTIC, SHELF 9.5MM - SALEM CHERRY
20	103186-02-03A	FT MOLDING-PLASTIC, SHELF 25.4MM - PICKLED ASH
20	103186-02-04A	FT MOLDING-PLASTIC, SHELF 25.4MM - SALEM CHERRY
21	086229-09-000	EA RETAINER-OFFSET
		FROM: 00-00-00 THRU: 07-30-95
21	086229-14-000	EA RETAINER-3/4 - W&B RN 391
22	086229-10-000	EA BATTEN-1.5", OFFSET, MOD.IVORY - W&B RN 540-147
		FROM: 00-00-00 THRU: 07-30-95
23	101957-01-03A	EA EXTR-PLASTIC, PICKLED ASH - WEST&BARKER,INC
23	101957-01-04A	EA EXTR-PLASTIC, SALEM CHERRY WEST&BARKER,INC
23	120492-01-01A	FT STRIP-TRIM - IVORY
24	109332-02-01A	FT TRIM-J, MIRROR, BRASS - W&B RN 446
25	109410-01-E37	EA MOLDING-TRIM PICKLED ASH
25	109410-01-E41	EA MOLDING-TRIM SALEM CHERRY
26	080176-05-000	EA CAP-CORNER, RADIUS ASH - PICKLED ASH
26	080176-06-000	EA CAP-CORNER, RADIUS RADIUS CHERRY - CHERRY/CHERRY
27	100659-17-E37	EA MOLDING-TRIM (PICKLED ASH)
27	100659-17-E41	EA MOLDING-TRIM (SALEM CHERRY)
	085284-B2-000	FT BATT STRIP-DECORATIVE, PATTERNED - ADHESIVE BACKED (F36, F37)
	085284-94-000	FT BATT STRIP-DECORATIVE, PATTERNED - ADHESIVE BACKED (F38, F39)
	085284-B3-000	FT BATT STRIP-DECORATIVE, PATTERNED - ADHESIVE BACKED (F40, F41)
	085284-96-000	FT BATT STRIP-WOODGRAIN, ADHESIVE BACKED - PICKLED ASH
	085284-97-000	FT BATT STRIP-WOODGRAIN, ADHESIVE BACKED - SALEM CHERRY
	088263-B9-000	EA BATT STRIP-DECORATIVE, PATTERNED - 8' LONG (F36, F37)
	088263-A5-000	EA BATT STRIP-DECORATIVE, PATTERNED - 8' LONG (F38, F39)
	088263-C1-000	EA BATT STRIP-DECORATIVE, PATTERNED - 8' LONG (F40, F41)

INTERIOR FINISH GROUP (CONTINUED)

PANELING, LAMINATES & PLASTIC

KEY	PART NUMBER	U/M DESCRIPTION
	000885-67-000	SF PART BD-3/4 X 60 X 96 PICKLED ASM VINYL 2 SIDED
	000885-73-000	SF PART BD-3/4 X 60 X 96 CHERRY VINYL 2 SIDED
	080215-08-000	SF PANELING-WOODGRAIN, 2 SIDED - 48" X 96" - PICKLED ASH
	080215-09-000	SF PANELING-WOODGRAIN, 2 SIDED - 48" X 96" - SALEM CHERRY
	088272-E1-000	SF PANELING-DECORATIVE, PATTERNED - 4' X 7' (F36, F37)
	088272-C7-000	SF PANELING-DECORATIVE, PATTERNED - 4' X 7' (F38, F39)
	088272-E2-000	SF PANELING-DECORATIVE, PATTERNED - 4' X 7' (F40, F41)
	088272-98-000	SF PANELING-SHOWER, OFF WHITE - 4' X 7'
	074497-22-000	SF PANELING-WOODGRAIN, 48" X 96" - PICKLED ASH
	074497-23-000	SF PANELING-WOODGRAIN, 48" X 96" - SALEM CHERRY
	074498-70-000	SF LAMINATE-PLASTIC, 5' X 8' - GRAY FINESSE - STOVE TOP COVER (F36, F37)
	074498-62-000	SF LAMINATE-PLASTIC, 5' X 8' - GRAY FINESSE (F36, F37)
	074498-59-000	SF LAMINATE-PLASTIC, 5' X 8' - SAND CHROMATEX (F38, F39)
	074498-71-000	SF LAMINATE-PLASTIC, 5' X 8' - NEUTRAL SANTOS (F40, F41)
	074498-71-000	SF LAMINATE-PLASTIC, 5' X 8' - NEUTRAL SANTOS - EXTERIOR ENTERTAINMENT
	074498-57-000	SF LAMINATE-PLASTIC, 5' X 8' - PICKLED ASH
	074498-58-000	SF LAMINATE-PLASTIC, 5' X 8' - SALEM CHERRY
	076325-43-000	FT MOLDING-EDGE BAND, .875" WIDE - CLOUD (F36, F37)
	076325-54-000	FT MOLDING-EDGE BAND, .875" WIDE - NEUTRAL (F38, F39)
	076325-40-000	FT MOLDING-EDGE BAND, .875" WIDE (F40, F41)
	076325-49-000	FT MOLDING-EDGE BAND, .875" WIDE - PICKLED ASH
	076325-50-000	FT MOLDING-EDGE BAND, .875" WIDE - SALEM CHERRY
	106069-01-000	SF TAMBOUR-BRASSTONE, 4" X 6" - ALUMINUM COVERED HARDBOARD
	057882-04-000	SF TAMBOUR-DOOR, 47" X 95" SHEET
	111133-D2-438	EA LUMBER-18 X 038 X 2438 MM VINYL WRAPPED-PICKLED ASH
	111134-D2-438	EA LUMBER-18 X 38 X 2438 MM VINYL WRAPPED CHERRY
	111133-E2-438	EA LUMBER-18 X 50.8 X 2438 MM VINYL WRAPPED PICKLED ASH
	111134-E2-438	EA LUMBER-18 X 50.8 X 2438 MM VINYL WRAPPED CHERRY
	111133-G2-438	EA LUMBER-18 X 76 X 2438, WRAPPED PICKLED ASH
	111134-G2-438	EA LUMBER-18 X 76 X 2438 MM VINYL WRAPPED CHERRY

INTERIOR FINISH GROUP (CONTINUED)

FIRE EXTINGUISHER, DETECTORS, CLOCK, PICTURE & HANDRAIL

KEY	PART NUMBER	U/M DESCRIPTION
	094499-01-000	EA EXTINGUISHER-FIRE, DRY W/MOUNTING BRACKET - 10 BC
	094499-01-700	EA BRACKET-MOUNTING, W/PLASTIC STRAP - FIRE EXTINGUISHER
	094499-01-701	EA STRAP ONLY (METAL) 320351
	094499-02-000	EA EXTINGUISHER-FIRE, DRY W/MOUNTING BRACKET - 1A10 BC (CANADIAN)
	072852-01-000	EA DETECTOR-SMOKE, W/9 VOLT BATTERY
	072852-02-000	EA DETECTOR-SMOKE, W/9 VOLT BATTERY - CANADIAN
	100793-02-01A	EA CLOCK-WALL, ROUND - 11" - BOLDEN 9988
	112320-01-000	EA DETECTOR-CO GAS, MODEL 9B-I - COSTAR 940000000
	112320-02-000	EA BATTERY/SENSOR-CO GAS, COSTAR 940001000
	108808-01-01A	EA HANDRAIL-STEP, ENTRANCE BRASS - TRANSFER FLOW
	112515-01-02A	EA PICTURE-DECOR, 202VE TWO BLUE THOU ART 12 X 16
	112515-02-04A	EA PICTURE-DECOR, 201VE BLUEBIRD - THOU ART 16 X 20

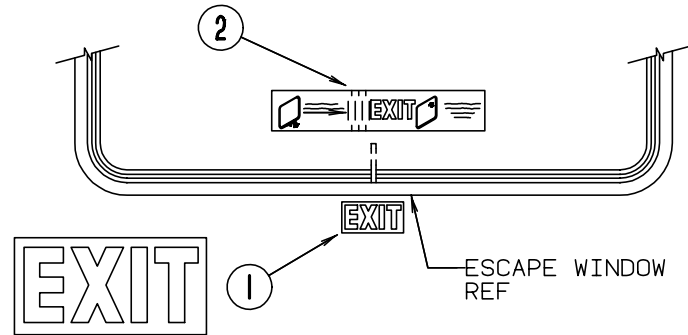
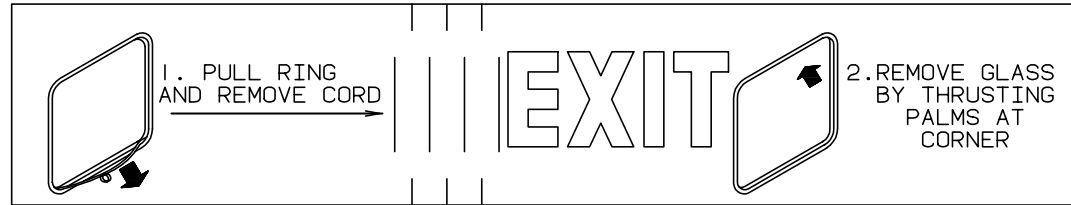
FLOOR COVERINGS

KEY	PART NUMBER	U/M DESCRIPTION
	093486-01-000	SY CARPET-COMPARTMENT, 54" WIDE - DARK GRAY
	096060-A3-000	SY CARPET-12' ROLL, LARKSPUR BLUE (F36, F37)
	096060-72-000	SY CARPET-12' ROLL, BARLEY (F38, F39, F40, F41)
	075233-01-000	SY PAD-CARPET, 3/8" X 6' ROLL
	047034-02-000	SF PLASTIC-CARPET, 4' WIDE - CLEAR POLY
	105829-03-01A	SF TILE-FLOOR, WOOD PLANK - PICKLED ASH
	105829-03-02A	SF TILE-FLOOR, WOOD PLANK - SALEM CHERRY
	105829-01-700	EA TILE-FLOOR, WOOD PLANK - 36" X 4.5' X 3/8" THICK

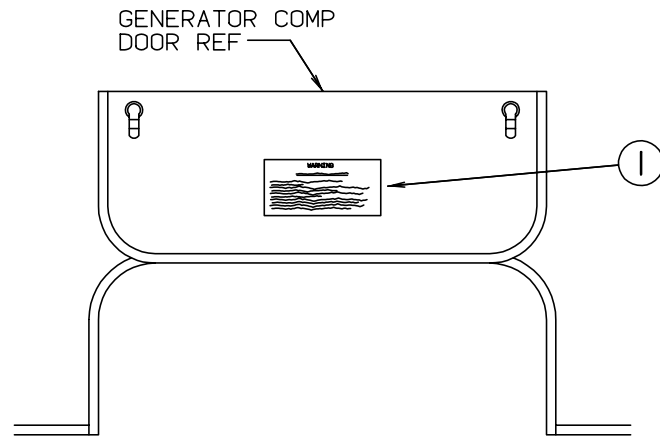
FLOOR MATS

KEY	PART NUMBER	U/M DESCRIPTION
	108151-01-000	EA MAT-FLOOR, ENTRANCE - PLASTICOLOR
	108152-01-000	EA MAT-FLOOR, PASSENGER SIDE - PLASTICOLOR
	108152-03-000	EA MAT-FLOOR, DRIVER SIDE - PLASTICOLOR

LABELS GROUP



KEY	PART NUMBER	U/M DESCRIPTION
1	039290-01-000	EA LABEL-WARNING, EXIT
2	107571-01-000	EA LABEL-ESCAPE EXIT, WINDOW



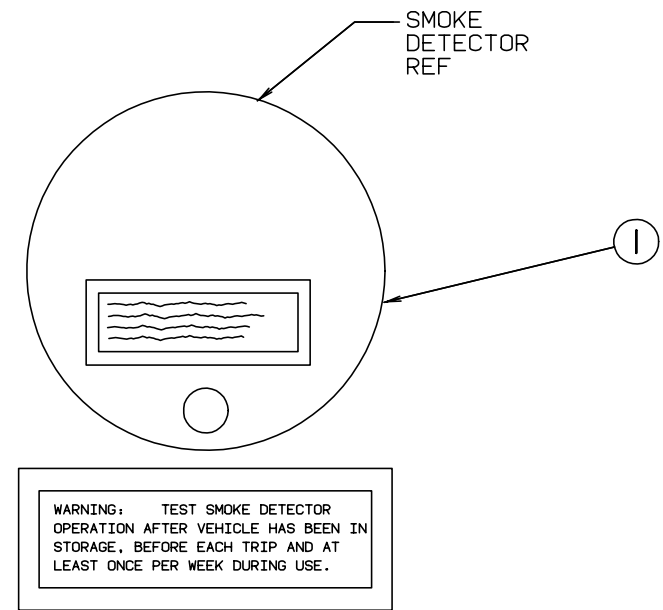
WARNING

WHEN ADDING A GENERATOR SET:

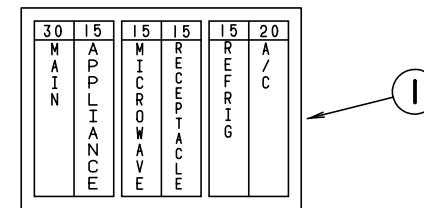
HIGH VOLTAGE-USE EXTREME CAUTION WHEN WORKING ON ELECTRICAL COMPONENTS.
 HAVE ALL ELECTRICAL INSTALLATION PERFORMED BY A QUALIFIED LICENSED ELECTRICIAN-FOLLOW ALL STATE AND LOCAL CODES.
 ONLY INSTALL GENERATOR SET APPROVED FOR R.V. APPLICATION. HAVE INSTALLED BY QUALIFIED TECHNICIAN.
 TO AVOID HEAT BUILD-UP AND TO GUARANTEE AN ADEQUATE AIR SUPPLY TO THE GENERATOR CARBURETOR, FOLLOW INSTALLATION INSTRUCTIONS.
 GENERATOR ENGINE EXHAUST GASES ARE TOXIC AND MUST NOT TERMINATE UNDER THE VEHICLE-DISCHARGE EXHAUST AWAY FROM VEHICLE.

KEY	PART NUMBER	U/M DESCRIPTION
1	077510-01-000	EA LABEL-GENERATOR PREP

LABELS GROUP (CONTINUED)



KEY	PART NUMBER	U/M DESCRIPTION
1	077956-01-000	EA LABEL-WARNING, SMOKE DETECTOR

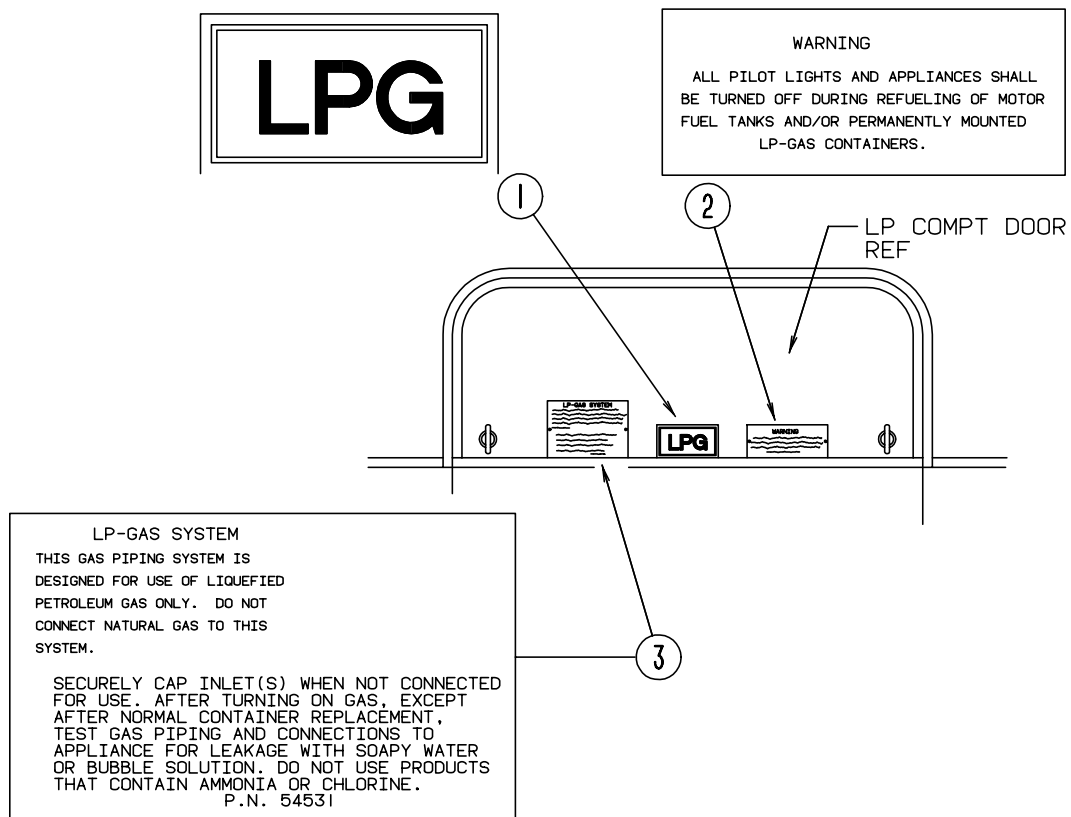


KEY	PART NUMBER	U/M DESCRIPTION
1	095721-10-000	EA LABEL-CONTROL CENTER (30A) (CANADIAN)

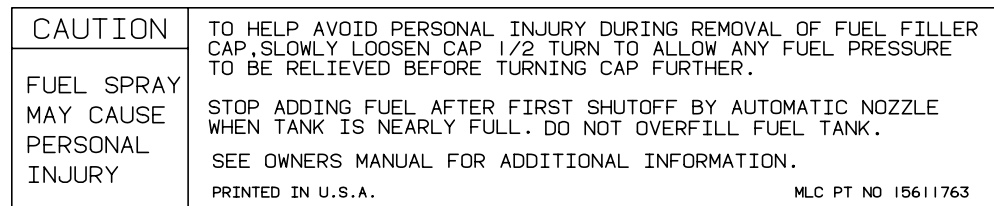
MAIN	REFRID/MICRO
	A/C CIRCUIT 1
MAIN	A/C CIRCUIT 2
	GENERAL RECPS
GFI # 1	WASHER/OTHER
GFI # 2	CONVERTER/GENERAL RECPS
CONVERTER/GENERAL RECPS	CONVERTER/GENERAL RECPS
DISHWASHER	GENERAL RECPS

KEY	PART NUMBER	U/M DESCRIPTION
1	095721-09-000	EA LABEL-CONTROL CENTER (50A)

LABELS GROUP (CONTINUED)

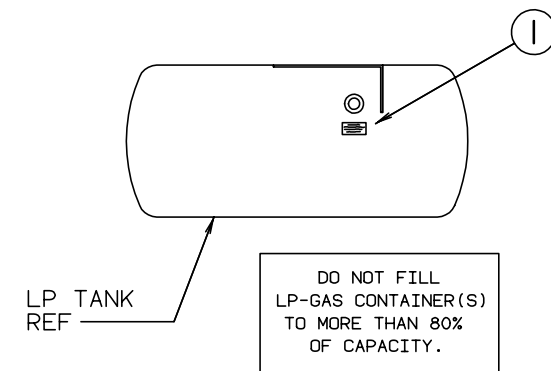


KEY	PART NUMBER	U/M DESCRIPTION
1	074559-01-000	EA DECAL-LOGO, LPG - RED - CALIF. CODE
2	006040-01-000	EA TAG-GAS REFUELING WARNING
2	006040-02-000	EA TAG-GAS REFUELING WARNING - CANADIAN
3	054531-01-000	EA LABEL-LP GAS ONLY
3	023769-01-000	EA LABEL-WARNING, LPG - CANADIAN

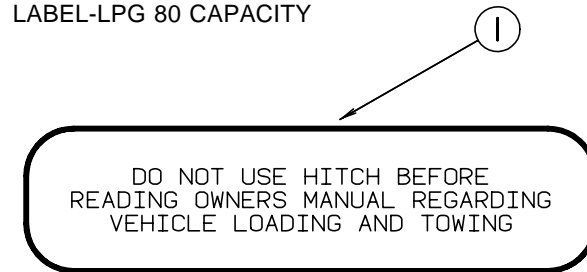


KEY	PART NUMBER	U/M DESCRIPTION
1	087207-05-000	EA LABEL - FUEL CAP REMOVAL
2	062043-01-000	EA LABEL - FUEL - UNLEADED
3	006040-01-000	EA TAG - GAS REFUELING WARNING
3	006040-02-000	EA TAG - GAS REFUELING WARNING (CANADIAN)

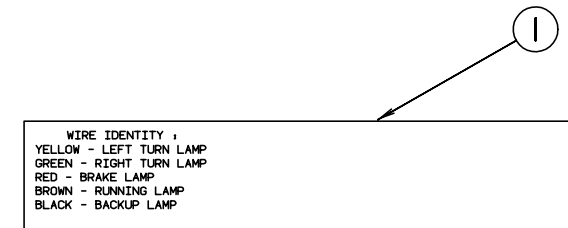
LABELS GROUP (CONTINUED)



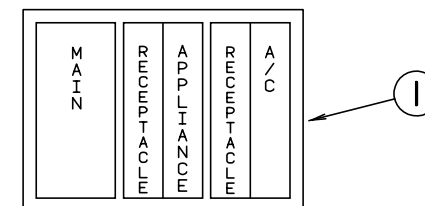
KEY	PART NUMBER	U/M DESCRIPTION
1	079965-01-000	EA LABEL-LPG 80 CAPACITY



KEY	PART NUMBER	U/M DESCRIPTION
1	111104-01-000	EA LABEL-HITCH, READ MANUAL



KEY	PART NUMBER	U/M DESCRIPTION
1	091224-02-000	EA LABEL-TRAILER LIGHTING

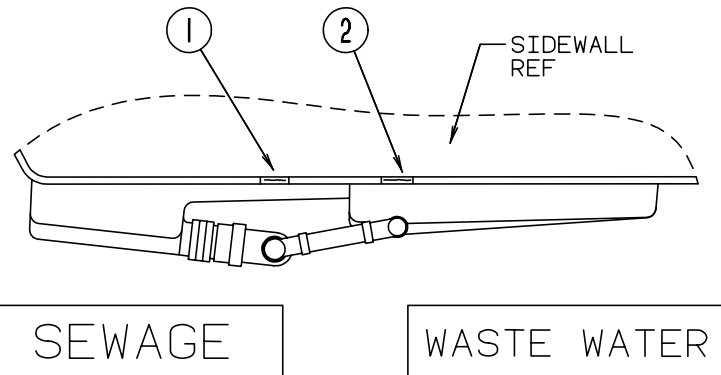


KEY	PART NUMBER	U/M DESCRIPTION
1	095721-07-000	EA LABEL-CONTROL CENTER - FRONT - W/SWITCH LOCATIONS

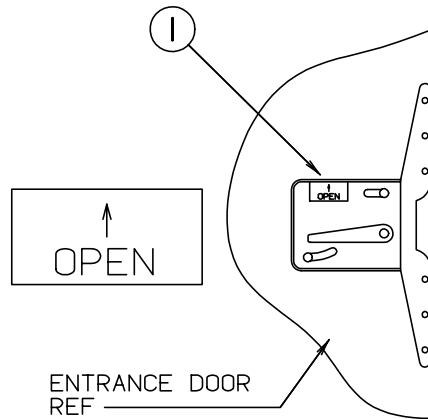


KEY	PART NUMBER	U/M DESCRIPTION
1	087236-02-000	EA LABEL-TV OUTLET

LABELS GROUP (CONTINUED)



KEY	PART NUMBER	U/M DESCRIPTION
1	006187-01-000	EA LABEL-SEWAGE
2	006188-01-000	EA LABEL-WASTE WATER



KEY	PART NUMBER	U/M DESCRIPTION
1	040944-01-000	EA LABEL-ENTRANCE DOOR, "OPEN"

NOTE: TUNE ANTENNA PER MANUFACTURER'S DIRECTIONS. FAILURE TO COMPLY COULD RESULT IN DAMAGE TO CB.	CB POWER PROVISION RED +12 V BLACK GROUND COAX ANTENNA (SEE REVERSE ALSO)
---	---

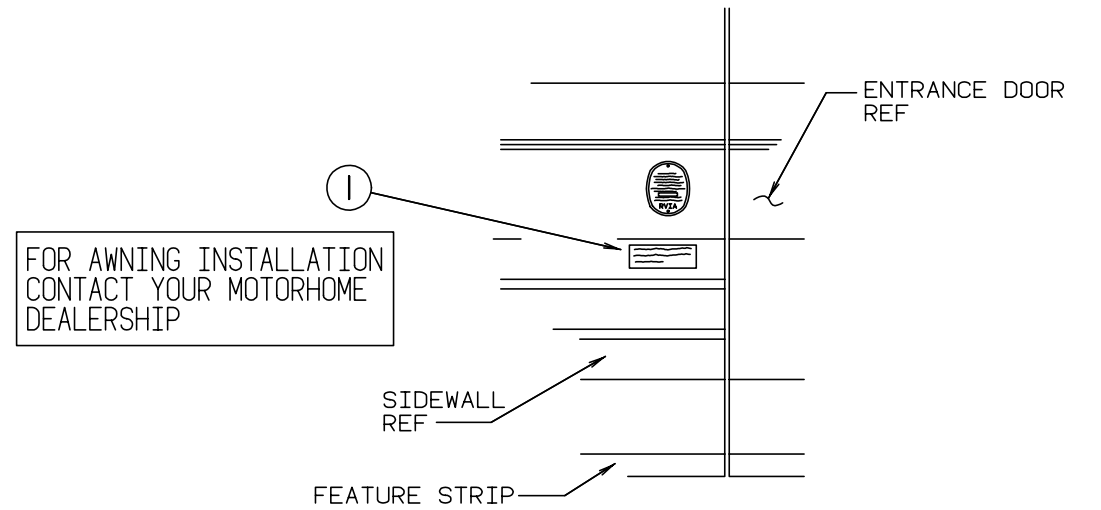
KEY	PART NUMBER	U/M DESCRIPTION
1	104678-01-000	EA LABEL-CB PREP

WARNING

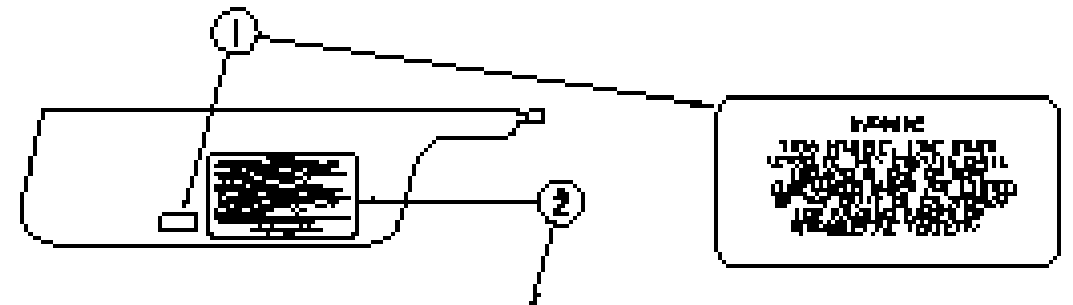
MUST BE STOWED
IN LATCHED POSITION
WHILE VEHICLE IS IN MOTION

KEY	PART NUMBER	U/M DESCRIPTION
1	079966-01-000	EA LABEL-WARNING, STOWED - MOTION

LABELS GROUP (CONTINUED)



KEY	PART NUMBER	U/M DESCRIPTION
1	099509-01-000	EA LABEL-AWNING INSTALLATION



CAUTION

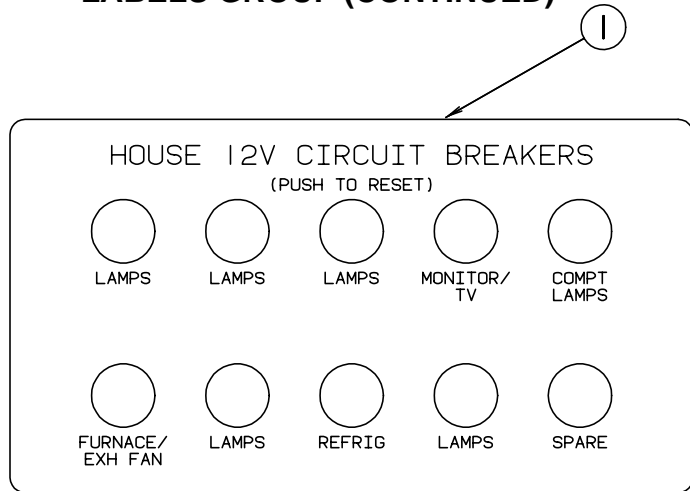
THIS LABEL MUST BE READ CAREFULLY. ALWAYS WEAR YOUR SEATBELT AND SAFETY BELT. FAILURE TO WEAR YOUR SEATBELT AND SAFETY BELT COULD RESULT IN DEATH OR SERIOUS INJURY. ALWAYS WEAR YOUR SEATBELT AND SAFETY BELT. FAILURE TO WEAR YOUR SEATBELT AND SAFETY BELT COULD RESULT IN DEATH OR SERIOUS INJURY.

1. READ CAREFULLY: READ THE LABEL FOR THE AWNING AREA FOR THE LOCATION OF THE LABELS AND THE LOCATION OF THE AWNING AREA.
2. LOCATION: THE LABELS ARE LOCATED ON THE AWNING AREA.
3. LOCATION: THE LABELS ARE LOCATED ON THE AWNING AREA.
4. LOCATION: THE LABELS ARE LOCATED ON THE AWNING AREA.
5. LOCATION: THE LABELS ARE LOCATED ON THE AWNING AREA.
6. LOCATION: THE LABELS ARE LOCATED ON THE AWNING AREA.
7. LOCATION: THE LABELS ARE LOCATED ON THE AWNING AREA.
8. LOCATION: THE LABELS ARE LOCATED ON THE AWNING AREA.
9. LOCATION: THE LABELS ARE LOCATED ON THE AWNING AREA.
10. LOCATION: THE LABELS ARE LOCATED ON THE AWNING AREA.

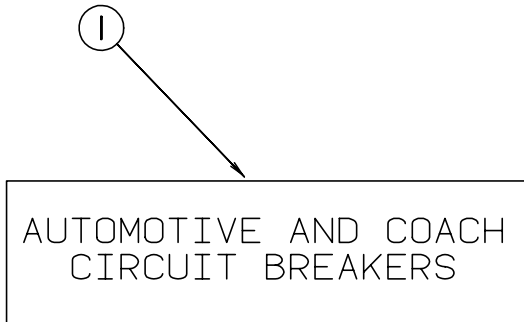
READ YOUR MANUAL AND CHECK THE OWNER'S MANUAL FOR THE LOCATION OF THE LABELS.

KEY	PART NUMBER	U/M DESCRIPTION
1	099689-01-000	EA LABEL-WARNING, CANCER/TOXICITY
2	056259-01-000	EA LABEL -SAFETY CHECK LIST

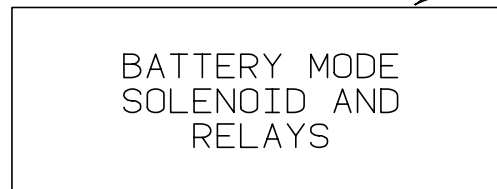
LABELS GROUP (CONTINUED)



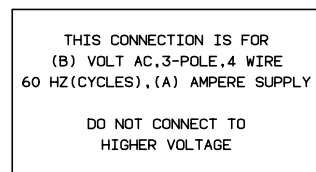
KEY PART NUMBER U/M DESCRIPTION
 1 092547-04-000 EA LABEL-"CIRCUIT BREAKER"



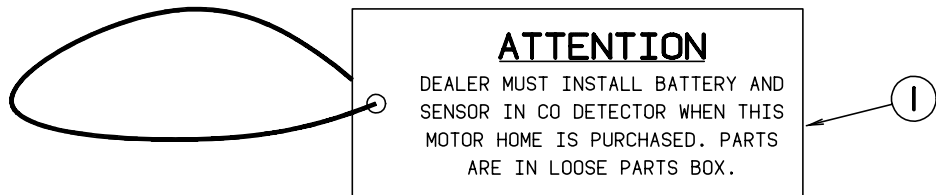
KEY PART NUMBER U/M DESCRIPTION
 1 098379-01-000 EA LABEL-FRONT BOX, CIRCUIT BREAKER



KEY PART NUMBER U/M DESCRIPTION
 1 098379-04-000 EA LABEL-ELECTRICAL BOX, SIDE

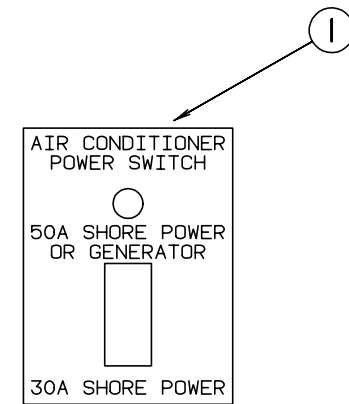


KEY PART NUMBER U/M DESCRIPTION
 1 006062-04-000 EA LABEL-ELECTRIC, 120/240V SERVICE

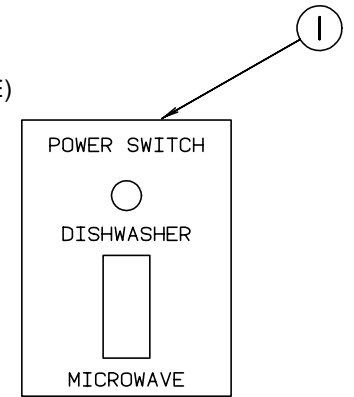


KEY PART NUMBER U/M DESCRIPTION
 1 112518-01-000 EA LABEL-HANG TAG, CO DETECTOR

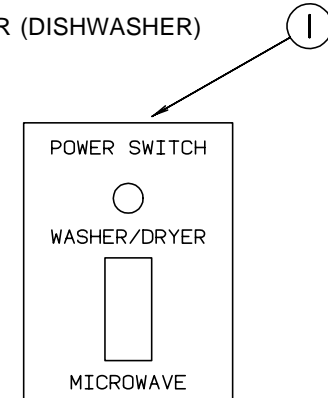
LABELS GROUP (CONTINUED)



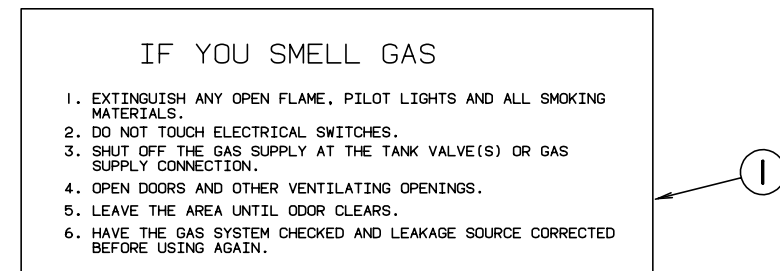
KEY PART NUMBER U/M DESCRIPTION
 1 109051-01-000 EA LABEL-SWITCH, 50A POWER (SHORE)



KEY PART NUMBER U/M DESCRIPTION
 1 109051-02-000 EA LABEL-SWITCH, 50A POWER (DISHWASHER)

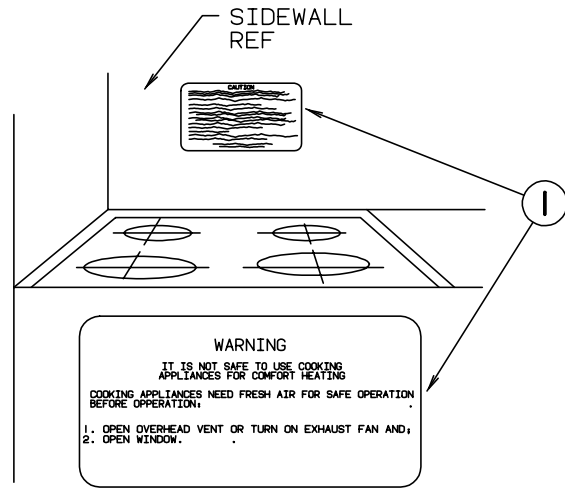


KEY PART NUMBER U/M DESCRIPTION
 1 109051-03-000 EA LABEL-SWITCH, 50A POWER (WASHER/DRYER)

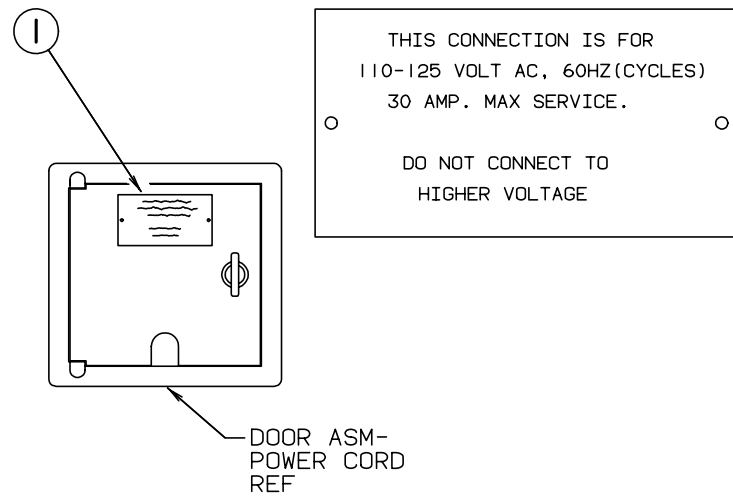


KEY PART NUMBER U/M DESCRIPTION
 1 073998-01-000 EA LABEL-LPG ODOR WARNING

LABELS GROUP (CONTINUED)



KEY	PART NUMBER	U/M DESCRIPTION
1	050225-01-000	EA LABEL-WARNING, STOVE VENT - US
1	050222-01-000	EA LABEL-WARNING, STOVE VENT - CANADIAN

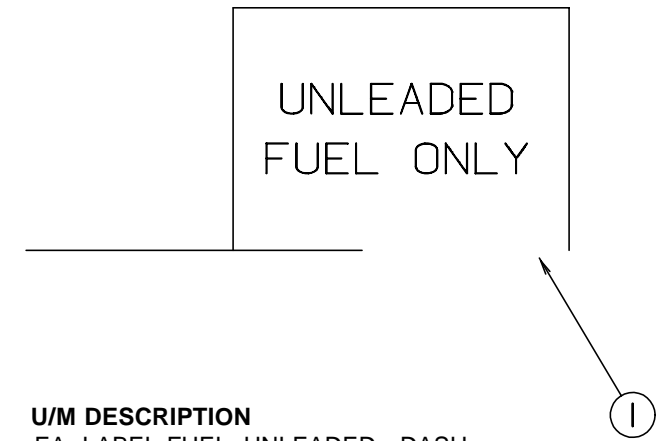


KEY	PART NUMBER	U/M DESCRIPTION
1	006062-01-000	EA TAG-ELECTRIC, 110V CONNECTION

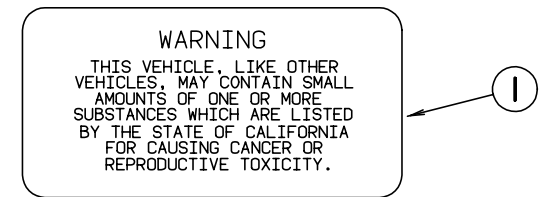


KEY	PART NUMBER	U/M DESCRIPTION
1	094675-01-000	EA LABEL-EXTERIOR LIGHT, SERVICE

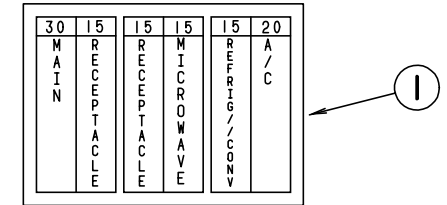
LABELS GROUP (CONTINUED)



KEY	PART NUMBER	U/M DESCRIPTION
1	098641-01-000	EA LABEL-FUEL, UNLEADED - DASH



KEY	PART NUMBER	U/M DESCRIPTION
1	099689-01-000	EA LABEL-WARNING, CANCER/TOXICITY



KEY	PART NUMBER	U/M DESCRIPTION
1	095721-14-000	EA LABEL-CONTROL CENTER, 30A

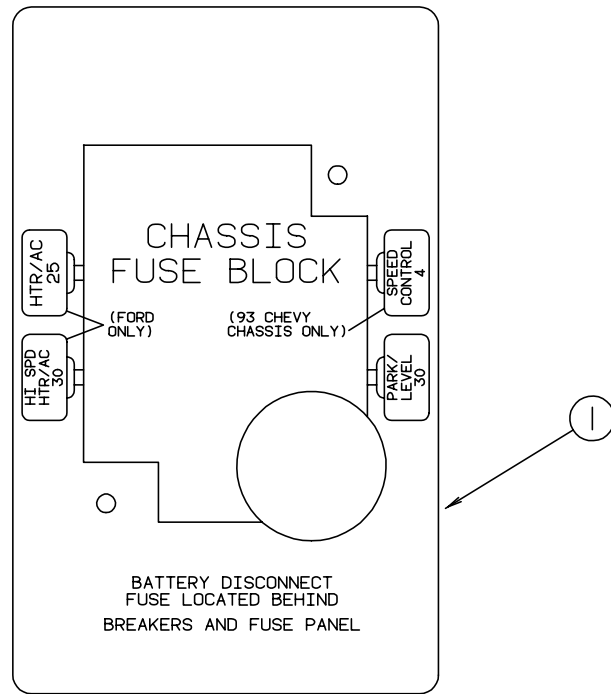


KEY	PART NUMBER	U/M DESCRIPTION
1	098379-03-000	EA LABEL-ELECTRICAL BOX, FRONT

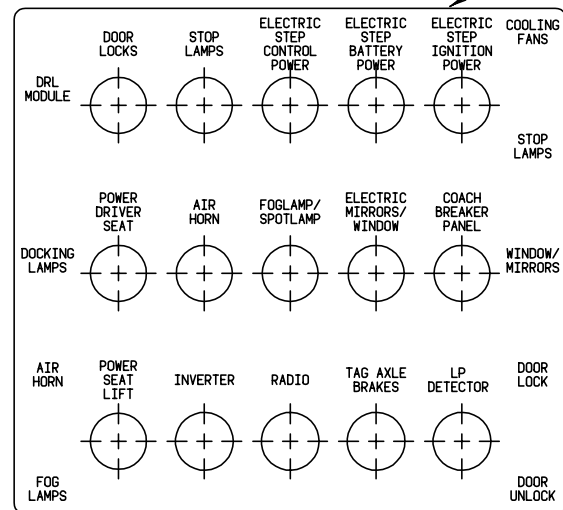


KEY	PART NUMBER	U/M DESCRIPTION
1	087236-01-000	EA LABEL-CABLE, INPUT

LABELS GROUP (CONTINUED)



KEY	PART NUMBER	U/M DESCRIPTION
1	111537-02-000	EA LABEL-FUSES

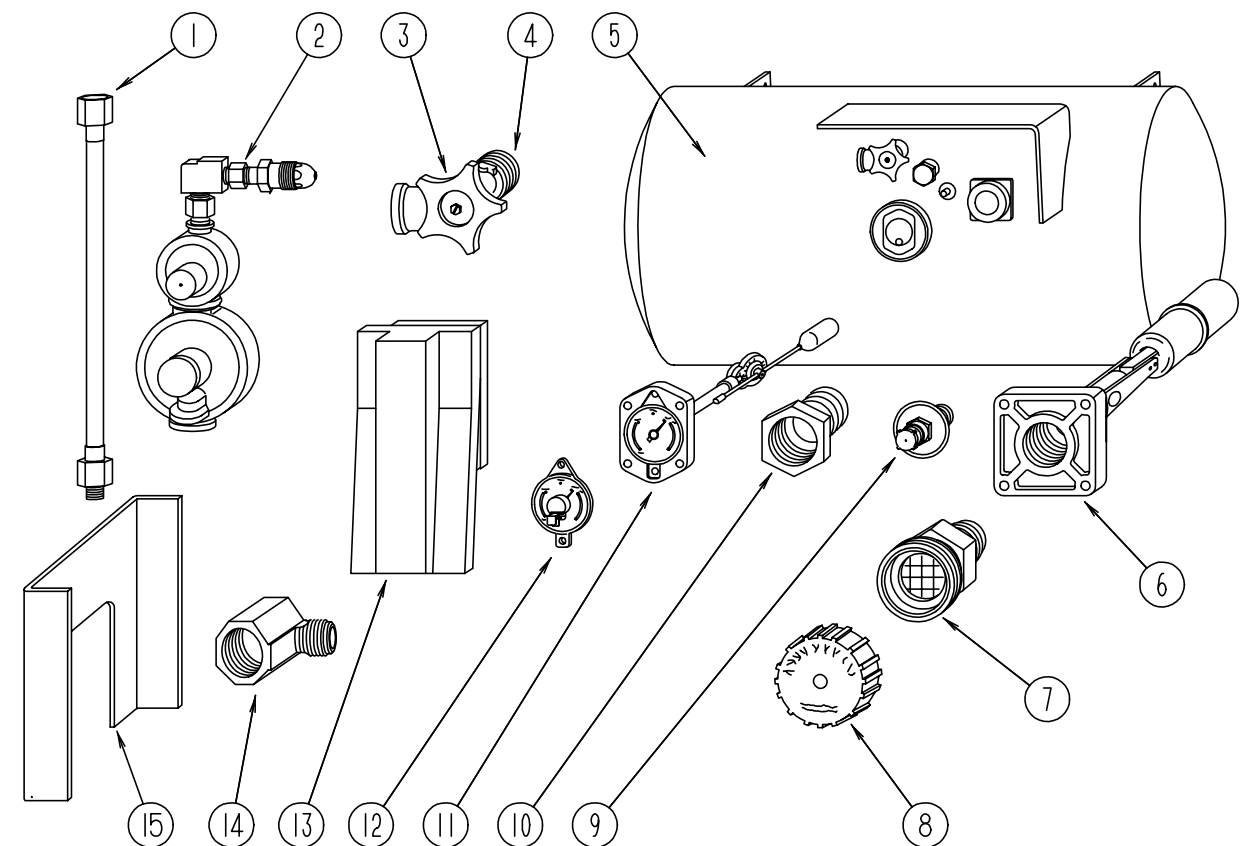


KEY	PART NUMBER	U/M DESCRIPTION
1	093236-12-000	EA LABEL-CIRCUIT BREAKER

WARNING: CONTAINS "CFC" A SUBSTANCE WHICH HARMS PUBLIC HEALTH AND ENVIRONMENT BY DESTROYING OZONE IN THE UPPER ATMOSPHERE.

KEY	PART NUMBER	U/M DESCRIPTION
1	111802-01-000	EA LABEL-CFC WARNING

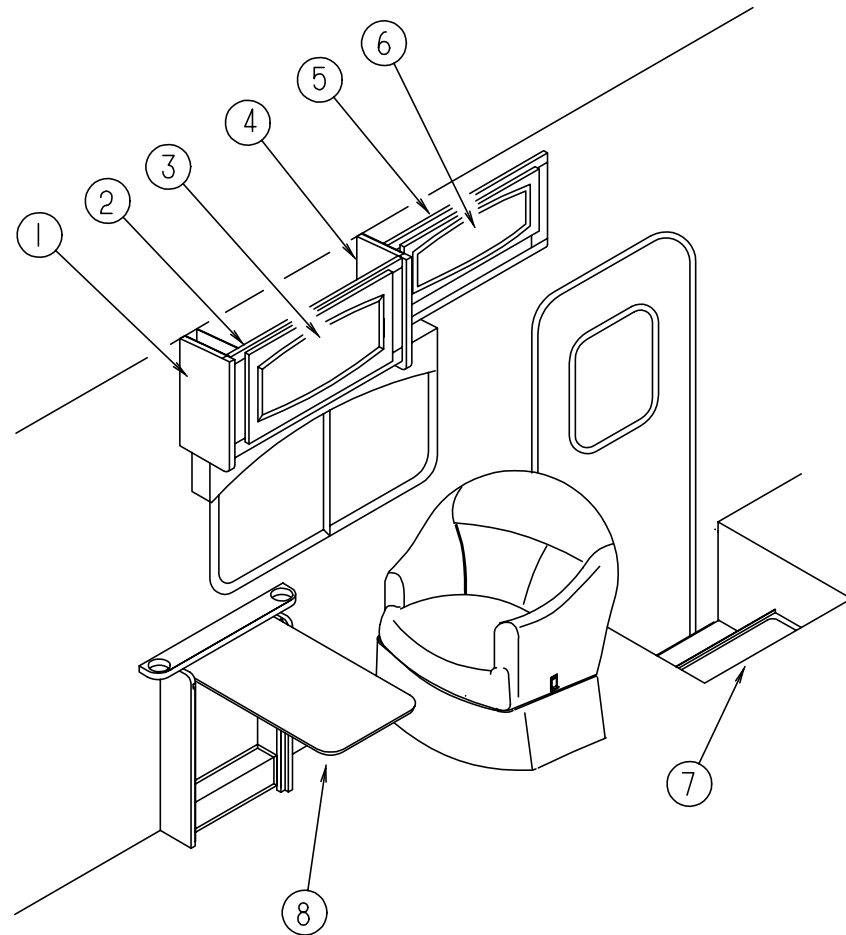
LP GROUP



LP TANK & COMPONENTS

KEY	PART NUMBER	U/M DESCRIPTION
1	045703-01-000	EA HOSE-LP, 3/8" ID X 24" US - 3/8 MPT X 1/2 F SWIVEL
1	045703-02-000	EA HOSE-LP, 3/8" ID X 24" - 3/8" MPT X 1/2" F SWIVEL - CANADA
2	106150-01-000	EA REGULATOR-TWO STAGE
3	040421-01-708	EA HANDWHEEL-VAPOR RELIEF VALVE, BRUNNER G-1015-A
4	040421-01-712	EA VALVE-SERVICE W/HANDWHEEL - W/O VAPOR RELIEF - BRUNNER 29000853
	088253-03-000	EA TANK-LP, 100 LB - 16" D X 36" - SPL
6	040421-01-711	EA VALVE 80% W/FLOAT, PLATE, BOLTS & GASKET - BRUNNER
7	040421-01-701	EA VALVE-SHORT LP FILLER W/YELLOW CAP - BRUNNER 75478
8	040421-01-702	EA CAP-LP FILLER VALVE, PLASTIC - YELLOW - BRUNNER G-1014-A
9	040421-01-700	EA GAUGE-LIQUID LEVEL, 20% LP - BRUNNER G-1013
10	040421-01-713	EA PRESSURE RELIEF VALVE
11	088253-01-700	EA L.P. FLOAT GAUGE - 4 MACHINE SCREW STYLE
	040421-01-706	EA DIAL-LP TANK VOLUME, VISIBLE FACE (5-1789) THIS DIAL IS REPLACED BY 040440-02-000 W/SENDER STUD WHEN MOTOR HOME IS EQUIPPED W/MONITOR PANEL PART USAGE
12	040440-02-000	EA TRANSMITTER-DIAL, 90 OHM
13	105658-01-000	EA COMPARTMENT-LP REGULATOR
14	065318-02-000	EA ELBOW, 90 DEGREE, 3/8" MPT TO 3/8" FPT
15	P04998-03-000	EA MOUNT-LP TANK
15	113542-11-02B	EA MOUNT-LP TANK FROM: 00-00-00 THRU: 08-18-94 FROM: 08-19-94 THRU: 99-99-99
	010323-01-000	EA ADAPTER-BRASS, 3/8F X 1/2MPT
	010329-01-000	EA ADAPTER-BRASS, 1/2F X 1/2MPT
	010265-01-000	EA ELBOW-BRASS, 90 DEGREE - 3/8" F X 1/2" FPT
	010377-02-000	EA NUT-BRASS, 3/8 FEMALE - FORGED
	010380-02-000	EA NUT-BRASS, 1/2 FEMALE - FORGED
	010326-01-000	EA ADAPTER-FLARE, W/CONE GASKET 3/8" FEMALE FL X 1/2" MALE F
	103613-01-000	EA DETECTOR-LP GAS

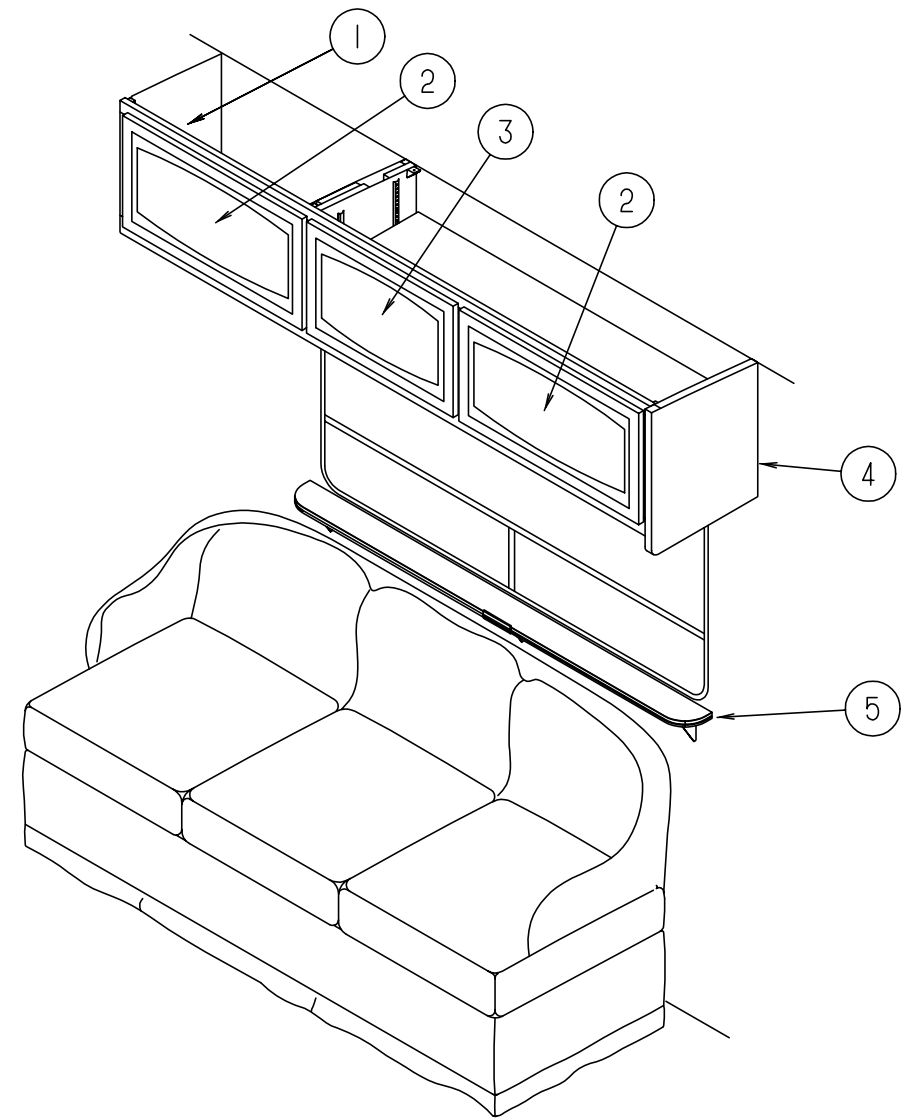
LOUNGE GROUP



PASSENGER SIDE CABINETS & TABLE

KEY	PART NUMBER	U/M DESCRIPTION
1	107494-13-E37	EA END CAP-CABINET, OVERHEAD (PICKLED ASH)
1	107494-13-E41	EA END CAP-CABINET, OVERHEAD (SALEM CHERRY)
2	M05960-08-E37	EA CABINET-OVERHEAD, W/O DOOR OR HARDWARE (PICKLED ASH)
2	M05960-08-E41	EA CABINET-OVERHEAD, W/O DOOR OR HARDWARE (SALEM CHERRY)
3	M05990-01-E37	EA DOOR-CABINET, W/O HARDWARE - 365MM X 680MM (PICKLED ASH)
3	M05990-01-E41	EA DOOR-CABINET, W/O HARDWARE - 365MM X 680MM (SALEM CHERRY)
4	107494-12-E37	EA END CAP-CABINET, OVERHEAD (PICKLED ASH)
4	107494-12-E41	EA END CAP-CABINET, OVERHEAD (SALEM CHERRY)
5	M05960-07-E37	EA CABINET-OVERHEAD, W/O DOOR & HARDWARE (PICKLED ASH)
5	M05960-07-E41	EA CABINET-OVERHEAD, W/O DOOR & HARDWARE (SALEM CHERRY)
6	M05990-02-E37	EA DOOR-CABINET, W/O HARDWARE - 255MM X 750MM (PICKLED ASH)
6	M05990-02-E41	EA DOOR-CABINET, W/O HARDWARE - 255MM X 750MM (SALEM CHERRY)
7	104006-01-C05	EA LID-ENTRANCE STEP COMPARTMENT, W/O CARPET
	101222-01-01A	EA BRACKET-CATCH, LID - BEIGE
		FROM: 00-00-00 THRU: 07-04-94
	101222-01-02A	EA BRACKET-CATCH, LID - OFF WHITE
		FROM: 07-05-94 THRU: 99-99-99
	107941-01-02A	EA SUPPORT-LID, ENTRANCE STEP - OFF WHITE
8	P11431-01-E37	EA TABLE-PULLOUT (PICKLED ASH)
		FROM: 00-00-00 THRU: 05-07-95
8	P19558-01-F36	EA TABLE-PULLOUT (PICKLED ASH)
		FROM: 05-08-95 THRU: 99-99-99
8	P11431-01-E41	EA TABLE-PULLOUT (SALEM CHERRY)
		FROM: 00-00-00 THRU: 05-07-95
8	P19558-01-F41	EA TABLE-PULLOUT (SALEM CHERRY)
		FROM: 05-08-95 THRU: 99-99-99
	112556-01-01A	EA HINGE-BRASS, 1 1/2"
	116875-01-01A	EA LATCH ASM-UNDERCENTER, BLACK - SOUTHCO 91-522-69
	079921-01-000	EA ROLLER-NYLON, W/STEEL SHAFT - BARBED

LOUNGE GROUP (CONTINUED)



DRIVER SIDE CABINETS

KEY	PART NUMBER	U/M DESCRIPTION
1	114719-01-F36	EA CABINET-OVERHEAD, W/O DOOR & HARDWARE (PICKLED ASH)
1	114719-01-F37	EA CABINET-OVERHEAD, W/O DOOR & HARDWARE (SALEM CHERRY)
2	M05990-03-E37	EA DOOR-CABINET, W/O HARDWARE - 365MM X 555MM (PICKLED ASH)
2	M05990-03-E41	EA DOOR-CABINET, W/O HARDWARE - 365MM X 555MM (SALEM CHERRY)
3	M05990-04-E37	EA DOOR-CABINET, W/O HARDWARE - 365MM X 455MM (PICKLED ASH)
3	M05990-04-E41	EA DOOR-CABINET, W/O HARDWARE - 365MM X 455MM (SALEM CHERRY)
4	107494-14-E37	EA END CAP-CABINET, OVERHEAD (PICKLED ASH)
4	107494-14-E41	EA END CAP-CABINET, OVERHEAD (SALEM CHERRY)
5	118409-01-F36	EA SHELF-CABINET (PICKLED ASH)
5	118409-01-F37	EA SHELF-CABINET (SALEM CHERRY)
	083125-05-000	EA BRACE-ANGLE, COUCH - 2.5" - BEIGE
		FROM: 00-00-00 THRU: 10-30-94
	083125-07-000	EA BRACE-COUCH, OFF WHITE
		FROM: 10-31-94 THRU: 99-99-99

SEALANTS & FASTENERS GROUP

SEALANTS & ADHESIVES

KEY	PART NUMBER	U/M	DESCRIPTION
	004011-01-000	EA	ADHESIVE-3M, 4475 TUBE
	004363-01-000	FT	TAPE-ADHESIVE FOAM, 1 SIDE - 3/16" X 1/2" X 50' - GRAY
	034552-02-000	EA	SILICONE-TUBE, 300 ML - CLEAR
	034552-12-000	EA	SILICONE-TUBE, 300 ML - BUFF
	053766-02-000	EA	BEDDING COMPOUND-TUBE, WHITE - SCHNEE# 5522
	053766-08-000	EA	BEDDING COMPOUND-TUBE, GRAY - SCHNEE# 5522
	062917-03-000	EA	ADHESIVE-LOCTITE 242, LOCTITE 242,SIDE 41
	067788-01-000	EA	ADHESIVE-SPRAY, 3M 74 - 19.5 OUNCE CAN
	069640-01-000	FT	SEALER-RIBBON, 1/4" DIAMETER - INCREMENTS OF 30'
	069640-03-000	FT	SEALER-RIBBON, 3/4" X 1/8" - INCREMENTS OF 60'
	069640-07-000	FT	SEALER-RIBBON, 2" X 3/32" - INCREMENTS OF 30' OR 45'
	069640-09-000	FT	SEALER-RIBBON, 2 1/2" X 1/32" - INCREMENTS OF 80'
	069640-11-000	FT	SEALER-TAPE, 3/16" X 3/8", BLACK - MANUS
	069640-14-000	FT	SEALER-RIBBON, 1" X 1/16" - GRAY - INCREMENTS OF 30' OR 45'
	072889-01-000	EA	SEALANT-URETHANE, BLACK - 1/10 - ESSEX 552.2
	076322-02-000	FT	TAPE-FOAM, DOUBLE COATED ADHESIVE BACKED - 1" X 108'
	076322-03-000	FT	TAPE-FOAM, DOUBLE COATED ADHESIVE BACKED - .5" X 108'
	076322-05-000	FT	TAPE-FOAM, DOUBLE COATED - .025" X 1.5" X 108'
	076322-07-000	FT	TAPE-FOAM, DOUBLE COATED, .045 X .50 - 3M 4949 VHB
	076322-08-000	FT	TAPE-FOAM, DOUBLE COATED, .045 X .50 - 3M 4949 VHB
	087211-01-000	GL	PROMOTER-ADHESIVE
	088479-01-000	EA	TAPE-ALUM 3" 3M
	091255-02-000	EA	SEAL-ADHESIVE BACKED FOAM, .18" X THICK X 1.5" X 4.8"
	093071-01-000	FT	TAP-BONDING, DOUBLE SIDED - 1/64 X 2"
	094401-01-000	EA	SEALER-BODY SEAM SEALER, 3M FLEXICLEAR
	106206-01-000	EA	SEAL-PUMPABLE, TUBE - MANUS 30A BLACK
	107828-01-000	EA	SEALANT-SB 190 EVERSEAL, SURE BOND INC
	108353-01-000	FT	SEAL-FOAM, 5/16 X 1/2 - ADHESIVE BACKED - LUNDELL
	108353-03-000	FT	SEAL-FOAM, 4.76 X 6.35MM - LUNDELL
	108716-02-000	EA	SILICONE, (TUBE) - BUFF LEVEL - CSL 510
	110274-01-000	FT	TAPE-FOAM, DOUBLE COATED - .045 X 1.0 - NORTON V-2800
	114311-01-000	GL	ADHESIVE-GLUE, #72-7843 NATIONAL STARCH
	900390-01-000	EA	TIP-2 1/2" X 1/8" ORIFICE
	900390-02-000	EA	TIP-6"LN, 1/16" X 1/4" ORIFICE
	900390-03-000	EA	NOZZLES-CSL D10

BOLTS, NUTS & WASHERS

KEY	PART NUMBER	U/M	DESCRIPTION
	000C12-05-12B	EA	BOLT-HEX, 5/16 - 18 X 3/4 - ZN 5
	000C12-05-16B	EA	BOLT-HEX, 5/16-18 X 1 - ZINC 5
	000C12-06-20B	EA	BOLT-HEX, 3/8 - 16 X 1 1/4 - ZN 5
	000C12-06-16B	EA	BOLT-HEX, 3/8 - 16 X 1 - ZINC
	000C12-06-32B	EA	BOLT-HEX, 3/8 - 16 X 2LG - ZN 5
	000C12-06-44B	EA	BOLT-HEX, 3/8 - 16 X 2 3/4 - ZN 5
	000C12-07-20B	EA	BOLT-HEX, 7/16 - 14 X 1 1/4 - ZN 5
	000C12-08-24B	EA	BOLT-HEX, 1/2-13 X 1 1/2 - ZN 5
	000C13-07-48B	EA	BOLT-HEX, 7/16 - 20 X 3 - ZN 5
	000C26-04-10B	EA	BOLT-HEX, SER FLG - 1/4-20 X 5/8 ZINC
	000C26-04-14B	EA	BOLT-HEX, SER FLG - 1/4-20 X 7/8 ZINC
	000C26-05-12B	EA	BOLT-HEX-SER FLG 5/16-18 X 3/4 ZN
	000C26-05-20B	EA	BOLT-HEX, SER FLG 5/16 - 18 X 1 1/4 ZINC
	000C26-06-12B	EA	BOLT-HEX, SER FLG 3/8 - 16 X 3/4 - ZINC
	000C26-06-20B	EA	BOLT-HEX, SER FLG 3/8 - 16 X 1 1/4 - ZN
	051387-05-000	EA	BOLT-CARR, 5/16 - 18 X 8.5 - ZN - W/O HOLE
	051387-06-000	EA	BOLT-CARRIAGE, W/O HOLE - 5/16-18 X 9.5 ZN
	106956-01-000	EA	BOLT-HEX TAP, 5/16 - 18NC X 1 1/4 - GR5 - FULL THREAD ZINC
	106956-03-000	EA	BOLT-HEX TAP 1/2-13NCX3 GR5 FULL THREAD ZINC
	108067-03-000	EA	STUD-WELD, 1/4-20 X 1/2 CD - IMAGE
	000D14-04-00B	EA	NUT-HEX, 1/4-20, ZN 5
	000D24-10-00B	EA	NUT-HEX, SF/LK - 10-32 ZN

SEALANTS & FASTENERS GROUP (CONTINUED)

BOLTS, NUTS & WASHERS (CONTINUED)

KEY	PART NUMBER	U/M	DESCRIPTION
	000D29-06-00B	EA	NUT-HEX, W/NYLON LOK - 3/8 - 16 ZN
	000D34-06-00B	EA	NUT-HEX, LK - 3/8 - 16 GRADE C ZN - PREVAILING TORQUE
	000D39-04-00B	EA	NUT-HEX, SER FLG LK 1/4 - 20 ZN
	000D39-05-00B	EA	NUT-HEX, SER FLG LK - 5/16 - 18 ZN
	000D39-06-00B	EA	NUT-HEX, SER FLG LK - 3/8-16 ZN
	000D39-08-00B	EA	NUT-HEX, SER FLG LK - 1/2-13 ZN
	000D44-07-00B	EA	NUT-HEX, SER FLG LK - 7/16-20 ZN
	000D46-04-00A	EA	NUT-HEX, WELD - 1/4-20 - PLAIN - SHORT PILOT
	005081-01-000	EA	NUT-SPEED, C TYPE - NO 8 SCREW
	040921-03-000	EA	NUT-SPEED, U TYPE - NO 10
	040921-05-000	EA	NUT-SPEED, U TYPE - NO. 8 - .67" LENGTH X .44" WIDTH
	044364-02-000	EA	NUT-SPEED, FLAT - ROUND
	106648-01-000	EA	CAP-STUD, .120 TO .130 STUD DIAMETER - T'MN C30017-014-27
	063253-07-000	EA	NUT-J, #8A .120 - .130 PNL THK
	077049-01-000	EA	NUT-ACORN, 10 - 32 ALUMINUM
	087234-01-000	EA	NUT-JACK, 1/4 X 20 THREAD - MOLLY
	000E11-05-00B	EA	WASHER-LK, 5/16" MED - SPLIT - ZN
	000E13-14-00B	EA	WASHER-FL, 1/4" WIDE ZN
	000E13-17-00B	EA	WASHER-FLARE, 3/8" AR ZN
	000E13-18-00B	EA	WASHER-FL, 3/8 WIDE ZN
	000E13-20-00B	EA	WASHER-FL, 7/16" WIDE - ZN
	000E13-21-00B	EA	WASHER-FL - W/2 NAR ZN
	000E13-22-00B	EA	WASHER-FLAT, 1/2 WIDE - ZINC - 05117-01-000
	000E14-10-00B	EA	WASHER-LK - NO 10 EXT TOOTH - ZN
	058716-02-000	EA	WASHER-FLAT NYLON - .406 X .75 X .06
	102378-01-02A	EA	WASHER-BLACK, COMPARTMENT DOORS
	107397-01-000	EA	WASHER-FENDER, 6.8"ID X 32.0"OD

SCREWS

KEY	PART NUMBER	U/M	DESCRIPTION
	000C20-06-20T	EA	SCREW, 3/8-16 X 1 1/4,FLAT SOC
	000G11-06-18B	EA	SCREW, 6-20 X 1 1/8 PPH - ZINC
	000G11-06-10J	EA	SCREW, 6-20 X 5/8 PPH - BRASS
	000G11-06-10B	EA	SCREW, 6-20 X 5/8 PPH - ZINC
	000G11-06-08B	EA	SCREW, 6-20 X 1/2 PPH - ZINC
	000G11-06-06B	EA	SCREW, 6-20 X 3/8 PPH - ZINC
	000G11-07-08B	EA	SCREW, 7-19 X 1/2 PPH - ZINC
	000G11-08-06B	EA	SCREW, 8-18 X 3/8 PPH ZINC
	000G11-08-08B	EA	SCREW, 8-18 X 1/2 PPH - ZINC
	000G11-08-08T	EA	SCREW, 8-18 X 1/2 PPH
	000G11-08-12B	EA	SCREW, 8-18 X 3/4 PPH ZINC
	000G11-08-12D	EA	SCREW, 8-18 X 3/4 PPH - BLACK
	000G11-08-12P	EA	SCREW, 8-18 X .75 PPH - DARK BROWN
	000G11-08-12R	EA	SCREW, 8-18 X 3/4 PPH - BEIGE
	000G11-08-12S	EA	SCREW, 8-18 X 3/4 PPH - OFF WHITE
	000G11-08-12T	EA	SCREW, 8-18 X 3/4 PPH - BLACK
	000G11-08-20B	EA	SCREW, 8-18 X 11/4 PPH ZINC
	000G11-08-16S	EA	SCREW, 8-18 X 1.00 PPH - OFF WHITE
	000G11-10-12D	EA	SCREW, 10-16 X 3/4 PPH - BLACK
	000G11-10-12S	EA	SCREW, 10-16 X .75 PPH OFF WHT
	000G11-10-16B	EA	SCREW, 10-16 X 1 - PPH ZINC
	000G11-10-40B	EA	SCREW, 10-16 X 2 1/2 PPH CAD
	000G12-06-08T	EA	SCREW, 6-20 X .50 POH - BLACK
	000G12-06-14A	EA	SCREW, 6-20 X .87 POH PLAIN
	000G13-05-16S	EA	SCREW, 5-20 X 1 PFH - OFF WHITE
	000G13-06-06B	EA	SCREW, 6-20 X 3/8 PFH ZINC
	000G13-06-08G	EA	SCREW, 6-20 X 1/2 PFH - ANTIQUE BRASS
	000G13-06-16J	EA	SCREW, 6-20 X 1.00 PFH - BRASS
	000G13-06-24J	EA	SCREW, 6-20 X 1.50 PFH BRASS
	000G13-07-12B	EA	SCREW, 7-19 X 3/4 PFH ZINC

SEALANTS & FASTENERS GROUP (CONTINUED)

SCREWS (CONTINUED)

KEY	PART NUMBER	U/M DESCRIPTION
	000G13-08-10B	EA SCREW, 8-18 X 5/8 PFH - ZINC
	000G13-08-16B	EA SCREW, 8-18 X 1 PFH - ZINC
	000G16-04-24B	EA SCREW-MACHINE, 1/4 - 20 X 1-1/2 PPH
	000G18-08-16B	EA SCREW-MACHINE, 8 X 32 X 1, PPH ZINC
	000G18-08-22B	EA SCREW-MACHINE, 8-32 X 1 3/8 PPH ZINC
	000G19-10-08B	EA SCREW-MACHINE, 10-32 X 1/2 PPH ZINC
	000G19-10-10B	EA SCREW-MACHINE, 10-32 X 5/8 - PPH - ZINC
	000G19-10-20B	EA SCREW-MACHINE, 10-32 X 1 1/14 PPH ZINC
	000G19-10-24B	EA SCREW-MACHINE, 10-32 X 1.5 PPH ZINC
	000G32-10-06B	EA SCREW, 10-32 X 3/8" - PPH - ZINC
	000G32-10-06D	EA SCREW, 10 - 32 X 3/8 PPH TYPE1 BLACK
	000G37-08-12B	EA SCREW, 8 X 18 X 3/4 PPH
	000G39-06-10T	EA SCREW-SF/DR, 6-20 X 5/8 PPH - BLACK
	000G39-06-16T	EA SCREW-SF/DR, 6-20 X 1 PPH - BLACK
	000G39-08-06B	EA SCREW-SF/DR, 8-18 X 3/8 PPH ZINC
	000G39-08-08B	EA SCREW-SF/DR, 8-18 X 1/2 PPH ZINC
	000G39-08-08R	EA SCREW-SF/DR, 8-18 X 1/2 PPH - BEIGE
	000G39-08-08S	EA SCREW-SF/DR, 8-18 X 1/2 PPH - OFF WHITE
	000G39-08-083	EA SCREW-SF/DR, 8-18 X 1/2 PAH - BUFF
	000G39-08-12B	EA SCREW-SF/DR, 8-18 X 3/4 PPH ZINC
	000G39-08-16B	EA SCREW-SF/DR, 8-18 X 1 PPH ZINC
	000G39-08-16S	EA SCREW-SF/DR, 8-18 X 1 PPH OFF WHITE
	000G39-08-16T	EA SCREW-SF/DR, 8-18 X 1 PPH - BLACK
	000G39-08-24B	EA SCREW-SF/DR, 8-18 X 1 1/2 PPH ZINC
	000G39-08-24T	EA SCREW-SF/DR, 8-18 X 1.50 PPH
	000G39-08-32B	EA SCREW-SF/DR, 8-18 X 2 PPH - ZINC
	000G39-10-08B	EA SCREW-SF/DR, 10-16 X .50 P&H - ZINC
	000G39-10-088	EA SCREW-SF/DR 10-16 X .50 P&H - DRILL-FLEX F'CARBON
	000G39-10-10B	EA SCREW-SF/DR,10-16 X .625 PPH ZN
	000G39-10-12B	EA SCREW-SF/DR,10-16 X .75 PPH ZN
	000G39-10-129	EA SCREW-SF/DR, 10-16 X 3/4 PPH - FLUOROCARBON SILVER
	000G39-10-12D	EA SCREW-SF/DR, 10-16 X 3/4 PPH - BLACK
	000G39-10-20B	EA SCREW-SF/DR, 10-16 X 1 1/4 PPH ZINC
	000G39-10-209	EA SCREW-SF/DR, 10-16 X 1.25 PPH - FLUOROCARBON SILVER
	000G39-10-32B	EA SCREW-SF/DR, 10- 6 X 2.00 PPH - ZINC
	000G42-04-12B	EA SCREW-SF/DR, 1/4-14 X 3/4 HWH ZINC
	000G42-04-16B	EA SCREW-SF/DR, 1/4-14 X 1 HWH - ZINC
	000G46-08-24T	EA SCREW-MACHINE, 8-32 - 1.50 IN PFH - BLACK
	000G50-04-08B	EA SCREW-MACHINE, 1/4-20 X 1/2 PTH 2N
	000G50-04-12B	EA SCREW-MACHINE, 1/4-20 X 3/4 PPH ZINC
	000G51-08-08B	EA SCREW, 8-18 X 1/2 PTH ZINC
	000G52-08-06B	EA SCREW-MACHINE, 8-32 X 3/8 PTH ZINC
	000G52-08-18B	EA SCREW-MACHINE, 8-32 X 11/8 PTH ZN
	000G53-04-06B	EA SCREW-MACHINE, 1/4-20 X 3/8 PPH ZINC - UNDERCUT HEAD
	000G54-04-20B	EA SCREW, 1/4-20 X 1 1/4 PTH - TYPE 23 - ZINC PLATED
	000G55-08-125	EA SCREW-SF/DR, 8-18 X .75 PWH
	000G55-08-162	EA SCREW-SF/DR, 8-18 X 1.00 - BEIGE
	000G56-10-24J	EA SCREW-WOOD, 10-13X1.5 POH - BRIGHT BRASS
	000G56-12-48B	EA SCREW-WOOD, 12 - 11 X 3 POH - SPECIAL HARDENED
	000G57-05-16J	EA SCREW, 5-20 X 1 PFH - BRASS
	000G60-08-163	EA SCREW-SF/DR, 8-18 X 1.00 POH - BUFF
	000G60-10-16J	EA SCREW-SF/DR, 10-16 X 1 POH - BRIGHT BRASS
	000G67-08-32B	EA SCREW, 8-15X2 PPH ZINC
	000G67-10-08B	EA SCREW, 10-12 X 1/2 PPH ZINC
	000G67-10-08R	EA SCREW, 10-12 X 1/2 PPH - BEIGE - TYPE A
	000G67-10-10B	EA SCREW, 10-12 X 5/8 PPH ZINC - TYPE A
	000G67-10-10D	EA SCREW, 10-12 X 5/8 PPH - BLACK - TYPE A
	000G67-10-10R	EA SCREW, 10-12 X 5/8 PPH - TYPE A - BEIGE
	000G67-10-12B	EA SCREW, 10-12 X 3/4" PPH - ZINC
	000G67-10-12D	EA SCREW, 10-12 X 3/4" PPH - BLACK
	000G67-10-16B	EA SCREW, 10-12 X 1 PPH - ZINC
	000G67-10-32B	EA SCREW, 10-12 X 2 PPH - ZINC

SEALANTS & FASTENERS GROUP (CONTINUED)

SCREWS (CONTINUED)

KEY	PART NUMBER	U/M DESCRIPTION
	000G67-10-20D	EA SCREW, 10-12 X 1 1/4 PPH - ZINC
	000G67-10-36T	EA SCREW, 10-12 X 2.25 PPH - BLACK - STALGAURD
	000G67-10-48B	EA SCREW, 10-12 X 3 PPH ZINC
	000G67-10-489	EA SCREW, 10-12 X 3 PPH SILVER
	000G68-06-10G	EA SCREW, 6-18 X 5/8 POH - ANTIQUE BRASS
	049465-01-000	EA SCREW, 10-16 W/WASHER PTH - DARK BROWN
	049465-04-000	EA SCREW, 10-16 W/WASHER PTH - BEIGE
	075908-01-000	EA SCREW-MACHINE, 10-32 X .56 PTH - ZINC EXTERNAL TOOTH
	086256-01-000	EA SCREW-SF/DR, 8 X .75HWH - LG
	087721-01-000	EA SCREW-FLAT HEAD, TAPPING - 1/4" X 1 1/4" LG ZINC
	091230-03-000	EA SCREW-MACHINE, 8-32 X 3/4 POH SS - BUFF
	101289-01-01A	EA SCREW-MACHINE, 8-32 X 4 - POH - BRASS - FOR EXTENDED KNOB
	101289-02-01A	EA SCREW-MACHINE, 8-32 X 4.5 - POH - BRASS - FOR EXTENDED KNOB
	101618-01-000	EA SCREW, 1/4-20 X 3/4 - HEX/TAPPING - STALGARD TYPE F
	109152-01-000	EA SCREW, 3/8-16 X 1 1/4 - FLAT SOC - DORRLEMATE COATED
	116111-01-01A	EA SCREW-TAPTITE, 1/4-20 X 1/2 PPH - ZINC
	116111-02-01A	EA SCREW-TAPTITE, 1/4-20 X 3/8 PPH - ZINC

RIVETS, CLAMPS, GROMMETS & CLIPS

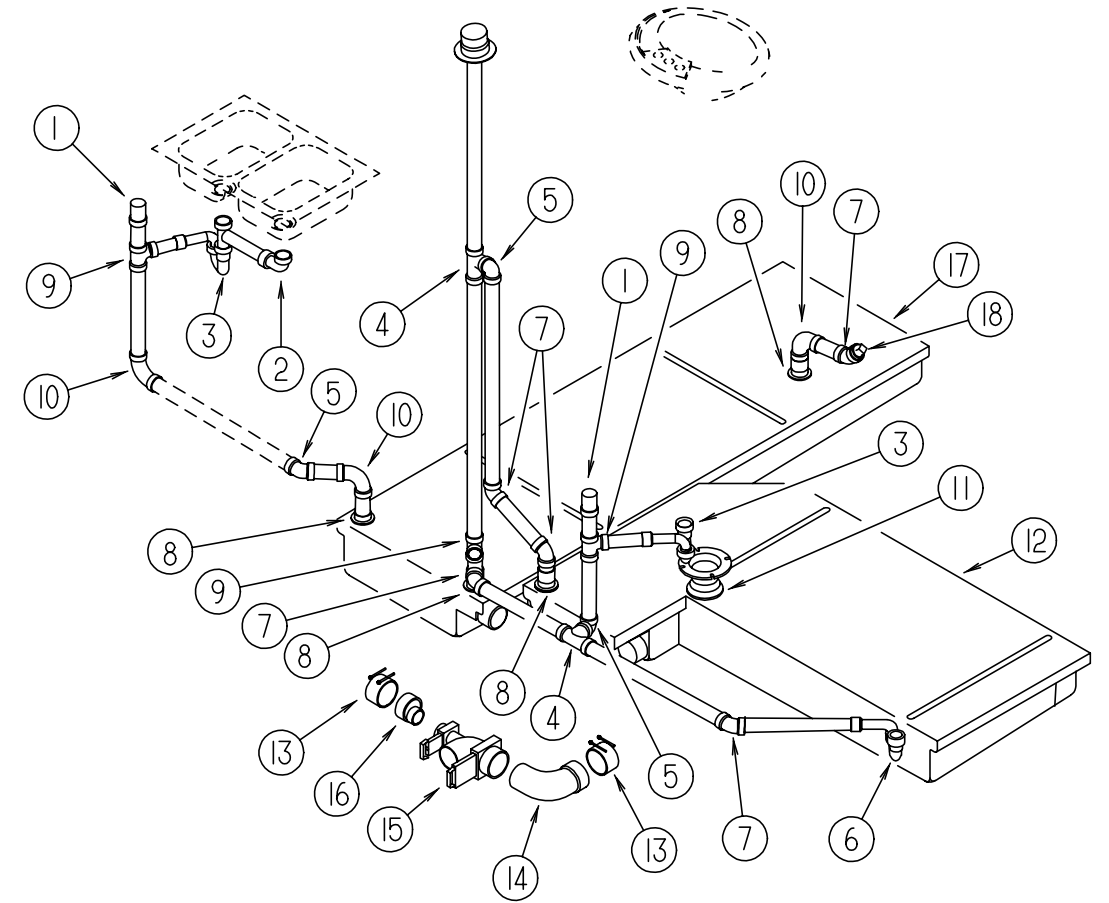
KEY	PART NUMBER	U/M DESCRIPTION
	000F10-04-16B	EA PIN-COTTER, 1/8" X 1" - ZINC
	000H14-06-14R	EA RIVET-MANDREL BLIND, 3/16"
	000H16-04-06R	EA RIVET-POP, AL 1/8 X .313-.375
	000H16-06-10R	EA RIVET-POP, AL 3/16 X .501-.625
	010495-01-000	EA CLAMP-CABLE, 9/16"
	010497-01-000	EA CLAMP-CLOSED, 5/8" ID
	010497-03-000	EA CLAMP-CLOSED, 1" ID - CUSHIONED
	010497-05-000	EA CLAMP-CLOSED, 1/2" ID
	010499-01-000	EA CLAMP-CLOSED, 3/8" ID
	062401-01-000	EA CLAMP-HOSE, WORMGEAR .25" - 1"
	062401-02-000	EA CLAMP-HOSE, WORMGEAR - 1.56" - 2.5"
	062401-04-000	EA CLAMP-HOSE, WORMGEAR .69"- 1.25"
	062401-05-000	EA CLAMP-HOSE, WORMGEAR 2"- 3"
	062401-06-000	EA CLAMP-HOSE, WORMGEAR .22"-.62"
	062401-11-000	EA CLAMP-HOSE, WORMGEAR 3.56"- 4.5"
	075148-02-000	EA CLAMP-GROUNDING, BRONZE SCREWS
	083609-01-000	EA CLAMP-WIRE, DUAL EQUAL - 5/8" DIAMETER
	083610-01-000	EA CLAMP-WIRE, DUAL - UNEQUAL DIAMETERS - .75" & 1.25"
	083610-02-000	EA CLAMP-WIRE, DUAL UNEQUAL DIA
	008380-01-000	EA GROMMET-RUBBER, 5/8" HOLE X 1 1/2" DIAMETER - BLACK
	071015-19-000	EA GROMMET-.38ID, FITS .06 MATERIAL - MINOR RUBBER Z-3065
	071015-11-000	EA GROMMET-1.00ID, FITS .12 MATERIAL - MINOR RUBBER Z-3065
	071015-21-000	EA GROMMET-RUBBER, .5" ID X 1.06" OD W/.19" GROOVE - BLACK
	071015-29-000	EA GROMMET-RUBBER, .25" ID X 1.25" OD W/.12" GROOVE - BLACK
	016188-03-000	EA GROMMET-L/P LINE, 3/8" HOLE X 2 1/2" LONG - RUBBER
	016188-05-000	EA GROMMET-L/P LINE, 3/8" HOLE X 1 1/4" LONG - RUBBER
	023942-01-000	EA GROMMET-RUBBER, 2" OD
	077953-01-000	EA GROMMET-EDGE LINER, FITS 1"
	075312-02-000	EA CLIP-J, VINYL COATED - 3/8"
	077955-01-000	EA CLIP-J,VINYL COATED, 3/8" - USED TO SUPPORT WIRING TO LIGHTS
	080211-03-000	EA CLIP-MOUNTING, XMAS TREE - DECORATIVE WALL PADS
	091952-01-000	EA CLIP-GRIPPER, 1"
	091952-02-000	EA CLIP-GRIPPER, 3/4"
	094362-02-000	EA CLIP-CHRISTMAS TREE, FLAT HEAD - .5" X .95"
	101447-01-000	EA CLIP-U TYPE, TINNERMAN - HOLDS SHOWER SURROUND TOGETHER
	119392-01-000	EA CLIP-U TYPE,OFFSET LEG - C-TECH C-21950-020

SEALANTS & FASTENERS GROUP (CONTINUED)

MISCELLANEOUS FASTENERS

KEY	PART NUMBER	U/M DESCRIPTION
	008343-01-000	EA TIE-WIRE, 6"
	008343-02-000	EA TIE-WIRE, 14"
	008343-03-000	EA TIE-WIRE 7.5" - BLACK
	029094-04-000	YD VELCRO TAPE-LOOP, 1" WIDE - BLACK
	029094-03-000	YD VELCRO TAPE-HOOK, 1" WIDE - BLACK
	029094-06-000	YD VELCRO TAPE-LOOP, 2" WIDE - BLACK
	029096-03-000	YD VELCRO TAPE-HOOK, 1" WIDE - BLACK
	085774-01-000	FT FASTENER-DUAL HOOK, 1" WIDE - ADHESIVE BACK - BLACK
	085774-02-000	FT FASTENER-DUAL LOOP, 1" WIDE - ADHESIVE BACK - BLACK
	086285-01-000	EA SPACER-NYLON, .5" OD X .257" ID
	081211-04-000	EA PLUG-PLASTIC, .46" DIAMETER - BLACK

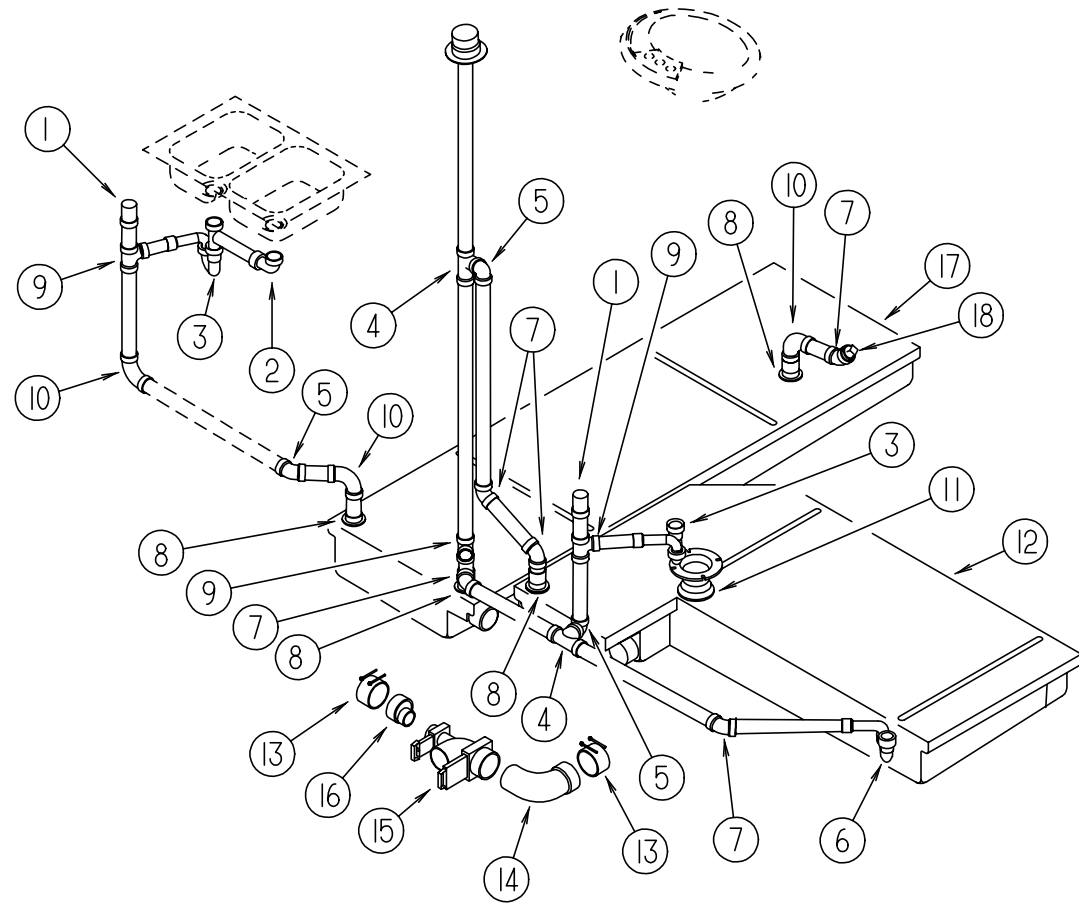
WATER & SEWAGE GROUP



DRAINAGE SYSTEM

KEY	PART NUMBER	U/M DESCRIPTION
1	079968-01-000	EA VENT-MECHANICAL TRAP ARM, ANTI-SIPHON - 2" DIA X 7.3" - PLASTIC
2	011091-02-000	EA PIPE-DRAIN, DOUBLE SINK - BAFFLE TEE - 1 1/2" - U.S. ONE PIPE W/TEE TO DRAIN BOTH SIDES OF SINK
2	011091-03-000	EA PIPE-DRAIN, W/SEALS - DOUBLE SINK - EXTENDS 9" TO 16" - CANADIAN
2	011091-04-000	EA WASTE-CONTINUOUS, DOUBLE SINK - DISHWASHER - JAMECO 15493TW2
3	107537-01-000	EA P TRAP ADAPTER-1 1/4" SLIP
3	107538-01-000	EA P TRAP PLASTIC, 1 1/4" W/EXT ARM
3	011066-03-700	EA P TRAP 1 1/4" HUB X SLIP JOINT, W/UNION - ABS - CANADIAN
3	109571-01-000	EA ADAPTER-P TRAP, 1 1/2 X 1 1/4 MPT
3	066440-01-000	EA STRAINER-SHOWER, W/RUBBER WASHER
3	069735-01-000	EA WASHER-STRAINER TO TAILPIECE PLASTIC, 1.5"
3	011069-06-000	EA TAILPIECE 1 1/2 X 1 1/4 X 2.5 BRASS
3	011069-02-000	EA TAILPIECE-TUB/SHOWER, 1 1/2" X 1 1/4" X 4" - BRASS
4	010073-01-000	EA WYE, 45 DEGREE, 1 1/2" HUB X HUB X HUB - PLASTIC - BLACK
5	010051-01-000	EA ELBOW, 45 DEGREE BEND, 1 1/2" SPIGOT AND HUB - PLASTIC - BLACK
6	107537-01-000	EA P TRAP ADAPTER-1 1/4" SLIP
6	107538-01-000	EA P TRAP PLASTIC, 1 1/4" W/EXT ARM
6	011066-03-700	EA P TRAP 1 1/4" HUB X SLIP JOINT, W/UNION - ABS - CANADIAN
6	109571-01-000	EA ADAPTER-P TRAP, 1 1/2 X 1 1/4 MPT
6	066440-01-000	EA STRAINER-SHOWER, W/RUBBER WASHER
6	069735-01-000	EA WASHER-STRAINER TO TAILPIECE PLASTIC, 1.5"
6	011069-06-000	EA TAILPIECE 1 1/2 X 1 1/4 X 2.5 BRASS
7	010006-01-000	EA ELBOW, 45 DEGREE, 1/8 BEND - 1 1/2" HUB X HUB - BLACK PLASTIC
8	061607-01-000	EA GROMMET-HOLDING TANK, 1 1/2" NPS
8	010115-01-000	EA COUPLING 1 1/2" HUB X HUB, PLASTIC
9	010071-01-000	EA TEE, 1 1/2" X 1 1/2" X 1 1/2"

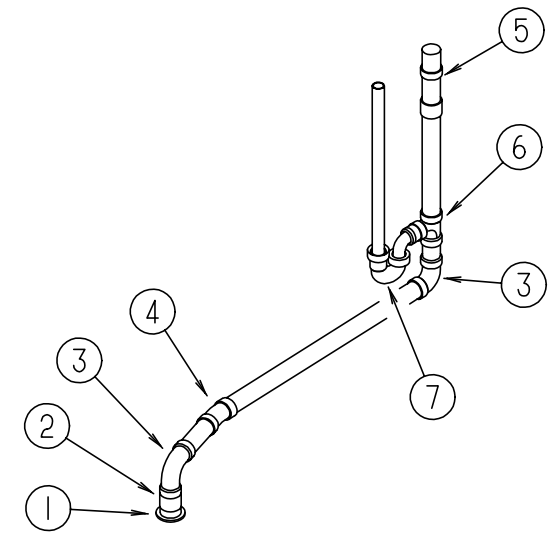
WATER & SEWAGE GROUP (CONTINUED)



DRAINAGE SYSTEM (CONTINUED)

KEY	PART NUMBER	U/M DESCRIPTION
10	010008-01-000	EA ELBOW-90 DEGREE, 1/4 BEND - 1 1/2" HUB X HUB - BLACK PLASTIC
11	061607-02-000	EA GROMMET-HOLDING TANK, 3" NPS
11	116644-01-000	EA FLANGE-CLOSET, TOILET - 4" X 3" - RED
12	104351-01-000	EA TANK-HOLDING, 55 GALLON - W/O GROMMETS
13	078406-01-000	EA COUPLER-RUBBER, W/CLAMPS - 3" X 3"
14	041956-01-000	EA ELBOW-STREET, PLASTIC - 1/4" BD 3 X 90 XLT
15	070916-01-000	EA VALVE-DUAL DUMP, W/CAP - 3" X 1 1/2" - PLASTIC - BLACK
	070916-01-700	EA VALVE ONLY, 3"
	070916-01-701	EA VALVE ONLY, 1 1/2"
16	062422-01-000	EA ADAPTER-OFFSET REDUCER, 3" X 1 1/2" - PLASTIC - BLACK
17	104352-01-000	EA TANK-HOLDING, 50 GALLON - W/O GROMMETS
18	010166-01-000	EA PLUG-THREADED, 1 1/4" DIAMETER - PLASTIC - BLACK
	050787-01-000	EA ADAPTER-CLEANOUT, NIBCO 5803-2
	010201-01-000	EA HOSE-SEWER, 3" ID X 8'

WATER & SEWAGE GROUP (CONTINUED)



WASHER/DRYER DRAINAGE SYSTEM

KEY	PART NUMBER	U/M DESCRIPTION
1	061607-01-000	EA GROMMET-HOLDING TANK, 1 1/2" NPS
2	010115-01-000	EA COUPLING - 1 1/2" HUB X HUB, PLASTIC
3	010008-01-000	EA ELBOW, 90 DEGREE, 1/4 BEND - 1 1/2" HUB X HUB - BLACK PLASTIC
4	010005-01-000	EA ELBOW, 22 11/2 DEGREE, 1/16 BEND - 1 1/2" HUB X HUB - PLASTIC - BLACK
5	079968-01-000	EA VENT-MECHANICAL TRAP ARM, ANTI-SIPHON - 2" DIA X 7.3" - PLASTIC
6	010071-01-000	EA TEE-SANITARY, 1 1/2" HUB X HUB X HUB - PLASTIC - BLACK
7	010009-01-000	EA ELBOW, 90 DEGREE, 1/4 BEND - 1 1/2" - PLASTIC (WASHER/DRYER OPTION)
		FROM: 00-00-00 THRU: 04-09-95
7	037763-01-000	EA P TRAP-PLAS 11/2 HXH W/UNION NIBCO 5895
		FROM: 04-10-95 THRU: 99-99-99
	114428-01-000	EA TEE - 1/2 P X 1/2 P X 1/2 P

WATER & SEWAGE GROUP (CONTINUED)

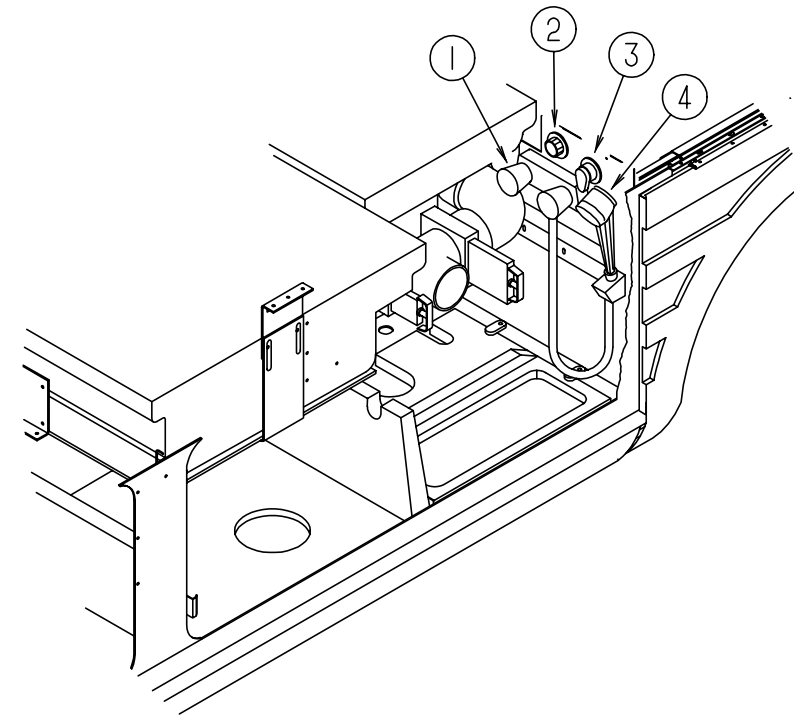
WATER SYSTEM

KEY	PART NUMBER	U/M DESCRIPTION
	109392-02-000	EA TANK-WATER, W/FITTINGS - 80 GALLON FROM: 00-00-00 THRU: 04-02-95
	117217-02-000	EA TANK-WATER, W/FITTINGS - 30 GALLON FROM: 04-03-95 THRU: 99-99-99
	109392-01-000	EA TANK-WATER, W/O FITTINGS - 80 GALLON FROM: 00-00-00 THRU: 04-02-95
	117217-01-000	EA TANK-WATER, W/O FITTINGS - 30 GALLON FROM: 04-03-95 THRU: 99-99-99
	116881-04-000	EA TANK-WATER, W/FITTINGS - 48 GALLON FROM: 04-03-95 THRU: 99-99-99
	116881-01-000	EA TANK-WATER, 48 GALLON - W/KNOTCHED CORNER F/WATER PUMP FROM: 04-03-95 THRU: 99-99-99
	077954-02-000	EA FILTER-WATER TANK, SCREEN IN TANK
	042989-03-000	EA FITTING-WATER TANK, SPINWELD - 1 1/4" NPT - PLASTIC - WHITE
	042989-05-000	EA FITTING-WATER TANK, SPINWELD - 1/2" FPT - PLASTIC - WHITE
	049032-01-000	EA PATCH-SPINWELD, 3/8" - PLASTIC
	114428-03-000	EA TEE-SWIVEL, 1/2 P X 1/2 P X 1/2 MPT - FLAIR-IT 02822
	039861-01-000	EA SENDING UNIT-W/SCREW, WASHER, WELL NUT & TERMINAL RING
	039800-02-000	FT TUBING-POLYBUTYL, 5/8" OD - INCREMENTS OF 20' - BLACK
	079381-01-000	FT TUBING-SMOOTH FLEXIBLE, 1 3/8" ID X 20'
	039800-04-000	FT TUBING-POLYBUTYL, 1/4 OD X 20 FT
	077054-01-000	EA VALVE-PLASTIC, 1/2" M X 1/2" M - 1/4" COMP
	114431-01-000	EA WATER VALVE - 3 POSITION - "DRAIN VALVE"
	114431-02-000	EA WATER VALVE - 2 POSITION - "BYPASS VALVE"
	114429-03-000	EA ELBOW-SWIVEL, 1/2 P X 1/2 FPT - FLAIR-IT 02816
	114429-01-000	EA ELBOW - 1/2 P X 1/2 P - FLAIR-IT 02800
	114429-02-000	EA ELBOW - 1/2 P X 1/2 MPT - FLAIR-IT 02803
	039808-03-000	EA ELBOW - 1/2 MPT X 1/2 MPT, PLASTIC - KEVCO 17296
	114429-04-000	EA ELBOW - 1/2 P X 3/8 MPT - FLAIR-IT 02810
	010219-01-000	EA ELBOW - 1 1/4 MPT X 1 1/4 BARB, WATER FILL - PLASTIC
	114430-02-000	EA ADAPTER-SWIVEL, 1/2 P X 1/2 FPT - FLAIR-IT -02873
	114430-03-000	EA ADAPTER - 1/2 P X 1/2 MPT - FLAIR-IT 02842
	114428-01-000	EA TEE - 1/2 P X 1/2 P X 1/2 P - FLAIR-IT 02820
	114428-03-000	EA TEE - 1/2 P X 1/2 P X 1/2 MPT - FLAIR-IT 02822
	111888-01-000	EA FERRULE-PLASTIC, .250 ID X .375 OD
	101814-01-000	EA COUPLING-FEMALE, 1/2" X 1/2" FPT W/COMP. SLEEVE - GRAY
	010230-05-000	EA CITY WATER FILL W/CHECK VALVE

WASHER/DRYER WATER SYSTEM

KEY	PART NUMBER	U/M DESCRIPTION
	098419-01-000	EA FAUCET-WASHER, 90 DEGREE
	111842-01-01A	EA BRACKET-FAUCET, WASHER - E-COAT
	039800-01-000	FT TUBING-POLYBUTYL, 1/2" OD - INCREMENTS OF 20' - BLACK
	103798-01-000	EA CONNECTOR, 1/4" OD X 3/8" MPT
	111888-01-000	EA FERRULE-PLASTIC
	114428-01-000	EA TEE - 1/2 P X 1/2 P X 1/2 P

WATER & SEWAGE GROUP (CONTINUED)



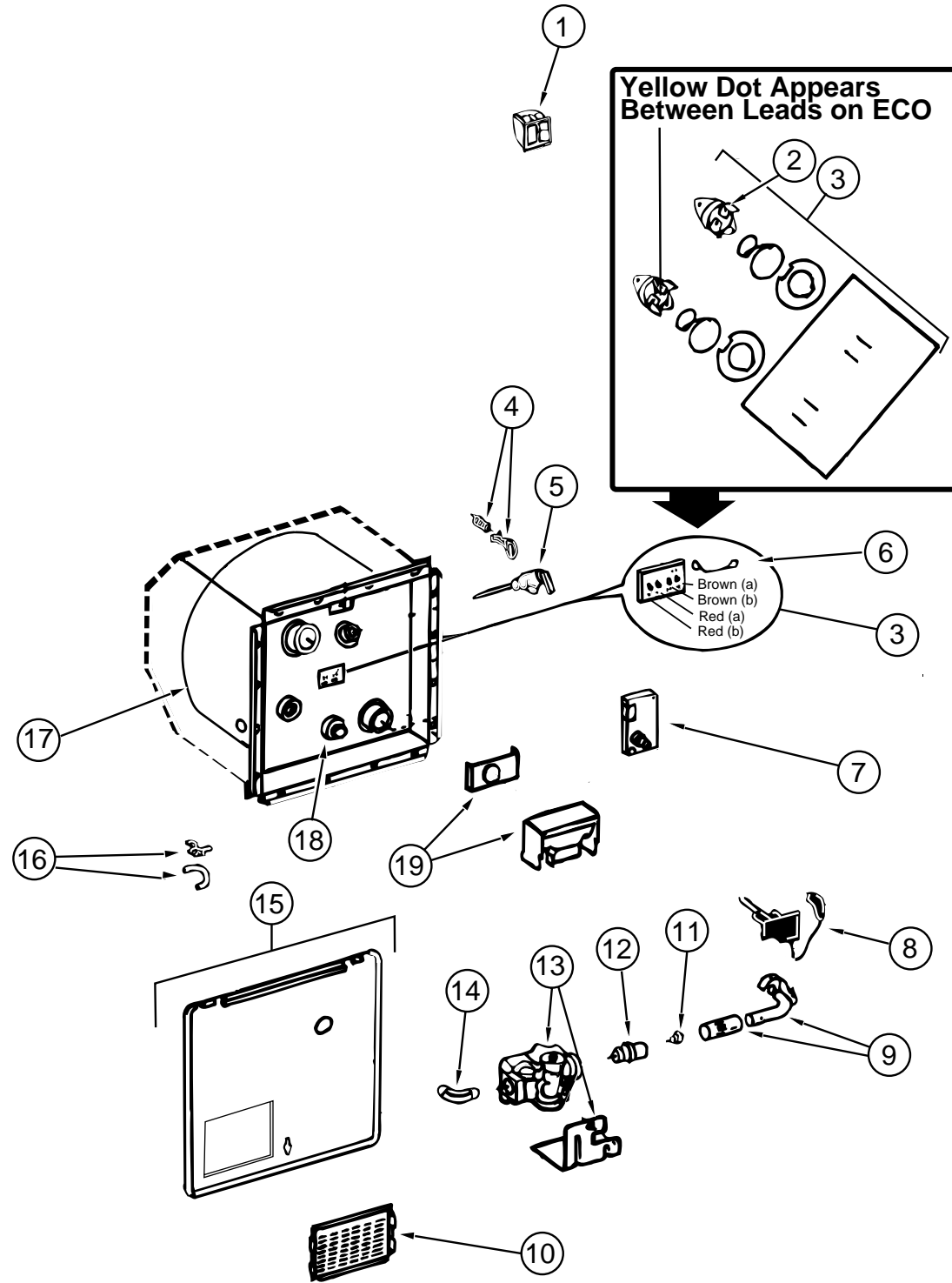
EXTERIOR WATER CENTER

KEY	PART NUMBER	U/M DESCRIPTION
1	075241-05-000	EA FAUCET-SHOWER, BONE
2	010230-05-000	EA CITY WATER FILL W/CHECK VALVE
3	046128-01-000	EA VALVE-DRAIN, PLASTIC - 1/2" FPT
4	103092-01-000	EA SHOWER HEAD-W/60" HOSE
4	103092-02-000	EA SHOWER HEAD-W/60" HOSE - CANADIAN
	103092-01-700	EA BRACKET-SHOWER HEAD, CLEAR - 2328028
	011048-03-700	EA BRACKET-SHOWER HEAD, BONE - 2328029-3
	104044-01-000	EA BRACKET-SUPPORT, FAUCET
	091952-02-000	EA CLIP-GRIPPER, 3/4"

WASHER/DRYER

KEY	PART NUMBER	U/M DESCRIPTION
	107753-01-01A	EA WASHER-DRYER, WHITE - KARIBA WD802
	116653-01-000	FT DUCT-FLEXABLE
	111842-01-01A	EA BRACKET-FAUCET, WASHER E-COAT
	111913-01-01A	EA BRKT-WASHER, TIE DOWN, BLK
	111913-01-02A	EA BRKT-WASHER, TIE DOWN, MILL
	111912-01-01A	EA BRACKET-WASHER, REAR TIE DOWN - BLACK FROM: 00-00-00 THRU: 12-04-94
	113795-01-02B	EA BRACKET-WASHER, E-COAT (RIGHT HAND) FROM: 12-05-94 THRU: 99-99-99
	113795-02-02B	EA BRACKET-WASHER, E-COAT (LEFT HAND) FROM: 12-05-94 THRU: 99-99-99
	111947-01-01A	EA VENT ASM-DRYER, WHITE (NEW DRYER NEEDS NO VENT)
	116653-01-000	FT DUCT-FLEXABLE
	098419-01-000	EA FAUCET-WASHER, 90 DEGREE

WATER & SEWAGE GROUP (CONTINUED)



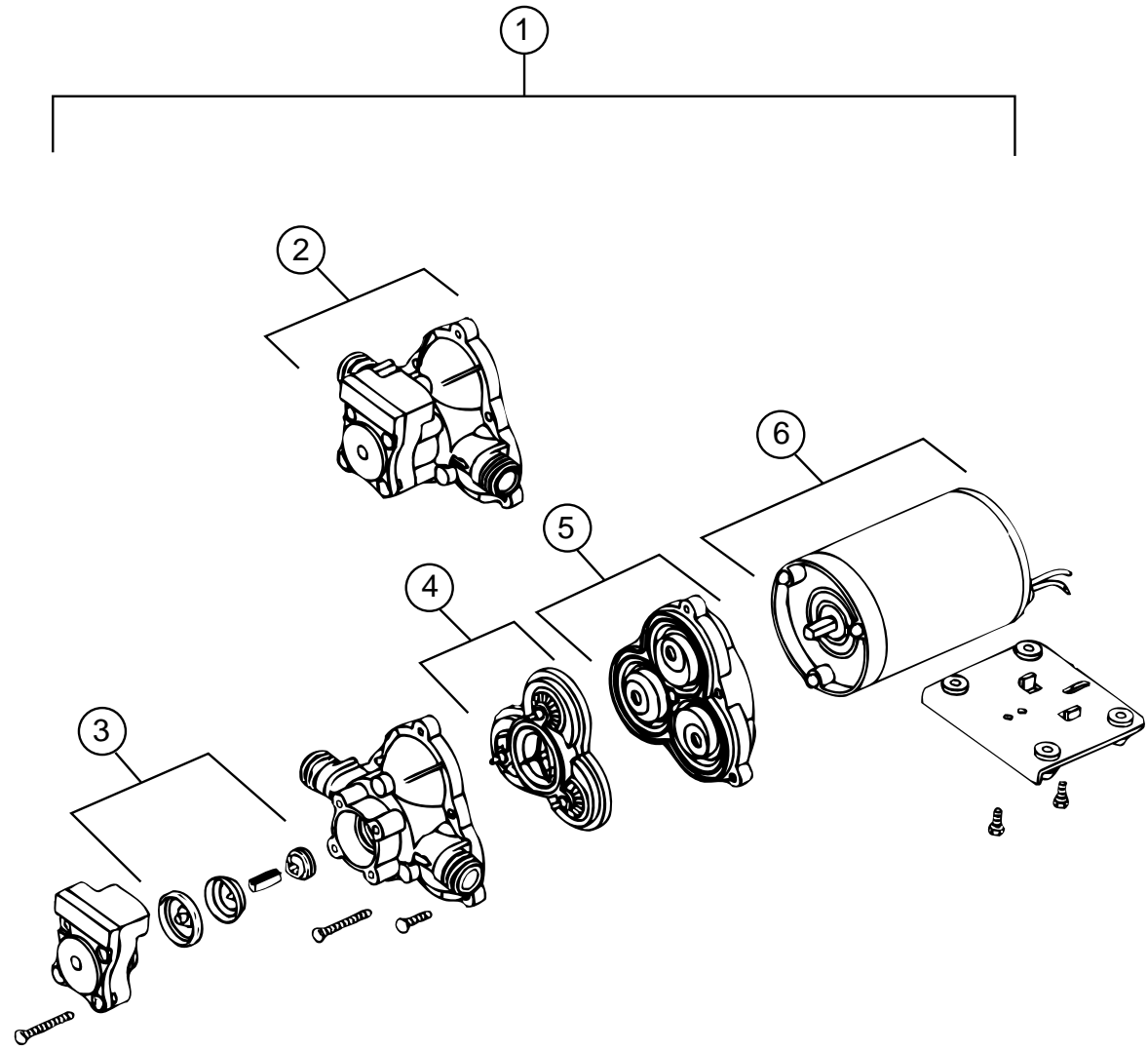
WATER HEATER W/MOTOR AID FOR REAR HEATER

KEY	PART NUMBER	U/M DESCRIPTION
	051393-01-000	EA HEATER-WATER-W/MOTOR AID-ATWOOD GH6-7E
1	097967-01-000	EA SWITCH-ENERGY CUT-OFF, REMOTE W/LIGHT - ATWOOD 91959
2	051391-04-701	EA THERMOSTAT 12 VDC-120 PRESET, ATWOOD 91470
3	051393-01-721	EA ECO & THERMOSTAT ASM-FRONT MOUNT, 140 DEGREE - ATWOOD 91447
4	051391-01-705	EA FASTENER-CAMLOC, ATWOOD 92609
5	051391-01-704	EA VALVE-RELIEF, 1/2" FITTING - ATWOOD 91604
6	051393-01-723	EA SWITCH-THERMAL, CUT OFF - 2/PKG 93866
7	051393-01-724	EA CIRCUIT BOARD-SPADE TERMINAL, 93867 - ELECTRIC IGNITION
8	051393-01-725	EA ELECTRODE-SINGLE SPADE CONNECT, 93868 - SPARK PROBE
9	051391-04-703	EA MAIN BURNER, 91638
10	051391-01-717	EA GRILLE ONLY-GOES ON THE DOOR 92640
11	051391-01-710	EA ORIFICE-MAIN BURNER, ATWOOD 92742
12	051391-03-700	EA HOLDER-ORIFICE 91563
13	051393-01-726	EA SOLENOID VALVE AND BRACKET, 93870-WHITE-ROGER
14	051391-01-714	EA ELBOW - 45 DEGREE, 3/8" F X 3/8" MPT - ATWOOD 91044
15	052009-04-000	EA DOOR-WATER HEATER, 18" X 14.6" - METAL - BUFF
	116424-01-000	EA PROTECTOR-WATER HEATER LATCH, ADHESIVE BACKED ROUND VINYL
16	051391-01-700	EA HINGE KIT-W/CLIP, ATWOOD 92568 & 92559
17	051393-03-701	EA TANK-INNER, ATWOOD 91642
18	051391-01-715	EA DRAIN PLUG, ATWOOD 91561
19	051391-01-706	EA FLUE & GASKET, ATWOOD 92787

WATER HEATER W/O MOTOR AID

KEY	PART NUMBER	U/M DESCRIPTION
	051391-03-000	EA HEATER-WATER-W/MOTOR AID-ATWOOD G6A-7E
1	097967-01-000	EA SWITCH-ENERGY CUT-OFF, REMOTE W/LIGHT - ATWOOD 91959
2	051391-04-701	EA THERMOSTAT 12 VDC-120 PRESET, ATWOOD 91470
3	051393-01-721	EA ECO & THERMOSTAT ASM-FRONT MOUNT, 140 DEGREE - ATWOOD 91447
4	051391-01-705	EA FASTENER-CAMLOC, ATWOOD 92609
5	051391-01-704	EA VALVE-RELIEF, 1/2" FITTING - ATWOOD 91604
6	051393-01-723	EA SWITCH-THERMAL, CUT OFF - 2/PKG 93866
7	051393-01-724	EA CIRCUIT BOARD-SPADE TERMINAL, 93867 - ELECTRIC IGNITION
8	051393-01-725	EA ELECTRODE-SINGLE SPADE CONNECT, 93868 - SPARK PROBE
9	051391-04-703	EA MAIN BURNER, 91638
10	051391-01-717	EA GRILLE ONLY-GOES ON THE DOOR 92640
11	051391-01-710	EA ORIFICE-MAIN BURNER, ATWOOD 92742
12	051391-03-700	EA HOLDER-ORIFICE 91563
13	051393-01-726	EA SOLENOID VALVE AND BRACKET, 93870-WHITE-ROGER
14	051391-01-714	EA ELBOW - 45 DEGREE, 3/8" F X 3/8" MPT - ATWOOD 91044
15	052009-04-000	EA DOOR-WATER HEATER, 18" X 14.6" - METAL - BUFF
	116424-01-000	EA PROTECTOR-WATER HEATER LATCH, ADHESIVE BACKED ROUND VINYL
16	051391-01-700	EA HINGE KIT-W/CLIP, ATWOOD 92568 & 92559
17	051391-04-706	EA TANK-INNER, G6A-4E & 6E - FRONT MOUNT - ATWOOD 91641
18	051391-01-715	EA DRAIN PLUG, ATWOOD 91561
19	051391-01-706	EA FLUE & GASKET, ATWOOD 92787

WATER & SEWAGE GROUP (CONTINUED)



WATER PUMP-SHURFLO

KEY	PART NUMBER	U/M DESCRIPTION
1	098607-01-000	EA PUMP-WATER, W/.5" MPT FITTING - FLOW 2.8 GPM - UL
2	098607-01-706	EA UPPER HOUSING/SWITCH-KIT 94-231-20
3	098607-01-705	EA CHECK VALVE-KIT 94-237-00
4	098607-01-703	EA VALVE ASSEMBLY 94-232-00
5	098607-01-702	EA DIAPHRAGM-KIT 94-238-04
6	098607-01-707	EA MOTOR/ BASEPLATE REPLACEMENT 94-235-03

WATER & SEWAGE GROUP (CONTINUED)

WATER HEATER BYPASS VALVE & WATER PURIFICATION

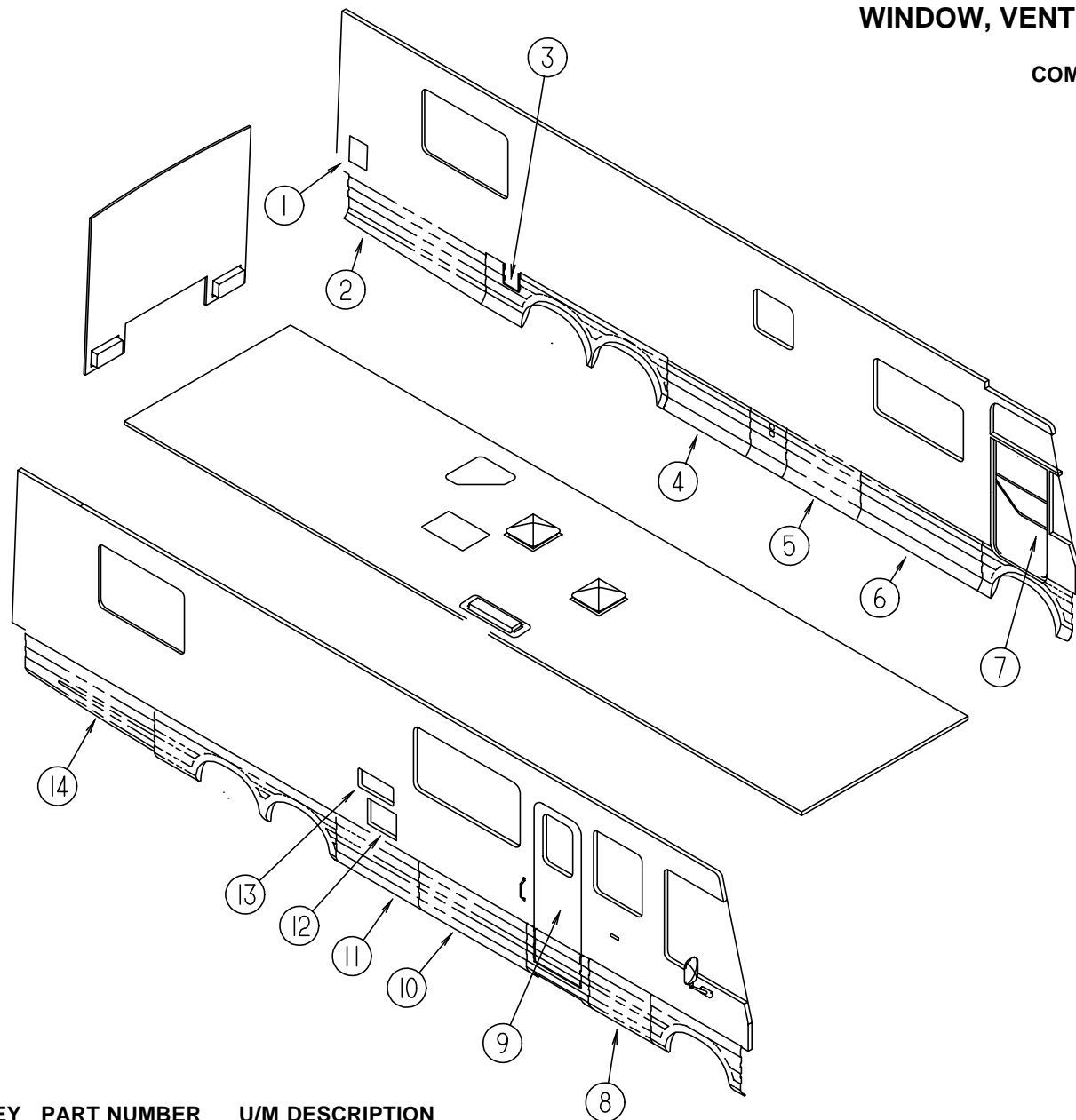
KEY	PART NUMBER	U/M DESCRIPTION
	110438-01-000	EA VALVE-CHECK, BRASS
	701069-01-000	EA WATER PURIFICATION SYSTEM, 9252
	701069-03-700	EA CARTRIDGE-WATER FILTER, AC, EVERPURE 9601-11
	107798-01-000	EA CONNECTOR-1/4"OD X 3/8"MPT

GARDEN HOSE

KEY	PART NUMBER	U/M DESCRIPTION
	117089-01-000	FT HOSE - 1/2 ID, GARDEN - KEVCO 49154 FROM: 02-21-95 THRU: 99-99-99

WINDOW, VENT & EXTERIOR DOOR GROUP

COMPARTMENT DOORS

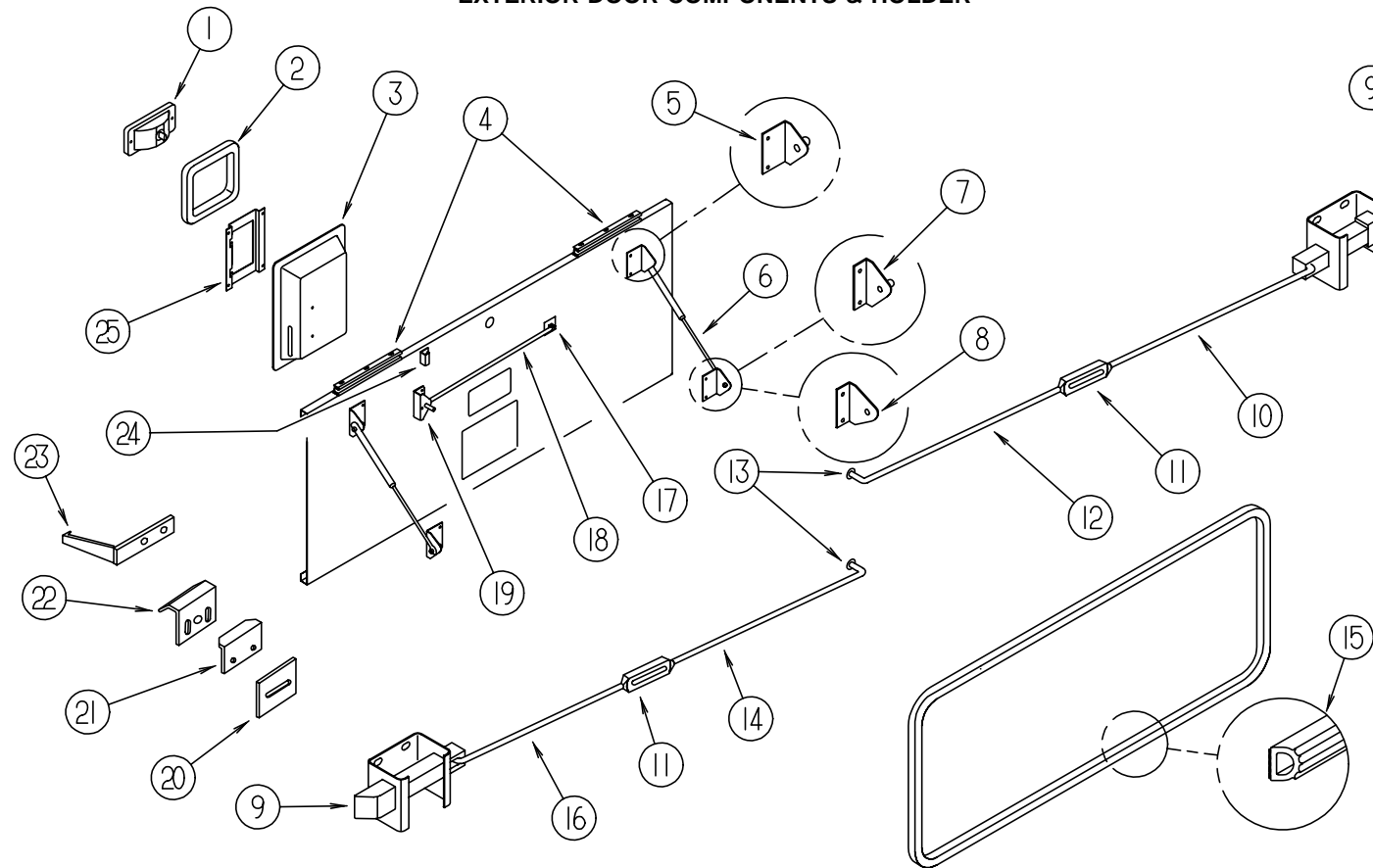


KEY	PART NUMBER	U/M DESCRIPTION
1	081240-12-000	EA FILL-WATER, LOCKABLE - BUFF
2	109712-02-D18	EA DOOR-COMPARTMENT, REAR TAPERED - W/HARDWARE & LATCHES
	101355-01-01A	EA LATCH-PADDLE, 2 POINT - PLASTIC - GRAY
	104692-01-000	FT SEAL - 3/4" X 3/4", ADHESIVE BACK
	107221-04-01A	EA COVER-LATCH ASM, BLACK
	P07221-01-01A	EA COVER-LATCH ASM, BLACK
	107895-04-000	EA HINGE ASM-DOUBLE PIVOT
	108562-10-000	EA ROD-LATCH, LEFT THREADED - 458MM LONG
	108562-16-000	EA ROD-LATCH, RIGHT THREADED - 288MM LONG
3	M05854-03-E37	EA DOOR-FUEL FILL
	107895-03-000	EA HINGE-DOUBLE PIVOT
4	109404-09-D18	EA DOOR-COMPARTMENT, W/HARDWARE & LATCHES
	101355-01-01A	EA LATCH-PADDLE, 2 POINT - PLASTIC - GRAY
	107221-02-01A	EA COVER-LATCH, VALANCE DOOR - 300 X 229MM - PLASTIC - BLACK
	107895-01-000	EA HINGE-DOUBLE PIVOT, W/U-CHANNEL - 254MM LONG
	108562-01-000	EA ROD-LATCH, RIGHT THREADED - 121MM LONG
	108562-15-000	EA ROD-LATCH, LEFT THREADED - 261MM LONG
	108562-17-000	EA ROD-LATCH, LEFT TREADED - 303MM LONG
5	109155-01-D18	EA DOOR-COMPARTMENT, CENTRAL A/C - W/HARDWARE & LATCHES
	109270-01-01A	EA MESH-ALUMINUM BLACK
	102330-01-000	EA LATCH-SINGLE HOLE, VISE ACTION - KEY OPERATED
	102328-01-000	EA KEY-VISE ACTION LATCH, SOUTHCO E3-216-715-19
	104692-01-000	FT SEAL - 3/4" X 3/4", ADHESIVE BACK

KEY	PART NUMBER	U/M DESCRIPTION
	107895-05-000	EA HINGE ASM-DOUBLE PIVOT
	104491-02-03A	EA ANGLE-STRIKER, BLACK - CENTRAL A/C DOOR PANEL
	102378-01-02A	EA WASHER-BLACK
6	109404-10-D18	EA DOOR-COMPARTMENT, W/HARDWARE & LATCHES
	101355-01-01A	EA LATCH-PADDLE, 2 POINT - PLASTIC - GRAY
	107221-01-01A	EA COVER-LATCH, VALANCE DOOR - 181 X 229MM - PLASTIC - BLACK
	107895-01-000	EA HINGE-DOUBLE PIVOT, W/U-CHANNEL - 254MM LONG
	108562-05-000	EA ROD-LATCH, RIGHT THREADED - 288MM LONG
	108562-11-000	EA ROD-LATCH, LEFT THREADED - 278MM LONG
7	106469-04-01A	EA DOOR-DRIVERS, BLACK - EXCEL V123-02L (STANDARD)
7	106469-05-01A	EA DOOR-DRIVERS, BLACK - EXCEL V123-03L (POWER DOOR LOCK OPTION) FROM: 04-17-95 THRU: 99-99-99
8	109404-03-D18	EA DOOR-COMPARTMENT, W/HARDWARE & LATCHES
	101355-01-01A	EA LATCH-PADDLE, 2 POINT - PLASTIC - GRAY
	107221-01-01A	EA COVER-LATCH, VALANCE DOOR - 181 X 229MM - PLASTIC - BLACK
	107895-01-000	EA HINGE-DOUBLE PIVOT, W/U-CHANNEL - 254MM LONG
	108562-01-000	EA ROD-LATCH, RIGHT THREADED - 121MM LONG
	108562-02-000	EA ROD-LATCH, LEFT THREADED - 121MM LONG
9	115108-02-F36	EA DOOR-ENTRANCE, W/SCREEN DOOR & JAMB (F36, F37) FROM: 00-00-00 THRU: 04-30-95
9	115108-02-F38	EA DOOR-ENTRANCE, W/SCREEN DOOR & JAMB (F38, F39) FROM: 00-00-00 THRU: 04-30-95
9	115108-02-F40	EA DOOR-ENTRANCE, W/SCREEN DOOR & JAMB (F40, F41) FROM: 00-00-00 THRU: 04-30-95
9	115108-08-F36	EA DOOR-ENTRANCE, W/SCREEN DOOR & JAMB (F36, F37) FROM: 05-01-95 THRU: 99-99-99
9	115108-08-F38	EA DOOR-ENTRANCE, W/SCREEN DOOR & JAMB (F38, F39) FROM: 05-01-95 THRU: 99-99-99
9	115108-08-F40	EA DOOR-ENTRANCE, W/SCREEN DOOR & JAMB (F40, F41) FROM: 05-01-95 THRU: 99-99-99
9	115108-07-F36	EA DOOR-ENTRANCE, W/SCREEN DOOR & JAMB - ELECTRIC (F36, F37)
9	115108-07-F38	EA DOOR-ENTRANCE, W/SCREEN DOOR & JAMB - ELECTRIC (F38, F39)
9	115108-07-F40	EA DOOR-ENTRANCE, W/SCREEN DOOR & JAMB - ELECTRIC (F40, F41)
10	109404-01-D18	EA DOOR-COMPARTMENT, W/HARDWARE & LATCHES
	101355-01-01A	EA LATCH-PADDLE, 2 POINT - PLASTIC - GRAY
	107221-01-01A	EA COVER-LATCH, VALANCE DOOR - 181 X 229MM - PLASTIC - BLACK
	107895-01-000	EA HINGE-DOUBLE PIVOT, W/U-CHANNEL - 254MM LONG
	108562-05-000	EA ROD-LATCH, RIGHT THREADED - 288MM LONG
	108562-06-000	EA ROD-LATCH, LEFT THREADED - 288MM LONG
11	109404-06-D18	EA DOOR-COMPARTMENT, W/HARDWARE & LATCHES
	089329-01-000	EA CLIP-SPRING, 3/8" - METAL
	101355-03-01A	EA PADDLE LATCH-W/O KEY LOCK, GRAY
	107221-02-01A	EA COVER-LATCH, VALANCE DOOR - 300 X 229MM - PLASTIC - BLACK
	107895-01-000	EA HINGE-DOUBLE PIVOT, W/U-CHANNEL - 254MM LONG
	108562-01-000	EA ROD-LATCH, RIGHT THREADED - 121MM LONG
	108562-15-000	EA ROD-LATCH, LEFT THREADED - 261MM LONG
	108562-17-000	EA ROD-LATCH, LEFT TREADED - 303MM LONG
	108754-01-000	EA CHANNEL-VALANCE DOOR,CENTER
	108755-02-000	EA ROD-PROP, VALANCE DOOR
	108757-01-01A	EA ANGLE-VALANCE DOOR, UPPER BLACK
12	052009-04-000	EA DOOR-WATER HEATER, 18" X 14.6" - METAL - BUFF
	116424-01-000	EA PROTECTOR-WATER HEATER LATCH, ADHESIVE BACKED ROUND VINYL
13	084104-06-000	EA JAMB-DOOR, REFRIGERATOR - BUFF
13	084103-06-000	EA DOOR-REFRIGERATOR, VENTED - W/O JAMB - BUFF
	084104-01-700	EA LOCK-MALE, FASTENER - REFRIGERATOR DOOR
	084104-01-701	EA LOCK-FEMALE, FASTENER - REFRIGERATOR DOOR
14	109712-01-D18	EA DOOR-COMPARTMENT, REAR TAPERED - W/HARDWARE & LATCHES
	101355-01-01A	EA LATCH-PADDLE, 2 POINT - PLASTIC - GRAY
	107221-03-01A	EA COVER-LATCH ASM, BLACK
	107895-04-000	EA HINGE ASM-DOUBLE PIVOT
	108562-10-000	EA ROD-LATCH, LEFT THREADED - 458MM LONG
	108562-16-000	EA ROD-LATCH, RIGHT THREADED - 288MM LONG

WINDOW, VENT & EXTERIOR DOOR GROUP (CONTINUED)

EXTERIOR DOOR COMPONENTS & HOLDER

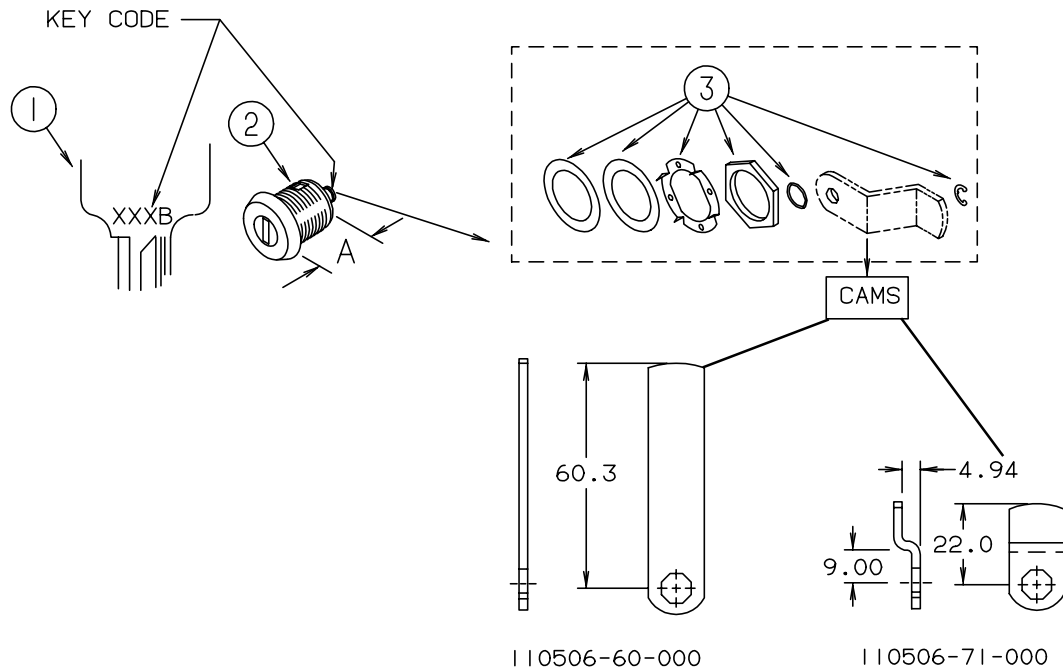


KEY	PART NUMBER	U/M DESCRIPTION
1	101355-03-01A	EA PADDLE LATCH W/O KEY LOCK - GRAY
1	101355-01-01A	EA LATCH-PADDLE, 2 POINT - PLASTIC - GRAY
1	045017-01-701	EA KEY BLANK
2	108678-01-000	EA GASKET-LATCH
3	107221-01-01A	EA COVER-LATCH, VALANCE DOOR - 181 X 229MM - PLASTIC - BLACK
3	107221-02-01A	EA COVER-LATCH, VALANCE DOOR - 300 X 229MM - PLASTIC - BLACK
3	107221-03-01A	EA COVER-LATCH ASM, VALANCE DOOR BLACK (REAR TAPERED DOOR)
3	107221-04-01A	EA COVER-LATCH ASM, VALANCE DOOR BLACK (DR SIDE 2ND FROM RR TAPERED)
3	P07221-01-01A	EA COVER-LATCH ASM, VALANCE DOOR BLACK
4	107895-01-000	EA HINGE-DOUBLE PIVOT, W/U-CHANNEL - 254MM LONG
4	107895-03-000	EA HINGE ASM-DOUBLE PIVOT (FUEL FILL DOOR)
4	107895-04-000	EA HINGE ASM-DOUBLE PIVOT (REAR TAPERED DOORS)
4	107895-05-000	EA HINGE ASM-DOUBLE PIVOT (A/C & FURNACE PANELS)
5	107796-02-000	EA BRACKET-GAS SPRING, LARGE
6	107796-01-000	EA GAS SPRING - 11" COMPRESSED/17" EXTENDED - 40LB.
7	107796-03-000	EA BRACKET-GAS SPRING, SMALL
8	114268-03-02B	EA BRACKET-GAS SPRING, E-COAT
9	101348-01-000	EA BOLT-SLIDE, LATCH - NYLON - W/SPRING & BRKT
10	108562-02-000	EA ROD-LATCH, LEFT THREADED - 121MM LONG
10	108562-06-000	EA ROD-LATCH, LEFT THREADED - 288MM LONG
10	108562-11-000	EA ROD-LATCH, LEFT THREADED - 278MM LONG
10	108562-16-000	EA ROD-LATCH, RIGHT THREADED - 288MM LONG (REAR TAPERED DOORS)
10	108562-17-000	EA ROD-LATCH, LEFT THREADED - 261MM LONG
11	108561-01-000	EA TURNBUCKLE, 10-24 THREAD

KEY	PART NUMBER	U/M DESCRIPTION
12	108562-01-000	EA ROD-LATCH, RIGHT THREADED - 121MM LONG
12	108562-05-000	EA ROD-LATCH, RIGHT THREADED - 288MM LONG
12	108562-10-000	EA ROD-LATCH, LEFT THREADED - 458MM LONG (REAR TAPERED DOORS)
13	102265-01-000	EA CLIP-ROD END, 5/32" - PLASTIC - BLACK
14	108562-01-000	EA ROD-LATCH, RIGHT THREADED - 121MM LONG
14	108562-05-000	EA ROD-LATCH, RIGHT THREADED - 288MM LONG
14	108562-10-000	EA ROD-LATCH, LEFT THREADED - 458MM LONG (REAR TAPERED DOORS)
15	107721-01-000	FT "D" SHAPED BULB SEAL W/ADHESIVE ON FLAT SIDE
16	108562-02-000	EA ROD-LATCH, LEFT THREADED - 121MM LONG
16	108562-06-000	EA ROD-LATCH, LEFT THREADED - 288MM LONG
16	108562-11-000	EA ROD-LATCH, LEFT THREADED - 278MM LONG
16	108562-15-000	EA ROD-LATCH, LEFT THREADED - 261MM LONG
16	108562-16-000	EA ROD-LATCH, RIGHT THREADED - 288MM LONG
17	089329-01-000	EA CLIP-SPRING, 3/8" - METAL
18	108755-02-000	EA ROD-PROP, VALANCE DOOR
19	108754-01-000	EA CHANNEL-VALANCE DOOR, CENTER
20	110415-01-01A	EA SHIM-LATCH, VALANCE DOOR, BLK
21	104491-02-03A	EA ANGLE-STRIKER, BLACK
22	107719-01-01A	EA STRIKE-VALANCE DOOR MILL
23	091876-01-000	EA RETAINER-DOOR, 1/9" X .8" - METAL
23	102768-01-000	EA HOLDER-COMPARTMENT/ENTRY DOOR, METAL - MILL FINISH
24	108757-01-01A	EA ANGLE-VALANCE DOOR, UPPER BLK
25	108615-01-000	EA LATCH-PLATE, VALANCE DOOR
	104692-01-000	FT SEAL-3/4" X 3/4", ADHESIVE BACK FOAM SEAL

WINDOW, VENT & EXTERIOR DOOR GROUP (CONTINUED)

NOTE:
WHEN ORDERING THE LOCK CASE, THE KEY CODE MUST MATCH THE LAST DIGIT OF THE VEHICLE'S SERIAL NUMBER AND PART NUMBER; WHEN ORDERING THE KEYS, THE THIRD DIGIT OF THE KEY CODE MUST MATCH THE LAST DIGIT OF THE VEHICLE'S SERIAL NUMBER AND PART NUMBER



FUEL FILL & WATER FILL DOOR LOCKS

KEY	PART NUMBER	U/M DESCRIPTION	
1	110506-59-000	EA KEYS-SET OF TWO	596720
2	110506-52-000	EA CASE-LOCK, A = 17 MM	702370 (WATER FILL)
2	110506-53-000	EA CASE-LOCK, A = 25 MM	702380 (FUEL FILL)
1	110506-59-001	EA KEYS-SET OF TWO	596721
2	110506-52-001	EA CASE-LOCK, A = 17 MM	702371 (WATER FILL)
2	110506-53-001	EA CASE-LOCK, A = 25 MM	702381 (FUEL FILL)
1	110506-59-002	EA KEYS-SET OF TWO	596722
2	110506-52-002	EA CASE-LOCK, A = 17 MM	702372 (WATER FILL)
2	110506-53-002	EA CASE-LOCK, A = 25 MM	702382 (FUEL FILL)
1	110506-59-003	EA KEYS-SET OF TWO	596723
2	110506-52-003	EA CASE-LOCK, A = 17 MM	702373 (WATER FILL)
2	110506-53-003	EA CASE-LOCK, A = 25 MM	702383 (FUEL FILL)
1	110506-59-004	EA KEYS-SET OF TWO	596724
2	110506-52-004	EA CASE-LOCK, A = 17 MM	702374 (WATER FILL)
2	110506-53-004	EA CASE-LOCK, A = 25 MM	702384 (FUEL FILL)
1	110506-59-005	EA KEYS-SET OF TWO	596725
2	110506-52-005	EA CASE-LOCK, A = 17 MM	702375 (WATER FILL)
2	110506-53-005	EA CASE-LOCK, A = 25 MM	702385 (FUEL FILL)
1	110506-59-006	EA KEYS-SET OF TWO	596726
2	110506-52-006	EA CASE-LOCK, A = 17 MM	702376 (WATER FILL)
2	110506-53-006	EA CASE-LOCK, A = 25 MM	702386 (FUEL FILL)

WINDOW, VENT & EXTERIOR DOOR GROUP (CONTINUED)

FUEL FILL & WATER FILL DOOR LOCKS (CONTINUED)

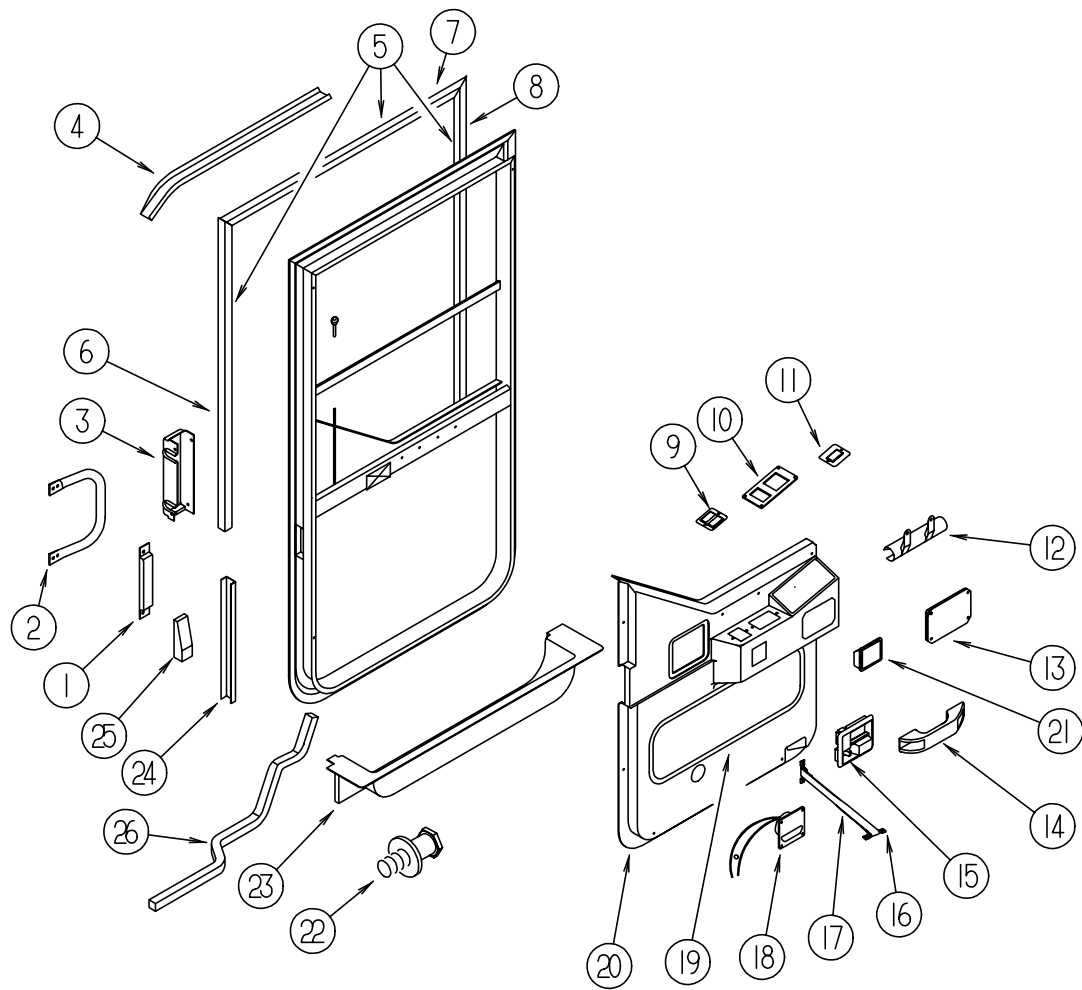
KEY	PART NUMBER	U/M DESCRIPTION	
1	110506-59-007	EA KEYS-SET OF TWO	596727
2	110506-52-007	EA CASE-LOCK, A = 17 MM	702377 (WATER FILL)
2	110506-53-007	EA CASE-LOCK, A = 25 MM	702387 (FUEL FILL)
1	110506-59-008	EA KEYS-SET OF TWO	596728
2	110506-52-008	EA CASE-LOCK, A = 17 MM	702378 (WATER FILL)
2	110506-53-008	EA CASE-LOCK, A = 25 MM	702388 (FUEL FILL)
1	110506-59-009	EA KEYS-SET OF TWO	596729
2	110506-52-009	EA CASE-LOCK - A = 17 MM	702379 (WATER FILL)
2	110506-53-009	EA CASE-LOCK - A = 25 MM	702389 (FUEL FILL)
3	110506-40-700	EA HARDWARE KIT, INCLUDES GASKET, WASHERS, NUT & CLIP	
	110506-60-000	EA CAM-LOCK, BRIGGS & STRATTON 322276 (FUEL FILL)	
	110506-71-000	EA CAM-LOCK, BRIGGS & STRATTON 322287 (WATER FILL)	
	110506-59-701	EA KEY BLANK (GOLD)	

OPTIONAL REMOTE KEYLESS ENTRY

KEY	PART NUMBER	U/M DESCRIPTION	
	102756-01-000	EA SYSTEM-REMOTE KEYLESS ENTRY, COMPLETE W/REMOTE	FROM: 00-00-00 THRU: 04-30-95
	102756-02-000	EA REMOTE KEYLESS ENTRY SYSTEM, SCS 101-2287	FROM: 05-01-95 THRU: 99-99-99
	102756-01-704	EA HARNESS-MAIN	203-6638
	102756-02-700	EA REMOTE (TRANSMITTER) KEYLESS	412-1036
	102756-02-701	EA BOARD-MODULE, NEW SYSTEM	202-3153

WINDOW, VENT & EXTERIOR DOOR GROUP (CONTINUED)

DRIVERS DOOR

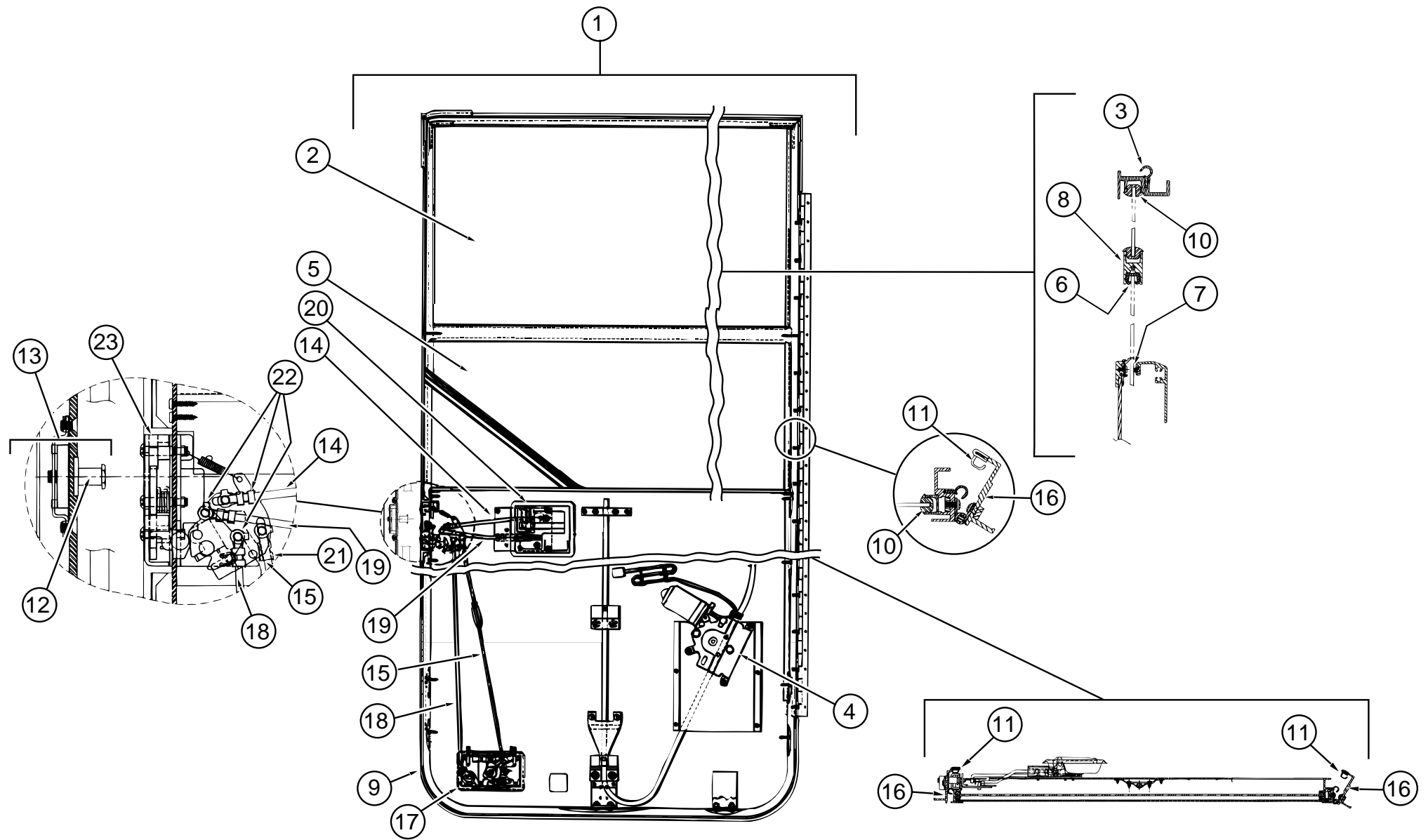


KEY	PART NUMBER	U/MDESCRIPTION
1	108654-01-01A	EA COVER-STRIKE, DR DOOR, BLK
2	108832-01-02A	EA HANDLE-ASSIST, DOOR, DR O/W
3	108833-02-01A	EA COVER-HANDLE, ASSIST O/W
3	108833-01-01A	EA COVER-HANDLE, ASSIST, O/W
4	108274-02-01A	EA RAIL-DRIP, FRONT END, LH BUFF
5	108119-03-F36	EA GARNISH ASM-DRIVERS DOOR
6	108129-01-01A	EA GARNISH-DOOR, DRIVERS MILL
7	108107-01-01A	EA GARNISH-DRIVERS DOOR MILL
8	108108-03-01A	EA GARNISH-DOOR, DRIVER MILL
9	093132-01-000	EA SWITCH-ROCKER, 5 TERM W/ARROWS FOR POWER WINDOWS
9	093132-02-000	EA SWITCH-ROCKER, 5 TERM W/KEY LOCK & ARROW F/POWER DOOR LOCK
9	103473-12-01A	EA PLATE ASM-SWITCH, WINDOW, LH - BLACK
9	103473-11-01A	EA PLATE-SWITCH, WINDOW, LOCK, LH MILL
10	087695-01-000	EA SWITCH-HEATER, EXTERIOR MIRROR
10	088246-01-000	EA SWITCH-REMOTE, EXTE. MIRROR - SQUARE PUSH - VELVAC 7471290
10	099982-02-01A	EA PLATE-SWITCH, BLACK
11	103473-14-01A	EA PLATE ASM-SWITCH, WINDOW, LH BLACK
12	093145-01-000	EA SLEEVE-WIRE, 10" LONG - PLASTIC - BLACK - GM #15590724 FROM: 10-23-94 THRU: 99-99-99
	093146-01-000	EA GROMMET-WIRE, 1.7" X 3.1" - OVAL SHAPED - PLASTIC - BLACK
	093148-01-000	EA SEAL-WIRE, CAB DOOR - GM 15592070 FROM: 00-00-00 THRU: 05-07-95

KEY	PART NUMBER	U/MDESCRIPTION
13	107889-02-000	EA TOUCH CONTROL PANEL KIT - HWH AP1016
	100532-09-700	EA PANEL ASM.-TOUCH CONTROL, RAP1002
	100532-09-702	EA CABLE-MODULAR 5', AP1020
13	107889-02-000	EA PANEL-CONTROL, TOUCH, AIR DUMP - HWH AP1226 (SPARTAN W/RR AIR)
	107889-02-700	EA PANEL-TOUCH, RAP1088
	100532-09-702	EA CABLE-MODULAR 5', AP1020
	108643-01-000	EA BRACKET-MOUNT, JACKS CONTROL
14	102710-01-01A	EA HANDLE-ASSIST, ENTRY DOOR - 6.6" LONG - BLACK
15	106469-01-707	EA COVER-LATCH, DOOR (SUPPLIED W/DRIVERS DOOR) - EXCEL 130-081310
15	106469-04-712	EA HARDWARE-INNER HANDLE, LH, 248-041148 FROM: 05-08-95 THRU: 99-99-99
16	064219-01-000	EA RETAINER-CHECK STRAP, DRIVER DOOR
17	109378-01-000	EA STRAP-CHECK, DRIVERS DOOR
18	108354-01-01A	EA LIGHT-COURTESY - ITC 81395-B
19	108633-01-F36	EA PAD-DOOR, FABRIC (F36, F37)
19	108633-01-E39	EA PAD-DOOR, FABRIC (F38, F39)
19	108633-01-F40	EA PAD-DOOR, FABRIC (F40, F41)
20	114689-01-01A	EA PANEL-DOOR, INNER - DRIVERS - W/O CUTOUTS - PLASTIC FROM: 00-00-00 THRU: 05-07-95
20	114689-05-01A	EA PANEL-DOOR, INNER - DRIVERS - W/O CUTOUTS - PLASTIC FROM: 05-08-95 THRU: 99-99-99
20	114689-02-01A	EA PANEL-DOOR, INNER - DRIVERS - FOR HYDRAULIC JACKS - PLASTIC FROM: 00-00-00 THRU: 05-07-95
20	114689-06-01A	EA PANEL-DOOR, INNER - DRIVERS - FOR HYDRAULIC JACKS - PLASTIC FROM: 05-08-95 THRU: 99-99-99
20	114689-03-01A	EA PANEL-DOOR, INNER - DRIVERS - FOR POWERED MIRROR - PLASTIC FROM: 00-00-00 THRU: 05-07-95
20	114689-07-01A	EA PANEL-DOOR, INNER - DRIVERS - FOR POWERED MIRROR - PLASTIC FROM: 05-08-95 THRU: 99-99-99
20	114689-04-01A	EA PANEL-DOOR, INNER - DRIVERS - FOR HYDRAULIC JACKS/MIRROR - PLASTIC FROM: 00-00-00 THRU: 05-07-95
20	114689-08-01A	EA PANEL-DOOR, INNER - DRIVERS - FOR HYDRAULIC JACKS/MIRROR - PLASTIC FROM: 05-08-95 THRU: 99-99-99
21	115948-01-01A	EA ASHTRAY ASM-SIDE MOUNT, FLUSH
22	106469-04-703	EA BOLT-STRIKER, W/WASHER, 248-041152
23	107818-01-01A	EA TRIM-STEP, DRIVERS DOOR WILLOW
	102569-02-000	EA MAT-ANTI SLIP, LOWER 100 X 560MM
24	108897-02-01A	EA GARNISH-DOOR, DRIVERS BLK
25	109235-01-01A	FT COVER-SCREW, MAT BLACK
26	063977-12-000	EA STEP-DRIVER DOOR, LEFT - PAINTED
26	063977-11-000	EA STEP-DRIVER DOOR, LEFT - UNPAINTED
	109506-01-000	EA FILM-URETHANE, PROTECTANT - 107.9 X 679.4MM
	090340-01-000	FT SEAL-FOAM, CLOSED CELL - 1/4" X 1/2" X 50'

WINDOW, VENT & EXTERIOR DOOR GROUP (CONTINUED)

DRIVERS DOOR W/O POWER LOCKS

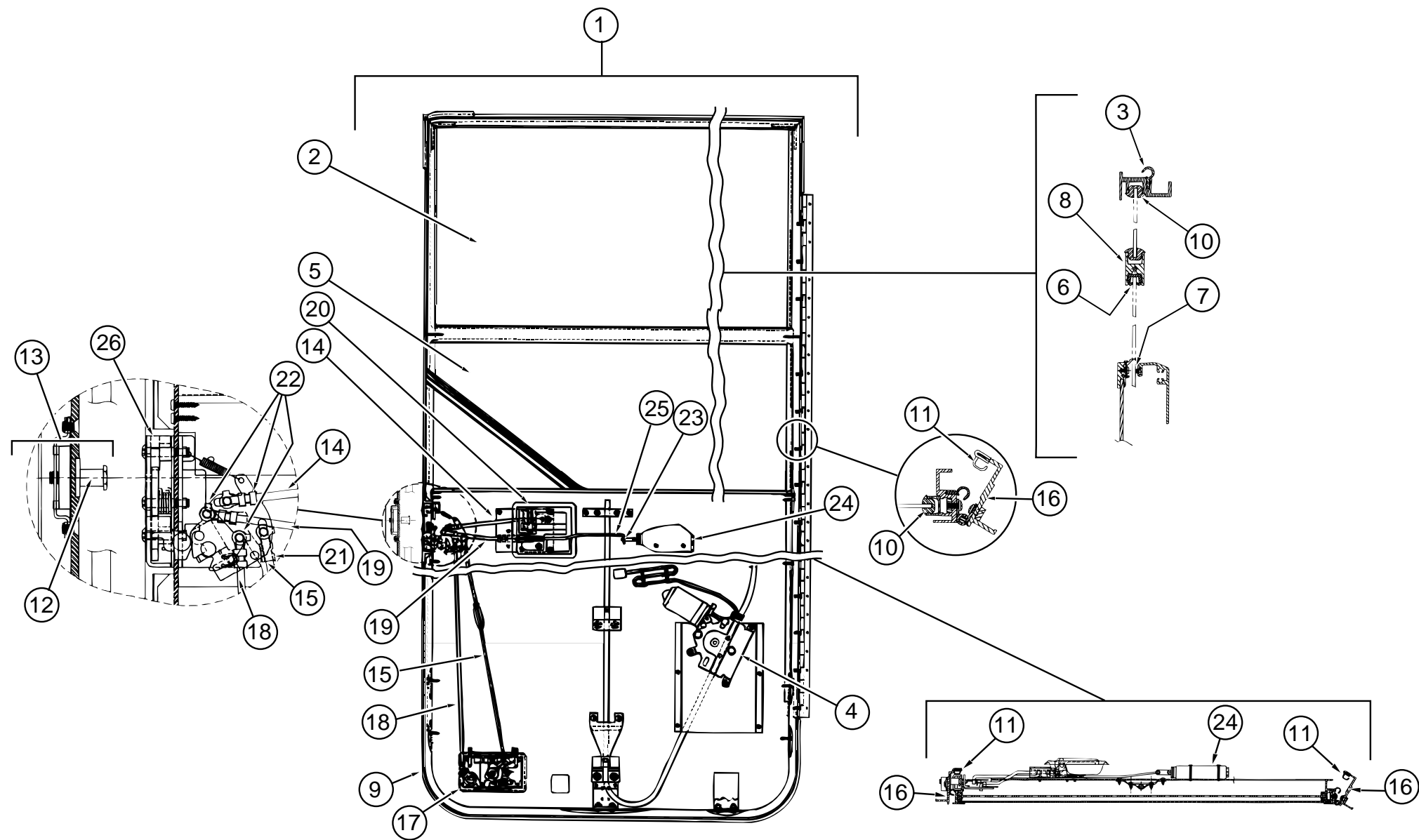


KEY	PART NUMBER	U/M DESCRIPTION
1	106469-04-01A	EA DOOR-DRIVERS, BLACK - EXCEL V123-02L
2	106469-01-700	EA GLASS 106-040976
3	106469-01-702	EA SEAL-DOOR, 1 EA 122-040984
4	106469-01-703	EA REGULATOR ASSEMBLY(ELECTRIC) V103-89L
5	106469-01-704	EA GLASS-ROLL-UP, W/BRACKET V103-65L
6	106469-01-705	FT CHANNEL-RUN, SLIDING 122-010850
7	106469-01-709	EA WEATHERSTRIP FUZZY 171-040630
8	106469-01-719	EA MULLION-RAIL V103-84
9	106469-01-721	EA WEATHERSTRIP-BELT, EXTERIOR - WINDOW V103-57
10	106469-01-722	EA GLAZING-VINYL, HORIZONTAL V103-87
11	106469-01-723	EA SEAL-BULB, DRIVER DOOR 171-040985
12	106469-04-703	EA BOLT-STRIKER, W/WASHER 248-041152
13	106469-04-704	EA NUT ASSEMBLY-CAGED W/STRIKER 248-041151

KEY	PART NUMBER	U/M DESCRIPTION
14	106469-04-705	EA ROD-LATCH, HORIZONTAL 203-041139
15	106469-04-706	EA ROD-LATCH ASSEMBLY, VERTICAL V124-49
16	106469-04-707	EA FRAME ASSEMBLY-MOUNTING, BLACK V123-30L
17	106469-04-708	EA PADDLE ASSEMBLY, RH 248-041145
	106469-04-701	EA TUMBLER & KEYS, TRI-MARK
	106469-04-715	EA LATCH COMPLETE, W/TUMBLER & KEYS
	106469-04-702	EA KEY-BLANK (PAIR) 248-041180
18	106469-04-710	EA ROD-LOCK, VERTICAL 203-041138
19	106469-04-711	EA ROD-LOCK, HORIZONTAL 203-041137
20	106469-04-712	EA HARDWARE-INNER HANDLE, LH 248-041148
21	106469-04-713	EA ROD-CLIP, LH 248-041154
22	106469-04-714	EA ROD-CLIP, RH 248-041153
23	106469-05-706	EA LATCH-ROTARY, W/LINKAGE 248-041150
	106469-05-702	EA HINGE - 42" 211-041194

WINDOW, VENT & EXTERIOR DOOR GROUP (CONTINUED)

DRIVERS DOOR W/POWER LOCKS - FROM: 04-17-05 THUR: 99-99-99

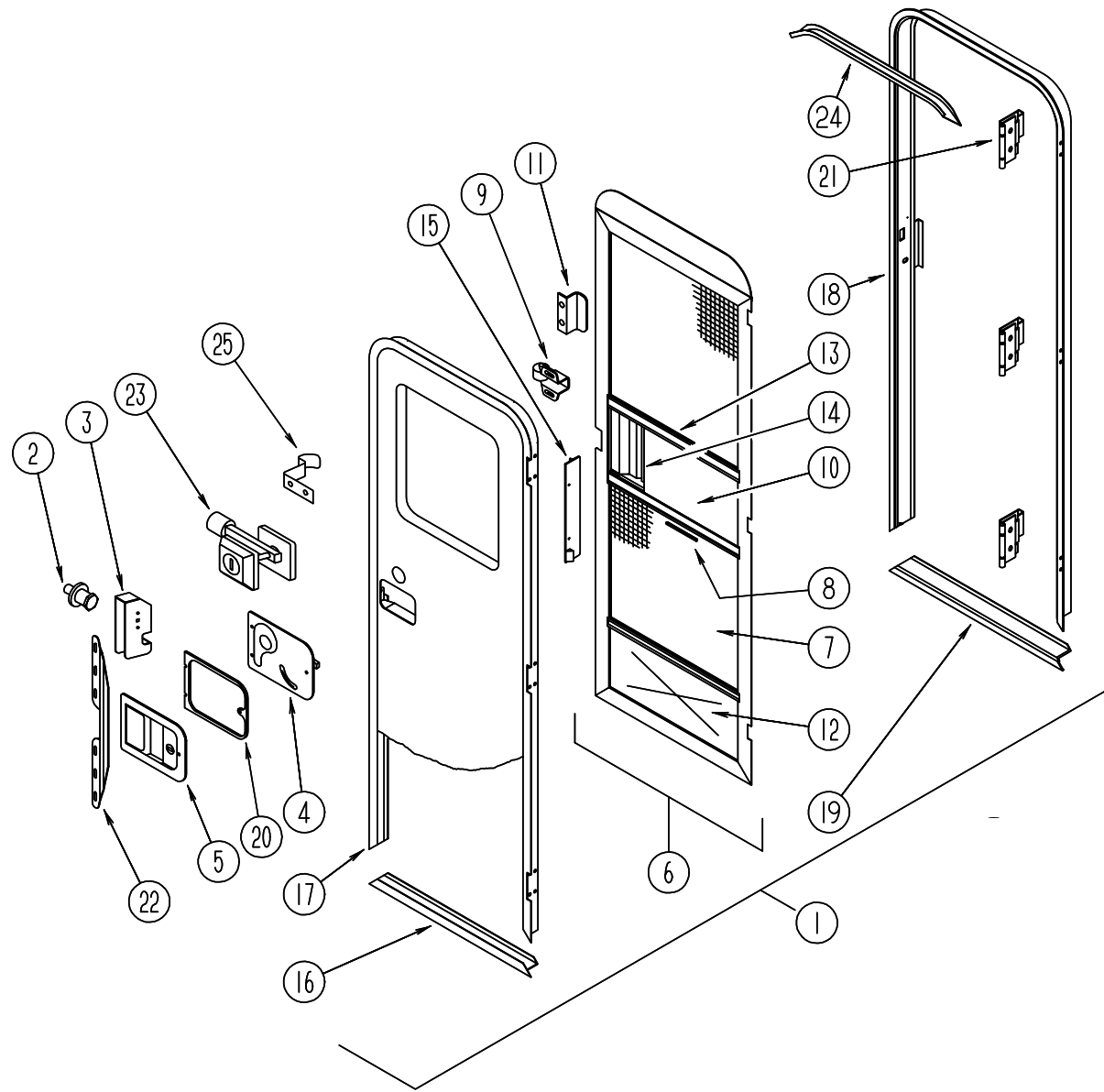


KEY	PART NUMBER	U/M DESCRIPTION
1	106469-05-01A	EA DOOR-DRIVERS, BLACK - EXCEL V123-03L
2	106469-01-700	EA GLASS 106-040976
3	106469-01-702	EA SEAL-DOOR, 1 EA 122-040984
4	106469-01-703	EA REGULATOR ASSEMBLY(ELECTRIC) V103-89L
5	106469-01-704	EA GLASS-ROLL-UP, W/BACKET V103-65L
6	106469-01-705	FT CHANNEL-RUN, SLIDING 122-010850
7	106469-01-709	EA WEATHERSTRIP FUZZY 171-040630
8	106469-01-719	EA MULLION-RAIL V103-84
9	106469-01-721	EA WEATHERSTRIP-BELT, EXTERIOR - WINDOW V103-57
10	106469-01-722	EA GLAZING-VINYL, HORIZONTAL V103-87
11	106469-01-723	EA SEAL-BULB-DRIVER DOOR 171-040985
12	106469-04-703	EA BOLT-STRIKER, W/WASHER 248-041152
13	106469-04-704	EA NUT ASSEMBLY-CAGED W/STRIKER 248-041151

KEY	PART NUMBER	U/M DESCRIPTION
14	106469-04-705	EA ROD-LATCH, HORIZONTAL 203-041139
15	106469-04-706	EA ROD-LATCH ASSEMBLY, VERTICAL V124-49
16	106469-04-707	EA FRAME ASSEMBLY-MOUNTING, BLACK V123-30L
17	106469-04-708	EA PADDLE ASSEMBLY, RH 248-041145
	106469-04-701	EA TUMBLER & KEYS, TRI-MARK
	106469-04-715	EA LATCH COMPLETE, W/TUMBLER & KEYS
	106469-04-702	EA KEY-BLANK (PAIR) 248-041180
18	106469-05-705	EA ROD-LOCK, VERTICAL ADJUSTING 203-041279
19	106469-04-711	EA ROD-LOCK, HORIZONTAL 203-041137
20	106469-04-712	EA HARDWARE-INNER HANDLE, LH 248-041148
21	106469-04-713	EA ROD-CLIP, LH 248-041154
22	106469-04-714	EA ROD-CLIP, RH 248-041153
23	106469-05-700	EA ROD CLIP 231-041095
24	106469-05-701	EA ACTUATOR-ELECTRIC LOCK 410-041096
25	106469-05-704	EA ROD-LOCK, POWER 203-041141
26	106469-05-706	EA LATCH-ROTARY, W/LINKAGE 248-041150
	106469-05-702	EA HINGE - 42" 211-041194

WINDOW, VENT & EXTERIOR DOOR GROUP (CONTINUED)

ENTRANCE DOOR W/O WINDOW
FROM: 00-00-00 THRU: 04-30-95

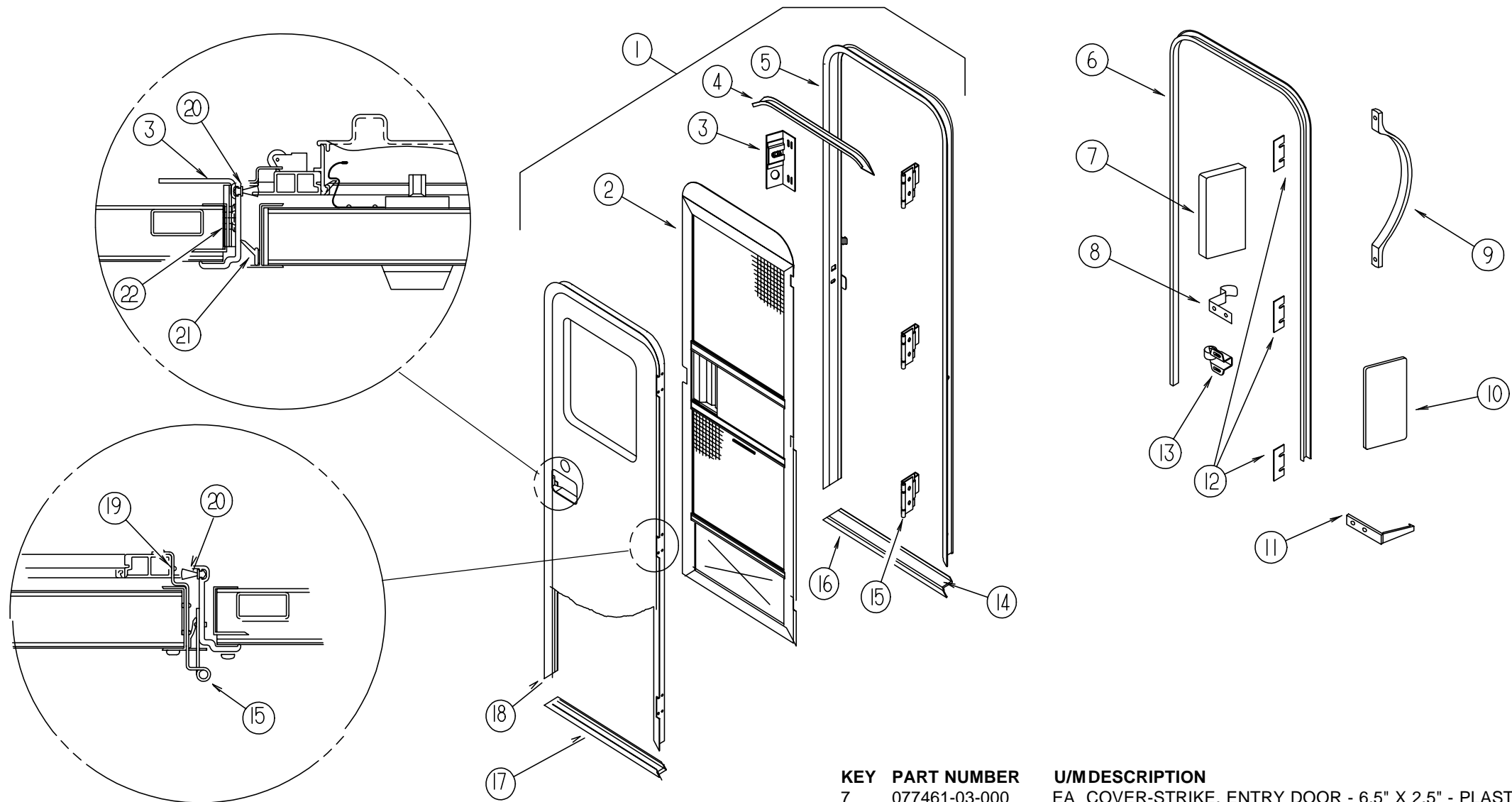


KEY	PART NUMBER	U/M DESCRIPTION
1	115108-02-F36	EA DOOR-ENTRANCE, W/SCREEN DOOR & JAMB (F36, F37) FROM: 00-00-00 THRU: 04-30-95
1	115108-02-F38	EA DOOR-ENTRANCE, W/SCREEN DOOR & JAMB (F38, F39) FROM: 00-00-00 THRU: 04-30-95
1	115108-02-F40	EA DOOR-ENTRANCE, W/SCREEN DOOR & JAMB (F40, F41) FROM: 00-00-00 THRU: 04-30-95
1	115108-07-F36	EA DOOR-ENTRANCE, W/SCREEN DOOR & JAMB W/POWER DOOR LOCK (F36, F37)
1	115108-07-F38	EA DOOR-ENTRANCE, W/SCREEN DOOR & JAMB W/POWER DOOR LOCK (F38, F39)
1	115108-07-F40	EA DOOR-ENTRANCE, W/SCREEN DOOR & JAMB W/POWER DOOR LOCK (F40, F41)

KEY	PART NUMBER	U/M DESCRIPTION
2	092927-03-000	EA STRIKE-LOCK, ENTRANCE DOOR - ROUND/THREADED WASHER
	077461-03-000	EA COVER-STRIKE, ENTRANCE DOOR - 6.5" X 2.5" - PLASTIC - WHITE
3	039540-01-000	EA LATCH MECHANISM-HOOK, ENTRANCE DOOR - INTERIOR
	039715-01-000	EA NUT-SERT, 1/4" DIAMETER - 20 THREADS
4	039979-04-000	EA COVER-INTERIOR LATCH, W/TRIP ARM - RIGHT - BLACK
	039984-01-000	EA CAP-ROUND, VINYL - .28" ID X .62" LONG - BLACK
	041546-05-000	EA BRACKET-DOOR ANGLE, OFF WHITE FROM: 00-00-00 THRU: 04-30-95
	041546-08-000	EA BRACKET-DOOR ANGLE, ELECTRIC DOOR - OFF WHITE
5	045017-11-000	EA LATCH-ENTRANCE DOOR, MECHANISM W/LOCK & KEY - BLACK
	045017-11-701	EA KEY-BLANK, ROUND TOP - SILVER - TRI/MARK
6	079012-05-B10	EA DOOR-SCREEN FROM: 00-00-00 THRU: 04-30-95
7	002293-02-000	SF SCREENING-WINDOW/DOOR, 26" - CHARCOAL
8	002294-01-000	FT SPLINE-SCREENING, .135" X .138" - BLACK
9	109403-01-000	EA CATCH-SINGLE ROLLER, SCREEN DOOR
10	016454-01-000	EA INSERT-CENTER, LEATHER GRAIN ALUMINUM - UNPAINTED
	001014-01-013	EA INSERT-CENTER, 10.25" X 16.31" - UNPAINTED
11	050712-06-000	EA HANDLE-SCREEN DOOR, ALUMINUM
12	078552-03-000	EA KICK PANEL-SCREEN DOOR, LOWER INSERT - UNPAINTED
	078595-01-000	EA TOP PLATE-SCREEN DOOR, CURVED TOP - 4.7" X 25.35"
13	078777-01-000	EA CHANNEL-SLIDE, SCREEN DOOR CENTER SLIDER COVER - 17.4"
14	079086-02-000	EA SLIDER-SCREEN DOOR, OFF WHITE
15	079087-03-000	EA STRIKE-SLIDER, W/LIP FOR ELBOW CATCH - 1.5" X 8.6"
	081914-01-000	EA BUMPER-RUBBER, ROUND - .43" DIAMETER - BLACK
16	089748-09-000	EA FRAME-ENTRANCE DOOR, BOTTOM - BUFF
17	095276-03-05A	EA FRAME-ENTRANCE DOOR, TOP & SIDES - BUFF FROM: 00-00-00 THRU: 04-30-95
	095276-08-01A	EA FRAME-ENTRANCE DOOR, TOP & SIDES - ELECTRIC - BUFF
18	095277-04-05A	EA JAMB-ENTRANCE DOOR, 25.9" X 74.5" W/BOTTOM - BUFF FROM: 00-00-00 THRU: 04-30-95
	095277-11-01A	EA JAMB-ENTRANCE DOOR, 25.9" X 74.5" W/BOTTOM - ELECTRIC - BUFF
19	051049-01-000	EA JAMB-ENTRANCE DOOR, BOTTOM - 25.9 - UNPAINTED
20	096810-01-01A	EA SPACER-DOOR LOCK, PLASTIC - BLACK
21	106719-01-01A	EA HINGE-ENTRANCE DOOR, UNPAINTED
	063729-04-000	EA RIVNUT, 10-32 UNF - .010-.080
	039715-01-000	EA NUT-SERT, 1/4" DIAMETER - 20 THREADS
22	098173-01-04A	EA STIFFENER-ENTRANCE DOOR, SUPPORTS LATCH/STRIKE AREA - UNPAINTED
23	101145-01-01A	EA DEADBOLT-ENTRANCE DOOR, W/2 KEYS W/O BACK SET BOLT OR SCREWS
	101145-01-701	EA CYLINDER-LOCK ASM., W/KEY 81306-03
	095229-01-700	EA KEY-BLANK
	101147-01-000	EA BOLT-SECURITY, 4.12" BACKSET
	102524-01-000	EA BUMPER-RUBBER, FLAT - BLACK
24	044582-33-000	EA CAP-DRIP, DOOR JAMB MOUNTED - BUFF
25	100412-01-000	EA CATCH-SCREEN DOOR, THUMB CLIP
	115222-02-01A	EA GARNISH-ENTRANCE DOOR, OFF WHITE
	115222-08-01A	EA GARNISH-ENTRANCE DOOR, POWER DOOR LOCKS - OFF WHITE
	009126-02-000	EA HANDLE-ASSIST, ENTRANCE DOOR - BLACK
	102248-01-000	EA SHIM-DOOR
	075671-04-000	FT SEAL-SPONGE, LAZY T SHAPE - W/ADHESIVE STRIP - .5" WIDE
	090340-01-000	FT SEAL-FOAM, CLOSED CELL - 1/4" X 1/2" X 50'
	100128-02-000	FT SEAL-FOAM, ADHESIVE BACK - .37" W X .37" THICK
	104692-01-000	FT SEAL - 3/4" X 3/4", ADHESIVE BACK FOAM SEAL
	086285-05-000	EA SPACER-NYLON, 17.80 OD X 14.3

WINDOW, VENT & EXTERIOR DOOR GROUP (CONTINUED)

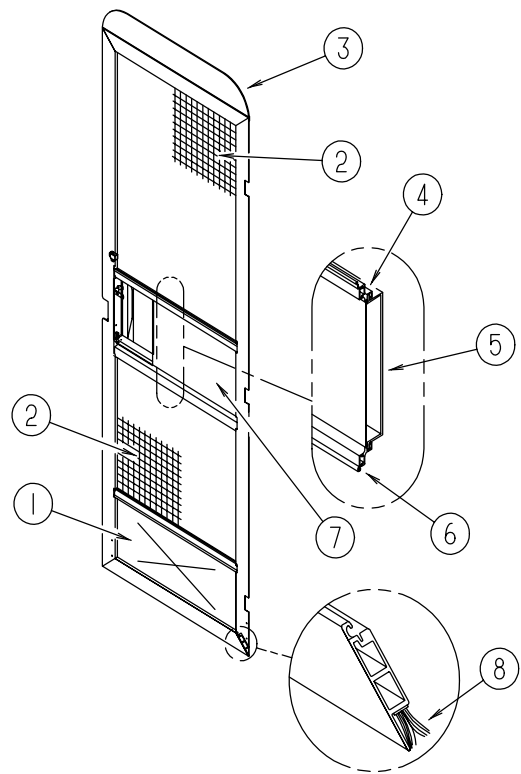
ENTRANCE DOOR W/O WINDOW
FROM: 05-01-95 THRU: 99-99-99



KEY	PART NUMBER	U/MDESCRIPTION
1	115108-08-F36	EA DOOR-ENTRANCE, W/SCREEN DOOR & JAMB (F36, F37) FROM: 05-01-95 THRU: 99-99-99
1	115108-08-F38	EA DOOR-ENTRANCE, W/SCREEN DOOR & JAMB (F38, F39) FROM: 05-01-95 THRU: 99-99-99
1	115108-08-F40	EA DOOR-ENTRANCE, W/SCREEN DOOR & JAMB (F40, F41) FROM: 05-01-95 THRU: 99-99-99
1	115108-07-F36	EA DOOR-ENTRANCE, W/SCREEN DOOR & JAMB W/POWER DOOR LOCK (F36, F37)
1	115108-07-F38	EA DOOR-ENTRANCE, W/SCREEN DOOR & JAMB W/POWER DOOR LOCK (F38, F39)
1	115108-07-F40	EA DOOR-ENTRANCE, W/SCREEN DOOR & JAMB W/POWER DOOR LOCK (F40, F41)
2	117077-01-F36	EA DOOR-SCREEN (W/POWER WINDOW) FROM: 05-01-95 THRU: 99-99-99
3	041546-06-000	EA BRACKET-DOOR ANGLE, OFF WHITE FROM: 05-01-95 THRU: 99-99-99
4	044582-33-000	EA CAP-DRIP, DOOR JAMB MOUNTED - BUFF
5	095277-12-01A	EA JAMB-ENTRANCE DOOR, 25.9" X 74.5" W/BOTTOM - BUFF FROM: 05-01-95 THRU: 99-99-99
5	095277-11-01A	EA JAMB-ENTRANCE DOOR, 25.9" X 74.5" W/BOTTOM - BUFF W/POWER LOCK
6	115222-08-01A	EA GARNISH-RADIUS, ENTRY DOOR O/W (W/POWER LOCK OPTION)
6	115222-02-01A	EA GARNISH-RADIUS, ENTRY DOOR O/W

KEY	PART NUMBER	U/MDESCRIPTION
7	077461-03-000	EA COVER-STRIKE, ENTRY DOOR - 6.5" X 2.5" - PLASTIC - WHITE
8	100412-01-000	EA CATCH-SCREEN DOOR
9	009126-02-000	EA HANDLE-ASSIST, ENTRY DOOR - BLACK
10	076725-02-000	EA COVER-HINGE, ENTRY DOOR - 6" X 3.2" - PLASTIC - OFF WHITE
11	102768-01-000	EA HOLDER-COMPARTMENT/ENTRY DOOR, METAL - MILL FINISH
12	102248-01-000	EA SHIM-DOOR
13	109403-01-000	EA CATCH-SINGLE ROLLER, SCREEN DOOR
14	038327-01-000	EA TAPE-ANTI SLIP, 2" X 60'
15	106719-01-01A	EA HINGE-ENTRANCE DOOR MILL
	063729-04-000	EA RIVNUT, 10-32 UNF - .010-.080
	039715-01-000	EA NUT-SERT, 1/4" DIAMETER - 20 THREADS (ON DOOR HINGE)
16	051049-01-000	EA JAMB-BOTTOM, ENTRY DOOR - 25.9" - UNPAINTED
17	089748-09-000	EA FRAME-ENTRANCE DOOR, BOTTOM - BUFF
18	095276-09-01A	EA FRAME-ENTRANCE DOOR, TOP & SIDES - BUFF FROM: 05-01-95 THRU: 99-99-99
18	095276-08-01A	EA FRAME-ENTRANCE DOOR, TOP & SIDES BUFF W/POWER LOCK OPTION
19	100128-02-000	FT SEAL-FOAM, ADHESIVE BACK - .37" W X .37" THICK
20	075673-01-000	FT SEAL-PILE, ADHESIVE BACK - GRAY
21	075671-04-000	FT SEAL-SPONGE, LAZY T SHAPE - W/ADHESIVE STRIPE - .5" WIDE
22	104692-01-000	FT SEAL-3/4" X 3/4", ADHESIVE BACK FOAM SEAL

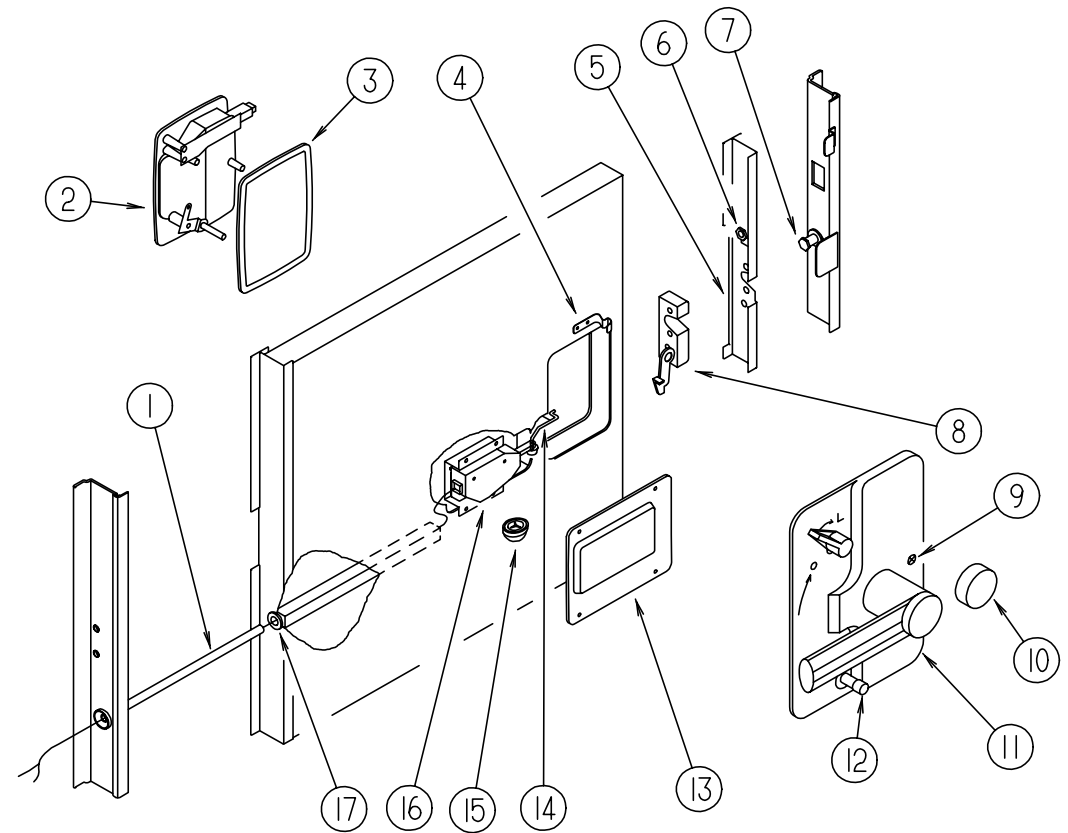
WINDOW, VENT & EXTERIOR DOOR GROUP (CONTINUED)



SCREEN DOOR COMPONENTS

KEY	PART NUMBER	U/M DESCRIPTION
1	078552-03-000	EA KICK PANEL-SCREEN DOOR, LOWER INSERT - UNPAINTED
2	002293-02-000	SF SCREENING-WINDOW/DOOR, 26" - CHARCOAL
3	078595-01-000	EA TOP PLATE-SCREEN DOOR, CURVED TOP - 4.7" X 25.35"
4	078777-01-000	EA CHANNEL-SLIDE, SCREEN DOOR CENTER SLIDER COVER
5	079086-02-000	EA SLIDER-SCREEN DOOR, OFF WHITE
	079087-03-000	EA STRIKE-SLIDER, W/LIP FOR ELBOW CATCH - 1.5" X 8.6" FROM: 00-00-00 THRU: 04-30-95
6	002294-01-000	FT SPLINE-SCREENING, .135" X .138" - BLACK
7	016454-01-000	EA INSERT-CENTER, LEATHER GRAIN ALUMINUM - UNPAINTED FROM: 00-00-00 THRU: 04-30-95
7	001014-01-013	EA INSERT-CENTER, 10.25" X 16.31" - UNPAINTED
8	075673-01-000	FT SEAL-PILE, ADHESIVE BACK - GRAY
	050712-06-000	EA HANDLE-SCREEN DOOR, ALUMINUM FROM: 00-00-00 THRU: 04-30-95

WINDOW, VENT & EXTERIOR DOOR GROUP (CONTINUED)



ENTRANCE DOOR LATCH COMPONENTS

KEY	PART NUMBER	U/M DESCRIPTION
1	077222-01-000	EA SPRING-WIRE GUARD, ENTRY DOOR - GM 08905080
2	112782-01-01A	EA LATCH ASM-EXTERIOR HOUSING, TRI/MARK 11922-37
	112782-01-700	EA KEY-BLANK-DEADBOLT, TM100-150 81535
	112782-01-701	EA KEY-BLANK-DEADBOLT, TM151-200 81536
	112782-01-703	EA CYLINDER-LOCK ASM. W/KEYS 081465-09
3	112782-04-01A	EA GASKET, T/M 81480
4	100412-01-000	EA CATCH-SCREEN DOOR
5	121334-03-01A	EA STIFFENER-DOOR MILL
6	072893-04-000	EA NUTSERT-10-32 (ON STIFFENER)
7	092927-03-000	EA STRIKER-ROUND, JAMB MOUNTED - TRI/MARK 10335-16
8	112782-03-01A	EA LATCH-SINGLE ROTOR, T/M 13426-01
9	112782-06-01A	EA SCREW-MOUNTING, PLATE, ZINC - T/M 81096-15
10	081914-01-000	EA BUMPER-RUBBER, ROUND - .43" DIAMETER - BLACK FROM: 00-00-00 THRU: 02-03-96
10	122241-01-01A	EA BUMPER-RUBBER, FOAM, BLACK FROM: 02-04-96 THRU: 99-99-99
11	112782-02-01A	EA LATCH ASM-INTERIOR PLATE, T/M 13428-01
12	112782-05-01A	EA CAP-VINYL, RED, T/M 80844-99
13	113960-01-01A	EA COVER-ACTUATOR, POWER LOCK OFF WHITE
14	113651-01-01A	EA ROD-CONTROL, MOTOR, LOCK
15	114209-01-01A	EA PUSHNUT-CAP, 1/8", WHITE - ARDEN KPS125105
16	113638-01-000	EA POWER DOOR LOCK MOTOR/ACTUATOR EURAMTEC ACT-035N
	113638-02-000	EA CONNECTOR-ELECT, ACTUATOR - EURAMETEC ST2-01
17	008384-01-000	EA GROMMET-SNAP, 3/4" DIAMETER - NYLON

WINDOW, VENT & EXTERIOR DOOR GROUP (CONTINUED)

POWERED ROOF VENT - JENSEN

KEY	PART NUMBER	U/M DESCRIPTION
	110051-08-01A	EA ROOF VENT-POWER W/LIFT, FOR 4" ROOF
	110051-10-01A	EA ROOF VENT-POWER W/LIFT, FOR 4" ROOF
	048648-01-000	EA MOTOR-ROOF VENT, 1/8 SHAFT - 12V - JENSEN
	048649-01-000	EA FAN-ROOF VENT, 6 BLADES - 6" - JENSEN
	064469-03-707	EA MOTOR-LIFT, W-1/8" SHAFT RP-1023
	064469-03-708	EA GEAR-DRIVE RP-1024
	064469-03-709	EA GEAR-MOTOR PINION, 1/8"SHAFT RP-1025
	064470-01-700	EA COVER-VENT, W/O (SLIDE BAR) J7291
	064470-01-701	EA SLIDE BAR, (VENT-LID) JRP1291B
	110051-01-705	EA SCREEN & FRAME F/PWR LIFT 4" 29-689-04A
	110051-02-700	EA GARNISH-INTERIOR, 4"

NONPOWERED ROOF VENT - JENSEN

KEY	PART NUMBER	U/M DESCRIPTION
	110051-02-01A	EA VENT-ROOF, NONPOWERED - 4" ROOF
	064470-01-700	EA COVER-VENT, W/O (SLIDE BAR) J7291
	064470-01-701	EA SLIDE BAR, (VENT-LID) JRP1291B
	110051-01-702	EA ARM LIFT ASSEMBLY W/O HANDLE RP-1000B
	110051-01-703	EA HANDLE-CRANK RP-1031-B
	110051-01-704	EA SCREEN & FRAME 4" 29-688-03
	110051-02-700	EA GARNISH-INTERIOR 4"

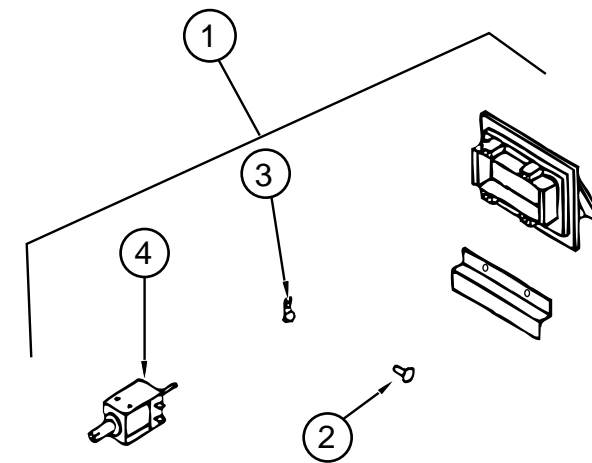
EXHAUST VENT - FANTASTIC

KEY	PART NUMBER	U/M DESCRIPTION
	084079-07-000	EA VENT-CEILING, POWER EXHAUST
	084079-10-000	EA VENT-CEILING, POWER EXHAUST - CSA
	084079-01-700	EA COVER-VENT, W/HINGE & SLIDE 1020K-19
	084079-01-703	EA KNOB-LIFT, W/EXTENSION & SCREW 1140K-00
	084079-01-704	EA BLADE-FAN 1070-00
	084079-01-705	EA MOTOR 1080-00
	084079-01-707	EA SWITCH-SAFETY 1122.05
	084079-01-709	EA SWITCH-MAIN, 3 SPEED 1031-05
	084079-01-711	EA H MOLDING-MOTOR MOUNT
	084079-07-700	EA GARNISH-INTERIOR, 4" - OFF WHITE 2040-80

VENTS, SHROUDS AND ROOF COVERS

KEY	PART NUMBER	U/M DESCRIPTION
	083558-04-000	EA VENT-PLUMBING PIPE ROOF, W/COVER - BUFF
	084073-04-000	EA BASE-ROOF VENT, REFRIGERATOR - BLACK - NORCOLD
	084073-05-000	EA COVER-ROOF VENT, REFRIGERATOR - BUFF - NORCOLD

WINDOW, VENT & EXTERIOR DOOR GROUP (CONTINUED)

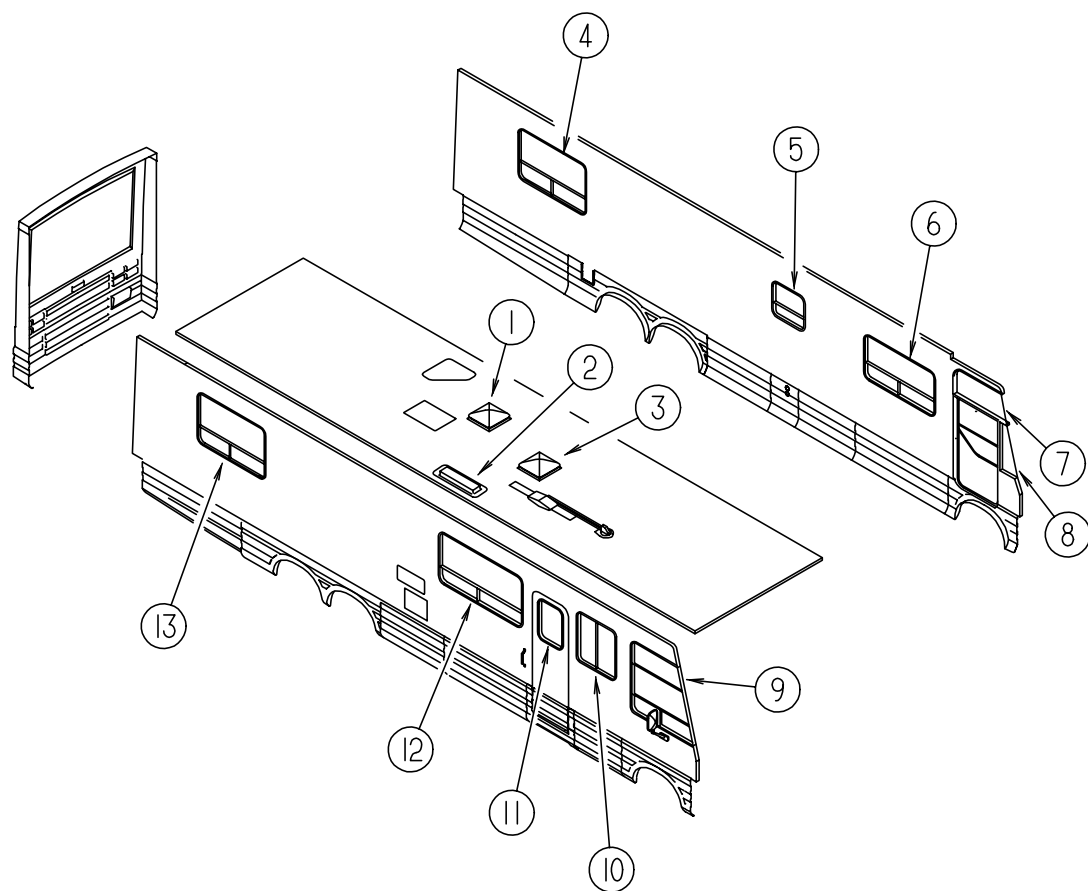


RANGE HOOD VENT

KEY	PART NUMBER	U/M DESCRIPTION
1	092698-03-04A	EA VENT-RANGE HOOD, EXTERIOR - W/DOOR & SOLENOID - BUFF
2	092698-02-700	EA FASTENER-PUSH, EXTERIOR RANGE HOOD VENT - VB430
3	092698-02-701	EA CLAMP-CONDUIT, EXTERIOR RANGE HOOD VENT - VB334
4	092698-03-706	EA SOLENOID-RANGE HOOD, VENTLINE UB530
	083558-04-000	EA VENT-PLUMBING PIPE ROOF, W/COVER - BUFF
	084073-04-000	EA BASE-ROOF VENT, REFRIGERATOR - BLACK - NORCOLD
	084073-05-000	EA COVER-ROOF VENT, REFRIGERATOR - BUFF - NORCOLD

WINDOW, VENT & EXTERIOR DOOR GROUP (CONTINUED)

WINDOWS & VENTS

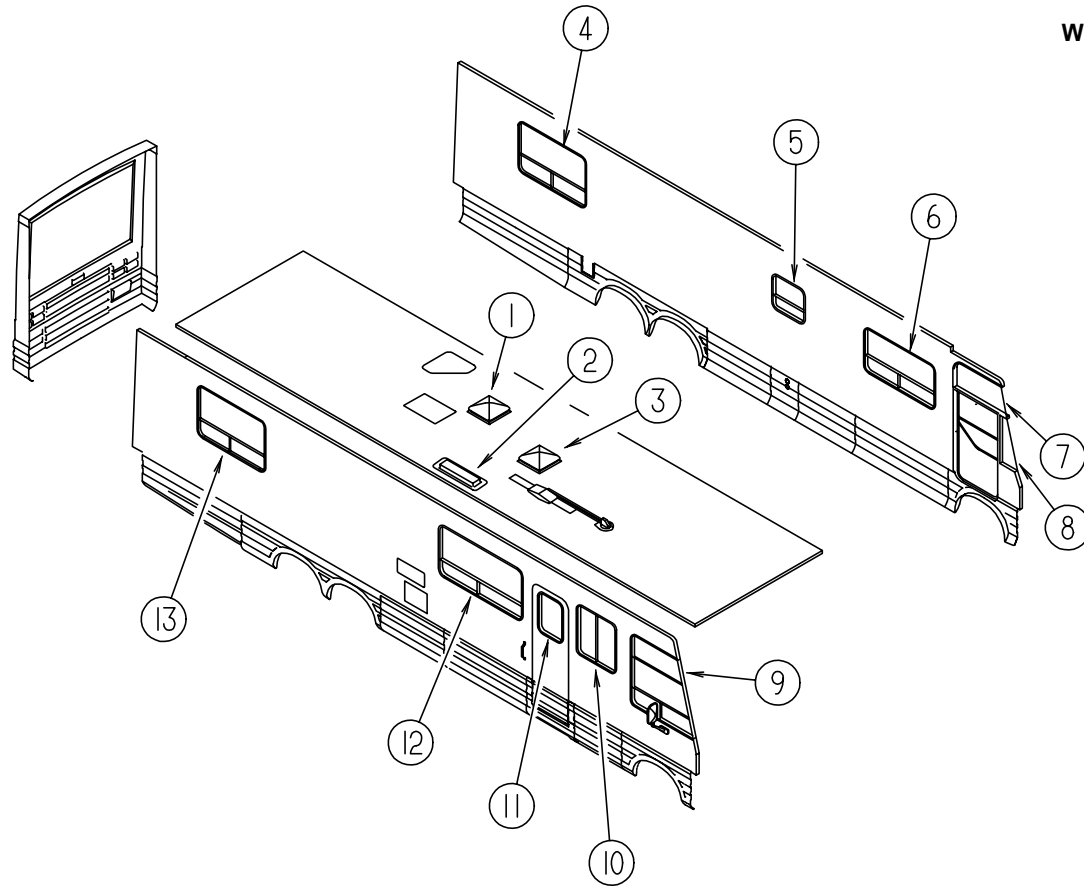


KEY	PART NUMBER	U/M DESCRIPTION
1	110051-10-01A	EA VENT-ROOF, W/POWER LIFT FOR 4" ROOF - JENSEN CX7258 (CSA)
1	110051-08-01A	EA VENT-ROOF, W/POWER LIFT FOR 4" ROOF - JENSEN 7727 (U.S.)
2	084073-04-000	EA BASE-ROOF VENT, REFRIGERATOR - BLACK - NORCOLD
2	084073-05-000	EA COVER-ROOF VENT, REFRIGERATOR - BUFF - NORCOLD
3	110051-02-01A	EA VENT-ROOF, W/O POWER LIFT FOR 4" ROOF - JENSEN 7727
3	084079-07-000	EA VENT-CEILING, POWER EXHAUST - FANTASTIC (US)
3	084079-10-000	EA VENT-CEILING, POWER EXHAUST - FANTASTIC (CANADIAN)
4	113500-04-01A	EA WINDOW-TIPOUT, DOUBLE - W/INSIDE FRAME - EXCEL CH92-G1W59
	113500-04-01A	EA WINDOW-TIPOUT, DOUBLE - EXCEL CH93-G1W59
	100322-01-703	FT STRIP-GLAZING, BUTYL 132-010723 EXCEL
	098644-01-716	FT PLUG-FILLER 132-014470
	100322-01-701	FT SEAL-VENT 122-016071 EXCEL
	100322-01-702	EA WEATHERSTRIP-HORIZONTAL RAIL 132-015976 EXCEL FOR TOP OF TIP OUT WINDOW
	100322-01-703	FT STRIP-GLAZING, BUTYL 132-010723 EXCEL
	100322-01-704	FT TAPE-BUTYL 154-016083 EXCEL
	100322-01-717	EA E-RING 245-015975 EXCEL
	100322-01-718	EA HANDLE-DIAL 410-016081 EXCEL
	112519-01-702	EA OPERATOR-VENT 410-016123
	112898-06-704	EA HANDLE-LATCH, RED-RH 182-11293
	112898-06-705	EA HANDLE-LATCH, RED-LH 182-11294
	113500-01-707	EA SUPPORT-TORQUE BAR, RH 130-015979
	113500-01-708	EA SUPPORT-TORQUE BAR, LH 130-015978
	113500-04-700	EA WINDOW W/O TRIM CH93-G1
	113500-04-701	EA TRIM (INSIDE) CW9359

KEY	PART NUMBER	U/M DESCRIPTION
	113500-04-702	EA GLASS (STATIONARY) 106-019453
	113500-04-703	EA VENT ASM. (UPPER) CH93-D7
	113500-04-704	EA VENT ASM. (LOWER) CH93-D9
	113500-04-705	EA SCREEN ASSEMBLY, W/SEALS 410-019481
4	112795-36-01A	EA WINDOW-SLIDER, HORIZONTAL - THERMO - EXCEL DH440-G2W64L
	098644-01-713	EA CLIP-SPRING, BLACK PLASTIC 226-016966 EXCEL
	112795-01-700	EA LATCH ASM., BLACK DH287-CK
	112795-01-701	EA SLIDE-STOP 132-019092
	112795-01-702	FT PLUG-FILLER 122-018737
	112795-01-703	IN CHANNEL-RUN 122-018736
	112795-01-704	FT VINYL-GLAZING 132-018280
	112795-36-700	EA WINDOW W/O TRIM DH440-G2L
	112795-36-701	EA TRIM (INSIDE) W44064
	112795-36-702	EA GLASS (STATIONARY) 390-019470
	112795-36-703	EA GLASS ASSEMBLY, SLIDING DH440-G9
	112795-36-704	EA SCREEN ASSEMBLY, W/SEALS 410-019476
	112898-06-704	EA HANDLE-LATCH, RED-RH 182-11293
	112898-06-705	EA HANDLE-LATCH, RED-LH 182-11294
5	104691-16-01A	EA WINDOW-TIPOUT, SINGLE - EXCEL CH91-G1W59
	100322-01-703	FT STRIP-GLAZING, BUTYL 132-010723 EXCEL
	104691-16-700	EA WINDOW CH91-G1
	104691-16-701	EA RETAINER-TRIM CW9159
	104691-16-702	EA GLASS-STATIONARY 106-019448
	104691-16-703	EA OPERATOR & BAR ASSEMBLY CH91-18
	104691-16-704	EA GLASS-VENT ASSEMBLY CH91-D9
	104691-16-705	EA SCREEN ASSEMBLY, COMPLETE W/SEALS 410-019479
5	112898-07-01A	EA WINDOW-SLIDER, VERTICAL - THERMO - EXCEL DH439-G2W66
	098644-01-713	EA CLIP-SPRING, BLACK PLASTIC 226-016966 EXCEL
	112795-01-700	EA LATCH ASM., BLACK DH287-CK
	112795-01-701	EA SLIDE-STOP 132-019092
	112898-04-703	EA SASH LATCH KIT, RAISED DH343-CK
	112898-07-700	EA WINDOW ASM. W/O TRIM
	112898-07-701	EA TRIM (INSIDE) CW9166
	112898-07-702	EA GLASS (STATIONARY) 390-019468
	112898-07-703	EA GLASS ASSEMBLY, SLIDING DH439-G9
	112898-07-704	EA SCREEN ASM. COMP. W/SEALS 410-019475
6	115360-01-01A	EA WINDOW-DOUBLE TIPOUT, W/INSIDE FRAME - EXCEL CH90-G1W59
	100322-01-703	FT STRIP-GLAZING, BUTYL 132-010723 EXCEL
	100322-01-716	EA SUPPORT-TORQUE BAR, CTR RAIL 130-015980
	100322-01-718	EA HANDLE-DIAL 410-016081 EXCEL
	112519-01-702	EA OPERATOR-VENT 410-016123
	112519-01-706	EA CLIP-SCREEN CH21-50
	113500-01-707	EA SUPPORT-TORQUE BAR, RH 130-015979
	113500-01-708	EA SUPPORT-TORQUE BAR, LH 130-015978
	115360-01-700	EA GLASS-STATIONARY, 19.02 X 56.56 106-019446
	115360-01-701	EA SCREEN ASSEMBLY-LH 410-019477
	115360-01-702	EA SCREEN ASSEMBLY-RH 410-019478
	115360-01-703	EA GLASS-VENT, LH & RH 106-019447
	079667-02-000	FT TAPE-PLASTIC FILM, .375 WIDE
6	112795-34-01A	EA WINDOW-SLIDER, HORIZONTAL - THERMO - EXCEL DH112-G2W66L
	098644-01-713	EA CLIP-SPRING, BLACK PLASTIC 226-016966 EXCEL
	112795-01-700	EA LATCH ASM., BLACK DH287-CK
	112795-01-701	EA SLIDE-STOP 132-019092
	112795-01-702	FT PLUG-FILLER 122-018737
	112795-01-703	IN CHANNEL-RUN 122-018736
	112795-01-704	FT VINYL-GLAZING 132-018280
	112795-33-701	EA TRIM-RT & LT W11266
	112795-33-702	EA GLASS-STATIONARY 390-019225
	112795-33-703	EA GLASS-SLIDING, W/SASH&LATCH DH112-G29
	112795-33-704	EA SCREEN ASSEMBLY 410-019247
	112795-34-700	EA WINDOW ASM. LH THERMO W/O TR DH112-G2L

WINDOW, VENT & EXTERIOR DOOR GROUP (CONTINUED)

WINDOWS & VENTS (CONTINUED)

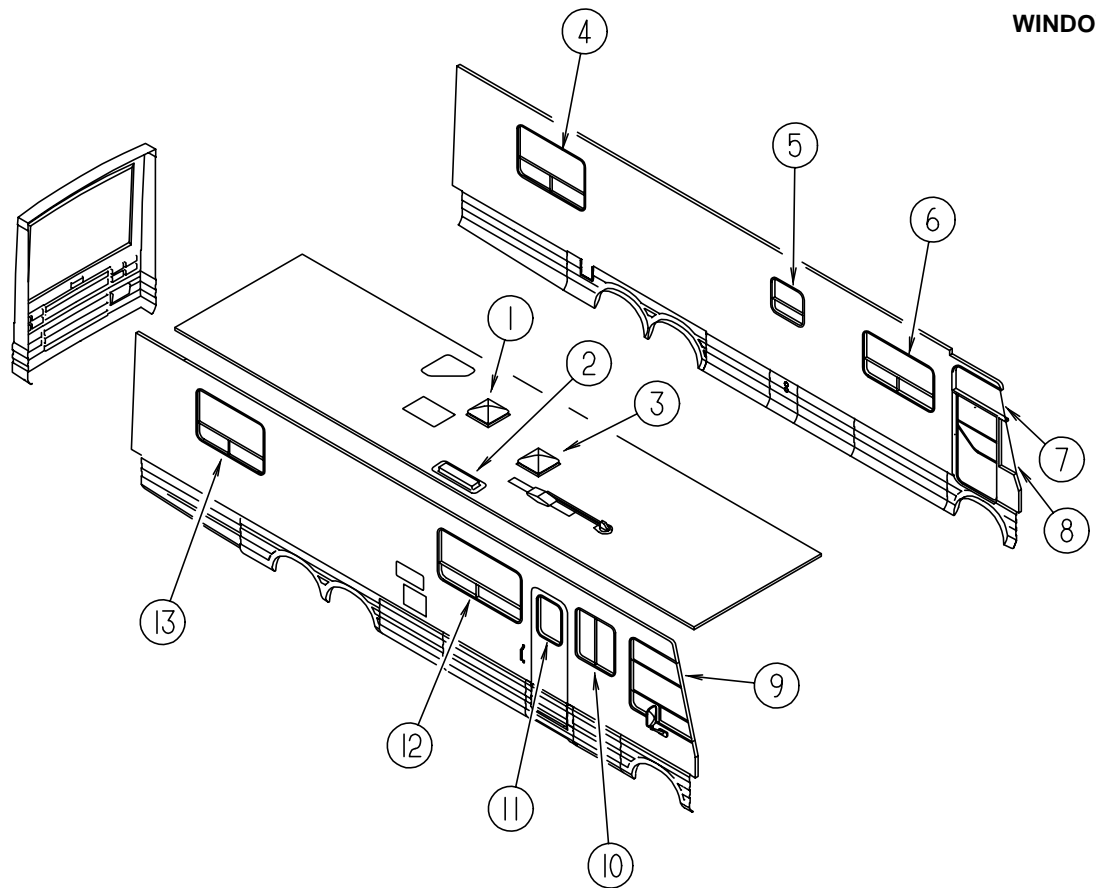


KEY	PART NUMBER	U/M	DESCRIPTION
7	106467-01-01A	EA	WINDOW-VISTA, LH - EXCEL H359-G1B27L
	106467-01-700	EA	RETAINER-TRIM, BLACK H359-27L
	106467-01-701	EA	GLASS-STATIONARY 106-018272
	100322-01-703	FT	STRIP-GLAZING, BUTYL 132-010723 EXCEL
7	116000-01-01A	EA	WINDOW-VISTA, LH - THERMO - EXCEL DH359-G2B66L
	116000-01-700	EA	WINDOW-W/O TRIM DH359-G2L
	116000-01-701	EA	TRIM (B) H35927L
	116000-01-702	EA	GLASS-STATIONARY 390-019459
8	106468-01-01A	EA	WINDOW ASM-FRONT SLANT, LH, EXCEL H358-A2B27L
	100322-01-703	FT	STRIP-GLAZING, BUTYL, 132-010723 EXCEL
	106468-01-700	EA	RETAINER-TRIM, BLACK, H358-27L
	106468-01-701	EA	GLASS-STATIONARY, 106-018271
8	115999-01-01A	EA	WINDOW ASM-FRT SLANT, LH, THERMO - EXCEL DH358-A2B66L
	115999-01-700	EA	WINDOW ASM. W/O TRIM, DH358-A2L
	115999-01-701	EA	TRIM (B), H35827L
	115999-01-702	EA	GLASS-STATIONARY, 390-019458
9	106466-01-01A	EA	WINDOW-CAB, PASSENGER - EXCEL H357-A2B66R
	098644-01-700	EA	LATCH-REPAIR KIT (BLACK) B801-CK EXCEL
	098644-01-706	FT	WEATHERSTRIP-GLASS 171-010668 EXCEL
	098644-01-708	FT	CHANNEL-RUN, PIERCED 122-016543 EXCEL
	098644-01-710	FT	TRACK-SCREEN SPACER, 12' 132-017135 EXCEL
	098644-01-711	FT	WEATHERSTRIP-SCREEN, BLACK 171-016965 EXCEL
	098644-01-713	EA	CLIP-SPRING, BLACK PLASTIC 226-016966 EXCEL
	098644-01-716	FT	PLUG-FILLER 132-014470
	106466-01-700	EA	RETAINER-TRIM, BLACK - FRONT RAIL H357-77
	106466-01-701	EA	RETAINER-TRIM, BLACK, CURVED H357-67 CURVED
	106466-01-702	EA	GLASS-STATIONARY, UPPER 106-018267
	106466-01-703	EA	GLASS-STATIONARY, LOWER 106-018269
	106466-01-704	EA	GLASS-SLIDING, W/SASH & LATCH H357-A9R
	106466-01-705	EA	SCREEN ASSEMBLY H357-03R

KEY	PART NUMBER	U/M	DESCRIPTION
9	106466-03-01A	EA	WINDOW-CAB, PASSENGER - THERMAL - EXCEL DH 357-A2B66R
	106466-01-705	EA	SCREEN ASSEMBLY H357-03R
	106466-03-700	EA	WINDOW DH357-A2R
	106466-03-701	EA	RETAINER-TRIM, B H35777
	106466-03-702	EA	RETAINER-TRIM B H35767
	106466-03-703	EA	GLASS-STATIONARY, UPPER 390-019180
	106466-03-704	EA	GLASS-STATIONARY, MIDDLE 390-019181
	106466-03-705	EA	GLASS-STATIONARY, LOWER 390-019183
	106466-03-706	EA	GLASS-SLIDING ASSEMBLY DH357-A9R
10	099480-03-000	EA	WINDOW-SLIDER, RH - EXCEL H150-G1W66R
	098644-01-706	FT	WEATHERSTRIP-GLASS 171-010668 EXCEL
	098644-01-708	FT	CHANNEL-RUN, PIERCED 122-016543 EXCEL
	098644-01-710	FT	TRACK-SCREEN SPACER, 12' 132-017135 EXCEL
	098644-01-711	FT	WEATHERSTRIP-SCREEN, BLACK 171-016965 EXCEL
	098644-01-713	EA	CLIP-SPRING, BLACK PLASTIC 226-016966 EXCEL
	098644-01-716	FT	PLUG-FILLER 132-014470
	099480-01-700	EA	LATCH REPAIR KIT B801-CK
	099480-03-700	EA	RETAINER-TRIM, WHITE W150-67
	099480-03-701	EA	GLASS-STATIONARY 106-018291
	099480-03-702	EA	SLIDE ASSEMBLY H150-G8
	099480-03-703	EA	SCREEN ASSEMBLY
10	112795-29-01A	EA	WINDOW-SLIDER, HORIZONTAL - THERMO - EXCEL DH150-G2W66R
	098644-01-713	EA	CLIP-SPRING, BLACK PLASTIC 226-016966 EXCEL
	112795-01-700	EA	LATCH ASM., BLACK DH287-CK
	112795-01-701	EA	SLIDE-STOP 132-019092
	112795-01-702	FT	PLUG-FILLER 122-018737
	112795-01-703	IN	CHANNEL-RUN 122-018736
	112795-01-704	FT	VINYL-GLAZING 132-018280
	112795-29-700	EA	WINDOW ASM W/O TRIM DH150-G2R
	112795-29-701	EA	TRIM (W) W15066
	112795-29-702	EA	GLASS-STATIOARY 390-019178
	112795-29-703	EA	GLASS ASSEMBLY, SLIDING DH150-G9
	112795-29-704	EA	SCREEN ASSEMBLY 410-019192
11	079733-16-F04	EA	WINDOW ASM-PICTURE
			FROM: 00-00-00 THRU: 04-30-95
	117053-03-F31	EA	WINDOW ASM-PICTURE
			FROM: 05-01-95 THRU: 99-99-99
	067609-38-000	EA	FRAME-INSIDE WINDOW, OFF WHITE
			FROM: 00-00-00 THRU: 04-30-95
	117054-02-01A	EA	FRAME-WINDOW, INSIDE - WHITE
			FROM: 05-01-95 THRU: 99-99-99
	002181-23-000	EA	GLASS-PICTURE, 655.0 X 417.0 - GRAY 31%
			FROM: 00-00-00 THRU: 04-30-95
	002181-26-000	EA	GLASS-PICTURE, 655 X 417 59R - GRAY 31%
			FROM: 05-01-95 THRU: 99-99-99
	087561-01-000	FT	SEAL-GLASS, EXTERIOR - .5" WIDE - VINYL - BLACK
11	113733-01-01A	EA	WINDOW ASSEMBLY-STATIONARY, THERMOPANE
	113733-01-700	EA	WINDOW ASSEMBLY W/O TRIM
	113733-01-701	EA	TRIM-WINDOW
	113733-01-702	EA	GLASS-STATIONARY

WINDOW, VENT & EXTERIOR DOOR GROUP (CONTINUED)

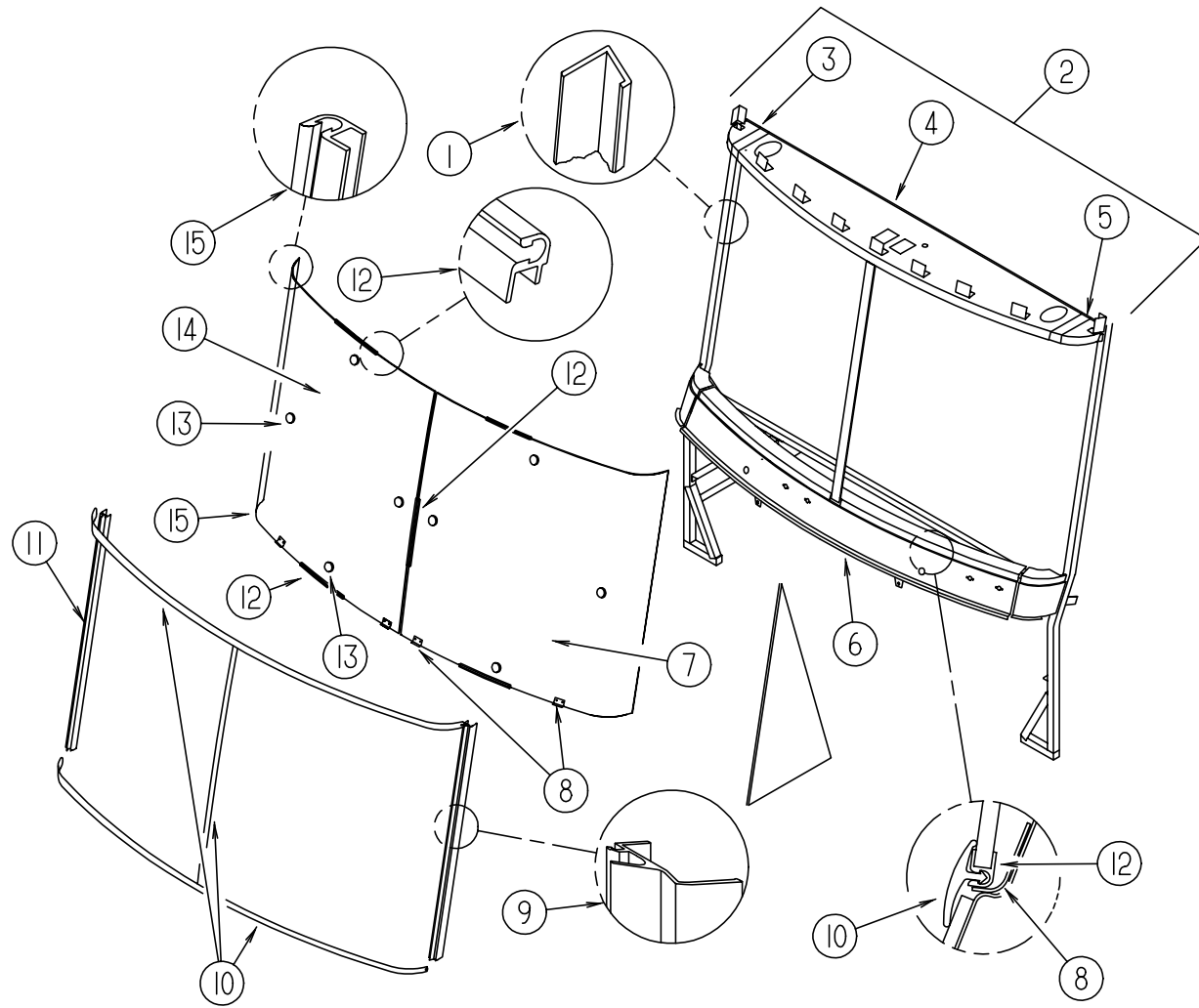
WINDOWS & VENTS (CONTINUED)



KEY	PART NUMBER	U/M	DESCRIPTION	
12	115360-01-01A	EA	WINDOW-DOUBLE TIPOUT, W/INSIDE FRAME - EXCEL CH90-G1W59	
	100322-01-703	FT	STRIP-GLAZING, BUTYL 132-010723 EXCEL	
	100322-01-716	EA	SUPPORT-TORQUE BAR, CTR RAIL 130-015980	
	100322-01-718	EA	HANDLE-DIAL 410-016081 EXCEL	
	112519-01-702	EA	OPERATOR-VENT 410-016123	
	112519-01-706	EA	CLIP-SCREEN CH21-50	
	113500-01-707	EA	SUPPORT-TORQUE BAR, RH 130-015979	
	113500-01-708	EA	SUPPORT-TORQUE BAR, LH 130-015978	
	115360-01-700	EA	GLASS-STATIONARY, 19.02 X 56.56 106-019446	
	115360-01-701	EA	SCREEN ASSEMBLY-LH 410-019477	
	115360-01-702	EA	SCREEN ASSEMBLY-RH 410-019478	
	115360-01-703	EA	GLASS-VENT, LH & RH 106-019447	
	079667-02-000	FT	TAPE-PLASTIC FILM, .375 WIDE	
12	112795-33-01A	EA	WINDOW-SLIDER, HORIZONTAL - THERMO - EXCEL DH112-G2W66R	
	098644-01-713	EA	CLIP-SPRING, BLACK PLASTIC 226-016966 EXCEL	
	112795-01-700	EA	LATCH ASM., BLACK DH287-CK	
	112795-01-701	EA	SLIDE-STOP 132-019092	
	112795-01-702	FT	PLUG-FILLER 122-018737	
	112795-01-703	IN	CHANNEL-RUN 122-018736	
	112795-01-704	FT	VINYL-GLAZING 132-018280	
	112795-33-700	EA	WINDOW ASM. THERMO RH W/O TR DH112G2R	
	112795-33-701	EA	TRIM-RT & LT W11266	
	112795-33-702	EA	GLASS-STATIONARY 390-019225	
	112795-33-703	EA	GLASS-SLIDING, W/SASH&LATCH DH112-G29	
	112795-33-704	EA	SCREEN ASSEMBLY 410-019247	
	13	113500-02-01A	EA	WINDOW-TIPOUT, DOUBLE - EXCEL CH92-G1W59
100322-01-703		FT	STRIP-GLAZING, BUTYL 132-010723 EXCEL	
098644-01-716		FT	PLUG-FILLER 132-014470	
100322-01-701		FT	SEAL-VENT 122-016071 EXCEL	
100322-01-702		EA	WEATHERSTRIP-HORIZONTAL RAIL 132-015976 EXCEL	
				FOR TOP OF TIP OUT WINDOW
100322-01-703		FT	STRIP-GLAZING, BUTYL 132-010723 EXCEL	
100322-01-704		FT	TAPE-BUTYL 154-016083 EXCEL	
100322-01-717		EA	E-RING 245-015975 EXCEL	
100322-01-718		EA	HANDLE-DIAL 410-016081 EXCEL	
112519-01-702		EA	OPERATOR-VENT 410-016123	
113500-01-707		EA	SUPPORT-TORQUE BAR, RH 130-015979	
113500-01-708		EA	SUPPORT-TORQUE BAR, LH 130-015978	
113500-02-700	EA	WINDOW W/O TRIM CH92-G1		
113500-02-701	EA	TRIM (INSIDE) CW9259		
113500-02-702	EA	GLASS (STATIONARY) 106-019450		
113500-02-703	EA	VENT ASM. (UPPER) CH92-D7		
113500-02-704	EA	VENT ASM. (LOWER) CH92-D9		
113500-02-705	EA	SCREEN ASSEMBLY, W/SEALS 410-019480		
13	112795-31-01A	EA	WINDOW-SLIDER, HORIZONTAL - THERMO - EXCEL DH291-G2W66R	
	098644-01-713	EA	CLIP-SPRING, BLACK PLASTIC 226-016966 EXCEL	
	112795-01-700	EA	LATCH ASM., BLACK DH287-CK	
	112795-01-701	EA	SLIDE-STOP 132-019092	
	112795-01-702	FT	PLUG-FILLER 122-018737	
	112795-01-703	IN	CHANNEL-RUN 122-018736	
	112795-01-704	FT	VINYL-GLAZING 132-018280	
	112795-31-700	EA	WINDOW-W/O TRIM, RH DH291-G2R	
	112795-31-701	EA	TRIM-INSIDE, RH & LH W29166	
	112795-31-702	EA	GLASS-STATIONARY, RH & LH 390-019281	
	112795-31-703	EA	GLASS ASSEMBLY, SLIDING DH291-G9	
	112795-31-704	EA	SCREEN ASSEMBLY W/SEALS 410-019068	

WINDSHIELD & WIPERGROUP (CONTINUED)

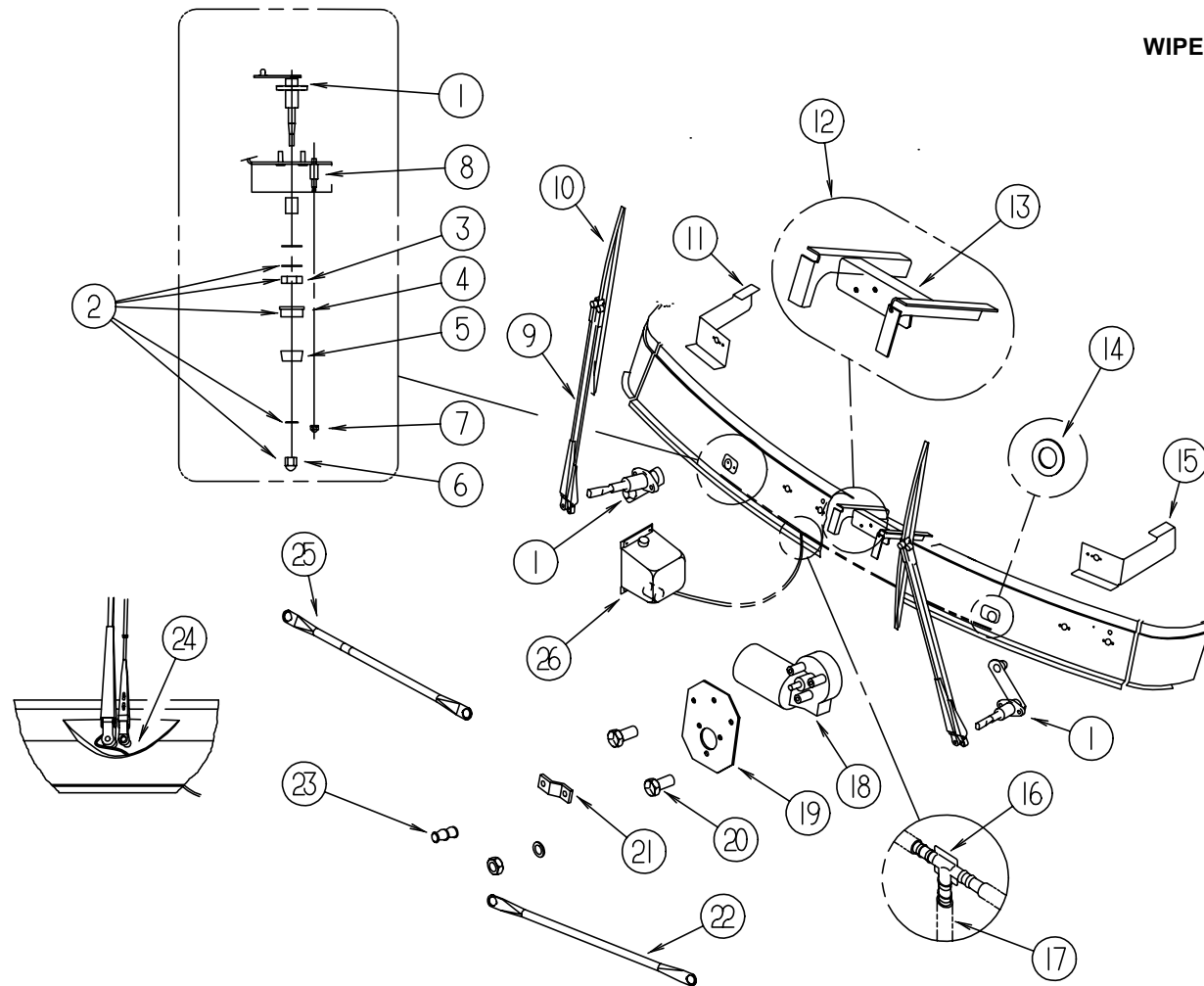
WINDSHIELD & VENT WINDOWS



KEY	PART NUMBER	U/MDESCRIPTION
1	098788-06-000	EA CHANNEL - 49" PVC
2	105535-01-000	EA HEADER ASM-WINDSHIELD
3	077922-03-000	EA HEADER W/S END, RH
4	077922-05-000	EA HEADER W/S, CENTER
5	077922-04-000	EA HEADER W/S END, LH
6	077847-02-000	EA SUPPORT-WINDSHIELD, LOWER - W/O BRACKETS
7	105036-04-000	EA WINDSHIELD - DRIVERS - 50.5" W X 49.5" T
8	107285-01-000	EA BRACKET-WINDSHIELD, SUPPORT
9	103107-06-01A	EA TRIM-WINDSHIELD, SIDE, BLACK
10	102936-01-000	FT MOLDING-REVEAL, WINDSHIELD
11	103107-05-01A	EA TRIM-WINDSHIELD, SIDE, BLACK
12	111771-01-000	EA CARRIER-REVEAL,WNDSHLD
13	081914-01-000	EA BUMPER-RUBBER, ROUND - .43" DIAMETER - BLACK
14	105036-03-000	EA WINDSHIELD - PASSENGER - 50.5" W X 49.5" T
15	110268-01-000	EA WINDSHIELD CARRIER - 50.4"

WINDSHIELD & WIPER (CONTINUED)

WIPER & WASHER



KEY	PART NUMBER	U/M	DESCRIPTION
1	108168-01-000	EA	PIVOT SHAFT ASM - SPRAGUE GS-3683 FROM: 00-00-00 THRU: 08-27-95
1	096505-05-000	EA	PIVOT SHAFT ASM, PASS SIDE - 62871-20-SH25WJ FROM: 08-28-95 THRU: 99-99-99
2	108169-01-000	EA	HARDWARE-PIVOT SHAFT ASM - SPRAGUE GS-3706 FROM: 00-00-00 THRU: 08-27-95
3	096505-02-700	EA	DRIVER-KNURLED,(HD) BARREL .687 NT721017 FROM: 08-28-95 THRU: 99-99-99
4	096505-02-701	EA	NUT-HEX (HD) W/.687 BARREL NT721021 FROM: 08-28-95 THRU: 99-99-99
5	096505-02-702	EA	CAP-RUBBER (HD) BARREL .687 CP721084 FROM: 08-28-95 THRU: 99-99-99
6	096505-02-703	EA	CAP-NUT(ACORN) HD W/.687 BARREL 51065-40-NT27WC FROM: 08-28-95 THRU: 99-99-99
7	077049-01-000	EA	NUT-ACORN, 10-32 ALUMINUM
8	077048-02-000	EA	SHAFT-ADAPTER PANTOGRAPH ARM - ANCO 52818
9	108165-02-000	EA	ARM-WIPER, PANTOGRAPH, 28" RH - SPRAGUE 9280-00-RBW
	108165-03-000	EA	ARM-WIPER, PANTOGRAPH, 28" LH - SPRAGUE 9280-00-LBW
	108165-01-704	EA	NOZZLE-WASHER KIT USE 700-702-703 THIS KIT CONTAINS: NOZZLE SCREW - LOCK NUT - SPRAY NOZZLE
	096931-01-700	FT	HOSE-WIPER XTU-66-0001
10	108166-01-000	EA	BLADE-W/S WIPER, 24" - SPRAGUE C-1755
	108166-01-700	EA	BLADE-REFILL, 24" EA = 1 BLADE 3060858
11	106680-01-000	EA	BRACKET-MOUNT, WIPER PIVOT
12	106603-01-000	EA	MOUNT ASM-WIPER MOTOR
13	106604-01-000	EA	PLATE-WIPER, MOTOR MOUNT
14	110742-01-000	EA	GASKET-WIPER - INDUSTRIAL PRODUCTS
15	106680-02-000	EA	BRACKET-MOUNT, WIPER PIVOT
16	110605-01-000	EA	TEE-PLAS-BARBED 1/8X1/8X3/16 - BAYLOCK 3799721
17	045794-01-000	FT	HOSE-WASHER, WINDSHIELD - 5/32" ID - BLACK
18	108164-02-000	EA	WIPER MOTOR ASSEMBLY (GM)
18	108164-01-000	EA	WIPER MOTOR ASSEMBLY (FORD)
19	103935-02-000	EA	PLATE-MOUNTING, WIPER MOTOR (GM)
19	103935-03-000	EA	PLATE-MOUNTING, WIPER MOTOR (FORD)
20	117322-01-000	EA	SCREW-1/4-28UNF-2A,TORX U.T. 6270020 SC25WJ
21	108164-01-701	EA	CRANK-MOTOR, W/DOUBLE CRANK STUD - SPRAGUE GS-2508
22	108167-02-000	EA	LINK ASM-CONNECTING, 22.00" - SPRAGUE L1-3D3-3
23	067188-01-000	EA	STUD-CRANK, WIPER - WINDSHIELD - AMBAC 1903424SD27WC
24	061603-01-000	EA	GROMMET-SNAP, 3/16"ID - 3/8" HOLE - PLASTIC - BLACK
25	108167-01-000	EA	LINK ASM-CONNECTING, 22.00" - SPRAGUE L1-3B4-3
26	056000-04-000	EA	WASHER ASM-W/O NOZZLES MCCORD 600328 FROM: 00-00-00 THRU: 03-12-95
26	117766-02-000	EA	RESERVOIR/PUMP ASM MCCORD 600328 FROM: 03-13-95 THRU: 99-99-99