
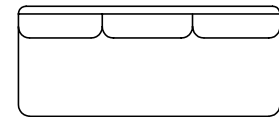
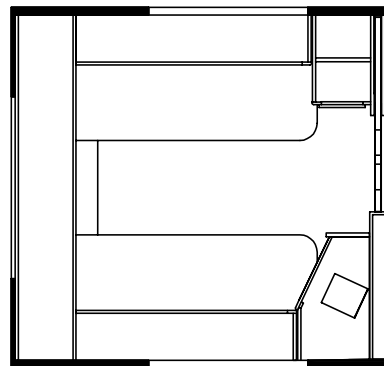


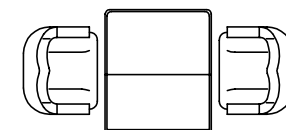
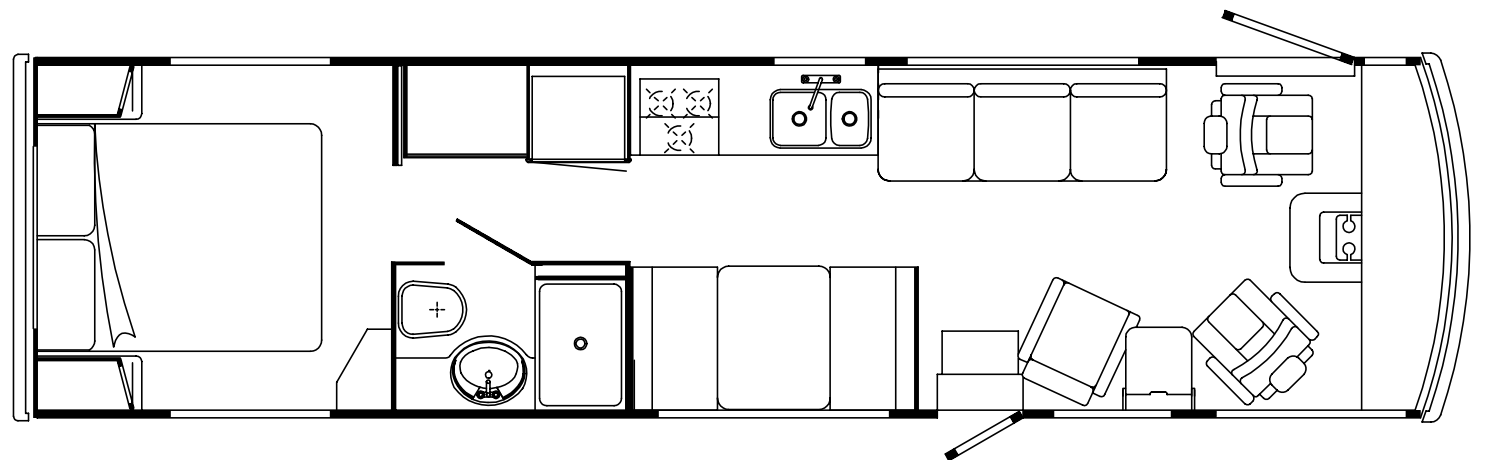
**1995  
WCM31RQ**



**F36, F38, F40  
PICKLED ASH**



**F37, F39, F41  
SALEM CHERRY**



## ACCESSORIES GROUP

### OPERATORS MANUAL

KEY	PART NUMBER	U/M DESCRIPTION
	054185-C7-000	EA MANUAL, OPERATOR, 95 VECTRA - M SERIES
	092318-01-000	EA BINDER, 3 RING - MOTOR HOME MANUAL
	092319-01-000	EA POCKET PAGE, 3 RING BINDER - PLASTIC
	117085-01-000	DW TOP LEVEL DRAWING NUMBER FOR 1995 M SERIES

### VACUUM CLEANER

KEY	PART NUMBER	U/M DESCRIPTION
	108186-01-000	EA VACUUM CLEANER-BUILT IN, HP 19-1 DELUXE
	092304-01-700	EA BAGS-VACUUM CLEANER, 6 IN BAG - HP-4908
	092304-02-704	EA MOTOR-VACUUM CLEANER, VACUFLO HP-5098
	108186-02-000	EA VACUUM CLEANING TOOL SET, HP W/30' HOSE
	092304-02-701	EA TOOL-DUSTING, VACUUM CLEANER - VACUFLO HP 1142
	092304-02-702	EA TOOL-RUG, VACUUM CLEANER - VACUFLO HP 4982
	092304-02-703	EA TOOL-CREVICE, VACUUM CLEANER - VACUFLO HP 1141
	092304-02-707	EA TOOL-UPHOLSTERY, VACUFLO 7029
	092304-02-708	EA WAND, VACUFLO 4978
	092304-02-709	EA HOSE ONLY, 30' - VACUFLO 6452-02
	098244-01-01A	EA PLATE-COVER, VACUUM - W/HOLE - 8" X 8.8" - STEEL - BEIGE

## AUDIO VIDEO GROUP

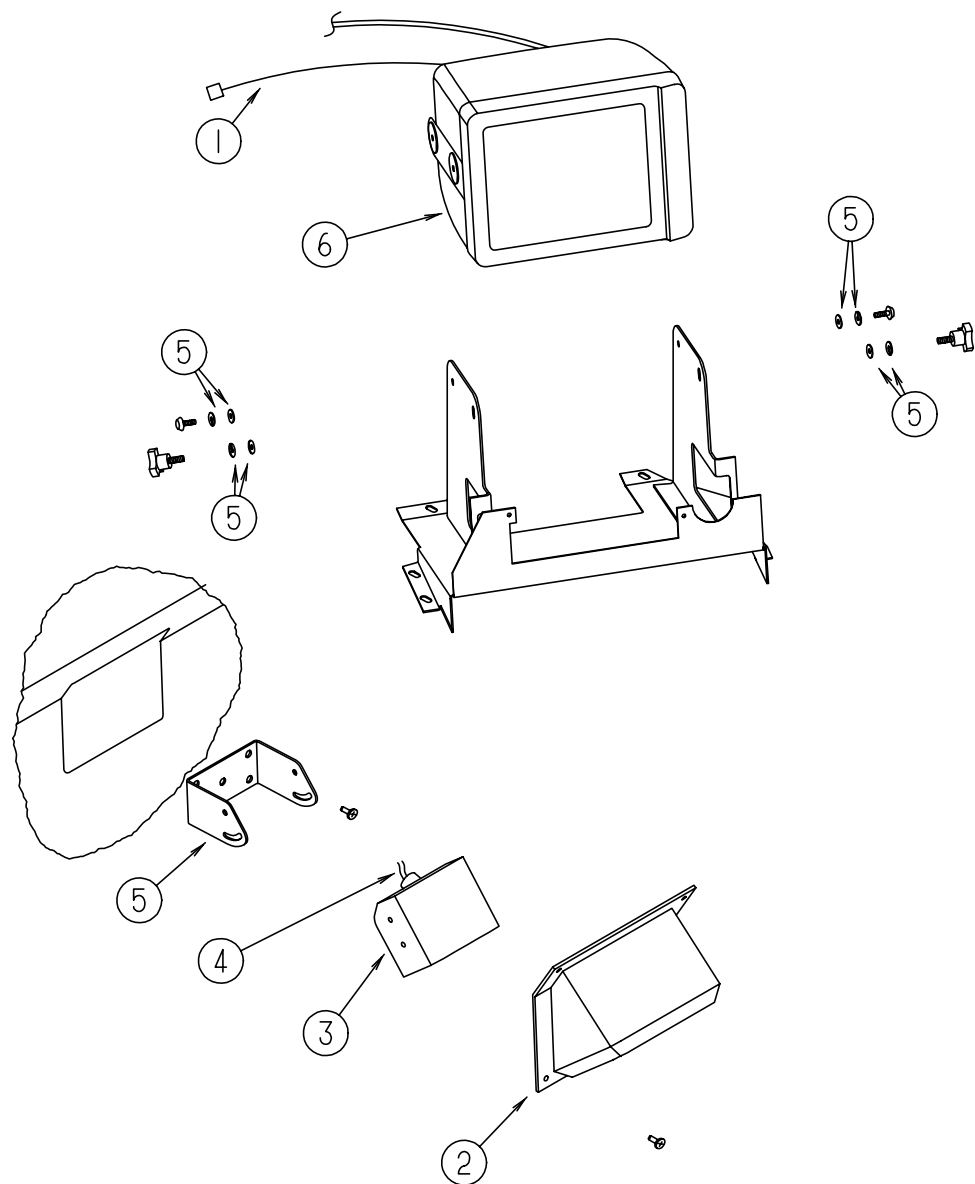
### RADIO & CD SYSTEM

KEY	PART NUMBER	U/M DESCRIPTION
	097460-05-000	EA RADIO-AM/FM STEREO, CASSETTE - SONY XR-3320 (DASH)
	115077-01-000	EA RADIO-AM/FM STEREO, CD PLAYER - SONY CSX-507 0 (DELUXE DASH OPTION) FROM: 00-00-00 THRU: 11-13-94
	097460-06-000	EA RADIO-AM/FM CASSETTE, W/CD CONNECTION - SONY XR-130 DELUXE DASH) FROM: 11-14-94 THRU: 99-99-99
	109053-02-000	EA RADIO-WALL MOUNT AM/FM CASSETTE, AWM-300 AUDIOVOX (REAR STEREO)
	087683-02-000	EA RADIO-AM/FM STEREO CASSETTE, AUDIOVOX P-1A (EXT. ENTERTAINMENT) FROM: 00-00-00 THRU: 07-17-94
	087683-03-000	EA RADIO-AM/FM STEREO CASSETTE, AUDIOVOX RS-100(ENTERTAINMENT) FROM: 07-18-94 THRU: 99-99-99
	112468-01-000	EA CD/RADIO-COMBINATION PACKAGE, SONY XCP-U770 FROM: 00-00-00 THRU: 11-13-94
	112468-01-700	EA RADIO AM/FM CASSETTE, W/UNILINK - SONY XR-U110W
	112468-01-701	EA CD PLAYER, SONY CDX-U70
	112468-0-000	EA CD/RADIO-COMBINATION PACKAGE, SONY XCP-U770
	102080-02-000	EA CHANGER-COMPACT DISC, SONY CDX-45 FROM: 11-14-94 THRU: 99-99-99
	081059-02-000	EA WIRE ASM 9 PIN, RADIO - AUDIOVOX 112B-1761 (DASH)
	110469-01-000	EA SPEAKER-OVAL, 4" X 6" - MAGNADYNE F46XB-12 (DASH & EXTERIOR ENTERTAINMENT)
	110470-01-01A	EA GRILLE-SPEAKER, OVAL - 4" X 6" - BLACK - MAGNADYNE G46W (DASH & EXTERIOR ENTERTAINMENT)
	089340-02-000	EA GRILLE-SPEAKER, 6.5" SQUARE (REAR STEREO & OVERHEAD CABINETS)
	094097-01-000	EA SPEAKER-RADIO, W/O GRILLE - 5.25" DIA - AUDIOVOX 110C3030 (REAR STEREO)
	074979-15-000	EA COVER-SPEAKER, W/CUTOUT - PLASTIC - LIGHT OAK
	074979-08-000	EA COVER-SPEAKER, PLASTIC - LIGHT OAK
	074979-16-000	EA COVER-SPEAKER, W/CUTOUT - PLASTIC - OFF WHITE
	074979-12-000	EA COVER-SPEAKER, PLASTIC - OFF WHITE
	090944-01-000	EA ANTENNA-RADIO, 16" RUBBER
	104498-02-000	EA BRACKET-ANTENNA MOUNT
	108847-01-000	EA BRACKET-ANTENNA GROUND (REAR STEREO & EXTERIOR ENTERTAINMENT)
	109889-03-000	EA EXTENDER-SHAFT, ANTENNA - 4" (EXTERIOR ENTERTAINMENT)
	077069-02-000	EA CABLE-ANTENNA, RADIO - EXTENSION 96" - ARA 6700667
	105248-01-000	EA ANTENNA-CB, ADVANCE 8604

### TELEPHONE SYSTEM

KEY	PART NUMBER	U/M DESCRIPTION
	093253-01-01A	EA PLATE-WALL, TELEPHONE - BEIGE - CAC625F2-4-50
	093254-01-000	EA HOUSING-TELEPHONE

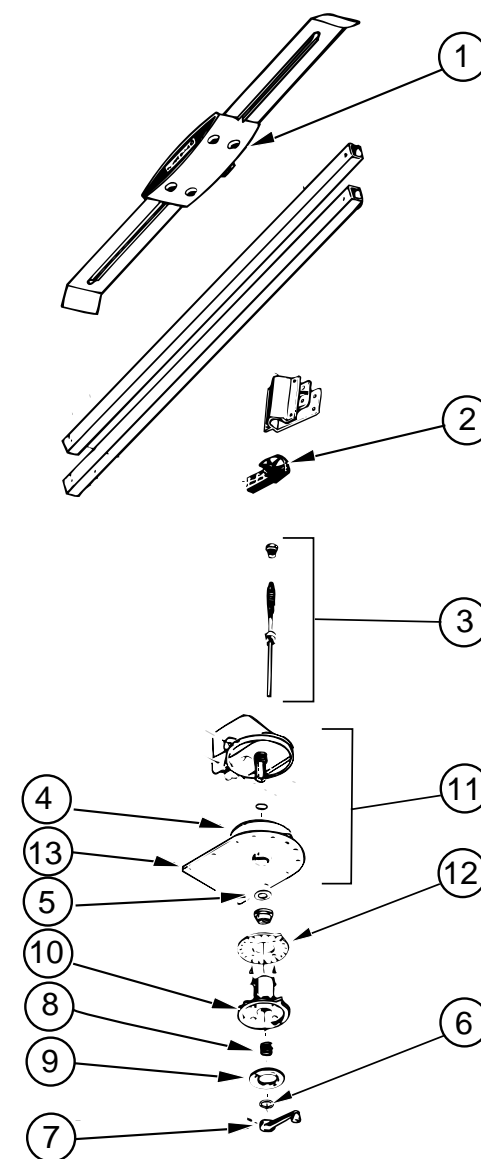
**AUDIO VIDEO GROUP (CONTINUED)**



**REAR MONITOR SYSTEM**

KEY	PART NUMBER	U/M	DESCRIPTION
1	096717-03-000	EA	WIRE ASM-REAR MONITOR, UPPER
	093040-06-000	EA	WIRE ASM-MONITOR, SONY SM-HRN7
2	107852-01-01A	EA	SHROUD-CAMERA, OUTER - BUFF
	108529-01-01A	EA	SHROUD-CAMERA, INNER - BLACK
	093040-05-000	EA	TELEVISION SYSTEM-REAR VIEW, 7" - SONY YM-RVF7AM
3	093040-04-700	EA	CAMERA, BRACKET & WIRING
4	093041-01-000	EA	CABLE-MONITOR/CAMERA, INTERNAL USE
	093041-02-000	EA	CABLE-MONITOR/CAMERA, EXTERNAL USE
5	N/A		PARTS ARE INCLUDED W/TELEVISION SYSTEM - SONY
6	093040-05-700	EA	MONITOR-7", W/POWER HARNESS

**AUDIO VIDEO GROUP (CONTINUED)**



**TV ANTENNA**

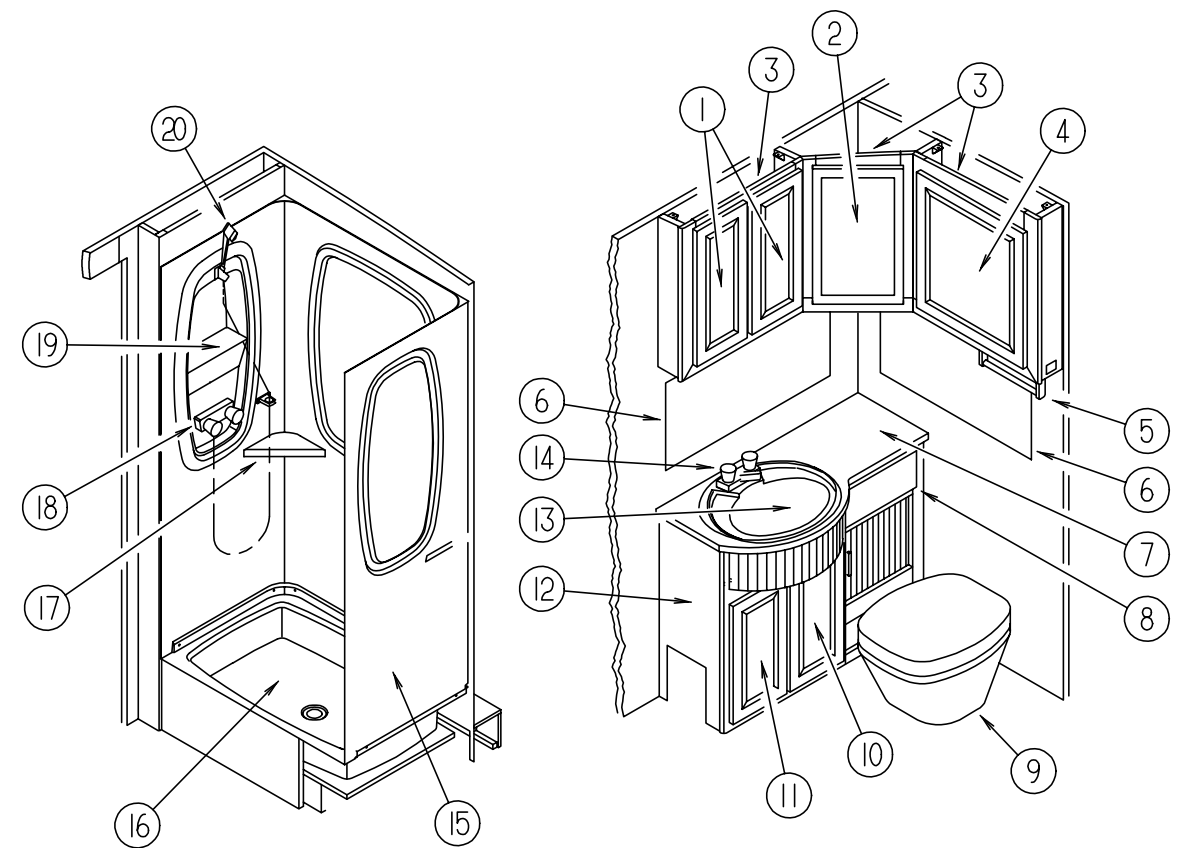
KEY	PART NUMBER	U/M	DESCRIPTION
	076319-16-000	EA	ANTENNA-TV ROOF MT
1	076319-01-700	EA	HEAD-ANTENNA, AMPLIFIED - WINEGARD RVSA U/V
2	076319-01-701	EA	GEAR-ELEVATING, PLASTIC - WINEGARD 2200046
3	076319-01-702	EA	SHAFT ASM-ELEVATING, WINEGARD RVP-400A
4	076319-01-703	EA	BEARING-NYLON, 5"OD - WINEGARD 3200656
5	076319-01-704	EA	BEARING-NYLON, 1.25"OD - WINEGARD 3200657
6	076319-01-705	EA	GROMMET-NYLON, 7/8"ID - WINEGARD 3200658
7	076319-01-706	EA	CRANK-ELEVATING, W/SET SCREW - WINEGARD 5755100
8	076319-01-707	EA	SPRING-HANDLE, WINEGARD 5160800
9	076319-01-708	EA	DECAL-CRANK, WINEGARD 5413002
10	076319-01-709	EA	PLATE-DIRECTIONAL, FOR HEAD - WINEGARD 3200644
11	076319-01-711	EA	BASE & LIFT ASM, WINEGARD 2762802
12	076319-01-712	EA	CEILING PLATE (DIRECTIONAL)
13	076319-01-713	EA	BASE PLATE
	076319-09-000	EA	WALLPLATE-CABLE RECEPTACLE, TV - SINGLE - BROWN
	076319-03-000	FT	CABLE-COAXIAL, 75 OHM
	076319-12-000	EA	CONNECTOR-COAXIAL, ONE PIECE

## AUDIO VIDEO GROUP (CONTINUED)

### TV & VCR SYSTEMS

KEY	PART NUMBER	U/M	DESCRIPTION
	108096-05-000	EA	TV-19" COLOR WITH JACK, UL - MAGNAVOX RR-1933W (CAB) FROM: 00-00-00 THRU: 10-30-94
	108096-05-700	EA	REMOTE, MAGNAVOX 0822344
	108096-07-000	EA	TV-19" COLOR WITH JACK, UL - MAGNAVOX 19PR10C (CAB) FROM: 10-31-94 THRU: 99-99-99
	098447-11-700	EA	REMOTE, FOR TV 19PR10C - MAGNAVOX 8822344
	108096-06-000	EA	TV-19" COLOR WITH JACK - CSA - MAGNAVOX XR-1933W (CAB) FROM: 00-00-00 THRU: 12-04-94
	108096-06-700	EA	REMOTE FOR MODEL #1933 - MAGNAVOX 0822340
	108096-08-000	EA	TV-19" COLOR WITH JACK - CSA - MAGNAVOX XR1905C (CAB) FROM: 12-05-94 THRU: 99-99-99
	098447-11-700	EA	REMOTE, FOR TV XR1905C - MAGNAVOX 8822344
	099717-01-000	EA	TIEDOWN-TV, STRAP ON FEMALE END IS 22.8" LONG
	086757-03-000	EA	CONTROL CENTER-SWITCH, VCR/TV - MAGNADYNE VCS-6 (CAB)
	098446-06-000	EA	VCR-VHS, CABLE READY - REMOTE - MAGNAVOX VR9210 (CAB) FROM: 00-00-00 THRU: 10-02-94
	098446-06-700	EA	REMOTE FOR MODEL #9210 - MAGNAVOX 0974584
	098446-07-000	EA	VCR-VHS, CABLE READY - REMOTE - MAGNAVOX VR9320 (CAB) FROM: 10-03-94 THRU: 99-99-99
	098446-07-700	EA	REMOTE FOR MODEL#VR9320, 8874589
	115539-01-000	EA	RELAY-RADIO/TV SPEAKER, SWITCH - ASA A1780100 (CAB)
	115540-01-000	EA	AMPLIFIER-TV SPEAKERS, O W DONALD AMP 3 (CAB)
	092310-02-000	EA	TV-COLOR, 9"- AC/DC - W/REMOTE - MAGNAVOX RD0945 (BEDROOM)
	092310-02-700	EA	REMOTE-TV, ONLY
	086756-01-000	EA	SPLITTER-TV, 2 WAY
	086777-02-000	EA	WALLPLATE-TV CABLE, W/ANTENNA SWITCH - BROWN
	082134-01-000	EA	ADAPTER-TV, CABLE TO CABLE - WINEGARD F-81M
	082136-01-000	EA	NUT-HEX JAM 3/8-32, WINEGARD
	086777-06-000	EA	WALLPLATE-TV CABLE, W/ANTENNA SWITCH - BROWN
	076319-09-000	EA	WALLPLATE-CABLE RECEPTACLE, TV - SINGLE - BROWN
	076319-03-000	FT	CABLE-COAXIAL, 75 OHM
	076319-12-000	EA	CONNECTOR-COAXIAL, ONE PIECE

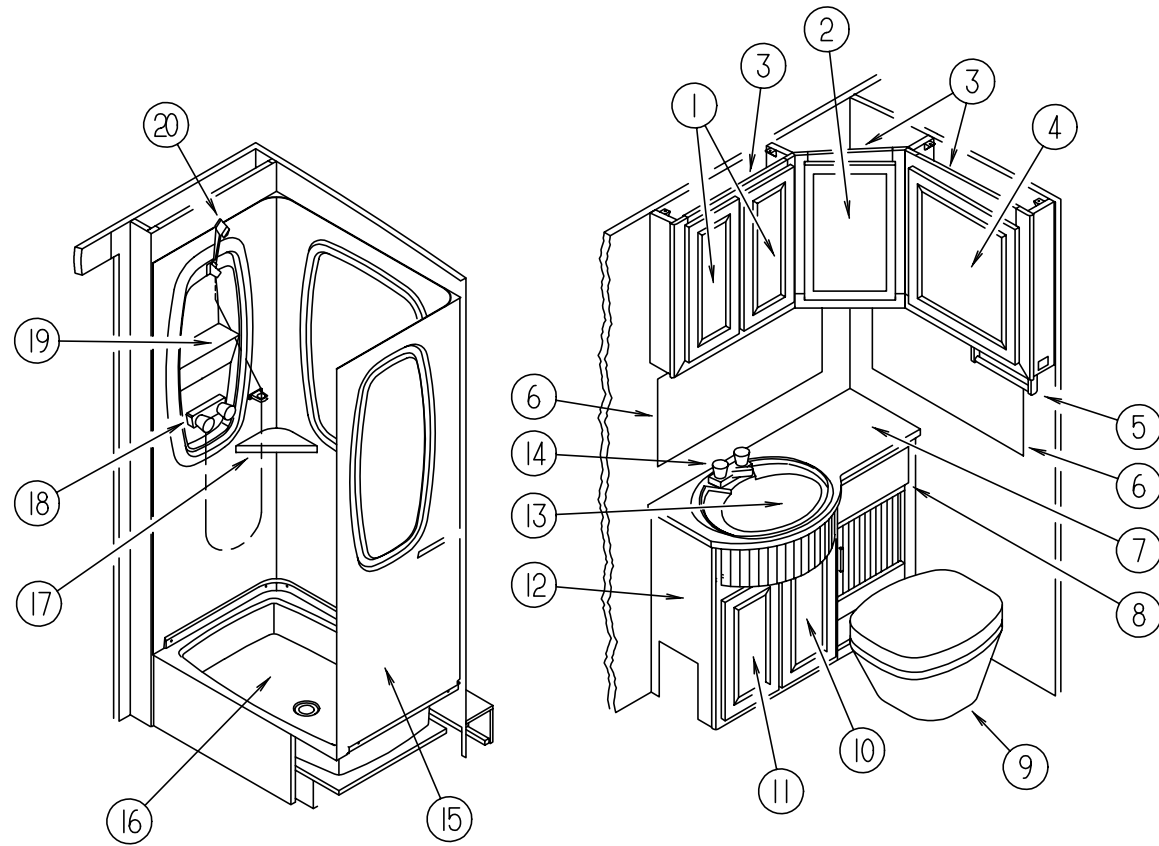
## BATH GROUP



### BATH CABINETS & FIXTURES

KEY	PART NUMBER	U/M	DESCRIPTION
1	M06803-18-E37	EA	DOOR-CABINET, W/O HARDWARE - 235 X 555MM - 2 USED (PICKLED ASH)
1	M06803-18-E41	EA	DOOR-CABINET, W/O HARDWARE - 235 X 555MM - 2 USED (SALEM CHERRY)
	088742-12-000	EA	MIRROR-BEVELED, SAFETY GLASS - 146 X 466MM
2	M06803-17-E37	EA	DOOR-CABINET, W/O HARDWARE - 305 X 555MM (PICKLED ASH)
2	M06803-17-E41	EA	DOOR-CABINET, W/O HARDWARE - 305 X 555MM (SALEM CHERRY)
	088742-08-000	EA	MIRROR-BEVELED, SAFETY GLASS - 216 X 466MM
3	P10805-01-E37	EA	CABINET-MEDICINE, 3 SIDED - W/O DOOR & HARDWARE (PICKLED ASH)
3	P10805-01-E41	EA	CABINET-MEDICINE, 3 SIDED - W/O DOOR & HARDWARE (SALEM CHERRY)
4	M06803-16-E37	EA	DOOR-CABINET, W/O HARDWARE - 505 X 555MM (PICKLED ASH)
4	M06803-16-E41	EA	DOOR-CABINET, W/O HARDWARE - 505 X 555MM (SALEM CHERRY)
	088742-07-000	EA	MIRROR-BEVELED, SAFETY GLASS - 416 X 466MM
5	075453-02-000	EA	BAR-TOWEL, 18" - BRASS
6	093606-08-000	EA	MIRROR-PANEL, BEVELED - 1/8" THICK - 530 X 900MM
7	110799-13-E38	EA	COUNTERTOP-CABINET, LAVATORY (F36, F37)
7	110799-13-E39	EA	COUNTERTOP-CABINET, LAVATORY (F38, F39)
7	110799-13-F40	EA	COUNTERTOP-CABINET, LAVATORY (F40, F41)
8	M05971-52-E37	EA	DRAWER-CABINET, W/O HARDWARE (PICKLED ASH)
8	M05971-52-E41	EA	DRAWER-CABINET, W/O HARDWARE (SALEM CHERRY)
	M97191-01-E37	EA	HANDLE-DOOR, TAMBOUR (PICKLED ASH)
	M97191-01-E41	EA	HANDLE-DOOR, TAMBOUR (SALEM CHERRY)
9	085330-06-000	EA	TOILET-CHINA, STANDARD W/SPRAYER - BONE - SEALAND 591003 (STANDARD)
9	085330-02-000	EA	TOILET-CHINA, STANDARD - BONE - SEALAND ML 510
	116644-01-000	EA	FLANGE-CLOSET 4" X 3" - SEALAND 345892
	063641-01-000	EA	FLANGE-CLOSET, 4" X 3"
10	M05992-05-E37	EA	DOOR-CABINET, W/O HARDWARE - 255 X 485MM (PICKLED ASH)
10	M05992-05-E41	EA	DOOR-CABINET, W/O HARDWARE - 255 X 485MM (SALEM CHERRY)

## BATH GROUP (CONTINUED)



### BATH CABINETS & FIXTURES (CONTINUED)

KEY	PART NUMBER	U/M	DESCRIPTION
11	M05992-06-E37	EA	DOOR-CABINET, W/O HARDWARE - 255 X 485MM (PICKLED ASH)
11	M05992-06-E41	EA	DOOR-CABINET, W/O HARDWARE - 255 X 485MM (SALEM CHERRY)
12	P10799-01-F36	EA	CABINET-LAVATORY, W/O DOORS OR HARDWARE
12	P10799-01-F37	EA	CABINET-LAVATORY, W/O DOORS OR HARDWARE
12	P10799-01-F38	EA	CABINET-LAVATORY, W/O DOORS OR HARDWARE
12	P10799-01-F39	EA	CABINET-LAVATORY, W/O DOORS OR HARDWARE
12	P10799-01-F40	EA	CABINET-LAVATORY, W/O DOORS OR HARDWARE
13	105921-01-01A	EA	SINK-LAVATORY, LARGE OVAL - 17" X 20" - PLASTIC - OFF WHITE
	106116-01-01A	EA	STRAINER-SINK, W/STOPPER TAILPIECE GASKET & NUT - PLASTIC
14	075240-05-000	EA	FAUCET-LAVATORY, BRASS
	105218-01-01A	EA	SPACER-FAUCET, LAVATORY SINK - 2" X 5.9" - ABS PLASTIC O/W
15	104464-02-000	EA	SURROUND-SHOWER, 3 SIDED - PLASTIC - OFF WHITE
16	M02630-22-C07	EA	SHOWER PAN
	066440-01-000	EA	STRAINER-SHOWER, W/RUBBER WASHER
	069735-01-000	EA	WASHER-STRAINER TO TAILPIECE PLASTIC, 1.5"
	057671-01-000	EA	COVER-SCREW, #8 - PLASTIC - OFF WHITE
17	113714-02-01A	EA	RETAINER-SHELF, PLASTIC (SHELF MOLDED IN SHOWER ENCLOSURE)
18	075241-04-000	EA	FAUCET-SHOWER, BRASS
19	104462-01-01A	EA	CADDY-SHOWER, PLASTIC - OFF WHITE
	106932-03-01A	EA	CAP-SHOWER, PLASTIC - OFF WHITE
	077902-01-000	EA	COVER-SKYLIGHT, INSIDE - 15.6" X 22.5" - PLASTIC
	108662-01-01A	EA	COVER-SKYLIGHT, WHITE
20	103092-01-000	EA	SHOWER HEAD-W/60" HOSE (U.S.)
20	103092-02-000	EA	SHOWER HEAD-W/60" HOSE (CANADIAN)
	103092-01-700	EA	BRACKET ONLY, CLEAR - FOR SHOWER HEAD - 2328028
	075452-02-000	EA	HOLDER-TOILET TISSUE, BRASS

## BATH GROUP (CONTINUED)

### PRIVACY DOOR

KEY	PART NUMBER	U/M	DESCRIPTION
	M87868-19-E37	EA	DOOR-PRIVACY, BATH - W/O HARDWARE (PICKLED ASH)
	M87868-19-E41	EA	DOOR-PRIVACY, BATH - W/O HARDWARE (SALEM CHERRY)
	111155-01-01A	EA	LOCK-PRIVACY, POLISHED BRASS
	102920-01-01A	EA	HINGE-DOOR, SPRING LOADED - BRASS - 1 USED
	110496-01-01A	EA	HINGE-DOOR, BRASS - STOCKER - 2 USED
	100357-01-000	EA	ROD-TOWEL, BRASS W/ENDS BENT FOR BACK OF BATH DOOR
	102089-13-E37	EA	WOOD RAIL - TOWEL RACK - RIGHT SIDE - 26" LONG (PICKLED ASH)
	102089-13-E41	EA	WOOD RAIL - TOWEL RACK - RIGHT SIDE - 26" LONG (SALEM CHERRY)
	102089-14-E37	EA	WOOD RAIL - TOWEL RACK - LEFT SIDE - 26" LONG (PICKLED ASH)
	102089-14-E41	EA	WOOD RAIL - TOWEL RACK - LEFT SIDE - 26" LONG (SALEM CHERRY)

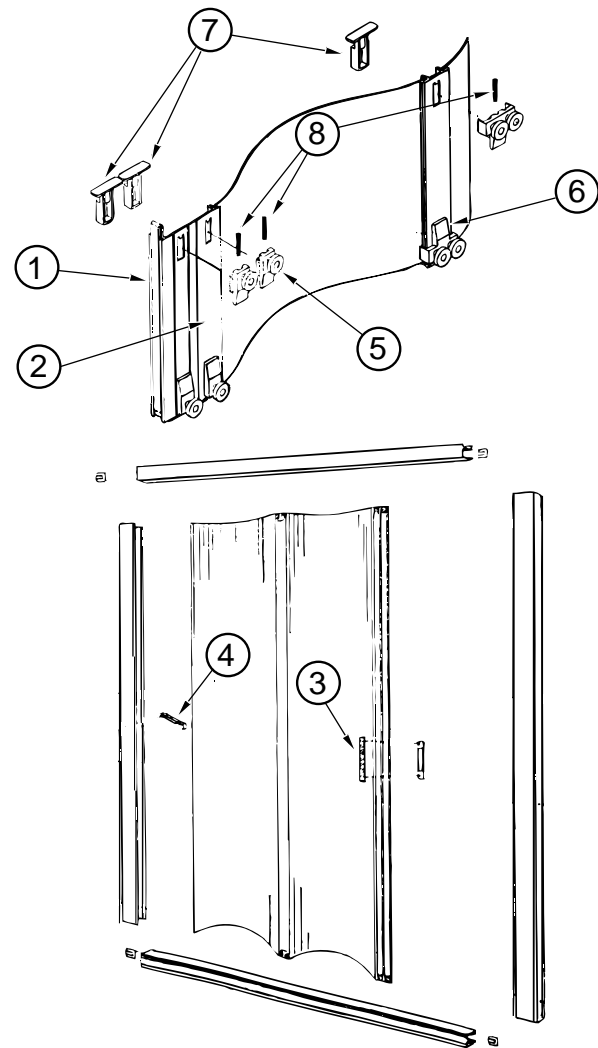
### BIFOLD WARDROBE DOOR

KEY	PART NUMBER	U/M	DESCRIPTION
	113970-01-E37	EA	DOOR-BIFOLD, MIRRORED - WARDROBE CLOSET
	058331-A1-000	EA	MIRROR-GLASS, SAFETY
	110106-01-D18	EA	LATCH ASM-DOOR, BIFOLD
	110108-01-01A	EA	LATCH ONLY, BIFOLD DOOR
	111564-01-000	EA	SPRING-LATCH, FLAT - BIFOLD DOOR
	110107-01-01A	EA	PULL-DOOR BLACK
	113007-03-000	EA	PIN-SPRING,.188 X .5"
	110245-01-01A	EA	CORNER-DOOR, BIFOLD
	110246-01-01A	EA	HINGE-DOOR, BIFOLD
	113974-01-01A	EA	TRACK-DOOR, BIFOLD - OFF WHITE
	113975-01-01A	EA	RAIL-DOOR,BIFOLD O/W
	114135-01-000	EA	PIVOT-TOP
	114135-02-000	EA	PIVOT-BOTTOM
	114136-01-000	EA	BRACKET-PIVOT,TRACK
	114137-01-000	EA	WHEEL-GUIDE
	110346-01-01A	EA	ANGLE-CATCH, BLACK

### SLIDING PRIVACY DOOR

KEY	PART NUMBER	U/M	DESCRIPTION
	110418-02-E37	EA	HEADER-SLIDING DOOR (PICKLED ASH)
	110418-02-E41	EA	HEADER-SLIDING DOOR (SALEM CHERRY)
	103868-06-01A	EA	TRACK-DOOR, 1300MM LONG - OFF WHITE
	103874-01-000	EA	HANGER-SLIDING DOOR
	104013-03-E37	EA	DOOR-SLIDING, BEDROOM PRIVACY (PICKLED ASH)
	104013-03-E41	EA	DOOR-SLIDING, BEDROOM PRIVACY (SALEM CHERRY)
	009778-16-000	FT	U-CHANNEL-1 IN.
	103874-01-000	EA	HANGER-DOOR,SLIDING
	098410-01-01A	EA	PULL-FINGER, OVAL - BRASS
	064467-01-000	EA	GUIDE-POCKET, SLIDING DOOR

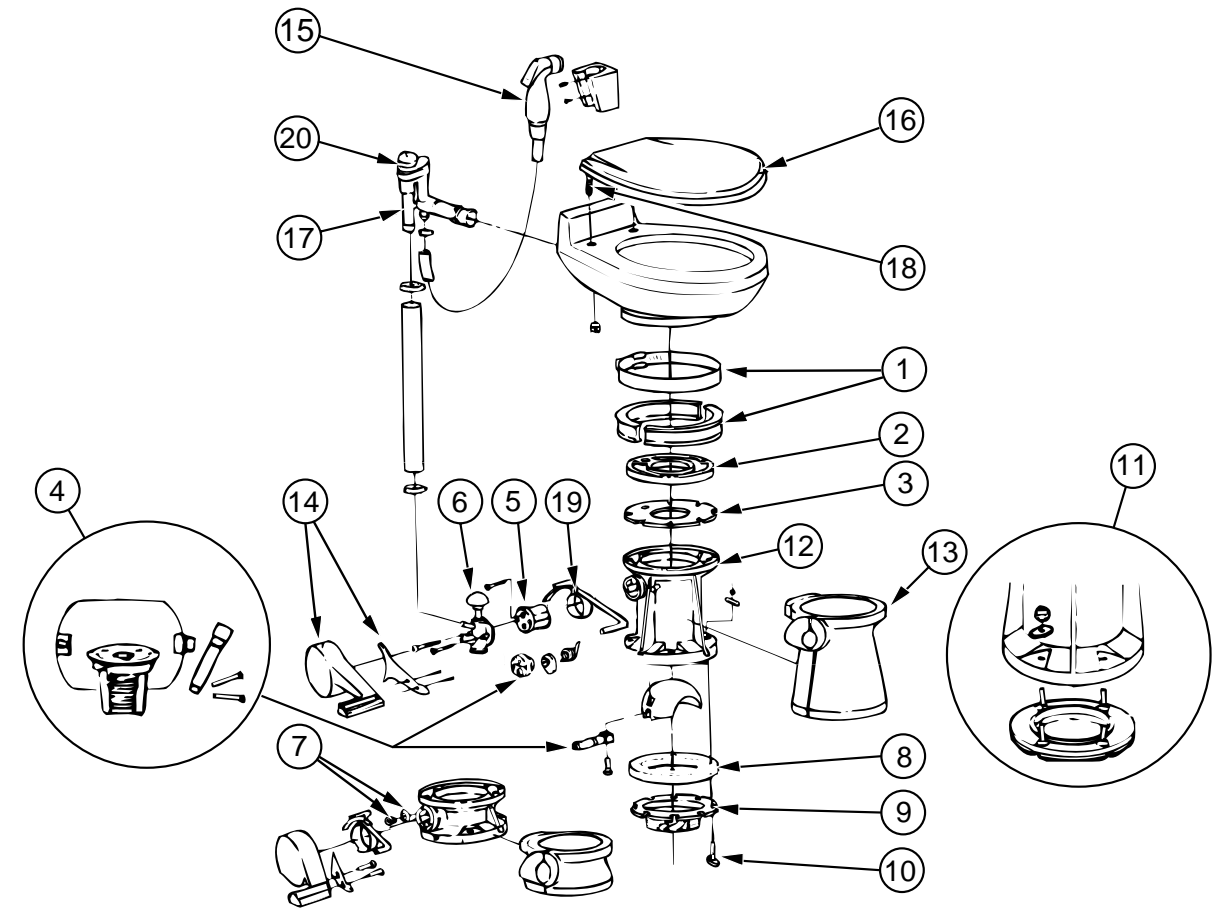
## BATH GROUP (CONTINUED)



**SHOWER DOOR**

KEY	PART NUMBER	U/M	DESCRIPTION
	108351-01-01A	EA	DOOR-SHOWER, FOLDING 34" X 61" - COASTAL WINN (COMPLETE)
1	092574-01-705	EA	MAGNETIC STRIP, 56.9" - COASTAL 98-41
2	108351-01-700	EA	DOOR STRIKE ASM, COASTAL 109
3	108351-01-701	EA	DOOR HANDLES (SET), COASTAL SFH
4	108351-01-702	EA	DOOR LATCH, COASTAL SFL
5	108351-01-703	EA	BRACKET W/SINGLE ROLLER
6	108351-01-704	EA	BRACKET W/DOUBLE ROLLER
7	108351-01-705	EA	BRACKET-ROLLER W/RETAINING CLIP
8	108351-01-706	EA	SPRING FOR ROLLER BRACKET

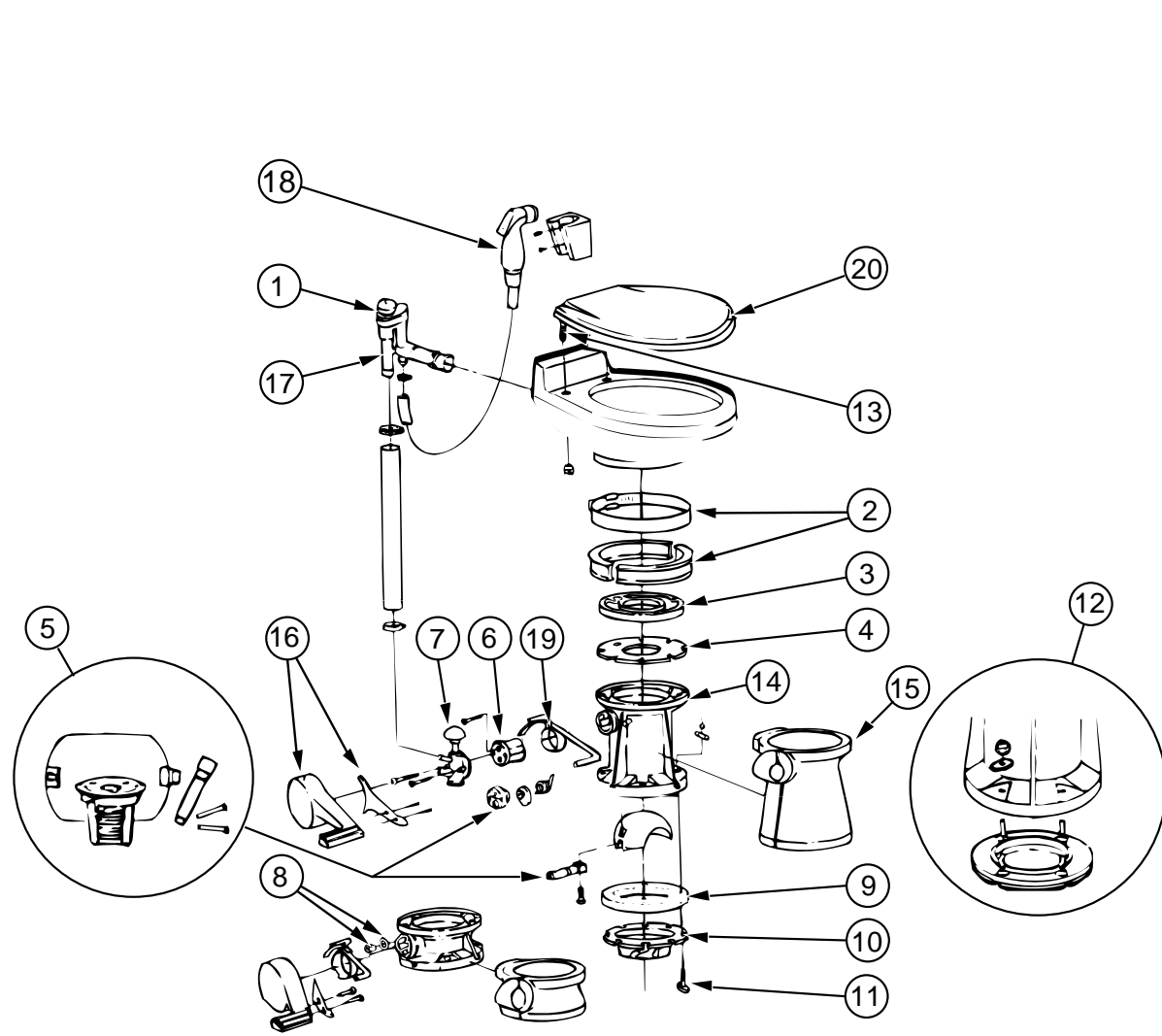
## BATH GROUP (CONTINUED)



**STANDARD TOILET**

KEY	PART NUMBER	U/M	DESCRIPTION
	085330-06-000	EA	TOILET-CHINA, STANDARD W/SPRAYER - BONE - SEALAND 591003 (STANDARD)
1	085330-01-703	EA	RING & HALF CLAMPS ASM-BONE, SEALAND 385310048
2	085330-01-704	EA	TEFLON & RUBBER SEALS, SEALAND 385316140
3	085330-01-705	EA	SUPPORT-SEAL, PLASTIC - SEALAND 390346405
4	085330-01-706	EA	BALL, SHAFT, & CARTRIDGE, SEALAND 385318162
5	085330-01-707	EA	CARTRIDGE-SPRING, SEALAND 381236096
6	085330-01-709	EA	VALVE-WATER, SEALAND 385314349
7	085330-01-710	EA	PLUG-DRAIN, & CAP - W/SEAL - SEALAND# 385316142
8	085330-01-714	EA	SEAL-FLANGE, FLOOR - SEALAND 390343892
9	085330-01-716	EA	FLANGE-FLOOR, 3" MPT - SEALAND 390346056
10	085330-01-717	EA	BOLT MOUNTING PACKAGE-SEALAND 385310064
11	085330-01-718	EA	SEAL-BASE & MOUNTING HARDWARE, SEALAND 385310063
12	085330-02-700	EA	BASE ASM
13	085330-02-702	EA	PEDestal COVER KIT BONE 510
14	085330-02-703	EA	PEDAL CVR. KIT BONE NEW STYLE
15	085330-04-701	EA	HAND SPRAY W/HOOS
16	085330-06-700	EA	SEAT ASSEMBLY (BONE), SEALAND 340591
17	085330-06-701	EA	VALVE W/DIVERTER (VACUUM BREAKER), SEALAND 230335
18	085330-06-702	EA	HINGE HARDWARE (BONE) SET, SEALAND 342131
19	085330-06-703	EA	FLUSH LEVER
20	085330-06-704	EA	VACUUM BREAKER KIT

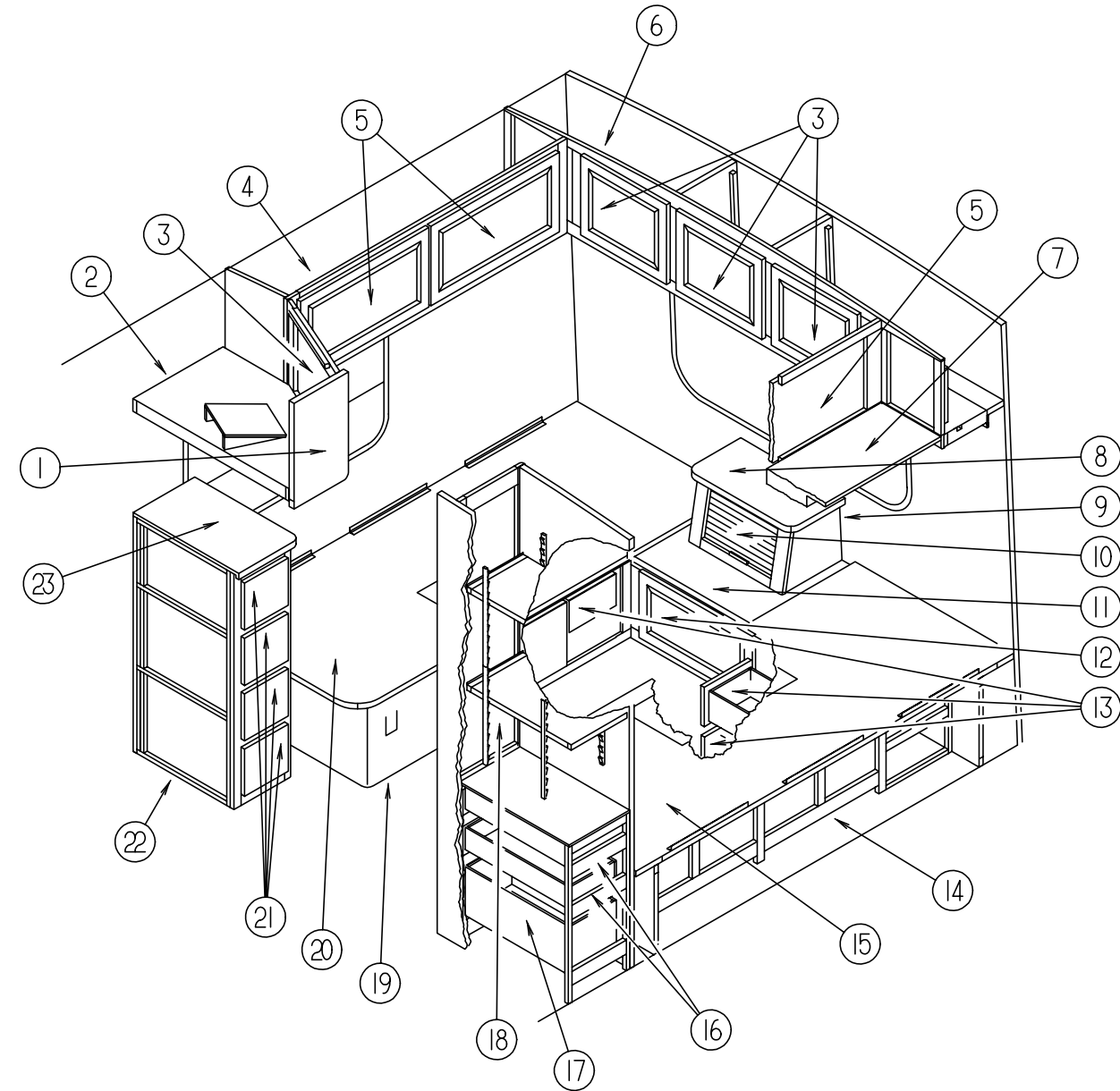
## BATH GROUP (CONTINUED)



OPTIONAL TOILET

KEY	PART NUMBER	U/M	DESCRIPTION
	085330-02-000	EA	TOILET-CHINA, STANDARD - BONE - SEALAND ML 510
1	085330-01-701	EA	KIT-VACUUM BREAKER, SEALAND 385318065
2	085330-01-703	EA	RING & HALF CLAMPS ASM-BONE, SEALAND 385310048
3	085330-01-704	EA	TEFLON & RUBBER SEALS, SEALAND 385316140
4	085330-01-705	EA	SUPPORT-SEAL, PLASTIC - SEALAND 390346405
5	085330-01-706	EA	BALL, SHAFT, & CARTRIDGE, SEALAND 385318162
6	085330-01-707	EA	CARTRIDGE-SPRING, SEALAND 381236096
7	085330-01-709	EA	VALVE-WATER, SEALAND 385314349
8	085330-01-710	EA	PLUG-DRAIN, & CAP - W/SEAL - SEALAND# 385316142
9	085330-01-714	EA	SEAL-FLANGE, FLOOR - SEALAND 390343892
10	085330-01-716	EA	FLANGE-FLOOR, 3" MPT - SEALAND 390346056
11	085330-01-717	EA	BOLT MOUNTING PACKAGE-SEALAND 385310064
12	085330-01-718	EA	SEAL-BASE & MOUNTING HARDWARE, SEALAND 385310063
13	085330-01-720	EA	HINGE HARDWARE, (BONE) SET, SEALAND 341707
14	085330-02-700	EA	BASE ASM
15	085330-02-702	EA	PEDESTAL COVER KIT BONE 510
16	085330-02-703	EA	PEDAL COVER KIT, BONE - SEALAND 310115
17	085330-04-700	EA	VACUUM BREAKER FOR HANDSPRAY
18	085330-04-701	EA	HAND SPRAY W/HOSE
19	085330-04-707	EA	SEAT ASM, BONE - SEALAND 340816
20	085330-06-703	EA	FLUSH LEVER

## BEDROOM GROUP

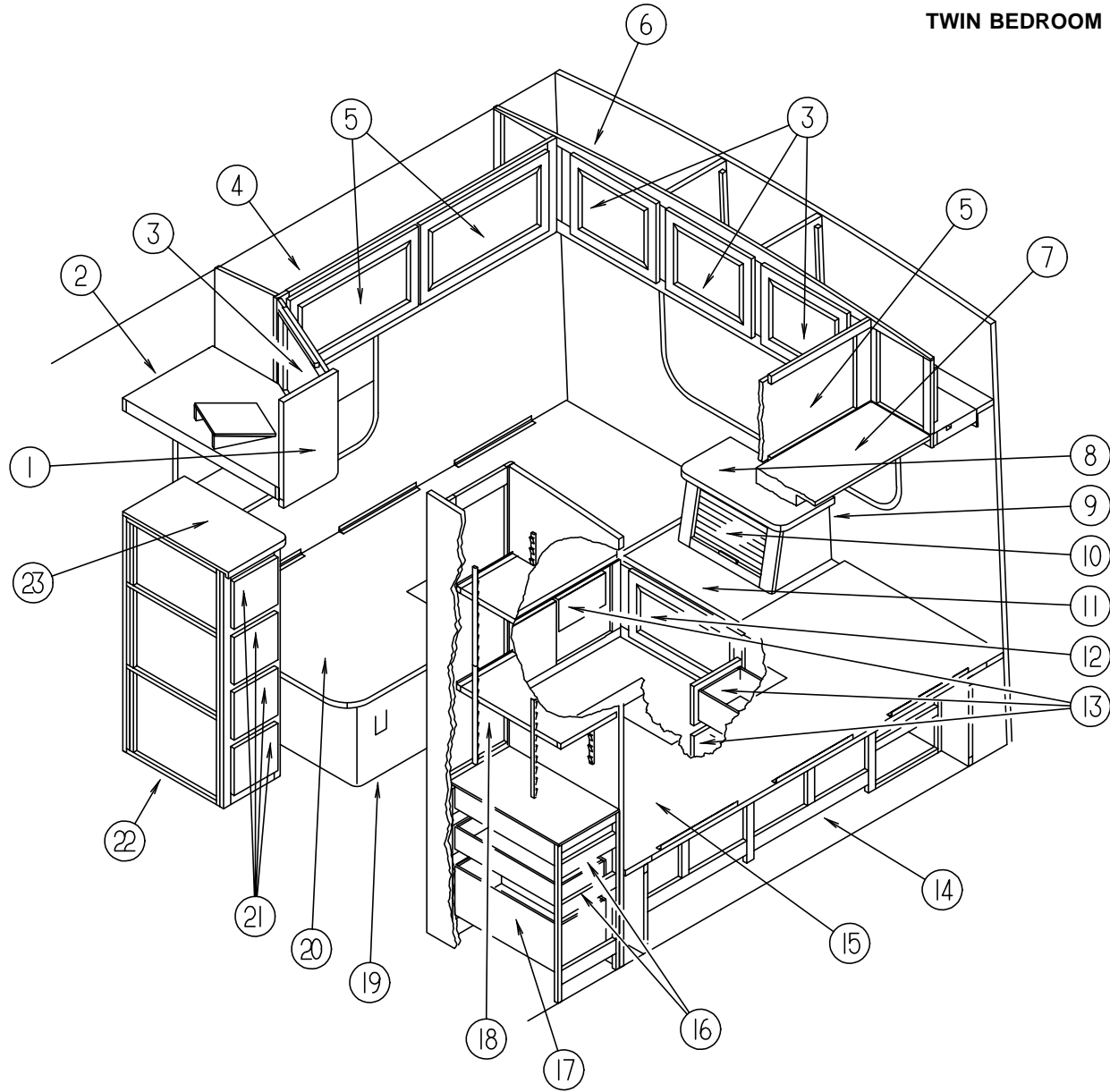


TWIN BEDROOM CABINETS

KEY	PART NUMBER	U/M	DESCRIPTION
1	107494-07-E37	EA	END CAP-CABINET, TV (PICKLED ASH)
1	107494-07-E41	EA	END CAP-CABINET, TV (SALEM CHERRY)
2	P10808-01-E37	EA	CABINET-OVERHEAD, TV - W/O DOOR & HARDWARE (PICKLED ASH)
2	P10808-01-E41	EA	CABINET-OVERHEAD, TV - W/O DOOR & HARDWARE (SALEM CHERRY)
3	M05990-04-E37	EA	DOOR-CABINET, W/O HARDWARE - 365 X 455MM (PICKLED ASH)
3	M05990-04-E41	EA	DOOR-CABINET, W/O HARDWARE - 365 X 455MM (SALEM CHERRY)
4	P10806-01-E37	EA	CABINET-OVERHEAD, PASSENGER SIDE - W/O DOORS & HDW (PICKLED ASH)
4	P10806-01-E41	EA	CABINET-OVERHEAD, PASSENGER SIDE - W/O DOORS & HDW (SALEM CHERRY)
5	M05990-01-E37	EA	DOOR-CABINET, W/O HARDWARE - 365 X 680MM - 4 USED (PICKLED ASH)
5	M05990-01-E41	EA	DOOR-CABINET, W/O HARDWARE - 365 X 680MM - 4 USED (SALEM CHERRY)
6	107454-01-E37	EA	CABINET-OVERHEAD, BACKWALL - W/O DOORS & HARDWARE (PICKLED ASH)
6	107454-01-E41	EA	CABINET-OVERHEAD, BACKWALL - W/O DOORS & HARDWARE (SALEM CHERRY)
7	P10807-01-E37	EA	CABINET-OVERHEAD, DRIVER SIDE - W/O DOORS & HARDWARE (PICKLED ASH)
7	P10807-01-E41	EA	CABINET-OVERHEAD, DRIVER SIDE - W/O DOORS & HDW (SALEM CHERRY)

## BEDROOM GROUP (CONTINUED)

### TWIN BEDROOM CABINETS (CONTINUED)



KEY	PART NUMBER	U/M DESCRIPTION
8	107453-14-E38	EA COUNTERTOP-CABINET, UPPER NIGHTSTAND (F36, F37)
8	107453-14-E39	EA COUNTERTOP-CABINET, UPPER NIGHTSTAND (F38, F39)
8	107453-14-F40	EA COUNTERTOP-CABINET, UPPER NIGHTSTAND (F40, F41)
9	P07453-01-E38	EA CABINET-NIGHTSTAND, W/O DOOR & HARDWARE (F36)
9	P07453-01-E42	EA CABINET-NIGHTSTAND, W/O DOOR & HARDWARE (F37)
9	P07453-01-E39	EA CABINET-NIGHTSTAND, W/O DOOR & HARDWARE (F38)
9	P07453-01-E43	EA CABINET-NIGHTSTAND, W/O DOOR & HARDWARE (F39)
9	P07453-01-F40	EA CABINET-NIGHTSTAND, W/O DOOR & HARDWARE (F40)
9	P07453-01-F41	EA CABINET-NIGHTSTAND, W/O DOOR & HARDWARE (F41)

KEY	PART NUMBER	U/M DESCRIPTION
10	107453-15-E37	EA DOOR-CABINET, TAMBOUR (PICKLED ASH)
10	107453-15-E41	EA DOOR-CABINET, TAMBOUR (SALEM CHERRY)
	M97191-01-E37	EA HANDLE-DOOR, TAMBOUR
11	107453-13-E38	EA COUNTERTOP-CABINET, LOWER NIGHTSTAND (F36, F37)
11	107453-13-E39	EA COUNTERTOP-CABINET, LOWER NIGHTSTAND (F38, F39)
11	107453-13-F40	EA COUNTERTOP-CABINET, LOWER NIGHTSTAND (F40, F41)
12	M05971-38-E37	EA DRAWER-CABINET, W/O HARDWARE (PICKLED ASH)
12	M05971-38-E41	EA DRAWER-CABINET, W/O HARDWARE (SALEM CHERRY)
13	M05971-37-E37	EA DRAWER-CABINET, W/O HARDWARE - 3 USED (PICKLED ASH)
13	M05971-37-E41	EA DRAWER-CABINET, W/O HARDWARE - 3 USED (SALEM CHERRY)
14	P07452-01-E37	EA CABINET-TWIN BED, DRIVER SIDE (PICKLED ASH)
14	P07452-01-E41	EA CABINET-TWIN BED, DRIVER SIDE (SALEM CHERRY)
	099717-04-000	EA TIEDOWN ASM-STRAP W/BUCKLE (FOLDING CHAIR STRAP)
15	M05808-01-E37	EA TOP-CABINET, TWIN BED - DRIVER SIDE
	052859-01-E38	FT TRIM ASM-EDGE, VINYL STITCHED
	107796-06-000	EA SPRING-GAS
	107796-07-000	EA BRACKET-ANGLE, GAS SPRING
	107796-05-000	EA BRACKET-FLAT, GAS SPRING
16	M05971-G2-E37	EA DRAWER-CABINET, W/O HARDWARE - 2 USED (PICKLED ASH)
16	M05971-G2-E41	EA DRAWER-CABINET, W/O HARDWARE - 2 USED (SALEM CHERRY)
17	M05971-G1-E37	EA DRAWER-CABINET, W/O HARDWARE (PICKLED ASH)
17	M05971-G1-E41	EA DRAWER-CABINET, W/O HARDWARE (SALEM CHERRY)
18	M05990-24-E37	EA DOOR-CABINET, W/O HARDWARE - 305 X 1220MM (PICKLED ASH)
18	M05990-24-E41	EA DOOR-CABINET, W/O HARDWARE - 305 X 1220MM (SALEM CHERRY)
	009112-01-000	EA FLANGE-1" ROD, CLOTHES - PLASTIC - OFF WHITE
	042438-01-000	EA DOWEL-WOOD, CLOTHES ROD - 1" DIAMETER X 4'
19	P07451-01-E37	EA CABINET-TWIN BED, PASSENGER SIDE (PICKLED ASH)
19	P07451-01-E41	EA CABINET-TWIN BED, PASSENGER SIDE (SALEM CHERRY)
	099717-04-000	EA TIEDOWN ASM-STRAP W/BUCKLE (FOLDING CHAIR STRAP)
20	M05807-01-E37	EA TOP-CABINET, TWIN BED - PASSENGER SIDE
	052859-01-E38	FT TRIM ASM-EDGE, VINYL STITCHED
	107796-06-000	EA SPRING-GAS
	107796-07-000	EA BRACKET-ANGLE, GAS SPRING
	107796-05-000	EA BRACKET-FLAT, GAS SPRING
21	M05971-71-E37	EA DRAWER-CABINET, W/O HARDWARE - 4 USED (PICKLED ASH)
21	M05971-71-E41	EA DRAWER-CABINET, W/O HARDWARE - 4 USED (SALEM CHERRY)
22	111006-01-E37	EA CABINET-CHEST OF DRAWERS, W/O DRAWERS & HDW (PICKLED ASH)
22	111006-01-E41	EA CABINET-CHEST OF DRAWERS, W/O DRAWERS & HDW (SALEM CHERRY)
23	111006-11-E37	EA COUNTERTOP-CABINET, CHEST OF DRAWERS (PICKLED ASH)
23	111006-11-E41	EA COUNTERTOP-CABINET, CHEST OF DRAWERS (SALEM CHERRY)

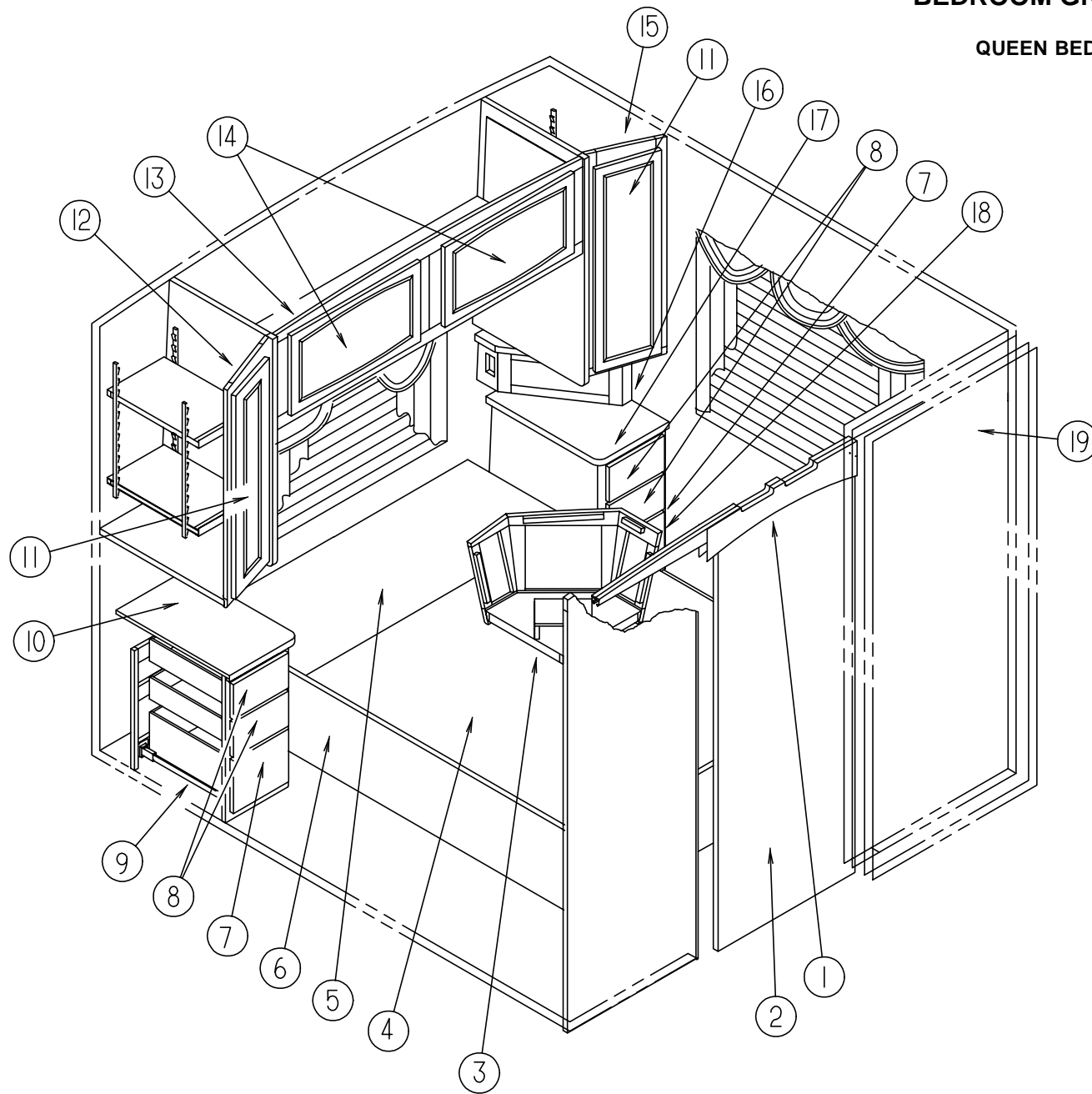
### SLIDING PRIVACY DOOR

KEY	PART NUMBER	U/M DESCRIPTION
	110418-02-E37	EA HEADER-SLIDING DOOR (PICKLED ASH)
	110418-02-E41	EA HEADER-SLIDING DOOR (SALEM CHERRY)
	103868-06-01A	EA TRACK-DOOR, 1300MM LONG - OFF WHITE
	103874-01-000	EA HANGER-SLIDING DOOR
	104013-03-E37	EA DOOR-SLIDING, BEDROOM PRIVACY (PICKLED ASH)
	104013-03-E41	EA DOOR-SLIDING, BEDROOM PRIVACY (SALEM CHERRY)
	009778-16-000	FT U-CHANNEL-1 IN.
	103874-01-000	EA HANGER-DOOR, SLIDING
	098410-01-01A	EA PULL-FINGER, OVAL - BRASS
	064467-01-000	EA GUIDE-POCKET, SLIDING DOOR



## BEDROOM GROUP (CONTINUED)

### QUEEN BEDROOM CABINETS

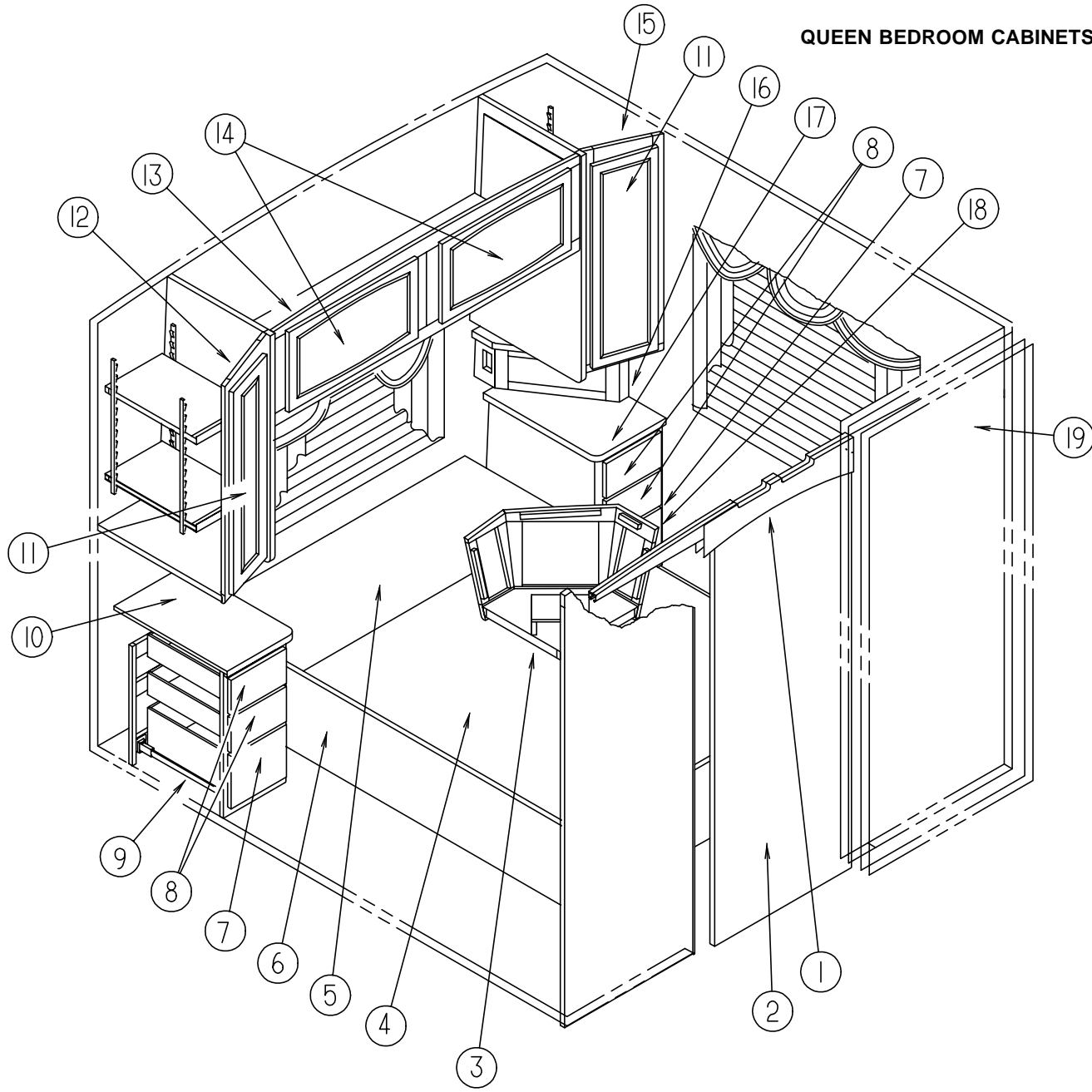


KEY	PART NUMBER	U/M DESCRIPTION
1	110418-02-E37	EA HEADER-SLIDING DOOR (PICKLED ASH)
1	110418-02-E41	EA HEADER-SLIDING DOOR (SALEM CHERRY)
	103868-06-01A	EA TRACK-DOOR, 1300MM LONG - OFF WHITE
	103874-01-000	EA HANGER-SLIDING DOOR
2	104013-03-E37	EA DOOR-SLIDING, BEDROOM PRIVACY (PICKLED ASH)
2	104013-03-E41	EA DOOR-SLIDING, BEDROOM PRIVACY (SALEM CHERRY)
	009778-16-000	FT U-CHANNEL-1 IN.
	103874-01-000	EA HANGER-DOOR,SLIDING
	098410-01-01A	EA PULL-FINGER, OVAL - BRASS
	064467-01-000	EA GUIDE-POCKET, SLIDING DOOR

KEY	PART NUMBER	U/M DESCRIPTION
3	P10938-01-F36	EA CABINET-OVERHEAD, TV
3	P10938-01-F37	EA CABINET-OVERHEAD, TV
3	P10938-01-E39	EA CABINET-OVERHEAD, TV (F38)
3	P10938-01-E43	EA CABINET-OVERHEAD, TV (F39)
3	P10938-01-F40	EA CABINET-OVERHEAD, TV
3	P10938-01-F41	EA CABINET-OVERHEAD, TV
4	M05087-18-000	EA TOP-CABINET, QUEEN BED - FOOT SECTION
5	M05087-17-E37	EA TOP-CABINET, QUEEN BED - HEAD SECTION
	009063-01-000	EA HINGE-CONTINUOUS, 1 1/2" X 72" - UNPAINTED
	089025-01-000	EA SUPPORT-SPRING, TO BED - ANGLE 1.5" X 11.8" LONG - STEEL
	057460-02-000	EA STUD-BALL, GAS SPRING - 10MM - 5/16" - 18
	107796-12-000	EA SPRING-GAS
	109645-03-000	EA BRACKET-SUPPORT, GAS SPRING - FLOOR TO BED
	091261-01-000	FT SLIPNOT-ANTISLIP, 1' WIDE (100' ROLL)
6	P10800-01-F36	EA CABINET-BED, QUEEN - W/O TOP
6	P10800-01-F37	EA CABINET-BED, QUEEN - W/O TOP
6	P10800-01-E39	EA CABINET-BED, QUEEN - W/O TOP (F38)
6	P10800-01-E43	EA CABINET-BED, QUEEN - W/O TOP (F39)
6	P10800-01-F40	EA CABINET-BED, QUEEN - W/O TOP
6	P10800-01-F41	EA CABINET-BED, QUEEN - W/O TOP
	099717-04-000	EA TIEDOWN ASM-STRAP W/BUCKLE (FOLDING CHAIR STRAP)
7	M05971-19-E37	EA DRAWER-CABINET, W/O HARDWARE - NIGHTSTAND (PICKLED ASH)
7	M05971-19-E41	EA DRAWER-CABINET, W/O HARDWARE - NIGHTSTAND (SALEM CHERRY)
8	M05971-18-E37	EA DRAWER-CABINET, W/O HARDWARE - NIGHTSTAND - 2 USED (PICKLED ASH)
8	M05971-18-E41	EA DRAWER-CABINET, W/O HARDWARE - NIGHTSTAND - 2 USED (SALEM CHERRY)
9	107017-01-E38	EA CABINET-NIGHTSTAND, PASSENGER SIDE (F36)
9	107017-01-E42	EA CABINET-NIGHTSTAND, PASSENGER SIDE (F37)
9	107017-01-E39	EA CABINET-NIGHTSTAND, PASSENGER SIDE (F38)
9	107017-01-E43	EA CABINET-NIGHTSTAND, PASSENGER SIDE (F39)
9	107017-01-F41	EA CABINET-NIGHTSTAND, PASSENGER SIDE
9	107017-01-F40	EA CABINET-NIGHTSTAND, PASSENGER SIDE
10	107017-11-E38	EA COUNTERTOP-NIGHTSTAND, PASSENGER SIDE (F36, F37)
10	107017-11-E39	EA COUNTERTOP-NIGHTSTAND, PASSENGER SIDE (F38, F39)
10	107017-11-F40	EA COUNTERTOP-NIGHTSTAND, PASSENGER SIDE (F40, F41)
11	M06803-14-E37	EA DOOR-CABINET, W/O HARDWARE - 275 X 925MM (PICKLED ASH)
11	M06803-14-E41	EA DOOR-CABINET, W/O HARDWARE - 275 X 925MM (SALEM CHERRY)
	088742-10-000	EA MIRROR-BEVELED, SAFETY GLASS - 186 X 836MM
12	P14721-01-F36	EA CABINET-SHIRT CLOSET, PASS SIDE - W/O DOOR & HDW (PICKLED ASH)
12	P14721-01-F37	EA CABINET-SHIRT CLOSET, PASS SIDE - W/O DOOR & HDW (SALEM CHERRY)
	009112-01-000	EA FLANGE-1" ROD, CLOTHES - PLASTIC - OFF WHITE
	042438-01-000	EA DOWEL-WOOD, CLOTHES ROD - 1" DIAMETER X 4'
13	107443-01-E37	EA CABINET-OVERHEAD, W/O DOORS & HARDWARE (PICKLED ASH)
13	107443-01-E41	EA CABINET-OVERHEAD, W/O DOORS & HARDWARE (SALEM CHERRY)
14	M05990-01-E37	EA DOOR-CABINET, W/O HARDWARE - 680 X 365MM (PICKLED ASH)
14	M05990-01-E41	EA DOOR-CABINET, W/O HARDWARE - 680 X 365MM (SALEM CHERRY)
15	P14720-01-F36	EA CABINET-SHIRT CLOSET, DRIVER SIDE - W/O DOOR & HDW (PICKLED ASH)
15	P14720-01-F37	EA CABINET-SHIRT CLOSET, DRIVER SIDE - W/O DOOR & HDW (SALEM CHERRY)
	009112-01-000	EA FLANGE-1" ROD, CLOTHES - PLASTIC - OFF WHITE
	042438-01-000	EA DOWEL-WOOD, CLOTHES ROD - 1" DIAMETER X 4'
16	107446-01-E38	EA CABINET-RADIO (F36)
16	107446-01-E42	EA CABINET-RADIO (F37)
16	107446-01-E39	EA CABINET-RADIO (F38)
16	107446-01-E43	EA CABINET-RADIO (F39)
16	107446-01-F40	EA CABINET-RADIO
16	107446-01-F41	EA CABINET-RADIO

## BEDROOM GROUP (CONTINUED)

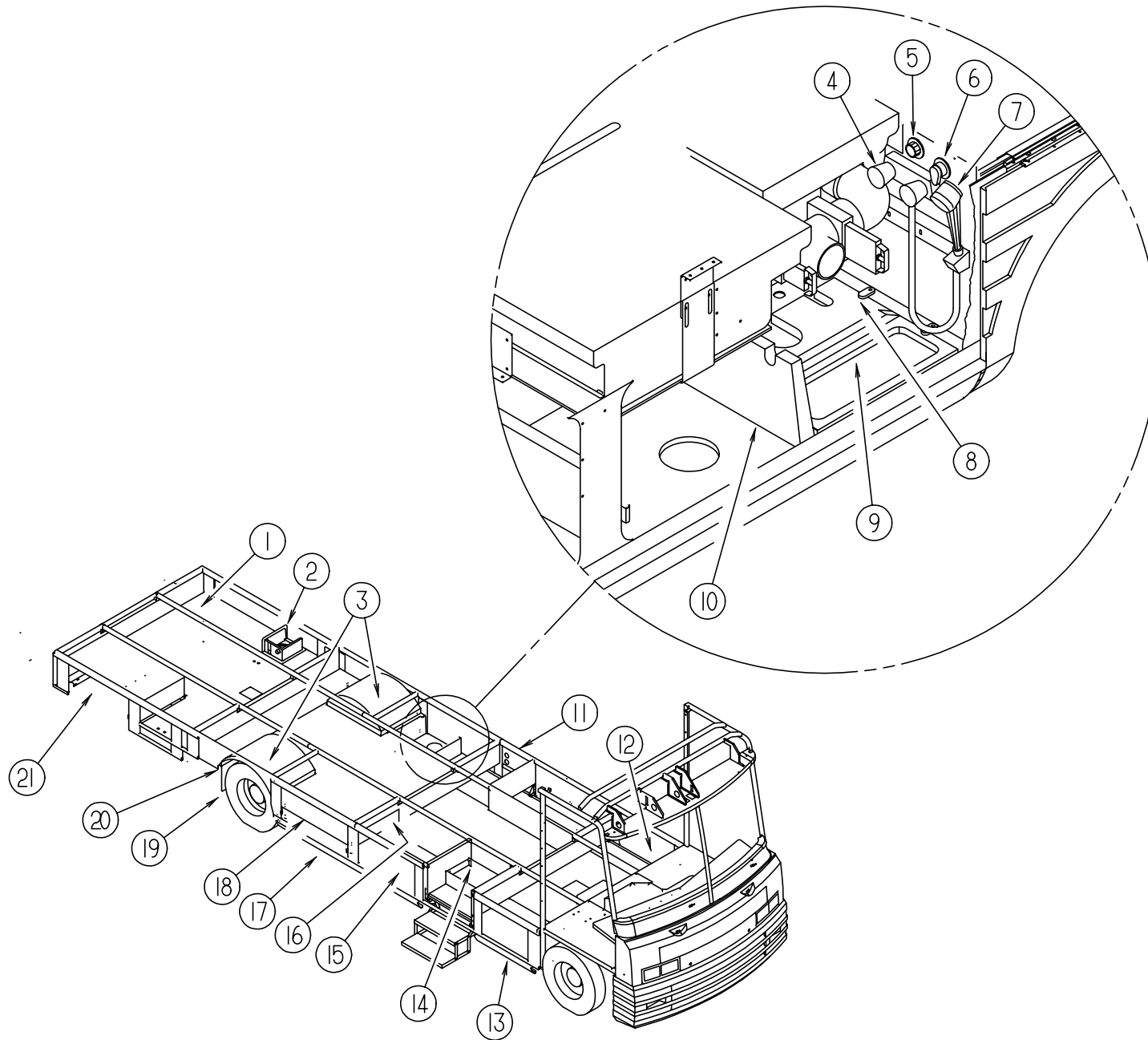
### QUEEN BEDROOM CABINETS & PRIVACY DOOR (CONTINUED)



KEY	PART NUMBER	U/M	DESCRIPTION
17	107018-11-E38	EA	COUNTERTOP-NIGHTSTAND, DRIVER SIDE (F36, F37)
17	107018-11-E39	EA	COUNTERTOP-NIGHTSTAND, DRIVER SIDE (F38, F39)
17	107018-11-F40	EA	COUNTERTOP-NIGHTSTAND, DRIVER SIDE (F40, F41)
18	107018-01-E38	EA	CABINET-NIGHTSTAND, DRIVER SIDE - W/O DRAWERS & HDW (F36)
18	107018-01-E42	EA	CABINET-NIGHTSTAND, DRIVER SIDE - W/O DRAWERS & HDW (F37)
18	107018-01-E39	EA	CABINET-NIGHTSTAND, DRIVER SIDE - W/O DRAWERS & HDW (F38)
18	107018-01-E43	EA	CABINET-NIGHTSTAND, DRIVER SIDE - W/O DRAWERS & HDW (F39)
18	107018-01-F40	EA	CABINET-NIGHTSTAND, DRIVER SIDE - W/O DRAWERS & HDW
18	107018-01-F41	EA	CABINET-NIGHTSTAND, DRIVER SIDE - W/O DRAWERS & HDW
19	M06801-01-F36	EA	CABINET-WALL, DRIVER SIDE
19	M06801-01-F37	EA	CABINET-WALL, DRIVER SIDE
19	M06801-01-E39	EA	CABINET-WALL, DRIVER SIDE (F38)
19	M06801-01-E43	EA	CABINET-WALL, DRIVER SIDE (F39)
19	M06801-01-F40	EA	CABINET-WALL, DRIVER SIDE
19	M06801-01-F41	EA	CABINET-WALL, DRIVER SIDE
	104174-01-000	EA	HOOK-ROBE, TWIN

# CHASSIS GROUP

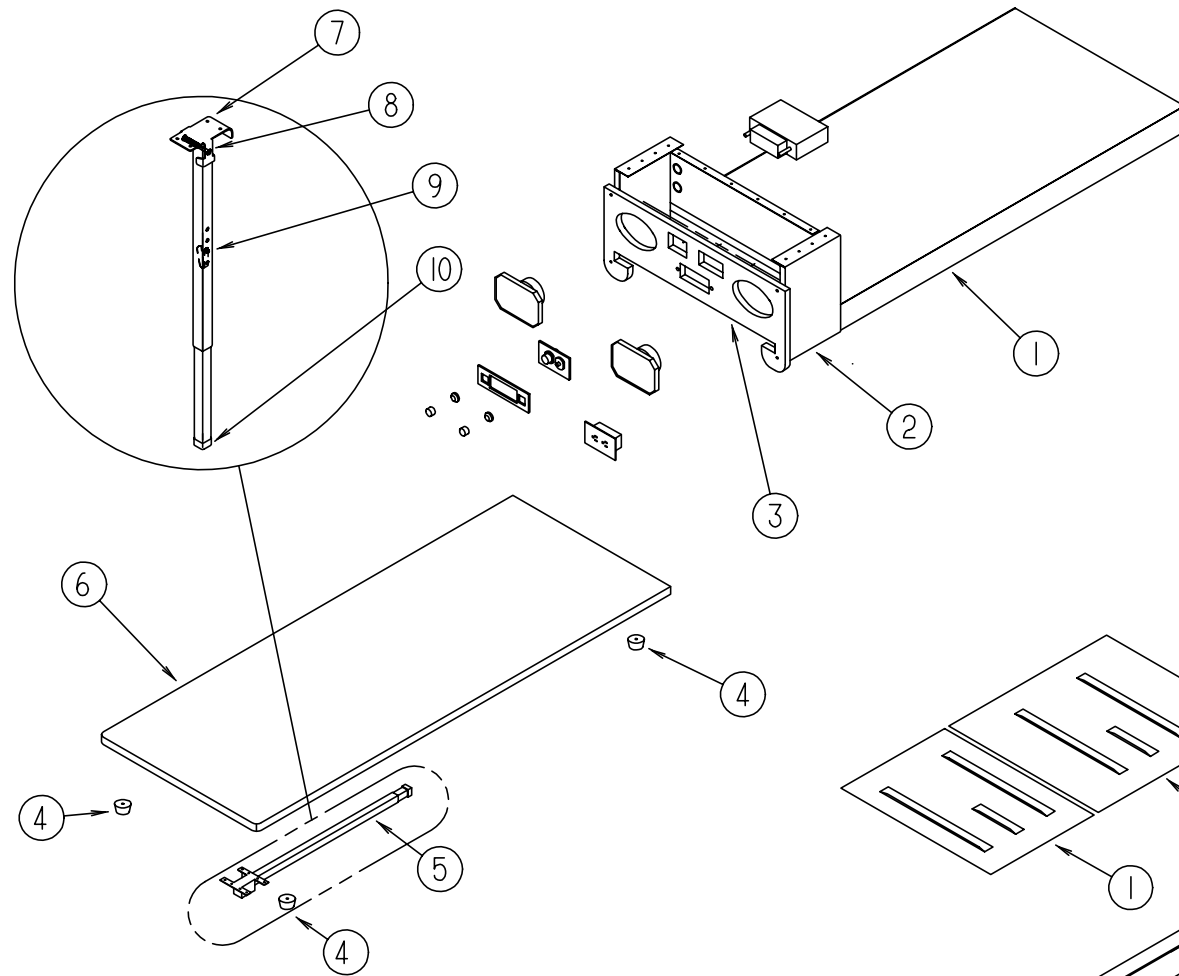
## COMPARTMENTS, WHEEL WELLS & MUD FLAPS



KEY	PART NUMBER	U/M DESCRIPTION
1	115392-01-01A	EA STRAP ASM-VELCRO, LUG WRENCH HOLDER
2	M05920-02-E37	EA COMPARTMENT-CITY WATER FILL, PLASTIC W/HATCH & CHAIN
	092887-03-000	EA CAP-TWIST HATCH, WATER FILL - 4" ID - BEIGE
	092887-04-000	EA CHAIN-TWIST CAP, 9"
3	055374-01-000	EA WHEELWELL-PLASTIC, DUALS
4	075241-05-000	EA FAUCET-SHOWER, BONE
5	010230-05-000	EA FILL-CITY WATER
6	046128-01-000	EA VALVE-DRAIN, PLASTIC - 1/2FPT - WATER
7	103092-01-000	EA SHOWER HEAD-W/60 IN HOSE - U.S.
7	103092-02-000	EA SHOWER HEAD-W/60 IN HOSE - CANADIAN
8	114677-01-01A	EA RETAINER-HATCH
9	M06991-03-F36	EA HATCH-COMPARTMENT, W/ FOAM - SEWER HOSE - PLASTIC - BLACK
10	114679-01-01A	EA COMPARTMENT-STORAGE, SEWER - W/O HATCH - PLASTIC
11	092263-02-000	EA PANEL-EXHAUST, FURNACE - 402 X 441MM - GALVANIZED STEEL

KEY	PART NUMBER	U/M DESCRIPTION
12	093395-01-000	EA BRACKET-ANGLE, FOR CARGO NET
12	093287-07-01A	EA NET-CARGO
13	093395-01-000	EA BRACKET-ANGLE, FOR CARGO NET
13	093287-07-01A	EA NET-CARGO
13	099717-04-001	EA TIEDOWN ASM-STRAP W/BUCKLE (LAWN CHAIR STRAP)
14	094707-01-01A	EA STEP-DOUBLE, ELECTRIC W/ORANGE CONTROL BOX - KWIKEE 3218
	P01713-01-000	EA SWITCH ASM-STEP, SEAL & SWITCH
		FROM: 00-00-00 THRU: 10-23-94
	113285-01-01A	EA SEAL-STEP SWITCH, FOAM RUBBER RING - BLACK
	116995-01-000	EA SWITCH/MAGNET-STEP, ELECTRIC
		FROM: 10-24-94 THRU: 99-99-99
	094707-02-700	EA MOTOR REPLACEMENT KIT - MODELS 32 & 28 - KWIKEE 9520
	094707-02-701	EA LINKAGE ASM - MODEL 32 - KWIKEE 9523
	094707-02-702	EA GEAR KIT - KWIKEE 9525
	094707-02-703	EA PARTS KIT, (BEARINGS & PINS) - KWIKEE 9530
	094707-02-704	EA CONNECTOR KIT-MOTOR, KWIKEE 9537
	094707-02-705	EA CONTROL UNIT, (ORANGE) - KWIKEE 9513
	094707-02-707	EA NON-SKID TREAD BLACK, 6" X 21" - KWIKEE 909333
	075723-02-000	EA SPACER-SWITCH, W/HOLE - .2" X .9" X 2" - METAL - OFF WHITE
		FOR ELECTRIC STEP DOOR JAMB SWITCH
14	065450-05-000	EA TIEDOWN-BATTERY, 8.4" TUBE
15	091952-01-000	EA CLIP-LOWER LADDER
15	108986-01-000	EA TUBE-SUPPORT, LOWER LADDER - TO STORE LADDER
15	112384-01-000	EA SPONGE-BRACKET, RACK & LADDER
16	109778-01-000	EA SHIELD-TANK, LP
17	107717-01-000	EA COMPARTMENT ASM-LP (CHEVY)
17	107717-02-000	EA COMPARTMENT ASM-LP (FORD)
18	107723-01-01A	EA COVER-COMPARTMENT PANEL, PLASTIC - BLACK
19	017516-01-000	EA FLAP-MUD, 14" X 18" - BLACK
20	020167-05-000	EA GUARD-DIRT
21	106152-01-000	EA PANEL-COMPARTMENT, GENERATOR
	056746-01-000	EA PLUG-CAP, 1" DIAMETER - PLASTIC - BLACK
	109644-01-000	FT TRIM-EDGE, RUBBER - TRIM-LOK X1002
	107719-01-01A	EA STRIKE-DOOR
	115361-01-01A	EA PLUG-PLASTIC, # W5
	072877-03-000	EA INSULATION-SOUND BARRIER PAD, 1.25" X 46" X 54"
	072368-02-000	EA TRIM-VINYL, EDGE - BLACK - GM 14004305 (ON FRONT END ASM)

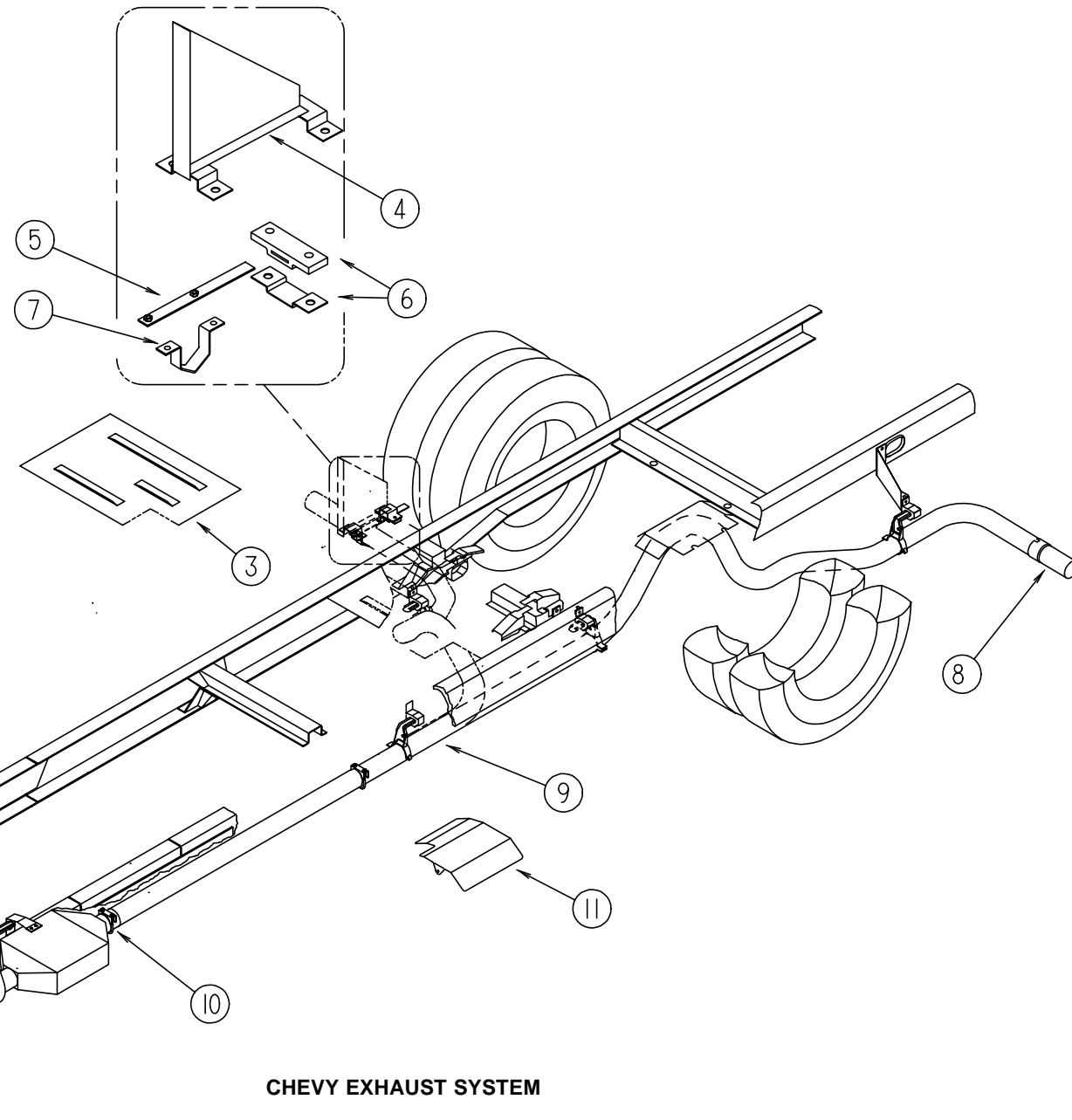
### CHASSIS GROUP (CONTINUED)



### ENTERTAINMENT COMPARTMENT

KEY	PART NUMBER	U/M DESCRIPTION
1	108534-02-E37	EA FRAME-ENTERTAINMENT CENTER
2	108508-02-000	EA BRACKET-ENTERTAINMENT CENTER - 2 USED
3	108506-01-F36	EA PLATE-RADIO MOUNTING
4	069726-02-000	EA BUMPER-RUBBER, .88" DIAMETER X .40", BLACK
5	110381-01-D18	EA LEG-TABLE, ENTERTAINMENT W/FASTENERS & SPRING
6	P08515-02-F36	EA TABLE-ENTERTAINMENT CENTER
7	110287-01-000	EA BRACKET-LEG, EXTERIOR TABLE
8	074630-03-000	EA FASTENER-PUSH ON, .250 ROUND - TRW PZ001880PG
8	110459-01-000	EA SPRING-COMPRESSION, .300 X 1.50" - LEE SG LC-030D-12-M
9	110439-01-000	EA FASTENER-SNAP BUTTON, VALCO 0135-25
10	110550-01-000	EA CAP-TUBE, TABLE LEG

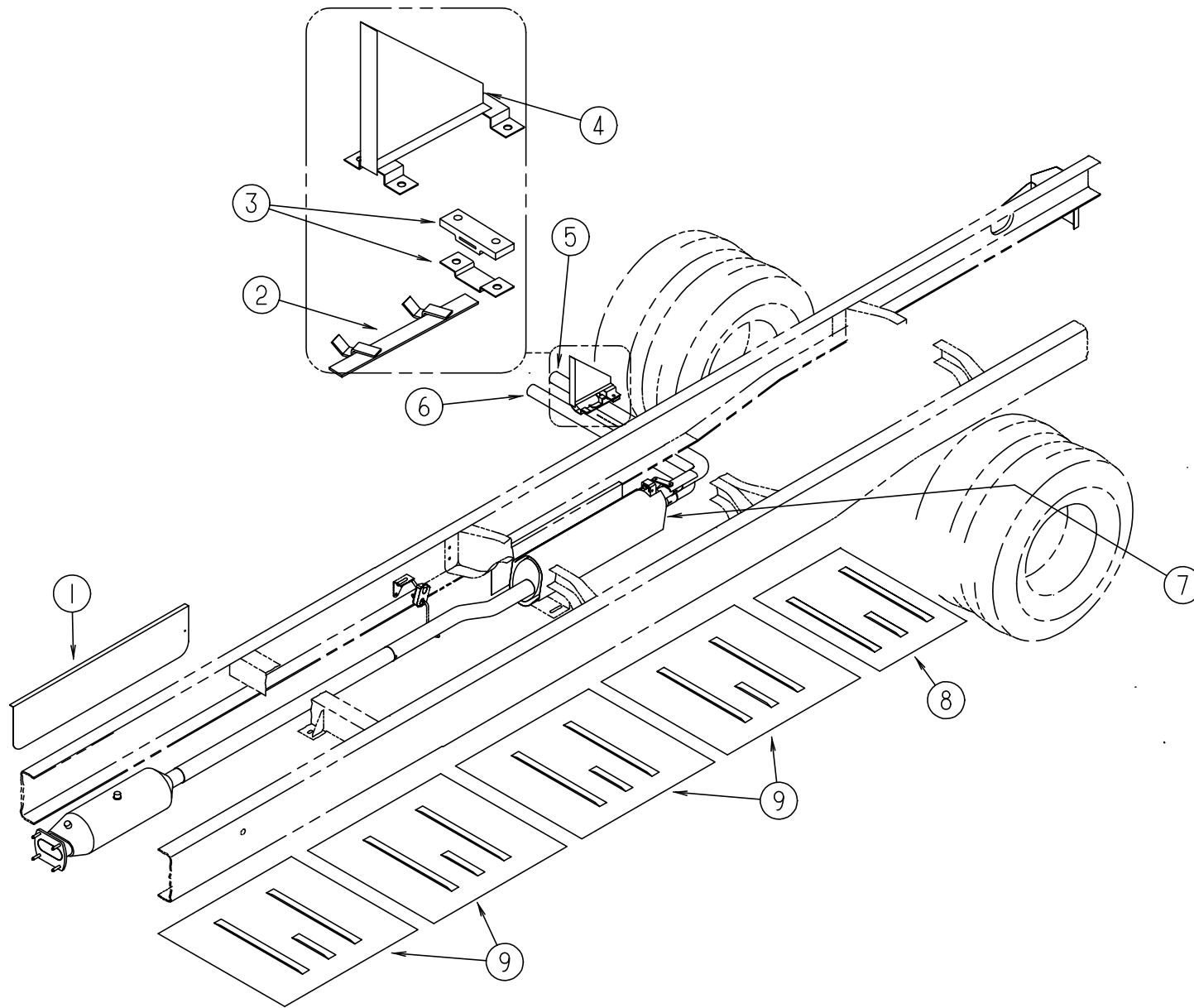
### CHASSIS GROUP (CONTINUED)



### CHEVY EXHAUST SYSTEM

KEY	PART NUMBER	U/M DESCRIPTION
1	101544-01-000	EA SHIELD-HEAT, EXHAUST - 19.7" X 28.9" - STEEL
2	101544-02-000	EA SHIELD-HEAT, EXHAUST - 30" X 28.9" - STEEL
3	101544-01-000	EA SHIELD-HEAT, EXHAUST - 19.7" X 28.9" - STEEL (JET AIR SUSPENSION OPTION)
4	102117-02-000	EA HANGER-TAILPIPE (JET AIR SUSPENSION & LEVELING OPTION)
5	095523-11-000	EA BRACKET-EXHAUST, UPPER
6	095190-01-000	EA HANGER-EXHAUST, 4" X 1.4" (JET AIR SUSPENSION & LEVELING OPTION)
7	095223-03-000	EA BRACKET-EXHAUST, LOWER (JET AIR SUSPENSION & LEVELING OPTION)
8	098762-05-000	EA PIPE-EXHAUST, TAIL
9	107754-01-000	EA PIPE-EXHAUST, TAIL (JET AIR SUSPENSION & LEVELING OPTION)
10	094918-01-000	EA CLAMP-EXHAUST, 3" - GUILLOTINE STYLE
11	085000-01-000	EA SHIELD-A/C, 6.8" X 3.1" - STEEL
	096055-05-000	EA SUPPORT-EXHAUST PIPE, BENT - 2.6" X .8" - STEEL (JET AIR OPTION)

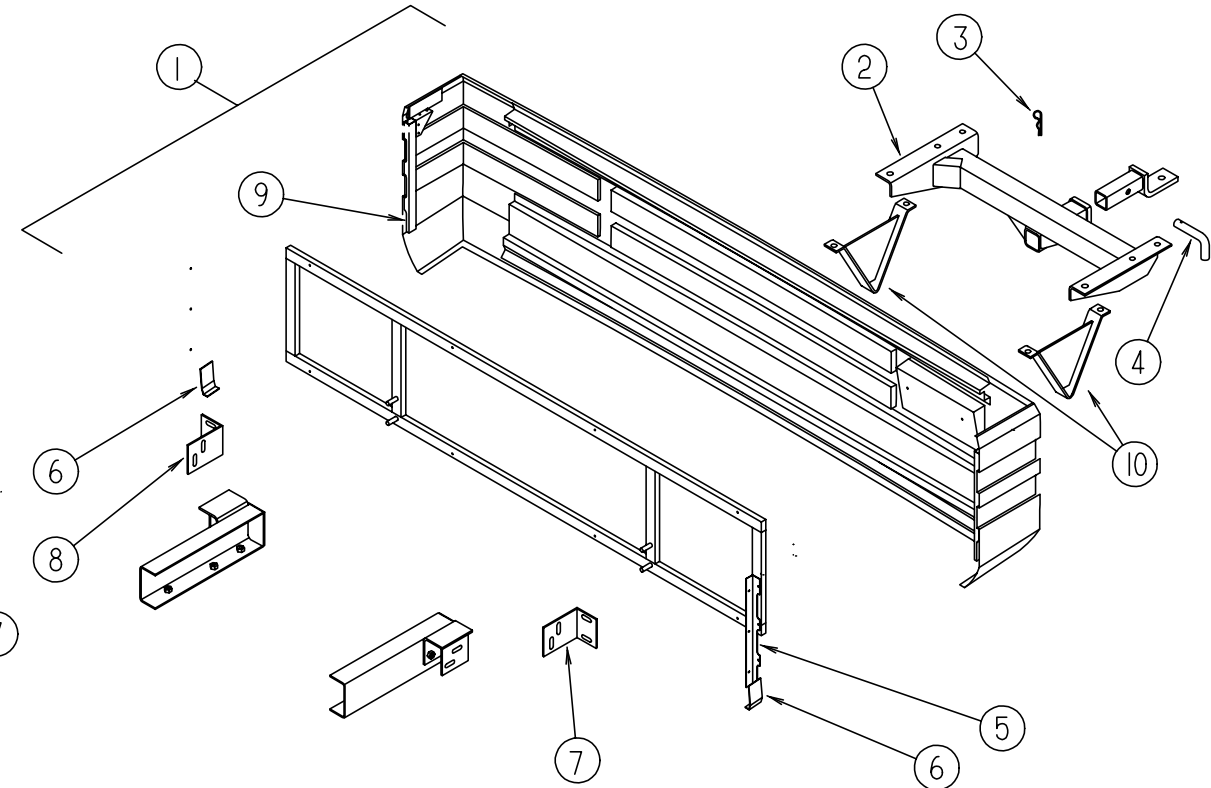
### CHASSIS GROUP (CONTINUED)



**FORD EXHAUST SYSTEM**

KEY	PART NUMBER	U/M	DESCRIPTION
1	075307-03-000	EA	SHIELD-HEAT,LP
2	096055-05-000	EA	SUPPORT-EXHAUST PIPE, BENT - 2.6" X .8" - STEEL (JET AIR RIDE OPTION ONLY)
3	102117-06-000	EA	HANGER ASM-TAILPIPE (JET AIR RIDE OPTION ONLY)
4	095190-01-000	EA	HANGER-EXHAUST, 4" X 1.4" (JET AIR RIDE OPTION ONLY)
5	112166-01-000	EA	PIPE-EXHAUST, TAIL - FORD - REAR
6	112165-01-000	EA	PIPE-EXHAUST, TAIL - FORD - FRONT
7	007125-05-000	EA	CLAMP-MUFFLER, 2.00" DIAMETER
8	101544-01-000	EA	SHIELD-HEAT, EXHAUST - 19.7" X 28.9" - STEEL
9	101544-06-000	EA	SHIELD-HEAT, EXHAUST - FORD
	007125-07-000	EA	CLAMP-MUFFLER, 2.50" DIAMETER

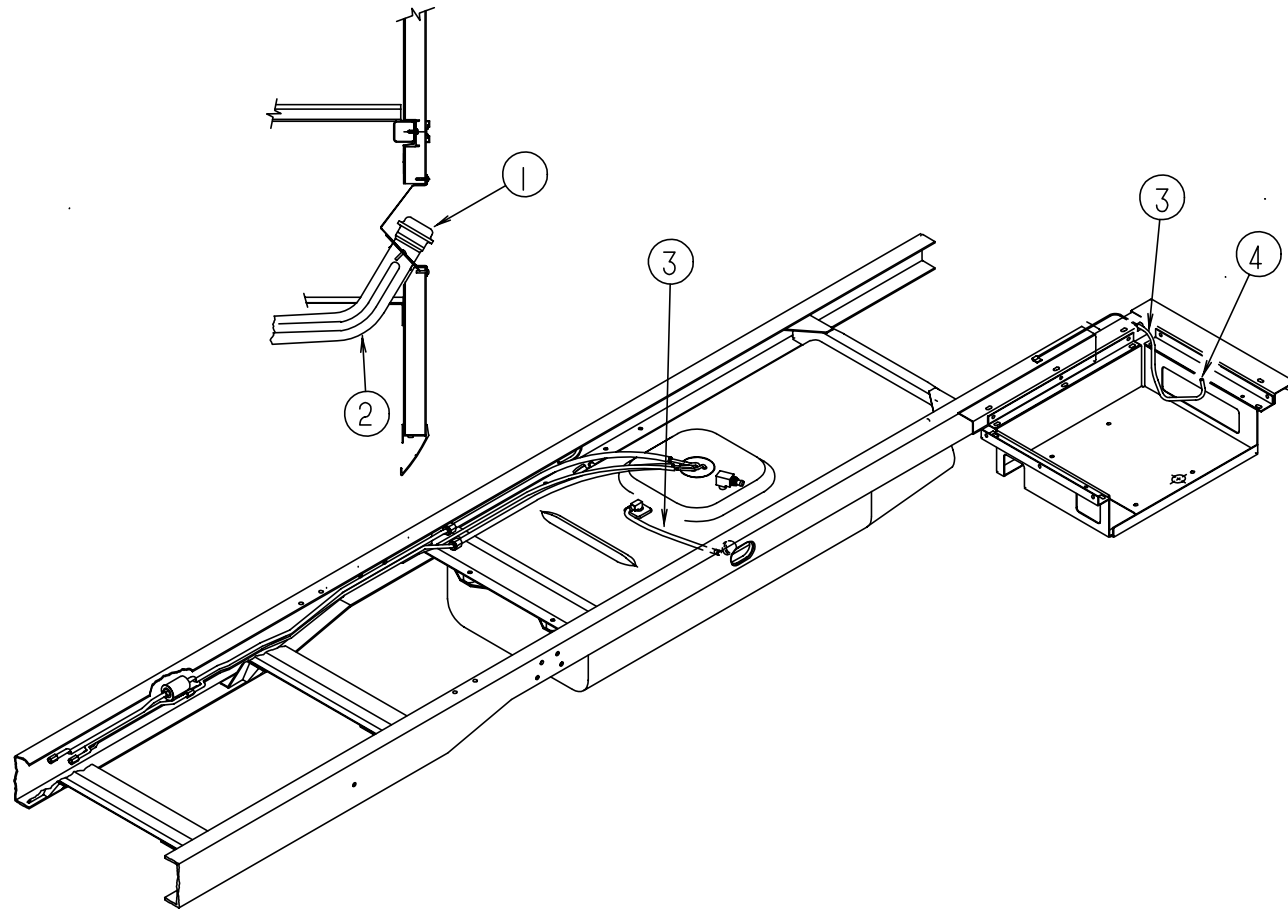
### CHASSIS GROUP (CONTINUED)



**REAR BUMPER & TRAILER HITCH**

KEY	PART NUMBER	U/M	DESCRIPTION
1	M05811-01-D18	EA	BUMPER-REAR, W/FRAME
2	107707-01-000	EA	DRAWBAR ASM-HITCH, CLASS II
3	034513-01-000	EA	PIN-HITCH, 3/16" WIRE
4	034512-01-000	EA	PIN-LOCKING, DRAWBAR
	113589-01-000	EA	CONNECTOR-PLUG, TRAILER
	113589-02-000	EA	CONNECTOR-SOCKET, TRAILER
5	107487-01-000	EA	ANGLE-ATTACHMENT, REAR
6	107665-01-000	EA	ANGLE-FORMED, BUMPER - LOWER (2 USED)
7	107524-02-000	EA	ANGLE-BUMPER, INNER - LEFT
8	107524-01-000	EA	ANGLE-BUMPER, INNER - RIGHT
9	108453-04-000	EA	CAP ASM-END, REAR - RIGHT - W/UPPER ANGLE
	108453-03-000	EA	CAP ASM-END, REAR - LEFT - W/UPPER ANGLE
10	111742-01-000	EA	PLATE ASM-SKID
	087234-01-000	EA	NUT-JACK, 1/4 X 20 THD - MOLLY - MOUNTS LICENSE PLATE

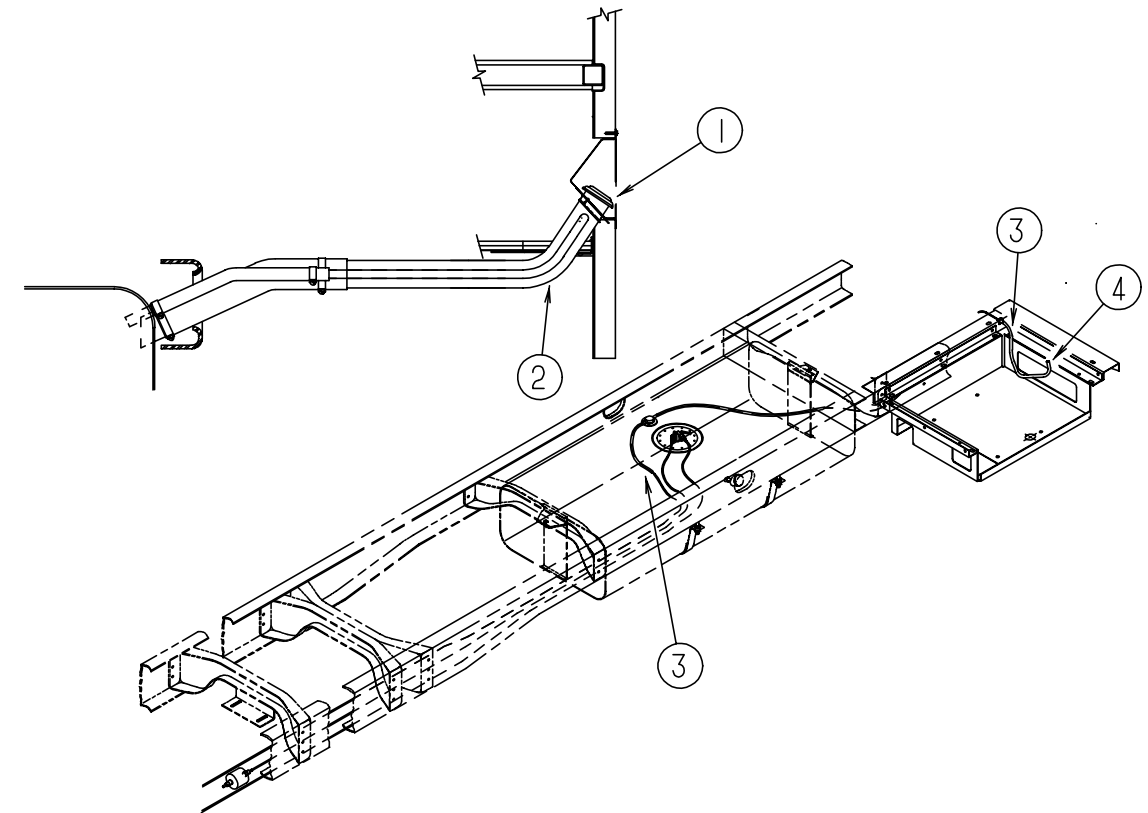
### CHASSIS GROUP (CONTINUED)



#### CHEVY FUEL SYSTEM

KEY	PART NUMBER	U/M	DESCRIPTION
1	073220-02-000	EA	CAP-FUEL FILL, CHEVY
2	087256-02-000	EA	NECK-FUEL FILL, CHEVY
3	007063-01-000	FT	HOSE-GAS 1/4"ID X 1/2"OD
4	084884-01-000	EA	PLUG-BRASS, 3/8"
	075466-01-000	EA	UNION-INVERTED FLARE TUBE, 1/4"
	044317-01-000	FT	HOSE-FUEL, 3/8" ID
	080081-01-000	EA	STRAP-MOUNTING, FUEL LINE - 2" X 32"

### CHASSIS GROUP (CONTINUED)

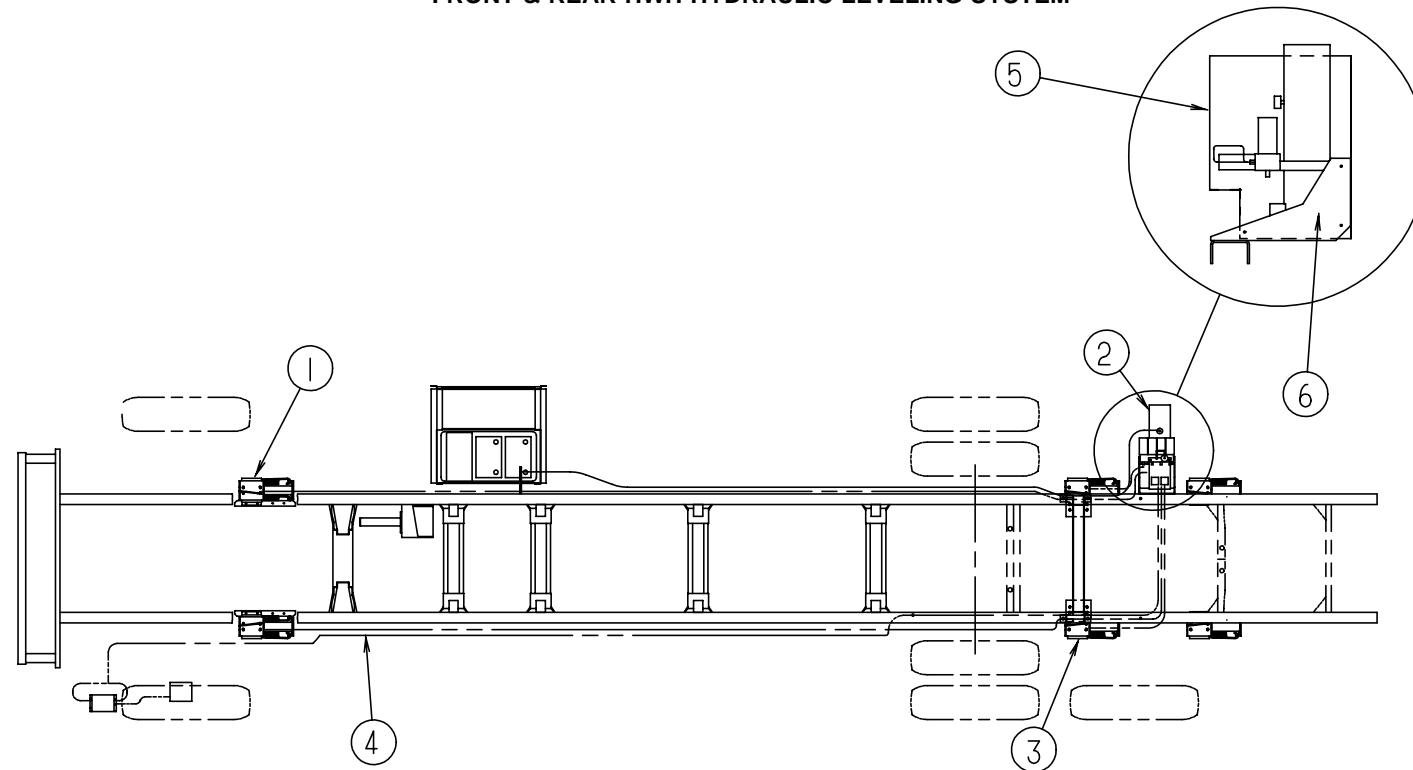


#### FORD FUEL SYSTEM

KEY	PART NUMBER	U/M	DESCRIPTION
1	089310-01-000	EA	CAP-FUEL FILL, FORD
2	095607-01-000	EA	NECK-FUEL FILL, FORD
3	007063-01-000	FT	HOSE-GAS 1/4"ID X 1/2"OD
4	084884-01-000	EA	PLUG-BRASS, 3/8"
	075466-01-000	EA	UNION-INVERTED FLARE TUBE, 1/4"
	044317-01-000	FT	HOSE-FUEL, 3/8" ID
	024138-01-000	FT	HOSE-FUEL, 5/16" ID
	080081-01-000	EA	STRAP-MOUNTING, FUEL LINE - 2" X 32"

## CHASSIS GROUP (CONTINUED)

### FRONT & REAR HWH HYDRAULIC LEVELING SYSTEM



KEY	PART NUMBER	U/M DESCRIPTION
1	100533-05-000	EA BRACKETS-FRONT LEVELING JACK - HWH AP7107 (CHEVY)
1	100533-06-000	EA BRACKETS-FRONT LEVELING JACK, HWH AP7160 (FORD)
2	100532-09-000	EA LEVELING SYSTEM-HYDRAULIC - HWH AP1017
	100532-01-704	EA SWITCH-MERCURY, FOR 6K & 9K JACKS - RAP 101
	100532-01-705	EA SPRING KIT 9K JACK, HWH R1171
	100532-02-701	EA SPRING KIT 6K JACK, R6824
	100532-02-704	EA ACTIVATOR CABLE 6K JACK, RAP7194
	100532-03-705	EA PUMP-.75 STONE - 3" WATT MOTOR - RAP0002
	100532-03-710	EA SENSING UNIT, 21' MTA - RAP6798
	100532-03-715	EA CAP-BREATHER, RAP7876
	100532-03-716	EA RELAY ESSEX, RAP7505
	100532-03-717	EA VALVE-SHUTTLE, RAP7964
	100532-03-726	EA SWITCH-PRESSURE - RAP8003
	100532-09-700	EA PANEL ASM-TOUCH CONTROL, RAP1002
	100532-09-701	EA CONTROL BOX ASM, RAP0984
	100532-09-702	EA CABLE-MODULAR 5', RAP1020
	100532-09-703	EA MANIFOLD ASM.-COMPLETE, RAP0959
	100532-09-704	EA VALVE-SOLENOID, 2 WIRE, RAP0642
	100532-09-705	EA SWITCH-PRESSURE W/HEAD-3000, RAP0993
	100532-09-706	EA JACK ASM. 9K TALL, RAP0980
	100532-09-707	EA ACTUATOR ASM -9K, RAP0547
	100532-09-708	EA JACK ASM 6K TALL W/SWITCH, RAP0992
	100532-09-709	EA ACTUATOR ASM.-6K, RAP0448
	100532-09-710	EA SOLENOID 4 POST INT. DUTY, RAP0533
	100532-09-711	EA VALVE ASM-POWER UNIT, RAP0978
	100532-09-712	EA HARNESS HYDRAULIC PUMP 35.8' RAP1024
	100532-09-713	EA HARNESS WARN. PRESS. 35.11' RAP1025

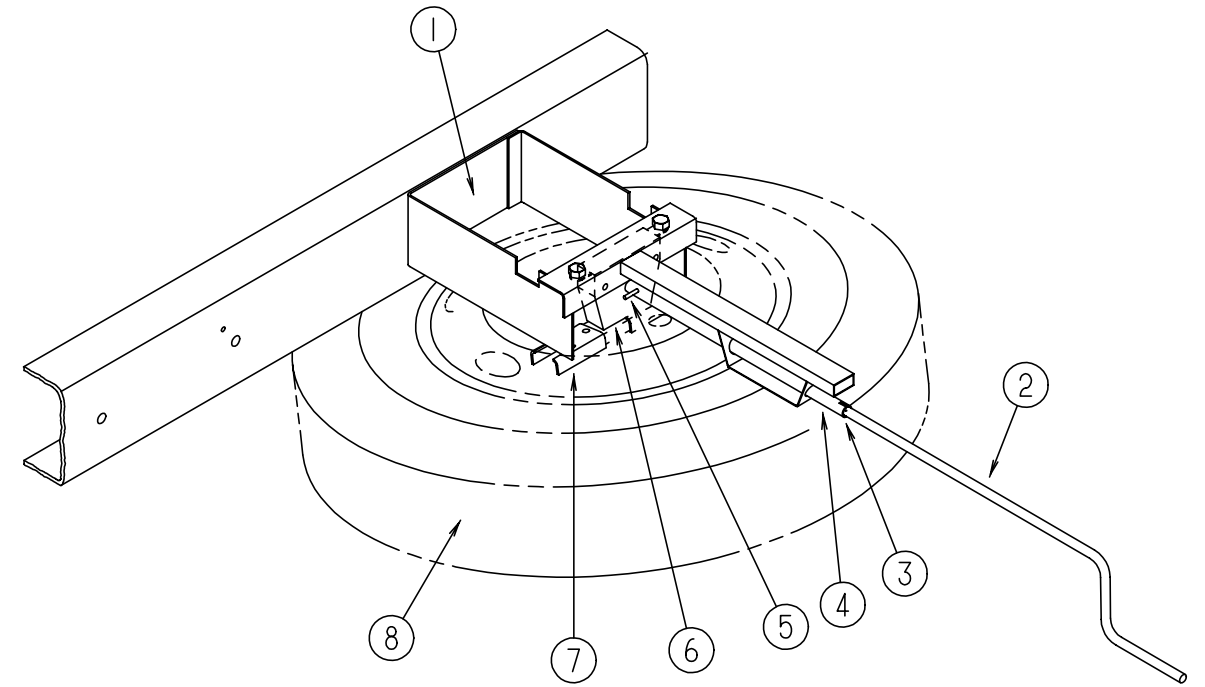
KEY	PART NUMBER	U/M DESCRIPTION
3	100534-12-000	EA BRACKETS-REAR, LEVELING JACKS - HWH AP0921 (CHEVY)
3	100534-06-000	EA BRACKETS-REAR LEVELING JACK, HWH AP6957 (FORD)
4	100536-23-000	EA HOSE KIT- LEVELING JACKS - HWH AP0970
5	108629-01-000	EA SHIELD-PUMP
6	107938-01-000	EA BRACKET ASM-PUMP
	108643-01-000	EA BRACKET-MOUNT, JACKS CONTROL
	107890-01-000	EA ELBOW-STEEL, 90D 1/4 X 3/7D FLARE, PARKER 4-C6X-S
	071390-04-000	FT TUBING-AIR BRAKE, 1/4" OD - BLACK - NT10004-BK WEATHERHEAD
	107889-02-000	EA PANEL-CONTROL, TOUCH KIT - HWH AP1016
	107889-02-700	EA TOUCH PANEL ONLY

## CHASSIS GROUP (CONTINUED)

### FRONT ONLY HWH HYDRAULIC LEVELING SYSTEM

KEY	PART NUMBER	U/M DESCRIPTION
	100533-05-000	EA BRACKETS-FRONT LEVELING JACK - HWH AP7107 (CHEVY)
	100533-06-000	EA BRACKETS-FRONT LEVELING JACK, HWH AP7160 (FORD)
	100532-07-000	EA LEVELING SYSTEM-HYDRAULIC - HWH AP0396
	100532-02-701	EA SPRING KIT 6K JACK, HWH R6824
	100532-02-702	EA ACTIVATOR KIT 6K JACK, HWH RAP7062
	100532-02-704	EA ACTIVATOR CABLE 6K JACK, HWH RAP7194
	100532-03-701	EA CONTROL BOX-W/JET AIR, 2 JACK - RAP9800
	100532-03-703	EA JACK 6K W/POWER SWITCH (TALL), RAP8130
	100532-03-706	EA PUMP-.75 STONE - 3"500 WATT MOTOR - RAP0195
	100532-03-708	EA MANIFOLD ASSEMBLY, 2 VALVE W/JET - RAP0033
	100532-03-710	EA SENSING UNIT, 21' MTA - RAP6798
	100532-03-711	EA PANEL-TOUCH, MODULAR CABLE - HYDRAULIC ONLY - RAP7868
	100532-03-713	EA MODULAR CABLE, 7' - RAP8002
	100532-03-716	EA RELAY ESSEX, RAP7505
	100532-03-717	EA VALVE-SHUTTLE, RAP7964
	100532-03-718	EA VALVE-SOLENOID, RAP8034
	100532-03-720	EA SWITCH-PRESS, 300PSI - W/PIGTAL - RAP8355
	100532-03-721	EA VALVE-CHECK KIT, SINGLE - RAP7944
	100532-03-723	EA MANIFOLD HARDWARE MOUNTING KIT - RAP9171
	100532-03-725	EA SWITCH-WARNING, W/RESISTOR - RAP8072
	100532-03-726	EA SWITCH-PRESSURE, RAP8003
	100532-03-727	EA SOLENOID KIT , R7572
	100532-06-700	EA PUMP/TANK/MANIFOLD ASM, RAP0032
	100536-24-000	EA HOSE KIT- LEVELING JACKS - HWH AP0971

## CHASSIS GROUP (CONTINUED)



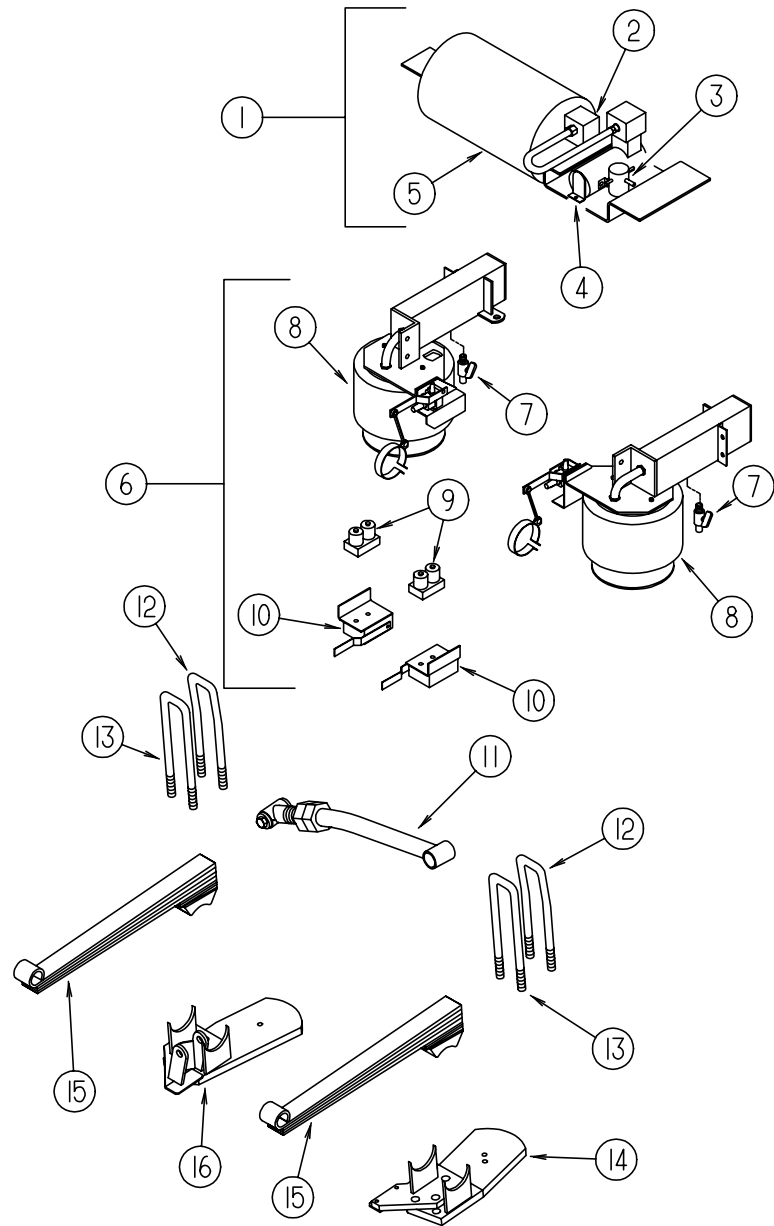
### SPARE TIRE HOIST

KEY	PART NUMBER	U/M DESCRIPTION
1	112534-01-E37	EA BRACKET ASM-TIRE HOIST
2	093376-02-000	EA HANDLE-CRANK,TIRE HOIST
3	114376-01-000	EA PIN-DRIVE, .156 DIA X .750 - TYPE E - TIRE HOIST
4	093375-09-000	EA EXTENSION-TIRE HOIST
5	000F10-02-40B	EA PIN-COTTER, 3/16 X 2.00 - ZN
6	093267-02-000	EA HOIST-SPARE TIRE
7	105499-01-000	EA BRACKET-TIRE HOIST
8	095853-02-000	EA WHEEL-STEEL, 16"X 6K - F2TA - 1015 - NA - ACCURIDE 28513-7 (FORD ONLY)
8	007324-04-000	EA TIRE 8R19.5 LRD, MICHELIN XZA (CHEVY)
8	083425-05-000	EA TIRE-MICHELIN, LT235/85R16 LRE - XPS RIB (FORD)
	077030-02-000	EA EXTENSION-VALVE STEM, 1.25"
	051377-05-000	EA STEM-VALVE, VS938
	095012-03-000	EA EXTENSION-VALVE STEM, DUAL WHEEL (FORD)
	095012-04-000	EA STABILIZER-VALVE EXTENSION
	080208-01-000	EA LUG WRENCH, 1.06 X 1.00 (CHEVY)
	080208-02-000	EA BAR-LEVERAGE, LUG WRENCH (CHEVY)
		FORD LUG WRENCH & LEVERAGE BAR ARE CHASSIS PROVIDED



## CHASSIS GROUP (CONTINUED)

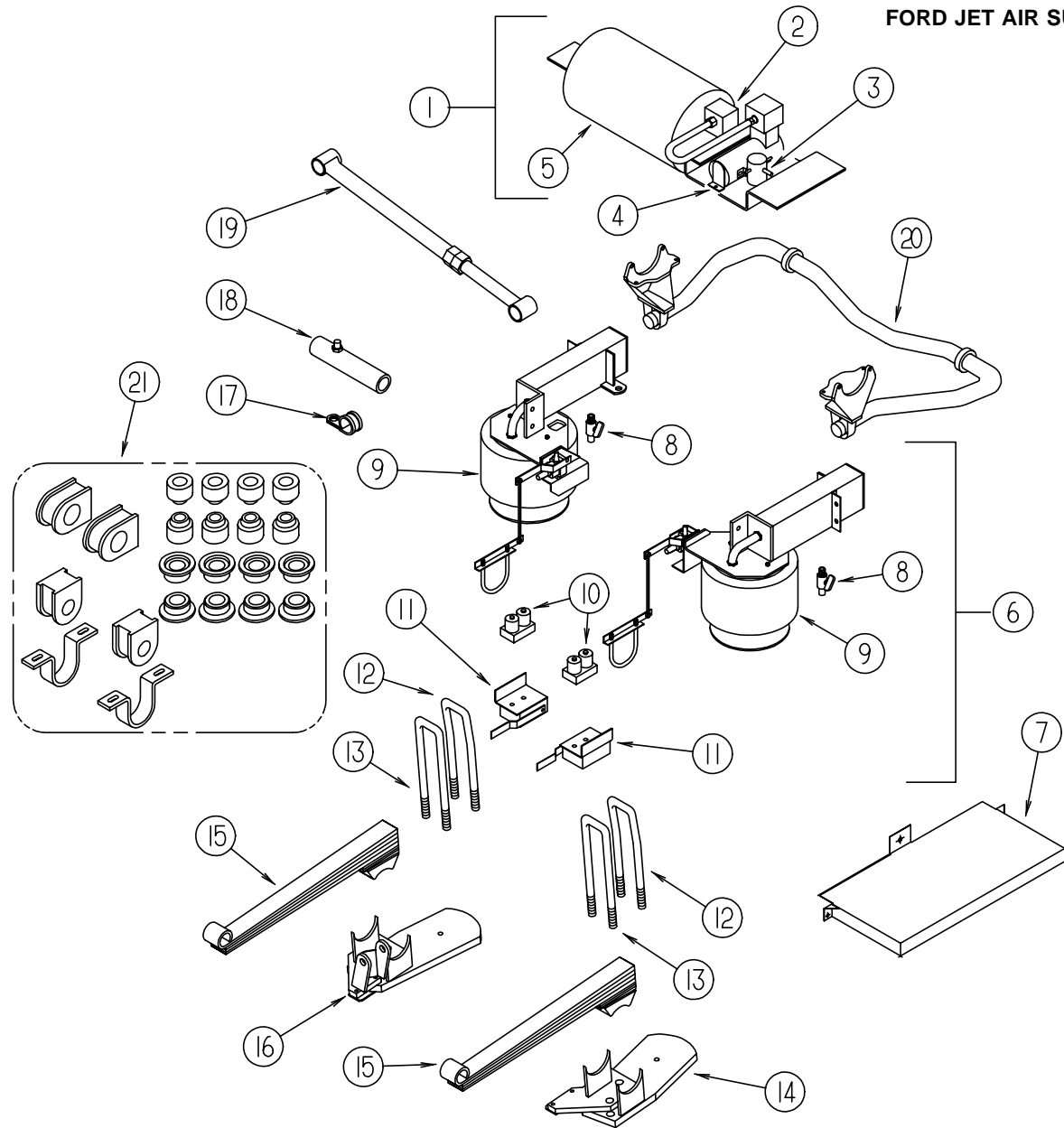
### CHEVY JET AIR SUSPENSION W/PARK & LEVEL



KEY	PART NUMBER	U/M DESCRIPTION
1	090436-35-000	EA COMPRESSOR-TANK, W/O WIRING - JET 60703
2	090436-07-701	EA SWITCH-AIR PRESSURE - JET 50732
3	090436-07-704	EA SOLENOID-ELECTRONIC - JET 50702
4	090436-07-700	EA COMPRESSOR (ONLY) - JET 50701
5	090436-07-702	EA TANK ONLY ALL MODELS - JET 50703
	090436-40-000	EA FILTER-AIR INTAKE, COMPRESSOR - JET 50822
6	090436-70-000	EA MOUNT-SPRING, CHEVY - RIGHT - UPPER - JET 51753
6	090436-69-000	EA MOUNT-SPRING, CHEVY - LEFT - UPPER - JET 51752
7	090436-36-700	EA PET COCK-AIR TANK F/SPRING - JET 50720
8	090436-15-704	EA AIR SPRING - JET 50774
9	090436-15-710	EA ELECTRONIC VALVE-RH - JET 55786
9	090436-15-709	EA ELECTRONIC VALVE-LH - JET 55785
10	090436-15-712	EA HEIGHT CONTROL BOX R.H. W/LIGHT - JET 50872
10	090436-15-711	EA HEIGHT CONTROL BOX L.H. W/LIGHT - JET 50871
	090436-15-713	EA WIRE LOOM F/AXLE POS. LIGHT - JET 50875
11	090436-47-000	EA BAR-TRACK, W/PIVOT BOLTS CHEVY - JET 55765
	090436-52-000	EA BRACKET-TRACK BAR, STANDARD - JET 51354
12	090436-12-000	EA U-BOLT-STRAIGHT, 7/8" - JET 55759
13	090436-13-000	EA U-BOLT-BENT, 7/8" - JET 55758
14	090436-10-000	EA MOUNT-SPRING/AXLE, LOWER LEFT - JET 55753
15	090436-41-000	EA SPRING-LEAF, SEMI 16,000 GVW - JET 51793
16	090436-46-000	EA MOUNT-SPRING/AXLE, LOWER RIGHT - JET 51755
	091250-03-000	EA BUSHING-SWAY BAR, 1.75" CUT - HELLWIG PB 732
	110114-01-000	EA PLATE-BEEFUP, JET RIDE SUSPENSION
	110115-01-000	EA PLATE-BEEFUP, JET RIDE SUSPENSION
	071374-04-000	EA FITTING-BULKHEAD, 1/8" X 1/8"FNPT
	111643-01-000	EA WIRE ASM-PARK & LEVEL, WARNING
	090436-67-000	EA WIRING-ELECTRONIC, JET 55864

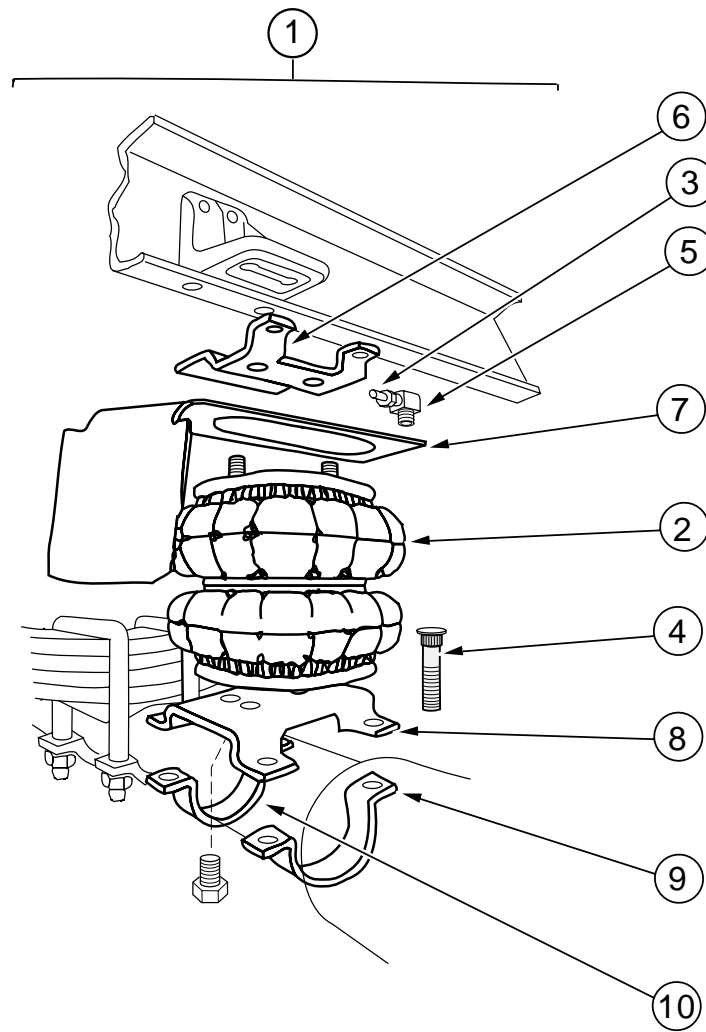
# CHASSIS GROUP (CONTINUED)

## FORD JET AIR SUSPENSION W/PARK & LEVEL



KEY	PART NUMBER	U/M DESCRIPTION
1	090436-35-000	EA COMPRESSOR-TANK, W/O WIRING - JET 60703
2	090436-07-701	EA SWITCH-AIR PRESSURE - JET 50732
3	090436-07-704	EA SOLENOID-ELECTRONIC - JET 50702
4	090436-07-700	EA COMPRESSOR (ONLY) - JET 50701
5	090436-07-702	EA TANK ONLY ALL MODELS - JET 50703
	090436-40-000	EA FILTER-AIR INTAKE, COMPRESSOR - JET 50822
6	090436-71-000	EA MOUNT-AIRSPRING, UPPER DRIVER - JET 61752
6	090436-72-000	EA MOUNT-AIRSPRING, UPPER PASSENGER - JET 61753
7	090436-28-000	EA SHIELD-HEAT, FUEL TANK - JET 60697
8	090436-36-700	EA PET COCK-AIR TANK F/SPRING - JET 50720
9	090436-15-704	EA AIR SPRING - JET 50774
10	090436-15-710	EA ELECTRONIC VALVE-RH - JET 50786
10	090436-15-709	EA ELECTRONIC VALVE-LH - JET 50785
11	090436-15-712	EA HT. CONTROL BOX R.H. W/LIGHT - JET 50872
11	090436-15-711	EA HT. CONTROL BOX L.H. W/LIGHT - JET 50871
	090436-15-714	EA KIT (LOCK-OUT)
	090436-15-713	EA WIRE LOOM F/AXLE POS. LIGHT - JET 50875
12	090436-25-000	EA U-BOLT, 1-14 X 4" X 15" - W/NUTS - JET 60758
13	090436-22-000	EA U-BOLT, 1-14 X 4" X 14" - W/NUTS - JET 60759
14	090436-20-000	EA MOUNT-SPRING/AXLE, LOWER DRIVER - JET 60753
15	090436-23-000	EA SPRING-LEAF, SEMI - FORD - JET 60762
16	090436-21-000	EA MOUNT-SPRING/AXLE, LOWER PASSENGER - JET 60754
17	090436-29-000	EA BRACKET-BRAKE HOSE/FRAME, JET 60696
18	090436-30-000	EA BRACKET-BRAKE HOSE/CALIPER, JET 60695
19	090436-31-000	EA BAR-TRACK, W/BOLTS & BRACKETS
20	090436-26-000	EA BAR-STABILIZER, REAR - JET# 60698 / FORD CHASSIS FROM: 00-00-00 THRU: 11-27-94
21	090436-79-000	EA STABILIZER BUSHING KIT, FOR FRONT & REAR BARS FROM: 11-28-94 THRU: 99-99-99
	031045-05-000	EA ADAPTER-1/4" ID BARB X 1/8" MPT
	071374-04-000	EA FITTING-BULKHEAD, 1/8" X 1/8"FNPT
	111643-01-000	EA WIRE ASM-PARK & LEVEL, WARNING
	090436-67-000	EA WIRING-ELECTRONIC, JET 55864

## CHASSIS GROUP (CONTINUED)



### FIRESTONE RIDE RITE REAR AIRSPRINGS

KEY	PART NUMBER	U/M DESCRIPTION
1	084086-01-000	EA AIRSPRING-BELLOWS, REAR AXLE - FIRESTONE MHA224
2	084086-04-702	EA AIR BAG-ONLY, FIRESTONE W217602064
3	084086-01-701	EA TUBING-DOT 1/4" X 18' - FIRESTONE 21-0938
4	084086-01-702	EA BOLT-RIBBED NECK, 3/8"-24 X 2.5" FIRESTONE 21-0829
	084086-01-703	EA INFLATING VALVE-DOT 1/4" TUBING, FIRESTONE 21-0931
5	084086-01-704	EA ELBOW CONNECTOR, FIRESTONE 21-0935
	084086-01-705	EA TUBING PROTECTORS, FIRESTONE 21-0899
6	084086-01-706	EA BRACKET-UPPER TO FRAME, FIRESTONE 21-0150
	084086-01-708	EA AIRLINE SERVICE KIT, FIRESTONE W21-760-2012
	084086-01-709	EA HEAT SHIELD, FIRESTONE 21-1004
	084086-01-710	EA BOLT PACKAGE, FIRESTONE 2135823002
7	084086-01-711	EA HEAT SHIELD 224 DOS SYSTEM, FIRESTONE 21-5042
8	084086-01-707	EA BRACKET-LOWER, TOP - PASSENGER SIDE - FIRESTONE 21-1162
8	084086-01-712	EA BRACKET-LOWER, TOP - DRIVER SIDE - FIRESTONE 21-5037
9	084086-01-713	EA AXLE STRAP BRACKET, AXLE TUBE - 3 USED - FIRESTONE 21-1163
10	084086-01-714	EA AXLE STRAP BRACKET, DIFFERENTIAL - 1 USED - FIRESTONE 21-5038

## CHASSIS GROUP (CONTINUED)

### CHEVY FRONT SHOCKS

KEY	PART NUMBER	U/M DESCRIPTION
	104993-01-000	EA SHOCK ABSORBER-GAS, P30 FRONT - BILSTEIN B46-1173

### WHEEL COVERS

KEY	PART NUMBER	U/M DESCRIPTION
	109443-01-000	EA COVER-WHEEL, 4/SET 19.5 W/HARDWARE - DICOR SHAG95 (CHEVY)
	109443-01-700	EA COVER-WHEEL, 19.5 - FRONT OR REAR - 1 ONLY - SHAG95 DICOR (CHEVY)
	109443-01-701	EA SET-BRACKET, 1 FRONT WHEEL - SHAG95-FBS DICOR (CHEVY)
	109443-01-702	EA SET-BRACKET, 1 REAR WHEEL - SHAG95-RBS DICOR (CHEVY)
	109443-01-703	EA CAP-CENTER, HUB - DICOR SP-AUCAP (CHEVY)
	098532-01-000	EA COVER-WHEEL, FORD - 16" - SET OF 4 - DICOR SH-SD-16
	098532-01-700	EA COVER-LUG NUT, FORD - CHROME - DICOR SP-FM-CLN
	098532-01-701	EA COVER-WHEEL, FORD - 16" - (1 ONLY)

### WHEEL LINERS

KEY	PART NUMBER	U/M DESCRIPTION
	091209-01-000	EA LINER-WHEEL, 19.5" - SST - SET OF 4 - KAPER 1954-ION (CHEVY)
	091209-01-700	EA LINER-WHEEL, 19.5" FRONT - 10 LUG - CHEVY P-30
	091209-01-701	EA LINER-WHEEL, 19.5" REAR - 10 LUG - CHEVY P-30
	091209-01-702	EA COVER-AXLE, 19.5" FRONT - 10 LUG - CHEVY P-30
	091209-01-703	EA COVER-AXLE, 19.5" REAR - 10 LUG - CHEVY P-30
	091209-01-704	EA COVER-LUG NUT (CHEVY)
	091209-08-000	EA WHEEL LINER SET W/FRONT HUB COVER 16" SET OF 4 (FORD) (2) FRONTS - (2) REARS
	091209-08-704	EA LINER-WHEEL, 16" FRONT W/AXLE COVER - 10 LUG - FORD
	091209-08-705	EA LINER-WHEEL, 16" REAR - 10 LUG - FORD
	091209-08-706	EA FLAT NUT .5, 9/16 STUD - 165 - FORD
	091209-11-702	EA JAMB NUT, LONG - REAR DUALS ONLY
	091209-01-704	EA COVER-LUG NUT (FORD)

### RADIATOR BAFFLE, AIR BRAKE TUBING, HUMP HOSE & MISCELLANEOUS

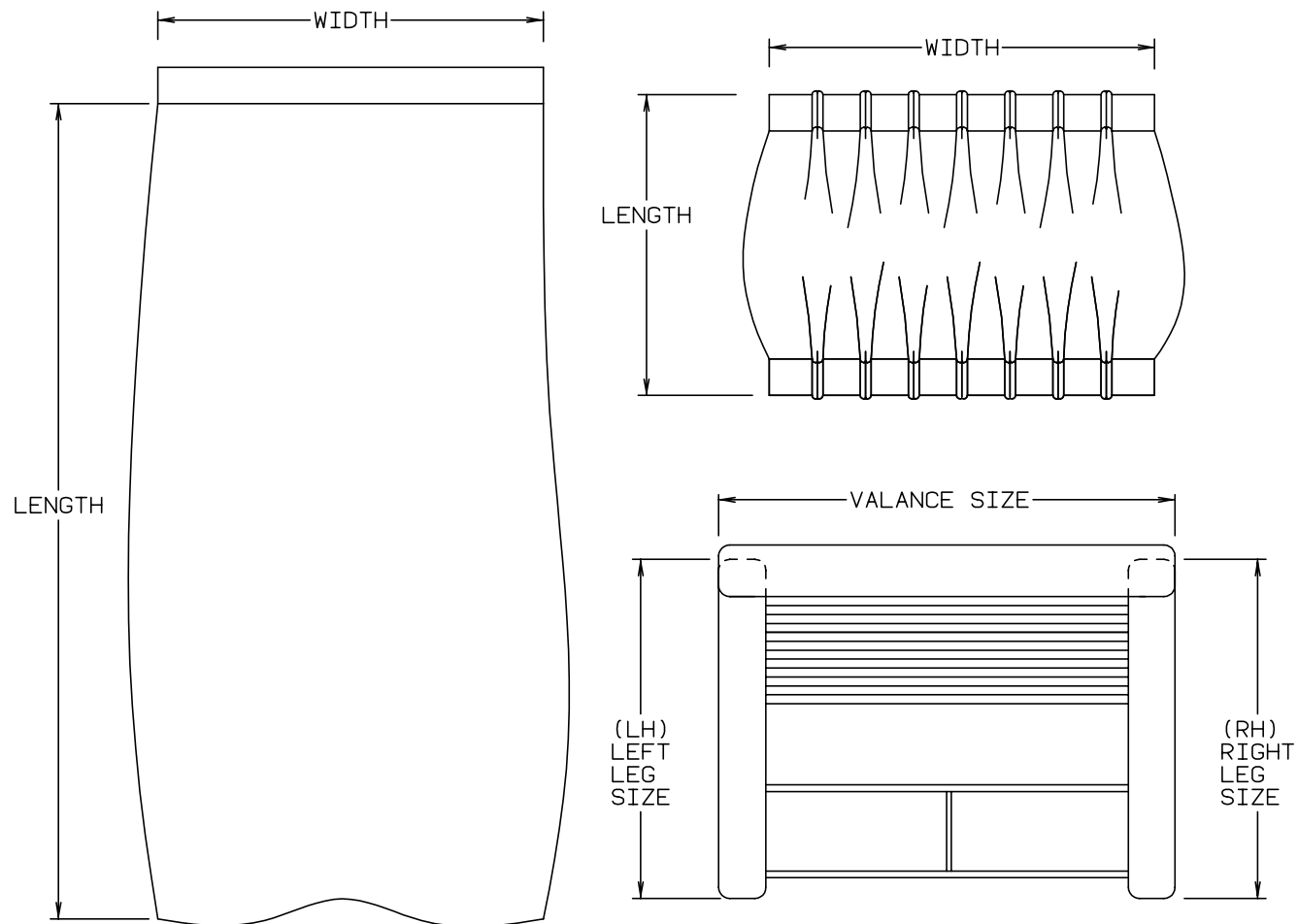
KEY	PART NUMBER	U/M DESCRIPTION
	076310-01-000	EA BAFFLE-RADIATOR, .12" X 15" X 62" - RUBBER (CHEVY)
	071390-04-000	FT TUBING-AIR BRAKE, 1/4" OD - BLACK - WEATHERHEAD (BRAKES & HORN)
	113007-01-000	EA PIN-SPRING, .375 X 3" - EXTENDED EMERGENCY BRAKE (FORD)
	110934-01-000	EA CONNECTOR-PLASTIC, BARB 5/16 - KEVCO TC 7055
	088498-01-000	EA UNION-INVERTED FLARE, BRASS - 3/16 - 3/8 - 24THD - BRAKE LINE
	083163-06-000	EA PUSHNUT-FLAT TYPE, 3/8 STUD (FORD)
	072368-02-000	EA TRIM-VINYL, EDGE - BLACK - GM 14004305 (ON FRONT END ASM)
	008042-01-000	FT TUBING-VINYL, .65" ID
	113875-01-000	EA HOSE-HUMP, 3" - DIESEL ENGINE ONLY

## CURTAIN & CUSHION GROUP

### NOTICE

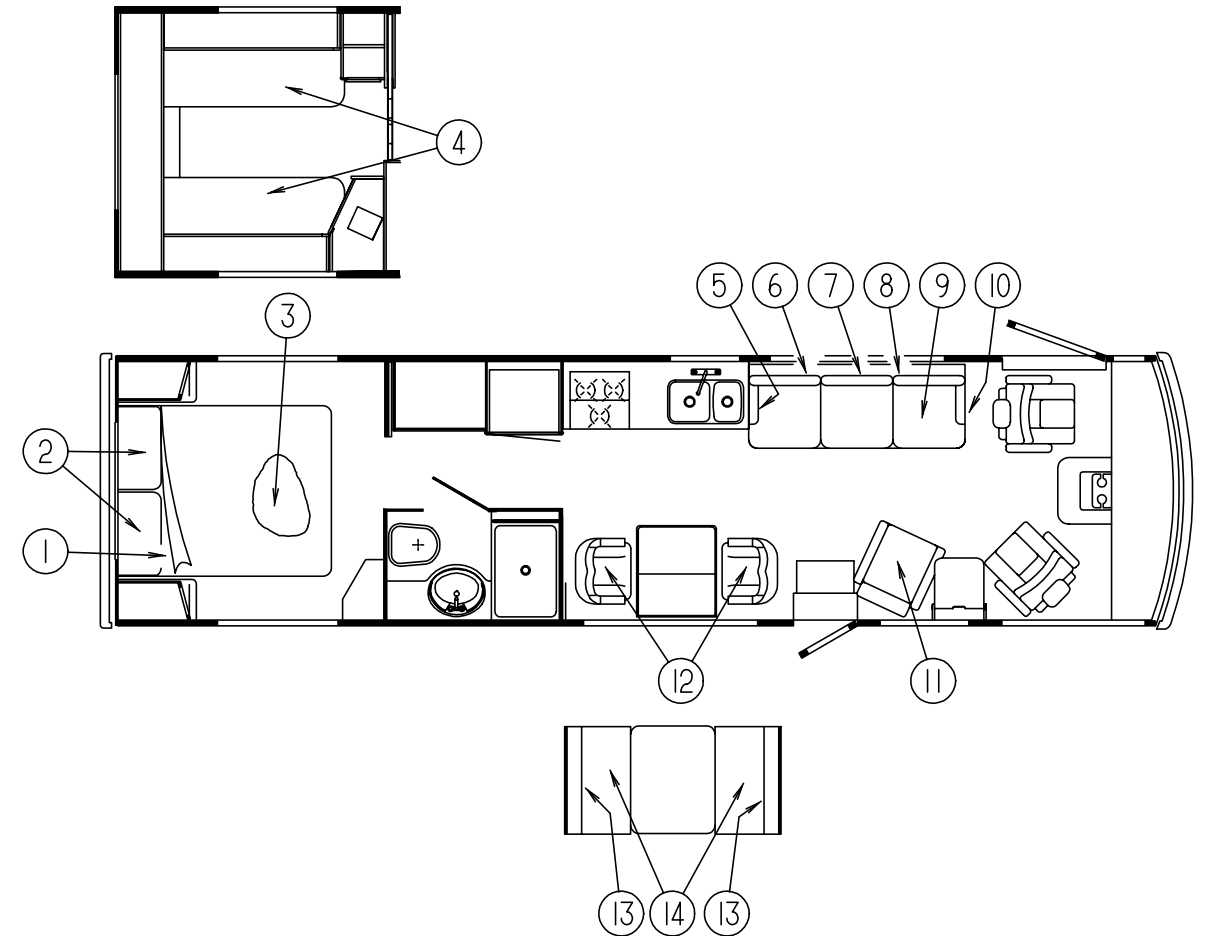
IN ORDER TO ASSIST OUR PARTS SALES DEPT. IN PROVIDING INTERIOR SOFTWARE ITEMS, PLEASE INCLUDE THE SERIAL NUMBER AND THE COLOR CODE NUMBER FROM THE VEHICLE CERTIFICATION LABEL WHEN ORDERING. THIS LABEL IS LOCATED ON THE LEFT SIDEWALL AT THE END OF THE DASH (A-BODY), OR ON THE DRIVER'S DOOR LATCH PLATE (C-BODY).

AN EXAMPLE OF A COLOR CODE NUMBER IS B07, WHICH DESIGNATES AN OVERALL COLOR SCHEME OF A PARTICULAR UNIT. THE COLOR LISTED AFTER THE ITEM DESCRIPTION ON THE MICROFICHE, INDICATES THE OVERALL UNIT COLOR. ORDER THE ITEM YOU DESIRE ACCORDING TO UNIT COLOR CODE. IF ALL COLORS USE THE SAME ITEM NO COLOR CODE WILL BE NOTED.



NOTE: USE THIS ILLUSTRATION WHEN DETERMINING LENGTH AND WIDTH MEASUREMENTS FOR CURTAINS. YOU WILL NOTE THE WIDTH MEASUREMENT IS TAKEN ON THE TOP OF THE CURTAIN WITH THE CURTAIN FULLY EXTENDED. THE LENGTH MEASUREMENT IS TAKEN FROM TOP TO BOTTOM. LEFT AND RIGHT WINDOW LEGS ARE DETERMINED WHEN FACING THE WINDOW.

## CURTAIN & CUSHION GROUP (CONTINUED)



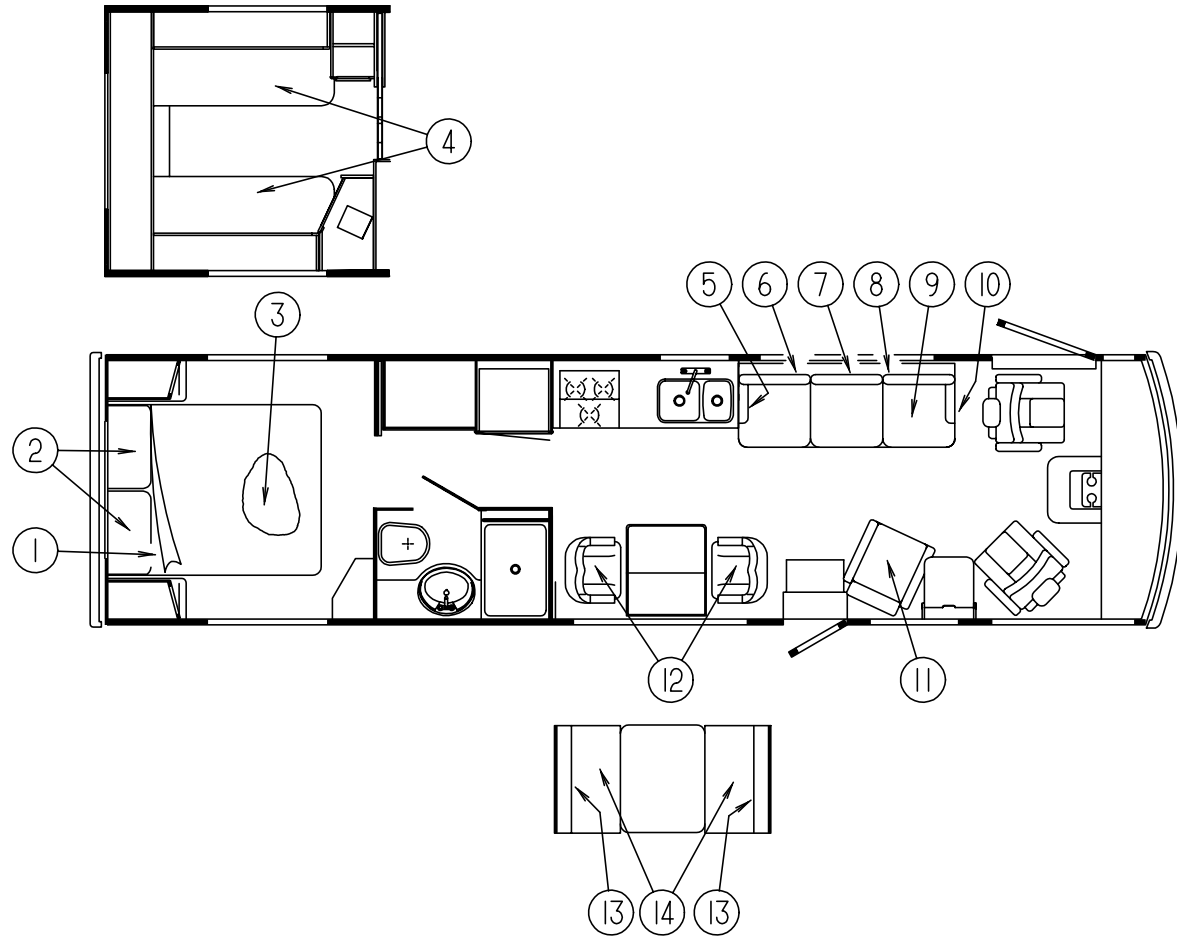
### MATTRESS, PILLOWS & BEDSPREAD

KEY	PART NUMBER	U/M	DESCRIPTION
1	106725-03-F36	EA	BEDSPREAD-QUEEN, 60" X 75" (F36, F37)
1	106725-03-E39	EA	BEDSPREAD-QUEEN, 60" X 75" (F38, F39)
1	106725-03-F40	EA	BEDSPREAD-QUEEN, 60" X 75" (F40, F41)
2	081997-14-F36	EA	COVER-PILLOW SHAM, W/RUFFLE (F36, F37)
2	081997-14-E39	EA	COVER-PILLOW SHAM, W/RUFFLE (F38, F39)
2	081997-14-F40	EA	COVER-PILLOW SHAM, W/RUFFLE (F40, F41)
3	098176-04-000	EA	MATTRESS-QUEEN, INNERSPRING - 59" X 74" - SEALY
4	106725-04-F36	EA	BEDSPREAD-TWIN, 33" X 80" (F36, F37)
4	106725-04-E39	EA	BEDSPREAD-TWIN, 33" X 80" (F38, F39)
4	106725-04-F40	EA	BEDSPREAD-TWIN, 33" X 80" (F40, F41)
	098176-10-000	EA	MATTRESS-TWIN, INNERSPRING - 32" X 79.5" - SEALY
	104259-07-F36	EA	PILLOW-THROW, 15" X 15" - W/RUFFLE (F36, F37)
	104259-07-E39	EA	PILLOW-THROW, 15" X 15" - W/RUFFLE (F38, F39)
	104259-07-F40	EA	PILLOW-THROW, 15" X 15" - W/RUFFLE (F40, F41)

### LOUNGE THROW PILLOWS

KEY	PART NUMBER	U/M	DESCRIPTION
	103669-08-F36	EA	PILLOW-THROW, 15" X 15" - W/FRINGE (F36, F37)
	103669-08-F38	EA	PILLOW-THROW, 15" X 15" - W/FRINGE (F38, F39)
	103669-08-F40	EA	PILLOW-THROW, 15" X 15" - W/FRINGE (F40, F41)

## CURTAIN & CUSHION GROUP (CONTINUED)



**COUCH**

KEY	PART NUMBER	U/M DESCRIPTION
5	111909-03-F36	EA ARMREST-COUCH, RIGHT (F36, F37)
5	111909-03-F38	EA ARMREST-COUCH, RIGHT (F38, F39)
5	111905-03-F40	EA ARMREST-COUCH, RIGHT (F40, F41)
	P11909-03-F36	EA COVER-ARMREST, COUCH - RIGHT (F36, F37)
	P11909-03-E43	EA COVER-ARMREST, COUCH - RIGHT (F38, F39)
	P11905-03-F40	EA COVER-ARMREST, COUCH - RIGHT (F40, F41)
6	104654-04-F36	EA CUSHION-BACKREST, RIGHT SIDE (F36, F37)
	P04654-04-F36	EA COVER-CUSHION, BACKREST - RIGHT SIDE (F36, F37)
6	104654-04-E39	EA CUSHION-BACKREST, RIGHT SIDE (F38, F39)
	P04654-04-E39	EA COVER-CUSHION, BACKREST - RIGHT SIDE (F38, F39)
6	104655-02-F40	EA CUSHION-BACKREST, COUCH - 3 USED (F40, F41)
	P04655-02-F40	EA COVER-CUSHION, BACKREST (F40, F41)
7	104654-06-F36	EA CUSHION-BACKREST, CENTER (F36, F37)
	P04654-06-F36	EA COVER-CUSHION, BACKREST - CENTER (F36, F37)
7	104654-06-E39	EA CUSHION-BACKREST, CENTER (F38, F39)
	P04654-06-E39	EA COVER-CUSHION, BACKREST - CENTER (F38, F39)
7	104655-02-F40	EA CUSHION-BACKREST, COUCH - 3 USED (F40, F41)
	P04655-02-F40	EA COVER-CUSHION, BACKREST (F40, F41)
8	104654-05-F36	EA CUSHION-BACKREST, LEFT SIDE (F36, F37)
	P04654-05-F36	EA COVER-CUSHION, BACKREST - LEFT SIDE (F36, F37)
8	104654-05-E39	EA CUSHION-BACKREST, LEFT SIDE (F38, F39)
	P04654-05-E39	EA COVER-CUSHION, BACKREST - LEFT SIDE (F38, F39)
8	104655-02-F40	EA CUSHION-BACKREST, COUCH - 3 USED (F40, F41)
	P04655-02-F40	EA COVER-CUSHION, BACKREST (F40, F41)

## COUCH (CONTINUED)

KEY	PART NUMBER	U/M DESCRIPTION
9	104652-05-F36	EA COUCH, 66" - W/O BACKREST CUSHIONS & ARMREST (F36, F37)
	P04652-05-F36	EA COVER-COUCH, 66" - W/O BACKREST CUSHIONS (F36, F37)
9	104652-05-E39	EA COUCH, 66" - W/O BACKREST CUSHIONS & ARMREST (F38, F39)
	P04652-05-E39	EA COVER-COUCH, 66" - W/O BACKREST CUSHIONS (F38, F39)
9	104652-04-F40	EA COUCH, 66" - W/O BACKREST CUSHIONS & ARMREST (F40, F41)
	P04652-04-F40	EA COVER-COUCH, 66" - W/O BACKREST CUSHIONS (F40, F41)
	110266-01-000	EA FRAME-COUCH, 66" (F36, F37, F38, F39)
	105433-02-000	EA FRAME-COUCH, 66" (F40, F41)
	102874-01-000	EA CATCH-COUCH, W/BRACKET & SPRING - STEEL - CANADIAN
10	111909-02-F36	EA ARMREST-COUCH, LEFT (F36, F37)
10	111909-02-E72	EA ARMREST-COUCH, LEFT (F38, F39)
10	111905-02-F40	EA ARMREST-COUCH, LEFT (F40, F41)
	P11909-02-F36	EA COVER-ARMREST, COUCH - LEFT (F36, F37)
	P11909-02-E39	EA COVER-ARMREST, COUCH - LEFT (F38, F39)
	P11905-02-F40	EA COVER-ARMREST, COUCH - LEFT (F40, F41)
	102872-01-000	EA STRIKE-COUCH, W/ROD - 4.5" - STEEL - CANADIAN

## SWIVEL CHAIR

KEY	PART NUMBER	U/M DESCRIPTION
11	115393-01-F36	EA CHAIR-SWIVEL, W/O SEAT CUSHION & PEDESTAL (F36, F37)
11	115393-01-F38	EA CHAIR-SWIVEL, W/O SEAT CUSHION & PEDESTAL (F38, F39)
11	115393-01-F40	EA CHAIR-SWIVEL, W/O SEAT CUSHION & PEDESTAL (F40, F41)

## DINETTE CHAIRS

KEY	PART NUMBER	U/M DESCRIPTION
12	116058-01-000	EA CHAIR-SWIVEL, DINETTE - FLEXSTEEL (F36, F37)
12	116058-02-000	EA CHAIR-SWIVEL, DINETTE - FLEXSTEEL (F38, F39)
12	116058-03-000	EA CHAIR-SWIVEL, DINETTE - FLEXSTEEL (F40, F41)
	116080-01-FQ0	EA COVER-LEG, WOOD (PICKLED ASH)
	116080-01-FQ1	EA COVER-LEG, WOOD (SALEM CHERRY)
	101866-98-01A	EA PLUG-LEG, TO MOUNT CHAIR TO FLOOR (PICKLED ASH)
	101866-98-02A	EA PLUG-LEG, TO MOUNT CHAIR TO FLOOR (SALEM CHERRY)

## FOLDING CHAIRS

KEY	PART NUMBER	U/M DESCRIPTION
	101604-01-01A	EA CHAIR-FOLDING, STACKMORE - W/O MATCHING FABRIC - OAK (PICKLED ASH)
	101604-01-02A	EA CHAIR-FOLDING, STACKMORE - W/O MATCHING FABRIC - OAK (SALEM CHERRY)

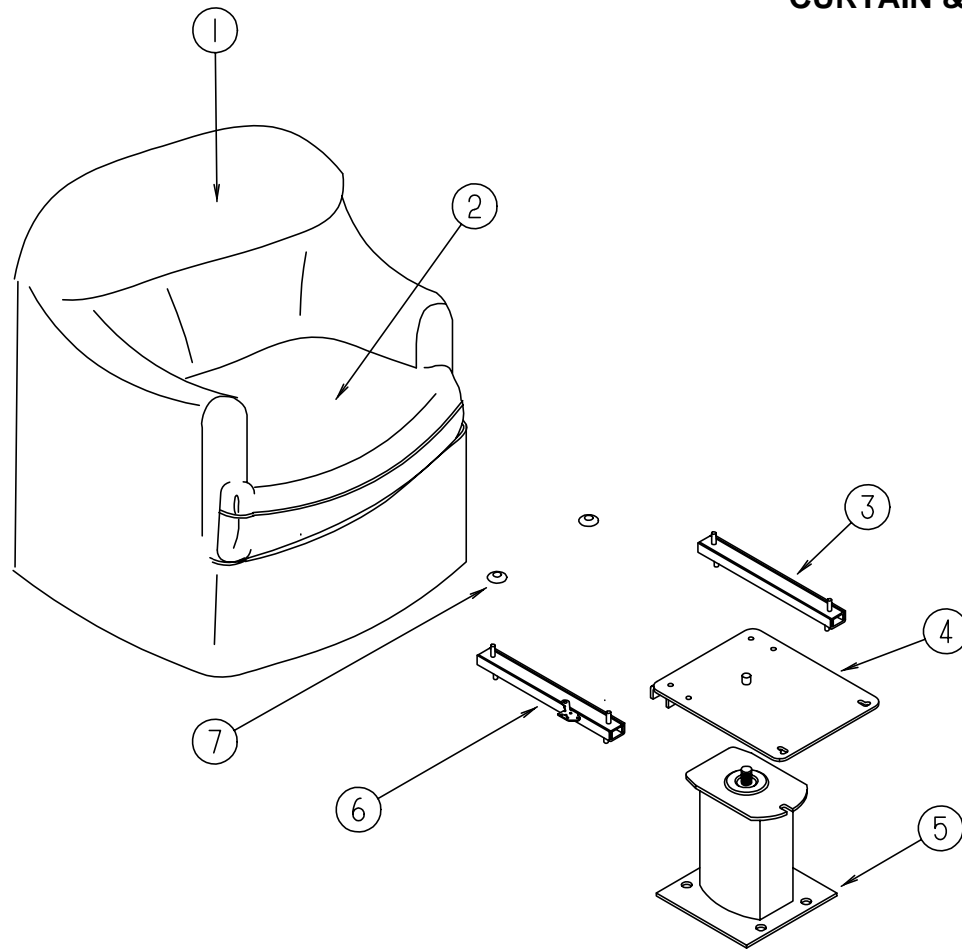
FOR FABRIC LIST SEE LAST PAGE IN THIS SECTION

## DINETTE CUSHIONS

KEY	PART NUMBER	U/M DESCRIPTION
13	111880-02-F36	EA CUSHION-BACKREST, 13.5" X 38" X 5" (F36, F37)
13	111880-01-E39	EA CUSHION-BACKREST, 13.5" X 38" X 5" (F38, F39)
13	111880-01-F40	EA CUSHION-BACKREST, 13.5" X 38" X 5" (F40, F41)
	P11880-02-F36	EA COVER-CUSHION, BACKREST (F36, F37)
	P11880-01-E39	EA COVER-CUSHION, BACKREST (F38, F39)
	P11880-01-F40	EA COVER-CUSHION, BACKREST (F40, F41)
	078155-01-000	EA STRAP-SNAP, BACKREST CUSHION
14	088927-87-F36	EA CUSHION-SEAT, 23" X 38" X 5" (F36, F37)
14	088927-87-E39	EA CUSHION-SEAT, 23" X 38" X 5" (F38, F39)
14	088927-87-F40	EA CUSHION-SEAT, 23" X 38" X 5" (F40, F41)
	M88927-87-F36	EA COVER-CUSHION, SEAT (F36, F37)
	M88927-87-E39	EA COVER-CUSHION, SEAT (F38, F39)
	M88927-87-F40	EA COVER-CUSHION, SEAT (F40, F41)

## CURTAIN & CUSHION GROUP (CONTINUED)

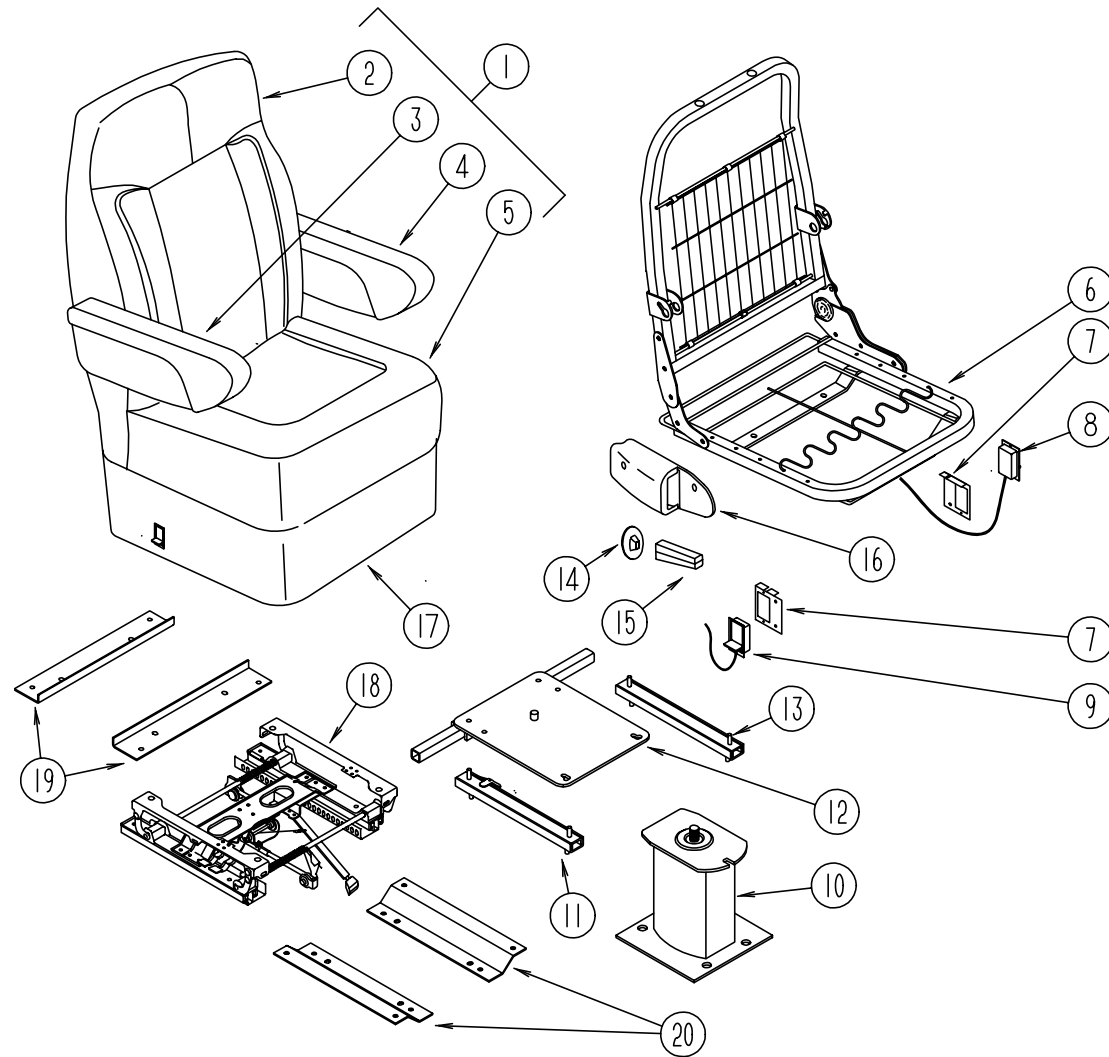
### SWIVEL CHAIR



KEY	PART NUMBER	U/M	DESCRIPTION
1	115393-01-F36	EA	CHAIR-SWIVEL, W/O SEAT CUSHION & PEDESTAL (F36, F37)
1	115393-01-F38	EA	CHAIR-SWIVEL, W/O SEAT CUSHION & PEDESTAL (F38, F39)
1	115393-01-F40	EA	CHAIR-SWIVEL, W/O SEAT CUSHION & PEDESTAL (F40, F41)
	P15393-01-F36	EA	COVER-SWIVEL CHAIR, W/O SEAT CUSHION & PEDESTAL (F36, F37)
	P15393-01-F38	EA	COVER-SWIVEL CHAIR, W/O SEAT CUSHION & PEDESTAL (F38, F39)
	P15393-01-F40	EA	COVER-SWIVEL CHAIR, W/O SEAT CUSHION & PEDESTAL (F40, F41)
2	115393-10-F36	EA	SEAT ASM-CHAIR (F36, F37)
2	115393-10-F38	EA	SEAT ASM-CHAIR (F38, F39)
2	115393-10-F40	EA	SEAT ASM-CHAIR (F40, F41)
	P15393-10-F36	EA	COVER-SEAT ASM, CHAIR (F36, F37)
	P15393-10-F38	EA	COVER-SEAT ASM, CHAIR (F38, F39)
	P15393-10-F40	EA	COVER-SEAT ASM, CHAIR (F40, F41)
	P01178-27-F36	EA	COVER-ROCKER ARM CAP, RIGHT (F36, F37)
	P01178-27-F38	EA	COVER-ROCKER ARM CAP, RIGHT (F38, F39)
	P01178-27-F40	EA	COVER-ROCKER ARM CAP, RIGHT (F40, F41)
	P01178-28-F36	EA	COVER-ROCKER ARM CAP, LEFT (F36, F37)
	P01178-28-F38	EA	COVER-ROCKER ARM CAP, LEFT (F38, F39)
	P01178-28-F40	EA	COVER-ROCKER ARM CAP, LEFT (F40, F41)
	112436-03-000	EA	TRIM-#8 RING FLEX
3	069246-02-000	EA	ADJUSTER-SEAT/CHAIR, W/O LOCK - FORWARD & BACK
4	107921-08-000	EA	TOP PLATE-W/O SEAT BELT BAR - FLEXSTEEL 2759PDTP
	107921-06-000	EA	BEARING KIT-PEDESTAL
5	107921-02-000	EA	PEDESTAL ASM-SEAT, 6.5" - FLEXSTEEL 3059 MSPD
	108445-02-000	EA	PLATE-PEDESTAL, MOUNTS TO FLOOR
6	069246-05-000	EA	ADJUSTER-SEAT/CHAIR, W/REMOTE - FORWARD & BACK
	069246-05-700	EA	SPRING-ADJUSTER, FOR REMOTE
	069246-05-701	EA	CLIP-CABLE, FOR REMOTE
7	007221-01-000	EA	SPACER-SEAT, ADJUSTER - 4 USED PER SWIVEL CHAIR

## CURTAIN & CUSHION GROUP (CONTINUED)

### BUCKET SEATS

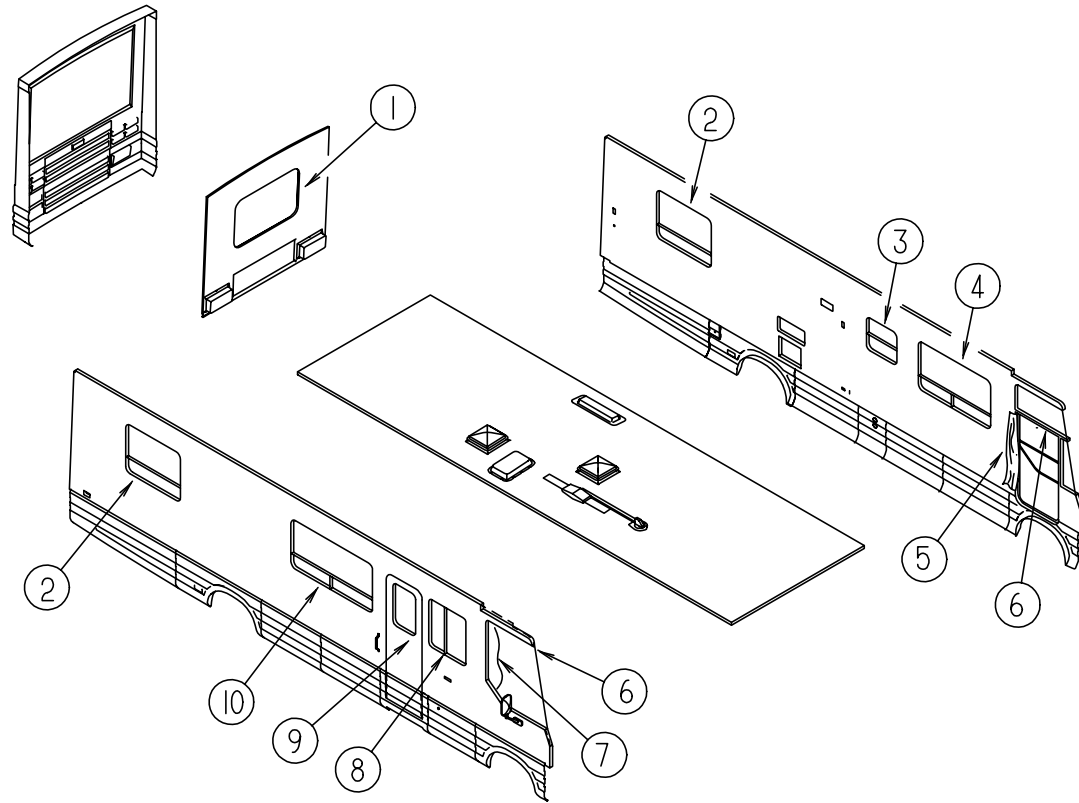


KEY	PART NUMBER	U/M DESCRIPTION
1	115390-01-F36	EA SEAT-BUCKET, PASSENGER - W/O SKIRT & PEDESTAL (F36, F37)
1	115390-01-F38	EA SEAT-BUCKET, PASSENGER - W/O SKIRT & PEDESTAL (F38, F39)
1	115390-01-F40	EA SEAT-BUCKET, PASSENGER - W/O SKIRT & PEDESTAL (F40, F41)
1	115390-03-F36	EA SEAT-BUCKET, DRIVER - W/O SKIRT & PEDESTAL (F36, F37)
1	115390-03-F38	EA SEAT-BUCKET, DRIVER - W/O SKIRT & PEDESTAL (F38, F39)
1	115390-03-F40	EA SEAT-BUCKET, DRIVER - W/O SKIRT & PEDESTAL (F40, F41)
1	115390-02-F36	EA SEAT-BUCKET, PASS - W/O SKIRT & PEDESTAL - LUXURY LEATHER
1	115390-04-F36	EA SEAT-BUCKET, DR - W/O SKIRT & PEDESTAL - LUXURY LEATHER
2	M05962-13-F36	EA COVER-BACKREST, BUCKET SEAT (F36, F37)
2	M05962-13-F38	EA COVER-BACKREST, BUCKET SEAT (F38, F39)
2	M05962-13-F40	EA COVER-BACKREST, BUCKET SEAT (F40, F41)
2	M05962-15-F36	EA COVER-BACKREST, BUCKET SEAT - LUXURY LEATHER
3	114929-01-F36	EA ARMREST-RIGHT (F36, F37)
3	114929-01-F38	EA ARMREST-RIGHT (F38, F39)
3	114929-01-F40	EA ARMREST-RIGHT (F40, F41)
3	114929-03-F36	EA ARMREST-RIGHT (LUXURY LEATHER)
	081268-01-000	EA ROD & CHANNEL-ARMREST, RIGHT - METAL
	081361-01-000	EA ROD-ARMREST, METAL - RIGHT OR LEFT HAND

KEY	PART NUMBER	U/M DESCRIPTION
	P14929-01-F36	EA COVER-ARMREST, RIGHT (F36, F37)
	P14929-01-F38	EA COVER-ARMREST, RIGHT (F38, F39)
	P14929-01-F40	EA COVER-ARMREST, RIGHT (F40, F41)
	P14929-03-F36	EA COVER-ARMREST, RIGHT (LUXURY LEATHER)
4	114929-02-F36	EA ARMREST-LEFT (F36, F37)
4	114929-02-F38	EA ARMREST-LEFT (F38, F39)
4	114929-02-F40	EA ARMREST-LEFT (F40, F41)
4	114929-04-F36	EA ARMREST-LEFT (LUXURY LEATHER)
	081268-02-000	EA ROD & CHANNEL-ARMREST, LEFT - METAL
	081361-01-000	EA ROD-ARMREST, METAL - RIGHT OR LEFT HAND
	P14929-02-F36	EA COVER-ARMREST, LEFT (F36, F37)
	P14929-02-F38	EA COVER-ARMREST, LEFT (F38, F39)
	P14929-02-F40	EA COVER-ARMREST, LEFT (F40, F41)
	P14929-04-F36	EA COVER-ARMREST, LEFT (LUXURY LEATHER)
5	M05962-14-F36	EA COVER-SEAT, BUCKET (F36, F37)
5	M05962-14-F38	EA COVER-SEAT, BUCKET (F38, F39)
5	M05962-14-F40	EA COVER-SEAT, BUCKET (F40, F41)
5	M05962-16-F36	EA COVER-SEAT, BUCKET - LUXURY LEATHER
6	M80906-11-000	EA FRAME-SEAT & BACK & SPRING, RECLINING
7	097683-03-000	EA BRACKET-REMOTE, SIDE MOUNT - SINGLE
8	089368-04-000	EA CABLE-SLIDE, W/SWITCH - BUCKET SEAT
9	108049-01-000	EA CABLE-28", W/SWIVEL SWITCH - FLEXSTEEL PEDESTAL 23602
	108049-02-000	EA CLIP-PEDESTAL CABLE, FLEXSTEEL 2592-CA
10	107921-01-000	EA PEDESTAL-LOWER, PASSENGER W/SUB PLATE - 9.75" - STEEL
10	107921-07-000	EA PEDESTAL-LOWER, DRIVER W/SUB PLATE - 9.75" - STEEL
		FROM: 00-00-00 THRU: 09-18-94
10	107921-14-000	EA PEDESTAL-LOWER, DRIVER W/SUB PLATE - 9.75" - STEEL
		FROM: 09-19-94 THRU: 99-99-99
11	069246-05-000	EA ADJUSTER-SEAT/CHAIR, W/REMOTE - FORWARD & BACK
	069246-05-700	EA SPRING-ADJUSTER, FOR REMOTE
	069246-05-701	EA CLIP-CABLE, FOR REMOTE
12	107921-05-000	EA TOP PLATE-PEDESTAL, PASSENGER - W/O SEATBELT BAR
	107921-06-000	EA BEARING KIT-PEDESTAL, PASSENGER
13	069246-02-000	EA ADJUSTER-SEAT/CHAIR, W/O LOCK - FORWARD & BACK
	007221-01-000	EA SPACER-SEAT, ADJUSTER
	081373-03-000	EA POWER PACK 6-WAY, DRIVERS POWERED SEAT
	081373-01-700	EA BRACKET-L F/CONTROL SWITCH - H-171
	081373-02-700	EA ESCUTCHEON & SWITCH ASM PKG - 22063234
	081373-02-701	EA HARNESS ASM L.H. PKG - 22063235
	081373-02-702	EA HARNESS ASM R.H. PKG - 20063236
	081373-02-703	EA HORIZONTAL ADJUSTING MOTOR PKG - 22063237
	081373-02-704	EA VERTICAL ADJUSTING MOTOR PKG - 22063238
14	080730-11-000	EA SHIELD-RUBBER BOOT
15	080730-08-000	EA HANDLE, FLEXSTEEL 30179907
16	080730-09-000	EA SHIELD-FLEXSTEEL
17	071126-43-F05	EA SKIRT-BUCKET SEAT, PASSENGER (F36, F37)
17	071126-43-E39	EA SKIRT-BUCKET SEAT, PASSENGER (F38, F39)
17	071126-43-F06	EA SKIRT-BUCKET SEAT, PASSENGER (F40, F41)
17	071126-54-F36	EA SKIRT-BUCKET SEAT, DRIVER (F36, F37)
17	071126-54-F38	EA SKIRT-BUCKET SEAT, DRIVER (F38, F39)
17	071126-54-F40	EA SKIRT-BUCKET SEAT, DRIVER (F40, F41)
17	071126-26-F36	EA SKIRT-BUCKET SEAT (POWER SEAT OPTION) (F36, F37)
17	071126-26-E39	EA SKIRT-BUCKET SEAT (POWER SEAT OPTION) (F38, F39)
17	071126-26-E40	EA SKIRT-BUCKET SEAT (POWER SEAT OPTION) (F40, F41)
17	071126-52-F36	EA SKIRT-BUCKET SEAT, PASSENGER (LEATHER SEAT OPTION)
17	071126-55-F36	EA SKIRT-BUCKET SEAT, DRIVER (LEATHER SEAT OPTION)
18	116215-01-000	EA SEAT-MANUAL, 6-WAY - DRIVER SEAT
19	116215-02-000	EA PLATE-UPPER, MANUAL, 6-WAY - DRIVER
20	116215-03-000	EA PLATE-LOWER, MANUAL - 6-WAY - DRIVER
	111169-04-000	EA INSERT-OVAL, VECTRA

# CURTAIN & CUSHION GROUP (CONTINUED)

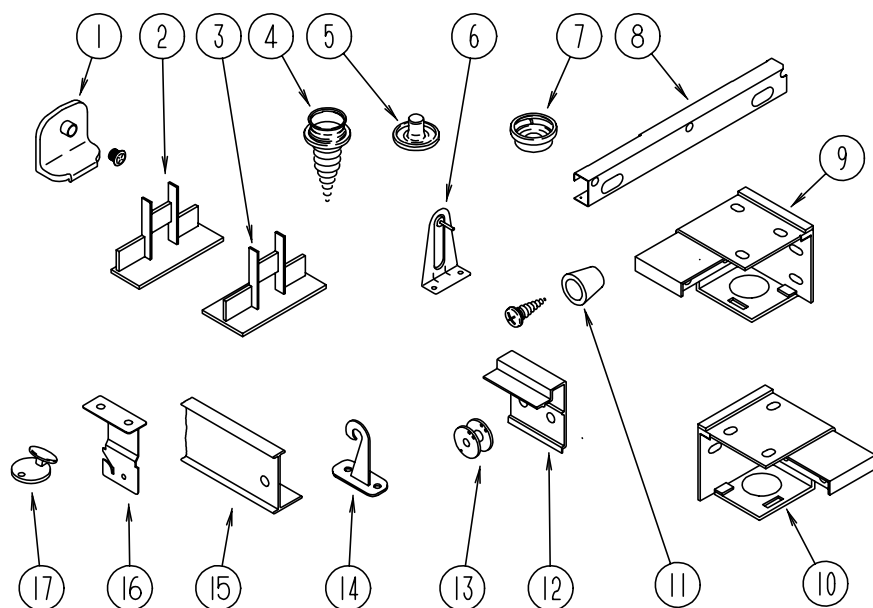
## CURTAINS & WINDOW TREATMENT



KEY	PART NUMBER	U/M	DESCRIPTION
1	115397-01-F36	EA	VALANCE-WINDOW, EMPIRE - 52" (F36, F37)
1	115397-01-F38	EA	VALANCE-WINDOW, EMPIRE - 52" (F38, F39)
1	111858-06-F40	EA	VALANCE-WINDOW, LAMBREQUIN - 52" (F40, F41)
1	111910-34-F36	EA	BLIND-DAY/NIGHTER, 49.5" X 32" - E-Z LIFT (F36, F37)
1	111910-34-F38	EA	BLIND-DAY/NIGHTER, 49.5" X 32" - E-Z LIFT (F38, F39)
1	111910-34-F40	EA	BLIND-DAY/NIGHTER, 49.5" X 32" - E-Z LIFT (F40, F41)
2	115397-02-F36	EA	VALANCE-WINDOW, EMPIRE - 45" - QUEEN BED (F36, F37)
2	115397-03-F36	EA	VALANCE-WINDOW, EMPIRE - 45" - TWIN BED (F36, F37)
2	115397-02-F38	EA	VALANCE-WINDOW, EMPIRE - 45" - QUEEN BED (F38, F39)
2	115397-03-F38	EA	VALANCE-WINDOW, EMPIRE - 45" - TWIN BED (F38, F39)
2	111858-25-F40	EA	VALANCE-WINDOW, LAMBREQUIN - 45" - QUEEN BED (F40, F41)
2	111858-20-F40	EA	VALANCE-WINDOW, LAMBREQUIN - 45" - TWIN BED (F40, F41)
2	111910-29-F36	EA	BLIND-DAY/NIGHTER, 42.5" X 32" - E-Z LIFT (F36, F37)
2	111910-29-F38	EA	BLIND-DAY/NIGHTER, 42.5" X 32" - E-Z LIFT (F38, F39)
2	111910-29-F40	EA	BLIND-DAY/NIGHTER, 42.5" X 32" - E-Z LIFT (F40, F41)
3	111861-02-01A	EA	BLIND-MICRO MINI, 24.5" X 22" - ALABASTER PEARL
4	115391-01-F36	EA	VALANCE-WINDOW, LAMBREQUIN - 61.5" (F36, F37) FROM: 00-00-00 THRU: 09-25-94
4	115391-04-F36	EA	VALANCE-WINDOW, LAMBREQUIN - 61.5" (F36, F37) FROM: 09-26-94 THRU: 99-99-99
4	115391-01-F38	EA	VALANCE-WINDOW, LAMBREQUIN - 61.5" (F38, F39) FROM: 00-00-00 THRU: 09-25-94
4	115391-04-F38	EA	VALANCE-WINDOW, LAMBREQUIN - 61.5" (F38, F39) FROM: 09-26-94 THRU: 99-99-99
4	111858-22-F40	EA	VALANCE-WINDOW, LAMBREQUIN - 61.5" (F40, F41) FROM: 00-00-00 THRU: 09-25-94
4	111858-26-F40	EA	VALANCE-WINDOW, LAMBREQUIN - 61.5" (F40, F41) FROM: 09-26-94 THRU: 99-99-99
4	111910-15-F36	EA	BLIND-DAY/NIGHTER, 60" X 32" - E-Z LIFT (F36, F37)
4	111910-15-F38	EA	BLIND-DAY/NIGHTER, 60" X 32" - E-Z LIFT (F38, F39)
4	111910-15-F40	EA	BLIND-DAY/NIGHTER, 60" X 32" - E-Z LIFT (F40, F41)
5	093487-08-02A	EA	CURTAIN-WINDSHIELD PRIVACY, 51" X 100" - DRIVER - SAND
6	084755-90-000	EA	SHADE-PULL, 28.25" X 60" - SUNSCREEN
7	093487-07-02A	EA	CURTAIN-WINDSHIELD PRIVACY, 51" X 100" - PASSENGER - SAND
8	115391-02-F36	EA	VALANCE-WINDOW, LAMBREQUIN - 31.5" (F36, F37)
8	115391-02-F38	EA	VALANCE-WINDOW, LAMBREQUIN - 31.5" (F38, F39)
8	111858-23-F40	EA	VALANCE-WINDOW, LAMBREQUIN - 32" (F40, F41)
8	111910-27-F36	EA	BLIND-DAY/NIGHTER, 29" X 31" - E-Z LIFT (F36, F37)
8	111910-27-F38	EA	BLIND-DAY/NIGHTER, 29" X 31" - E-Z LIFT (F38, F39)
8	111910-27-F40	EA	BLIND-DAY/NIGHTER, 29" X 31" - E-Z LIFT (F40, F41)
9	084755-57-E07	EA	SHADE-PULL, 27.25"
10	115391-01-F36	EA	VALANCE-WINDOW, LAMBREQUIN - 61.5" (F36, F37) FROM: 00-00-00 THRU: 09-25-94
10	115391-04-F36	EA	VALANCE-WINDOW, LAMBREQUIN - 61.5" (F36, F37) FROM: 09-26-94 THRU: 99-99-99
10	115391-01-F38	EA	VALANCE-WINDOW, LAMBREQUIN - 61.5" (F38, F39) FROM: 00-00-00 THRU: 09-25-94
10	115391-04-F38	EA	VALANCE-WINDOW, LAMBREQUIN - 61.5" (F38, F39) FROM: 09-26-94 THRU: 99-99-99
10	111858-22-F40	EA	VALANCE-WINDOW, LAMBREQUIN - 61.5" (F40, F41) FROM: 00-00-00 THRU: 09-25-94
10	111858-26-F40	EA	VALANCE-WINDOW, LAMBREQUIN - 61.5" (F40, F41) FROM: 09-26-94 THRU: 99-99-99
10	111910-15-F36	EA	BLIND-DAY/NIGHTER, 60" X 32" - E-Z LIFT (F36, F37)
10	111910-15-F38	EA	BLIND-DAY/NIGHTER, 60" X 32" - E-Z LIFT (F38, F39)
10	111910-15-F40	EA	BLIND-DAY/NIGHTER, 60" X 32" - E-Z LIFT (F40, F41)



## CURTAIN & CUSHION GROUP (CONTINUED)



### CURTAIN HARDWARE

KEY	PART NUMBER	U/M	DESCRIPTION
1	106544-01-000	EA	PULL-SHADE, BRASS - EDI
	106544-01-001	EA	SCREW-SHADE PULL, BRASS - EDI
	084432-06-000	FT	SLAT-ROLLER SHADE, PLASTIC
	096843-01-000	EA	SPRING-REWIND, ROLLER SHADE
2	094907-02-000	EA	END CAP-TOP, PLEATED BLIND - PLASTIC - GRAY
3	094907-04-000	EA	HARDWARE-END CAP, BOTTOM - PULL TYPE - SPECIALITY WINDOW
	097591-01-000	EA	SPRING-EXTENSION, PLEATED BLIND
	097593-02-000	FT	CORD-BLIND, GRAY
	097593-10-000	FT	CORD-BLIND, VANILLA
	097593-11-000	FT	CORD-BLIND, CORNFLOWER
	094896-02-000	EA	GROMMET-CORD, PLEATED BLIND - NYLON - GRAY
4	029130-01-000	EA	SCREW-SNAP SOCKET, #8 PH X 5/8"
5	029155-01-000	EA	CAP-SNAP, 5/32" O.D. OF PIN
6	095591-02-000	EA	BRACKET-HOLD DOWN, W/PIN - BLIND - METAL
7	029156-01-000	EA	SOCKET-SNAP, 9/16" O.D.
8	110597-01-000	EA	BRACKET-SHADE, RIGHT SIDE
8	110597-02-000	EA	BRACKET-SHADE, LEFT SIDE
9	083170-01-000	EA	BRACKET-BLIND, LEFT SIDE WHEN FACING WINDOW
10	083170-02-000	EA	BRACKET-BLIND, RIGHT SIDE WHEN FACING WINDOW
11	097564-01-000	EA	HANDLE-T, EZ LIFT SHADE
12	097565-01-000	EA	BRACKET-MOUNTING, PLEATED BLIND
13	097592-01-000	EA	SPOOL-CORD, ELEVATED BLIND HOLDUP - CLEAR PLASTIC
14	109441-01-000	EA	HOLD DOWN-BLIND, HOOK
	109441-02-000	EA	HOLD DOWN-SPACER
15	009700-04-002	EA	TRACK, L-SHAPED 195.2" - OFF WHITE
15	108235-01-01A	EA	TRACK-CURTAIN, LEFT - WINDSHIELD PRIVACY - OFF WHITE
15	108236-01-01A	EA	TRACK-CURTAIN, RIGHT - WINDSHIELD PRIVACY - OFF WHITE
16	084434-01-000	EA	BRACKET-MOUNTING, ROLLER SHADE - 1 3/8"
17	102555-01-000	EA	CLEAT-CORD, BLIND - OFF WHITE
	103986-01-000	FT	TRIM-VALANCE, U-CHANNEL - .75" WIDE - BRASS
	110943-01-000	FT	FELTSTRIP, 3/8" - ADHESIVE BACK
	102075-08-01A	EA	ROD-CURTAIN, SHOWER - OFF WHITE
	046867-01-000	EA	GROMMET-BRASS - 7/16" ID X 1" OD
	048394-02-000	YD	VELCRO TAPE-HOOK, ADHESIVE BACK - .75" WIDE - BEIGE
	088792-02-000	YD	VELCRO TAPE-LOOP, ADHESIVE BACKED - .75" WIDE - BEIGE
	086276-01-000	EA	TAPE-DOUBLE SIDED, 1/2"
	103986-01-000	FT	TRIM-VALANCE, U-CHANNEL - .75" WIDE - BRASS

## CURTAIN & CUSHION GROUP (CONTINUED)

### FABRIC TRIMS, BUTTONS, SEATBELTS & ASSIST HANDLE

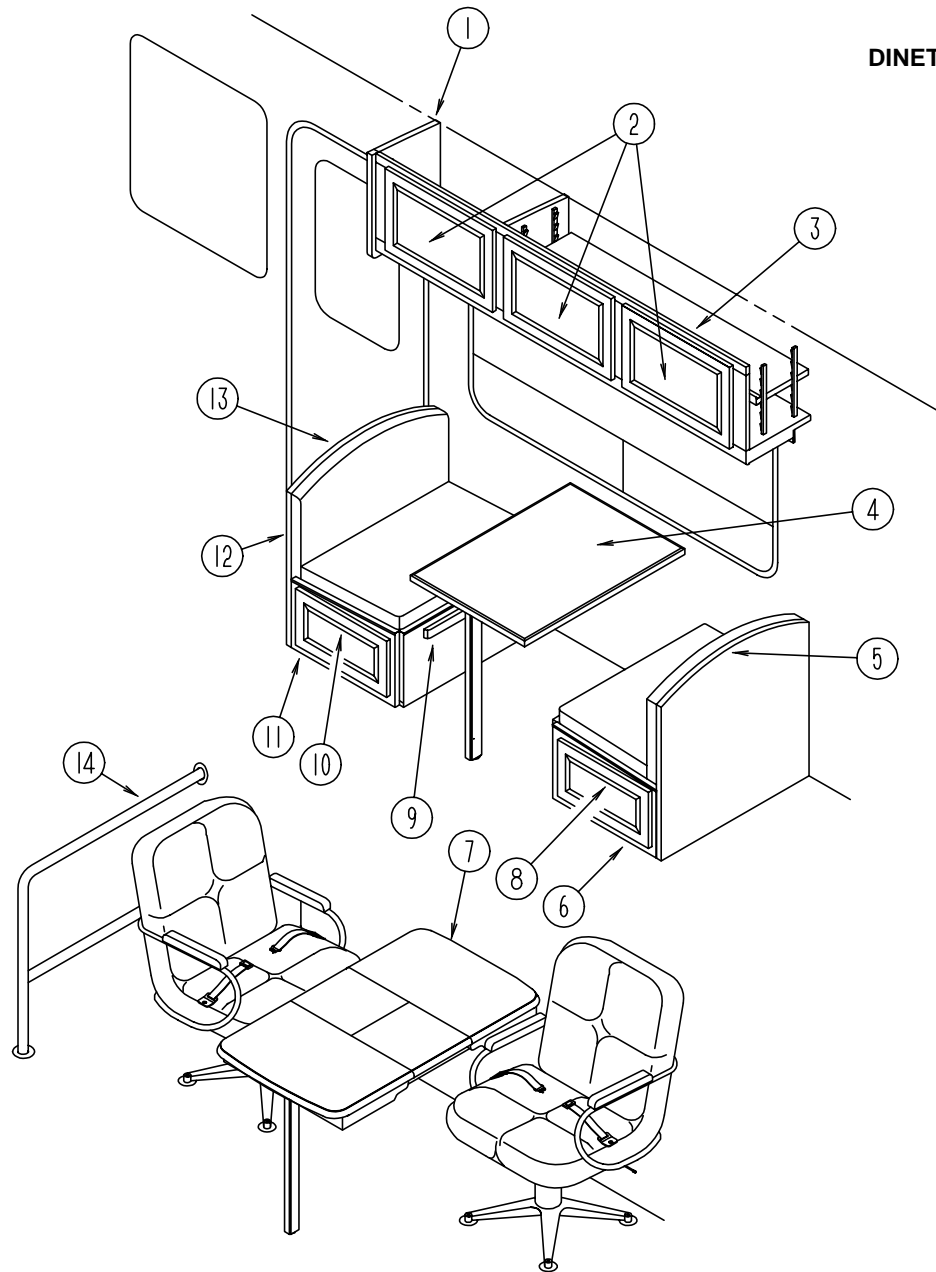
KEY	PART NUMBER	U/M	DESCRIPTION
	079349-01-F36	YD	WELT ASM-ACCENT, FABRIC - POWER BUCKET SEAT SKIRT (F36, F37)
	079349-01-E39	YD	WELT ASM-ACCENT, FABRIC - SEAT SKIRT (F38, F39)
	079349-01-E40	YD	WELT ASM-ACCENT, FABRIC - SEAT SKIRT (F40, F41)
	084415-64-000	YD	TRIM-BRAID, W/FRINGE - THROW PILLOWS (F36, F37)
	084415-55-000	YD	TRIM-BRAID, W/FRINGE - THROW PILLOWS (F38, F39)
	084415-60-000	YD	TRIM-BRAID, W/FRINGE - THROW PILLOWS (F40, F41)
	070578-02-E37	EA	BUTTON-SCREW STUD, #30 VINYL
	057759-01-000	EA	WASHER BRACKET-SEAT BELT, 4" DIAMETER
	007021-01-000	EA	BELT-SEAT, 2" X 90" - BLACK
	069178-02-000	EA	BRACKET-MOUNTING, ASSIST HANDLE - L ANGLE - W/HOLES - STEEL
	000D20-07-00B	EA	NUT-ACORN, ASSIST HANDLE - 7/16" X 14 ZN
	000C16-07-16B	EA	BOLT-CARRIAGE, ASSIST HANDLE - 7/16" - 14 X 1"
	053552-02-AA8	EA	HANDLE-ASSIST, INTERIOR - ENTRY DOOR - VINYL - OFF WHITE
	057534-03-000	EA	TIEBACK ASM-CLEAR, VINYL - 7.5"
	057534-01-000	EA	TIEBACK/TIEDOWN-BED/CURTAIN/DOOR, 6" - PLASTIC - CLEAR
	099717-04-000	EA	TIEDOWN ASM, W/BUCKLE (FOLDING CHAIRS)

### FABRICS

KEY	PART NUMBER	U/M	DESCRIPTION
	089351-03-000	YD	VINYL-CEILING, DIAMOND DESIGN - 54"
	103907-01-03A	YD	VINYL-EXPANDED, MADRID WILLOW - 54"
	103907-01-01A	YD	FABRIC-VINYL, 54" WIDE - OFF WHITE
	105745-94-000	YD	FABRIC-BEDSPREAD, MAIN PATTERN - 54" - BLUE/BEIGE (F36, F37)
	105745-57-000	YD	FABRIC-BEDSPREAD, MAIN PATTERN - 54" - GREEN/BROWN/WINE (F38, F39)
	105745-89-000	YD	FABRIC-BEDSPREAD, MAIN PATTERN - 54" - GRAY/BEIGE (F40, F41)
	105745-95-000	YD	FABRIC-BEDSPREAD, ACCENT STRIPE PATTERN - 54" - BLUE/BEIGE (F36, F37)
	105745-58-000	YD	FABRIC-BEDSPREAD, ACCENT PATTERN - 54" - WINE/BROWN (F38, F39)
	105745-04-000	YD	FABRIC-BEDSPREAD, ACCENT PLAIN - 54" - TAN (F40, F41)
	108446-C2-000	YD	FABRIC-UPHOLSTERY, MAIN PATTERN VELOUR - 54" - BLUE/BEIGE (F36, F37)
	108446-64-000	YD	FABRIC-UPHOLSTERY, PATTERN WEAVE - 54" - BEIGE/GREEN/WINE (F38, F39)
	108446-C1-000	YD	FABRIC-UPHOLSTERY, MAIN PATTERN WEAVE - 54" - CREAM/TAN/BLUE (F40, F41)
	096008-85-000	YD	FABRIC-UPHOLSTERY, PLAIN VELOUR - 54" - BLUE (F36, F37)
	108446-65-000	YD	FABRIC-UPHOLSTERY, PLAIN VELOUR - 54" - BURGUNDY (F38, F39)
	108446-55-000	YD	FABRIC-UPHOLSTERY, PLAIN VELOUR - 54" - LIGHT TAN (F40, F41)
	108446-E0-000	YD	FABRIC-UPHOLSTERY, SINGLE PATTERN VELOUR - BLUE/BEIGE (F36, F37)
	108446-66-000	YD	FABRIC-UPHOLSTERY, STRIPE WEAVE - 54" - GREEN/WINE/BEIGE (F38, F39)
	108446-C3-000	YD	FABRIC-UPHOLSTERY, WEAVE - 54" - BEIGE/CREAM (F40, F41)

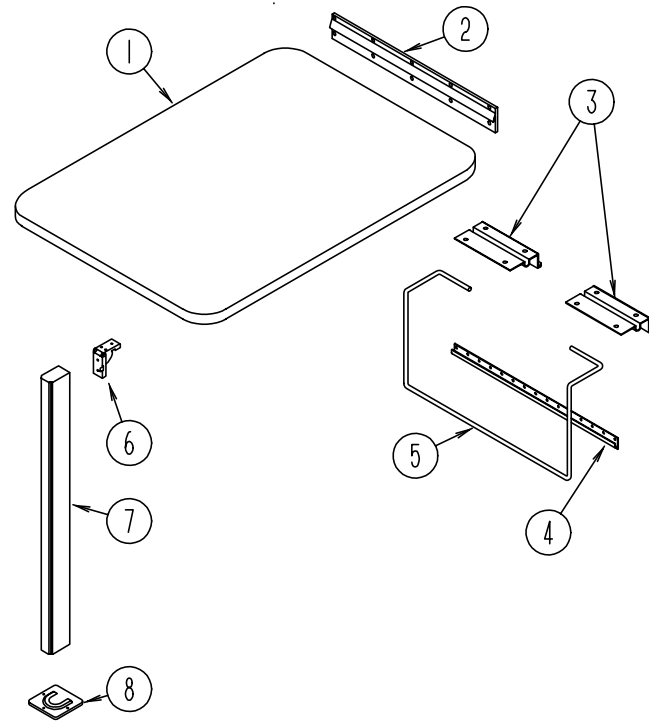
## DINETTE GROUP

### DINETTE CABINETS WITH SWIVEL CHAIRS



KEY	PART NUMBER	U/M	DESCRIPTION
1	107494-01-E37	EA	END CAP-CABINET, OVERHEAD - LEFT SIDE (PICKLED ASH)
1	107494-01-E41	EA	END CAP-CABINET, OVERHEAD - LEFT SIDE (SALEM CHERRY)
2	P00971-31-F36	EA	DOOR-CABINET, W/O HARDWARE - 555 X 240MM (PICKLED ASH)
2	P00971-31-F37	EA	DOOR-CABINET, W/O HARDWARE - 555 X 240MM (SALEM CHERRY)
3	114865-01-F36	EA	CABINET-OVERHEAD, W/O DOORS & HARDWARE (PICKLED ASH)
3	114865-01-F37	EA	CABINET-OVERHEAD, W/O DOORS & HARDWARE (SALEM CHERRY)
	114865-12-F36	EA	SHELF-CABINET (PICKLED ASH)
	114865-12-F37	EA	SHELF-CABINET (SALEM CHERRY)
4	M92743-19-E38	EA	TABLE-DINETTE, W/O HARDWARE (F36)
4	M92743-19-E42	EA	TABLE-DINETTE, W/O HARDWARE (F37)
4	M92743-19-E39	EA	TABLE-DINETTE, W/O HARDWARE (F38)
4	M92743-19-E43	EA	TABLE-DINETTE, W/O HARDWARE (F39)
4	M92743-19-F40	EA	TABLE-DINETTE, W/O HARDWARE (F40)
4	M92743-19-F41	EA	TABLE-DINETTE, W/O HARDWARE (F41)
5	105476-01-F36	EA	PAD-BACKREST, TOP - RIGHT SIDE (F36, F37)
5	105476-01-E39	EA	PAD-BACKREST, TOP - RIGHT SIDE (F38, F39)
5	105476-01-E40	EA	PAD-BACKREST, TOP - RIGHT SIDE (F40, F41)
6	M04175-53-E37	EA	CABINET-SEATBASE, RIGHT SIDE (PICKLED ASH)
6	M04175-53-E41	EA	CABINET-SEATBASE, RIGHT SIDE (SALEM CHERRY)
7	P08449-01-E37	EA	TABLE-PULLOUT (PICKLED ASH)
7	P08449-01-E41	EA	TABLE-PULLOUT (SALEM CHERRY)
8	M05971-D5-E37	EA	DRAWER-CABINET, W/O HARDWARE (PICKLED ASH)
8	M05971-D5-E41	EA	DRAWER-CABINET, W/O HARDWARE (SALEM CHERRY)
9	081295-01-AA8	EA	SUPPORT-BED, DINETTE, 712MM LONG (PICKLED ASH)
9	081295-01-E74	EA	SUPPORT-BED, DINETTE, 712MM LONG (SALEM CHERRY)
10	M05971-35-E37	EA	DRAWER-CABINET, W/O HARDWARE (PICKLED ASH)
10	M05971-35-E41	EA	DRAWER-CABINET, W/O HARDWARE (SALEM CHERRY)
11	M04175-54-E37	EA	CABINET-SEATBASE, LEFT SIDE (PICKLED ASH)
11	M04175-54-E41	EA	CABINET-SEATBASE, LEFT SIDE (SALEM CHERRY)
12	M04174-52-E37	EA	CABINET-BACKREST, RIGHT SIDE (PICKLED ASH)
12	M04174-52-E41	EA	CABINET-BACKREST, RIGHT SIDE (SALEM CHERRY)
	P02786-03-E37	EA	HANDRAIL ASM-ENTRANCE DOOR - ON DINETTE BACKREST (PICKLED ASH)
	P02786-03-E41	EA	HANDRAIL ASM-ENTRANCE DOOR - ON DINETTE BACKREST (SALEM CHERRY)
	099682-01-01A	EA	BRACKET-MOUNTING, HAND RAIL - BRASS
13	105476-02-F36	EA	PAD-BACKREST, TOP - LEFT SIDE (F36, F37)
13	105476-02-E39	EA	PAD-BACKREST, TOP - LEFT SIDE (F38, F39)
13	105476-02-E40	EA	PAD-BACKREST, TOP - LEFT SIDE (E40, F41)
14	108808-01-01A	EA	HANDRAIL-STEP, ENTRANCE BRASS - TRANSFER FLOW
	112515-02-04A	EA	PICTURE-WALL, DECORATIVE - 16" X 20"

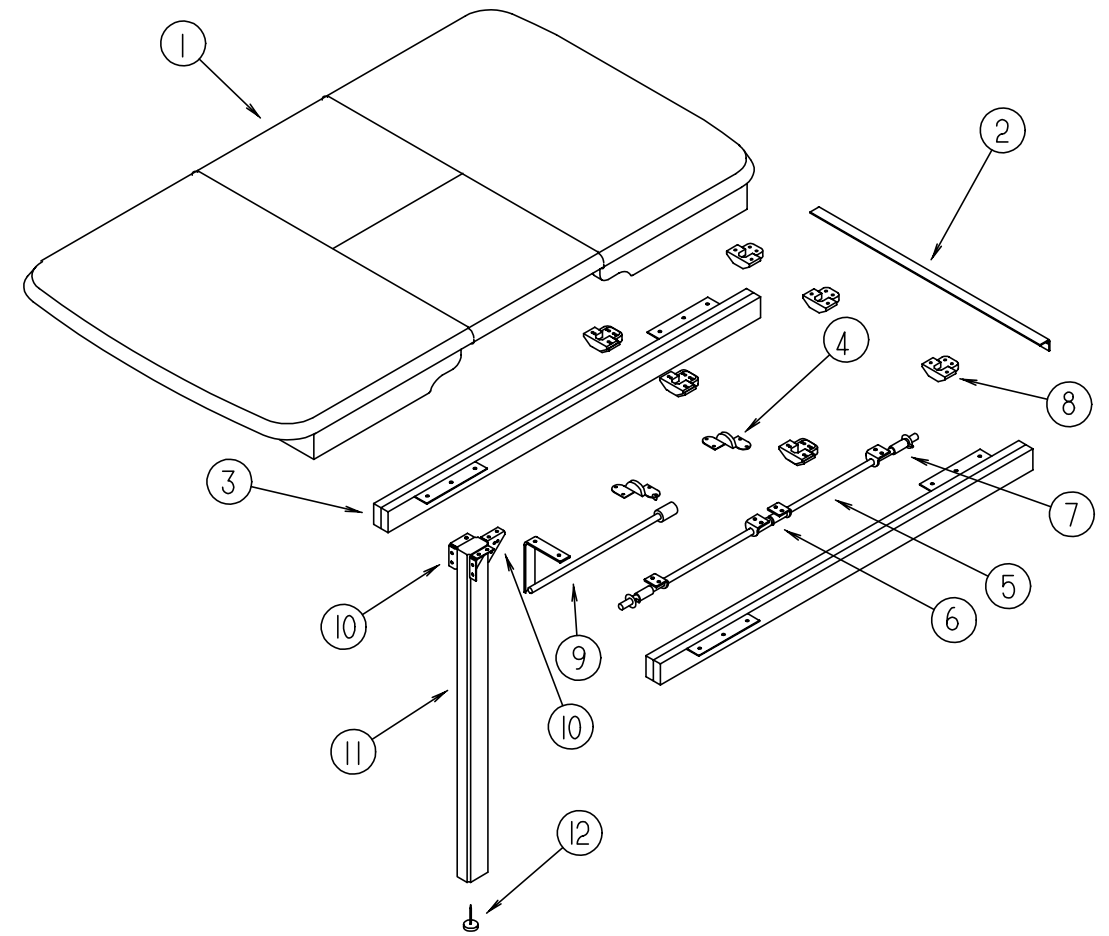
## DINETTE GROUP (CONTINUED)



### DINETTE TABLE

KEY	PART NUMBER	U/M	DESCRIPTION
1	M92743-19-E38	EA	TABLE-DINETTE, W/O HARDWARE (F36)
1	M92743-19-E42	EA	TABLE-DINETTE, W/O HARDWARE (F37)
1	M92743-19-E39	EA	TABLE-DINETTE, W/O HARDWARE (F38)
1	M92743-19-E43	EA	TABLE-DINETTE, W/O HARDWARE (F39)
1	M92743-19-F40	EA	TABLE-DINETTE, W/O HARDWARE (F40)
1	M92743-19-F41	EA	TABLE-DINETTE, W/O HARDWARE (F41)
	064781-06-000	EA	HOLDER-CUP, TWO STEM - OFF WHITE
2	053200-12-000	EA	SUPPORT-TABLE, 23.5" - OFF WHITE
3	088410-02-000	EA	HANGER-TABLE, OFF WHITE
4	024281-14-000	EA	BRACKET-TABLE LIFT, 22.12" - OFF WHITE
5	024275-12-000	EA	ROD-TABLE LIFT, OFF WHITE
6	093550-01-000	EA	BRACKET-HINGE, MOUNTS TO LEG & TABLE TOP - 1.7" X 2.6"
7	092708-11-E37	EA	LEG-TABLE, WOOD (PICKLED ASH)
	092707-04-03A	EA	MOLDING-WOOD, TABLE LEG (PICKLED ASH)
7	092708-11-E41	EA	LEG-TABLE, WOOD (SALEM CHERRY)
	092707-04-04A	EA	MOLDING-WOOD, TABLE LEG (SALEM CHERRY)
8	049493-12-000	EA	CATCH-TABLE LEG, OFF WHITE
	049493-11-700	EA	CATCH-LEG, FLOOR MOUNTED - 2.5" X 2.7" - METAL - E-COAT

## DINETTE GROUP (CONTINUED)

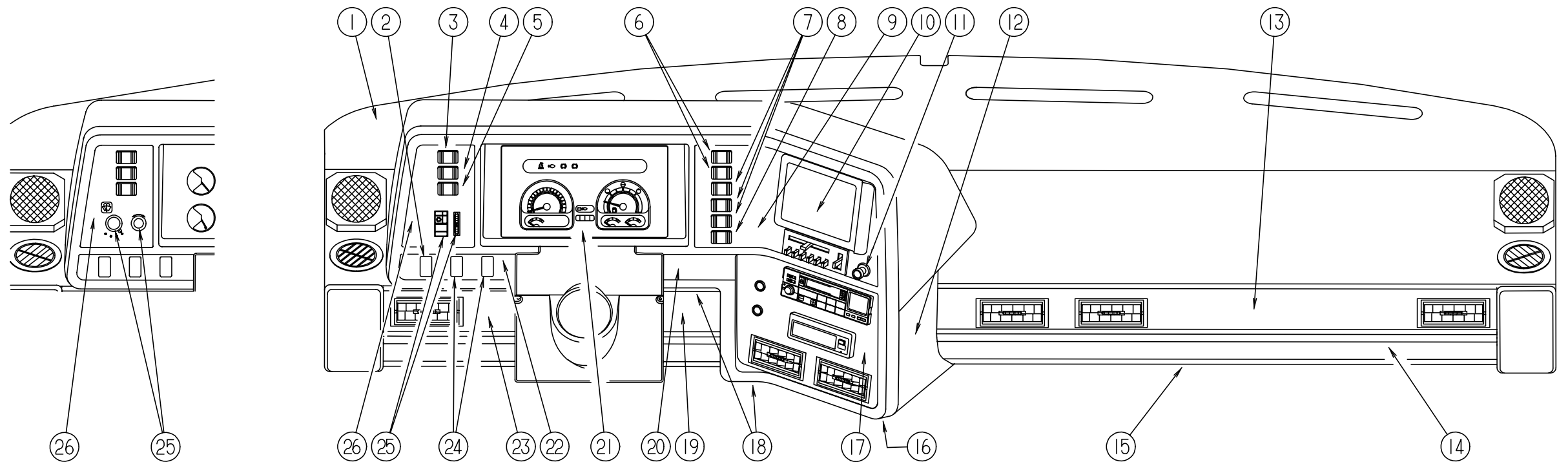


### DINETTE PULLOUT TABLE

KEY	PART NUMBER	U/M	DESCRIPTION
	P08449-01-E37	EA	TABLE-PULLOUT (PICKLED ASH)
	P08449-01-E41	EA	TABLE-PULLOUT (SALEM CHERRY)
1	108449-11-E37	EA	TOP-TABLE, ONLY (PICKLED ASH)
1	108449-11-E41	EA	TOP-TABLE, ONLY (SALEM CHERRY)
2	009063-01-000	EA	HINGE-CONTINUOUS, 1 1/2" X 72" - UNPAINTED
3	110749-01-000	EA	SLIDE-TABLE - 19.75" LONG - 2 USED
4	108663-01-000	EA	HINGE-LEG, FOLDING - HAFELE 341.30.526 - 2 USED
5	108932-01-000	EA	ROD-TABLE
	000F10-04-16B	EA	PIN-COTTER, 1/8" X 1" - ZINC
6	108874-01-000	EA	BRACKET-HINGE, 4 USED
7	108664-01-000	EA	SPRING-COMPRESSION, 13 X 50MM - 4 USED
8	009050-02-000	EA	LEVELER-TABLE TOP, MALE END W/4 SCREWS - PLASTIC - 6 USED
8	009050-03-000	EA	LEVELER-TABLE TOP, FEMALE END W/4 SCREWS - PLASTIC - 6 USED
9	108905-01-000	EA	SUPPORT ASSEMBLY-TABLE
10	102810-01-02A	EA	BRACE-LEG, TABLE - OFF WHITE - 3 USED
	102810-01-03A	EA	BRACE-LEG, TABLE - MILL FINISHED
11	092708-12-E37	EA	LEG-TABLE (PICKLED ASH)
	092707-07-02A	EA	MOLDING-WOOD, TABLE LEG - 27" (PICKLED ASH)
11	092708-12-E41	EA	LEG-TABLE (SALEM CHERRY)
	092707-07-03A	EA	MOLDING-WOOD, TABLE LEG - 27" (SALEM CHERRY)
12	102194-01-000	EA	GUIDE-PLASTIC

# DRIVERS COMPARTMENT GROUP

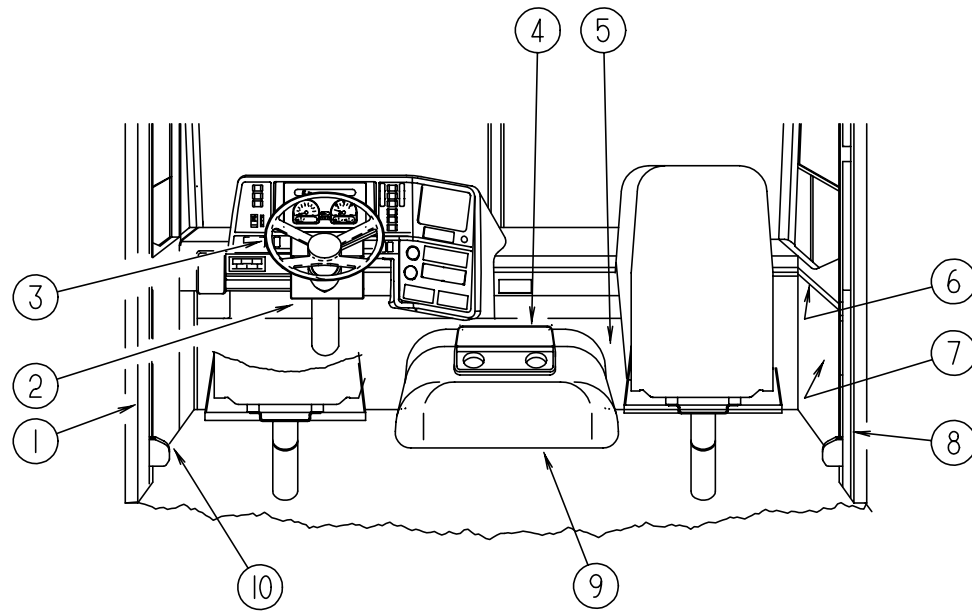
## DASH



KEY	PART NUMBER	U/M DESCRIPTION
1	112804-02-02B	EA PANEL-DASH, TOP W/O VINYL COVERING - METAL
	106569-03-01A	EA VINYL-LAMINATE MADRID WILLOW, 1/4" THICK X 16" X 96"
	077539-01-000	EA BRACKET-MOUNTING, DASH PANEL - L/SHAPED - 2.5" X 1" X 1.5"
	107263-01-01A	EA POD-COVER, UPPER DASH - COVERS INSTRUMENTS - W/VINYL
2	108356-01-01A	EA ACTUATOR-SWITCH GROOVES III, CARLING VVCZC00 BLA
2	108357-05-000	EA SWITCH-ROCKER, SPDT ON/NONE/ON - CARLING V4D1000B-0
3	108356-01-01A	EA ACTUATOR-SWITCH GROOVES III, CARLING VVCZC00 BLA
3	108357-05-000	EA SWITCH-ROCKER, SPDT ON/NONE/ON - CARLING V4D1000B-0
4	108356-01-01A	EA ACTUATOR-SWITCH GROOVES III, CARLING VVCZC00 BLA
4	108357-09-000	EA SWITCH-ROCKER, SPDT ON/NONE/MOM - CARLING V5D1000B-0
5	108356-01-01A	EA ACTUATOR-SWITCH GROOVES III, CARLING VVCZC00 BLA
5	108357-06-000	EA SWITCH-ROCKER, DPDT MOM/OFFMOM - CARLING VLD1000B-0
6	096241-03-000	EA SWITCH-BLANK
6	108356-01-01A	EA ACTUATOR-SWITCH GROOVES III, CARLING VVCZC00 BLA
6	108357-03-000	EA SWITCH-ROCKER, SPDT ON/OFF/ON - CARLING V6D1000B-0
7	096241-03-000	EA SWITCH-BLANK
7	108356-01-01A	EA ACTUATOR-SWITCH GROOVES III, CARLING VVCZC00 BLA
7	108357-01-000	EA SWITCH-ROCKER, SPST ON/OFF - CARLING V1D1000B-0
8	108356-03-01A	EA ACTUATOR-SWITCH GROOVES LENS, CARLING VVCGC00
8	108357-10-000	EA SWITCH-ROCKER, SPDT MOM/OFFMOM - CARLING V8D1160B-0
9	104056-20-01A	EA APPLIQUE-BEZEL UPPER RIGHT, 6 SWITCH - BLACK VELVET
10	111337-01-01A	EA POCKET-INSTRUMENT PANEL, RIGHT - UPPER - BLACK
10	096776-02-000	EA BOX-CASSETTE, 4 - TAPE - FISHER 21507 04 03
11	089294-01-000	EA LIGHTER ASM-CIGARETTE, CASCO C213275
12	107085-01-01A	EA POD-DASH, LOWER - W/VINYL
13	107859-01-01A	EA TRIM-DASH, LOWER
14	111745-01-01A	EA APPLIQUE-LOWER DASH, RIGHT - BURLWOOD TU18134G2
15	105926-05-000	EA PANEL-DASH, BOTTOM RIGHT - METAL
16	107857-02-000	EA PANEL-DASH, BOTTOM LEFT - METAL

KEY	PART NUMBER	U/M DESCRIPTION
17	104056-14-01A	EA APPLIQUE-BEZEL, LOWER RIGHT WING - BLACK VELVET
18	107031-01-01A	EA BEZEL-INSTRUMENT PANEL (CHEVY)
18	107031-04-01A	EA BEZEL-INSTRUMENT PANEL (FORD)
19	107859-03-01A	EA TRIM-DASH, LOWER - 170MM LONG (CHEVY)
19	107859-06-01A	EA TRIM-DASH, LOWER (FORD)
	111745-02-01A	EA APPLIQUE-LOWER DASH, BURLWOOD TU18134G2
20	104056-11-01A	EA APPLIQUE-BEZEL, LOWER - RIGHT - BLACK VELVET
20	104056-28-01A	EA APPLIQUE-BEZEL, LOWER - RIGHT - BLACK VELVET (PARK & LEVEL)
21		STANDARD INSTRUMENT CLUSTERS ARE CHASSIS SUPPLIED
21	094796-07-000	EA CLUSTER-INSTRUMENT PANEL, KILOMETERS - GAS - GM 16156355 (CHEVY)
21	094794-04-000	EA CLUSTER-INSTRUMENT, KILOMETER - FORD F3TD-10849-BA (FORD)
	100138-01-000	EA MODULE-DAYTIME RUNNING LIGHT
22	104056-09-01A	EA APPLIQUE-BEZEL, LOWER - LEFT - BLACK VELVET
22	104056-10-01A	EA APPLIQUE-BEZEL, LOWER LEFT - BLACK VELVET (PARK & LEVEL)
23	107860-02-01A	EA TRIM-DASH, LOWER (CHEVY)
23	107859-05-01A	EA TRIM-DASH, LOWER (FORD)
	111745-03-01A	EA APPLIQUE-LOWER DASH, BURLWOOD TU18134G2
24	108356-01-01A	EA ACTUATOR-SWITCH GROOVES III, CARLING VVCZC00 BLA
24	108357-07-000	EA SWITCH-ROCKER, SPDT MOM/OFFMOM - CARLING V8D1000B-0
25		HEADLIGHT & DIMMER SWITCHES ARE CHASSIS SUPPLIED
26	104056-25-01A	EA APPLIQUE-BEZEL, LEFT - BLACK VELVET (CHEVY)
26	104056-27-01A	EA APPLIQUE-BEZEL, LEFT - BLACK VELVET (FORD)
	108355-01-000	EA HOUSING-SWITCH, CARLING VCH
	098641-01-000	EA LABEL-FUEL, UNLEADED - DASH
	077031-01-000	EA FILM-BLACK, 1" X 1.75"
	077031-03-000	EA FILM-WHITE .75" X 1"
	103603-01-000	EA BULB-12V, NO.74 0.12A WEDGE - GE 22-25
	105615-01-000	FT FILM-PROTECTIVE, CLEAR - 313-34" X 1500' ROLL

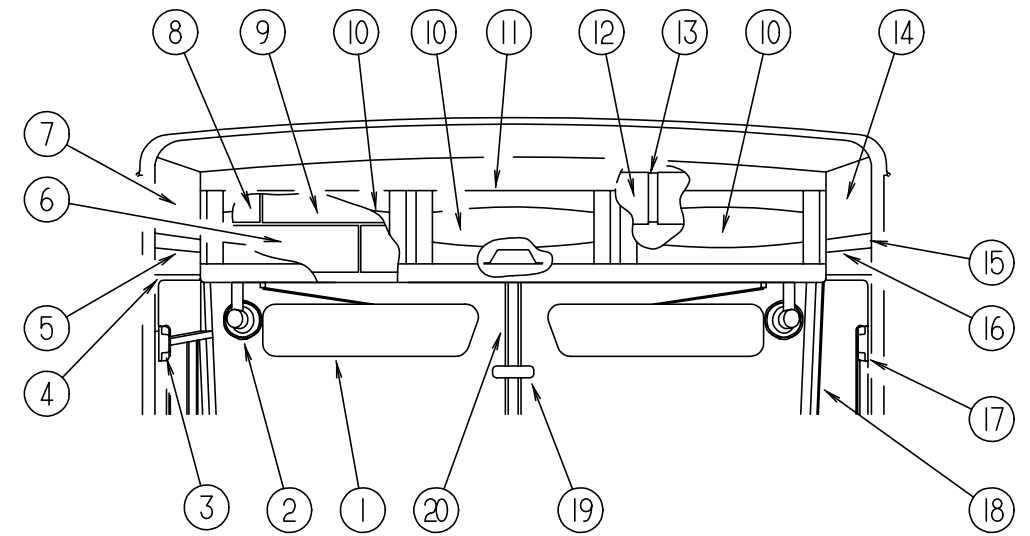
## DRIVERS COMPARTMENT GROUP (CONTINUED)



LOWER DRIVERS COMPARTMENT

KEY	PART NUMBER	U/M DESCRIPTION
1	024700-47-000	EA COVER-ROLL BAR, PLASTIC U-CHANNEL - BOTTOM - OFF WHITE - 18.9" LONG
1	024700-48-000	EA COVER-ROLL BAR, PLASTIC U-CHANNEL - MIDDLE - OFF WHITE - 25" LONG
2	109832-01-01A	EA COVER-STEERING COLUMN, PLASTIC - WILLOW (CHEVY)
	103498-06-000	EA BOOT-COLUMN, VINYL - BLACK (CHEVY)
	112833-01-01A	EA COVER-STEERING COLUMN, UPPER - BLACK (FORD)
	112832-01-01A	EA COVER-STEERING COLUMN., LOWER - BLACK (FORD)
	110002-01-000	EA PATCH-STEERING COLUMN, VINYL
3	112355-02-01A	EA WHEEL-STEERING, CHEVY LEATHER - WILLOW
4	M06889-01-E37	EA TRAY-BEVERAGE, PLASTIC - WILLOW
4	M06840-01-E37	EA BEVERAGE TRAY, W/O HARDWARE (PICKLED ASH)
4	M06840-01-E41	EA BEVERAGE TRAY, W/O HARDWARE (SALEM CHERRY)
4	111300-01-E37	EA INSERT-TRAY, BEVERAGE - CUP HOLDER (PICKLED ASH)
4	111300-01-E41	EA INSERT-TRAY, BEVERAGE - CUP HOLDER (SALEM CHERRY)
5	095757-04-F36	EA COVER-HEATER (F36, F37)
5	095757-04-E39	EA COVER-HEATER (F38, F39, F40, F41)
6	106105-02-000	EA CLIP-TRIM, 11.8" X 1.87" - METAL
	046886-03-000	EA ASHTRAY-CHROME, W/COVER
7	107793-01-01A	EA PANEL-INNER, CAB - RIGHT - PLASTIC PANEL ONLY
8	024700-44-000	EA COVER-SIDEWALL ROLL BAR, PLASTIC U-CHANNEL - OFF WHITE - 53" LONG
9	097552-01-000	EA COVER-MOTOR, W/O CARPET
	113828-01-01A	EA TRIM-MOTOR COVER, ALUMINUM
		FROM: 00-00-00 THRU: 09-18-94
		FROM: 00-00-00 THRU: 09-18-94
9	115840-01-01A	EA COVER-MOTOR, W/O CARPET
		FROM: 09-19-94 THRU: 99-99-99
	115860-01-01A	EA TRIM-MOTOR COVER, ALUMINUM
		FROM: 09-19-94 THRU: 99-99-99
	115850-01-02B	EA RETAINER ASM-LATCH, RIGHT - E-COAT
		FROM: 09-19-94 THRU: 99-99-99
	115850-02-02B	EA RETAINER ASM-LATCH, LEFT - E-COAT
		FROM: 09-19-94 THRU: 99-99-99
	115852-01-02B	EA STRIKE ASM-MOTOR COVER, E-COAT
		FROM: 09-19-94 THRU: 99-99-99
	075564-01-000	EA BRACKET-MOUNTING, MOTOR COVER
	116833-01-02B	EA WRENCH-HEX, MOTOR COVER - E COAT
	039623-01-000	FT SEAL-MOTOR COVER, RUBBER BULB TYPE - BLACK
10	P08813-01-D18	EA PANEL-TOEKICK, CAB - LEFT SIDE - COMPLETE W/INSERT
10	107792-01-01A	EA PANEL-TOEKICK, CAB - LEFT SIDE - W/O INSERT
10	107792-02-01A	EA INSERT-PANEL, TOEKICK - LEFT SIDE

## DRIVERS COMPARTMENT GROUP (CONTINUED)

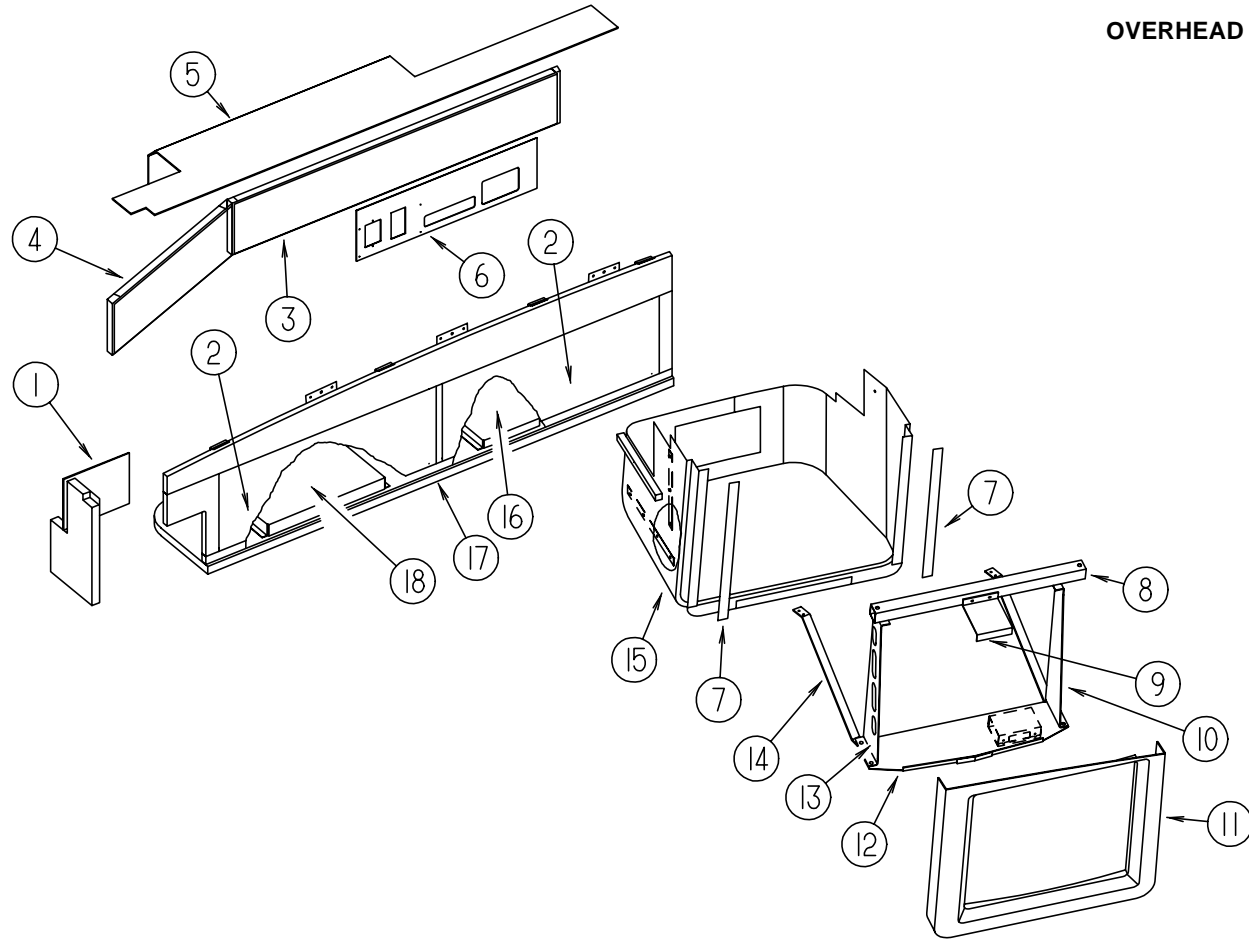


UPPER DRIVERS COMPARTMENT

KEY	PART NUMBER	U/M DESCRIPTION
1	108170-01-000	EA SUNVISOR ASM, PREMIER PLASTIC
		FROM: 00-00-00 THRU: 07-31-94
	108170-01-700	EA SHADE-VISOR, ONLY - W/O HARDWARE - 9" X 18" X 1/8"
	108170-01-701	EA SCREW-THUMB
1	108170-02-000	EA SUNVISOR ASM, W/KNOBS - DRIVERS
		FROM: 08-01-94 THRU: 99-99-99
1	108170-03-000	EA SUNVISOR ASM, W/KNOBS - PASSENGERS
		FROM: 08-01-94 THRU: 99-99-99
2	036420-02-000	EA FAN-DEFROSTER, 2 SPEED - 6" DIAMETER
3	103961-02-01A	EA COVER-BRACKET, SEATBELT - W/DRIVER DOOR - OFF WHITE
4	024700-38-000	EA COVER-SIDEWALL ROLL BAR, PLASTIC U-CHANNEL - OFF WHITE - 15.25" LONG
5	108792-02-D18	EA PANEL-HEADLINER, LEFT - 45 X 1113MM - VINYL COVERED
6	107805-04-D18	EA PANEL-SIDE, VINYL COVERED
7	P08612-01-D18	EA CABINET-OVERHEAD, VINYL COVERED
7	110603-02-E37	EA CABINET-OVERHEAD, VINYL COVERED (W/SUNSCREEN SHADE)
8	107805-01-D18	EA PANEL-END, VINYL COVERED
9	107804-01-D18	EA PANEL-TOP, VINYL COVERED
10	M05990-10-E37	EA DOOR-CABINET, W/O HARDWARE - 305 X 660MM (PICKLED ASH)
10	M05990-10-E41	EA DOOR-CABINET, W/O HARDWARE - 305 X 660MM (SALEM CHERRY)
11	108526-01-E37	EA CABINET-OVHD, VINYL BOTTOM - W/O DOORS & HDW (PICKLED ASH)
11	108526-01-E41	EA CABINET-OVHD, VINYL BOTTOM - W/O DOORS & HDW (SALEM CHERRY)
12	107805-06-D18	EA PANEL-SIDE, VINYL COVERED
13	110648-01-E37	EA PANEL-VINYL COVERED
14	110603-01-E37	EA CABINET-OVERHEAD, W/O DOORS & HARDWARE (W/SUNSCREEN SHADE)
15	024700-38-000	EA COVER-SIDEWALL ROLL BAR, PLASTIC U-CHANNEL - 15.25" LONG - OFF WHITE
16	108792-01-D18	EA PANEL-HEADLINER, RIGHT - 45 X 1113MM - VINYL COVERED
17	103961-01-01A	EA COVER-BRACKET, SEATBELT - PLASTIC - OFF WHITE
	091990-04-01A	EA SEAT BELT 3 POINT, BLACK
	091990-01-700	EA COVER-BOLT, SEATBELT - BLACK
	109146-01-000	EA BOLT-SHOULDER, SEAT BELT
18	107942-01-01A	EA COVER-INTERIOR, A-PILLAR - RIGHT - PLASTIC
	107942-02-01A	EA COVER-INTERIOR, A-PILLAR - LEFT - PLASTIC
19	040714-01-000	EA MIRROR-REAR VIEW, W/ARM MOUNT & SET SCREW - GM # 911722
	067490-01-000	EA BUTTON-MIRROR, REAR VIEW
	109541-01-000	EA SPACER-MIRROR, REAR VIEW
20	106568-01-01A	EA TRIM-CENTER, WINDSHIELD

## DRIVERS COMPARTMENT GROUP (CONTINUED)

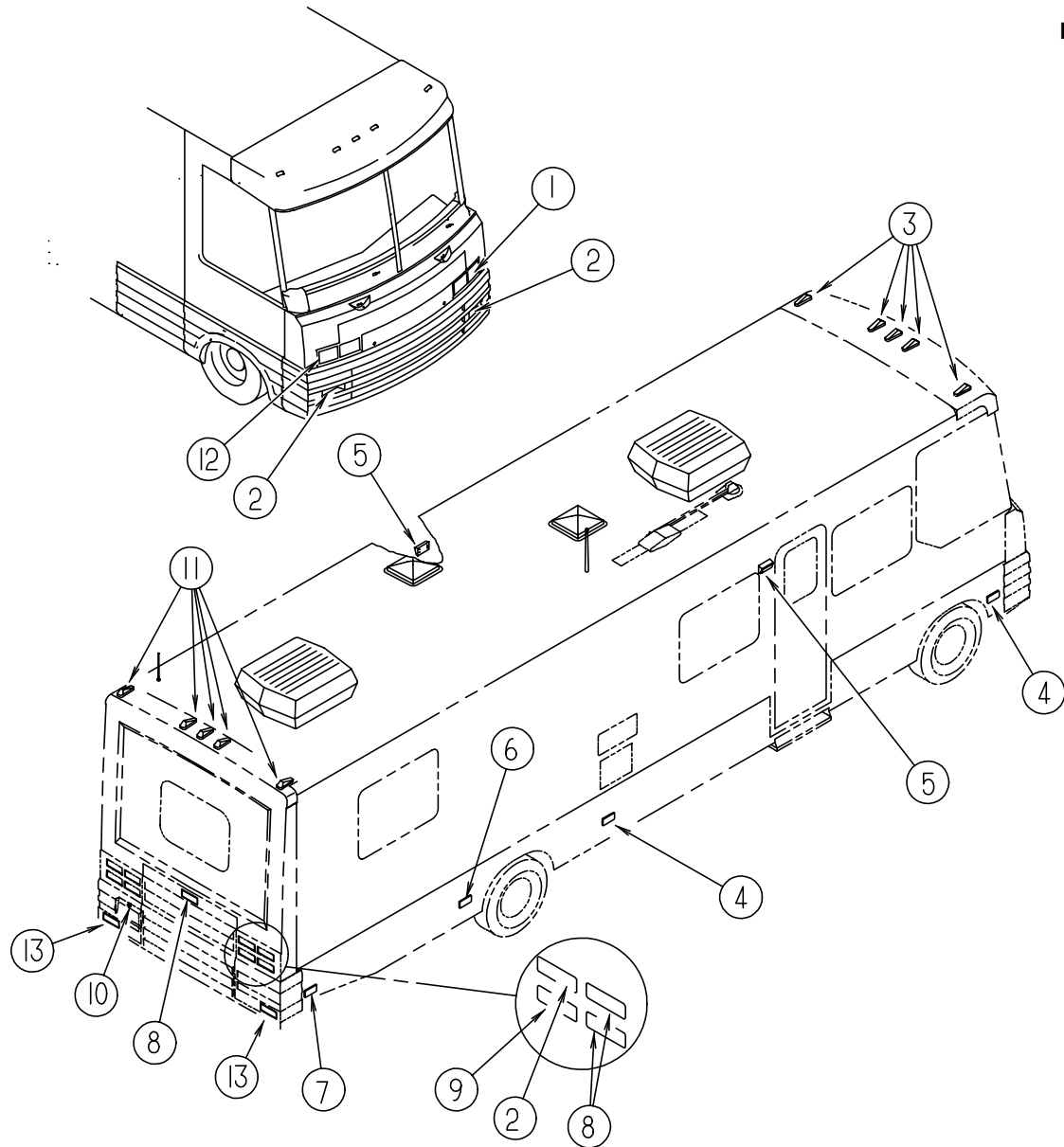
### OVERHEAD TV & VCR CABINETS



KEY	PART NUMBER	U/M	DESCRIPTION
1	107805-01-D18	EA	PANEL-SIDE, VINYL COVERED
2	100708-08-000	EA	DOOR-GLASS, TV CABINET - 246 X 687MM - OPG INDUSTRIES
	100710-01-01A	EA	LOCK-GLASS DOOR, TWIST TYPE - BRASS
	100711-01-01A	EA	HINGE-DOOR, GLASS
	101272-01-000	EA	CATCH-DOOR, GLASS
	101766-01-000	EA	PIN-SUPPORT, GLASS DOOR
	100707-01-000	EA	SPACER-DOOR, GLASS - .8" DIA - .3" HOLE - PLASTIC
3	107805-03-D18	EA	PANEL-SIDE, VINYL COVERED
4	107805-04-D18	EA	PANEL-SIDE, VINYL COVERED
5	107804-01-D18	EA	PANEL-TOP, VINYL COVERED
6	107803-01-D18	EA	PANEL-BACK, VINYL COVERED - W/O BOX OR INVERTER CUTOUTS
6	107803-04-D18	EA	PANEL-BACK, VINYL COVERED - W/INVERTER CUTOUTS
7	085774-01-000	FT	FASTENER-DUAL HOOK, 1" WIDE - ADHESIVE BACK - BLACK
7	085774-02-000	FT	FASTENER-DUAL LOOP, 1" WIDE - ADHESIVE BACK - BLACK
8	107319-02-000	EA	MOUNT ASM-TV
9	107316-02-000	EA	MOUNT-TV
10	107280-01-000	EA	BRACKET-MOUNTING,TV - RIGHT (CAB)
11	111060-02-01A	EA	COVER-TV, OVERHEAD FRONT - PLASTIC - WILLOW
12	111942-01-000	EA	MOUNT ASM-TV
13	107281-01-000	EA	BRACKET-MOUNTING,TV - LEFT (CAB)
14	111907-02-000	EA	SUPPORT, TV
15	M06860-01-E37	EA	COVER-TV, PLASTIC
16	100676-03-000	EA	STAND-VCR, CENTER - METAL
17	107365-01-E37	EA	CABINET-OVERHEAD, W/O DOORS & HARDWARE (PICKLED ASH)
17	107365-01-E41	EA	CABINET-OVERHEAD, W/O DOORS & HARDWARE (SALEM CHERRY)
	P07365-01-D18	EA	BOTTOM-CABINET, W/VINYL
18	100676-04-000	EA	STAND-CD, LEFT SIDE - METAL
	065747-01-000	SF	INSULATION-MICROFOAM, .5"
	099717-01-000	EA	TIEDOWN-TV, STRAP ON FEMALE END IS 28.7" LONG
	039984-01-000	EA	CAP-ROUND, VINYL - .28" ID X .62" LONG - BLACK

# ELECTRICAL GROUP

## EXTERIOR LIGHTS



KEY	PART NUMBER	U/M DESCRIPTION
1	049186-01-000	EA HEADLAMP CAPSULE-DRIVER, HIGH/LOW BEAM
1	049188-01-000	EA HEADLAMP CAPSULE-DRIVER, HIGH BEAM
1	050030-02-000	EA HOUSING HEADLAMP WIRING, HIGH BEAM
1	063749-01-000	EA HOUSING HEADLAMP WIRING, LOW BEAM
1	074048-01-000	EA INSERT-KNURLED, BRASS - #8 - 32 (FOR HEADLAMP SCREWS)
1	110750-01-000	EA SCREW ASM-HEADLAMP ADJUSTING
1	106687-02-000	EA SOCKET ASM-LIGHT, 3-WIRE - TRIPLEX 376
2	106688-02-000	EA LIGHT ASM-TURN, AMBER - TRIPLEX 146-W
2	037934-01-000	EA BULB-12V, #1156 - 2.1AMP - CLEAR GLASS - BACK UP & TURN SIGNAL
2	076345-02-000	EA SOCKET-PARK/TURN LAMP
3	107749-01-000	EA LIGHT ASM-CAB MARKER, AMBER - KD 509-0-1
3	036196-01-000	EA BULB-12V, #194 - .27AMP - BAYONETTE
3	067789-02-000	EA SOCKET-CAB MARKER
4	089362-01-000	EA LIGHT-SIDEMARKER, AMBER LENS & BASE - W/O BULB
4	036196-01-000	EA BULB-12V, #194 - .27AMP - BAYONETTE
4	067789-02-000	EA SOCKET-SIDEMARKER
5	097917-01-04A	EA LIGHT-PORCH, ENTRY DOOR - BUFF
5	008215-01-000	EA BULB-12V, #1003 - .94AMP
5	097917-01-700	EA LENS-LIGHT, PORCH
6	106688-04-000	EA LIGHT ASM-AUXILIARY, CLEAR - TRIPLEX 147W
6	037934-01-000	EA BULB-12V, #1156 - 2.1AMP - CLEAR GLASS - BACK UP & TURN SIGNAL
6	106687-01-000	EA SOCKET ASM-LIGHT, 2-WIRE - TRIPLEX 375X
7	089362-02-000	EA LAMP-SIDE MARKER, RED - TRIPLEX 403-99
7	089362-03-000	EA GASKET-MARKER LIGHT - TRIPLEX 403-2
7	036196-01-000	EA BULB-12V, #194 - .27AMP - BAYONETTE
7	067789-02-000	EA SOCKET-SIDEMARKER
8	106688-03-000	EA LIGHT ASM-STOP/TURN, RED - TRIPLEX 141-W
8	037935-01-000	EA BULB-12V, #1157 OR #2057 - 2.1AMP - CLEAR GLASS - BRAKE LIGHT
8	106687-01-000	EA SOCKET ASM-LIGHT, 2-WIRE - TRIPLEX 375X
8	107221-06-01A	EA SHIELD-BACK, HIGH BRAKE LIGHT - PLASTIC - BLACK
8	116278-01-01A	EA PAN-DRIP, BRAKE LIGHT - BLACK
9	106688-01-000	EA LIGHT ASM-BACKUP, WHITE - TRIPLEX 147-DW
9	037934-01-000	EA BULB-12V, #1156 - 2.1AMP - CLEAR GLASS - BACK UP & TURN SIGNAL
9	076345-02-000	EA SOCKET-PARK/TURN LAMP
9	107256-01-03A	EA COVER-INSIDE SHIELD, BEHIND 4 TAIL LIGHTS ON EACH SIDE - BUFF PLASTIC
10	087201-01-000	EA LIGHT-HALF ROUND, 1" X 1.7" - PLASTIC - BLACK
11	107749-02-000	EA LIGHT ASM-CAB MARKER, RED - KD 509-0-6
11	036196-01-000	EA BULB-12V, #194 - .27AMP - BAYONETTE
11	067789-02-000	EA SOCKET-CAB MARKER
12	049185-01-000	EA HEADLAMP CAPSULE-PASS, HIGH/LOW BEAM
12	049187-01-000	EA HEADLAMP CAPSULE-PASS, HIGH BEAM
12	050030-02-000	EA HOUSING HEADLAMP WIRING, HIGH BEAM
12	063749-01-000	EA HOUSING HEADLAMP WIRING, LOW BEAM
12	096674-01-000	EA NUT-HEADLAMP, BLACK
12	074048-01-000	EA INSERT-KNURLED, BRASS - #8 - 32 (FOR HEADLAMP SCREWS)
13	110177-01-000	EA LENS-REFLECTOR, RED - TRIPLEX 403-R
13	110177-02-000	EA GASKET-LENS, REFLECTOR - TRIPLEX 402-22
13	106687-02-000	EA SOCKET ASM-LIGHT, 3-WIRE - TRIPLEX 376
	088747-03-000	EA LAMP-FOG, CLEAR LENS - PER LUX 550 SERIES
	088747-03-700	EA COVER-LIGHT, FOG - PER LUX 050-005835
	088747-03-701	EA BEZEL-LIGHT, FOG - PER LUX 050-005001

## ELECTRICAL GROUP (CONTINUED)

### INTERIOR LIGHTS & BULBS

KEY	PART NUMBER	U/M DESCRIPTION
	065202-34-000	EA LAMP-WALL, BRASS - RECX507-7 - R B GUSTAFSON
	065202-35-000	EA LAMP-WALL, BRASS - RECX507-7CSA - R B GUSTAFSON (CANADIAN)
	065201-12-000	EA SHADE-LAMP, FABRIC - WHITE SWIRL (F36, F37, F40, F41)
	065201-17-000	EA SHADE-LAMP, FABRIC - SAHARA SUNRISE (F38, F39)
	067479-01-000	EA BULB-12V, NUMBER 1076
	093575-06-01A	EA LIGHT-CEILING, RECTANGULAR - GLASS & BRASS (U.S.)
	093575-07-01A	EA LIGHT-CEILING, RECTANGULAR - GLASS & BRASS (CANADIAN)
	008218-01-000	EA BULB-DOME LIGHT, 12V - NUMBER 1141
	104172-01-01A	EA LIGHT-BULLET, BEIGE - #787 SERIES
	008215-01-000	EA BULB-12V, #1003 - .94AMP
	091937-04-000	EA LIGHT-FLUORESCENT, 12 V/30 WATT - 20.75" LONG - THIN LITE
	091937-05-000	EA LIGHT-FLUORESCENT, 12V/16 WATT - 15" LONG - THIN LITE 732
	110235-02-01A	EA LIGHT-MAKE UP, 4 BULB - PANLESS - PD PD200-622 BRASS
	081633-01-700	EA BULB-MAKE UP LIGHT, ONLY
	098024-03-01A	EA LIGHT-DOME, 2 BULB - IVORY
	098024-01-01A	EA LIGHT-DOME, 1 BULB - US - IVORY
	008218-01-000	EA BULB-DOME LIGHT, 12V - NUMBER 1141
	098024-01-700	EA LENS-DOME LIGHT
	104173-01-01A	EA LIGHT-DESIGNER, BRASS - #81-905 - BULB #93 12V
	108354-01-01A	EA LIGHT-COURTESY - ITC 81395-B
	108354-01-700	EA BULB-COURTESY LIGHT

### CIRCUIT BREAKERS & FUSES

KEY	PART NUMBER	U/M DESCRIPTION
	083209-01-000	EA BREAKER-CIRCUIT, 15 AMP, 120V - BW G-15 - CANADIAN
	083209-02-000	EA BREAKER-CIRCUIT, 15/15AMP, 120V - BW H-15/15
	083209-03-000	EA BREAKER-CIRCUIT, 15/20AMP, 120V - BW 0-15/20
	083209-04-000	EA BREAKER-CIRCUIT, 30A, 120V - BW L-30
	083209-06-000	EA BREAKER-CIRCUIT, 30/15 AMP, 120V - BW D-30/15
	083209-07-000	EA BREAKER-CIRCUIT, 20/20A, 120V - BW K-20/20
	093654-01-000	EA BREAKER-CIRCUIT, 6 AMP, USD 17406-4E12A2A
	093654-02-000	EA BREAKER-CIRCUIT, 15 AMP, USD 17415-4E12A2A
	093655-01-000	EA BREAKER-CIRCUIT, 25 AMP, USD 17425-4E03A2A
	093655-02-000	EA BREAKER-CIRCUIT, 30 AMP, USD 17430-4E03A2A
	093655-03-000	EA BREAKER-CIRCUIT, 40 AMP, USD 17440-4E03A2A
	097611-01-000	EA BREAKER-CIRCUIT, 6AMP, ATC - BLACK
	108916-01-000	EA BREAKER-CIRCUIT, 50A, 2 POLE - WESTINGHOUSE BR250
	093674-01-000	EA PLATE-CIRCUIT BREAKER, HOUSE - 8.4" X 4.1" - STEEL
	008235-01-000	EA FUSE-AUTOMOTIVE, 12V - 15AMP
	062037-01-000	EA HOUSING AUTO FUSE, NATURAL
	062037-02-000	EA HOUSING AUTO FUSE, GREEN
	062037-03-000	EA HOUSING AUTO FUSE, BLACK
	062037-04-000	EA HOUSING AUTO FUSE, BLUE
	062037-05-000	EA HOUSING AUTO FUSE, GRAY
	062037-06-000	EA HOUSING AUTO FUSE, BROWN
	062901-05-000	EA FUSE-AUTOMOTIVE, 15 AMPS
	062901-07-000	EA FUSE-AUTOMOTIVE, 25 AMPS
	062901-08-000	EA FUSE-AUTOMOTIVE, 30 AMPS
	100341-01-000	EA FUSE HOLDER-IN LINE TYPE, WESCO 8931-92020
	108669-01-000	EA HOUSING AUTO FUSE HOLDER, PACKARD 12010105
	111683-01-000	EA HOLDER-FUSE, GLASS - 1/4" X 1 1/4" - BUSS HTB-861

## ELECTRICAL GROUP (CONTINUED)

### CONVERTERS, INVERTER & LOAD CENTERS

KEY	PART NUMBER	U/M DESCRIPTION
	099048-01-000	EA INVERTER-100 WATT
	108915-01-000	EA LOAD CENTER 120/240V, 125A - WESTINGHOUSE S816CG
	109171-01-000	EA CONVERTER 40 AMP ELECTRONIC - MAGNETEK 7240X
	113132-01-000	EA LOAD CENTER 120/240V, 60A - WESCO 2460SGNM

### RECEPTACLES

KEY	PART NUMBER	U/M DESCRIPTION
	058707-01-000	EA RECEPTACLE-ELECTRIC, SINGLE - BROWN
	058707-02-000	EA RECEPTACLE-BLANK, JUNCTION - WIRECON WDJ20BR
	058708-01-000	EA RECEPTACLE-ELECTRIC, DOUBLE - BROWN
	058708-02-000	EA RECEPTACLE-ELECTRIC, DOUBLE - IVORY
	102568-01-E37	EA SPACER-RECEPTACLE, BETWEEN SIDEWALL & PLATE (PICKLED ASH)
	102568-01-E41	EA SPACER-RECEPTACLE, BETWEEN SIDEWALL & PLATE (SALEM CHERRY)
	084076-01-000	EA RECEPTACLE-GFI, 15A - 125V - IVORY
	084076-02-000	EA RECEPTACLE-GFI, 15A - 125V - BROWN
	112822-01-01A	EA RECEPTACLE-DUPLEX, IVORY - WIRECON WDRU15IV
	112824-01-01A	EA RECEPTACLE COVER-EXTERIOR, DUPLEX - GRAY - P&S 3780-SC-CW
	112824-01-02A	EA RECEPTACLE COVER-EXTERIOR, DUPLEX - OFF WHITE - P&S 3780-SC-CW

### SWITCHES

KEY	PART NUMBER	U/M DESCRIPTION
	075723-02-000	EA SPACER-SWITCH, W/HOLE - .2" X .9" X 2" - METAL - OFF WHITE FOR ELECTRIC STEP DOOR JAMB SWITCH FROM: 00-00-00 THRU: 10-23-94
	079364-01-000	EA SWITCH-ON/OFF ROCKER, 2 PRONGS - BROWN
	079364-03-000	EA SWITCH-ON/OFF ROCKER, 3 PRONGS - BROWN
	079364-04-000	EA SWITCH-ON/OFF ROCKER, BLACK
	093132-01-000	EA SWITCH-ROCKER, 5 TERMINAL W/ARROW GRAPHICS - TORRIX 1737
	093132-02-000	EA SWITCH-ROCKER, 5 TERMINAL W/KEY LOCK & ARROW GRAPHICS
	094086-01-01A	EA PLATE-SWITCH, SINGLE GANG - 1.8" X 3" - PLASTIC - BLACK
	095188-01-01A	EA SPACER-SWITCH, 2.3" X 3.4" - PLASTIC - DARK BROWN
	095188-02-01A	EA SPACER-SWITCH, 2.3" X 4.1" - PLASTIC - DARK BROWN
	096241-03-000	EA SWITCH-BLANK
	098351-01-01A	EA PLATE-SWITCH, 1 GANG - POLISHED BRASS
	098351-02-01A	EA PLATE-SWITCH, 2 GANG - POLISHED BRASS
	098351-05-01A	EA PLATE-SWITCH, 3 GANG - POLISHED BRASS - JENSEN
	098351-07-01A	EA PLATE-SWITCH, SINGLE GANG - LARGE SWITCH - BRASS
	098351-09-01A	EA PLATE-SWITCH, SPEAKER SELECT - BRASS
	099982-01-02A	EA PLATE-SWITCH, MILL
	099982-02-01A	EA PLATE ASM-SWITCH, BLACK
	101894-01-01A	EA SWITCH 3 WAY BROWN (110 V), BRYANT CS320B
	101911-01-01A	EA WALL PLATE-SWITCH (1 GANG) BROWN, LEVITON 80701 OR E
	103473-07-01A	EA PLATE-DOUBLE SWITCH, W/WELD STUD - SIDE BY SIDE - WINDOW LOCK - RH
	103473-08-01A	EA PLATE-SINGLE SWITCH, W/WELD STUD - BLACK
	103473-09-01B	EA PLATE-TRIPLE SWITCH, W/O WELD STUD - WINDOW - LEFT - MILL
	103473-10-04B	EA PLATE-TRIPLE SWITCH, W/WELD STUD - WINDOW - LEFT - BLACK
	103473-11-01A	EA PLATE-DOUBLE SWITCH, W/O WELD STUD - WINDOW LOCK - LEFT - MILL
	103473-12-01A	EA PLATE-DOUBLE SWITCH, W/WELD STUD - WINDOW - LEFT - MILL
	103473-14-01A	EA PLATE-SINGLE SWITCH, W/WELD STUD - WINDOW - LEFT - MILL
	106071-01-000	EA SWITCH-AUTOMATIC TRANSFER, MAGNETEK ATS 30
	106071-02-000	EA SWITCH-AUTOMATIC TRANSFER, MAGNETEK ATS100
	108355-01-000	EA HOUSING SWITCH, CARLING VCH
	108356-01-01A	EA COVER-SWITCH W/GROOVES, CARLING VVCZC00 BLA
	108356-02-01A	EA COVER-SWITCH W/DIMPLES, CARLING VVAZC00 BLA
	108356-03-01A	EA COVER-SWITCH W/GROOVES & LENS, CARLING VVCGC00
	108356-05-01A	EA COVER-GENERATOR SET SWITCH W/GROOVES & LENS, VVLGCXX-XWB



**ELECTRICAL GROUP (CONTINUED)****SWITCHES (CONTINUED)**

KEY	PART NUMBER	U/M	DESCRIPTION
	108357-01-000	EA	SWITCH-ROCKER, SPST ON/OFF - CARLING V1D1000B-0
	108357-03-000	EA	SWITCH-ROCKER, SPDT ON/OFF/ON - CARLING V6D1000B-0
	108357-04-000	EA	SWITCH-ROCKER, SPDT ON/OFF/MOM - CARLING V7D1000B-0
	108357-05-000	EA	SWITCH-ROCKER, SPDT ON/NONE/ON - CARLING V4D1000B-0
	108357-06-000	EA	SWITCH-ROCKER, DPDT MOM/OFF/MOM - CARLING VLD1000B-0
	108357-07-000	EA	SWITCH-ROCKER, SPDT MOM/OFF/MOM - CARLING V8D1000B-0
	108357-08-000	EA	SWITCH-ROCKER, DPDT ON/NONE/ON - CARLING VDD1S00C-0
	108357-09-000	EA	SWITCH-ROCKER, SPDT ON/NONE/MOM - CARLING V5D1000B-0
	108357-10-000	EA	SWITCH-ROCKER, SPDT MOM/OFF/MOM - CARLING V8D1160B-0 - LIGHTED
	108531-01-000	EA	SWITCH-LIGHT DIMMER, INTEL TEC 00-002630
	109294-01-01A	EA	SWITCH PANEL ASM-VENT FAN, JRV J8948BR BRASS

**ELECTRIC BOXES & CORDS**

KEY	PART NUMBER	U/M	DESCRIPTION
	008052-01-000	EA	CORD-POWER, 10/3 - 30 AMP - 25' - CANADIAN
	008054-01-000	EA	CORD-POWER, 10/3 - 30 AMP - 25'
	108934-01-000	EA	CORD-POWER, 50A - 4-WIRE - 36' - WESCO K3536 - U.S.
	113096-01-000	EA	CORD-POWER, 50A - 4 WIRE - 36' - CANADIAN
	008289-01-000	EA	BOX-ELECTRIC, STEEL - 1/2" AND 3/4" KNOCKOUTS - 4" X 4"
	008289-02-000	EA	BOX-ELECTRICAL, 4" X 4" - 1/2" & 3/4" KNOCKOUTS - CANADIAN
	091910-01-000	EA	BOX-ELECTRIC, 3.75" X 3.5" X 1.75" - PLASTIC
	091910-02-000	EA	BOX-ELECTRIC, 57 X 88MM - PLASTIC
	111459-01-000	EA	BOX-ASM-ELECTRICAL, FRONT - PLASTIC W/BRACKETS
	008294-01-000	EA	COVER-ELECTRICAL BOX, BLANK/STEEL - 4" X 4" - GRAY (U.S.)
	008294-02-000	EA	COVER-ELECTRICAL BOX, BLANK/STEEL - 4" X 4" - GRAY (CANADIAN)
	103756-04-000	EA	DOOR-ELECTRICAL BOX
	098196-01-000	EA	LATCH 1/4 TURN, T-BAR
	103873-01-000	EA	SEAL-ELECTRICAL BOX/BULKHEAD, ALFA III(215X215)

**WIRE ASSEMBLIES**

KEY	PART NUMBER	U/M	DESCRIPTION
	073328-B4-000	EA	CABLE ASSEMBLY-BATTERY, W/TERMINALS
	090986-01-000	EA	WIRE ASM-ELECTRIC STEP
	096449-01-000	EA	WIRE ASM-WATER TANK TO MONITOR PANEL
	097618-01-000	EA	WIRE ASM-MONITOR PANEL, W/4 WIRES & BLACK RESISTOR - LVS
	107306-01-000	EA	WIRE ASM-INSTRUMENT PANEL, DOCKING LAMPS
	108029-01-000	EA	WIRE ASM-POWER DRIVER SEAT
	108030-01-000	EA	WIRE ASM-FOG LAMP/AIR HORN
	108303-01-000	EA	WIRE ASM-REAR AUTO HEATER
	108304-01-000	EA	WIRE ASM-IP, AUX FANS
	111619-01-000	EA	WIRE ASM-JACKS/AIR RIDE
	111914-01-000	EA	WIRE ASM-DAY RUN LAMPS, FUSE

**CONNECTORS & CONDUIT**

KEY	PART NUMBER	U/M	DESCRIPTION
	007940-01-000	EA	RECEPTACLE-SLIDE, 16 TO 12 AWG - FEMALE END
	007954-01-000	EA	RECEPTACLE-HOUSING, 6 POSITION
	008311-01-000	EA	CONNECTOR-WIRE NUT, INSULATED - RED
	008312-01-000	EA	CONNECTOR-WIRE NUT, INSULATED - BLUE
	008314-01-000	EA	CONNECTOR-WIRE NUT, INSULATED - GRAY
	008326-01-000	EA	TERMINAL-RING, 16/14 WIRE - 3/8" STUD
	008328-01-000	EA	TERMINAL-RING, 12/10 WIRE - #10 STUD FIT
	008331-01-000	EA	TERMINAL-RING, TONGUE - #4 WIRE - 3/8" STUD - COPPER
	008348-01-000	EA	TERMINAL-RING, 3/8" STUD - #2 WIRE CONNECTS CABLE TO DISCONNECT RELAY AND BATTERY
	008355-01-000	EA	CONNECTOR-CABLE CLAMPING, 3/4"
	008356-01-000	EA	CONNECTOR-PLASTIC, 3/8" AVG

**ELECTRICAL GROUP (CONTINUED)****CONNECTORS & CONDUIT (CONTINUED)**

KEY	PART NUMBER	U/M	DESCRIPTION
	035416-04-000	EA	TERMINAL-RING #10 STUD FIT, INSULATED BARREL #16/14
	041480-01-000	EA	CONNECTOR-STRAIGHT, 1/2" FLEX CONDUIT
	041953-01-000	FT	CONDUIT-CONVOLUTE SLIT, .5"ID
	041953-03-000	FT	CONDUIT-CONVOLUTE, SLIT - 1" ID (CLOTHES ROD COVER)
	041953-04-000	FT	CONDUIT-CONVOLUTE, SOLID - .50" ID
	041953-05-000	FT	CONDUIT-CONVOLUTE, SOLID - .62" ID
	041953-06-000	FT	CONDUIT-CONVOLUTE, SLIT - .375"ID
	041953-07-000	FT	CONDUIT-CONVOLUTE, SLIT - .25" ID
	041953-08-000	FT	CONDUIT-CONVOLUTE, SLIT - 1.50"ID
	041953-09-000	FT	CONDUIT-CONVOLUTE, SLIT - .50"ID
	041953-10-000	FT	CONDUIT-CONVOLUTE, SLIT - .75" ID
	041953-11-000	FT	CONDUIT-CONVOLUTE, SLIT- 1.06" ID
	047443-01-000	EA	TERMINAL .250 RECEPTACLE FIT, INSULATED - 16/14 AWG
	047443-02-000	EA	TERMINAL .250 RECEPTACLE FIT, INSULATED - 12/10 AWG
	058028-01-000	EA	CONNECTOR-ELECTRICAL PIGTAIL, NYLON - CLEAR
	062036-01-000	EA	TERMINAL-PACK-CON, 12/10 AWG
	062036-02-000	EA	TERMINAL-PACK-CON, 16/14 AWG
	074017-02-000	EA	HOUSING 5 POSITION, RIGHT ANGLED
	077479-01-000	EA	BOOT-BATTERY TERMINAL, DOUBLE CABLE
	077479-02-000	EA	BOOT-BATTERY TERMINAL, SINGLE CABLE
	080015-02-000	EA	RECEPTACLE-FLAG, .185 - 16/14 GA - AMP 3
	080015-03-000	EA	RECEPTACLE-FLAG, .250 - 14/16 GA
	082109-01-000	EA	HOUSING CONNECTOR, PACKARD
	082741-01-000	EA	CONNECTOR BODY-2 CNCT MALE
	087225-01-000	FT	SLEEVING 1/2", TYPE H - VARFLEX
	087225-02-000	FT	SLEEVING 5/8", TYPE H - VARFLEX
	087949-01-000	EA	BAR-BUSS, 2 POSITION, .6' X 1.5" - ALUMINUM
	087949-02-000	EA	BAR-BUSS, 3 POSITION
	087949-03-000	EA	BAR-BUSS, 4 POSITION
	088473-01-000	EA	HOUSING PIN, 12 CAVITY - AMP 1-480708-0
	088473-02-000	EA	HOUSING PIN, 15 CAVITY - AMP 1-480710-0
	088473-03-000	EA	HOUSING PIN, 9 CAVITY - AMP 1-480706-0
	088473-05-000	EA	HOUSING PIN, 6 CAVITY - AMP 640585-1
	088473-06-000	EA	HOUSING PIN, 6 CAVITY - AMP 1-480704-0
	088473-07-000	EA	HOUSING PIN, 5 CAVITY - AMP 1-480763-0
	088473-08-000	EA	HOUSING PIN, 4 CAVITY - AMP 1-480702-0
	088473-09-000	EA	HOUSING PIN, 3 CAVITY - AMP 1-480700-0
	088473-10-000	EA	HOUSING PIN, 2 CAVITY - AMP 1-480698-0
	088474-01-000	EA	HOUSING SOCKET, 12 CAVITY - AMP 1-480709-0
	088474-02-000	EA	HOUSING SOCKET, 12 CAVITY - AMP 1-480711-0
	088474-03-000	EA	HOUSING SOCKET, 9 CAVITY - AMP 1-480707-0
	088474-06-000	EA	HOUSING SOCKET, 6 CAVITY - AMP 1-480705-0
	088474-07-000	EA	HOUSING SOCKET, 5 CAVITY - AMP 1-480764-0
	088474-08-000	EA	HOUSING SOCKET, 4 CAVITY - AMP 1-480703-0
	088474-09-000	EA	HOUSING SOCKET, 3 CAVITY - AMP 1-480701-0
	088474-10-000	EA	HOUSING SOCKET, 2 CAVITY - AMP 1-480699-0
	088475-01-000	EA	PIN-CONNECTOR, 14 TO 20 AWG
	088475-02-000	EA	PIN-CONNECTOR, 10 TO 12 AWG
	088476-01-000	EA	SOCKET-CONNECTOR, BRASS - PRE-TIN
	088476-02-000	EA	SOCKET-CONNECTOR, 12-10 GA - PHOS. BRZ - PRE-TIN
	092786-02-000	EA	BAR-BUSS, 3.3" LONG
	092786-03-000	EA	BAR-BUSS, 6.9" LONG
	098261-02-000	EA	SOCKET-CONNECTOR, WEATHERPACK PACKARD 12124580
	098262-01-000	EA	SEAL-CONNECTOR, WEATHER PACK PACKARD 12010293
	098264-01-000	EA	HOUSING 2 PIN, WEATHER PACK PACKARD 12015792
	098265-02-000	EA	PIN-CONNECTOR, WEATHER PACK PACKARD12089305
	100690-01-000	EA	HOUSING 5 PIN, WEATHER PACK
	101571-01-000	EA	HOUSING 2 POSITION, MALE
	101751-01-000	EA	HOUSING 1 PIN, WEATHER PACK
	101751-02-000	EA	HOUSING 1 PIN, WEATHER PACK

## ELECTRICAL GROUP (CONTINUED)

### CONNECTORS & CONDUIT (CONTINUED)

KEY	PART NUMBER	U/M	DESCRIPTION
	102777-02-000	EA	TERMINAL-RING #6 STUD, 10 AWG
	103608-01-000	EA	SOCKET-WEDGE BASE, L/LEADS
	104100-01-000	EA	HOUSING 1 POSITION, 75 AMP - AMP 53884-1
	104100-03-000	EA	TERMINAL 75 AMP - AMP 53880-4 LOOSE
	106006-01-000	EA	HOUSING 1 POSITION, FEMALE - PACKARD 12015952
	106655-01-000	EA	TERMINAL-FUSE BLOCK, 14 - 16 AWG - PACKARD 12020321
	113131-01-000	EA	HOUSING 3 PIN, METRI-PACK - F - PACKARD 12020397
	113135-01-000	EA	TERMINAL-FEMALE, METRI-PACK PACKARD12066214
	113306-01-000	EA	TERMINAL-FEMALE, METRI-PACK PACKARD12048451
	113307-01-000	EA	TERMINAL-FEMALE, METRI-PACK PACKARD12048074
	113468-01-000	EA	HOUSING 2 POSITION, FEMALE - 56-SERIES - PACKARD 02965981 USED ON WIPER/WASHER WIRE ASM
	113538-01-000	EA	HOUSING 6 POSITION, FEMALE - YAZAKI 7123-2262
	115556-01-000	EA	HOUSING 3 POSITION, FEMALE - 59 SERIES
	115556-02-000	EA	HOUSING 2 POSITION, FEMALE - 59 SERIES

### FLASHER, SOLENOID, DIODE & RELAYS

KEY	PART NUMBER	U/M	DESCRIPTION
	007093-01-000	EA	FLASHER-SIGNAL, STAT
	008188-01-000	EA	SOLENOID 3 POST, BATTERY CHANGE OVER
	063910-01-000	EA	HOUSING RELAY, BOSCH 3 334 485 008
	063912-02-000	EA	RELAY-CANISTER, SPDT - BOSCH 0332204101
	086273-01-000	EA	RELAY-BATTERY DISCONNECT
	103608-01-000	EA	SOCKET-WEDGE BASE W/LEADS - JKL 2944-6

### BATTERY BOOT & STUD

KEY	PART NUMBER	U/M	DESCRIPTION
	077479-01-000	EA	BOOT-BATTERY TERMINAL, DOUBLE CABLE
	077479-02-000	EA	BOOT-BATTERY TERMINAL, SINGLE CABLE
	086233-01-000	EA	STUD-ISOLATED, 3/8" X 7/8" LONG

### SOLAR PANEL

KEY	PART NUMBER	U/M	DESCRIPTION
	115504-01-000	EA	PANEL-SOLAR, 10 WATT -MAGY TJN-2SW
	115505-01-000	EA	MONITOR-SOLAR CHARGER, MAGY IL-1W

## EXTERIOR BODY GROUP

### AIR HORNS

KEY	PART NUMBER	U/M	DESCRIPTION
	077497-02-000	EA	HOSE-AUXILIARY AIR HORN, MIDLAND 89ID INCLUDES 50' COILED HOSE, AIR CHUCK, NEEDLE, NOZZLE & CARRIER
	077497-03-000	EA	FITTING KIT-HOSE, AUXILIARY AIR HORN, PRESSURE GAUGE & HOSE FITTINGS
	077497-01-710	EA	GAUGE-PRESSURE, AIR HORN
	077497-05-000	EA	COMPRESSOR/TANK/SOLENOID KIT, HADLEY 852EB
	077497-01-700	EA	SOLENOID-AIR TANK, HADLEY 748NS
	077497-01-703	EA	TANK-AIR, HADLEY 751-N
	077497-01-704	EA	COMPRESSOR W/SWITCH, HADLEY 852EC
	077497-01-706	EA	VALVE & HEAD REPAIR, HADLEY H00852HV
	077497-01-707	EA	BELT & SCREW COVER FOR COMPRESSOR, HADLEY H00852BR
	077497-01-708	EA	FILTER & MOUNTING HARDWARE FOR COMPRESSOR, HADLEY H00852FM
	077497-01-709	EA	PLUNGER & SPRING FOR SOLENOID, HADLEY H136215
	077497-08-000	EA	HORN KIT-AIR, BLACK - TWIN SHORTY - HADLEY H00640S
	077497-01-701	EA	SWITCH-COMPRESSOR, HADLEY 13940-S
	077497-01-702	EA	SWITCH-TOGGLE, W/WIRE - HADLEY 12949-S
	081404-01-000	EA	BRACKET-MOUNTING, COMPRESSOR - L SHAPED - 4" X 7.5" - STEEL
	108114-01-000	EA	BRACKET-TANK, AIR
	071390-04-000	FT	TUBING-AIR BRAKE, 1/4" OD - BLACK - NT10004-BK WEATHERHEAD

### FIBERGLASS, STYROFOAM & STEEL CHANNEL

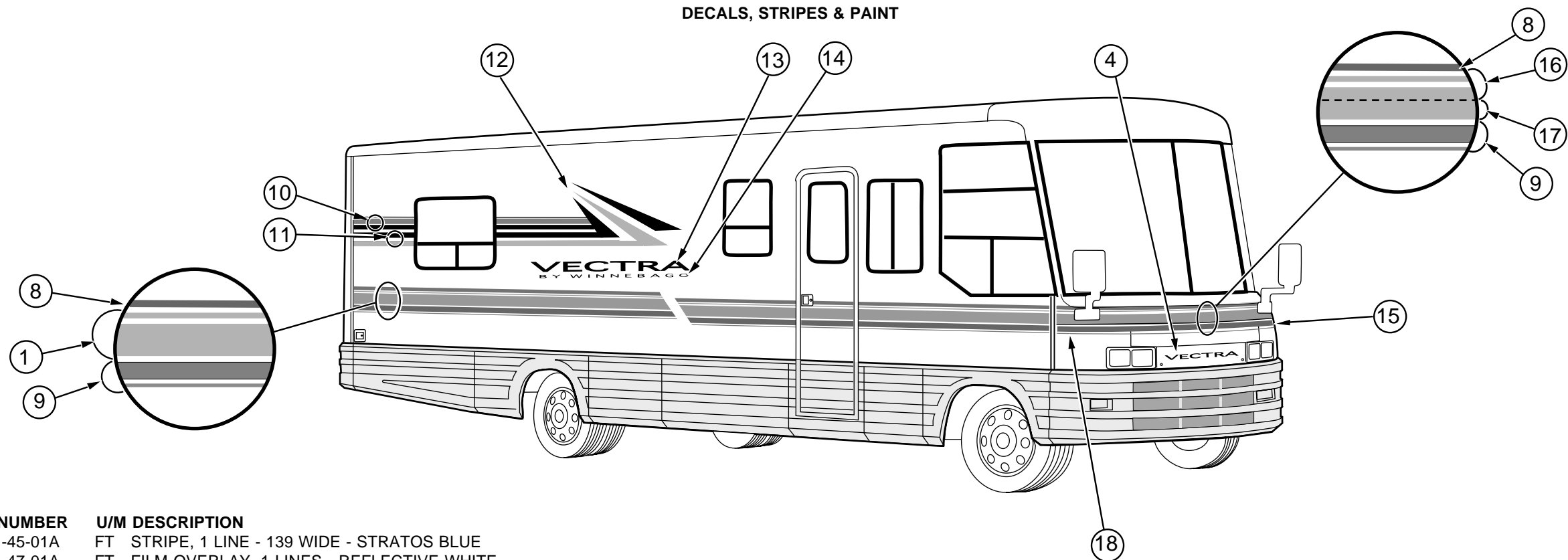
KEY	PART NUMBER	U/M	DESCRIPTION
	000870-06-000	SF	STYROFOAM, 1.34" X 48" X 96" - PLANED
	000870-08-000	SF	STYROFOAM, .75" X 48" X 96" - PLANED
	044487-01-001	EA	SHEET-ALUMINUM, .019" X 96" X 300" - MILL FINISHED
	044487-01-002	EA	SHEET-ALUMINUM, .019" X 96" X 432" - MILL FINISHED
	108535-02-700	SF	SHEET-FIBERGLASS, FLAT - 104" X 348" - BUFF
	083574-02-000	SF	STYROFOAM, DOW TYPE SM - 1.5" X 24" X 90.5"
	083574-03-000	SF	STYROFOAM, 3/4" X 48" X 96"
	083574-05-000	SF	STYROFOAM, 2" X 48" X 96"
	089297-01-000	SF	PLYWOOD-LUAN, OVERLAY GRADE - 4' X 8'
	105077-03-000	EA	FOAM-PLUG, SIDEWALL TUBE
	100619-01-000	BF	FOAM-EXPANDED POLYSTYRENE, 48" X 96" X 1.34"
	115301-01-000	EA	STYROFOAM, .34 X 48 X 600"
	077517-59-000	EA	SHEET-FIBERGLASS, 2019 X 2438MM - BUFF
	076054-H6-000	EA	SHEET-FIBERGLASS, 2016 X 9785MM - BUFF
	076054-K5-000	EA	SHEET-FIBERGLASS, 2016 X 10345MM - BUFF
	002726-01-001	EA	GARNISH-U-CHANNEL, 1.38" X 19' - SERRATED - MILL ALUMINUM
	002754-01-001	EA	ANGLE-EXTRUDED, .75" X .75" X 18' - MILL ALUMINUM
	068716-01-001	EA	ANGLE-EXTRUDED, 90 DEGREE - 192" LONG
	058267-01-000	EA	CHANNEL-STEEL, W/HOLES - SIDEWALL STIFFENER - 2" X 20'
	055278-01-001	FT	TUBING-STEEL, .75" X 1.5" X 288"
	033381-17-001	FT	TUBE-STEEL, 16GA - 1.5 X 1.5 X 288
	065747-01-000	SF	INSULATION-MICROFOAM, .5" THICK X 72" X 112' ROLL

### SQUEEGEE & RUBBER BUMPER

KEY	PART NUMBER	U/M	DESCRIPTION
	069726-02-000	EA	BUMPER, .88" DIAMETER X .40", BLACK
	091952-02-000	EA	CLIP-GRIPPER, 3/4"
	091955-02-000	EA	SQUEEGEE-EXTEND HANDLE
	110429-03-D18	EA	BRACKET ASM-SQUEEGEE, PAINTED
	110429-01-01A	EA	BRACKET-SQUEEGEE, UNPAINTED

## EXTERIOR BODY GROUP (CONTINUED)

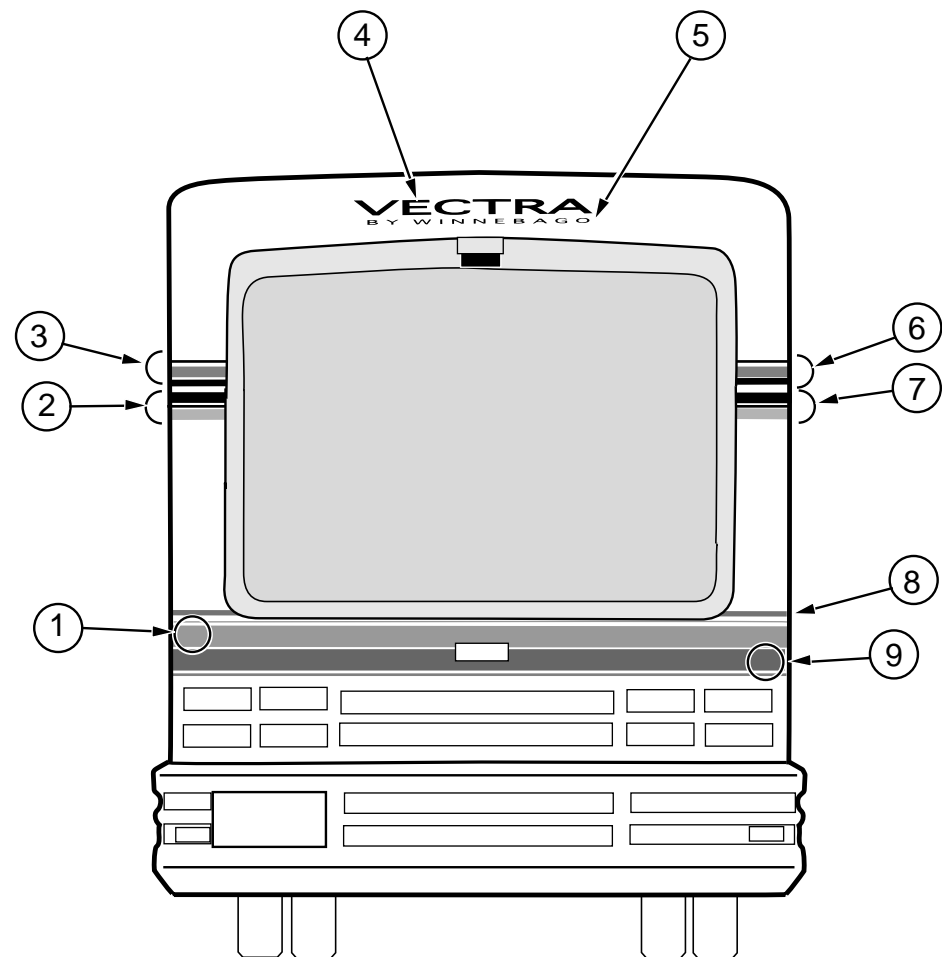
### DECALS, STRIPES & PAINT



KEY	PART NUMBER	U/M	DESCRIPTION
1	093681-45-01A	FT	STRIPE, 1 LINE - 139 WIDE - STRATOS BLUE
1	093681-47-01A	FT	FILM-OVERLAY, 1 LINES - REFLECTIVE WHITE
2	115339-04-01A	EA	DECAL-REAR, UPPER - 2 - LEFT - ORCHID/ORCHID/STRATOS BLUE
3	115339-02-01A	EA	DECAL-REAR, UPPER - 1 - LEFT - STRATOS BLUE/STRATOS BLUE/SEAMIST
4	115337-02-01A	EA	DECAL-VECTRA, 3D - SMALL - DOMED - ORCHID/STRATOS BLUE
5	115344-02-01A	EA	DECAL-LOGO, BY WINNEBAGO - ORCHID
6	115339-01-01A	EA	DECAL-REAR, UPPER - 1 - RIGHT - STRATOS BLUE/STRATOS BLUE/SEAMIST
7	115339-03-01A	EA	DECAL-REAR, UPPER - 2 - RIGHT - ORCHID/ORCHID/STRATOS BLUE
8	093681-42-01A	FT	STRIPE, 1 LINE - 19.1MM WIDE - ORCHID
9	105781-11-09A	FT	MULTISTRIPE, 2 LINES - 50.8MM WIDE - SEAMIST/SEAMIST
10	094443-27-01A	FT	MULTISTRIPE, 3 LINES - 114.3MM WIDE - 2 LINES STRATOS BLUE/SEAMIST
11	094443-28-01A	FT	MULTISTRIPE, 3 LINES - 127MM WIDE - ORCHID/ORCHID/STRATOS BLUE
12	115338-01-01A	EA	DECAL-POINTS, RIGHT - SEAMIST/STRATOS BLUE/ORCHID
	115338-02-01A	EA	DECAL-POINTS, LEFT - SEAMIST/STRATOS BLUE/ORCHID
13	115337-01-01A	EA	DECAL-VECTRA, 3D - DOMED - ORCHID/STRATOS BLUE
14	115344-01-01A	EA	DECAL-LOGO, BY WINNEBAGO - ORCHID
15	115336-02-01A	EA	DECAL-CORNER, LEFT - STRATOS BLUE
16	093681-40-04A	FT	STRIPE, 1 LINE - 50.8 WIDE - STRATOS BLUE
16	093681-47-01A	FT	FILM-OVERLAY, 1 LINES - REFLECTIVE WHITE
17	093681-43-01A	FT	STRIPE- 1 LINE - 79.4 WIDE - STRATOS BLUE
18	115336-01-01A	EA	DECAL-CORNER, RIGHT - STRATOS BLUE
	107567-02-01A	EA	DECAL-VECTRA, 3D - SMALL - WILLOW (ON DASH)
	106149-02-01A	EA	DECAL-VINYL STRIPING, 3" WIDE - BLACK (QUEEN BED W/REAR DOOR)
	111318-01-01A	EA	DECAL-TURBO DIESEL, LARGE - DARK PURPLE
	041561-03-000	EA	PAINT-LOW BAKE, 16 OUNCE SPRAY CAN - OFF WHITE
	044486-03-000	EA	PAINT-LOW BAKE, 16 OUNCE SPRAY CAN - BEIGE

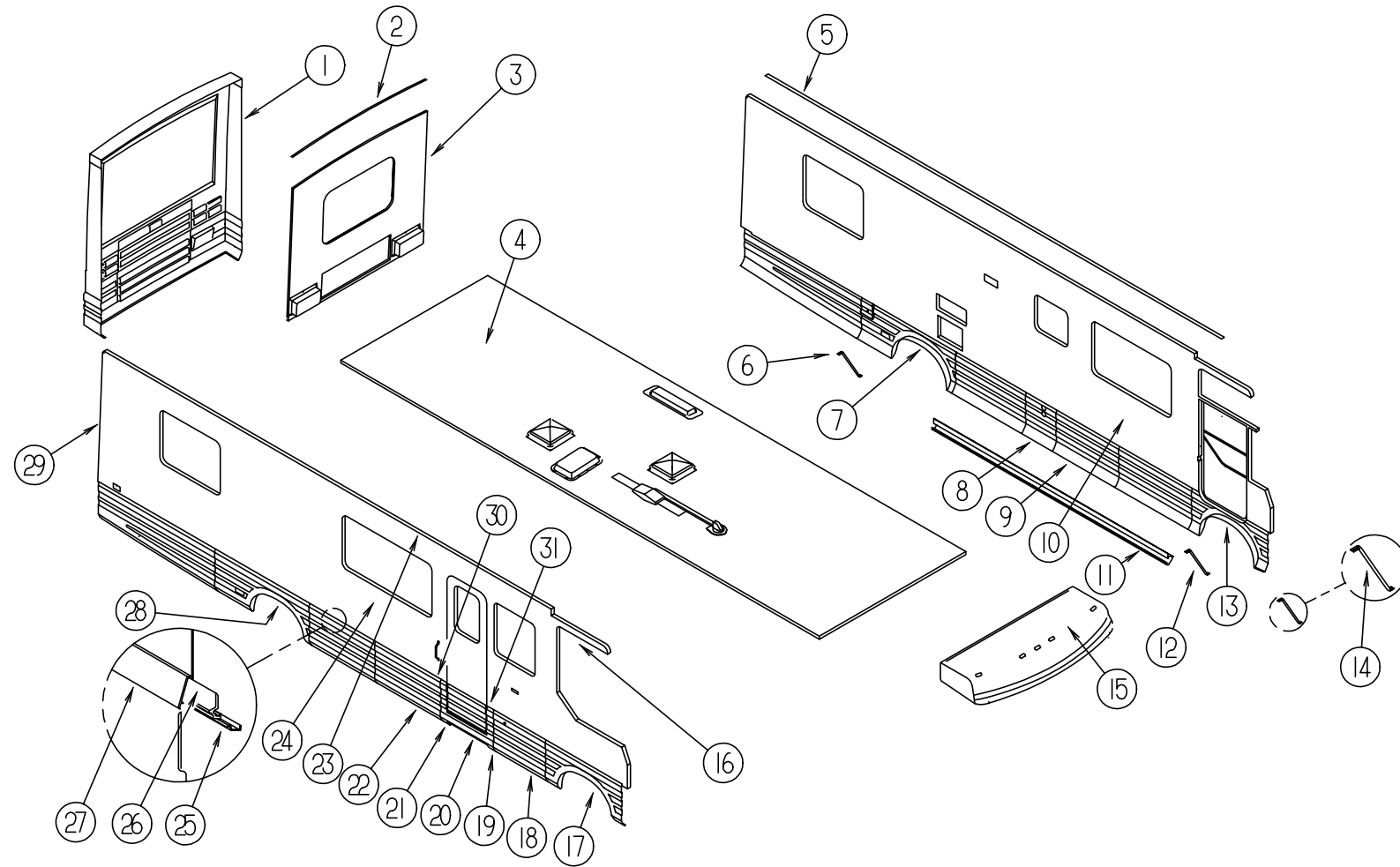
#### DUPONT COLOR CODES

VIOLET METALLIC	L9119
BUFF	G9692
AZTEC SILVER	45406
BLACK	99
OFF WHITE	L8723



## EXTERIOR BODY GROUP (CONTINUED)

### BODY PANELS & TRIM

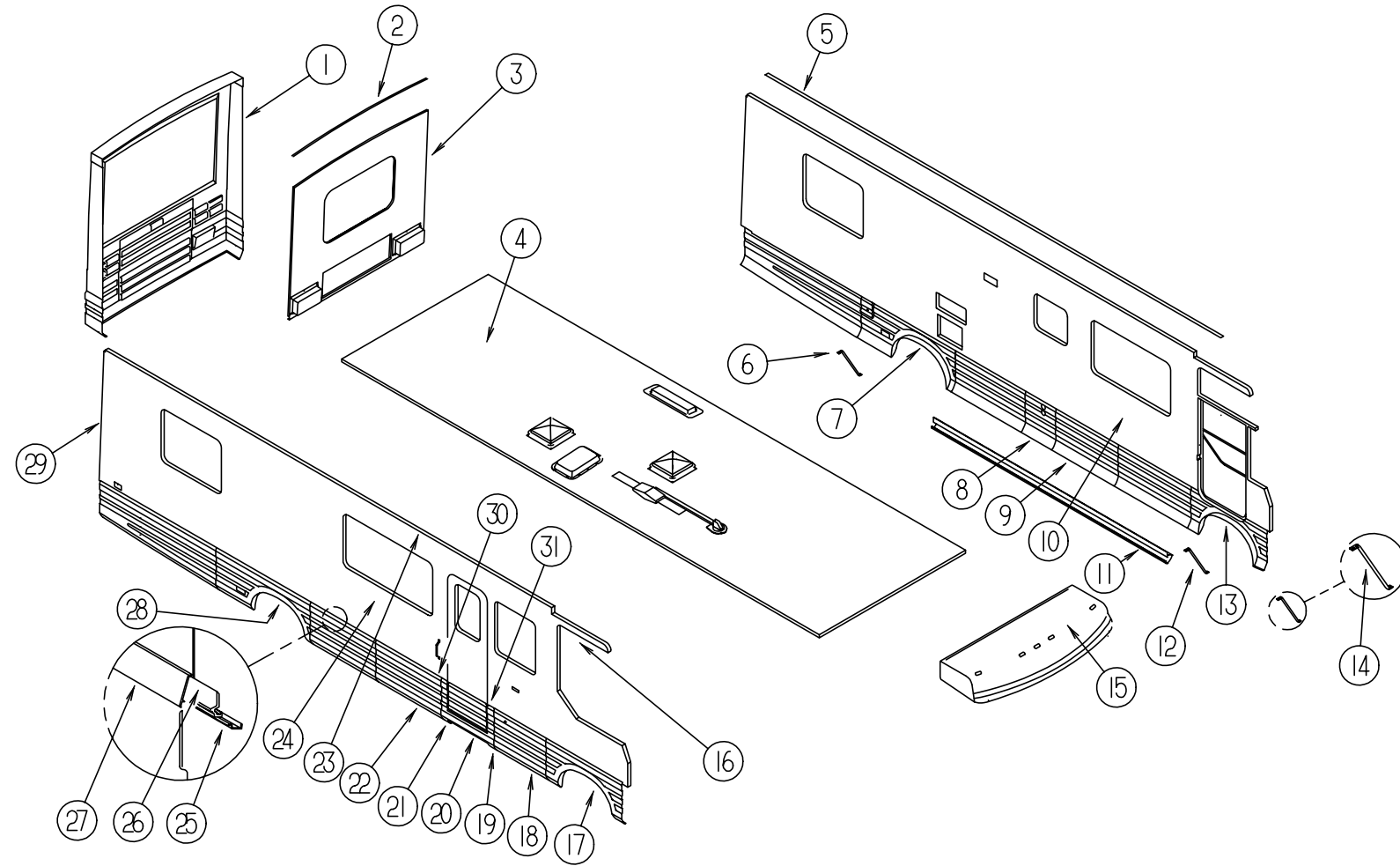


KEY	PART NUMBER	U/M DESCRIPTION
1	114563-01-01A	EA REAR CAP-FIBERGLASS, W/O LIGHTS (QUEEN BED)
1	114564-01-01A	EA REAR CAP-FIBERGLASS, W/O LIGHTS (TWIN BED)
2	083805-19-000	EA TRIM-CAP, REAR CAP TO ROOF - 2202MM LONG - BUFF
3	P14539-01-F36	EA BACKWALL-QUEEN BED
3	P14539-01-F37	EA BACKWALL-QUEEN BED
3	P14539-01-F38	EA BACKWALL-QUEEN BED
3	P14539-01-F39	EA BACKWALL-QUEEN BED
3	P14539-01-F40	EA BACKWALL-QUEEN BED
3	P14539-01-F41	EA BACKWALL-QUEEN BED
3	P14540-01-F36	EA BACKWALL-TWIN BED
3	P14540-01-F37	EA BACKWALL-TWIN BED
3	P14540-01-F38	EA BACKWALL-TWIN BED
3	P14540-01-F39	EA BACKWALL-TWIN BED
3	P14540-01-F40	EA BACKWALL-TWIN BED
3	P14540-01-F41	EA BACKWALL-TWIN BED
4	P15176-01-F36	EA ROOF
5	103801-01-04A	EA TRIM-ROOF TO SIDEWALL, W/DRAIN HOLES - 4877MM LONG - BUFF
5	103801-02-04A	EA TRIM-ROOF TO SIDEWALL, W/O DRAIN HOLES - 4877MM LONG - BUFF
6	107865-05-000	EA ROD-SUPPORT, W/BENT ENDS - VALANCE PANEL - 231.5MM LONG
7	P12100-02-E37	EA WHEEL LIP ASM-DRIVER SIDE
	107895-05-000	EA HINGE ASM-DOUBLE PIVOT , W/O SPRING & U-CHANNEL - 90 DEGREE
	112107-01-01A	EA POCKET-LIGHT, DOCKING - BLACK

KEY	PART NUMBER	U/M DESCRIPTION
8	109176-01-D18	EA PANEL-VALANCE, FURNACE - BUFF
		FROM: 00-00-00 THRU: 08-21-94
	109177-01-01A	EA PANEL-VALANCE, FURNACE - PRIMED
		FROM: 00-00-00 THRU: 08-21-94
8	109176-02-F36	EA PANEL-VALANCE, FURNACE - BUFF
		FROM: 08-22-94 THRU: 99-99-99
	092263-03-000	EA PANEL-EXHAUST, FURNACE - GALVANIZED STEEL
9	109155-01-D18	EA PANEL-VALANCE, A/C
	107895-05-000	EA HINGE ASM-DOUBLE PIVOT , W/SPRING & U-CHANNEL - 90 DEGREE
	102378-01-02A	EA WASHER-BLACK
	102330-01-000	EA LATCH-SINGLE HOLE, VISE ACTION
	107221-01-01A	FT SEAL-ACCESS DOOR
10	M05959-03-F36	EA SIDEWALL-DRIVER, QUEEN BED
10	M05959-03-F37	EA SIDEWALL-DRIVER, QUEEN BED
10	M05959-03-F38	EA SIDEWALL-DRIVER, QUEEN BED
10	M05959-03-F39	EA SIDEWALL-DRIVER, QUEEN BED
10	M05959-03-F40	EA SIDEWALL-DRIVER, QUEEN BED
10	M05959-03-F41	EA SIDEWALL-DRIVER, QUEEN BED
10	M05959-04-F36	EA SIDEWALL-DRIVER, TWIN BED (F36, F37)
10	M05959-04-F38	EA SIDEWALL-DRIVER, TWIN BED (F38, F39)
10	M05959-04-F40	EA SIDEWALL-DRIVER, TWIN BED (F40, F41)
11	109279-05-E37	EA PANEL-ROCKER

## EXTERIOR BODY GROUP (CONTINUED)

### BODY PANELS & TRIM (CONTINUED)

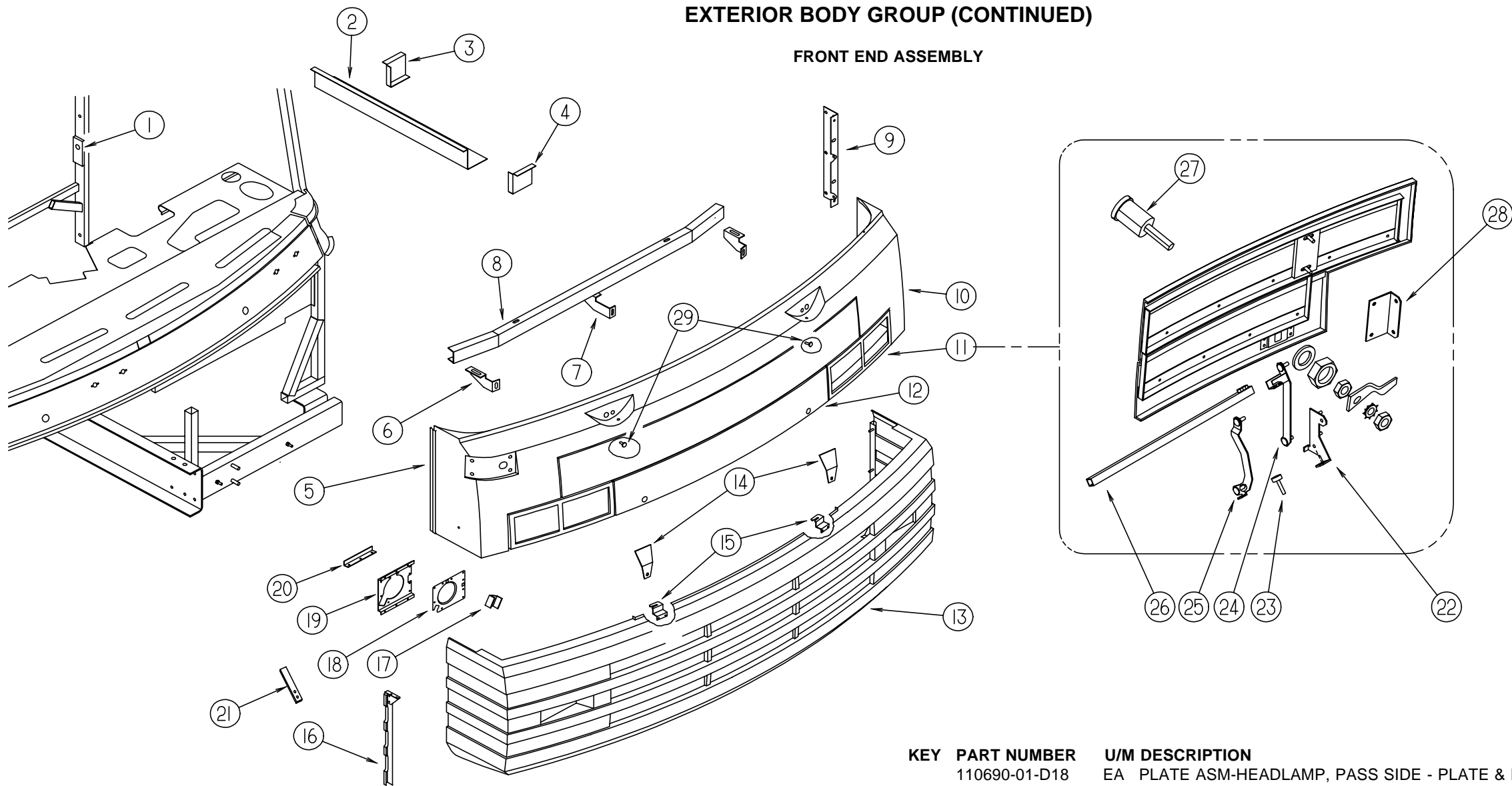


KEY	PART NUMBER	U/M DESCRIPTION
12	107865-06-000	EA ROD-SUPPORT, STRAIGHT - VALANCE PANEL - 382.5MM LONG
13	107482-01-D18	EA PANEL ASM-WHEELWELL, FRONT - DRIVER SIDE - ASH GRAY
	107487-02-000	EA ANGLE-ATTACHMENT, REAR END OF FRONT WHEELWELL PANEL
14	107865-07-000	EA ROD-SUPPORT, W/BENT ENDS - VALANCE PANEL - 365MM LONG
15	M05794-01-D18	EA CAP ASM-FRONT, W/LIGHTS - BUFF
16	108274-01-01A	EA RAIL-DRIP, FRONT END - RIGHT SIDE - BUFF
	108274-02-01A	EA RAIL-DRIP, FRONT END - LEFT SIDE - BUFF
	107225-01-000	EA BRACKET-VALANCE, FRONT WHEEL LIP TO BUMPER
17	107483-01-D18	EA PANEL ASM-WHEELWELL, FRONT - PASSENGER SIDE - ASH GRAY
18	109279-06-D18	EA PANEL-ROCKER
19	109619-05-02A	EA CAP-ROCKER, BLACK
20	M05859-01-D18	EA PANEL-VALANCE, ENTRY DOOR - ON DOOR - ASH GRAY
20	M05820-03-D18	EA PANEL-VALANCE, ENTRY DOOR - BELOW DOOR - ASH GRAY
21	109619-06-02A	EA CAP-ROCKER, BLACK
22	109279-04-E37	EA PANEL-ROCKER
23	103802-01-04A	EA RAIL-AWNING, W/DRAIN HOLES - BUFF
23	103802-02-04A	EA RAIL-AWNING, W/O DRAIN HOLES - BUFF
24	M05967-03-F36	EA SIDEWALL-PASSENGER, QUEEN BED
24	M05967-03-F37	EA SIDEWALL-PASSENGER, QUEEN BED
24	M05967-03-F38	EA SIDEWALL-PASSENGER, QUEEN BED
24	M05967-03-F39	EA SIDEWALL-PASSENGER, QUEEN BED
24	M05967-03-F40	EA SIDEWALL-PASSENGER, QUEEN BED
24	M05967-03-F41	EA SIDEWALL-PASSENGER, QUEEN BED

KEY	PART NUMBER	U/M DESCRIPTION
24	M05967-04-F36	EA SIDEWALL-PASSENGER, TWIN BED (F36, F37)
24	M05967-04-F38	EA SIDEWALL-PASSENGER, TWIN BED (F38, F39)
24	M05967-04-F40	EA SIDEWALL-PASSENGER, TWIN BED (F40, F41)
25	107370-01-000	EA RETAINER-TRIM, SIDEWALL - 305MM LONG - EXTRUDED ALUMINUM
26	107368-01-000	EA HANGER-VALANCE
27	107369-01-01A	EA COVER-TRIM, 4623MM LONG - SILVER
28	P12100-01-E37	EA WHEEL LIP ASM-PASSENGER SIDE
	107895-05-000	EA HINGE ASM-DOUBLE PIVOT, W/SPRING & U-CHANNEL - 90 DEGREE
	112107-01-01A	EA POCKET-LIGHT, DOCKING - BLACK
	110552-01-E37	EA PANEL-VALANCE, EXTENSION
	107895-01-000	EA HINGE-DOUBLE PIVOT, W/U-CHANNEL - 254MM LONG
29	092041-02-01A	EA TRIM-REAR CAP TO SIDEWALL, BUFF
	091985-01-04A	FT INSERT-TRIM, REAR CAP TO SIDEWALL - BUFF
30	108497-02-01A	EA END CAP-COVER TRIM, LEFT - LIGHT GRAY
31	108497-01-01A	EA END CAP-COVER TRIM, RIGHT - LIGHT GRAY

## EXTERIOR BODY GROUP (CONTINUED)

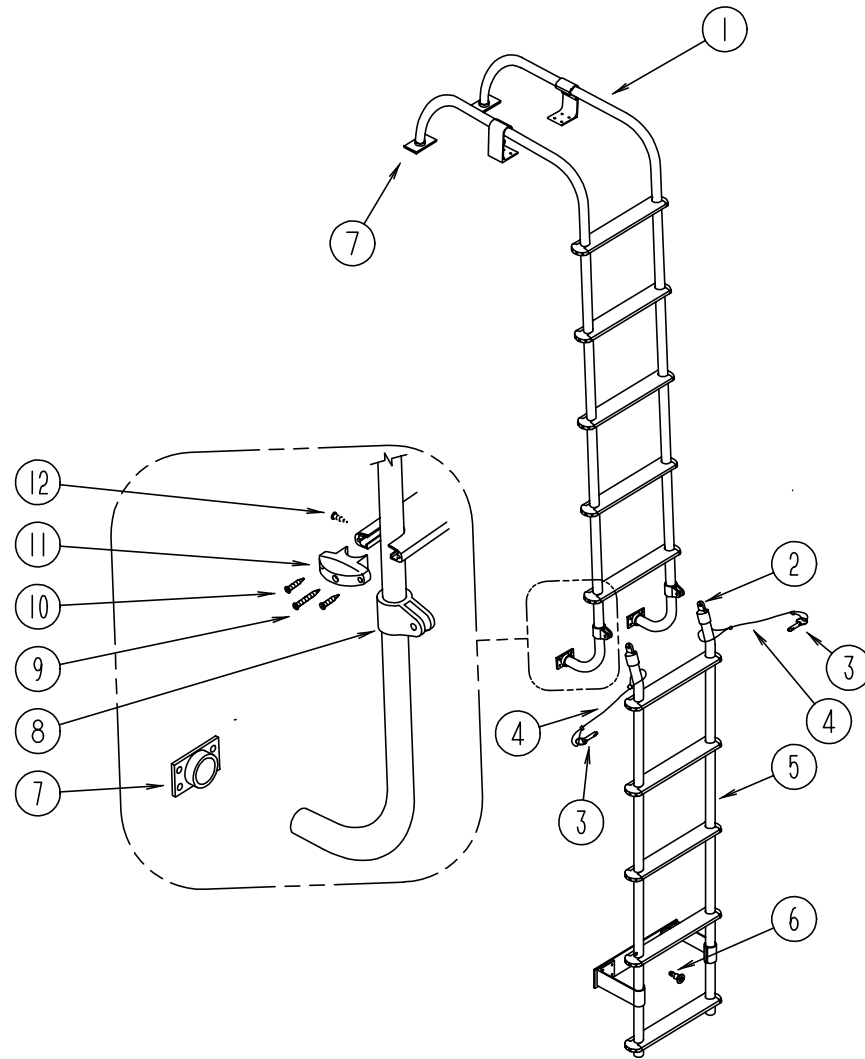
### FRONT END ASSEMBLY



KEY	PART NUMBER	U/M DESCRIPTION
1	070579-06-000	EA PLATE-ANCHOR, W/7/16 WELD NUT - 1.5" X 3.3"
2	106746-01-000	EA PANEL-STEPWELL
3	106747-01-000	EA PANEL-STEPWELL, END - RIGHT
4	106747-02-000	EA PANEL-STEPWELL, END - LEFT
5	089922-15-000	EA TRIM-FRONT END TO SIDEWALL, 31.5 X 566MM - METAL - BUFF
6	107411-01-000	EA BRACKET-SUPPORT, PASSENGER SIDE - BUMPER GRILLE
	107411-02-000	EA BRACKET-SUPPORT, DRIVER SIDE - BUMPER GRILLE
7	107410-01-000	EA BRACKET-SUPPORT, CENTER - BUMPER GRILLE
8	P07408-01-000	EA CHANNEL-BUMPER, FRONT - E-COAT
9	107225-01-000	EA BRACKET-SUPPORT, FRONT BUMPER PANEL TO WHEEL PANEL - W/LIP
10	M05746-01-D18	EA FRONT END-FIBERGLASS, W/HEADLAMPS - BUFF - CHEVY
10	M05746-02-D18	EA FRONT END-FIBERGLASS, W/HEADLAMPS - BUFF - FORD
	077071-01-000	EA WASHER-FENDER, 3/16" ID X 1" OD
11	106540-02-01A	EA BEZEL-HEADLAMP, DRIVER -BUFF
	106540-01-01A	EA BEZEL-HEADLAMP, PASSENGER - BUFF
	007157-05-000	EA NUT-WELL, HEADLIGHT BEZEL
12	106538-01-D18	EA PANEL ASM-HOOD, W/LATCH & PLATES
13	107416-01-D18	EA BUMPER-FRONT, W/O FOG LAMP
13	107416-02-D18	EA BUMPER-FRONT, W/FOG LAMP
	107230-02-D18	EA GRILLE ASM-MESH
14	106765-01-000	EA SUPPORT-BOLT, HOOD ADJUSTING
15	106748-01-000	EA LATCH-HOOD
16	108453-01-000	EA END CAP-BUMPER, FRONT W/ANGLE - PASSENGER SIDE
	108453-02-000	EA END CAP-BUMPER, FRONT W/ANGLE - DRIVER SIDE

KEY	PART NUMBER	U/M DESCRIPTION
	110690-01-D18	EA PLATE ASM-HEADLAMP, PASS SIDE - PLATE & BRACKETS (ITEMS 17,18,19)
	110690-02-D18	EA PLATE ASM-HEADLAMP, DR SIDE - PLATE & BRACKETS (ITEMS 17,18,19)
17	110691-01-01A	EA BRACKET-SPRING, HEADLAMP - MILL FINISH
18	110692-01-01A	EA PLATE-HEADLAMP, PASSENGER SIDE - MILL FINISH
	110692-02-01A	EA PLATE-HEADLAMP, DRIVER SIDE - MILL FINISH
19	110783-01-01A	EA BRACKET-HEADLAMP, PASSENGER SIDE - MILL FINISH
	110783-02-01A	EA BRACKET-HEADLAMP, DRIVER SIDE - MILL FINISH
20	110782-01-000	EA ANGLE-SUPPORT, HEADLAMP
21	115384-01-01A	EA STRAP-BUMPER TO WHEELWELL, BLACK
22	106613-03-000	EA BRACKET-LINK, HINGE - HOOD PANEL - RIGHT SIDE
	106613-04-000	EA BRACKET-LINK, HINGE - HOOD PANEL - LEFT SIDE
23	058786-02-000	EA BOLT-ADJUSTING, HOOD - W/BLACK PAD - 5/16" #18 X 1.25"
24	106618-01-000	EA LINK-HINGE, UPPER - HOOD PANEL - RIGHT SIDE
	106618-02-000	EA LINK-HINGE, UPPER - HOOD PANEL - LEFT SIDE
25	106612-03-000	EA LINK-HINGE, LOWER - HOOD PANEL - RIGHT SIDE
	106612-04-000	EA LINK-HINGE, LOWER - HOOD PANEL - LEFT SIDE
26	105096-04-000	EA TUBE-TIMING, W/NUTS - HOOD PANEL
26	105096-03-000	EA TUBE-TIMING, W/O NUTS - HOOD PANEL
27	102330-01-000	EA LATCH-SINGLE HOLE, VISE ACTION
	102328-01-000	EA KEY-LATCH
28	106749-01-000	EA ANGLE-LINK, HOOD PANEL - RIGHT SIDE
	106749-02-000	EA ANGLE-LINK, HOOD PANEL - LEFT SIDE
	072368-02-000	EA TRIM-VINYL, EDGE - BLACK - GM 14004305 (ON FRONT END ASM)
29	058786-01-000	EA BOLT-ADJUSTING, HOOD - W/BLACK PAD - 5/16" #18 X 2"

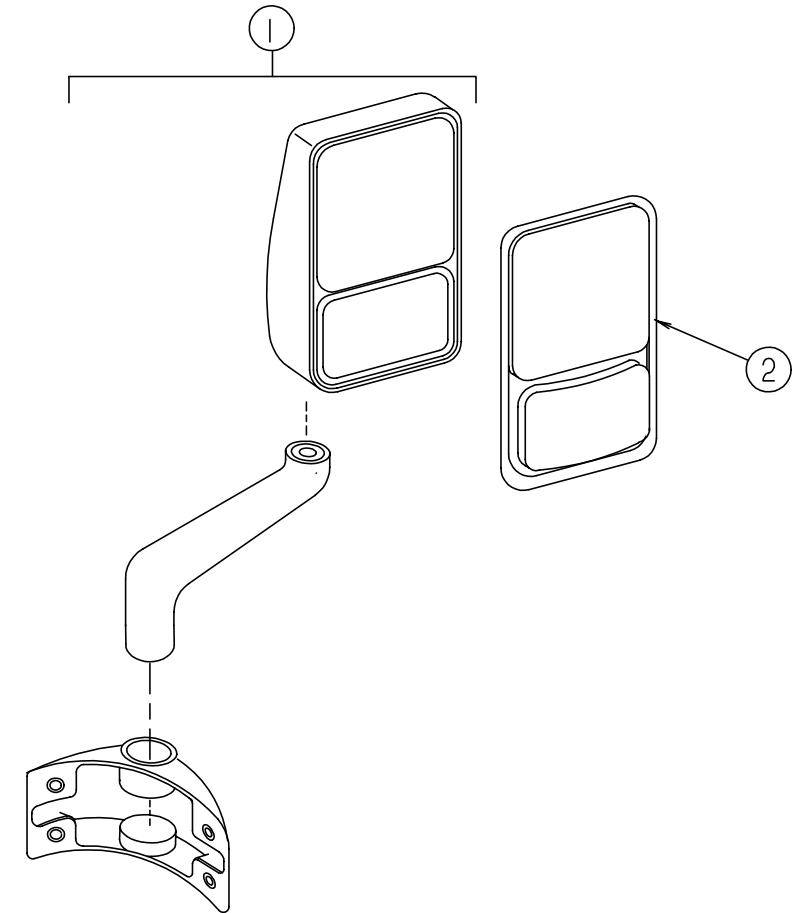
## EXTERIOR BODY GROUP (CONTINUED)



LADDER

KEY	PART NUMBER	U/M	DESCRIPTION
1	116008-01-F36	EA	LADDER-UPPER
2	081115-01-000	EA	CAP-TOP, 1 INCH
3	114834-01-000	EA	PIN-QUICK RELEASE, FASPIN C4-6R 303
4	076767-11-000	EA	CABLE ASM, 1/16 ST
5	108402-01-D18	EA	LADDER-LOWER
6	081055-01-000	EA	SPRING GRIP-INTERNAL TOOTH - LADDER
7	081056-01-000	EA	PIN-QUICK RELEASE, SINGLE ACTION - LADDER
8	067165-01-000	EA	MOUNTING BRACKET-LADDER, LOWER
9	081116-01-000	EA	SLIDE-TOP, RACK & LADDER - 1"
10	000G67-10-36T	EA	SCREW-10-12 X 2.25 PPH, BLACK
11	000G39-06-10U	EA	SCREW-SF/DR, 6-20 X 5/8 PPH
12	076980-02-000	EA	END CAP-STEP, BLACK
	000G39-10-16U	EA	SCREW-SF/DR, 10-16 X 1.00 PPH
	081114-01-000	EA	CAP-INSERT, ROUND - 1" DIAMETER - PLASTIC - BLACK

## EXTERIOR BODY GROUP (CONTINUED)



EXTERIOR MIRRORS

KEY	PART NUMBER	U/M	DESCRIPTION
1	108699-01-01A	EA	MIRROR-EXTERIOR, ADJUSTABLE - PASS W/ARM & MOUNT - VELVAC 713224-7
2	106015-01-703	EA	KIT-EXTERIOR MIRROR, W/BEZEL, FLAT & CONVEX GLASS - PASSENGER
1	108699-02-01A	EA	MIRROR-EXTERIOR, ADJUSTABLE - DR W/ARM & MOUNT - VELVAC 713225-7
2	106015-02-702	EA	KIT-EXTERIOR MIRROR, W/BEZEL, FLAT & CONVEX GLASS - DRIVER
1	108699-03-01A	EA	MIRROR-EXTERIOR, REMOTE/HEAT - PASS W/ARM & MOUNT - VELVAC 713222-7
2	086261-01-704	EA	KIT-EXTERIOR MIRROR, W/BEZEL, FLAT & CONVEX GLASS - PASSENGER
1	108699-04-01A	EA	MIRROR-EXTERIOR, REMOTE/HEAT - DR W/ARM & MOUNT - VELVAC 713223-7
2	086261-02-701	EA	KIT-EXTERIOR MIRROR, W/BEZEL, FLAT & CONVEX GLASS - DRIVER
	087695-01-000	EA	SWITCH-HEATER, EXTERIOR MIRROR
	088246-01-000	EA	SWITCH-REMOTE, EXTERIOR MIRROR - SQUARE PUSH - VELVAC 7471290
	099982-02-01A	EA	PLATE-SWITCH, BLACK
	108825-01-000	EA	GASKET-MIRROR, INDUSTRIAL PRODUCTS

**GALLEY GROUP**

**NORCOLD 682 REFRIGERATOR W/ICE MAKER**

KEY	PART NUMBER	U/M	DESCRIPTION
	104137-04-01A	EA	REFRIGERATOR-LARGE DOUBLE DOOR, W/ICE MAKER - NORCOLD 682-MI RHBL
	064473-01-702	EA	ORIFICE-NORCOLD 61452122
	084880-01-715	EA	VALVE-SHUT OFF, MANUAL - NORCOLD 61697922
	075217-01-734	EA	FUSE-3 AMP, NORCOLD 61538822
	075217-01-738	EA	SWITCH-HUMIDITY, NORCOLD 61525922
	084880-01-713	EA	CONNECTOR-MALE, INLET FITTING - NORCOLD 615256
	084880-01-715	EA	VALVE-SHUT OFF, MANUAL - NORCOLD 61697922
	084880-01-718	EA	VALVE-GAS, NORCOLD 61551822
	084880-01-722	EA	CRISPER COVER - NORCOLD 615641
	084880-01-726	EA	HINGE BRACKET (CENTER HINGE), NORCOLD 61566523
	084880-01-731	EA	HINGE PIN, NORCOLD 61578123
	084880-01-732	EA	LATCH, NORCOLD 61578522
	084880-01-734	EA	BRACKET-HINGE, TOP RIGHT - BOTTOM LEFT - BROWN NORCOLD 61580837
	084880-01-735	EA	HINGE BRKT, TOP LEFT - BOTTOM RIGHT - BROWN - NORCOLD 61580937
	084880-01-739	EA	END CAP (SPRING CATCH) BROWN, NORCOLD 61593722
	084880-01-740	EA	END CAP (STOP CATCH), NORCOLD 61593830
	084880-01-744	EA	HINGE PIN SHAFT (CENTER HINGE), NORCOLD 61566723
	084880-01-746	EA	CABLE, NORCOLD 61571522
	084880-01-747	EA	PLUG-HOLE, NORCOLD 61582022
	084880-01-749	EA	HINGE BUSHING - NORCOLD 615807
	084880-01-753	EA	THERMISTER 78" W/CLIP - NORCOLD 61693822
	084880-01-761	EA	END CAP (SPRING CATCH) BLACK 61593730
	084880-02-700	EA	LOWER FLANGE 8663 & 8683, NORCOLD 61622123
	084880-03-701	EA	COOLING UNIT (HORIZONTAL BURNER) - NORCOLD 61687337
	084880-03-705	EA	BRACKET FOR INTERIOR LIGHT - NORCOLD 61629722
	084880-03-706	EA	LAMP (BULB) - NORCOLD 61628922
	084880-03-707	EA	COVER FOR LAMP OR BULB - NORCOLD 61627922
	088248-01-706	EA	BURNER-HORIZONTAL, NORCOLD 61588122
	088248-01-707	EA	ELECTRODE-SENSOR, (HORIZONTAL), NORCOLD 61573322
	088248-01-708	EA	ELECTRODE-IGNITION, (HORIZONTAL) - NORCOLD 61573222
	088248-01-709	EA	HEATER-AC, (HORIZONTAL) - NORCOLD 615627
	094039-01-700	EA	PRINTED CIRCUIT BOARD 3-WAY, NORCOLD 61647522
	094039-01-701	EA	EYEBROW-SHELL, 3-WAY - BLACK - PLASTIC - NORCOLD 61669922
	094039-01-703	EA	PLATE-HINGE, LEFT - BROWN - NORCOLD 61631422
	094039-01-704	EA	PLATE-HINGE, BLACK - NORCOLD 61631430
	094039-01-709	EA	PLATE-HINGE, TOP RIGHT - LEFT BOTTOM - BROWN - NORCOLD 61631322
	094039-01-710	EA	PLATE-HINGE, BLACK - NORCOLD 61631330
	104137-06-721	EA	DOOR BIN (WHITE) BLUE BORDER - NORCOLD 617759
	094039-01-713	EA	DOOR GASKET (LOWER) GRAY - NORCOLD 61568030
	094039-01-714	EA	LOWER DOOR LINER (BROWN/WHITE) - NORCOLD 61581737-B
	094039-01-715	EA	LOWER DOOR LINER (BLACK/WHITE) - NORCOLD 61581738-B
	094039-01-716	EA	LOWER DOOR HANDLE ASM. (BROWN) - NORCOLD 61649937
	094039-01-717	EA	LOWER DOOR HANDLE ASM. (BLACK) - NORCOLD 61649938
	104137-06-719	EA	MILK BIN (WHITE) W/BLUE TRIM - NORCOLD 617757
	104137-06-722	EA	DAIRY KEEPER (WHITE) BLUE TRIM, NORCOLD 617760
	094039-01-720	EA	CAB ASSEMBLY (BROWN FRAME/WHITE LINER) - NORCOLD 61663237
	094039-01-721	EA	CAB ASM.(BLACK FRAME/WHITE LINER) - NORCOLD 61663238
	094039-01-722	EA	HOLE PLUG (BLACK) HINGE HOLES - NORCOLD 61582030
	094039-01-723	EA	HINGE BRKT, TOP RIGHT - BOTTOM LEFT - BLACK - NORCOLD 61580838
	094039-01-724	EA	BRACKET-HINGE, TOP LEFT - BOTTOM RIGHT - BLACK - NORCOLD 61580938
	094039-01-725	EA	HINGE PIN (BLACK) (MALE) - NORCOLD 61578130
	094039-01-726	EA	SHELF-FREEZER EVAPORATOR, NORCOLD 615236
	094039-01-730	EA	HINGE PIN SHAFT(BLACK) CENTER HINGE - NORCOLD 61566730

**GALLEY GROUP (CONTINUED)**

**NORCOLD 682 REFRIGERATOR W/ICE MAKER (CONTINUED)**

KEY	PART NUMBER	U/M	DESCRIPTION
	104137-06-720	EA	CRISPER (WHITE) BLUE TRIM - NORCOLD 617758
	094039-01-732	EA	FRONT COVER (BLACK) BOTTOM TRIM - NORCOLD 61622130
	094039-01-733	EA	WIRE SHELF (MIDDLE) - NORCOLD 61563822
	094039-01-734	EA	WIRE SHELF (TOP) W/RISER - NORCOLD 61563722
	094039-01-735	EA	INSIDE DRIP TRAY (WHITE), NORCOLD 61572830
	094039-01-736	EA	SWITCH-LIGHT, BLACK - NORCOLD 615810
	104137-06-718	EA	SHELF (CUTOUT), WHITE W/BLUE TRIM - NORCOLD 617756
	094039-01-742	EA	TRAY-F/CUTOUT SHELF, NORCOLD 61680922
	094039-04-700	EA	PRINTED CIRCUIT BOARD-2 WAY, NORCOLD 61647322
	094039-04-702	EA	POWER SUPPLY (2 WAY) - NORCOLD 61647422
	094039-07-700	EA	ICE MAKER, NORCOLD 61684937
	104137-06-723	EA	BIN-ICE CUBE, WHITE W/BLUE TRIM - NORCOLD 617761
	094039-07-702	EA	SHELF-WIRE, FREEZER - TALL - NORCOLD 61667722
	094039-07-703	EA	SHELF-WIRE, FREEZER - SHORT - NORCOLD 61674122
	094039-07-704	EA	VALVE-WATER FILL, NORCOLD 61657022

**NORCOLD 682 REFRIGERATOR**

KEY	PART NUMBER	U/M	DESCRIPTION
	054450-01-000	EA	LEVEL-REFRIGERATOR
	093646-01-000	EA	BRACKET ASM-TIEDOWN, RIGHT SIDE WHEN FACING REFRIGERATOR
	093646-02-000	EA	BRACKET ASM-TIEDOWN, LEFT SIDE WHEN FACING REFRIGERATOR
	065225-02-000	EA	PLATE-TIEDOWN, REFRIGERATOR
	104137-02-01A	EA	REFRIGERATOR-LARGE DOUBLE DOOR 2-WAY - NORCOLD 682 RH BLACK
	064473-01-702	EA	ORIFICE-NORCOLD 61452122
	084880-01-715	EA	VALVE-SHUT OFF, MANUAL - NORCOLD 61697922
	075217-01-734	EA	FUSE 3 AMP, NORCOLD 61538822
	075217-01-738	EA	SWITCH-HUMIDITY, NORCOLD 61525922
	084880-01-713	EA	CONNECTOR-MALE, INLET FITTING - NORCOLD 615256
	084880-01-715	EA	VALVE-SHUT OFF, MANUAL - NORCOLD 61697922
	084880-01-718	EA	VALVE-GAS, NORCOLD 61551822
	084880-01-722	EA	CRISPER COVER - NORCOLD 615641
	084880-01-726	EA	HINGE BRACKET (CENTER HINGE), NORCOLD 61566523
	084880-01-731	EA	HINGE PIN, NORCOLD 61578123
	084880-01-732	EA	LATCH, NORCOLD 61578522
	084880-01-734	EA	BRACKET-HINGE, TOP RIGHT - BOTTOM LEFT - BROWN NORCOLD 61580837
	084880-01-735	EA	HINGE BRACKET, TOP LEFT - BOTTOM RIGHT - BROWN - NORCOLD 61580937
	084880-01-739	EA	END CAP (SPRING CATCH) BROWN, NORCOLD 61593722
	084880-01-740	EA	END CAP (STOP CATCH), NORCOLD 61593830
	084880-01-744	EA	HINGE PIN SHAFT (CENTER HINGE), NORCOLD 61566723
	084880-01-746	EA	CABLE, NORCOLD 61571522
	084880-01-747	EA	PLUG-HOLE, NORCOLD 61582022
	084880-01-749	EA	HINGE BUSHING - NORCOLD 615807
	084880-01-753	EA	THERMISTER 78" W/CLIP - NORCOLD 61693822
	084880-01-761	EA	END CAP (SPRING CATCH) BLACK, NORCOLD 61593730
	084880-02-700	EA	LOWER FLANGE 8663 & 8683, NORCOLD 61622123
	084880-03-701	EA	COOLING UNIT (HORIZONTAL BURNER) - NORCOLD 61687337
	084880-03-705	EA	BRACKET FOR INTERIOR LIGHT - NORCOLD 61629722
	084880-03-706	EA	LAMP (BULB) - NORCOLD 61628922
	084880-03-707	EA	COVER F/LAMP OR BULB - NORCOLD 61627922
	088248-01-706	EA	BURNER-HORIZONTAL, NORCOLD 61588122
	088248-01-707	EA	ELECTRODE-SENSOR, (HORIZONTAL), NORCOLD 61573322
	088248-01-708	EA	ELECTRODE-IGNITION, (HORIZONTAL) - NORCOLD 61573222
	088248-01-709	EA	HEATER-AC, (HORIZONTAL) - NORCOLD 615627
	094039-01-700	EA	PRINTED CIRCUIT BOARD 3-WAY, NORCOLD 61647522
	094039-01-701	EA	EYEBROW-SHELL, 3-WAY - BLACK - PLASTIC - NORCOLD 61669922



## GALLEY GROUP (CONTINUED)

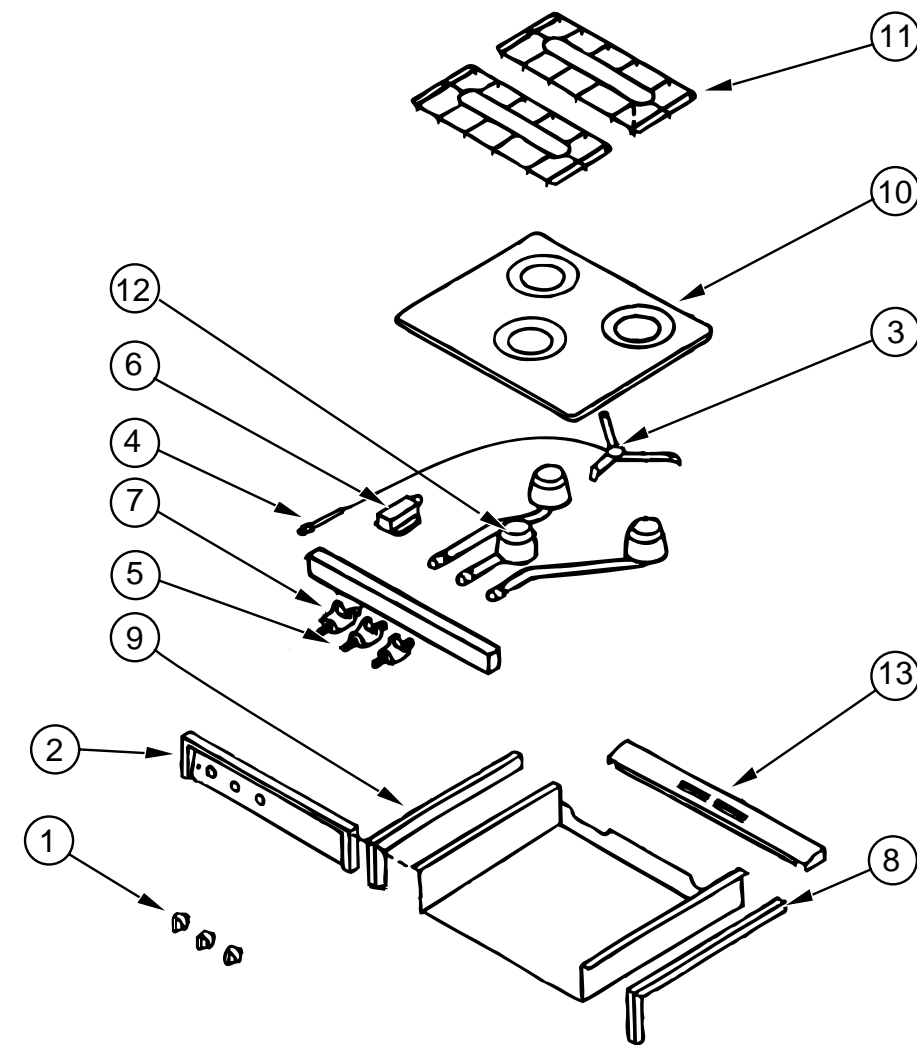
### NORCOLD 682 REFRIGERATOR (CONTINUED)

KEY	PART NUMBER	U/M	DESCRIPTION
	094039-01-703	EA	PLATE-HINGE, LEFT - BROWN - NORCOLD 61631422
	094039-01-704	EA	PLATE-HINGE, BLACK - NORCOLD 61631430
	094039-01-709	EA	PLATE-HINGE, TOP RIGHT - LEFT BOTTOM - BROWN - NORCOLD 61631322
	094039-01-710	EA	PLATE-HINGE, BLACK - NORCOLD 61631330
	104137-06-721	EA	DOOR BIN (WHITE) BLUE BORDER - NORCOLD 617759
	094039-01-713	EA	DOOR GASKET (LOWER) GRAY - NORCOLD 61568030
	094039-01-714	EA	LOWER DOOR LINER (BROWN/WHITE) - NORCOLD 61581737-B
	094039-01-715	EA	LOWER DOOR LINER (BLACK/WHITE) - NORCOLD 61581738-B
	094039-01-716	EA	LOWER DOOR HANDLE ASSY (BROWN) - NORCOLD 61649937
	094039-01-717	EA	LOWER DOOR HANDLE ASSY (BLACK) - NORCOLD 61649938
	104137-06-719	EA	MILK BIN (WHITE) W/BLUE TRIM - NORCOLD 617757
	104137-06-722	EA	DAIRY KEEPER (WHITE) BLUE TRIM, NORCOLD 617760
	094039-01-720	EA	CAB ASSEMBLY (BROWN FRAME/WHITE LINER) - NORCOLD 61663237
	094039-01-721	EA	CAB ASM. (BLACK FRAME/WHITE LINER) - NORCOLD 61663238
	094039-01-722	EA	HOLE PLUG (BLACK) HINGE HOLES - NORCOLD 61582030
	094039-01-723	EA	HINGE BRACKET, TOP RIGHT - BOTTON LEFT - BLACK - NORCOLD 61580838
	094039-01-724	EA	BRACKET-HINGE, TOP LEFT - BOTTOM RIGHT - BLACK - NORCOLD 61580938
	094039-01-725	EA	HINGE PIN (BLACK) (MALE) - NORCOLD 61578130
	094039-01-726	EA	SHELF-FREEZER EVAPORATOR, NORCOLD 615236
	094039-01-730	EA	HINGE PIN SHAFT (BLACK) CENTER HINGE - NORCOLD 61566730
	104137-06-720	EA	CRISPER (WHITE) BLUE TRIM - NORCOLD 617758
	094039-01-732	EA	FRONT COVER (BLACK) BOTTOM TRIM - NORCOLD 61622130
	094039-01-733	EA	WIRE SHELF (MIDDLE) - NORCOLD 61563822
	094039-01-734	EA	WIRE SHELF (TOP) W/RISER - NORCOLD 61563722
	094039-01-735	EA	INSIDE DRIP TRAY (WHITE), NORCOLD 61572830
	094039-01-736	EA	SWITCH-LIGHT, BLACK - NORCOLD 615810
	094039-01-739	EA	SHELF (CUTOUT), NORCOLD 61646722
	104137-06-718	EA	SHELF (CUTOUT), WHITE W/BLUE TRIM - NORCOLD 617756
	094039-01-742	EA	TRAY-FOR CUTOUT SHELF, NORCOLD 61680922
	094039-04-700	EA	PRINTED CIRCUIT BOARD 2-WAY, NORCOLD 61647322
	094039-04-702	EA	POWER SUPPLY (2 WAY) - NORCOLD 61647422

### RANGE HOODS

KEY	PART NUMBER	U/M	DESCRIPTION
	100258-21-01A	EA	HOOD-RANGE, W/MONITOR PANEL - BLACK - TMR5021SBD (U.S.) FROM: 00-00-00 THRU: 07-31-94
	100258-21-02A	EA	HOOD-RANGE, W/MONITOR PANEL - TEXTURED BLK - TMS-5011-SBP (U.S.) FROM: 08-01-94 THRU: 99-99-99
	100258-24-01A	EA	HOOD-RANGE, W/MONITOR PANEL - BLACK - TMR5021SBC (CSA) FROM: 00-00-00 THRU: 08-28-94
	100258-24-02A	EA	HOOD-RANGE, W/MONITOR PANEL - TEXTURED BLK - TMS-5011-SBC (CSA) FROM: 08-29-94 THRU: 99-99-99
	075470-01-703	EA	SWITCH-ON/OFF, JENSEN RP1016
	090973-01-700	EA	MOTOR - LVS CA508-1
	090973-01-702	EA	BLADE-FAN, LVS VA183-1
	092696-01-701	EA	KNOB-LEVER, CABLE - PLASTIC - BLACK - VENTLINE CC225
	092696-01-709	EA	BULB 912, VENTLINE VA415
	096983-01-700	EA	SWITCH-ON/OFF, VENTLINE 108
	096983-01-702	EA	SWITCH-TWO WAY MOMENTARY, VENTLINE 112
	096983-01-703	EA	SWITCH-ON/ON - JENSEN 115
	096983-01-707	EA	FILTER-GREASE, 8" X 8" - LVS CC246
	092696-02-701	EA	LENS-LAMP, VENTLINE CC179
	096983-01-709	EA	SWITCH & LEVER MODULE, 17 1/2 - VENTLINE CB547-4
	100258-04-702	EA	SWITCH-LEVER, W/CABLE - VENTLINE CB547-1
	100258-08-701	EA	SWITCH-FAN, 2 SPEED - VENTLINE 122
	100258-10-01A	EA	METER-HOUR, VENTLINE 150
	100258-11-700	EA	CIRCUIT BOARD, VENTLINE 5097-01
	100258-11-701	EA	PANEL ASM, VENTLINE 9080

## GALLEY GROUP (CONTINUED)

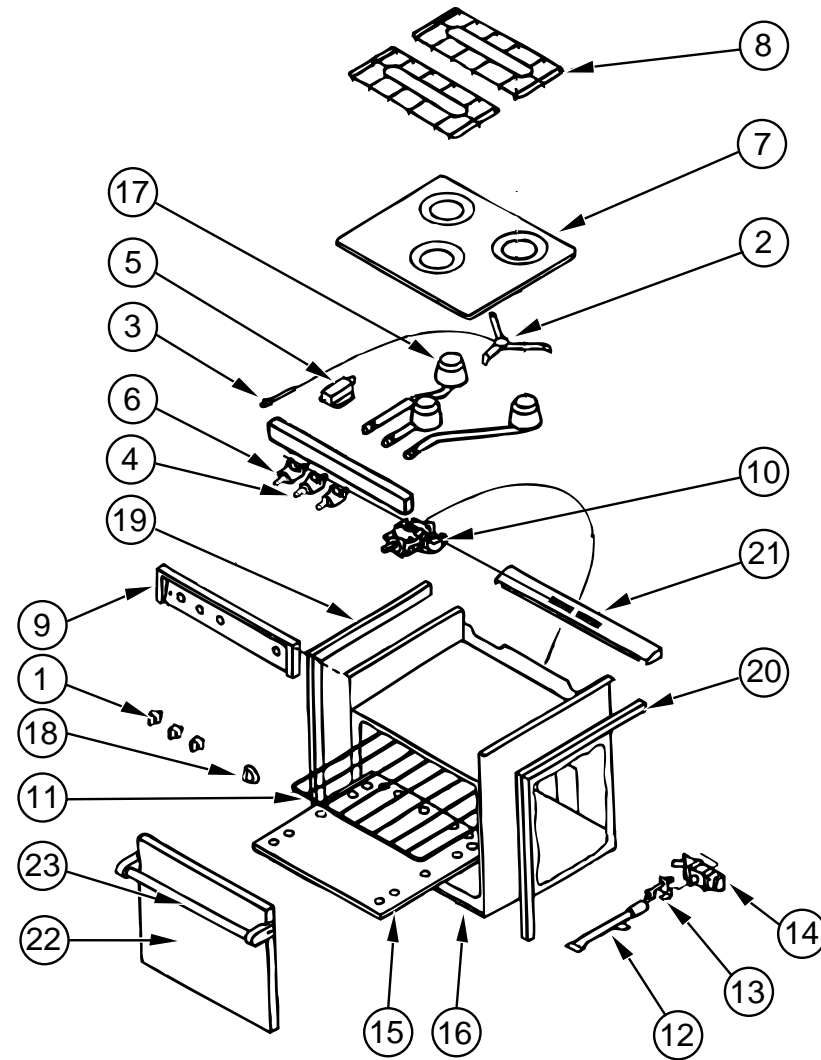


### ATWOOD RANGE TOP

KEY	PART NUMBER	U/M	DESCRIPTION
	106936-03-01A	EA	BRACKET-TIEDOWN, STOVE - RIGHT SIDE - BLACK
	106936-04-01A	EA	BRACKET-TIEDOWN, STOVE - LEFT SIDE - BLACK
	106689-01-01A	EA	TOP-RANGE, 3 BURNER - BLACK - ATWOOD 53764
1	101593-01-703	EA	BURNER KNOB, ATWOOD 53000
2	106689-01-700	EA	MANIFOLD COVER, 3 BURNER - ATWOOD 53074
3	106689-01-701	EA	SPARK-IGNITOR ASM-HIGH OUTPUT, ATWOOD 53078
4	106689-01-702	EA	PIEZO PUSH BUTTON, ATWOOD 52279
5	106689-01-703	EA	VALVE-HIGH OUTPUT, ATWOOD 53047
6	106689-01-704	EA	REGULATOR W/EXTREME PRESSURE, ATWOOD 52154
7	106689-01-705	EA	VALVE-BURNER, ATWOOD 52123
8	106689-01-706	EA	TRIM-RIGHT HAND TOP & SIDE, BLACK - ATWOOD 53020
9	106689-01-707	EA	TRIM-LEFT HAND TOP & SIDE, BLACK - ATWOOD 53019
10	107246-01-700	EA	RANGE TOP (BLACK), ATWOOD 53083
11	107246-01-701	EA	GRATE, ATWOOD 53050
12	107246-01-710	EA	BURNER (HIGH OUTPUT), ATWOOD 53069
13	107323-01-705	EA	TRIM VENT, ATWOOD 53525
	107323-01-710	EA	GRATE CLIP, ATWOOD 53301
	107323-01-711	EA	RUBBER GRATE CUSHION, ATWOOD 53008

# GALLEY GROUP (CONTINUED)

## ATWOOD RANGE W/OVEN



KEY	PART NUMBER	U/M	DESCRIPTION
	107109-09-01A	EA	BRACKET ASM-TIEDOWN, RIGHT SIDE - BLACK (RANGE W/OVEN)
	107109-10-01A	EA	BRACKET ASM-TIEDOWN, LEFT SIDE - BLACK (RANGE W/OVEN)
	107246-01-01A	EA	RANGE-W/OVEN, BLACK - ATWOOD R-2136BG
1	101593-01-703	EA	BURNER KNOB, ATWOOD 3000
2	106689-01-701	EA	SPARK-IGNITOR ASM, HIGHOUTPUT - ATWOOD 53078
3	106689-01-702	EA	PIEZO PUSH BUTTON, ATWOOD 52279
4	106689-01-703	EA	VALVE-HIGH OUTPUT, ATWOOD 53047
5	106689-01-704	EA	REGULATOR W/EXTREME PRESSURE, ATWOOD 52154
6	106689-01-705	EA	VALVE-BURNER, ATWOOD 52123
7	107246-01-700	EA	RANGE TOP (BLACK), ATWOOD 53083
8	107246-01-701	EA	GRATE, ATWOOD 53050
9	107246-01-702	EA	MANIFOLD COVER, ATWOOD 53072
10	107246-01-703	EA	THERMOSTAT, ATWOOD 52122
11	107246-01-704	EA	RACK-OVEN, ATWOOD 51069
12	107246-01-705	EA	BURNER-OVEN, ATWOOD 52018
13	107246-01-706	EA	PILOT ASSEMBLY-OVEN, ATWOOD 52242
14	107246-01-707	EA	VALVE-SAFETY, ATWOOD 51177
15	107246-01-708	EA	SHELF-OVEN, BOTTOM, ATWOOD 51657
16	107246-01-709	EA	TRIM-BOTTOM, BLACK, ATWOOD 53526D
17	107246-01-710	EA	BURNER (HIGH OUTPUT), ATWOOD 53069
18	107246-01-711	EA	KNOB, THERMOSTAT, ATWOOD 53001
19	107323-01-702	EA	TRIM-LEFT, ATWOOD 53023
20	107323-01-703	EA	TRIM-RIGHT, ATWOOD 53024
21	107323-01-705	EA	TRIM VENT, ATWOOD 53525
	107323-01-710	EA	GRATE CLIP, ATWOOD 53301
	107323-01-711	EA	RUBBER GRATE CUSHION, ATWOOD 53008
22	107323-01-713	EA	BLACKGLASS INSERT-W/HOLE, ATWOOD 53426
23	107323-01-714	EA	HANDLE FOR W/HOLE GLASS, ATWOOD 51112

## GALLEY GROUP (CONTINUED)

### MICROWAVE OVEN

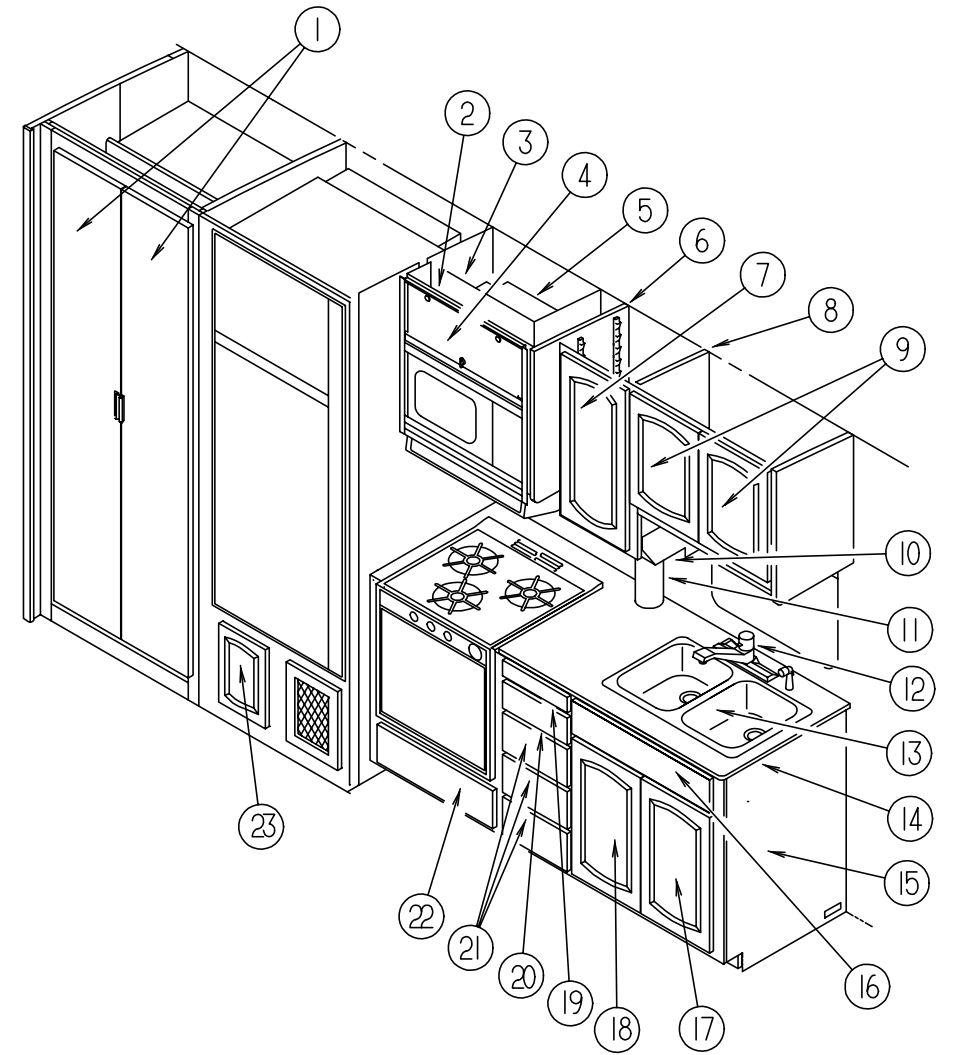
KEY	PART NUMBER	U/M	DESCRIPTION
	102479-02-000	EA	OVEN-MICROWAVE, PANASONIC NN6500
	102479-01-000	EA	OVEN-MICROWAVE, CONVECTION - PANASONIC NN8500
	102479-01-700	EA	COOKBOOK-MICROWAVE
	102456-04-000	EA	BAFFLE ASM-MICROWAVE
	102842-02-000	EA	BRACKET-BAFFLE, 22.1" X 2.5" - STEEL
	094756-02-01A	EA	BRACKET-L, MICROWAVE - 154 X 100MM - STEEL - TAN
	094756-01-02A	EA	BRACKET-L, MICROWAVE - 116 X 100MM - STEEL - TAN
	102482-02-C11	EA	FRAME ASSEMBLY-MICROWAVE

### COFFEE MAKER

KEY	PART NUMBER	U/M	DESCRIPTION
	103799-01-02A	EA	MAKER-COFFEE, GRAY - W/GLASS POT - BLACK & DECKER
	103799-01-700	EA	CARAFE GLASS POT, 679420
	103799-01-701	EA	BRACKETS, WHITE PAIR, 164734-06 B & D
	104610-01-000	EA	STRAP ASM-COFFEE MAKER

FROM: 00-00-00 THRU: 09-25-94

## GALLEY GROUP (CONTINUED)

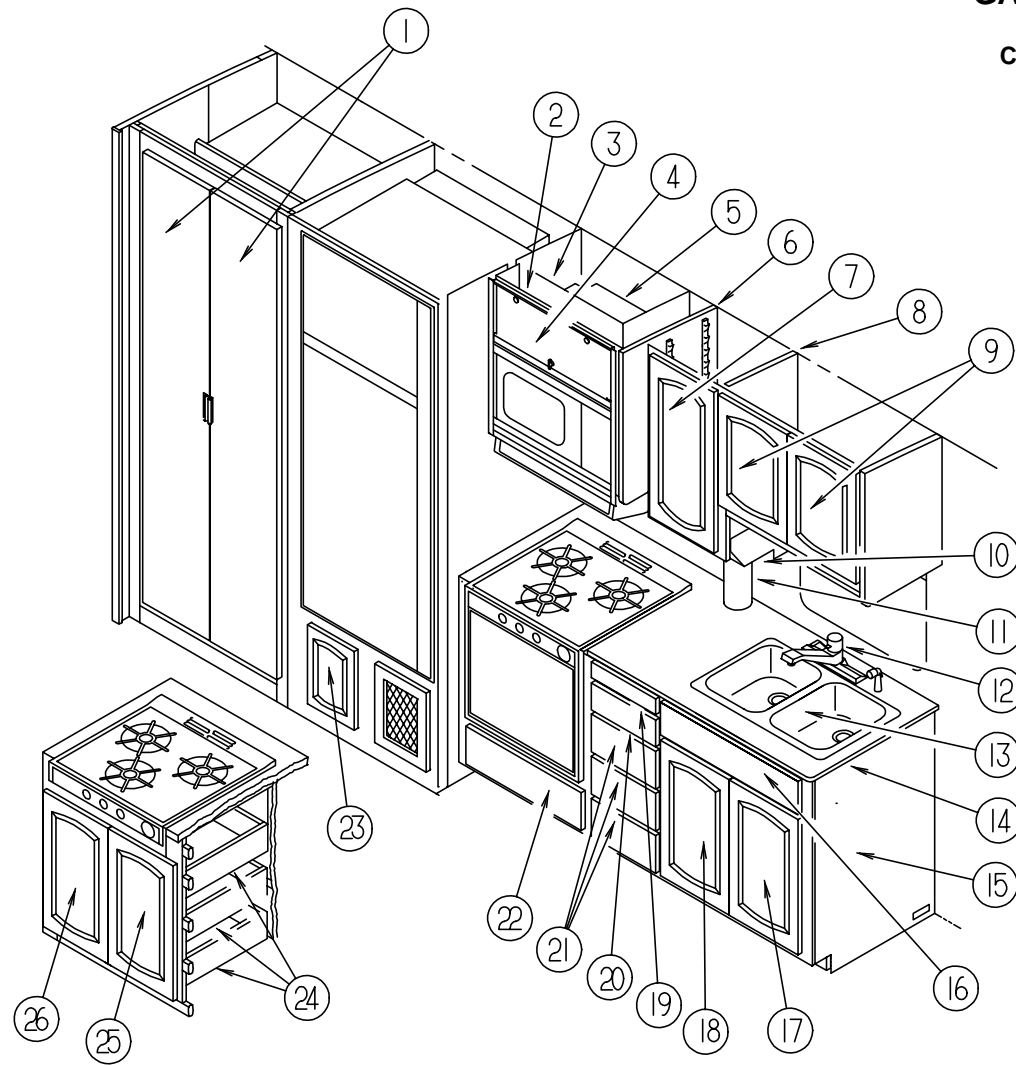


### CABINETS & FIXTURES

KEY	PART NUMBER	U/M	DESCRIPTION
1	113970-01-E37	EA	DOOR-BIFOLD, MIRRORED - WARDROBE CLOSET
	058331-A1-000	EA	MIRROR-GLASS, SAFETY
	110106-01-D18	EA	LATCH ASM-DOOR, BIFOLD
	110108-01-01A	EA	LATCH ONLY, BIFOLD DOOR
	111564-01-000	EA	SPRING-LATCH, FLAT - BIFOLD DOOR
	110107-01-01A	EA	PULL-DOOR BLACK
	113007-03-000	EA	PIN-SPRING, .188 X .5"
	110245-01-01A	EA	CORNER-DOOR, BIFOLD
	110246-01-01A	EA	HINGE-DOOR, BIFOLD
	113974-01-01A	EA	TRACK-DOOR, BIFOLD - OFF WHITE
	113975-01-01A	EA	RAIL-DOOR, BIFOLD O/W
	114135-01-000	EA	PIVOT-TOP
	114135-02-000	EA	PIVOT-BOTTOM
	114136-01-000	EA	BRACKET-PIVOT, TRACK
	114137-01-000	EA	WHEEL-GUIDE
	110346-01-01A	EA	ANGLE-CATCH, BLACK
2	P16232-01-F36	EA	CABINET-OVERHEAD, MICROWAVE - W/O DOOR & HARDWARE (PICKLED ASH)
2	P16232-01-F34	EA	CABINET-OVERHEAD, MICROWAVE - W/O DOOR & HARDWARE (SALEM CHERRY)
3	110561-02-E37	EA	CABINET-FUSE PANEL, W/O HARDWARE (PICKLED ASH)
3	110561-02-E41	EA	CABINET-FUSE PANEL, W/O HARDWARE (SALEM CHERRY)

# GALLEY GROUP (CONTINUED)

## CABINETS & FIXTURES (CONTINUED)



KEY	PART NUMBER	U/M	DESCRIPTION
4	100708-05-000	EA	DOOR-GLASS, BLACK - 216 X 596MM
	100710-01-01A	EA	LOCK-GLASS DOOR, TWIST TYPE - BRASS
	100711-01-01A	EA	HINGE-DOOR, GLASS
	101272-01-000	EA	CATCH-DOOR, GLASS
	101766-01-000	EA	PIN-SUPPORT, GLASS DOOR
	100707-01-000	EA	SPACER-DOOR, GLASS - .8" DIA - .3" HOLE - PLASTIC
5	102483-07-E37	EA	SHELF-CABINET, MICROWAVE (PICKLED ASH)
5	102483-07-E41	EA	SHELF-CABINET, MICROWAVE (SALEM CHERRY)
6	107494-05-E37	EA	END CAP-CABINET, MICROWAVE - RIGHT (PICKLED ASH)
6	107494-05-E41	EA	END CAP-CABINET, MICROWAVE - RIGHT (SALEM CHERRY)
7	M05990-07-E37	EA	DOOR-CABINET, W/O HARDWARE - 305 X 660MM (PICKLED ASH)
7	M05990-07-E41	EA	DOOR-CABINET, W/O HARDWARE - 305 X 660MM (SALEM CHERRY)
8	P16233-01-F36	EA	CABINET-OVERHEAD, GALLEY - W/O DOORS & HARDWARE (PICKLED ASH)
8	P16233-01-F37	EA	CABINET-OVERHEAD, GALLEY - W/O DOORS & HARDWARE (SALEM CHERRY)
	116233-11-F36	EA	SHELF-CABINET, OVERHEAD GALLEY - OVER SINK - 1 USED
	116233-11-F37	EA	SHELF-CABINET, OVERHEAD GALLEY - OVER SINK - 1 USED
	116233-12-F36	EA	SHELF-CABINET, OVERHEAD GALLEY - OVER COUNTER - 2 USED
	116233-12-F37	EA	SHELF-CABINET, OVERHEAD GALLEY - OVER COUNTER - 2 USED
9	M05990-08-E37	EA	DOOR-CABINET, W/O HARDWARE - 450 X 325MM - 2 USED (PICKLED ASH)
9	M05990-08-E41	EA	DOOR-CABINET, W/O HARDWARE - 450 X 325MM - 2 USED (SALEM CHERRY)
10	112540-02-E37	EA	CABINET-SPICE RACK (PICKLED ASH)
10	112540-02-E41	EA	CABINET-SPICE RACK (SALEM CHERRY)
	111775-01-02A	EA	RAIL ASM-DECORATIVE, SPICE RACK - 1830MM LONG (PICKLED ASH)
	111775-01-03A	EA	RAIL ASM-DECORATIVE, SPICE RACK - 1830MM LONG (SALEM CHERRY)
11	103799-01-02A	EA	MAKER-COFFEE, GRAY - W/GLASS POT - BLACK & DECKER
	104610-01-000	EA	STRAP ASM-COFFEE MAKER

KEY	PART NUMBER	U/M	DESCRIPTION
12	064952-01-000	EA	FAUCET-GALLEY, SINGLE CONTROL
	103635-01-000	EA	FAUCET-SINGLE CONTROL, EVERPURE 5435-00
13	110654-01-000	EA	SINK-DOUBLE, STAINLESS STEEL
	092303-01-000	EA	STRAINER-SINK
	108464-03-E38	EA	COVER-SINK, 380 X 280MM (F36, F37)
	108464-03-E39	EA	COVER-SINK, 380 X 280MM (F38, F39)
	108464-03-F40	EA	COVER-SINK, 380 X 280MM (F40, F41)
	108464-04-E38	EA	COVER-SINK, 380 X 380MM (F36, F37)
	108464-04-E39	EA	COVER-SINK, 380 X 380MM (F38, F39)
	108464-04-F40	EA	COVER-SINK, 380 X 380MM (F40, F41)
14	110538-15-F36	EA	COUNTERTOP-CABINET, GALLEY
14	110538-15-F37	EA	COUNTERTOP-CABINET, GALLEY
14	110538-15-F38	EA	COUNTERTOP-CABINET, GALLEY
14	110538-15-F39	EA	COUNTERTOP-CABINET, GALLEY
14	110538-15-F40	EA	COUNTERTOP-CABINET, GALLEY
14	110538-15-F41	EA	COUNTERTOP-CABINET, GALLEY
15	M05957-02-F36	EA	CABINET-GALLEY, W/O DOORS & HDW (USED W/RANGE TOP)
15	M05957-02-F37	EA	CABINET-GALLEY, W/O DOORS & HDW (USED W/RANGE TOP)
15	M05957-02-F38	EA	CABINET-GALLEY, W/O DOORS & HDW (USED W/RANGE TOP)
15	M05957-02-F39	EA	CABINET-GALLEY, W/O DOORS & HDW (USED W/RANGE TOP)
15	M05957-02-F40	EA	CABINET-GALLEY, W/O DOORS & HDW (USED W/RANGE TOP)
15	M05957-02-F41	EA	CABINET-GALLEY, W/O DOORS & HDW (USED W/RANGE TOP)
15	M05957-01-F36	EA	CABINET-GALLEY, W/O DOORS & HDW (USED W/RANGE & OVEN)
15	M05957-01-F37	EA	CABINET-GALLEY, W/O DOORS & HDW (USED W/RANGE & OVEN)
15	M05957-01-F38	EA	CABINET-GALLEY, W/O DOORS & HDW (USED W/RANGE & OVEN)
15	M05957-01-F39	EA	CABINET-GALLEY, W/O DOORS & HDW (USED W/RANGE & OVEN)
15	M05957-01-F40	EA	CABINET-GALLEY, W/O DOORS & HDW (USED W/RANGE & OVEN)
15	M05957-01-F41	EA	CABINET-GALLEY, W/O DOORS & HDW (USED W/RANGE & OVEN)
16	M06810-01-E37	EA	DRAWER-CABINET, TIPOUT (PICKLED ASH)
16	M06810-01-E41	EA	DRAWER-CABINET, TIPOUT (SALEM CHERRY)
	108128-01-01A	EA	TRAY-HIDDEN, PLASTIC
	108127-01-01A	EA	CAP-TRAY, END - PLASTIC
	108126-01-000	EA	HINGE-TRAY, TIPOUT DRAWER
17	M05992-07-E37	EA	DOOR-CABINET, W/O HARDWARE - 325 X 555MM (PICKLED ASH)
17	M05992-07-E41	EA	DOOR-CABINET, W/O HARDWARE - 325 X 555MM (SALEM CHERRY)
18	M05992-08-E37	EA	DOOR-CABINET, W/O HARDWARE - 325 X 555MM (PICKLED ASH)
18	M05992-08-E41	EA	DOOR-CABINET, W/O HARDWARE - 325 X 555MM (SALEM CHERRY)
	093605-02-01A	EA	RACK-TOWEL, WIRE - ALMOND - AMEROCK
	058334-01-000	EA	WASTE BASKET, 9 3/4" X 7" X 10" - WHITE - RUBBERMAID
19	M05976-01-E37	EA	DRAWER-CABINET, W/O HDW - CUTTING BOARD (PICKLED ASH)
19	M05976-01-E41	EA	DRAWER-CABINET, W/O HDW - CUTTING BOARD (SALEM CHERRY)
	102778-03-000	EA	BOARD-CUTTING, MAPLE
20	M05971-12-E37	EA	DRAWER-CABINET, W/O HDW (PICKLED ASH)
20	M05971-12-E41	EA	DRAWER-CABINET, W/O HDW (SALEM CHERRY)
	100081-01-01A	EA	TRAY-SILVERWARE, 9" X 13.3" - PLASTIC - ALMOND - RUBBERMAID
21	M05971-11-E37	EA	DRAWER-CABINET, W/O HDW - 3 USED (PICKLED ASH)
21	M05971-11-E41	EA	DRAWER-CABINET, W/O HDW - 3 USED (SALEM CHERRY)
22	M05971-13-E37	EA	DRAWER-CABINET, W/O HDW (W/RANGE & OVEN) (PICKLED ASH)
22	M05971-13-E41	EA	DRAWER-CABINET, W/O HDW (W/RANGE & OVEN) (SALEM CHERRY)
	090329-01-000	FT	SEAL-T, REFRIGERATOR CABINET - .6" WIDE TOP X 2" TAIL
	103251-02-01A	EA	INSERT-ACRYLIC BLACK, 19.53" X 16.06"
	103251-04-01A	EA	INSERT-ACRYLIC BLACK, 19.53" X 39.20"
23	M05992-09-E37	EA	DOOR-CABINET, W/O HARDWARE - 350 X 590MM (PICKLED ASH)
23	M05992-09-E41	EA	DOOR-CABINET, W/O HARDWARE - 350 X 590MM (SALEM CHERRY)
24	M05971-14-E37	EA	DRAWER-CABINET, W/O HDW - 3 USED (W/RANGE TOP) (PICKLED ASH)
24	M05971-14-E41	EA	DRAWER-CABINET, W/O HDW - 3 USED (W/RANGE TOP) (SALEM CHERRY)
25	M05992-03-E37	EA	DOOR-CABINET, W/O HDW - 275 X 605MM - RH - W/RANGE TOP (PICKLED ASH)
25	M05992-03-E41	EA	DOOR-CABINET, W/O HDW - 275 X 605MM - RH - W/RANGE TOP (SALEM CHERRY)
26	M05992-04-E37	EA	DOOR-CABINET, W/O HDW - 275 X 605MM - LH - W/RANGE TOP (PICKLED ASH)
26	M05992-04-E41	EA	DOOR-CABINET, W/O HDW - 275 X 605MM - LH - W/RANGE TOP (SALEM CHERRY)

## GENERATOR GROUP

### 7 KW ONAN MARQUIS GENERATOR

KEY	PART NUMBER	U/M	DESCRIPTION
	105559-03-000	EA	GENERATOR, 7KW MARQUIS 30/30 - NHM FA/26105 W/ONAN TRAY 403-2893
	105958-02-000	EA	PIPE-EXHAUST, GENERATOR
	106235-01-000	EA	ADAPTOR-EXHAUST,GENERATOR
	112365-04-000	EA	BREAKER-GENERATOR, 20AMP - ONAN 320-1683
	007125-03-000	EA	CLAMP-MUFFLER - 1.5" DIA
	007131-01-000	EA	HANGER-TAILPIPE, 6 SLOTS
	108357-10-000	EA	SWITCH-ROCKER, SPDT - MOM/OFFMOM - CARLING V8D1160B-0
	108356-03-01A	EA	COVER-SWITCH W/GROOVES & LENS, CARLING VVCGC00

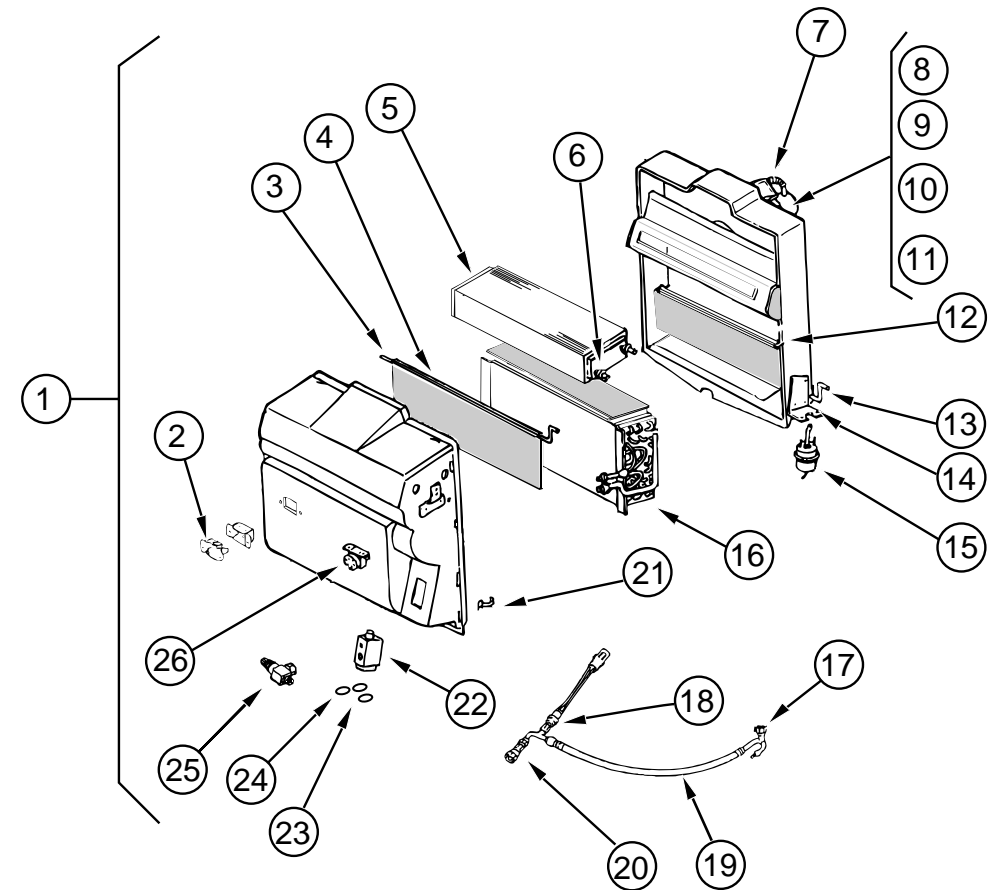
### 7 KW ONAN MARQUIS GENERATOR - 50 AMP

KEY	PART NUMBER	U/M	DESCRIPTION
	105559-03-000	EA	GENERATOR, 7KW MARQUIS 30/30 - NHM FA/26105 W/ONAN TRAY 403-2893
	106234-01-000	EA	PIPE-EXHAUST, GENERATOR
	106235-01-000	EA	ADAPTOR-EXHAUST, GENERATOR
	112365-03-000	EA	BREAKER-GENERATOR, 30AMP - ONAN 320-1572
	007125-03-000	EA	CLAMP-MUFFLER - 1.5" DIA
	008401-01-000	EA	STRAP-CONDUIT, 3/4" - 1 HOLE - GALVANIZED STEEL
	108357-10-000	EA	SWITCH-ROCKER, SPDT - MOM/OFFMOM - CARLING V8D1160B-0
	108356-05-01A	EA	ACTUATOR-SWITCH GROOVES LENS - CARLING VVLGCXX-XWB

### 6.5 KW ONAN GENERATOR - LP FOR DIESEL ENGINE CHASSIS

KEY	PART NUMBER	U/M	DESCRIPTION
	105559-04-000	EA	GENERATOR, 6.5KW LP LIQUID - 30/30 - ONAN NHM FA/26115 WITH ONAN TRAY 403-2893 - W/MUFFLER - LP FUELED
	112365-04-000	EA	BREAKER-GENERATOR, 20AMP - ONAN 320-1683
	106235-01-000	EA	ADAPTOR-EXHAUST, GENERATOR
	007125-03-000	EA	CLAMP-MUFFLER - 1.5" DIA
	010251-02-000	EA	ELBOW-BRASS, 90 3/8F X 1/4MPT
	065820-09-000	EA	HOSE ASM-HIGH PRESSURE, 28"
	008401-01-000	EA	STRAP-CONDUIT, 3/4" - 1 HOLE - GALVANIZED STEEL
	108357-10-000	EA	SWITCH-ROCKER, SPDT - MOM/OFFMOM - CARLING V8D1160B-0
	108356-05-01A	EA	ACTUATOR-SWITCH GROOVES LENS - CARLING VVLGCXX-XWB

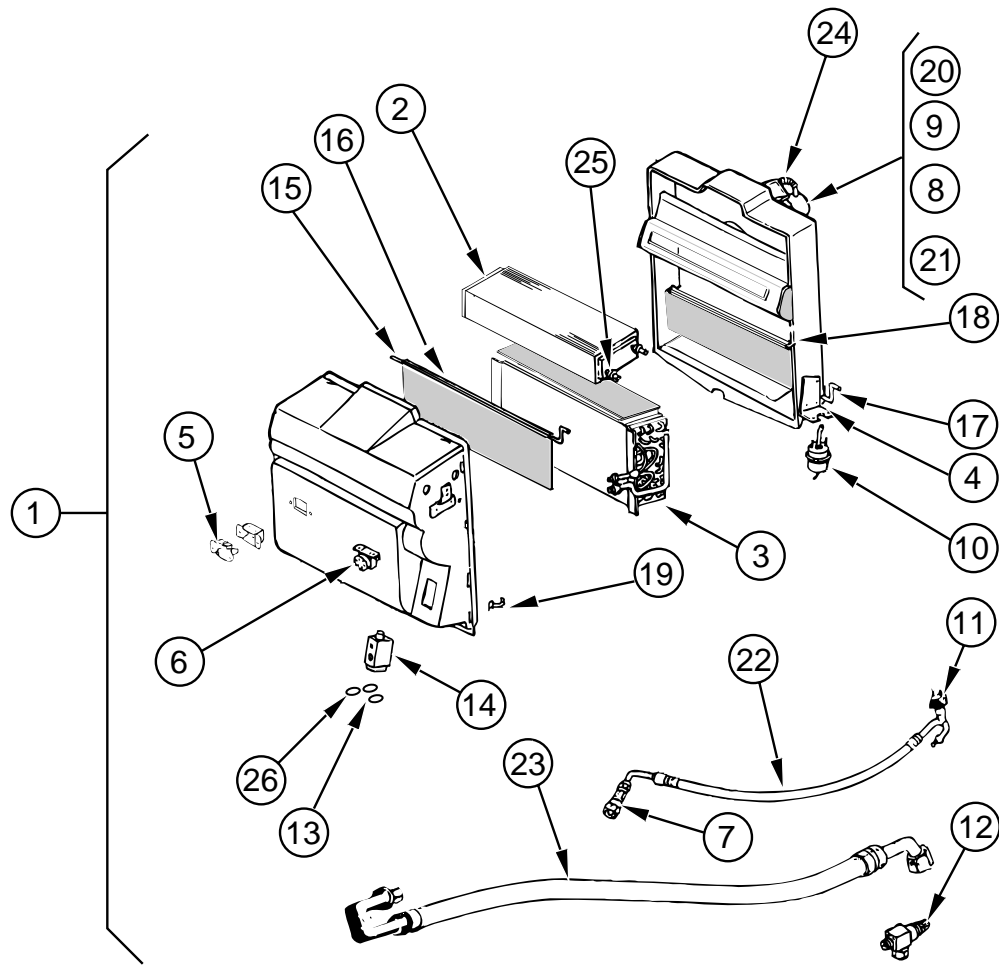
## HEATING & AIR CONDITIONING GROUP



CHEVY EVAPORATOR/HEATER ASSEMBLY

KEY	PART NUMBER	U/M	DESCRIPTION
1	103930-20-000	EA	EVAPORATOR/HEATER ASSEMBLY, SCS 090-00083 (CHEVY)
2	103930-01-703	EA	COIL-HEATER, SCS 042-0010
3	103930-01-704	EA	COIL EVAPORATER, SCS 041-0017
4	103930-01-708	EA	BRACKET-VACUUM MOTOR, SCS 070-0113
5	103930-01-710	EA	RESISTOR-FUSED, SCS 035-0006
6	103930-01-711	EA	THERMOSTAT, SCS 033-0003
7	103930-01-716	EA	SWITCH-PRESSURE, FAN - SCS 032-0029
8	103930-01-717	EA	WHEEL-CLOCK-WISE, SCS 062-0010
9	103930-01-720	EA	MOTOR, SCS 030-0004
10	103930-02-708	EA	MOTOR-VACUUM SERVO, A/C - SCS 030-0002
11	103930-12-708	EA	SWITCH, BINARY, R-134A - 032-0048
12	103930-12-709	EA	FITTING, QUICK - CONNECT - SCS 050-0120
13	103930-17-702	EA	GASKET OR SAE 015 - #10 - 33-781 - SCS 045-0127
14	103930-20-700	EA	VALVE EXPANSION BLOCK (2 TON) - 034-0032
15	103930-20-701	EA	HOSE ASSY #6 WINN GM - 085-0138
16	103930-20-702	EA	ROD F/BLEND AIR DOOR, 073-0039
17	103930-20-703	EA	DOOR-BLEND AIR, 071-0212
18	103930-20-704	EA	ROD-DOOR-RECIRCULATING, 073-0018
19	103930-20-705	EA	DOOR PANEL-RECIRCULATING, 071-0213
20	103930-20-706	EA	CLIP-RETAINER, 022-0057
21	103930-20-707	EA	BLOWER HOUSING, 062-0145
22	103930-20-708	EA	CLIP F/MOTOR SHAFT, 022-0001
23	103930-20-709	EA	SERVICE VALVE, 050-0159
24	110279-01-703	EA	HOSE VENT MOTOR BLOWER, SCS 051-0034
25	110279-01-712	EA	HEATER FITTING - 050-0076
26	113245-01-707	EA	GASKET (#8) - 045-0126
	094831-08-000	EA	WIRE ASSEMBLY-AC COMPRESSOR ADAPTER - SCS 036-0054
	103930-05-000	EA	MANUAL-OWNERS, HEATER-A/C - SCS 057-0049

## HEATING & AIR CONDITIONING GROUP (CONTINUED)



**FORD EVAPORATOR/HEATER ASSEMBLY**

KEY	PART NUMBER	U/M DESCRIPTION
1	103930-21-000	EA EVAPORATOR/HEATER ASSEMBLY, SCS 090-00084 (FORD)
2	103930-01-703	EA COIL-HEATER, SCS 042-0010
3	103930-01-704	EA COIL EVAPORATER, SCS 041-0017
4	103930-01-708	EA BRACKET-VACUUM MOTOR, SCS 070-0113
5	103930-01-710	EA RESISTOR-FUSED, SCS 035-0006
6	103930-01-711	EA THERMOSTAT, SCS 033-0003
7	103930-01-713	EA FITTING-QUICK CONNECT, #4 - SCS 050-003
8	103930-01-717	EA WHEEL-CLOCK-WISE, SCS 062-0010
9	103930-01-720	EA MOTOR, SCS 030-0004
10	103930-02-708	EA MOTOR-VACUUM SERVO, A/C - SCS 030-0002
11	103930-12-708	EA SWITCH, BINARY, R-134A - 032-0048
12	103930-13-702	EA SERVICE VALVE W/O C.P., SCS 050-152
13	103930-17-702	EA GASKET OR SAE 015 - #10 - 33-781 - SCS 045-0127
14	103930-20-700	EA VALVE EXPANSION BLOCK (2 TON) - 034-0032
15	103930-20-702	EA ROD F/BLEND AIR DOOR, 073-0039
16	103930-20-703	EA DOOR-BLEND AIR, 071-0212
17	103930-20-704	EA ROD-DOOR-RECIRCULATING, 073-0018
18	103930-20-705	EA DOOR PANEL-RECIRCULATING, 071-0213
19	103930-20-706	EA CLIP-RETAINER, 022-0057
20	103930-20-707	EA BLOWER HOUSING, 062-0145
21	103930-20-708	EA CLIP F/MOTOR SHAFT, 022-0001
22	103930-21-700	EA HOSE ASSY #6 WINN FORD, SCS 085-0139
23	103930-21-701	EA HOSE ASSY #10 WINN FORD, SCS 085-0149
24	110279-01-703	EA HOSE VENT MOTOR BLOWER, SCS 051-0034
25	110279-01-712	EA HEATER FITTING - 050-0076
26	113245-01-707	EA GASKET (#8) - 045-0126
	094831-08-000	EA WIRE ASSEMBLY-AC COMPRESSOR ADAPTER - SCS 036-0054
	103930-05-000	EA MANUAL-OWNERS, HEATER-A/C - SCS 057-0049

## HEATING & AIR CONDITIONING GROUP (CONTINUED)

### AUTO A/C & HEAT SYSTEM

KEY	PART NUMBER	U/M DESCRIPTION
	103930-05-000	EA MANUAL-OWNERS, HEATER-A/C - SCS 057-0049
	007076-01-000	EA HOSE-FLEXIBLE PVC - 2" ID - INCREMENTS OF 10'
	007281-01-000	EA HOSE-FLEXIBLE PVC, 2.5"ID X 50' - ATCOFLEX A-182-355
	024990-05-000	EA OUTLET-DEFROSTER, W/SWIVEL - 2" DIAMETER - BLACK
	024990-06-000	EA OUTLET-DEFROSTER, W/SWIVEL - 2" DIAMETER - WILLOW
	056402-05-000	EA BRACKET-HEATER VENT, ROUND - W/BEND - BLACK
	056402-06-000	EA BRACKET-HEATER VENT, ROUND - BLACK
	077075-01-000	EA GASKET-INSTRUMENT PANEL TO DEFROSTER PLENUM - .6" X 11.3" (CENTER TWO OPENINGS)
	077075-03-000	EA GASKET-IINSTRUMENT PANEL TO DEFROSTER PLENUM (OUTER TWO OPENINGS)
	085000-01-000	EA SHIELD-A/C, 6.8" X 3.1" - STEEL
	103016-01-000	EA PLENUM-TRANSITION
	103017-01-000	EA PLENUM-DEFROSTER
	103558-01-03A	EA VENT-DEFROSTER, ABS PLASTIC - WILLOW
	103796-01-01A	EA LOUVER ASM-A/C, CARY PROD BLACK 268-3B,100-2-4-8

### AUTO A/C HOSE KIT

KEY	PART NUMBER	U/M DESCRIPTION
	103930-17-000	EA HOSE KIT #10GM - SANDEN COMPRESSOR
	103930-01-708	EA BRACKET-VACUUM MOTOR, SCS 070-0113
	103930-17-700	EA FITTING, PAD COMPRESSOR SUCTION - SCS 050-0131
	103930-17-701	EA FITTING, #10 - 90 - W/FERRULE - 1342CP - SCS 050-0132
	103930-17-702	EA GASKET OR SAE 015 - #10 - 33-781 - SCS 045-0127
	103930-17-703	EA GASKET-SEAL, SANDEN COMPRESSOR - 33-76 - SCS 045-0142
	103930-17-704	EA HOSE ASSY, #10 - SCS 085-0113

### AUTO A/C HOSE KIT FOR DIESEL ENGINE

KEY	PART NUMBER	U/M DESCRIPTION
	103930-18-000	EA HOSE KIT #10 GM-HARRISON COM SCS 093-00077
	103930-17-701	EA FITTING, #10 - 90 - W/FERRULE - 1342CP - SCS 050-0132
	103930-17-702	EA GASKET OR SAE 015 - #10 - 33-781 - SCS 045-0127
	103930-17-703	EA GASKET-SEAL, SANDEN COMPRESSOR - 33-76 - SCS 045-0142
	103930-18-700	EA FITTING, PAD - COMP SUCTION HARRIS 050-00133
	103930-18-701	EA HOSE ASSY #10, 085-0114
	103930-18-702	EA GASKET SEAL HARRISON, 045-0143
	110279-01-708	EA HOSE, REFG. BARRIER #10SAEJ51

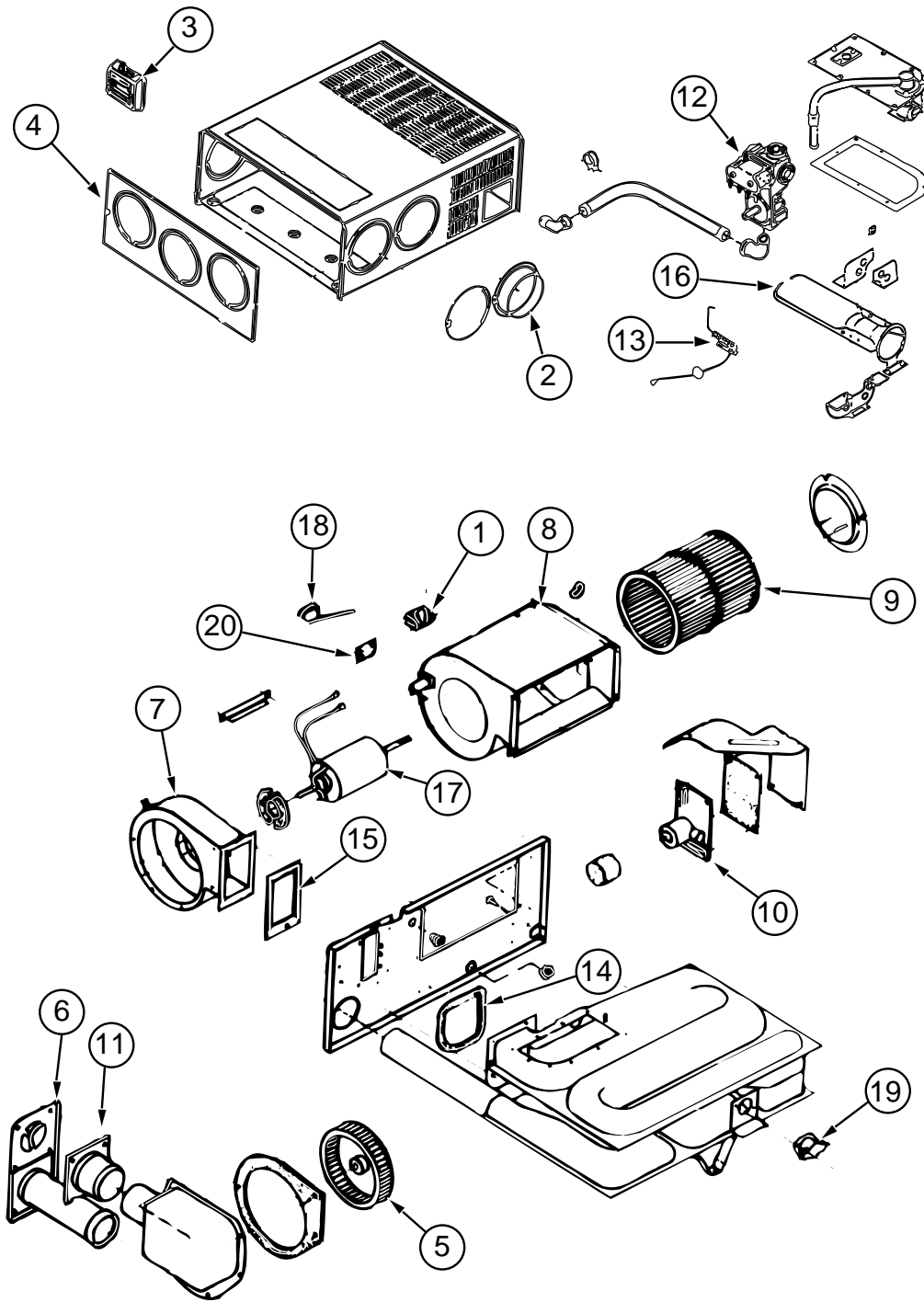
### AUTO A/C CONTROL PLENUM

KEY	PART NUMBER	U/M DESCRIPTION
	103930-08-000	EA CONTROL/PLENUM SET FOR M-BODY, SCS 093-00045
	072341-06-700	EA SWITCH-4 SPEED, FAN - ARA 0883502
	103930-02-700	EA PANEL-CONTROL, SCS 032-0018
	103930-02-701	EA VALVE-CONTROL HEAD, SCS 034-0015
	103930-02-702	EA DECAL-FAN SWITCH, WINNEBAGO "N", SCS 058-0008
	103930-02-703	EA HARNESS-WIRE CONTROL, SCS 036-0048
	103930-02-704	EA HARNESS-VACUUM CONTROL, SCS 036-0049
	103930-02-705	EA CABLE-CONTROL, BOWDEN - SCS 074-0011
	103930-02-706	EA CLIP-CABLE, CONTROL - SCS 022-0017
	103930-02-707	EA RELAY, SCS 031-0001
	103930-02-710	EA CANISTER-VACUUM, SCS 054-0002
	103930-02-711	EA VALVE-WATER, SCS 034-00114

**HEATING & AIR CONDITIONING GROUP (CONTINUED)**

**HEATING & AIR CONDITIONING GROUP (CONTINUED)**

**FURNACE SYSTEM (CONTINUED)**



**FURNACE SYSTEM**

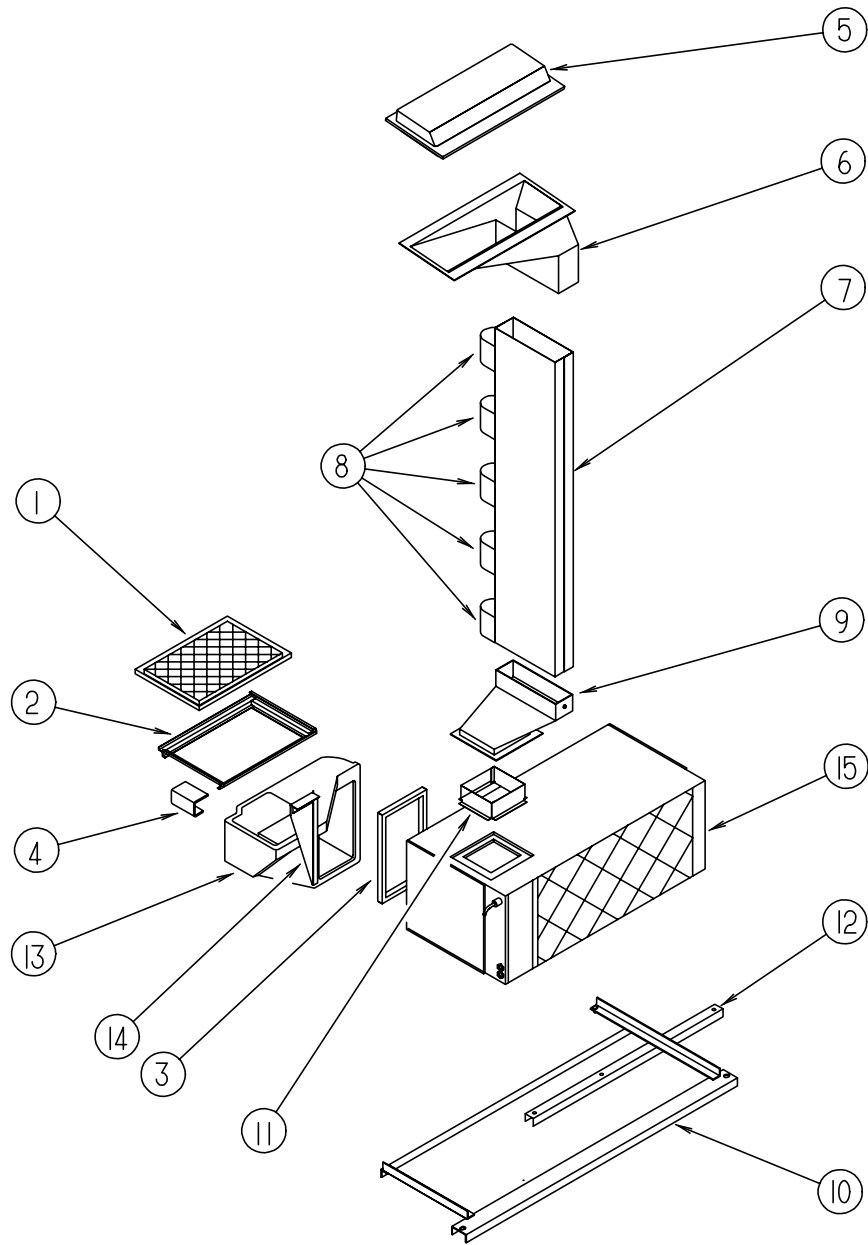
KEY	PART NUMBER	U/M DESCRIPTION
7	098668-01-708	EA BLOWER ASSM.(COMBUSTION AIR) , SUBURBAN 390441
8	098668-01-710	EA BLOWER ASM (ROOM AIR), SUBURBAN 390440
9	098668-01-711	EA WHEEL-ROOM AIR, SUBURBAN 350129
10	098668-01-712	EA BOARD-MODULE, SUBURBAN 520741
11	098668-01-713	EA INTAKE VENT TUBE ASM, SUBURBAN 051044
12	098668-01-714	EA GAS VALVE (WHITE ROGERS), SUBURBAN 161070
13	098668-01-715	EA ELECTRODE ASM.(SINGLE PROBE), SUBURBAN 232166
14	098668-01-716	EA GASKET FIREWALL(CHAMBER SIDE), SUBURBAN 070808
15	098668-01-717	EA GASKET FIREWALL(BLOWER SIDE), SUBURBAN 070809
16	098668-02-700	EA BURNER ASM, SUBURBAN 010745
17	098668-03-700	EA MOTOR ASM, SUBURBAN 231707
18	098668-21-700	EA SWITCH-SAIL (ASM), SUBURBAN 232261
19	098668-21-701	EA LIMIT SWITCH (SF25/30/35), SUBURBAN 231799
20	101990-01-714	EA MICROSWITCH GASKET, SUBURBAN 230877
	024990-05-000	EA OUTLET-DEFROSTER, W/SWIVEL - 2" DIAMETER - BLACK
	009198-01-000	FT DUCT-HEAT- FLEXIBLE - 4" ID X 25 FT
	094600-01-02A	EA REGISTER-HEAT, W/O DAMPER - 3.6" X 11.2" - BROWN
	094600-02-02A	EA REGISTER-HEAT, W/DAMPER - 3.6" X 11.2" - BROWN
	009200-01-000	EA TAPE-FURNACE, 1 1/2"
	056464-05-000	EA REGISTER-HEAT/A/C, ROUND W/O DAMPER - 4" - PLASTIC - GOLDEN
	056464-06-000	EA REGISTER-HEAT/A/C, ROUND W/O DAMPER - 4" - PLASTIC - OFF WHITE
	069636-02-000	EA CONNECTOR-DUCT, 4" ID - SUBURBAN 050715
	092777-01-000	EA ADAPTER-DUCT, 4"
	023146-01-000	EA CLAMP-SCREW TYPE - 4"

**REAR HEATER SYSTEM**

KEY	PART NUMBER	U/M DESCRIPTION
	084405-01-000	EA HEATER ASM-REAR, DUCTED - W/MOTOR AID - EVANS
	084405-01-700	EA HEATER CORE, EVANS FT200229
	084405-01-701	EA FAN BLADES, EVANS HV029931
	084405-01-702	EA MOTOR ASM, 12 V, EVANS 200146
	007076-01-000	EA HOSE-FLEXIBLE PVC, 2" ID
	079059-03-000	EA HOSE, 90 DEGREE- .61"ID X 4" X 18"
	007108-01-000	FT HOSE-HEATER- 5/8" ID - HI-TEMP - FORD ESE-M2D192-A
	088753-01-000	FT TUBE-ALUMINIZED STEEL, 5/8" - 18 GAUGE
	061673-01-000	EA BRACKET-MOTOR AID TUBES, 4" X 1.5" - STEEL
	010227-01-000	EA TEE-PLASTIC, BARB 5/8" OR 3/4" HOSE
	008042-01-000	FT TUBING-VINYL, .65" ID

KEY	PART NUMBER	U/M DESCRIPTION
	098668-13-000	EA GASKET-FIBERGLASS, .5" X 16.37" X 17.56" - SUBURBAN 070977
	098668-14-000	EA GASKET-FIBERGLASS, .5" X 18" X 18" - SUBURBAN 070975
	098668-21-000	EA FURNACE 35000 BTU, SUBURBAN SF-35 2274
	069634-01-720	EA ORFICE-MAIN BURNER, SUBURBAN 0180222
1	074466-01-702	EA RELAY,TIME DELAY 205 & L & 45000 230625
2	075695-01-709	EA MICROSWITCH ASM, SUBURBAN 230509
3	093365-01-000	EA THERMOSTAT-WALL, FURNACE - SUBURBAN 0160902
4	098668-01-700	EA CABINET FRONT, SUBURBAN 101242
5	098668-01-706	EA WHEEL-AIR, SUBURBAN 350122
6	098668-01-707	EA VENT CAP & EXHAUST TUBE ASM, SUBURBAN 260193

## HEATING & AIR CONDITIONING GROUP (CONTINUED)

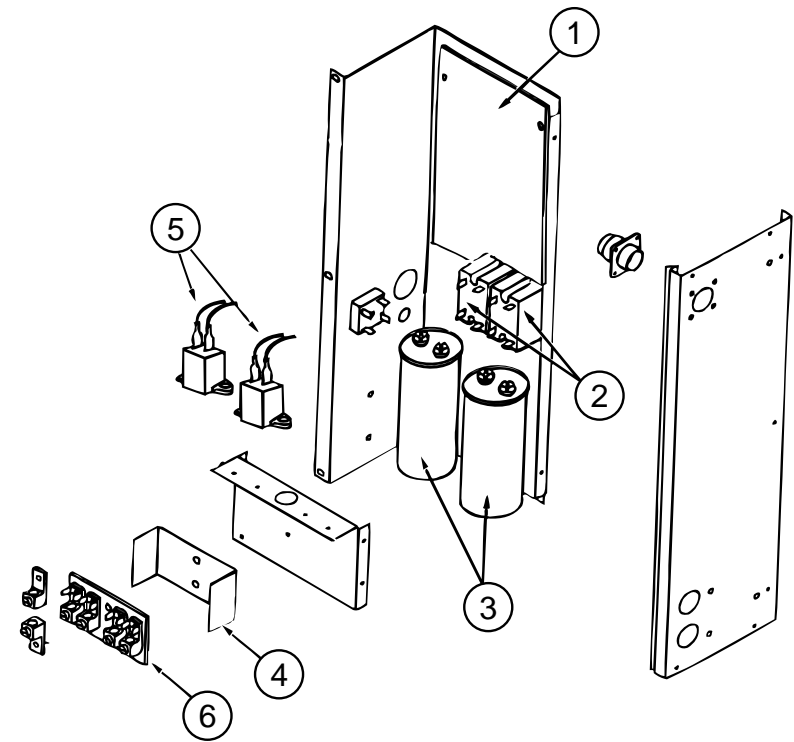


**CENTRAL A/C & HEATING SYSTEM**

KEY	PART NUMBER	U/M	DESCRIPTION
1	109050-02-000	EA	FILTER-FIBERGLASS, 1" X 14" X 20"
2	109859-01-000	EA	FRAME-FILTER, A/C
3	104692-02-000	FT	SEAL 3/4" X 1", ADHESIVE ON ONE SIDE
	104692-01-000	FT	SEAL 3/4" X 3/4", ADHESIVE ON ONE SIDE
4	109752-01-000	EA	CHANNEL-SUPPORT, A/C
5	109009-01-000	EA	DEFLECTOR-A/C, ROOF
6	P09011-01-000	EA	PLENUM-A/C, SUPPLY - UPPER - W/FOAM
7	109017-01-000	EA	PLENUM ASM-A/C, SUPPLY
8	109085-01-000	EA	FOAM-SUPPORT, PLENUM - A/C
9	P09010-02-000	EA	PLENUM-A/C, SUPPLY - LOWER - W/FOAM
10	109182-02-000	EA	CRADLE ASM-A/C
11	109019-01-000	EA	COLLAR ASM-SUPPLY, A/C
12	109520-01-000	EA	CHANNEL-FORMED, A/C
13	109291-02-000	EA	DUCT-CENTRAL AIR, PLASTIC
14	109575-01-000	EA	REINFORCEMENT-DUCT, RETURN - METAL
	105620-06-000	EA	THERMOSTAT-A/C AND FURNACE

## CENTRAL A/C & HEATING SYSTEM (CONTINUED)

KEY	PART NUMBER	U/M	DESCRIPTION
15	105620-08-000	EA	A/C-CENTRAL, PACKAGE UNIT - COLEMAN RH 6795B822
	105620-07-000	EA	WIRE ASSEMBLY-THERMOSTAT, COLEMAN 6795A4351
	108975-01-000	EA	BRACKET-A/C SUPPORT, RIGHT - TRIANGLE - 80 X 116MM - STEEL
	108975-02-000	EA	BRACKET-A/C SUPPORT, LEFT - TRIANGLE - 80 X 116MM - STEEL
	M05906-01-D18	EA	COVER, A/C - W/INSULATION
	056464-06-000	EA	REGISTER-HEAT/A/C, ROUND W/O DAMPER - 4" - PLASTIC - OFF WHITE



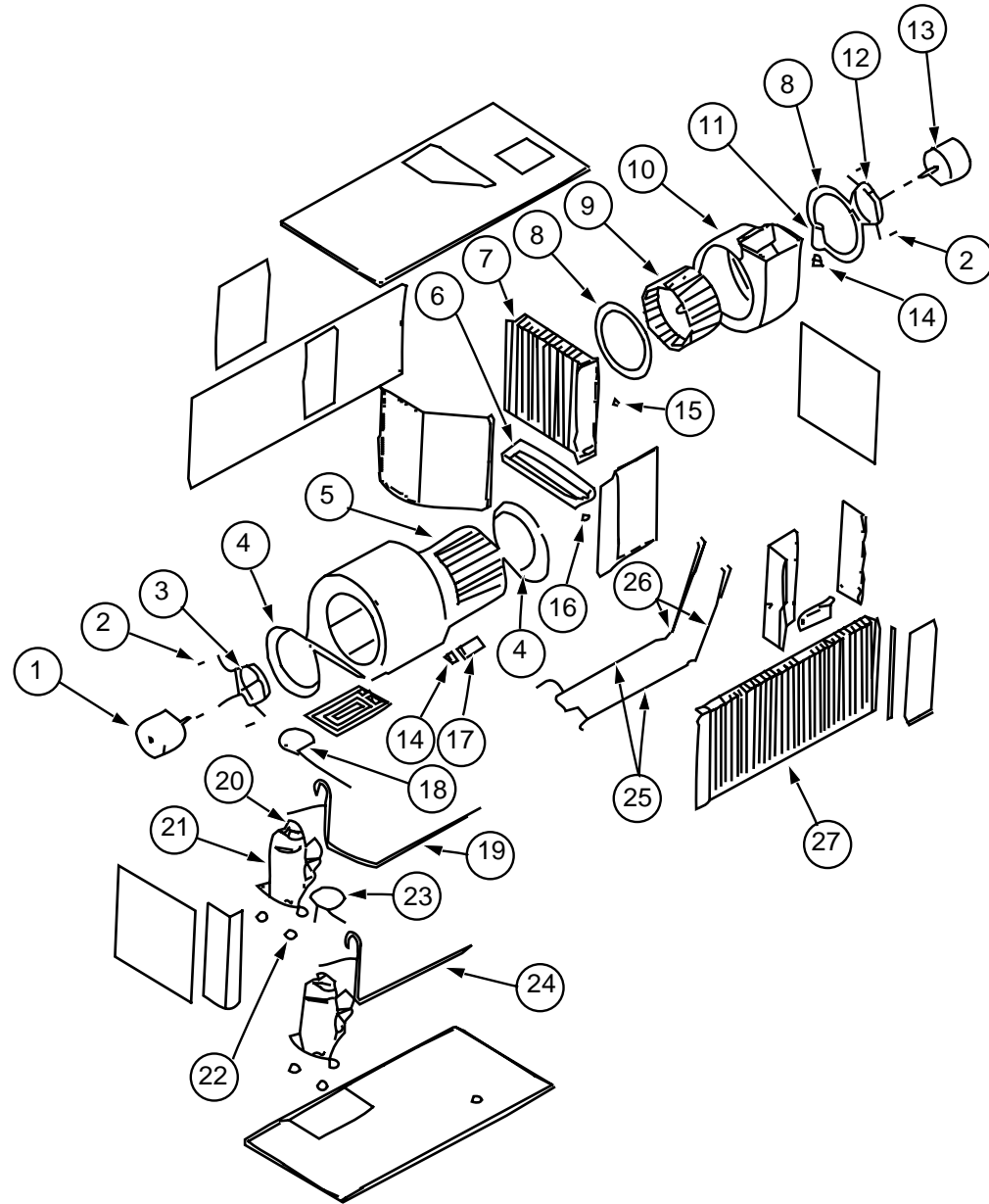
**CENTRAL A/C & HEATING SYSTEM (CONTINUED)**

KEY	PART NUMBER	U/M	DESCRIPTION
1	105620-05-700	EA	PRINTED CIRCUIT BOARD
2	105620-01-729	EA	RELAY-COMPRESSOR - COLEMAN 1460-1-1
3	108889-01-707	EA	RUN CAPACITOR (COMPRESSOR) - COLEMAN 14995661
4	105620-01-733	EA	ISOLATOR-HIGH VOLTAGE - COLEMAN 6795-117
5	105620-01-739	EA	START ASSIST, COLEMAN 9011
6	105620-01-738	EA	HIGH VOLTAGE TERMINAL BOARD



# HEATING & AIR CONDITIONING GROUP (CONTINUED)

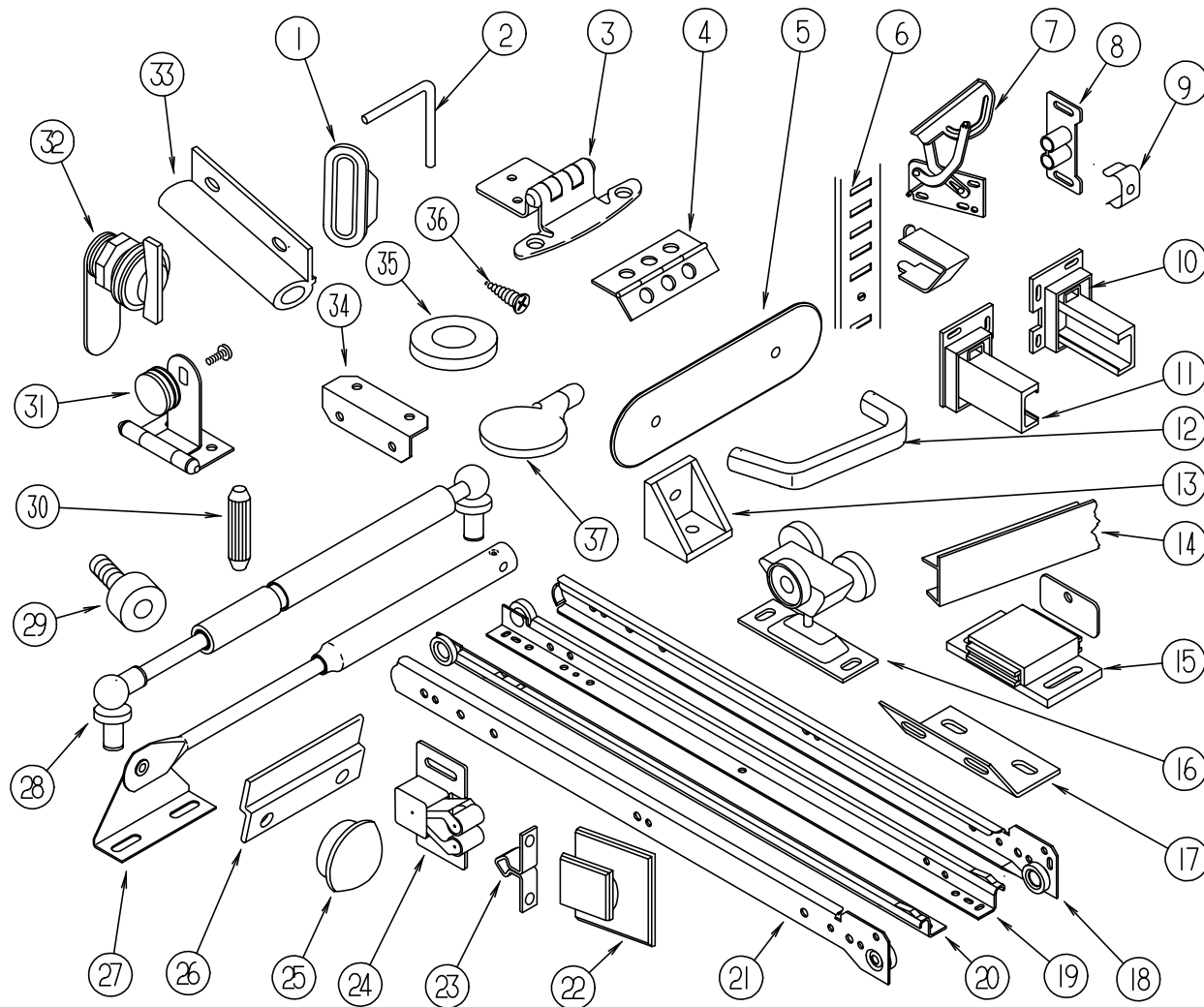
## CENTRAL A/C & HEATING SYSTEM (CONTINUED)



KEY	PART NUMBER	U/M	DESCRIPTION
1	105620-01-717	EA	MOTOR-BLOWER, O.D. - COLEMAN 1468-302
2	105620-01-716	EA	PKG-SLEEVE & GROMMET, 4 PER PKG - COLEMAN 6795-3031
3	105620-01-715	EA	MOUNT-BLOWER, O.D. - COLEMAN 6795-301
4	105620-01-714	EA	VENTURI-BLOWER, O.D. - COLEMAN 6795-150
5	105620-01-713	EA	WHEEL-BLOWER, O.D. - COLEMAN 1472-101
6	105620-01-702	EA	PAN-DRAIN, RH - COLEMAN 6795-125
7	105620-01-701	EA	COIL-EVAPORATOR, RH - COLEMAN 1452-141
8	105620-01-722	EA	VENTURI-BLOWER, I.D. - COLEMAN 6795-151
9	105620-01-721	EA	WHEEL-BLOWER, I.D. - COLEMAN 1472-100
10	105620-01-720	EA	HOUSING-BLOWER, I.D. - COLEMAN 6795-518
11	108889-01-708	EA	CAPACITOR-FAN, COLEMAN 1499-5461
12	105620-01-723	EA	MOUNT-MOTOR, BLOWER I.D. - COLEMAN 6795-302
13	105620-01-724	EA	MOTOR-BLOWER, I.D. REVERSIBLE - COLEMAN 1468-312
14	105620-01-719	EA	BOOT-CAPACITOR, RUBBER - COLEMAN 1499-950
15	N/A	EA	SWITCH-FREEZE, COLEMAN 6795A330 (NOT USED ON THIS MODEL)
16	105620-01-703	EA	DRAIN VALVE, COLEMAN 6795-300
17	105620-01-718	EA	O.D. BLOWER CAPACITOR (12.5), COLEMAN 1499-4631
18	105620-01-708	EA	LINE-DISCHARGE, #2 - RH - COLEMAN 6795-133
19	105620-01-707	EA	LINE ASM-SUCTION, #2 - RH - COLEMAN 6759-505
20	105620-01-705	EA	OVERLOAD PROTECTOR (RH&LH), COLEMAN 6759-3791
21	105620-01-704	EA	COMPRESSOR, TECUMSEH RK157 AT-010A4
22	105620-01-706	EA	COMPRESSOR MOUNTING PKG. (3/PKG), COLEMAN 6759-3081
23	105620-01-710	EA	LINE ASM-SUCTION, 1 - RIGHT - COLEMAN 6795-134
24	105620-01-709	EA	LINE ASM-SUCTION, #1 - RH - COLEMAN 6795-506
25	105620-01-711	EA	LINE ASM-LIQUID, COMPRESSOR - RIGHT - COLEMAN 6795-509
26	105620-01-712	EA	CAP TUBE ASM-DISTRIBUTOR, RIGHT & LEFT - COLEMAN 6795-514
27	105620-01-700	EA	COIL-CONDENSER, RH - COLEMAN 1452-140
	105620-07-000	EA	WIRE ASSEMBLY-THERMOSTAT, COLEMAN 6795A4351
	056464-06-000	EA	REGISTER-HEAT/A/C, ROUND W/O DAMPER - 4" - PLASTIC - OFF WHITE

# INTERIOR FINISH GROUP

## CABINET HARDWARE

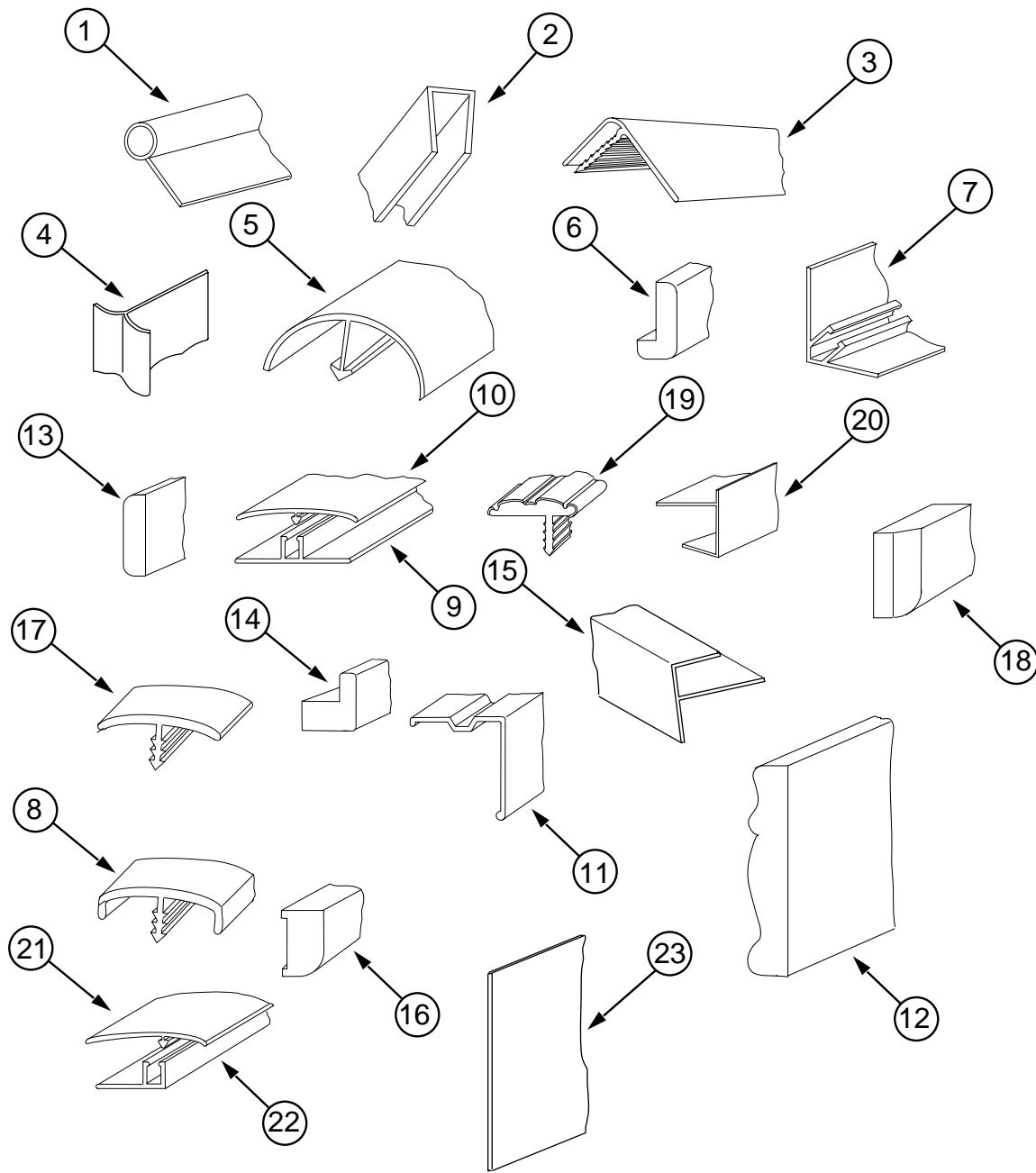


KEY	PART NUMBER	U/M DESCRIPTION
1	098410-01-01A	EA PULL-FINGER, OVAL - BRASS
2	108487-02-01A	EA SUPPORT-PROP ROD, OVERHEAD - BLACK
3	108138-01-000	EA HINGE-DOOR, CABINET - BURNISHED BRASS
4	009059-01-000	EA HINGE-DOOR, 2" X 1.4" - BRASS
4	009063-01-000	EA HINGE-CONTINUOUS, 1 1/2" X 72" - UNPAINTED
5	081376-01-000	EA BACKPLATE-DOOR PULL, BRASS - .8" X 4.25"
6	098980-01-000	EA PILASTER-ADJUSTABLE SHELF, 18" LONG
6	098980-02-000	EA PILASTER-ADJUSTABLE SHELF, 12" LONG
6	098980-06-000	EA PILASTER-ADJUSTABLE SHELF, 24" LONG
	098979-01-000	EA CLIP-PILASTER, ADJUSTABLE SHELF
7	108126-01-000	EA HINGE SET-TRAY, TIPOUT - 2 PER SET
8	009021-01-000	EA CATCH-GRILL, NYLON
9	009021-02-000	EA STRIKE-SPRING STEEL
10	114045-02-000	EA BACKSOCKET-ADJUSTABLE, RIGHT

KEY	PART NUMBER	U/M DESCRIPTION
11	114045-01-000	EA BACKSOCKET-ADJUSTABLE, LEFT
12	111093-01-000	EA PULL-CABINET, BRASS - AMEROCK CM1940AU
13	065740-01-000	EA BRACE-CABINET CORNER, PLASTIC
14	103186-01-03A	FT MOLDING-PLASTIC, 9.5MM SHELF EDGING - PICKLED ASH
14	103186-02-03A	FT MOLDING-PLASTIC, 25.4MM SHELF EDGING - SALEM CHERRY
15	088254-01-000	EA CATCH-MAGNETIC, 1.8" X .7"
16	103874-01-000	EA HANGER-SLIDING DOOR
17	111866-01-01A	EA BRACE-SEAT, ANGLE
18	114031-02-000	EA SLIDE-DRAWER, 12" - RIGHT - CABINET MOUNTED
18	114031-14-000	EA SLIDE-DRAWER, 18" - RIGHT - CABINET MOUNTED
18	114031-18-000	EA SLIDE-DRAWER, 20" - RIGHT - CABINET MOUNTED
18	114031-22-000	EA SLIDE-DRAWER, 22" - RIGHT - CABINET MOUNTED
19	114031-04-000	EA SLIDE-DRAWER, 12" - RIGHT - DRAWER MOUNTED
19	114031-16-000	EA SLIDE-DRAWER, 18" - RIGHT - DRAWER MOUNTED
19	114031-20-000	EA SLIDE-DRAWER, 20" - RIGHT - DRAWER MOUNTED
19	114031-24-000	EA SLIDE-DRAWER, 22" - RIGHT - DRAWER MOUNTED
20	114031-03-000	EA SLIDE-DRAWER, 12" - LEFT - DRAWER MOUNTED
20	114031-15-000	EA SLIDE-DRAWER, 18" - LEFT - DRAWER MOUNTED
20	114031-19-000	EA SLIDE-DRAWER, 20" - LEFT - DRAWER MOUNTED
20	114031-23-000	EA SLIDE-DRAWER, 22" - LEFT - DRAWER MOUNTED
21	114031-01-000	EA SLIDE-DRAWER, 12" - LEFT - CABINET MOUNTED
21	114031-13-000	EA SLIDE-DRAWER, 18" - LEFT - CABINET MOUNTED
21	114031-17-000	EA SLIDE-DRAWER, 20" - LEFT - CABINET MOUNTED
21	114031-21-000	EA SLIDE-DRAWER, 22" - LEFT - CABINET MOUNTED
22	102327-01-01A	EA PULL-MIRROR, SQUARE
23	093586-04-000	EA STRIKE-SPRING STEEL
24	093586-03-000	EA CATCH-SPRING, ROLLER
25	074045-08-000	EA PLUG-OAK, 1/2" DIAMETER - SALEM CHERRY STAIN
25	074045-09-000	EA PLUG-OAK, 1/2" DIAMETER - PICKLED ASH STAIN
	042356-01-000	EA PLUG-BUTTON, MAHOGANY - 3/8" DIAMETER - WOOD
26	101272-01-000	EA CATCH-DOOR, GLASS
27	074493-02-000	EA SUPPORT-PISTON SPRING, CABINET DOOR
28	057460-04-000	EA SPRING-GAS, QUEEN BED TOP
29	079921-01-000	EA ROLLER-NYLON, W/STEEL SHAFT - BARBED
30	110072-01-000	EA DOWEL, 5/16" X 1 3/16", BIRCH
31	100711-01-01A	EA HINGE-DOOR, GLASS
32	100710-01-01A	EA LOCK-GLASS DOOR, TWIST TYPE - BRASS
33	108486-01-01A	EA BRACKET-PROP ROD, OVERHEAD - BLACK
34	016604-01-000	EA BRACE-CABINET, ANGLE - 2.5" - METAL - UNPAINTED
34	016604-03-000	EA BRACE-CABINET, ANGLE - 2.5" - METAL - BEIGE
35	100707-01-000	EA SPACER-DOOR, GLASS - .8" DIA - .3" HOLE - PLASTIC
36	000G13-06-08G	EA SCREW, 6-20 X 5/8 PFH, ANTIQUE BRASS
37	101766-02-000	EA PIN-SUPPORT, GLASS DOOR
	042541-04-000	EA LATCH-BRASS, W/O STRIKE - HASP TYPE
	023320-01-000	EA PAD-FELT, 3/8" DIAMETER - BROWN
	076790-01-000	EA SCREW, 6-20 X 1 1/4 PPH - BLACK
	009112-01-000	EA FLANGE-1" ROD, CLOTHES - PLASTIC - OFF WHITE
	004354-01-000	EA BUMPER-RUBBER, .5" DIA - BROWN
	042438-01-000	EA DOWEL-WOOD, CLOTHES ROD - 1" DIAMETER X 4'
	042438-06-000	EA DOWEL-WOOD, 1.5" DIAMETER X 26"
	072871-01-000	EA PULL-FLUSH, CHROME - FLOOR COMPARTMENT
	073151-02-000	EA HINGE-CONTINUOUS, 22.3" LONG - METAL - (FLOOR COMPARTMENT)
	081114-01-000	EA CAP-INSERT, ROUND - 1" DIAMETER - PLASTIC - BLACK
	109403-01-000	EA CATCH-SINGLE ROLLER

# INTERIOR FINISH GROUP (CONTINUED)

## MOLDINGS & TRIMS



KEY	PART NUMBER	U/M DESCRIPTION
1	009767-12-000	FT MOLDING-SIDEWALL TO CEILING/CABINET - WELTING - OFF WHITE
1	009767-13-000	FT MOLDING-SIDEWALL TO CEILING/CABINET - WELTING - PICKLED ASH
1	009767-14-000	FT MOLDING-SIDEWALL TO CEILING/CABINET - WELTING - SALEM CHERRY
2	009778-16-000	FT U-CHANNEL-PLASTIC, 1" - PICKLED ASH
2	009778-18-000	FT U-CHANNEL-PLASTIC, 1" - SALEM CHERRY
2	070504-28-000	FT U-CHANNEL-PLASTIC, 1.65" - PICKLED ASH
2	070504-30-000	FT U-CHANNEL-PLASTIC, 1.65" - SALEM CHERRY
2	070504-29-000	FT U-CHANNEL-PLASTIC, 20.7" - PICKLED ASH
2	070504-31-000	FT U-CHANNEL-PLASTIC, 20.7" - SALEM CHERRY
3	009809-26-000	EA MOLDING-CORNER, OUTSIDE - 1" - PICKLED ASH
3	009809-27-000	EA MOLDING-CORNER, OUTSIDE - 1" - SALEM CHERRY

KEY	PART NUMBER	U/M DESCRIPTION
4	022992-11-000	FT MOLDING-REVERSE COVE, T-SHAPED - VINYL - IVORY
5	042357-18-000	EA MOLDING-CORNER, RADIUS - 1.5" X 7' - PLASTIC - PICKLED ASH
5	042357-19-000	EA MOLDING-CORNER, RADIUS - 1.5" X 7' - PLASTIC - SALEM CHERRY
	080176-05-000	EA CAP-TOP, RADIUS CORNER MOLDING - PLASTIC - PICKLED ASH
	080176-06-000	EA CAP-TOP, RADIUS CORNER MOLDING - PLASTIC - SALEM CHERRY
6	077840-01-E37	EA MOLDING-WALL CAP, 36MM X 8' LONG - L-SHAPED WOOD - PICKLED ASH
6	077840-01-E41	EA MOLDING-WALL CAP, 36MM X 8' LONG - L-SHAPED WOOD - SALEM CHERRY
6	077840-40-E37	EA MOLDING-WALL CAP, 31MM X 8' LONG - L-SHAPED WOOD - PICKLED ASH
6	077840-40-E41	EA MOLDING-WALL CAP, 31MM X 8' LONG - L-SHAPED WOOD - SALEM CHERRY
7	081521-02-007	EA MOUNT-METAL MOLDING, FOR RADIUS CORNER MOLDING - 12.5' LONG
8	083620-10-000	FT MOLDING-T, END CAP EDGE - W/EDGE LIPS - .75" - PICKLED ASH
8	083620-11-000	FT MOLDING-T, END CAP EDGE - W/EDGE LIPS - .75" - SALEM CHERRY
	085284-B2-000	FT BATT STRIP-DECORATIVE, PATTERNED - ADHESIVE BACKED (F36, F37)
	085284-94-000	FT BATT STRIP-DECORATIVE, PATTERNED - ADHESIVE BACKED (F38, F39)
	085284-B3-000	FT BATT STRIP-DECORATIVE, PATTERNED - ADHESIVE BACKED (F40, F41)
	085284-96-000	FT BATT STRIP-WOODGRAIN, ADHESIVE BACKED - PICKLED ASH
	085284-97-000	FT BATT STRIP-WOODGRAIN, ADHESIVE BACKED - SALEM CHERRY
9	086229-01-000	EA RETAINER-BATTEN, CEILING - .75" WIDE - 7.6' LONG
10	086229-04-000	EA BATTEN-CEILING, 1" WIDE - IVORY - 7.6' LONG
	088263-B9-000	EA BATT STRIP-DECORATIVE, PATTERNED - 8' LONG (F36, F37)
	088263-A5-000	EA BATT STRIP-DECORATIVE, PATTERNED - 8' LONG (F38, F39)
	088263-C1-000	EA BATT STRIP-DECORATIVE, PATTERNED - 8' LONG (F40, F41)
11	093873-01-01A	EA TRIM-CARPET, L-ANGLE - 1.1" X 1.3" X 12' - VINYL
12	100182-10-E37	EA TRIM-CHAIR RAIL, WOOD - PICKLED ASH
12	100182-10-E41	EA TRIM-CHAIR RAIL, WOOD - SALEM CHERRY
13	100818-01-03A	EA TRIM-MOLDING, FLAT VINYL WRAP - 42 WIDE X 2134MM LONG - PICKLED ASH
13	100818-01-04A	EA TRIM-MOLDING, FLAT VINYL WRAP - 42 WIDE X 2134MM LONG - SALEM CHERRY
13	100181-32-E37	EA TRIM-MITERED, OAK - W/45 DEGREE LEFT END - 1925MM (PICKLED ASH)
13	100181-32-E41	EA TRIM-MITERED, OAK - W/45 DEGREE LEFT END - 1925MM (SALEM CHERRY)
13	100181-33-E37	EA TRIM-MITERED, OAK - W/45 DEGREE RIGHT END - 1925MM (PICKLED ASH)
13	100181-33-E41	EA TRIM-MITERED, OAK - W/45 DEGREE RIGHT END - 1925MM (SALEM CHERRY)
13	100181-44-E37	EA TRIM-MITERED, OAK - W/BOTH ENDS 45 DEGREE - 704MM (PICKLED ASH)
13	100181-44-E41	EA TRIM-MITERED, OAK - W/BOTH ENDS 45 DEGREE - 704MM (SALEM CHERRY)
14	100819-01-03A	EA TRIM-CORNER, VINYL WRAP - 38MM WIDE X 2134MM LONG - PICKLED ASH
14	100819-01-04A	EA TRIM-CORNER, VINYL WRAP - 38MM WIDE X 2134MM LONG - SALEM CHERRY
15	009812-24-000	EA MOLDING-CORNER, OUTSIDE - .5" - PLASTIC - IVORY
15	009812-27-000	EA MOLDING-CORNER, OUTSIDE - .5" - PLASTIC - PICKLED ASH
15	009812-26-000	EA MOLDING-CORNER, OUTSIDE - .5" - PLASTIC - SALEM CHERRY
16	111135-D2-134	EA MOLDING-TRIM, VINYL WRAP - ROUNDED EDGE - 40 X 2134MM - PICKLED ASH
16	111136-D2-134	EA MOLDING-TRIM, VINYL WRAP - ROUNDED EDGE - 40 X 2134MM - SALEM CHERRY
16	111135-D2-012	EA MOLDING-TRIM, VINYL WRAP - ROUNDED EDGE - 38 X 2012MM - PICKLED ASH
16	111136-D2-012	EA MOLDING-TRIM, VINYL WRAP - ROUNDED EDGE - 38 X 2012MM - SALEM CHERRY
16	111135-D2-016	EA MOLDING-TRIM, VINYL WRAP - ROUNDED EDGE - 38 X 2016MM - PICKLED ASH
16	111136-D2-016	EA MOLDING-TRIM, VINYL WRAP - ROUNDED EDGE - 38 X 2016MM - SALEM CHERRY
16	111135-F2-134	EA MOLDING-TRIM, VINYL WRAP - ROUNDED EDGE - 65 X 2134MM - PICKLED ASH
16	111136-F2-134	EA MOLDING-TRIM, VINYL WRAP - ROUNDED EDGE - 65 X 2134MM - SALEM CHERRY
16	111135-F2-310	EA MOLDING-TRIM, VINYL WRAP - ROUNDED EDGE - 65 X 2310MM - PICKLED ASH
15	111136-F2-310	EA MOLDING-TRIM, VINYL WRAP - ROUNDED EDGE - 65 X 2310MM - SALEM CHERRY
16	111135-F2-438	EA MOLDING-TRIM, VINYL WRAP - ROUNDED EDGE - 65 X 2438MM - PICKLED ASH
16	111136-F2-438	EA MOLDING-TRIM, VINYL WRAP - ROUNDED EDGE - 65 X 2438MM - SALEM CHERRY
17	105709-01-000	FT T-MOLDING, 1" WIDE - MODERN IVORY
18	100659-17-E37	EA TRIM-MOLDING, WOOD FLOORING - PICKLED ASH
18	100659-17-E41	EA TRIM-MOLDING, WOOD FLOORING - SALEM CHERRY
19	109736-01-01A	FT T-MOLDING, 1" WIDE - OFF SET - BRASS/BLACK
20	103186-01-03A	FT MOLDING-PLASTIC, 9.5MM SHELF EDGING - PICKLED ASH
20	103186-01-04A	FT MOLDING-PLASTIC, 9.5MM SHELF EDGING - SALEM CHERRY
20	103186-02-03A	FT MOLDING-PLASTIC, 25.4MM SHELF EDGING - PICKLED ASH
20	103186-02-04A	FT MOLDING-PLASTIC, 25.4MM SHELF EDGING - SALEM CHERRY
21	086229-10-000	EA BATTEN-CEILING, 1.5" OFFSET - IVORY
22	086229-09-000	EA RETAINER-BATTEN, CEILING - OFFSET
23	101957-01-03A	EA EXTRUDED-PLASTIC, PICKLED ASH
23	101957-01-04A	EA EXTRUDED-PLASTIC, SALEM CHERRY

## INTERIOR FINISH GROUP (CONTINUED)

### PANELING, LAMINATES & PLASTIC

KEY	PART NUMBER	U/M DESCRIPTION
	057882-04-000	SF TAMBOUR-DOOR, 47" X 95" SHEET
	065747-01-000	SF INSULATION-MICROFOAM, .5" THICK X 72" X 112' ROLL
	074497-22-000	SF PANELING-WOODGRAIN, 48" X 96" - PICKLED ASH
	074497-23-000	SF PANELING-WOODGRAIN, 48" X 96" - SALEM CHERRY
	074498-70-000	SF LAMINATE-PLASTIC, 5' X 8' - GRAY FINESSE - STOVE TOP COVER (F36, F37)
	074498-62-000	SF LAMINATE-PLASTIC, 5' X 8' - GRAY FINESSE (F36, F37)
	074498-59-000	SF LAMINATE-PLASTIC, 5' X 8' - SAND CHROMATEX (F38, F39)
	074498-71-000	SF LAMINATE-PLASTIC, 5' X 8' - NEUTRAL SANTOS (F40, F41)
	074498-71-000	SF LAMINATE-PLASTIC, 5' X 8' - NEUTRAL SANTOS - EXTERIOR ENTERTAINMENT
	074498-57-000	SF LAMINATE-PLASTIC, 5' X 8' - PICKLED ASH
	074498-58-000	SF LAMINATE-PLASTIC, 5' X 8' - SALEM CHERRY
	076325-43-000	FT MOLDING-EDGE BAND, .875" WIDE - CLOUD (F36, F37)
	076325-54-000	FT MOLDING-EDGE BAND, .875" WIDE - NEUTRA (F38, F39)
	076325-40-000	FT MOLDING-EDGE BAND, .875" WIDE (F40, F41)
	076325-49-000	FT MOLDING-EDGE BAND, .875" WIDE - PICKLED ASH
	076325-50-000	FT MOLDING-EDGE BAND, .875" WIDE - SALEM CHERRY
	088272-E1-000	SF PANELING-DECORATIVE, PATTERNED - 4' X 7' (F36, F37)
	088272-C7-000	SF PANELING-DECORATIVE, PATTERNED - 4' X 7' (F38, F39)
	088272-E2-000	SF PANELING-DECORATIVE, PATTERNED - 4' X 7' (F40, F41)
	088272-98-000	SF PANELING-SHOWER, OFF WHITE - 4' X 7'
	106069-01-000	SF TAMBOUR-BRASSTONE, 4" X 6" - ALUMINUM COVERED HARDBOARD
	111133-E2-438	EA LUMBER-VINYL WRAPPED, 50.8 X 2438MM - PICKLED ASH
	111134-E2-438	EA LUMBER-VINYL WRAPPED, 50.8 X 2438MM - SALEM CHERRY
	111133-G2-438	EA LUMBER-VINYL WRAPPED, 76 X 2438MM - PICKLED ASH
	111134-G2-438	EA LUMBER-VINYL WRAPPED, 76 X 2438MM - SALEM CHERRY

## INTERIOR FINISH GROUP (CONTINUED)

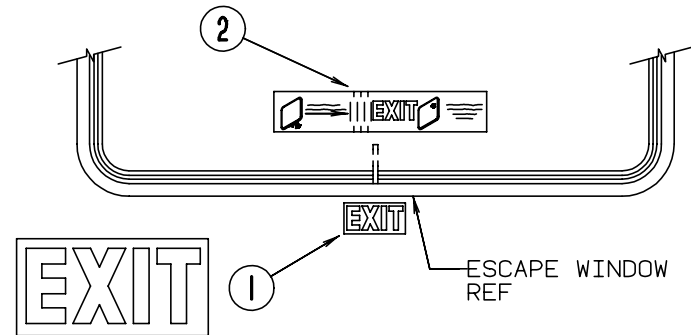
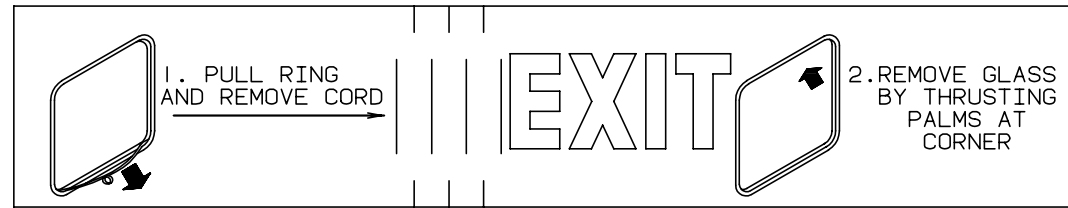
### FIRE EXTINGUISHER, DETECTORS, CLOCK & HANDRAIL

KEY	PART NUMBER	U/M DESCRIPTION
	094499-01-000	EA EXTINGUISHER-FIRE, DRY W/MOUNTING BRACKET - 10 BC
	094499-01-700	EA BRACKET-MOUNTING, W/PLASTIC STRAP - FIRE EXTINGUISHER
	094499-02-000	EA EXTINGUISHER-FIRE, DRY W/MOUNTING BRACKET - 1A10 BC (CANADIAN)
	072852-01-000	EA DETECTOR-SMOKE, W/9 VOLT BATTERY
	072852-02-000	EA DETECTOR-SMOKE, W/9 VOLT BATTERY - CANADIAN
	100793-02-01A	EA CLOCK-WALL, ROUND - 11" - BOLDEN 9988
	112320-01-000	EA DETECTOR-CO GAS, MODEL 9B-I - COSTAR 940000000
	112320-02-000	EA BATTERY/SENSOR-CO GAS, COSTAR 940001000
	108808-01-01A	EA HANDRAIL-STEP, ENTRANCE BRASS - TRANSFER FLOW
	112515-01-02A	EA PICTURE-WALL, DECORATIVE - 12" X 16"
	112515-02-04A	EA PICTURE-WALL, DECORATIVE - 16" X 20"

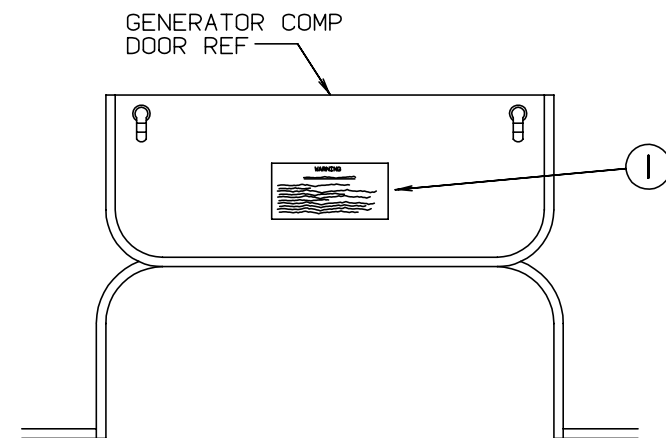
### FLOOR COVERINGS & MATS

KEY	PART NUMBER	U/M DESCRIPTION
	093486-01-000	SY CARPET-COMPARTMENT, 54" WIDE - DARK GRAY
	096060-A3-000	SY CARPET-12' ROLL, LARKSPUR BLUE (F36, F37)
	096060-72-000	SY CARPET-12' ROLL, BARLEY (F38, F39, F40, F41)
	075233-01-000	SY PAD-CARPET, 3/8" X 6' ROLL
	047034-02-000	SF PLASTIC-CARPET, 4' WIDE - CLEAR POLY
	047034-06-000	SF PLASTIC-CARPET, 2' WIDE - CLEAR POLY
	105829-03-01A	SF TILE-FLOOR, WOOD PLANK - PICKLED ASH
	105829-03-02A	SF TILE-FLOOR, WOOD PLANK - SALEM CHERRY
	105829-01-700	EA TILE-FLOOR, WOOD PLANK - 36" X 4.5' X 3/8" THICK
	108151-01-000	EA MAT-FLOOR, ENTRANCE - PLASTICOLOR
	108152-01-000	EA MAT-FLOOR, PASSENGER SIDE - PLASTICOLOR
	108152-02-000	EA MAT-FLOOR, DRIVER SIDE - PLASTICOLOR

### LABELS GROUP



KEY	PART NUMBER	U/M DESCRIPTION
1	039290-01-000	EA LABEL-WARNING, EXIT
2	107571-01-000	EA LABEL-ESCAPE EXIT, WINDOW



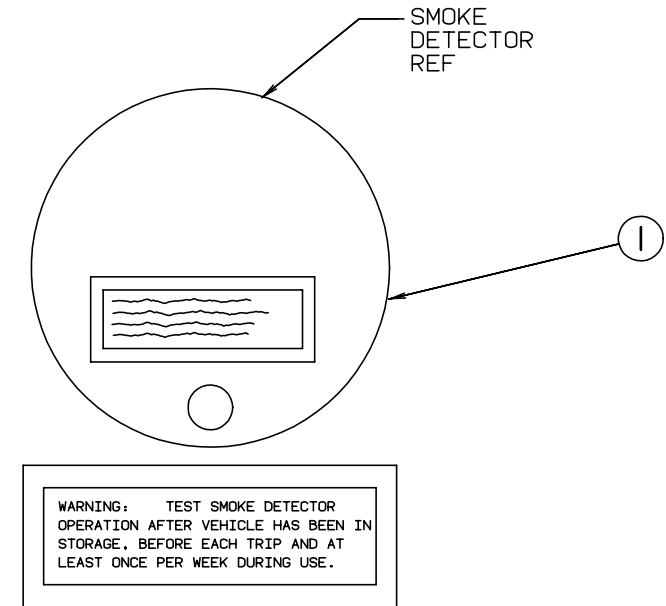
**WARNING**

WHEN ADDING A GENERATOR SET:

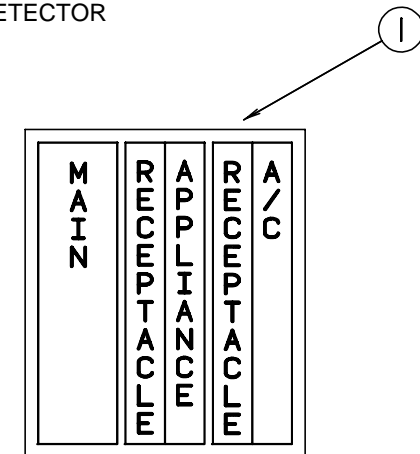
HIGH VOLTAGE-USE EXTREME CAUTION WHEN WORKING ON ELECTRICAL COMPONENTS. HAVE ALL ELECTRICAL INSTALLATION PERFORMED BY A QUALIFIED LICENSED ELECTRICIAN-FOLLOW ALL STATE AND LOCAL CODES. ONLY INSTALL GENERATOR SET APPROVED FOR R.V. APPLICATION. HAVE INSTALLED BY QUALIFIED TECHNICIAN. TO AVOID HEAT BUILD-UP AND TO GUARANTEE AN ADEQUATE AIR SUPPLY TO THE GENERATOR CARBURETOR, FOLLOW INSTALLATION INSTRUCTIONS. GENERATOR ENGINE EXHAUST GASES ARE TOXIC AND MUST NOT TERMINATE UNDER THE VEHICLE-DISCHARGE EXHAUST AWAY FROM VEHICLE.

KEY	PART NUMBER	U/M DESCRIPTION
1	077510-01-000	EA LABEL-GENERATOR PREP

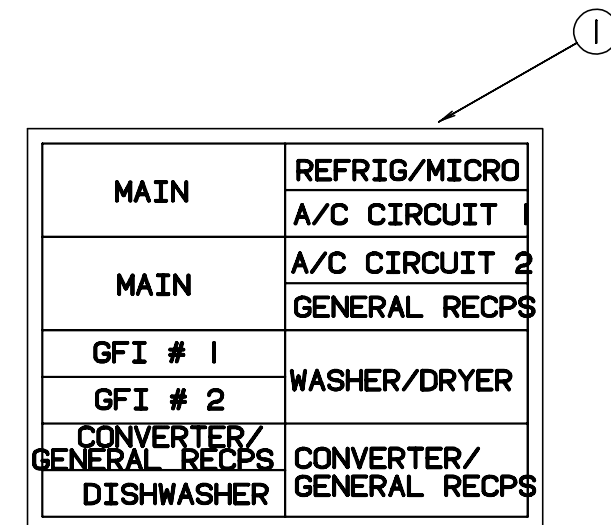
### LABELS GROUP (CONTINUED)



KEY	PART NUMBER	U/M DESCRIPTION
1	077956-01-000	EA LABEL-WARNING, SMOKE DETECTOR

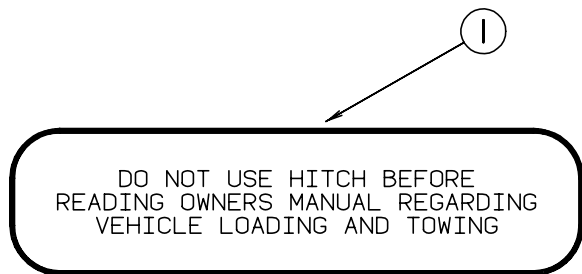


KEY	PART NUMBER	U/M DESCRIPTION
1	095721-07-000	EA LABEL-CONTROL CENTER - FRONT - W/SWITCH LOCATIONS

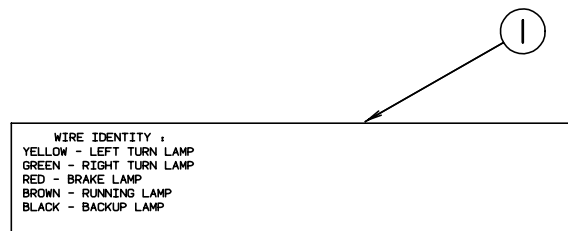


KEY	PART NUMBER	U/M DESCRIPTION
1	095721-09-000	EA LABEL-CONTROL CENTER (50A)

**LABELS GROUP (CONTINUED)**

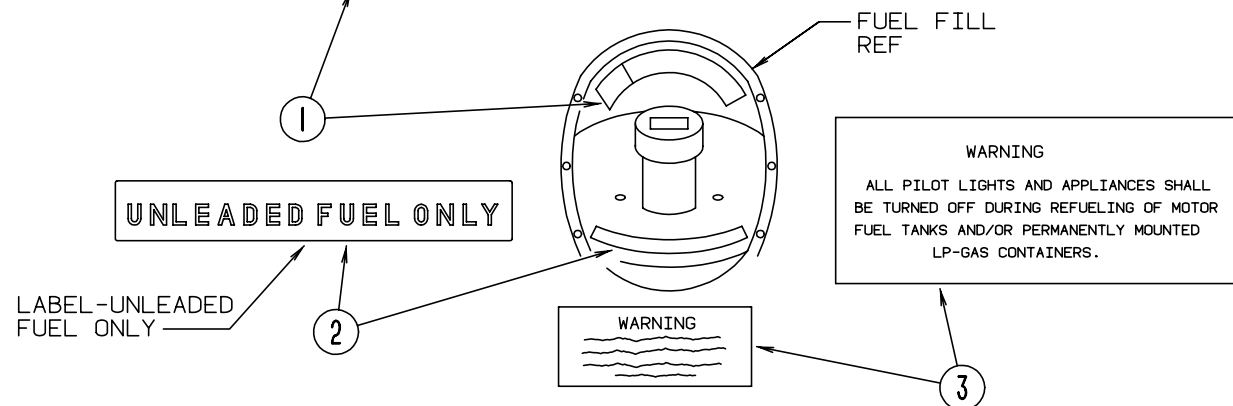


KEY	PART NUMBER	U/M DESCRIPTION
1	111104-01-000	EA LABEL-HITCH, READ MANUAL



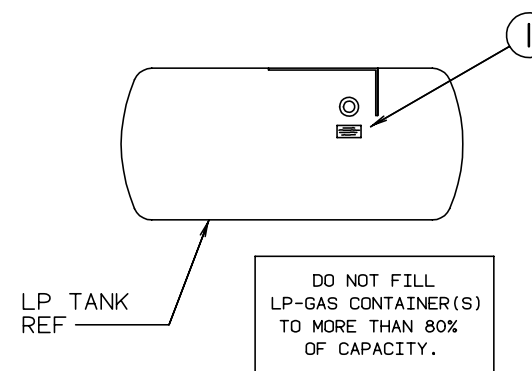
KEY	PART NUMBER	U/M DESCRIPTION
1	091224-02-000	EA LABEL-TRAILER LIGHTING

<b>CAUTION</b>	TO HELP AVOID PERSONAL INJURY DURING REMOVAL OF FUEL FILLER CAP, SLOWLY LOOSEN CAP 1/2 TURN TO ALLOW ANY FUEL PRESSURE TO BE RELIEVED BEFORE TURNING CAP FURTHER.
FUEL SPRAY MAY CAUSE PERSONAL INJURY	STOP ADDING FUEL AFTER FIRST SHUTOFF BY AUTOMATIC NOZZLE WHEN TANK IS NEARLY FULL. DO NOT OVERFILL FUEL TANK. SEE OWNERS MANUAL FOR ADDITIONAL INFORMATION.
	PRINTED IN U.S.A. <span style="float: right;">MLC PT NO 15611763</span>



KEY	PART NUMBER	U/M DESCRIPTION
1	087207-05-000	EA LABEL-FUEL CAP REMOVAL
2	062043-01-000	EA LABEL-FUEL, UNLEADED
3	006040-01-000	EA TAG-GAS REFUELING WARNING
3	006040-02-000	EA TAG-GAS REFUEL WARNING, CANADIAN

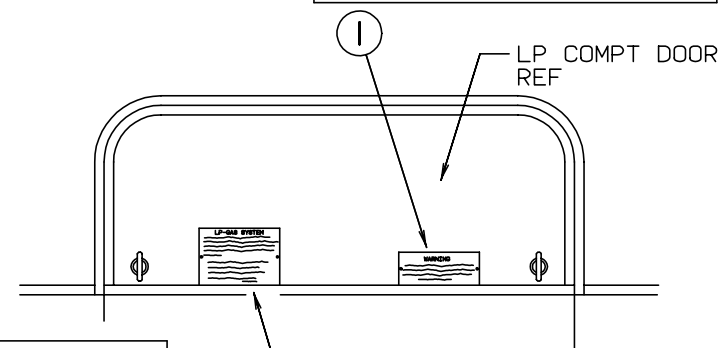
**LABELS GROUP (CONTINUED)**



KEY	PART NUMBER	U/M DESCRIPTION
1	079965-01-000	EA LABEL-LPG 80 CAPACITY

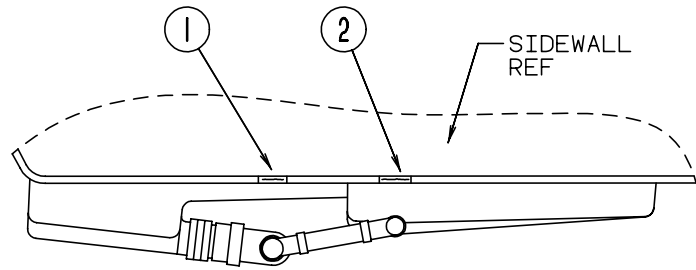
**WARNING**

ALL PILOT LIGHTS AND APPLIANCES SHALL BE TURNED OFF DURING REFUELING OF MOTOR FUEL TANKS AND/OR PERMANENTLY MOUNTED LP-GAS CONTAINERS.



KEY	PART NUMBER	U/M DESCRIPTION
1	006040-01-000	EA TAG-GAS REFUELING WARNING
1	006040-02-000	EA TAG-GAS REFUEL WARNING, CANADIAN
2	054531-01-000	EA LABEL-WARNING, LPG - US
2	023769-01-000	EA LABEL-WARNING, LPG - CANADIAN

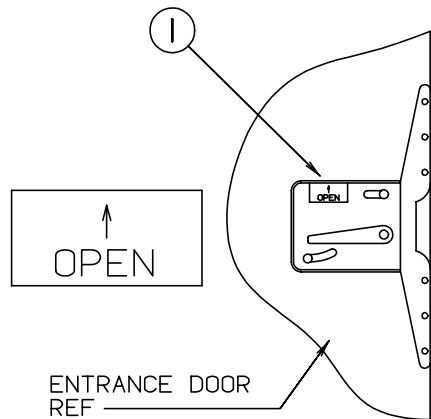
**LABELS GROUP (CONTINUED)**



SEWAGE

WASTE WATER

KEY	PART NUMBER	U/M DESCRIPTION
1	006187-01-000	EA LABEL-SEWAGE
2	006188-01-000	EA LABEL-WASTE WATER



KEY	PART NUMBER	U/M DESCRIPTION
1	040944-01-000	EA LABEL-ENTRANCE DOOR, "OPEN"

NOTE: TUNE ANTENNA PER MANUFACTURER'S DIRECTIONS. FAILURE TO COMPLY COULD RESULT IN DAMAGE TO CB.

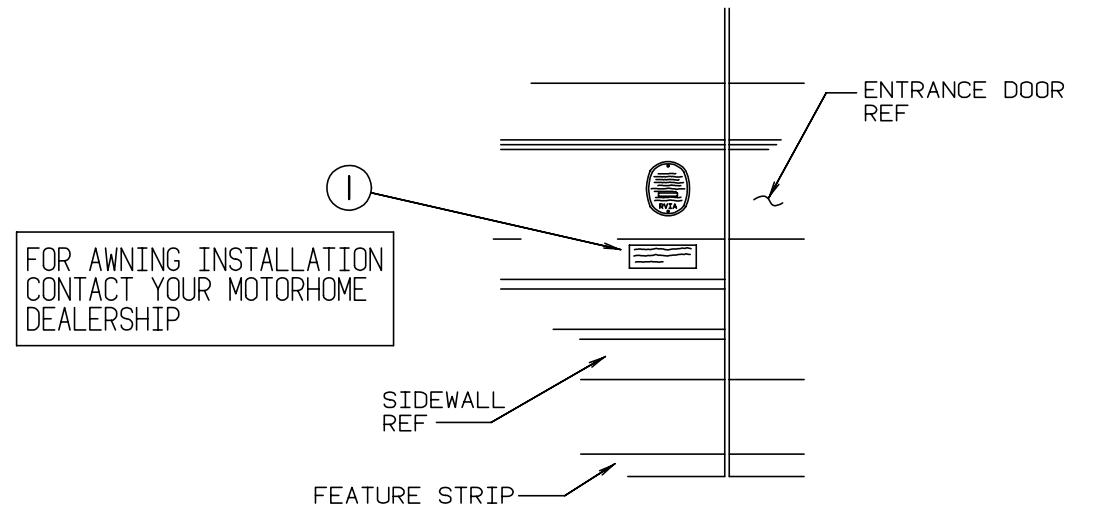
C.B. POWER PROVISION  
 RED +12 V  
 BLACK GROUND  
 COAX ANTENNA  
 (SEE REVERSE ALSO)

KEY	PART NUMBER	U/M DESCRIPTION
1	104678-01-000	EA LABEL-CB PREP

**WARNING**  
 MUST BE STOWED  
 IN LATCHED POSITION  
 WHILE VEHICLE IS IN MOTION

KEY	PART NUMBER	U/M DESCRIPTION
1	079966-01-000	EA LABEL-WARNING, STOWED - MOTION

**LABELS GROUP (CONTINUED)**



KEY	PART NUMBER	U/M DESCRIPTION
1	099509-01-000	EA LABEL-AWNING INSTALLATION

CAUTION

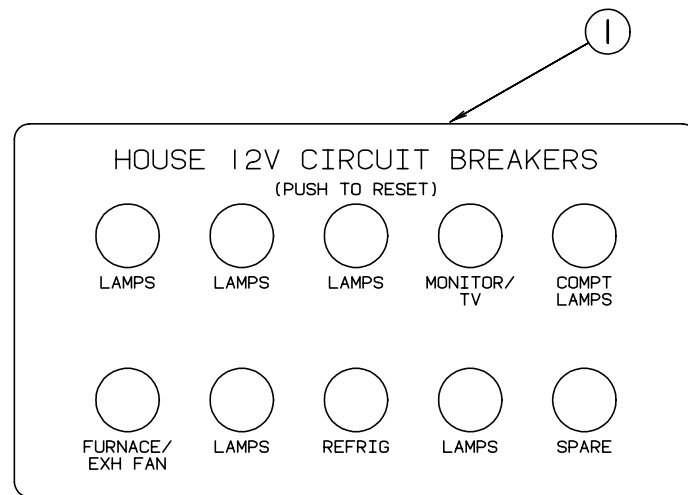
THIS MOTOR HOME HAS BEEN DESIGNED, MANUFACTURED AND TESTED WITH CONCERN FOR THE PROTECTION OF IT'S OCCUPANTS. WE RECOMMEND YOU PERFORM THE FOLLOWING INSPECTIONS FOR YOUR SAFETY AND THE SAFETY OF YOUR PASSENGERS BEFORE STARTING YOUR VEHICLE.

1. LP GAS SYSTEM- TURN OFF AT TANK FOR TRAVELING. TEST FOR LEAKS UPON ARRIVAL AT DESTINATION. BEFORE LIGHTING PILOTS.
2. WHEELS- INSPECT FOR DAMAGE AND CHECK LUG NUTS FOR TIGHTNESS.
3. TIRES- INSPECT FOR WEAR AND DAMAGE AND CHECK FOR RECOMMENDED AIR PRESSURE.
4. LIGHTING- TEST FOR PROPER OPERATION OF ALL INTERIOR AND EXTERIOR LIGHTS INCLUDING DASH LIGHTS, HEADLIGHTS, TAIL LIGHTS, BRAKE LIGHTS, CLEARANCE LIGHTS AND TURN SIGNALS.
5. EXITS- INSPECT RELEASE MECHANISM ON EMERGENCY EXIT WINDOW, TEST BOTH LOCKS ON MAIN ENTRANCE DOOR FOR EASE OF OPERATION AND INSTRUCT PASSENGERS HOW TO USE BOTH MEANS OF EXIT.
6. SEAT BELTS- DIRECT PASSENGERS TO DESIGNATED SEATS AND REQUIRE USE OF SEAT BELTS.
7. APPLIANCES- TURN OFF AND LATCH OR LOCK DOORS WHERE PROVIDED.
8. LOOSE PARCELS- STORE SECURELY.
9. UTILITY SUPPLY LINES- DISCONNECT ALL ELECTRIC, SEWER AND WATER LINES AND SECURE PROPERLY.
10. ENTRANCE DOOR STEP- PLACE IN RETRACTED POSITION FOR TRAVELING.

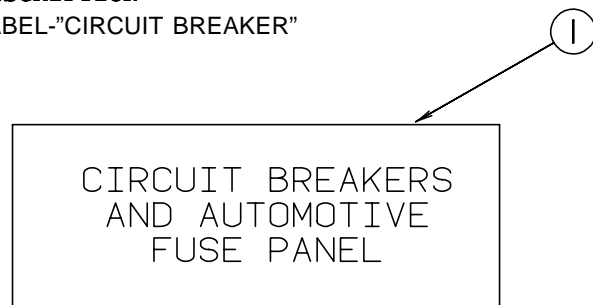
READ YOUR MOTOR HOME AND CHASSIS OWNER'S MANUAL FOR FURTHER PRECAUTIONS

KEY	PART NUMBER	U/M DESCRIPTION
	056259-01-000	EA LABEL-SAFETY CHECK LIST

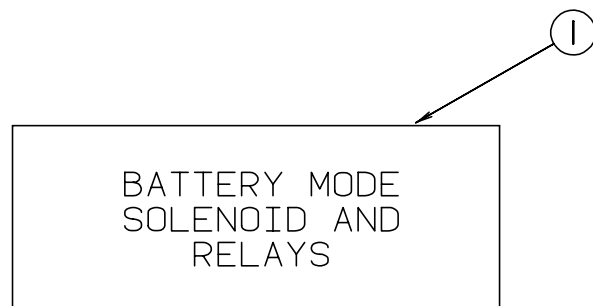
**LABELS GROUP (CONTINUED)**



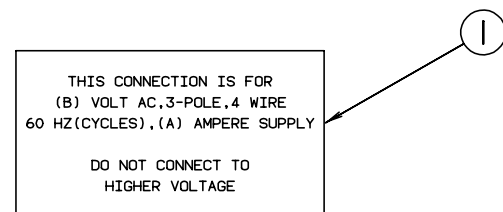
**KEY PART NUMBER** U/M DESCRIPTION  
1 092547-04-000 EA LABEL-"CIRCUIT BREAKER"



**KEY PART NUMBER** U/M DESCRIPTION  
1 098379-03-000 EA LABEL-ELECTRICAL BOX, FRONT

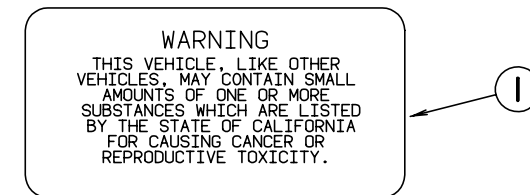


**KEY PART NUMBER** U/M DESCRIPTION  
1 098379-04-000 EA LABEL-ELECTRICAL BOX, SIDE

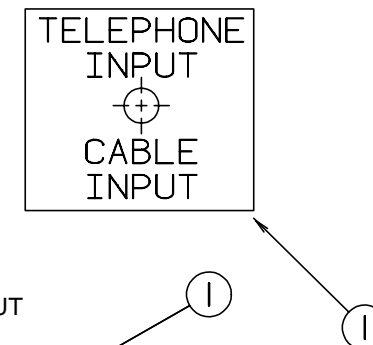


**KEY PART NUMBER** U/M DESCRIPTION  
1 006062-04-000 EA LABEL-ELECTRIC, 120/240V SERVICE

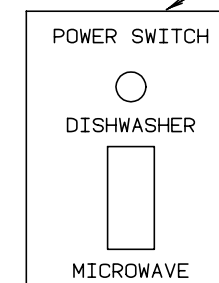
**LABELS GROUP (CONTINUED)**




**KEY PART NUMBER** U/M DESCRIPTION  
1 099689-01-000 EA LABEL-WARNING, CANCER/TOXICITY



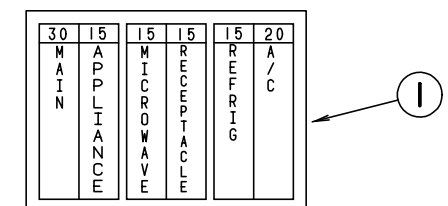
**KEY PART NUMBER** U/M DESCRIPTION  
1 087236-01-000 EA LABEL-CABLE, INPUT



**KEY PART NUMBER** U/M DESCRIPTION  
1 109051-02-000 EA LABEL-SWITCH, 50A POWER (DISHWASHER)



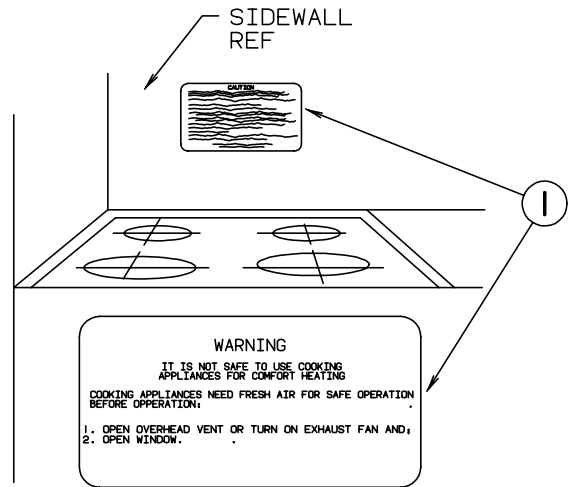
**KEY PART NUMBER** U/M DESCRIPTION  
1 098641-01-000 EA LABEL-FUEL, UNLEADED - DASH



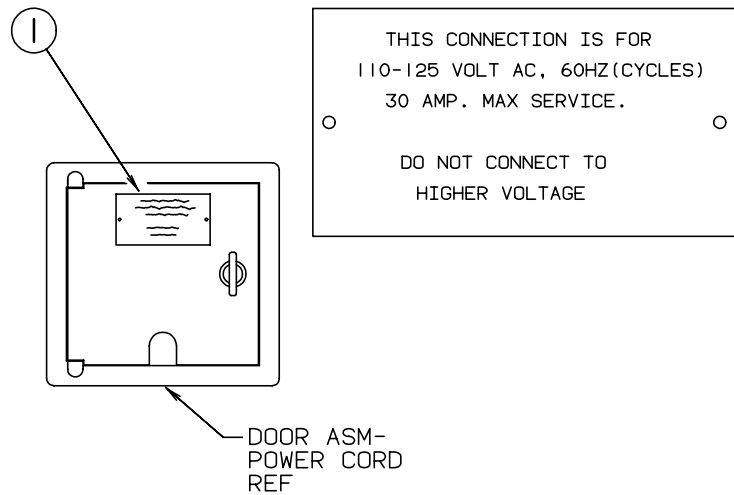
**KEY PART NUMBER** U/M DESCRIPTION  
1 095721-10-000 EA LABEL-CONTROL CENTER - 30 AMP



**LABELS GROUP (CONTINUED)**



KEY	PART NUMBER	U/M DESCRIPTION
1	050225-01-000	EA LABEL-WARNING, STOVE VENT - US
1	050222-01-000	EA LABEL-WARNING, STOVE VENT - CANADIAN



KEY	PART NUMBER	U/M DESCRIPTION
1	006062-01-000	EA TAG-ELECTRIC, 110V CONNECTION

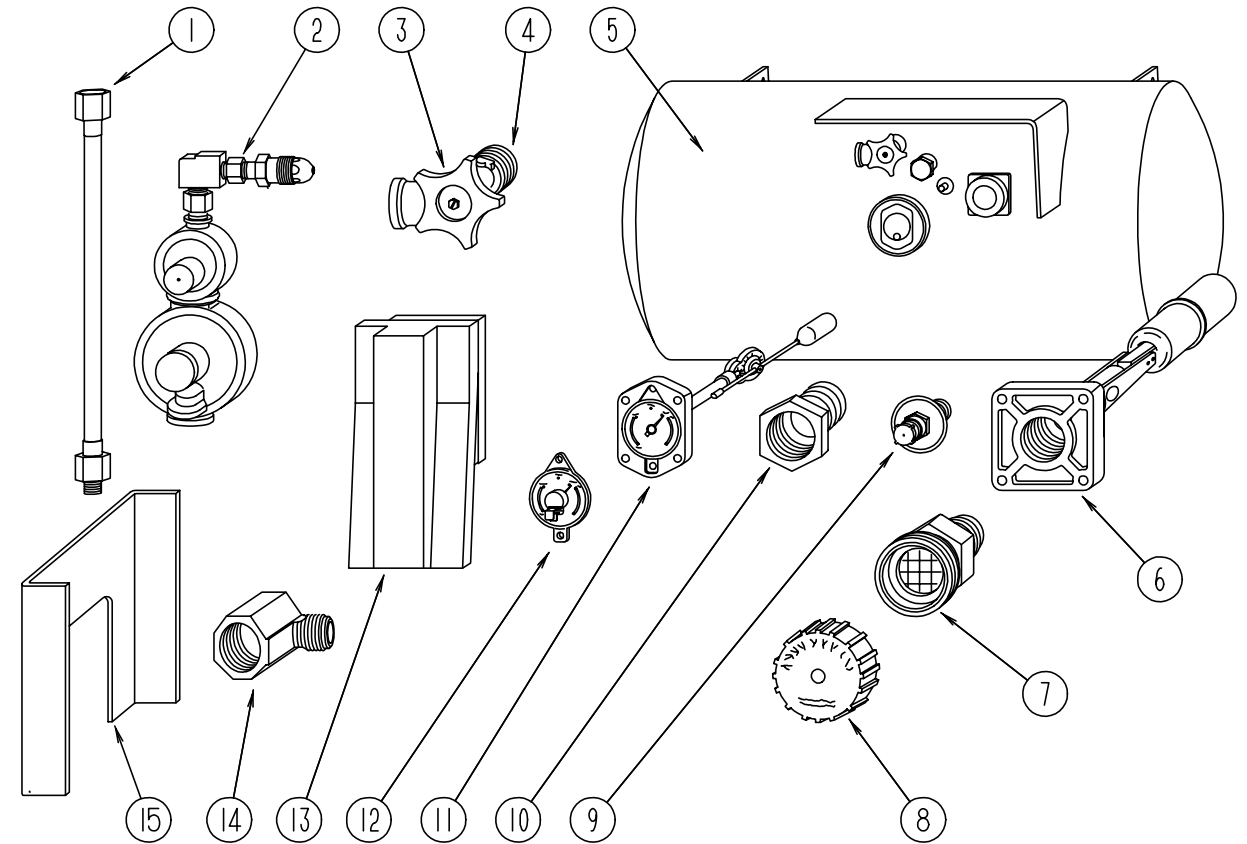


KEY	PART NUMBER	U/M DESCRIPTION
1	094675-01-000	EA LABEL-EXTERIOR LIGHT, SERVICE

**MISCELLANEOUS LABELS**

KEY	PART NUMBER	U/M DESCRIPTION
	068383-01-000	EA LABEL-DIESEL FUEL
	073998-01-000	EA LABEL-LPG ODOR WARNING
	091243-01-000	EA LABEL-A/C COVER, "AIR CONDITIONING CIRCUIT. ETC."
	093236-12-000	EA LABEL-CIRCUIT BREAKER
	104236-01-000	EA LABEL-GENERATOR CIRCUIT

**LP GROUP**



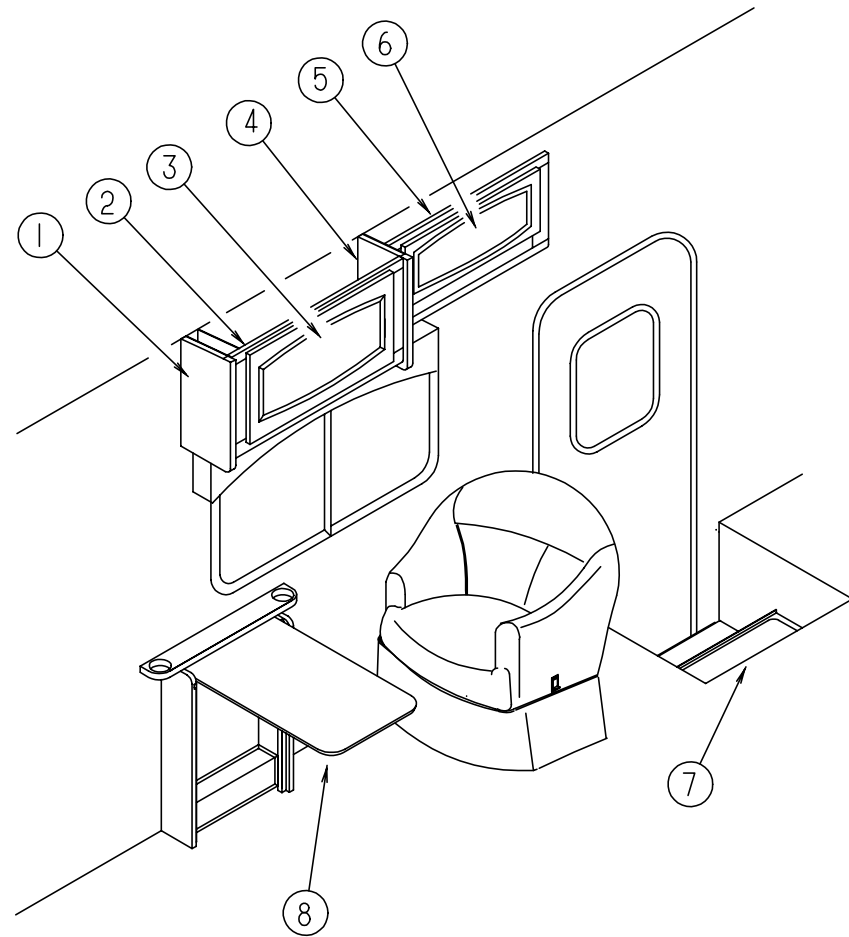
**LP TANK & COMPONENTS**

KEY	PART NUMBER	U/M DESCRIPTION
1	045703-01-000	EA HOSE-LP, 3/8" ID X 24" US - 3/8 MPT X 1/2 F SWIVEL
1	045703-02-000	EA HOSE-LP, 3/8"ID X 24" - 3/8"MPT X 1/2"F SWIVEL - CANADA
2	106150-01-000	EA REGULATOR-TWO STAGE
2	106150-02-000	EA REGULATOR-TWO STAGE (DIESEL ENGINE OPTION W/LP GENERATOR)
3	040421-01-708	EA HANDWHEEL-VAPOR RELIEF VALVE, BRUNNER G-1015-A
4	040421-01-712	EA VALVE-SERVICE W/HANDWHEEL - W/O VAPOR RELIEF - BRUNNER 29000853
5	088253-03-000	EA TANK-LP, 100 LB - 16" D X 36" - SPL
6	040421-01-711	EA VALVE, 80% W/FLOAT, PLATE, BOLTS & GASKET - BRUNNER
7	040421-01-701	EA VALVE-SHORT LP FILLER W/YELLOW CAP - BRUNNER 75478
8	040421-01-702	EA CAP-LP FILLER VALVE, PLASTIC - YELLOW - BRUNNER G-1014-A
9	040421-01-700	EA GAUGE-LIQUID LEVEL, 20% LP - BRUNNER G-1013
10	040421-01-713	EA GAUGE-FLOAT W/VISIBLE DIAL - BRUNNER MA-9 6244-4
11	040421-01-707	EA DIAL-LP TANK VOLUME, VISIBLE FACE (5-1789)
12	040440-02-000	EA TRANSMITTER-DIAL, 90 OHM
13	105658-01-000	EA COMPARTMENT-LP REGULATOR
14	065318-02-000	EA ELBOW, 90 DEGREE, 3/8" MPT TO 3/8" FPT
15	P04998-03-000	EA MOUNT-LP TANK
15	113542-11-02B	EA MOUNT-LP TANK
	010323-01-000	EA ADAPTER-BRASS, 3/8F X 1/2MPT
	010329-01-000	EA ADAPTER-BRASS, 1/2F X 1/2MPT
	010377-02-000	EA NUT-BRASS, 3/8 FEMALE - FORGED
	010380-02-000	EA NUT-BRASS, 1/2 FEMALE - FORGED
	010326-01-000	EA ADAPTER-FLARE, W/CONE GASKET 3/8" FEMALE FL X 1/2" MALE F
	010252-01-000	EA ELBOW-BRASS, 90 - 3/8F X 1/2MPT
	010265-01-000	EA ELBOW-BRASS, 90 - 3/8F X 1/2FPT
	065318-02-000	EA ELBOW, 90 - 3/8MPT X 3/8FPT
	103613-01-000	EA DETECTOR-LP GAS
	008042-01-000	FT TUBING-VINYL, .65" ID

FROM: 00-00-00 THRU: 08-18-94

FROM: 08-19-94 THRU: 99-99-99

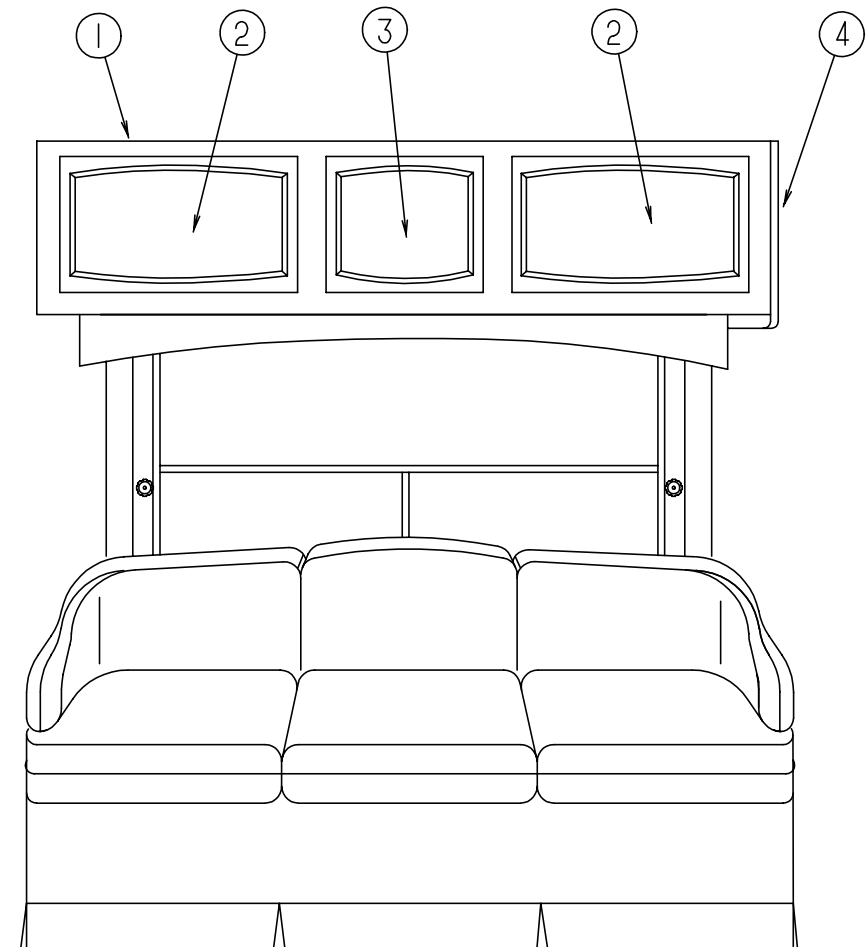
## LOUNGE GROUP



### PASSENGER SIDE CABINETS & TABLE

KEY	PART NUMBER	U/M	DESCRIPTION
1	107494-13-E37	EA	END CAP-CABINET, OVERHEAD (PICKLED ASH)
1	107494-13-E41	EA	END CAP-CABINET, OVERHEAD (SALEM CHERRY)
2	M05960-08-E37	EA	CABINET-OVERHEAD, W/O DOOR OR HARDWARE (PICKLED ASH)
2	M05960-08-E41	EA	CABINET-OVERHEAD, W/O DOOR OR HARDWARE (SALEM CHERRY)
3	M05990-01-E37	EA	DOOR-CABINET, W/O HARDWARE - 365 X 680MM (PICKLED ASH)
3	M05990-01-E41	EA	DOOR-CABINET, W/O HARDWARE - 365 X 680MM (SALEM CHERRY)
4	107494-12-E37	EA	END CAP-CABINET, OVERHEAD (PICKLED ASH)
4	107494-12-E41	EA	END CAP-CABINET, OVERHEAD (SALEM CHERRY)
5	M05960-07-E37	EA	CABINET-OVERHEAD, W/O DOOR & HARDWARE (PICKLED ASH)
5	M05960-07-E41	EA	CABINET-OVERHEAD, W/O DOOR & HARDWARE (SALEM CHERRY)
6	M05990-01-E37	EA	DOOR-CABINET, W/O HARDWARE - 255 X 750MM (PICKLED ASH)
6	M05990-01-E41	EA	DOOR-CABINET, W/O HARDWARE - 255 X 750MM (SALEM CHERRY)
7	104006-01-C05	EA	CABINET-LID, ENTRANCE STEP
	101222-01-02A	EA	BRACKET-CATCH, LID - OFF WHITE
	107941-01-02A	EA	SUPPORT-LID, ENTRY STEP - OFF WHITE
8	P11431-01-E37	EA	CABINET-PULLOUT TABLE (PICKLED ASH)
8	P11431-01-E41	EA	CABINET-PULLOUT TABLE (SALEM CHERRY)
	112556-01-01A	EA	HINGE-BRASS, 1 1/2"

## LOUNGE GROUP (CONTINUED)



### DRIVER SIDE CABINETS

KEY	PART NUMBER	U/M	DESCRIPTION
1	114719-01-F36	EA	CABINET-OVERHEAD, W/O DOOR & HARDWARE (PICKLED ASH)
1	114719-01-F37	EA	CABINET-OVERHEAD, W/O DOOR & HARDWARE (SALEM CHERRY)
2	M05990-03-E37	EA	DOOR-CABINET, W/O HARDWARE - 365 X 555MM (PICKLED ASH)
2	M05990-03-E41	EA	DOOR-CABINET, W/O HARDWARE - 365 X 555MM (SALEM CHERRY)
3	M05990-04-E37	EA	DOOR-CABINET, W/O HARDWARE - 365 X 455MM (PICKLED ASH)
3	M05990-04-E41	EA	DOOR-CABINET, W/O HARDWARE - 365 X 455MM (SALEM CHERRY)
4	107494-14-E37	EA	END CAP-CABINET, OVERHEAD (PICKLED ASH)
4	107494-14-E41	EA	END CAP-CABINET, OVERHEAD (SALEM CHERRY)
	083125-05-000	EA	BRACE-ANGLE, COUCH - 2.5" - BEIGE

## SEALANTS & FASTENERS GROUP

### SEALANTS & ADHESIVES

KEY	PART NUMBER	U/M	DESCRIPTION
	004363-01-000	FT	TAPE-ADHESIVE FOAM, 1 SIDE - 3/16" X 1/2" X 50' - GRAY
	034552-02-000	EA	SILICONE-TUBE, 300 ML - CLEAR
	034552-12-000	EA	SILICONE-TUBE, 300 ML - BUFF
	053766-02-000	EA	BEDDING COMPOUND-TUBE, WHITE - SCHNEE# 5522
	053766-08-000	EA	BEDDING COMPOUND-TUBE, GRAY - SCHNEE# 5522
	062917-03-000	EA	ADHESIVE-LOCTITE 242, LOCTITE 242,SIDE 41
	067788-01-000	EA	ADHESIVE-SPRAY, 3M 74 - 19.5 OUNCE CAN
	069640-01-000	FT	SEALER-RIBBON, 1/4" DIAMETER - INCREMENTS OF 30'
	069640-03-000	FT	SEALER-RIBBON, 3/4" X 1/8" - INCREMENTS OF 60'
	069640-07-000	FT	SEALER-RIBBON, 2" X 3/32" - INCREMENTS OF 30' OR 45'
	069640-09-000	FT	SEALER-RIBBON, 2 1/2" X 1/32" - INCREMENTS OF 80'
	069640-11-000	FT	SEALER-TAPE, 3/16" X 3/8", BLACK - MANUS
	069640-14-000	FT	SEALER-RIBBON, 1" X 1/16" - GRAY - INCREMENTS OF 30' OR 45'
	072889-01-000	EA	SEALANT-URETHANE, BLACK - 1/10 - ESSEX 552.2
	076322-02-000	FT	TAPE-FOAM, DOUBLE COATED ADHESIVE BACKED - 1" X 108'
	076322-03-000	FT	TAPE-FOAM, DOUBLE COATED ADHESIVE BACKED - .5" X 108'
	076322-05-000	FT	TAPE-FOAM, DOUBLE COATED - .025" X 1.5" X 108'
	076322-07-000	FT	TAPE-FOAM, DOUBLE COATED, .045 X .50 - 3M 4949 VHB
	076322-08-000	FT	TAPE-FOAM, DOUBLE COATED, .045 X .50 - 3M 4952 VHB
	088479-01-000	EA	TAPE-ALUMINUM, 3" - 3M
	087211-01-000	GL	PROMOTER-ADHESIVE
	091255-02-000	EA	SEAL-ADHESIVE BACKED FOAM, .18" X THICK X 1.5" X 4.8"
	094401-01-000	EA	SEALER-BODY SEAM SEALER, 3M FLEXICLEAR
	106206-01-000	EA	SEAL-PUMPABLE, TUBE - MANUS 30A BLACK
	107828-01-000	EA	SEALANT-SB 190 EVERSEAL, SURE BOND INC
	108353-03-000	FT	SEAL-FOAM, 4.76 X 6.35MM - LUNDELL
	108716-02-000	EA	SILICONE, (TUBE) - BUFF LEVEL - CSL 510
	110274-01-000	FT	TAPE-FOAM, DOUBLE COATED - .045 X 1.0 - NORTON V-2800
	114311-01-000	GL	ADHESIVE-GLUE, #72-7843 NATIONAL STARCH
	900390-01-000	EA	TIP, 2 1/2" X 1/8" ORIFICE
	900390-02-000	EA	TIP, 6"LN, 1/16" X 1/4" ORIFICE
	900390-03-000	EA	NOZZLES-CSL D10

### BOLTS, NUTS & WASHERS

KEY	PART NUMBER	U/M	DESCRIPTION
	000C12-05-12B	EA	BOLT-HEX, 5/16 - 18 X 3/4 - ZINC
	000C12-06-16B	EA	BOLT-HEX, 3/8 - 16 X 1 - ZINC
	000C12-06-20B	EA	BOLT-HEX, 3/8 - 16 X 1 1/4 - ZINC
	000C12-06-32B	EA	BOLT-HEX, 3/8 - 16 X 2 LG - ZINC
	000C12-07-20B	EA	BOLT-HEX, 7/16 - 14 X 1 1/4 - ZINC
	000C12-08-24B	EA	BOLT-HEX, 1/2-13 X 1 1/2 - ZINC
	000C13-07-32B	EA	BOLT-HEX, 7/16 - 20 X 2 - ZINC
	000C13-07-48B	EA	BOLT-HEX, 7/16 - 20 X 3 - ZINC
	000C14-06-32B	EA	BOLT-HEX, 3/8 - 16 X 2.00 GD 8 - ZINC
	000C26-04-10B	EA	BOLT-HEX, SER FLG - 1/4-20 X 5/8 ZINC
	000C26-04-14B	EA	BOLT-HEX, SER FLG - 1/4-20 X 7/8 ZINC
	000C26-05-12B	EA	BOLT-HEX-SER FLG 5/16-18 X 3/4 ZINC
	000C26-05-20B	EA	BOLT-HEX-SER FLG 5/16-18 X 1 1/4 ZINC
	000C26-06-12B	EA	BOLT-HEX, SER FLG 3/8 - 16 X 3/4 - ZINC
	000C26-06-20B	EA	BOLT-HEX, SER FLG 3/8 - 16 X 1 1/4 - ZINC
	000C26-06-28B	EA	BOLT-HEX, SER FLG 3/8-16 X 13/4 ZINC
	051387-05-000	EA	BOLT-CARRIAGE, W/O HOLE - 5/16 - 18 X 8.5 - ZINC
	051387-06-000	EA	BOLT-CARRIAGE, W/O HOLE - 5/16 - 18 X 9.5 - ZINC
	106956-03-000	EA	BOLT-HEX TAP, 1/2 - 13NC X 3 - GR5 - FULL THREAD ZINC
	000D14-04-00B	EA	NUT-HEX, 1/4 - 20 ZINC
	000D24-10-00B	EA	NUT-HEX, SF/LK - 10-32 ZINC
	000D29-06-00B	EA	NUT-HEX, W/NYLON LOCK - 3/8-16 ZINC
	000D34-06-00B	EA	NUT-HEX, LK - 3/8 - 16 GRADE C ZINC - PREVAILING TORQUE
	000D39-04-00B	EA	NUT-HEX, SER FLG LK 1/4 - 20 ZINC

## SEALANTS & FASTENERS GROUP (CONTINUED)

### BOLTS, NUTS & WASHERS (CONTINUED)

KEY	PART NUMBER	U/M	DESCRIPTION
	000D39-05-00B	EA	NUT-HEX, SER FLG LK - 5/16 - 18 ZINC
	000D39-06-00B	EA	NUT-HEX, SER FLG LK - 3/8-16 ZINC
	000D39-08-00B	EA	NUT-HEX, SER FLG LK - 1/2-13 ZINC
	000D44-07-00B	EA	NUT-HEX, SER FLG LK - 7/16-20 ZINC
	000D46-04-00A	EA	NUT-HEX, WELD - 1/4-20 - PLAIN - SHORT PILOT
	040921-03-000	EA	NUT-SPEED, U TYPE - NO 10
	040921-05-000	EA	NUT-SPEED, U TYPE - NO 8 - .67" LENGTH X .44" WIDTH
	044364-02-000	EA	NUT-SPEED, FLAT - ROUND
	063253-07-000	EA	NUT-J, #8A .120- .130 PNL THK
	077049-01-000	EA	NUT-ACORN, 10-32 ALUMINUM
	087234-01-000	EA	NUT-JACK, 1/4 X 20 THREAD - MOLLOY - BRASS
	083163-06-000	EA	PUSHNUT-FLAT TYPE, 3/8 STUD - FORD ONLY
	000E11-05-00B	EA	WASHER-LK, 5/16 MED SPLIT ZINC
	000E11-07-00B	EA	WASHER-LK, 1/4 WIDE ZINC
	000E11-08-00B	EA	WASHER-LK, 1/2 MED SPLIT ZINC
	000E13-11-00B	EA	WASHER-FL, 3/16" WIDE - ZINC
	000E13-14-00B	EA	WASHER-FL, 1/4" WIDE ZINC
	000E13-17-00B	EA	WASHER-FLARE, 3/8" AR ZINC
	000E13-18-00B	EA	WASHER-FL, 3/8 WIDE ZN
	000E13-20-00B	EA	WASHER-FL, 7/16" WIDE - ZINC
	000E13-21-00B	EA	WASHER-FL, W/2 NARROW - ZINC
	000E14-10-00B	EA	WASHER-LK - NO 10 EXT TOOTH - ZINC
	041322-01-000	EA	WASHER-FL, 15/32 ID X 2 3/8 OD - FOR SEAT BELT MOUNT
	058716-02-000	EA	WASHER-FLAT NYLON - .406 X .75 X .06
	102378-01-02A	EA	WASHER-BLACK, COMPARTMENT DOORS
	107397-01-000	EA	WASHER-FENDER, 6.8"ID X 32.0"OD

### SCREWS

KEY	PART NUMBER	U/M	DESCRIPTION
	000C20-06-20T	EA	SCREW, 3/8-16 X 1 1/4,FLAT SOC
	000G11-06-08B	EA	SCREW, 6-20 X 1/2 PPH ZINC
	000G11-06-06B	EA	SCREW, 6-20 X 3/8 PPH ZN
	000G11-06-10B	EA	SCREW, 6-20 X 5/8 PPH ZINC
	000G11-06-10J	EA	SCREW, 6-20 X 5/8 PPH - BRASS
	000G11-07-08B	EA	SCREW, 7-19 X 1/2 PPH - ZINC
	000G11-08-06B	EA	SCREW, 8-18 X 3/8 PPH ZINC
	000G11-08-08B	EA	SCREW, 8-18 X 1/2 PPH - ZINC
	000G11-08-08T	EA	SCREW, 8-18 X 1/2 PPH
	000G11-08-12B	EA	SCREW, 8-18 X 3/4 PPH ZINC
	000G11-08-12D	EA	SCREW, 8-18 X 3/4 PPH - BLACK
	000G11-08-12P	EA	SCREW, 8-18 X .75 PPH - DARK BROWN
	000G11-08-12R	EA	SCREW, 8-18 X 3/4 PPH - BEIGE
	000G11-08-12S	EA	SCREW, 8-18 X 3/4 PPH - OFF WHITE
	000G11-08-12T	EA	SCREW, 8-18 X 3/4 PPH - BLACK
	000G11-08-20B	EA	SCREW, 8-18 X 11/4 PPH ZINC
	000G11-08-16S	EA	SCREW, 8-18 X 1.00 PPH - OFF WHITE
	000G11-10-12D	EA	SCREW, 10-16 X 3/4 PPH - BLACK
	000G11-10-12S	EA	SCREW, 10-16 X .75 PPH OFF WHT
	000G11-10-16B	EA	SCREW, 10-16 X 1 - PPH ZINC
	000G11-10-40B	EA	SCREW, 10-16 X 2 1/2 PPH CAD
	000G12-06-08T	EA	SCREW, 6-20 X .50 POH - BLACK
	000G12-06-14A	EA	SCREW, 6-20 X .87 POH PLAIN
	000G13-06-06B	EA	SCREW, 6-20 X 3/8 PFH ZINC
	000G13-06-08G	EA	SCREW, 6-20 X 1/2 PFH - ANTIQUE BRASS
	000G13-06-16J	EA	SCREW, 6-20 X 1.00 PFH - BRASS
	000G13-06-24J	EA	SCREW, 6-20 X 1.50 PFH BRASS
	000G13-07-12B	EA	SCREW, 7-19 X 3/4 PFH ZINC
	000G13-08-10B	EA	SCREW, 8-18 X 5/8 PFH - ZINC
	000G13-08-16B	EA	SCREW, 8-18 X 1 PFH - ZINC

**SEALANTS & FASTENERS GROUP (CONTINUED)**

**SCREWS (CONTINUED)**

KEY	PART NUMBER	U/M DESCRIPTION
	000G16-04-24B	EA SCREW-MACHINE, 1/4 - 20 X 1-1/2 PPH
	000G18-08-16B	EA SCREW-MACHINE, 8 X 32 X 1, PPH ZINC
	000G18-08-22B	EA SCREW-MACHINE, 8-32 X 1 3/8 PPH ZINC
	000G19-10-08B	EA SCREW-MACHINE, 10-32 X 1/2 PPH ZINC
	000G19-10-10B	EA SCREW-MACHINE, 10-32 X 5/8 - PPH - ZINC
	000G19-10-20B	EA SCREW-MACHINE, 10-32 X 1 1/4 PPH ZINC
	000G19-10-24B	EA SCREW-MACHINE, 10-32 X 1.5 PPH ZINC
	000G32-10-06B	EA SCREW, 10-32 X 3/8" - PPH - ZINC
	000G32-10-06D	EA SCREW, 10 - 32 X 3/8 PPH TYPE1 BLACK
	000G39-06-10T	EA SCREW-SF/DR, 6-20 X 5/8 PPH - BLACK
	000G39-06-16T	EA SCREW-SF/DR, 6-20 X 1 PPH - BLACK
	000G39-08-06B	EA SCREW-SF/DR, 8-18 X 3/8 PPH ZINC
	000G39-08-08B	EA SCREW-SF/DR, 8-18 X 1/2 PPH ZINC
	000G39-08-08R	EA SCREW-SF/DR, 8-18 X 1/2 PPH - BEIGE
	000G39-08-08S	EA SCREW-SF/DR, 8-18 X 1/2 PPH - OFF WHITE
	000G39-08-083	EA SCREW-SF/DR, 8-18 X 1/2 PAH - BUFF
	000G39-08-12B	EA SCREW-SF/DR, 8-18 X 3/4 PPH ZINC
	000G39-08-16B	EA SCREW-SF/DR, 8-18 X 1 PPH ZINC
	000G39-08-16S	EA SCREW-SF/DR, 8-18 X 1 PPH OFF WHITE
	000G39-08-16T	EA SCREW-SF/DR, 8-18 X 1 PPH - BLACK
	000G39-08-24B	EA SCREW-SF/DR, 8-18 X 1 1/2 PPH ZINC
	000G39-08-32B	EA SCREW-SF/DR, 8-18 X 2 PPH - ZINC
	000G39-10-088	EA SCREW-SF/DR 10-16 X .50 P&H - DRILL-FLEX F'CARBON
	000G39-10-10B	EA SCREW-SF/DR,10-16 X .625 PPH ZN
	000G39-10-12B	EA SCREW-SF/DR,10-16 X .75 PPH ZN
	000G39-10-129	EA SCREW-SF/DR, 10-16 X 3/4 PPH - FLUOROCARBON SILVER
	000G39-10-12D	EA SCREW-SF/DR, 10-16 X 3/4 PPH - BLACK
	000G39-10-20B	EA SCREW-SF/DR, 10-16 X 1 1/4 PPH ZINC
	000G39-10-209	EA SCREW-SF/DR, 10-16 X 1.25 PPH - FLUOROCARBON SILVER
	000G39-10-32B	EA SCREW-SF/DR, 10- 6 X 2.00 PPH - ZINC
	000G42-04-12B	EA SCREW-SF/DR, 1/4-14 X 3/4 HWH ZINC
	000G42-04-16B	EA SCREW-SF/DR, 1/4-14 X 1 HWH - ZINC
	000G46-08-24T	EA SCREW-MACHINE, 8-32 - 1.50 IN PFH - BLACK
	000G50-04-08B	EA SCREW-MACHINE, 1/4-20 X 1/2 PTH 2N
	000G50-04-12B	EA SCREW-MACHINE, 1/4-20 X 3/4 PPH ZINC
	000G51-08-08B	EA SCREW, 8-18 X 1/2 PTH ZINC
	000G52-08-06B	EA SCREW-MACHINE, 8-32 X 3/8 PTH ZINC
	000G52-08-18B	EA SCREW-MACHINE, 8-32 X 11/8 PTH ZN
	000G53-04-06B	EA SCREW-MACHINE, 1/4-20 X 3/8 PPH ZINC - UNDERCUT HEAD
	000G54-04-20B	EA SCREW, 1/4-20 X 1 1/4 PTH - TYPE 23 - ZINC PLATED
	000G55-08-125	EA SCREW-SF/DR, 8-18 X .75 PWH
	000G55-08-162	EA SCREW-SF/DR, 8-18 X 1.00 - BEIGE
	000G56-10-24J	EA SCREW-WOOD, 10-13X1.5 POH - BRIGHT BRASS
	000G56-12-48B	EA SCREW-WOOD, 12 - 11 X 3 POH - SPECIAL HARDENED
	000G57-05-16J	EA SCREW, 5-20 X 1 PFH - BRASS
	000G60-08-163	EA SCREW-SF/DR, 8-18 X 1.00 POH - BUFF
	000G60-10-16J	EA SCREW-SF/DR, 10-16 X 1 POH - BRIGHT BRASS
	000G67-08-32B	EA SCREW, 8-15X2 PPH ZINC
	000G67-10-08B	EA SCREW, 10-12 X 1/2 PPH ZINC
	000G67-10-08R	EA SCREW, 10-12 X 1/2 PPH - BEIGE - TYPE A
	000G67-10-10B	EA SCREW, 10-12 X 5/8 PPH ZINC - TYPE A
	000G67-10-10D	EA SCREW, 10-12 X 5/8 PPH - BLACK - TYPE A
	000G67-10-10R	EA SCREW, 10-12 X 5/8 PPH - TYPE A - BEIGE
	000G67-10-12B	EA SCREW, 10-12 X 3/4" PPH - ZINC
	000G67-10-12D	EA SCREW, 10-12 X 3/4" PPH - BLACK
	000G67-10-16B	EA SCREW, 10-12 X 1 PPH - ZINC
	000G67-10-32B	EA SCREW, 10-12 X 2 PPH - ZINC
	000G67-10-20D	EA SCREW, 10-12 X 1 1/4 PPH - ZINC
	000G67-10-36T	EA SCREW, 10-12 X 2.25 PPH - BLACK - STALGAURD
	000G67-10-48B	EA SCREW, 10-12 X 3 PPH ZINC
	000G68-06-10G	EA SCREW, 6-18 X 5/8 POH - ANTIQUE BRASS

**SEALANTS & FASTENERS GROUP (CONTINUED)**

**SCREWS (CONTINUED)**

KEY	PART NUMBER	U/M DESCRIPTION
	049465-01-000	EA SCREW, 10-16 W/WASHER PTH - DARK BROWN
	049465-04-000	EA SCREW, 10-16 W/WASHER PTH - BEIGE
	075908-01-000	EA SCREW-MACHINE, 10-32 X .56 PTH - ZINC EXTERNAL TOOTH
	086256-01-000	EA SCREW-SF/DR, 8 X .75HWH - LG
	087721-01-000	EA SCREW-FLAT HEAD, TAPPING - 1/4" X 1 1/4" LG ZINC
	091230-03-000	EA SCREW-MACHINE, 8-32 X 3/4 POH SS - BUFF
	101289-01-01A	EA SCREW-MACHINE, 8-32 X 4 - POH - BRASS - FOR EXTENDED KNOB
	101289-02-01A	EA SCREW-MACHINE, 8-32 X 4.5 - POH - BRASS - FOR EXTENDED KNOB
	101618-01-000	EA SCREW, 1/4-20 X 3/4 - HEX/TAPPING - STALGARD TYPE F
	109152-01-000	EA SCREW, 3/8-16 X 1 1/4 - FLAT SOC - DORRLEMATE COATED

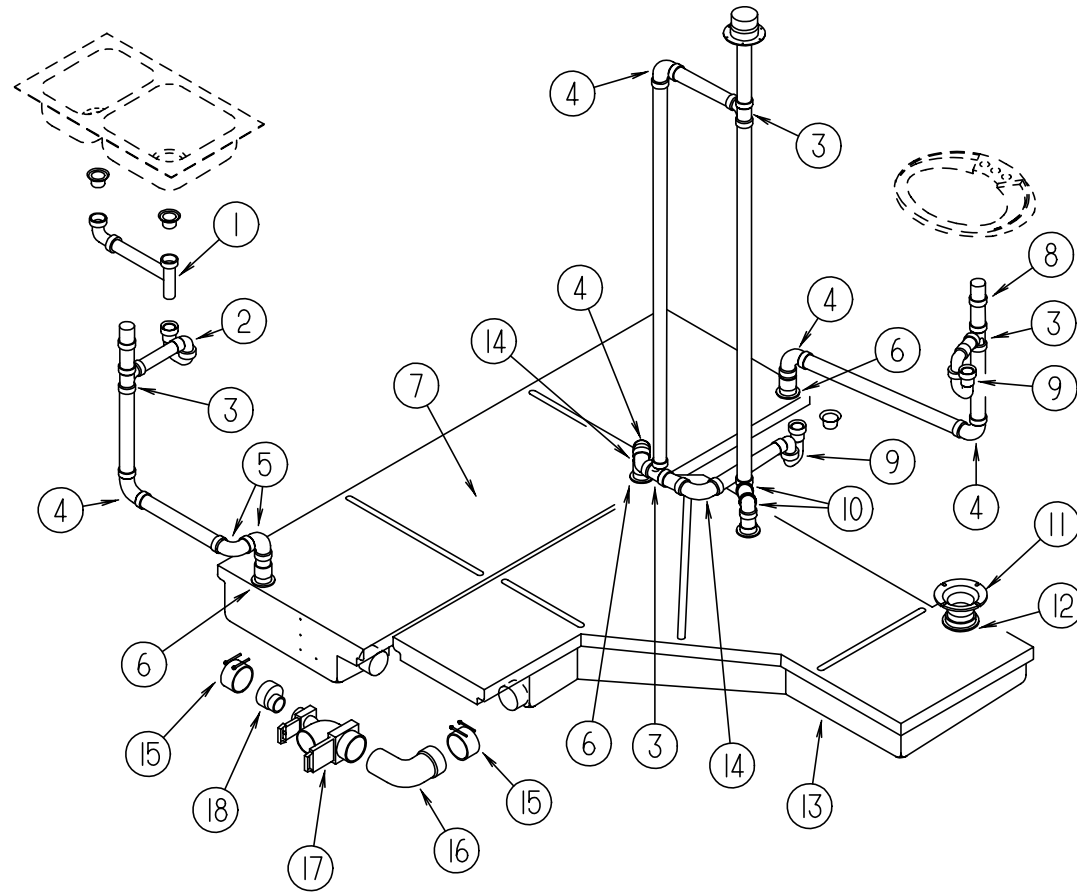
**RIVETS, CLAMPS, GROMMETS & CLIPS**

KEY	PART NUMBER	U/M DESCRIPTION
	000H14-06-14R	EA RIVET-MANDREL BLIND, 3/16"
	000H16-04-06R	EA RIVET-POP, AL 1/8 X .313-.375
	010495-01-000	EA CLAMP-CABLE, 9/16"
	010497-01-000	EA CLAMP-CLOSED, 5/8" ID
	010497-03-000	EA CLAMP-CLOSED, 1" ID - CUSHIONED
	010497-05-000	EA CLAMP-CLOSED, 1/2" ID
	010499-01-000	EA CLAMP-CLOSED, 3/8" ID
	062401-01-000	EA CLAMP-HOSE, WORMGEAR .25" - 1"
	062401-02-000	EA CLAMP-HOSE, WORMGEAR - 1.56" - 2.5"
	062401-04-000	EA CLAMP-HOSE, WORMGEAR .69"- 1.25"
	062401-05-000	EA CLAMP-HOSE, WORMGEAR 2"- 3"
	062401-06-000	EA CLAMP-HOSE, WORMGEAR .22"- .62"
	062401-11-000	EA CLAMP-HOSE, WORMGEAR 3.56"- 4.5"
	075148-02-000	EA CLAMP-GROUNDING, BRONZE SCREWS
	083609-01-000	EA CLAMP-WIRE, DUAL EQUAL - 5/8" DIAMETER
	083610-01-000	EA CLAMP-WIRE, DUAL - UNEQUAL DIAMETERS - .75" & 1.25"
	083610-02-000	EA CLAMP-WIRE, DUAL UNEQUAL DIA
	008380-01-000	EA GROMMET-RUBBER, 5/8" HOLE X 1 1/2" DIAMETER - BLACK
	071015-19-000	EA GROMMET-.38ID, FITS .06 MATERIAL - MINOR RUBBER Z-3065
	071015-11-000	EA GROMMET-1.00ID, FITS .12 MATERIAL - MINOR RUBBER Z-3065
	016188-03-000	EA GROMMET-L/P LINE, 3/8" HOLE X 2 1/2" LONG - RUBBER
	016188-05-000	EA GROMMET-L/P LINE, 3/8" HOLE X 1 1/4" LONG - RUBBER
	023942-01-000	EA GROMMET-RUBBER, 2" OD
	071015-21-000	EA GROMMET-RUBBER, .5" ID X 1.06" OD W/.19" GROOVE - BLACK
	077953-01-000	EA GROMMET-EDGE LINER, FITS 1"
	075312-02-000	EA CLIP-J, VINYL COATED - 3/8"
	077955-01-000	EA CLIP-J,VINYL COATED, 3/8" - USED TO SUPPORT WIRING TO LIGHTS
	080211-03-000	EA CLIP-MOUNTING, XMAS TREE - DECORATIVE WALL PADS
	091952-01-000	EA CLIP-GRIPPER, 1"
	091952-02-000	EA CLIP-GRIPPER, 3/4"
	094362-02-000	EA CLIP-CHRISTMAS TREE, FLAT HEAD - .5" X .95"
	101447-01-000	EA CLIP-U TYPE, TINNERMAN - HOLDS SHOWER SURROUND TOGETHER

**MISCELLANEOUS FASTENERS**

KEY	PART NUMBER	U/M DESCRIPTION
	008343-02-000	EA TIE-WIRE, 14"
	029094-04-000	YD VELCRO TAPE-LOOP, 1" WIDE - BLACK
	029094-03-000	YD VELCRO TAPE-HOOK, 1" WIDE - BLACK
	029094-06-000	YD VELCRO TAPE-LOOP, 2" WIDE - BLACK
	029096-03-000	YD VELCRO TAPE-HOOK, 1" WIDE - BLACK
	081211-04-000	EA PLUG-PLASTIC, .46" DIAMETER - BLACK
	085774-01-000	FT FASTENER-DUAL HOOK, 1" WIDE - ADHESIVE BACK - BLACK
	085774-02-000	FT FASTENER-DUAL LOOP, 1" WIDE - ADHESIVE BACK - BLACK
	086285-01-000	EA SPACER-NYLON, .5" OD X .257" ID

## WATER & SEWAGE GROUP



### DRAINAGE SYSTEM

KEY	PART NUMBER	U/M	DESCRIPTION
1	011091-02-000	EA	PIPE-DRAIN, DOUBLE SINK - BAFFLE TEE - 1 1/2" - U.S. ONE PIPE W/TEE TO DRAIN BOTH SIDES OF SINK
1	011091-03-000	EA	PIPE-DRAIN, W/SEALS - DOUBLE SINK - EXTENDS 9" TO 16" - CANADIAN
2	109571-01-000	EA	ADAPTER-P TRAP, 1 1/2" P X 1 1/4" MPT
2	011071-02-000	EA	P TRAP, 1 1/2 - PLASTIC
2	011066-02-000	EA	P TRAP, 1 1/4" HUB X SLIP JOINT, W/UNION - ABS - CANADIAN
3	010071-01-000	EA	TEE-SANITARY, 1 1/2" HUB X HUB X HUB - PLASTIC - BLACK
4	010008-01-000	EA	ELBOW 90 DEG, 1/4 BEND - 1 1/2" HUB X HUB - BLACK PLASTIC
5	033761-01-000	EA	ELBOW-TURN, 1/4 BEND X 1.5 HUB X 1.5 SPIGOT - PLASTIC - BLACK
6	010115-01-000	EA	COUPLING-1 1/2" HUB X HUB, PLASTIC
6	061607-01-000	EA	GROMMET-HOLDING TANK, 1 1/2" NPS
7	104352-01-000	EA	TANK-HOLDING, 50 GALLON - W/O FITTINGS
8	079968-01-000	EA	VENT-MECH. TRAP ARM, ANTI-SIPHON - 2" DIA X 7.3" - PLASTIC
9	107538-01-000	EA	P TRAP-PLASTIC, 1 1/4" W/EXT ARM (US)
9	011066-02-000	EA	P TRAP, 1 1/4" HUB X SLIP JOINT, W/UNION - ABS - CANADIAN
9	109571-01-000	EA	ADAPTER-P TRAP, 1 1/2" P X 1 1/4" MPT
10	010006-01-000	EA	ELBOW, 45 DEG, 1/8 BEND - 1 1/2" HUB X HUB - BLACK PLASTIC
11	063641-01-000	EA	FLANGE-CLOSET, TOILET - 4" X 3"
11	024676-02-000	EA	FLANGE-CLOSET, 4" X 3" - ABS - CANADIAN
12	061607-02-000	EA	GROMMET-HOLDING TANK, 3" NPS
13	104350-01-000	EA	TANK-HOLDING, 69 GALLON - W/O FITTINGS
14	010024-01-000	EA	ELBOW-PLASTIC, 1/8 BD - 3 X 45 - H X H
15	078406-01-000	EA	COUPLER-RUBBER, W/CLAMPS - 3" X 3"
16	041956-01-000	EA	ELBOW-STREET, PLASTIC - 1/4 BD 3 X 90 XLT
17	070916-01-000	EA	VALVE-DUAL DUMP, W/CAP - 3" X 1 1/2" - PLASTIC - BLACK
	070916-01-700	EA	VALVE ONLY, 3"
	070916-01-701	EA	VALVE ONLY, 1 1/2"
18	062422-01-000	EA	ADAPTER-OFFSET REDUCER, 3" X 1 1/2" - PLASTIC - BLACK
	010201-01-000	EA	HOSE-SEWER, 3" ID X 8 FEET
	109450-01-000	EA	ADAPTER-HOSE, SEWER - PLASTIC
	011069-04-000	EA	TAILPIECE, 1 1/2 X 1 1/4 X 8 - BRASS
	011069-02-000	EA	TAILPIECE-TUB/SHOWER, 1 1/2" X 1 1/4" X 4" - BRASS (CANADIAN)

## WATER & SEWAGE GROUP (CONTINUED)

### FRESH WATER TANK

KEY	PART NUMBER	U/M	DESCRIPTION
	109392-03-000	EA	TANK-WATER, 80 GALLON - W/FITTINGS
	109392-01-000	EA	TANK-WATER, 80 GALLON - W/O FITTINGS
	042989-03-000	EA	FITTING-WATER TANK, SPINWELD - 1 1/4"NPT - PLASTIC - WHITE
	042989-05-000	EA	FITTING-WATER TANK, SPINWELD - 1/2" FPT - PLASTIC - WHITE
	049032-01-000	EA	PATCH-SPINWELD, 3/8" - PLASTIC
	010219-01-000	EA	ELBOW 1 1/4" MPT X 1 1/4" BARB, WATER FILL - PLASTIC
	077954-02-000	EA	FILTER-WATER TANK, SCREEN IN TANK
	079381-01-000	FT	TUBING-SMOOTH FLEXIBLE, 1 1/4" ID X 20'
	039861-01-000	EA	SENDING UNIT-W/SCREW, WASHER, WELL NUT & TERMINAL RING

### WATER SYSTEM

KEY	PART NUMBER	U/M	DESCRIPTION
	010230-05-000	EA	FILL-CITY-WATER, SURF. SILVER - M'BRASS 324-00
	039861-01-000	EA	SENDING UNIT-W/SCREW, WASHER, WELL NUT & TERMINAL RING
	039800-02-000	FT	TUBING-POLYBUTYL, 5/8" OD - INCREMENTS OF 20' - BLACK
	039800-04-000	FT	TUBING-POLYBUTY-1/4OD X 20FT
	039808-03-000	EA	ELBOW 1/2" MPT X 1/2" MPT, PLASTIC - KEVCO 17296
	077054-01-000	EA	VALVE-PLASTIC, 1/2" M X 1/2" M - 1/4" COMP
	079381-01-000	FT	TUBING-SMOOTH FLEXIBLE, 1 1/4" ID X 20'
	101814-01-000	EA	COUPLING-FEMALE, 1/2" X 1/2" FPT W/COMP. SLEEVE - GRAY
	114428-01-000	EA	TEE, 1/2P X 1/2P X 1/2P - FLAIR-IT 02820
	114428-02-000	EA	TEE-SWIVEL, 1/2P X 1/2P X 1/2FPT - FLAIR-IT 02821
	114429-01-000	EA	ELBOW, 1/2P X 1/2P - FLAIR-IT 02800
	114429-02-000	EA	ELBOW, 1/2P X 1/2MPT - FLAIR-IT 02803
	114429-03-000	EA	ELBOW-SWIVEL, 1/2P X 1/2FPT - FLAIR-IT 02816
	114429-04-000	EA	ELBOW, 1/2P X 3/8MPT - FLAIR-IT 02810
	114430-02-000	EA	ADAPTER-SWIVEL, 1/2P X 1/2FPT - FLAIR-IT -02873
	114430-03-000	EA	ADAPTER, 1/2P X 1/2MPT - FLAIR-IT 02842
	114431-01-000	EA	VALVE-LINE DRAIN 1/2P - FLAIR-IT 02914
	114431-02-000	EA	VALVE, 1/2P, BYPASS - FLAIR-IT 02910

### WATER BYPASS VALVE

KEY	PART NUMBER	U/M	DESCRIPTION
	110438-01-000	EA	VALVE-CHECK, BRASS

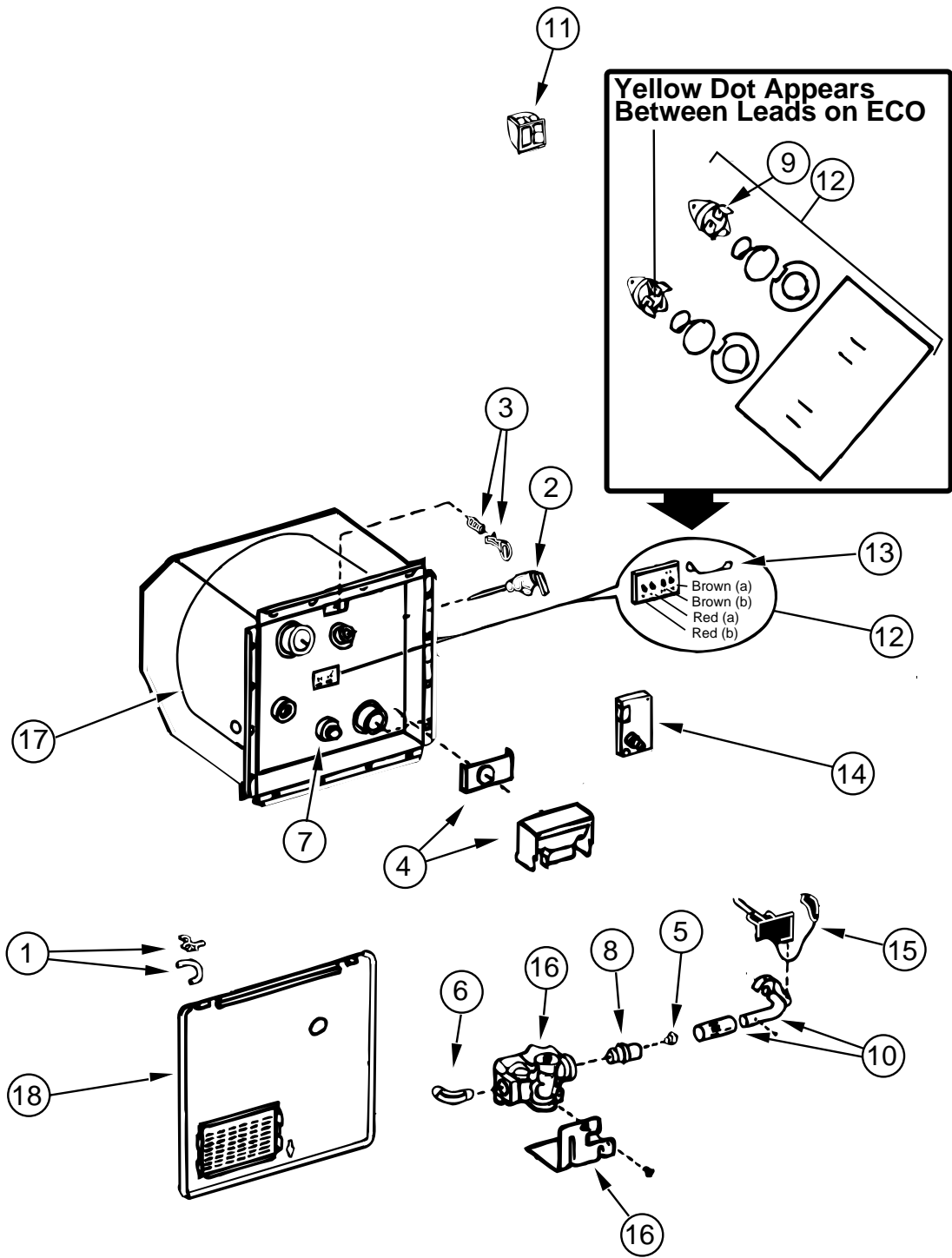
### WATER PURIFICATION

KEY	PART NUMBER	U/M	DESCRIPTION
	701069-01-000	EA	WATER PURIFICATION SYSTEM, 9252
	701069-03-700	EA	CARTRIDGE-WATER FILTER, AC, EVERPURE 9601-11
	103798-01-000	EA	CONNECTOR 1/4 OD X 3/8 MPT

### WATER PUMP

KEY	PART NUMBER	U/M	DESCRIPTION
	098607-01-000	EA	PUMP-WATER, W/.5"MPT FITTING - FLOW 2.8 GPM - UL
	098607-01-700	EA	PUMPHEAD-REPLACEMENT, FLOW 94-236-08
	098607-01-701	EA	DRIVE ASSEMBLY, FLOW 94-234-03
	098607-01-702	EA	DIAPHRAGM KIT, FLOW 94-233-10
	098607-01-703	EA	VALVE ASSEMBLY, FLOW 94-232-00
	098607-01-705	EA	CHECK VALVE KIT, FLOW 94-237-00
	098607-01-706	EA	SWITCH ASM-COMPLETE, SHURFLO 94-230-00
	098607-01-707	EA	MOTOR/BASEPLATE REPLACEMENT, FLOW 94-235-03

## WATER & SEWAGE GROUP (CONTINUED)



### WATER HEATER W/MOTOR AID FOR REAR HEATER

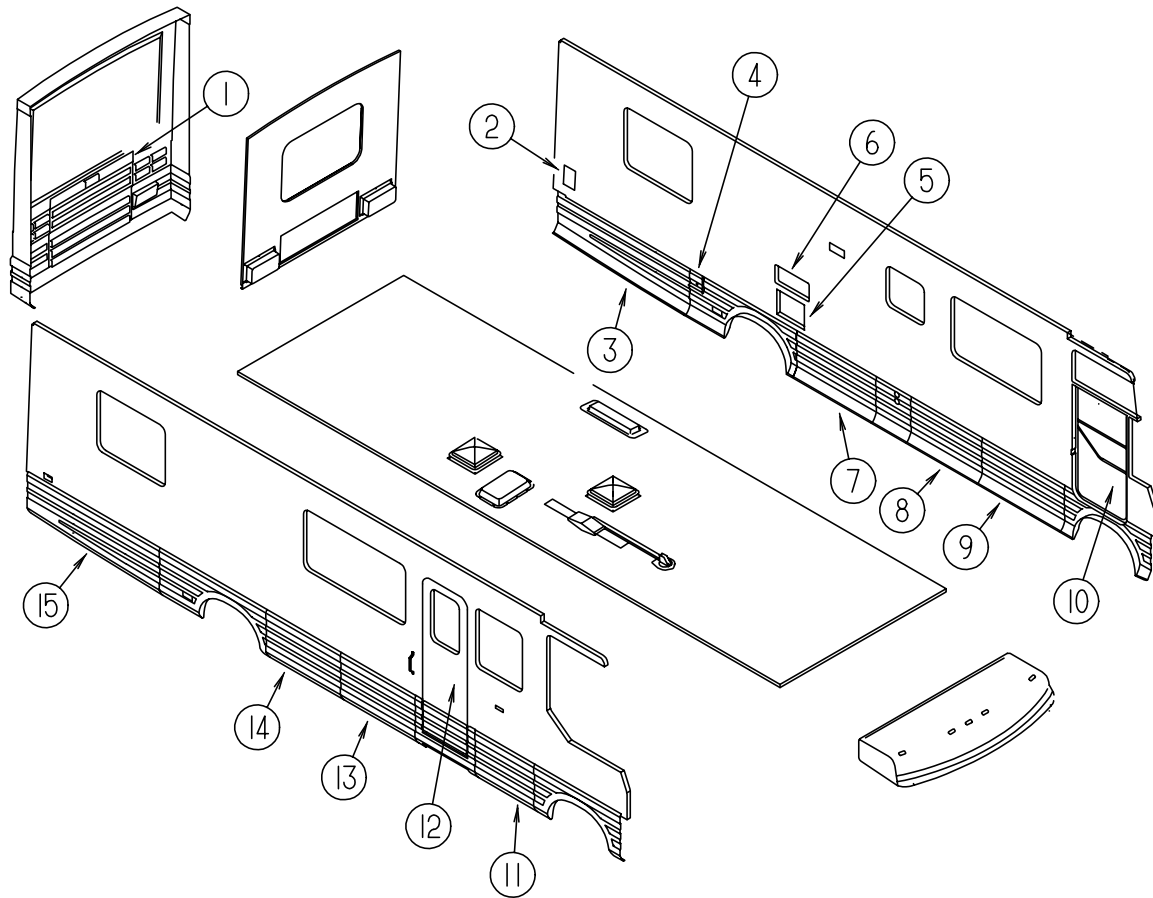
KEY	PART NUMBER	U/M	DESCRIPTION
	051393-01-000	EA	HEATER-WATER-W/MOTOR AID-ATWOOD GH6-7E
1	051391-01-700	EA	HINGE KIT-W/CLIP, ATWOOD 92568 & 92559
2	051391-01-704	EA	VALVE-RELIEF, 1/2" FITTING - ATWOOD 91604
3	051391-01-705	EA	FASTENER-CAMLOC, ATWOOD 92609
4	051391-01-706	EA	FLUE & GASKET, ATWOOD 92787
5	051391-01-710	EA	ORIFICE-MAIN BURNER, ATWOOD 92742
6	051391-01-714	EA	ELBOW, 45 DEGREE, 3/8"F X 3/8"MPT - ATWOOD 91044
7	051391-01-715	EA	DRAIN PLUG, ATWOOD 91561
8	051391-03-700	EA	ORFICE-HOLDER. 91563
9	051391-04-701	EA	THERMOSTAT 12 VDC-120 PRESET, ATWOOD 91470
10	051391-04-703	EA	MAIN BURNER, 91638
11	097967-01-000	EA	SWITCH-ENERGY CUT-OFF, REMOTE W/LIGHT - ATWOOD 91959
12	051393-01-721	EA	ECO & THERMOSTAT ASM-FRONT MOUNT, 140 DEGREE - ATWOOD 91447
13	051393-01-723	EA	SWITCH-THERMAL-CUT OFF 2/PKG 93866
14	051393-01-724	EA	CIRCUIT BOARD-SPADE TERMINAL, 93867-ELEC IGNITION
15	051393-01-725	EA	ELECTRODE-SGL SPADE CONNECT, 93868-SPARK PROBE
16	051393-01-726	EA	SOLENOID VALVE AND BRACKET, 93870-WHITE-ROGER
17	051393-03-701	EA	TANK-INNER, ATWOOD 91642
18	052009-04-000	EA	DOOR-WATER HEATER, 18" X 14.6" - METAL - BUFF
	116424-01-000	EA	PROTECTOR-WATER HEATER LATCH, ADHESIVE BACKED ROUND VINYL

### WATER HEATER W/O MOTOR AID

KEY	PART NUMBER	U/M	DESCRIPTION
	051391-03-000	EA	HEATER-WATER-W/MOTOR AID-ATWOOD G6A-7E
1	051391-01-700	EA	HINGE KIT-W/CLIP, ATWOOD 92568 & 92559
2	051391-01-704	EA	VALVE-RELIEF, 1/2" FITTING - ATWOOD 91604
3	051391-01-705	EA	FASTENER-CAMLOC, ATWOOD 92609
4	051391-01-706	EA	FLUE & GASKET, ATWOOD 92787
5	051391-01-710	EA	ORIFICE-MAIN BURNER, ATWOOD 92742
6	051391-01-714	EA	ELBOW, 45 DEGREE, 3/8"F X 3/8"MPT - ATWOOD 91044
7	051391-01-715	EA	DRAIN PLUG, ATWOOD 91561
8	051391-03-700	EA	ORFICE-HOLDER. 91563
9	051391-04-701	EA	THERMOSTAT 12 VDC-120 PRESET, ATWOOD 91470
10	051391-04-703	EA	MAIN BURNER, 91638
11	097967-01-000	EA	SWITCH-ENERGY CUT-OFF, REMOTE W/LIGHT - ATWOOD 91959
12	051393-01-721	EA	ECO & THERMOSTAT ASM-FRONT MOUNT, 140 DEGREE - ATWOOD 91447
13	051393-01-723	EA	SWITCH-THERMAL-CUT OFF 2/PKG 93866
14	051393-01-724	EA	CIRCUIT BOARD-SPADE TERMINAL, 93867-ELEC IGNITION
15	051393-01-725	EA	ELECTRODE-SGL SPADE CONNECT, 93868-SPARK PROBE
16	051393-01-726	EA	SOLENOID VALVE AND BRACKET, 93870-WHITE-ROGER
17	051391-04-706	EA	TANK-INNER, G6A-4E & 6E - FRONT MOUNT - ATWOOD 91641
18	052009-04-000	EA	DOOR-WATER HEATER, 18" X 14.6" - METAL - BUFF
	116424-01-000	EA	PROTECTOR-WATER HEATER LATCH, ADHESIVE BACKED ROUND VINYL

# WINDOW, VENT & EXTERIOR DOOR GROUP

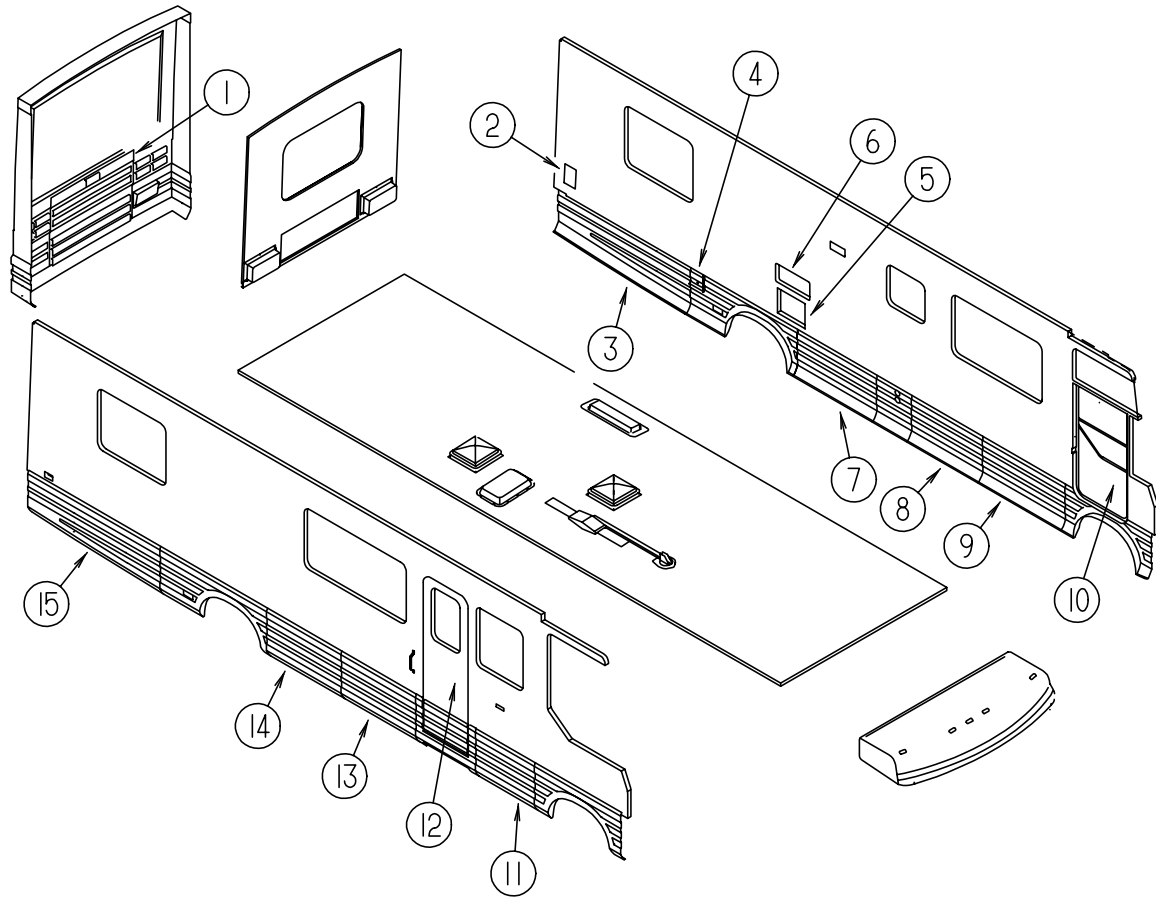
## DOORS



KEY	PART NUMBER	U/M	DESCRIPTION		
1	P07501-02-E37	EA	DOOR-STORAGE, REAR CAP - WO HARDWARE		
	M06931-01-E37	EA	PANEL-STORAGE DOOR		
	100128-01-000	FT	SEAL-PILE, ADHESIVE BACK - GRAY		
	101348-01-000	EA	BOLT-SLIDE, LATCH - NYLON - W/SPRING & BRKT		
	101355-01-04A	EA	LATCH-PADDLE, 2 POINT - BLACK		
	102265-01-000	EA	CLIP-ROD END, 5/32" - PLASTIC - BLACK		
	102325-02-05A	EA	HINGE-TRUNK DOOR, 6" - BUFF		
	104692-01-000	FT	SEAL-ADHESIVE BACK, 3/4" X 3/4"		
	104692-02-000	FT	SEAL-ADHESIVE BACK, 3/4" X 1"		
	108561-01-000	EA	TURNBUCKLE, 10-24 THREAD		
	108562-07-000	EA	ROD-LATCH, THREADED - LEFT		
	108562-12-000	EA	ROD-LATCH, THREADED - RIGHT		
	108678-01-000	EA	GASKET-LATCH, INDUSTRIAL PRODUCTS		
	110081-01-01A	EA	COVER-LATCH ASM, PLASTIC - BLACK		
	108692-01-01A	EA	SHROUD-LIGHT, DOOR - BACKWALL - BLACK		
2	108998-01-000	EA	SPRING-GAS		
	114268-03-02B	EA	BRACKET-GAS SPRING, UPPER - W/O BALL STUD		
	057460-02-000	EA	STUD-BALL, GAS SPRING - 10MM - 5/16" - 18		
	108998-03-000	EA	BRACKET-FLAT, W/BALL STUD		
	107721-01-000	FT	SEAL-ACCESS DOOR, ON COMPARTMENT OPENING		
	3	081240-12-000	EA	FILL-WATER, LOCKABLE - BUFF	
		109712-12-E37	EA	DOOR-COMPARTMENT, REAR TAPERED - W/HARDWARE & LATCHES	
		101355-01-01A	EA	LATCH-PADDLE, 2 POINT - PLASTIC - GRAY	
		104692-01-000	FT	SEAL 3/4" X 3/4", ADHESIVE BACK	
		107221-04-01A	EA	COVER-LATCH ASM, BLACK	
		P07221-01-01A	EA	COVER-LATCH ASM, BLACK	
		107895-04-000	EA	HINGE ASM-DOUBLE PIVOT	
		108562-08-000	EA	ROD-LATCH, LEFT THREADED - 348MM LONG	
		108562-10-000	EA	ROD-LATCH, LEFT THREADED - 458MM LONG	
		108562-16-000	EA	ROD-LATCH, RIGHT THREADED - 288MM LONG	
4		M05854-04-E37	EA	DOOR-FUEL FILL	
		107895-03-000	EA	HINGE-DOUBLE PIVOT	
		5	052009-04-000	EA	DOOR-WATER HEATER, 18" X 14.6" - METAL - BUFF
			084104-06-000	EA	JAMB-DOOR, REFRIGERATOR - BUFF
			084103-06-000	EA	DOOR-REFRIGERATOR, VENTED - W/O JAMB - BUFF
	6	084104-01-700	EA	LOCK-MALE, FASTENER - REFRIGERATOR DOOR	
		084104-01-701	EA	LOCK-FEMALE, FASTENER - REFRIGERATOR DOOR	
		7	109404-09-D18	EA	DOOR-COMPARTMENT, W/HARDWARE & LATCHES
	101355-01-01A		EA	LATCH-PADDLE, 2 POINT - PLASTIC - GRAY	
	107221-02-01A		EA	COVER-LATCH, VALANCE DOOR - 300 X 229MM - PLASTIC - BLACK	
	107895-01-000		EA	HINGE-DOUBLE PIVOT, W/U-CHANNEL - 254MM LONG	
	108562-01-000		EA	ROD-LATCH, RIGHT THREADED - 121MM LONG	
	108562-15-000		EA	ROD-LATCH, LEFT THREADED - 261MM LONG	
	8	108562-17-000	EA	ROD-LATCH, LEFT TREADED - 303MM LONG	
		109155-01-D18	EA	PANEL-ACCESS, A/C	
102330-01-000		EA	LATCH-SINGLE HOLE, VISE ACTION - KEY OPERATED		
102328-01-000		EA	KEY-VISE ACTION LATCH, SOUTHCO E3-216-715-19		
104692-01-000		FT	SEAL, 3/4" X 3/4", ADHESIVE BACK		
107895-04-000		EA	HINGE ASM-DOUBLE PIVOT		
9	104491-02-03A	EA	ANGLE-STRIKER, BLACK - CENTRAL A/C DOOR PANEL		
	102378-01-02A	EA	WASHER-BLACK		
	109404-15-E37	EA	DOOR-COMPARTMENT, W/HARDWARE & LATCHES		
	101355-01-01A	EA	LATCH-PADDLE, 2 POINT - PLASTIC - GRAY		
	104692-01-000	FT	SEAL, 3/4" X 3/4", ADHESIVE BACK		
	107221-01-01A	EA	COVER-LATCH ASM, BLACK		
	P07221-01-01A	EA	COVER-LATCH ASM, BLACK		
	107895-01-000	EA	HINGE ASM-DOUBLE PIVOT		
	108562-01-000	EA	ROD-LATCH, RIGHT THREADED - 121MM LONG		
	108562-02-000	EA	ROD-LATCH, LEFT THREADED - 121MM LONG		
108562-14-000	EA	ROD-LATCH, LEFT THREADED - 207MM			
108562-19-000	EA	ROD-LATCH, LEFT THREADED - 98MM LONG			

## WINDOW, VENT & EXTERIOR DOOR GROUP (CONTINUED)

### DOORS (CONTINUED)

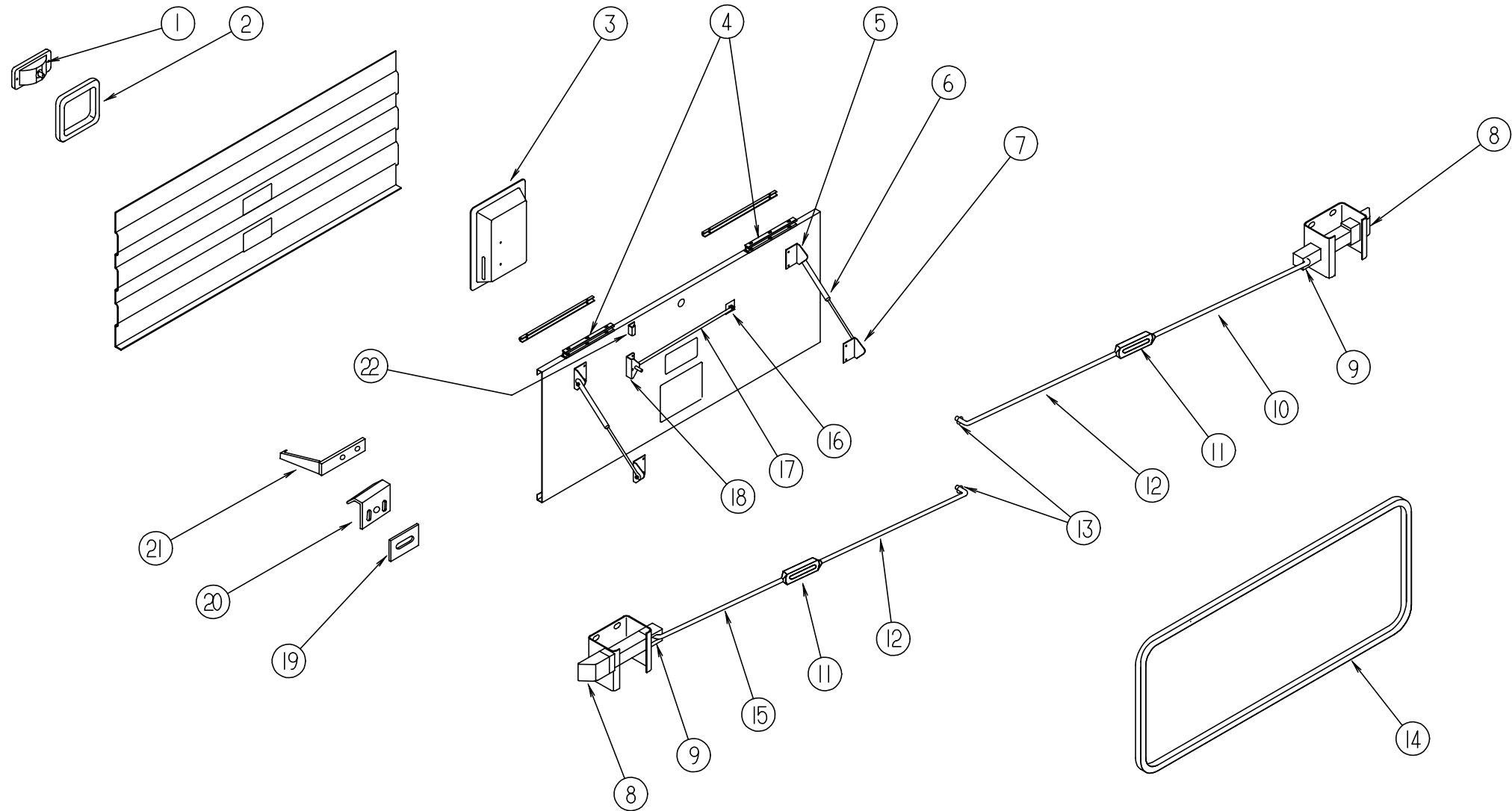


KEY	PART NUMBER	U/M	DESCRIPTION
10	106469-04-01A	EA	DOOR-DRIVERS, W/O INNER PANELS & HANDLE - BLACK - EXCEL
11	109404-03-D18	EA	DOOR-COMPARTMENT, W/HARDWARE & LATCHES
	101355-01-01A	EA	LATCH-PADDLE, 2 POINT - PLASTIC - GRAY
	104692-01-000	FT	SEAL, 3/4" X 3/4", ADHESIVE BACK
	107221-01-01A	EA	COVER-LATCH ASM, BLACK
	P07221-01-01A	EA	COVER-LATCH ASM, BLACK
	107895-01-000	EA	HINGE ASM-DOUBLE PIVOT
	108562-01-000	EA	ROD-LATCH, RIGHT THREADED - 121MM LONG
	108562-02-000	EA	ROD-LATCH, LEFT THREADED - 121MM LONG
12	115108-02-F36	EA	DOOR-ENTRY W/SCREEN DOOR & JAMB - W/O WINDOW (F36, F37)
12	115108-02-F38	EA	DOOR-ENTRY W/SCREEN DOOR & JAMB - W/O WINDOW (F38, F39)
12	115108-02-F40	EA	DOOR-ENTRY W/SCREEN DOOR & JAMB - W/O WINDOW (F40, F41)
13	109404-04-E37	EA	DOOR-COMPARTMENT, W/HARDWARE & LATCHES
	101355-01-01A	EA	LATCH-PADDLE, 2 POINT - PLASTIC - GRAY
	104692-01-000	FT	SEAL, 3/4" X 3/4", ADHESIVE BACK
	107221-01-01A	EA	COVER-LATCH ASM, BLACK
	P07221-01-01A	EA	COVER-LATCH ASM, BLACK
	107895-01-000	EA	HINGE ASM-DOUBLE PIVOT
	108562-01-000	EA	ROD-LATCH, RIGHT THREADED - 121MM LONG
	108562-14-000	EA	ROD-LATCH, LEFT THREADED - 207MM
14	109404-06-D18	EA	DOOR-COMPARTMENT, W/HARDWARE & LATCHES
	089329-01-000	EA	CLIP-SPRING, 3/8" - METAL
	101355-03-01A	EA	PADDLE LATCH W/O KEY LOCK - GRAY
	107221-02-01A	EA	COVER-LATCH, VALANCE DOOR - 300 X 229MM - PLASTIC - BLACK
	107895-01-000	EA	HINGE-DOUBLE PIVOT, W/U-CHANNEL - 254MM LONG
	108562-01-000	EA	ROD-LATCH, RIGHT THREADED - 121MM LONG
	108562-15-000	EA	ROD-LATCH, LEFT THREADED - 261MM LONG
	108562-17-000	EA	ROD-LATCH, LEFT THREADED - 303MM LONG
	108754-01-000	EA	CHANNEL-VALANCE DOOR,CENTER
	108755-02-000	EA	ROD-PROP, VALANCE DOOR
	108757-01-01A	EA	ANGLE-VALANCE DOOR, UPPER BLACK
15	109712-11-E37	EA	DOOR-COMPARTMENT, REAR TAPERED - W/HARDWARE & LATCHES
	101355-01-01A	EA	LATCH-PADDLE, 2 POINT - PLASTIC - GRAY
	107221-03-01A	EA	COVER-LATCH ASM, BLACK
	107895-04-000	EA	HINGE ASM-DOUBLE PIVOT
	108562-08-000	EA	ROD-LATCH, LEFT THREADED - 348MM LONG
	108562-10-000	EA	ROD-LATCH, LEFT THREADED - 458MM LONG
	108562-16-000	EA	ROD-LATCH, RIGHT THREADED - 288MM LONG



# WINDOW, VENT & EXTERIOR DOOR GROUP (CONTINUED)

## EXTERIOR COMPARTMENT DOOR COMPONENTS

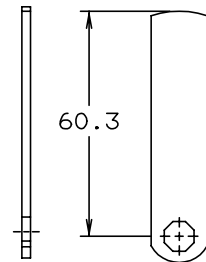
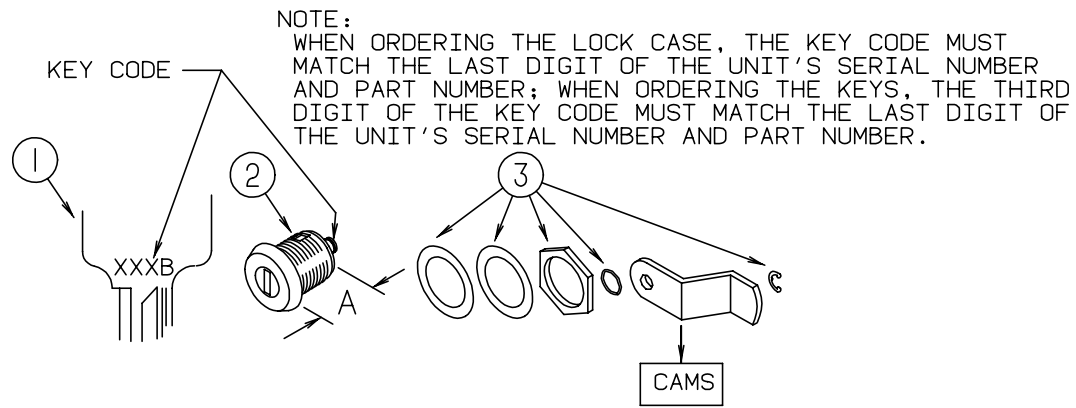


KEY	PART NUMBER	U/M DESCRIPTION
1	101355-03-01A	EA LATCH-PADDLE, W/O KEY LOCK - GRAY
1	101355-01-01A	EA LATCH-PADDLE, 2 POINT - W/KEY LOCK - PLASTIC - GRAY
	045017-01-701	EA KEY BLANK
2	108678-01-000	EA GASKET-LATCH, INDUSTRIAL PRODUCTS
	108615-01-000	EA LATCH-PLATE, COMPARTMENT DOOR
3	107221-01-01A	EA COVER-LATCH, VALANCE DOOR - 181 X 229MM - PLASTIC - BLACK
3	107221-02-01A	EA COVER-LATCH, VALANCE DOOR - 300 X 229MM - PLASTIC - BLACK
3	107221-03-01A	EA COVER-LATCH, VALANCE DOOR - TAPERED - 156 X 229MM - PLASTIC - BLACK
3	107221-04-01A	EA COVER-LATCH, 167MM LEFT X 229MM WIDE X 158MM RIGHT - PLASTIC - BLACK
4	107895-01-000	EA HINGE-DOUBLE PIVOT, W/U-CHANNEL - 254MM LONG (109404-03,04,09)
4	107895-04-000	EA HINGE-DOUBLE PIVOT, W/U-CHANNEL - 254MM LONG (REAR SIDE DOOR ONLY)
5	107796-02-000	EA BRACKET-GAS SPRING, LARGE - SPDI SPD-1060
6	107796-01-000	EA SPRING-GAS, SPDI SPD-5200-40
7	107796-03-000	EA BRACKET-GAS SPRING, SMALL - SPDI SPD-1015
8	101348-01-000	EA BOLT-SLIDE, LATCH - NYLON - W/SPRING & BRACKET
9	102266-01-000	EA PUSHNUT-RING, RETAINING - 5/32 - TRVARC
10	108562-02-000	EA ROD-LATCH, LEFT THREADED - 121MM LONG
10	108562-06-000	EA ROD-LATCH, LEFT THREADED - 288MM LONG
10	108562-14-000	EA ROD-LATCH, LEFT THREADED - 207MM
10	108562-16-000	EA ROD-LATCH, RIGHT THREADED - 288MM LONG (REAR TAPERED DOORS)
10	108562-17-000	EA ROD-LATCH, LEFT THREADED - 261MM LONG

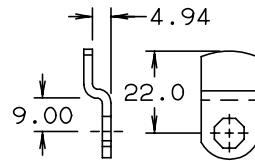
KEY	PART NUMBER	U/M DESCRIPTION
11	108561-01-000	EA TURNBUCKLE, 10-24 THREAD
12	108562-01-000	EA ROD-LATCH, RIGHT THREADED - 121MM LONG
12	108562-10-000	EA ROD-LATCH, LEFT THREADED - 458MM LONG (REAR TAPERED DOORS)
12	108562-08-000	EA ROD-LATCH, LEFT THREADED - 348MM LONG (REAR TAPERED DOORS)
12	108562-19-000	EA ROD-LATCH, LEFT THREADED - 98MM LONG
13	102265-01-000	EA CLIP-ROD END, 5/32" - PLASTIC - BLACK
14	107721-01-000	FT SEAL-ACCESS DOOR., D BULB W/ADHESIVE ON FLAT SIDE
15	108562-02-000	EA ROD-LATCH, LEFT THREADED - 121MM LONG
15	108562-06-000	EA ROD-LATCH, LEFT THREADED - 288MM LONG
15	108562-14-000	EA ROD-LATCH, LEFT THREADED - 207MM
15	108562-15-000	EA ROD-LATCH, LEFT THREADED - 261MM
15	108562-16-000	EA ROD-LATCH, RIGHT THREADED - 288MM LONG (REAR TAPERED DOORS)
16	089329-01-000	EA CLIP-SPRING, 3/8" - METAL
17	108755-02-000	EA ROD-PROP, VALANCE DOOR
18	108754-01-000	EA CHANNEL-VALANCE DOOR, CENTER
19	110415-01-01A	EA SHIM-LATCH, VALANCE DOOR - BLACK
20	107719-01-01A	EA STRIKE-COMPARTMENT DOOR
21	102768-01-000	EA HOLDER-COMPARTMENT/ENTRY DOOR, METAL - MILL FINISH
	091876-01-000	EA RETAINER-DOOR, 1/9" X .8" - METAL
22	108757-01-01A	EA ANGLE-VALANCE DOOR, UPPER - BLACK
	104692-01-000	FT SEAL 3/4" X 3/4", PRESSURE SENSITIVE ADHESIVE ONE SIDE
	104692-02-000	FT SEAL 3/4" X 1", PRESSURE SENSITIVE ADHESIVE ONE SIDE

## WINDOW, VENT & EXTERIOR DOOR GROUP (CONTINUED)

### FUEL FILL & WATER FILL LOCKS



110506-60-000

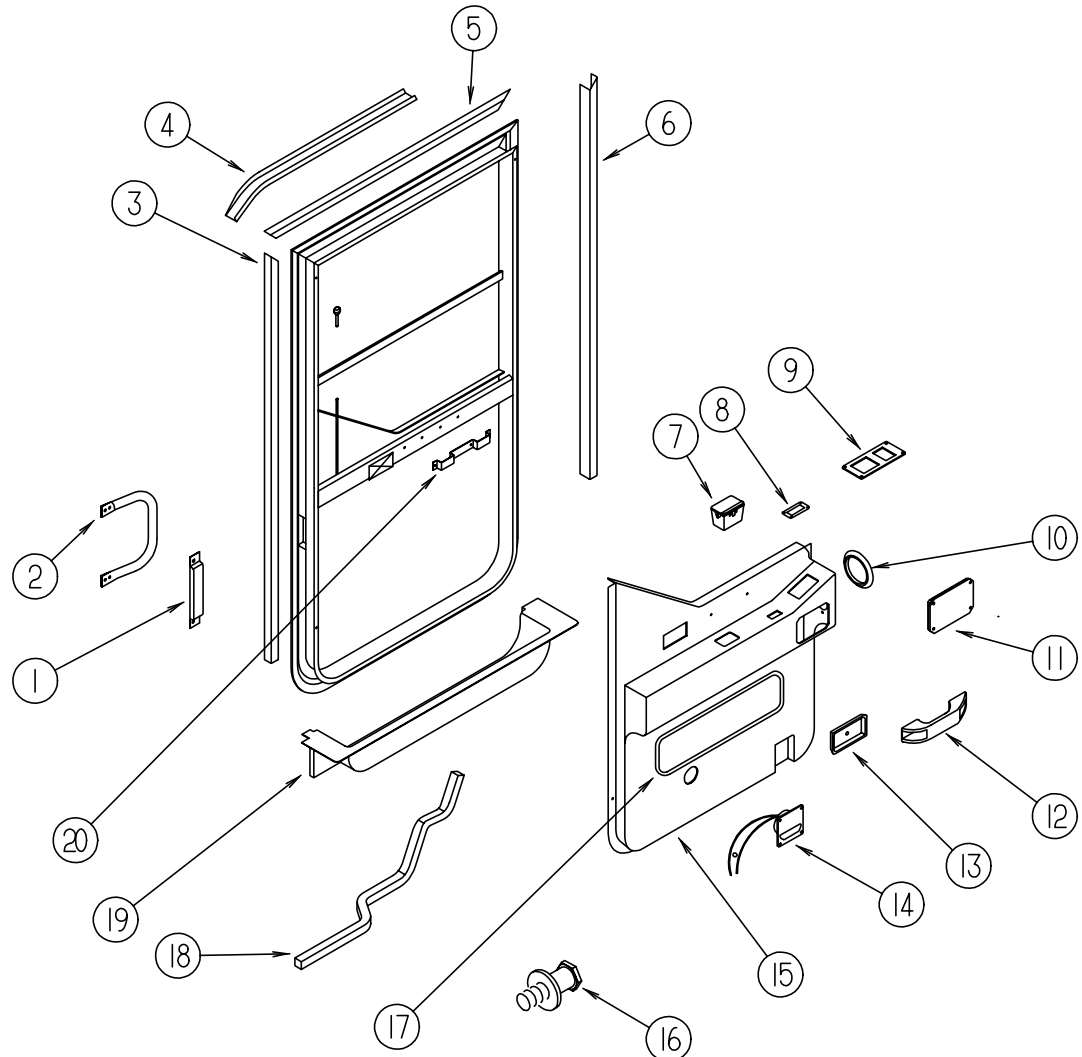


110506-71-000

KEY	PART NUMBER	U/M	DESCRIPTION
1	110506-59-000	EA	KEYS-SET OF 2 - BRIGGS & STRATTON 596720 (SERIAL # ENDS IN 0)
2	110506-52-000	EA	CASE-LOCK, A=17MM - STRATTON 702370 (KEY CODE #0) (WATER FILL)
2	110506-53-000	EA	CASE-LOCK, A=25MM - BRIGGS & STRATTON 702380 (KEY CODE #0) (FUEL FILL)
1	110506-59-001	EA	KEYS-SET OF 2 - BRIGGS & STRATTON 596721 (SERIAL # ENDS IN 1)
2	110506-52-001	EA	CASE-LOCK, A=17MM - STRATTON 702371 (KEY CODE #1) (WATER FILL)
2	110506-53-001	EA	CASE-LOCK, A=25MM - BRIGGS & STRATTON 702381 (KEY CODE #1) (FUEL FILL)
1	110506-59-002	EA	KEYS-SET OF 2 - BRIGGS & STRATTON 596722 (SERIAL # ENDS IN 2)
2	110506-52-002	EA	CASE-LOCK, A=17MM - STRATTON 702372 (KEY CODE #2) (WATER FILL)
2	110506-53-002	EA	CASE-LOCK, A=25MM - BRIGGS & STRATTON 702382 (KEY CODE #2) (FUEL FILL)
1	110506-59-003	EA	KEYS-SET OF 2 - BRIGGS & STRATTON 596723 (SERIAL # ENDS IN 3)
2	110506-52-003	EA	CASE-LOCK, A=17MM - STRATTON 702373 (KEY CODE #3) (WATER FILL)
2	110506-53-003	EA	CASE-LOCK, A=25MM - BRIGGS & STRATTON 702383 (KEY CODE #3) (FUEL FILL)
1	110506-59-004	EA	KEYS-SET OF 2 - BRIGGS & STRATTON 596724 (SERIAL # ENDS IN 4)
2	110506-52-004	EA	CASE-LOCK, A=17MM - STRATTON 702374 (KEY CODE #4) (WATER FILL)
2	110506-53-004	EA	CASE-LOCK, A=25MM - BRIGGS & STRATTON 702384 (KEY CODE #4) (FUEL FILL)
1	110506-59-005	EA	KEYS-SET OF 2 - BRIGGS & STRATTON 596725 (SERIAL # ENDS IN 5)
2	110506-52-005	EA	CASE-LOCK, A=17MM - STRATTON 702375 (KEY CODE #5) (WATER FILL)
2	110506-53-005	EA	CASE-LOCK, A=25MM - BRIGGS & STRATTON 702385 (KEY CODE #5) (FUEL FILL)
1	110506-59-006	EA	KEYS-SET OF 2 - BRIGGS & STRATTON 596726 (SERIAL # ENDS IN 6)
2	110506-52-006	EA	CASE-LOCK, A=17MM - STRATTON 702376 (KEY CODE #6) (WATER FILL)
2	110506-53-006	EA	CASE-LOCK, A=25MM - BRIGGS & STRATTON 702386 (KEY CODE #6) (FUEL FILL)
1	110506-59-007	EA	KEYS-SET OF 2 - BRIGGS & STRATTON 596727 (SERIAL # ENDS IN 7)
2	110506-52-007	EA	CASE-LOCK, A=17MM - STRATTON 702377 (KEY CODE #7) (WATER FILL)
2	110506-53-007	EA	CASE-LOCK, A=25MM - BRIGGS & STRATTON 702387 (KEY CODE #7) (FUEL FILL)
1	110506-59-008	EA	KEYS-SET OF 2 - BRIGGS & STRATTON 596728 (SERIAL # ENDS IN 8)
2	110506-52-008	EA	CASE-LOCK, A=17MM - STRATTON 702378 (KEY CODE #8) (WATER FILL)
2	110506-53-008	EA	CASE-LOCK, A=25MM - BRIGGS & STRATTON 702388 (KEY CODE #8) (FUEL FILL)
1	110506-59-009	EA	KEYS-SET OF 2 - BRIGGS & STRATTON 596729 (SERIAL # ENDS IN 9)
2	110506-52-009	EA	CASE-LOCK, A=17MM - STRATTON 702379 (KEY CODE #9) (WATER FILL)
2	110506-53-009	EA	CASE-LOCK, A=25MM - BRIGGS & STRATTON 702389 (KEY CODE #9) (FUEL FILL)
	110506-59-701	EA	KEY BLANK (GOLD)
3	110506-40-700	EA	HARDWARE KIT, INCLUDES GASKET, WASHERS, NUT & CLIP
	110506-60-000	EA	CAM-LOCK, BRIGGS & STRATTON 322276 (FUEL FILL)
	110506-71-000	EA	CAM-LOCK, BRIGGS & STRATTON 322287 (WATER FILL)

## WINDOW, VENT & EXTERIOR DOOR GROUP (CONTINUED)

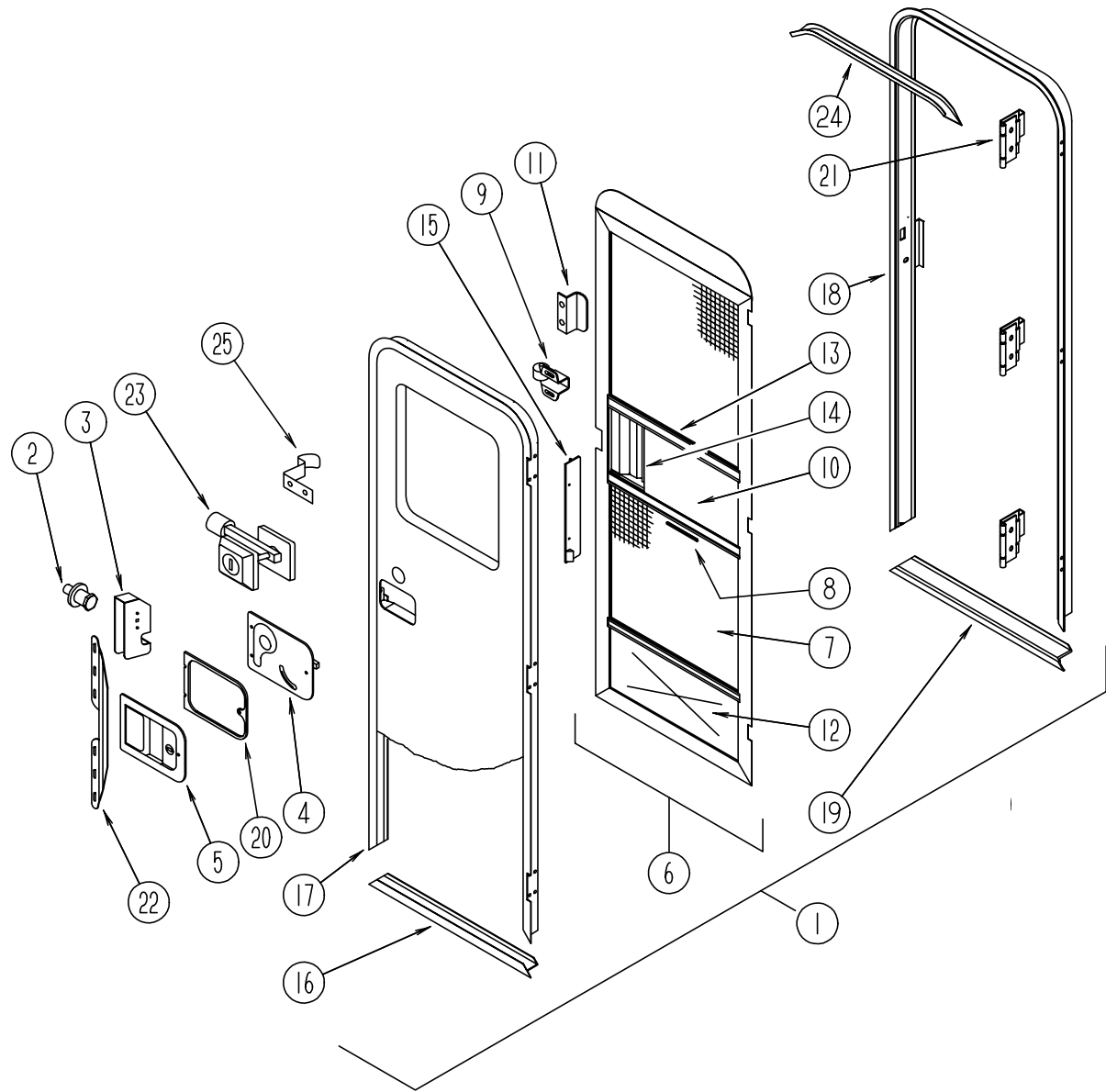
### DRIVERS DOOR



KEY	PART NUMBER	U/M	DESCRIPTION
1	108654-01-01A	EA	COVER-STRIKE, DRIVERS DOOR - BLACK
2	108832-01-02A	EA	HANDLE-ASSIST, DRIVERS DOOR - METAL - OFF WHITE
2	108832-01-01A	EA	HANDLE-ASSIST, DRIVERS DOOR - METAL - MILL FINISHED
	108833-01-01A	EA	COVER-HANDLE, ASSIST - OFF WHITE
	108119-03-F36	EA	GARNISH ASM-DRIVERS DOOR, 2 SIDES & TOP CONSISTS OF ITEM 3, 5 & 6
3	108129-01-01A	EA	GARNISH-DRIVERS DOOR - MILL
4	108275-51-001	EA	RAIL-DRIP, EXTRUDED - 4877MM LONG
5	108107-01-01A	EA	GARNISH-DRIVERS DOOR - MILL
6	108108-03-01A	EA	GARNISH-DRIVERS DOOR - MILL
7	115948-01-01A	EA	ASHTRAY-CHROME, SIDE MOUNT - FLUSH
8	093132-01-000	EA	SWITCH-ROCKER, 5 TERMINAL W/ARROW GRAPHICS - TORRIX 1737
8	103473-14-01A	EA	PLATE-SWITCH, LOCK - SINGLE - BLACK
9	087695-01-000	EA	SWITCH-HEATER, EXTERIOR MIRROR
9	088246-01-000	EA	SWITCH-REMOTE, EXTERIOR MIRROR - SQUARE PUSH - VELVAC 7471290
10	093148-01-000	EA	SEAL-WIRE, CAB DOOR - GM 15592070
	093144-01-000	EA	CONDUIT-WIRE, GM# 15592046
	093145-01-000	EA	SLEEVE-WIRE, 10" LONG - PLASTIC - BLACK - GM #15590724
	093146-01-000	EA	GROMMET-WIRE, 1.7" X 3.1" - OVAL SHAPED - PLASTIC - BLK
11	107889-02-000	EA	PANEL-CONTROL, TOUCH KIT - HWH AP1016
12	102710-01-01A	EA	HANDLE-ASSIST, DRIVERS DOOR - 6.6" LONG - BLACK
13	106469-01-707	EA	COVER-LATCH, DOOR (SUPPLIED W/DRIVERS DOOR) - EXCEL 130-081310
14	108354-01-01A	EA	LIGHT-COURTESY - ITC 81395-B
15	114689-04-01A	EA	PANEL-DOOR, INNER - DRIVERS - FOR HYDRAULIC JACKS/MIRROR - PLASTIC FROM: 00-00-00 THRU: 11-08-94
15	116337-04-01A	EA	PANEL-DOOR, INNER - DRIVERS - FOR HYDRAULIC JACKS/MIRROR - PLASTIC FROM: 11-09-94 THRU: 99-99-99
15	114689-02-01A	EA	PANEL-DOOR, INNER - DRIVERS - FOR HYDRAULIC JACKS - PLASTIC FROM: 00-00-00 THRU: 11-08-94
15	116337-02-01A	EA	PANEL-DOOR, INNER - DRIVERS - FOR HYDRAULIC JACKS - PLASTIC FROM: 11-09-94 THRU: 99-99-99
15	114689-03-01A	EA	PANEL-DOOR, INNER - DRIVERS - FOR POWERED MIRROR - PLASTIC FROM: 00-00-00 THRU: 11-08-94
15	116337-03-01A	EA	PANEL-DOOR, INNER - DRIVERS - FOR POWERED MIRROR - PLASTIC FROM: 11-09-94 THRU: 99-99-99
15	114689-01-01A	EA	PANEL-DOOR, INNER - DRIVERS - W/O CUTOUTS - PLASTIC FROM: 00-00-00 THRU: 11-08-94
15	116337-01-01A	EA	PANEL-DOOR, INNER - DRIVERS - W/O CUTOUTS - PLASTIC FROM: 11-09-94 THRU: 99-99-99
	102756-01-000	EA	SYSTEM-REMOTE KEYLESS ENTRY, COMPLETE W/REMOTE & WIRING ACTIVATES DOOR LOCKS & PORCH LIGHT SPECIFIC CRUISE SYSTEMS - 101-1661 SCS
	102756-01-700	EA	REMOTE ONLY-KEYLESS, ENTRY - SPECIFIC CRUISE SYSTEM 412-1016-011
	102756-01-701	EA	BATTERY, 12 VOLT - F/TRANSMITTER - SPECIFIC CRUISE SYSTEM 402-1004
	102756-01-702	EA	MODULE, SPECIFIC CRUISE SYSTEM 202-2476
	102756-01-703	EA	TRANSMITTER, SPECIFIC CRUISE SYSTEM 412-1016-011
16	106469-01-715	EA	STRIKER ASSEMBLY, (SUPPLIED W/DRIVERS DOOR) - EXCEL 248-081003
17	108633-01-F36	EA	PAD-DOOR, FABRIC (F36, F37)
17	108633-01-E39	EA	PAD-DOOR, FABRIC (F38, F39)
17	108633-01-F40	EA	PAD-DOOR, FABRIC (F40, F41)
18	063977-12-000	EA	STEP-DRIVER DOOR, LEFT - PAINTED
18	063977-11-000	EA	STEP-DRIVER DOOR, LEFT - UNPAINTED
19	107818-01-01A	EA	TRIM-STEP, DRIVERS DOOR - PLASTIC - WILLOW
	102569-02-000	EA	MAT-ANTI SLIP, LOWER
	102569-03-000	EA	MAT-ANTI SLIP, 100 X 150MM - SAFETY TRACK 3100
	109506-01-000	EA	FILM-URETHANE, PROTECTANT - 107.9 X 679.4MM
	108897-01-01A	EA	GARNISH-DOOR, DRIVERS - U-CHANNEL
20	108533-01-000	EA	BRACKET-HANDLE, MOUNT
	109378-01-000	EA	STRAP-CHECK, DRIVERS DOOR - BLACK
	064219-01-000	EA	RETAINER-CHECK STRAP, DRIVER DOOR
	109235-01-01A	FT	COVER-SCREW, MAT BLACK - DAWN 132-081046
	099982-01-02A	EA	PLATE-SWITCH, MILL FINISHED - ELECTRIC MIRRORS

## WINDOW, VENT & EXTERIOR DOOR GROUP (CONTINUED)

### ENTRY DOOR W/O WINDOW

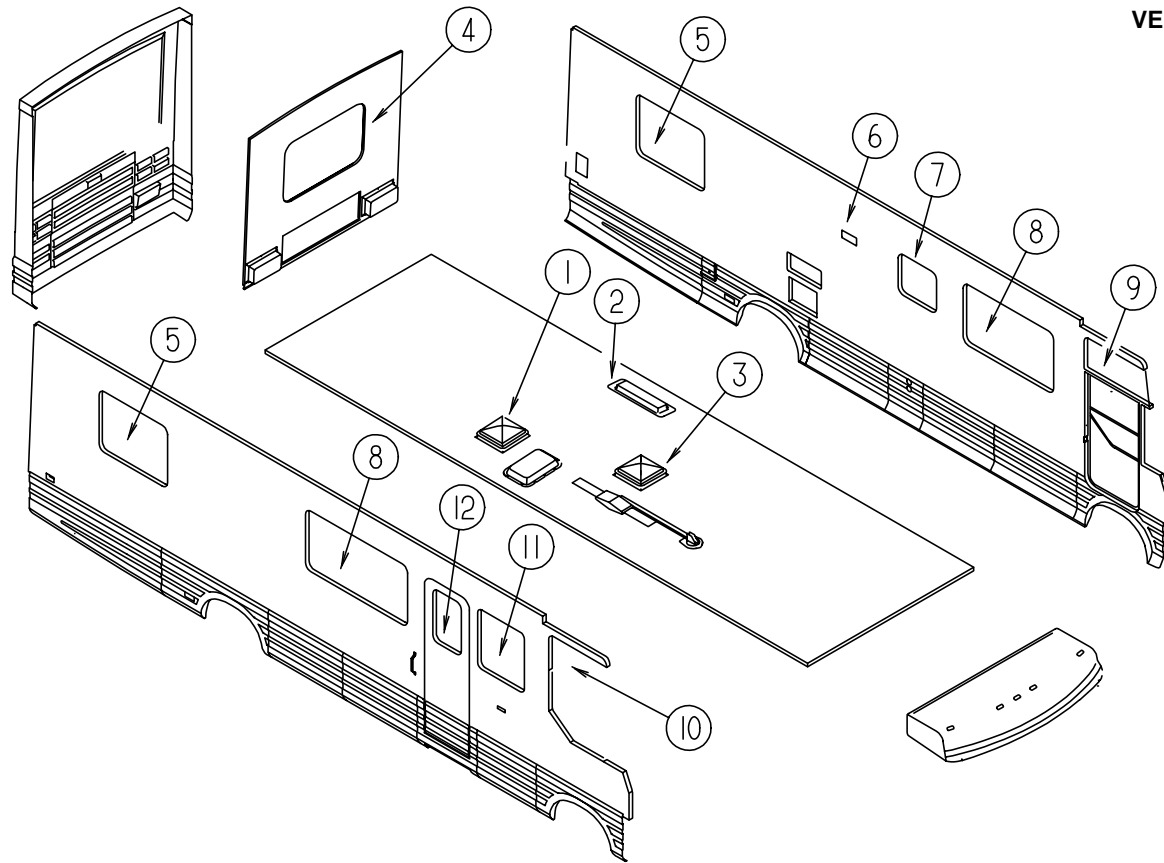


KEY	PART NUMBER	U/M	DESCRIPTION
1	115108-02-F36	EA	DOOR-ENTRY W/SCREEN DOOR & JAMB - W/O WINDOW (F36, F37)
1	115108-02-F38	EA	DOOR-ENTRY W/SCREEN DOOR & JAMB - W/O WINDOW (F38, F39)
1	115108-02-F40	EA	DOOR-ENTRY W/SCREEN DOOR & JAMB - W/O WINDOW (F40, F41)
2	039539-01-000	EA	STRIKE-LOCK, ENTRY DOOR - ROUND W/THREADED WASHER
3	039540-01-000	EA	LATCH MECHANISM-HOOK, ENTRY DOOR - INTERIOR
	039715-01-000	EA	NUT-SERT, 1/4" DIAMETER - 20 THREADS
4	039979-04-000	EA	COVER-INTERIOR LATCH, W/TRIP ARM - RIGHT - BLACK
	039984-01-000	EA	CAP-ROUND, VINYL - .28" ID X .62" LONG - BLACK
	041546-05-000	EA	BRACKET-DOOR ANGLE, 5" X 1.9" - OFF WHITE - METAL

KEY	PART NUMBER	U/M	DESCRIPTION
5	045017-11-000	EA	LATCH-ENTRY DOOR, MECHANISM W/LOCK & KEY - BLACK
	045017-11-701	EA	KEY BLANK
	056746-01-000	EA	PLUG-CAP, 1" DIAMETER
	063729-04-000	EA	RIVNUT, 10-32 UNF - .010-.080
	075671-04-000	FT	SEAL-SPONGE, LAZY T SHAPE - W/ADHESIVE STRIPE - .5" WIDE
6	079012-05-B10	EA	DOOR-SCREEN
7	002293-02-000	SF	SCREENING-WINDOW/DOOR, 26" - CHARCOAL
8	002294-01-000	FT	SPLINE-SCREENING, .135" X .138" - BLACK
9	109403-01-000	EA	CATCH-ASM-SINGLE ROLLER
10	016454-01-000	EA	INSERT-CENTER, LEATHER GRAIN ALUMINUM - UNPAINTED
10	001014-01-013	EA	INSERT-CENTER, 10.25" X 16.31" - UNPAINTED
11	050712-04-000	EA	HANDLE-SCREEN DOOR, ALUMINUM - OFF WHITE
12	078552-03-000	EA	KICK PANEL-SCREEN DOOR, LOWER INSERT - UNPAINTED
	078595-01-000	EA	TOP PLATE-SCREEN DOOR, CURVED TOP - 4.7" X 25.35"
13	078777-01-000	EA	CHANNEL-SLIDE, SCREEN DOOR CENTER SLIDER COVER
14	079086-02-000	EA	SLIDER-SCREEN DOOR, OFF WHITE
15	079087-02-000	EA	STRIKE-SLIDER, W/LIP FOR ELBOW CATCH - 1.5" X 8.6" - OFF WHITE
	079733-16-F04	EA	WINDOW-PICTURE, W/O INSIDE FRAME - 687.4 X 449.4
	002181-23-000	EA	GLASS-WINDOW
	067609-38-000	EA	FRAME-INSIDE, WINDOW - OFF WHITE
	087561-01-000	FT	SEAL-VINYL, EXTERIOR WINDOW
	081914-01-000	EA	BUMPER-RUBBER, ROUND - .43" DIAMETER - BLACK
16	089748-09-000	EA	FRAME-BOTTOM, ENTRY DOOR - 24.8" LONG - OFF WHITE
	090340-02-000	FT	SEAL-FOAM, CLOSED CELL - 3/8" X 1/2" X 50'
17	095276-03-05A	EA	FRAME-ENTRY DOOR, W/O BOTTOM - OFF WHITE
18	095277-04-05A	EA	JAMB-ENTRY DOOR, W/BOTTOM - 25.9" X 74.5" - OFF WHITE
19	051049-01-000	EA	JAMB-BOTTOM, ENTRY DOOR - 25.9" - UNPAINTED
20	096810-01-01A	EA	PLATE-LATCH, ENTRY DOOR - PLASTIC - BLACK
21	106719-01-01A	EA	HINGE-ENTRY DOOR, UNPAINTED
22	098173-01-04A	EA	STIFFENER-ENTRY DOOR, SUPPORTS LATCH/STRIKE AREA - UNPAINTED
	100128-02-000	FT	SEAL-PILE, ADHESIVE BACK - 9.5 X 9.5MM - SCREEN DOOR - GRAY
23	101145-01-01A	EA	DEADBOLT-ENTRY DOOR, W/2 KEYS W/O BACK SET BOLT OR SCREWS
	095229-01-700	EA	KEY BLANK FOR DEADBOLT
	101147-01-000	EA	BOLT-SECURITY, 4.12" BACKSET
	102524-01-000	EA	BUMPER-RUBBER, FLAT - BLACK
24	044582-33-000	EA	CAP-DRIP, ENTRY DOOR - JAMB MOUNTED - ALUMINUM - OFF WHITE
	115222-02-01A	EA	GARNISH-RADIUS, ENTRY DOOR - OFF WHITE
	076725-02-000	EA	COVER-HINGE, ENTRY DOOR - 6" X 3.2" - PLASTIC - OFF WHITE
25	100412-01-000	EA	CATCH-SCREEN DOOR, THUMB CLIP W/BLACK PLASTIC CAP
	009126-02-000	EA	HANDLE-ASSIST, ENTRY DOOR - BLACK
	102768-01-000	EA	HOLDER-COMPARTMENT/ENTRY DOOR, METAL - MILL FINISH
	091876-01-000	EA	RETAINER-DOOR, 1.9" X .8" - METAL
	113638-02-000	EA	CONNECTOR-ELECTRIC, ACTUATOR - POWER LOCKS
	102756-01-000	EA	SYSTEM-REMOTE KEYLESS ENTRY, COMPLETE W/REMOTE & WIRING
			ACTIVATES DOOR LOCKS & PORCH LIGHT
			SPECIFIC CRUISE SYSTEMS - 101-1661 SCS
	102756-01-700	EA	REMOTE ONLY-KEYLESS, ENTRY - SPECIFIC CRUISE SYSTEM 412-1016-011
	102756-01-701	EA	BATTERY, 12 VOLT - F/TRANSMITTER - SPECIFIC CRUISE SYSTEM 402-1004
	102756-01-702	EA	MODULE, SPECIFIC CRUISE SYSTEM 202-2476
	102756-01-703	EA	TRANSMITTER, SPECIFIC CRUISE SYSTEM 412-1016-011
	100128-01-000	FT	SEAL-PILE, ADHESIVE BACK - 9.5 X 5MM - GRAY

## WINDOW, VENT & EXTERIOR DOOR GROUP (CONTINUED)

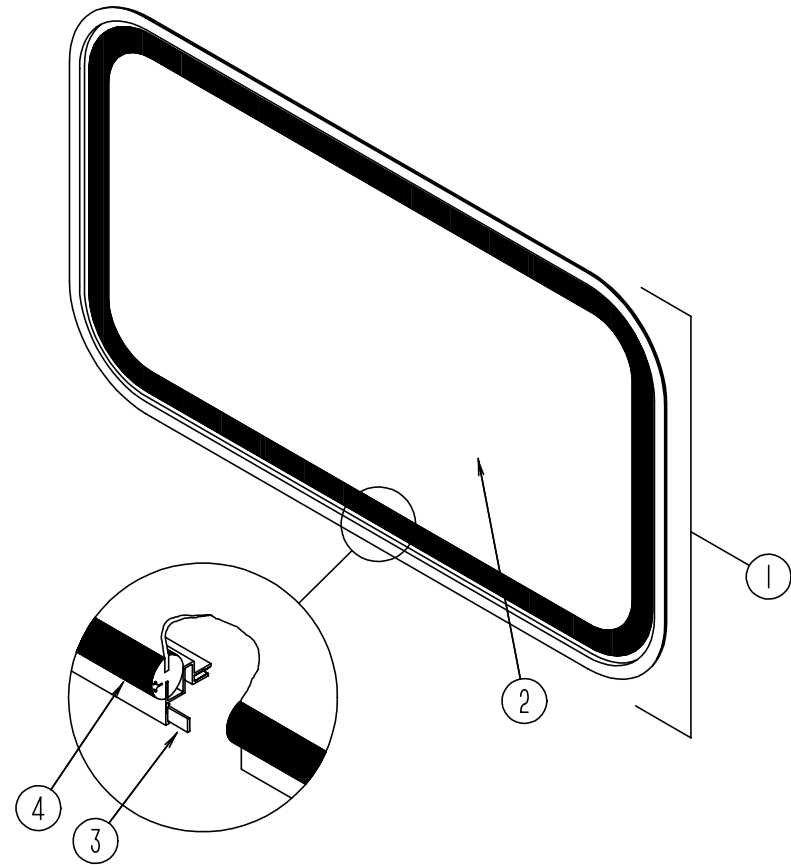
### VENTS & WINDOWS



KEY	PART NUMBER	U/M DESCRIPTION
1	110051-10-01A	EA VENT-ROOF, W/POWER LIFT FOR 4" ROOF - JENSEN CX7258 (CSA)
1	110051-08-01A	EA VENT-ROOF, W/POWER LIFT FOR 4" ROOF - JENSEN 7727 (U.S.)
	048648-01-000	EA MOTOR-12V NONVENTED 1/8 SFT
	048649-01-000	EA FAN-PLASTIC, 6" - 6 BLADED
	064469-03-707	EA MOTOR-LIFT, JENSEN RP-1023
	064469-03-708	EA GEAR - DRIVE - JENSEN RP-1024
	064469-03-709	EA GEAR-MOTOR PINION - JENSEN RP-1025
	064470-01-700	EA COVER ROOF VENT - JENSEN 7291
	110051-01-705	EA SCREEN-FRAME, GARNISH - JENSEN 29-689-04A
2	084073-04-000	EA BASE-ROOF VENT, REFRIGERATOR - BLACK - NORCOLD
2	084073-05-000	EA COVER-ROOF VENT, REFRIGERATOR - BUFF - NORCOLD
3	110051-02-01A	EA VENT-ROOF, W/O POWER LIFT FOR 4" ROOF - JENSEN 7727
	064470-01-700	EA COVER ROOF VENT, JENSEN 7291
	110051-01-700	EA SCREEN-ROOF VENT
	110051-01-702	EA CRANK ASM.-HANDLE, W/OPERATOR - ROOF VENT
	110051-01-703	EA CRANK ONLY
	110051-01-704	EA SCREEN & FRAME 4" F/NON POWER
3	084079-07-000	EA VENT-CEILING, POWER EXHAUST - FANTASTIC (US)
3	084079-10-000	EA VENT-CEILING, POWER EXHAUST - FANTASTIC (CANADIAN)
	084079-01-700	EA VENT COVER - FANTASTIC 1020-19
	084079-01-701	EA SCREEN ASM WHITE - FANTASTIC 1030-80
	084079-01-703	EA CRANK-EXTERIOR, FANTASTIC 1060-09
	084079-01-704	EA BLADE-FAN, FANTASTIC 1070-00
	084079-01-705	EA MOTOR, FANTASTIC 1080-00
	084079-01-707	EA SWITCH-SAFETY, FANTASTIC 1120.00
	084079-01-709	EA SWITCH-ON & OFF, MAIN POWER - FANTASTIC 1100.00
	084079-01-711	EA H-MOLDING, MOTOR MOUNT - PLASTIC - FANTASTIC
	084079-07-700	EA GARNISH-INTERIOR 4", OFF WHITE - 2040-80

KEY	PART NUMBER	U/M DESCRIPTION
4	087985-07-F36	EA WINDOW-ESCAPE - W/O INSIDE FRAME
4	107423-02-01A	EA INSIDE FRAME- WINDOW - OFF WHITE
5	113500-02-01A	EA WINDOW-DOUBLE TIPOUT, W/INSIDE FRAME
	113500-02-700	EA WINDOW W/O TRIM
	113500-02-701	EA TRIM (INSIDE)
	113500-02-702	EA GLASS (STATIONARY)
	113500-02-703	EA VENT ASM. (UPPER)
	113500-02-704	EA VENT ASM. (LOWER)
	113500-02-705	EA SCREEN ASM. COMP/ W/SEALS
6	092698-03-04A	EA VENT-RANGE HOOD, EXTERIOR - W/DOOR & SOLENOID - BUFF
	092698-02-700	EA FASTENER-PUSH, EXTERIOR RANGE HOOD VENT - VB430
	092698-02-701	EA CLAMP-CONDUIT, EXTERIOR RANGE HOOD VENT - VB334
	092698-03-706	EA SOLENOID-RANGE HOOD, VENTLINE UB530
7	104691-16-01A	EA WINDOW-SINGLE TIPOUT, W/O INSIDE FRAME
	104691-16-700	EA WINDOW ASM. W/O TRIM
	104691-16-701	EA TRIM (INSIDE)
	104691-16-702	EA GLASS (STATIONARY)
	104691-16-703	EA OPERATOR & BAR ASM.
	104691-16-704	EA VENT ASSEMBLY
	104691-16-705	EA SCREEN ASM COMP. W/SEALS
8	115360-01-01A	EA WINDOW-DOUBLE TIPOUT, W/INSIDE FRAME
9	106467-01-01A	EA WINDOW-VISTA, LEFT - W/INSIDE FRAME - EXCEL
	106467-01-700	EA FRAME-INSIDE, BLACK - EXCEL H359-27L
	106467-01-701	EA STATIONARY GLASS, EXCEL 106-018272
10	106466-01-01A	EA WINDOW-CAB, PASSENGER - W/INSIDE FRAME - EXCEL &MRQ1482
	106466-01-700	EA TRIM-FRONT, STRAIGHT RAIL - BLACK - EXCEL H357-77 FRT RAIL
	106466-01-701	EA TRIM-CURVED, BLACK - EXCEL H357-67 CURVED
	106466-01-702	EA GLASS-STATIONARY, UPPER - EXCEL 106-018267
	106466-01-703	EA GLASS-STATIONARY, LOWER - EXCEL 106-018269
	106466-01-704	EA SLIDE ASSEMBLY, EXCEL H357-A9R
	106466-01-705	EA SCREEN ASSEMBLY, EXCEL H357-03R
	106466-01-706	EA GLASS-STATIONARY, MIDDLE - EXCEL 106-018268
11	099480-03-000	EA WINDOW-SLIDER, RIGHT - EXCEL H150-MRR
	099480-03-700	EA TRIM-INSIDE, WHITE - EXCEL W150-67
	099480-03-701	EA GLASS-STATIONARY, EXCEL 106-018291
	099480-03-702	EA SLIDE ASSEMBLY, EXCEL H150-G8
	099480-03-703	EA SCREEN ASM
	099480-01-700	EA LATCH REPAIR KIT, EXCEL B801-CK
	083558-04-000	EA VENT-PLUMBING PIPE ROOF, W/COVER - BUFF
12	067609-38-000	EA FRAME-INSIDE, WINDOW - OFF WHITE
12	079733-16-F04	EA WINDOW-PICTURE, W/O INSIDE FRAME - 687.4 X 449.4
	002181-23-000	EA GLASS-WINDOW
	069640-11-000	FT SEALER-TAPE, 3/16" X 3/8" - BLACK
	087561-01-000	FT SEAL-VINYL, EXTERIOR WINDOW
	081914-01-000	EA BUMPER-RUBBER, ROUND - .43" DIAMETER - BLACK

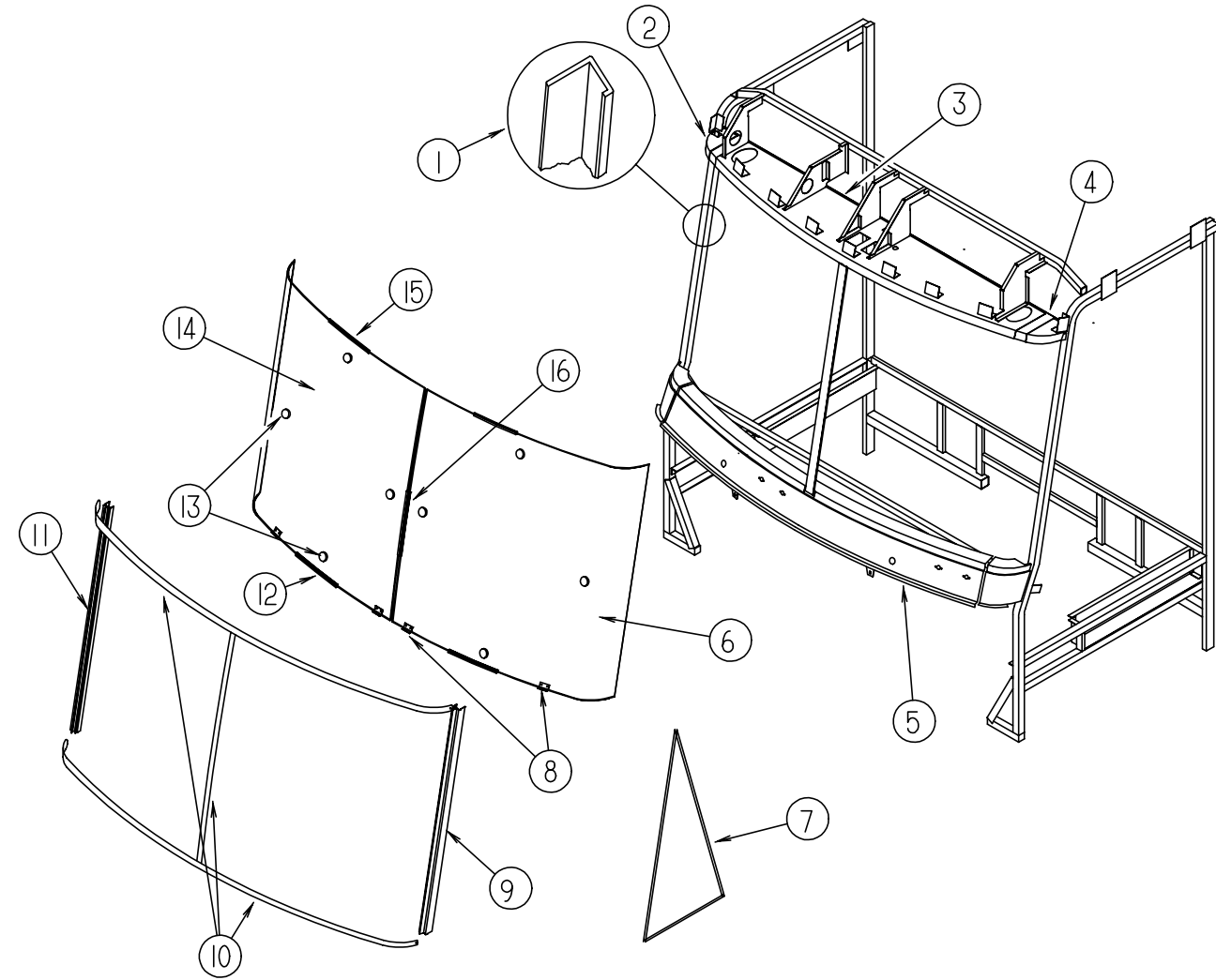
## WINDOW, VENT & EXTERIOR DOOR GROUP (CONTINUED)



**BACKWALL ESCAPE WINDOW**

KEY	PART NUMBER	U/M DESCRIPTION
	107423-02-01A	EA INSIDE FRAME- WINDOW - OFF WHITE
1	087985-07-F36	EA WINDOW-ESCAPE - W/O INSIDE FRAME
2	076337-16-000	EA GLASS-WINDOW - ESCAPE - 1156 X 672MM
3	002285-01-000	FT FILLER-WEATHER STRIP, RUBBER - BLACK
4	002282-11-000	EA WEATHERSTRIP-.125" X 142.75" - RUBBER - BLACK
	077066-01-702	EA TAPE ASM-ESCAPE WINDOW, RED

## WINDSHIELD & WIPER GROUP

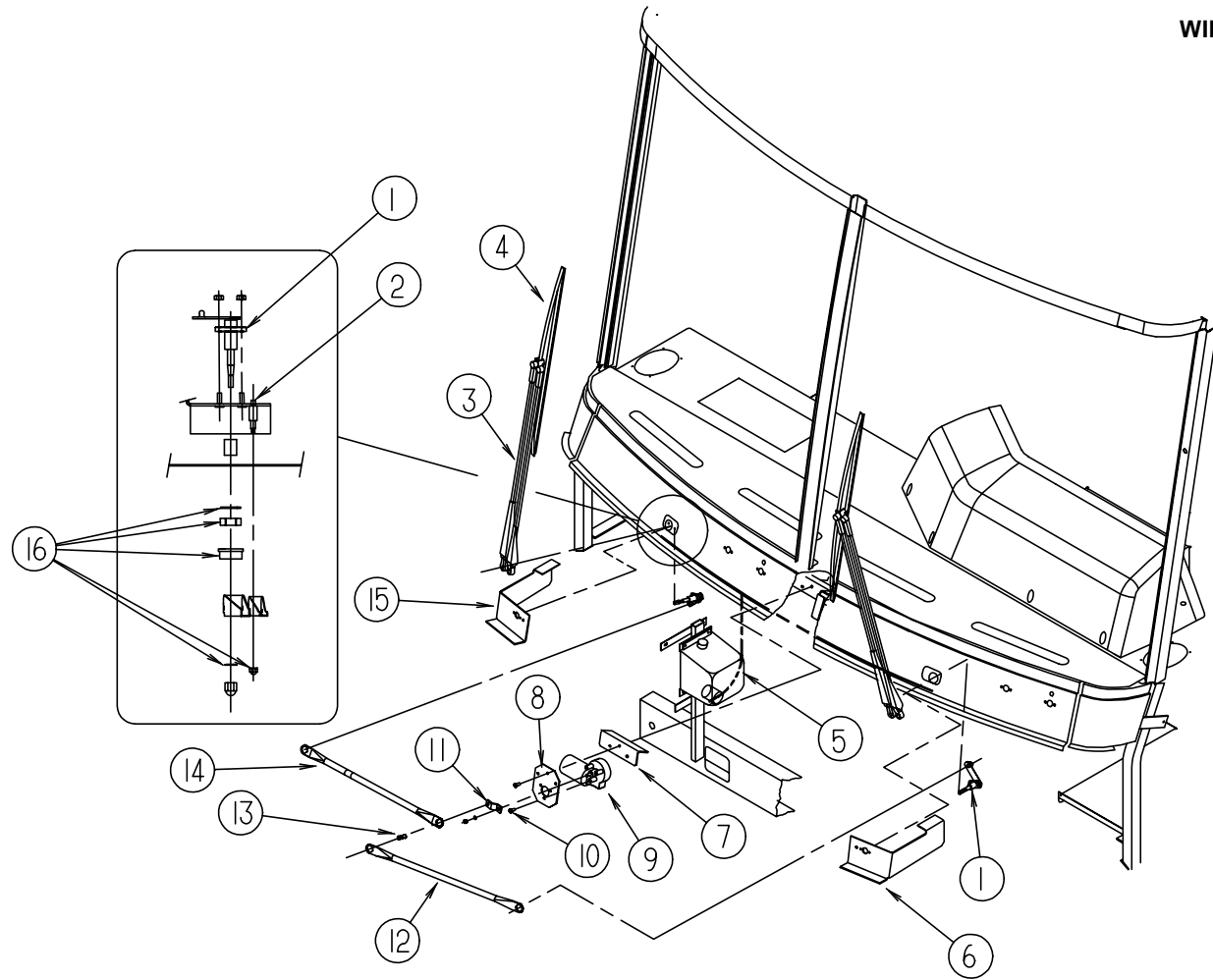


**WINDSHIELD & VENT WINDOWS**

KEY	PART NUMBER	U/M DESCRIPTION
1	098788-06-000	EA CHANNEL-RIGID, 1243 LONG
	105535-01-000	EA HEADER ASM-WINDSHIELD, CENTER W/RIGHT & LEFT ENDS
2	077922-03-000	EA HEADER-WINDSHIELD, RIGHT END
3	077922-05-000	EA HEADER-WINDSHIELD, CENTER
4	077922-04-000	EA HEADER-WINDSHIELD, LEFT END
5	077847-02-000	EA SUPPORT-WINDSHIELD, LOWER - W/O BRACKETS
6	105036-04-000	EA GLASS-WINDSHIELD, DRIVER
7	106468-01-01A	EA WINDOW-FRONT, SLANT - DRIVER SIDE - EXCEL
7	115999-01-01A	EA WINDOW-FRONT, SLANT - DRIVER SIDE - THERMOPANE - EXCEL
8	107285-01-000	EA BRACKET-WINDSHIELD, SUPPORT
	112385-01-000	EA CARRIER-REVEAL, 1220MM LONG (4 SIZE 50MM PIECES USED AT CORNERS)
9	103107-06-01A	EA TRIM-WINDSHIELD, SIDE - BLACK
10	102936-01-000	FT MOLDING-REVEAL, WINDSHIELD
11	103107-05-01A	EA TRIM-WINDSHIELD, SIDE - BLACK
12	111771-01-000	EA CARRIER-REVEAL, WINDSHIELD - 1070MM LONG - 4 USED
13	081914-01-000	EA BUMPER-RUBBER, ROUND - .43" DIAMETER - BLACK
14	105036-03-000	EA GLASS-WINDSHIELD, PASSENGER
15	111771-02-000	EA CARRIER-REVEAL, WINDSHIELD - 1070MM LONG - 4 USED
16	111771-01-000	EA CARRIER-REVEAL, WINDSHIELD - CENTER - 1243MM LONG

## WINDSHIELD & WIPER GROUP (CONTINUED)

### WIPER & WASHER



KEY	PART NUMBER	U/M DESCRIPTION
1	108168-01-000	EA PIVOT SHAFT ASM, SPRAGUE GS-3683
	077049-01-000	EA NUT-ACORN, 10-32 ALUMINUM
2	077048-02-000	EA SHAFT-ADAPTER, WIPER PANTOGRAPH ARM - ANCO 52818
3	108165-01-000	EA ARM-WIPER, PANTOGRAPH - 28.0" - SPRAGUE 9280-00-BWS
		FROM: 00-00-00 THRU: 12-11-94
3	108165-02-000	EA ARM-WIPER, PANTOGRAPH - 28.0" - PASS - SPRAGUE 9280-00-RBW
		FROM: 12-12-94 THRU: 99-99-99
3	108165-03-000	EA ARM-WIPER, PANTOGRAPH - 28.0" - DR - SPRAGUE 9280-00-LBW
		FROM: 12-12-94 THRU: 99-99-99
	096931-01-700	FT HOSE-WASHER, WIPER ARM
	108165-01-704	EA KIT-WASHER NOZZLE, W/NOZZLE, SCREW & NUT
	110742-01-000	EA GASKET-WIPER
4	108166-01-000	EA BLADE-WINDSHIELD WIPER, 24" - SPRAGUE C-1755
		FROM: 00-00-00 THRU: 09-04-94
4	108166-02-000	EA BLADE-WINDSHIELD WIPER, PASSENGER - 24" - SPRAGUE 9280-00-R
		FROM: 09-05-94 THRU: 99-99-99
4	108166-03-000	EA BLADE-WINDSHIELD WIPER, DRIVER - 24" - SPRAGUE 9280-00-L
		FROM: 09-05-94 THRU: 99-99-99
5	056000-04-000	EA WASHER-WINDSHIELD, BOTTLE & PUMP
6	106680-02-000	EA BRACKET-MOUNT, WIPER PIVOT
7	106604-01-000	EA PLATE-WIPER, MOTOR MOUNT
8	103935-01-000	EA PLATE-MOUNTING, WIPER MOTOR (FORD & SPARTAN)
8	103935-02-000	EA PLATE-MOUNTING, WIPER MOTOR (CHEVY)
9	108164-02-000	EA MOTOR-WIPER, W/CRANK ARM - E-006-093
	108164-01-700	EA WIPER MOTOR ONLY, SPRAGUE 403.878
10	096526-01-000	EA SCREW-HEX, 1/4 - 28 UNF
11	108164-01-701	EA CRANK-MOTOR, W/DOUBLE CRANK STUD - SPRAGUE GS-2508
12	108167-02-000	EA LINK-CONNECTING, 22.00" - SPRAGUE L1-3D3-3
13	067188-01-000	EA STUD-CRANK, WIPER
14	108167-01-000	EA LINK-CONNECTING, 22.00" - SPRAGUE L1-3B4-3
15	106680-01-000	EA BRACKET-MOUNT, WIPER PIVOT
16	108169-01-000	EA HARDWARE-PIVOT SHAFT ASM, SPRAGUE GS-3706
	108169-01-700	EA NUT-ACORN, SPRAGUE C-1421-3
	108169-01-701	EA KNURLED DRIVER (ARM DRIVER), S-2280-1
	108169-01-702	EA CAP-RUBBER (WEATHER CAP), 3-2756
	108169-01-703	EA NUT, SPARGUE S-1532-1
	061603-01-000	EA GROMMET-SNAP, 3/16" ID - 3/8" HOLE - PLASTIC
	096931-01-700	FT HOSE-WIPER, TO BLADE
	045794-01-000	FT HOSE-WASHER, WINDSHIELD - 5/32" ID - BLACK
	056000-01-700	FT HOSE-WIPER, VACUUM - 7/64" - 5/32"