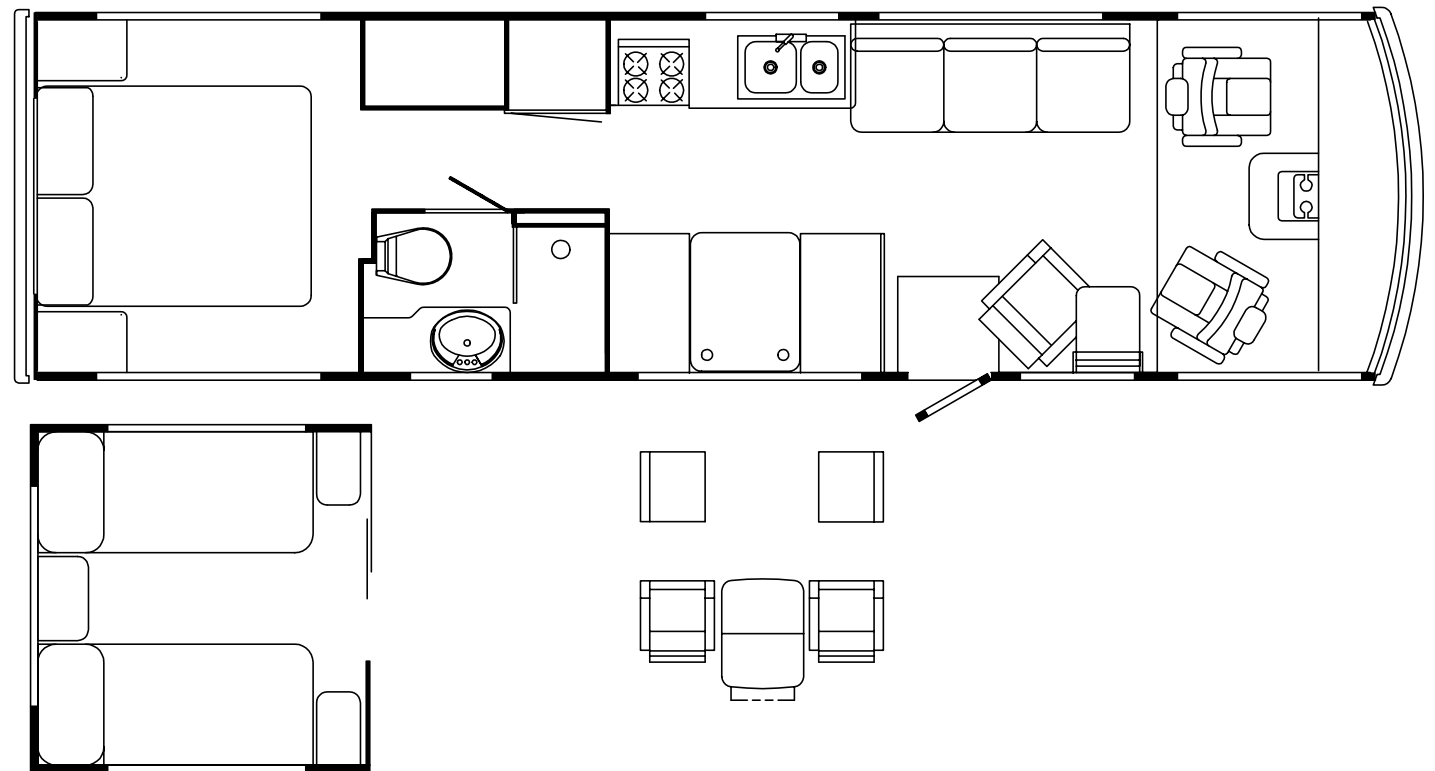



1995
WCG32WQ

F11

F12



ACCESSORIES GROUP

OPERATOR MANUAL

KEY	PART NUMBER	U/M	DESCRIPTION
	054185-C6-000	EA	MANUAL-OPERATOR 95 ADVENTURER G-SERIES
	092318-01-000	EA	BINDER - 3 RING - MOTOR HOME MANUAL
	092319-01-000	EA	POCKET PAGE - 3 RING BINDER - PLASTIC
	114399-01-000	EA	TOP LEVEL DRAWING NUMBER

AUDIO VIDEO GROUP

RADIO SYSTEMS & ANTENNA

KEY	PART NUMBER	U/M	DESCRIPTION
	087683-03-000	EA	RADIO - AM/ FM STEREO CASSETTE AUDIOVOX RS-100
	087683-02-000	EA	RADIO - AM/ FM STEREO CASSETTE AUDIOVOX P-1A
	110267-03-000	EA	RADIO - AM/ FM STEREO CD COMPAT AUDIOVOX IM-400
	077069-02-000	EA	CABLE - ANTENNA - RADIO - EXTENSION 96" - ARA 6700667
	110469-01-000	EA	SPEAKER - OVAL - 4" X 6" - BLACK
	110470-01-01A	EA	GRILLE - SPEAKER - OVAL - 4" X 6" - BLACK
	081059-02-000	EA	WIRE ASM - 9-PIN - RADIO - AUDIOVOX 112B-1761
	105248-01-000	EA	ANTENNA - CB - ADVANCE 8604
	090944-01-000	EA	ANTENNA - RADIO - 16" RUBBER
	108847-01-000	EA	BRACKET - ANTENNA GROUND
	115916-01-01B	EA	BRACKET - ANTENNA MOUNT
	074979-08-000	EA	SHIELD - SPEAKER - BACK - MOLDED PLASTIC - LIGHT OAK
	089340-02-000	EA	GRILLE - SPEAKER - 6.5" SQUARE
	089340-03-000	EA	SPACER - GRILLE - 6.5" SQUARE - TAN - MAGNADYNE G514
	094097-01-000	EA	SPEAKER - RADIO - W/O GRILLE - 5.25" DIA - AUDIOVOX 110C3030

REAR MONITOR SYSTEM

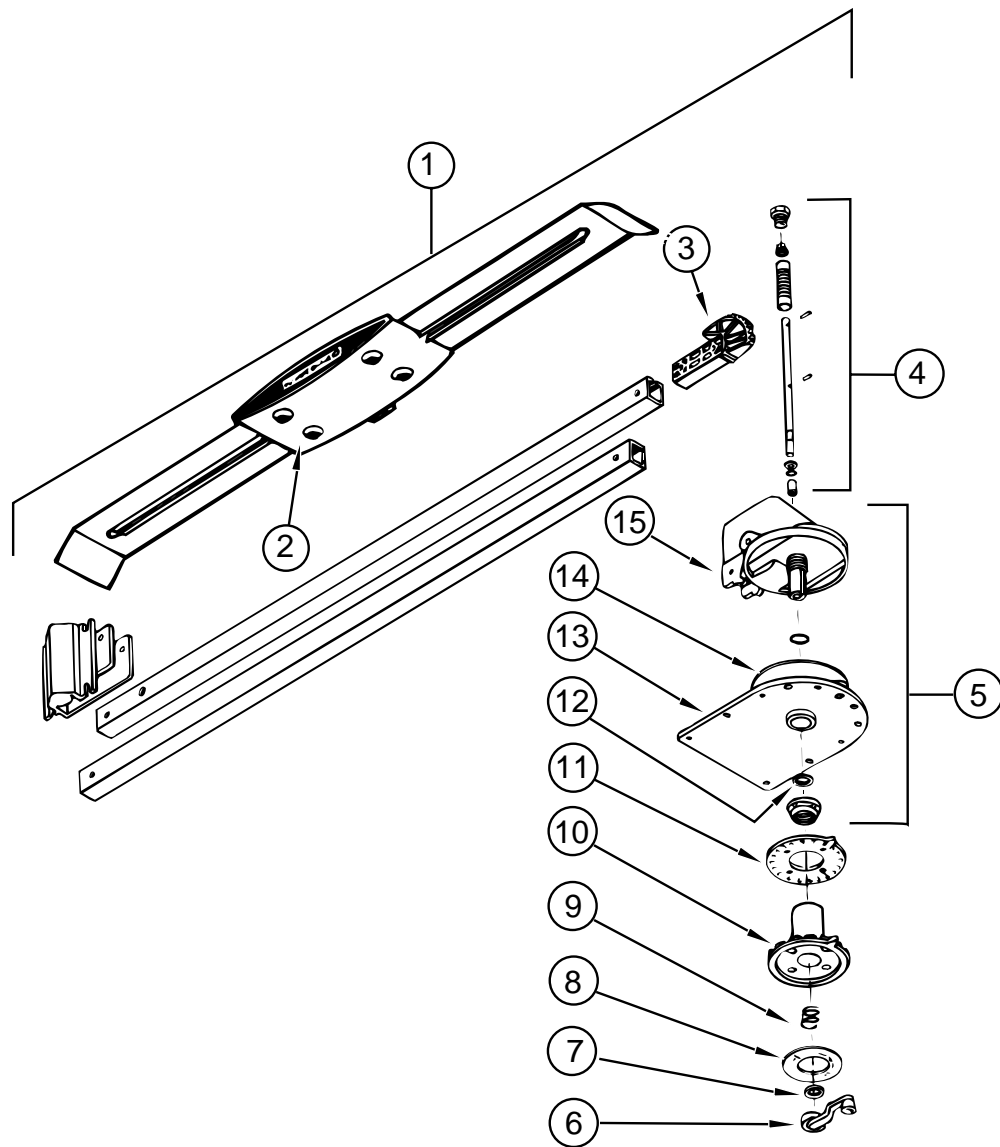
KEY	PART NUMBER	U/M	DESCRIPTION
	093040-05-000	EA	TELEVISION SYSTEM - REAR VIEW 7" - SONY YM-RVF7AM
	093040-04-700	EA	CAMERA - W/BRACKET & WIRING - REAR VIEW - SSC-520AM
	093040-05-700	EA	MONITOR - 7" W/POWER HARNESS - SSM721AM
	093040-06-000	EA	WIRE ASM. - MONITOR - SONY SM-HRN7
	093041-01-000	EA	CABLE - MONITOR/ CAMERA - INTERNAL USE
	093041-02-000	EA	CABLE - MONITOR/ CAMERA - EXTERNAL USE
	096717-03-000	EA	WIRE ASM. - REAR MONITOR - UPPER
	108885-01-000	EA	WIRE ASM. - INSTRUMENT PANEL - REAR MONITOR (CHEVY)

PATIO ENTERTAINMENT CENTER

KEY	PART NUMBER	U/M	DESCRIPTION
	110469-01-000	EA	SPEAKER - OVAL - 4" X 6" - BLACK
	110470-01-01A	EA	GRILLE - SPEAKER - OVAL - 4" X 6" - BLACK
	077069-02-000	EA	CABLE - ANTENNA - RADIO - EXTENSION 96" - ARA 6700667
	087683-03-000	EA	RADIO - AM/ FM STEREO W/ CASSETTE - AUDIOVOX
	090944-01-000	EA	ANTENNA - RADIO - 16" RUBBER
	108847-01-000	EA	BRACKET - ANTENNA GROUND
	109889-02-000	EA	ANTENNA - 2" SHAFT EXTENDER - MAGNADYNE RV71EX2

AUDIO VIDEO GROUP (CONTINUED)

TV ANTENNA



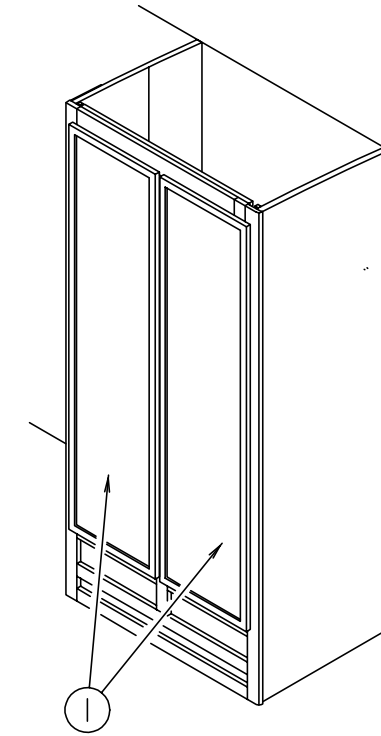
KEY	PART NUMBER	U/M	DESCRIPTION
1	076319-18-000	EA	ANTENNA - TV - ROOF MOUNT
2	076319-01-700	EA	HEAD - ANTENNA - AMPLIFIED - WINEGARD - RVSA U/V
3	076319-01-701	EA	GEAR - ELEVATING - PLASTIC - WINEGARD - 2200046
4	076319-01-702	EA	SHAFT ASM - ELEVATING - WINEGARD - RVP-400A
5	076319-01-711	EA	BASE & LIFT ASM - WINEGARD - 2762802
6	076319-01-706	EA	CRANK - ELEVATING - W/ SET SCREW - WINEGARD - 5755100
7	076319-01-705	EA	BEARING - NYLON - 7/8"ID - WINEGARD - 3200658
8	076319-01-708	EA	CRANK COVER DECAL - WINEGARD - 5413002
9	076319-01-707	EA	SPRING - HANDLE - WINEGARD - 5160822
10	076319-01-709	EA	PLATE - DIRECTIONAL - FOR HEAD - WINEGARD - 3200644
11	076319-01-712	EA	CEILING PLATE - WINEGARD - 3200608
12	076319-01-704	EA	BEARING - NYLON - 1.5"OD - WINEGARD - 3200657
13	076319-01-713	EA	BASE PLATE - WINEGARD - 3100523
14	076319-01-703	EA	BEARING - NYLON - 5"OD - WINEGARD - 3200656
15	076319-01-714	EA	HOUSING - ROTATING GEAR 2200049

AUDIO VIDEO GROUP (CONTINUED)

TV - VCR SYSTEMS

KEY	PART NUMBER	U/M DESCRIPTION
	082134-01-000	EA ADAPTER - TV - CABLE TO CABLE - WINEGARD F-81M
	086756-01-000	EA SPLITTER - TV - 2 WAY
	076319-03-000	FT CABLE - COAXIAL - 75 OHM
	076319-12-000	EA CONNECTOR - COAXIAL - ONE PIECE
	086757-03-000	EA CONTROL CENTER - SWITCH - VCR/TV - MAGNADYNE VCS-6
	098446-06-000	EA VCR - VHS - CABLE READY - REMOTE - MAGNAVOX VR9210 FROM: 00-00-00 THRU: 09-30-94
	098446-06-700	EA REMOTE F/ MODEL #9210 - 0974584
	098446-07-000	EA VCR - VHS - CABLE READY - REMOTE MAGNAVOX VR9320 FROM: 10-03-94 THRU: 99-99-99
	098446-07-700	EA REMOTE F/ MODEL #VR9320
	113684-01-000	EA TV - 19" COLOR UL AND CSA - AUDIOVOX AVT-1975
	113684-01-700	EA REMOTE - 8822345
	092310-02-000	EA TV - COLOR - 9"- AC/DC - W/REMOTE - MAGNAVOX RD0945 (REAR TV)
	092310-02-700	EA REMOTE - F/TV MAGNAVOX RD0945 - 0822334
	098819-01-000	EA SPEAKER - 2 WATT - 8 OHM - 4"
	093214-01-02A	EA GRILLE - SPEAKER, 4" BROWN
	099717-01-000	EA TIEDOWN - TV STRAP - 22.8" LONG
	109889-04-000	EA EXTENDER - SHAFT - ANTENNA 3" MAGNADYNE RV71EX3
	082136-01-000	EA JAM NUT - HEX 3/8-32 - WINEGARD
	076319-08-000	EA WALLPLATE - CABLE RECEPTACLE - TV - SINGLE - IVORY
	076319-09-000	EA WALLPLATE - CABLE RECEPTACLE - TV - SINGLE - BROWN
	086777-01-000	EA WALLPLATE - TV CABLE - W/ ANTENNA SWITCH - IVORY
	086777-03-000	EA WALLPLATE - CABLE - W/ TV ANTENNA SWITCH & BOOSTER - IVORY

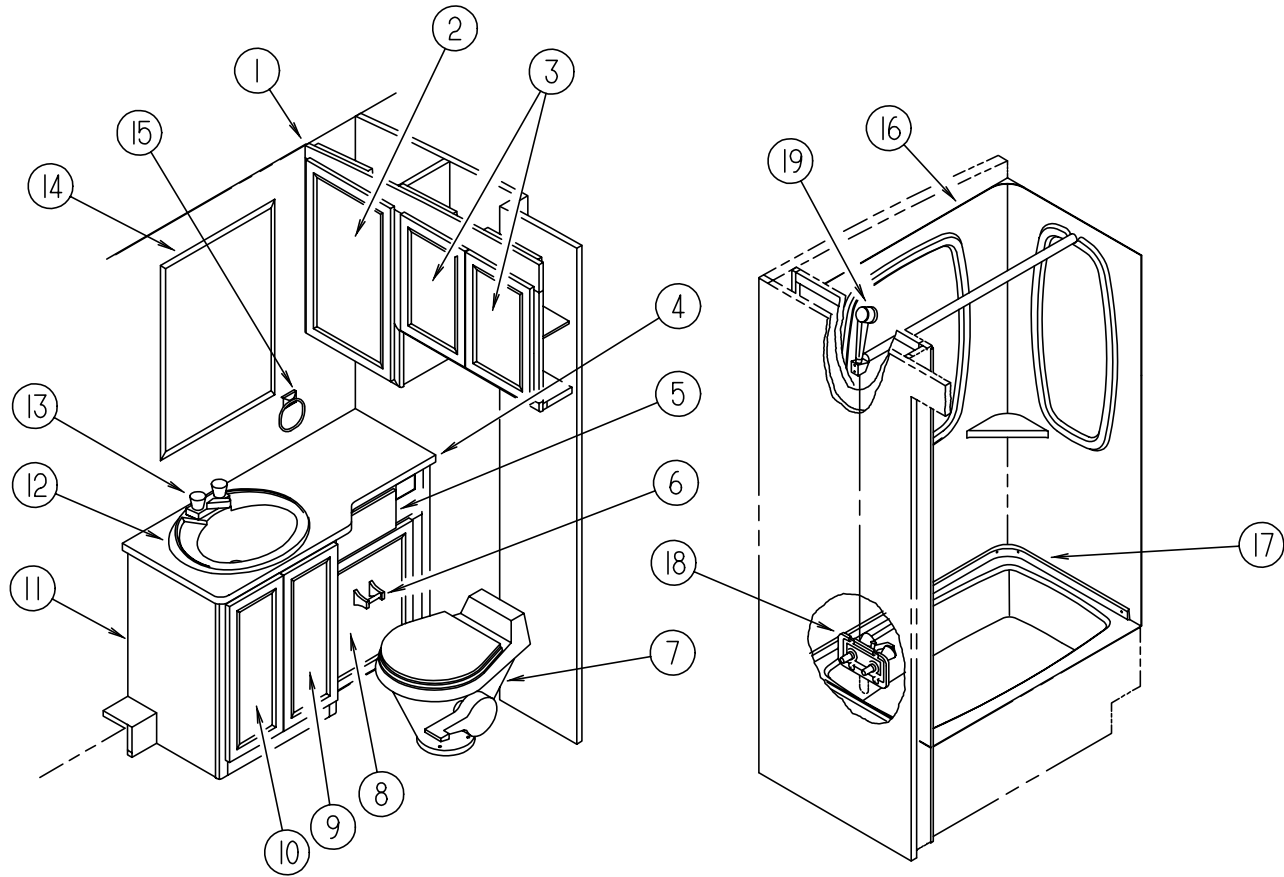
BATH GROUP



WARDROBE CABINET

KEY	PART NUMBER	U/M DESCRIPTION
1	M06803-11-E07	EA DOOR ASM. - RAIL - W/O HARDWARE - MTRD/ RAD 0410 X 1660
	042438-01-000	EA DOWEL - CLOTHES ROD - 1" DIAMETER - WOOD
	009112-01-000	EA FLANGE - 1" CLOTHES ROD - PLASTIC - OFF WHITE
	116172-12-F11	EA TV WEDGE SHELF

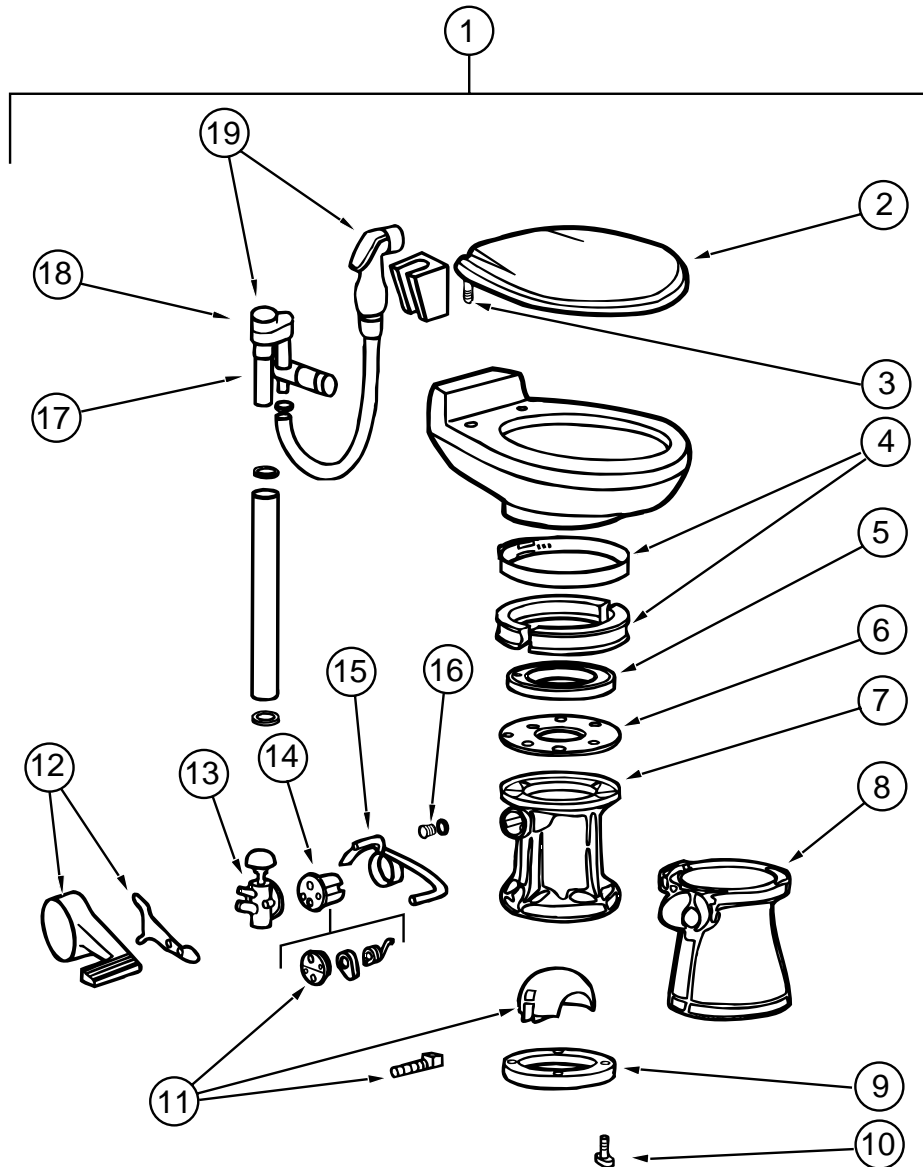
BATH GROUP (CONTINUED)
BATH CABINETS, PRIVACY DOOR & SHOWER COMPONENTS



KEY	PART NUMBER	U/M	DESCRIPTION
1	116308-01-F11	EA	CABINET ASM - MEDICINE
2	M06803-82-E10	EA	DOOR - RAIL - W/O HARDWARE - MTRD/OG 0400X0710
3	M06803-G0-F11	EA	DOOR - RAIL - W/O HARDWARE - MTRD/OG 305 X 0475
4	116309-12-F11	EA	COUNTERTOP ASM.
4	116309-12-F12	EA	COUNTERTOP ASM.
5	M05971-L8-F11	EA	DRAWER ASM. - W/O HARDWARE
6	075452-02-000	EA	HOLDER - TOILET TISSUE - BRASS
7	085330-06-000	EA	TOILET - CHINA - W/ SPRAY (SEALAND)
8	116237-01-F11	EA	DRAWER ASM-HAMPER
9	M06803-20-E07	EA	DOOR ASM - W/O HARDWARE,MTRD/OG 0255X0640
10	M06803-D9-F11	EA	DOOR ASM - W/O HARDWARE,MTRD/OG 0255X0640
11	P16309-01-F11	EA	CABINET ASM - LAVATORY - W/ COUNTERTOP ASM
11	P16309-01-F12	EA	CABINET ASM - LAVATORY - W/ COUNTERTOP ASM
12	105921-01-01A	EA	SINK-LAVATORY,LARGE OVAL -17X20
13	075240-06-000	EA	FAUCET - LAVATORY - BONE
14	058331-51-000	EA	MIRROR-GLASS,SAFETY - 660 X 1016MM
15	075454-02-000	EA	RING - TOWEL - W/ MOUNTING HARDWARE - BRASS
	M03866-04-F31	EA	DOOR ASM. (1 BIFOLD ONLY) W/O HARDWARE
	093170-06-02A	EA	HEADER - BIFOLD DOOR (TRACK) OFF WHITE
	093832-01-01A	EA	KNOB - DOOR - BRIGHT BRASS
	092652-01-000	EA	GUIDE WHEEL (BIFOLD DOOR) TOP MOUNT
	084451-01-000	EA	CATCH (BIFOLD DOOR) BRASS
	102920-01-01A	EA	HINGE - DOOR - SPRING LOADED - BRASS
	009059-01-000	EA	HINGE-W IN-BRASS
	009059-02-000	EA	HINGE-2 IN-BRASS
	M87868-23-E10	EA	DOOR ASM. - BATH (FULL SWING DOOR)
	094485-03-01A	EA	KNOB - DOOR - BRASS
	100357-01-000	EA	ROD -TOWEL - BRASS W/ENDS BENT FOR BACK OF BATH DOOR
	102089-13-E07	EA	MOUNT - ROD - RIGHT SIDE - FOR TOWEL RODS - 53.5" LONG - WOOD
	102089-14-E07	EA	MOUNT - ROD - LEFT SIDE - FOR TOWEL RODS - 53.5" LONG - WOOD
	104013-03-F31	EA	DOOR ASM - SLIDING (BATH / GALLEY)
	103874-01-000	EA	ROLLER HANGER - SLIDING DOOR
	103868-03-01A	EA	TRACK - DOOR - 1250 OFF WHITE
	103908-08-F31	EA	HEADER - SLIDING DOOR
	057534-01-000	EA	TIEBACK - CLEAR PLASTIC (BATH / GALLEY DOOR)
16	115612-02-01A	EA	SURROUND - SHOWER - OFF WHITE
17	M02630-28-F11	EA	SHOWER PAN ASM
	066436-01-000	EA	NUT-SLIP,1.5 TAILPIECE
	066729-01-000	EA	STRAINER-TUB,SHOWER DRAIN
	069640-01-000	FT	SEALER-RIBBON,1/4"DIA X 30'
	069735-01-000	EA	WASHER-TAILPIECE,1.5 PLASTIC
	011069-06-000	EA	TAILPIECE - 1 1/2 X 1 1/4 X 2.5 - BRASS (SHOWER PAN)
	057671-01-000	EA	COVER - SCREW - #8 - PLASTIC - OFF WHITE
18	075241-05-000	EA	FAUCET - SHOWER - BONE
19	103092-01-000	EA	SHOWER HEAD - W/60" HOSE (US)
19	103092-02-000	EA	SHOWER HEAD - W/HOSE (CSA)
	103092-01-700	EA	BRACKET-SHOWER HEAD
	103092-01-701	EA	BRACKET (FOR SHOWER HEAD) BONE
	103092-01-702	EA	SPRAY HEAD SEALS
	104462-02-01A	EA	CADDY - SHOWER - OFF WHITE

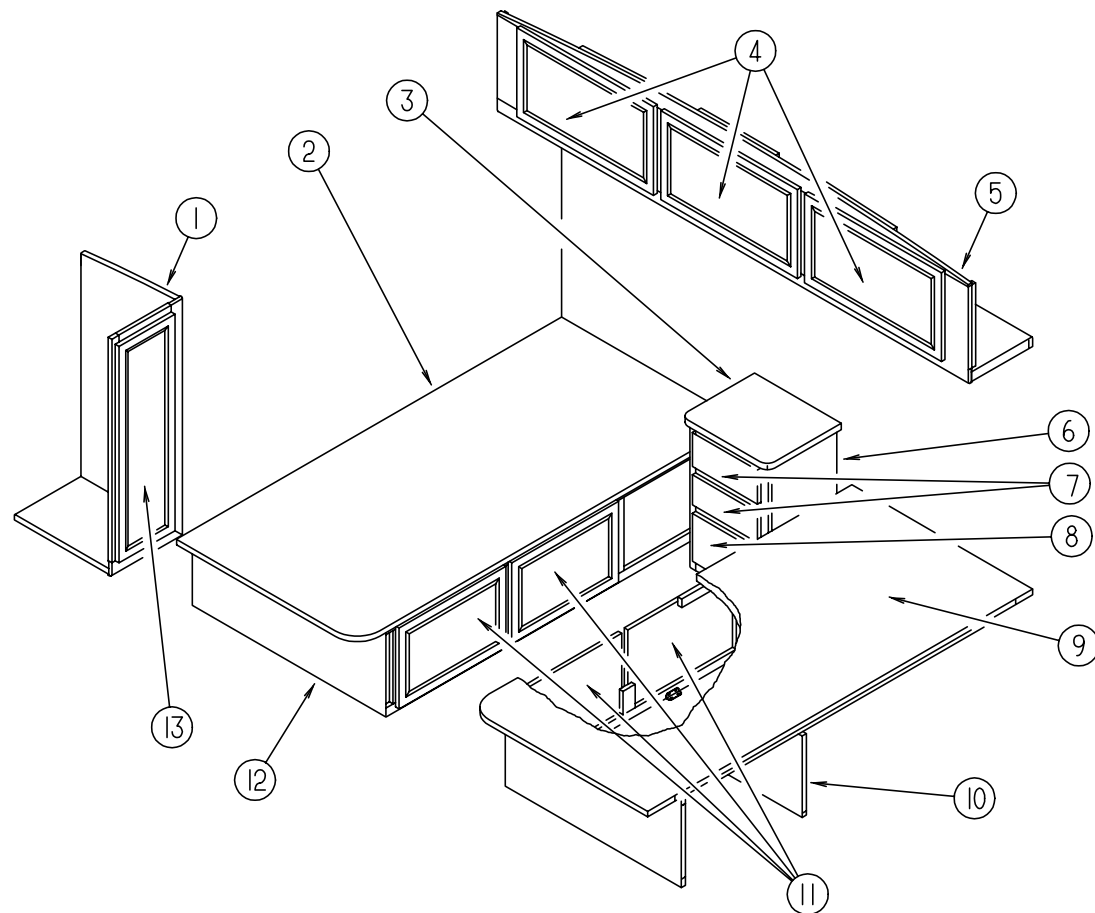
BATH GROUP (CONTINUED)

TOILET (SEALAND)



KEY	PART NUMBER	U/M	DESCRIPTION
1	085330-06-000	EA	TOILET-CHINA - STD W/ SPRAYER 591003 (BONE) MODEL 910 W/SPRAY
2	085330-06-700	EA	SEAT ASSEMBLY (BONE) 340591
3	085330-06-702	EA	HINGE HARDWARE (BONE) SET - 342131
4	085330-01-703	EA	RING & HALF CLAMPS ASM (BONE) 385310048
5	085330-01-704	EA	TEFLON & RUBBER SEALS - 385316140
6	085330-01-705	EA	SUPPORT - SEAL - PLASTIC - 390346405
7	085330-02-700	EA	BASE ASM - 310121
8	085330-02-702	EA	PEDESTAL COVER KIT (BONE) 510 - 310112
9	085330-01-714	EA	SEAL - FLANGE - FLOOR - 390343892
	085330-01-716	EA	FLANGE-FLOOR 3" MPT
10	085330-01-717	EA	BOLT MOUNTING PACKAGE - 385310064
	085330-01-718	EA	SEAL & BOLT MOUNTING PACKAGE - 385310063
11	085330-01-706	EA	BALL - SHAFT & CARTRIDGE - 385318162
12	085330-02-703	EA	PEDAL COVER KIT (BONE) NEW STYLE - 310115
13	085330-01-709	EA	VALVE - WATER - 385314349
14	085330-01-707	EA	CARTRIDGE - SPRING - 381236096
15	085330-06-703	EA	FLUSH LEVER - 340873
16	085330-01-710	EA	PLUG - DRAIN - & CAP - W/ SEAL - 385316142
17	085330-06-701	EA	VALVE W/ DIVERTER (VACUUM BREAKER) 230335
18	085330-06-704	EA	VACUUM BREAKER KIT - 316906
19	085330-04-706	EA	BREAKER - VACUUM - W/ HAND SPRAY - 385319055

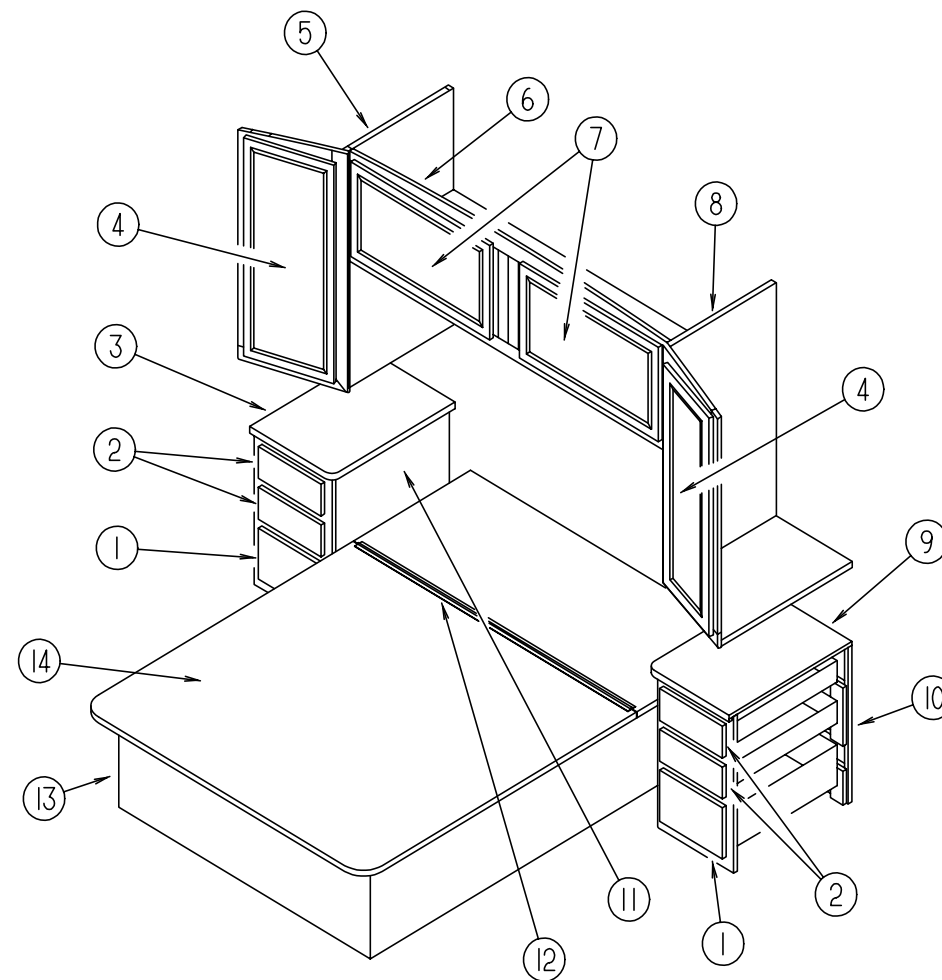
BEDROOM GROUP



TWIN BEDROOM

KEY	PART NUMBER	U/M	DESCRIPTION
1	110946-01-E07	EA	CABINET ASM-SHIRT CLOSET,RH
2	M07464-01-000	EA	CABINET ASM. - TWIN BED TOP - PASSENGER SIDE
3	104507-11-F11	EA	COUNTERTOP ASM.
3	104507-11-F12	EA	COUNTERTOP ASM.
4	M06803-13-E10	EA	DOOR ASM - RAIL - W/O HARDWARE - MITERED/OGEE 0400 X 0710
4	108536-04-04A	EA	MIRROR - CABINET DOOR
5	M06838-24-F11	EA	CABINET ASM. - OVERHEAD - W/O DOORS & HARDWARE
6	104507-01-F11	EA	CABINET ASM - NIGHTSTAND
6	104507-01-F12	EA	CABINET ASM - NIGHTSTAND
7	M05971-65-E10	EA	DRAWER ASM. - W/O HARDWARE
8	M05971-74-E10	EA	DRAWER ASM. - W/O HARDWARE
9	M07464-02-000	EA	CABINET ASM. - TWIN BED TOP - DRIVER SIDE
10	P16194-02-F11	EA	CABINET - TWIN BED BASE - DRIVER SIDE
11	M06803-68-E07	EA	DOOR ASM - W/O HARDWARE - RAD 0305 X 0555
12	P16194-01-F11	EA	CABINET ASM. - TWIN BED BASE - PASSENGER SIDE
13	M06803-F3-F11	EA	DOOR ASM - RAIL - W/O HARDWARE - MITERED/OGEE 0305 X 1015

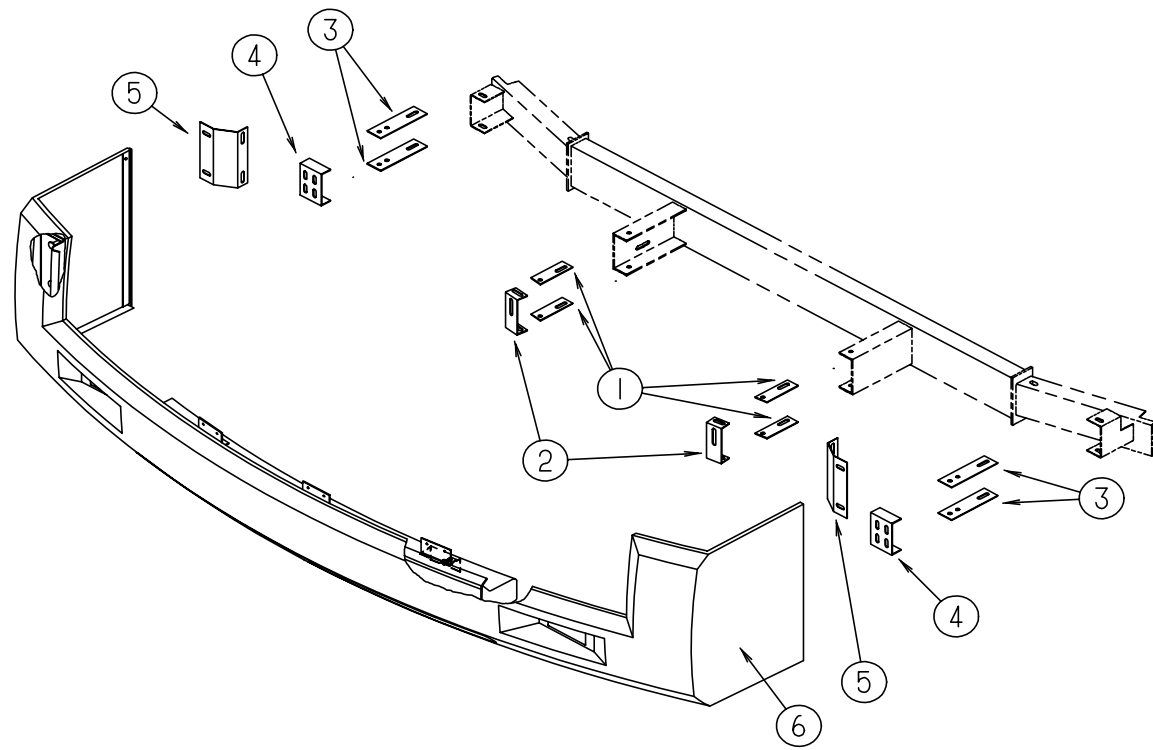
BEDROOM GROUP (CONTINUED)



QUEEN BEDROOM

KEY	PART NUMBER	U/M	DESCRIPTION
1	M05971-L6-F11	EA	DRAWER ASM - CABINET - W/O HARDWARE
2	M05971-L5-F11	EA	DRAWER ASM - CABINET - W/O HARDWARE
3	116193-11-F11	EA	COUNTERTOP ASM.
3	116193-11-F12	EA	COUNTERTOP ASM.
4	M06803-G1-F11	EA	DOOR ASM - RAIL - W/O HARDWARE - MITERED/OG 0365X0925
4	058331-D4-000	EA	MIRROR - CABINET DOOR
5	116142-01-F11	EA	CABINET ASM - SHIRT CLOSET (PASSENGER SIDE)
6	M06852-01-E10	EA	CABINET ASM - OVERHEAD - REAR
7	M06803-82-E10	EA	DOOR ASM - W/O HARDWARE - MITERED/OG 0400 X 0710
8	116142-02-F11	EA	CABINET ASM - SHIRT CLOSET (DRIVER SIDE)
9	116193-12-F11	EA	COUNTERTOP ASM.
9	116193-12-F12	EA	COUNTERTOP ASM.
10	116193-01-F11	EA	CABINET ASM. - W/ COUNTERTOP - NIGHTSTAND
10	116193-01-F12	EA	CABINET ASM. - W/ COUNTERTOP - NIGHTSTAND
11	116193-02-F11	EA	CABINET ASM. - W/ COUNTERTOP - NIGHTSTAND
11	116193-02-F12	EA	CABINET ASM. - W/ COUNTERTOP - NIGHTSTAND
12	041389-34-000	EA	PIANO HINGE - OFF WHITE - 55"
13	P16166-01-F11	EA	CABINET ASM. - QUEEN BED - W/O TOP
14	M07465-03-F11	EA	CABINET ASM. - QUEEN BED TOP - COMPLETE W/HINGE
	107796-06-000	EA	SPRING-GAS 20" LENGTH,120 LB
	107796-07-000	EA	BRACKET-GAS SPRING
	107796-05-000	EA	BRACKET-GAS SPRING,FLAT

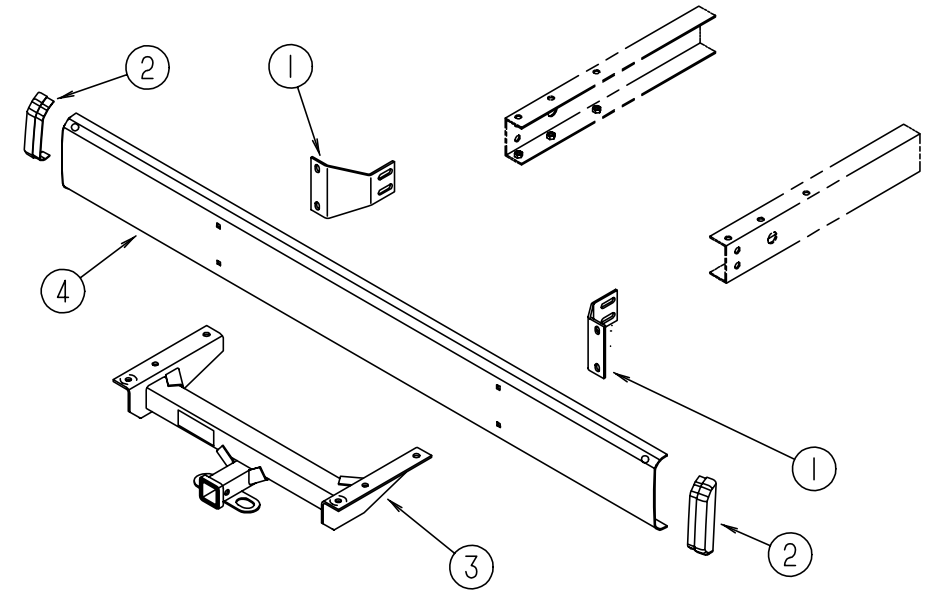
CHASSIS GROUP



FRONT BUMPER

KEY	PART NUMBER	U/M	DESCRIPTION
1	112527-03-02B	EA	STRAP-BRACE,BUMPER FRT
2	112526-02-02B	EA	CHANNEL-BRACE,BUMPER,RH
3	112527-02-02B	EA	STRAP-BRACE,BUMPER,FRT
4	112526-04-02B	EA	CHANNEL-BRACE,BUMPER FRT
5	116068-01-02B	EA	BRACKET-FRT END/BUMPER
6	115970-01-F11	EA	BUMPER PANEL ASM - FRONT
	112827-02-01A	EA	STRAP-GRILLE,FRONT,MILL
	115924-01-02A	EA	GRILLE-WOVEN WIRE FLAT BLK

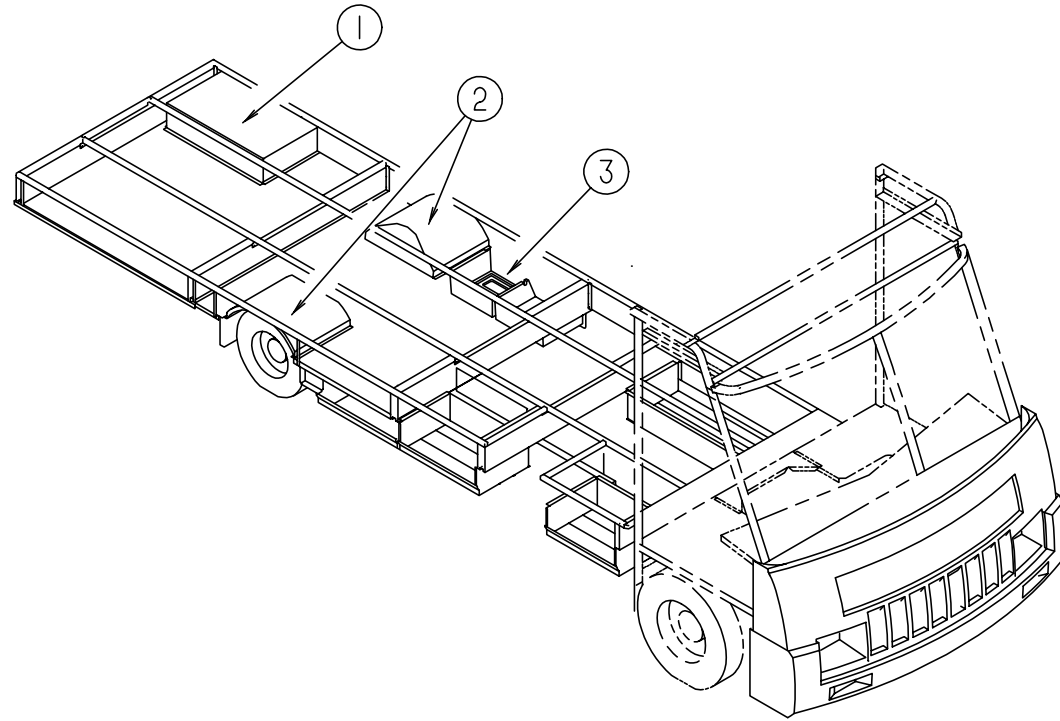
CHASSIS GROUP (CONTINUED)



REAR BUMPER

KEY	PART NUMBER	U/M	DESCRIPTION
1	104418-07-000	EA	ANGLE - SUPPORT - BUMPER REAR
2	103228-01-05A	EA	END CAP - BUMPER REAR - BLACK
3	107707-01-000	EA	HITCH ASM - CLASS II
4	103099-04-01A	EA	REAR BUMPER - BUFF
	094362-02-000	EA	CLIP-XMAS TREE,FLAT HEAD
	102333-01-02A	EA	BOLT - 7/16"
	034512-01-000	EA	PIN
	034513-01-000	EA	PIN - 3/16" WIRE
	113589-01-000	EA	CONNECTOR - PLUG - TRAILER
	113589-02-000	EA	CONNECTOR - SOCKET - TRAILER

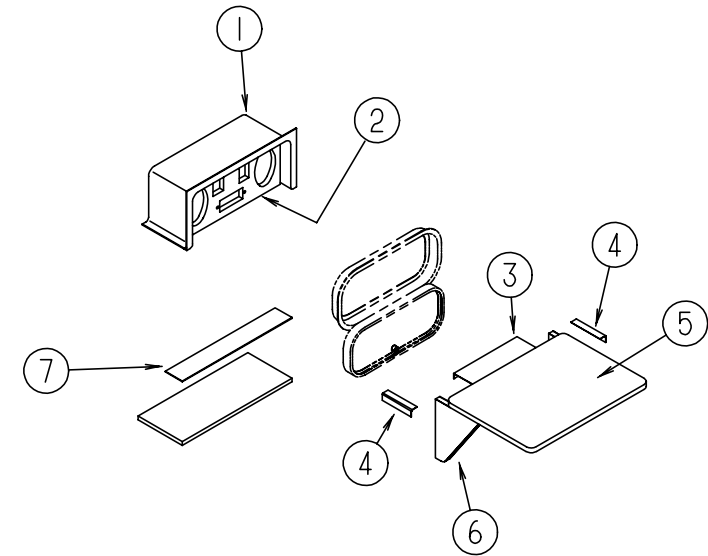
CHASSIS GROUP (CONTINUED)



COMPARTMENTS & TRAYS

KEY	PART NUMBER	U/M	DESCRIPTION
1	104784-01-000	EA	COMPARTMENT ASM - GENERATOR
2	055374-03-000	EA	REAR WHEELWELL - PLASTIC
3	114679-01-01A	EA	COMPARTMENT-STORAGE
3	M06991-03-F36	EA	HATCH ASM W/ FOAM
	094707 01 01A	EA	STEP ASM-ELECTRIC,DOUBLE
	114677-01-01A	EA	RETAINER - HATCH - SEWER HOSE
	093287-10-01A	EA	NET-CARGO - 254 MM X 970 MM
	093287-11-01A	EA	NET-CARGO - 254 MM X 1646 MM
	065450-05-000	EA	TIEDOWN-BATTERY - 8.4" TUBE
	017516-01-000	EA	FLAP - MUD - 14" X 18" - BLACK
	020167-05-000	EA	GUARD - DIRT

CHASSIS GROUP (CONTINUED)



COMPARTMENT (ENTERTAINMENT CENTER)

KEY	PART NUMBER	U/M	DESCRIPTION
1	104897-03-01A	EA	BOX - ENTERTAINMENT CENTER - OFF WHITE
2	104899-01-C05	EA	PLATE - RADIO MOUNTING
3	105377-01-01A	EA	BRACKET - TABLE HANGER OFF WHITE
4	105376-01-02A	EA	HINGE - CONTINUED - 2" X 140MM OFF WHITE
5	105230-11-E01	EA	SHELF ASM.
6	105230-12-F11	EA	SUPPORT ASM.
	105230-01-F11	EA	SHELF & SUPPORT ASM.
7	104898-01-01A	EA	PLATE - PLASTIC BOTTOM - OFF WHITE (CSA)
7	104898-02-01A	EA	PLATE - PLASTIC BOTTOM - OFF WHITE (US)

CHASSIS GROUP (CONTINUED)

BRAKE LINE

KEY	PART NUMBER	U/M DESCRIPTION
	088498-01-000	EA UNION - INVERTED FLARE - BRASS - 3/16 - 3/8 - 24 THREAD - BRAKE LINE
	088497-02-000	EA NUT - INVERTED FLARE - 1/4"
	085771-03-000	EA NUT - HEX - FL. PREV. TORQUE - GRADE G DRIVE SHAFT

STEP ASSEMBLIES & PANELS

KEY	PART NUMBER	U/M DESCRIPTION
	094707-01-01A	EA STEP - DOUBLE - ELECTRIC - KWIKEE 3218
	094707-02-700	EA MOTOR REPLACEMENT KIT - MODELS 32 & 28 - KWIKEE 9520
	094707-02-701	EA LINKAGE ASM - MODEL 32 - KWIKEE 9523
	094707-02-702	EA GEAR KIT - KWIKEE 9525
	094707-02-703	EA PARTS KIT (BEARINGS & PINS) - KWIKEE 9530
	094707-02-704	EA CONNECTOR KIT - MOTOR - KWIKEE 9537
	094707-02-705	EA CONTROL UNIT (ORANGE) - KWIKEE 9513
	P01713-01-000	EA SWITCH - PUSH BUTTON - IN DOOR JAMB - METAL W/ SEAL FROM: 00-00-00 THRU: 10-23--94
	116995-01-000	EA SWITCH/MAGNET-STEP,ELECTRIC FROM: 10-24--94 THRU: 99-99-99
	113285-01-01A	EA SEAL - STEP - SWITCH - BLACK
	094707-02-707	EA NON -SKID TREAD - BLACK. 6" X 21"

SHOCK ABSORBER (CHEVY)

KEY	PART NUMBER	U/M DESCRIPTION
	104993-01-000	EA SHOCK ABSORBER - GAS - P30 FRONT

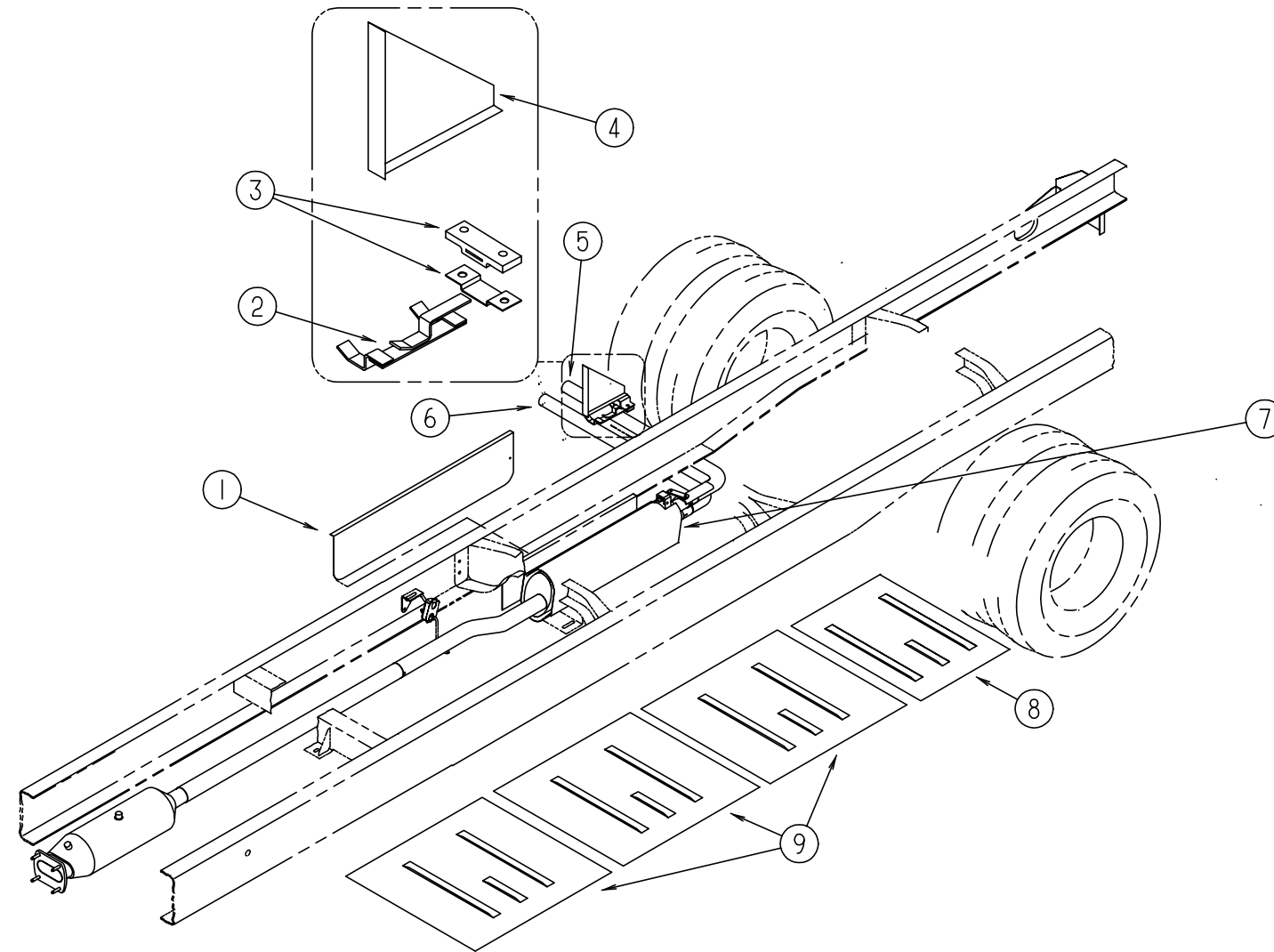
CHASSIS GROUP (CONTINUED)

HYDRAULIC LEVELING SYSTEM (CHEVY,FORD)

KEY	PART NUMBER	U/M DESCRIPTION
	100532-08-000	EA LEVELING SYSTEM - HYDRAULIC - JOYSTICK HWH AP0758
	100532-01-704	EA SWITCH - MERCURY F/ 6K & 9KJACK RAP1010
	100532-01-705	EA SPRING KIT - 9K JACK R1171
	100532-02-700	EA 6K TALL JACK ASM RAP7164
	100532-02-701	EA SPRING KIT - 6K JACK R6824
	100532-02-704	EA ACTIVATOR CABLE - 6K JACK RAP7194
	100532-02-705	EA PUMP/ RESERVOIR ASM - MONARCH RAP8178
	100532-03-710	EA SENSING UNIT 21' MTA RAP6798
	100532-03-715	EA CAP - BREATHER RAP7876
	100532-08-700	EA POWER UNIT ASM. RAP0595
	100532-08-701	EA BI-AXIS CONTROL - 200 SYSTEM RAP0612
	100532-08-702	EA VALVE - BI-AXIS RAP9589
	100532-08-703	EA PANEL ASM. - 200 BI - AXIS SYS. RAP9755
	100532-08-704	EA JACK ASM. - 9K TALL 200 SYS. RAP7002
	100532-09-707	EA ACTUATOR ASM. - 9K RAP0547
	100532-09-709	EA ACTUATOR ASM. - 6K RAP0448
	100532-09-710	EA SOLENOID - 4 POST RAP0533
	100533-05-000	EA BRACKETS - FRONT LEVELING JACKS - HWH AP7107 (GM)
	100533-06-000	EA BRACKETS - FRONT LEVELING JACKS - HWH AP7160 (FORD)
	100534 12 000	EA BRACKETS - REAR LEVELING JACKS - HWH AP0921 (GM)
	100534-06-000	EA BRACKETS - REAR LEVELING JACKS - HWH# AP6957 (FORD W/O TAG AXLE)
	100536-10-000	EA HOSE KIT - HWH #AP0012
	107890-01-000	EA ELBOW - STEEL 90D 1/4 X 37D FLARE PARKER 4-C6X-S
	112236-01-E10	EA BEZEL - MONITOR - UNDER DASH - LEFT SIDE

CHASSIS GROUP (CONTINUED)

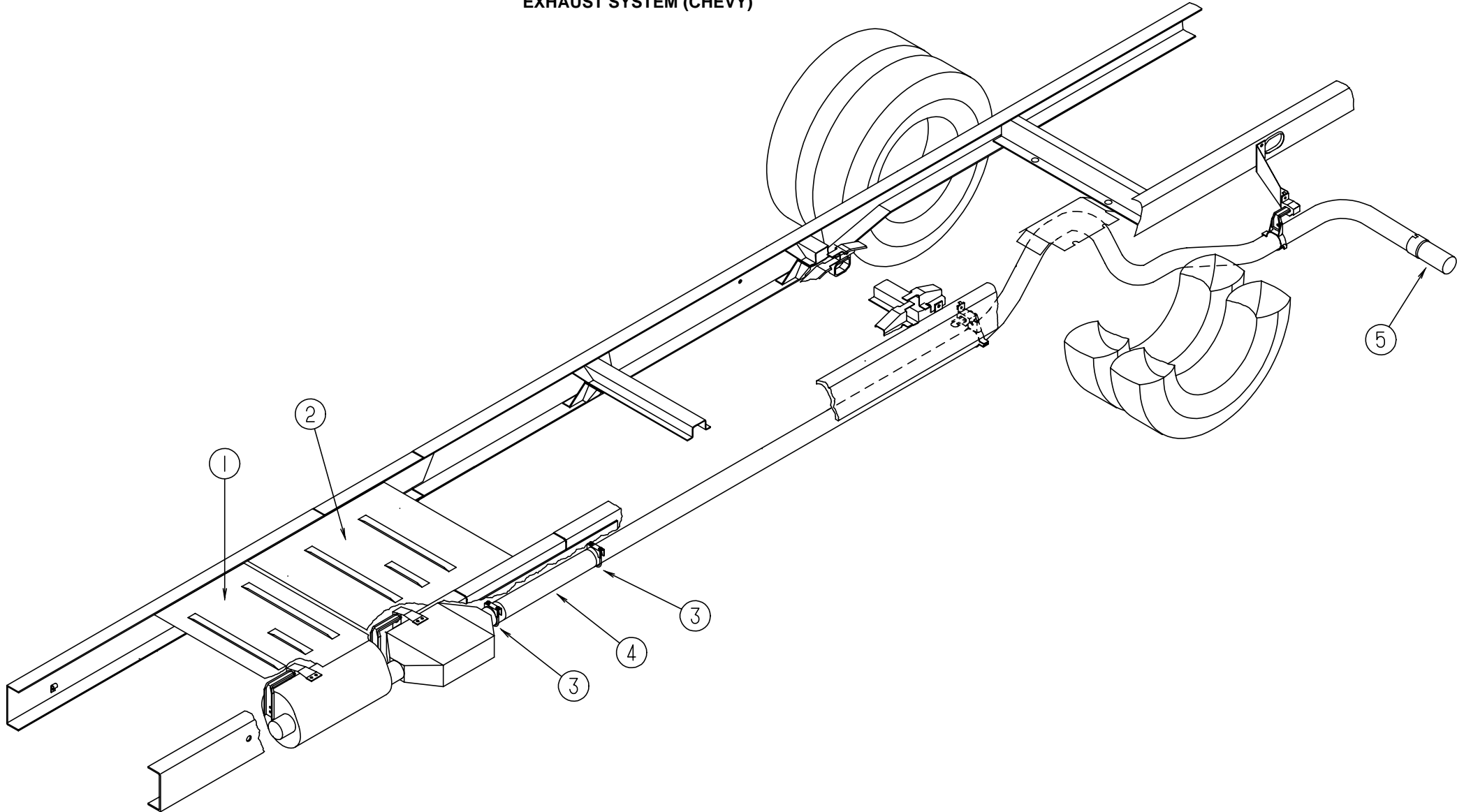
EXHAUST SYSTEM (FORD)



KEY	PART NUMBER	U/M	DESCRIPTION
1	075307-03-000	EA	SHIELD - HEAT - LP
2	096055-05-000	EA	SUPPORT - EXHAUST PIPE
3	095190-01-000	EA	HANGER ASM - EXHAUST
4	102117-06-000	EA	HANGER ASM - TAILPIPE
5	098762-12-000	EA	PIPE-EXHAUST, STRAIGHT, 2.25IN
6	098762-12-000	EA	PIPE-EXHAUST, STRAIGHT, 2.25IN
	007125-07-000	EA	CLAMP - MUFFLER - 2.50" DIAMETER
7	007125-05-000	EA	CLAMP - MUFFLER - 2" DIAMETER
8	101544-06-000	EA	SHIELD - EXHAUST
9	101544-01-000	EA	SHIELD - EXHAUST

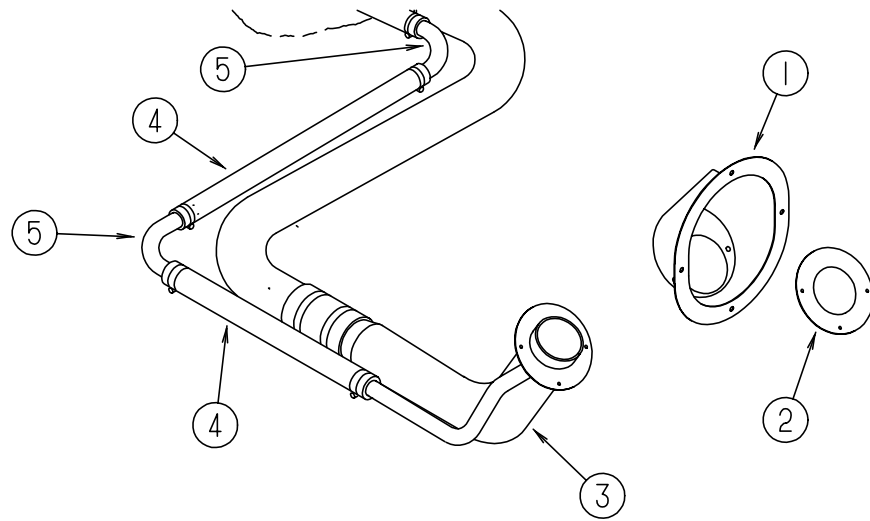
CHASSIS GROUP (CONTINUED)

EXHAUST SYSTEM (CHEVY)



KEY	PART NUMBER	U/M	DESCRIPTION
1	101544-01-000	EA	SHIELD - HEAT - EXHAUST - 19.7" X 28.9" - STEEL
2	101544-02-000	EA	SHIELD - HEAT - EXHAUST - 30" X 28.9" - STEEL
3	094918-01-000	EA	CLAMP - EXHAUST - 3"
4	098762-06-000	EA	PIPE - EXHAUST - STRAIGHT - 3.0" X 22"
5	098762-11-000	EA	PIPE - EXHAUST - STRAIGHT - 3.0"

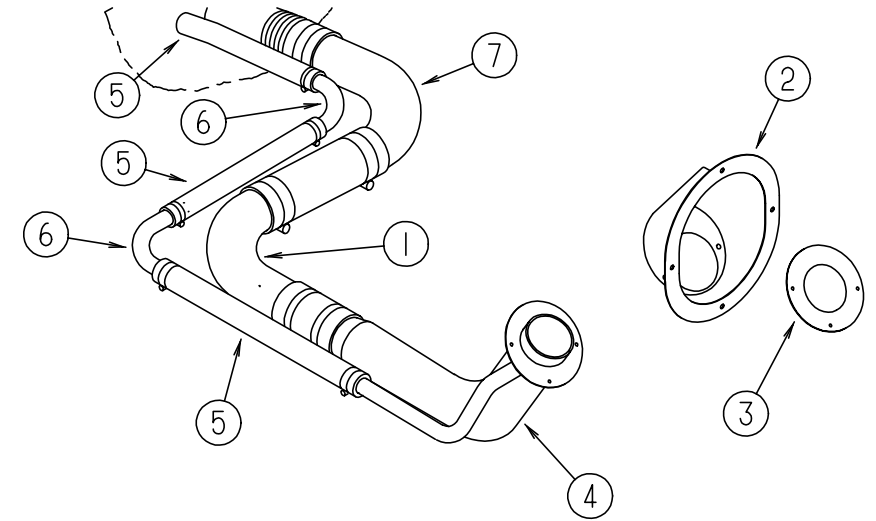
CHASSIS GROUP (CONTINUED)



FUEL SYSTEM (FORD)

KEY	PART NUMBER	U/M	DESCRIPTION
1	095854-01-01A	EA	SHROUD - FUEL FILL
2	078200-01-000	EA	GASKET - FUEL FILL - 3.5"OD X 2"ID
3	087256-07-000	EA	NECK ASM - FUEL FILL
4	066732-01-000	FT	HOSE - FUEL FILL - .62" ID
5	098806-01-000	EA	PIPE - FILL VENT - 90 DEGREE BEND - .625" OD - STEEL
	007063-01-000	FT	HOSE - GAS 1/4"ID X 1/2"OD
	084884-01-000	EA	PLUG - BRASS - 3/8"
	007111-02-000	EA	HOSE - FUEL FILL - 2" ID - IN 3FT LENGTHS

CHASSIS GROUP (CONTINUED)



FUEL SYSTEM (CHEVY)

KEY	PART NUMBER	U/M	DESCRIPTION
1	098807-01-000	EA	PIPE - FUEL FILL - 90 DEGREE BEND - 6.6" - 1 3/4" OD - STEEL
2	095854-01-01A	EA	SHROUD - FUEL FILL
3	078200-01-000	EA	GASKET - FUEL FILL - 3.5"OD X 2"ID
4	087256-06-000	EA	NECK ASM. - FUEL FILL
			FROM: 00-00-00 THRU: 02-05-95
4	087256-10-000	EA	NECK ASM. - FUEL FILL
			FROM: 02-06-95 THRU: 99-99-99
5	066732-01-000	FT	HOSE - FUEL FILL - .62" ID
6	098806-01-000	EA	PIPE - FILL VENT - 90 DEGREE BEND - .625" OD - STEEL
7	098803-02-000	EA	PIPE-FUEL,FILL
			FROM: 00-00-00 THRU: 02-05-95
7	098803-01-000	EA	PIPE-FUEL,FILL
			FROM: 02-06-95 THRU: 99-99-99
	007063-01-000	FT	HOSE - GAS 1/4"ID X 1/2"OD

CHASSIS GROUP (CONTINUED)**TIRE & WHEEL HARDWARE (FORD)**

KEY	PART NUMBER	U/M DESCRIPTION
	077030-02-000	EA EXTENSION - VALVE STEM - 1.25"
	091209-08-000	EA WHEEL LINER SET W/FRONT HUB COVER 16" (SET OF 4)
	091209-08-700	EA LINER - WHEEL - 16" FRONT W/AXLE COVER - 10 LUG
	091209-08-701	EA LINER - WHEEL - 16" REAR - 10 LUG
	091209-08-702	EA COVER - AXLE - 16" REAR
	091209-01-704	EA LUG NUT COVER (WHEEL LINER)
	091209-11-702	EA JAMB NUT (LONG) REAR WHEEL
	091209-08-704	EA FRONT SIMULATOR
	091209-08-705	EA REAR SIMULATOR
	091209-08-706	EA FLAT NUT .500 - 9/16STUD
	095012-03-000	EA EXTENSION - VALVE STEM - DUAL WHEEL
	051377-05-000	EA VALVE STEM ASM-VS938
	083425-05-000	EA TIRE - MICHELIN - LT235/85R16 LRE - XPS RIB
	095853-02-000	EA WHEEL - STEEL - 16"X 6K - F2TA- 1015 - NA
	098532-01-000	EA COVER - WHEEL - FORD - 16" - SET OF 4
	098532-01-700	EA COVER - LUG NUT - CHROME
	098532-01-701	EA COVER - WHEEL - 16"

CHASSIS GROUP (CONTINUED)**TIRE & WHEEL HARDWARE (CHEVY)**

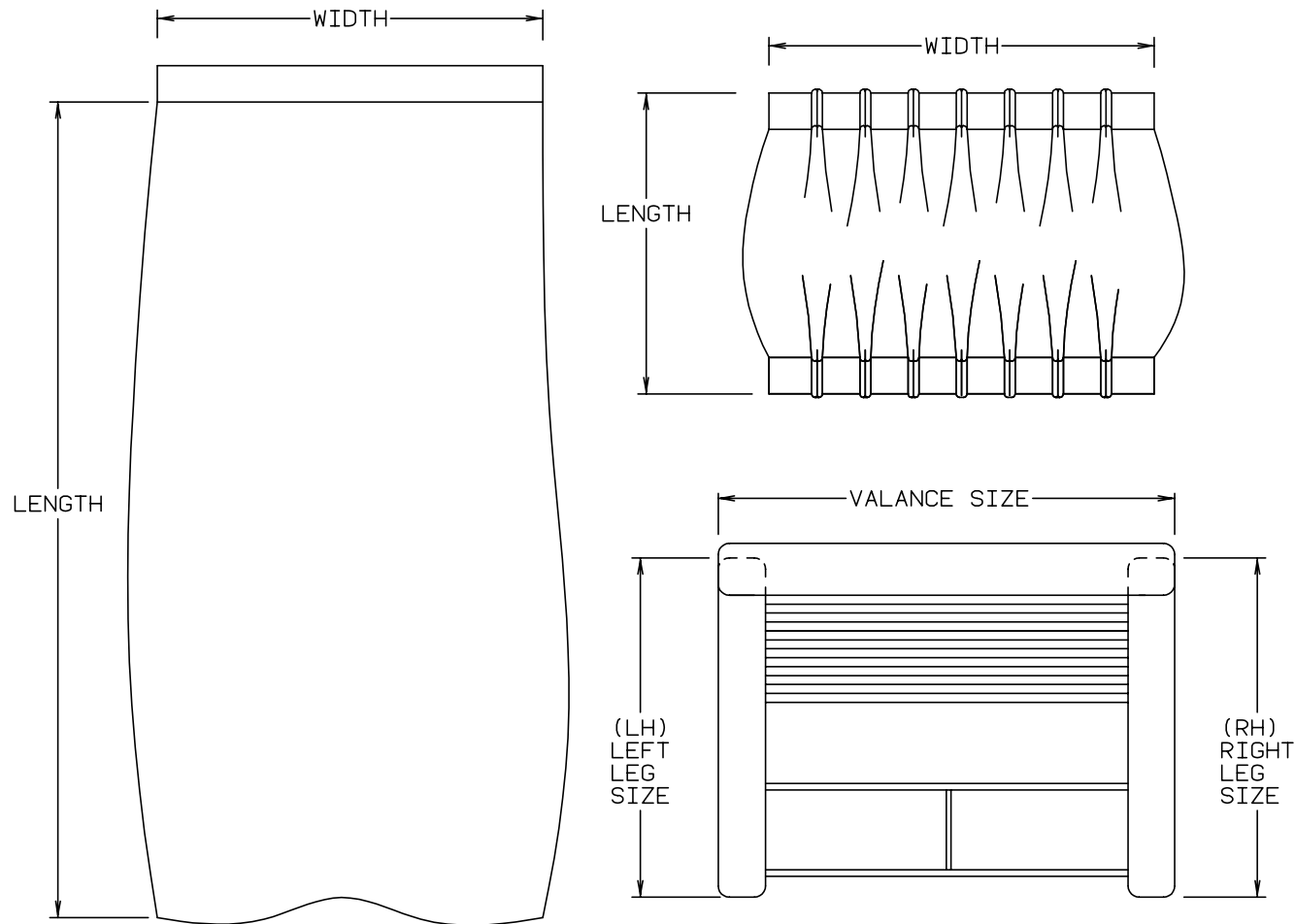
KEY	PART NUMBER	U/M DESCRIPTION
	091209-01-000	EA LINER - WHEEL - 19.5" - SST - SET OF 4 - KAPER (1954-ION)
	091209-01-700	EA LINER - WHEEL - 19.5" FRONT - 10 LUG - CHEVY P-30
	091209-01-701	EA LINER - WHEEL - 19.5" REAR - 10 LUG - CHEVY P-30
	091209-01-702	EA COVER - AXLE - 19.5" FRONT - 10 LUG - CHEVY P-30
	091209-01-703	EA COVER - AXLE - 19.5" REAR - 10 LUG - CHEVY P-30
	091209-01-704	EA COVER - LUG NUT
	077030-02-000	EA EXTENSION - VALVE STEM - 1.25"
	109443-01-000	EA WHEEL - COVER 4/SET 19.5 W/HDW
	109443-01-700	EA WHEEL - COVER 19.5 - FRONT & REAR - SHAG95 1 ONLY DICOR
	109443-01-701	EA SET - BRACKET - 1 FRONT WHEEL - SHAG95-FBS DICOR
	109443-01-702	EA SET - BRACKET - 1 REAR WHEEL - SHAG95-RBS DICOR
	109443-01-703	EA CAP - CENTER - HUB DICOR
	007324-03-000	EA TIRE - 8R19.8 LRF - MICHELIN XZA
	051377-01-000	EA STEM - VALVE - TR 500
	080208-01-000	EA LUG WRENCH - 1.06 X 1.00
	080208-02-000	EA BAR - LEVERAGE - LUG WRENCH

CURTAIN & CUSHION GROUP

NOTICE

IN ORDER TO ASSIST OUR PARTS SALES DEPT. IN PROVIDING INTERIOR SOFTGOODS ITEMS, PLEASE INCLUDE THE SERIAL NUMBER AND THE COLOR CODE NUMBER FROM THE VEHICLE CERTIFICATION LABEL WHEN ORDERING. THIS LABEL IS LOCATED ON THE LEFT SIDEWALL AT THE END OF THE DASH (A-BODY), OR ON THE DRIVER'S DOOR LATCH PLATE (C-BODY).

AN EXAMPLE OF A COLOR CODE NUMBER IS B07, WHICH DESIGNATES AN OVERALL COLOR SCHEME OF A PARTICULAR UNIT. THE COLOR LISTED AFTER THE ITEM DESCRIPTION ON THE MICROFICHE, INDICATES THE OVERALL UNIT COLOR. ORDER THE ITEM YOU DESIRE ACCORDING TO UNIT COLOR CODE.



NOTE: USE THIS ILLUSTRATION WHEN DETERMINING LENGTH AND WIDTH MEASUREMENTS FOR CURTAINS. YOU WILL NOTE THE WIDTH MEASUREMENT IS TAKEN ON THE TOP OF THE CURTAIN WITH THE CURTAIN FULLY EXTENDED. THE LENGTH MEASUREMENT IS TAKEN FROM TOP TO BOTTOM. LEFT AND RIGHT WINDOW LEGS ARE DETERMINED WHEN FACING THE WINDOW.

CURTAIN & CUSHION GROUP (CONTINUED)

FABRIC & TRIMS

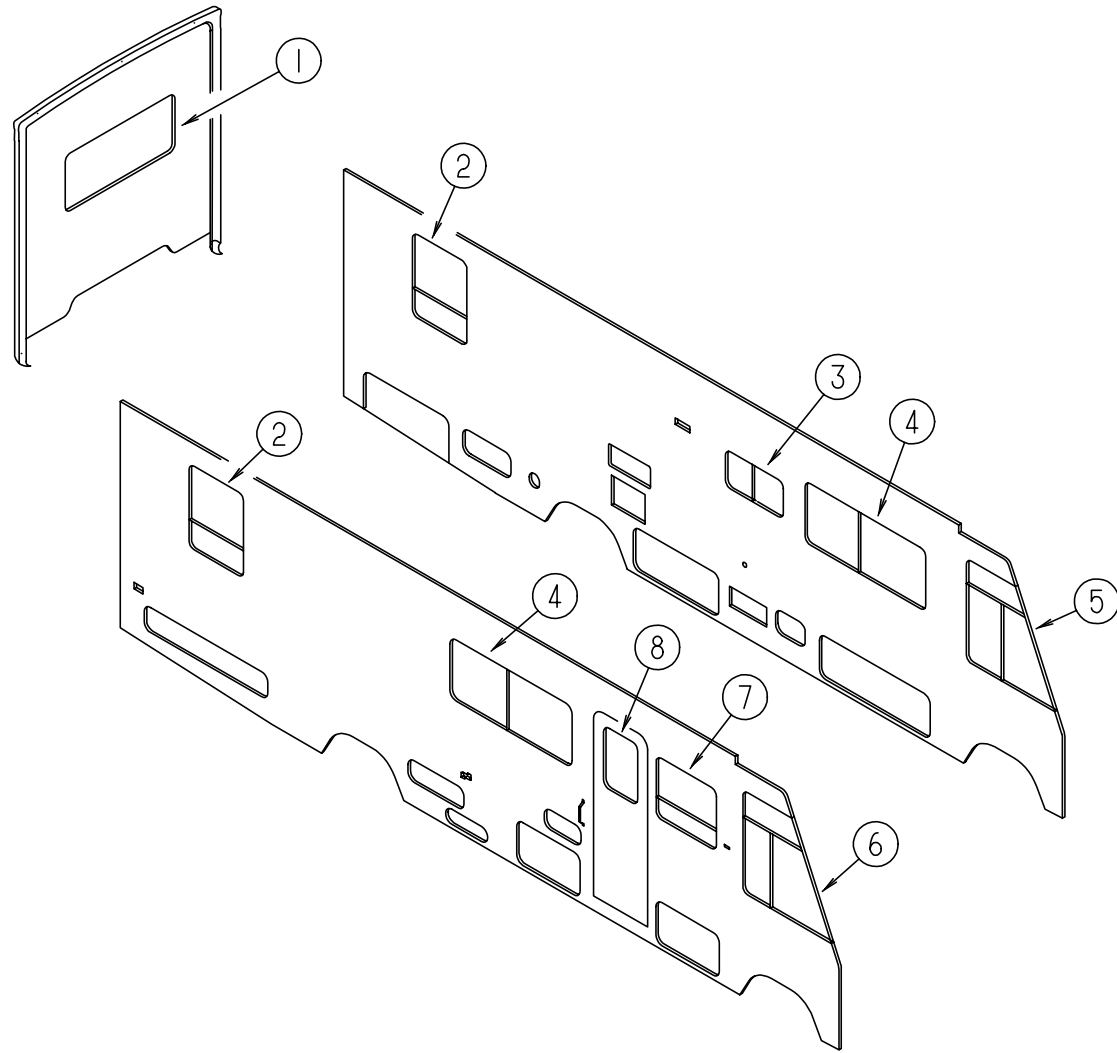
KEY	PART NUMBER	U/M	DESCRIPTION
	072333-85-000	YD	FABRIC-CURTAIN, TEXTURED PLAIN - 54" - MUSHROOM
	079680-07-000	YD	FABRIC-VINYL, 54" WIDE - BEIGE
	087272-03-000	YD	DRAPERY LINING-54" IVORY ROCKLAND MILLS
	089351-03-000	YD	VINYL-CEILING, DIAMOND DESIGN - 54" WIDE
	094911-31-000	YD	FABRIC-OPAQUE,OCEAN SPRAY UNITED SHADE (F11)
	103907-01-01A	YD	FABRIC-VINYL, 54" WIDE - OFF WHITE
	105745-45-000	YD	FABRIC-BEDSP,RADIANCE,GREEN DESIGNCRAFT (F11)
	105745-90-000	YD	FABRIC-BEDS,LANINA #14 TEAL COVINGTON (F11)
	105745-50-000	YD	FABRIC-BEDSP,INCOGNITO,ALABA (F12)
	106569-01-01A	YD	VINYL-LAMINATE MADRID O/W **26OZ 54" X ROLL
	108446-C4-000	YD	FABRIC-UPH,FLORIBUNDA,AQUA JOAN (F11)
	108446-C5-000	YD	FABRIC-UPH,STARLIGHT,AQUA FR JOAN (F11)
	108446-77-000	YD	FABRIC-UPH,STARLIGHT,PARCHMENT (F12)
	108446-C6-000	YD	FABRIC-UPH,CHARISMA,CELADON JOAN (F11)
	108446-78-000	YD	FABRIC-UPH,R/DRAMA,ALABASTER (F12)
	094911-31-000	YD	FABRIC-OPAQUE,OCEAN SPRAY BLIND (F11)
	094911-30-000	YD	FABRIC-OPAQUE,LINEN BEIGE BLIND (F12)

ASSIST HANDLE & BUTTONS

KEY	PART NUMBER	U/M	DESCRIPTION
	079349-04-F11	YD	WELT ASM-NARROW,ACCENT 9FAB03
	057759-01-000	EA	WASHER BRACKET-SEAT BELT, 4" DIAMETER
	007021-01-000	EA	BELT-SEAT, 2" X 90" - BLACK
			FROM: 00-00-00 THRU: 09-29-94
	056271-01-000	EA	BELT-SEAT, 2" X 102" - BLACK
			FROM: 09-30-94 THRU: 99-99-99
	069178-02-000	EA	BRACKET-MOUNTING, ASSIST HANDLE - L ANGLE - W/HOLES - ST
	070578-02-B29	EA	BUTTON-SCREW, STUD - #30 - VINYL
	000C16-07-16B	EA	BOLT-CARRIAGE, ASSIST HANDLE - 7/16" - 14 X 1" ZN
	000D20-07-00B	EA	NUT-ACORN,ASSIST HANDLE - 7/16" X 14 ZN
	053552-02-AA8	EA	HANDLE-ASSIST, INTERIOR - ENTRY DOOR - VINYL - OFF WHITE

CURTAIN & CUSHION GROUP (CONTINUED)

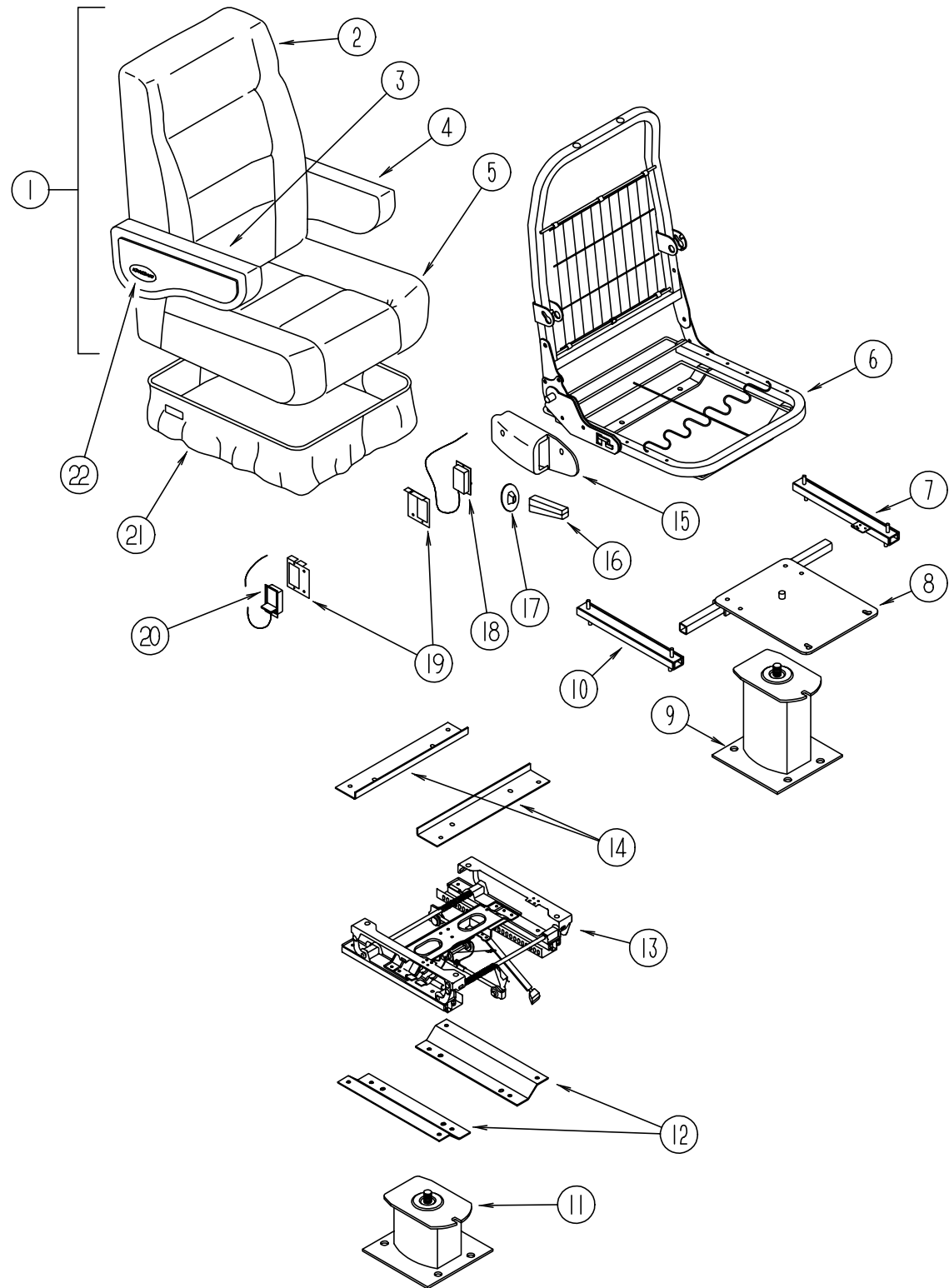
CURTAINS & WINDOW TREATMENT



KEY	PART NUMBER	U/M	DESCRIPTION
1	104657-21-F11	EA	VALANCE ASM. - GEORGETOWN,52"
1	104657-21-F12	EA	VALANCE ASM. - GEORGETOWN,52"
1	109802-36-F11	EA	BLIND - PLEATED - 49" X 29"
1	109802-36-F12	EA	BLIND - PLEATED - 49" X 29"
2	104657-26-F11	EA	VALANCE ASM. - GEORGETOWN - 30"
2	104657-26-F12	EA	VALANCE ASM. - GEORGETOWN - 30"
2	112986-07-F11	EA	CURTAIN ASM - 38.5 X 6 - PNCL.PLT T,PCK.B
2	112986-07-F12	EA	CURTAIN ASM - 38.5 X 6 - PNCL.PLT T,PCK.B A
2	109802-37-F11	EA	BLIND - PLEATED - 27.5" X 38.5"
2	109802-37-F12	EA	BLIND - PLEATED - 27.5" X 38.5"
3	109041-20-01A	EA	BLIND-MINI - 31 X 18 DROP - PURE SILVER
4	112094-18-F11	EA	VALANCE ASM - 63.5" VICTORIA
4	112094-18-F12	EA	VALANCE ASM - 63.5" VICTORIA
4	109234-29-F11	EA	LEG-RT.,27",PLAIN,N/HOLE - 3.5"FACE
4	109234-29-F09	EA	LEG-RT.,27",PLAIN,N/HOLE - 3.5"FACE (F12)
4	109234-30-F11	EA	LEG-LT.,27",PLAIN,N/HOLE - 3,3.5"FACE
4	109234-30-F09	EA	LEG-LT.,27",PLAIN,N/HOLE - 3,3.5"FACE (F12)
4	109802-10-F11	EA	BLIND - PLEATED - 60 X 28.5
4	109802-10-E05	EA	BLIND - PLEATED - 60 X 28.5 (F12)
5	101668-46-E91	EA	CURTAIN ASM. - 48" X 95" - DRIVER SIDE - TAPE TOP
5	073260-42-C18	EA	TIEBACK ASM. - 6" X 18"
6	101668-45-E91	EA	CURTAIN ASM. - 48" X 95" - PASSENGER SIDE - TAPE TOP
6	073260-42-C18	EA	TIEBACK ASM. - 6" X 18"
7	112094-07-F11	EA	VALANCE ASM - 33.5" VICTORIA
7	112094-07-F12	EA	VALANCE ASM - 33.5" VICTORIA
7	109234-29-F11	EA	LEG-RT.,27",PLAIN,N/HOLE - 3.5"FACE
7	109234-29-F09	EA	LEG-RT.,27",PLAIN,N/HOLE - 3.5"FACE (F12)
7	109234-30-F11	EA	LEG-LT.,27",PLAIN,N/HOLE - 3,3.5"FACE
7	109234-30-F09	EA	LEG-LT.,27",PLAIN,N/HOLE - 3,3.5"FACE (F12)
7	109802-11-F11	EA	BLIND ASM-PLEATED - 29" X 28.5"
7	109802-11-F12	EA	BLIND ASM-PLEATED - 29" X 28.5"
8	113268-24-F11	EA	VALANCE ASM-FLAT - 30"
8	113268-24-F12	EA	VALANCE ASM-FLAT - 30.25"
8	084755-57-E07	EA	PULL SHADE - 27.25 - NO TRIM (F11.F12)

CURTAIN & CUSHION GROUP (CONTINUED)

BUCKET SEAT



KEY	PART NUMBER	U/M DESCRIPTION
1	111855-03-F11	EA WINDSOR MANUAL RECLINER - W/ EXECUTIVE ARMRESTS
1	111855-03-E24	EA WINDSOR MANUAL RECLINER - W/ EXECUTIVE ARMRESTS
	116238-01-F11	EA BUCKET-LUXURY CO-PILOT
	116238-01-F12	EA BUCKET-LUXURY CO-PILOT
	111855-05-F11	EA WINDSOR,W/ARMS
	111855-05-F12	EA WINDSOR,W/ARMS
2	M05962-03-F11	EA COVER ASM. - BACK - WINDSOR
2	M05962-03-E24	EA COVER ASM. - BACK - WINDSOR (F12)
3	111320-03-F11	EA ARMREST ASM. - RIGHT HAND
3	111320-03-E24	EA ARMREST ASM. - RIGHT HAND (F12)
3	P11320-03-F11	EA COVER ASM. - ARMREST W/ PAD - RIGHT HAND
3	P11320-03-E24	EA COVER ASM. - ARMREST W/ PAD - RIGHT HAND (F12)
4	111320-04-F11	EA ARMREST ASM. - LEFT HAND
4	111320-04-E24	EA ARMREST ASM. - LEFT HAND (F12)
4	P11320-04-F11	EA COVER ASM. - ARMREST W/ PAD - LEFT HAND
4	P11320-04-E24	EA COVER ASM. - ARMREST W/ PAD - LEFT HAND (F12)
5	M05962-04-F11	EA COVER ASM. - SEAT - WINDSOR
5	M05962-04-E24	EA COVER ASM. - SEAT - WINDSOR (F12)
6	M80906-11-000	EA FRAME - SEAT - BACK & SPRING
7	069246-05-000	EA ADJUSTER SIDE - W/ LOCK - FORWARD & BACK
		FROM: 00-00-00 THRU: 10-16-94
	069246-05-700	EA SPRING - ADJUSTER - FOR REMOTE
	069246-05-701	EA CLIP - CABLE - FOR REMOTE
7	069246-14-000	EA ADJUSTER SIDE - W/ LOCK - FORWARD & BACK, 4STUDS
		FROM: 10-17-94 THRU: 99-99-99
8	107921-05-000	EA TOP PLATE - PEDESTAL - W/ SEATBELT BAR
	113983-91-000	EA TOP PLATE-CO-PILOT,27"
9	107921-01-000	EA FLOOR MOUNTED PEDESTAL - W/ 9.75" EXTENSION
	107921-06-000	EA BEARING KIT - PEDESTAL
10	069246-02-000	EA ADJUSTER SIDE - W/ O LOCK - FORWARD & BACK
		FROM: 00-00-00 THRU: 10-16-94
10	069246-15-000	EA ADJUSTER SIDE - W/ O LOCK - FORWARD & BACK, 4STUDS
		FROM: 10-17-94 THRU: 99-99-99
11	107921-01-000	EA PEDESTAL ASM-SEAT - FLOOR MOUNTED - 9 3/4"
12	116215-03-000	EA LOWER PLATE - 6 WAY MANUAL CONTROL
13	116215-01-000	EA 6 WAY MANUAL CONTROL (POWER SEAT)
14	116215-02-000	EA UPPER PLATE - 6 WAY MANUAL CONTROL
15	080730-09-000	EA SHIELD - RECLINER HANDLE
	080730-10-000	EA SCREW - RECLINER HANDLE SHIELD
16	080730-08-000	EA HANDLE - RECLINER - BLACK
17	080730-11-000	EA SHIELD - RUBBER BOOT
18	089368-04-000	EA REMOTE & CABLE - SWIVEL/SLIDE
19	097683-03-000	EA BRACKET - REMOTE - SIDE MOUNT - SINGLE
20	108049-01-000	EA REMOTE & CABLE - 28" - FLEXSTEEL PEDESTAL
	108049-02-000	EA CABLE CLIP
21	071126-43-F11	EA SKIRT ASM - SINGLE - 10.5" - W/ OPEN BACK
21	071126-43-E33	EA SKIRT ASM - SINGLE - 10.5" - W/ OPEN BACK (F12)
21	071126-54-F11	EA SKIRT ASM - SINGLE - 10.5" - W/ OPEN BACK (W/ 6 WAY MANUAL CONTROL)
21	071126-54-F12	EA SKIRT ASM - SINGLE - 10.5" - W/ OPEN BACK (W/ 6 WAY MANUAL CONTROL)
	071126-53-F11	EA SKIRT ASM - CO-PILOT - 10.5"
	071126-53-F12	EA SKIRT ASM - CO-PILOT - 10.5"
22	111169-01-000	EA BACK PLATE - WINNEBAGO EMBLEM
22	111169-02-000	EA EMBLEM - "WINNEBAGO"

CURTAIN & CUSHION GROUP (CONTINUED)

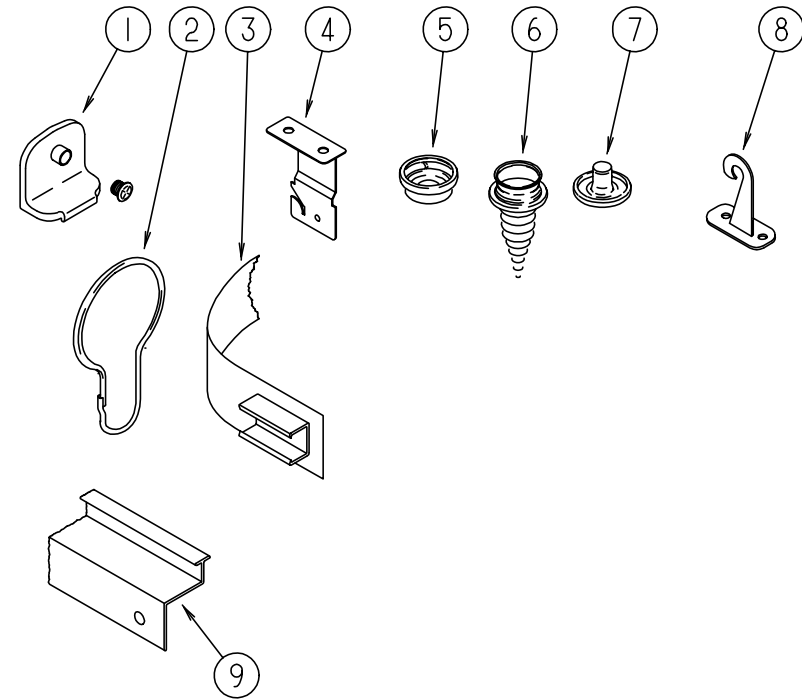
BUCKET-LUXURY CO-PILOT

KEY	PART NUMBER	U/M DESCRIPTION
	116238-01-F11	EA BUCKET-LUXURY CO-PILOT
	116238-01-F12	EA BUCKET-LUXURY CO-PILOT
	M05962-20-F11	EA COVER-BACK,LUXURY CO-PILOT
	M05962-20-F12	EA COVER-BACK,LUXURY CO-PILOT
	M05962-21-F11	EA COVER-SEAT,LUXURY CO-PILOT
	M05962-21-F12	EA COVER-SEAT,LUXURY CO-PILOT
	089323-01-000	FT STRIP-POLYENTHYLENE,J-CHANEL
	080730-08-000	EA HANDLE-30179907
	080730-09-000	EA SHIELD-FLEXSTEEL
	080730-11-000	EA SHIELD-RUBBER BOOT
	089368-04-000	EA FRAME-CABLE,REMOTE SWIVEL
	097683-03-000	EA BRACKET-REMOTE,SIDE MOUNT
	111320-03-F11	EA ARM ASM-RT. EXEC. ARM W/PAD
	P11320-03-F11	EA COVER-ARM,R.EXEC. ARM W/PAD
	111320-03-E24	EA ARM ASM-RT. EXEC. ARM W/PAD (F12)
	P11320-03-E24	EA COVER-ARM,R.EXEC. ARM W/PAD (F12)
	083172-02-000	EA PANEL-DI-ELECTRIC 110 28X36
	111320-04-F11	EA ARM ASM-LT. EXEC. ARM W/PAD
	111320-04-E24	EA ARM ASM-LT. EXEC. ARM W/PAD (F12)
	P11320-04-F11	EA COVER-ARM,L.EXEC. ARM W/PAD
	P11320-04-E24	EA COVER-ARM,L.EXEC. ARM W/PAD (F12)
	071126-53-F11	EA SKIRT-10.5" CO-PILOT
	071126-53-F12	EA SKIRT-10.5" CO-PILOT
	113983-91-000	EA TOP PLATE-CO-PILOT,27"
	113983-94-000	EA SWIVEL KIT-VILLA
	080211-03-000	EA CLIP-XMAS TREE, DECOR PADS
	111169-01-000	EA PLATE-BACK, ARMREST
	079305-03-000	EA ROD-FABRIC TIE

FOLDING CHAIR

KEY	PART NUMBER	U/M DESCRIPTION
	110198-01-F11	EA COVER-CHAIR,STACKMORE FOLDING
	110198-01-E33	EA COVER-CHAIR,STACKMORE FOLDING (F12)
	101604-01-01A	EA CHAIR-FOLDING,DINETTE W/O FABRIC

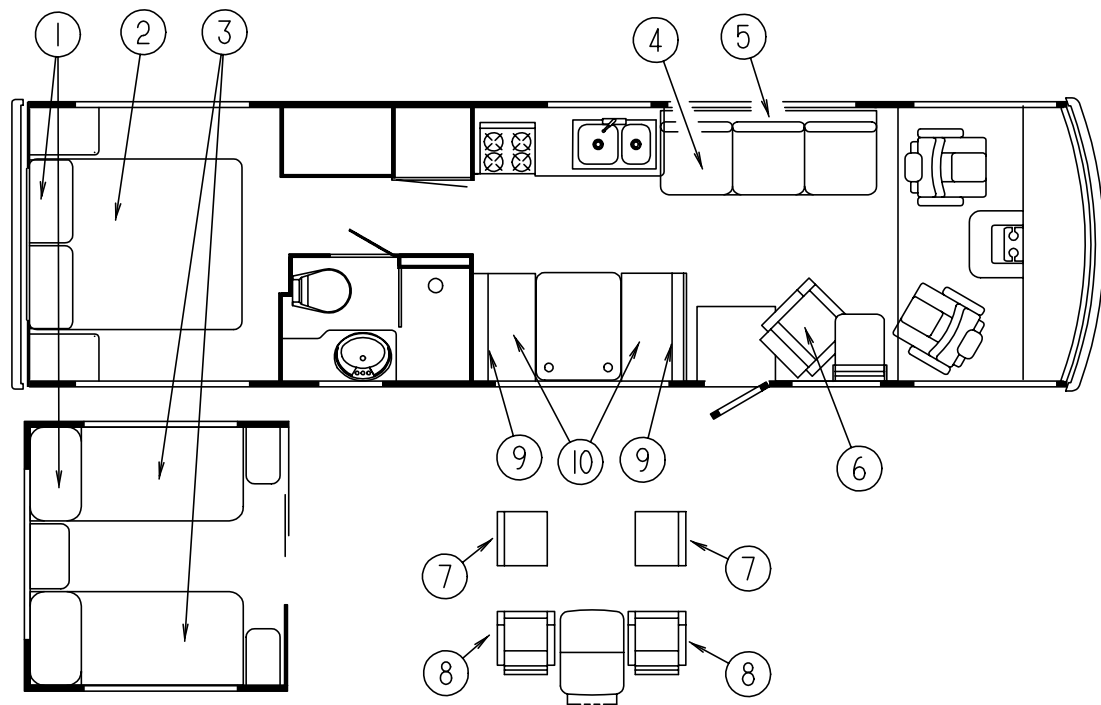
CURTAIN & CUSHION GROUP (CONTINUED)



CURTAIN & BLIND HARDWARE

KEY	PART NUMBER	U/M DESCRIPTION
1	106544-01-000	EA SHADE PULL - BRASS
	106544-01-001	EA SCREW - SHADE PULL - BRASS
2	009136-02-000	EA HANGER - RING - PIN TYPE - CURTAIN - BRASS
3	101031-01-000	YD TAPE - GLIDE - CURTAIN - 4.25" SPACING
4	084434-01-000	EA BRACKET - MOUNTING - ROLLER SHADE - 1 3/8"
	096843-01-000	EA SPRING - REWIND - ROLLER SHADE
5	029156-01-000	EA SOCKET - SNAP - 9/16" O.D
6	029130-01-000	EA SCREW - SNAP SOCKET - 8 PH X 5/8"
7	029155-01-000	EA CAP - SNAP - 5/32" O.D. OF PIN
	046867-01-000	EA GROMMET - BRASS - 7/16" ID X 1" OD
	102075-11-01A	EA SHOWER ROD
8	109441-01-000	EA HOLD DOWN - BLIND, HOOK
	009112-01-000	EA FLANGE - SHOWER ROD
9	114641-07-01A	EA TRACK - WRAPAROUND CURTAIN - OFF WHITE (PASSENGER SIDE)
9	114641-08-01A	EA TRACK - WRAPAROUND CURTAIN - OFF WHITE (DRIVER SIDE)
	048394-02-000	YD VELCRO TAPE - HOOK - ADHESIVE BACK - .75" WIDE - BEIGE
	088792-02-000	YD VELCRO TAPE - LOOP - ADHESIVE BACKED - .75" WIDE - BEIGE
	094896-02-000	EA GROMMET - CORD - PLEATED BLIND - NYLON - GRAY
	094907-02-000	EA END CAP - TOP - PLEATED BLIND - PLASTIC - GRAY
	094907-04-000	EA END CAP - BOTTOM - PULL TYPE SPECIALITY WINDOW
	097564-01-000	EA T-HANDLE - EZ LIFT SHADE
	097565-01-000	EA BRACKET - MOUNTING - PLEATED BLIND
	097591-01-000	EA SPRING - EXTENSION - PLEATED BLIND
	097592-01-000	EA SPOOL - CORD - ELEVATED BLIND HOLDUP - CLEAR PLASTIC
	056003-01-000	EA BRACKET-DRAPERY RETAINING, FRONT - METAL
	056003-02-000	EA BRACKET-DRAPERY RETAINING, REAR - METAL
	086276-01-000	EA TAPE-DOUBLE SIDED, 1/2"
	089916-01-000	EA MOUNT-WINDOW LEG, 23.75" - ALUMINUM - BLACK
	097593-07-000	FT CORD-BLIND, PLEATED - PALE JADE

CURTAIN & CUSHION GROUP (CONTINUED)



QUEEN & TWIN BEDS

KEY	PART NUMBER	U/M DESCRIPTION
1	102161-29-F11	EA PILLOW SHAM - W/ 1/2" GATHERED WELT (20X33)
1	102161-29-F12	EA PILLOW SHAM - W/ 1/2" GATHERED WELT (20X33)
2	101123-08-000	EA MATTRESS - QUEEN - FOAM 60X75
2	085365-19-F11	EA BEDSPREAD W/ 1" GATHERED WELT - 60"
2	085365-19-E24	EA BEDSPREAD W/ 1" GATHERED WELT - 60" (F12)
3	101123-21-000	EA MATTRESS - TWIN - FOAM - 36" X 80"
3	085365-35-F11	EA BEDSPREAD W/ 1" GATHERED WELT - 36" X 80"
3	085365-35-F12	EA BEDSPREAD W/ 1" GATHERED WELT - 36" X 80"
	111862-04-F11	EA PILLOW ASM - 15" X 15" W/ 1/2" GATHERED WELT
	111862-04-F09	EA PILLOW ASM - 15" X 15" W/ 1/2" GATHERED WELT (F12)

SOFA BED

KEY	PART NUMBER	U/M DESCRIPTION
4	100032-43-F11	EA SOFA BED - 74"CHANNEL J.K. - SEAT - N/ARMS
4	100032-43-E24	EA SOFA BED - 74"CHANNEL J.K. - SEAT - N/ARMS (F12)
4	P00032-43-F11	EA COVER-SOFA BED - CHANNEL J.K. SEAT - 74" - N/ARM
4	P00032-43-E24	EA COVER-SOFA BED - CHANNEL J.K. SEAT - 74" - N/ARM (F12)
5	112104-01-F11	EA SOFA BED - 74"CHANNEL J.K. BACK
5	112104-01-E24	EA SOFA BED - 74"CHANNEL J.K. BACK (F12)
5	P12104-01-F11	EA COVER-SOFA BED - CHANNEL J.K. BACK- 74
5	P12104-01-E24	EA COVER-SOFA BED - CHANNEL J.K. BACK- 74 (F12)
	111637-02-F11	EA PILLOW ASM - 22" X 22" W/ WELT
	111637-02-E24	EA PILLOW ASM - 22" X 22" W/ WELT (F12)
	101085-10-000	EA FRAME-74.5 X 16 BACK FRAME

NOTE: COUCH FRONT AND SIDE PANELS ARE FOUND IN THE LOUNGE GROUP.

CHAIR

KEY	PART NUMBER	U/M DESCRIPTION
6	115470-01-F11	EA CHAIR ASM-SIERRA
6	115470-01-F09	EA CHAIR ASM-SIERRA (F12)

CURTAIN & CUSHION GROUP (CONTINUED)

FOLDING CHAIR

KEY	PART NUMBER	U/M DESCRIPTION
7	101604-01-01A	EA CHAIR - FOLDING - DINETTE - OAK
7	110198-01-F11	EA COVER-CHAIR,STACKMORE FOLDING
7	110198-01-E33	EA COVER-CHAIR,STACKMORE FOLDING (F12)

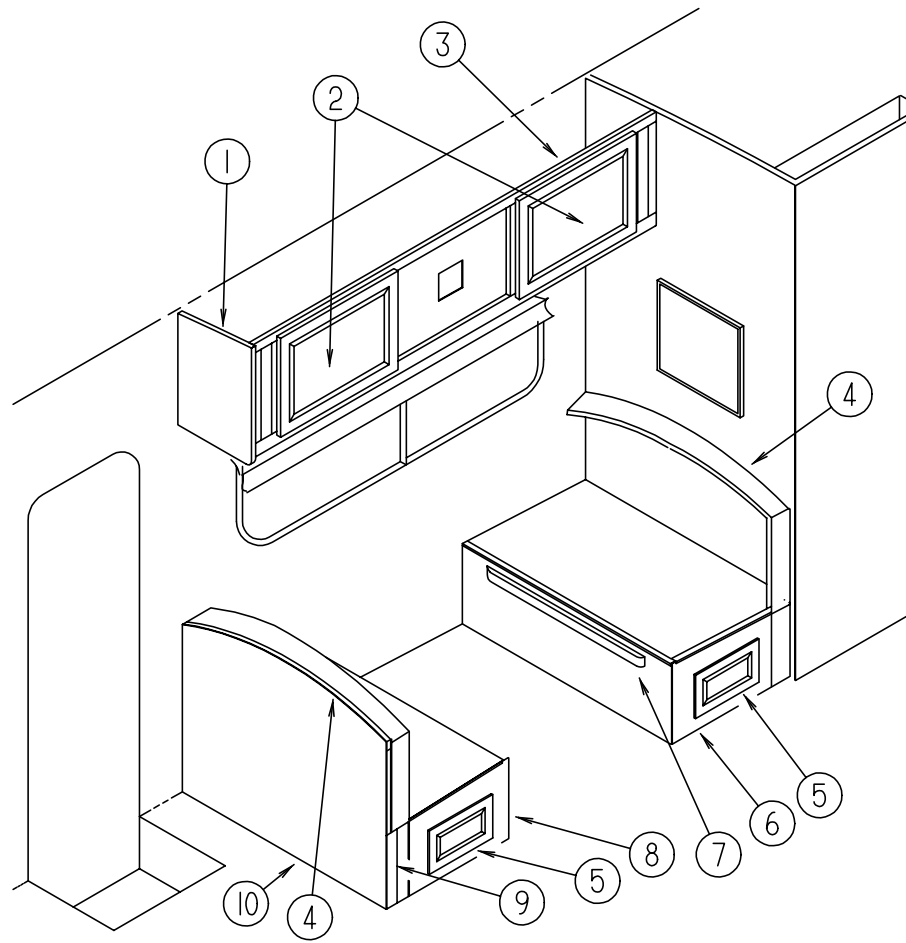
CHROME CRAFT II CHAIR

KEY	PART NUMBER	U/M DESCRIPTION
8	109379-02-F11	EA CHAIR ASM-CHROME CRAFT II
	00G16-04-24B	EA SCREW-MACH-1/4-20 X 1-1/2 PPH N A P
	07221-01-000	EA SPACER-SEAT-ADJUSTER
	69246-13-000	EA ADJUSTER ASM-NONLOCKING,2
	69246-16-000	EA ADJUSTER ASM-2 STUD 2/HANDLE
	69705-02-000	EA BAR-2.5 X 12.75
	88245-03-000	EA PLATE-NON TILT SWIVEL W/LOCK M A P
	05799-01-700	EA WOOD ARM PADS FOR C57-855-BN
	05799-01-003	EA LEG-WOOD COVER BASE(CHAIR)
	05799-01-004	EA BOLT-SEAT-CHAIR #723634-1
	05799-01-006	EA STEM-LOCKOUT UPRIGHT

DINETTE

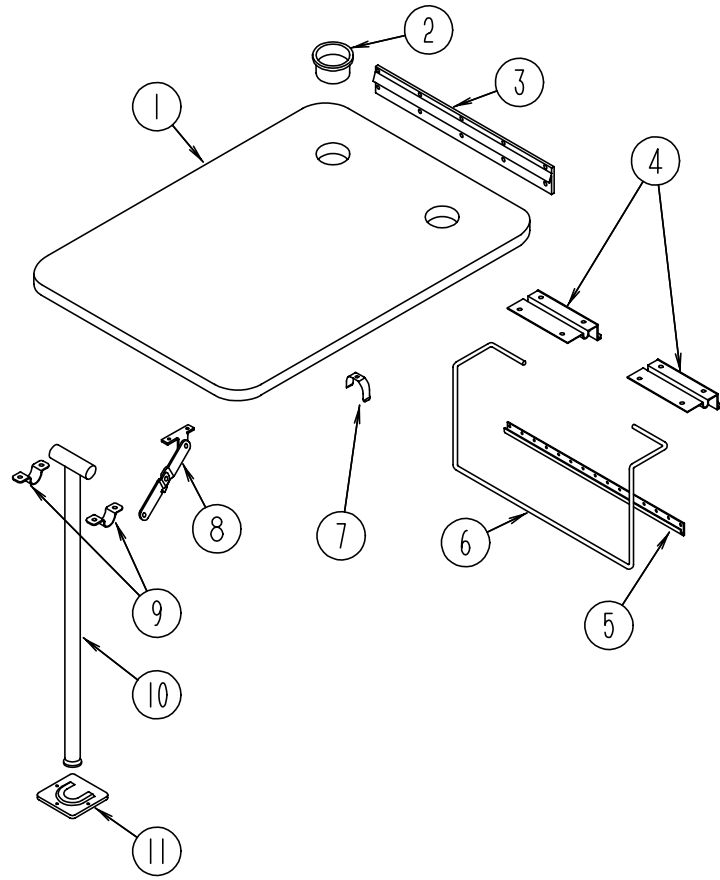
KEY	PART NUMBER	U/M DESCRIPTION
9	088927-87-F11	EA CUSHION ASM. - 23" X 38" X 5" - DINETTE SEAT
		FROM: 00-00-00 THRU: 12-11-94
9	105603-15-F08	EA CUSHION ASM. - 23" X 42" X 5" - DINETTE SEAT (F11)
		FROM: 12-12-94 THRU: 99-99-99
9	088927-87-E24	EA CUSHION ASM. - 23" X 38" X 5" - DINETTE SEAT (F12)
		FROM: 00-00-00 THRU: 12-11-94
9	105603-15-F09	EA CUSHION ASM. - 23" X 42" X 5" - DINETTE SEAT (F12)
		FROM: 12-12-94 THRU: 99-99-99
9	M88927-87-F11	EA COVER - CUSHION - 23" X 38" X 5" - DINETTE SEAT
		FROM: 00-00-00 THRU: 12-11-94
9	P05603-15-F08	EA COVER - CUSHION - 23" X 42" X 5" - DINETTE SEAT (F11)
		FROM: 12-12-94 THRU: 99-99-99
9	M88927-87-E24	EA COVER - CUSHION - 23" X 38" X 5" - DINETTE SEAT (F12)
		FROM: 00-00-00 THRU: 12-11-94
9	P05603-15-F09	EA COVER - CUSHION - 23" X 42" X 5" - DINETTE SEAT (F12)
		FROM: 12-12-94 THRU: 99-99-99
10	111880-01-F11	EA CUSHION ASM. - CHANNEL STYLE BACK - W/ STRAP - 13.5" X 38" X 5"
		FROM: 00-00-00 THRU: 12-11-94
10	111880-05-F08	EA CUSHION ASM. - CHANNEL STYLE BACK - W/ STRAP - 13.5" X 42" X 5" (F11)
		FROM: 12-12-94 THRU: 99-99-99
10	111880-01-E24	EA CUSHION ASM. - CHANNEL STYLE BACK - W/ STRAP - 13.5" X 38" X 5" (F12)
		FROM: 00-00-00 THRU: 12-11-94
10	111880-05-F09	EA CUSHION ASM. - CHANNEL STYLE BACK - W/ STRAP - 13.5" X 42" X 5" (F12)
		FROM: 12-12-94 THRU: 99-99-99
10	P11880-01-F11	EA COVER - CHANNEL STYLE BACK - W/ STRAP
		FROM: 00-00-00 THRU: 12-11-94
10	P11880-05-F08	EA COVER - CHANNEL STYLE BACK - W/ STRAP (F11)
		FROM: 12-12-94 THRU: 99-99-99
10	P11880-01-E24	EA COVER - CHANNEL STYLE BACK - W/ STRAP (F12)
		FROM: 00-00-00 THRU: 12-11-94
10	P11880-05-F09	EA COVER - CHANNEL STYLE BACK - W/ STRAP (F12)
		FROM: 12-12-94 THRU: 99-99-99

DINETTE GROUP
DINETTE CABINETRY



KEY	PART NUMBER	U/M	DESCRIPTION	
1	103128-02-F11	EA	CAP ASM - END - DINETTE OVERHEAD	
2	M06803-30-E10	EA	DOOR ASM - DINETTE OVERHEAD - W/O HARDWARE	
3	M06838-09-F11	EA	CABINET ASM. - DINETTE OVERHEAD - W/O DOORS OR HARDWARE	
3	M06839-09-F12	EA	CABINET ASM. - DINETTE OVERHEAD - W/O DOORS OR HARDWARE	
4	104787-01-F11	EA	PAD ASM. - DINETTE	FROM: 00-00-00 THRU: 12-18-94
4	104787-08-F11	EA	PAD ASM. - DINETTE	FROM: 12-19-94 THRU: 99-99-99
4	104787-01-E33	EA	PAD ASM. - DINETTE (F12)	FROM: 00-00-00 THRU: 12-18-94
4	104787-08-F12	EA	PAD ASM. - DINETTE	FROM: 12-19-94 THRU: 99-99-99
5	M05971-35-E10	EA	DRAWER ASM. - W/O HARDWARE	
6	M04175-61-E10	EA	CABINET - SEATBASE RIGHT	FROM: 00-00-00 THRU: 12-18-94
6	M07515-03-F11	EA	CABINET - SEATBASE RIGHT	FROM: 12-19-94 THRU: 99-99-99
7	081295-01-AA8	EA	SUPPORT - BED - DINETTE - 712 LONG	
8	M04175-62-E10	EA	CABINET - SEATBASE LEFT	FROM: 00-00-00 THRU: 12-18-94
8	M07515-04-F11	EA	CABINET - SEATBASE LEFT	FROM: 12-19-94 THRU: 99-99-99
9	111338-10-F11	EA	PAD ASM. - DINETTE	FROM: 12-19-94 THRU: 99-99-99
9	111338-10-F12	EA	PAD ASM. - DINETTE (F12)	FROM: 12-19-94 THRU: 99-99-99
10	M04174-62-E10	EA	CABINET - SEATBACK LEFT	FROM: 00-00-00 THRU: 12-18-94
10	M07514-04-F11	EA	CABINET - SEATBACK LEFT	FROM: 12-19-94 THRU: 99-99-99

DINETTE GROUP (CONTINUED)
DINETTE TABLE AND HARDWARE



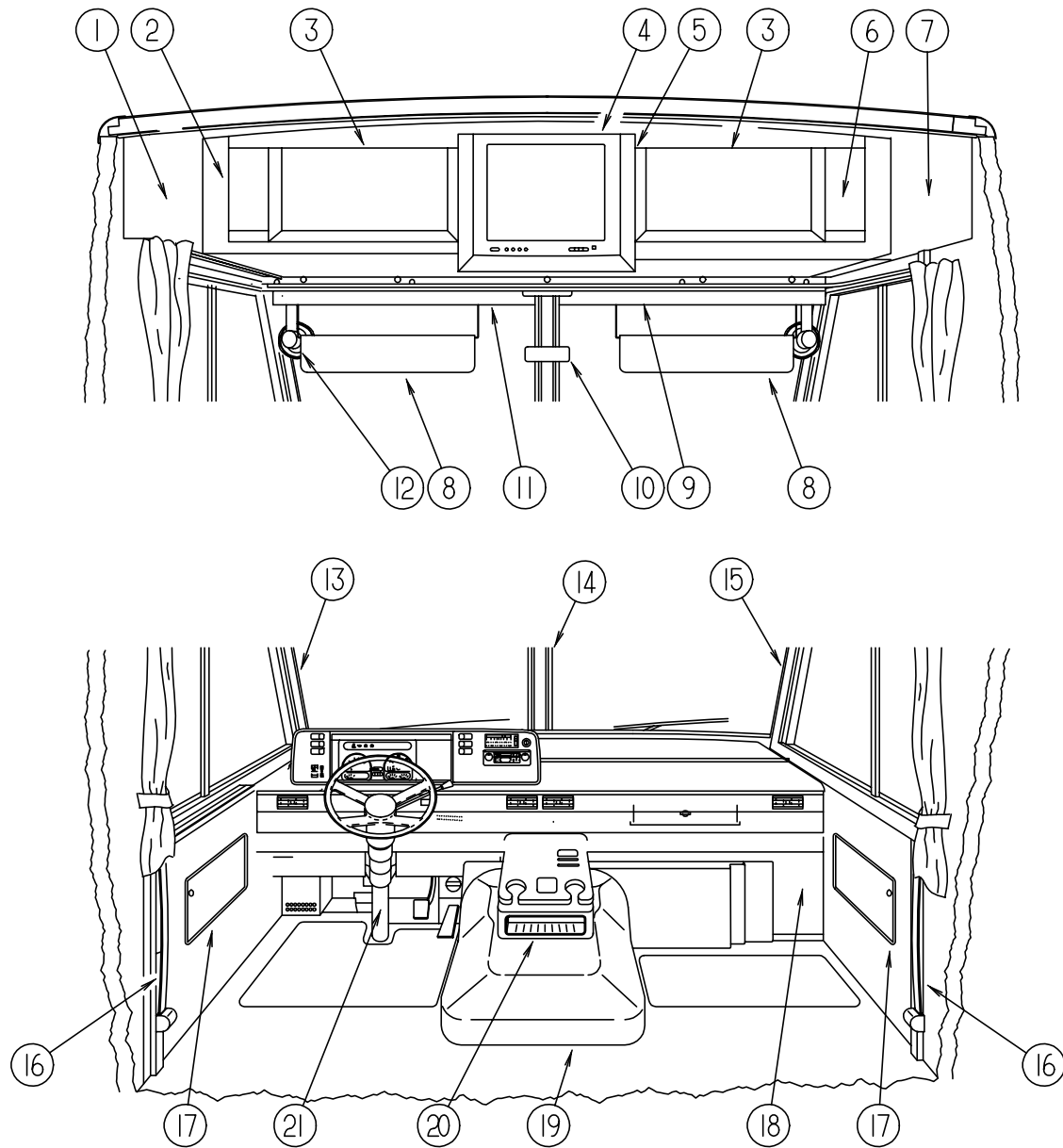
KEY	PART NUMBER	U/M DESCRIPTION
1	M02115-09-F11	EA DINETTE TABLE
		FROM: 00-00-00 THRU: 12-18-94
1	M02115-09-F12	EA DINETTE TABLE
		FROM: 00-00-00 THRU: 12-18-94
1	M81299-16-F11	EA DINETTE TABLE
		FROM: 12-19-94 THRU: 01-08-95
1	M81299-16-F12	EA DINETTE TABLE
		FROM: 12-19-94 THRU: 01-08-95
1	081322-12-F08	EA DINETTE TABLE (F11)
		FROM: 01-09-95 THRU: 99-99-99
1	081322-12-F09	EA DINETTE TABLE (F12)
		FROM: 01-09-95 THRU: 99-99-99
2	064781-06-000	EA CUP HOLDER - 2 STEP
3	053200-12-000	EA BRACKET - TABLE SUPPORT - UPPER WALL MOUNTED - 23.5" - OFF WHITE
4	088410-02-000	EA BRACKET - TABLE MOUNTED - OFF WHITE
5	024281-14-000	EA BRACKET - LIFT ROD - LOWER WALL MOUNTED - 22.12" - OFF WHITE
6	024275-12-000	EA ROD - TABLE LIFT - 8" X 23.5" - OFF WHITE
7	024283-01-000	EA CLIP - LEG - 1" - 1.125" OD - BLACK
8	024282-01-000	EA BRACE - TABLE LEG - HINGED
9	064050-05-000	EA CLAMP - SADDLE - LEG HINGE - OFF WHITE
10	024276-23-000	EA TABLE LEG - METAL - OFF WHITE
11	049493-12-000	EA LEG CATCH - FLOOR MOUNTED - 2.5" X 2.7" - METAL - E-COAT

DINETTE PULLOUT TABLE

KEY	PART NUMBER	U/M DESCRIPTION
	P02056-05-E10	EA TABLE ASM-PULLOUT,564 WIDE
	092708-09-E10	EA LEG ASM-TABLE
	102194-01-000	EA GUIDE-PLASTIC
	110749-01-000	EA SLIDE-TABLE 19 3/4 LONG
	009050-02-000	EA LEVELER-TABLE TOP
	009050-03-000	EA LEVELER-TABLE TOP
	102056-14-E10	EA COUNTERTOP ASM

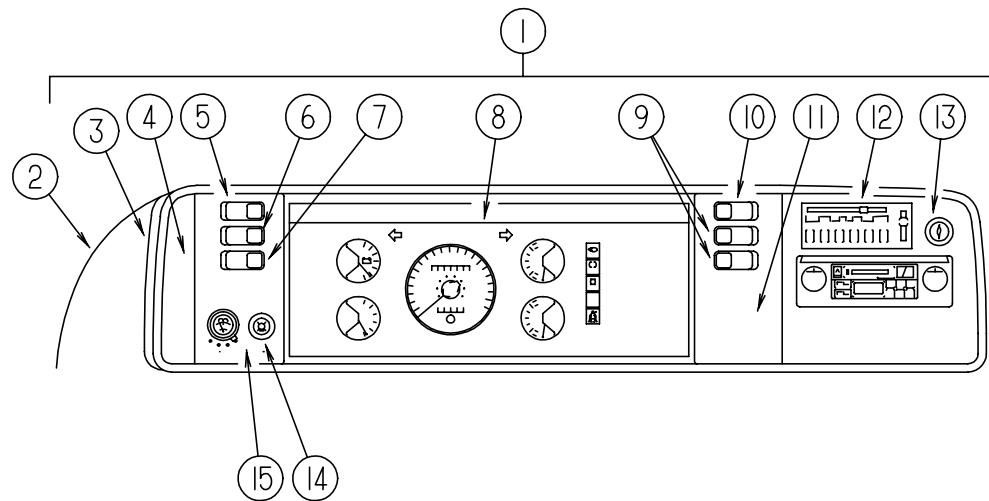
DRIVERS COMPARTMENT GROUP

UPPER & LOWER DRIVER COMPARTMENT



KEY	PART NUMBER	U/M DESCRIPTION
1	104289-04-D12	EA PANEL - SIDE - DRIVER OVERHEAD VINYL
	106699-01-01A	EA BRACKET - CABINET - OVERHEAD TV - OFF WHITE
2	P03077-05-F11	EA SHELF - BASE - CABINET - DRIVER OVERHEAD
2	114661-11-F11	EA PANEL ASM - LINER DRIVER OVERHEAD 19" TV
	078811-09-F11	EA PANEL - TRIM - HEADER - LOWER - 19" TV - BETWEEN OVERHEAD AND W/S TRIM
3	100708-13-000	EA DOOR - GLASS - 19" TV CABINET 246 X 658
	100710-01-01A	EA LOCK ASM - TWIST TYPE BRASS
	100711-01-01A	EA HINGE - DOOR - GLASS
	100707-01-000	EA SPACER - DOOR - GLASS - .8" DIA - .3" HOLE - PLASTIC
	101272-01-000	EA CATCH-GLASS DOOR - OVHD TV
	101766-01-000	EA PIN - SUPPORT - GLASS DOOR
4	M06803-C1-E10	EA DOOR ASM. - FOR 19" TV OVERHEAD 0425X0460
5	116791-01-F31	EA CABINET ASM - FRAME - 19" TV
5	114615-04-F11	EA COVER ASM - 19" TV - WITH VINYL
		FROM: 00-00-00 THRU: 11-27-94
5	114615-02-E10	EA COVER ASM - 19" TV - WITH VINYL
		FROM: 11-28-94 THRU: 99-99-99
6	114612 04 F11	EA CABINET ASM - FACE - PASSENGER OVERHEAD - 19" TV
6	P03077-06-F11	EA SHELF - BASE - CABINET - PASSENGER OVERHEAD
6	114661-07-F11	EA PANEL ASM - LINER PASSENGER OVERHEAD W/O 19" TV
6	114661-08-F11	EA PANEL ASM - LINER PASSENGER OVERHEAD W/ 19" TV
7	104289-03-D12	EA PANEL - SIDE - PASSENGER OVERHEAD VINYL
8	082286-19-D12	EA SUNVISOR ASM
	007211-01-000	EA HINGE - SUNVISOR - 25.5" X 1.5" - METAL
	074012-01-000	EA CLIP - SUNVISOR - SQUARE - PINCH ON
	102377-01-000	EA BRACKET SUNVISOR - 1 PIECE - STEEL
	046886-03-000	EA ASHTRAY - CHROME - W/ COVER
	024700-44-000	EA COVER - ROLL BAR - OFF WHITE 53"
	024700-46-000	EA COVER - ROLL BAR - OFF WHITE 21.2"
	024700-47-000	EA COVER - SIDEWALL ROLL BAR - OFF WHITE - 18.9"
	024700-48-000	EA COVER - SIDEWALL ROLL BAR - OFF WHITE - 25"
	103961-01-01A	EA COVER - BRACKET - SEATBELT - OFF WHITE
	103961-02-01A	EA COVER - BRACKET - SEATBELT - OFF WHITE (W/DRIVER DOOR)
	R77030-53-447	EA FLAT WASHER
9	078579-17-000	EA TRIM - WINDSHIELD - UPPER INNER - RH - WILLOW
10	040714-01-000	EA MIRROR - REAR VIEW - W/ARM MOUNT & SET SCREW
	067490-01-000	EA BUTTON - MIRROR - REAR VIEW
11	078579-18-000	EA TRIM - WINDSHIELD - UPPER INNER - LH - WILLOW
12	036420-02-000	EA FAN - DEFROSTER - 2 SPEED - 6" DIAMETER
13	103931-04-03A	EA INTERIOR COVER - A-PILLAR - DRIVER SIDE - WILLOW
14	079765-11-000	EA TRIM - WINDSHIELD - CENTER - WILLOW
15	103931-03-03A	EA INTERIOR COVER - A-PILLAR - PASSENGER SIDE - WILLOW
16	091990-04-01A	EA SEAT BELT & SHOULDER HARNESS - DRIVER/ PASSENGER SIDE
	109146-01-000	EA BOLT - SHOULDER - SEAT BELT
17	086120-10-F11	EA PAD - MAP POCKET - 12" X 16"
17	086120-10-F33	EA PAD - MAP POCKET - 12" X 16" (F12)
18	095757-04-F11	EA COVER ASM - HEATER
18	095757-04-F12	EA COVER ASM - HEATER
19	115840-01-01A	EA MOTOR COVER - W/O CARPET
	116581-01-000	EA LATCH-MOTOR COVER
	115850-01-02B	EA RETAINER ASM - LAT, MOTOR COVER
	115860-01-01A	EA TRIM - MOTOR COVER - MILL
	039623-01-000	FT SEAL - MOTOR COVER - RUBBER BULB TYPE - BLACK
20	111618-01-E10	EA BEVERAGE TRAY ASM.
	111618-13-E07	EA LID ASM.
21	103498-06-000	EA BOOT - COLUMN - UNIVERSAL
	111521-01-04A	EA COVER - STEERING COLUMN - BLACK (FORD)
	112634-01-01A	EA TRIM - STEERING COLUMN - RH BLACK (FORD)
	112634-02-01A	EA TRIM - STEERING COLUMN - LH BLACK (FORD)
	100676-02-000	EA STAND - VCR
	105924-01-F11	EA MAT-FLOOR 18X27
	105924-01-F12	EA MAT-FLOOR 18X27

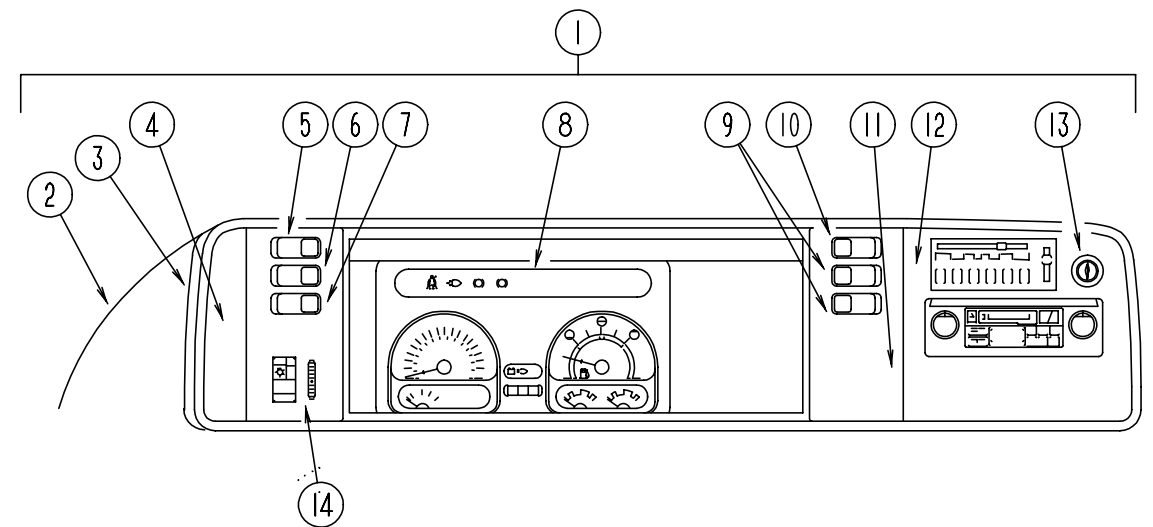
DRIVERS COMPARTMENT GROUP (CONTINUED)



DASH, GAUGES & SWITCHES (FORD)

KEY	PART NUMBER	U/M	DESCRIPTION
1	M05946-22-F11	EA	DASH POD ASM.
2	111499-01-03A	EA	POD - INSTRUMENT PANEL - WILLOW
3	103662-04-01A	EA	BEZEL - INSTRUMENT PANEL
4	104056-01-02A	EA	APPLIQUE - BEZEL - LEFT - DRESS UP
5	108357-05-000	EA	SWITCH - ROCKER - SPDT ON/ NONE/ ON
5	108356-02-01A	EA	SWITCH COVER - W/ DIMPLES - CARLING VVAZC00 BLA
6	108357-09-000	EA	SWITCH - ROCKER - SPDT ON/ NONE/ MOM
6	108356-02-01A	EA	SWITCH COVER - W/ DIMPLES - CARLING VVAZC00 BLA
7	108357-06-000	EA	SWITCH - ROCKER - DPDT MOM/ OFF/ MOM
7	108356-02-01A	EA	SWITCH COVER - W/ DIMPLES - CARLING VVAZC00 BLA
8	094794-03-000	EA	CLUSTER - INSTRUMENT PANEL- MILES (US)
8	094794-07-000	EA	CLUSTER - INSTRUMENT PANEL- KILOMETER - GAS (CSA)
	098641-01-000	EA	LABEL - FUEL, UNLEADED, I.P.
9	108357-03-000	EA	SWITCH - ROCKER - SPDT ON/ OFF/ ON
9	108356-02-01A	EA	SWITCH COVER - W/ DIMPLES - CARLING VVAZC00 BLA
10	108357-10-000	EA	SWITCH - ROCKER - SPDT MOM/ OFF/ MOM
10	108356-04-01A	EA	SWITCH COVER - W/ DIMPLES & LENS - CARLING VVAGC00
	096241-03-000	EA	SWITCH - BLANK
11	104056-21-01A	EA	APPLIQUE - BEZEL - SWITCH RIGHT
12	104056-06-02A	EA	APPLIQUE - BEZEL - RIGHT DRESS UP
13	089294-01-000	EA	LIGHTER ASM. - CIGARETTE
14	096675-01-000	EA	KNOB - HEADLAMP SWITCH - W/SHAFT
	096674-01-000	EA	NUT - HEADLAMP SWITCH - BLACK
15	104056-24-01A	EA	APPLIQUE - BEZEL - SWITCH LEFT
	P14614-02-F11	EA	DASH ASM - LOWER - W/O VINYL - FORD
	106569-07-01A	EA	PADDED VINYL - LAMINATE MADRID - WILLOW - 1/4"X16"X96" - 2LB
	100138-01-000	EA	MODULE - DAYTIME RUNNING LIGHT (CSA)
	077031-01-000	EA	FILM - BLACK - 1" X 1.75"
	077031-03-000	EA	FILM - WHITE .75" X 1"
	104354-01-02A	EA	APPLIQUE - LOWER DASH - FORD
	112288-02-02B	EA	PANEL ASM - DASH - TOP
			FROM: 00-00-00 THRU: 10-09-94
112288-04-02B	EA	PANEL ASM - DASH - TOP	FROM: 10-10-94 THRU: 99-99-99
112235-01-01A	EA	BEZEL - MONITOR - LEVELING JACK - WILLOW	
111528-03-02A	EA	TRIM - DASH - LOWER - RIGHT HAND - WILLOW	
111528-04-02A	EA	TRIM - DASH - LOWER - LEFT HAND - WILLOW	

DRIVERS COMPARTMENT GROUP (CONTINUED)

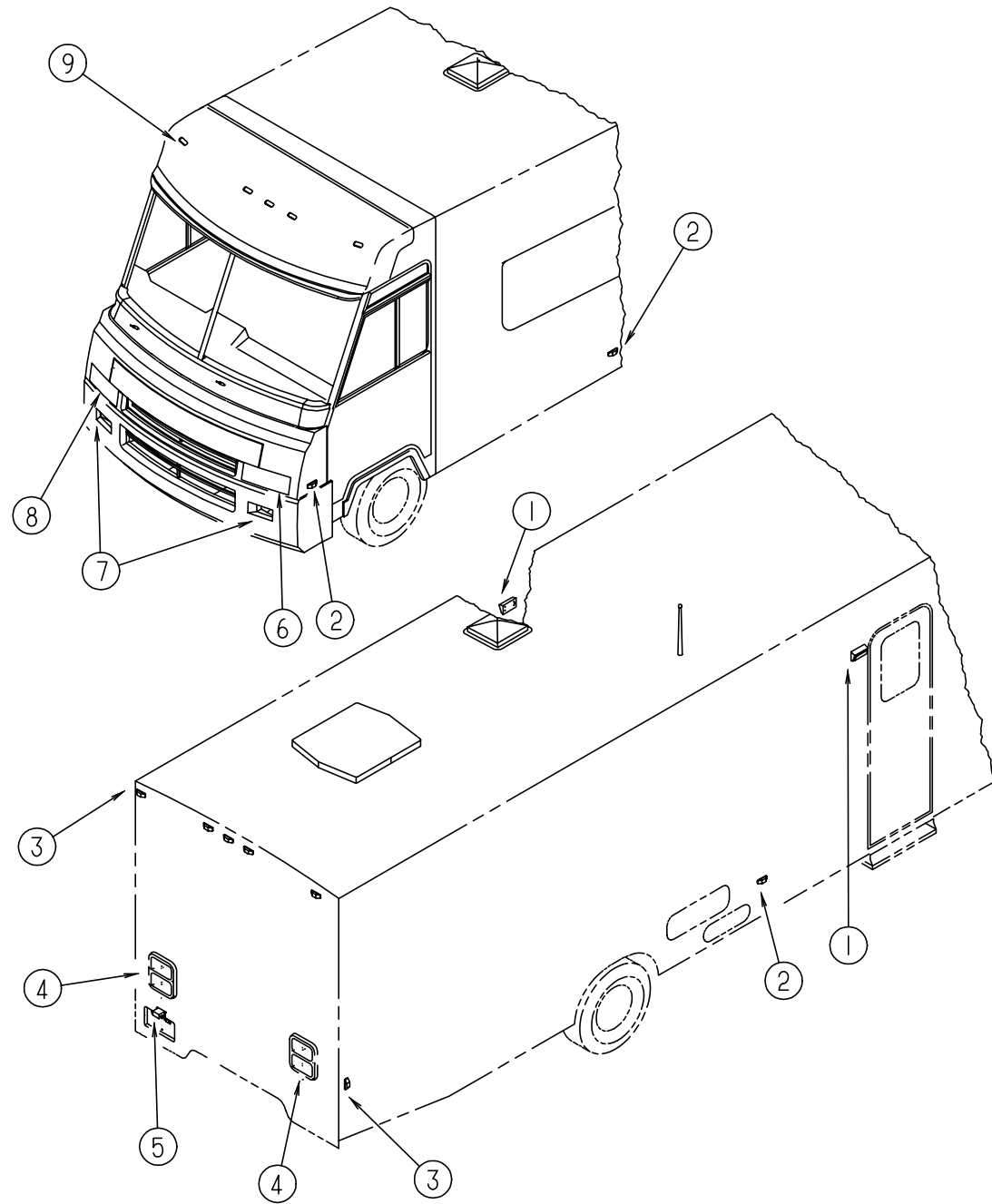


DASH, GAUGES & SWITCHES (CHEVY)

KEY	PART NUMBER	U/M	DESCRIPTION
1	M05946-21-F11	EA	DASH POD ASM.
2	111499-01-03A	EA	POD - INSTRUMENT PANEL - WILLOW
3	103662-01-01A	EA	BEZEL - INSTRUMENT PANEL
4	104056-01-02A	EA	APPLIQUE - BEZEL - LEFT - DRESS UP
5	108357-05-000	EA	SWITCH - ROCKER - SPDT ON/ NONE/ ON
5	108356-02-01A	EA	SWITCH COVER - W/ DIMPLES - CARLING VVAZC00 BLACK
6	108357-09-000	EA	SWITCH - ROCKER - SPDT ON/ NONE/ MOM
6	108356-02-01A	EA	SWITCH COVER - W/ DIMPLES - CARLING VVAZC00 BLACK
7	108357-06-000	EA	SWITCH - ROCKER - DPDT MOM/ OFF/ MOM
7	108356-02-01A	EA	SWITCH COVER - W/ DIMPLES - CARLING VVAZC00 BLACK
8	094796-07-000	EA	CLUSTER - INSTRUMENT PANEL - KILOMETER (CSA)
9	108357-03-000	EA	SWITCH - ROCKER - SPDT ON/ OFF/ ON
9	108356-02-01A	EA	SWITCH COVER - W/ DIMPLES - CARLING VVAZC00 BLA CK
10	108357-10-000	EA	SWITCH - ROCKER - SPDT MOM/ OFF/ MOM
10	108356-04-01A	EA	SWITCH COVER - W/ DIMPLES & LENS - CARLING VVAGC00
	096241-03-000	EA	SWITCH - BLANK
11	104056-21-01A	EA	APPLIQUE - BEZEL - SWITCH RIGHT
12	104056-06-02A	EA	APPLIQUE - BEZEL - RIGHT DRESS UP
13	089294-01-000	EA	LIGHTER ASM. - CIGARETTE
14	104056-22-01A	EA	APPLIQUE - BEZEL - SWITCH LEFT
	P14614-01-F11	EA	DASH ASM - LOWER - W/O VINYL - GM
	106569-07-01A	EA	PADDED VINYL - LAMINATE MADRID - WILLOW - 1/4"X16"X96" - 2LB
	077031-01-000	EA	FILM - BLACK - 1" X 1.75"
	077031-03-000	EA	FILM - WHITE .75" X 1"
	105615-01-000	FT	FILM - PROTECTIVE - CLEAR
	114620-01-01A	EA	TRIM - DASH - LOWER - WILLOW
	104354-08-01A	EA	APPLIQUE - LOWER DASH
	100138-01-000	EA	MODULE - DAYTIME RUNNING LIGHT (CSA)
	112288-02-02B	EA	PANEL ASM - DASH - TOP
			FROM: 00-00-00 THRU: 10-09-94
112288-04-02B	EA	PANEL ASM - DASH - TOP	FROM: 10-10-94 THRU: 99-99-99
077539-01-000	EA	BRACKET - MOUNTING - DASH PANEL - L/SHAPED	
112235-01-01A	EA	BEZEL - MONITOR - LEVELING JACK - WILLOW	
111528-03-02A	EA	TRIM - DASH - LOWER - RIGHT HAND - WILLOW	
111528-04-02A	EA	TRIM - DASH - LOWER - LEFT HAND - WILLOW	

ELECTRICAL GROUP

EXTERIOR LIGHTS (CONTINUED)



EXTERIOR LIGHTS

KEY	PART NUMBER	U/M DESCRIPTION
1	097917-01-04A	EA LIGHT - PORCH - ENTRY DOOR - OFF WHITE
1	008215-01-000	EA BULB
1	097917-01-700	EA LENS - LIGHT - PORCH
2	111102-01-000	EA LAMP - MARKER - BASE - TRIPLEX - 117XAS
2	036196-01-000	EA BULB
2	111102-02-000	EA LENS - MARKER LAMP - AMBER - TRIPLEX - 118A
2	112823-01-000	EA SPLICE - REDUCER
3	111102-01-000	EA LAMP - MARKER - BASE - TRIPLEX - 117XAS
3	036196-01-000	EA BULB
3	111102-03-000	EA LENS - MARKER LAMP - RED - TRIPLEX - 117R
3	112823-01-000	EA SPLICE - REDUCER

KEY	PART NUMBER	U/M DESCRIPTION
4	115632-01-02A	EA LIGHT ASM-STOP/TURN/TAIL RED FROM: 00-00-00 THRU: 12-11-94
4	115632-02-02A	EA LIGHT ASM-TURN,AMBER BARGMAN 3092132 BLK FROM: 00-00-00 THRU: 12-11-94
4	115632-03-02A	EA LIGHT ASM-STOP/TAIL/BACKUP BARGMAN 3092107 BLK FROM: 12-12-94 THRU: 99-99-99
4	115632-04-02A	EA LIGHT ASM-STOP/TAIL/BUCKUP/LICENSE BARGMAN 3092109 BLK FROM: 00-00-00 THRU: 12-11-94
4	117379-01-01A	EA TRIM-TAIL LIGHT,REAR,BUFF FROM: 12-12-94 THRU: 99-99-99
4	037934-01-000	EA BULB #1156 (BACK UP & TURN SIGNAL)
4	037935-01-000	EA BULB #2057 OR #1157 (BRAKE LIGHT)
5	066432-02-000	EA LIGHT ASM. - LICENSE PLATE FROM: 12-12-94 THRU: 99-99-99
5	066432-03-000	EA BRACKET - LICENSE PLATE FROM: 12-12-94 THRU: 99-99-99
6	070907-01-000	EA HEADLAMP CAPSULE ASM-RECT GM---5968097
	115951-01-02B	EA PLATE ASM-HEADLAMP, DUAL,RIGHT
	115951-02-02B	EA PLATE ASM-HEADLAMP, DUAL,LEFT
7	106688-02-000	EA LIGHT ASM-TURN,AMBER
	037934-01-000	EA BULB-12V NO1156 2.10AMP
8	070907-01-000	EA HEADLAMP CAPSULE ASM-RECT GM---5968097
	049359-01-000	EA SPRING - RETAINER - HEADLAMP
	110750-01-000	EA SCREW - ADJUSTING - HEADLAMP
9	102520-01-000	EA CLEARANCE LIGHT ASM. - W/O SOCKET CONNECTIONS - AMBER
9	036196-01-000	EA BULB
9	102540-01-000	EA SEAL - SCREW - ROUND - RUBBER
9	102541-01-000	EA GASKET - CLEARANCE LIGHT
9	067789-02-000	EA SOCKET - LAMP - PACKARD 8919426
9	088474-09-000	EA HOUSING - SOCKET - 3 CAVITY - AMP 1-480701-0
9	088476-01-000	EA SOCKET - CONNECTOR - BRASS - PRE-TIN

INTERIOR LIGHTS

KEY	PART NUMBER	U/M DESCRIPTION
	098024-01-01A	EA DOME LIGHT - 1 BULB - US - IVORY
	098024-03-01A	EA DOME LIGHT - 2 BULB - IVORY
	008218-01-000	EA BULB - DOME LIGHT
	098024-01-700	EA LENS - DOME LIGHT
	065202-22-000	EA LAMP - WALL, BRASS UL/CSA
	067479-01-000	EA BULB - 12 VOLT - #1076
	065201-09-000	EA SHADE - LAMP - FABRIC - PARCHMENT
	110235-02-01A	EA LIGHT - MAKE UP - 4 BULB - PANLESS
	081633-01-700	EA BULB - MAKE-UP
	086280-01-000	EA LIGHT - SURFACE MOUNT - 12V - JENSEN 1236
	086280-01-700	EA BULB - SURFACE MOUNT - 12 VOLT - 6 WATT
	087694-01-000	EA LIGHT - WARDROBE/CLOSET - W/SWITCH
	087694-01-700	EA BULB - GE561 - WARDROBE/ CLOSET
	113371-03-000	EA LIGHT-FLUORESCENT 42",STRIP

ELECTRICAL GROUP (CONTINUED)**ELECTRIC COMPONENTS**

KEY	PART NUMBER	U/M	DESCRIPTION
	008326-01-000	EA	TERMINAL - RING - 16/14 WIRE - 3/8" STUD
	008328-01-000	EA	TERMINAL - RING - 12/10 WIRE - #10 STUD FIT
	008331-01-000	EA	TERMINAL - RING - TONGUE - #4 WIRE - 3/8" STUD - COPPER
	008348-01-000	EA	TERMINAL - RING - 3/8" STUD - #2 WIRE
	035416-04-000	EA	TERMINAL - RING #10 STUD FITTING - INSULATED BARREL #16/14
	047443-01-000	EA	TERMINAL - .250 RECEP. FITTING - INSULATED - 16/14 AWG
	062036-02-000	EA	TERMINAL - PACK - CONNECTOR - 16/14 AWG
	104100-03-000	EA	TERMINAL - 75 AMP AMP 53880-4 LOOSE
	106655-02-000	EA	TERMINAL - FUSE BLOCK - 10-12AWG
	113306-01-000	EA	TERMINAL - FEMALE - METRI-PACK PACKARD12048451
	113307-01-000	EA	TERMINAL - FEMALE - METRI-PACK PACKARD12048074
	103603-01-000	EA	BULB - 12V NO.74 0.12A WEDGE GE 22-25 OR EQUIV.
	008218-01-000	EA	BULB - DOME LIGHT - 12V - NUMBER 1141
	067479-01-000	EA	BULB - 12V - NUMBER 1076
	103608-01-000	EA	SOCKET - WEDGE BASE W/LEADS JKL 2944-6 OR EQUIV
	077479-01-000	EA	BOOT - BATTERY TERMINAL - DOUBLE CABLE
	077479-02-000	EA	BOOT - BATTERY TERMINAL - SINGLE CABLE
	086233-01-000	EA	STUD - ISOLATED - 3/8" X 7/8" LONG
	086273-01-000	EA	RELAY - BATTERY DISCONNECT
	087949-01-000	EA	BUSS BAR - 2 POSITION - .6' X 1.5" - ALUMINUM
	087949-02-000	EA	BUSS BAR - 3 POS. 90 WIV
	007093-01-000	EA	FLASHER - SIGNAL - STAT
	008188-01-000	EA	SOLENOID - 3 POST - BATTERY CHANGE OVER
	075723-02-000	EA	SPACER - SWITCH - W/HOLE - .2" X .9" X 2" - METAL - OFF WHITE FOR ELECTRIC STEP DOOR JAMB SWITCH
	095188-01-01A	EA	SPACER - SWITCH - 2.3" X 3.4" - PLASTIC - DARK BROWN
	102568-01-E90	EA	SPACER - RECEPTACLE - SIDEWALL
	103987-02-000	EA	SEAL - SOLENOID ACCESS
	063910-01-000	EA	HOUSING - RELAY - BOSCH 3 334 485 008
	063912-02-000	EA	RELAY - CANISTER - SPDT - BOSCH 0332204101
	115504-01-000	EA	PANEL - SOLAR 10 WATT
	115505-01-000	EA	MONITOR - SOLAR CHARGER
	087225-01-000	FT	SLEEVING - 1/2" - TYPE H
	087225-02-000	FT	SLEEVING - 5/8" - TYPE H

CONVERTER & LOAD CENTER

KEY	PART NUMBER	U/M	DESCRIPTION
	083208-02-000	EA	CONVERTER - POWER - 45A - 120V/12V - BW 6345
	099048-02-000	EA	INVERTER - 100 WATT

ELECTRICAL GROUP (CONTINUED)**ELECTRICAL HOUSINGS**

KEY	PART NUMBER	U/M	DESCRIPTION
	088473-01-000	EA	PIN HOUSING - 12 POSITION
	088473-02-000	EA	PIN HOUSING - 15 POSITION
	088473-03-000	EA	PIN HOUSING - 9 POSITION
	088473-05-000	EA	PIN HOUSING - 6 POSITION (SINGLE ROW)
	088473-06-000	EA	PIN HOUSING - 6 POSITION (TWO ROWS OF THREE)
	088473-08-000	EA	PIN HOUSING - 4 POSITION
	088473-09-000	EA	PIN HOUSING - 3 POSITION (SINGLE ROW)
	088473-10-000	EA	PIN HOUSING - 2 POSITION
	088474-01-000	EA	HOUSING - SOCKET - 12 POSITIONS
	088474-02-000	EA	HOUSING - SOCKET - 15 POSITION (3 ROWS OF 5)
	088474-03-000	EA	HOUSING - SOCKET - 9 POSITION
	088474-06-000	EA	HOUSING - SOCKET - 6 POSITION (2 ROWS OF THREE)
	088474-07-000	EA	HOUSING - SOCKET - 5 POSITION
	088474-08-000	EA	HOUSING - SOCKET - 4 POSITION (SINGLE ROW)
	088474-09-000	EA	HOUSING - SOCKET - 3 POSITION
	088474-10-000	EA	HOUSING - SOCKET - 2 POSITION
	101571-01-000	EA	HOUSING - 2 POSITION - MALE
	104100-01-000	EA	HOUSING - 1 POSITION - 75 AMP - AMP 53884-1
	106006-01-000	EA	HOUSING - 1 POSITION - FEMALE - PACKARD 12015952
	113468-01-000	EA	HOUSING - 2 POSITION - FEMALE (WIPER/WASHER WIRE ASM)
	108355-01-000	EA	HOUSING - SWITCH - CARLING VCH

ELECTRICAL GROUP (CONTINUED)

SWITCHES, RECEPTACLES & COVERS

KEY	PART NUMBER	U/M DESCRIPTION
	108357-05-000	EA SWITCH - ROCKER - SPDT ON/ NONE/ ON
	108356-02-01A	EA SWITCH COVER - W/ DIMPLES - CARLING VVAZC00 BLA
	108357-09-000	EA SWITCH - ROCKER - SPDT ON/ NONE/ MOM
	108356-02-01A	EA SWITCH COVER - W/ DIMPLES - CARLING VVAZC00 BLA
	108357-06-000	EA SWITCH - ROCKER - DPDT MOM/ OFF/ MOM
	108357-03-000	EA SWITCH - ROCKER - SPDT ON/ OFF/ ON
	108357-10-000	EA SWITCH - ROCKER - SPDT MOM/ OFF/ MOM
	108356-04-01A	EA SWITCH COVER - W/ DIMPLES & LENS - CARLING VVAGC00
	096241-03-000	EA SWITCH - BLANK
	077942-01-000	EA SWITCH - DUMMY - BLACK
	079364-01-000	EA SWITCH - ON/OFF - ROCKER - 2 PRONGS - BROWN
	079364-03-000	EA SWITCH - ON/OFF - ROCKER - 3 PRONGS - BROWN
	079364-04-000	EA SWITCH - ON/OFF - ROCKER - BLACK
	073626-01-000	EA COVER-ELEC,PLASTIC
	073626-04-000	EA COVER-ELEC,PLASTIC
	098351-01-01A	EA PLATE - SWITCH - 1 GANG - POLISHED BRASS
	098351-02-01A	EA PLATE - SWITCH - 2 GANG - POLISHED BRASS
	098351-11-01A	EA PLATE - SWITCH - 4 GANG - W/LABEL
	080015-02-000	EA RECEPTACLE - FLAG - .185 - 16/14 GA - AMP 3
	084076-02-000	EA RECEPTACLE - GFI - 15A - 125V - BROWN
	058707-01-000	EA RECEPTACLE - ELECTRIC - SINGLE - BROWN
	058707-02-000	EA RECEPTACLE - BLANK - JUNCTION WIRECON
	058708-01-000	EA RECEPTACLE - ELECTRIC - DOUBLE - BROWN
	058708-02-000	EA RECEPTACLE - ELECTRIC - DOUBLE - IVORY
	007940-01-000	EA RECEPTACLE - SLIDE - 16 TO 12 AWG - FEMALE END
	007954-01-000	EA RECEPTACLE - HSG - 6 POSITION
	024924-02-000	EA RECEPTACLE - POWER CORD - W/PARTIAL PLATE
	091927-01-000	EA COVER - RECEPTACLE - DOUBLE - IVORY
	102568-01-E90	EA SPACER - RECEPTACLE - SIDEWALL
	112822-01-01A	EA RECEPTACLE - DUPLEX - IVORY
	112824-01-02A	EA COVER - EXTERIOR DUPLEX RECEPTACLE - OFF WHITE

ELECTRICAL WIRING & BOXES

KEY	PART NUMBER	U/M DESCRIPTION
	008052-01-000	EA CORD - POWER - 10/3 - 30 AMP - 25' - CANADIAN
	008054-01-000	EA CORD - POWER - 10/3 - 30 AMP - 25'
	008289-01-000	EA BOX - ELECTRIC - STEEL - 1/2" AND 3/4" KNOCKOUTS - 4" X 4"
	008289-02-000	EA BOX - ELECTRICAL - 4" X 4" - 1/2" & 3/4" KNOCKOUTS - CANADIAN
	074890-01-000	EA BOX - EXTENSION - STEEL - OPEN SIDES - 4" X 4" X 1 1/2"
	091910-01-000	EA BOX - ELECTRIC - 3.75" X 3.5" X 1.75" - PLASTIC
	091910-02-000	EA BOX - ELECTRIC - 57 X 88 MM - PLASTIC
	008294-01-000	EA COVER - ELECTRICAL BOX - BLANK/STEEL - 4" X 4" - GRAY
	008294-02-000	EA COVER - ELECTRICAL BOX - BLANK STEEL - 4" X 4" - CANADIAN
	074897-01-000	EA COVER - ELECTRIC BOX - 1 LARGE & 2 SMALL HOLES - 4" X 4"
	069238-01-000	EA COVER - ELECTRICAL BOX - W/HOLE - 4" X 4" - GRAY USED WITH 30 AMP RECEPTACLE
	111510-01-000	EA DOOR - ELECTRICAL BOX - FRONT
	108304-01-000	EA WIRE ASM. - AUX FANS
	090986-01-000	EA WIRE ASM - ELECTRIC STEP
	096449-01-000	EA WIRE ASSEMBLY - WATER TANK TO MONITOR PANEL
	097618-01-000	EA WIRE ASM - MONITOR PANEL - W/ 3 WIRES & ORANGE RESISTOR - LVS ORANGE RESISTOR W/3 (ORANGE-GREEN-BLUE) WIRES
	108303-01-000	EA WIRE ASM - REAR AUTO HEATER
	111915-03-000	EA WIRE ASM - DAY RUN LAMPS - FUSE - FORD
	111915-01-000	EA WIRE ASM - DAY RUN LAMPS - FUSE (GM)
	115928-02-000	EA WIRE ASM. - HEADLAMP(FORD)
	115928-01-000	EA WIRE ASM. - HEADLAMP(GM)
	073328-B4-000	EA CABLE ASSEMBLY - BATTERY - W/TERMINALS
	073328-J2-000	EA CABLE ASM-1/0 RED
	073328-J6-000	EA CABLE ASM-1 RED

ELECTRICAL GROUP (CONTINUED)

ELECTRICAL CONNECTORS & CONDUIT

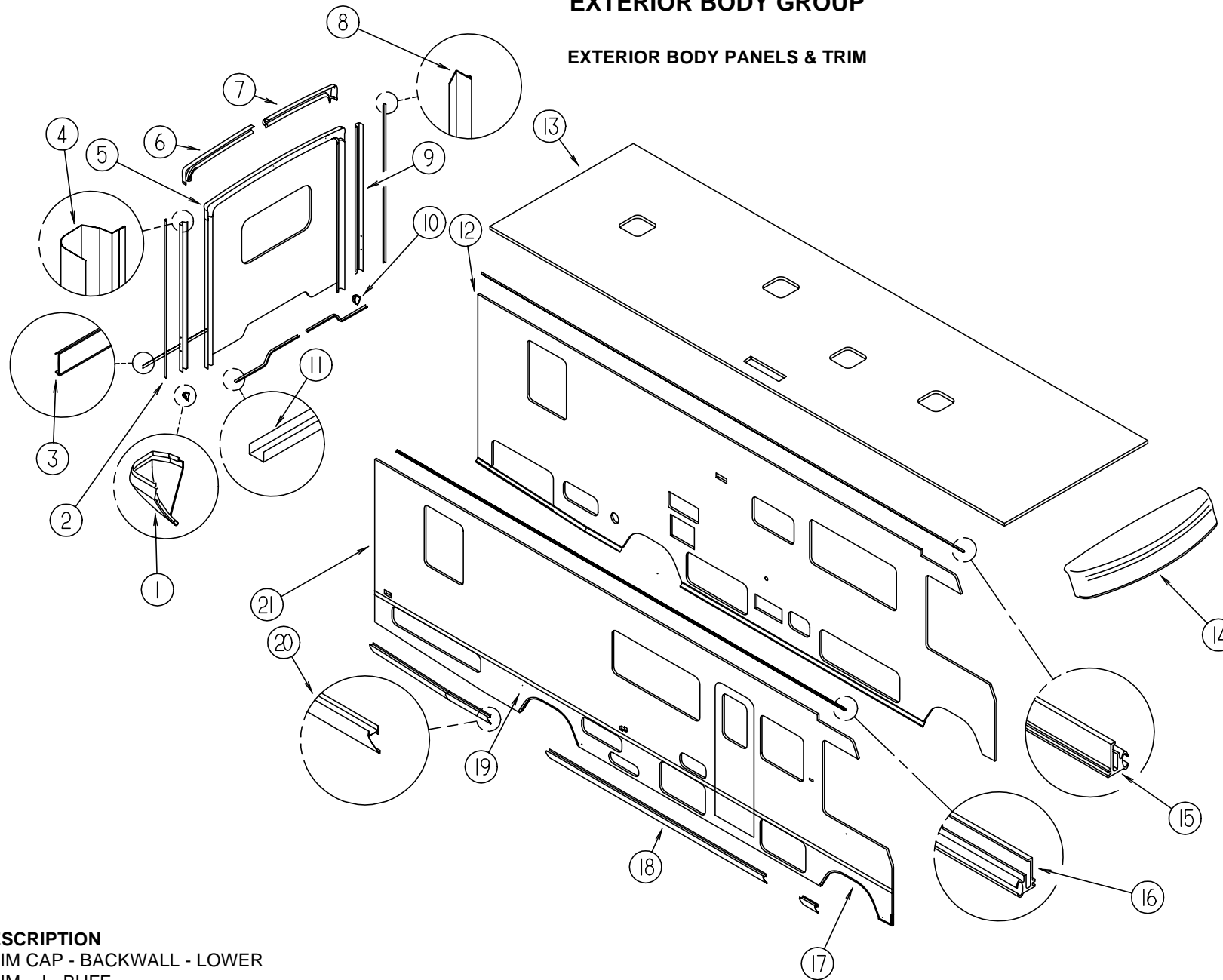
KEY	PART NUMBER	U/M DESCRIPTION
	041953-01-000	FT CONDUIT - CONVOLUTE - SLIT - .5"ID
	041953-03-000	FT CONDUIT - CONVOLUTE - SLIT - 1" ID (CLOTHES ROD COVER)
	041953-04-000	FT CONDUIT - CONVOLUTE - SLIT - .50" ID
	041953-05-000	FT CONDUIT - CONVOLUTE - SOLID - .62" ID
	041953-06-000	FT CONDUIT - CONVOLUTE - SLIT .375"ID
	041953-07-000	FT CONDUIT - CONVOLUTE - SLIT - .25" ID
	041953-08-000	FT CONDUIT - CONVOLUTE - SLIT - 1.50"ID
	041953-09-000	FT CONDUIT - CONVOLUTE - SLIT .50"ID
	041953-10-000	FT CONDUIT - CONVOLUTE - SLIT - .75" ID
	041953-11-000	FT CONDUIT - CONVOLUTE - SLIT - 1.06" ID
	041953-12-000	FT CONDUIT - CONVOLUTE - NON SLIT 1.1" ID
	008311-01-000	EA CONNECTOR - WIRE NUT - INSULATED - RED
	008312-01-000	EA CONNECTOR - WIRE NUT - INSULATED - BLUE
	008314-01-000	EA CONNECTOR - WIRE NUT - INSULATED - GRAY
	008355-01-000	EA CONNECTOR - CABLE CLAMPING - 3/4"
	008356-01-000	EA CONNECTOR - PLASTIC - 3/8" AVG
	082741-01-000	EA CONNECTOR - BODY - 2 CONNECTOR - MALE
	058028-01-000	EA CONNECTOR - ELECTRICAL PIGTAIL - NYLON - CLEAR
	041480-01-000	EA CONNECTOR - STRAIGHT - 1/2" FLEX CONDUIT
	088475-01-000	EA PIN-CONNECTOR - 14 TO 20 AWG
	088476-01-000	EA SOCKET - CONNECTOR - BRASS - PRE - TIN
	088476-02-000	EA SOCKET - CONNECTOR - 12-10 GA - PHOS. BRZ - PRE - TIN

CIRCUIT BREAKERS & FUSES

KEY	PART NUMBER	U/M DESCRIPTION
	097611-01-000	EA CIRCUIT BREAKER - 6AMP - ATC - BLACK
	093655-03-000	EA CIRCUIT BREAKER - 40 AMP USD 17440-4E03A2A
	083209-02-000	EA CIRCUIT BREAKER - 15/15AMP - 120V - BW H - 15/15
	083209-03-000	EA CIRCUIT BREAKER - 15/20AMP - 120V - BW - 0-15/20
	083209-04-000	EA CIRCUIT BREAKER - 30A - 120V - BW L - 30
	083209-06-000	EA CIRCUIT BREAKER - 30/15 AMP - 120V - BW D - 30/15
	083209-07-000	EA CIRCUIT BREAKER - 20/20A - 120V - BW K - 20/20
	083209-08-000	EA CIRCUIT BREAKER - BLANK - BW
	062901-02-000	EA FUSE - 5 AMP - AUTOMOTIVE
	062901-05-000	EA FUSE - 15 AMPS - AUTOMOTIVE
	062901-07-000	EA FUSE - AUTOMOTIVE - 25 AMPS
	062901-08-000	EA FUSE - 30 AMPS - AUTOMOTIVE
	106656-01-000	EA FUSE BLOCK - 4 CAVITY AUTO FUSE
	108669-01-000	EA HOUSING - AUTO FUSE HOLDER
	062037-01-000	EA HOUSING - AUTO FUSE - NATURAL
	062037-03-000	EA HOUSING - AUTO FUSE - BLACK
	062037-04-000	EA HOUSING - AUTO FUSE - BLUE
	062037-06-000	EA HOUSING - AUTO FUSE - BROWN
	115556-01-000	EA HOUSING-3 POSITION,FEM, 59-SERIES
	115556-02-000	EA HOUSING-2 POSITION,FEM, 59-SERIES

EXTERIOR BODY GROUP

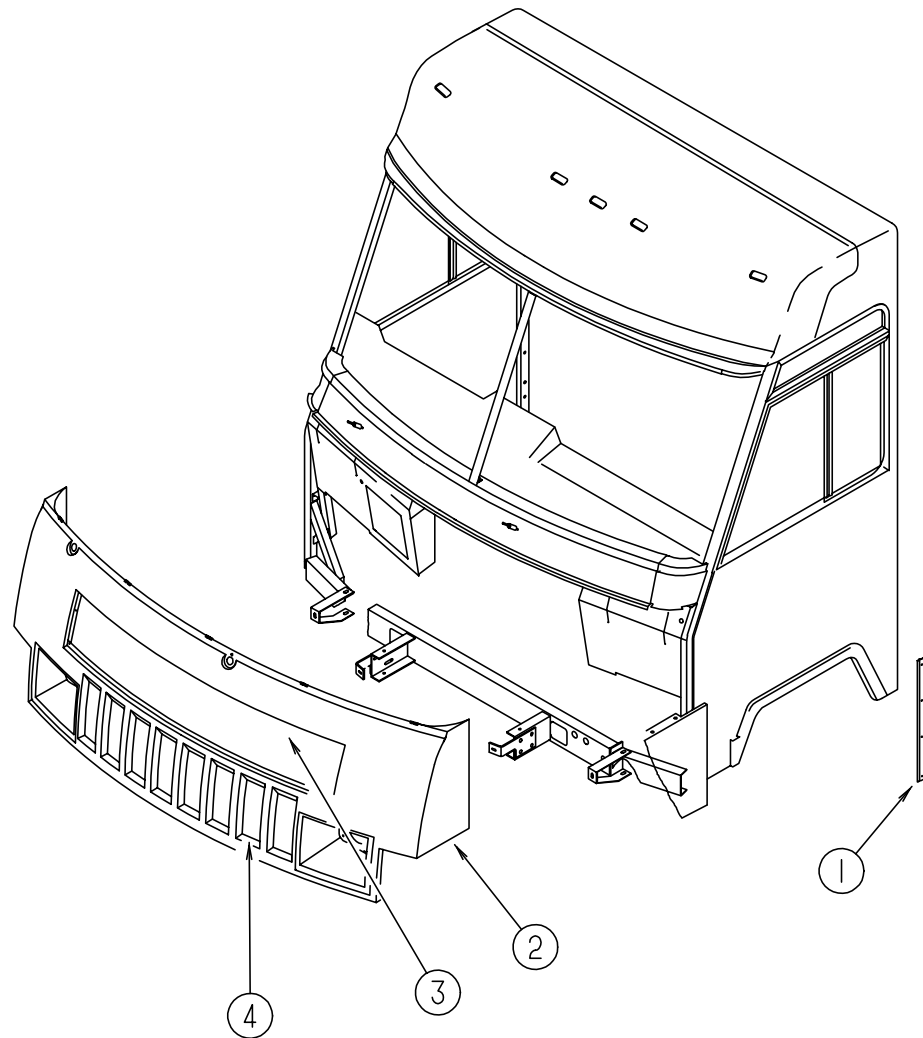
EXTERIOR BODY PANELS & TRIM



KEY	PART NUMBER	U/M	DESCRIPTION
1	115848-01-01A	EA	TRIM CAP - BACKWALL - LOWER
2	104033-05-04A	EA	TRIM - J - BUFF
3	105312-01-06A	EA	FEATURE STRIP - W/HOLES - OFF WHITE
	105312-01-06A	FT	INSERT - FEATURE STRIP - OFF WHITE
	108651-01-02A	EA	END CAP - FEATURE STRIP
4	114874-01-07B	EA	TRIM - BACKWALL - BUFF(PASSENGER SIDE)
5	M06886-07-F11	EA	BACKWALL ASM - QUEEN BED (CHEVY)
5	M06886-07-F12	EA	BACKWALL ASM - QUEEN BED (CHEVY)
5	M06887-07-F11	EA	BACKWALL ASM - QUEEN BED (FORD)
5	M06887-07-F12	EA	BACKWALL ASM - QUEEN BED (FORD)
5	M06886-08-F11	EA	BACKWALL ASM - TWIN BED (CHEVY)
5	M06886-08-F12	EA	BACKWALL ASM - TWIN BED (CHEVY)
5	M06887-08-F11	EA	BACKWALL ASM - TWIN BED (FORD)
5	M06887-08-F12	EA	BACKWALL ASM - TWIN BED (FORD)
6	114872-02-01A	EA	TRIM - BACKWALL - TOP - BUFF (PASSENGER SIDE)
7	114873-02-01A	EA	TRIM - BACKWALL - TOP - BUFF (DRIVER SIDE)
8	104033-05-04A	EA	TRIM - J - BUFF
9	114874-02-07B	EA	TRIM - BACKWALL - BUFF (DRIVER SIDE)
10	115848-02-01A	EA	TRIM CAP - BACKWALL - LOWER
11	050406-20-000	EA	TRIM - BACKWALL - LOWER LEFT OR RIGHT SIDE - BUFF
12	M07438-10-F11	EA	SIDEWALL ASM - QUEEN BED (DRIVER SIDE) (W/ DRIVER DOOR)
12	M07438-10-F12	EA	SIDEWALL ASM - QUEEN BED (DRIVER SIDE) (W/ DRIVER DOOR)
12	M07438-09-F11	EA	SIDEWALL ASM - QUEEN BED (DRIVER SIDE) (W/O DRIVER DOOR)
12	M07438-09-F12	EA	SIDEWALL ASM - QUEEN BED (DRIVER SIDE) (W/O DRIVER DOOR)

KEY	PART NUMBER	U/M	DESCRIPTION
13	P16165-01-F11	EA	ROOF ASM. (F11, F12)
14	M05145-08-F11	EA	CAP ASM - FRONT - W/O TRIM - BUFF
15	103801-01-04A	EA	TRIM - ROOF - BUFF
16	103802-02-04A	EA	RAIL - AWNING - BUFF
17	116048-01-01A	EA	TRIM - WHEELWELL - FRONT - BUFF - (PASSENGER SIDE) - (DRIVER SIDE)
18	109140-55-001	EA	ROCKER PANEL 192" BUFF
19	116048-02-01A	EA	TRIM - WHEELWELL - REAR (DRIVER OR PASSENGER SIDE)
20	115471-08-F11	EA	PANEL ASM-ROCKER, RIGHT REAR - (PASSENGER SIDE)
	115471-07-F11	EA	PANEL ASM-ROCKER, LEFT REAR - (DRIVER SIDE)
21	P16121-01-F11	EA	SIDEWALL ASM - QUEEN BED (PASSENGER SIDE)
21	P16121-01-F12	EA	SIDEWALL ASM - QUEEN BED (PASSENGER SIDE)

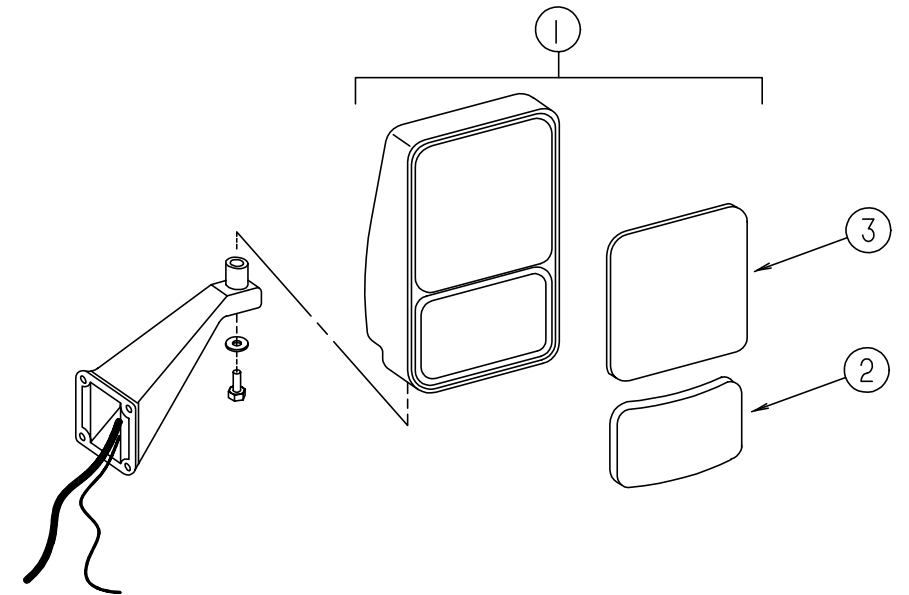
EXTERIOR BODY GROUP (CONTINUED)



FRONT END ASM

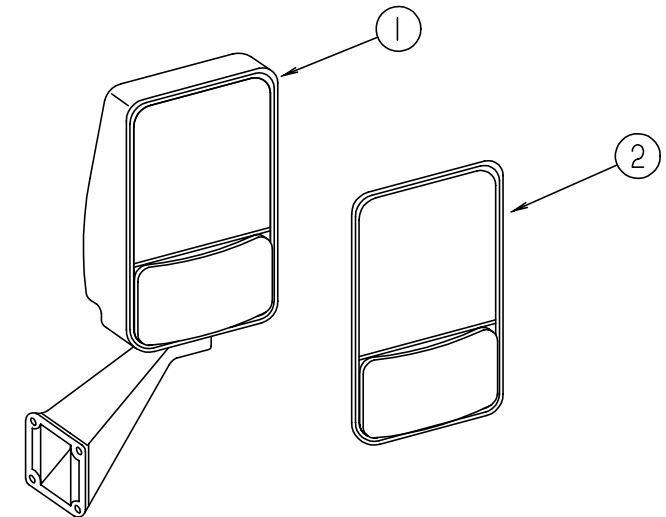
KEY	PART NUMBER	U/M DESCRIPTION
1	089922-15-000	EA TRIM - FIBERGLASS - BUFF
2	115973-01-F11	EA PANEL - FRONT - LOWER - BUFF
3	115976-01-F11	EA PANEL ASM. - HOOD - BUFF
4	115924-01-02A	EA GRILLE ASM. - MESH WIRE, FLAT BLACK - FACIA
	058786-01-000	EA BOLT - ADJUSTING - HOOD - W/ BLACK PAD - 5/16" #18 X 2"
	058786-02-000	EA BOLT - ADJUSTING - HOOD - W/ BLACK PAD - 5/16" #18 X 1.25"
	105096-10-000	EA TUBE ASM-TIMING,HOOD HINGE
	106748-02-000	EA LATCH-HOOD,FRONT END
	109926-07-000	EA BRACKET ASM-LINK,HINGE, RIGHT
	109926-08-000	EA BRACKET ASM-LINK,HINGE, LEFT
	109927-03-000	EA ANGLE-LINK,HOOD, RIGHT
	109927-04-000	EA ANGLE LINK,HOOD, LEFT
	109929-03-000	EA LINK ASM-HINGE, HOOD,UPPER, RIGHT
	109929-04-000	EA LINK ASM-HINGE, HOOD,UPPER, LEFT
	109930-07-000	EA LINK ASM-HINGE, HOOD,LOWER, RIGHT
	109930-08-000	EA LINK ASM-HINGE, HOOD,LOWER, LEFT
	110691-01-01A	EA BRACKET-SPRING - HEADLAMP - MILL

EXTERIOR BODY GROUP (CONTINUED)



EXTERIOR MIRRORS (REMOTE & HEAT)

KEY	PART NUMBER	U/M DESCRIPTION
1	106015-05-01A	EA MIRROR ASM - EXTERIOR REMOTE & HEAT - PASSENGER SIDE
1	106015-06-01A	EA MIRROR ASM - EXTERIOR REMOTE & HEAT - DRIVER SIDE
2	086261-02-700	EA CONVEX REPLACEMENT - INNER HOUSING & BEZEL - DRIVER SIDE
2	086261-01-703	EA CONVEX REPLACEMENT - INNER HOUSING & BEZEL - PASSENGER SIDE
3	086261-01-702	EA GLASS - FLAT - HEATED - W/ BEZEL
	087695-01-000	EA SWITCH - HEATER - EXTERIOR MIRROR
	088246-01-000	EA SWITCH - REMOTE - EXT. MIRROR - SQUARE PUSH
	086261-02-701	EA KIT - EXTERIOR. MIRROR - W/BEZEL - FLAT & CONVEX GLASS - DRIVER SIDE
		KIT INCLUDES: BEZEL - CONVEX GLASS - HEATED FLAT GLASS

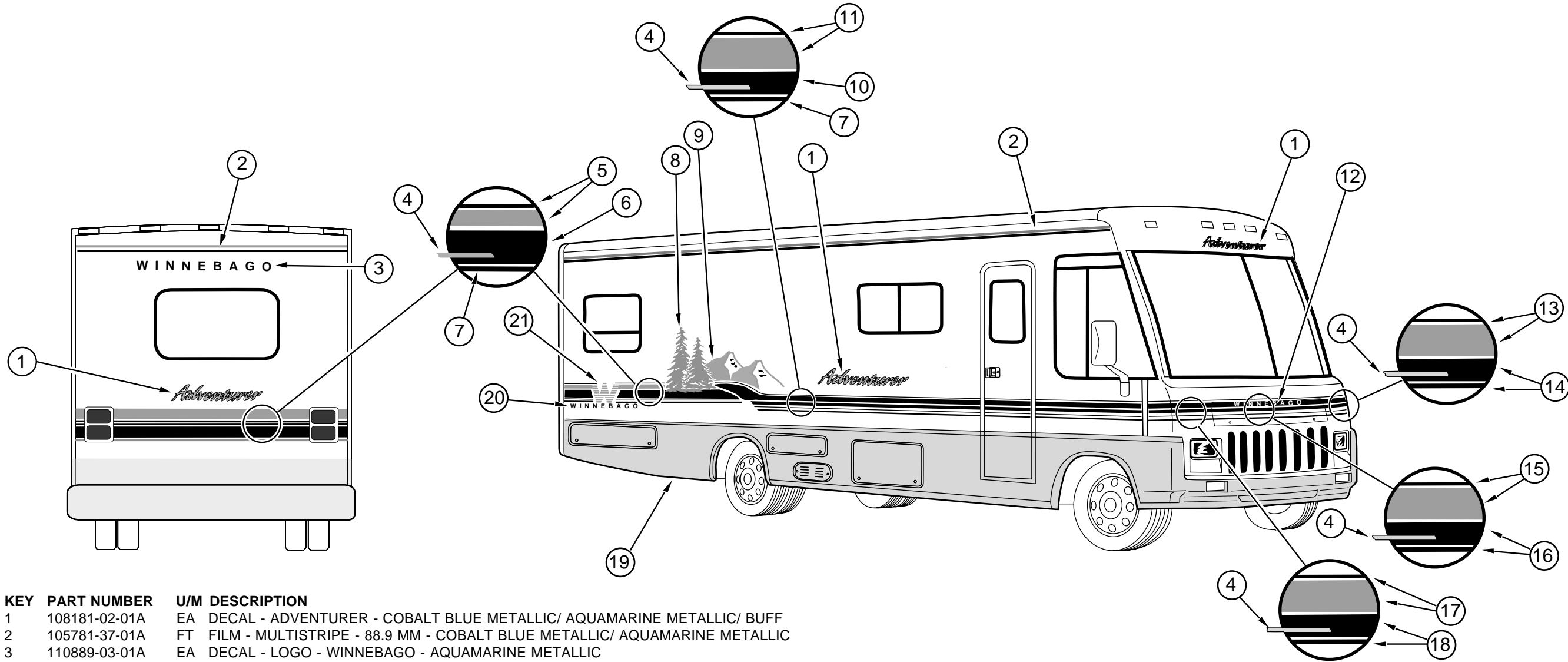


EXTERIOR MIRROR OPTION

KEY	PART NUMBER	U/M DESCRIPTION
1	106015-09-01A	EA MIRROR ASM - PASSENGER SIDE
1	106015-10-01A	EA MIRROR ASM - DRIVER SIDE
2	106015-01-703	EA MIRROR KIT (BEZEL W/MIRRORS) PASSENGER SIDE
2	106015-02-702	EA MIRROR KIT (BEZEL W/MIRRORS) DRIVER SIDE

EXTERIOR BODY GROUP (CONTINUED)

DECALS, FILM STRIPES & PAINT



KEY	PART NUMBER	U/M	DESCRIPTION
1	108181-02-01A	EA	DECAL - ADVENTURER - COBALT BLUE METALLIC/ AQUAMARINE METALLIC/ BUFF
2	105781-37-01A	FT	FILM - MULTISTRIPE - 88.9 MM - COBALT BLUE METALLIC/ AQUAMARINE METALLIC
3	110889-03-01A	EA	DECAL - LOGO - WINNEBAGO - AQUAMARINE METALLIC
4	093681-47-01A	FT	FILM - -SINGLE STRIPE - 6.4 MM - WHITE REFLECTIVE
5	105781-39-01A	FT	FILM - MULTISTRIPE 50.8 MM - COBALT BLUE METALLIC/ COBALT BLUE METALLIC
6	093681-46-01A	FT	FILM - SINGLE STRIPE - 114.3 MM - AQUAMARINE METALLIC
7	093681-42-02A	FT	FILM - SINGLE STRIPE - 19.1 MM - MEDIUM SWEDISH BLUE METALLIC
8	115758-03-01A	EA	DECAL - TREES - RH - BLUE LAGOON/ AQUAMARINE METALLIC
8	115758-04-01A	EA	DECAL - TREES - LH - BLUE LAGOON/ AQUAMARINE METALLIC
9	115758-01-01A	EA	DECAL - MOUNTAIN SCENE - RH - MED SWEDISH BLUE METALLIC/ COBALT BLUE MET
9	115758-02-01A	EA	DECAL - MOUNTAIN SCENE - LH - MED SWEDISH BLUE METALLIC / COBALT BLUE MET
10	093681-40-05A	FT	FILM - SINGLE STRIPE - 50.8 MM - AQUAMARINE METALLIC
11	105781-32-02A	FT	FILM - MULTISTRIPE - 114.3 MM - COBALT BLUE METALLIC/ COBALT BLUE METALLIC
12	110889-03-02A	EA	DECAL - LOGO - WINNEBAGO - BUFF
13	115761-02-01A	EA	DECAL - CORNER - FRONT - UPPER LH - COBALT BLUE METALLIC/ COBALT BLUE MET
14	115762-02-01A	EA	DECAL - CORNER - FRONT - LOWER LH - AQUA METALLIC/ WHITE REFL/ MED SWED BLUE MET
15	115759-01-01A	EA	DECAL - HOOD - UPPER - COBALT BLUE METALLIC
16	115760-01-01A	EA	DECAL - HOOD - LOWER - AQUAMARINE METALLIC/ WHITE REFLECTIVE/ MED SWED BLUE MET
17	115761-01-01A	EA	DECAL - CORNER - FRONT - UPPER RH - COBALT BLUE METALLIC/ COBALT BLUE MET
18	115762-01-01A	EA	DECAL - CORNER - FRONT - LOWER RH - AQUA METALLIC/ WHITE REFL/ MED SWED BLU MET
19	N / P / N		PAINT - GRAPHITE METALLIC (DUPONT H8235)
20	110889-03-01A	EA	DECAL - LOGO - WINNEBAGO - AQUAMARINE METALLIC
21	110207-02-01A	EA	DECAL - W - LASER - COBALT BLUE METALLIC

DUPONT PAINT COLOR CODES

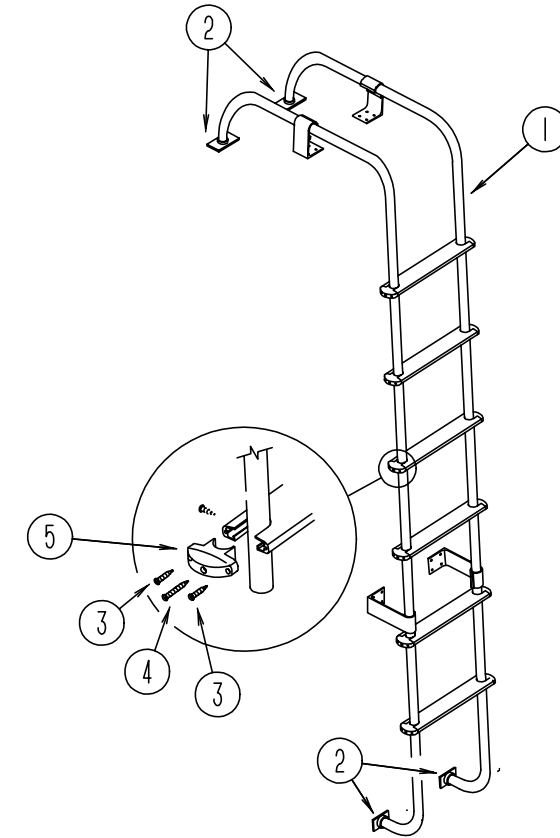
GRAPHITE METALLIC	H8235
OFF WHITE	L8723
BUFF	G9692

EXTERIOR BODY GROUP (CONTINUED)

STYROFOAM & FIBERGLASS SHEETING

KEY	PART NUMBER	U/M	DESCRIPTION
	000870-08-000	SF	STYROFOAM-.75 X 48 X 96-PLANED
	002726-01-001	EA	GARNISH-U-CHANNEL, 1.38" X 19' - SERRATED - MILL ALUMINUM
	002754-01-001	EA	ANGLE-EXTRUDED, .75" X .75" X 18' - MILL ALUMINUM
	033381-17-001	FT	STL-TUBE 16GA 1.5 X 1.5 X 192.00 HOT FORMED ASTM A50
	034073-27-011	EA	PLAS-ABS.200 X 28.00 X 068.00 IN ANY BLK 0/MIL SM/SM
	044487-01-000	LB	AL-.019X97.00XCOIL MILL FINISH WT .353LB/SF
	044487-01-001	EA	AL-.19" X 96" X 300"
	044487-01-002	EA	AL-.019" X 96" X 432"
	055278-01-001	FT	TUBING-STEEL, .75" X 1.5" X 288"
	055278-51-259	FT	TUBING-STEEL, 12.5' LONG
	058267-01-000	FT	CHANNEL-STEEL, W/HOLES - SIDEWALL STIFFENER - 2" X 20'
	065747-01-000	SF	INSULATION-MICROFOAM, .5" THICK X 72" X 112' ROLL
	068716-01-001	EA	BRACE-90 DEGREE L-ANGLE, 192" - EXTRUDED ALUMINUM
	076054-J7-000	EA	FIBERGLASS SHEET 2590 X 9785 *BUFF
	076054-P8-000	EA	FIBERGLASS-SHEET 2572 X 2591 *BUFF
	077517-24-000	EA	SHEET-FIBERGLASS, FLAT - 48" X 96" - OFF WHITE
	077517-59-000	EA	FIBERGLASS SHEET - 48" X 96" - BUFF
	083574-03-000	SF	STYROFOAM - 3/4" X 48" X 96"
	083574-05-000	SF	STYROFOAM - 2.0 X 48 X 96.00 DOW TYPE SM
	089297-01-000	SF	PLYWOOD-LUAN, OVERLAY GRADE - 4' X 8'
	089297-02-000	SF	PLYWOOD-LUAN GRADE CC LFE 2.7MM X 48 X 108
	100619-01-000	BF	FOAM-EXPANDED POLYSTYRENE 48" X 96"X 1.34"
	100619-04-000	BF	FOAM-EXPANDED POLYSTYRENE EPS 48" X 96"X.5
	100619-05-000	BF	FOAM-EXPANDED POLYSTYRENE 48" X 96" X .75"
	100619-09-000	BF	FOAM-EXPANDED POLYSTYRENE 3.0" X 48" X 92.50"
	105077-03-000	EA	FOAM-PLUG,SIDEWALL TUBE WISCONSIN EPS
	105077-04-000	EA	FOAM-COVE,ROOF

EXTERIOR BODY GROUP (CONTINUED)



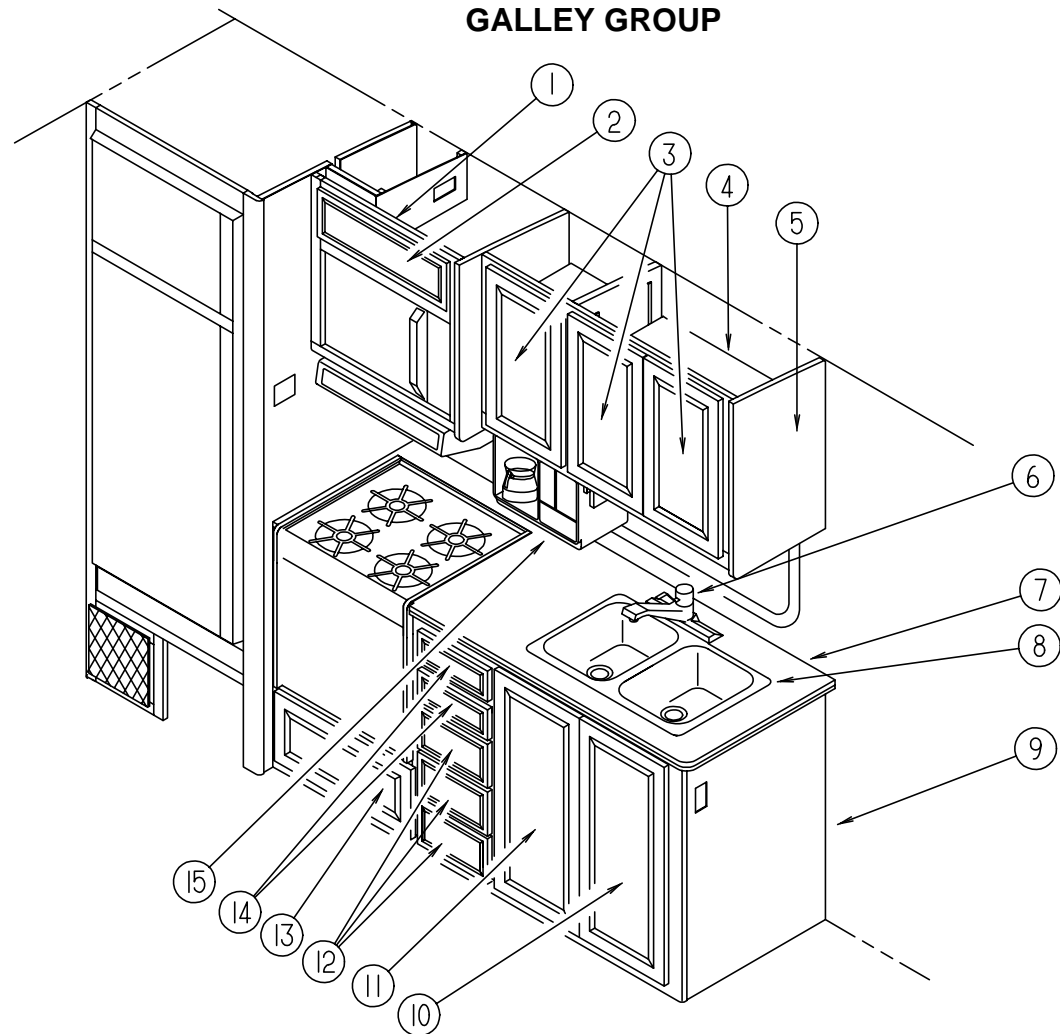
LADDER

KEY	PART NUMBER	U/M	DESCRIPTION
1	102953-11-F31	EA	LADDER ASM
2	067165-01-000	EA	MOUNTING BRACKET - LADDER - LOWER
3	000G39-06-10T	EA	SCREW-SF/ DR - 6 - 20 X 5/8 PPH - BLACK
4	000G68-10-36T	EA	SCREW - 10 - 12 X 2.25 POH BLACK
5	076980-02-000	EA	END CAP - STEP - BLACK
	038327-01-000	FT	TAPE - ANTI SLIP - 2" X 60FT

AWNING

KEY	PART NUMBER	U/M	DESCRIPTION
	110634-02-01A	EA	AWNING-HARDWARE KIT,BUFF
	110634-01-700	EA	RAFTER LOCKING MECH KIT 7605-0001
	110634-01-701	EA	SAFETY & LATCH KIT 7509-0001
	110634-01-702	EA	BOTTOM BRACKET KIT 7512-0001
	110634-01-703	EA	HEIGHT LOCK HANDLE KIT 7510-0001
	110634-01-704	EA	UPPER BRACKET KIT W/BOLTS 7505-0001
	110634-01-705	EA	ULTRA RAFTER KNOB KIT 7508-0001
	110634-01-706	EA	RAFTER SLIDE KIT
	110634-01-707	EA	GROUND BRACKET KIT 7511-0001
	110634-01-708	EA	LIFT HANDLES W/RIVETS 7000-0001
	110634-01-709	EA	RATCHET HANDLE KIT 7507-0001
	110634-01-710	EA	ARM CAP KIT 7503-0001
	110634-01-711	EA	FRONT SPRING ASM 6598-0001
	110634-01-712	EA	REAR SPRING ASM 6599-0001
	110634-01-713	EA	REAR END CAP KIT 7504-0001
	110634-01-714	EA	STAKE-(4 PER BAG) 5208-0001
	110634-01-715	EA	PULL DOWN WAND 7604-0001
	110634-07-12A	EA	AWNING-ROLLER ASM,19'
	111037-01-01A	EA	SPACER-AWNING,UPPER BLACK
	111038-01-01A	EA	SPACER-AWNING,LOWER BLACK

GALLEY GROUP



GALLEY CABINETRY & FIXTURES

KEY	PART NUMBER	U/M	DESCRIPTION
1	114390-01-F11	EA	CABINET ASM - MICROWAVE OVERHEAD
	116592-01-F11	EA	CABINET ASM - A/C SWITCH
2	M05992-11-E07	EA	DOOR ASM - RAIL - W/O HARDWARE 240 X 555
3	M06803-29-E10	EA	DOOR ASM - W/O HARDWARE - 305 X 555
4	P15842-02-F11	EA	CABINET ASM - OVERHEAD - GALLEY
5	081319-17-C27	EA	END CAP ASM. - OVERHEAD - GALLEY
6	103243-01-000	EA	FAUCET-GALLEY - DUAL CONTROL
	091253-01-000	EA	GASKET-FAUCET,LAVATORY
7	116243-12-F11	EA	COUNTERTOP ASM.
	116243-12-F12	EA	COUNTERTOP ASM.
8	108464-04-F11	EA	COVER - SINK
	108464-04-F40	EA	COVER - SINK (F12)
9	110654-01-000	EA	SINK - STAINLESS STEEL LARGE/ SMALL BASIN - DOUBLE
	092303-01-000	EA	STRAINER - SINK
9	P16243-01-F11	EA	GALLEY CABINET ASM. - W/ COUNTERTOP
	P16243-01-F12	EA	GALLEY CABINET ASM. - W/ COUNTERTOP
10	M06803-33-E10	EA	DOOR ASM - W/O HARDWARE 0345 X 0770
11	M06803-32-E10	EA	DOOR ASM - W/O HARDWARE 0345 X 0770
12	M05971-11-E07	EA	DRAWER ASM. - W/O HARDWARE
13	M05971-A1-F11	EA	DRAWER ASM. - W/O HARDWARE
14	M05971-68-E10	EA	DRAWER ASM. - W/O HARDWARE
15	103799-01-02A	EA	COFFEE MAKER - GRAY
	103799-01-700	EA	CARAFE GLASS POT
	103799-01-701	EA	BRACKETS - WHITE PAIR - COFFEE MAKER
	104610-01-000	EA	STRAP ASM - COFFEE MAKER
	090329-01-000	FT	T-SEAL - REFRIGERATOR CABINET - .6" WIDE TOP X 2" TAIL

GALLEY GROUP (CONTINUED)

REFRIGERATOR (NORCOLD 6182)

KEY	PART NUMBER	U/M	DESCRIPTION
	104137-07-01A	EA	REFRIGERATOR - LARGE DBL DOOR 2-WAY
	093646-01-000	EA	BRACKET ASM - TIEDOWN - REFRIGERATOR
	093646-02-000	EA	BRACKET ASM - TIEDOWN - REFRIGERATOR
	075217-01-734	EA	FUSE - 3 AMP61538822
	075217-01-738	EA	SWITCH - HUMIDITY 61525922
	084880-01-705	EA	ORIFICE 614522
	084880-01-718	EA	VALVE - GAS - 61551822
	084880-01-720	EA	SPRING (FOR DOOR HANDLE) - 61558822
	084880-01-722	EA	CRISPER COVER - 615641
	084880-01-732	EA	LATCH - 61578522
	084880-01-740	EA	END CAP (STOP CATCH) - 61593830
	084880-01-746	EA	CABLE - 61571522
	084880-01-749	EA	HINGE BUSHING - 615807
	084880-01-753	EA	THERMISTER 78" - 61693822
	084880-01-760	EA	CLIP (THERMISTER) - 61689122
	084880-01-761	EA	END CAP (SPRING CATCH) BLACK - 61593730
	084880-03-701	EA	COOLING UNIT (HORIZ BURNER) - 61687337
	084880-03-702	EA	HINGE PIN TOP/BTM FEMALE - 61580630
	088248-01-709	EA	HEATER - AC (HORIZONTAL) - 615627
	088248-01-710	EA	HEATER - DC (HORIZONTAL) 3 WAY - 615628
	094039-01-702	EA	GASKET (GRAY) UPPER - 61567830
	094039-01-704	EA	PLATE - HINGE - BLACK - 61631430
	094039-01-706	EA	UPPER DOOR LINER (WHITE) BLACK - 61581838-B
	094039-01-708	EA	DOOR HANDLE ASM - UPPER - BLACK - 61650038
	094039-01-710	EA	PLATE - HINGE - BLACK - 61631330
	094039-01-713	EA	DOOR GASKET (LOWER) GRAY - 61568030
	094039-01-715	EA	LOWER DOOR LINER (BLACK/WHITE) - 61581738-B
	094039-01-717	EA	DOOR HANDLE ASM - LOWER (BLACK) - 61649938
	094039-01-722	EA	HOLE PLUG (BLACK) HINGE HOLES - 61582030
	094039-01-723	EA	HINGE BRACKET - TOP RH - BOTTOM - LH - BLACK - 61580838
	094039-01-724	EA	HINGE BRACKET - TOP LH - BOTTOM - RH - BLACK - 61580938
	094039-01-725	EA	HINGE PIN (BLACK)(MALE) - 61578130
	094039-01-730	EA	HINGE PIN SHAFT (BLACK) CENTER HINGE - 61566730
	094039-01-732	EA	FRONT COVER (BLACK) BOTTOM TRIM - 61622130
	094039-01-733	EA	WIRE SHELF (MIDDLE) - 61563822
	094039-01-735	EA	INSIDE DRIP TRAY (WHITE) - 61572830
	094039-01-739	EA	SHELF (CUTOUT) - 61646722
	094039-04-700	EA	PRINTED CIRCUIT BOARD - 2 WAY - 1647322
	094039-04-702	EA	POWER SUPPLY (2 WAY) - 61647422
	104137-02-700	EA	MODULE - CONTROL - CHANNEL - 61717037
	104137-06-700	EA	EYEBROW SHELL (2-WAY) - 61726622
	104137-06-702	EA	RACK - JUICE (WHITE) - 61580525
	104137-06-703	EA	BIN - DOOR SHELF (WHITE) - 61564025
	104137-06-706	EA	WIRE SHELF (SHORT) - 61718222
	104137-06-707	EA	CRISPER (WHITE) - 61571325
	104137-06-708	EA	FOAMED CAB ASM (BLACK W/WHITE) - 61725138
	104137-06-709	EA	VALVE SHUT - OFF - MANUAL ASM - 61694922
	104137-06-710	EA	PRESSURE TAP - 61594422
	104137-06-711	EA	FUSE 5 AMP - 61611622
	104137-06-712	EA	FITTING - GAS TUBE CONNECTION - 61692722
	104137-06-713	EA	ORIFICE GASKET - 61475122
	104137-06-714	EA	BURNER ASSEMBLY (5-SLOT) - 61705222
	104137-06-715	EA	SPARK/ SENSE ELECTRODE (SINGLE) - 61692222
	104137-08-01A	EA	LIGHT KIT - REFRIG - 61771022
	054450-01-000	EA	LEVEL - REFRIGERATOR
	065225-02-000	EA	PLATE - TIEDOWN - REFRIGERATOR

GALLEY GROUP (CONTINUED)

WEDGEWOOD RANGE, 4 BURNER (BLACK) 21"

KEY	PART NUMBER	U/M	DESCRIPTION
	107323-01-01A	EA	RANGE - 21" 4 - BURNER BLACK
	107314-01-01A	EA	RANGE COVER - BIFOLD 21" BLACK
	105458-03-000	EA	BRACKET - TIEDOWN - STOVE - RIGHT
	105458-04-000	EA	BRACKET - TIEDOWN - STOVE - LEFT
	101593-01-703	EA	KNOB - BURNER - 53000
	106689-01-701	EA	SPARK - IGNITOR ASM - HIGH OUTPUT - 53078
	106689-01-702	EA	PIEZO PUSH BUTTON - 52279
	106689-01-703	EA	VALVE - HIGH OUTPUT - 53047
	106689-01-704	EA	REGULATOR W/EXTREME PRESSURE - 52154
	106689-01-705	EA	VALVE - BURNER - 52123
	107323-01-700	EA	RANGE TOP (BLACK) - 53083
	107246-01-701	EA	GRATE - 53050
	107323-01-700	EA	RANGE TOP - 53513
	107323-01-702	EA	TRIM LEFT - 53023
	107323-01-703	EA	TRIM RIGHT - 53024
	107323-01-704	EA	MANIFOLD COVER - 53556
	107323-01-705	EA	TRIM VENT - 53525
	107323-01-706	EA	TRIM BOTTOM - 53526
	107323-01-707	EA	INSERT BLACKGLASS - W/O HOLE - 53426
	107323-01-708	EA	HANDLE ROD - W/O HOLE - 53085
	107323-01-709	EA	HANDLE END CAP - W/O HOLE - 53424
	107323-01-710	EA	GRATE CLIP - 53301
	107323-01-711	EA	RUBBER GRATE CUSHION - 53008
	107246-01-703	EA	THERMOSTAT ROBERT SHAW - 52122
	107323-01-713	EA	BLACKGLASS INSERT - W/HOLE - 53426
	107323-01-714	EA	HANDLE FOR W/HOLE GLASS - 51112
	107323-01-715	EA	SAFETY VALVE (HARPER WYMAN) 51136
	107323-01-716	EA	GRATE CLIP - GREEN - 50005
	107323-01-717	EA	BURNER,OVEN - 52244

MICROWAVE OVEN

KEY	PART NUMBER	U/M	DESCRIPTION
	115303-01-000	EA	OVEN - MICROWAVE
	098916-14-01A	EA	BRACE - MICROWAVE CABINET - LEFT
	098916-15-01A	EA	BRACE - MICROWAVE CABINET - RIGHT
	115401-01-01A	EA	TRIM - MICROWAVE - BLACK
	094756-02-01A	EA	BRACKET - MICROWAVE - 6.1" LONG X 3.9" WIDE - STEEL - TAN
	094756-01-02A	EA	BRACKET - ANGLE - W/ HOLES - MILL

GALLEY GROUP (CONTINUED)

RANGE HOOD , W/O HOUR METER - VENTLINE (CANADIAN)

KEY	PART NUMBER	U/M	DESCRIPTION
	100258-17-04A	EA	HOOD - RANGE - W/O MONITOR PANEL
	090973-01-700	EA	MOTOR - LVS CA508-1
	090973-01-702	EA	BLADE - FAN - LVS VA183-1
	092696-01-709	EA	BULB - 912 VA415
	092696-01-710	EA	SOCKET - LIGHT CB267-2
	096983-01-700	EA	SWITCH - ON/OFF 108
	096983-01-702	EA	SWITCH-TWO WAY MOM.
	096983-01-707	EA	FILTER - GREASE - 8" X 8" - LVS CC246
	092696-02-701	EA	LENS - LAMP CC179
	100258-01-700	EA	HOOD NOSE LABEL CC428

RANGE HOOD , W/O HOUR METER - VENTLINE (USA)

KEY	PART NUMBER	U/M	DESCRIPTION
	100258-16-04A	EA	HOOD - RANGE - W/O MONITOR PANEL
	090973-01-700	EA	MOTOR - LVS CA508-1
	090973-01-702	EA	BLADE - FAN - LVS VA183-1
	092696-01-709	EA	BULB - 912 VA415
	092696-01-710	EA	SOCKET - LIGHT CB267-2
	096983-01-700	EA	SWITCH - ON/OFF 108
	096983-01-707	EA	FILTER - GREASE - 8" X 8" - LVS CC246
	092696-02-701	EA	LENS - LAMP CC179
	100258-01-700	EA	HOOD NOSE LABEL CC428

RANGE HOOD , W/HOUR METER - VENTLINE (USA)

KEY	PART NUMBER	U/M	DESCRIPTION
	100258-18-03A	EA	HOOD-RANGE W/O MONT PNL TEX ED X ST A
	090973-01-700	EA	MOTOR 12 VOLT CSA-UL APRVD
	090973-01-702	EA	BLADE-FAN
	092696-01-709	EA	LAMP #912
	092696-01-710	EA	LAMP HOLDER
	092696-02-701	EA	LAMP LENS
	096983-01-700	EA	SWITCH-ON-OFF
	096983-01-702	EA	SWITCH-TWO WAY MOM.
	096983-01-707	EA	MESH FILTER
	100258-01-700	EA	HOOD NOSE LABEL
	100258-10-01A	EA	HOUR METER

MONITOR PANEL (2 WATER TANKS & WATER HEATER)

KEY	PART NUMBER	U/M	DESCRIPTION
	102765-04-01A	EA	PANEL - MONITOR - W/PLUG - FOR 2 TANKS & WATER HEATER - LVS
	075470-01-703	EA	SWITCH/ON-MOMENTARY
	096983-01-700	EA	SWITCH-ON-OFF
	102765-04-700	EA	CIRCUIT BOARD

GENERATOR GROUP

ONAN GENERATOR, 5.0 KW EMERALD PLUS

KEY	PART NUMBER	U/M DESCRIPTION
	109303-01-000	EA GENERATOR - 5.0 KW EMERALD PLUS
	007125-03-000	EA CLAMP - MUFFLER - 1.5" DIA
	007125-04-000	EA CLAMP - MUFFLER - 1.1" DIA
	082272-01-000	EA MUFFLER
	079654-05-000	EA PIPE - EXHAUST - ANGLED - W/FLANGE - 2" ID - ONAN# 154-2539
	105958-03-000	EA PIPE - EXHAUST - 90° TURN
	094059-01-000	EA SPACER

ONAN GENERATOR, 6.5 KW EMERALD PLUS (NHE-FA/26100G)

KEY	PART NUMBER	U/M DESCRIPTION
	100975-01-000	EA GENERATOR - 6.5 KW EMERALD PLUS
	105958-03-000	EA PIPE - EXHAUST - GENERATOR
	007125-03-000	EA CLAMP - MUFFLER - 1.5" DIA
	007125-04-000	EA CLAMP - MUFFLER - 1.1" DIA
	079654-05-000	EA PIPE - EXHAUST - ANGLED - W/FLANGE - 2" ID - ONAN# 154-2539
	082272-01-000	EA MUFFLER
	094059-01-000	EA SPACER

ONAN GENERATOR, 5.0 KW EMERALD PLUS (EXPORT)

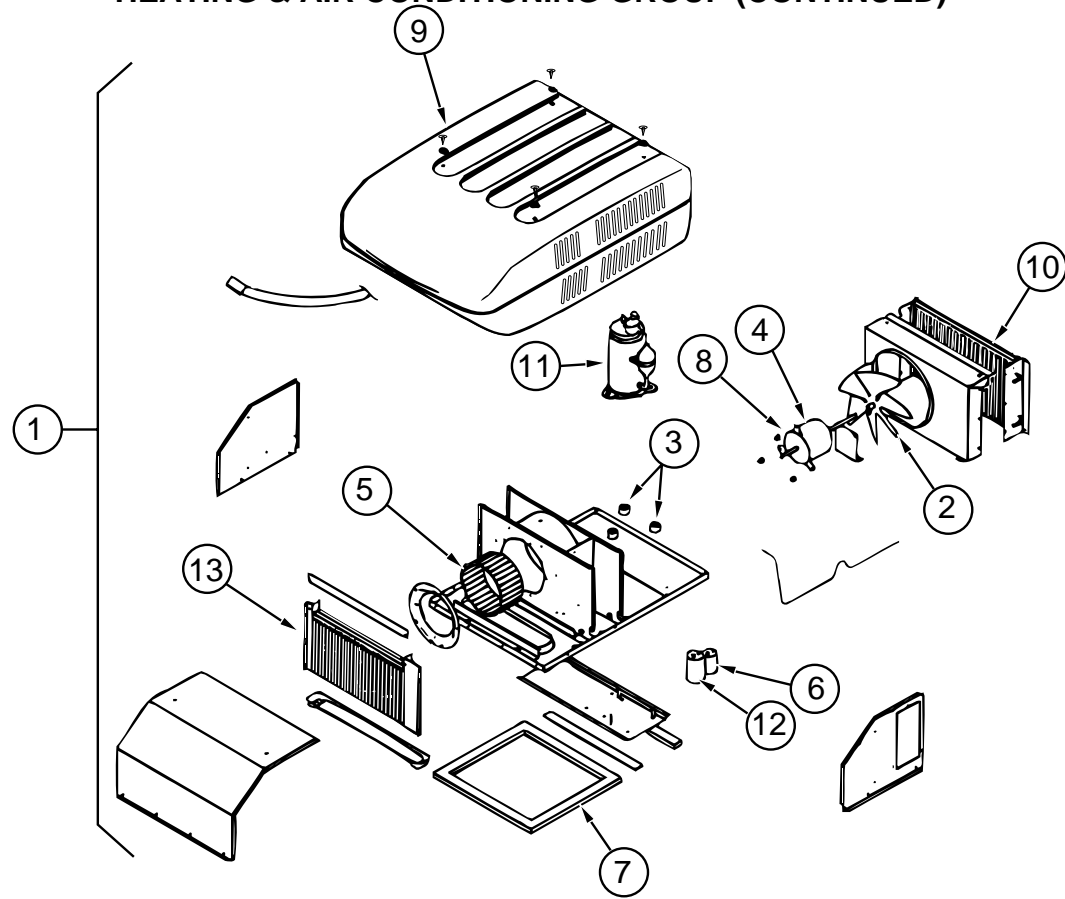
KEY	PART NUMBER	U/M DESCRIPTION
	100975-03-000	EA GENERATOR - 5.0KW EMERALD PLUS
	083151-01-000	EA MUFFLER-GENERATOR 1.625OD
	083152-01-000	EA PIPE-EXHAUST,GENERATOR
	094059-01-000	EA SPACER-GENERATOR,ONAN
	094657-02-000	EA TRAY ASM-GENERATOR
	007125-03-000	EA CLAMP-ASM-MUFFLER 1.50 DIA
	007131-01-000	EA HANGER-TAILPIPE

HEATING & AIR CONDITIONING GROUP

REAR HEATER W/MOTOR AID (EVANS)

KEY	PART NUMBER	U/M DESCRIPTION
	084405-01-000	EA HEATER ASM - REAR - DUCTED - W/MOTOR AID
	084405-01-700	EA HEATER CORE - FT200229
	084405-01-701	EA FAN BLADES - HV029931
	084405-01-702	EA MOTOR ASM - 12 V - 200146
	061673-01-000	EA BRACKET - MOTOR AID TUBES - 4" X 1.5" - STEEL
	088753-01-000	FT TUBE - ALUMINIZED STEEL - 5/8" - 18 GAUGE
	007076-01-000	EA HOSE - FLEXIBLE PVC - 2" ID X 50'
	007108-01-000	FT HOSE - HEATER, 5/8" ID - HI-TEMP - ESE-M2D192-A
	079059-01-000	EA HOSE - 90 DEGREE - 5/8"ID X 4" X 36"
	079059-02-000	EA HOSE - 90 DEGREE - .61"ID X 4" X 6"
	079059-03-000	EA HOSE - 90 DEGREE - .61"ID X 4" X 18"

HEATING & AIR CONDITIONING GROUP (CONTINUED)



COLEMAN ROOF AIR 13,500 BTU (US, CSA)

KEY	PART NUMBER	U/M DESCRIPTION
1	108889-01-03A	EA A/C-ROOF - 13,500 TSR HO BUFF - 7333-888
2	093763-01-712	EA FAN BLADE - CONDENSER - 6733-3221
3	105620-01-706	EA FOOT PKG - COMPRESSOR - 3 PER PKG - 6759-3081
4	108889-01-705	EA MOTOR (115 - 60HZ) 1468-3049
5	108889-01-706	EA IMPELLOR - 1472-1041
6	108889-01-708	EA FAN CAPACITOR (7.5MFD.370U) 1499-5461
7	108889-01-711	EA GASKET PKG - 6792-3301
8	108889-01-715	EA MOTOR MOUNT & SHAFT SEAL KIT - 6792-3361
9	108889-01-702	EA SHROUD (BUFF/BUFF) LESS/ LOGO - 6759-6411
10	108889-01-703	EA CONDENSER COIL - 1452A1301
11	105620-01-704	EA COMPRESSOR - RH & LH - 1450-2009
	108889-01-704	EA OVERLOAD (MRA#98693) 6749-3541
12	108889-01-707	EA RUN CAPACITOR (COMP-25MFD/370) 1499-5661
13	108889-01-709	EA EVAPORATOR COIL - 1452A1311
	108889-01-710	EA FILLER PAD - COND AIR SEAL - 6759A3971
	108889-01-712	EA SUCTION LINE REDUCER(3/8 X 1/2) 1215-2161
	108889-01-713	EA SUCTION LINE (3/8OD X .032 WALL - 6792-130
	108889-01-714	EA DISCHARGE LINE ASM - 6792-531
	108892-01-01A	EA CEILING ASM - A/C DUCTED - 7330-730 IV
	108892-01-700	EA PLUG ASSEMBLY - 7330-540
	108892-01-701	EA TERMINAL BOARD - 7330-3201
	108892-01-702	EA PIC. BOARD - 7330-3211
	108892-01-703	EA FILTER - 6798A3761
	108892-01-704	EA GRILLE (PLASTIC) - 6798-3041
	091225-01-709	EA START RELAY - 1497-4131
	091225-01-710	EA START CAPACITOR - 1497-0881
	093306-01-701	EA DECAL PKG - LEFT & RIGHT - 6798B3591
	108892-01-705	EA SMALL PARTS PKG - 7330A6101
	108893-01-01A	EA THERMOSTAT - A/C & FURNACE BGE - 6799B6951
	108893-02-01A	EA LABEL - THERMOSTAT A/C ONLY - 6798-391 BK
	110403-01-F31	EA SPACER ASM - RETURN AIR - OAK

HEATING & AIR CONDITIONING GROUP (CONTINUED)

COLEMAN ROOF AIR 13,500 BTU (US, CSA) (CONTINUED)

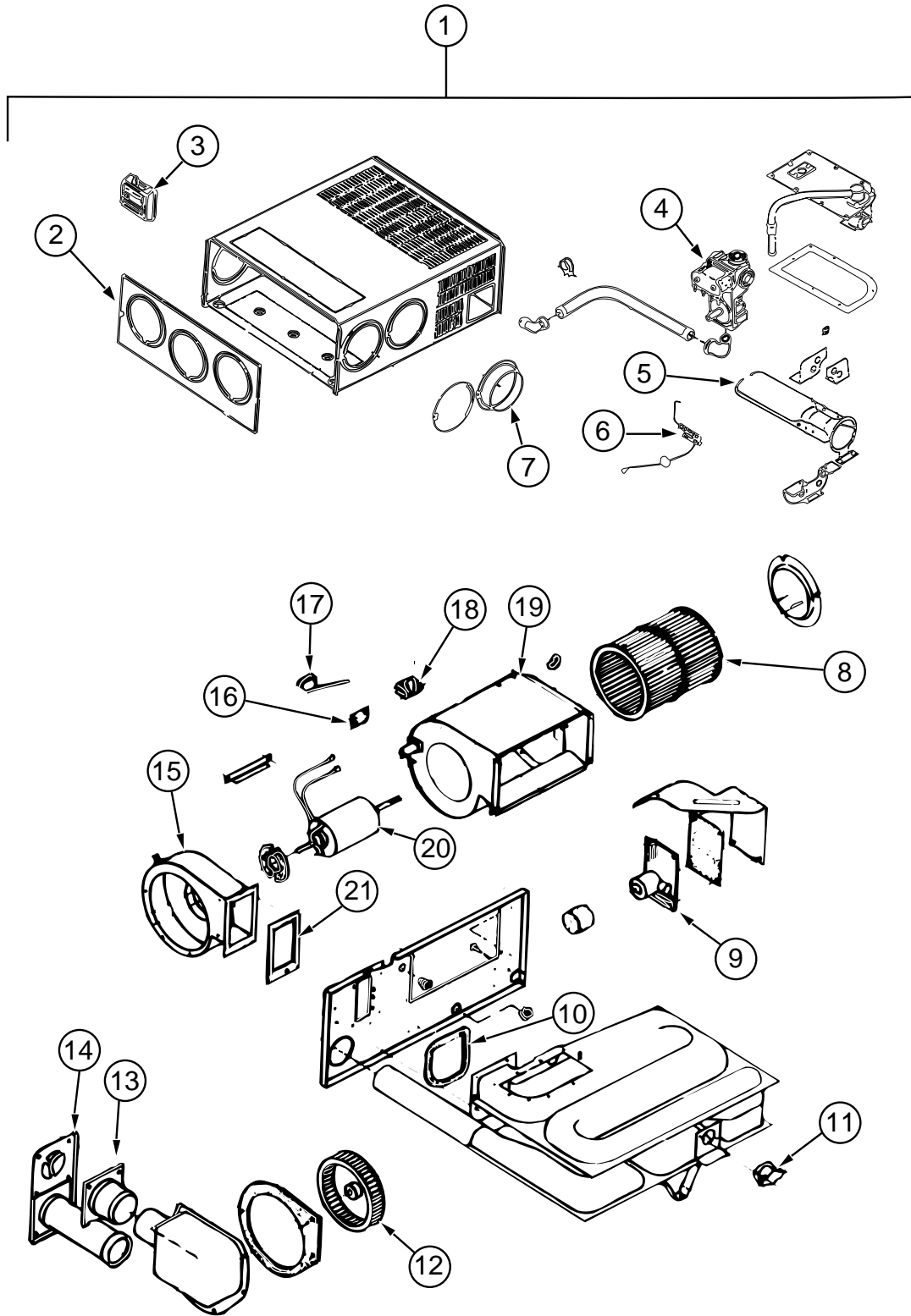
KEY	PART NUMBER	U/M DESCRIPTION
	073937-03-000	EA SWITCH - ROTARY SELECTOR - 3 DECK - A/C - CA20-USA892
	088238-01-000	EA COVER - SWITCH - A/C SELECTOR - FRONT TO REAR A/C
	103930-20-702	EA ROD F/ BLEND AIR DOOR - 073-0039
	103930-20-703	EA DOOR - BLEND AIR - 071-0212
	103930-20-704	EA ROD-DOOR - RECIRCULATING - 073-0018
	103930-20-705	EA DOOR PANEL - RECIRCULATING - 071-0213
	103930-20-706	EA CLIP - RETAINER - 022-0057
	103930-20-707	EA BLOWER HOUSING - 062-0145
	103930-20-708	EA CLIP F/ MOTOR SHAFT - 022-0001
	103930-20-709	EA SERVICE VALVE - 050-0159
	022756-03-000	EA COVER - A/C PLASTIC - OFF WHITE
	022756-02-000	EA COVER - PROTECTIVE - 5.5" ENDS X 8.2" - PLASTIC - OFF WHITE
	088238-02-000	EA COVER - SWITCH - A/C SELECTOR FOR FRONT OR REAR
	092633-02-02A	EA COVER - BLANK - ROOF A/C - 5.1" X 5.1" - PLASTIC - OFF WHITE

COLEMAN ROOF AIR 13,500 BTU (EXPORT)

KEY	PART NUMBER	U/M DESCRIPTION
	056464-06-000	EA REGISTER - HEAT/A/C - ROUND W/O DAMPER - 4" - PLAS - OFF WHITE
	102289-01-000	EA SPRING - SCREW - ROOF A/C GASKET - 6757-150
	108889-02-01A	EA A/C - ROOF - 13,500 TSR 220 IVORY - 7373-597
	063903-01-700	EA SHROUD - 6759-4601
	093306-01-701	EA DECAL PKG - LEFT & RIGHT - 6798B3591
	093763-01-712	EA FAN BLADE - CONDENSER - 6733-3221
	105620-01-705	EA PROTECTOR - OVERLOAD - RH & LH - 6759-3791
	105620-01-706	EA FOOT PKG - COMPRESSOR - 3 PER PKG - 6759-3081
	108889-01-703	EA CONDENSER COIL - 1452A1301
	108889-01-706	EA IMPELLOR - 1472-1041
	108889-01-707	EA RUN CAPACITOR(COMP-25MFD/370 - 1499-5661
	108889-01-708	EA FAN CAPACITOR(7.5MFD.370U) - 1499-5461
	108889-01-709	EA EVAPORATOR COIL - 1452A1311
	108889-01-710	EA FILLER PAD - COND AIR SEAL - 6759A3971
	108889-01-711	EA GASKET PKG - 6792-3301
	108889-01-713	EA SUCTION LINE (3/8ODX.032 WALL) - 6792-130
	108889-01-714	EA DISCHARGE LINE ASSY - 6792-531
	108889-01-715	EA MOTOR MOUNT & SHAFT SEAL KIT - 6792-3361
	108889-02-700	EA COMPRESSOR (TECUMSEH) - 1452-2029
	108889-02-701	EA MOTOR - 1468-3059
	108889-02-702	EA CAPACITOR (START) 1497-0891
	108889-02-703	EA RELAY (START) 1497-4141
	108892-01-01A	EA CEILING ASM - A/C DUCTED - 7330-730 IV
	108892-01-700	EA PLUG ASSEMBLY - 7330-540
	108892-01-701	EA TERMINAL BOARD - 7330-3201
	108892-01-702	EA PIC. BOARD - 7330-3211
	108892-01-703	EA FILTER - 6798A3761
	108892-01-704	EA GRILLE (PLASTIC) - 6798-3041
	108892-01-705	EA SMALL PARTS PKG - 7330A6101
	102289-01-000	EA SPRING - SCREW - ROOF A/C GASKET - 6757-150

HEATING & AIR CONDITIONING GROUP (CONTINUED)

FURNACE (SUBURBAN)



KEY	PART NUMBER	U/M	DESCRIPTION	
1	098668-21-000	EA	FURNACE- 35,000 BTU SUBURBAN SF-35 2274	
2	098668-01-700	EA	CABINET FRONT	101242
3	115764-01-01A	EA	THERMOSTAT - WALL - FURNACE	160902
4	098668-01-714	EA	GAS VALVE (WHITE ROGERS)	161070
5	098668-02-700	EA	BURNER ASM COMPLETE (SF-30/SF35), SUBURBAN	010745
	069634-01-720	EA	ORIFICE-MAIN BURNER, SUBURBAN#	180222
6	098668-01-715	EA	ELECTRODE ASM. (SGL PROBE)	232166
7	075696-02-703	EA	DUCT COLLAR	050715
8	098668-01-711	EA	WHEEL - ROOM AIR	350123
9	098668-01-712	EA	BOARD - MODULE	231741
10	098668-01-716	EA	GASKET FIREWALL (CHAMBER SIDE)	070808
11	098668-11-706	EA	LIMIT SWITCH (SF-42F)	232231
12	098668-01-706	EA	WHEEL-COMBUSTION AIR, SUBURBAN	350122
13	098668-01-713	EA	INTAKE VENT TUBE ASM	051044
14	098668-01-707	EA	VENT CAP & EXHAUST TUBE ASM	260193
15	098668-01-708	EA	BLOWER ASM (COMBUSTION AIR)	390441
16	101990-01-714	EA	MICROSWITCH GASKET	230877
17	098668-21-700	EA	MICROSWITCH, W/O FLAG 3 1/4"	232261
18	074466-01-702	EA	RELAY - TIME DELAY	230625
19	098668-01-710	EA	BLOWER ASM (ROOM AIR), SUBURBAN	390440
20	098668-03-700	EA	MOTOR ASM-SF-35, SUBURBAN#	231707
21	098668-01-717	EA	GASKET FIREWALL(BLOWER SIDE)	070809
	098668-16-000	EA	VENT-INTAKE SUBURBAN	051045
	009198-01-000	FT	DUCT - HEAT - FLEXIBLE - 4" ID X 25 FT	
	009200-01-000	EA	TAPE - FURNACE - 1 1/2"	
	069636-02-000	EA	CONNECTOR - DUCT - 4" ID	050715
	098668-13-000	EA	GASKET - FIBERGLASS - .5" X 16.37" X 17.56"	070977
	098668-14-000	EA	GASKET - FIBERGLASS - .5" X 18" X 18"	070976
	098668-12-000	EA	DOOR - ACCESS - FURNACE - BUFF	
	056464-05-000	EA	REGISTER - PLASTIC W/O DAMPER - 4" DIAMETER - GOLDEN	
	093614-04-01A	EA	GRILLE - RETURN AIR - BROWN - 221 X 245 MM	
	093614-03-01A	EA	GRILLE - RETURN AIR - BROWN - 372 X 244 MM	
	094600-01-02A	EA	HEAT REGISTER - W/O DAMPER - 3.6" X 11.2" - BROWN	
	094600-02-02A	EA	HEAT REGISTER - W/ DAMPER - 3.6" X 11.2" - BROWN	

HEATING & AIR CONDITIONING GROUP (CONTINUED)

AUTOMOTIVE AIR CONDITIONING (FORD)

KEY	PART NUMBER	U/M DESCRIPTION
	007281-01-000	EA HOSE - FLEXIBLE PVC - 2.5"ID X 50' - ATCOFLEX A-182-355
	056402-05-000	EA BRACKET - HEATER VENT - ROUND - W/BEND - BLACK
	077075-01-000	EA GASKET - INSTRUMENT PANEL TO DEFROSTER PLENUM - .6" X 11.3"
	077075-03-000	EA GASKET - INSTRUMENT TO DEFROSTER PLENUM - SPL
	072341-06-700	EA SWITCH-4 SPEED - FAN - ARA 0883502
	024990-05-000	EA 4" DIAMETER OUTLET - W/ SWIVEL DEFLECTORS
	103016-01-000	EA PLENUM - TRANSITION
	103017-01-000	EA PLENUM - DEFROSTER
	103558-01-03A	EA VENT - DEFROSTER - ABS WILLOW
	103796-01-01A	EA LOUVER ASM - A/C CARY PROD BLACK
	103930-21-000	EA EVAPORATOR/HEATER ASSEMBLY - SCS 090-00084
	110279-01-703	EA HOSE - VENT - MOTOR BLOWER - SCS70510034
	110279-01-712	EA HEATER FITTING
	113245-01-707	EA GASKET - 045-0126
	094831-01-709	EA CLAMPS - ROD - 3/16" - MOTIVAIR - SCS ZGG14431
	103930-01-703	EA COIL - HEATER - SCS 042-0010
	103930-01-704	EA COIL EVAPORATOR - 041-0017
	103930-01-708	EA BRACKET - VACUUM MOTOR - SCS 070-0113
	103930-01-710	EA RESISTOR - FUSED - SCS 035-0006
	103930-01-711	EA THERMOSTAT - SCS 033-0003
	103930-01-713	EA FITTING - QUICK CONNECT - #4 - SCS 050-003
	103930-01-717	EA WHEEL - CLOCKWISE - SCS 062-0010
	103930-01-720	EA MOTOR - SCS 030-0004
	103930-02-700	EA PANEL - CONTROL - W/O FACE DECAL - SCS #032-0018
	103930-02-701	EA VALVE - CONTROL HEAD - SCS 034-0015
	103930-02-702	EA DECAL - FAN SWITCH - SCS 058-0008
	103930-02-703	EA HARNESS - WIRE CONTROL - SCS 036-0048
	103930-02-704	EA HARNESS - VACUUM CONTROL - SCS 036-0049
	103930-02-705	EA CABLE - CONTROL - BOWDEN - SCS 074-0011
	103930-02-706	EA CLIP - CABLE - CONTROL - SCS 022-0017
	103930-02-707	EA RELAY - SCS 031-0001
	103930-02-708	EA MOTOR - VACUUM SERVO - A/C - SCS 030-0002
	103930-02-710	EA CANISTER - VACUUM - SCS 054-0002
	103930-02-711	EA VALVE - WATER - SCS 034-00114
	103930-12-708	EA SWITCH - BINARY - R-134A - SCS 032-0048
	103930-13-702	EA SERVICE VALVE W/O C.P. - 050-152
	103930-17-000	EA HOSE KIT #10 SANDEN COMP - SCS 093-00076
	103930-17-700	EA FTG. PAD COMP. SUCTION SAN - 050-0131
	103930-17-701	EA FTG #10.90 W/ FERRULE/ 1342CP - 050-0132
	103930-17-702	EA GASKET OR SAE 015 #10 33-781 - SCS 045-0127
	103930-17-703	EA GASKET - SEAL - SANDEW COMP 33-76 - 045-0142
	103930-17-704	EA HOSE ASM. - #10 - 085-0113
	103930-20-700	EA VALVE EXP. BLOCK (2 TON) - 034-0032
	103930-21-700	EA HOSE ASM. - #6 WINN FORD - 085-0139
	103930-21-701	EA HOSE ASM. - #10 WINN FORD - 085-0140

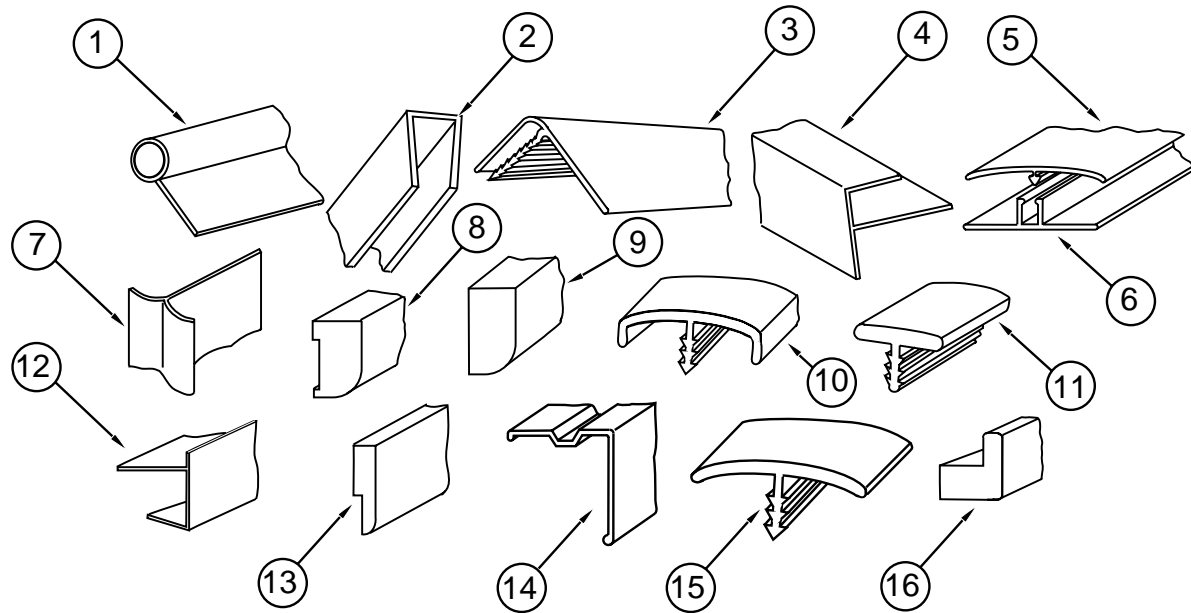
HEATING & AIR CONDITIONING GROUP (CONTINUED)

AUTOMOTIVE AIR CONDITIONING (CHEVY)

KEY	PART NUMBER	U/M DESCRIPTION
	007281-01-000	EA HOSE - FLEXIBLE PVC - 2.5"ID X 50' - ATCOFLEX A-182-355
	056402-05-000	EA BRACKET - HEATER VENT - ROUND - W/ BEND - BLACK
	077075-01-000	EA GASKET - INSTRUMENT PANEL TO DEFROSTER PLENUM - .6" X 11.3"
	072341-06-700	EA SWITCH - 4 SPEED - FAN - ARA 0883502
	077075-03-000	EA GASKET - INSTRUMENT PANEL TO DEFROSTER PLENUM
	024990-05-000	EA 4" DIAMETER OUTLET - W/ SWIVEL DEFLECTORS
	103016-01-000	EA PLENUM - TRANSITION
	103017-01-000	EA PLENUM - DEFROSTER
	103558-01-03A	EA VENT - DEFROSTER - ABS WILLOW
	103796-01-01A	EA LOUVER ASM - A/C CARY PROD BLACK
	103930-20-000	EA EVAPORATOR/ HEATER CHEV R134A BLOCK - SCS 090-00083
	103930-01-703	EA COIL - HEATER - SCS 042-0010
	103930-01-704	EA COIL EVAPORATOR - 041-0017
	103930-01-708	EA BRACKET - VACUUM MOTOR - SCS 070-0113
	103930-01-710	EA RESISTOR - FUSED - SCS 035-0006
	103930-01-711	EA THERMOSTAT - SCS 033-0003
	103930-01-716	EA SWITCH - PRESSURE - FAN - SCS 032-0029
	103930-01-717	EA WHEEL - CLOCKWISE - SCS 062-0010
	103930-01-720	EA MOTOR - SCS 030-0004
	103930-02-700	EA PANEL - CONTROL - SCS 032-0018
	103930-02-701	EA VALVE - CONTROL HEAD - SCS 034-0015
	103930-02-702	EA DECAL - FAN SWITCH - SCS 058-0008
	103930-02-703	EA HARNESS - WIRE CONTROL - SCS 036-0048
	103930-02-704	EA HARNESS - VACUUM CONTROLSCS 036-0049
	103930-02-705	EA CABLE - CONTROL - BOWDEN - SCS 074-0011 SHEATH LENGTH IS 84 1/4" - CABLE LENGTH IS 89" LONG
	103930-02-706	EA CLIP - CABLE - CONTROL - SCS 022-0017
	103930-02-707	EA RELAY - SCS 031-0001
	103930-02-708	EA MOTOR - VACUUM SERVO - A/C - SCS 030-0002
	103930-02-710	EA CANISTER - VACUUM - SCS 054-0002
	103930-02-711	EA VALVE - WATER - SCS 034-00114
	103930-12-708	EA SWITCH - BINARY - R-134A - SCS 032-0048
	103930-17-702	EA GASKET OR SAE 015 #10 33-781 - SCS 045-0127
	110279-01-703	EA HOSE - VENT - MOTOR BLOWER - SCS 051-0034
	103930-05-000	EA MANUAL - OWNERS - HEATER-A/C - SCS 057-0049
	103930-20-700	EA VALVE - EXPANSION - BLOCK (2 TON) - 034-0032
	103930-20-701	EA HOSE ASM. - #6 WINN GM - 085-0138
	110279-01-712	EA HEATER FITTING - 050-0076

INTERIOR FINISH GROUP

INTERIOR TRIM, BATT STRIPS & MOLDINGS

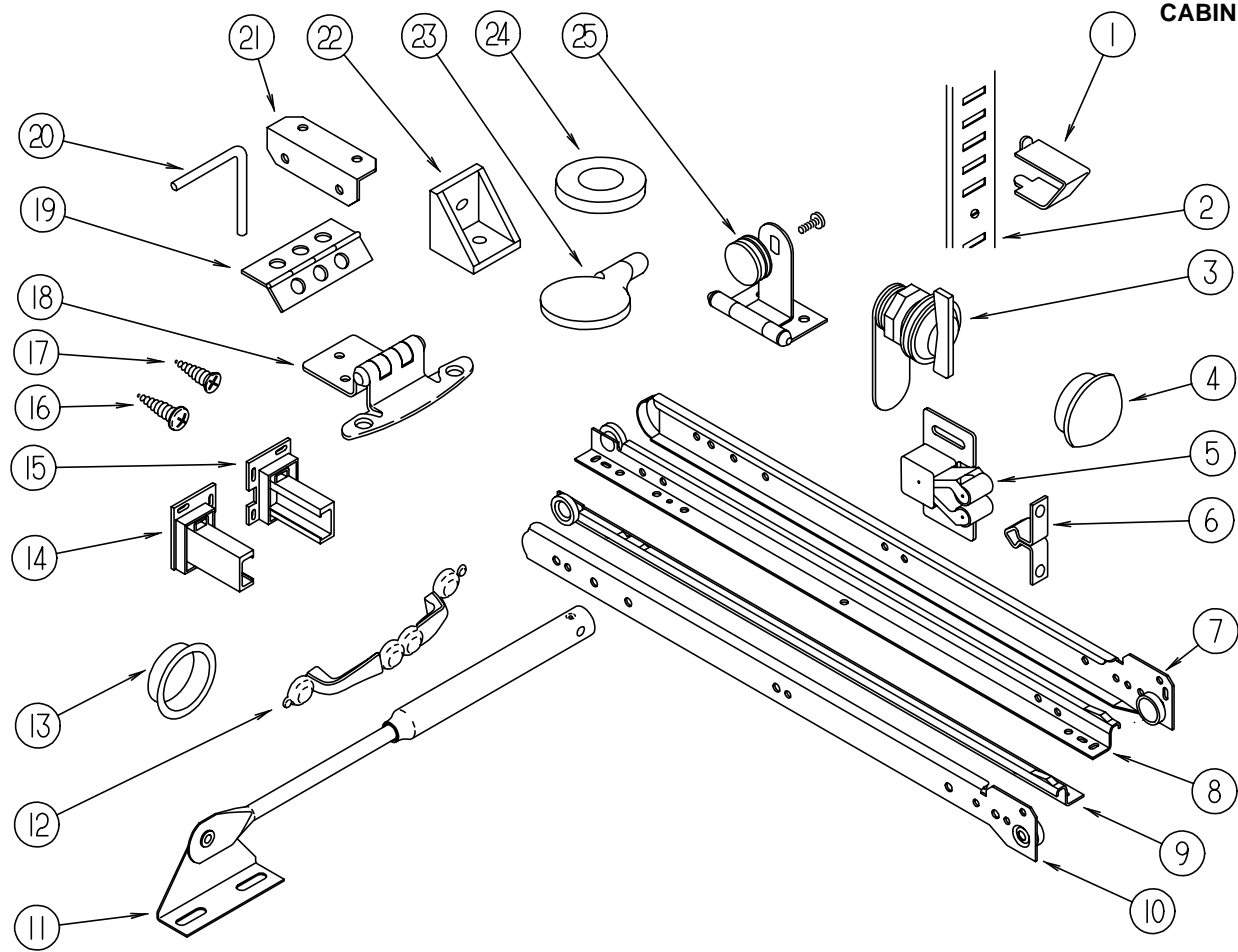


KEY	PART NUMBER	U/M DESCRIPTION
1	009767-12-000	FT MOLDING-SIDEWALL TO CEILING/CABINET - WELTING - OFF WHITE
2	009778-12-000	FT U CHANNEL-PLASTIC, 1" WIDE X 8' INCREMENTS - WOODGRAIN
2	070504-23-000	FT EXTRUSION-U CHANNEL, 22.56 *COUNTRY FOREST
2	070504-28-000	FT EXTRUSION-U CHANNEL, 1.65 *PICKLED ASH
2	070504-29-000	FT EXTRUSION-U CHANNEL, 20.70 *PICKLED ASH
3	009809-21-000	EA MOLDING-CORNER, OUTSIDE - 1" - PLASTIC - WOODGRAIN
3	009809-23-000	EA MOLDING-CORNER, OUTSIDE - 1" - PLASTIC - IVORY
4	009812-22-000	EA MOLDING-CORNER, OUTSIDE - .5" X 7' - PLASTIC - BROWN
	052372-02-000	BF LUMBER-CLASS II, 1 X 4XRL CONSTRUCTION GRADE
	069733-80-000	EA BATT STRIP-WOODGRAIN, 8' - WINNI OAK
	085284-67-000	FT STRIP-TAPE, 541 WINNI OAK PLUSWOOD
	085284-A4-000	FT STRIP-TAPE, ALLURE-MEADOW - MAIN WALL - NEWCO/ROBERT WEED (F11)
	085284-A1-000	FT STRIP-TAPE, AMADEUS-GLOW - MAIN WALL - NEWCO/ROBERT WEED (F12)
	088263-B3-000	EA BATT-STRIP, ALLURE, MEADOW-MAIN WALL-NEWCO/ROBERT WEED (F11)
	088263-A9-000	EA BATT-STRIP, AMADEUS-GLOW - MAIN WALL-NEWCO/ROBERT WEED (F12)
	086229-04-000	EA BATTEN-CEILING, 1" WIDE - IVORY - 7.6'
5	086229-15-000	EA BATTEN-1" CEILING, MOD IVORY RN 323-W
	086229-16-000	EA RETAINER - 3/4" CEILING BATTEN-1"
6	086229-01-000	EA RETAINER-BATTEN, CEILING - .75" WIDE - 7.6'
	100040-01-000	EA LUMBER-VINYL WRAPPED, .71" X 1.5" X 8' - RAMBLING OAK
	100040-03-000	EA LUMBER-VINYL WRAPPED, .71" X 2" X 8' - RAMBLING OAK
	100040-06-000	EA LUMBER-VINYL WRAPPED RAMBLING OAK
	100040-07-000	EA LUMBER-VINYL WRAPPED RAMBLING OAK
7	022992-11-000	FT MOLDING-REVERSE COVE, T-SHAPED - VINYL - IVORY
8	100041-01-000	EA MOLDING-VINYL WRAPPED, .7" X 1.57" X 84.02" - RAMBLING OAK
8	100041-02-000	EA MOLDING-VINYL WRAPPED, .7" X 2.5" X 84" - RAMBLING OAK
9	100818-01-02A	EA MOLDING-VINYL WRAPPED, 1.65" X .4" X 7' - RAMBLING OAK
	076325-32-000	FT MOLDING-EDGE BAND, 1 5/16" FROM: 00-00-00 THRU: 01-02-94
	076325-34-000	FT MOLDING-EDGE BAND, 1 5/16" WIDE FROM: 01-03-94 THRU: 99-99-99
10	083620-07-000	FT MOLDING-T, END CAP EDGE - W/EDGE LIPS - .75" - THOR PECAN
10	083620-10-000	FT T-MOLDING, 3/4 W/EDGE LIPS PICKLED ASH
11	104676-01-01A	FT T-MOLDING, 5/16 RIGID GOLD FROM: 11-14-94 THRU: 99-99-99
12	103186-01-01A	FT MOLDING-EDGE, SHELF - .78" WIDE - PLASTIC - RAMBLING OAK
12	103186-02-01A	FT MOLDING-EDGE, SHELF - 1.3" WIDE - PLASTIC - RAMBLING OAK
13	105004-01-02A	EA MOLDING-VINYL WRAP RAMBLING OAK
14	093873-01-01A	EA TRIM-CARPET, L-ANGLE - 1.1" X 1.3" X 12' - VINYL - GRAY
15	105709-01-000	FT T-MOLDING-1", MODERN IVORY
16	100819-01-02A	EA MOLDING-VINYL WRAPPED, L-SHAPED, 1.5" X 1.5" X 7' - OAK
	112198-01-000	FT MOLDING-#90227 J-MOLDING CRILA PLASTICS
16	086229-16-000	EA RETAINER - 3/4" RN 391-X

MIRROR-GLASS & PICTURES

KEY	PART NUMBER	U/M DESCRIPTION
	058331-D4-000	EA MIRROR-GLASS, SAFETY 282MM X 842MM
	099682-01-01A	EA BRACKET-MOUNTING, HAND RAIL - BRASS
	112515-02-03A	EA PICTURE-DECOR, 104SC FLORAL THOU ART 16 X 20 FROM: 02-01-95 THRU: 99-99-99
	112515-02-02A	EA PICTURE-DECOR, 103ADV LAK THOU ART 16 X 20 FROM: 00-00-00 THRU: 01-31-95

INTERIOR FINISH GROUP (CONTINUED)



CABINET HARDWARE

KEY	PART NUMBER	U/M	DESCRIPTION
1	098979-01-000	EA	CLIP - ADJUSTABLE SHELF
2	098980-01-000	EA	PILASTER - ADJUSTABLE SHELF - 18" LONG
2	098980-02-000	EA	PILASTER - ADJUSTABLE SHELF - 12" LONG
2	098980-06-000	EA	PILASTER - ADJUSTABLE SHELF - 24" LONG
3	100710-01-01A	EA	LOCK - GLASS DOOR - TWIST TYPE - BRASS
	101272-01-000	EA	CATCH - DOOR - GLASS
4	042356-01-000	EA	PLUG - MAHOGANY - 3/8" DIAMETER - WOOD
5	093586-01-000	EA	CATCH - SPRING - ROLLER
6	093586-02-000	EA	STRIKE - SPRING STEEL
7	114031-02-000	EA	SLIDE - DRAWER - 12" - CABINET - RIGHT SIDE - HOUCK
7	114031-14-000	EA	SLIDE - DRAWER - 18" - CABINET - RIGHT SIDE - HOUCK
7	114031-18-000	EA	SLIDE - DRAWER - 20" - CABINET - RIGHT SIDE - HOUCK
7	114031-22-000	EA	SLIDE - DRAWER - 22" - CABINET - RIGHT SIDE - HOUCK
7	106913-04-000	EA	SLIDE - DRAWER - 12" - CABINET - RIGHT SIDE - TRANSFER FLOW FROM: 00-00-00 THRU: 01-16-94
7	106913-20-000	EA	SLIDE - DRAWER - 22" - CABINET - RIGHT SIDE - TRANSFER FLOW FROM: 00-00-00 THRU: 01-16-94
7	106913-24-000	EA	SLIDE - DRAWER - 24" - CABINET - RIGHT SIDE - TRANSFER FLOW FROM: 00-00-00 THRU: 01-16-94
8	114031-04-000	EA	SLIDE - DRAWER - 12" - RIGHT SIDE - HOUCK
8	114031-16-000	EA	SLIDE - DRAWER - 18" - RIGHT SIDE - HOUCK
8	114031-20-000	EA	SLIDE - DRAWER - 20" - RIGHT SIDE - HOUCK
8	114031-24-000	EA	SLIDE - DRAWER - 22" - RIGHT SIDE - HOUCK
8	106913-08-000	EA	SLIDE - DRAWER - 18" - RIGHT SIDE - TRANSFER FLOW FROM: 00-00-00 THRU: 01-16-94
9	114031-03-000	EA	SLIDE - DRAWER - 12" - LEFT SIDE - HOUCK
9	114031-15-000	EA	SLIDE - DRAWER - 18" - LEFT SIDE - HOUCK
9	114031-19-000	EA	SLIDE - DRAWER - 20" - LEFT SIDE - HOUCK
9	114031-23-000	EA	SLIDE - DRAWER - 22" - LEFT SIDE - HOUCK
9	106913-07-000	EA	SLIDE - DRAWER - 18" - LEFT SIDE - TRANSFER FLOW FROM: 00-00-00 THRU: 01-16-94

KEY	PART NUMBER	U/M	DESCRIPTION
10	114031-01-000	EA	SLIDE - DRAWER - 12" - CABINET - LEFT SIDE - HOUCK
10	114031-13-000	EA	SLIDE - DRAWER - 18" - CABINET - LEFT SIDE - HOUCK
10	114031-17-000	EA	SLIDE - DRAWER - 20" - CABINET - LEFT SIDE - HOUCK
10	114031-21-000	EA	SLIDE - DRAWER - 22" - CABINET - LEFT SIDE - HOUCK
10	106913-03-000	EA	SLIDE - DRAWER - 12" CABINET - LEFT SIDE - TRANSFER FLOW FROM: 00-00-00 THRU: 01-16-94
10	106913-19-000	EA	SLIDE - DRAWER - 22" CABINET - LEFT SIDE - TRANSFER FLOW FROM: 00-00-00 THRU: 01-16-94
10	106913-23-000	EA	SLIDE - DRAWER - 24" CABINET - LEFT SIDE - TRANSFER FLOW FROM: 00-00-00 THRU: 01-16-94
11	074493-02-000	EA	SUPPORT - PISTON SPRING - CABINET DOOR
12	111765-01-000	EA	CABINET DOOR PULL - BRASS
13	098410-01-01A	EA	PULL - FINGER - OVAL - BRASS
14	114045-01-000	EA	BACKSOCKET - ADJUSTABLE - LEFT
15	114045-02-000	EA	BACKSOCKET - ADJUSTABLE - RIGHT
16	000G68-06-10G	EA	SCREW - 6-18 X 5/8" - PHILLIP OVAL HEAD - ANTIQUE BRASS
17	000G13-06-10G	EA	SCREW - 6-20 X 5/8" - PHILLIP FLAT HEAD - ANTIQUE BRASS
18	108138-01-000	EA	HINGE - DOOR - CABINET - BURNISHED BRASS
19	009059-01-000	EA	HINGE-DOOR, 2" X 1.4" - BRASS
19	009059-02-000	EA	HINGE - DOOR - 2" X 2.7" - BRASS
20	108487-02-01A	EA	PROP ROD - OVERHEAD GLASS DOOR SUPPORT - BLACK
	108486-01-01A	EA	BRACKET - PROP ROD - OVHD - BLACK
21	016604-01-000	EA	BRACE-CABINET, ANGLE - 2.5" - METAL - UNPAINTED
21	016604-03-000	EA	BRACE - CABINET - ANGLE - 2.5" - METAL - BEIGE
21	016604-05-000	EA	BRACE-CABINET, L ANGLE - 2.5" - METAL - OFF WHITE
22	065740-01-000	EA	BRACE - CABINET CORNER - PLASTIC
23	101766-01-000	EA	PIN - SUPPORT - GLASS DOOR
24	100707-01-000	EA	SPACER - DOOR - GLASS - PLASTIC
25	100711-01-01A	EA	HINGE - DOOR - GLASS
	084451-01-000	EA	CATCH-TV SHELF, BRASS
	009112-01-000	EA	FLANGE-ROD, 1" - COTHES ROD - PLASTIC - OFF WHITE
	042438-01-000	EA	DOWEL-WOOD, CLOTHES ROD - 1" DIAMETER X 4'
	042541-04-000	EA	LATCH-BRASS, W/O STRIKE - HASP TYPE - BRASS
	042541-05-000	EA	BRASS STRIKE
	103874-01-000	EA	HANGER-SLIDING DOOR
	064467-01-000	EA	GUIDE-POCKET, SLIDING DOOR - WALL MOUNTED
	079921-01-000	EA	ROLLER-NYLON, W/STEEL SHAFT - BARBED
	P02786-04-E10	EA	HANDRAIL - ENTRANCE DOOR
	099682-01-01A	EA	BRACKET - MOUNTING - HAND RAIL - BRASS
	009063-01-000	EA	HINGE - CONTINUOUS - 1 1/2" X 72" - UNPAINTED
	041389-25-000	EA	HINGE-PIANO, 1.50 X 1397.0 MILL *STOCKER HINGE
	009066-01-000	EA	HINGE - ALUMINUM - NO HOLES - 1 1/16" X 6' - UNPAINTED
	004354-01-000	EA	BUMPER - RUBBER - .5" DIA - BROWN
	116975-01-01A	EA	LATCH ASM-UNDERCENTER, BLACK *SOUTHCO 91-522-69
	072871-01-000	EA	PULL-FLUSH, CHROME FOR HI-LOW TABLE
	099856-06-000	EA	STRAP ASM-TIEDOWN FOR HI-LOW TABLE
	108808-02-02A	EA	HANDRAIL-STEP, ENTRANCE - OFF-WHITE

INTERIOR FINISH GROUP (CONTINUED)

PANELING, PLASTIC LAMINATE & CARPET

KEY	PART NUMBER	U/M	DESCRIPTION
	000885-56-000	SF	PART BOARD - 3/8 X 48 X 96 WINNI OAK VINYL 1 SIDE
	000885-61-000	SF	PART BOARD - 3/4 X 48 X 96 WINNI OAK VINYL 2 SIDES
	074497-21-000	SF	PANELING-WOODGRAIN, 4' X 8' - INCREMENTS OF 32 SF CONTACT PART SALES WITH SERIAL NUMBER
	074498-34-000	SF	LAMINATE-PLASTIC, 5' X 8' - INCREMENTS OF 40 SF
	074498-46-000	SF	LAMINATE-PLASTIC, 5' X 8' - INCREMENTS OF 40 SF FROM: 00-00-00 THRU: 01-02-94
	074498-67-000	SF	LAMINATE-PLASTIC, ORCHID MIST (ALL)
	074498-73-000	SF	LAMINATE-PLAS,PEPPERMINT SANTOS AV691 PIONIT (F11)
	074498-71-000	SF	LAMINATE-PLAS,NEUTRAL SANTOS (F12)
	076325-65-000	FT	MOLDING-EDGEBAND,1179-PEPPER 1 5/16 X .030 X 900
	088272-D6-000	SF	PANELING-ALLURE-MEADOW NEWCO/ROBERT WEED
	088272-98-000	SF	PANELING-SHOWER, OFF WHITE - 4' X 7' - INC OF 28 SQ FT
	095688-01-000	SF	VENEER-FLAT LUANA 48 X 96
	105924-01-F11	EA	MAT-FLOOR 18 X 27, (DRIVERS COMPARTMENT)
	105924-01-F12	EA	MAT-FLOOR 18 X 27, (DRIVERS COMPARTMENT)
	047034-06-000	SF	POLY-CLEAR ROLL SIZE 2FT .010
	075233-01-000	SY	PAD - CARPET - 3/8" X 6' ROLL
	075233-05-000	SY	PAD - CARPET - 3/8" X 4' ROLL
	075233-06-000	SY	PAD - CARPET - 3/8" X 2' ROLL
	093486-01-000	SY	CARPET-COMPARTMENT, 54" WIDE - DARK GRAY
	096060-A2-000	SY	CARPET-JUBILATION,NEW MEADOW CARRIAGE (F11)
	096060-99-000	SY	CARPET-JUBILATION,PARCHMENT (F12)

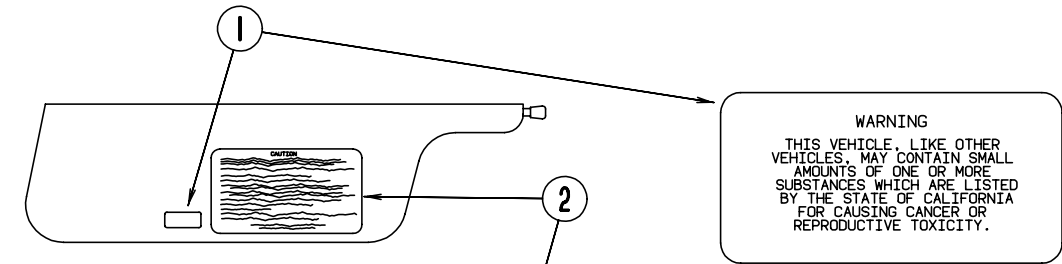
FIRE EXTINGUISHER, DETECTORS & WALL CLOCK

KEY	PART NUMBER	U/M	DESCRIPTION
	072852-01-000	EA	DETECTOR - SMOKE - W/9 VOLT BATTERY
	072852-02-000	EA	DETECTOR - SMOKE - W/9 VOLT BATTERY - CANADIAN
	112320-01-000	EA	DETECTOR (CO GAS) MODEL 9B-I - COSTAR 940000000
	112320-02-000	EA	BATTERY/ SENSOR (CO GAS) COSTAR 940001000
	094499-01-000	EA	FIRE EXTINGUISHER - DRY W/MOUNTING BRACKET - 10 BC
	094499-02-000	EA	EXTINGUISHER-FIRE, DRY - 1A10BC - CANADIAN
	094499-01-700	EA	BRACKET - MOUNTING - W/PLASTIC STRAP - FIRE EXTINGUISHER
	100793-02-01A	EA	WALL CLOCK - 11" DIAMETER - BOLDEN 9988

FIBERGLASS, STYROFOAM & ALUMINIUM

KEY	PART NUMBER	U/M	DESCRIPTION
	002726-01-001	EA	GARNISH-U-CHANNEL, 1.38" X 19' - SERRATED - MILL ALUMINIUM
	002754-01-001	EA	ANGLE-EXTRUDED, .75" X .75" X 18' - MILL ALUMINIUM
	033381-17-001	FT	STL-TUBE 16GA 1.5 X 1.5 X 192.00 HOT FORMED ASTM A50
	034073-27-011	EA	PLAS-ABS.200X28.00X068.00 IN ANY BLK 0/MIL SM/SM
	044487-01-001	EA	MILL FINISH ALUMINIUM .19" X 96" X 300"
	044487-01-002	EA	MILL FINISH ALUMINIUM .019" X 96" X 432"
	055278-51-259	FT	TUBING-STEEL, .75" X 1.5" X 12.5'LONG
	058267-01-000	FT	CHANNEL-STEEL, W/HOLES - SIDEWALL STIFFENER - 2" X 20'
	065747-01-000	SF	INSULATION-MICROFOAM, .5" THICK X 72" X 112' ROLL
	068716-01-001	EA	BRACE - 90 DEGREE L-ANGLE, 192" - EXTRUDED ALUMINIUM
	076054-J7-000	EA	FIBERGLASS SHEET 2590 X 9785 *BUFF
	076054-P8-000	EA	FIBERGLASS-SHEET 2572 X 2591 *BUFF
	077517-24-000	EA	SHEET-FIBERGLASS, FLAT - 48" X 96" - OFF WHITE
	077517-59-000	EA	FIBERGLASS SHEET - 48" X 96" - BUFF
	083574-03-000	SF	STYROFOAM - 3/4" X 48" X 96"
	083574-05-000	SF	STYROFOAM - 2.0 X 48 X 96.00 DOW TYPE SM
	089297-01-000	SF	PLYWOOD-LUAN, OVERLAY GRADE - 4' X 8'
	089297-02-000	SF	PLYWOOD-LUAN GRADE CC LFE 2.7MM X 48 X 108
	000870-08-000	SF	STYROFOAM-.75 X 48 X 96-PLANED
	100619-01-000	BF	FOAM-EXPANDED POLYSTYRENE 48" X 96" X 1.34"
	100619-04-000	BF	FOAM-EXPANDED POLYSTYRENE EPS 48" X 96" X .5
	100619-05-000	BF	FOAM-EXPANDED POLYSTYRENE 48" X 96" X .75"
	100619-09-000	BF	FOAM-EXPANDED POLYSTYRENE 3.0" X 48" X 92.50"
	105077-03-000	EA	FOAM-PLUG,SIDEWALL TUBE WISCONSIN EPS
	105077-04-000	EA	FOAM-COVE,ROOF

LABELS GROUP



WARNING
THIS VEHICLE, LIKE OTHER VEHICLES, MAY CONTAIN SMALL AMOUNTS OF ONE OR MORE SUBSTANCES WHICH ARE LISTED BY THE STATE OF CALIFORNIA FOR CAUSING CANCER OR REPRODUCTIVE TOXICITY.

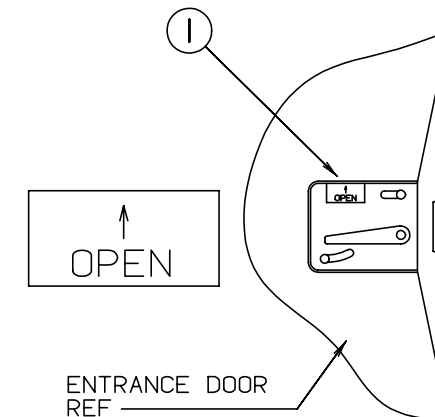
CAUTION

THIS MOTOR HOME HAS BEEN DESIGNED, MANUFACTURED AND TESTED WITH CONCERN FOR THE PROTECTION OF IT'S OCCUPANTS. WE RECOMMEND YOU PERFORM THE FOLLOWING INSPECTIONS FOR YOUR SAFETY AND THE SAFETY OF YOUR PASSENGERS BEFORE STARTING YOUR VEHICLE.

1. LP GAS SYSTEM- TURN OFF AT TANK FOR TRAVELING.TEST FOR LEAKS UPON ARRIVAL AT DESTINATION. BEFORE LIGHTING PILOTS.
2. WHEELS- INSPECT FOR DAMAGE AND CHECK LUG NUTS FOR TIGHTNESS.
3. TIRES- INSPECT FOR WEAR AND DAMAGE AND CHECK FOR RECOMMENDED AIR PRESSURE.
4. LIGHTING- TEST FOR PROPER OPERATION OF ALL INTERIOR AND EXTERIOR LIGHTS INCLUDING DASH LIGHTS, HEADLIGHTS, TAIL LIGHTS, BRAKE LIGHTS, CLEARANCE LIGHTS AND TURN SIGNALS.
5. EXITS- INSPECT RELEASE MECHANISM ON EMERGENCY EXIT WINDOW. TEST BOTH LOCKS ON MAIN ENTRANCE DOOR FOR EASE OF OPERATION AND INSTRUCT PASSENGERS HOW TO USE BOTH MEANS OF EXIT.
6. SEAT BELTS- DIRECT PASSENGERS TO DESIGNATED SEATS AND REQUIRE USE OF SEAT BELTS.
7. APPLIANCES- TURN OFF AND LATCH OR LOCK DOORS WHERE PROVIDED.
8. LOOSE PARCELS- STORE SECURELY.
9. UTILITY SUPPLY LINES- DISCONNECT ALL ELECTRIC, SEWER AND WATER LINES AND SECURE PROPERLY.
- 10.ENTRANCE DOOR STEP- PLACE IN RETRACTED POSITION FOR TRAVELING.

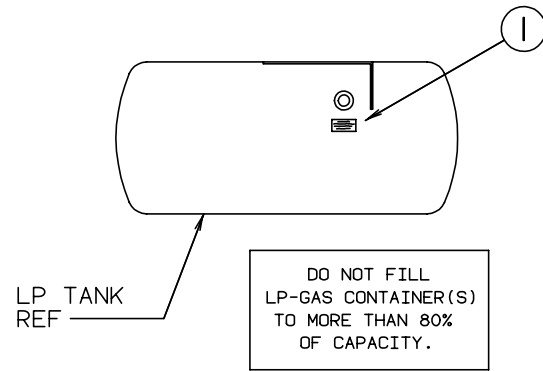
READ YOUR MOTOR HOME AND CHASSIS OWNER'S MANUAL FOR FURTHER PRECAUTIONS

KEY	PART NUMBER	U/M	DESCRIPTION
1	099689-01-000	EA	LABEL - WARNING - CANCER/TOXICITY
2	056259-01-000	EA	LABEL - SAFETY CHECK LIST

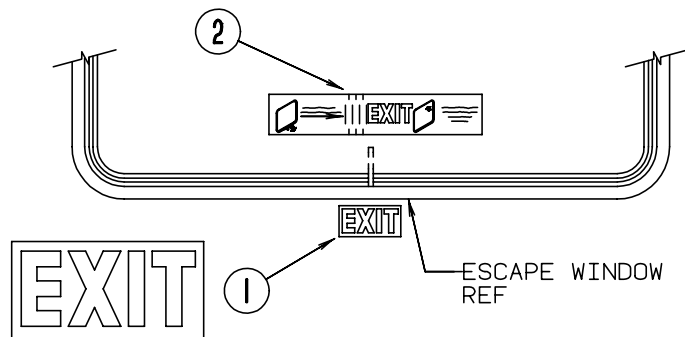



KEY	PART NUMBER	U/M	DESCRIPTION
1	040944-01-000	EA	LABEL - ENTRANCE DOOR - "OPEN"

LABELS GROUP (CONTINUED)



KEY	PART NUMBER	U/M DESCRIPTION
1	079965-01-000	EA LABEL - LPG - 80% CAPACITY



KEY	PART NUMBER	U/M DESCRIPTION
1	107571-01-000	EA LABEL - EXIT/ESCAPE WINDOW
2	039290-01-000	EA LABEL - EXIT WARNING

LABELS GROUP (CONTINUED)

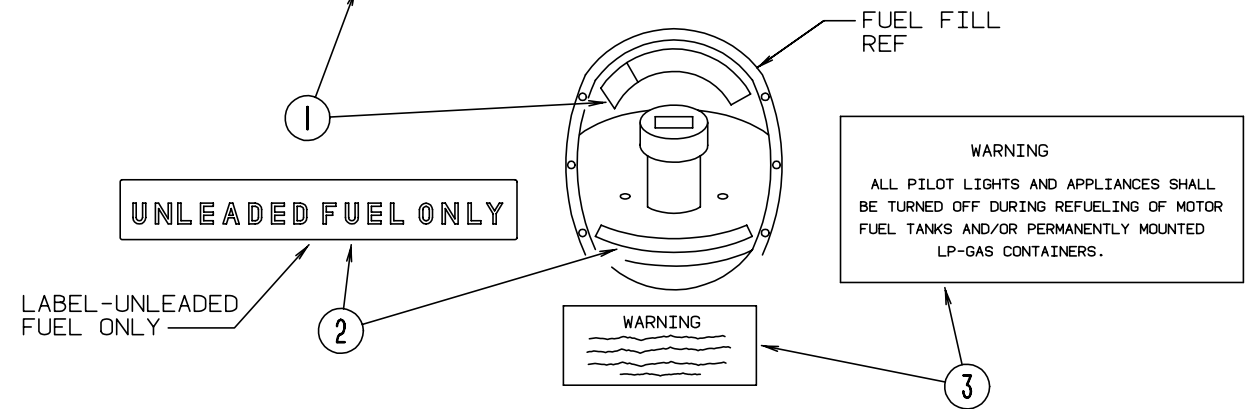
CAUTION
 FUEL SPRAY MAY CAUSE PERSONAL INJURY

TO HELP AVOID PERSONAL INJURY DURING REMOVAL OF FUEL FILLER CAP, SLOWLY LOOSEN CAP 1/2 TURN TO ALLOW ANY FUEL PRESSURE TO BE RELIEVED BEFORE TURNING CAP FURTHER.

STOP ADDING FUEL AFTER FIRST SHUTOFF BY AUTOMATIC NOZZLE WHEN TANK IS NEARLY FULL. DO NOT OVERFILL FUEL TANK.

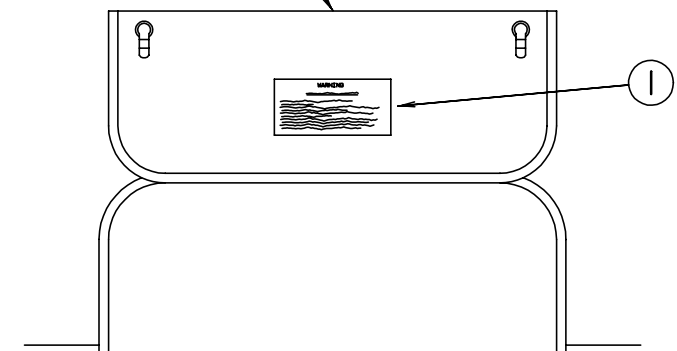
SEE OWNERS MANUAL FOR ADDITIONAL INFORMATION.

PRINTED IN U.S.A. MLC PT NO 15611763



KEY	PART NUMBER	U/M DESCRIPTION
1	087207-05-000	EA LABEL - FUEL CAP REMOVAL
2	062043-01-000	EA LABEL - FUEL - UNLEADED
3	006040-01-000	EA TAG - GAS REFUELING WARNING
3	006040-02-000	EA TAG - GAS REFUELING WARNING (CANADIAN)

GENERATOR COMP
 DOOR REF



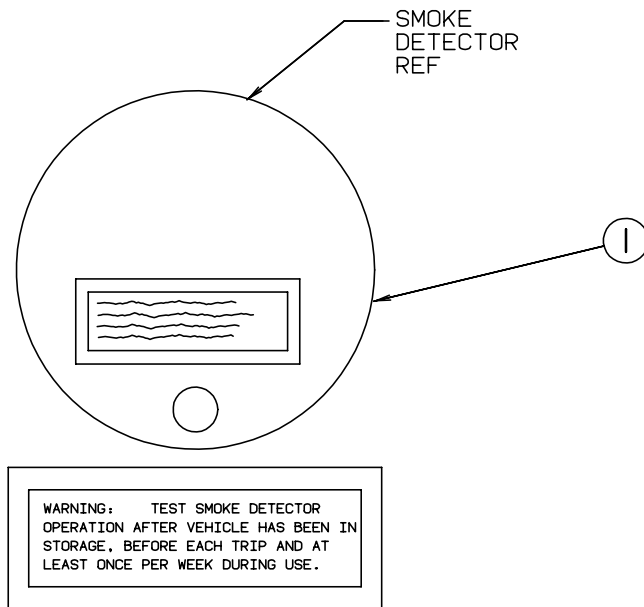
WARNING

WHEN ADDING A GENERATOR SET:

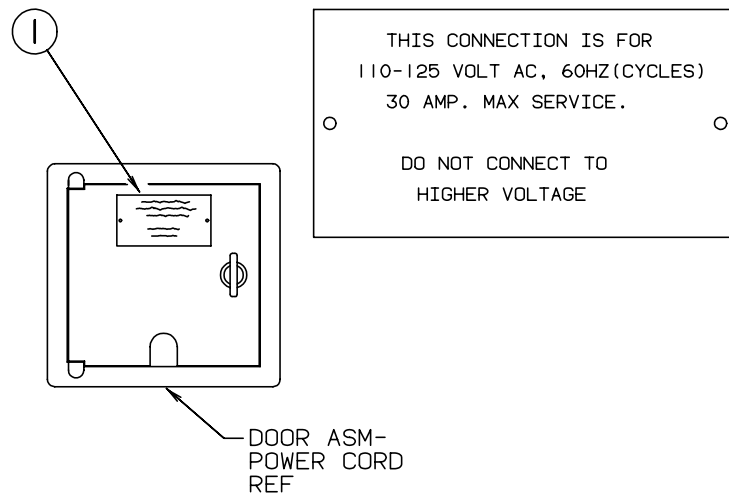
HIGH VOLTAGE-USE EXTREME CAUTION WHEN WORKING ON ELECTRICAL COMPONENTS.
 HAVE ALL ELECTRICAL INSTALLATION PERFORMED BY A QUALIFIED LICENSED ELECTRICIAN-FOLLOW ALL STATE AND LOCAL CODES.
 ONLY INSTALL GENERATOR SET APPROVED FOR R.V. APPLICATION. HAVE INSTALLED BY QUALIFIED TECHNICIAN.
 TO AVOID HEAT BUILD-UP AND TO GUARANTEE AN ADEQUATE AIR SUPPLY TO THE GENERATOR CARBURETOR, FOLLOW INSTALLATION INSTRUCTIONS.
 GENERATOR ENGINE EXHAUST GASES ARE TOXIC AND MUST NOT TERMINATE UNDER THE VEHICLE-DISCHARGE EXHAUST AWAY FROM VEHICLE.

KEY	PART NUMBER	U/M DESCRIPTION
1	077510-01-000	EA LABEL - GENERATOR PREP

LABELS GROUP (CONTINUED)



KEY	PART NUMBER	U/M DESCRIPTION
1	077956-01-000	EA LABEL - WARNING - SMOKE DETECTOR

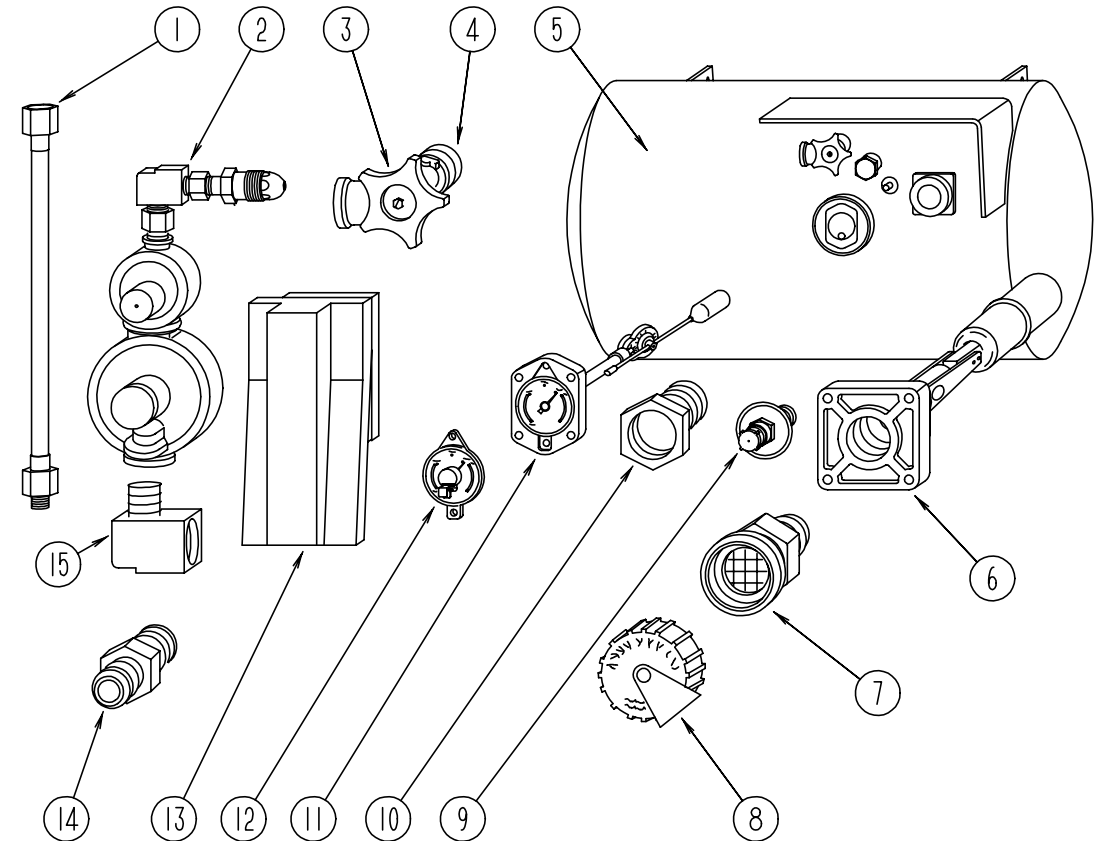


KEY	PART NUMBER	U/M DESCRIPTION
1	006062-01-000	EA TAG - ELECTRIC - 110V CONNECTION

MISCELLANEOUS LABELS

KEY	PART NUMBER	U/M DESCRIPTION
	061606-01-000	EA LABEL - OVERLAY - VEHICLE CERTIFICATION - ADHESIVE BACKED
	073998-01-000	EA LABEL - LPG ODOR WARNING
	074983-01-000	EA LABEL - SWITCH - A/C SELECTOR FOR FRONT OR REAR
	079966-01-000	EA LABEL - WARNING - STOWED - MOTION
	091224-02-000	EA LABEL - TRAILER LIGHTING
	091243-01-000	EA LABEL - A/C COVER - "AIR CONDITIONING CIRCUIT. ETC."
	098641-01-000	EA LABEL - FUEL - UNLEADED - DASH
	104678-01-000	EA LABEL - CB PREP
	111537-01-000	EA LABEL - FUSES
	111104-01-000	EA LABEL - HITCH - READ MANUAL
	112518-01-000	EA LABEL-HANG TAG,CO DETECTOR

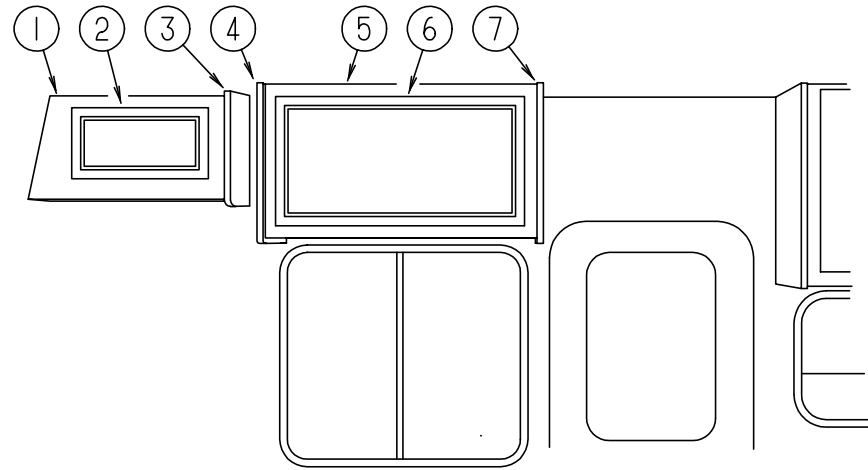
LP GROUP



LP TANK & COMPONENTS

KEY	PART NUMBER	U/M DESCRIPTION
1	045703-01-000	EA HOSE - LP - 3/8" ID X 24" - 3/8" MPT X 1/2" F SWIVEL - US
1	045703-02-000	EA HOSE - LP - 3/8" ID X 24" - 3/8" MPT X 1/2" F SWIVEL - CANADA
2	106150-01-000	EA REGULATOR - TWO STAGE
3	040421-01-708	EA HANDWHEEL - VAPOR RELIEF VALVE - BRUNNER G-1015-A
4	040421-01-712	EA VALVE - SERVICE W/HANDWHEEL
5	088253-01-000	EA TANK - LP - 80 LB, 16" DIA X 30"
6	040421-01-711	EA VALVE - 80% W/FLOAT - PLATE - BOLTS & GASKET - BRUNNER
7	040421-01-701	EA VALVE - SHORT LP FILLER W/YELLOW CAP - BRUNNER 75478
8	040421-01-702	EA CAP - LP FILLER VALVE - PLASTIC - YELLOW - BRUNNER G-1014-A
9	040421-01-700	EA GAUGE - LIQUID LEVEL - 20% LP - BRUNNER G-1013
10	040421-01-713	EA PRESSURE RELIEF VALVE
11	088253-01-700	EA L.P. FLOAT GAUGE - 4 MACHINE SCREW STYLE
12	040440-02-000	EA TRANSMITTER - DIAL - 90 OHM
13	105658-01-000	EA COMPARTMENT - LP REGULATOR
14	010323-01-000	EA ADAPTER - BRASS - 3/8" F X 1/2" MPT
15	065318-02-000	EA ELBOW - 90 DEGREE - 3/8" MPT TO 3/8" FPT
	010329-01-000	EA ADAPTER - BRASS - 1/2" F X 1/2" MPT
	103613-01-000	EA DETECTOR - LP GAS

LOUNGE GROUP



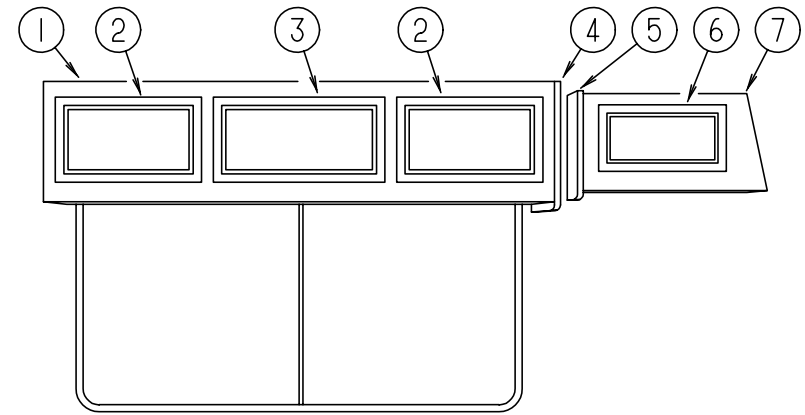
FRONT OVERHEAD CABINET (PASSENGER SIDE)

KEY	PART NUMBER	U/M DESCRIPTION
1	M06838-01-F11	EA CABINET ASM. - FRONT OVERHEAD - PASSENGER SIDE
2	M06803-04-E07	EA DOOR ASM - RAIL - W/O HARDWARE
3	103128-08-F11	EA END CAP ASM. (FRONT OVERHEAD)
4	103128-07-F11	EA END CAP ASM. - LEFT HAND
5	M06838-08-F11	EA CABINET ASM. - OVERHEAD
6	M06803-30-E10	EA DOOR ASM - W/O HARDWARE
7	103128-10-F11	EA END CAP ASM. - RIGHT HAND

ENTRANCE STEP LID COMPONENTS

KEY	PART NUMBER	U/M DESCRIPTION
	101222-01-02A	EA BRACKET-CATCH,LID, O/WHT
	107941-02-03B	EA SUPPORT-LID,ENT STEP,O/WHT
	107941-02-01B	EA SUPPORT-LID,ENT STEP,MILL
	P14437-01-000	EA CABT ASM-LID,W/O CARPET

LOUNGE GROUP (CONTINUED)



FRONT OVERHEAD CABINET (DRIVER SIDE)

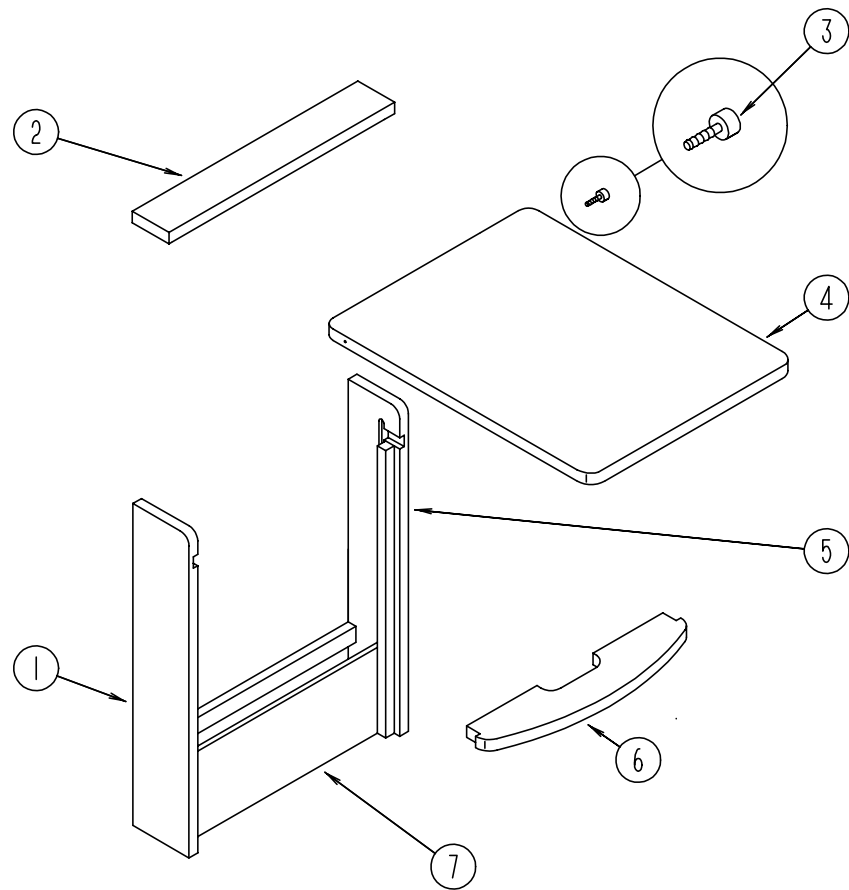
KEY	PART NUMBER	U/M DESCRIPTION
1	M06838-22-F11	EA CABINET ASM. - OVERHEAD - DRIVER SIDE
2	M06803-03-E10	EA DOOR ASM. - RAIL - W/O HARDWARE
2	108536-03-04A	EA MIRROR - CABINET DOOR
3	M06803-13-E10	EA DOOR ASM. - RAIL - W/O HARDWARE - W/ MIRROR
3	108536-04-04A	EA MIRROR - CABINET DOOR
4	103128-01-E10	EA END CAP ASM. - RIGHT HAND
5	103128-09-F11	EA END CAP ASM. (FRONT OVERHEAD)
6	M06803-04-E07	EA DOOR ASM - W/O HARDWARE
7	M06838-02-F11	EA CABINET ASM. - FRONT OVERHEAD - DRIVER SIDE

FRONT COUCH CABINET (DRIVER SIDE)

KEY	PART NUMBER	U/M DESCRIPTION
	M04187-34-F11	EA CABINET ASM.-COUCH - FRONT
	M04187-34-E33	EA CABINET ASM.-COUCH - FRONT (F12)
	M04187-36-F11	EA CABINET ASM.-COUCH - REAR
	M04187-36-E33	EA CABINET ASM.-COUCH - REAR (F12)
	M04187-37-F11	EA CABINET ASM.-COUCH DOOR
	M04187-37-F12	EA CABINET ASM.-COUCH DOOR
	082525-01-000	EA BRACE-COUCH, FLOOR MOUNT - ANGLE 3" LONG - METAL
	083125-05-000	EA BRACE-ANGLE, COUCH - 2.5" - BEIGE
	105947-01-000	EA BRACKET-HOLD DOWN,COUCH CSA UNITS

LOUNGE GROUP (CONTINUED)

PULLOUT TABLE



KEY	PART NUMBER	U/M	DESCRIPTION
	M96873-01-E07	EA	CABINET ASM. - TABLE - W/O PULLOUT TOP
1	096873-14-B87	EA	SIDE END - TABLE - 28.7" X 5.7" - LEFT SIDE
2	096873-15-B87	EA	SHELF - SUPPORT - OVER PULL OUT TABLE TOP
3	079921-01-000	EA	NYLON ROLLER W/SHAFT
4	096873-11-E01	EA	PULLOUT TOP
5	096873-13-B87	EA	SIDE END - TABLE - 28.7" X 5.7" - RIGHT SIDE
6	096873-12-B87	EA	SHELF - SUPPORT - UNDER PULL OUT TABLE TOP
7	096873-16-B87	EA	PANEL - TABLE - FRONT BOTTOM - 18.1" X 6.7"
	080736-01-000	EA	PULL - RECESSED - 1.25" X 4" - OAK

SEALANTS & FASTENERS GROUP

ADHESIVE AND BOLTS

KEY	PART NUMBER	U/M DESCRIPTION
	053766-02-000	EA BEDDING COMPOUND - TUBE, WHITE SCHNEE# 5522
	053766-06-000	EA BEDDING COMPOUND - TUBE, CLEAR
	067788-01-000	EA ADHESIVE-SPRAY - 3M 74 19.5 OZ AEROSOL CAN
	114311-01-000	GL ADHESIVE-GLUE #72-7843 NATL STARC FROM: 03-28-94 THRU: 99-99-99
	072889-01-000	EA SEALANT-URETHANE, BLACK - 1/10 - ESSEX 552.2
	072889-09-000	EA SEALANT-URETHANE(TUBE) BLACK MANUS 75AM FROM: 01-19-94 THRU: 99-99-99
	087211-01-000	GL PROMOTER-ADHESIVE
	004020-01-000	QT ADHESIVE - ABS CEMENT - QUART
	081377-01-700	EA ADHESIVE - CYANOACRYLATE - 10 GRAM TUBE
	004006-04-700	EA ADHESIVE - PIERCE - 1 GAL - J9270-X-1
	004005-02-000	EA ADHESIVE - SWIFTS - 1 GAL - W1333
	099039-01-000	EA ADHESIVE - WEATHERSTRIP - 8 OZ.
	102333-01-02A	EA BOLT-CARRIAGE, 7/16 - 14 SST CAP O/WHT BUMPER BOLT
	051387-05-000	EA BOLT-CARR, 5/16 - 18 X 8.5 - ZN - W/O HOLE
	051387-06-000	EA BOLT-CARRIAGE, W/O HOLE - 5/16-18 X 9.5 ZN
	000C12-05-16B	EA BOLT-HEX, 5/16-18 X 1 - ZINC 5
	000C12-05-12B	EA BOLT-HEX - 5/16-18 X 3/4 ZN 5
	000C12-06-16B	EA BOLT-HEX - 3/8-16 X 1LG,ZN 5
	000C12-08-24B	EA BOLT-HEX, 1/2-13 X 1 1/2 - ZN 5
	000C12-10-24B	EA BOLT-HEX, 5/8-11 X 1 1/2 ZN - 5
	000C13-07-48B	EA BOLT-HEX, 7/16 - 20 X 3 - ZN 5
	000C26-04-18B	EA BOLT-HEX-SER FLG 1/4-20 X 11/8 ZN
	000C26-04-10B	EA BOLT-HEX, SER FLG - 1/4 - 20 X 5/8 ZINC
	000C26-05-12B	EA BOLT-HEX-SER FLG 5/16-18 X 3/4 ZN
	000C26-05-20B	EA BOLT-HEX, SER FLG 5/16 - 18 X 1 1/4 ZINC
	000C26-05-16B	EA BOLT-HEX-SER FLG 5/16-18 X 1 ZINC FROM: 10-03-94 THRU: 99-99-99
	000C26-06-12B	EA BOLT-HEX-SER FLG 3/8-16X3/4 ZN

CLAMPS - GROMMETS AND FASTENERS

KEY	PART NUMBER	U/M DESCRIPTION
	010495-01-000	EA CLAMP-CABLE, 9/16"
	010497-01-000	EA CLAMP-CLOSED, 5/8" ID
	010497-03-000	EA CLAMP-CLOSED, 1" ID - CUSHIONED
	010497-04-000	EA CLAMP-CLOSED, 1.62 ID ADEL,945-2717
	010499-01-000	EA CLAMP-CLOSED, 3/8" ID
	062401-01-000	EA CLAMP-HOSE, WORMGEAR .25" - 1"
	062401-03-000	EA CLAMP-HOSE, WORMGEAR - .22"- 1"
	062401-04-000	EA CLAMP-HOSE, WORMGEAR .69"- 1.25"
	062401-05-000	EA CLAMP-HOSE, WORMGEAR - 2" X 3"
	062401-06-000	EA CLAMP-HOSE, WORMGEAR .22"- .62"
	062401-11-000	EA CLAMP-HOSE, WORMGEAR 3.56"- 4.5"
	075148-02-000	EA CLAMP-GROUNDING, BRONZE SCREWS
	083609-01-000	EA CLAMP-WIRE, DUAL EQUAL - 5/8" DIAMETER
	083610-01-000	EA CLAMP-WIRE, DUAL - UNEQUAL DIAMETERS - .75" & 1.25"
	083610-02-000	EA CLAMP-WIRE, DUAL UNEQUAL DIA
	081211-05-000	EA PLUG-PLASTIC, .188 DIA - NATURAL
	008380-01-000	EA GROMMET-RUBBER, 5/8" HOLE X 1 1/2" DIAMETER - BLACK
	016188-03-000	EA GROMMET-L/P LINE, 3/8" HOLE X 2 1/2" LONG - RUBBER
	016188-05-000	EA GROMMET-L/P LINE, 3/8" HOLE X 1 1/4" LONG - RUBBER
	023942-01-000	EA GROMMET-RUBBER, 2" OD
	071015-29-000	EA GROMMET-RUBBER, .25" ID X 1.25" OD W/.12" GROOVE - BLACK
	071015-30-000	EA GROMMET-RUBBER, .31" ID X .81" OD W/.12" GROOVE - BLACK
	080211-03-000	EA CLIP-MOUNTING, (XMAS TREE) - DECORATIVE PADS
	091952-01-000	EA CLIP-GRIPPER, 1"
	094362-02-000	EA CLIP-CHRISTMAS TREE, FLAT HEAD - .5" X .95"
	000H16-04-06R	EA RIVET-POP, AL 1/8 X .313-.375

SEALANTS & FASTENERS GROUP (CONTINUED)

SEALERS

KEY	PART NUMBER	U/M DESCRIPTION
	106205 01 000	EA SEALER - PUMPABLE
	069640-02-000	FT SEALER - RIBBON - 1/2" X 1/8"- INCREMENTS OF 30'
	069640-09-000	FT SEALER - RIBBON - 1/32" X 2 1/2"
	069640-01-000	FT SEALER - RIBBON - 1/4" DIAMETER - INCREMENTS OF 20'
	069640-03-000	FT SEALER - RIBBON - 3/4" X 1/8" - INCREMENTS OF 60'
	069640-07-000	FT SEALER - RIBBON - 2" X 3/32" - INCREMENTS OF 45'
	102352-01-000	EA SEALER - PUMPABLE, BLACK - COLORIMETRIC MS101
	106206-01-000	EA SEALER - PUMPABLE MANUS 30ABLACK
	069640-06-000	FT SEALER - RIBBON - 5/16" DIAMETER - INCREMENTS OF 25'
	094401-01-000	EA SEALER-BODY SEAM SEALER, 3M FLEXICLEAR
	091255-03-000	FT SEAL - FOAM - 1/4 X 3/16 ROLL
	091255-01-000	FT SEAL - FOAM - 3.2MM X 4.8MM
	108353-01-000	FT SEAL - FOAM - 5/16 X 1/2 - ADH BACK LUNDELL #4773/1129
	090340-01-000	FT SEAL - FOAM - CLOSED CELL - 1/4" X 1/2" X 50'
	053752-01-000	GL SEAM SEALER - 5 GAL -ALUMINUM
	034552-04-000	EA SILICONE - TUBE - 300 ML - BEIGE - W/ O NOZZLE
	034552-02-000	EA SILICONE - TUBE - 300 ML - CLEAR - W/ O NOZZLE
	034552-06-000	EA SILICONE - TUBE - 300 ML - OFF WHITE - W/ O NOZZLE
	034552-12-000	EA SILICONE - TUBE - 300 ML - BUFF - W/ O NOZZLE
	108716-02-000	EA SILICONE (TUBE) BUFF LEVEL CSL 510
	900390-03-000	EA NOZZLE -SILICONE TUBE
	900390-01-000	EA TIP-2 1/2" X 1/8" ORIFICE, ELLSWORTH#TS216

TAPES AND TIES

KEY	PART NUMBER	U/M DESCRIPTION
	002707-02-000	FT TAPE - SEALER, 5/16" X 1/2" - INCREMENTS OF 50 FT
	076322-07-000	FT TAPE - FOAM, DBL COATED.045X.50 NORT V2000
	100028-01-000	FT TAPE - ADHESIVE - .031" X .75" WIDE
	004363-01-000	FT TAPE - ADHESIVE FOAM - 1 SIDE - 3/16" X 1/2" - GRAY
	093071-01-000	FT TAPE - BONDING - DOUBLE SIDED - 1/64" X 2"
	076322-03-000	FT TAPE - FOAM - DOUBLE COATED - .045" X .5"
	110274-01-000	FT TAPE - FOAM - DOUBLE COATED - .045 X 1.0 NORTON V-2800
	076322-01-000	FT TAPE - FOAM - DOUBLE COATED ADHESIVE BACKED - .75" X 216'
	076322-02-000	FT TAPE - FOAM - DOUBLE COATED ADHESIVE BACKED - 1" X 108'
	076322-05-000	FT TAPE - FOAM - DOUBLE COATED - .025" X 1.5" X 108'
	088244-01-000	FT TAPE - FOAM - VINYL COATED - 2" WIDE - INCREMENTS OF 108 FT
	009200-01-000	EA TAPE - FURNACE - 1 1/2"
	087691-01-000	EA TAPE - MASKING - WEATHER RESISTANT
	008343-02-000	EA TIE - WIRE - 14"
	008343-01-000	EA TIE - WIRE - 6"
	029094-04-000	YD VELCRO TAPE-LOOP, 1" WIDE - BLACK
	029096-03-000	YD VELCRO TAPE-HOOK, 1" WIDE - BLACK
	085774-01-000	FT FASTENER-DUAL HOOK, 1" WIDE - ADHESIVE BACK - BLACK
	085774-02-000	FT FASTENER-DUAL LOOP, 1" WIDE - ADHESIVE BACK - BLACK
	086285-01-000	EA SPACER-NYLON, .5" OD X .257" ID

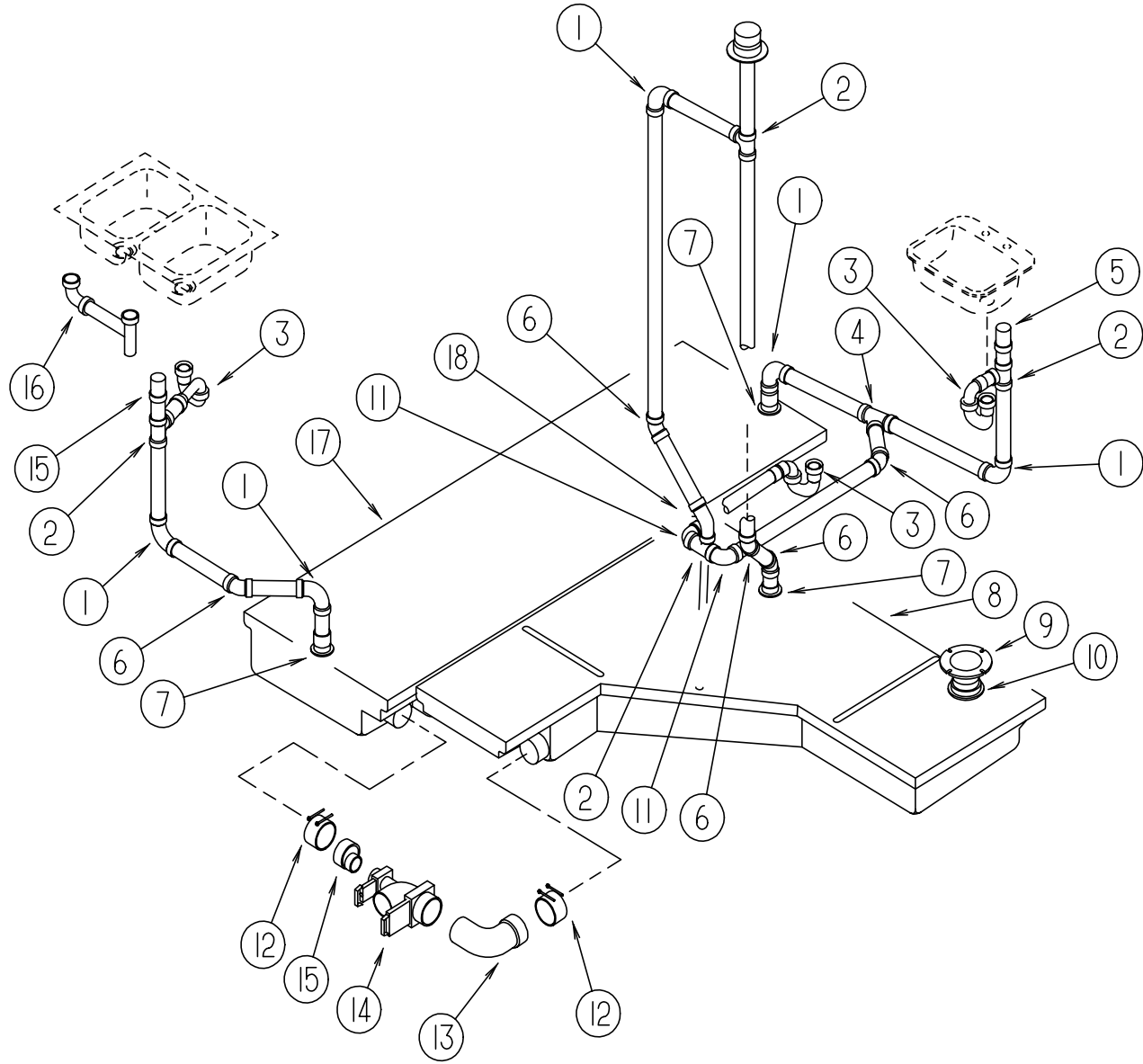
KEY	PART NUMBER	U/M DESCRIPTION
		SCREWS
	000G67-10-24B	EA SCREW - 10-12 X 1 1/2 PPH - ZN
	000G67-10-16P	EA SCREW - 10-12 X 1 PPH - DARK BROWN
	000G67-10-16B	EA SCREW - 10-12 X 1 PPH - ZN
	000G67-10-08B	EA SCREW - 10-12 X 1/2 PPH ZN
	000G67-10-08R	EA SCREW - 10-12 X 1/2 PPH - BEIGE - TYPE A
	000G67-10-12B	EA SCREW - 10-12 X 3/4 - PPH ZN
	000G67-10-10B	EA SCREW - 10-12 X 5/8 PPH ZN - TYPE A
	000G67-10-10R	EA SCREW - 10-12 X 5/8 PPH - TYPE A - BEIGE
	000G67-10-12P	EA SCREW - 10-12 X .75 PPH - DARK BROWN
	049465-01-000	EA SCREW - 10-16 W/WASHER PTH - DARK BROWN
	049465-04-000	EA SCREW - 10-16 X 1 PTH W/WASHER - BEIGE
	000G11-10-16B	EA SCREW - 10-16 X 1 - PPH ZN
	000G11-10-12R	EA SCREW - 10-16 X 3/4 PPH - BEIGE
	000G11-10-12D	EA SCREW - 10-16 X 3/4 PPH - BLACK
	000G68-06-10G	EA SCREW - 6-18 X 5/8 POH - ANTIQUE BRASS
	076790-01-000	EA SCREW - 6-20 X 1 1/4 PPH - BLACK
	000G13-06-16R	EA SCREW - 6-20 X 1 PFH - BEIGE
	000G13-06-08B	EA SCREW - 6-20 X 1/2 PFH ZN
	000G13-06-10G	EA SCREW - 6-20 X 5/8 PFH - ANTIQUE BRASS
	000G11-06-10B	EA SCREW - 6-20 X 5/8 PPH ZN
	000G11-06-10J	EA SCREW - 6-20 X 5/8 PPH - BRASS
	000G11-07-08B	EA SCREW - 7-19 X 1/2 PPH - ZN
	000G13-07-12B	EA SCREW - 7-19 X 3/4 PFH ZN
	000G13-08-16B	EA SCREW - 8-18 X 1 PFH - ZN
	000G11-08-08T	EA SCREW - 8-18 X 1/2 PPH
	000G11-08-08B	EA SCREW - 8-18 X 1/2 PPH ZN
	000G11-08-12B	EA SCREW - 8-18 X 3/4 PPH ZN
	000G11-08-12R	EA SCREW - 8-18 X 3/4 PPH - BEIGE
	000G11-08-12D	EA SCREW - 8-18 X 3/4 PPH - BLACK
	000G55-08-12W	EA SCREW - 8-18 X.75 - SF/DT - PWH
	000G11-08-16R	EA SCREW - 8-18 X 1.00 PPH - BEIGE
	000G67-10-32B	EA SCREW - 10-12 X 2 PPH ZN
	000G67-10-12R	EA SCREW - 10-12 X .75 PPH BEIGE
	000G67-10-120	EA SCREW - 10-12 X .75 PPH TAN
	049465-03-000	EA SCREW - 10-16 X 1 POH W/WASHER
	000G11-10-12S	EA SCREW - 10-16 X.75 PPH OFF WHITE
	000G54-04-20B	EA SCREW - 1/4-20 X 1 1/4 PTH TYP 23
	000G57-05-16J	EA SCREW - 5-20 X 1 PFH BRASS
	000G12-06-08T	EA SCREW - 6-20 X .50 POH - BLACK
	000G13-06-16J	EA SCREW - 6-20 X 1.00 PFH BRASS
	000G11-08-12P	EA SCREW - 8- 18 X .75.DARK BROWN
	085318-01-000	EA SCREW - 8-08B X 1/2 -CRIMPTITE HD
	000G67-08-32B	EA SCREW - 8-15 X 2 PPH ZN
	000G12-08-16S	EA SCREW - 8-18 X 1" POH - OFF WHITE•
	000G11-08-16S	EA SCREW - 8-18 X 1.00 PPH OFF WHITE
	009439-07-000	EA SCREW - 8-32 X 1 1/4 POH -BLACK
	087721-01-000	EA SCREW - FLAT HEAD - TAPPING - 1/4 X 1 1/4 LG ZN
	086763-01-000	EA SCREW - MACH - 10 - 32 X 1/4 PTH
	000G19-10-08B	EA SCREW - MACH - 10-32 X 1/2 PPH ZN
	000G19-10-10B	EA SCREW - MACH - 10-32 X 5/8 - PPH - ZINC
	000G50-04-12B	EA SCREW - MACHINE - 1/4-20 X 3/4 PPH ZN
	081908-01-000	EA SCREW - MACHINE - 6-32 X .62 W/ NYLOCK
	089371-01-000	EA SCREW - MACHINE - 8-32 X 3 5/16.ZN
	000G19-10-20B	EA SCREW - MACHINE - 10-32 X 1 1/14 PPH ZINK
	000G18-08-16B	EA SCREW - MACHINE - 8-32 X 1 - PPH ZN
	075908-01-000	EA SCREW - MACHINE - 10-32 X .56PTH(SEMS)
	000G53-04-06B	EA SCREW - MACHINE - 1/4-20 X 3/8 PPH 2N
	000G18-08-22B	EA SCREW - MACHINE - 8-32 X 1 3/8 PPH ZN
	000G39-10-20B	EA SCREW - SF/DR - 10-16 X 1 1/4 PPH ZN
	000G39-10-12R	EA SCREW - SF/DR - 10-16 X 3/4 PPH - BEIGE
	000G39-10-12D	EA SCREW - SF/DR - 10-16 X 3/4 PPH - BLACK
	000G39-06-16T	EA SCREW - SF/DR - 6-20 X 1 PPH - BLACK
	000G39-06-10T	EA SCREW - SF/DR - 6-20 X 5/8 PPH - BLACK
	000G39-08-24B	EA SCREW - SF/DR - 8-18 X 1 1/2 PPH ZN

KEY	PART NUMBER	U/M DESCRIPTION
		SCREWS (CONTINUED)
	000G39-08-16E	EA SCREW - SF/DR - 8-18 X 1 PPH CHROME
	000G39-08-16B	EA SCREW - SF/DR - 8-18 X 1 PPH ZN
	000G39-08-16T	EA SCREW - SF/DR - 8-18 X 1 PPH - BLACK
	000G55-08-16Z	EA SCREW - SF/DR - 8-18 X 1.00 - BEIGE
	000G39-08-08B	EA SCREW - SF/DR - 8-18 X 1/2 PPH ZN
	000G39-08-32B	EA SCREW - SF/DR - 8-18 X 2 PPH - ZINC
	000G39-08-12B	EA SCREW - SF/DR - 8-18 X 3/4 PPH ZN
	000G39-08-12T	EA SCREW - SF/DR - 8-18 X 3/4 PPH - BLACK
	000G39-08-06B	EA SCREW - SF/DR - 8-18 X 3/8 PPH ZN
	000G60-10-28T	EA SCREW - SF/DR -10-16 X 1.75
	000G39-08-16R	EA SCREW - SF/DR - 8-18 X 1.00 PPH BEIGE
	000G39-08-08R	EA SCREW - SF/DT - 8-18 X 1/2 PPH
	079382-01-000	EA SCREW - SOCKET - 8-18 X 1" - BLACK

KEY	PART NUMBER	U/M DESCRIPTION
		WASHERS
	000E11-08-00B	EA WASHER - LOCK - 1/2 MED SPLIT ZN
	000E13-14-00B	EA WASHER - FLAT - 1/4" WIDE ZN
		FROM: 10-03-94 THRU: 99-99-99
	000E13-18-00B	EA WASHER - FLAT - 3/8 WIDE ZN 05113-01-000
	000E13-20-00B	EA WASHER - FLAT - 7/16" WIDE - ZN
	000E13-21-00B	EA WASHER - FLAT - W/2 NAR ZN
	041322-01-000	EA WASHER - FLAT - 15/32ID X 2 3/8 OD - FOR SEAT BELT MOUNT
	058716-02-000	EA WASHER - FLAT - NYLON .406 X .750 X .060
	110794-01-000	EA WASHER - FLAT - 1IDX13/4OD C-TECH 36T1043187
	077071-01-000	EA WASHER - FENDER - 3/16" ID X 1" OD
	000E13-11-00B	EA WASHER - FLAT - 3/16" WIDE ZN
	000E13-17-00B	EA WASHER - FLAT - 3/8 AR ZN

KEY	PART NUMBER	U/M DESCRIPTION
		NUTS & RIVETS
	000D14-04-00B	EA NUT-HEX,1/4-20,ZN 5
	000D24-10-00B	EA NUT-HEX, SF/LK - 10-32 ZN
	000D34-06-00B	EA NUT-HEX, LK - 3/8 - 16 GRADE C ZN - PREVAILING TORQUE
	000D39-04-00B	EA NUT-HEX, SER FLG LK 1/4 - 20 ZN
	000D39-05-00B	EA NUT-HEX, SER FLG LK - 5/16 - 18 ZN
	000D39-06-00B	EA NUT-HEX, SER FLG LK - 3/8-16 ZN
	000D39-08-00B	EA NUT-HEX, SER FLG LK - 1/2-13 ZN
	000D46-04-00A	EA NUT-HEX,WELD,1/4-20,PLAIN SHORT PILOT
	040921-04-000	EA NUT-SPEED, U TYPE - NO. 8 - .59" LENGTH X .44" WIDTH
	040921-09-000	EA NUT-SPEED-U TYPE NO 8 T'MN C9812-8A
	044364-02-000	EA NUT-SPEED, FLAT - ROUND
	063253-07-000	EA NUT-J, #8A .120- .130 PNL THK
	087234-01-000	EA NUT-JACK,1/4X20THD,MOLLY - ARDEN 8-L,JN BRASS (MOUNTS LICENSE PLATES)
	083163-06-000	EA PUSHNUT-FLAT TYPE 3/8 STUD - FORD ONLY TO RETAIN THE AIR BAFFLE ON THE OIL DIPSTICK TUBE
	072893-01-000	EA NUTSERT - M5 X 0 - 8
	077049-01-000	EA NUT - ACORN - 10-32 ALUMINUM
	095094-01-000	EA NUT - ACORN - 1/4 - 20 ALUMINUM
	000D14-05-00B	EA NUT - HEX - 5/16-18 - ZN 5
	000D34-04-00B	EA NUT - HEX - LK 1/4 - 20 ZN
	075467-01-000	EA NUT - INVERTED FLARE - 1/4"
	088497-02-000	EA NUT - INVERTED FLARE - 1/4"
	040921-06-000	EA NUT - SPEED - U TYPE - NO. 8
	040921-05-000	EA NUT - SPEED - U TYPE - NO.8
	044364-01-000	EA NUT - SPEED -FLAT
	064081-01-000	EA NUT - WING - 3/8" X 16 THREAD
	084884-01-000	EA PLUG - BRASS - 3/8"
	000H16-04-06R	EA RIVET - POP - AL 1/8 X .313-.375
	069592-02-000	EA RIVET - T (POP) 1/4X.093-.156
	063729-04-000	EA RIVNUT - 10-32 UNF - .010-.080
	063729-01-000	EA RIVNUT - 1/4 X 20 UNC - .030-.125

**WATER & SEWAGE GROUP
DRAINAGE SYSTEM**



KEY	PART NUMBER	U/M	DESCRIPTION
1	010008-01-000	EA	ELBOW - 90 DEG, 1/4 BEND - 1 1/2" HUB X HUB - BLACK PLASTIC
2	010071-01-000	EA	TEE-SANITARY, 1 1/2" HUB X HUB X HUB - PLASTIC - BLACK
3	107538-01-000	EA	P TRAP-PLAS 1 1/4 W/EXT ARM KEVCO P814 1-1/4"
3	011066-02-000	EA	P TRAP-PLAS 1 1/4 - SLOANE 3220-A - CSA
3	109571-01-000	EA	ADAPTER-P TRAP, 1 1/2" P X 1 1/4" MPT
	011069-02-000	EA	TAILPIECE - LAVATORY, 1 1/2" X 1 1/4" X 4" - BRASS
4	010073-01-000	EA	WYE - 45 DEGREE, 1 1/2" HUB X HUB X HUB - PLASTIC - BLACK
5	079968-01-000	EA	VENT-MECH. TRAP ARM, ANTI-SIPHON - 2" DIA X 7.3" - PLASTIC
6	010006-01-000	EA	ELBOW - 45 DEG, 1/8 BEND - 1 1/2" HUB X HUB - BLACK PLASTIC
7	061607-01-000	EA	GROMMET-HOLDING TANK, 1 1/2" NPS
8	104350-07-000	EA	TANK-HOLDING - 69 GAL
9	116644-01-000	EA	FLANGE-CLOSET 4X3
9	024676-02-000	EA	FLANGE-CLOSET, 4" X 3" - ABS - CANADIAN
10	061607-02-000	EA	GROMMET-HOLDING TANK, 3" NPS
11	033761-01-000	EA	ELBOW-STREET, 1/4 BEND X 1.5" HUB X 1.5" SPIGOT - BLK PLASTIC
12	078406-01-000	EA	COUPLER-RUBBER, W/CLAMPS - 3" X 3"
12	062401-05-000	EA	CLAMP-HOSE, WORMGEAR, 2-3.00ID
13	041956-01-000	EA	ELBOW-STREET, PLASTIC - 1/4 BEND - 3" X 90 XLT
14	070916-01-000	EA	VALVE-DUAL DUMP, W/CAP - 3" X 1 1/2" - PLASTIC - BLACK
	070916-01-700	EA	VALVE ONLY, 3"
	070916-01-701	EA	VALVE ONLY, 1 1/2"
	010201-01-000	EA	HOSE-SEWER, 3" ID X 8'
	062416-01-000	EA	ADAPTER-SEWER HOSE TO 3" PIPE
15	062422-01-000	EA	ADAPTER-OFFSET REDUCER, 3" X 1 1/2" - PLASTIC - BLACK
16	011091-02-000	EA	PIPE-DRAIN, DOUBLE SINK - BAFFLE TEE - 1 1/2" PIPE W/TEE TO DRAIN
16	011091-03-000	EA	WASTE-CONT.DBL SINK, CSA
17	104352-01-000	EA	TANK-HOLDING, 50 GAL
18	010051-01-000	EA	ELBOW-STREET - PLASTIC 1/8 BD 1 1/2 X 45
	092303-01-000	EA	STRAINER-SINK
	011069-06-000	EA	TAILPIECE - 1 1/2 X 1/4 X 2.50

WATER & SEWAGE GROUP (CONTINUED)
WATER SYSTEM

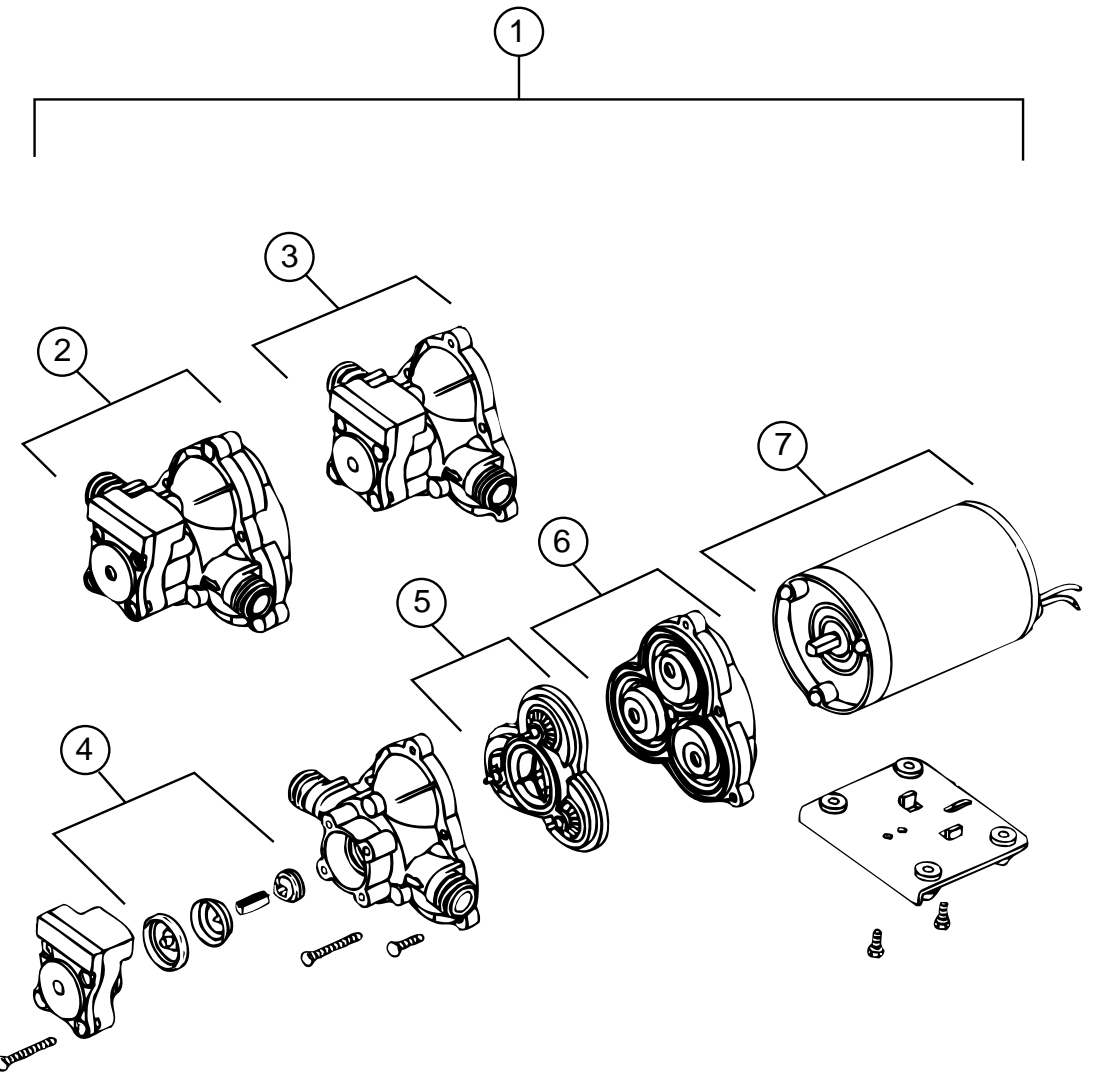
KEY	PART NUMBER	U/M	DESCRIPTION
	104363-02-000	EA	100 GAL.WATER TANK-USE UNTIL 1/8/95-SEE TAB 01 FOR NEW #S
	104363-01-000	EA	WATER TANK - 100 GALLON - FRESH WATER
	M05890-86-000	EA	TANK ASM-WTR,50 GAL 117005
			FROM: 01-09-95 THRU: 99-99-99
	117005-02-000	EA	FRESH WATER TANK - 50 GAL. W/FITTINGS
	117005-01-000	EA	FRESH WATER TANK - 50 GALLON
	116881-02-000	EA	FRESH WATER TANK - 48 GAL. KNOTCHED CORNER F/WATER PUMP W/ FITTINGS
	116881-01-000	EA	FRESH WATER TANK - 48 GAL. KNOTCHED CORNER F/WATER PUMP
	042989-03-000	EA	FITTING-WATER TANK, SPINWELD - 1 1/4"NPT - PLASTIC - WHITE
	042989-05-000	EA	FITTING-WATER TANK, SPINWELD - 1/2" FPT - PLASTIC - WHITE
	049032-01-000	EA	PATCH-SPINWELD, 3/8" - PLASTIC
	039861-01-000	EA	SENDING UNIT-W/SCREW, WASHER, WELL NUT & TERMINAL RING
	077954-02-000	EA	FILTER-WATER TANK, SCREEN IN TANK
	114430-03-000	EA	ADAPTER-1/2P X 1/2MPT FLAIR-IT 02842
	114430-02-000	EA	ADAPTER-SWIVEL,1/2P X 1/2FPT FLAIR-IT -02873
	101814-01-000	EA	COUPLING-FEMALE, 1/2" X 1/2" FPT W/COMP. SLEEVE - GRAY
	052959-02-000	EA	CONNECTOR, 1/2" F X 1/2" MPT - PLASTIC - GRAY
			FROM: 00-00-00 THRU: 11-06-94
	114429-02-000	EA	ELBOW-1/2P X 1/2MPT FLAIR-IT 02803
	010219-01-000	EA	ELBOW-1 1/4" MPT X 1 1/4" BARB, WATER FILL - PLASTIC
	039808-03-000	EA	ELBOW-1/2" MPT X 1/2" MPT, PLASTIC - KEVCO 17296
	114429-01-000	EA	ELBOW-1/2P X 1/2P FLAIR-IT 02800
	114429-03-000	EA	ELBOW-SWIVEL,1/2P X 1/2 FPT FLAIR-IT 02816
	114428-01-000	EA	TEE-1/2P X 1/2P X 1/2P FLAIR-IT 02820
	114428-02-000	EA	TEE-SWIVEL,1/2P X 1/2 PX 1/2 FPT FLAIR-IT 02821
	079381-01-000	FT	TUBING-SMOOTH FLEXIBLE, 1 1/4" ID X 20'
	039800-02-000	FT	TUBING-POLYBUTYL, 5/8" OD - INCREMENTS OF 20' - BLACK
	110915-01-01A	EA	FILL-WATER, CITY - CHROME - KEVCO 64713
	114431-02-000	EA	WATER VALVE - 2 POSITION - "BYPASS VALVE"
	114431-03-000	EA	WATER VALVE - 90 DEGREE ELBOW - "WATER DRAIN VALVE"

WATER SYSTEM COMPONENTS

KEY	PART NUMBER	U/M	DESCRIPTION
	079381-01-000	FT	TUBING - SMOOTH FLEXIBLE - 1.38" ID
	010219-01-000	EA	ELBOW - 1 1/4" MPT X 1 1/4" BARB - WATER FILL - PLASTIC
	039798-01-000	EA	TEE - 1/2" MPT X 1/2" MPT X 1/2" MPT - PLASTIC
	101814-01-000	EA	COUPLING - FEMALE - 1/2" X 1/2" FPT
	110915-01-01A	EA	WATER FILL - CITY - CHROME - KEVCO 64713
	701069-01-000	EA	WATER PURIFICATION SYSTEM 9252
	701069-03-700	EA	CARTRIDGE-WATER FILTER,AC EVERPURE 9601-11

WATER SYSTEM COMPONENTS (FLAIR-IT)

KEY	PART NUMBER	U/M	DESCRIPTION
	114430-02-000	EA	ADAPTER-SWIVEL,1/2P X 1/2FPT FLAIR-IT -02873
	114430-03-000	EA	ADAPTER-1/2P X 1/2MPT FLAIR-IT 02842
	101814-01-000	EA	COUPLING-FEMALE, 1/2" X 1/2" FPT W/COMP. SLEEVE - GRAY
	039808-03-000	EA	ELBOW-1/2" MPT X 1/2" MPT, PLASTIC - KEVCO 17296
	114429-01-000	EA	ELBOW-1/2P X 1/2P FLAIR-IT 02800
	114429-02-000	EA	ELBOW-1/2P X 1/2MPT FLAIR-IT 02803
	114429-03-000	EA	ELBOW-SWIVEL,1/2PX1/2FPT FLAIR-IT 02816
	114429-04-000	EA	ELBOW-1/2P X 3/8MPT FLAIR-IT 02810
	010219-01-000	EA	ELBOW-1 1/4" MPT X 1 1/4" BARB, WATER FILL - PLASTIC
	110915-01-01A	EA	FILL-WATER, CITY - CHROME - KEVCO 64713
	114428-01-000	EA	TEE-1/2P X 1/2P X 1/2P FLAIR-IT 02820
	114428-02-000	EA	TEE-SWIVEL,1/2PX1/2PX1/2FPT FLAIR-IT 02821
	039800-02-000	FT	TUBING-POLYBUTYL, 5/8" OD - INCREMENTS OF 20' - BLACK
	079381-01-000	FT	TUBING-SMOOTH FLEXIBLE, 1 1/4" ID X 20'
	114431-01-000	EA	VALVE - LINE DRAIN 1/2P - 02914
	114431-02-000	EA	VALVE - 2 POSITION - "BYPASS VALVE"
	114431-03-000	EA	VALVE - 90 DEGREE ELBOW - "WATER DRAIN VALVE"
	114431-04-000	EA	VALVE - STOP - 1/2P X 1/2P - 02880



WATER PUMP (SHURFLOW)

KEY	PART NUMBER	U/M	DESCRIPTION	VENDER NO.
1	098607-01-000	EA	PUMP - WATER - W/.5"MPT FITTING - FLOW 2.8 GPM - UL	
	098607-01-701	EA	DRIVE ASSEMBLY	94-234-03
	098607-01-704	EA	HOUSING-UPPER	94-231-01
2	098607-01-700	EA	PUMPHEAD - REPLACEMENT	94-236-08
3	098607-01-706	EA	UPPER HOUSING/ SWITCH KIT	94-231-20
4	098607-01-705	EA	CHECK VALVE - KIT	94-237-00
5	098607-01-703	EA	VALVE ASM	94-232-00
6	098607-01-702	EA	DIAPHRAGM KIT W/DRIVE	94-238-04
7	098607-01-707	EA	MOTOR/ BASEPLATE REPLACEMENT	94-235-03

EXTERIOR SHOWER COMPONENTS

KEY	PART NUMBER	U/M	DESCRIPTION
	103092-01-000	EA	SHOWER HEAD - W/60" HOSE (US)
	103092-02-000	EA	SHOWER HEAD - W/HOSE (CSA)
	104044-01-000	EA	BRACKET - SUPPORT - FAUCET
	103092-01-700	EA	BRACKET (FOR SHOWER HEAD) CLEAR
	103092-01-701	EA	BRACKET (FOR SHOWER HEAD) BONE
	103092-01-702	EA	SPRAY HEAD SEALS 24466
	075241-05-000	EA	FAUCET - SHOWER - BONE

WATER & SEWAGE GROUP (CONTINUED)
WATER HEATER W/MOTOR AID ATWOOD (GH6-3E,4E,6E)

KEY	PART NUMBER	U/M DESCRIPTION
	051393-01-000	EA WATER HEATER - W/MOTOR AID - PILOTLESS IGNITION
	051391-01-700	EA HINGE KIT - W/CLIP - 92568 & 92559
	051391-01-704	EA VALVE - RELIEF - 1/2" FITTING - 91604
	051391-01-705	EA FASTENER - CAMLOC - 92609
	051391-04-707	EA KIT - GRILLE - FLUE & GASKET - 90960
	051391-01-708	EA BURNER - MAIN - 3E ONLY - 92615
	051391-01-710	EA ORIFICE - MAIN BURNER - 92742
	051391-01-714	EA ELBOW - 45 DEGREE - 3/8"F X 3/8"MPT - 91044
	051391-01-715	EA DRAIN PLUG - 91561
	051391-04-701	EA THERMOSTAT 12 VDC-120 PRESET - 91470
	051391-04-704	EA TANK - INNER - FRONT MOUNT - GH6-4E & 6E - 91642
	051393-01-700	EA TANK - INNER - 3E FRONT MOUNT - 91023
	097967-01-000	EA SWITCH - WATER HEATER - REMOTE W/LIGHT - 91959
	051393-01-702	EA SWITCH - ENERGY CUT-OFF - 91951
	051393-01-703	EA THERMOSTAT - REAR MOUNT - 91952
	051393-01-704	EA CIRCUIT BOARD - W/BLACK BOX - 91420
	051393-01-705	EA ORIFICE HOLDER - 91925
	051393-01-714	EA TANK - INNER (GH6-3E) - REAR MOUNT - 91408
	051393-01-716	EA SPARK & PROBE ASM - 91606
	051393-01-726	EA GAS VALVE (ONLY) - 91605
	051393-01-721	EA ECO & THERMOSTAT ASM - FRONT MOUNT - 140° - 91447
	110438-01-000	EA VALVE - CHECK - BRASS

WATER HEATER W/ ELECT IGNITION ATWOOD (GH6-7E)

KEY	PART NUMBER	U/M DESCRIPTION
	051393-01-A00	EA WATER HEATER ATWOOD GH6-7E ELECT IGNITION
	051391-01-700	EA HINGE KIT-W/CLIP, ATWOOD # 92568 & 92559
	051391-01-704	EA VALVE-RELIEF, 1/2" FITTING - ATWOOD# 91604
	051391-01-705	EA FASTENER-CAMLOC, ATWOOD# 92609
	051391-04-707	EA KIT-GRILLE, FLUE, & GASKET - ATWOOD# 90960
	051391-01-710	EA ORIFICE-MAIN BURNER, ATWOOD# 92742
	051391-01-714	EA ELBOW-45 DEGREE, 3/8"F X 3/8"MPT - ATWOOD 91044
	051391-01-715	EA DRAIN PLUG, ATWOOD# 91561
	051391-01-716	EA GRILL ONLY(GOES ON THE FLUE)
	051391-01-717	EA GRILL ONLY(GOES ON THE DOOR) 92640
	051391-03-700	EA ORFICE-HOLDER 91563
	051391-04-701	EA THERMOSTAT 12 VDC-120 PRESET, ATWOOD# 91470
	051391-04-703	EA BURNER-MAIN, ATWOOD# 91638 (4E AND 6E MODELS)
	097967-01-000	EA SWITCH-WATER HEATER, REMOTE W/LIGHT - ATWOOD 91959
	051393-01-721	EA ECO&THERMOSTAT ASM-FRONT MOUNT, 140 DEGREE - ATWOOD# 91447
	051393-01-723	EA SWITCH-THERMAL-CUT OFF 2/PKG 93866
	051393-01-724	EA CIRCUIT BOARD-SPADE TERMINAL 93867-ELEC IGNITION
	051393-01-725	EA ELECTRODE-SGL SPADE CONNECT. 93868-SPARK PROBE
	051393-01-726	EA SOLENOID VALVE AND BRACKET 93870-WHITE-ROGERS
	051391-04-704	EA TANK-INNER, FRONT MOUNT - GH6-4E & 6E - ATWOOD 91642
	097967-01-000	EA SWITCH-WATER HEATER, REMOTE W/LIGHT - ATWOOD 91959
	051393-01-702	EA SWITCH-ENERGY CUT-OFF, ATWOOD# 91951
	051393-01-703	EA THERMOSTAT-REAR MOUNT, ATWOOD# 91952
	051393-01-704	EA CIRCUIT BOARD-W/BLACK BOX, ATWOOD# 91420
	051393-01-724	EA CIRCUIT BOARD
	051393-01-725	EA ELECTRODE
	051393-01-705	EA ORIFICE HOLDER-ATWOOD# 91925
	051393-01-714	EA TANK-INNER (GH6-3E),REAR MOUNT - ATWOOD# 91408
	051393-01-716	EA SPARK & PROBE ASM, ATWOOD# 91606
	051393-01-726	EA GAS VALVE (ONLY) 91605 ATWOOD#
	051393-01-721	EA ECO&THERMOSTAT ASM-FRONT MOUNT, 140 DEGREE - ATWOOD# 91447
	051393-01-723	EA SWITCH-THERMAL-CUT OFF 2/PKG 93866
	051393-01-724	EA CIRCUIT BOARD-SPADE TERMINAL 93867-ELEC IGNITION
	051393-01-725	EA ELECTRODE-SGL SPADE CONNECT. 93868-SPARK PROBE
	051393-01-726	EA SOLENOID VALVE AND BRACKET 93870-WHITE-ROGERS
	051393-03-700	EA TANK-INNER (G6A-3E), REAR MT - ATWOOD# 91409
	051393-01-725	EA ELECTRODE-SGL SPADE CONNECT. 93868-SPARK PROBE
	051393-01-726	EA SOLENOID VALVE AND BRACKET 93870-WHITE-ROGERS
	051391-04-704	EA TANK-INNER, FRONT MOUNT - GH6-4E & 6E - ATWOOD 91642

WATER & SEWAGE GROUP (CONTINUED)
WATER HEATER W/O MOTOR AID ATWOOD (G6A-3E)

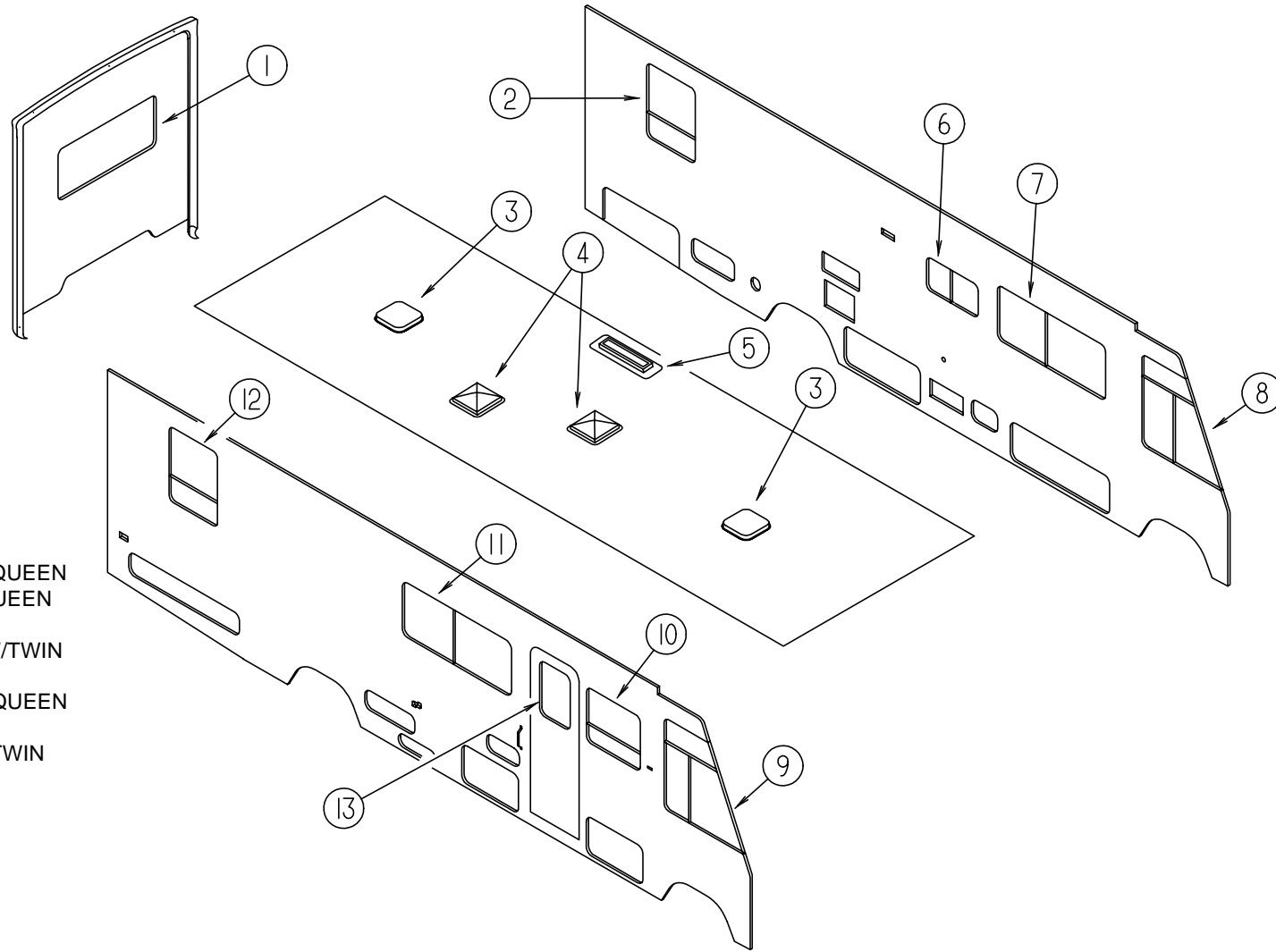
KEY	PART NUMBER	U/M DESCRIPTION
	051391-03-000	EA HEATER - WATER - W/ELECTRIC IGNITION
	051391-01-700	EA HINGE KIT - W/CLIP - 92568 & 92559
	051391-01-704	EA VALVE - RELIEF - 1/2" FITTING - 91604
	051391-01-705	EA FASTENER - CAMLOC - 92609
	051391-04-707	EA KIT - GRILLE - FLUE & GASKET - 90960
	051391-01-708	EA BURNER - MAIN - 3E ONLY - 92615
	051391-01-710	EA ORIFICE - MAIN BURNER - 92742
	051391-01-715	EA DRAIN PLUG - 91561
	051391-04-700	EA TANK - INNER (G6A-3E) - FRT MT - 91608
	051391-04-701	EA THERMOSTAT 12 VDC-120 PRESET - 91470
	051391-04-706	EA TANK - INNER - FRONT MOUNT - 91641
	097967-01-000	EA SWITCH - WATER HEATER - REMOTE W/LIGHT - 91959
	051393-01-702	EA SWITCH - ENERGY CUT-OFF - 91951
	051393-01-703	EA THERMOSTAT - REAR MOUNT - 91952
	051393-01-704	EA CIRCUIT BOARD - W/BLACK BOX - 91420
	051393-01-705	EA ORIFICE HOLDER - 91925
	051393-01-716	EA SPARK & PROBE ASM - 91606
	051393-01-726	EA GAS VALVE (ONLY) - 91605
	051393-01-721	EA ECO & THERMOSTAT ASM - FRONT MOUNT - 140° - 91447
	051393-03-700	EA TANK - INNER (G6A-3E) - REAR MOUNT - 91409

WATER HEATER W/O MOTOR AID ATWOOD (G6A-7E)

KEY	PART NUMBER	U/M DESCRIPTION
	051391-03-A00	EA WATER HEATER ATWOOD G6A-7E ELECT IGNITION
	051391-01-700	EA HINGE KIT-W/CLIP, ATWOOD # 92568 & 92559
	051391-01-704	EA VALVE-RELIEF, 1/2" FITTING - ATWOOD# 91604
	051391-01-705	EA FASTENER-CAMLOC, ATWOOD# 92609
	051391-04-707	EA KIT-GRILLE, FLUE, & GASKET - ATWOOD# 90960
	051391-01-716	EA GRILLE ONLY(GOES ON THE FLUE)
	051391-01-717	EA GRILLE ONLY(GOES ON THE DOOR) 92640
	051391-01-710	EA ORIFICE-MAIN BURNER, ATWOOD# 92742
	051391-01-714	EA ELBOW-45 DEGREE, 3/8"F X 3/8"MPT - ATWOOD 91044
	051391-01-715	EA DRAIN PLUG, ATWOOD# 91561
	051391-01-717	EA GRILLE ONLY(GOES ON THE DOOR) 92640
	051391-03-700	EA ORIFICE-HOLDER 91563
	051391-04-701	EA THERMOSTAT 12 VDC-120 PRESET, ATWOOD# 91470
	051391-04-703	EA BURNER-MAIN, ATWOOD# 91638 (4E AND 6E MODELS)
	051391-04-706	EA TANK-INNER, G6A-4E & 6E - FRONT MOUNT - ATWOOD# 91641
	097967-01-000	EA SWITCH-WATER HEATER, REMOTE W/LIGHT - ATWOOD 91959
	051393-01-721	EA ECO&THERMOSTAT ASM-FRONT MOUNT, 140 DEGREE - ATWOOD# 91447
	051393-01-723	EA SWITCH-THERMAL-CUT OFF 2/PKG 93866
	051393-01-724	EA CIRCUIT BOARD-SPADE TERMINAL 93867-ELEC IGNITION
	051393-01-725	EA ELECTRODE-SGL SPADE CONNECT. 93868-SPARK PROBE
	051393-01-726	EA SOLENOID VALVE AND BRACKET 93870-WHITE-ROGERS
	051393-01-702	EA SWITCH-ENERGY CUT-OFF, ATWOOD# 91951
	051393-01-703	EA THERMOSTAT-REAR MOUNT, ATWOOD# 91952
	051393-01-704	EA CIRCUIT BOARD-W/BLACK BOX, ATWOOD# 91420
	051393-01-705	EA ORIFICE HOLDER-ATWOOD# 91925
	051393-01-716	EA SPARK & PROBE ASM, ATWOOD# 91606
	051393-01-726	EA GAS VALVE (ONLY) 91605 ATWOOD#
	051393-01-721	EA ECO&THERMOSTAT ASM-FRONT MOUNT, 140 DEGREE - ATWOOD# 91447
	051393-01-723	EA SWITCH-THERMAL-CUT OFF 2/PKG 93866
	051393-01-724	EA CIRCUIT BOARD-SPADE TERMINAL 93867-ELEC IGNITION
	051393-01-725	EA ELECTRODE-SGL SPADE CONNECT. 93868-SPARK PROBE
	051393-01-726	EA SOLENOID VALVE AND BRACKET 93870-WHITE-ROGERS
	051393-03-700	EA TANK-INNER (G6A-3E), REAR MT - ATWOOD# 91409
	051393-01-725	EA ELECTRODE-SGL SPADE CONNECT. 93868-SPARK PROBE
	051393-01-726	EA SOLENOID VALVE AND BRACKET 93870-WHITE-ROGERS
	051391-04-704	EA TANK-INNER, FRONT MOUNT - GH6-4E & 6E - ATWOOD 91642

WINDOW, VENT & EXTERIOR DOOR GROUP

WINDOWS & VENTS



KEY	PART NUMBER	U/M	DESCRIPTION
1	078528-06-E10	EA	WINDOW ASM. - ESCAPE - 24.75" X 48.75" - W/O INSIDE FRAME - USED W/QUEEN
1	113502-01-01A	EA	WINDOW ASM. - ESCAPE - THERMOPANE - W/ INSIDE FRAME - USED W/QUEEN
1	078528-13-F11	EA	WINDOW ASM. - ESCAPE - USED W/TWIN
1	113733-07-01A	EA	WINDOW ASM-STATIONARY - THERMOPANE - W/ INSIDE FRAME - USED W/TWIN
2	112463-01-01A	EA	WINDOW ASM. - TORQUE - EXCEL CH81-G2W59 - USED W/QUEEN
2	112898-08-01A	EA	WINDOW ASM. - SLIDER,VERT-THERMO-EXCEL DH435-G2W66 - USED W/ QUEEN
2	112463-02-01A	EA	WINDOW ASM. - TORQUE EGRESS-EXCEL CH82-G2W59 - USED W/TWIN
2	112898-09-01A	EA	WINDOW ASM. -SLIDER,VERT,THERMO-EXCEL DH436-G2W64 - USED W/ TWIN
3	110051-02-01A	EA	VENT - ROOF - NON POWERED
3	084079-14-000	EA	VENT - ROOF - POWERED (US)
3	084079-15-000	EA	VENT - ROOF - POWERED (CSA)
4	110051-04-01A	EA	VENT - ROOF - POWERED (US)
4	110051-06-01A	EA	VENT - ROOF - POWERED (CSA)
5	084073-05-000	EA	REFRIGERATOR ROOF VENT (BUFF)
5	084073-04-000	EA	BASE-ROOF VENT,REFRIG,STYLED BLACK NORCOLD
6	098647-34-01A	EA	WINDOW ASM-SLIDER HORIZ EXCEL H425-G2W66L
6	112795-20-01A	EA	WINDOW ASM-SLIDER,HORIZ THERMO EXCEL DC29-G2W66L
7	098647-22-01A	EA	WINDOW ASM. - SLIDER - W/INSIDE FRAME - EXCEL H287-G2W66L - 26 3/8 " HIGH
7	112795-15-01A	EA	WINDOW ASM. - SLIDER - THERMO - EXCEL DH287-G2W66 - 26 3/8 " HIGH
8	106467-03-01A	EA	WINDOW ASM. - VISTA - DRIVER SIDE
8	116000-02-01A	EA	WINDOW ASM. - VISTA - DRIVER SIDE - W/ INSIDE FRAME (OPTION) THERMO
8	103658-07-01A	EA	WINDOW ASM. - CAB - DRIVER SIDE
8	113501-01-01A	EA	WINDOW ASM. - CAB - DRIVER SIDE W/ INSIDE FRAME (OPTION) THERMO
8	106468-02-01A	EA	WINDOW ASM. - FRONT SLANT - DRIVER SIDE
8	115999-02-01A	EA	WINDOW ASM. - FRONT SLANT - DRIVER SIDE (OPTION) THERMO INSULATED
	106469-01-704	EA	WINDOW - DRIVER DOOR - ROLL-UP GLASS ASM. - W/BRACKET
9	103658-08-01A	EA	WINDOW ASM. - CAB - PASSENGER SIDE
9	113501-02-01A	EA	WINDOW ASM. - CAB - PASSENGER SIDE W/ INSIDE FRAME (OPTION)THERMO
10	098647-25-01A	EA	WINDOW ASM-SLIDER, HORIZ B/OW - EXCEL H286-G2W66R
10	112795-18-01A	EA	WINDOW ASM-SLIDER, HORIZ THERMO - EXCEL DH286-G2W66R
11	098647-23-01A	EA	WINDOW ASM-SLIDER,HORIZ B/OW - EXCEL H287-G2W66R
11	112795-16-01A	EA	WINDOW ASM-SLIDER,HORIZ THERMO - EXCEL DH287-G2W66R
12	112463-01-01A	EA	WINDOW ASM. - TORQUE - EXCEL CH81-G2W59 - USED W/QUEEN
12	112898-08-01A	EA	WINDOW ASM. - SLIDER,VERT-THERMO-EXCEL DH435-G2W66 - USED W/ QUEEN
13	079733-15-F04	EA	WINDOW ASM-PICTURE ENTRANCE DOOR
			FROM: 00-00-00 THRU: 12-18-94
13	117053-02-F36	EA	WINDOW ASM-PICTURE ENTRANCE DOOR
			FROM: 12-19-94 THRU: 99-99-99
13	113733-01-01A	EA	WINDOW ASM-STATIONARY,THERMOPANE ENTRANCE DOOR

WINDOW, VENT & EXTERIOR DOOR GROUP (CONTINUED)

WINDOW, VENT & EXTERIOR DOOR GROUP (CONTINUED)

SINGLE SLIDER WINDOW (EXCEL)

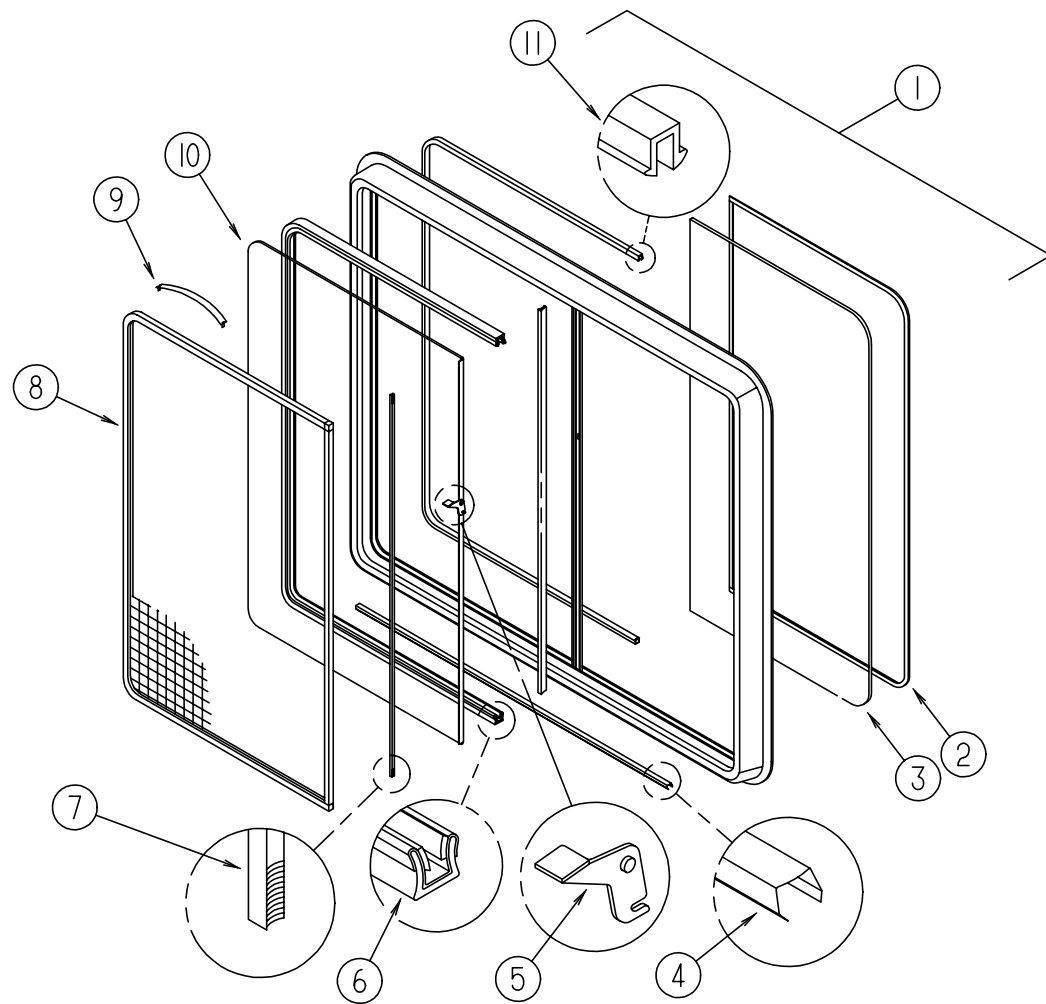
KEY	PART NUMBER	U/M	DESCRIPTION
1	098647-34-01A	EA	WINDOW ASM-SLIDER HORIZ EXCEL H425-G2W66L
	098647-34-700	EA	WINDOW W/O TRIM H425-G2L
	098647-33-701	EA	TRIM CW2966
2	100322-01-703	FT	STRIP-GLAZING,BUTYL EXCEL 132-010723
3	098647-33-702	EA	GLASS-STATIONARY 106-019297
4	098644-01-710	FT	TRACK-SPACER, FOR SCREEN 12' 132-017135 EXCEL
5	098644-01-700	EA	LATCH REPAIR KIT (BLACK)B801-CK EXCEL
6	098644-01-708	FT	CHANNEL-RUN, PIERCED - GLASS 122-016543 EXCEL
7	098644-01-711	FT	WEATHERSTRIP-SCREEN, BLACK 171-016965 EXCEL
8	098647-33-704	EA	SCREEN W/SPRING & WEATHERSTRIP 410-019134
9	098644-01-713	EA	SCREEN CLIPS (METAL)(BLK) 226-016966 EXCEL
10	098647-33-703	EA	GLASS-SLIDING, W/SASH & LATCH H425-G9
11	098644-01-706	FT	WEATHERSTRIP-GLASS 171-010668 EXCEL
	098644-01-716	FT	PLUG-FILLER 132-014470
	098644-01-717	FT	SPLINE-SCREEN MFG 132-004716

SINGLE SLIDER WINDOW (EXCEL)

KEY	PART NUMBER	U/M	DESCRIPTION
1	098647-25-01A	EA	WINDOW ASM-SLIDER,HORIZ B/OW EXCEL H286-G2W66R
	098647-25-700	EA	WINDOW W/O INSIDE TRIM H286-G2R
	098647-25-701	EA	TRIM (INSIDE) W28666
2	100322-01-703	FT	STRIP-GLAZING,BUTYL EXCEL 132-010723
3	098647-25-702	EA	GLASS-STATIONARY
4	098644-01-710	FT	TRACK-SPACER, FOR SCREEN 12' 132-017135 EXCEL
5	098644-01-700	EA	LATCH REPAIR KIT (BLACK)B801-CK EXCEL
6	098644-01-708	FT	CHANNEL-RUN, PIERCED - GLASS 122-016543 EXCEL
7	098644-01-711	FT	WEATHERSTRIP-SCREEN, BLACK 171-016965 EXCEL
8	098647-25-704	EA	SCREEN W/SPRING & WEATHERSTRIP 410-019065
9	098644-01-713	EA	SCREEN CLIPS (METAL)(BLK) 226-016966 EXCEL
10	098647-25-703	EA	GLASS-SLIDING W/SASH & LATCH H286-G9
11	098644-01-706	FT	WEATHERSTRIP-GLASS 171-010668 EXCEL
	098644-01-716	FT	PLUG-FILLER 132-014470
	098644-01-717	FT	SPLINE-SCREEN MFG 132-004716

SINGLE SLIDER WINDOW (EXCEL)

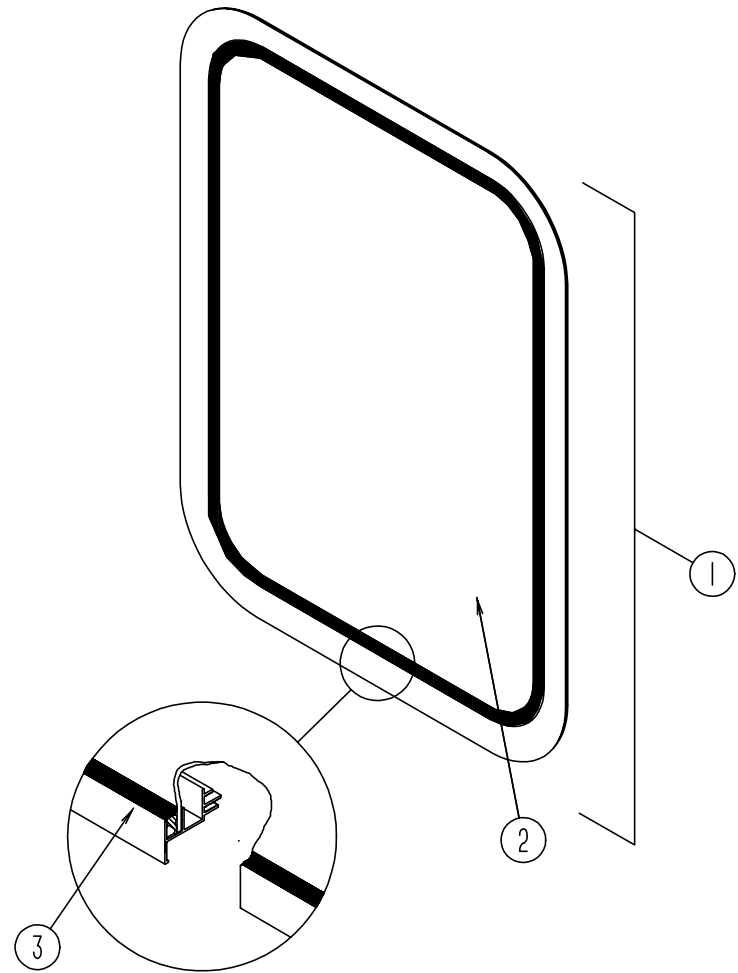
KEY	PART NUMBER	U/M	DESCRIPTION
1	098647-23-01A	EA	WINDOW ASM-SLIDER,HORIZ B/OW EXCEL H287-G2W66R
	098647-23-701	EA	WINDOW W/O TRIM H287-G2R
	098647-23-702	EA	TRIM W28766
2	100322-01-703	FT	STRIP-GLAZING,BUTYL EXCEL 132-010723
3	098647-23-703	EA	GLASS-STATIONARY
4	098644-01-710	FT	TRACK-SPACER, FOR SCREEN 12' 132-017135 EXCEL
5	098644-01-700	EA	LATCH REPAIR KIT (BLACK)B801-CK EXCEL
6	098644-01-708	FT	CHANNEL-RUN, PIERCED - GLASS 122-016543 EXCEL
7	098644-01-711	FT	WEATHERSTRIP-SCREEN, BLACK 171-016965 EXCEL
8	098647-23-704	EA	SCREEN W/SPRING & WEATHERSTRIP 410-019066
9	098644-01-713	EA	SCREEN CLIPS (METAL)(BLK) 226-016966 EXCEL
10	098647-23-700	EA	GLASS SLIDING,W/SASH & LATCH H287-G9
11	098644-01-706	FT	WEATHERSTRIP-GLASS 171-010668 EXCEL
	098644-01-716	FT	PLUG-FILLER 132-014470
	098644-01-717	FT	SPLINE-SCREEN MFG 132-004716



SINGLE SLIDER WINDOW (EXCEL)

KEY	PART NUMBER	U/M	DESCRIPTION
1	098647-22-01A	EA	WINDOW ASM - SLIDER - W/ INSIDE FRAME (OFF WHITE) 26 3/8" HIGH
	098647-22-700	EA	WINDOW W/O TRIM H287-G2L
	098647-23-702	EA	TRIM - INSIDE FRAME W28766
2	098644-01-705	FT	GLAZING STRIP 132-010723
3	098647-23-703	EA	GLASS-STATIONARY 106-017622
4	098644-01-710	FT	TRACK-SPACER, FOR SCREEN 12' 132-017135 EXCEL
5	098644-01-700	EA	LATCH REPAIR KIT (BLACK)B801-CK EXCEL
6	098644-01-708	FT	CHANNEL-RUN, PIERCED - GLASS 122-016543 EXCEL
7	098644-01-711	FT	WEATHERSTRIP-SCREEN, BLACK 171-016965 EXCEL
8	098647-23-704	EA	SCREEN W/SPRING & WEATHERSTRIP 410-019066
9	098644-01-713	EA	SCREEN CLIPS (METAL)(BLK) 226-016966 EXCEL
10	098647-23-700	EA	GLASS SLIDING,W/SASH & LATCH H287-G9
11	098644-01-706	FT	WEATHERSTRIP-GLASS 171-010668 EXCEL
	098644-01-716	FT	PLUG-FILLER 132-014470
	098644-01-717	FT	SPLINE-SCREEN MFG 132-004716

WINDOW, VENT & EXTERIOR DOOR GROUP (CONTINUED)



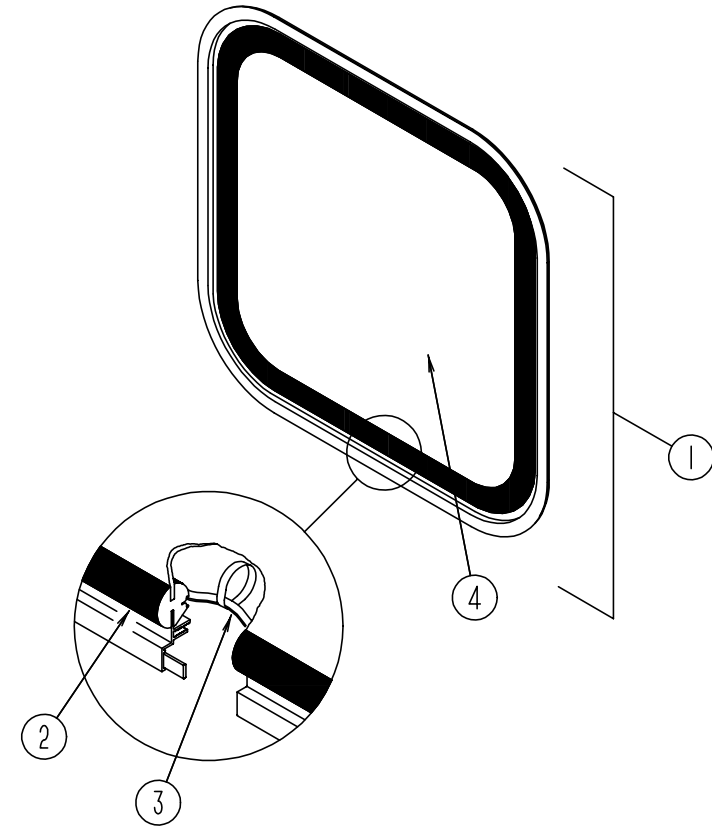
ENTRY DOOR WINDOW

KEY	PART NUMBER	U/M	DESCRIPTION
1	079733-15-F04	EA	WINDOW ASM. - ENTRANCE DOOR - W/O INSIDE FRAME
	067609-38-000	EA	INSIDE FRAME - WINDOW - OFF WHITE
	117054-02-01A	EA	INSIDE FRAME - WINDOW - WHITE
			FROM: 00-00-00 THRU: 12-18-94
			FROM: 12-19-94 THRU: 99-99-99
2	002181-24-000	EA	GLASS - PICTURE 687.4 X 449.4
3	087561-01-000	FT	SEAL - GLASS - EXTERIOR - .5" WIDE - VINYL - BLACK

ENTRY DOOR WINDOW THERMOPANE

KEY	PART NUMBER	U/M	DESCRIPTION
1	113733-01-01A	EA	WINDOW ASM-STATIONARY,THERMOPANE *EXCEL DH416-G2W66
	113733-01-700	EA	WINDOW ASM. W/O TRIM DH416-G2
	113733-01-701	EA	TRIM (W) W41666
2	113733-01-702	EA	GLASS-STATIONARY 390-019187

WINDOW, VENT & EXTERIOR DOOR GROUP (CONTINUED)



BACKWALL ESCAPE WINDOW

KEY	PART NUMBER	U/M	DESCRIPTION
1	078528-06-E10	EA	WINDOW - ESCAPE - 24.75" X 48.75" - W/O INSIDE FRAME USED W/ QUEEN BED
	074816-11-000	EA	FRAME - WINDOW INSIDE - OFF WHITE
2	002282-09-000	EA	WEATHERSTRIP - WINDOW .125" VULCANIZED - 130.53" LONG - BLACK
3	002285-01-000	FT	FILLER - WEATHER STRIP RUBBER - BLACK
4	076337-12-000	EA	GLASS - WINDOW

BACKWALL ESCAPE WINDOW

KEY	PART NUMBER	U/M	DESCRIPTION
1	078528-13-F11	EA	WINDOW ASM-ESCAPE USED W/ TWIN BED
	074816-15-000	EA	FRAME - WINDOW INSIDE - OFF WHITE
2	002282-13-000	EA	WEATHERSTRIP - WINDOW .125" BLACK
3	002285-01-000	FT	FILLER-W/STR-BLK
4	076337-18-000	EA	GLASS-EGRESS 1443 X 589 GRAY

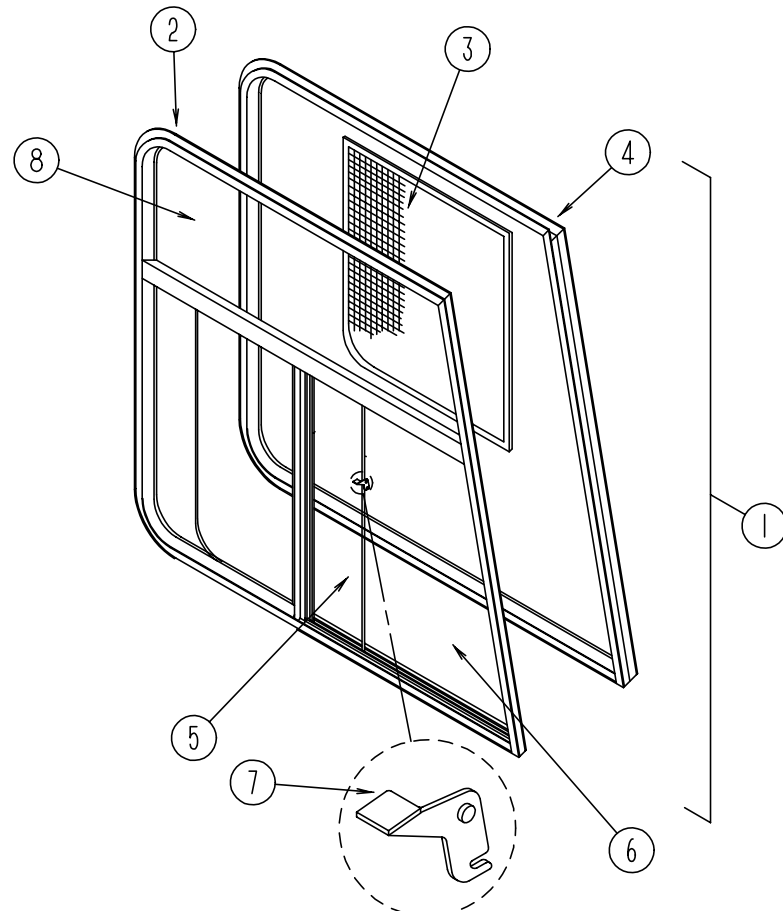
BACKWALL ESCAPE WINDOW (THERMOPANE)

KEY	PART NUMBER	U/M	DESCRIPTION
	113502-01-01A	EA	WINDOW ASM-ESCAPE - EXCEL DH153-G2W60 USED W/ QUEEN BED
	067609-38-000	EA	FRAME-INSIDE WINDOW O/W
	098644-01-705	FT	GLAZING STRIP

BACKWALL ESCAPE WINDOW (THERMOPANE)

KEY	PART NUMBER	U/M	DESCRIPTION
	113733-07-01A	EA	WINDOW ASM-STATIONARY,THERMO USED W/ TWIN BED
	113733-07-700	EA	WINDOW W/O TRIM
	113733-07-701	EA	TRIM
	113733-07-702	EA	GLASS-STATIONARY

WINDOW, VENT & EXTERIOR DOOR GROUP (CONTINUED)



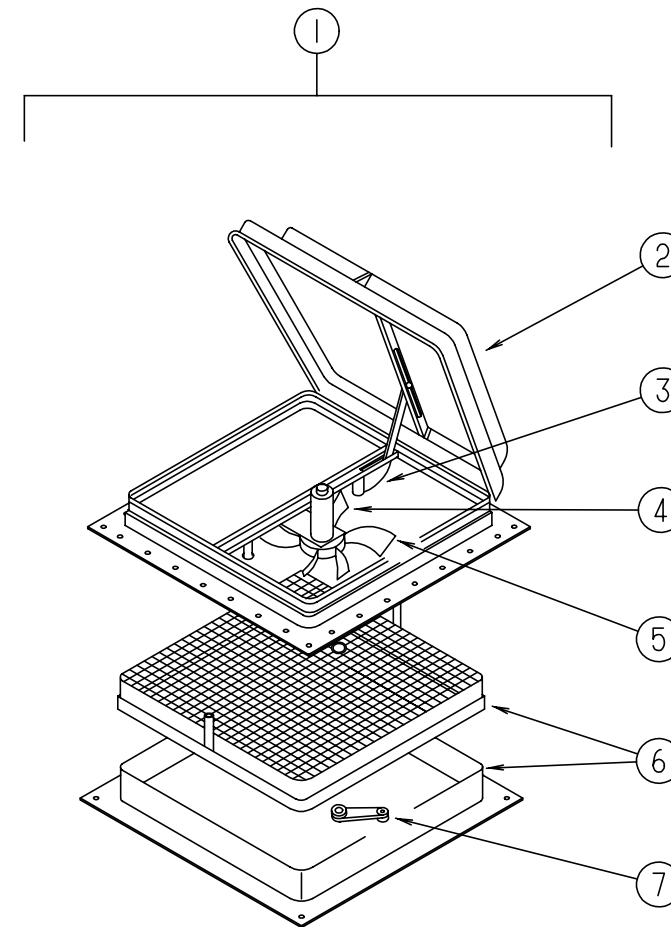
FRONT CAB WINDOWS (EXCEL)

KEY	PART NUMBER	U/M	DESCRIPTION
1	103658-07-01A	EA	WINDOW ASM. - CAB - W/INSIDE FRAME - DRIVER SIDE
1	103658-08-01A	EA	WINDOW ASM. - CAB - W/INSIDE FRAME - PASSENGER SIDE
2	103658-07-704	EA	WINDOW ASM. - SLIDER - W/O INSIDE FRAME - DRIVER SIDE
2	103658-08-700	EA	WINDOW ASM. - SLIDER - W/O INSIDE FRAME - PASSENGER SIDE
3	103658-07-703	EA	SCREEN ASM. - WINDOW - DRIVER OR PASSENGER SIDE
	098644-01-717	FT	SCREEN SPLINE
	098644-01-713	EA	SCREEN CLIPS (METAL)(BLACK)
	098644-01-710	FT	TRACK - SPACER - FOR SCREEN 12'
	098644-01-711	FT	WEATHERSTRIP - SCREEN - BLACK
4	103658-08-701	EA	INSIDE FRAME - PASSENGER SIDE
4	103658-07-700	EA	INSIDE FRAME - DRIVER SIDE
5	103658-08-702	EA	GLASS - SLIDING - W/SASH & LATCH - DRIVER OR PASSENGER SIDE
6	103658-01-702	EA	GLASS - STATIONARY - BOTTOM - DRIVER OR PASSENGER SIDE
7	098644-01-700	EA	LATCH - REPAIR KIT
8	103658-07-701	EA	GLASS - STATIONARY - TOP - DRIVER OR PASSENGER SIDE
	098644-01-708	FT	CHANNEL - PIERCED RUN
	098644-01-706	FT	WEATHERSTRIP - GLASS
	098644-01-716	FT	PLUG - FILLER

FRONT CAB WINDOWS (EXCEL) (THERMOPANE)

KEY	PART NUMBER	U/M	DESCRIPTION
	113501-01-01A	EA	WINDOW ASM-CAB - DRIVERS - THERMOPANE
	103658-01-700	EA	SCREEN ASM.-WINDOW, LEFT
	103658-09-702	EA	TRIM-LEFT
	113501-01-700	EA	WINDOW W/O TRIM
	113501-01-701	EA	GLASS-STATIONARY-UPPER
	113501-01-702	EA	GLASS-STATIONARY-LOWER
	113501-01-703	EA	GLASS-SLIDE ASSEMBLY
	113501-02-01A	EA	WINDOW ASM - CAB - PASSENGER - THERMOPANE
	103658-02-700	EA	SCREEN ASM.-WINDOW, RIGHT
	103658-10-701	EA	TRIM-RIGHT
	113501-01-701	EA	GLASS-STATIONARY-UPPER
	113501-02-700	EA	WINDOW W/O TRIM
	113501-02-701	EA	GLASS-STATIONARY-LOWER
	113501-02-702	EA	GLASS-SLIDE ASSEMBLY

WINDOW, VENT & EXTERIOR DOOR GROUP (CONTINUED)



POWERED ROOF VENT (US)

KEY	PART NUMBER	U/M	DESCRIPTION
1	110051-04-01A	EA	VENT ASM. - ROOF - POWERED
2	064470-01-700	EA	COVER - ROOF VENT
3	110051-01-702	EA	GEAR-ARM-LIFT ASM.
4	048648-01-000	EA	MOTOR - 12V NONVENTED 1/8 SHAFT
5	048649-01-000	EA	FAN - PLASTIC - 6 IN - 6 BLADED
6	110051-01-704	EA	W/ SCREEN & FRAME
7	110051-01-703	EA	CRANK HANDLE

POWERED ROOF VENT (CANADIAN)

KEY	PART NUMBER	U/M	DESCRIPTION
1	110051-06-01A	EA	VENT ASM. - ROOF - POWERED
2	064470-01-700	EA	COVER - ROOF VENT
3	110051-01-702	EA	GEAR-ARM-LIFT ASM.
4	048648-01-000	EA	MOTOR - 12V NONVENTED 1/8 SHAFT
5	048649-01-000	EA	FAN - PLASTIC - 6 IN - 6 BLADED
6	110051-01-704	EA	W/ SCREEN & FRAME
7	110051-01-703	EA	CRANK HANDLE

WINDOW, VENT & EXTERIOR DOOR GROUP (CONTINUED)

NON POWERED ROOF VENT

KEY	PART NUMBER	U/M DESCRIPTION
	110051-02-01A	EA ROOF VENT - W/SCREEN
	064470-01-700	EA COVER - ROOF VENT
	110051-01-702	EA GEAR-ARM-LIFT ASM.
	110051-01-703	EA CRANK HANDLE - ROOF VENT
	110051-01-704	EA SCREEN & FRAME ASM.

POWERED ROOF VENT (FANTASTIC) (US)

KEY	PART NUMBER	U/M DESCRIPTION
	084079-14-000	EA VENT - EXHAUST - POWERED
	084079-01-700	EA VENT COVER - 1020-19
	084079-01-701	EA SCREEN ASM. - WHITE - 1030-80
	084079-01-703	EA CRANK - EXTERIOR - 1060-09
	084079-01-704	EA BLADE - FAN - 1070-00
	084079-01-705	EA MOTOR - 1080-00
	084079-01-707	EA SWITCH - SAFETY - 1120-00
	084079-01-709	EA SWITCH - ON & OFF - MAIN POWER - 1100-00
	084079-01-711	EA H-MOLDING - MOTOR MOUNT - PLASTIC
	084079-01-712	EA GARNISH - INTERIOR - 1 7/8" - OFF WHITE

POWERED ROOF VENT (FANTASTIC) (CSA)

KEY	PART NUMBER	U/M DESCRIPTION
	084079-15-000	EA VENT - EXHAUST - POWERED - CSA
	084079-01-700	EA VENT COVER - 1020-19
	084079-01-701	EA SCREEN ASM. - OFF WHITE - 1030-80
	084079-01-703	EA CRANK - EXTERIOR - 1060-09
	084079-01-704	EA BLADE - FAN - 1070-00
	084079-01-705	EA MOTOR - 1080-00
	084079-01-707	EA SWITCH - SAFETY - 1120-00
	084079-01-709	EA SWITCH - ON & OFF - MAIN POWER - 1100-00
	084079-01-711	EA H-MOLDING - MOTOR MOUNT - PLASTIC
	084079-01-712	EA GARNISH - INTERIOR - 1 7/8" - OFF WHITE

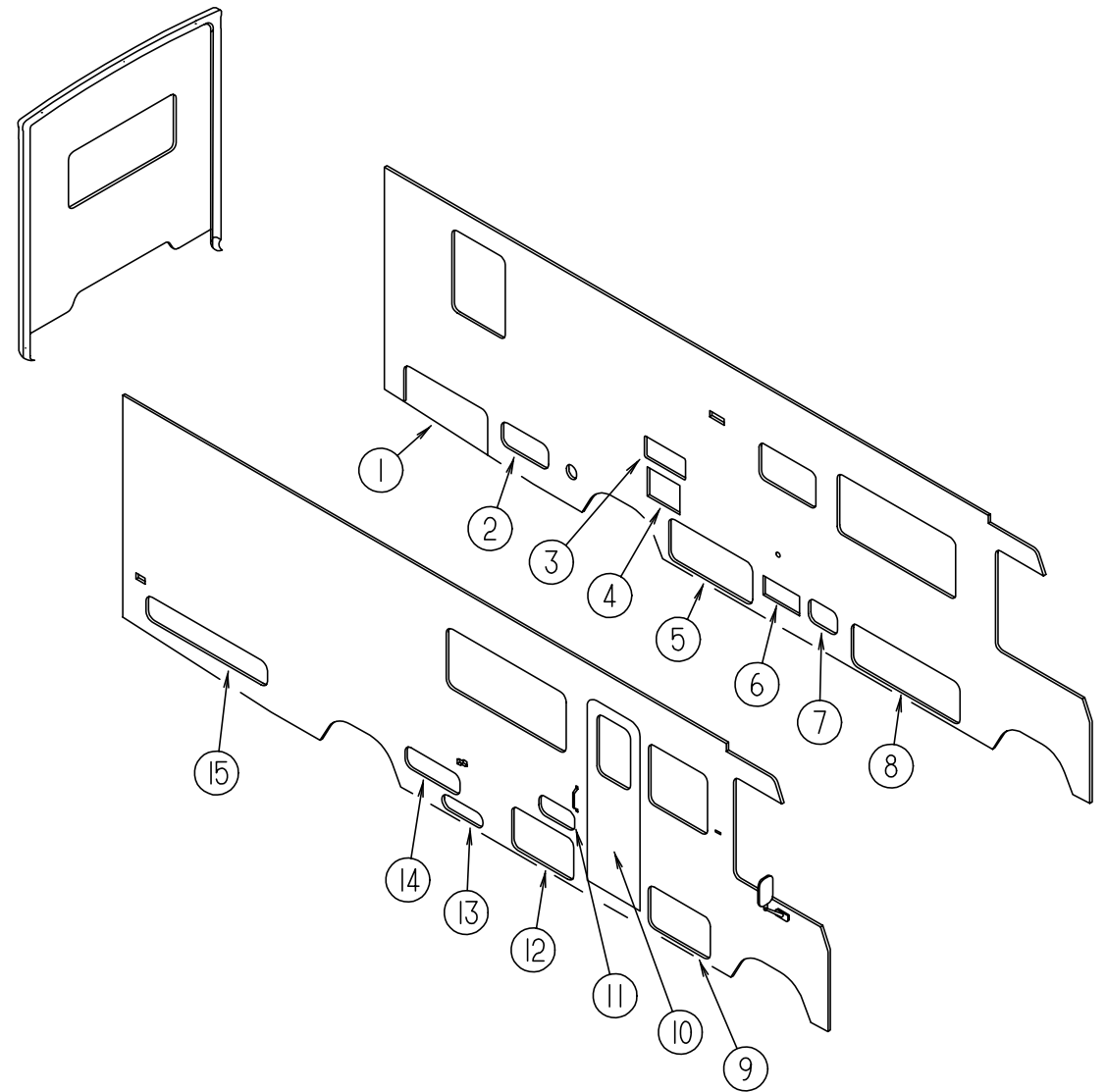
ROOF VENTS

KEY	PART NUMBER	U/M DESCRIPTION
	083558-04-000	EA VENT COVER - PLUMBING PIPE - ROOF
	084073-05-000	EA COVER - ROOF VENT - NORCOLD REFRIGERATOR - BUFF
	084073-04-000	EA BASE - ROOF VENT - NORCOLD REFRIGERATOR - BLACK

SIDEWALL VENTS

KEY	PART NUMBER	U/M DESCRIPTION
	084616-06-000	EA SHROUD - RANGE HOOD VENT - BUFF
	084878-09-000	EA VENT - RANGE HOOD - SHORT - LVS

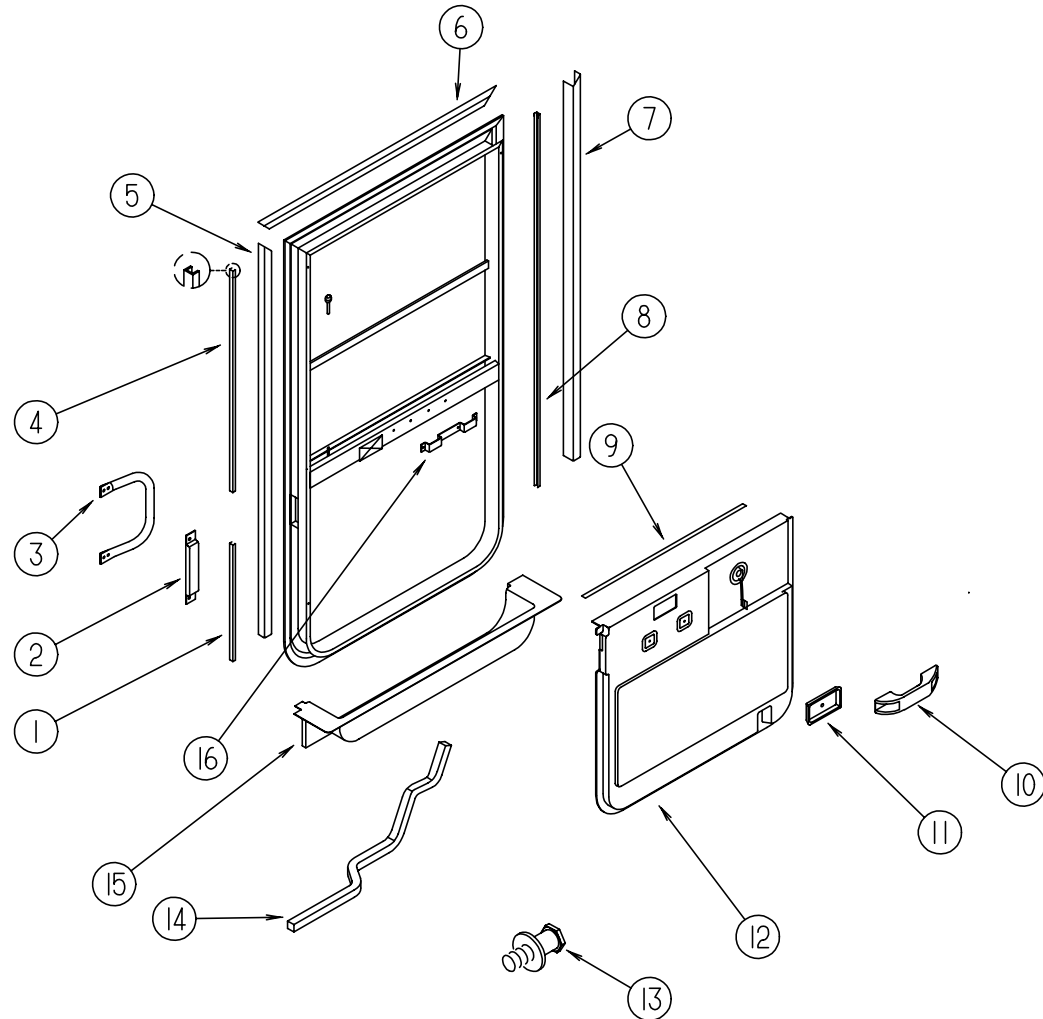
WINDOW, VENT & EXTERIOR DOOR GROUP (CONTINUED)



EXTERIOR DOORS

KEY	PART NUMBER	U/M DESCRIPTION
1	111012-06-F11	EA DOOR ASM - GENERATOR
2	111013-31-F11	EA DOOR ASM - ACCESS
3	084103-06-000	EA DOOR - REFRIGERATOR - VENTED - JAMB - BUFF
3	084104-06-000	EA JAMB - REFRIGERATOR - BUFF
4	052009-04-000	EA DOOR - WATER HEATER - BUFF
5	111013-21-F11	EA DOOR ASM - STORAGE
6	098668-12-000	EA DOOR ASM - FURNACE - EXTERIOR
7	111013-26-F11	EA DOOR ASM-STORAGE
8	111013-17-F11	EA DOOR ASM - STORAGE
9	111013-16-F11	EA DOOR ASM - STORAGE
10	115108-02-F11	EA DOOR - ENTRY - W/ SCREEN DOOR - W/O WINDOW
10	115108-02-F12	EA DOOR - ENTRY - W/ SCREEN DOOR - W/O WINDOW
11	111017-01-E10	EA DOOR ASM - ACCESS - EXTERIOR RADIO
12	111013-16-F11	EA DOOR ASM - STORAGE
13	111009-01-F11	EA DOOR - LP COMPARTMENT - 16.9" X 5.4" - ALUMINUM
14	111013-20-F11	EA DOOR ASM - STORAGE
15	111013-19-F11	EA DOOR ASM - STORAGE
	081240-12-000	EA DOOR - WATER FILL - LOCKABLE W/O LOCK - 4" X 4 5/8" - BUFF
	P15050-01-F11	EA DOOR ASM - DRIVERS - BLACK

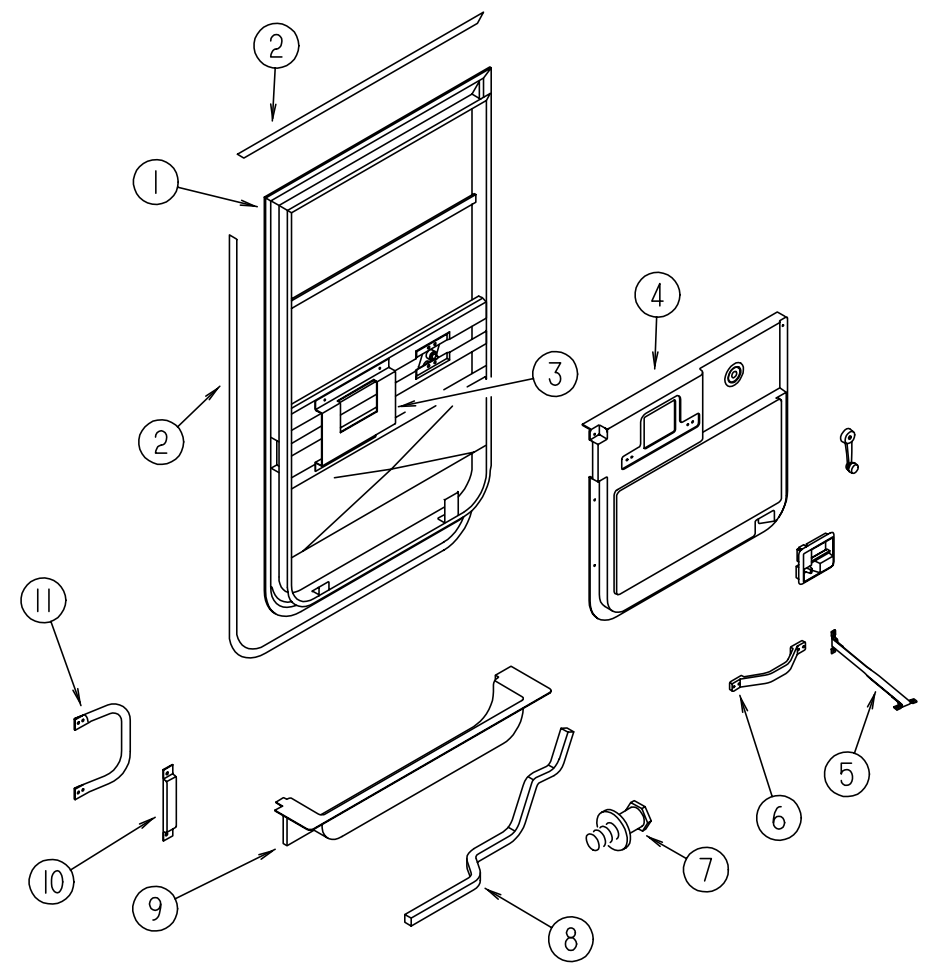
WINDOW, VENT & EXTERIOR DOOR GROUP (CONTINUED)



DRIVER DOOR (EXCEL) (FROM: 00-00-00 THRU: 11-13-94)

KEY	PART NUMBER	U/M DESCRIPTION
	106469-02-01A	EA DOOR - DRIVERS - BLACK - V108-01L
1	108642-03-01A	EA TRIM - DOOR - DRIVERS - BLACK
2	108654-01-01A	EA COVER - STRIKE - DRIVERS DOOR - BLACK
3	108832-01-02A	EA HANDLE - ASSIST - DRIVERS DOOR - METAL - OFF WHITE
3	108832-01-01A	EA HANDLE - ASSIST - DRIVERS DOOR - METAL - MILL FINISHED
	108833-01-01A	EA COVER - HANDLE - ASSIST - OFF WHITE
4	108642-05-01A	EA TRIM - DOOR - DRIVERS - BLACK
5	108129-02-02A	EA GARNISH - DRIVERS DOOR - BLACK
6	108107-01-02A	EA GARNISH - DRIVERS DOOR - BLACK
7	108108-02-02A	EA GARNISH - DRIVERS DOOR - BLACK
8	108642-04-01A	EA TRIM - DOOR - DRIVERS - BLACK
9	109644-01-000	FT TRIM - EDGE - RUBBER
10	102710-01-01A	EA HANDLE - ASSIST - DRIVERS DOOR - 6.6" LONG - BLACK
11	106469-01-707	EA BEZEL - LATCH - INTERIOR (SUPPLIED W/DRIVERS DOOR) 130-081310
12	111816-01-03A	EA PANEL - DRIVER DOOR - INNER - WILLOW - PLASTIC
13	106469-01-715	EA STRIKER ASSEMBLY - (SUPPLIED W/DRIVERS DOOR) 248-081003
14	063977-12-000	EA STEP - DRIVER DOOR - LEFT - PAINTED
14	063977-11-000	EA STEP - DRIVER DOOR - LEFT - UNPAINTED
15	107818-01-01A	EA TRIM - STEP - DRIVERS DOOR - PLASTIC - WILLOW
16	108533-01-000	EA BRACKET - HANDLE -MOUNT
	102569-02-000	EA MAT - ANTI SLIP - LOWER
	P01713-01-000	EA SWITCH ASM-ELECT STEP W/SEAL USE W/ELECTRIC STEP FROM: 00-00-00 THRU: 10-23-94
	116995-01-000	EA SWITCH/MAGNET-STEP,ELECTRIC KWIKEE 905306 FROM: 10-24-94 THRU: 99-99-99
	108897-01-01A	EA GARNISH - DOOR - DRIVERS - U-CHANNEL - BLACK
	109378-01-000	EA STRAP - CHECK - DRIVERS DOOR - BLACK
	109235-01-01A	FT COVER - SCREW - MAT BLACK - DAWN 132-081046

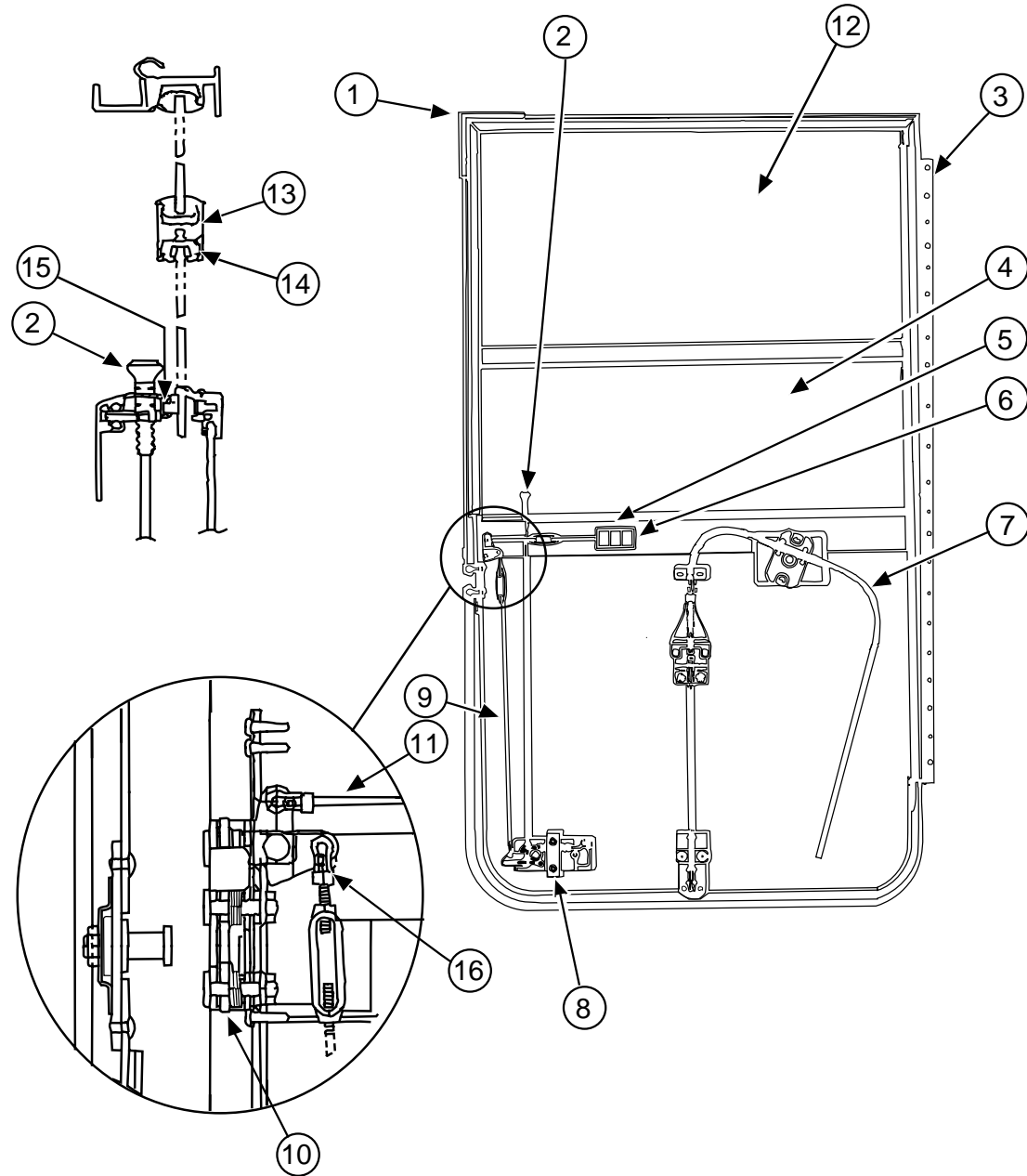
WINDOW, VENT & EXTERIOR DOOR GROUP (CONTINUED)



DRIVER DOOR (EXCEL) (FROM: 11-14-94 THRU: 99-99-99)

KEY	PART NUMBER	U/M DESCRIPTION
1	106469-07-01A	EA DOOR - DRIVERS - BLACK - V130-01L
2	109235-01-01A	FT COVER - SCREW - MAT BLACK - DAWN 132-081046
3	115051-01-01B	EA CHANNEL - HAT - MILL
4	114973-01-02A	EA PANEL - DRIVER DOOR - INNER - LIGHT WILLOW - PLASTIC
5	109378-01-000	EA STRAP - CHECK - DRIVERS DOOR - BLACK
	064219-01-000	EA RETAINER - CHECK STRAP - DRIVERS DOOR - BLACK
6	110604-01-01A	EA HANDLE - ASSIST - DRIVERS DOOR
7	106469-01-715	EA STRIKER ASSEMBLY - (SUPPLIED W/ DRIVERS DOOR) 248-081003
8	063977-12-000	EA STEP - DRIVER DOOR - LEFT - PAINTED
8	063977-11-000	EA STEP - DRIVER DOOR - LEFT - UNPAINTED
9	107818-01-01A	EA TRIM - STEP - DRIVERS DOOR - PLASTIC - WILLOW
	102569-02-000	EA MAT - ANTI SLIP - LOWER
10	108654-01-01A	EA COVER - STRIKE - DRIVERS DOOR - BLACK
11	108832-01-02A	EA HANDLE - ASSIST - DRIVERS DOOR - METAL - OFF WHITE
11	108832-01-01A	EA HANDLE - ASSIST - DRIVERS DOOR - METAL - MILL FINISHED
	108833-01-01A	EA COVER - HANDLE - ASSIST - OFF WHITE
	P01713-01-000	EA SWITCH ASM-ELECT STEP W/SEAL USE W/ELECTRIC STEP FROM: 00-00-00 THRU: 10-23-94
	116995-01-000	EA SWITCH/MAGNET-STEP,ELECTRIC KWIKEE 905306 FROM: 10-24-94 THRU: 99-99-99

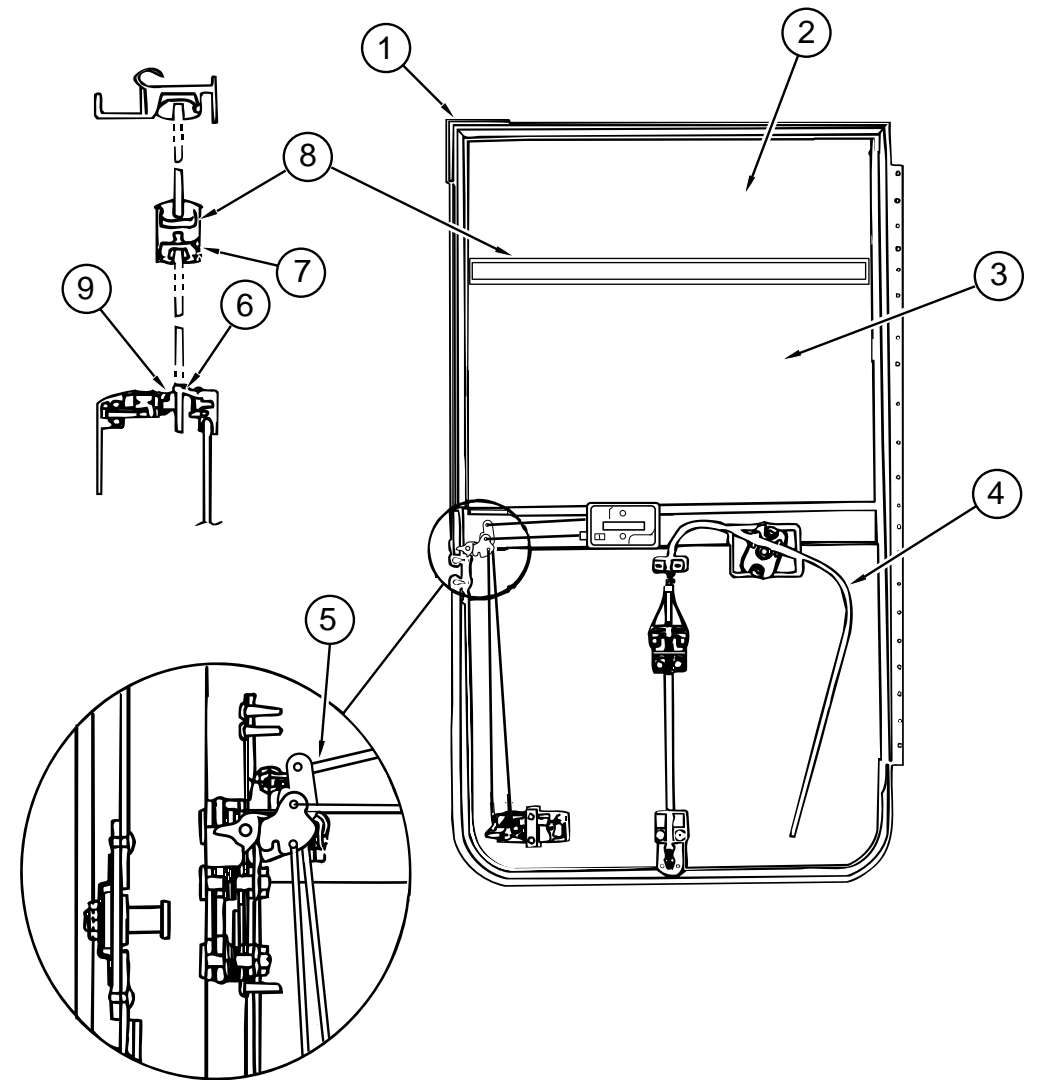
WINDOW, VENT & EXTERIOR DOOR GROUP (CONTINUED)



DRIVER DOOR (EXCEL) (FROM: 00-00-00 THRU: 11-13-94)

KEY	PART NUMBER	U/M DESCRIPTION
1	106469-01-702	EA DOOR SEAL - 122-040984
2	106469-01-708	EA BUTTON - LOCK - BLACK PLASTIC - 130-081313
3	106469-01-716	EA HINGE - 21" - 211080807
4	106469-01-704	EA GLASS ASM - ROLL-UP W/ BRACKET - V103-65L
5	106469-01-707	EA BEZEL - LATCH - INTERIOR - BLACK PLASTIC - 130-08131
6	106469-01-717	EA HANDLE - INTERIOR - 248-081308
7	106469-02-701	EA REGULATOR ASSEMBLY - V108-90L
8	106469-01-711	EA HANDLE - EXTERIOR - 410-081036
	106469-01-701	EA TUMBLER & 2 KEYS - 248-040557
	106469-01-718	EA KEY - BLANK (2) - 248-040558
9	106469-01-712	EA LATCH ROD ASSEMBLY - VERTICAL - V103-49
10	106469-01-710	EA LATCH - ROTARY - 248-081311
11	106469-01-714	EA LATCH - ROD - HORIZONTAL - 203-081015
12	106469-02-702	EA GLASS-STATIONARY - 106-041104
13	106469-01-719	EA MULLION RAIL - V103-84
14	106469-01-705	FT RUN - CHANNEL - 122-010850
15	106469-01-709	FT WEATHERSTRIP - FUZZY - 171-040630
16	106469-01-706	EA FASTENER - ROD END - 130-040593
	106469-02-700	EA JAMB - DRIVER DOOR - V108-30L

WINDOW, VENT & EXTERIOR DOOR GROUP (CONTINUED)



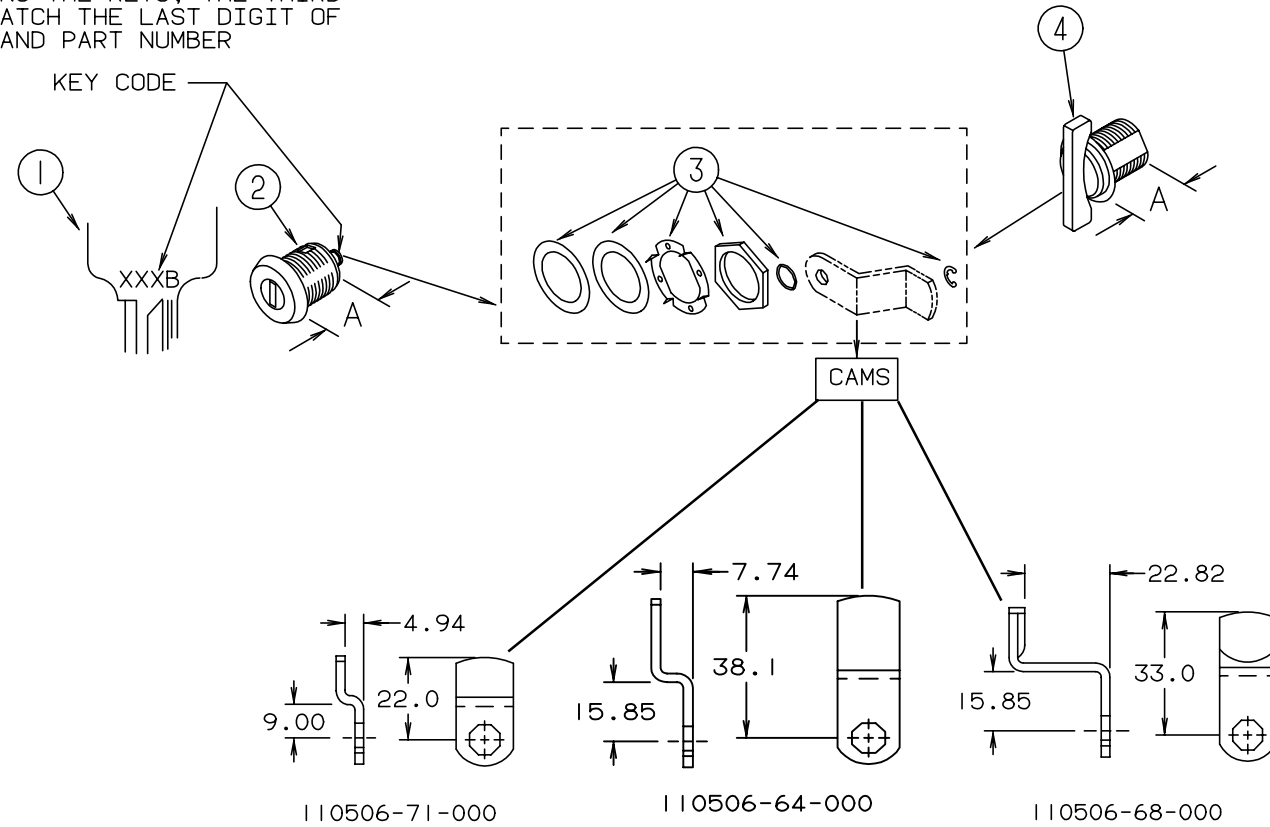
DRIVER DOOR (EXCEL) (FROM: 11-14-94 THRU: 99-99-99)

KEY	PART NUMBER	U/M DESCRIPTION
1	106469-01-702	EA DOOR SEAL - 122-040984
2	106469-02-702	EA GLASS-STATIONARY - 106-041104
3	106469-01-704	EA GLASS ASM - ROLL-UP W/ BRACKET - V103-65L
4	106469-02-701	EA REGULATOR ASSEMBLY - V108-90L
5	106469-01-706	EA FASTENER - ROD END - 130-040593
6	106469-01-721	FT BELT - WEATHERSTRIP - VO47-57
7	106469-01-705	FT RUN - CHANNEL - 122-010850
8	106469-01-719	EA MULLION RAIL - V103-84
9	106469-01-709	FT WEATHERSTRIP - FUZZY - 171-040630
	106469-02-700	EA JAMB - DRIVER DOOR - V108-30L

WINDOW, VENT & EXTERIOR DOOR GROUP (CONTINUED)

BRIGGS & STRATTON LOCKS & COMPONENTS

NOTE:
 WHEN ORDERING THE LOCK CASE, THE KEY CODE MUST MATCH THE LAST DIGIT OF THE VEHICLE'S SERIAL NUMBER AND PART NUMBER; WHEN ORDERING THE KEYS, THE THIRD DIGIT OF THE KEY CODE MUST MATCH THE LAST DIGIT OF THE VEHICLE'S SERIAL NUMBER AND PART NUMBER

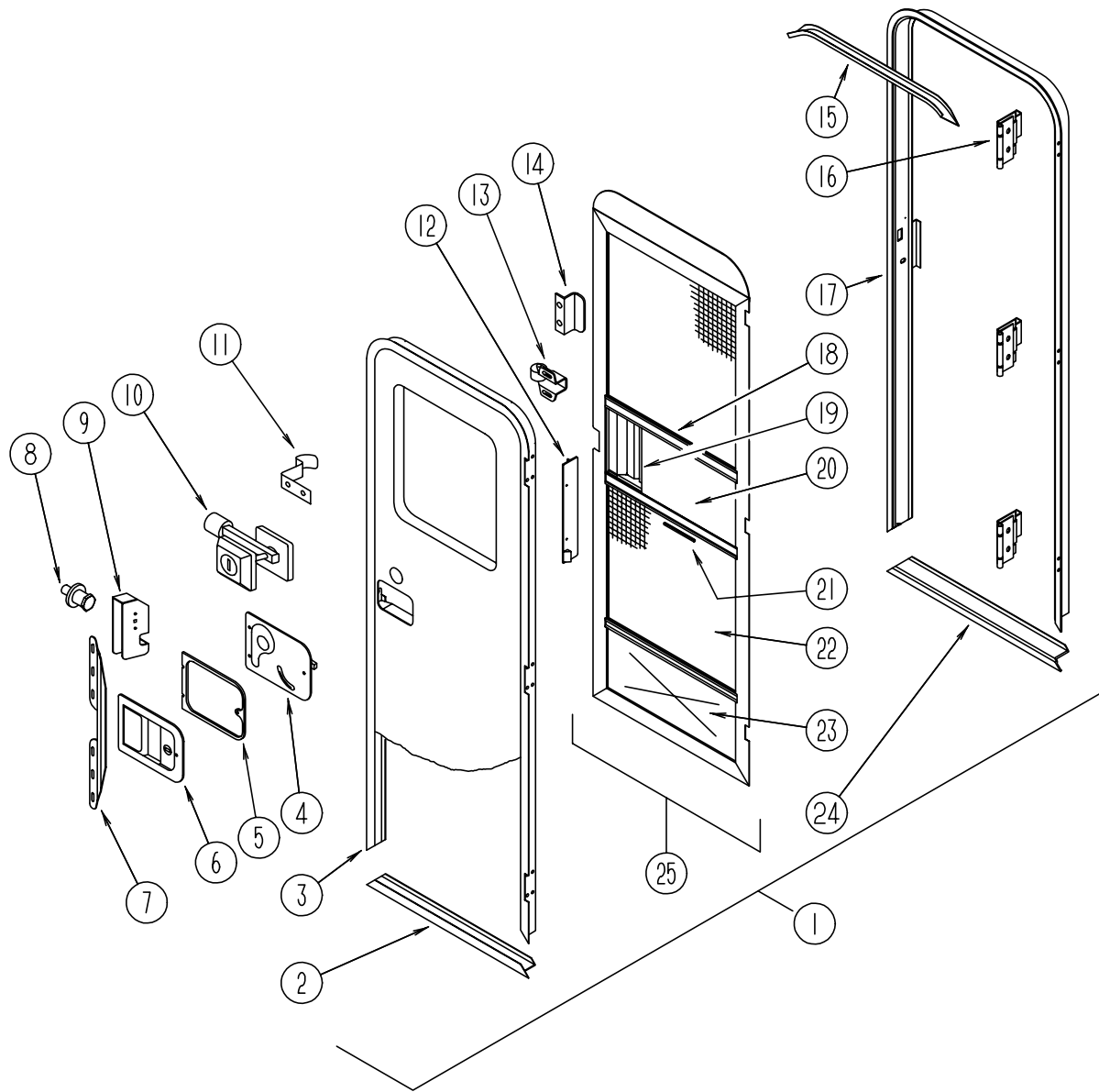


KEY	PART NUMBER	U/M	DESCRIPTION
1	110506-59-000	EA	KEYS - SET OF TWO - 596720
2	110506-52-000	EA	CASE - LOCK - A= 17 MM - 702370
2	110506-53-000	EA	CASE - LOCK - A= 25 MM - 702380
1	110506-59-001	EA	KEYS - SET OF TWO - 596721
2	110506-52-001	EA	CASE - LOCK - A= 17 MM - 702371
2	110506-53-001	EA	CASE - LOCK - A= 25 MM - 702381
1	110506-59-002	EA	KEYS - SET OF TWO - 596722
2	110506-52-002	EA	CASE - LOCK - A= 17 MM - 702372
2	110506-53-002	EA	CASE - LOCK - A= 25 MM - 702382
1	110506-59-003	EA	KEYS - SET OF TWO - 596723
2	110506-52-003	EA	CASE - LOCK - A= 17 MM - 702373
2	110506-53-003	EA	CASE - LOCK - A= 25 MM - 702383
1	110506-59-004	EA	KEYS - SET OF TWO - 596724
2	110506-52-004	EA	CASE - LOCK - A= 17 MM - 702374
2	110506-53-004	EA	CASE - LOCK - A= 25 MM - 702384
1	110506-59-005	EA	KEYS - SET OF TWO - 596725
2	110506-52-005	EA	CASE - LOCK - A= 17 MM - 702375
2	110506-53-005	EA	CASE - LOCK - A= 25 MM - 702385
1	110506-59-006	EA	KEYS - SET OF TWO - 596726
2	110506-52-006	EA	CASE - LOCK - A= 17 MM - 702376
2	110506-53-006	EA	CASE - LOCK - A= 25 MM - 702386

KEY	PART NUMBER	U/M	DESCRIPTION
1	110506-59-007	EA	KEYS - SET OF TWO - 596727
2	110506-52-007	EA	CASE - LOCK - A= 17 MM - 702377
2	110506-53-007	EA	CASE - LOCK - A= 25 MM - 702387
1	110506-59-008	EA	KEYS - SET OF TWO - 596728
2	110506-52-008	EA	CASE - LOCK - A= 17 MM - 702378
2	110506-53-008	EA	CASE - LOCK - A= 25 MM - 702388
1	110506-59-009	EA	KEYS - SET OF TWO - 596729
2	110506-52-009	EA	CASE - LOCK - A= 17 MM - 702379
2	110506-53-009	EA	CASE - LOCK - A= 25 MM - 702389
3	110506-40-700	EA	HARDWARE KIT
4	110506-50-000	EA	CASE - TWIST LOCK - A= 17 MM - 596952
4	110506-51-000	EA	CASE - TWIST LOCK - A= 25 MM - 596669
	110506-40-000	EA	CLIP-E - LOCK ASM. - 93981
	110506-64-000	EA	CAM - LOCK - 322280
	110506-68-000	EA	CAM - LOCK - 322284
	110506-71-000	EA	CAM - LOCK - 322287
	110506-59-701	EA	KEY BLANK - GOLD

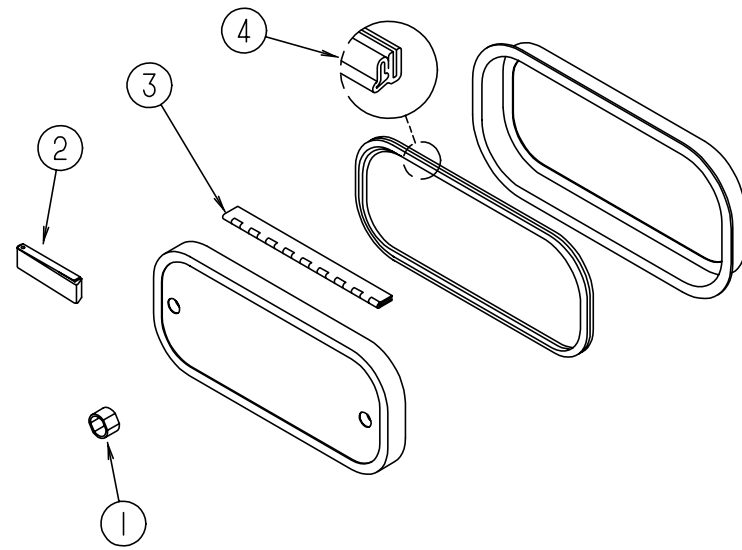
WINDOW, VENT & EXTERIOR DOOR GROUP (CONTINUED)

ENTRY DOOR W/O WINDOW



KEY	PART NUMBER	U/M	DESCRIPTION
1	115108-02-F11	EA	DOOR - ENTRY - W/O WINDOW - W/ SCREEN DOOR
1	115108-02-F12	EA	DOOR - ENTRY - W/O WINDOW - W/ SCREEN DOOR
	041546-05-000	EA	BRACKET - DOOR ANGLE - 5" X 1.9" - OFF WHITE - METAL
	115222-02-01A	EA	GARNISH - RADIUS - ENTRY DOOR - OFF WHITE
2	089748-09-000	EA	FRAME - BOTTOM ENTRY DOOR - BUFF
3	095276-03-05A	EA	FRAME - ENTRY DOOR - W/O BOTTOM - BUFF
4	039979-04-000	EA	COVER - INTERIOR LATCH - W/TRIP ARM - RIGHT - BLACK
5	096810-01-01A	EA	SPACER - DOOR LOCK - PLASTIC - BLACK
6	045017-11-000	EA	LATCH - PADDLE - MECHANISM W/LOCK CYLINDER & KEY - BLACK
	045017-11-702	EA	MASTER KEY,F SERIES 81313-02
			TO BE SOLD F/DEALER USE ONLY, NOT RETAIL !!!!!!!!
	045017-11-701	EA	KEY BLANK
7	098173-01-04A	EA	STIFFENER - ENTRY DOOR - SUPPORTS LATCH/ STRIKE AREA - MILL
8	039539-01-000	EA	STRIKE - ENTRANCE DOOR LOCK
	077461-03-000	EA	COVER - STRIKE - ENTRY DOOR - 6.5" X 2.5" - PLASTIC - OFF WHITE
9	039540-01-000	EA	LATCH MECHANISM - HOOK - ENTRY DOOR - INTERIOR
	039715-01-000	EA	NUT - SERT - 1/4" DIAMETER - 20 THREADS
	039984-01-000	EA	CAP - ROUND - VINYL - .28" ID X .62" LONG - BLACK
	040944-01-000	EA	LABEL - ENTRANCE DOOR - "OPEN"
10	101145-01-01A	EA	DEADBOLT - ENTRY DOOR - BLACK
	095229-01-700	EA	KEY ONLY - BLANK
	101147-01-000	EA	BOLT - SECURITY - 4.12" BACKSET
	102524-01-000	EA	BUMPER - RUBBER - FLAT - BLACK
11	100412-01-000	EA	CATCH - SCREEN DOOR - THUMB CLIP
12	079087-02-000	EA	STRIKE - SLIDER - W/LIP FOR ELBOW CATCH - 1.5" X 8.6" - OFF WHITE
13	109403-01-000	EA	CATCH - SCREEN DOOR ROLLER
	063729-04-000	EA	RIVNUT - 10-32 UNF - .010-.080
	072893-01-000	EA	NUTSERT - M5 X 0 - 8
	075671-04-000	FT	SEAL - SPONGE - LAZY-T SHAPE - W/ ADHESIVE STRIPE - .5" WIDE
14	050712-04-000	EA	HANDLE - SCREEN DOOR - OFF WHITE
15	044582-22-000	EA	CAP - DRIP - ENTRY DOOR - ALUMINUM - BUFF
16	106719-01-02A	EA	HINGE - ENTRY DOOR - BUFF
17	095277-04-05A	EA	JAMB ASM - ENTRANCE DOOR - BUFF
18	078777-01-000	EA	CHANNEL - SLIDE - SCREEN DOOR CENTER SLIDER COVER
19	079086-02-000	EA	SLIDER - SCREEN DOOR - OFF WHITE
	078595-01-000	EA	TOP PLATE - SCREEN DOOR - CURVED TOP - 4.7" X 25.35"
20	016454-01-000	EA	INSERT - SCREEN DOOR - CENTER - LEATHER GRAIN ALUMINUM
21	002294-01-000	FT	SPLINE - SCREENING - .135" X .138" - BLACK
22	002293-02-000	SF	SCREENING - 26" - CHARCOAL
23	078552-03-000	EA	KICK PANEL - SCREEN DOOR - LOWER INSERT - UNPAINTED
24	051049-01-000	EA	JAMB BOTTOM - ENTRY DOOR - 25.9" - UNPAINTED
25	079012-05-B10	EA	DOOR - SCREEN
	100128-02-000	FT	SEAL - SCREEN DOOR

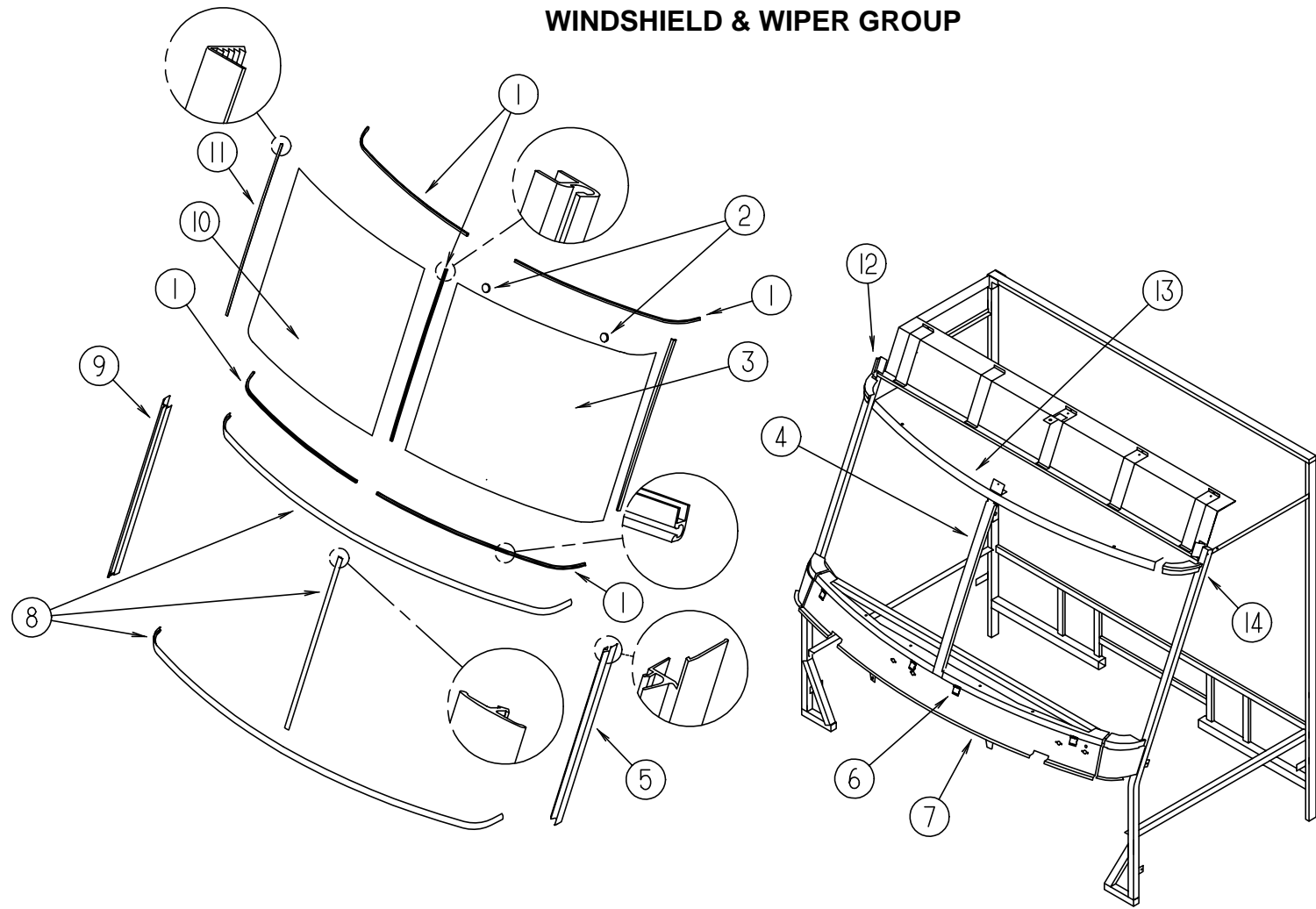
WINDOW, VENT & EXTERIOR DOOR GROUP (CONTINUED)



EXTERIOR DOORS

KEY	PART NUMBER	U/M DESCRIPTION
1	107997-51-001	EA SPACER - .86" X .6" - ALUMINUM
2	102768-01-000	EA HOLDER - COMPARTMENT/ ENTRY DOOR - METAL - MILL FINISH
3	081801-02-000	EA HINGE - PIANO - 2" X 96" - ALUMINUM
4	064075-07-000	FT SEAL - BULB - W/ WIRED U CHANNEL - .3" X .5" CHANNEL - BLACK
	096217-55-001	EA U-CHANNEL - 17.5' - OFF WHITE
	096217-55-006	EA U-CHANNEL - 17.5' - BRIGHT WHITE

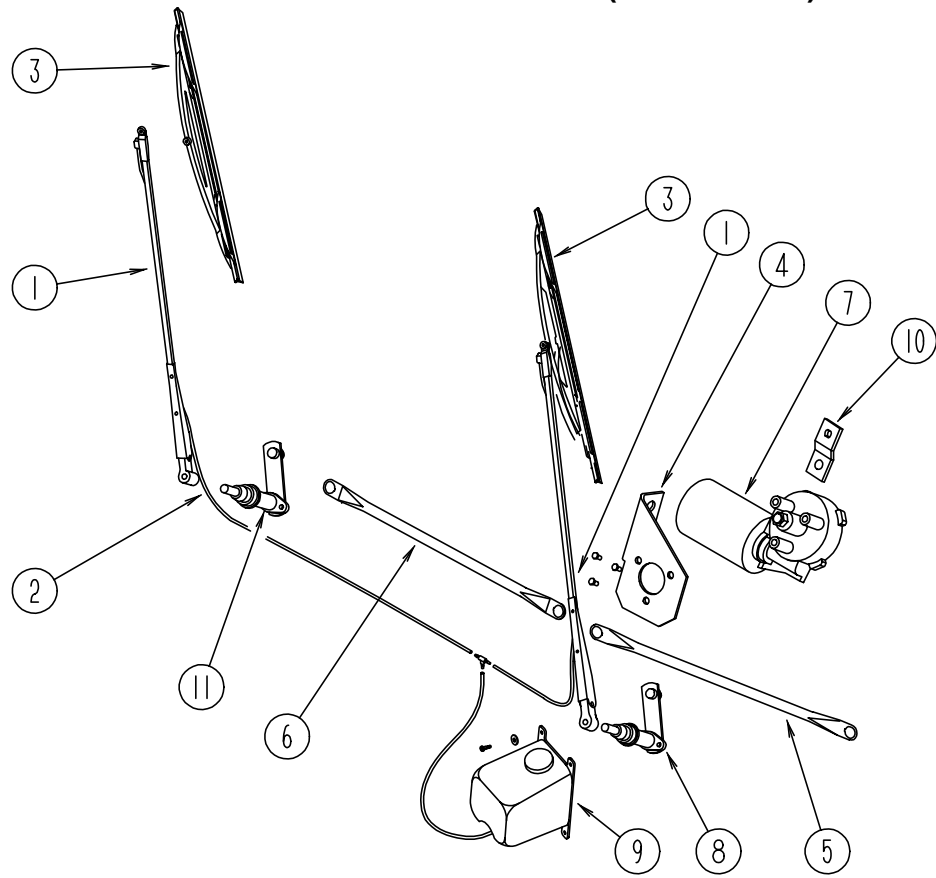
WINDSHIELD & WIPER GROUP



WINDSHIELD MOLDINGS & GLASS

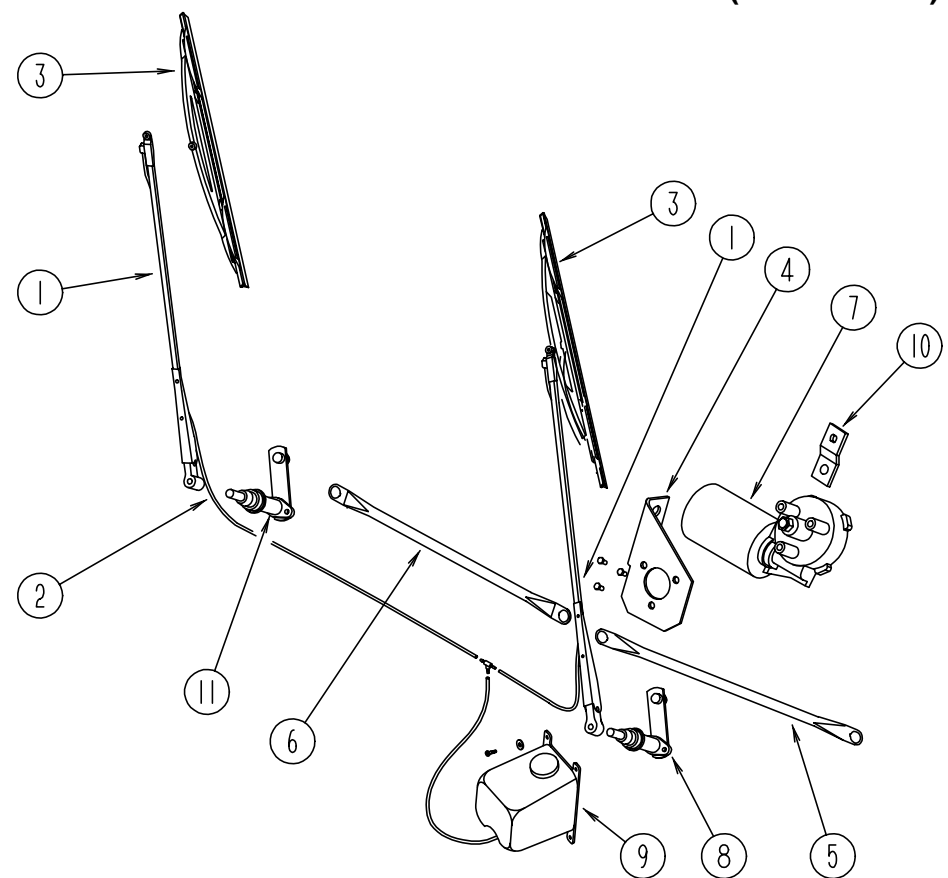
KEY	PART NUMBER	U/M DESCRIPTION
1	110268-01-000	EA CARRIER - REVEAL - 1280 MM
2	081914-01-000	EA BUMPER - RUBBER - ROUND - .43" DIAMETER - BLACK
3	114432-02-000	EA GLASS - WINDSHIELD - DRIVER SIDE
4	075710-01-000	EA FRAME - WINDSHIELD - CENTER DIVIDER - INNER
5	103107-04-01A	EA TRIM - WINDSHIELD - DRIVER SIDE - BLACK
6	104449-01-000	EA BRACKET - WINDSHIELD SUPPORT
7	077847-03-000	EA SUPPORT - WINDSHIELD - LOWER - END - RIGHT
	077847-04-000	EA SUPPORT - WINDSHIELD - LOWER - END - LEFT
	077847-05-000	EA SUPPORT - WINDSHIELD - LOWER - CENTER
8	102936-01-000	FT MOLDING - REVEAL - WINDSHIELD
9	103107-03-01A	EA TRIM - WINDSHIELD - PASSENGER SIDE - BLACK
10	114432-01-000	EA GLASS - WINDSHIELD - PASSENGER SIDE
11	098788-06-000	EA CARRIER - REVEAL - 48.9" WINDSHIELD
12	077922-03-000	EA HEADER WINDSHIELD END - PASSENGER SIDE
13	077922-06-000	EA HEADER WINDSHIELD - CENTER
14	077922-04-000	EA HEADER WINDSHIELD END - DRIVER SIDE

WINDSHIELD & WIPER GROUP (CONTINUED)



WINDSHIELD WIPER ASM (CHEVY)

WINDSHIELD & WIPER GROUP (CONTINUED)



WINDSHIELD WIPER ASM (FORD)

KEY	PART NUMBER	U/M DESCRIPTION
1	103671-01-000	EA ARM - WIPER - 24"
2	096931-01-700	FT HOSE
3	095964-01-000	EA BLADE - WIPER - WINDSHIELD - 24"
	095964-01-700	EA BLADE - REFILL 24" (PAIR)
4	104549-01-000	EA BRACKET ASM - WIPER MOTOR
5	103672-01-000	EA LINK ASM - CONNECTING - 21.85" - DRIVER SIDE
		FROM: 00-00-00 THRU: 12-04-94
5	117008-01-000	EA LINK ASM - CONNECTING - 21.85" - DRIVER SIDE
		FROM: 12-05-94 THRU: 99-99-99
6	103672-02-000	EA LINK ASM - CONNECTING - 21.85" - PASSENGER SIDE
		FROM: 00-00-00 THRU: 12-04-94
6	117008-02-000	EA LINK ASM - CONNECTING - 21.85" - PASSENGER SIDE
		FROM: 12-05-94 THRU: 99-99-99
7	104346-02-000	EA MOTOR-WIPER
8	096505-06-000	EA PIVOT & SHAFT ASM - WIPER - DRIVER SIDE
9	056000-04-000	EA WINDSHIELD WASHER - BOTTLE & PUMP
		FROM: 00-00-00 THRU: 03-12-95
	096931-01-701	EA NOZZLE & HARDWARE KIT, INCLUDES NOZZLE, NUT, SHORT THREAD SCREW, LONG THREAD SCREW, AND PLASTIC CAP
		FROM: 00-00-00 THRU: 04-02-95
9	117766-02-000	EA WASHER ASM - WINDSHIELD WIPER - MCCORD 600328
		FROM: 04-03-95 THRU: 99-99-99
	110605-01-000	EA TEE - PLAS - BARBED 1/8 X 1/8 X 3/16 BAYLOCK 3799721
		FROM: 04-03-95 THRU: 99-99-99
9	117765-01-000	EA CONNECTOR - 5/32-1/4-3/8 WINDSHIELD WASHER DANA - WEATHERHD
		FROM: 04-03-95 THRU: 99-99-99
10	104347-01-000	EA ARM - DRIVE - WIPER MOTOR - 1.54"
11	096505-05-000	EA PIVOT & SHAFT ASM - WIPER - PASSENGER SIDE
	067193-05-000	EA GROMMET BUSHING - CONTROL ARM
	061603-01-000	EA GROMMET - SNAP - 3/16"ID - 3/8" HOLE - PLASTIC - BLACK
	110742-01-000	EA WIPER GASKET
	067188-01-000	EA STUD - WIPER CRANK
	067193-05-000	EA TOOL KIT - GROMMET BUSHING

KEY	PART NUMBER	U/M DESCRIPTION
1	103671-01-000	EA ARM - WIPER - 24"
2	096931-01-700	FT HOSE
3	095964-01-000	EA BLADE - WIPER - WINDSHIELD - 24"
	095964-01-700	EA BLADE - REFILL 24" (PAIR)
4	104549-01-000	EA BRACKET ASM - WIPER MOTOR
5	103672-01-000	EA LINK ASM - CONNECTING - 21.85" - DRIVER SIDE
		FROM: 00-00-00 THRU: 12-04-94
5	117008-01-000	EA LINK ASM - CONNECTING - 21.85" - DRIVER SIDE
		FROM: 12-05-94 THRU: 99-99-99
6	103672-02-000	EA LINK ASM - CONNECTING - 21.85" - PASSENGER SIDE
		FROM: 00-00-00 THRU: 12-04-94
6	117008-02-000	EA LINK ASM - CONNECTING - 21.85" - PASSENGER SIDE
		FROM: 12-05-94 THRU: 99-99-99
7	104346-03-000	EA MOTOR-WIPER,DYNAMIC PARK
	110178-01-000	EA HOUSING - WIPER MOTOR
8	096505-06-000	EA PIVOT & SHAFT ASM - WIPER - DRIVER SIDE
9	056000-04-000	EA WINDSHIELD WASHER - BOTTLE & PUMP
		FROM: 00-00-00 THRU: 03-12-95
	096931-01-701	EA NOZZLE & HARDWARE KIT, INCLUDES NOZZLE, NUT, SHORT THREAD SCREW, LONG THREAD SCREW, AND PLASTIC CAP
		FROM: 00-00-00 THRU: 04-02-95
9	117766-02-000	EA WASHER ASM - WINDSHIELD WIPER - MCCORD 600328
		FROM: 04-03-95 THRU: 99-99-99
	110605-01-000	EA TEE - PLAS - BARBED 1/8 X 1/8 X 3/16 BAYLOCK 3799721
		FROM: 04-03-95 THRU: 99-99-99
9	117765-01-000	EA CONNECTOR - 5/32-1/4-3/8 WINDSHIELD WASHER DANA - WEATHERHD
		FROM: 04-03-95 THRU: 99-99-99
10	104347-01-000	EA ARM - DRIVE - WIPER MOTOR - 1.54"
11	096505-05-000	EA PIVOT & SHAFT ASM - WIPER - PASSENGER SIDE
	067193-05-000	EA GROMMET BUSHING - CONTROL ARM
	061603-01-000	EA GROMMET - SNAP - 3/16"ID - 3/8" HOLE - PLASTIC - BLACK
	110742-01-000	EA WIPER GASKET
	067188-01-000	EA STUD - WIPER CRANK
	067193-05-000	EA TOOL KIT - GROMMET BUSHING