

**1995
WCF28RC**

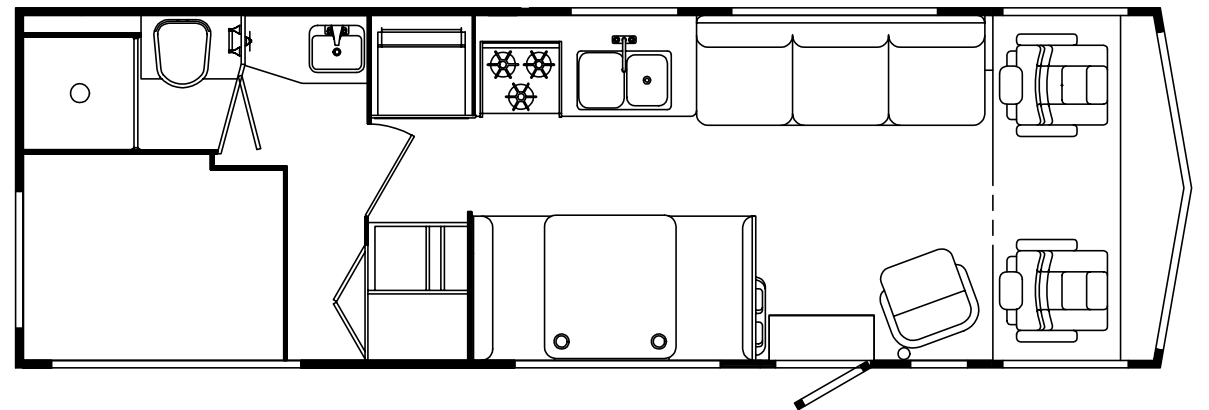

F04

F05

F06

F07

F14



**ACCESSORIES GROUP
OPERATOR MANUAL**

KEY	PART NUMBER	U/M	DESCRIPTION
	054185-C5-000	EA	MANUAL-OPERATOR, 1995 BRAVE
	092318-01-000	EA	BINDER - 3 RING, MOTOR HOME MANUAL
	092319-01-000	EA	POCKET PAGE - 3 RING BINDER, PLASTIC
	113921-01-000	DW	TOP LEVEL DRAWING-F, 1995

**AUDIO VIDEO GROUP
PATIO ENTERTAINMENT CENTER**

KEY	PART NUMBER	U/M	DESCRIPTION
	108847-01-000	EA	BRACKET-ANTENNA GROUND
	110469-01-000	EA	SPEAKER - 4" X 6", OVAL - MAGNADYNE F46XB-12
	110470-01-01A	EA	GRILLE-SPEAKER, OVAL - 4" X 6" - BLACK - MAGNADYNE G46WI
	087683-03-000	EA	RADIO-AM/FM STEREO W/CASSETTE - AUDIOVOX RS-100
	077069-02-000	EA	CABLE-ANTENNA, RADIO - EXTENSION 96" - ARA 6700667
	090944-01-000	EA	ANTENNA-RADIO, 16" RUBBER
	109889-02-000	EA	ANTENNA-SHAFT EXTENDER, 2" - MAGNADYNE RV71EX2

RADIO SYSTEM & ANTENNA

KEY	PART NUMBER	U/M	DESCRIPTION
	110267-03-000	EA	RADIO-AM/FM STEREO, CD COMPATIBLE - AUDIOVOX IM-400
	116148-01-000	EA	RADIO-AM/FM STEREO, CD PLAYER - CLARION 5633CD
	077069-02-000	EA	CABLE-ANTENNA, RADIO - EXTENSION 96" - ARA 6700667
	090944-01-000	EA	ANTENNA-RADIO, 16" RUBBER
	104498-01-000	EA	BRACKET-ANTENNA MOUNT, STEEL
	081059-02-000	EA	WIRE ASM - 9-PIN, RADIO - AUDIOVOX 112B-1761
	089340-02-000	EA	GRILLE-SPEAKER, 6.5" SQUARE
	089340-03-000	EA	SPACER-GRILLE, 6.5" SQUARE - TAN - MAGNADYNE G514
	094097-01-000	EA	SPEAKER-RADIO, W/O GRILLE - 5.25" DIA - AUDIOVOX 110C3030
	110469-01-000	EA	SPEAKER - 4" X 6", OVAL - MAGNADYNE F46XB-12
	110470-01-01A	EA	GRILLE-SPEAKER, OVAL - 4" X 6" - BLACK - MAGNADYNE G46WI

CB ANTENNA

KEY	PART NUMBER	U/M	DESCRIPTION
	105248-01-000	EA	ANTENNA-CB, ADVANCE 8604
	104498-01-000	EA	BRACKET-ANTENNA MOUNT, STEEL

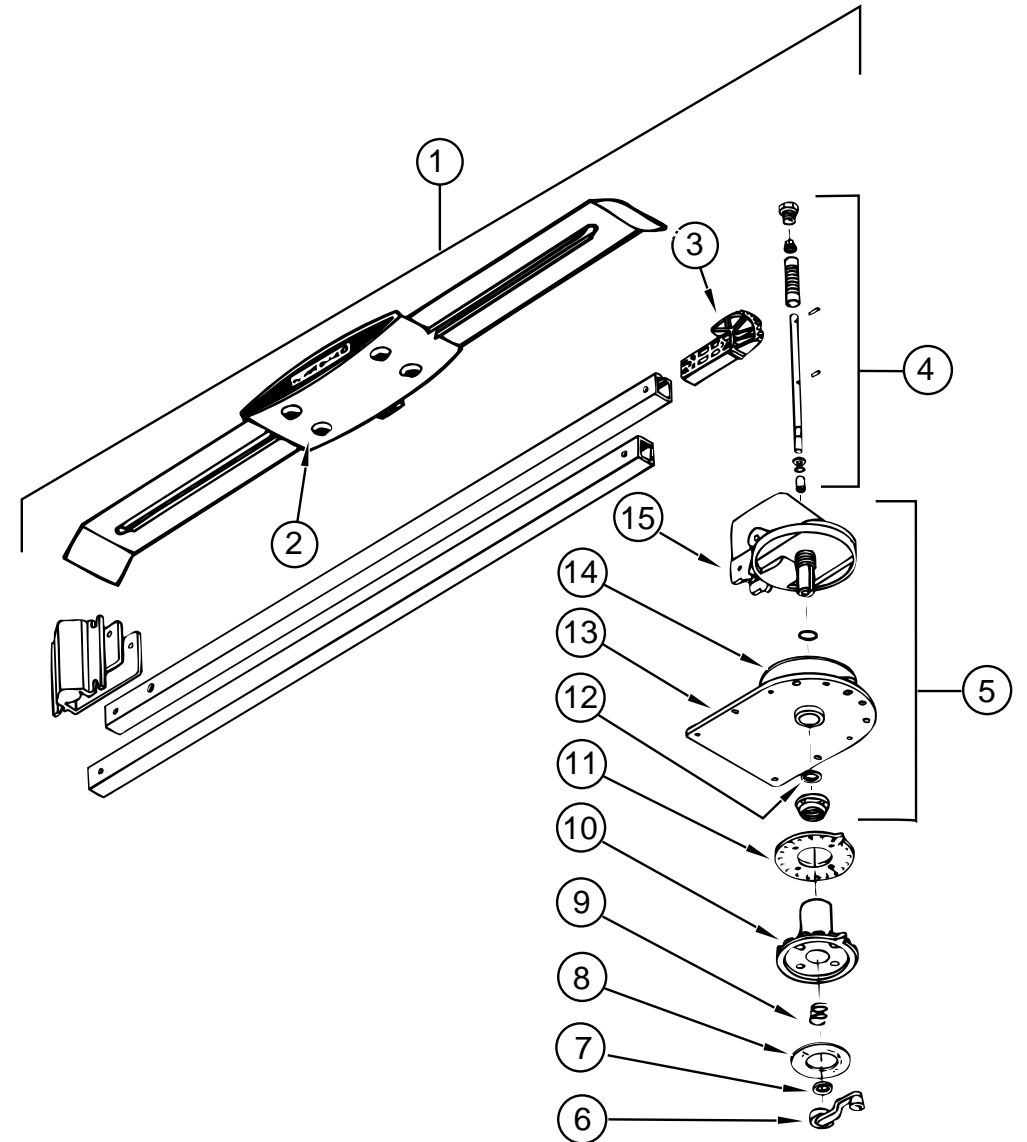
AUDIO VIDEO GROUP (CONTINUED)
TV, VCR & CONTROL CENTER

KEY	PART NUMBER	U/M DESCRIPTION
	092310-02-000	EA TV-COLOR, 9" - AC/DC - W/REMOTE - MAGNAVOX RD0945
	092310-02-700	EA REMOTE-TV, MAGNAVOX RD0945
	098447-11-000	EA TV - 13", COLOR W/JACK - U.S. - MAGNAVOX 13PRC10
	098447-11-700	EA REMOTE-TV, MAGNAVOX 13PRC10 AND 13XNC15
	098447-08-000	EA TV - 13", COLOR W/JACK - CANADIAN - MAGNAVOX XR1333C FROM: 00-00-00 THRU: 10-09-94
	098447-08-700	EA REMOTE-TV, MAGNAVOX XR1333C
	098447-12-000	EA TV - 13", COLOR W/JACK - CANADIAN - MAGNAVOX 13XNC15 FROM: 10-10-94 THRU: 99-99-99
	098447-11-700	EA REMOTE-TV, MAGNAVOX 13PRC10 AND 13XNC15
	098446-06-000	EA VCR-VHS CABLE READY W/REMOTE - MAGNAVOX VR9210 FROM: 00-00-00 THRU: 10-02-94
	098446-06-700	EA REMOTE F/MODEL #9210
	098446-07-000	EA VCR-VHS CABLE READY W/REMOTE - MAGNAVOX VR9320 FROM: 10-03-94 THRU: 99-99-99
	098446-07-700	EA REMOTE F/MODEL #9320
	099717-01-000	EA TIEDOWN-TV, STRAP ON FEMALE END IS 22.8" LONG
	099717-02-000	EA TIEDOWN-TV, STRAP ON FEMALE END IS 28.7" LONG
	098819-01-000	EA SPEAKER - 2 WATT, 8 OHM - 4"
	093214-01-02A	EA GRILLE-SPEAKER, 4" BROWN
	086757-03-000	EA CONTROL CENTER-SWITCH, VCR/TV - MAGNADYNE VCS-6

TV CABLE, CONNECTORS, & WALLPLATES

KEY	PART NUMBER	U/M DESCRIPTION
	076319-03-000	FT CABLE-COAXIAL, 75 OHM
	076319-06-000	EA ADAPTOR-CABLE ROOF PLATE, WINEGARD RPJ-1
	076319-09-000	EA WALLPLATE-CABLE RECEPTACLE, TV - SINGLE - BROWN
	076319-12-000	EA CONNECTOR-COAXIAL, ONE PIECE
	082134-01-000	EA ADAPTER-TV, CABLE TO CABLE - WINEGARD F-81M
	082136-01-000	EA NUT-HEX JAM 3/8-32, WINEGARD
	086756-01-000	EA SPLITTER-TV, 2 WAY
	086777-01-000	EA PLATE-WALL, TV CABLE W/ANTENNA SWITCH - IVORY - WINEGARD RV-0710
	086777-03-000	EA PLATE-WALL, CABLE - W/TV ANTENNA SWITCH & BOOSTER - IVORY - EUROPEAN
	086777-05-000	EA PLATE-WALL, ANTENNA - 1 OUTPUT - IVORY - WINEGARD RV-0921
	093901-03-000	EA PLATE-COAXIAL CABLE, 64 MM X 45 MM - STEEL - BLACK

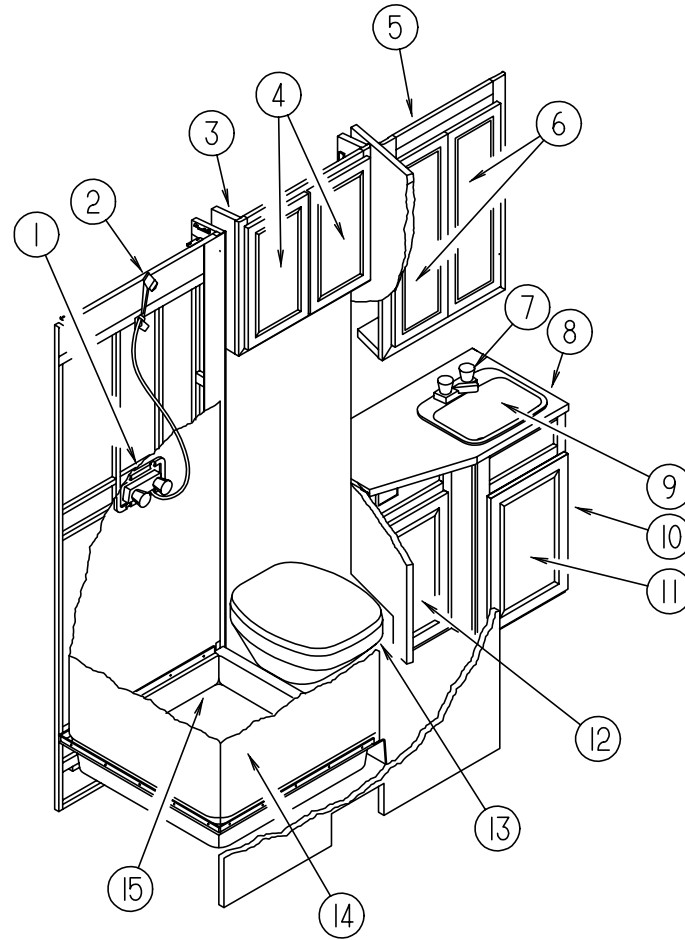
AUDIO VIDEO GROUP (CONTINUED)



TV ANTENNA

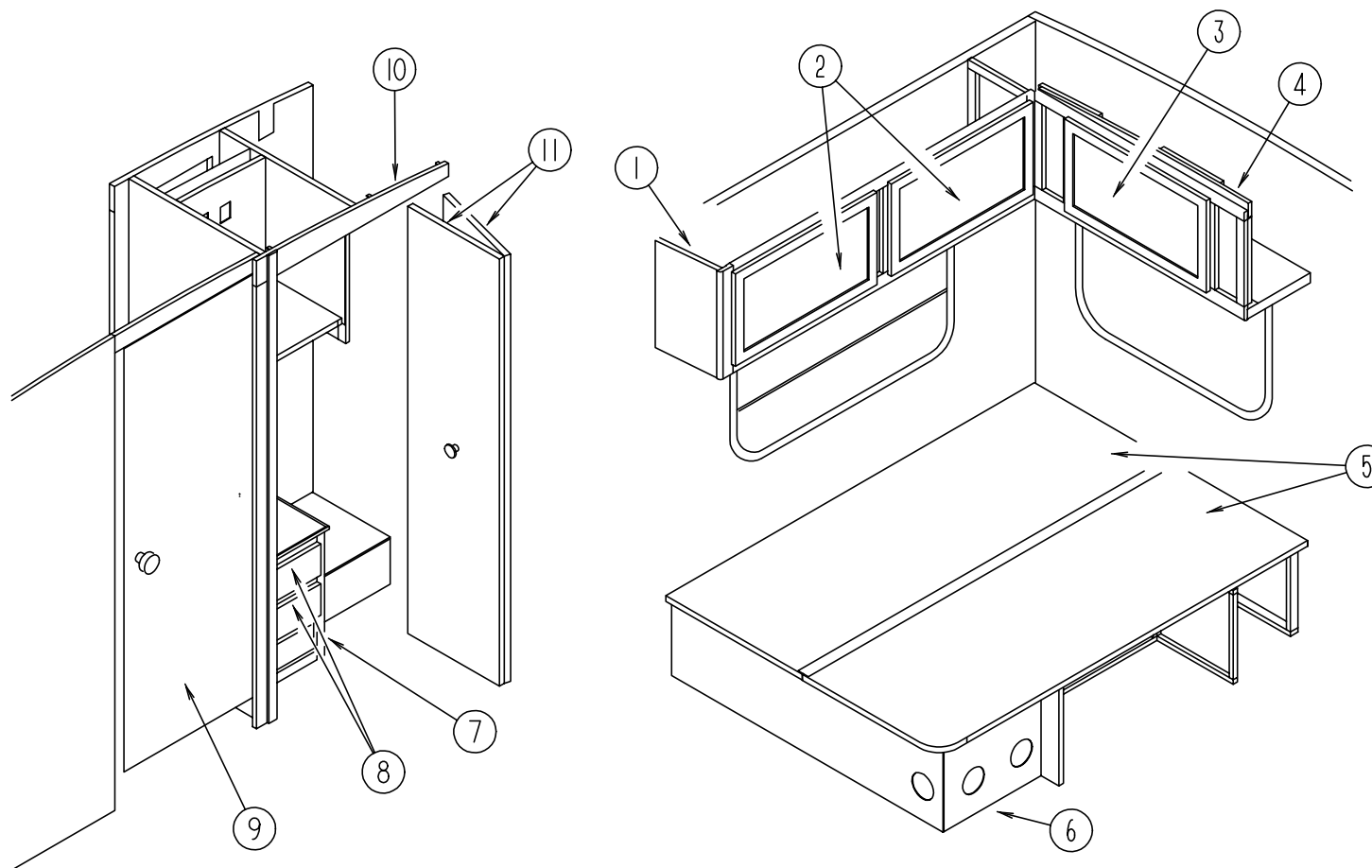
KEY	PART NUMBER	U/M DESCRIPTION
1	076319-01-000	EA ANTENNA-TV, ROOF MOUNT - 44.5" MAST - RVA W02
2	076319-01-700	EA HEAD-ANTENNA, AMPLIFIED - WINEGARD# RVSA U/V
3	076319-01-701	EA GEAR-ELEVATING, PLASTIC - WINEGARD# 2200046
4	076319-01-702	EA SHAFT ASM-ELEVATING, WINEGARD# RVP-400A
5	076319-01-711	EA BASE & LIFT ASM - WINEGARD# 2762802
6	076319-01-706	EA CRANK-ELEVATING, W/SET SCREW - WINEGARD# 5755100
7	076319-01-705	EA GROMMET-NYLON, 7/8" ID - WINEGARD# 3200658
8	076319-01-708	EA DECAL-CRANK, WINEGARD# 5413002
9	076319-01-707	EA SPRING-HANDLE, WINEGARD# 5160800
10	076319-01-709	EA PLATE-DIRECTIONAL, FOR HEAD - WINEGARD #3200644
11	076319-01-712	EA PLATE-CEILING, WINEGARD# 3200608
12	076319-01-704	EA BEARING-NYLON, 1.25" OD - WINEGARD# 3200657
13	076319-01-713	EA PLATE-BASE, STEEL - WINEGARD# 3100523
14	076319-01-703	EA BEARING-NYLON, 5" OD - WINEGARD# 3200656
15	076319-01-714	EA HOUSING-ROTATING GEAR - WINEGARD# 2200049

BATH GROUP
BATHROOM CABINET & COMPONENTS



KEY	PART NUMBER	U/M DESCRIPTION
1	075241-05-000	EA FAUCET-SHOWER, BONE
	075606-01-000	EA PANEL-FAUCET BACK, SHOWER - 5" X 9" - PLASTIC
2	103092-01-000	EA SHOWER HEAD-W/60 IN HOSE - U.S.
	103092-02-000	EA SHOWER HEAD-W/HOSE - CANADIAN
	103092-01-700	EA BRACKET ONLY-CLEAR, F/SHOWER HEAD - 2328028
	011048-03-700	EA BRACKET ONLY-BONE, F/SHOWER HEAD - 2328029-3
3	102851-01-E07	EA CABINET-STORAGE, BATH - W/O DOORS
4	M06803-06-E07	EA DOOR-W/MIRROR - W/O HARDWARE - 285 MM X 500 MM (F04/F05/F06/F07)
4	M06803-06-F14	EA DOOR-W/MIRROR - W/O HARDWARE - 285 MM X 500 MM (F14)
4	M06803-87-F04	EA DOOR-W/MIRROR - W/O HARDWARE - 285 MM X 500 MM (F04/F05/F06) EUROPEAN UPGRADE OPTION
5	114914-01-F04	EA CABINET-MEDICINE
6	115237-03-F04	EA DOOR-MIRRORED, 354 MM X 750 MM
	116684-01-000	EA MIRROR-PANEL, BEVELED 3 SIDES
7	075240-06-000	EA FAUCET-LAVATORY, BONE
8	114912-11-F04	EA COUNTERTOP ASM (F04/F07)
8	114912-11-F05	EA COUNTERTOP ASM (F05)
8	114912-11-F06	EA COUNTERTOP ASM (F06)
8	114912-12-F14	EA COUNTERTOP ASM (F14)
9	096927-01-01A	EA SINK-LAVATORY, RECTANGULAR - PLASTIC - BONE
	096927-01-700	EA SINK-STOPPER
	096927-01-701	EA TAILPIECE-SINK
10	P14912-01-F04	EA CABINET ASM-LAVATORY, W/O DOORS OR HARDWARE (F04/F07)
10	P14912-01-F05	EA CABINET ASM-LAVATORY, W/O DOORS OR HARDWARE (F05)
10	P14912-01-F06	EA CABINET ASM-LAVATORY, W/O DOORS OR HARDWARE (F06)
10	P14912-02-F14	EA CABINET ASM-LAVATORY, W/O DOORS OR HARDWARE (F14)
11	M06803-80-E07	EA DOOR-W/O HARDWARE, 340 MM X 555 MM (F04/F05/F06/F07)
11	M06803-80-F14	EA DOOR-W/O HARDWARE, 340 MM X 555 MM (F14)
12	M06803-M3-F04	EA DOOR-W/O HARDWARE, 340 MM X 555 MM (F04/F05/F06/F07)
12	M06803-M3-F14	EA DOOR-W/O HARDWARE, 340 MM X 555 MM (F14)
13	067487-02-000	EA TOILET-AQUA MAGIC IV, LOW
	067487-02-701	EA PEDAL PACKAGE (FOOT FLUSH), THETFORD 20821
	063740-01-706	EA BOLT PACKAGE-CLOSET, THETFORD 12524
	063740-01-710	EA LINK, THETFORD 12513
	063740-01-714	EA VALVE ASM-WATER, THETFORD 12492
	063740-01-717	EA TUBE-FLUSH, TOILET - THETFORD 12509
	063740-02-700	EA SEAT & COVER, PARCHMENT - THETFORD 20829
	063740-02-701	EA RESERVOIR (TANK ASSEMBLY), THETFORD 24630
14	102046-01-01A	EA SURROUND-SHOWER - OFF WHITE
	113714-02-01A	EA RETAINER-SHELF, SHOWER 306 MM X 25 MM - PLASTIC - OFF WHITE FROM: 09-25-94 THRU: 99-99-99
15	M02429-06-000	EA PAN-SHOWER
	066436-01-000	EA NUT-SLIP, TAILPIECE - 1.5"
	066440-01-000	EA STRAINER W/RUBBER WASHER
	069735-01-000	EA WASHER-STRAINER TO TAILPIECE PLASTIC, 1.5"
	057671-01-000	EA COVER-SCREW, #8 - PLASTIC - OFF WHITE
	075452-02-000	EA HOLDER-TOILET TISSUE, BRASS
	100357-01-000	EA ROD-TOWEL, BRASS W/ENDS BENT FOR BACK OF BATH DOOR
	102089-13-E07	EA MOUNT-RAIL, RIGHT SIDE - TOWEL ROD - 26" LONG - WOOD - RAMBLING ASH
	102089-14-E07	EA MOUNT-RAIL, LEFT SIDE - TOWEL ROD - 26" LONG - WOOD - RAMBLING ASH
	075454-02-000	EA RING-TOWEL, W/MOUNTING HARDWARE - BRASS
	M87868-05-E07	EA DOOR-BATH
	094485-03-01A	EA KNOB-DOOR, BRASS - THUNADER L132PB

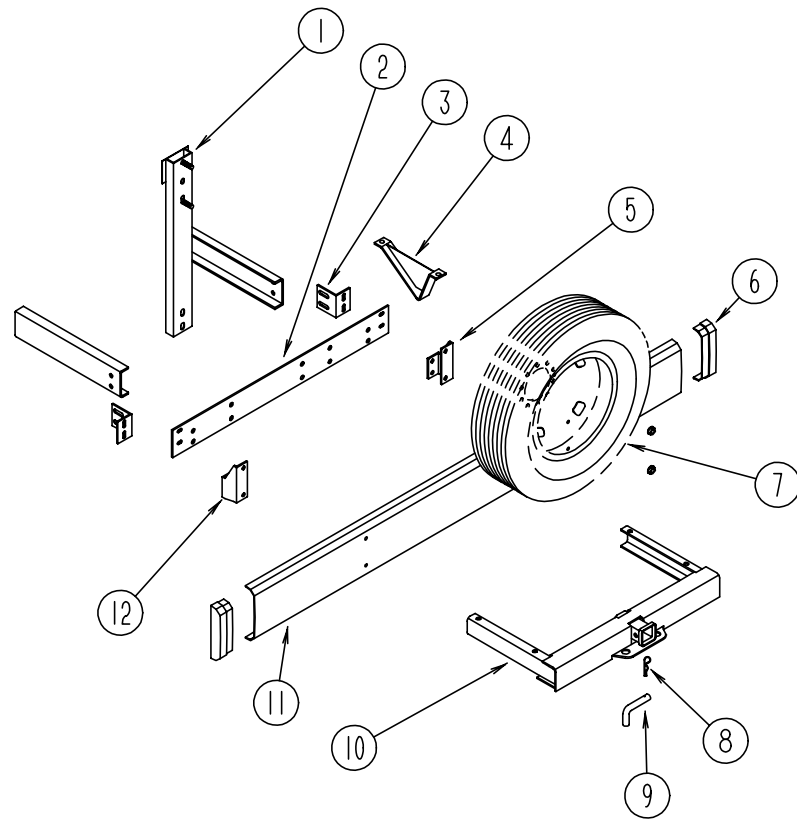
BEDROOM GROUP
DOUBLE BEDROOM CABINETRY



KEY	PART NUMBER	U/M	DESCRIPTION
1	116151-01-F04	EA	CABINET-OVERHEAD, W/O DOORS OR HARDWARE
2	M06803-02-E07	EA	DOOR-W/O MIRROR W/O HARDWARE - 400 MM X 710 MM (F04/F05/F06/F07)
2	M06803-82-F14	EA	DOOR-W/O MIRROR W/O HARDWARE - 400 MM X 710 MM (F14)
2	M06803-K3-F04	EA	DOOR-W/O MIRROR W/O HARDWARE - 400 MM X 710 MM (F04/F05/F06) EUROPEAN UPGRADE OPTION
3	M06803-13-E07	EA	DOOR-W/MIRROR W/O HARDWARE - 400 MM X 710 MM (F04/F05/F06/F07)
3	M06803-13-F14	EA	DOOR-W/MIRROR W/O HARDWARE - 400 MM X 710 MM (F14)
3	M06803-02-E07	EA	DOOR-W/O MIRROR W/O HARDWARE - 400 MM X 710 MM (F04/F05/F06/F07) DECOR DOOR OPTION
3	M06803-02-F14	EA	DOOR-W/O MIRROR W/O HARDWARE - 400 MM X 710 MM (F14) DECOR DOOR OPTION
3	M06803-K3-F04	EA	DOOR-W/O MIRROR W/O HARDWARE - 400 MM X 710 MM (F04/F05/F06) EUROPEAN UPGRADE OPTION
4	103273-01-F04	EA	CABINET-OVERHEAD, W/O DOORS OR HARDWARE
4	103273-01-F05	EA	CABINET-OVERHEAD, W/O DOORS OR HARDWARE
4	103273-01-F06	EA	CABINET-OVERHEAD, W/O DOORS OR HARDWARE
4	103273-01-F07	EA	CABINET-OVERHEAD, W/O DOORS OR HARDWARE
4	103273-01-F14	EA	CABINET-OVERHEAD, W/O DOORS OR HARDWARE

KEY	PART NUMBER	U/M	DESCRIPTION
5	M04169-10-F04	EA	DOUBLE BED TOP-BOTH SIDES W/H-CHANNEL
	089076-03-000	EA	SUPPORT-BED, H-CHANNEL - 1.96" X 72.7" - ALUMINUM - BEIGE
6	P14909-01-F04	EA	CABINET-DOUBLE BED W/O TOP
7	116269-01-F04	EA	CABINET-WARDROBE, INNER W/O DRAWERS
8	P11023-05-F04	EA	DRAWER-CABINET, W/O HARDWARE (F04/F05/F06/F07)
8	P11023-05-F14	EA	DRAWER-CABINET, W/O HARDWARE (F14)
9	115546-01-F04	EA	DOOR ASM-PRIVACY W/HANDLE, HINGES, STRIKE, AND BOLT
	080728-01-000	EA	HANDLE-PULL, PRIVACY DOOR - 1.3" X 4.4" - PLASTIC - BROWN
	102920-01-01A	EA	HINGE-PRIVACY DOOR, SPRING LOADED - BRASS
	110496-01-01A	EA	HINGE-BRASS, PRIVACY DOOR - STOCKER
	115506-01-01A	EA	STRIKE-SCREW MOUNTED, PRIVACY DOOR - BRASS - HAFELE 251.74.501
	115507-01-01A	EA	BOLT-FURNITURE, PRIVACY DOOR - BROWN - HAFELE 251.50.109
10	093170-06-02A	EA	HEADER-BI FOLD DOOR, WARDROBE - 1032 MM LONG - OFF WHITE
11	115547-01-F04	EA	DOOR ASM-BI FOLD, WARDROBE W/HINGES, CATCH, GUIDE WHEEL, AND KNOB
	092652-01-000	EA	GUIDE WHEEL-BI FOLD DOOR, TOP MOUNT
	093832-01-01A	EA	KNOB-BI FOLD DOOR, BRIGHT BRASS
			FROM: 00-00-00 THRU: 12-11-94
	117978-01-01A	EA	KNOB-BI FOLD DOOR, BRIGHT BRASS - LPK3034B-3
			FROM: 12-12-94 THRU: 99-99-99
	079920-01-000	EA	CATCH-BI FOLD DOOR, 1.31" X 1" - BRASS

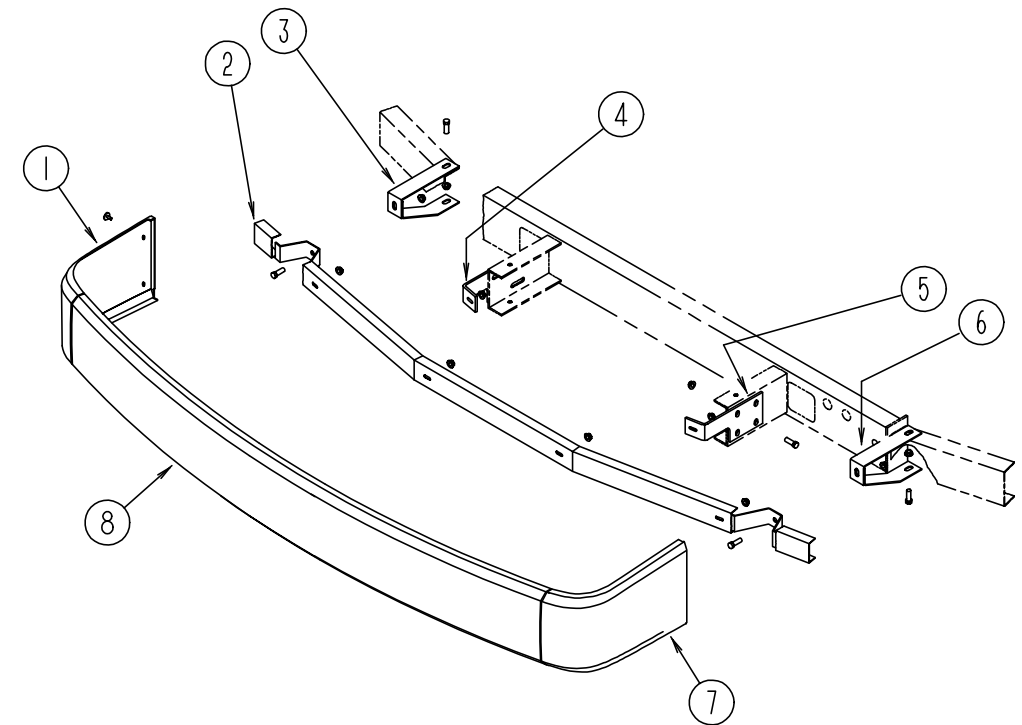
CHASSIS GROUP



REAR BUMPER, TRAILER HITCH & COMPONENTS

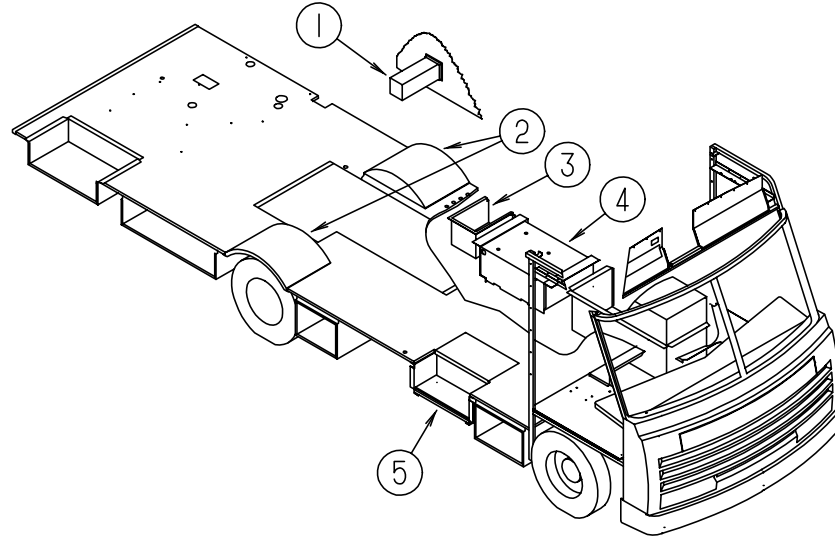
KEY	PART NUMBER	U/M DESCRIPTION
1	102944-01-000	EA BRACKET ASM-TIRE CARRIER
2	078678-02-000	EA PLATE-MOUNTING, BUMPER - REAR
3	078668-01-000	EA SUPPORT ANGLE-BUMPER, REAR
4	083376-01-000	EA SKID PLATE
5	102945-03-000	EA BRACKET ASM-BUMPER, REAR
6	103228-01-05A	EA CAP-END, BUMPER - REAR - DRIVER OR PASSENGER SIDE - UNPAINTED
7	007324-04-000	EA TIRE - 8R19.5 LRD, MICHELIN XZA
	051377-01-000	EA STEM-VALVE, TR 500
8	034513-01-000	EA PIN-HITCH, 3/16 WIRE
9	034512-01-000	EA PIN-LOCKING-DRAWBAR
10	107707-01-000	EA HITCH ASM W/O DRAWBAR
11	103099-01-02A	EA BUMPER-REAR, OFF WHITE
12	102945-04-000	EA BRACKET ASM-BUMPER, REAR
	113589-02-000	EA CONNECTOR-SOCKET, TRAILER - GENERAL 433601
	113589-01-000	EA CONNECTOR-PLUG, TRAILER - GENERAL 433501

CHASSIS GROUP (CONTINUED) FRONT BUMPER



KEY	PART NUMBER	U/M DESCRIPTION
1	103692-01-02A	EA PANEL-FACIA, BUMPER - FRONT RIGHT - OFF WHITE
2	103512-01-000	EA CHANNEL ASM-BUMPER
3	103497-01-000	EA BRACE-BUMPER, FRONT
4	086140-03-000	EA SUPPORT-FRONT BUMPER, PASSENGER SIDE - 9.1" X 4" - STEEL
5	086140-04-000	EA SUPPORT-FRONT BUMPER, DRIVER SIDE - 9.1" X 4" - STEEL
6	103611-01-000	EA BRACE-BUMPER, FRONT
7	103692-02-02A	EA PANEL-FACIA, BUMPER - FRONT LEFT - OFF WHITE
8	103758-01-E07	EA BUMPER ASM-FRONT, W/DRIVER & PASSENGER SIDE FACIA PANELS
	087234-01-000	EA NUT-JACK, 1/4" X 20 THREADS, MOLLY - ARDEN 8-L,JN BRASS

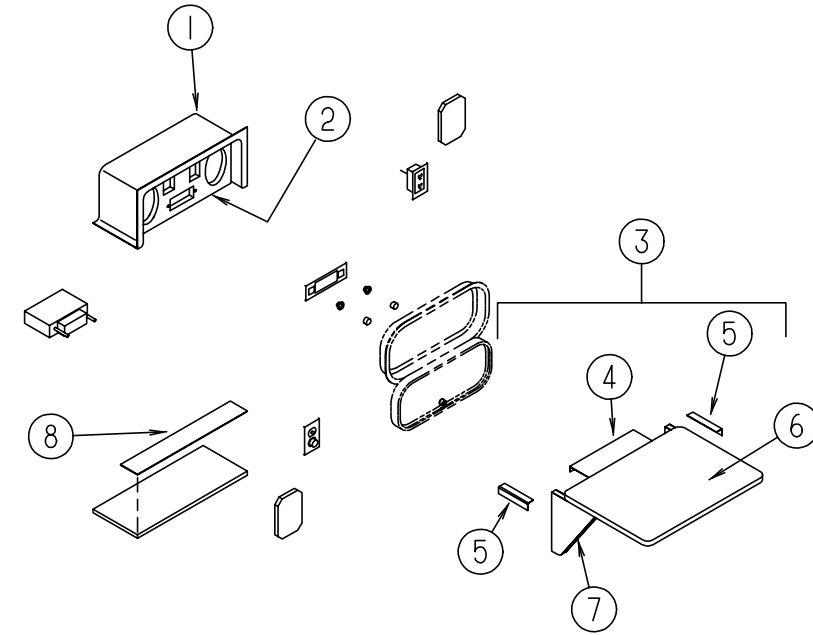
CHASSIS GROUP (CONTINUED)



STORAGE COMPARTMENTS & WHEELWELLS

KEY	PART NUMBER	U/M	DESCRIPTION
1	085967-01-000	EA	COMPARTMENT-SEWER HOSE, 6" X 6.6" X 17.8" - PLASTIC
2	102921-01-000	EA	WHEELWELL - PLASTIC
3	102979-01-000	EA	BOX-POWER CORD
			FROM: 00-00-00 THRU: 12-06-94
3	102979-04-000	EA	BOX-POWER CORD
			FROM: 12-07-94 THRU: 99-99-99
4	078137-04-000	EA	TRAY-COMPARTMENT, 29.1" WIDE X 22.4" DEEP - GENERATOR PREP OPTION
4	105732-02-000	EA	TRAY-GENERATOR - EMERALD PLUS ONLY
4	114070-02-02B	EA	SUPPORT-GENERATOR, LH - 490 MM LONG - STEEL - BLACK - MICROLITE ONLY
4	114071-02-02B	EA	SUPPORT-GENERATOR, RH - 490 MM LONG - STEEL - BLACK - MICROLITE ONLY
5	077848-02-000	EA	STEP-PULLOUT
5	091176-01-000	EA	SUPPORT-BASE-ENTRANCE STEP
	106208-01-01A	EA	COMPARTMENT-EXTERIOR SHOWER, OFF WHITE - PLASTIC
	017516-01-000	EA	FLAP-MUD, 14" X 18" - BLACK
	020167-04-000	EA	GUARD-DIRT
	056748-01-000	EA	PLUG-CAP, 1.5" DIAMETER - BLACK
	115361-01-01A	EA	PLUG-PLASTIC, .55" DIAMETER HOLE - CAPLUG# W-5

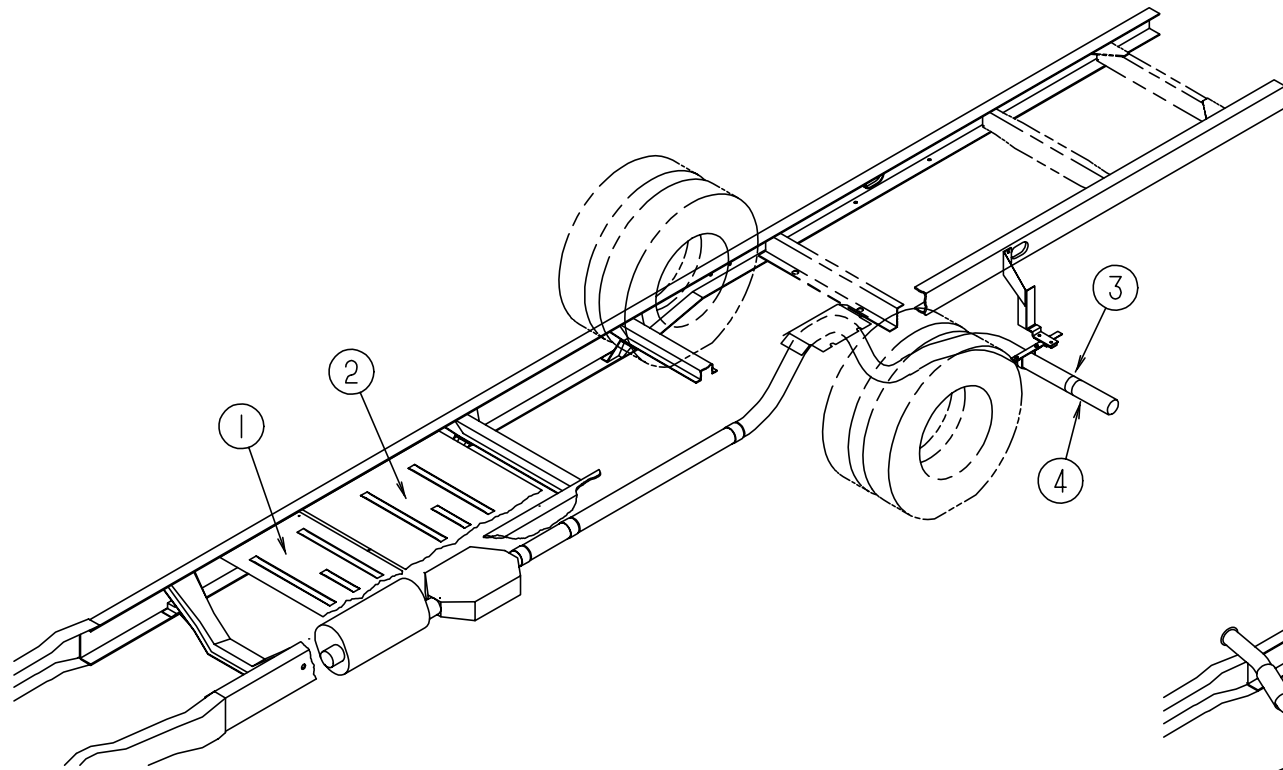
CHASSIS GROUP (CONTINUED)



PATIO ENTERTAINMENT CENTER

KEY	PART NUMBER	U/M	DESCRIPTION
1	104897-01-01A	EA	BOX-ENTERTAINMENT CENTER - OFF WHITE
2	104899-01-C05	EA	PLATE-RADIO MOUNTING
3	105230-01-E01	EA	SHELF ASSEMBLY
4	105377-01-01A	EA	BRACKET-TABLE HANGER, OFF WHITE
5	105376-01-02A	EA	HINGE-CONTINUOUS, 2" X 140 MM - OFF WHITE
6	105230-11-E01	EA	SHELF
7	105230-12-E01	EA	SUPPORT-SHELF
8	104898-01-01A	EA	PLATE-PLASTIC, BOTTOM - 19.38" X 3.1" - OFF WHITE

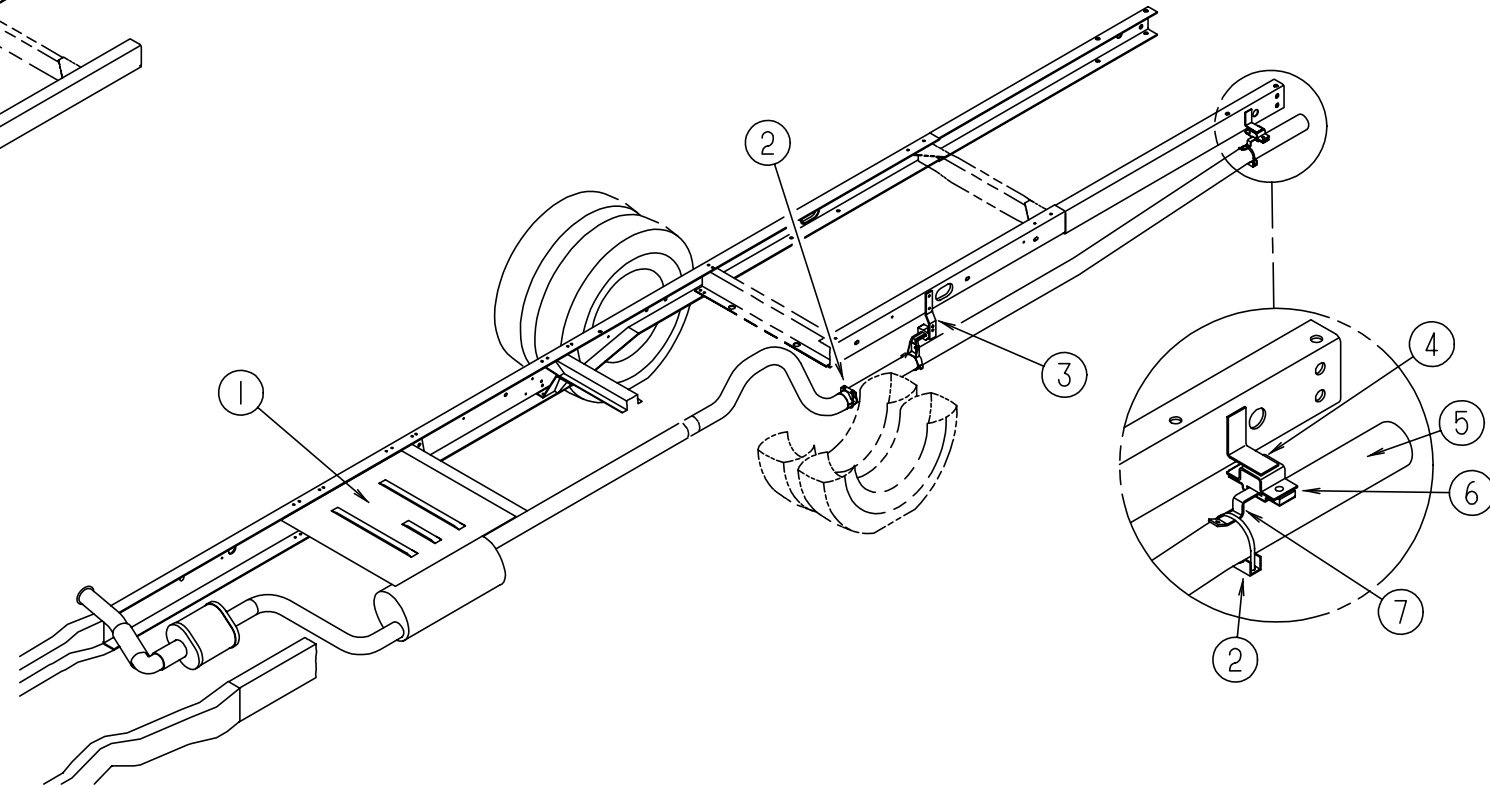
CHASSIS GROUP (CONTINUED)



EXHAUST SYSTEM

KEY	PART NUMBER	U/M	DESCRIPTION
1	101544-01-000	EA	SHIELD-HEAT, EXHAUST - 19.7" X 28.9" - STEEL
2	101544-02-000	EA	SHIELD-HEAT, EXHAUST - 30" X 28.9" - STEEL
3	094918-01-000	EA	CLAMP-EXHAUST, 3" - GUILLOTINE STYLE
4	098762-05-000	EA	EXTENSION-EXHAUST, STRAIGHT - 3" OD X 7.9" LONG - SST
	114668-01-000	EA	PIPE-EXHAUST, TAIL - EUROPEAN DIESEL OPTION

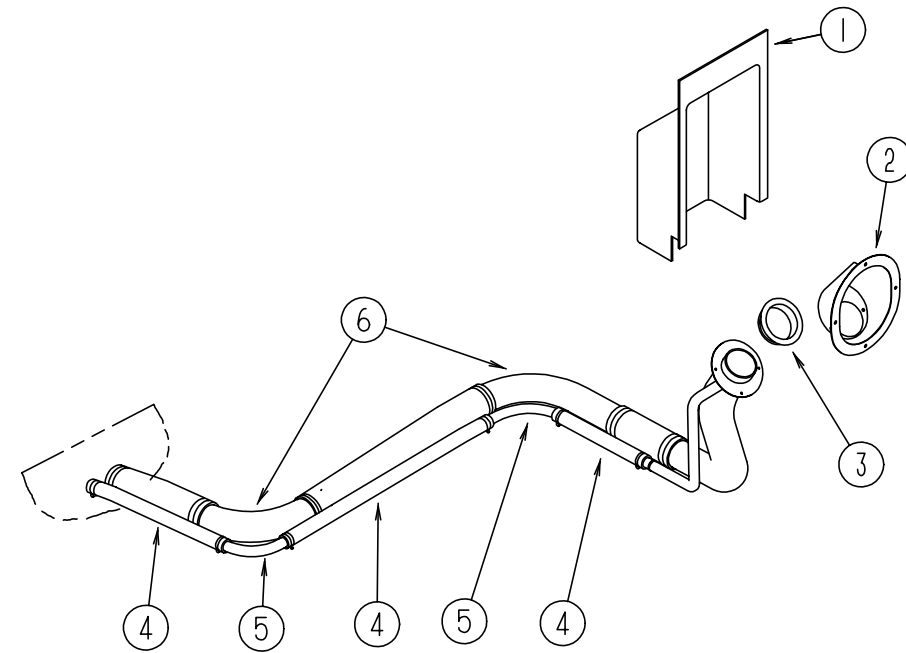
CHASSIS GROUP (CONTINUED)



EXHAUST SYSTEM - EUROPEAN - GAS

KEY	PART NUMBER	U/M	DESCRIPTION
1	101544-02-000	EA	SHIELD-HEAT, EXHAUST - 30" X 28.9" - STEEL
2	094918-01-000	EA	CLAMP-EXHAUST, 3" - GUILLOTINE STYLE
3	117029-01-02B	EA	HANGER-EXHAUST, 9.3" X 1.5" - STEEL
4	102116-02-000	EA	BRACKET-EXHAUST W/WELDNUTS, UPPER - 4" X 2"
5	117048-02-000	EA	PIPE-EXHAUST, TAIL - 3" ID X 111.7"
6	095190-01-000	EA	HANGER-EXHAUST, 4" X 1.4"
7	096054-04-000	EA	HANGER-EXHAUST, 5" X .8"

CHASSIS GROUP (CONTINUED)



FUEL SYSTEM

KEY	PART NUMBER	U/M DESCRIPTION
1	072447-09-000	EA SHROUD-FUEL FILL, UPPER - PLASTIC
2	095854-01-02A	EA SHROUD-FUEL FILL - OFF WHITE
3	078200-01-000	EA GASKET-FUEL FILL, 3.5" OD X 2" ID
4	066732-01-000	FT HOSE-VENT, FUEL FILL - .62" ID
5	098806-01-000	EA PIPE-FILL VENT, 90 DEGREE BEND - .625" OD - STEEL
6	098803-02-000	EA PIPE-FUEL FILL
	007063-01-000	FT HOSE-GAS, 1/4" ID X 1/2" OD
	024142-01-000	EA TEE-BARB, 3/16" - PLASTIC
	087269-01-000	EA TEE - 1/4" X 1/4" X 1/4", BRASS - DIESEL OPTION
	084884-01-000	EA PLUG-BRASS, 3/8"

ELECTRIC ENTRY STEP

KEY	PART NUMBER	U/M DESCRIPTION
	075723-02-000	EA SPACER-SWITCH, W/HOLE - .2" X .9" X 2" - METAL - OFF WHITE FOR ELECTRIC STEP DOOR JAMB SWITCH
	P01713-01-000	EA SWITCH ASSEMBLY-PUSH BUTTON, IN DOOR JAMB - METAL - CHROME FROM: 00-00-00 THRU: 10-23-94
	113285-01-01A	EA SEAL-SWITCH, STEP - BLACK - LUNDELL FROM: 00-00-00 THRU: 10-23-94
	116995-01-000	EA SWITCH/MAGNET-STEP, ELECTRIC - KWIKEE 905306 FROM: 00-00-00 THRU: 10-23-94
	094708-01-01A	EA STEP-ENTRY DOOR, ELECTRIC - SINGLE - KWIKEE 2813
	094707-02-700	EA MOTOR REPLACEMENT KIT - MODELS 32 & 28 - KWIKEE 9520
	094707-02-702	EA GEAR KIT - KWIKEE 9525
	094707-02-703	EA PARTS KIT, (BEARINGS & PINS) - KWIKEE 9530
	094707-02-704	EA CONNECTOR KIT-MOTOR, KWIKEE 9537
	094707-02-705	EA CONTROL UNIT, (ORANGE) - KWIKEE 9513
	094708-02-700	EA MOTOR/CONTROL CONVERSION KIT F/2800 SERIES - KWIKEE 9570
	094707-02-707	EA TREAD-NON-SKID, BLACK - 6" X 21" - KWIKEE 909333
	094708-03-700	EA LINKAGE ASM F/28 SERIES - KWIKEE 9522

CHASSIS GROUP (CONTINUED) FRONT SHOCKS

KEY	PART NUMBER	U/M DESCRIPTION
	104993-01-000	EA SHOCK ABSORBER-GAS, P30 FRONT - BILSTEIN B46-1173

TIRE COVERS

KEY	PART NUMBER	U/M DESCRIPTION
	104408-02-E07	EA COVER-TIRE, 34" - BRAVE - PARCHMENT
	108163-02-01A	EA COVER-TIRE, 19.5" CHEVY - CHROME - EXTERIOR TRIM OPTION
	108560-03-01A	EA INSERT-TIRE COVER, 19.5" CHEVY - OFF WHITE - EXTERIOR TRIM OPTION

19.5" CHEVY STAINLESS STEEL WHEEL LINERS

KEY	PART NUMBER	U/M DESCRIPTION
	091209-01-000	EA LINER-WHEEL, 19.5" - STAINLESS STEEL - SET OF 4 - KAPER 1954-ION
	091209-01-700	EA LINER-WHEEL, 19.5" FRONT - 10 LUG - CHEVY P-30
	091209-01-701	EA LINER-WHEEL, 19.5" REAR - 10 LUG - CHEVY P-30
	091209-01-702	EA COVER-AXLE, 19.5" FRONT - 10 LUG - CHEVY P-30
	091209-01-703	EA COVER-AXLE, 19.5" REAR - 10 LUG - CHEVY P-30
	091209-01-704	EA COVER-LUG NUT
	077030-02-000	EA EXTENSION-VALVE STEM, 1.25"

19.5" CHEVY WHEEL COVERS

KEY	PART NUMBER	U/M DESCRIPTION
	109443-01-000	EA WHEEL-COVER, 4/SET - 19.5 W/HARDWARE - DICOR SHAG95
	109443-01-700	EA WHEEL-COVER, 1 - FRONT OR REAR - 19.5 - SHAG95 LONLY DICOR
	109443-01-701	EA SET-BRACKET, 1 FRONT WHEEL - SHAG95-FBS DICOR
	109443-01-702	EA SET-BRACKET, 1 REAR WHEEL - SHAG95-RBS DICOR
	109443-01-703	EA CAP-CENTER, HUB - DICOR SP-AUCAP

LUG WRENCH & LEVERAGE BAR

KEY	PART NUMBER	U/M DESCRIPTION
	080208-01-000	EA LUG WRENCH, 1.06 X 1.00
	080208-02-000	EA LEVERAGE BAR-LUG WRENCH

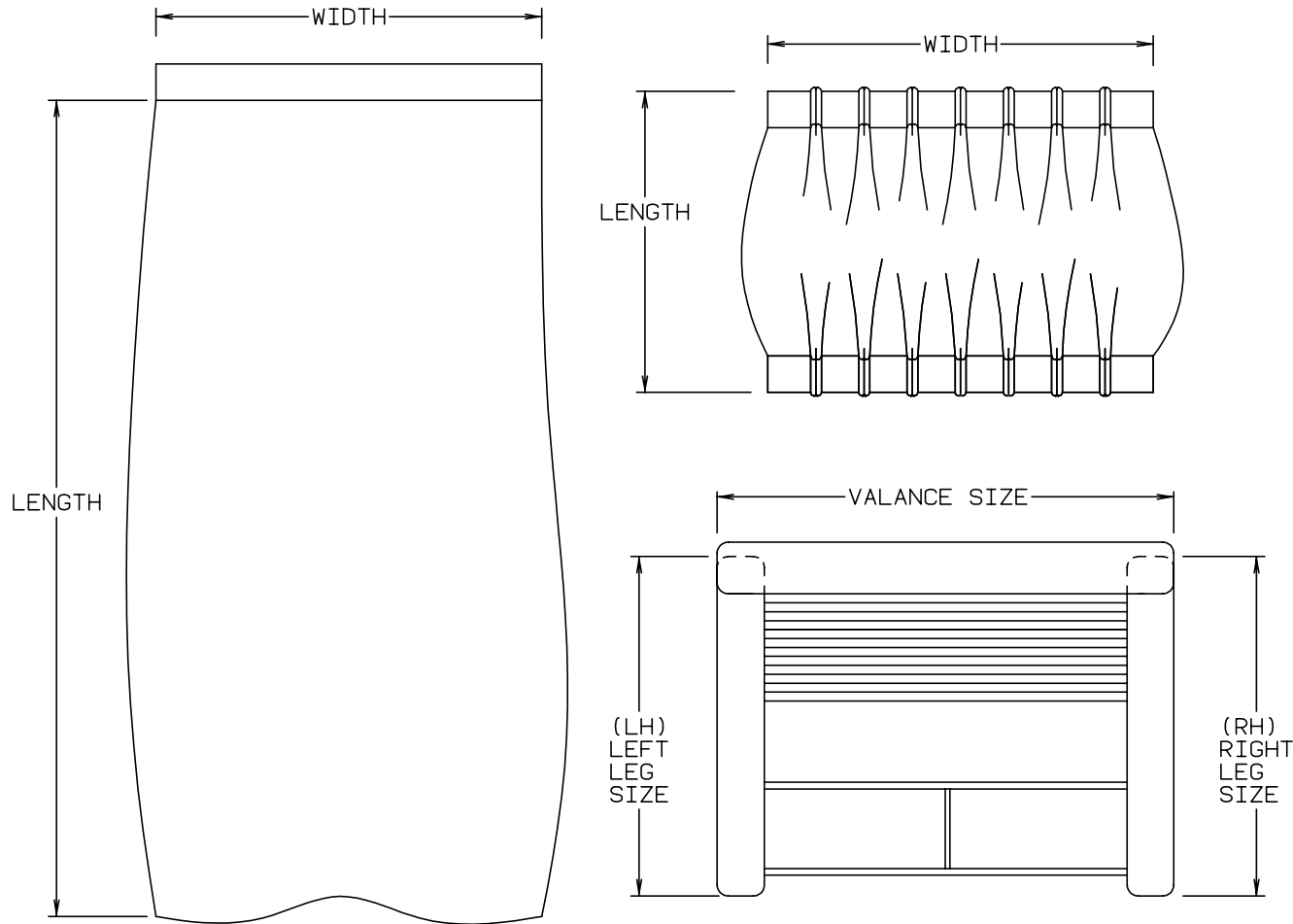
CHASSIS MISCELLANEOUS

KEY	PART NUMBER	U/M DESCRIPTION
	055278-51-259	FT TUBING-STEEL, .75" X 1.5" X 150"
	008042-01-000	FT TUBING-VINYL, .65" ID
	065450-05-000	EA TIEDOWN-BATTERY, 8.4" TUBE - STEEL
	085000-01-000	EA SHIELD-A/C, 6.8" X 3.1" - STEEL
	076310-01-000	EA SHEET-RUBBER, RADIATOR BAFFLE - .12" X 15" X 62" - BLACK
	113875-01-000	EA HOSE-HUMP, 3" - GRIFFITH HH3 - DIESEL OPTION
	097494-02-000	EA TEE-BRASS, BARB - 3/8" X 5/32" X 3/8" - PARKER 224-8-8-4 - DIESEL OPTION

**CURTAIN & CUSHION GROUP
NOTICE**

IN ORDER TO ASSIST OUR PARTS SALES DEPT. IN PROVIDING INTERIOR SOFTGOODS ITEMS, PLEASE INCLUDE THE SERIAL NUMBER AND THE COLOR CODE NUMBER FROM THE VEHICLE CERTIFICATION LABEL WHEN ORDERING. THIS LABEL IS LOCATED ON THE LEFT SIDEWALL AT THE END OF THE DASH (A-BODY), OR ON THE DRIVER'S DOOR LATCH PLATE (C-BODY).

AN EXAMPLE OF A COLOR CODE NUMBER IS B07, WHICH DESIGNATES AN OVERALL COLOR SCHEME OF A PARTICULAR UNIT. THE COLOR LISTED AFTER THE ITEM DESCRIPTION ON THE MICROFICHE, INDICATES THE OVERALL UNIT COLOR. ORDER THE ITEM YOU DESIRE ACCORDING TO UNIT COLOR CODE.



NOTE: USE THIS ILLUSTRATION WHEN DETERMINING LENGTH AND WIDTH MEASUREMENTS FOR CURTAINS. YOU WILL NOTE THE WIDTH MEASUREMENT IS TAKEN ON THE TOP OF THE CURTAIN WITH THE CURTAIN FULLY EXTENDED. THE LENGTH MEASUREMENT IS TAKEN FROM TOP TO BOTTOM. LEFT AND RIGHT WINDOW LEGS ARE DETERMINED WHEN FACING THE WINDOW.

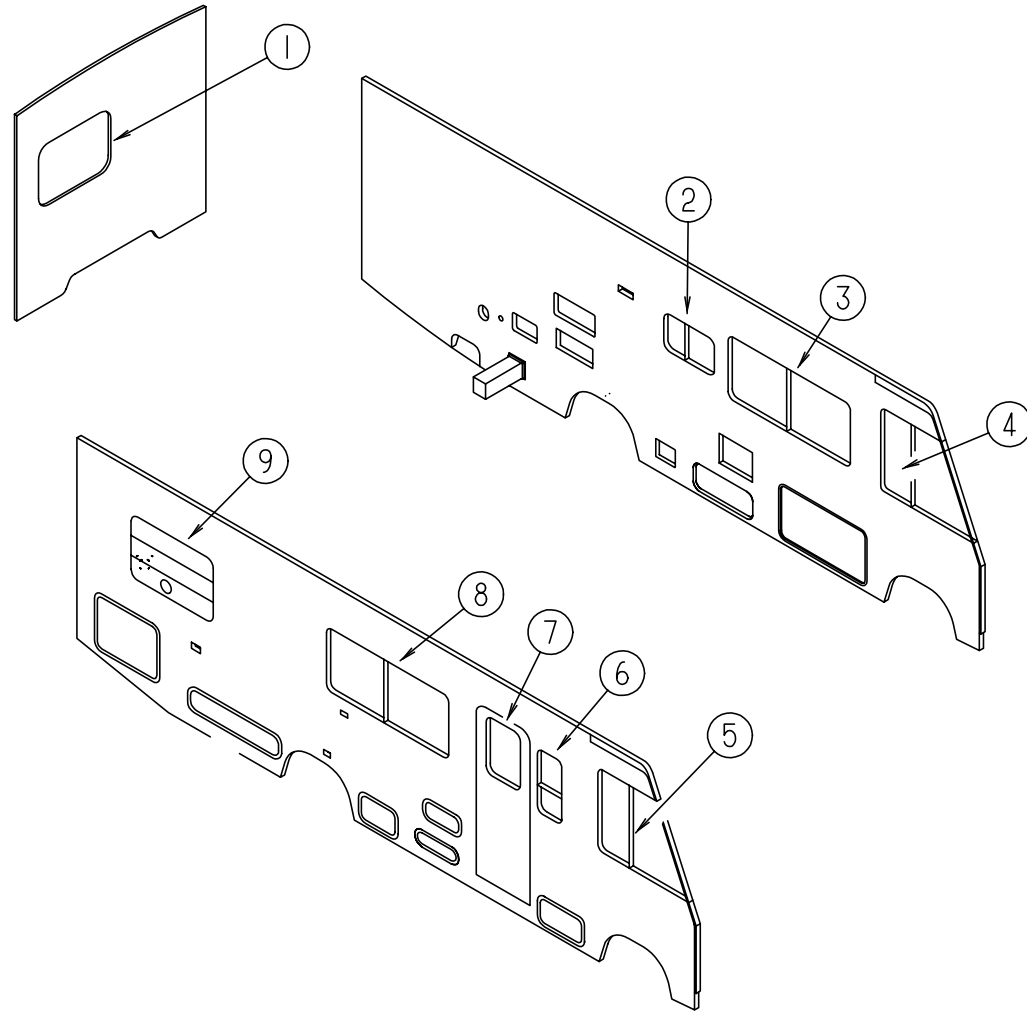
**CURTAIN & CUSHION GROUP (CONTINUED)
BUTTON, TRIM, ASSIST HANDLE & SEAT BELT**

KEY	PART NUMBER	U/M	DESCRIPTION
	079349-04-E08	YD	WELT ASM-NARROW, ACCENT (F04)
	079349-04-F05	YD	WELT ASM-NARROW, ACCENT (F05)
	079349-04-E22	YD	WELT ASM-NARROW, ACCENT (F06/F07/F14)
	057759-01-000	EA	WASHER BRACKET-SEAT BELT, 4" DIAMETER
	007021-01-000	EA	BELT-SEAT, 2" X 90" - BLACK
	056271-02-000	EA	BELT-SEAT, 2" X 72" - BLACK
	069178-02-000	EA	BRACKET-MOUNTING, ASSIST HANDLE - L ANGLE - W/HOLES - STEEL
	000C16-07-16B	EA	BOLT-CARRIAGE, ASSIST HANDLE - 7/16" - 14 X 1" ZN
	000D20-07-00B	EA	NUT-ACORN, ASSIST HANDLE - 7/16" X 14 ZN
	053552-02-AA8	EA	HANDLE-ASSIST, INTERIOR - ENTRY DOOR - VINYL - OFF WHITE
	070578-02-B10	EA	BUTTON-SNAP TOP, #30 - VINYL - OFF WHITE

FABRICS

KEY	PART NUMBER	U/M	DESCRIPTION
	089351-03-000	YD	VINYL-CEILING, DIAMOND DESIGN - 54" WIDE
	103907-01-01A	YD	FABRIC-VINYL, 54" WIDE - OFF WHITE
	106569-01-01A	YD	VINYL-LAMINATE, OFF WHITE (SUNVISORS)
	072333-90-000	YD	FABRIC-CURTAIN, 54" WIDE - TAN (F04/F06/F07)
	072333-82-000	YD	FABRIC-CURTAIN, 54" WIDE - BEIGE (F05)
	072333-85-000	YD	FABRIC-CURTAIN, 54" WIDE - MUSHROOM (F14)
	087272-03-000	YD	FABRIC-LINING, CURTAIN - 54" WIDE - IVORY (F04/F05/F06/F07/F14)
	105745-63-000	YD	FABRIC-CURTAIN/BEDSPREAD, PLAIN - 54" WIDE (F04/F06)
	105745-64-000	YD	FABRIC-CURTAIN/BEDSPREAD, PLAIN - 54" WIDE (F05)
	105745-97-000	YD	FABRIC-CURTAIN/BEDSPREAD, FLORAL - 54" WIDE (F07)
	105745-92-000	YD	FABRIC-CURTAIN/BEDSPREAD, PLAIN - 54" WIDE (F14)
	105745-28-000	YD	FABRIC-CURTAIN/BEDSPREAD, PATTERNED - 54" WIDE (F04)
	105745-65-000	YD	FABRIC-CURTAIN/BEDSPREAD, PATTERNED - 54" WIDE (F05)
	105745-83-000	YD	FABRIC-CURTAIN/BEDSPREAD, PATTERNED - 54" WIDE (F06)
	105745-96-000	YD	FABRIC-CURTAIN/BEDSPREAD, CHECKED - 54" WIDE (F07)
	105745-93-000	YD	FABRIC-CURTAIN/BEDSPREAD, PATTERNED - 54" WIDE (F14)
	108446-35-000	YD	FABRIC-UPHOLSTERY, PATTERN VELOUR - 54" WIDE (F04)
	108446-A6-000	YD	FABRIC-UPHOLSTERY, PATTERN VELOUR - 54" WIDE (F05)
	108446-A7-000	YD	FABRIC-UPHOLSTERY, STRIPED WOVEN - 54" WIDE (F06)
	108446-D2-000	YD	FABRIC-UPHOLSTERY, DENIM WOVEN - 54" WIDE (F07)
	108446-C8-000	YD	FABRIC-UPHOLSTERY, PATTERN WOVEN - 54" WIDE (F14)
	104233-59-000	YD	FABRIC-UPHOLSTERY, PLAIN VELOUR - 54" WIDE (F04)
	096008-85-000	YD	FABRIC-UPHOLSTERY, PLAIN VELOUR - 54" WIDE (F05)
	108446-55-000	YD	FABRIC-UPHOLSTERY, PLAIN VELOUR - 54" WIDE (F06/F07/F14)
	108446-A5-000	YD	FABRIC-UPHOLSTERY, PATTERN WOVEN - 54" WIDE (F04)
	108446-B0-000	YD	FABRIC-UPHOLSTERY, PATTERN VELOUR - 54" WIDE (F05)
	108446-57-000	YD	FABRIC-UPHOLSTERY, PATTERN WOVEN - 54" WIDE (F06)
	108446-D6-000	YD	FABRIC-UPHOLSTERY, RACE CARS - 54" WIDE (F07)
	108446-76-000	YD	FABRIC-UPHOLSTERY, RANDOM WOVEN - 54" WIDE (F14)

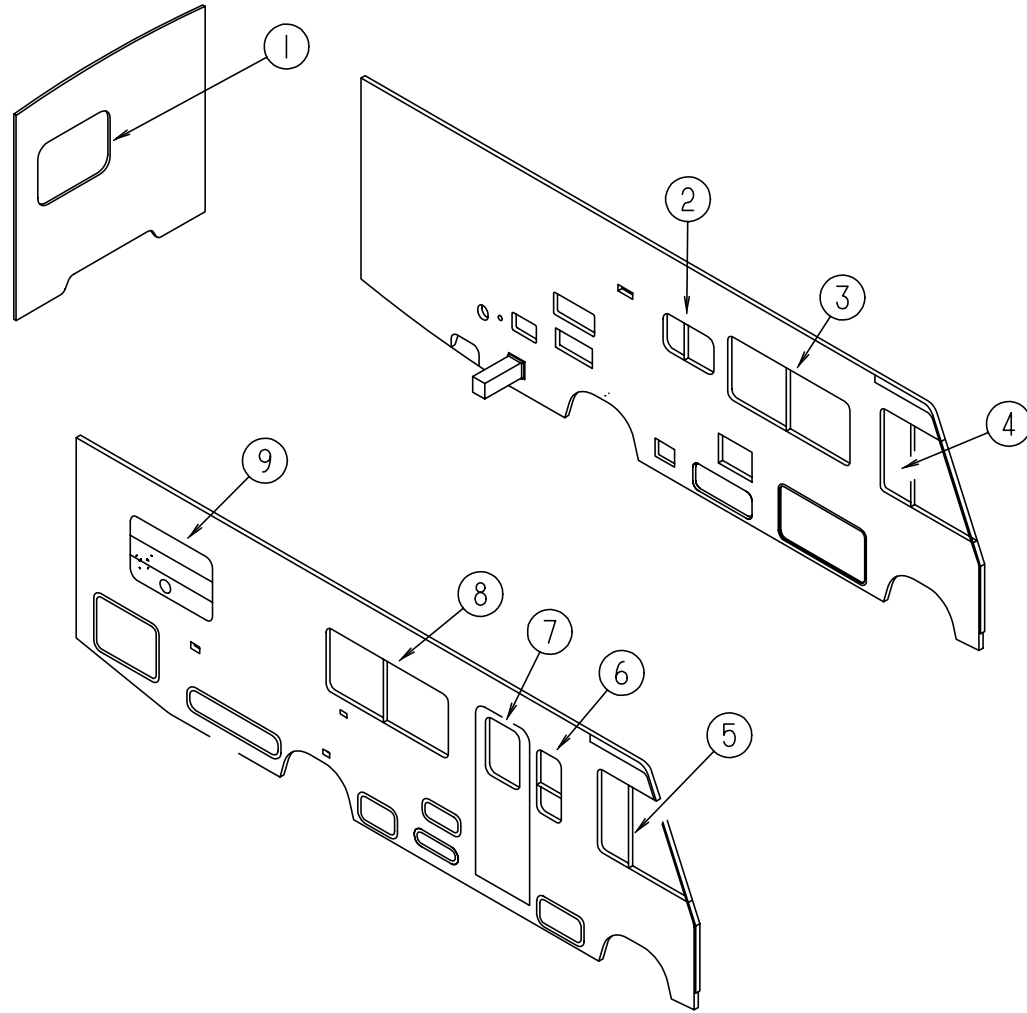
CURTAIN & CUSHION GROUP (CONTINUED)
WINDOW TREATMENT



KEY	PART NUMBER	U/M	DESCRIPTION
1	114781-07-F04	EA	VALANCE - 40", SAHARA (F04)
1	114781-07-F05	EA	VALANCE - 40", SAHARA (F05)
1	114781-07-F06	EA	VALANCE - 40", SAHARA (F06)
1	114781-01-F04	EA	VALANCE - 52", SAHARA (F04)
1	114781-01-F05	EA	VALANCE - 52", SAHARA (F05)
1	114781-01-F06	EA	VALANCE - 52", SAHARA (F06)
1	114993-01-F27	EA	VALANCE - 52", TAILOR (F07)
1	115929-01-F29	EA	VALANCE - 52", CATALINA (F14)
1	112986-04-F04	EA	CURTAIN - 29.5" X 6", PLEATED TOP - POCKET BOTTOM (F04)
1	112986-04-F05	EA	CURTAIN - 29.5" X 6", PLEATED TOP - POCKET BOTTOM (F05)
1	112986-04-F06	EA	CURTAIN - 29.5" X 6", PLEATED TOP - POCKET BOTTOM (F06)
1	112986-04-F27	EA	CURTAIN - 29.5" X 6", PLEATED TOP - POCKET BOTTOM (F07)
1	093475-98-03A	EA	BLIND-MINI, 36" X 29" DROP (F04/F06)
1	093475-98-02A	EA	BLIND-MINI, 36" X 29" DROP (F05)
1	093475-68-08A	EA	BLIND-MINI, 48" X 27" DROP (F04/F06)
1	093475-68-07A	EA	BLIND-MINI, 48" X 27" DROP (F05)
1	093475-68-08A	EA	BLIND-MINI, 48" X 27" DROP (F07)
1	111910-19-F09	EA	BLIND-PLEATED, 50" X 28" DROP (F14)
1	111910-35-F04	EA	BLIND-PLEATED, 48" X 27" DROP (F04/F06) - EUROPEAN
1	111910-35-F05	EA	BLIND-PLEATED, 48" X 27" DROP (F05) - EUROPEAN

KEY	PART NUMBER	U/M	DESCRIPTION
2	109353-07-02A	EA	VALANCE-SLAT, 31" (F04/F06/F07/F14)
2	109353-07-01A	EA	VALANCE-SLAT, 31" (F05)
2	109041-20-02A	EA	BLIND-MINI, 31" X 18" DROP (F04/F06/F07/F14)
2	109041-20-01A	EA	BLIND-MINI, 31" X 18" DROP (F05)
3	105923-19-F04	EA	VALANCE - 63.5" RODEWAY W/BRASS TRIM
3	105923-19-F05	EA	VALANCE - 63.5" RODEWAY W/BRASS TRIM
3	105923-19-F06	EA	VALANCE - 63.5" RODEWAY W/BRASS TRIM
3	105923-36-F07	EA	VALANCE - 63.5" RODEWAY W/O BRASS TRIM
3	113637-10-F14	EA	VALANCE - 63.5" ROSEANNE W/BRASS TRIM
3	109234-29-E08	EA	LEG - 27", RIGHT (F04)
3	109234-29-F05	EA	LEG - 27", RIGHT (F05)
3	109234-29-F06	EA	LEG - 27", RIGHT (F06/F14)
3	109234-31-F07	EA	LEG - 27", RIGHT (F07)
3	109234-30-E08	EA	LEG - 27", LEFT (F04)
3	109234-30-F05	EA	LEG - 27", LEFT (F05)
3	109234-30-F06	EA	LEG - 27", LEFT (F06/F14)
3	109234-32-F07	EA	LEG - 27", LEFT (F07)
3	093475-76-06A	EA	BLIND-MINI, 60" X 28.5" DROP (F04/F06/F07)
3	093475-76-05A	EA	BLIND-MINI, 60" X 28.5" DROP (F05)
3	109802-10-E05	EA	BLIND-PLEATED, 60" X 28.5" DROP (F14)
3	109802-10-E05	EA	BLIND-PLEATED, 60" X 28.5" DROP (F04/F05/F06) - EUROPEAN
4	101668-31-D09	EA	CURTAIN - 38" X 80", TAPE TOP - LEFT (F04/F06/F07)
4	101668-31-D10	EA	CURTAIN - 38" X 80", TAPE TOP - LEFT (F05)
4	101668-31-E90	EA	CURTAIN - 38" X 80", TAPE TOP - LEFT (F14)
4	101668-32-D09	EA	CURTAIN - 40" X 40", TAPE TOP (F04/F06/F07) - FRONT BUNK OPTION
4	101668-32-D10	EA	CURTAIN - 40" X 40", TAPE TOP (F05) - FRONT BUNK OPTION
4	101668-32-E90	EA	CURTAIN - 40" X 40", TAPE TOP (F14) - FRONT BUNK OPTION
5	101668-30-D09	EA	CURTAIN - 38" X 80", TAPE TOP - RIGHT (F04/F06/F07)
5	101668-30-D10	EA	CURTAIN - 38" X 80", TAPE TOP - RIGHT (F05)
5	101668-30-E90	EA	CURTAIN - 38" X 80", TAPE TOP - RIGHT (F14)
5	101668-33-D09	EA	CURTAIN - 38" X 125", TAPE TOP (F04/F06/F07) - FRONT BUNK OPTION
5	101668-33-D10	EA	CURTAIN - 38" X 125", TAPE TOP (F05) - FRONT BUNK OPTION
5	101668-33-E90	EA	CURTAIN - 38" X 125", TAPE TOP (F14) - FRONT BUNK OPTION
	073260-42-D09	EA	TIEBACK - 6" X 18" (F04/F06/F07)
	073260-42-D10	EA	TIEBACK - 6" X 18" (F05)
	073260-42-C18	EA	TIEBACK - 6" X 18" (F14)
6	105923-30-F04	EA	VALANCE - 17" RODEWAY W/BRASS TRIM
6	105923-30-F05	EA	VALANCE - 17" RODEWAY W/BRASS TRIM
6	105923-30-F06	EA	VALANCE - 17" RODEWAY W/BRASS TRIM
6	105923-39-F07	EA	VALANCE - 17" RODEWAY W/O BRASS TRIM
6	113637-11-F14	EA	VALANCE - 17" ROSEANNE W/BRASS TRIM
6	109041-30-02A	EA	BLIND-MINI, 15.5" X 33" DROP (F04/F06/F07)
6	109041-30-01A	EA	BLIND-MINI, 15.5" X 33" DROP (F05)
6	109802-41-F14	EA	BLIND-PLEATED, 15.5" X 33" DROP (F14)
6	109802-41-F14	EA	BLIND-PLEATED, 15.5" X 33" DROP (F04/F05/F06) - EUROPEAN
7	113268-20-F04	EA	VALANCE - 36", W/BRASS TRIM
7	113268-20-F05	EA	VALANCE - 36", W/BRASS TRIM
7	113268-20-F06	EA	VALANCE - 36", W/BRASS TRIM
7	113268-19-F07	EA	VALANCE - 36", W/O BRASS TRIM
7	113268-20-F14	EA	VALANCE - 36", W/BRASS TRIM
7	084755-57-E07	EA	SHADE-PULL, 27.25" (F04/F05/F06/F07/F14)
8	105923-19-F04	EA	VALANCE - 63.5" RODEWAY W/BRASS TRIM
8	105923-19-F05	EA	VALANCE - 63.5" RODEWAY W/BRASS TRIM
8	105923-19-F06	EA	VALANCE - 63.5" RODEWAY W/BRASS TRIM
8	105923-36-F07	EA	VALANCE - 63.5" RODEWAY W/O BRASS TRIM
8	113637-10-F14	EA	VALANCE - 63.5" ROSEANNE W/BRASS TRIM

CURTAIN & CUSHION GROUP (CONTINUED)



WINDOW TREATMENT (CONTINUED)

KEY	PART NUMBER	U/M DESCRIPTION
8	109234-29-E08	EA LEG - 27", RIGHT (F04)
8	109234-29-F05	EA LEG - 27", RIGHT (F05)
8	109234-29-F06	EA LEG - 27", RIGHT (F06/F14)
8	109234-31-F07	EA LEG - 27", RIGHT (F07)
8	109234-30-E08	EA LEG - 27", LEFT (F04)
8	109234-30-F05	EA LEG - 27", LEFT (F05)
8	109234-30-F06	EA LEG - 27", LEFT (F06/F14)
8	109234-32-F07	EA LEG - 27", LEFT (F07)
8	093475-76-06A	EA BLIND-MINI, 60" X 28.5" DROP (F04/F06/F07)
8	093475-76-05A	EA BLIND-MINI, 60" X 28.5" DROP (F05)
8	109802-10-E05	EA BLIND-PLEATED, 60" X 28.5" DROP (F14)
8	109802-10-E05	EA BLIND-PLEATED, 60" X 28.5" DROP (F04/F05/F06) - EUROPEAN
9	114781-03-F04	EA VALANCE - 44", SAHARA (F04)
9	114781-03-F05	EA VALANCE - 44", SAHARA (F05)
9	114781-03-F06	EA VALANCE - 44", SAHARA (F06)
9	114993-03-F07	EA VALANCE - 44", TAILOR (F07)
9	115929-04-F29	EA VALANCE - 44", CATALINA (F14)
9	112986-04-F04	EA CURTAIN - 29.5" X 6", PLEATED TOP - POCKET BOTTOM (F04)
9	112986-04-F05	EA CURTAIN - 29.5" X 6", PLEATED TOP - POCKET BOTTOM (F05)
9	112986-04-F06	EA CURTAIN - 29.5" X 6", PLEATED TOP - POCKET BOTTOM (F06)
9	112986-04-F27	EA CURTAIN - 29.5" X 6", PLEATED TOP - POCKET BOTTOM (F07)
9	093475-41-09A	EA BLIND-MINI, 39" X 26" DROP (F04/F06/F07)
9	093475-41-08A	EA BLIND-MINI, 39" X 26" DROP (F05)
9	111910-25-F14	EA BLIND-PLEATED, 41" X 28.5" DROP (F14)
9	111910-36-F04	EA BLIND-PLEATED, 39" X 26" DROP (F04/F06) - EUROPEAN
9	111910-36-F05	EA BLIND-PLEATED, 39" X 26" DROP (F05) - EUROPEAN

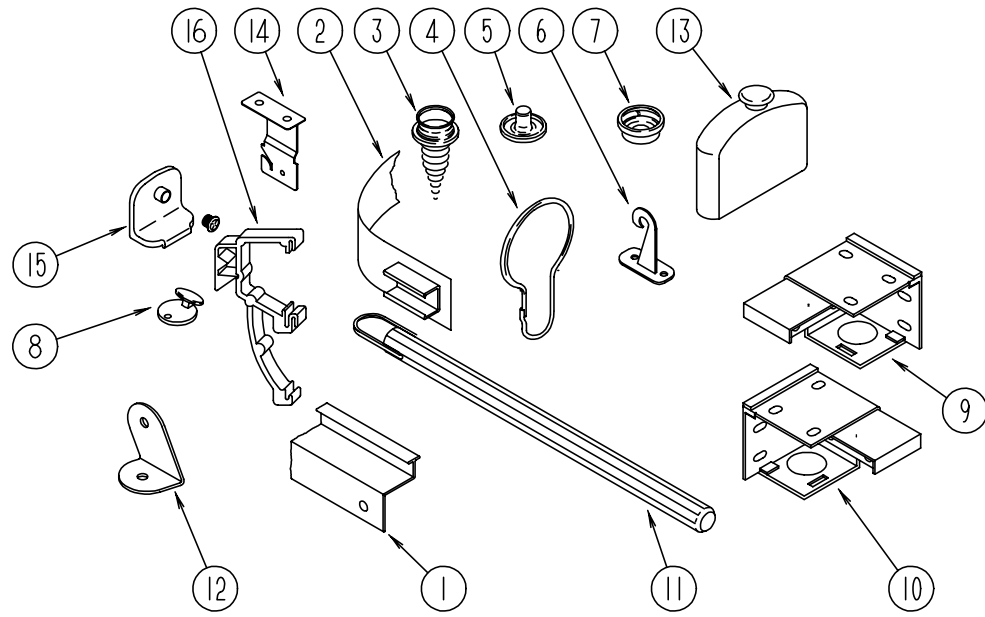
CURTAIN & CUSHION GROUP (CONTINUED)
SHOWER CURTAIN & TIEBACK

KEY	PART NUMBER	U/M DESCRIPTION
	084481-22-E08	EA CURTAIN-SHOWER, 65" X 40" - GROMMET TOP (F04/F06)
	084481-22-F05	EA CURTAIN-SHOWER, 65" X 40" - GROMMET TOP (F05/F07/F14)
	073260-54-E08	EA TIEBACK-SHOWER CURTAIN, 3" X 16" (F04/F06)
	073260-54-E01	EA TIEBACK-SHOWER CURTAIN, 3" X 16" (F05/F07/F14)

6" TIEBACK

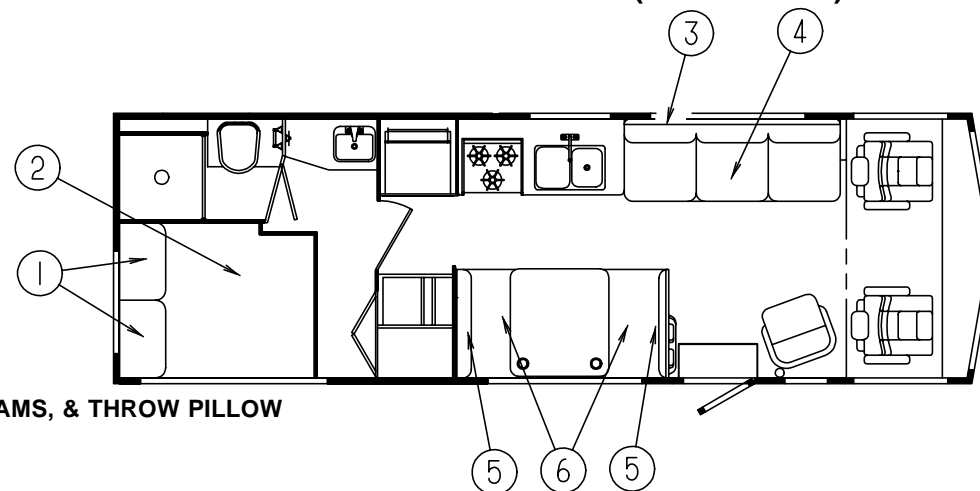
KEY	PART NUMBER	U/M DESCRIPTION
	057534-01-000	EA TIEBACK-PLASTIC, 6" - CLEAR

CURTAIN & CUSHION GROUP (CONTINUED)
CURTAIN, BLIND HARDWARE & TRACKS



KEY	PART NUMBER	U/M	DESCRIPTION
1	101589-02-C05	EA	TRACK ASM W/BRKTS-CURTAIN, RIGHT HAND WRAPAROUND - OFF WHITE - 10'
1	105324-01-01A	EA	TRACK-CURTAIN, RIGHT HAND WRAPAROUND - OFF WHITE - 10'
1	105450-01-01A	EA	TRACK-CURTAIN, LEFT HAND WRAPAROUND - OFF WHITE - 30.8" LONG
1	105324-02-01A	EA	TRACK-CURTAIN, RIGHT HAND WRAPAROUND - OFF WHITE - 6' 5" - TV OPTIONS
1	105324-03-01A	EA	TRACK-CURTAIN, LEFT HAND WRAPAROUND - OFF WHITE - 6' 5" - TV OPTIONS
2	101031-01-000	YD	TAPE-GLIDE, CURTAIN - 4.25" SPACING
3	029130-01-000	EA	SCREW-SNAP SOCKET, #8 PH X 5/8"
3	029130-03-000	EA	SCREW-SNAP SOCKET, #8 PH X 1"
4	009136-02-000	EA	HANGER-RING, PIN TYPE - CURTAIN - BRASS
5	029155-01-000	EA	CAP-SNAP, 5/32" O.D. OF PIN
6	109441-01-000	EA	HOLD DOWN-BLIND, HOOK
7	029156-01-000	EA	SOCKET-SNAP, 9/16" O.D.
8	102555-01-000	EA	CLEAT-CORD, BLIND - OFF WHITE
9	083170-01-000	EA	BRACKET-MINI BLIND, LEFT SIDE WHEN FACING WINDOW
10	083170-02-000	EA	BRACKET-MINI BLIND, RIGHT SIDE WHEN FACING WINDOW
11	093475-01-700	EA	WAND-BLIND, W/METAL CLIP - 8" LONG
12	099205-02-02A	EA	BRACKET-WRAPAROUND O/W
13	093475-01-701	EA	END CAP-BLIND, W/STUD
14	084434-01-000	EA	BRACKET-MOUNTING, ROLLER SHADE - 1 3/8"
15	106544-01-001	EA	SCREW-BRASS, SHADE
15	106544-01-000	EA	PULL-SHADE, BRASS
16	109353-04-000	EA	CLIP-VALANCE SLAT MOUNTING, CLEAR PLASTIC - PAR
	046867-01-000	EA	GROMMET-BRASS - 7/16" ID X 1" OD
	048394-02-000	YD	VELCRO TAPE-HOOK, ADHESIVE BACK - .75" WIDE - BEIGE
	075943-09-000	EA	BRACE-VALANCE, 8" - OFF WHITE
	056003-01-000	EA	BRACKET-RETAIN, CURTAIN - RH
	056003-02-000	EA	BRACKET-RETAIN, CURTAIN - LH
	088792-01-000	YD	VELCRO-HOOK, .75" WIDE - BEIGE
	088792-02-000	YD	VELCRO TAPE-LOOP, ADHESIVE BACKED - .75" WIDE - BEIGE
	086276-01-000	YD	TAPE-DOUBLE SIDED, 1/2"
	089522-02-000	EA	PANEL-LEG, TWO SIDED 31.5" LONG - PLASTIC - BLACK
	089916-01-000	EA	MOUNT-WINDOW LEG, 23.75" - ALUMINUM - BLACK
	096843-01-000	EA	SPRING-REWIND, ROLLER SHADE
	102075-03-01A	EA	ROD-CURTAIN, SHOWER - OFF WHITE
	009112-01-000	EA	FLANGE - 1" SHOWER CURTAIN ROD, PLASTIC - OFF WHITE
	094896-02-000	EA	GROMMET-CORD, PLEATED BLIND - NYLON - GRAY
	094907-02-000	EA	END CAP-TOP, PLEATED BLIND - PLASTIC - GRAY
	094907-04-000	EA	END CAP-BOTTOM, PLEATED BLIND - PLASTIC - GRAY
	097564-01-000	EA	HANDLE-T, PLEATED BLIND
	097565-01-000	EA	BRACKET-MOUNTING, PLEATED BLIND
	097591-01-000	EA	SPRING-EXTENSION, PLEATED BLIND
	097592-01-000	EA	SPOOL-CORD, PLEATED BLIND - CLEAR PLASTIC
	097593-02-000	EA	CORD-PLEATED BLIND, GRAY (F04/F06/F14)
	097593-06-000	EA	CORD-PLEATED BLIND, PEWTER (F05)
	110943-01-000	FT	FELTSTRIP - 3/8", ADHESIVE BACKED - PLEATED BLIND

CURTAIN & CUSHION GROUP (CONTINUED)



DOUBLE MATTRESS, BEDSPREAD, PILLOW SHAMS, & THROW PILLOW

KEY	PART NUMBER	U/M DESCRIPTION
1	111863-01-E08	EA PILLOW SHAM-W/O FOAM (F04)
1	111863-01-F05	EA PILLOW SHAM-W/O FOAM (F05)
1	111863-01-F06	EA PILLOW SHAM-W/O FOAM (F06)
1	111863-01-F27	EA PILLOW SHAM-W/O FOAM (F07)
1	111863-01-F32	EA PILLOW SHAM-W/O FOAM (F14)
2	101123-01-000	EA MATTRESS-DOUBLE, 53" X 74"
2	P01123-01-000	EA COVER-MATTRESS, 53" X 74"
2	085365-23-F04	EA BEDSPREAD - 54", THROW
2	085365-23-F05	EA BEDSPREAD - 54", THROW
2	085365-23-F06	EA BEDSPREAD - 54", THROW
2	085365-23-F07	EA BEDSPREAD - 54", THROW
2	085365-23-F14	EA BEDSPREAD - 54", THROW
	111862-03-F04	EA PILLOW-THROW, 15" X 15" (F04)
	111862-03-F05	EA PILLOW-THROW, 15" X 15" (F05)
	111862-03-F06	EA PILLOW-THROW, 15" X 15" (F06)
	111862-03-F27	EA PILLOW-THROW, 15" X 15" (F07)
	111862-04-F32	EA PILLOW-THROW, 15" X 15" (F14)

COUCH & THROW PILLOW

KEY	PART NUMBER	U/M DESCRIPTION
3	111319-01-E08	EA COUCH-BACK, 74" W/O ARMS (F04)
3	111319-01-F05	EA COUCH-BACK, 74" W/O ARMS (F05)
3	111319-01-F06	EA COUCH-BACK, 74" W/O ARMS (F06)
		FROM: 00-00-00 THRU: 09-18-94
3	111319-01-FA6	EA COUCH-BACK, 74" W/O ARMS (F06)
		FROM: 09-19-94 THRU: 99-99-99
3	111319-05-F07	EA COUCH-BACK, 74" W/O ARMS (F07)
3	112104-01-F29	EA COUCH-BACK, 74" W/O ARMS (F14)
3	P11319-01-E08	EA COVER-COUCH BACK (F04)
3	P11319-01-F05	EA COVER-COUCH BACK (F05)
3	P11319-01-F06	EA COVER-COUCH BACK (F06)
		FROM: 00-00-00 THRU: 09-18-94
3	P11319-01-FA6	EA COVER-COUCH BACK (F06)
		FROM: 09-19-94 THRU: 99-99-99
3	P11319-05-F07	EA COVER-COUCH BACK (F07)
3	P12104-01-F29	EA COVER-COUCH BACK (F14)
	101085-10-000	EA FRAME-COUCH BACK, 74"
	111637-02-F04	EA PILLOW-THROW, 22" X 22" (F04)
	111637-02-F05	EA PILLOW-THROW, 22" X 22" (F05)
	111637-02-F06	EA PILLOW-THROW, 22" X 22" (F06)
	111637-02-F07	EA PILLOW-THROW, 22" X 22" (F07)
	111637-02-F32	EA PILLOW-THROW, 22" X 22" (F14)
4	100032-43-E08	EA COUCH-SEAT, 74" W/O ARMS (F04)
4	100032-43-F05	EA COUCH-SEAT, 74" W/O ARMS (F05)
4	100032-43-F06	EA COUCH-SEAT, 74" W/O ARMS (F06)
		FROM: 00-00-00 THRU: 09-18-94

COUCH & THROW PILLOW (CONTINUED)

KEY	PART NUMBER	U/M DESCRIPTION
4	100032-43-FA6	EA COUCH-SEAT, 74" W/O ARMS (F06)
		FROM: 09-19-94 THRU: 99-99-99
4	100032-49-F07	EA COUCH-SEAT, 74" W/O ARMS (F07)
4	100032-43-F29	EA COUCH-SEAT, 74" W/O ARMS (F14)
4	P00032-43-E08	EA COVER-COUCH SEAT (F04)
4	P00032-43-F05	EA COVER-COUCH SEAT (F05)
4	P00032-43-F06	EA COVER-COUCH SEAT (F06)
		FROM: 00-00-00 THRU: 09-18-94
4	P00032-43-FA6	EA COVER-COUCH SEAT (F06)
		FROM: 09-19-94 THRU: 99-99-99
4	P00032-49-F07	EA COVER-COUCH SEAT (F07)
4	P00032-43-F29	EA COVER-COUCH SEAT (F14)
	101085-04-000	EA FRAME-COUCH SEAT, 74"
	101085-06-000	EA FRAME-COUCH BASE, 74"

NOTE: COUCH FRONT AND SIDE PANELS ARE FOUND IN THE LOUNGE GROUP

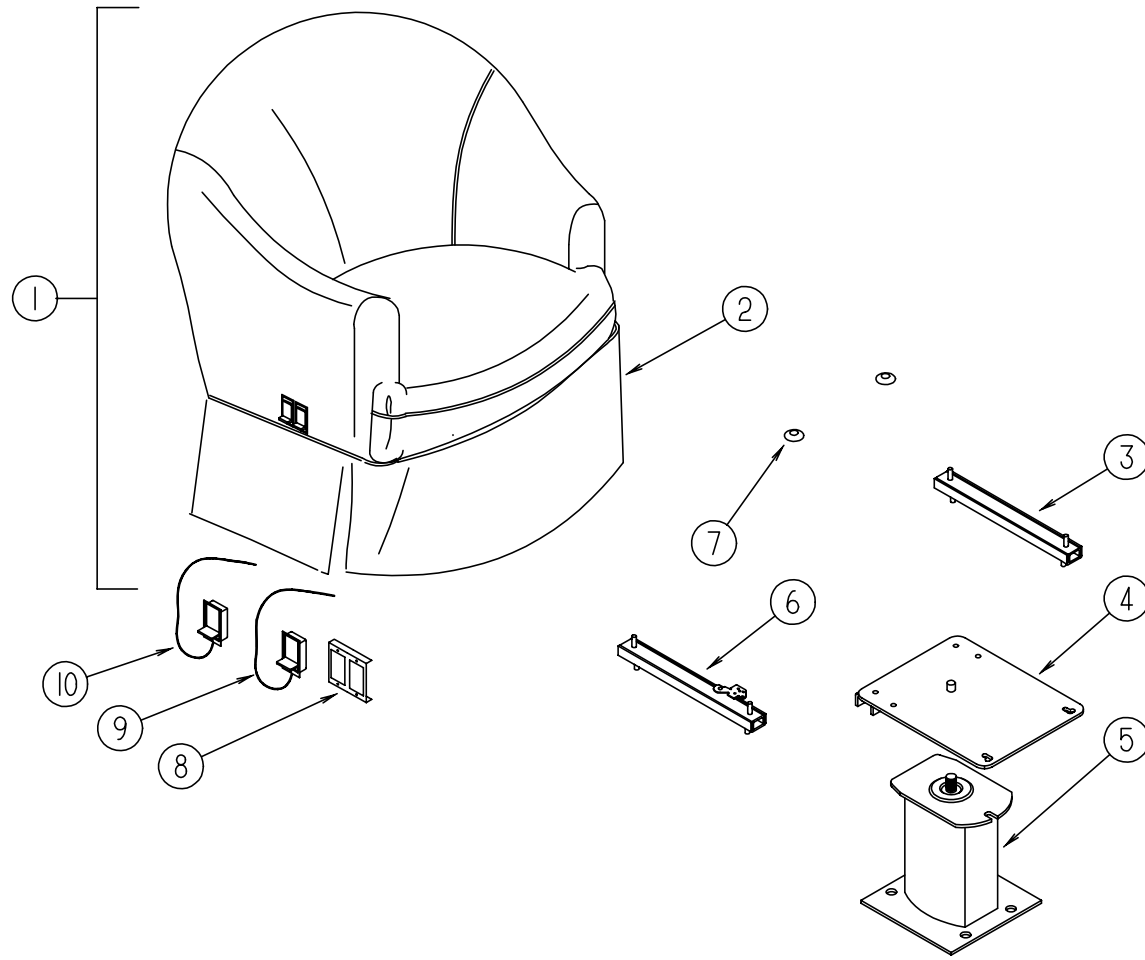
DINETTE CUSHIONS

KEY	PART NUMBER	U/M DESCRIPTION
5	111897-04-F04	EA CUSHION-BACK, 13.5" X 38" X 5" (F04)
5	111897-04-F05	EA CUSHION-BACK, 13.5" X 38" X 5" (F05)
5	111897-04-F06	EA CUSHION-BACK, 13.5" X 38" X 5" (F06)
5	111897-08-F07	EA CUSHION-BACK, 13.5" X 38" X 5" (F07)
5	111880-01-F32	EA CUSHION-BACK, 13.5" X 38" X 5" (F14)
5	P11897-04-F04	EA COVER-BACK CUSHION, 13.5" X 38" X 5" (F04)
5	P11897-04-F05	EA COVER-BACK CUSHION, 13.5" X 38" X 5" (F05)
5	P11897-04-F06	EA COVER-BACK CUSHION, 13.5" X 38" X 5" (F06)
5	P11897-08-F07	EA COVER-BACK CUSHION, 13.5" X 38" X 5" (F07)
5	P11880-01-F32	EA COVER-BACK CUSHION, 13.5" X 38" X 5" (F14)
	078155-01-000	EA STRAP-SNAP, BACKREST CUSHION
6	088927-87-E08	EA CUSHION-SEAT, 23" X 38" X 5" (F04)
6	088927-87-F05	EA CUSHION-SEAT, 23" X 38" X 5" (F05)
6	088927-87-F06	EA CUSHION-SEAT, 23" X 38" X 5" (F06)
6	105603-03-F07	EA CUSHION-SEAT, 23" X 38" X 5" (F07)
6	088927-87-F32	EA CUSHION-SEAT, 23" X 38" X 5" (F14)
6	M88927-87-E08	EA COVER-SEAT CUSHION, 23" X 38" X 5" (F04)
6	M88927-87-F05	EA COVER-SEAT CUSHION, 23" X 38" X 5" (F05)
6	M88927-87-F06	EA COVER-SEAT CUSHION, 23" X 38" X 5" (F06)
6	M88927-87-F07	EA COVER-SEAT CUSHION, 23" X 38" X 5" (F07)
6	M88927-87-F32	EA COVER-SEAT CUSHION, 23" X 38" X 5" (F14)

BUNK CUSHION

KEY	PART NUMBER	U/M DESCRIPTION
	079145-06-000	EA CUSHION-BUNK, 30" X 77" X 4"
	M79145-06-000	EA COVER-CUSHION, BUNK

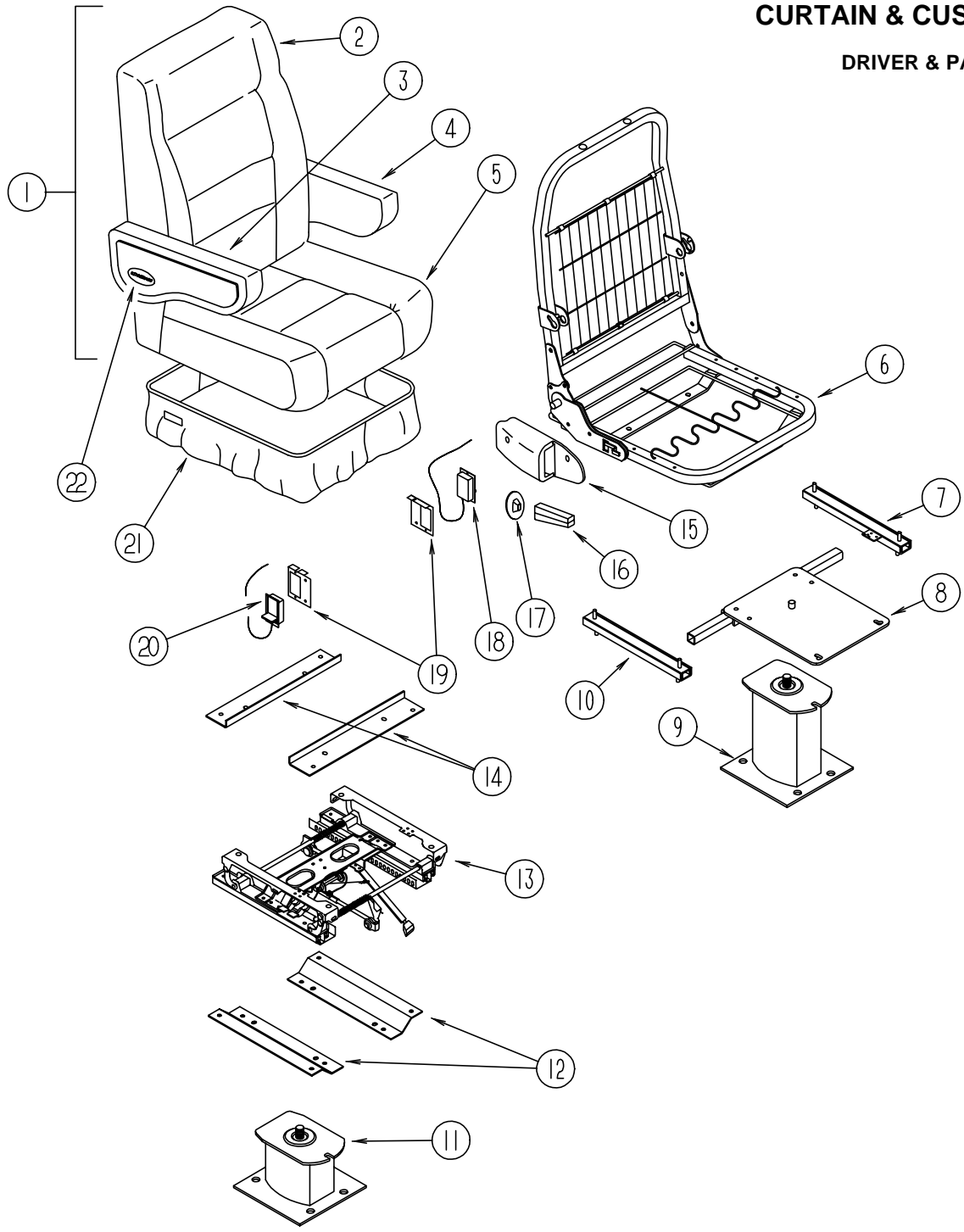
CURTAIN & CUSHION GROUP (CONTINUED)
SWIVEL CHAIR



KEY	PART NUMBER	U/M	DESCRIPTION
1	107957-01-F04	EA	CHAIR-SWIVEL, W/O SKIRT (F04)
1	107957-01-F05	EA	CHAIR-SWIVEL, W/O SKIRT (F05)
1	107957-01-E28	EA	CHAIR-SWIVEL, W/O SKIRT (F06)
1	107957-04-F07	EA	CHAIR-SWIVEL, W/O SKIRT (F07)
1	116016-01-F32	EA	CHAIR-SWIVEL, W/O SKIRT (F14)
	P07957-01-F04	EA	COVER-SWIVEL CHAIR (F04)
	P07957-01-F05	EA	COVER-SWIVEL CHAIR (F05)
	P07957-01-E28	EA	COVER-SWIVEL CHAIR (F06)
	P07957-04-F07	EA	COVER-SWIVEL CHAIR (F07)
	P16016-01-F32	EA	COVER-SWIVEL CHAIR (F14)
2	107977-01-F04	EA	SKIRT-SWIVEL CHAIR (F04)
2	107977-01-F05	EA	SKIRT-SWIVEL CHAIR (F05)
2	107977-01-F01	EA	SKIRT-SWIVEL CHAIR (F06)
2	107977-03-F07	EA	SKIRT-SWIVEL CHAIR (F07)
2	085187-08-F32	EA	SKIRT-SWIVEL CHAIR (F14)
3	069246-06-000	EA	ADJUSTER-SWIVEL CHAIR, FORWARD & BACK FROM: 00-00-00 THRU: 10-16-94
3	069246-13-000	EA	ADJUSTER-SWIVEL CHAIR, FORWARD & BACK FROM: 10-17-94 THRU: 99-99-99
4	107921-08-000	EA	PLATE-TOP, W/O SEAT BELT BAR
	107921-06-000	EA	BEARING KIT-SEAT SWIVEL
5	107921-01-000	EA	PLATE-SUB, FLOOR MOUNTED PEDESTAL - W/9.75" EXTENSION
6	069246-08-000	EA	ADJUSTER-SWIVEL CHAIR W/LOCK, REMOTE - FORWARD & BACK FROM: 00-00-00 THRU: 10-16-94
6	069246-12-000	EA	ADJUSTER-SWIVEL CHAIR W/LOCK, REMOTE - FORWARD & BACK FROM: 10-17-94 THRU: 99-99-99
7	007221-01-000	EA	SPACER-SEAT, ADJUSTER
8	097683-02-000	EA	BRACKET-MOUNT, REMOTE
9	108049-01-000	EA	CABLE W/SWITCH - 28", F/FLEXSTEEL PEDESTAL
	108049-02-000	EA	CLIP-CABLE, PEDESTAL
10	089368-04-000	EA	CABLE-SLIDE, W/SWITCH FROM: 00-00-00 THRU: 10-16-94
10	108049-01-000	EA	CABLE W/SWITCH - 28", F/FLEXSTEEL PEDESTAL FROM: 10-17-94 THRU: 99-99-99
	108049-02-000	EA	CLIP-CABLE, PEDESTAL FROM: 10-17-94 THRU: 99-99-99
	108445-02-000	EA	PLATE ASM-PEDESTAL, SEAT - 230 MM X 157 MM - W/WELDNUTS

CURTAIN & CUSHION GROUP (CONTINUED)

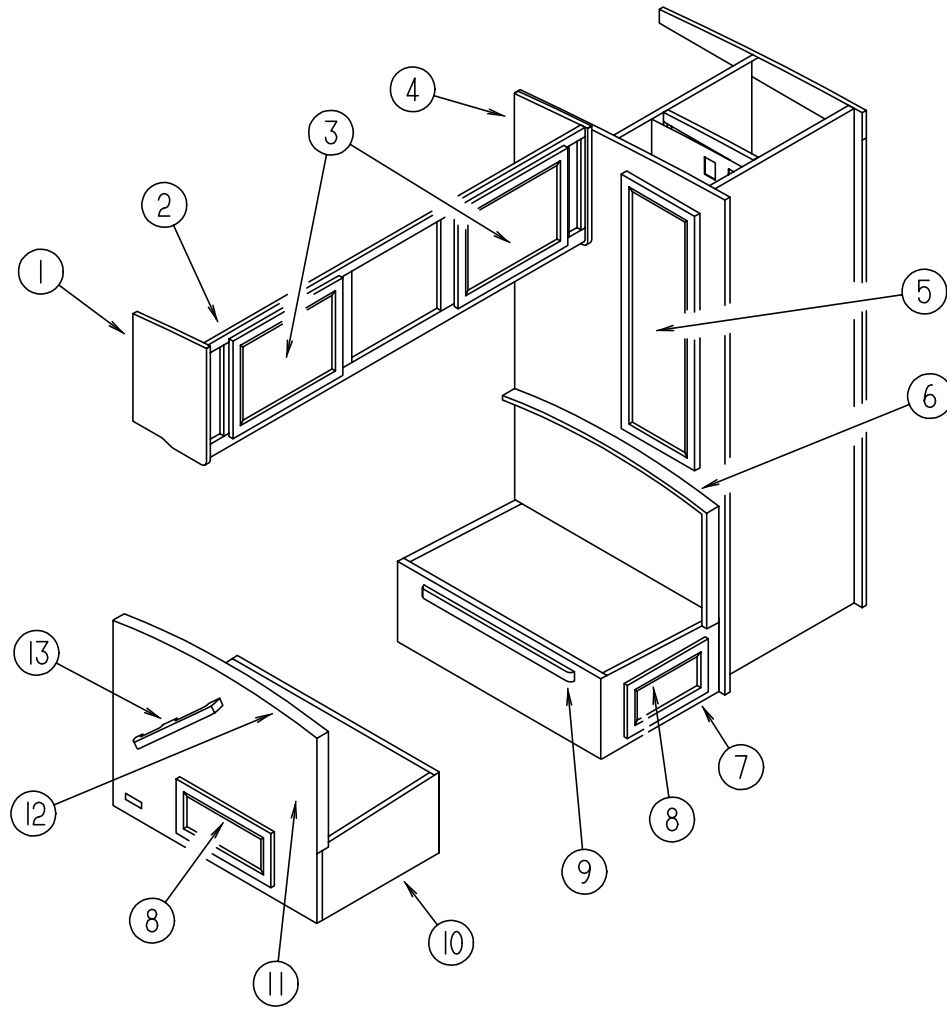
DRIVER & PASSENGER BUCKET SEATS



KEY	PART NUMBER	U/M DESCRIPTION
	P11320-03-E08	EA COVER-ARMREST, RIGHT (F04)
	P11320-03-F05	EA COVER-ARMREST, RIGHT (F05)
	P11320-03-F06	EA COVER-ARMREST, RIGHT (F06/F07/F14)
4	111320-04-E08	EA ARMREST-LEFT, BUCKET SEAT (F04)
4	111320-04-F05	EA ARMREST-LEFT, BUCKET SEAT (F05)
4	111320-04-F06	EA ARMREST-LEFT, BUCKET SEAT (F06/F07/F14)
	P11320-04-E08	EA COVER-ARMREST, LEFT (F04)
	P11320-04-F05	EA COVER-ARMREST, LEFT (F05)
	P11320-04-F06	EA COVER-ARMREST, LEFT (F06/F07/F14)
5	M05962-06-F04	EA COVER-SEAT, BUCKET SEAT (F04)
5	M05962-06-F05	EA COVER-SEAT, BUCKET SEAT (F05)
5	M05962-06-F06	EA COVER-SEAT, BUCKET SEAT (F06/F07)
5	M05962-04-F29	EA COVER-SEAT, BUCKET SEAT (F14)
6	M80906-11-000	EA FRAME-SEAT, BACK & SPRING
7	069246-05-000	EA ADJUSTER-BUCKET SEAT W/LOCK, FORWARD AND BACK FROM: 00-00-00 THRU: 10-16-94
	069246-05-700	EA SPRING-ADJUSTER, FOR REMOTE FROM: 00-00-00 THRU: 10-16-94
	069246-05-701	EA CLIP-CABLE, FOR REMOTE FROM: 00-00-00 THRU: 10-16-94
7	069246-14-000	EA ADJUSTER-BUCKET SEAT W/LOCK & BLUE SPRING, FORWARD AND BACK FROM: 10-17-94 THRU: 99-99-99
	069246-99-000	EA SPRING-BUCKET SEAT ADJUSTER, BLUE FROM: 10-17-94 THRU: 99-99-99
	117125-01-02B	EA BRACKET-CABLE MOUNT, ADJUSTER W/LOCK - STEEL - E-COAT FROM: 10-17-94 THRU: 99-99-99
8	107921-05-000	EA PLATE-TOP, W/SEAT BELT BAR
9	107921-01-000	EA PLATE-SUB, FLOOR MOUNTED PEDESTAL - W/9.75" EXTENSION
	107921-06-000	EA BEARING KIT-SEAT SWIVEL
10	069246-02-000	EA ADJUSTER-SLIDE, FORWARD & BACK FROM: 00-00-00 THRU: 10-16-94
10	069246-15-000	EA ADJUSTER-SLIDE, FORWARD & BACK FROM: 10-17-94 THRU: 99-99-99
11	107921-07-000	EA BASE-FLOOR MOUNTED PEDESTAL, 4.5" - MANUAL SEAT OPTION FROM: 00-00-00 THRU: 09-18-94
11	107921-14-000	EA BASE-FLOOR MOUNTED PEDESTAL, 5.75" - MANUAL SEAT OPTION FROM: 09-19-94 THRU: 99-99-99
12	116215-03-000	EA PLATE-LOWER, MANUAL - 6-WAY - ATWOOD 83835 - MANUAL SEAT OPTION
13	116215-01-000	EA SEAT-MANUAL, 6-WAY - DRIVER - ATWOOD 83805 - MANUAL SEAT OPTION
14	116215-02-000	EA PLATE-UPPER, MANUAL - 6-WAY - ATWOOD 85118 - MANUAL SEAT OPTION
15	080730-09-000	EA SHIELD-RECLINER HANDLE
16	080730-08-000	EA HANDLE-RECLINER, BLACK
17	080730-11-000	EA SHIELD-RUBBER BOOT
18	089368-04-000	EA CABLE-SLIDE, W/SWITCH FROM: 00-00-00 THRU: 10-16-94
	108049-01-000	EA CABLE W/SWITCH - 28", F/FLEXSTEEL PEDESTAL FROM: 10-17-94 THRU: 99-99-99
	108049-02-000	EA CLIP-CABLE, PEDESTAL FROM: 10-17-94 THRU: 99-99-99
19	097683-03-000	EA BRACKET-REMOTE, SIDE MOUNT - SINGLE
20	108049-01-000	EA CABLE W/SWITCH - 28", F/FLEXSTEEL PEDESTAL
	108049-02-000	EA CLIP-CABLE, PEDESTAL
21	071126-43-E08	EA SKIRT-BUCKET SEAT (F04)
21	071126-43-F05	EA SKIRT-BUCKET SEAT (F05)
21	071126-43-F06	EA SKIRT-BUCKET SEAT (F06/F07/F14)
21	071126-54-F04	EA SKIRT-BUCKET SEAT (F04) - MANUAL SEAT OPTION
21	071126-54-F05	EA SKIRT-BUCKET SEAT (F05) - MANUAL SEAT OPTION
21	071126-54-F06	EA SKIRT-BUCKET SEAT (F06/F07/F14) - MANUAL SEAT OPTION
22	111169-01-000	EA PLATE-BACK, ARMREST
22	111169-02-000	EA INSERT-ARMREST, OVAL DECAL - WINNEBAGO
	007221-01-000	EA SPACER-SEAT, ADJUSTER
	089323-01-000	FT STRIP-POLYETHYLENE, J-CHANNEL - FLEX-O-LATORS
	108324-01-000	EA PLATE-DOUBLER, SEAT SUPPORT - 170 MM X 20 MM X 50 MM - STEEL
	114889-01-000	EA STOP BAR-UNIVERSAL, SHROCK

KEY	PART NUMBER	U/M DESCRIPTION
1	112103-04-F04	EA SEAT-BUCKET, W/ARMRESTS - W/O SKIRT (F04)
1	112103-04-F05	EA SEAT-BUCKET, W/ARMRESTS - W/O SKIRT (F05)
1	112103-04-F06	EA SEAT-BUCKET, W/ARMRESTS - W/O SKIRT (F06/F07)
1	111855-06-F14	EA SEAT-BUCKET, W/ARMRESTS - W/O SKIRT (F14)
1	112103-06-F04	EA SEAT-BUCKET, W/ARMRESTS - W/O SKIRT - MANUAL SEAT OPTION (F04)
1	112103-06-F05	EA SEAT-BUCKET, W/ARMRESTS - W/O SKIRT - MANUAL SEAT OPTION (F05)
1	112103-06-F06	EA SEAT-BUCKET, W/ARMRESTS - W/O SKIRT - MANUAL SEAT OPTION (F06/F07)
1	111855-07-F14	EA SEAT-BUCKET, W/ARMRESTS - W/O SKIRT - MANUAL SEAT OPTION (F14)
2	M05962-09-F04	EA COVER-BACK, BUCKET SEAT (F04)
2	M05962-09-F05	EA COVER-BACK, BUCKET SEAT (F05)
2	M05962-09-F06	EA COVER-BACK, BUCKET SEAT (F06/F07)
2	M05962-03-F29	EA COVER-BACK, BUCKET SEAT (F14)
3	111320-03-E08	EA ARMREST-RIGHT, BUCKET SEAT (F04)
3	111320-03-F05	EA ARMREST-RIGHT, BUCKET SEAT (F05)
3	111320-03-F06	EA ARMREST-RIGHT, BUCKET SEAT (F06/F07/F14)

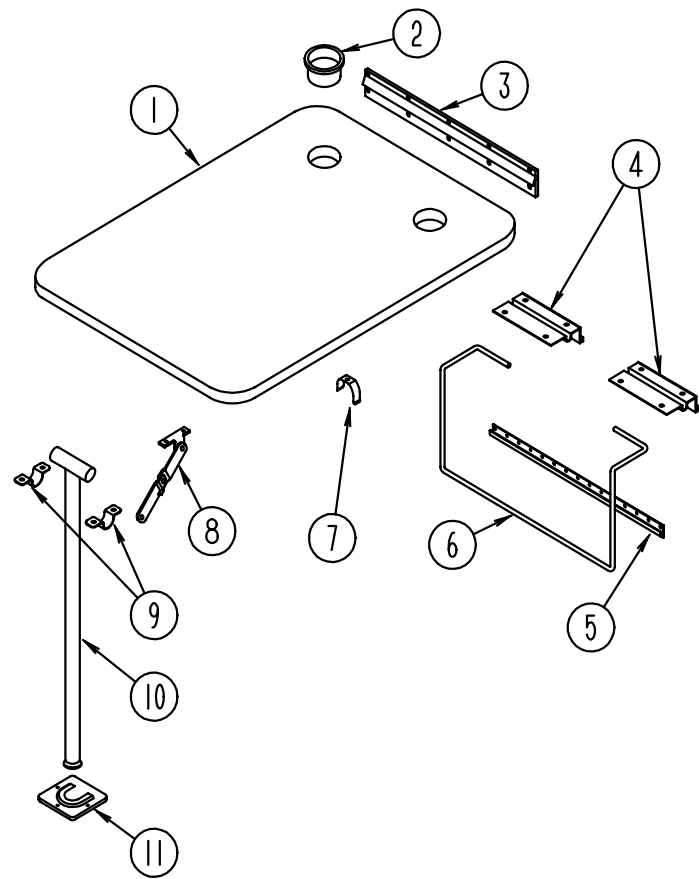
DINETTE GROUP
DINETTE CABINETRY



KEY	PART NUMBER	U/M	DESCRIPTION
1	103128-02-E10	EA	CAP-END, OVERHEAD CABINET
2	113878-01-F04	EA	CABINET-OVERHEAD, W/O DOORS
2	113878-01-F05	EA	CABINET-OVERHEAD, W/O DOORS
2	113878-01-F06	EA	CABINET-OVERHEAD, W/O DOORS
2	113878-01-F07	EA	CABINET-OVERHEAD, W/O DOORS
2	113878-01-F14	EA	CABINET-OVERHEAD, W/O DOORS
3	M06803-41-E10	EA	DOOR-W/O HARDWARE - 400 MM X 520 MM (F04/F05/F06/F07)
3	M06803-B1-F14	EA	DOOR-W/O HARDWARE - 400 MM X 520 MM (F14)
3	M06803-K5-F04	EA	DOOR-W/O HARDWARE - 400 MM X 520 MM (F04/F05/F06) EUROPEAN UPGRADE OPTION
4	103128-06-E07	EA	CAP-END, OVERHEAD CABINET
5	M06803-H8-F04	EA	DOOR-WARDROBE W/O HARDWARE - 400 MM X 1100 MM (F04/F05/F06/F07)
5	M06803-H8-F14	EA	DOOR-WARDROBE W/O HARDWARE - 400 MM X 1100 MM (F14)
5	M06803-L6-F04	EA	DOOR-WARDROBE W/O HARDWARE - 400 MM X 1100 MM (F04/F05/F06) EUROPEAN UPGRADE OPTION
6	104787-04-E08	EA	PAD-DINETTE (F04)
6	104787-04-F05	EA	PAD-DINETTE (F05)
6	104787-04-E31	EA	PAD-DINETTE (F06/F07/F14)
	111338-10-F04	EA	PAD-DINETTE, 1.2" X 12" (F04)
	111338-10-F05	EA	PAD-DINETTE, 1.2" X 12" (F05)
	111338-10-F27	EA	PAD-DINETTE, 1.2" X 12" (F06/F07)
	111338-10-E31	EA	PAD-DINETTE, 1.2" X 12" (F14)
7	M04175-74-F04	EA	CABINET ASM-SEAT BASE, RIGHT
8	M06803-07-E07	EA	DOOR-W/O HARDWARE - 255 MM X 485 MM (F04/F05/F06/F07)
8	M06803-07-F14	EA	DOOR-W/O HARDWARE - 255 MM X 485 MM (F14)
9	081295-01-AA8	EA	SUPPORT-BED, FRONT OR REAR SEAT BASE
10	M04175-69-F04	EA	CABINET ASM-SEAT BASE, LEFT
11	M04174-69-F04	EA	CABINET ASM-SEAT BACK, LEFT
12	104787-01-E08	EA	PAD-DINETTE (F04)
12	104787-01-F05	EA	PAD-DINETTE (F05)
12	104787-01-F06	EA	PAD-DINETTE (F06/F07)
12	104787-01-E31	EA	PAD-DINETTE (F14)
13	091257-08-000	EA	HANDLE-ASSIST, ENTRY DOOR - WOOD - FINISHED

FROM: 00-00-00 THRU: 08-27-94

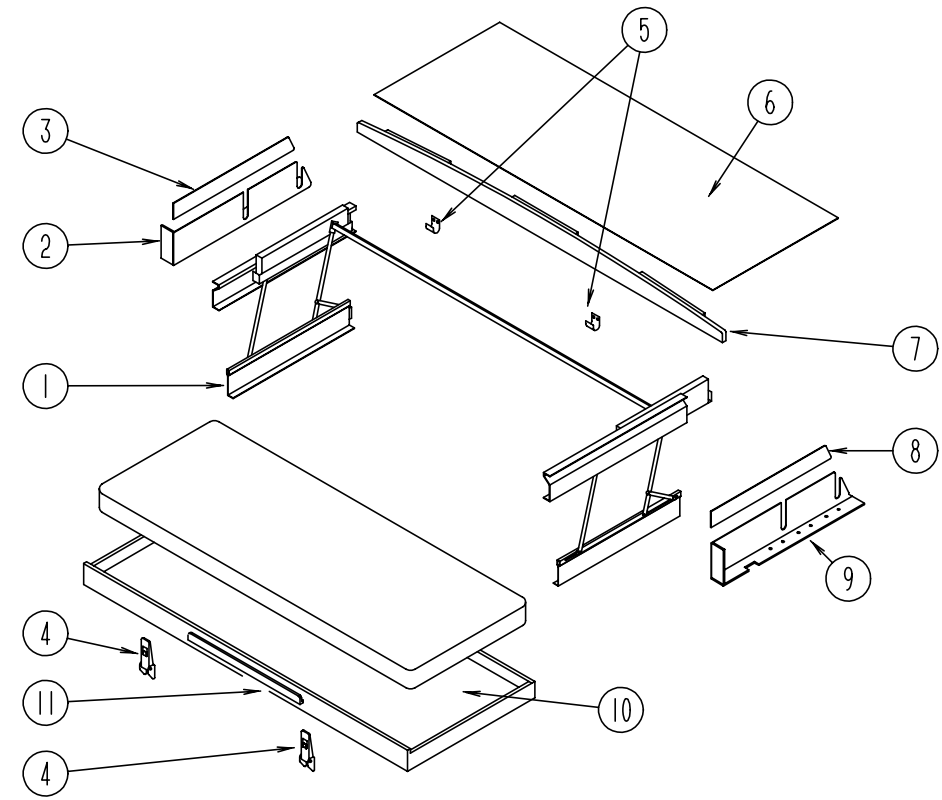
DINETTE GROUP (CONTINUED)



DINETTE TABLE

KEY	PART NUMBER	U/M DESCRIPTION
1	M02115-09-E01	EA TABLE-DINETTE, W/O HARDWARE, EDGE BAND OR CUPHOLDERS (F04/F07)
1	M02115-09-E04	EA TABLE-DINETTE, W/O HARDWARE, EDGE BAND OR CUPHOLDERS (F05)
1	M02115-09-F06	EA TABLE-DINETTE, W/O HARDWARE, EDGE BAND OR CUPHOLDERS (F06)
1	M02115-09-F29	EA TABLE-DINETTE, W/O HARDWARE, EDGE BAND OR CUPHOLDERS (F14)
2	064781-06-000	EA HOLDER-CUP, TWO STEP - OFF WHITE
3	053200-12-000	EA SUPPORT-TABLE, 23.5" - OFF WHITE
4	088410-02-000	EA BRACKET-LIFT, TABLE MOUNTED - OFF WHITE
5	024281-14-000	EA BRACKET-LIFT ROD, LOWER WALL MOUNTED - 22.12" - OFF WHITE
6	024275-12-000	EA ROD-TABLE LIFT, OFF WHITE
7	024283-01-000	EA CLIP-LEG, 1" X 1.125" OD - BLACK
8	024282-01-000	EA BRACE-TABLE LEG, HINGED
9	064050-05-000	EA HINGE-TABLE LEG, OFF WHITE
10	024276-23-000	EA LEG-TABLE, METAL - OFF WHITE
11	049493-12-000	EA CATCH-LEG, FLOOR MOUNTED - 2.5" X 2.7" - METAL - OFF WHITE
11	049493-11-700	EA CATCH-LEG, FLOOR MOUNTED - 2.5" X 2.7" - METAL - E-COAT

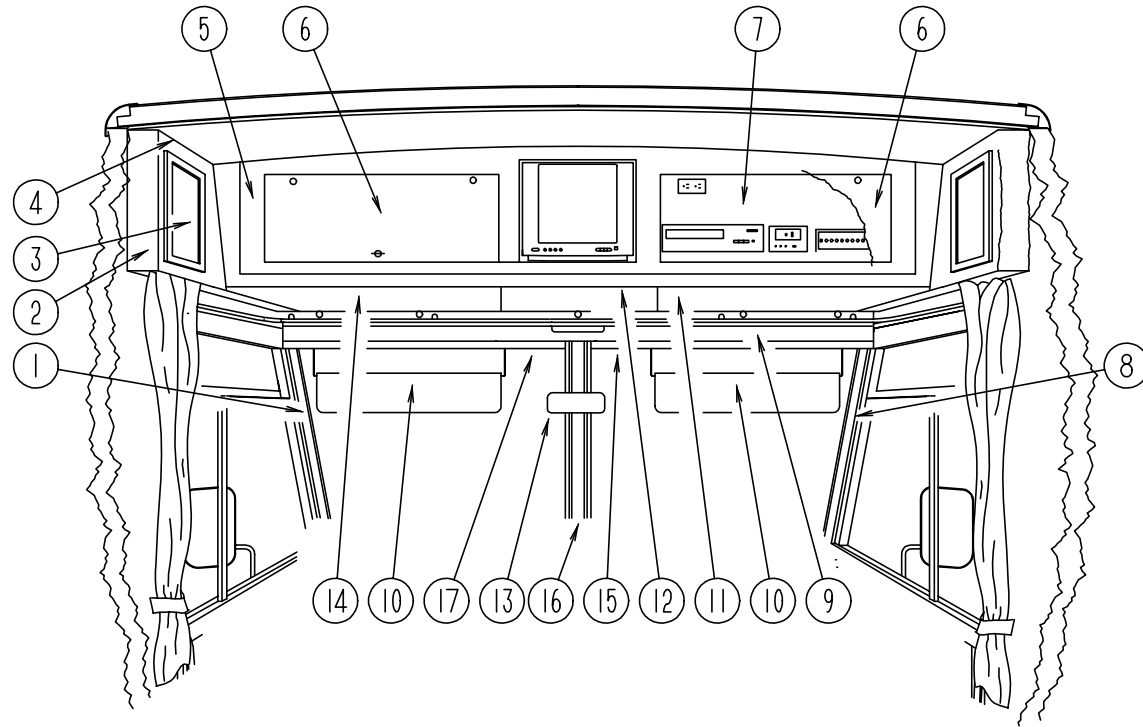
DRIVERS COMPARTMENT GROUP



FRONT BUNK

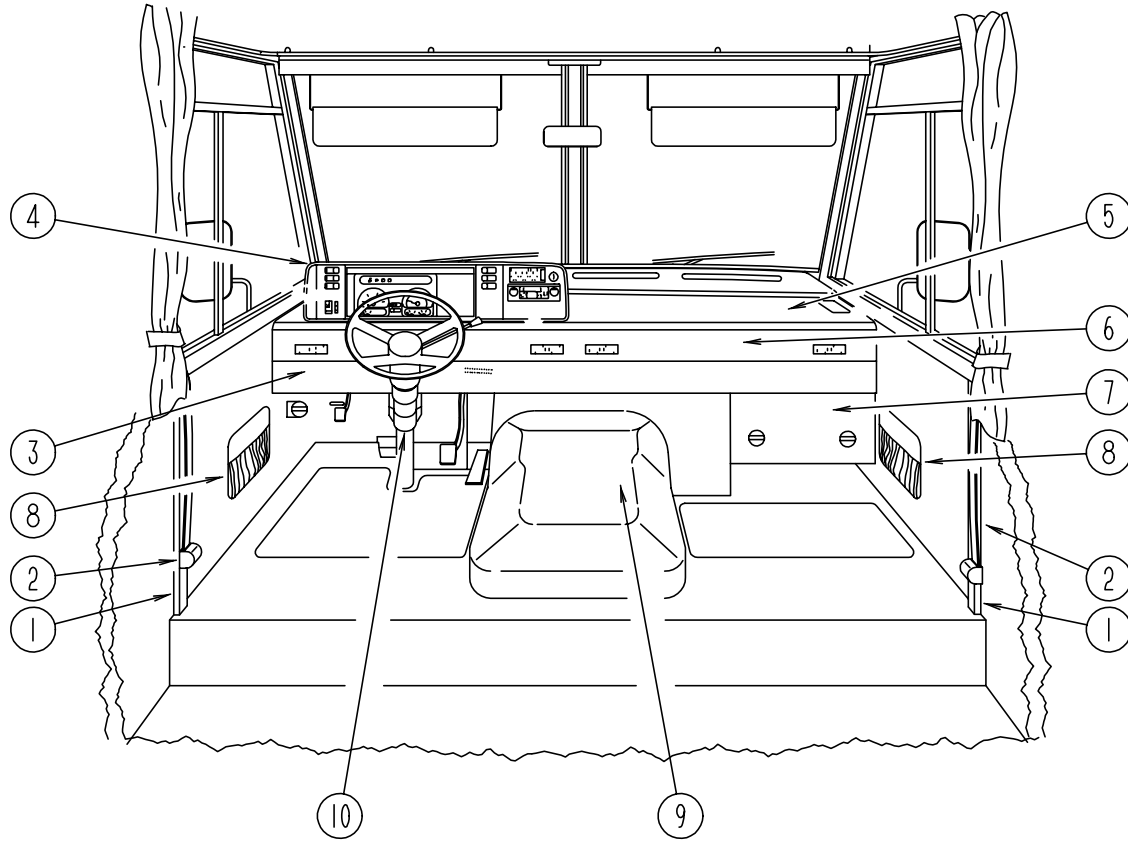
KEY	PART NUMBER	U/M DESCRIPTION
1	076760-02-000	EA BUNK HARDWARE (COMPLETE)
	076760-02-700	EA SPRING-GAS-BUNK HARDWARE
2	101499-06-C05	EA PANEL ASM - BOTTOM DRIVERS - PADDED - USED W/BUNK
3	101497-08-C05	EA PANEL ASM - UPPER DRIVERS - PADDED - USED W/BUNK
4	042541-04-000	EA LATCH-W/O STRIKE, BRASS
		FROM: 00-00-00 THRU: 09-25-94
4	116975-01-01A	EA LATCH-W/O STRIKE, BLACK
		FROM: 09-26-94 THRU: 99-99-99
5	042541-05-000	EA STRIKE-BRASS
6	103040-06-C05	EA PANEL-HEADLINER FRONT OVERHEAD - PADDED - USED W/BUNK
7	P03199-01-C05	EA BOARD ASM-TRIM, BUNK - CEILING MOUNTED
8	101497-07-C05	EA PANEL ASM - UPPER PASSENGERS - PADDED - USED W/BUNK
9	101499-05-C05	EA PANEL ASM - BOTTOM PASSENGERS - PADDED - USED W/BUNK
10	081717-03-E07	EA BED ASM-BUNK, FRONT
11	094658-01-E07	EA HANDLE-BUNK, OAK

DRIVERS COMPARTMENT GROUP (CONTINUED)
DRIVERS COMPARTMENT - UPPER



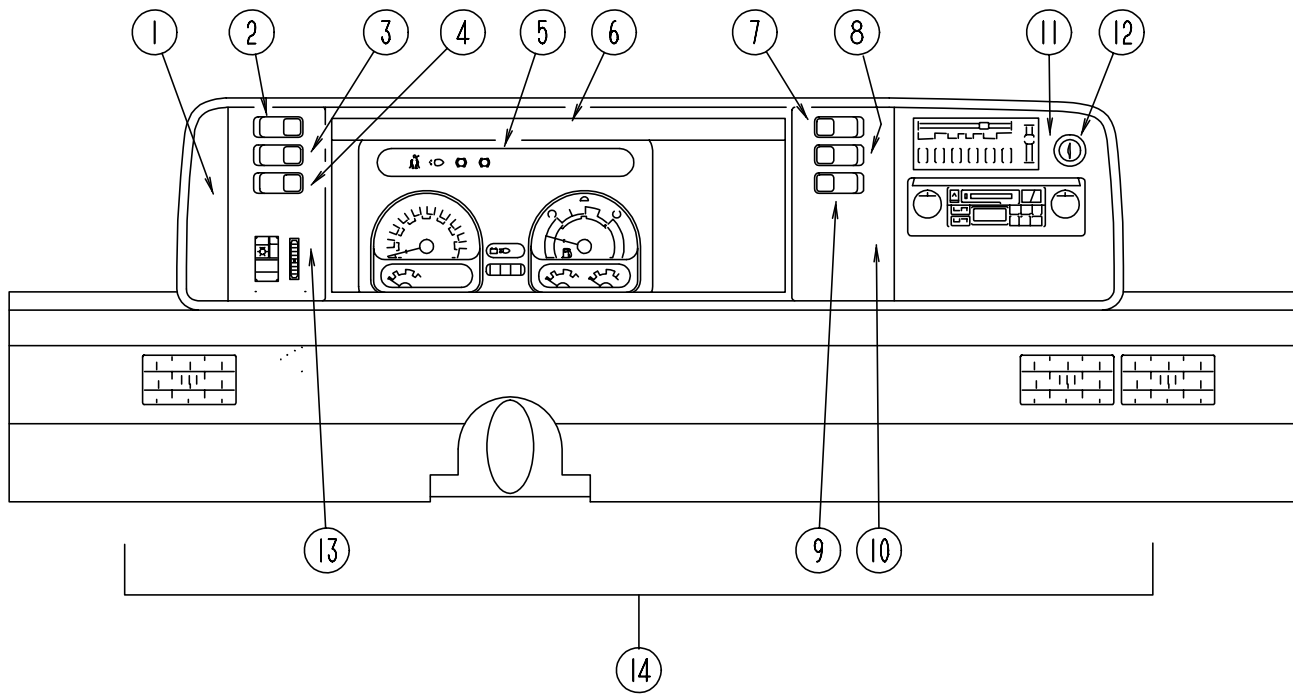
KEY	PART NUMBER	U/M DESCRIPTION
1	103931-02-01A	EA COVER-INNER, A-PILLAR - DRIVERS
2	103128-09-E10	EA CAP-END, FRONT OVERHEAD, DRIVERS SIDE
3	M06803-04-E07	EA DOOR-CABINET, W/O HARDWARE - 255 MM X 485 MM (F04/F05/F06/F07)
3	M06803-F8-F14	EA DOOR-CABINET, W/O HARDWARE - 255 MM X 485 MM (F14)
4	109561-02-F04	EA CABINET-FRONT OVERHEAD W/O DOOR, DRIVERS SIDE
4	109561-02-F05	EA CABINET-FRONT OVERHEAD W/O DOOR, DRIVERS SIDE
4	109561-02-F06	EA CABINET-FRONT OVERHEAD W/O DOOR, DRIVERS SIDE
4	109561-02-F07	EA CABINET-FRONT OVERHEAD W/O DOOR, DRIVERS SIDE
4	109561-02-F14	EA CABINET-FRONT OVERHEAD W/O DOOR, DRIVERS SIDE
	P09561-02-E07	EA BOTTOM-VINYL COVERED, FRONT OVERHEAD - DRIVERS SIDE
	104289-02-C05	EA PAD-VINYL COVERED, 30.3" X 9.6" - ANGLED - DRIVERS SIDE
5	M05893-01-E07	EA FACE-TV CABINET W/O DOORS, FRONT OVERHEAD
	106699-01-01A	EA BRACKET-L-ANGLE, TV CABINET FACE - 5.1" LONG - OFF WHITE STEEL
	108911-01-F04	EA TRIM-TV, 15.3" X 13.9" - WOOD
	100676-02-000	EA STAND-VCR, STEEL
6	100708-06-000	EA DOOR-GLASS, TV CABINET - W/O HARDWARE - 9.68" X 28.42"
7	103040-01-C05	EA PANEL-HEADLINER FRONT OVERHEAD - PADDED - STANDARD
7	103040-02-C05	EA PANEL-HEADLINER FRONT OVERHEAD - PADDED - TV OPTION
7	103040-03-C05	EA PANEL-HEADLINER FRONT OVERHEAD - PADDED - TV/VCR/EUROPEAN OPTIONS
7	103040-04-C05	EA PANEL-HEADLINER FRONT OVERHEAD - PADDED - TV/VCR/INVERTER OPTION
7	103040-05-C05	EA PANEL-HEADLINER FRONT OVERHEAD - PADDED - TV/INVERTER OPTION
8	103931-01-01A	EA COVER-INNER, A-PILLAR - PASSENGERS
9	078811-05-C07	EA PANEL-HEADER W/RECEPTACLE CUTOUPS - 90.2" LONG - VINYL COVERED
10	082286-18-F04	EA SUNVISOR-DRIVER OR PASSENGER - W/O POCKET
	102377-01-000	EA BRACKET-SUNVISOR, 1 PIECE - STEEL
	007211-01-000	EA HINGE-SUNVISOR
	074012-01-000	EA CLIP-SUNVISOR, SQUARE PINCH-ON
11	P03077-02-C05	EA SHELF-CABINET, PASSENGERS SIDE - VINYL COVERED
12	P04415-01-C05	EA SHELF-TV CABINET, VINYL COVERED
	100628-02-000	EA SHELF ASM-TV, STEEL
	101150-01-000	EA SUPPORT-SHELF, TV - PASSENGER SIDE - STEEL
	101150-02-000	EA SUPPORT-SHELF, TV - DRIVER SIDE - STEEL
	104417-01-E07	EA CABINET-BLANKET (STANDARD CABINET)
13	040714-01-000	EA MIRROR-REAR VIEW, W/ARM MOUNT & SET SCREW - GM# 911722
	067490-01-000	EA BUTTON-MIRROR, REAR VIEW - STANK S927H
14	P03077-01-C05	EA SHELF-CABINET, DRIVERS SIDE - VINYL COVERED
15	078579-07-000	EA TRIM - WINDSHIELD - UPPER INNER - RIGHT - OFF WHITE
16	079765-07-000	EA TRIM - WINDSHIELD - CENTER INNER - OFF WHITE
17	078579-08-000	EA TRIM - WINDSHIELD - UPPER INNER - LEFT - OFF WHITE

DRIVERS COMPARTMENT GROUP (CONTINUED)
DRIVERS COMPARTMENT - LOWER



KEY	PART NUMBER	U/M	DESCRIPTION
1	024700-44-000	EA	COVER-SIDEWALL ROLL BAR, OFF WHITE - 53"
1	024700-45-000	EA	COVER-SIDEWALL ROLL BAR, OFF WHITE - 12.8"
	024700-47-000	EA	COVER-SIDEWALL ROLL BAR, OFF WHITE - 18.9" - DRIVER DOOR
	024700-48-000	EA	COVER-SIDEWALL ROLL BAR, OFF WHITE - 25" - DRIVER DOOR
2	091990-04-01A	EA	SEAT BELT-SHOULDER HARNESS - DRIVERS/PASSENGERS - BLACK
	091990-01-700	EA	BOLT COVER
	109146-01-000	EA	BOLT-SHOULDER, SEAT BELT
	103961-01-01A	EA	COVER-BRACKET, SEATBELT - OFF WHITE
	103961-02-01A	EA	COVER-BRACKET, SEATBELT - OFF WHITE - DRIVER DOOR
3	103812-01-05A	EA	TRIM-DASH, LOWER - BISQUE
4	111499-01-04A	EA	POD-INSTRUMENT PANEL, BISQUE PLASTIC
5	P03817-11-000	EA	DASH ASM, W/O VINYL
	106569-02-04A	YD	VINYL-LAMINATE, 26 OZ - 54" WIDE - BISQUE
	105927-02-000	EA	PANEL-DASH TOP, STEEL
6	104354-04-02A	EA	APPLIQUE-LOWER DASH, 2300 MM LONG
7	095757-03-F04	EA	COVER-HEATER W/CARPET (F04/F07/F14)
7	095757-03-F05	EA	COVER-HEATER W/CARPET (F05)
7	095757-03-F06	EA	COVER-HEATER W/CARPET (F06)
8	086120-01-F04	EA	PAD-MAP POCKET, 12" X 16' (F04)
8	086120-01-F05	EA	PAD-MAP POCKET, 12" X 16' (F05)
8	086120-01-F06	EA	PAD-MAP POCKET, 12" X 16' (F06/F07/F14)
9	097552-01-000	EA	COVER-MOTOR, W/O CARPET - GAS
			FROM: 00-00-00 THRU: 09-18-94
9	114512-01-01A	EA	COVER-MOTOR, W/O CARPET - 6.5 DIESEL OPTION
			FROM: 00-00-00 THRU: 09-18-94
	075564-01-000	EA	BRACKET-MOUNTING, MOTOR COVER - GAS OR 6.5 DIESEL OPTION
			FROM: 00-00-00 THRU: 09-18-94
9	115840-01-01A	EA	COVER-MOTOR, W/O CARPET - GAS OR 6.5 DIESEL OPTION
			FROM: 09-19-94 THRU: 99-99-99
	115850-01-02B	EA	RETAINER-LATCH, MOTOR COVER - GAS OR 6.5 DIESEL OPTION
			FROM: 09-19-94 THRU: 99-99-99
	116581-01-000	EA	LATCH-MOTOR COVER - SOUTHCO 2710074088 - GAS OR 6.5 DIESEL OPTION
			FROM: 09-19-94 THRU: 99-99-99
	115852-01-02B	EA	STRIKE ASM-MOTOR COVER, E-COAT - GAS OR 6.5 DIESEL OPTION
			FROM: 09-19-94 THRU: 99-99-99
	116833-01-02B	EA	WRENCH-HEX, MOTOR COVER - E-COAT - GAS OR 6.5 DIESEL OPTION
			FROM: 09-19-94 THRU: 99-99-99
	113828-02-01A	EA	TRIM-MOTOR COVER - GAS
			FROM: 00-00-00 THRU: 09-18-94
	114519-01-E07	EA	TRIM-MOTOR COVER - 6.5 DIESEL OPTION
			FROM: 00-00-00 THRU: 09-18-94
	115860-01-01A	EA	TRIM-MOTOR COVER - GAS OR 6.5 DIESEL OPTION
			FROM: 09-19-94 THRU: 99-99-99
	039623-01-000	FT	SEAL-MOTOR COVER, RUBBER BULB TYPE - BLACK
	111618-01-E10	EA	TRAY ASM-BEVERAGE
	111618-13-E07	EA	LID-BEVERAGE TRAY ASM
	046886-03-000	EA	ASHTRAY-CHROME, W/COVER
10	103498-06-000	EA	BOOT-STEERING COLUMN, BLACK VINYL
	116452-02-F14	EA	PANEL-TRIM, 31.9" X 19.7" - BISQUE VINYL COVERED (F14)
	116452-03-F14	EA	PANEL-TRIM, 23.1" X 7.9" - FABRIC COVERED (F14)
	084902-08-000	EA	HOLDER-MUG, COLLAPSIBLE - BLACK (F14)

DRIVERS COMPARTMENT GROUP (CONTINUED)



INSTRUMENT CLUSTER

KEY	PART NUMBER	U/M DESCRIPTION
1	104056-01-01A	EA APPLIQUE-BEZEL
2	108356-02-01A	EA COVER-SWITCH W/DIMPLES, CARLING VVAZC00 BLA
2	108357-05-000	EA SWITCH-ROCKER, SPDT ON/NONE/ON - RADIO POWER - CARLING V4D1000B-0
3	108356-02-01A	EA COVER-SWITCH W/DIMPLES, CARLING VVAZC00 BLA
3	108357-09-000	EA SWITCH-ROCKER, SPDT ON/NONE/MOM - DUAL BATTERY - CARLING V5D1000B-0
4	108356-02-01A	EA COVER-SWITCH W/DIMPLES, CARLING VVAZC00 BLA
4	108357-06-000	EA SWITCH-ROCKER, DPDT MOM/OFF/MOM - CARLING VLD1000B-0 BATTERY DISCONNECT SWITCH OPTION
4	096241-03-000	EA SWITCH-BLANK
5	094796-07-000	EA CLUSTER-INSTRUMENT PANEL, KILOMETERS - GAS - GM #16167145
5	094796-08-000	EA CLUSTER-INSTRUMENT PANEL, KILOMETERS - DIESEL - GM #16164645
6	103662-01-01A	EA BEZEL-INSTRUMENT PANEL
7	108356-04-01A	EA COVER-SWITCH W/DIMPLES & LENS, CARLING VVAGC00
7	108357-10-000	EA SWITCH-ROCKER, SPDT MOM/OFF/MOM - LIGHTED - CARLING V8D1160B-0 GENERATOR OPTION
7	096241-03-000	EA SWITCH-BLANK
8	108356-02-01A	EA COVER-SWITCH W/DIMPLES, CARLING VVAZC00 BLA
8	108357-03-000	EA SWITCH-ROCKER, SPDT ON/OFF/ON - CARLING V6D1000B-0 REAR HEATER OPTION
8	096241-03-000	EA SWITCH-BLANK
9	096241-03-000	EA SWITCH-BLANK
10	104056-21-01A	EA APPLIQUE-BEZEL
11	104056-06-01A	EA APPLIQUE-BEZEL
12	089294-01-000	EA LIGHTER ASM-CIGARETTE - CASCO C213275
13	104056-22-01A	EA APPLIQUE-BEZEL
14	M05946-17-F04	EA DASH POD ASSEMBLY - CHEVY
	100138-01-000	EA MODULE-DAYTIME RUNNING LIGHT - CANADIAN
	077031-01-000	EA FILM-BLACK, 1" X 1.75"
	077031-03-000	EA FILM-WHITE, .75" X 1"
	077539-01-000	EA BRACKET-MOUNTING, DASH PANEL - L/SHAPED - 2.5" X 1" X 1.5"
	103603-01-000	EA BULB-12V, #74 - .12A WEDGE - GE 22-25 - USED IN DASH

ELECTRICAL GROUP INTERIOR LIGHTS

KEY	PART NUMBER	U/M DESCRIPTION
	065201-09-000	EA SHADE-LAMP, FABRIC - PARCHMENT
	067479-01-000	EA BULB - 12V, NUMBER 1076
	065202-23-000	EA LAMP-WALL W/O SHADE, BRASS - CSA (F04/F05/F06/F07)
	065202-22-000	EA LAMP-WALL W/O SHADE, BRASS - US (F04/F05/F06/F07)
	104172-01-01A	EA LIGHT-BULLET, BEIGE - #787 SERIES - CSA (F04/F05/F06/F07)
	104173-01-01A	EA LIGHT ASM-DESIGNER, BRASS - #81-905 - US (F04/F05/F06/F07)
	065202-25-000	EA LAMP-WALL W/O SHADE, BRASS - CSA (F14)
	065202-24-000	EA LAMP-WALL W/O SHADE, BRASS - US (F14) FROM: 00-00-00 THRU: 11-12-94
	065202-26-000	EA LAMP-WALL W/O SHADE, BRASS - US (F14) FROM: 11-13-94 THRU: 99-99-99
	061424-01-000	EA LIGHT-AISLE, 12V - RECTANGULAR
	008103-01-000	EA BULB-DASH/AISLE LIGHT, #53 - 12 V - .12 AMP
	086280-01-000	EA LIGHT-SURFACE MOUNT, 12V - JENSEN 1236
	086280-01-700	EA BULB - 12V, 6 WATT
	098024-01-01A	EA LIGHT-DOME, 1 BULB - IVORY
	098024-03-01A	EA LIGHT-DOME, 2 BULB - IVORY
	098024-01-700	EA LENS-DOME LIGHT
	008218-01-000	EA BULB-DOME LIGHT, 12V - NUMBER 1141
	110235-02-01A	EA LIGHT-MAKE UP, 4 BULB PANLESS - PD PD200-622 BRASS
	081633-01-700	EA BULB-MAKE UP LIGHT, JENSEN

POWER CORDS & ELECTRICAL BOXES

KEY	PART NUMBER	U/M DESCRIPTION
	008052-01-000	EA CORD-POWER, 10/3 - 30 AMP - 25' - CANADIAN
	008054-01-000	EA CORD-POWER, 10/3 - 30 AMP - 25'
	008289-01-000	EA BOX-ELECTRIC, STEEL - 1/2" AND 3/4" KNOCKOUTS - 4" X 4"
	008289-02-000	EA BOX-ELECTRICAL, 4" X 4" - 1/2" & 3/4" KNOCKOUTS - CANADIAN
	008294-01-000	EA COVER-ELECTRICAL BOX, BLANK/STEEL - 4" X 4" - GRAY
	008294-02-000	EA COVER-ELECTRICAL BOX, BLANK STEEL - 4" X 4" - CANADIAN
	069238-01-000	EA COVER-ELECTRICAL BOX, W/HOLE - 4" X 4" - GRAY USED WITH 30 AMP RECEPTACLE
	091910-01-000	EA BOX-ELECTRIC, 3.75" X 3.5" X 1.75" - PLASTIC
	091910-02-000	EA BOX-ELECTRICAL, PLASTIC - 57 MM X 88 MM
	093257-02-000	EA BOX-ELECTRIC, CIRCUIT BREAKER - BW RV80-9 EUROPEAN ELECTRIC PREP OPTION
	111510-01-000	EA DOOR-ELECTRICAL BOX, FRONT

POWER CONVERTERS & INVERTER

KEY	PART NUMBER	U/M DESCRIPTION
	083208-02-000	EA CONVERTER-POWER, 45A - 120V/12V - BW 6345
	099048-02-000	EA INVERTER - 100 WATT
	113493-01-000	EA LOAD CENTER - 12MDL, FLUSH MOUNT - EUROPEAN ELECTRIC PREP OPTION
	113494-01-000	EA CONTACTOR - 25A - 230V - 50 HZ - EUROPEAN ELECTRIC PREP OPTION
	114511-01-000	EA CONVERTER - 40 AMP, W/CHARGER - EUROPEAN ELECTRIC PREP OPTION

ELECTRICAL GROUP (CONTINUED)
CONDUIT

KEY	PART NUMBER	U/M DESCRIPTION
	041953-01-000	FT CONDUIT-CONVOLUTE, SLIT - .5" ID
	041953-03-000	FT CONDUIT-CONVOLUTE, SLIT - 1" ID (CLOTHES ROD COVER)
	041953-05-000	FT CONDUIT-CONVOLUTE, SOLID - .62" ID
	041953-06-000	FT CONDUIT-CONVOLUTE, SLIT - .375" ID
	041953-07-000	FT CONDUIT-CONVOLUTE, SLIT - .25" ID
	041953-08-000	FT CONDUIT-CONVOLUTE, SLIT - 1.50" ID
	041953-09-000	FT CONDUIT-CONVOLUTE, SLIT - .50" ID
	041953-10-000	FT CONDUIT-CONVOLUTE, SLIT - .75" ID
	041953-12-000	FT CONDUIT-CONVOLUTE, NON SLIT - 1.1" ID

CONNECTORS

KEY	PART NUMBER	U/M DESCRIPTION
	008311-01-000	EA CONNECTOR-WIRE NUT, INSULATED - RED
	008312-01-000	EA CONNECTOR-WIRE NUT, INSULATED - BLUE
	008314-01-000	EA CONNECTOR-WIRE NUT, INSULATED - GRAY
	008355-01-000	EA CONNECTOR-CABLE CLAMPING, 3/4"
	008356-01-000	EA CONNECTOR-PLASTIC, 3/8" AVG
	008398-01-000	EA CONNECTOR - 1/2" X 90 DEGREE, FLEX CONDUIT - UL AND CSA
	041480-01-000	EA CONNECTOR-STRAIGHT, 1/2" FLEX CONDUIT
	058028-01-000	EA CONNECTOR-ELECTRICAL PIGTAIL, NYLON - CLEAR
	082741-01-000	EA CONNECTOR BODY - 2 CONNECTOR MALE
	007940-01-000	EA RECEPTACLE-SLIDE, 16 TO 12 AWG - FEMALE END
	007954-01-000	EA RECEPTACLE-HOUSING, 6 POSITION
	080015-02-000	EA RECEPTACLE-FLAG, .185 - 16/14 GA - AMP 3

WIRE ASSEMBLIES

KEY	PART NUMBER	U/M DESCRIPTION
	090986-01-000	EA WIRE ASSEMBLY-ELECTRIC STEP, KWIKEE 9009
	096449-01-000	EA WIRE ASSEMBLY-WATER TANK TO MONITOR PANEL
	097618-01-000	EA WIRE ASSEMBLY-MONITOR PANEL, W/3 WIRES & ORANGE RESISTOR - LVS ORANGE RESISTOR W/3 (ORANGE-GREEN-BLUE) WIRES
	103328-06-000	EA WIRE ASSEMBLY-PUMP, EXTERIOR SHOWER
	108303-01-000	EA WIRE ASSEMBLY-REAR AUTO HEATER
	102636-02-000	EA WIRE ASSEMBLY-CLEARANCE LAMPS
	111915-01-000	EA WIRE ASSEMBLY-DAY RUN LAMPS, FUSE
	P03783-01-000	EA WIRE ASSEMBLY-HEADLAMP

TERMINALS

KEY	PART NUMBER	U/M DESCRIPTION
	008326-01-000	EA TERMINAL-RING, 16/14 WIRE - 3/8" STUD
	008328-01-000	EA TERMINAL-RING, 12/10 WIRE - #10 STUD FIT
	008331-01-000	EA TERMINAL-RING, TONGUE - #4 WIRE - 3/8" STUD - COPPER
	008348-01-000	EA TERMINAL-RING, 3/8" STUD - #2 WIRE
	035416-04-000	EA TERMINAL-RING, #10 STUD FIT, INSULATED BARREL #16/14
	047443-01-000	EA TERMINAL - .250 RECEPTACLE FIT, INSULATED - 16/14 AWG
	047443-02-000	EA TERMINAL - .250 RECEPTACLE FIT, INSULATED - 12/10 AWG
	062036-02-000	EA TERMINAL-PACK-CON, 16/14 AWG
	088267-01-000	EA TERMINAL-FEMALE, 1/4 - PACKARD 2962573
	098260-01-000	EA TERMINAL-MALE, 56 SERIES - PACKARD 02971962
	104100-02-000	EA TERMINAL - 75 AMP - AMP 53880-2 STRIP
	104100-03-000	EA TERMINAL - 75 AMP - AMP 53880-4 LOOSE
	106007-01-000	EA TERMINAL-FEMALE, 14-16AWG - PACKARD 12015861-L
	106655-01-000	EA TERMINAL-FUSE BLOCK, 14-16AWG - PACKARD 12020321
	113306-01-000	EA TERMINAL-FEMALE, METRI-PACK - PACKARD 12048451
	113307-01-000	EA TERMINAL-FEMALE, METRI-PACK - PACKARD 12048074

ELECTRICAL GROUP (CONTINUED)
HOUSINGS, PINS, TABS & SOCKETS

KEY	PART NUMBER	U/M DESCRIPTION
	088473-01-000	EA HOUSING-PIN, 12 CAVITY - AMP 1-480708-0
	088473-02-000	EA HOUSING-PIN, 15 CAVITY - AMP 1-480710-0
	088473-03-000	EA HOUSING-PIN, 9 CAVITY - AMP 1-480706-0
	088473-05-000	EA HOUSING-PIN, 6 CAVITY - AMP 640585-1
	088473-06-000	EA HOUSING-PIN, 6 CAVITY - AMP 1-480704-0
	088473-08-000	EA HOUSING-PIN, 4 CAVITY - AMP 1-480702-0
	088473-09-000	EA HOUSING-PIN, 3 CAVITY - AMP 1-480700-0
	088473-10-000	EA HOUSING-PIN, 2 CAVITY - AMP 1-480698-0
	100690-01-000	EA HOUSING-5 PIN, WEATHER PACK
	088474-01-000	EA HOUSING-SOCKET, 12 CAVITY - AMP 1-480709-0
	088474-02-000	EA HOUSING-SOCKET, 12 CAVITY - AMP 1-480711-0
	088474-03-000	EA HOUSING-SOCKET, 9 CAVITY - AMP 1-480707-0
	088474-06-000	EA HOUSING-SOCKET, 6 CAVITY - AMP 1-480705-0
	088474-07-000	EA HOUSING-SOCKET, 5 CAVITY - AMP 1-480764-0
	088474-08-000	EA HOUSING-SOCKET, 4 CAVITY - AMP 1-480703-0
	088474-09-000	EA HOUSING-SOCKET, 3 CAVITY - AMP 1-480701-0
	088474-10-000	EA HOUSING-SOCKET, 2 CAVITY - AMP 1-480699-0
	088475-01-000	EA PIN-CONNECTOR, 14 TO 20 AWG
	088475-02-000	EA PIN-CONNECTOR, 10 TO 12 AWG
	098265-02-000	EA PIN-CONNECTOR, WEATHER PACK - PACKARD12089305
	088476-01-000	EA SOCKET-CONNECTOR, BRASS - PRE-TIN
	088476-02-000	EA SOCKET-CONNECTOR, 12-10 GA - PHOS. BRZ - PRE-TIN
	098261-02-000	EA SOCKET-CONNECTOR, WEATHERPACK - PACKARD 12124580
	103608-01-000	EA SOCKET-WEDGE BASE W/LEADS - JKL 2944-6 OR EQUIVALENT
	098262-01-000	EA SEAL-CONNECTOR, WEATHER PACK - PACKARD 12010293
	101571-01-000	EA HOUSING - 2 POSITION, MALE
	104100-01-000	EA HOUSING - 1 POSITION, 75 AMP - AMP 53884-1
	106006-01-000	EA HOUSING - 1 POSITION, FEMALE - PACKARD 12015952
	113468-01-000	EA HOUSING - 2 POSITION, FEMALE - 56-SERIES - PACKARD 02965981 USED ON WIPER/WASHER WIRE ASM

RECEPTACLES

KEY	PART NUMBER	U/M DESCRIPTION
	024924-02-000	EA RECEPTACLE-POWER CORD, W/PARTIAL PLATE
	058707-01-000	EA RECEPTACLE-ELECTRIC, SINGLE - BROWN
	058708-01-000	EA RECEPTACLE-ELECTRIC, DOUBLE - BROWN
	058708-02-000	EA RECEPTACLE-ELECTRIC, DOUBLE - IVORY
	084076-02-000	EA RECEPTACLE-GFI, 15A - 125V - BROWN
	112590-01-000	EA RECEPTACLE - 16A, 240V - 2 POLE W/GROUND EUROPEAN ELECTRIC PREP OPTION
	091927-01-000	EA COVER-RECEPTACLE, DOUBLE - IVORY
	102568-01-E90	EA SPACER-RECEPTACLE, SIDEWALL
	112822-01-01A	EA RECEPTACLE-DUPLEX, IVORY - WIRECON WDRU15IV
	112824-01-02A	EA COVER-EXTERIOR DUPLEX RECEPTACLE, OFF WHITE - P&S 3780-SC-CW

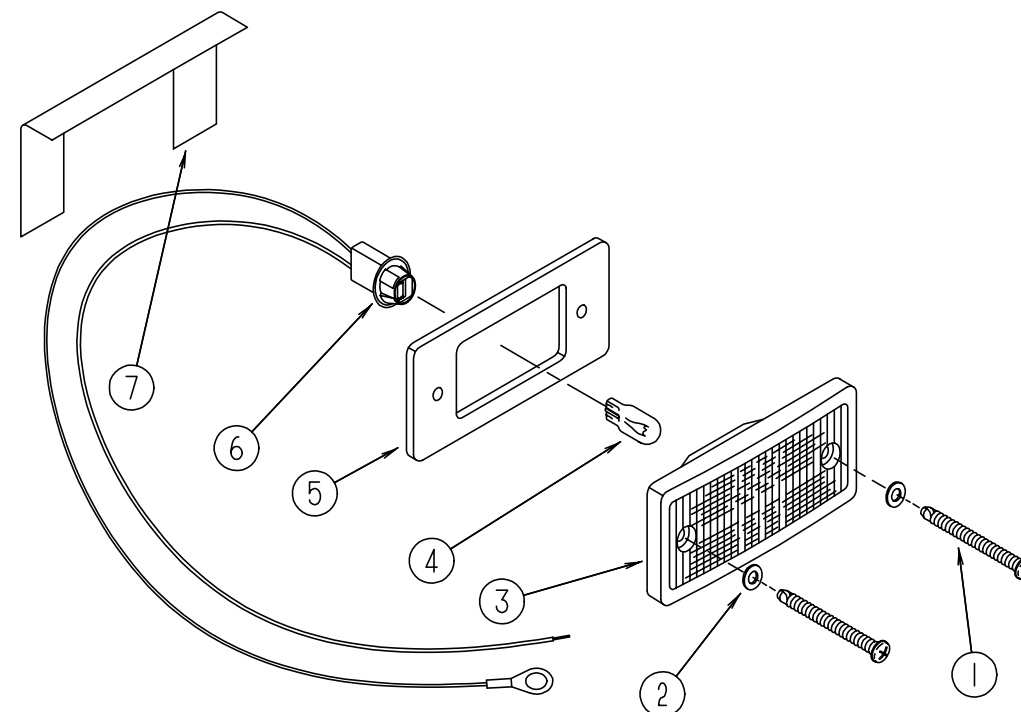
ELECTRICAL GROUP (CONTINUED)
FUSES & CIRCUIT BREAKERS

KEY	PART NUMBER	U/M DESCRIPTION
	008234-01-000	EA FUSE - 12V, 10 AMP
	062037-01-000	EA HOUSING-AUTO FUSE, NATURAL
	062037-03-000	EA HOUSING-AUTO FUSE, BLACK
	062037-04-000	EA HOUSING-AUTO FUSE, BLUE
	062037-06-000	EA HOUSING-AUTO FUSE, BROWN
	062037-07-000	EA HOUSING-AUTO FUSE, RED
	062901-02-000	EA FUSE - 5 AMPS, AUTOMOTIVE
	062901-05-000	EA FUSE - 15 AMPS, AUTOMOTIVE
	062901-06-000	EA FUSE - 20 AMPS, AUTOMOTIVE
	062901-07-000	EA FUSE - 25 AMPS, AUTOMOTIVE
	083209-01-000	EA CIRCUIT BREAKER - 15 AMP, 120V - BW G-15
	083209-02-000	EA CIRCUIT BREAKER - 15/15AMP, 120V - BW H-15/15
	083209-03-000	EA CIRCUIT BREAKER - 15/20AMP, 120V - BW O-15/20
	083209-04-000	EA CIRCUIT BREAKER - 30A, 120V - BW L-30
	083209-06-000	EA CIRCUIT BREAKER - 30/15 AMP, 120V - BW D-30/15
	083209-07-000	EA CIRCUIT BREAKER - 20/20A, 120V - BW K-20/20
	083209-08-000	EA CIRCUIT BREAKER - BLANK, BW - EUROPEAN ELECTRIC PREP OPTION
	093655-03-000	EA CIRCUIT BREAKER - 40A, 12V - USD 17440-4E03A2A
	097611-01-000	EA CIRCUIT BREAKER - 10A, 12V - VB3-A10-F57
	112591-01-000	EA CIRCUIT BREAKER - 16A, 240V - EUROPEAN ELECTRIC PREP OPTION
	112592-01-000	EA CIRCUIT BREAKER - 25A, 240V - GFI - EUROPEAN ELECTRIC PREP OPTION
	106655-02-000	EA TERMINAL-FUSE BLOCK,10-12AWG - PACKARD 12020400
	106656-01-000	EA FUSE BLOCK - 4 CAVITY AUTOFUSE - PACKARD 12004943
	108669-01-000	EA HOUSING-AUTO FUSE HOLDER, PACKARD 12010105

SWITCHES, SWITCH PLATES & SPACERS

KEY	PART NUMBER	U/M DESCRIPTION
	054250-04-000	EA COVER-ANGLED, W/O HOLE - 3.6" X 4.5" - PLASTIC - OFF WHITE ELECTRICAL PLATE SUPPORT
	073626-04-000	EA COVER-ELECTRIC, 10.4" X 7.8" - BEIGE PLASTIC
	075723-01-000	EA SPACER-SWITCH, W/O HOLE - .2" X .9" X 2" - METAL - OFF WHITE FROM: 00-00-00 THRU: 10-23-94
	075723-02-000	EA SPACER-SWITCH, W/HOLE - .2" X .9" X 2" - METAL - OFF WHITE FOR ELECTRIC STEP DOOR JAMB SWITCH FROM: 00-00-00 THRU: 10-23-94
	P01713-01-000	EA SWITCH ASSEMBLY-PUSH BUTTON, IN DOOR JAMB - METAL - CHROME
	077942-01-000	EA SWITCH-DUMMY, BLACK
	079364-01-000	EA SWITCH-ON/OFF ROCKER, 2 PRONGS - BROWN
	079364-03-000	EA SWITCH-ON/OFF ROCKER, 3 PRONGS - BROWN
	095188-01-01A	EA SPACER-SWITCH, 2.3" X 3.4" - PLASTIC - DARK BROWN
	095188-02-01A	EA SPACER-SWITCH, 2.3" X 4.1" - PLASTIC - DARK BROWN
	098351-01-01A	EA PLATE-SWITCH, 1 GANG - POLISHED BRASS - JENSEN
	098351-02-01A	EA PLATE-SWITCH, 2 GANG - POLISHED BRASS - JENSEN
	098351-05-01A	EA PLATE-SWITCH, 3 GANG - POLISH BRASS - JENSEN
	098351-06-01A	EA PLATE-SWITCH, 2 GANG W/LABEL - JENSEN - POLISHED BRASS
	108355-01-000	EA HOUSING-SWITCH - CARLING VCH

ELECTRICAL GROUP (CONTINUED)



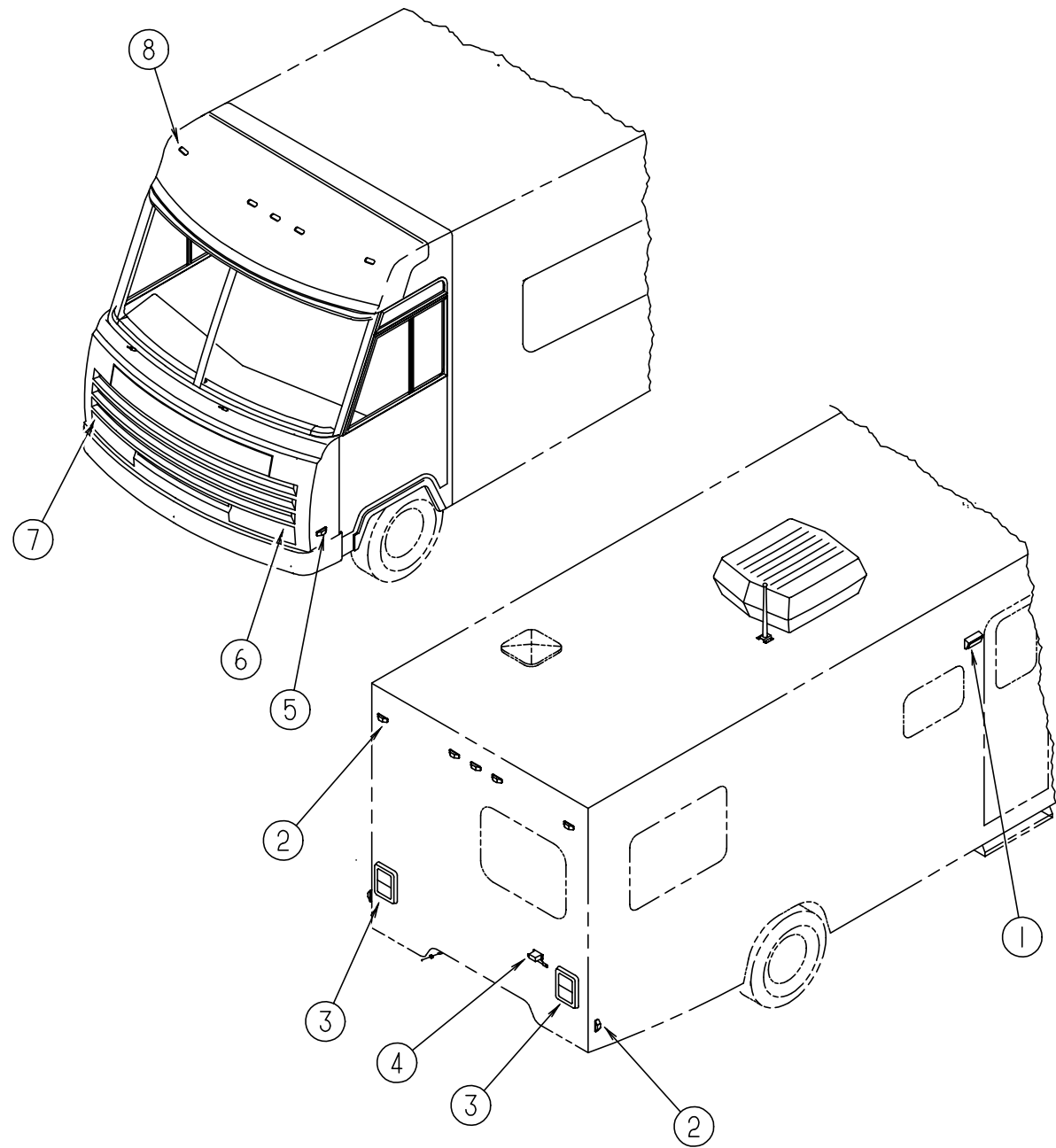
EXTERIOR CLEARANCE LIGHTS

KEY	PART NUMBER	U/M DESCRIPTION
	1	000G39-08-24B EA SCREW, SELF DRIVING, 8-18 X 1 1/2" - PPH - ZINC
	2	102540-01-000 EA SEAL-SCREW, ROUND - RUBBER
	3	102520-01-000 EA LIGHT-CLEARANCE, W/O SOCKET CONNECTIONS - AMBER
	4	036196-01-000 EA BULB - #1194 - CLEARANCE LIGHT
	5	102541-01-000 EA GASKET-CLEARANCE LIGHT
	6	067789-02-000 EA SOCKET ASM-CAB MARKER
	7	102582-01-000 EA BRACKET-LIGHT, CLEARANCE - L-SHAPED METAL - 2.2" X 4.7"

ELECTRICAL MISCELLANEOUS

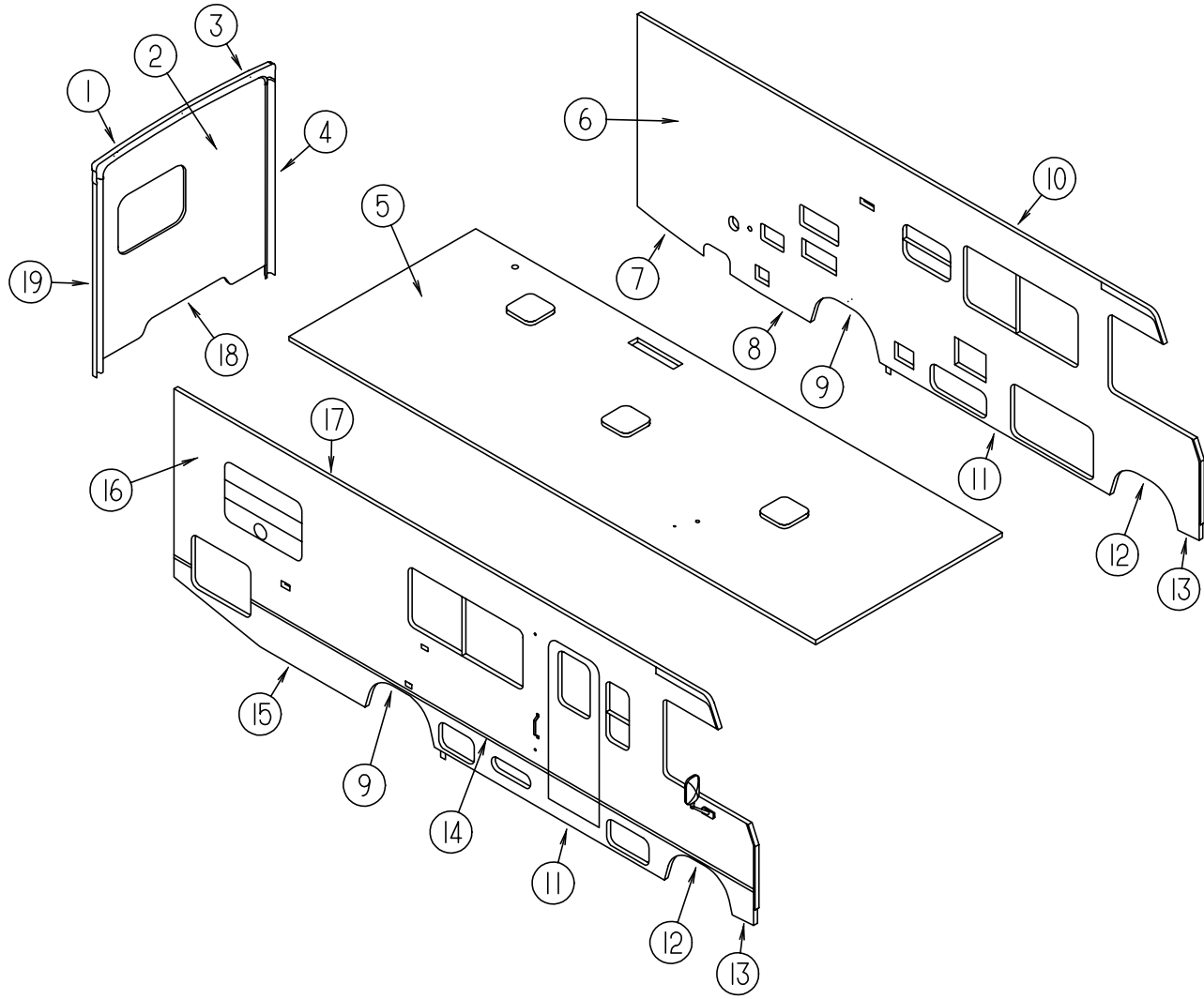
KEY	PART NUMBER	U/M DESCRIPTION
	073328-B4-000	EA CABLE ASSEMBLY-BATTERY, W/TERMINALS
	112593-01-000	FT CABLE - 3 WIRE, 16A - FLEX RUBBER - EUROPEAN ELECTRIC PREP OPTION
	112593-02-000	FT CABLE - 3 WIRE, 25A - FLEX RUBBER - EUROPEAN ELECTRIC PREP OPTION
	112594-01-000	FT INLET - 16A, 240V - 2 POLE W/GROUND - EUROPEAN ELECTRIC PREP OPTION
	077479-01-000	EA BOOT-BATTERY TERMINAL, DOUBLE CABLE
	077479-02-000	EA BOOT-BATTERY TERMINAL, SINGLE CABLE
	087225-01-000	FT SLEEVING - 1/2",TYPE H - VARFLEX
	087225-02-000	FT SLEEVING - 5/8",TYPE H - VARFLEX VARGLAS
	103987-02-000	EA SEAL-SOLENOID ACCESS
	007093-01-000	EA FLASHER-SIGNAL, STAT
	008188-01-000	EA SOLENOID - 3 POST, BATTERY CHANGE OVER
	063910-01-000	EA HOUSING-RELAY, BOSCH 3 334 485 008
	086233-01-000	EA STUD-ISOLATED, 3/8" X 7/8" LONG
	086273-01-000	EA RELAY-BATTERY DISCONNECT

ELECTRICAL (CONTINUED)
EXTERIOR LIGHTS



KEY	PART NUMBER	U/M	DESCRIPTION
1	097917-01-01A	EA	LIGHT-PORCH, ENTRY DOOR - OFF WHITE
	008215-01-000	EA	BULB - 12V, #1003 - .94 AMP
	097917-01-700	EA	LENS-LIGHT, PORCH
2	111102-01-000	EA	LAMP-MARKER, BASE - TRIPLEX 117XAS
2	111102-03-000	EA	LENS-MARKER LAMP, RED - TRIPLEX 117R
	036196-01-000	EA	BULB - 12V, #194 - .27 AMP - BAYONETTE
3	081638-01-000	EA	TAILLIGHT-DOUBLE, W/BLACK TRIM - DRIVER OR PASSENGER SIDE
3	103545-02-01A	EA	TAILLIGHT-TRIPLE, DRIVER OR PASSENGER SIDE - BARGMAN 30-84-104 EUROPEAN
	037934-01-000	EA	BULB - 12V, #1156 - 2.1 AMP - CLEAR GLASS
	037935-01-000	EA	BULB - 12V, #1157 OR #2057 - 2.1 AMP - CLEAR GLASS
	081638-01-700	EA	LENS-TAILLIGHT, RED - BARGMAN 30-84-010
	081638-01-701	EA	LENS-TAILLIGHT, W/BACKUP - BARGMAN 30-84-700
	081638-02-700	EA	LENS-TAILLIGHT, AMBER - BARGMAN 30-84-016 - EUROPEAN
	081638-06-700	EA	LENS-TAILLIGHT, W/BACKUP - BARGMAN 30-84-050 - EUROPEAN
	103355-01-01A	EA	POD-TAILLIGHT, OFF WHITE
	105846-01-02A	EA	POD-TAILLIGHT, OFF WHITE - EUROPEAN
4	066432-02-000	EA	LIGHT-LICENSE, BLACK
	066432-03-000	EA	BRACKET-LICENSE PLATE - BARGMAN 30-60-030
5	111102-01-000	EA	LAMP-MARKER, BASE - TRIPLEX 117XAS
5	111102-02-000	EA	LENS-MARKER LAMP, AMBER - TRIPLEX 118A
	036196-01-000	EA	BULB - 12V, #194 - .27 AMP - BAYONETTE
6	049186-01-000	EA	HEADLAMP CAPSULE-DRIVER, HIGH/LOW BEAM - RECTANGULAR
6	049188-01-000	EA	HEADLAMP CAPSULE-DRIVER, HIGH BEAM - RECTANGULAR
7	049185-01-000	EA	HEADLAMP CAPSULE-PASSENGER, HIGH/LOW BEAM - RECTANGULAR
7	049187-01-000	EA	HEADLAMP CAPSULE-PASSENGER, HIGH BEAM - RECTANGULAR
	049359-01-000	EA	SPRING-RETAINER, HEADLAMP - GM 496096
	110750-01-000	EA	SCREW-ADJUSTING, HEADLAMP
	089292-01-000	EA	LIGHT-TURN, DRIVER OR PASSENGER - W/AMBER LENS
	037935-01-000	EA	BULB - 12V, #1157 OR #2057 - 2.1 AMP - CLEAR GLASS
8	102520-01-000	EA	LIGHT-CLEARANCE, W/O SOCKET CONNECTIONS - AMBER
	036196-01-000	EA	BULB - 12V, #194 - .27 AMP - BAYONETTE
	102540-01-000	EA	SEAL-SCREW, ROUND - RUBBER
	102541-01-000	EA	GASKET-CLEARANCE LIGHT
	102582-01-000	EA	BRACKET-LIGHT, CLEARANCE - L-SHAPED METAL - 2.2" X 4.7"
	112823-01-000	EA	SPLICE-REDUCER, 16-14 TO 18-22 - ETC BA-631X
	067789-02-000	EA	SOCKET-LAMP

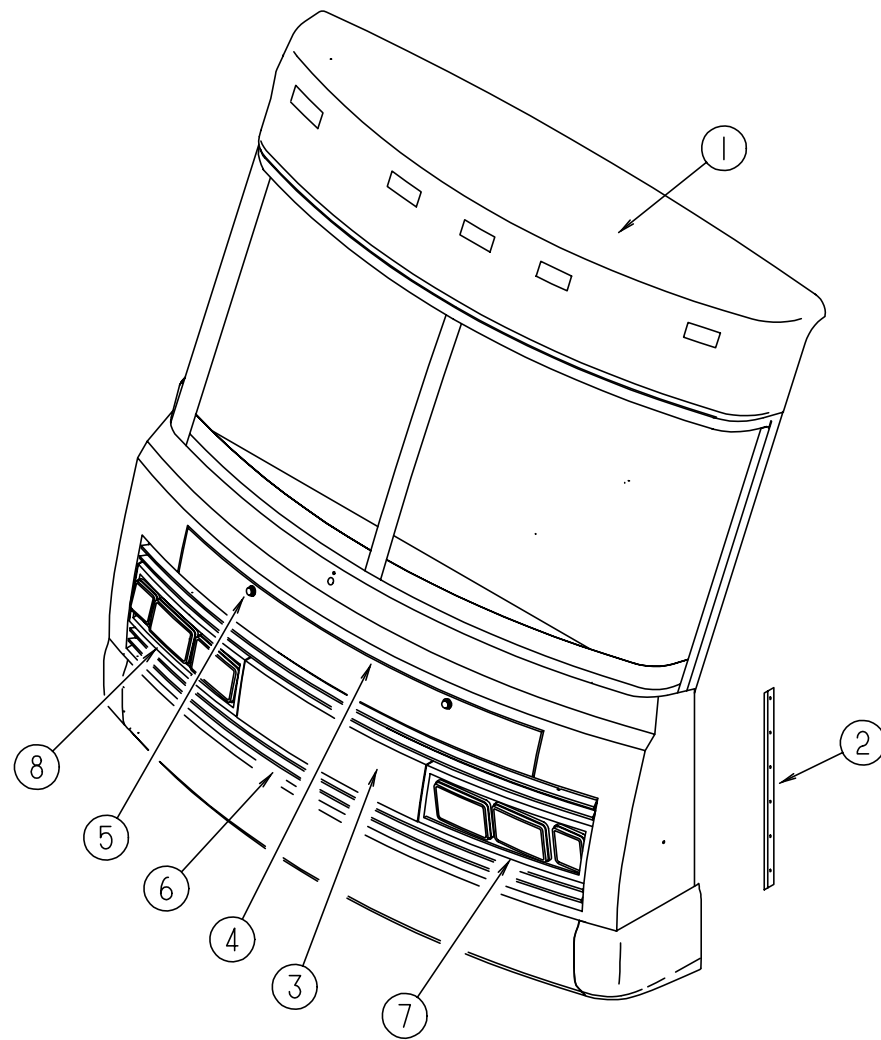
EXTERIOR BODY GROUP
EXTERIOR BODY PANELS AND TRIM



KEY	PART NUMBER	U/M	DESCRIPTION
1	103599-01-01A	EA	TRIM-BACKWALL, TOP W/O CLEARANCE LIGHTS - RIGHT - PLASTIC
2	114566-01-F04	EA	BACKWALL-W/O WINDOW, LIGHTS, OR DECALS
2	114566-01-F05	EA	BACKWALL-W/O WINDOW, LIGHTS, OR DECALS
2	114566-01-F06	EA	BACKWALL-W/O WINDOW, LIGHTS, OR DECALS
2	114566-01-F07	EA	BACKWALL-W/O WINDOW, LIGHTS, OR DECALS
2	114566-01-F14	EA	BACKWALL-W/O WINDOW, LIGHTS, OR DECALS
2	114566-02-F04	EA	BACKWALL-W/O WINDOW, LIGHTS, OR DECALS - EUROPEAN
2	114566-02-F05	EA	BACKWALL-W/O WINDOW, LIGHTS, OR DECALS - EUROPEAN
2	114566-02-F06	EA	BACKWALL-W/O WINDOW, LIGHTS, OR DECALS - EUROPEAN
3	103600-01-01A	EA	TRIM-BACKWALL, TOP W/O CLEARANCE LIGHTS - LEFT - PLASTIC
4	103598-02-700	EA	TRIM-BACKWALL SIDE, LEFT - PRIMED - STEEL
4	104033-02-01A	EA	TRIM-J, BACKWALL - LEFT - OFF WHITE - ALUMINUM
	093673-01-01A	FT	TRIM-BACKWALL, 1.4" WIDE X 8' LONG - OFF WHITE PLASTIC
5	P14917-01-F04	EA	ROOF-W/O VENTS (F04/F05/F06/F07/F14)

KEY	PART NUMBER	U/M	DESCRIPTION
6	P14915-01-F04	EA	SIDEWALL ASM-DRIVER SIDE, W/O DOORS OR WINDOWS
6	P14915-01-F05	EA	SIDEWALL ASM-DRIVER SIDE, W/O DOORS OR WINDOWS
6	P14915-01-F06	EA	SIDEWALL ASM-DRIVER SIDE, W/O DOORS OR WINDOWS
6	P14915-01-F07	EA	SIDEWALL ASM-DRIVER SIDE, W/O DOORS OR WINDOWS
6	P14915-01-F14	EA	SIDEWALL ASM-DRIVER SIDE, W/O DOORS OR WINDOWS
6	M05739-46-F04	EA	SIDEWALL ASM-DRIVER SIDE, W/O DOORS OR WINDOWS - EUROPEAN OPTION
6	M05739-46-F05	EA	SIDEWALL ASM-DRIVER SIDE, W/O DOORS OR WINDOWS - EUROPEAN OPTION
6	M05739-46-F06	EA	SIDEWALL ASM-DRIVER SIDE, W/O DOORS OR WINDOWS - EUROPEAN OPTION
6	M07418-17-F04	EA	SIDEWALL ASM-DRIVER SIDE, W/O DOORS OR WINDOWS - DRIVER DOOR
6	M07418-17-F05	EA	SIDEWALL ASM-DRIVER SIDE, W/O DOORS OR WINDOWS - DRIVER DOOR
6	M07418-17-F06	EA	SIDEWALL ASM-DRIVER SIDE, W/O DOORS OR WINDOWS - DRIVER DOOR
6	M07418-17-F14	EA	SIDEWALL ASM-DRIVER SIDE, W/O DOORS OR WINDOWS - DRIVER DOOR
7	111108-04-01A	EA	TRIM-SIDEWALL, BOTTOM - DRIVER SIDE - OFF WHITE
8	108038-27-01A	EA	TRIM-SIDEWALL, BOTTOM - DRIVER SIDE - OFF WHITE
9	108070-01-01A	EA	TRIM-WHEELWELL, REAR - DRIVER OR PASSENGER SIDE - OFF WHITE
10	103801-02-01A	EA	TRIM-ROOF, 16' LONG - W/O DRILLED HOLES - DRIVER SIDE - OFF WHITE
11	108039-01-01A	EA	TRIM-SIDEWALL, BOTTOM - CENTER - DRIVER OR PASS SIDE - OFF WHITE
12	108069-02-01A	EA	TRIM-WHEELWELL, FRONT - DRIVER OR PASSENGER SIDE - OFF WHITE
13	108109-01-01A	EA	TRIM-SIDEWALL, BOTTOM - FRONT - DRIVER OR PASSENGER SIDE - OFF WHITE
	086180-55-001	EA	U-CHANNEL-EXTRUDED, 1.7" X 16' - OFF WHITE - SERRATED FROM: 00-00-00 THRU: 10-25-94
	116800-55-001	EA	U-CHANNEL-EXTRUDED, 1.7" X 16' - OFF WHITE FROM: 10-26-94 THRU: 99-99-99
14	108688-01-01A	EA	STRIP-FEATURE, W/O INSERT - 15' LONG - OFF WHITE
	105312-01-01A	FT	INSERT, FEATURE STRIP
	108651-01-01A	EA	CAP-FEATURE STRIP
15	108038-28-01A	EA	TRIM-SIDEWALL, BOTTOM - PASSENGER SIDE - OFF WHITE
16	P14916-01-F04	EA	SIDEWALL ASM-PASSENGER SIDE, W/O DOORS OR WINDOWS
16	P14916-01-F05	EA	SIDEWALL ASM-PASSENGER SIDE, W/O DOORS OR WINDOWS
16	P14916-01-F06	EA	SIDEWALL ASM-PASSENGER SIDE, W/O DOORS OR WINDOWS
16	P14916-01-F07	EA	SIDEWALL ASM-PASSENGER SIDE, W/O DOORS OR WINDOWS
16	P14916-01-F14	EA	SIDEWALL ASM-PASSENGER SIDE, W/O DOORS OR WINDOWS
16	M05739-47-F04	EA	SIDEWALL ASM-PASS SIDE, W/O DOORS OR WINDOWS - EUROPEAN OPTION
16	M05739-47-F05	EA	SIDEWALL ASM-PASS SIDE, W/O DOORS OR WINDOWS - EUROPEAN OPTION
16	M05739-47-F06	EA	SIDEWALL ASM-PASS SIDE, W/O DOORS OR WINDOWS - EUROPEAN OPTION
17	103802-02-01A	EA	RAIL-AWNING, 16' LONG - W/O DRILLED HOLES - PASSENGER SIDE - OFF WHITE
18	050406-15-000	EA	TRIM-BACKWALL, LOWER - DRIVER OR PASS SIDE - OFF WHITE - ALUMINUM
19	103598-01-700	EA	TRIM-BACKWALL SIDE, RIGHT - PRIMED - STEEL
19	104033-01-01A	EA	TRIM-J, BACKWALL - RIGHT - OFF WHITE - ALUMINUM
	002754-01-001	EA	ANGLE-EXTRUDED, .75" X .75" X 18' - MILL ALUMINUM
	084852-51-003	EA	ANGLE-EXTRUDED, 1.25" X .75" X 4600 MM - MILL ALUMINUM
	055278-51-259	FT	TUBING-STEEL, .75" X 1.5" X 12.5' LONG
	002726-01-001	EA	GARNISH-U-CHANNEL, 1.38" X 19' - SERRATED - MILL ALUMINUM
	068716-01-001	EA	BRACE - 90 DEGREE L-ANGLE, 192" - EXTRUDED ALUMINUM
	069726-02-000	EA	BUMPER - .88" DIAMETER X .40", BLACK

EXTERIOR BODY GROUP (CONTINUED)



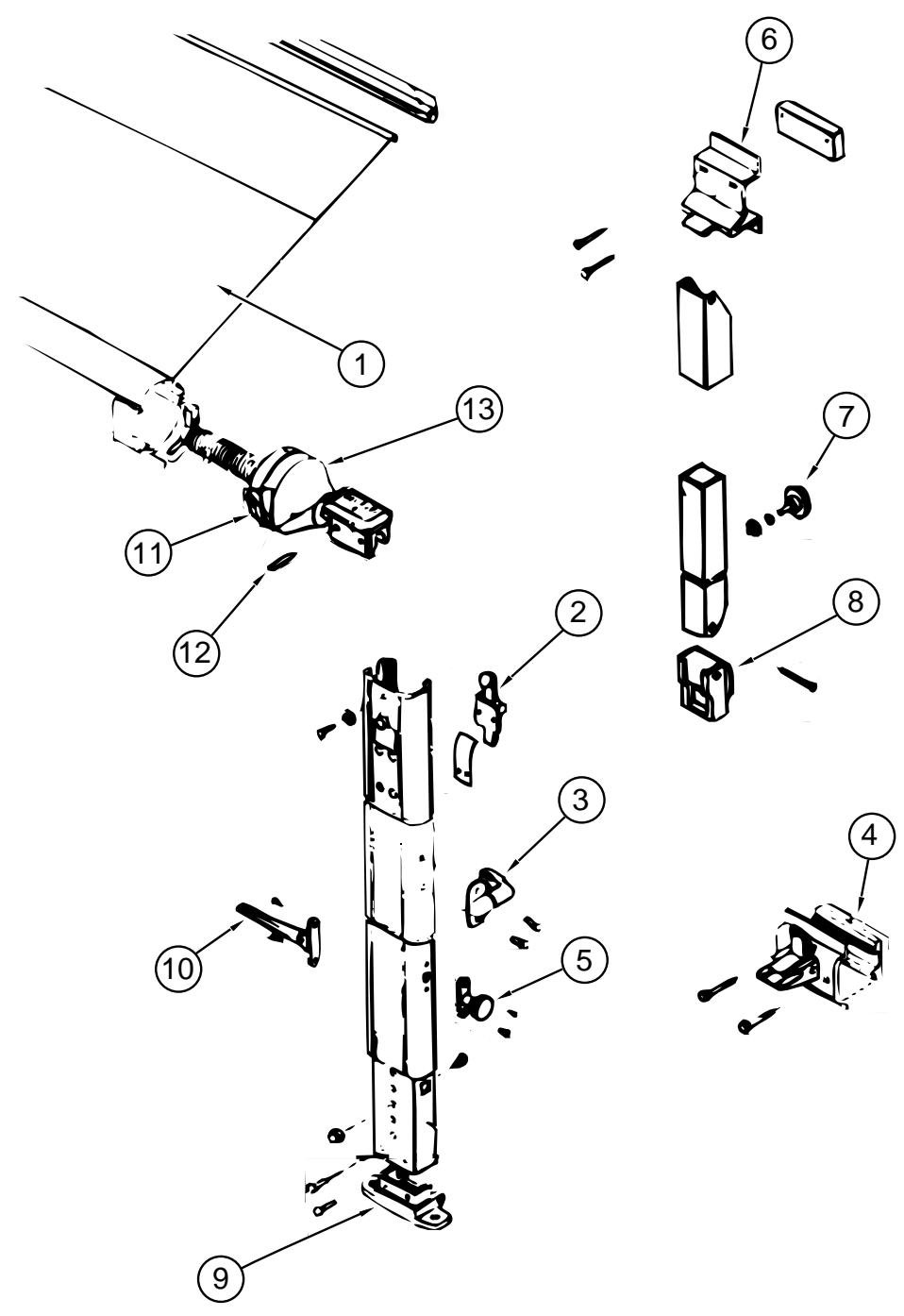
FRONT END COMPONENTS

KEY	PART NUMBER	U/M DESCRIPTION
1	M05145-05-E07	EA CAP ASM-FRONT, OFF WHITE
1	M05145-07-E07	EA CAP ASM-FRONT, OFF WHITE - EUROPEAN
	070579-06-000	EA PLATE-ANCHOR, W/7/16 WELD NUT - 1.5" X 3.3"
	077001-01-000	EA ANGLE-MOUNTING, ROOF PANEL - V ANGLE - 3" X 2.4" X 1.5"
2	089922-24-000	EA TRIM-FRONT END/SIDEWALL, DRIVER OR PASSENGER SIDE - OFF WHITE
3	103485-01-02A	EA FRONT END ASM-W/GRILLE ASM, W/O HOOD OR HOOD HINGES - OFF WHITE
4	103478-02-E07	EA PANEL ASM-HOOD
	058786-01-000	EA BOLT-ADJUSTING, HOOD - W/BLACK PAD - .31" #18 X 2"
5	102330-02-000	EA LOCK-SINGLE HOLE, VISE ACTION - SOUTHCOE 3-56-715-5
	102328-01-000	EA KEY-BARREL, NICKEL PLATED - SOUTHCOE 3-26-715-19
	104584-03-000	EA BRACKET ASM-HOOD HINGE, BODY - RIGHT
	104584-04-000	EA BRACKET ASM-HOOD HINGE, BODY - LEFT
	105095-01-000	EA LINK ASM-HINGE, HOOD - INNER RIGHT
	105095-02-000	EA LINK ASM-HINGE, HOOD - INNER LEFT
	104582-02-000	EA LINK ASM-HINGE, HOOD - OUTER
6	110598-01-E07	EA GRILLE ASSEMBLY - 4 BAR
7	103617-02-02A	EA BEZEL-HEADLIGHT, DRIVER SIDE - OFF WHITE
8	103617-01-02A	EA BEZEL-HEADLIGHT, PASSENGER SIDE - OFF WHITE
	110690-01-D18	EA PLATE ASM-HEADLAMP, QUAD - PASSENGER - BLACK - STEEL
	110692-01-01A	EA PLATE-HEADLAMP, QUAD - PASSENGER - UNPAINTED - STEEL
	110690-02-D18	EA PLATE ASM-HEADLAMP, QUAD - DRIVER - BLACK - STEEL
	110692-02-01A	EA PLATE-HEADLAMP, QUAD - DRIVER - UNPAINTED - STEEL
	110691-01-01A	EA BRACKET-SPRING, HEADLAMP - DRIVER OR PASSENGER SIDE - UNPAINTED
	110782-01-000	EA ANGLE-SUPPORT, HEADLAMP - STEEL
	110783-01-01A	EA BRACKET-HEADLAMP, QUAD - PASSENGER - UNPAINTED
	110783-02-01A	EA BRACKET-HEADLAMP, QUAD - DRIVER - UNPAINTED

EXTERIOR BODY GROUP (CONTINUED)
FIBERGLASS, STYROFOAM & INSULATION

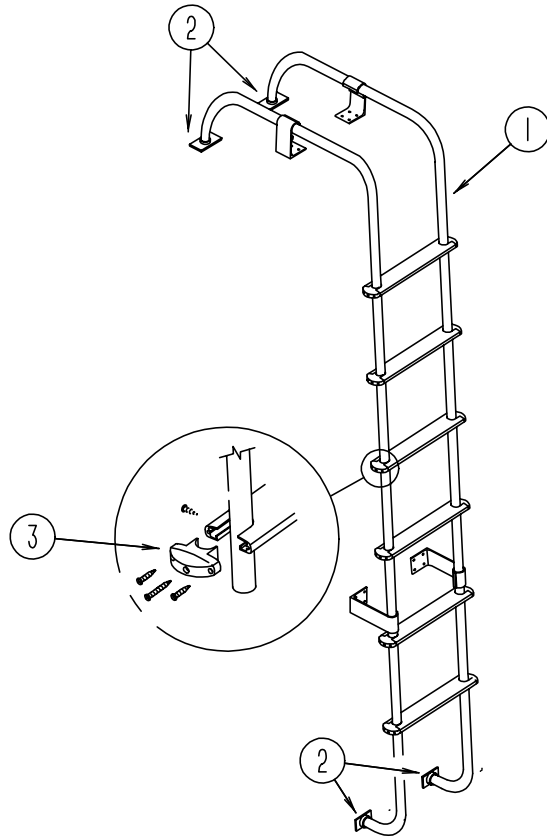
KEY	PART NUMBER	U/M DESCRIPTION
	076054-H2-000	EA FIBERGLASS SHEET-FLAT, 2438 MM X 9030 MM - OFF WHITE
	076054-F3-000	EA FIBERGLASS SHEET-FLAT, 2438 MM X 2438 MM - OFF WHITE
		FROM: 00-00-00 THRU: 09-30-94
	076054-P3-000	EA FIBERGLASS SHEET-FLAT, 2438 MM X 2463 MM - OFF WHITE
		FROM: 10-01-94 THRU: 99-99-99
	077517-24-000	EA FIBERGLASS SHEET-FLAT, 48" X 96" - OFF WHITE
	108535-01-704	EA FIBERGLASS SHEET-PEBBLED, 8.7' X 29' - OFF WHITE (ROOF COVERING)
	083574-02-000	SF STYROFOAM, DOW TYPE SM - 1.5" X 24" X 90.5" - INCREMENTS OF 15 SF
		FROM: 00-00-00 THRU: 09-30-94
	083574-03-000	SF STYROFOAM - 3/4" X 48" X 96" - INCREMENTS OF 32 SF
	100619-01-000	BF FOAM-EXPANDED POLYSTYRENE, 1.34" X 48" X 96"
	100619-04-000	BF FOAM-EXPANDED POLYSTYRENE, .5" X 48" X 96"
	100619-12-000	BF FOAM-EXPANDED POLYSTYRENE, 1.5" X 48" X 90.25"
		FROM: 10-01-94 THRU: 99-99-99
	100619-13-000	BF FOAM-EXPANDED POLYSTYRENE, .34" X 48" X 96"
		FROM: 10-01-94 THRU: 99-99-99
	000870-08-000	SF STYROFOAM - .75" X 48" X 96" - PLANED - INCREMENTS OF 32 SF
	065747-01-000	SF INSULATION-MICROFOAM, .5" THICK X 72" X 112' ROLL
	072877-01-000	EA INSULATION-SOUND BARRIER PAD, 1.25" X 46" X 54" - W/ADHESIVE BACK
		FROM: 00-00-00 THRU: 10-10-94
	072877-03-000	EA INSULATION-SOUND BARRIER, LB-1 COMPOSITE EAR
		FROM: 10-11-94 THRU: 99-99-99
	072878-01-000	EA INSULATION-SOUND BARRIER PAD, .058" X 33 X 58"
	105077-01-000	EA FOAM-COVE, ROOF - 8' LONG - EXPANDED POLYSTYRENE
	105077-03-000	EA FOAM-PLUG, SIDEWALL TUBE - 1.77" LONG - EXPANDED POLYSTYRENE

EXTERIOR BODY GROUP (CONTINUED)
AWNING & HARDWARE



KEY	PART NUMBER	U/M	DESCRIPTION
1	110634-08-06A	EA	AWNING-ROLLER ASSEMBLY, 14'
	110634-02-02A	EA	HARDWARE KIT-AWNING, OFF WHITE
2	110634-01-700	EA	RAFTER LOCKING MECHANISM KIT - 7605-0001
3	110634-01-701	EA	SAFETY & LATCH KIT - 7509-0001
4	110634-01-702	EA	BOTTOM BRACKET KIT - 7512-0001
5	110634-01-703	EA	HEIGHT LOCK HANDLE KIT - 7510-0001
6	110634-01-704	EA	UPPER BRACKET KIT W/BOLTS - 7505-0001
7	110634-01-705	EA	ULTRA RAFTER KNOB KIT - 7522-0001
8	110634-01-706	EA	RAFTER SLIDE KIT
9	110634-01-707	EA	GROUND BRACKET KIT - 7511-0001
10	110634-01-708	EA	LIFT HANDLES W/RIVETS - 7000-0001
11	110634-01-709	EA	RATCHET HANDLE KIT - 7507-0001
12	110634-01-710	EA	ARM CAP KIT - 7503-0001
13	110634-01-711	EA	FRONT SPRING ASM - 6598-0001
13	110634-01-712	EA	REAR SPRING ASM - 6599-0001
13	110634-01-713	EA	REAR END CAP KIT - 7504-0001
	110634-01-714	EA	STAKE - (4 PER BAG) - 5208-0001
	110634-01-715	EA	WAND - PULL DOWN - 7604-0001
	111037-01-01A	EA	SPACER-AWNING, UPPER - BLACK
	111038-01-01A	EA	SPACER-AWNING, LOWER - BLACK

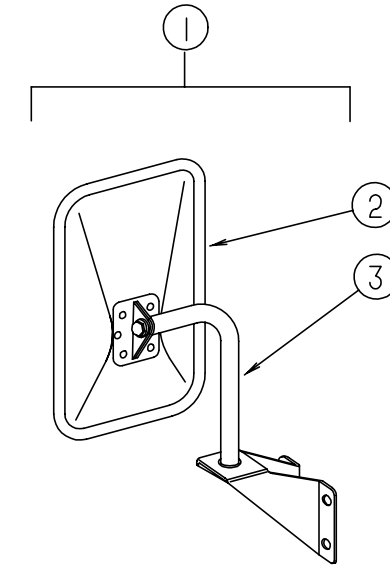
EXTERIOR BODY GROUP (CONTINUED)



LADDER

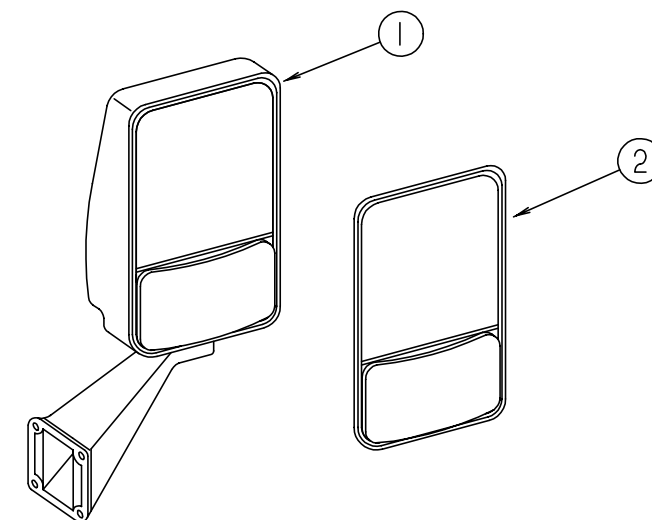
KEY	PART NUMBER	U/M DESCRIPTION
1	102953-09-F04	EA LADDER ASSEMBLY
2	067165-01-000	EA MOUNTING BRACKET-LADDER, LOWER
3	076980-02-000	EA END CAP-STEP, BLACK

EXTERIOR BODY GROUP (CONTINUED)



EXTERIOR MIRROR

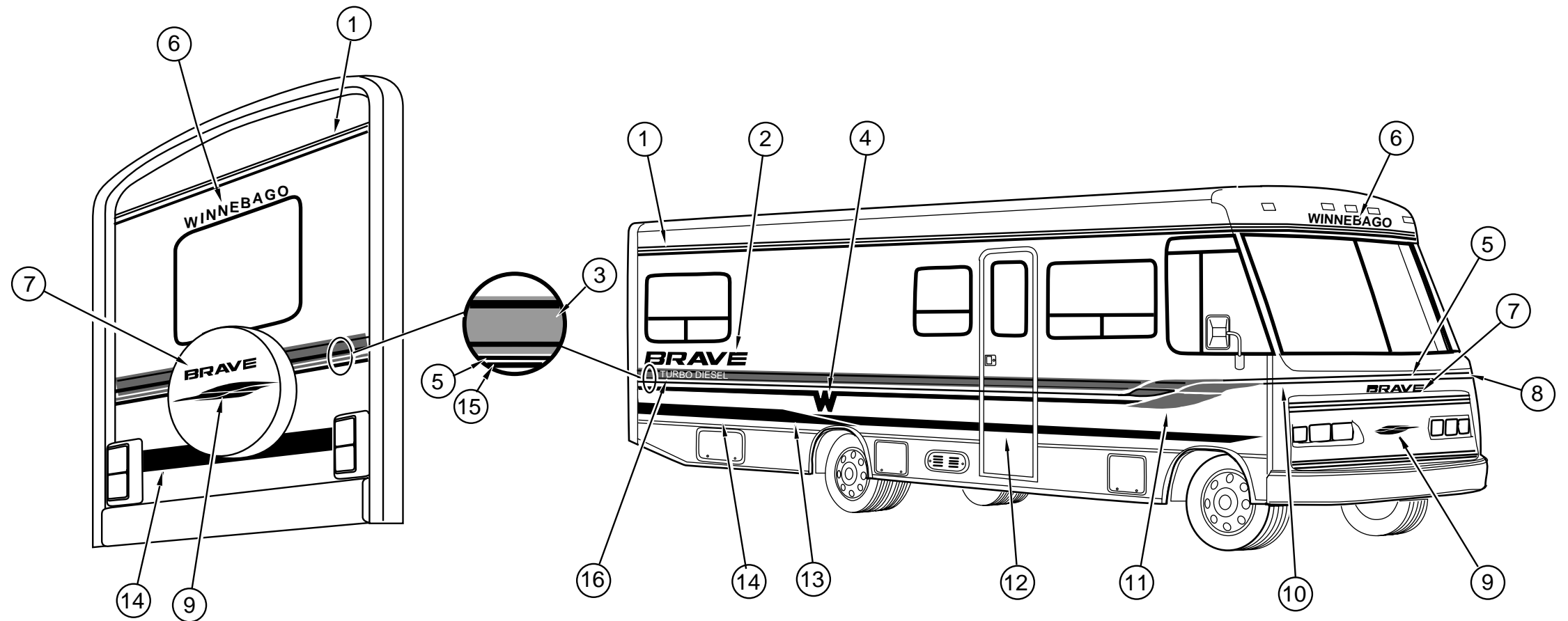
KEY	PART NUMBER	U/M DESCRIPTION
1	105076-01-702	EA MIRROR ASM-LOW MOUNT, DRIVER OR PASSENGER SIDE - VELVAC 713196
2	105076-01-703	EA MIRROR HEAD ONLY-FLAT BLACK, VELVAC 709275-8
	049347-01-700	EA GLASS ONLY-EXTERIOR MIRROR, 7.5" X 10.5" - VELVAC 702081
3	105076-01-704	EA ARM - Q780521-9
	105439-01-000	EA MIRROR-CONVEX, STICK-ON - VELVAC 723068-6



EXTERIOR MIRROR

KEY	PART NUMBER	U/M DESCRIPTION
1	106015-09-01A	EA MIRROR ASM-PASSENGER SIDE, VELVAC 713126 BLACK
1	106015-10-01A	EA MIRROR ASM-DRIVER SIDE, VELVAC 713125 BLACK
2	106015-01-703	EA KIT-BEZEL & MIRRORS, PASSENGER SIDE
2	106015-02-702	EA KIT-BEZEL & MIRRORS, DRIVER SIDE

EXTERIOR BODY GROUP (CONTINUED)
DECALS, FILM STRIPES & PAINT

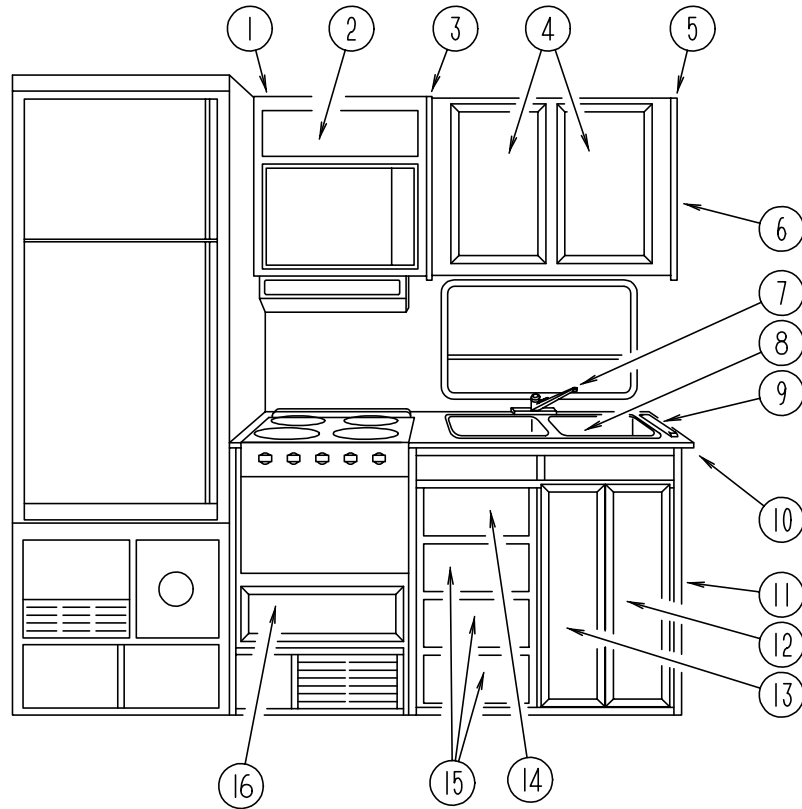


KEY	PART NUMBER	U/M	DESCRIPTION
1	094443-26-01A	FT	FILM-MULTISTRIPE, 3 STRIPES - 63.5 MM - DARK PURPLE/SHALEBLUE/MED BLUE
2	115642-01-01A	EA	DECAL-BRAVE, LARGE - DARK PURPLE/SHALE BLUE/MEDIUM BLUE
3	094433-08-01A	FT	FILM-OVERLAY, 101.6 MM - MEDIUM BLUE/DARK PURPLE/SHALE BLUE
4	115641-01-01A	EA	DECAL-LOGO, W - DARK PURPLE
5	093681-36-02A	FT	FILM-SINGLE STRIPE, 25.4 MM - SHALE BLUE
6	110206-02-01A	EA	DECAL-WINNEBAGO, SHALE BLUE
7	115642-02-01A	EA	DECAL-BRAVE, SMALL - DARK PURPLE/SHALE BLUE/MEDIUM BLUE
8	115643-02-01A	EA	DECAL-FRONT, CORNER - LH - SHALE BLUE
9	115645-03-01A	EA	DECAL-SWEEP, SMALL - SHALE BLUE/DARK PURPLE
10	115643-01-01A	EA	DECAL-FRONT, CORNER - RH - SHALE BLUE
11	115645-01-01A	EA	DECAL-SWEEPS, RH - SHALE BLUE/DARK PURPLE
11	115645-02-01A	EA	DECAL-SWEEPS, LH - SHALE BLUE/DARK PURPLE
12	093681-44-01A	FT	FILM-SINGLE STRIPE, 63.5 MM - MEDIUM BLUE
13	115644-01-01A	EA	DECAL-RADIUS, RH - SHALE BLUE/DARK PURPLE/MEDIUM BLUE
13	115644-02-01A	EA	DECAL-RADIUS, LH - SHALE BLUE/DARK PURPLE/MEDIUM BLUE
14	115640-01-01A	FT	FILM-OVERLAY, 152.4 MM - SHALE BLUE/DARK PURPLE/MEDIUM BLUE
15	093681-40-03A	FT	FILM-SINGLE STRIPE, 50.8 MM - DARK PURPLE
16	111318-03-01A	EA	DECAL-TURBO DIESEL, OFF WHITE
	116515-01-01A	EA	DECAL-MOTORSPORTS, FROSTY JACK (F07)
	041561-03-000	EA	PAINT - 16 OZ SPRAY, OFF WHITE - ACRYLIC ENAMEL
	106315-06-000	FT	POLYETHYLENE FILM TAPE - 4" - SHORE PAPER 30LD23

DUPONT COLOR CODES

OFF WHITE #L8723
SHALE BLUE #F0744

GALLEY GROUP
GALLEY CABINETS



KEY	PART NUMBER	U/M	DESCRIPTION
1	114390-01-F04	EA	CABINET-OVERHEAD, W/O DOOR
2	M05992-11-E07	EA	DOOR-CABINET, W/O HARDWARE - 7.1" X 21.8" (F04/F05/F06/F07)
2	M05992-11-F14	EA	DOOR-CABINET, W/O HARDWARE - 7.1" X 21.8" (F14)
3	081320-16-E10	EA	CAP-END, OVERHEAD - FRONT
4	M06803-05-E07	EA	DOOR-CABINET, W/O HARDWARE - 365 MM X 555 MM (F04/F05/F06/F07)
4	M06803-93-F14	EA	DOOR-CABINET, W/O HARDWARE - 365 MM X 555 MM (F14)
4	M06803-K4-F04	EA	DOOR-CABINET, W/O HARDWARE - 365 MM X 555 MM (F04/F05/F06) EUROPEAN UPGRADE OPTION
5	103276-01-E07	EA	CABINET-OVERHEAD, W/O DOORS
	103276-11-E07	EA	SHELF ASM-OVERHEAD CABINET
6	081320-17-B25	EA	CAP-END, OVERHEAD - FRONT
7	103243-01-000	EA	FAUCET-GALLEY, DUAL CONTROL - 8"
8	110654-01-000	EA	SINK-DOUBLE, LARGE/SMALL BASINS - SST - DAYTON FR2917
	092303-01-000	EA	STRAINER-SINK
	108464-04-E08	EA	COVER-SINK (F04/F07)
	108464-04-E38	EA	COVER-SINK (F05)
	108464-04-E31	EA	COVER-SINK (F06)
	108464-04-F32	EA	COVER-SINK (F14)
9	098335-02-E28	EA	RAIL-GALLEY, 22.2" LONG (F04/F07)
9	098335-02-E04	EA	RAIL-GALLEY, 22.2" LONG (F05)
9	098335-02-E31	EA	RAIL-GALLEY, 22.2" LONG (F06)
9	098335-02-F32	EA	RAIL-GALLEY, 22.2" LONG (F14)
10	111181-13-E08	EA	COUNTERTOP-GALLEY CABINET (F04/F07)
10	111181-13-F05	EA	COUNTERTOP-GALLEY CABINET (F05)
10	111181-13-F06	EA	COUNTERTOP-GALLEY CABINET (F06)
10	111181-13-F14	EA	COUNTERTOP-GALLEY CABINET (F14)
10	111181-15-E08	EA	COUNTERTOP-GALLEY CABINET - EUROPEAN EXPORT OPTION (F04)
10	111181-15-F05	EA	COUNTERTOP-GALLEY CABINET - EUROPEAN EXPORT OPTION (F05)
10	111181-15-F06	EA	COUNTERTOP-GALLEY CABINET - EUROPEAN EXPORT OPTION (F06)
11	P11181-01-F04	EA	CABINET-GALLEY, W/COUNTERTOP - W/O DOORS OR DRAWERS (F04/F07)
11	P11181-01-F05	EA	CABINET-GALLEY, W/COUNTERTOP - W/O DOORS OR DRAWERS (F05)
11	P11181-01-F06	EA	CABINET-GALLEY, W/COUNTERTOP - W/O DOORS OR DRAWERS (F06)
11	P11181-01-F14	EA	CABINET-GALLEY, W/COUNTERTOP - W/O DOORS OR DRAWERS (F14)
11	P11181-02-F04	EA	CABINET-GALLEY, W/COUNTERTOP - W/O DOORS OR DRAWERS (F04) EUROPEAN UPGRADE OPTION
11	P11181-02-F05	EA	CABINET-GALLEY, W/COUNTERTOP - W/O DOORS OR DRAWERS (F05) EUROPEAN UPGRADE OPTION
11	P11181-02-F06	EA	CABINET-GALLEY, W/COUNTERTOP - W/O DOORS OR DRAWERS (F06) EUROPEAN UPGRADE OPTION
12	M06803-09-E07	EA	DOOR-CABINET, W/O HARDWARE - 230 MM X 675 MM (F04/F05/F06/F07)
12	M06803-09-F14	EA	DOOR-CABINET, W/O HARDWARE - 230 MM X 675 MM (F14)
13	M06803-08-E07	EA	DOOR-CABINET, W/O HARDWARE - 230 MM X 675 MM (F04/F05/F06/F07)
13	M06803-08-F14	EA	DOOR-CABINET, W/O HARDWARE - 230 MM X 675 MM (F14)
14	M05971-83-E07	EA	DRAWER-CABINET, W/O HDW - 155 MM X 310 MM FACE SIZE (F04/F05/F06/F07)
14	M05971-83-F14	EA	DRAWER-CABINET, W/O HARDWARE - 155 MM X 310 MM FACE SIZE (F14)
15	M05971-11-E07	EA	DRAWER-CABINET, W/O HDW - 155 MM X 310 MM FACE SIZE (F04/F05/F06/F07)
15	M05971-11-F14	EA	DRAWER-CABINET, W/O HARDWARE - 155 MM X 310 MM FACE SIZE (F14)
16	M05971-50-E07	EA	DRAWER-CABINET, W/O HDW - 180 MM X 560 MM FACE SIZE (F04/F05/F06/F07)
16	M05971-50-F14	EA	DRAWER-CABINET, W/O HARDWARE - 180 MM X 560 MM FACE SIZE (F14)
	M05971-E0-E07	EA	DRAWER-CABINET, W/O HDW - 280 MM X 560 MM FACE SIZE (F04/F05/F06/F07) EUROPEAN UPGRADE OPTION
	M05971-E0-F14	EA	DRAWER-CABINET, W/O HARDWARE - 280 MM X 560 MM FACE SIZE (F14) EUROPEAN UPGRADE OPTION
	090329-01-000	FT	SEAL-T, REFRIGERATOR CABINET - .6" WIDE TOP X 2" TAIL

GALLEY GROUP (CONTINUED)
RANGE HOOD - CANADIAN

KEY	PART NUMBER	U/M DESCRIPTION
	100258-17-01A	EA HOOD-RANGE, W/O MONITOR PANEL - VENTLINE - CANADIAN FROM: 00-00-00 THRU: 09-25-94
	100258-17-03A	EA HOOD-RANGE, W/O MONITOR PANEL - VENTLINE - CANADIAN FROM: 09-26-94 THRU: 99-99-99
	090973-01-700	EA MOTOR - LVS CA508-1
	090973-01-702	EA BLADE-FAN, LVS VA183-1
	092696-01-709	EA BULB - 912, VENTLINE VA415
	092696-01-710	EA SOCKET-LIGHT, VENTLINE CB267-2
	096983-01-700	EA SWITCH-ON/OFF, VENTLINE 108
	096983-01-702	EA SWITCH-TWO WAY MOMENTARY, VENTLINE 112
	096983-01-707	EA FILTER-GREASE, 8" X 8" - LVS CC246
	092696-02-701	EA LENS-LAMP, VENTLINE CC179
	100258-01-700	EA HOOD-NOSE LABEL, CC428
	100258-10-01A	EA METER-HOUR, VENTLINE 150 (GENERATOR OPTIONS)

RANGE HOOD - US - GENERATOR OPTIONS

KEY	PART NUMBER	U/M DESCRIPTION
	100258-18-02A	EA HOOD-RANGE, W/O MONITOR PANEL - VENTLINE - US TPS5009SADLG
	090973-01-700	EA MOTOR - LVS CA508-1
	090973-01-702	EA BLADE-FAN, LVS VA183-1
	092696-01-709	EA BULB - 912, VENTLINE VA415
	092696-01-710	EA SOCKET-LIGHT, VENTLINE CB267-2
	096983-01-700	EA SWITCH-ON/OFF, VENTLINE 108
	096983-01-702	EA SWITCH-TWO WAY MOMENTARY, VENTLINE 112
	096983-01-707	EA FILTER-GREASE, 8" X 8" - LVS CC246
	092696-02-701	EA LENS-LAMP, VENTLINE CC179
	100258-01-700	EA HOOD-NOSE LABEL, CC428
	100258-10-01A	EA METER-HOUR, VENTLINE 150

RANGE HOOD - US - STANDARD

KEY	PART NUMBER	U/M DESCRIPTION
	100258-16-01A	EA HOOD-RANGE, W/O MONITOR PANEL - VENTLINE - US TCS5008NAD FROM: 00-00-00 THRU: 11-06-94
	100258-16-03A	EA HOOD-RANGE, W/O MONITOR PANEL - VENTLINE - US TCS5008NADLG FROM: 11-07-94 THRU: 99-99-99
	090973-01-700	EA MOTOR - LVS CA508-1
	090973-01-702	EA BLADE-FAN, LVS VA183-1
	092696-01-709	EA BULB - 912, VENTLINE VA415
	092696-01-710	EA SOCKET-LIGHT, VENTLINE CB267-2
	096983-01-700	EA SWITCH-ON/OFF, VENTLINE 108
	096983-01-702	EA SWITCH-TWO WAY MOMENTARY, VENTLINE 112
	096983-01-707	EA FILTER-GREASE, 8" X 8" - LVS CC246
	092696-02-701	EA LENS-LAMP, VENTLINE CC179
	100258-01-700	EA HOOD-NOSE LABEL, CC428

MONITOR PANEL

KEY	PART NUMBER	U/M DESCRIPTION
	102765-04-01A	EA PANEL-MONITOR, W/PLUG - FOR 2 TANKS & WATER HEATER - LVS
	075470-01-703	EA SWITCH-ON/MOMENTARY, JENSEN AND VENTLINE
	096983-01-700	EA SWITCH-ON/OFF, VENTLINE 108
	102765-04-700	EA CIRCUIT BOARD, LVS 5076-11

GALLEY GROUP (CONTINUED)
RANGE

KEY	PART NUMBER	U/M DESCRIPTION
	112881-01-03A	EA RANGE - 16", 3 BURNER - MAGIC CHEF 16RA-3B49
	055282-04-700	EA PANEL-OVEN DOOR, ALMOND - MAGIC CHEF 50-26577-2A
	102020-01-700	EA SHELF-OVEN, MAGIC CHEF 7801-P027-60
	102020-01-701	EA HANDLE-DOOR, MAGIC CHEF 7701P092-60
	102020-01-724	EA BUMPER-MAIN TOP, MAGIC CHEF 8003P008-60
	102022-01-708	EA REGULATOR-PRESSURE, 1/4 IN 1/2 OUT - MAGIC CHEF 7510P041-60
	102020-01-709	EA BUMPER-GRATE, MAGIC CHEF 8007-P020-60
	102020-01-711	EA GRATE-TOP, MAGIC CHEF 7518P012-60
	102020-01-722	EA VALVE-TOP BURNER, MAGIC CHEF 7502P181-60
	112881-01-700	EA TOP-MAIN, ALMOND - MAGIC CHEF 2001F110-84
	112881-01-701	EA MANIFOLD PANEL - MAGIC CHEF 2616F091-70
	112881-01-702	EA VALVE-MERCURY, SAFETY VALVE - MAGIC CHEF 7501-P121-60
	112881-01-703	EA VALVE-TOP BURNER, HI-OUTPUT - MAGIC CHEF 7502P180-60
	112881-01-704	EA KNOB-THERMOSTAT, MAGIC CHEF 7731P067-60
	112881-01-705	EA KNOB-TOP BURNER, MAGIC CHEF 7733P072-60
	112881-01-706	EA THERMOSTAT - MAGIC CHEF 12400026
	112881-01-707	EA TRIM-FLAT, LEFT - BLACK - MAGIC CHEF 3608W035-70
	112881-01-708	EA TRIM-FLAT, RIGHT - BLACK - MAGIC CHEF 3608W036-70
	112881-01-709	EA PIPE-MANIFOLD, MAGIC CHEF 7513P097-60
	112881-01-710	EA PILOT-OVEN, MAGIC CHEF 7505P202-60
	112881-01-711	EA BURNER ASSEMBLY-OVEN, MAGIC CHEF 3404W025045
	112881-01-713	EA DOOR-OVEN, TEXTURED - MAGIC CHEF 2401F079-70
	112881-01-715	EA THERMOSTAT, REF. SER. # 3C - MAGIC CHEF 7515P037-60
	112881-01-716	EA KNOB-THERMOSTAT, REF. SER. # 3C - MAGIC CHEF 7731P107-60
	105458-01-000	EA BRACKET-TIEDOWN, STOVE - RIGHT
	105458-02-000	EA BRACKET-TIEDOWN, STOVE - LEFT

COFFEE MAKER

KEY	PART NUMBER	U/M DESCRIPTION
	103799-01-02A	EA COFFEE MAKER-GRAY W/GLASS POT - BLACK & DECKER
	103799-01-700	EA CARAFE-GLASS POT - BLACK & DECKER 679420
	103799-01-701	EA BRACKETS-WHITE, PAIR - BLACK & DECKER 164734-06
	104610-01-000	EA STRAP-COFFEE MAKER

FROM: 00-00-00 THRU: 09-25-94

MICROWAVE OVEN

KEY	PART NUMBER	U/M DESCRIPTION
	115303-01-000	EA OVEN-MICROWAVE - MCD-DM15K-7B
	115303-01-700	EA TRIM F/VENT TOP OR GRILL - 2100309
	115401-01-01A	EA TRIM-MICROWAVE, LOWER - BLACK
	094750-07-000	EA BRACKET-MICROWAVE, 89 DEGREE - STEEL
	098916-14-01A	EA BRACE-MICROWAVE CABINET, LEFT - 8.9" X 7.5" - STEEL
	098916-15-01A	EA BRACE-MICROWAVE CABINET, RIGHT - 8.9" X 7.5" - STEEL

GALLEY GROUP (CONTINUED)
REFRIGERATOR & LEVEL

KEY	PART NUMBER	U/M DESCRIPTION
	104138-05-01A	EA REFRIGERATOR-DOUBLE DOOR, 2-WAY - NORCOLD 6162 LH BL
	075217-01-734	EA FUSE - 3 AMP, NORCOLD 61538822
	075217-01-738	EA SWITCH-HUMIDITY, NORCOLD 61525922
	084879-03-700	EA COOLING UNIT - HORIZONTAL BURNER, NORCOLD 61687237
	084880-01-705	EA ORIFICE - NORCOLD 614522
	084880-01-713	EA CONNECTOR-MALE, INLET FITTING - NORCOLD# 615256
	084880-01-718	EA VALVE-GAS, NORCOLD 61551822
	084880-01-720	EA SPRING (FOR DOOR HANDLE), NORCOLD 61558822
	084880-01-722	EA CRISPER COVER - NORCOLD 615641
	084880-01-726	EA HINGE BRACKET (CENTER HINGE), NORCOLD 61566523
	084880-01-731	EA HINGE PIN, NORCOLD 61578123
	084880-01-732	EA LATCH, NORCOLD 61578522
	084880-01-734	EA BRACKET-HINGE, TOP RH - BOTTOM LH - BROWN NORCOLD 61580837
	084880-01-735	EA HINGE BRACKET, TOP LH-BOTTOM RH BROWN - NORCOLD 61580937
	084880-01-739	EA END CAP (SPRING CATCH) BROWN - NORCOLD 61593722
	084880-01-740	EA END CAP (STOP CATCH) - NORCOLD 61593830
	084880-01-746	EA CABLE, NORCOLD 61571522
	084880-01-747	EA PLUG-HOLE, NORCOLD 61582022
	084880-01-749	EA HINGE BUSHING - NORCOLD 615807
	084880-01-753	EA THERMISTER - 78" - NORCOLD 61693822
	084880-01-760	EA CLIP (THERMISTER) - NORCOLD 61689122
	084880-01-761	EA END CAP (SPRING CATCH) BLACK - NORCOLD 61593730
	084880-02-700	EA LOWER FLANGE 8663 & 8683, NORCOLD 61622123
	084880-03-702	EA HINGE PIN TOP/BOTTOM FEMALE - NORCOLD 61580630
	084880-03-705	EA BRACKET F/INTERIOR REFRIGERATOR LIGHT - NORCOLD 61629722
	084880-03-706	EA LAMP (BULB) - NORCOLD 61628922
	084880-03-707	EA COVER F/LAMP OR BULB - NORCOLD 61627922
	088248-01-706	EA BURNER-HORIZONTAL, NORCOLD 61588122
	088248-01-707	EA ELECTRODE-SENSOR, (HORIZONTAL), NORCOLD 61573322
	088248-01-709	EA HEATER-AC, (HORIZONTAL) - NORCOLD 615627
	088248-01-710	EA HEATER-DC, (HORIZONTAL) - 3 WAY - NORCOLD 615628
	094038-01-700	EA GASKET-LOWER, GRAY - NORCOLD 61567930
	094038-01-701	EA LINER-DOOR, LOWER - BROWN/WHITE - NORCOLD 61581937-B
	094038-01-702	EA LINER-DOOR, LOWER - BLACK/WHITE - NORCOLD 61581938-B
	094038-01-703	EA HANDLE-DOOR, LOWER - BROWN - NORCOLD 61650137
	094038-01-704	EA HANDLE-DOOR, LOWER - BLACK - NORCOLD 61650138
	094039-01-702	EA GASKET (GRAY) UPPER - NORCOLD 61567830
	094039-01-703	EA PLATE-HINGE, LH - BROWN - NORCOLD 61631422
	094039-01-704	EA PLATE-HINGE, BLACK - NORCOLD 61631430
	094039-01-706	EA UPPER DOOR LINER (WHITE) BLACK - NORCOLD 61581838-B
	094039-01-708	EA HANDLE-DOOR, UPPER - BLACK - NORCOLD 61650038
	094039-01-709	EA PLATE-HINGE, TOP RH - LH BOTTOM - BROWN - NORCOLD 61631322
	094039-01-710	EA PLATE-HINGE, TOP RH - LH BOTTOM - BLACK - NORCOLD 61631330
	094039-01-722	EA HOLE PLUG, (BLACK) HINGE HOLES - NORCOLD 61582030
	094039-01-723	EA HINGE BRACKET, TOP RH-BOTTOM LH BLACK - NORCOLD 61580838
	094039-01-724	EA BRACKET-HINGE, TOP LH - BOTTOM RH - BLACK - NORCOLD 61580938
	094039-01-725	EA HINGE PIN, (BLACK) (MALE) - NORCOLD 61578130
	094039-01-726	EA SHELF-FREEZER EVAPORATOR, NORCOLD 615236
	094039-01-730	EA HINGE PIN SHAFT, (BLACK) CENTER HINGE - NORCOLD 61566730
	094039-01-732	EA FRONT COVER, (BLACK) BOTTOM TRIM - NORCOLD 61622130
	094039-01-733	EA WIRE SHELF, (MIDDLE) - NORCOLD 61563822
	094039-01-734	EA WIRE SHELF, (TOP) W/RISER - NORCOLD 61563722
	094039-01-735	EA INSIDE DRIP TRAY, (WHITE) - NORCOLD 61572830
	094039-01-736	EA SWITCH-LIGHT, BLACK - NORCOLD 615810
	094039-01-739	EA SHELF, (CUTOUT) - NORCOLD 61646722

GALLEY GROUP (CONTINUED)
REFRIGERATOR & LEVEL (CONTINUED)

KEY	PART NUMBER	U/M DESCRIPTION
	094039-04-700	EA BOARD-PRINTED CIRCUIT, 2 WAY, NORCOLD 61647322
	094039-04-701	EA EYEBROW, (SHELL) 2 WAY - NORCOLD 61669822
	094039-04-702	EA POWER SUPPLY, (2 WAY) - NORCOLD 61647422
	104137-02-700	EA MODULE-CONTROL, CHANNEL - NORCOLD 61717037
	104137-06-700	EA EYEBROW SHELL, (2-WAY) - NORCOLD 61726622
	104137-06-702	EA RACK-JUICE, (WHITE) - NORCOLD 61580525
	104137-06-703	EA BIN-DOOR SHELF, (WHITE) - NORCOLD 61564025
	104137-06-706	EA WIRE SHELF, (SHORT) - NORCOLD 61718222
	104137-06-707	EA CRISPER, (WHITE) - NORCOLD 61571325
	104137-06-709	EA VALVE, SHUT-OFF-MANUAL ASM - NORCOLD 61694922
	104137-06-710	EA PRESSURE TAP - NORCOLD 61594422
	104137-06-711	EA FUSE, 5 AMP - NORCOLD 61611622
	104137-06-712	EA FITTING-GAS TUBE CONNECTION - NORCOLD 61692722
	104137-06-713	EA ORFICE GASKET - NORCOLD 61475122
	104137-06-714	EA BURNER ASSEMBLY, (5-SLOT) - NORCOLD 61705222
	104137-06-715	EA SPARK/SENSE ELECTRODE, (SINGLE) - NORCOLD 61692222
	104138-04-701	EA FOAMED CABINET ASSEMBLY, BLACK W/WHITE - NORCOLD 61725038
	065225-02-000	EA PLATE-TIEDOWN, REFRIGERATOR
	054450-01-000	EA LEVEL-REFRIGERATOR
	103251-02-01A	EA INSERT-REFRIGERATOR DOOR, BLACK ACRYLIC - 19.53" X 16.06" (F14)
	103251-03-01A	EA INSERT-REFRIGERATOR DOOR, BLACK ACRYLIC - 19.53" X 32.20" (F14)

GENERATOR GROUP**4,000 WATT ONAN EMERALD PLUS - 220 VOLT - LP - EXPORT**

KEY	PART NUMBER	U/M	DESCRIPTION
	100974-04-000	EA	GENERATOR - 4,000 WATT EMERALD PLUS - ONAN BGE-FN/29236G
	007067-01-000	SF	INSULATION-FIBERGLASS, 1" THICK X 4' - INCREMENTS OF 4 SF
	007125-01-000	EA	CLAMP-MUFFLER, 1.62 DIAMETER
	007125-03-000	EA	CLAMP-MUFFLER, 1.5" DIAMETER
	007125-04-000	EA	CLAMP-MUFFLER, 1.1" DIAMETER
	007131-01-000	EA	HANGER-TAILPIPE, 6 SLOTS
	079654-05-000	EA	PIPE-EXHAUST, ANGLED - W/FLANGE - 2" ID - ONAN# 154-2539
	082272-01-000	EA	MUFFLER-GENERATOR
	093511-01-000	EA	VAPOR KIT-LP, GENERATOR
	094059-01-000	EA	SPACER-GENERATOR, ONAN
	105958-03-000	EA	PIPE-EXHAUST, GENERATOR

3,300 WATT ONAN MICROLITE - 220 VOLT - LP - EXPORT

KEY	PART NUMBER	U/M	DESCRIPTION
	109982-05-000	EA	GENERATOR - 3,300 WATT MICROLITE - ONAN KY-FR/26119B
	007125-04-000	EA	CLAMP-MUFFLER, 1.1" DIAMETER
	105958-10-000	EA	PIPE-EXHAUST, GENERATOR

4,000 WATT ONAN EMERALD PLUS - 110 VOLT - LP - DIESEL CHASSIS

KEY	PART NUMBER	U/M	DESCRIPTION
	100974-01-000	EA	GENERATOR - 4,000 WATT EMERALD PLUS, ONAN BGE-FA/26100G
	093511-01-000	EA	VAPOR KIT-LP, GENERATOR
	007125-01-000	EA	CLAMP-MUFFLER, 1.62 DIAMETER
	007125-03-000	EA	CLAMP-MUFFLER, 1.5" DIAMETER
	007125-04-000	EA	CLAMP-MUFFLER, 1.1" DIAMETER
	007131-01-000	EA	HANGER-TAILPIPE, 6 SLOTS
	079654-05-000	EA	PIPE-EXHAUST, ANGLED - W/FLANGE - 2" ID - ONAN# 154-2539
	082272-01-000	EA	MUFFLER-GENERATOR
	094059-01-000	EA	SPACER-GENERATOR, ONAN
	105958-03-000	EA	PIPE-EXHAUST, GENERATOR
	007067-01-000	SF	INSULATION-FIBERGLASS, 1" THICK X 4' - INCREMENTS OF 4 SF

3,600 WATT ONAN MICROLITE - 110 VOLT - LP - DIESEL CHASSIS

KEY	PART NUMBER	U/M	DESCRIPTION
	109982-04-000	EA	GENERATOR - 3,600 WATT MICROLITE, ONAN KY-FA/26120B
	007125-04-000	EA	CLAMP-MUFFLER, 1.1" DIAMETER
	105958-10-000	EA	PIPE-EXHAUST, GENERATOR

GENERATOR GROUP (CONTINUED)**4,000 WATT ONAN EMERALD PLUS - 220 VOLT - GAS - EXPORT**

KEY	PART NUMBER	U/M	DESCRIPTION
	100974-04-000	EA	GENERATOR - 4,000 WATT EMERALD PLUS - ONAN BGE-FN/29236G
	007067-01-000	SF	INSULATION-FIBERGLASS, 1" THICK X 4' - INCREMENTS OF 4 SF
	007125-03-000	EA	CLAMP-MUFFLER, 1.5" DIAMETER
	007125-04-000	EA	CLAMP-MUFFLER, 1.1" DIAMETER
	007131-01-000	EA	HANGER-TAILPIPE, 6 SLOTS
	079654-05-000	EA	PIPE-EXHAUST, ANGLED - W/FLANGE - 2" ID - ONAN# 154-2539
	082272-01-000	EA	MUFFLER-GENERATOR
	094059-01-000	EA	SPACER-GENERATOR, ONAN
	105958-03-000	EA	PIPE-EXHAUST, GENERATOR

4,000 WATT ONAN EMERALD PLUS - US & CANADIAN

KEY	PART NUMBER	U/M	DESCRIPTION
	100974-01-000	EA	GENERATOR - 4,000 WATT EMERALD PLUS, ONAN BGE-FA/26100G
	007067-01-000	SF	INSULATION-FIBERGLASS, 1" THICK X 4' - INCREMENTS OF 4 SF
	007125-04-000	EA	CLAMP-MUFFLER, 1.1" DIAMETER
	079654-05-000	EA	PIPE-EXHAUST, ANGLED - W/FLANGE - 2" ID - ONAN# 154-2539
	082272-01-000	EA	MUFFLER-GENERATOR
	094059-01-000	EA	SPACER-GENERATOR, ONAN
	105958-03-000	EA	PIPE-EXHAUST, GENERATOR

4,000 WATT ONAN MICROLITE - US & CANADIAN

KEY	PART NUMBER	U/M	DESCRIPTION
	109982-03-000	EA	GENERATOR - 4,000 WATT MICROLITE, ONAN KY-FA/26100B
	007125-04-000	EA	CLAMP-MUFFLER, 1.1" DIAMETER
	105958-10-000	EA	PIPE-EXHAUST, GENERATOR

HEATING & AIR CONDITIONING GROUP

AUTO A/C & HEATER COMPONENTS

KEY	PART NUMBER	U/M	DESCRIPTION
	007076-01-700	FT	HOSE-FLEXIBLE PVC - 2" ID
	007108-01-000	FT	HOSE-HEATER, 5/8" ID
	007281-01-000	EA	HOSE-FLEXIBLE PVC, 2.5" ID X 50'
	007281-01-700	FT	HOSE-FLEXIBLE PVC, 2.5" ID
	024990-05-000	EA	OUTLET-DEFROSTER, W/SWIVEL - 2" DIAMETER - BLACK
	056402-05-000	EA	BRACKET-HEATER VENT, ROUND - W/BEND - BLACK
	077075-01-000	EA	GASKET-INSTRUMENT PANEL TO DEFROSTER PLENUM - .6" X 11.3"
	077075-03-000	EA	GASKET-INSTRUMENT PANEL TO DEFROSTER PLENUM
	103016-01-000	EA	PLENUM-TRANSITION
	103017-01-000	EA	PLENUM-DEFROSTER
	102422-01-000	EA	PANEL-PLENUM, RH - 661 MM X 368 MM - STEEL
	102423-01-000	EA	PANEL-PLENUM, LH - 526 MM X 200 MM - STEEL
	103558-01-05A	EA	VENT-DEFROSTER, ABS - BISQUE
	103796-01-01A	EA	LOUVER ASM-A/C CARY PROD - BLACK
	103930-05-000	EA	MANUAL-OWNERS, HEATER-A/C - SCS 057-0049

CHEVY GAS & DIESEL CHASSIS

KEY	PART NUMBER	U/M	DESCRIPTION
	103930-04-000	EA	CONTROL/PLENUM SET - SCS 093-00037
	072341-06-700	EA	SWITCH - 4 SPEED, FAN - ARA 0883502
	094831-01-709	EA	CLAMPS-ROD, 3/16" - MOTIVAIR/SCS ZGG14431
	103930-02-700	EA	PANEL-CONTROL, SCS 032-0018
	103930-02-701	EA	VALVE-CONTROL HEAD, SCS 034-0015
	103930-02-702	EA	DECAL-FAN SWITCH, SCS 058-0008
	103930-02-703	EA	HARNESS-WIRE CONTROL, SCS 036-0048
	103930-02-704	EA	HARNESS-VACUUM CONTROL, SCS 036-0049
	103930-02-705	EA	CABLE-CONTROL, BOWDEN - SCS 074-0011
	103930-02-706	EA	CLIP-CABLE, CONTROL - SCS 022-0017
	103930-02-707	EA	RELAY, SCS 031-0001
	103930-02-708	EA	MOTOR-VACUUM SERVO, A/C - SCS 030-0002
	103930-02-710	EA	CANISTER-VACUUM, SCS 054-0002
	103930-02-711	EA	VALVE-WATER, SCS 034-00114

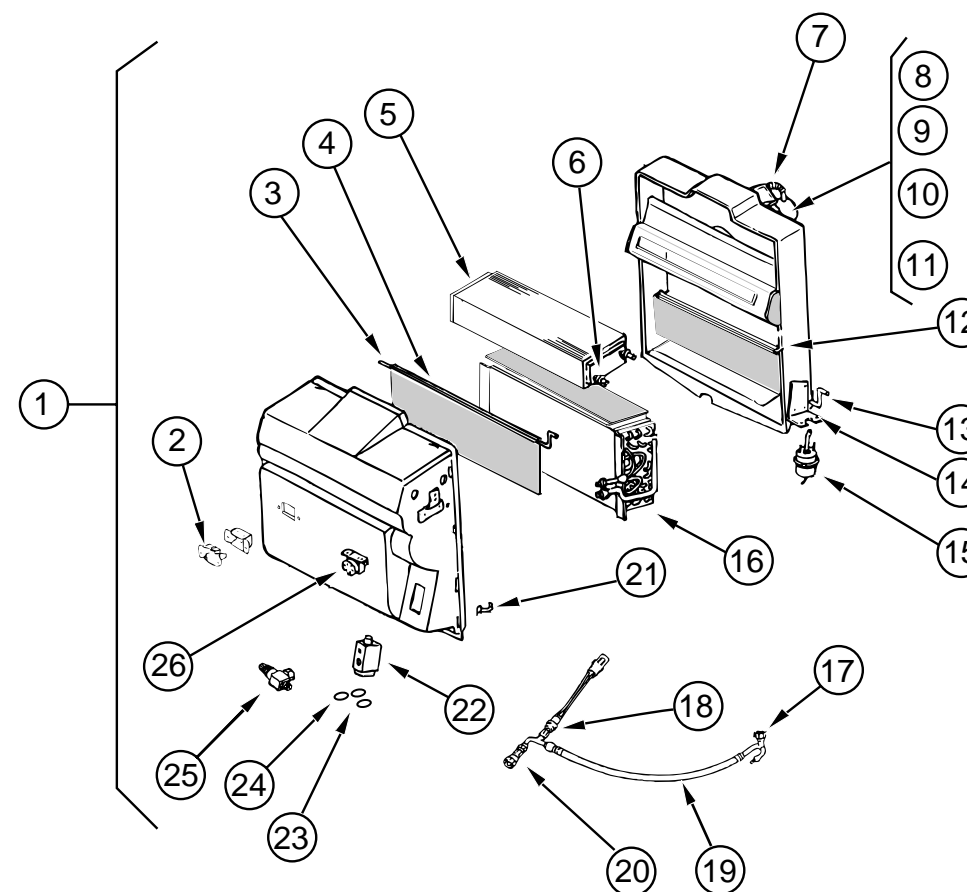
CHEVY GAS CHASSIS

KEY	PART NUMBER	U/M	DESCRIPTION
	103930-17-000	EA	HOSE KIT - #10 GM-SANDEN COMPRESSOR - SCS 093-00076
	103930-01-708	EA	BRACKET-VACUUM MOTOR, SCS 070-0113
	103930-17-700	EA	FITTING-PAD COMPRESSOR SUCTION SANDEN - SCS 050-0131
	103930-17-701	EA	FITTING - #10.90 W/FERRULE/1342CP - SCS 050-0132
	103930-17-702	EA	GASKET OR SAE 015 #10 33-781, SCS 045-0127
	103930-17-703	EA	GASKET-SEAL, SANDEN COMPRESSOR 33-76 - SCS 045-0142
	103930-17-704	EA	HOSE - #10 - SCS 085-0113

CHEVY DIESEL CHASSIS

KEY	PART NUMBER	U/M	DESCRIPTION
	103930-18-000	EA	HOSE KIT - #10 GM-HARRISON COMPRESSOR - SCS 093-00077
	103930-17-701	EA	FITTING - #10.90 W/FERRULE/1342CP - SCS 050-0132
	103930-17-702	EA	GASKET OR SAE 015 #10 33-781, SCS 045-0127
	103930-17-703	EA	GASKET-SEAL, SANDEN COMPRESSOR 33-76 - SCS 045-0142
	103930-18-700	EA	FITTING-PAD COMPRESSOR SUCTION HARRISON - SCS 050-00133
	103930-18-701	EA	HOSE - #10 - SCS 085-0114
	103930-18-702	EA	GASKET SEAL - HARRISON - SCS 045-0143
	110279-01-708	EA	HOSE-REFRIGERANT BARRIER #10 SAEJ51 - SCS 051-0008

HEATING & AIR CONDITIONING GROUP (CONTINUED)

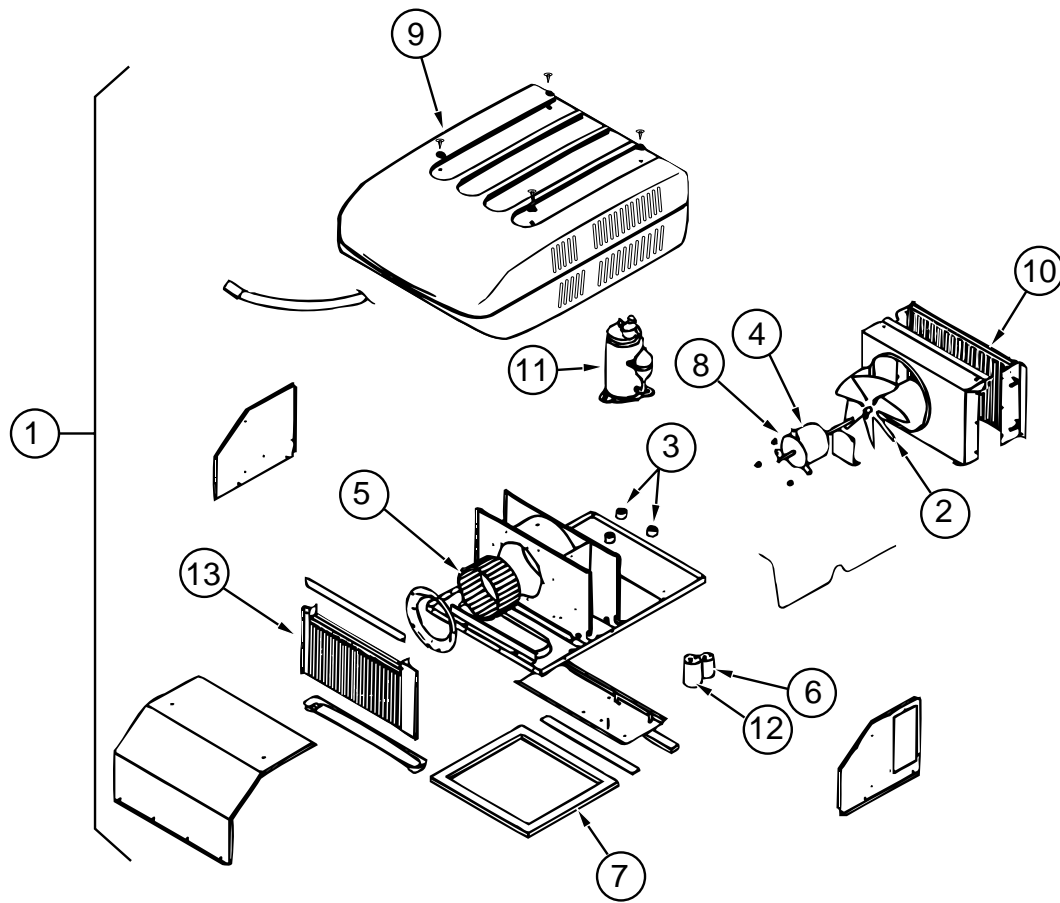


EVAPORATOR/HEATER ASSEMBLY - CHEVY GAS & DIESEL CHASSIS

KEY	PART NUMBER	U/M	DESCRIPTION
1	103930-20-000	EA	EVAPORATOR/HEATER ASSEMBLY - SCS 090-00083
2	103930-01-710	EA	RESISTOR-FUSED, SCS 035-0006
3	103930-20-702	EA	ROD-AIR BLEND DOOR, SCS 073-0039
4	103930-20-703	EA	DOOR-AIR BLEND, SCS 071-0212
5	103930-01-703	EA	COIL-HEATER, SCS 042-0010
6	110279-01-712	EA	FITTING-HEATER, SCS 050-0076
7	110279-01-703	EA	HOSE VENT, MOTOR-BLOWER, SCS 051-0034
8	103930-20-707	EA	HOUSING-BLOWER, SCS 062-0145
9	103930-01-720	EA	MOTOR-BLOWER, SCS 030-0004
10	103930-01-717	EA	WHEEL-CLOCK-WISE, SCS 062-0010
11	103930-20-708	EA	CLIP F/MOTOR SHAFT, SCS 022-0001
12	103930-20-705	EA	DOOR-RECIRCULATING, SCS 071-0213
13	103930-20-704	EA	ROD-RECIRCULATING DOOR, SCS 073-0018
14	103930-01-708	EA	BRACKET-VACUUM MOTOR, SCS 070-0113
15	103930-02-708	EA	MOTOR-VACUUM SERVO, A/C - SCS 030-0002
16	103930-01-704	EA	COIL-EVAPORATOR, SCS 041-0017
17	103930-12-708	EA	SWITCH-BINARY, R-134A - SCS 032-0048
18	103930-01-716	EA	SWITCH-PRESSURE, FAN - SCS 032-0036
19	103930-20-701	EA	HOSE ASM - #6, SCS 085-0138
20	103930-12-709	EA	FITTING-QUICK CONNECT - SCS 050-0120
21	103930-20-706	EA	CLIP-RETAINER, SCS 022-0057
22	103930-20-700	EA	VALVE-EXPANSION BLOCK, 2 TON - SCS 034-0032
23	103930-17-702	EA	GASKET OR SAE 015 #10 33-781, SCS 045-0127
24	113245-01-707	EA	GASKET #8, SCS 045-0126
25	103930-20-709	EA	SERVICE VALVE - SCS 050-159
26	103930-01-711	EA	THERMOSTAT, SCS 033-0003

HEATING & AIR CONDITIONING GROUP (CONTINUED)

HEATING & AIR CONDITIONING GROUP (CONTINUED)
CEILING ASSEMBLY 13,500 BTU A/C



13,500 BTU COLEMAN ROOF A/C

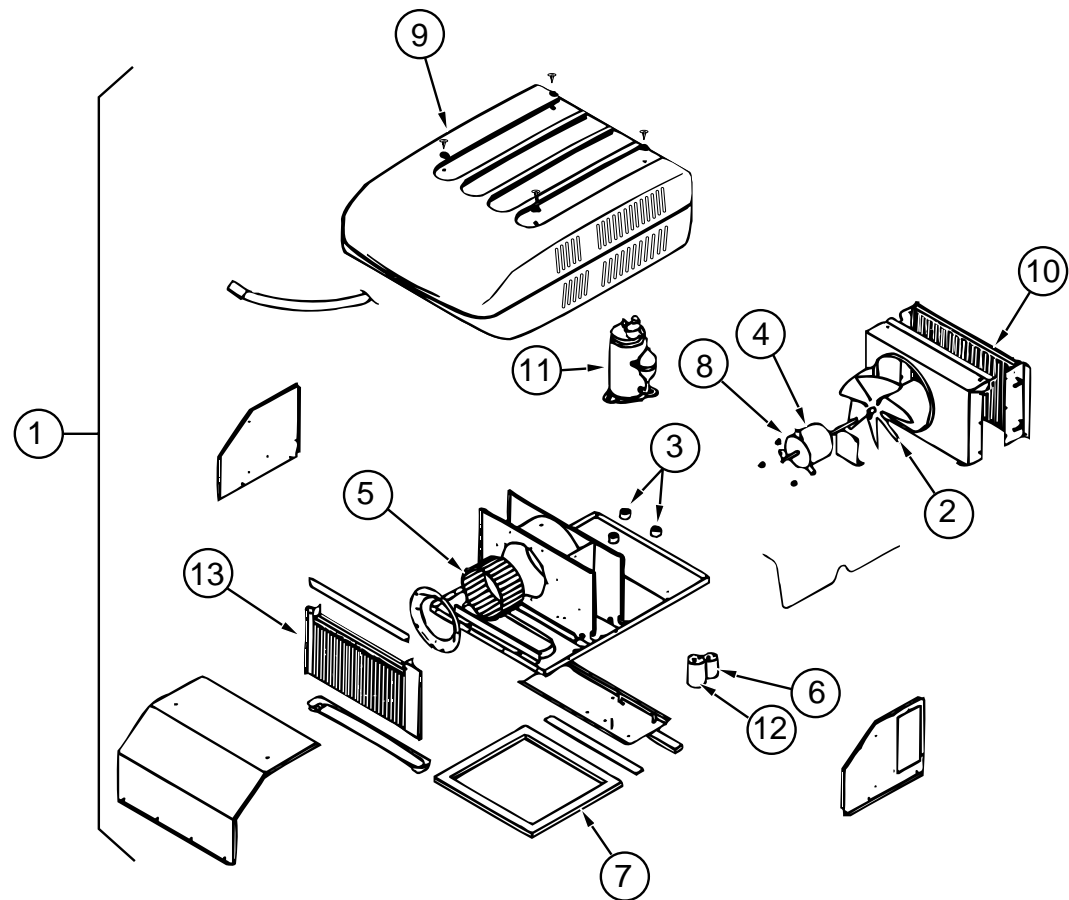
KEY	PART NUMBER	U/M DESCRIPTION
1	108889-01-01A	EA A/C-ROOF, 13,500 TSR HO IVORY - COLEMAN 7333-887
2	093763-01-712	EA FAN BLADE-CONDENSER, COLEMAN 6733-3221
3	105620-01-706	EA FOOT PACKAGE-COMPRESSOR, 3 PER PACKAGE - COLEMAN 6759-3081
4	108889-01-705	EA MOTOR-115V, 60HZ - COLEMAN 1468-3049
5	108889-01-706	EA IMPELLOR - COLEMAN 1472-1041
6	108889-01-708	EA CAPACITOR-FAN, (7.5MFD.370U) - COLEMAN 1499-5461
7	108889-01-711	EA GASKET PACKAGE - COLEMAN 6792-3301
8	108889-01-715	EA MOTOR MOUNT & SHAFT SEAL KIT - COLEMAN 6792-3361
9	063903-01-700	EA SHROUD-(IVORY/IVORY), W/O LOGO - COLEMAN 6759-4601
10	108889-01-703	EA CONDENSER COIL - COLEMAN 1452-1301
11	105620-01-704	EA COMPRESSOR, RH & LH - COLEMAN 1450-2009
	108889-01-704	EA OVERLOAD - COLEMAN 6749-3541
12	108889-01-707	EA CAPACITOR-RUN, COMPRESSOR-25MFD/370 - COLEMAN 1499-5661
13	108889-01-709	EA EVAPORATOR COIL - COLEMAN 1452-1311
	091225-01-709	EA RELAY-START, COLEMAN 1497-4131
	091225-01-710	EA CAPACITOR-START, COLEMAN 1497-0881
	093306-01-701	EA DECAL PACKAGE-LEFT & RIGHT - COLEMAN 6798B3591
	108889-01-710	EA FILLER PAD-COND AIR SEAL - COLEMAN 6759A3971
	108889-01-712	EA REDUCER-SUCTION LINE, (3/8" X 1/2") - COLEMAN 1215-2161
	108889-01-713	EA SUCTION LINE, (3/8" OD X .032" WALL) - COLEMAN 6792-130
	108889-01-714	EA DISCHARGE LINE ASSEMBLY - COLEMAN 6792-531
	102289-01-000	EA SPRING-SCREW, ROOF A/C GASKET - COLEMAN 6757-150

KEY	PART NUMBER	U/M DESCRIPTION
	108891-01-01A	EA CEILING ASM-A/C COOL TSR HO - COLEMAN 7330-714 IV
	042204-01-709	EA THERMOSTAT-IN 64 OUT 58, COLEMAN 6701-3401
	063903-01-702	EA LOUVER-COLEMAN 6703A5191
	073742-01-701	EA SELECTOR SWITCH (5 TERMINAL), COLEMAN 6759-3251
	073742-01-702	EA DECAL COOL ONLY, COLEMAN 6759C3431
	076303-01-707	EA FILTER - 6" X 14 3/4" X 1/2", 12 PER PKG - COLEMAN 6703A3151
	081606-01-712	EA CEILING SHROUD (IVORY), COLEMAN 6769-5061
	091225-01-713	EA KNOB (2 PER PACKAGE), COLEMAN 6701-3351
	091225-01-717	EA DECAL (THERMOSTAT) COOL ONLY, COLEMAN 6799A3441
	093766-02-701	EA DECAL-LEFT SIDE, COLEMAN 6799-3971
	108891-01-700	EA SINGLE PARTS PACKAGE, COLEMAN 6792-5991
	108891-01-701	EA RETAINER CLIPS F/FILTER, COLEMAN 6799-3141

ROOF A/C COVER

KEY	PART NUMBER	U/M DESCRIPTION
	092633-02-02A	EA COVER-BLANK, ROOF A/C - 5.1" X 5.1" - PLASTIC - OFF WHITE
	022756-03-000	EA COVER-A/C, OFF WHITE - PLASTIC
	022756-02-000	EA COVER-PROTECTIVE, 5.5" ENDS X 8.2" - PLASTIC - OFF WHITE

HEATING & AIR CONDITIONING GROUP (CONTINUED)



13,500 BTU COLEMAN ROOF A/C - EUROPEAN

KEY	PART NUMBER	U/M DESCRIPTION
1	108889-02-01A	EA A/C-ROOF, 13,500 BTU - TSR 220 - IVORY - COLEMAN 7373-597
	093306-01-701	EA DECAL PACKAGE-LEFT & RIGHT - COLEMAN 6798B3591
2	093763-01-712	EA FAN BLADE-CONDENSER, COLEMAN 6733-3221
	105620-01-705	EA PROTECTOR-OVERLOAD, RH & LH - COLEMAN 6759-3791
3	105620-01-706	EA FOOT PACKAGE-COMPRESSOR, 3 PER PACKAGE - COLEMAN 6759-3081
4	108889-02-701	EA MOTOR, COLEMAN 1468-3059
5	108889-01-706	EA IMPELLOR - COLEMAN 1472-1041
6	108889-01-708	EA CAPACITOR-FAN, (7.5MFD.370U) - COLEMAN 1499-5461
7	108889-01-711	EA GASKET PACKAGE - COLEMAN 6792-3301
8	108889-01-715	EA MOTOR MOUNT & SHAFT SEAL KIT - COLEMAN 6792-3361
9	063903-01-700	EA SHROUD, COLEMAN 6759-4601
10	108889-01-703	EA CONDENSER COIL - COLEMAN 1452-1301
11	108889-02-700	EA COMPRESSOR-TECUMSEH, COLEMAN 1452-2029
12	108889-01-707	EA CAPACITOR-RUN, COMPRESSOR-25MFD/370 - COLEMAN 1499-5661
13	108889-01-709	EA EVAPORATOR COIL - COLEMAN 1452-1311
	108889-01-710	EA FILLER PAD-CONDENSER AIR SEAL - COLEMAN 6759A3971
	108889-01-713	EA SUCTION LINE, (3/8" OD X .032" WALL - COLEMAN 6792-130
	108889-01-714	EA DISCHARGE LINE ASSEMBLY - COLEMAN 6792-531
	108889-02-702	EA CAPACITOR-START, COLEMAN 1497-0891
	108889-02-703	EA RELAY-START, COLEMAN 1497-4141
	102289-01-000	EA SPRING-SCREW, ROOF A/C GASKET - COLEMAN 6757-150

HEATING & AIR CONDITIONING GROUP (CONTINUED)

CEILING ASSEMBLY 13,500 BTU A/C - EUROPEAN

KEY	PART NUMBER	U/M DESCRIPTION
	108891-01-01A	EA CEILING ASM-A/C COOL TSR HO - COLEMAN 7330-714 IV
	042204-01-709	EA THERMOSTAT-IN 64 OUT 58, COLEMAN 6701-3401
	063903-01-702	EA LOUVER-COLEMAN 6703A5191
	073742-01-701	EA SELECTOR SWITCH (5 TERMINAL), COLEMAN 6759-3251
	073742-01-702	EA DECAL COOL ONLY, COLEMAN 6759C3431
	076303-01-707	EA FILTER - 6" X 14 3/4" X 1/2", 12 PER PKG - COLEMAN 6703A3151
	081606-01-712	EA CEILING SHROUD (IVORY), COLEMAN 6769-5061
	091225-01-713	EA KNOB (2 PER PACKAGE), COLEMAN 6701-3351
	091225-01-717	EA DECAL (THERMOSTAT) COOL ONLY, COLEMAN 6799A3441
	093766-02-701	EA DECAL-LEFT SIDE, COLEMAN 6799-3971
	108891-01-700	EA SINGLE PARTS PACKAGE, COLEMAN 6792-5991
	108891-01-701	EA RETAINER CLIPS F/FILTER, COLEMAN 6799-3141

HEATING & AIR CONDITIONING GROUP (CONTINUED)
30,000 BTU SUBURBAN FURNACE & WALL THERMOSTAT

KEY	PART NUMBER	U/M DESCRIPTION
	098668-20-000	EA FURNACE - 30,000 BTU, SUBURBAN SF-30 2273
	115764-01-01A	EA THERMOSTAT - WALL, FURNACE - SUBURBAN 160902
	098668-01-700	EA CABINET-FRONT - SUBURBAN 101242
	098668-01-706	EA WHEEL-COMBUSTION AIR - SUBURBAN 350122
	098668-01-707	EA VENT ASSEMBLY-CAP AND TUBE - SUBURBAN 260193
	098668-01-708	EA BLOWER ASSEMBLY-COMBUSTION AIR - SUBURBAN 390441
	098668-01-709	EA MOTOR ASSEMBLY-F/SF-25, SF-30 - SUBURBAN 231706
	098668-01-710	EA BLOWER ASSEMBLY-ROOM AIR - SUBURBAN 390440
	098668-01-711	EA WHEEL-ROOM AIR - SUBURBAN 350123
	098668-01-712	EA BOARD-MODULE - SUBURBAN 231741
	098668-01-713	EA INTAKE VENT TUBE ASSEMBLY - SUBURBAN 051044
	098668-01-714	EA VALVE-GAS, (WHITE ROGERS) - SUBURBAN 161070
	098668-01-715	EA ELECTRODE ASSEMBLY-SINGLE PROBE - SUBURBAN 232166
	098668-01-716	EA GASKET-FIREWALL, CHAMBER SIDE - SUBURBAN 232166
	098668-01-717	EA GASKET-FIREWALL, BLOWER SIDE - SUBURBAN 070163
	098668-21-700	EA MICROSWITCH W/O FLAG 3 1/4" - SUBURBAN 232261
	098668-21-701	EA LIMIT SWITCH - SUBURBAN 231799
	101990-01-714	EA MICROSWITCH GASKET - SUBURBAN 230877
	074466-01-702	EA RELAY-TIME DELAY, SUBURBAN 230625
	075696-02-703	EA COLLAR-DUCT - SUBURBAN 050715
	092300-02-701	EA ORIFICE-(MAIN BURNER) - SUBURBAN 180214
	098668-02-700	EA BURNER ASSEMBLY COMPLETE - (SF-30/SF35), SUBURBAN 010745
	098668-06-000	EA DOOR-ACCESS, FURNACE - OFF WHITE - SUBURBAN 520574
	093614-01-01A	EA GRILLE-RETURN AIR, FURNACE - 15.6" X 7.6" - BROWN

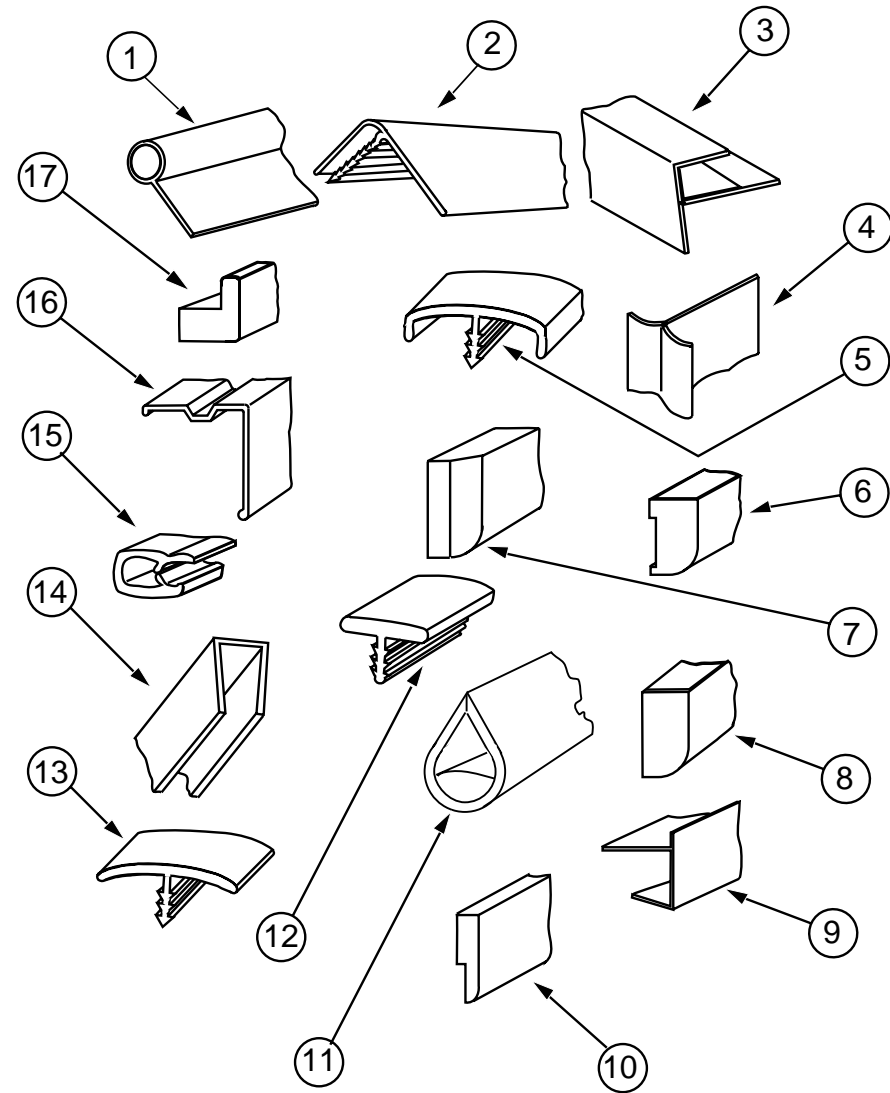
25,000 BTU SUBURBAN FURNACE & WALL THERMOSTAT

KEY	PART NUMBER	U/M DESCRIPTION
	098668-19-000	EA FURNACE - 25,000 BTU, SUBURBAN SF-25 2272
	115764-01-01A	EA THERMOSTAT-WALL, FURNACE - SUBURBAN 160902
	074466-01-702	EA RELAY-TIME DELAY, SUBURBAN 230625
	075696-02-703	EA COLLAR-DUCT - SUBURBAN 050715
	090039-01-703	EA ORFICE-MAIN BURNER, SUBURBAN 180193
	098668-01-700	EA CABINET FRONT, SUBURBAN 101242
	098668-01-703	EA BURNER ASM, SUBURBAN 010762
	098668-01-706	EA WHEEL-COMBUSTION AIR, SUBURBAN 350122
	098668-01-707	EA VENT CAP & EXHAUST TUBE ASM, SUBURBAN 260193
	098668-01-708	EA BLOWER ASM (COMBUSTION AIR), SUBURBAN 390441
	098668-01-709	EA MOTOR ASM-FOR SF-25, SF-30 - SUBURBAN 231706
	098668-01-710	EA BLOWER ASM (ROOM AIR), SUBURBAN 390440
	098668-01-711	EA WHEEL,ROOM AIR - SUBURBAN 350123
	098668-01-712	EA BOARD-MODULE, SUBURBAN 231741
	098668-01-713	EA INTAKE VENT TUBE ASM - SUBURBAN 051044
	098668-01-714	EA GAS VALVE (WHITE ROGERS) - SUBURBAN 161070
	098668-01-715	EA ELECTRODE ASM (SINGLE PROBE) - SUBURBAN 232166
	098668-01-716	EA GASKET-FIREWALL, CHAMBER SIDE - SUBURBAN 232166
	098668-01-717	EA GASKET-FIREWALL, BLOWER SIDE - SUBURBAN 070163
	098668-21-700	EA MICROSWITCH W/O FLAG 3 1/4" - SUBURBAN 232261
	098668-21-701	EA LIMIT SWITCH - SUBURBAN 231799
	101990-01-714	EA MICROSWITCH GASKET - SUBURBAN 230877
	098668-06-000	EA DOOR-ACCESS, FURNACE - OFF WHITE - SUBURBAN 520574
	093614-01-01A	EA GRILLE-RETURN AIR, FURNACE - 15.6" X 7.6" - BROWN

HEATING & AIR CONDITIONING GROUP (CONTINUED)
EVANS REAR HEATER & COMPONENTS

KEY	PART NUMBER	U/M DESCRIPTION
	009200-01-000	EA TAPE-FURNACE, 1 1/2"
	010227-01-000	EA TEE-PLAS, BARB 5/8" OR 3/4" HOSE
	056464-04-000	EA REGISTER-W/DAMPER, 4" DIAMETER - PLASTIC - SAND
	056464-05-000	EA REGISTER-W/O DAMPER, 4" DIAMETER - PLASTIC - GOLDEN
	061673-01-000	EA BRACKET-MOTOR AID TUBES, 4" X 1.5" - STEEL
	069636-02-000	EA CONNECTOR-DUCT, 4" ID - SUBURBAN 050715
	079059-01-000	EA HOSE - 90 DEGREE, 5/8" ID X 4" X 36"
	079059-03-000	EA HOSE - 90 DEGREE, ,61" ID X 4" X 18"
	088753-01-000	FT TUBE-ALUMINIZED STEEL, 5/8" - 18 GAUGE
	084405-01-000	EA HEATER ASM-REAR, DUCTED - W/MOTOR AID - EVANS
	084405-01-700	EA HEATER CORE-EVANS# FT200229
	084405-01-701	EA FAN BLADES-EVANS# HV029931
	084405-01-702	EA MOTOR ASM-12 V, EVANS# 200146
	007076-01-000	EA HOSE-FLEXIBLE PVC - 2" ID - INCREMENTS OF 50'
	007108-01-000	FT HOSE-HEATER, 5/8" ID
	008042-01-000	FT TUBING-VINYL, .65" ID
	009198-01-000	FT DUCT-HEAT, FLEXIBLE - 4" ID - INCREMENTS OF 25'

INTERIOR FINISH GROUP
MOLDINGS & TRIM



KEY	PART NUMBER	U/M DESCRIPTION
1	009767-12-000	FT MOLDING-SIDEWALL TO CEILING/CABINET - WELTING - OFF WHITE
2	009809-21-000	EA MOLDING-CORNER, OUTSIDE - 1" - PLASTIC - WOODGRAIN
3	009812-22-000	EA MOLDING-CORNER, OUTSIDE - .5" X 7' - PLASTIC - BROWN
3	009812-24-000	EA MOLDING-CORNER, OUTSIDE - .5" X 7' - PLASTIC - IVORY
4	022992-11-000	FT MOLDING-REVERSE COVE, T-SHAPED - VINYL - IVORY
5	083620-07-000	FT MOLDING-T, END CAP EDGE - W/EDGE LIPS - .75" - THOR PECAN
6	100041-01-000	EA MOLDING-VINYL WRAPPED, .7" X 1.57" X 84.02" - RAMBLING OAK
6	100041-02-000	EA MOLDING-VINYL WRAPPED, .7" X 2.5" X 84" - RAMBLING OAK
7	100659-01-E01	EA MOLDING-TRIM, VINYL FLOOR
8	100818-01-02A	EA MOLDING-VINYL WRAPPED, 1.65" X .4" X 7' - OAK
9	103186-01-01A	FT MOLDING-EDGE, SHELF - .78" WIDE - PLASTIC - RAMBLING OAK
9	103186-02-01A	FT MOLDING-EDGE, SHELF - 1.3" WIDE - PLASTIC - RAMBLING OAK
10	105004-01-02A	EA MOLDING-VINYL WRAPPED, 1" X 8' - OAK
11	112198-01-000	FT MOLDING-WINDOW VALANCE, J-SHAPED - BRASS
11	105618-01-01A	FT MOLDING-EDGE, 5/16" - GOLD W/ADHESIVE
12	104676-01-01A	FT T-MOLDING, 5/16 - RIGID - GOLD
13	105709-01-000	FT T-MOLDING, 1", IVORY
14	009778-12-000	FT U-CHANNEL-PLASTIC, 1" WIDE X 8' INCREMENTS - WOODGRAIN
14	070504-18-000	FT U-CHANNEL-PLASTIC, .065" WIDE - IVORY - INCREMENTS OF 8'
14	070504-19-000	FT U-CHANNEL-PLASTIC, .815" WIDE - BROWN - INCREMENTS OF 8'
15	072368-02-000	EA TRIM-VINYL, EDGE - BLACK - GM 14004305
16	093873-01-01A	EA TRIM-CARPET, L-ANGLE - 1.1" X 1.3" X 12' - VINYL - GRAY
17	100819-01-02A	EA MOLDING-VINYL WRAPPED, L-SHAPED, 1.5" X 1.5" X 7' - OAK
	100040-01-000	EA LUMBER-VINYL WRAPPED, .71" X 1.5" X 8' - RAMBLING OAK
	100040-03-000	EA LUMBER-VINYL WRAPPED, .71" X 2" X 8' - RAMBLING OAK
	100040-06-000	EA LUMBER-VINYL WRAPPED, .71" X 3" X 8' - RAMBLING OAK
	100040-07-000	EA LUMBER-VINYL WRAPPED ALL AROUND, .71" X 3" X 8' - RAMBLING OAK

INTERIOR FINISH GROUP (CONTINUED)
PANELING & PLYWOOD

KEY	PART NUMBER	U/M	DESCRIPTION
	074497-21-000	SF	PANELING-WOODGRAIN, 4' X 8' - INCREMENTS OF 32 SF
	088272-98-000	SF	PANELING-SHOWER, OFF WHITE - 4' X 7' - INCREMENTS OF 28 SF
	088272-B8-000	SF	PANELING-DECORATIVE, 4' X 7' - INCREMENTS OF 28 SF (F04) (MAIN WALL & BATH & GALLEY)
	088272-C9-000	SF	PANELING-DECORATIVE, 4' X 7' - INCREMENTS OF 28 SF (F05) (MAIN WALL & BATH & GALLEY)
	088272-D5-000	SF	PANELING-DECORATIVE, 4' X 7' - INCREMENTS OF 28 SF (F06) (MAIN WALL & BATH & GALLEY)
	088272-E0-000	SF	PANELING-DECORATIVE, 4' X 7' - INCREMENTS OF 28 SF (F07) (MAIN WALL & BATH & GALLEY)
	088272-93-000	SF	PANELING-DECORATIVE, 4' X 7' - INCREMENTS OF 28 SF (F14) (MAIN WALL & BATH & GALLEY)
	095688-01-000	SF	VENEER-FLAT LUANA, 4' X 8' - INCREMENTS OF 32 SF
	089297-01-000	SF	PLYWOOD-LUAN, OVERLAY GRADE - 4' X 8' - INCREMENTS OF 32 SF
	000885-56-000	SF	PARTICLE BOARD - 3/8" X 48" X 96" - WOODGRAIN VINYL 1 SIDE
	000885-61-000	SF	PARTICLE BOARD - 3/4" X 48" X 96" - WOODGRAIN VINYL 2 SIDES

PLASTIC LAMINATE & EDGE BAND MOLDING

KEY	PART NUMBER	U/M	DESCRIPTION
	074498-54-000	SF	LAMINATE-PLASTIC, SAND - 5' X 8' - INCREMENTS OF 40 SF (F04/F07)
	074498-62-000	SF	LAMINATE-PLASTIC, GRAY - 5' X 8' - INCREMENTS OF 40 SF (F05)
	074498-61-000	SF	LAMINATE-PLASTIC, NEUTRAL - 5' X 8' - INCREMENTS OF 40 SF (F06)
	074498-72-000	SF	LAMINATE-PLASTIC, PEBBLE SANTOS - 5' X 8' - INCREMENTS OF 40 SF (F14)
	074498-67-000	SF	LAMINATE-PLASTIC, ORCHID MIST - 5' X 8' - INC OF 40 SF (F04/F05/F06/F07/F14) (PATIO ENTERTAINMENT SHELF)
	076325-47-000	FT	MOLDING-EDGE BAND, 1032 SAND - 1 5/16" X .030" X 600" (F04/F07)
	076325-44-000	FT	MOLDING-EDGE BAND, 1032 SAND - .875" X .024" X 600" (F04/F07)
	076325-46-000	FT	MOLDING-EDGE BAND, 1035 CLOUD - 1 5/16" X .030" X 600" (F05)
	076325-43-000	FT	MOLDING-EDGE BAND, 1035 CLOUD - .876" X .024" X 600" (F05)
	076325-53-000	FT	MOLDING-EDGE BAND, 1049 NEUTRAL - 1 5/16" X .030" X 600" (F06)
	076325-54-000	FT	MOLDING-EDGE BAND, 1049 NEUTRAL - .875" X .024" X 600" (F06)
	076325-37-000	FT	MOLDING-EDGE BAND, 1136 - 1 5/16" X .030" X 600" (F14)
	109736-01-01A	FT	MOLDING-T, BRASS/BLACK - 1" (F14)
	076325-34-000	FT	MOLDING-EDGE BAND, 1233ORCHIDMIST-1 5/16"X.030"X600"(F04/F05/F06/F07/F14) (PATIO ENTERTAINMENT SHELF)

BATT STRIPS

KEY	PART NUMBER	U/M	DESCRIPTION
	085284-86-000	FT	BATT STRIP TAPE-DECORATIVE, ADHESIVE BACKED (F04) (MAIN WALL & BATH & GALLEY)
	085284-98-000	FT	BATT STRIP TAPE-DECORATIVE, ADHESIVE BACKED (F05) (MAIN WALL & BATH & GALLEY)
	085284-A3-000	FT	BATT STRIP TAPE-DECORATIVE, ADHESIVE BACKED (F06) (MAIN WALL & BATH & GALLEY)
	085284-B1-000	FT	BATT STRIP TAPE-DECORATIVE, ADHESIVE BACKED (F07) (MAIN WALL & BATH & GALLEY)
	085284-61-000	FT	BATT STRIP TAPE-DECORATIVE, ADHESIVE BACKED (F14) (MAIN WALL & BATH & GALLEY)
	085284-67-000	FT	BATT STRIP TAPE-WOODGRAIN, ADHESIVE BACKED - WINNI OAK
	085284-76-000	FT	BATT STRIP TAPE-SHOWER, ADHESIVE BACKED - OFF WHITE
	088263-78-000	EA	BATT STRIP-SHOWER, 8' LONG - OFF WHITE
	088263-96-000	EA	BATT STRIP-DECORATIVE, 8' LONG (F04) (MAIN WALL & BATH & GALLEY)
	088263-A1-000	EA	BATT STRIP-DECORATIVE, 8' LONG (F05) (MAIN WALL & BATH & GALLEY)
	088263-B2-000	EA	BATT STRIP-DECORATIVE, 8' LONG (F06) (MAIN WALL & BATH & GALLEY)
	088263-B8-000	EA	BATT STRIP-DECORATIVE, 8' LONG (F07) (MAIN WALL & BATH & GALLEY)
	069733-80-000	EA	BATT STRIP-WOODGRAIN, 8' LONG - WINNI OAK
	086229-01-000	EA	RETAINER-BATTEN, CEILING - .75" WIDE - 7.6' LONG
	086229-04-000	EA	BATTEN-CEILING, 1" WIDE - MODERN IVORY - 7.6' LONG

INTERIOR FINISH GROUP (CONTINUED)
ANTISLIP & FLOOR MATS

KEY	PART NUMBER	U/M	DESCRIPTION
	091261-01-000	FT	SLIPNOT-ANTISLIP, 1' WIDE (100' ROLL)
	105924-01-F04	EA	MAT-FLOOR, 18" X 27" (F04/F07/F14)
	105924-01-F05	EA	MAT-FLOOR, 18" X 27" (F05)
	105924-01-F06	EA	MAT-FLOOR, 18" X 27" (F06)

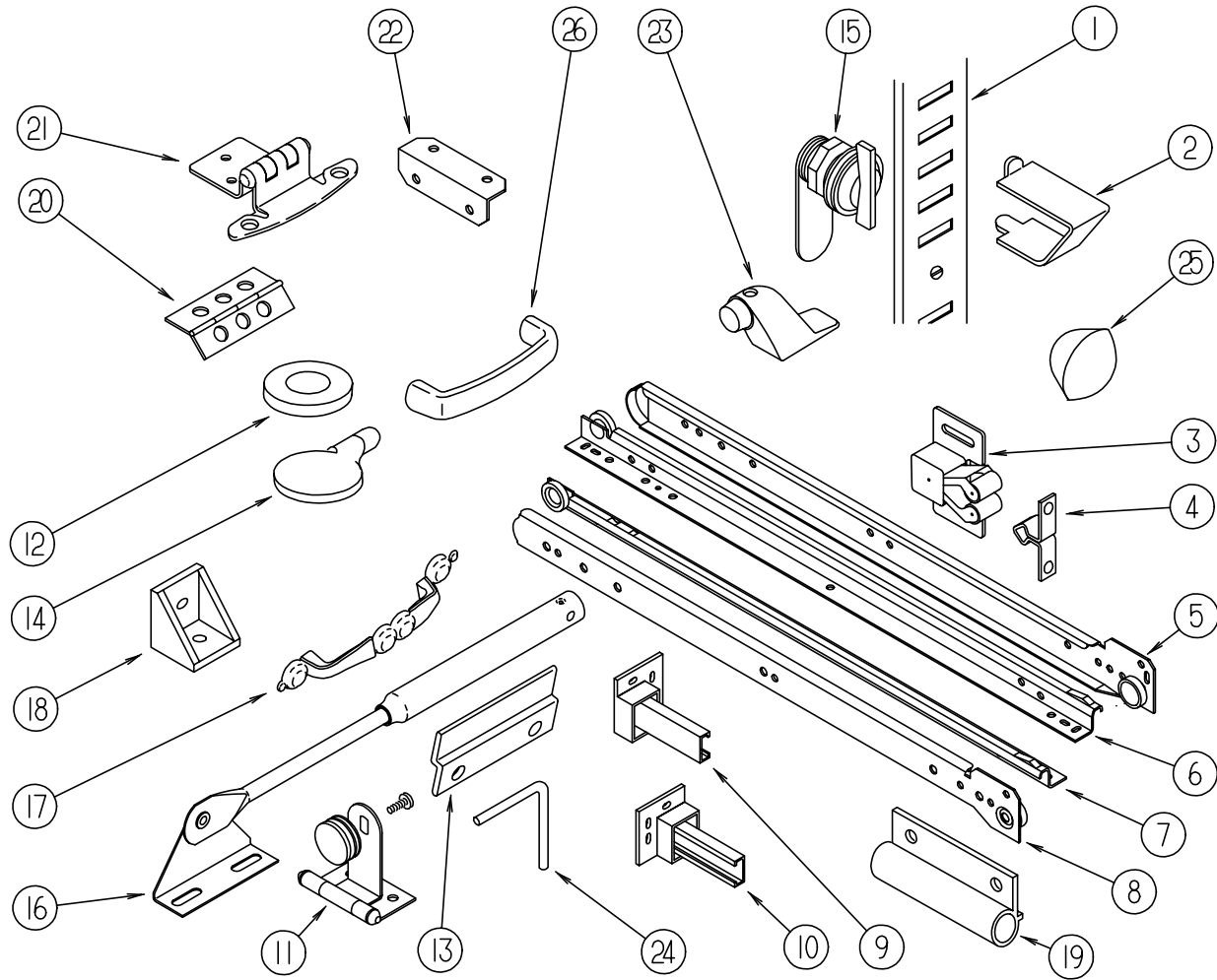
CARPET

KEY	PART NUMBER	U/M	DESCRIPTION
	075233-01-000	SY	PAD-CARPET, 3/8" X 6' ROLL
	047034-02-000	SF	PLASTIC - CARPET - 4' WIDE - CLEAR POLY
	047034-06-000	SF	PLASTIC - CARPET - 2' WIDE - CLEAR POLY
	093486-01-000	SY	CARPET-COMPARTMENT, 54" WIDE - DARK GRAY
	096060-95-000	SY	CARPET - 12' ROLL, INCREMENTS OF 4 SY (F04/F07/F14)
	096060-97-000	SY	CARPET - 12' ROLL, INCREMENTS OF 4 SY (F05)
	096060-98-000	SY	CARPET - 12' ROLL, INCREMENTS OF 4 SY (F06)

SMOKE & CO DETECTOR, FIRE EXTINGUISHER & CLOCK

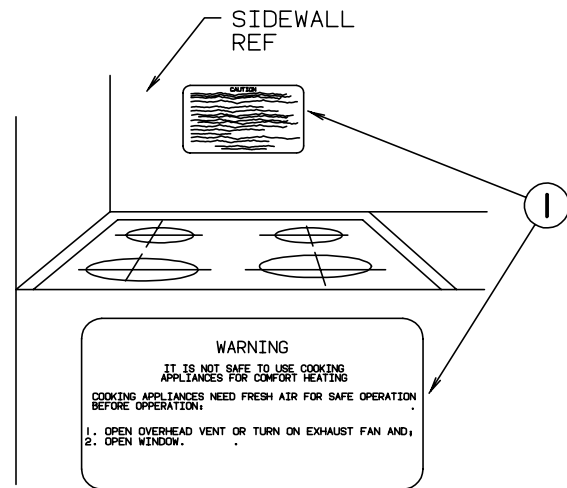
KEY	PART NUMBER	U/M	DESCRIPTION
	072852-01-000	EA	DETECTOR-SMOKE, W/9 VOLT BATTERY
	072852-02-000	EA	DETECTOR-SMOKE, W/9 VOLT BATTERY - CANADIAN
	094499-01-000	EA	EXTINGUISHER-FIRE, DRY W/MOUNTING BRACKET - 10 BC
	094499-01-700	EA	BRACKET-MOUNTING, W/PLASTIC STRAP - FIRE EXTINGUISHER
	094499-02-000	EA	EXTINGUISHER-FIRE, DRY - 1A10BC - CANADIAN
	100793-02-01A	EA	CLOCK-WALL, 11" DIAMETER - BOLDEN 9988
	112320-01-000	EA	DETECTOR-CO GAS, MODEL 9B-I - COSTAR 940000000
	112320-02-000	EA	BATTERY/SENSOR-CO GAS, COSTAR 940001000

INTERIOR FINISH GROUP (CONTINUED)
CABINET HARDWARE



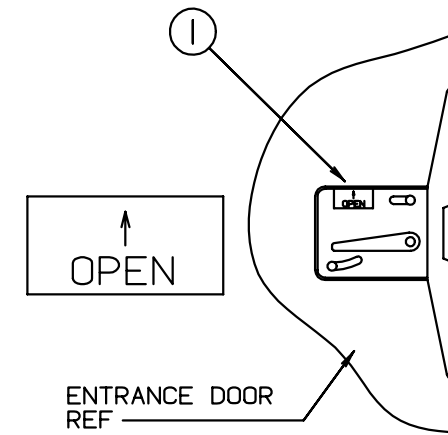
KEY	PART NUMBER	U/M	DESCRIPTION
1	098980-01-000	EA	PILASTER-ADJUSTABLE SHELF, 18" LONG
1	098980-02-000	EA	PILASTER-ADJUSTABLE SHELF, 12" LONG
2	098979-01-000	EA	CLIP-ADJUSTABLE SHELF
3	093586-03-000	EA	CATCH-SPRING, ROLLER
			FROM: 00-00-00 THRU: 01-15-95
3	093586-06-000	EA	CATCH-SPRING, ROLLER
			FROM: 01-16-95 THRU: 99-99-99
4	093586-04-000	EA	STRIKE-SPRING STEEL
			FROM: 00-00-00 THRU: 01-15-95
4	093586-05-000	EA	STRIKE-SPRING STEEL
			FROM: 01-16-95 THRU: 99-99-99
5	114031-02-000	EA	SLIDE-DRAWER, CABINET - RIGHT SIDE - 12"
5	114031-14-000	EA	SLIDE-DRAWER, CABINET - RIGHT SIDE - 18"
5	114031-18-000	EA	SLIDE-DRAWER, CABINET - RIGHT SIDE - 20"
6	114031-04-000	EA	SLIDE-DRAWER, DRAWER MOUNT - RIGHT SIDE - 12"
6	114031-16-000	EA	SLIDE-DRAWER, DRAWER MOUNT - RIGHT SIDE - 18"
6	114031-20-000	EA	SLIDE-DRAWER, DRAWER MOUNT - RIGHT SIDE - 20"
7	114031-03-000	EA	SLIDE-DRAWER, DRAWER MOUNT - LEFT SIDE - 12"
7	114031-15-000	EA	SLIDE-DRAWER, DRAWER MOUNT - LEFT SIDE - 18"
7	114031-19-000	EA	SLIDE-DRAWER, DRAWER MOUNT - LEFT SIDE - 20"
8	114031-01-000	EA	SLIDE-DRAWER, CABINET - LEFT SIDE - 12"
8	114031-13-000	EA	SLIDE-DRAWER, CABINET - LEFT SIDE - 18"
8	114031-17-000	EA	SLIDE-DRAWER, CABINET - LEFT SIDE - 20"
9	114045-01-000	EA	BACKSOCKET-ADJUSTABLE, LEFT
10	114045-02-000	EA	BACKSOCKET-ADJUSTABLE, RIGHT
11	100711-01-01A	EA	HINGE-DOOR, GLASS
12	100707-01-000	EA	SPACER-DOOR, GLASS - .8" DIA - .3" HOLE - PLASTIC
13	101272-01-000	EA	CATCH-DOOR, GLASS
14	101766-01-000	EA	PIN-SUPPORT, GLASS DOOR
15	100710-01-01A	EA	LOCK-GLASS DOOR, TWIST TYPE - BRASS
16	074493-02-000	EA	SUPPORT-PISTON SPRING, CABINET DOOR
17	111765-01-000	EA	PULL-CABINET, BRASS - AMEROCK D1390-3 (F04/F05/F06/F07)
18	065740-01-000	EA	BRACE-CABINET CORNER, PLASTIC
19	108486-01-01A	EA	BRACKET-PROP ROD, OVERHEAD - BLACK
20	009059-01-000	EA	HINGE-DOOR, 2" X 1.4" - BRASS
20	009059-02-000	EA	HINGE-DOOR, 2" X 2.7" - BRASS
21	108138-01-000	EA	HINGE-CABINET DOOR, BURNISHED BRASS
22	016604-01-000	EA	BRACE-CABINET, ANGLE - 2.5" - METAL - UNPAINTED
22	016604-03-000	EA	BRACE-CABINET, ANGLE - 2.5" - METAL - BEIGE
22	016604-05-000	EA	BRACE-CABINET, ANGLE - 2.5" - METAL - OFF WHITE
22	111866-01-01A	EA	BRACE-CABINET, ANGLE - 2.5" - METAL - BEIGE (FOR DINETTE BACK PADS)
22	111866-01-02A	EA	BRACE-CABINET, ANGLE - 2.5" - METAL - OFF WHITE (FOR DINETTE BACK PADS)
23	103257-01-000	EA	STOP-DOOR
24	108487-02-01A	EA	SUPPORT-PROP ROD, OVERHEAD - BLACK
	039984-01-000	EA	CAP-ROUND, VINYL - .28" ID X .62" LONG - BLACK
25	042356-01-000	EA	PLUG-BUTTON, MAHOGANY - 3/8" DIAMETER - WOOD
26	111093-01-000	EA	PULL-CABINET, BRASS - AMEROCK CM1940-AU (F14)
	004354-01-000	EA	BUMPER-RUBBER, .5" DIA - BROWN
	009112-01-000	EA	FLANGE - 1" ROD, CLOTHES - PLASTIC - OFF WHITE
	023320-01-000	EA	PAD-FELT, 3/8" DIAMETER - BROWN
	042438-01-000	EA	DOWEL-WOOD, CLOTHES ROD - 1" DIAMETER X 4'
	110643-01-000	EA	ANGLE-FORMED W/HOLES, 31.7 MM X 31.7 MM X 12.7 MM - STEEL - BLACK

LABELS GROUP

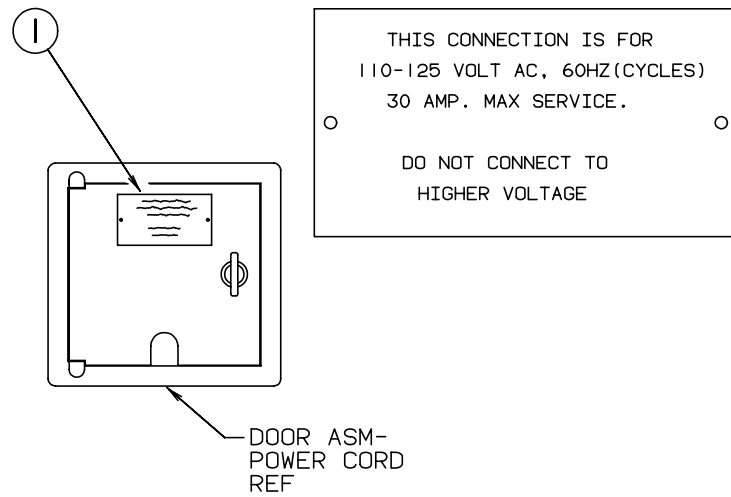


KEY	PART NUMBER	U/M DESCRIPTION
1	050225-01-000	EA LABEL-WARNING, STOVE VENT - US
1	050222-01-000	EA LABEL-WARNING, STOVE VENT - CANADIAN

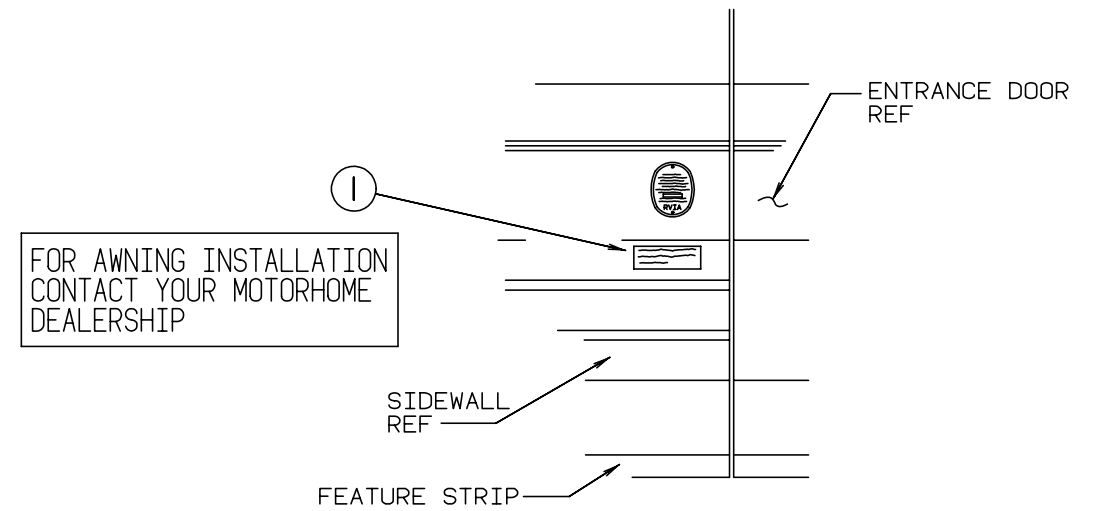
LABELS GROUP (CONTINUED)



KEY	PART NUMBER	U/M DESCRIPTION
1	040944-01-000	EA LABEL-ENTRANCE DOOR, "OPEN"

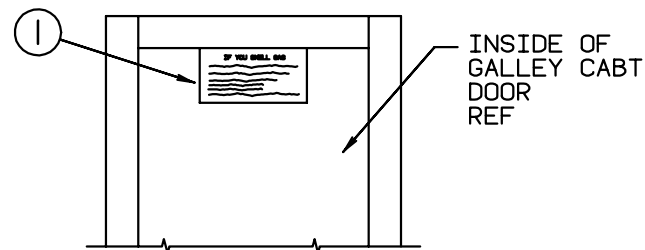


KEY	PART NUMBER	U/M DESCRIPTION
1	006062-01-000	EA TAG-ELECTRIC, 110V CONNECTION



KEY	PART NUMBER	U/M DESCRIPTION
1	099509-01-000	EA LABEL-AWNING INSTALLATION

LABELS GROUP (CONTINUED)

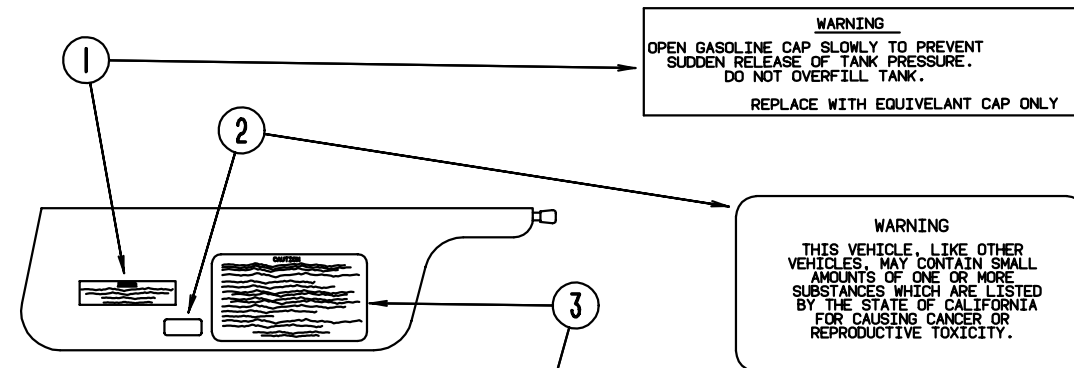


IF YOU SMELL GAS

1. EXTINGUISH ANY OPEN FLAME, PILOT LIGHTS AND ALL SMOKING MATERIALS.
2. SHUT OFF THE GAS SUPPLY AT THE TANK VALVE(OR GAS SUPPLY CONNECTION.
3. OPEN DOORS AND OTHER VENTILATING OPENINGS.
4. DO NOT TOUCH ELECTRICAL SWITCHES.
5. LEAVE THE AREA UNTIL ODOR CLEARS.
6. HAVE THE GAS SYSTEM CHECKED AND LEAKAGE SOURCE CORRECTED BEFORE USING AGAIN.

KEY	PART NUMBER	U/M DESCRIPTION
1	073998-01-000	EA LABEL-LPG ODOR WARNING

LABELS GROUP (CONTINUED)



WARNING
 OPEN GASOLINE CAP SLOWLY TO PREVENT SUDDEN RELEASE OF TANK PRESSURE. DO NOT OVERFILL TANK.
 REPLACE WITH EQUIVELANT CAP ONLY

WARNING
 THIS VEHICLE, LIKE OTHER VEHICLES, MAY CONTAIN SMALL AMOUNTS OF ONE OR MORE SUBSTANCES WHICH ARE LISTED BY THE STATE OF CALIFORNIA FOR CAUSING CANCER OR REPRODUCTIVE TOXICITY.

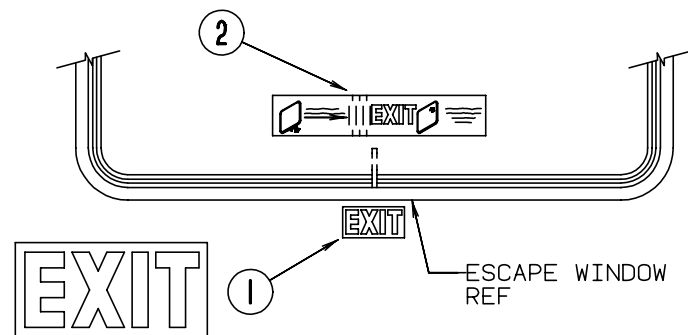

CAUTION

THIS MOTOR HOME HAS BEEN DESIGNED, MANUFACTURED AND TESTED WITH CONCERN FOR THE PROTECTION OF IT'S OCCUPANTS. WE RECOMMEND YOU PERFORM THE FOLLOWING INSPECTIONS FOR YOUR SAFETY AND THE SAFETY OF YOUR PASSENGERS BEFORE STARTING YOUR VEHICLE.

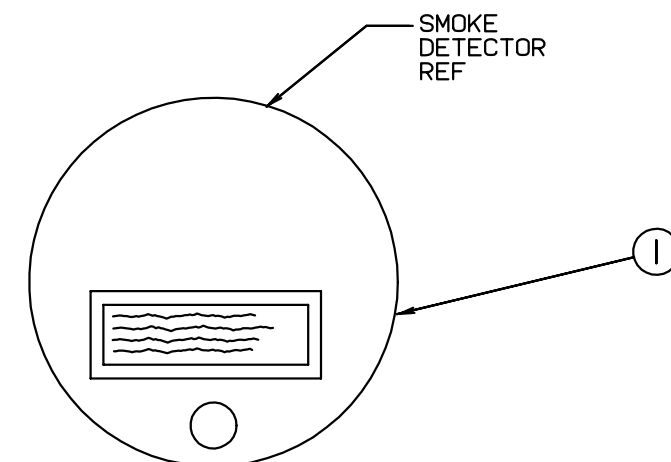
1. LP GAS SYSTEM- TURN OFF AT TANK FOR TRAVELING. TEST FOR LEAKS UPON ARRIVAL AT DESTINATION. BEFORE LIGHTING PILOTS.
2. WHEELS- INSPECT FOR DAMAGE AND CHECK LUG NUTS FOR TIGHTNESS.
3. TIRES- INSPECT FOR WEAR AND DAMAGE AND CHECK FOR RECOMMENDED AIR PRESSURE.
4. LIGHTING- TEST FOR PROPER OPERATION OF ALL INTERIOR AND EXTERIOR LIGHTS INCLUDING DASH LIGHTS, HEADLIGHTS, TAIL LIGHTS, BRAKE LIGHTS, CLEARANCE LIGHTS AND TURN SIGNALS.
5. EXITS- INSPECT RELEASE MECHANISM ON EMERGENCY EXIT WINDOW, TEST BOTH LOCKS ON MAIN ENTRANCE DOOR FOR EASE OF OPERATION AND INSTRUCT PASSENGERS HOW TO USE BOTH MEANS OF EXIT.
6. SEAT BELTS- DIRECT PASSENGERS TO DESIGNATED SEATS AND REQUIRE USE OF SEAT BELTS.
7. APPLIANCES- TURN OFF AND LATCH OR LOCK DOORS WHERE PROVIDED.
8. LOOSE PARCELS- STORE SECURELY.
9. UTILITY SUPPLY LINES- DISCONNECT ALL ELECTRIC, SEWER AND WATER LINES AND SECURE PROPERLY.
10. ENTRANCE DOOR STEP- PLACE IN RETRACTED POSITION FOR TRAVELING.

READ YOUR MOTOR HOME AND CHASSIS OWNER'S MANUAL FOR FURTHER PRECAUTIONS

KEY	PART NUMBER	U/M DESCRIPTION
1	087207-05-000	EA LABEL-FUEL CAP REMOVAL
2	099689-01-000	EA LABEL-WARNING, CANCER/TOXICITY
3	056259-01-000	EA LABEL-SAFETY CHECK LIST



KEY	PART NUMBER	U/M DESCRIPTION
1	039290-01-000	EA LABEL-WARNING, EXIT
2	107571-01-000	EA LABEL-ESCAPE EXIT, WINDOW



WARNING: TEST SMOKE DETECTOR OPERATION AFTER VEHICLE HAS BEEN IN STORAGE. BEFORE EACH TRIP AND AT LEAST ONCE PER WEEK DURING USE.

KEY	PART NUMBER	U/M DESCRIPTION
1	077956-01-000	EA LABEL-WARNING, SMOKE DETECTOR

LABELS GROUP (CONTINUED)

①

NOTE: TUNE ANTENNA PER MANUFACTURER'S DIRECTIONS. FAILURE TO COMPLY COULD RESULT IN DAMAGE TO CB.	CB POWER PROVISION RED +12 V BLACK GROUND COAX ANTENNA (SEE REVERSE ALSO)
---	---

KEY	PART NUMBER	U/M DESCRIPTION
1	104678-01-000	EA LABEL-CB PREP

①

DO NOT USE HITCH BEFORE READING OWNERS MANUAL REGARDING VEHICLE LOADING AND TOWING

KEY	PART NUMBER	U/M DESCRIPTION
1	111104-01-000	EA LABEL-HITCH, READ MANUAL

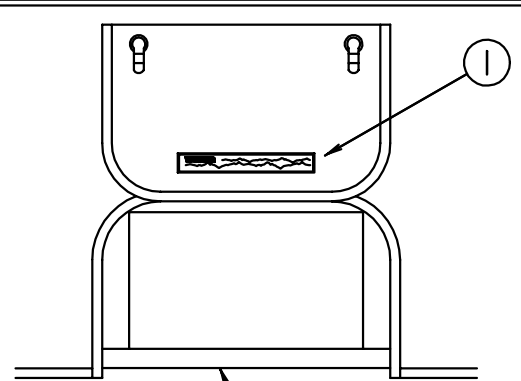
①

WIRE IDENTITY :
 YELLOW - LEFT TURN LAMP
 GREEN - RIGHT TURN LAMP
 RED - BRAKE LAMP
 BROWN - RUNNING LAMP
 BLACK - BACKUP LAMP

KEY	PART NUMBER	U/M DESCRIPTION
1	091224-02-000	EA LABEL-TRAILER LIGHTING

LABELS GROUP (CONTINUED)

WARNING DISCONNECT BATTERIES BEFORE CONNECTING EXTERNAL CHARGING EQUIPMENT.

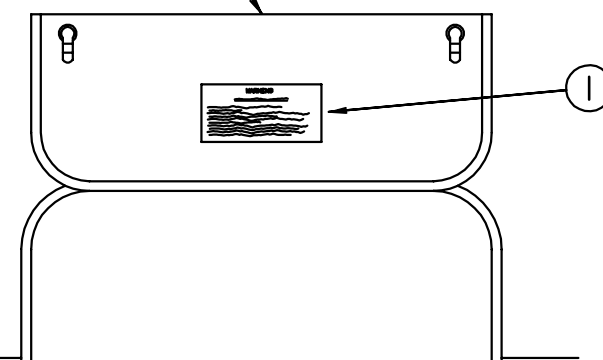


①

BATTERY COMPARTMENT REF

KEY	PART NUMBER	U/M DESCRIPTION
1	065748-01-000	EA LABEL-CAUTION, BATTERY CHARGING

GENERATOR COMP
DOOR REF



①

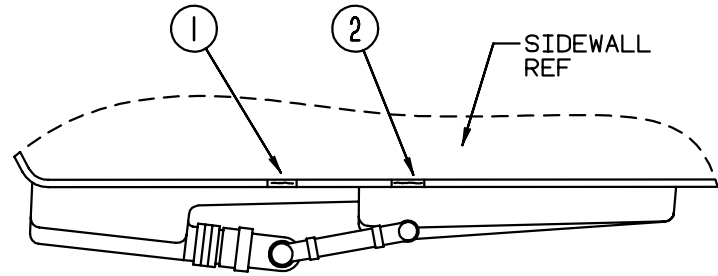
WARNING

WHEN ADDING A GENERATOR SET:

HIGH VOLTAGE-USE EXTREME CAUTION WHEN WORKING ON ELECTRICAL COMPONENTS.
 HAVE ALL ELECTRICAL INSTALLATION PERFORMED BY A QUALIFIED LICENSED ELECTRICIAN-FOLLOW ALL STATE AND LOCAL CODES.
 ONLY INSTALL GENERATOR SET APPROVED FOR R.V. APPLICATION. HAVE INSTALLED BY QUALIFIED TECHNICIAN.
 TO AVOID HEAT BUILD-UP AND TO GUARANTEE AN ADEQUATE AIR SUPPLY TO THE GENERATOR CARBURETOR, FOLLOW INSTALLATION INSTRUCTIONS.
 GENERATOR ENGINE EXHAUST GASES ARE TOXIC AND MUST NOT TERMINATE UNDER THE VEHICLE-DISCHARGE EXHAUST AWAY FROM VEHICLE.

KEY	PART NUMBER	U/M DESCRIPTION
1	077510-01-000	EA LABEL-GENERATOR PREP

LABELS GROUP (CONTINUED)

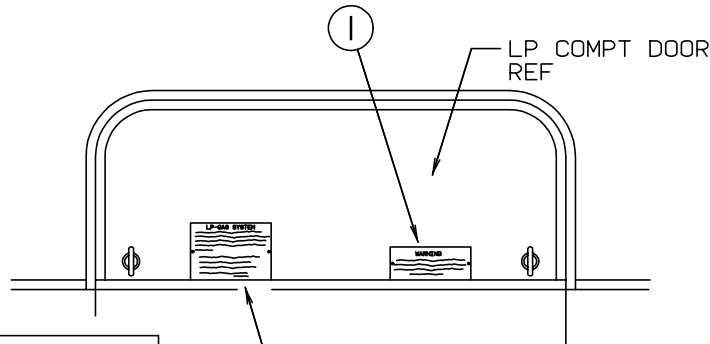


SEWAGE

WASTE WATER

KEY	PART NUMBER	U/M DESCRIPTION
1	006187-01-000	EA LABEL-SEWAGE
2	006188-01-000	EA LABEL-WASTE WATER

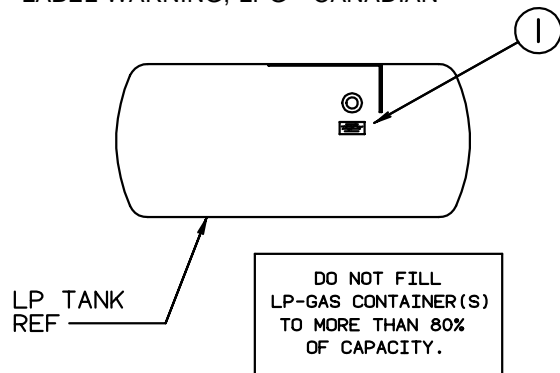
WARNING
ALL PILOT LIGHTS AND APPLIANCES SHALL BE TURNED OFF DURING REFUELING OF MOTOR FUEL TANKS AND/OR PERMANENTLY MOUNTED LP-GAS CONTAINERS.



LP-GAS SYSTEM
THIS GAS PIPING SYSTEM IS DESIGNED FOR USE OF LIQUEFIED PETROLEUM GAS ONLY. DO NOT CONNECT NATURAL GAS TO THIS SYSTEM.

SECURELY CAP INLET(S) WHEN NOT CONNECTED FOR USE. AFTER TURNING ON GAS, EXCEPT AFTER NORMAL CONTAINER REPLACEMENT, TEST GAS PIPING AND CONNECTIONS TO APPLIANCE FOR LEAKAGE WITH SOAPY WATER OR BUBBLE SOLUTION. DO NOT USE PRODUCTS THAT CONTAIN AMMONIA OR CHLORINE.
P.N. 54531

KEY	PART NUMBER	U/M DESCRIPTION
1	006040-01-000	EA TAG-GAS REFUELING WARNING
1	006040-02-000	EA TAG-GAS REFUEL WARNING, CANADIAN
2	054531-01-000	EA LABEL-LP GAS ONLY
2	023769-01-000	EA LABEL-WARNING, LPG - CANADIAN



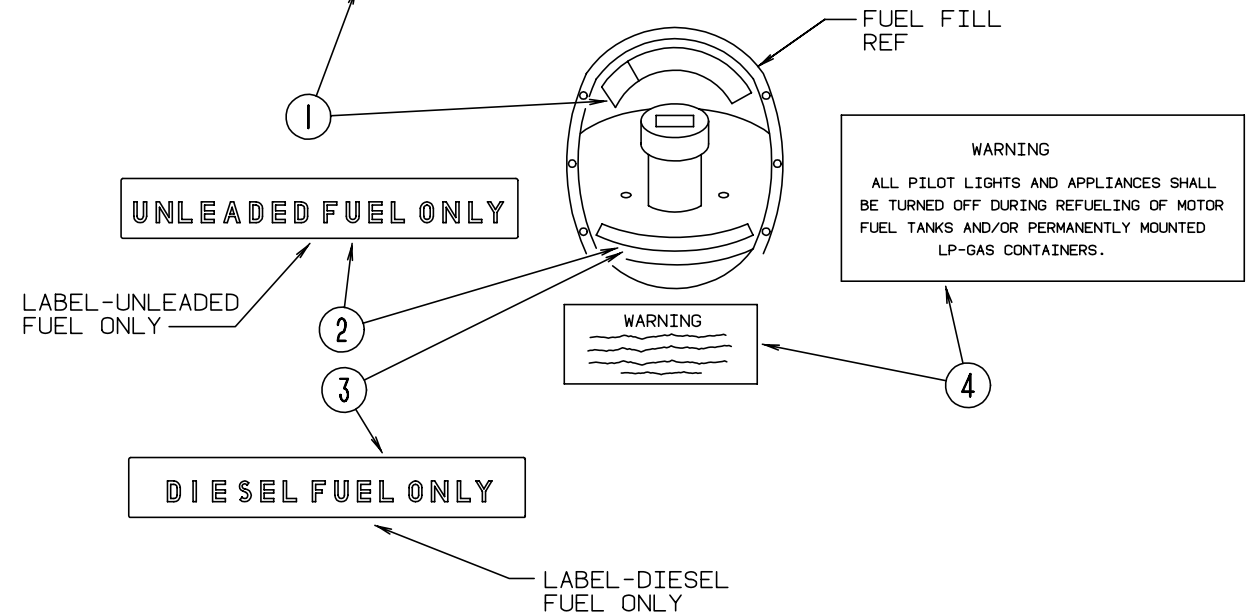
DO NOT FILL LP-GAS CONTAINER(S) TO MORE THAN 80% OF CAPACITY.

KEY	PART NUMBER	U/M DESCRIPTION
1	079965-01-000	EA LABEL-LPG 80 CAPACITY

LABELS GROUP (CONTINUED)

CAUTION
TO HELP AVOID PERSONAL INJURY DURING REMOVAL OF FUEL FILLER CAP, SLOWLY LOOSEN CAP 1/2 TURN TO ALLOW ANY FUEL PRESSURE TO BE RELIEVED BEFORE TURNING CAP FURTHER.

FUEL SPRAY MAY CAUSE PERSONAL INJURY
STOP ADDING FUEL AFTER FIRST SHUTOFF BY AUTOMATIC NOZZLE WHEN TANK IS NEARLY FULL. DO NOT OVERFILL FUEL TANK.
SEE OWNERS MANUAL FOR ADDITIONAL INFORMATION.
PRINTED IN U.S.A. MLC PT NO 15611763

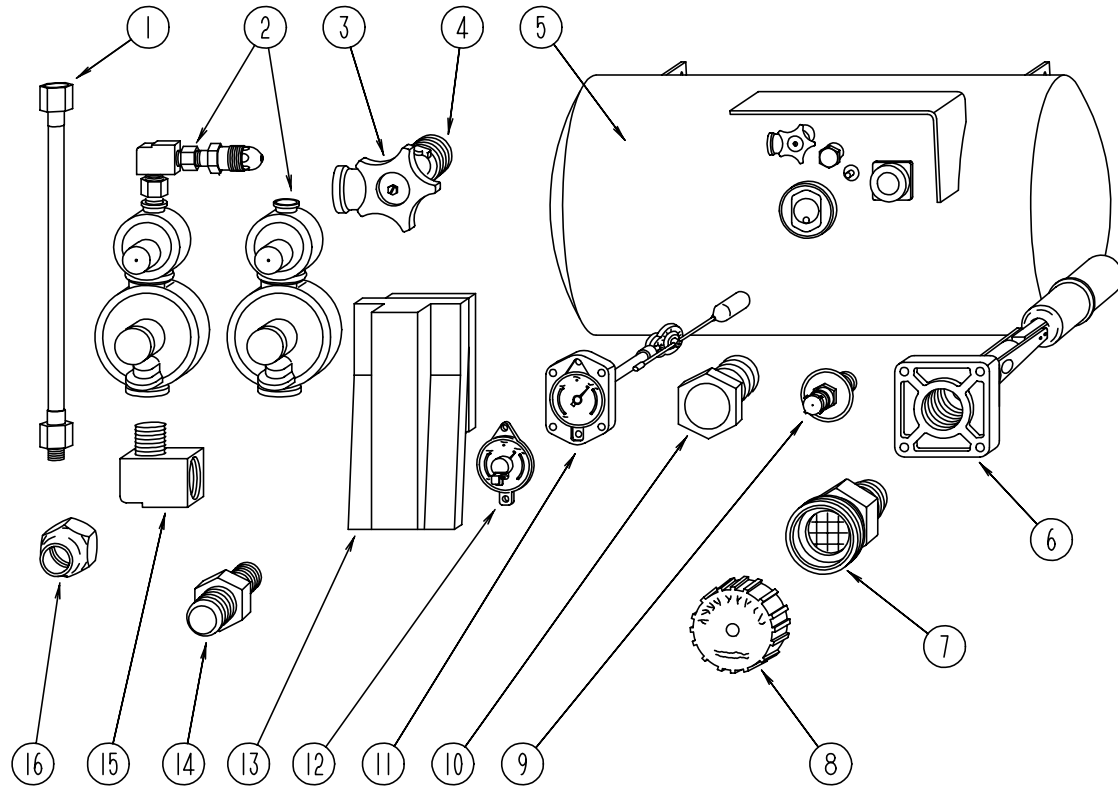


KEY	PART NUMBER	U/M DESCRIPTION
1	087207-05-000	EA LABEL-FUEL CAP REMOVAL
2	062043-01-000	EA LABEL-FUEL, UNLEADED
3	068383-01-000	EA LABEL-DIESEL FUEL
4	006040-01-000	EA TAG-GAS REFUELING WARNING
4	006040-02-000	EA TAG-GAS REFUEL WARNING, CANADIAN

MISCELLANEOUS LABELS

KEY	PART NUMBER	U/M DESCRIPTION
	006062-05-000	EA LABEL-ELECTRIC, 220V - 25A SERVICE - EUROPEAN ELECTRIC PREP OPTION
	006064-01-000	EA LABEL-SEAT W/O SEATBELT
	091243-01-000	EA LABEL-A/C COVER, "AIR CONDITIONING CIRCUIT. ETC."
	098379-04-000	EA LABEL-ELECTRICAL BOX, SIDE
	098641-01-000	EA LABEL-FUEL, UNLEADED - DASH
	111537-04-000	EA LABEL-FUSES
	112518-01-000	EA LABEL-HANG TAG, CO DETECTOR

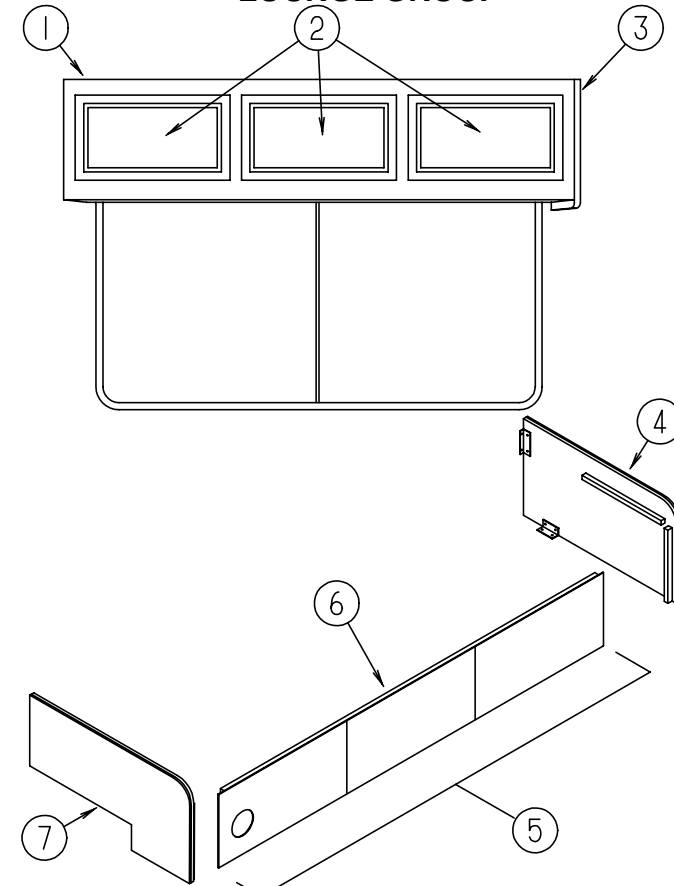
LP GROUP



LP TANK & COMPONENTS

KEY	PART NUMBER	U/M DESCRIPTION
1	045703-01-000	EA HOSE-LP, 3/8" ID X 24" - 3/8" MPT X 1/2" F SWIVEL - US
1	045703-02-000	EA HOSE-LP, 3/8" ID X 24" - 3/8" MPT X 1/2" F SWIVEL - CANADIAN
2	106150-01-000	EA REGULATOR-TWO STAGE
2	106150-02-000	EA REGULATOR-TWO STAGE - EUROPEAN
3	040421-01-708	EA HANDWHEEL-VAPOR RELIEF VALVE, BRUNNER G-1015-A
4	040421-01-712	EA VALVE-SERVICE W/O VAPOR RELIEF, 29000853
5	097821-01-000	EA TANK-LP, 60 LB BRUNNER - 14" X 30"
6	040421-01-711	EA VALVE - 80% W/FLOAT, PLATE, BOLTS & GASKET - BRUNNER
7	040421-01-701	EA VALVE-SHORT LP FILLER W/YELLOW CAP - BRUNNER 75478
8	040421-01-702	EA CAP-LP FILLER VALVE, PLASTIC - YELLOW - BRUNNER G-1014-A
9	040421-01-700	EA GAUGE-LIQUID LEVEL, 20% LP - BRUNNER G-1013
10	040421-01-713	EA PRESSURE RELIEF VALVE
11	040421-01-707	EA GAUGE-FLOAT W/VISIBLE DIAL - BRUNNER MA-9 6244-4
12	040440-02-000	EA TRANSMITTER-DIAL, 90 OHM
13	105658-01-000	EA COMPARTMENT-LP REGULATOR
14	010329-01-000	EA ADAPTER-BRASS, 1/2" F X 1/2" MPT - US
15	065318-02-000	EA ELBOW - 90 DEGREE, 3/8" MPT TO 3/8" FPT
16	010377-02-000	EA NUT-BRASS, 3/8 FEMALE - FORGED
	008042-01-000	FT TUBING-VINYL, .65" ID
	010380-02-000	EA NUT-BRASS, 1/2" FEMALE - FORGED
	036346-02-000	EA BUSHING-STEEL, 3/4" MPT X 3/8" FPT - EUROPEAN EXPORT OPTION
	071391-02-000	EA NIPPLE-HEX, 1/4 PIPE - 3325X4 WEATHERHEAD - US
	095624-01-000	EA ELBOW-BRASS, 90 DEGREE - 1/4" FPT X 1/4" FPT - US
	103613-01-000	EA DETECTOR-LP GAS

LOUNGE GROUP



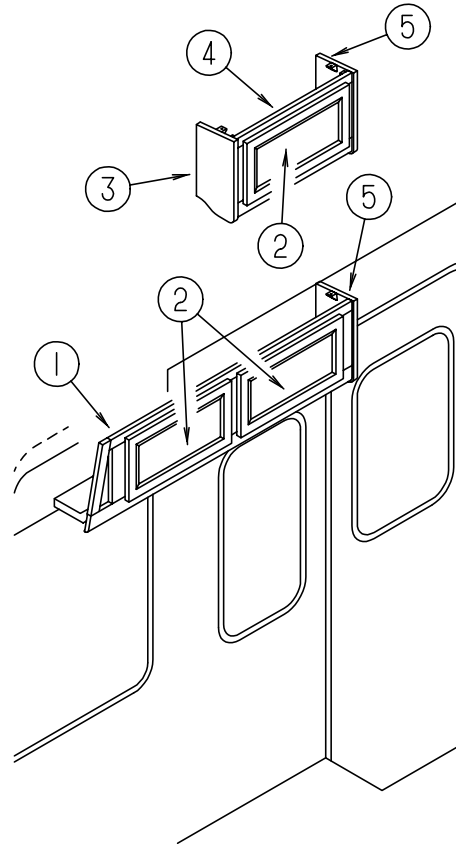
DRIVERS SIDE CABINETS & COMPONENTS

KEY	PART NUMBER	U/M DESCRIPTION
1	103275-01-F04	EA CABINET-OVERHEAD, W/O DOORS
2	M06803-03-F04	EA DOOR-W/MIRROR W/O HARDWARE - 400 MM X 520 MM (F04/F05/F06/F07)
2	M06803-03-F14	EA DOOR-W/MIRROR W/O HARDWARE - 400 MM X 520 MM (F14)
2	M06803-41-E10	EA DOOR-W/O HARDWARE W/O MIRROR - 400 MM X 520 MM(F04/F05/F06) DECOR DOOR OPTION
2	M06803-41-F14	EA DOOR-W/O HARDWARE W/O MIRROR - 400 MM X 520 MM(F04/F05/F06) DECOR DOOR OPTION
2	M06803-K5-F04	EA DOOR-W/O MIRROR W/O HARDWARE - 400 MM X 520 MM (F04/F05/F06) EUROPEAN UPGRADE OPTION
3	103128-01-E10	EA CAP-END, OVERHEAD CABINET - FRONT
4	M04187-39-E08	EA PANEL-COUCH CABINET - LEFT SIDE - FABRIC COVERED (F04)
4	M04187-39-F05	EA PANEL-COUCH CABINET - LEFT SIDE - FABRIC COVERED (F05)
4	M04187-39-F06	EA PANEL-COUCH CABINET - LEFT SIDE - FABRIC COVERED (F06)
4	M04187-39-F27	EA PANEL-COUCH CABINET - LEFT SIDE - FABRIC COVERED (F07)
4	M04187-39-F14	EA PANEL-COUCH CABINET - LEFT SIDE - FABRIC COVERED (F14)
5	M04187-42-E08	EA PANEL-COUCH CABINET - FRONT - W/DOOR - FABRIC COVERED (F04)
5	M04187-42-F05	EA PANEL-COUCH CABINET - FRONT - W/DOOR - FABRIC COVERED (F05)
5	M04187-42-F06	EA PANEL-COUCH CABINET - FRONT - W/DOOR - FABRIC COVERED (F06)
5	M04187-42-F27	EA PANEL-COUCH CABINET - FRONT - W/DOOR - FABRIC COVERED (F07)
5	M04187-42-F14	EA PANEL-COUCH CABINET - FRONT - W/DOOR - FABRIC COVERED (F14)
6	M04187-41-E08	EA DOOR-CABINET, W/O HARDWARE - 12.2" X 24.8" - FABRIC COVERED (F04)
6	M04187-41-F05	EA DOOR-CABINET, W/O HARDWARE - 12.2" X 24.8" - FABRIC COVERED (F05)
6	M04187-41-F06	EA DOOR-CABINET, W/O HARDWARE - 12.2" X 24.8" - FABRIC COVERED (F06)
6	M04187-41-F27	EA DOOR-CABINET, W/O HARDWARE - 12.2" X 24.8" - FABRIC COVERED (F07)
6	M04187-41-F14	EA DOOR-CABINET, W/O HARDWARE - 12.2" X 24.8" - FABRIC COVERED (F14)
7	M04187-38-E08	EA PANEL-COUCH CABINET - RIGHT SIDE - W/FABRIC (F04)
7	M04187-38-F05	EA PANEL-COUCH CABINET - RIGHT SIDE - W/FABRIC (F05)
7	M04187-38-F06	EA PANEL-COUCH CABINET - RIGHT SIDE - W/FABRIC (F06)
7	M04187-38-F27	EA PANEL-COUCH CABINET - RIGHT SIDE - W/FABRIC (F07)
7	M04187-38-F14	EA PANEL-COUCH CABINET - RIGHT SIDE - W/FABRIC (F14)
	105947-01-000	EA BRACKET-HOLD DOWN, COUCH - CANADIAN
	083125-05-000	EA BRACE-ANGLE, COUCH - 2.5" - BEIGE
	083125-07-000	EA BRACE-ANGLE, COUCH - 2.5" - OFF WHITE

FROM: 00-00-00 THRU: 10-30-94

FROM: 10-31-94 THRU: 99-99-99

LOUNGE GROUP (CONTINUED)
PASSENGER SIDE CABINETS & COMPONENTS



KEY	PART NUMBER	U/M DESCRIPTION
1	114188-01-F04	EA CABINET-FRONT OVERHEAD W/O DOOR, PASSENGERS SIDE - TV OPTIONS
1	114188-01-F05	EA CABINET-FRONT OVERHEAD W/O DOOR, PASSENGERS SIDE - TV OPTIONS
1	114188-01-F06	EA CABINET-FRONT OVERHEAD W/O DOOR, PASSENGERS SIDE - TV OPTIONS
1	114188-01-F07	EA CABINET-FRONT OVERHEAD W/O DOOR, PASSENGERS SIDE - TV OPTIONS
1	114188-01-F14	EA CABINET-FRONT OVERHEAD W/O DOOR, PASSENGERS SIDE - TV OPTIONS
2	M06803-04-E07	EA DOOR-W/O HARDWARE W/MIRROR - 255 MM X 485 MM (F04/F05/F06/F07)
2	M06803-04-F14	EA DOOR-W/O HARDWARE W/MIRROR - 255 MM X 485 MM (F14)
2	M06803-K9-F04	EA DOOR-W/O HARDWARE W/O MIRROR -255 MM X 485 MM (F04/F05/F06) EUROPEAN UPGRADE OPTION
3	103128-09-E10	EA CAP-END, OVERHEAD CABINET - FRONT
4	114189-01-F04	EA CABINET-FRONT OVERHEAD W/O DOOR, PASSENGERS SIDE
5	103128-08-E10	EA CAP-END, FRONT OVERHEAD, PASSENGERS SIDE
	P14188-01-F04	EA BOTTOM-VINYL COVERED, FRONT OVERHEAD - PASSENGER SIDE - TV OPTIONS
	104289-01-C05	EA PAD-VINYL COVERED, 30.3" X 9.6" - ANGLED - PASSENGER SIDE
	104006-01-C05	EA LID-ENTRANCE STEP COMPARTMENT, W/O CARPET
	101222-01-02A	EA BRACKET-CATCH, LID - OFF WHITE
	107941-01-02A	EA SUPPORT-LID, ENTRANCE STEP - OFF WHITE
	042541-04-000	EA LATCH-BRASS, HASP TYPE - BRASS

**SEALANTS & FASTENERS GROUP
ADHESIVE**

KEY	PART NUMBER	U/M DESCRIPTION
	004020-01-000	QT ADHESIVE-ABS CEMENT, QUART
	081377-01-700	EA ADHESIVE-CYANOACRYLATE, 10 GRAM TUBE
	087211-01-000	GL ADHESIVE-PROMOTER
	004005-02-000	EA ADHESIVE-SWIFTS, 1 GAL - W1333
	062917-03-000	EA ADHESIVE-LOCTITE 242
	114311-01-000	GL ADHESIVE-GLUE - #72-7843 NATIONAL STARCH

TAPES

KEY	PART NUMBER	U/M DESCRIPTION
	076314-02-000	FT TAPE-CARPET SEAM, HEAT-BOND - 4" WIDE
	076322-01-000	FT TAPE-FOAM, DOUBLE COATED ADHESIVE BACKED - .75" X 216'
	076322-02-000	FT TAPE-FOAM, DOUBLE COATED ADHESIVE BACKED - 1" X 108'
	076322-05-000	FT TAPE-FOAM, DOUBLE COATED - .025" X 1.5" X 108'
	076322-07-000	FT TAPE-FOAM, DOUBLE COATED - .045" X .50" X 200' - NORTON V2000
	110274-01-000	FT TAPE-FOAM, DOUBLE COATED - .045" X 1.00" - NORTON V-2800
	002707-02-000	FT TAPE-SEALER, 5/16" X 1/2" - INCREMENTS OF 50 FT
	063642-01-000	FT TAPE-ADHESIVE, 10 MM X 1.5" WIDE X 180'
	088479-01-000	FT TAPE-ALUMINUM, 3" - 3M

SEALERS

KEY	PART NUMBER	U/M DESCRIPTION
	069640-01-000	FT SEALER-RIBBON, 1/4" DIAMETER - INCREMENTS OF 30'
	069640-02-000	FT SEALER-RIBBON, 1/2" X 1/8" - INCREMENTS OF 60'
	069640-03-000	FT SEALER-RIBBON, 3/4" X 1/8" - INCREMENTS OF 60'
	069640-07-000	FT SEALER-RIBBON, 2" X 3/32" - INCREMENTS OF 30' OR 45'
	069640-09-000	FT SEALER-RIBBON, 1/32" X 2 1/2" - INCREMENTS OF 80'
	069640-13-000	FT SEALER-TAPE, 3/32" X 2" - BLACK
	069640-14-000	FT SEALER-TAPE, 1/16" X 1" - GRAY - INCREMENTS OF 60'
	900390-01-000	EA TIP - 2 1/2" X 1/8" ORIFICE, ELLSWORTH# TS216
	900390-03-000	EA NOZZLES-SILICONE TUBE, CSL# D10
	034552-02-000	EA SILICONE-TUBE, 300 ML - CLEAR - W/O NOZZLE
	034552-06-000	EA SILICONE-TUBE, 300 ML - OFF WHITE - W/O NOZZLE
	053766-02-000	EA BEDDING COMPOUND-TUBE, WHITE SCHNEE# 5522
	053766-06-000	EA BEDDING COMPOUND-TUBE, CLEAR
	053766-08-000	EA BEDDING COMPOUND-TUBE, GRAY - SCHNEE# 5522
	072889-01-000	EA SEALANT-URETHANE, BLACK - 1/10 - ESSEX 552.2
	072889-09-000	EA SEALANT-URETHANE, TUBE - BLACK - MANUS 75AM
	102352-01-000	EA SEALER-PUMPABLE, BLACK - COLORIMETRIC MS101
	106206-01-000	EA SEALER-PUMPABLE - MANUS 30ABLACK
	108716-01-000	EA SILICONE-TUBE, OFF WHITE - SELF LEVELING - CSL 510

**SEALANTS & FASTENERS GROUP (CONTINUED)
SCREWS**

KEY	PART NUMBER	U/M DESCRIPTION
	000G11-05-08B	EA SCREW, 5-20 X 1/2 PPH - ZINC
	000G11-06-06B	EA SCREW, 6-20 X 3/8 PPH - ZINC
	000G11-06-08B	EA SCREW, 6-20 X 1/2 PPH - ZINC
	000G11-06-10J	EA SCREW, 6-20 X 5/8 PPH - BRASS
	000G11-06-10B	EA SCREW, 6-20 X 5/8 PPH - ZINC
	000G11-07-08B	EA SCREW, 7-19 X 1/2 PPH - ZINC
	000G11-08-06B	EA SCREW, 8-18 X 3/8 PPH - ZINC
	000G11-08-08B	EA SCREW, 8-18 X 1/2 PPH - ZINC
	000G11-08-12S	EA SCREW, 8-18 X 3/4 PPH - OFF WHITE
	000G11-08-12P	EA SCREW, 8-18 X .75 PPH - DARK BROWN
	000G11-08-12D	EA SCREW, 8-18 X 3/4 PPH - BLACK
	000G11-08-12B	EA SCREW, 8-18 X 3/4 PPH - ZINC
	000G11-08-12T	EA SCREW, 8-18 X 3/4 PPH - BLACK
	000G11-08-16S	EA SCREW, 8-18 X 1.00 PPH - OFF WHITE
	000G11-08-20B	EA SCREW, 8-18 X 1 1/4 PPH - ZINC
	000G11-10-12D	EA SCREW, 10-16 X 3/4 PPH - BLACK
	000G11-10-12S	EA SCREW, 10-16 X .75 PPH - OFF WHT
	000G11-10-16B	EA SCREW, 10-16 X 1 PPH - ZINC
	000G11-10-40B	EA SCREW, 10-16 X 2 1/2 PPH - CAD
	000G12-08-16S	EA SCREW, 8-18 X 1.00 POH - OFF WHITE
	000G13-06-08G	EA SCREW, 6-20 X 1/2 PFH - ANTIQUE BRASS
	000G13-06-10G	EA SCREW, 6-20 X 5/8 PFH - ANTIQUE BRASS
	000G13-06-16J	EA SCREW, 6-20 X 1.00 PFH - BRASS
	000G13-06-24J	EA SCREW, 6-20 X 1.50 PFH - BRASS
	000G13-07-10H	EA SCREW, 7-19 X 5/8 PFH - BLACK
	000G13-07-12B	EA SCREW, 7-19 X 3/4 PFH - ZINC
	000G13-08-10B	EA SCREW, 8-18 X 5/8 PFH - ZINC
	000G18-08-22B	EA SCREW-MACHINE, 8-32 X 1 3/8 PPH - ZINC
	000G19-10-20B	EA SCREW-MACHINE, 10-32 X 1 1/14 PPH - ZINC
	000G19-10-08B	EA SCREW-MACHINE, 10-32 X 1/2 PPH - ZINC
	000G32-10-06B	EA SCREW, 10-32 X 3/8" - PPH - ZINC
	000G39-06-10T	EA SCREW-SF/DR, 6-20 X 5/8 PPH - BLACK
	000G39-08-06B	EA SCREW-SF/DR, 8-18 X 3/8 PPH - ZINC
	000G39-08-08B	EA SCREW-SF/DR, 8-18 X 1/2 PPH - ZINC
	000G39-08-08S	EA SCREW-SF/DR, 8-18 X 1/2 PPH - OFF WHITE
	000G39-08-12B	EA SCREW-SF/DR, 8-18 X 3/4 PPH - ZINC
	000G39-08-12T	EA SCREW-SF/DR, 8-18 X 3/4 PPH - BLACK
	000G39-08-16B	EA SCREW-SF/DR, 8-18 X 1 PPH - ZINC
	000G39-08-16S	EA SCREW-SF/DR, 8-18 X 1 PPH - OFF WHITE
	000G39-08-16T	EA SCREW-SF/DR, 8-18 X 1 PPH - BLACK
	000G39-08-32B	EA SCREW-SF/DR, 8-18 X 2 PPH - ZINC
	000G39-10-08B	EA SCREW-SF/DR, 10-16 X .50 P&H - ZINC
	000G39-10-10B	EA SCREW-SF/DR, 10-16 X .625 PPH - ZINC
	000G39-10-12B	EA SCREW-SF/DR, 10-16 X .75 PPH - ZINC
	000G39-10-12D	EA SCREW-SF/DR, 10-16 X 3/4 PPH - BLACK
	000G39-10-129	EA SCREW-SF/DR, 10-16 X 3/4 PPH - FLUOROCARBON SILVER
	000G39-10-20B	EA SCREW-SF/DR, 10-16 X 1 1/4 PPH - ZINC
	000G43-06-24B	EA SCREW-MACHINE, 8-32 X 1.50 PFH - BLACK
	000G46-08-24T	EA SCREW-MACHINE, 8-32 X 1.50 PFH - BLACK
	000G50-04-08B	EA SCREW-MACHINE, 1/4-20 X 1/2 PTH - ZINC
	000G50-04-12B	EA SCREW-MACHINE, 1/4-20 X 3/4 PPH - ZINC
	000G52-08-18B	EA SCREW-MACHINE, 8-32 X 11/8 PTH - ZINC
	000G54-04-20B	EA SCREW, 1/4-20 X 1 1/4 PTH - TYPE 23 - ZINC PLATED
	000G56-12-48B	EA SCREW-WOOD, 12-11 X 3 POH - SPECIAL HARDENED
	000G60-10-28T	EA SCREW-SF/DR, 10-16 X 1.75 - BLACK
	000G67-10-08B	EA SCREW, 10-12 X 1/2 PPH - ZINC
	000G67-10-36T	EA SCREW, 10-12 X 2.25 PPH - BLACK - STALGAURD
	000G67-10-24B	EA SCREW, 10-12 X 1 1/2 PPH - ZINC
	000G67-10-20D	EA SCREW, 10-12 X 1 1/4 PPH - BLACK
	000G67-10-120	EA SCREW, 10-12 X .75" PPH - TAN
	000G67-10-12B	EA SCREW, 10-12 X 3/4" PPH - ZINC
	000G67-10-10D	EA SCREW, 10-12 X 5/8 PPH - BLACK - TYPE A
	000G67-10-10B	EA SCREW, 10-12 X 5/8 PPH - ZINC - TYPE A

SEALANTS & FASTENERS GROUP (CONTINUED)

SCREWS (CONTINUED)

KEY	PART NUMBER	U/M	DESCRIPTION
	000G67-10-08R	EA	SCREW, 10-12 X 1/2 PPH - BEIGE - TYPE A
	000G67-10-10R	EA	SCREW, 10-12 X 5/8 PPH - TYPE A - BEIGE
	000G67-10-10S	EA	SCREW, 10-12 X 5/8" - PPH - OFF WHITE
	000G68-06-10G	EA	SCREW, 6-18 X 5/8 POH - ANTIQUE BRASS
	049465-03-000	EA	SCREW, 10-16 X 1 POH W/WASHER - OFF WHITE
	049465-04-000	EA	SCREW, 10-16 X 1 PTH W/WASHER - BEIGE
	049465-05-000	EA	SCREW, 10-16 X 1 PTH W/WASHER - GRAY
	075908-01-000	EA	SCREW, MACHINE, 10-32 X .56 PTH - ZINC - EXTERNAL TOOTH
	076790-01-000	EA	SCREW, 6-20 X 1 1/4 PPH - BLACK
	086256-01-000	EA	SCREW-SF/DR, 8X .75HWH LG
	087721-01-000	EA	SCREW, FLAT HEAD, TAPPING - 1/4" X 1 1/4" LG ZN
	101618-01-000	EA	SCREW, 1/4-20 X 3/4 HEX/TAPPING - STALGARD TYPE F
	117322-01-000	EA	SCREW, 1/4-28 UNF-2A - TORX - U.T. 6270020 SC25WJ

BOLTS

KEY	PART NUMBER	U/M	DESCRIPTION
	000C12-05-12B	EA	BOLT-HEX, 5/16-18 X 3/4 - ZINC 5
	000C12-05-16B	EA	BOLT-HEX, 5/16-18 X 1 - ZINC 5
	000C12-06-16B	EA	BOLT-HEX, 3/8-16 X 1 - ZINC 5
	000C12-07-20B	EA	BOLT-HEX, 7/16-14 X 1 1/4" - ZINC 5
	000C12-08-24B	EA	BOLT-HEX, 1/2-13 X 1 1/2 - ZINC 5
	000C12-10-24B	EA	BOLT-HEX, 5/8-11 X 1 1/2 - ZINC 5
	000C13-07-48B	EA	BOLT-HEX, 7/16 - 20 X 3 - ZINC 5
	000C18-05-40A	EA	BOLT-ELEVATOR, 5/16" - 18 X 2 1/2" - PL
	000C26-04-10B	EA	BOLT-HEX, SER FLG - 1/4-20 X 5/8 - ZINC
	000C26-04-14B	EA	BOLT-HEX, SER FLG - 1/4-20 X 7/8 - ZINC
	000C26-04-18B	EA	BOLT-HEX, SER FLG - 1/4-20 X 1 1/8 - ZINC
	000C26-05-12B	EA	BOLT-HEX, SER FLG - 5/16-18 X 3/4 - ZINC
	000C26-05-16B	EA	BOLT-HEX, SER FLG - 5/16-18 X 1 - ZINC
	000C26-06-12B	EA	BOLT-HEX, SER FLG - 3/8-16 X 3/4 - ZINC
	000C26-06-28B	EA	BOLT-HEX, SER FLG 3/8-16 X 13/4 - ZINC
	000C27-10-32B	EA	BOLT-CARRIAGE, 5/8-11 X 2.00
	000G45-05-16B	EA	BOLT-LAG, 5/16 - 9 X 1 - ZINC
	051387-06-000	EA	BOLT-CARRIAGE, W/O HOLE - 5/16-18 X 9.5 - ZINC
	102333-01-02A	EA	BOLT-CARRIAGE, 7/16 - 14 SST CAP - OFF WHITE BUMPER BOLT

NUTS

KEY	PART NUMBER	U/M	DESCRIPTION
	000D24-10-00B	EA	NUT-HEX, SF/LK - 10-32 - ZINC
	000D34-04-00B	EA	NUT-HEX, LK 1/4 - 20 ZN
	000D34-06-00B	EA	NUT-HEX, LK - 3/8 - 16 GRADE C - ZINC - PREVAILING TORQUE
	000D39-04-00B	EA	NUT-HEX, SER FLG LK 1/4 - 20 - ZINC
	000D39-05-00B	EA	NUT-HEX, SER FLG LK - 5/16 - 18 - ZINC
	000D39-06-00B	EA	NUT-HEX, SER FLG LK - 3/8-16 - ZINC
	000D39-08-00B	EA	NUT-HEX, SER FLG LK - 1/2-13 - ZINC
	000D44-07-00B	EA	NUT-HEX, SER FLG LK - 7/16-20 - ZINC
	000D46-04-00A	EA	NUT-HEX, WELD - 1/4-20 - PLAIN - SHORT PILOT
	040921-04-000	EA	NUT-SPEED, U TYPE - NO. 8
	044364-02-000	EA	NUT-SPEED, FLAT - ROUND
	063253-07-000	EA	NUT-J, #8A - .120-.130 PANEL THICKNESS
	104369-01-000	EA	NUT-HEX, HEAVY - 5/8-11 UNC
	087234-01-000	EA	NUT-JACK, 1/4" X 20 - MOLLY - ARDEN 8-L,JN BRASS MOUNTS LICENSE PLATES

SEALANTS & FASTENERS GROUP (CONTINUED)

CLAMPS

KEY	PART NUMBER	U/M	DESCRIPTION
	007161-01-000	EA	CLAMP-HOSE, SPRING TYPE - 1/2"
	010495-01-000	EA	CLAMP-CABLE, 9/16"
	010497-01-000	EA	CLAMP-CLOSED, 5/8" ID
	010497-03-000	EA	CLAMP-CLOSED, 1" ID - CUSHIONED
	010497-04-000	EA	CLAMP-CLOSED, 1.62" ID
	010497-05-000	EA	CLAMP-CLOSED, 1/2" ID
	010499-01-000	EA	CLAMP-CLOSED, 3/8" ID
	062401-01-000	EA	CLAMP-HOSE, WORMGEAR .25" - 1"
	062401-02-000	EA	CLAMP-HOSE, WORMGEAR 1.56" - 2.5"
	062401-04-000	EA	CLAMP-HOSE, WORMGEAR .69" - 1.25"
	062401-06-000	EA	CLAMP-HOSE, WORMGEAR .22" - .62"
	062401-11-000	EA	CLAMP-HOSE, WORMGEAR 3.56" - 4.5"
	075148-02-000	EA	CLAMP-GROUNDING, BRONZE SCREWS
	083609-01-000	EA	CLAMP-WIRE, DUAL EQUAL - 5/8" DIAMETER
	083610-01-000	EA	CLAMP-WIRE, DUAL - UNEQUAL DIAMETERS - .75" & 1.25"

WASHERS

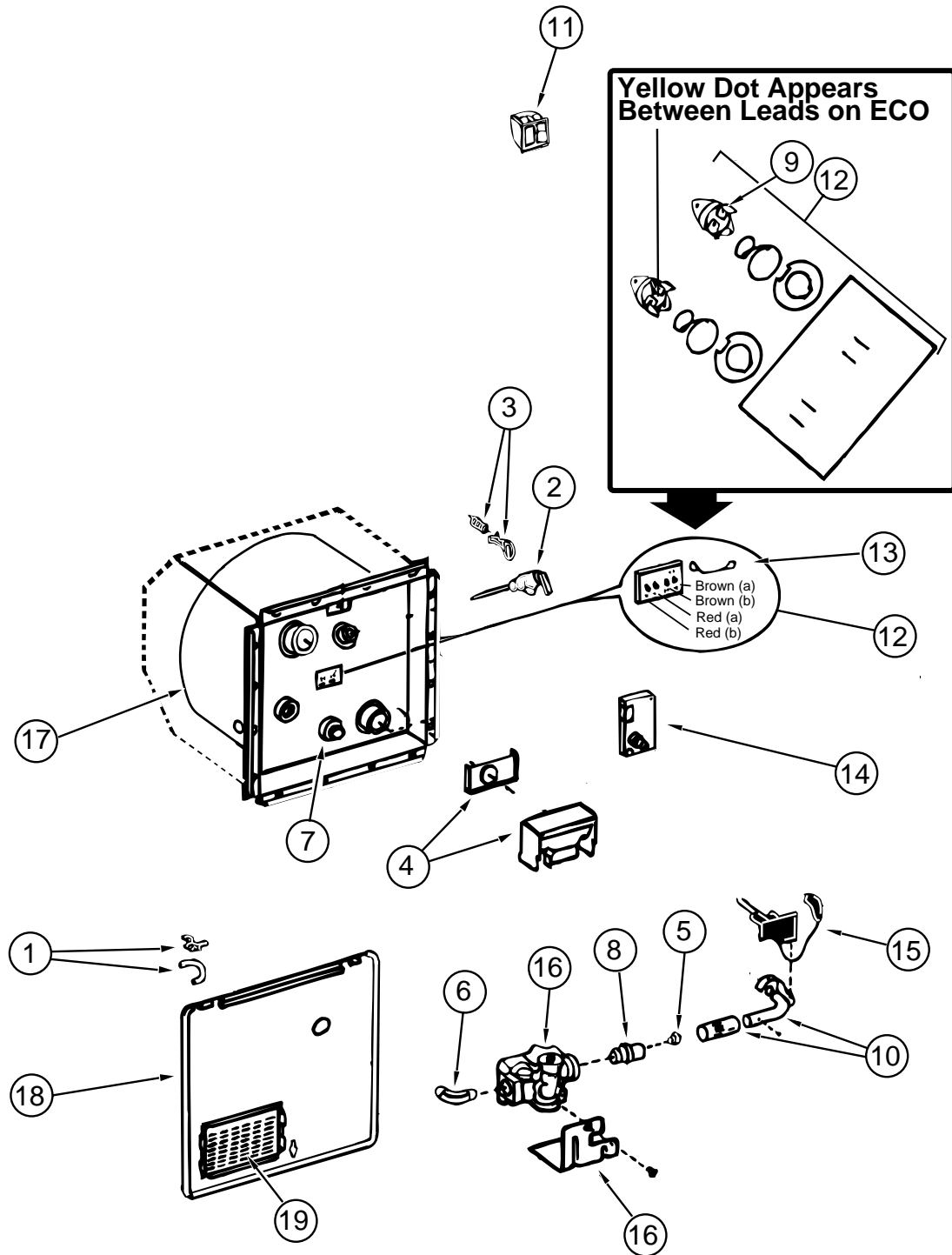
KEY	PART NUMBER	U/M	DESCRIPTION
	000E11-07-00B	EA	WASHER-LK, 7/16" MED SPLIT - ZINC
	000E13-14-00B	EA	WASHER-FL, 1/4" WIDE - ZINC
	000E13-18-00B	EA	WASHER-FL, 3/8 WIDE - ZINC
	000E13-20-00B	EA	WASHER-FL, 7/16" WIDE - ZINC
	000E13-21-00B	EA	WASHER-FL, W/2 NAR - ZINC
	000E14-10-00B	EA	WASHER-LK, NO 10 EXT TOOTH - ZINC
	044533-01-000	EA	WASHER-PLASTIC, 1 3/8"OD - FOR BUTTONS
	058716-02-000	EA	WASHER-FLAT, NYLON - .406 X .750 X .060
	106649-01-000	EA	WASHER-SEALING, 5/8" ID - GALVANIZED
	110794-01-000	EA	WASHER-FLAT, 1" ID X 1 3/4" OD - C-TECH 36T1043187

RIVETS, GROMMETS & MISCELLANEOUS

KEY	PART NUMBER	U/M	DESCRIPTION
	069592-02-000	EA	RIVET-T, (POP) - 1/4 X .093 - .156
	008380-01-000	EA	GROMMET-RUBBER, 5/8" HOLE X 1 1/2" DIAMETER - BLACK
	016188-03-000	EA	GROMMET-L/P LINE, 3/8" HOLE X 2 1/2" LONG - RUBBER
	016188-05-000	EA	GROMMET-L/P LINE, 3/8" HOLE X 1 1/4" LONG - RUBBER
	023942-01-000	EA	GROMMET-RUBBER, 2" OD
	071015-26-000	EA	GROMMET-RUBBER, 1.5" ID X 2.12" OD W/.06" GROOVE - BLACK
	099637-01-000	EA	GROMMET-RUBBER, .37" X .94" DIAMETER - BLACK
	056134-02-000	EA	HOLDER-RING, 1.8" DIAMETER - METAL
	029094-04-000	YD	VELCRO TAPE-LOOP, 1" WIDE - BLACK
	029096-03-000	YD	VELCRO TAPE-HOOK, 1" WIDE - BLACK
	029096-04-000	YD	VELCRO TAPE-HOOK W/ADHESIVE, 1" WIDE - BLACK
	085774-01-000	FT	FASTENER-DUAL HOOK, 1" WIDE - ADHESIVE BACK - BLACK
	085774-02-000	FT	FASTENER-DUAL LOOP, 1" WIDE - ADHESIVE BACK - BLACK
	008343-01-000	EA	TIE-WIRE, 6"
	008343-02-000	EA	TIE-WIRE, 14"
	108046-02-000	EA	CABLE-TIE, SCREW MOUNT - 15"
	049176-01-000	EA	HEDLOCK II - 3/4" DIAMETER - SCREW MOUNT
	077955-01-000	EA	CLIP-J,VINYL COATED, 3/8"
	080211-03-000	EA	CLIP-MOUNTING, XMAS TREE - DECORATIVE PADS
	080734-02-000	EA	CLIP-WIRE, NYLON
	091952-02-000	EA	CLIP-GRIPPER, 3/4"
	094362-02-000	EA	CLIP-CHRISTMAS TREE, FLAT HEAD - .5" X .95"
	086285-01-000	EA	SPACER-NYLON, .5" OD X .257" ID
	081211-05-000	EA	PLUG-PLASTIC, .188 DIA - NATURAL

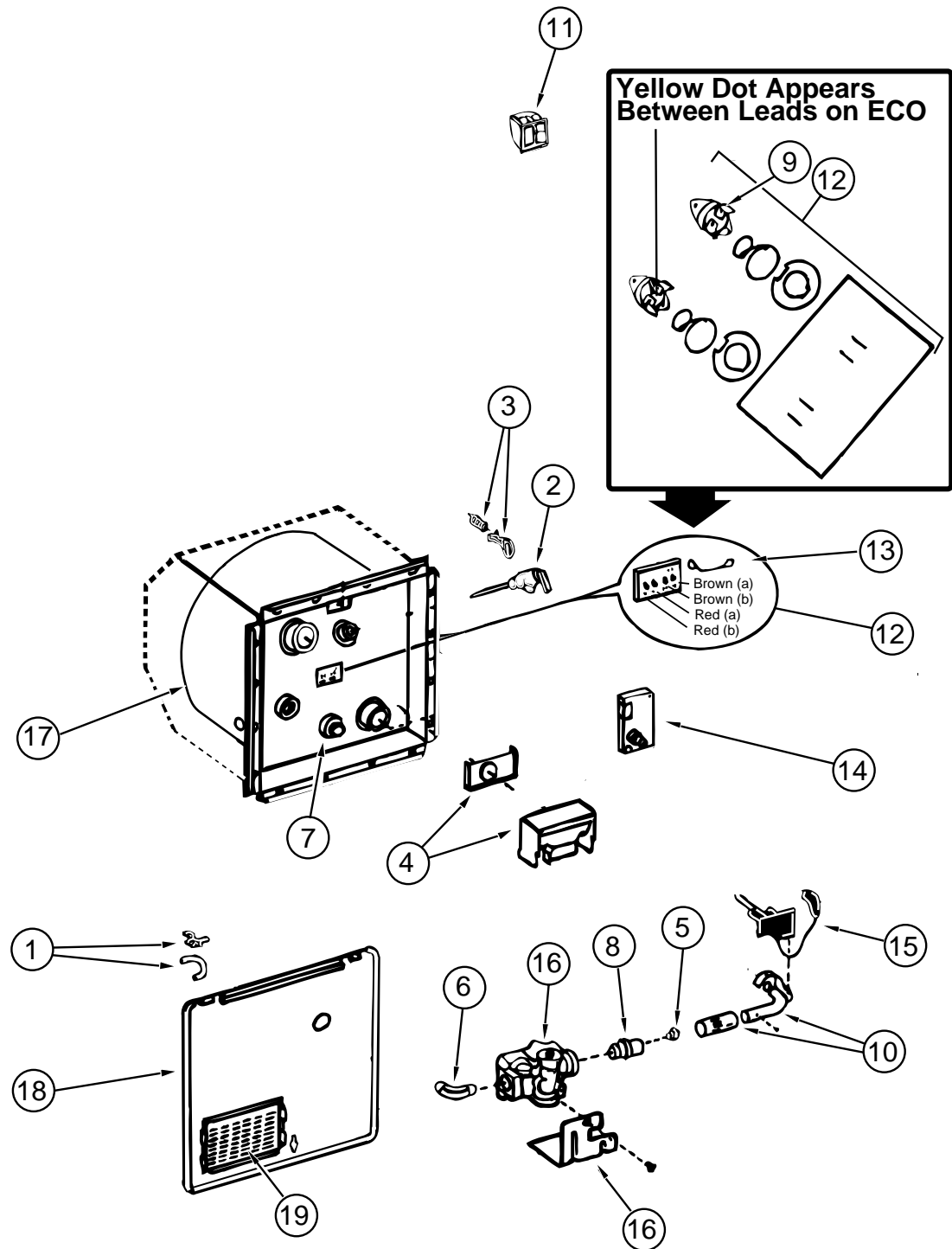
WATER & SEWAGE GROUP
WATER HEATER W/ELECTRIC IGNITION

KEY	PART NUMBER	U/M DESCRIPTION
	051391-03-000	EA HEATER-WATER, W/ELECTRIC IGNITION - ATWOOD G6A-7E
1	051391-01-700	EA HINGE KIT-W/CLIP, ATWOOD# 92568 & 92559
2	051391-01-704	EA VALVE-RELIEF, 1/2" FITTING - ATWOOD# 91604
3	051391-01-705	EA FASTENER-CAMLOC, ATWOOD# 92609
4	051391-04-707	EA FLUE & GASKET - ATWOOD# 90960
5	051391-01-710	EA ORIFICE-MAIN BURNER, ATWOOD# 92742
6	051391-01-714	EA ELBOW - 45 DEGREE, 3/8"F X 3/8"MPT - ATWOOD 91044
7	051391-01-715	EA DRAIN PLUG, ATWOOD# 91561
8	051391-03-700	EA ORIFICE HOLDER-ATWOOD# 91563
9	051391-04-701	EA THERMOSTAT 12 VDC-120 PRESET, FRONT MOUNT ONLY - ATWOOD# 91470
10	051391-04-703	EA BURNER-MAIN, 3E ONLY - ATWOOD# 91638
11	097967-01-000	EA SWITCH-WATER HEATER, REMOTE W/LIGHT - ATWOOD# 91959
12	051393-01-721	EA ECO & THERMOSTAT ASM-FRONT MOUNT, 140 DEGREE - ATWOOD# 91447
13	051393-01-723	EA SWITCH-THERMAL CUT-OFF 2/PKG, ATWOOD# 93866
14	051393-01-724	EA CIRCUIT BOARD-SPADE TERMINAL, ATWOOD# 93867
15	051393-01-725	EA ELECTRODE-SINGLE SPADE CONNECT - ATWOOD 93868
16	051393-01-726	EA VALVE-GAS, ATWOOD# 91605
17	051391-04-706	EA TANK-INNER, G6A-4E & 6E - FRONT MOUNT - ATWOOD# 91641
18	052009-01-000	EA DOOR-WATER HEATER, OFF WHITE - ATWOOD 5576-27
19	051391-01-717	EA GRILLE ONLY - ATWOOD 92640
	116424-01-000	EA PROTECTOR-WATER HEATER LATCH - ATWOOD 92611

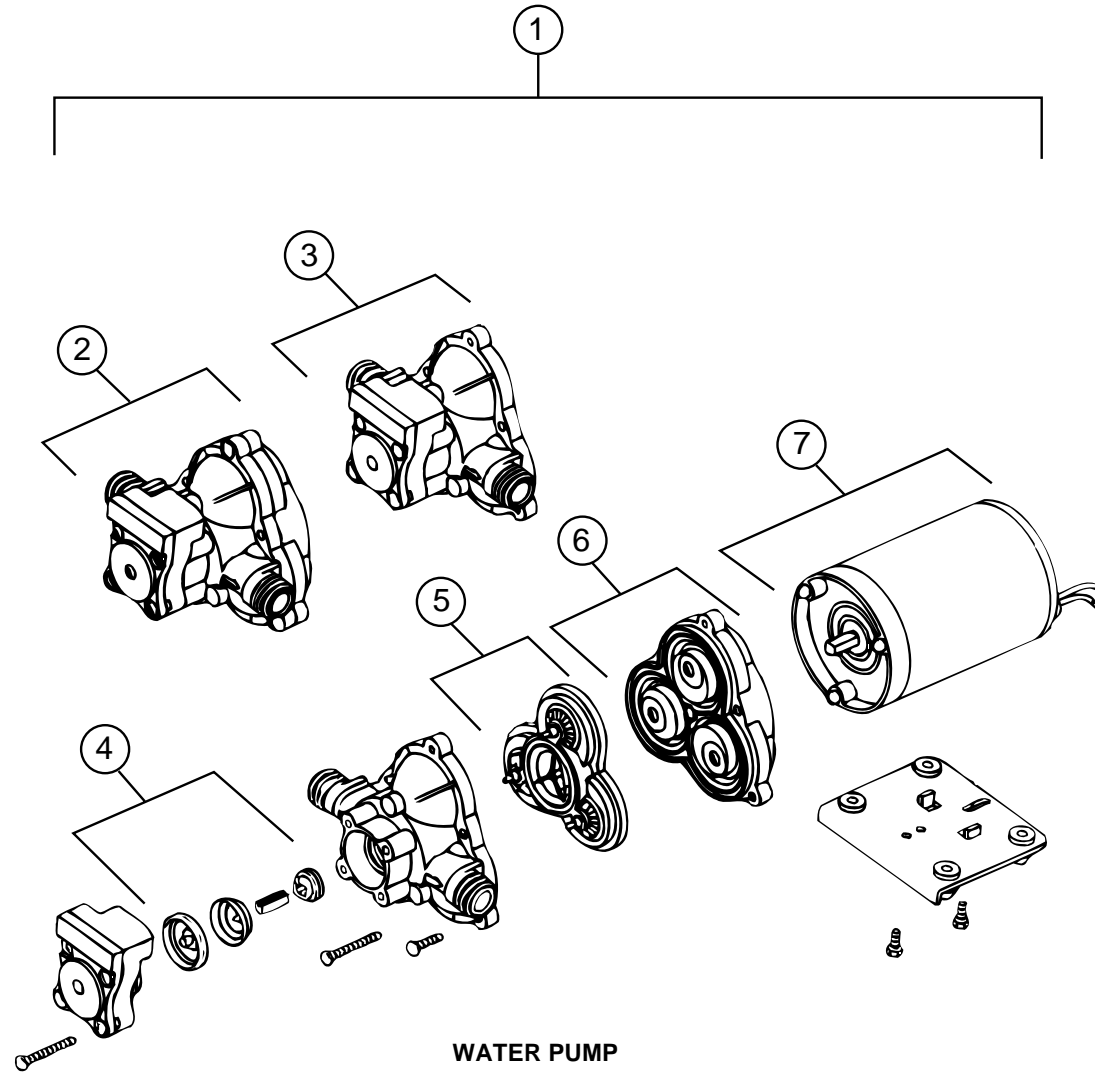


WATER & SEWAGE GROUP (CONTINUED)
WATER HEATER W/MOTOR AID

KEY	PART NUMBER	U/M	DESCRIPTION
	051393-01-000	EA	WATER HEATER-W/MOTOR AID, PILOTLESS IGNITION - ATWOOD GH6-7E
1	051391-01-700	EA	HINGE KIT-W/CLIP, ATWOOD # 92568 & 92559
2	051391-01-704	EA	VALVE-RELIEF, 1/2" FITTING - ATWOOD# 91604
3	051391-01-705	EA	FASTENER-CAMLOC, ATWOOD# 92609
4	051391-04-707	EA	FLUE, & GASKET - ATWOOD# 90960
5	051391-01-710	EA	ORIFICE-MAIN BURNER, ATWOOD# 92742
6	051391-01-714	EA	ELBOW - 45 DEGREE, 3/8"F X 3/8"MPT - ATWOOD 91044
7	051391-01-715	EA	DRAIN PLUG, ATWOOD# 91561
8	051391-03-700	EA	ORIFICE HOLDER-ATWOOD# 91563
9	051391-04-701	EA	THERMOSTAT 12 VDC-120 PRESET, FRONT MOUNT ONLY - ATWOOD# 91470
10	051391-04-703	EA	BURNER-MAIN, 3E ONLY - ATWOOD# 91638
11	097967-01-000	EA	SWITCH-WATER HEATER, REMOTE W/LIGHT - ATWOOD 91959
12	051393-01-721	EA	ECO & THERMOSTAT ASM-FRONT MOUNT, 140 DEGREE - ATWOOD# 91447
13	051393-01-723	EA	SWITCH-THERMAL CUT-OFF 2/PKG, ATWOOD# 93866
14	051393-01-724	EA	CIRCUIT BOARD-SPADE TERMINAL, ATWOOD# 93867
15	051393-01-725	EA	ELECTRODE-SINGLE SPADE CONNECT - ATWOOD 93868
16	051393-01-726	EA	SOLENOID VALVE AND BRACKET - ATWOOD# 93870
17	051393-03-701	EA	TANK-INNER - ATWOOD# 91642
18	052009-01-000	EA	DOOR-WATER HEATER, OFF WHITE - ATWOOD 5576-27
19	051391-01-717	EA	GRILLE ONLY - ATWOOD 92640
	116424-01-000	EA	PROTECTOR-WATER HEATER LATCH - ATWOOD 92611
	0MD75C-10-000	EA	NUT-HEX FLG, M10X1.5 CAD PREV CLASS 10
	101814-01-000	EA	COUPLING-FEMALE, 1/2" X 1/2" FPT W/COMP. SLEEVE - GRAY
	110438-01-000	EA	VALVE-CHECK, BRASS - G784



WATER & SEWAGE GROUP (CONTINUED)



WATER PUMP

KEY	PART NUMBER	U/M DESCRIPTION
1	098607-01-000	EA PUMP-WATER, W/.5"MPT FITTING - FLOW 2.8 GPM - UL
2	098607-01-700	EA PUMPHEAD-REPLACEMENT, SHURFLO# 94-236-08
3	098607-01-706	EA UPPER HOUSING/SWITCH KIT, SHURFLO# 94-231-20
4	098607-01-705	EA CHECK VALVE-KIT, SHURFLO# 94-237-00
5	098607-01-703	EA VALVE ASM, SHURFLO# 94-232-00
6	098607-01-702	EA DIAPHRAGM KIT W/DRIVE, SHURFLO# 94-238-04
7	098607-01-707	EA MOTOR/BASEPLATE REPLACEMENT, SHURFLO# 94-234-03

WATER TANK

KEY	PART NUMBER	U/M DESCRIPTION
	112348-05-000	EA TANK ASM-WATER, 54 GALLON - W/FITTINGS
	112348-01-000	EA TANK-WATER BASE, 54 GALLON - W/O FITTINGS
	010219-01-000	EA ELBOW-1 1/4" MPT X 1 1/4" BARB, WATER FILL - PLASTIC
	035539-01-000	EA ELBOW-PLASTIC, 3/8"MPT X 3/8"BARB
	039861-01-000	EA SENDING UNIT-W/SCREW, WASHER, WELL NUT & TERMINAL RING
	042989-03-000	EA FITTING-WATER TANK, SPINWELD - 1 1/4"NPT - PLASTIC - WHITE
	042989-04-000	EA FITTING-WATER TANK, SPINWELD - 3/8" FPT - PLASTIC - WHITE
	042989-05-000	EA FITTING-WATER TANK, SPINWELD - 1/2" FPT - PLASTIC - WHITE
	044927-01-000	EA ADAPTER-HOSE TO PIPE, 1 1/4" MPT X 1 1/4" BARB - PLASTIC - BLACK
	049032-01-000	EA PATCH-SPINWELD, 3/8" - PLASTIC
	074462-02-000	FT TUBING-VINYL, 3/8" ID X 20' - CLEAR
	077954-02-000	EA FILTER-WATER TANK, SCREEN IN TANK
	079381-01-000	FT TUBING-SMOOTH FLEXIBLE, 1 1/4" ID X 20'

WATER & SEWAGE GROUP (CONTINUED)

WATER HEATER BYPASS

KEY	PART NUMBER	U/M DESCRIPTION
	099729-01-000	EA BYPASS KIT-WATER HEATER, COMPLETE W/VALVE & TUBING
	099729-01-700	EA VALVE ONLY CHECK PLASTIC
	099729-02-000	EA BYPASS KIT-WATER HEATER - CANADIAN
	099729-02-700	EA VALVE ONLY CHECK BRASS - CANADIAN
	103259-01-000	EA BRACKET-BYPASS, WATER HEATER
	114428-01-000	EA TEE - 1/2" P X 1/2" P X 1/2" P - FLAIR-IT 02820
	114431-02-000	EA VALVE - 1/2" P, BYPASS - FLAIR-IT 02910

EXTERIOR SHOWER KIT

KEY	PART NUMBER	U/M DESCRIPTION
	046128-01-000	EA VALVE-DRAIN, PLASTIC - 1/2" FPT
	075241-05-000	EA FAUCET-SHOWER, BONE
	093527-02-000	EA BRACKET-SQUEEGEE/SHOWER HEAD
	103092-01-000	EA SHOWER HEAD-W/60 IN HOSE - U.S.
	103092-02-000	EA SHOWER HEAD-W/HOSE - CANADIAN
	103092-01-700	EA BRACKET ONLY-CLEAR, F/SHOWER HEAD - 2328028
	011048-03-700	EA BRACKET ONLY-BONE, F/SHOWER HEAD - 2328029-3
	108356-02-01A	EA COVER-SWITCH W/DIMPLES, CARLING VVAZC00 BLA
	108357-08-000	EA SWITCH-ROCKER, DPDT ON/NONE/ON - CARLING VDD1S00C-0

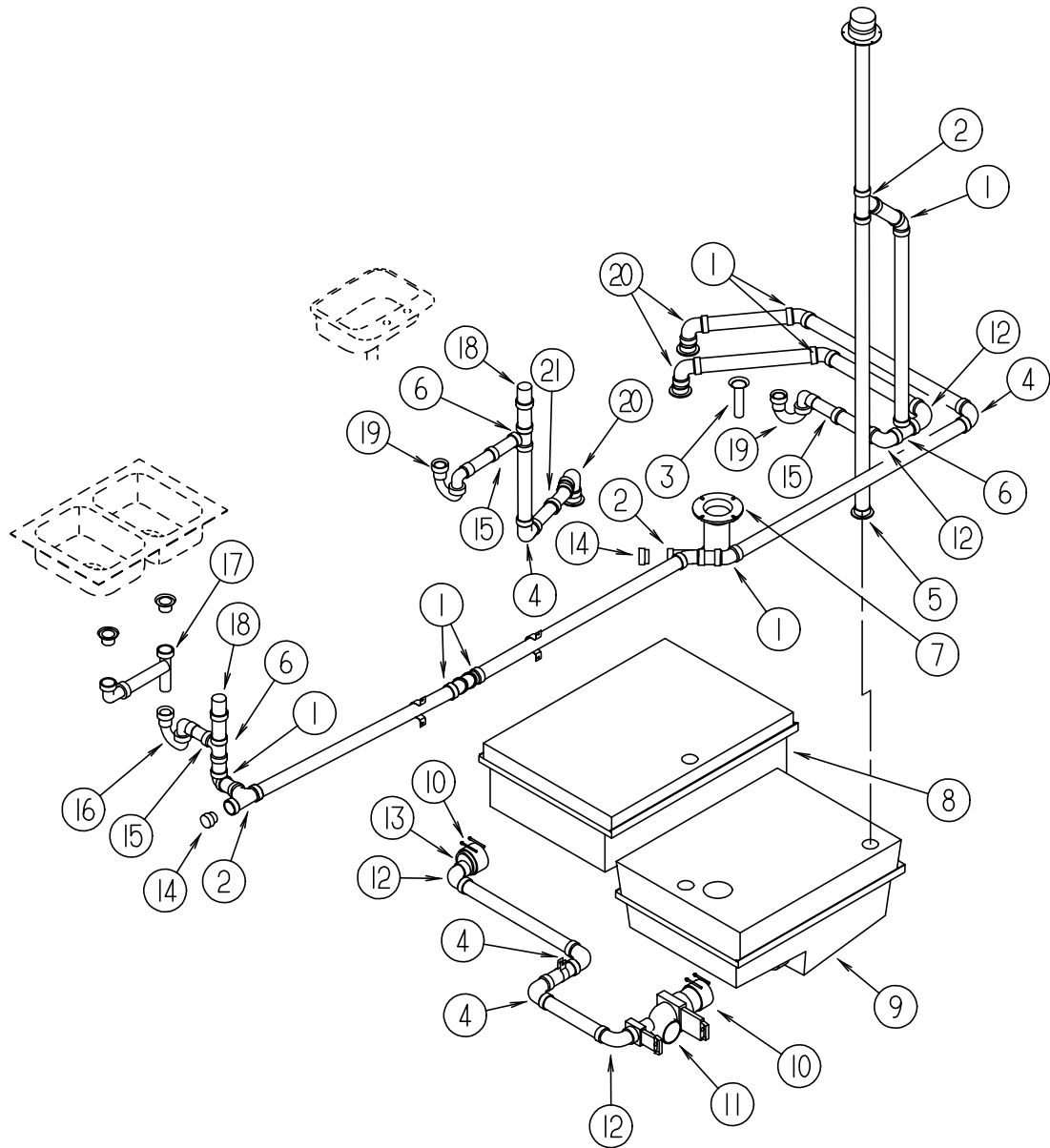
WATER SYSTEM

KEY	PART NUMBER	U/M DESCRIPTION
	039800-02-000	FT TUBING-POLYBUTYL, 5/8" OD - INCREMENTS OF 20' - BLACK
	039808-03-000	EA ELBOW - 1/2" MPT X 1/2" MPT, PLASTIC - KEVCO 17296
	052952-01-000	EA NUT-PLASTIC, 1/2" F X 1/2" TUBE - GRAY
	052958-01-000	EA TEE, 1/2" F X 1/2" F X 1/2" F - PLASTIC - GRAY
	052959-02-000	EA CONNECTOR, 1/2" F X 1/2" MPT - PLASTIC - GRAY
	057457-01-000	EA ELBOW-UNION, 1/2" X 1/2" F
	110915-01-01A	EA FILL-WATER, CITY - CHROME - KEVCO 64713
	114427-01-000	EA CAP - 1/2" P - FLAIR-IT 02860
	114428-01-000	EA TEE - 1/2" P X 1/2" P X 1/2" P - FLAIR-IT 02820
	114428-03-000	EA TEE - 1/2" P X 1/2" P X 1/2" MPT - FLAIR-IT 02822
	114429-01-000	EA ELBOW - 1/2" P X 1/2" P - FLAIR-IT 02800
	114429-02-000	EA ELBOW - 1/2" P X 1/2" MPT - FLAIR-IT 02803
	114429-03-000	EA ELBOW-SWIVEL, 1/2" P X 1/2" FPT - FLAIR-IT 02816
	114430-02-000	EA ADAPTER-SWIVEL, 1/2" P X 1/2" FPT - FLAIR-IT -02873
	114430-03-000	EA ADAPTER - 1/2" P X 1/2" MPT - FLAIR-IT 02842
	114431-01-000	EA VALVE-LINE DRAIN, 1/2" P - FLAIR-IT 02914

EUROPEAN EXPORT WATER HEATER

KEY	PART NUMBER	U/M DESCRIPTION
	111129-01-000	EA WATER HEATER-ELECTRIC IGNITION GAS/220V ELECTRIC - ATWOOD9472ICH66E
	111129-01-700	EA WALL SWITCH PACKAGE - ATWOOD# 91208
	111129-01-702	EA PRESSURE DRAIN VALVE 3.5 BAR - ATWOOD# 91210
	111129-01-703	EA THERMOSTAT (60 DEGREE) ECO (82 DEGREE) KIT - ATWOOD# 91191
	111129-01-704	EA IGNITION BOARD - ATWOOD# 91194
	111129-01-705	EA GAS PRESSURE REGULATOR W/NO.10 - ATWOOD# 91198
	111129-01-706	EA MAIN BURNER ORFICE W/FITTING - ATWOOD# 91017
	111129-01-707	EA MAIN BURNER KIT - ATWOOD# 91204
	111129-01-708	EA SPARK/PROBE IGNITION KIT - ATWOOD# 91196
	111129-01-709	EA FLUE ASSEMBLY - ATWOOD# 91045
	111129-01-710	EA ACCESS DOOR, W/LOCK - ATWOOD# 91203
	111129-01-711	EA CORNER BRACKETS (SET OF 4) - ATWOOD# 91928
	111129-01-712	EA HARDWARE KIT, W/LOCK - ATWOOD# 91193
	111129-01-713	EA TANK INNER ICH6-6E - ATWOOD# 91188
	111129-01-714	EA THERMOSTAT-ELECTRIC, 220V - ATWOOD# 91207
	111129-01-715	EA RELAY - 220 V, 12 VDC - ATWOOD# 91206
	111129-01-716	EA HEATING ELEMENT 220V/500WATT - ATWOOD# 91081
	111129-01-717	EA BUSHING-STRAIN RELIEF - ATWOOD# 91372
	112176-01-000	FT TUBING-VINYL, REINFORCED - 1/2" ID - KEVCO
	112177-01-000	EA ADAPTER-BRASS, 1/2" MPT X 1/2" BARB - KEVCO

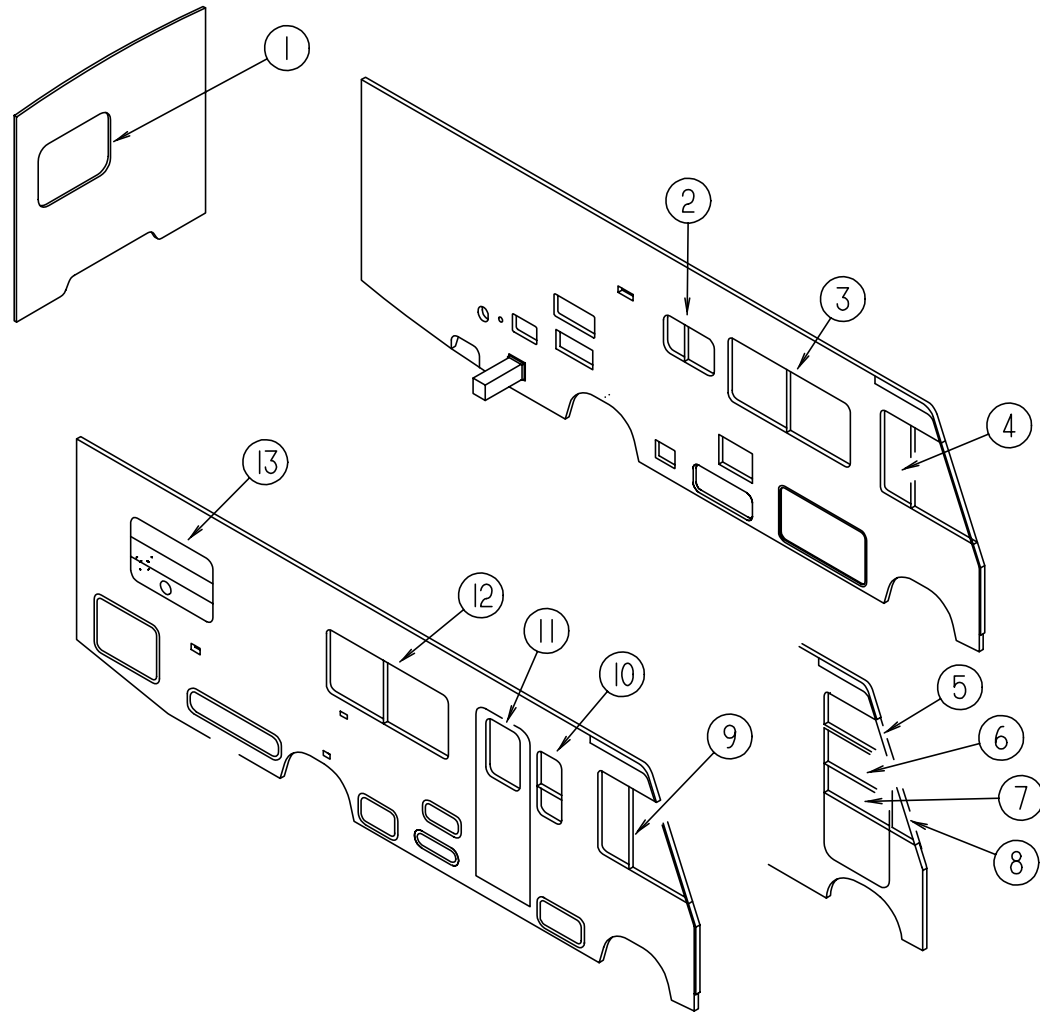
WATER & SEWAGE GROUP (CONTINUED)
DRAINAGE SYSTEM



KEY	PART NUMBER	U/M	DESCRIPTION
1	010006-01-000	EA	ELBOW - 45 DEGREE, 1/8 BEND - 1 1/2" HUB X HUB - BLACK PLASTIC
2	010073-01-000	EA	WYE - 45 DEGREE, 1 1/2" HUB X HUB X HUB - PLASTIC - BLACK
3	011069-02-000	EA	TAILPIECE-TUB/SHOWER, 1 1/2" X 1 1/4" X 4" - BRASS
4	010008-01-000	EA	ELBOW - 90 DEGREE, 1/4 BEND - 1 1/2" HUB X HUB - BLACK PLASTIC
5	010115-01-000	EA	COUPLING - 1 1/2" HUB X HUB, PLASTIC
6	010071-01-000	EA	TEE-SANITARY, 1 1/2" HUB X HUB X HUB - PLASTIC - BLACK
7	024676-01-000	EA	FLANGE-CLOSET, TOILET - 4" X 3" - RED - US FROM: 00-00-00 THRU: 08-07-94
7	116644-01-000	EA	FLANGE-CLOSET, TOILET - 4" X 3" - SEALAND 345892 - US FROM: 08-08-94 THRU: 99-99-99
7	024676-02-000	EA	FLANGE-CLOSET, TOILET - 4" X 3" - CANADIAN FROM: 00-00-00 THRU: 11-06-94
7	116644-01-000	EA	FLANGE-CLOSET, TOILET - 4" X 3" - SEALAND 345892 - CANADIAN FROM: 11-07-94 THRU: 99-99-99
8	074175-01-000	EA	TANK-HOLDING W/O GROMMETS - 44 GALLONS - 35.5" X 25" X 14.8"
9	102050-01-000	EA	TANK-HOLDING W/O GROMMETS - 35.5 GALLONS - 800 MM X 615 MM X 402 MM
	039861-01-000	EA	SENDING UNIT-W/SCREW, WASHER, WELL NUT & TERMINAL RING
	061607-01-000	EA	GROMMET-HOLDING TANK, 1 1/2" NPS
	061607-02-000	EA	GROMMET-HOLDING TANK, 3" NPS
10	078406-01-000	EA	COUPLER-RUBBER, W/CLAMPS - 3" X 3"
11	070916-01-000	EA	VALVE-DUAL DUMP, W/CAP - 3" X 1 1/2" - PLASTIC - BLACK
	070916-01-700	EA	VALVE ONLY, 3"
	070916-01-701	EA	VALVE ONLY, 1 1/2"
	062415-01-000	EA	CAP-SEWER 3" DIAMETER
	062415-01-700	EA	STRING SEWER CAP
	062416-01-000	EA	ADAPTER-SEWER HOSE TO 3" PIPE
	010201-01-000	EA	HOSE-SEWER, 3" ID X 8'
12	033761-01-000	EA	ELBOW-TURN, 1/4 BEND X 1.5" HUB X 1.5" SPIGOT - PLASTIC - BLACK
13	062422-01-000	EA	ADAPTER-OFFSET REDUCER, 3" X 1 1/2" - PLASTIC - BLACK
14	010122-01-000	EA	BUSHING-REDUCER, 1 1/2" SMOOTH X 1 1/4" THD - PLASTIC - BLACK
14	010166-01-000	EA	PLUG-THREADED, 1 1/4" DIAMETER - PLASTIC - BLACK
15	109571-01-000	EA	ADAPTER-P TRAP, 1 1/2" P X 1 1/4" MPT - US
16	107538-01-000	EA	P TRAP, PLASTIC, 1 1/4" W/EXT ARM - US
16	011071-01-000	EA	P TRAP, PLASTIC, 1 1/2" - CANADIAN
17	011091-02-000	EA	PIPE-DRAIN, DOUBLE SINK - BAFFLE TEE - 1 1/2" - US
17	011091-03-000	EA	PIPE-DRAIN, W/SEALS - DOUBLE SINK - EXTENDS 9" TO 16" - CANADIAN
18	079968-01-000	EA	VENT-MECHANICAL TRAP ARM, ANTI-SIPHON - 2" DIA X 7.3" - PLASTIC
19	107538-01-000	EA	P TRAP-PLASTIC, 1 1/4" W/EXT ARM - US
19	011066-03-700	EA	P TRAP KIT-PLASTIC, 1 1/2" X 1 1/2" - CANADIAN
19	010121-01-000	EA	BUSHING-REDUCER, 1 1/2" SMOOTH X 1 1/4" HUB - BLACK PLASTIC - CANADIAN
19	011066-03-701	EA	P TRAP-PLASTIC - CANADIAN
19	011066-03-702	EA	ADAPTER-P TRAP, 1 1/2" - CANADIAN
20	034250-01-000	EA	ELBOW - 90 DEGREE, LONG TURN - 1 1/2" HUB X HUB - ABS
21	010005-01-000	EA	ELBOW - 22 1/2 DEGREE, 1/16 BEND X 1.5" HUB X HUB - BLACK PLASTIC

WINDOW, VENT & EXTERIOR DOOR GROUP

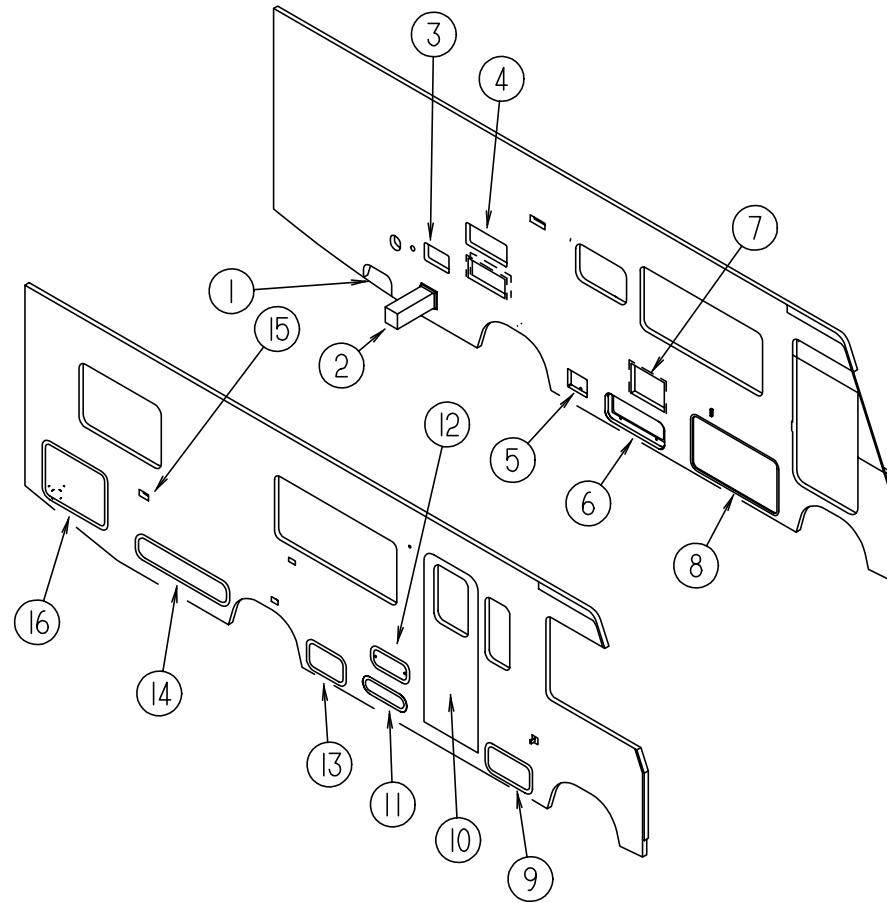
WINDOWS



KEY	PART NUMBER	U/M	DESCRIPTION
1	078528-12-FB1	EA	WINDOW-ESCAPE, BACKWALL - W/O INSIDE FRAME FROM: 00-00-00 THRU: 09-04-94
1	078528-06-E10	EA	WINDOW-ESCAPE, BACKWALL - W/O INSIDE FRAME FROM: 09-05-94 THRU: 99-99-99
1	113502-01-01A	EA	WINDOW-ESCAPE, BACKWALL - W/INSIDE FRAME - EXCEL DH153-G2W60 THERMOPANE WINDOW OPTION
1	113502-06-01A	EA	WINDOW-ESCAPE, BACKWALL - W/INSIDE FRAME - EXCEL DH153-EG2W60 EUROPEAN WINDOW OPTION
2	098647-34-01A	EA	WINDOW-HORIZONTAL SLIDER, W/INSIDE FRAME - EXCEL H425-G2W66L
2	112795-20-01A	EA	WINDOW-SLIDING, W/INSIDE FRAME - EXCEL DC29-G2W66L THERMOPANE WINDOW OPTION
2	112795-42-01A	EA	WINDOW-SLIDING, W/INSIDE FRAME - EXCEL DC29-EG2W66L EUROPEAN WINDOW OPTION
3	098647-22-01A	EA	WINDOW-HORIZONTAL SLIDER, W/INSIDE FRAME - EXCEL H287-G2W66L
3	112795-15-01A	EA	WINDOW-SLIDING, W/INSIDE FRAME - EXCEL DH287-G2W66L THERMOPANE WINDOW OPTION
3	112795-40-01A	EA	WINDOW-SLIDING, W/INSIDE FRAME - EXCEL DH287-EG2W66L EUROPEAN WINDOW OPTION
4	103658-09-01A	EA	WINDOW-CAB, W/INSIDE FRAME - DRIVER SIDE - EXCEL H373-ARL
4	113501-03-01A	EA	WINDOW-CAB, DRIVER SIDE - W/INSIDE FRAME - EXCEL DH405-A2B66L THERMOPANE WINDOW OPTION
4	113501-08-01A	EA	WINDOW-CAB, DRIVER SIDE - W/INSIDE FRAME - EXCEL DH405-EA2B66L EUROPEAN WINDOW OPTION
5	106467-02-01A	EA	WINDOW-VISTA - DRIVER SIDE - EXCEL - DRIVER DOOR
5	116000-04-01A	EA	WINDOW-VISTA - DRIVER SIDE - EXCEL DH382-EG2B27L DRIVER DOOR W/EUROPEAN WINDOW OPTION
6	106469-02-702	EA	WINDOW-DRIVER DOOR - STATIONARY GLASS - EXCEL 106-041104 DRIVER DOOR
6	106469-08-701	EA	WINDOW-DRIVER DOOR - STATIONARY GLASS - EXCEL 106-041244 DRIVER DOOR W/EUROPEAN WINDOW OPTION
7	106469-01-704	EA	WINDOW-DRIVER DOOR - ROLL-UP GLASS ASM - W/BRACKET - EXCEL V103-65L DRIVER DOOR
7	106469-08-702	EA	WINDOW-DRIVER DOOR - ROLL-UP GLASS ASM - EXCEL V103-65EL DRIVER DOOR W/EUROPEAN WINDOW OPTION
8	106468-02-01A	EA	WINDOW-FRONT SLANT - DRIVER SIDE - EXCEL H383-A2B27L - DRIVER DOOR
8	115999-03-01A	EA	WINDOW-FRONT SLANT - DRIVER SIDE - EXCEL D383-EA2B27L DRIVER DOOR W/EUROPEAN WINDOW OPTION
9	103658-10-01A	EA	WINDOW-CAB, W/INSIDE FRAME - PASSENGER SIDE - EXCEL H373-ARR
9	113501-04-01A	EA	WINDOW-CAB, W/INSIDE FRAME - PASSENGER SIDE - EXCEL DH405-A2B66R THERMOPANE WINDOW OPTION
9	113501-07-01A	EA	WINDOW-CAB, W/INSIDE FRAME - PASSENGER SIDE - EXCEL DH405-EA2B66R EUROPEAN WINDOW OPTION
10	098644-07-01A	EA	WINDOW-VERTICAL SLIDER, W/INSIDE FRAME - EXCEL H170-G2W66
10	112898-04-01A	EA	WINDOW-VERTICAL SLIDER, W/INSIDE FRAME - EXCEL DC02-G2W66 THERMOPANE WINDOW OPTION
10	112898-10-01A	EA	WINDOW-VERTICAL SLIDER, W/INSIDE FRAME - EXCEL DC02-EG2W66 EUROPEAN WINDOW OPTION
11	079733-15-F04	EA	WINDOW-PICTURE, W/O INSIDE FRAME FROM: 00-00-00 THRU: 12-18-94
11	117053-02-F36	EA	WINDOW-PICTURE, W/O INSIDE FRAME FROM: 12-19-94 THRU: 99-99-99
11	113733-01-01A	EA	WINDOW-PICTURE, W/INSIDE FRAME - EXCEL DH416-G2W66 THERMOPANE WINDOW OPTION
11	113733-03-01A	EA	WINDOW-PICTURE, W/INSIDE FRAME - EXCEL DH416-EG2W66 EUROPEAN WINDOW OPTION
12	098647-23-01A	EA	WINDOW-SLIDING, W/INSIDE FRAME - EXCEL H287-G2W66R
12	112795-16-01A	EA	WINDOW-SLIDING, W/INSIDE FRAME - EXCEL DH287-G2W66R THERMOPANE WINDOW OPTION
12	112795-39-01A	EA	WINDOW-SLIDING, W/INSIDE FRAME - EXCEL DH287-EG2W66R EUROPEAN WINDOW OPTION
13	113500-01-01A	EA	WINDOW-TIPOUT, DOUBLE - W/INSIDE FRAME - EXCEL CH04-G2W59
13	112795-21-01A	EA	WINDOW-HORIZONTAL SLIDER, W/INSIDE FRAME - EXCEL DC04-G2W66R THERMOPANE WINDOW OPTION
13	112795-44-01A	EA	WINDOW-HORIZONTAL SLIDER, W/INSIDE FRAME - EXCEL DC04-EG2W66R EUROPEAN WINDOW OPTION

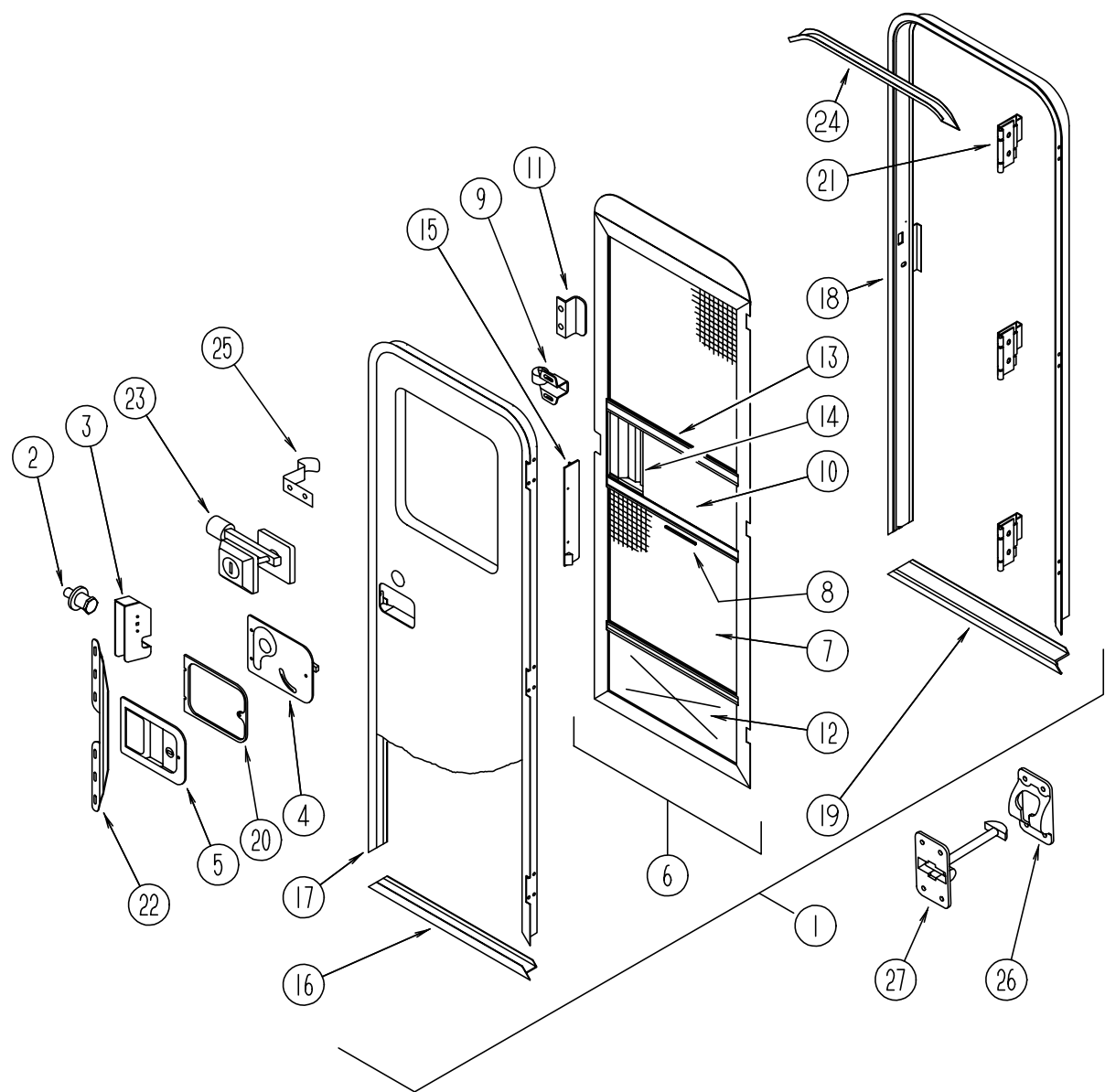
WINDOW, VENT & EXTERIOR DOOR GROUP (CONTINUED)

EXTERIOR DOORS



KEY	PART NUMBER	U/M	DESCRIPTION
1	111012-04-E07	EA	DOOR-ACCESS, OFF WHITE - SEWER VALVE DOOR
1	111012-04-F14	EA	DOOR-ACCESS, SHALE BLUE - SEWER VALVE DOOR
2	052423-01-000	EA	DOOR-ACCESS, 6.6" X 6.3" - PLASTIC - OFF WHITE
	052424-01-000	EA	JAMB-DOOR, 8" X 7.7" - PLASTIC - OFF WHITE
3	111017-02-E01	EA	DOOR-ACCESS, OFF WHITE
4	084103-03-000	EA	DOOR-REFRIGERATOR, VENTED - W/O JAMB - OFF WHITE
	084104-03-000	EA	JAMB-DOOR, REFRIGERATOR - OFF WHITE
	084104-01-700	EA	LOCK-MALE, FASTENER - REFRIGERATOR DOOR
	084104-01-701	EA	LOCK-FEMALE, FASTENER - REFRIGERATOR DOOR
5	088794-01-000	EA	DOOR-POWER CORD, W/HATCH - OFF WHITE
6	111018-01-E07	EA	DOOR-GENERATOR/STORAGE, OFF WHITE
6	111018-01-F14	EA	DOOR-GENERATOR/STORAGE, SHALE BLUE
7	052009-01-000	EA	DOOR-WATER HEATER, OFF WHITE - ATWOOD 5576-27
8	111013-09-E07	EA	DOOR-STORAGE
9	111013-04-E07	EA	DOOR-STORAGE, 22.1" X 11.6" - OFF WHITE
9	111013-04-F14	EA	DOOR-STORAGE, 22.1" X 11.6" - SHALE BLUE
10	115108-01-F04	EA	DOOR-ENTRY W/SCREEN DOOR & JAMB - W/O WINDOW (F04) FROM: 00-00-00 THRU: 10-23-94
10	115108-01-F05	EA	DOOR-ENTRY W/SCREEN DOOR & JAMB - W/O WINDOW (F05) FROM: 00-00-00 THRU: 10-23-94
10	115108-01-F06	EA	DOOR-ENTRY W/SCREEN DOOR & JAMB - W/O WINDOW (F06) FROM: 00-00-00 THRU: 10-23-94
10	115108-01-F07	EA	DOOR-ENTRY W/SCREEN DOOR & JAMB - W/O WINDOW (F07) FROM: 00-00-00 THRU: 10-23-94
10	115108-01-F32	EA	DOOR-ENTRY W/SCREEN DOOR & JAMB - W/O WINDOW (F14) FROM: 00-00-00 THRU: 10-23-94
10	115108-05-F04	EA	DOOR-ENTRY W/SCREEN DOOR & JAMB - W/O WINDOW (F04) FROM: 10-24-94 THRU: 99-99-99
10	115108-05-F05	EA	DOOR-ENTRY W/SCREEN DOOR & JAMB - W/O WINDOW (F05) FROM: 10-24-94 THRU: 99-99-99
10	115108-05-F06	EA	DOOR-ENTRY W/SCREEN DOOR & JAMB - W/O WINDOW (F06) FROM: 10-24-94 THRU: 99-99-99
10	115108-05-F07	EA	DOOR-ENTRY W/SCREEN DOOR & JAMB - W/O WINDOW (F07) FROM: 10-24-94 THRU: 99-99-99
10	115108-05-F14	EA	DOOR-ENTRY W/SCREEN DOOR & JAMB - W/O WINDOW (F14) FROM: 10-24-94 THRU: 99-99-99
11	111009-01-E01	EA	DOOR-COMPARTMENT, LP - 16.9" X 5.4" - OFF WHITE
11	111009-01-F14	EA	DOOR-COMPARTMENT, LP - 16.9" X 5.4" - SHALE BLUE
12	111017-01-E07	EA	DOOR-PATIO ENTERTAINMENT CENTER, 17.8" X 8.1" - OFF WHITE
13	111013-05-E07	EA	DOOR-STORAGE, OFF WHITE
14	111013-44-E07	EA	DOOR-STORAGE, OFF WHITE
14	111013-44-F14	EA	DOOR-STORAGE, SHALE BLUE
15	081240-11-000	EA	DOOR-WATER FILL, LOCKABLE W/O LOCK, 4" X 4 5/8" - OFF WHITE
16	111013-08-E07	EA	DOOR-STORAGE, OFF WHITE

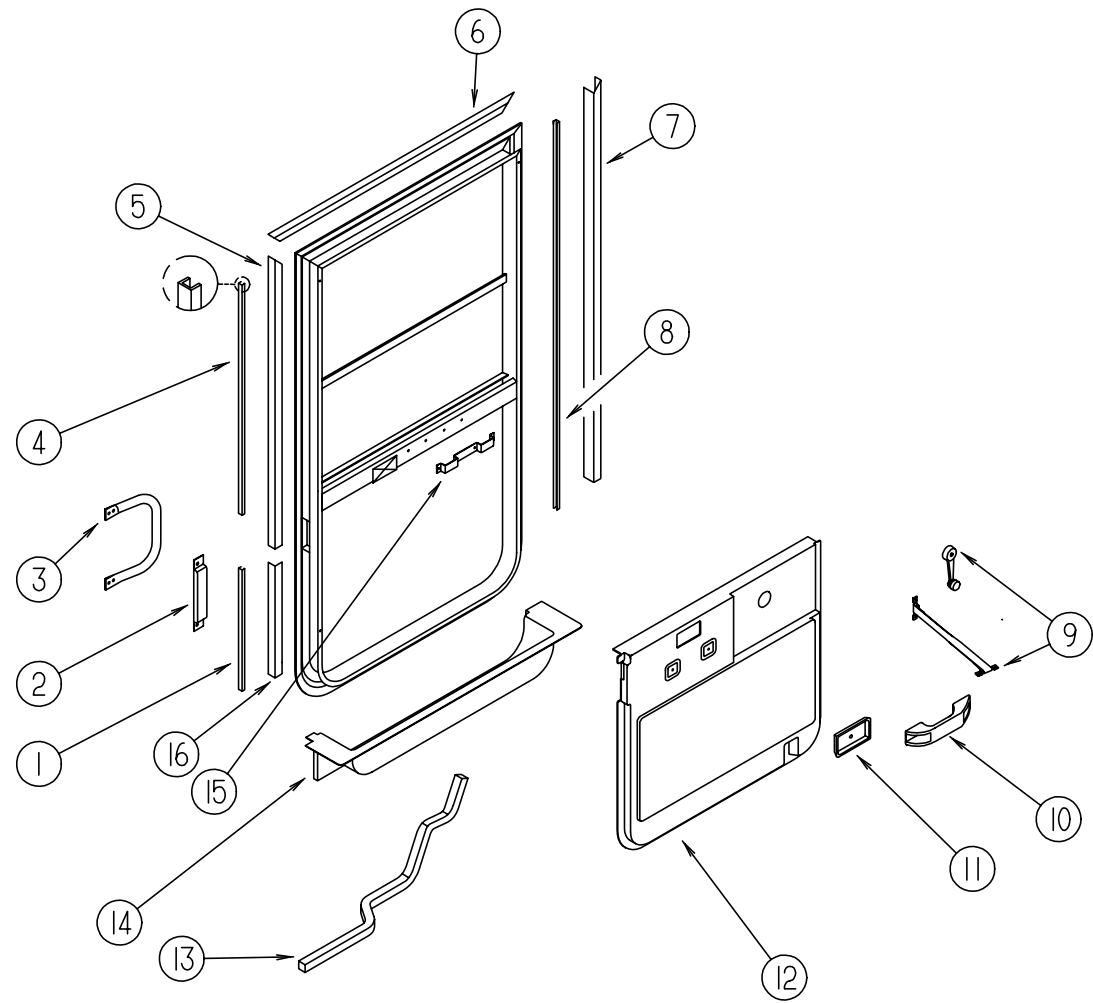
WINDOW, VENT & EXTERIOR DOOR GROUP (CONTINUED)
ENTRANCE DOOR W/O WINDOW



KEY	PART NUMBER	U/M DESCRIPTION
2	039539-01-000	EA STRIKE-LOCK, ENTRY DOOR - ROUND W/THREADED WASHER
3	039540-01-000	EA LATCH MECHANISM-HOOK, ENTRY DOOR - INTERIOR
	039715-01-000	EA NUT-SERT, 1/4" DIAMETER - 20 THREADS
4	039979-04-000	EA COVER-INTERIOR LATCH, W/TRIP ARM - RIGHT - BLACK
	039984-01-000	EA CAP-ROUND, VINYL - .28" ID X .62" LONG - BLACK
	041546-05-000	EA BRACKET-DOOR ANGLE, 5" X 1.9" - OFF WHITE - METAL
5	045017-11-000	EA LATCH-ENTRY DOOR, MECHANISM W/LOCK & KEY - BLACK
	045017-11-701	EA KEY BLANK
	063729-01-000	EA RIVNUT, 1/4 X 20 UNC - .030-.125
	063729-04-000	EA RIVNUT, 10-32 UNF - .010-.080
	058806-03-000	EA PLUG-TAPERED, PLASTIC - 1.06" DIAMETER - RED
	075671-04-000	FT SEAL-SPONGE, LAZY T SHAPE - W/ADHESIVE STRIPE - .5" WIDE
6	079012-09-F15	EA DOOR-SCREEN
7	002293-02-000	SF SCREENING-WINDOW/DOOR, 26" - CHARCOAL
8	002294-01-000	FT SPLINE-SCREENING, .135" X .138" - BLACK
9	109403-01-000	EA CATCH-ASM-SINGLE ROLLER
10	016454-01-000	EA INSERT-CENTER, LEATHER GRAIN ALUMINUM - UNPAINTED
10	001014-01-013	EA INSERT-CENTER, 10.25" X 16.31" - UNPAINTED
11	050712-04-000	EA HANDLE-SCREEN DOOR, ALUMINUM - OFF WHITE
12	078552-03-000	EA KICK PANEL-SCREEN DOOR, LOWER INSERT - UNPAINTED
	078595-01-000	EA TOP PLATE-SCREEN DOOR, CURVED TOP - 4.7" X 25.35"
13	078777-01-000	EA CHANNEL-SLIDE, SCREEN DOOR CENTER SLIDER COVER
14	079086-02-000	EA SLIDER-SCREEN DOOR, OFF WHITE
15	079087-02-000	EA STRIKE-SLIDER, W/LIP FOR ELBOW CATCH - 1.5" X 8.6" - OFF WHITE
	081914-01-000	EA BUMPER-RUBBER, ROUND - .43" DIAMETER - BLACK
	104692-01-000	FT SEAL - 3/4" X 3/4", ADHESIVE BACK
16	089748-01-000	EA FRAME-BOTTOM, ENTRY DOOR - 24.8" LONG - OFF WHITE
17	095276-07-01A	EA FRAME-ENTRY DOOR, W/O BOTTOM - OFF WHITE
18	095277-08-01A	EA JAMB-ENTRY DOOR, W/BOTTOM - OFF WHITE
		FROM: 00-00-00 THRU: 10-23-94
18	095277-09-01A	EA JAMB-ENTRY DOOR, W/BOTTOM - OFF WHITE
		FROM: 10-24-94 THRU: 99-99-99
19	051049-01-000	EA JAMB-BOTTOM, ENTRY DOOR - 25.9" - UNPAINTED
20	096810-01-01A	EA PLATE-LATCH, ENTRY DOOR - PLASTIC - BLACK
21	106719-01-01A	EA HINGE-ENTRY DOOR, UNPAINTED
22	098173-01-04A	EA STIFFENER-ENTRY DOOR, SUPPORTS LATCH/STRIKE AREA - UNPAINTED
	100128-02-000	FT SEAL-FOAM, ADHESIVE BACK - .37" WIDE X .37" THICK - SCREEN DOOR
23	101145-01-01A	EA DEADBOLT-ENTRY DOOR, W/2 KEYS W/O BACK SET BOLT OR SCREWS
	095229-01-700	EA KEY BLANK FOR DEADBOLT
	101147-01-000	EA BOLT-SECURITY, 4.12" BACKSET
	102524-01-000	EA BUMPER-RUBBER, FLAT - BLACK
24	044582-02-000	EA CAP-DRIP, ENTRY DOOR - JAMB MOUNTED - ALUMINUM - OFF WHITE
	115222-01-01A	EA GARNISH-RADIUS, ENTRY DOOR - OFF WHITE
	077461-03-000	EA COVER-STRIKE, ENTRY DOOR - 6.5" X 2.5" - PLASTIC - WHITE
	091876-01-000	EA RETAINER-DOOR, 1.9" X .8" - METAL
25	100412-01-000	EA CATCH-SCREEN DOOR, THUMB CLIP W/BLACK PLASTIC CAP
26	104099-02-01A	EA CATCH-DOOR HOLDER, RETAINER - OFF WHITE
27	104099-01-01A	EA CATCH-DOOR HOLDER, STRIKE - OFF WHITE
	009126-02-000	EA HANDLE-ASSIST, ENTRY DOOR - BLACK

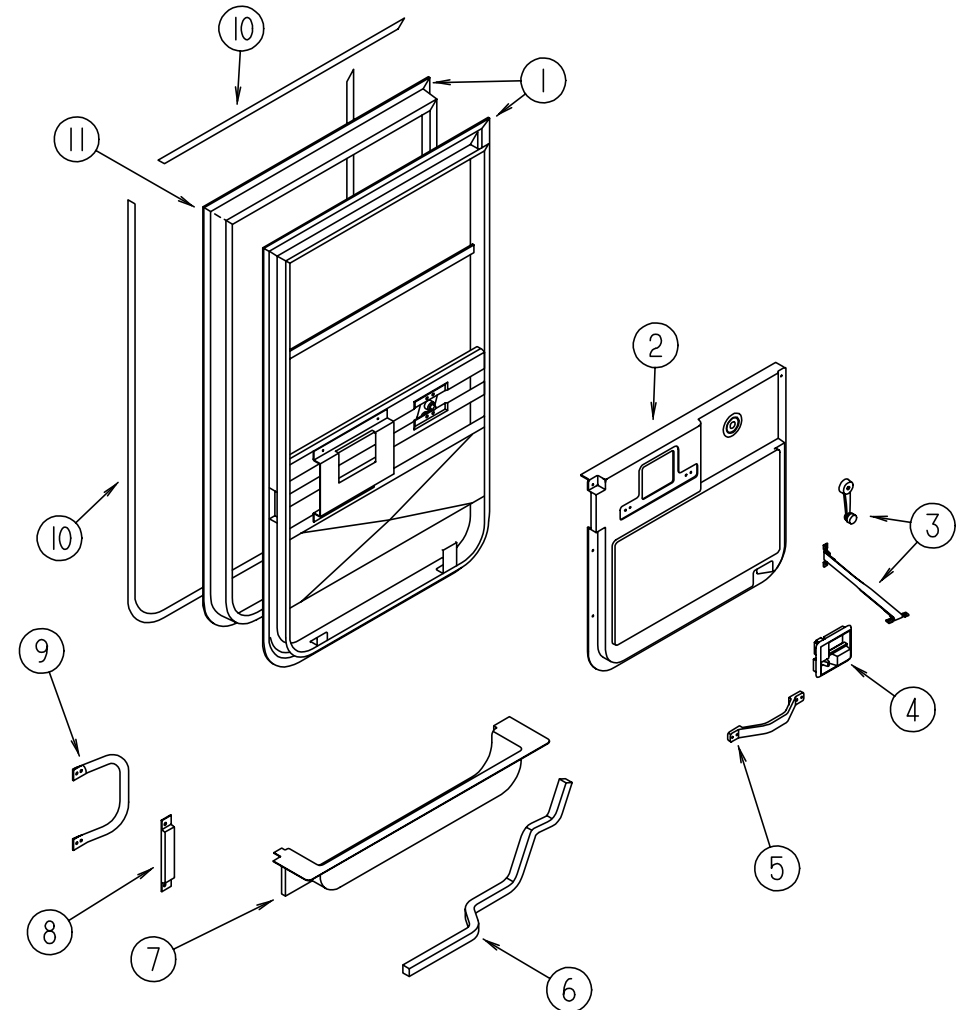
KEY	PART NUMBER	U/M DESCRIPTION
1	115108-01-F04	EA DOOR-ENTRY W/SCREEN DOOR & JAMB - W/O WINDOW (F04) FROM: 00-00-00 THRU: 10-23-94
1	115108-01-F05	EA DOOR-ENTRY W/SCREEN DOOR & JAMB - W/O WINDOW (F05) FROM: 00-00-00 THRU: 10-23-94
1	115108-01-F06	EA DOOR-ENTRY W/SCREEN DOOR & JAMB - W/O WINDOW (F06) FROM: 00-00-00 THRU: 10-23-94
1	115108-01-F07	EA DOOR-ENTRY W/SCREEN DOOR & JAMB - W/O WINDOW (F07) FROM: 00-00-00 THRU: 10-23-94
1	115108-01-F32	EA DOOR-ENTRY W/SCREEN DOOR & JAMB - W/O WINDOW (F14) FROM: 00-00-00 THRU: 10-23-94
1	115108-05-F04	EA DOOR-ENTRY W/SCREEN DOOR & JAMB - W/O WINDOW (F04) FROM: 10-24-94 THRU: 99-99-99
1	115108-05-F05	EA DOOR-ENTRY W/SCREEN DOOR & JAMB - W/O WINDOW (F05) FROM: 10-24-94 THRU: 99-99-99
1	115108-05-F06	EA DOOR-ENTRY W/SCREEN DOOR & JAMB - W/O WINDOW (F06) FROM: 10-24-94 THRU: 99-99-99
1	115108-05-F07	EA DOOR-ENTRY W/SCREEN DOOR & JAMB - W/O WINDOW (F07) FROM: 10-24-94 THRU: 99-99-99
1	115108-05-F14	EA DOOR-ENTRY W/SCREEN DOOR & JAMB - W/O WINDOW (F14) FROM: 10-24-94 THRU: 99-99-99

WINDOW, VENT & EXTERIOR DOOR GROUP (CONTINUED)
DRIVERS DOOR (FROM: 00-00-00 THRU: 11-13-94)



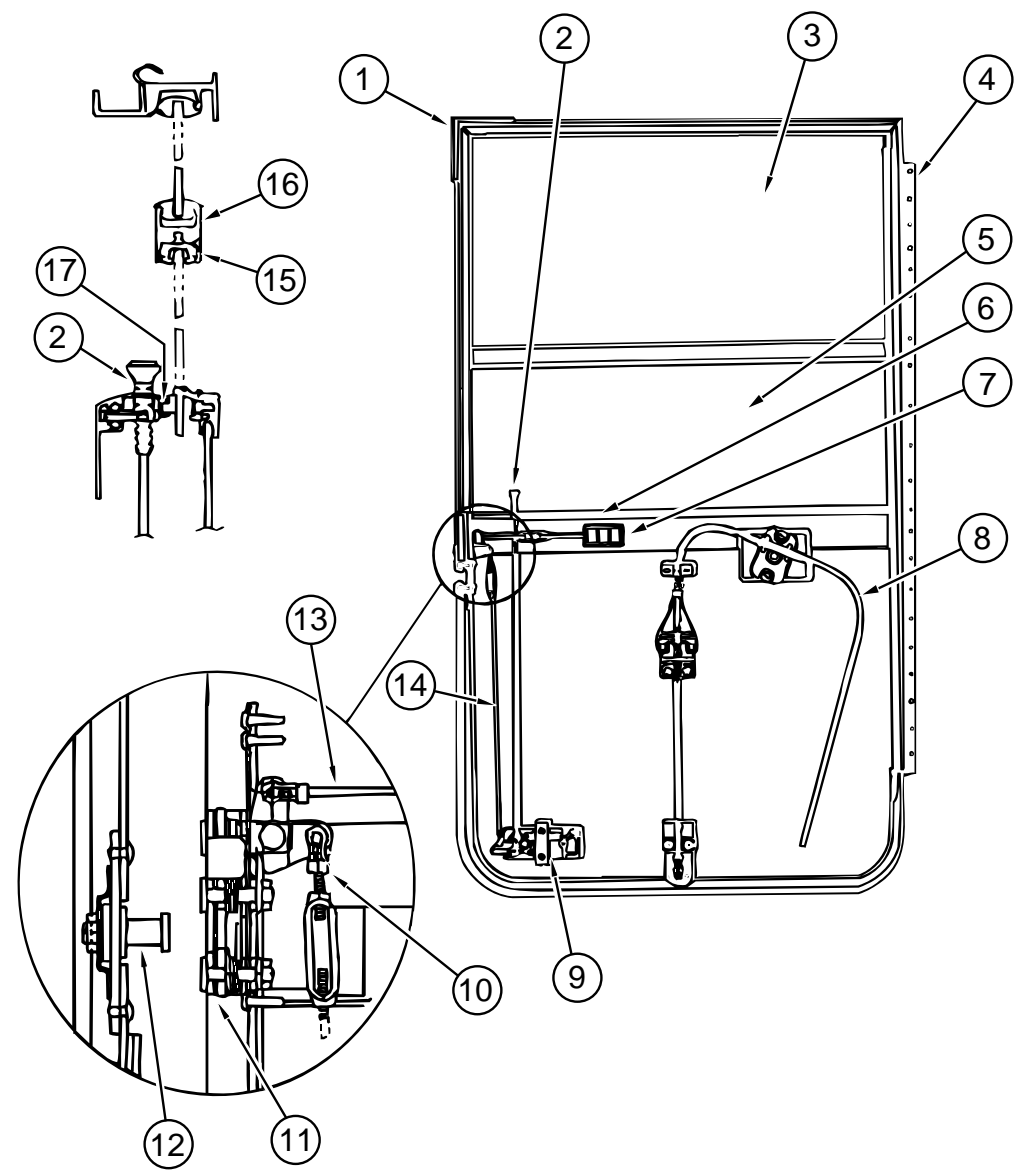
KEY	PART NUMBER	U/M	DESCRIPTION
	106469-02-01A	EA	DOOR - DRIVERS - BLACK - EXCEL V108-01L
1	108642-03-01A	EA	TRIM - DOOR - DRIVERS - BLACK
2	108654-01-01A	EA	COVER - STRIKE - DRIVERS DOOR - BLACK
3	108832-01-02A	EA	HANDLE - ASSIST - DRIVERS DOOR - METAL - OFF WHITE
	108833-01-01A	EA	COVER - HANDLE - ASSIST - OFF WHITE
4	108642-05-01A	EA	TRIM - DOOR - DRIVERS - BLACK
5	108129-02-02A	EA	GARNISH - DRIVERS DOOR, REAR UPPER - U-CHANNEL - BLACK
6	108107-01-02A	EA	GARNISH - DRIVERS DOOR, TOP - U-CHANNEL - BLACK
7	108108-02-02A	EA	GARNISH - DRIVERS DOOR, FRONT - U-CHANNEL - BLACK
8	108642-04-01A	EA	TRIM - DOOR - DRIVERS - BLACK
9	106469-02-704	EA	PARTS BAG (WINDOW HANDLE & CHECK STRAP) - EXCEL V068-16
10	102710-01-01A	EA	HANDLE - ASSIST - DRIVERS DOOR - 6.6" LONG - BLACK
11	106469-01-707	EA	BEZEL - LATCH - INTERIOR (SUPPLIED W/DRIVERS DOOR) - EXCEL 130-081310
12	111816-01-04A	EA	PANEL - DRIVER DOOR - INNER - BISQUE - PLASTIC
13	063977-12-000	EA	STEP - DRIVER DOOR - LEFT - PAINTED BLACK
13	063977-11-000	EA	STEP - DRIVER DOOR - LEFT - UNPAINTED
14	107818-01-06A	EA	TRIM - STEP - DRIVERS DOOR - PLASTIC - BISQUE
	102569-02-000	EA	MAT-ANTISLIP, 4" X 22"
	106746-01-000	EA	PANEL-STEPWELL, 789 MM LONG - STEEL
	106747-01-000	EA	PANEL-STEPWELL, RH END - STEEL
	106747-02-000	EA	PANEL-STEPWELL, LH END - STEEL
15	108533-01-000	EA	BRACKET - HANDLE - MOUNT
16	108897-01-01A	EA	GARNISH - DRIVERS DOOR, REAR LOWER - U-CHANNEL - BLACK
	109235-01-01A	FT	COVER - SCREW - MAT BLACK

WINDOW, VENT & EXTERIOR DOOR GROUP (CONTINUED)
DRIVERS DOOR (FROM: 11-14-94 THRU: 99-99-99) (CONTINUED)



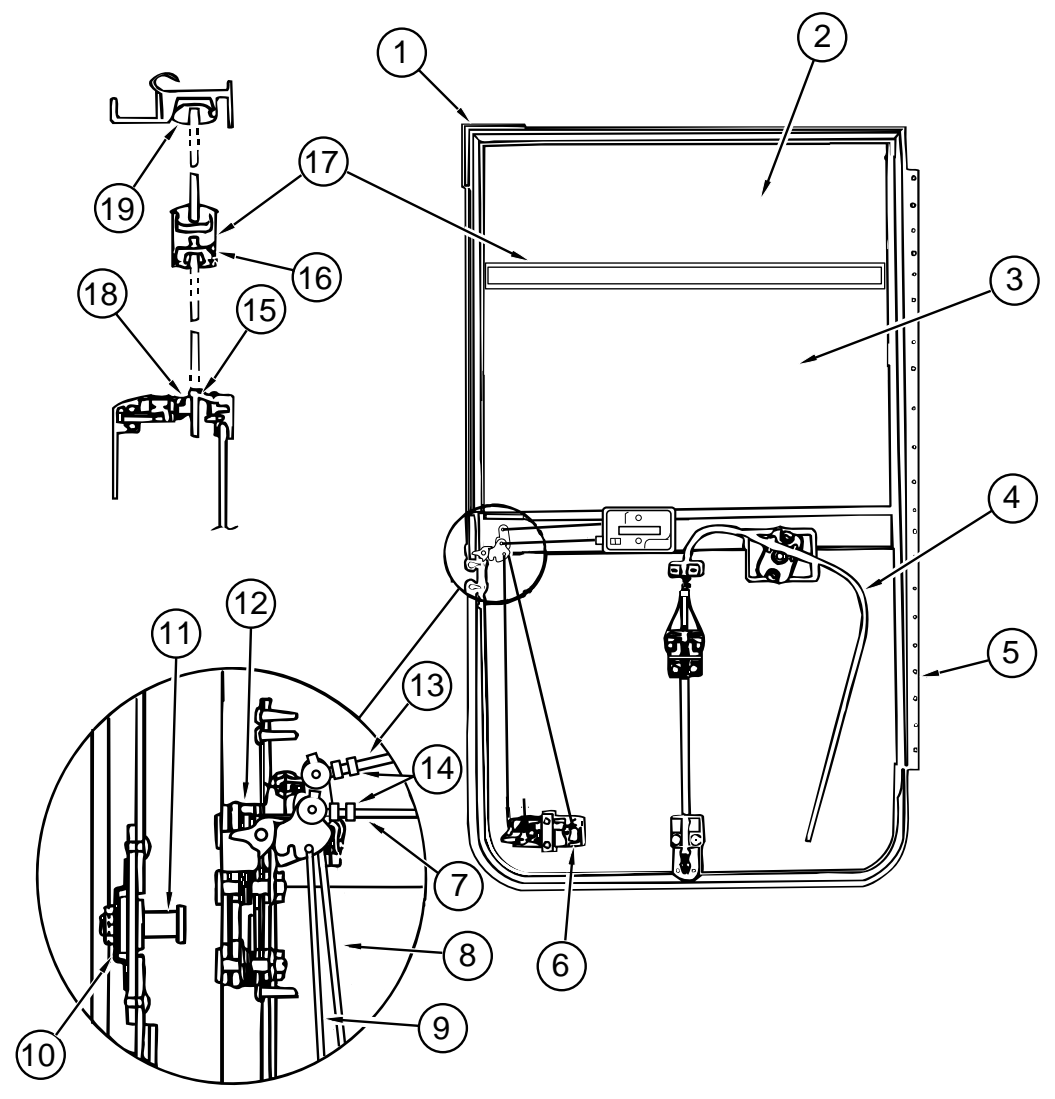
KEY	PART NUMBER	U/M	DESCRIPTION
1	106469-07-01A	EA	DOOR - DRIVERS - BLACK - EXCEL V130-01L
1	106469-08-01A	EA	DOOR - DRIVERS - BLACK - EXCEL V130-E1L - EUROPEAN WINDOW OPTION
2	114973-01-03A	EA	PANEL - DRIVER DOOR - INNER - BISQUE - PLASTIC
3	106469-02-704	EA	PARTS BAG (WINDOW HANDLE & CHECK STRAP) - EXCEL V068-16
4	106469-04-712	EA	INNER HANDLE HARDWARE LH - EXCEL 248-041148
5	110604-01-01A	EA	HANDLE - ASSIST - DRIVERS DOOR - 10.8" LONG - BLACK
	115051-01-01B	EA	BRACKET - HANDLE - MOUNT - STEEL
6	063977-12-000	EA	STEP - DRIVER DOOR - LEFT - PAINTED BLACK
6	063977-11-000	EA	STEP - DRIVER DOOR - LEFT - UNPAINTED
7	107818-01-06A	EA	TRIM - STEP - DRIVERS DOOR - PLASTIC - BISQUE
	102569-02-000	EA	MAT-ANTISLIP, 4" X 22"
8	108654-01-01A	EA	COVER - STRIKE - DRIVERS DOOR - BLACK
9	108832-01-02A	EA	HANDLE - ASSIST - DRIVERS DOOR - METAL - OFF WHITE
	108833-01-01A	EA	COVER - HANDLE - ASSIST - OFF WHITE
10	109235-01-01A	FT	COVER - SCREW - MAT BLACK
11	106469-07-700	EA	MOUNTING FRAME ASSEMBLY - EXCEL V130-30L
	108129-02-02A	EA	GARNISH - DRIVERS DOOR, REAR UPPER - U-CHANNEL - BLACK
	108897-02-01A	EA	GARNISH - DRIVERS DOOR, REAR LOWER - U-CHANNEL - BLACK
	108107-01-02A	EA	GARNISH - DRIVERS DOOR, TOP - U-CHANNEL - BLACK
	108108-04-02A	EA	GARNISH - DRIVERS DOOR, FRONT - U-CHANNEL - BLACK
	106746-01-000	EA	PANEL-STEPWELL, 789 MM LONG - STEEL
	106747-01-000	EA	PANEL-STEPWELL, RH END - STEEL
	106747-02-000	EA	PANEL-STEPWELL, LH END - STEEL

WINDOW, VENT & EXTERIOR DOOR GROUP (CONTINUED)
DRIVERS DOOR (FROM: 00-00-00 THRU: 11-13-94) (CONTINUED)



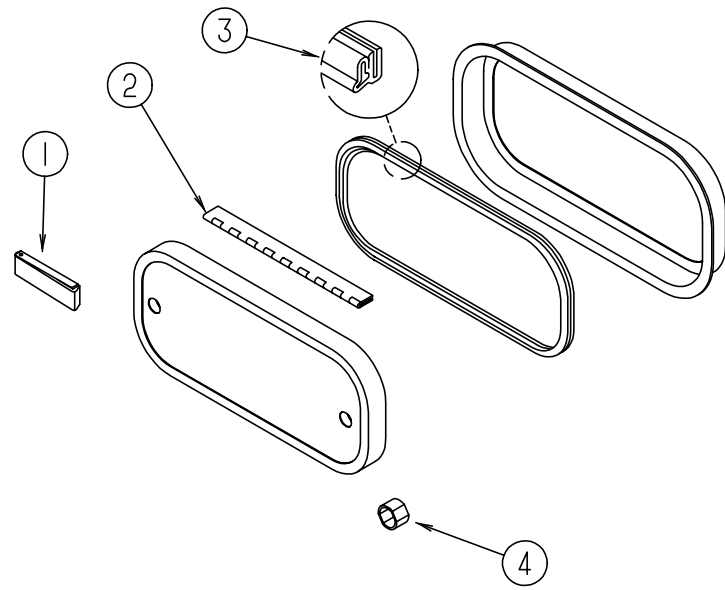
KEY	PART NUMBER	U/M	DESCRIPTION
1	106469-01-702	EA	DOOR SEAL - EXCEL 122-040984
2	106469-01-708	EA	BUTTON-LOCK, BLACK PLASTIC - EXCEL 130-081313
3	106469-02-702	EA	GLASS-STATIONARY, EXCEL 106-041104
4	106469-01-716	EA	HINGE - 21", EXCEL 211-080807
5	106469-01-704	EA	ROLL-UP GLASS ASM W/BRACKET, EXCEL V103-65L
6	106469-01-707	EA	BEZEL-LATCH, INTERIOR - BLACK PLASTIC - EXCEL 130-081310
7	106469-01-717	EA	HANDLE-INTERIOR, EXCEL 248-081308
8	106469-02-701	EA	REGULATOR ASSEMBLY, EXCEL V108-90L
9	106469-01-711	EA	HANDLE-EXTERIOR, EXCEL 410-081036
	106469-01-701	EA	TUMBLER & 2 KEYS, EXCEL 248-040557
	106469-01-718	EA	KEY-BLANK (2), EXCEL 248-040558
10	106469-01-706	EA	FASTENER-ROD END, EXCEL 130-040593
11	106469-01-710	EA	LATCH-ROTARY, EXCEL 248-081311
12	106469-01-715	EA	STRIKER ASSEMBLY - (SUPPLIED W/DRIVERS DOOR) - EXCEL 248-081003
13	106469-01-714	EA	LATCH-ROD, HORIZONTAL - EXCEL 203-081015
14	106469-01-712	EA	LATCH ROD ASSEMBLY, VERTICAL - EXCEL V103-49
15	106469-01-705	FT	RUN-CHANNEL, EXCEL 122-010850
16	106469-01-719	EA	MULLION RAIL, EXCEL V103-84
17	106469-01-709	FT	WEATHERSTRIP-FUZZY, EXCEL 171-040630
	106469-02-700	EA	JAMB-DRIVER DOOR, EXCEL V108-30L
	106469-02-703	EA	BELT-WEATHERSTRIP, EXTERIOR WINDOW - EXCEL V047-57

WINDOW, VENT & EXTERIOR DOOR GROUP (CONTINUED)
DRIVERS DOOR (FROM: 11-14-94 THRU: 99-99-99) (CONTINUED)



KEY	PART NUMBER	U/M	DESCRIPTION
1	106469-01-702	EA	DOOR SEAL - EXCEL 122-040984
2	106469-02-702	EA	GLASS-STATIONARY, EXCEL 106-041104
2	106469-08-701	EA	GLASS-STATIONARY, EXCEL 106-041244 - EUROPEAN WINDOW OPTION
3	106469-01-704	EA	ROLL-UP GLASS ASM W/BRACKET, EXCEL V103-65L
3	106469-08-702	EA	ROLL-UP GLASS ASM, EXCEL V103-65EL - EUROPEAN WINDOW OPTION
4	106469-02-701	EA	REGULATOR ASSEMBLY, EXCEL V108-90L
5	106469-05-702	EA	HINGE - 42", EXCEL 211-041194
6	106469-04-700	EA	PADDLE ASM W/COLLAR, EXCEL 248-041237
	106469-04-701	EA	TUMBLER & KEYS (TRI-MARK), EXCEL 248-041179
	106469-04-702	EA	KEYS (BLANK), EXCEL 248-041180
7	106469-04-711	EA	LOCK ROD, HORIZONTAL, EXCEL 203-041137
8	106469-05-703	EA	LATCH ROD, VERTICAL ADJ, EXCEL 203-041239
9	106469-05-705	EA	LOCK ROD, VERTICAL ADJ, EXCEL 203-041279
10	106469-04-704	EA	CAGED NUT ASSEMBLY (STRIKER), EXCEL 248-041151
11	106469-04-703	EA	STRIKER BOLT (W/WASHER), EXCEL 248-041152
12	106469-05-706	EA	ROTARY LATCH & LINKAGE, EXCEL 248-041150
13	106469-04-705	EA	LATCH ROD-HORIZONTAL, EXCEL 203-041139
14	106469-04-714	EA	ROD CLIP RH, EXCEL 248-041153
	106469-04-713	EA	ROD CLIP LH, EXCEL 248-041154
15	106469-02-703	EA	BELT-WEATHERSTRIP, EXTERIOR WINDOW - EXCEL V047-57
16	106469-01-705	FT	RUN-CHANNEL, EXCEL 122-010850
17	106469-01-719	EA	MULLION RAIL, EXCEL V103-84
17	106469-08-700	EA	HORIZONTAL MULLION RAIL, EXCEL V090-84 - EUROPEAN WINDOW OPTION
18	106469-01-709	FT	WEATHERSTRIP-FUZZY, EXCEL 171-040630
19	106469-02-705	EA	HORIZONTAL GLAZING VINYL, EXCEL V108-87

WINDOW, VENT & EXTERIOR DOOR GROUP (CONTINUED)

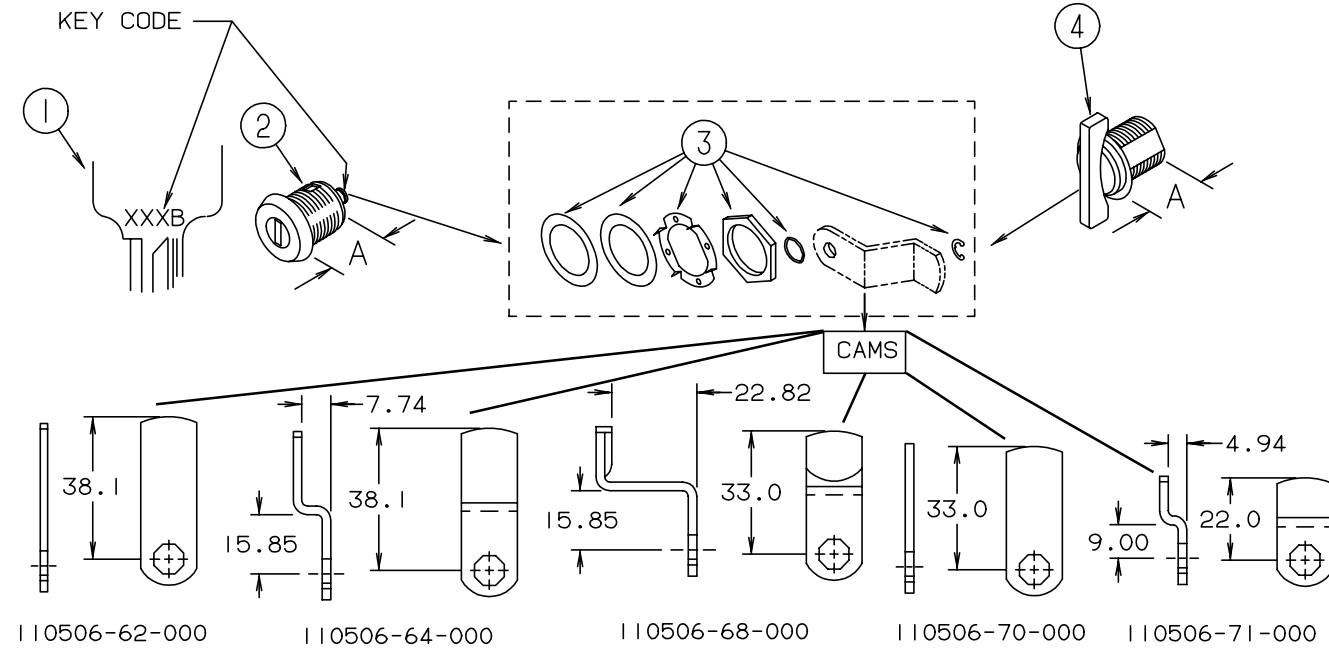


EXTERIOR DOOR COMPONENTS & HOLDERS

KEY	PART NUMBER	U/M	DESCRIPTION
1	102768-01-000	EA	HOLDER-COMPARTMENT/ENTRY DOOR, METAL - MILL FINISH
2	081801-02-000	EA	HINGE - 2" X 96", OFF WHITE
2	034007-40-000	EA	HINGE-PIANO, 1.5" X 96" - ALUMINUM - OFF WHITE
2	009065-01-000	EA	HINGE-PIANO, 1.5" X 96" - ALUMINUM - UNPAINTED
3	064075-07-000	FT	SEAL-BULB, W/WIRED U CHANNEL - .3" X .5" CHANNEL - BLACK
4	107997-51-001	EA	SPACER - .86" X .6", ALUMINUM
	081914-01-000	EA	BUMPER-RUBBER, ROUND - .43" DIAMETER - BLACK
	104692-01-000	FT	SEAL - 3/4" X 3/4", ADHESIVE BACK
	116424-01-000	EA	PROTECTOR-WATER HEATER LATCH - ATWOOD 92611

WINDOW, VENT & EXTERIOR DOOR GROUP (CONTINUED)

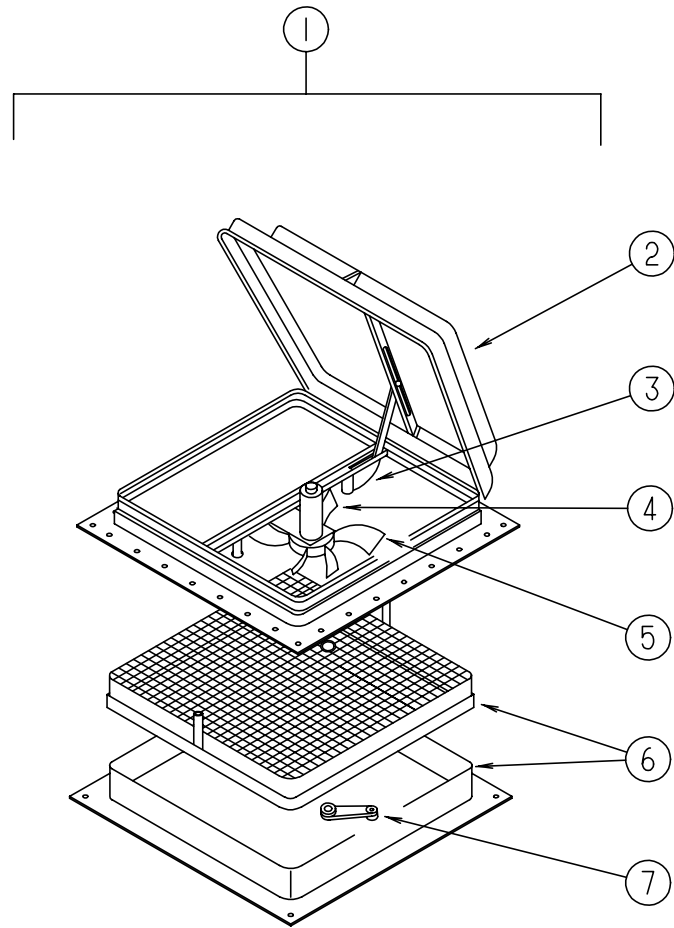
NOTE:
WHEN ORDERING THE LOCK CASE, THE KEY CODE MUST MATCH THE LAST DIGIT OF THE UNIT'S SERIAL NUMBER AND PART NUMBER; WHEN ORDERING THE KEYS, THE THIRD DIGIT OF THE KEY CODE MUST MATCH THE LAST DIGIT OF THE UNIT'S SERIAL NUMBER AND PART NUMBER.



BRIGGS & STRATTON LOCKS & COMPONENTS

KEY	PART NUMBER	U/M	DESCRIPTION
1	110506-59-000	EA	KEYS-SET OF 2, 596720 (SERIAL # ENDS IN 0)
2	110506-52-000	EA	CASE-LOCK, A=17MM 702370 (KEY CODE #0)
2	110506-53-000	EA	CASE-LOCK, A=25MM 702380 (KEY CODE #0)
1	110506-59-001	EA	KEYS-SET OF 2, 596721 (SERIAL # ENDS IN 1)
2	110506-52-001	EA	CASE-LOCK, A=17MM 702371 (KEY CODE #1)
2	110506-53-001	EA	CASE-LOCK, A=25MM 702381 (KEY CODE #1)
1	110506-59-002	EA	KEYS-SET OF 2, 596722 (SERIAL # ENDS IN 2)
2	110506-52-002	EA	CASE-LOCK, A=17MM 702372 (KEY CODE #2)
2	110506-53-002	EA	CASE-LOCK, A=25MM 702382 (KEY CODE #2)
1	110506-59-003	EA	KEYS-SET OF 2, 596723 (SERIAL # ENDS IN 3)
2	110506-52-003	EA	CASE-LOCK, A=17MM 702373 (KEY CODE #3)
2	110506-53-003	EA	CASE-LOCK, A=25MM 702383 (KEY CODE #3)
1	110506-59-004	EA	KEYS-SET OF 2, 596724 (SERIAL # ENDS IN 4)
2	110506-52-004	EA	CASE-LOCK, A=17MM 702374 (KEY CODE #4)
2	110506-53-004	EA	CASE-LOCK, A=25MM 702384 (KEY CODE #4)
1	110506-59-005	EA	KEYS-SET OF 2, 596725 (SERIAL # ENDS IN 5)
2	110506-52-005	EA	CASE-LOCK, A=17MM 702375 (KEY CODE #5)
2	110506-53-005	EA	CASE-LOCK, A=25MM 702385 (KEY CODE #5)
1	110506-59-006	EA	KEYS-SET OF 2, 596726 (SERIAL # ENDS IN 6)
2	110506-52-006	EA	CASE-LOCK, A=17MM 702376 (KEY CODE #6)
2	110506-53-006	EA	CASE-LOCK, A=25MM 702386 (KEY CODE #6)
1	110506-59-007	EA	KEYS-SET OF 2, 596727 (SERIAL # ENDS IN 7)
2	110506-52-007	EA	CASE-LOCK, A=17MM 702377 (KEY CODE #7)
2	110506-53-007	EA	CASE-LOCK, A=25MM 702387 (KEY CODE #7)
1	110506-59-008	EA	KEYS-SET OF 2, 596728 (SERIAL # ENDS IN 8)
2	110506-52-008	EA	CASE-LOCK, A=17MM 702378 (KEY CODE #8)
2	110506-53-008	EA	CASE-LOCK, A=25MM 702388 (KEY CODE #8)
1	110506-59-009	EA	KEYS-SET OF 2, 596729 (SERIAL # ENDS IN 9)
2	110506-52-009	EA	CASE-LOCK, A=17MM 702379 (KEY CODE #9)
2	110506-53-009	EA	CASE-LOCK, A=25MM 702389 (KEY CODE #9)
3	110506-40-700	EA	HARDWARE KIT-LOCK, W/GASKET, NUT, CLIP & WASHERS 59695DZ0AAL
	110506-59-700	EA	SET-KEYS W/RING, 0 - 9 (FOR DEALER USE ONLY. DO NOT RETAIL.)
	110506-59-701	EA	KEY BLANK
4	110506-50-000	EA	CASE-TWIST LOCK, A=17MM 596932
4	110506-51-000	EA	CASE-TWIST LOCK, A=25MM 596669

WINDOW, VENT & EXTERIOR DOOR GROUP (CONTINUED)



POWERED ROOF VENT - CANADA

KEY	PART NUMBER	U/M DESCRIPTION
1	110051-05-01A	EA VENT-ROOF, POWERED - 2" ROOF - CSA - JENSEN C7757 WHE
2	064470-01-700	EA COVER-ROOF VENT, JENSEN 7291
3	110051-01-702	EA LIFT ASM-VENT LID W/O CRANK, JENSEN RP-1000B
4	048648-01-000	EA MOTOR-ROOF VENT, 1/8 SHAFT - 12V
5	048649-01-000	EA FAN-ROOF VENT, 6 BLADES - 6"
6	110051-01-700	EA GARNISH W/SCREEN & FRAME - 2", JENSEN 29-800-02
7	110051-01-703	EA CRANK HANDLE-ROOF VENT, JENSEN RP-1031-B

WINDOW, VENT & EXTERIOR DOOR GROUP (CONTINUED)

POWERED ROOF VENT

KEY	PART NUMBER	U/M DESCRIPTION
	110051-03-01A	EA VENT-ROOF, POWERED - 2" ROOF - JENSEN 7757 WHE
	048648-01-000	EA MOTOR-ROOF VENT, 1/8 SHAFT - 12V - JENSEN
	048649-01-000	EA FAN-ROOF VENT, 6 BLADES - 6" - JENSEN
	064470-01-700	EA COVER-ROOF VENT, JENSEN 7291
	110051-01-700	EA GARNISH W/SCREEN & FRAME - 2", JENSEN 29-800-02
	110051-01-702	EA LIFT ASM-VENT LID W/O CRANK, JENSEN RP-1000B
	110051-01-703	EA CRANK, JENSEN RP-1031-B

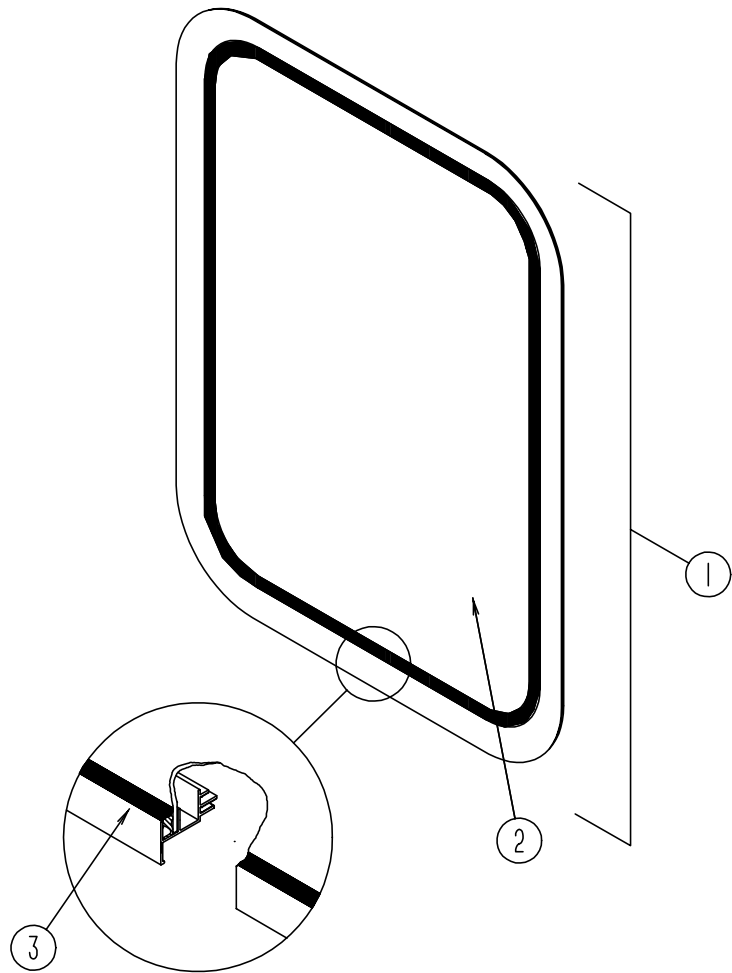
NONPOWERED ROOF VENT

KEY	PART NUMBER	U/M DESCRIPTION
	110051-01-01A	EA VENT-ROOF, NONPOWERED - 2" ROOF - JENSEN 7724 WHE
	064470-01-700	EA COVER-ROOF VENT, JENSEN 7291
	110051-01-700	EA GARNISH W/SCREEN & FRAME - 2", JENSEN 29-800-02
	110051-01-702	EA LIFT ASM-VENT LID W/O CRANK, JENSEN RP-1000B
	110051-01-703	EA CRANK, JENSEN RP-1031-B

VENTS, SHROUDS & ROOF COVERS

KEY	PART NUMBER	U/M DESCRIPTION
	083558-03-000	EA VENT-PLUMBING PIPE ROOF W/COVER - OFF WHITE
	084616-01-000	EA SHROUD-RANGE HOOD VENT, PLASTIC - OFF WHITE
	084878-09-000	EA VENT-RANGE HOOD, SHORT - LVS
	084073-03-000	EA COVER-ROOF VENT, REFRIGERATOR - OFF WHITE - NORCOLD
	084073-04-000	EA BASE-ROOF VENT, REFRIGERATOR - BLACK - NORCOLD
	105028-01-000	EA FLASHING ASM-VENT, REFRIGERATOR

WINDOW, VENT & EXTERIOR DOOR GROUP (CONTINUED)



ENTRANCE DOOR WINDOW

KEY	PART NUMBER	U/M DESCRIPTION
	067609-38-000	EA FRAME-WINDOW, INSIDE - ENTRY DOOR - OFF WHITE FROM: 00-00-00 THRU: 12-18-94
	117054-02-01A	EA FRAME-WINDOW, INSIDE - ENTRY DOOR - OFF WHITE FROM: 12-19-94 THRU: 99-99-99
1	079733-15-F04	EA WINDOW-PICTURE, W/O INSIDE FRAME FROM: 00-00-00 THRU: 12-18-94
1	117053-02-F36	EA WINDOW-PICTURE, W/O INSIDE FRAME FROM: 12-19-94 THRU: 99-99-99
2	002181-22-000	EA GLASS-PICTURE WINDOW, 687.4 MM X 449.4 MM FROM: 00-00-00 THRU: 12-18-94
2	002181-25-000	EA GLASS-PICTURE WINDOW, 655 MM X 417 MM FROM: 12-19-94 THRU: 99-99-99
3	087561-01-000	FT SEAL-GLASS, EXTERIOR - .5" WIDE - VINYL - BLACK

ENTRANCE DOOR WINDOW - THERMOPANE WINDOW OPTION

KEY	PART NUMBER	U/M DESCRIPTION
	113733-01-01A	EA WINDOW ASM-PICTURE, W/INSIDE FRAME - EXCEL DH416-G2W66
	113733-01-700	EA WINDOW-PICTURE, W/O INSIDE FRAME - EXCEL DH416-G2
	113733-01-701	EA FRAME-WINDOW, INSIDE - ENTRY DOOR - EXCEL W41666
	113733-01-702	EA GLASS-STATIONARY - EXCEL 390-019187

WINDOW, VENT & EXTERIOR DOOR GROUP (CONTINUED)

CAB WINDOW - DRIVER SIDE

KEY	PART NUMBER	U/M DESCRIPTION
	103658-09-01A	EA WINDOW-CAB, SINGLE SLIDER - W/INSIDE FRAME - EXCEL H405-A2B66L
	103658-09-702	EA FRAME-WINDOW, INSIDE - EXCEL H37366L & H37376L
	103658-09-701	EA WINDOW-SINGLE SLIDER, W/O INSIDE FRAME - EXCEL H405-A2L
	098644-01-700	EA LATCH-REPAIR KIT, EXCEL B801-CK
	100322-01-703	FT STRIP-GLAZING, BUTYL - EXCEL 132-010723
	098644-01-706	FT WEATHERSTRIP, EXCEL 171-010668
	098644-01-708	FT CHANNEL-PIERCED RUN, EXCEL 122-016543
	098644-01-710	FT TRACK-SCREEN SPACER, 12' LENGTH - EXCEL M401-31
	098644-01-711	FT WEATHERSTRIP-SCREEN BLACK - EXCEL 171-016965
	098644-01-713	EA SPRING-SCREEN FRAME (CLIP), PLASTIC - BLACK - EXCEL 226-016966
	098644-01-716	FT PLUG-FILLER, EXCEL 132-014470
	098644-01-717	FT SPLINE-SCREEN, EXCEL 132-004716
	103658-09-700	EA GLASS-STATIONARY - EXCEL 106-018971
	103658-09-704	EA GLASS-SLIDING, W/SASH & LATCH - EXCEL H405-A9L
	103658-09-705	EA SCREEN W/SPRING & WEATHERSTRIP - EXCEL410-018973L

CAB WINDOW - DRIVER SIDE - THERMOPANE WINDOW OPTION

KEY	PART NUMBER	U/M DESCRIPTION
	113501-03-01A	EA WINDOW-CAB, SINGLE SLIDER - W/INSIDE FRAME - EXCEL DH405-A2B66
	103658-09-702	EA FRAME-WINDOW, INSIDE - EXCEL H37366L & H37376L
	113501-03-700	EA WINDOW-SINGLE SLIDER, W/O INSIDE FRAME - EXCEL DH405-A2L
	113501-03-701	EA GLASS-STATIONARY - EXCEL 390-019397L
	113501-03-702	EA GLASS-SLIDING, W/SASH & LATCH - EXCEL DH405-A9L
	103658-09-705	EA SCREEN W/SPRING & WEATHERSTRIP - EXCEL 410-018973L

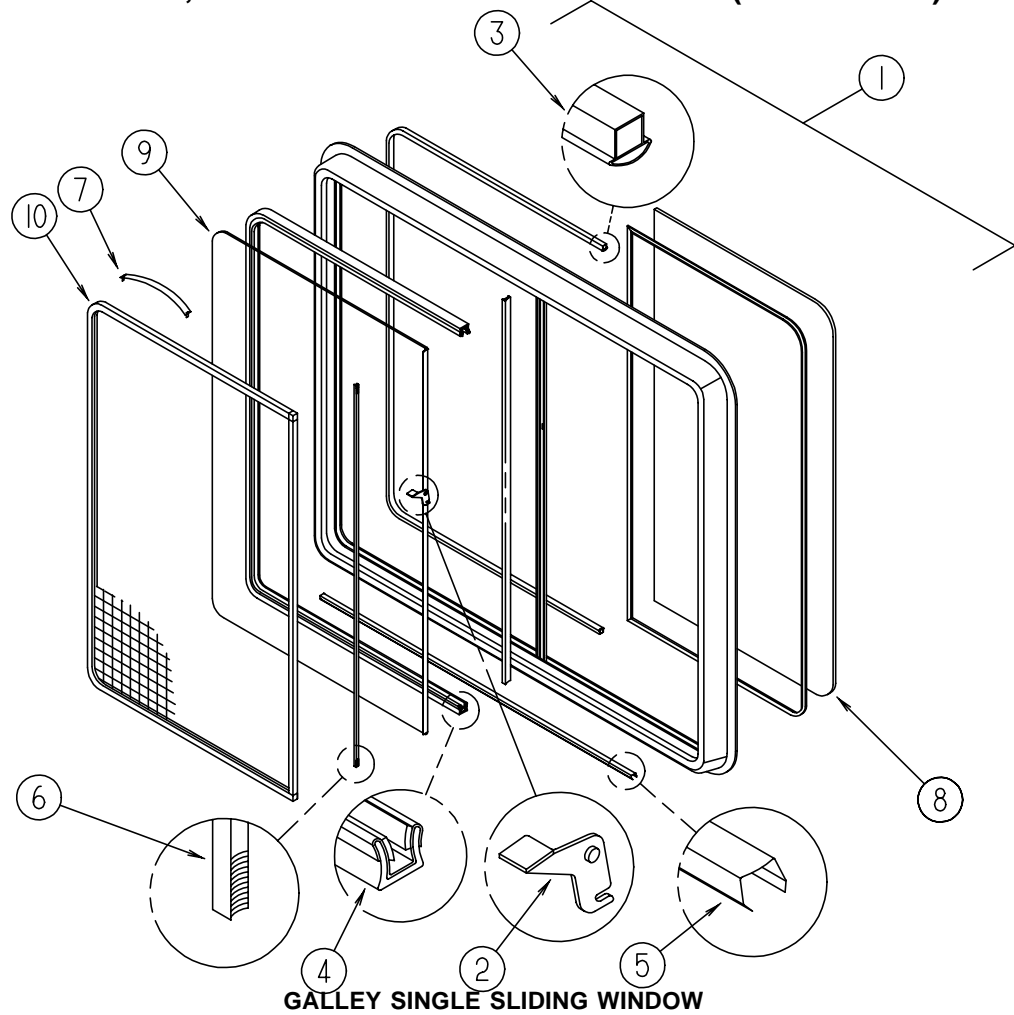
CAB WINDOW - PASSENGER SIDE

KEY	PART NUMBER	U/M DESCRIPTION
	103658-10-01A	EA WINDOW-CAB, SINGLE SLIDER - W/INSIDE FRAME - EXCEL H405-A2B66R
	098647-10-701	EA FRAME-WINDOW, INSIDE - EXCEL H37366R & H37376R
	103658-10-700	EA WINDOW-SINGLE SLIDER, W/O INSIDE FRAME - EXCEL H405-A2R
	098644-01-700	EA LATCH-REPAIR KIT, EXCEL B801-CK
	100322-01-703	FT STRIP-GLAZING, BUTYL - EXCEL 132-010723
	098644-01-706	FT WEATHERSTRIP, EXCEL 171-010668
	098644-01-708	FT CHANNEL-PIERCED RUN, EXCEL 122-016543
	098644-01-710	FT TRACK-SCREEN SPACER, 12' LENGTH - EXCEL M401-31
	098644-01-711	FT WEATHERSTRIP-SCREEN BLACK - EXCEL 171-016965
	098644-01-713	EA SPRING-SCREEN FRAME (CLIP), PLASTIC - BLACK - EXCEL 226-016966
	098644-01-716	FT PLUG-FILLER, EXCEL 132-014470
	098644-01-717	FT SPLINE-SCREEN, EXCEL 132-004716
	103658-09-700	EA GLASS-STATIONARY - EXCEL 106-018971
	103658-10-703	EA GLASS-SLIDING, W/SASH & LATCH - EXCEL H405-A9R
	103658-10-704	EA SCREEN W/SPRING & WEATHERSTRIP - EXCEL 410-018973R

CAB WINDOW - PASSENGER SIDE - THERMOPANE WINDOW OPTION

KEY	PART NUMBER	U/M DESCRIPTION
	113501-04-01A	EA WINDOW-CAB, SINGLE SLIDER - W/INSIDE FRAME - EXCEL DH405-A2B66
	103658-10-701	EA FRAME-WINDOW, INSIDE - EXCEL H37366R & H37376R
	113501-04-700	EA WINDOW-SINGLE SLIDER, W/O INSIDE FRAME - EXCEL DH405-A2R
	113501-04-701	EA GLASS-STATIONARY - EXCEL 390-019395R
	113501-04-702	EA GLASS-SLIDING, W/SASH & LATCH - EXCEL DH405-A9R
	103658-10-704	EA SCREEN W/SPRING & WEATHERSTRIP - EXCEL 410-018973R

WINDOW, VENT & EXTERIOR DOOR GROUP (CONTINUED)



GALLEY SINGLE SLIDING WINDOW

KEY	PART NUMBER	U/M DESCRIPTION
	098647-34-01A	EA WINDOW-HORIZONTAL SLIDER, W/INSIDE FRAME - EXCEL H425-G2W66L
	098647-33-701	EA FRAME-INSIDE, OFF WHITE - EXCEL CW2966
1	098647-34-700	EA WINDOW-HORIZONTAL SLIDER, W/O INSIDE FRAME - EXCEL H425-G2L
2	098644-01-700	EA LATCH-REPAIR KIT, EXCEL B801-CK
3	098644-01-706	FT WEATHERSTRIP, EXCEL 171-010668
4	098644-01-708	FT CHANNEL-PIERCED RUN, EXCEL 122-016543
5	098644-01-710	FT TRACK-SCREEN SPACER, 12' LENGTH - EXCEL M401-31
6	098644-01-711	FT WEATHERSTRIP-SCREEN BLACK - EXCEL 171-016965
7	098644-01-713	EA SPRING-SCREEN FRAME (CLIP), PLASTIC - BLACK - EXCEL 226-016966
	100322-01-703	FT STRIP-GLAZING, BUTYL - EXCEL 132-010723
	098644-01-716	FT PLUG-FILLER, EXCEL 132-014470
	098644-01-717	FT SPLINE-SCREEN, EXCEL 132-004716
8	098647-33-702	EA GLASS-STATIONARY - EXCEL 106-019297
9	098647-33-703	EA GLASS-SLIDING, W/SASH & LATCH - EXCEL H425-G9
10	098647-33-704	EA SCREEN W/SPRING & WEATHERSTRIP - EXCEL 410-019134

GALLEY SINGLE SLIDING WINDOW - THERMOPANE WINDOW OPTION

KEY	PART NUMBER	U/M DESCRIPTION
	112795-20-01A	EA WINDOW-SLIDING, W/INSIDE FRAME - EXCEL DC29-G2W66L
	098647-31-701	EA FRAME-INSIDE, OFF WHITE - EXCEL CW2966
	112795-20-700	EA WINDOW-HORIZONTAL SLIDER, W/O INSIDE FRAME - EXCEL DC29-G2L
	112795-01-700	EA LATCH ASM-BLACK - EXCEL DH287-CK
	112795-01-701	FT SLIDE-STOP - EXCEL 132-019092
	112795-01-702	FT FILLER PLUG - EXCEL 122-018737
	112795-01-703	FT RUN CHANNEL - EXCEL 122-018736
	112795-01-704	FT VINYL-GLAZING - EXCEL 132-018280
	112795-19-701	EA GLASS-STATIONARY - EXCEL 390-019134
	112795-19-702	EA GLASS-SLIDING, W/SASH & LATCH - EXCEL DC29-G9
	098647-31-704	EA SCREEN W/SPRING & WEATHERSTRIP - EXCEL 410-019128

WINDOW, VENT & EXTERIOR DOOR GROUP (CONTINUED)

BEDROOM DOUBLE TIPOUT WINDOW - PASSENGER SIDE

KEY	PART NUMBER	U/M DESCRIPTION
	113500-01-01A	EA WINDOW-DOUBLE TIPOUT, W/OFF WHITE INSIDE FRAME - EXCEL CH04-G2W59
	113500-01-701	EA WINDOW-DOUBLE TIPOUT, W/O INSIDE FRAME - EXCEL CH04-G2
	113500-01-702	EA FRAME-INSIDE, OFF WHITE - EXCEL CW0459
	100322-01-703	FT STRIP-GLAZING, BUTYL - EXCEL 132-010723
	098644-01-716	EA PLUG-FILLER, EXCEL 132-014470
	100322-01-701	FT SEAL-VENT, WINDOW - EXCEL 122-016071
	100322-01-702	FT WEATHERSTRIP-HORIZONTAL RAIL - EXCEL 132-015976
	100322-01-703	EA GLAZING STRIP-BUTYL, GLASS - EXCEL 132-010723
	100322-01-704	EA TAPE-BUTYL, WINDOW - EXCEL 154-016083
	100322-01-717	EA E-RING, WINDOW - EXCEL 245-015975
	100322-01-718	EA HANDLE-DIAL, WINDOW - EXCEL 410-016081
	112519-01-702	EA OPERATOR-VENT, EXCEL 410-016123
	113500-01-700	EA SCREEN W/SPRING & WEATHERSTRIP - EXCEL 410-016020
	113500-01-703	EA GLASS-TOP, STATIONARY - EXCEL 106-015970
	113500-01-704	EA GLASS-VENT, UPPER - EXCEL CH04-G7
	113500-01-705	EA GLASS-VENT, LOWER - EXCEL CH04-G9
	113500-01-706	EA OPERATOR & BAR ASSEMBLY - EXCEL CH04-18
	113500-01-707	EA SUPPORT-TORQUE BAR - EXCEL 132-015979
	113500-01-708	EA SUPPORT-TORQUE BAR - EXCEL 132-015978

BEDROOM HORIZONTAL SLIDER WINDOW - PASSENGER SIDE - THERMOPANE WINDOW OPTION

KEY	PART NUMBER	U/M DESCRIPTION
	112795-21-01A	EA WINDOW-HORIZONTAL SLIDER, W/OFF WHITE INSIDE FRAME EXCEL DC04-G2W66R
	098647-29-701	EA FRAME-INSIDE, OFF WHITE - EXCEL CW0466
	112795-21-700	EA WINDOW-HORIZONTAL SLIDER, W/O INSIDE FRAME - EXCEL DC04-G2R
	112795-01-700	EA LATCH ASM-BLACK - EXCEL DH287-CK
	112795-01-701	FT SLIDE-STOP - EXCEL 132-019092
	112795-01-702	FT FILLER PLUG - EXCEL 122-018737
	112795-01-703	FT RUN CHANNEL - EXCEL 122-018736
	112795-01-704	FT VINYL-GLAZING - EXCEL 132-018280
	112795-21-701	EA GLASS-STATIONARY - EXCEL 390-019132
	112795-21-702	EA GLASS-SLIDING, W/SASH & LATCH - EXCEL DC04-G9
	098647-29-704	EA SCREEN W/SPRING & WEATHERSTRIP - EXCEL 410-018864

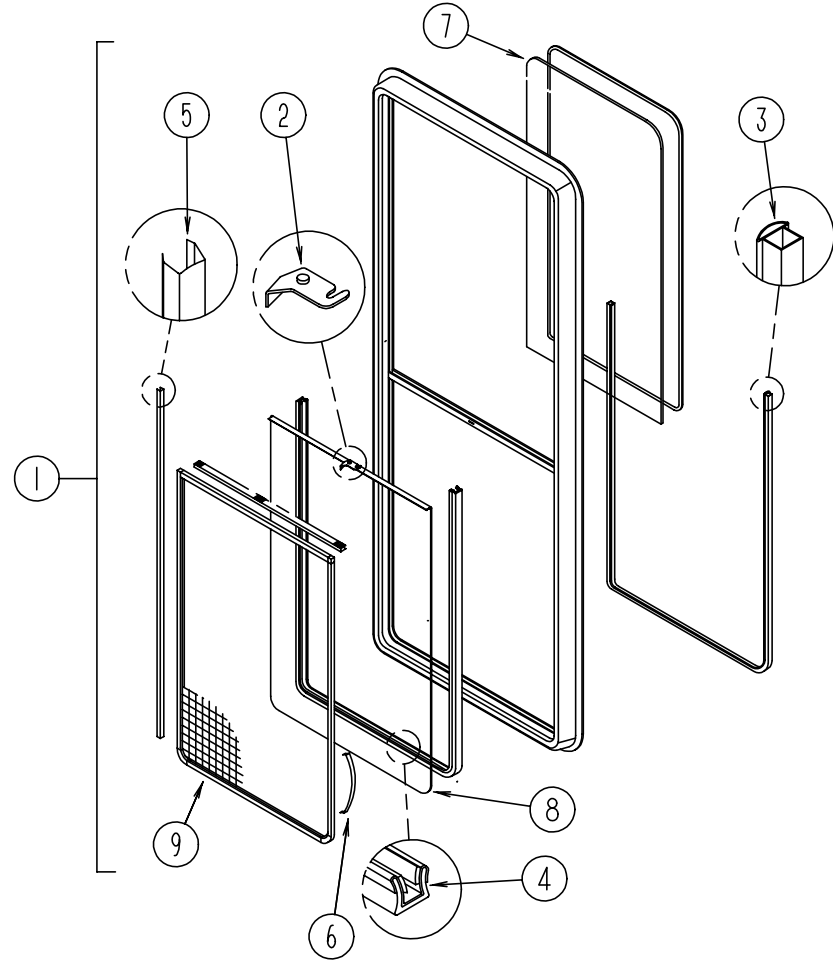
FRONT SLANT WINDOW - DRIVERS SIDE - DRIVER DOOR

KEY	PART NUMBER	U/M DESCRIPTION
	106468-02-01A	EA WINDOW-FRONT SLANT, W/INSIDE FRAME - EXCEL H383-A2B27L
	106468-02-701	EA FRAME-INSIDE - EXCEL H383-27L
	106468-02-700	EA WINDOW-FRONT SLANT, W/O INSIDE FRAME - EXCEL H383-A2L
	106468-02-702	EA GLASS-STATIONARY - EXCEL 106-018740

FRONT SLANT WINDOW - DRIVERS SIDE - DRIVER DOOR W/EUROPEAN WINDOW OPTION

KEY	PART NUMBER	U/M DESCRIPTION
	115999-03-01A	EA WINDOW-FRONT SLANT, W/INSIDE FRAME - EXCEL D383-EA2B27L
	106468-02-701	EA FRAME-INSIDE - EXCEL H383-27L
	115999-03-700	EA WINDOW-FRONT SLANT, W/O INSIDE FRAME - EXCEL DH383-A2L
	115999-03-701	EA GLASS-STATIONARY - EXCEL 390-019550

WINDOW, VENT & EXTERIOR DOOR GROUP (CONTINUED)



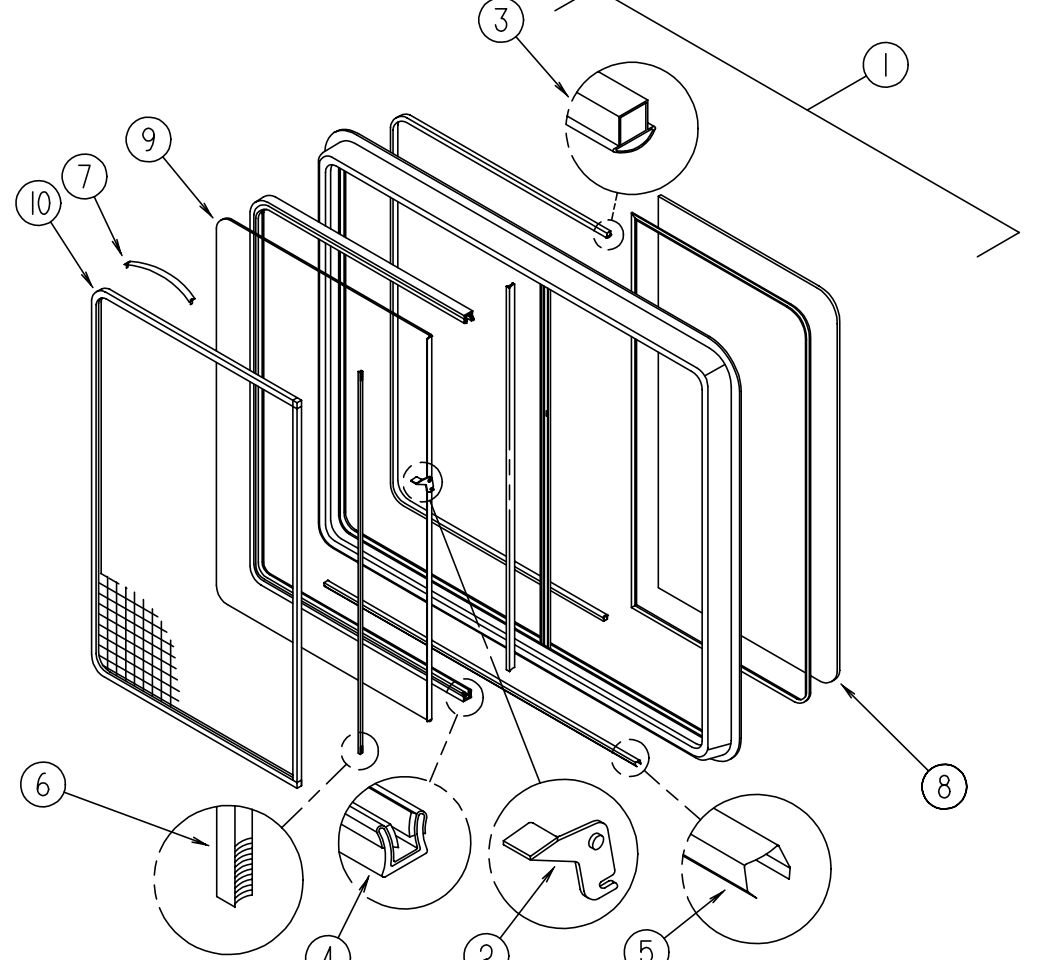
GALLEY WINDOW

KEY	PART NUMBER	U/M	DESCRIPTION
	098644-07-01A	EA	WINDOW-VERTICAL SLIDER, W/INSIDE FRAME - EXCEL H170-G2W66
	098644-07-701	EA	FRAME-WINDOW, INSIDE - OFF WHITE - EXCEL CW0266
1	098644-07-700	EA	WINDOW-VERTICAL SLIDER, W/O INSIDE FRAME - EXCEL H170-G2
2	098644-01-700	EA	LATCH-REPAIR KIT, EXCEL B801-CK
3	098644-01-706	FT	WEATHERSTRIP, EXCEL 171-010668
4	098644-01-708	FT	CHANNEL-PIERCED RUN, EXCEL 122-016543
5	098644-01-710	FT	TRACK-SCREEN SPACER, 12' LENGTH - EXCEL M401-31
	098644-01-711	FT	WEATHERSTRIP-SCREEN, BLACK - EXCEL 171-016965
6	098644-01-713	EA	SPRING-SCREEN FRAME (CLIP), PLASTIC - BLACK
	100322-01-703	FT	STRIP-GLAZING, BUTYL - EXCEL 132-010723
	098644-01-716	FT	PLUG-FILLER, EXCEL 132-014470
	098644-01-717	FT	SPLINE-SCREEN MFG, EXCEL 132-004716
7	098644-07-702	EA	GLASS-STATIONARY - EXCEL 106-015777
8	098644-07-703	EA	GLASS-SLIDING, W/SASH & LATCH - EXCEL H170-G9
9	098644-07-704	EA	SCREEN W/SPRING & WEATHERSTRIP - EXCEL 410-018863

GALLEY WINDOW - THERMOPANE WINDOW OPTION

KEY	PART NUMBER	U/M	DESCRIPTION
	112898-04-01A	EA	WINDOW-VERTICAL SLIDER, W/INSIDE FRAME - EXCEL DC02-G2W66
	098644-07-701	EA	FRAME-WINDOW, INSIDE - OFF WHITE - EXCEL CW0266
	112898-04-700	EA	WINDOW-VERTICAL SLIDER, W/O INSIDE FRAME - EXCEL DC02-G2
	112898-04-701	EA	GLASS-STATIONARY - EXCEL 390-019130
	112898-04-702	EA	GLASS-SLIDING, W/SASH & LATCH - EXCEL DC02-G9
	098644-07-704	EA	SCREEN W/SPRING & WEATHERSTRIP - EXCEL 410-018863

WINDOW, VENT & EXTERIOR DOOR GROUP (CONTINUED)



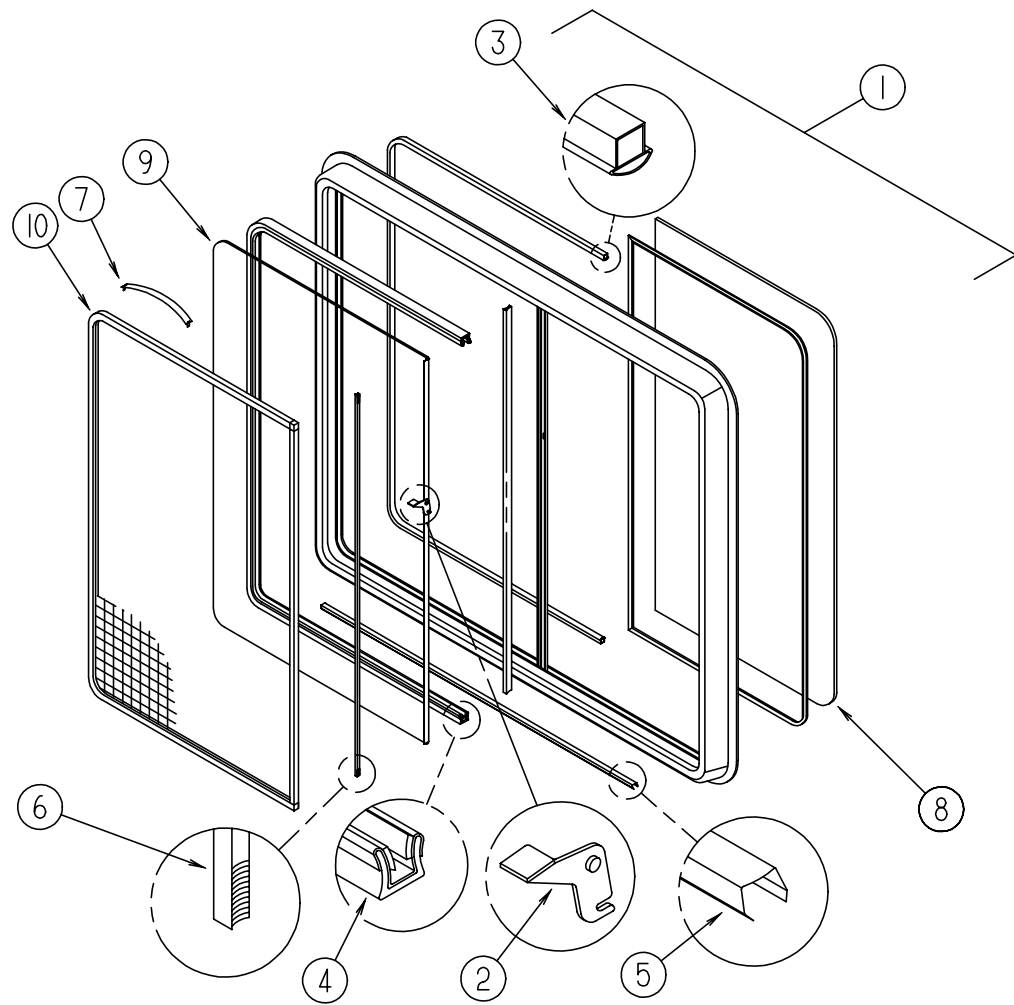
SWIVEL CHAIR SINGLE SLIDING WINDOW

KEY	PART NUMBER	U/M	DESCRIPTION
	098647-23-01A	EA	WINDOW-HORIZONTAL SLIDER, W/INSIDE FRAME - EXCEL H287-G2W66R
	098647-23-702	EA	FRAME-INSIDE, OFF WHITE - EXCEL W28766
1	098647-23-701	EA	WINDOW-HORIZONTAL SLIDER, W/O INSIDE FRAME - EXCEL H287-G2R
2	098644-01-700	EA	LATCH-REPAIR KIT, EXCEL B801-CK
3	098644-01-706	FT	WEATHERSTRIP, EXCEL 171-010668
4	098644-01-708	FT	CHANNEL-PIERCED RUN, EXCEL 122-016543
5	098644-01-710	FT	TRACK-SCREEN SPACER, 12' LENGTH - EXCEL M401-31
6	098644-01-711	FT	WEATHERSTRIP-SCREEN BLACK - EXCEL 171-016965
7	098644-01-713	EA	SPRING-SCREEN FRAME (CLIP), PLASTIC - BLACK - EXCEL 226-016966
	100322-01-703	FT	STRIP-GLAZING, BUTYL - EXCEL 132-010723
	098644-01-716	FT	PLUG-FILLER, EXCEL 132-014470
	098644-01-717	FT	SPLINE-SCREEN, EXCEL 132-004716
8	098647-23-703	EA	GLASS-STATIONARY - EXCEL 106-017622
9	098647-23-700	EA	GLASS-SLIDING, W/SASH & LATCH - EXCEL H287-G9
10	098647-23-704	EA	SCREEN W/SPRING & WEATHERSTRIP - EXCEL 410-019066

SWIVEL CHAIR SINGLE SLIDING WINDOW - THERMOPANE WINDOW OPTION

KEY	PART NUMBER	U/M	DESCRIPTION
	112795-16-01A	EA	WINDOW-HORIZONTAL SLIDER, W/INSIDE FRAME - EXCEL DH287-G2W66R
	098647-23-702	EA	FRAME-INSIDE, OFF WHITE - EXCEL W28766
	112795-16-700	EA	WINDOW-HORIZONTAL SLIDER, W/O INSIDE FRAME - EXCEL DH287-G2R
	112795-01-700	EA	LATCH ASM-BLACK - EXCEL DH287-CK
	112795-01-701	FT	SLIDE-STOP - EXCEL 132-019092
	112795-01-702	FT	FILLER PLUG - EXCEL 122-018737
	112795-01-703	FT	RUN CHANNEL - EXCEL 122-018736
	112795-01-704	FT	VINYL-GLAZING - EXCEL 132-018280
	112795-15-701	EA	GLASS-STATIONARY - EXCEL 390-019045
	112795-15-702	EA	GLASS-SLIDING, W/SASH & LATCH - EXCEL DH287-G9
	098647-23-704	EA	SCREEN W/SPRING & WEATHERSTRIP - EXCEL 410-019066

WINDOW, VENT & EXTERIOR DOOR GROUP (CONTINUED)



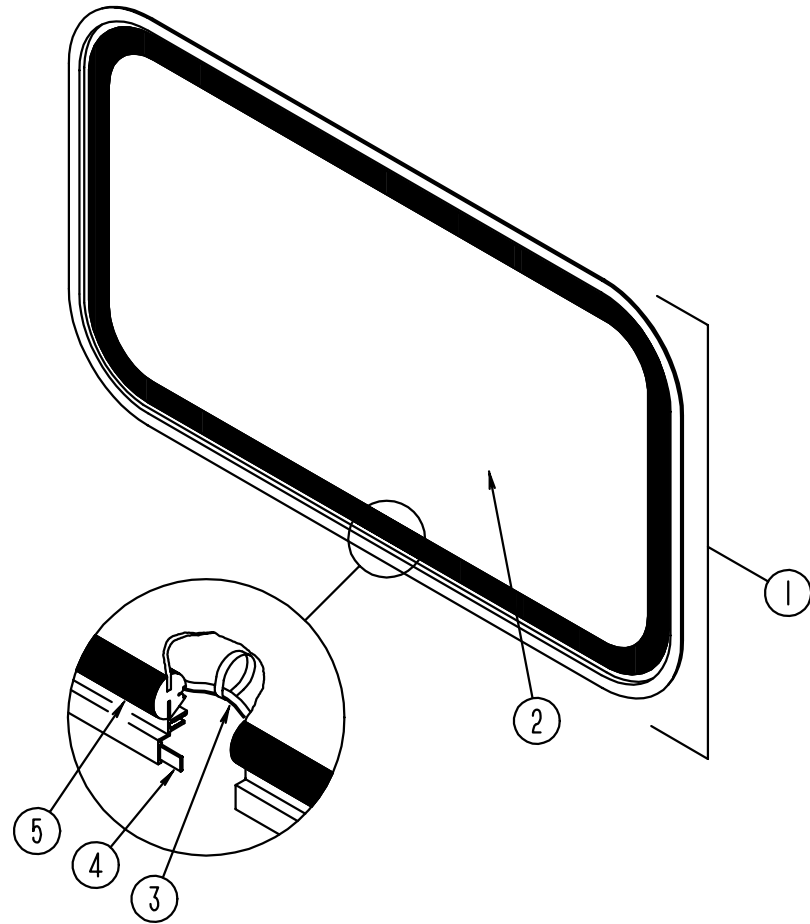
WINDOW, VENT & EXTERIOR DOOR GROUP (CONTINUED)
COUCH SINGLE SLIDING WINDOW - THERMOPANE WINDOW OPTION

KEY	PART NUMBER	U/M	DESCRIPTION
	112795-15-01A	EA	WINDOW-SLIDING, W/INSIDE FRAME - EXCEL DH287-G2W66L
	098647-23-702	EA	FRAME-INSIDE, OFF WHITE - EXCEL W28766
	112795-15-700	EA	WINDOW-HORIZONTAL SLIDER, W/O INSIDE FRAME - EXCEL DH287-G2L
	112795-01-700	EA	LATCH ASM-BLACK - EXCEL DH287-CK
	112795-01-701	FT	SLIDE-STOP - EXCEL 132-019092
	112795-01-702	FT	FILLER PLUG - EXCEL 122-018737
	112795-01-703	FT	RUN CHANNEL - EXCEL 122-018736
	112795-01-704	FT	VINYL-GLAZING - EXCEL 132-018280
	112795-15-701	EA	GLASS-STATIONARY - EXCEL 390-019045
	112795-15-702	EA	GLASS-SLIDING, W/SASH & LATCH - EXCEL DH287-G9
	098647-23-704	EA	SCREEN W/SPRING & WEATHERSTRIP - EXCEL 410-019066

COUCH SINGLE SLIDING WINDOW

KEY	PART NUMBER	U/M	DESCRIPTION
	098647-22-01A	EA	WINDOW-HORIZONTAL SLIDER, W/INSIDE FRAME - EXCEL H287-G2W66L
	098647-23-702	EA	FRAME-INSIDE, OFF WHITE - EXCEL W28766
1	098647-22-700	EA	WINDOW-HORIZONTAL SLIDER, W/O INSIDE FRAME - EXCEL H287-G2L
2	098644-01-700	EA	LATCH-REPAIR KIT, EXCEL B801-CK
3	098644-01-706	FT	WEATHERSTRIP, EXCEL 171-010668
4	098644-01-708	FT	CHANNEL-PIERCED RUN, EXCEL 122-016543
5	098644-01-710	FT	TRACK-SCREEN SPACER, 12' LENGTH - EXCEL M401-31
6	098644-01-711	FT	WEATHERSTRIP-SCREEN BLACK - EXCEL 171-016965
7	098644-01-713	EA	SPRING-SCREEN FRAME (CLIP), PLASTIC - BLACK - EXCEL 226-016966
	100322-01-703	FT	STRIP-GLAZING, BUTYL - EXCEL 132-010723
	098644-01-716	FT	PLUG-FILLER, EXCEL 132-014470
	098644-01-717	FT	SPLINE-SCREEN, EXCEL 132-004716
8	098647-23-703	EA	GLASS-STATIONARY - EXCEL 106-017622
9	098647-23-700	EA	GLASS-SLIDING, W/SASH & LATCH - EXCEL H287-G9
10	098647-23-704	EA	SCREEN W/SPRING & WEATHERSTRIP - EXCEL 410-019066

WINDOW, VENT & EXTERIOR DOOR GROUP (CONTINUED)



BACKWALL ESCAPE WINDOW

KEY	PART NUMBER	U/M DESCRIPTION
	074816-14-000	EA FRAME-WINDOW, INSIDE - ESCAPE - OFF WHITE FROM: 00-00-00 THRU: 09-04-94
	074816-11-000	EA FRAME-WINDOW, INSIDE - ESCAPE - OFF WHITE FROM: 09-05-94 THRU: 99-99-99
1	078528-12-FB1	EA WINDOW-ESCAPE, BACKWALL - W/O INSIDE FRAME FROM: 00-00-00 THRU: 09-04-94
1	078528-06-E10	EA WINDOW-ESCAPE, BACKWALL - W/O INSIDE FRAME FROM: 09-05-94 THRU: 99-99-99
2	076337-17-000	EA GLASS-WINDOW, 589 MM X 830 MM FROM: 00-00-00 THRU: 09-04-94
2	076337-12-000	EA GLASS-WINDOW, 1157 MM X 548 MM FROM: 09-05-94 THRU: 99-99-99
3	002285-01-000	FT FILLER-WEATHER STRIP, RUBBER - BLACK
	077066-01-702	EA TAPE ASM-ESCAPE WINDOW, RED
4	069640-10-000	FT SEALER-RIBBON, 1/32" X 1 1/2" INCREMENTS OF 90'
5	002282-12-000	EA WEATHERSTRIP-WINDOW, .125" X 108.75" - VULCANIZED - BLACK FROM: 00-00-00 THRU: 09-04-94
5	002282-09-000	EA WEATHERSTRIP-WINDOW, .125" X 130.53" - VULCANIZED - BLACK FROM: 09-05-94 THRU: 99-99-99

WINDOW, VENT & EXTERIOR DOOR GROUP (CONTINUED)

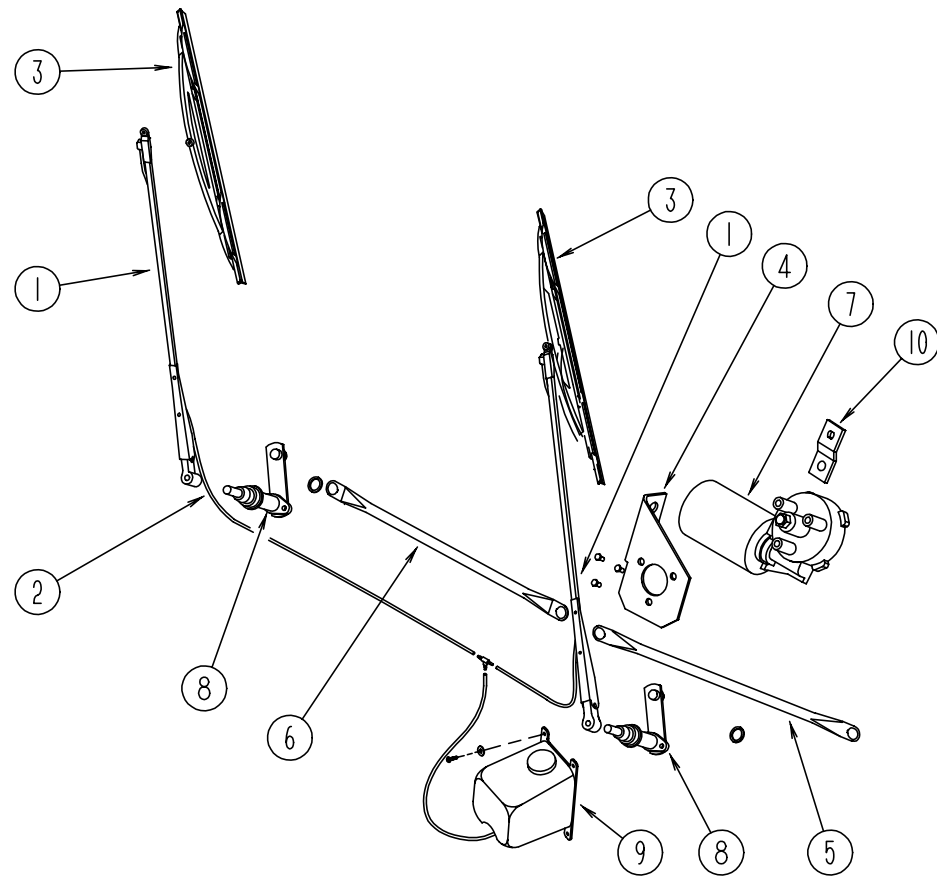
BACKWALL ESCAPE WINDOW - THERMOPANE WINDOW OPTION

KEY	PART NUMBER	U/M DESCRIPTION
	113502-01-01A	EA WINDOW-ESCAPE, BACKWALL - W/INSIDE FRAME - EXCEL DH153-G2W60
	113502-06-700	EA WINDOW-ESCAPE, BACKWALL - W/O INSIDE FRAME - EXCEL DH153-G2
	113502-06-701	EA FRAME-WINDOW, INSIDE - ESCAPE - OFF WHITE - EXCEL W09680
	113502-06-702	EA GLASS-ESCAPE WINDOW, STATIONARY(RT & LT) - EXCEL 390-019083
	113502-06-703	EA GLASS-ESCAPE WINDOW, STATIONARY(CENTER) - EXCEL 390-019084
	112898-06-704	EA LOCK-HANDLE, CAM - RED - RH - EXCEL182-11293
	112898-06-705	EA LOCK-HANDLE, CAM - RED - LH - EXCEL182-11294

BACKWALL ESCAPE WINDOW - EUROPEAN WINDOW OPTION

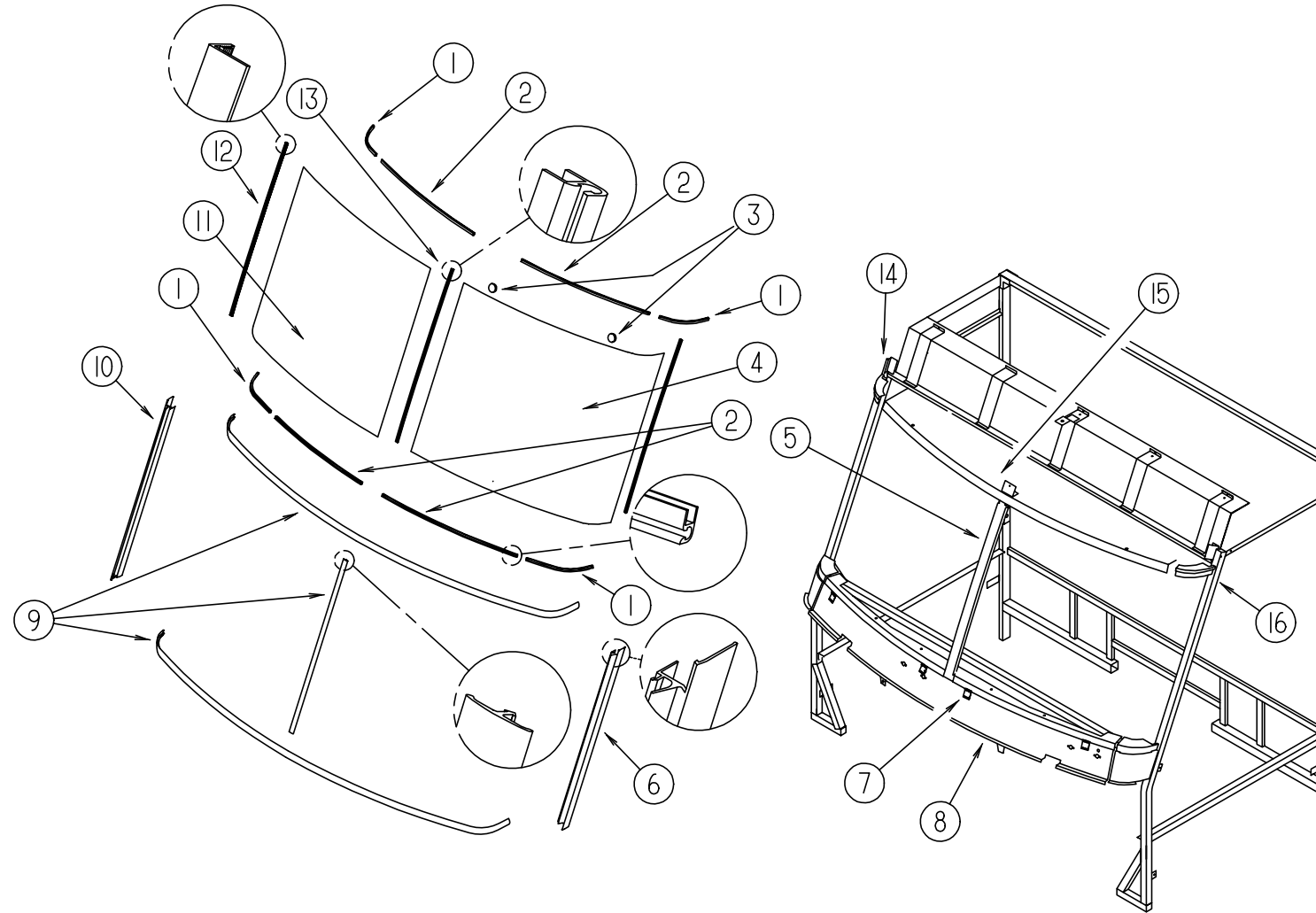
KEY	PART NUMBER	U/M DESCRIPTION
	113502-06-01A	EA WINDOW-ESCAPE, BACKWALL - W/INSIDE FRAME - EXCEL DH153-EG2W6
	113502-06-700	EA WINDOW-ESCAPE, BACKWALL - W/O INSIDE FRAME - EXCEL DH153-G2
	113502-06-701	EA FRAME-WINDOW, INSIDE - ESCAPE - OFF WHITE - EXCEL W09680
	113502-06-702	EA GLASS-ESCAPE WINDOW, STATIONARY(RT & LT) - EXCEL 390-019083
	113502-06-703	EA GLASS-ESCAPE WINDOW, STATIONARY(CENTER) - EXCEL 390-019084

WINDSHIELD & WIPER GROUP
WIPER COMPONENTS



KEY	PART NUMBER	U/M DESCRIPTION
1	103671-01-000	EA ARM-WIPER, PANTOGRAPH - 24"
	096931-01-700	FT HOSE-WIPER, TO BLADE
	096931-01-701	EA NOZZLE-HARDWARE KIT, INCLUDES NOZZEL, NUT, SHORT THREAD SCREW, LONG THREAD SCREW, AND PLASTIC CAP
2	045794-01-000	FT HOSE-WASHER, WINDSHIELD - 5/32" ID - BLACK
3	095964-01-000	EA BLADE-WIPER, 24"
	095964-01-700	EA REFILL-WIPER BLADE, 24" - PAIR
4	104549-01-000	EA BRACKET ASSEMBLY-WIPER MOTOR
5	103672-01-000	EA LINK ASM - CONNECTING - DRIVERS SIDE
		FROM: 00-00-00 THRU: 01-23-95
5	117008-01-000	EA LINK ASM - CONNECTING - DRIVERS SIDE
		FROM: 01-24-95 THRU: 99-99-99
6	103672-02-000	EA LINK ASM - CONNECTING - PASSENGERS SIDE
		FROM: 00-00-00 THRU: 01-23-95
6	117008-02-000	EA LINK ASM - CONNECTING - PASSENGERS SIDE
		FROM: 01-24-95 THRU: 99-99-99
7	104346-02-000	EA MOTOR-WIPER, CHEVY CHASSIS
	110178-01-000	EA HOUSING-WIPER MOTOR - UT6237440-EC25WJ
8	096505-05-000	EA PIVOT & SHAFT ASM-WIPER, PASSENGER WINDSHIELD
	096505-06-000	EA PIVOT & SHAFT ASM-WIPER, DRIVER WINDSHIELD
8	096526-01-000	EA SCREW-HEX, 1/4 - 28 UNF - 19018-23-SC27WC
		FROM: 00-00-00 THRU: 01-23-95
8	117322-01-000	EA SCREW-HEX, 1/4 - 28 UNF-2A - TORX - U.T. 6270020 SC25WJ
		FROM: 01-24-95 THRU: 99-99-99
9	056000-04-000	EA WASHER-WINDSHIELD, BOTTLE & PUMP - MCCORD 600328
		FROM: 00-00-00 THRU: 04-02-95
9	117766-02-000	EA WASHER-WINDSHIELD, BOTTLE & PUMP - MCCORD 600328
		FROM: 04-03-95 THRU: 99-99-99
9	110605-01-000	EA TEE-BARBED, 1/8 X 1/8 X 3/16 - BAYLOCK 3799721
		FROM: 04-03-95 THRU: 99-99-99
9	117765-01-000	EA CONNECTOR - 5/32 - 1/4 - 3/8 - DANA/WEATHERHEAD 1901
		FROM: 04-03-95 THRU: 99-99-99
10	104347-01-000	EA ARM-DRIVE, WIPER MOTOR - 1.54"
	061603-01-000	EA GROMMET-SNAP, 3/16 ID - 3/8 HOLE - PLASTIC - BLACK
	067188-01-000	EA STUD-CRANK, WIPER
	110742-01-000	EA GASKET-WIPER

WINDSHIELD & WIPER GROUP (CONTINUED)
WINDSHIELD MOLDINGS & GLASS



KEY	PART NUMBER	U/M DESCRIPTION
1	110268-01-000	EA CARRIER - REVEAL - 50.4" WINDSHIELD
2	110268-01-000	EA CARRIER - REVEAL - 50.4" WINDSHIELD
3	081914-01-000	EA BUMPER - RUBBER - ROUND - .43" DIAMETER - BLACK
4	088793-04-000	EA GLASS-WINDSHIELD, DRIVER
4	088793-06-000	EA GLASS-WINDSHIELD, DRIVER - EUROPEAN WINDOW OPTION
5	075710-03-000	EA FRAME-WINDSHIELD, CENTER DIVIDER - INNER
6	103107-02-01A	EA TRIM-WINDSHIELD, DRIVER SIDE - BLACK
7	104449-01-000	EA BRACKET - WINDSHIELD SUPPORT
8	077847-02-000	EA SUPPORT - WINDSHIELD - LOWER - W/O BRACKETS

KEY	PART NUMBER	U/M DESCRIPTION
9	102936-01-000	FT MOLDING - REVEAL - WINDSHIELD
10	103107-01-01A	EA TRIM - WINDSHIELD - PASSENGER SIDE - BLACK
11	088793-03-000	EA GLASS-WINDSHIELD, PASSENGER
11	088793-05-000	EA GLASS-WINDSHIELD, PASSENGER - EUROPEAN WINDOW OPTION
12	098788-06-000	EA CHANNEL - 49" PVC, DRIVER OR PASSENGER SIDE
13	110268-01-000	EA CARRIER - REVEAL - 50.4" WINDSHIELD
14	077922-03-000	EA HEADER WINDSHIELD END - PASSENGER SIDE
15	077922-05-000	EA HEADER WINDSHIELD - CENTER
16	077922-04-000	EA HEADER WINDSHIELD END - DRIVER SIDE
	002328-02-000	EA BLOCK-WINDSHIELD, .062" X .5" X .98"