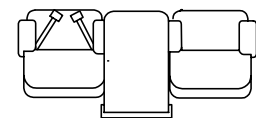
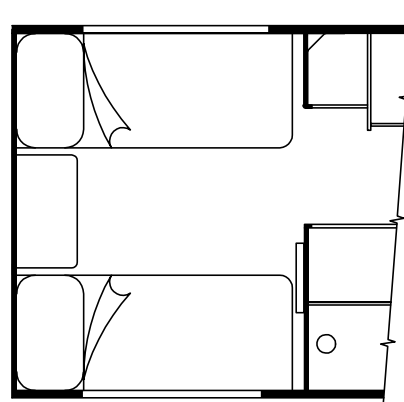
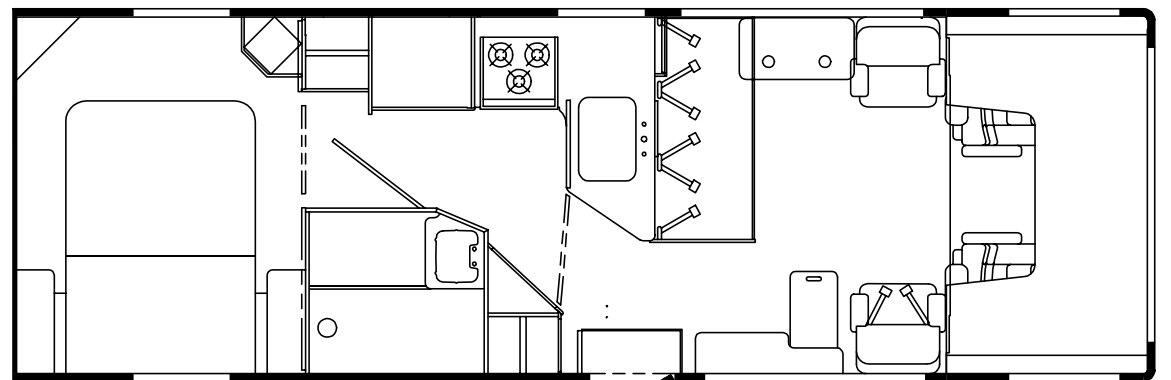
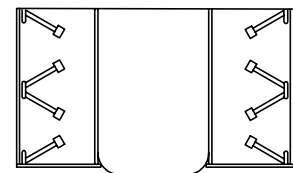



1995
WF429WU DL

F08

F09



ACCESSORIES GROUP

OPERATORS MANUAL

KEY	PART NUMBER	U/M	DESCRIPTION
	054185-C3-000	EA	MANUAL-OPERATOR - 95 MINNIE - 400 SERIES
	092318-01-000	EA	BINDER - 3 RING - MOTOR HOME MANUAL
	092319-01-000	EA	PAGE-POCKET - 3 RING BINDER - PLASTIC
	114284-01-000	DW	TOP LEVEL DRAWING - 1995 C-BODY

AUDIO VIDEO GROUP

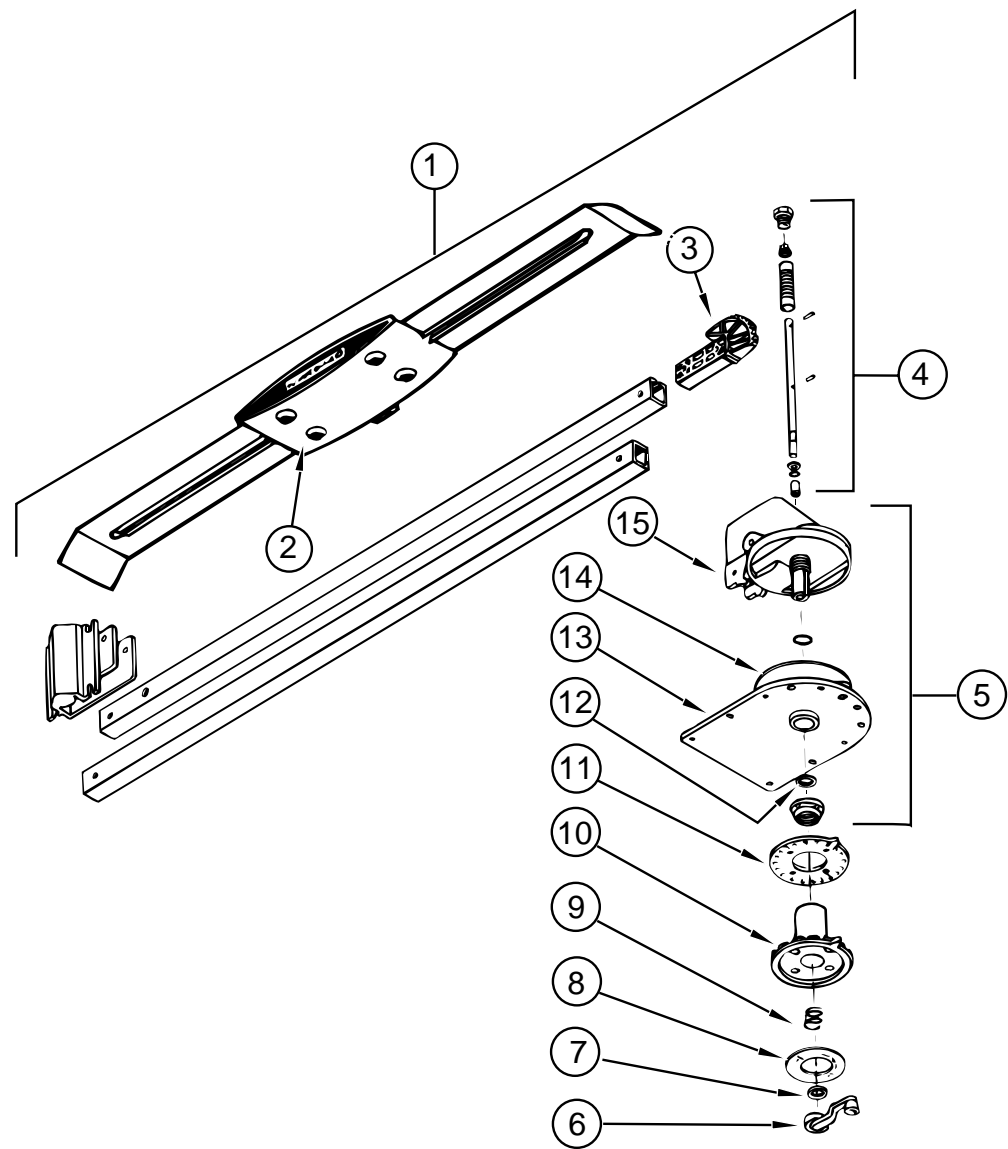
RADIO SYSTEM & ANTENNA

KEY	PART NUMBER	U/M	DESCRIPTION
	111177-01-01A	EA	GRILLE-SPEAKER-OVAL 5" X 7" GRAY - MAGNADYNE SB68
	087683-02-000	EA	RADIO-AM/FM STEREO CASSETTE - AUDIOVOX P-1A FROM: 00-00-00 THRU: 07-17-94
	087683-03-000	EA	RADIO-AM/FM STEREO CASSETTE - AUDIOVOX RS-100 FROM: 07-18-94 THRU: 99-99-99
	090944-01-000	EA	ANTENNA-RADIO - 16" RUBBER
	077069-02-000	EA	CABLE-ANTENNA - RADIO - EXTENSION 96" - ARA 6700667
	108137-01-000	EA	PLUG-ANTENNA HOLE - WARD PRODUCTS
	108847-01-000	EA	BRACKET-ANTENNA GROUND
	109889-01-000	EA	ANTENNA-SHAFT EXTENDER 1" - MAGNADYNE RV71EX1
	110469-01-000	EA	SPEAKER-4" X 6" OVAL - COAXIAL - MAGNADYNE F46XB-12
	110470-01-01A	EA	GRILLE-SPEAKER - OVAL 4" X 6" - BLACK - MAGNADYNE G46WI

TV & VCR SYSTEMS

KEY	PART NUMBER	U/M	DESCRIPTION
	113684-01-000	EA	TV-19" COLOR - UL AND CSA - AUDIOVOX AVT-1975
	113684-01-700	EA	REMOTE - AUDIOVOX 0822345
	098446-06-000	EA	VCR-VHS - CABLE READY - REMOTE - MAGNAVOX VR9210 FROM: 00-00-00 THRU: 10-02-94
	098446-06-700	EA	REMOTE FOR MODEL 9210
	098446-07-000	EA	VCR-VHS - CABLE READY - REMOTE - MAGNAVOX VR9320 FROM: 10-03-94 THRU: 99-99-99
	098446-06-700	EA	REMOTE FOR MODEL 9320
	076319-06-000	EA	ADAPTER-CABLE ROOF PLATE - WINEGARD RPJ-1
	082134-01-000	EA	ADAPTER-TV - CABLE TO CABLE - WINEGARD F-81M
	082136-01-000	EA	NUT-HEX JAM 3/8-32 - WINEGARD
	076319-08-000	EA	WALLPLATE-CABLE RECEPTACLE - TV - SINGLE - IVORY
	086777-02-000	EA	WALLPLATE-TV CABLE - W/ANTENNA SWITCH - BROWN
	086777-06-000	EA	WALLPLATE-TV CABLE - 1 OUTPUT - BROWN - WINEGARD RV-0931
	086756-01-000	EA	SPLITTER-TV - 2 WAY
	086757-03-000	EA	CONTROL CENTER-SWITCH - VCR/TV - MAGNADYNE VCS-6

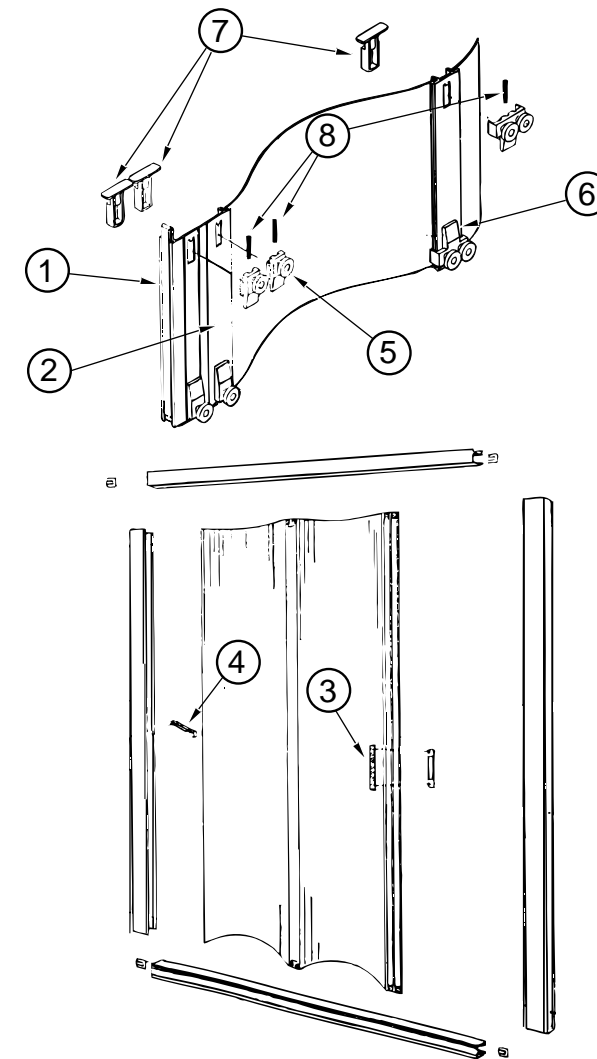
AUDIO VIDEO GROUP (CONTINUED)



TV ANTENNA

KEY	PART NUMBER	U/M	DESCRIPTION
1	076319-01-000	EA	ANTENNA-TV - ROOF MOUNT - 44.5" MAST - RVA W02
2	076319-01-700	EA	HEAD-ANTENNA - AMPLIFIED - WINEGARD# RVSA U/V
3	076319-01-701	EA	GEAR-ELEVATING - PLASTIC - WINEGARD# 2200046
4	076319-01-702	EA	SHAFT ASM-ELEVATING - WINEGARD# RVP-400A
5	076319-01-711	EA	BASE & LIFT ASM - WINEGARD# 2762802
6	076319-01-706	EA	CRANK-ELEVATING - W/SET SCREW - WINEGARD# 5755100
7	076319-01-705	EA	GROMMET-NYLON - 7/8" ID - WINEGARD# 3200658
8	076319-01-708	EA	DECAL- CRANK - WINEGARD # 5413002
9	076319-01-707	EA	SPRING-HANDLE - WINEGARD# 5160800
10	076319-01-709	EA	PLATE-DIRECTIONAL - FOR HEAD - WINEGARD #3200644
11	076319-01-712	EA	PLATE-CEILING - WINEGARD# 3200608
12	076319-01-704	EA	BEARING-NYLON - 1.25"OD - WINEGARD# 3200657
13	076319-01-713	EA	BASE PLATE - WINEGARD# 3100523
14	076319-01-703	EA	BEARING-NYLON - .5" OD - WINEGARD# 3200656
15	076319-01-714	EA	HOUSING - ROTATING GEAR - WINEGARD# 2200049
	076319-03-000	FT	CABLE-COAXIAL - 75 OHM
	076319-12-000	EA	CONNECTOR-COAXIAL- ONE PIECE

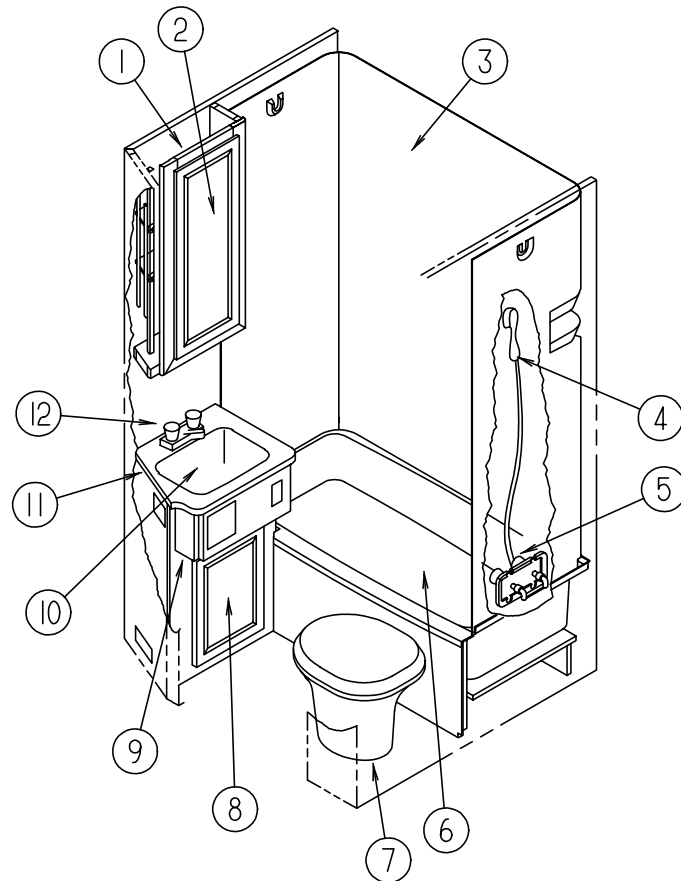
BATH GROUP



SHOWER DOOR

KEY	PART NUMBER	U/M	DESCRIPTION
	108351-05-01A	EA	DOOR-SHOWER - FOLDING - 29.41" X 61" - COASTAL WINN
1	092574-01-705	EA	MAGNETIC STRIP - COASTAL 56-7/8"
2	108351-01-700	EA	DOOR STRIKE ASM
3	108351-01-701	EA	DOOR HANDLES (SET)
4	108351-01-702	EA	DOOR LATCH
5	108351-01-703	EA	BRACKET W/SINGLE ROLLER
6	108351-01-704	EA	BRACKET W/DOUBLE ROLLER
7	108351-01-705	EA	BRACKET-ROLLER W/RETAIN CLIP
8	108351-01-706	EA	SPRING FOR ROLLER BRACKET

BATH GROUP (CONTINUED)



BATHROOM CABINETS & FIXTURES

KEY	PART NUMBER	U/M DESCRIPTION
1	114744-01-F08	EA CABINET ASM-MEDICINE
2	M06803-E1-F08	EA DOOR-CABINET - MIRRORED - W/O HARDWARE - 305 X 740 MM
	058331-76-000	EA MIRROR-GLASS - SAFETY - 222 X 657MM
3	110541-02-01A	EA SURROUND-SHOWER/TUB
	102075-10-01A	EA ROD-CURTAIN - SHOWER - OFF WHITE
4	103092-01-000	EA HEAD-SHOWER - W/60" HOSE
4	103092-02-000	EA HEAD-SHOWER - W/60" HOSE (CANADIAN)
	103092-01-700	EA BRACKET-SHOWER HEAD
	103092-01-701	EA BRACKET ONLY(BONE)F/SHOW HEAD 2328029
5	075606-01-000	EA PANEL-FAUCET BACK - SHOWER - 5" X 9" - PLASTIC
5	075242-04-000	EA FAUCET-SHOWER - BONE
6	M02630-26-F01	EA SHOWER PAN ASM
	066729-01-000	EA STRAINER-TUB/SHOWER, W/PLUG
	069735-01-000	EA WASHER-STRAINER TO TAILPIECE - PLASTIC - 1.5"
	011069-02-000	EA TAILPIECE-TUB/SHOWER - 1 1/2" X 1 1/4" X 4" - BRASS
	057671-01-000	EA COVER-SCREW - #8 - PLASTIC - OFF WHITE
7	063740-01-000	EA TOILET-HIGH - HAND FLUSH - THETFORD 150120
	063740-01-700	EA LEVER-WATER - THETFORD 12514
	063740-01-701	EA LEVER-FLUSH - THETFORD 12515
	063740-01-706	EA BOLT PACKAGE-CLOSET - THETFORD 12524
	063740-01-710	EA LINK - THETFORD 12513
	063740-01-711	EA SPRING-RETURN LEVER - THETFORD 12523
	063740-01-713	EA SEAL-BALL VALVE TO BOWL - THETFORD 12502
	063740-01-714	EA VALVE ASM-WATER - THETFORD 12492
	063740-01-716	EA SEAT & COVER - IVORY - THETFORD 15017
	063740-02-700	EA SEAT & COVER - PARCHMENT - THETFORD 20829
	063740-01-717	EA TUBE-FLUSH - TOILET - THETFORD 12509

BATH GROUP (CONTINUED)

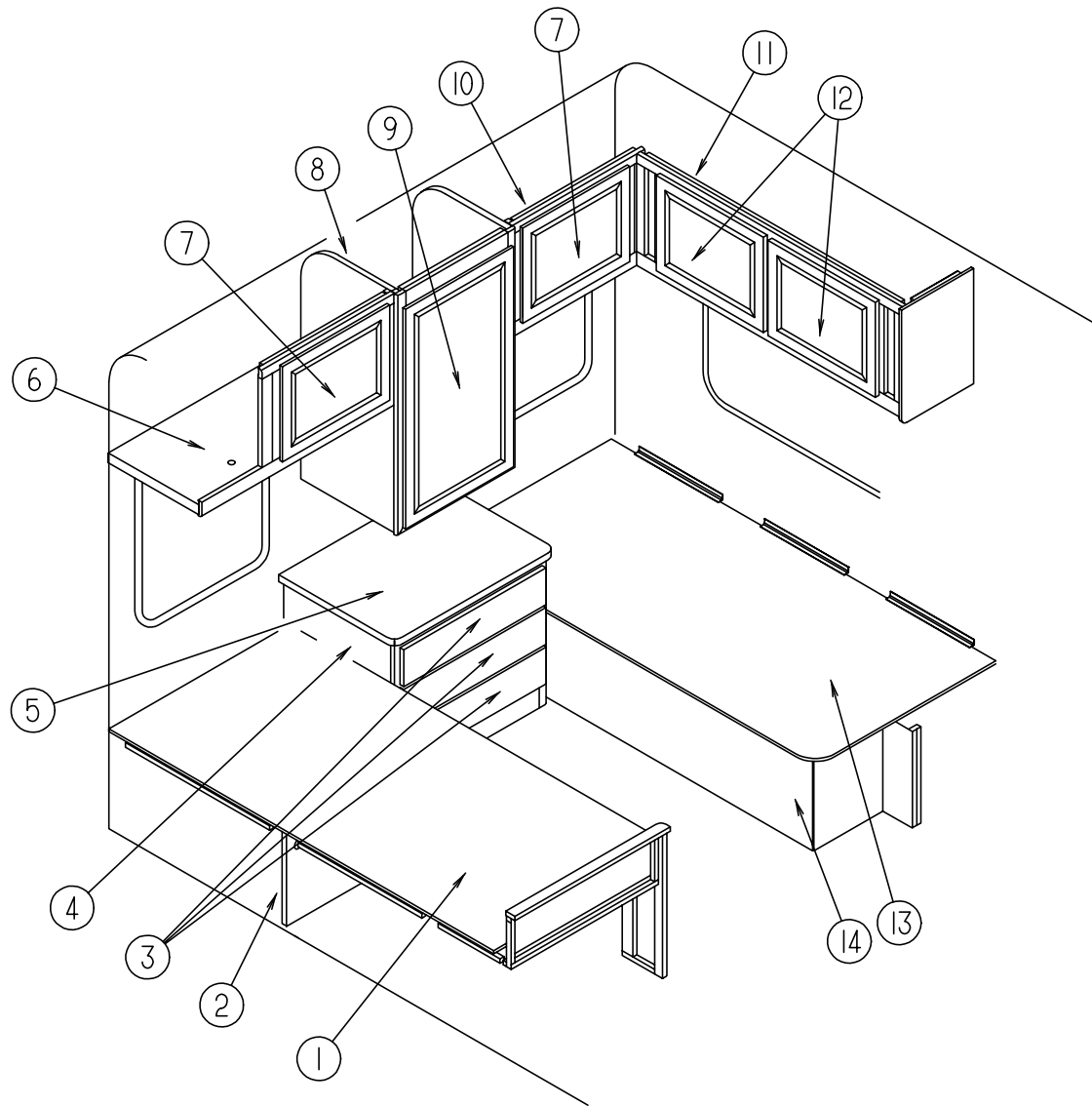
BATHROOM CABINETS & FIXTURES (CONTINUED)

KEY	PART NUMBER	U/M DESCRIPTION
8	M06803-E2-F08	EA DOOR-CABINET - W/O HARDWARE - 325 X 450 MM
9	P14489-02-F08	EA CABINET ASM-LAVATORY
9	P14489-02-F09	EA CABINET ASM-LAVATORY
10	096927-01-01A	EA SINK-LAVATORY - RECTANGULAR - PLASTIC - BONE
	096927-01-700	EA SINK-STOPPER
	096927-01-701	EA TAILPIECE-SINK
11	114489-14-F08	EA COUNTERTOP ASM
11	114489-14-F09	EA COUNTERTOP ASM
12	075240-06-000	EA FAUCET-LAVATORY - BONE
	091253-01-000	EA GASKET-FAUCET - LAVATORY/GALLEY
	085278-01-000	EA HOLDER-TOILET PAPER - RECESSED - BRASS

SKYLIGHT

KEY	PART NUMBER	U/M DESCRIPTION
	114495-01-01A	EA PANEL-SKYLITE - INNER - OFF WHITE
	114496-01-01A	EA PANEL-SKYLITE - OUTER - OFF WHITE
	080508-01-000	EA PANEL-SKYLITE - INNER - 23.25' X 20.3" - BRIGHT WHITE
	080507-01-000	EA PANEL-SKYLITE - OUTER - 23.25' X 20.3" - BRIGHT WHITE

BEDROOM GROUP



TWIN BEDROOM & FOLDING DOOR

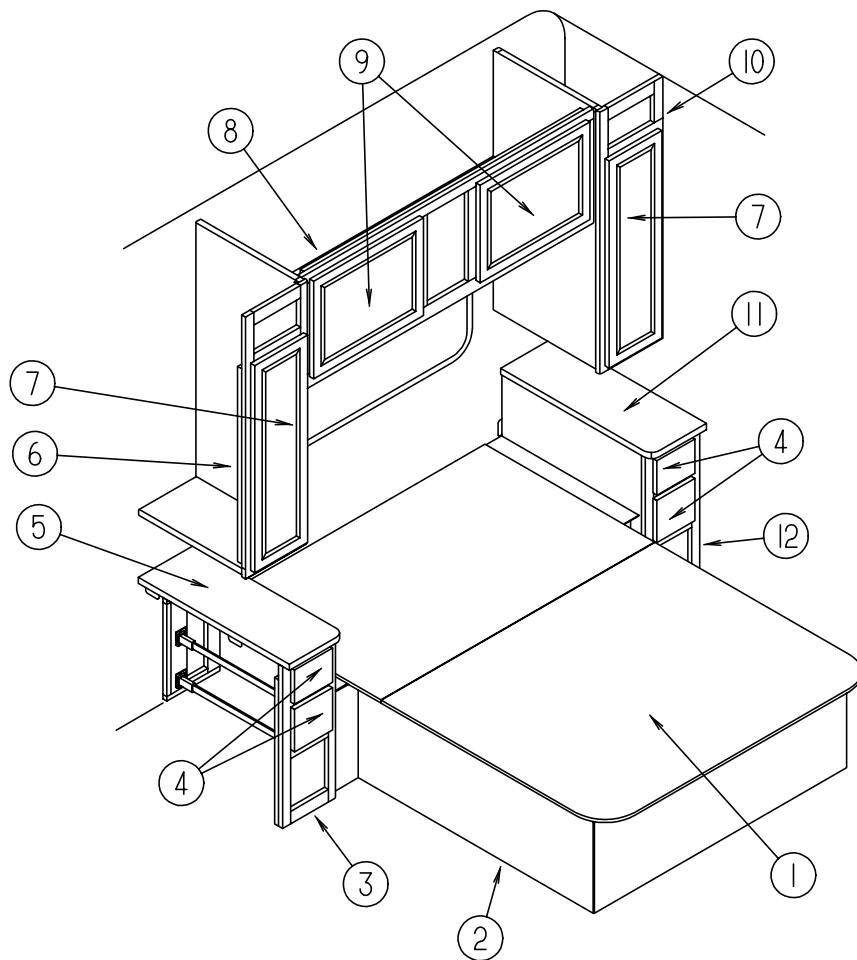
KEY	PART NUMBER	U/M	DESCRIPTION
1	M06989-02-F01	EA	TOP-CABINET - TWIN BED - RIGHT
	105376-01-02A	EA	HINGE-CONTINUOUS - 2" X 140MM - OFF WHITE
2	P15316-01-F08	EA	CABINET-TWIN BED - RIGHT
3	M05971-K4-F08	EA	DRAWER-CABINET - W/O HARDWARE - 3 USED
4	115319-02-F08	EA	CABINET-NIGHTSTAND - REAR
4	115319-02-F09	EA	CABINET-NIGHTSTAND - REAR
5	115319-12-F08	EA	COUNTERTOP ASM
5	115319-12-F09	EA	COUNTERTOP ASM
6	110004-01-F08	EA	CABINET-OVERHEAD - W/O DOORS & HARDWARE - REAR - RIGHT
7	M06803-03-F08	EA	DOOR-CABINET - W/O HARDWARE - 400 X 520 MM
	108536-03-04A	EA	MIRROR-GLASS - 317 X 437 MM
8	112787-01-F08	EA	CABINET-SHIRT CLOSET - RIGHT REAR
9	M06803-F0-F08	EA	DOOR-CABINET - W/O HARDWARE - 525 X 925 MM (MIRROR PANEL)
	058331-B2-000	EA	MIRROR-GLASS - 442 X 842 MM
10	110004-02-F08	EA	CABINET-OVERHEAD - W/O DOORS & HARDWARE - REAR - LEFT
11	115317-02-F08	EA	CABINET-OVERHEAD - W/O DOORS & HARDWARE - REAR - LEFT SIDE
11	115317-02-F09	EA	CABINET-OVERHEAD - W/O DOORS & HARDWARE - REAR - LEFT SIDE
	109908-08-F08	EA	END CAP-CABINET - OVERHEAD - LEFT SIDE
	115317-01-F08	EA	CABINET-OVERHEAD - W/O DOORS & HARDWARE - REAR - RIGHT SIDE
	115317-01-F09	EA	CABINET-OVERHEAD - W/O DOORS & HARDWARE - REAR - RIGHT SIDE
	109908-09-F08	EA	END CAP-CABINET - OVERHEAD - RIGHT SIDE
12	M06803-B1-F08	EA	DOOR-CABINET - W/O HARDWARE - 520 X 220MM (RIGHT & LEFT CABINET)

BEDROOM GROUP (CONTINUED)

TWIN BEDROOM & FOLDING DOOR (CONTINUED)

KEY	PART NUMBER	U/M	DESCRIPTION
13	M06989-01-F01	EA	TOP-CABINET - TWIN BED - LEFT
	105376-01-02A	EA	HINGE-CONTINUOUS - 2" X 140MM - OFF WHITE
	107796-06-000	EA	SPRING-GAS 20" LENGTH,120 LB SPDI SPD-2300-120
	107796-07-000	EA	BRACKET-GAS SPRING SPDI SPD-1080
14	P15315-01-F08	EA	CABINET ASM-BED - TWIN - LEFT
	042438-01-000	EA	DOWEL-WOOD - CLOTHES ROD - 1" DIAMETER X 4'
	009112-01-000	EA	FLANGE-1" ROD - CLOTHES - PLASTIC - OFF WHITE
	042488-10-000	EA	DOOR-FOLDING - FABRIC - 37" X 75" - OFF WHITE
	080224-01-703	EA	ALMOND - HANDLE W/LATCH AND CATCH
	080224-01-705	EA	ALMOND - LATCH AND CATCH

BEDROOM GROUP (CONTINUED)



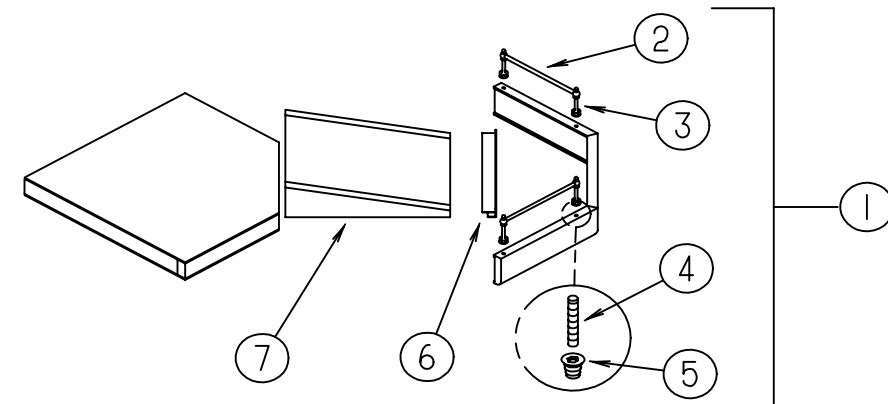
DOUBLE BEDROOM & FOLDING DOOR

KEY	PART NUMBER	U/M	DESCRIPTION
1	M06983-01-F01	EA	DOUBLE BED TOP
	091261-01-000	FT	BACKING-NON-SKID - 12" X 100' ROLLS
	107796-06-000	EA	SPRING-GAS - 20" LENGTH - 120 LB - SPDI SPD-2300-120
	107796-05-000	EA	BRACKET-FLAT - GAS SPRING - SPDI SPD-1020
	107796-07-000	EA	BRACKET-GAS SPRING - SPDI SPD-1080
2	P14609-01-F08	EA	CABINET ASM-DOUBLE BED
3	114610-02-F08	EA	CABINET ASM-NIGHTSTAND - LEFT
3	114610-02-F09	EA	CABINET ASM-NIGHTSTAND - LEFT
4	M05971-J6-F08	EA	DRAWER-CABINET - W/O HARDWARE
5	114610-12-F08	EA	COUNTERTOP ASM
5	114610-12-F09	EA	COUNTERTOP ASM
6	P14697-01-F08	EA	CABINET ASM-SHIRT CLOSET - LEFT
	111775-01-03A	EA	RAIL ASM-DECORATIVE 1830 - CHERRY
7	M06803-D8-F08	EA	DOOR-CABINET - W/O HARDWARE - 250 X 850 MM
8	114611-01-F08	EA	CABINET ASM-OVERHEAD -REAR
9	M06803-03-F08	EA	DOOR-CABINET - W/O HARDWARE - 400 X 520 MM (MIRROR PANEL)
	108536-03-04A	EA	MIRROR-GLASS - 317 X 437 MM
9	M06803-B3-F08	EA	DOOR-CABINET - W/O HARDWARE - 400 X 520 MM (WOOD PANEL)
10	114608-01-F08	EA	CABINET ASM-SHIRT CLOSET -RIGHT
	111775-01-03A	EA	RAIL ASM-DECORATIVE 1830 - CHERRY
11	114643-12-F08	EA	COUNTERTOP ASM
11	114643-12-F09	EA	COUNTERTOP ASM
12	114643-02-F08	EA	CABINET ASM-NIGHTSTAND -RIGHT
12	114643-02-F09	EA	CABINET ASM-NIGHTSTAND -RIGHT

BEDROOM GROUP (CONTINUED)

DOUBLE BEDROOM & FOLDING DOOR (CONTINUED)

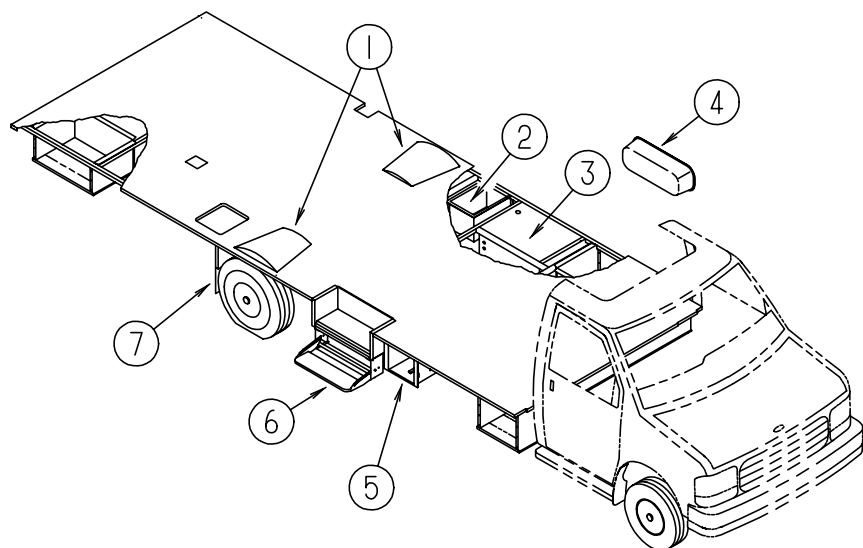
KEY	PART NUMBER	U/M	DESCRIPTION
	115383-02-F08	EA	CABINET ASM-CORNER
	115383-02-F09	EA	CABINET ASM-CORNER
	115383-14-F08	EA	COUNTERTOP ASM -CORNER CABINET
	115383-14-F09	EA	COUNTERTOP ASM -CORNER CABINET
	M06803-E3-F08	EA	DOOR-CABINET - W/O HARDWARE - 230 X 675 MM - RIGHT
	M06803-E4-F08	EA	DOOR-CABINET - W/O HARDWARE - 230 X 675 MM - LEFT
	042438-01-000	EA	DOWEL-WOOD - CLOTHES ROD - 1" DIAMETER X 4'
	009112-01-000	EA	FLANGE-ROD - 1" - CLOTHES - PLASTIC - OFF WHITE
	042488-10-000	EA	DOOR-FOLDING - FABRIC - 37" X 75" - OFF WHITE
	080224-01-703	EA	ALMOND - HANDLE W/LATCH AND CATCH
	080224-01-705	EA	ALMOND - LATCH AND CATCH



DOUBLE BEDROOM TV SHELF

KEY	PART NUMBER	U/M	DESCRIPTION
1	111236-01-F08	EA	SHELF ASM-TV
2	084071-17-000	EA	ROD-BRASS - 181MM LONG
3	084070-02-000	EA	POST-END - BRASS
4	105246-01-000	EA	POST-ANCHOR
5	105247-01-000	EA	INSERT NUT - 8-32 THD X .394LG
6	103186-01-01A	FT	MOLDING-PLASTIC - SHELF
7	111236-15-F08	EA	WEDGE ASM

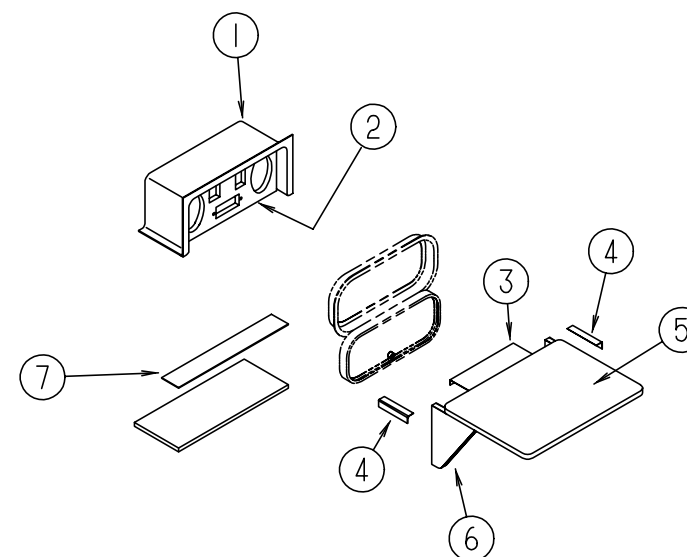
CHASSIS GROUP



COMPARTMENTS, PLUGS & SEALS

KEY	PART NUMBER	U/M	DESCRIPTION
1	112435-01-000	EA	WHEELWELL
2	102979-04-000	EA	BOX-POWER CORD
3	105732-01-000	EA	TRAY ASM - GENERATOR
	114070-02-02B	EA	SUPPORT ASM-GENERATOR - E-COAT
	114071-02-02B	EA	SUPPORT ASM-GENERATOR - RIGHT - E-COAT
	056746-01-000	EA	PLUG-CAP - 1" DIAMETER
	056748-01-000	EA	PLUG-CAP - 1.5" DIAMETER - BLACK
	115361-01-01A	EA	PLASTIC-PLUG
	061420-01-000	EA	PLUG-PLASTIC - 1.75" - BROWN
	061420-05-000	EA	PLUG-PLASTIC - 1.8" DIAMETER
	088270-01-000	FT	SEAL-BULB - W/WIRE RIGID U-CHANNEL - .5" - RUBBER - BLACK
4	106208-01-01A	EA	COMPARTMENT-EXTERIOR SHOWER - OFF WHITE
	092887-01-000	EA	HATCH-COMPARTMENT - SEWER HOSE - 6"
	092887-04-000	EA	CHAIN-TWIST CAP - 9"
5	105203-01-000	EA	COMPARTMENT-BATTERY
			FROM: 00-00-00 THRU: 11-13-94
	084993-01-000	EA	STRAP-BATTERY
	084993-02-000	EA	STRAP ASM -BATTERY - EXPORT
6	077848-02-000	EA	STEP-PULLOUT
	094707-02-700	EA	MOTOR REPLACEMENT KIT - MODELS 32 & 28 - KWIKEE 9520
	094707-02-702	EA	GEAR KIT - KWIKEE 9525
	094707-02-703	EA	PARTS KIT - BEARINGS & PINS - KWIKEE 9530
	094707-02-704	EA	CONNECTOR KIT-MOTOR - KWIKEE 9537
	094707-02-705	EA	CONTROL UNIT-WHITE - KWIKEE 9513
	094707-02-707	EA	NON-SKID TREAD BLACK - 6" X 21"
	094708-02-700	EA	MOTOR-CONTROL CONVERSION KIT FOR 2800 SERIES
	094708-03-700	EA	LINKAGE ASM FOR 28 SERIES
	105321-02-000	EA	WIRE ASM-ELECTRIC STEP
	076241-13-000	EA	SUPPORT-STEP - ENTRY DOOR
			FROM: 00-00-00 THRU: 10-23-94
	091176-01-000	EA	SUPPORT-BASE - ENTRANCE STEP
7	017516-01-000	EA	FLAP-MUD - 14" X 18" - BLACK - REAR
	056748-01-000	EA	PLUG-CAP - 1.5" DIAMETER - BLACK
	115361-01-01A	EA	PLUG-PLASTIC - CAPLUG NO.W5
	045731-06-000	EA	GUARD-ROCK

CHASSIS GROUP (CONTINUED)



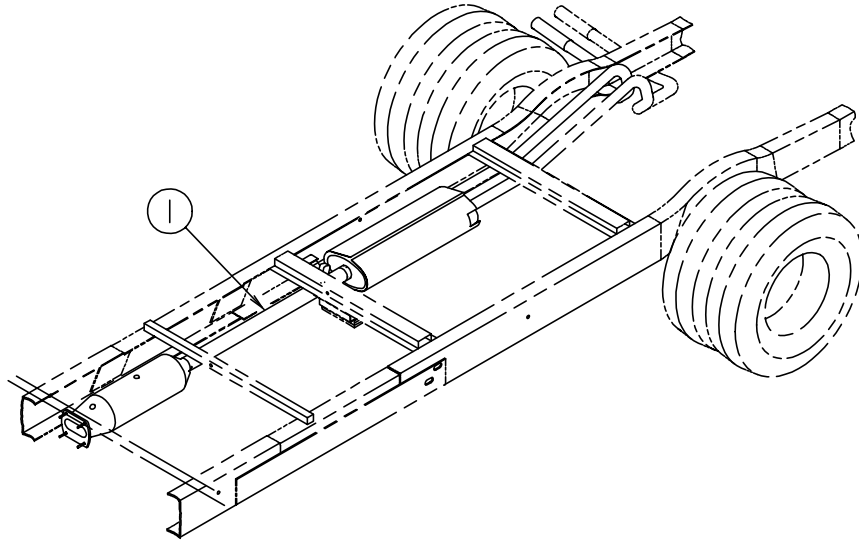
ENTERTAINMENT COMPARTMENT

KEY	PART NUMBER	U/M	DESCRIPTION
1	104897-02-01A	EA	BOX-ENTERTAINMENT CENTER - OFF WHITE
1	104897-02-02A	EA	BOX-ENTERTAINMENT CENTER - BRIGHT WHITE
2	104899-01-C05	EA	PLATE-RADIO MOUNTING
3	105377-01-01A	EA	BRACKET-TABLE HANGER - OFF WHITE
4	105376-01-02A	EA	HINGE-CONTINUOUS - 2" X 140MM - OFF WHITE
5	105230-01-F11	EA	SHELF ASM-EXTERIOR TV
	105230-11-E01	EA	SHELF ASM
6	105230-12-E01	EA	SUPPORT ASM
7	104898-01-01A	EA	PLATE-PLASTIC BOTTOM - OFF WHITE
7	104898-01-02A	EA	PLATE-PLASTIC BOTTOM - BRIGHT WHITE

CHASSIS GROUP (CONTINUED)

DRIVESHAFT & BRAKE LINE FLARE UNION

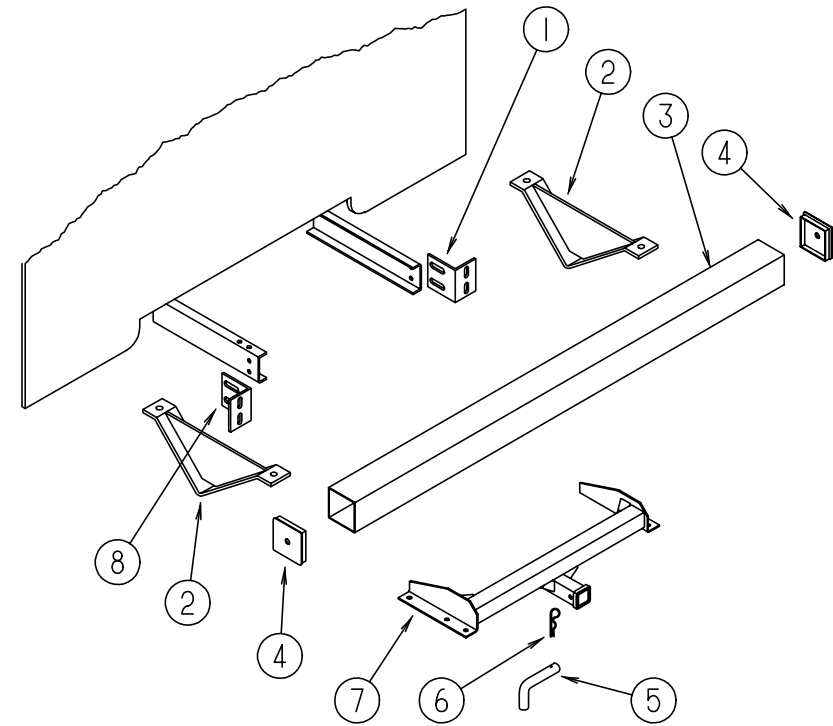
KEY	PART NUMBER	U/M	DESCRIPTION
	103653-10-000	EA	DRIVESHAFT ASM-BALANCED PAIR E350 190"WB (158) (DIESEL)
	115043-02-000	EA	BUSHING-INCREASE 2.5OD-3.5OD NEAPCO FORD DIESEL
	103653-16-000	EA	DRIVESHAFT ASM-BALANCED PAIR E350 190"WB (158)
	074833-01-000	EA	SPACER-BEARING - DRIVESHAFT - 2" X 8" X .5" THICK
	085771-03-000	EA	NUT-HEX - FLARE PREVAILING TORQUE - GRADE G DRIVE SHAFT
	088498-01-000	EA	UNION-INVERTED FLARE - BRASS - 3/16 - 3/8 - 24 THD



EXHAUST SYSTEM COMPONENTS

KEY	PART NUMBER	U/M	DESCRIPTION
	091182-04-000	EA	HEAT SHIELD
	094918-06-000	EA	CLAMP-EXHAUST - 3.00 HEAVY DUTY - HECO 24698
1	111478-02-000	EA	PIPE-EXHAUST - GAS
1	096753-06-000	EA	PIPE-EXHAUST - DIESEL

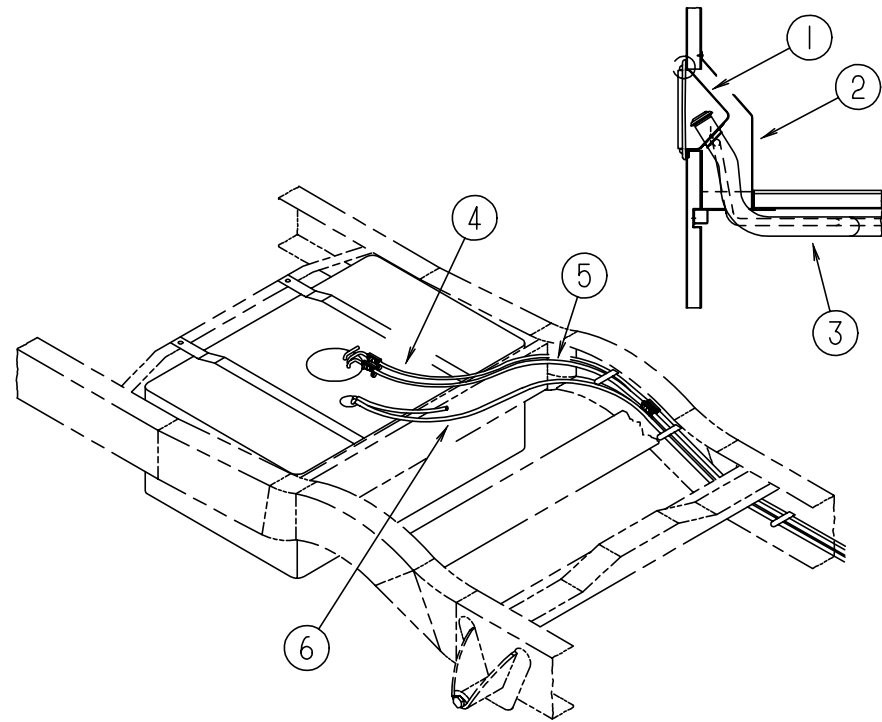
CHASSIS GROUP (CONTINUED)



REAR BUMPER & HITCH

KEY	PART NUMBER	U/M	DESCRIPTION
1	104420-01-000	EA	SUPPORT-ANGLE - BUMPER REAR - RIGHT
2	083376-01-000	EA	PLATE-SKID - 13.2" X 6" X 2" - STEEL
3	103422-05-01A	EA	BUMPER-SQUARE - ALUMINUM - OFF WHITE
3	103422-05-02A	EA	BUMPER-SQUARE - ALUMINUM - BRIGHT WHITE
3	103099-05-02A	EA	BUMPER - ALUMINUM - BRIGHT WHITE
4	039779-01-000	EA	CAP-BUMPER - RUBBER - 4" X 4" - BLACK
4	106147-01-01A	EA	CAP-BUMPER - RUBBER - OFF WHITE
5	034512-01-000	EA	PIN-LOCKING - DRAWBAR
6	034513-01-000	EA	PIN-HITCH - 3/16" WIRE
7	107707-08-000	EA	DRAWBAR ASM-HITCH - CLASS II
8	104420-02-000	EA	SUPPORT-ANGLE - BUMPER REAR - LEFT
	097744-02-000	EA	HOUSING-TRAILER PIN - 48"
	105933-01-000	EA	BRACKET-BUMPER
	105933-02-000	EA	BRACKET-BUMPER
	097745-02-000	EA	CONNECTOR-SOCKET - TRAILER - GENERAL 433601
	113634-01-000	EA	WIRE ASM-TRAILER - ADAPTER - INCLUDES SOCKET & RECEPTACLE HOUSING
	113589-02-000	EA	CONNECTOR-SOCKET - TRAILER - PART OF WIRE ASM 113634-01-000
	113589-01-000	EA	CONNECTOR-PLUG - TRAILER

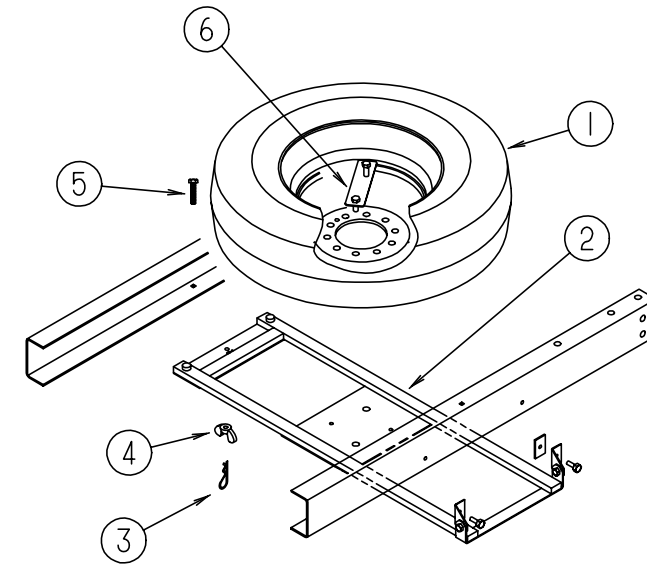
CHASSIS GROUP (CONTINUED)



FUEL SYSTEM COMPONENTS

KEY	PART NUMBER	U/M	DESCRIPTION
1	095854-01-02A	EA	SHROUD-FUEL FILL - OFF WHITE
1	095854-01-04A	EA	SHROUD-FUEL FILL - BRIGHT WHITE
2	078040-06-000	EA	SHROUD-FUEL FILL - UPPER - PLASTIC
3	108603-01-000	EA	NECK-FUEL FILL - MAIN - UNLEADED
3	108603-02-000	EA	NECK-FUEL FILL - MAIN - DIESEL
	078200-01-000	EA	GASKET-FUEL FILL - 3.5"OD X 2"ID
4	106388-01-000	EA	FUEL LINE ASM-FORD - 5/16 HP
5	106389-01-000	EA	FUEL LINE ASM-FORD - 3/8 HP
6	007063-01-000	FT	HOSE-GAS 1/4"ID X 1/2"OD
	044317-01-000	FT	HOSE-FUEL - 3/8" ID
	088258-02-000	EA	CLIP-RETAINING - FUEL LINE SINGLE
			FROM: 09-26-94 THRU: 99-99-99
	084884-01-000	EA	PLUG-BRASS - 3/8"

CHASSIS GROUP (CONTINUED)



SPARE TIRE

KEY	PART NUMBER	U/M	DESCRIPTION
1	083425-09-000	EA	TIRE-LT225/75R16 LRD - MICHELIN XCH4
1	083617-03-000	EA	WHEEL-STEEL - 16.0 X 6 - ACCURIDE 28618
	095012-03-000	EA	EXTENSION-VALVE STEM - DUAL WHEEL
	112358-01-000	EA	WRENCH-LUG - 7/8 - L-SHAPE - FORD F2UA-17035-CA
2	116348-02-02B	EA	CRADLE ASM. - SPARE TIRE - E-COAT
3	034513-01-000	EA	PIN-HITCH - 3/16" WIRE
	116338-02-02B	EA	BRACKET-CLAMP - SPARE TIRE - E-C
4	064081-03-000	EA	NUT-WING
5	000C18-06-56A	EA	BOLT-ELEVATOR
6	116338-02-02B	EA	BRACKET-CLAMP-SPARE TIRE-E-COAT
	107707-08-000	EA	DRAWBAR ASM-HITCH - CLASS II

WHEEL LINERS & COVERS

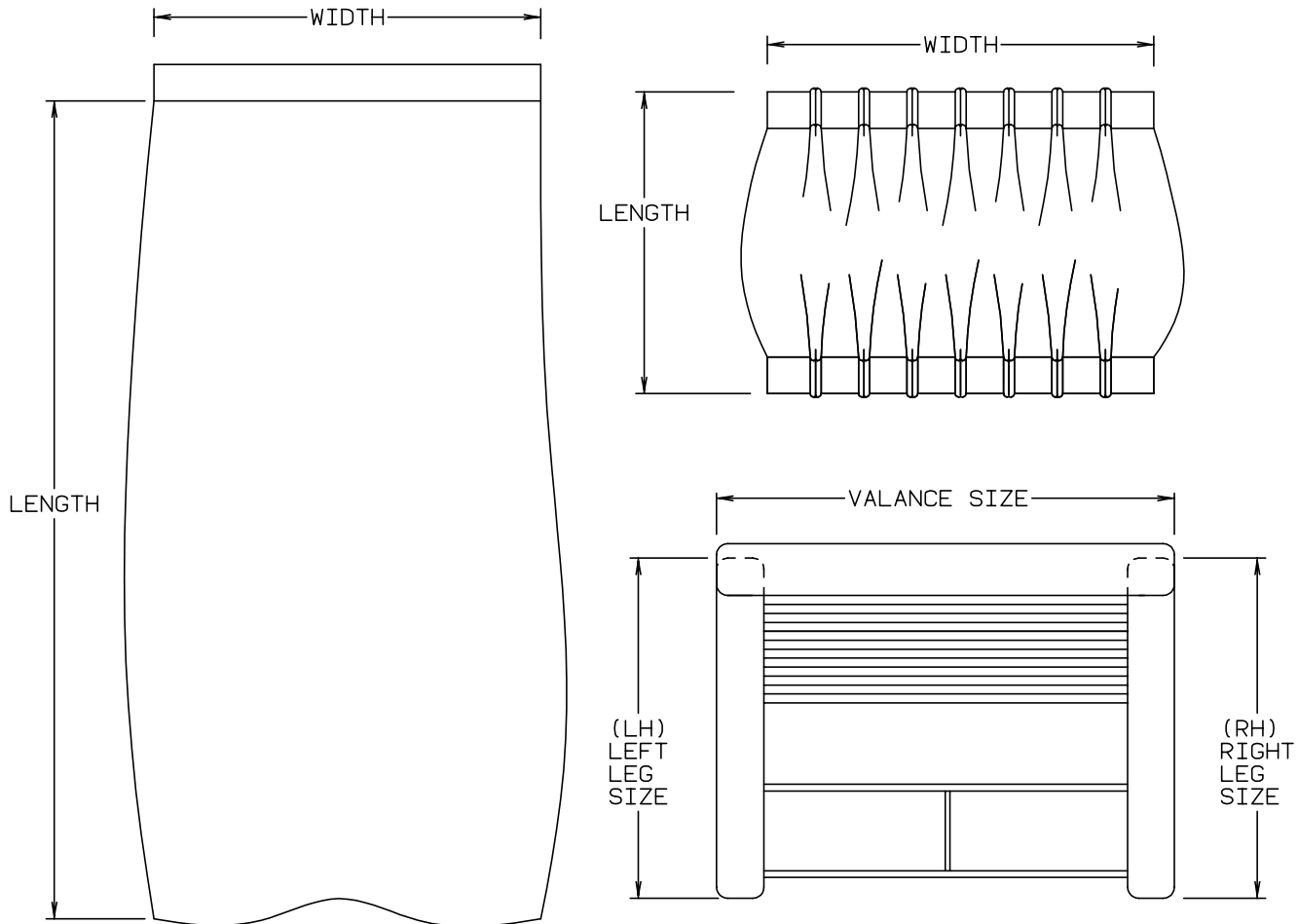
KEY	PART NUMBER	U/M	DESCRIPTION
	110435-02-000	EA	LINER-WHEEL - SET 4 E350 92 - DICOR V160F2
	110435-02-700	EA	WHEEL LINER - FRONT - V160F2-FWC
	110435-02-701	EA	WHEEL LINER - REAR - V160F2-RWC
	110435-02-702	EA	STUD EXT. - V160SD-STX
	110435-02-703	EA	NUT - JAMB - V160SD-JNT
	110435-02-704	EA	LUG NUT COVER - V160F0-LNC
	110435-02-705	EA	TOOL FOR JAMB NUT - INSTALLATION - V160F0-TOL

CURTAIN & CUSHION GROUP

NOTICE

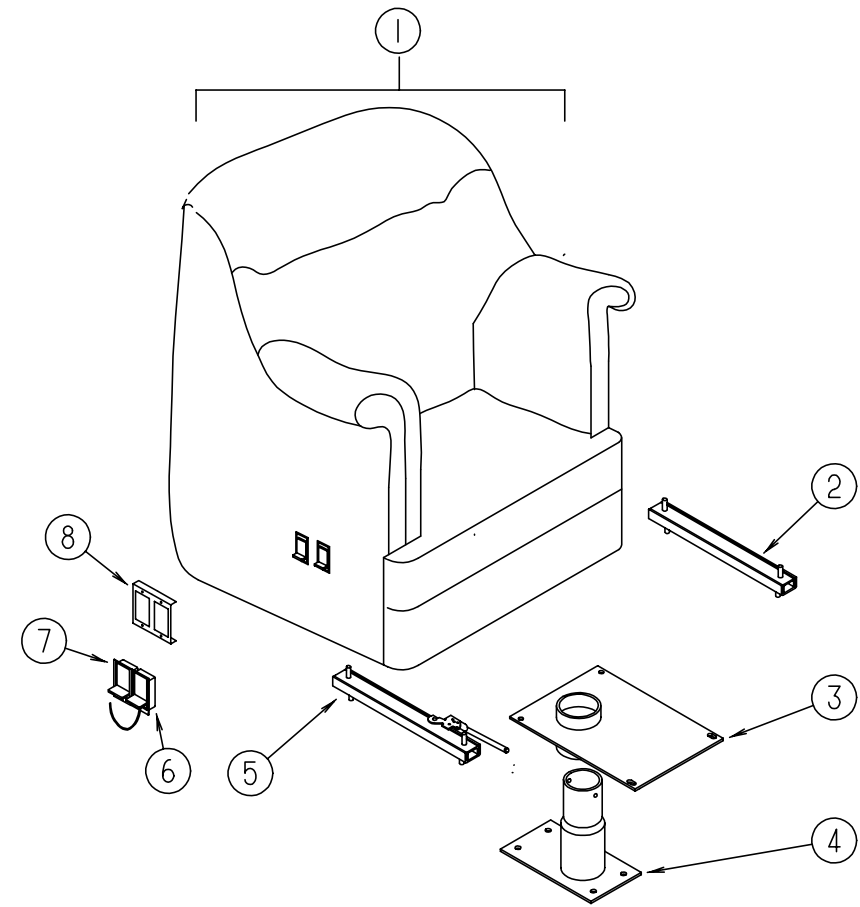
IN ORDER TO ASSIST OUR PARTS SALES DEPT. IN PROVIDING INTERIOR SOFTWARE ITEMS, PLEASE INCLUDE THE SERIAL NUMBER AND THE COLOR CODE NUMBER FROM THE VEHICLE CERTIFICATION LABEL WHEN ORDERING. THIS LABEL IS LOCATED ON THE LEFT SIDEWALL AT THE END OF THE DASH (A-BODY), OR ON THE DRIVER'S DOOR LATCH PLATE (C-BODY).

AN EXAMPLE OF A COLOR CODE NUMBER IS B07, WHICH DESIGNATES AN OVERALL COLOR SCHEME OF A PARTICULAR UNIT. THE COLOR LISTED AFTER THE ITEM DESCRIPTION ON THE MICROFICHE, INDICATES THE OVERALL UNIT COLOR. ORDER THE ITEM YOU DESIRE ACCORDING TO UNIT COLOR CODE.



NOTE: USE THIS ILLUSTRATION WHEN DETERMINING LENGTH AND WIDTH MEASUREMENTS FOR CURTAINS. YOU WILL NOTE THE WIDTH MEASUREMENT IS TAKEN ON THE TOP OF THE CURTAIN WITH THE CURTAIN FULLY EXTENDED. THE LENGTH MEASUREMENT IS TAKEN FROM TOP TO BOTTOM. LEFT AND RIGHT WINDOW LEGS ARE DETERMINED WHEN FACING THE WINDOW.

CURTAIN & CUSHION GROUP (CONTINUED)

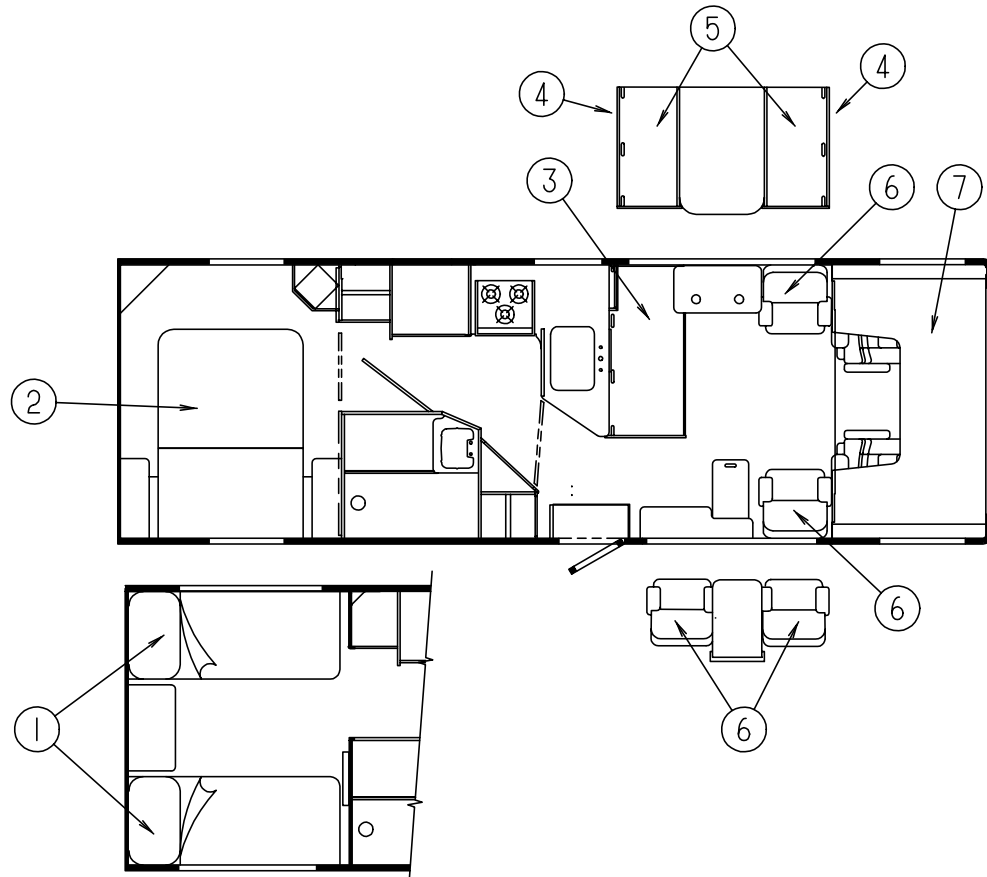


SWIVEL CHAIR

KEY	PART NUMBER	U/M	DESCRIPTION
1	115470-01-F08	EA	CHAIR ASM-SIERRA (F08)
1	115470-01-F09	EA	CHAIR ASM-SIERRA (F09)
	P15470-01-F08	EA	COVER ASM-SIERRA (F08)
	P15470-01-F09	EA	COVER ASM-SIERRA (F09)
2	069246-06-000	EA	ADJUSTER-SWIVEL CHAIR - MANUAL - FORWARD & BACK
3	107921-08-000	EA	TOP PLATE-W/O SEAT BELT BAR - FLEXSTEEL 2759PDTP
	107921-06-000	EA	BEARING KIT-PEDESTAL - FLEXSTEEL
4	107921-01-000	EA	PEDESTAL ASM-SEAT 9-3/4" - FLEXSTEEL 3060 MSPD
5	069246-08-000	EA	ADJUSTER ASM-TT - REM. 1 STUD - SCHROCK
	007221-01-000	EA	SPACER-SEAT - ADJUSTER - 4 USED PER SWIVEL CHAIR
6	108049-01-000	EA	CABLE W/SWITCH - 28" - F/FLEXSTEEL PEDESTAL
	108049-02-000	EA	CLIP-CABLE - PEDESTAL
7	089368-04-000	EA	CABLE-SWIVEL/SLIDE - W/SWITCH
8	097683-02-000	EA	BRACKET-MOUNT - REMOTE
	108445-02-000	EA	PLATE ASM-PEDESTAL - SEAT
	114889-01-000	EA	STOP BAR-UNIVERSAL - SHROCK

CURTAIN & CUSHION GROUP (CONTINUED)

COUCH



KEY	PART NUMBER	U/M DESCRIPTION
3	114969-04-F08	EA SEAT-COUCH - W/O BACKREST
3	114969-04-F09	EA SEAT-COUCH - W/O BACKREST
	P14969-04-F08	EA COVER-SEAT - COUCH
	P14969-04-F09	EA COVER-SEAT - COUCH
	115469-01-F08	EA BACKREST ASM-COUCH
	115469-01-F09	EA BACKREST ASM-COUCH
	115469-02-F08	EA RIGHT AND LEFT CUSHIONS-COUCH BACKREST
	115469-02-F09	EA RIGHT AND LEFT CUSHIONS-COUCH BACKREST
	P15469-02-F08	EA COVER-RIGHT AND LEFT CUSHIONS-COUCH BACKREST
	P15469-02-F09	EA COVER-RIGHT AND LEFT CUSHIONS-COUCH BACKREST
	115469-03-F08	EA CENTER CUSHION -COUCH - BACK
	115469-03-F09	EA CENTER CUSHION -COUCH - BACK
	P15469-03-F08	EA COVER-CENTER CUSHION-COUCH - BACK
	P15469-03-F09	EA COVER-CENTER CUSHION-COUCH - BACK
	111637-02-F08	EA PILLOW SHAM - 22 X 22 W/ WELTING (F08)
	111637-02-E24	EA PILLOW SHAM - 22 X 22 W/ WELTING (F09)

NOTE: COUCH FRONT AND SIDE PANELS ARE FOUND IN THE LOUNGE GROUP.

DINETTE CUSHIONS

KEY	PART NUMBER	U/M DESCRIPTION
4	111880-05-F08	EA CUSHION-BACKREST - 13.5" X 42" X 5"
4	111880-05-F09	EA CUSHION-BACKREST - 13.5" X 42" X 5"
	P11880-05-F08	EA COVER-CUSHION - BACKREST - 13.5" X 42" X 5"
	P11880-05-F09	EA COVER-CUSHION - BACKREST - 13.5" X 42" X 5"
5	105603-15-F08	EA CUSHION-SEATBASE - 23" X 42" X 5"
5	105603-15-F09	EA CUSHION-SEATBASE - 23" X 42" X 5"
	P05603-15-F08	EA COVER-CUSHION - SEATBASE - 23" X 42" X 5"
	P05603-15-F09	EA COVER-CUSHION - SEATBASE - 23" X 42" X 5"
	078155-01-000	EA STRAP-SNAP - BACKREST CUSHION

SWIVEL CHAIR

KEY	PART NUMBER	U/M DESCRIPTION
6	115470-01-F08	EA CHAIR ASM-SIERRA
6	115470-01-F09	EA CHAIR ASM-SIERRA
	P15470-01-F08	EA COVER ASM-SIERRA
	P15470-01-F09	EA COVER ASM-SIERRA

BUNK CUSHIONS

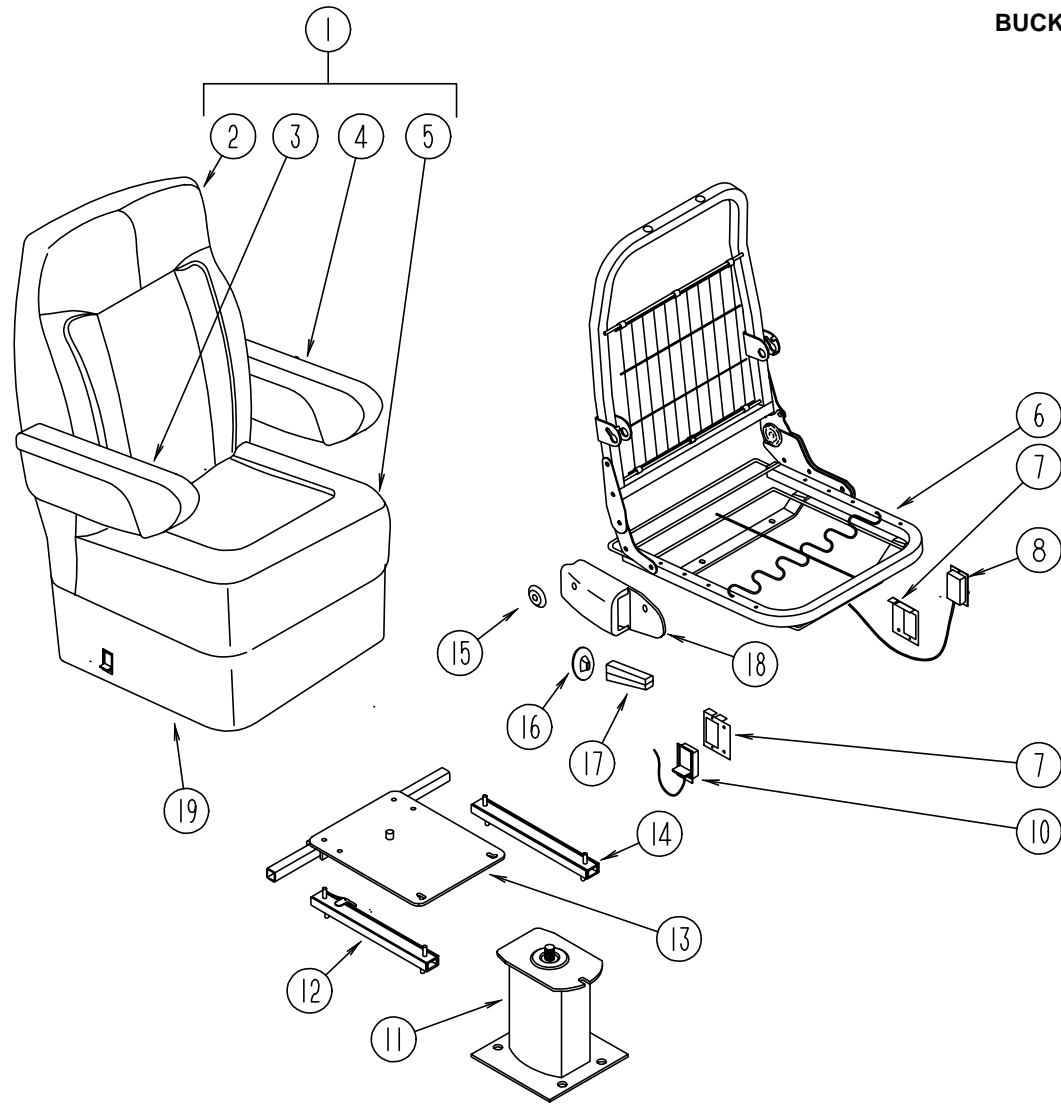
KEY	PART NUMBER	U/M DESCRIPTION
7	105573-10-F08	EA CUSHION-BUNK - REAR - 27" X 23" X 80" X 5"
7	105573-10-F09	EA CUSHION-BUNK - REAR - 27" X 23" X 80" X 5"
	P05573-10-F08	EA COVER-CUSHION - BUNK - REAR - 27" X 23" X 80" X 5"
	P05573-10-F09	EA COVER-CUSHION - BUNK - REAR - 27" X 23" X 80" X 5"
	105573-09-F08	EA CUSHION-BUNK - FRONT - 32.5" X 80" X 5" (F08)
	105573-09-E24	EA CUSHION-BUNK - FRONT - 32.5" X 80" X 5" (F09)
	P05573-09-F08	EA COVER-CUSHION - BUNK - FRONT - 32.5" X 80" X 5" (F08)
	P05573-09-E24	EA COVER-CUSHION - BUNK - FRONT - 32.5" X 80" X 5" (F09)
	079145-08-000	EA CUSHION-BUNK - 25" X 74" X 3.5" (FRONT ENTERTAINMENT CENTER)
	M79145-08-000	EA COVER-CUSHION - BUNK - 25" X 74" X 3.5" (FRONT ENTERTAINMENT CENTER)
	094658-02-F08	EA HANDLE-OAK

BEDSPREAD, PILLOW & MATTRESS

KEY	PART NUMBER	U/M DESCRIPTION
1	085365-26-F08	EA BEDSPREAD-TWIN - 36" - ROUNDED CORNERS
1	085365-26-F09	EA BEDSPREAD-TWIN - 36" - ROUNDED CORNERS
	111862-03-F08	EA PILLOW SHAM - W/4" RUFFLE (F08)
	111862-03-F09	EA PILLOW SHAM - W/4" RUFFLE (F09)
	101123-15-000	EA MATTRESS-FOAM - TWIN - 35" X 74"
	P01123-15-000	EA COVER-MATTRESS - FOAM - TWIN - 35" X 74"
2	085365-23-F08	EA BEDSPREAD-DOUBLE - 54" - ROUNDED CORNERS
2	085365-23-F09	EA BEDSPREAD-DOUBLE - 54" - ROUNDED CORNERS
	111863-01-F08	EA PILLOW SHAM - 22 X 22 W/ WELTING (F08)
	111863-01-E24	EA PILLOW SHAM - 22 X 22 W/ WELTING (F09)
	101123-01-000	EA MATTRESS-DOUBLE - 53" X 74" - TICKING COVERED
	P01123-01-000	EA COVER-MATTRESS - FOAM - DOUBLE - 53" X 74"

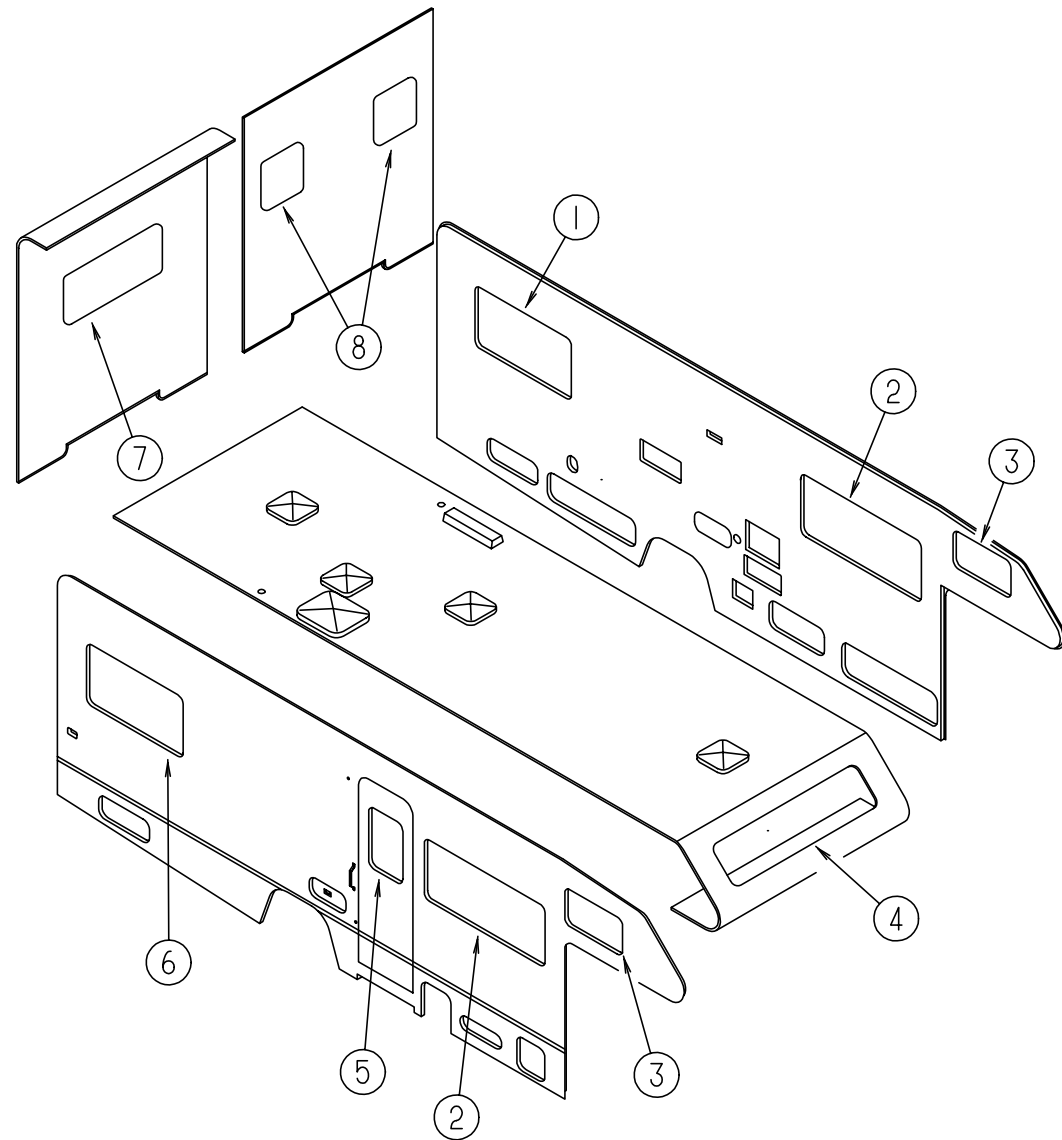
CURTAIN & CUSHION GROUP (CONTINUED)

BUCKET SEATS



KEY	PART NUMBER	U/M	DESCRIPTION
1	111855-03-F08	EA	SEAT-BUCKET - W/ARMREST - NON-RECLINING (F08)
1	111855-03-E24	EA	SEAT-BUCKET - W/ARMREST - NON-RECLINING (F09)
2	M05962-03-F08	EA	COVER-BACKREST - BUCKET SEAT (F08)
2	M05962-03-E24	EA	COVER-BACKREST - BUCKET SEAT (F09)
3	111320-03-F08	EA	ARMREST-BUCKET SEAT - RIGHT (F08)
3	111320-03-E24	EA	ARMREST-BUCKET SEAT - RIGHT (F09)
	P11320-03-F08	EA	COVER-ARMREST - RIGHT (F08)
	P11320-03-E24	EA	COVER-ARMREST - RIGHT (F09)
	111169-01-000	EA	PLATE-BACK - ARMREST
4	111320-04-F08	EA	ARMREST-BUCKET SEAT - LEFT (F08)
4	111320-04-E24	EA	ARMREST-BUCKET SEAT - LEFT (F09)
	P11320-04-F08	EA	COVER-ARMREST - LEFT SIDE (F08)
	P11320-04-E24	EA	COVER-ARMREST - LEFT SIDE (F09)
	111169-01-000	EA	PLATE-BACK - ARMREST
5	M05962-04-F08	EA	COVER-SEAT - BUCKET SEAT (F08)
5	M05962-04-E24	EA	COVER-SEAT - BUCKET SEAT (F09)
6	M80906-11-000	EA	FRAME-SEAT & BACK & SPRING
7	097683-03-000	EA	BRACKET-REMOTE - SIDE MOUNT - SINGLE
8	089368-04-000	EA	SWITCH & CABLE-SLIDE - SHROCK
	089323-01-000	FT	STRIP-POLYENTHYLENE - J-CHANNEL FLEX-O-LATORS
10	108049-01-000	EA	SWITCH & CABLE-SWIVEL - 28" - FLEXSTEEL PED 23602
	108049-02-000	EA	CLIP-CABLE - PEDESTAL - FLEXSTEEL 2592-CA
11	107921-09-000	EA	PEDESTAL ASM-SEAT FORD - FLEXSTEEL 3067-PDMB
12	069246-05-000	EA	ADJUSTER-SEAT/CHAIR - W/REMOTE - FORWARD & BACK
	069246-05-700	EA	SPRING-ADJUSTER - FOR REMOTE
	069246-05-701	EA	CLIP-CABLE - FOR REMOTE
13	107921-08-000	EA	TOP PLATE-PEDESTAL - BUCKET SEAT - W/O SEATBELT BAR
	107921-06-000	EA	BEARING KIT - PEDESTAL
14	069246-02-000	EA	ADJUSTER-SEAT/CHAIR - W/O LOCK - FORWARD & BACK
15	080730-06-000	EA	SHIELD-CABLE - REMOTE RECLINER - BUCKET SEAT
	111169-02-000	EA	INSERT-OVAL - WINNEBAGO
16	080730-09-000	EA	SHIELD - RECLINER HANDLE
17	080730-08-000	EA	HANDLE - RECLINER - BLACK
18	080730-11-000	EA	SHIELD - RUBBER BOOT
19	071126-42-F08	EA	SKIRT-BUCKET SEAT - 7" SINGLE (F08)
19	071126-42-E24	EA	SKIRT-BUCKET SEAT - 7" SINGLE (F09)
	114889-01-000	EA	STOP BAR-UNIVERSAL - SHROCK

CURTAIN & CUSHION GROUP (CONTINUED)



CURTAINS, SHADES VALANCES & BLINDS

KEY	PART NUMBER	U/M DESCRIPTION
1	112113-06-F01	EA VALANCE ASM - 52" - VALERIE - W/HEADER (DOUBLE BED)
1	112113-06-F02	EA VALANCE ASM - 52" - VALERIE - W/HEADER (DOUBLE BED)
1	112113-01-F01	EA VALANCE ASM - 52" - VALERIE - W/O HEADER (TWIN BED)
1	112113-01-F02	EA VALANCE ASM - 52" - VALERIE - W/O HEADER (TWIN BED)
1	084755-92-F15	EA SHADE ASM - PULL - 50.25"
1	111935-07-F01	EA LEG ASM - 27" - GATHERED W/O HOLES - FRONT
1	111935-07-F02	EA LEG ASM - 27" - GATHERED W/O HOLES - FRONT
1	111935-08-F01	EA LEG ASM - 27" - GATHERED W/O HOLES - REAR
1	111935-08-F02	EA LEG ASM - 27" - GATHERED W/O HOLES - REAR
2	105923-20-F01	EA VALANCE-WINDOW - 63.5" RODEWAY - W/BRASS WELT
2	105923-20-F02	EA VALANCE-WINDOW - 63.5" RODEWAY - W/BRASS WELT
2	109041-01-03A	EA BLIND-MINI - 62" X 28.5" - PURE SILVER
3	101034-45-F01	EA CURTAIN-DARTED TAPE TOP & BOTTOM - 16" X 28" - RIGHT
3	101034-45-F02	EA CURTAIN-DARTED TAPE TOP & BOTTOM - 16" X 28" - RIGHT
3	101034-46-F01	EA CURTAIN-DARTED TAPE TOP & BOTTOM - 16" X 28" - LEFT
3	101034-46-F02	EA CURTAIN-DARTED TAPE TOP & BOTTOM - 16" X 28" - LEFT
4	101034-33-F01	EA CURTAIN-DARTED TAPE TOP & BOTTOM - 21" X 60" - RIGHT
4	101034-33-F02	EA CURTAIN-DARTED TAPE TOP & BOTTOM - 21" X 60" - RIGHT
4	101034-34-F01	EA CURTAIN-DARTED TAPE TOP & BOTTOM - 21" X 60" - LEFT
4	101034-34-F02	EA CURTAIN-DARTED TAPE TOP & BOTTOM - 21" X 60" - LEFT

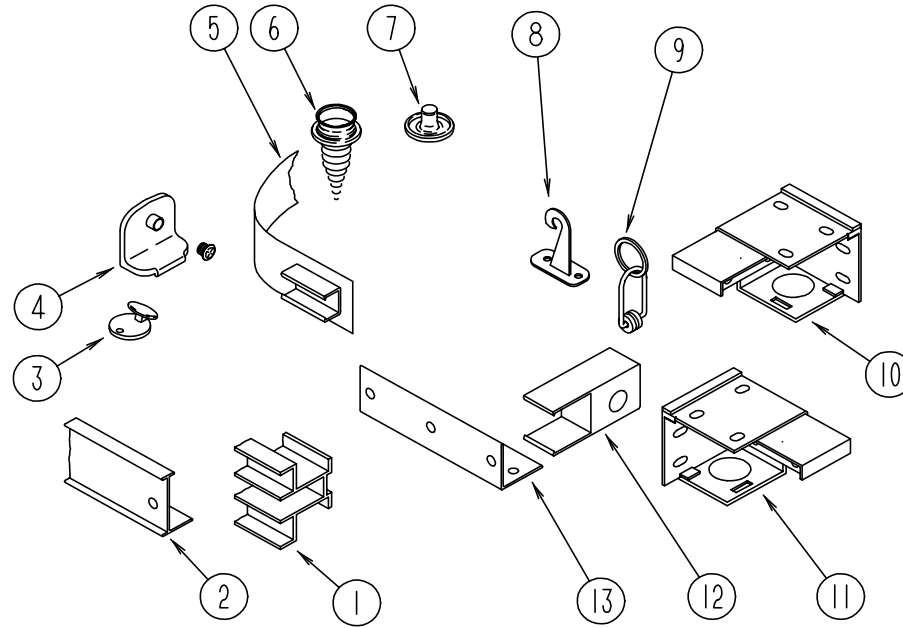
CURTAIN & CUSHION GROUP (CONTINUED)

CURTAINS, SHADES VALANCES & BLINDS

KEY	PART NUMBER	U/M DESCRIPTION
5	113268-04-F01	EA VALANCE-WINDOW - 31.25"
5	113268-04-F02	EA VALANCE-WINDOW - 31.25"
5	084755-57-E07	EA SHADE ASM-PULL - 27.25"
6	112113-06-F01	EA VALANCE ASM - 52" - VALERIE - W/HEADER
6	112113-06-F02	EA VALANCE ASM - 52" - VALERIE - W/HEADER
6	084755-92-F15	EA SHADE ASM - PULL - 50.25"
6	111935-07-F01	EA LEG ASM - GATHERED W/O HOLES - RIGHT
6	111935-07-F02	EA LEG ASM - GATHERED W/O HOLES - RIGHT
6	111935-08-F01	EA LEG ASM - GATHERED W/O HOLES - LEFT
6	111935-08-F02	EA LEG ASM - GATHERED W/O HOLES - LEFT
7	112113-06-F01	EA VALANCE ASM - 52" - VALERIE - W/O HEADER
7	112113-06-F02	EA VALANCE ASM - 52" - VALERIE - W/O HEADER
7	084755-92-F15	EA SHADE ASM-PULL - 50.25"
7	111935-07-F01	EA LEG ASM - 27" - GATHERED W/O HOLES - RIGHT
7	111935-07-F02	EA LEG ASM - 27" - GATHERED W/O HOLES - RIGHT
7	111935-08-F01	EA LEG ASM - 27" - GATHERED W/O HOLES - LEFT
7	111935-08-F02	EA LEG ASM - 27" - GATHERED W/O HOLES - LEFT
8	112113-04-F01	EA VALANCE ASM - 29" - VALERIE - W/O HEADER
8	112113-04-F02	EA VALANCE ASM - 29" - VALERIE - W/O HEADER
8	084755-42-E01	EA SHADE ASM-PULL - 28.25"
8	111935-07-F01	EA LEG ASM - 27" - GATHERED W/O HOLES - RIGHT
8	111935-07-F02	EA LEG ASM - 27" - GATHERED W/O HOLES - RIGHT
8	111935-08-F01	EA LEG ASM - 27" - GATHERED W/O HOLES - LEFT
8	111935-08-F02	EA LEG ASM - 27" - GATHERED W/O HOLES - LEFT
	101668-39-E01	EA CURTAIN - 35" X 50" - RIGHT -TAPE T - W/LINING (F01)
	101668-39-E02	EA CURTAIN - 35" X 50" - RIGHT -TAPE T - W/LINING (F02)
	101668-40-E01	EA CURTAIN - 35" X 50" - RIGHT -TAPE T - W/LINING (F01)
	101668-40-E02	EA CURTAIN - 35" X 50" - RIGHT -TAPE T - W/LINING (F02)
	073260-23-E01	EA TIEBACK - CURTAIN - 3" X 18" (F01)
	073260-23-B87	EA TIEBACK - CURTAIN - 3" X 18" (F02)
	076892-20-E01	EA CURTAIN ASM - 50" X 78" - PLAIN (F01)
	076892-20-E02	EA CURTAIN ASM - 50" X 78" - PLAIN (F02)

CURTAIN & CUSHION GROUP (CONTINUED)

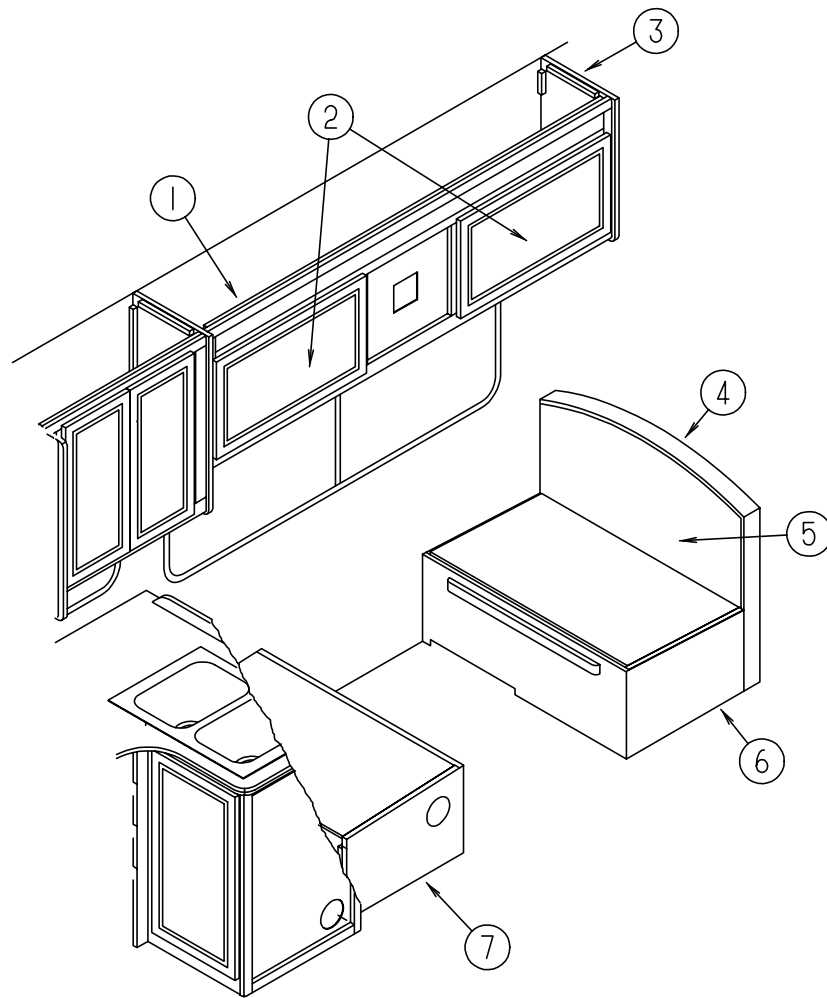
CURTAIN & BLIND HARDWARE



KEY	PART NUMBER	U/M	DESCRIPTION
1	101033-03-000	FT	TRACK-WALL - WHITE - CT225 - SHAPCO
2	105450-06-01A	EA	TRACK-CURTAIN, 88" LONG - ALUMINUM - OFF WHITE (FRONT WRAP)
3	102555-01-000	EA	CLEAT-CORD - BLIND - OFF WHITE
4	106544-01-000	EA	PULL-SHADE - BRASS
	106544-01-001	EA	SCREW-BRASS - PULL SHADE
5	101031-01-000	YD	TAPE-GLIDE - CURTAIN - 4.25" SPACING
6	029130-01-000	EA	SCREW-SNAP SOCKET - 8 PH X 5/8"
7	029155-01-000	EA	CAP-SNAP - NICKEL
8	109441-01-000	EA	HOLD DOWN-BLIND - HOOK
9	029156-01-000	EA	SOCKET-SNAP FASTENER - NICKEL
10	083170-01-000	EA	BRACKET-BLIND - RIGHT SIDE
11	083170-02-000	EA	BRACKET-BLIND - LEFT SIDE
12	101033-02-000	EA	END CAP-TRACK - CLEAR
13	105648-01-01A	EA	BRACE-VALANCE, 356MM LONG - EXTRUDED ALUMINUM - BEIGE

KEY	PART NUMBER	U/M	DESCRIPTION
	046867-01-000	EA	GROMMET-BRASS - 7/16" ID X 1" OD
	048394-02-000	YD	VELCRO TAPE-HOOK - ADHESIVE BACK - .75" WIDE - BEIGE
	068716-01-001	EA	BRACE-90 DEGREE L-ANGLE - 192" - EXTRUDED ALUMINUM
	075943-01-000	EA	BRACE-ANGLE - W/HOLES - 1" X 1.5" X 20" - ALUMINUM - BEIGE
	084433-01-700	EA	SPRING-REWIND - ROLLER SHADE
	088792-01-000	YD	VELCRO-HOOK - .75" WIDE - BEIGE
	088792-02-000	YD	VELCRO TAPE-LOOP - ADHESIVE BACKED - .75" WIDE - BEIGE
	096843-01-000	EA	SPRING-REWIND - ROLLER SHADE
	086276-01-000	EA	TAPE-DOUBLE SIDED - 1/2" (ON PULL SHADES)
	105450-06-01A	EA	TRACK-CURTAIN, 88" LONG - ALUMINUM - OFF WHITE
	009700-04-002	EA	TRACK-L-SHAPED 195.2" - OFF WHITE
	094896-02-000	EA	GROMMET-CORD - PLEATED BLIND - NYLON - GRAY
	094907-02-000	EA	END CAP-TOP - PLEATED BLIND - PLASTIC - GRAY
	094907-04-000	EA	HARDWARE-END CAP - BOTTOM - PULL TYPE
	097564-01-000	EA	HANDLE-T - EZ LIFT SHADE
	097565-01-000	EA	BRACKET-MOUNTING - PLEATED BLIND
	097591-01-000	EA	SPRING-EXTENSION - PLEATED BLIND
	097592-01-000	EA	SPOOL-CORD - ELEVATED BLIND HOOK-UP - CLEAR PLASTIC

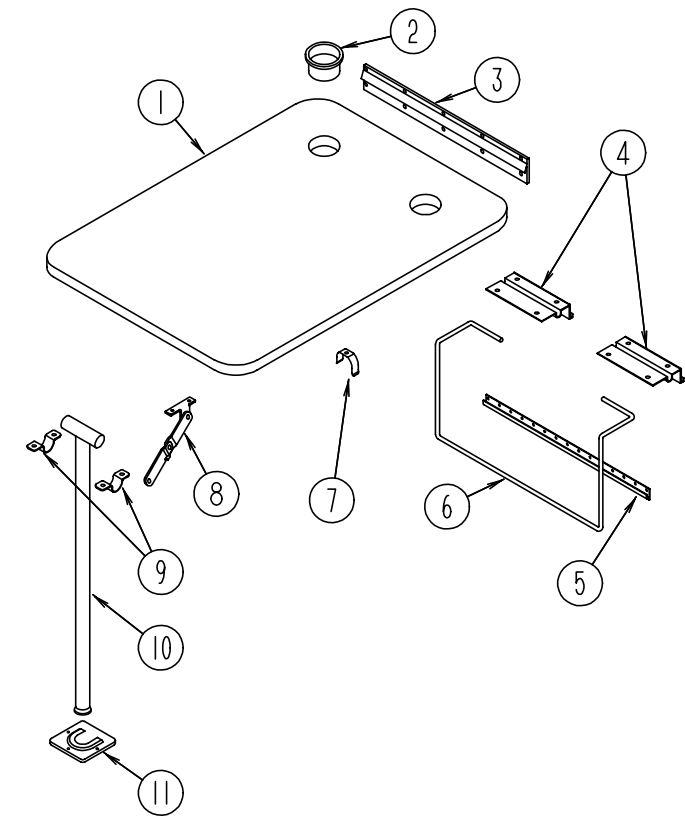
DINETTE GROUP



DINETTE CABINETS

KEY	PART NUMBER	U/M	DESCRIPTION
1	111166-03-F08	EA	CABINET-OVERHEAD - W/O DOORS & HARDWARE - DINETTE
1	111166-03-F09	EA	CABINET-OVERHEAD - W/O DOORS & HARDWARE - DINETTE
2	M06803-13-F08	EA	DOOR-CABINET - W/O HARDWARE - 400 X 710 MM (MIRROR PANEL)
	108536-03-04A	EA	MIRROR-GLASS - 317 X 437 MM
2	M06803-82-F08	EA	DOOR-CABINET - W/O HARDWARE - 400 X 710 MM (WOOD PANEL)
3	109908-09-F08	EA	END CAP-CABINET - OVERHEAD
4	111338-06-F08	EA	PAD-BACKREST - DINETTE - USED ON BOTH SIDES
4	111338-06-F09	EA	PAD-BACKREST - DINETTE - USED ON BOTH SIDES
5	M06884-07-F08	EA	CABINET-BACKREST - RIGHT
6	M06885-15-F08	EA	CABINET-SEATBASE - RIGHT
	112368-32-F08	EA	END CAP-SEATBASE CABINET
7	M06885-16-F08	EA	CABINET-SEATBASE - LEFT
	112368-33-F08	EA	END CAP-SEATBASE CABINET
	083125-05-000	EA	BRACE-ANGLE - COUCH - BEIGE - 2.5"

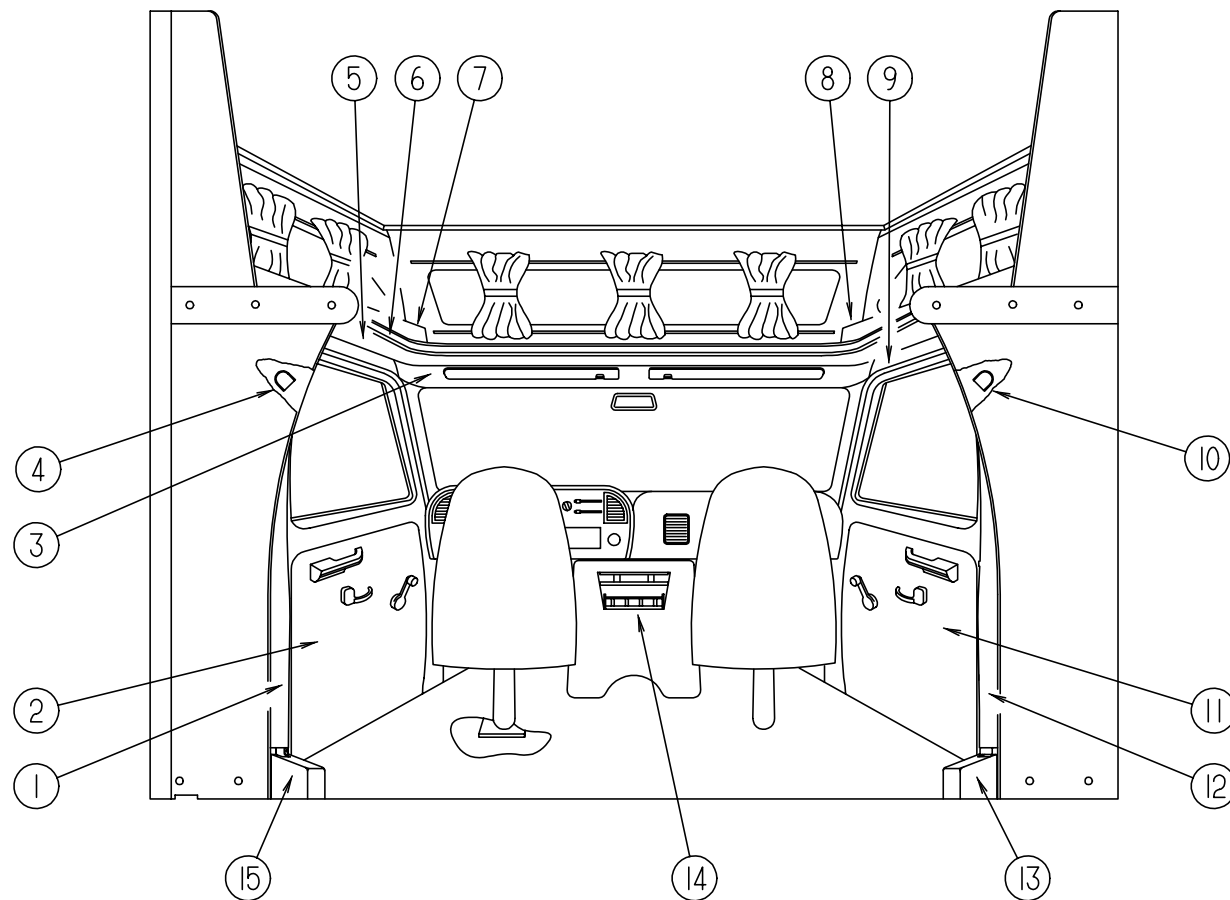
DINETTE GROUP (CONTINUED)



DINETTE TABLE

KEY	PART NUMBER	U/M	DESCRIPTION
1	081322-12-F08	EA	TABLE-DINETTE - W/O HARDWARE
1	081322-12-F09	EA	TABLE-DINETTE - W/O HARDWARE
2	064781-06-000	EA	HOLDER-CUP - TWO STEP - OFF WHITE
3	053200-12-000	EA	BRACKET-TABLE SUPPORT - UPPER WALL MOUNTED - 23.5" - OFF WHITE
4	088410-02-000	EA	BRACKET-LIFT - TABLE MOUNTED - OFF WHITE
5	024281-14-000	EA	BRACKET-LIFT ROD - LOWER WALL MOUNTED - 22.12" - OFF WHITE
6	024275-12-000	EA	ROD-TABLE LIFT - OFF WHITE
7	024283-01-000	EA	CLIP-LEG - 1" - 1.125" OD - BLACK
8	024282-01-000	EA	BRACE-TABLE LEG - HINGED
9	064050-05-000	EA	HINGE-TABLE LEG - OFF WHITE
10	024276-23-000	EA	LEG-TABLE - METAL - OFF WHITE
11	049493-11-700	EA	CATCH-LEG - FLOOR MOUNTED - 2.5" X 2.7" - METAL - E-COAT
	049493-12-000	EA	CATCH-TABLE LEG - OFF WHITE
	002929-01-001	EA	EXTR - BRACKET TABLE

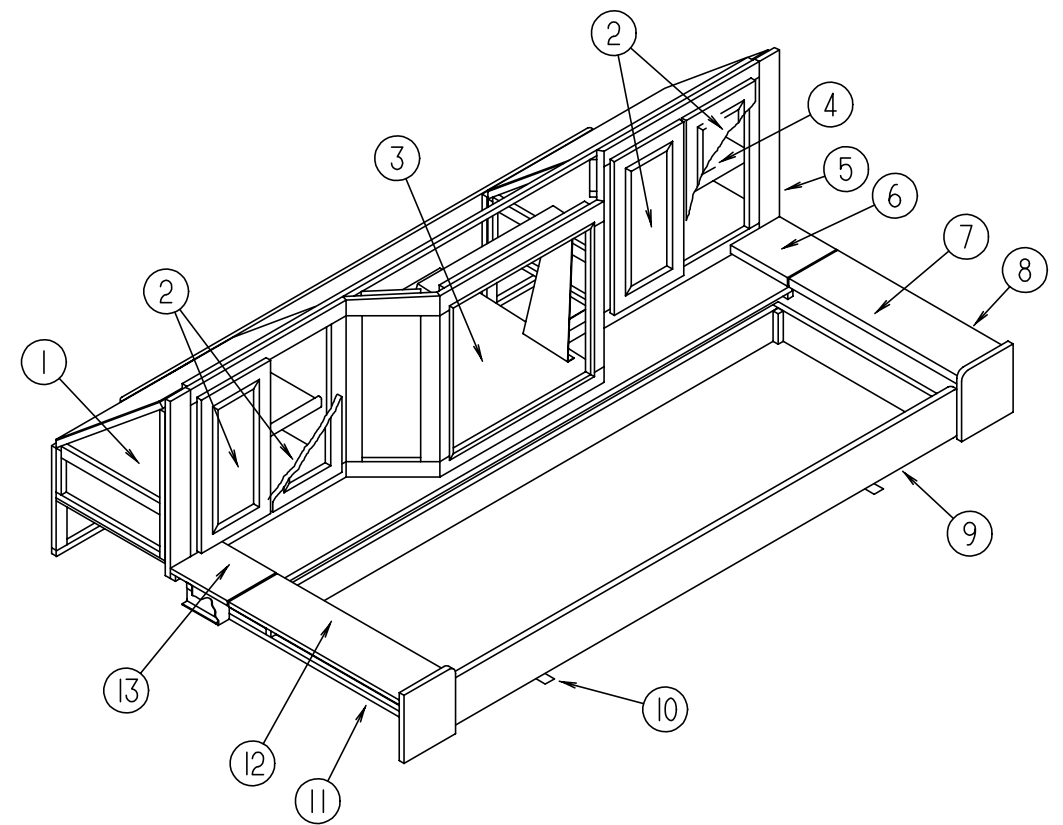
DRIVERS COMPARTMENT GROUP



DRIVERS COMPARTMENT

KEY	PART NUMBER	U/M	DESCRIPTION
1	106446-02-C03	EA	TRIM ASM-CAB - B-PILLAR - DRIVER SIDE (FORD)
2	106432-02-F08	EA	PANEL ASM-DOOR - INNER - DRIVER (F08)
2	106432-02-E24	EA	PANEL ASM-DOOR - INNER - DRIVER (F09)
3	106448-01-C03	EA	HEADLINER ASM-VINYL (FORD)
4	115038-02-01A	EA	COVER-SEAT BELT - UP - LEFT - OFF WHITE
5	106447-02-C03	EA	TRIM ASM-CAB DOOR - UPPER - DRIVER SIDE (FORD)
	106445-02-C03	EA	TRIM ASM-WINGWALL WRAP - LEFT (FORD)
6	079800-07-000	EA	TRIM-SLEEPERBOARD - INNER - OFF WHITE
6	080742-03-000	FT	TRIM-VINYL - SLEEPER BOARD - OFF WHITE
7	109894-01-F08	EA	CABINET ASM-HAMPER - FRONT - PASSENGER
7	109894-01-F09	EA	CABINET ASM-HAMPER - FRONT - PASSENGER
8	109894-03-F08	EA	CABINET ASM-HAMPER - FRONT - DRIVER
8	109894-03-F09	EA	CABINET ASM-HAMPER - FRONT - DRIVER
9	106447-01-C03	EA	TRIM ASM-CAB DOOR - UPPER - PASSENGER SIDE (FORD)
	106445-01-C03	EA	TRIM ASM-WINGWALL WRAP - RIGHT - BETWEEN CAB STEEL & B PILLAR TRIM
10	115038-01-01A	EA	COVER-SEAT BELT - UP - RIGHT - OFF WHITE
11	106432-01-F08	EA	PANEL ASM-DOOR - INNER - PASSENGER (F08)
11	106432-01-E24	EA	PANEL ASM-DOOR - INNER - PASSENGER (F09)
12	106446-02-C03	EA	TRIM ASM-CAB - B-PILLAR - PASSENGER SIDE (FORD)
13	106431-01-01A	EA	COVER-SEATBELT RECOIL - PASSENGER - OFF WHITE
14	108899-01-F08	EA	TRAY-BEVERAGE - FORD
15	106431-02-01A	EA	COVER-SEATBELT RECOIL - DRIVER - OFF WHITE
	106025-02-01A	EA	LADDER-BUNK - BLACK - 1322 MM
	106025-01-700	EA	BRACKET SET FOR BUNK LADDER
	091952-01-000	EA	CLIP-GRIPPER - 1"

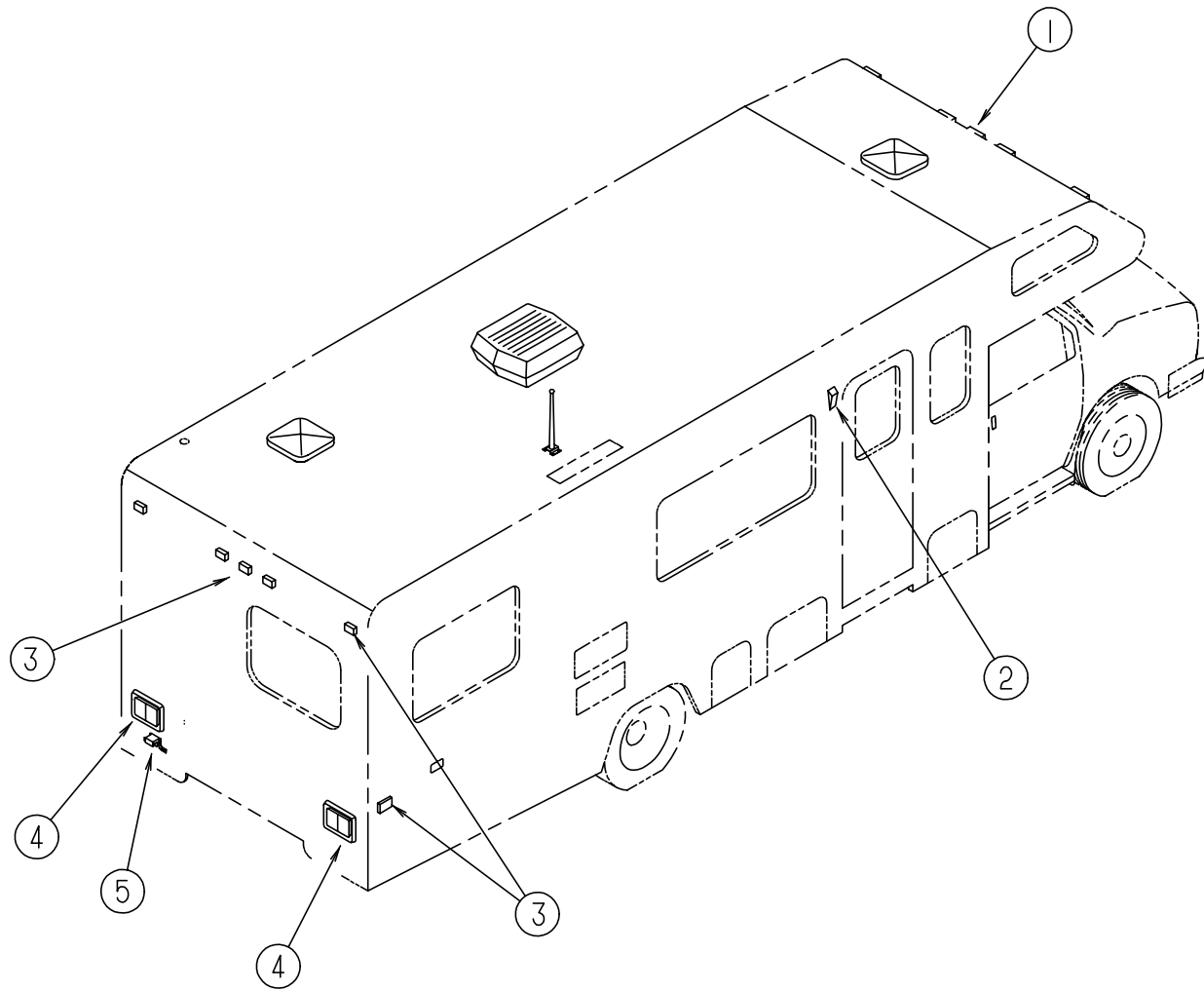
DRIVERS COMPARTMENT GROUP (CONTINUED)



FRONT ENTERTAINMENT CENTER

KEY	PART NUMBER	U/M	DESCRIPTION
1	113156-02-F08	EA	CABINET ASM-ENTERTAINMENT CENTER - SHELF
2	M06803-F1-F08	EA	DOOR-CABINET - W/O HARDWARE - 270 X 505 MM
3	111356-01-F08	EA	SHELF ASM-TV
4	113156-01-F08	EA	CABINET ASM-ENTERTAINMENT CENTER - SHELF
5	113157-01-F08	EA	CABINET ASM-ENTERTAINMENT CENTER - FACE
6	113155-11-F08	EA	COUNTERTOP ASM
6	113155-11-F09	EA	COUNTERTOP ASM
7	113155-12-F08	EA	COUNTERTOP ASM
	113155-21-F08	EA	COUNTERTOP ASM - STATIONARY
			FROM: 11-02-94 THRU: 99-99-99
7	113155-12-F09	EA	COUNTERTOP ASM
	113155-21-F09	EA	COUNTERTOP ASM - STATIONARY
			FROM: 11-02-94 THRU: 99-99-99
8	113155-01-F08	EA	CABINET ASM-ENTERTAINMENT CENTER - STORAGE
8	113155-01-F09	EA	CABINET ASM-ENTERTAINMENT CENTER - STORAGE
9	100847-01-F08	EA	DRAWER ASM-ENTERTAINMENT - FRONT
9	100847-01-F09	EA	DRAWER ASM-ENTERTAINMENT - FRONT
10	093673-01-01A	FT	MOLDING-BODY - OFF WHITE
11	113155-02-F08	EA	CABINET ASM-ENTERTAINMENT CENTER - STORAGE
11	113155-02-F09	EA	CABINET ASM-ENTERTAINMENT CENTER - STORAGE
12	113155-18-F08	EA	COUNTERTOP ASM
	113155-21-F08	EA	COUNTERTOP ASM - STATIONARY
			FROM: 11-02-94 THRU: 99-99-99
12	113155-18-F09	EA	COUNTERTOP ASM
	113155-21-F09	EA	COUNTERTOP ASM - STATIONARY
			FROM: 11-02-94 THRU: 99-99-99
13	113155-19-F08	EA	COUNTERTOP ASM
13	113155-19-F09	EA	COUNTERTOP ASM
	110790-02-000	EA	BRACKET-TIEDOWN -TV
	106699-01-01A	EA	BRACKET-CABINET - OVERHEAD - TV - OFF WHITE

ELECTRICAL GROUP



EXTERIOR LIGHTS

KEY	PART NUMBER	U/M	DESCRIPTION
1	111102-01-000	EA	LAMP-MARKER - BASE - TRIPLEX 117XAS
1	111102-02-000	EA	LAMP-MARKER - LENS - AMBER - TRIPLEX 118A
	036196-01-000	EA	BULB - 12V - #194 - .27AMP - BAYONETTE
2	097917-01-700	EA	LENS-LIGHT - PORCH
2	097917-01-01A	EA	LIGHT-PORCH - ENTRY DOOR - OFF WHITE
2	097917-01-06A	EA	LIGHT-PORCH - ENTRY DOOR - BRIGHT WHITE
2	008215-01-000	EA	BULB - 12V - #1003 - .94AMP
3	111102-01-000	EA	LAMP-MARKER - BASE - TRIPLEX 117XAS
3	111102-03-000	EA	LAMP MARKER - LENS -RED - TRIPLEX 117R
	036196-01-000	EA	BULB - 12 V - NO. 57 - .24 AMP
4	081638-01-000	EA	TAILLIGHT-DOUBLE - W/BLACK TRIM - DRIVER & PASSENGER SIDE
	037934-01-000	EA	BULB # 1156 (BACK UP & TURN SIGNAL)
	037935-01-000	EA	BULB # 2057 OR #1157 (BRAKE LIGHT)
4	081638-01-700	EA	LENS-TAILLIGHT - RED - BARGMAN 30-84-010
4	081638-01-701	EA	LENS-TAILLIGHT - W/BACKUP - BARGMAN 30-84-700
	008215-01-000	EA	BULB - 12V - #1003 - .94AMP
	103355-01-01A	EA	POD-TAILLIGHT - OFF WHITE
	103355-01-05A	EA	POD-TAILLIGHT - BRIGHT WHITE
5	066432-02-000	EA	LIGHT-LICENSE BLACK
	066432-03-000	EA	BRACKET-LICENSE PLATE - BARGMAN 30-60-030

ELECTRICAL GROUP (CONTINUED)

INTERIOR LIGHTS

KEY	PART NUMBER	U/M	DESCRIPTION
	098024-01-01A	EA	LIGHT-DOME - 1 BULB - US - IVORY
	008218-01-000	EA	BULB-DOME LIGHT - 12V - NUMBER 1141
	098024-01-700	EA	LENS-DOME LIGHT
	098024-03-01A	EA	LIGHT-DOME - 2 BULB - IVORY
	008218-01-000	EA	BULB-DOME LIGHT - 12V - NUMBER 1141
	098024-01-700	EA	LENS-DOME LIGHT
	086280-01-000	EA	LIGHT-SURFACE MOUNT - 12V - JENSEN 1236
	086280-01-700	EA	BULB - 12 VOLT - 6 WATT
	065202-29-000	EA	LAMP-WALL - BRASS 503HPB-7CSA
	065201-12-000	EA	SHADE-LAMP - FABRIC - WHITE SWIRL
	065202-24-000	EA	LAMP-WALL - BRASS UL/CSA - GUSTAFSON OV-531
	067479-01-000	EA	BULB - 12V - NUMBER 1076

FUSES & CIRCUIT BREAKERS

KEY	PART NUMBER	U/M	DESCRIPTION
	062901-02-000	EA	FUSE - 5 AMP-AUTOMOTIVE
	062901-05-000	EA	FUSE - 15 AMP-AUTOMOTIVE
	008235-01-000	EA	FUSE - 15 AMP-AUTOMOTIVE-12V
	100341-01-000	EA	FUSE HOLDER-IN LINE TYPE
	093654-01-000	EA	BREAKER-CIRCUIT - 6 AMP - HOUSE CONTROL PANEL
	093654-02-000	EA	BREAKER-CIRCUIT - 15A - 12V - USD 17415-4E12A2A FROM: 00-00-00 THRU: 10-31-94
	093654-03-000	EA	BREAKER-CIRCUIT - 20A - 12V - USD 17420-4E12A2A FROM: 11-01-94 THRU: 99-99-99
	083209-02-000	EA	BREAKER-CIRCUIT - 15/15AMP - 120V - BW - 0-15/15
	083209-03-000	EA	BREAKER-CIRCUIT - 15/20AMP - 120V - BW - 0-15/20
	083209-04-000	EA	BREAKER-CIRCUIT - 30A - 120V - BW L-30
	083209-06-000	EA	BREAKER-CIRCUIT - 30/15 AMP - 120V - BW D-30/15
	093655-01-000	EA	BREAKER-CIRCUIT - 25 AMP - 12V - USD 17425-4E03A2A
	093655-02-000	EA	BREAKER-CIRCUIT - 30 AMP - HOUSE CONTROL PANEL
	107165-01-01A	EA	BOX-CIRCUIT BREAKER MOUNT - 14.6" X 4" - BLACK PLASTIC

POWER CONVERTER & INVERTER

KEY	PART NUMBER	U/M	DESCRIPTION
	109171-01-000	EA	CONVERTER - 40 AMP - ELECTRONIC - MAGNETEK 7240X
	099048-01-000	EA	INVERTER - 100 WATT FROM: 00-00-00 THRU: 09-24-94
	099048-02-000	EA	INVERTER - 100 WATT - DIMEN DUI - 12 100TLW FROM: 09-25-94 THRU: 99-99-99
	113132-01-000	EA	LOAD CENTER - 120 / 240V - 60 AMP

RECEPTACLES

KEY	PART NUMBER	U/M	DESCRIPTION
	112824-01-02A	EA	COVER-EXTERIOR DUPLEX RECEPTACLE - O/W - P&S 3780-SC-CW
	112824-01-03A	EA	COVER-EXTERIOR DUPLEX RECEPTACLE - B/W - P&S 3780-SC-WH
	024924-02-000	EA	RECEPTACLE-POWER CORD - W/PARTIAL PLATE
	058707-01-000	EA	RECEPTACLE-ELECTRIC - SINGLE - BROWN
	058707-02-000	EA	RECEPTACLE-BLANK - JUNCTION WIRECON WDJ20BR
	058708-01-000	EA	RECEPTACLE-ELECTRIC - DOUBLE - BROWN
	058708-02-000	EA	RECEPTACLE-ELECTRIC - DOUBLE - IVORY
	084076-02-000	EA	RECEPTACLE-GFI - 15A - 125V - BROWN
	097734-01-01A	EA	EXTENSION-RECEPTACLE - 3.2" X 5" X .7" - PLASTIC - IVORY
	097734-01-02A	EA	EXTENSION-RECEPTACLE - 3.2" X 5" X .7" - PLASTIC - BROWN
	102568-01-E41	EA	SPACER-RECEPTACLE - SIDEWALL - WOOD
	112822-01-01A	EA	RECEPTACLE-DUPLEX - IVORY

ELECTRICAL GROUP (CONTINUED)**SWITCHES**

KEY	PART NUMBER	U/M	DESCRIPTION
	095188-01-01A	EA	SPACER-SWITCH - 2.3" X 3.4" - PLASTIC - DARK BROWN
	075723-02-000	EA	SPACER-SWITCH - W/HOLE - .2" X .9" X 2" - METAL - OFF WHITE
	079364-01-000	EA	SWITCH-ON/OFF ROCKER - 2 PRONGS - BROWN
	108355-01-000	EA	HOUSING-SWITCH - CARLING VCH
	108356-02-01A	EA	ACTUATOR-SWITCH - DIMPLE II-CARLING VVAZC00 BLACK (WATER PUMP)
	108357-08-000	EA	SWITCH-ROCKER - DPDT - ON/NONE/ON-CARLING VDD1S00C-0 (WATER PUMP)
	108357-06-01A	EA	SWITCH COVER W/GROOVES F/AUX. START - CARLING VVC2CXX-XIN
	108356-07-01A	EA	ACTUATOR-SWITCH DIMPLE II - CARLING VVAZCXX-XWB (AUX BATTERY)
	081994-06-000	EA	PLATE-SWITCH - AUX BATTERY ON DASH
	098351-01-01A	EA	PLATE-SWITCH - 1 GANG - POLISHED BRASS
	098351-06-01A	EA	PLATE-SWITCH - 2 GANG W/LABEL - JENSEN - POLISHED BRASS
	054250-04-000	EA	COVER-ANGLED - W/O HOLE - 3.6" X 4.5" - PLASTIC - OFF WHITE
	116995-01-000	EA	SWITCH/MAGNET - ELECTRIC STEP

FROM: 10-24-94 THRU: 99-99-99

ELECTRIC BOXES, COVERS & POWER CORDS

KEY	PART NUMBER	U/M	DESCRIPTION
	107165-01-01A	EA	BOX-CIRCUIT BREAKER MOUNT - 14.6" X 4" - BLACK PLASTIC
	008289-01-000	EA	BOX-ELECTRIC - STEEL - 1/2" AND 3/4" KNOCKOUTS - 4" X 4"
	008289-02-000	EA	BOX-ELECTRICAL - 4" X 4" - 1/2" & 3/4" KNOCKOUTS - CANADIAN
	091910-01-000	EA	BOX-ELECTRIC - 3.75" X 3.5" X 1.75" - PLASTIC
	091910-02-000	EA	BOX-ELECTRIC - 57 X 88MM - PLASTIC
	093257-02-000	EA	BOX-ELECTRIC - CIRCUIT BREAKER - B & W RV80-9
	093603-01-000	EA	BOX-ELECTRIC - STEEL - 4" X 2 1/8" X 2 1/8"
	008054-01-000	EA	CORD-POWER - 10/3 - 30 AMP - 25'
	008052-01-000	EA	CORD-POWER - 10/3 - 30 AMP - 25' - CANADIAN
	069238-01-000	EA	COVER-ELECTRICAL BOX - W/HOLE - 4" X 4" - GRAY
	008294-01-000	EA	COVER-ELECTRICAL BOX - BLANK/STEEL - 4" X 4" - GRAY

WIRING ASSEMBLIES

KEY	PART NUMBER	U/M	DESCRIPTION
	103328-06-000	EA	WIRE ASM-PUMP - EXTERIOR SHOWER
	106851-01-000	EA	WIRE ASM-DAYTIME RUNNING LIGHTS - W/FUSE (CANADIAN)
	097618-01-000	EA	WIRE ASM-MONITOR PANEL - W/4 WIRES & BLACK RESISTOR - LVS
	096449-01-000	EA	WIRE ASSEMBLY-WATER TANK TO MONITOR PANEL
	116894-01-000	EA	WIRE ASSEMBLY-SPEED SENSOR EXTENDED - JFB L-322B

FROM: 10-12-94 THRU: 99-99-99

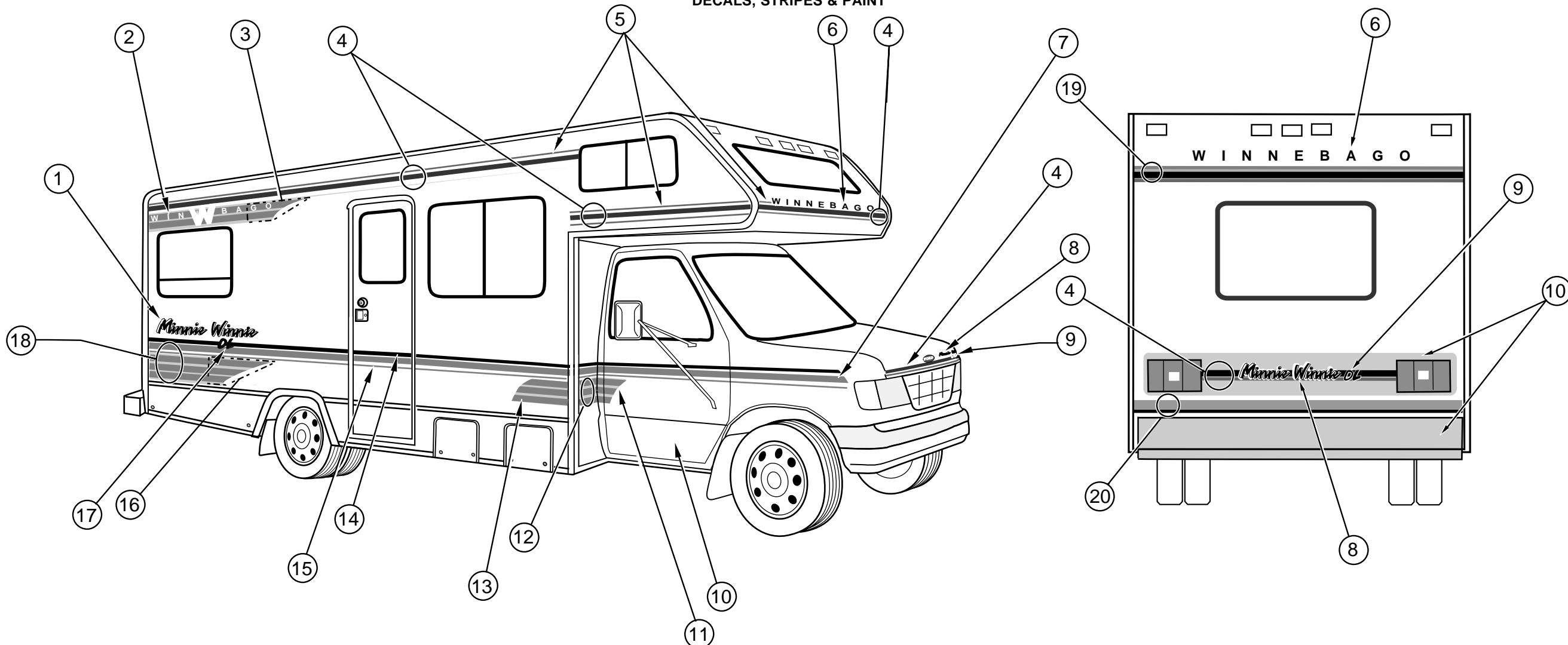
ELECTRICAL GROUP (CONTINUED)**CONDUIT, CONNECTORS, HOUSINGS & TERMINALS**

KEY	PART NUMBER	U/M	DESCRIPTION
	077479-01-000	EA	BOOT-BATTERY TERMINAL - DOUBLE CABLE
	077479-02-000	EA	BOOT-BATTERY TERMINAL - SINGLE CABLE
	087949-01-000	EA	BUSS BAR - 2 POSITION - .6" X 1.5" - ALUMINUM
	041953-01-000	FT	CONDUIT-CONVOLUTE SLIT - .5" ID
	041953-03-000	FT	CONDUIT-CONVOLUTE SLIT - 1" ID (CLOTHES ROD COVER)
	041953-04-000	FT	CONDUIT-CONVOLUTE SLIT - .50" ID
	041953-05-000	FT	CONDUIT-CONVOLUTE SOLID - .62" ID
	041953-06-000	FT	CONDUIT-CONVOLUTE SLIT - .375" ID
	041953-07-000	FT	CONDUIT-CONVOLUTE SLIT - .25" ID
	041953-08-000	FT	CONDUIT-CONVOLUTE SLIT - 1.50" ID
	041953-09-000	FT	CONDUIT-CONVOLUTE SLIT - .50" ID
	041953-10-000	FT	CONDUIT-CONVOLUTE SLIT - .75" ID
	041953-12-000	FT	CONDUIT-CONVOLUTE - NON SLIT 1.1" ID
	008355-01-000	EA	CONNECTOR-CABLE CLAMPING - 3/4"
	041480-01-000	EA	CONNECTOR-STRAIGHT - 1/2" FLEX CONDUIT
	058028-01-000	EA	CONNECTOR-ELECTRICAL PIGTAIL - NYLON - CLEAR
	088475-01-000	EA	CONNECTOR-PIN - 14 TO 20 AWG
	088475-02-000	EA	CONNECTOR-PIN - 10 TO 12 AWG
	008356-01-000	EA	CONNECTOR-PLASTIC - 3/8" AVG
	088476-01-000	EA	CONNECTOR-SOCKET - BRASS - PRE-TIN
	088476-02-000	EA	CONNECTOR-SOCKET - 12-10 GA - PHOS. BRZ - PRE-TIN
	008311-01-000	EA	CONNECTOR-WIRE NUT - INSULATED - RED
	008314-01-000	EA	CONNECTOR-WIRE NUT - INSULATED - GRAY
	088473-03-000	EA	HOUSING-PIN - 9 POSITION
	088473-05-000	EA	HOUSING-PIN - 6 POSITION (SINGLE ROW)
	088473-06-000	EA	HOUSING-PIN - 6 POSITION (TWO ROWS OF THREE)
	088473-08-000	EA	HOUSING-PIN - 4 POSITION
	088473-09-000	EA	HOUSING-PIN - 3 POSITION (SINGLE ROW)
	088473-10-000	EA	HOUSING-PIN - 2 POSITION
	088474-03-000	EA	HOUSING-SOCKET - 9 CAVITY - AMP 1-480707-0
	088474-06-000	EA	HOUSING-SOCKET - 6 CAVITY - AMP 1-480705-0
	088474-07-000	EA	HOUSING-SOCKET - 5 CAVITY - AMP 1-480764-0
	088474-08-000	EA	HOUSING-SOCKET - 4 CAVITY - AMP 1-480703-0
	088474-09-000	EA	HOUSING-SOCKET - 3 CAVITY - AMP 1-480701-0
	088474-10-000	EA	HOUSING-SOCKET - 2 CAVITY - AMP 1-480699-0
	007940-01-000	EA	RECEPTACLE-SLIDE - 16 TO 12 AWG - FEMALE END
	080015-02-000	EA	RECEPTACLE-FLAG - .185 - 16/14 GA - AMP 3
	080015-03-000	EA	RECEPTACLE-FLAG - .250 - 14/16 GA
	008326-01-000	EA	TERMINAL-RING - 16/14 WIRE - 3/8" STUD
	008328-01-000	EA	TERMINAL-RING - 12/10 WIRE - #10 STUD FIT
	008331-01-000	EA	TERMINAL-RING - TONGUE - #4 WIRE - 3/8" STUD -COPPER
	008348-01-000	EA	TERMINAL-RING - 3/8" STUD - #2 WIRE
	035416-04-000	EA	TERMINAL-RING - #10 STUD FIT - INSULATED BARREL #16/14
	047443-01-000	EA	TERMINAL - .250 RECEPTACLE FIT - INSULATED - 16/14 AWG
	102777-02-000	EA	TERMINAL-RING - #6 STUD - 10 AWG

RELAY HOUSING & SOLENOID

KEY	PART NUMBER	U/M	DESCRIPTION
	063910-01-000	EA	HOUSING-RELAY - BOSCH 3 334 485 008
	008188-01-000	EA	SOLENOID - 3 POST - BATTERY CHANGE OVER

**EXTERIOR BODY GROUP
DECALS, STRIPES & PAINT**



KEY	PART NUMBER	U/M	DESCRIPTION
1	105480-01-05A	EA	DECAL-LOGO - MINNIE WINNIE - OFF WHITE/SHALE/SHADOW
1	105480-01-08A	EA	DECAL-LOGO - MINNIE WINNIE - BRIGHT WHITE/SHALE/SHADOW
2	110888-01-01A	EA	DECAL-LOGO - W/WINNEBAGO - SHADOW/SHALE/RAZZBERRY
3	110887-03-01A	EA	DECAL-RADIUS - SMALL - PASSENGER - SHALE/RAZZBERRY/SHADOW
	110887-04-01A	EA	DECAL-RADIUS - SMALL - DRIVER - SHALE/RAZZBERRY/SHADOW
4	105781-27-01A	FT	FILM-MULTISTRIPE - 76.2 MM X 150' - SHADOW/SHALE BLUE
5	107385-05-03A	FT	FILM - 38.1MM X 150FT - RAZZBERRY
6	110889-01-01A	EA	DECAL-LOGO - WINNEBAGO - RAZZBERRY
7	110886-01-01A	EA	DECAL-FENDER - PASSENGER - RAZZBERRY/SHADOW
	110886-02-01A	EA	DECAL-FENDER - DRIVER - RAZZBERRY/SHADOW
8	105480-02-03A	EA	DECAL-LOGO - MINNIE WINNIE - OFF WHITE/SHALE/SHADOW
8	105480-02-06A	EA	DECAL-LOGO - MINNIE WINNIE - BRIGHT WHITE/SHALE/SHADOW
9	106002-02-03A	EA	DECAL-LOGO - DL - OFF WHITE/SHALE/SHADOW
9	106002-02-05A	EA	DECAL-LOGO - DL - BRIGHT WHITE/SHALE/SHADOW
10	099399-17-000	EA	PAINT-TITANIUM
11	110885-03-01A	EA	DECAL-RADIUS - CAB - PASSENGER - SHADOW/SHALE/RAZZ BERRY
	110885-04-01A	EA	DECAL-RADIUS - CAB - DRIVER - SHADOW/SHALE/RAZZBERRY
12	110882-01-01A	FT	FILM-MULTISTRIPE - 285.8" MM X 150' - SHADOW/SHALE/RAZZBERRY
13	110885-01-01A	EA	DECAL-RADIUS - FRONT - PASSENGER - SHADOW/SHALE/RAZZBERRY
	110885-02-01A	EA	DECAL-RADIUS - FRONT - DRIVER - SHADOW/SHALE/RAZZBERRY
14	107385-13-01A	FT	FILM - 12.7 MM X 150 FT - RAZZBERRY

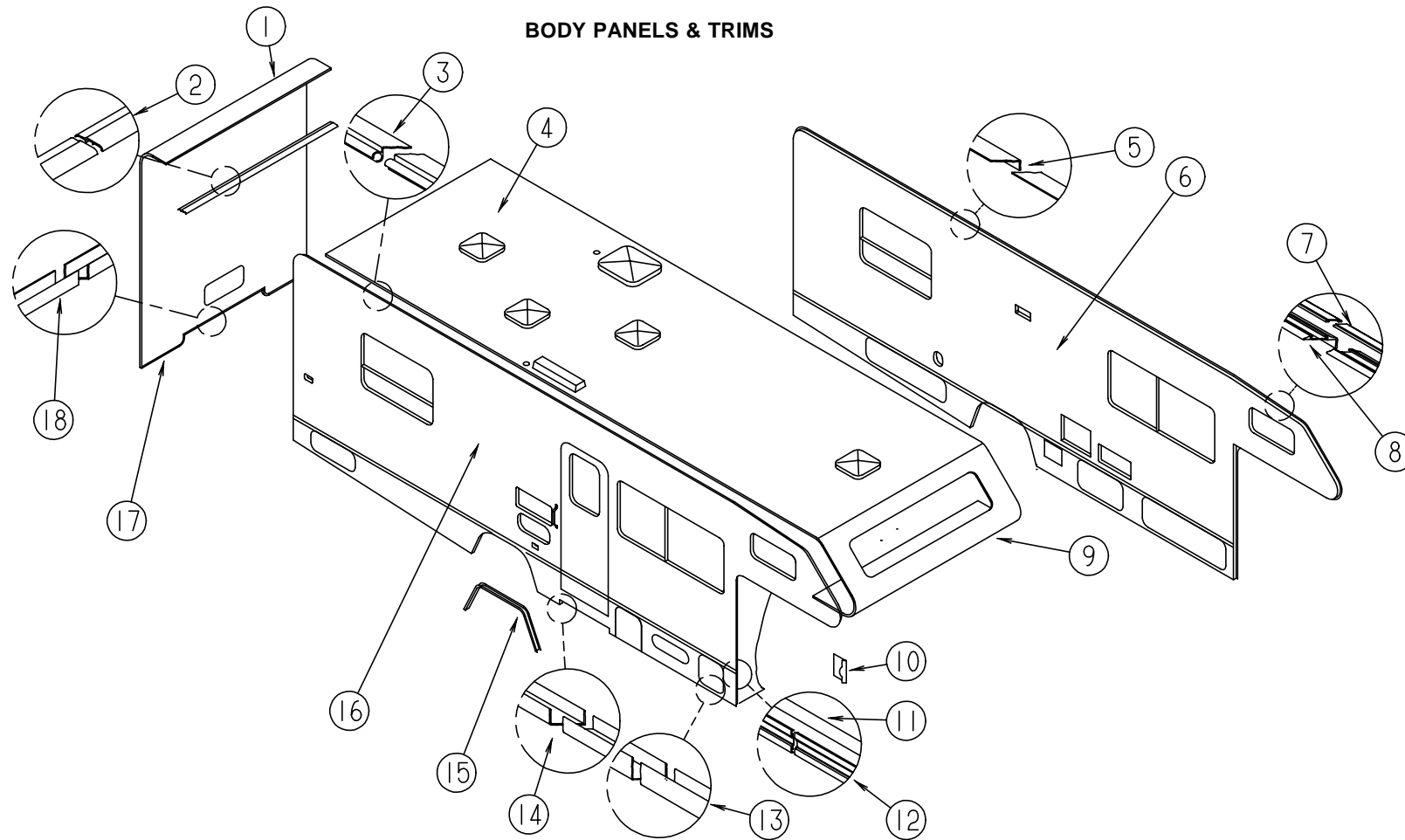
KEY	PART NUMBER	U/M	DESCRIPTION
15	107385-03-02A	FT	FILM - 69.9 MM X 150 FT - SHADOW BLUE
16	110887-01-01A	EA	DECAL-RADIUS - LARGE - PASSENGER - SHALE/RAZZBERRY/SHADOW
	110887-02-01A	EA	DECAL-RADIUS - LARGE - DRIVER - SHALE/RAZZBERRY/SHADOW
17	106002-01-03A	EA	DECAL-LOGO - DL - LARGE - OFF WHITE/SHALE/SHADOW
17	106002-01-05A	EA	DECAL-LOGO - DL - LARGE - BRIGHT WHITE/SHALE/SHADOW
18	105781-27-01A	FT	FILM-MULTISTRIPE - 76.2 MM X 150' - SHADOW/SHALE BLUE
19	110884-01-01A	FT	FILM-MULTISTRIPE - 171.4 MM X 150' - SHALE/RAZZBERRY/SHADOW
20	105781-08-05A	FT	FILM-MULTISTRIPE - 88.9 MM X 150' - SHALE/RAZZBERRY
			FROM: 00-00-00 THRU: 09-16-94
	041561-03-000	EA	PAINT-LOW BAKE - OFF WHITE
	044486-03-000	EA	PAINT-LOW BAKE - BEIGE
	083581-03-000	GL	PAINT-OFF WHITE - USE DUPONT L8723 TO OBTAIN LOCALLY

DUPONT COLOR CODES

OFF WHITE	L8723A
BRIGHT WHITE	B8951
SHALE	
SHADOW BLUE	
RAZZBERRY	
TITANIUM	C9248

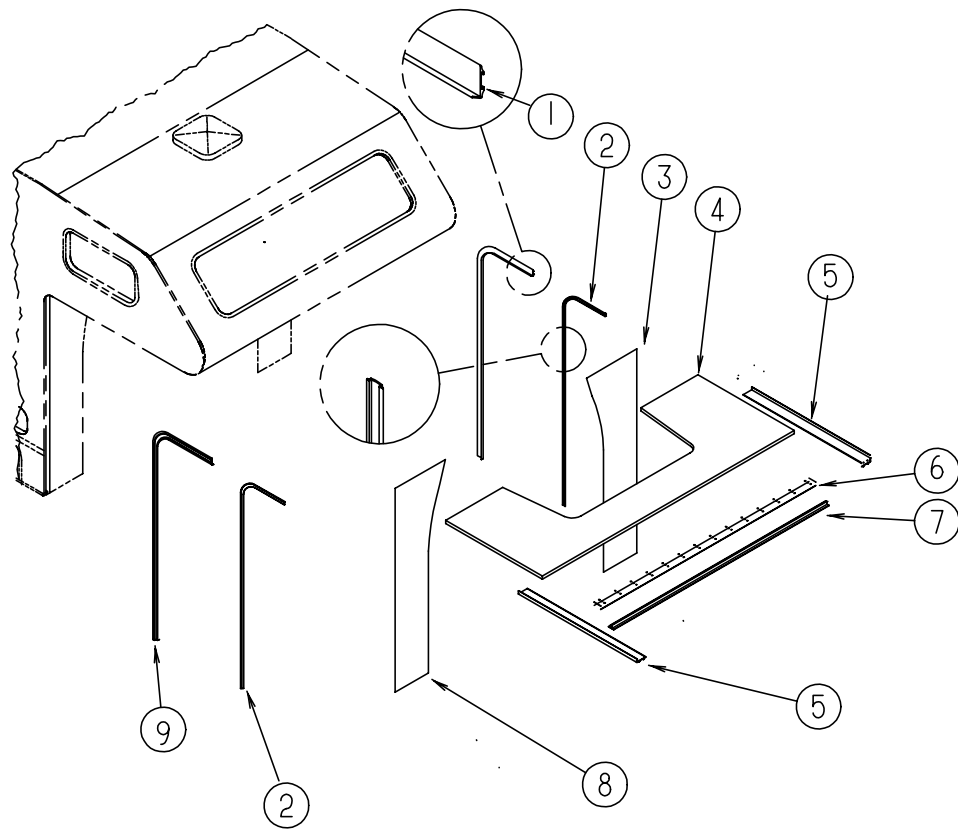
EXTERIOR BODY GROUP (CONTINUED)

BODY PANELS & TRIMS



KEY	PART NUMBER	U/M	DESCRIPTION	KEY	PART NUMBER	U/M	DESCRIPTION
1	M07443-01-F08	EA	BACKWALL ASM - W/ DOUBLE BED - OFF WHITE	8	096854-01-01A	EA	TRIM-CONTOUR - W/O VINYL INSERT - 108" - OFF WHITE
1	M07443-01-F09	EA	BACKWALL ASM - W/ DOUBLE BED - OFF WHITE	8	096854-01-02A	EA	TRIM-CONTOUR - W/O VINYL INSERT - 108" - BRIGHT WHITE
1	M07456-03-F08	EA	BACKWALL ASM - W/ DOUBLE BED - BRIGHT WHITE	9	M76177-01-700	EA	CAP-FRONT - OVERHEAD CAB TO FIRST SEAM OF ROOF
1	M07456-03-F09	EA	BACKWALL ASM - W/DOUBLE BED - BRIGHT WHITE	10	106106-01-01A	EA	CAP-FEATURE STRIP - OFF WHITE - RIGHT
1	M07443-02-F08	EA	BACKWALL ASM - W/ TWIN BED - OFF WHITE	10	106106-01-02A	EA	CAP-FEATURE STRIP - BRIGHT WHITE - RIGHT
1	M07443-02-F09	EA	BACKWALL ASM - W/ TWIN BED - OFF WHITE	10	106106-02-01A	EA	CAP-FEATURE STRIP - OFF WHITE - LEFT
1	M07456-04-F08	EA	BACKWALL ASM - W/ TWIN BED - BRIGHT WHITE	10	106106-02-02A	EA	CAP-FEATURE STRIP - BRIGHT WHITE - LEFT
1	M07456-04-F09	EA	BACKWALL ASM - W/ TWIN BED - BRIGHT WHITE	11	105312-01-01A	FT	INSERT-TRIM - VINYL - OFF WHITE
2	078580-02-000	EA	TRIM-ROOF TO BACKWALL/FRONT CAP - MILL FINISH	11	105312-01-07A	FT	INSERT-TRIM - VINYL - BRIGHT WHITE
3	100483-02-01A	EA	TRIM-CONTOUR - ROOF (AWNING) - OFF WHITE	12	108688-01-01A	EA	STRIP-FEATURE - OFF WHITE
3	100483-02-02A	EA	TRIM-CONTOUR - ROOF (AWNING) - BRIGHT WHITE	12	108688-01-03A	EA	STRIP-FEATURE - BRIGHT WHITE
	099583-55-002	EA	RAIL-AWNING - 3400 MM - OFF WHITE	13	098072-55-001	EA	TRIM-SIDEWALL - LOWER - OFF WHITE
	099583-55-004	EA	RAIL-AWNING - 3400 MM - BRIGHT WHITE	13	098072-55-003	EA	TRIM-SIDEWALL - LOWER - BRIGHT WHITE
4	P14174-02-F08	EA	ROOF ASM W/BASES - OFF WHITE	14	105025-11-F08	EA	TRIM ASM-SIDEWALL - UNDER ENTRY DOOR - OFF WHITE
4	M07454-02-F08	EA	ROOF ASM W/BASES - BRIGHT WHITE	14	105025-11-F09	EA	TRIM ASM-SIDEWALL - UNDER ENTRY DOOR - BRIGHT WHITE
5	096864-01-01A	EA	TRIM-CONTOUR - ROOF TO SIDEWALL - 120" - OFF WHITE	15	105100-01-01A	EA	TRIM-WHEELWELL - OFF WHITE
5	096864-01-02A	EA	TRIM-CONTOUR - ROOF TO SIDEWALL - 120" - BRIGHT WHITE	15	105100-01-02A	EA	TRIM-WHEELWELL - BRIGHT WHITE
5	096864-02-01A	EA	TRIM-CONTOUR - ROOF TO SIDEWALL - 133.8" - OFF WHITE	16	P14267-02-F08	EA	SIDEWALL-PASSENGER - W/O WINDOWS & DOORS-OFF WHITE
5	096864-02-02A	EA	TRIM-CONTOUR - ROOF TO SIDEWALL - 133.8" - BRIGHT WHITE	16	P14267-01-F09	EA	SIDEWALL-PASSENGER - W/O WINDOWS & DOORS-OFF WHITE
6	P14283-02-F08	EA	SIDEWALL-DRIVER - W/ DOUBLE BED - W/O WINDOWS & DOORS-OFF WHITE	16	M07455-04-F08	EA	SIDEWALL-PASSENGER - W/O WINDOWS & DOORS-BRIGHT WHITE
6	P14283-01-F09	EA	SIDEWALL-DRIVER - W/ DOUBLE BED - W/O WINDOWS & DOORS-OFF WHITE	16	M07455-04-F09	EA	SIDEWALL-PASSENGER - W/O WINDOWS & DOORS-BRIGHT WHITE
6	M07455-05-F08	EA	SIDEWALL-DRIVER - W/ DOUBLE BED-W/O WINDOWS & DOORS-BRIGHT WHITE		064675-54-005	EA	STEEL-ANGLE ROOF JOINT 1575 MM - OFF/WHT
6	M07455-05-F09	EA	SIDEWALL-DRIVER - W/ DOUBLE BED-W/O WINDOWS & DOORS-BRIGHT WHITE	17	103334-03-01A	EA	TRIM-BACKWALL - LOWER - OFF WHITE
6	M07406-02-F08	EA	SIDEWALL-DRIVER - W/ TWIN BED - W/O WINDOWS & DOORS-OFF WHITE	17	103334-03-02A	EA	TRIM-BACKWALL - LOWER - BRIGHT WHITE
6	M07406-01-F09	EA	SIDEWALL-DRIVER - W/ TWIN BED - W/O WINDOWS & DOORS-OFF WHITE	18	103335-02-01A	EA	TRIM-BACKWALL - LOWER - OFF WHITE
6	M07455-06-F08	EA	SIDEWALL-DRIVER - W/ TWIN BED - W/O WINDOWS & DOORS-BRIGHT WHITE	18	103335-02-02A	EA	TRIM-BACKWALL - LOWER - BRIGHT WHITE
6	M07455-06-F09	EA	SIDEWALL-DRIVER - W/ TWIN BED - W/O WINDOWS & DOORS-BRIGHT WHITE		002726-01-001	EA	U-CHANNEL-GARNISH - 1" X 18' - SERRATED - MILL ALUMINUM
	064675-54-003	EA	STEEL-ANGLE ROOF JOINT 1220 MM - OFF WHITE		002726-03-003	EA	U-CHANNEL-GARNISH - 1" X 16' - SERRATED - MILL ALUMINUM
	064675-54-004	EA	STEEL-ANGLE ROOF JOINT 545MM - OFF WHITE		002766-01-001	EA	ANGLE-EXTRUDED - 1" X 1.5" X 17' - ALUMINUM
7	105312-01-01A	FT	INSERT-FEATURE STRIP - VINYL - OFF WHITE				
7	105312-01-07A	FT	INSERT-FEATURE STRIP - VINYL - BRIGHT WHITE				

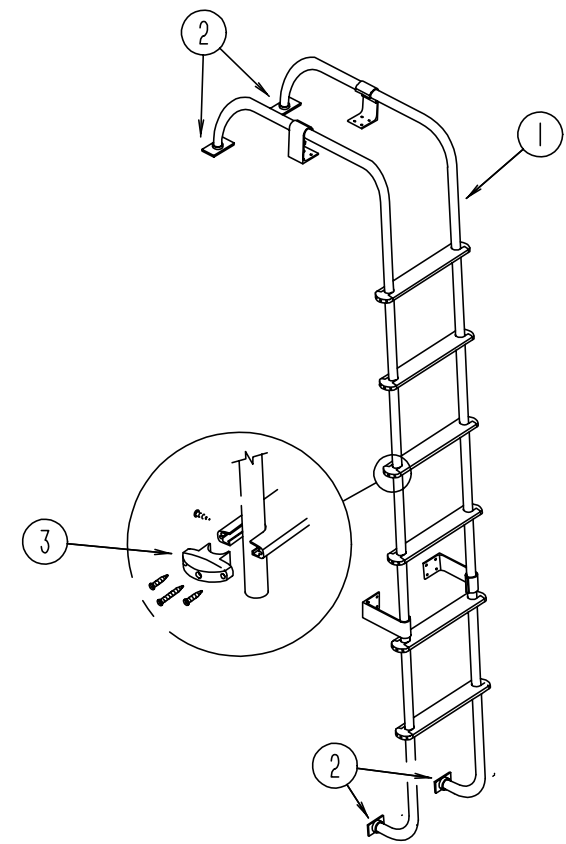
EXTERIOR BODY GROUP (CONTINUED)



WINGWALL, SLEEPERBOARD & TRIM

KEY	PART NUMBER	U/M	DESCRIPTION
1	108037-02-01A	EA	COVER TRIM-CURVED - FRONT - OFF WHITE
1	108037-02-02A	EA	COVER TRIM-CURVED - FRONT - BRIGHT WHITE
2	105015-02-01A	EA	COVER-WINGWALL - CURVED - OFF WHITE
2	105015-02-02A	EA	COVER-WINGWALL - CURVED - BRIGHT WHITE
3	112039-02-F01	EA	WINGWALL-DRIVER - OFF WHITE
3	M07423-10-F28	EA	WINGWALL-DRIVER - BRIGHT WHITE
3	106145-06-01A	EA	COVER ASM-WINGWALL-DRIVER - OFF WHITE
3	106145-06-02A	EA	COVER ASM-WINGWALL-DRIVER - BRIGHT WHITE
4	P12275-01-F08	EA	SLEEPERBOARD ASM - OFF WHITE
4	M07422-02-F01	EA	SLEEPERBOARD ASM -BRIGHT WHITE
5	104444-01-02A	EA	TRIM-CONTOUR - WINGWALL - OFF WHITE
5	104444-02-02A	EA	TRIM-CONTOUR - WINGWALL - BRIGHT WHITE
6	100086-03-01A	EA	TRIM-SLEEPERBOARD - 2" X 90.7" - OFF WHITE
6	100086-03-02A	EA	TRIM-SLEEPERBOARD - 2" X 90.7" - BRIGHT WHITE
7	100085-04-01A	EA	TRIM-SLEEPERBOARD - FLAT - 2.5" X 87.5" - OFF WHITE
7	100085-04-02A	EA	TRIM-SLEEPERBOARD - FLAT - 2.5" X 87.5" - BRIGHT WHITE
8	112039-01-F01	EA	WINGWALL-PASSENGER - OFF WHITE
8	M07423-09-F28	EA	WINGWALL-PASSENGER - BRIGHT WHITE
8	106145-05-01A	EA	COVER ASM-WINGWALL - PASSENGER - OFF WHITE
8	106145-05-02A	EA	COVER ASM-WINGWALL - PASSENGER - BRIGHT WHITE
9	104479-05-01A	EA	TRIM-CONTOUR - FRONT - OFF WHITE
9	104479-05-02A	EA	TRIM-CONTOUR - FRONT - BRIGHT WHITE
	002365-03-003	EA	EXTR-PDR-U-CHANNEL - 1.00 X 192.00 - OFF WHITE
	002365-03-006	EA	EXTR-PDR-U-CHANNEL - 1.00 X 192.00 - BRIGHT WHITE

EXTERIOR BODY GROUP (CONTINUED)



LADDER

KEY	PART NUMBER	U/M	DESCRIPTION
1	102953-10-F15	EA	LADDER ASM
2	067165-01-000	EA	MOUNTING BRACKET-LADDER - LOWER
	000G39-06-10T	EA	SCREW-SF/DR - 6-20 X 5/8 PPH - BLACK
	000G68-10-36T	EA	SCREW-10-12 X 2.25 POH BLACK
3	076980-02-000	EA	END CAP-STEP - BLACK
	081114-01-000	EA	PLUG-ROUND - RACK & LADDER ENDS - PLASTIC - 1" DIA.

EXTERIOR BODY GROUP (CONTINUED)

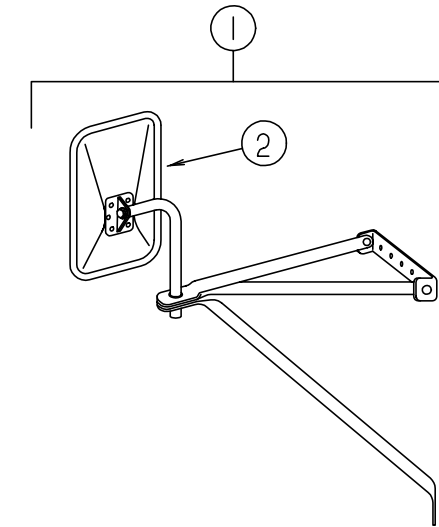
FIBERGLASS, STYROFOAM & ALUMINUM CHANNEL

KEY	PART NUMBER	U/M	DESCRIPTION
	077517-24-000	EA	SHEET-FIBERGLASS - FLAT - 48" X 96" - OFF WHITE
	077517-62-000	EA	SHEET-FIBERGLASS - FLAT - 48" X 96" - BRIGHT WHITE
	076054-L5-000	EA	SHEET-FIBERGLASS - 2572 X 2591 MM - OFF WHITE
	076054-N8-000	EA	SHEET-FIBERGLASS - 2572 X 2591 MM - BRIGHT WHITE
	076054-M4-000	EA	SHEET-FIBERGLASS - 2590 X 7970 MM - OFF WHITE
	076054-N5-000	EA	SHEET-FIBERGLASS - 2590 X 7970 MM - BRIGHT WHITE
	076054-P9-000	EA	SHEET-FIBERGLASS - 950 X 2591 MM - BRIGHT WHITE
	076054-R1-000	EA	SHEET-FIBERGLASS - 609 X 1624 MM - BRIGHT WHITE
	109838-05-01A	SF	FIBERGLASS COIL - 2570 X 152400 MM - FILON - ROOF - OFF WHITE
	076054-P1-000	SF	FIBERGLASS COIL - 2570 X 152400 MM - FILON - ROOF - BRIGHT WHITE
	000870-08-000	SF	STYROFOAM-PLANED - .75 X 48" X 96" - INCREMENTS OF 32 SF
	083574-03-000	SF	STYROFOAM - 3/4" X 48" X 96" - INCREMENTS OF 32 SF
	083574-06-000	SF	STYROFOAM - 3/4" X 48" X 108" - INCREMENTS OF 32 SF
	068716-01-001	EA	BRACE - 90 DEGREE L-ANGLE - 192" - EXTRUDED ALUMINUM
	033381-17-001	FT	TUBING-STEEL - 16GA 1.5" X 1.5" X 288" - HOT FORMED ASTM A50
	055278-51-259	FT	TUBING-STEEL - .75" X 1.5" X 288"
	044487-01-001	EA	ALUMINUM SHEET - .019" X 96" X 360" - MILL FINISH
	044487-01-002	EA	ALUMINUM SHEET - .24" X 96" X 432" - OFF WHITE
	002726-01-001	EA	U-CHANNEL-GARNISH - 1.38" X 19" - SERRATED - MILL ALUMINUM
	002766-01-001	EA	ANGLE-EXTRUDED - 1" X 1.5" X 17" - ALUMINUM
	089297-01-000	SF	PLYWOOD-LUAN - OVERLAY GRADE - 4' X 8' - INC OF 32 SF
	089297-02-000	SF	PLYWOOD-LUAN GRADE CC LFE - 3.6MM X 48" X 108"
	100619-01-000	BF	FOAM-EXPANDED POLYSTYRENE - 48" MM X 96" X 1.34"
	100619-04-000	BF	FOAM-EXPANDED POLYSTYRENE - 48" MM X 96" X .5"
	100619-05-000	BF	FOAM-EXPANDED POLYSTYRENE - 48" MM X 96" X .75"

AWNING & HARDWARE

KEY	PART NUMBER	U/M	DESCRIPTION
	110634-02-02A	EA	AWNING-HARDWARE KIT -OFF WHITE
	110634-02-04A	EA	AWNING-HARDWARE KIT - BRIGHT WHITE
	110634-01-700	EA	RAFTER LOCKING MECH KIT - 7605-0001
	110634-01-701	EA	SAFETY & LATCH KIT - 7509-0001
	110634-01-702	EA	BOTTOM BRACKET KIT - 7512-0001
	110634-01-703	EA	HEIGHT LOCK HANDLE KIT - 7510-0001
	110634-01-704	EA	UPPER BRACKET KIT W/BOLTS - 7505-0001
	110634-01-705	EA	ULTRA RAFTER KNOB KIT - 7522-0001
	110634-01-706	EA	RAFTER SLIDE KIT
	110634-01-707	EA	GROUND BRACKET KIT - 7511-0001
	110634-01-708	EA	LIFT HANDLES W/RIVETS - 7000-0001
	110634-01-709	EA	RATCHET HANDLE KIT - 7507-0001
	110634-01-710	EA	ARM CAP KIT - 7503-0001
	110634-01-711	EA	FRONT SPRING ASM - 6598-0001
	110634-01-712	EA	REAR SPRING ASM - 6599-0001
	110634-01-713	EA	REAR END CAP KIT - 7504-0001
	110634-01-714	EA	STAKE (4 PER BAG) - 5208-0001
	110634-01-715	EA	PULL DOWN WAND - 7604-0001
	110634-08-06A	EA	AWNING-ROLLER ASM -14' - OFF WHITE
	110634-08-08A	EA	AWNING-ROLLER ASM -14' - BRIGHT WHITE
	111038-01-01A	EA	SPACER-AWNING -LOWER BLACK

EXTERIOR BODY GROUP (CONTINUED)



EXTERIOR MIRRORS

KEY	PART NUMBER	U/M	DESCRIPTION
1	106860-01-01A	EA	MIRROR-EXTERIOR - HEAD LOW MOUNT - OFF WHITE
1	106860-01-02A	EA	MIRROR-EXTERIOR - HEAD LOW MOUNT - BRIGHT WHITE
			FROM: 00-00-00 THRU: 10-16-94
2	106860-01-700	EA	HEAD-MIRROR - EXTERIOR - OFF WHITE
2	106860-01-707	EA	HEAD-MIRROR - EXTERIOR - BRIGHT WHITE
	106860-01-701	EA	ARM - OFF WHITE
	106860-01-708	EA	ARM - BRIGHT WHITE
3	106860-01-703	EA	BRACE LOWER FORWARD - DRIVER - OFF WHITE
3	106860-01-709	EA	BRACE LOWER FORWARD - DRIVER - BRIGHT WHITE
3	106860-01-704	EA	BRACE LOWER FORWARD - PASSENGER - OFF WHITE
3	106860-01-710	EA	BRACE LOWER FORWARD - PASSENGER - BRIGHT WHITE
	106860-01-702	EA	HARDWARE PACKAGE
	106860-01-705	EA	MIRROR ASM - LEFT SIDE COMP - 713367 - OFF WHITE
	106860-01-706	EA	MIRROR ASM - RIGHT SIDE COMP - 713368 - OFF WHITE
	106860-01-711	EA	MIRROR ASM - LEFT SIDE COMP - 7133630 - BRIGHT WHITE
	106860-01-712	EA	MIRROR ASM - RIGHT SIDE COMP - 7133640 - BRIGHT WHITE
	105439-01-000	EA	MIRROR-AUX - CONVEX STICK-ON - VELVAC 723068-6
1	117051-03-01A	EA	MIRROR-EXTERIOR - HEAD LOW MOUNT - RIGHT - BLACK
			FROM: 10-17-94 THRU: 99-99-99
1	117051-04-01A	EA	MIRROR-EXTERIOR - HEAD LOW MOUNT - LEFT - BLACK
			FROM: 10-17-94 THRU: 99-99-99
	106860-02-702	EA	GLASS-FLAT - VELVAC 702086-8
	117051-01-700	EA	MIRROR-CONVEX

RUNNING BOARDS

KEY	PART NUMBER	U/M	DESCRIPTION
	072884-27-000	EA	RUNNING BOARD SET-FORD - 39" - KEMBERLY K-12 (STANDARD)
	072884-27-700	EA	BRACKET SET - 12" - FORD - KEMBERLY RB2BRK/M
	072884-27-701	EA	RUNNING BOARD - 39" - RIGHT & LEFT - FORD
	072884-27-702	EA	TREAD TAPE - KEMBERLY RB9202
	072884-27-703	EA	MUD FLAPS - W/HOLES - PAIR - KEMBERLY 99171
	072884-27-704	EA	END CAPS - PAIR - KEMBERLY 99148
	106461-01-000	EA	RUNNING BOARD-FORD - PASSENGER
			FROM: 00-00-00 THRU: 12-11-94
	106461-02-000	EA	RUNNING BOARD-FORD - DRIVER
			FROM: 00-00-00 THRU: 12-11-94
	106461-03-000	EA	HARDWARE-KIT - RUNNING BOARD
	106461-06-01A	EA	RUNNING BOARD-FORD - PASSENGER - BRIGHT WHITE
			FROM: 12-12-94 THRU: 99-99-99
	106461-07-01A	EA	RUNNING BOARD-FORD - DRIVER - BRIGHT WHITE
			FROM: 12-12-94 THRU: 99-99-99
	106461-04-000	EA	TRIM - RUNNING BOARD - SET/2
	106461-05-000	EA	NON SKID STRIP- RUNNING BOARD - SET/6

GALLEY GROUP**RANGE HOOD**

KEY	PART NUMBER	U/M	DESCRIPTION
	100258-22-02A	EA	HOOD-RANGE 22W - W/O MONITOR PANEL - VENTLINE (STANDARD) FROM: 00-00-00 THRU: 07-31-94
	100258-22-03A	EA	HOOD-RANGE 22W - W/O MONITOR PANEL - VENTLINE (STANDARD) FROM: 08-01-94 THRU: 99-99-99
	100258-23-02A	EA	HOOD-RANGE - W/O MONITOR PANEL - VENTLINE - TCS5008NAC (CANADIAN) FROM: 00-00-00 THRU: 07-31-94
	100258-23-03A	EA	HOOD-RANGE - W/O MONITOR PANEL - VENTLINE (CANADIAN) FROM: 08-01-94 THRU: 99-99-99
	075470-01-703	EA	SWITCH/ON - MOMENTARY
	090973-01-700	EA	MOTOR - LVS CA508-1
	090973-01-702	EA	BLADE-FAN - LVS VA183-1
	092696-01-701	EA	PLASTIC KNOB F/CABLE - CC225
	092696-01-702	EA	REGISTER/WIRE ASM - L7314
	092696-01-709	EA	LAMP ASM - #912 - VA415
	092696-01-710	EA	LAMP HOLDER - CB267-2
	092696-02-701	EA	LENS-LAMP - LVS CC179-2
	092698-02-700	EA	PUSH FASTENER - VB430
	092698-02-701	EA	CONDUIT CLAMP - VB334
	096983-01-700	EA	SWITCH-ON-OFF - 108
	096983-01-702	EA	SWITCH-TWO WAY MOM. - 112
	096983-01-703	EA	SWITCH ON-ON - 115
	096983-01-707	EA	MESH FILTER - CC246
	096983-01-708	EA	LAMP LENS - CC179
	100258-04-701	EA	BEZEL F/HOOD FAN W/LEVER - CC116
	100258-04-702	EA	SWITCH & LEVER W/CABLE ASSY - CB547-1
	100258-10-700	EA	HOUR METER ONLY(PARTS SALES) - 150
	100258-11-700	EA	CIRCUIT BOARD - 5079-01
	100258-12-700	EA	PANEL ASM - 9076

RANGE

KEY	PART NUMBER	U/M	DESCRIPTION
	112881-01-01A	EA	RANGE - 16" - 3 BURNER ALMOND - MAGIC CHEF 16RA-3B
	112881-01-03A	EA	RANGE - 16" - 3 BURNER BLACK W/TEXTURED DOOR - MAGIC CHEF 16RA-3B49
	055282-04-700	EA	PANEL-OVEN DOOR - ALMOND - MAGIC CHEF 50-26577-2A
	102020-01-700	EA	SHELF-OVEN - MAGIC CHEF - 7801-P027-60
	102020-01-701	EA	HANDLE-DOOR - MAGIC CHEF - 7701P092-60
	102020-01-709	EA	BUMPER-GRATE - MAGIC CHEF 8007P018-60
	102020-01-711	EA	GRATE-TOP - MAGIC CHEF 7518P012-60
	102020-01-722	EA	VALVE-TOP BURNER - MAGIC CHEF 7502P095-60
	102020-01-724	EA	BUMPER-MAIN TOP - MAGIC CHEF 8003P008-6
	102022-01-708	EA	BURNER ASSEMBLY-OVEN - MAGIC CHEF 3403W003-45
	112881-01-700	EA	TOP-MAIN - ALMOND - MAGIC CHEF 2001F110-84
	112881-01-701	EA	MANIFOLD PANEL - MAGIC CHEF 2616F091-70
	112881-01-702	EA	VALVE-MERCURY - (SAFETY VALVE) - MAGIC CHEF 7501-P121-60
	112881-01-703	EA	VALVE-TOP BURNER - HI-OUTPUT - MAGIC CHEF 7502P180-60
	112881-01-704	EA	KNOB-THERMOSTAT - MAGIC CHEF 7731P067-60
	112881-01-705	EA	KNOB-TOP BURNER - MAGIC CHEF 7733P072-60
	112881-01-706	EA	THERMOSTAT - MAGIC CHEF 12400026
	112881-01-707	EA	TRIM-FLAT - (LEFT) - BLACK - MAGIC CHEF 3608W035-70
	112881-01-708	EA	TRIM-FLAT - (RIGHT) - BLACK - MAGIC CHEF 3608W036-70
	112881-01-709	EA	PIPE-MANIFOLD - MAGIC CHEF 7513P097-60
	112881-01-710	EA	OVEN PILOT - MAGIC CHEF 7505P202-60
	112881-01-711	EA	OVEN BURNER - MAGIC CHEF 3404W025045
	112881-01-713	EA	OVEN DOOR - TEXTURED - MAGIC CHEF 2401F079-70
	105458-01-000	EA	BRACKET-TIEDOWN - STOVE
	105458-02-000	EA	BRACKET-TIEDOWN - STOVE

GALLEY GROUP (CONTINUED)**MONITOR PANEL**

KEY	PART NUMBER	U/M	DESCRIPTION
	102765-04-01A	EA	PANEL-MONITOR - W/PLUG - FOR 2 TANKS & WATER HEATER - LVS
	075470-01-703	EA	SWITCH-ON/MOMENTARY - JENSEN AND VENTLINE
	096983-01-700	EA	SWITCH-ON/OFF - VENTLINE 108
	102765-04-700	EA	CIRCUIT BOARD - LVS 5076-11
	097618-01-000	EA	WIRE ASM-MONITOR PANEL - W/4 WIRES & BLACK RESISTOR - LVS

MICROWAVE

KEY	PART NUMBER	U/M	DESCRIPTION
	091269-05-000	EA	OVEN-MICROWAVE - DM15H-14B FROM: 00-00-00 THRU: 08-02-94
	115303-01-000	EA	OVEN-MICROWAVE - MCD-DM15K-7B FROM: 08-03-94 THRU: 99-99-99
	115401-01-01A	EA	TRIM-MICROWAVE BLACK
	094774-01-01A	EA	TRIM-MICROWAVE - EITHER SIDE - 1.5" X 14.8" - METAL - BLACK FROM: 00-00-00 THRU: 08-02-94
	098916-03-01A	EA	BRACE-MICROWAVE CABINET - LEFT - 9.4" X 7.5" - STEEL
	098916-04-01A	EA	BRACE-MICROWAVE CABINET - RIGHT - 9.4" X 7.5" - STEEL
	094750-07-000	EA	BRACKET-MICROWAVE - 89 DEGREE

COFFEE MAKER

KEY	PART NUMBER	U/M	DESCRIPTION
	103799-01-02A	EA	MAKER-COFFEE - GRAY - W/GLASS POT
	104610-01-000	EA	STRAP ASM - COFFEE MAKER

GALLEY GROUP (CONTINUED)

NORCOLD 6162 REFRIGERATOR

KEY	PART NUMBER	U/M	DESCRIPTION
	093646-01-000	EA	BRACKET-TIEDOWN - REFRIGERATOR
	093646-02-000	EA	BRACKET-TIEDOWN - REFRIGERATOR
	054450-01-000	EA	LEVEL-REFRIGERATOR
	065225-02-000	EA	PLATE-TIEDOWN -REFRIGERATOR
	104138-05-01A	EA	REFRIGERATOR-SMALL DOUBLE DOOR - 2-WAY - NORCOLD 6162 LH BL
	075217-01-734	EA	FUSE - 3 AMP - NORCOLD# 61538822
	075217-01-738	EA	SWITCH-HUMIDITY - NORCOLD 61525922
	084879-03-700	EA	COOLING UNIT - HORIZONTAL BURNER - NORCOLD# 61687237
	084880-01-705	EA	ORIFICE - NORCOLD# 614522
	104137-06-709	EA	VALVE-SHUT OFF - MANUAL - NORCOLD 61697922
	084880-01-718	EA	VALVE-GAS - NORCOLD 61551822
	084880-01-720	EA	SPRING (FOR DOOR HANDLE) - NORCOLD 61558822
	084880-01-722	EA	CRISPER COVER - NORCOLD 615641
	084880-01-726	EA	HINGE BRACKET (CENTER HINGE) - NORCOLD 61566523
	084880-01-731	EA	HINGE PIN - NORCOLD 61578123
	084880-01-732	EA	LATCH - NORCOLD 61578522
	084880-01-734	EA	BRACKET-HINGE - TOP RH - BOTTOM LH - BROWN NORCOLD 61580837
	084880-01-735	EA	HINGE BRKT -TOP LH-BOTTOM RH BRN - NORCOLD 61580937
	084880-01-739	EA	END CAP (SPRING CATCH) BROWN - NORCOLD 61593722
	084880-01-740	EA	END CAP (STOP CATCH) - NORCOLD 61593830
	084880-01-746	EA	CABLE - NORCOLD 61571522
	084880-01-747	EA	PLUG-HOLE - NORCOLD 61582022
	084880-01-749	EA	HINGE BUSHING - NORCOLD 615807
	084880-01-753	EA	THERMISTER 78" - NORCOLD 61693822
	084880-01-760	EA	CLIP (THERMISTER) - NORCOLD 61689122
	084880-01-761	EA	END CAP (SPRING CATCH) BLACK 61593730
	084880-02-700	EA	LOWER FLANGE 8663 & 8683 - NORCOLD 61622123
	084880-03-702	EA	HINGE PIN TOP/BTM FEMALE - NORCOLD 61580630
	084880-03-705	EA	BRACKET F/INTERIOR REFRIGERATOR LIGHT - NORCOLD 61629722
	084880-03-706	EA	LAMP (BULB) - NORCOLD 61628922
	084880-03-707	EA	COVER F/LAMP OR BULB - NORCOLD 61627922
	088248-01-706	EA	BURNER-HORIZONTAL - NORCOLD 61588122
	088248-01-707	EA	ELECTRODE-SENSOR - (HORIZONTAL) - NORCOLD# 61573322
	088248-01-709	EA	HEATER-AC - (HORIZONTAL) - NORCOLD# 615627
	088248-01-710	EA	HEATER-DC - (HORIZONTAL) - 3 WAY - NORCOLD# 615628
	094038-01-700	EA	GASKET-LOWER - GRAY - NORCOLD 61567930
	094038-01-701	EA	LINER-DOOR - LOWER - BROWN/WHITE - NORCOLD 61581937-B
	094038-01-702	EA	LINER-DOOR - LOWER - BLACK/WHITE - NORCOLD 61581938-B
	094038-01-703	EA	HANDLE-DOOR - LOWER - BROWN - NORCOLD 61650137

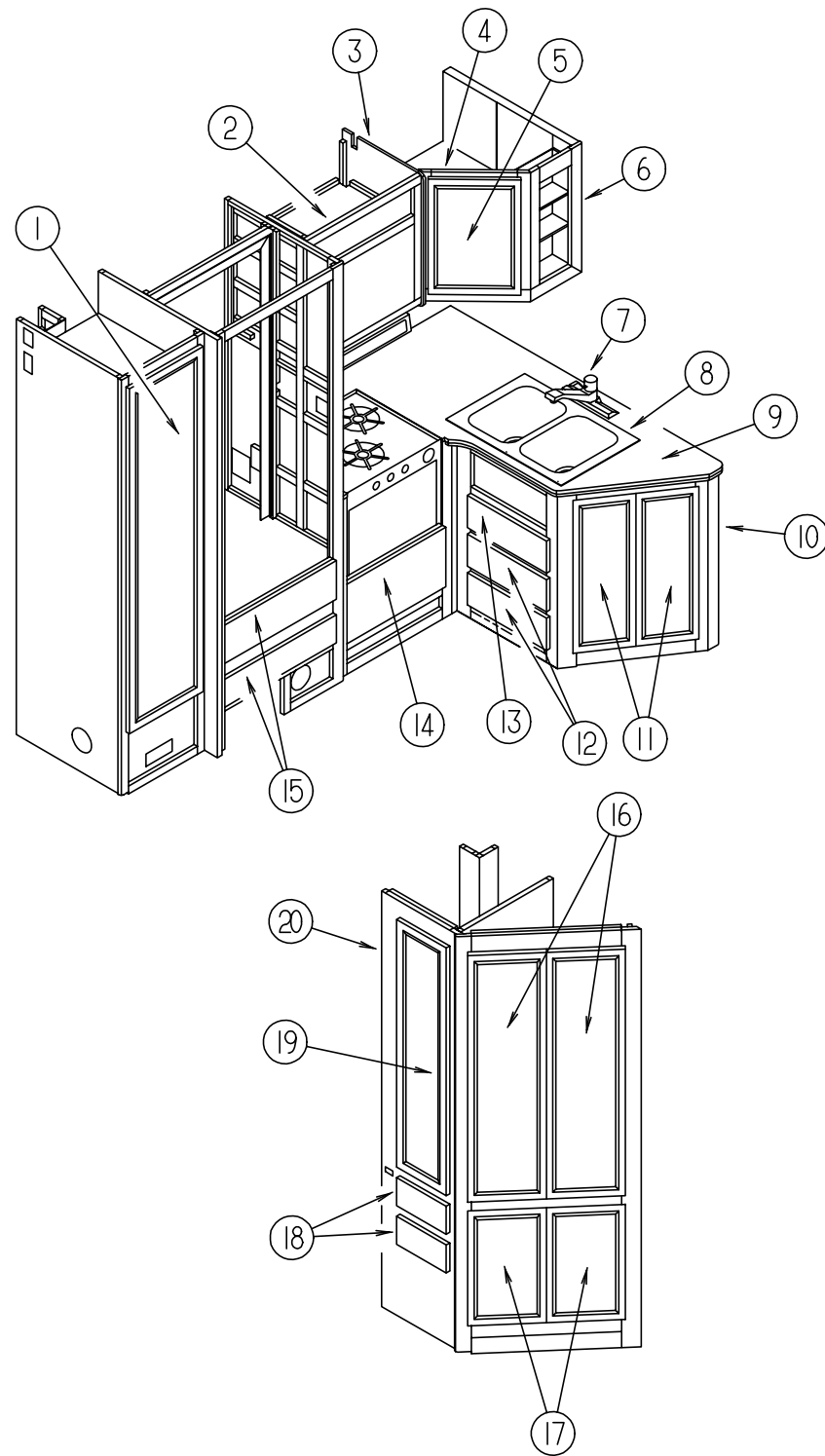
GALLEY GROUP (CONTINUED)

NORCOLD 6162 REFRIGERATOR (CONTINUED)

KEY	PART NUMBER	U/M	DESCRIPTION
	094038-01-704	EA	HANDLE-DOOR - LOWER - BLACK - NORCOLD 61650138
	094039-01-702	EA	GASKET (GRAY) UPPER - NORCOLD 61567830
	094039-01-703	EA	PLATE-HINGE - LH - BROWN - NORCOLD 61631422
	094039-01-704	EA	PLATE-HINGE - BLACK - NORCOLD 61631430
	094039-01-706	EA	UPPER DOOR LINER (WHITE) BLK - NORCOLD 61581838-B
	094039-01-708	EA	HANDLE-DOOR - UPPER - BLACK - NORCOLD 61650038
	094039-01-709	EA	PLATE-HINGE - TOP RH - LH BOTTOM - BROWN - NORCOLD 61631322
	094039-01-710	EA	PLATE-HINGE - BLACK - NORCOLD 61631330
	094039-01-722	EA	HOLE PLUG (BLACK) HINGE HOLES - NORCOLD 61582030
	094039-01-723	EA	HINGE BRKT -TOP RH-BTM LH BLK - NORCOLD 61580838
	094039-01-724	EA	BRACKET-HINGE - TOP LH - BOTTOM RH - BLK - NORCOLD 61580938
	094039-01-725	EA	HINGE PIN (BLACK)(MALE) - NORCOLD 61578130
	094039-01-726	EA	SHELF-FREEZER EVAPORATOR - NORCOLD 615236
	094039-01-730	EA	HINGE PIN SHAFT(BLK) CTR HGE - NORCOLD 61566730
	094039-01-732	EA	FRONT COVER(BLK) BTM TRIM - NORCOLD 61622130
	094039-01-733	EA	WIRE SHELF (MIDDLE) - NORCOLD 61563822
	094039-01-734	EA	WIRE SHELF (TOP) W/RISER - NORCOLD 61563722
	094039-01-735	EA	INSIDE DRIP TRAY (WHITE) - NORCOLD 61572830
	094039-01-736	EA	SWITCH-LIGHT - BLACK - NORCOLD 615810
	094039-01-739	EA	SHELF (CUTOUT) - NORCOLD 61646722
	094039-04-700	EA	PRINTED CIRCUIT BOARD - 2 WAY - NORCOLD 61647322
	094039-04-701	EA	EYEBROW (SHELL) 2 WAY - NORCOLD 61669822
	094039-04-702	EA	POWER SUPPLY (2 WAY) - NORCOLD 61647422
	104137-06-700	EA	EYEBROW SHELL (2-WAY) - NORCOLD 61726622
	104137-06-702	EA	RACK-JUICE - WHITE - NORCOLD 61580525
	104137-06-703	EA	BIN-DOOR SHELF - WHITE - NORCOLD 61564025
	104137-06-706	EA	WIRE SHELF - SHORT - NORCOLD 61718222
	104137-06-707	EA	CRISPER - WHITE - NORCOLD 61571325
	104137-06-709	EA	VALVE SHUT-OFF - MANUAL ASM - NORCOLD 61694922
	104137-06-710	EA	PRESSURE TAP - NORCOLD 61594422
	104137-06-711	EA	FUSE-5 AMP - NORCOLD 61611622
	104137-06-712	EA	FITTING-GAS TUBE CONNECTION - NORCOLD 61692722
	104137-06-713	EA	ORFICE GASKET - NORCOLD 61475122
	104137-06-714	EA	BURNER ASSEMBLY - 5-SLOT - NORCOLD 61705222
	104137-06-715	EA	SPARK/SENSE ELECTRODE- SINGLE - NORCOLD 61692222
	104138-04-701	EA	FOAMED CAB ASM - BLACK W/WHITE - NORCOLD 61725038
	104137-02-700	EA	MODULE-CONTROL - CHANNEL - NORCOLD 61717037

GALLEY GROUP (CONTINUED)

CABINETS & FIXTURES



KEY	PART NUMBER	U/M	DESCRIPTION
1	110140-52-E01	EA	DOOR ASM-W/O HARDWARE - 410 X 1660
2	114835-01-F01	EA	CABINET-OVERHEAD - MICROWAVE - W/O DOORS & HARDWARE
2	115956-01-F01	EA	CABINET-OVERHEAD - MICROWAVE - W/O DOORS & HARDWARE FROM: 00-00-00 THRU: 07-10-94 FROM: 07-11-94 THRU: 99-99-99
3	114835-12-F01	EA	END CAP-CABINET - OVERHEAD
4	P14876-01-F01	EA	CABINET-OVERHEAD - W/O DOORS & HARDWARE
5	114876-11-F01	EA	SHELF ASM.
5	110140-10-E01	EA	DOOR ASM-W/O HARDWARE - 365 X 555
6	114875-01-F01	EA	CABINET-SPICE RACK
7	111775-01-01A	FT	RAIL ASM-DECORATIVE - WOOD - 1830MM LONG
7	104114-02-01A	EA	FAUCET-GALLEY -SINGLE CONTROL - CHROME
8	104113-01-000	EA	SINK-DOUBLE - STAINLESS STEEL
	092303-01-000	EA	STRAINER-SINK
	103610-01-E01	EA	COVER-SINK
	103610-01-E04	EA	COVER-SINK
9	114322-13-F01	EA	COUNTERTOP ASM - GALLEY
9	114322-13-F02	EA	COUNTERTOP ASM - GALLEY
10	M06985-01-F01	EA	CABINET-GALLEY - W/O REAR AUTO - W/COUCH
10	M06985-01-F02	EA	CABINET-GALLEY - W/O REAR AUTO - W/COUCH
10	M06985-03-F01	EA	CABINET-GALLEY - W/WATER HEATER & REAR AUTO - W/COUCH
10	M06985-03-F02	EA	CABINET-GALLEY - W/WATER HEATER & REAR AUTO - W/COUCH
10	M06985-02-F01	EA	CABINET-GALLEY - W/O REAR AUTO - W/DINETTE
10	M06985-02-F02	EA	CABINET-GALLEY - W/O REAR AUTO - W/DINETTE
10	M06985-04-F01	EA	CABINET-GALLEY - W/WATER HEATER & REAR AUTO - W/DINETTE
10	M06985-04-F02	EA	CABINET-GALLEY - W/WATER HEATER & REAR AUTO - W/DINETTE
	114322-15-F01	EA	SHELF ASM. (2 USED)
	114322-15-F02	EA	SHELF ASM. (2 USED)
11	110140-60-F15	EA	DOOR ASM-W/O HARDWARE - 255 X 750
12	M05970-J4-F01	EA	DRAWER COMPLETE-SLIDE RADIUS - W/O HARDWARE
13	M05970-J3-F01	EA	DRAWER COMPLETE-SLIDE RADIUS - W/O HARDWARE
14	M05970-E7-E01	EA	DRAWER COMPLETE-SLIDE RADIUS - W/O HARDWARE
15	M05970-L9-F01	EA	DRAWER COMPLETE-SLIDE RADIUS - W/O HARDWARE - REFRIGERATOR
	090329-01-000	FT	SEAL-T- REFRIGERATOR CABINET - .6" WIDE TOP X 2" TAIL
16	110140-23-E01	EA	DOOR ASM - W/O HARDWARE - 305 X 1220
17	110140-33-E01	EA	DOOR ASM - W/O HARDWARE - 305 X 555
18	M05970-J1-F01	EA	DRAWER COMPLETE-SLIDE RADIUS
19	110140-22-E01	EA	DOOR ASM-W/O HARDWARE - 305 X 1220
20	114308-01-F01	EA	CABINET ASM-PANTRY
	114308-12-F01	EA	SHELF ASM. (3 USED)
	114308-12-F02	EA	SHELF ASM. (3 USED)
	114308-16-F01	EA	SHELF ASM. (1 USED)
	114308-16-F02	EA	SHELF ASM. (1 USED)

GENERATOR GROUP

4 KW ONAN GAS GENERATOR

KEY	PART NUMBER	U/M	DESCRIPTION
	109982-03-000	EA	GENERATOR - 4.0 MICROLITE - ONAN KY-FA/26100 B
	109982-04-000	EA	GENERATOR - 3.6 MICROLITE - ONAN KY-FA/26120 B
	105958-08-000	EA	PIPE-EXHAUST - 112MM TO BEND THEN 280MM
	007067-01-000	SF	INSULATION-FIBERGLASS - 1" THICK X 4' - INCREMENTS OF 4 SF
	007125-03-000	EA	CLAMP-MUFFLER - 1.5" DIA
	008401-01-000	EA	STRAP-CONDUIT - 3/4" - 1 HOLE - GALVANIZED STEEL

HEATING & AIR CONDITIONING GROUP

FURNACE

KEY	PART NUMBER	U/M	DESCRIPTION
	098668-20-000	EA	FURNACE - 30,000 BTU - SUBURBAN SF-30 2273
	069634-01-733	EA	RELAY -TIME DELAY 20 & 30 BTU - SUBURBAN 231202
	075695-01-709	EA	MICRO SWITCH (FOR MODELS 30 & 34S) - SUBURBAN#230509
	090039-01-709	EA	GASKET-COVER - OBSERVATION HOLE
	092300-01-704	EA	GASKET-ELECTRODE - SUBURBAN 070163
	092300-02-701	EA	ORFICE - MAIN BURNER - SUBURBAN 180214
	093365-01-000	EA	THERMOSTAT-WALL - FURNACE - SUBURBAN 0160902
	098668-01-700	EA	CABINET FRONT - SUBURBAN 101242
	098668-01-701	EA	CABINET ASM - SUBURBAN 101299
	098668-01-704	EA	VALVE - SUBURBAN 160938
	098668-01-705	EA	SWITCH-LIMIT - SUBURBAN 231630
	098668-01-706	EA	WHEEL-COMBUSTION AIR - SUBURBAN 350122
	098668-01-707	EA	VENT CAP & EXHAUST TUBE ASM - SUBURBAN 260193
	098668-01-708	EA	BLOWER ASM (COMBUSTION AIR) - SUBURBAN 390441
	098668-01-709	EA	MOTOR ASM.-FOR SF-25 - SF-30 - SUBURBAN 231706
	098668-01-710	EA	BLOWER ASM (ROOM AIR) - SUBURBAN 390440
	098668-01-711	EA	WHEEL -ROOM AIR - SUBURBAN 350123
	098668-01-712	EA	BOARD-MODULE - SUBURBAN 231741
	098668-01-713	EA	INTAKE VENT TUBE ASM - SUBURBAN 051044
	098668-01-714	EA	GAS VALVE (WHITE ROGERS) - SUBURBAN 161070
	098668-01-715	EA	ELECTRODE ASM. (SINGLE PROBE) - SUBURBAN 232166
	098668-02-700	EA	BURNER ASM COMPLETE (SF-30/SF35) - SUBURBAN 010745
	098668-06-000	EA	DOOR-ACCESS - FURNACE - OFF WHITE - SUBURBAN 520574
	098668-23-000	EA	DOOR-ACCESS - FURNACE - BRIGHT WHITE - SUBURBAN 520574
	093614-01-01A	EA	GRILLE-RETURN AIR - FURNACE - 15.6" X 7.6" - BROWN
	093365-01-000	EA	THERMOSTAT-WALL - FURNACE - SUBURBAN 0160902
	056464-05-000	EA	REGISTER-PLASTIC W/O DAMPER - 4" DIAMETER - GOLDEN

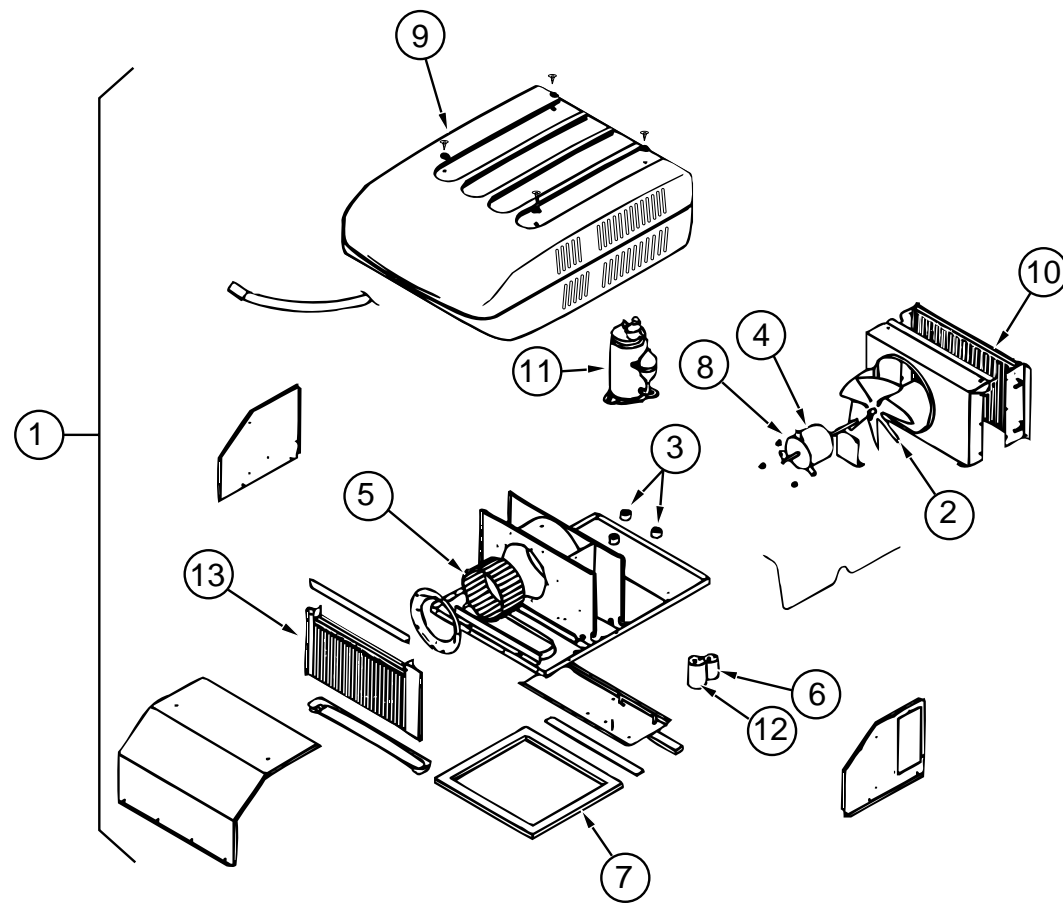
HEATING SYSTEM

KEY	PART NUMBER	U/M	DESCRIPTION
	069636-02-000	EA	CONNECTOR-DUCT - 4" ID - SUBURBAN 050715
	009198-01-000	FT	DUCT-HEAT - FLEXIBLE - 4" ID X 25 FT
	093614-01-01A	EA	GRILLE-RETURN AIR - FURNACE - 15.6" X 7.6" - BROWN
	079059-01-000	EA	HOSE - 90 DEGREE - 5/8"ID X 4" X 36"
	007108-01-000	FT	HOSE-HEATER - 5/8" ID - HI-TEMP - FORD ESE-M2D192-A
	056464-05-000	EA	REGISTER-PLASTIC - W/O DAMPER - 4" DIAMETER - GOLDEN
	009200-01-000	EA	TAPE-FURNACE - 1 1/2"
	088753-01-000	FT	TUBE-ALUMINIZED STEEL - 5/8" - 18 GAUGE
	008042-01-000	FT	TUBING-VINYL - .65" ID

REAR HEATER

KEY	PART NUMBER	U/M	DESCRIPTION
	084405-01-000	EA	HEATER ASM-REAR - DUCTED - W/MOTOR AID - EVANS
	084405-01-700	EA	HEATER CORE - FT200229
	084405-01-701	EA	FAN - HV029931
	084405-01-702	EA	MOTOR - 12 VOLT ASSY - R0200180
	087202-01-000	EA	SWITCH - 4 POSITION - W/KNOB

HEATING & AIR CONDITIONING GROUP (CONTINUED)



ROOF A/C

KEY	PART NUMBER	U/M DESCRIPTION
1	115219-01-01A	EA A/C-ROOF -14,800 MACH 15 IVORY - COLEMAN 7335A697
1	115219-01-03A	EA A/C-ROOF -14,800 MACH 15 BRIGHT WHITE - COLEMAN 7335A697
2	093763-01-712	EA FAN BLADE-CONDENSER - COLEMAN# 6733-3221
3	105620-01-706	EA FOOT PKG-COMPRESSOR - 3 PER PKG- COLEMAN 6759-3081
4	108889-01-705	EA MOTOR (115 - 60HZ) COLEMAN 1468-3049
5	108889-01-706	EA IMPELLOR - COLEMAN 1472-1041
6	108889-01-708	EA FAN CAPACITOR - COLEMAN 1499-5461
	108889-01-710	EA FILLER PAD-COND AIR SEAL - COLEMAN 6759A3971
7	108889-01-711	EA GASKET PKG - COLEMAN 6792-3301
8	108889-01-715	EA MOTOR MOUNT & SHAFT SEAL KIT - COLEMAN 6792-3361
9	063903-01-700	EA SHROUD-COLEMAN# 6759-4601 - OFF WHITE
9	108889-05-700	EA SHROUD - COLEMAN #7333-4601 - BRIGHT WHITE
10	115219-01-700	EA CONDENSER COIL
11	115219-01-701	EA COMPRESSOR - PANASONIC
12	115219-01-702	EA RUN CAP - COMP-50 MFD/370V
	115219-01-703	EA START RELAY
13	115219-01-704	EA EVAPORATOR COIL
	115219-01-705	EA SUCTION LINE - LOWER
	115219-01-706	EA SUCTION LINE - UPPER
	115219-01-707	EA DISCHARGE LINE ASSY.
	093306-01-701	EA DECAL PKG - LEFT & RIGHT - COLEMAN 6798B3591
	093306-01-720	EA START CAPACITOR(21-25 MFD/33 1497-3351
	115764-01-01A	EA THERMOSTAT-FURNACE
	108891-01-01A	EA CEILING ASM-A/C COOL TSR HO - COLEMAN 7330-714 IV
	042204-01-709	EA THERMOSTAT-IN 64 OUT 58 - COLEMAN 6701-3401
	102289-01-000	EA SPRING-SCREW - ROOF A/C GASKET - COLEMAN 6757-150
	022756-02-000	EA COVER-PROTECTIVE - 5.5" ENDS X 8.2" - PLASTIC - OFF WHITE
	022756-03-000	EA COVER-A/C - PLASTIC - OFF WHITE
	084077-03-000	EA COVER-BLANK - ROOF A/C - 5.2" X 3.5" - IVORY

INTERIOR FINISH GROUP

FIRE EXTINGUISHER, DETECTORS & CLOCK

KEY	PART NUMBER	U/M DESCRIPTION
	072852-01-000	EA DETECTOR-SMOKE - W/9 VOLT BATTERY (US)
	072852-02-000	EA DETECTOR-SMOKE - W/9 VOLT BATTERY (CANADIAN)
	094499-01-000	EA EXTINGUISHER-FIRE - DRY W/MOUNTING BRACKET - 10 BC
	094499-02-000	EA EXTINGUISHER-FIRE - DRY - 1A10BC - CANADIAN
	094499-01-700	EA BRACKET-MOUNTING - W/PLASTIC STRAP - FIRE EXTINGUISHER
	100793-02-01A	EA CLOCK-WALL - BOLDEN - ROUND 11"
	112320-01-000	EA DETECTOR-CO GAS - MODEL 9B-I - COSTAR 940000000
	112320-02-000	EA BATTERY/SENSOR-CO GAS - COSTAR 940001000

CARPETING & FLOOR MATS

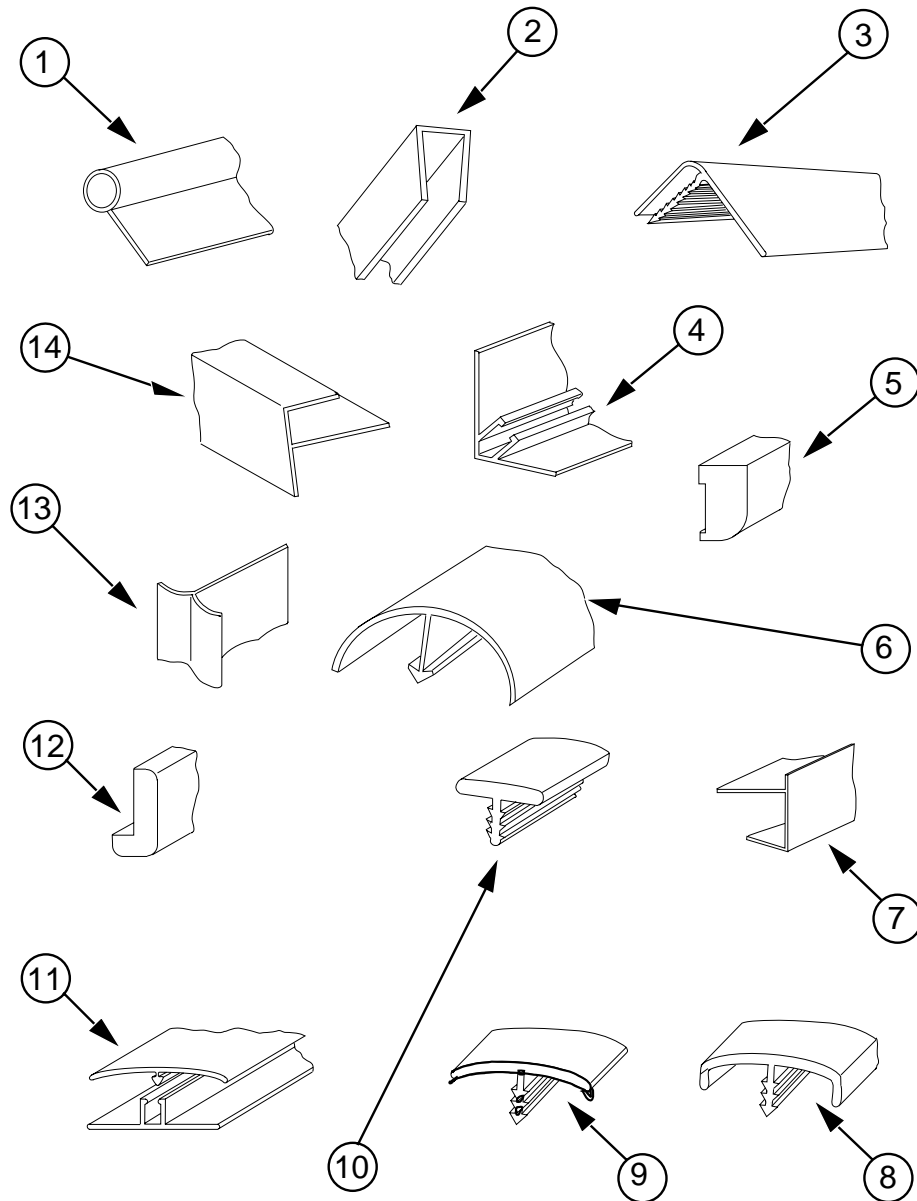
KEY	PART NUMBER	U/M DESCRIPTION
	096060-95-000	SY CARPET-JUBILATION -DOESKIN CARRIAGE
	096060-96-000	SY CARPET-ROLL 12' WIDE - JUBILATION - CRYSTAL
	093486-01-000	SY CARPET-COMPARTMENT - 54" WIDE - DARK GRAY
	047034-02-000	SF PLASTIC-CARPET - 4'WIDE - CLEAR POLY
	081075-03-000	EA MAT-FLOOR ENTRANCE - WINNEBAGO - PLASTICOLOR GRAY
	106884-01-000	EA MAT-FLOOR - PASSENGER - "W" - FORD
	106884-02-000	EA MAT-FLOOR - DRIVER - "W" - FORD

PANELING, LAMINATES & PLASTIC

KEY	PART NUMBER	U/M DESCRIPTION
	074497-25-000	SF PANELING-CEILING - 4' X 9" - INCREMENTS OF 36 SF
	074497-21-000	SF PANELING-WOODGRAIN - 4' X 8' - INCREMENTS OF 32 SF
	074498-34-000	SF LAMINATE-PLASTIC - 5' X 8' - WOODGRAIN - RAMBLING OAK
	074498-54-000	SF LAMINATE-PLASTIC - SAND - AT921 PIONITE (F01)
	074498-62-000	SF LAMINATE-PLASTIC - GREY FINISS - 4613-6 WILSONART (F02)
	074498-67-000	SF LAMINATE-PLASTIC - ORCHID MIST (EXTERIOR ENTERTAINMENT ONLY)
	088272-98-000	SF PANELING-SHOWER - OFF WHITE - 4' X 7' - INC OF 28 SQ FT
	088272-B8-000	SF PANELING-DESERT - SESAME - ROBERT WEED (F01)
	088272-D8-000	SF PANELING-FRESCO - PASTEL (F02)
	088272-98-000	SF PANELING-SHOWER - OFF WHITE - 4' X 7' - INC OF 28 SQ FT
	000885-61-000	SF PARTICAL BOARD - 3/4" X 48" X 96" - WINNI OAK - VINYL 2 SIDES
	089297-01-000	SF PLYWOOD-LUAN - OVERLAY GRADE - 4' X 8' - INC OF 32 SF
	093743-02-01A	SF PLASTIC-ABS - 20" WIDE ROLL - OFF WHITE
	093743-03-01A	SF PLASTIC-ABS - 10.8" WIDE - OFF WHITE
	095688-01-000	SF VENEER-FLAT LUANA - 48" X 96"

INTERIOR FINISH GROUP (CONTINUED)

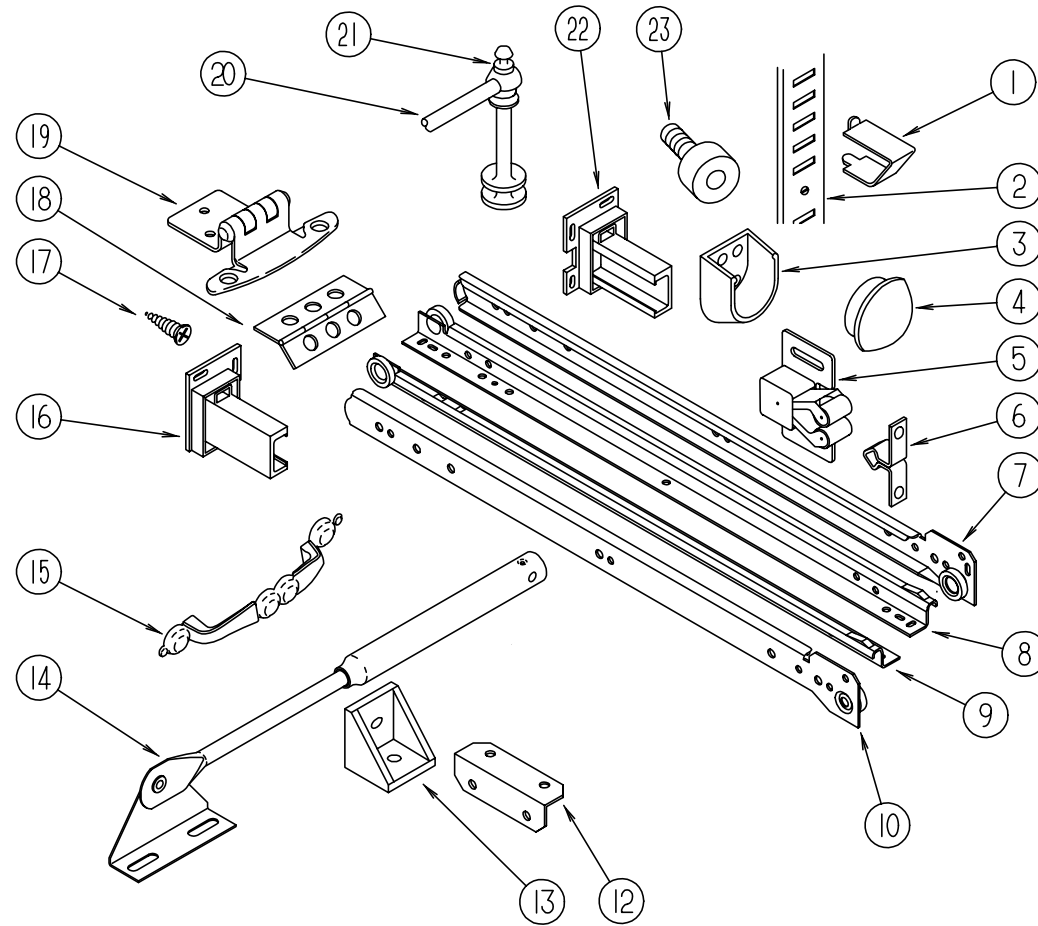
MOLDINGS & TRIMS



KEY	PART NUMBER	U/M DESCRIPTION
1	009767-12-000	FT MOLDING-SIDEWALL TO CEILING/CABINET - WELTING - OFF WHITE
2	009778-12-000	FT U CHANNEL-PLASTIC - 1" WIDE X 8' INCREMENTS - WOODGRAIN
2	009778-20-000	FT U-CHANNEL - 1" X 55" - MODERN IVORY
3	009809-21-000	EA MOLDING-CORNER - OUTSIDE - 1" - PLASTIC - WOODGRAIN
3	009809-23-000	EA MOLDING-CORNER - OUTSIDE - 1" - PLASTIC - IVORY
4	081521-02-007	EA MOUNT-METAL MOLDING - FOR RADIUS CORNER MOLDING - 12.5'
5	100041-01-000	EA MOLDING-VINYL WRAPPED - .7" X 1.57" X 84.02" - RAMBLING OAK
5	100041-02-000	EA MOLDING-VINYL WRAPPED - .7" X 2.5" X 84" - RAMBLING OAK
6	042357-15-000	EA MOLDING-CORNER - RADIUS - 1.5" X 7' - PLASTIC - WOODGRAIN
7	103186-01-01A	FT MOLDING-EDGE - SHELF - .78" WIDE - PLASTIC - RAMBLING OAK
8	104676-02-01A	FT MOLDING-T - 1/2" RIGID - GOLD
9	009815-09-000	FT MOLDING-T - .75" - IVORY
10	104676-01-01A	FT T-MOLDING - 5/16 RIGID - GOLD
11	086229-01-000	EA RETAINER-BATTEN - CEILING - .75" WIDE - 7.6'
11	086229-04-000	EA BATTEN-CEILING - 1" WIDE - IVORY - 7.6'
12	077840-01-E07	EA MOLDING-CAP -WALL 2438
13	022992-01-000	FT MOLDING-REVERSE COVE - T-SHAPED - VINYL - WHITE
14	009812-22-000	EA MOLDING-CORNER - OUTSIDE - .5" X 7' - PLASTIC - BROWN
14	009812-24-000	EA MOLDING-CLASSIC - OUTSIDE CORNER - .50" - IVORY
	052372-02-000	BF LUMBER-CLASS II - 1 X 4 X RL - CONSTRUCTION GRADE
	069733-80-000	EA BATT STRIP-WOODGRAIN - 8' - WINNI OAK
	070504-01-000	FT U-CHANNEL-PLASTIC - .065" WIDE - LIGHT BROWN - INC OF 8'
	070504-19-000	FT U-CHANNEL-PLASTIC - .815" WIDE - BROWN - INC OF 8'
	076325-44-000	FT MOLDING-EDGE BAND - 1032 SAND - .875 X .024 X 600 (F01)
	076325-47-000	FT MOLDING-EDGE BAND - 1032 SAND - 1 5/16 X .030 X 600 (F01)
	076325-43-000	FT MOLDING-EDGE BAND - 1035 CLOUD - .876 X .024 X 600 (F02)
	076325-47-000	FT MOLDING-EDGE BAND - 1035 CLOUD - 1 5/16 X .030 X 600 (F02)
	076325-31-000	FT MOLDING-EDGE BAND - RAMBLING OAK - .093 X .024 X 600' (HUTCH)
	076325-34-000	FT MOLDING-EDGE BAND - ORCHID - 1 5/16 X .030 (EXTERIOR ENTERTAINMENT)
	079653-09-000	EA BATT STRIP-KERFED - WOODGRAIN
	083620-07-000	FT MOLDING-T - END CAP EDGE - W/EDGE LIPS - .75" - THOR PECAN
	083620-09-000	FT T-MOLDING - 3/4 W/EDGE LIPS - MODERN IVORY
	105004-01-02A	FT MOLDING - VINYL WRAP
	088263-B6-000	EA BATT-STRIP - TIGA BEND-PEARL - DECOR (ROOF)
	085284-76-000	FT BATT STRIP - SHOWER - ADHESIVE BACKED - OFF WHITE (BATH)
	088263-96-000	EA BATT-STRIP - DESERT -SESAME - ROBERT WEED (F01)
	085284-86-000	FT STRIP-TAPE - DESERT -SESAME - ROBERT WEED (F01)
	088263-B5-000	EA BATT-STRIP - FRESCO - PASTEL (F02)
	085284-A6-000	FT STRIP-TAPE - FRESCO - PASTEL (F02)
	112198-01-000	FT MOLDING - #90227 J-MOLDING - CRILA PLASTICS
	079653-09-000	EA BATT-STRIP - KERFED - WOODGRAIN
	100040-01-000	EA LUMBER-VINYL WRAPPED - .7" X 1.5" X 8' - RAMBLING OAK
	100040-03-000	EA LUMBER-VINYL WRAPPED - .71" X 2" X 8' - RAMBLING OAK
	100040-06-000	EA LUMBER-VINYL WRAPPED - 766 RAMBLING OAK
	100040-07-000	EA LUMBER-VINYL WRAPPED - RAMBLING OAK
	109332-02-01A	FT TRIM-J - MIRROR - BRASS

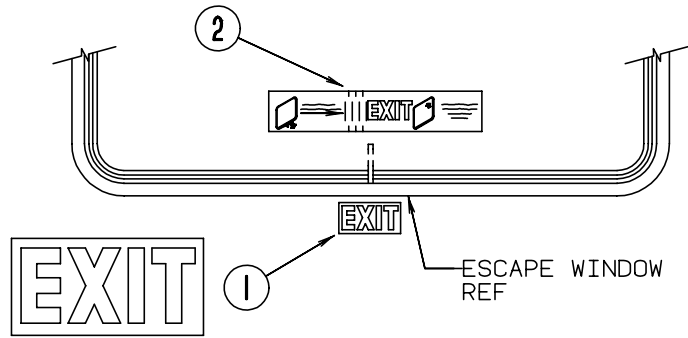
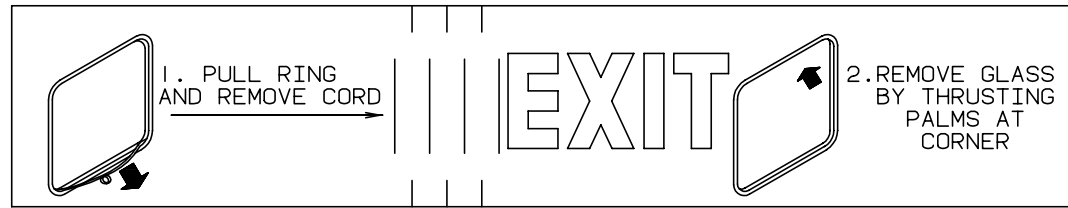
INTERIOR FINISH GROUP (CONTINUED)

CABINET & TABLE HARDWARE

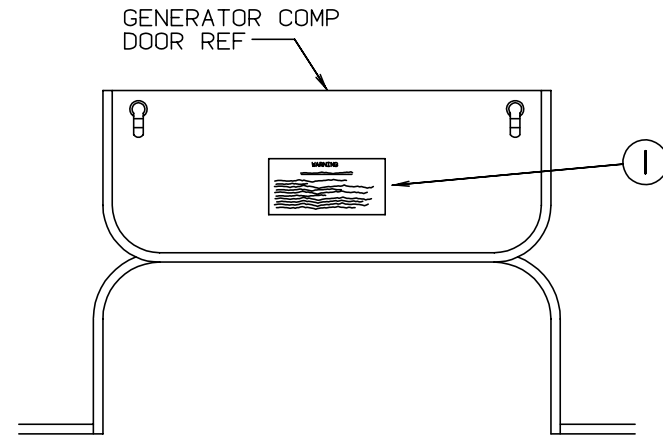


KEY	PART NUMBER	U/M	DESCRIPTION	KEY	PART NUMBER	U/M	DESCRIPTION
1	098979-01-000	EA	CLIP-ADJUSTABLE SHELF	13	065740-01-000	EA	BRACE-CABINET CORNER - PLASTIC
2	098980-01-000	EA	PILASTER-ADJUSTABLE SHELF - 18" LONG	14	074493-02-000	EA	SUPPORT-PISTON SPRING - CABINET DOOR
3	113236-01-01A	EA	BRACKET-CLOTHES ROD	15	111765-01-000	EA	PULL-CABINET - BRASS - AMEROCK D1390-3
4	074045-07-000	EA	PLUG-WOOD - 1/2"	16	114045-01-000	EA	BACKSOCKET-ADJUSTABLE - LEFT SIDE
5	093586-03-000	EA	CATCH-SPRING - ROLLER	17	000G13-06-08G	EA	SCREW - 6-20 X 5/8 PFH - ANTIQUE BRASS (HINGE 108138-01-000)
5	093586-01-000	EA	CATCH-SPRING - ROLLER	18	009059-01-000	EA	HINGE-DOOR - 2" X 1.4" - BRASS
			FROM: 00-00-00 THRU: 07-31-94	18	009063-01-000	EA	HINGE-CONTINUOUS - 1 1/2" X 72" - UNPAINTED
6	093586-02-000	EA	STRIKE-SPRING STEEL	19	108138-01-000	EA	HINGE-DOOR - CABINET - BURNISHED BRASS
			FROM: 08-01-94 THRU: 99-99-99	20	084071-17-000	EA	ROD-BRASS - 181MM LONG
6	093586-04-000	EA	STRIKE-SPRING STEEL	21	084070-02-000	EA	POST-END - BRASS
			FROM: 00-00-00 THRU: 07-31-94				
			FROM: 08-01-94 THRU: 99-99-99	22	114045-02-000	EA	BACKSOCKET-ADJUSTABLE - RIGHT SIDE
7	114031-05-000	EA	SLIDE-DRAWER - CABINET MOUNTED - RIGHT SIDE - 14"	23	079921-01-000	EA	ROLLER-NYLON - W/STEEL SHAFT - BARBED
7	114031-10-000	EA	SLIDE-DRAWER - CABINET MOUNTED - RIGHT SIDE - 16"		042438-01-000	EA	DOWEL-WOOD - CLOTHES ROD - 1" DIAMETER X 4'
7	114031-14-000	EA	SLIDE-DRAWER - CABINET MOUNTED - RIGHT SIDE - 18"		076790-01-000	EA	SCREW - 6-20 X 1 1/4 PPH - BLACK
7	114031-18-000	EA	SLIDE-DRAWER - CABINET MOUNTED - RIGHT SIDE - 20"		004354-01-000	EA	BUMPER-RUBBER - .5" DIA - BROWN
8	114031-08-000	EA	SLIDE-DRAWER - DRAWER MOUNTED - RIGHT SIDE - 14"		023320-01-000	EA	PAD-FELT - 3/8" DIAMETER - BROWN
8	114031-12-000	EA	SLIDE-DRAWER - DRAWER MOUNTED - RIGHT SIDE - 16"		009112-01-000	EA	FLANGE-1" ROD - CLOTHES - PLASTIC - OFF WHITE
8	114031-16-000	EA	SLIDE-DRAWER - DRAWER MOUNTED - RIGHT SIDE - 18"		000G13-06-10G	EA	SCREW - 6-20 X 5/8 PFH - ANTIQUE BRASS
8	114031-20-000	EA	SLIDE-DRAWER - DRAWER MOUNTED - RIGHT SIDE - 20"		042438-01-000	EA	DOWEL-WOOD - CLOTHES ROD - 1" DIAMETER X 4'
9	114031-07-000	EA	SLIDE-DRAWER - DRAWER MOUNTED - LEFT SIDE - 14"		042356-01-000	EA	PLUG-BUTTON - MAHOGANY - 3/8" DIAMETER - WOOD
9	114031-11-000	EA	SLIDE-DRAWER - DRAWER MOUNTED - LEFT SIDE - 16"		106166-01-000	EA	BOLT-COLLARED HANGER
9	114031-15-000	EA	SLIDE-DRAWER - DRAWER MOUNTED - LEFT SIDE - 18"				
9	114031-19-000	EA	SLIDE-DRAWER - DRAWER MOUNTED - LEFT SIDE - 20"				
10	114031-06-000	EA	SLIDE-DRAWER - CABINET MOUNTED - LEFT SIDE - 14"				
10	114031-09-000	EA	SLIDE-DRAWER - CABINET MOUNTED - LEFT SIDE - 16"				
10	114031-13-000	EA	SLIDE-DRAWER - CABINET MOUNTED - LEFT SIDE - 18"				
10	114031-17-000	EA	SLIDE-DRAWER - CABINET MOUNTED - LEFT SIDE - 20"				
12	016604-01-000	EA	BRACE-CABINET - ANGLE - 2.5" - METAL - UNPAINTED				
12	016604-03-000	EA	BRACE-CABINET - ANGLE - 2.5" - METAL - BEIGE				
12	016604-05-000	EA	BRACE-CABINET - L ANGLE - 2.5" - METAL - OFF WHITE				

LABELS GROUP



KEY	PART NUMBER	U/M	DESCRIPTION
1	039290-01-000	EA	LABEL-WARNING - EXIT
2	107571-01-000	EA	LABEL-EXIT - ESCAPE WINDOW



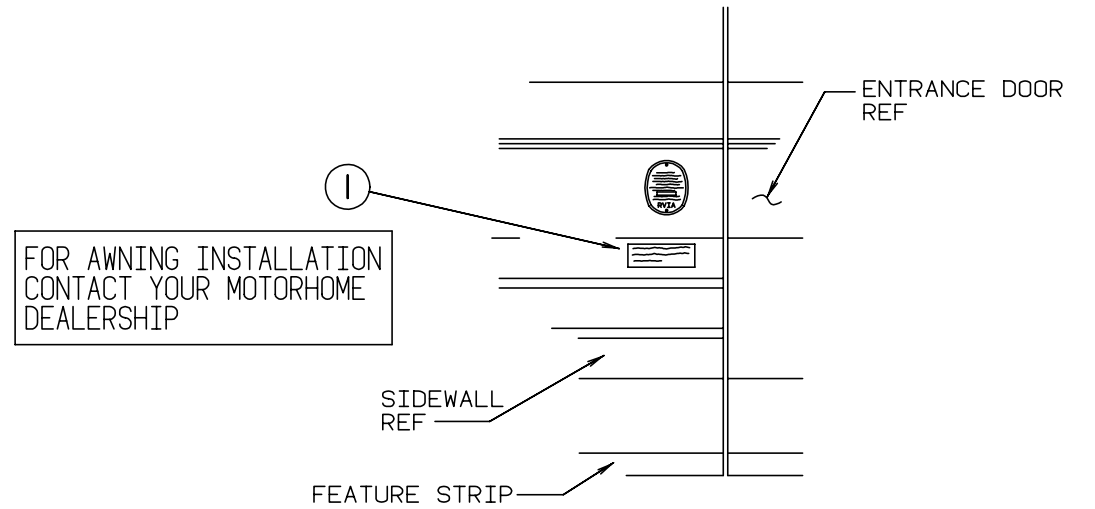
WARNING

WHEN ADDING A GENERATOR SET:

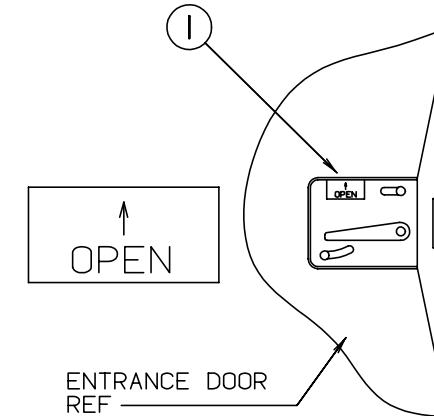
HIGH VOLTAGE-USE EXTREME CAUTION WHEN WORKING ON ELECTRICAL COMPONENTS.
 HAVE ALL ELECTRICAL INSTALLATION PERFORMED BY A QUALIFIED LICENSED ELECTRICIAN-FOLLOW ALL STATE AND LOCAL CODES.
 ONLY INSTALL GENERATOR SET APPROVED FOR R.V. APPLICATION. HAVE INSTALLED BY QUALIFIED TECHNICIAN.
 TO AVOID HEAT BUILD-UP AND TO GUARANTEE AN ADEQUATE AIR SUPPLY TO THE GENERATOR CARBURETOR, FOLLOW INSTALLATION INSTRUCTIONS.
 GENERATOR ENGINE EXHAUST GASES ARE TOXIC AND MUST NOT TERMINATE UNDER THE VEHICLE-DISCHARGE EXHAUST AWAY FROM VEHICLE.

KEY	PART NUMBER	U/M	DESCRIPTION
1	077510-01-000	EA	LABEL-GENERATOR PREP

LABELS GROUP (CONTINUED)

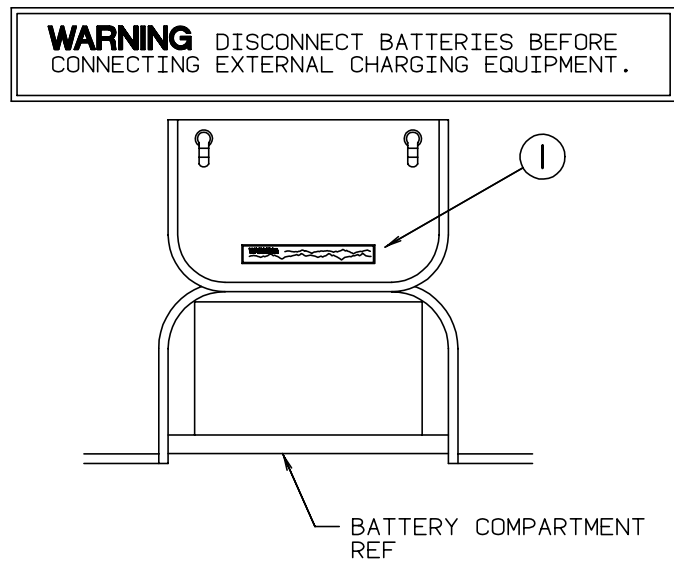


KEY	PART NUMBER	U/M	DESCRIPTION
1	099509-01-000	EA	LABEL-AWNING INSTALLATION

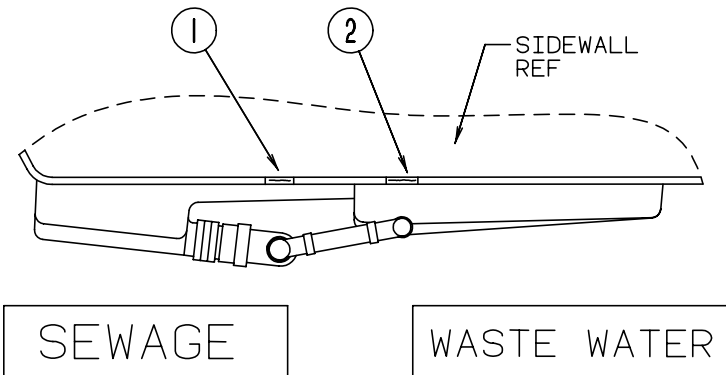


KEY	PART NUMBER	U/M	DESCRIPTION
1	040944-01-000	EA	LABEL-ENTRANCE DOOR, "OPEN"

LABELS GROUP (CONTINUED)

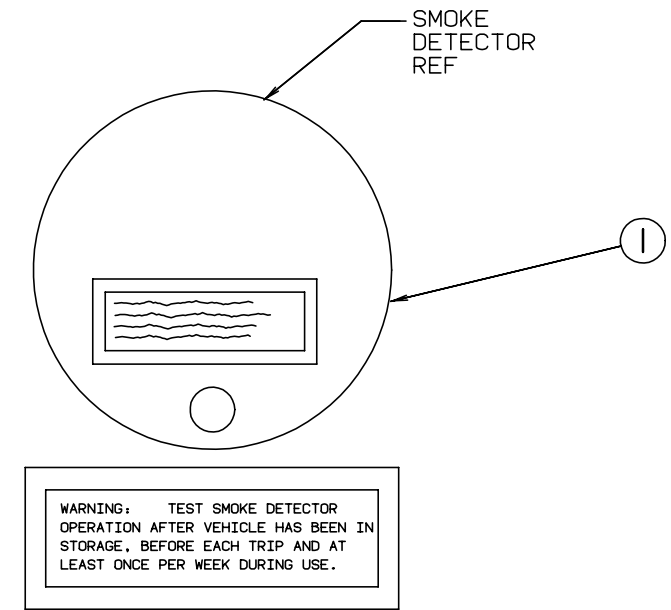


KEY	PART NUMBER	U/M	DESCRIPTION
1	065748-01-000	EA	LABEL-CAUTION, BATTERY CHARGING



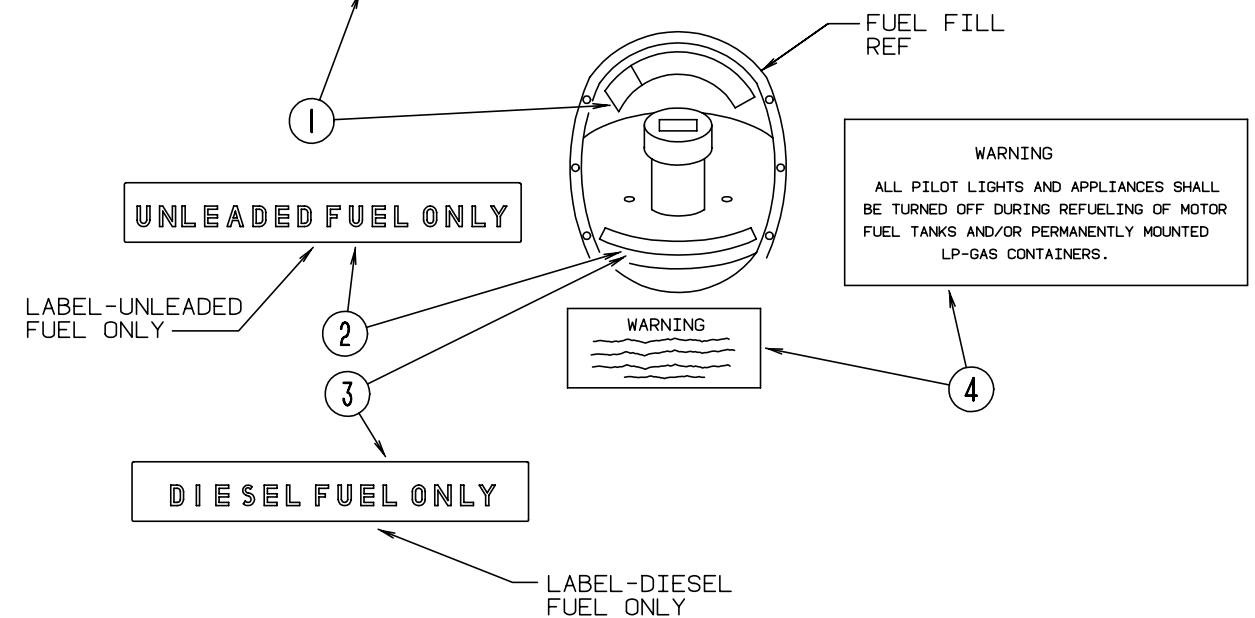
KEY	PART NUMBER	U/M	DESCRIPTION
1	006187-01-000	EA	LABEL-SEWAGE
2	006188-01-000	EA	LABEL-WASTE WATER

LABELS GROUP (CONTINUED)



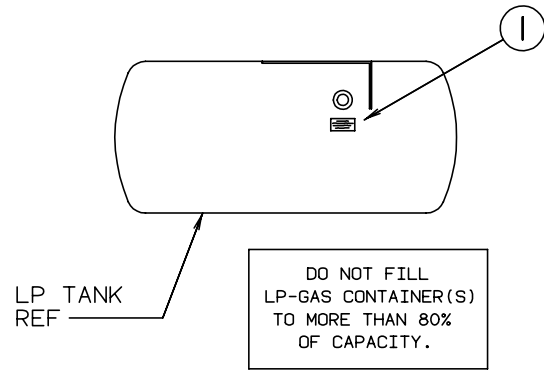
KEY	PART NUMBER	U/M	DESCRIPTION
1	077956-01-000	EA	LABEL-WARNING - SMOKE DETECTOR

CAUTION	TO HELP AVOID PERSONAL INJURY DURING REMOVAL OF FUEL FILLER CAP, SLOWLY LOOSEN CAP 1/2 TURN TO ALLOW ANY FUEL PRESSURE TO BE RELIEVED BEFORE TURNING CAP FURTHER.
FUEL SPRAY MAY CAUSE PERSONAL INJURY	STOP ADDING FUEL AFTER FIRST SHUTOFF BY AUTOMATIC NOZZLE WHEN TANK IS NEARLY FULL. DO NOT OVERFILL FUEL TANK. SEE OWNERS MANUAL FOR ADDITIONAL INFORMATION.
	PRINTED IN U.S.A. MLC PT NO 15611763

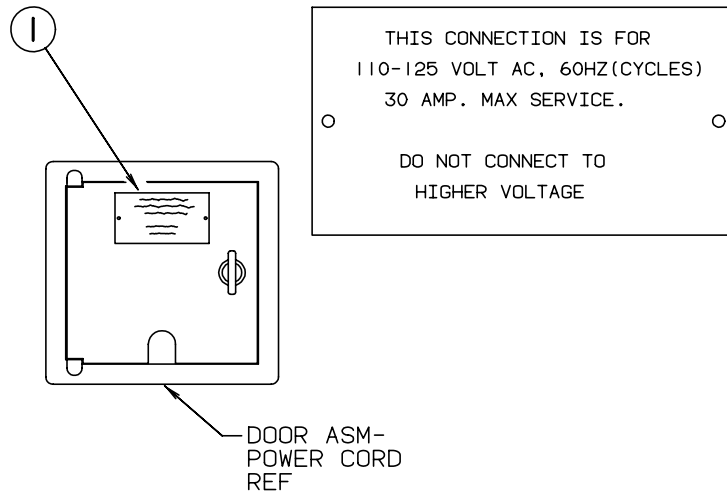


KEY	PART NUMBER	U/M	DESCRIPTION
1	087207-05-000	EA	LABEL-FUEL CAP REMOVAL
2	062043-01-000	EA	LABEL-FUEL - UNLEADED
3	068383-01-000	EA	LABEL-FUEL - DIESEL
4	006040-01-000	EA	REFUEL WARNING - USA
4	006040-02-000	EA	REFUEL WARNING - CANADIAN

LABELS GROUP (CONTINUED)

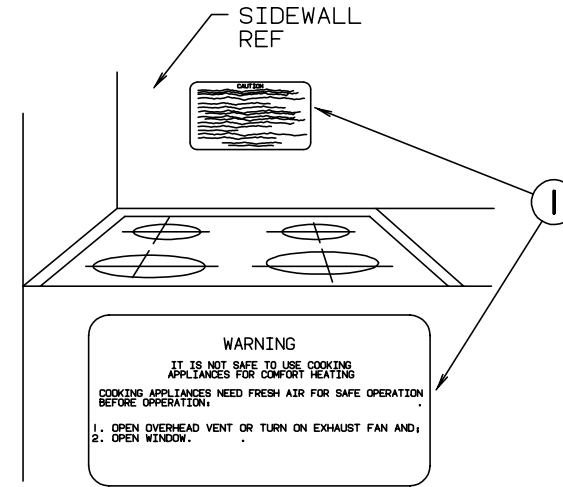


KEY	PART NUMBER	U/M DESCRIPTION
1	054531-01-000	EA LABEL-LP GAS ONLY

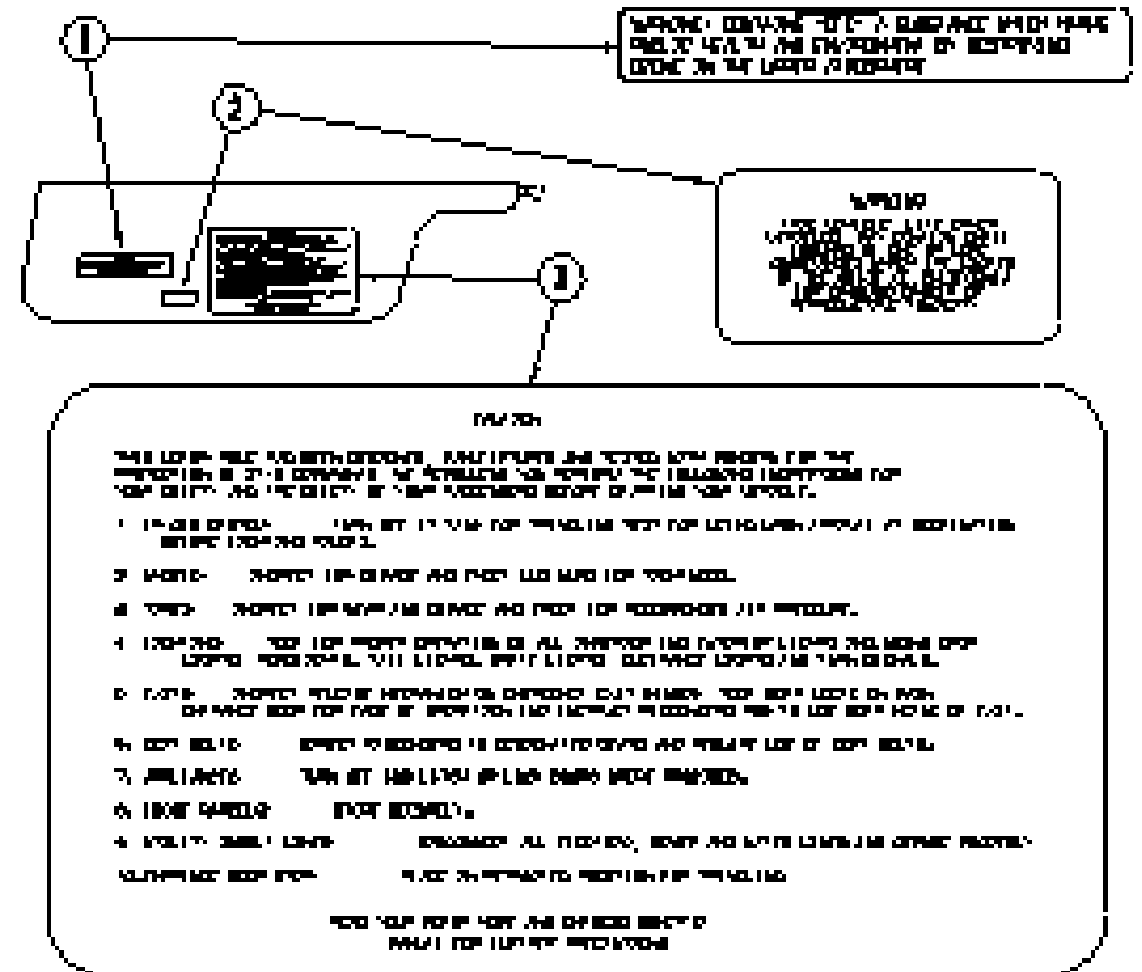


KEY	PART NUMBER	U/M DESCRIPTION
1	006062-01-000	EA TAG-ELECTRIC - 110V CONNECTION

LABELS GROUP (CONTINUED)



KEY	PART NUMBER	U/M DESCRIPTION
1	050225-01-000	EA LABEL-WARNING - STOVE VENT - US



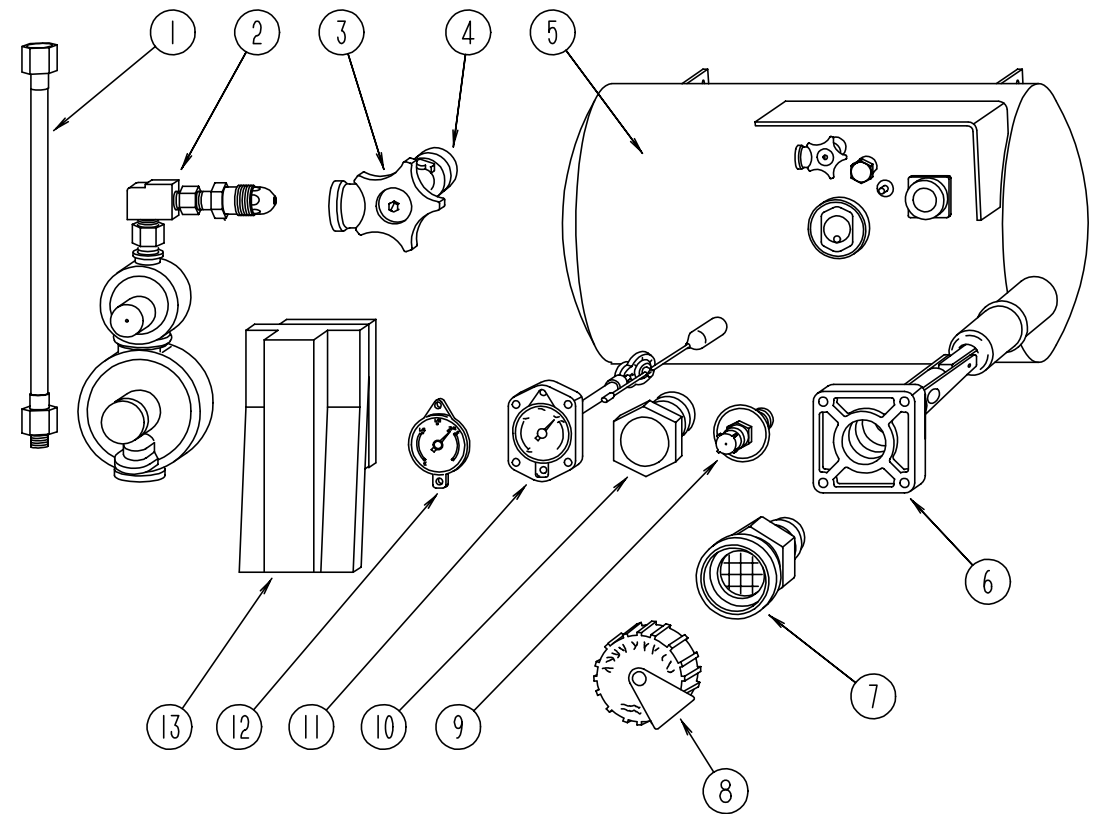
KEY	PART NUMBER	U/M DESCRIPTION
1	111802-01-000	EA LABEL-CFC WARNING
2	099689-01-000	EA LABEL-WARNING, CANCER/TOXICITY
3	056259-01-000	EA LABEL-SAFETY CHECK LIST

LABELS GROUP (CONTINUED)

MISCELLANEOUS LABELS

KEY	PART NUMBER	U/M	DESCRIPTION
	104236-01-000	EA	LABEL-GENERATOR CIRCUIT
	006064-01-000	EA	LABEL-SEAT W/O SEATBELT (US)
	006064-02-000	EA	LABEL-SEAT W/O SEATBELT (CSA)
			NOT INTENDED FOR USE WHILE COACH IN MOTION
	091224-02-000	EA	LABEL-TRAILER LIGHTING
	091243-01-000	EA	LABEL-A/C COVER - "AIR CONDITIONING CIRCUIT. ETC."
	091243-02-000	EA	LABEL-COVER - "MICROWAVE CIRCUIT. ETC."
	093236-08-000	EA	LABEL-CIRCUIT BREAKER
	098641-01-000	EA	LABEL-FUEL - UNLEADED - DASH
	073998-01-000	EA	LABEL-LPG ODOR WARNING
	061417-01-000	EA	LABEL-FUEL - ON FUEL FILL DOOR
	111104-01-000	EA	LABEL-HITCH - READ MANUAL

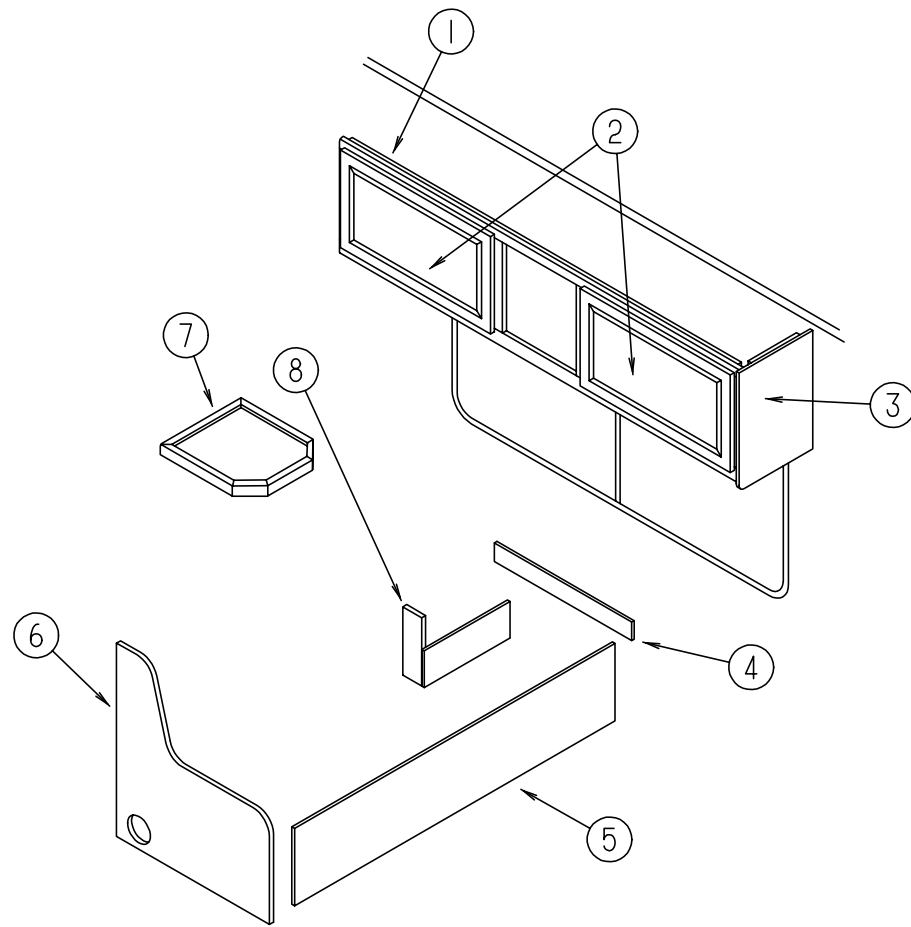
LP GROUP



LP SYSTEM

KEY	PART NUMBER	U/M	DESCRIPTION
1	045703-05-000	EA	HOSE-LP - 3/8" ID X 28" - 3/8" MPT X 1/2" F SWIVEL (US)
1	045703-06-000	EA	HOSE-LP - 3/8" ID X 28" - 3/8" MPT X 1/2" F SWIVEL (CANADIAN)
2	106150-01-000	EA	REGULATOR-TWO STAGE - M'BRASS 293-00
3	040421-01-708	EA	HANDWHEEL-SERVICE VALVE - BRUNNER G-1015-A
4	040421-01-712	EA	VALVE-SERVICE W/O VAPOR RELIEF - 29000853
5	080450-01-000	EA	TANK-LP - 42 LB - 13" DIA X 24" LONG
6	040421-01-711	EA	VALVE - 80% W/FLOAT - PLATE - BOLTS & GASKET - BRUNNER
7	040421-01-701	EA	VALVE-SHORT LP FILLER W/YELLOW CAP - BRUNNER 75478
8	040421-01-702	EA	CAP-LP FILLER VALVE - PLASTIC - YELLOW - BRUNNER G-1014-A
9	040421-01-700	EA	VALVE-LIQUID LEVEL - 20% LP - BRUNNER G-1013
10	040421-01-713	EA	VALVE-VAPOR ONLY - 29000587
11	074142-01-700	EA	FLOAT GAUGE-SCREW ON-MACHINE 13C-SCR
12	040440-02-000	EA	TRANSMITTER-DIAL - 0-90 OHM
13	105658-01-000	EA	COMPARTMENT-LP REGULATOR
	010265-01-000	EA	ELBOW-BRASS - 90 DEGREE - 3/8" F X 1/2" FPT
	010323-01-000	EA	ADAPTER-BRASS - 3/8" F X 1/2" MPT
	010377-02-000	EA	NUT-BRASS - 3/8" FEMALE - FORGED
	065318-02-000	EA	ELBOW- 90 DEGREE - 3/8" MPT TO 3/8" FPT
	095624-01-000	EA	ELBOW- 90 DEGREE - 1/4" FPT X 1/4" FPT - BRASS
	008042-01-000	FT	TUBING-VINYL - .65" ID
	103613-01-000	EA	DETECTOR-LEAK - LP GAS
	065318-02-000	EA	ELBOW - 90 DEGREE - 3/8" MPT TO 3/8" FPT
	095624-01-000	EA	ELBOW - 90 DEGREE - 1/4" FPT X 1/4" FPT - BRASS
	105658-01-000	EA	COMPARTMENT-LP REGULATOR
	010340-01-000	EA	ADAPTER-BRASS - 1/2" F X 1/2" FPT

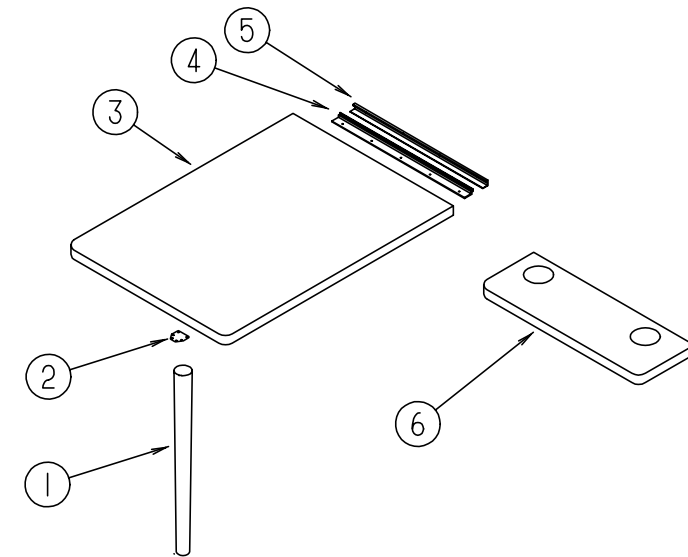
LOUNGE GROUP



DRIVER SIDE LOUNGE CABINETS

KEY	PART NUMBER	U/M	DESCRIPTION
1	111166-03-F01	EA	CABINET-OVERHEAD - W/O DOORS & HARDWARE
1	111166-03-F02	EA	CABINET-OVERHEAD - W/O DOORS & HARDWARE
2	110140-21-F15	EA	DOOR-CABINET - W/O HARDWARE - 400 X 710MM (MIRROR PANEL)
	108536-04-08A	EA	MIRROR-GLASS GALAXY - FLOWER
2	110140-18-E01	EA	DOOR-CABINET - W/O HARDWARE - 400 X 710MM (WOOD PANEL)
3	109908-09-F01	EA	END CAP-CABINET - OVERHEAD
4	M04187-88-F01	EA	CABINET-COUCH - END CAP - W/FABRIC
4	M04187-88-F02	EA	CABINET-COUCH - END CAP - W/FABRIC
5	M04187-89-F01	EA	CABINET-COUCH - FACE - W/FABRIC
5	M04187-89-F02	EA	CABINET-COUCH - FACE - W/FABRIC
6	M04187-90-F01	EA	CABINET-COUCH - END CAP - W/FABRIC
6	M04187-90-F02	EA	CABINET-COUCH - END CAP - W/FABRIC
	082525-01-000	EA	BRACE-COUCH - FLOOR MOUNT - ANGLE 3" LONG - METAL
	114694-01-E01	EA	SUPPORT ASM-COUCH - RIGHT
	114694-02-F01	EA	SUPPORT ASM-COUCH - LEFT
	083125-05-000	EA	BRACE-ANGLE - COUCH - 2.5" - BEIGE
	083125-07-000	EA	BRACE-ANGLE - COUCH - 2.5" - OFF WHITE
7	114726-01-E01	EA	TRAY ASM-BEVERAGE
	114739-01-01A	EA	PAD-NON-SKID - LUNDEL-3M #5908
8	P14725-01-000	EA	COVER-AIR RETURN - W/O CARPET
	116109-01-000	EA	PANEL-FORWARD - FACE COUCH END - RIGHT - SMURFETT
	116110-01-F01	EA	COUCH END-FORWARD - FACE - RIGHT
	116110-01-F02	EA	COUCH END-FORWARD - FACE - RIGHT
	M02634-01-F01	EA	PANEL-KICKBOARD
	M02634-01-F02	EA	PANEL-KICKBOARD

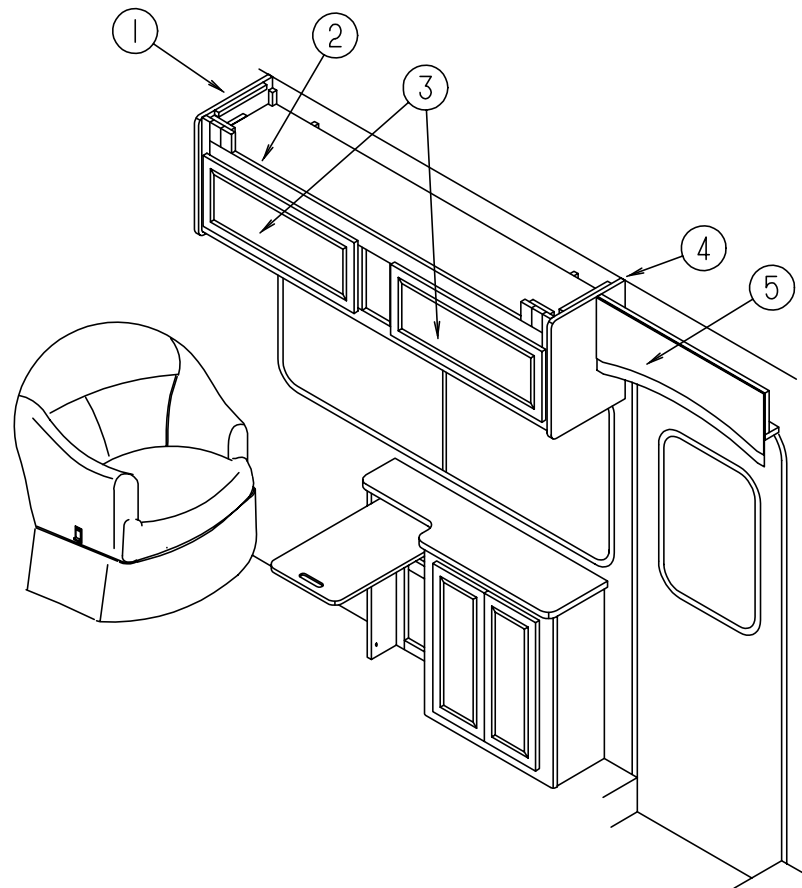
LOUNGE GROUP (CONTINUED)



DRIVER SIDE DOUBLE TABLE

KEY	PART NUMBER	U/M	DESCRIPTION
1	114724-01-01A	EA	LEG-TABLE - WOOD - TAPERED - UNFINISHED
1	114724-01-02A	EA	LEG-TABLE - WOOD - TAPERED - RAMBLING ASH
2	114724-02-000	EA	PLATE-LEG - METAL
3	081322-14-F01	EA	TABLE-LOUNGE - LARGE - W/O HARDWARE (F01)
3	081322-14-F02	EA	TABLE-LOUNGE - LARGE - W/O HARDWARE (F02)
4	102201-04-02A	EA	SUPPORT-HINGE CATCH - OFF WHITE
5	102200-04-02A	EA	SUPPORT-HINGE LOCK - OFF WHITE
6	114681-01-E01	EA	TABLE-LOUNGE - SMALL - W/O HARDWARE (F01)
6	114681-01-F02	EA	TABLE-LOUNGE - SMALL - W/O HARDWARE (F02)
	069726-02-000	EA	BUMPER-RUBBER - .88 X .40 - BLACK
	064781-06-000	EA	HOLDER-CUP - 2 STEP - OFF WHITE
	062046-01-000	EA	CLIP-LEG - PEDESTAL - 1.7" X 2.2"

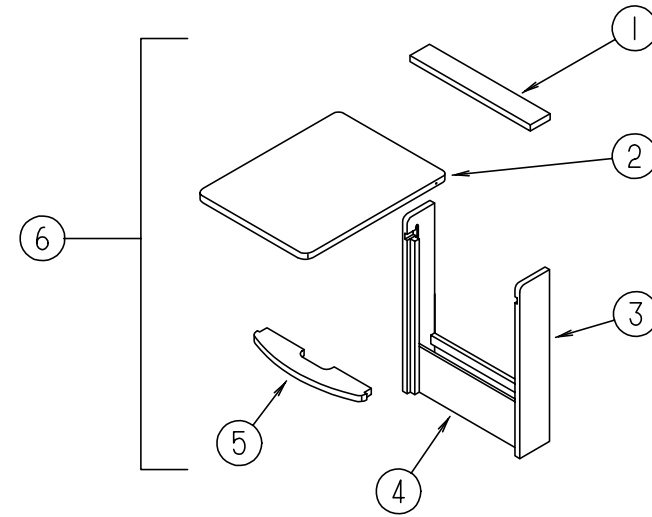
LOUNGE GROUP (CONTINUED)



PASSENGER SIDE LOUNGE WITH CHAIR

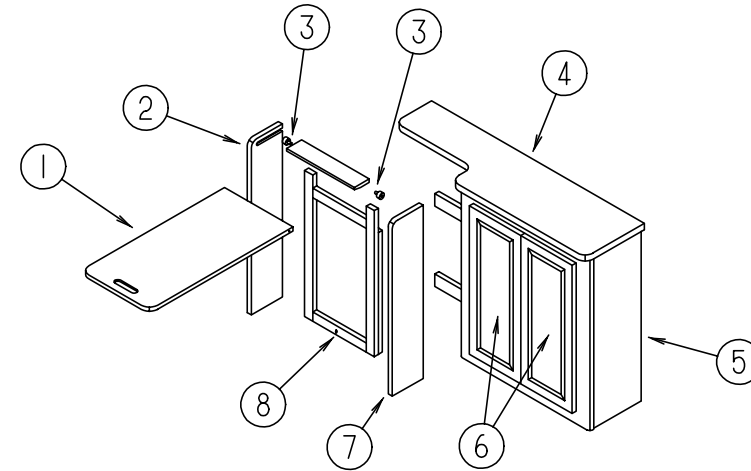
KEY	PART NUMBER	U/M DESCRIPTION
1	109908-08-F01	EA END CAP-CABINET - OVERHEAD
2	111167-02-F01	EA CABINET-OVERHEAD - W/O DOORS & HARDWARE
2	111167-02-F02	EA CABINET-OVERHEAD - W/O DOORS & HARDWARE
	111167-13-E01	EA SHELF-CABINET - OVERHEAD
3	110140-38-E01	EA DOOR-CABINET - W/O HARDWARE - 290 X 715MM (WOOD PANEL)
4	109908-09-F01	EA END CAP-CABINET - OVERHEAD
5	112964-01-E01	EA CABINET-OVERHEAD - ENTRANCE DOOR
	082525-01-000	EA BRACE-COUCH - FLOOR MOUNT - ANGLE 3" LONG - METAL
	083125-05-000	EA BRACE-ANGLE - COUCH - BEIGE - 2.5"

LOUNGE GROUP (CONTINUED)



PASSENGER SIDE PULLOUT TABLE

KEY	PART NUMBER	U/M DESCRIPTION
1	096873-15-B87	EA SHELF-TOP - TABLE TOP BACK SUPPORT
2	096873-11-E01	EA TOP PANEL-PULL OUT
	080736-01-000	EA PULL-RECESSED - 1.25" X 4" - OAK
3	096873-14-B87	EA PANEL-SIDE - LEFT - PULLOUT TABLE
	096873-13-B87	EA PANEL-SIDE - RIGHT - PULLOUT TABLE
4	096873-16-B87	EA PANEL-FRONT LOWER FACE - PULLOUT TABLE
5	096873-12-B87	EA SHELF-TOP - TABLE TOP BOTTOM SUPPORT
6	M96873-01-E07	EA TABLE-PULLOUT - W/O PULLOUT TOP PANEL



PASSENGER SIDE HUTCH TABLE

KEY	PART NUMBER	U/M DESCRIPTION
1	114796-15-E01	EA TABLE-PULLOUT - HUTCH CABINET (F01)
1	114796-15-F02	EA TABLE-PULLOUT - HUTCH CABINET (F02)
2	114796-13-F01	EA END TABLE - RIGHT
3	079921-01-000	EA ROLLER-NYLON - W/STEEL SHAFT - BARBED
4	114796-11-E01	EA COUNTERTOP-CABINET - HUTCH (F01)
4	114796-11-F02	EA COUNTERTOP-CABINET - HUTCH (F02)
5	114796-01-F01	EA CABINET-HUTCH - W/PULLOUT TABLE (F01)
5	114796-01-F02	EA CABINET-HUTCH - W/PULLOUT TABLE (F02)
6	110140-01-E01	EA DOOR-CABINET - W/O HARDWARE - 255 X 640MM
7	114796-12-E01	EA END TABLE - LEFT
8	049176-01-000	EA HEDLOCK II - 3/4 DIAMETER - SCREW MOUNT

SEALANTS & FASTENERS GROUP

SCREWS

KEY	PART NUMBER	U/M	DESCRIPTION
	000G11-06-10J	EA	SCREW - 6 - 20 X 5/8 PPH - BRASS
	000G11-06-10J	EA	SCREW - 6 - 20 X 5/8 PPH - BRASS
	000G11-07-08B	EA	SCREW - 7 - 19 X 1/2 PPH - ZINC
	000G11-08-06B	EA	SCREW - 8 - 18 X 3/8 PPH - ZINC
	000G11-08-08B	EA	SCREW - 8 - 18 X 1/2 PPH - ZINC
	000G11-08-12B	EA	SCREW - 8 - 18 X 3/4 PPH - ZINC
	000G11-08-12D	EA	SCREW - 8 - 18 X 3/4 PPH - BLACK
	000G11-08-12E	EA	SCREW - 8 - 18 X .75 PPH - CHROME
	000G11-08-12P	EA	SCREW - 8 - 18 X .75 PPH - DARK BROWN
	000G11-08-12S	EA	SCREW - 8 - 18 X 3/4 PPH - OFF WHITE
	000G11-08-12T	EA	SCREW - 8 - 18 X 3/4 PPH - BLACK
	000G11-08-16S	EA	SCREW - 8 - 18 X 1.00 PPH - OFF WHITE
	000G11-08-20B	EA	SCREW - 8 - 18 X 1 1/4 PPH - ZINC
	000G11-10-12S	EA	SCREW - 10 - 16 X .75 PPH - OFF WHITE
	000G11-10-40B	EA	SCREW - 10 - 16 X 2 1/2 PPH CAD - 34927-01-000
	000G12-06-08T	EA	SCREW - 6 - 20 X .50 POH - BLACK
	000G12-08-12S	EA	SCREW - 8 - 18 X 3/4 POH - OFF WHITE
	000G13-05-10B	EA	SCREW - 5 - 12 X 5/8 PFH - ZINC
	000G13-06-08B	EA	SCREW - 6 - 20 X 1/2 PFH - ZINC
	000G13-06-16J	EA	SCREW - 6 - 20 X 1.00 PFH - BRASS
	000G13-06-24J	EA	SCREW - 6 - 20 X 1.50 PFH - BRASS
	000G13-07-12B	EA	SCREW - 7 - 19 X 3/4 PFH - ZINC
	000G13-08-10B	EA	SCREW - 8 - 18 X 5/8 PFH - ZINC
	000G32-10-06B	EA	SCREW - 10 - 32 X 3/8" - PPH - ZINC
	000G39-06-08B	EA	SCREW - SF/DR - 6 - 18 X 1/2 - ZINC
	000G39-06-10T	EA	SCREW - SF/DR - 6 - 20 X 5/8 PPH - BLACK
	000G39-08-06B	EA	SCREW - SF/DR - 8 - 18 X 3/8 PPH - ZINC
	000G39-08-08B	EA	SCREW - SF/DR - 8 - 18 X 1/2 PPH - ZINC
	000G39-08-08T	EA	SCREW - SF/DR - 8 - 18 X .50 PPH - BLACK
	000G39-08-08S	EA	SCREW - SF/DR - 8 - 18 X 1/2 PPH - OFF WHITE
	000G39-08-12B	EA	SCREW - SF/DR - 8 - 18 X 3/4 PPH - ZINC
	000G39-08-16B	EA	SCREW - SF/DR - 8 - 18 X 1 PPH - ZINC
	000G39-08-16S	EA	SCREW - SF/DR - 8 - 18 X 1.00 PPH - OFF WHITE
	000G39-10-12D	EA	SCREW - SF/DR - 10 - 16 X 3/4 PPH - BLACK
	000G39-10-12B	EA	SCREW - SF/DR - 10 - 16 X .75 PPH - ZINC
	000G39-10-12R	EA	SCREW - SF/DR - 10 - 16 X 3/4 PPH - BEIGE
	000G39-10-20B	EA	SCREW - SF/DR - 10 - 16 X 1 1/4 PPH - ZINC
	000G39-12-12E	EA	SCREW - SF/DR - 12 - 14 X 3/4 PPH - CHROME
	000G42-04-16B	EA	SCREW - SF/DR - 1/4 - 14 X 1 HWH - ZINC
	000G46-08-24T	EA	SCREW - MACHINE - 8 - 32 X 1.5" PFH - BLACK
	000G50-04-12B	EA	SCREW - MACHINE - 1/4 - 20 X 3/4 PPH - ZINC
	000G52-08-18B	EA	SCREW - MACHINE - 8 - 32 X 1 1/8" PTH - ZINC
	000G53-04-06B	EA	SCREW - MACHINE - 1/4 - 20 X 3/8 PPH ZINC - UNDERCUT HEAD
	000G54-04-20B	EA	SCREW - 1/4 - 20 X 1 1/4 PTH - TYPE 23 - ZINC PLATED
	000G60-10-28T	EA	SCREW - SF/DR - 10 - 16 X 1.75 - BLACK
	000G67-10-08B	EA	SCREW - 10 - 12 X 1/2 PPH - ZINC
	000G67-10-08R	EA	SCREW - 10 - 12 X 1/2 PPH - BEIGE - TYPE A
	000G67-10-10B	EA	SCREW - 10 - 12 X 5/8 PPH - ZINC - TYPE A
	000G67-10-10D	EA	SCREW - 10 - 12 X 5/8 PPH - BLACK - TYPE A
	000G67-10-10S	EA	SCREW - 10 - 12 X 5/8" - PPH - OFF WHITE
	000G67-10-120	EA	SCREW - 10 - 12 X 3/4" PPH - TAN
	000G67-10-12B	EA	SCREW - 10 - 12 X 3/4" PPH - ZINC
	000G67-10-12P	EA	SCREW - 10 - 12 X .75" - PPH - DARK BROWN
	000G67-10-12R	EA	SCREW - 10 - 12 X .75 PPH - BEIGE
	000G67-10-12S	EA	SCREW - 10 - 12 X .75 PPH - OFF WHITE
	000G67-10-16B	EA	SCREW - 10 - 12 X 1 PPH - ZINC
	000G67-10-16P	EA	SCREW - 10 - 12 X 1 PPH - DARK BROWN
	000G67-10-20D	EA	SCREW - 10 - 12 X 1 1/4 PPH - BLACK
	000G67-10-24B	EA	SCREW - 10 - 12 X 1 1/2 PPH - ZINC
	000G67-10-32B	EA	SCREW - 10 - 12 X 2 PPH - ZINC
	000G67-10-36T	EA	SCREW - 10 - 12 X 2.25 PPH - BLACK

SEALANTS & FASTENERS GROUP (CONTINUED)

SCREWS (CONTINUED)

KEY	PART NUMBER	U/M	DESCRIPTION
	000G68-06-10G	EA	SCREW - 6 - 18 X 5/8 POH - ANTIQUE BRASS
	049465-04-000	EA	SCREW - 10 - 16 X 1 PTH W/WASHER - BEIGE
	074046-01-000	EA	SCREW - 8 - 18 X 1 1/2 PFH - BRONZE
	075908-01-000	EA	SCREW - MACHINE - 10 - 32 X .56 PTH - ZINC EXTERNAL TOOTH
	087721-01-000	EA	SCREW - FLANGE HEAD - TAPPING - 1/4" X 1 1/4" LONG - ZINC
	101618-01-000	EA	SCREW - 1/4 - 20 X 3/4 HEX - TAPPING - STALGARD TYPE F

BOLTS, NUTS & WASHERS

KEY	PART NUMBER	U/M	DESCRIPTION
	0MC31K-08-020	EA	BOLT - HEX - SERRATED FLANGE - M8 X 020
	000C12-05-16B	EA	BOLT - HEX - 5/16 - 18 X 1 - ZINC 5
	000C12-06-32B	EA	BOLT - HEX - 3/8 - 16 X 2LG - ZINC 5
	000C12-07-24B	EA	BOLT - HEX - 7/16 - 14 X 1.50 - ZINC 5
	000C12-08-24B	EA	BOLT - HEX - 1/2 - 13 X 1 1/2 - ZINC 5
	000C12-10-24B	EA	BOLT - HEX - 5/8 - 11 X 1 1/2 ZINC - 5
	000C13-07-48B	EA	BOLT - HEX - 7/16 - 20 X 3 - ZINC 5
	000C12-06-16B	EA	BOLT - HEX - 3/8 - 16 X 1 LG - ZINC 5
	000C18-05-40A	EA	BOLT - ELEV - 5/16" - 18 X 2 1/2" PL
	000C18-06-48B	EA	BOLT - ELEV - 3/8 - 16 X 3 ZINC - GRADE 5
	000C26-04-10B	EA	BOLT - HEX - SERRATED FLANGE - 1/4 - 20 X 5/8 - ZINC
	000C26-04-14B	EA	BOLT - HEX - SERRATED FLANGE - 1/4 X 20 X 7/8 - ZINC
	000C26-05-12B	EA	BOLT - HEX - SERRATED FLANGE - 5/16-18 X 3/4 - ZINC
	000C26-06-12B	EA	BOLT - HEX - SERRATED FLANGE - 3/8 - 16 X 3/4 - ZINC
	000G45-05-16B	EA	BOLT - LAG 5/16 - 9 X 1 ZN
	102333-01-02A	EA	BOLT-CARRIAGE - 7/16 - 14 SST CAP - OFF WHITE - BUMPER BOLT
	102333-01-06A	EA	BOLT-CARRIAGE - 7/16 - 14 SST CAP - BRIGHT WHITE - BUMPER BOLT
	105247-01-000	EA	INSERT NUT 8-32 THD X .394LG STAFEST PRODUCTS
	000D34-06-00B	EA	NUT-HEX - LOCKING - 3/8 - 16 GRADE C ZN - PREVAILING TORQUE
	000D24-10-00B	EA	NUT - HEX - SF/LOCKING - 10 - 32 ZINC
	000D29-06-00B	EA	NUT - HEX - W/NYLON LOCK - 3/8 - 16 - ZINC
	000D39-04-00B	EA	NUT - HEX - SERRATED FLANGE LOCKING 1/4 - 20 - ZINC
	000D39-05-00B	EA	NUT - HEX - SERRATED FLANGE LOCKING - 5/16 - 18 - ZINC
	000D39-06-00B	EA	NUT - HEX - SERRATED FLANGE LOCKING - 3/8 - 16 - ZINC
	000D39-08-00B	EA	NUT - HEX - SERRATED FLANGE LOCKING - 1/2 - 13 - ZINC
	000D44-07-00B	EA	NUT - HEX - SERRATED FLANGE LOCKING - 7/16 - 20 - ZINC
	000D46-04-00A	EA	NUT - HEX - WELD - 1/4 - 20 - PLAIN - SHORT PILOT
	087234-01-000	EA	NUT - JACK -1/4 X 20 THD -MOLLY - ARDEN 8-L -JN BRASS - (LICENSE PLATES)
	000E11-07-00B	EA	WASHER - LOCKING - 7/16 MED SPLIT - ZINC - 05114-01-000
	041322-01-000	EA	WASHER - FLANGE - 15/32 ID X 2 3/8 OD - FOR SEAT BELT MOUNT
	000E13-21-00B	EA	WASHER - FLANGE - W/2 NAR - ZINC
	000E13-14-00B	EA	WASHER - FLANGE - 1/4" WIDE - ZINC
	000E13-17-00B	EA	WASHER - FLANGE - 3/8" AR - ZINC
	000E13-18-00B	EA	WASHER - FLANGE - 3/8 WIDE - ZINC
	000E13-20-00B	EA	WASHER - FLANGE - 7/16" WIDE - ZINC
	044533-01-000	EA	WASHER - PLASTIC - 1 3/8"OD - FOR BUTTONS

SEALANTS & FASTENERS GROUP (CONTINUED)

ADHESIVE & FASTENERS

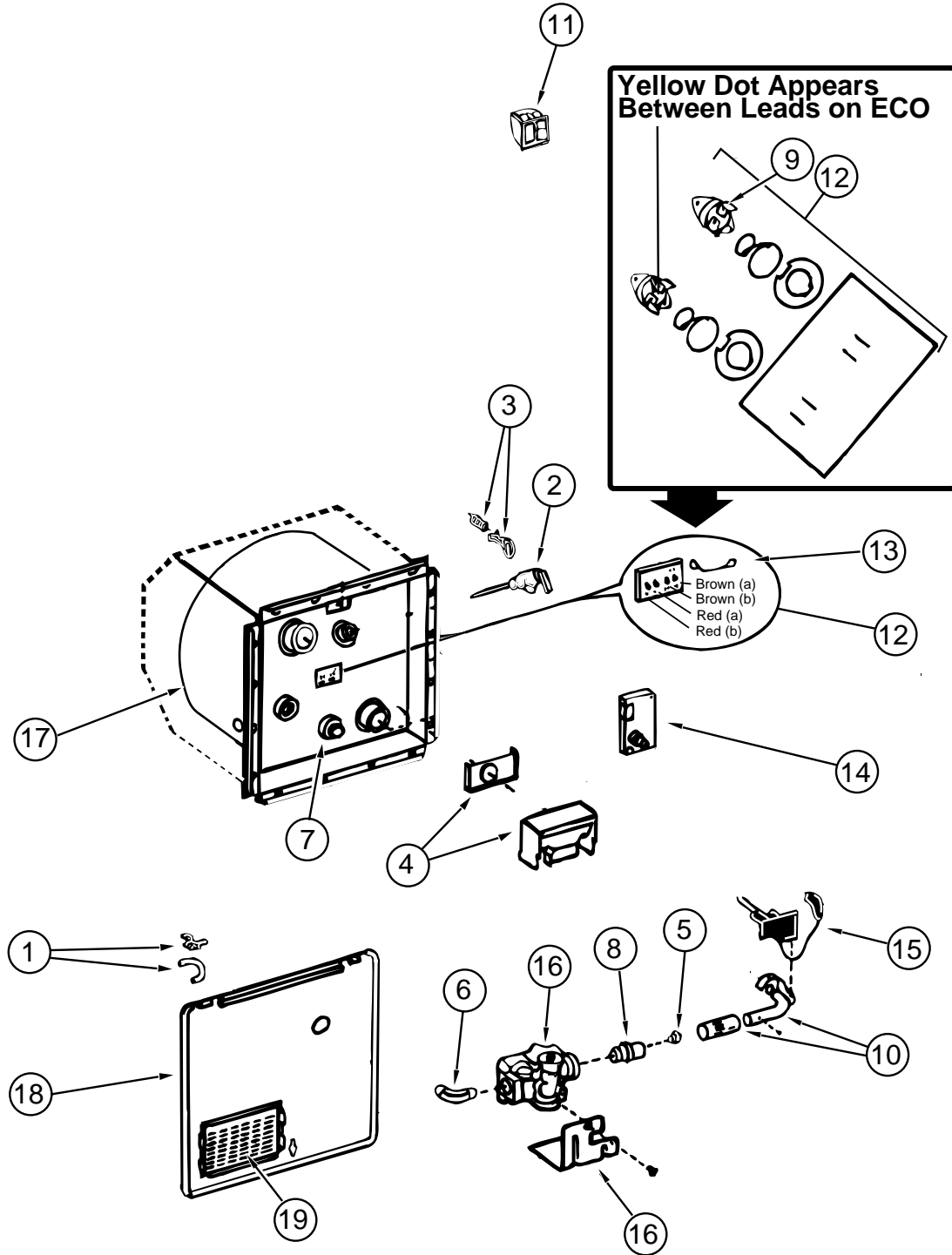
KEY	PART NUMBER	U/M	DESCRIPTION
	034552-02-000	EA	SILICONE - TUBE - 300 ML - W/O NOZZLE - CLEAR
	034552-06-000	EA	SILICONE - TUBE - 300 ML - W/O NOZZLE - OFF WHITE
	034552-15-000	EA	SILICONE - TUBE - 300 ML - W/O NOZZLE - BRIGHT WHITE
	900390-01-000	EA	TIP - 2 1/2" X 1/8" ORIFICE
	900390-03-000	EA	NOZZLES - #CSL D10
	002707-02-000	FT	TAPE - SEALER - 6/16" X 1/2"
	053766-02-000	EA	BEDDING COMPOUND - TUBE - WHITE SCHNEE# 5522
	053766-06-000	EA	BEDDING COMPOUND - TUBE - CLEAR
	053766-08-000	EA	BEDDING COMPOUND - TUBE - GRAY - SCHNEE# 5522
	063642-01-000	FT	TAPE - ADHESIVE - 10 MM X 1.5" WIDE X 180'
	069640-01-000	FT	SEALER - RIBBON - 1/4" X 30'
	069640-02-000	FT	SEALER - RIBBON - 1/2" X 1/8" X 60'
	069640-03-000	FT	SEALER - RIBBON - 3/4" X 1/8" X 60'
	069640-09-000	FT	SEALER-RIBBON - 1/32" X 2 1/2" - INCREMENTS OF 80'
	069640-10-000	FT	SEALER - RIBBON - 1/32" X 1 1/2" X 90'
	069640-11-000	FT	SEALER - TAPE - 3/16" X 3/8" X 40' - BLACK - MANUS
	069640-14-000	FT	SEALER - TAPE - 1/16" X 1" X 100' GRAY - MANUS
	076314-02-000	FT	TAPE - CARPET SEAM - HEAT-BOND - 4" WIDE
	076322-01-000	FT	TAPE - FOAM - DOUBLE COATED ADHESIVE BACKED - .75" X 216'
	076322-03-000	FT	TAPE - FOAM - DOUBLE COATED ADHESIVE BACKED - .5" X 108'
	076322-05-000	FT	TAPE - FOAM - DOUBLE COATED ADHESIVE BACKED - .025" X 1.5" X 108'
	087211-01-000	GL	PROMOTER - ADHESIVE
	094401-01-000	EA	SEALER - BODY SEAM SEALER - 3M FLEXICLEAR - TUBE - 12 PER CASE
	102352-01-000	EA	SEALER - PUMPABLE - BLACK - COLORIMETRIC MS101
	108716-01-000	EA	SILICONE - TUBE - OFF WHITE LEVEL - CSL 510
	091255-02-000	FT	SEAL-ADHESIVE BACKED FOAM - .18" THICK X 1.5" WIDE
	114311-01-000	GL	ADHESIVE-GLUE - #72-7843 NATIONAL STARCH

SEALANTS & FASTENERS GROUP (CONTINUED)

CLAMPS, GROMMETS, CLIPS & RIVETS

KEY	PART NUMBER	U/M	DESCRIPTION
	000H16-04-06R	EA	RIVET - POP - AL 1/8 X .313 - .375
	007161-01-000	EA	CLAMP - HOSE - SPRING TYPE - 1/2"
	010495-01-000	EA	CLAMP - CABLE - 9/16"
	010497-01-000	EA	CLAMP - CLOSED - 5/8" ID
	010497-03-000	EA	CLAMP - CLOSED - 1" ID - CUSHIONED
	010497-04-000	EA	CLAMP - CLOSED - 1.62" ID
	010499-01-000	EA	CLAMP - CLOSED - 3/8" ID
	016188-03-000	EA	GROMMET - L/P LINE - 3/8" HOLE X 2 1/2" LONG - RUBBER
	016188-05-000	EA	GROMMET - L/P LINE - 3/8" HOLE X 1 1/4" LONG - RUBBER
	023942-01-000	EA	GROMMET-RUBBER - 2" OD
	077953-01-000	EA	GROMMET-EDGE LINER - FITS 1"
	056134-01-000	EA	HOLDER - RING - 3.6" DIAMETER - METAL
	062401-01-000	EA	CLAMP - HOSE - WORMGEAR .25" - 1"
	062401-04-000	EA	CLAMP - HOSE - WORMGEAR .69" - 1.25"
	062401-06-000	EA	CLAMP - HOSE - WORMGEAR .22"-.62"
	062401-11-000	EA	CLAMP-HOSE - WORMGEAR 3.56"- 4.5"
	071015-26-000	EA	GROMMET - RUBBER - 1.5" ID X 2.12" OD W/.06" GROOVE - BLACK
	075148-02-000	EA	CLAMP - GROUNDING - BRONZE SCREWS
	080734-02-000	EA	CLIP - WIRE - NYLON
	083609-01-000	EA	CLAMP - WIRE - DUAL EQUAL - 5/8" DIAMETER
	083610-01-000	EA	CLAMP - WIRE - DUAL - UNEQUAL DIAMETERS - .75" & 1.25"
	083610-02-000	EA	CLAMP-WIRE -DUAL UNEQUAL DIA
	101447-01-000	EA	CLIP - U TYPE - TINNERMAN - HOLDS SHOWER SURROUND TOGETHER
	091952-01-000	EA	CLIP - GRIPPER - 1"
	091952-02-000	EA	CLIP - GRIPPER - 3/4"
	080211-03-000	EA	CLIP - MOUNTING - (XMAS TREE) - DECORATIVE PADS
	080211-05-000	EA	CLIP-XMAS TREE-36 MM - FASNAP 09-280297
	069592-02-000	EA	RIVET-T - (POP) - 1/4 X .093 - .156
	108046-01-000	EA	TIE - CABLE - SCREW MOUNT - 8"
	008343-01-000	EA	TIE - WIRE - 6"
	029096-04-000	YD	TAPE - HOOK - VELCRO - 1" WIDE - BLACK
	085774-01-000	FT	FASTENER - DUAL HOOK - 1" WIDE - ADHESIVE BACK - BLACK
	085774-02-000	FT	FASTENER - DUAL LOOP - 1" WIDE - ADHESIVE BACK - BLACK

WATER & SEWAGE GROUP



WATER HEATER W/ELECTRIC IGNITION

KEY	PART NUMBER	U/M DESCRIPTION
	051391-03-000	EA HEATER-WATER, W/ELECTRIC IGNITION - ATWOOD G6A-3E
1	051391-01-700	EA HINGE KIT-W/CLIP - ATWOOD # 92568 & 92559
2	051391-01-704	EA VALVE-RELIEF - 1/2" FITTING - ATWOOD# 91604
3	051391-01-705	EA FASTENER-CAMLOC - ATWOOD# 92609
4	051391-04-707	EA KIT-FLUE & GASKET - ATWOOD# 90960
5	051391-01-710	EA ORIFICE-MAIN BURNER - ATWOOD# 92742
6	051391-01-714	EA ELBOW-45 DEGREE - 3/8" F X 3/8" MPT - ATWOOD 91044
7	051391-01-715	EA DRAIN PLUG - ATWOOD# 91561
8	051391-03-700	EA ORFICE-HOLDER - ATWOOD# 91563
9	051391-04-701	EA THERMOSTAT 12 VDC-120 PRESET - ATWOOD# 91470
10	051391-04-703	EA BURNER-MAIN - ATWOOD# 91638 - 4E AND 6E MODELS
11	051391-04-706	EA TANK-INNER - G6A-4E & 6E - FRONT MOUNT - ATWOOD# 91641
12	097967-01-000	EA SWITCH-WATER HEATER - REMOTE W/LIGHT - ATWOOD 91959

WATER & SEWAGE GROUP (CONTINUED)

WATER HEATER W/ELECTRIC IGNITION (CONTINUED)

KEY	PART NUMBER	U/M DESCRIPTION
13	051393-01-721	EA ECO&THERMOSTAT ASM-FRONT MOUNT - 140 DEGREE - ATWOOD# 91447
14	051393-01-723	EA SWITCH-THERMAL-CUT OFF 2/PKG - ATWOOD# 93866
15	051393-01-724	EA CIRCUIT BOARD-SPADE TERMINAL - ATWOOD# 93867-ELEC IGNITION
16	051393-01-725	EA ELECTRODE-SGL SPADE CONNECT - ATWOOD# 93868-SPARK PROBE
17	051393-01-726	EA SOLENOID VALVE AND BRACKET - ATWOOD# 93870-WHITE-ROGERS
18	052009-01-000	EA DOOR-WATER HEATER - ATWOOD 5576-27 - OFF WHITE
18	052009-06-000	EA DOOR-WATER HEATER - ATWOOD - BRIGHT WHITE
	116424-01-000	EA PROTECTOR-WATER HEATER LATCH
19	051391-01-717	EA GRILL ONLY(GOES ON THE DOOR)

WATER HEATER W/MOTOR AID W/REAR HEATER

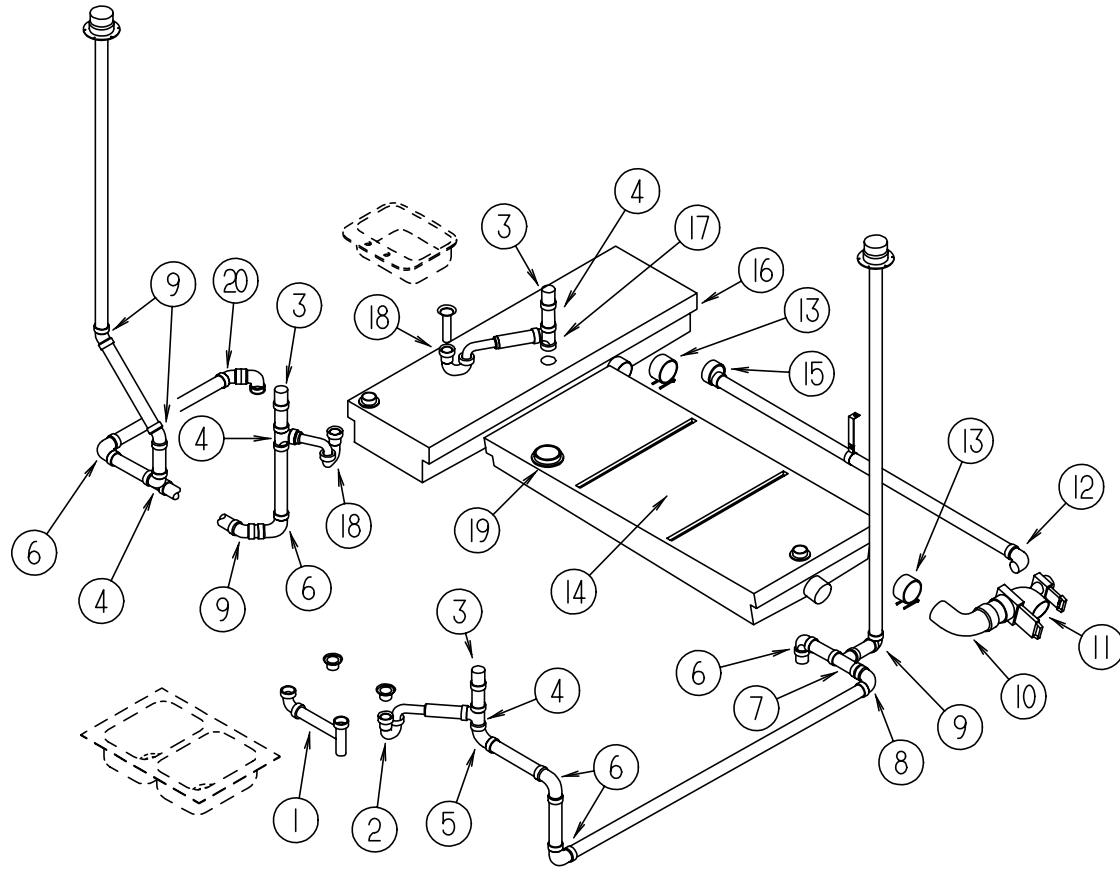
KEY	PART NUMBER	U/M DESCRIPTION
	051393-01-000	EA WATER HEATER - ATWOOD GH6-7E - ELECT IGNITION
1	051391-01-700	EA HINGE KIT-W/CLIP - ATWOOD # 92568 & 92559
2	051391-01-704	EA VALVE-RELIEF - 1/2" FITTING - ATWOOD# 91604
3	051391-01-705	EA FASTENER-CAMLOC - ATWOOD# 92609
4	051391-04-707	EA KIT-FLUE - & GASKET - ATWOOD# 90960
5	051391-01-710	EA ORIFICE-MAIN BURNER - ATWOOD# 92742
6	051391-01-714	EA ELBOW-45 DEGREE - 3/8" F X 3/8" MPT - ATWOOD 91044
7	051391-01-715	EA DRAIN PLUG - ATWOOD# 91561
8	051391-03-700	EA ORFICE-HOLDER - ATWOOD# 91563
9	051391-04-701	EA THERMOSTAT 12 VDC-120 PRESET - ATWOOD# 91470
10	051391-04-703	EA BURNER-MAIN - ATWOOD# 91638 - 4E AND 6E MODELS
11	097967-01-000	EA SWITCH-WATER HEATER - REMOTE W/LIGHT - ATWOOD 91959
12	051393-01-721	EA ECO & THERMOSTAT ASM-FRONT MOUNT, 140 DEGREE - ATWOOD# 91447
13	051393-01-723	EA SWITCH-THERMAL-CUT OFF (2/PKG) - ATWOOD# 93866
14	051393-01-724	EA CIRCUIT BOARD-SPADE TERMINAL - ATWOOD# 93867-ELECTRIC IGNITION
15	051393-01-725	EA ELECTRODE-SINGLE SPADE CONNECT. - ATWOOD# 93868-SPARK PROBE
16	051393-01-726	EA SOLENOID VALVE AND BRACKET - ATWOOD# 93870-WHITE-ROGERS
17	051391-04-704	EA TANK-INNER - FRONT MOUNT - GH6-4E & 6E - ATWOOD 91642
18	052009-01-000	EA DOOR-WATER HEATER - ATWOOD 5576-27 - OFF WHITE
18	052009-06-000	EA DOOR-WATER HEATER - ATWOOD - BRIGHT WHITE
	116424-01-000	EA PROTECTOR-WATER HEATER LATCH
19	051391-01-717	EA GRILL ONLY(GOES ON THE DOOR)

WATER HEATER W/GAS IGNITION

KEY	PART NUMBER	U/M DESCRIPTION
	051391-01-000	EA HEATER-WATER - ATWOOD G6A-7
	051391-01-700	EA HINGE PIN & CLIP
	051391-01-702	EA TANK-INNER - G6A-2E - 3E - 6E - WATER HEATER - ATWOOD 91412
	051391-01-704	EA VALVE-RELIEF - 1/2" FITTING - ATWOOD 91604
	051391-01-705	EA FASTENER-CAMLOC - ATWOOD 92609
	051391-01-709	EA PILOT ASM-W/THERMOCOUPLER & TUBE, 91603 ATWOOD 91214
	051391-01-710	EA ORIFICE-MAIN BURNER - ATWOOD 92742
	051391-01-711	EA ELBOW-ORIFICE - MAIN BURNER - 92741 ATWOOD
	051391-01-712	EA THERMOSTAT - 3/8" NPT INLET, 91601 ATWOOD 91043
	051391-01-714	EA ELBOW - 45 DEGREE - 3/8" F X 3/8" MPT - ATWOOD 91044
	051391-01-715	EA DRAIN PLUG - ATWOOD 91561
	051391-01-717	EA GRILL ONLY(GOES ON THE DOOR)
	051391-04-703	EA MAIN - BURNER
	051391-04-707	EA FLUE & GASKET FOR EXHAUST

WATER & SEWAGE GROUP (CONTINUED)

DRAINAGE SYSTEM



KEY	PART NUMBER	U/M	DESCRIPTION
1	011091-02-000	EA	PIPE-DRAIN - DOUBLE SINK - BAFFLE TEE - 1 1/2"
1	011091-03-000	EA	PIPE-DRAIN - W/SEALS - DOUBLE SINK - EXTENDS 9" TO 16"- CANADIAN
2	109571-01-000	EA	ADAPTER-P TRAP - 1 1/2" P X 1 1/4" MPT
2	107538-01-000	EA	P TRAP-PLASTIC 1 1/4" W/EXT ARM - KEVCO P814 1-1/4"
2	011071-01-000	EA	P TRAP-PLASTIC 1 1/2" - NIBCO 5892 1 1/2" - CANADIAN
3	079968-01-000	EA	VENT-MECHANICAL TRAP ARM - ANTI-SIPHON - 2" DIA X 7.3" - PLASTIC
4	010071-01-000	EA	TEE-SANITARY - 1 1/2" HUB X HUB X HUB - PLASTIC - BLACK
5	031365-01-000	EA	TEE-PLASTIC - 3" X 3" X 1 1/2" EXT LG TUR NICO 5812-LR-3-3-2
6	010008-01-000	EA	ELBOW - 90 DEGREE - 1/4" BEND - 1 1/2" HUB X HUB - BLACK PLASTIC
7	010073-01-000	EA	WYE - 45 DEGREE - 1 1/2" HUB X HUB X HUB - PLASTIC - BLACK
8	034250-01-000	EA	ELBOW - 90 DEGREE - LONG TURN - 1 1/2" HUB X HUB - ABS
9	010006-01-000	EA	ELBOW - 45 DEGREE - 1/8 BEND - 1 1/2" HUB X HUB - BLACK PLASTIC
10	031126-01-000	EA	ELBOW - 1/4 BEND - 3" X 90 XLT - PLASTIC - BLACK
11	070916-01-000	EA	VALVE-DUAL DUMP - W/CAP - 3" X 1 1/2" - PLASTIC - BLACK
	070916-01-700	EA	VALVE ONLY - 3"
	070916-01-701	EA	VALVE ONLY - 1 1/2"
11	062415-01-000	EA	CAP-SEWER - 3" DIAMETER
	062415-01-700	EA	STRING-SEWER CAP - SV7 STRAP
	010201-01-000	EA	HOSE-SEWER - 3" ID X 8'
	062416-01-000	EA	ADAPTER-SEWER HOSE TO 3" PIPE
12	033761-01-000	EA	ELBOW-TURN - 1/4" BEND X 1.5" HUB X 1.5" SPIGOT - BLK PLASTIC
13	078406-01-000	EA	COUPLER-RUBBER - W/CLAMPS - 3" X 3"
14	113788-02-000	EA	TANK-HOLDING - 31 GAL
15	062422-01-000	EA	ADAPTER-OFFSET REDUCER - 3" X 1 1/2" - PLASTIC - BLACK
16	115873-02-000	EA	TANK-HOLDING - 25 GAL
17	010115-01-000	EA	COUPLING - 1 1/2" HUB X HUB - PLASTIC
18	109571-01-000	EA	ADAPTER-P TRAP - 1 1/2" P X 1 1/4" MPT
18	107538-01-000	EA	P TRAP-PLAS 1 1/4 W/EXT ARM - KEVCO P814 1-1/4"
18	011066-02-000	EA	P TRAP - 1 1/4" HUB X SLIP JOINT - W/UNION - ABS - CANADIAN
19	063641-01-000	EA	FLANGE-CLOSET - 4" X 3"
19	061607-02-000	EA	GROMMET-HOLDING TANK - 3" NPS
20	037101-01-000	EA	ELBOW-PLAS-1/4BD VENT 11/2H - SLOANE 2201

WATER & SEWAGE GROUP (CONTINUED)

WINDOW, VENT & EXTERIOR DOOR GROUP

FRESH WATER TANK & WATER SYSTEM

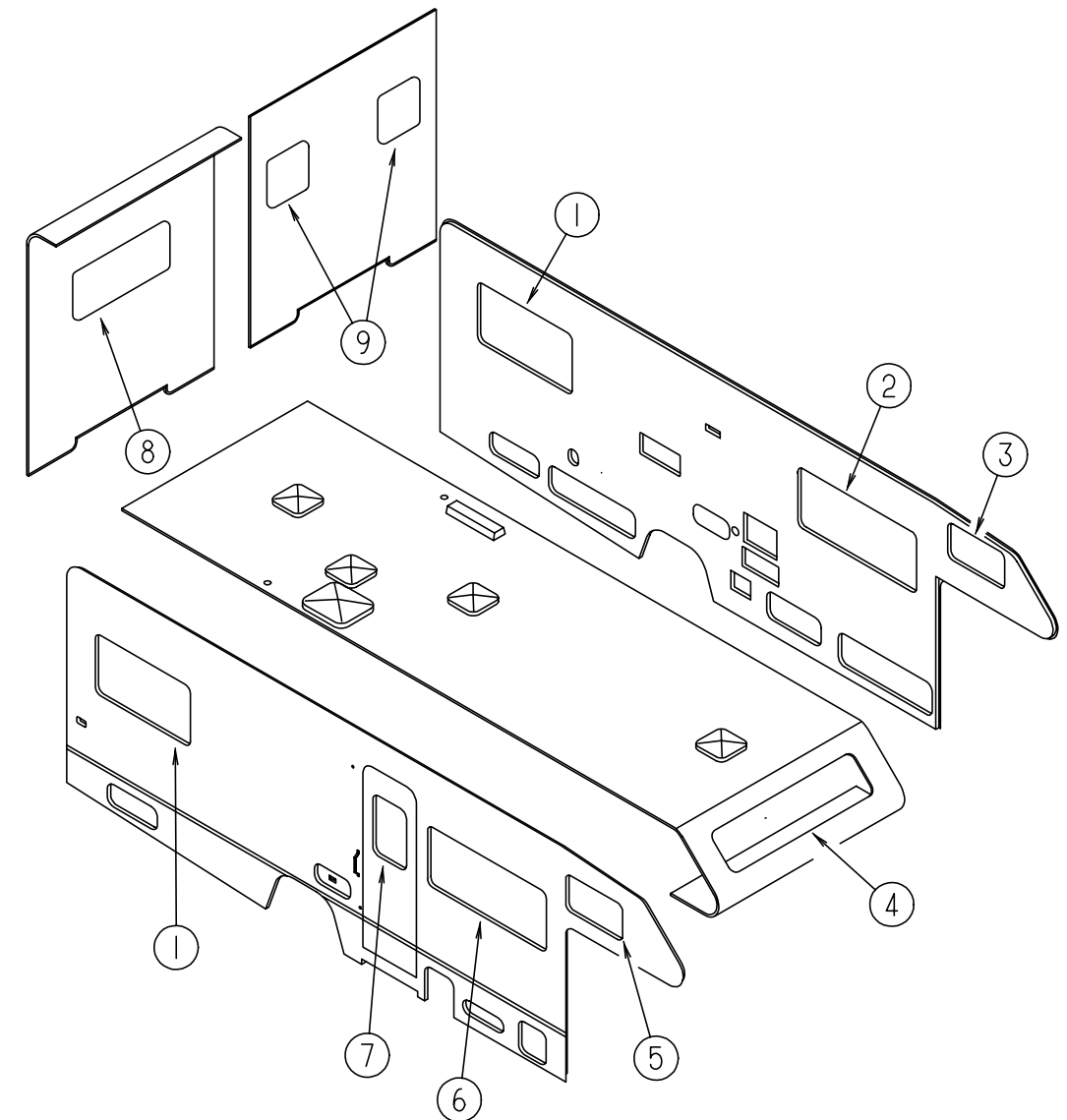
KEY	PART NUMBER	U/M	DESCRIPTION
	064214-17-000	EA	TANK ASM-WATER - 31 GALLON
	064214-18-000	EA	TANK-WATER - W/FITTINGS - 31 GALLON (QUEEN BED CENTERED)
	064214-01-000	EA	TANK-WATER - W/O FITTINGS - 31 GALLONS - 24" X 12.75" X 30"
	077954-02-000	EA	FILTER-WATER TANK - SCREEN IN TANK
	042989-03-000	EA	FITTING-WATER TANK - SPINWELD - 1 1/4"NPT - PLASTIC - WHITE
	042989-05-000	EA	FITTING-WATER TANK - SPINWELD - 1/2" FPT - PLASTIC - WHITE
	049032-01-000	EA	PATCH-SPINWELD - 3/8" - PLASTIC
	039861-01-000	EA	SENDING UNIT - W/SCREW - WASHER- WELL NUT AND TERMINAL RING
	079381-01-000	FT	TUBING-SMOOTH FLEXIBLE - 1 1/4" ID X 20'
	052959-02-000	EA	CONNECTOR - 1/2" F X 1/2" MPT - PLASTIC - GRAY
	114430-02-000	EA	ADAPTER-SWIVEL -1/2" P X 1/2" FPT - FLAIR-IT - 02873
	114430-03-000	EA	ADAPTER-SWIVEL -1/2" P X 1/2" MPT - FLAIR-IT - 02842
	010224-01-000	EA	ADAPTER-HOSE TO PIPE - 3/8" MPT X 3/8" BARB - PLASTIC BLACK
	044927-01-000	EA	ADAPTER-HOSE TO PIPE - 1 1/4"MPT X 1 1/4"BARB - BLACK PLASTIC
	101814-01-000	EA	COUPLING-FEMALE - 1/2" X 1/2" FPT
	098417-01-000	EA	CONNECTOR - 5/8" F X 1/2" MPT - PLASTIC - KEVCO
	039808-03-000	EA	ELBOW - 1/2" MPT X 1/2" MPT - PLASTIC - KEVCO 17296
	114429-02-000	EA	ELBOW - 1/2" P X 1/2" P - FLAIR-IT 02800
	114429-03-000	EA	ELBOW-SWIVEL - 1/2" P X 1/2" FPT - FLAIR-IT 02816
	065120-01-000	EA	ELBOW-SWIVEL - 1/2" FPT X 1/2" FLARE - PLASTIC - GRAY
	057457-01-000	EA	ELBOW-UNION - 1/2" X 1/2" FLARE
	110915-01-01A	EA	FILL-WATER CITY - OFF WHITE
	114428-01-000	EA	TEE - 1/2" P X 1/2" P X 1/2" P - FLAIR-IT 02820
	114428-03-000	EA	TEE - 1/2" P X 1/2" P X 1/2" MPT - FLAIR-IT 02822
	052958-01-000	EA	TEE - 1/2" F X 1/2" F X 1/2" F - PLASTIC - GRAY
	039800-02-000	FT	TUBING-POLYBUTYL - 5/8" OD - INCREMENTS OF 20' - BLACK
	074462-02-000	FT	TUBING-VINYL - 3/8" ID - CLEAR
	113698-01-000	EA	VALVE-LINE DRAIN - 1/2" F X 1/2" F - PLASTIC-WATER
	114431-01-000	EA	VALVE-LINE DRAIN - 5/8" F X 5/8" F - PLASTIC-WATER
	046128-01-000	EA	VALVE-DRAIN - PLASTIC - 1/2" FPT
	091208-01-000	EA	WASHER-RUBBER - .06" X .75" X .5"

EXTERIOR SHOWER

KEY	PART NUMBER	U/M	DESCRIPTION
	103092-01-000	EA	HEAD-SHOWER - W/60" HOSE
	103092-02-000	EA	HEAD-SHOWER - W/60" HOSE - CANADIAN
	103092-01-700	EA	BRACKET-SHOWER HEAD - CLEAR
	103092-01-701	EA	BRACKET-SHOWER HEAD - BONE
	075241-05-000	EA	FAUCET-SHOWER - BONE
	093527-02-000	EA	BRACKET-SHOWER HEAD

WATER PUMP

KEY	PART NUMBER	U/M	DESCRIPTION
	098607-01-000	EA	PUMP-WATER - W/.5" MPT FITTING - FLOW 2.8 GPM - UL
	098607-01-700	EA	PUMPHEAD-REPLACEMENT - SHURFLO 94-236-08
	098607-01-701	EA	DRIVE ASM - SHURFLO 94-234-03
	098607-01-702	EA	DIAPHRAGM-KIT - SHURFLO 94-233-10
	098607-01-703	EA	VALVE ASM - SHURFLO 94-232-00
	098607-01-705	EA	CHECK VALVE-KIT - SHURFLO 94-237-00
	098607-01-706	EA	SWITCH ASM-COMPLETE - SHURFLO 94-230-00
	098607-01-707	EA	MOTOR/BASEPLATE REPLACEMENT - SHURFLO 94-234-03

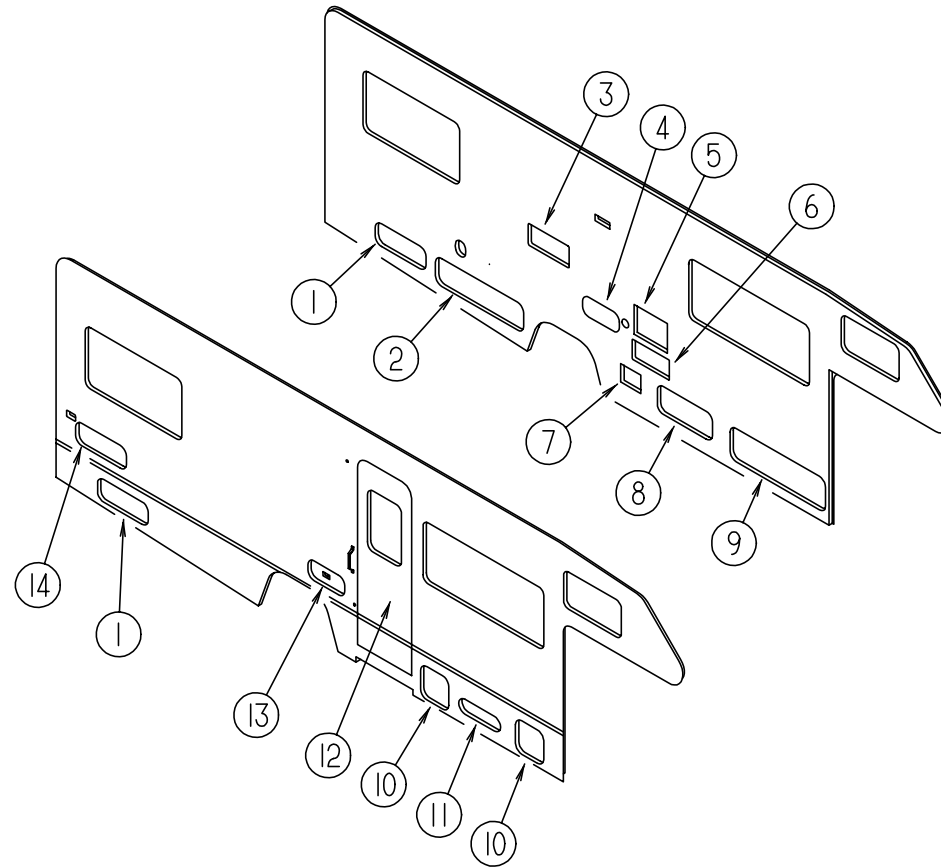


WINDOWS

KEY	PART NUMBER	U/M	DESCRIPTION
1	104691-13-01A	EA	WINDOW ASM-TIPOUT - EXCEL CH37-G2W59
1	112795-24-01A	EA	WINDOW ASM-TIPOUT - THERMOPANE - EXCEL DH414-G2W64L
2	098647-22-01A	EA	WINDOW ASM-SLIDER - HORIZONTAL - EXCEL H287-G2W66L
2	112795-15-01A	EA	WINDOW ASM-SLIDER - THERMOPANE - EXCEL DH287-G2W66L
3	098647-34-01A	EA	WINDOW ASM-SLIDER HORIZONTAL - LEFT - EXCEL H425-G2W66L
3	112795-20-01A	EA	WINDOW ASM-SLIDER - THERMOPANE - EXCEL DC29-G2W66L
4	103313-01-B05	EA	WINDOW ASM-PICTURE - W/O INSIDE FRAME
4	115630-01-01A	EA	WINDOW ASM-SLIDER - THERMOPANE - EXCEL DH438-G2W59
5	098647-33-01A	EA	WINDOW ASM-SLIDER - HORIZONTAL - RIGHT - EXCEL H425-G2W66R
5	112795-19-01A	EA	WINDOW ASM-SLIDER - THERMOPANE - EXCEL DC29-G2W66R
6	098647-23-01A	EA	WINDOW ASM-SLIDER - HORIZONTAL - EXCEL H287-G2W66R
6	112795-16-01A	EA	WINDOW ASM-SLIDER - THERMOPANE - EXCEL DH287-G2W66R
7	079733-15-F04	EA	WINDOW ASM-PICTURE- W/O INSIDE FRAME
7	113733-01-01A	EA	WINDOW ASM-PICTURE - THERMOPANE - EXCEL DH416-G2W66
8	104691-13-01A	EA	WINDOW ASM-TIPOUT - EXCEL CH37-G2W59
8	112795-22-01A	EA	WINDOW ASM-TIPOUT - EXCEL DC48-G2W66R
9	078528-06-E10	EA	WINDOW ASM-ESCAPE (DOUBLE BED)
9	113502-01-01A	EA	WINDOW ASM-ESCAPE - THERMOPANE - EXCEL DH153-G2W60 (DOUBLE BED)
9	078528-08-F01	EA	WINDOW ASM-ESCAPE (TWIN BED) PASSENGER
9	113502-04-01A	EA	WINDOW ASM-ESCAPE-THERMOPANE- DH449-G2W58 (TWIN BED) PASSENGER
9	078528-09-F01	EA	WINDOW ASM-ESCAPE (TWIN BED) DRIVER
9	113733-02-01A	EA	WINDOW ASM-PICTURE-THERMOPANE-DH400-G2W60 (TWIN BED) DRIVER

WINDOW, VENT & EXTERIOR DOOR GROUP (CONTINUED)

EXTERIOR DOORS



KEY	PART NUMBER	U/M	DESCRIPTION
1	111013-33-E01	EA	DOOR ASM-STORAGE - OFF WHITE
1	111013-33-F28	EA	DOOR ASM-STORAGE - BRIGHT WHITE/TITANIUM
2	111013-18-E30	EA	DOOR ASM-SEWER - OFF WHITE
2	111013-18-F28	EA	DOOR ASM-SEWER - TITANIUM
3	084103-03-000	EA	DOOR-REFRIGERATOR - VENTED - W/O JAMB - OFF WHITE
	084104-03-000	EA	JAMB-DOOR - REFRIGERATOR - OFF WHITE
	084104-01-700	EA	LOCK-MALE - FASTENER - REFRIGERATOR DOOR
	084104-01-701	EA	LOCK-FEMALE - FASTENER - REFRIGERATOR DOOR
3	084103-08-000	EA	DOOR-REFRIGERATOR - VENTED - W/O JAMB - BRIGHT WHITE
	084104-08-000	EA	JAMB-DOOR - REFRIGERATOR - BRIGHT WHITE
4	111017-02-E01	EA	DOOR-COMPARTMENT - EXTERIOR SHOWER - OFF WHITE
4	111017-02-F24	EA	DOOR-COMPARTMENT - EXTERIOR SHOWER - BRIGHT WHITE
5	052009-01-000	EA	DOOR-WATER HEATER - ATWOOD 5576-27 - OFF WHITE
5	052009-06-000	EA	DOOR-WATER HEATER - ATWOOD - BRIGHT WHITE
	116424-01-000	EA	PROTECTOR-WATER HEATER LATCH
6	098668-06-000	EA	DOOR-ACCESS - FURNACE - OFF WHITE - SUBURBAN 520574
6	098668-23-000	EA	DOOR-ACCESS - FURNACE - BRIGHT WHITE - SUBURBAN
7	111013-24-F08	EA	DOOR ASM-GENERATOR - OFF WHITE
7	111013-24-F28	EA	DOOR ASM-GENERATOR - BRIGHT WHITE

KEY	PART NUMBER	U/M	DESCRIPTION
8	111013-38-F08	EA	DOOR ASM-STORAGE - OFF WHITE
8	111013-38-F28	EA	DOOR ASM-STORAGE - BRIGHT WHITE
9	088794-01-000	EA	DOOR ASM-POWER CORD - W/HATCH - 11" X 9.2" - OFF WHITE
9	088794-06-000	EA	DOOR ASM-POWER CORD - W/HATCH - 11" X 9.2" - BRIGHT WHITE
10	111013-32-F08	EA	DOOR ASM-STORAGE/BATTERY - OFF WHITE
10	111013-32-F28	EA	DOOR ASM-STORAGE/BATTERY - BRIGHT WHITE
11	111009-01-E30	EA	DOOR-COMPARTMENT - LP - 16.9" X 5.4" - ALUMINUM - OFF WHITE
11	111009-01-F08	EA	DOOR-COMPARTMENT - LP - 16.9" X 5.4" - ALUMINUM - TITANIUM
12	115108-02-F08	EA	DOOR-ENTRY - W/WINDOW - SCREEN & JAMB - OFF WHITE
12	115108-02-F09	EA	DOOR-ENTRY - W/WINDOW - SCREEN & JAMB - OFF WHITE
12	115108-02-FA8	EA	DOOR-ENTRY - W/WINDOW - SCREEN & JAMB - BRIGHT WHITE
12	115108-02-FA9	EA	DOOR-ENTRY - W/WINDOW - SCREEN & JAMB - BRIGHT WHITE
13	111017-01-E07	EA	DOOR ASM-ENTERTAINMENT CENTER - OFF WHITE
13	111017-01-F24	EA	DOOR ASM-ENTERTAINMENT CENTER - BRIGHT WHITE
14	111013-34-E01	EA	DOOR ASM-STORAGE - OFF WHITE
14	111013-34-F01	EA	DOOR ASM-STORAGE - BRIGHT WHITE
	081240-11-000	EA	FILL-WATER - LOCKABLE W/O LOCK - OFF WHITE
	081240-16-000	EA	FILL-WATER - LOCKABLE W/O LOCK - BRIGHT WHITE

WINDOW, VENT & EXTERIOR DOOR GROUP (CONTINUED)

VENTS, SHROUDS AND ROOF COVERS

KEY	PART NUMBER	U/M	DESCRIPTION
	084073-03-000	EA	COVER-ROOF VENT - REFRIGERATOR - OFF WHITE - NORCOLD
	084073-07-000	EA	COVER-ROOF VENT - REFRIGERATOR - BRIGHT WHITE - NORCOLD
	084073-04-000	EA	BASE-ROOF VENT - REFRIGERATOR - BLACK - NORCOLD
	084616-01-000	EA	SHROUD-RANGE HOOD VENT - OFF WHITE
	084616-07-000	EA	SHROUD-RANGE HOOD VENT - BRIGHT WHITE
	092698-02-01A	EA	VENT-RANGE HOOD - W/DOOR - OFF WHITE - VENTLINE
	092698-02-05A	EA	VENT-RANGE HOOD - W/DOOR - BRIGHT WHITE - VENTLINE
	083558-03-000	EA	VENT-PLUMBING PIPE - ROOF W/COVER - OFF WHITE

POWERED ROOF VENT

KEY	PART NUMBER	U/M	DESCRIPTION
	110051-03-01A	EA	VENT-ROOF - POWERED - 2" ROOF - JENSEN 7757
	110051-05-01A	EA	VENT-ROOF - POWERED - 2" ROOF - JENSEN C7757 (CANADIAN)
	048648-01-000	EA	MOTOR-12V NONVENTED 1/8 SFT
	048649-01-000	EA	FAN-PLASTIC - 6" - 6 BLADED
	064470-01-700	EA	COVER-ROOF VENT - JENSEN 7291
	110051-01-701	EA	GARNISH - W/SCREEN & FRAME 2" - JENSEN 29-800-01
	110051-01-702	EA	HAND CRANK & OPERATOR ASM. - JENSEN RP-10000B
	110051-01-703	EA	HANDLE CRANK - JENSEN RP1031-B

NONPOWERED ROOF VENT

KEY	PART NUMBER	U/M	DESCRIPTION
	110051-01-01A	EA	VENT-ROOF - NONPOWERED - 2" ROOF - JENSEN 7724
	064470-01-700	EA	COVER-ROOF VENT - JENSEN 7291
	110051-01-701	EA	GARNISH - W/SCREEN & FRAME 2" - JENSEN 29-800-01
	110051-01-702	EA	HAND CRANK & OPERATOR ASM. - JENSEN RP-1000B
	110051-01-703	EA	HANDLE CRANK - JENSEN RP-1031-B

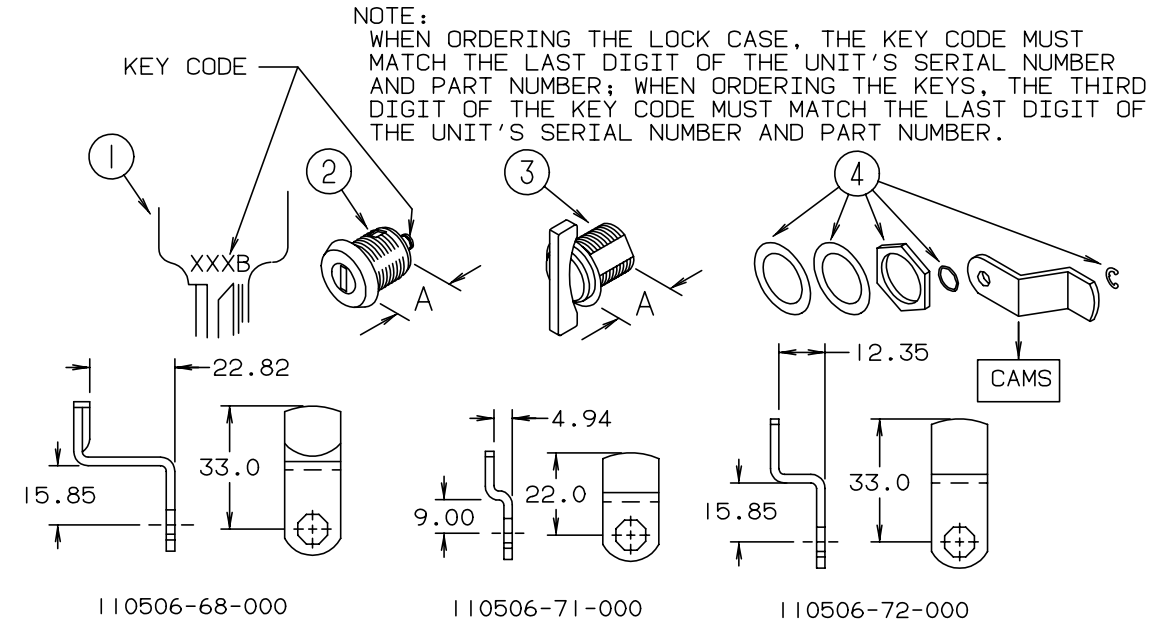
POWERED ROOF VENTILATOR - US

KEY	PART NUMBER	U/M	DESCRIPTION
	084079-03-000	EA	VENT-CEILING - POWERED EXHAUST - OFF WHITE - FANTASTIC VENT
	084079-01-700	EA	VENT COVER - FANTASTIC 1020-19
	084079-01-701	EA	SCREEN ASM WHITE - FANTASTIC 1030-80
	084079-01-703	EA	CRANK-EXTERIOR - FANTASTIC 1060-09
	084079-01-704	EA	BLADE-FAN - FANTASTIC 1070-00
	084079-01-705	EA	MOTOR - FANTASTIC 1080-00
	084079-01-706	EA	12 VOLT PLUG - FANTASTIC 1090
	084079-01-707	EA	SWITCH-SAFETY - FANTASTIC 1120.00
	084079-01-709	EA	SWITCH-ON & OFF - MAIN POWER - FANTASTIC 1100.00
	084079-01-711	EA	H-MOLDING - MOTOR MOUNT - PLASTIC - FANTASTIC
	084079-01-712	EA	GARNISH-INTERIOR - 1 7/8" - OFF WHITE

POWERED ROOF VENTILATOR - CSA

KEY	PART NUMBER	U/M	DESCRIPTION
	084079-08-000	EA	VENT-CEILING -EXHAUST POWER - OFF WHITE - CSA - 014000-1-OW-CSA
	084079-01-700	EA	VENT COVER - FANTASTIC 1020-19
	084079-01-701	EA	SCREEN ASM WHITE - FANTASTIC 1030-80
	084079-01-703	EA	CRANK-EXTERIOR - FANTASTIC 1060-09
	084079-01-704	EA	BLADE-FAN - FANTASTIC 1070-00
	084079-01-707	EA	SWITCH-SAFETY - FANTASTIC 1120.00
	084079-01-709	EA	SWITCH-ON & OFF - MAIN POWER - FANTASTIC 1100.00
	084079-01-711	EA	H-MOLDING - MOTOR MOUNT - PLASTIC - FANTASTIC
	084079-01-712	EA	GARNISH-INTERIOR - 1 7/8" - OFF WHITE
	084079-08-700	EA	MOTOR THIN ROOF FANTASTIC 101703

WINDOW, VENT & EXTERIOR DOOR GROUP (CONTINUED)

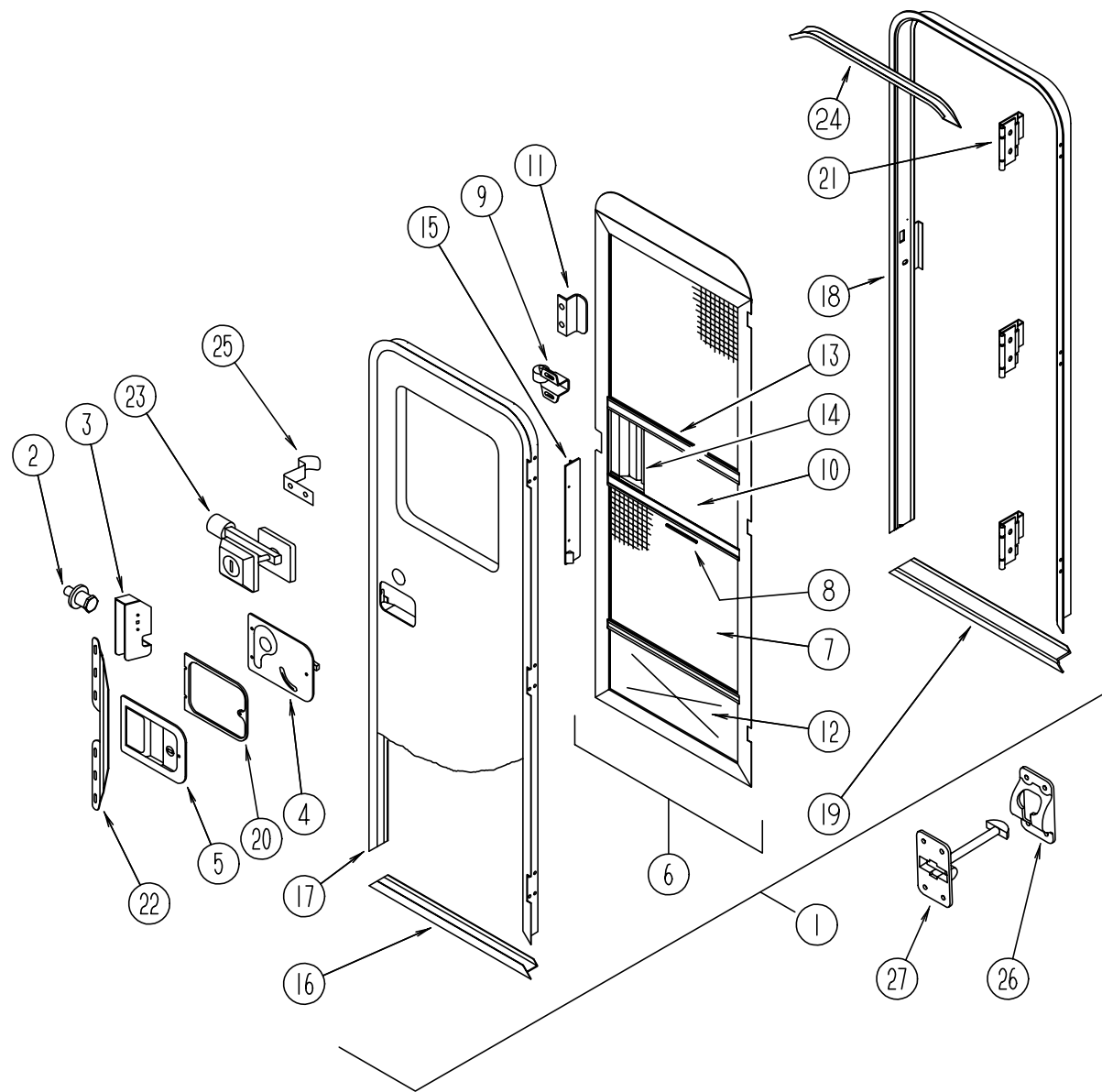


KEY & TWIST LOCKS & COMPONENTS

KEY	PART NUMBER	U/M	DESCRIPTION
1	110506-59-000	EA	KEYS-SET OF 2 - BRIGGS & STRATTON 596720 (SERIAL # ENDS IN 0)
1	110506-59-001	EA	KEYS-SET OF 2 - BRIGGS & STRATTON 596721 (SERIAL # ENDS IN 1)
1	110506-59-002	EA	KEYS-SET OF 2 - BRIGGS & STRATTON 596722 (SERIAL # ENDS IN 2)
1	110506-59-003	EA	KEYS-SET OF 2 - BRIGGS & STRATTON 596723 (SERIAL # ENDS IN 3)
1	110506-59-004	EA	KEYS-SET OF 2 - BRIGGS & STRATTON 596724 (SERIAL # ENDS IN 4)
1	110506-59-005	EA	KEYS-SET OF 2 - BRIGGS & STRATTON 596725 (SERIAL # ENDS IN 5)
1	110506-59-006	EA	KEYS-SET OF 2 - BRIGGS & STRATTON 596726 (SERIAL # ENDS IN 6)
1	110506-59-007	EA	KEYS-SET OF 2 - BRIGGS & STRATTON 596727 (SERIAL # ENDS IN 7)
1	110506-59-008	EA	KEYS-SET OF 2 - BRIGGS & STRATTON 596728 (SERIAL # ENDS IN 8)
1	110506-59-009	EA	KEYS-SET OF 2 - BRIGGS & STRATTON 596729 (SERIAL # ENDS IN 9)
2	110506-52-000	EA	CASE - A=17MM BRIGGS & STRATTON 702370 (KEY CODE #0) (WATER FILL)
2	110506-52-001	EA	CASE - A=17MM BRIGGS & STRATTON 702371 (KEY CODE #1) (WATER FILL)
2	110506-52-002	EA	CASE - A=17MM BRIGGS & STRATTON 702372 (KEY CODE #2) (WATER FILL)
2	110506-52-003	EA	CASE - A=17MM BRIGGS & STRATTON 702373 (KEY CODE #3) (WATER FILL)
2	110506-52-004	EA	CASE - A=17MM BRIGGS & STRATTON 702374 (KEY CODE #4) (WATER FILL)
2	110506-52-005	EA	CASE - A=17MM BRIGGS & STRATTON 702375 (KEY CODE #5) (WATER FILL)
2	110506-52-006	EA	CASE - A=17MM BRIGGS & STRATTON 702376 (KEY CODE #6) (WATER FILL)
2	110506-52-007	EA	CASE - A=17MM BRIGGS & STRATTON 702377 (KEY CODE #7) (WATER FILL)
2	110506-52-008	EA	CASE - A=17MM BRIGGS & STRATTON 702378 (KEY CODE #8) (WATER FILL)
2	110506-52-009	EA	CASE - A=17MM BRIGGS & STRATTON 702379 (KEY CODE #9) (WATER FILL)
2	110506-53-000	EA	CASE - A=25MM BRIGGS & STRATTON 702380 (KEY CODE #0) (STORAGE)
2	110506-53-001	EA	CASE - A=25MM BRIGGS & STRATTON 702381 (KEY CODE #1) (STORAGE)
2	110506-53-002	EA	CASE - A=25MM BRIGGS & STRATTON 702382 (KEY CODE #2) (STORAGE)
2	110506-53-003	EA	CASE - A=25MM BRIGGS & STRATTON 702383 (KEY CODE #3) (STORAGE)
2	110506-53-004	EA	CASE - A=25MM BRIGGS & STRATTON 702384 (KEY CODE #4) (STORAGE)
2	110506-53-005	EA	CASE - A=25MM BRIGGS & STRATTON 702385 (KEY CODE #5) (STORAGE)
2	110506-53-006	EA	CASE - A=25MM BRIGGS & STRATTON 702386 (KEY CODE #6) (STORAGE)
2	110506-53-007	EA	CASE - A=25MM BRIGGS & STRATTON 702387 (KEY CODE #7) (STORAGE)
2	110506-53-008	EA	CASE - A=25MM BRIGGS & STRATTON 702388 (KEY CODE #8) (STORAGE)
2	110506-53-009	EA	CASE - A=25MM BRIGGS & STRATTON 702389 (KEY CODE #9) (STORAGE)
3	110506-50-000	EA	CASE ASM-TWIST LOCK 17 MM B/S #596932
3	110506-51-000	EA	CASE ASM-TWIST LOCK 25 MM B/S #596669
4	110506-40-700	EA	HARDWARE KIT- CONTAINS: NUT - WASHERS - E-RING - AND GASKET
	110506-64-000	EA	CAM-LOCK - B/S # 322280
	110506-68-000	EA	CAM-LOCK - B/S # 322284
	110506-71-000	EA	CAM-LOCK - B/S # 322287

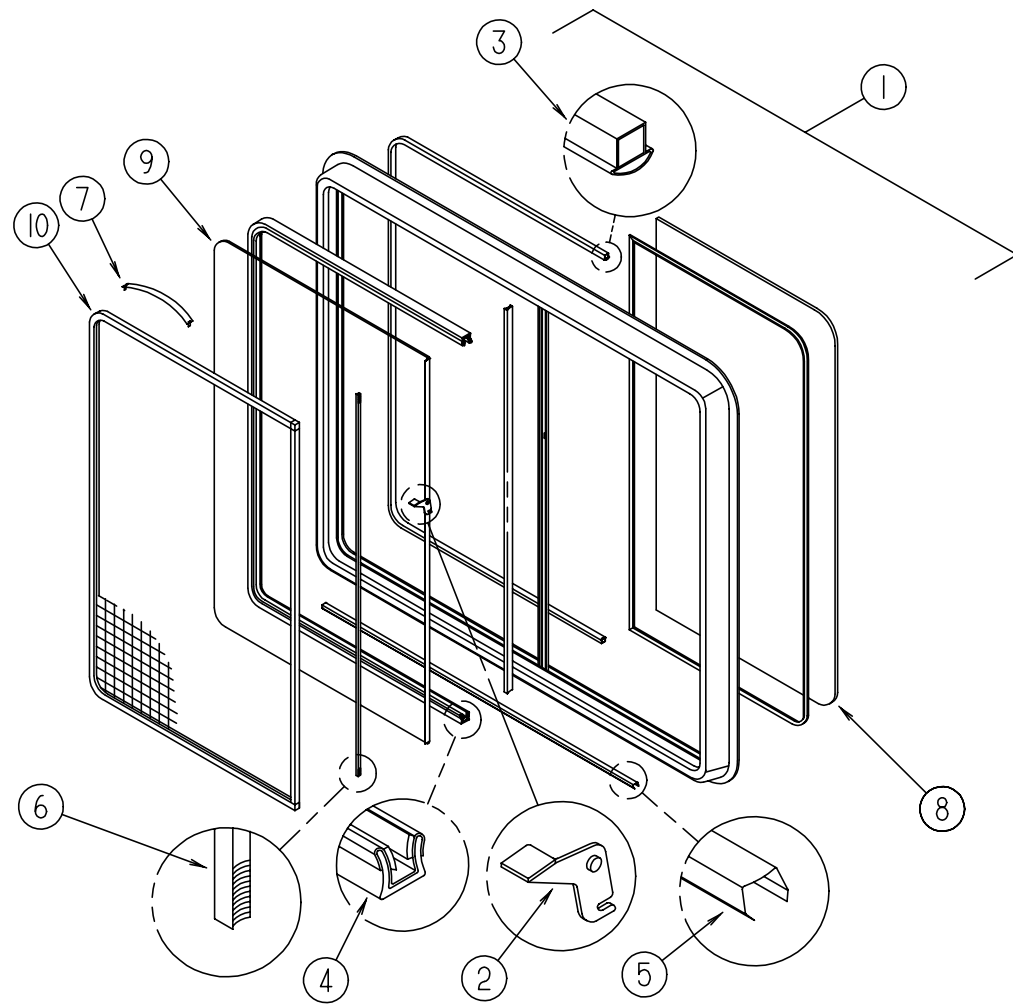
WINDOW, VENT & EXTERIOR DOOR GROUP (CONTINUED)

ENTRY DOOR



KEY	PART NUMBER	U/M	DESCRIPTION
1	115108-02-F01	EA	DOOR-ENTRY - W/O WINDOW - SCREEN & JAMB - OFF WHITE
1	115108-02-F02	EA	DOOR-ENTRY - W/O WINDOW - SCREEN & JAMB - OFF WHITE
1	115108-02-FA1	EA	DOOR-ENTRY - W/O WINDOW - SCREEN & JAMB - BRIGHT WHITE
1	115108-02-FA2	EA	DOOR-ENTRY - W/O WINDOW - SCREEN & JAMB - BRIGHT WHITE
2	039539-01-000	EA	STRIKE-LOCK - ENTRY DOOR - ROUND/THREADED WASHER
3	039540-01-000	EA	LATCH MECHANISM-HOOK - ENTRY DOOR - INTERIOR
	039715-01-000	EA	NUT-SERT - 1/4" DIAMETER - 20 THREADS
4	039979-04-000	EA	COVER-INTERIOR LATCH - W/TRIP ARM - RIGHT - BLACK
	039984-01-000	EA	CAP-ROUND - VINYL - .28" ID X .62" LONG - BLACK
	041546-05-000	EA	BRACKET-DOOR ANGLE - 5" X 1.9" - OFF WHITE - METAL
5	045017-11-000	EA	LATCH-ENTRY DOOR - MECHANISM W/LOCK & KEY - BLACK
	045017-11-701	EA	KEY-BLANK - ROUND TOP - SILVER - TRI/MARK
	058806-03-000	EA	PLUG-TARRERED - PLASTIC - 1.6" DIAMETER - DIAMETER
	109403-01-000	EA	CATCH-SINGLE ROLLER - SCREEN DOOR
	063729-04-000	EA	RIVNUT - 10-32 UNF - 010- 080
	075671-04-000	FT	SEAL-SPONGE - LAZY T SHAPE - W/ADHESIVE STRIPE - .5" WIDE
6	079012-05-F15	EA	DOOR-SCREEN
7	002293-02-000	SF	SCREENING-WINDOW/DOOR - 26" - CHARCOAL
8	002294-01-000	FT	SPLINE-SCREENING - .135" X .138" - BLACK
9	109403-01-000	EA	CATCH-SCREEN DOOR ROLLER
10	001014-01-013	EA	INSERT-CENTER - 10.25" X 16.31" - UNPAINTED
11	050712-05-000	EA	HANDLE-SCREEN DOOR - ALUMINUM - UNPAINTED
12	078552-03-000	EA	INSERT-SCREEN DOOR - LOWER - MILL
	078595-01-000	EA	PLATE-SCREEN DOOR
13	078777-01-000	EA	CHANNEL-SLIDE - SCREEN DOOR CENTER SLIDER COVER - 17.4"
14	079086-02-000	EA	SLIDER-SCREEN DOOR - OFF WHITE
15	079087-02-000	EA	STRIKE-SLIDER - W/LIP FOR ELBOW CATCH - 1.5" X 8.6"
16	089748-01-000	EA	FRAME-DOOR - ENTRANCE - BOTTOM - OFF WHITE
16	089748-21-000	EA	FRAME-DOOR - ENTRANCE - BOTTOM - BRIGHT WHITE
	090340-01-000	FT	SEAL-FOAM - CLOSED CELL - 1/4" X 1/2" X 50'
17	095276-03-01A	EA	FRAME-DOOR - ENTRANCE - TOP & SIDES - OFF WHITE
17	095276-03-06A	EA	FRAME-DOOR - ENTRANCE - TOP & SIDES - BRIGHT WHITE
18	095277-04-01A	EA	JAMB-ENTRY DOOR - W/BOTTOM - OFF WHITE
18	095277-04-06A	EA	JAMB-ENTRY DOOR - W/BOTTOM - BRIGHT WHITE
19	051049-01-000	EA	JAMB-DOOR - ENTRANCE - BOTTOM - 25.9 - UNPAINTED
20	096810-01-01A	EA	PLATE-LATCH - ENTRY DOOR - PLASTIC - BLACK
21	106719-01-01A	EA	HINGE-ENTRY DOOR - MILL
22	098173-01-04A	EA	STIFFENER-ENTRY DOOR - SUPPORTS LATCH/STRIKE - OFF WHITE
22	098173-01-07A	EA	STIFFENER-ENTRY DOOR - SUPPORTS LATCH/STRIKE - BRIGHT WHITE
	100128-02-000	FT	SEAL-PILE - ADHESIVE BACK - SCREEN DOOR - GRAY
23	101145-01-01A	EA	DEADBOLT-ENTRY DOOR - W/2 KEYS W/O BOLT OR SCREWS
	101147-01-000	EA	BOLT-SECURITY - 4.12" BACKSET
	102524-01-000	EA	BUMPER-RUBBER - FLAT - BLACK
24	044582-02-000	EA	CAP-DRIP - DOOR JAMB MOUNTED - OFF WHITE
24	044582-44-000	EA	CAP-DRIP - DOOR JAMB MOUNTED - BRIGHT WHITE
	115222-05-01A	EA	GARNISH-ENTRANCE DOOR - OFF WHITE
25	100412-01-000	EA	CATCH-SCREEN DOOR - THUMB CLIP W/BLACK PLASTIC CAP
	077461-03-000	EA	COVER-STRIKE - ENTRY DOOR - 6.5" X 2.5" - PLASTIC - OFF WHITE
26	104099-02-01A	EA	CATCH-DOOR HOLDER - RETAINER - PLASTIC - OFF WHITE
26	104099-02-04A	EA	CATCH-DOOR HOLDER - RETAINER - PLASTIC - BRIGHT WHITE
27	104099-01-01A	EA	CATCH-DOOR HOLDER - STRIKE - PLASTIC - OFF WHITE
27	104099-01-04A	EA	CATCH-DOOR HOLDER - STRIKE - PLASTIC - BRIGHT WHITE
	009126-02-000	EA	HANDLE-ASSIST - ENTRY DOOR - BLACK

WINDOW, VENT & EXTERIOR DOOR GROUP (CONTINUED)



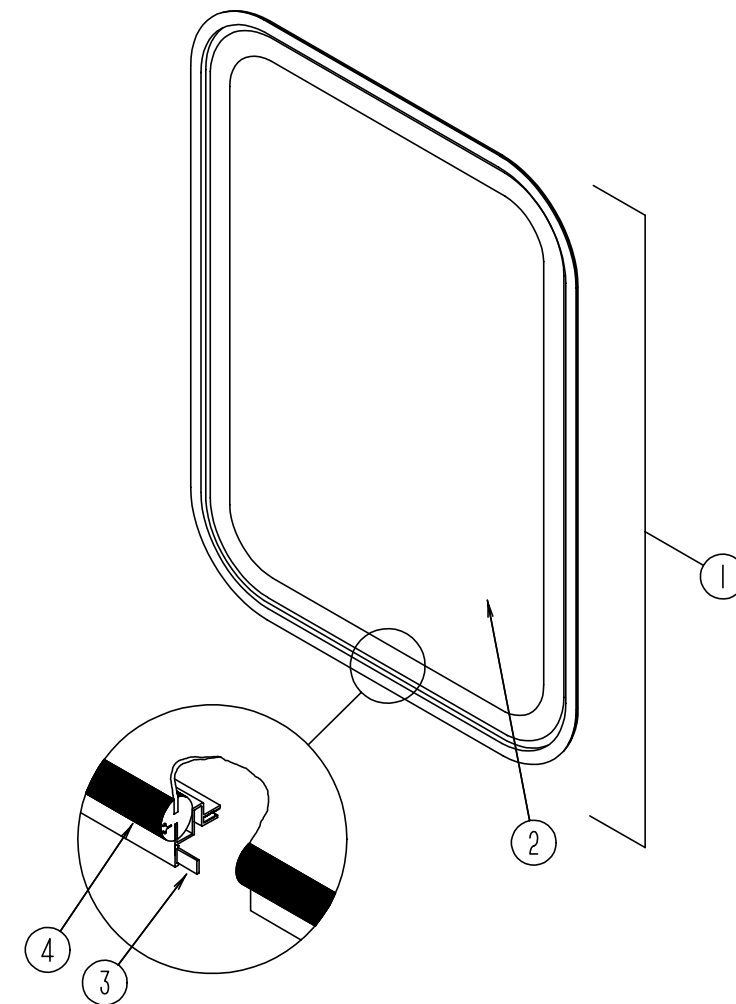
DRIVER/PASSENGER SIDE WINDOW

KEY	PART NUMBER	U/M	DESCRIPTION
1	098647-22-01A	EA	WINDOW-SLIDER,HORIZONTAL-BLACK/OFF WHITE-LEFT-EXCEL H287-G2W66L
1	098647-23-01A	EA	WINDOW-SLIDER,HORIZONTAL-BLACK/OFFWHITE-RIGHT-EXCEL H287-G2W66R
1	098647-22-700	EA	WINDOW-HORIZONTAL SLIDER - W/O INSIDE FRAME - LEFT - OFF WHITE
1	098647-23-701	EA	WINDOW-HORIZONTAL SLIDER - W/O INSIDE FRAME - RIGHT - OFF WHITE
	098647-23-702	EA	FRAME-INSIDE - W82766 EXCEL - WHITE
2	098644-01-700	EA	LATCH REPAIR KIT
3	098644-01-706	FT	WEATHERSTRIP EXCEL 171-010668
4	098644-01-708	FT	CHANNEL-PIERCED RUN EXCEL 122-016543
5	098644-01-710	FT	TRACK-SCREEN SPACER 12' LENGTH - EXCEL M401-31
6	098644-01-711	FT	WEATHERSTRIP-SCREEN BLACK - EXCEL 171-016965
7	098644-01-713	EA	SPRING-SCREEN FRAME (CLIP) PLASTIC - BLACK - EXCEL 226-016966
	098644-01-716	FT	PLUG-FILLER - EXCEL 132-014470
	098644-01-717	FT	SPLINE-SCREEN MFG - EXCEL 32-004716
8	098647-23-703	EA	GLASS-STATIONARY - 106-017622 EXCEL
9	098647-23-700	EA	GLASS-SLIDING - W/SASH & LATCH - H287-G9 EXCEL
10	098647-23-704	EA	SCREEN W/SPRING & WEATHERSTRIP - 410-019066 EXCEL

THERMOPANE DRIVER/PASSENGER SIDE WINDOW

KEY	PART NUMBER	U/M	DESCRIPTION
	112795-15-01A	EA	WINDOW ASM-SLIDER - THERMOPANE - EXCEL DH287-G2W66L
	112795-16-01A	EA	WINDOW ASM-SLIDER - THERMOPANE - EXCEL DH287-G2W66R

WINDOW, VENT & EXTERIOR DOOR GROUP (CONTINUED)



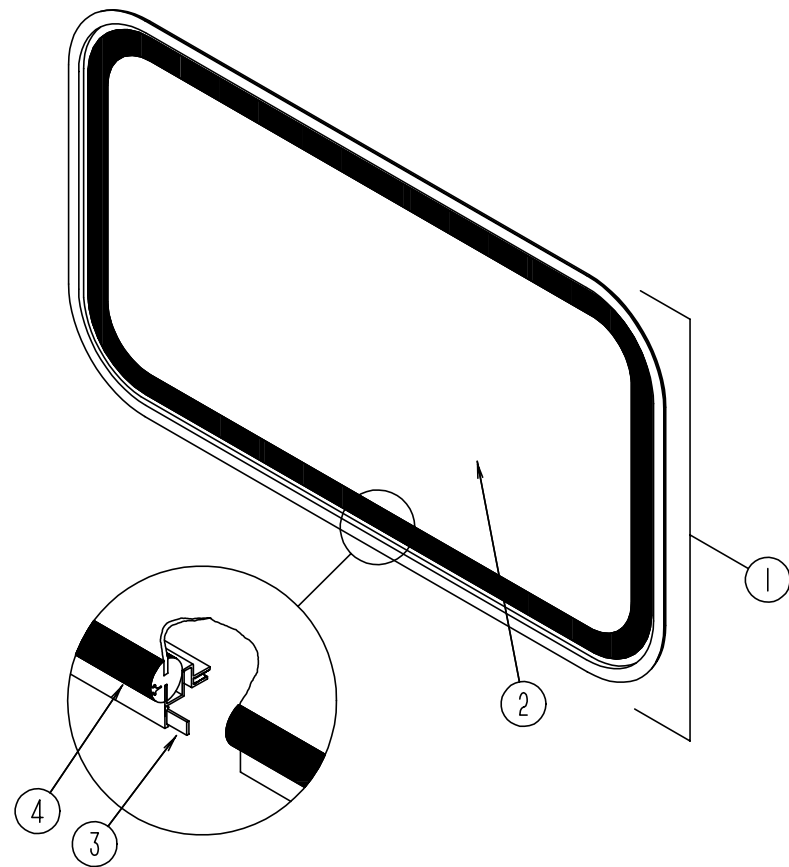
ENTRY DOOR WINDOW

KEY	PART NUMBER	U/M	DESCRIPTION
	067609-38-000	EA	FRAME-WINDOW - ENTRY DOOR - OFF WHITE
1	079733-15-F04	EA	WINDOW-ENTRY DOOR - W/O INSIDE FRAME - 17" X 25"
2	002181-22-000	EA	GLASS-WINDOW - 687.4 X 449.4 - GRAY
3	069640-11-000	FT	SEALER-TAPE - 3/16" X 3/8" - BLACK
4	087561-01-000	FT	SEAL-GLASS - EXTERIOR - .5" WIDE - VINYL - BLACK

THERMOPANE ENTRY DOOR WINDOW

KEY	PART NUMBER	U/M	DESCRIPTION
	113733-01-01A	EA	WINDOW ASM-PICTURE - THERMOPANE - EXCEL DH416-G2W66
	113733-01-700	EA	WINDOW ASM-PICTURE - W/O TRIM - EXCEL DH416-G2
	113733-01-701	EA	WINDOW ASM-PICTURE - THERMOPANE - EXCEL W41666
	113733-01-702	EA	GLASS - STATIONARY - EXCEL 390-019187

WINDOW, VENT & EXTERIOR DOOR GROUP (CONTINUED)



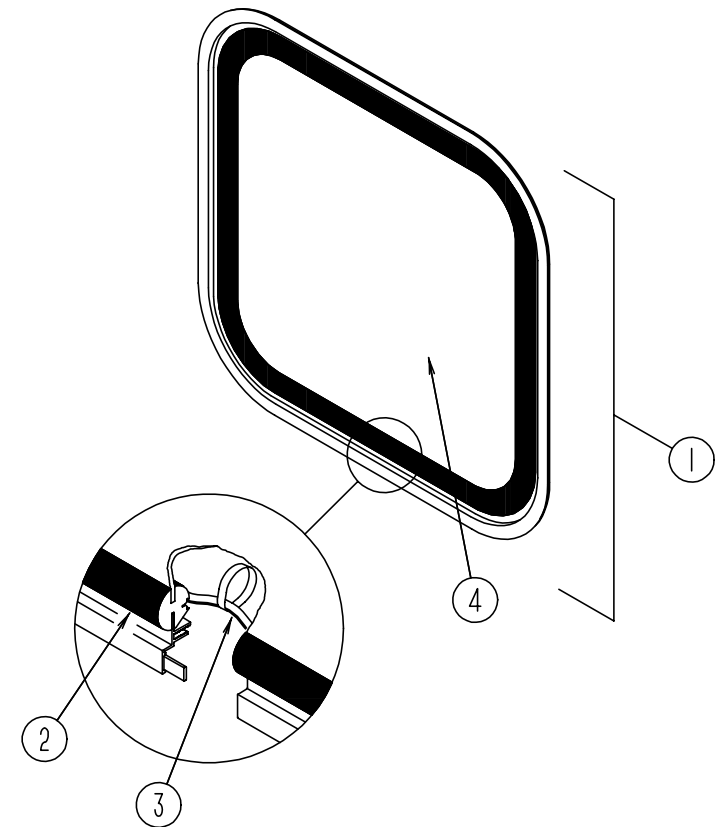
OVERHEAD BUNK FRNT WINDOW

KEY	PART NUMBER	U/M	DESCRIPTION
	067609-33-000	EA	FRAME-INSIDE - WINDOW
1	103313-01-B05	EA	WINDOW-PICTURE - W/O INSIDE FRAME
2	002181-15-000	EA	GLASS-PICTURE - 11.25" X 58.1" - GRAY
3	069640-11-000	FT	SEALER-TAPE - 3/16" X 3/8" - BLACK
4	099154-01-000	FT	CHANNEL-GLAZING - STATIONARY GLASS - .62" X .45" - BLACK

OVERHEAD BUNK FRONT WINDOW

KEY	PART NUMBER	U/M	DESCRIPTION
	115630-01-01A	EA	WINDOW ASM-SLIDER - THERMOPANE - EXCEL DH438-G2W59
	115630-01-700	EA	WINDOW ASM-SLIDER - TW/O TRIM - EXCEL DH438-G2
	115630-01-701	EA	TRIM - EXCEL W43858
	115630-01-702	EA	GLASS - STATIONARY - EXCEL 390-019467

WINDOW, VENT & EXTERIOR DOOR GROUP (CONTINUED)



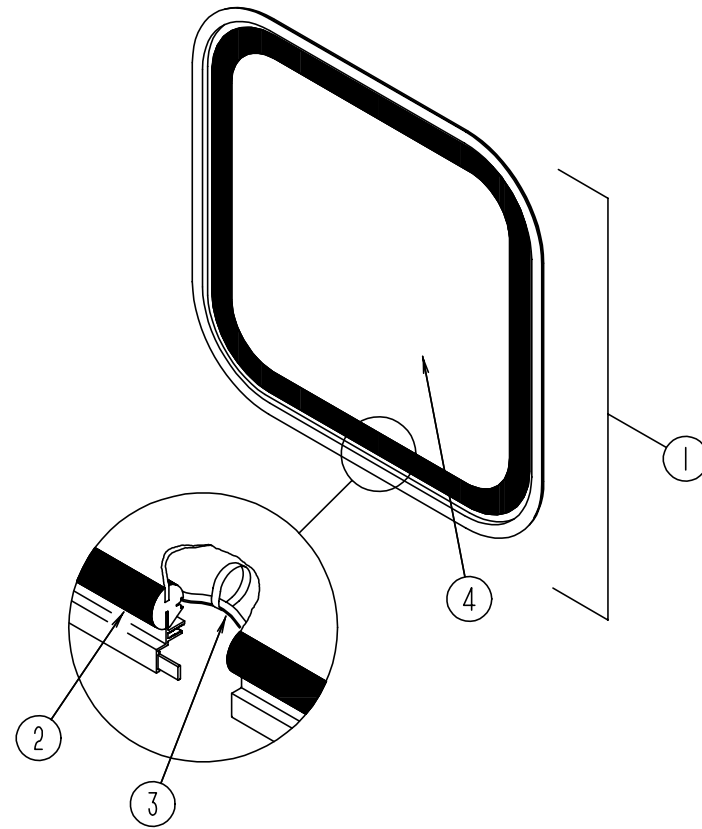
TWIN BED ESCAPE WINDOW

KEY	PART NUMBER	U/M	DESCRIPTION
	074816-12-000	EA	FRAME-INSIDE - WINDOW - OFF WHITE
1	078528-08-F01	EA	WINDOW-ESCAPE - W/O INSIDE FRAME - PASSENGER
1	078528-09-F01	EA	WINDOW-ESCAPE - W/O INSIDE FRAME - DRIVER
2	002282-09-000	EA	WEATHERSTRIP-WINDOW - .125 BLACK - 130.53" LONG
3	002285-01-000	FT	FILLER-WEATHERSTRIP - RUBBER - BLACK
4	076337-14-000	EA	GLASS-ESCAPE - 587 X 587 MM

THERMOPANE TWIN BED ESCAPE WINDOW

KEY	PART NUMBER	U/M	DESCRIPTION
	113502-04-01A	EA	WINDOW ASM-ESCAPE-THERMOPANE- DH449-G2W58 (TWIN BED) PASSENGER
	113733-02-01A	EA	WINDOW ASM-PICTURE-THERMOPANE-DH400-G2W60 (TWIN BED) DRIVER

WINDOW, VENT & EXTERIOR DOOR GROUP (CONTINUED)



DOUBLE BED ESCAPE WINDOW

KEY	PART NUMBER	U/M DESCRIPTION
	074816-11-000	EA FRAME-INSIDE - WINDOW - OFF WHITE
1	078528-06-E10	EA WINDOW-ESCAPE - W/O INSIDE FRAME
2	002282-09-000	EA WEATHERSTRIP-WINDOW - .125 BLACK - 130.53" LONG
3	002285-01-000	FT FILLER-WEATHERSTRIP - RUBBER - BLACK
4	076337-12-000	EA GLASS-ESCAPE - 1157.4 X 548.1 MM
	077066-01-702	EA TAPE ASM - ESCAPE WINDOW - RED

THERMOPANE DOUBLE BED ESCAPE WINDOW

KEY	PART NUMBER	U/M DESCRIPTION
	113502-01-01A	EA WINDOW ASM-ESCAPE - THERMOPANE - EXCEL DH153-G2W60 (DOUBLE BED)

WINDOW, VENT & EXTERIOR DOOR GROUP (CONTINUED)

DRIVER & PASSENGER OVERHEAD BUNK WINDOWS

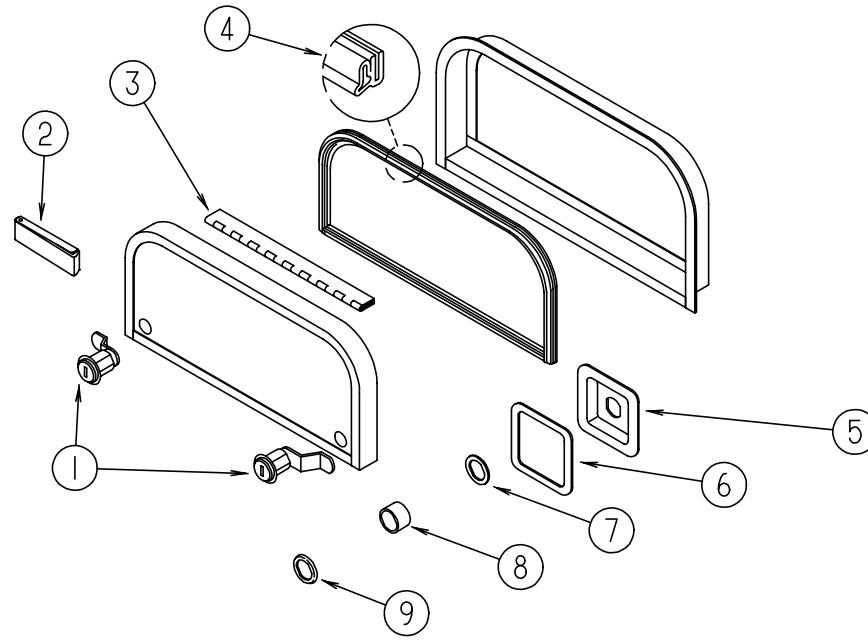
KEY	PART NUMBER	U/M DESCRIPTION
	098647-34-01A	EA WINDOW-SLIDER - DRIVER SIDE - W/INSIDE FRAME - OFF WHITE
	098647-33-01A	EA WINDOW-SLIDER - PASSENGER SIDE - W/INSIDE FRAME - OFF WHITE
	098644-01-700	EA LATCH REPAIR KIT (BLACK) - EXCEL B801-CK
	098644-01-706	FT WEATHERSTRIP-GLASS - EXCEL 171-010668
	098644-01-708	FT CHANNEL-RUN, PIERCED - GLASS -V 122-016543
	098644-01-710	FT TRACK-SPACER, FOR SCREEN 12' - EXCEL 132-017135
	098644-01-711	FT WEATHERSTRIP-SCREEN, BLACK - EXCEL 171-016965
	098644-01-713	EA SCREEN CLIPS (METAL)(BLK) - EXCEL 226-016966 EXCEL
	098644-01-716	FT PLUG-FILLER - EXCEL 132-014470
	098644-01-717	FT SPLINE-SCREEN MFG- EXCEL 132-004716
	098647-33-701	EA TRIM - EXCEL CW2966
	098647-33-702	EA GLASS-STATIONARY - EXCEL 106-019297
	098647-33-703	EA SLIDE ASSEMBLY - EXCEL H425-G9
	098647-33-704	EA SCREEN ASSEMBLY - EXCEL 410-019134
	098647-20-700	EA WINDOW - DRIVER - W/O TRIM - EXCEL H425-G2L
	098647-33-700	EA WINDOW - PASSENGER - W/O TRIM - EXCEL H425-G2R
	112795-20-01A	EA WINDOW ASM-SLIDER - THERMOPANE - DRIVER SIDE - EXCEL DC29-G2W66L
	112795-19-01A	EA WINDOW ASM-SLIDER-THERMOPANE - PASSENGER SIDE - EXCEL DC29-G2W66R
	098647-31-701	EA TRIM - EXCEL CW2966
	098647-31-704	EA SCREEN ASSEMBLY - EXCEL 410-019128
	112795-19-701	EA GLASS-STATIONARY - EXCEL 390-019134
	112795-19-702	EA SLIDE ASSEMBLY - EXCEL DC29-G9
	112795-20-700	EA WINDOW - DRIVER - W/O TRIM - EXCEL DC29-G2L
	112795-19-700	EA WINDOW - PASSENGER - W/O TRIM - EXCEL DC29-G2R

REAR SIDE BEDROOM SLIDING WINDOWS

KEY	PART NUMBER	U/M DESCRIPTION
	104691-13-01A	EA WINDOW-TIPOUT - W/INSIDE FRAME - EXCEL CH37-G2W59
	112795-24-01A	EA WINDOW ASM-TIPOUT-DRIVER SIDE-THERMOPANE - EXCEL DH414-G2W64L
	098647-38-704	EA SCREEN ASSEMBLY - EXCEL 410-019063
	112795-01-700	EA LATCH ASM. (BLACK) - EXCEL DH287-CK
	112795-01-701	FT SLIDE STOP - EXCEL 132-019092
	112795-01-702	FT FILLER PLUG - EXCEL 122-018737
	112795-01-703	FT RUN CHANNEL - EXCEL 122-018736
	112795-01-704	FT VINYL GLAZING - EXCEL 132-018280
	112795-24-700	EA WINDOW ASM - W/O TRIM - EXCEL DH414-G2L
	112795-24-701	EA TRIM - EXCEL W41464
	112795-24-702	EA GLASS STATIONARY - EXCEL 390-019142
	112795-24-703	EA GLASS - SLIDE ASM - EXCEL DH414-G9
	112795-22-01A	EA WINDOW ASM-TIPOUT-PASSENGER SIDE-THERMOPANE - EXCEL DC48-G2W66R
	098647-38-704	EA SCREEN ASSEMBLY - EXCEL 410-019063
	112795-01-700	EA LATCH ASM. (BLACK) - EXCEL DH287-CK
	112795-01-701	FT SLIDE STOP - EXCEL 132-019092
	112795-01-702	FT FILLER PLUG - EXCEL 122-018737
	112795-01-703	FT RUN CHANNEL - EXCEL 122-018736
	112795-01-704	FT VINYL GLAZING - EXCEL 132-018280
	112795-22-700	EA WINDOW ASM - W/O TRIM - EXCEL DC48-G2R
	112795-22-701	EA TRIM - EXCEL W30366
	112795-22-702	EA GLASS STATIONARY - EXCEL 390-019039
	112795-22-703	EA GLASS - SLIDE ASM - EXCEL DC48-G9

WINDOW, VENT & EXTERIOR DOOR GROUP (CONTINUED)

EXTERIOR DOORS



KEY	PART NUMBER	U/M	DESCRIPTION
1	009003-01-000	EA	LOCK-TWIST TYPE - W/CLIP (METAL)
1	110506-50-000	EA	CASE ASM-TWIST LOCK 17 MM FROM: 00-00-00 THRU: 06-05-94 BRIGGS & STRATTON #596932
1	079927-03-000	EA	LOCK-TWIST TYPE - DOUBLE CAM - 2.10 OFF SET FROM: 06-06-94 THRU: 99-99-99
1	110506-51-000	EA	CASE ASM-TWIST LOCK 25 MM FROM: 00-00-00 THRU: 06-05-94 BRIGGS & STRATTON #596669
1	079927-04-000	EA	LOCK ASM-TWIST TYPE 1.60 O/S ILLINOIS LOCK FROM: 06-06-94 THRU: 99-99-99
1	110506-51-000	EA	CASE ASM-TWIST LOCK 25 MM FROM: 00-00-00 THRU: 06-05-94 BRIGGS & STRATTON #596669
2	102768-01-000	EA	HOLDER-COMPARTMENT/ENTRY DOOR - METAL - MILL FINISH
3	081801-02-000	EA	HINGE-PIANO - CONTINUOUS - 2" X 96" - OFF WHITE
3	081801-V3-000	EA	HINGE-PIANO - CONTINUOUS - 2" X 96" - BRIGHT WHITE
3	009065-01-000	EA	HINGE-CONTINUOUS - 1 1/2" X 96" - UNPAINTED
3	034007-40-000	EA	HINGE-CONTINUOUS - 1 1/2" X 96" - ALUMINUM - OFF WHITE
4	064075-07-000	FT	SEAL-BULB - W/WIRED U-CHANNEL - .3" X .5" CHANNEL - BLACK
	099418-01-000	FT	SEAL-D - W/SIDE ADHESIVE - .4" X .1" - SPONGE RUBBER - BLACK
	104692-01-000	FT	SEAL-ADHESIVE BACK - 3/4" X 34"
5	097111-01-01A	EA	POCKET-LOCK - VALANCE - OFF WHITE
6	098338-01-000	EA	GASKET-LOCK POCKET
7	109834-01-000	EA	WASHER - .64" X .752" ID - STAINLESS STEEL
			FROM: 00-00-00 THRU: 06-05-94
8	107997-51-001	EA	SPACER-EXTRUDED - 0015 - 24
9	109833-01-000	EA	BEAUTY RING - .67" X .78" ID - STAINLESS STEEL
			FROM: 00-00-00 THRU: 06-05-94
	096217-55-001	EA	U-CHANNEL - 17.5' LONG - OFF WHITE
	091876-01-000	EA	RETAINER-DOOR - 1.9" X .8" - METAL