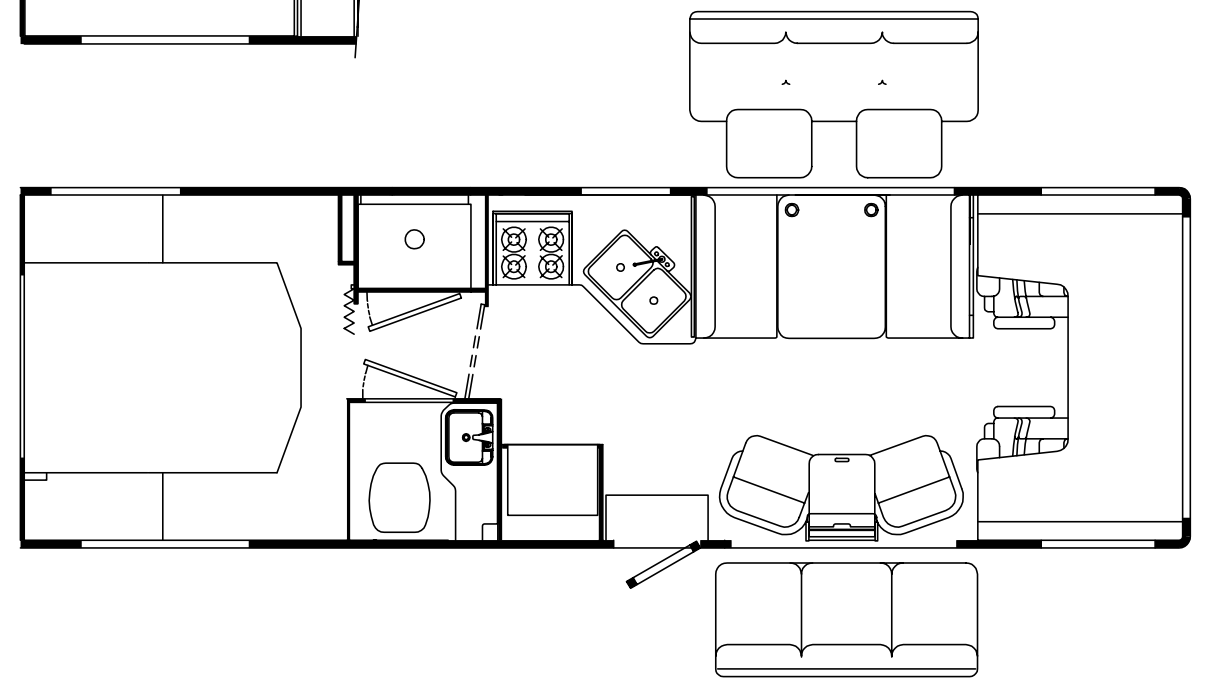
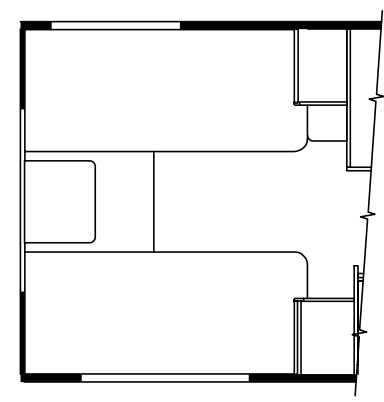



1995
WF428RQ DL
F08
F09



ACCESSORIES GROUP

OPERATORS MANUAL

KEY	PART NUMBER	U/M DESCRIPTION
	054185-C3-000	EA MANUAL-OPERATOR - 1995 MINNIE WINNIE
	092318-01-000	EA BINDER - 3 RING - MOTOR HOME MANUAL
	092319-01-000	EA PAGE-POCKET - 3 RING BINDER - PLASTIC
	114284-01-000	DW TOP LEVEL DRAWING - 1995 C-BODY

AUDIO VIDEO GROUP

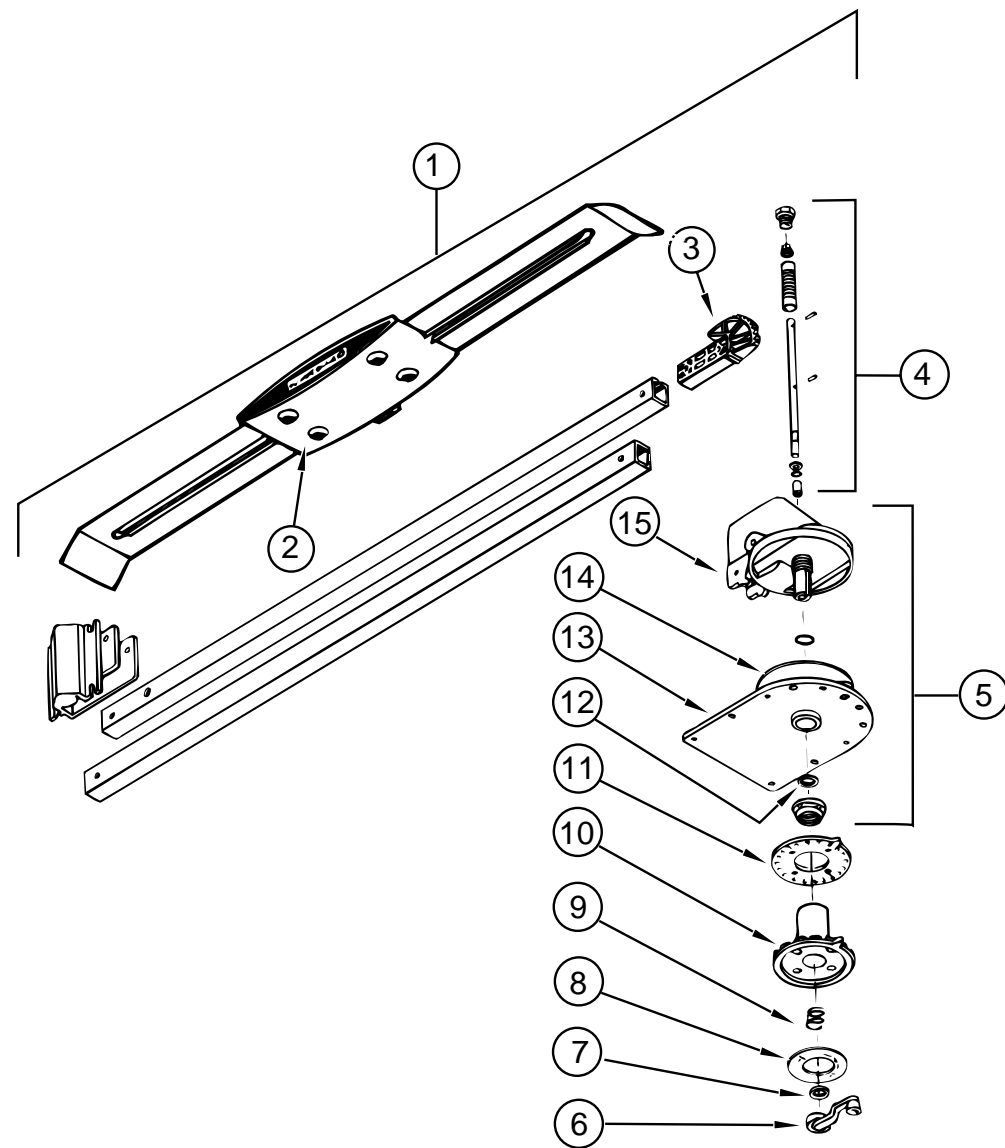
RADIO SYSTEM & ANTENNA

KEY	PART NUMBER	U/M DESCRIPTION
	108137-01-000	EA PLUG-ANTENNA HOLE (FORD)
	111177-01-01A	EA GRILLE-SPEAKER -OVAL 5" X 7" GRAY - MAGNADYNE SB68
	087683-01-000	EA RADIO-AM/FM STEREO W/CASSETTE AUDIOVOX 144D1559
	090944-01-000	EA ANTENNA-RADIO - 16" RUBBER (PATIO ENTERTAINMENT)
	077069-02-000	EA CABLE-ANTENNA - RADIO - EXTENSION 96" - ARA 6700667
	108847-01-000	EA BRACKET-ANTENNA GROUND
	109889-01-000	EA ANTENNA-SHAFT EXTENDER 1"- MAGNADYNE RV71EX1
	110469-01-000	EA SPEAKER-OVAL - 4" X 6" - MAGNADYNE F46XB-12
	110470-01-01A	EA GRILLE-SPEAKER - OVAL - 4" X 6" - BLACK - MAGNADYNE G46WI
	074979-01-000	EA SHIELD-SPEAKER - BACK - MOLDED PLASTIC - 8" X 9" - BEIGE

TV & VCR SYSTEMS

KEY	PART NUMBER	U/M DESCRIPTION
	113684-01-000	EA TV-COLOR - 19" - UL & CSA
	113684-01-700	EA REMOTE FOR TV - MAGNAVOX 8822345
	098446-06-000	EA VCR-VHS CABLE READY -REMOTE - MAGNAVOX VR9210 FROM: 00-00-00 THRU: 10-03-94
	098446-06-700	EA REMOTE FOR MODEL #9210
	098446-07-000	EA VCR-VHS - CABLE READY - REMOTE -MAGNAVOX VR9320 FROM: 10-04-94 THRU: 05-07-95
	098446-07-700	EA REMOTE FOR MODEL #9320
	119120-01-000	EA VCR-VHS - CABLE READY - REMOTE -AUDIOVOX AVR-1075 FROM: 05-08-95 THRU: 99-99-99
	082134-01-000	EA ADAPTER-TV - CABLE TO CABLE - WINEGARD F-81M
	082136-01-000	EA NUT-HEX JAM 3/8-32 - WINEGARD
	076319-08-000	EA WALLPLATE-CABLE RECEPTACLE - TV - SINGLE - IVORY
	086777-02-000	EA WALLPLATE-TV CABLE - W/ANTENNA SWITCH - BROWN
	076319-12-000	EA CONNECTOR-COAXIAL- ONE PIECE
	086756-01-000	EA SPLITTER-TV - 2 WAY
	086757-03-000	EA CONTROL CENTER-SWITCH - VCR/TV - MAGNADYNE VCS-6

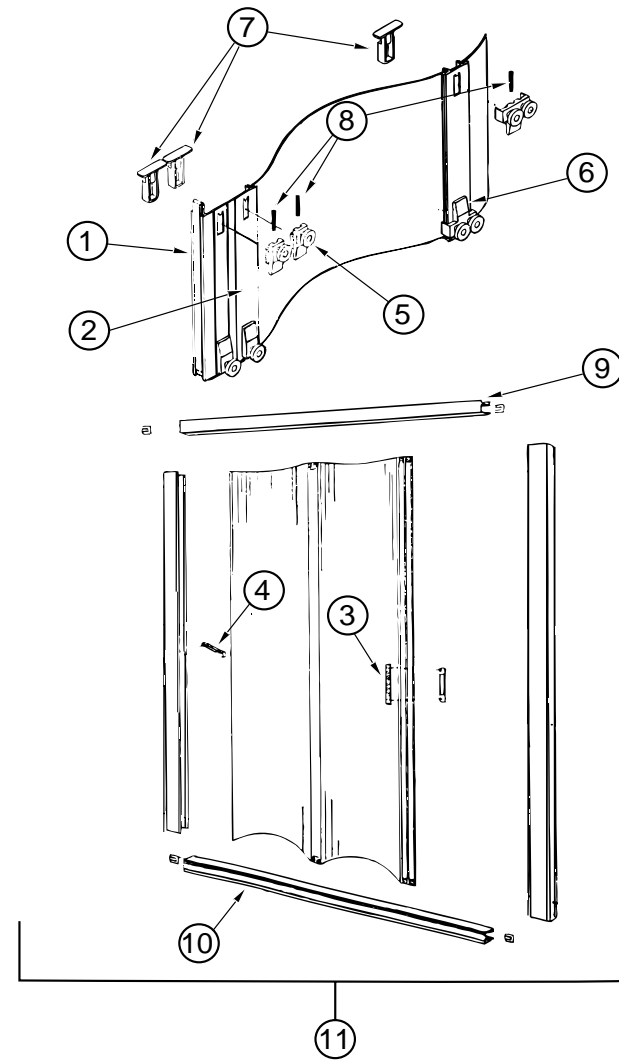
AUDIO VIDEO GROUP (CONTINUED)



TV ANTENNA

KEY	PART NUMBER	U/M	DESCRIPTION
1	076319-01-000	EA	ANTENNA-TV - ROOF MOUNT - 44.5" MAST - RVA W02
2	076319-01-700	EA	HEAD-ANTENNA - AMPLIFIED - WINEGARD# RVSA U/V
3	076319-01-701	EA	GEAR-ELEVATING - PLASTIC - WINEGARD# 2200046
4	076319-01-702	EA	SHAFT ASM-ELEVATING - WINEGARD# RVP-400A
5	076319-01-711	EA	BASE & LIFT ASM - WINEGARD# 2762802
6	076319-01-706	EA	CRANK-ELEVATING - W/SET SCREW - WINEGARD# 5755100
7	076319-01-705	EA	GROMMET-NYLON - 7/8" ID - WINEGARD# 3200658
8	076319-01-708	EA	DECAL - CRANK - WINEGARD # 5413002
9	076319-01-707	EA	SPRING-HANDLE - WINEGARD# 5160800
10	076319-01-709	EA	PLATE-DIRECTIONAL - FOR HEAD - WINEGARD #3200644
11	076319-01-712	EA	PLATE-CEILING - WINEGARD# 3200608
12	076319-01-704	EA	BEARING-NYLON - 1.25"OD - WINEGARD# 3200657
13	076319-01-713	EA	BEARING-NYLON - .5" OD - WINEGARD# 3200656
14	076319-01-703	EA	BEARING-NYLON - .5" OD - WINEGARD# 3200656
15	076319-01-714	EA	HOUSING - ROTATING GEAR - WINEGARD# 2200049
	076319-03-000	FT	CABLE-COAXIAL - 75 OHM
	076319-12-000	EA	CONNECTOR-COAXIAL- ONE PIECE

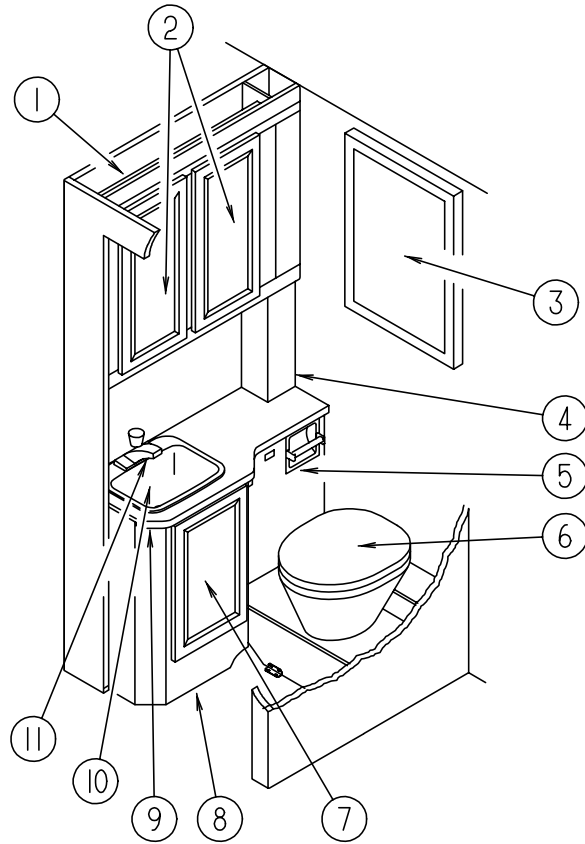
BATH GROUP



SHOWER DOOR

KEY	PART NUMBER	U/M	DESCRIPTION
1	092574-01-705	EA	MAGNETIC STRIP - COASTAL 56-7/8"
2	108351-01-700	EA	DOOR STRIKE ASM
3	108351-01-701	EA	DOOR HANDLES (SET)
4	108351-01-702	EA	DOOR LATCH
5	108351-01-703	EA	BRACKET W/SINGLE ROLLER
6	108351-01-704	EA	BRACKET W/DOUBLE ROLLER
7	108351-01-705	EA	BRACKET-ROLLER W/RETAINER CLIP
8	108351-01-706	EA	SPRING FOR ROLLER BRACKET
9	108351-02-701	EA	FOLDING DOOR TRACK - TOP
10	108351-02-702	EA	FOLDING DOOR TRACK - BOTTOM
11	108351-05-01A	EA	DOOR-SHOWER - FOLDING - 29.41" X 61" - COASTAL WINN

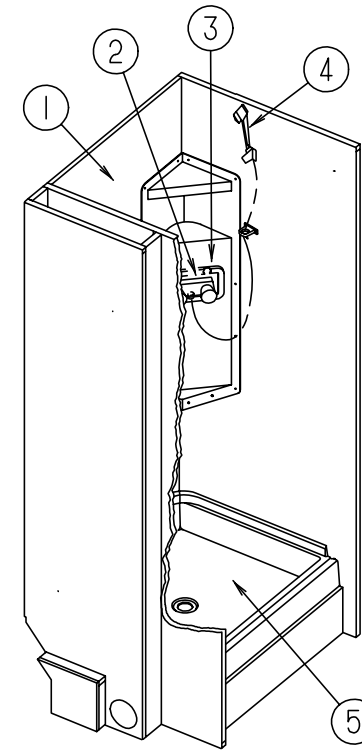
BATH GROUP (CONTINUED)



BATHROOM CABINETS & FIXTURES

KEY	PART NUMBER	U/M DESCRIPTION
1	108996-01-F08	EA CABINET-MEDICINE - W/O DOOR & HARDWARE
2	M06803-63-F08	EA DOOR ASM.- W/O HARDWARE - 305 X 660
	058331-90-000	EA MIRROR-GLASS - SAFETY - 222 X 577MM
3	058331-01-000	EA MIRROR-GLASS - SAFETY - 19" X 26"
4	109180-02-F08	EA CABINET-PIPE COVER
4	109180-02-F09	EA CABINET-PIPE COVER
5	075452-02-000	EA HOLDER-TOILET TISSUE - BRASS
6	067487-01-000	EA TOILET-12.37" - IVORY - HAND FLUSH - THETFORD 150110
7	M06803-J5-F08	EA DOOR ASM. W/O HARDWARE - 305 X 555
8	P09063-03-F08	EA CABINET-LAVATORY - W/O DOOR & HARDWARE
8	P09063-03-F09	EA CABINET-LAVATORY - W/O DOOR & HARDWARE
9	109063-15-F08	EA COUNTERTOP-CABINET - LAVATORY
9	109063-15-F09	EA COUNTERTOP-CABINET - LAVATORY
10	096927-01-01A	EA SINK-LAVATORY - RECTANGULAR - PLASTIC - BONE
	096927-01-700	EA SINK-STOPPER
	096927-01-701	EA TAILPIECE-SINK
	075453-02-000	EA BAR-TOWEL - 18" BRASS
11	075240-06-000	EA FAUCET-LAVATORY - BONE
	091253-01-000	EA GASKET-FAUCET - LAVATORY/GALLEY

BATH GROUP (CONTINUED)



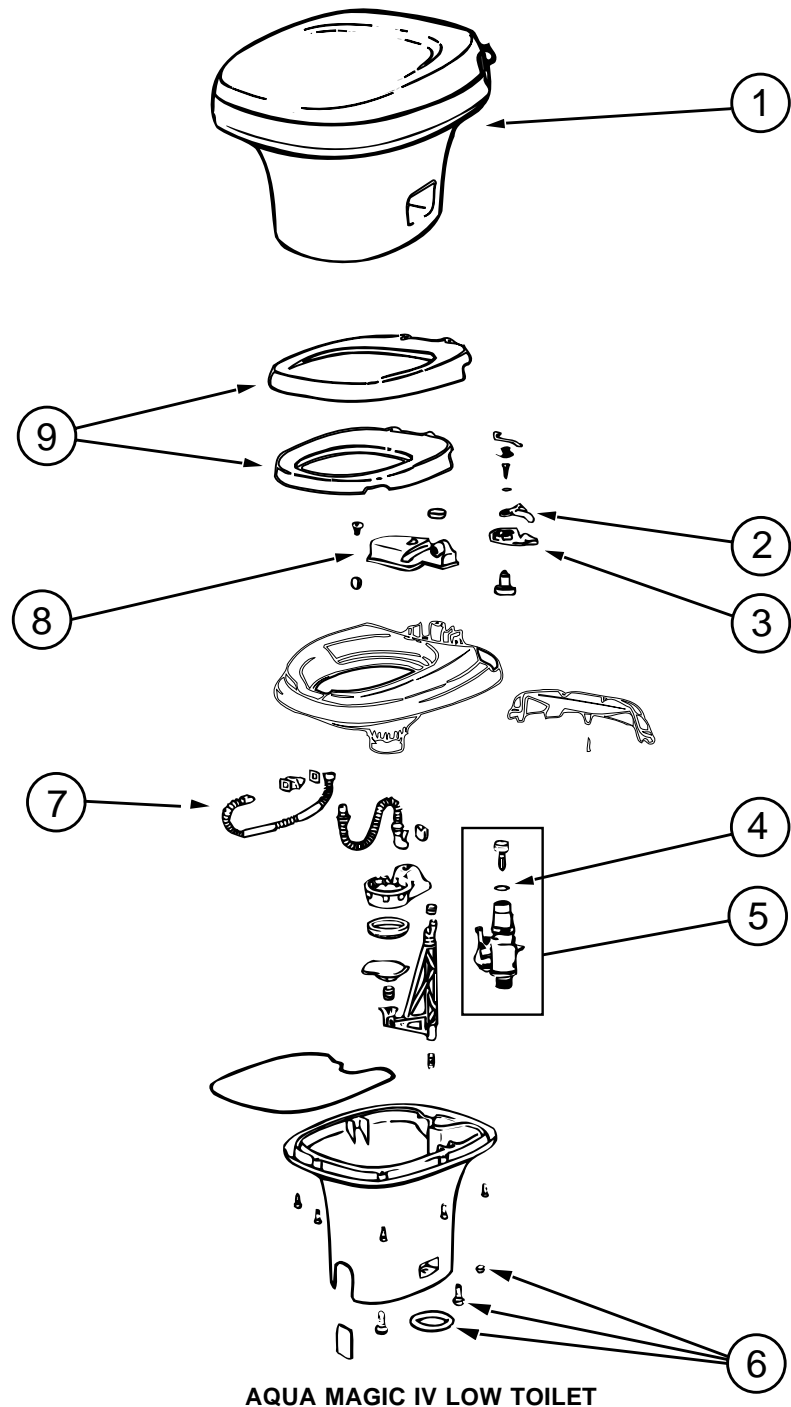
SHOWER CABINET & FIXTURES

KEY	PART NUMBER	U/M DESCRIPTION
	080507-01-000	EA PANEL-SKYLIGHT - OUTER - PLEXIGLASS - 23.25" X 20.3"
	080508-01-000	EA PANEL-SKYLIGHT - INNER - PLEXIGLASS - 23.25" X 20.3"
1	105629-01-01A	EA SURROUND-SHOWER - OFF WHITE
2	075241-05-000	EA FAUCET-SHOWER - BONE
3	075606-01-000	EA PANEL-FAUCET BACK - SHOWER - 5" X 9" - PLASTIC
4	103092-01-000	EA SHOWER HEAD-W/60" HOSE (US)
4	103092-02-000	EA SHOWER HEAD-W/60" HOSE (CANADIAN)
	103092-01-700	EA BRACKET-SHOWER HEAD - 2328028 - CLEAR
	103092-01-701	EA BRACKET-SHOWER HEAD - 2328029 - BONE
	103092-01-702	EA SEALS-SPRAY HEAD - 24466
5	M02673-05-B13	EA PAN-SHOWER - 29.8" X 22.7" X 5.7" - OFF WHITE - PLASTIC
	066440-01-000	EA STRAINER-SHOWER - W/RUBBER WASHER
	069735-01-000	EA WASHER-STRAINER TO TAILPIECE PLASTIC - 1.5"
	066436-01-000	EA NUT-SLIP - TAILPIECE - 1.5"
	057671-01-000	EA COVER-SCREW - #8 - PLASTIC - OFF WHITE
	093527-02-000	EA BRACKET-SQUEEGEE/SHOWER HEAD

BATH PRIVACY DOOR

KEY	PART NUMBER	U/M DESCRIPTION
	M87868-16-F08	EA DOOR-PRIVACY - BATH - W/O HARDWARE
	102920-01-01A	EA HINGE-DOOR - SPRING LOADED - BRASS
	094485-03-01A	EA KNOB-DOOR - BRASS - THUNADER L132PB

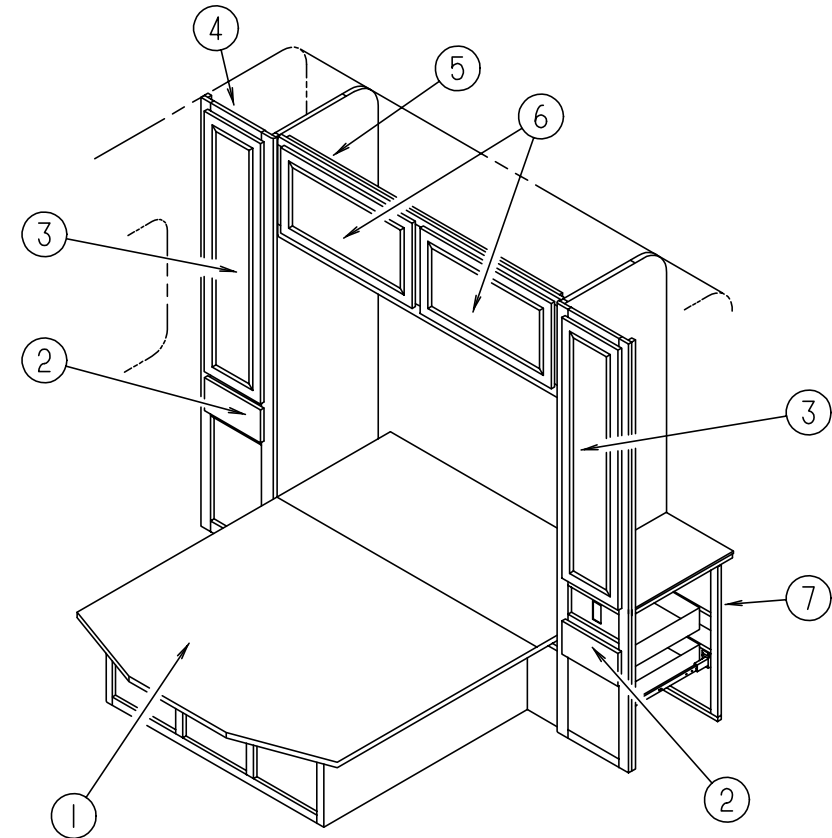
BATH GROUP (CONTINUED)



AQUA MAGIC IV LOW TOILET

KEY	PART NUMBER	U/M DESCRIPTION
1	067487-01-000	EA TOILET-12.37" - IVORY - HAND FLUSH - THETFORD 150110
2	063740-01-700	EA LEVER-WATER - THETFORD 12514
3	063740-01-701	EA LEVER-FLUSH - THETFORD 12515
4	063740-01-713	EA SEAL-BALL VALVE TO BOWL - THETFORD 12502
5	063740-01-714	EA VALVE ASM-WATER - THETFORD 12492
6	063740-01-706	EA BOLT PACKAGE-CLOSET - THETFORD 12524
7	063740-01-717	EA TUBE-FLUSH - TOILET - 12509 THETFORD
8	063740-02-702	EA TANK-RESERVOIR - THETFORD 12507
9	063740-02-700	EA SEAT & COVER - PARCHMENT - THETFORD 2464157

BEDROOM GROUP

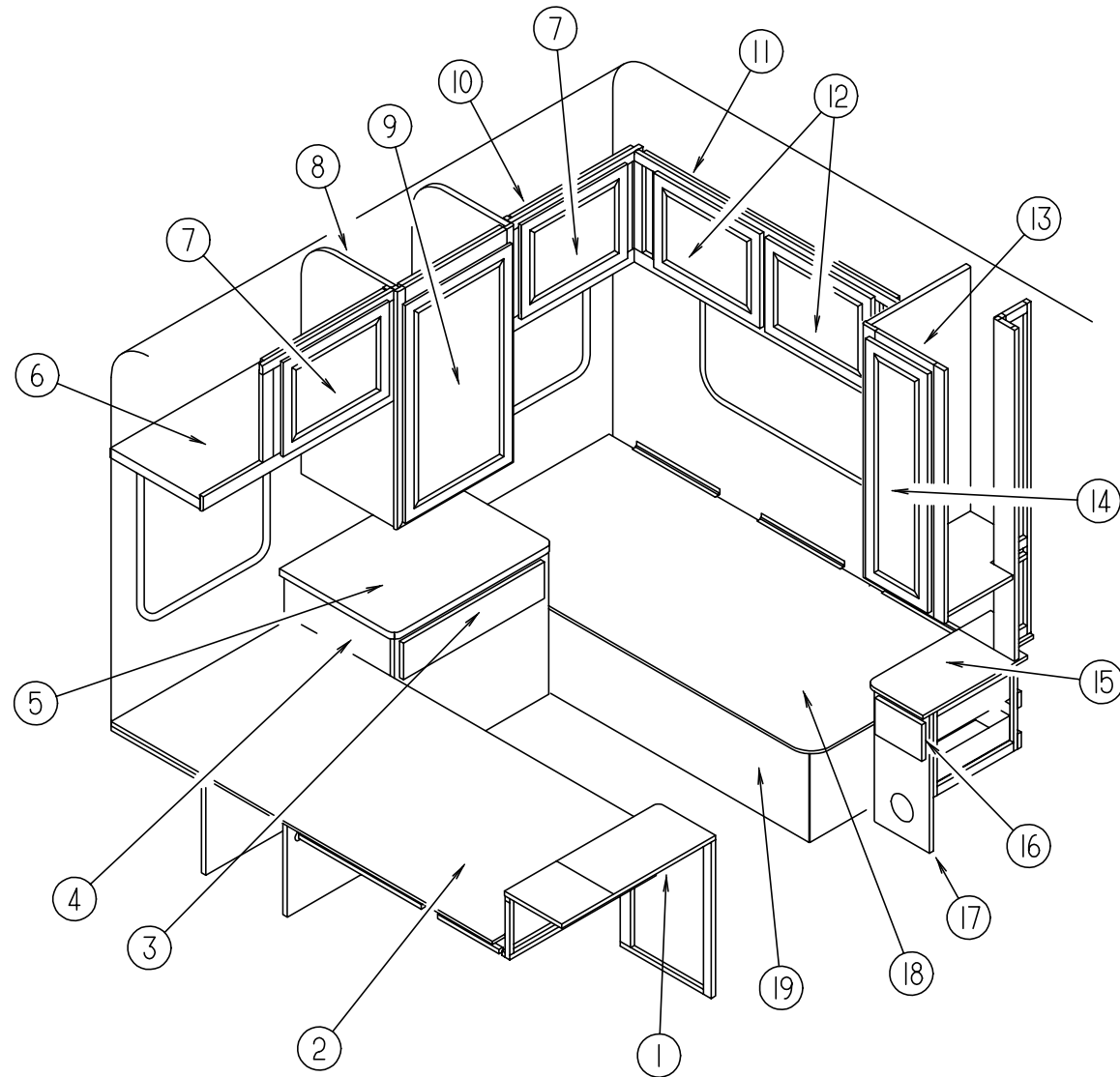


QUEEN BEDROOM CABINETS

KEY	PART NUMBER	U/M DESCRIPTION
1	M06959-01-F15	EA QUEEN BED TOP-DTL D
	107796-05-000	EA BRACKET-GAS SPRING - FLAT
	107796-06-000	EA SPRING-GAS 12" COMPRESSED/17" EXTENDED - 120 LB FROM: 00-00-00 THRU: 11-02-94
	107796-12-000	EA GAS SPRING- 11" COMPRESSED/17" EXTENDED - 120 LB FROM: 11-03-94 THRU: 99-99-99
	107796-07-000	EA BRACKET-GAS SPRING
2	P14435-01-F08	EA CABINET ASM - QUEEN BED
	P14435-01-F09	EA CABINET ASM - QUEEN BED
	M05971-49-F08	EA DRAWER-CABINET - W/O HARDWARE
	009112-01-000	EA FLANGE-1" ROD - CLOTHES - PLASTIC - OFF WHITE
	042438-01-000	EA DOWEL-WOOD - CLOTHES ROD - 1" DIAMETER X 4'
3	M06803-66-F08	EA DOOR-CABINET - W/O HARDWARE - 305 X 1220MM
4	P14262-01-F08	EA CABINET ASM-WARDROBE - REAR - RIGHT
5	109212-01-F08	EA CABINET ASM-OVERHEAD - REAR
6	M06803-13-F08	EA DOOR-CABINET - W/O HARDWARE - 400 X 710MM (MIRRORED) FROM: 00-00-00 THRU: 02-05-95
	108536-04-08A	EA MIRROR-GALAXY FLOWER - 317 X 627
	M06803-13-F09	EA DOOR-CABINET - W/O HARDWARE - 400 X 710MM (MIRRORED) FROM: 02-06-95 THRU: 99-99-99
	108536-04-04A	EA MIRROR-FERNLY - 317 X 627
6	M06803-82-F08	EA DOOR-CABINET - W/O HARDWARE - 400 X 710MM (WOOD PANEL)
7	P14261-01-F08	EA CABINET ASM-WARDROBE - REAR - LEFT
	097872-04-000	EA DOWEL - WOOD - 1" X 1.38" LONG FROM: 11-03-94 THRU: 99-99-99
	042438-01-000	EA DOWEL-WOOD - CLOTHES ROD - 1" DIAMETER X 4'
	042488-10-000	EA DOOR-FOLDING - FABRIC - 37" X 75" - OFF WHITE
	080224-01-703	EA ALMOND HANDLE W/LATCH AND CATCH
	080224-01-705	EA ALMOND LATCH AND CATCH ASM
	084357-02-F08	EA TV STAND ASM
	084357-08-000	EA INSERT-TV STAND - WITH SUPPORT HINGE - METAL - OFF WHITE
	084412-01-000	EA SUPPORT HINGE KIT
	084413-01-000	EA HINGE-CONTINUOUS - ALUMINUM - 1" X 72" - W/HOLES

BEDROOM GROUP (CONTINUED)

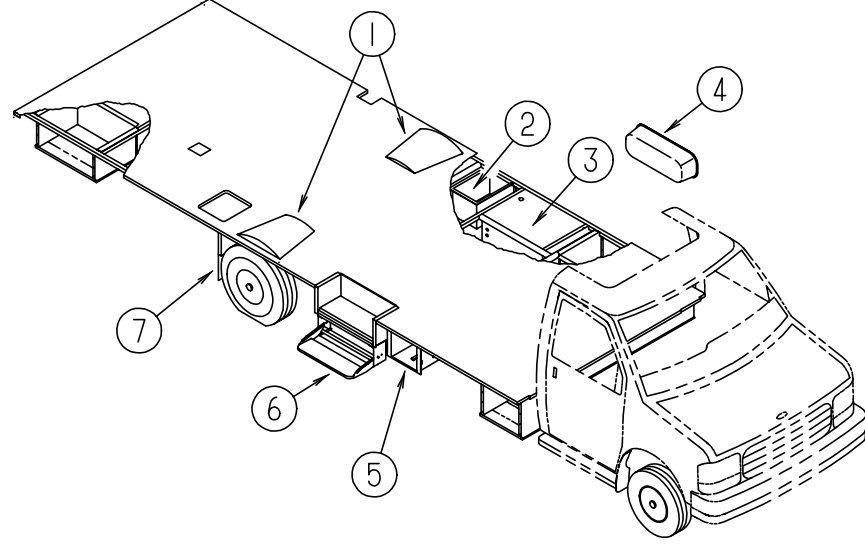
TWIN BEDROOM CABINETS & FOLDING PRIVACY DOOR



KEY	PART NUMBER	U/M DESCRIPTION
1	114517-02-F08	EA CABINET ASM-NIGHTSTAND - RIGHT SIDE
1	114517-02-F09	EA CABINET ASM-NIGHTSTAND - RIGHT SIDE
	114517-13-F08	EA COUNTERTOP ASM - LARGE SECTION
	114517-13-F09	EA COUNTERTOP ASM - LARGE SECTION
	114517-14-F08	EA COUNTERTOP ASM - SMALL SECTION
	114517-14-F09	EA COUNTERTOP ASM - SMALL SECTION
2	M06960-01-000	EA CABINET ASM-TWIN BED TOP RH
	P14439-01-F08	EA CABINET-TWIN BED - RIGHT
	P16311-01-000	EA CABINET ASM-COMPARTMENT - TWIN BED
3	M05971-44-F08	EA DRAWER-CABINET - W/O HARDWARE - 1 USED
4	P16329-02-F08	EA CABINET ASM-NIGHTSTAND - TWIN
4	P16329-02-F09	EA CABINET ASM-NIGHTSTAND - TWIN
5	116329-12-F08	EA COUNTERTOP ASM
5	116329-12-F09	EA COUNTERTOP ASM
6	110004-01-F08	EA CABINET-OVERHEAD - W/O DOORS & HARDWARE - REAR - RIGHT
7	M06803-03-F08	EA DOOR-CABINET - W/O HARDWARE - 400 X 520 MM (MIRRORED)
	108536-03-08A	EA MIRROR - GALAXY GLASS
		FROM: 00-00-00 THRU: 02-05-95
7	M06803-03-F09	EA DOOR-CABINET - W/O HARDWARE - 400 X 520 MM (MIRRORED)
	108536-03-04A	EA MIRROR - FERNLV
		FROM: 02-06-95 THRU: 99-99-99
		FROM: 02-06-95 THRU: 99-99-99

KEY	PART NUMBER	U/M DESCRIPTION
7	M06803-B1-F08	EA DOOR-CABINET - W/O HARDWARE - 400 X 520 MM (WOODPANEL)
8	P11446-01-F08	EA CABINET ASM-SHIRT CLOSET
9	M06803-73-F08	EA DOOR ASM. W/O HARDWARE - 305 X 1015
10	110004-02-F08	EA CABINET-OVERHEAD - W/O DOORS & HARDWARE - REAR - LEFT
11	109578-02-F08	EA CABINET-OVERHEAD - W/O DOORS & HARDWARE - REAR - LEFT SIDE (F08)
11	109578-02-F09	EA CABINET-OVERHEAD - W/O DOORS & HARDWARE - REAR - LEFT SIDE (F09)
	104335-07-F08	EA END CAP-CABINET - OVERHEAD - LEFT SIDE
	109578-01-F08	EA CABINET-OVERHEAD - W/O DOORS & HARDWARE - REAR - RIGHT SIDE (F08)
	109578-01-F09	EA CABINET-OVERHEAD - W/O DOORS & HARDWARE - REAR - RIGHT SIDE (F02)
	104335-06-F08	EA END CAP-CABINET - OVERHEAD - RIGHT SIDE
12	110140-J8-F08	EA DOOR-CABINET - W/O HARDWARE - 520 X 220MM (RIGHT & LEFT CABINET)
13	109652-01-F08	EA CABINET ASM - SHIRT CLOSET - LEFT SIDE
	109650-01-F08	EA CABINET ASM - SHIRT CLOSET - RIGHT SIDE
	042438-01-000	EA DOWEL-WOOD - CLOTHES ROD - 1" DIAMETER X 4'
	009112-01-000	EA FLANGE-1" ROD - CLOTHES - PLASTIC - OFF WHITE
14	M06803-F3-F08	EA DOOR-CABINET - W/O HARDWARE - 305 X 1015 MM (RIGHT & LEFT CABINET)
15	114516-13-F08	EA COUNTERTOP ASM (F08)
		FROM: 00-00-00 THRU: 10-09-94
15	114516-13-F09	EA COUNTERTOP ASM (F09)
		FROM: 00-00-00 THRU: 10-09-94
15	117137-13-F08	EA COUNTERTOP ASM - LARGE SECTION
		FROM: 10-10-94 THRU: 99-99-99
15	117137-13-F09	EA COUNTERTOP ASM - LARGE SECTION
		FROM: 10-10-94 THRU: 99-99-99
15	117137-15-F08	EA COUNTERTOP ASM - SMALL SECTION
		FROM: 10-10-94 THRU: 99-99-99
15	117137-15-F09	EA COUNTERTOP ASM - SMALL SECTION
		FROM: 10-10-94 THRU: 99-99-99
16	M05971-45-F08	EA DRAWER-CABINET - W/O HARDWARE - 1 USED - LEFT SIDE
		FROM: 00-00-00 THRU: 01-30-95
17	P14516-02-F08	EA CABINET ASM-NIGHTSTAND - LEFT SIDE
		FROM: 00-00-00 THRU: 10-09-94
17	P14516-02-F09	EA CABINET ASM-NIGHTSTAND - LEFT SIDE
		FROM: 00-00-00 THRU: 10-09-94
17	P17137-02-F08	EA CABINET ASM-NIGHTSTAND - LEFT SIDE
		FROM: 10-10-94 THRU: 99-99-99
17	P17137-02-F09	EA CABINET ASM-NIGHTSTAND - LEFT SIDE
		FROM: 10-10-94 THRU: 99-99-99
18	M06960-02-F15	EA CABINET ASM-TWIN BED TOP - LEFT
	105376-01-02A	EA HINGE-CONTINUOUS - 2" X 140MM - OFF WHITE
19	P14440-01-F08	EA CABINET ASM-BED - TWIN - LEFT
	042488-10-000	EA DOOR-FOLDING - FABRIC - 37" X 75" - OFF WHITE
	080224-01-703	EA ALMOND - HANDLE W/LATCH AND CATCH
	080224-01-705	EA ALMOND - LATCH AND CATCH

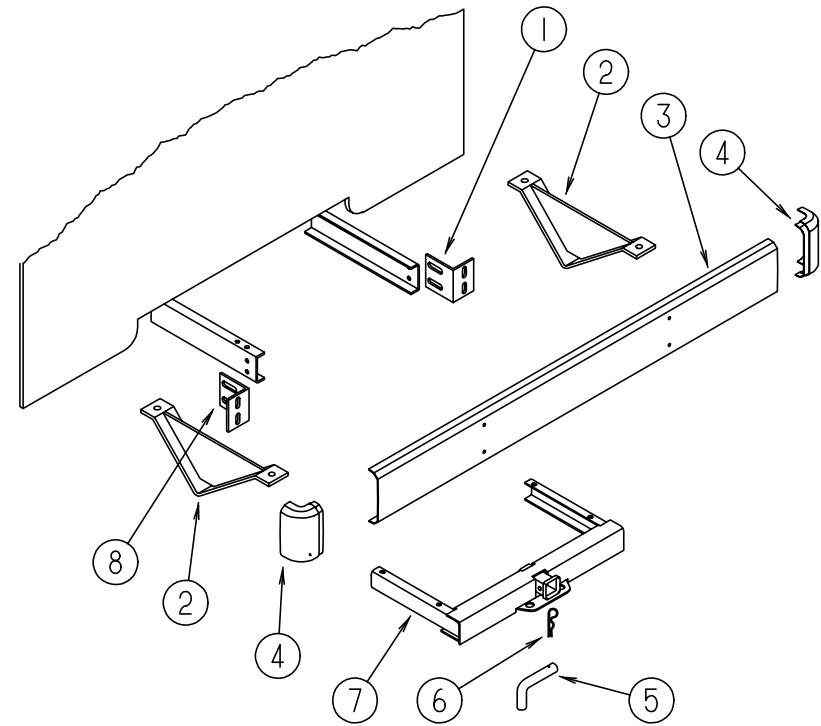
CHASSIS GROUP



COMPARTMENTS, PLUGS & SEALS

KEY	PART NUMBER	U/M	DESCRIPTION
1	112435-02-000	EA	WHEELWELL
2	102979-04-000	EA	BOX-POWER CORD
3	114072-01-02B	EA	TRAY ASM - GENERATOR
	114070-02-02B	EA	SUPPORT ASM-GENERATOR - E-CT
	114071-02-02B	EA	SUPPORT ASM-GENERATOR - RT - E-C
	056746-01-000	EA	PLUG-CAP - 1" DIAMETER
	061420-01-000	EA	PLUG-PLASTIC - 1.75" - BROWN
	061420-05-000	EA	PLUG-PLASTIC - 1.8" DIAMETER
	088270-01-000	FT	SEAL-BULB - W/WIRE RIGID U-CHANNEL - .5" - RUBBER - BLACK
4	106208-01-01A	EA	COMPARTMENT-EXTERIOR SHOWER - OFF WHITE
5	105203-01-000	EA	COMPARTMENT-BATTERY
	084993-01-000	EA	STRAP-BATTERY
	084993-02-000	EA	STRAP ASM -BATTERY
6	094708-01-01A	EA	STEP-ENTRY DOOR - ELECTRIC - SINGLE - KWIKEE 2813
	094707-02-700	EA	MOTOR REPLACEMENT KIT - MODEL 32 & 28 - KWIKEE 9520
	094707-02-702	EA	GEAR KIT - KWIKEE 9525
	094707-02-703	EA	PARTS KIT - BEARING & PINS - KWIKEE 9530
	094707-02-704	EA	CONNECTOR KIT - MOTOR - KWIKEE 9537
	094707-02-705	EA	CONTROL UNIT - WHITE - KWIKEE 9513
	094707-02-707	EA	TREAD-NON SKID - BLACK - 6" X 21"
	094708-03-700	EA	LINKAGE ASM - SERIES 28
	113825-01-01A	EA	SEAL-STEP - SWITCH BALCK
	116995-01-000	EA	SWITCH/MAGNET-STEP - ELECTRIC
	091176-01-000	EA	SUPPORT-BASE - ENTRANCE STEP
7	017516-01-000	EA	FLAP-MUD - 14" X 18" - BLACK - REAR
	056748-01-000	EA	PLUG-CAP - 1.5" DIAMETER - BLACK
	115361-01-01A	EA	PLUG-PLASTIC - CAPLUG NO.W5
	045731-06-000	EA	GUARD-ROCK
	092887-01-000	EA	HATCH-COMPARTMENT - SEWER HOSE - 6"
	092887-04-000	EA	CHAIN-TWIST CAP - 9"

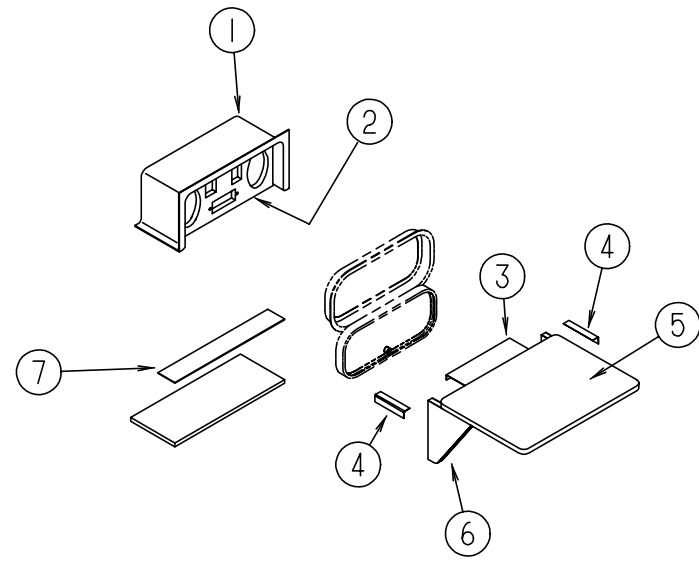
CHASSIS GROUP (CONTINUED)



REAR BUMPER & HITCH

KEY	PART NUMBER	U/M	DESCRIPTION
1	104420-01-000	EA	SUPPORT-ANGLE - BUMPER REAR - RIGHT
2	083376-01-000	EA	PLATE-SKID - 13.2" X 6" X 2" - STEEL
3	103099-02-04A	EA	BUMPER-REAR - BRIGHT WHITE
	105933-01-000	EA	BRACKET-BUMPER - REAR
	105933-02-000	EA	BRACKET-BUMPER - REAR
4	106147-01-01A	EA	CAP-BUMPER - RUBBER - OFF WHITE
5	034512-01-000	EA	PIN-LOCKING - DRAWBAR
6	034513-01-000	EA	PIN-HITCH - 3/16" WIRE
7	107707-08-000	EA	DRAWBAR ASM-HITCH - CLASS II
8	104420-02-000	EA	SUPPORT-ANGLE - BUMPER REAR - LEFT
	097744-02-000	EA	HOUSING-TRAILER PIN - 48"
	097745-01-000	EA	HOUSING-TRAILER RECEPTACLE - 12"
	113634-01-000	EA	WIRE ASM-TRAILER - ADAPTER - INCLUDES SOCKET & RECEPTACLE HOUSING
	113589-02-000	EA	CONNECTOR-SOCKET - TRAILER - PART OF WIRE ASM 113634-01-000
	113589-01-000	EA	CONNECTOR-PLUG - TRAILER

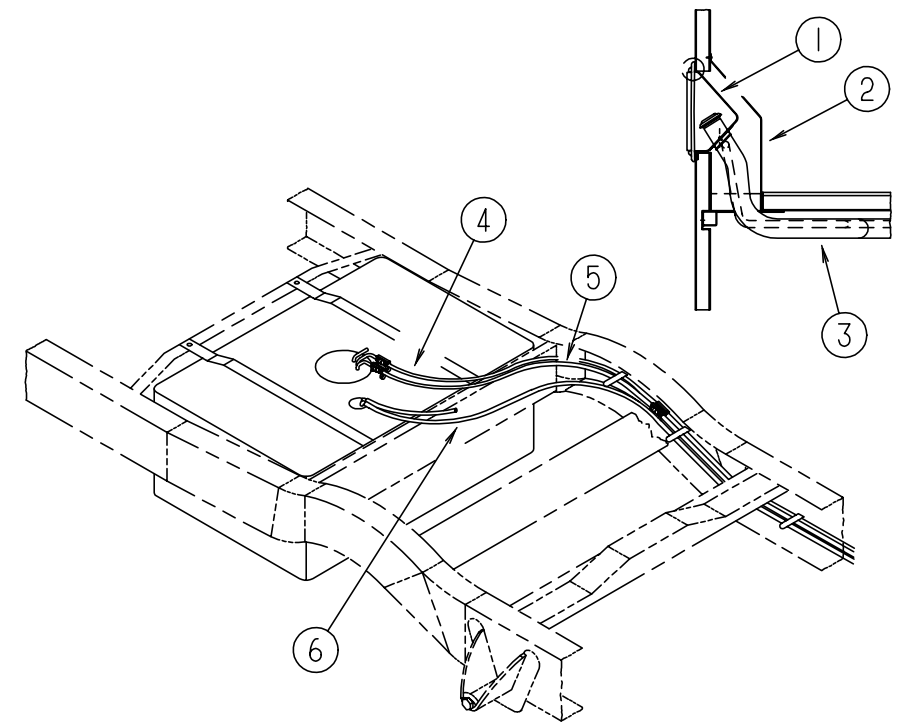
CHASSIS GROUP (CONTINUED)



ENTERTAINMENT COMPARTMENT

KEY	PART NUMBER	U/M DESCRIPTION
1	104897-02-02A	EA BOX-ENTERTAINMENT CENTER - BRIGHT WHITE
2	104899-01-C05	EA PLATE-RADIO MOUNTING
3	105377-01-01A	EA BRACKET-TABLE HANGER - OFF WHITE
4	105376-01-02A	EA HINGE-CONTINUOUS - 2" X 140MM - OFF WHITE
5	105230-01-F11	EA SHELF ASM-EXTERIOR TV
	105230-11-E01	EA SHELF ASM
6	105230-12-F11	EA SUPPORT ASM
7	104898-01-02A	EA PLATE-PLASTIC BOTTOM - BRIGHT WHITE

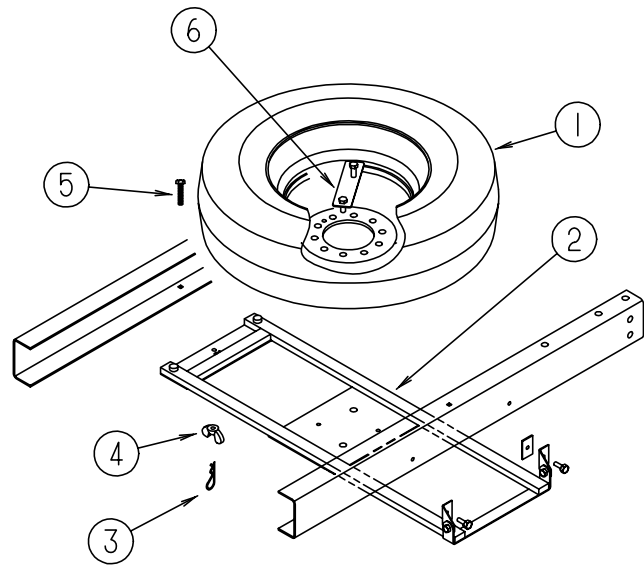
CHASSIS GROUP (CONTINUED)



FUEL SYSTEM COMPONENTS

KEY	PART NUMBER	U/M DESCRIPTION
1	095854-01-04A	EA SHROUD-FUEL FILL - BRIGHT WHITE
2	078040-06-000	EA SHROUD-FUEL FILL - UPPER - PLASTIC
3	108603-01-000	EA NECK-FUEL FILL - MAIN - GAS
3	108603-02-000	EA NECK-FUEL FILL - MAIN - DIESEL
	078200-01-000	EA GASKET-FUEL FILL - 3.5"OD X 2"ID
4	106389-01-000	EA FUEL LINE ASM-FORD - 3/8 HP
5	106388-01-000	EA FUEL LINE ASM-FORD - 5/16 HP
	088258-02-000	EA CLIP-RETAINING - FUEL LINE SINGLE
	007063-01-000	FT HOSE-GAS 1/4" ID X 1/2" OD
6	044317-01-000	FT HOSE-FUEL - 3/8" ID
	084884-01-000	EA PLUG-BRASS - 3/8"

CHASSIS GROUP (CONTINUED)



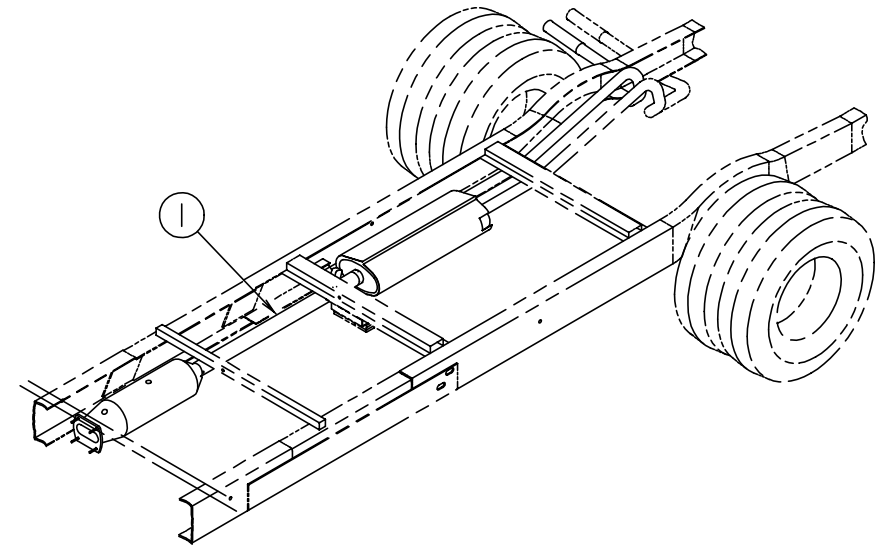
SPARE TIRE

KEY	PART NUMBER	U/M DESCRIPTION
1	083425-09-000	EA TIRE-LT225/75R16 LRD - MICHELIN XCH4 FROM: 00-00-00 THRU: 01-18-95
1	083425-11-000	EA TIRE-LT225/75R16 LRD - MICHELIN LTX FROM: 01-19-95 THRU: 99-99-99
1	083617-03-000	EA WHEEL-STEEL - 16.0" X 6" - ACCURIDE 28618
	095012-03-000	EA EXTENSION-VALVE STEM - DUAL WHEEL
	112358-01-000	EA WRENCH-LUG - 7/8" - L-SHAPE - FORD F2UA-17035-CA
2	116348-01-02B	EA CRADLE ASM. - SPARE TIRE - E-COAT
3	034513-01-000	EA PIN-HITCH - 3/16" WIRE
4	064081-03-000	EA NUT-WING
5	000C18-06-56A	EA BOLT-ELEVATOR
6	116338-02-02B	EA BRACKET-CLAMP-SPARE TIRE-E-COAT
	107707-08-000	EA DRAWBAR ASM-HITCH - CLASS II

WHEEL LINERS

KEY	PART NUMBER	U/M DESCRIPTION
	110435-02-000	EA LINER-WHEEL - SET 4 E350 92 - DICOR V160F2
	110435-02-700	EA WHEEL LINER - FRONT - V160F2-FWC
	110435-02-701	EA WHEEL LINER - REAR - V160F2-RWC
	110435-02-702	EA STUD EXT. - V160SD-STX
	110435-02-703	EA NUT - JAMB - V160SD-JNT
	110435-02-704	EA LUG NUT COVER - V160F0-LNC
	110435-02-705	EA TOOL FOR JAMB NUT - INSTALLATION - V160F0-TOL

CHASSIS GROUP (CONTINUED)



EXHAUST SYSTEM COMPONENTS

KEY	PART NUMBER	U/M DESCRIPTION
	091182-04-000	EA SHIELD-HEAT
	094918-06-000	EA CLAMP-EXHAUST 3" HEAVY DUTY - HECO 24698
1	096753-06-000	EA PIPE-EXHAUST - FORD CHASSIS - 158-190 (DIESEL) FROM: 00-00-00 THRU: 11-13-94
	098762-13-000	EA PIPE-EXHAUST - STRAIGHT - 3.5 IN (DIESEL) FROM: 11-14-94 THRU: 99-99-99
1	111478-02-000	EA PIPE-EXHAUST (GAS)

DRIVESHAFT & FLARE UNION

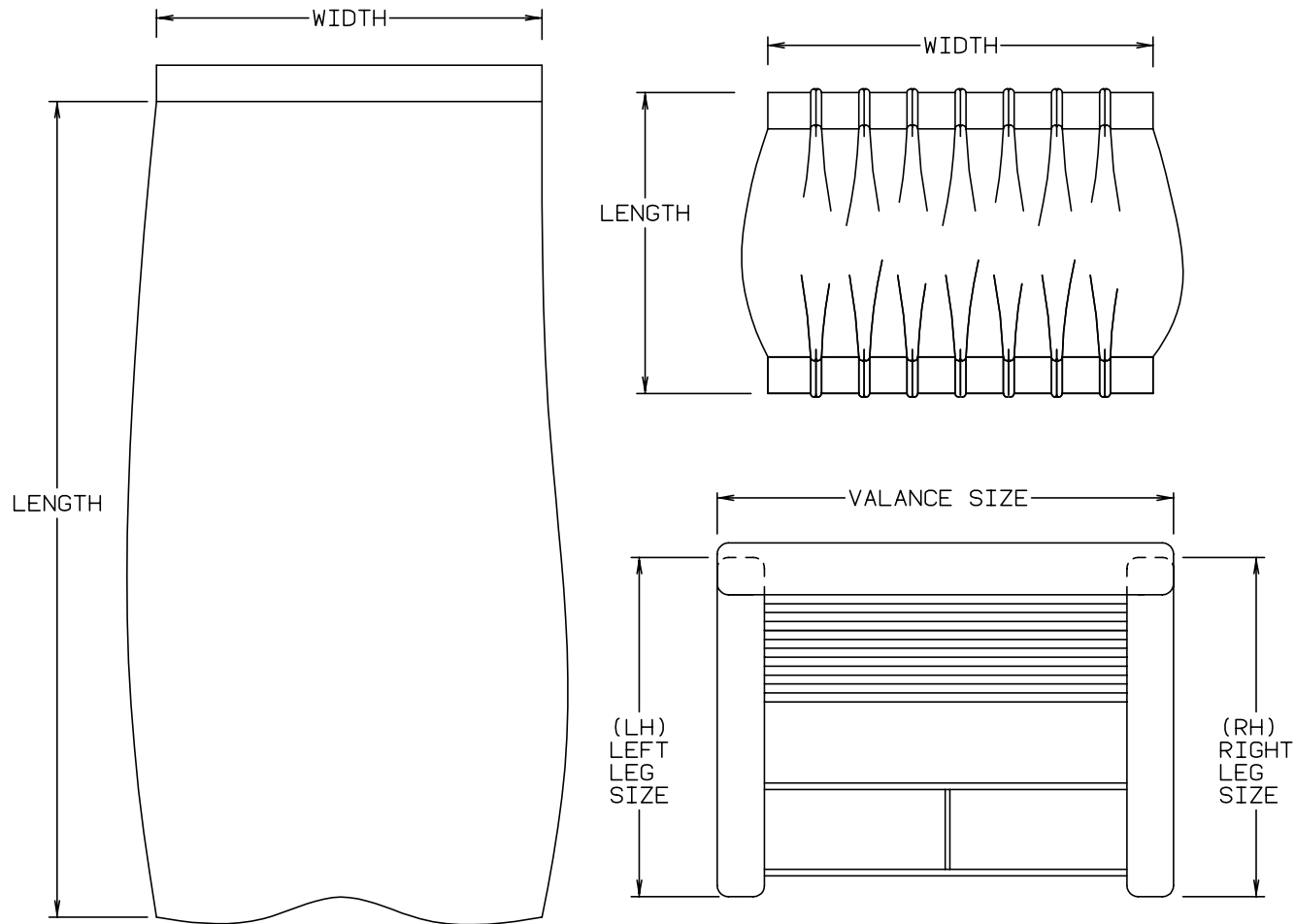
KEY	PART NUMBER	U/M DESCRIPTION
	103653-10-000	EA DRIVESHAFT ASM-BALANCED PAIR - 190" WHEELBASE (158) (DIESEL)
	103653-16-000	EA DRIVESHAFT ASM-BALANCED PAIR - 190" WHEELBASE (158) (GAS)
	074833-01-000	EA SPACER-BEARING - DRIVESHAFT - 2" X 8" X .5" THICK
	085771-03-000	EA NUT-HEX - TORQUE - GRADE G DRIVE SHAFT
	088498-01-000	EA UNION-INVERTED FLARE - BRASS - 3/16 - 3/8 - 24 THD - BRAKE LINE
	115043-02-000	EA BUSHING-INCREASE 2.5 OD - 3.5 OD - NEAPCO FORD DIESEL

CURTAIN & CUSHION GROUP

NOTICE

IN ORDER TO ASSIST OUR PARTS SALES DEPT. IN PROVIDING INTERIOR SOFTWARE ITEMS, PLEASE INCLUDE THE SERIAL NUMBER AND THE COLOR CODE NUMBER FROM THE VEHICLE CERTIFICATION LABEL WHEN ORDERING. THIS LABEL IS LOCATED ON THE LEFT SIDEWALL AT THE END OF THE DASH (A-BODY), OR ON THE DRIVER'S DOOR LATCH PLATE (C-BODY).

AN EXAMPLE OF A COLOR CODE NUMBER IS B07, WHICH DESIGNATES AN OVERALL COLOR SCHEME OF A PARTICULAR UNIT. THE COLOR LISTED AFTER THE ITEM DESCRIPTION ON THE MICROFICHE, INDICATES THE OVERALL UNIT COLOR. ORDER THE ITEM YOU DESIRE ACCORDING TO UNIT COLOR CODE.



NOTE: USE THIS ILLUSTRATION WHEN DETERMINING LENGTH AND WIDTH MEASUREMENTS FOR CURTAINS. YOU WILL NOTE THE WIDTH MEASUREMENT IS TAKEN ON THE TOP OF THE CURTAIN WITH THE CURTAIN FULLY EXTENDED. THE LENGTH MEASUREMENT IS TAKEN FROM TOP TO BOTTOM. LEFT AND RIGHT WINDOW LEGS ARE DETERMINED WHEN FACING THE WINDOW.

CURTAIN & CUSHION GROUP (CONTINUED)

VINYL ASSIST HANDLE, BUTTONS, WELTING & SEATBELTS

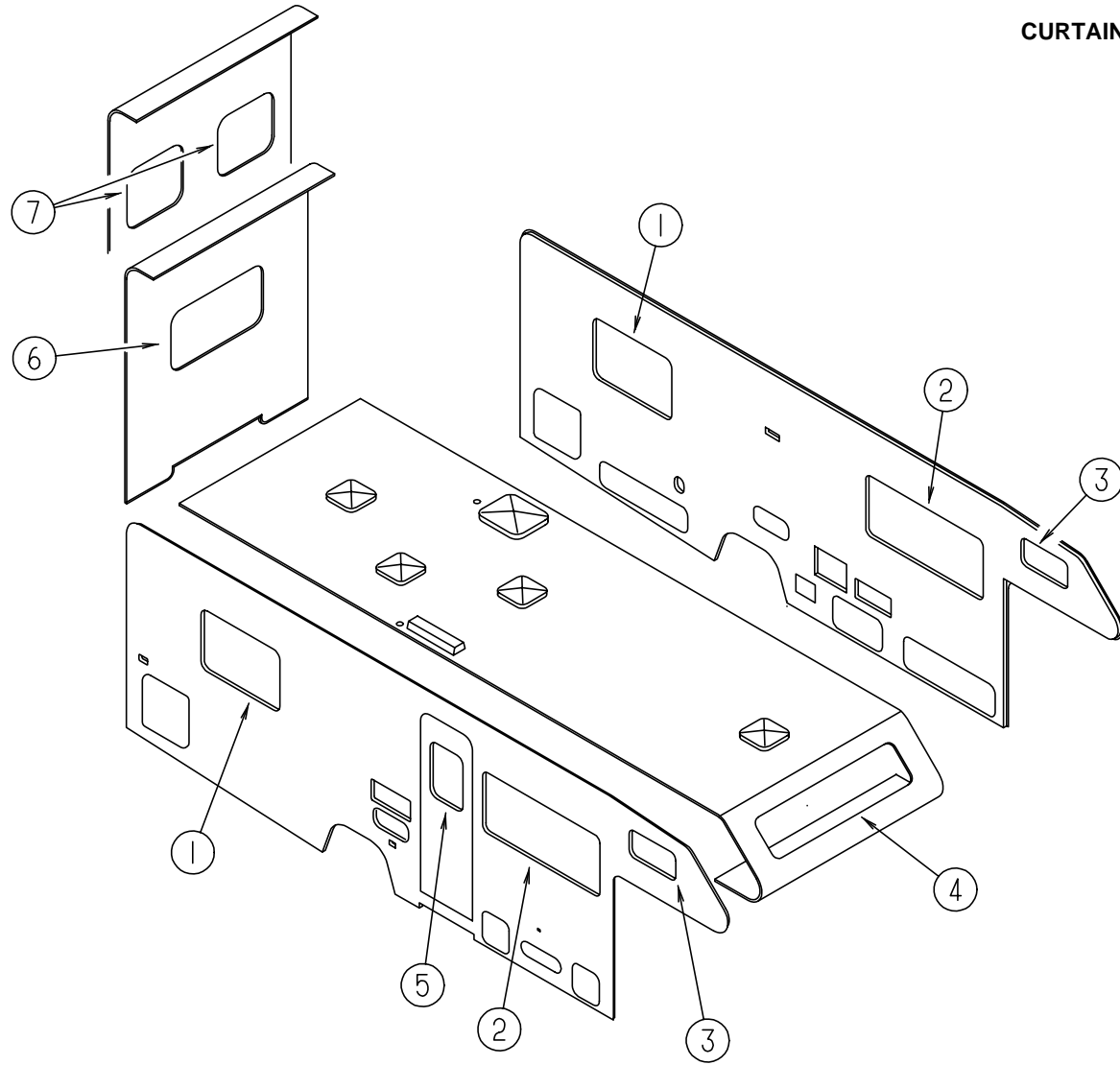
KEY	PART NUMBER	U/M DESCRIPTION
	070578-06-F08	EA BUTTON-SNAP TOP - #30 - VINYL - BEIGE
	079349-04-F08	YD WELT ASM-NARROW - ACCENT (F08)
	079349-04-E24	YD WELT ASM-NARROW - ACCENT (F09)
	110943-01-000	FT 3/8" FELTSTRIP 50' ADHESIVE (BLIND)
	057534-01-000	EA TIEBACK/TIEDOWN-BED/CURTAIN/DOOR - 6" - CLEAR PLASTIC
	057534-06-000	EA TIEBACK/TIEDOWN-BED/CURTAIN/DOOR - 6" - BEIGE VINYL
	053552-02-AA8	EA HANDLE-ASSIST - INTERIOR - ENTRY DOOR - VINYL - OFF WHITE
	000C16-07-16B	EA BOLT-CARRIAGE - ASSIST HANDLE - 7/16" - 14 X 1" ZN
	000D20-07-00B	EA NUT-ACORN - ASSIST HANDLE - 7/16" X 14 ZN
	057759-01-000	EA WASHER BRACKET-SEAT BELT - 4" DIAMETER
	069178-02-000	EA BRACKET-MOUNTING, ASSIST HANDLE - L ANGLE - W/HOLES - ST
	007021-01-000	EA BELT-SEAT - 2" X 90" - BLACK
	056271-01-000	EA BELT-SEAT - 2" X 102" - BLACK

FABRICS

KEY	PART NUMBER	U/M DESCRIPTION
	072333-85-000	YD FABRIC-CURTAIN - 54" WIDE - MUSHROOM
	108446-C4-000	YD FABRIC-UPHOLSTERY - FLORIBUNDA - AQUA (F08)
	108446-69-000	YD FABRIC-UPHOLSTERY - SOMMERVILLE - PARC (F09)
	108446-C5-000	YD FABRIC-UPHOLSTERY - STARLIGHT - AQUA (F08)
	108446-77-000	YD FABRIC-UPHOLSTERY - STARLIGHT - PARCHMENT (F08)
	108446-C6-000	YD FABRIC-UPHOLSTERY - CELTIC - CASHMERE (F08)
	108446-78-000	YD FABRIC-UPHOLSTERY - DRAMA - ALBASTER (F09)
	105745-45-000	YD FABRIC-BEDSPREAD - MAIN - RADIANCE - GREEN (F08)
	105745-62-000	YD FABRIC-BEDSPREAD - MAIN - RADIANCE - LILCS (F09)
	105745-90-000	YD FABRIC-BEDSPREAD/DRAPERY - ACCENT - CHARISMA CELON (F08)
	105745-50-000	YD FABRIC-BEDSPREAD/DRAPERY - ACCENT - INCOGNITO - ALABA (F09)
	087272-01-000	YD FABRIC-LINING - CURTAIN - 48" WIDE - IVORY

CURTAIN & CUSHION GROUP (CONTINUED)

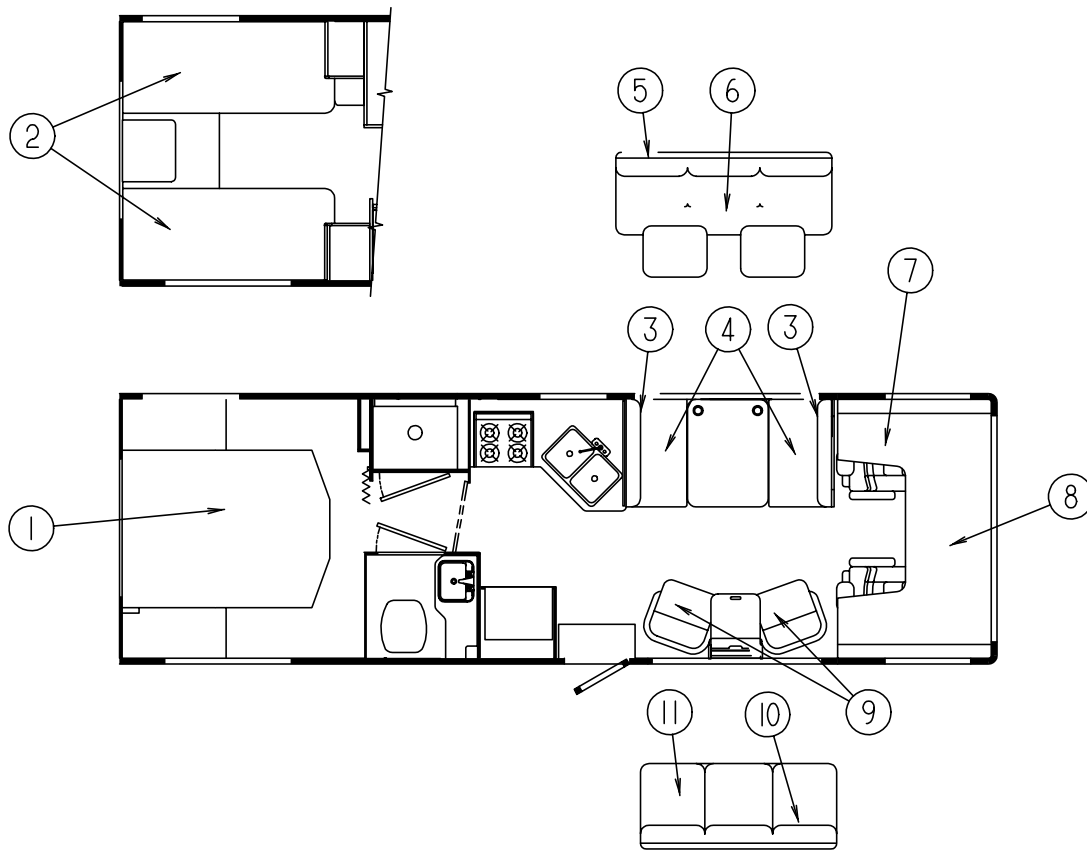
CURTAINS & WINDOW TREATMENT



KEY	PART NUMBER	U/M DESCRIPTION
6	109234-29-F08	EA LEG ASM - 27" - GATHERED W/O HOLES - RIGHT
6	109234-29-F09	EA LEG ASM - 27" - GATHERED W/O HOLES - RIGHT
6	109234-30-F08	EA LEG ASM - 27" - GATHERED W/O HOLES - LEFT
6	109234-30-F09	EA LEG ASM - 27" - GATHERED W/O HOLES - LEFT
6	115929-02-F08	EA VALANCE ASM - 52" - CHARISMA - W/HEADER
6	115929-02-F09	EA VALANCE ASM - 52" - CHARISMA - W/HEADER
6	111910-19-F08	EA BLIND DAY/NIGHTER - 50" X 28"
6	111910-19-F09	EA BLIND DAY/NIGHTER - 50" X 28"
7	109234-29-F08	EA LEG ASM - 27" - GATHERED W/O HOLES - RIGHT
7	109234-29-F09	EA LEG ASM - 27" - GATHERED W/O HOLES - RIGHT
7	109234-30-F08	EA LEG ASM - 27" - GATHERED W/O HOLES - LEFT
7	109234-30-F09	EA LEG ASM - 27" - GATHERED W/O HOLES - LEFT
7	115929-05-F08	EA VALANCE ASM - 30" CHARISMA - NO HEAD
7	115929-05-F09	EA VALANCE ASM - 30" CHARISMA - NO HEAD
7	111910-20-F08	EA BLIND DAY/NIGHTER - 28" X 28"
7	111910-20-F09	EA BLIND DAY/NIGHTER - 28" X 28"
	093487-09-05A	EA PLEATED - 26" X 100" - BUNK PRIVACY
	073260-64-F08	EA TIEBACK - CURTAIN - 1" X 13"
	073260-64-F09	EA TIEBACK - CURTAIN - 1" X 13"
	076892-20-E05	EA CURTAIN ASM - 50" X 78" - PLAIN

KEY	PART NUMBER	U/M DESCRIPTION
1	115929-04-F08	EA VALANCE ASM - 44" - CHARISMA - W/HEADER (CENTER QUEEN BED)
1	115929-04-F09	EA VALANCE ASM - 44" - CHARISMA - W/HEADER (CENTER QUEEN BED)
1	115929-06-F08	EA VALANCE ASM - 44" - CHARISMA - W/O HEADER (TWIN BED)
1	115929-06-F09	EA VALANCE ASM - 44" - CHARISMA - W/O HEADER (TWIN BED)
1	109234-29-F08	EA LEG ASM - 27" - GATHERED W/O HOLES - RIGHT
1	109234-29-F09	EA LEG ASM - 27" - GATHERED W/O HOLES - RIGHT
1	109234-30-F08	EA LEG ASM - 27" - GATHERED W/O HOLES - LEFT
1	109234-30-F09	EA LEG ASM - 27" - GATHERED W/O HOLES - LEFT
1	111910-25-F08	EA BLIND DAY/NIGHTER - 41" X 28.5"
1	111910-25-F09	EA BLIND DAY/NIGHTER - 41" X 28.5"
2	112094-14-F08	EA VALANCE-WINDOW - 63.5" VICTORIA
2	112094-14-F09	EA VALANCE-WINDOW - 63.5" VICTORIA
2	111910-22-F08	EA BLIND DAY/NIGHTER - 60" X 28.5"
2	111910-22-F09	EA BLIND DAY/NIGHTER - 60" X 28.5"
3	101034-45-F08	EA CURTAIN-DARTED TAPE TOP & BOTTOM - 16" X 28" - RIGHT
3	101034-45-F09	EA CURTAIN-DARTED TAPE TOP & BOTTOM - 16" X 28" - RIGHT
3	101034-46-F08	EA CURTAIN-DARTED TAPE TOP & BOTTOM - 16" X 28" - LEFT
3	101034-46-F09	EA CURTAIN-DARTED TAPE TOP & BOTTOM - 16" X 28" - LEFT
4	101034-33-F08	EA CURTAIN-DARTED TAPE TOP & BOTTOM - 21" X 60" - RIGHT
4	101034-33-F09	EA CURTAIN-DARTED TAPE TOP & BOTTOM - 21" X 60" - RIGHT
4	101034-34-F08	EA CURTAIN-DARTED TAPE TOP & BOTTOM - 21" X 60" - LEFT
4	101034-34-F09	EA CURTAIN-DARTED TAPE TOP & BOTTOM - 21" X 60" - LEFT
5	113268-22-F08	EA VALANCE-WINDOW - 31.75"
5	113268-22-F09	EA VALANCE-WINDOW - 31.75"
5	084755-57-E07	EA SHADE ASM-PULL - 27.25"

CURTAIN & CUSHION GROUP (CONTINUED)



BEDSPREAD, PILLOW & MATTRESS

KEY	PART NUMBER	U/M DESCRIPTION
1	101123-05-000	EA MATTRESS-QUEEN - 59" X 75" - TICKING COVERED
1	P01123-05-000	EA COVER-MATTRESS - FOAM - QUEEN - 59" X 75"
	085365-19-F11	EA BEDSPREAD- 60" THROW W/ 1" GATHER WELT (F08)
	085365-19-E24	EA BEDSPREAD- 60" THROW W/ 1" GATHER WELT (F09)
2	101123-02-000	EA MATTRESS-FOAM - TWIN - 32" X 74"
2	P01123-02-000	EA COVER-MATTRESS - FOAM - TWIN - 32" X 74"
	085365-33-F08	EA BEDSPREAD - 33" THROW W/ 1" GATHER WELT (F08)
	085365-33-F09	EA BEDSPREAD - 33" THROW W/ 1" GATHER WELT (F09)
	111862-03-F08	EA PILLOW - 15" X 15" - ACCENT
	111862-03-F09	EA PILLOW - 15" X 15" - ACCENT

DINETTE CUSHIONS

KEY	PART NUMBER	U/M DESCRIPTION
3	111880-01-F11	EA CUSHION-BACKREST - 13.5" X 42" X 5" (F08)
3	111880-01-E24	EA CUSHION-BACKREST - 13.5" X 42" X 5" (F09)
	P11880-01-F11	EA COVER-CUSHION - BACKREST - 13.5" X 42" X 5" (F08)
	P11880-01-E24	EA COVER-CUSHION - BACKREST - 13.5" X 42" X 5" (F09)
4	088927-87-F11	EA CUSHION-SEATBASE - 23" X 38" X 5" (F08)
4	088927-87-E24	EA CUSHION-SEATBASE - 23" X 38" X 5" (F09)
	M88927-87-F11	EA COVER-CUSHION - SEATBASE - 23" X 38" X 5" (F08)
	M88927-87-E24	EA COVER-CUSHION - SEATBASE - 23" X 38" X 5" (F09)
	078155-01-000	EA STRAP-SNAP - BACKREST CUSHION

DRIVER SIDE COUCH

KEY	PART NUMBER	U/M DESCRIPTION
5	112104-01-F11	EA BED ASM. - 74" - JACK KNIFE BACK (F08)
5	112104-01-E24	EA BED ASM. - 74" - JACK KNIFE BACK (F09)
	P12104-01-F11	EA COVER-BED ASM. - JACK KNIFE BACK - 74" (F08)
	P12104-01-E24	EA COVER-BED ASM. - JACK KNIFE BACK - 74" (F09)
	101085-10-000	EA FRAME - 74.5" X 16" - BACK FRAME - JACK KNIFE
6	100032-43-F11	EA SEAT-COUCH - W/O BACKREST (F08)
6	100032-43-E24	EA SEAT-COUCH - W/O BACKREST (F09)
	P00032-43-F11	EA COVER-SEAT - COUCH - 74" (F08)
	P00032-43-E24	EA COVER-SEAT - COUCH - 74" (F09)
	101085-01-000	EA FRAME-SEAT - COUCH - 74"
	101085-03-000	EA FRAME-BASE - COUCH - 74"
	111637-02-F08	EA PILLOW SHAM - 22" X 22" (F08)
	111637-02-E24	EA PILLOW SHAM - 22" X 22" (F09)

NOTE: COUCH FRONT AND SIDE PANELS ARE FOUND IN THE LOUNGE GROUP.

BUNK CUSHIONS

KEY	PART NUMBER	U/M DESCRIPTION
7	105573-10-F08	EA CUSHION-BUNK - REAR - 27" X 23" X 80" X 5"
7	105573-10-F09	EA CUSHION-BUNK - REAR - 27" X 23" X 80" X 5"
	P05573-10-F08	EA COVER-CUSHION - BUNK - REAR - 27" X 23" X 80" X 5"
	P05573-10-F09	EA COVER-CUSHION - BUNK - REAR - 27" X 23" X 80" X 5"
8	105573-09-F08	EA CUSHION-BUNK - FRONT - 32.5" X 80" X 5" (F08)
8	105573-09-E24	EA CUSHION-BUNK - FRONT - 32.5" X 80" X 5" (F09)
	P05573-09-F08	EA COVER-CUSHION - BUNK - FRONT - 32.5" X 80" X 5" (F08)
	P05573-09-E24	EA COVER-CUSHION - BUNK - FRONT - 32.5" X 80" X 5" (F09)
	079145-08-000	EA CUSHION-BUNK - 25" X 74" X 3.5" (FRONT ENTERTAINMENT CENTER)
	M79145-08-000	EA COVER-CUSHION - BUNK - 25" X 74" X 3.5" (FRONT ENTERTAINMENT CENTER)
	094658-02-F08	EA HANDLE-CHERRY

SWIVEL CHAIR

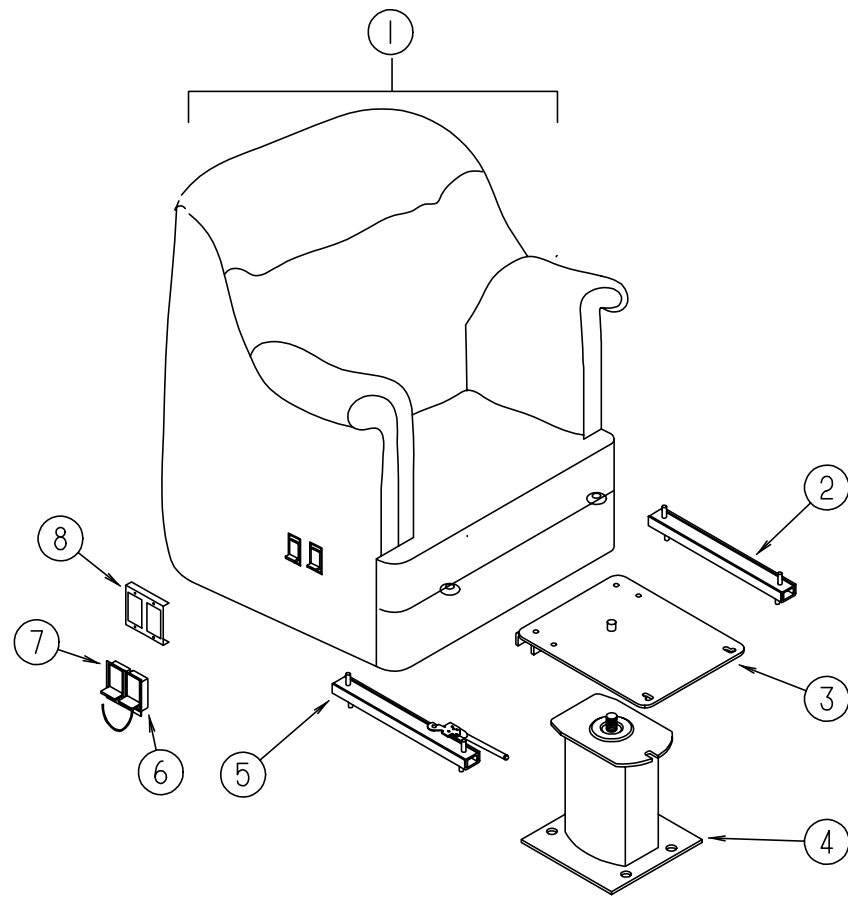
KEY	PART NUMBER	U/M DESCRIPTION
9	115470-01-F08	EA CHAIR ASM-SIERRA
9	115470-01-F09	EA CHAIR ASM-SIERRA
	P15470-01-F08	EA COVER ASM-SIERRA
	P15470-01-F09	EA COVER ASM-SIERRA

PASSENGER SIDE COUCH

KEY	PART NUMBER	U/M DESCRIPTION
10	112104-02-F08	EA BED ASM - 66.5" - JACK KNIFE BACK
10	112104-02-E24	EA BED ASM - 66.5" - JACK KNIFE BACK
	P12104-02-F08	EA COVER-BED ASM - JACK KNIFE BACK
	P12104-02-E24	EA COVER-BED ASM - JACK KNIFE BACK
	111637-02-F08	EA PILLOW SHAM - 22" X 22" (F08)
	111637-02-E24	EA PILLOW SHAM - 22" X 22" (F09)
	101085-09-000	EA FRAME - 66.5" X 16" - BACK FRAME - JACK KNIFE
11	100032-37-F08	EA SEAT-COUCH - W/O BACKREST (F08)
11	100032-37-E24	EA SEAT-COUCH - W/O BACKREST (F09)
	P00032-37-F08	EA COVER-SEAT - COUCH - 66.5" (F08)
	P00032-37-E24	EA COVER-SEAT - COUCH - 66.5" (F09)
	101085-01-000	EA FRAME-SEAT - COUCH - 66.5"
	101085-03-000	EA FRAME-BASE - COUCH - 66.5"

NOTE: COUCH FRONT AND SIDE PANELS ARE FOUND IN THE LOUNGE GROUP.

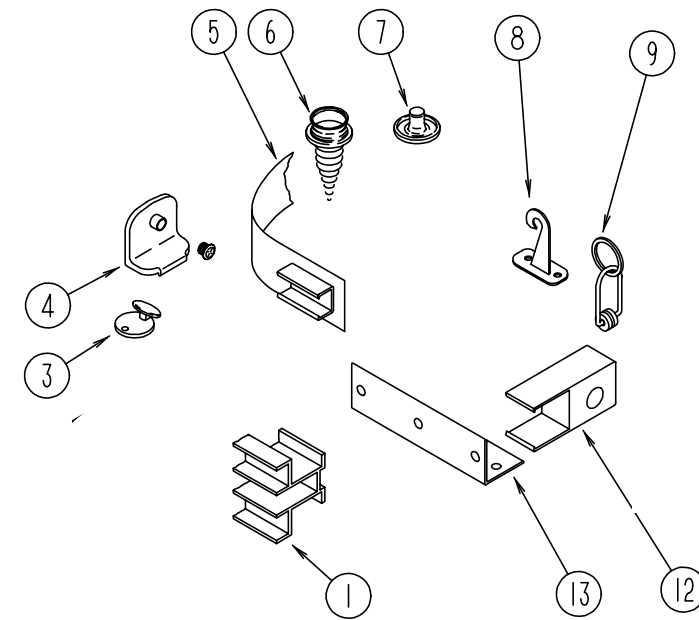
CURTAIN & CUSHION GROUP (CONTINUED)



SWIVEL CHAIR

KEY	PART NUMBER	U/M DESCRIPTION
1	115470-01-F08	EA CHAIR ASM-SIERRA
1	115470-01-F09	EA CHAIR ASM-SIERRA
	P15470-01-F08	EA COVER ASM-SIERRA
	P15470-01-F09	EA COVER ASM-SIERRA
2	069246-06-000	EA ADJUSTER-SWIVEL CHAIR - MANUAL - FORWARD & BACK FROM: 00-00-00 THRU: 10-16-94
2	069246-12-000	EA ADJUSTER ASM-LOCKING - 2 STUDS - AMP #83700 FROM: 10-17-94 THRU: 99-99-99
3	107921-08-000	EA TOP PLATE-W/O SEAT BELT BAR - FLEXSTEEL 2759PDTP
	107921-06-000	EA BEARING KIT-PEDESTAL - FLEXSTEEL
4	107921-01-000	EA PEDESTAL ASM-SEAT 9-3/4" - FLEXSTEEL 3060 MSPD
5	069246-08-000	EA ADJUSTER ASM-TT - REMOTE - 1 STUD - SCHROCK FROM: 00-00-00 THRU: 10-16-94
5	069246-13-000	EA ADJUSTER ASM-NON-LOCKING - 2 STUD - AMP #83710 FROM: 10-17-94 THRU: 99-99-99
	007221-01-000	EA SPACER-SEAT - ADJUSTER - 4 USED PER SWIVEL CHAIR
6	108049-01-000	EA CABLE W/SWITCH - 28" - F/FLEXSTEEL PEDESTAL
	108049-02-000	EA CLIP-CABLE - PEDESTAL
7	089368-04-000	EA CABLE-SWIVEL/SLIDE - W/SWITCH
8	097683-02-000	EA BRACKET-MOUNT - REMOTE
	108445-02-000	EA PLATE ASM-PEDESTAL - SEAT
	114889-01-000	EA STOP BAR-UNIVERSAL - SHROCK

CURTAIN & CUSHION GROUP (CONTINUED)

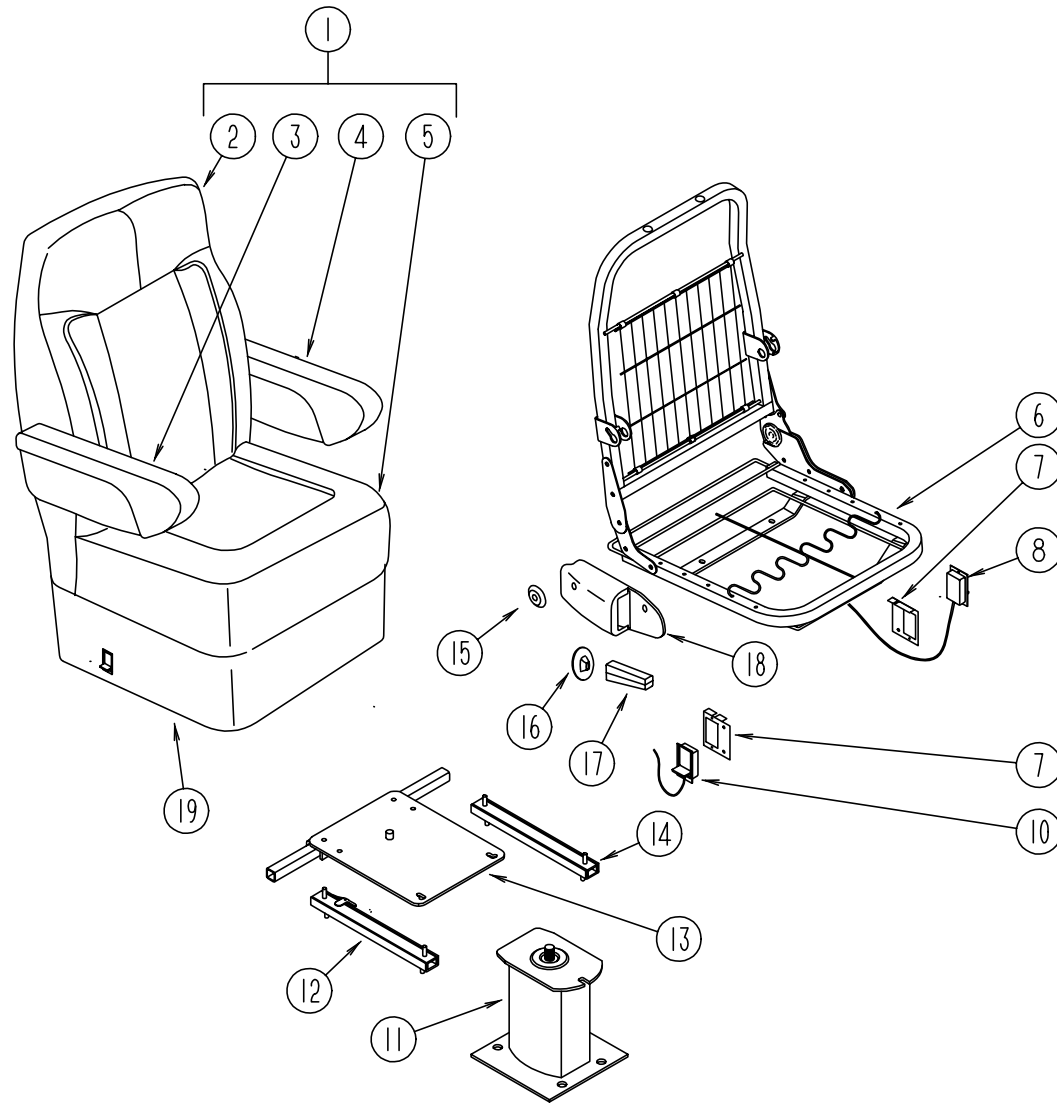


CURTAIN & BLIND HARDWARE

KEY	PART NUMBER	U/M DESCRIPTION
1	101033-03-000	FT TRACK-WALL - WHITE - CT225 - SHAPCO
3	102555-01-000	EA CLEAT-CORD - BLIND - OFF WHITE
4	106544-01-000	EA PULL-SHADE - BRASS
	106544-01-001	EA SCREW-BRASS - PULL SHADE
5	101031-01-000	YD TAPE-GLIDE - CURTAIN - 4.25" SPACING
6	029130-01-000	EA SCREW-SNAP SOCKET - 8 PH X 5/8"
7	029155-01-000	EA CAP-SNAP - NICKEL
9	029156-01-000	EA SOCKET-SNAP FASTENER - NICKEL
12	101033-02-000	EA END CAP-TRACK - CLEAR
13	105648-01-01A	EA BRACE - VALANCE - 356 MM LONG - EXTRUDED ALUMINUM - BEIGE
	046867-01-000	EA GROMMET-BRASS - 7/16" ID X 1" OD
	048394-02-000	YD VELCRO TAPE-HOOK - ADHESIVE BACK - .75" WIDE - BEIGE
	088792-01-000	YD VELCRO-HOOK - .75" WIDE - BEIGE
	088792-02-000	YD VELCRO TAPE-LOOP - ADHESIVE BACKED - .75" WIDE - BEIGE
	096843-01-000	EA SPRING-REWIND - ROLLER SHADE
	086276-01-000	EA TAPE-DOUBLE SIDED - 1/2" (ON PULL SHADES)
	095567-01-000	EA TACK-STRIP - .5" X 625' ROLL
	009702-01-000	EA END STOP-CURTAIN CARRIER - L ROD
	089522-02-000	EA PANEL-LEG - TWO SIDED 31.5" LONG - PLASTIC - BLACK FROM: 00-00-00 THRU: 02-26-95
	089522-06-000	EA PANEL-TRIM - WINDOW 686 - 3.5" FACE FROM: 02-27-95 THRU: 99-99-99
	076827-02-000	EA BRACKET-LEG - 2.9" X 1.8" TRIANGLE -
	089916-01-000	EA MOUNT-WINDOW LEG - 23.75" - ALUMINUM - BLACK 23.75" LONG - 6.3" BETWEEN SCREW HOLES
	102075-09-01A	EA ROD-CURTAIN - SHOWER - OFF WHITE
	097593-07-000	FT CHORD - BLIND - PLEATED - PALE JADE (F08)
	097593-02-000	FT CHORD - BLIND - PLEATED - GRAY (F09)
	097592-01-000	EA SPOOL-CORD - ELEVATED BLIND HOLDUP - CLEAR PLASTIC
	097591-01-000	EA SPRING - EXTENSION - PLEATED BLIND
	097565-01-000	EA BRACKET MOUNTING - PLEATED BLIND
	097564-01-000	EA HANDLE-T - EZ LIFT SHADE
	094907-02-000	EA END CAP TOP - PLEATED BLIND - PLASTIC - GRAY
	094907-04-000	EA HARDWARE - END CAP - BOTTOM - PULL TYPE
	094896-02-000	EA GROMMET-CORD - PLEATED BLIND - NYLON - GRAY
	075943-01-000	EA BRACE-WINDOW VALANCE - 1" X - 1.5" X 20" -- ALUMINUM - BEIGE FROM: 00-00-00 THRU: 02-19-95
	075943-10-000	EA BRACE-VALANCE - 20" - OFF WHITE FROM: 02-20-95 THRU: 99-99-99

CURTAIN & CUSHION GROUP (CONTINUED)

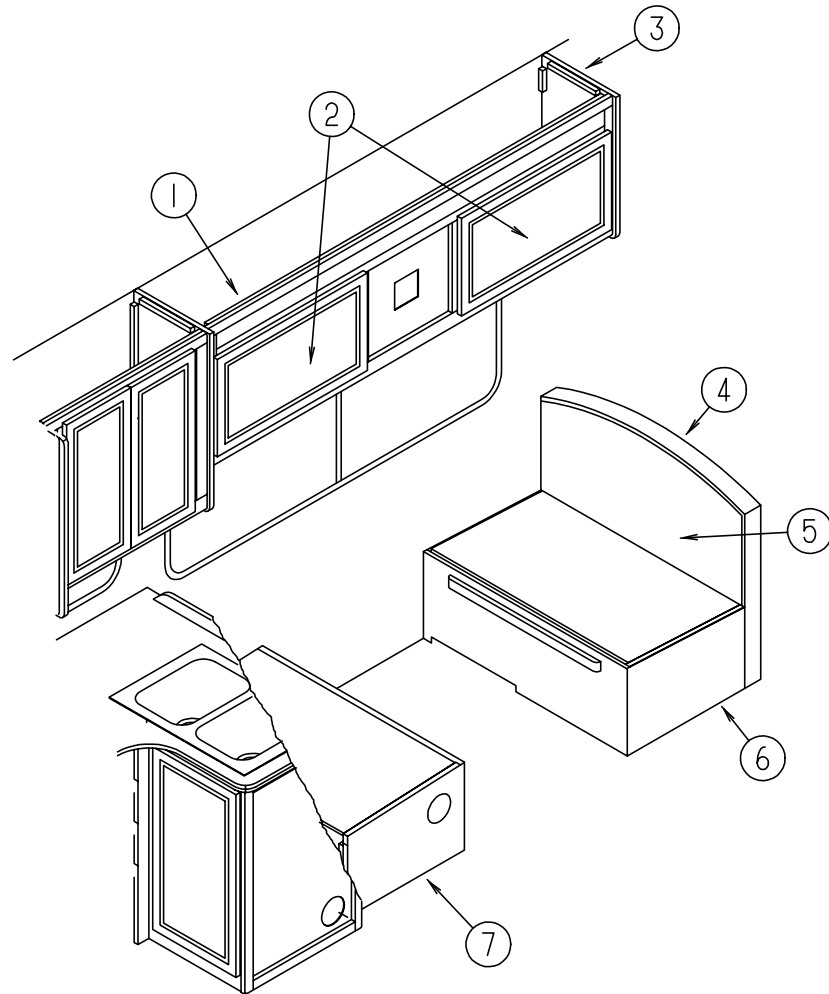
BUCKET SEATS



KEY	PART NUMBER	U/M DESCRIPTION
12	069246-05-000	EA ADJUSTER-SEAT/CHAIR - W/REMOTE - FORWARD & BACK FROM: 00-00-00 THRU: 10-16-94
12	069246-14-000	EA ADJUSTER ASM-LOCKING - 4STUDS - AMP #83720 FROM: 10-17-94 THRU: 99-99-99
	069246-05-700	EA SPRING-ADJUSTER - FOR REMOTE
	069246-05-701	EA CLIP-CABLE - FOR REMOTE
13	107921-08-000	EA TOP PLATE-PEDESTAL - BUCKET SEAT - W/O SEATBELT BAR
	107921-06-000	EA BEARING KIT - PEDESTAL
14	069246-02-000	EA ADJUSTER-SEAT/CHAIR - W/O LOCK - FORWARD & BACK FROM: 00-00-00 THRU: 10-16-94
14	069246-15-000	EA ADJUSTER ASM-NONLOCK - 4STUDS - AMP #83730 FROM: 10-17-94 THRU: 99-99-99
15	080730-06-000	EA SHIELD-CABLE - REMOTE RECLINER - BUCKET SEAT
	111169-02-000	EA INSERT-OVAL - WINNEBAGO
16	080730-09-000	EA SHIELD - RECLINER HANDLE
17	080730-08-000	EA HANDLE - RECLINER - BLACK
18	080730-11-000	EA SHIELD - RUBBER BOOT
19	071126-42-F08	EA SKIRT-BUCKET SEAT - 7" SINGLE (F08)
19	071126-42-E24	EA SKIRT-BUCKET SEAT - 7" SINGLE (F09)
	114889-01-000	EA STOP BAR-UNIVERSAL - SHROCK

KEY	PART NUMBER	U/M DESCRIPTION
1	111855-03-F08	EA SEAT-BUCKET - W/ARMREST - NON-RECLINING (F08)
1	111855-03-E24	EA SEAT-BUCKET - W/ARMREST - NON-RECLINING (F09)
2	M05962-03-F08	EA COVER-BACKREST - BUCKET SEAT (F08)
2	M05962-03-E24	EA COVER-BACKREST - BUCKET SEAT (F09)
3	111320-03-F08	EA ARMREST-BUCKET SEAT - RIGHT (F08)
3	111320-03-E24	EA ARMREST-BUCKET SEAT - RIGHT (F09)
	P11320-03-F08	EA COVER-ARMREST - RIGHT (F08)
	P11320-03-E24	EA COVER-ARMREST - RIGHT (F09)
	111169-01-000	EA PLATE-BACK - ARMREST
4	111320-04-F08	EA ARMREST-BUCKET SEAT - LEFT (F08)
4	111320-04-E24	EA ARMREST-BUCKET SEAT - LEFT (F09)
	P11320-04-F08	EA COVER-ARMREST - LEFT SIDE (F08)
	P11320-04-E24	EA COVER-ARMREST - LEFT SIDE (F09)
	111169-01-000	EA PLATE-BACK - ARMREST
5	M05962-04-F08	EA COVER-SEAT - BUCKET SEAT (F08)
5	M05962-04-E24	EA COVER-SEAT - BUCKET SEAT (F09)
6	M80906-11-000	EA FRAME-SEAT & BACK & SPRING
7	097683-02-000	EA BRACKET-REMOTE - REMOTE
8	089368-04-000	EA SWITCH & CABLE-SLIDE - SHROCK
	089323-01-000	FT STRIP-POLYENTHYLENE - J-CHANNEL FLEX-O-LATORS
10	108049-01-000	EA SWITCH & CABLE-SWIVEL - 28" - FLEXSTEEL PED 23602
	108049-02-000	EA CLIP-CABLE - PEDESTAL - FLEXSTEEL 2592-CA
11	107921-09-000	EA PEDESTAL ASM-SEAT FORD - FLEXSTEEL 3067-PDMB

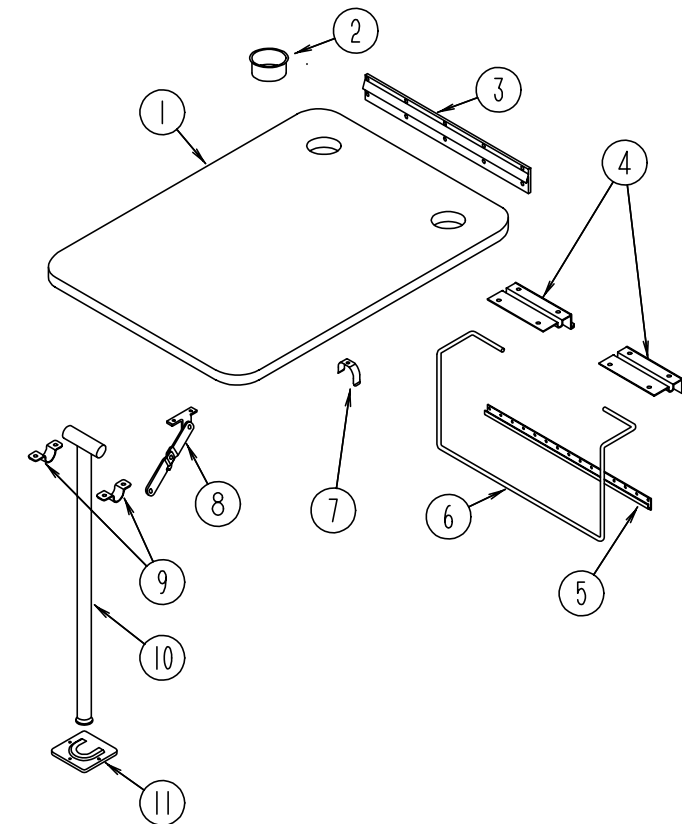
DINETTE GROUP



CABINETS & TABLE

KEY	PART NUMBER	U/M	DESCRIPTION
1	111166-03-F08	EA	CABINET ASM-OVERHEAD DINETTE
1	111166-03-F09	EA	CABINET ASM-OVERHEAD DINETTE
2	M06803-13-F08	EA	DOOR ASM-MITERED - VINYL WRAP (MIRRORED)
			FROM: 00-00-00 THRU: 02-05-95
	108536-03-08A	EA	MIRROR - GALAXY GLASS
			FROM: 00-00-00 THRU: 02-05-95
2	M06803-13-F09	EA	DOOR ASM-MITERED - VINYL WRAP (MIRRORED)
			FROM: 02-06-95 THRU: 99-99-99
	108536-03-04A	EA	MIRROR - FERNLV
			FROM: 02-06-95 THRU: 99-99-99
2	M06803-82-F08	EA	DOOR ASM-MITERED - 400 X 710 MM (WOODED PANEL)
3	109908-09-F08	EA	END CAP-CABINET - OVERHEAD
4	111338-01-F08	EA	PAD ASM-DINETTE - USED ON BOTH SIDES (F08)
4	111338-01-E24	EA	PAD ASM-DINETTE - USED ON BOTH SIDES (F09)
5	M06836-04-F08	EA	CABINET ASM-SEATBACK - RIGHT
6	M06837-04-F08	EA	CABINET ASM-SEATBASE - RIGHT
6	M06837-04-F09	EA	CABINET ASM-SEATBASE - RIGHT
	111339-14-F08	EA	CAP ASM (F08)
	111339-14-F09	EA	CAP ASM (F09)
	081295-01-E74	EA	SUPPORT-BED - DINETTE - 712 LG
7	M06885-14-F08	EA	CABINET ASM-SEATBASE - LEFT
7	M06885-14-F09	EA	CABINET ASM-SEATBASE - LEFT
	112368-25-F08	EA	CAP ASM (F08)
	112368-25-E24	EA	CAP ASM (F09)
	083125-05-000	EA	BRACE-ANGLE - COUCH - BEIGE - 2.5"

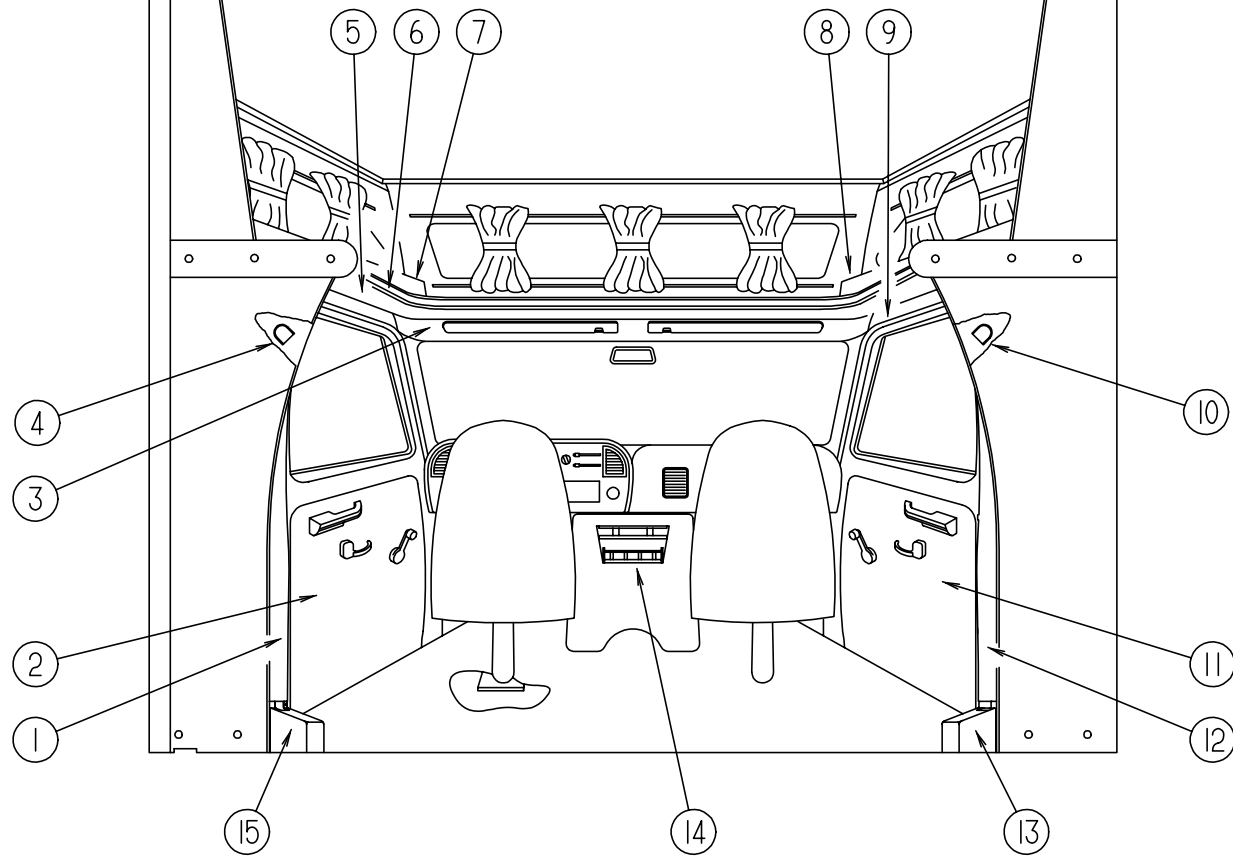
DINETTE GROUP (CONTINUED)



DINETTE TABLE & HARDWARE

KEY	PART NUMBER	U/M	DESCRIPTION
1	M02115-09-F08	EA	TABLE-DINETTE - W/O HARDWARE (F08)
1	M02115-09-F09	EA	TABLE-DINETTE - W/O HARDWARE (F09)
2	064781-06-000	EA	HOLDER-CUP - TWO STAGE - OFF WHITE
3	053200-12-000	EA	BRACKET-TABLE SUPPORT - UPPER WALL MOUNTED - 23.5" - OFF WHITE
4	088410-02-000	EA	BRACKET-LIFT - TABLE MOUNTED - OFF WHITE
5	024281-14-000	EA	BRACKET-LIFT ROD - LOWER WALL MOUNTED - 22.12" - OFF WHITE
6	024275-12-000	EA	ROD-TABLE LIFT - OFF WHITE
7	024283-01-000	EA	CLIP-LEG - 1" - 1.125" OD - BLACK
8	024282-01-000	EA	BRACE-TABLE LEG - HINGED
9	064050-05-000	EA	HINGE-TABLE LEG - OFF WHITE
10	024276-23-000	EA	LEG-TABLE - METAL - OFF WHITE
11	049493-11-700	EA	CATCH-LEG-FLOOR MOUNTED - 2.5" X 2.7" - METAL - E-COAT
	049493-12-000	EA	CATCH-TABLE LEG - OFF WHITE

DRIVERS COMPARTMENT GROUP



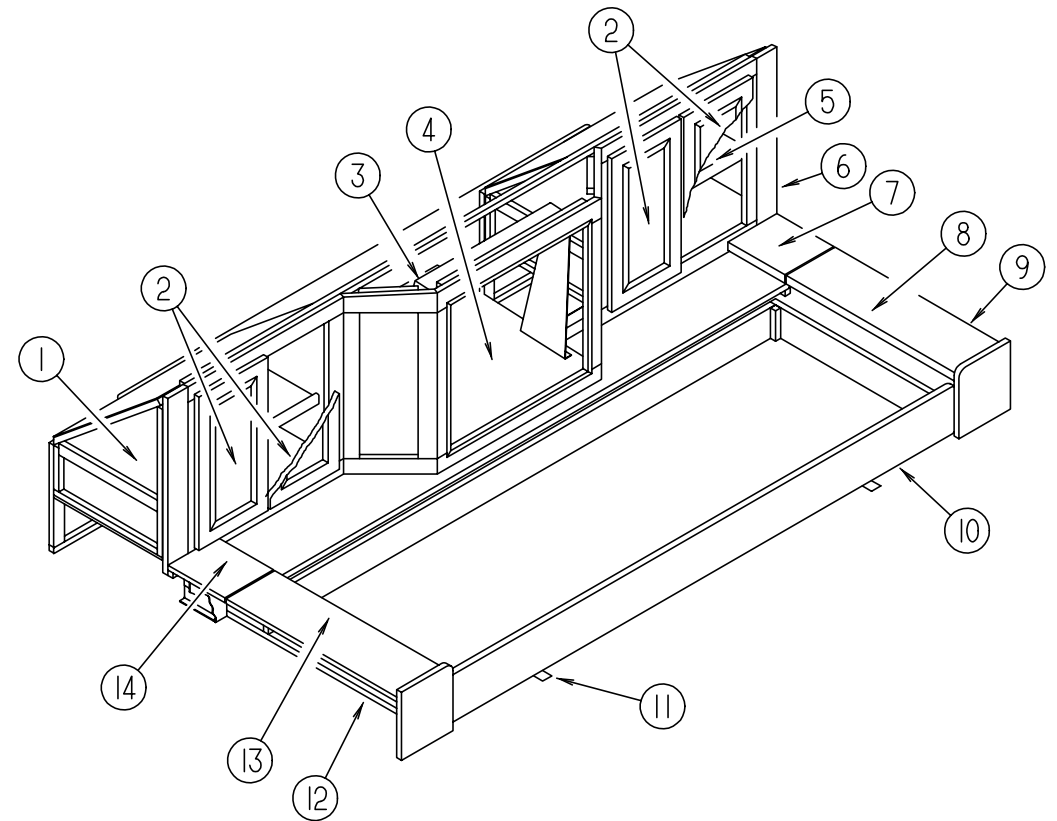
DRIVERS COMPARTMENT

KEY	PART NUMBER	U/M	DESCRIPTION
1	106446-02-C03	EA	TRIM ASM-CAB - B-PILLAR - DRIVER SIDE (FORD)
2	N/A	EA	CHASSIS SUPPLIED
3	106448-01-C03	EA	HEADLINER ASM-VINYL (FORD)
4	115038-02-01A	EA	COVER-SEAT BELT - UP - LEFT - OFF WHITE
	106445-02-C03	EA	TRIM ASM-WINGWALL WRAP - LEFT (FORD)
5	106447-02-C03	EA	TRIM ASM-CAB DOOR - UPPER - DRIVER SIDE (FORD)
6	079800-07-000	EA	TRIM-SLEEPERBOARD - INNER - OFF WHITE
6	080742-03-000	FT	TRIM-VINYL - SLEEPER BOARD - OFF WHITE
7	109894-01-F08	EA	CABINET ASM-HAMPER - DRIVER
7	109894-01-F09	EA	CABINET ASM-HAMPER - DRIVER
8	108984-01-F08	EA	PAD ASM - BUNK
8	108984-01-F09	EA	PAD ASM - BUNK
9	106447-01-C03	EA	TRIM ASM-CAB DOOR - UPPER - PASSENGER SIDE (FORD)
	082071-12-C52	EA	COVER ASM - WINGWALL
10	115038-01-01A	EA	COVER-SEAT BELT - UP - RIGHT - OFF WHITE
11	N/A	EA	CHASSIS SUPPLIED
12	106446-01-C03	EA	TRIM ASM-CAB - B-PILLAR - PASSENGER SIDE (FORD)
13	106431-01-01A	EA	COVER-SEATBELT RECOIL - PASSENGER - OFF WHITE
	106445-01-C03	EA	TRIM ASM-WINGWALL WRAP - RIGHT (FORD)
14	108899-01-F08	EA	TRAY-BEVERAGE - FORD
15	106431-02-01A	EA	COVER-SEATBELT RECOIL - DRIVER - OFF WHITE
	106025-02-01A	EA	LADDER-BUNK - BLACK - 1322 MM
	106025-01-700	EA	BRACKET SET FOR BUNK LADDER
	091952-01-000	EA	CLIP-GRIPPER - 1"

INSTRUMENT CLUSTERS

KEY	PART NUMBER	U/M	DESCRIPTION
	094795-06-000	EA	CLUSTER-INSTRUMENT PANEL - KM - E350 - 94 CHASSIS- FORD F4UZ-10846-B
	094795-09-000	EA	CLUSTER-INSTRUMENT PANEL - KM - E350 - 95 CHASSIS- FORD F5UZ-10846-B
	100138-01-000	EA	MODULE-DAYTIME RUNNING LIGHT
	108357-09-000	EA	SWITCH-ROCKER - SPDT ON/NONE/MOM - CARLING V5D1000B-0

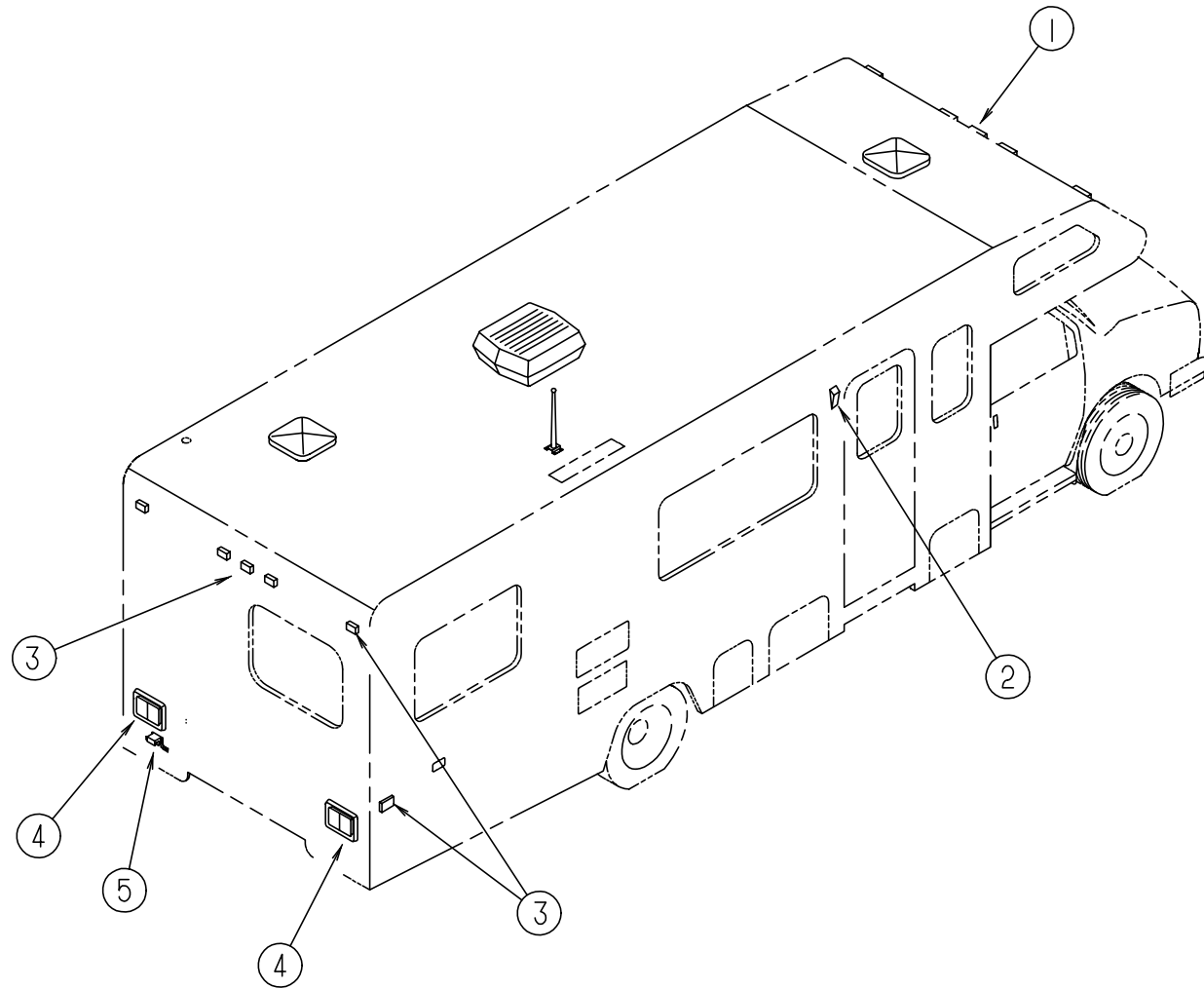
DRIVERS COMPARTMENT GROUP (CONTINUED)



FRONT ENTERTAINMENT CENTER

KEY	PART NUMBER	U/M	DESCRIPTION
1	110796-02-F08	EA	CABINET ASM-ENTERTAINMENT CENTER - SHELF
2	M06803-F1-F08	EA	DOOR ASM-MITERED - 275 X 365MM
3	110790-02-000	EA	BRACKET-TIEDOWN,TV
4	111356-01-F08	EA	SHELF ASM-TV
5	110796-01-F08	EA	CABINET ASM-ENTERTAINMENT CENTER - SHELF
6	110795-01-F08	EA	CABINET ASM-ENTERTAINMENT CENTER - FACE
7	110797-11-F08	EA	COUNTERTOP ASM
7	110797-11-F09	EA	COUNTERTOP ASM
8	110797-12-F08	EA	COUNTERTOP ASM
8	110797-12-F09	EA	COUNTERTOP ASM
9	110797-01-F08	EA	CABINET ASM-ENTERTAINMENT CENTER - STORAGE
9	110797-01-F09	EA	CABINET ASM-ENTERTAINMENT CENTER - STORAGE
	110797-22-F08	EA	LUMBER
10	100847-01-F08	EA	DRAWER-ENTERTAINMENT - FRONT
10	100847-01-F09	EA	DRAWER-ENTERTAINMENT - FRONT
11	093673-01-01A	FT	MOLDING-BODY, OFF WHITE
12	110797-02-F08	EA	CABINET ASM-ENTERTAINMENT CENTER - STORAGE
12	110797-02-F09	EA	CABINET ASM-ENTERTAINMENT CENTER - STORAGE
13	110797-23-F08	EA	COUNTERTOP ASM
13	110797-23-F09	EA	COUNTERTOP ASM
14	110797-21-F08	EA	COUNTERTOP ASM
14	110797-21-F09	EA	COUNTERTOP ASM

ELECTRICAL GROUP



EXTERIOR LIGHTS

KEY	PART NUMBER	U/M DESCRIPTION
1	091983-01-000	EA GASKET-CLEARANCE/SIDEMARKER LIGHT
1	111102-01-000	EA LAMP-MARKER -BASE - TRIPLEX 117XAS
1	111102-02-000	EA LAMP-MARKER -LENS -AMBER - TRIPLEX 118A
	036196-01-000	EA BULB-12 V - NO. 194 - .27 AMP - BAYONETTE
2	097917-01-06A	EA LIGHT-PORCH - ENTRY DOOR - BRIGHT WHITE
2	008215-01-000	EA BULB-12V - #1003 - .94AMP
2	097917-01-700	EA LENS-LIGHT - CLEAR
3	091983-01-000	EA GASKET-CLEARANCE/SIDEMARKER LIGHT
3	111102-01-000	EA LAMP-MARKER -BASE - TRIPLEX 117XAS
3	111102-03-000	EA LAMP MARKER -LENS -RED - TRIPLEX 117R
	008213-01-000	EA BULB-12 V - NO. 57 - .24 AMP
4	081638-01-000	EA TAILLIGHT-DOUBLE - W/BLACK TRIM - DRIVER & PASSENGER SIDE
	037934-01-000	EA BULB# 1156 (BACK UP & TURN SIGNAL)
	037935-01-000	EA BULB# 2057 OR #1157 (BRAKE LIGHT)
4	081638-01-700	EA LENS-TAILLIGHT - RED - BARGMAN 30-84-010
4	081638-01-701	EA LENS-TAILLIGHT - W/BACKUP - BARGMAN 30-84-700
	103355-01-05A	EA POD-TAILLIGHT BRIGHT WHITE
5	066432-02-000	EA LIGHT-LICENSE BLACK
	066432-03-000	EA BRACKET-LICENSE PLATE - BARGMAN 30-60-030

ELECTRICAL GROUP (CONTINUED)

INTERIOR LIGHTS

KEY	PART NUMBER	U/M DESCRIPTION
	098024-01-01A	EA LIGHT-DOME - 1 BULB - US - IVORY
	008218-01-000	EA BULB-DOME LIGHT - 12V - NUMBER 1141
	098024-01-700	EA LENS-DOME LIGHT
	098024-03-01A	EA LIGHT-DOME - 2 BULB - IVORY
	008218-01-000	EA BULB-DOME LIGHT - 12V - NUMBER 1141
	098024-01-700	EA LENS-DOME LIGHT
	086280-01-000	EA LIGHT-SURFACE MOUNT - 12V - JENSEN 1236
	086280-01-700	EA BULB - 12 VOLT - 6 WATT
	104172-01-01A	EA LIGHT-BULLET - BEIGE - #787 SERIES
	104173-01-01A	EA BULB - DESIGNER - BRASS - #81-905

SWITCHES & RECEPTACLES

KEY	PART NUMBER	U/M DESCRIPTION
	112822-01-01A	EA RECEPTACLE - DUPLEX - IVORY - WIRECON WDRU15IV
	112824-01-03A	EA COVER-EXTERIOR DUPLEX RECEPTACLE - WHITE - P&S 3780-SC-WH
	054250-04-000	EA COVER-ANGLED - W/O HOLE - 3.6" X 4.5" - PLASTIC - OFF WHITE
	024924-02-000	EA RECEPTACLE-POWER CORD - W/PARTIAL PLATE
	058707-01-000	EA RECEPTACLE-ELECTRIC - SINGLE - BROWN
	058707-02-000	EA RECEPTACLE-BLANK -JUNCTION WIRECON WDJ20BR
	058708-01-000	EA RECEPTACLE-ELECTRIC - DOUBLE - BROWN
	058708-02-000	EA RECEPTACLE-ELECTRIC - DOUBLE - IVORY
	080015-02-000	EA RECEPTACLE-FLAG - .185 - 16/14 GA - AMP 3
	080015-03-000	EA RECEPTACLE-FLAG - .250 - 14/16 GA
	084076-02-000	EA RECEPTACLE-GFI - 15A - 125V - IVORY
	075723-02-000	EA SPACER-SWITCH - W/ HOLE - .2" X .9" X 2" - METAL - OFF WHITE
	079364-01-000	EA SWITCH-ON/OFF ROCKER - 2 PRONGS - BROWN
	107165-01-01A	EA BOX-CIRCUIT BREAKER MOUNT - 14.6" X 4" - BLACK PLASTIC
	108355-01-000	EA HOUSING-SWITCH
	108356-02-01A	EA ACTUATOR-SWITCH - DIMPLE II-CARLING VVAZC00 BLACK (GENERATOR)
	108357-08-000	EA ROCKER SWITCH-DPDT - ON/NONE/ON - CARLING VDD1S00C-0 (GENERATOR)
	108356-07-01A	EA SWITCH COVER - W/2 DIMPLES - CARLING VVAZCXX-XWB (AUX BATTERY)
	098351-01-01A	EA PLATE-SWITCH - 1 GANG - POLISHED BRASS
	098351-05-01A	EA PLATE-SWITCH - 3 GANG - POLISHED BRASS - JENSEN
	098351-06-01A	EA PLATE-SWITCH - 2 GANG - POLISHED BRASS - JENSEN
	081994-06-000	EA PLATE-SWITCH - AUX START

POWER CONVERTER & INVERTER

KEY	PART NUMBER	U/M DESCRIPTION
	083208-01-000	EA CONVERTER-POWER - 32A - 120V/12V - BW 6332
	099048-01-000	EA INVERTER-100 WATT
		FROM: 00-00-00 THRU: 09-24-94
	099048-02-000	EA INVERTER-100 WATT - DUI-12 - 100TLW
		FROM: 09-25-94 THRU: 99-99-99

WIRING ASSEMBLIES

KEY	PART NUMBER	U/M DESCRIPTION
	103328-06-000	EA WIRE ASM-PUMP - EXTERIOR SHOWER
	106851-01-000	EA WIRE ASM-DAYTIME RUNNING LIGHTS - W/FUSE
	097618-01-000	EA WIRE ASM-MONITOR PANEL - W/4 WIRES & BLACK RESISTOR - LVS
	096449-01-000	EA WIRE ASSEMBLY-WATER TANK TO MONITOR PANEL
	116894-01-000	EA WIRE ASM-SPEED SENSOR EXTEND JFB L-322B
		FROM: 10-12-94 THRU: 99-99-99
	090986-01-000	EA WIRE ASM-ELECTRIC STEP
	105321-02-000	EA WIRE ASM-ELECTRIC STEP
	105306-01-000	EA WIRE ASM-MONITOR PANEL ADAPT

ELECTRICAL GROUP (CONTINUED)

FUSES & CIRCUIT BREAKERS

KEY	PART NUMBER	U/M	DESCRIPTION
	062901-02-000	EA	FUSE - 5 AMP-AUTOMOTIVE
	062901-05-000	EA	FUSE-15 AMP-AUTOMOTIVE
	008235-01-000	EA	FUSE-15 AMP-AUTOMOTIVE-12V
	100341-01-000	EA	FUSE HOLDER - IN LINE TYPE - WESCO 8931-92020
	093654-01-000	EA	BREAKER-CIRCUIT - 6 AMP - HOUSE CONTROL PANEL
	093654-02-000	EA	BREAKER-CIRCUIT - 15A - 12V - USD 17415-4E12A2A FROM: 00-00-00 THRU: 10-31-94
	093654-03-000	EA	BREAKER-CIRCUIT - 20A - 12V - USD 17420-4E12A2A FROM: 11-01-94 THRU: 99-99-99
	083209-02-000	EA	BREAKER-CIRCUIT - 15/15AMP - 120V - BW - 0-15/15
	083209-03-000	EA	BREAKER-CIRCUIT - 15/20AMP - 120V - BW - 0-15/20
	093655-01-000	EA	BREAKER-CIRCUIT - 25 AMP - 12 VOLT - USD - 17425-4E03A2A
	083209-04-000	EA	BREAKER-CIRCUIT - 30A - 120V - BW L-30
	083209-06-000	EA	BREAKER-CIRCUIT - 30/15 AMP - 120V - BW D-30/15
	093655-02-000	EA	BREAKER-CIRCUIT - 30 AMP - HOUSE CONTROL PANEL

ELECTRIC BOXES, COVERS & POWER CORDS

KEY	PART NUMBER	U/M	DESCRIPTION
	008289-01-000	EA	BOX-ELECTRIC - STEEL - 1/2" AND 3/4" KNOCKOUTS - 4" X 4"
	008289-02-000	EA	BOX-ELECTRICAL - 4" X 4" - 1/2" & 3/4" KNOCKOUTS - CANADIAN
	091910-02-000	EA	BOX-ELECTRIC - 57 X 88 MM - PLASTIC
	093603-01-000	EA	BOX-ELECTRIC - STEEL - 4" X 2 1/8" X 2 1/8"
	107165-01-01A	EA	BOX-CIRCUIT BREAKER MOUNT - 14.6" X 4" - BLACK PLASTIC
	087949-01-000	EA	BUSS BARB - 2 POSITION - .6" X 1.5" - ALUMINUM
	008054-01-000	EA	CORD-POWER - 10/3 - 30 AMP - 25'
	008052-01-000	EA	CORD-POWER - 10/3 - 30 AMP - 25' - CANADIAN
	102979-04-000	EA	BOX-POWER CORD
	069238-01-000	EA	COVER-ELECTRICAL BOX - W/HOLE - 4" X 4" - GRAY
	008294-02-000	EA	COVER-ELECTRICAL BOX - BLANK STEEL - 4" X 4" - CANADIAN
	008188-01-000	EA	SOLENOID - 3 POST - BATTERY CHANGE OVER

CONDUIT

KEY	PART NUMBER	U/M	DESCRIPTION
	041953-01-000	FT	CONDUIT-CONVOLUTE SLIT - .5" ID
	041953-03-000	FT	CONDUIT-CONVOLUTE SLIT - 1" ID (CLOTHES ROD COVER)
	041953-04-000	FT	CONDUIT-CONVOLUTE -SLIT - .50"ID
	041953-05-000	FT	CONDUIT-CONVOLUTE SOLID - .62" ID
	041953-06-000	FT	CONDUIT-CONVOLUTE SLIT - .375" ID
	041953-07-000	FT	CONDUIT-CONVOLUTE SLIT - .25" ID
	041953-08-000	FT	CONDUIT-CONVOLUTE SLIT - 1.50" ID
	041953-09-000	FT	CONDUIT-CONVOLUTE SLIT - .50" ID
	041953-10-000	FT	CONDUIT-CONVOLUTE SLIT - .75" ID
	041953-11-000	FT	CONDUIT-CONVOLUTE SLIT - 1.06" ID
	041953-12-000	FT	CONDUIT-CONVOLUTE - NON SLIT 1.1" ID

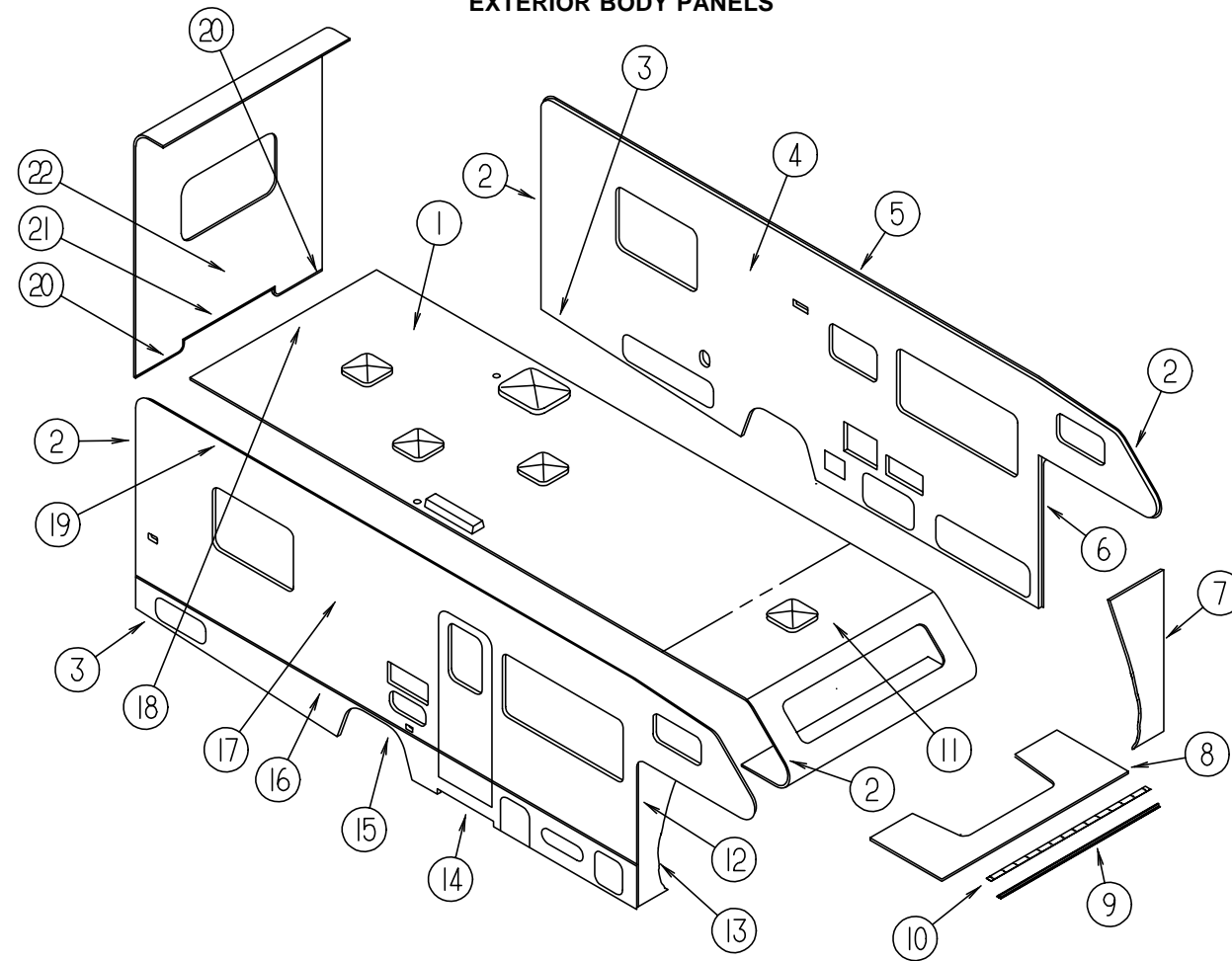
ELECTRICAL GROUP (CONTINUED)

CONNECTORS, HOUSINGS, & TERMINALS

KEY	PART NUMBER	U/M	DESCRIPTION
	077479-01-000	EA	BOOT-BATTERY TERMINAL - DOUBLE CABLE
	077479-02-000	EA	BOOT-BATTERY TERMINAL - SINGLE CABLE
	008355-01-000	EA	CONNECTOR-CABLE CLAMPING - 3/4"
	041480-01-000	EA	CONNECTOR-STRAIGHT - 1/2" FLEX CONDUIT
	058028-01-000	EA	CONNECTOR-ELECTRICAL PIGTAIL - NYLON - CLEAR
	088475-01-000	EA	CONNECTOR-PIN - 14 TO 20 AWG
	088475-02-000	EA	CONNECTOR-PIN - 10 TO 12 AWG
	008356-01-000	EA	CONNECTOR-PLASTIC - 3/8" AVG
	088476-01-000	EA	CONNECTOR-SOCKET - BRASS - PRE-TIN
	088476-02-000	EA	CONNECTOR-SOCKET - 12-10 GA - PHOS. BRZ - PRE-TIN
	008311-01-000	EA	CONNECTOR-WIRE NUT - INSULATED - RED
	008314-01-000	EA	CONNECTOR-WIRE NUT - INSULATED - GRAY
	063910-01-000	EA	HOUSING-RELAY - BOSCH 3 334 485 008
	088473-03-000	EA	HOUSING-PIN - 9 POSITION
	088473-05-000	EA	HOUSING-PIN - 6 POSITION (SINGLE ROW)
	088473-06-000	EA	HOUSING-PIN - 6 POSITION (TWO ROWS OF THREE)
	088473-07-000	EA	HOUSING-PIN - 5 POSITION - AMP 1-480763-0
	088473-08-000	EA	HOUSING-PIN - 4 POSITION
	088473-09-000	EA	HOUSING-PIN - 3 POSITION (SINGLE ROW)
	088473-10-000	EA	HOUSING-PIN - 2 POSITION
	088474-02-000	EA	HOUSING-SOCKET, 12 CAVITY - AMP 1-480711-0
	088474-03-000	EA	HOUSING-SOCKET, 9 CAVITY - AMP 1-480707-0
	088474-06-000	EA	HOUSING-SOCKET - 6 CAVITY - AMP 1-480705-0
	088474-07-000	EA	HOUSING-SOCKET - 5 CAVITY - AMP 1-480764-0
	088474-08-000	EA	HOUSING-SOCKET - 4 CAVITY - AMP 1-480703-0
	088474-09-000	EA	HOUSING-SOCKET - 3 CAVITY - AMP 1-480701-0
	088474-10-000	EA	HOUSING-SOCKET - 2 CAVITY - AMP 1-480699-0
	007956-05-000	EA	INSULATOR-SHRINK .25IDX1.50 BLACK
	112823-01-000	EA	SPLICE-REDUCER 16-14T018-22 - ETC BA-631X
	007940-01-000	EA	RECEPTACLE-SLIDE - 16 TO 12 AWG - FEMALE END
	008326-01-000	EA	TERMINAL-RING - 16/14 WIRE - 3/8" STUD
	008328-01-000	EA	TERMINAL-RING - 12/10 WIRE - #10 STUD FIT
	008331-01-000	EA	TERMINAL-RING - TONGUE - #4 WIRE - 3/8" STUD - COPPER
	008348-01-000	EA	TERMINAL-RING - 3/8" STUD - #2 WIRE
	102777-02-000	EA	TERMINAL-RING #6 STUD, 10 AWG
	035416-04-000	EA	TERMINAL-RING #10 STUD FIT - INSULATED BARREL #16/14
	047443-01-000	EA	TERMINAL-.250 RECEPTACLE FIT - INSULATED - 16/14 AWG

EXTERIOR BODY GROUP

EXTERIOR BODY PANELS

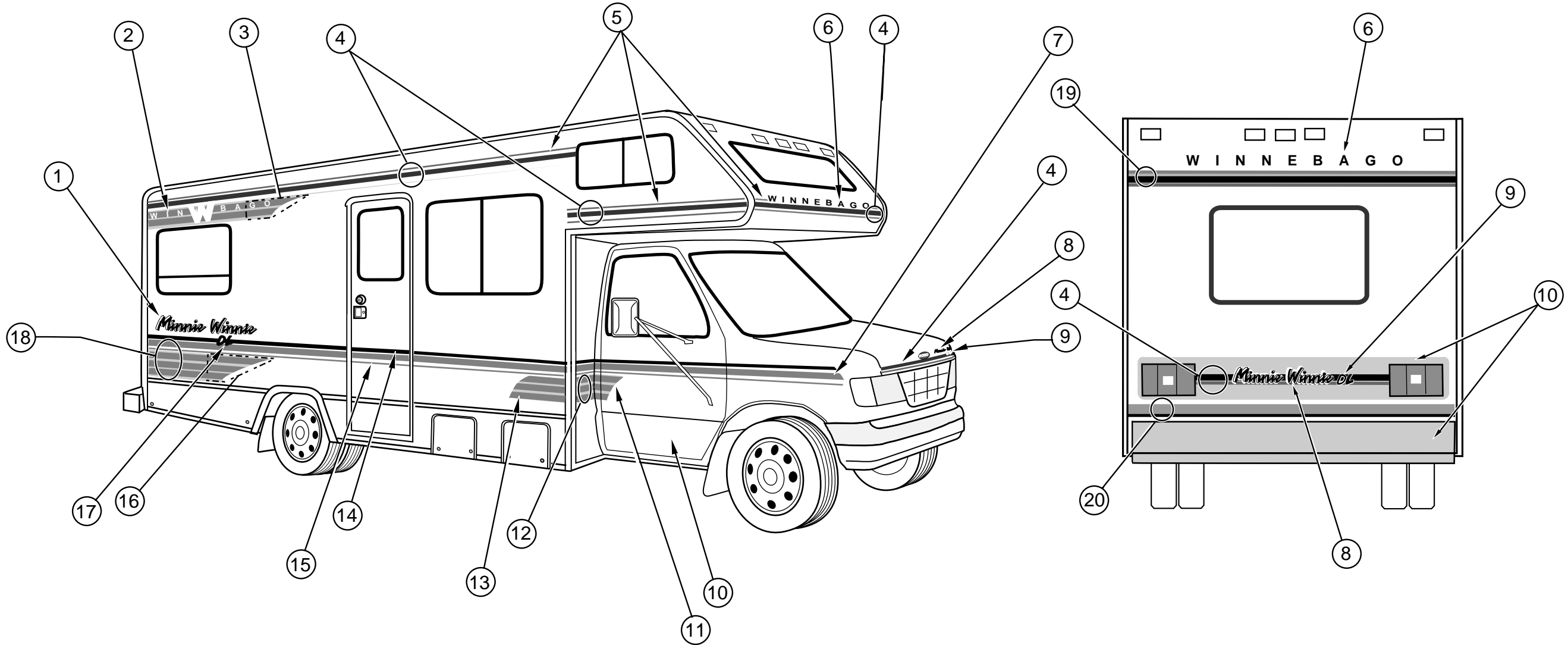


KEY	PART NUMBER	U/M DESCRIPTION
1	P16420-01-F08	EA ROOF ASM W/BASES
1	P16420-01-F09	EA ROOF ASM W/BASES
2	096854-01-02A	EA TRIM-CONTOUR - W/O VINYL INSERT - 108" - BRIGHT WHITE
2	105312-01-07A	FT INSERT-TRIM - VINYL - BRIGHT WHITE
3	106106-02-02A	EA CAP-END - ROCKER PANEL - RIGHT - BRIGHT WHITE
	106106-01-02A	EA CAP-END - ROCKER PANEL - LEFT - BRIGHT WHITE
4	P16421-02-F08	EA SIDEWALL ASM-LEFT
4	P16421-02-F09	EA SIDEWALL ASM-LEFT
5	096864-02-02A	EA TRIM-CONTOUR - ROOF TO SIDEWALL - 133.8" - BRIGHT WHITE
	064675-54-003	EA STEEL-ANGLE ROOF JOINT 1220 MM - OFF WHITE
6	104479-06-02A	EA TRIM-CONTOUR - FRONT - BRIGHT WHITE
6	106145-02-02A	EA COVER-TRIM-WINGWALL - BRIGHT WHITE
6	105015-02-02A	EA TRIM-WINGWALL - CURVED - BRIGHT WHITE
6	108037-02-02A	EA COVER-WINGWALL - CURVED - BRIGHT WHITE
7	M07423-12-F08	EA WINGWALL ASM-LEFT
	104444-02-01A	EA COVER-TRIM - WINGWALL - DRIVER - OFF WHITE
	104444-02-02A	EA COVER-TRIM - WINGWALL - DRIVER - BRIGHT WHITE
8	M07422-01-F01	EA SLEEPERBOARD ASM-BRIGHT WHITE
9	100086-02-02A	EA TRIM-SLEEPERBOARD - 2" X 90.7" - BRIGHT WHITE
10	100085-03-01A	EA TRIM-SLEEPERBOARD - FLAT - 2.5" X 87.5" - OFF WHITE
11	M76177-01-700	EA CAP-FRONT - OVERHEAD CAB TO FIRST SEAM OF ROOF
12	104479-05-02A	EA TRIM-CONTOUR - FRONT - BRIGHT WHITE
12	106145-01-02A	EA COVER-TRIM-WINGWALL - BRIGHT WHITE
12	105015-02-02A	EA TRIM-WINGWALL - CURVED - BRIGHT WHITE
12	108037-02-02A	EA COVER-WINGWALL - CURVED - BRIGHT WHITE

KEY	PART NUMBER	U/M DESCRIPTION
13	M07423-11-F08	EA WINGWALL ASM - RIGHT
	104444-01-01A	EA COVER-TRIM - WINGWALL - PASSENGER - OFF WHITE
	104444-01-02A	EA COVER-TRIM - WINGWALL - PASSENGER- BRIGHT WHITE
14	105025-11-F08	EA TRIM ASM-SIDEWALL
14	105025-11-F09	EA TRIM ASM-SIDEWALL
15	105100-02-02A	EA TRIM-WHEELWELL - BRIGHT WHITE
15	105220-01-02A	EA TRIM-WHEELWELL - REAR - BLACK
16	108651-01-02A	EA CAP-FEATURE STRIP - TITANIUM
16	105312-01-07A	EA INSERT-FEATURE STRIP - 17' LONG - VINYL - BRIGHT WHITE
16	108688-01-03A	EA STRIP-FEATURE - BRIGHT WHITE
17	P16417-02-F08	EA SIDEWALL ASM-RIGHT
17	P16417-02-F09	EA SIDEWALL ASM-RIGHT
18	078580-01-000	EA TRIM-ROOF TO BACKWALL/FRONT CAP - MILL FINISH
19	100483-02-02A	EA TRIM-CONTOUR - ROOF - BRIGHT WHITE
	099583-55-004	EA RAIL-AWNING - 10' - BRIGHT WHITE
20	103334-02-02A	EA TRIM-BACKWALL - LOWER - OFF WHITE
21	103335-02-02A	EA TRIM-BACKWALL - LOWER - OFF WHITE
22	M06971-10-F08	EA BACKWALL ASM - TWIN BED
22	M06971-10-F09	EA BACKWALL ASM - TWIN BED
22	M06971-09-F08	EA BACKWALL ASM - QUEEN BED
22	M06971-09-F09	EA BACKWALL ASM - QUEEN BED
	106106-01-02A	EA CAP-END - ROCKER PANEL - BRIGHT WHITE - RIGHT
	106106-02-02A	EA CAP-END - ROCKER PANEL - BRIGHT WHITE - LEFT
	069362-06-000	EA TUBE-SUPPORT - FLOOR TO VALANCE PANEL - 17"
	002726-01-001	EA U-CHANNEL-GARNISH - 1.38" X 19' - SERRATED - MILL ALUMINUM
	002754-01-001	EA ANGLE-EXTRUDED - .75" X .75" X 18' - MILL ALUMINUM
	002779-01-001	EA EXTR-PDR - U CHANNEL - 1.75 X 192.00

EXTERIOR BODY GROUP (CONTINUED)

DECALS, STRIPES & PAINT



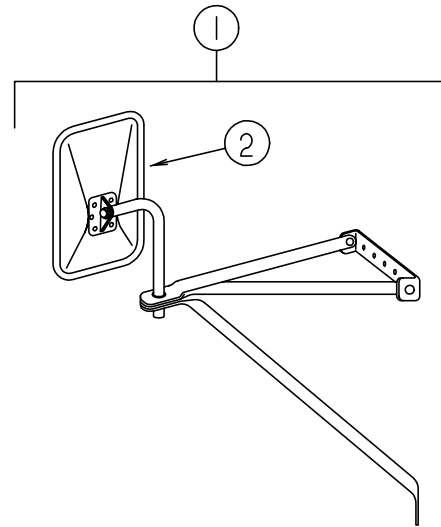
KEY	PART NUMBER	U/M	DESCRIPTION
1	105480-01-05A	EA	DECAL-LOGO - MINNIE WINNIE - OFF WHITE/SHALE/SHADOW
1	105480-01-08A	EA	DECAL-LOGO - MINNIE WINNIE - BRIGHT WHITE/SHALE/SHADOW
2	110888-01-01A	EA	DECAL-LOGO - W/WINNEBAGO - SHADOW/SHALE/RAZZBERRY
3	110887-03-01A	EA	DECAL-RADIUS - SMALL - PASSENGER - SHALE/RAZZBERRY/SHADOW
	110887-04-01A	EA	DECAL-RADIUS - SMALL - DRIVER - SHALE/RAZZBERRY/SHADOW
4	105781-27-01A	FT	FILM-MULTISTRIPE - 76.2 MM X 150' - SHADOW/SHALE/RAZZBERRY
5	107385-05-03A	FT	FILM - 38.1 MM X 150FT - RAZZBERRY
6	110889-01-01A	EA	DECAL-LOGO - WINNEBAGO - RAZZBERRY
7	110886-01-01A	EA	DECAL-FENDER - PASSENGER - RAZZBERRY/SHADOW
	110886-02-01A	EA	DECAL-FENDER - DRIVER - RAZZBERRY/SHADOW
8	105480-02-06A	EA	DECAL-LOGO - MINNIE WINNIE - BRIGHT WHITE/SHALE/SHADOW
9	106002-02-05A	EA	DECAL-LOGO - DL - BRIGHT WHITE/SHALE/SHADOW
10	099399-17-000	EA	PAINT-TITANIUM
11	110885-03-01A	EA	DECAL-RADIUS - CAB - PASSENGER - SHADOW /SHALE/RAZZBERRY
	110885-04-01A	EA	DECAL-RADIUS - CAB - PASSENGER - SHADOW /SHALE/RAZZBERRY
12	110882-01-01A	FT	FILM-MULTISTRIPE - 285.8 MM X 150' - SHADOW/SHALE/RAZZBERRY
13	110885-01-01A	EA	DECAL-RADIUS - FRONT - PASSENGER - SHADOW /SHALE/RAZZBERRY
	110885-02-01A	EA	DECAL-RADIUS - FRONT - DRIVER - SHADOW /SHALE/RAZZBERRY
14	107385-13-01A	FT	FILM - 12.7 MM X 150' FT - RAZZBERRY
15	107385-03-02A	FT	FILM - 69.9 MM X 150' - SHADOW BLUE

KEY	PART NUMBER	U/M	DESCRIPTION
16	110887-01-01A	EA	DECAL-RADIUS - LARGE - PASSENGER - SHALE/RAZZBERRY/SHADOW
	110887-02-01A	EA	DECAL-RADIUS - LARGE - DRIVER - SHALE/RAZZBERRY/SHADOW
17	106002-01-05A	EA	DECAL-LOGO - DL - LARGE - BRIGHT WHITE/SHALE/SHADOW
18	110883-01-01A	FT	FILM-MULTISTRIPE - 381 MM X 150 - SHADOW/SHALE/RAZZBERRY
19	110884-01-01A	FT	FILM - MULTISTRIPE - 171.4 MM X 150 - SHALE/RAZZBERRY/SHADOW
20	105781-08-05A	FT	FILM - MULTISTRIPE - 88.9 MM X 150 - SHALE/RAZZBERRY
			FROM: 00-00-00 THRU: 09-16-94
	041561-03-000	EA	PAINT-LOW BAKE - OFF WHITE
	099399-23-700	EA	PAINT-SPRAY - BRIGHT WHITE
	044486-03-000	EA	PAINT-LOW BAKE - BEIGE
	083581-03-000	GL	PAINT-OFF WHITE - USE DUPONT L8723 TO OBTAIN LOCALLY

DUPONT COLOR CODES

OFF WHITE	L8723A
BRIGHT WHITE	B8951
DARK PURPLE	
PERSIAN BLUE	
LIGHT ROYAL BLUE	

EXTERIOR BODY GROUP (CONTINUED)



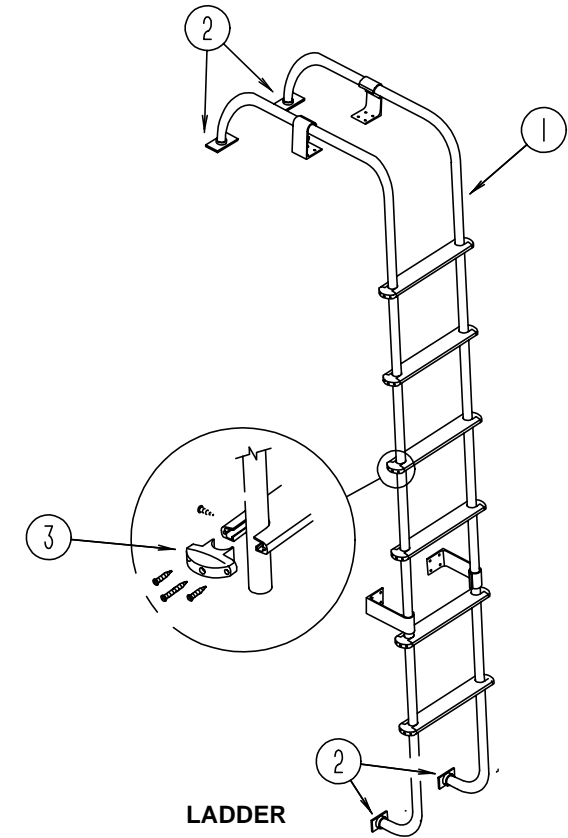
EXTERIOR MIRRORS

KEY	PART NUMBER	U/M DESCRIPTION
1	106860-01-02A	EA MIRROR ASM-RIGHT & LEFT - REGULAR HEAD LOW MOUNT - VELVAC 713139
2	106860-01-707	EA MIRROR HEAD - BRIGHT WHITE - 7092760
	106860-01-702	EA HARDWARE PKG - FOR/REG & STAR - 748230
	106860-01-708	EA ARM - BRIGHT WHITE - L7805210
	106860-01-709	EA BRACE LOWER FORWARD LEFT SIDE - L7809910 - BRIGHT WHITE
	106860-01-710	EA BRACE LOWER FORWARD RIGHT SIDE - L7809920
	106860-01-711	EA MIRROR ASM. LEFT SIDE - BRIGHT WHITE - 7133630
	106860-01-712	EA MIRROR ASM. RIGHT SIDE - BRIGHT WHITE - 7133640
	105439-01-000	EA MIRROR-AUX - CONVEX STICK-ON - VELVAC 723068-6
1	117051-03-01A	EA MIRROR-EXTERIOR - HEAD LOW MOUNT - RIGHT - BRIGHT WHITE FROM: 10-17-94 THRU: 99-99-99
1	117051-04-01A	EA MIRROR-EXTERIOR - HEAD LOW MOUNT - LEFT - BRIGHT WHITE FROM: 10-17-94 THRU: 99-99-99
	106860-02-702	EA GLASS-FLAT - VELVAC 702086-8

RUNNING BOARDS

KEY	PART NUMBER	U/M DESCRIPTION
	106461-01-000	EA RUNNING BOARD-FORD - PASSENGER FROM: 00-00-00 THRU: 12-11-94
	106461-02-000	EA RUNNING BOARD-FORD - DRIVER FROM: 00-00-00 THRU: 12-11-94
	106461-03-000	EA HARDWARE-KIT - RUNNING BOARD
	106461-06-01A	EA RUNNING BOARD-FORD - PASSENGER - BRIGHT WHITE FROM: 12-12-94 THRU: 99-99-99
	106461-07-01A	EA RUNNING BOARD-FORD - DRIVER - BRIGHT WHITE FROM: 12-12-94 THRU: 99-99-99
	106461-04-000	EA TRIM - RUNNING BOARD - SET/2
	106461-05-000	EA NON SKID STRIP- RUNNING BOARD - SET/6

EXTERIOR BODY GROUP (CONTINUED)



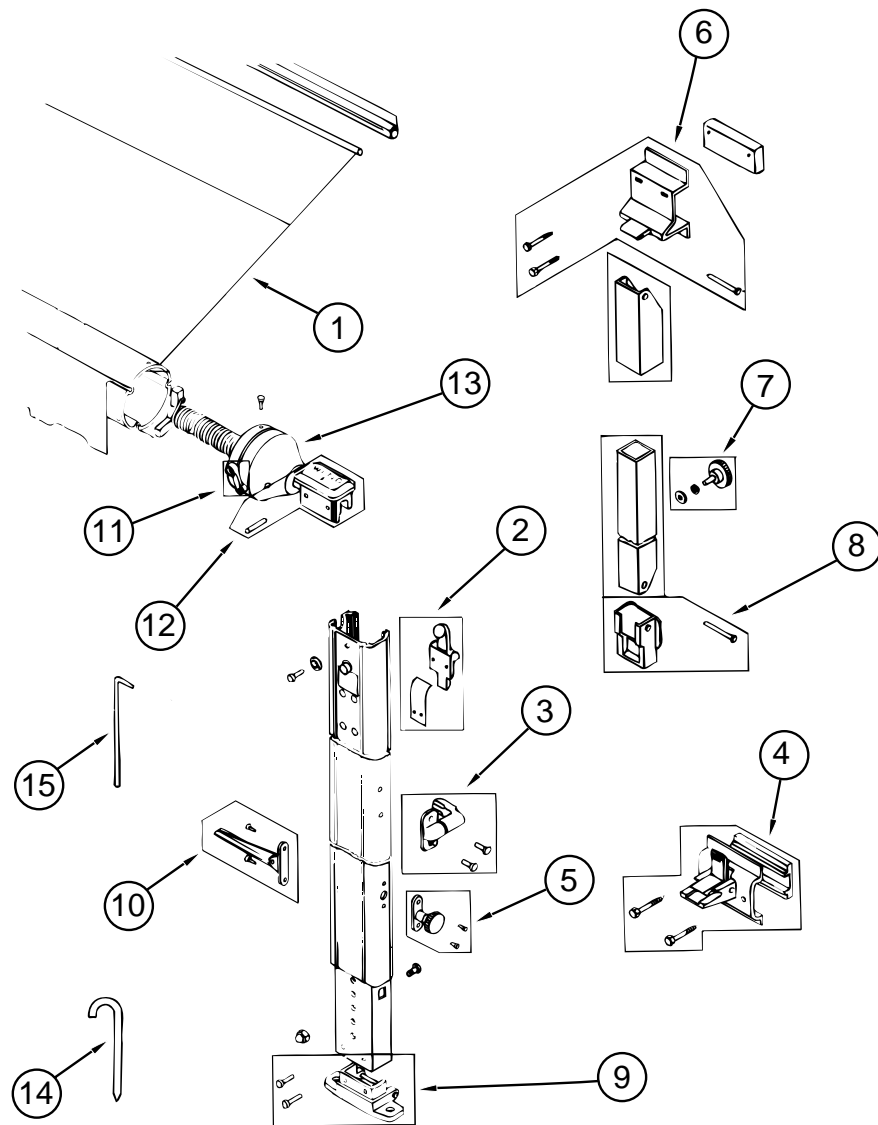
LADDER

KEY	PART NUMBER	U/M DESCRIPTION
1	102953-10-F15	EA LADDER ASM
2	067165-01-000	EA MOUNTING BRACKET-LADDER - LOWER
	000G39-06-10T	EA SCREW-SF/DR - 6-20 X 5/8 PPH - BLACK
	000G68-10-36T	EA SCREW-10-12 X 2.25 POH BLACK
3	076980-02-000	EA END CAP-STEP - BLACK
	081114-01-000	EA PLUG-ROUND - RACK & LADDER ENDS - PLASTIC - 1" DIA.

FIBERGLASS & STYROFOAM

KEY	PART NUMBER	U/M DESCRIPTION
	077517-62-000	EA SHEET-FIBERGLASS - FLAT - 48" X 96" - BRIGHT WHITE
	076054-P9-000	EA FIBERGLASS SHEET - 37.4" X 99.25" - BRIGHT WHITE
	076054-N5-000	EA FIBERGLASS SHEET - 102" X 313.8" - BRIGHT WHITE
	076054-N9-000	EA FIBERGLASS SHEET - 96" X 102" - BRIGHT WHITE
	076054-R2-000	EA FIBERGLASS SHEET - 19.4" X 65.9" - BRIGHT WHITE
	100619-01-000	BF FOAM-EXPANDED POLYSTYRENE - 48" X 96" X 1.34"
	100619-04-000	BF FOAM-EXPANDED POLYSTYRENE - EPS 48" X 96" X .5
	100619-05-000	BF FOAM-EXPANDED POLYSTYRENE - 48" X 96" X .75"
	000870-08-000	SF STYROFOAM - .75 X 48" X 96" - PLANED
	083574-03-000	SF STYROFOAM - 3/4" X 48" X 96" - INCREMENTS OF 32 SF
	044487-01-001	EA ALUMINUM SHEET - .019" X 96" X 360" - MILL FINISH
	044487-01-002	EA ALUMINUM SHEET - .24" X 96" X 432" - OFF WHITE
	068716-01-001	EA BRACE - 90 DEGREE L- ANGLE - 192"
	033381-17-001	FT STL-TUBE 16GA - 1.5" X 1.5" X 192" - HOT FORMED ASTM A50
	089297-01-000	SF PLYWOOD-LUAN - OVERLAY GRADE - 4' X 8'
	055278-51-259	EA TUBING-STEEL - .75" X 1.5" X 12.5'

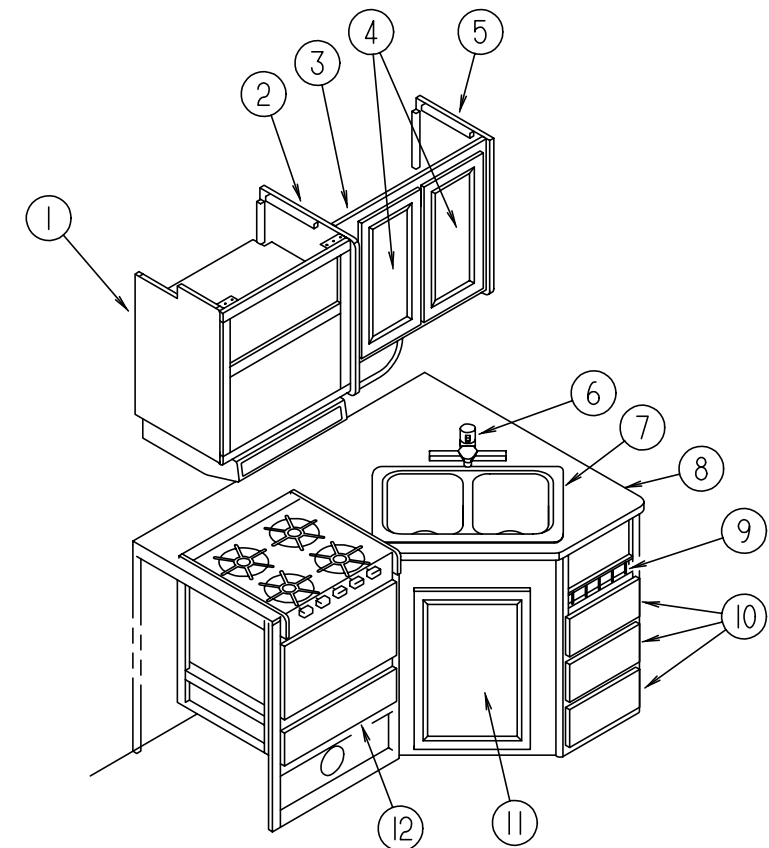
EXTERIOR BODY GROUP (CONTINUED)



AWNING & HARDWARE

KEY	PART NUMBER	U/M DESCRIPTION
1	110634-08-08A	EA AWNING-ROLLER ASM - 14' - BRIGHT WHITE
	110634-02-04A	EA AWNING-HARDWARE KIT - BRIGHT WHITE
2	110634-01-700	EA RAFTER LOCKING MECHANICAL KIT - 7605-0001
3	110634-01-701	EA SAFETY LATCH KIT - 7509-0001
4	110634-01-702	EA BRACKET KIT - BOTTOM - 7512-0001
	111038-01-01A	EA SPACER-AWNING - LOWER - BLACK
5	110634-01-703	EA HANDLE KIT - HEIGHT CONTROL - 7510-0001
6	110634-01-704	EA BRACKET KIT - UPPER W/BOLTS - 7505-0001
7	110634-01-705	EA KNOB KIT-RAFTER - ULTRA - 7508-0001
8	110634-01-706	EA SLIDE KIT - RAFTER
9	110634-01-707	EA BRACKET-GROUND KIT - 7511-0001
10	110634-01-708	EA HANDLE-LIFT - W/RIVETS - 7000-0001
11	110634-01-709	EA HANDLE-RACHET KIT - 7507-0001
12	110634-01-710	EA CAP-ARM KIT - 7503-0001
13	110634-01-711	EA SPRING ASSEMBLY - FRONT - 6598-0001
	110634-01-712	EA SPRING ASSEMBLY REAR - 6599-0001
	110634-01-713	EA CAP KIT - REAR END - 7504-0001
14	110634-01-714	EA STAKE-(4 PER BAG) - 5208-0001
15	110634-01-715	EA WAND - PULL DOWN - 7604-0001

GALLEY GROUP

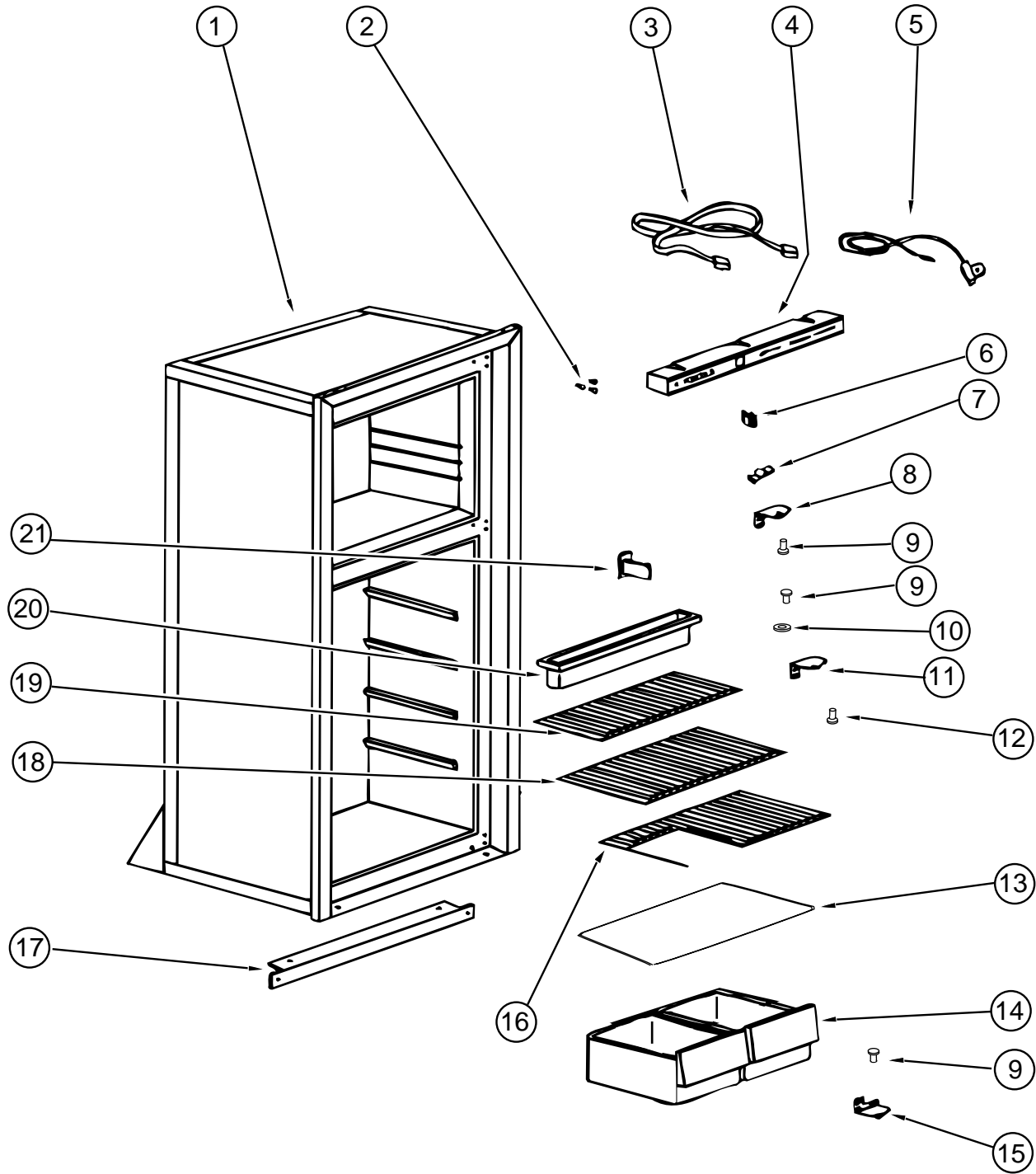


GALLEY CABINETS & FIXTURES

KEY	PART NUMBER	U/M DESCRIPTION
1	115956-01-F08	EA CABINET-OVERHEAD - MICROWAVE
2	115956-12-F08	EA END CAP-CABINET - OVERHEAD
		FROM: 00-00-00 THRU: 04-23-95
2	109908-21-F08	EA END CAP-CABINET - OVERHEAD
		FROM: 04-24-95 THRU: 99-99-99
3	116397-01-F08	EA CABINET-OVERHEAD - GALLEY
	081321-32-F08	EA SHELF ASM - CABINET
4	M06803-J7-F08	EA DOOR-CABINET - 400" X 520" - W/O HARDWARE
5	109908-14-F08	EA END CAP-CABINET - OVERHEAD
6	104114-02-01A	EA FAUCET-GALLEY - SINGLE CONTROL - 8" CHROME
7	104113-01-000	EA SINK-DOUBLE - STAINLESS STEEL
	092303-01-000	EA STRAINER-SINK
	103610-01-F08	EA COVER ASM-SINK
	103610-01-F09	EA COVER ASM-SINK
8	M06957-06-F08	EA CABINET ASM-GALLEY - W/COUCH
8	M06957-06-F09	EA CABINET ASM-GALLEY - W/COUCH
8	M06957-05-F08	EA CABINET-GALLEY - W/O DOORS & HARDWARE - W/DINETTE
8	M06957-05-F09	EA CABINET-GALLEY - W/O DOORS & HARDWARE - W/DINETTE
8	114008-12-F08	EA COUNTERTOP ASM
8	114008-12-F09	EA COUNTERTOP ASM
9	114008-14-F08	EA SPICE RACK ASM
	098335-03-F08	EA GALLEY RAIL
		FROM: 03-06-95 THRU: 99-99-99
	098335-03-F09	EA GALLEY RAIL
		FROM: 03-06-95 THRU: 99-99-99
10	M05971-47-F08	EA DRAWER-CABINET - W/O HARDWARE
11	M06803-J6-F08	EA DOOR ASM. W/O HARDWARE - 390 X 650
12	M05971-48-F08	EA DRAWER-CABINET - W/O HARDWARE
	090329-01-000	FT SEAL-T- REFRIGERATOR CABINET - .6" WIDE TOP X 2" TAIL
	091257-09-000	EA HANDLE-ASSIST - CHERRY

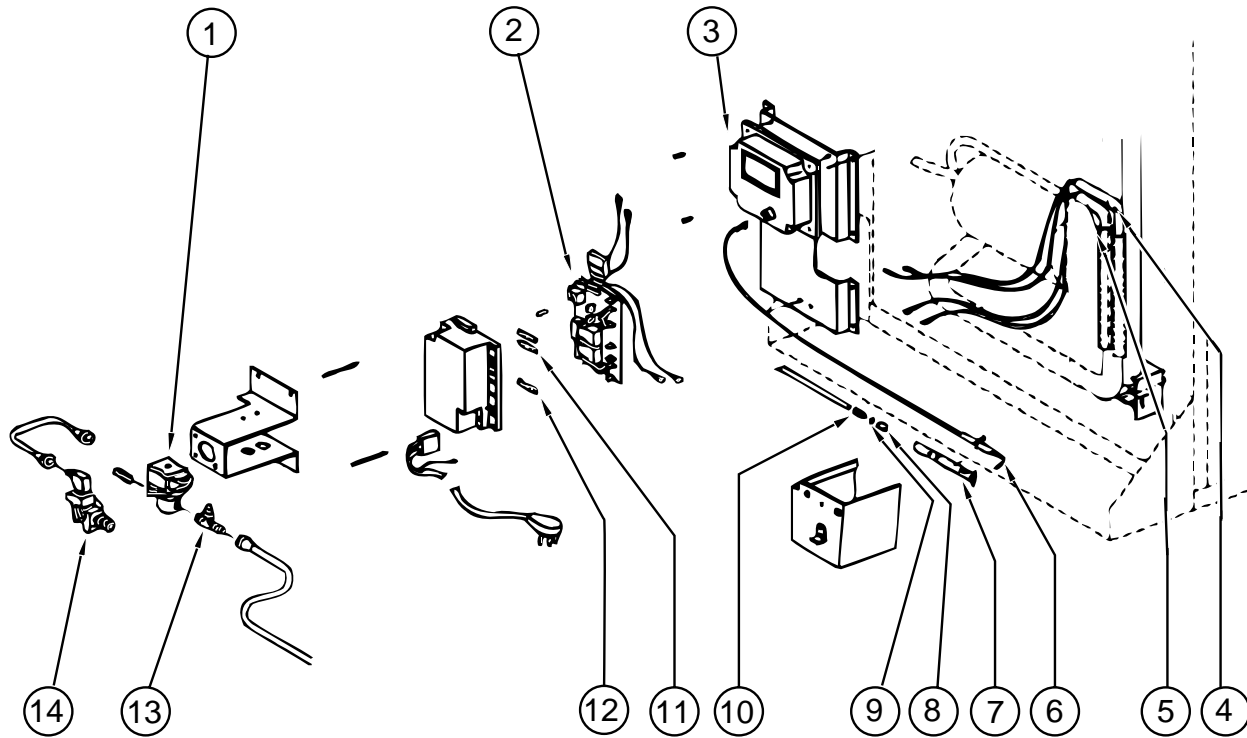
GALLEY GROUP (CONTINUED)

REFRIGERATOR



KEY	PART NUMBER	U/M DESCRIPTION
1	104138-04-01A	EA REFRIGERATOR - SMALL DOUBLE DOOR - 2-WAY - NORCOLD 6162 RH BL
2	094039-01-722	EA HOLE PLUG - BLACK - HINGE HOLES - NORCOLD 61582030
3	084880-01-746	EA CABLE - NORCOLD 61571522
4	104137-06-700	EA EYEBROW SHELL - 2-WAY - W/ HUMIDITY SWITCH HOLE - NORCOLD 61669822
4	094039-04-701	EA EYEBROW SHELL - 2-WAY - W/O HUMIDITY SWITCH HOLE - NORCOLD 61726622
5	084880-01-753	EA THERMISTER 78" - NORCOLD 61697822
6	075217-01-738	EA SWITCH-HUMIDITY - NORCOLD 61525922
7	084880-01-760	EA CLIP - THERMISTER - NORCOLD 61689122
8	094039-01-723	EA HINGE BRACKET - TOP RIGHT- BOTTOM LEFT - BLACK - NORCOLD 61580838
9	094039-01-725	EA HINGE PIN - BLACK - MALE - NORCOLD 61578130
	084880-03-702	EA HINGE PIN TOP/BOTTOM FEMALE - NORCOLD 61580630
10	084880-01-749	EA HINGE BUSHING - NORCOLD 61580722
11	094039-01-728	EA HINGE BRACKET- BLACK - CENTER HINGE - NORCOLD 61566530
12	094039-01-730	EA HINGE PIN SHAFT- BLACK - CENTER HINGE - NORCOLD 61566730
13	084880-01-722	EA CRISPER COVER - NORCOLD 61564122
14	104137-06-707	EA CRISPER - WHITE - NORCOLD 61571325
15	094039-01-724	EA BRACKET-HINGE - TOP LEFT - BOTTOM RIGHT - BLACK - NORCOLD 61580938
16	094039-01-739	EA SHELF - CUTOUT - NORCOLD 61646722
17	094039-01-732	EA FRONT COVER - BLACK - BOTTOM TRIM - NORCOLD 61622130
18	094039-01-733	EA WIRE SHELF - MIDDLE - NORCOLD 61563822
19	104137-06-706	EA WIRE SHELF - SHORT - NORCOLD 61718222
20	094039-01-735	EA INSIDE DRIP TRAY - WHITE - NORCOLD 61572830
21	084880-01-732	EA LATCH - NORCOLD 61578522
	094039-01-726	EA SHELF-FREEZER EVAPORATOR - NORCOLD 61523622
	094039-01-734	EA WIRE SHELF - TOP - W/RISER - NORCOLD 61563722
	094039-01-736	EA SWITCH-LIGHT - BLACK - NORCOLD 61581022
	104138-04-701	EA FOAMED CAB ASM - BLACK W/WHITE - NORCOLD 61725038
	084879-03-700	EA COOLING UNIT - HORIZONTAL BURNER - NORCOLD 61687237
	104137-06-709	EA VALVE-SHUT OFF - MANUAL- NORCOLD 61697922
	084880-01-726	EA HINGE BRACKET - CENTER HINGE - NORCOLD 61566523
	084880-02-700	EA LOWER FLANGE 8663 & 8683 - NORCOLD 61622123
	088248-01-706	EA BURNER-HORIZONTAL - NORCOLD 61588122
	088248-01-707	EA ELECTRODE-SENSOR - HORIZONTAL - NORCOLD 61573322
	116751-02-01A	EA TRAY-REFRIGERATOR BLACK
		FROM: 01-23-95 THRU: 99-99-99
	117089-01-000	EA DRAIN HOSE-REFRIGERATOR TRAY
	054450-01-000	EA LEVEL-REFRIGERATOR
	065225-02-000	EA PLATE-TIEDOWN - REFRIGERATOR
	093646-01-000	EA BRACKET ASM-TIEDOWN - REFRIGERATOR
	093646-02-000	EA BRACKET ASM-TIEDOWN - REFRIGERATOR

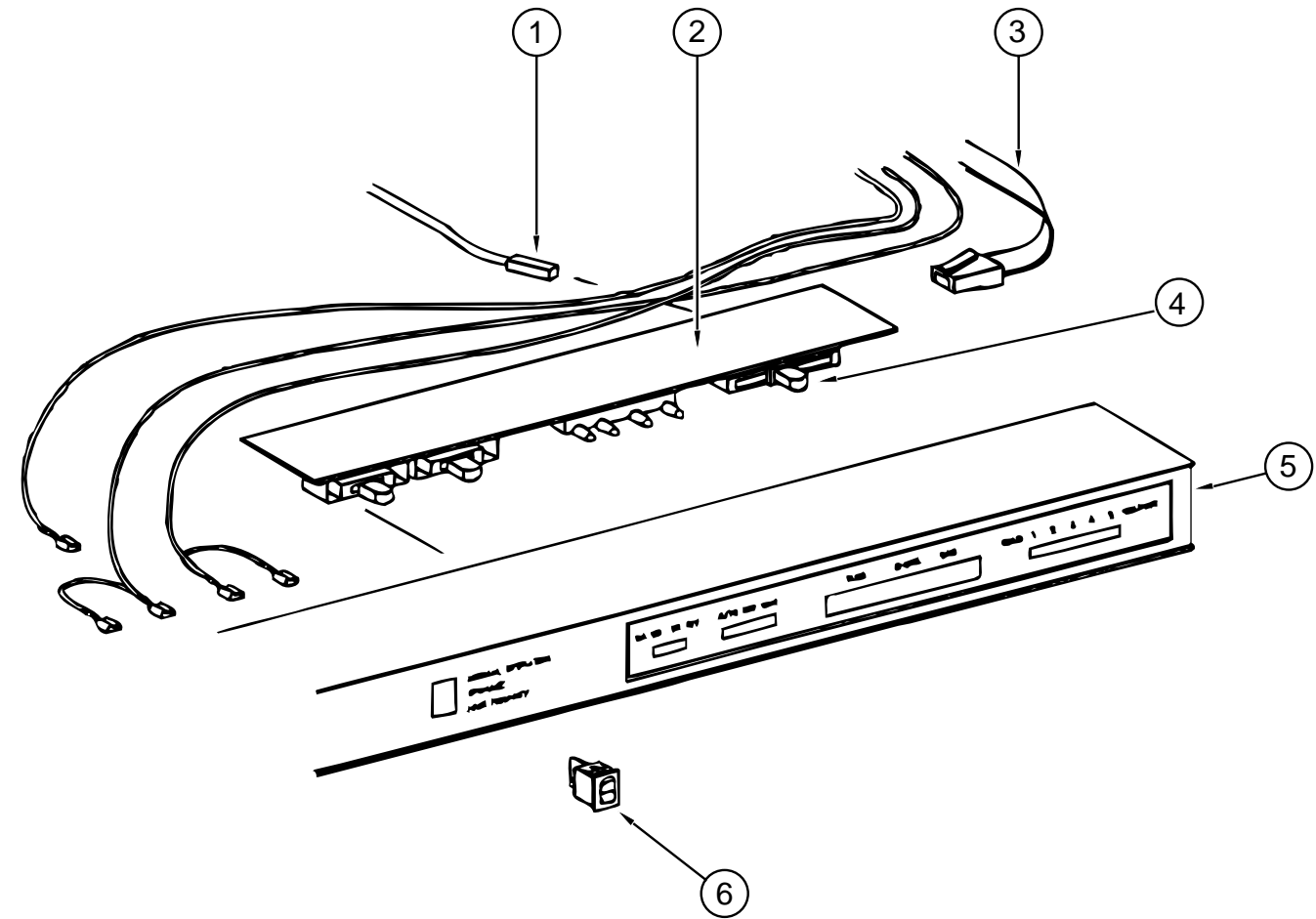
GALLEY GROUP (CONTINUED)



REFRIGERATOR CONTROL CENTER

KEY	PART NUMBER	U/M DESCRIPTION
1	084880-01-718	EA VALVE-GAS - NORCOLD 61551822
2	094039-04-702	EA POWER SUPPLY - 2 WAY - NORCOLD 61647422
3	102621-01-702	EA IGNITION MODULE - NORCOLD 61688922
4	088248-01-710	EA HEATER-DC - HORIZONTAL - 3 WAY - NORCOLD 61562822
5	088248-01-709	EA HEATER-AC - HORIZONTAL - NORCOLD 61562722
6	104137-06-715	EA SPARK/SENSE ELECTRODE- SINGLE - NORCOLD 61692222
7	104137-06-714	EA BURNER ASSEMBLY - 5-SLOT - NORCOLD 61705222
8	084880-01-705	EA ORIFICE - NORCOLD 61452222
9	104137-06-713	EA ORIFICE GASKET - NORCOLD 61475122
10	104137-06-712	EA FITTING-GAS TUBE CONNECTION - NORCOLD 61692722
11	075217-01-734	EA FUSE - 3 AMP - NORCOLD 61538822
12	104137-06-711	EA FUSE 5 AMP - NORCOLD 61611622
13	104137-06-710	EA PRESSURE TAP - NORCOLD 61594422
14	104137-06-709	EA VALVE SHUT - OFF - MANUAL ASM - NORCOLD 61694922

GALLEY GROUP (CONTINUED)



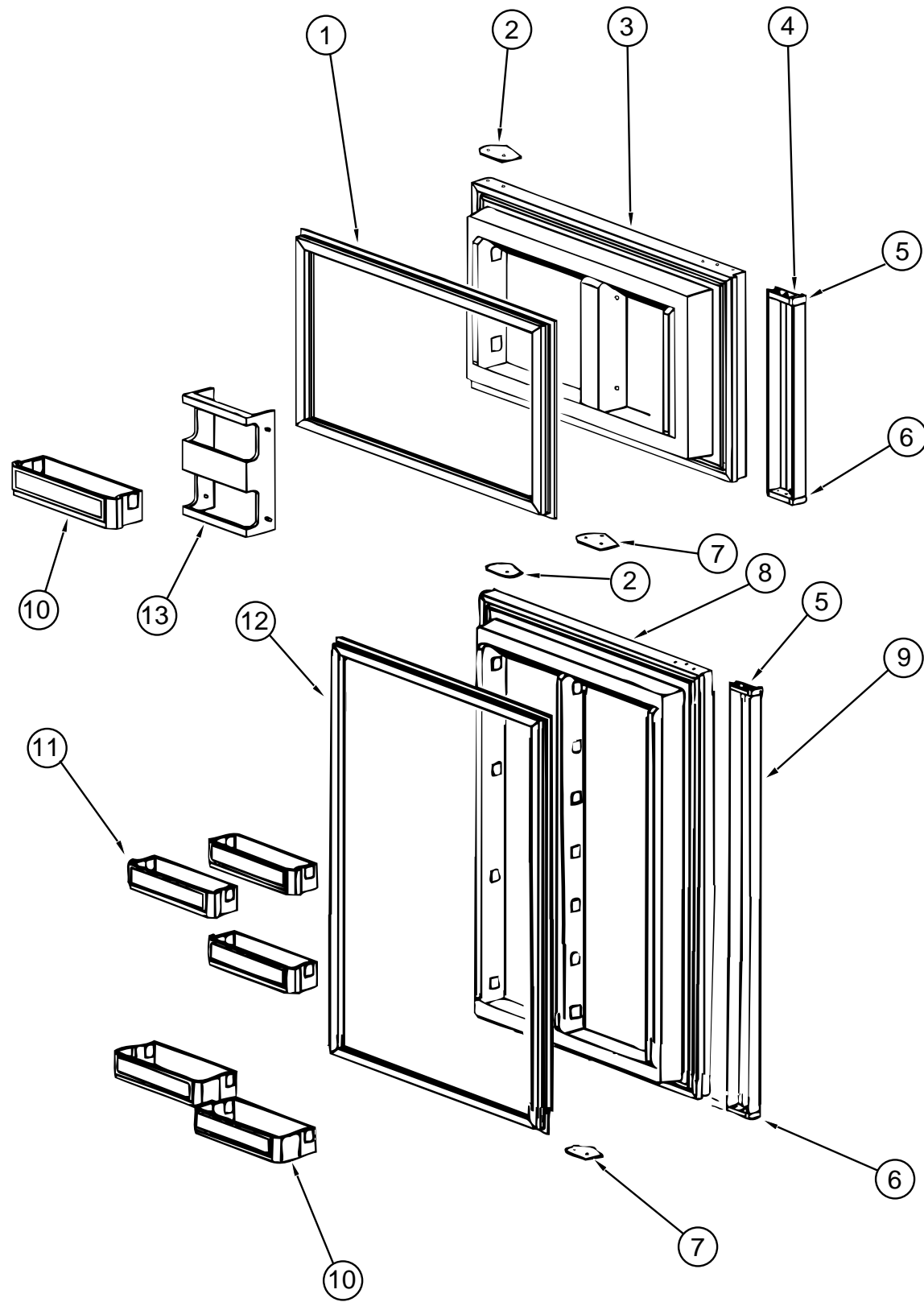
EYEBROW ASSEMBLY

KEY	PART NUMBER	U/M DESCRIPTION
1	084880-01-753	EA THERMISTER 78" - NORCOLD 61697822
	084880-01-760	EA CLIP - THERMISTER - NORCOLD 61689122
2	094039-04-700	EA PRINTED CIRCUIT BOARD - 2 WAY - NORCOLD 61647322
3	084880-01-746	EA CABLE - NORCOLD 61571522
4	102621-01-703	EA BUTTON-THERMOSTAT - ADJUSTABLE - NORCOLD 61587422
5	104137-06-700	EA EYEBROW SHELL - 2-WAY - W/ HUMIDITY SWITCH HOLE - NORCOLD 61669822
5	094039-04-701	EA EYEBROW SHELL - 2-WAY - W/O HUMIDITY SWITCH HOLE - NORCOLD 61726622
6	075217-01-738	EA SWITCH-HUMIDITY - NORCOLD 61525922

GALLEY GROUP (CONTINUED)

REFRIGERATOR DOOR

KEY	PART NUMBER	U/M DESCRIPTION
1	094039-01-702	EA GASKET - GRAY - UPPER - NORCOLD 61567830
2	094039-01-710	EA PLATE-HINGE - BLACK - NORCOLD 61631330
3	094039-01-706	EA UPPER DOOR LINER - WHITE - BLACK - NORCOLD 61581838-B
4	094039-01-708	EA HANDLE-DOOR - UPPER - BLACK - NORCOLD 61650038
5	084880-01-761	EA END CAP - SPRING CATCH - BLACK 61593730
	084880-01-720	EA SPRING - FOR DOOR HANDLE - NORCOLD 61558822
6	084880-01-740	EA END CAP - STOP CATCH - NORCOLD 61593830
7	094039-01-704	EA PLATE-HINGE - RIGHT - BLACK - NORCOLD 61631430
8	094038-01-702	EA LINER-DOOR - LOWER - BLACK/WHITE - NORCOLD 61581938-B
9	094038-01-704	EA HANDLE-DOOR - LOWER - BLACK - NORCOLD 61650138
10	104137-06-704	EA BIN-MILK - WHITE - NORCOLD 61579425
11	104137-06-703	EA BIN-DOOR SHELF - WHITE - NORCOLD 61564025
12	094038-01-700	EA GASKET-LOWER - GRAY - NORCOLD 61567930
13	104137-06-702	EA RACK-JUICE - WHITE - NORCOLD 61580525



GALLEY GROUP (CONTINUED)**MICROWAVE**

KEY	PART NUMBER	U/M DESCRIPTION
	115303-01-000	EA OVEN-MICROWAVE - MCD-DM15K-7B
	115303-01-700	EA TRIM F/VENT TOP - 2100309
	115401-01-01A	EA TRIM-MICROWAVE BLACK
	098916-14-01A	EA BRACE-MICROWAVE CABINET E-COAT
	098916-15-01A	EA BRACE-MICROWAVE CABINET E-COAT
	094750-07-000	EA BRACKET-MICROWAVE - 89 DEGREE

RANGE HOOD

KEY	PART NUMBER	U/M DESCRIPTION
	100258-22-03A	EA HOOD-RANGE - W/O MONITOR PANEL - VENTLINE - US TCS5008NAD
	075470-01-703	EA SWITCH-ON/MOMENTARY - RP1016
	090973-01-700	EA MOTOR - LVS CA508-1
	090973-01-702	EA BLADE-FAN - LVS VA183-1
	092696-01-701	EA KNOB-LEVEL - CABLE - PLASTIC - BLACK - VENTLINE CC225
	092696-01-702	EA RESISTOR-WIRE - VENTLINE L7314
	092696-01-709	EA BULB - 912 - VENTLINE VA415
	092696-01-710	EA SOCKET-LIGHT - VENTLINE CB267-2
	092698-02-700	EA FASTENER-PUSH - EXTERIOR RANGE HOOD VENT - VB430
	092698-02-701	EA CLAMP-CONDUIT - VB334
	096983-01-700	EA SWITCH-ON/OFF - VENTLINE 108
	096983-01-702	EA SWITCH-TWO WAY MOMENTARY - VENTLINE 112
	096983-01-703	EA SWITCH-ON/ON - 115
	096983-01-707	EA FILTER-GREASE - 8" X 8" - LVS CC246
	096986-02-701	EA LENS-LAMP - VENTLINE CC179
	100258-04-701	EA BEZEL-SWITCH LEVER - CC116
	100258-04-702	EA SWITCH-LEVER - W/CABLE - CB547-1
	100258-10-700	EA METER-HOUR - 150
	100258-11-700	EA BOARD-CIRCUIT - 5079-01
	100258-12-700	EA PANEL-CONTROL ASSEMBLY - 9076
	097618-01-000	EA WIRE ASM-MONITOR PANEL - W/4 WIRES & BLACK RESISTOR - LVS

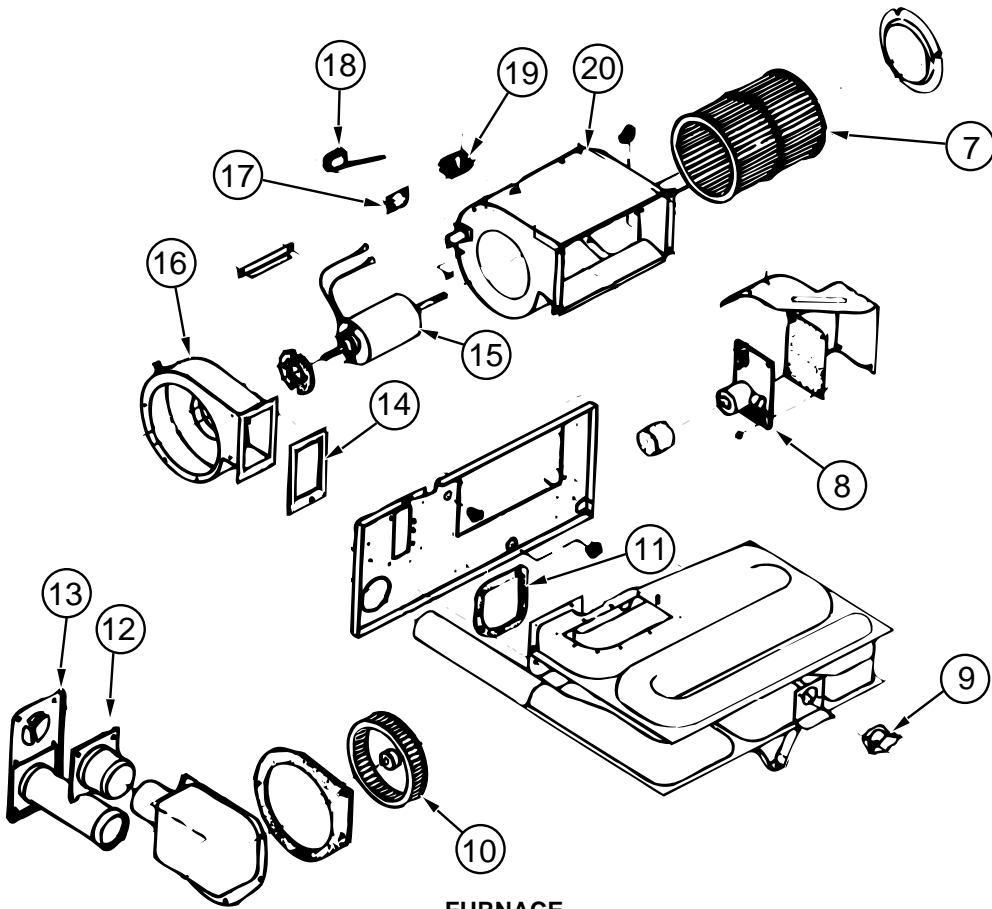
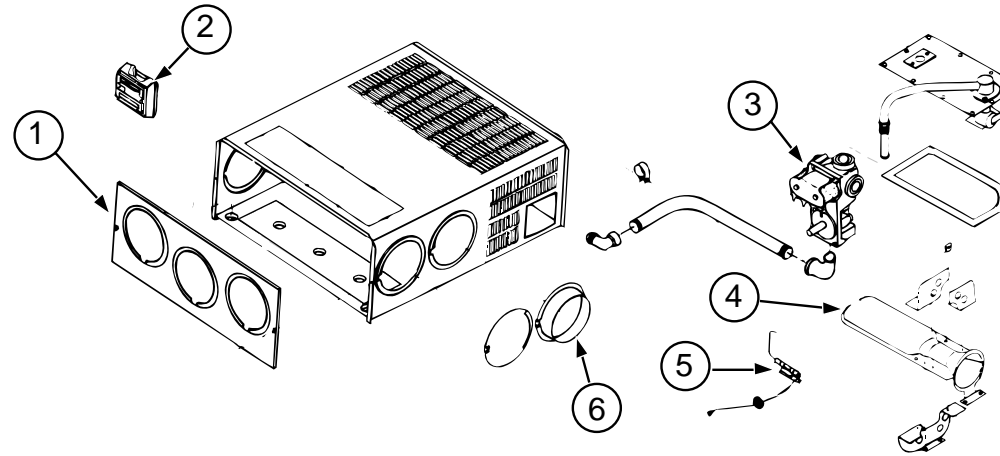
RANGE

KEY	PART NUMBER	U/M DESCRIPTION
	112881-01-02A	EA RANGE - 16" - 3 BURNER ALMOND DOOR BLACK TEX - MAGIC CHEF 16RB-3BZ
	112881-01-714	EA PANEL-OVEN DOOR ALMOND - MAGIC CHEF 2401F114-70
	102020-01-700	EA SHELF-OVEN - MAGIC CHEF 7801-P027-60
	102020-01-701	EA HANDLE-DOOR - MAGIC CHEF 7701P092-60
	102020-01-709	EA BUMPER-GRATE - MAGIC CHEF 8007P018-60
	102020-01-711	EA GRATE-TOP - MAGIC CHEF 7518P012-60
	102020-01-722	EA VALVE-TOP BURNER - MAGIC CHEF 7502P095-60
	102020-01-724	EA BUMPER-MAIN TOP - MAGIC CHEF 8003P008-60
	102022-01-708	EA REGUALTOR PRESSURE 1/4IN - 1/2 OUT - MAGIC CHEF 7510P041-60
	112881-01-712	EA TOP-MAIN - BLACK - MAGIC CHEF 2001F110-90
	112881-01-701	EA MANIFOLD PANEL - MAGIC CHEF 2616F091-70
	112881-01-702	EA VALVE-MERCURY - SAFETY VALVE - MAGIC CHEF 7501-P121-70
	112881-01-703	EA VALVE-TOP BURNER HI-OUTPUT - MAGIC CHEF 7502P180-60
	112881-01-704	EA KNOB-THERMOSTAT - MAGIC CHEF 7731P067-60
	112881-01-705	EA KNOB-TOP BURNER - MAGIC CHEF 7733P072-60
	112881-01-706	EA THERMOSTAT - MAGIC CHEF 12400026
	112881-01-707	EA TRIM-FLAT - LEFT - BLACK - MAGIC CHEF 3608W035-70
	112881-01-708	EA TRIM-FLAT - RIGHT - BLACK - MAGIC CHEF 3608W036-70
	112881-01-709	EA PIPE-MANIFOLD - MAGIC CHEF 7513P097-60
	112881-01-710	EA OVEN PILOT - MAGIC CHEF 7505P202-60
	112881-01-711	EA OVEN BURNER - MAGIC CHEF 3404W025045
	112881-01-715	EA THERMOSTAT - REF. SER. # 3C - 7515P037-60
	112881-01-716	EA KNOB - THERMOSTAT-SER# 3C - 7731P107-60
	105458-01-000	EA BRACKET-TIEDOWN - STOVE
	105458-02-000	EA BRACKET-TIEDOWN - STOVE

GENERATOR GROUP**4.0 KW ONAN GENERATOR**

KEY	PART NUMBER	U/M DESCRIPTION
	109982-05-000	EA GENERATOR - 3.3 MICROLITE - ONAN KY-FR/26119 B - EXPORT
	109982-03-000	EA GENERATOR - 4.0 MICROLITE - ONAN KY-FA/26100 B
	105958-08-000	EA PIPE-EXHAUST - GENERATOR - BAUER WELDING FROM: 00-00-00 THRU: 08-28-94
	105958-10-000	EA PIPE-EXHAUST - GENERATOR FROM: 08-29-94 THRU: 99-99-99
	007067-01-000	SF INSULATION-FIBERGLASS - 1" THICK X 4' - INCREMENTS OF 4 SF
	007125-03-000	EA CLAMP-MUFFLER - 1.5" DIA
	007125-04-000	EA CLAMP-MUFFLER - 1.1" DIA.
	008401-01-000	EA STRAP-CONDUIT - 3/4" - 1 HOLE - GALVANIZED STEEL

HEATING & AIR CONDITIONING GROUP



FURNACE

KEY	PART NUMBER	U/M DESCRIPTION
	098668-20-000	EA FURNACE - 30,000 BTU - SUBURBAN SF-30 2273
1	098668-01-700	EA CABINET FRONT - SUBURBAN 101242
2	115764-01-01A	EA THERMOSTAT-FURNACE - SUBURBAN
3	098668-01-714	EA GAS VALVE (WHITE ROGERS) - 161070
4	098668-02-700	EA BURNER ASM COMPLETE (SF-30/SF35) - SUBURBAN 010745
5	098668-01-715	EA ELECTRODE ASM.(SGL PROBE) - 232166
6	075696-02-703	EA COLLAR-DUCT - SUBURBAN #050715
7	098668-01-711	EA WHEEL -ROOM AIR - SUBURBAN 350123
8	098668-01-712	EA BOARD-MODULE - SUBURBAN 231741
9	098668-21-701	EA LIMIT SWITCH - SUBURBAN 231799
10	098668-01-706	EA WHEEL-COMBUSTION AIR - SUBURBAN 350122
11	098668-01-716	EA GASKET FIREWALL(CHAMBER SIDE) - SUBURBAN 070808
12	098668-01-713	EA INTAKE VENT TUBE ASM - SUBURBAN 051044
13	098668-01-707	EA VENT CAP & EXHAUST TUBE ASM - SUBURBAN 260193

HEATING & AIR CONDITIONING GROUP (CONTINUED)

FURNACE (CONTINUED)

KEY	PART NUMBER	U/M DESCRIPTION
14	098668-01-717	EA GASKET FIREWALL(BLOWER SIDE) - SUBURBAN 070809
15	098668-01-709	EA MOTOR ASM.-FOR SF-25 - SF-30 - SUBURBAN 231706
16	098668-01-708	EA BLOWER ASM (COMBUSTION AIR) - SUBURBAN 390441
17	101990-01-714	EA MICROSWITCH GASKET - SUBURBAN 230877
18	098668-21-700	EA MICROSWITCH - W/O FLAG 3 1/4" - SUBURBAN 232261
19	074466-01-702	EA RELAY-TIME DELAY - SUBURBAN# 230625
20	098668-01-710	EA BLOWER ASM (ROOM AIR) - SUBURBAN 390440
	092300-02-701	EA ORFICE - MAIN BURNER - SUBURBAN 1802214
	098668-23-000	EA DOOR-ACCESS - FURNACE - BRIGHT WHITE - SUBURBAN 520574
	056464-05-000	EA REGISTER-PLASTIC W/O DAMPER - 4" DIAMETER - GOLDEN FROM: 00-00-00 THRU: 04-16-95
	056464-10-000	EA REGISTER-4IN DIA - PLASTIC - W/O DAMPER DURA-BEI FROM: 04-17-95 THRU: 99-99-99

A/C-13,500 BTU & CEILING ASM - EUROPE

KEY	PART NUMBER	U/M DESCRIPTION
	108889-02-03A	EA A/C-ROOF - 13,500 TSR 220 BRIGHT WHITE - COLEMAN 7373(EXPORT)
	108891-01-01A	EA CEILING ASM-A/C COOL TSR HO - COLEMAN 7330-714 IV
	042204-01-709	EA THERMOSTAT-IN 64 OUT 58 - COLEMAN# 6701-3401
	063903-01-702	EA LOUVER - COLEMAN# 6703A5191
	073742-01-701	EA SELECTOR SWITCH (5 TERMINAL) - COLEMAN# 6759-3251
	073742-01-702	EA DECAL COOL ONLY - COLEMAN# 6759C3431
	081606-01-712	EA CEILING SHROUD (IVORY) - COLEMAN# 6769-5061
	091225-01-713	EA KNOB (2 PER PACKAGE) - COLEMAN# 6701-3351
	091225-01-717	EA DECAL (THERMOSTAT) COOL ONLY - COLEMAN# 6799A3441
	093766-02-701	EA DECAL-LEFT SIDE - COLEMAN #6799-3971
	108891-01-700	EA SINGLE PARTS PACKAGE (KNOBS & NUTS) - COLEMAN 6792-5991
	108891-01-701	EA RETAINER CLIPS F/FILTER (6 PER) - COLEMAN 6799-3141

HEATING COMPONENTS

KEY	PART NUMBER	U/M DESCRIPTION
	089367-01-000	EA TEE - 4" OD - 7" LONG
	069636-02-000	EA CONNECTOR-DUCT - 4" ID - SUBURBAN 050715
	009198-01-000	FT DUCT-HEAT - FLEXIBLE - 4" ID X 25 FT
	093614-01-01A	EA GRILLE-RETURN AIR - FURNACE - 15.6" X 7.6" - BROWN FROM: 00-00-00 THRU: 04-16-95
	093614-01-02A	EA GRILLE-RETURN AIR DURA-BEIGE *LIMA,19H-14X6BR-RAG FROM: 04-17-95 THRU: 99-99-99
	079059-01-000	EA HOSE - 90 DEGREE - 5/8"ID X 4" X 36"
	007108-01-000	FT HOSE-HEATER - 5/8" ID - HI-TEMP - FORD ESE-M2D192-A
	056464-05-000	EA REGISTER-PLASTIC - W/O DAMPER - 4" DIAMETER - GOLDEN
	009200-01-000	EA TAPE-FURNACE, 1 1/2"
	088753-01-000	FT TUBE-ALUMINIZED STEEL - 5/8" - 18 GAUGE
	008042-01-000	FT TUBING-VINYL - .65" ID

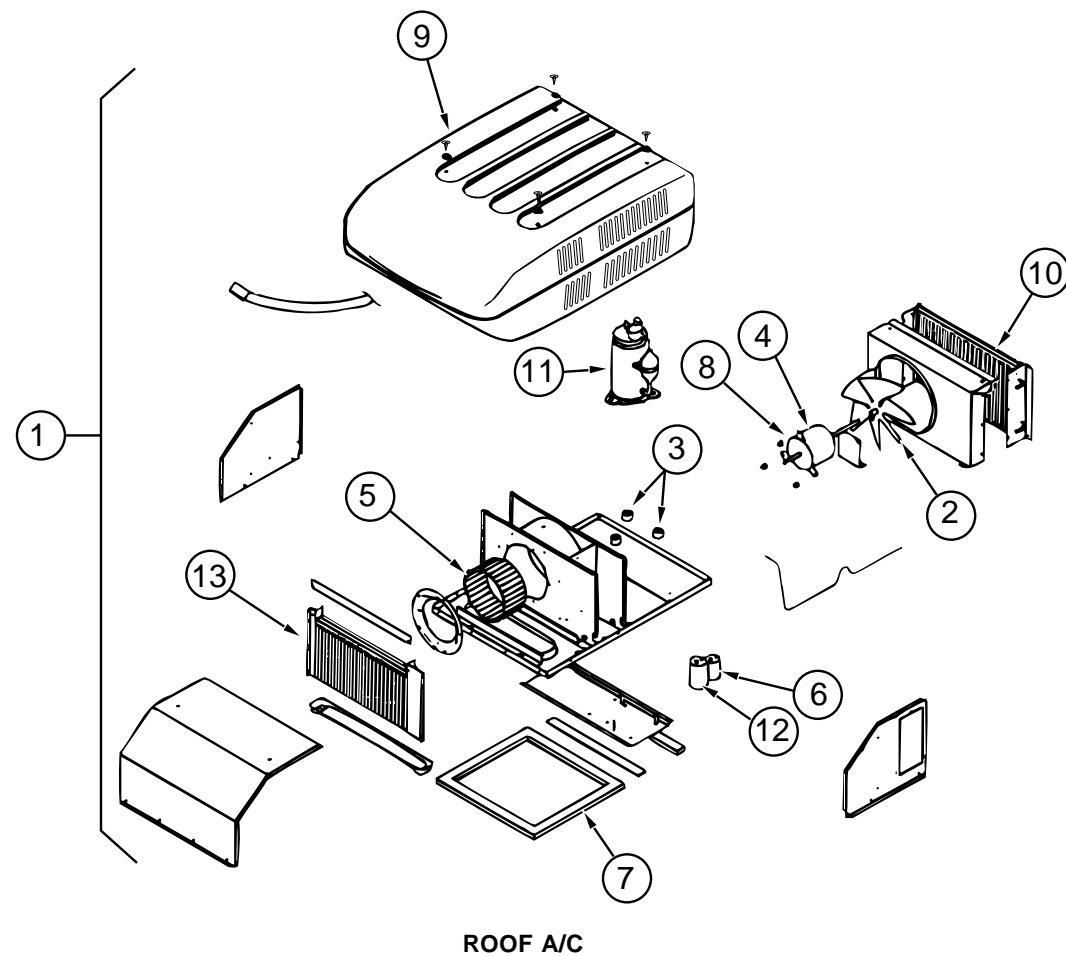
REAR HEATER

KEY	PART NUMBER	U/M DESCRIPTION
	084405-01-000	EA HEATER ASM-REAR - DUCTED - W/MOTOR AID - EVANS
	084405-01-700	EA HEATER CORE - FT200229
	084405-01-701	EA FAN - HV029931
	084405-01-702	EA MOTOR-12 VOLT ASSY - R0200180
	087202-01-000	EA SWITCH-4 POSITION - W/KNOB

HEATING & AIR CONDITIONING GROUP (CONTINUED)

INTERIOR FINISH GROUP

PANELING, LAMINATES & PLASTIC



ROOF A/C

KEY	PART NUMBER	U/M DESCRIPTION
1	115219-01-03A	EA A/C-ROOF - 14,800 MACH 15 BRIGHT WHITE - COLEMAN 7335A697
2	093763-01-712	EA FAN BLADE-CONDENSER - COLEMAN #6733-3221
3	105620-01-706	EA FOOT PKG-COMPRESSOR - 3 PER PKG- COLEMAN #6759-3081
4	108889-01-705	EA MOTOR (115 - 60HZ) COLEMAN #1468-3049
5	108889-01-706	EA IMPELLOR - COLEMAN #1472-1041
6	093763-01-704	EA FAN CAPACITOR - COLEMAN #1499-5461
	108889-01-710	EA FILLER PAD-COND AIR SEAL - COLEMAN #6759A3971
7	108889-01-711	EA GASKET PKG - COLEMAN #6792-3301
8	108889-01-715	EA MOTOR MOUNT & SHAFT SEAL KIT - COLEMAN #6792-3361
9	108889-05-700	EA SHROUD - COLEMAN #7333-4601 - BRIGHT WHITE
10	115219-01-700	EA CONDENSER COIL
11	115219-01-701	EA COMPRESSOR - PANASONIC
12	115219-01-702	EA RUN CAP - COMP-50 MFD/370V
	115219-01-703	EA START RELAY
13	115219-01-704	EA EVAPORATOR COIL
	115219-01-705	EA SUCTION LINE - LOWER
	115219-01-706	EA SUCTION LINE - UPPER
	115219-01-707	EA DISCHARGE LINE ASSY.
	093306-01-701	EA DECAL PKG - LEFT & RIGHT - COLEMAN 6798B3591
	093306-01-720	EA START CAPACITOR 21-25 MFD/33 1497-3351
	102289-01-000	EA SPRING-SCREW - ROOF A/C GASKET - COLEMAN 6757-150
	022756-02-000	EA COVER-PROTECTIVE - 5.5" ENDS X 8.2" - PLASTIC - OFF WHITE
	022756-03-000	EA COVER-A/C - PLASTIC - OFF WHITE
	084077-03-000	EA COVER-BLANK - ROOF A/C - 5.2" X 3.5" - IVORY

KEY	PART NUMBER	U/M DESCRIPTION
	074497-25-000	SF PANELING-CEILING TIGA BEND - PEARL 2.7 MM X 48" X 108"
	074497-23-000	SF PANELING-WOODGRAIN - 4' X 8' - INCREMENTS OF 32 SF
	080215-09-000	SF PANELING-2 SIDED CHERRY
	074498-58-000	SF LAMINATE-PLASTIC - 5' X 8' - WOODGRAIN - CHERRY
	074498-73-000	SF LAMINATE-PLASTIC - PEPPERMINT (F08)
	074498-71-000	EA LAMINATE-PLASTIC - NATURAL SANTOS (F09)
	074498-67-000	SF LAMINATE-PLASTIC - ORCHID MIST
	088272-D6-000	SF PANELING-ALLURE - MEADOW (F08)
	088272-D2-000	SF PANELING-AMADEUS - GLOW (F09)
	088272-98-000	SF PANELING-SHOWER - OFF WHITE - 4' X 7' - INC OF 28 SQ FT
	089297-01-000	SF PLYWOOD-LUAN - OVERLAY GRADE - 4' X 8' - INC OF 32 SF
	093743-02-01A	SF PLASTIC-ABS - 20" WIDE ROLL - OFF WHITE
	095688-01-000	SF VENEER-FLAT LUANA - 48" X 96"

CARPETING & FLOOR MATS

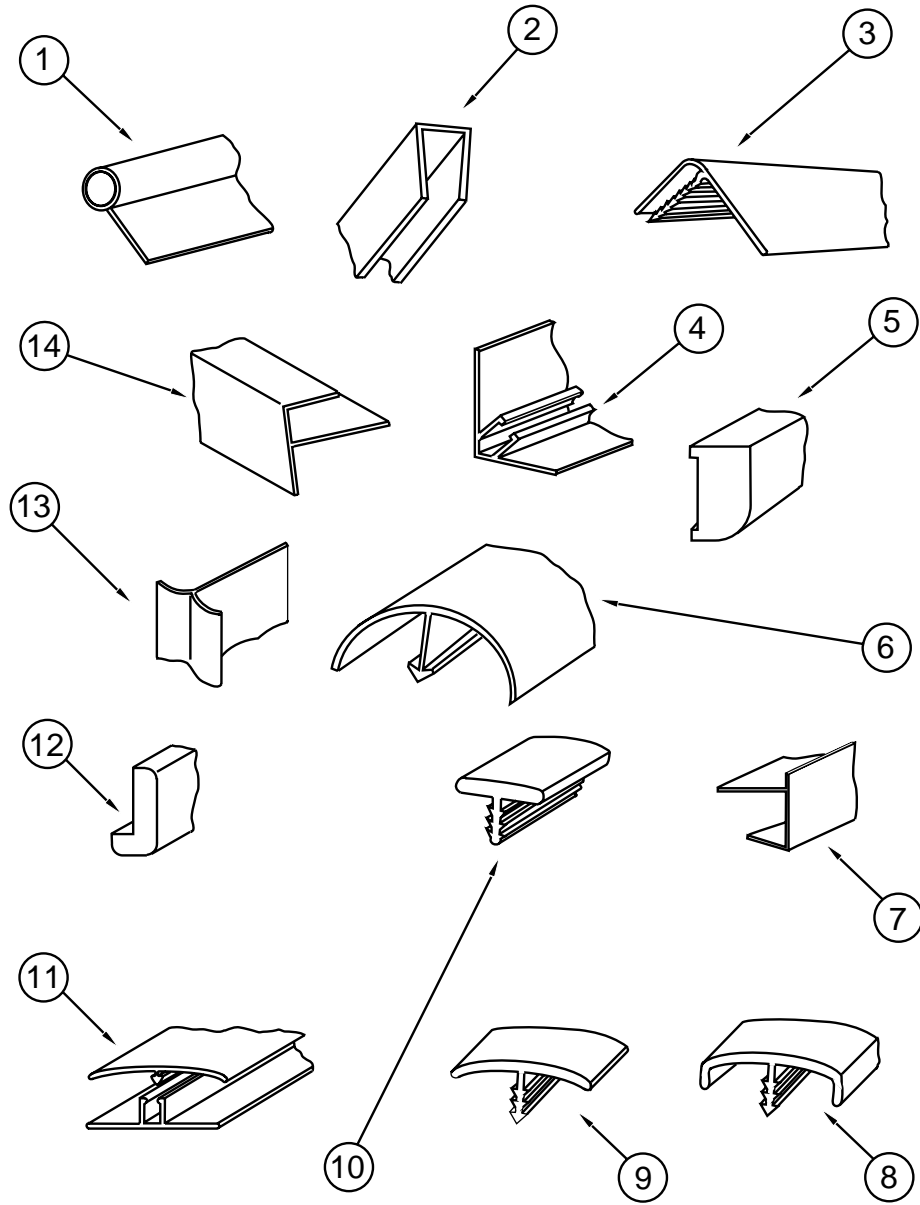
KEY	PART NUMBER	U/M DESCRIPTION
	096060-A2-000	SY CARPET-JUBILATION - DOESKIN - CARRIAGE (F08)
	096060-99-000	SY CARPET-ROLL - JUBILATION - PARCHMENT (F09)
	093486-01-000	SY CARPET-COMPARTMENT - 54" WIDE - DARK GRAY
	047034-06-000	SF PLASTIC-CARPET - 2"WIDE - CLEAR POLY
	081075-03-000	EA MAT-FLOOR ENTRANCE - WINNEBAGO - PLASTICOLOR GRAY (CAB TRIM GROUP)
	106884-01-000	EA MAT-FLOOR - PASSENGER - "W" - FORD
	106884-02-000	EA MAT-FLOOR - DRIVER - "W" - FORD

FIRE EXTINGUISHER, CLOCK & DETECTORS

KEY	PART NUMBER	U/M DESCRIPTION
	072852-01-000	EA DETECTOR-SMOKE - W/9 VOLT BATTERY (US)
	072852-02-000	EA DETECTOR-SMOKE - W/9 VOLT BATTERY (CANADIAN)
	094499-01-000	EA EXTINGUISHER-FIRE - DRY W/MOUNTING BRACKET - 10 BC
	094499-02-000	EA EXTINGUISHER-FIRE - DRY - 1A10BC - CANADIAN
	094499-01-700	EA BRACKET-MOUNTING - W/PLASTIC STRAP - FIRE EXTINGUISHER
	100793-02-01A	EA CLOCK-WALL - BOLDEN - ROUND 11"
	112320-01-000	EA DETECTOR-CO GAS - MODEL 9B-I - COSTAR 940000000
	112320-02-000	EA BATTERY/SENSOR-CO GAS - COSTAR 940001000

INTERIOR FINISH GROUP (CONTINUED)

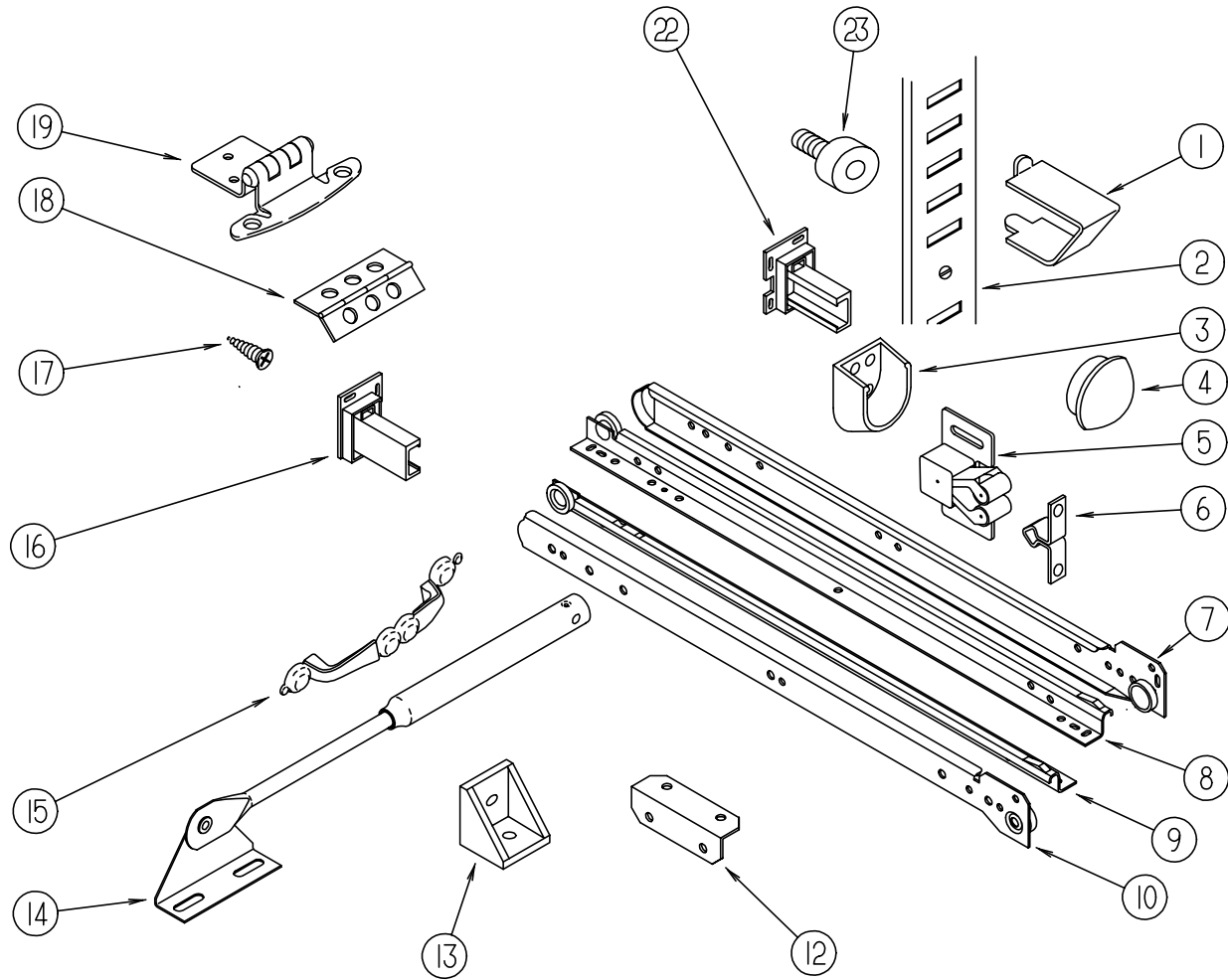
MOLDINGS & TRIMS



KEY	PART NUMBER	U/M DESCRIPTION
1	009767-12-000	FT MOLDING-SIDEWALL TO CEILING/CABINET - WELTING - OFF WHITE
2	009778-18-000	FT U CHANNEL-PLASTIC - 1" WIDE X 8' INCREMENTS - CHERRY
2	009778-20-000	FT U-CHANNEL - 1" X 55" - MODERN IVORY
3	009809-27-000	EA MOLDING-CORNER - OUTSIDE - 1" - PLASTIC - CHERRY
3	009809-23-000	EA MOLDING-CORNER - OUTSIDE - 1" - PLASTIC - IVORY
4	081521-02-007	EA MOUNT-METAL MOLDING - FOR RADIUS CORNER MOLDING - 12.5'
5	111136-D2-004	EA MOLDING-VINYL WRAPPED - 018 X 038 X 2004 MM - CHERRY
5	111136-D2-134	EA MOLDING-VINYL WRAPPED - 018 X 040 X 2134 MM - CHERRY
5	111136-F2-134	EA MOLDING-VINYL WRAPPED - 018 X 065 X 2134 MM - CHERRY
6	042357-19-000	EA MOLDING-CORNER - RADIUS - 1.5" X 7' - PLASTIC - CHERRY
7	103186-01-04A	FT MOLDING-EDGE - SHELF - .78" WIDE - PLASTIC - CHERRY
8	104676-02-03A	FT MOLDING-T - 1/2" RIGID - CHERRY
9	009815-09-000	FT MOLDING-T - .75" - IVORY
10	104676-01-01A	FT T-MOLDING - 5/16 RIGID - GOLD
11	086229-01-000	EA RETAINER-BATTEN - CEILING - .75" WIDE - 7.6'
11	086229-04-000	EA BATTEN-CEILING - 1" WIDE - IVORY - 7.6'
12	077840-01-E41	EA MOLDING-CAP -WALL 2438
13	022992-01-000	FT MOLDING-REVERSE COVE - T-SHAPED - VINYL - WHITE
13	022992-11-000	FT MOLDING-REVERSE COVE - T-SHAPED - VINYL - IVORY
13	022992-14-000	FT MOLDING-REVERSE COVE - T-SHAPED - VINYL - BRIGHT WHITE
14	009812-22-000	EA MOLDING-CORNER - OUTSIDE - .5" X 7' - PLASTIC - BROWN
14	009812-26-000	EA MOLDING-CORNER - OUTSIDE - .5" X 7' - PLASTIC - CHERRY
14	009812-24-000	EA MOLDING-PLASTIC - OUTSIDE CORNER - .50" - IVORY
	052372-02-000	BF LUMBER-CLASS II - 1 X 4 X RL - CONSTRUCTION GRADE
	069733-82-000	EA BATT STRIP-WOODGRAIN - 8' - CHERRY
	070504-18-000	FT U-CHANNEL-PLASTIC - .065" WIDE - IVORY - INC OF 8'
	070504-30-000	FT U-CHANNEL-PLASTIC - 1.65" - CHERRY
	070504-31-000	FT U-CHANNEL-PLASTIC - 20.70" - CHERRY
	076325-50-000	FT MOLDING-EDGE BAND - 1 5/16" CHERRY
	076325-52-000	FT MOLDING-EDGE BAND - .93 X .024 X 600 - CHERRY
	076325-66-000	FT MOLDING-EDGE BAND - 1179 PEPPERMINT - .876 X .024 X 600 (F08)
	076325-65-000	FT MOLDING-EDGE BAND - 1179 PEPPERMINT - 1 5/16 X .030 X 600 (F08)
	076325-40-000	FT MOLDING-EDGE BAND - 1527 - .876 X .024 X 600 (F09)
	076325-39-000	FT MOLDING-EDGE BAND - 1527 - 1 5/16 X .030 X 600 (F09)
	076325-34-000	FT MOLDING-EDGE BAND - ORCHID - 1 5/16 X .030 (EXTERIOR ENTERTAINMENT)
	083620-07-000	FT MOLDING-T - END CAP EDGE - W/EDGE LIPS - .75" - THOR PECAN
	083620-09-000	FT T-MOLDING - 3/4 W/EDGE LIPS - MODERN IVORY
	083620-11-000	FT T-MOLDING - 3/4 W/EDGE LIPS - CHERRY
	105709-09-000	FT T-MOLDING - 1" - MODERN IVORY
	105004-01-02A	EA MOLDING - VINYL WRAP
	085284-97-000	FT BATT STRIP -TAPE - SALEM CHERRY
	085284-76-000	FT BATT STRIP - SHOWER - ADHESIVE BACKED - OFF WHITE (BATH)
	088263-B3-000	EA BATT STRIP - ALLURE - MEADOW - ROBERT WEED (F08)
	085284-A4-000	FT BATT STRIP - TAPE - ALLURE - MEADOW - ROBERT WEED (F08)
	088263-A9-000	EA BATT STRIP - AMADEUS - GLOW (F09)
	085284-A1-000	FT BATT STRIP -TAPE - AMADEUS - GLOW (F09)
	112198-01-000	FT MOLDING - #90227 J-MOLDING - CRILA PLASTICS
	085284-97-000	FT STRIP-TAPE - CHERRY
	100818-01-04A	EA MOLDING-VINYL WRAPPED, 1.65" X .4" X 7' - CHERRY
	100819-01-04A	EA MOLDING-VINYL WRAPPED, L-SHAPED, 1.5" X 1.5" X 7' - CHERRY
	111134-D2-438	EA LUMBER-VINYL WRAPPED - 018 X 038 X 2438 MM - CHERRY
	111134-E2-438	EA LUMBER-VINYL WRAPPED - 018 X 50.8 X 2438 MM - CHERRY
	111134-G2-438	EA LUMBER-VINYL WRAPPED - 018 X 076 X 2438 MM - CHERRY
	111136-D2-134	EA MOLDING - 018 X 038 X 2134 MM
	111136-D2-010	EA MOLDING - 018 X 038 X 2010 MM
	111136-F2-134	EA MOLDING - 018 X 038 X 2134 MM
	109332-02-01A	FT TRIM-J - MIRROR - BRASS
	081294-02-000	EA MOLDING-SHELF - NOTCHED WOOD - 8' LONG
	085746-04-000	FT TRIM-J - CARPET - 1.2" X .5" ANGLE - 12' LONG - OFF WHITE

INTERIOR FINISH GROUP (CONTINUED)

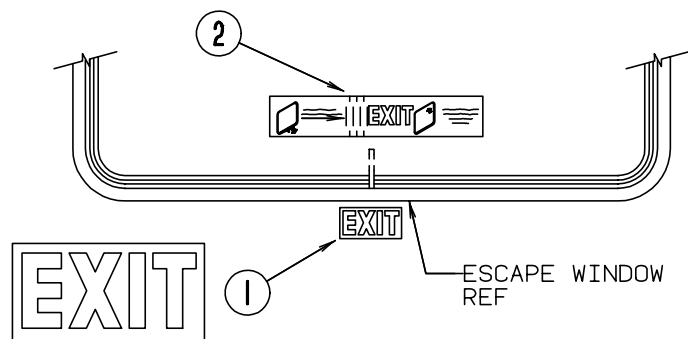
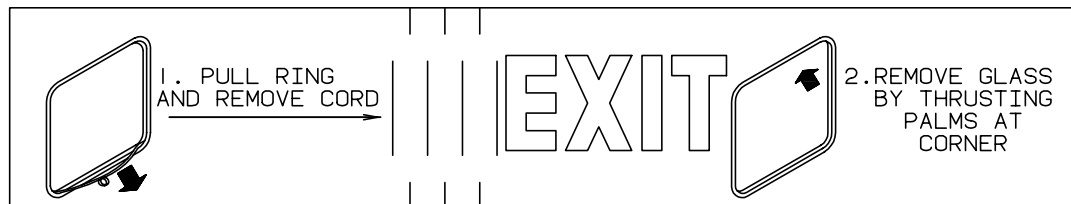
CABINET & TABLE HARDWARE



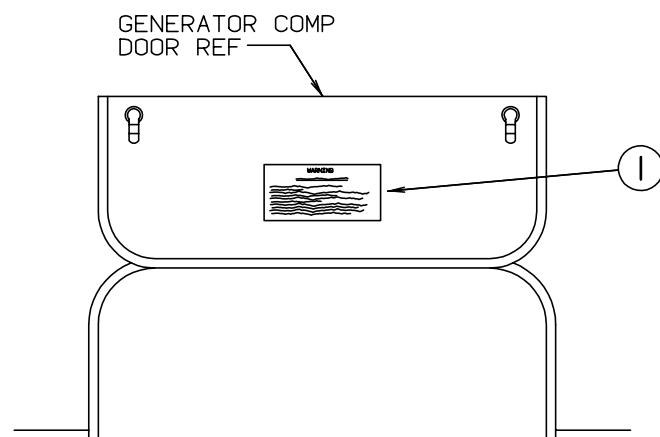
KEY	PART NUMBER	U/M DESCRIPTION
13	065740-01-000	EA BRACE-CABINET CORNER - PLASTIC
14	074493-02-000	EA SUPPORT-PISTON SPRING - CABINET DOOR
15	111093-01-000	EA PULL-CABINET - BRASS - CM1940AU
16	114045-01-000	EA BACKSOCKET-ADJUSTABLE - LEFT - HOUCK 751-1
17	000G13-06-08G	EA SCREW - 6-20 X 5/8 PFH - ANTIQUE BRASS
18	009059-01-000	EA HINGE-DOOR - 2" X 1.4" - BRASS
18	009059-02-000	EA HINGE-DOOR - 2" X 2.7" - BRASS
19	108138-01-000	EA HINGE-DOOR - CABINET - BURNISHED BRASS
	074045-08-000	EA PLUG-WOOD - 1/2"
22	114045-02-000	EA BACKSOCKET-ADJUSTABLE - RIGHT - HOUCK 751-2
23	079921-01-000	EA ROLLER-NYLON - W/STEEL SHAFT - BARBED
	042438-01-000	EA DOWEL-WOOD - CLOTHES ROD - 1" DIAMETER X 4'
	042438-02-000	EA DOWEL-WOOD - 2" X 2"
	076790-01-000	EA SCREW - 6-20 X 1 1/4 PPH - BLACK
	023320-01-000	EA PAD-FELT - 3/8" DIAMETER - BROWN
	009112-01-000	EA FLANGE-1" ROD - CLOTHES - PLASTIC - OFF WHITE
	000G13-06-10G	EA SCREW-6-20 X 5/8 PFH - ANTIQUE BRASS
	004354-01-000	EA BUMPER-RUBBER - .5" DIA - BROWN
	103256-01-000	EA LATCH-SLIDE
	094856-06-02A	EA TRACK- FOLDING DOOR - 37.6" - OFF WHITE
	091261-01-000	FT SLIPNOT-ANTISLIP - 1' WIDE (100' ROLL)

KEY	PART NUMBER	U/M DESCRIPTION
1	098979-01-000	EA CLIP-ADJUSTABLE SHELF
2	098980-01-000	EA PILASTER-ADJUSTABLE SHELF - 18" LONG
3	113236-01-01A	EA BRACKET-CLOTHES ROD
4	042356-01-000	EA PLUG-BUTTON - MAHOGANY - 3/8" DIAMETER - WOOD
5	093586-03-000	EA CATCH-SPRING, ROLLER
5	093586-06-000	EA CATCH-SPRING, ROLLER FROM: 00-00-00 THRU: 01-15-95 FASTEC C411-AC FROM: 01-16-95 THRU: 99-99-99
6	093586-04-000	EA STRIKE-SPRING STEEL
6	093586-05-000	EA STRIKE-SPRING STEEL FROM: 00-00-00 THRU: 01-15-95 FASTEC S411-AC FROM: 01-16-95 THRU: 99-99-99
7	114031-02-000	EA SLIDE-DRAWER, CABINET MOUNTED - RIGHT SIDE - 12"
7	114031-10-000	EA SLIDE-DRAWER, CABINET MOUNTED - RIGHT SIDE - 16"
7	114031-14-000	EA SLIDE-DRAWER, CABINET MOUNTED - RIGHT SIDE - 18"
8	114031-04-000	EA SLIDE-DRAWER, DRAWER MOUNTED - RIGHT SIDE - 12"
8	114031-12-000	EA SLIDE-DRAWER, DRAWER MOUNTED - RIGHT SIDE - 16"
8	114031-16-000	EA SLIDE-DRAWER, DRAWER MOUNTED - RIGHT SIDE - 18"
9	114031-03-000	EA SLIDE-DRAWER, DRAWER MOUNTED - LEFT SIDE - 12"
9	114031-11-000	EA SLIDE-DRAWER, DRAWER MOUNTED - LEFT SIDE - 16"
9	114031-15-000	EA SLIDE-DRAWER, DRAWER MOUNTED - LEFT SIDE - 18"
10	114031-01-000	EA SLIDE-DRAWER, CABINET MOUNTED - LEFT SIDE - 12"
10	114031-09-000	EA SLIDE-DRAWER, CABINET MOUNTED - LEFT SIDE - 16"
10	114031-13-000	EA SLIDE-DRAWER, CABINET MOUNTED - LEFT SIDE - 18"
12	016604-01-000	EA BRACE-CABINET - ANGLE - 2.5" - METAL - UNPAINTED
12	016604-03-000	EA BRACE-CABINET - ANGLE - 2.5" - METAL - BEIGE
12	016604-05-000	EA BRACE-CABINET - L ANGLE - 2.5" - METAL - OFF WHITE

LABELS GROUP



KEY	PART NUMBER	U/M DESCRIPTION
1	039290-01-000	EA LABEL-WARNING-EXIT
2	107571-01-000	EA LABEL-EXIT-ESCAPE WINDOW



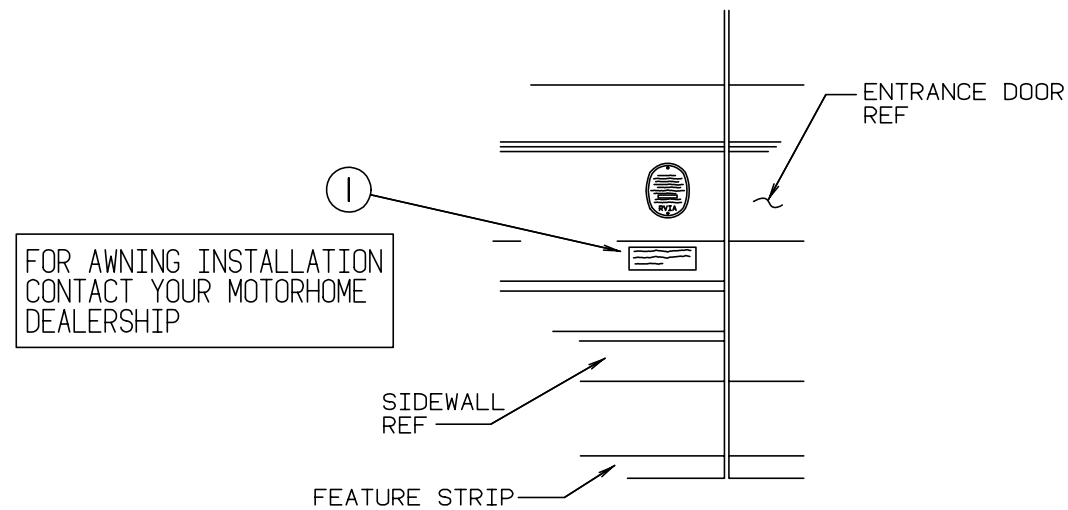
WARNING

WHEN ADDING A GENERATOR SET:

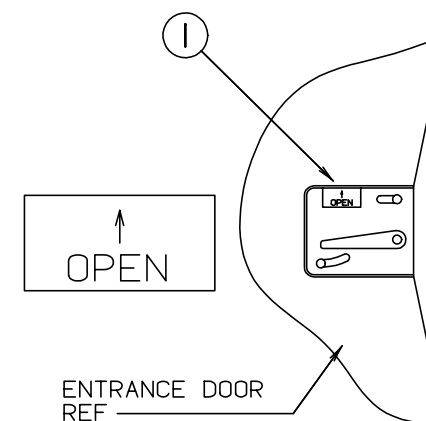
HIGH VOLTAGE-USE EXTREME CAUTION WHEN WORKING ON ELECTRICAL COMPONENTS.
 HAVE ALL ELECTRICAL INSTALLATION PERFORMED BY A QUALIFIED LICENSED ELECTRICIAN-FOLLOW ALL STATE AND LOCAL CODES.
 ONLY INSTALL GENERATOR SET APPROVED FOR R.V. APPLICATION. HAVE INSTALLED BY QUALIFIED TECHNICIAN.
 TO AVOID HEAT BUILD-UP AND TO GUARANTEE AN ADEQUATE AIR SUPPLY TO THE GENERATOR CARBURETOR, FOLLOW INSTALLATION INSTRUCTIONS.
 GENERATOR ENGINE EXHAUST GASES ARE TOXIC AND MUST NOT TERMINATE UNDER THE VEHICLE-DISCHARGE EXHAUST AWAY FROM VEHICLE.

KEY	PART NUMBER	U/M DESCRIPTION
1	077510-01-000	EA LABEL-GENERATOR PREP

LABELS GROUP (CONTINUED)

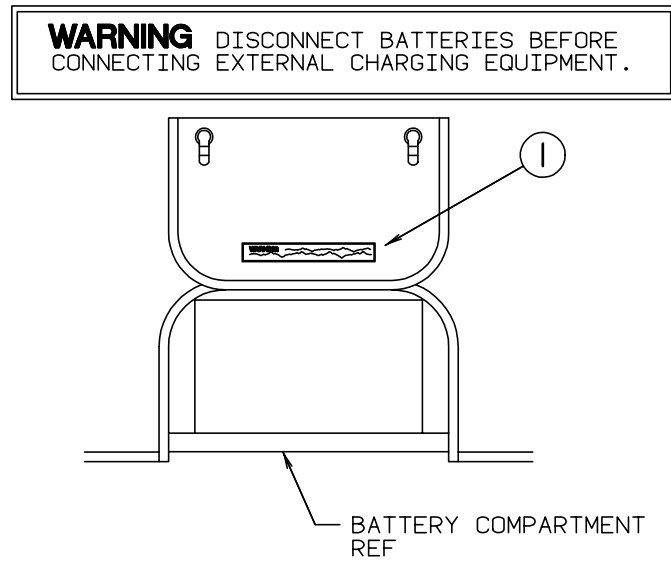


KEY	PART NUMBER	U/M DESCRIPTION
1	099509-01-000	EA LABEL-AWNING INSTALLATION

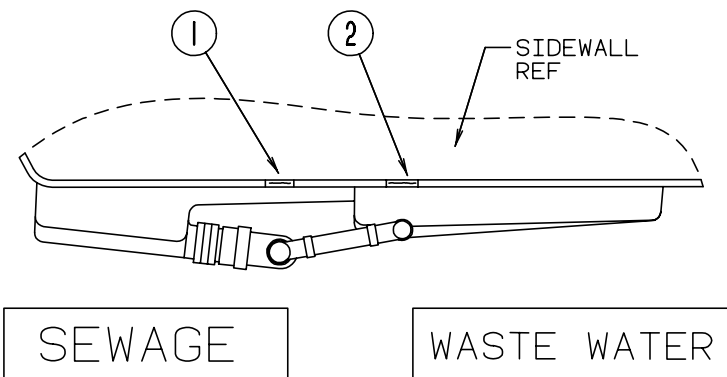


KEY	PART NUMBER	U/M DESCRIPTION
1	040944-01-000	EA LABEL-ENTRANCE DOOR - "OPEN"

LABELS GROUP (CONTINUED)

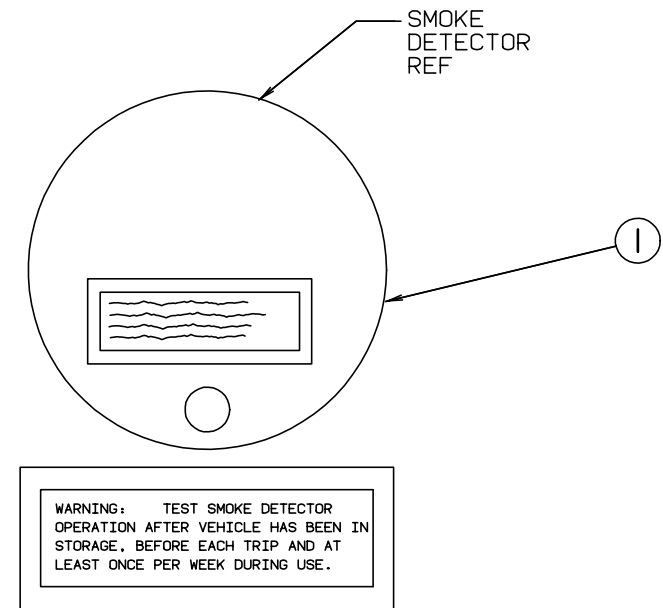


KEY	PART NUMBER	U/M DESCRIPTION
1	065748-01-000	EA LABEL-CAUTION-BATTERY CHARGING



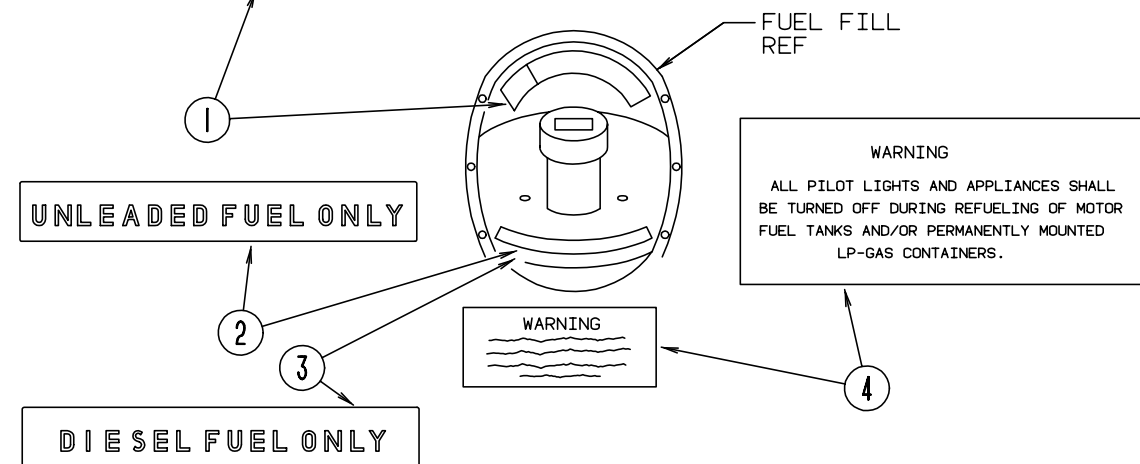
KEY	PART NUMBER	U/M DESCRIPTION
1	006187-01-000	EA LABEL-SEWAGE
2	006188-01-000	EA LABEL-WASTE WATER

LABELS GROUP (CONTINUED)



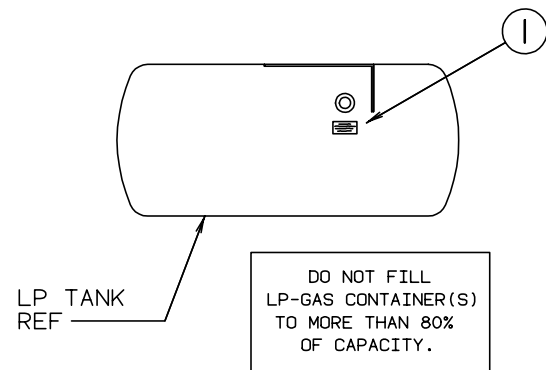
KEY	PART NUMBER	U/M DESCRIPTION
1	077956-01-000	EA LABEL-WARNING-SMOKE DETECTOR

CAUTION	TO HELP AVOID PERSONAL INJURY DURING REMOVAL OF FUEL FILLER CAP, SLOWLY LOOSEN CAP 1/2 TURN TO ALLOW ANY FUEL PRESSURE TO BE RELIEVED BEFORE TURNING CAP FURTHER.
FUEL SPRAY MAY CAUSE PERSONAL INJURY	STOP ADDING FUEL AFTER FIRST SHUTOFF BY AUTOMATIC NOZZLE WHEN TANK IS NEARLY FULL. DO NOT OVERFILL FUEL TANK. SEE OWNERS MANUAL FOR ADDITIONAL INFORMATION.
	PRINTED IN U.S.A. MLC PT NO 15611763

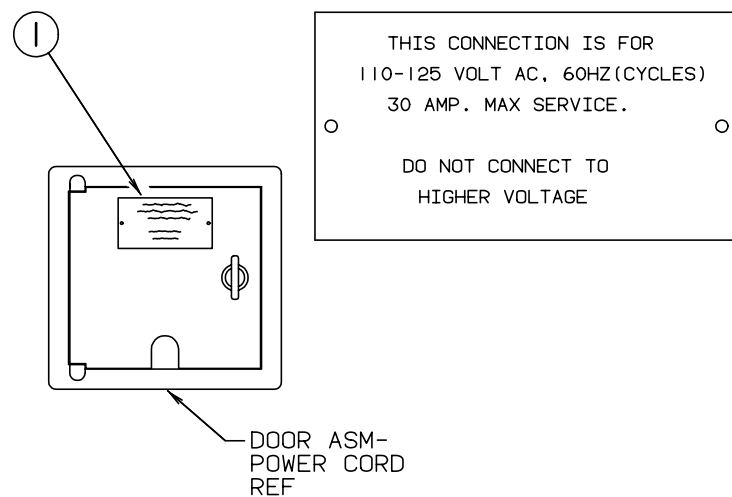


KEY	PART NUMBER	U/M DESCRIPTION
1	087207-05-000	EA LABEL-FUEL CAP REMOVAL
2		CHASSIS SUPPLIED
3		CHASSIS SUPPLIED
4	006040-01-000	EA REFUEL WARNING - USA
4	006040-02-000	EA REFUEL WARNING - CSA

LABELS GROUP (CONTINUED)



KEY	PART NUMBER	U/M DESCRIPTION
1	079965-01-000	EA LABEL-LPG - 80% CAPACITY

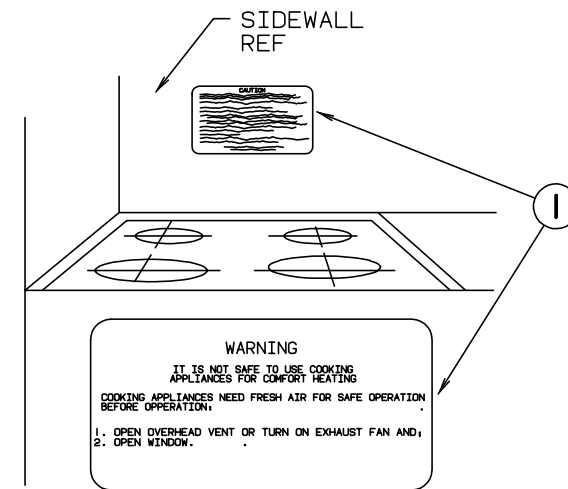


KEY	PART NUMBER	U/M DESCRIPTION
1	006062-01-000	EA TAG-ELECTRIC-110V CONNECTION

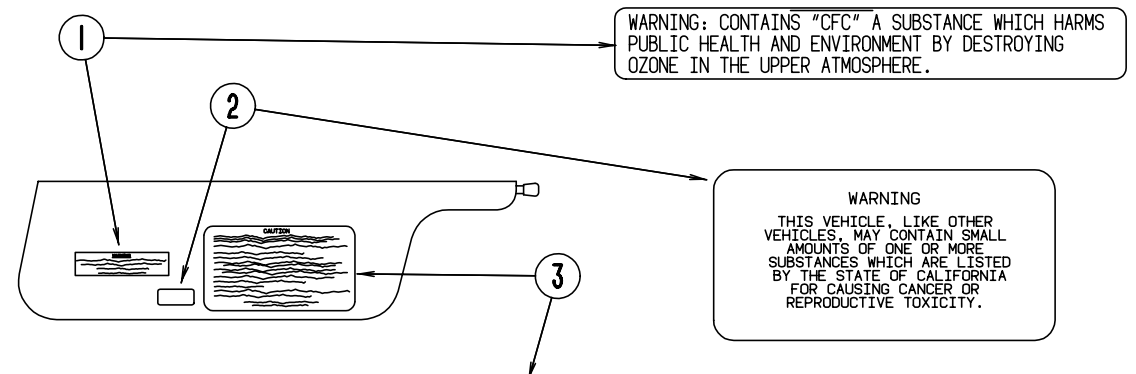
MISCELLANEOUS LABELS

KEY	PART NUMBER	U/M DESCRIPTION
	104236-01-000	EA LABEL-GENERATOR CIRCUIT
	006064-01-000	EA LABEL-SEAT W/O SEATBELT (US)
	006064-02-000	EA LABEL-SEAT W/O SEATBELT (CSA) NOT INTENDED FOR USE WHILE COACH IN MOTION
	091224-02-000	EA LABEL-TRAILER LIGHTING
	091243-01-000	EA LABEL-A/C COVER - "AIR CONDITIONING CIRCUIT. ETC."
	091243-02-000	EA LABEL-COVER - "MICROWAVE CIRCUIT. ETC."
	093236-08-000	EA LABEL-CIRCUIT BREAKER
	098641-01-000	EA LABEL-FUEL - UNLEADED - DASH
	073998-01-000	EA LABEL-LPG ODOR WARNING
	087236-01-000	EA LABEL-CABLE - INPUT
	061417-01-000	EA LABEL-FUEL - ON FUEL FILL DOOR
	006040-01-000	EA TAG-GAS REFUELING WARNING (US)
	006040-02-000	EA TAG-GAS REFUEL WARNING (CANADIAN)

LABELS GROUP (CONTINUED)



KEY	PART NUMBER	U/M DESCRIPTION
1	050225-01-000	EA LABEL-WARNING-STOVE VENT - US



CAUTION

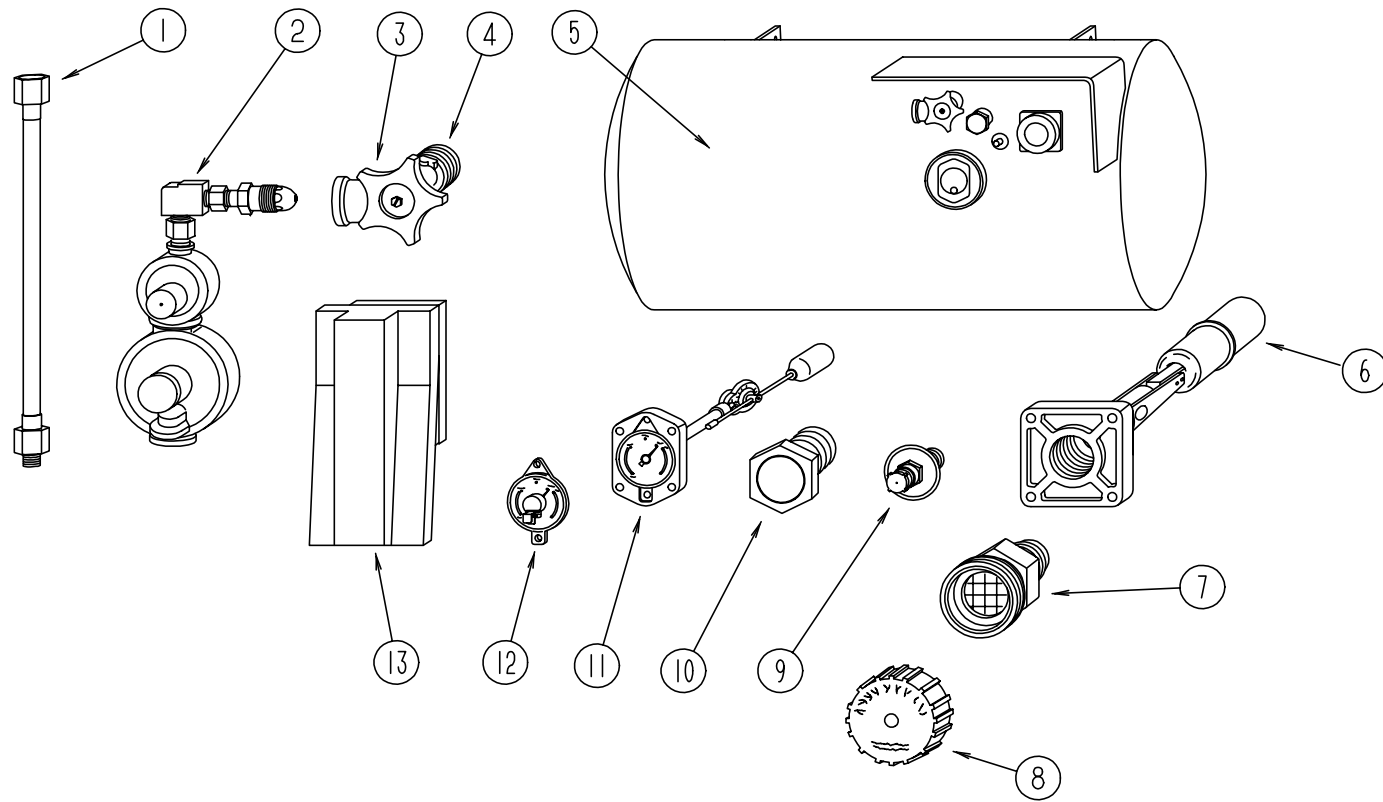
THIS MOTOR HOME HAS BEEN DESIGNED, MANUFACTURED AND TESTED WITH CONCERN FOR THE PROTECTION OF IT'S OCCUPANTS. WE RECOMMEND YOU PERFORM THE FOLLOWING INSPECTIONS FOR YOUR SAFETY AND THE SAFETY OF YOUR PASSENGERS BEFORE STARTING YOUR VEHICLE.

1. LP GAS SYSTEM- TURN OFF AT TANK FOR TRAVELING. TEST FOR LEAKS UPON ARRIVAL AT DESTINATION. BEFORE LIGHTING PILOTS.
2. WHEELS- INSPECT FOR DAMAGE AND CHECK LUG NUTS FOR TIGHTNESS.
3. TIRES- INSPECT FOR WEAR AND DAMAGE AND CHECK FOR RECOMMENDED AIR PRESSURE.
4. LIGHTING- TEST FOR PROPER OPERATION OF ALL INTERIOR AND EXTERIOR LIGHTS INCLUDING DASH LIGHTS, HEADLIGHTS, TAIL LIGHTS, BRAKE LIGHTS, CLEARANCE LIGHTS AND TURN SIGNALS.
5. EXITS- INSPECT RELEASE MECHANISM ON EMERGENCY EXIT WINDOW. TEST BOTH LOCKS ON MAIN ENTRANCE DOOR FOR EASE OF OPERATION AND INSTRUCT PASSENGERS HOW TO USE BOTH MEANS OF EXIT.
6. SEAT BELTS- DIRECT PASSENGERS TO DESIGNATED SEATS AND REQUIRE USE OF SEAT BELTS.
7. APPLIANCES- TURN OFF AND LATCH OR LOCK DOORS WHERE PROVIDED.
8. LOOSE PARCELS- STORE SECURELY.
9. UTILITY SUPPLY LINES- DISCONNECT ALL ELECTRIC, SEWER AND WATER LINES AND SECURE PROPERLY.
10. ENTRANCE DOOR STEP- PLACE IN RETRACTED POSITION FOR TRAVELING.

READ YOUR MOTOR HOME AND CHASSIS OWNER'S MANUAL FOR FURTHER PRECAUTIONS

KEY	PART NUMBER	U/M DESCRIPTION
1	111802-01-000	EA LABEL-CFC WARNING
2	099689-01-000	EA LABEL-WARNING-CANCER/TOXICITY
3	056259-01-000	EA LABEL-SAFETY CHECK LIST

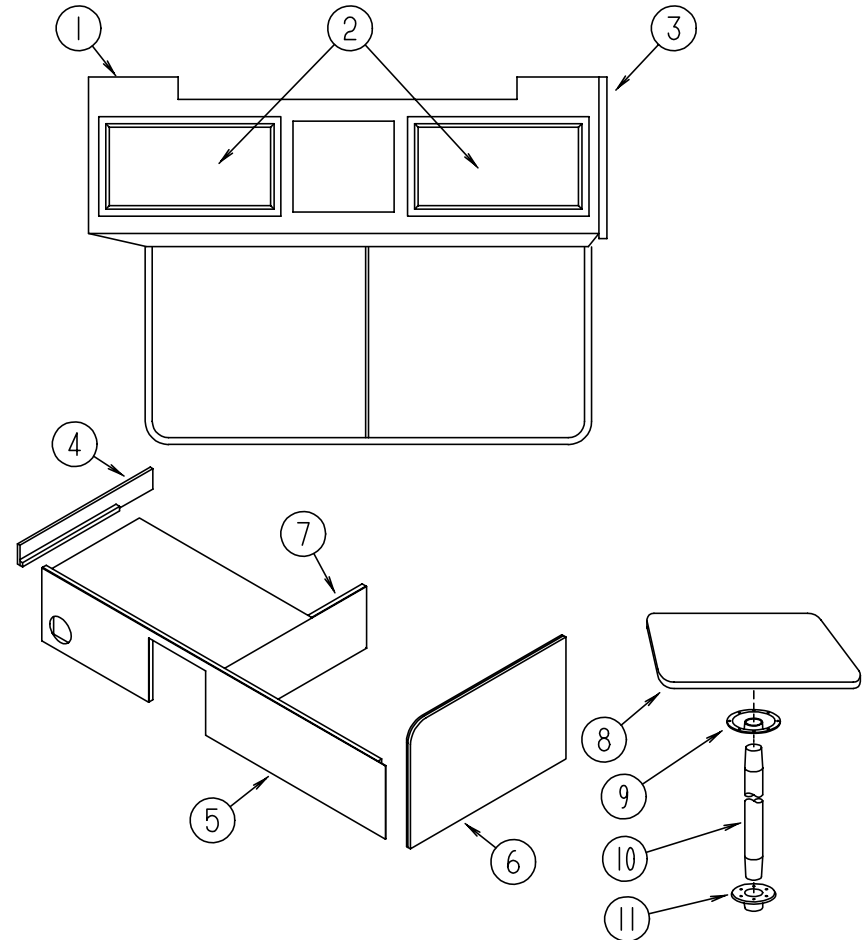
LP GROUP



LP SYSTEM

KEY	PART NUMBER	U/M DESCRIPTION
1	045703-05-000	EA HOSE-LP - 3/8" ID X 28" - 3/8" MPT X 1/2" F SWIVEL (US)
1	045703-06-000	EA HOSE-LP - 3/8" ID X 28" - 3/8" MPT X 1/2" F SWIVEL (CANADA)
2	106150-01-000	EA REGULATOR-TWO STAGE - M'BRASS 293-00
3	040421-01-708	EA HANDWHEEL-SERVICE VALVE - BRUNNER G-1015-A
4	040421-01-712	EA VALVE-SERVICE W/O VAPOR RELIEF - 29000853
5	080450-01-000	EA TANK-LP - 42 LB - 13" DIA X 24" LONG
6	040421-01-711	EA VALVE - 80% W/FLOAT - PLATE - BOLTS & GASKET - BRUNNER
7	040421-01-701	EA VALVE-SHORT LP FILLER W/YELLOW CAP - BRUNNER 75478
8	040421-01-702	EA CAP-LP FILLER VALVE - PLASTIC - YELLOW - BRUNNER G-1014-A
9	040421-01-700	EA VALVE-LIQUID LEVEL - 20% LP - BRUNNER G-1013
10	040421-01-713	EA VALVE-VAPOR ONLY - 29000587
11	074142-01-700	EA FLOAT GAUGE-SCREW ON-MACHINE 13C-SCR
	074142-01-701	EA FLOAT ASM - BOLT ON - 13C-BLT
12	040440-02-000	EA TRANSMITTER-DIAL - 0-90 OHM
13	105658-01-000	EA COMPARTMENT-LP REGULATOR
	010323-01-000	EA ADAPTER-BRASS - 3/8" F X 1/2" MPT
	010377-02-000	EA NUT-BRASS - 3/8" FEMALE - FORGED
	010380-02-000	EA NUT-BRASS - 1/2" FEMALE - FORGED
	010329-01-000	EA ADAPTER-BRASS-1/2" F X 1/2" MPT
	065318-02-000	EA ELBOW - 90 DEGREE - 3/8" MPT TO 3/8" FPT
	010265-01-000	EA ELBOW-BRASS - 90 DEGREE - 3/8" F TO 1/2" FPT
	095624-01-000	EA ELBOW - 90 DEGREE - 1/4" FPT X 1/4" FPT - BRASS
	010252-01-000	EA ELBOW-BRASS - 90 3/8" F X 1/2" MPT
	071391-02-000	EA NIPPLE-HEX - 1/4" PIPE - 3325 X 4 WEATHERHEAD
	008042-01-000	FT TUBING-VINYL - .65" ID
	103613-01-000	EA DETECTOR-LEAK - LP GAS
	040440-02-000	EA TRANSMITTER-DIAL - 0-90 OHM

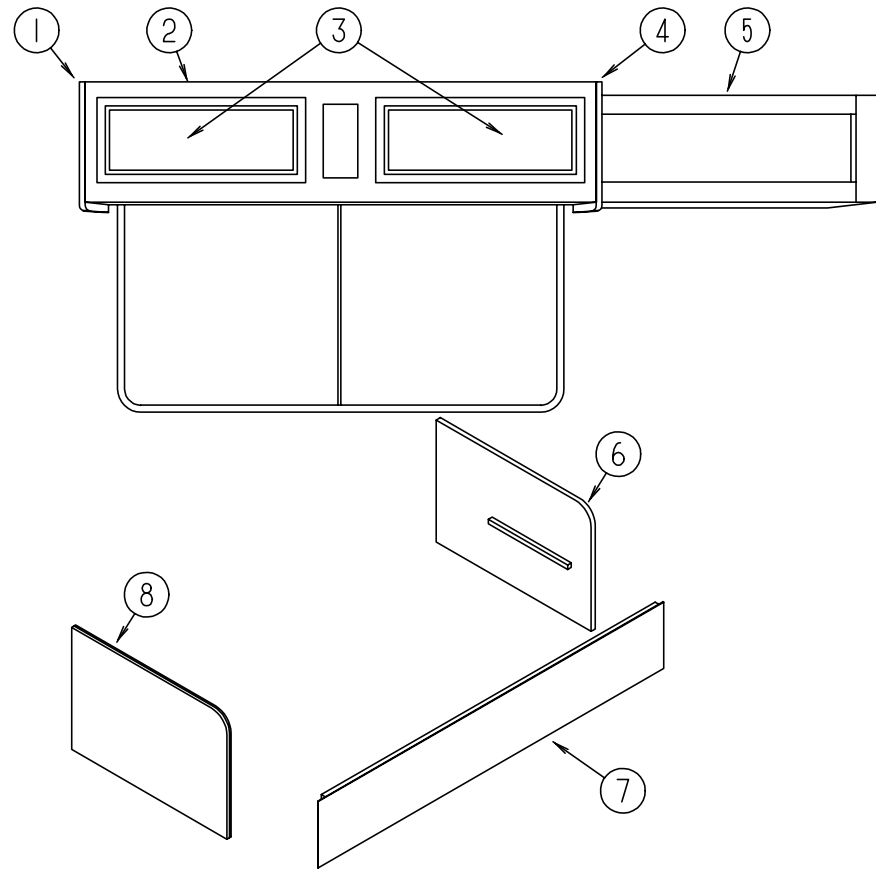
LOUNGE GROUP



DRIVER SIDE COUCH CABINETS & TABLES

KEY	PART NUMBER	U/M DESCRIPTION
1	111166-03-F08	EA CABINET ASM-OVERHEAD
1	111166-03-F09	EA CABINET ASM-OVERHEAD
2	M06803-13-F08	EA DOOR-CABINET - W/O HARDWARE - 400 X 710MM (MIRRORED)
		FROM: 00-00-00 THRU: 02-05-95
	108536-04-08A	EA MIRROR-GALAXY FLOWER - 317 X 627
2	M06803-13-F09	EA DOOR-CABINET - W/O HARDWARE - 400 X 710MM (MIRRORED)
		FROM: 02-06-95 THRU: 99-99-99
	108536-04-04A	EA MIRROR-FERNLY - 317 X 627
2	M06803-82-F08	EA DOOR-CABINET - W/O HARDWARE - 400 X 710MM (WOOD PANEL)
3	109908-09-F08	EA END CAP-CABINET - OVERHEAD
4	M04187-68-F08	EA CABINET-COUCH W/FABRIC (F08)
4	M04187-68-E24	EA CABINET-COUCH W/FABRIC (F09)
5	M04187-66-F08	EA CABINET-COUCH W/FABRIC (F08)
5	M04187-66-E24	EA CABINET-COUCH W/FABRIC (F09)
6	M04187-67-F08	EA CABINET-COUCH W/FABRIC (F08)
6	M04187-67-E24	EA CABINET-COUCH W/FABRIC (F09)
7	M04187-70-F08	EA CABINET-COUCH
	082525-01-000	EA BRACE-COUCH - FLOOR MOUNT - ANGLE 3" LONG - METAL
	083125-05-000	EA BRACE-ANGLE - COUCH - 2.5" - BEIGE
		FROM: 00-00-00 THRU: 10-30-94
	083125-07-000	EA BRACE-COUCH - OFF WHITE
		FROM: 10-31-94 THRU: 99-99-99
8	081298-01-F08	EA TABLE-PEDESTAL - W/O HARDWARE & LEG
8	081298-01-F09	EA TABLE-PEDESTAL - W/O HARDWARE & LEG
9	009040-03-000	EA BASE-TABLE - RAISED - TABLE MOUNTED
10	009040-02-000	EA LEG-TABLE - 27.5" X 2.25" DIA - CHROME
11	041194-01-000	EA BASE-TABLE - FLUSH - FLOOR MOUNTED
	062046-01-000	EA CLIP-LEG - PEDESTAL - 1.7" X 2.2" - DIA. FROM 2" TO 2.5"
	042438-02-000	EA DOWEL-WOOD - 2" X 2"

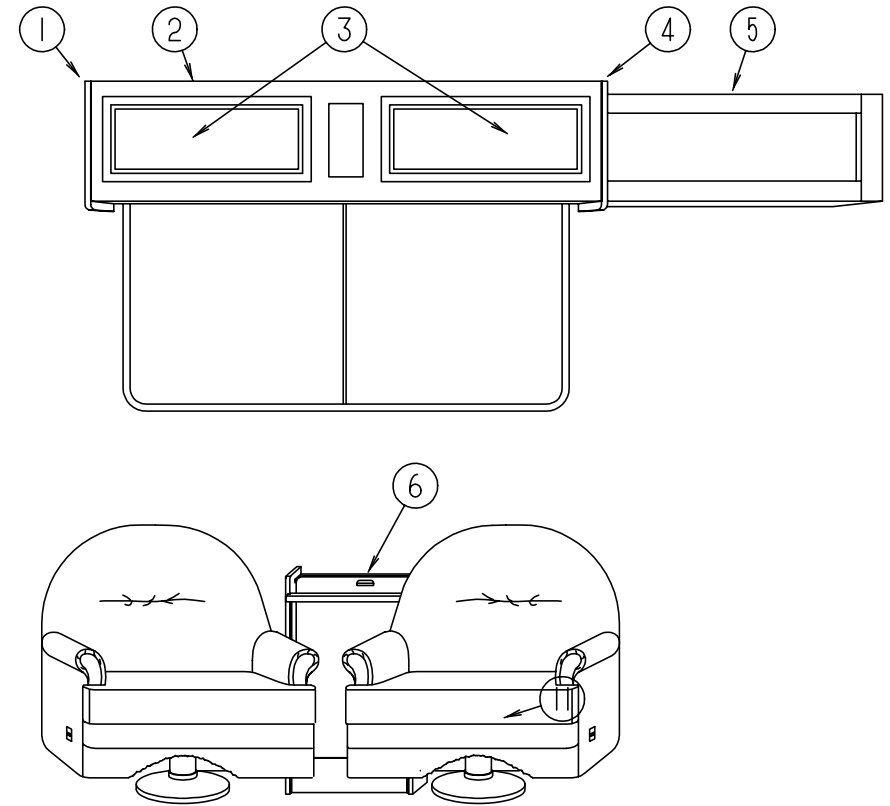
LOUNGE GROUP (CONTINUED)



PASSENGER SIDE COUCH CABINETS

KEY	PART NUMBER	U/M	DESCRIPTION
1	109908-08-F08	EA	END CAP-CABINET - OVERHEAD
2	111167-02-F08	EA	CABINET-OVERHEAD - W/O DOOR & HARDWARE
2	111167-02-F09	EA	CABINET-OVERHEAD - W/O DOOR & HARDWARE
3	M06803-D5-F08	EA	DOOR ASM. W/O HARDWARE - 290 X 715
4	109908-09-F08	EA	END CAP-CABINET - OVERHEAD
5	112964-01-F08	EA	CABINET ASM-OVERHEAD - ENTRANCE
6	M04187-65-F08	EA	CABINET-COUCH W/FABRIC (F08)
6	M04187-65-E24	EA	CABINET-COUCH W/FABRIC (F09)
7	M04187-63-F08	EA	CABINET-COUCH W/FABRIC (F08)
7	M04187-63-E24	EA	CABINET-COUCH W/FABRIC (F09)
8	M04187-64-F08	EA	CABINET-COUCH W/FABRIC (F08)
8	M04187-64-E24	EA	CABINET-COUCH W/FABRIC (F09)
	082525-01-000	EA	BRACE-COUCH - FLOOR MOUNT - ANGLE 3" LONG - METAL
	083125-05-000	EA	BRACE-ANGLE - COUCH - 2.5" - BEIGE
			FROM: 00-00-00 THRU: 10-30-94
	083125-07-000	EA	BRACE-COUCH - OFF WHITE
			FROM: 10-31-94 THRU: 99-99-99

LOUNGE GROUP (CONTINUED)



PASSENGER SIDE SWIVEL CHAIR CABINETS & TABLE

KEY	PART NUMBER	U/M	DESCRIPTION
1	109908-08-F08	EA	END CAP-CABINET - OVERHEAD
2	111167-02-F08	EA	CABINET-OVERHEAD - W/O DOOR & HARDWARE
2	111167-02-F09	EA	CABINET-OVERHEAD - W/O DOOR & HARDWARE
3	M06803-D5-F08	EA	DOOR ASM. W/O HARDWARE - 290 X 715
4	109908-09-F08	EA	END CAP-CABINET - OVERHEAD
5	112964-01-F08	EA	CABINET ASM-OVERHEAD - ENTRANCE
6	M96873-01-F08	EA	TABLE-PULLOUT - W/O PULLOUT TOP PANEL
	096873-11-F08	EA	TOP PANEL - PULL OUT
	096873-13-F08	EA	END-TABLE - RIGHT
	096873-14-F08	EA	END-TABLE - LEFT
	096873-15-F08	EA	LUMBER
	096873-16-F08	EA	PANEL-ASM
	096873-12-F08	EA	SHELF
	080736-01-000	EA	PULL-RECESSED - 1.25" X 4" - OAK

SEALANTS & FASTENERS GROUP

ADHESIVE & FASTENERS

KEY	PART NUMBER	U/M	DESCRIPTION
	114311-01-000	GL	ADHESIVE-GLUE #72-7843 NATL STARC
	034552-02-000	EA	SILICONE-TUBE - 300 ML - W/O NOZZLE - CLEAR
	034552-06-000	EA	SILICONE-TUBE - 300 ML - W/O NOZZLE - OFF WHITE
	034552-15-000	EA	SILICONE - TUBE 300 ML - W/O NOZZLE - BRIGHT WHITE
	900390-01-000	EA	TIP - 2 1/2" X 1/8" ORIFICE
	900390-03-000	EA	NOZZLES-#CSL D10
	002707-02-000	FT	TAPE-SEALER - 6/16" X 1/2"
	053766-02-000	EA	BEDDING COMPOUND-TUBE - WHITE SCHNEE# 5522
	053766-06-000	EA	BEDDING COMPOUND-TUBE - CLEAR
	053766-08-000	EA	BEDDING COMPOUND-TUBE - GRAY - SCHNEE# 5522
	063642-01-000	FT	TAPE-ADHESIVE - 10 MM X 1.5" WIDE X 180'
	091255-02-000	FT	SEAL-ADHESIVE BACKED FOAM, .18" THICK X 1.5" WIDE
	069640-01-000	FT	SEALER-RIBBON - 1/4" DIAMETER - INCREMENTS OF 30'
	069640-02-000	FT	SEALER-RIBBON - 1/2" X 1/8"- INCREMENTS OF 60'
	069640-03-000	FT	SEALER-RIBBON - 3/4" X 1/8" - INCREMENTS OF 60'
	069640-07-000	FT	SEALER-RIBBON - 2" X 3/32" - INCREMENTS OF 45'
	069640-10-000	FT	SEALER-RIBBON - 2" X 3/32" - INCREMENTS OF 45'
	069640-11-000	FT	SEALER-TAPE - 3/16" X 3/8" - BLACK - MANUS
	076314-02-000	FT	TAPE-CARPET SEAM - HEAT-BOND - 4" WIDE
	076322-01-000	FT	TAPE-FOAM - DOUBLE COATED ADHESIVE BACKED - .75" X 216'
	076322-03-000	FT	TAPE-FOAM - DOUBLE COATED ADHESIVE BACKED - .5" X 108'
	076322-05-000	FT	TAPE-FOAM - DOUBLE COATED ADHESIVE BACKED - .025" X 1.5" X 108'
	087211-01-000	GL	PROMOTER-ADHESIVE
	094401-01-000	EA	SEALER-BODY SEAM SEALER
	102352-01-000	EA	SEALER-PUMPABLE - BLACK - COLORIMETRIC MS101
	108716-01-000	EA	SILICONE-TUBE - OFF WHITE LEVEL - CSL 510

CLAMPS, GROMMETS, CLIPS, HOLDERS & RIVETS

KEY	PART NUMBER	U/M	DESCRIPTION
	008343-01-000	EA	TIE-WIRE - 6"
	000H16-04-06R	EA	RIVET-POP - AL 1/8 X .313-.375
	069592-02-000	EA	RIVET-T - POP - 1/4" X .093" X .156"
	108046-01-000	EA	CABLE TIE-SCREW MOUNT 8" DENNISON 08415
	108046-02-000	EA	CABLE TIE-SCREW MOUNT 15" DENNISON 10035
	007161-01-000	EA	CLAMP-HOSE - SPRING TYPE - 1/2"
	062401-03-000	EA	CLAMP-HOSE, WORMGEAR - .22"- 1"
	062401-11-000	EA	CLAMP-HOSE, WORMGEAR 3.56"- 4.5"
	010495-01-000	EA	CLAMP-CABLE - 9/16"
	010497-01-000	EA	CLAMP-CLOSED - 5/8" ID
	010499-01-000	EA	CLAMP-CLOSED - 3/8" ID
	010497-03-000	EA	CLAMP-CLOSED - 1" ID - CUSHIONED
	010497-04-000	EA	CLAMP-CLOSED,1.62 ID ADEL,945-2717
	083610-02-000	EA	CLAMP-WIRE -DUAL UNEQUAL DIA
	085774-01-000	FT	FASTENER-DUAL HOOK, 1" WIDE - ADHESIVE BACK - BLACK
	085774-02-000	FT	FASTENER-DUAL LOOP, 1" WIDE - ADHESIVE BACK - BLACK
	016188-03-000	EA	GROMMET-L/P LINE - 3/8" HOLE X 2 1/2" LONG - RUBBER
	071015-26-000	EA	GROMMET- RUBBER - 1.5" X 2.12" OD W/.06 GROOVE - BLACK
	056134-01-000	EA	HOLDER-RING - 3.6" DIAMETER - METAL
	062401-01-000	EA	CLAMP-HOSE - WORMGEAR .25" - 1"
	062401-04-000	EA	CLAMP-HOSE - WORMGEAR .69"- 1.25"
	062401-06-000	EA	CLAMP-HOSE - WORMGEAR .22"- .62"
	023942-01-000	EA	GROMMET-RUBBER, 2" OD
	114208-02-000	EA	GROMMET-EDGE LINER,FITS .625 HEYCO 2073
	077953-01-000	EA	GROMMET-EDGE LINER, FITS 1"
	075148-02-000	EA	CLAMP-GROUNDING - BRONZE SCREWS
	080734-02-000	EA	CLIP-WIRE - NYLON
	101447-01-000	EA	CLIP-U TYPE - TINNERMAN
	083609-01-000	EA	CLAMP-WIRE - DUAL EQUAL - 5/8" DIAMETER
	083610-01-000	EA	CLAMP-WIRE - DUAL - UNEQUAL DIAMETERS - .75" & 1.25"
	091952-01-000	EA	CLIP-GRIPPER - 1"
	091952-02-000	EA	CLIP-GRIPPER - 3/4"
	094362-02-000	EA	CLIP-CHRISTMAS TREE - FLAT HEAD - .5" X .95"

SEALANTS & FASTENERS GROUP (CONTINUED)

SCREWS

KEY	PART NUMBER	U/M	DESCRIPTION
	000G54-04-20B	EA	SCREW - 1/4-20 X 1 1/4" PTH - TYPE 23 - ZINC PLATED
	000G13-05-10B	EA	SCREW - 5-12 X 5/8" PFH - ZINC
	000G11-05-08B	EA	SCREW - 5-20 X 1/2" PPH - ZINC
	000G68-06-10G	EA	SCREW - 6-18 X 5/8 POH - ANTIQUE BRASS
	000G11-06-08B	EA	SCREW - 6-20 X 1/2" PPH - ZINC
	000G13-06-08B	EA	SCREW - 6-20 X 1/2" PFH - ZINC
	000G12-06-08T	EA	SCREW - 6-20 X 1/2" POH - BLACK
	000G12-06-14A	EA	SCREW - 6-20 X .87" POH - PLAIN
	000G11-06-06B	EA	SCREW - 6-20 X 3/8" PPH - ZINC
	000G11-06-10J	EA	SCREW - 6-20 X 5/8" PPH - BRASS
	000G13-06-16J	EA	SCREW - 6-20 X 1.00" PFH - BRASS
	000G13-06-24J	EA	SCREW - 6-20 X 1.50" PFH - BRASS
	000G11-07-08B	EA	SCREW - 7-19 X .50" PPH - ZINC
	000G13-07-12B	EA	SCREW - 7-19 X .75" PFH - ZINC
	000G11-08-06B	EA	SCREW - 8-18 X 3/8" PPH - ZINC
	000G11-08-08B	EA	SCREW - 8-18 X .50" PPH - ZINC
	000G12-08-12S	EA	SCREW - 8-18 X .75" POH - OFF WHITE
	000G11-08-12B	EA	SCREW - 8-18 X .75" PPH - ZINC
	000G11-08-12T	EA	SCREW - 8-18 X .75" PPH - BLACK
	000G11-08-12S	EA	SCREW - 8-18 X .75" PPH - OFF WHITE
	000G11-08-12E	EA	SCREW - 8-18 X .75" PPH - CHROME
	000G11-08-12P	EA	SCREW - 8-18 X .75" PPH - DARK BROWN
	0G1108-12-170	EA	SCREW - 8-18 X .75" PPH - BRIGHT WHITE
	0G1208-12-170	EA	SCREW - 8-18 X .75" POH - BRIGHT WHITE
	000G13-08-10B	EA	SCREW - 8-18 X 5/8" PFH - ZINC
	000G11-08-16S	EA	SCREW - 8-18 X 1.00" PPH - OFF WHITE
	000G11-08-20B	EA	SCREW - 8-18 X 1.25" PPH - ZINC
	074046-01-000	EA	SCREW - 8-18 X 1.50 PFH - BRONZE
	000G67-10-08B	EA	SCREW - 10-12 X .50" PPH - ZINC
	000G67-10-08R	EA	SCREW - 10-12 X .50" PPH - BEIGE - TYPE A
	0G6710-08-170	EA	SCREW - 10-12 X .50" PPH - BRIGHT WHITE - TYPE A
	000G67-10-10B	EA	SCREW - 10-12 X 5/8 PPH ZINC - TYPE A
	000G67-10-10D	EA	SCREW - 10-12 X 5/8 PPH - BLACK - TYPE A
	000G67-10-10S	EA	SCREW - 10-12 X 5/8" - PPH - OFF WHITE
	000G67-10-120	EA	SCREW - 10-12 X .75" PPH - TAN
	000G67-10-12B	EA	SCREW - 10-12 X .75" PPH - ZINC
	000G67-10-12P	EA	SCREW - 10-12 X .75" - PPH - DARK BROWN
	000G67-10-12R	EA	SCREW - 10-12 X .75 PPH - BEIGE
	000G67-10-16B	EA	SCREW - 10-12 X 1" PPH - ZINC
	000G67-10-16P	EA	SCREW - 10-12 X 1" PPH - DARK BROWN
	000G67-10-20D	EA	SCREW - 10-12 X 1.25" PPH - BLACK
	000G67-10-24B	EA	SCREW - 10-12 X 1.50" PPH - ZINC
	000G67-10-32B	EA	SCREW - 10-12 X 2" PPH - ZINC
	000G67-10-36T	EA	SCREW - 10-12 X 2.25" PPH - BLACK
	000G11-10-12S	EA	SCREW - 10-16 X .75" PPH - OFF WHITE
	000G11-10-16B	EA	SCREW - 10-16 X 1.00" PPH - ZINC
	000G32-10-06B	EA	SCREW - 10-32 X 3/8" PPH - ZINC
	000G42-04-12B	EA	SCREW - SF/DR - 1/4-14 X .75" HWH - ZINC
	000G42-04-16B	EA	SCREW - SF/DR - 1/4-14 X 1" HWH - ZINC
	000G39-06-08B	EA	SCREW - SF/DR - 6-18 X 1/2" - ZINC
	000G39-06-10T	EA	SCREW - SF/DR - 6-20 X 5/8" PPH - BLACK
	0G3908-08-170	EA	SCREW - SF/DR - 8-18 X .50" PPH - BRIGHT WHITE
	000G39-08-08B	EA	SCREW - SF/DR - 8-18 X .50" PPH - ZINC
	000G39-08-08S	EA	SCREW - SF/DR - 8-18 X .50" PPH - OFF WHITE
	000G39-08-06B	EA	SCREW - SF/DR - 8-18 X 3/8" PPH - ZINC
	000G39-08-12B	EA	SCREW - SF/DR - 8-18 X .75" PPH - ZINC
	000G39-08-16B	EA	SCREW - SF/DR - 8-18 X 1" PPH - ZINC
	0G3908-16-170	EA	SCREW - SF/DR - 8-18 X 1.00" PPH - BRIGHT WHITE
	000G39-08-16S	EA	SCREW - SF/DR - 8-18 X 1.00" PPH - OFF WHITE
	000G39-08-24B	EA	SCREW - SF/DR - 8-18 X 1 1/2" PPH - ZINC
	000G39-10-08B	EA	SCREW - SF/DR - 10-16 X .50" P&H - ZINC
	0G3910-12-170	EA	SCREW - SF/DR - 10-16 X .75" PPH - BRIGHT WHITE
	000G39-10-12D	EA	SCREW - SF/DR - 10-16 X .75" PPH - BLACK

SEALANTS & FASTENERS GROUP (CONTINUED)

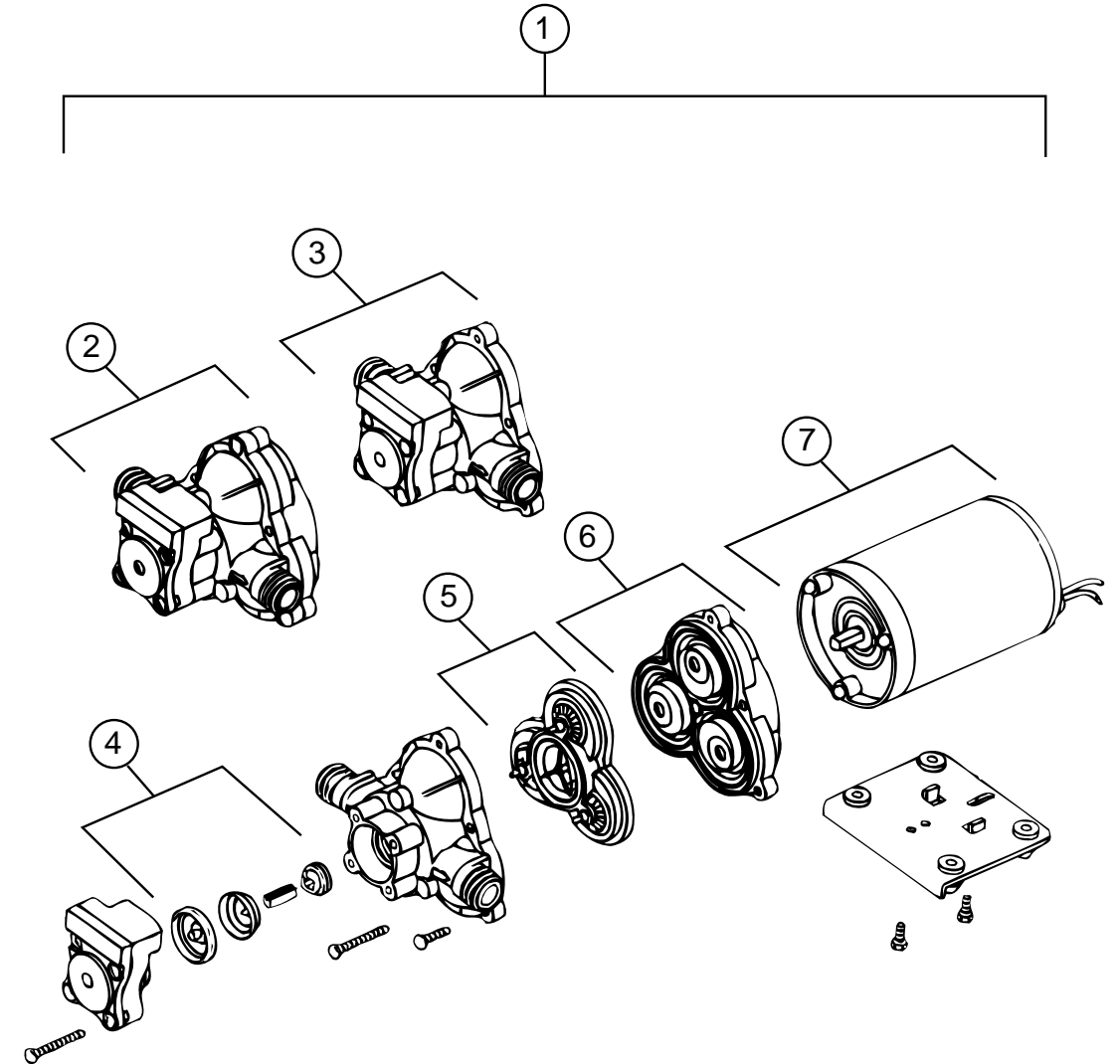
SCREWS (CONTINUED)

KEY	PART NUMBER	U/M DESCRIPTION
	000G39-10-12R	EA SCREW - SF/DR - 10-16 X .75" PPH - BEIGE
	000G39-10-20B	EA SCREW - SF/DR - 10-16 X 1.25" PPH - ZINC
	000G60-10-28T	EA SCREW - SF/DR - 10-16 X 1.75" - BLACK
	000G39-12-12E	EA SCREW - SF/DR - 12-14 X .75" PPH - CHROME
	000G46-08-24T	EA SCREW - MACHINE - 8-32-1.50" PFH - BLACK
	000G50-04-12B	EA SCREW - MACHINE - 1/4-20 X .75" PPH - ZINC
	000G52-08-18B	EA SCREW - MACHINE - 8-32 X 11/8" PTH - ZINC
	000G53-04-06B	EA SCREW - MACHINE - 1/4-20 X 3/8" PPH - ZINC - UNDERCUT HEAD
	075908-01-000	EA SCREW - MACHINE - 10-32 X .56 PTH - ZINC - EXTERNAL TOOTH
	000G56-12-48B	EA SCREW - WOOD - 12-11 X 3" POH - SPECIAL HARDENED
	087721-01-000	EA SCREW - FLAT HEAD - TAPPING - 1/4" X 1 1/4" LG - ZINC
	097974-01-000	EA SCREW - PART BD - 7-9 X .75 PPH - FHM 0543 PLAIN
	101618-01-000	EA SCREW - 1/4-20 X 3/4 - HEX/TAPPING - STALGARD TYPE F

BOLTS, NUTS & WASHERS

KEY	PART NUMBER	U/M DESCRIPTION
	000G45-05-16B	EA BOLT-LAG - 5/16" - 9 X 1 ZN
	000C12-05-16B	EA BOLT-HEX - 5/16"-18 X 1" - ZINC 5
	000C12-06-32B	EA BOLT-HEX - 3/8"-16 X 2" LG - ZINC 5
	000C12-06-16B	EA BOLT-HEX - 3/8"-16 X 1" LG - ZINC 5
	000C12-07-24B	EA BOLT-HEX - 7/16"-14 X 1.50" - ZINC 5
	000C12-08-24B	EA BOLT-HEX - 1/2"-13 X 1 1/2" - ZINC 5
	000C12-09-20B	EA BOLT-HEX - 9/16"-12 X 1 1/4" - ZINC 5
	000C12-10-24B	EA BOLT-HEX - 5/8"-11 X 1 1/2" - ZINC 5
	000C13-07-48B	EA BOLT-HEX - 7/16"-20 X 3" - ZINC 5
	0MC31K-08-020	EA BOLT-HEX - SERRATED FLANGE - M8 X 020
	000C26-04-10B	EA BOLT-HEX - SERRATED FLANGE - 1/4" 20 X 5/8" - ZINC
	000C26-04-14B	EA BOLT-HEX - SERRATED FLANGE - 1/4" X 20 X 7/8 - ZINC
	000C26-05-16B	EA BOLT-HEX - SERRATED FLANGE - 5/16" 18 X 1" - ZINC
	000C26-05-12B	EA BOLT-HEX - SERRATED FLANGE - 5/16" 18 X 3/4" - ZINC
	000C26-06-12B	EA BOLT-HEX - SERRATED FLANGE - 3/8" 16 X 3/4" - ZINC
	000C18-05-40A	EA BOLT-ELEVATOR - 5/16"-18 X 2 1/2" PL
	000C18-06-48B	EA BOLT-ELEVATOR - 3/8"-16 X 3" ZINC - GRADE 5
	000D34-06-00B	EA NUT-HEX -LOCKING - 3/8 - 16 GRADE C ZN - PREVAILING TORQUE
	000D24-10-00B	EA NUT-HEX - SF/LOCKING - 10-32 ZINC
	000D29-09-00B	EA NUT-HEX - SF/LOCKING - 9/16 - 12 ZINC
	000D39-04-00B	EA NUT-HEX - SERRATED FLANGE LOCKING - 1/4-20 - ZINC
	000D39-05-00B	EA NUT-HEX - SERRATED FLANGE LOCKING - 5/16-18 - ZINC
	000D39-06-00B	EA NUT-HEX - SERRATED FLANGE LOCKING - 3/8-16 - ZINC
	000D39-08-00B	EA NUT-HEX - SERRATED FLANGE LOCKING - 1/2-13 - ZINC
	000D44-07-00B	EA NUT-HEX - SERRATED FLANGE LOCKING - 7/16-20 - ZINC
	000D46-04-00A	EA NUT-HEX - WELD - 1/4-20 - PLAIN - SHORT PILOT
	000E11-07-00B	EA WASHER-LOCKING - 7/16" - MED SPLIT - ZINC
	000E11-08-00B	EA WASHER-LOCKING - 1/2" MED SPLIT - ZINC
	000E14-10-00B	EA WASHER-LOCKING - NO 10 EXT TOOTH - ZINC
	000E13-14-00B	EA WASHER-FLANGE - 1/4" WIDE - ZINC
	000E13-17-00B	EA WASHER-FLANGE - 3/8" AR - ZINC
	000E13-20-00B	EA WASHER-FLANGE - 7/16" WIDE - ZINC
	000E13-21-00B	EA WASHER-FLANGE - W/2 NAR - ZINC
	041322-01-000	EA WASHER-FLANGE - 15/32" ID X 2 3/8" OD - FOR SEAT BELT MOUNT
	000E13-18-00B	EA WASHER-FLANGE - 3/8" WIDE - ZINC
	044533-01-000	EA WASHER-PLASTIC - 1 3/8" OD - FOR BUTTONS

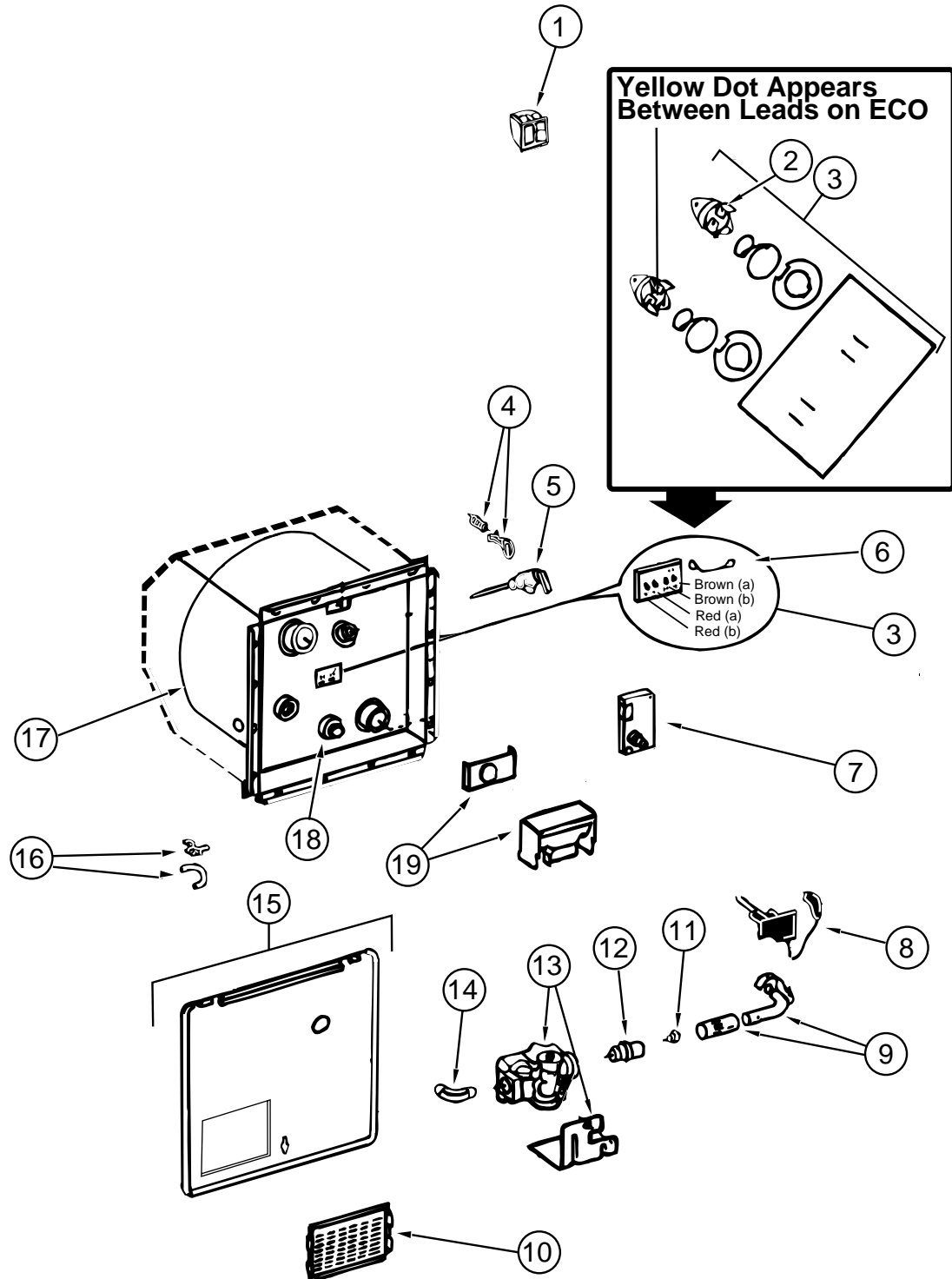
WATER & SEWAGE GROUP



WATER PUMP

KEY	PART NUMBER	U/M DESCRIPTION
1	098607-01-000	EA PUMP-WATER - W/.5" MPT FITTING - FLOW 2.8 GPM - UL
2	098607-01-700	EA PUMPHEAD-REPLACEMENT - SHURFLO 94-236-08
3	098607-01-706	EA SWITCH ASM-COMPLETE - SHURFLO 94-230-00
4	098607-01-705	EA CHECK VALVE-KIT - SHURFLO 94-237-00
5	098607-01-703	EA VALVE ASM - SHURFLO 94-232-00
6	098607-01-702	EA DIAPHRAGM-KIT - SHURFLO 94-233-10
7	098607-01-707	EA MOTOR/BASEPLATE REPLACEMENT - SHURFLO 94-234-03

WATER & SEWAGE GROUP (CONTINUED)



WATER HEATER W/ELECTRIC IGNITION

KEY	PART NUMBER	U/M DESCRIPTION
	051391-03-000	EA HEATER-WATER - W/ELECTRIC IGNITION - ATWOOD G6A-7E
1	097967-01-000	EA SWITCH-WATER HEATER - REMOTE W/LIGHT - ATWOOD 91959
2	051391-04-701	EA THERMOSTAT 12 VDC-120 PRESET - ATWOOD# 91470
3	051393-01-721	EA ECO & THERMOSTAT ASM-FRONT MOUNT, 140 DEGREE - ATWOOD# 91447
4	051391-01-705	EA FASTENER-CAMLOC - ATWOOD# 92609
5	051391-01-704	EA VALVE-RELIEF - 1/2" FITTING - ATWOOD# 91604
6	051393-01-723	EA SWITCH-THERMAL-CUT OFF (2/PKG) - ATWOOD# 93866
7	051393-01-724	EA CIRCUIT BOARD-SPADE TERMINAL - ATWOOD# 93867-ELECTRIC IGNITION
8	051393-01-725	EA ELECTRODE-SINGLE SPADE CONNECT. - ATWOOD# 93868-SPARK PROBE
9	051391-04-703	EA BURNER-MAIN - ATWOOD# 91638
10	051391-01-717	EA GRILLE ONLY(GOES ON THE DOOR)
11	051391-01-710	EA ORIFICE-MAIN BURNER - ATWOOD# 92742

WATER & SEWAGE GROUP (CONTINUED)

WATER HEATER W/ELECTRIC IGNITION (CONTINUED)

KEY	PART NUMBER	U/M DESCRIPTION
12	051391-03-700	EA ORFICE-HOLDER - ATWOOD# 91563
13	051393-01-726	EA SOLENOID VALVE AND BRACKET - ATWOOD# 93870-WHITE-ROGERS
14	051391-01-714	EA ELBOW - 45 DEGREE - 3/8" F X 3/8" MPT - ATWOOD 91044
15	052009-01-000	EA DOOR-WATER HEATER - ATWOOD 5576-27 - OFF WHITE
15	052009-06-000	EA DOOR-WATER HEATER - ATWOOD - BRIGHT WHITE
	116424-01-000	EA PROTECTOR-WATER HEATER LATCH
16	051391-01-700	EA HINGE KIT-W/CLIP - ATWOOD # 92568 & 92559
17	051391-04-706	EA TANK-INNER - G6A-3E - FRONT MOUNT - ATWOOD# 91641
18	051391-01-715	EA DRAIN PLUG - ATWOOD# 91561
19	051391-01-706	EA KIT-FLUE - & GASKET - ATWOOD# 92787

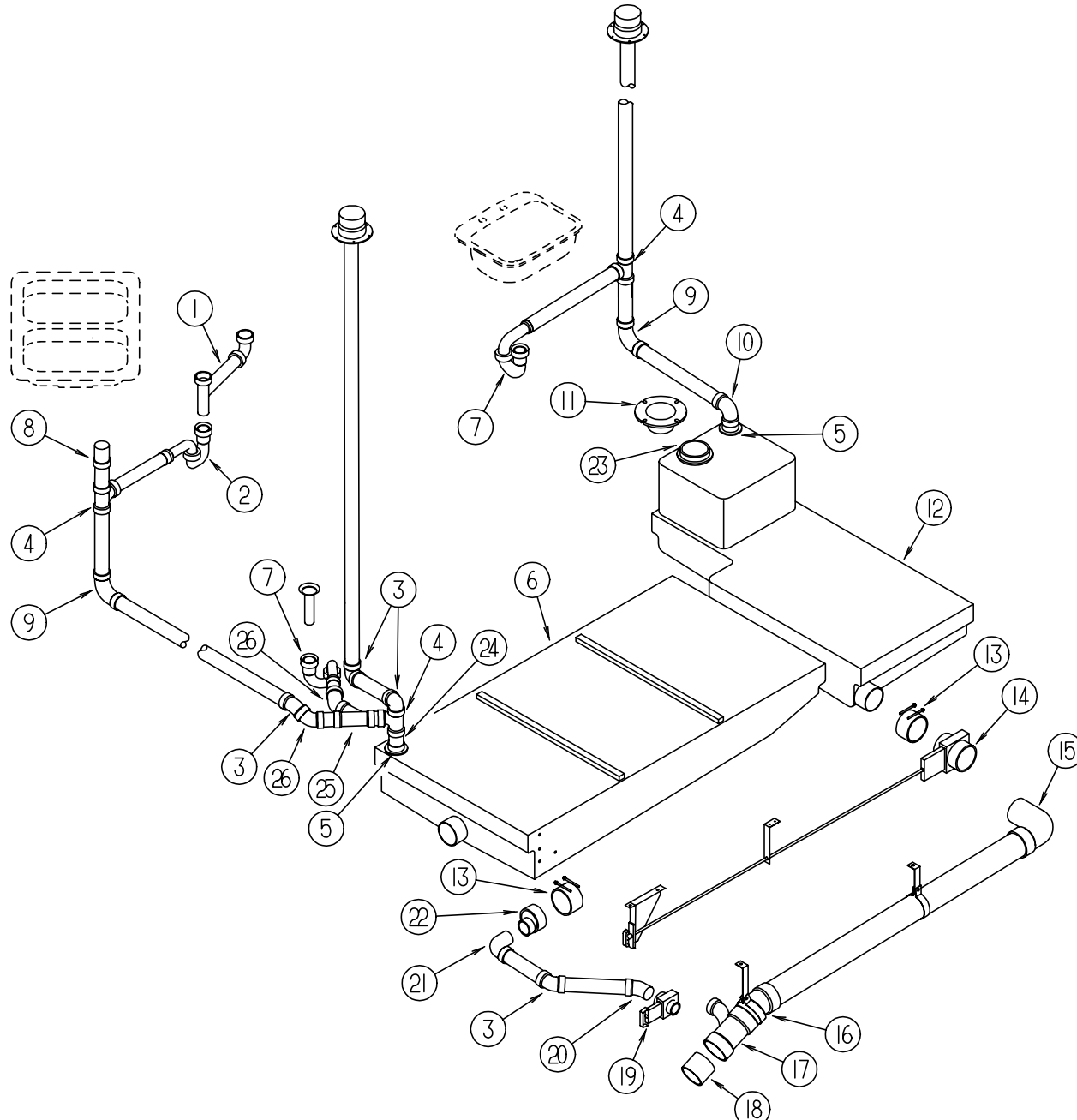
WATER HEATER W/MOTOR AID

KEY	PART NUMBER	U/M DESCRIPTION
	051393-01-000	EA WATER HEATER - ATWOOD GH6-7E - ELECT IGNITION
1	097967-01-000	EA SWITCH-WATER HEATER - REMOTE W/LIGHT - ATWOOD 91959
2	051391-04-701	EA THERMOSTAT 12 VDC-120 PRESET - ATWOOD# 91470
3	051393-01-721	EA ECO & THERMOSTAT ASM-FRONT MOUNT - 140 DEGREE - ATWOOD# 91447
4	051391-01-705	EA FASTENER-CAMLOC - ATWOOD# 92609
5	051391-01-704	EA VALVE-RELIEF - 1/2" FITTING - ATWOOD# 91604
6	051393-01-723	EA SWITCH-THERMAL-CUT OFF (2/PKG) - ATWOOD# 93866
7	051393-01-724	EA CIRCUIT BOARD-SPADE TERMINAL - ATWOOD# 93867-ELECTRIC IGNITION
8	051393-01-725	EA ELECTRODE-SINGLE SPADE CONNECT. - ATWOOD# 93868-SPARK PROBE
9	051391-04-703	EA BURNER-MAIN - ATWOOD# 91638 - 4E AND 6E MODELS
10	051391-01-717	EA GRILLE ONLY(GOES ON THE DOOR)
11	051391-01-710	EA ORIFICE-MAIN BURNER - ATWOOD# 92742
12	051391-03-700	EA ORFICE-HOLDER - ATWOOD# 91563
13	051393-01-726	EA SOLENOID VALVE AND BRACKET - ATWOOD# 93870-WHITE-ROGERS
14	051391-01-714	EA ELBOW - 45 DEGREE - 3/8" F X 3/8" MPT - ATWOOD 91044
15	052009-01-000	EA DOOR-WATER HEATER - ATWOOD 5576-27 - OFF WHITE
15	052009-06-000	EA DOOR-WATER HEATER - ATWOOD - BRIGHT WHITE
	116424-01-000	EA PROTECTOR-WATER HEATER LATCH
16	051391-01-700	EA HINGE KIT-W/CLIP - ATWOOD # 92568 & 92559
17	051393-03-703	EA TANK-INNER - FRONT MOUNT - GH6-4E & 6E - ATWOOD 91642
18	051391-01-715	EA DRAIN PLUG - ATWOOD# 91561
19	051391-01-706	EA KIT-FLUE - & GASKET - ATWOOD# 92787

EXTERIOR SHOWER

KEY	PART NUMBER	U/M DESCRIPTION
	103092-01-000	EA HEAD-SHOWER - W/60" HOSE
	103092-02-000	EA HEAD-SHOWER - W/60" HOSE - CANADIAN
	103092-01-700	EA BRACKET-SHOWER HEAD - CLEAR
	103092-01-701	EA BRACKET-SHOWER HEAD - BONE
	103092-01-702	EA SEALS-SPRAY HEAD
	075241-05-000	EA FAUCET-SHOWER - BONE
	093527-02-000	EA BRACKET-SHOWER HEAD

WATER & SEWAGE GROUP (CONTINUED)



DRAINAGE SYSTEM

KEY	PART NUMBER	U/M DESCRIPTION
1	011091-02-000	EA PIPE-DRAIN - W/SEALS - DOUBLE SINK - EXTENDS 9" TO 16" (U.S.)
1	011091-03-000	EA PIPE-DRAIN - W/SEALS - DOUBLE SINK - EXTENDS 9" TO 16" (CANADIAN)
2	109571-01-000	EA ADAPTER-P TRAP - 1.5" P X 1 1/4" MPT
2	107538-01-000	EA P-TRAP-PLASTIC - 1 1/4" W/EXT ARM (US)
2	011071-01-000	EA P-TRAP - 1.5" - PLASTIC (CSA)
3	010006-01-000	EA ELBOW - 45 DEGREE - 1/8 BEND - 1.5" HUB X HUB - BLACK PLASTIC
4	010071-01-000	EA TEE-SANITARY - 1.5" HUB X HUB X HUB - PLASTIC - BLACK
5	061607-01-000	EA GROMMET-HOLDING TANK - 1.5" NPS
6	102762-01-000	EA TANK-HOLDING - 42 GALLON - 57.4" X 8.4" X 29"
7	109571-01-000	EA ADAPTER-P TRAP - 1.5" P X 1 1/4" MPT
7	107538-01-000	EA P-TRAP-PLASTIC - 1 1/4" W/EXT ARM (US)
7	011066-03-700	EA P-TRAP-1 1/4" HUB X SLIP JOINT - W/UNION - ABS (CSA)
7	011069-02-000	EA TAILPIECE-TUB/SHOWER - 1 1/2" X 1 1/4" X 4" - BRASS
8	079968-01-000	EA VENT-MECHANICAL TRAP ARM - ANTI-SIPHON - 2" DIA X 7.3" - PLASTIC
9	010008-01-000	EA ELBOW - 90 DEGREE - 1/4 BEND - 1.5" HUB X HUB - BLACK PLASTIC
10	034250-01-000	EA ELBOW - 90 DEGREE - LONG TURN - 1.5" HUB X HUB - ABS
11	063641-01-000	EA FLANGE-TOILET
12	108593-01-000	EA TANK-HOLDING - 27 GALLON

WATER & SEWAGE GROUP (CONTINUED)

DRAINAGE SYSTEM (CONTINUED)

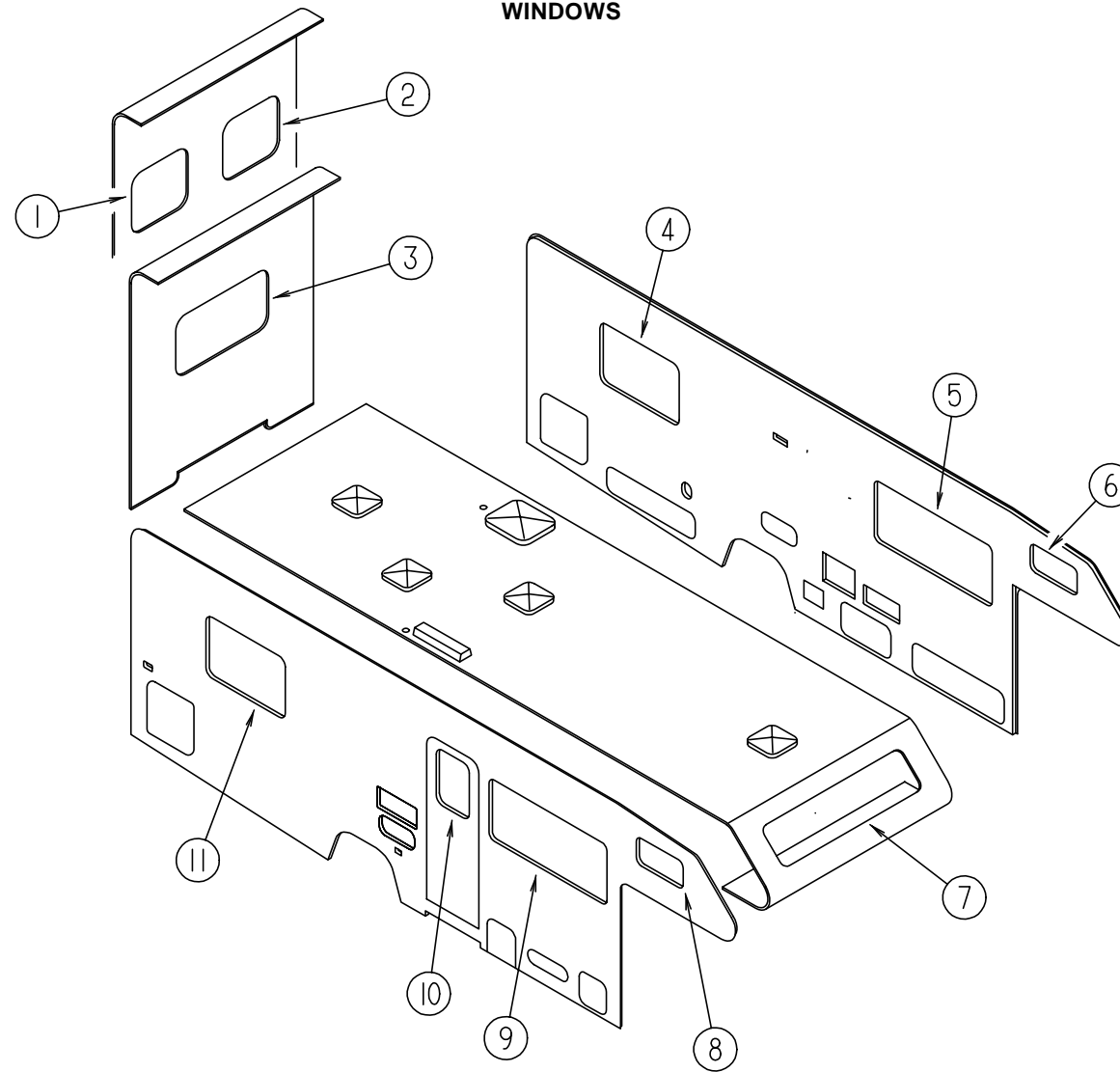
KEY	PART NUMBER	U/M DESCRIPTION
13	078406-01-000	EA COUPLER-RUBBER - W/CLAMPS - 3" X 3"
14	062418-02-000	EA VALVE-DUMP - 3" - W/O HANDLE
15	041956-01-000	EA ELBOW-STREET - PLASTIC - 1/4" BD 3 X 90 XLT
16	010023-01-000	EA ELBOW-PLASTIC - ST 1/16 BD 3 X 22.5' - NIBCO 5808-3
17	031365-01-000	EA TEE-PLASTIC - 3" X 3" X 1.5" EXTRA LONG TURN - NICO 5812-LR-3-3-2
18	109450-01-000	EA ADAPTER-PLASTIC HOSE - SEWER - KEVCO 40738
18	062416-01-000	EA HOSE ADAPTER - 3"
18	010201-01-000	EA HOSE-SEWER - 3" ID X 8'
19	062421-01-000	EA VALVE-DUMP - 1.5" - W/HANDLE
19	062419-04-000	EA HANDLE-EXTENSION - W/TAPPED END - KEVCO 1046UP
19	062419-05-000	EA BRACKET-VALVE - LOCKING - KEVCO T1003-UC
19	062419-06-000	EA HANDLE-T - KEVCO CT1003-6
20	010051-01-000	EA ELBOW - 45 DEGREE BEND - 1.5" SPIGOT AND HUB - PLASTIC - BLACK
21	033761-01-000	EA ELBOW-TURN - 1/4 BEND X 1.5" HUB X 1.5" SPIGOT - BLK PLASTIC
22	062422-01-000	EA ADAPTER-OFFSET REDUCER - 3" X 1 1/2" - PLASTIC - BLACK
23	061607-02-000	EA GROMMET-HOLDING TANK - 3" NPS
24	010115-01-000	EA COUPLING - 1 1/2" HUB X HUB - PLASTIC
25	010073-01-000	EA WYE - 45 DEGREE - 1 1/2" HUB X HUB X HUB - PLASTIC - BLACK
26	010051-01-000	EA ELBOW - 45 DEGREE BEND - 1.5" SPIGOT AND HUB - PLASTIC - BLACK

FRESH WATER TANK & WATER SYSTEM

KEY	PART NUMBER	U/M DESCRIPTION
	064214-10-000	EA TANK-WATER - W/FITTINGS - 31 GALLON (TWIN BED)
	064214-13-000	EA TANK-WATER - W/FITTINGS - 31 GALLON (QUEEN BED)
	064214-01-000	EA TANK-WATER - W/O FITTINGS - 31 GALLONS - 24" X 12.75" X 30"
	077954-02-000	EA FILTER-WATER TANK - SCREEN IN TANK
	042989-03-000	EA FITTING-WATER TANK - SPINWELD - 1 1/4"NPT - PLASTIC - WHITE
	042989-04-000	EA FITTING-WATER TANK - SPINWELD - 3/8" FPT - PLASTIC - WHITE
	042989-05-000	EA FITTING-WATER TANK - SPINWELD - 1/2" FPT - PLASTIC - WHIT
	049032-01-000	EA PATCH-SPINWELD - 3/8" - PLASTIC
	039861-01-000	EA SENDING UNIT - W/SCREW - WASHER- WELL NUT AND TERMINAL RING
	052959-02-000	EA CONNECTOR - 1/2" F X 1/2" MPT - PLASTIC - GRAY
	114430-03-000	EA ADAPTER-1/2" P X 1/2" MPT - FLAIR-IT 02842
	010224-01-000	EA ADAPTER-HOSE TO PIPE - 3/8" MPT X 3/8" BARB - PLASTIC BLACK
	044927-01-000	EA ADAPTER-HOSE TO PIPE - 1 1/4"MPT X 1 1/4"BARB-BLACK PLASTIC
	101814-01-000	EA COUPLING-FEMALE - 1/2" X 1/2" FPT
	114429-01-000	EA ELBOW-1/2" P X 1/2" P - FLAIR-IT 02800
	114429-02-000	EA ELBOW-1/2" P X 1/2" MPT - FLAIR-IT 02803
	114429-03-000	EA ELBOW-SWIVEL - 1/2" P X 1/2" FPT - FLAIR-IT 02816
	110915-01-01A	EA FILL-WATER CITY - OFF WHITE
	057457-01-000	EA ELBOW-UNION - 1/2" X 1/2" FLARE
	039808-03-000	EA ELBOW-1/2" MPT X 1/2" MPT - PLASTIC
	114428-03-000	EA TEE-1/2"P X 1/2" P X 1/2" MPT - FLAIR-IT 02822
	039800-02-000	FT TUBING-POLYBUTYL - 5/8" OD - INCREMENTS OF 20' - BLACK
	079381-01-000	FT TUBING-SMOOTH - FLEXIBLE 1 1/4" ID
	074462-02-000	FT TUBING-VINYL - 3/8" ID - CLEAR
	114431-01-000	EA WATER VALVE - 3 POSITION - "DRAIN VALVE"
	114431-03-000	EA WATER VALVE - 90 DEGREE ELBOW - "WATER DRAIN VALVE"
	091208-01-000	EA WASHER-RUBBER, .06" X .75" X .5"

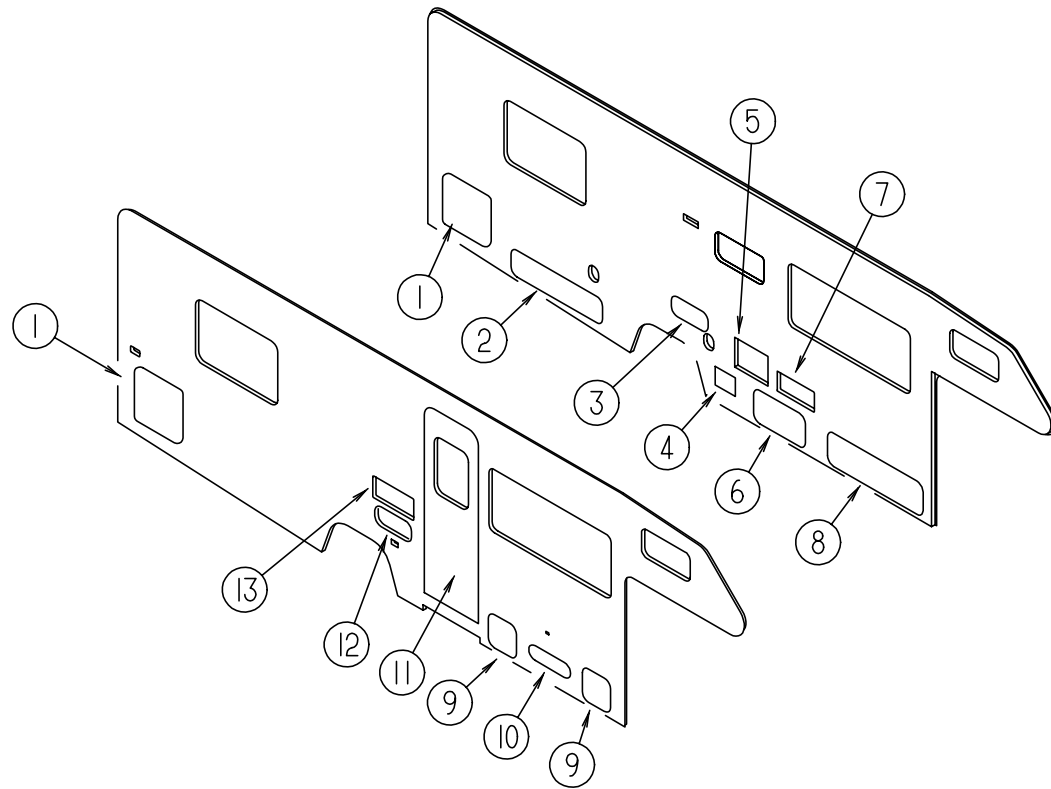
WINDOW, VENT & EXTERIOR DOOR GROUP

WINDOWS



KEY	PART NUMBER	U/M DESCRIPTION	KEY	PART NUMBER	U/M DESCRIPTION
1	078528-08-F01	EA WINDOW ASM-ESCAPE (TWIN BED) FROM: 00-00-00 THRU: 10-16-94	7	103313-01-B05	EA WINDOW-PICTURE - W/O INSIDE FRAME FROM: 00-00-00 THRU: 01-08-95
1	116976-02-01A	EA WINDOW ASM-REAR ESCAPE - SINGLE - EXCEL H386-G2W53 (TWIN BED) FROM: 10-17-94 THRU: 99-99-99	7	103313-03-F15	EA WINDOW ASM-PICTURE FROM: 01-09-95 THRU: 99-99-99
1	113502-04-01A	EA WINDOW ASM-REAR ESCAPE - THERMOPANE - EXCEL DH449-G2W58 (TWIN BED)	7	115630-01-01A	EA WINDOW ASM-STATIONARY BUTYL - EXCEL DH438-G2W59
2	078528-09-F01	EA WINDOW ASM-ESCAPE (TWIN BED) FROM: 00-00-00 THRU: 10-16-94	8	098647-33-01A	EA WINDOW ASM-SLIDER - HORIZONTAL - EXCEL H425-G2W66R
2	116976-04-01A	EA WINDOW ASM-REAR PICTURE SINGLE - EXCEL H400-G2W60 (TWIN BED) FROM: 10-17-94 THRU: 99-99-99	8	112795-19-01A	EA WINDOW ASM-SLIDER - HORIZONTAL - THERMOPANE - EXCEL DC29-G2W66R
3	078528-06-E10	EA WINDOW ASM-ESCAPE (QUEEN BED)	9	098647-23-01A	EA WINDOW ASM-SLIDER - HORIZONTAL - B/OW - EXCEL H287-G2W66R
3	113502-01-01A	EA WINDOW ASM-REAR ESCAPE-THERMOPANE-EXCEL DH153-G2W60 (QUEEN BED)	9	112795-16-01A	EA WINDOW ASM-SLIDER - HORIZONTAL - THERMOPANE - EXCEL DH287-G2W66R
4	113500-01-01A	EA WINDOW ASM-TIPOUT - DOUBLE - B/OW - EXCEL CH04-G2W59	10	079733-15-F04	EA WINDOW-ENTRY DOOR - W/O INSIDE FRAME - 17" X 25" FROM: 00-00-00 THRU: 12-18-94
4	112795-23-01A	EA WINDOW ASM-SLIDER - HORIZONTAL - THERMOPANE - EXCEL DC04-G2W66L	10	117053-02-F36	EA WINDOW-ENTRY DOOR - W/O INSIDE FRAME - 17" X 25" FROM: 12-19-94 THRU: 99-99-99
5	098647-22-01A	EA WINDOW ASM-SLIDER - HORIZONTAL - B/OW - EXCEL H287-G2W66L	10	113733-01-01A	EA WINDOW ASM-PICTURE - THERMOPANE - EXCEL DH416-G2W66
5	112795-15-01A	EA WINDOW ASM-SLIDER - HORIZONTAL - THERMOPANE - EXCEL DH287-G2W66L	11	113500-01-01A	EA WINDOW ASM-TIPOUT - DOUBLE - B/OW - EXCEL CH04-G2W59
6	098647-34-01A	EA WINDOW ASM-SLIDER - HORIZONTAL - EXCEL H425-G2W66L	11	112795-21-01A	EA WINDOW ASM-SLIDER - HORIZONTAL - THERMOPANE - EXCEL DC04-G2W66R
6	112795-20-01A	EA WINDOW ASM-SLIDER - HORIZONTAL - THERMOPANE - EXCEL DC29-G2W66L			

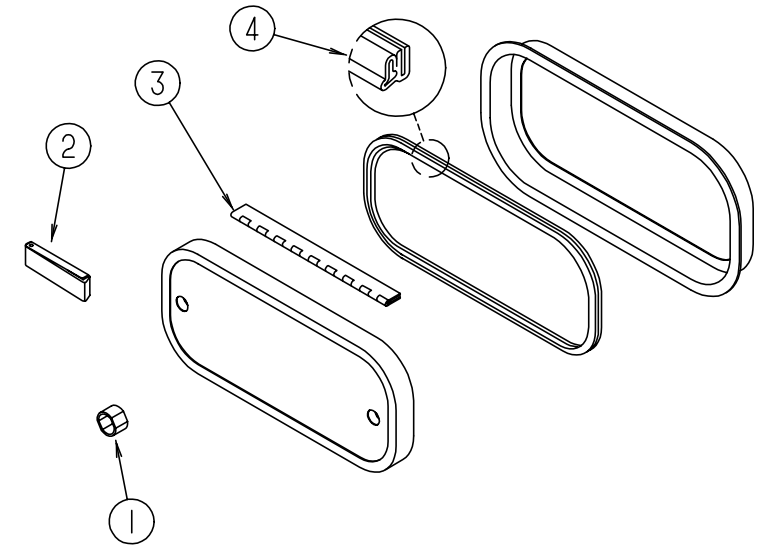
WINDOW, VENT & EXTERIOR DOOR GROUP (CONTINUED)



ENTRANCE & COMPARTMENT DOORS

KEY	PART NUMBER	U/M DESCRIPTION
1	111013-22-F01	EA DOOR ASM-STORAGE
2	104558-16-F08	EA DOOR ASM-STORAGE
3	111017-02-F24	EA DOOR-COMPARTMENT - EXTERIOR SHOWER
4	088794-06-000	EA DOOR ASM-POWER CORD - W/HATCH - 11" X 9.2" - OFF WHITE
5	052009-06-000	EA DOOR-WATER HEATER - BRIGHT WHITE
6	098668-23-000	EA DOOR-ACCESS - FURNACE - BRIGHT WHITE - SUBURBAN 520574
7	104558-12-F08	EA DOOR ASM-STORAGE
8	104558-13-F08	EA DOOR-COMPARTMENT - LOWER - FRONT
9	104558-14-F08	EA DOOR-STORAGE
10	111009-01-F08	EA DOOR ASM - LP
11	115108-02-FA8	EA DOOR-ENTRY - W/O WINDOW - SCREEN & JAMB - BRIGHT WHITE(F08)
11	115108-02-FA9	EA DOOR-ENTRY - W/O WINDOW - SCREEN & JAMB - BRIGHT WHITE(F09)
11	115108-01-F08	EA DOOR-ENTRY - W/O THERMO WINDOW - SCREEN & JAMB - BRIGHT WHITE (F08)
11	115108-01-F09	EA DOOR-ENTRY - W/O THERMO WINDOW - SCREEN & JAMB - BRIGHT WHITE (F09)
12	111017-01-F24	EA DOOR-STORAGE
13	084103-08-000	EA DOOR-REFRIGERATOR - VENTED - BRIGHT WHITE
13	084104-08-000	EA JAMB-DOOR - REFRIGERATOR - BRIGHT WHITE
13	084104-01-700	EA LOCK-MALE - FASTENER - REFRIGERATOR DOOR
13	084104-01-701	EA LOCK-FEMALE - FASTENER - REFRIGERATOR DOOR
13	081240-16-000	EA FILL-WATER - LOCKABLE W/O LOCK - BRIGHT WHITE

WINDOW, VENT & EXTERIOR DOOR GROUP (CONTINUED)

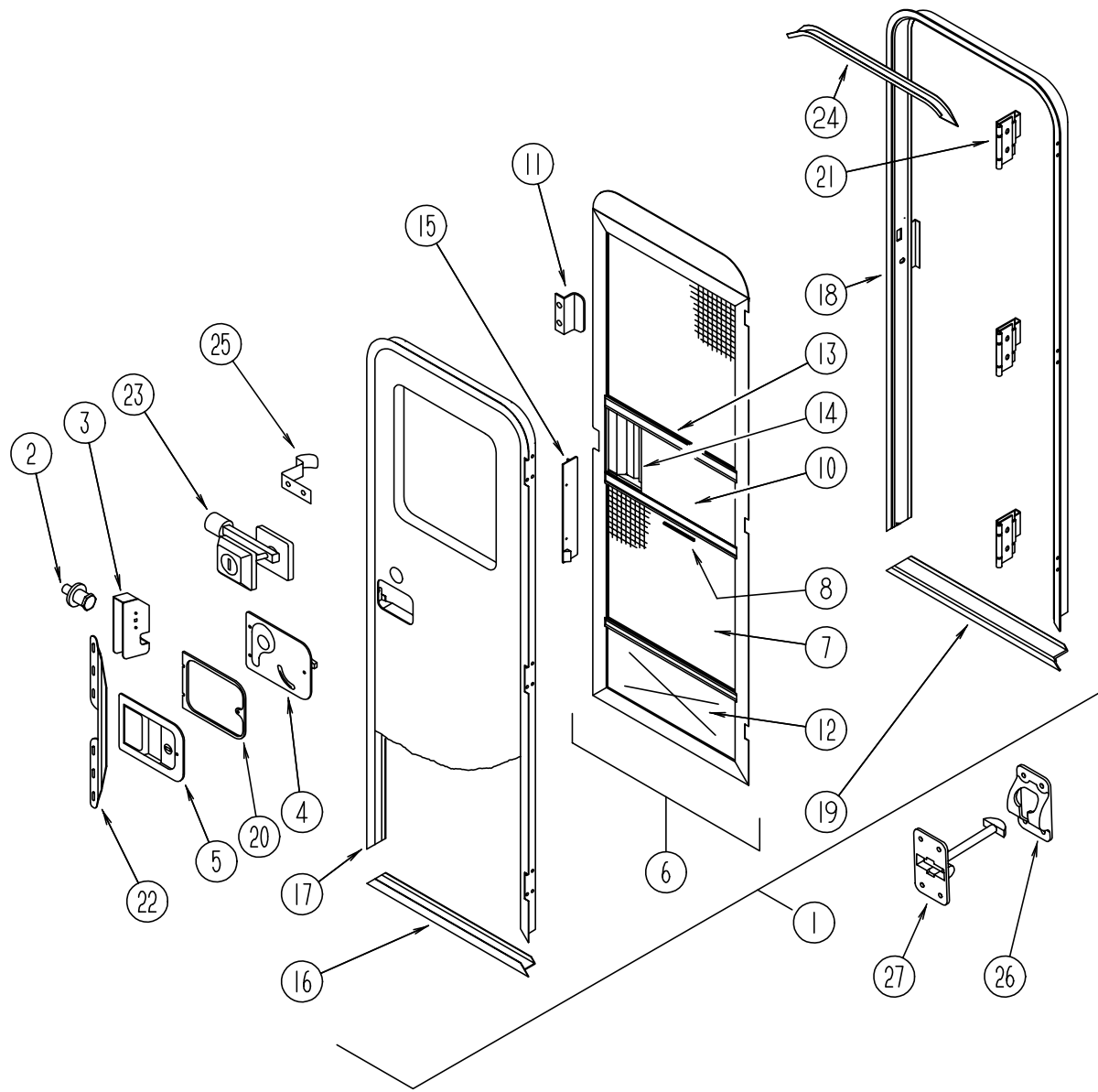


EXTERIOR DOORS

KEY	PART NUMBER	U/M DESCRIPTION
1	107997-51-001	EA SPACER-EXTRUDED - 0015 - 24
2	102768-01-000	EA HOLDER-COMPARTMENT/ENTRY DOOR - METAL - MILL FINISH
3	081801-02-000	EA HINGE-PIANO - CONTINUOUS - 2" X 96" OFF WHITE
3	081801-V3-000	EA HINGE-AL - 2" X 2438 MM - BRIGHT WHITE
3	009065-01-000	EA HINGE-CONTINUOUS - 1 1/2" X 96" - UNPAINTED
3	034007-B3-000	EA HINGE-CONTINUOUS - 1 1/2" X 96" - ALUMINUM - BRIGHT WHITE
4	064075-07-000	FT SEAL-BULB - W/WIRED U-CHANNEL - .3" X .5" CHANNEL - BLACK
	090340-01-000	FT SEAL-FOAM - CLOSED CELL - 1/4" X 1/2" X 50'
	104692-01-000	FT SEAL-ADHESIVE BACK - 3/4" X 3/4"
	099418-01-000	FT D-SECTION SEAL W/ ADHESIVE BACK - .44" X .44" -BLK RUBBER
	106850-01-000	FT SEAL-E - 11 X 19 - SPONGE RUBBER
	091255-02-000	FT SEAL-ADHESIVE BACKED FOAM - 18" THICK X 1.5" WIDE

WINDOW, VENT & EXTERIOR DOOR GROUP (CONTINUED)

ENTRY DOOR



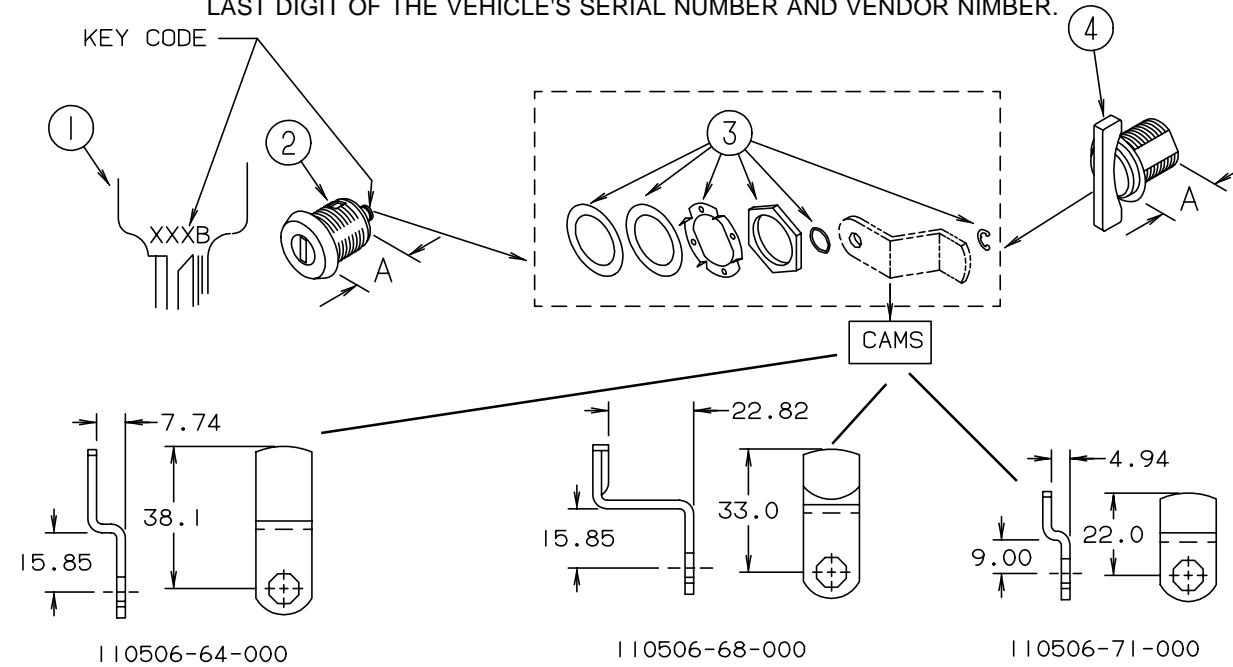
KEY	PART NUMBER	U/M DESCRIPTION
1	115108-02-FA8	EA DOOR-ENTRY - W/O WINDOW - SCREEN & JAMB - BRIGHT WHITE(F08)
1	115108-02-FA9	EA DOOR-ENTRY - W/O WINDOW - SCREEN & JAMB - BRIGHT WHITE(F09)
1	115108-01-F08	EA DOOR-ENTRY - W/O THERMO WINDOW - SCREEN & JAMB - BRIGHT WHITE (F08)
1	115108-01-F09	EA DOOR-ENTRY - W/O THERMO WINDOW - SCREEN & JAMB - BRIGHT WHITE (F09)
2	039539-01-000	EA STRIKE-LOCK - ENTRY DOOR - ROUND/THREADED WASHER
3	039540-01-000	EA LATCH MECHANISM-HOOK - ENTRY DOOR - INTERIOR
	039715-01-000	EA NUT-SERT - 1/4" DIAMETER - 20 THREADS
4	039979-04-000	EA COVER-INTERIOR LATCH - W/TRIP ARM - RIGHT - BLACK
	039984-01-000	EA CAP-ROUND - VINYL - .28" ID X .62" LONG - BLACK
	041546-05-000	EA BRACKET-DOOR ANGLE - 5" X 1.9" - OFF WHITE - METAL
5	045017-11-000	EA LATCH-ENTRY DOOR - MECHANISM W/LOCK & KEY - BLACK
	045017-11-701	EA KEY-BLANK - ROUND TOP - SILVER - TRI/MARK
	109403-01-000	EA CATCH-SINGLE ROLLER - SCREEN DOOR
	063729-04-000	EA RIVNUT - 10-32 UNF - 010- 080
	075671-04-000	FT SEAL-SPONGE - LAZY T SHAPE - W/ADHESIVE STRIPE - .5" WIDE
6	079012-05-F01	EA DOOR-SCREEN - BRIGHT WHITE
7	002293-02-000	SF SCREENING-WINDOW/DOOR - 26" - CHARCOAL
8	002294-01-000	FT SPLINE-SCREENING - .135" X .138" - BLACK
10	001014-01-013	EA INSERT-CENTER - 10.25" X 16.31" - UNPAINTED
11	050712-06-000	EA HANDLE-SCREEN DOOR - ALUMINUM - BRIGHT WHITE
12	078552-03-000	EA INSERT-SCREEN DOOR - LOWER - MILL
	078595-01-000	EA PLATE-SCREEN DOOR
13	078777-01-000	EA CHANNEL-SLIDE - SCREEN DOOR CENTER SLIDER COVER - 17.4"
14	079086-03-000	EA SLIDER-SCREEN DOOR - BRIGHT WHITE
15	079087-03-000	EA STRIKE-SLIDER - W/LIP FOR ELBOW CATCH - 1.5" X 8.6" - BRIGHT WHITE
16	089748-21-000	EA FRAME-DOOR - ENTRANCE - BOTTOM - BRIGHT WHITE
	090340-01-000	FT SEAL-FOAM - CLOSED CELL - 1/4" X 1/2" X 50'
17	095276-03-06A	EA FRAME-DOOR - ENTRANCE - TOP & SIDES - BRIGHT WHITE
18	095277-08-03A	EA JAMB-ENTRY DOOR - W/BOTTOM - BRIGHT WHITE
19	051049-01-000	EA JAMB-DOOR - ENTRANCE - BOTTOM - 25.9 - UNPAINTED
20	096810-01-01A	EA PLATE-LATCH - ENTRY DOOR - PLASTIC - BLACK
21	106719-01-01A	EA HINGE-ENTRY DOOR - MILL
22	098173-01-07A	EA STIFFENER-ENTRY DOOR - SUPPORTS LATCH/STRIKE - BRIGHT WHITE
	100128-02-000	FT SEAL-PILE - ADHESIVE BACK - SCREEN DOOR - GRAY
23	101145-01-01A	EA DEADBOLT-ENTRY DOOR - W/2 KEYS W/O BOLT OR SCREWS
	101147-01-000	EA BOLT-SECURITY - 4.12" BACKSET
	102524-01-000	EA BUMPER-RUBBER - FLAT - BLACK
24	044582-44-000	EA CAP-DRIP - DOOR JAMB MOUNTED - BRIGHT WHITE
	115222-05-01A	EA GARNISH-ENTRANCE DOOR - OFF WHITE
25	100412-01-000	EA CATCH-SCREEN DOOR - THUMB CLIP W/BLACK PLASTIC CAP
	077461-05-000	EA COVER-STRIKE - ENTRY DOOR - 6.5" X 2.5" - PLASTIC - OFF WHITE
26	104099-02-04A	EA CATCH-DOOR HOLDER - RETAINER - PLASTIC - BRIGHT WHITE
27	104099-01-04A	EA CATCH-DOOR HOLDER - STRIKE - PLASTIC - BRIGHT WHITE
	009126-02-000	EA HANDLE-ASSIST - ENTRY DOOR - BLACK
	102248-01-000	EA SHIM-DOOR

WINDOW, VENT & EXTERIOR DOOR GROUP (CONTINUED)

BRIGGS & STRATTON LOCKS & COMPONENTS

NOTE:

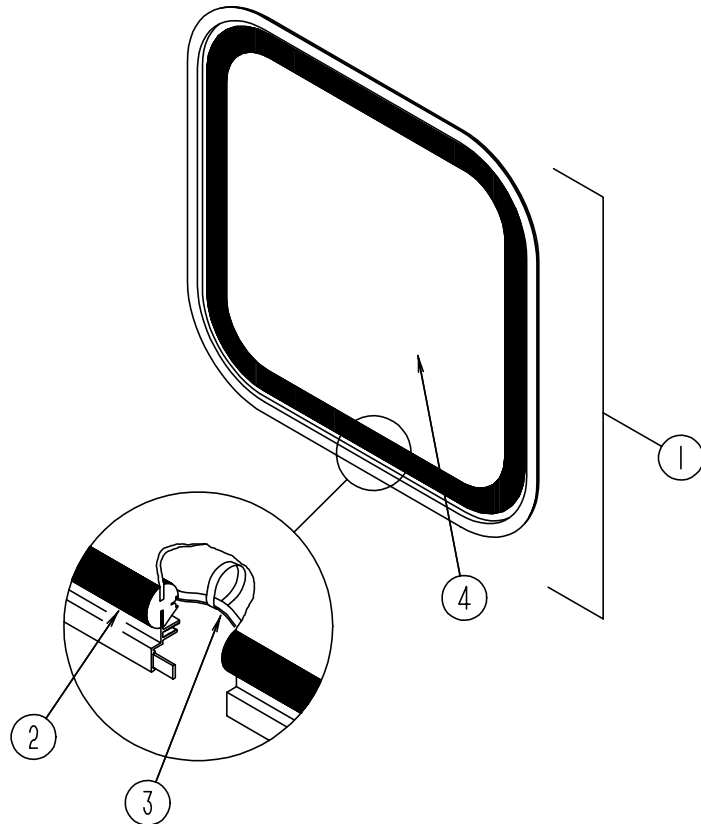
WHEN ORDERING THE LOCK CASE, THE KEY CODE MUST MATCH THE LAST DIGIT OF THE VEHICLE'S SERIAL NUMBER AND VENDOR NUMBER; WHEN ORDERING THE KEYS, THE THIRD DIGIT OF THE KEY CODE MUST MATCH THE LAST DIGIT OF THE VEHICLE'S SERIAL NUMBER AND VENDOR NUMBER.



KEY	PART NUMBER	U/M	DESCRIPTION
1	110506-59-000	EA	KEYS-SET OF 2 - 596720
2	110506-52-000	EA	CASE - A=17MM - 702370
2	110506-53-000	EA	CASE - A=25MM - 702380
1	110506-59-001	EA	KEYS-SET OF 2 - 596721
2	110506-52-001	EA	CASE - A=17MM - 702371
2	110506-53-001	EA	CASE - A=25MM - 702381
1	110506-59-002	EA	KEYS-SET OF 2 - 596722
2	110506-52-002	EA	CASE - A=17MM - 702372
2	110506-53-002	EA	CASE - A=25MM - 702382
1	110506-59-003	EA	KEYS-SET OF 2 - 596723
2	110506-52-003	EA	CASE - A=17MM - 702373
2	110506-53-003	EA	CASE - A=25MM - 702383
1	110506-59-004	EA	KEYS-SET OF 2 - 596724
2	110506-52-004	EA	CASE - A=17MM - 702374
2	110506-53-004	EA	CASE - A=25MM - 702384
1	110506-59-005	EA	KEYS-SET OF 2 - 596725
2	110506-52-005	EA	CASE - A=17MM - 702375
2	110506-53-005	EA	CASE - A=25MM - 702385
1	110506-59-006	EA	KEYS-SET OF 2 - 596726
2	110506-52-006	EA	CASE - A=17MM - 702376
2	110506-53-006	EA	CASE - A=25MM - 702386
1	110506-59-007	EA	KEYS-SET OF 2 - 596727
2	110506-52-007	EA	CASE - A=17MM - 702377
2	110506-53-007	EA	CASE - A=25MM - 702387

KEY	PART NUMBER	U/M	DESCRIPTION
1	110506-59-008	EA	KEYS-SET OF 2 - 596728
2	110506-52-008	EA	CASE - A=17MM - 702378
2	110506-53-008	EA	CASE - A=25MM - 702388
1	110506-59-009	EA	KEYS-SET OF 2 - 596729
2	110506-52-009	EA	CASE - A=17MM - 702379
2	110506-53-009	EA	CASE - A=25MM - 702389
3	110506-40-700	EA	HARDWARE KIT- CONTAINS: NUT - WASHERS - E-RING - AND GASKET
4	110506-50-000	EA	CASE ASM-TWIST LOCK 17 MM - #596932
4	110506-51-000	EA	CASE ASM-TWIST LOCK 25 MM - #596669
	110506-64-000	EA	CAM-LOCK - # 322280
	110506-67-000	EA	CAM-LOCK - # 322283
	110506-68-000	EA	CAM-LOCK - # 322284
	110506-71-000	EA	CAM-LOCK - # 322287
	110506-59-701	EA	KEY BLANK - GOLD

WINDOW, VENT & EXTERIOR DOOR GROUP (CONTINUED)



CENTER BED BACKWALL ESCAPE WINDOW

KEY	PART NUMBER	U/M DESCRIPTION
1	074816-06-000	EA FRAME-INSIDE - ESCAPE - BLACK
	078528-08-F01	EA WINDOW ASM-ESCAPE
		FROM: 00-00-00 THRU: 10-16-94
	078528-09-F01	EA WINDOW ASM-ESCAPE
		FROM: 00-00-00 THRU: 10-16-94
2	002282-03-000	EA WEATHERSTRIP - .125" - BLACK
	077066-01-702	EA TAPE ASM-ESCAPE - WINDOW
3	002285-01-000	FT FILLER-WEATHER STRIP - RUBBER - BLACK
4	076337-14-000	EA GLASS-WINDOW - ESCAPE - 587 X 587 MM

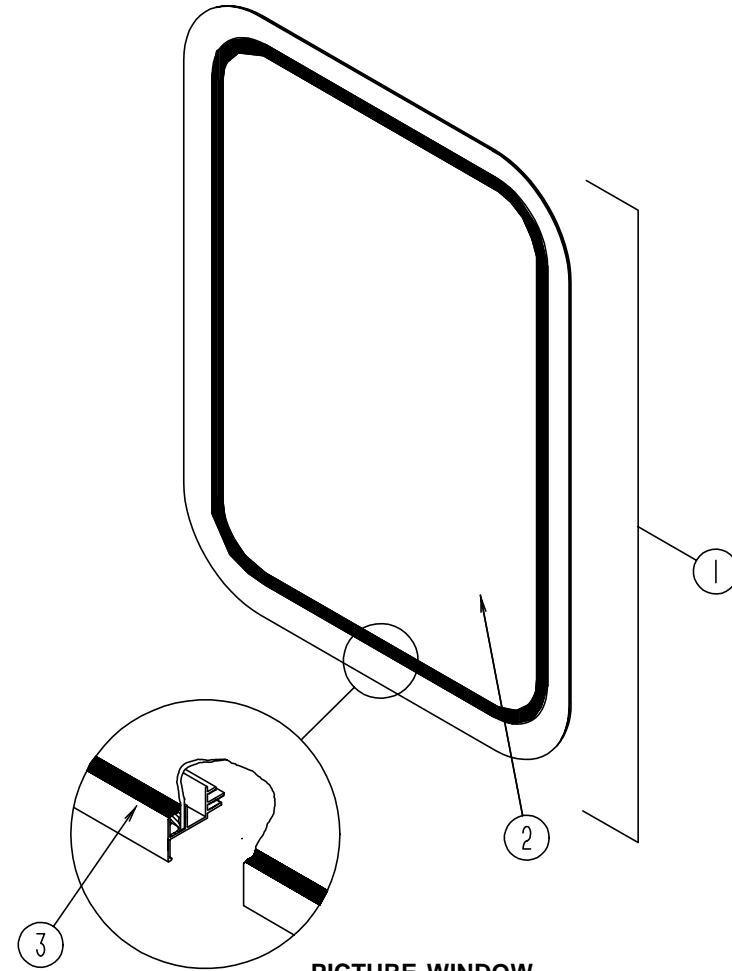
TWIN BED BACKWALL ESCAPE WINDOW

KEY	PART NUMBER	U/M DESCRIPTION
1	116976-01-701	EA TRIM - EXCEL W38653
	116976-02-01A	EA WINDOW ASM-REAR ESCAPE - SINGLE - EXCEL H386-G2W53
		FROM: 10-17-94 THRU: 99-99-99
2	100322-01-701	FT SEAL-VENT - EXCEL 122-016071
	112898-06-704	EA LOCK-HANDLE CAM RED RH - EXCEL 182-11293
	112898-06-705	EA LOCK-HANDLE CAM RED LH - EXCEL 182-11294
3	116976-01-702	FT FILLER PLUG - EXCEL 132-016065
4	116976-02-700	EA GLASS - EXCEL 106-018785

TWIN BED BACKWALL PICTURE WINDOW

KEY	PART NUMBER	U/M DESCRIPTION
1	113733-02-701	EA TRIM - EXCEL W38660
	116976-04-01A	EA WINDOW ASM-REAR PICTURE - SINGLE - EXCEL H386-G2W53
		FROM: 10-17-94 THRU: 99-99-99
	116976-03-701	FT GLAZING VINYL - EXCEL 132-016071
	116976-04-700	EA GLASS - EXCEL 106-019678

WINDOW, VENT & EXTERIOR DOOR GROUP (CONTINUED)



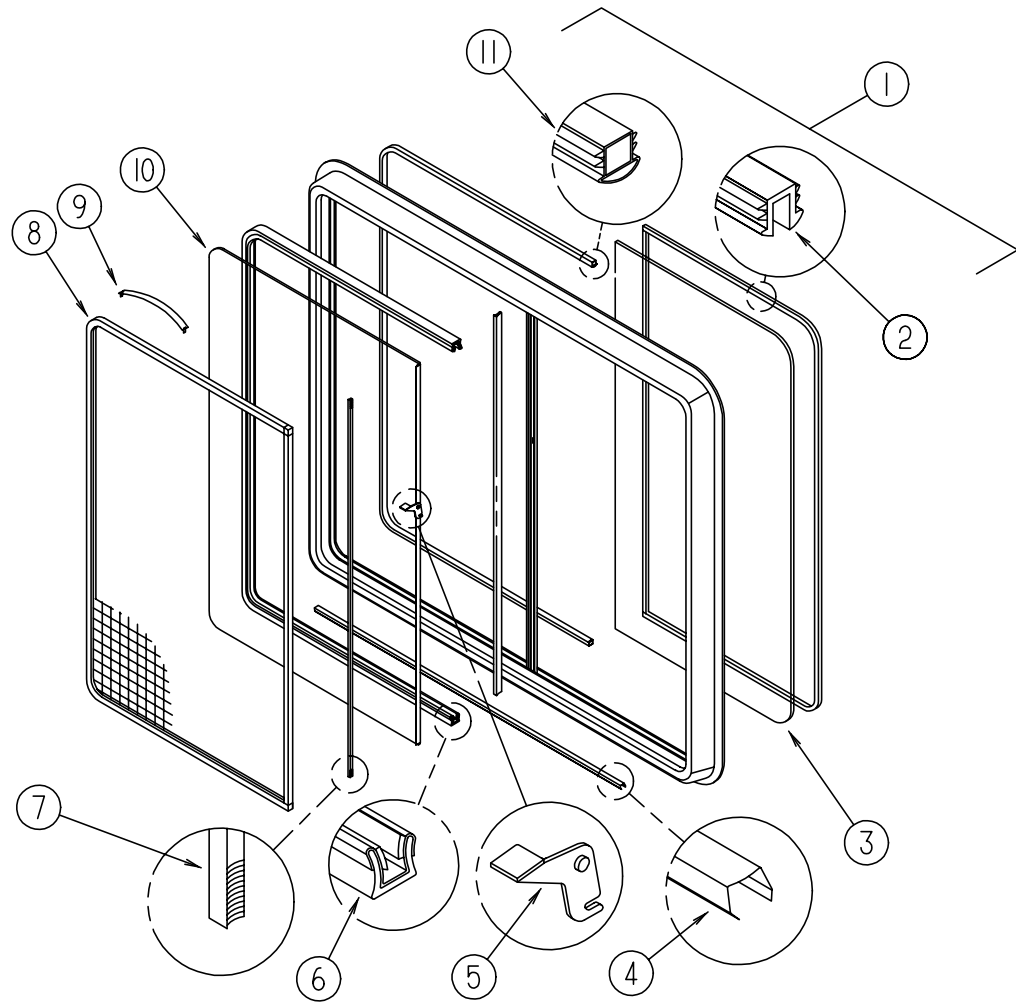
PICTURE WINDOW

KEY	PART NUMBER	U/M DESCRIPTION
	067609-38-000	EA FRAME-WINDOW - ENTRY DOOR - OFF WHITE
		FROM: 00-00-00 THRU: 09-18-94
	067609-39-000	EA FRAME-WINDOW - ENTRY DOOR - BRIGHT WHITE
		FROM: 09-19-94 THRU: 12-18-94
	117054-02-02A	EA FRAME-WINDOW - ENTRY DOOR - BRIGHT WHITE
		FROM: 12-19-94 THRU: 99-99-99
1	079733-15-F04	EA WINDOW-ENTRY DOOR - W/O INSIDE FRAME - 17" X 25"
		FROM: 00-00-00 THRU: 12-18-94
1	117053-02-F36	EA WINDOW-ENTRY DOOR - W/O INSIDE FRAME - 17" X 25"
		FROM: 12-19-94 THRU: 99-99-99
2	002181-22-000	EA GLASS-WINDOW - 687.4 X 449.4 - GRAY
		FROM: 00-00-00 THRU: 12-18-94
2	002181-25-000	EA GLASS-WINDOW - 655 X 417 - GRAY
		FROM: 12-19-94 THRU: 99-99-99
	069640-11-000	FT SEALER-TAPE - 3/16" X 3/8" - BLACK
3	087561-01-000	FT SEAL-GLASS - EXTERIOR - .5" WIDE - VINYL - BLACK

THERMOPANE ENTRY DOOR WINDOW

KEY	PART NUMBER	U/M DESCRIPTION
	113733-01-01A	EA WINDOW ASM-PICTURE - THERMOPANE - EXCEL DH416-G2W66
	113733-01-700	EA WINDOW ASM-PICTURE - W/O TRIM - EXCEL DH416-G2
	113733-01-701	EA TRIM-PICTURE - THERMOPANE - EXCEL W41666
	113733-01-702	EA GLASS - STATIONARY - EXCEL 390-019187

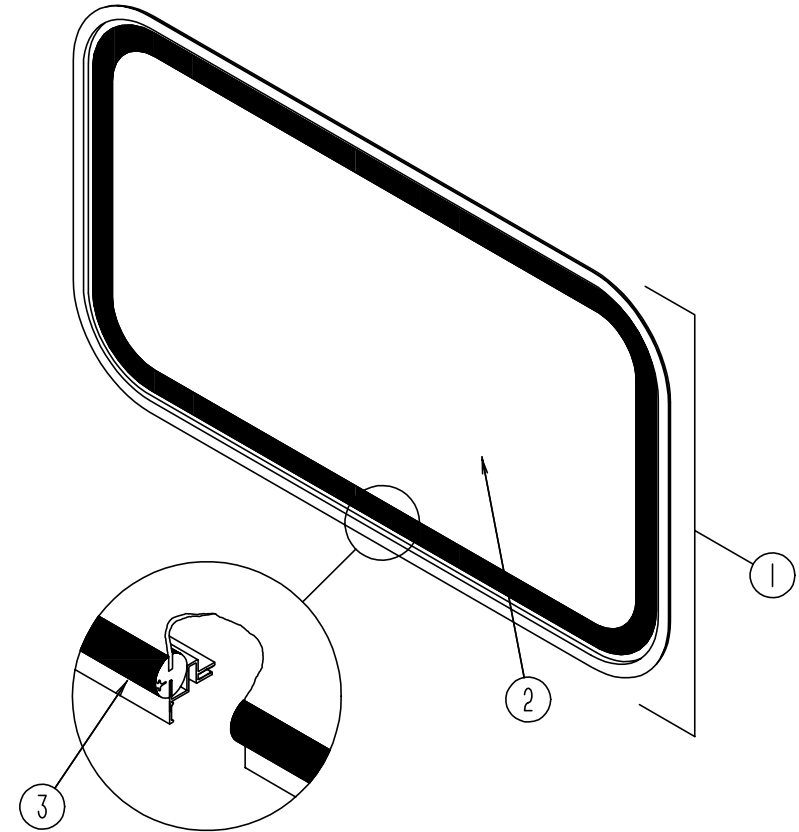
WINDOW, VENT & EXTERIOR DOOR GROUP (CONTINUED)



DRIVER/PASSENGER SIDE WINDOW

KEY	PART NUMBER	U/M DESCRIPTION
	098647-22-01A	EA WINDOW ASM - SLIDER - W/INSIDE FRAME (OFF WHITE)
1	098647-22-700	EA WINDOW ASM - SLIDER - W/O INSIDE FRAME
	098647-23-702	EA FRAME - INSIDE (OFF WHITE)
2	100322-01-703	FT GLAZING STRIP
3	098647-23-703	EA GLASS - STATIONARY
4	098644-01-710	FT TRACK - SCREEN SPACER - 12' LENGTH
5	098644-01-700	EA LATCH - REPAIR KIT
6	098644-01-708	FT CHANNEL - PIERCED RUN
7	098644-01-711	FT WEATHERSTRIP - SCREEN - BLACK
8	098647-23-704	EA SCREEN W/SPRINGS & WEATHERSTRIP
9	098644-01-713	EA SPRING - SCREEN FRAME (CLIP)
10	098647-23-700	EA GLASS - SLIDING - W/SASH & LATCH
11	098644-01-706	FT WEATHERSTRIP
	098644-01-716	FT PLUG - FILLER
	098644-01-717	FT SPLINE - SCREEN

WINDOW, VENT & EXTERIOR DOOR GROUP (CONTINUED)



OVERHEAD FRONT PICTURE WINDOW

KEY	PART NUMBER	U/M DESCRIPTION
	067609-33-000	EA FRAME-INSIDE - WINDOW
	117054-01-01A	EA FRAME-INSIDE - WINDOW
		FROM: 00-00-00 THRU: 01-08-95
1	103313-01-B05	EA WINDOW-PICTURE - W/O INSIDE FRAME
		FROM: 01-09-95 THRU: 99-99-99
1	103313-03-F15	EA WINDOW-PICTURE - W/O INSIDE FRAME
		FROM: 00-00-00 THRU: 01-08-95
		FROM: 01-09-95 THRU: 99-99-99
	077066-01-702	EA TAPE ASM-ESCAPE WINDOW, RED
2	002181-15-000	EA GLASS-PICTURE - 11.25" X 58.1" - GRAY
		FROM: 00-00-00 THRU: 01-08-95
2	002181-29-000	EA GLASS-PICTURE - 1808 X 416 - GRAY - 31%
		FROM: 01-09-95 THRU: 99-99-99
	069640-11-000	FT SEALER-TAPE - 3/16" X 3/8" - BLACK
3	099154-01-000	FT CHANNEL-GLAZING - STATIONARY GLASS - .62" X .45" - BLACK

WINDOW, VENT & EXTERIOR DOOR GROUP (CONTINUED)

THERMOPANE OVERHEAD FRONT PICTURE WINDOW

KEY	PART NUMBER	U/M DESCRIPTION
	115630-01-01A	EA WINDOW ASM-SLIDER - THERMOPANE - EXCEL DH438-G2W59
	115630-01-700	EA WINDOW ASM-SLIDER - TW/O TRIM - EXCEL DH438-G2
	100322-01-703	FT GLAZING STRIP - EXCEL 132-010723
	115630-01-701	EA TRIM - EXCEL W43858
	115630-01-702	EA GLASS - STATIONARY - EXCEL 390-019467

DRIVER & PASSENGER OVERHEAD BUNK WINDOWS

KEY	PART NUMBER	U/M DESCRIPTION
	098647-34-01A	EA WINDOW-SLIDER - DRIVER SIDE - W/INSIDE FRAME - OFF WHITE
	098647-33-01A	EA WINDOW-SLIDER - PASSENGER SIDE - W/INSIDE FRAME - OFF WHITE
	098644-01-700	EA LATCH REPAIR KIT (BLACK) - EXCEL B801-CK
	100322-01-703	FT GLAZING STRIP - EXCEL 132-010723
	098644-01-706	FT WEATHERSTRIP-GLASS - EXCEL 171-010668
	098644-01-708	FT CHANNEL-RUN - PIERCED - GLASS - V 122-016543
	098644-01-710	FT TRACK-SPACER - FOR SCREEN 12' - EXCEL 132-017135
	098644-01-711	FT WEATHERSTRIP-SCREEN - BLACK - EXCEL 171-016965
	098644-01-713	EA SCREEN CLIPS (METAL)(BLACK) - EXCEL 226-016966 EXCEL
	098644-01-716	FT PLUG-FILLER - EXCEL 132-014470
	098644-01-717	FT SPLINE-SCREEN MFG- EXCEL 132-004716
	098647-33-701	EA TRIM - EXCEL CW2966
	098647-33-702	EA GLASS-STATIONARY - EXCEL 106-019297
	098647-33-703	EA SLIDE ASSEMBLY - EXCEL H425-G9
	098647-33-704	EA SCREEN ASSEMBLY - EXCEL 410-019134
	098647-34-700	EA WINDOW - DRIVER - W/O TRIM - EXCEL H425-G2L
	098647-33-700	EA WINDOW - PASSENGER - W/O TRIM - EXCEL H425-G2R

DRIVER & PASSENGER THERMOPANE OVERHEAD BUNK WINDOWS

KEY	PART NUMBER	U/M DESCRIPTION
	112795-20-01A	EA WINDOW ASM-SLIDER - THERMOPANE - DRIVER SIDE - EXCEL DC29-G2W66L
	112795-19-01A	EA WINDOW ASM-SLIDER-THERMOPANE-PASSENGER SIDE - EXCEL DC29-G2W66R
	098647-31-701	EA TRIM - EXCEL CW2966
	098647-31-704	EA SCREEN ASSEMBLY - EXCEL 410-019128
	112795-01-700	EA LATCH ASSY. (BLACK) - EXCEL DH287-CK
	112795-01-701	FT SLIDE-STOP - EXCEL 132-019092
	112795-01-702	FT FILLER PLUG - EXCEL 122-018737
	112795-01-703	FT RUN CHANNEL - EXCEL 122-018736
	112795-01-704	FT VINYL-GLAZING - EXCEL 132-018280
	112795-19-701	EA GLASS-STATIONARY - EXCEL 390-019134
	112795-19-702	EA SLIDE ASSEMBLY - EXCEL DC29-G9
	112795-20-700	EA WINDOW - DRIVER - W/O TRIM - EXCEL DC29-G2L
	112795-19-700	EA WINDOW - PASSENGER - W/O TRIM - EXCEL DC29-G2R

THERMOPANE DRIVER/PASSENGER SIDE WINDOW

KEY	PART NUMBER	U/M DESCRIPTION
	112795-15-01A	EA WINDOW ASM-SLIDER - THERMOPANE - EXCEL DH287-G2W66L
	112795-16-01A	EA WINDOW ASM-SLIDER - THERMOPANE - EXCEL DH287-G2W66R
	098644-01-713	EA SCREEN CLIPS - METAL - BLACK - EXCEL 226-016966
	098647-23-702	EA TRIM - EXCEL W28766
	098647-23-704	EA SCREEN W/SPRING & WEATHERSTRIP - EXCEL 410-019066
	112795-01-700	EA LATCH ASSY.(BLACK) - EXCEL DH287-CK
	112795-01-701	FT SLIDE-STOP - EXCEL 132-019092
	112795-01-702	FT FILLER PLUG - EXCEL 122-018737
	112795-01-703	FT RUN CHANNEL - EXCEL 122-018736
	112795-01-704	FT VINYL-GLAZING - EXCEL 132-018280
	112795-15-701	EA GLASS-STATIONARY - EXCEL 390-019045
	112795-15-702	EA GLASS-SLIDING - W/SASH & LATCH - EXCEL DH287-G9
	112795-15-700	EA WINDOW W/O TRIM - EXCEL DH287-G2L
	112795-16-700	EA WINDOW W/O TRIM - EXCEL DH287-G2R

WINDOW, VENT & EXTERIOR DOOR GROUP (CONTINUED)

SIDE BEDROOM TIPOUT WINDOW

KEY	PART NUMBER	U/M DESCRIPTION
	113500-01-01A	EA WINDOW ASM-TIPOUT-DOUBLE - B/OW - EXCEL CH04-G2W59
	098644-01-716	FT PLUG-FILLER - EXCEL 132-014470
	100322-01-701	FT SEAL-VENT - EXCEL 122-016071
	100322-01-702	FT WEATHERSTRIP-HORIZONTAL RAIL - EXCEL 132-015976
	100322-01-703	EA STRIP-GLAZING - BUTYL - EXCEL 132-010723
	100322-01-704	EA TAPE-BUTYL - EXCEL 154-016083
	100322-01-717	EA E-RING - EXCEL 245-015975
	100322-01-718	EA HANDLE-DIAL - EXCEL 410-016081
	112519-01-702	EA VENT OPERATOR - EXCEL 410-016123
	113500-01-700	EA SCREEN ASM. - EXCEL 410-016020
	113500-01-701	EA WINDOW W/O TRIM - EXCEL CH04-G2
	113500-01-702	EA TRIM - EXCEL CW0459
	113500-01-703	EA TOP GLASS-STATIONARY - EXCEL 106-015970
	113500-01-704	EA UPPER VENT GLASS ASSEMBLY - EXCEL CH04-G7
	113500-01-705	EA LOWER VENT GLASS ASSEMBLY - EXCEL CH04-G9
	113500-01-706	EA OPERATOR & BAR ASSEMBLY - EXCEL CH04-18
	113500-01-707	EA TORQUE BAR SUPPORT - EXCEL 132-015979
	113500-01-708	EA TORQUE BAR SUPPORT - EXCEL 132-015978
	117054-01-01A	EA FRAME-WINDOW - INSIDE WHITE

FROM: 01-09-95 THRU: 99-99-99

SIDE BEDROOM THERMOPANE SLIDER WINDOW

KEY	PART NUMBER	U/M DESCRIPTION
	112795-21-01A	EA WINDOW ASM-SLIDER - THERMOPANE - DRIVER - EXCEL DC04-G2W66R
	112795-23-01A	EA WINDOW ASM-SLIDER-THERMOPANE - PASSENGER - EXCEL DC04-G2W66L
	098644-01-713	EA SCREEN CLIPS - METAL - BLACK - EXCEL 226-016966
	098647-29-701	EA TRIM - EXCEL CW0466
	098647-29-704	EA SCREEN ASSEMBLY - EXCEL 410-018864
	112795-01-700	EA LATCH ASSY. (BLACK) - EXCEL DH287-CK
	112795-01-701	FT SLIDE-STOP - EXCEL 132-019092
	112795-01-702	FT FILLER PLUG - EXCEL 122-018737
	112795-01-703	FT RUN CHANNEL - EXCEL 122-018736
	112795-01-704	FT VINYL-GLAZING - EXCEL 132-018280
	112795-21-701	EA GLASS-STATIONARY - EXCEL 390-019132
	112795-21-702	EA SLIDE ASSEMBLY - EXCEL DC04-G9
	112898-06-704	EA LOCK-HANDLE CAM RED - RIGHT - EXCEL 182-11293
	112898-06-705	EA LOCK-HANDLE CAM RED - LEFT - EXCEL 182-11294
	112795-23-700	EA WINDOW - DRIVER - W/O TRIM - EXCEL DC04-G2L
	112795-21-700	EA WINDOW - PASSENGER - W/O TRIM - EXCEL DC04-G2R

WINDOW, VENT & EXTERIOR DOOR GROUP (CONTINUED)

TWIN BED THERMOPANE BACKWALL ESCAPE WINDOW

KEY	PART NUMBER	U/M DESCRIPTION
	113502-04-01A	EA WINDOW ASM-REAR ESCAPE B/OW - EXCEL DH449-G2W58
	100322-01-703	FT GLAZING STRIP - EXCEL 132-010723
	112898-06-704	EA LOCK-HANDLE CAM RED RH - EXCEL 182-11293
	112898-06-705	EA LOCK-HANDLE CAM RED LH - EXCEL 182-11294
	113502-04-700	EA WINDOW W/O TRIM - EXCEL DH449-G2
	113502-04-701	EA TRIM - EXCEL W44958
	113502-04-702	EA GLASS-STATIONARY - EXCEL 390-019460

TWIN BED THERMOPANE PICTURE WINDOW

KEY	PART NUMBER	U/M DESCRIPTION
	113733-02-01A	EA WINDOW ASM-STATIONARY - THERMOPANE - EXCEL DH400-G2W60
	113733-02-700	EA WINDOW TRIM W/O TRIM - EXCEL DH400-G2
	113733-02-701	EA TRIM - EXCEL W38660
	113733-02-702	EA GLASS - EXCEL 390-019461

QUEEN BED THERMOPANE ESCAPE WINDOW

KEY	PART NUMBER	U/M DESCRIPTION
	113502-01-01A	EA WINDOW ASM-ESCAPE-THERMOPANE- DH449-G2W58 (CENTER QUEEN BED)
	098644-01-705	FT STRIP-GLAZING - BUTYL - EXCEL 132-010723
	112898-06-704	EA LOCK-HANDLE CAM RED RH - EXCEL 182-11293
	112898-06-705	EA LOCK-HANDLE CAM RED LH - EXCEL 182-11294

NONPOWERED ROOF VENT

KEY	PART NUMBER	U/M DESCRIPTION
	110051-01-01A	EA VENT-ROOF - NONPOWERED - 2" ROOF - JENSEN 7724 WHE
	064470-01-700	EA COVER-ROOF VENT - JENSEN 7291
	110051-01-701	EA GARNISH W/SCREEN & FRAME 2" - JENSEN 29-800-01
	110051-01-702	EA HAND CRANK & OPERATOR ASM. - JENSEN RP-1000B
	110051-01-703	EA HANDLE CRANK - JENSEN RP-1031-B

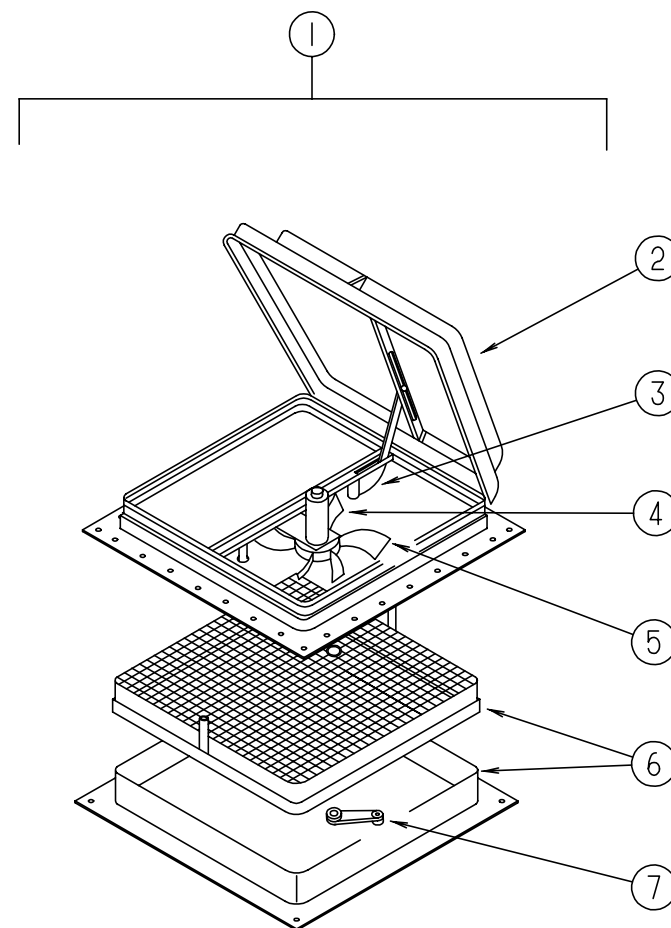
VENTS, SHROUDS AND ROOF COVERS

KEY	PART NUMBER	U/M DESCRIPTION
	084073-07-000	EA COVER-ROOF VENT - REFRIGERATOR - BRIGHT WHITE - NORCOLD
	084073-04-000	EA BASE-ROOF VENT - REFRIGERATOR - BLACK - NORCOLD
	084616-07-000	EA SHROUD-RANGE HOOD VENT - BRIGHT WHITE
	084878-09-000	EA VENT-RANGE HOOD - SHORT - LVS
	083558-03-000	EA VENT-PLUMBING PIPE ROOF W/COVER - OFF WHITE

CEILING EXHAUST VENT - US & CSA

KEY	PART NUMBER	U/M DESCRIPTION
	084079-03-000	EA VENT-CEILING - POWERED EXHAUST - OFF WHITE - FANTASTIC VENT
	084079-08-000	EA VENT-CEILING - EXHAUST POWER - OFF WHITE - CSA - 014000-1-OW-CSA
	084079-01-700	EA VENT COVER - FANTASTIC 1020-19
	084079-01-703	EA CRANK-EXTERIOR - FANTASTIC 1060-09
	084079-01-705	EA MOTOR - FANTASTIC 1080-00 - US
	084079-08-700	EA MOTOR THIN ROOF FANTASTIC 101703 - CSA
	084079-01-704	EA BLADE-FAN - FANTASTIC 1070-00
	084079-01-701	EA SCREEN ASM WHITE - FANTASTIC 1030-80
	084079-01-707	EA SWITCH-SAFETY - FANTASTIC 1120.00
	084079-01-709	EA SWITCH-ON & OFF - MAIN POWER - FANTASTIC 1100.00
	084079-01-711	EA H-MOLDING - MOTOR MOUNT - PLASTIC - FANTASTIC
	084079-01-712	EA GARNISH-INTERIOR - 1 7/8" - OFF WHITE

WINDOW, VENT & EXTERIOR DOOR GROUP (CONTINUED)



POWERED ROOF VENT

KEY	PART NUMBER	U/M DESCRIPTION
1	110051-03-01A	EA VENT-ROOF - POWERED - 2" ROOF - JENSEN 7757
1	110051-05-01A	EA VENT-ROOF - POWERED - 2" ROOF - JENSEN C7757 (CANADIAN)
2	064470-01-700	EA COVER-ROOF VENT - JENSEN 7291
	064470-01-701	EA SLIDE BAR
3	110051-01-702	EA HAND CRANK & OPERATOR ASM. - JENSEN RP-10000B
4	048648-01-000	EA MOTOR-12V NONVENTED 1/8 SFT
5	048649-01-000	EA FAN-PLASTIC - 6" - 6 BLADED
6	110051-01-700	EA ROOF VENT SCREEN F/MANUAL CRANK ASSEMBLIES
7	110051-01-703	EA HANDLE CRANK - JENSEN RP1031-B