
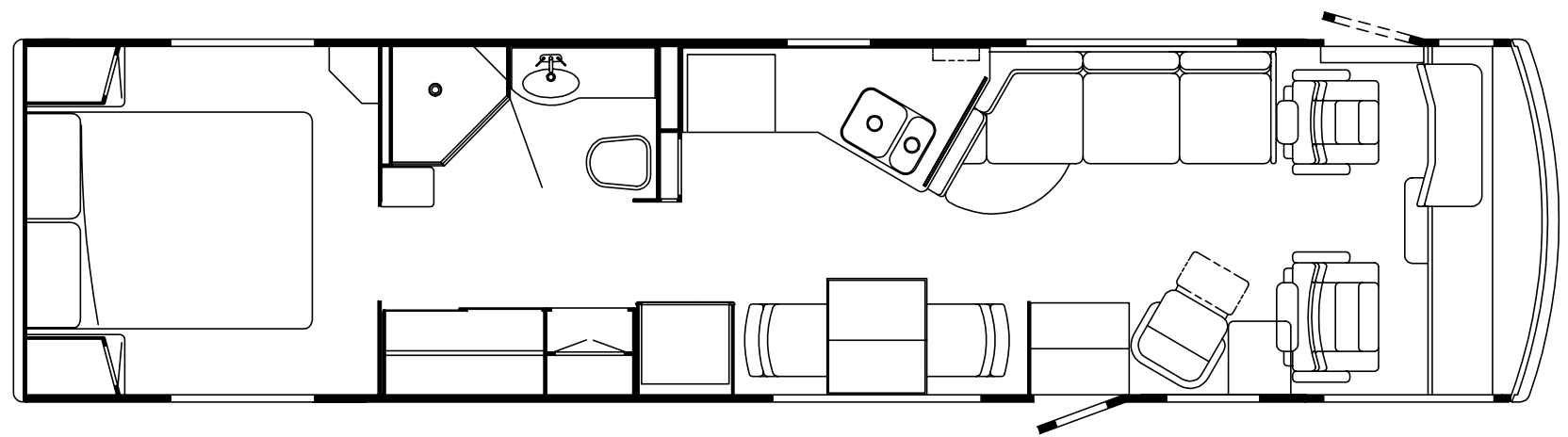


**1995
WKQ37AQ**



**FQ0, FQ2, FQ4, FQ8
PICKLED ASH**

**FQ1, FQ3, FQ5, FQ9
SALEM CHERRY**



ACCESSORIES GROUP

OPERATORS MANUAL

KEY PART NUMBER	U/M DESCRIPTION
054185-E9-000	EA MANUAL, OPERATOR, 95 LUXOR - Q SERIES - ALL WHEEL STEER
116270-02-01A	EA SLIPCASE-BINDER
092319-01-000	EA PAGE-POCKET, 3 RING BINDER, PLASTIC
117086-01-000	DW TOP LEVEL DRAWING NUMBER FOR 1995 Q SERIES

VACUUM CLEANER

KEY PART NUMBER	U/M DESCRIPTION
108186-01-000	EA VACUUM CLEANER-BUILT IN, HP 19-1 DELUXE
092304-01-700	EA BAGS-VACUUM CLEANER, 6 IN BAG - HP-4908
092304-02-704	EA MOTOR-VACUUM CLEANER, VACUFLO HP-5098
108186-02-000	EA VACUUM CLEANING TOOL SET, HP W/30' HOSE
092304-02-701	EA TOOL-DUSTING, VACUUM CLEANER - VACUFLO HP 1142
092304-02-702	EA TOOL-RUG, VACUUM CLEANER - VACUFLO HP 4982
092304-02-703	EA TOOL-CREVICE, VACUUM CLEANER - VACUFLO HP 1141
092304-02-709	EA HOSE-VACUUM, 30' - VACUFLO 6452-02
092304-02-707	EA TOOL-UPHOLSTERY, VACUFLO 7029
092304-02-708	EA WAND, VACUFLO 4978

AUDIO VIDEO GROUP

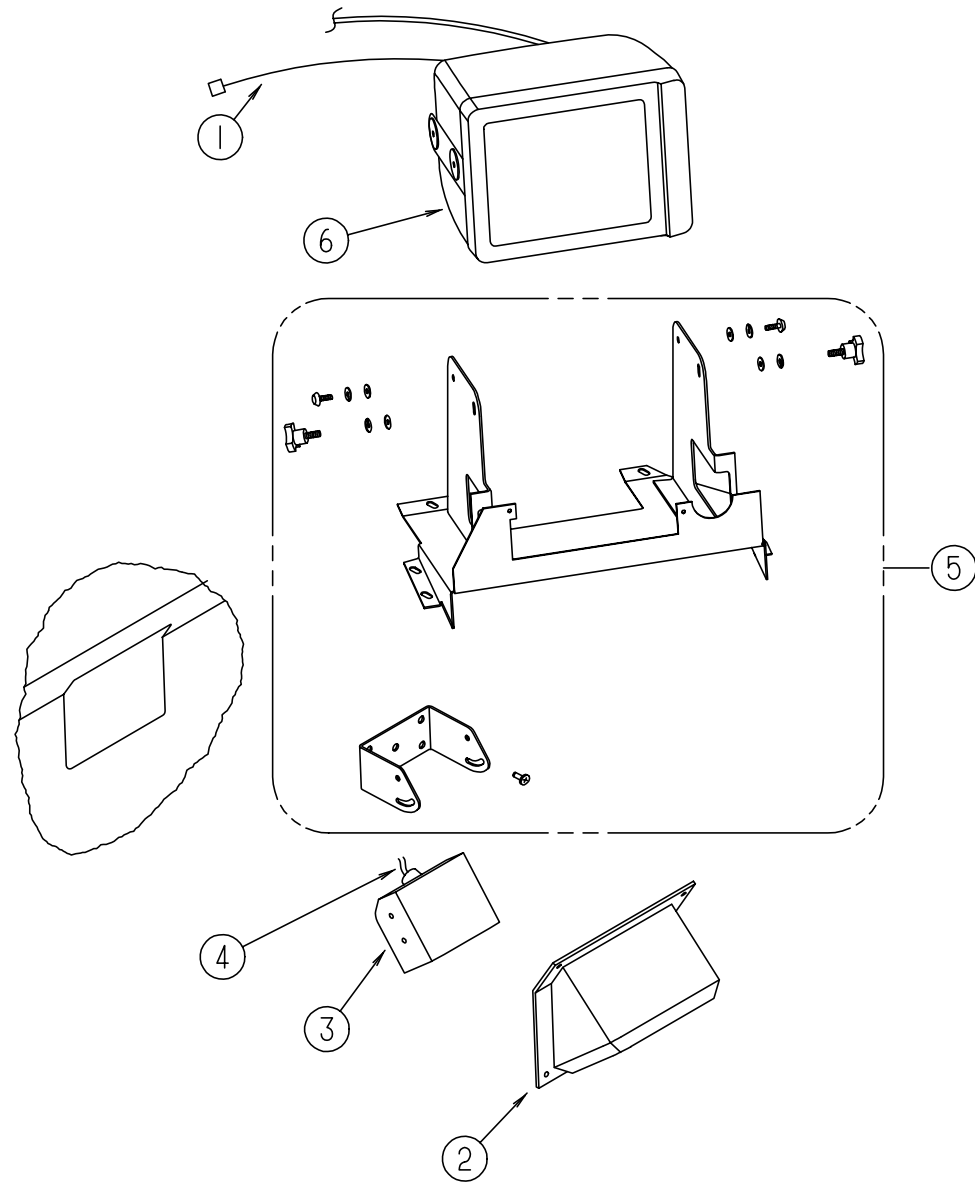
RADIO & CD SYSTEM

KEY PART NUMBER	U/M DESCRIPTION
112468-01-000	EA CD/RADIO-COMBINATION PACKAGE, SONY XCP-U770 FROM: 00-00-00 THRU: 02-05-95
112468-01-700	EA RADIO-AM/FM ONLY, CASSETTE - W/UNILINK - XR-U110W/DETACH FAC
112468-01-701	EA CD PLAYER ONLY, CDX-U70
102080-02-000	EA CHANGER-COMPACT DISC, SONY CDX-45 FROM: 02-06-95 THRU: 07-23-95
102080-03-000	EA CHANGER-COMPACT DISC, SONY CDX-71RF FROM: 07-24-95 THRU: 99-99-99
097460-06-000	EA RADIO-AM/FM CASS, WITH CD OPTION - SONY XR-130 FROM: 02-06-95 THRU: 999999
097460-05-000	EA RADIO-AM/FM STEREO, CASSETTE - SONY XR-3320 (DASH) FROM: 00-00-00 THRU: 06-18-95
097460-08-000	EA RADIO-AM/FM STEREO, CASSETTE - SONY XR-1700 (DASH) FROM: 06-19-95 THRU: 99-99-99
115077-01-000	EA RADIO-AM/FM STEREO, CD PLAYER SONY CSX-507 (DASH DELUXE OPTION) FROM: 00-00-00 THRU: 05-14-95
116148-01-000	EA RADIO-AM/FM STEREO, CD PLAYER CLARION 5633CD (DASH DELUXE OPTION) FROM: 05-15-95 THRU: 06-10-95
116148-02-000	EA RADIO-AM/FM STEREO, CD PLAYER CLARION RDB515F (DASH DELUXE OPTION) FROM: 06-11-95 THRU: 99-99-99
110469-01-000	EA SPEAKER-OVAL, 4" X 6" - MAGNADYNE F46XB-12 (DASH)
110470-01-01A	EA GRILLE-SPEAKER, OVAL - 4" X 6" - BLACK - MAGNADYNE G46WI (DASH)
109053-02-000	EA RADIO-WALL MOUNT AM/FM CASSETTE, AWM-300 AUDIOVOX (REAR STEREO)
094097-01-000	EA SPEAKER-RADIO, W/O GRILLE - 5.25" DIA - AUDIOVOX 110C3030 (REAR STEREO)
110267-03-000	EA RADIO-AM/FM STEREO & CD - AUDIOVOX IM-400 (EXTERIOR ENTERTAINMENT)
110469-01-000	EA SPEAKER-OVAL, 4" X 6" - MAGNADYNE F46XB-12 (EXTERIOR ENTERTAINMENT)
110470-01-01A	EA GRILLE-SPEAKER, OVAL - MAGNADYNE G46W (EXTERIOR ENTERTAINMENT)
089340-02-000	EA GRILLE-SPEAKER, 6.5" SQUARE (OVERHEAD CABINETS)
090944-01-000	EA ANTENNA-RADIO, 16" RUBBER
104498-02-000	EA BRACKET-ANTENNA MOUNT
108847-01-000	EA BRACKET-ANTENNA GROUND (REAR STEREO & EXTERIOR ENTERTAINMENT)
109889-03-000	EA EXTENDER-SHAFT, ANTENNA - 4" (EXTERIOR ENTERTAINMENT)
077069-02-000	EA CABLE-ANTENNA, RADIO - EXTENSION 96" - ARA 6700667
105248-01-000	EA ANTENNA-CB, ADVANCE 8604
097460-07-000	EA RADIO-AM/FM CASS, CD CONT, RMT SONY XR-340 (DELUXE SOUND SYSTEM)
102080-02-000	EA CHANGER-COMPACT DISC, SONY CDX-45 (DELUXE SOUND SYSTEM)
117423-01-000	EA EQUALIZER-STEREO 9 BAND, SONY XE-90MK11 (DELUXE SOUND SYSTEM)
117425-01-000	EA AMPLIFIER-STEREO 4 CHANNEL, SONY XM-4045 (DELUXE SOUND SYSTEM)
117421-01-000	EA SWITCH-AUDIO SOURCE, SONY XA-39 (DELUXE SOUND SYSTEM)
117422-01-000	EA SPEAKER-PACKAGE, BOSE AM-3111B (DELUXE SOUND SYSTEM)
117424-01-000	EA REMOTE-RADIO, SONY RM-X35 (DELUXE SOUND SYSTEM)

TELEPHONE SYSTEM

KEY PART NUMBER	U/M DESCRIPTION
093253-01-02A	EA PLATE-WALL, TELEPHONE - BROWN - LEVITON 40249
093254-01-000	EA HOUSING-TELEPHONE

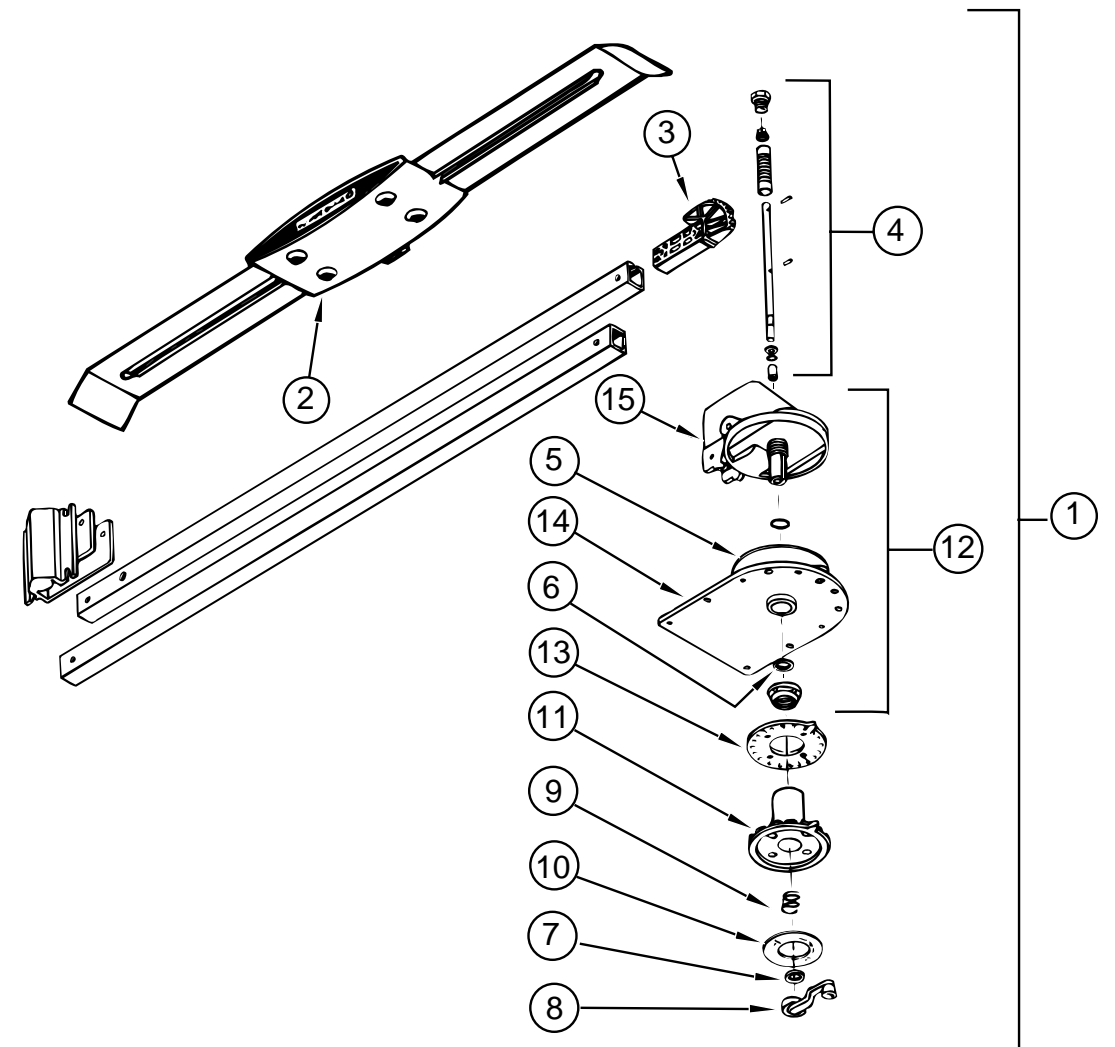
AUDIO VIDEO GROUP (CONTINUED)



REAR MONITOR SYSTEM

KEY	PART NUMBER	U/M	DESCRIPTION
1	096717-03-000	EA	WIRE ASM-REAR MONITOR, UPPER - W/MONITOR WIRE ASM FROM SONY
	093040-06-000	EA	WIRE ASM-MONITOR, SONY SM-HRN7
2	107852-01-01A	EA	SHROUD-CAMERA, OUTER - BUFF
	108529-01-01A	EA	SHROUD-CAMERA, INNER - BLACK
	093040-05-000	EA	TELEVISION SYSTEM-REAR VIEW, 7" - SONY YM-RVF7AM FROM: 00-00-00 THRU: 05-31-95
	093040-08-000	EA	TELEVISION SYSTEM-REAR VIEW, 7" FROM: 06-01-95 THRU: 99-99-99
3	093040-04-700	EA	CAMERA, BRACKET & WIRING
4	093041-01-000	EA	CABLE-MONITOR/CAMERA, INTERNAL USE
	093041-02-000	EA	CABLE-MONITOR/CAMERA, EXTERNAL USE
5	N/A		PARTS ARE INCLUDED W/TELEVISION SYSTEM - SONY
6	093040-05-700	EA	MONITOR-7", W/POWER HARNESS
	098819-01-000	EA	SPEAKER-2 WATT, 8 OHM - 4" (IN DASH)

AUDIO VIDEO GROUP (CONTINUED)



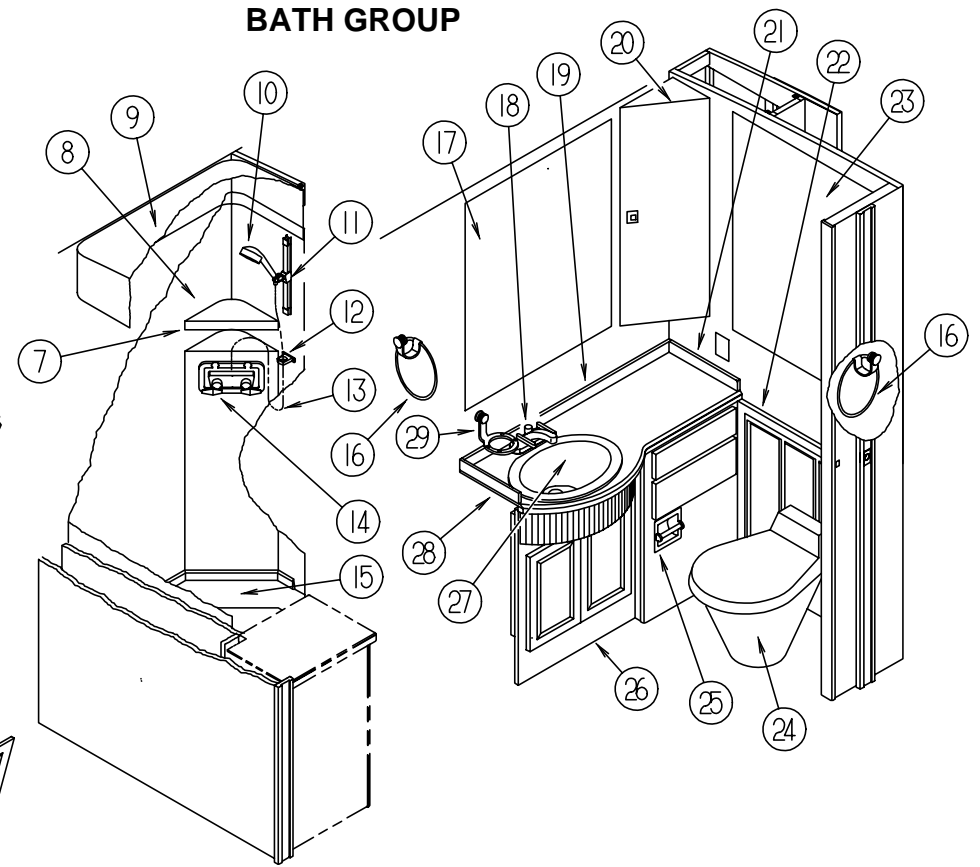
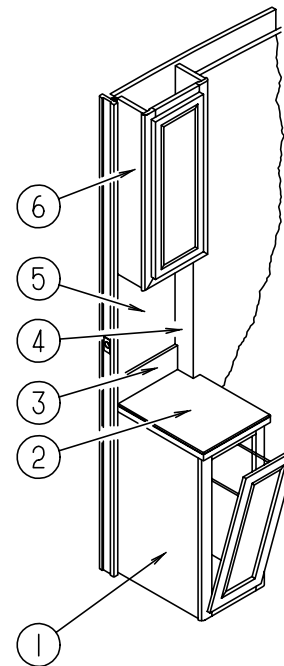
TV ANTENNA

KEY	PART NUMBER	U/M	DESCRIPTION
1	076319-16-000	EA	ANTENNA-TV ROOF MT
2	076319-01-700	EA	HEAD-ANTENNA, AMPLIFIED - WINEGARD RVSA U/V
3	076319-01-701	EA	GEAR-ELEVATING, PLASTIC - WINEGARD 2200046
4	076319-01-702	EA	SHAFT ASM-ELEVATING, WINEGARD RVP-400A
5	076319-01-703	EA	BEARING-NYLON, 5"OD - WINEGARD 3200656
6	076319-01-704	EA	BEARING-NYLON, 1.25"OD - WINEGARD 3200657
7	076319-01-705	EA	GROMMET-NYLON, 7/8"ID - WINEGARD 3200658
8	076319-01-706	EA	CRANK-ELEVATING, W/SET SCREW - WINEGARD 5755100
9	076319-01-707	EA	SPRING-HANDLE, WINEGARD 5160800
10	076319-01-708	EA	DECAL-CRANK, WINEGARD 5413002
11	076319-01-709	EA	PLATE-DIRECTIONAL, FOR HEAD - WINEGARD 3200644
12	076319-01-711	EA	BASE & LIFT ASM, WINEGARD 2762802
13	076319-01-712	EA	CEILING PLATE (DIRECTIONAL)
14	076319-01-713	EA	BASE PLATE
15	076319-01-714	EA	HOUSING, ROTATING GEAR - WINEGARD 2200049
	076319-09-000	EA	WALLPLATE-CABLE RECEPTACLE, TV - SINGLE - BROWN
	076319-03-000	FT	CABLE-COAXIAL, 75 OHM
	076319-12-000	EA	CONNECTOR-COAXIAL, ONE PIECE

AUDIO VIDEO GROUP (CONTINUED)

TV & VCR SYSTEMS

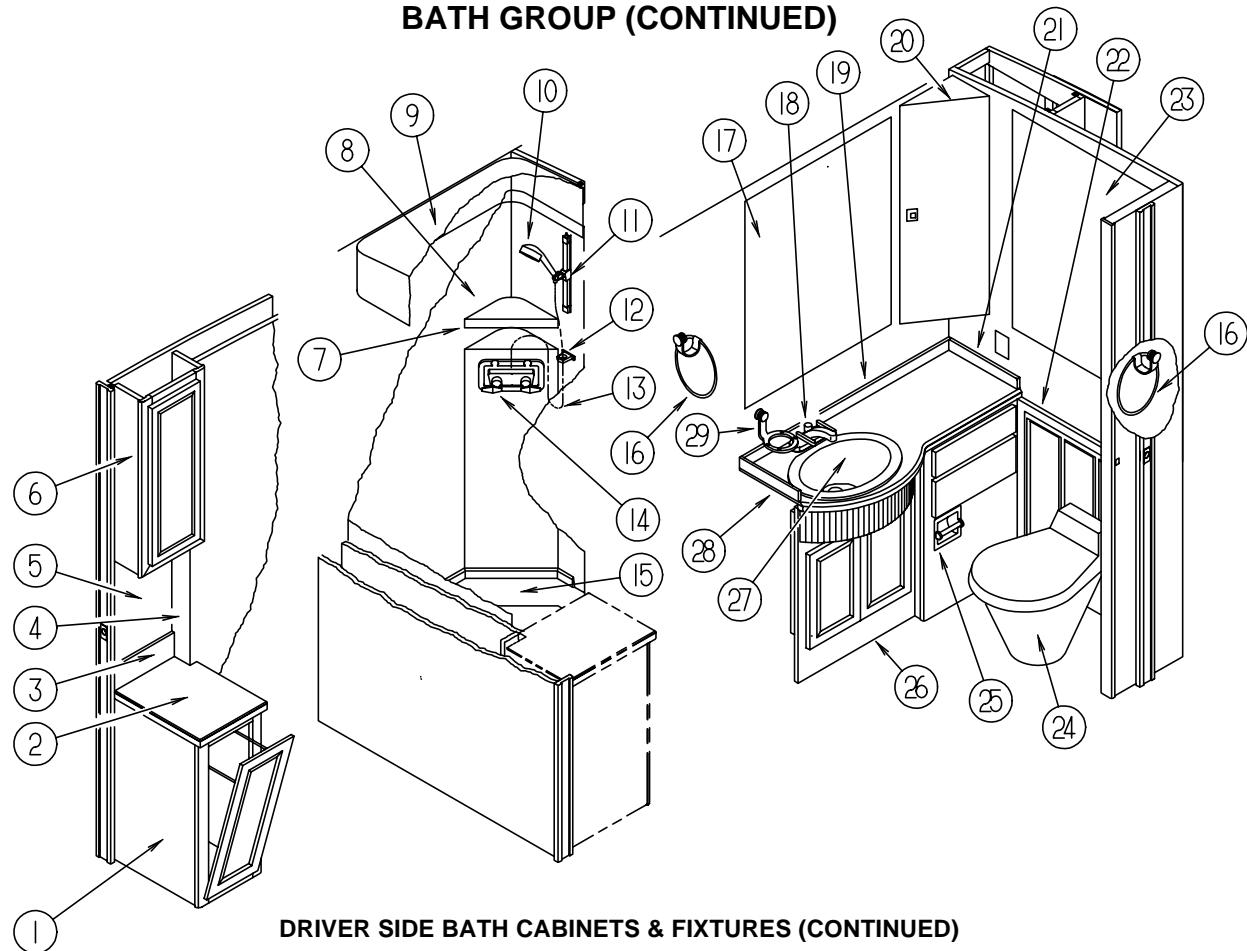
KEY	PART NUMBER	U/M	DESCRIPTION
	098447-11-000	EA	TV-13"COLOR W/JACK U.S.A., MAGNAVOX 13PRC10 (BEDROOM)
	098447-11-700	EA	REMOTE-TV, MAGNAVOX 8822336 (USED FOR 098447-11 & 12)
	098447-12-000	EA	TV-13"COLOR W/JACK C.S.A., MAGNAVOX 13XNC15 (BEDROOM)
	098447-11-700	EA	REMOTE-TV, MAGNAVOX 8822336 (USED FOR 098447-11 & 12)
	108096-05-000	EA	TV-19" COLOR REMOTE, MAGNAVOX RR1933W (CAB) FROM: 00-00-00 THRU: 01-01-95
	108096-05-700	EA	REMOTE, MAGNAVOX RR-1933W - 0822344 (CAB)
	108096-07-000	EA	TV-19" COLOR REMOTE, MAGNAVOX 19PR10C (CAB) FROM: 01-02-95 THRU: 08-06-95
	098447-11-700	EA	REMOTE-TV, MAGNAVOX 8822336 (USED FOR 108096-07 & 08)
	108096-10-000	EA	TV-19"COLOR, 1/8" JACK USA ,MAGNAVOX 19PR14C FROM: 08-07-95 THRU: 99-99-99
	108096-06-000	EA	TV-19" COLOR REMOTE, MAGNAVOX XR1933W - CANADIAN (CAB) FROM: 00-00-00 THRU: 01-01-95
	108096-06-700	EA	REMOTE, MAGNAVOX FOR XR1933W - 0822340
	108096-08-000	EA	TV-19" COLOR REMOTE, MAGNAVOX XR1905C (CAB) FROM: 01-02-95 THRU: 99-99-99
	098447-11-700	EA	REMOTE-TV, MAGNAVOX 8822336 (USED FOR 108096-07 & 08)
	108096-09-000	EA	TV-19"STEREO W/RCA JACKS - MAGNAVOX PS1960B (DELUXE SOUND SYSTEM)
	098447-08-700	EA	REMOTE F/XR1333C, 08822340
	086757-03-000	EA	CONTROL CENTER-SWITCH, VCR/TV - MAGNADYNE VCS-6 (CAB)
	098446-07-000	EA	VCR-VHS, CABLE READY - REMOTE - MAGNAVOX VR9320
	098446-07-700	EA	REMOTE F/MODEL #VR9320 - 8874589
	098446-08-000	EA	VCR-VHS HI-FI STEREO - MAGNAVOX VR9360AT (DELUXE SOUND SYSTEM)
	115539-01-000	EA	RELAY-RADIO/TV SPEAKER, SWITCH - ASA A1780100 (CAB)
	115540-01-000	EA	AMPLIFIER-TV SPEAKERS, O W DONALD AMP 3 (CAB)
	094097-01-000	EA	SPEAKER-RADIO/TV, W/O GRILLE - 5.25" DIA - AUDIOVOX 110C3030
	089340-02-000	EA	GRILLE-SPEAKER, 6.5" SQUARE
	114870-01-000	EA	PLUG ASM, 3.5MM, AUDIO - W/LEADS
	086756-01-000	EA	SPLITTER-TV, 2 WAY
	082134-01-000	EA	ADAPTER-TV, CABLE TO CABLE - WINEGARD F-81M
	082136-01-000	EA	NUT-HEX JAM 3/8-32, WINEGARD
	086777-06-000	EA	WALLPLATE-TV CABLE, W/ANTENNA SWITCH - BROWN
	076319-09-000	EA	WALLPLATE-CABLE RECEPTACLE, TV - SINGLE - BROWN
	076319-03-000	FT	CABLE-COAXIAL, 75 OHM
	076319-12-000	EA	CONNECTOR-COAXIAL, ONE PIECE



DRIVER SIDE BATH CABINETS & FIXTURES

KEY	PART NUMBER	U/M	DESCRIPTION
1	M06934-01-FQ0	EA	CABINET-HAMPER, W/COUNTERTOP - FIELDSTONE WHITE (FQ0, FQ1, FQ8, FQ9)
1	M06934-01-FQ2	EA	CABINET-HAMPER, W/COUNTERTOP - FIELDSTONE WHITE (FQ2, FQ3)
1	M06934-01-FQ4	EA	CABINET-HAMPER, W/COUNTERTOP - FIELDSTONE WHITE (FQ4, FQ5)
	113152-01-01A	EA	CABINET-HAMPER, W/O COUNTERTOP - FIELDSTONE WHITE
	113152-01-700	EA	HAMPER DOOR
	113152-01-701	EA	FLAP STAY
	113152-01-702	EA	BASKET
2	113152-02-FQ0	EA	COUNTERTOP-HAMPER, NEVAMAR - WHEAT (FQ0, FQ1, FQ8, FQ9)
2	113152-02-FQ2	EA	COUNTERTOP-HAMPER, AVONITE - SAND (FQ2, FQ3)
2	113152-02-FQ4	EA	COUNTERTOP-HAMPER, CORIAN - SAND (FQ4, FQ5)
3	088090-46-FQ0	EA	BACKSPLASH-COUNTERTOP, HAMPER - NEVAMAR - WHEAT (FQ0, FQ1, FQ8, FQ9)
3	088090-46-FQ2	EA	BACKSPLASH-COUNTERTOP, HAMPER - AVONITE - SAND (FQ2, FQ3)
3	088090-46-FQ4	EA	BACKSPLASH-COUNTERTOP, HAMPER - CORIAN - SAND (FQ4, FQ5)
4	112985-01-FQ0	EA	EDGE PANEL-SHOWER, NEVAMAR (FQ0, FQ1, FQ8, FQ9)
4	112985-01-FQ2	EA	EDGE PANEL-SHOWER, AVONITE (FQ2, FQ3)
4	112985-01-FQ4	EA	EDGE PANEL-SHOWER, CORIAN (FQ4, FQ5)
5	113195-05-01A	EA	MIRROR-BEVELED, SAFETY GLASS - CLEAR - 285 X 460MM
6	113151-01-01A	EA	CABINET-LINEN, COMPLETE, W/DOOR - FIELDSTONE WHITE
	113151-01-700	EA	DOOR-CABINET, LINEN
7	113714-01-01A	EA	RETAINER-SHELF, SHOWER - OFF WHITE
8	107849-01-01A	EA	ENCLOSURE-SHOWER, PLASTIC - OFF WHITE
9	107848-01-01A	EA	CAP-SHOWER, PLASTIC - OFF WHITE
	108035-01-01A	EA	PANEL-SKYLITE, INNER - PLASTIC - OFF WHITE
	108661-01-01A	EA	COVER-SKYLIGHT, PLASTIC - OFF WHITE
10	113466-01-01A	EA	HEAD-SHOWER, 427K-2010BP
11	113463-01-01A	EA	BAR-GUIDE, SHOWER HEAD - 15511-2010BP
12	115363-01-01A	EA	RING-GUIDE, SHOWER HOSE - KEVCO 47904-CLR
13	113465-01-01A	EA	HOSE-SHOWER HEAD, 4942060BP
14	113467-01-01A	EA	FAUCET-SHOWER, W/CRYSTAL - P402VPB-441 PB
14	075606-01-000	EA	PANEL-FAUCET BACK, SHOWER - 5" X 9" - PLASTIC
15	M02630-23-D18	EA	PAN-SHOWER, ASSEMBLY
16	106160-01-000	EA	RING-TOWEL, ALMOND & BRASS
17	113195-04-01A	EA	MIRROR-BEVELED, SAFETY GLASS - CLEAR - 715 X 915MM

BATH GROUP (CONTINUED)



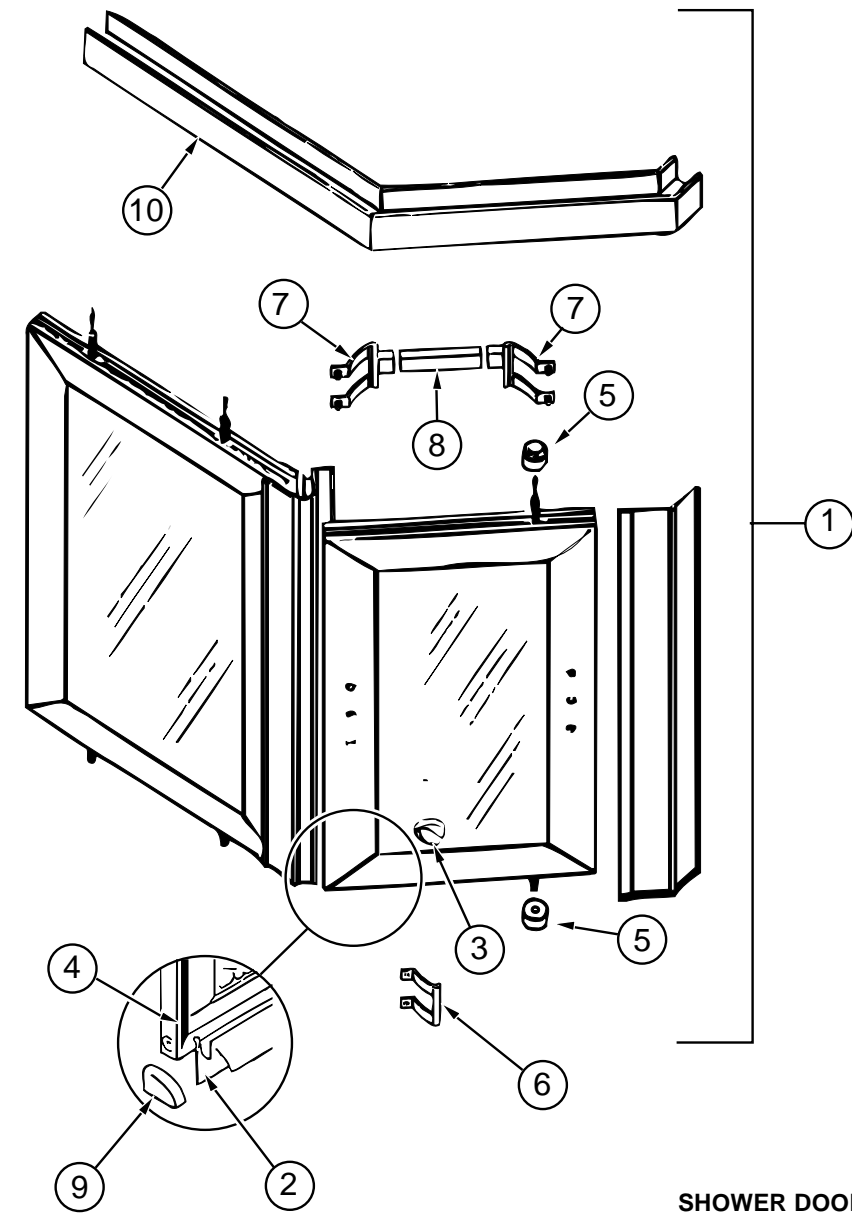
DRIVER SIDE BATH CABINETS & FIXTURES (CONTINUED)

KEY	PART NUMBER	U/M	DESCRIPTION
18	113373-01-01A	EA	FAUCET-SINK, W/STOP - ARTISTIC 207H5-L-PB - U.S.
18	113373-02-01A	EA	HANDLE-FAUCET, COLD
18	113373-03-01A	EA	HANDLE-FAUCET, HOT
18	103548-01-01A	EA	FAUCET-LAVATORY, JAMECO - POLISHED BRASS - CANADIAN
19	088090-43-FQ0	EA	BACKSPLASH-COUNTERTOP, LAVATORY - NEVAMAR - WHEAT(FQ0, FQ1, FQ8, FQ9)
19	088090-43-FQ2	EA	BACKSPLASH-COUNTERTOP, LAVATORY - AVONITE - SAND (FQ2, FQ3)
19	088090-43-FQ4	EA	BACKSPLASH-COUNTERTOP, LAVATORY - CORIAN - SAND (FQ4, FQ5)
20	113148-01-01A	EA	CABINET-CORNER, COMPLETE W/DOOR & HDW - LEIGH VAN1436V
	113148-01-700	EA	DOOR ASSEMBLY, W/MIRROR - LEIGH VAN 18980
21	088090-45-FQ0	EA	BACKSPLASH-COUNTERTOP, NEVAMAR - WHEAT (FQ0, FQ1, FQ8, FQ9)
21	088090-45-FQ2	EA	BACKSPLASH-COUNTERTOP, LAVATORY - AVONITE - SAND (FQ2, FQ3)
21	088090-45-FQ4	EA	BACKSPLASH-COUNTERTOP, LAVATORY - CORIAN - SAND (FQ4, FQ5)
22	113149-01-01A	EA	WAINSCOT, 745 X 774MM - FIELDSTONE WHITE
	113149-01-700	EA	WAINSCOTTING
23	113195-03-01A	EA	MIRROR-BEVELED, SAFETY GLASS - CLEAR - 856 X 915MM
24	085330-02-000	EA	TOILET-CHINA, STANDARD - BONE - SEALAND ML 510
25	085278-01-000	EA	HOLDER-TOILET PAPER, RECESSED - BRASS
26	M06933-02-FQ0	EA	CABINET-LAVATORY, COMPLETE (FQ0, FQ1, FQ8, FQ9)
26	M06933-02-FQ2	EA	CABINET-LAVATORY, COMPLETE (FQ2, FQ3)
26	M06933-02-FQ4	EA	CABINET-LAVATORY, COMPLETE (FQ4, FQ5)
	113150-03-01A	EA	CABINET-LAVATORY, W/O COUNTERTOP - FIELDSTONE WHITE
	113150-01-700	EA	MOUNTING RAIL
	113150-01-701	EA	BRACKET-SLIDE, REAR
	113150-01-702	EA	SLIDE, SET
	113150-01-703	EA	DOOR-LAVATORY
	113150-01-704	EA	DRAWER-LAVATORY, TOP
	113150-01-705	EA	DRAWER-LAVATORY, BOTTOM
27	P13150-02-FQ0	EA	COUNTERTOP-LAVATORY W/SINK, NEVAMAR - WHEAT (FQ0, FQ1, FQ8, FQ9)
27	P13150-02-FQ2	EA	COUNTERTOP-LAVATORY W/SINK, AVONITE - SAND (FQ2, FQ3)
27	P13150-02-FQ4	EA	COUNTERTOP-LAVATORY W/SINK, CORIAN - SAND (FQ4, FQ5)
	092313-01-000	EA	STOPPER-SINK, ROD CONTROLLED - LAVATORY - DEVCO P29
28	088090-44-FQ0	EA	BACKSPLASH-COUNTERTOP, NEVAMAR - WHEAT (FQ0, FQ1, FQ8, FQ9)
28	088090-44-FQ2	EA	BACKSPLASH-COUNTERTOP, AVONITE - SAND (FQ2, FQ3)

BATH GROUP (CONTINUED)

DRIVER SIDE BATH CABINETS & FIXTURES (CONTINUED)

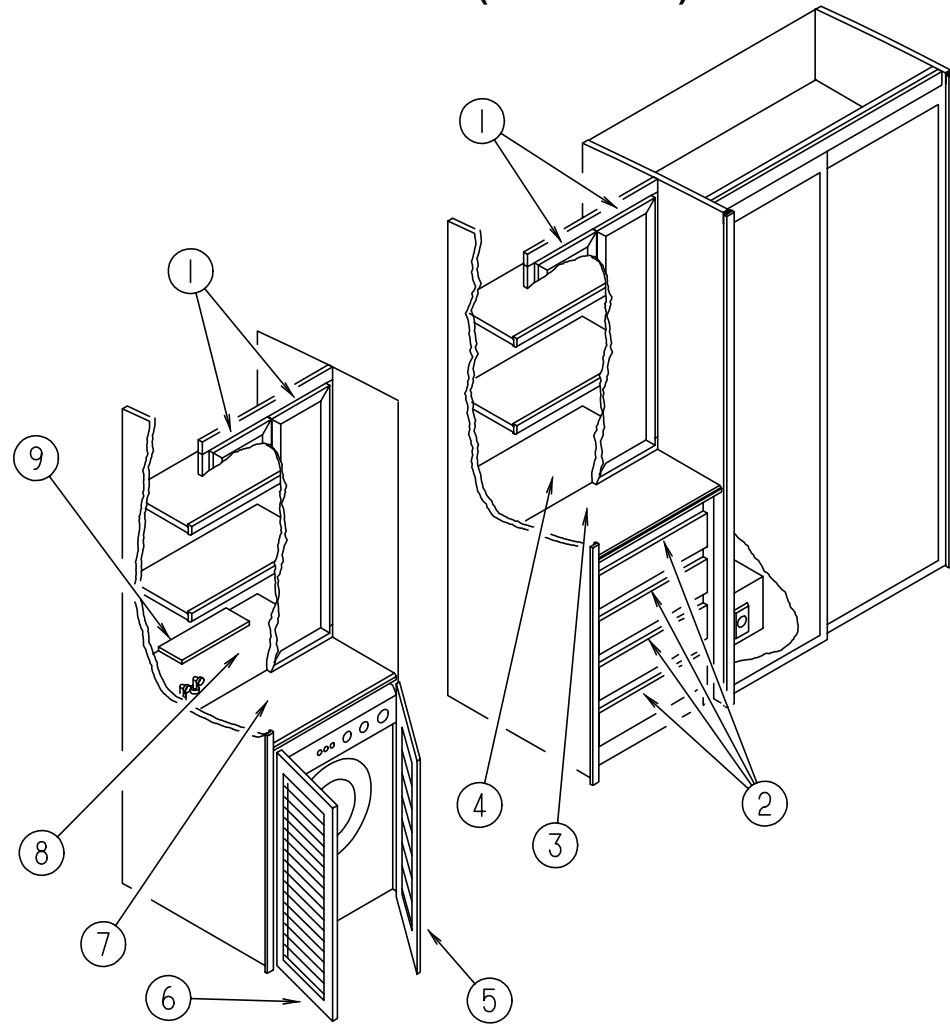
KEY	PART NUMBER	U/M	DESCRIPTION
28	088090-44-FQ4	EA	BACKSPLASH-COUNTERTOP, CORIAN - SAND (FQ4, FQ5)
29	106163-01-000	EA	HOLDER-TOOTHBRUSH & TUMBLER, ALMOND & BRASS



SHOWER DOOR

KEY	PART NUMBER	U/M	DESCRIPTION
1	107878-01-01A	EA	DOOR-SHOWER, COASTAL
2	089318-01-701	FT	VINYL SWEEP
3	092574-01-700	EA	KNOB F/SAFETY LATCH
	092574-01-704	EA	SCREW-GOLD #6 3/8
4	092574-01-705	EA	MAGNETIC STRIP 56-7/8"
5	092574-01-707	EA	PIVOT BUSHING (TOP)
6	107878-01-700	EA	DOOR PULL
7	107878-01-701	EA	TOWEL BAR BRACKETS
8	107878-01-702	EA	TOWEL BAR
9	107878-01-703	EA	CAP-DRIP, PLUG SET
10	107878-01-704	EA	HEADER OR SILL

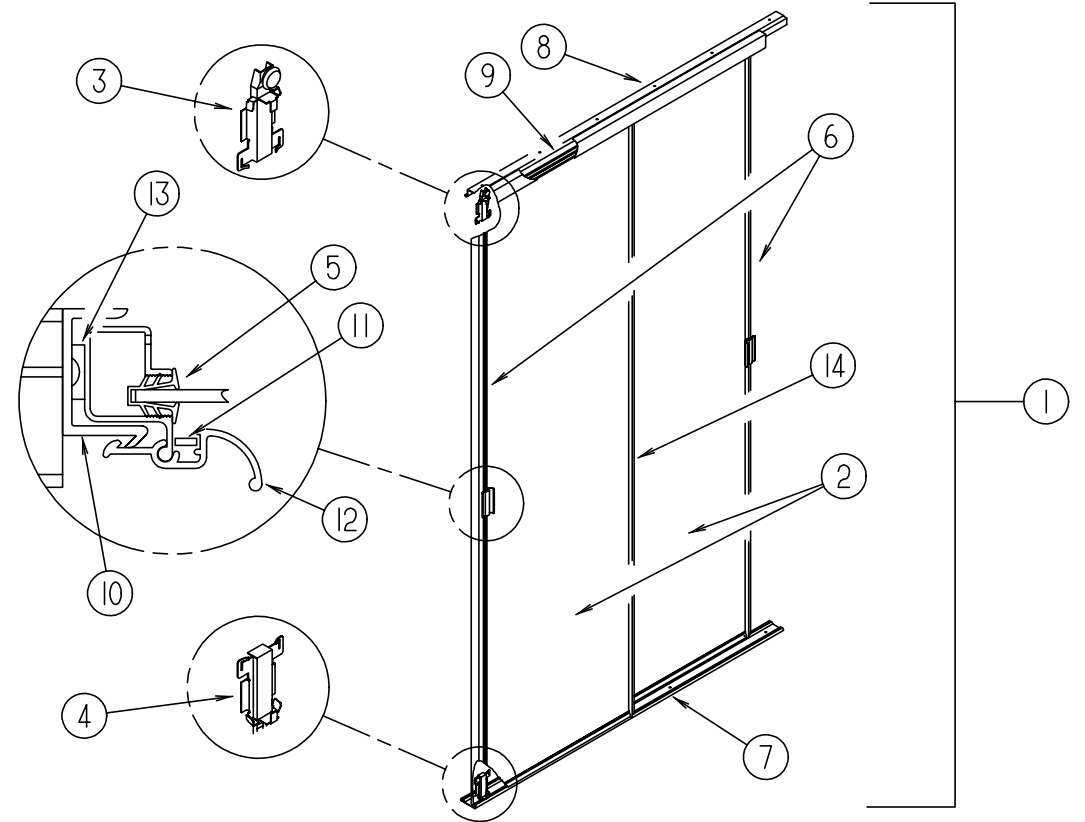
BATH GROUP (CONTINUED)



PASSENGER SIDE BATH CABINETS & FIXTURES

KEY	PART NUMBER	U/M	DESCRIPTION
1	M06803-A3-FQ0	EA	DOOR-CABINET, W/O HARDWARE - 275 X 1015MM (PICKLED ASH)
1	M06803-A3-FQ1	EA	DOOR-CABINET, W/O HARDWARE - 275 X 1015MM (SALEM CHERRY)
2	M05971-F6-FQ0	EA	DRAWER-CABINET, W/O HARDWARE - 4 USED (PICKLED ASH)
2	M05971-F6-FQ1	EA	DRAWER-CABINET, W/O HARDWARE - 4 USED (SALEM CHERRY)
3	112962-11-FQ0	EA	COUNTERTOP-CABINET, WARDROBE - NEVAMAR - WHEAT (FQ0, FQ1, FQ8, FQ9)
3	112962-11-FQ2	EA	COUNTERTOP-CABINET, WARDROBE - AVONITE - SAND (FQ2, FQ3)
3	112962-11-FQ4	EA	COUNTERTOP-CABINET, WARDROBE - CORIAN - SAND (FQ4, FQ5)
4	112962-13-FQ0	EA	COUNTERTOP-CABINET, WARDROBE - NEVAMAR - WHEAT (FQ0, FQ1, FQ8, FQ9)
4	112962-13-FQ2	EA	COUNTERTOP-CABINET, WARDROBE - AVONITE - SAND (FQ2, FQ3)
4	112962-13-FQ4	EA	COUNTERTOP-CABINET, WARDROBE - CORIAN - SAND (FQ4, FQ5)
5	M07411-01-FQ0	EA	DOOR-CABINET, W/O HDW - LOUVERED - W/WASHER OPTION (PICKLED ASH)
5	M07411-01-FQ1	EA	DOOR-CABINET, W/O HDW - LOUVERED - W/WASHER OPTION (SALEM CHERRY)
6	M07411-02-FQ0	EA	DOOR-CABINET, W/O HDW - LOUVERED - W/WASHER OPTION (PICKLED ASH)
6	M07411-02-FQ1	EA	DOOR-CABINET, W/O HDW - LOUVERED - W/WASHER OPTION (SALEM CHERRY)
7	112962-19-FQ0	EA	COUNTERTOP-CABINET, WARDROBE - NEVAMAR - WHEAT (FQ0, FQ1, FQ8, FQ9)
7	112962-19-FQ2	EA	COUNTERTOP-CABINET, WARDROBE - AVONITE - SAND (FQ2, FQ3)
7	112962-19-FQ4	EA	COUNTERTOP-CABINET, WARDROBE - CORIAN - SAND (FQ4, FQ5)
8	112962-12-FQ0	EA	COUNTERTOP-CABINET, NEVAMAR - W/WASHER - WHEAT (FQ0, FQ1, FQ8, FQ9)
8	112962-12-FQ2	EA	COUNTERTOP-CABINET, AVONITE - W/WASHER - SAND (FQ2, FQ3)
8	112962-12-FQ4	EA	COUNTERTOP-CABINET, CORIAN - W/WASHER - SAND (FQ4, FQ5)
9	112962-14-FQ0	EA	COVER-COUNTERTOP, NEVAMAR - W/WASHER - WHEAT (FQ0, FQ1, FQ8, FQ9)
9	112962-14-FQ2	EA	COVER-COUNTERTOP, AVONITE - W/WASHER - SAND (FQ2, FQ3)
9	112962-14-FQ4	EA	COVER-COUNTERTOP, CORIAN - W/WASHER - SAND (FQ4, FQ5)
	042438-01-000	EA	DOWEL-WOOD, 1" DIAMETER X 4' - WOOD
	009112-01-000	EA	FLANGE-1" ROD, CLOTHES - PLASTIC - OFF WHITE
	041953-03-000	EA	CONDUIT-CONVOLUTE SLIT,1 ID

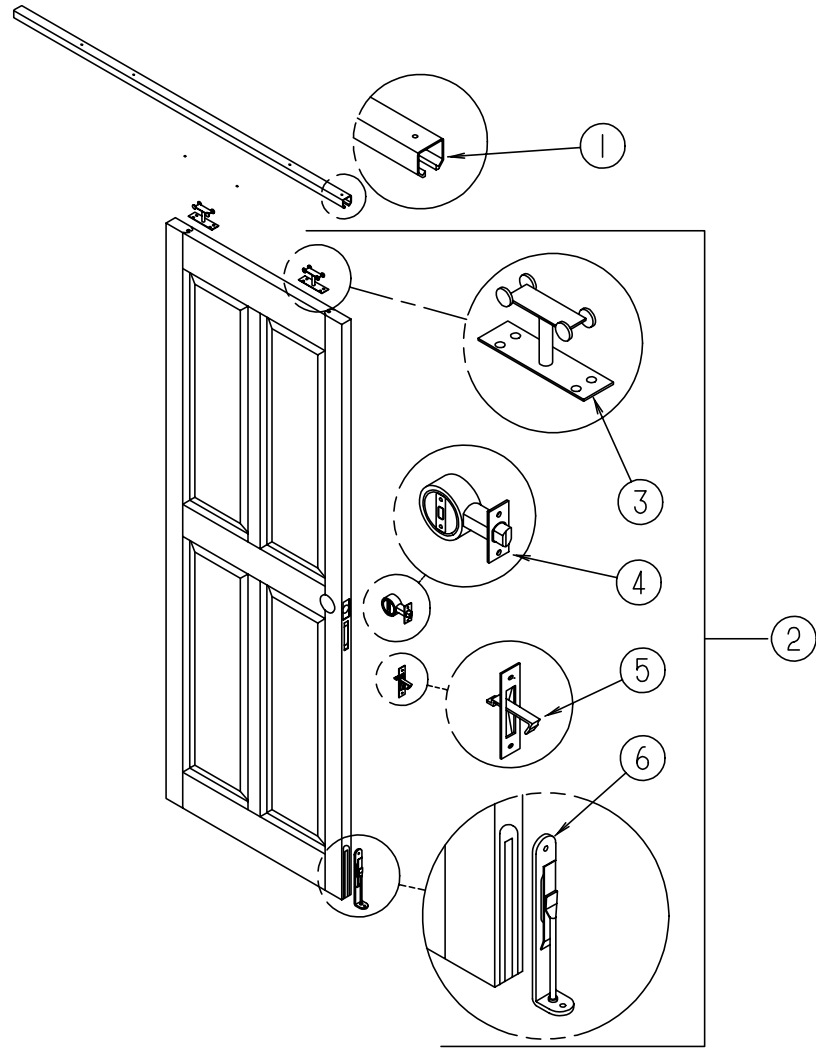
BATH GROUP (CONTINUED)



PASSENGER SIDE BATH CABINETS & FIXTURES (CONTINUED)

KEY	PART NUMBER	U/M	DESCRIPTION
1	114149-05-FQ0	EA	DOOR-SLIDING MIRROR,
2	058331-C4-000	EA	MIRROR-GLASS, SAFETY
3	107390-02-000	EA	HANGER-CORNER CONNECT, DOUBLE
4	107391-01-000	EA	GUIDE-BOTTOM, BY-PASS
5	111575-01-01A	FT	CHANNEL-GLAZING, SWING DOOR
6	114104-06-01A	EA	STILE-DOOR,SLIDING,TERRATONE
7	114105-08-01A	EA	TRACK-DR,SLIDING,LOWER,TERRATONE
8	114106-08-01A	EA	TRACK-DOOR,SLIDING,UPPER,TERRATONE
9	114107-07-01A	EA	RAIL-DOOR,SLIDING,TERRATONE
10	115538-03-01A	EA	JAMB-DOOR,WARDROBE, MIRRORED
11	115541-01-000	EA	SPRING-DOOR, SLIDING
12	115553-01-01A	EA	LATCH-DOOR, WARDROBE, MIRRORED
13	090340-01-000	FT	SEAL-FOAM, CLOSED CELL - 1/4" X 1/2" X 50'
14	114104-02-01A	EA	STILE-DOOR,SLIDING,TERRATONE

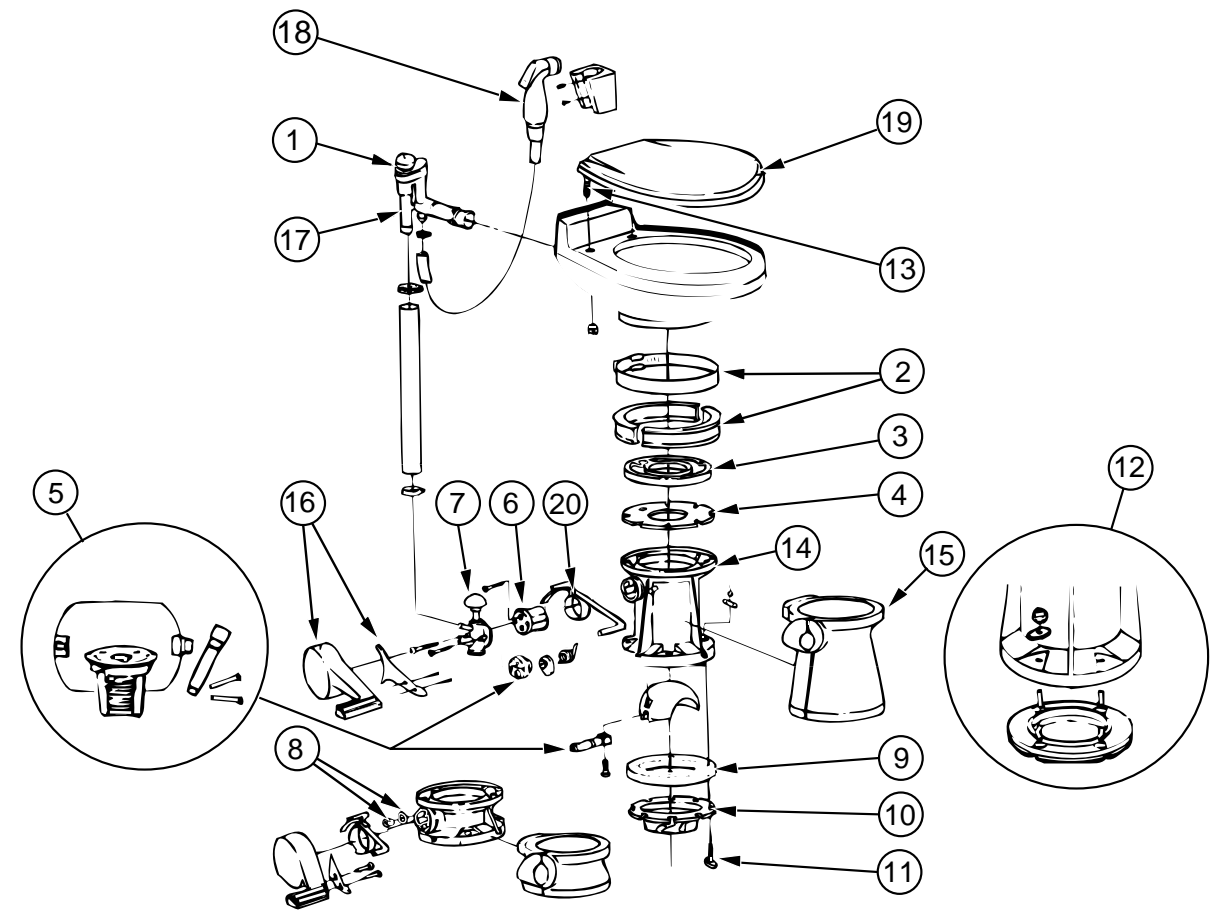
BATH GROUP (CONTINUED)



SLIDING WALL POCKET PRIVACY DOORS

KEY	PART NUMBER	U/M	DESCRIPTION
1	071817-08-000	EA	TRACK-SLIDING DOOR, 51.2" - MILL FINISH (BETWEEN GALLEY & BATH)
1	071817-09-000	EA	TRACK-SLIDING DOOR, 4.08' - MILL FINISH (BETWEEN BEDROOM & BATH)
2	113911-02-FQ0	EA	DOOR-SLIDING, PICKLED ASH (BETWEEN GALLEY & BATH)
2	113911-02-FQ1	EA	DOOR-SLIDING, SALEM CHERRY (BETWEEN GALLEY & BATH)
2	113911-01-FQ0	EA	DOOR-SLIDING, PICKLED ASH (BETWEEN BEDROOM & BATH)
2	113911-01-FQ1	EA	DOOR-SLIDING, SALEM CHERRY (BETWEEN BEDROOM & BATH)
3	103874-01-000	EA	HANGER-DOOR, SLIDING
4	112845-01-000	EA	LATCH-DOOR, POCKET
5	113130-01-01A	EA	PULL-EDGE, DOOR - POCKET
6	117187-01-000	EA	BOLT-SURFACE, DOOR STOP

BATH GROUP (CONTINUED)

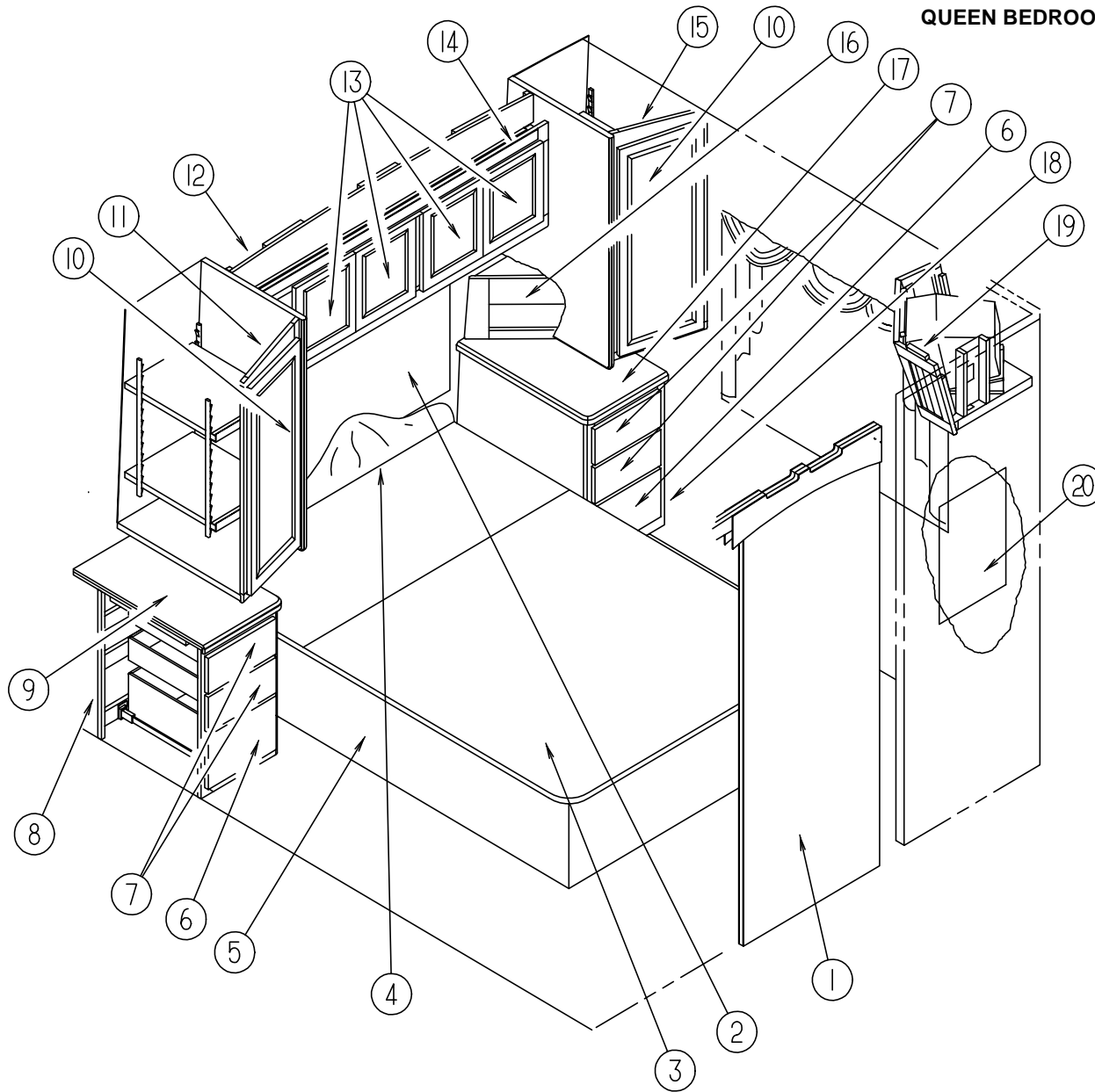


TOILET

KEY	PART NUMBER	U/M	DESCRIPTION
	085330-02-000	EA	TOILET-CHINA, STANDARD - BONE - SEALAND ML 510
1	085330-01-701	EA	KIT-VACUUM BREAKER, SEALAND 385318065
2	085330-01-703	EA	RING & HALF CLAMPS ASM-BONE, SEALAND 385310048
3	085330-01-704	EA	TEFLON & RUBBER SEALS, SEALAND 385316140
4	085330-01-705	EA	SUPPORT-SEAL, PLASTIC - SEALAND 390346405
5	085330-01-706	EA	BALL, SHAFT, & CARTRIDGE, SEALAND 385318162
6	085330-01-707	EA	CARTRIDGE-SPRING, SEALAND 381236096
7	085330-01-709	EA	VALVE-WATER, SEALAND 385314349
8	085330-01-710	EA	PLUG-DRAIN, & CAP - W/SEAL - SEALAND# 385316142
9	085330-01-714	EA	SEAL-FLANGE, FLOOR - SEALAND 390343892
10	085330-01-716	EA	FLANGE-FLOOR, 3" MPT - SEALAND 390346056
11	085330-01-717	EA	BOLT MOUNTING PACKAGE-SEALAND 385310064
12	085330-01-718	EA	SEAL-BASE & MOUNTING HARDWARE, SEALAND 385310063
13	085330-01-720	EA	HINGE HARDWARE, (BONE) SET, SEALAND 341707
14	085330-02-700	EA	BASE ASM
15	085330-02-702	EA	PEDESTAL COVER KIT BONE 510
16	085330-02-703	EA	PEDAL COVER KIT, BONE - SEALAND 310115
17	085330-04-700	EA	VACUUM BREAKER FOR HANDSPRAY
18	085330-04-706	EA	HAND SPRAY W/HOSE
19	085330-04-707	EA	SEAT ASM, BONE - SEALAND 340816
20	085330-06-703	EA	FLUSH LEVER

BEDROOM GROUP

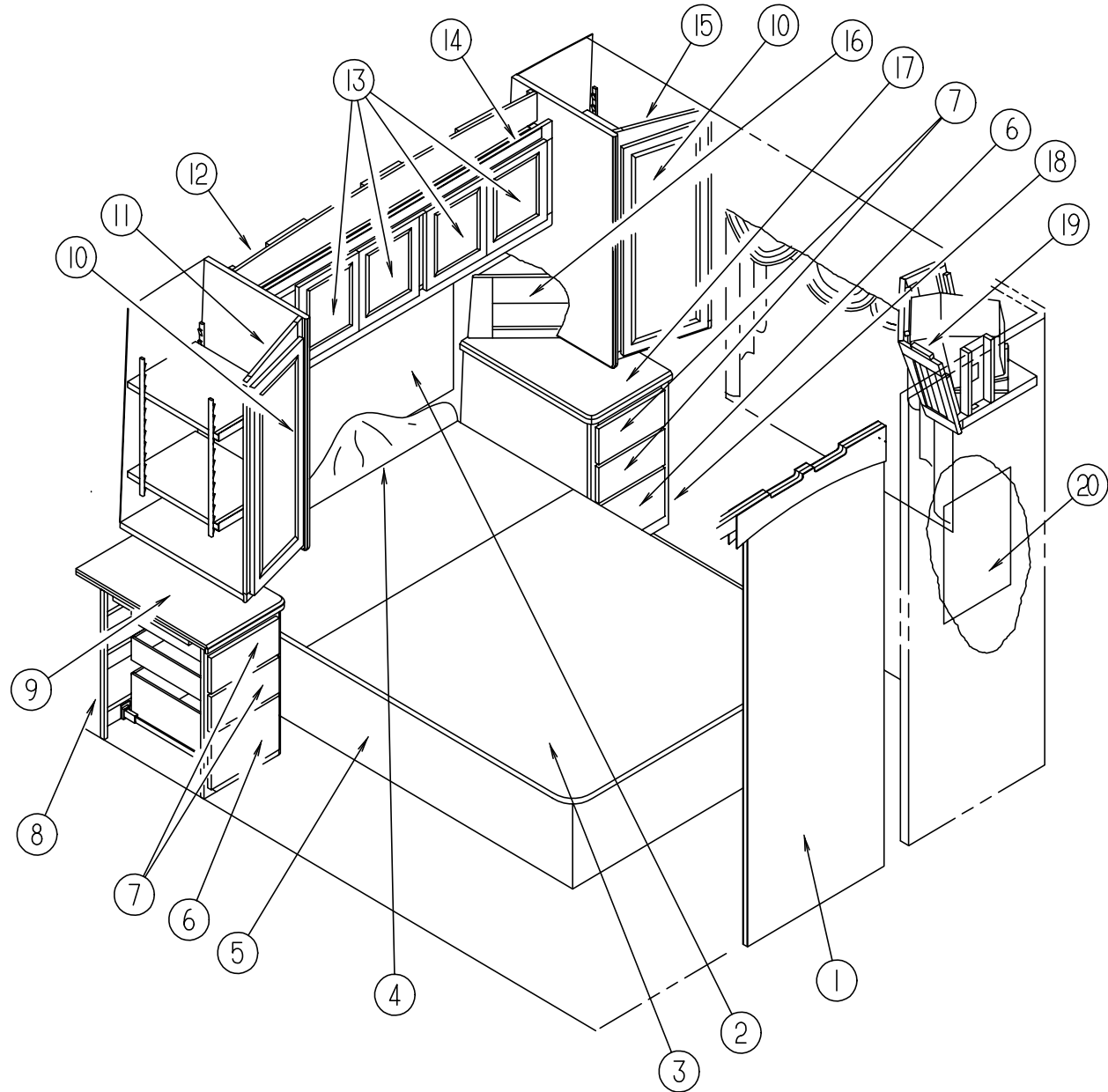
QUEEN BEDROOM CABINETS & FIXTURES



KEY	PART NUMBER	U/M	DESCRIPTION
1	113911-01-FQ0	EA	DOOR-SLIDING, PRIVACY - WOOD - PICKLED ASH
1	113911-01-FQ1	EA	DOOR-SLIDING, PRIVACY - WOOD - SALEM CHERRY
	103874-01-000	EA	HANGER-DOOR, SLIDING
	112845-01-000	EA	LATCH-DOOR, POCKET
	113130-01-01A	EA	PULL-EDGE, DOOR - POCKET
	057534-01-000	EA	TIEBACK/TIEDOWN-BED/CURTAIN/DOOR, 6" - PLASTIC - CLEAR
	117187-01-000	EA	BOLT-SURFACE, DOOR STOP
2	114785-01-FQ0	EA	MIRROR ASM-GLASS, DECORATIVE
	058331-B6-000	EA	MIRROR-GLASS, SAFETY - 762 X 1596MM
	114782-01-01A	EA	MIRROR-GLASS, ACCENT
3	M05905-07-FQ0	EA	TOP-CABINET, QUEEN BED
3	041389-25-000	EA	HINGE-PIANO, QUEEN BED
3	057460-04-000	EA	SPRING-GAS
3	057460-02-000	EA	STUD-BALL, GAS SPRING
3	089025-01-000	EA	SUPPORT-SPRING, MOUNTS TO BED TOP
3	109645-01-000	EA	BRACKET-SUPPORT, SPRING - MOUNTS TO FLOOR & CABINET

KEY	PART NUMBER	U/M	DESCRIPTION
3	081114-01-000	EA	CAP-INSERT, ROUND -1" DIAMETER
3	091261-01-000	FT	BACKING-NON-SKID, 12" X 100'
3	091952-01-000	EA	CLIP-GRIPPER, 1 - BED TOP HOLD DOWN
3	116891-01-000	EA	DOWEL-WOOD, DRILLED - BED TOP HOLD DOWN
4	114215-01-FQ0	EA	HEADBOARD ASM-EMPRESS, QUEEN (FQ0, FQ1)
4	114215-02-FQ2	EA	HEADBOARD ASM-EMPRESS, QUEEN (FQ2, FQ3)
4	114215-03-FQ4	EA	HEADBOARD ASM-EMPRESS, QUEEN (FQ4, FQ5)
4	114215-04-FQ8	EA	HEADBOARD ASM-EMPRESS, QUEEN (FQ8, FQ9)
5	P12713-01-FQ0	EA	CABINET-BED, QUEEN - W/O TOP (PICKLED ASH)
5	P12713-01-FQ1	EA	CABINET-BED, QUEEN - W/O TOP (SALEM CHERRY)
6	M05971-F5-FQ0	EA	DRAWER-CABINET, W/O HARDWARE (PICKLED ASH)
6	M05971-F5-FQ1	EA	DRAWER-CABINET, W/O HARDWARE (SALEM CHERRY)
7	M05971-J0-FQ0	EA	DRAWER-CABINET, W/O HARDWARE - 2 USED (PICKLED ASH)
7	M05971-J0-FQ1	EA	DRAWER-CABINET, W/O HARDWARE - 2 USED (SALEM CHERRY)
8	112715-01-FQ0	EA	CABINET-NIGHTSTAND, W/O DRAWER & HDW - PICKLED ASH (FQ0, FQ8)
8	112715-01-FQ1	EA	CABINET-NIGHTSTAND, W/O DRAWER & HDW - SALEM CHERRY (FQ1, FQ9)
8	112715-01-FQ2	EA	CABINET-NIGHTSTAND, W/O DRAWER & HDW - PICKLED ASH (FQ2)
8	112715-01-FQ3	EA	CABINET-NIGHTSTAND, W/O DRAWER & HDW - SALEM CHERRY (FQ3)
8	112715-01-FQ4	EA	CABINET-NIGHTSTAND, W/O DRAWER & HDW - PICKLED ASH (FQ4)
8	112715-01-FQ5	EA	CABINET-NIGHTSTAND, W/O DRAWER & HDW - SALEM CHERRY (FQ5)
9	112715-12-FQ0	EA	COUNTERTOP-CABINET, NIGHTSTAND - NEVAMAR - WHEAT (FQ0, FQ1, FQ8, FQ9)
9	112715-12-FQ2	EA	COUNTERTOP-CABINET, NIGHTSTAND - AVONITE - SAND (FQ2, FQ3)
9	112715-12-FQ4	EA	COUNTERTOP-CABINET, NIGHTSTAND - CORIAN - SAND (FQ4, FQ5)
9	112715-11-FQ0	EA	BASE-COUNTERTOP, NIGHTSTAND - PARTICLE BOARD
	088090-40-FQ0	EA	BACKSPLASH-SIDEWALL COUNTERTOP, NEVAMAR - WHEAT (FQ0, FQ1, FQ8, FQ9)
	088090-40-FQ2	EA	BACKSPLASH-SIDEWALL COUNTERTOP, AVONITE - SAND (FQ2, FQ3)
	088090-40-FQ4	EA	BACKSPLASH-SIDEWALL COUNTERTOP, CORIAN - SAND (FQ4, FQ5)
	088090-39-FQ0	EA	BACKSPLASH-BACKWALL COUNTERTOP, NEVAMAR - WHEAT (FQ0, FQ1, FQ8, FQ9)
	088090-39-FQ2	EA	BACKSPLASH-BACKWALL COUNTERTOP, AVONITE - SAND (FQ2, FQ3)
	088090-39-FQ4	EA	BACKSPLASH-BACKWALL COUNTERTOP, CORIAN - SAND (FQ4, FQ5)
10	M06803-B7-FQ0	EA	DOOR-CABINET, W/O HARDWARE - 365 X 925MM - 2 USED (PICKLED ASH)
10	M06803-B7-FQ1	EA	DOOR-CABINET, W/O HARDWARE - 365 X 925MM - 2 USED (SALEM CHERRY)
	113195-12-01A	EA	MIRROR-BEVELED, SAFETY GLASS - CLEAR 282 X 842MM
11	P12718-01-FQ0	EA	CABINET-SHIRT CLOSET, W/O DOOR & HARDWARE (PICKLED ASH)
11	P12718-01-FQ1	EA	CABINET-SHIRT CLOSET, W/O DOOR & HARDWARE (SALEM CHERRY)
	009112-01-000	EA	FLANGE-1" ROD, CLOTHES - PLASTIC - OFF WHITE
	042438-01-000	EA	DOWEL-WOOD, CLOTHES ROD - 1" DIAMETER X 4'
	116575-01-700	EA	PANEL-CLOTHES ROD, SHORT - WOOD - PICKLED ASH (FIRST 20 COACHES)
	116575-01-701	EA	PANEL-CLOTHES ROD, SHORT - WOOD - SALEM CHERRY (FIRST 20 COACHES)
	116575-02-700	EA	PANEL-CLOTHES ROD, LONG - WOOD - PICKLED ASH (FIRST 20 COACHES)
	116575-02-701	EA	PANEL-CLOTHES ROD, LONG - WOOD - SALEM CHERRY (FIRST 20 COACHES)
12	112716-01-FQ0	EA	CABINET-OVERHEAD, W/O DOORS & HARDWARE (PICKLED ASH)
12	112716-01-FQ1	EA	CABINET-OVERHEAD, W/O DOORS & HARDWARE (SALEM CHERRY)
13	M05990-21-FQ0	EA	DOOR-CABINET, W/O HARDWARE - 355 X 355MM - 4 USED (PICKLED ASH)
13	M05990-21-FQ1	EA	DOOR-CABINET, W/O HARDWARE - 355 X 355MM - 4 USED (SALEM CHERRY)
14	103986-01-000	FT	TRIM-VALANCE, U-CHANNEL - .75" WIDE - BRASS
14	112911-01-000	EA	MIRROR-GLASS, SAFETY - 151 X 1598MM
15	P12717-01-FQ0	EA	CABINET-SHIRT CLOSET, W/O DOOR & HARDWARE (PICKLED ASH)
15	P12717-01-FQ1	EA	CABINET-SHIRT CLOSET, W/O DOOR & HARDWARE (SALEM CHERRY)
	009112-01-000	EA	FLANGE-1" ROD, CLOTHES - PLASTIC - OFF WHITE
	042438-01-000	EA	DOWEL-WOOD, CLOTHES ROD - 1" DIAMETER X 4'
	116575-01-700	EA	PANEL-CLOTHES ROD, SHORT - WOOD - PICKLED ASH (FIRST 20 COACHES)
	116575-01-701	EA	PANEL-CLOTHES ROD, SHORT - WOOD - SALEM CHERRY (FIRST 20 COACHES)
	116575-02-700	EA	PANEL-CLOTHES ROD, LONG - WOOD - PICKLED ASH (FIRST 20 COACHES)
	116575-02-701	EA	PANEL-CLOTHES ROD, LONG - WOOD - SALEM CHERRY (FIRST 20 COACHES)
16	113080-01-FQ0	EA	CABINET-RADIO (PICKLED ASH)
16	113080-01-FQ1	EA	CABINET-RADIO (SALEM CHERRY)
	113906-01-FQ0	EA	SPACER-RECEPTACLE, & TV REMOTE HOLDER - PICKLED ASH
	113906-01-FQ1	EA	SPACER-RECEPTACLE, & TV REMOTE HOLDER - SALEM CHERRY

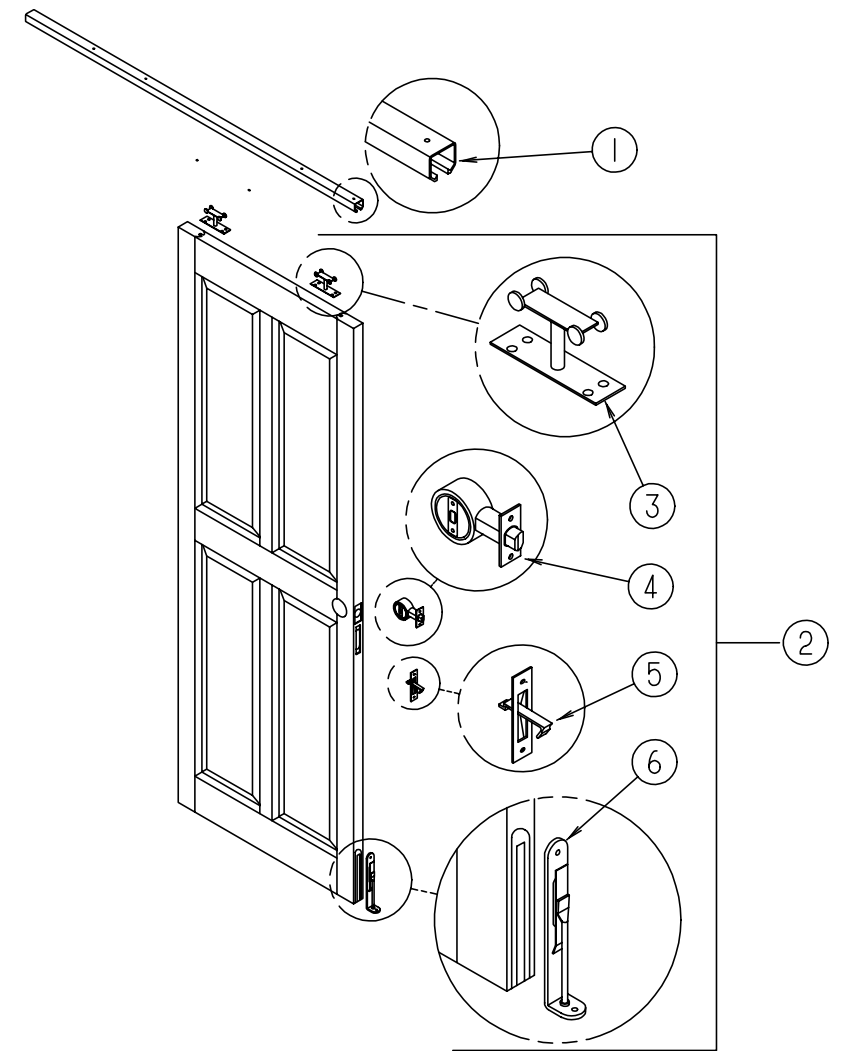
BEDROOM GROUP (CONTINUED)



QUEEN BEDROOM CABINETS & FIXTURES (CONTINUED)

KEY	PART NUMBER	U/M	DESCRIPTION
17	112714-12-FQ0	EA	COUNTERTOP-CABINET, NIGHTSTAND - NEVAMAR - WHEAT (FQ0, FQ1, FQ8, FQ9)
17	112714-12-FQ2	EA	COUNTERTOP-CABINET, NIGHTSTAND - AVONITE - SAND (FQ2, FQ3)
17	112714-12-FQ4	EA	COUNTERTOP-CABINET, NIGHTSTAND - CORIAN - SAND (FQ4, FQ5)
	112714-11-FQ0	EA	BASE-COUNTERTOP, NIGHTSTAND - PARTICLE BOARD
	088090-42-FQ0	EA	BACKSPLASH-SIDEWALL COUNTERTOP, NEVAMAR - WHEAT (FQ0, FQ1, FQ8, FQ9)
	088090-42-FQ2	EA	BACKSPLASH-SIDEWALL COUNTERTOP, AVONITE - SAND (FQ2, FQ3)
	088090-42-FQ4	EA	BACKSPLASH-SIDEWALL COUNTERTOP, CORIAN - SAND (FQ4, FQ5)
18	112714-01-FQ0	EA	CABINET-NIGHTSTAND, W/O DRAWER & HDW - PICKLED ASH (FQ0, FQ8)
18	112714-01-FQ1	EA	CABINET-NIGHTSTAND, W/O DRAWER & HDW - SALEM CHERRY (FQ1, FQ9)
18	112714-01-FQ2	EA	CABINET-NIGHTSTAND, W/O DRAWER & HDW - PICKLED ASH (FQ2)
18	112714-01-FQ3	EA	CABINET-NIGHTSTAND, W/O DRAWER & HDW - SALEM CHERRY (FQ3)
18	112714-01-FQ4	EA	CABINET-NIGHTSTAND, W/O DRAWER & HDW - PICKLED ASH (FQ4)
18	112714-01-FQ5	EA	CABINET-NIGHTSTAND, W/O DRAWER & HDW - SALEM CHERRY (FQ5)
19	113106-01-FQ0	EA	CABINET-OVERHEAD, TV (PICKLED ASH)
19	113106-01-FQ1	EA	CABINET-OVERHEAD, TV (SALEM CHERRY)
20	112515-02-01A	EA	PICTURE-DECORATIVE, 16" X 20"

BEDROOM GROUP (CONTINUED)

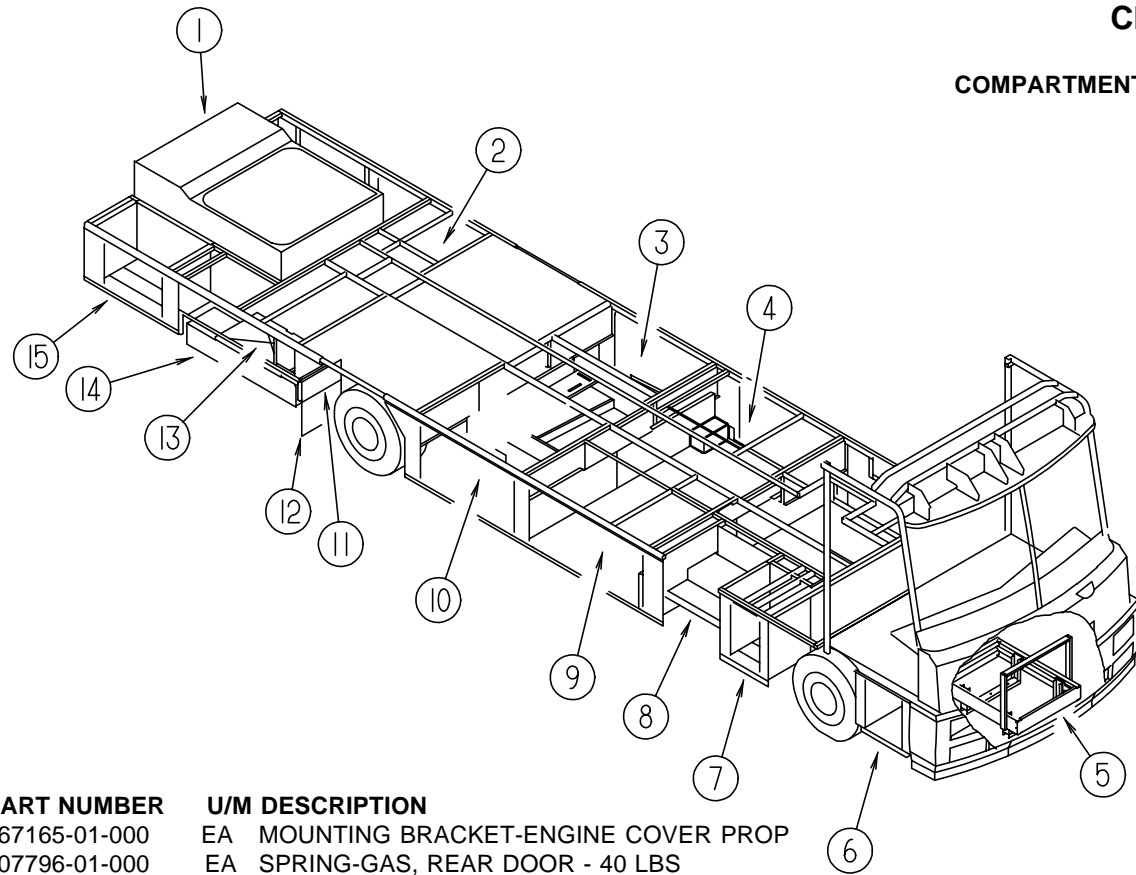


SLIDING WALL POCKET PRIVACY DOORS

KEY	PART NUMBER	U/M	DESCRIPTION
1	071817-08-000	EA	TRACK-SLIDING DOOR, 51.2" - MILL FINISH (BETWEEN GALLEY & BATH)
1	071817-09-000	EA	TRACK-SLIDING DOOR, 4.08' - MILL FINISH (BETWEEN BEDROOM & BATH)
2	113911-02-FQ0	EA	DOOR-SLIDING, PICKLED ASH (BETWEEN GALLEY & BATH)
2	113911-02-FQ1	EA	DOOR-SLIDING, SALEM CHERRY (BETWEEN GALLEY & BATH)
2	113911-01-FQ0	EA	DOOR-SLIDING, PICKLED ASH (BETWEEN BEDROOM & BATH)
2	113911-01-FQ1	EA	DOOR-SLIDING, SALEM CHERRY (BETWEEN BEDROOM & BATH)
3	103874-01-000	EA	HANGER-DOOR, SLIDING
4	112845-01-000	EA	LATCH-DOOR, POCKET
5	113130-01-01A	EA	PULL-EDGE, DOOR - POCKET
6	117187-01-000	EA	BOLT-SURFACE, DOOR STOP

CHASSIS GROUP

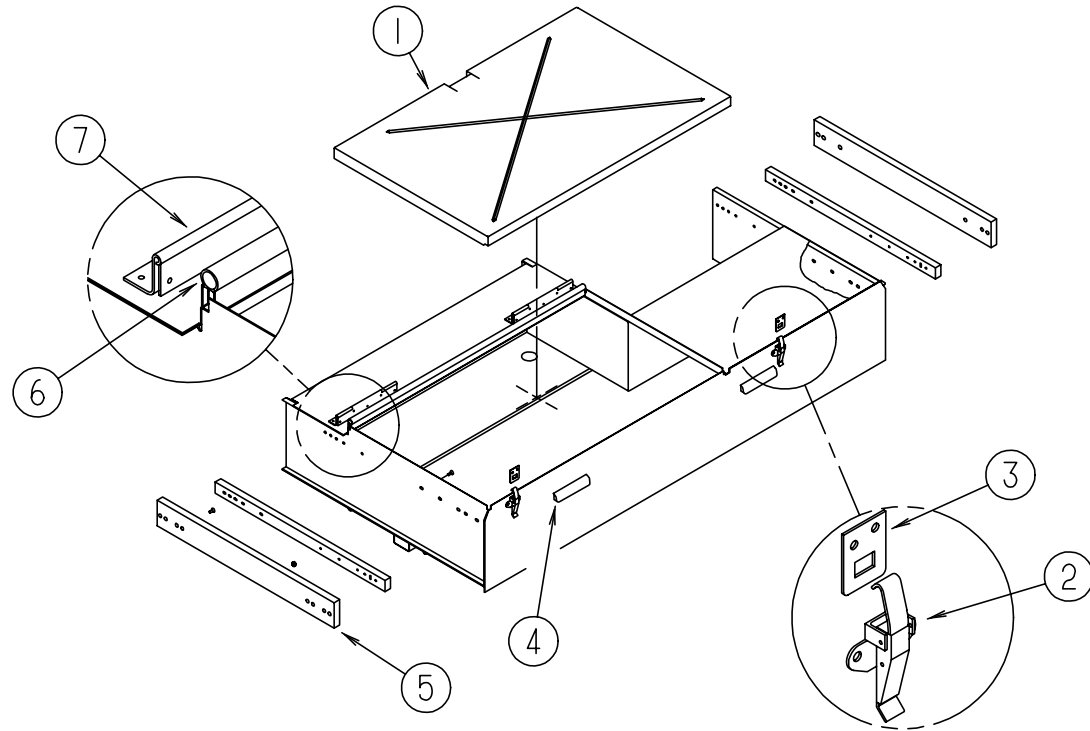
COMPARTMENTS, WHEEL WELLS & MUD FLAPS



KEY	PART NUMBER	U/M DESCRIPTION
1	067165-01-000	EA MOUNTING BRACKET-ENGINE COVER PROP
1	107796-01-000	EA SPRING-GAS, REAR DOOR - 40 LBS
1	114268-03-02B	EA BRACKET-GAS SPRING, MOUNTS TO DOOR
1	108998-03-000	EA BRACKET-FLAT, W/BALL STUD - MOUNTS TO BACKWALL
1	107721-01-000	FT SEAL-D BULB, W/RIDGES - W/ADHESIVE ON FLAT SIDE, BLACK
1	107719-01-01A	EA STRIKE-DOOR, REAR ENGINE
1	039623-01-000	FT SEAL-MOTOR COVER, RUBBER BULB TYPE - BLACK
1	110176-05-000	EA BAFFLE-RADIATER, L SHAPED - 940 X 300MM
1	110176-06-000	EA BAFFLE-RADIATER, L SHAPED - 572 X 282MM
1	076310-01-002	EA RUBBER-SHEET, 150 X 100MM
1	076310-01-000	EA SHEET-RUBBER, RADIATOR BAFFLE - .12" X 15" X 62" - BLACK
1	076310-04-000	EA SHEET-RUBBER, RADIATOR BAFFLE - .12" X 23" X 50" - BLACK
1	072877-03-000	EA INSULATION-SOUND BARRIER PAD
1	110277-02-000	EA STRAP-W/HOLES, INSULATION
2	107796-08-000	EA SPRING-GAS, 60 POUND - SPDI SPD-5200-60
2	107796-03-000	EA BRACKET-GAS SPRING, SMALL - MOUNTS TO COMPARTMENTD
2	107796-02-000	EA BRACKET-GAS SPRING, LARGE - MOUNTS TO DOOR
2	112915-03-02A	EA TUBE-CATCH, MOUNTS GAS SPRING & STRIKER - RIGHT SIDE
2	112915-04-02A	EA TUBE-CATCH, MOUNTS GAS SPRING & STRIKER - LEFT SIDE
2	113679-01-01A	EA STRIKE-VALANCE DOOR, MILL
2	107721-01-000	FT SEAL-D BULB, W/RIDGES - W/ADHESIVE ON FLAT SIDE, BLACK
2	109925-01-000	EA DOOR-ACCESS, FOR HYDRAULIC LEVELING VALVES
	098196-01-000	EA LATCH-1/4 TURN, T-BAR
3	108998-04-000	EA SPRING-GAS, SPD-5300-60
3	107721-01-000	FT SEAL-ACCESS DOOR, D BULB W/ADHESIVE ON FLAT SIDE
3	107796-03-000	EA BRACKET-GAS SPRING, SMALL - MOUNTS TO COMPARTMENT
3	112915-04-02A	EA TUBE-CATCH, MOUNTS STRIKER - RIGHT SIDE
3	113679-01-01A	EA STRIKE-VALANCE DOOR, MILL
		SEE WATER & SEWAGE GROUP FOR WATER CENTER COMPARTMENT
4	107796-08-000	EA SPRING-GAS, 60 POUND - SPDI SPD-5200-60
4	112915-12-02A	EA TUBE-CATCH, MOUNTS GAS SPRING & STRIKER - RIGHT SIDE
4	118348-02-01A	EA TUBE-CATCH, MOUNTS GAS SPRING & STRIKER - LEFT SIDE
4	107796-03-000	EA BRACKET-GAS SPRING, MOUNTS TO COMPARTMENT - SPDI SPD-1015
4	107796-02-000	EA BRACKET-GAS SPRING, FLAT - MOUNTS TO DOOR
4	107721-01-000	FT SEAL-D BULB, W/RIDGES - W/ADHESIVE ON FLAT SIDE, BLACK
4	113679-01-01A	EA STRIKE-VALANCE DOOR, MILL
5	113449-01-01A	EA SLIDE ASM-GENERATOR
		FROM: 00-00-00 THRU: 02-19-95
5	117376-01-01A	EA SLIDE ASM-GENERATOR
		FROM: 02-20-95 THRU: 99-99-99

KEY	PART NUMBER	U/M DESCRIPTION
6	107796-01-000	EA SPRING-GAS, 40 POUND - SPDI SPD-5200-40
6	107796-02-000	EA BRACKET-GAS SPRING, LARGE - MOUNTS TO DOOR
6	112915-04-02A	EA TUBE-CATCH, MOUNTS GAS SPRING & STRIKER - LEFT SIDE
6	112915-04-02A	EA TUBE-CATCH, MOUNTS GAS SPRING & STRIKER - BOTTOM
6	113679-01-01A	EA STRIKE-VALANCE DOOR, MILL
6	107721-01-000	FT SEAL-D BULB, W/RIDGES - W/ADHESIVE ON FLAT SIDE, BLACK
7	112915-04-02A	EA TUBE-CATCH, MOUNTS STRIKER - BOTTOM & SIDE
7	107721-01-000	FT SEAL-D BULB, W/RIDGES - W/ADHESIVE ON FLAT SIDE, BLACK
7	113679-01-01A	EA STRIKE-VALANCE DOOR, MILL
8	115753-01-02B	EA COVER-STEP, BOTTOM - 768 X 570MM - STEEL - E-COAT
8	113483-01-01A	EA STEP ASM-ELECTRIC, DOUBLE
		FROM: 00-00-00 THRU: 03-05-95
	094707-02-700	EA MOTOR ASM, W/BEARINGS & PINS - 909520
	113483-01-700	EA CONTROL MODULE
8	113483-02-01A	EA STEP ASM-ELECTRIC, DOUBLE - 42 SERIES STEP BLACK
		FROM: 03-06-95 THRU: 99-99-99
	116995-01-000	EA SWITCH/MAGNET-STEP, ELECTRIC
	075723-02-000	EA SPACER-SWITCH, W/HOLE - .2" X .9" X 2" - METAL - OFF WHITE
	064075-07-000	FT SEAL-BULB, W/WIRED U CHANNEL - .3" X .5" CHANNEL - BLACK
9	107796-11-000	EA SPRING-GAS, 90 POUND - SPDI SPD-5200-90
9	107796-03-000	EA BRACKET-GAS SPRING, SMALL - MOUNTS TO COMPARTMENT
9	107796-02-000	EA BRACKET-GAS SPRING, LARGE - MOUNTS TO DOOR
9	107721-01-000	FT SEAL-D BULB, W/RIDGES - W/ADHESIVE ON FLAT SIDE, BLACK
9	118348-01-01A	EA TUBE-CATCH, MOUNTS GAS SPRING & STRIKER - RIGHT SIDE
9	112915-13-02A	EA TUBE-CATCH, MOUNTS GAS SPRING & STRIKER - LEFT SIDE
9	113679-01-01A	EA STRIKE-VALANCE DOOR, MILL
9	099717-04-000	EA TIEDOWN ASM-STRAP W/BUCKLE, FOR LAWN CHAIRS
10	112915-01-02A	EA TUBE-CATCH, MOUNTS GAS SPRING & STRIKER - RIGHT SIDE
10	112915-02-02A	EA TUBE-CATCH, MOUNTS GAS SPRING & STRIKER - LEFT SIDE
10	107796-08-000	EA SPRING-GAS, 60 POUND - SPDI SPD-5200-60
10	107796-03-000	EA BRACKET-GAS SPRING, SMALL - MOUNTS TO COMPARTMENT
10	107796-02-000	EA BRACKET-GAS SPRING, LARGE - MOUNTS TO DOOR
10	113679-01-01A	EA STRIKE-VALANCE DOOR, MILL
10	107721-01-000	FT SEAL-D BULB, W/RIDGES - W/ADHESIVE ON FLAT SIDE, BLACK
11	113573-01-02B	EA GUARD-DIRT, E-COAT
12	017516-04-000	EA FLAP-MUD, 14" X 18" - BLACK
13	104692-01-000	FT SEAL-ADHESIVE BACK, 3/4" X 34"
13	113832-01-01A	EA SLIDE ASM-BATTERY TRAY, KWIKEE 5702
13	065450-05-000	EA TIEDOWN-BATTERY, 8.4" TUBE
13	117666-01-02B	EA BRACKET-HOLD DOWN, LID
13	107223-01-000	EA ROLLER
13	107796-02-000	EA BRACKET-GAS SPRING, LARGE - MOUNTS TO DOOR
13	113679-01-01A	EA STRIKE-VALANCE DOOR, MILL
13	107721-01-000	FT SEAL-D BULB, W/RIDGES - W/ADHESIVE ON FLAT SIDE, BLACK
14		SEE FOLLOWING PAGES FOR PULLOUT COMPARTMENT
15	112915-10-02A	EA TUBE-CATCH, MOUNTS GAS SPRING & STRIKER - RIGHT SIDE
15	112915-11-02A	EA TUBE-CATCH, MOUNTS GAS SPRING & STRIKER - LEFT SIDE
15	107796-08-000	EA SPRING-GAS, 60 POUND - SPDI SPD-5200-60
15	107796-03-000	EA BRACKET-GAS SPRING, SMALL - MOUNTS TO COMPARTMENT
15	107796-02-000	EA BRACKET-GAS SPRING, LARGE - MOUNTS TO DOOR
15	113679-01-01A	EA STRIKE-VALANCE DOOR, MILL
15	107721-01-000	FT SEAL-D BULB, W/RIDGES - W/ADHESIVE ON FLAT SIDE, BLACK
15	115392-01-01A	EA STRAP ASM-VELCRO, LUG WRENCH HOLDER
	104491-02-03A	EA ANGLE-STRIKER, BLACKER (CENTRAL A/C COMPARTMENT)
	056748-01-000	EA PLUG-CAP, 1.5" DIAMETER - BLACK
	061420-05-000	EA PLUG-PLASTIC, 1.8" DIAMETER
	115361-01-01A	EA PLUG-PLASTIC, CAPLUG # W5

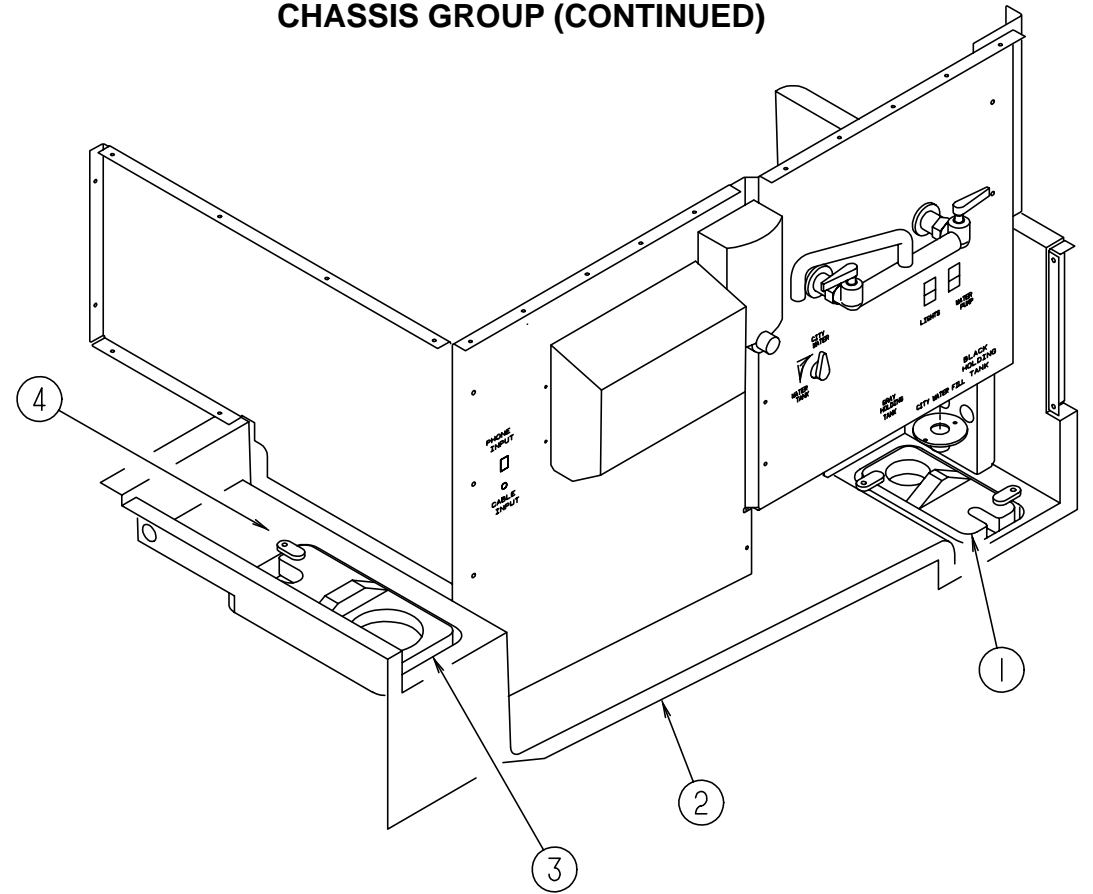
CHASSIS GROUP (CONTINUED)



PULLOUT STORAGE COMPARTMENT

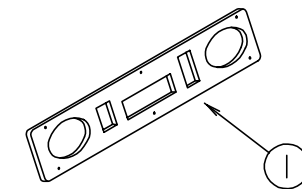
KEY PART NUMBER	U/M DESCRIPTION
1 101180-08-FQ0	EA LID ASM-COMPARTMENT, STORAGE
P01005-01-01A	EA LID-COMPARTMENT, STORAGE - PLASTIC - BLACK - 32.8" X 20.9"
2 103192-01-000	EA LATCH ASM-DRAW
3 117453-34-02B	EA CATCH-DRAWER
107223 01 000	EA ROLLER-DOOR, HOLD DOWN BRACKET
115155-01-02B	EA BRACKET-HOLD DOWN, LID - E-COAT
4 074762-01-000	EA PULL-CABINET, 4.8" X .9" - PLASTIC - BLACK
5 118339-01-000	EA SLIDE-STORAGE COMPARTMENT - METAL
6 102967-01-000	FT SEAL-BULB, W/RIGID WIRE U CHANNEL - .6" - RUBBER - BLACK
7 101349-01-01A	EA HINGE-PIANO, SPRING LOADED - STOCKER

CHASSIS GROUP (CONTINUED)



**EXTERIOR WATER SERVICE COMPARTMENT
SEE WATER & SEWAGE GROUP TO FIND FAUCET, FILL & DISPENSERS**

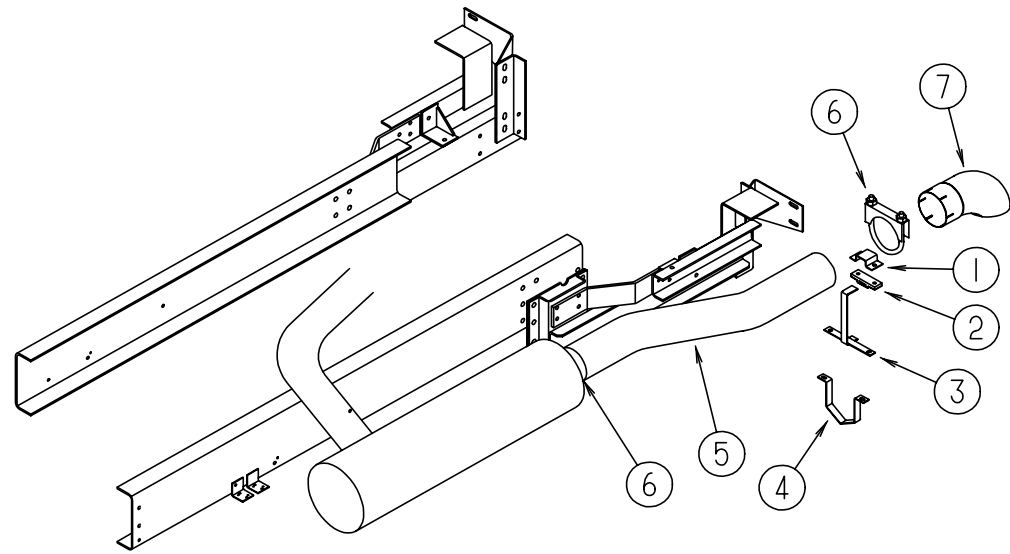
KEY PART NUMBER	U/M DESCRIPTION
1 115007-01-01A	EA HATCH-COMPARTMENT, WATER HOSE - BLACK
2 117347-01-01A	EA COMPARTMENT-SEWER
3 115006-01-01A	EA HATCH-COMPARTMENT, POWER CORD - BLACK
4 114677-01-01A	EA RETAINER-HATCH, COMPARTMENT - MILL



ENTERTAINMENT COMPARTMENT

KEY PART NUMBER	U/M DESCRIPTION
1 118908-01-FQ0	EA PLATE-RADIO MOUNTING

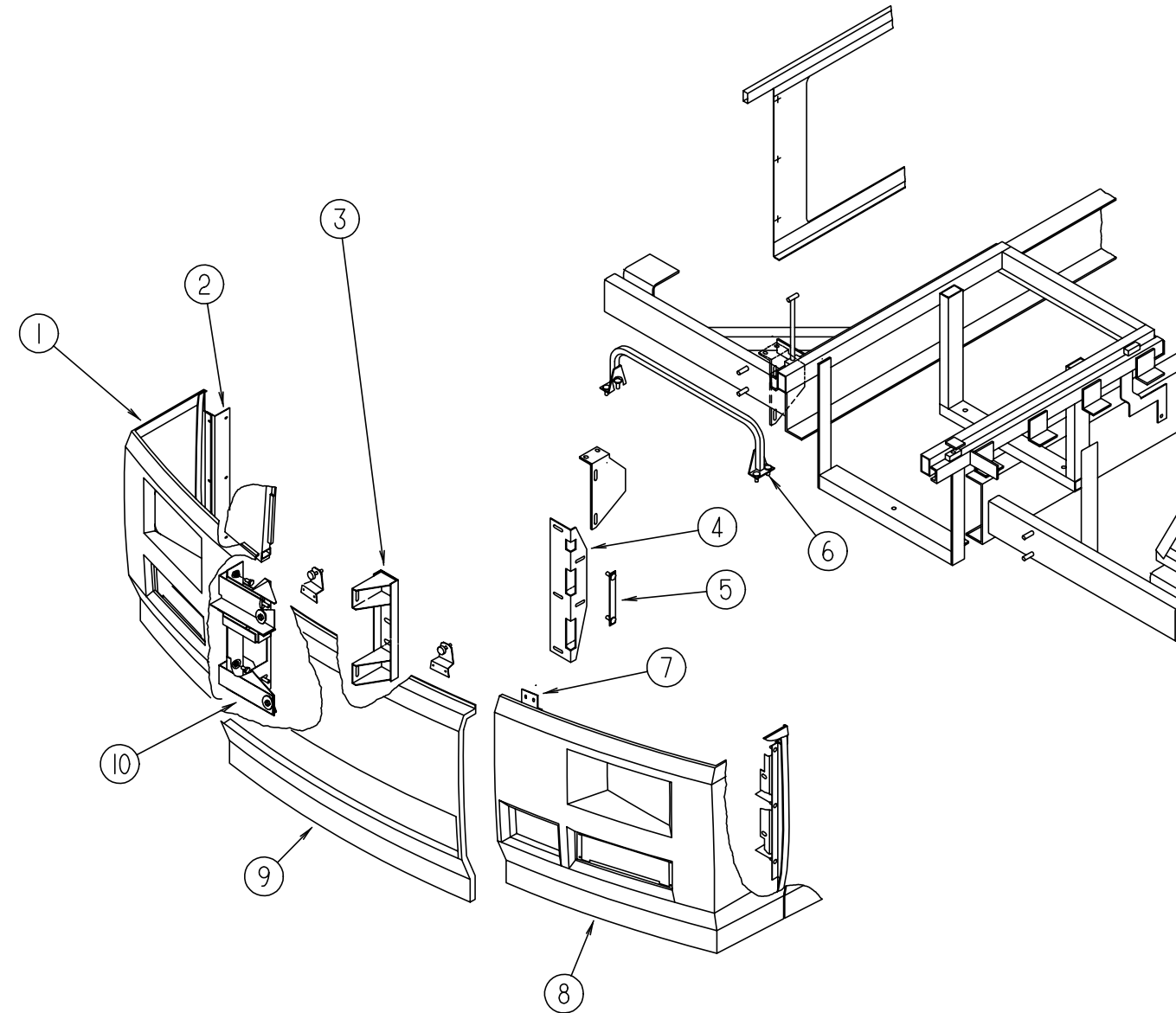
CHASSIS GROUP (CONTINUED)



EXHAUST SYSTEM

KEY	PART NUMBER	U/M DESCRIPTION
1	102116-02-000	EA BRACKET ASM-EXHAUST, UPPER
2	095190-01-000	EA HANGER-EXHAUST, 4" X 1.4"
3	110173-02-000	EA HANGER ASM-EXHAUST, W/UPPER BRACKET FROM: 00-00-00 THRU: 01-29-95
3	110172-02-000	EA HANGER ASM-EXHAUST, W/O UPPER BRACKET
3	110173-01-000	EA HANGER ASM-EXHAUST, W/UPPER BRACKET FROM: 01-30-95 THRU: 03-07-95
3	110173-03-000	EA HANGER ASM-EXHAUST, W/UPPER BRACKET FROM: 03-08-95 THRU: 99-99-99
3	110172-03-000	EA HANGER ASM-EXHAUST, W/O UPPER BRACKET
4	095223-05-000	EA BRACKET-EXHAUST, LOWER
5	114869-01-000	EA PIPE-EXHAUST
6	094918-08-000	EA CLAMP-EXHAUST, 5" - GUILLOTINE STYLE
7	116425-01-000	EA EXTENSION-EXHAUST, CHROMED - 5" FROM: 00-00-00 THRU: 04-26-95

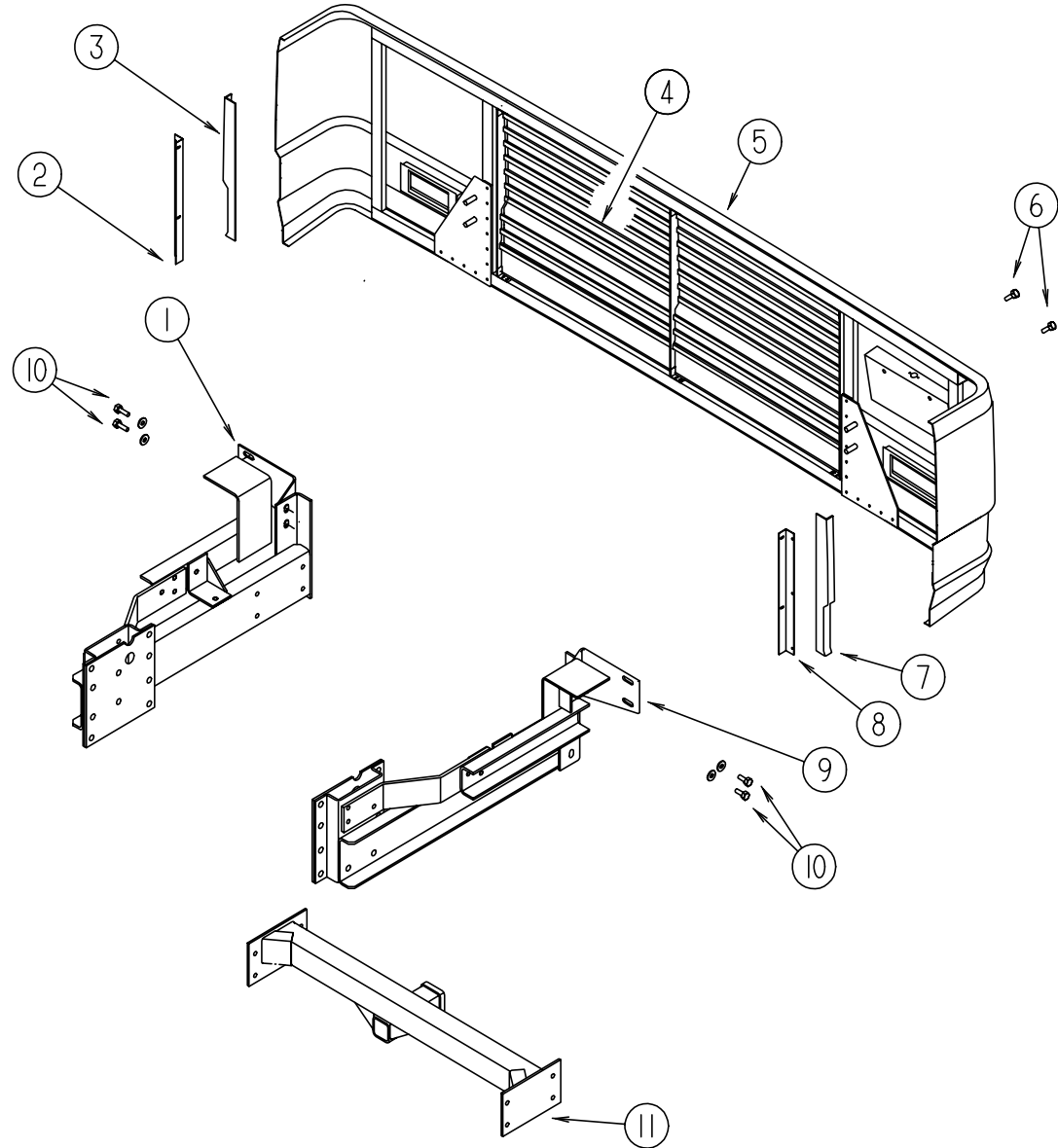
CHASSIS GROUP (CONTINUED)



FRONT BUMPER

KEY	PART NUMBER	U/M DESCRIPTION
1	P13401-01-FQ0	EA BUMPER ASM-FRONT, OUTER - RIGHT - W/SUPPORT
2	113407-01-02B	EA ANGLE-BUMPER, OUTER - E-COAT
3	113474-01-02B	EA CHANNEL ASM-BUMPER, RIGHT - OUTER - E-COAT
	113474-02-02B	EA CHANNEL ASM-BUMPER, LEFT - OUTER - E-COAT
4	114396-01-02B	EA ANGEL-BUMPER MOUNT, RIGHT - E-COAT
	114396-02-02B	EA ANGLE-BUMPER MOUNT, LEFT - E-COAT
5	106730-04-000	EA PLATE-STUD
6	114169-01-02B	EA HANDLE ASM-BUMPER MOUNT, E-COAT FROM: 00-00-00 THRU: 02-19-95
6	114169-02-02B	EA HANDLE ASM-BUMPER MOUNT, E-COAT FROM: 02-20-95 THRU: 99-99-99
7	113415-01-02B	EA ANGLE-SUPPORT, LOWER - FRONT - E-COAT
8	P13401-02-FQ0	EA BUMPER ASM-FRONT, OUTER - LEFT - W/TURN, FOG & HEADLIGHTS
9	113399-01-FQ0	EA BUMPER ASM-FRONT,CENTER
10	113475-01-02B	EA SUPPORT ASM-BUMPER, RIGHT - OUTER
	113475-02-02B	EA SUPPORT ASM-BUMPER, LEFT - OUTER

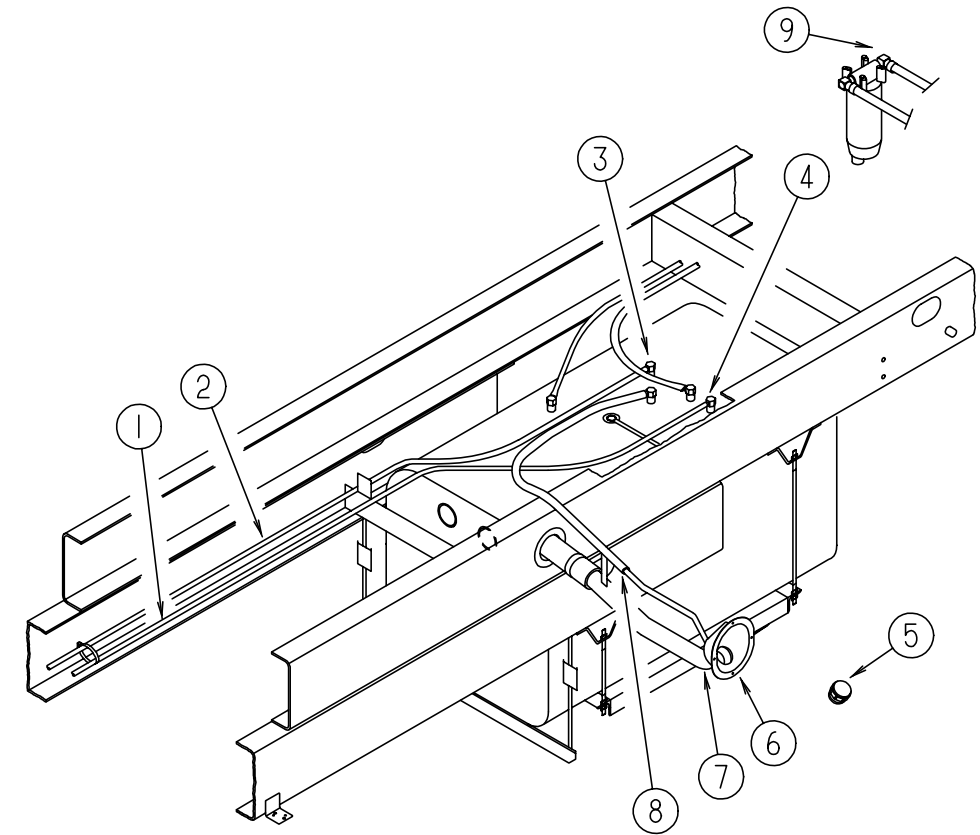
CHASSIS GROUP (CONTINUED)



REAR BUMPER & TRAILER HITCH

KEY	PART NUMBER	U/M	DESCRIPTION
1	113568-01-02B	EA	ANGLE-MOUNT, BUMPER - RIGHT - E-COAT
2	113041-01-02B	EA	ANGLE-MOUNT, BUMPER - E-COAT
3	P13039-01-01A	EA	PANEL-SUPPORT, RIGHT - BLACK
4	113171-01-FQ0	EA	GRILLE ASM-BUMPER, REAR
5	P13247-01-FQ0	EA	BUMPER ASM-REAR
6	087234-01-000	EA	NUT-JACK, 1/4 X 20 THD - MOLLY - MOUNTS LICENSE PLATE
7	P13039-02-01A	EA	PANEL-SUPPORT, LEFT - BLACK
8	113041-02-02B	EA	ANGLE-MOUNT, BUMPER - E-COAT
9	113568-02-02B	EA	ANGLE-MOUNT, BUMPER - LEFT - E-COAT
10	000C12-08-24B	EA	BOLT-HEX, 1/2-13 X 1 1/2 - ZINC
11	117313-01-04B	EA	DRAWBAR ASM-HITCH, CLASS III
	034513-01-000	EA	PIN-HITCH, 3/16" WIRE
	113589-01-000	EA	CONNECTOR-PLUG, TRAILER - GENERAL 433501
	113589-02-000	EA	CONNECTOR-SOCKET, TRAILER - GENERAL 433601

CHASSIS GROUP (CONTINUED)



FUEL SYSTEM

KEY	PART NUMBER	U/M	DESCRIPTION
1	024138-01-000	FT	HOSE-FUEL, 5/16" ID
2	007063-01-000	FT	HOSE-GAS, 1/4"ID X 1/2"OD
3	068382-01-000	EA	BUSHING-BRASS,1/2MPTX1/4FPT - PARKER 209P-8-4
3	114253-03-000	EA	ELBOW-3/8 SINGLE BARB X 1/4MPT - WEATHERHEAD 1557
4	068382-06-000	EA	BUSHING-BRASS, 3/8MPT X 1/8FPT - PARKER 209P-6-2
4	114253-01-000	EA	ELBOW-1/4 SINGLE BARB X 1/8MPT - WEATHERHEAD 1582
5	073220-03-000	EA	CAP-FUEL FILL, NON LOCK (DSL) - GM 15671703
6	102951-01-01A	EA	SHROUD, FUEL FILL - METAL - UNFINISHED
			FROM: 00-00-00 THRU: 02-27-95
6	102951-01-08A	EA	SHROUD, FUEL FILL - METAL - BLACK
			FROM: 02-28-95 THRU: 99-99-99
7	117336-01-000	EA	NECK ASM-FUEL FILL
8	066732-01-000	FT	HOSE-FUEL FILL, .62" ID
9	068382-02-000	EA	BUSHING-BRASS, 3/8MPT X 1/4FPT - PARKER 209P-6-4
	068382-05-000	EA	BUSHING-BRASS, 1/2MPT X 1/8FPT - PARKER 209X8X2
	114253-02-000	EA	ELBOW-5/16 SINGLE BARB X 1/4MPT - WEATHERHEAD 1557

CHASSIS GROUP (CONTINUED)**HWH HYDRAULIC LEVELING SYSTEM**

KEY	PART NUMBER	U/M DESCRIPTION
	107889-03-000	EA PANEL-CONTROL, TOUCH - AIR DUMP - HWH AP1226
	107889-03-700	EA TOUCH PANEL ONLY - HWH RAP1088
	100532-19-000	EA LEVELING SYSTEM-HYD, ALL STEER - HWH AP10229
	100532-03-715	EA CAP-BREATHER, RAP7876
	100532-03-716	EA SOLONOID SINGLE ESSEX, RAP7505
	100532-03-726	EA SWITCH-PRESSURE, RAP8003
	100532-09-703	EA MANIFOLD ASM-COMplete, RAP0959
	100532-09-710	EA SOLENOID-4 POST, RAP0533
	100532-12-702	EA CONTROL BOX ASM, RAP1079
	100532-12-703	EA SENSING UINT BI-AXIS - 27", RAP6800
	100532-19-700	EA PUMP & MOTOR W/TANK, 3.5 GL - 4.5" - RAP8388
	100532-19-701	EA POWER UNITW/MANIFOLD - RAP1287
	100532-19-702	EA JACK ASM 16K, W/SWITCH
	100532-19-703	EA SPRING KIT, 2 3/4" X 3 1/2" - R2365
	100532-19-704	EA JACK ASM 9K, 2" X 16" - RAP90043
	100532-19-705	EA SPRING KIT, 18" - R3848
	108629-01-000	EA SHIELD-PUMP
	071391-03-000	EA NIPPLE-LONG, 1/4 X 1.4 X 2 O - BRASS
	085764-01-000	EA CONNECTOR-FM, 1/4 NPT X 318 BRACKET
	085766-01-000	EA ADAPTER-1/4 FPT X 1/4 MPT, BRASS - WEATHERHEAD
	071387-04-000	EA ELBOW-MALE, BRAKE TUBE 3/8 X 1/4 - 1469X6X4 WEATHERHEAD
	100536-30-000	EA HOSE KIT-LEVELING JACKS - HWH AP10450
	107890-01-000	EA ELBOW-STEEL 90D 1/4 X 37D FLARE - PARKER 4-C6X-S FROM: 00-00-00 THRU: 05-05-95
	119816-01-000	EA ELBOW-STEEL 45D X 1/4 X 37DFLARE PARKER 4-V6X-S FROM: 05-06-95 THRU: 99-99-99
	114748-01-02B	EA BRACKET ASM-JACKS, REAR, E-COAT FROM: 00-00-00 THRU: 02-26-95
	118935-01-02B	EA BRACKET ASM-JACKS, FRONT, E-COAT FROM: 02-27-95 THRU: 99-99-99
	114748-02-02B	EA BRACKET ASM-JACKS, REAR, E-COAT
	120435-01-000	EA ELBOW-STEEL 90D X 1/4 X 37D FLARE - SAE 070202 PRKR4-CT FROM: 07-13-95 THRU: 99-99-99

CHASSIS GROUP (CONTINUED)**LUG WRENCH AND LEVERAGE BAR**

KEY	PART NUMBER	U/M DESCRIPTION
	080208-02-000	EA BAR-LEVERAGE, LUG WRENCH
	080208-03-000	EA WRENCH-LUG, 1.5" X .8"

RADIATOR BAFFLE & STEEL TUBING

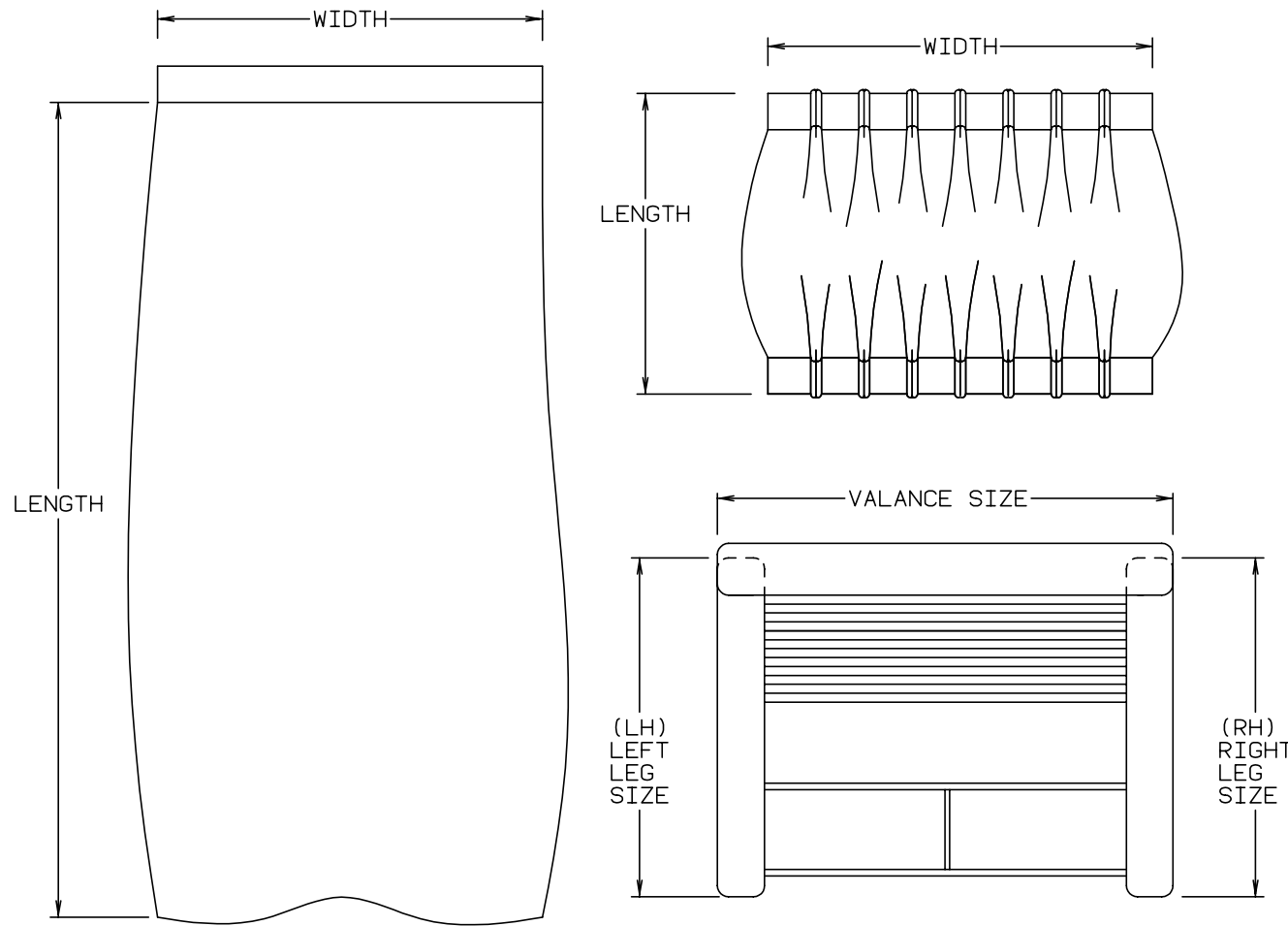
KEY	PART NUMBER	U/M DESCRIPTION
	076310-01-000	EA SHEET-RUBBER, RADIATOR BAFFLE - .12" X 15" X 62" - BLACK
	076310-03-000	EA SHEET-RUBBER, RADIATOR BAFFLE - .12" X 18" X 46" - BLACK
	076310-04-000	EA SHEET-RUBBER, RADIATOR BAFFLE - .12" X 23" X 50" - BLACK

CURTAIN & CUSHION GROUP

NOTICE

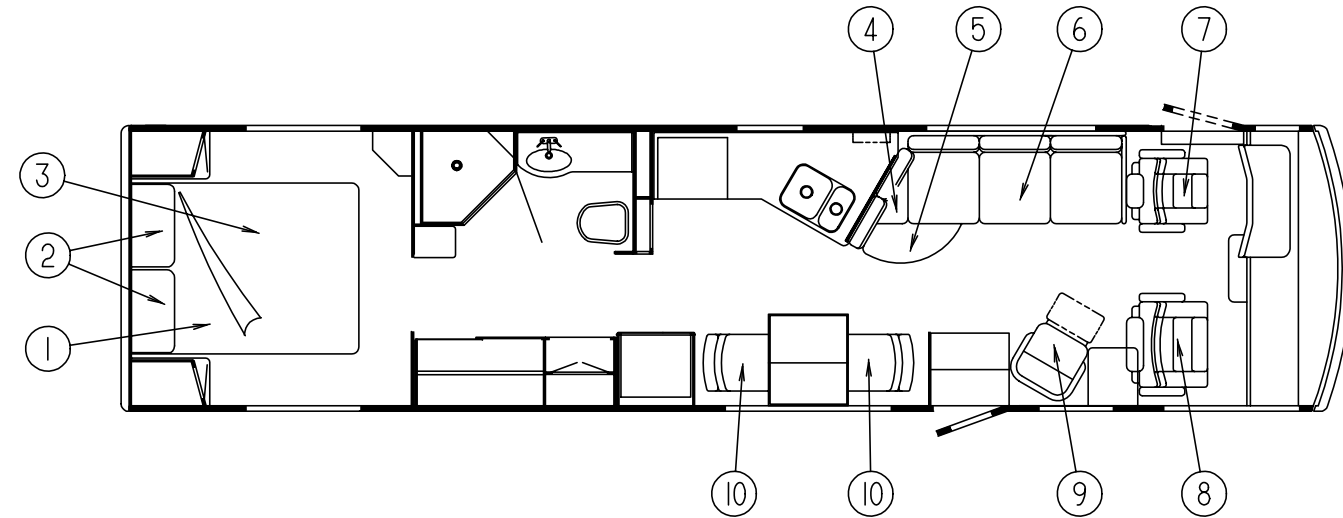
IN ORDER TO ASSIST OUR PARTS SALES DEPT. IN PROVIDING INTERIOR SOFTWARE ITEMS, PLEASE INCLUDE THE SERIAL NUMBER AND THE COLOR CODE NUMBER FROM THE VEHICLE CERTIFICATION LABEL WHEN ORDERING. THIS LABEL IS LOCATED ON THE LEFT SIDEWALL AT THE END OF THE DASH (A-BODY), OR ON THE DRIVER'S DOOR LATCH PLATE (C-BODY).

AN EXAMPLE OF A COLOR CODE NUMBER IS B07, WHICH DESIGNATES AN OVERALL COLOR SCHEME OF A PARTICULAR UNIT. THE COLOR LISTED AFTER THE ITEM DESCRIPTION ON THE MICROFICHE, INDICATES THE OVERALL UNIT COLOR. ORDER THE ITEM YOU DESIRE ACCORDING TO UNIT COLOR CODE.



NOTE: USE THIS ILLUSTRATION WHEN DETERMINING LENGTH AND WIDTH MEASUREMENTS FOR CURTAINS. YOU WILL NOTE THE WIDTH MEASUREMENT IS TAKEN ON THE TOP OF THE CURTAIN WITH THE CURTAIN FULLY EXTENDED. THE LENGTH MEASUREMENT IS TAKEN FROM TOP TO BOTTOM. LEFT AND RIGHT WINDOW LEGS ARE DETERMINED WHEN FACING THE WINDOW.

CURTAIN & CUSHION GROUP (CONTINUED)



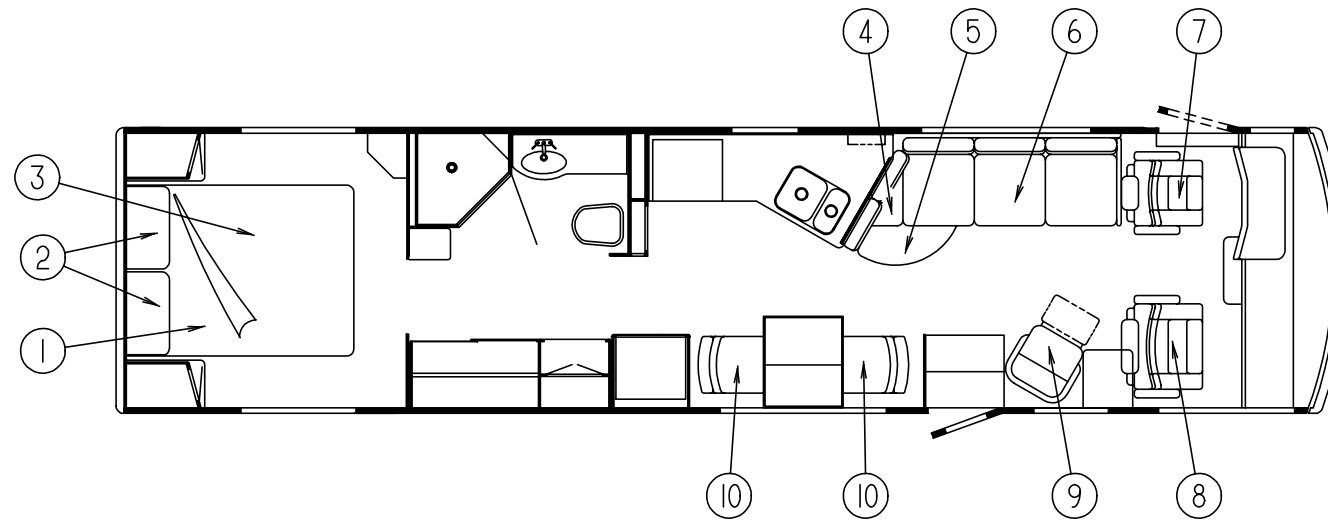
MATTRESS, PILLOWS & BEDSPREAD

KEY	PART NUMBER	U/M DESCRIPTION
1	098176-05-000	EA MATTRESS-QUEEN, INNERSPRING - 59" X 79" - SEALY
2	109786-02-E95	EA COVER-PILLOW SHAM, W/CORNER PLEATS (FQ0, FQ1)
2	114220-01-FQ2	EA COVER-PILLOW SHAM, W/BRAID (FQ2, FQ3)
2	114220-01-FQ4	EA COVER-PILLOW SHAM, W/BRAID (FQ4, FQ5)
2	114220-02-FQ8	EA COVER-PILLOW SHAM, W/BRAID (FQ8, FQ9)
3	109588-14-E95	EA BEDSPREAD-QUEEN, 60" X 80" - W/CORNER PANEL (FQ0, FQ1)
3	114222-01-FQ2	EA BEDSPREAD-QUEEN, 60" X 80" (FQ2, FQ3)
3	114222-01-FQ4	EA BEDSPREAD-QUEEN, 60" X 80" (FQ4, FQ5)
3	114222-01-FQ8	EA BEDSPREAD-QUEEN, 60" X 80" (FQ8, FQ9)
	109149-14-FQ0	EA SKIRT-BED, QUEEN - W/CORNER PLEAT - 16.5" X 169.5" (FQ0, FQ1)
	109149-15-FQ2	EA SKIRT-BED, QUEEN - W/CORNER PLEAT - 16.5" X 169.5" (FQ2, FQ3)
	109149-14-FQ4	EA SKIRT-BED, QUEEN - W/CORNER PLEAT - 16.5" X 169.5" (FQ4, FQ5)
	109149-14-FQ8	EA SKIRT-BED, QUEEN - W/CORNER PLEAT - 16.5" X 169.5" (FQ8, FQ9)
	109785-03-E97	EA PILLOW-THROW, 15" X 15" - W/CORNER PLEATS (FQ0, FQ1)
	109785-04-FQ2	EA PILLOW-THROW, 15" X 15" - W/CORNER PLEATS (FQ2, FQ3)
	104504-05-FQ2	EA PILLOW-THROW, 16" - ROUND (FQ2, FQ3)
	103669-12-FQ4	EA PILLOW-THROW, 15" X 15" - GREEN LEAVES W/FRINGE (FQ4, FQ5)
	104504-06-FQ4	EA PILLOW-THROW, 16" - ROUND W/FRINGE (FQ4, FQ5)
	104504-05-FQ8	EA PILLOW-THROW, 16" - ROUND W/FRINGE (FQ8, FQ9)

LOUNGE THROW PILLOWS

KEY	PART NUMBER	U/M DESCRIPTION
	103669-08-FQ0	EA PILLOW-THROW, 15" X 15" - W/FRINGE (FQ0, FQ1)
	103669-08-FQ4	EA PILLOW-THROW, 15" X 15" - LINED UPHOLSTERY W/FRINGE (FQ4, FQ5)
	103669-12-FQ4	EA PILLOW-THROW, 15" X 15" - GREEN LEAVES W/FRINGE (FQ4, FQ5)
	111637-03-FQ2	EA PILLOW-THROW, 22" X 22" - W/BRAID - CRANBERRY (FQ2, FQ3)
	111637-04-FQ2	EA PILLOW-THROW, 22" X 22" - W/BRAID - GOLD/WINE (FQ2, FQ3)
	111637-06-FQ8	EA PILLOW-THROW, 22" X 22" - W/BRAID (FQ8, FQ9)

CURTAIN & CUSHION GROUP (CONTINUED)



SOFA

KEY	PART NUMBER	U/M DESCRIPTION
4	113564-02-000	EA WEDGE-SOFA, W/2 POCKET BACK CUSHIONS (FQ0, FQ1)
4	113564-05-000	EA WEDGE-SOFA, W/2 POCKET BACK CUSHIONS (FQ2, FQ3)
4	113564-08-000	EA WEDGE-SOFA, W/2 POCKET BACK CUSHIONS (FQ4, FQ5)
4	113564-14-000	EA WEDGE-SOFA, W/2 POCKET BACK CUSHIONS (FQ8, FQ9)
5	113564-03-000	EA OTTOMAN-SOFA (FQ0, FQ1)
5	113564-06-000	EA OTTOMAN-SOFA (FQ2, FQ3)
5	113564-09-000	EA OTTOMAN-SOFA (FQ4, FQ5)
5	113564-15-000	EA OTTOMAN-SOFA (FQ8, FQ9)
6	113564-01-000	EA SOFA-COUCH, W/3 BACK CUSHIONS (FQ0, FQ1)
6	113564-04-000	EA SOFA-COUCH, W/3 BACK CUSHIONS (FQ2, FQ3)
6	113564-07-000	EA SOFA-COUCH, W/3 BACK CUSHIONS (FQ4, FQ5)
6	113564-13-000	EA SOFA-COUCH, W/3 BACK CUSHIONS (FQ8, FQ9)
	114753-01-000	EA ROD-STEEL, 12' - BRASS - KIRSCH 7002-12
	114753-01-002	EA ROD-STEEL, 13" - BRASS
	114753-01-001	EA ROD-STEEL, 8" - BRASS
	114753-02-000	EA BRACKET-BARREL,1",BRASS - KIRSCH 0732 (PAIR)

BUCKET SEATS

KEY	PART NUMBER	U/M DESCRIPTION
7	113983-16-000	EA BUCKET-DRIVER, ITALIA - ANTELOPE - VILLA (FQ0, FQ1, FQ4, FQ5)
7	113983-15-000	EA BUCKET-DRIVER, ITALIA - ANTELOPE - VILLA (FQ2, FQ3)
7	113983-17-000	EA BUCKET-DRIVER, ITALIA - ANTELOPE - VILLA (FQ8, FQ9)
8	113983-07-000	EA BUCKET-BUDDY, ITALIA - ANTELOPE - VILLA (FQ0, FQ1, FQ4, FQ5)
8	113983-06-000	EA BUCKET-BUDDY, ITALIA - VILLA (FQ2, FQ3)
8	113983-08-000	EA BUCKET-BUDDY, ITALIA - VILLA (FQ8, FQ9)
	107921-06-000	EA BEARING KIT-PEDESTAL, FLEXSTEEL
	113983-90-000	EA TOP PLATE-DRIVERS, 20.5" - VILLA
	113983-91-000	EA TOP PLATE-CO-PILOT, 27" - VILLA
	113894-91-000	EA SUBPLATE-DRIVER, 100MM - VILLA
	113983-93-000	EA SUB PLATE-CO-PILOT, 125MM - VILLA
	113983-94-000	EA SWIVEL KIT, VILLA

SWIVEL CHAIR

KEY	PART NUMBER	U/M DESCRIPTION
9	113984-03-000	EA CHAIR-SWIVEL, ITALIA - ANTELOPE - VILLA (FQ0, FQ1, FQ4, FQ5)
9	113984-02-000	EA CHAIR-SWIVEL, ITALIA - VILLA (FQ2, FQ3)
9	113984-04-000	EA CHAIR-SWIVEL, ITALIA - VILLA (FQ8, FQ9)
	107921-06-000	EA BEARING KIT-PEDESTAL, FLEXSTEEL
	113984-90-000	EA PLATE-TOP, 14" - SWIVEL CHAIR
	113894-91-000	EA SUBPLATE, 100MM - SWIVEL CHAIR
	113983-94-000	EA SWIVEL KIT, VILLA

DINETTE CHAIRS

KEY	PART NUMBER	U/M DESCRIPTION
10	101866-38-000	EA CHAIR-FLEXSTEEL, DINETTE (FQ0, FQ1)
10	101866-34-000	EA CHAIR-FLEXSTEEL, DINETTE (FQ2, FQ3)
10	101866-35-000	EA CHAIR-FLEXSTEEL, DINETTE (FQ4, FQ5)
10	101866-37-000	EA CHAIR-FLEXSTEEL, DINETTE (FQ8, FQ9)
	116080-01-FQ0	EA COVER-CHAIR LEG, WOOD - 4 PER CHAIR - PICKLED ASH
	116080-01-FQ1	EA COVER-CHAIR LEG, WOOD - 4 PER CHAIR - SALEM CHERRY
	101604-01-01A	EA CHAIR-FOLDING, DINETTE - W/O MATCHING COVER - OAK - PICKLED ASH
	101604-01-02A	EA CHAIR-FOLDING, DINETTE - W/O MATCHING COVER - OAK - SALEM CHERRY

FOLDING DINETTE CHAIRS

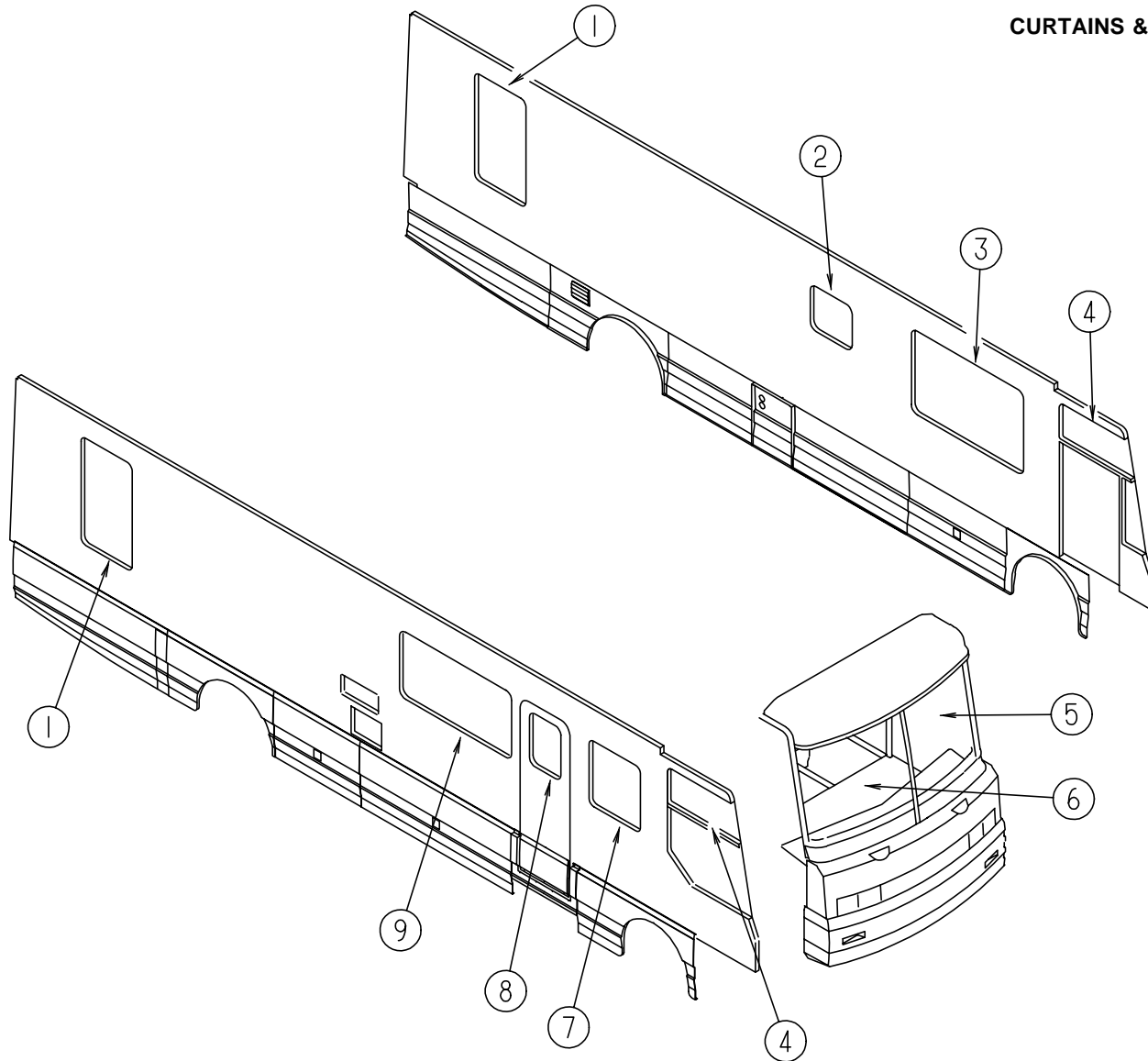
KEY	PART NUMBER	U/M DESCRIPTION
	101604-01-01A	EA CHAIR-FOLDING, DINETTE - W/O MATCHING COVER - OAK - PICKLED ASH
	101604-01-02A	EA CHAIR-FOLDING, DINETTE - W/O MATCHING COVER - OAK - SALEM CHERRY

LAWN CHAIR

KEY	PART NUMBER	U/M DESCRIPTION
	114218-01-000	EA CHAIR ASM-LAWN
	114375-01-01A	EA FRAME-LAWN CHAIR, FOLDING - W/HARDWARE - ART-CRAFT

CURTAIN & CUSHION GROUP (CONTINUED)

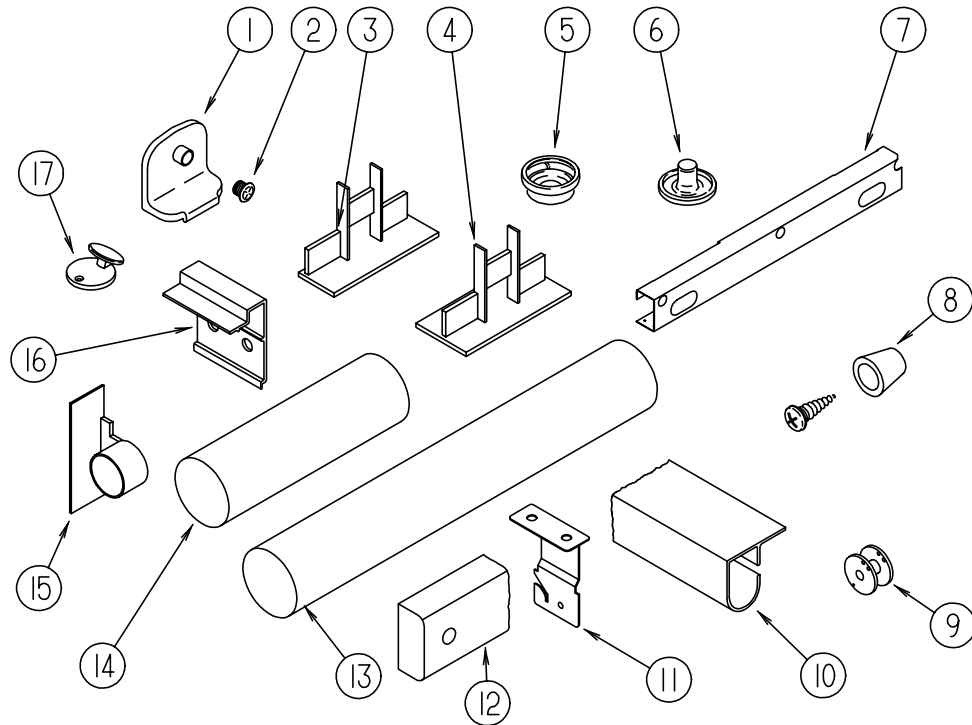
CURTAINS & WINDOW TREATMENT



KEY	PART NUMBER	U/M	DESCRIPTION
1	114216-01-FQ0	EA	VALANCE-WINDOW, TUCKER - 33.25" (FQ0, FQ1)
1	114216-01-FQ2	EA	VALANCE-WINDOW, TUCKER - 33.25" (FQ2, FQ3)
1	114216-01-FQ4	EA	VALANCE-WINDOW, TUCKER - 33.25" (FQ4, FQ5)
1	114216-02-FQ8	EA	VALANCE-WINDOW, TUCKER - 33.25" (FQ8, FQ9)
1	114217-01-FQ0	EA	VALANCE-WINDOW, SHADOWBOX - 47" X 33" (FQ0, FQ1)
1	114217-02-FQ2	EA	VALANCE-WINDOW, SHADOWBOX - 47" X 33" (FQ2, FQ3)
1	114217-01-FQ4	EA	VALANCE-WINDOW, SHADOWBOX - 47" X 33" (FQ4, FQ5)
1	114217-03-FQ8	EA	VALANCE-WINDOW, SHADOWBOX - 47" X 33" (FQ8, FQ9)
1	111910-13-FQ0	EA	BLIND-DAY/NIGHTER, 30" X 46" - MUSHROOM/ALABASTER (FQ0, FQ1, FQ4, FQ5)
1	111910-13-FQ2	EA	BLIND-DAY/NIGHTER, 30" X 46" - DARK ROSEWOOD/ALABASTER (FQ2, FQ3)
1	111910-13-FQ8	EA	BLIND-DAY/NIGHTER, 30" X 46" - SHELL/ALABASTER (FQ8, FQ9)
1	114214-05-01A	EA	BLIND-WOOD, 2" SLATS - 30" X 46" - NATURAL (FQ0, FQ2, FQ4, FQ8)
1	114214-05-02A	EA	BLIND-WOOD, 2" SLATS - 30" X 46" - COGNAC (FQ1, FQ3, FQ5, FQ9)
2	114214-04-01A	EA	BLIND-WOOD, 2" SLATS - 23.5" X 23.5" - NATURAL (FQ0, FQ2, FQ4, FQ8)
2	114214-04-02A	EA	BLIND-WOOD, 2" SLATS - 23.5" X 23.5" - COGNAC (FQ1, FQ3, FQ5, FQ9)

KEY	PART NUMBER	U/M	DESCRIPTION
3	114213-01-FQ0	EA	VALANCE-WINDOW, LAMBREQUIN WINDSONG - 63.25" (FQ0, FQ1)
3	114213-05-FQ2	EA	VALANCE-WINDOW, LAMBREQUIN WINDSONG - 63.25" (FQ2, FQ3)
3	114213-01-FQ4	EA	VALANCE-WINDOW, LAMBREQUIN WINDSONG - 63.25" (FQ4, FQ5)
3	114213-13-FQ8	EA	VALANCE-WINDOW, LAMBREQUIN WINDSONG - 63.25" (FQ8, FQ9)
3	111910-10-FQ0	EA	BLIND-DAY/NIGHTER, 62.5" X 41" - MUSHROOM/ALABASTER (FQ0, FQ1, FQ4, FQ5)
3	111910-10-FQ2	EA	BLIND-DAY/NIGHTER, 62.5" X 41" - DARK ROSEWOOD/ALABASTER (FQ2, FQ3)
3	111910-10-FQ8	EA	BLIND-DAY/NIGHTER, 62.5" X 41" - SHELL/ALABASTER (FQ8, FQ9)
3	114214-01-01A	EA	BLIND-WOOD, 2" SLATS - 61" X 43" - NATURAL (FQ0, FQ2, FQ4, FQ8)
3	114214-01-02A	EA	BLIND-WOOD, 2" SLATS - 61" X 43" - COGNAC (FQ1, FQ3, FQ5, FQ9)
4	084755-90-000	EA	SHADE ASM-PULL, 28.25" X 60" - SUNSCREEN
5	114241-02-FQ0	EA	CURTAIN-DARTED TOP, 53" X 96" - LEFT (FQ0, FQ1)
5	114241-02-FQ2	EA	CURTAIN-DARTED TOP, 53" X 96" - LEFT (FQ2, FQ3)
5	114241-02-FQ4	EA	CURTAIN-DARTED TOP, 53" X 96" - LEFT (FQ4, FQ5)
5	114241-02-FQ8	EA	CURTAIN-DARTED TOP, 53" X 96" - LEFT (FQ8, FQ9)
5	073260-62-FQ0	EA	TIEBACK ASM-CURTAIN, 12" X 18" (FQ0, FQ1)
5	073260-62-FQ2	EA	TIEBACK ASM-CURTAIN, 12" X 18" (FQ2, FQ3)
5	073260-62-FQ4	EA	TIEBACK ASM-CURTAIN, 12" X 18" (FQ4, FQ5)
5	073260-62-FQ8	EA	TIEBACK ASM-CURTAIN, 12" X 18" (FQ8, FQ9)
6	114241-01-FQ0	EA	CURTAIN-DARTED TOP, 53" X 96" - RIGHT (FQ0, FQ1)
6	114241-01-FQ2	EA	CURTAIN-DARTED TOP, 53" X 96" - RIGHT (FQ2, FQ3)
6	114241-01-FQ4	EA	CURTAIN-DARTED TOP, 53" X 96" - RIGHT (FQ4, FQ5)
6	114241-01-FQ8	EA	CURTAIN-DARTED TOP, 53" X 96" - RIGHT (FQ8, FQ9)
6	073260-62-FQ0	EA	TIEBACK ASM-CURTAIN, 12" X 18" (FQ0, FQ1)
6	073260-62-FQ2	EA	TIEBACK ASM-CURTAIN, 12" X 18" (FQ2, FQ3)
6	073260-62-FQ4	EA	TIEBACK ASM-CURTAIN, 12" X 18" (FQ4, FQ5)
6	073260-62-FQ8	EA	TIEBACK ASM-CURTAIN, 12" X 18" (FQ8, FQ9)
7	114213-02-FQ0	EA	VALANCE-WINDOW, LAMBREQUIN WINDSONG - 31" (FQ0, FQ1)
7	114213-06-FQ2	EA	VALANCE-WINDOW, LAMBREQUIN WINDSONG - 31" (FQ2, FQ3)
7	114213-02-FQ4	EA	VALANCE-WINDOW, LAMBREQUIN WINDSONG - 31" (FQ4, FQ5)
7	114213-14-FQ8	EA	VALANCE-WINDOW, LAMBREQUIN WINDSONG - 31" (FQ8, FQ9)
7	111910-11-FQ0	EA	BLIND-DAY/NIGHTER, 28" X 33" - MUSHROOM/ALABASTER (FQ0, FQ1, FQ4, FQ5)
7	111910-11-FQ2	EA	BLIND-DAY/NIGHTER, 28" X 33" - DARK ROSEWOOD/ALABASTER (FQ2, FQ3)
7	111910-11-FQ8	EA	BLIND-DAY/NIGHTER, 28" X 33" - SHELL/ALABASTER (FQ8, FQ9)
7	114214-02-01A	EA	BLIND-WOOD, 2" SLATS - 28" X 33" - NATURAL (FQ0, FQ2, FQ4, FQ8)
7	114214-02-02A	EA	BLIND-WOOD, 2" SLATS - 28" X 33" - COGNAC (FQ1, FQ3, FQ5, FQ9)
8	114213-04-FQ0	EA	VALANCE-WINDOW, WINDSONG - 29.75" (FQ0, FQ1)
8	114213-08-FQ2	EA	VALANCE-WINDOW, WINDSONG - 29.75" (FQ2, FQ3)
8	114213-04-FQ4	EA	VALANCE-WINDOW, WINDSONG - 29.75" (FQ4, FQ5)
8	114213-16-FQ8	EA	VALANCE-WINDOW, WINDSONG - 29.75" (FQ8, FQ9)
8	084755-57-E07	EA	SHADE ASM-PULL, 27.25" WIDE
9	114213-03-FQ0	EA	VALANCE-WINDOW, LAMBREQUIN WINDSONG - 57" (FQ0, FQ1)
9	114213-07-FQ2	EA	VALANCE-WINDOW, LAMBREQUIN WINDSONG - 57" (FQ2, FQ3)
9	114213-03-FQ4	EA	VALANCE-WINDOW, LAMBREQUIN WINDSONG - 57" (FQ4, FQ5)
9	114213-15-FQ8	EA	VALANCE-WINDOW, LAMBREQUIN WINDSONG - 57" (FQ8, FQ9)
9	111910-12-FQ0	EA	BLIND-DAY/NIGHTER, 54" X 33" - MUSHROOM/ALABASTER (FQ0, FQ1, FQ4, FQ5)
9	111910-12-FQ2	EA	BLIND-DAY/NIGHTER, 54" X 33" - DARK ROSEWOOD/ALABASTER (FQ2, FQ3)
9	111910-12-FQ8	EA	BLIND-DAY/NIGHTER, 54" X 33" - SHELL/ALABASTER (FQ8, FQ9)
9	114214-03-01A	EA	BLIND-WOOD, 2" SLATS - 54" X 33" - NATURAL (FQ0, FQ2, FQ4, FQ8)
9	114214-03-02A	EA	BLIND-WOOD, 2" SLATS - 54" X 33" - COGNAC (FQ1, FQ3, FQ5, FQ9)
	066226-55-FQ0	EA	CURTAIN-ROD POCKET TOP & BOTTOM, WARDROBE CLOSET - 38" X 18"
	057534-01-000	EA	TIEBACK/TIEDOWN-BED/CURTAIN/DOOR, 6" - PLASTIC - CLEAR

CURTAIN & CUSHION GROUP (CONTINUED)



CURTAIN HARDWARE

KEY	PART NUMBER	U/M	DESCRIPTION
1	106544-01-000	EA	PULL-SHADE, BRASS - EDI
2	106544-01-001	EA	SCREW-BRASS, SHADE - EDI
3	094907-02-000	EA	END CAP-TOP, PLEATED BLIND - PLASTIC - GRAY
4	094907-04-000	EA	HARDWARE-END CAP, BOTTOM - PULL TYPE - SPECIALITY WINDOW
5	029155-01-000	EA	CAP-SNAP, 5/32" O.D. OF PIN
6	029156-01-000	EA	SOCKET-SNAP, 9/16" O.D.
7	110597-01-000	EA	BRACKET-SHADE, CAB - RIGHT SIDE
7	110597-02-000	EA	BRACKET-SHADE, CAB - LEFT SIDE
8	097564-01-000	EA	HANDLE-KNOB, PLEATED BLIND
	097591-01-000	EA	SPRING-EXTENSION, PLEATED BLIND
9	097592-01-000	EA	SPOOL-CORD, ELEVATED BLIND HOLDUP - CLEAR PLASTIC
	097593-10-000	FT	CORD-.9MM, BLIND - VANILLA
	097593-02-000	FT	CORD-.9MM, BLIND - GRAY
	094896-02-000	EA	GROMMET-CORD, PLEATED BLIND - NYLON - GRAY
10	115010-01-01A	EA	TRACK-CURTAIN, TRAVERSE ROD - FRONT - OFF WHITE
11	084434-01-000	EA	BRACKET-MOUNTING, ROLLER SHADE - 1 3/8"
	084432-06-000	FT	SLAT-ROLLER SHADE, WOOD
	096843-01-000	EA	SPRING-REWIND, ROLLER SHADE
12	107033-04-FQ0	EA	MOLDING-CURTAIN ROD, 19 X 330MM - PICKLED ASH
12	107033-04-FQ1	EA	MOLDING-CURTAIN ROD, 19 X 330MM - SALEM CHERRY
13	114753-01-002	EA	ROD-STEEL, 13" - BRASS
14	114753-01-001	EA	ROD-STEEL, 8" - BRASS
15	114753-02-000	EA	BRACKET-BARREL, 1", BRASS - KIRSCH 0732 (PAIR)
	075943-01-000	EA	BRACE-WINDOW VALANCE, 1" X 1.5" X 20" - ALUMINUM - BIEGE
	075943-10-000	EA	BRACE-WINDOW VALANCE, 1" X 1.5" X 20" - ALUMINUM - OFF WHITE
16	097565-01-000	EA	BRACKET-MOUNTING, PLEATED BLIND
17	102555-02-000	EA	BLIND-CORD CLEAT, METAL
	048394-02-000	YD	VELCRO TAPE-HOOK, ADHESIVE BACK - .75" WIDE - BEIGE
	088792-02-000	YD	VELCRO TAPE-LOOP, ADHESIVE BACKED - .75" WIDE - BEIGE
	086276-01-000	EA	TAPE-DOUBLE SIDED, 1/2" WIDE
	110943-01-000	FT	FELTSTRIP, 3/8" - ADHESIVE BACKED
	111988-11-000	YD	TAPE-PROVANE PLUS #5.4272 - IRON ON

CURTAIN & CUSHION GROUP (CONTINUED)

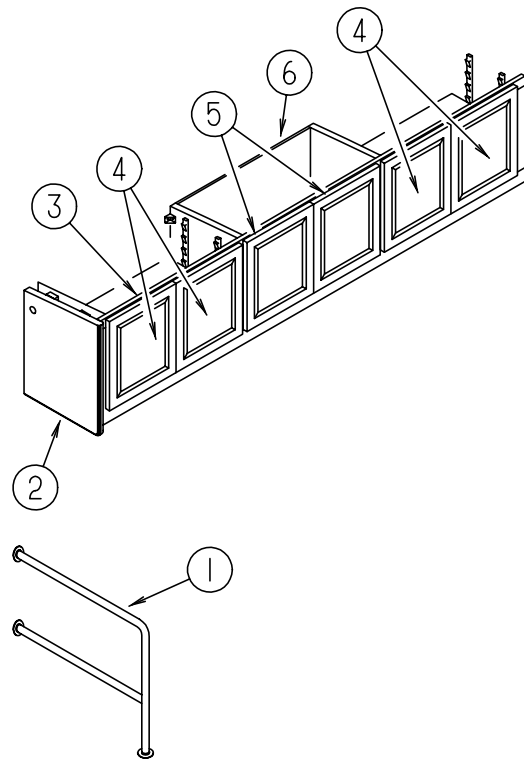
FABRIC TRIMS, BUTTONS, SEATBELTS & ASSIST HANDLE

KEY	PART NUMBER	U/M	DESCRIPTION
	084415-61-000	YD	TRIM-BRAID, FRINGE - GALLERIA (FQ0, FQ1)
	084415-62-000	YD	TRIM-BRAID, CORD - GOLD (FQ2, FQ3)
	084415-56-000	YD	TRIM-BRAID, FRINGE (FQ4, FQ5)
	084415-63-000	YD	TRIM-BRAID, CORD (FQ8, FQ9)
	070578-02-FQ0	EA	BUTTON-SCREW STUD, #30 - VINYL - HAMPTON TAN
	057759-01-000	EA	WASHER BRACKET-SEAT BELT, 4" DIAMETER
	007021-01-000	EA	BELT-SEAT, 2" X 90" - BLACK
	056271-02-000	EA	BELT-SEAT, 2" X 72" - BLACK
	069178-02-000	EA	BRACKET-MOUNTING, ASSIST HANDLE - L ANGLE - W/HOLES - ST
	000C16-07-16B	EA	BOLT-CARRIAGE, ASSIST HANDLE - 7/16" - 14 X 1" ZN
	000D20-07-00B	EA	NUT-ACORN, ASSIST HANDLE - 7/16" X 14 ZN
	057534-03-000	EA	TIEBACK-PLASTIC, 7.5" - CLEAR
	057534-01-000	EA	TIEBACK/TIEDOWN-BED/CURTAIN/DOOR, 6" - PLASTIC - CLEAR
	099717-04-001	EA	TIEDOWN ASM-STRAP W/BUCKLE, COMPARTMENT LAWN CHAIR STORAGE

FABRICS

KEY	PART NUMBER	U/M	DESCRIPTION
	072333-99-000	YD	FABRIC-DRAPERY, HEAVENLY SHEER
	087272-03-000	YD	DRAPERY-LINING, 54" - IVORY
	103907-01-01A	YD	FABRIC-VINYL, 54" WIDE - OFF WHITE
	103907-01-04A	YD	VINYL-EXPAND MADRID HAMPTON TAN, 54" WIDE
	105745-67-000	YD	FABRIC-BEDROOM, MAIN - WEAVED - TAN/IVORY (FQ0, FQ1)
	105745-74-000	YD	FABRIC-BEDROOM, MAIN - PATTERN - SQUARES - WINE (FQ2, FQ3)
	105745-75-000	YD	FABRIC-BEDROOM, MAIN - LEAF PATTERN - OLIVE (FQ4, FQ5)
	105745-77-000	YD	FABRIC-BEDROOM, MAIN - LEAF PATTERN - BLUE/IVORY (FQ8, FQ9)
	105745-66-000	YD	FABRIC-BEDROOM, ACCENT - PATTERN - TAN/GREEN/PINK/BLUE (FQ0, FQ1)
	105745-78-000	YD	FABRIC-BEDROOM, ACCENT - STARS - GOLD/WINE (FQ2, FQ3)
	105745-79-000	YD	FABRIC-BEDROOM, ACCENT - LEAF PATTERN - WINE (FQ2, FQ3)
	105745-80-000	YD	FABRIC-BEDROOM, ACCENT - PLAID - TAUPE (FQ4, FQ5)
	105745-82-000	YD	FABRIC-BEDROOM, ACCENT - LINE PATTERN - BLUE/IVORY (FQ8, FQ9)
	108446-A4-000	YD	FABRIC-UPHOLSTERY, LAWN CHAIR
	108446-70-000	YD	FABRIC-UPHOLSTERY, MAIN - VELOUR PATTERN - TAUPE/IVORY/MULTI (FQ0, FQ1)
	108446-91-000	YD	FABRIC-UPHOLSTERY, MAIN - WOVEN PATTERN - CRANBERRY (FQ2, FQ3)
	108446-92-000	YD	FABRIC-UPHOLSTERY, MAIN - WOVEN PATTERN - MULTI-COLORED (FQ4, FQ5)
	108446-94-000	YD	FABRIC-UPHOLSTERY, MAIN - WOVEN PATTERN - BLUE/IVORY (FQ8, FQ9)
	108446-76-000	YD	FABRIC-UPHOLSTERY, ACCENT - WOVEN - TAN/IVORY (FQ0, FQ1)
	108446-95-000	YD	FABRIC-UPHOLSTERY, ACCENT - WOVEN SINGLE PATTERN - CRANBERRY (FQ2, FQ3)
	108446-96-000	YD	FABRIC-UPHOLSTERY, ACCENT - SPONGE PATTERN - GOLD/WINE (FQ2, FQ3)
	108446-97-000	YD	FABRIC-UPHOLSTERY, ACCENT - LINE PATTERN - MULTI-COLORED (FQ4, FQ5)
	108446-99-000	YD	FABRIC-UPHOLSTERY, ACCENT - SPONGE PATTERN - BLUE/IVORY (FQ8, FQ9)
	113979-01-01A	SY	CEILING-MATERIAL, SOFT - GEO - FOSS TANDEM PEARL CREAM
	115503-01-01A	SY	CEILING-MATERIAL, SOFT - W/FOAM - NATURAL

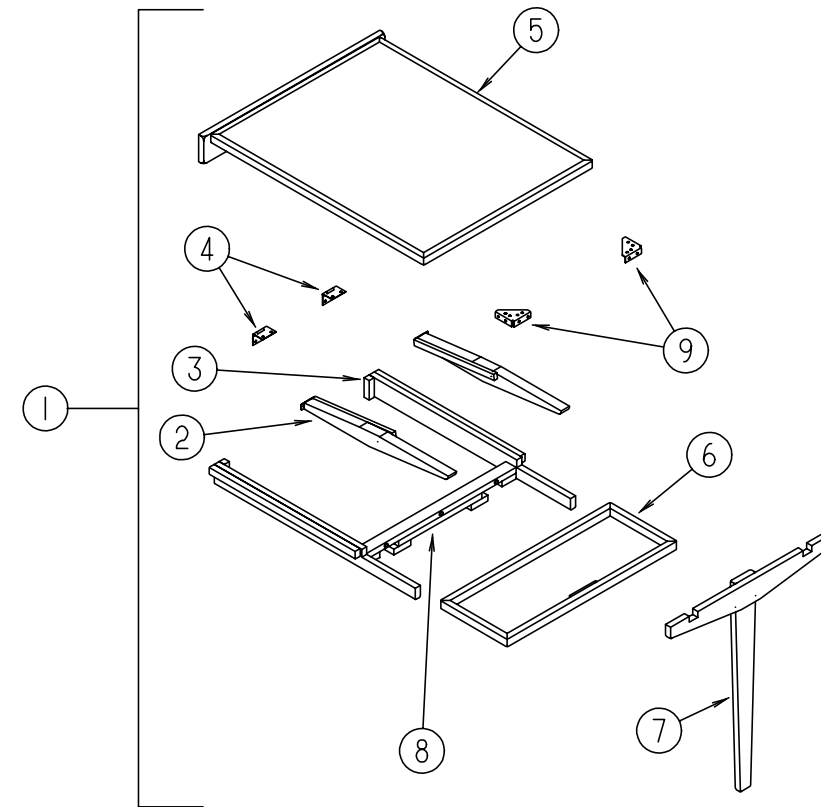
DINETTE GROUP



DINETTE CABINETS

KEY	PART NUMBER	U/M	DESCRIPTION
1	108808-01-01A	EA	HANDRAIL-STEP, ENTRANCE BRASS - TRANSFER FLOW
	000G60-10-16J	EA	SCREW-SF/DR, 10-16 X 1.0 POH - BRIGHT BRASS
	000G56-10-24J	EA	SCREW-WOOD, 10-13 X 1.5 POH - BRIGHT BRASS
2	113292-01-FQ0	EA	END CAP-CABINET, OVERHEAD - LEFT SIDE (PICKLED ASH)
2	113292-01-FQ1	EA	END CAP-CABINET, OVERHEAD - LEFT SIDE (SALEM CHERRY)
3	P13009-01-FQ0	EA	CABINET-OVERHEAD, W/O DOORS & HARDWARE (PICKLED ASH)
3	P13009-01-FQ1	EA	CABINET-OVERHEAD, W/O DOORS & HARDWARE (SALEM CHERRY)
4	M05990-22-FQ0	EA	DOOR-CABINET, W/O HARDWARE - 365 X 315MM (PICKLED ASH)
4	M05990-22-FQ1	EA	DOOR-CABINET, W/O HARDWARE - 365 X 315MM (SALEM CHERRY)
5	M05990-23-FQ0	EA	DOOR-CABINET, W/O HARDWARE - 365 X 315MM (PICKLED ASH)
5	M05990-23-FQ1	EA	DOOR-CABINET, W/O HARDWARE - 365 X 315MM (SALEM CHERRY)
6	113195-07-01A	EA	MIRROR-BEVELED, SAFETY GLASS - CLEAR 626 X 352MM

DINETTE GROUP (CONTINUED)

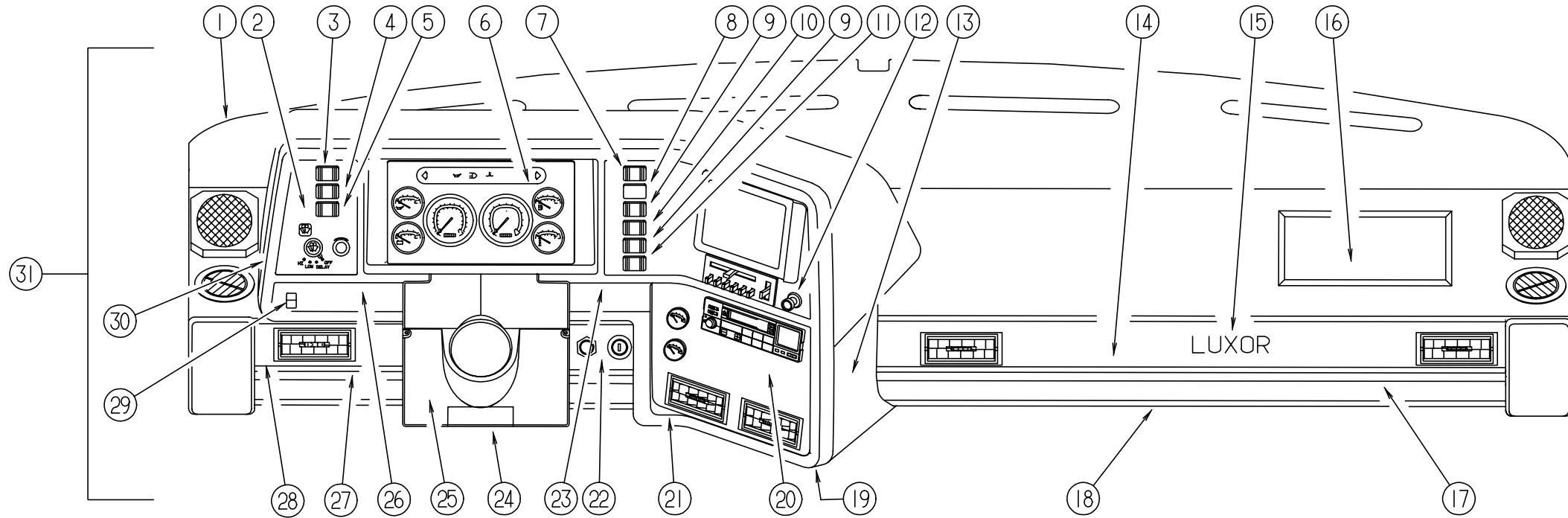


DINETTE PULLOUT TABLE

KEY	PART NUMBER	U/M	DESCRIPTION
1	112982-01-FQ0	EA	TABLE ASM-PULLOUT, SELF STORING - PICKLED ASH (FQ0, FQ8)
1	112982-01-FQ1	EA	TABLE ASM-PULLOUT, SELF STORING - SALEM CHERRY (FQ1, FQ9)
1	112982-01-FQ2	EA	TABLE ASM-PULLOUT, SELF STORING - PICKLED ASH (FQ2)
1	112982-01-FQ3	EA	TABLE ASM-PULLOUT, SELF STORING - SALEM CHERRY (FQ3)
1	112982-01-FQ4	EA	TABLE ASM-PULLOUT, SELF STORING - PICKLED ASH (FQ4)
1	112982-01-FQ5	EA	TABLE ASM-PULLOUT, SELF STORING - SALEM CHERRY (FQ5)
2	112982-21-FQ0	EA	SLIDE ASM - PICKLED ASH
2	112982-21-FQ1	EA	SLIDE ASM - SALEM CHERRY
3	112982-20-FQ0	EA	SLIDE ASM - PICKLED ASH
3	112982-20-FQ1	EA	SLIDE ASM - SALEM CHERRY
4	114278-01-000	EA	HINGE-CONTINUOUS, 3" WIDE
5	112982-12-FQ0	EA	COUNTERTOP ASM - PICKLED ASH (FQ0, FQ8)
5	112982-12-FQ1	EA	COUNTERTOP ASM - SALEM CHERRY (FQ1, FQ9)
5	112982-12-FQ2	EA	COUNTERTOP ASM - PICKLED ASH (FQ2)
5	112982-12-FQ3	EA	COUNTERTOP ASM - SALEM CHERRY (FQ3)
5	112982-12-FQ4	EA	COUNTERTOP ASM - PICKLED ASH (FQ4)
5	112982-12-FQ5	EA	COUNTERTOP ASM - SALEM CHERRY (FQ5)
6	112982-13-FQ0	EA	COUNTERTOP ASM - PICKLED ASH (FQ0, FQ8)
6	112982-13-FQ1	EA	COUNTERTOP ASM - SALEM CHERRY (FQ1, FQ9)
6	112982-13-FQ2	EA	COUNTERTOP ASM - PICKLED ASH (FQ2)
6	112982-13-FQ3	EA	COUNTERTOP ASM - SALEM CHERRY (FQ3)
6	112982-13-FQ4	EA	COUNTERTOP ASM - PICKLED ASH (FQ4)
6	112982-13-FQ5	EA	COUNTERTOP ASM - SALEM CHERRY (FQ5)
7	112982-16-FQ0	EA	LEG - PICKLED ASH
7	112982-16-FQ1	EA	LEG - SALEM CHERRY
8	112982-19-FQ0	EA	STOP ASM - PICKLED ASH
8	112982-19-FQ1	EA	STOP ASM - SALEM CHERRY
9	102810-01-02A	EA	BRACE-LEG, TABLE - OFF WHITE
			FROM: 00-00-00 THRU: 04-07-95
9	102810-01-04A	EA	BRACE-LEG, TABLE - BLACK
			FROM: 04-08-95 THRU: 99-99-99
9	102810-01-03A	EA	BRACE-LEG, TABLE - MILL

DRIVERS COMPARTMENT GROUP

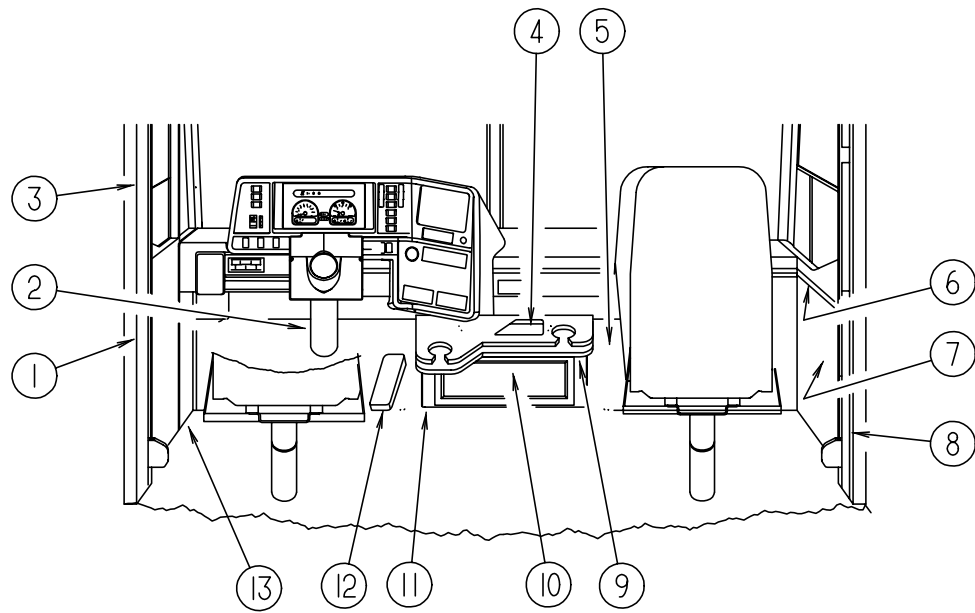
DASH



KEY	PART NUMBER	U/M DESCRIPTION	KEY	PART NUMBER	U/M DESCRIPTION
1	112288-02-02B	EA PANEL ASM-DASH, TOP - W/STUD - METAL - E-COAT	12	104056-20-01A	EA APPLIQUE-BEZEL UPPER RIGHT, 6 SWITCH - BLACK VELVET
	106569-06-01A	EA VINYL-LAMINATE, DASH PANEL - MADRID HAMPTON TAN - 1/4" X 16" X 96"	12	089294-01-000	EA LIGHTER ASM-CIGARETTE, CASCO C213275
2	104056-26-01A	EA APPLIQUE-BEZEL, LEFT - BLACK VELVET	13	107085-01-02A	EA POD-DASH, LOWER - W/VINYL
	077031-01-000	EA FILM-BLACK, 1" X 1.75"	14	107859-07-01A	EA TRIM-DASH, LOWER, PLASTIC - HAMPTON TAN
	077031-03-000	EA FILM-WHITE, .75" X 1"			FROM: 00-00-00 THRU: 03-19-95
	103603-01-000	EA BULB-12V, NO.74 0.12A WEDGE - GE 22-25	14	107859-09-01A	EA TRIM-DASH, LOWER, PLASTIC - HAMPTON TAN
	077539-01-000	EA BRACKET-MOUNTING, DASH PANEL - L-SHAPED - 2.5" X 1" X 1.5" - METAL			FROM: 03-20-95 THRU: 99-99-99
3	108356-01-01A	EA ACTUATOR-SWITCH GROOVES III, CARLING VVCZC00 BLA	15	111417-05-01A	EA DECAL-LOGO, LUXOR - HAMPTON TAN
3	108357-08-000	EA SWITCH-ROCKER, DPDT ON/NONE/ON - CARLING VDD1S00C-0	16	114441-01-FQ0	EA CABINET ASM-GLOVE BOX - PICKLED ASH
3	108355-01-000	EA HOUSING-SWITCH, CARLING VCH	16	114441-01-FQ1	EA CABINET ASM-GLOVE BOX - SALEM CHERRY
4	108356-01-01A	EA ACTUATOR-SWITCH GROOVES III, CARLING VVCZC00 BLA	16	114646-01-01A	EA TRAY-GLOVE BOX, HAMPTON TAN
4	108357-09-000	EA SWITCH-ROCKER, SPDT ON/NONE/MOM - CARLING V5D1000B-0	16	113800-01-000	EA KNOB-CABINET, BRASS
4	108355-01-000	EA HOUSING-SWITCH, CARLING VCH	17	111745-08-01A	EA APPLIQUE-LOWER DASH, PASSENGER SIDE
5	108356-01-01A	EA ACTUATOR-SWITCH GROOVES III, CARLING VVCZC00 BLA	18	112297-01-000	EA PANEL-DASH, BOTTOM RIGHT - METAL
5	108357-06-000	EA SWITCH-ROCKER, SPDT ON/OFF/MOM - CARLING V7D1000B-0	19	112296-02-000	EA PANEL-DASH, BOTTOM LEFT - METAL
5	108355-01-000	EA HOUSING-SWITCH, CARLING VCH	20	104056-30-01A	EA APPLIQUE-BEZEL, LOWER RIGHT WING - BLACK VELVET
6	106667-04-000	EA SPEEDOMETER-ELECTRIC, METRIC - CANADIAN	21	107031-02-01A	EA BEZEL-INSTRUMENT PANEL
	100138-01-000	EA MODULE-DAYTIME RUNNING LIGHT	22	109969-01-02A	EA TRIM-DASH, LOWER - PLASTIC - HAMPTON TAN
7	108356-01-01A	EA ACTUATOR-SWITCH GROOVES III, CARLING VVCZC00 BLA	22	111745-04-01A	EA APPLIQUE-LOWER DASH TRIM, DRIVER SIDE
7	108357-03-000	EA SWITCH-ROCKER, SPDT ON/OFF/ON - CARLING V6D1000B-0	23	104056-11-01A	EA APPLIQUE-BEZEL, LOWER - RIGHT - BLACK VELVET
7	108355-01-000	EA HOUSING-SWITCH, CARLING VCH	23	104056-28-01A	EA APPLIQUE-BEZEL, LOWER - RIGHT - BLACK VELVET (W/LEVELING JACKS)
8	096241-03-000	EA SWITCH-BLANK	24	110002-01-000	EA PATCH-STEERING COLUMN COVER, VINYL W/VELCRO EDGES
8	108356-01-01A	EA ACTUATOR-SWITCH GROOVES III, CARLING VVCZC00 BLA	25	109832-01-03A	EA COVER-STEERING COLUMN, PLASTIC - HAMPTON TAN
8	108357-03-000	EA SWITCH-ROCKER, SPDT ON/OFF/ON - CARLING V6D1000B-0	26	104056-32-01A	EA APPLIQUE-BEZEL, LOWER - LEFT - BLACK VELVET
8	108355-01-000	EA HOUSING-SWITCH, CARLING VCH	27	107860-04-01A	EA TRIM-DASH, LOWER - HAMPTON TAN
9	096241-03-000	EA SWITCH-BLANK	28	111745-09-01A	EA APPLIQUE-LOWER DASH, LEFT
9	108356-01-01A	EA ACTUATOR-SWITCH GROOVES III, CARLING VVCZC00 BLA	29	108356-01-01A	EA ACTUATOR-SWITCH GROOVES III, CARLING VVCZC00 BLA
9	108357-01-000	EA SWITCH-ROCKER, SPST ON/OFF - CARLING V1D1000B-0	29	108357-01-000	EA SWITCH-ROCKER, SPST ON/OFF - CARLING V1D1000B-0
9	108355-01-000	EA HOUSING-SWITCH, CARLING VCH	29	108355-01-000	EA HOUSING-SWITCH, CARLING VCH
10	096241-03-000	EA SWITCH-BLANK	30	107263-02-02A	EA POD-COVER, UPPER DASH - COVERS INSTRUMENTS - W/VINYL
10	108356-01-01A	EA ACTUATOR-SWITCH GROOVES III, CARLING VVCZC00 BLA	31	P12514-03-02B	EA DASH ASM-METAL, W/TOP PANEL - E-COAT
10	108357-01-000	EA SWITCH-ROCKER, SPST ON/OFF - CARLING V1D1000B-0			
10	108355-01-000	EA HOUSING-SWITCH, CARLING VCH			
11	108356-03-01A	EA ACTUATOR-SWITCH GROOVES LENS, CARLING VVCGC00			
11	108357-10-000	EA SWITCH-ROCKER, SPDT MOM/OFFMOM - CARLING V8D1160B-0			
11	108355-01-000	EA HOUSING-SWITCH, CARLING VCH			

DRIVERS COMPARTMENT GROUP (CONTINUED)

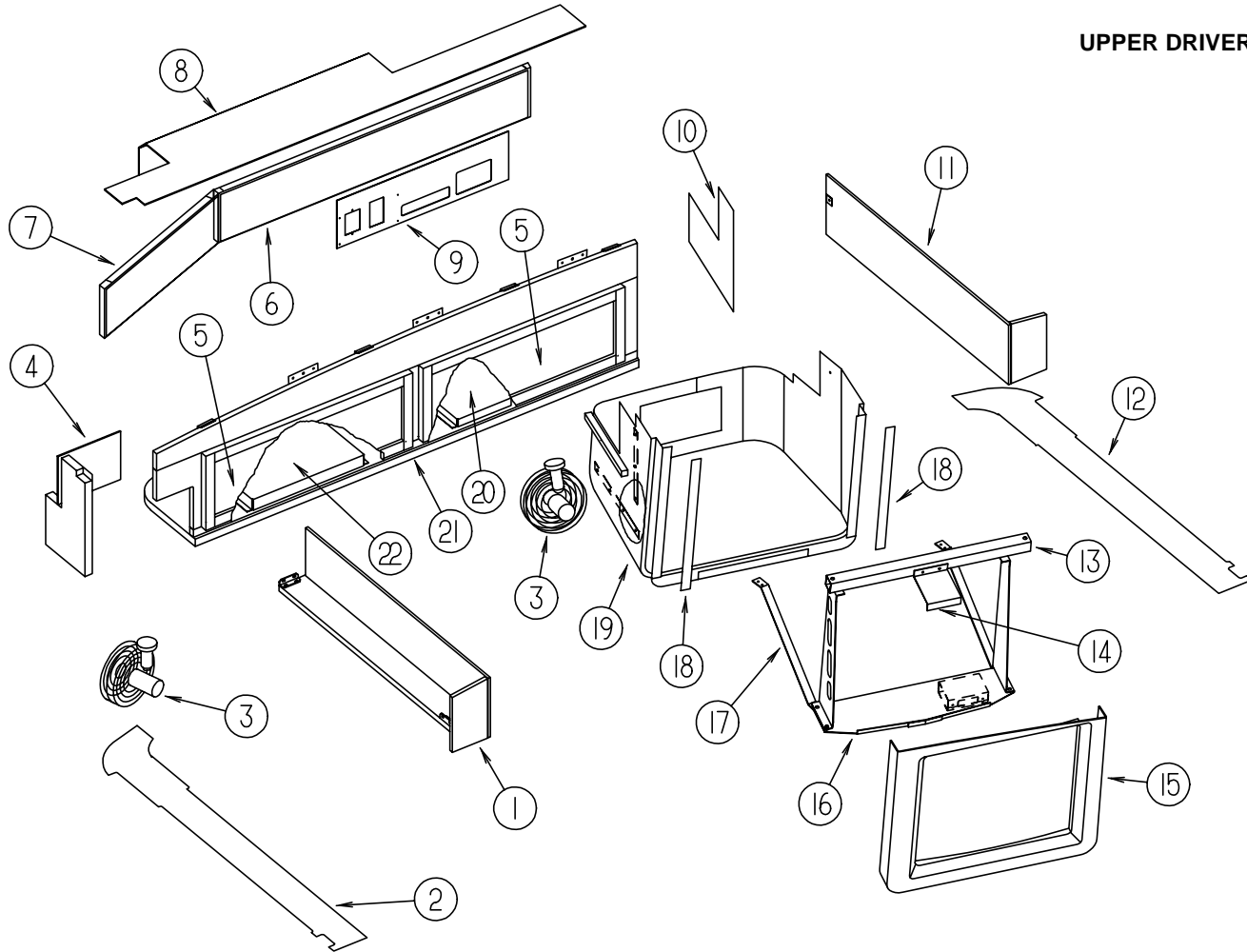
LOWER DRIVERS COMPARTMENT



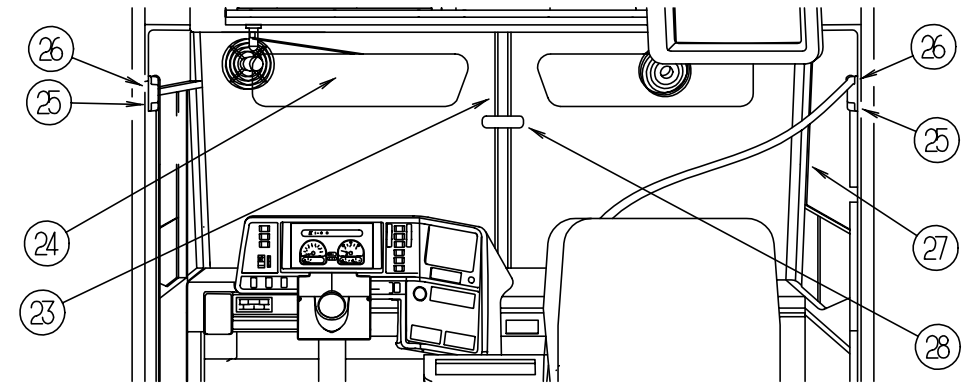
KEY	PART NUMBER	U/M	DESCRIPTION
1	024700-47-000	EA	COVER-SIDEWALL ROLL BAR, PLASTIC U-CHANNEL - OFF WHITE - 18.9" LONG
2	095933-06-000	EA	COLUMN-STEERING, TILT & TELESCOPE - DOUGLAS 9201056
	095933-05-000	EA	LEVER-TURN SIGNAL, DOUGLAS 47842
2	109832-01-03A	EA	COVER-STEERING COLUMN, INNER - PLASTIC - HAMPTON TAN
	110002-02-000	EA	PATCH-STEERING COLUMN COVER, STITCHED VINYL
	114388-01-01A	EA	WHEEL-STEERING, 18" DIAMETER - VIP19WL1TH
3	024700-48-000	EA	COVER-SIDEWALL ROLL BAR, PLASTIC U-CHANNEL - OFF WHITE - 25" LONG
4	116156-11-FQ0	EA	TRAY-CUP HOLDER, BEVERAGE TRAY CABINET (PICKLED ASH)
4	116156-11-FQ1	EA	TRAY-CUP HOLDER, BEVERAGE TRAY CABINET (SALEM CHERRY)
5	095757-04-E95	EA	COVER-HEATER (FQ0, FQ1)
5	095757-04-FQ2	EA	COVER-HEATER (FQ2, FQ3)
5	095757-04-FQ4	EA	COVER-HEATER (FQ4, FQ5)
5	095757-04-FQ8	EA	COVER-HEATER (FQ8, FQ9)
6	106105-02-000	EA	CLIP-TRIM, 11.8" X 1.87" - METAL
7	107793-02-02A	EA	PANEL-INNER, CAB - RIGHT - PLASTIC - HAMPTON TAN
	107793-01-02A	EA	PANEL-INNER, CAB - RIGHT - W/O CUTOUTS - PLASTIC - HAMPTON TAN
	046886-03-000	EA	ASHTRAY-CHROME, W/COVER
8	024700-44-000	EA	COVER-SIDEWALL ROLL BAR, PLASTIC U-CHANNEL - OFF WHITE - 53" LONG
9	116156-12-FQ0	EA	COUNTERTOP-BEVERAGE TRAY CABINET (PICKLED ASH)
9	116156-12-FQ1	EA	COUNTERTOP-BEVERAGE TRAY CABINET (SALEM CHERRY)
10	116156-19-FQ0	EA	DRAWER, W/O FACE (PICKLED ASH)
10	116156-19-FQ1	EA	DRAWER, W/O FACE (SALEM CHERRY)
	116149-01-000	EA	SLIDE-DRAWER, 21" LONG - WOOD
11	116156-01-FQ0	EA	CABINET-BEVERAGE, W/COUNTERTOP & CUP HOLDER (PICKLED ASH)
11	116156-01-FQ1	EA	CABINET-BEVERAGE, W/COUNTERTOP & CUP HOLDER (SALEM CHERRY)
12	116993-01-01A	EA	COVER-PEDALS, BLACK
			FROM: 10-24-94 THRU: 99-99-99
13	P08813-02-FQ0	EA	PANEL-TOEKICK, CAB - LEFT SIDE - COMPLETE W/INSERT - PLASTIC
			FROM: 00-00-00 THRU: 05-07-95
	107792-02-02A	EA	PANEL-INSERT, TOEKICK, LEFT HAMPTON TAN
	107792-03-02A	EA	PANEL-TOEKICK, LEFT HAMPTON TAN
	107792-01-02A	EA	PANEL-TOEKICK, LEFT HAMPTON TAN
13	P08813-03-FQ0	EA	PANEL-TOEKICK, CAB - LEFT SIDE - COMPLETE W/INSERT - PLASTIC
			FROM: 05-08-95 THRU: 99-99-99
	107792-02-02A	EA	PANEL-INSERT, TOEKICK, LEFT HAMPTON TAN
	107792-04-02A	EA	PANEL-TOEKICK, LEFT HAMPTON TAN
	107792-01-02A	EA	PANEL-TOEKICK, LEFT HAMPTON TAN
13	107792-03-02A	EA	PANEL-TOEKICK, CAB - LEFT SIDE - W/O INSERT - PLASTIC - HAMPTON TAN
	091990-04-01A	EA	SEAT BELT-3 POINT, BLACK
	091990-01-700	EA	COVER-BOLT, SEATBELT - BLACK
	109146-01-000	EA	BOLT-SHOULDER, SEAT BELT

DRIVERS COMPARTMENT GROUP (CONTINUED)

UPPER DRIVERS COMPARTMENT



KEY	PART NUMBER	U/M	DESCRIPTION
16	111942-01-000	EA	MOUNT ASM-TV
			FROM: 00-00-00 THRU: 01-01-95
16	116747-01-02B	EA	SHELF ASM-TV
			FROM: 01-02-95 THRU: 99-99-99
17	111907-02-000	EA	SUPPORT, TV
18	085774-01-000	FT	FASTENER-DUAL HOOK, 1" WIDE - ADHESIVE BACK - BLACK
18	085774-02-000	FT	FASTENER-DUAL LOOP, 1" WIDE - ADHESIVE BACK - BLACK
19	111066-02-02A	EA	COVER-TV OVERHEAD, REAR - HAMPTON TAN
20	100676-03-000	EA	STAND-VCR, CENTER - METAL
21	113406-01-FQ0	EA	CABINET-OVERHEAD, W/O DOORS & HARDWARE (PICKLED ASH)
	113406-01-FQ1	EA	CABINET-OVERHEAD, W/O DOORS & HARDWARE (SALEM CHERRY)
22	100676-04-000	EA	STAND-CD, LEFT SIDE - METAL

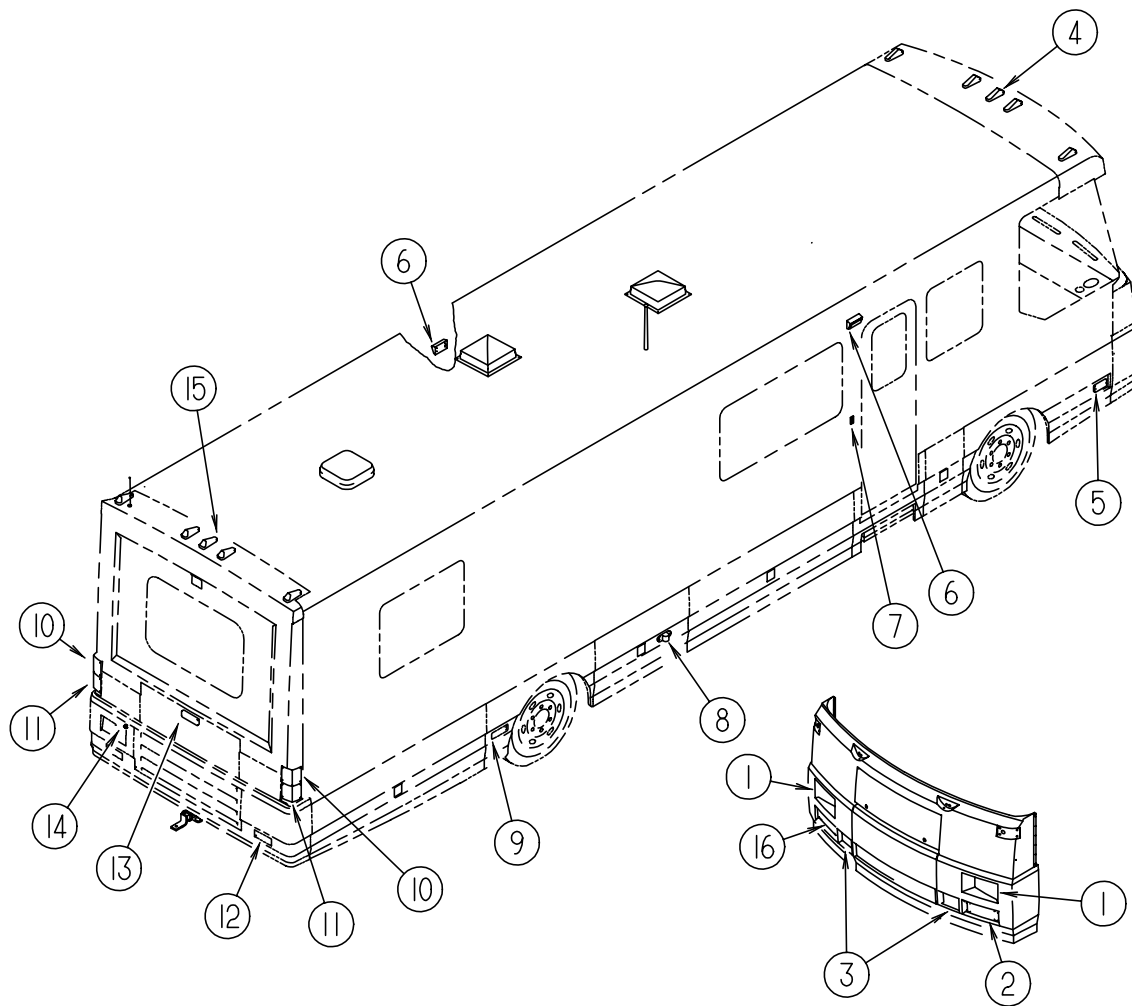


KEY	PART NUMBER	U/M	DESCRIPTION
1	114318-02-FQ0	EA	CABINET-OVERHEAD, ENTRANCE
2	114319-02-FQ0	EA	PANEL ASM-HEADLINER, LEFT
3	036420-02-000	EA	FAN-DEFROSTER, 2 SPEED - 6" DIAMETER
4	107805-01-FQ0	EA	PANEL-SIDE, VINYL COVERED
5	M06803-B9-FQ0	EA	DOOR-CABINET, W/O HARDWARE - 280 X 718MM - PICKLED ASH
5	M06803-B9-FQ1	EA	DOOR-CABINET, W/O HARDWARE - 280 X 718MM - SALEM CHERRY
	101272-01-000	EA	CATCH-DOOR, GLASS
6	107805-03-FQ0	EA	PANEL-END, VINYL COVERED
7	107805-04-FQ0	EA	PANEL-SIDE, VINYL COVERED
8	107804-01-FQ0	EA	PANEL-TOP, VINYL COVERED
9	107803-04-FQ0	EA	PANEL-INVERTER, VINYL COVERED - W/CUTOUTS
10	114320-01-FQ0	EA	PANEL-VINYL COVERED
11	114318-01-FQ0	EA	CABINET-OVERHEAD, ENTRANCE
12	114319-01-FQ0	EA	PANEL ASM-HEADLINER, RIGHT
13	107319-02-000	EA	MOUNT ASM-TV
			FROM: 00-00-00 THRU: 01-01-95
13	107319-03-000	EA	MOUNT ASM-TV
			FROM: 01-02-95 THRU: 99-99-99
14	107316-02-000	EA	MOUNT-TV
			FROM: 00-00-00 THRU: 01-01-95
14	116745-02-02B	EA	MOUNT-TV
			FROM: 01-02-95 THRU: 99-99-99
	107280-02-000	EA	BRACKET-MOUNTING, RIGHT SIDE
	107281-01-000	EA	BRACKET-MOUNTING, LEFT SIDE
15	111060-02-02A	EA	COVER-TV, OVERHEADFRONT - PLASTIC - HAMPTON TAN
			FROM: 00-00-00 THRU: 01-01-95
15	116734-01-02A	EA	COVER-TV, OVERHEADFRONT - PLASTIC - HAMPTON TAN
			FROM: 01-02-95 THRU: 99-99-99

KEY	PART NUMBER	U/M	DESCRIPTION
23	106568-01-02A	EA	TRIM-CENTER, WINDSHIELD - PLASTIC - HAMPTON TAN
24	108170-02-000	EA	SUNVISOR ASM, W/KNOBS - DRIVERS
24	108170-03-000	EA	SUNVISOR ASM, W/KNOBS - PASSENGERS
25	103961-02-01A	EA	COVER-BRACKET, SEATBELT - W/DRIVER DOOR - OFF WHITE
25	103961-01-01A	EA	COVER-BRACKET, SEATBELT - PASSENGER SIDE - OFF WHITE
	091990-04-01A	EA	SEAT BELT-3 POINT, BLACK
	091990-01-700	EA	COVER-BOLT, SEATBELT - BLACK
	109146-01-000	EA	BOLT-SHOULDER, SEAT BELT
26	024700-38-000	EA	COVER-SIDEWALL ROLL BAR, PLASTIC U-CHANNEL - 15.25" LONG - OFF WHITE
27	107942-01-02A	EA	COVER-INTERIOR, A-PILLAR - RIGHT - PLASTIC - HAMPTON TAN
	107942-02-02A	EA	COVER-INTERIOR, A-PILLAR - LEFT - PLASTIC - HAMPTON TAN
28	040714-01-000	EA	MIRROR-REAR VIEW, W/ARM MOUNT & SET SCREW - GM # 911722
	067490-01-000	EA	BUTTON-MIRROR, REAR VIEW
	039984-01-000	EA	CAP-ROUND, VINYL - .28" ID X .62" LONG - BLACK
	023320-01-000	EA	PAD-FELT, 3/8" DIAMETER - BROWN
	070578-02-FQ0	EA	BUTTON-SNAP TOP, VINYL

ELECTRICAL GROUP

EXTERIOR LIGHTS & DOOR BELL



KEY	PART NUMBER	U/M	DESCRIPTION
1	113191-01-000	EA	HEADLAMP ASM-W/HALOGEN BULB - HELLA 95153H
	088758-01-000	EA	HOUSING-HEADLAMP, CONNECTOR TERMINAL W/3 WIRES
2	113294-02-000	EA	LAMP ASM-PARK/TURN, CLEAR - LEFT - TRIPLEX 930
	037936-01-000	EA	BULB, 12V NUMBER 1157A - 2.10 AMP - AMBER GLASS
	067789-02-000	EA	SOCKET-PARK/TURN LIGHT
3	088747-03-000	EA	LAMP-FOG, CLEAR LENS - PER LUX 550 SERIES
3	088747-03-700	EA	COVER-LIGHT, FOG - PER LUX 050-005835
3	088747-03-701	EA	BEZEL-LIGHT, FOG - PER LUX 050-005001
4	107749-01-000	EA	LIGHT ASM-CAB MARKER, AMBER - KD 509-0-1
	036196-01-000	EA	BULB, 12V, #194 - .27AMP - BAYONETTE
	067789-02-000	EA	SOCKET-CLEARANCE
5	089362-01-000	EA	LIGHT-SIDEMARKER, AMBER LENS & BASE - W/O BULB
	036196-01-000	EA	BULB, 12V, #194 - .27AMP - BAYONETTE
	106687-01-000	EA	SOCKET ASM-LIGHT, 2-WIRE - TRIPLEX 375X
6	097917-01-04A	EA	LIGHT-PORCH, ENTRY DOOR - BUFF
	008215-01-000	EA	BULB, 12V, #1003 - .94AMP
	097917-01-700	EA	LENS-LIGHT, PORCH
6	008089-02-000	EA	LIGHT-PORCH, ENTRY DOOR - CANADIAN
	008215-01-000	EA	BULB, 12V, #1003 - .94AMP
	008089-01-700	EA	LENS-LIGHT, PORCH - CANADIAN
7	095187-02-000	EA	SWITCH-DOORBELL
7	095186-02-000	EA	BELL-DOOR
8	113293-01-000	EA	LAMP ASM-SIDEMARKER/TURN, TRIPLEX 1250AX
	037935-01-000	EA	BULB, 12V, #1157 OR #2057 - 2.1AMP - CLEAR GLASS - BRAKE LIGHT
	106687-02-000	EA	SOCKET ASM-LIGHT 3-WIRE - TRIPLEX 376
9	106688-04-000	EA	LIGHT ASM-AUXILIARY, CLEAR - TRIPLEX 147W
	037934-01-000	EA	BULB, 12V, #1156 - 2.1AMP - CLEAR GLASS - BACK UP & TURN SIGNAL
	106687-01-000	EA	SOCKET ASM-LIGHT, 2-WIRE - TRIPLEX 375X
10	113311-01-000	EA	LAMP ASM-STOP/TURN/TAIL, RED - TRIPLEX 1240-899
	114199-01-000	EA	GASKET-TAILLAMP
	106687-04-000	EA	SOCKET ASM-LIGHT 3-WIRE, EXTERIOR - TRIPLEX 374X (BRAKE)
	090340-01-000	FT	SEAL-FOAM, CLOSED CELL - 1/4" X 1/2" X 50'
11	113311-02-000	EA	LAMP ASM-TURN, AMBER - TRIPLEX 1240-897
	114199-01-000	EA	GASKET-TAILLAMP
	114199-02-000	EA	GASKET-TAILLAMP
	106687-03-000	EA	SOCKET ASM-LIGHT 2-WIRE, EXTERIOR - TRIPLEX 374-002 (TURN)
	090340-01-000	FT	SEAL-FOAM, CLOSED CELL - 1/4" X 1/2" X 50'
12	106688-01-000	EA	LIGHT ASM-BACKUP, WHITE - TRIPLEX 147-DW
	037934-01-000	EA	BULB, 12V, #1156 - 2.1AMP - CLEAR GLASS - BACK UP & TURN SIGNAL
	106687-01-000	EA	SOCKET ASM-LIGHT, 2-WIRE - TRIPLEX 375X (BACKUP)
13	106688-03-000	EA	LIGHT ASM-STOP/TURN, RED - TRIPLEX 141-W
	037934-01-000	EA	BULB, 12V, #1156 - 2.1AMP - CLEAR GLASS - BACK UP & TURN SIGNAL
	106687-01-000	EA	SOCKET ASM-LIGHT, 2-WIRE - TRIPLEX 375X
14	087201-01-000	EA	LIGHT-HALF ROUND, 1" X 1.7" - PLASTIC - BLACK
15	107749-02-000	EA	LIGHT ASM-CAB MARKER, RED - KD 509-0-6
	036196-01-000	EA	BULB, 12V, #194 - .27AMP - BAYONETTE
	067789-02-000	EA	SOCKET-CLEARANCE
16	113294-01-000	EA	LAMP ASM-PARK/TURN, CLEAR - RIGHT - TRIPLEX 932
	037936-01-000	EA	BULB, 12V NUMBER 1157A - 2.10 AMP - AMBER GLASS
	067789-02-000	EA	SOCKET-PARK/TURN LIGHT

ELECTRICAL GROUP (CONTINUED)**INTERIOR LIGHTS & BULBS**

KEY PART NUMBER	U/M DESCRIPTION
063914-01-000	EA BULB, SWIVEL READING LIGHT
086280-01-000	EA LIGHT-SURFACE MOUNT, 12V - JENSEN 1236
065202-34-000	EA LAMP-WALL, BRASS - CURVED ARM - GUSTAFSON
065202-35-000	EA LAMP-WALL, BRASS - CURVED ARM - GUSTAFSON (CANADIAN)
065202-36-000	EA LAMP-WALL, BRASS - STANDARD SWIVEL - GUSTAFSON SP542SW
065202-37-000	EA LAMP-WALL, BRASS - SHORT SWIVEL - GUSTAFSON SP542SW-2
065202-37-700	EA BULB-CLEAR, WALL LAMP
065201-12-000	EA SHADE-LAMP, FABRIC - WHITE SWIRL (FQ0,FQ1, FQ4, FQ5, FQ8, FQ9)
065201-17-000	EA SHADE-LAMP, FABRIC - SAHARA SUNRISE (FQ2, FQ3)
067479-01-000	EA BULB, 12V, NUMBER 1076
072353-14-000	EA LIGHT-READING, SWIVEL - ROUND
086280-01-700	EA BULB, 12 VOLT, 6 WATT
087694-01-000	EA LIGHT-WARDROBE/CLOSET, W/SWITCH
087694-01-700	EA BULB, WARDROBE LIGHT
091937-04-000	EA LIGHT-FLUORESCENT, 12 V/30 WATT - 20.75" LONG - THIN LITE
091937-05-000	EA LIGHT-FLUORESCENT, 12V/16 WATT - 15" LONG - THIN LITE 732
091937-05-700	EA BULB FLOURESCENT 12"
093575-08-01A	EA LIGHT-CEILING, CHANDELIER - GUSTAFSON #548PB 3L
098024-01-01A	EA LIGHT-DOME, 1 BULB - US - IVORY
008218-01-000	EA BULB-DOME LIGHT, 12V - NUMBER 1141
098024-01-700	EA LENS-DOME LIGHT
103603-01-000	EA BULB, 12V - #74 - .12A WEDGE - GE 22-25 (USED IN DASH)
104172-01-01A	EA LIGHT-BULLET, BEIGE - #787 SERIES (BULB #93 12V)
104173-01-01A	EA LIGHT-DESIGNER, BRASS - #81-905 (BULB #93 12V)
108354-01-01A	EA LIGHT-COURTESY - ITC 81395-B
108354-01-700	EA BULB-COURTESY LIGHT
113371-01-000	EA LIGHT-STRIP, FLUORESCENT, 8" - THIN-LITE 141
113371-02-000	EA LIGHT-STRIP, FLUORESCENT, 24" - THIN-LITE 143
113371-03-000	EA LIGHT-STRIP, FLUORESCENT, 42" - THIN-LITE 147

CIRCUIT BREAKERS & FUSES

KEY PART NUMBER	U/M DESCRIPTION
008233-01-000	EA FUSE, 12V, 6 AMP
008235-01-000	EA FUSE-AUTOMOTIVE, 12V - 15AMP
062037-01-000	EA HOUSING-AUTO FUSE, NATURAL
062037-02-000	EA HOUSING-AUTO FUSE, GREEN
062037-03-000	EA HOUSING-AUTO FUSE, BLACK
062037-04-000	EA HOUSING-AUTO FUSE, BLUE
062037-05-000	EA HOUSING-AUTO FUSE, GRAY
062037-06-000	EA HOUSING-AUTO FUSE, BROWN
062901-02-000	EA FUSE, 5 AMPS, AUTOMOTIVE
062901-04-000	EA FUSE, 10 AMPS, AUTOMOTIVE
062901-05-000	EA FUSE, 15 AMPS, AUTOMOTIVE
062901-06-000	EA FUSE, 20 AMPS, AUTOMOTIVE
062901-07-000	EA FUSE, 25 AMPS, AUTOMOTIVE
062901-08-000	EA FUSE, 30 AMPS, AUTOMOTIVE
106655-02-000	EA TERMINAL-FUSE BLOCK,10-12AWG - PACKARD 12020400
108669-01-000	EA HOUSING-AUTO FUSE HOLDER, PACKARD 12010105
083209-01-000	EA BREAKER-CIRCUIT, 15 AMP, 120V - BW G-15 - CANADIAN
083209-02-000	EA BREAKER-CIRCUIT, 15/15AMP, 120V - BW H-15/15
083209-03-000	EA BREAKER-CIRCUIT, 15/20AMP, 120V - BW 0-15/20
083209-04-000	EA BREAKER-CIRCUIT, 30A, 120V - BW L-30
083209-05-000	EA BREAKER-CIRCUIT, 20A, 120V - BW J-20
083209-06-000	EA BREAKER-CIRCUIT, 30/15 AMP, 120V - BW D-30/15
083209-07-000	EA BREAKER-CIRCUIT, 20/20A, 120V - BW K-20/20
093654-01-000	EA BREAKER-CIRCUIT, 6 AMP, USD 17406-4E12A2A
093654-02-000	EA BREAKER-CIRCUIT, 15 AMP, USD 17415-4E12A2A
093655-01-000	EA BREAKER-CIRCUIT, 25 AMP, USD 17425-4E03A2A
093655-02-000	EA BREAKER-CIRCUIT, 30 AMP, USD 17430-4E03A2A
093655-03-000	EA BREAKER-CIRCUIT, 40 AMP, USD 17440-4E03A2A

ELECTRICAL GROUP (CONTINUED)**CIRCUIT BREAKERS & FUSES (CONTINUED)**

KEY PART NUMBER	U/M DESCRIPTION
093674-01-000	EA PLATE-CIRCUIT BREAKER, HOUSE - 8.4" X 4.1" - STEEL
097611-01-000	EA BREAKER-CIRCUIT, 10A, 12V - VB3-A10-F57
100341-01-000	EA FUSE HOLDER-IN LINE TYPE, WESCO 8931-92020
108916-01-000	EA BREAKER-CIRCUIT, 50A, 2 POLE - WESTINGHOUSE BR250
111683-01-000	EA HOLDER-FUSE, GLASS - 1/4" X 1 1/4" - BUSS HTB-861
113482-01-000	EA BREAKER-CIRCUIT, 55A, MANUAL - MP1648-001-055-13
115187-01-000	EA FUSE, 300 AMP, NON-DELAY
115187-02-000	EA FUSE HOLDER

CONVERTERS, INVERTER & LOAD CENTERS

KEY PART NUMBER	U/M DESCRIPTION
099048-01-000	EA INVERTER, 100 WATT FROM: 00-00-00 THRU: 01-15-95
099048-02-000	EA INVERTER, 100 WATT W/EXTRA SURGE CAPACITY FROM: 01-16-95 THRU: 99-99-99
108915-01-000	EA LOAD CENTER, 120/240V, 125A - WESTINGHOUSE S816CG
109171-02-000	EA CONVERTER, 55 AMP ELECTRONIC - MAGNETEK 7255X
109677-01-000	EA LOAD CENTER, 120V, 40A - WESCO TT120FLGNM (W/INVERTER OPTION)
113132-01-000	EA LOAD CENTER, 120/240V, 60A - WESCO 2460SGNM
113685-01-000	EA INVERTER-CHARGER, 2000W AC - HEART 81-0205-12
113685-02-000	EA REMOTE PANEL, INVERTER/CHARGE

RECEPTACLES

KEY PART NUMBER	U/M DESCRIPTION
058707-01-000	EA RECEPTACLE-ELECTRIC, SINGLE - BROWN
058707-02-000	EA RECEPTACLE-BLANK, JUNCTION - WIRECON WDJ20BR
058708-01-000	EA RECEPTACLE-ELECTRIC, DOUBLE - BROWN
058708-02-000	EA RECEPTACLE-ELECTRIC, DOUBLE - IVORY
102568-01-E37	EA SPACER-RECEPTACLE, BETWEEN SIDEWALL & PLATE (PICKLED ASH)
102568-01-E41	EA SPACER-RECEPTACLE, BETWEEN SIDEWALL & PLATE (SALEM CHERRY)
084076-01-000	EA RECEPTACLE-GFI, 15A - 125V - IVORY
084076-02-000	EA RECEPTACLE-GFI, 15A - 125V - BROWN
112822-01-01A	EA RECEPTACLE-DUPLEX, IVORY - WIRECON WDRU15IV
112824-01-02A	EA COVER-EXTERIOR DUPLEX RECEPTACLE, OFF WHITE - P&S 3780-SC-CW
113906-01-FQ0	EA SPACER-RECEPTACLE, & TV REMOTE HOLDER - PICKLED ASH
113906-01-FQ1	EA SPACER-RECEPTACLE, & TV REMOTE HOLDER - SALEM CHERRY
115930-02-000	EA INLET-50A, 240V, EXTERIOR - MARINCO 6353EL-B

SWITCHES

KEY PART NUMBER	U/M DESCRIPTION
054250-08-000	EA SUPPORT-DIMMER SWITCH, BLACK - W/O HOLES
075723-02-000	EA SPACER-SWITCH, W/HOLE - .2" X .9" X 2" - METAL - OFF WHITE FOR ELECTRIC STEP DOOR JAMB SWITCH
079364-01-000	EA SWITCH-ON/OFF ROCKER, 2 PRONGS - BROWN
079364-02-000	EA SWITCH-ON/OFF ROCKER, BROWN (HALLWAY& WATER PUMP)
079364-04-000	EA SWITCH-ON/OFF ROCKER, BLACK (LAMPS, LIGHTS & REAR TV)
084420-01-000	EA SWITCH-TOGGLE, 15A-120V - BROWN - T&B WDS151
087695-01-000	EA SWITCH-HEATER, EXTERIOR MIRROR
088246-01-000	EA SWITCH-REMOTE, EXTERIOR MIRROR - SQUARE PUSH - VELVAC 7471290
093132-01-000	EA SWITCH-ROCKER, 5 TERMINAL W/ARROW GRAPHICS - TORRIX 1737
093132-02-000	EA SWITCH-ROCKER, 5 TERMINAL W/KEY LOCK & ARROW GRAPHICS
094086-01-01A	EA PLATE-SWITCH, SINGLE GANG - 1.8" X 3" - PLASTIC - BLACK
095188-01-01A	EA SPACER-SWITCH, 2.3" X 3.4" - PLASTIC - DARK BROWN
095188-02-01A	EA SPACER-SWITCH, 2.3" X 4.1" - PLASTIC - DARK BROWN
095188-03-01A	EA SPACER-SWITCH, 3.85" X 4.6" - PLASTIC - DARK BROWN
096241-03-000	EA SWITCH-BLANK
098351-01-01A	EA PLATE-SWITCH, 1 GANG - POLISHED BRASS
098351-02-01A	EA PLATE-SWITCH, 2 GANG - POLISHED BRASS
098351-05-01A	EA PLATE-SWITCH, 3 GANG - POLISH BRASS - JENSEN
098351-07-01A	EA PLATE-SWITCH, GENERATOR - JENSEN-BRASS,POLISH

ELECTRICAL GROUP (CONTINUED)

SWITCHES (CONTINUED)

KEY	PART NUMBER	U/M	DESCRIPTION
	098351-08-01A	EA	PLATE-SWITCH, 4 GANG - W/LABEL
	098351-09-01A	EA	PLATE-SWITCH, SPEAKER SELECT - JENSEN-BRASS, POLISH
	099982-01-02A	EA	PLATE-SWITCH, 2 GANG - 2.4" X 4.1" - ALUMINUM - MILL
	099982-02-01A	EA	PLATE-SWITCH, 2 GANG - 2.4" X 4.1" - ALUMINUM - BLACK
	101894-01-01A	EA	SWITCH-3 WAY BROWN (110 V) - BRYANT CS320B
	101911-01-01A	EA	WALL PLATE-SWITCH (1 GANG) BRASS - LEVITON 80701 OR E
	103473-11-01A	EA	PLATE-SWITCH, WINDOW - LOCK - LEFT - MILL
	103473-12-01A	EA	PLATE-SWITCH, WINDOW - LOCK - LEFT - BLACK
	106071-02-000	EA	SWITCH-AUTOMATIC TRANSFER, MAGNETEK ATS100
	108531-01-000	EA	SWITCH-LIGHT DIMMER
	108355-01-000	EA	HOUSING-SWITCH, CARLING VCH
	108356-01-01A	EA	COVER-SWITCH W/GROOVES, CARLING VVCZC00 BLA
	108356-02-01A	EA	COVER-SWITCH W/DIMPLES, CARLING VVAZC00 BLA
	108356-03-01A	EA	COVER-SWITCH W/GROOVES & LENS, CARLING VVCGC00
	108356-05-01A	EA	COVER-GENERATOR SET SWITCH W/GROOVES & LENS, CARLING VVLGCXX-
	008289-02-000	EA	BOX-ELECTRICAL, 4" X 4" - 1/2" & 3/4" KNOCKOUTS - CANADIAN
	108357-01-000	EA	SWITCH-ROCKER, SPST ON/OFF - CARLING V1D1000B-0
	108357-03-000	EA	SWITCH-ROCKER, SPDT ON/OFF/ON - CARLING V6D1000B-0
	108357-04-000	EA	SWITCH-ROCKER, SPDT ON/OFF/MOM - CARLING V7D1000B-0
	108357-05-000	EA	SWITCH-ROCKER, SPDT ON/NONE/ON - CARLING V4D1000B-0
	108357-06-000	EA	SWITCH-ROCKER, DPDT MOM/OFF/MOM - CARLING VLD1000B-0
	108357-07-000	EA	SWITCH-ROCKER, SPDT MOM/OFF/MOM - CARLING V8D1000B-0
	108357-08-000	EA	SWITCH-ROCKER, DPDT ON/NONE/ON - CARLING VDD1S00C-0
	108357-09-000	EA	SWITCH-ROCKER, SPDT ON/NONE/MOM - CARLING V5D1000B-0
	108357-10-000	EA	SWITCH-ROCKER, SPDT MOM/OFF/MOM - CARLING V8D1160B-0 LIGHTED
	109294-01-01A	EA	SWITCH PANEL ASM-VENT FAN, JRV J8948BR BRASS
	119484-01-000	EA	SWITCH-AUDIO, RADIO/TV - RIVER PARK XA-39RPW

FROM: 05-17-95 THRU: 99-99-99

ELECTRIC BOXES & CORDS

KEY	PART NUMBER	U/M	DESCRIPTION
	008289-01-000	EA	BOX-ELECTRIC, STEEL - 1/2" AND 3/4" KNOCKOUTS - 4" X 4"
	008294-01-000	EA	COVER-ELECTRICAL BOX, BLANK/STEEL - 4" X 4" - GRAY
	008294-02-000	EA	COVER-ELECTRICAL BOX, BLANK/STEEL - 4" X 4" - GRAY (CANADIAN)
	091910-01-000	EA	BOX-ELECTRIC, 3.75" X 3.5" X 1.75" - PLASTIC
	091910-02-000	EA	BOX-ELECTRIC, 57 X 88MM - PLASTIC
	092492-08-000	EA	SEAL-ELECTRICAL BOX
	108934-01-000	EA	CORD-POWER, 50A - 4-WIRE - 36FT - WESCO K3536
	109172-01-000	EA	CORD-POWER, 13A - 3-WIRE - 4FT - ELECTICORD
	109925-01-000	EA	DOOR ASM-ELECTRICAL BOX, 125 X 169MM - METAL - BLACK
	109925-03-000	EA	DOOR ASM-ELECTRICAL BOX, 383 X 204MM - METAL - BLACK
	098196-01-000	EA	LATCH-1/4 TURN, T-BAR
	113096-01-000	EA	CORD-POWER, 50A - 4-WIRE - 36FT - WESCO 4243 - CANADIAN

WIRE ASSEMBLIES

KEY	PART NUMBER	U/M	DESCRIPTION
	090986-01-000	EA	WIRE ASM-ELECTRIC STEP, KWIKEE 9009
	093057-03-000	EA	WIRE ASM-POWER LOCK ENTRANCE
			FROM: 00-00-00 THRU: 04-10-95
	093057-05-000	EA	WIRE ASM-POWER LOCK ENTRANCE
			FROM: 04-11-95 THRU: 99-99-99
	097618-01-000	EA	WIRE ASM-MONITOR PANEL, W/4 WIRES & BLACK RESISTOR - LVS
	102636-03-000	EA	WIRE ASM-CLEARANCE LAMPS
	104271-01-000	EA	WIRE ASM-SPEAKER,TV
	107306-01-000	EA	WIRE ASM-INSTRUMENT PANEL, DOCKING LAMPS
	108029-01-000	EA	WIRE ASM-POWER DRIVER SEAT
	108304-01-000	EA	WIRE ASM-INSTRUMENT PANEL, AUX FANS
	110256-01-000	EA	WIRE ASM-IP,GENERATOR
	113639-01-000	FT	CABLE-3/0AWG STRANDED, RED - EXCEL
	113639-02-000	FT	CABLE-3/0AWG STRANDED, BLACK - EXCEL

ELECTRICAL GROUP (CONTINUED)

WIRE ASSEMBLIES (CONTINUED)

KEY	PART NUMBER	U/M	DESCRIPTION
	113767-01-000	FT	WIRE-8-3 W/GND,CANADA - WESCO 8-3W/GND,CSA
	008328-01-000	EA	TERMINAL-RING, 12/10 WIRE - #10 STUD FIT

CONNECTORS & CONDUIT

KEY	PART NUMBER	U/M	DESCRIPTION
	007940-01-000	EA	RECEPTACLE-SLIDE, 16 TO 12 AWG - FEMALE END
	007942-01-000	EA	TAB-WIRE, 18 TO 14 AWG
	007954-01-000	EA	RECEPTACLE-HOUSING, 6 POSITION
	007956-05-000	EA	INSULATOR-SHRINK, .25ID X 1.50 - BLACK
	008311-01-000	EA	CONNECTOR-WIRE NUT, INSULATED - RED
	008312-01-000	EA	CONNECTOR-WIRE NUT, INSULATED - BLUE
	008314-01-000	EA	CONNECTOR-WIRE NUT, INSULATED - GRAY
	008326-01-000	EA	TERMINAL-RING, 16/14 WIRE - 3/8" STUD
	008331-01-000	EA	TERMINAL-RING,TONGUE - #4 WIRE - 3/8" STUD - COPPER
	008348-01-000	EA	TERMINAL-RING, 3/8" STUD - #2 WIRE
			CONNECTS CABLE TO DISCONNECT RELAY AND BATTERY
	008355-01-000	EA	CONNECTOR-CABLE CLAMPING, 3/4"
	008356-01-000	EA	CONNECTOR-PLASTIC, 3/8" AVG
	035416-04-000	EA	TERMINAL-RING #10 STUD FIT, INSULATED BARREL #16/14
	041953-01-000	FT	CONDUIT-CONVOLUTE, SLIT - .5"ID
	041953-03-000	FT	CONDUIT-CONVOLUTE, SLIT - 1" ID (CLOTHES ROD COVER)
	041953-04-000	FT	CONDUIT-CONVOLUTE, SLIT - .50"ID
	041953-05-000	FT	CONDUIT-CONVOLUTE, SOLID - .62" ID
	041953-06-000	FT	CONDUIT-CONVOLUTE, SLIT - .375" ID
	041953-07-000	FT	CONDUIT-CONVOLUTE, SLIT - .25" ID
	041953-08-000	FT	CONDUIT-CONVOLUTE, SLIT - 1.50"ID
	041953-09-000	FT	CONDUIT-CONVOLUTE, SLIT - .50"ID
	041953-10-000	FT	CONDUIT-CONVOLUTE, SLIT - .75" ID
	041953-11-000	FT	CONDUIT-CONVOLUTE, SLIT- 1.06" ID
	041953-12-000	FT	CONDUIT-CONVOLUTE, SLIT- 1.1" ID
	047443-01-000	EA	TERMINAL-.250 RECEPTACLE FIT, INSULATED - 16/14 AWG
	047443-02-000	EA	TERMINAL-.250 RECEPTACLE FIT, INSULATED - 12/10 AWG
	058028-01-000	EA	CONNECTOR-ELECTRICAL PIGTAIL, NYLON - CLEAR
	062036-01-000	EA	TERMINAL-PACK-CONNECTOR, 12/10 AWG - PACKARD 12033817
	062036-02-000	EA	TERMINAL-PACK-CONNECTOR, 16/14 AWG - PACKARD 08917021
	074017-02-000	EA	HOUSIN, 5 POSITION, RIGHT ANGLED
	077479-01-000	EA	BOOT-BATTERY TERMINAL, DOUBLE CABLE
	077479-02-000	EA	BOOT-BATTERY TERMINAL, SINGLE CABLE
	080015-02-000	EA	RECEPTACLE-FLAG, .185 - 16/14 GA - AMP 3
	080015-03-000	EA	RECEPTACLE-FLAG, .250 - 14/16 GA
	082109-01-000	EA	HOUSING-CONNECTOR, PACKARD
	082741-01-000	EA	CONNECTOR BODY-2 CONTACT MALE
	085724-01-000	EA	SOCKET-DOUBLE CONTACT, TAILIGHT
	087695-03-000	EA	CONNECTOR-ASSEMBLY, EURANTEC RT10484802
	087949-01-000	EA	BUSS BAR, 2 POSITION, .6' X 1.5" - ALUMINUM
	087949-02-000	EA	BUSS BAR, 3 POSITION
	087949-03-000	EA	BUSS BAR, 4 POSITION
	088267-01-000	EA	TERMINAL-FEMAL, 1/4
	088473-01-000	EA	HOUSING-PIN, 12 CAVITY - AMP 1-480708-0
	088473-02-000	EA	HOUSING-PIN, 15 CAVITY - AMP 1-480710-0
	088473-03-000	EA	HOUSING-PIN, 9 CAVITY - AMP 1-480706-0
	088473-05-000	EA	HOUSING-PIN, 6 CAVITY - AMP 640585-1
	088473-06-000	EA	HOUSING-PIN, 6 CAVITY - AMP 1-480704-0
	088473-07-000	EA	HOUSING-PIN, 5 CAVITY - AMP 1-480763-0
	088473-08-000	EA	HOUSING-PIN, 4 CAVITY - AMP 1-480702-0
	088473-09-000	EA	HOUSING-PIN, 3 CAVITY - AMP 1-480700-0
	088473-10-000	EA	HOUSING-PIN, 2 CAVITY - AMP 1-480698-0
	088474-01-000	EA	HOUSING-SOCKET, 12 CAVITY - AMP 1-480709-0
	088474-02-000	EA	HOUSING-SOCKET, 12 CAVITY - AMP 1-480711-0
	088473-08-000	EA	HOUSING-PIN, 4 CAVITY - AMP 1-480702-0
	088473-09-000	EA	HOUSING-PIN, 3 CAVITY - AMP 1-480700-0

ELECTRICAL GROUP (CONTINUED)

CONNECTORS & CONDUIT (CONTINUED)

KEY	PART NUMBER	U/M	DESCRIPTION
	088474-01-000	EA	HOUSING-SOCKET, 12 CAVITY - AMP 1-480709-0
	088474-02-000	EA	HOUSING-SOCKET, 12 CAVITY - AMP 1-480711-0
	088474-03-000	EA	HOUSING-SOCKET, 9 CAVITY - AMP 1-480707-0
	088474-06-000	EA	HOUSING-SOCKET, 6 CAVITY - AMP 1-480705-0
	088474-07-000	EA	HOUSING-SOCKET, 5 CAVITY - AMP 1-480764-0
	088474-08-000	EA	HOUSING-SOCKET, 4 CAVITY - AMP 1-480703-0
	088474-09-000	EA	HOUSING-SOCKET, 3 CAVITY - AMP 1-480701-0
	088474-10-000	EA	HOUSING-SOCKET, 2 CAVITY - AMP 1-480699-0
	088475-01-000	EA	PIN-CONNECTOR, 14 TO 20 AWG
	088473-10-000	EA	HOUSING-PIN, 2 CAVITY - AMP 1-480698-0
	088475-02-000	EA	PIN-CONNECTOR, 10 TO 12 AWG
	088476-01-000	EA	SOCKET-CONNECTOR, BRASS - PRE-TIN
	088476-02-000	EA	SOCKET-CONNECTOR, 12-10 GA - PHOS. BRZ - PRE-TIN
	092786-02-000	EA	BUSS BAR, 3.3" LONG
	092786-03-000	EA	BUSS BAR, 6.9" LONG
	098260-01-000	EA	TERMINAL-MALE, 56 SERIES
	098261-02-000	EA	SOCKET-CONNECTOR, WEATHERPACK PACKARD 12124580
	098262-01-000	EA	SEAL-CONNECTOR, WEATHER PACK PACKARD 12010293
	098264-01-000	EA	HOUSING, 2 PIN, WEATHER PACK M PACKARD 12015792
	098265-02-000	EA	PIN-CONNECTOR, WEATHER PACK PACKARD12089305
	100690-01-000	EA	HOUSING, 5 PIN, WEATHER PACK
	100690-02-000	EA	HOUSING-5POS,N,FEM,WEATHERPAK PACKARD12034342
	101571-01-000	EA	HOUSING, 2 POSITION, MALE
	102777-02-000	EA	TERMINAL-RING #6 STUD, 10 AWG
	103608-01-000	EA	SOCKET-WEDGE BASE, L/LEADS
	104100-01-000	EA	HOUSING, 1 POSITION, 75 AMP - AMP 53884-1
	104100-03-000	EA	TERMINAL, 75 AMP - AMP 53880-4 LOOSE
	106006-01-000	EA	HOUSING, 1 POSITION, FEMALE - PACKARD 12015952
	106007-01-000	EA	TERMINAL-FEMALE, 14-16AWG - PACKARD 12015861-L
	113468-01-000	EA	HOUSING, 2 POSITION, FEMALE - 56 SERIES - PACKARD 02965981
	114377-01-000	EA	HOUSING, 3 POSITION, MALE - 56 SERIES - PACKARD 02984887
	114442-01-000	EA	HOUSING, 1 POSITION, FEMALE - 56 SERIES (STEERING COLUMN ADAPTER)
	115931-02-000	EA	COVER-CONNECTOR - MARINCO 7715ELN
	115932-02-000	EA	CONNECTOR-FEMALE, 50A, 240V - MARINCO 6364CRN
	119223-01-000	EA	HOUSING-6POS,N,MAL,WEATHERPAK PACKARD12020786
	119223-02-000	EA	HOUSING-6POS,N,FEM,WEATHERPAK PACKARD12020926

FLASHER, SOLENOID, DIODE & RELAYS

KEY	PART NUMBER	U/M	DESCRIPTION
	007093-01-000	EA	FLASHER-SIGNAL, STAT
	008188-01-000	EA	SOLENOID-3 POST, BATTERY CHANGE OVER
	063910-01-000	EA	HOUSING-RELAY, BOSCH 3 334 485 008
	063912-02-000	EA	RELAY-CANISTER, SPDT - BOSCH 0332204101
	086273-01-000	EA	RELAY-BATTERY DISCONNECT

BATTERY BOOT & STUD

KEY	PART NUMBER	U/M	DESCRIPTION
	077479-01-000	EA	BOOT-BATTERY TERMINAL, DOUBLE CABLE
	077479-02-000	EA	BOOT-BATTERY TERMINAL, SINGLE CABLE
	086233-01-000	EA	STUD-ISOLATED, 3/8" X 7/8" LONG

SOLAR PANEL

KEY	PART NUMBER	U/M	DESCRIPTION
	115504-01-000	EA	PANEL-SOLAR, 10 WATT
	115504-01-700	EA	PLUG & CABLE, 10WATT PANEL - 600-016
	115505-01-000	EA	MONITOR-SOLAR CHARGER

DOOR BELL

KEY	PART NUMBER	U/M	DESCRIPTION
	095187-02-000	EA	SWITCH-DOORBELL
	095186-02-000	EA	BELL-DOOR

EXTERIOR BODY GROUP

AIR HORNS

KEY	PART NUMBER	U/M	DESCRIPTION
	077497-02-000	EA	HOSE-AUXILIARY AIR HORN MIDLAND 89ID
	077497-03-000	EA	FITTING KIT-HOSE, AUXILIARY AIR HORN, PRESSURE GAUGE & HOSE FITTINGS
	077497-01-710	EA	GAUGE-PRESSURE, AIR HORN
	077497-09-000	EA	TANK-AIR & SOLENOID KIT - HADLEY H00640S
	077497-01-700	EA	SOLENOID-AIR TANK, HADLEY 748NS
	077497-01-703	EA	TANK-AIR, HADLEY 751-N
	077497-01-709	EA	PLUNGER & SPRING FOR SOLENOID, HADLEY H136215
	077497-06-000	EA	HORN-AIR,CHROM - TWIN - HADLEY 977AW
	077497-01-701	EA	SWITCH-COMPRESSOR, HADLEY 13940-S
	077497-01-702	EA	SWITCH-TOGGLE, W/WIRE - HADLEY 12949-S
	081407-01-000	EA	PLATE-MOUNTING, AIR HORN
	102540-02-000	EA	SEAL-SCREW, GRUMEN 900177
	115024-01-01B	EA	BRACKET-TANK, AIR HORN
	071390-04-000	FT	TUBING AIR BRAKE, 1/4" OD-BLACK WEATHERHEAD (BRAKES & HORN)
	071386-06-000	EA	CONNECTOR-MALE, 1/4 TUBE X 1/4 - WEATHERHEAD 1468 X 4 X 4

SQUEEGEE & RUBBER BUMPER

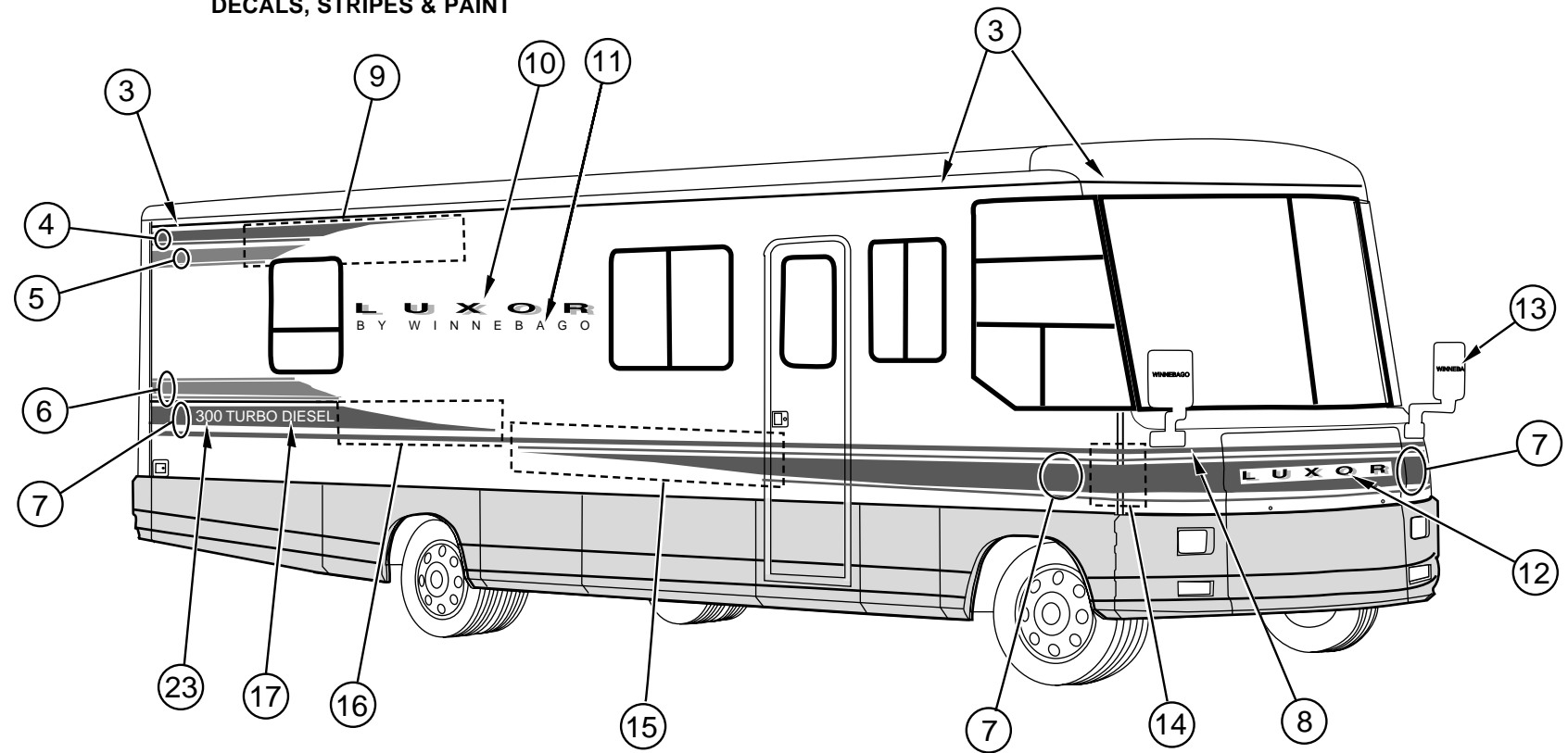
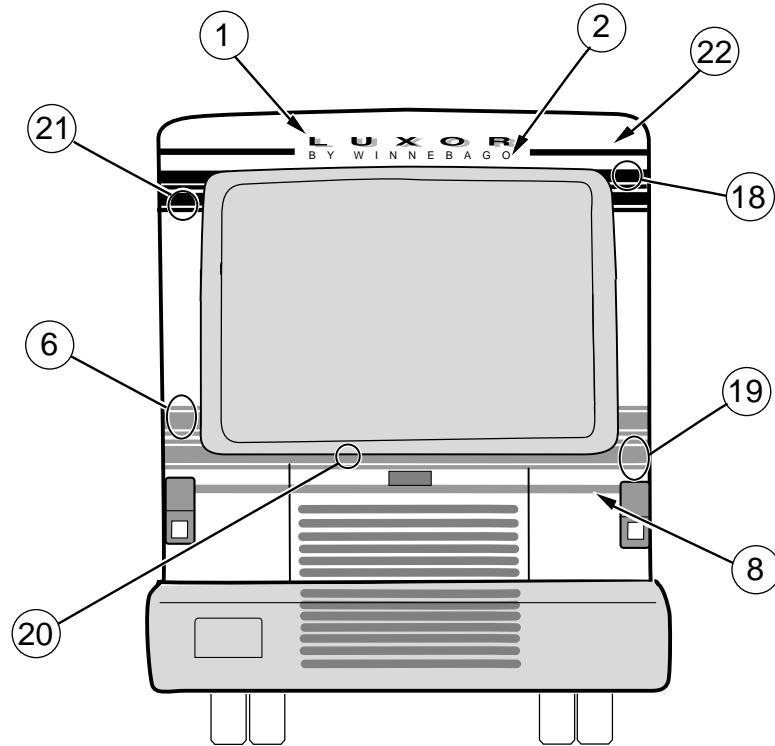
KEY	PART NUMBER	U/M	DESCRIPTION
	069726-02-000	EA	BUMPER-.88" DIAMETER X .40", BLACK
	091952-02-000	EA	CLIP-GRIPPER, 3/4"
	091955-02-000	EA	SQUEEGEE-EXTEND HANDLE
	110429-03-D18	EA	BRACKET ASM-SQUEEGEE, PAINTED
	110429-01-01A	EA	BRACKET-SQUEEGEE, UNPAINTED

AWNING

KEY	PART NUMBER	U/M	DESCRIPTION
	113874-02-01A	EA	AWNING-ROLLER ASM, 21' BLUE - A&E 839AR21B
	113874-02-700	EA	TORSION ASSEMBLY,RH-GRAY PTD 830497.011
	113874-02-701	EA	TORSION ASSEMBLY,LH-GRAY PTD 830497.012
	111037-01-01A	EA	SPACER-AWNING, UPPER - BLACK
	067540-51-002	EA	EXTRUDED-STRAP .125 X 1.00 X 0076 MM FROM: 06-16-94 THRU: 03-06-95
	111037-01-01A	EA	SPACER-AWNING,UPPER BLACK
	113874-01-01A	EA	AWNING-HARDWARE KIT, SATIN - A&E 8481000.001
	113874-01-700	EA	RAFTER-MAIN ASSEMBLY, RH & LH 830295
	113874-01-701	EA	RAFTER-SECONDARY, 830463
	113874-01-702	EA	KNOB-ADJUSTING, W/HARDWARE, 143249
	113874-01-703	EA	ROD-CENTER PULL, W/GRIP, 830152.002
	113874-01-704	EA	ARM-MAIN SUPPORT ASSEMBLY, 830464
	113874-01-705	EA	CATCH-SLIDER, SATIN, 830472
	113874-01-706	EA	LOCK-TRAVEL, 830587
	113874-01-707	EA	HANDLE-LIFT, 830644
	113874-01-708	EA	BRACKET-LOWER MTG., W/INSERT, 830465
	113874-01-709	EA	NAIL-SPIKE, 8", 113006
	113874-01-710	EA	PLUG-STOP KIT, 830456
	113874-01-711	EA	ARM-STANDARD, ADJUSTMENT, 830467
	113874-01-712	EA	FOOT-PATIO, 730366

EXTERIOR BODY GROUP (CONTINUED)

DECALS, STRIPES & PAINT



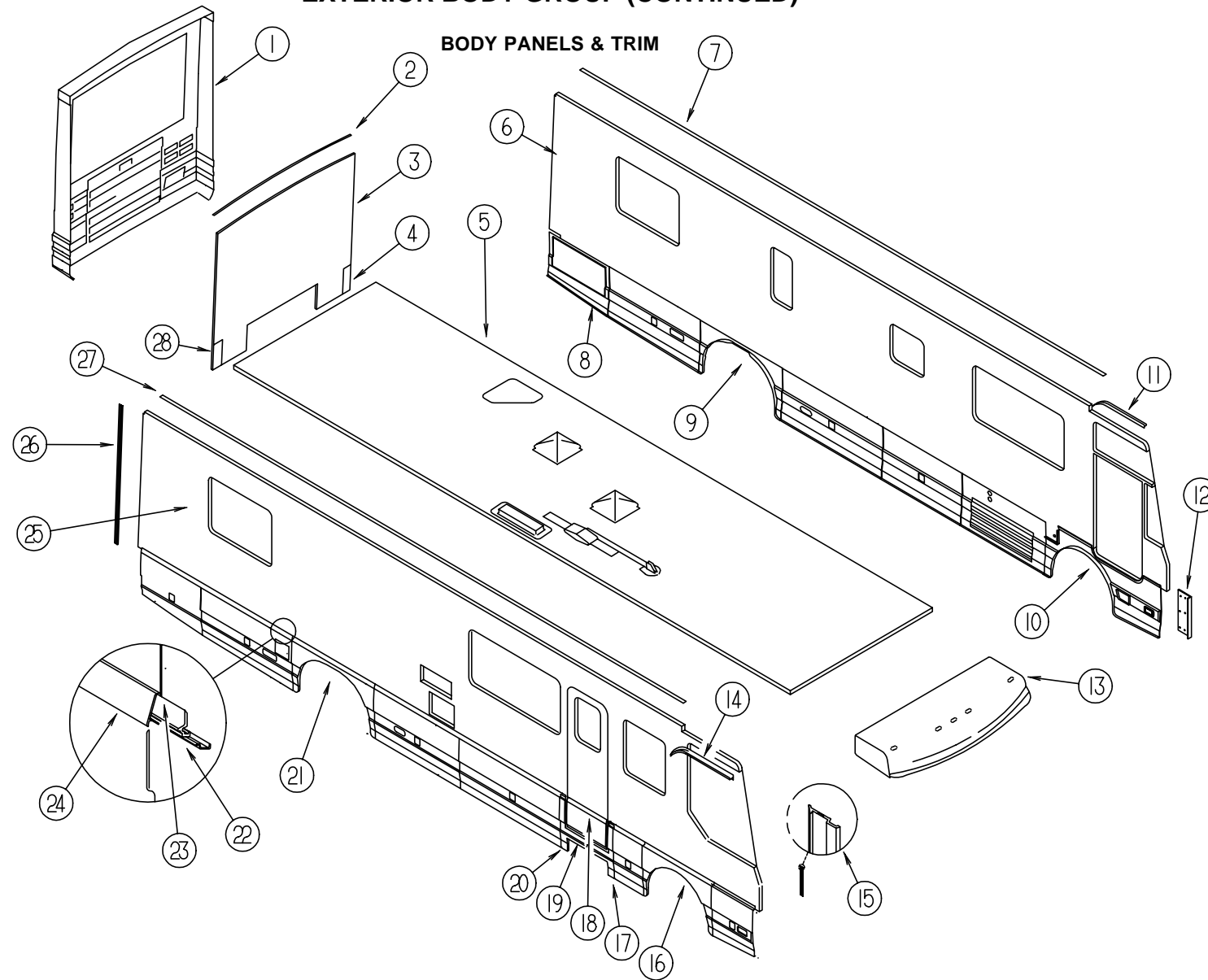
KEY	PART NUMBER	U/M DESCRIPTION
1	114652-01-01A	EA DECAL-LOGO, "LUXOR" - DARK BLUE MIST/MEDIUM TITANIUM (BACKWALL)
2	115344-05-01A	EA DECAL-LOGO, "BY WINNEBAGO" - BLACK
3	107385-09-03A	FT STRIPE, 38.1MM WIDE - DARK TEAL
4	105781-02-09A	FT MULTISTRIPE, 2 LINES, 63.5MM WIDE - DARK BLUE MIST
5	105781-14-06A	FT MULTISTRIPE, 2 LINES, 76.2MM WIDE - MEDIUM TITANIUM
6	094443-19-01A	FT MULTISTRIPE, 3 LINES, 127MM WIDE - MEDIUM TITANIUM
7	094443-22-01A	FT MULTISTRIPE, 3 LINES, 177.8MM WIDE - DARK BLUE MIST
8	107385-20-01A	FT STRIPE, 44.5MM WIDE - DARK TEAL
	111417-05-01A	EA DECAL-LOGO, LUXOR - HAMPTON TAN (ON DASH)
9	113525-01-01A	EA DECAL-RADIUS, UPPER RIGHT REAR - DARK BLUE MIST
	113525-02-01A	EA DECAL-RADIUS, UPPER LEFT REAR - DARK BLUE MIST
10	118510-01-01A	EA DECAL-LOGO, LUXOR, DOMED, LARGE BLACK/GOLD CHROME
10	118511-01-01A	EA DECAL-WITH ALL STEER TM BLACK MET/GOLD MET
11	115344-04-01A	EA DECAL-LOGO, "BY WINNEBAGO" - BLACK
12	118510-02-01A	EA DECAL-LOGO, LUXOR, DOMED, SMALL BLACK/GOLD CHROME
	116006-01-01A	EA DECAL-HOOD, COMPLETE GROUPING CUT TO FIT HOOD - DARK TEAL
13	113524-01-01A	EA DECAL-LOGO, "WINNEBAGO" - MEDIUM TITANIUM
14	113530-01-01A	EA DECAL-CORNER, RIGHT FRONT - DARK BLUE MIST
	113530-02-01A	EA DECAL-CORNER, LEFT FRONT - DARK BLUE MIST
15	113529-01-01A	EA DECAL-RADIUS, LOWER RIGHT FRONT - DARK BLUE MIST
	113529-02-01A	EA DECAL-RADIUS, LOWER LEFT FRONT - DARK BLUE MIST

KEY	PART NUMBER	U/M DESCRIPTION
16	113528-01-01A	EA DECAL-RADIUS, LOWER RIGHT REAR - DARK BLUE MIST
	113528-02-01A	EA DECAL-RADIUS, LOWER LEFT REAR - DARK BLUE MIST
17	113533-01-01A	EA DECAL-LOGO, "TURBO DIESEL" - BUFF
18	115071-01-01A	EA DECAL-REAR, UPPER RIGHT - DARK BLUE MIST
	115071-02-01A	EA DECAL-REAR, UPPER LEFT - DARK BLUE MIST
19	115073-01-01A	EA DECAL-REAR, LOWER RIGHT - DARK BLUE MIST
	115073-02-01A	EA DECAL-REAR, LOWER LEFT - DARK BLUE MIST
20	105781-40-01A	FT MULTISTRIPE, 2 LINES, 101.6MM WIDE - DARK BLUE MIST
21	115072-02-01A	EA DECAL-REAR, UPPER LEFT - MEDIUM TITANIUM
	115072-01-01A	EA DECAL-REAR, UPPER RIGHT - MEDIUM TITANIUM
22	115070-01-01A	EA DECAL-REAR, UPPER RIGHT - DARK TEAL
	115070-02-01A	EA DECAL-REAR, UPPER LEFT - DARK TEAL
23	115389-01-01A	EA DECAL-LOGO, "300" - BUFF
	041561-03-000	EA PAINT-LOW BAKE, 16 OUNCE SPRAY CAN - OFF WHITE

DUPONT COLOR CODES

DARK BLUE MIST	G9949
DARK TEAL	K9470
BUFF	G9692
MEDIUM TITANIUM	C9248
BLACK	99
OFF WHITE	L8723

EXTERIOR BODY GROUP (CONTINUED)



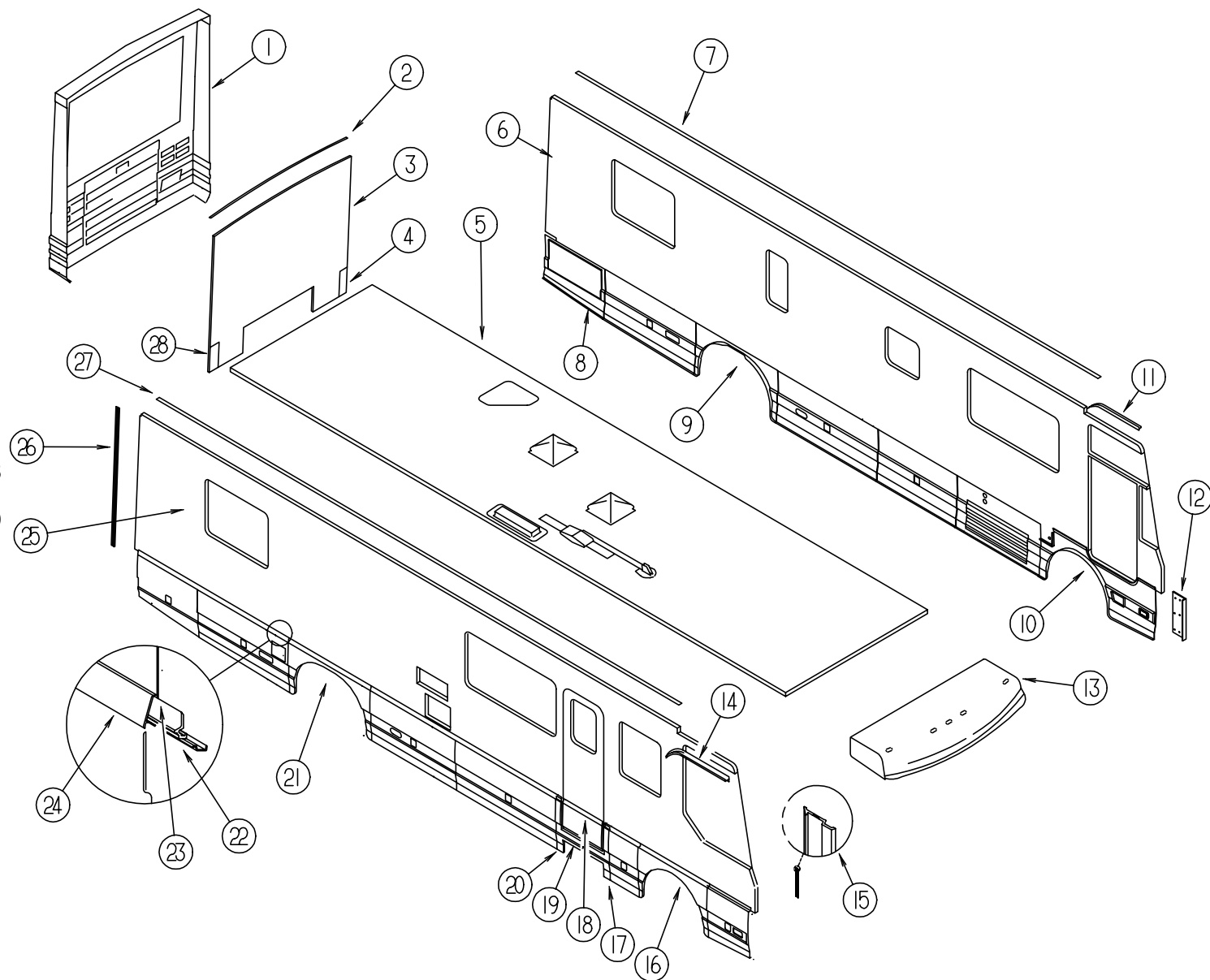
KEY	PART NUMBER	U/M DESCRIPTION
1	113182-01-01A	EA REAR CAP-FIBERGLASS, W/O LIGHTS
	090340-01-000	FT SEAL-FOAM, CLOSED CELL - 1/4" X 1/2 X 50'
2	083805-20-000	EA TRIM-CAP, REAR CAP TO ROOF - 2340MM LONG - BUFF
3	113208-01-FQ0	EA BACKWALL, W/LIGHT COVER (FQ0, FQ1)
3	113208-01-FQ2	EA BACKWALL, W/LIGHT COVER (FQ2,FQ3)
3	113208-01-FQ4	EA BACKWALL, W/LIGHT COVER (FQ4,FQ5)
3	113208-01-FQ6	EA BACKWALL, W/LIGHT COVER (FQ8,FQ9)
4	113207-02-01A	EA COVER-BACKWALL, BLACK
5	P17773-01-FQ0	EA ROOF ASM, W/O LIGHTS & VENTS
6	P17774-01-FQ0	EA SIDEWALL-DRIVER (FQ0)
6	P17774-01-FQ1	EA SIDEWALL-DRIVER (FQ1)
6	P17774-01-FQ2	EA SIDEWALL-DRIVER (FQ2)
6	P17774-01-FQ3	EA SIDEWALL-DRIVER (FQ3)
6	P17774-01-FQ4	EA SIDEWALL-DRIVER (FQ4)
6	P17774-01-FQ5	EA SIDEWALL-DRIVER (FQ5)
6	P17774-01-FQ8	EA SIDEWALL-DRIVER (FQ8)
6	P17774-01-FQ9	EA SIDEWALL-DRIVER (FQ9)
7	103801-01-04A	EA TRIM-ROOF TO SIDEWALL, W/DRAIN HOLES - 4877MM LONG - BUFF
7	103801-02-04A	EA TRIM-ROOF TO SIDEWALL, W/O DRAIN HOLES - 4877MM LONG - BUFF

KEY	PART NUMBER	U/M DESCRIPTION
8	116502-01-FQ0	EA PANEL-HINGED, ENGINE A/C CONDENSER
	113333-02-FQ0	EA GRILLE ASM-DOOR, CONDENSER
	107895-08-000	EA HINGE ASM-DOUBLE PIVOT , W/SPRING & U-CHANNEL
	P13039-01-01A	EA END PANEL-SUPPORT RIGHT - BLACK
	P13039-02-01A	EA END PANEL-SUPPORT LEFT - BLACK
	088270-01-000	EA SEAL-BULB, W/ WIRED U-CHANNEL - RUBBER - BLACK (TOP EDGE OF DOOR)
	107721-01-000	FT SEAL-ACCESS DOOR, D BULB W/ADHESIVE ON FLAT SIDE
9	117917-01-FQ0	EA WHEEL LIP ASM-DRIVER SIDE, REAR
	117338-01-01A	EA PANEL-WHEEL LIP, DRIVER SIDE - REAR - W/O HARDWARE & FRAME
	107895-08-000	EA HINGE ASM-DOUBLE PIVOT , W/SPRING & U-CHANNE
	P13039-01-01A	EA END PANEL-SUPPORT RIGHT - BLACK
	P13039-02-01A	EA END PANEL-SUPPORT LEFT - BLACK

EXTERIOR BODY GROUP (CONTINUED)

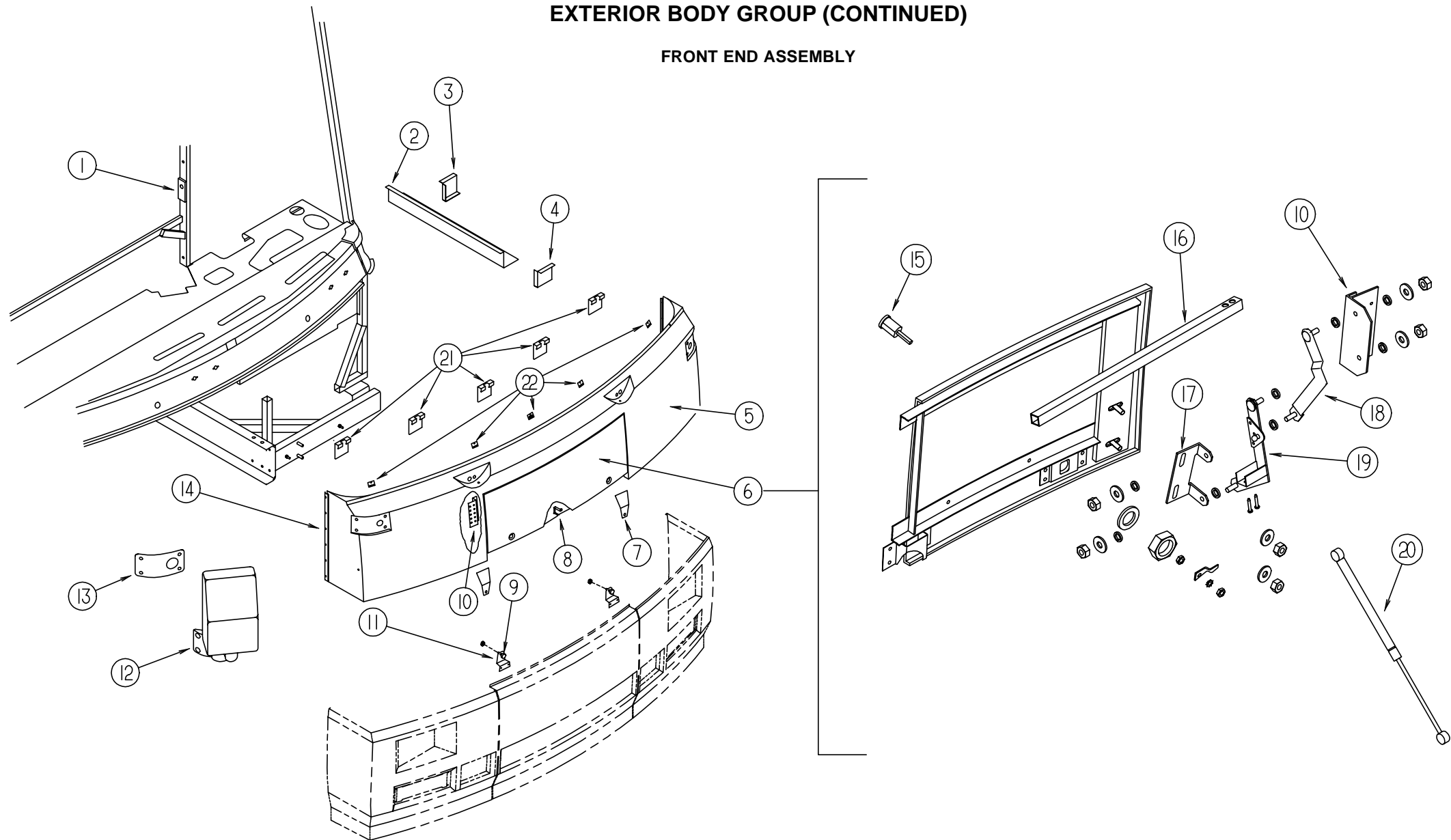
BODY PANELS & TRIM (CONTINUED)

KEY	PART NUMBER	U/M	DESCRIPTION
10	117918-01-FQ0	EA	WHEEL LIP ASM-DRIVER SIDE, FRONT - W/FRAME & SUPPORTS
	117340-01-01A	EA	WHEEL LIP-FRONT, DRIVER SIDE - FRONT
	P13039-01-01A	EA	END PANEL-SUPPORT RIGHT - BLACK
	P13039-02-01A	EA	END PANEL-SUPPORT LEFT - BLACK
11	108274-02-01A	EA	RAIL-DRIP, FRONT END - LEFT SIDE - BUFF
12	107225-03-000	EA	BRACKET-VALANCE, WHEEL LIP - CAB
13	M05794-02-FQ0	EA	CAP ASM-FRONT, W/LIGHTS - BUFF
13	113559-02-FQ0	EA	CAP-FRONT, W/O LIGHTS - BUFF
14	108274-01-01A	EA	RAIL-DRIP, FRONT END - RIGHT SIDE - BUFF
15	114422-01-01A	EA	TRIM-PANEL, BETWEEN FRONT PANEL & SIDEWALLS
16	117919-01-FQ0	EA	PANEL ASM-WHEELWELL, FRONT - W/END CAPS, FRAME & LINER
	117339-01-01A	EA	PANEL-WHEELWELL, FRONT - W/O HARDWARE & FRAME
	107895-08-000	EA	HINGE ASM-DOUBLE PIVOT, W/SPRING & U-CHANNEL
	P13039-01-01A	EA	END PANEL-SUPPORT RIGHT - BLACK
	P13039-02-01A	EA	END PANEL-SUPPORT LEFT - BLACK
17	113161-01-01A	EA	TRIM-PANEL, RIGHT - BLACK
18	113119-01-01A	EA	PANEL-VALANCE, ENTRY DOOR - MOUNTS ON DOOR - BLACK
19	113496-01-FQ0	EA	PANEL-VALANCE, HORSESHOE - UNDER ENTRY DOOR FROM: 00-00-00 THRU: 03-05-95
19	113496-03-FQ0	EA	PANEL-VALANCE, HORSESHOE - UNDER ENTRY DOOR FROM: 03-06-95 THRU: 99-99-99
20	113161-02-01A	EA	TRIM-PANEL, LEFT - BLACK
21	117917-01-FQ0	EA	WHEEL LIP ASM-PASSENGER SIDE, REAR - W/AIR INTAKE GRILLE
	117338-01-01A	EA	PANEL-WHEEL LIP, DRIVER SIDE - REAR - W/O HARDWARE & FRAME
	107895-08-000	EA	HINGE ASM-DOUBLE PIVOT, W/SPRING & U-CHANNE
	P13039-01-01A	EA	END PANEL-SUPPORT RIGHT - BLACK
	P13039-02-01A	EA	END PANEL-SUPPORT LEFT - BLACK
22	107370-01-000	EA	RETAINER-TRIM, SIDEWALL - 305MM LONG - EXTRUDED ALUMINUM
23	112900-01-000	EA	HANGER-VALANCE
24	112776-01-01A	EA	TRIM-COVER, BLACK
25	P13509-01-FQ0	EA	SIDEWALL-PASSENGER (FQ0)
25	P13509-01-FQ1	EA	SIDEWALL-PASSENGER (FQ1)
25	P13509-01-FQ2	EA	SIDEWALL-PASSENGER (FQ2)
25	P13509-01-FQ3	EA	SIDEWALL-PASSENGER (FQ3)
25	P13509-01-FQ4	EA	SIDEWALL-PASSENGER (FQ4)
25	P13509-01-FQ5	EA	SIDEWALL-PASSENGER (FQ5)
25	P13509-01-FQ6	EA	SIDEWALL-PASSENGER (FQ8)
25	P13509-01-FQ7	EA	SIDEWALL-PASSENGER (FQ9)
26	092041-02-01A	EA	TRIM-REAR CAP TO SIDEWALL, BUFF - 2 USED
	091985-01-04A	FT	INSERT-TRIM, REAR CAP TO SIDEWALL - BUFF
27	117385-01-01A	EA	RAIL-AWNING, W/DRAIN HOLES - BUFF
27	117385-02-01A	EA	RAIL-AWNING, W/O DRAIN HOLES - BUFF
28	113207-01-01A	EA	COVER-BACKWALL, BLACK



EXTERIOR BODY GROUP (CONTINUED)

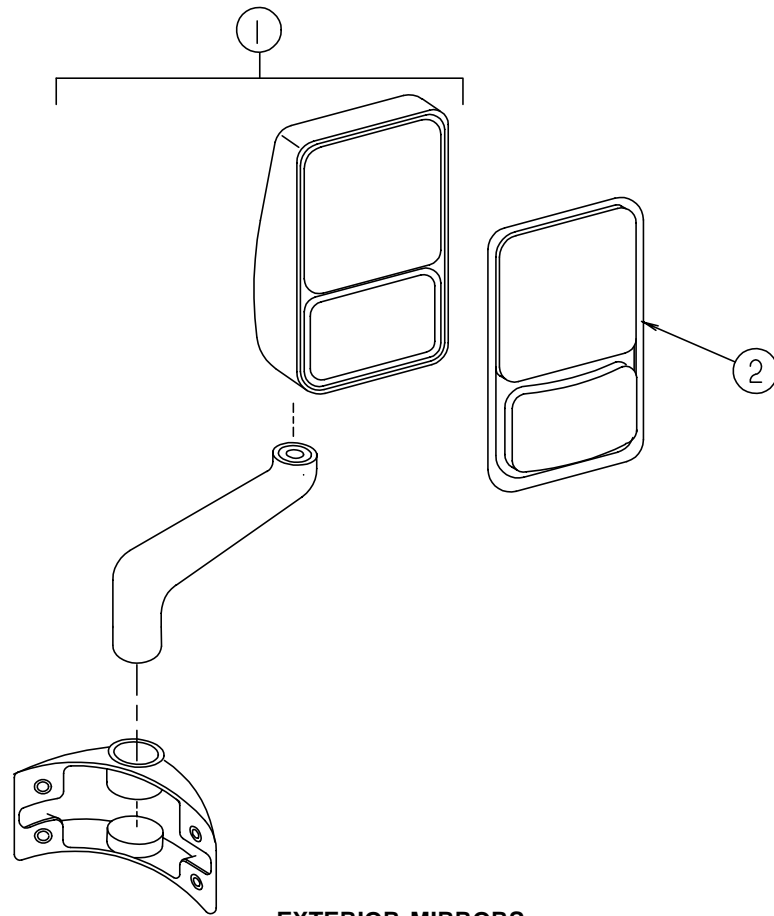
FRONT END ASSEMBLY



KEY	PART NUMBER	U/M DESCRIPTION
1	070579-06-000	EA PLATE-ANCHOR, W/7/16 WELD NUT - 1.5" X 3.3"
2	106746-01-000	EA PANEL-STEPWELL
3	106747-01-000	EA PANEL-STEPWELL, END - RIGHT
4	106747-02-000	EA PANEL-STEPWELL, END - LEFT
5	113486-01-FQ0	EA FRONT END-FIBERGLASS, W/O HOOD PANEL - BUFF
6	113536-01-FQ0	EA PANEL ASM-HOOD, OUTER
7	106765-01-000	EA SUPPORT-BOLT, HOOD ADJUSTING
8	114455-02-000	EA SPRING-HOOD, E-COAT
9	058786-01-000	EA BOLT-ADJUSTING, HOOD - W/BLACK PAD - .31" #18 X 2"
10	113495-01-02B	EA SUPPORT-HINGE, E-COAT
11	114342-02-02B	EA BRACKET-HOOD, BUMPER - E-COAT
12	108699-05-01A	EA MIRROR-EXTERIOR, REMOTE/HEAT - PASS W/ARM & MOUNT - VELVAC 713434-7
12	108699-06-01A	EA MIRROR-EXTERIOR, REMOTE/HEAT - DR W/ARM & MOUNT - VELVAC 713435-7

KEY	PART NUMBER	U/M DESCRIPTION
13	108825-01-000	EA GASKET-MIRROR, INDUSTRIAL PRODUCTS
14	114422-01-01A	EA TRIM-PANEL, BETWEEN FRONT PANEL & SIDEWALLS
15	102330-02-000	EA LATCH-SINGLE HOLE, VISE ACTION
	102328-01-000	EA KEY-VISE ACTION LATCH
16	105096-08-000	EA TUBE ASM-TIMING, HOOD HINGE
17	113505-01-02B	EA ANGLE-LINK HOOD, E-COAT
18	113499-03-02B	EA LINK ASM-HINGE, UPPER RIGHT - E-COAT
	113499-04-02B	EA LINK ASM-HINGE, UPPER LEFT - E-COAT
19	113556-01-02B	EA LINK ASM-HINGE, HOOD, LOWER RIGHT - E-COAT
	113556-02-02B	EA LINK ASM-HINGE, HOOD, LOWER LEFT - E-COAT
20	114249-01-000	EA SPRING-GAS
	107796-05-000	EA BRACKET-MOUNTING, GAS SPRING - FLAT - SPDI SPD-1020
	115384-01-01A	EA STRAP-BUMPER TO WHEELWELL, METAL - BLACK
21	002328-02-000	EA BLOCK-WINDSHIELD, .062" X .5" X .98"
22	104577-03-000	EA BRACKET-FIBERGLASS MOUNTING
		FROM: 00-00-00 THRU: 06-18-95
22	119445-01-000	EA BRACKET-FIBERGLASS MOUNTING
		FROM: 06-19-95 THRU: 99-99-99

EXTERIOR BODY GROUP (CONTINUED)



EXTERIOR MIRRORS

KEY	PART NUMBER	U/M DESCRIPTION
1	108699-05-01A	EA MIRROR-EXTERIOR, REMOTE/HEAT - PASS W/ARM & MOUNT - VELVAC 713434-7
2	086261-01-704	EA KIT-EXTERIOR MIRROR, W/BEZEL, FLAT & CONVEX GLASS - PASSENGER
1	108699-06-01A	EA MIRROR-EXTERIOR, REMOTE/HEAT - DR W/ARM & MOUNT - VELVAC 713435-7
2	086261-02-701	EA KIT-EXTERIOR MIRROR, W/BEZEL, FLAT & CONVEX GLASS - DRIVER
	087695-01-000	EA SWITCH-HEATER, EXTERIOR MIRROR
	088246-01-000	EA SWITCH-REMOTE, EXTERIOR MIRROR - SQUARE PUSH - VELVAC 7471290
	108825-01-000	EA GASKET-MIRROR, INDUSTRIAL PRODUCTS
	099982-02-01A	EA PLATE-SWITCH, BLACK

EXTERIOR BODY GROUP (CONTINUED)

FIBERGLASS, STYROFOAM & STEEL CHANNEL

KEY	PART NUMBER	U/M DESCRIPTION
	000870-06-000	SF STYROFOAM-PLANED, 1.34" X 48" X 96"
	000870-08-000	SF STYROFOAM-PLANED, .75" X 48" X 96"
	002726-01-001	EA GARNISH-U-CHANNEL, 1.38" X 19' - SERRATED - MILL ALUMINUM
	002766-01-001	EA ANGLE-EXTRUDED, 1" X 1.5" X 17' - ALUMINUM
	044487-01-001	EA ALUMINUM SHEET - .019" X 96" X 300" - MILL FINISH
	044487-01-002	EA ALUMINUM SHEET - .019" X 96" X 432" - MILL FINISH
	055278-01-001	FT TUBING-STEEL, .75" X 1.5" X 288"
	058267-01-000	EA CHANNEL-STEEL, W/HOLES - SIDEWALL STIFFENER - 2" X 20'
	058804-01-000	EA ALUMINUM-.032 X 36.00 X 064.00 1/4 HEX - PERFORATED .79 OP
	065747-01-000	SF INSULATION-MICROFOAM, .5" THICK X 72" X 112' ROLL
	065747-51-001	EA INSULATION-MICROFOAM, .5 X 228 X 558 - AMETEK
	068716-01-001	EA ANGLE-EXTRUDED, 90 DEGREE - 192" LONG
	083574-01-000	SF STYROFOAM, DOW TYPE SM - 1.5" X 24" X 85.25"
	083574-02-000	SF STYROFOAM, DOW TYPE SM - 1.5" X 24" X 90.5"
	083574-03-000	SF STYROFOAM, 3/4" X 48" X 96"
	083574-05-000	SF STYROFOAM, 2" X 48" X 96"
	089297-01-000	SF PLYWOOD-LUAN, OVERLAY GRADE - 4' X 8'
	100619-01-000	BF FOAM-EXPANDED POLYSTYRENE, 48" X 96" X 1.34"
	100619-04-000	BF FOAM-EXPANDED POLYSTYRENE, 48" X 96" X .5
	100619-05-000	BF FOAM-EXPANDED POLYSTYRENE, 48" X 96" X .75"
	100619-12-000	BF FOAM-EXPANDED POLYSTYRENE, 48" X 90.25" X 1.50"
	100619-13-000	BF FOAM-EXPANDED POLYSTYRENE, 48" X 96" X .34"
	105077-03-000	EA PLUG-FOAM, SIDEWALL TUBE - SEALS SEAMS BETWEEN SIDEWALL & ROOF
	107258-01-000	EA FOAM-COVE, ROOF - DOMBED - OUTER SECTION
	107258-02-000	EA FOAM-COVE, ROOF - ANGLED - MIDDLE SECTION
	107258-03-000	EA FOAM-COVE, ROOF - TRIANGLE - INNER SECTION
	108535-03-700	SF SHEET-FIBERGLASS, 110" X 396' - FILON - BUFF
	113192-01-01A	EA SHEET-FIBERGLASS, 2016 X 10716MM - BUFF
	113192-02-01A	EA SHEET-FIBERGLASS, 2388 X 4877MM - BUFF
	119389-01-01A	EA TUBE-W/HOLE, MILL - EXTRUDED

GALLEY GROUP

NORCOLD 682 REFRIGERATOR W/ICE MAKER

KEY	PART NUMBER	U/M	DESCRIPTION
	054450-01-000	EA	LEVEL-REFRIGERATOR
	093646-01-000	EA	BRACKET ASM-TIEDOWN, RIGHT SIDE WHEN FACING REFRIGERATOR
	093646-02-000	EA	BRACKET ASM-TIEDOWN, LEFT SIDE WHEN FACING REFRIGERATOR
	065225-02-000	EA	PLATE-TIEDOWN, REFRIGERATOR
	116751-03-01A	EA	TRAY-REFRIGERATOR, BLACK
	104137-04-01A	EA	REFRIGERATOR-LARGE DOUBLE DOOR, W/ICE MAKER - NORCOLD 682-MI RHBL
	064473-01-702	EA	ORIFICE-NORCOLD 61452122
	075217-01-738	EA	SWITCH-HUMIDITY, NORCOLD 61525922
	084880-01-713	EA	CONNECTOR-MALE, INLET FITTING - NORCOLD 615256
	084880-01-715	EA	VALVE-SHUT OFF, MANUAL - NORCOLD 61697922
	084880-01-718	EA	VALVE-GAS, NORCOLD 61551822
	084880-01-722	EA	CRISPER COVER - NORCOLD 615641
	084880-01-726	EA	HINGE BRACKET (CENTER HINGE), NORCOLD 61566523
	084880-01-731	EA	HINGE PIN, NORCOLD 61578123
	084880-01-732	EA	LATCH, NORCOLD 61578522
	084880-01-734	EA	BRACKET-HINGE, TOP RIGHT - BOTTOM LEFT - BROWN NORCOLD 61580837
	084880-01-735	EA	HINGE BRKT, TOP LEFT - BOTTOM RIGHT - BROWN - NORCOLD 61580937
	084880-01-739	EA	END CAP (SPRING CATCH) BROWN, NORCOLD 61593722
	084880-01-740	EA	END CAP (STOP CATCH), NORCOLD 61593830
	084880-01-744	EA	HINGE PIN SHAFT (CENTER HINGE), NORCOLD 61566723
	084880-01-746	EA	CABLE, NORCOLD 61571522
	084880-01-747	EA	PLUG-HOLE, NORCOLD 61582022
	084880-01-749	EA	HINGE BUSHING - NORCOLD 615807
	084880-01-753	EA	THERMISTER 78" W/CLIP - NORCOLD 61693822
	084880-01-761	EA	END CAP (SPRING CATCH) BLACK 61593730
	084880-02-700	EA	LOWER FLANGE 8663 & 8683, NORCOLD 61622123
	084880-03-701	EA	COOLING UNIT (HORIZONTAL BURNER) - NORCOLD 61687337
	084880-03-705	EA	BRACKET FOR INTERIOR LIGHT - NORCOLD 61629722
	084880-03-706	EA	LAMP (BULB) - NORCOLD 61628922
	084880-03-707	EA	COVER FOR LAMP OR BULB - NORCOLD 61627922
	088248-01-706	EA	BURNER-HORIZONTAL, NORCOLD 61588122
	088248-01-707	EA	ELECTRODE-SENSOR, (HORIZONTAL), NORCOLD 61573322
	088248-01-708	EA	ELECTRODE-IGNITION, (HORIZONTAL) - NORCOLD 61573222
	088248-01-709	EA	HEATER-AC, (HORIZONTAL) - NORCOLD 615627
	094039-01-700	EA	PRINTED CIRCUIT BOARD-3-WAY, NORCOLD 61647522
	094039-01-701	EA	EYEBROW-SHELL, 3-WAY - BLACK - PLASTIC - NORCOLD 61669922
	094039-01-703	EA	PLATE-HINGE, LEFT - BROWN - NORCOLD 61631422
	094039-01-704	EA	PLATE-HINGE, BLACK - NORCOLD 61631430
	094039-01-709	EA	PLATE-HINGE, TOP RIGHT - LEFT BOTTOM - BROWN - NORCOLD 61631322
	094039-01-710	EA	PLATE-HINGE, BLACK - NORCOLD 61631330
	094039-01-713	EA	DOOR GASKET (LOWER) GRAY - NORCOLD 61568030
	094039-01-714	EA	LOWER DOOR LINER (BROWN/WHITE) - NORCOLD 61581737-B
	094039-01-715	EA	LOWER DOOR LINER (BLACK/WHITE) - NORCOLD 61581738-B
	094039-01-716	EA	LOWER DOOR HANDLE ASM. (BROWN) - NORCOLD 61649937
	094039-01-717	EA	LOWER DOOR HANDLE ASM. (BLACK) - NORCOLD 61649938
	094039-01-720	EA	CAB ASSEMBLY (BROWN FRAME/WHITE LINER) - NORCOLD 61663237
	094039-01-721	EA	CAB ASM.(BLACK FRAME/WHITE LINER) - NORCOLD 61663238
	094039-01-722	EA	HOLE PLUG (BLACK) HINGE HOLES - NORCOLD 61582030
	094039-01-723	EA	HINGE BRKT, TOP RIGHT - BOTTOM LEFT - BLACK - NORCOLD 61580838
	094039-01-724	EA	BRACKET-HINGE, TOP LEFT - BOTTOM RIGHT - BLACK - NORCOLD 61580938
	094039-01-725	EA	HINGE PIN (BLACK) (MALE) - NORCOLD 61578130
	094039-01-726	EA	SHELF-FREEZER EVAPORATOR, NORCOLD 615236
	094039-01-730	EA	HINGE PIN SHAFT(BLACK) CENTER HINGE - NORCOLD 61566730
	104137-06-720	EA	CRISPER (WHITE) BLUE TRIM - NORCOLD 617758
	094039-01-732	EA	FRONT COVER (BLACK) BOTTOM TRIM - NORCOLD 61622130
	094039-01-733	EA	WIRE SHELF (MIDDLE) - NORCOLD 61563822
	094039-01-734	EA	WIRE SHELF (TOP) W/RISER - NORCOLD 61563722
	094039-01-735	EA	INSIDE DRIP TRAY (WHITE), NORCOLD 61572830
	094039-01-736	EA	SWITCH-LIGHT, BLACK - NORCOLD 615810
	094039-01-742	EA	TRAY-F/CUTOUT SHELF, NORCOLD 61680922
	094039-04-700	EA	PRINTED CIRCUIT BOARD-2 WAY, NORCOLD 61647322
	094039-04-702	EA	POWER SUPPLY (2 WAY) - NORCOLD 61647422
	094039-07-700	EA	ICE MAKER, NORCOLD 61684937

GALLEY GROUP (CONTINUED)

NORCOLD 682 REFRIGERATOR W/ICE MAKER (CONTINUED)

KEY	PART NUMBER	U/M	DESCRIPTION
	094039-07-702	EA	SHELF-WIRE, FREEZER - TALL - NORCOLD 61667722
	094039-07-703	EA	SHELF-WIRE, FREEZER - SHORT - NORCOLD 61674122
	094039-07-704	EA	VALVE-WATER FILL, NORCOLD 61657022
	104137-06-718	EA	SHELF (CUTOUT), WHITE W/BLUE TRIM - NORCOLD 617756
	104137-06-719	EA	MILK BIN (WHITE) W/BLUE TRIM - NORCOLD 617757
	104137-06-720	EA	CRISPER, WHITE W/BLUE TRIM - NORCOLD 617758
	104137-06-721	EA	DOOR BIN (WHITE) BLUE BORDER - NORCOLD 617759
	104137-06-722	EA	DAIRY KEEPER (WHITE) BLUE TRIM, NORCOLD 617760
	104137-06-723	EA	BIN-ICE CUBE, WHITE W/BLUE TRIM - NORCOLD 617761

NORCOLD 682 REFRIGERATOR

KEY	PART NUMBER	U/M	DESCRIPTION
	054450-01-000	EA	LEVEL-REFRIGERATOR
	093646-01-000	EA	BRACKET ASM-TIEDOWN, RIGHT SIDE WHEN FACING REFRIGERATOR
	093646-02-000	EA	BRACKET ASM-TIEDOWN, LEFT SIDE WHEN FACING REFRIGERATOR
	065225-02-000	EA	PLATE-TIEDOWN, REFRIGERATOR
	116751-03-01A	EA	TRAY-REFRIGERATOR, BLACK
	104137-02-01A	EA	REFRIGERATOR-LARGE DOUBLE DOOR 2-WAY - NORCOLD 682 RH BLACK
	064473-01-702	EA	ORIFICE-NORCOLD 61452122
	075217-01-734	EA	FUSE-3 AMP, NORCOLD 61538822
	075217-01-738	EA	SWITCH-HUMIDITY, NORCOLD 61525922
	084880-01-713	EA	CONNECTOR-MALE, INLET FITTING - NORCOLD 615256
	084880-01-718	EA	VALVE-GAS, NORCOLD 61551822
	084880-01-722	EA	CRISPER COVER - NORCOLD 615641
	084880-01-726	EA	HINGE BRACKET (CENTER HINGE), NORCOLD 61566523
	084880-01-731	EA	HINGE PIN, NORCOLD 61578123
	084880-01-732	EA	LATCH, NORCOLD 61578522
	084880-01-734	EA	BRACKET-HINGE, TOP RIGHT - BOTTOM LEFT - BROWN NORCOLD 61580837
	084880-01-735	EA	HINGE BRACKET, TOP LEFT - BOTTOM RIGHT - BROWN - NORCOLD 61580937
	084880-01-739	EA	END CAP (SPRING CATCH) BROWN, NORCOLD 61593722
	084880-01-740	EA	END CAP (STOP CATCH), NORCOLD 61593830
	084880-01-744	EA	HINGE PIN SHAFT (CENTER HINGE), NORCOLD 61566723
	084880-01-746	EA	CABLE, NORCOLD 61571522
	084880-01-747	EA	PLUG-HOLE, NORCOLD 61582022
	084880-01-749	EA	HINGE BUSHING - NORCOLD 615807
	084880-01-753	EA	THERMISTER 78" W/CLIP - NORCOLD 61693822
	084880-01-761	EA	END CAP (SPRING CATCH) BLACK, NORCOLD 61593730
	084880-02-700	EA	LOWER FLANGE 8663 & 8683, NORCOLD 61622123
	084880-03-701	EA	COOLING UNIT (HORIZONTAL BURNER) - NORCOLD 61687337
	084880-03-705	EA	BRACKET FOR INTERIOR LIGHT - NORCOLD 61629722
	084880-03-706	EA	LAMP (BULB) - NORCOLD 61628922
	084880-03-707	EA	COVER F/LAMP OR BULB - NORCOLD 61627922
	104137-06-714	EA	BURNER ASSEMBLY, 5-SLOT - NORCOLD 61705222
	088248-01-708	EA	ELECTRODE-IGNITION, (HORIZONTAL) - NORCOLD 61573222
	088248-01-709	EA	HEATER-AC, (HORIZONTAL) - NORCOLD 615627
	094039-01-700	EA	PRINTED CIRCUIT BOARD-3-WAY, NORCOLD 61647522
	094039-01-701	EA	EYEBROW-SHELL, 3-WAY - BLACK - PLASTIC - NORCOLD 61669922
	094039-01-703	EA	PLATE-HINGE, LEFT - BROWN - NORCOLD 61631422
	094039-01-704	EA	PLATE-HINGE, BLACK - NORCOLD 61631430
	094039-01-709	EA	PLATE-HINGE, TOP RIGHT - LEFT BOTTOM - BROWN - NORCOLD 61631322
	094039-01-710	EA	PLATE-HINGE, BLACK - NORCOLD 61631330
	094039-01-713	EA	DOOR GASKET (LOWER) GRAY - NORCOLD 61568030
	094039-01-714	EA	LOWER DOOR LINER (BROWN/WHITE) - NORCOLD 61581737-B
	094039-01-715	EA	LOWER DOOR LINER (BLACK/WHITE) - NORCOLD 61581738-B
	094039-01-716	EA	LOWER DOOR HANDLE ASSY (BROWN) - NORCOLD 61649937
	094039-01-717	EA	LOWER DOOR HANDLE ASSY (BLACK) - NORCOLD 61649938
	094039-01-720	EA	CAB ASSEMBLY (BROWN FRAME/WHITE LINER) - NORCOLD 61663237
	094039-01-721	EA	CAB ASM. (BLACK FRAME/WHITE LINER) - NORCOLD 61663238
	094039-01-722	EA	HOLE PLUG (BLACK) HINGE HOLES - NORCOLD 61582030
	094039-01-723	EA	HINGE BRACKET, TOP RIGHT - BOTTON LEFT - BLACK - NORCOLD 61580838
	094039-01-724	EA	BRACKET-HINGE, TOP LEFT - BOTTOM RIGHT - BLACK - NORCOLD 61580938

GALLEY GROUP (CONTINUED)

NORCOLD 682 REFRIGERATOR (CONTINUED)

KEY	PART NUMBER	U/M	DESCRIPTION
	094039-01-725	EA	HINGE PIN (BLACK) (MALE) - NORCOLD 61578130
	094039-01-726	EA	SHELF-FREEZER EVAPORATOR, NORCOLD 615236
	094039-01-730	EA	HINGE PIN SHAFT (BLACK) CENTER HINGE - NORCOLD 61566730
	094039-01-732	EA	FRONT COVER (BLACK) BOTTOM TRIM - NORCOLD 61622130
	094039-01-733	EA	WIRE SHELF (MIDDLE) - NORCOLD 61563822
	094039-01-734	EA	WIRE SHELF (TOP) W/RISER - NORCOLD 61563722
	094039-01-735	EA	INSIDE DRIP TRAY (WHITE), NORCOLD 61572830
	094039-01-736	EA	SWITCH-LIGHT, BLACK - NORCOLD 615810
	094039-01-739	EA	SHELF (CUTOUT), NORCOLD 61646722
	094039-01-742	EA	TRAY-FOR CUTOUT SHELF, NORCOLD 61680922
	094039-04-700	EA	PRINTED CIRCUIT BOARD-2 WAY, NORCOLD 61647322
	094039-04-702	EA	POWER SUPPLY (2 WAY) - NORCOLD 61647422
	104137-06-709	EA	SHUT-OFF COCK, 838 & 8310 EG-3 - NORCOLD 61539222
	104137-06-718	EA	SHELF (CUTOUT), WHITE W/BLUE TRIM - NORCOLD 617756
	104137-06-719	EA	MILK BIN (WHITE) W/BLUE TRIM - NORCOLD 617757
	104137-06-720	EA	CRISPER (WHITE) BLUE TRIM - NORCOLD 617758
	104137-06-721	EA	DOOR BIN (WHITE) BLUE BORDER - NORCOLD 617759
	104137-06-722	EA	DAIRY KEEPER (WHITE) BLUE TRIM, NORCOLD 617760

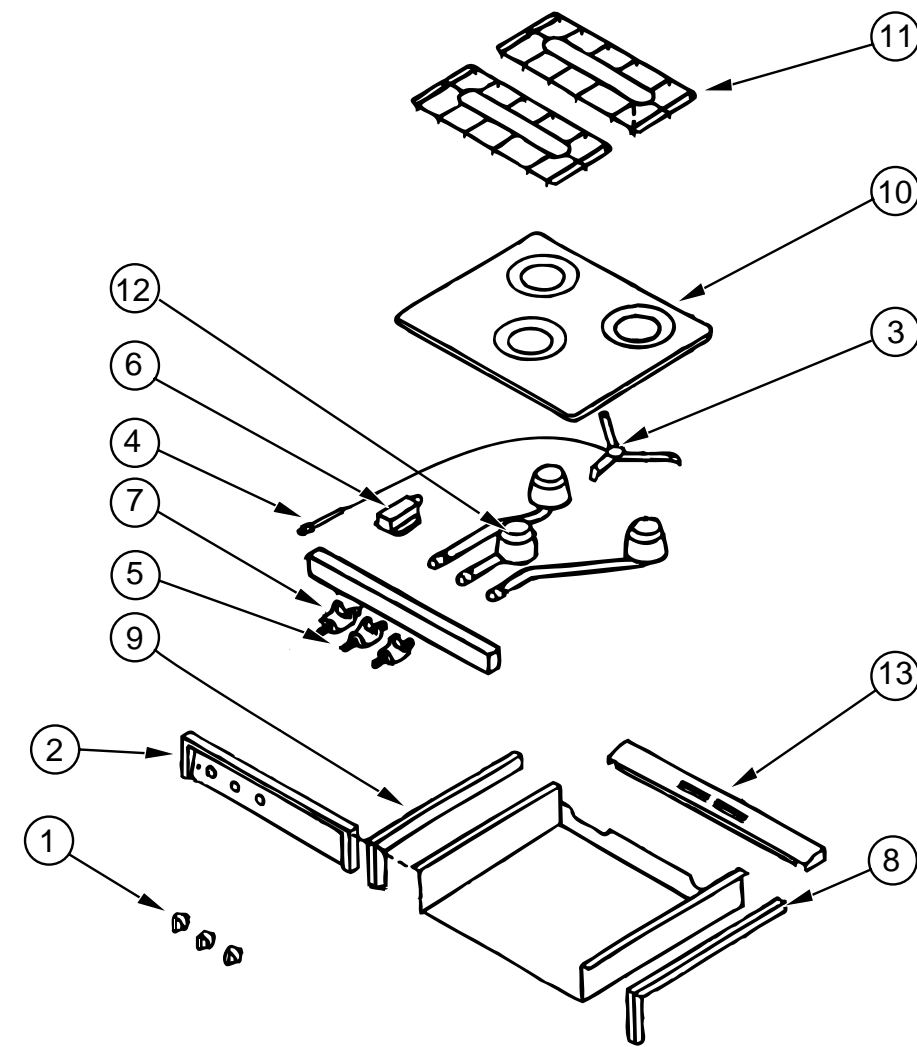
MICROWAVE OVENS

KEY	PART NUMBER	U/M	DESCRIPTION
	102479-01-000	EA	OVEN-MICROWAVE, CONVECTION - PANASONIC NN8500
	102479-01-700	EA	COOKBOOK-MICROWAVE
	102456-04-000	EA	BAFFLE ASM-MICROWAVE
	102842-02-000	EA	BRACKET-BAFFLE, 22.1" X 2.5" - STEEL
	102482-04-D18	EA	FRAME ASSEMBLY-MICROWAVE OVEN
	094756-03-D18	EA	BRACKET ASM-L & ANGLE W/HOLES
	094756-02-01A	EA	BRACKET-L, MICROWAVE - 6.1" LONG X 3.9" WIDE - STEEL - TAN
	094756-01-02A	EA	BRACKET-ANGLE, MICROWAVE - W/HOLES - MILL

DISHWASHER

KEY	PART NUMBER	U/M	DESCRIPTION
	107752-02-01A	EA	DISHWASHER - 18"

GALLEY GROUP (CONTINUED)

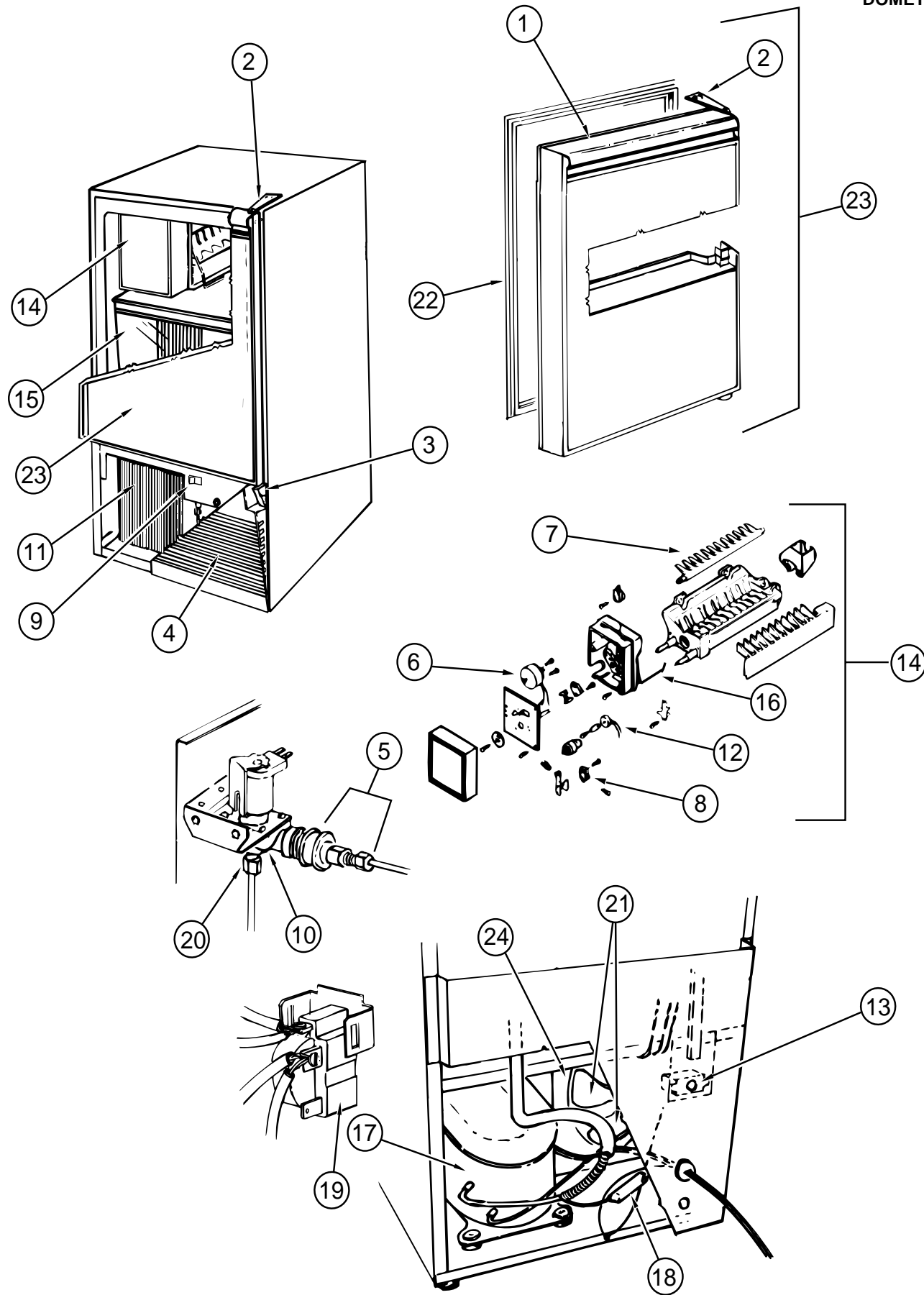


ATWOOD RANGE TOP & COVER

KEY	PART NUMBER	U/M	DESCRIPTION
	106936-13-02A	EA	BRACKET-TIEDOWN, STOVE - LEFT SIDE WHEN FACING STOVE - BLACK
	106936-14-02A	EA	BRACKET-TIEDOWN, STOVE - RIGHT SIDE WHEN FACING STOVE - BLACK
	106689-01-01A	EA	TOP-RANGE, 3 BURNER - BLACK - ATWOOD 53764
1	101593-01-703	EA	BURNER KNOB, ATWOOD 53000
2	106689-01-700	EA	MANIFOLD COVER, 3 BURNER - ATWOOD 53074
3	106689-01-701	EA	SPARK-INGNITOR ASM-HIGH OUTPUT, ATWOOD 53078
4	106689-01-702	EA	PIEZO PUSH BUTTON, ATWOOD 52279
5	106689-01-703	EA	VALVE-HIGH OUTPUT, ATWOOD 53047
6	106689-01-704	EA	REGULATOR W/EXTREME PRESSURE, ATWOOD 52154
7	106689-01-705	EA	VALVE-BURNER, ATWOOD 52123
8	106689-01-706	EA	TRIM-RIGHT HAND TOP & SIDE, BLACK - ATWOOD 53020
9	106689-01-707	EA	TRIM-LEFT HAND TOP & SIDE, BLACK - ATWOOD 53019
10	107246-01-700	EA	RANGE TOP (BLACK), ATWOOD 53083
11	107246-01-701	EA	GRATE, ATWOOD 53050
12	107246-01-710	EA	BURNER (HIGH OUTPUT), ATWOOD 53069
13	107323-01-705	EA	TRIM VENT, ATWOOD 53525
	107323-01-710	EA	GRATE CLIP, ATWOOD 53301
	107323-01-711	EA	RUBBER GRATE CUSHION, ATWOOD 53008
	106693-03-01A	EA	COVER-FLUSH MOUNT, THIN TOP - ATWOOD 53450

GALLEY GROUP (CONTINUED)

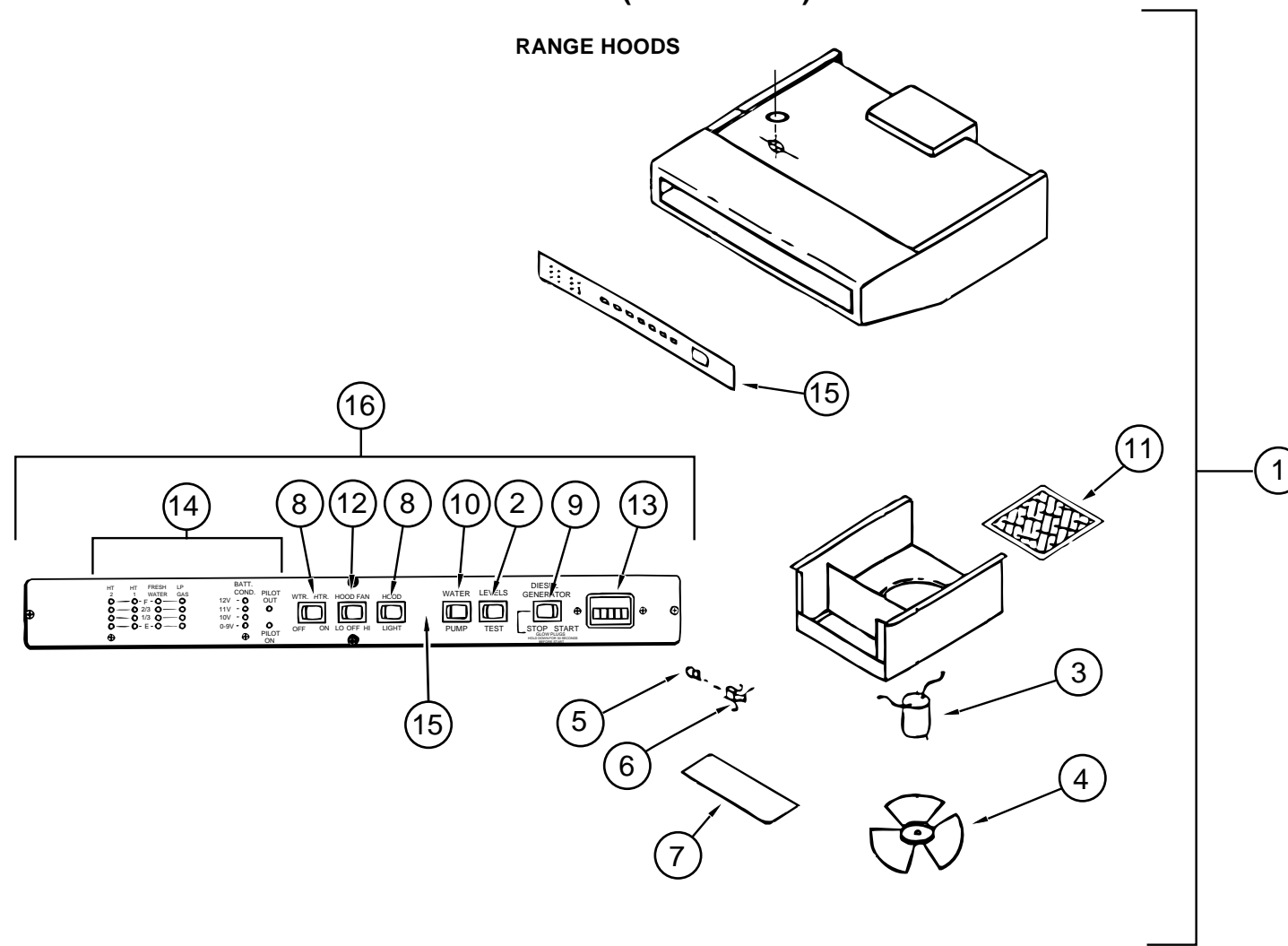
DOMETIC ICE MAKER



KEY	PART NUMBER	U/M	DESCRIPTION
	077841-01-000	EA	BRACKET-TIEDOWN, RIGHT - TRIANGLE 9.5" LONG SIDE - STEEL
	077841-02-000	EA	BRACKET-TIEDOWN, LEFT - TRIANGLE 9.5" LONG SIDE - STEEL
	076799-01-000	EA	ICE MAKER-BLACK GLASS FRONT, 14" X 14.5" X 24.5" - DOMETIC
1	076799-01-701	EA	HANDLE-DOOR, 31489-1
2	076799-01-704	EA	HINGE-PIVOT, UPPER-BLACK, 11697-S
3	076799-01-705	EA	HINGE-PIVOT, LOWER-BLACK, 11695-S
4	076799-01-706	EA	GRILLE-VINYL COATED, BLACK, 11662
5	076799-01-707	EA	CONNECTION-WATER LINE, 405
	076799-01-710	EA	TRAVEL PIN ASSEMBLY, 5000
6	076799-01-711	EA	MOTOR, 627973
7	076799-01-712	EA	EJECTOR-12 CAVITY, 627375
8	076799-01-713	EA	SWITCH-MICRO, SPDT, 2506
9	076799-01-714	EA	SWITCH-S.P.S.T., 2053
10	076799-01-716	EA	VALVE-SOLENOID, 2552A
11	076799-01-717	EA	CONDENSER ASSEMBLY, 2628S
12	076799-01-718	EA	SWITCH-LIMIT, 2579
13	076799-01-719	EA	CONTROL, 4548
14	076799-01-720	EA	ICE MAKER ASSEMBLY, 02
15	076799-01-721	EA	BUCKET-ICE, 31429
16	076799-01-722	EA	ARM, SHUT OFF, 2603
17	076799-01-723	EA	COMPRESSOR, 5266-S U-LINE
18	076799-01-724	EA	DRYER, 544
19	076799-01-725	EA	RELAY-OVERLOAD, 5239
20	076799-01-726	EA	PLASTIC NUT & SLEEVE ASM, 41254
21	076799-01-727	EA	BLADE-FAN, 5188
22	076799-01-728	EA	GASKET-DOOR, GRAY, 31493-1
23	076799-01-729	EA	DOOR ASSEMBLY, COMPLETE, 95BG
24	076799-01-730	EA	MOTOR-FAN, 5263

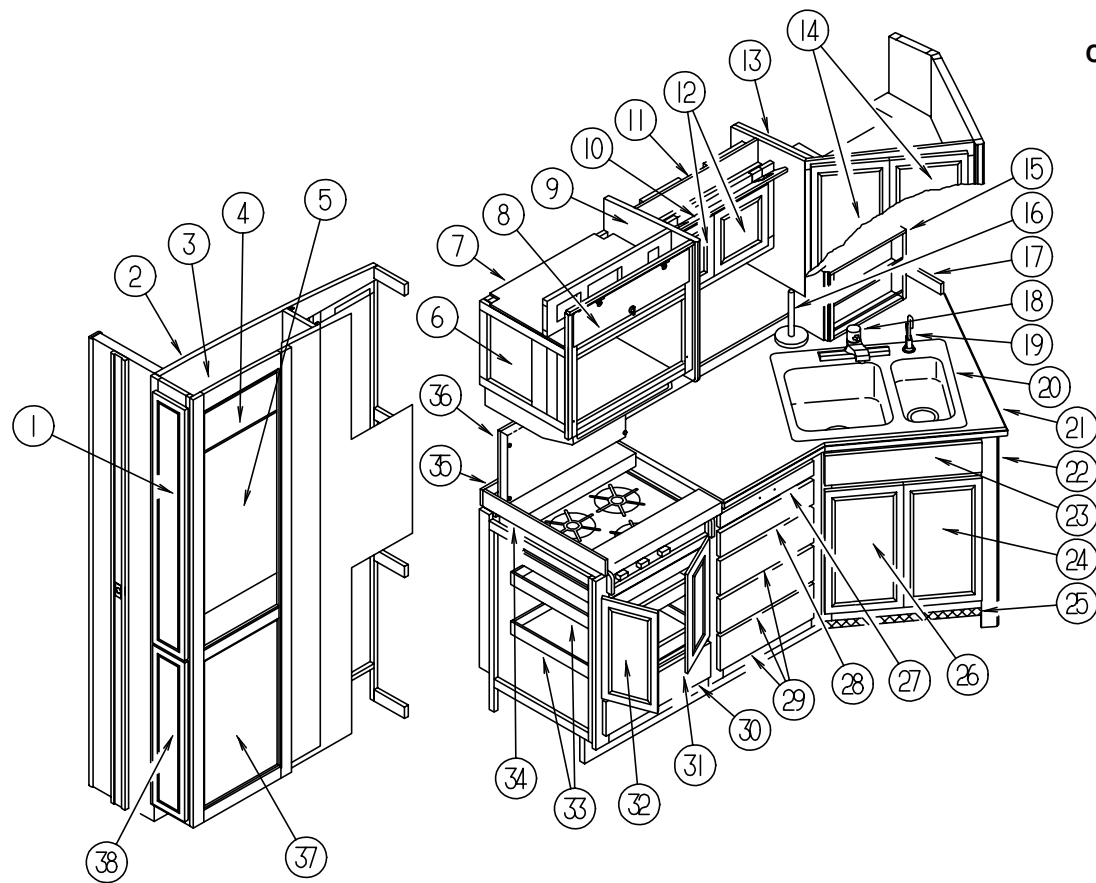
GALLEY GROUP (CONTINUED)

RANGE HOODS



KEY	PART NUMBER	U/M	DESCRIPTION
1	100258-27-01A	EA	HOOD-RANGE 22, W/MONITOR PANEL - BLACK - VENTLINE TMS5031SBD (U.S.) FROM : 00-00-00 THRU : 07-31-94
1	100258-27-02A	EA	HOOD-RANGE 22, W/MONITOR PANEL - BLACK TEXTURE - TMS5031SBD (U.S.) FROM : 08-01-94 THRU : 99-99-99
1	100258-28-01A	EA	HOOD-RANGE 22, W/MONITOR PANEL - BLACK - VENTLINE TMS5031SBC (CSA) FROM : 00-00-00 THRU : 07-31-94
1	100258-28-02A	EA	HOOD-RANGE 22, W/MONITOR PANEL - BLACK TEXTURE - TMS5031SBC (CSA) FROM : 08-01-94 THRU : 99-99-99
2	075470-01-703	EA	SWITCH-ON/OFF, JENSEN RP1016
3	090973-01-700	EA	MOTOR - LVS CA508-1
4	090973-01-702	EA	BLADE-FAN, LVS VA183-1
5	092696-01-709	EA	BULB-912, VENTLINE VA415
6	092696-01-710	EA	SOCKET-LIGHT, VENTLINE CB267-2
7	092696-02-701	EA	LENS-LAMP, LVS CC179
8	096983-01-700	EA	SWITCH-ON/OFF, VENTLINE 108
9	096983-01-702	EA	SWITCH-TWO WAY MOMENTARY, VENTLINE 112
10	096983-01-703	EA	SWITCH-ON/ON - JENSEN 115
11	096983-01-707	EA	FILTER-GREASE, 8" X 8" - LVS CC246
12	100258-08-701	EA	SWITCH-FAN, 2-SPEED - VENTLINE 122
13	100258-10-01A	EA	METER-HOUR, W/SWITCH - VENTLINE 150
13	100258-10-701	EA	GAUGE-HOUR METER, CLIP ON - L0775-00
14	100258-11-700	EA	CIRCUIT BOARD - VENTLINE 079-01
15	100258-27-700	EA	FACEPLATE SILKSCREENED
16	100258-27-702	EA	MONITOR PANEL ASM, VENTLINE 9059

CABINETS & FIXTURES

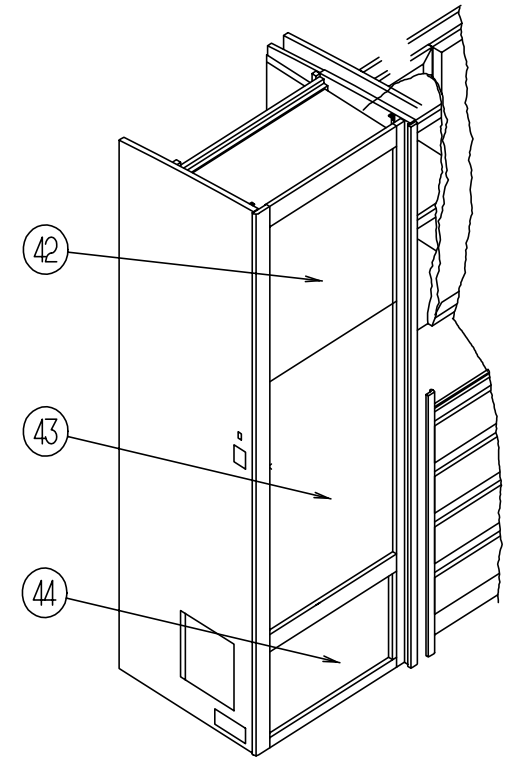
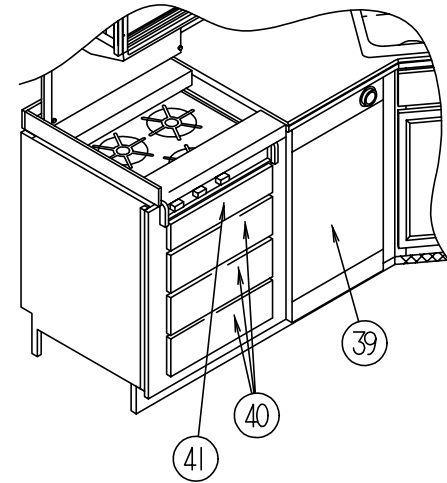
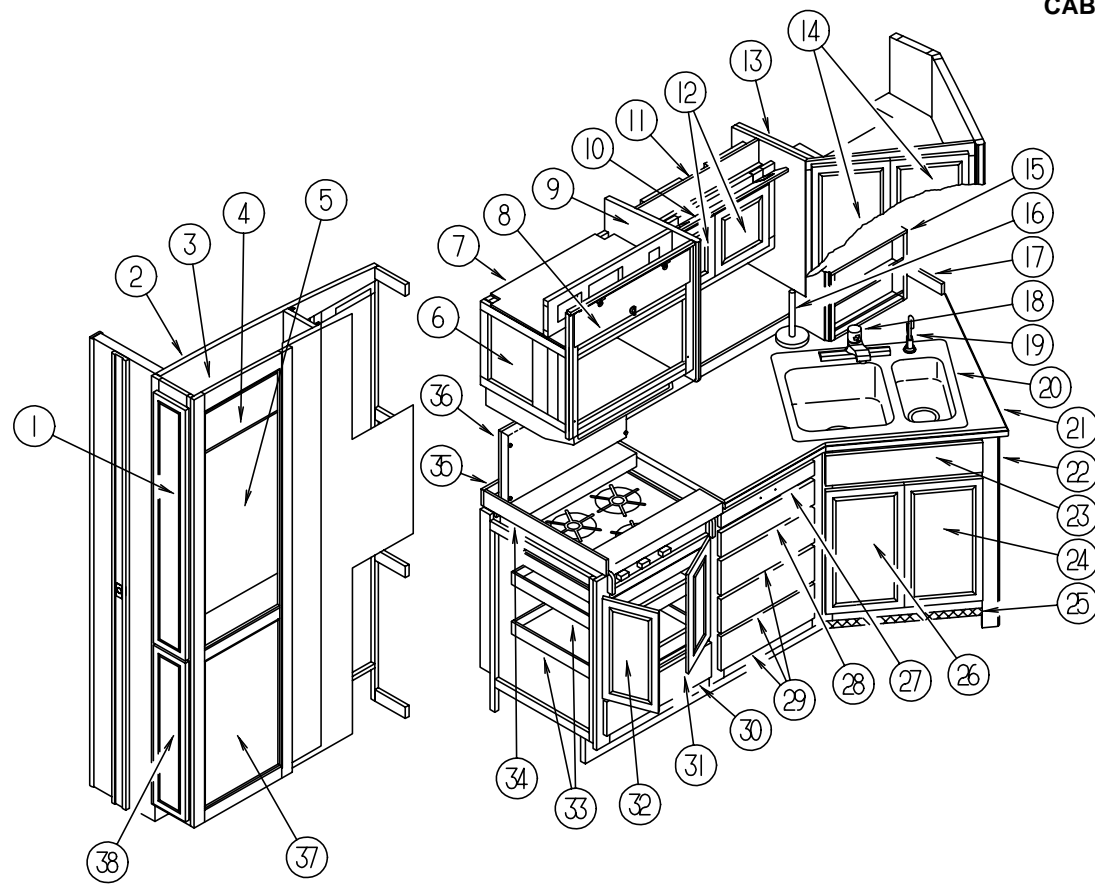


KEY	PART NUMBER	U/M	DESCRIPTION
1	M05992-B3-FQ0	EA	DOOR-CABINET, W/O HARDWARE - 165 X 1135MM (PICKLED ASH)
1	M05992-B3-FQ1	EA	DOOR-CABINET, W/O HARDWARE - 165 X 1135MM (SALEM CHERRY)
2	P13011-01-FQ0	EA	CABINET-HUTCH, W/O HARDWARE, DOORS & SHELF (PICKLED ASH)
2	P13011-01-FQ1	EA	CABINET-HUTCH, W/O HARDWARE, DOORS & SHELF (SALEM CHERRY)
2	P13011-01-FQ2	EA	CABINET-HUTCH, W/O HARDWARE, DOORS & SHELF (PICKLED ASH)
2	P13011-01-FQ3	EA	CABINET-HUTCH, W/O HARDWARE, DOORS & SHELF (SALEM CHERRY)
2	P13011-01-FQ4	EA	CABINET-HUTCH, W/O HARDWARE, DOORS & SHELF (PICKLED ASH)
2	P13011-01-FQ5	EA	CABINET-HUTCH, W/O HARDWARE, DOORS & SHELF (SALEM CHERRY)
2	P13011-01-FQ6	EA	CABINET-HUTCH, W/O HARDWARE, DOORS & SHELF (PICKLED ASH) (FQ8)
2	P13011-01-FQ7	EA	CABINET-HUTCH, W/O HARDWARE, DOORS & SHELF (SALEM CHERRY) (FQ9)
3	113195-13-01A	EA	MIRROR-BEVELED, SAFETY GLASS - 620 X 1174MM
4	093609-01-000	EA	ACRYLIC-SHEET, 3/8" X 4' X 8' (SHELF)
5	114205-01-01A	EA	GLASS-BEVELED, TEMPERED - CLEAR - 424 X 1108MM
6	P13069-01-FQ0	EA	CABINET-OVERHEAD, MICROWAVE - W/O DOOR & HARDWARE (PICKLED ASH)
6	P13069-01-FQ1	EA	CABINET-OVERHEAD, MICROWAVE - W/O DOOR & HARDWARE (SALEM CHERRY)
7	102483-08-E37	EA	SHELF-CABINET, MIRCROWAVE (PICKLED ASH)
7	102483-08-E41	EA	SHELF-CABINET, MIRCROWAVE (SALEM CHERRY)
8	100708-11-000	EA	GLASS-DOOR, MICROWAVE CABINET - 156 X 596MM - BLACK
	100711-01-01A	EA	HINGE-DOOR, GLASS
	100710-01-01A	EA	LOCK-GLASS DOOR, TWIST TYPE - BRASS
	101272-01-000	EA	CATCH-DOOR, GLASS
	101766-02-000	EA	PIN-SUPPORT, GLASS DOOR
	100707-01-000	EA	SPACER-DOOR, GLASS - .8" DIA - .3" HOLE - PLASTIC
9	113292-04-FQ0	EA	END CAP-CABINET (PICKLED ASH)
9	113292-04-FQ1	EA	END CAP-CABINET (SALEM CHERRY)
10	113070-01-FQ0	EA	CABINET-OVERHEAD W/INDIRECT LIGHTING, W/O DOOR & HDW (PICKLED ASH)
10	113070-01-FQ1	EA	CABINET-OVERHEAD W/INDIRECT LIGHTING, W/O DOOR & HDW (SALEM CHERRY)
11	058331-B4-000	EA	MIRROR-GLASS, SAFETY
12	M05990-18-FQ0	EA	DOOR-CABINET, W/O HARDWARE - 280 X 280MM (PICKLED ASH)
12	M05990-18-FQ1	EA	DOOR-CABINET, W/O HARDWARE - 280 X 280MM (SALEM CHERRY)
13	113071-01-FQ0	EA	CABINET-OVERHEAD WEDGE SHAPED, W/O DOOR & HDW (PICKLED ASH)
13	113071-01-FQ1	EA	CABINET-OVERHEAD WEDGE SHAPED, W/O DOOR & HDW (SALEM CHERRY)
	113195-09-01A	EA	MIRROR-BEVELED, SAFETY GLASS - CLEAR 181 X562MM
	113195-10-01A	EA	MIRROR-BEVELED, SAFETY GLASS - CLEAR 606 X562MM

KEY	PART NUMBER	U/M	DESCRIPTION
14	M05990-19-FQ0	EA	DOOR-CABINET, W/O HARDWARE - 555 X 240MM (PICKLED ASH)
14	M05990-19-FQ1	EA	DOOR-CABINET, W/O HARDWARE - 555 X 240MM (SALEM CHERRY)
15	114901-01-FQ0	EA	CABINET ASM-SPICE RACK (PICKLED ASH)
15	114901-01-FQ1	EA	CABINET ASM-SPICE RACK (SALEM CHERRY)
	058331-C7-000	EA	MIRROR-GLASS, SAFETY - 365 X 475MM
16	113127-01-FQ0	EA	HOLDER-TOWEL, PAPER - NEVAMAR (FQ0, FQ1, FQ8, FQ9)
16	113127-01-FQ2	EA	HOLDER-TOWEL, PAPER - AVONITE (FQ2, FQ3)
16	113127-01-FQ4	EA	HOLDER-TOWEL, PAPER - CORIAN (FQ4, FQ5)
	113492-01-000	EA	PIN-DOWEL, 1/4 X 1.00,GROOVED - CHAMFERED ENDS
17	088090-37-FQ0	EA	BACKSPLASH-COUNTERTOP (FQ0, FQ1, FQ8, FQ9)
17	088090-37-FQ2	EA	BACKSPLASH-COUNTERTOP (FQ2, FQ3)
17	088090-37-FQ4	EA	BACKSPLASH-COUNTERTOP (FQ4, FQ5)
18	064952-01-000	EA	FAUCET-GALLEY, SINGLE CONTROL
19	103635-01-000	EA	FAUCET-SINGLE CONTROL, EVERPURE 5435-00
20	091244-02-000	EA	SINK-DOUBLE BOWL, 25" X 22" - MOEN KSR - 2522-4
	092303-01-000	EA	STRAINER-SINK
	107044-03-FQ0	EA	COVER-SINK, 432 X 393MM (FQ0, FQ1, FQ8, FQ9)
	107044-03-FQ2	EA	COVER-SINK, 432 X 393MM (FQ2, FQ3)
	107044-03-FQ4	EA	COVER-SINK, 432 X 393MM (FQ4, FQ5)
	107044-04-FQ0	EA	COVER-SINK, 432 X 213MM (FQ0, FQ1, FQ8, FQ9)
	107044-04-FQ2	EA	COVER-SINK, 432 X 213MM (FQ2, FQ3)
	107044-04-FQ4	EA	COVER-SINK, 432 X 213MM (FQ4, FQ5)
21	118551-19-FQ0	EA	COUNTERTOP-CABINET, GALLEY (FQ0, FQ1, FQ8, FQ9)
21	118551-19-FQ2	EA	COUNTERTOP-CABINET, GALLEY (FQ2, FQ3)
21	118551-19-FQ4	EA	COUNTERTOP-CABINET, GALLEY (FQ4, FQ5)
22	118551-01-FQ0	EA	CABINET-GALLEY, W/O DOORS & HDW (STANDARD) (FQ0, FQ8)
22	118551-01-FQ1	EA	CABINET-GALLEY, W/O DOORS & HDW (STANDARD) (FQ1, FQ9)
22	118551-01-FQ2	EA	CABINET-GALLEY, W/O DOORS & HDW (STANDARD)
22	118551-01-FQ3	EA	CABINET-GALLEY, W/O DOORS & HDW (STANDARD)
22	118551-01-FQ4	EA	CABINET-GALLEY, W/O DOORS & HDW (STANDARD)
22	118551-01-FQ5	EA	CABINET-GALLEY, W/O DOORS & HDW (STANDARD)
22	118551-02-FQ0	EA	CABINET-GALLEY, W/O DOORS & HDW (W/ICE MAKER OPTION) (FQ0, FQ8)
22	118551-02-FQ1	EA	CABINET-GALLEY, W/O DOORS & HDW (W/ICE MAKER OPTION) (FQ1, FQ9)
22	118551-02-FQ2	EA	CABINET-GALLEY, W/O DOORS & HDW (W/ICE MAKER OPTION)
22	118551-02-FQ3	EA	CABINET-GALLEY, W/O DOORS & HDW (W/ICE MAKER OPTION)
22	118551-02-FQ4	EA	CABINET-GALLEY, W/O DOORS & HDW (W/ICE MAKER OPTION)
22	118551-02-FQ5	EA	CABINET-GALLEY, W/O DOORS & HDW (W/ICE MAKER OPTION)
22	118551-03-FQ0	EA	CABINET-GALLEY, W/O DOORS & HDW (W/DISHWASHER OPTION) (FQ0, FQ8)
22	118551-03-FQ1	EA	CABINET-GALLEY, W/O DOORS & HDW (W/DISHWASHER OPTION) (FQ1, FQ9)
22	118551-03-FQ2	EA	CABINET-GALLEY, W/O DOORS & HDW (W/DISHWASHER OPTION)
22	118551-03-FQ3	EA	CABINET-GALLEY, W/O DOORS & HDW (W/DISHWASHER OPTION)
22	118551-03-FQ4	EA	CABINET-GALLEY, W/O DOORS & HDW (W/DISHWASHER OPTION)
22	118551-03-FQ5	EA	CABINET-GALLEY, W/O DOORS & HDW (W/DISHWASHER OPTION)
23	M06810-05-FQ0	EA	DRAWER-CABINET, TIPOUT - W/O HARDWARE (PICKLED ASH)
23	M06810-05-FQ1	EA	DRAWER-CABINET, TIPOUT - W/O HARDWARE (SALEM CHERRY)
	108126-01-000	EA	HINGE-TRAY, AMEROCK CM8488-2G
	108127-01-01A	EA	CAP-TRAY, AMEROCK D8490-A
	108128-01-01A	EA	TRAY-HIDDEN, AMEROCK D8489
	106070-01-000	EA	RACK-UTILITY, 9.6" X 8.9" X 5.5" - WIRE - WHITE
24	M05992-A9-FQ0	EA	DOOR-CABINET, W/O HARDWARE - 290 X 555MM (PICKLED ASH)
24	M05992-A9-FQ1	EA	DOOR-CABINET, W/O HARDWARE - 290 X 555MM (SALEM CHERRY)
	102238-01-000	EA	CONTAINER-TRASH, W/HDW - 8" X 13" X 15.2" - WIRE BASKET
25	104314-03-01A	EA	MESH-GRILLE, 108 X 1310MM - BLACK
26	M05992-A8-FQ0	EA	DOOR-CABINET, W/O HARDWARE - 290 X 555MM (PICKLED ASH)
26	M05992-A8-FQ1	EA	DOOR-CABINET, W/O HARDWARE - 290 X 555MM (SALEM CHERRY)
27	M05976-02-FQ0	EA	DRAWER-CABINET, W/O HDW - CUTTING BOARD (PICKLED ASH)
27	M05976-02-FQ1	EA	DRAWER-CABINET, W/O HDW - CUTTING BOARD (SALEM CHERRY)
	102778-04-000	EA	BOARD-CUTTING, MAPLE
28	M05971-H8-FQ0	EA	DRAWER-CABINET, W/O HDW (PICKLED ASH)
28	M05971-H8-FQ1	EA	DRAWER-CABINET, W/O HDW (SALEM CHERRY)
	100081-01-01A	EA	TRAY-SILVERWARE, 9" X 13.3" - PLAS - ALMOND - RUBBERMAID

GALLEY GROUP (CONTINUED)

CABINETS & FIXTURES (CONTINUED)



KEY	PART NUMBER	U/M	DESCRIPTION
29	M05971-H9-FQ0	EA	DRAWER-CABINET, W/O HDW - 3 USED (PICKLED ASH)
29	M05971-H9-FQ1	EA	DRAWER-CABINET, W/O HDW - 3 USED (SALEM CHERRY)
30	M05971-H7-FQ0	EA	DRAWER-CABINET, W/O HDW (PICKLED ASH)
30	M05971-H7-FQ1	EA	DRAWER-CABINET, W/O HDW (SALEM CHERRY)
31	M05992-B1-FQ0	EA	DOOR-CABINET, W/O HARDWARE - 270 X 455MM (PICKLED ASH)
31	M05992-B1-FQ1	EA	DOOR-CABINET, W/O HARDWARE - 270 X 455MM (SALEM CHERRY)
32	M05992-B2-FQ0	EA	DOOR-CABINET, W/O HARDWARE - 270 X 455MM (PICKLED ASH)
32	M05992-B2-FQ1	EA	DOOR-CABINET, W/O HARDWARE - 270 X 455MM (SALEM CHERRY)
33	P11023-04-FQ0	EA	DRAWER-CABINET, W/O HDW - 2 USED - STANDARD (PICKLED ASH)
33	P11023-04-FQ1	EA	DRAWER-CABINET, W/O HDW - 2 USED STANDARD (SALEM CHERRY)
34	107045-03-FQ0	EA	BACKSPLASH-COUNTERTOP (FQ0, FQ1, FQ8, FQ9)
34	107045-03-FQ2	EA	BACKSPLASH-COUNTERTOP (FQ2, FQ3)
34	107045-03-FQ4	EA	BACKSPLASH-COUNTERTOP (FQ4, FQ5)
35	088090-38-FQ2	EA	BACKSPLASH-COUNTERTOP (FQ2, FQ3)
35	088090-38-FQ4	EA	BACKSPLASH-COUNTERTOP (FQ4, FQ5)
35	088090-38-FQ0	EA	BACKSPLASH-COUNTERTOP (FQ0, FQ1, FQ8, FQ9)
36	107113-03-FQ0	EA	COUNTERTOP-STOVE LID, 612 X 122MM - NEVAMAR (FQ0, FQ1, FQ8, FQ9)
36	107113-03-E72	EA	COUNTERTOP-STOVE LID, 612 X 122MM - AVONITE (FQ2, FQ3)
36	107113-03-FQ4	EA	COUNTERTOP-STOVE LID, 612 X 122MM - CORIAN (FQ4, FQ5)
36	107113-04-FQ0	EA	COUNTERTOP-STOVE LID, 612 X 312MM - NEVAMAR (FQ0, FQ1, FQ8, FQ9)
36	107113-04-E72	EA	COUNTERTOP-STOVE LID, 612 X 312MM - AVONITE (FQ2, FQ3)
36	107113-04-FQ4	EA	COUNTERTOP-STOVE LID, 612 X 312MM - CORIAN (FQ4, FQ5)
37	113195-11-01A	EA	MIRROR-BEVELED, SAFETY GLASS - 423 X 702MM
	113282-01-01A	EA	ORGANIZER-CABINET, FEENYWHITE
	113282-02-01A	EA	BASKET-PANTRY, FEENY WHITE
38	M05992-B4-FQ0	EA	DOOR-CABINET, W/O HARDWARE - 165 X 720MM (PICKLED ASH)
38	M05992-B4-FQ1	EA	DOOR-CABINET, W/O HARDWARE - 165 X 720MM (SALEM CHERRY)

KEY	PART NUMBER	U/M	DESCRIPTION
39	107752-02-01A	EA	DISHWASHER - 18"
39	P10780-57-FQ0	EA	PANEL-INSERT, RAISED - DISHWASHER - 428 X 428MM (PICKLED ASH)
39	P10780-57-FQ1	EA	PANEL-INSERT, RAISED - DISHWASHER - 428 X 428MM (SALEM CHERRY)
39	P10780-58-FQ0	EA	PANEL-INSERT, RAISED - DISHWASHER - 428 X 154MM (PICKLED ASH)
39	P10780-58-FQ1	EA	PANEL-INSERT, RAISED - DISHWASHER - 428 X 154MM (SALEM CHERRY)
39	076799-01-000	EA	ICE MAKER-BLACK GLASS FRONT, 14" X 14.5" X 24.5" - DOMETIC
40	M05971-H7-FQ0	EA	DRAWER-CABINET, W/O HDW - 3 USED (PICKLED ASH)
40	M05971-H7-FQ1	EA	DRAWER-CABINET, W/O HDW - 3 USED (SALEM CHERRY)
41	M05971-E3-FQ0	EA	DRAWER-CABINET, W/O HDW - 1 USED (PICKLED ASH)
41	M05971-E3-FQ1	EA	DRAWER-CABINET, W/O HDW - 1 USED (SALEM CHERRY)
42	103251-02-01A	EA	INSERT-ACRYLIC BLACK, 19.53" X 16.06"
43	103251-04-01A	EA	INSERT-ACRYLIC BLACK, 19.53" X 39.20"
	090329-01-000	FT	SEAL-T, REFRIGERATOR CABINET - .6" WIDE TOP X 2" TAIL
44	M05992-C7-FQ0	EA	DOOR-CABINET, W/O HARDWARE - 365 X 610MM (PICKLED ASH)
44	M05992-C7-FQ1	EA	DOOR-CABINET, W/O HARDWARE - 365 X 610MM (SALEM CHERRY)

GENERATOR GROUP

6.5 KW ONAN MARQUIS GENERATOR

KEY	PART NUMBER	U/M	DESCRIPTION
	007125-02-000	EA	CLAMP-MUFFLER, 1.25" DIA
	007125-03-000	EA	CLAMP-MUFFLER, 1.5" DIA
	007131-01-000	EA	HANGER-TAILPIPE, 6 SLOTS
	112841-01-000	EA	GENERATOR, 7.5KW - DIESEL - ONAN 7.5 DKD-FJ
	114083-01-000	EA	MUFFLER-GENERATOR, DIESEL - NELSON 21279A
	114171-01-000	EA	PIPE-EXHAUST, GENERATOR
	115023-01-000	EA	ISOLATOR-EXHAUST, GENERATOR
	115218-01-000	EA	BOTTLE-OVERFLOW, RECOVER KIT

HEATING & AIR CONDITIONING GROUP

AUTO A/C & HEATER CONTROL PLENUM

KEY	PART NUMBER	U/M	DESCRIPTION
	103930-08-000	EA	CONTROL/PLENUM SET FOR M-BODY, SCS 093-00045
	072341-06-700	EA	SWITCH-4 SPEED, FAN - ARA 0883502
	103930-01-723	EA	HOSE ASSY. W/FITTINGS
	103930-02-700	EA	PANEL-CONTROL, SCS 032-0018
	103930-02-701	EA	VALVE-CONTROL HEAD, SCS 034-0015
	103930-02-702	EA	DECAL-CONTROL SETTING, SCS 058-0009
	103930-02-703	EA	HARNESS-WIRE CONTROL, SCS 036-0048
	103930-02-704	EA	HARNESS-VACUUM CONTROL, SCS 036-0049
	103930-02-705	EA	CABLE-CONTROL, BOWDEN - SCS 074-0011
	103930-02-706	EA	CLIP-CABLE, CONTROL - SCS 022-0017
	103930-02-707	EA	RELAY, SCS 031-0001
	103930-02-710	EA	CANISTER-VACUUM, SCS 054-0002
	103930-02-711	EA	VALVE-WATER, SCS 034-00114

AUTO A/C & HEATER HOSE KIT

KEY	PART NUMBER	U/M	DESCRIPTION
	103930-16-000	EA	HOSE KIT, #12 - 415" R134A - SCS 093-00080
	103930-07-704	EA	FITTING, QUICK CONNECT #8 - SCS 050-0081
	103930-13-702	EA	SERVICE VALVE W/O CP - SCS 050-152
	103930-16-700	EA	HOSE ASSEMBLY, #12 - SCS 085-0120
	103930-17-702	EA	GASKET, OE SAE 015 - 10 33-781 - SCS 045-0127
	113245-01-710	EA	GASKET(#12), SCS 045-0128

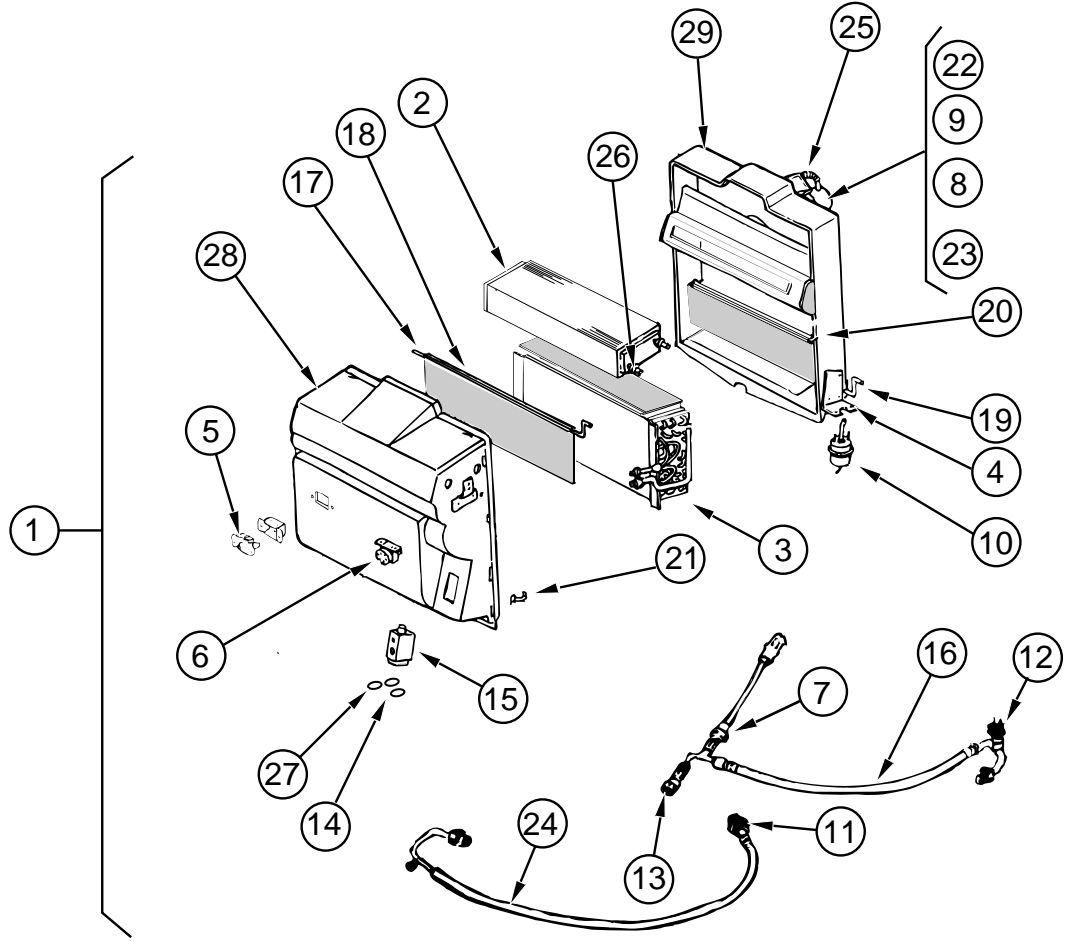
AUTO A/C & HEATER CONDENSER

KEY	PART NUMBER	U/M	DESCRIPTION
	072342-12-000	EA	CONDENSER ASM-W/FANS PUSHER - SCS 091-00024
	072342-08-703	EA	FAN BLADE/MOTOR & SHROUD 11" - 062-0097
	072342-10-702	EA	FITTING, QUICK CONNECT MALE 4 - 050-148
	072342-10-704	EA	SERVICE VALVE, #8 X 8 - W/O CP - 050-134
	072342-12-700	EA	COIL CONDENSER, 040-0027
	072342-12-701	EA	HOSE ASSY #8 X 95, 085-0142
	072342-12-702	EA	HOSE ASSY #6X455, 085-0143
	072342-12-703	EA	RECEIVER DRIER
	113245-01-707	EA	GASKET (#8) - 045-0126
	113245-01-711	EA	GASKET (#6) - 045-0129

AUTO A/C & HEATER VACUUM PUMP

KEY	PART NUMBER	U/M	DESCRIPTION
	114802-01-000	EA	PUMP-VACUUM, 12V - 16" HOUSING

HEATING & AIR CONDITIONING GROUP (CONTINUED)



AUTO A/C & HEATER EVAPORATOR

KEY	PART NUMBER	U/M DESCRIPTION
1	103930-22-000	EA EVAPORATOR/HEATER PUSHER R134A, SCS 090-00085
2	103930-01-703	EA COIL-HEATER, SCS 042-0010
3	103930-01-704	EA COIL-EVAPORATOR, SCS 041-0017
4	103930-01-708	EA BRACKET-VACUUM MOTOR, SCS 070-0113
5	103930-01-710	EA RESISTOR-FUSED, SCS 035-0006
6	103930-01-711	EA THERMOSTAT, SCS 033-0003
7	103930-01-716	EA SWITCH-PRESSURE FAN, SCS 032-0036
8	103930-01-717	EA WHEEL-CLOCKWISE, SCS 062-0010
9	103930-01-720	EA MOTOR, SCS 030-0004
10	103930-02-708	EA MOTOR-VACUUM SERVO, A/C - SCS 030-0002
11	103930-06-700	EA FITTING, QUICK-CONNECT #8 - 050-0082
12	103930-12-708	EA SWITCH, BINARY, R-134A - 032-0048
13	103930-12-709	EA FITTING, QUICK - CONNECT - SCS 050-0120
14	103930-17-702	EA GASKET OR SAE 015 #10 33-781, SCS 045-0127
15	103930-20-700	EA VALVE EXP. BLOCK (2 TON) - SCS 034-0032
16	103930-20-701	EA HOSE ASSY #6 WINN GM - SCS085-0138
17	103930-20-702	EA ROD F/BLEND AIR DOOR, 073-0039
18	103930-20-703	EA DOOR-BLEND AIR, 071-0212
19	103930-20-704	EA ROD-DOOR-RECIRCULATING, 073-0018
20	103930-20-705	EA DOOR PANEL-RECIRCULATING, 071-0213
21	103930-20-706	EA CLIP-RETAINER, 022-0057
22	103930-20-707	EA BLOWER HOUSING, 062-0145
23	103930-20-708	EA CLIP F/MOTOR SHAFT, 022-0001
	103930-20-710	EA CASE-FRONT, SUB-ASSEMBLY - 62-0146
	103930-20-711	EA CASE-BACK, SUB-ASSEMBLY - 062-0147
24	103930-22-700	EA HOSE ASSY #10WINN DSL PUSHER 085-0141
25	110279-01-703	EA HOSE VENT MOTOR BLOWER, SCS 051-0034
26	110279-01-712	EA HEATER FITTING - 050-0076
27	113245-01-707	EA GASKET (#8) - 045-0126
	103930-05-000	EA MANUAL-OWNERS, HEATER-A/C - SCS 057-0049

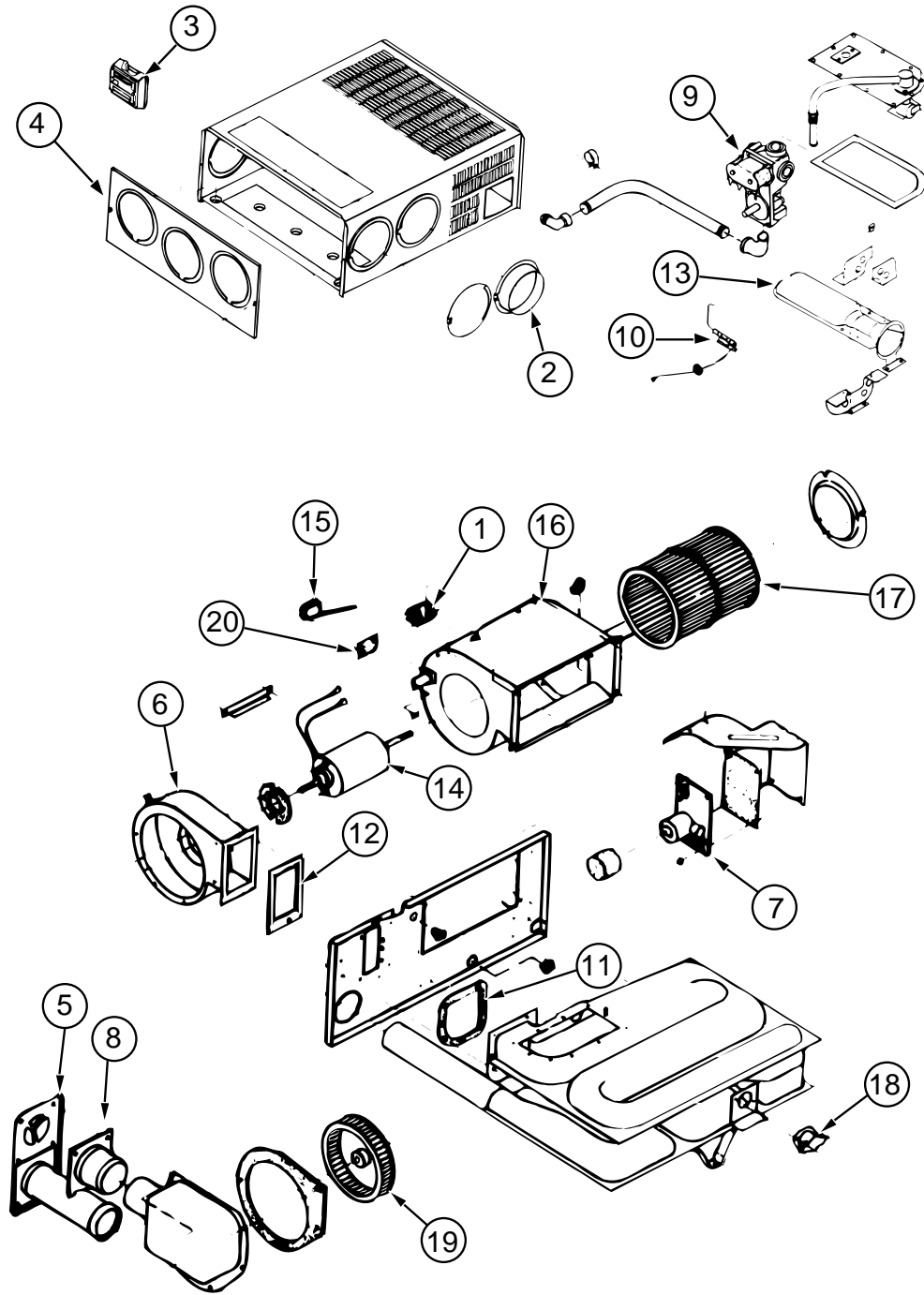
HEATING & AIR CONDITIONING GROUP (CONTINUED)

AUTO A/C & HEAT SYSTEM

KEY	PART NUMBER	U/M DESCRIPTION
	103930-05-000	EA MANUAL-OWNERS, HEATER-A/C - SCS 057-0049
	007076-01-000	EA HOSE-FLEXIBLE PVC - 2" ID - INCREMENTS OF 10'
	007281-01-000	EA HOSE-FLEXIBLE PVC, 2.5"ID X 50' - ATCOFLEX A-182-355
	088753-01-000	FT TUBE-ALUMINIZED STEEL, 5/8" - 18 GAUGE
	089353-01-000	EA UNION, 5/8 - TUBE TO TUBE - PARKER 10HBUS
	007108-01-000	FT HOSE-HEATER- 5/8" ID - HI-TEMP - FORD ESE-M2D192-A
	079059-02-000	EA HOSE, 90 DEGREE - 61 X 4.00 X 6.00 (OSHKOSH)
	024990-05-000	EA OUTLET-DEFROSTER, W/SWIVEL - 2" DIAMETER - BLACK
	024990-07-000	EA OUTLET-DEFROSTER, W/SWIVEL - 2" DIAMETER - HAMPTON TAN
	056402-05-000	EA BRACKET-HEATER VENT, ROUND - W/BEND - BLACK
	056402-06-000	EA BRACKET-HEATER VENT, ROUND - BLACK
	077075-01-000	EA GASKET-INSTRUMENT PANEL TO DEFROSTER PLENUM - .6" X 11.3" (CENTER TWO OPENINGS)
	077075-03-000	EA GASKETINSTRUMENT PANEL TO DEFROSTER PLENUM (OUTER TWO OPENINGS)
	103016-01-000	EA PLENUM-TRANSITION
	103017-01-000	EA PLENUM-DEFROSTER
	103558-01-04A	EA VENT-DEFROSTER, ABS PLASTIC - HAMPTON TAN
	103796-01-01A	EA LOUVER ASM-A/C, CARY PROD BLACK 268-3B,100-2-4-8
	103930-24-000	EA VALVE-WATER,4 PORT

FROM: 02-27-95 THRU: 99-99-99

HEATING & AIR CONDITIONING GROUP (CONTINUED)



FURNACE

KEY	PART NUMBER	U/M DESCRIPTION
	098668-22-000	EA FURNACE, 40000 BTU, SUBURBAN SF-42 2275
1	074466-01-702	EA RELAY-TIME DELAY, SUBURBAN# 230625
2	075696-02-703	EA DUCT COLLAR, SUBURBAN 50715
3	093365-01-000	EA THERMOSTAT-WALL, FURNACE - SUBURBAN 0160902
4	098668-01-700	EA CABINET FRONT, SUBURBAN 101242
5	098668-01-707	EA VENT CAP & EXHAUST TUBE ASM, SUBURBAN 260193

HEATING & AIR CONDITIONING GROUP (CONTINUED)

FURNACE (CONTINUED)

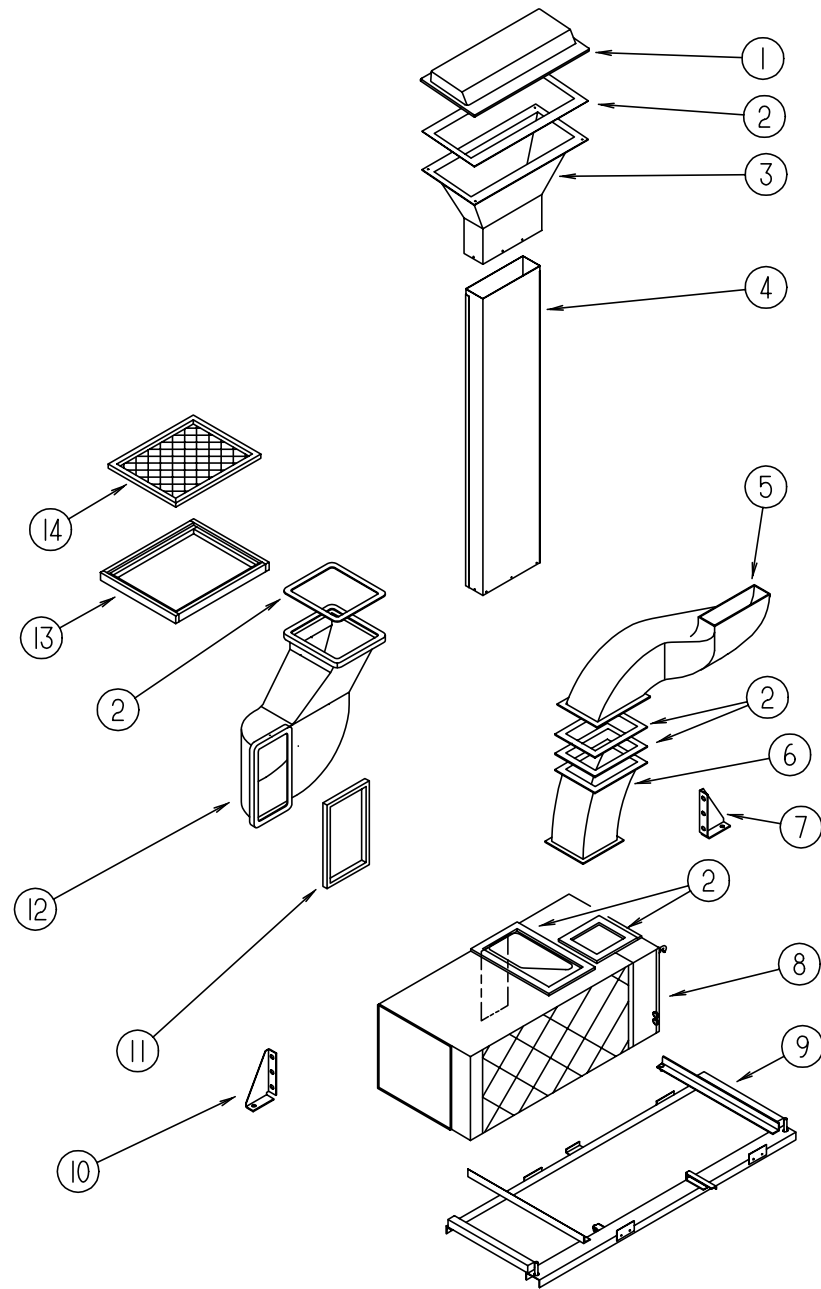
KEY	PART NUMBER	U/M DESCRIPTION
6	098668-01-708	EA BLOWER ASM (COMBUSTION AIR), SUBURBAN 390441
7	098668-01-712	EA BOARD-MODULE, SUBURBAN 231741
8	098668-01-713	EA INTAKE VENT TUBE ASM, SUBURBAN 051044
9	098668-01-714	EA GAS VALVE (WHITE ROGERS), SUBURBAN 161070
10	098668-01-715	EA ELECTRODE ASM.(SGL PROBE), SUBURBAN 232166
11	098668-01-716	EA GASKET FIREWALL(CHAMBER SIDE), SUBURBAN 070808
12	098668-01-717	EA GASKET FIREWALL(BLOWER SIDE), SUBURBAN 070809
	098668-11-700	EA ORFICE-MAIN BURNER SF-42F, SUBURBAN 180216
13	098668-11-701	EA BURNER ASM (SF-42F), SUBURBAN 010799
14	098668-11-702	EA MOTOR ASM (SF-42F), SUBURBAN 232212
15	098668-11-703	EA SWITCH-SAIL (ASM) (SF-42F), SUBURBAN 232216
16	098668-11-704	EA BLOWER ASM-ROOM AIR (SF-42F), SUBURBAN 390698
17	098668-11-705	EA WHEEL-ROOF AIR (SF-42F), SUBURBAN 350129
18	098668-11-706	EA LIMIT SWITCH (SF-42F), SUBURBAN 232231
19	098668-22-702	EA WHEEL COMB. AIR, SUBURBAN 350183
20	101990-01-714	EA MICROSWITCH GASKET, SUBURBAN 230877
	098668-14-000	EA GASKET-FIBERGLASS, .5" X 18" X 18" - SUBURBAN 070976
	098668-13-000	EA GASKET-FIBERGLASS, .5" X 16.37" X 17.568" - SUBURBAN 070977

HEATING SYSTEM COMPONENTS

KEY	PART NUMBER	U/M DESCRIPTION
	009198-01-000	FT DUCT-HEAT, FLEXIBLE - 4" ID X 25 FT
	094600-01-02A	EA REGISTER-HEAT, W/O DAMPER - 3.6" X 11.2" - BROWN FROM: 00-00-00 THRU: 03-29-95
	094600-05-01A	EA REGISTER-HEAT,W/O DAMPER - LIMA 41, DURA-BEIGE FROM: 03-30-95 THRU: 99-99-99
	094600-02-02A	EA REGISTER-HEAT, W/DAMPER - 3.6" X 11.2" - BROWN
	093614-01-01A	EA GRILLE-RETURN AIR, FURNACE - 15.6" X 7.6" - BROWN FROM: 00-00-00 THRU: 03-29-95
	093614-01-02A	EA GRILLE-RETURN AIR,DURA BIEGE - LIMA, 19H-14X6BR-RAG FROM: 03-30-95 THRU: 99-99-99
	093614-02-01A	EA GRILL-RETURN AIR, BROWN FROM: 00-00-00 THRU: 03-29-95
	093614-02-02A	EA GRILL-RETURN AIR,DURA-BEIGE - LIMA, 19H-8X8BR-RAG FROM: 03-30-95 THRU: 99-99-99
	056402-05-000	EA BRACKET-HEATER VENT, ROUND - W/BEND - BLACK
	056464-06-000	EA REGISTER-HEAT/A/C, ROUND W/O DAMPER - 4" - PLASTIC - OFF WHITE
	024990-05-000	EA OUTLET-DEFROSTER, W/SWIVEL - 2" DIAMETER - BLACK
	024990-07-000	EA OUTLET-DEFROSTER, W/SWIVEL - 2" DIAMETER - HAMPTON TAN
	092776-01-000	EA ADAPTER-DUCT, 2"

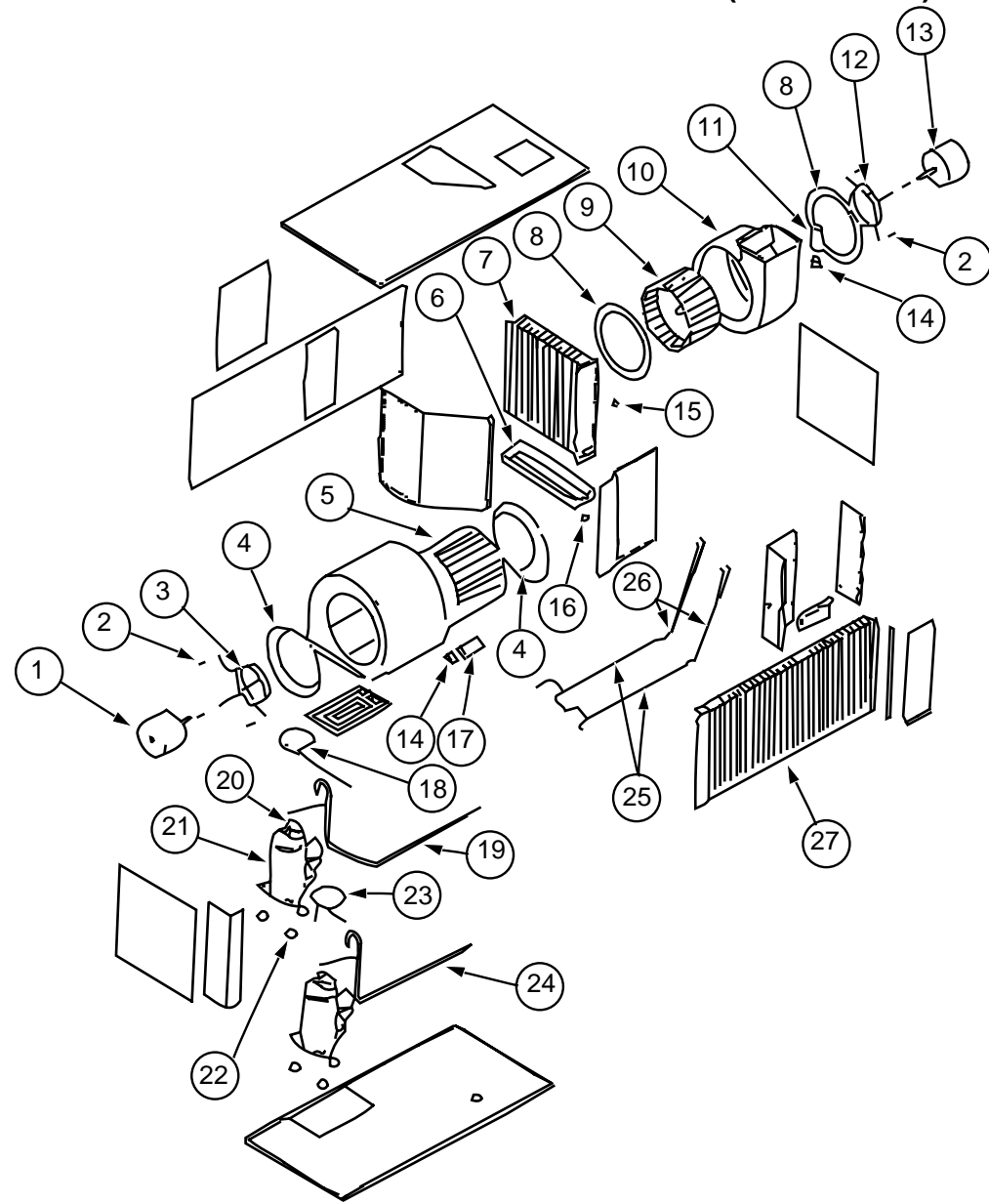
HEATING & AIR CONDITIONING GROUP (CONTINUED)

CENTRAL A/C SYSTEM



KEY	PART NUMBER	U/M	DESCRIPTION
1	109009-02-000	EA	DEFLECTOR-A/C, ROOF
2	104692-01-000	FT	SEAL-3/4" X 3/4", ADHESIVE BACK FOAM SEAL
3	P12759-01-FQ0	EA	PLENUM-A/C, SUPPLY - UPPER - W/FOAM
4	P09017-01-000	EA	PLENUM ASM-A/C, SUPPLY W/INSULATION
4	109017-01-000	EA	PLENUM ASM-A/C, SUPPLY
5	117326-01-000	EA	DUCT-CENTRAL AIR, FORCED, UPPER
6	117325-01-000	EA	DUCT-CENTRAL AIR, FORCED, LOWER
7	108975-01-000	EA	BRACKET-A/C SUPPORT, RIGHT
8	105620-08-000	EA	A/C-CENTRAL PACKAGE UNIT RH - COLEMAN 6795B822 (ALL STEER ONLY)
9	117667-01-02B	EA	CRADLE ASM-A/C
10	108975-02-000	EA	BRACKET-A/C SUPPORT, LEFT
11	104692-02-000	FT	SEAL-3/4" X 1", ADHESIVE ON ONE SIDE
12	117327-01-000	EA	DUCT-CENTRAL AIR, RETURN
13	109859-01-000	EA	FRAME-FILTER, A/C
14	109050-02-000	EA	FILTER-FIBERGLASS, 1" X 14" X 20"
	105290-01-000	SF	INSULATION-AIR POCKET W/FOIL ASTRO-ROIL 4'X125'
	107223-01-000	EA	ROLLER-DOOR, A/C CRADLE ASM
	105620-06-000	EA	THERMOSTAT-A/C AND FURNACE, COLEMAN 6795B6651
	105620-07-000	EA	WIRE ASSEMBLY-THERMOSTAT, COLEMAN 6795A4351
	090340-01-000	FT	SEAL-FOAM, CLOSED CELL - 1/4" X 1/2" X 50'
	056464-06-000	EA	REGISTER-HEAT/A/C, ROUND W/O DAMPER - 4" - PLASTIC - OFF WHITE
			FROM: 00-00-00 THRU: 10-01-95
	120134-01-01A	EA	REGISTER-4-5" DIAMETER W/DAMPER OFF WHITE
			FROM: 10-02-95 THRU: 99-99-99

HEATING & AIR CONDITIONING GROUP (CONTINUED)



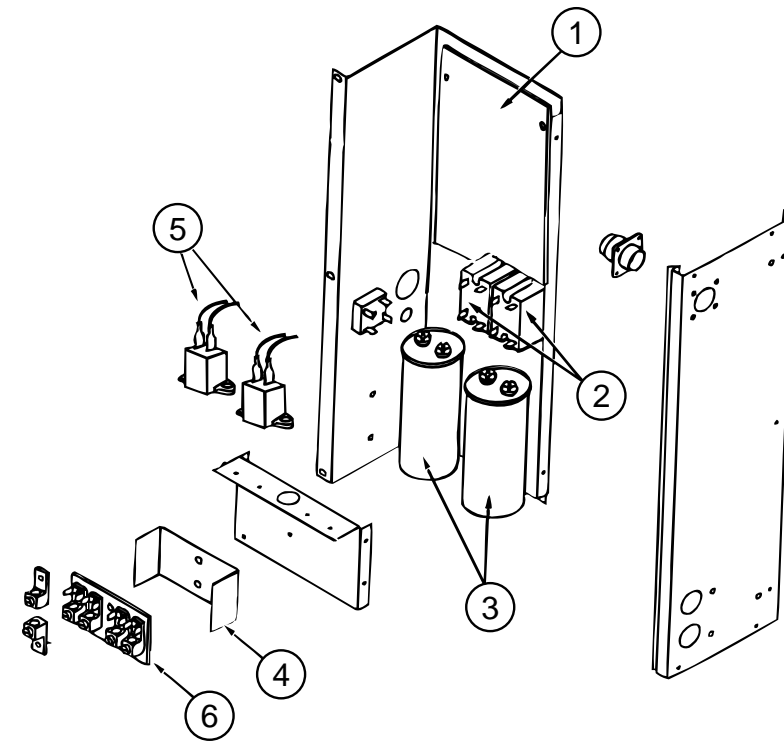
CENTRAL A/C PACKAGE UNIT

KEY PART NUMBER	U/M DESCRIPTION
1 105620-01-717	EA MOTOR-BLOWER, O.D. - COLEMAN 1468-302
2 105620-01-716	EA PKG-SLEEVE & GROMMET, 4 PER PKG - COLEMAN 6795-3031
3 105620-01-715	EA MOUNT-BLOWER, O.D. - COLEMAN 6795-301
4 105620-01-714	EA VENTURI-BLOWER, O.D. - COLEMAN 6795-150
5 105620-01-713	EA WHEEL-BLOWER, O.D. - COLEMAN 1472-101
6 105620-01-702	EA PAN-DRAIN, RH - 6795-125
7 105620-01-701	EA COIL-EVAPORATOR, RH - 1452-1411
8 105620-01-722	EA VENTURI-BLOWER, I.D. - COLEMAN 6795-151
9 105620-01-721	EA WHEEL-BLOWER, I.D. - 1472-1001
10 105620-01-720	EA HOUSING-BLOWER, I.D. - 6795-518
11 108889-01-708	EA CAPACITOR-FAN, COLEMAN 1499-5461
12 105620-01-723	EA MOUNT-MOTOR, BLOWER I.D. - COLEMAN 6795-302
13 105620-01-724	EA MOTOR-BLOWER, I.D. REVERSIBLE - COLEMAN 1468-312
14 105620-01-719	EA BOOT-CAPACITOR, RUBBER - COLEMAN 1499-950
15 N/A	EA SWITCH-FREEZE, COLEMAN 6795A330 (NOT USED ON THIS MODEL)
16 105620-01-703	EA DRAIN VALVE, COLEMAN 6795-300
17 105620-01-718	EA O.D. BLOWER CAPACITOR (12.5), COLEMAN 1499-4631
18 105620-01-708	EA DISCHARGE LINE CKT.#2 (RH) - 6795-133

HEATING & AIR CONDITIONING GROUP (CONTINUED)

CENTRAL A/C PACKAGE UNIT (CONTINUED)

KEY PART NUMBER	U/M DESCRIPTION
19 105620-01-707	EA LINE ASM-SUCTION, 2 - LEFT - COLEMAN 6795-505
20 105620-01-705	EA OVERLOAD PROTECTOR (RH & LH), COLEMAN 6759-3791
21 105620-01-704	EA COMPRESSOR, TECUMSEH RK157 AT-010A4
22 105620-01-706	EA COMPRESSOR MOUNTING PKG. (3/PKG), COLEMAN 6759-3081
23 105620-01-710	EA LINE ASM-SUCTION, 1 - RIGHT - COLEMAN 6795-134
24 105620-01-709	EA LINE ASSEMBLY-SUCTION #1 RH - 6795-506
25 105620-01-711	EA LINE ASSEMBLY-LIQUID, RH - 6795-509
26 105620-01-712	EA CAP TUBE ASM-DISTRIBUTOR, RIGHT & LEFT - COLEMAN 6795-514
27 105620-01-700	EA COIL-CONDENSER, RH - 1452-1401
105620-07-000	EA WIRE ASSEMBLY-THERMOSTAT, COLEMAN 6795A4351
056464-06-000	EA REGISTER-HEAT/A/C, ROUND W/O DAMPER - 4" - PLASTIC - OFF WHITE

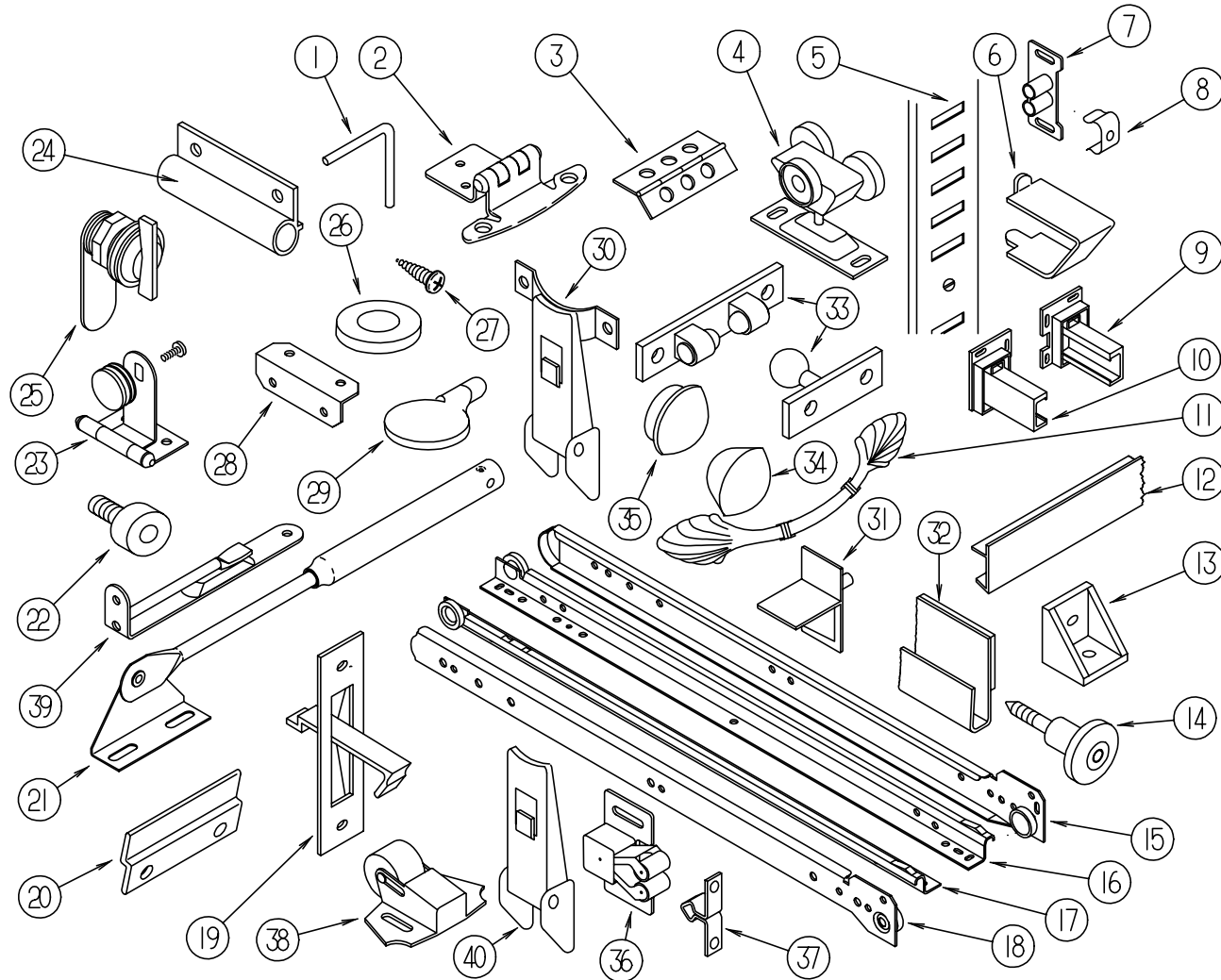


WIRE BOX FOR CENTRAL A/C PACKAGE UNIT

KEY PART NUMBER	U/M DESCRIPTION
1 105620-05-700	EA PRINTED CIRCUIT BOARD
2 105620-01-729	EA RELAY-COMPRESSOR - COLEMAN 1460-1-1
3 108889-01-707	EA RUN CAPACITOR (COMPRESSOR) - COLEMAN 14995661
4 105620-01-733	EA ISOLATOR-HIGH VOLTAGE - COLEMAN 6795-117
5 105620-01-739	EA START ASSIST, COLEMAN 9011
6 105620-01-738	EA HIGH VOLTAGE TERMINAL BOARD

INTERIOR FINISH GROUP

CABINET HARDWARE

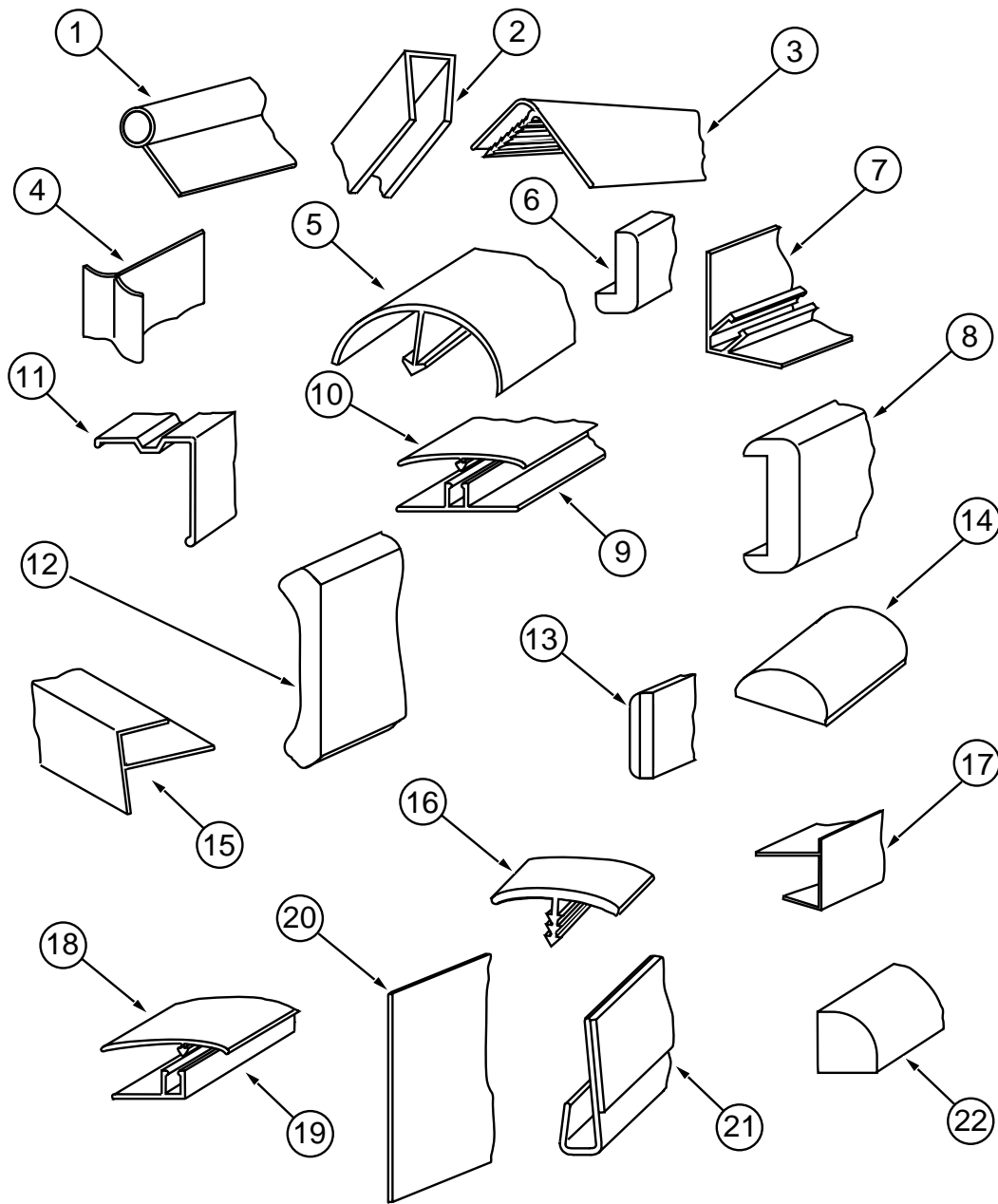


KEY	PART NUMBER	U/M	DESCRIPTION
	071817-08-000	EA	TRACK-SLIDING DOOR, 51.2" - MILL FINISH
1	108487-02-01A	EA	SUPPORT-PROP ROD, OVERHEAD - BLACK
2	108138-01-000	EA	HINGE-DOOR, CABINET - BURNISHED BRASS
3	041389-25-000	EA	HINGE-PIANO, 1.5 X 1397 - MILL
3	009063-01-000	EA	HINGE-CONTINUOUS, 1 1/2" X 72" - UNPAINTED
4	103874-01-000	EA	HANGER-SLIDING DOOR
5	098980-02-000	EA	PILASTER-ADJUSTABLE SHELF, 12" LONG
5	098980-06-000	EA	PILASTER-ADJUSTABLE SHELF, 26" LONG
6	098979-01-000	EA	CLIP-ADJUSTABLE SHELF
7	009021-01-000	EA	CATCH-GRILL, NYLON
8	009021-02-000	EA	STRIKE-SPRING STEEL
9	114045-02-000	EA	BACKSOCKET-ADJUSTABLE, RIGHT
		N/A	ORDER KIT ACCORDING TO LENGTH OF SLIDE
10	114045-01-000	EA	BACKSOCKET-ADJUSTABLE, LEFT
		N/A	ORDER KIT ACCORDING TO LENGTH OF SLIDE
11	113202-01-000	EA	PULL-CABINET, BRASS - AMEROCK D1333-074
12	103186-01-03A	FT	MOLDING-PLASTIC, 9.5MM SHELF EDGING - PICKLED ASH
12	103186-02-03A	FT	MOLDING-PLASTIC, 25.4MM SHELF EDGING - SALEM CHERRY
13	065740-01-000	EA	BRACE-CABINET CORNER, PLASTIC
14	113800-01-000	EA	KNOB-CABINET, BRASS - AMEROCK 662-W-R1
15	114031-02-000	EA	SLIDE-DRAWER, 12" - RIGHT - CABINET MOUNTED
		N/A	ORDER #114031-01-700 SLIDE DRAWER KIT
15	114031-10-000	EA	SLIDE-DRAWER, 16" - RIGHT - CABINET MOUNTED
		N/A	ORDER #114031-09-700 SLIDE DRAWER KIT
15	114031-14-000	EA	SLIDE-DRAWER, 18" - RIGHT - CABINET MOUNTED
		N/A	ORDER #114031-13-700 SLIDE DRAWER KIT

KEY	PART NUMBER	U/M	DESCRIPTION
15	114031-18-000	EA	SLIDE-DRAWER, 20" - RIGHT - CABINET MOUNTED
		N/A	ORDER #114031-17-700 SLIDE DRAWER KIT
16	114031-04-000	EA	SLIDE-DRAWER, 12" - RIGHT - DRAWER MOUNTED
		N/A	ORDER #114031-01-700 SLIDE DRAWER KIT
16	114031-12-000	EA	SLIDE-DRAWER, 16" - RIGHT - DRAWER MOUNTED
		N/A	ORDER #114031-09-700 SLIDE DRAWER KIT
16	114031-16-000	EA	SLIDE-DRAWER, 18" - RIGHT - DRAWER MOUNTED
		N/A	ORDER #114031-13-700 SLIDE DRAWER KIT
16	114031-20-000	EA	SLIDE-DRAWER, 20" - RIGHT - DRAWER MOUNTED
		N/A	ORDER #114031-17-700 SLIDE DRAWER KIT
17	114031-03-000	EA	SLIDE-DRAWER, 12" - LEFT - DRAWER MOUNTED
		N/A	ORDER #114031-01-700 SLIDE DRAWER KIT
17	114031-11-000	EA	SLIDE-DRAWER, 16" - LEFT - DRAWER MOUNTED
		N/A	ORDER #114031-09-700 SLIDE DRAWER KIT
17	114031-15-000	EA	SLIDE-DRAWER, 18" - LEFT - DRAWER MOUNTED
		N/A	ORDER #114031-13-700 SLIDE DRAWER KIT
17	114031-19-000	EA	SLIDE-DRAWER, 20" - LEFT - DRAWER MOUNTED
		N/A	ORDER #114031-17-700 SLIDE DRAWER KIT
18	114031-01-000	EA	SLIDE-DRAWER, 12" - LEFT - CABINET MOUNTED
		N/A	ORDER #114031-01-700 SLIDE DRAWER KIT
18	114031-09-000	EA	SLIDE-DRAWER, 16" - LEFT - CABINET MOUNTED
		N/A	ORDER #114031-09-700 SLIDE DRAWER KIT
18	114031-13-000	EA	SLIDE-DRAWER, 18" - LEFT - CABINET MOUNTED
		N/A	ORDER #114031-13-700 SLIDE DRAWER KIT
18	114031-17-000	EA	SLIDE-DRAWER, 20" - LEFT - CABINET MOUNTED
		N/A	ORDER #114031-17-700 SLIDE DRAWER KIT
19	113130-01-01A	EA	PULL-EDGE, DOOR - POCKET - JOHNSON 150 BRASS
20	101272-01-000	EA	CATCH-DOOR, GLASS
21	074493-02-000	EA	SUPPORT-PISTON SPRING, CABINET DOOR
22	079921-01-000	EA	ROLLER-NYLON, W/STEEL SHAFT - BARBED
23	100711-01-01A	EA	HINGE-DOOR, GLASS
24	108486-01-01A	EA	BRACKET-PROP ROD, OVERHEAD - BLACK
25	100710-01-01A	EA	LOCK-GLASS DOOR, TWIST TYPE - BRASS
26	100707-01-000	EA	SPACER-DOOR, GLASS - .8" DIA - .3" HOLE - PLASTIC
27	000G13-06-10G	EA	SCREW, 6-20 X 5/8 PFH, ANTIQUE BRASS
28	016604-01-000	EA	BRACE-CABINET, ANGLE - 2.5" - METAL - UNPAINTED
28	016604-03-000	EA	BRACE-CABINET, ANGLE - 2.5" - METAL - BEIGE
28	016604-05-000	EA	BRACE-CABINET, ANGLE - 2.5" - METAL - OFF WHITE
29	101766-02-000	EA	PIN-SUPPORT, GLASS DOOR
30	042541-04-000	EA	LATCH-BRASS, W/O STRIKE - HASP TYPE - BRASS
30	042541-05-000	EA	BRASS STRIKE
31	092907-01-000	EA	SUPPORT-SHELF, PIN - 1/4" - PLASTIC - CLEAR
32	109332-02-01A	FT	TRIM-J, MIRROR - BRASS
33	084451-01-000	EA	CATCH-SHELF, BRASS
34	042356-01-000	EA	PLUG-BUTTON, MAHOGANY - 3/8" DIAMETER - WOOD
35	074045-09-000	EA	PLUT-OAK, 1.2" DIAMETER
36	093586-06-000	EA	CATCH-SPRING, ROLLER (BEVERAGE TRAY)
37	093586-05-000	EA	STRIKE-SPRING STEEL (BEVERAGE TRAY)
38	109403-01-000	EA	CATCH-ASM-SINGLE ROLLER (USED ON SLIDING WOOD DOORS)
39	117187-01-000	EA	BOLT-SURFACE
40	1169754-01-01A	EA	LATCH ASM-UNDERCENTER - BLACK
	116149-01-000	EA	SLIDE-DRAWER, 2 PIECES - 21" LONG - WOOD (BEVERAGE TRAY)
	023320-01-000	EA	PAD-FELT, 3/8" DIAMETER - BROWN
	076790-01-000	EA	SCREW, 6-20 X 1 1/4 PPH - BLACK
	009112-01-000	EA	FLANGE-1" ROD, CLOTHES - PLASTIC - OFF WHITE
	004354-01-000	EA	BUMPER-RUBBER, .5" DIA - BROWN
	042438-01-000	EA	DOWEL-WOOD, CLOTHES ROD - 1" DIAMETER X 4'

INTERIOR FINISH GROUP (CONTINUED)

MOLDINGS & TRIMS



KEY	PART NUMBER	U/M DESCRIPTION
1	009767-12-000	FT MOLDING-SIDEWALL TO CEILING/CABINET - WELTING - OFF WHITE
1	009767-13-000	FT MOLDING-SIDEWALL TO CEILING/CABINET - WELTING - PICKLED ASH
1	009767-14-000	FT MOLDING-SIDEWALL TO CEILING/CABINET - WELTING - SALEM CHERRY
2	009778-11-000	FT U-CHANNEL-PLASTIC, 1" - MODERN IVORY
2	009778-16-000	FT U-CHANNEL-PLASTIC, 1" - PICKLED ASH
2	009778-18-000	FT U-CHANNEL-PLASTIC, 1" - SALEM CHERRY
2	070504-19-000	FT U-CHANNEL-PLASTIC, .065" - IVORY
2	070504-28-000	FT U-CHANNEL-PLASTIC, 1.65" - PICKLED ASH
2	070504-30-000	FT U-CHANNEL-PLASTIC, 1.65" - SALEM CHERRY
2	070504-29-000	FT U-CHANNEL-PLASTIC, 20.7" - PICKLED ASH
2	070504-31-000	FT U-CHANNEL-PLASTIC, 20.7" - SALEM CHERRY
3	009809-26-000	EA MOLDING-CORNER, OUTSIDE - 1" - PICKLED ASH
3	009809-27-000	EA MOLDING-CORNER, OUTSIDE - 1" - SALEM CHERRY
4	022992-11-000	FT MOLDING-REVERSE COVE, T-SHAPED - VINYL - IVORY
5	042357-18-000	EA MOLDING-CORNER, RADIUS - 1.5" X 7' - PLASTIC - PICKLED ASH
5	042357-19-000	EA MOLDING-CORNER, RADIUS - 1.5" X 7' - PLASTIC - SALEM CHERRY
6	077840-01-E37	EA MOLDING-WALL CAP, 36MM X 8' LONG - L-SHAPED WOOD - PICKLED ASH
6	077840-01-E41	EA MOLDING-WALL CAP, 36MM X 8' LONG - L-SHAPED WOOD - SALEM CHERRY
6	077840-40-E37	EA MOLDING-WALL CAP, 31MM X 8' LONG - L-SHAPED WOOD - PICKLED ASH
6	077840-40-E41	EA MOLDING-WALL CAP, 31MM X 8' LONG - L-SHAPED WOOD - SALEM CHERRY
7	081521-02-007	EA MOUNT-METAL MOLDING, FOR RADIUS CORNER MOLDING - 12.5' LONG
8	078323-20-FQ0	EA MOLDING-CAP, WALL - LIPS ON BOTH SIDES - PICKLED ASH
8	078323-20-FQ1	EA MOLDING-CAP, WALL - LIPS ON BOTH SIDES - SALEM CHERRY
9	086229-01-000	EA RETAINER-BATTEN, CEILING - .75" WIDE - 7.6' LONG
10	086229-04-000	EA BATTEN-CEILING, 1" WIDE - IVORY - 7.6' LONG
11	093873-01-01A	EA TRIM-CARPET, L-ANGLE - 1.1" X 1.3" X 12' - VINYL
12	113794-01-01A	FT MOLDING-CROWN, 18 X 88MM - PICKLED ASH
12	113794-01-02A	FT MOLDING-CROWN, 18 X 88MM - SALEM CHERRY
12	113794-02-01A	FT MOLDING-CROWN, 18 X 45MM - PICKLED ASH
12	113794-02-02A	FT MOLDING-CROWN, 18 X 45MM - SALEM CHERRY
13	100818-01-03A	EA TRIM-MOLDING, FLAT VINYL WRAP - 42 WIDE X 2134MM LONG - PICKLED ASH
13	100818-01-04A	EA TRIM-MOLDING, FLAT VINYL WRAP - 42 WIDE X 2134MM LONG - SALEM CHERRY
14	115304-01-01A	FT MOLDING-GOLD VINYL, 5/16" - ADHESIVE BACK
15	009812-24-000	EA MOLDING-CORNER, OUTSIDE - .5" - PLASTIC - IVORY
15	009812-27-000	EA MOLDING-CORNER, OUTSIDE - .5" - PLASTIC - PICKLED ASH
15	009812-26-000	EA MOLDING-CORNER, OUTSIDE - .5" - PLASTIC - SALEM CHERRY
16	105709-01-000	FT T-MOLDING, 1" WIDE - MODERN IVORY
17	103186-01-03A	FT MOLDING-PLASTIC, 9.5MM SHELF EDGING - PICKLED ASH
17	103186-01-04A	FT MOLDING-PLASTIC, 9.5MM SHELF EDGING - SALEM CHERRY
17	103186-02-03A	FT MOLDING-PLASTIC, 25.4MM SHELF EDGING - PICKLED ASH
17	103186-02-04A	FT MOLDING-PLASTIC, 25.4MM SHELF EDGING - SALEM CHERRY
18	086229-09-000	EA RETAINER-BATTEN, CEILING - OFFSET
19	086229-10-000	EA BATTEN-CEILING, 1.5" OFFSET - IVORY
20	101957-01-03A	EA PLASTIC-EXTRUDED, 1.4 X .88 X 1701MM - PICKLED ASH
20	101957-01-04A	EA PLASTIC-EXTRUDED, 1.4 X .88 X 1701MM - SALEM CHERRY
21	109332-02-01A	FT TRIM-J, MIRROR, BRASS - W & B RN 446
22	109410-16-FQ0	EA MOLDING-TRIM, 1598MM - WOOD - HUTCH CABINET CORNER - PICKLED ASH
22	109410-16-FQ1	EA MOLDING-TRIM, 1596MM - WOOD - HUTCH CABINET CORNER - SALEM CHERRY
	080176-05-000	EA CAP-CORNER, RADIUS MOLDING - PLASTIC - PICKLED ASH
	080176-06-000	EA CAP-CORNER, RADIUS MOLDING - PLASTIC - SALEM CHERRY
	085284-94-000	FT BATT STRIP-DECORATIVE, PATTERNED - ADHESIVE BACKED (FQ2,FQ3)
	085284-95-000	FT BATT STRIP-DECORATIVE, PATTERNED - ADHESIVE BACKED (FQ0,FQ1)
	085284-A1-000	FT BATT STRIP-DECORATIVE, PATTERNED - ADHESIVE BACKED (FQ4,FQ5)
	085284-A2-000	FT BATT STRIP-DECORATIVE, PATTERNED - ADHESIVE BACKED (FQ8,FQ9)
	085284-96-000	FT BATT STRIP-WOODGRAIN, ADHESIVE BACKED - PICKLED ASH
	085284-97-000	FT BATT STRIP-WOODGRAIN, ADHESIVE BACKED - SALEM CHERRY
	088263-A6-000	EA BATT STRIP-DECORATIVE, PATTERNED - 8' LONG (FQ0, FQ1)
	088263-A5-000	EA BATT STRIP-DECORATIVE, PATTERNED - 8' LONG (FQ2, FQ3)
	088263-A9-000	EA BATT STRIP-DECORATIVE, PATTERNED - 8' LONG (FQ4, FQ5)
	088263-B1-000	EA BATT STRIP-DECORATIVE, PATTERNED - 8' LONG (FQ8, FQ9)

INTERIOR FINISH GROUP (CONTINUED)

PANELING, LAMINATES, AVONITE & PLASTIC

KEY	PART NUMBER	U/M	DESCRIPTION
	065747-01-000	SF	INSULATION-MICROFOAM, .5" THICK X 72" X 112' ROLL
	074497-22-000	SF	PANELING-WOODGRAIN, 48" X 96" - PICKLED ASH
	074497-23-000	SF	PANELING-WOODGRAIN, 48" X 96" - SALEM CHERRY
	079666-03-000	SF	PANELING-CLOSET, 48" X 96" - SOLID CEDAR
	074498-67-000	SF	LAMINATE-PLASTIC, 5' X 8' - ORCHID MIST (EXTERIOR ENTERTAINMENT)
	074497-57-000	SF	LAMINATE-PLASTIC, 5' X 8' - PICKLED ASH
	076325-49-000	FT	MOLDING-EDGE BAND, 1 5/16" WIDE - PICKLED ASH
	085217-11-002	SF	AVONITE-COUNTERTOP, WHEAT MATRX (FQ0, FQ1, FQ8, FQ9)
	085217-10-000	SF	AVONITE-COUNTERTOP, MOJAVE SAND (FQ2, FQ3)
	085217-12-000	SF	AVONITE-COUNTERTOP, SIERRA AURORA (FQ4, FQ5)
	088272-C8-000	SF	PANELING-DECORATIVE, PATTERNED - 4' X 7' (FQ0, FQ1)
	088272-C7-000	SF	PANELING-DECORATIVE, PATTERNED - 4' X 7' (FQ2, FQ3)
	088272-D2-000	SF	PANELING-DECORATIVE, PATTERNED - 4' X 7' (FQ4, FQ5)
	088272-D3-000	SF	PANELING-DECORATIVE, PATTERNED - 4' X 7' (FQ8, FQ9)
	088272-98-000	SF	PANELING-SHOWER, OFF WHITE - 4' X 7'
	089297-01-000	SF	PLYWOOD-LUAN, OVERLAY GRADE - 4' X 8'
	093609-01-000	SF	ACRYLIC-SHEET, 3/8" X 4' X 8'
	095688-01-000	SF	VENEER-FLAT LUANA - 48" X 96"
	111133-D2-438	EA	LUMBER-WRAPPED, 18 X 38 X 2438 MM - PICKLED ASH
	111133-G2-438	EA	LUMBER-WRAPPED, 18 X 76 X 2438MM - PICKLED ASH
	111134-D2-438	EA	LUMBER-WRAPPED, 18 X 38 X 2438 MM - SALEM CHERRY
	111134-G2-438	EA	LUMBER-WRAPPED, 18 X 76 X 2438MM - SALEM CHERRY

FLOOR COVERINGS & MATS

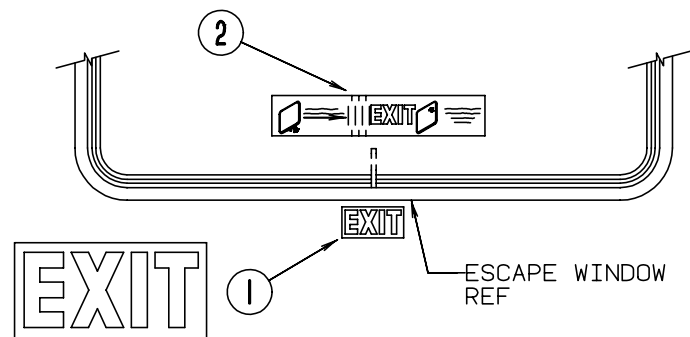
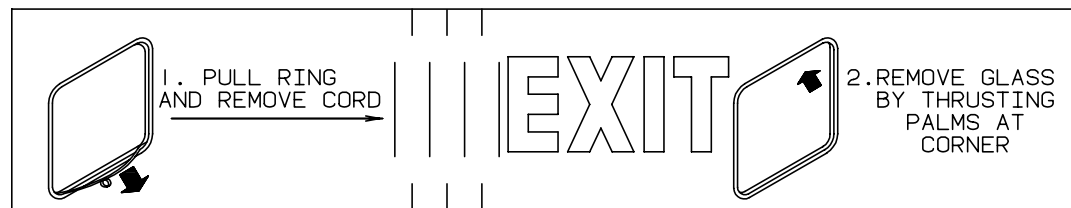
KEY	PART NUMBER	U/M	DESCRIPTION
	093486-01-000	SY	CARPET-COMPARTMENT, 54" WIDE - DARK GRAY
	096060-73-000	SY	CARPET-12' ROLL, RYE (FQ0, FQ1)
	096060-91-000	SY	CARPET-12' ROLL, BEECHNUT (FQ2, FQ3)
	096060-92-000	SY	CARPET-12' ROLL, LAVASTONE (FQ4, FQ5)
	096060-94-000	SY	CARPET-12' ROLL, NOVA BLUE (FQ8, FQ9)
	075233-01-000	SY	PAD-CARPET, 3/8" X 6' ROLL
	047034-02-000	SF	PLASTIC-CARPET, 4' WIDE - CLEAR POLY
	047034-06-000	SF	PLASTIC-CARPET, 2' WIDE - CLEAR POLY
	105829-03-01A	SF	TILE-FLOOR, WOOD PLANK - OAK GOLDEN WHEAT (PICKLED ASH)
	105829-03-02A	SF	TILE-FLOOR, WOOD PLANK - CORDOVAN BROWN HICKORY (SALEM CHERRY)
	108151-01-000	EA	MAT-FLOOR, ENTRANCE - PLASTICOLOR
	108152-01-000	EA	MAT-FLOOR, RIGHT - PLASTICOLOR
	108152-03-000	EA	MAT-FLOOR, LEFT - PLASTICOLOR

INTERIOR FINISH GROUP (CONTINUED)

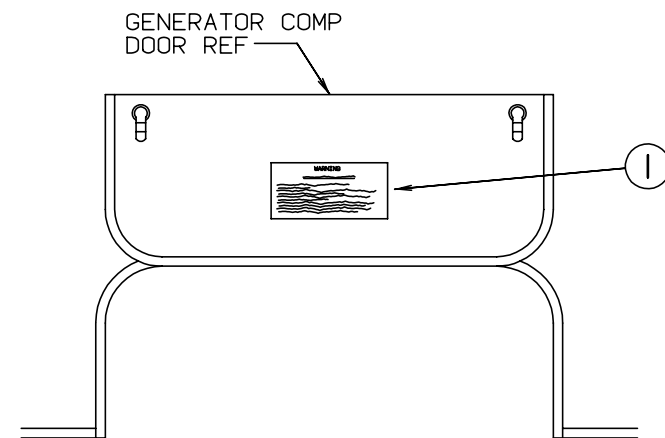
FIRE EXTINGUISHER, DETECTORS, CLOCK & HANDRAIL

KEY	PART NUMBER	U/M	DESCRIPTION
	094499-01-000	EA	EXTINGUISHER-FIRE, DRY W/MOUNTING BRACKET - 10 BC
	094499-01-700	EA	BRACKET-MOUNTING, W/PLASTIC STRAP - FIRE EXTINGUISHER
	094499-02-000	EA	EXTINGUISHER-FIRE, DRY W/MOUNTING BRACKET - 1A10 BC (CANADIAN)
	072852-01-000	EA	DETECTOR-SMOKE, W/9 VOLT BATTERY
	072852-02-000	EA	DETECTOR-SMOKE, W/9 VOLT BATTERY - CANADIAN
	100793-03-01A	EA	CLOCK-WALL, SQUARE - 14" X 14"
	112320-01-000	EA	DETECTOR-CO GAS, MODEL 9B-I - COSTAR 940000000 FROM: 00-00-00 THRU: 09-03-95
	112320-02-000	EA	BATTERY/SENSOR-CO GAS, COSTAR 940001000 FROM: 00-00-00 THRU: 09-03-95
	112320-03-000	EA	DETECTOR-CO GAS MODEL 9D-I COSTAR 946000001 FROM: 09-04-95 THRU: 99-99-99
	112320-04-000	EA	DETECTOR-CO SENSOR ASSEMBLY COSTAR 946001001 FROM: 09-04-95 THRU: 99-99-99
	108808-01-01A	EA	HANDRAIL-STEP, ENTRANCE BRASS - TRANSFER FLOW

LABELS GROUP



KEY	PART NUMBER	U/M DESCRIPTION
1	039290-01-000	EA LABEL-WARNING, EXIT
2	107571-01-000	EA LABEL-ESCAPE EXIT, WINDOW



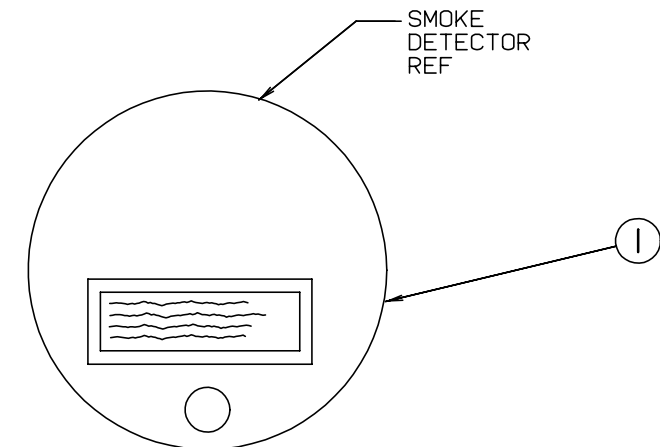
WARNING

WHEN ADDING A GENERATOR SET:

HIGH VOLTAGE-USE EXTREME CAUTION WHEN WORKING ON ELECTRICAL COMPONENTS.
 HAVE ALL ELECTRICAL INSTALLATION PERFORMED BY A QUALIFIED LICENSED ELECTRICIAN-FOLLOW ALL STATE AND LOCAL CODES.
 ONLY INSTALL GENERATOR SET APPROVED FOR R.V. APPLICATION. HAVE INSTALLED BY QUALIFIED TECHNICIAN.
 TO AVOID HEAT BUILD-UP AND TO GUARANTEE AN ADEQUATE AIR SUPPLY TO THE GENERATOR CARBURETOR, FOLLOW INSTALLATION INSTRUCTIONS.
 GENERATOR ENGINE EXHAUST GASES ARE TOXIC AND MUST NOT TERMINATE UNDER THE VEHICLE-DISCHARGE EXHAUST AWAY FROM VEHICLE.

KEY	PART NUMBER	U/M DESCRIPTION
1	077510-01-000	EA LABEL-GENERATOR PREP

LABELS GROUP (CONTINUED)



WARNING: TEST SMOKE DETECTOR OPERATION AFTER VEHICLE HAS BEEN IN STORAGE, BEFORE EACH TRIP AND AT LEAST ONCE PER WEEK DURING USE.

KEY	PART NUMBER	U/M DESCRIPTION
1	077956-01-000	EA LABEL-WARNING, SMOKE DETECTOR

MAIN	REFRIG/MICRO
	A/C CIRCUIT 1
MAIN	A/C CIRCUIT 2
	GENERAL RECPS
GFI # 1	WASHER/DRYER
GFI # 2	
CONVERTER/ GENERAL RECPS DISHWASHER	CONVERTER/ GENERAL RECPS

KEY	PART NUMBER	U/M DESCRIPTION
1	095721-09-000	EA LABEL-CONTROL CENTER (50A)

30	15	15	15	15	20
M A I N	I D C I E S H M W A A K S E H R E /R	M I C R O W A V E	R E C E P T A C L E	R E C E P T A C L E	R E C E P T A C L E

KEY	PART NUMBER	U/M DESCRIPTION
1	095721-12-000	EA LABEL-CONTROL CENTER - 30A - W/INVERTER

LABELS GROUP (CONTINUED)

MAIN	REFRIGERATOR & VACUUM
	A/C CIRCUIT 1
MAIN	A/C CIRCUIT 2
	WASHER/DRYER
	INVERTER/CHARGER

KEY PART NUMBER U/M DESCRIPTION
 1 095721-13-000 EA LABEL-CONTROL CENTER, 50A - W/INVERTER

WIRE IDENTITY:
 YELLOW - LEFT TURN LAMP
 GREEN - RIGHT TURN LAMP
 RED - BRAKE LAMP
 BROWN - RUNNING LAMP
 BLACK - BACKUP LAMP



KEY PART NUMBER U/M DESCRIPTION
 1 091224-02-000 EA LABEL-TRAILER LIGHTING

WARNING: CONTAINS "CFC" A SUBSTANCE WHICH HARMS PUBLIC HEALTH AND ENVIRONMENT BY DESTROYING OZONE IN THE UPPER ATMOSPHERE.



KEY PART NUMBER U/M DESCRIPTION
 1 111802-01-000 EA LABEL-CFC WARNING

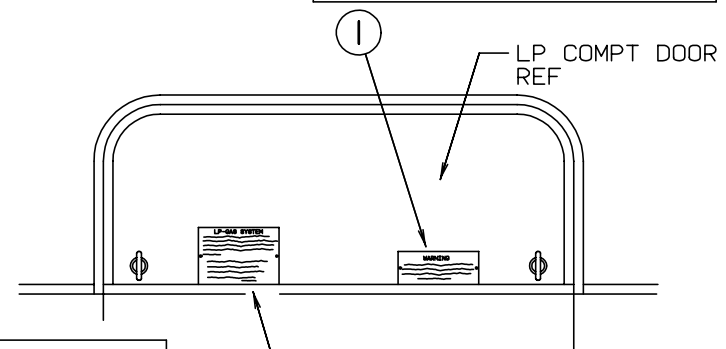
GRAY HOLDING TANK BLACK HOLDING TANK
 CITY WATER FILL



KEY PART NUMBER U/M DESCRIPTION
 1 117627-01-000 EA LABEL-CITY WATER FILL/HO

LABELS GROUP (CONTINUED)

WARNING
 ALL PILOT LIGHTS AND APPLIANCES SHALL BE TURNED OFF DURING REFUELING OF MOTOR FUEL TANKS AND/OR PERMANENTLY MOUNTED LP-GAS CONTAINERS.



LP-GAS SYSTEM
 THIS GAS PIPING SYSTEM IS DESIGNED FOR USE OF LIQUEFIED PETROLEUM GAS ONLY. DO NOT CONNECT NATURAL GAS TO THIS SYSTEM.
 SECURELY CAP INLET(S) WHEN NOT CONNECTED FOR USE. AFTER TURNING ON GAS, EXCEPT AFTER NORMAL CONTAINER REPLACEMENT, TEST GAS PIPING AND CONNECTIONS TO APPLIANCE FOR LEAKAGE WITH SOAPY WATER OR BUBBLE SOLUTION. DO NOT USE PRODUCTS THAT CONTAIN AMMONIA OR CHLORINE.
 P.N. 54531



KEY PART NUMBER U/M DESCRIPTION
 1 006040-01-000 EA TAG-GAS REFUELING WARNING
 1 006040-02-000 EA TAG-GAS REFUEL WARNING, CANADIAN
 2 054531-01-000 EA LABEL-WARNING, LPG - US
 2 023769-01-000 EA LABEL-WARNING, LPG - CANADIAN

LIGHTS WATER PUMP

KEY PART NUMBER U/M DESCRIPTION
 1 117628-01-000 EA LABEL-SWITCH,WATER PUMP/LTS



WARNING
 THIS VEHICLE, LIKE OTHER VEHICLES, MAY CONTAIN SMALL AMOUNTS OF ONE OR MORE SUBSTANCES WHICH ARE LISTED BY THE STATE OF CALIFORNIA FOR CAUSING CANCER OR REPRODUCTIVE TOXICITY.



KEY PART NUMBER U/M DESCRIPTION
 1 099689-01-000 EA LABEL-WARNING, CANCER/TOXICITY

LABELS GROUP (CONTINUED)

WARNING:
ALL PILOT LIGHTS AND APPLIANCES SHALL BE TURNED OFF DURING REFUELLING OF MOTOR FUEL TANKS AND/OR PROPANE CONTAINERS.

AVERTISSEMENT:
FERMER TOUTES LES VEILLEUSES AINSI QUE TOUS LES APPAREILS LORSQU'ON FAIT LE PLEIN DES RESERVOIRS A CARBURANT QU A PROPANE.

1

2

DIESEL FUEL ONLY

LABEL-DIESEL FUEL ONLY

KEY	PART NUMBER	U/M DESCRIPTION
1	006040-01-000	EA TAG-GAS REFUELING WARNING
1	006040-02-000	EA TAG-GAS REFUEL WARNING, CANADIAN
2	068383-01-000	EA LABEL-DIESEL FUEL ONLY

TELEPHONE INPUT
CABLE INPUT

KEY	PART NUMBER	U/M DESCRIPTION
1	114866-01-000	EA LABEL-PHONE & CABLE INPUT

CITY WATER
WATER TANK FILL

KEY	PART NUMBER	U/M DESCRIPTION
1	117629-01-000	EA LABEL-WATER PUMP/FILL

LABELS GROUP (CONTINUED)

HOUSE 12V CIRCUIT BREAKERS
(PUSH TO RESET)

LAMPS LAMPS LAMPS MONITOR/TV COMPT LAMPS

FURNACE/EXH FAN LAMPS REFRIG LAMPS SPARE

KEY	PART NUMBER	U/M DESCRIPTION
1	092547-04-000	EA LABEL-CIRCUIT BREAKER

DOOR LOCKS COOLING FANS ELECTRIC STEP CONTROL POWER ELECTRIC STEP BATTERY POWER ELECTRIC STEP IGNITION POWER COACH BREAKER PANEL

LP DETECTOR POWER DRIVER SEAT FOG LAMP/ SPOT LAMP ELECTRIC MIRRORS/ WINDOW INVERTER RADIO

KEY	PART NUMBER	U/M DESCRIPTION
1	093236-11-000	EA LABEL-CIRCUIT BREAKER

DOOR LOCKS STOP LAMPS ELECTRIC STEP CONTROL POWER ELECTRIC STEP BATTERY POWER ELECTRIC STEP IGNITION POWER COOLING FANS

DRL MODULE

POWER DRIVER SEAT AIR HORN FOG LAMP/ SPOT LAMP ELECTRIC MIRRORS/ WINDOW COACH BREAKER PANEL STOP LAMPS

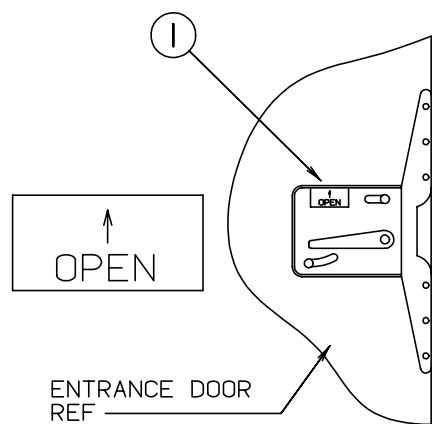
DOCKING LAMPS WINDOW/ MIRRORS

AIR HORN POWER SEAT LIFT INVERTER RADIO TAG AXLE BRAKES LP DETECTOR DOOR LOCK

FOG LAMPS DOOR UNLOCK

KEY	PART NUMBER	U/M DESCRIPTION
1	093236-12-000	EA LABEL-CIRCUIT BREAKER

LABELS GROUP (CONTINUED)



KEY PART NUMBER U/M DESCRIPTION
 1 040944-01-000 EA LABEL-ENTRANCE DOOR, "OPEN"

NOTE: TUNE ANTENNA PER MANUFACTURER'S DIRECTIONS. FAILURE TO COMPLY COULD RESULT IN DAMAGE TO CB.

CB POWER PROVISION
 RED +12 V
 BLACK GROUND
 COAX ANTENNA
 (SEE REVERSE ALSO)

KEY PART NUMBER U/M DESCRIPTION
 1 104678-01-000 EA LABEL-CB PREP

WARNING
 MUST BE STOWED IN LATCHED POSITION WHILE VEHICLE IS IN MOTION

KEY PART NUMBER U/M DESCRIPTION
 1 079966-01-000 EA LABEL-WARNING, STOWED - MOTION

LABELS GROUP (CONTINUED)

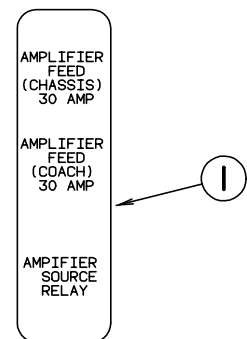
CAUTION

THIS MOTOR HOME HAS BEEN DESIGNED, MANUFACTURED AND TESTED WITH CONCERN FOR THE PROTECTION OF IT'S OCCUPANTS. WE RECOMMEND YOU PERFORM THE FOLLOWING INSPECTIONS FOR YOUR SAFETY AND THE SAFETY OF YOUR PASSENGERS BEFORE STARTING YOUR VEHICLE.

1. LP GAS SYSTEM- TURN OFF AT TANK FOR TRAVELING. TEST FOR LEAKS UPON ARRIVAL AT DESTINATION. BEFORE LIGHTING PILOTS.
2. WHEELS- INSPECT FOR DAMAGE AND CHECK LUG NUTS FOR TIGHTNESS.
3. TIRES- INSPECT FOR WEAR AND DAMAGE AND CHECK FOR RECOMMENDED AIR PRESSURE.
4. LIGHTING- TEST FOR PROPER OPERATION OF ALL INTERIOR AND EXTERIOR LIGHTS INCLUDING DASH LIGHTS, HEADLIGHTS, TAIL LIGHTS, BRAKE LIGHTS, CLEARANCE LIGHTS AND TURN SIGNALS.
5. EXITS- INSPECT RELEASE MECHANISM ON EMERGENCY EXIT WINDOW, TEST BOTH LOCKS ON MAIN ENTRANCE DOOR FOR EASE OF OPERATION AND INSTRUCT PASSENGERS HOW TO USE BOTH MEANS OF EXIT.
6. SEAT BELTS- DIRECT PASSENGERS TO DESIGNATED SEATS AND REQUIRE USE OF SEAT BELTS.
7. APPLIANCES- TURN OFF AND LATCH OR LOCK DOORS WHERE PROVIDED.
8. LOOSE PARCELS- STORE SECURELY.
9. UTILITY SUPPLY LINES- DISCONNECT ALL ELECTRIC, SEWER AND WATER LINES AND SECURE PROPERLY.
10. ENTRANCE DOOR STEP- PLACE IN RETRACTED POSITION FOR TRAVELING.

READ YOUR MOTOR HOME AND CHASSIS OWNER'S MANUAL FOR FURTHER PRECAUTIONS

KEY PART NUMBER U/M DESCRIPTION
 1 056259-01-000 EA LABEL-SAFETY CHECK LIST

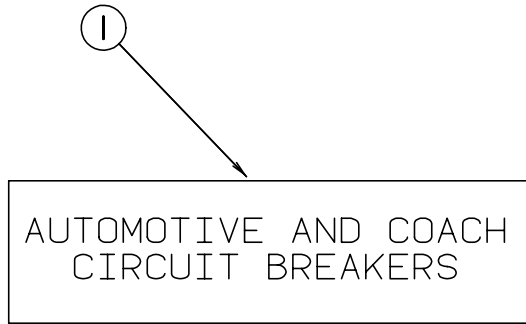


KEY PART NUMBER U/M DESCRIPTION
 1 111537-06-000 EA LABEL-AMPLIFIER POWER

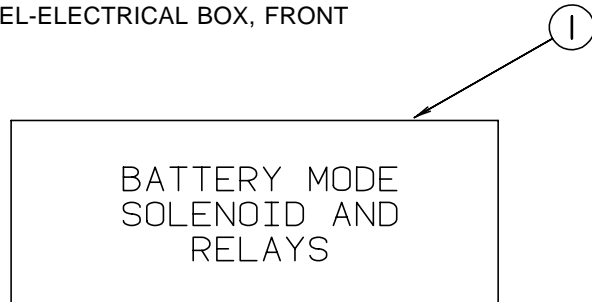
INSERT RETAINER PINS IN SLIDE MECHANISM AFTER RETURNING GENERATOR TO STORED POSITION.
 IF RETAINER PINS ARE NOT INSERTED, THE GENERATOR WILL EXTEND WHICH MAY CAUSE PERSONAL INJURY.

KEY PART NUMBER U/M DESCRIPTION
 1 116273-01-000 EA LABEL-WARNING, GENERATOR

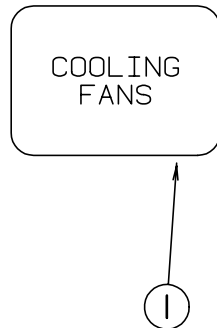
LABELS GROUP (CONTINUED)



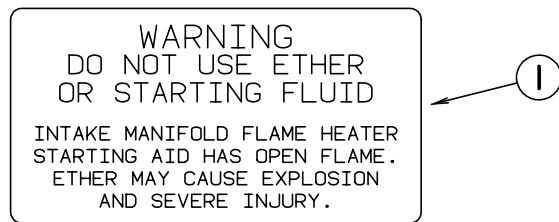
KEY PART NUMBER U/M DESCRIPTION
 1 098379-01-000 EA LABEL-ELECTRICAL BOX, FRONT



KEY PART NUMBER U/M DESCRIPTION
 1 098379-04-000 EA LABEL-ELECTRICAL BOX, SIDE



KEY PART NUMBER U/M DESCRIPTION
 1 093237-10-000 EA LABEL-CIRCUIT BREAKER, FRONT - "COOLING FANS"

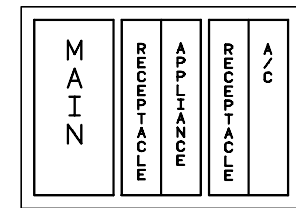


KEY PART NUMBER U/M DESCRIPTION
 1 116756-01-000 EA LABEL-WARNING, ETHER/STARTING

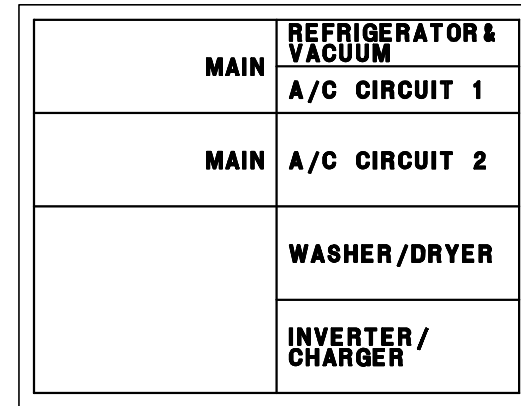


KEY PART NUMBER U/M DESCRIPTION
 1 087236-01-000 EA LABEL-CABLE, INPUT

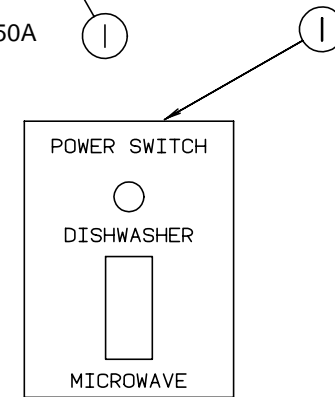
LABELS GROUP (CONTINUED)



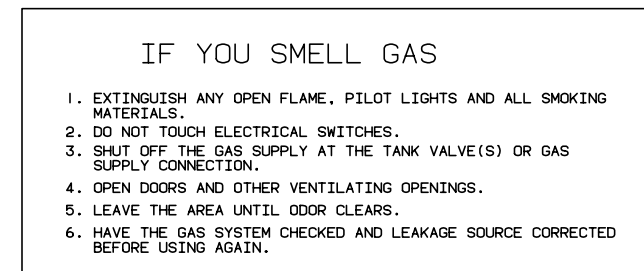
KEY PART NUMBER U/M DESCRIPTION
 1 095721-07-000 EA LABEL-CONTROL CENTER, U.S.



KEY PART NUMBER U/M DESCRIPTION
 1 095721-13-000 EA LABEL-CONTROL CENTER, 50A

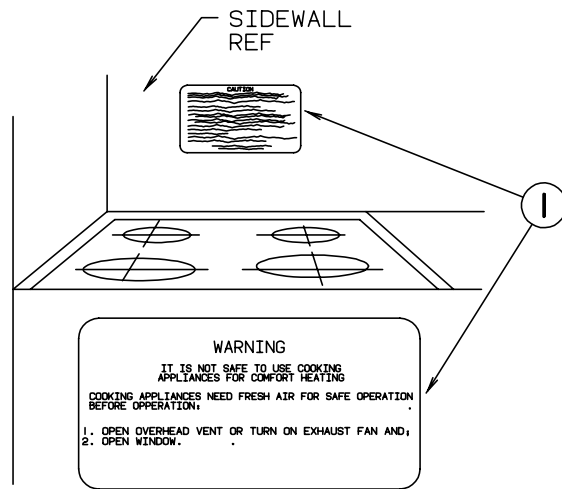


KEY PART NUMBER U/M DESCRIPTION
 1 109051-02-000 EA LABEL-SWITCH, 50A POWER (DISHWASHER)



KEY PART NUMBER U/M DESCRIPTION
 1 073998-01-000 EA LABEL-LPG ODOR WARNING

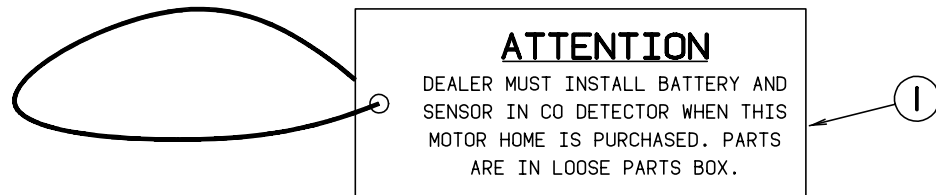
LABELS GROUP (CONTINUED)



KEY PART NUMBER	U/M DESCRIPTION
1 050225-01-000	EA LABEL-WARNING, STOVE VENT - US
1 050222-01-000	EA LABEL-WARNING, STOVE VENT - CANADIAN

WARNING: DISCONNECT BATTERIES BEFORE CONNECTING EXTERNAL CHARGING EQUIPMENT.

KEY PART NUMBER	U/M DESCRIPTION
1 065748-01-000	EA LABEL-CAUTION, BATTERY CHARGING

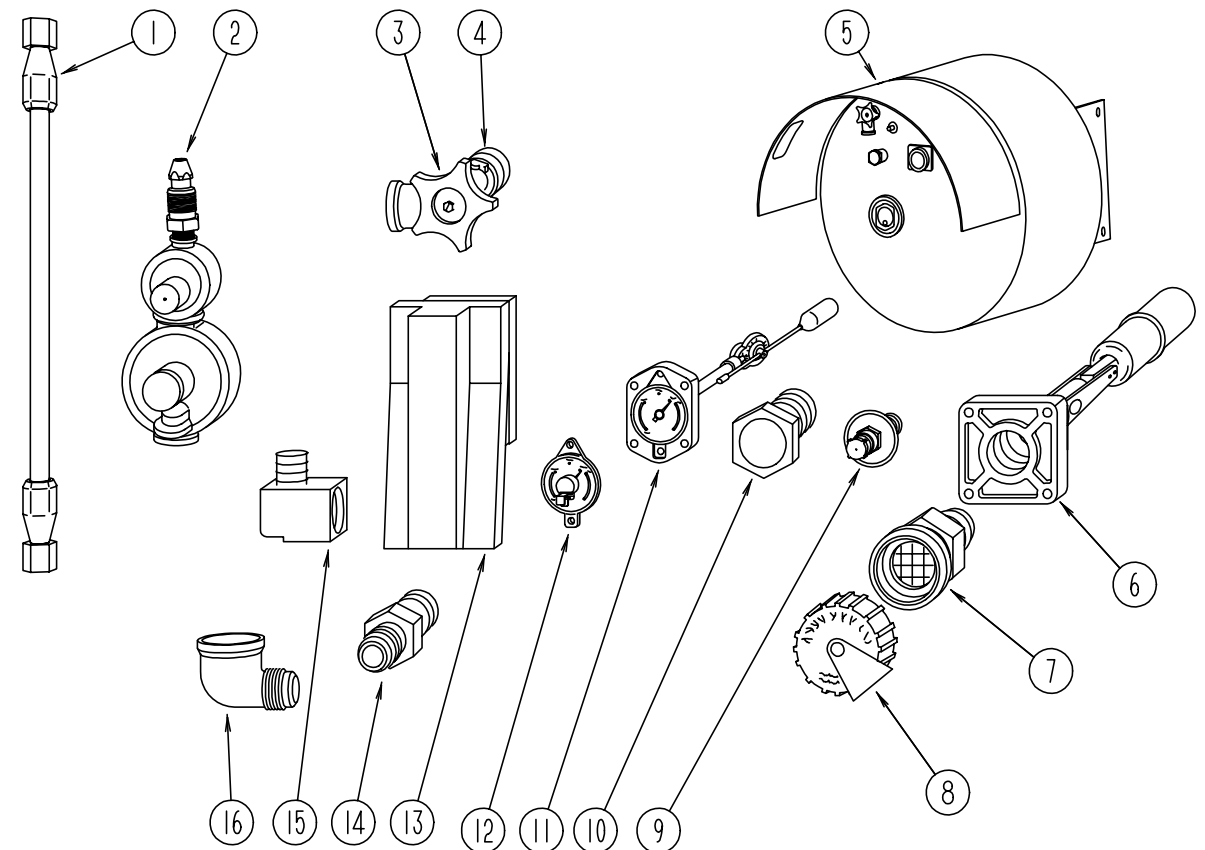


KEY PART NUMBER	U/M DESCRIPTION
1 112518-01-000	EA LABEL-HANG TAG, CO DETECTOR

MISCELLANEOUS LABELS

KEY PART NUMBER	U/M DESCRIPTION
006062-04-000	EA LABEL-ELECTRIC, 120/240 VOLT SERVICE
006187-01-000	EA LABEL-"SEWAGE"

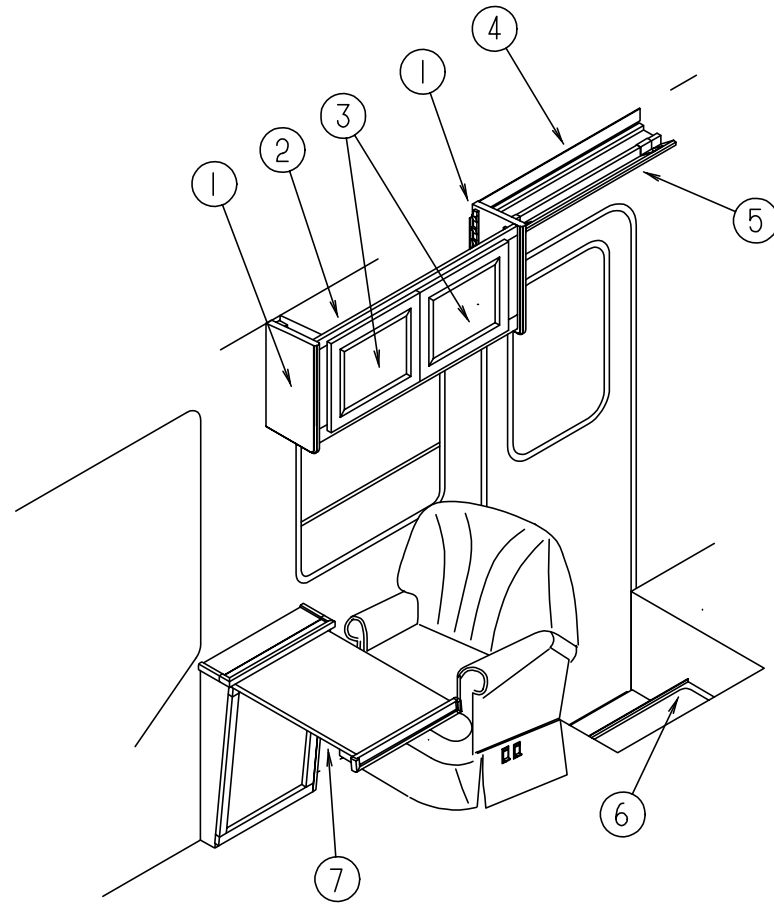
LP GROUP



LP TANK & COMPONENTS

KEY PART NUMBER	U/M DESCRIPTION
1 045073-01-000	EA HOSE ASM-LP, 3/8 ID X 24" - US - 3/8MPT X 12F - SWIVEL - U.S.
1 045073-02-000	EA HOSE ASM-LP, 3/8 ID X 24" - US - 3/8MPT X 12F - SWIVEL - CANADIAN
2 106150-04-000	EA REGULATOR-TWO STAGE
3 040421-01-708	EA HANDWHEEL-VAPOR RELIEF VALVE, BRUNNER G-1015-A
4 040421-01-712	EA VALVE-SERVICE W/HANDWHEEL - W/O VAPOR RELIEF - BRUNNER 29000853
5 118822-01-000	EA TANK-LP, 102LB, 22 X 22 - 3/4 LG
6 040421-01-711	EA VALVE, 80% W/FLOAT, PLATE, BOLTS & GASKET - BRUNNER
7 040421-01-701	EA VALVE-SHORT LP FILLER W/YELLOW CAP - BRUNNER 75478
8 040421-01-702	EA CAP-LP FILLER VALVE, PLASTIC - YELLOW - BRUNNER G-1014-A
9 040421-01-700	EA GAUGE-LIQUID LEVEL, 20% LP - BRUNNER G-1013
10 040421-01-713	EA PRESSURE RELIEF VALVE
11 088253-01-700	EA FLOAT GAUGE ASM, FOR 16" DIAMETER TANK - 16C
12 040440-02-000	EA TRANSMITTER-DIAL, 90 OHM
13 105658-01-000	EA COMPARTMENT-LP REGULATOR
14 010323-01-000	EA ADAPTER-BRASS, 3/8F X 1/2MPT
15 065318-02-000	EA ELBOW, 90 DEGREE, 3/8" MPT TO 3/8" FPT
16 010265-01-000	EA ELBOW-BRASS, 90 DEGREE - 3/8"F X 1/2"FPT
113542-11-02B	EA MOUNT-LP TANK, W/STEEL ANGLE
010377-02-000	EA NUT-BRASS, 3/8 FEMALE - FORGED
010326-01-000	EA ADAPTER-FLARE, W.CONE GASKET - 3/8 FEMALE X 1/2 MALE
010329-01-000	EA ADAPTER-BRASS, 1/2" F X 1/2" MPT
024250-01-000	EA ADAPTER-BRASS, 3/8"F X 1/2"FPT
103613-01-000	EA DETECTOR-LP GAS

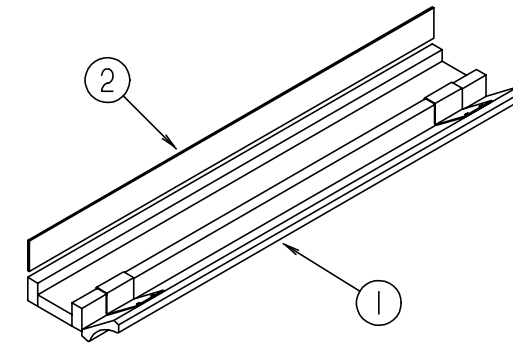
LOUNGE GROUP



PASSENGER SIDE CABINETS & TABLE

KEY	PART NUMBER	U/M	DESCRIPTION
1	113292-02-FQ0	EA	END CAP-CABINET, OVERHEAD (PICKLED ASH)
1	113292-02-FQ1	EA	END CAP-CABINET, OVERHEAD (SALEM CHERRY)
2	P13010-01-FQ0	EA	CABINET-OVERHEAD, W/O DOOR OR HARDWARE (PICKLED ASH)
2	P13010-01-FQ1	EA	CABINET-OVERHEAD, W/O DOOR OR HARDWARE (SALEM CHERRY)
3	M05990-20-FQ0	EA	DOOR-CABINET, W/O HARDWARE - 365 X 410MM (PICKLED ASH)
3	M05990-20-FQ1	EA	DOOR-CABINET, W/O HARDWARE - 365 X 410MM (SALEM CHERRY)
4	058331-B9-000	EA	MIRROR-GLASS, SAFETY - 50 X 766MM
5	113318-01-FQ0	EA	CABINET-VALANCE, INDIRECT LIGHTING (PICKLED ASH)
5	113318-01-FQ1	EA	CABINET-VALANCE, INDIRECT LIGHTING (SALEM CHERRY)
6	P14437-01-000	EA	CABINET ASM-LID, W/O CARPET
	107941-02-03B	EA	SUPPORT-LID, ENTRANCE STEP, OFF WHITE
	107941-02-01B	EA	SUPPORT-LID, ENTRANCE STEP, MILL
	101222-01-02A	EA	BRACKET-CATCH, LID - OFF WHITE
	116975-01-01A	EA	LATCH ASM-UNDERCENTER, BLACK
	064075-07-000	FT	SEAL-BULB, W/WIRED U CHANNEL - .3" X .5" CHANNEL - BLACK
7	114134-01-FQ0	EA	CABINET-PULLOUT TABLE (PICKLED ASH)
7	114134-01-FQ1	EA	CABINET-PULLOUT TABLE (SALEM CHERRY)
	114134-13-FQ0	EA	TOP-PULLOUT (PICKLED ASH)
	114134-13-FQ1	EA	TOP-PULLOUT (SALEM CHERRY)

LOUNGE GROUP (CONTINUED)



DRIVER SIDE CABINETS

KEY	PART NUMBER	U/M	DESCRIPTION
1	113317-01-FQ0	EA	CABINET-VALANCE, INDIRECT LIGHTING (PICKLED ASH)
1	113317-01-FQ1	EA	CABINET-VALANCE, INDIRECT LIGHTING (SALEM CHERRY)
2	058331-B8-000	EA	MIRROR-GLASS, SAFETY - 50 X 1744MM
	083125-07-000	EA	BRACE-ANGLE, COUCH - 2.5" - OFF WHITE

SEALANTS & FASTENERS GROUP

SEALANTS & ADHESIVES

KEY	PART NUMBER	U/M	DESCRIPTION
	004001-01-000	EA	EPOXY ADHESIVE (GRAY), DP-110
	004001-05-000	EA	EPOXY ADHESIVE (CLEAR), DP-100
	004011-01-000	EA	ADHESIVE-3M, 4475 TUBE
	004363-01-000	FT	TAPE-ADHESIVE FOAM, 1 SIDE - 3/16" X 1/2" X 50' - GRAY
	034552-02-000	EA	SILICONE-TUBE, 300 ML - CLEAR
	034552-06-000	EA	SILICONE-TUBE, 300 ML - OFF WHITE
	034552-12-000	EA	SILICONE-TUBE, 300 ML - BUFF
	062917-03-000	EA	ADHESIVE-LOCTITE 242, LOCTITE 242 - SIDE 41
	063642-01-000	EA	TAPE-ADHESIVE, 10MM X 1.5" WIDE
	067788-01-000	EA	ADHESIVE-SPRAY, 3M 74 - 19.5 OUNCE CAN
	069640-01-000	FT	SEALER-RIBBON, 1/4" DIAMETER
	069640-03-000	FT	SEALER-RIBBON, 3/4" X 1/8"
	069640-07-000	FT	SEALER-RIBBON, 2" X 3/32"
	069640-09-000	FT	SEALER-RIBBON, 2 1/2" X 3132"
	069640-11-000	FT	SEALER-TAPE, 3/16" X 3/8" - BLACK - MANUS
	069640-14-000	FT	SEALER-TAPE, 1/16" X 1" - GRAY - MANUS
	072889-01-000	EA	SEALANT-URETHANE, BLACK - 1/10 - ESSEX 552.2
	076322-02-000	FT	TAPE-FOAM, DOUBLE COATED ADHESIVE BACKED - 1" X 108'
	076322-03-000	FT	TAPE-FOAM, DOUBLE COATED ADHESIVE BACKED - .5" X 108'
	076322-05-000	FT	TAPE-FOAM, DOUBLE COATED - .025" X 1.5" X 108'
	076322-07-000	FT	TAPE-FOAM, DOUBLE COATED, .045 X .50 - 3M 4949 VHB
	076322-08-000	FT	TAPE-FOAM, DOUBLE COATED, .045 X .50 - 3M 4949 VHB
	076322-09-000	FT	TAPE-FOAM, DOUBLE COATED, .025 X 1 - 3M 4949 VHB
	087211-01-000	GL	PROMOTER-ADHESIVE
	094401-01-000	EA	SEALER-BODY SEAM SEALER, 3M FLEXICLEAR
	099952-01-000	FT	CORE-SEAL, BULB SUPPORT - 11MM DIAMETER
	107828-01-000	EA	SEALANT-SB 190 EVERSEAL, SURE BOND INC
	108353-01-000	FT	SEAL-FOAM, 5/16 X 1/2 - ADHESIVE BACKED
	108353-03-000	FT	SEAL-FOAM, 4.76 X 6.35MM - ADHESIVE BACKED
	108716-02-000	EA	SILICONE, (TUBE) - BUFF LEVEL - CSL 510
	110274-01-000	FT	TAPE-FOAM, DOUBLE COATED - .045 X 1.0 - NORTON V-2800
	114311-01-000	GL	ADHESIVE-GLUE, 72-7843 NATURAL STARCH
	900390-01-000	EA	TIP-2 1/2" X 1/8" ORIFICE
	900390-02-000	EA	TIP-6"LN, 1/16" X 1/4" ORIFICE
	900390-03-000	EA	NOZZLES-CSL D10

BOLTS, NUTS & WASHERS

KEY	PART NUMBER	U/M	DESCRIPTION
	000C12-05-12B	EA	BOLT-HEX, 5/16 - 18 X 3/4 - ZINC 5
	000C12-05-16B	EA	BOLT-HEX, 5/16-18 X 1 - ZINC 5
	000C12-06-20B	EA	BOLT-HEX, 3/8 - 16 X 1 1/4 - ZINC 5
	000C12-06-28B	EA	BOLT-HEX, 3/8 - 16 X 1 3/4 - ZINC 5
	000C12-06-32B	EA	BOLT-HEX, 3/8 - 16 X 2LG - ZINC 5
	000C12-08-24B	EA	BOLT-HEX, 1/2-13 X 1 1/2 - ZINC 5
	000C12-08-28B	EA	BOLT-HEX, 1/2-13 X 1-3/4 ZINC 5
	000C12-10-24B	EA	BOLT-HEX, 5/8-11 X 1-1/2 ZINC 5
	000C13-07-48B	EA	BOLT-HEX, 7/16 - 20 X 3 - ZINC 5
	000C26-04-10B	EA	BOLT-HEX, SER FLG - 1/4-20 X 5/8 ZINC
	000C26-05-12B	EA	BOLT-HEX-SER FLG 5/16-18 X 3/4 ZINC
	000C26-05-16B	EA	BOLT-HEX, SER FLG 5/16 - 18 X 1 ZINC
	000C26-05-20B	EA	BOLT-HEX, SER FLG 5/16 - 18 X 1 1/4 ZINC
	000C26-06-12B	EA	BOLT-HEX, SER FLG 3/8 - 16 X 3/4 - ZINC
	000C26-06-20B	EA	BOLT-HEX, SER FLG 3/8 - 16 X 1 1/4 - ZINC
	000G45-04-24B	EA	BOLT-LAG, 1/4 - 9 X 1 1/2 - ZINC
	051387-05-000	EA	BOLT-CARRIAGE, 5/16 - 18 X 8.5 - ZINC - W/O HOLE
	051387-06-000	EA	BOLT-CARRIAGE, W/O HOLE - 5/16-18 X 9.5 ZINC
	106956-03-000	EA	BOLT-HEX TAP, 1/2-13NC X 3 GR5 - FULL THREAD ZINC
	000D14-04-00B	EA	NUT-HEX, 1/4-20, ZN 5
	000D24-10-00B	EA	NUT-HEX, SF/LK - 10-32 ZINC
	000D29-06-00B	EA	NUT-HEX, W/NYLON LOCK - 3/8 - 16 - ZINC
	000D34-06-00B	EA	NUT-HEX, LK - 3/8 - 16 GRADE C ZINC - PREVAILING TORQUE

SEALANTS & FASTENERS GROUP (CONTINUED)

BOLTS, NUTS & WASHERS (CONTINUED)

KEY	PART NUMBER	U/M	DESCRIPTION
	000D39-04-00B	EA	NUT-HEX, SER FLG LK 1/4 - 20 ZINC
	000D39-05-00B	EA	NUT-HEX, SER FLG LK - 5/16 - 18 ZINC
	000D39-06-00B	EA	NUT-HEX, SER FLG LK - 3/8-16 ZINC
	000D39-08-00B	EA	NUT-HEX, SER FLG LK - 1/2-13 ZINC
	000D44-07-00B	EA	NUT-HEX, SER FLG LK - 7/16-20 ZINC
	000D46-04-00A	EA	NUT-HEX, WELD - 1/4-20 - PLAIN - SHORT PILOT
	000D60-05-00A	EA	NUT-HEX, WELD LOCK - 5/16 - 18 - SHORT PILOT
	000D73 08 00C	EA	NUT-HEX, FLG 1/2-13 CAD PREVAILING - GRADE G
	005081-01-000	EA	NUT-SPEED, C TYPE - NO 8 SCREW
	040921-03-000	EA	NUT-SPEED, U TYPE - NO 10
	040921-05-000	EA	NUT-SPEED, U TYPE - NO. 8 - .67" LENGTH X .44" WIDTH
	044364-02-000	EA	NUT-SPEED, FLAT - ROUND
	106648-01-000	EA	CAP-STUD, .120 TO .130 STUD DIAMETER - T'MN C30017-014-27
	063253-07-000	EA	NUT-J, #8A .120 - .130 PNL THK
	077049-01-000	EA	NUT-ACORN, 10 - 32 ALUMINUM
	087234-01-000	EA	NUT-JACK, 1/4 X 20 THREAD - MOLLY
	000E11-05-00B	EA	WASHER-LK, 5/16" MED - SPLIT - ZINC
	000E11-07-00B	EA	WASHER-LK, 7/16" MED - SPLIT - ZINC
	000E11-08-00B	EA	WASHER-LK, 1/2" MED - SPLIT - ZINC
	000E13-14-00B	EA	WASHER-FL, 1/4" WIDE ZINC
	000E13-17-00B	EA	WASHER-FLARE, 3/8" AR ZINC
	000E13-21-00B	EA	WASHER-FL - W/2 NAR ZINC
	000E13-22-00B	EA	WASHER-FL - 1/2 WIDE ZINC, 05117-01-000
	000E14-10-00B	EA	WASHER-LK - NO 10 EXT TOOTH - ZINC
	058716-02-000	EA	WASHER-FLAT, NYLON - .406 X .75 X .06
	102378-01-02A	EA	WASHER-BLACK, REAR COMPARTMENT DOORS
	107397-01-000	EA	WASHER-FENDER, 6.8"ID X 32.0"OD
	108067-03-000	EA	STUD-WELD, 1/4-20 X 1/2 CD - IMAGE

SCREWS

KEY	PART NUMBER	U/M	DESCRIPTION
	000C20-06-20T	EA	SCREW, 3/8-16 X 1 1/4, FLAT SOC
	000G11-06-06B	EA	SCREW, 6-20 X 3/8 PPH ZN
	000G11-06-08B	EA	SCREW, 6-20 X 1/2 PPH ZINC
	000G11-06-10B	EA	SCREW, 6-20 X 5/8 PPH ZN
	000G11-06-10J	EA	SCREW, 6-20 X 5/8 PPH - BRASS
	000G11-06-18B	EA	SCREW, 6-20 X 1 1/8 PPH ZN
	000G11-07-08B	EA	SCREW, 7-19 X 1/2 PPH - ZN
	000G11-08-06B	EA	SCREW, 8-18 X 3/8 PPH ZN
	000G11-08-08B	EA	SCREW, 8-18 X 1/2 PPH - ZN
	000G11-08-08T	EA	SCREW, 8-18 X 1/2 PPH
	000G11-08-12B	EA	SCREW, 8-18 X 3/4 PPH ZN
	000G11-08-12D	EA	SCREW, 8-18 X 3/4 PPH - BLACK
	000G11-08-12E	EA	SCREW, 8-18 X 3/4 PPH - CHROME
	000G11-08-12P	EA	SCREW, 8-18 X .75 PPH - DARK BROWN
	000G11-08-12R	EA	SCREW, 8-18 X 3/4 PPH - BEIGE
	000G11-08-12S	EA	SCREW, 8-18 X 3/4 PPH - OFF WHITE
	000G11-08-12T	EA	SCREW, 8-18 X 3/4 PPH - BLACK
	000G11-08-20B	EA	SCREW, 8-18 X 11/4 PPH ZINC
	000G11-08-16S	EA	SCREW, 8-18 X 1.00 PPH - OFF WHITE
	000G11-10-12D	EA	SCREW, 10-16 X 3/4 PPH - BLACK
	000G11-10-12S	EA	SCREW, 10-16 X.75 PPH OFF WHT
	000G11-10-16B	EA	SCREW, 10-16 X 1 - PPH ZN
	000G11-10-40B	EA	SCREW, 10-16 X 2 1/2 PPH CAD
	000G12-06-08T	EA	SCREW, 6-20 X .50 POH - BLACK
	000G12-06-14A	EA	SCREW, 6-20 X .87 POH PLAIN
	000G13-06-06B	EA	SCREW, 6-20 X 3/8 PFH ZN
	000G13-06-08G	EA	SCREW, 6-20 X 1/2 PFH - ANTIQUE BRASS
	000G13-06-16E	EA	SCREW, 6-20 X 1.00 PFH - CHROME
	000G13-06-16J	EA	SCREW, 6-20 X 1.00 PFH - BRASS

SEALANTS & FASTENERS GROUP (CONTINUED)

SCREWS (CONTINUED)

KEY	PART NUMBER	U/M DESCRIPTION
	000G13-06-24J	EA SCREW, 6-20 X 1.50 PFH BRASS
	000G13-07-12B	EA SCREW, 7-19 X 3/4 PFH ZN
	000G13-08-10B	EA SCREW, 8-18 X 5/8 PFH - ZN
	000G13-08-16B	EA SCREW, 8-18 X 1 PFH - ZN
	000G18-08-16B	EA SCREW-MACHINE, 8 X 32 X 1, PPH ZN
	000G18-08-22B	EA SCREW-MACHINE, 8-32 X 1 3/8 PPH ZN
	000G19-10-08B	EA SCREW-MACHINE, 10-32 X 1/2 PPH ZN
	000G19-10-10B	EA SCREW-MACHINE, 10-32 X 5/8 - PPH - ZINC
	000G19-10-20B	EA SCREW-MACHINE, 10-32 X 1 1/14 PPH ZINC
	000G32-10-06B	EA SCREW, 10-32 X 3/8" - PPH - ZINC
	000G32-10-06D	EA SCREW, 10-32 X 3/8 PPH TYPE1 BLACK
	000G39-06-10T	EA SCREW-SF/DR, 6-20 X 5/8 PPH - BLACK
	000G39-06-16T	EA SCREW-SF/DR, 6-20 X 1 PPH - BLACK
	000G39-08-06B	EA SCREW-SF/DR, 8-18 X 3/8 PPH ZN
	000G39-08-08B	EA SCREW-SF/DR, 8-18 X 1/2 PPH ZN
	000G39-08-08R	EA SCREW-SF/DR, 8-18 X 1/2 PPH - BEIGE
	000G39-08-08S	EA SCREW-SF/DR, 8-18 X 1/2 PPH - OFF WHITE
	000G39-08-08T	EA SCREW-SF/DR, 8 - 18 X .50 PPH - BLACK
	000G39-08-083	EA SCREW-SF/DR, 8-18 X 1/2 PAH - BUFF
	000G39-08-12B	EA SCREW-SF/DR, 8-18 X 3/4 PPH ZN
	000G39-08-16B	EA SCREW-SF/DR, 8-18 X 1 PPH ZN
	000G39-08-16S	EA SCREW-SF/DR, 8-18 X 1 PPH OFF WHITE
	000G39-08-16T	EA SCREW-SF/DR, 8-18 X 1 PPH - BLACK
	000G39-08-24B	EA SCREW-SF/DR, 8-18 X 1 1/2 PPH ZN
	000G39-08-32B	EA SCREW-SF/DR, 8-18 X 2 PPH - ZINC
	000G39-10-088	EA SCREW-SF/DR 10-16 X.50 P&H - DRILL-FLEX F'CARBON
	000G39-10-129	EA SCREW-SF/DR, 10-16 X 3/4 PPH - FLUOROCARBON SILVER
	000G39-10-209	EA SCREW-SF/DR, 10-16 X 1.25 PPH - FLUOROCARBON SILVER
	000G39-10-12D	EA SCREW-SF/DR, 10-16 X 3/4 PPH - BLACK
	000G39-10-20B	EA SCREW-SF/DR, 10-16 X 1 1/4 PPH ZN
	000G39-10-32B	EA SCREW-SF/DR, 10- 6 X 2.00 PPH - ZINC
	000G42-04-12B	EA SCREW-SF/DR, 1/4-14 X 3/4 HWH ZN
	000G42-04-16B	EA SCREW-SF/DR, 1/4-14 X 1 HWH - ZN
	000G46-08-24T	EA SCREW-MACHINE, 8-32-1.50 IN PFH - BLACK
	000G50-04-08B	EA SCREW-MACHINE, 1/4-20 X 1/2 PTH
	000G50-04-12B	EA SCREW-MACH, 1/4-20 X 3/4 PPH ZN
	000G51-08-08B	EA SCREW, 8-18 X 1/2 PTH ZN
	000G52-08-06B	EA SCREW-MACH-8-32 X 3/8 PTH ZN
	000G52-08-18B	EA SCREW-MACHINE, 8-32 X 11/8 PTH ZN
	000G53-04-06B	EA SCREW-MACHINE, 1/4-20 X 3/8 PPH ZN - UNDERCUT HEAD
	000G54-04-20B	EA SCREW, 1/4-20 X 1 1/4 PTH - TYPE 23 - ZINC PLATED
	000G55-08-125	EA SCREW-SF/DR, 8-18 X .75 PWH - WILLOW
	000G55-08-162	EA SCREW-SF/DR, 8-18 X 1.00 - BEIGE
	000G56-10-24J	EA SCREW-WOOD, 10-13 X 1.5 POH - BRIGHT BRASS
	000G57-05-16J	EA SCREW, 5-20 X 1 PFH - BRASS
	000G60-08-163	EA SCREW-SF/DR, 8-18 X 1.00 POH - BUFF
	000G60-10-16J	EA SCREW SF.DR, 10-16 X 1 POH - BRIGHT BRASS
	000G67-08-32B	EA SCREW, 8-15 X 2 PPH ZN
	000G67-10-08B	EA SCREW, 10-12 X 1/2 PPH ZN
	000G67-10-08R	EA SCREW, 10-12 X 1/2 PPH - BEIGE - TYPE A
	000G67-10-10B	EA SCREW, 10-12 X 5/8 PPH ZN - TYPE A
	000G67-10-10D	EA SCREW, 10-12 X 5/8 PPH - BLACK - TYPE A
	000G67-10-10R	EA SCREW, 10-12 X 5/8 PPH - TYPE A - BEIGE
	000G67-10-12B	EA SCREW, 10-12 X 3/4" PPH - ZN
	000G67-10-16B	EA SCREW, 10-12 X 1 PPH - ZN
	000G67-10-16P	EA SCREW, 10-12 X 1 PPH - DARK BROWN
	000G67-10-24B	EA SCREW, 10-12 X 1 1/2 PPH - ZN
	000G67-10-32B	EA SCREW, 10-12 X 2 PPH - ZN
	000G67-10-36T	EA SCREW, 10-12 X 2.25 PPH - BLACK - STALGAURD
	000G67-10-48B	EA SCREW, 10-12 X 3 PPH ZN
	000G68-06-10G	EA SCREW, 6-18 X 5/8 POH - ANTIQUE BRASS
	049465-01-000	EA SCREW, 10-16 W/WASHER PTH - DARK BROWN
	049465-04-000	EA SCREW, 10-16 W/WASHER PTH - BEIGE

SEALANTS & FASTENERS GROUP (CONTINUED)

SCREWS (CONTINUED)

KEY	PART NUMBER	U/M DESCRIPTION
	075908-01-000	EA SCREW-MACHINE, 10-32 X .56 PTH - ZINC EXTERNAL TOOTH
	086256-01-000	EA SCREW-SF/DR, 8 X .75HWH - LG
	087721-01-000	EA SCREW-FLAT HEAD, TAPPING - 1/4" X 1 1/4" LG ZN
	091230-03-000	EA SCREW-MACH, 8-32 X 3/4 POH SS - BUFF
	101289-01-01A	EA SCREW-MACHINE, 8-32 X 4 - POH - BRASS - FOR EXTENDED KNOB
	101618-01-000	EA SCREW, 1/4-20 X 3/4 - HEX/TAPPING - STALGARD TYPE F
	109152-01-000	EA SCREW, 3/8-16 X 1 1/4 - FLAT SOC - DORRLEMATE COATED

RIVETS, CLAMPS, GROMMETS, PLUGS & CLIPS

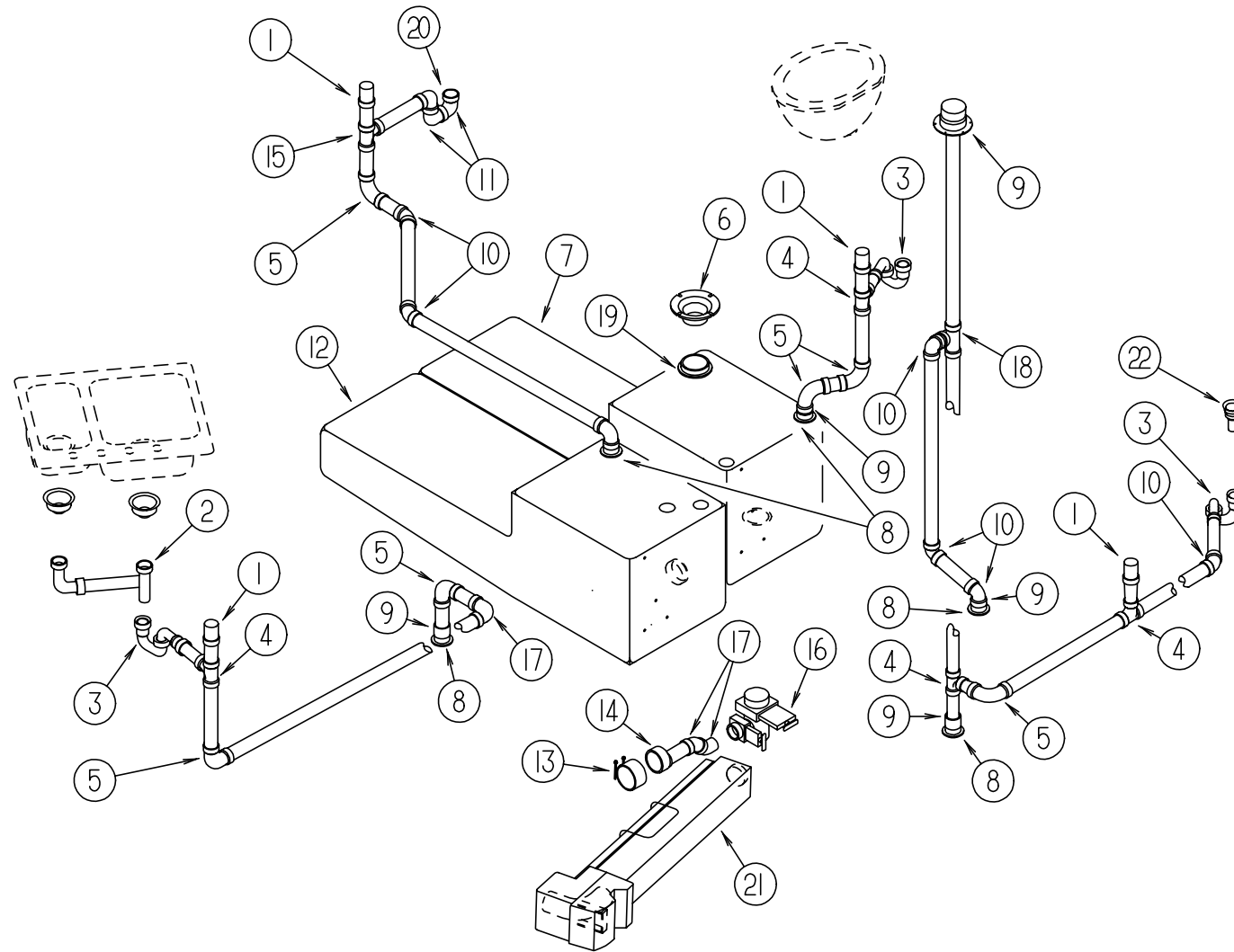
KEY	PART NUMBER	U/M DESCRIPTION
	000H16-04-06R	EA RIVET-POP, AL 1/8 X .313 - .375
	007161-01-000	EA CLAMP-HOSE, SPRING TYPE - 1/2"
	010495-01-000	EA CLAMP-CABLE, 9/16"
	010495-02-000	EA CLAMP-CABLE, 3/8"
	010497-01-000	EA CLAMP-CLOSED, 5/8" ID
	010497-03-000	EA CLAMP-CLOSED, 1" ID - CUSHIONED
	010497-04-000	EA CLAMP-CLOSED, 1.62 ID
	010497-05-000	EA CLAMP-CLOSED, 1/2" ID
	010497-07-000	EA CLAMP-CLOSED, 3/8" ID
	010499-01-000	EA CLAMP-CLOSED, 3/8" ID
	062401-02-000	EA CLAMP-HOSE, WORMGEAR, 1.56" - 2.5"
	062401-04-000	EA CLAMP-HOSE, WORMGEAR .69"- 1.25"
	062401-05-000	EA CLAMP-HOSE, WORMGEAR - 2" X 3"
	062401-06-000	EA CLAMP-HOSE, WORMGEAR .22"- .62"
	062401-07-000	EA CLAMP-HOSE, WORMGEAR 5"- 7"
	075148-02-000	EA CLAMP-GROUNDING, BRONZE SCREWS
	083609-01-000	EA CLAMP-WIRE, DUAL EQUAL - 5/8" DIAMETER
	083610-01-000	EA CLAMP-WIRE, DUAL - UNEQUAL DIAMETERS - 31.7DIA X 19DIA
	083610-02-000	EA CLAMP-WIRE, DUAL - UNEQUAL DIAMETERS - 52DIA X 19DIA
	P06091-01-000	EA CLAMP-A/C LINE
	008380-01-000	EA GROMMET-RUBBER, 5/8" HOLE X 1 1/2" DIAMETER - BLACK
	016188-03-000	EA GROMMET-L/P LINE, 3/8" HOLE X 2 1/2" LONG - RUBBER
	016188-05-000	EA GROMMET-L/P LINE, 3/8" HOLE X 1 1/4" LONG - RUBBER
	023942-01-000	EA GROMMET-RUBBER, 2" OD
	071015-11-000	EA GROMMET-1.00ID,FITS .12 MATL MINOR RUBBER Z-3065
	071015-21-000	EA GROMMET-RUBBER, .5" ID X 1.06" OD W/.19" GROOVE - BLACK
	071015-26-000	EA GROMMET-RUBBER, 1.5" ID X 2.12" OD W/.06" GROOVE - BLACK
	071015-29-000	EA GROMMET-RUBBER, .25" ID X .125" OD W/.12" GROOVE - BLACK
	071015-30-000	EA GROMMET-RUBBER, .31" ID X .81" OD W/.12" GROOVE - BLACK
	081211-04-000	EA PLUG-PLASTIC, .46" DIAMETER - BLACK
	075312-02-000	EA CLIP-U, .125 - .187 GRIP
	077955-01-000	EA CLIP-J,VINYL COATED, 3/8" - USED TO SUPPORT WIRING TO LIGHTS
	080734-02-000	EA CLIP-WIRE, NYLON
	091952-01-000	EA CLIP-GRIPPER, 1"
	091952-02-000	EA CLIP-GRIPPER, 1"
	094362-02-000	EA CLIP-CHRISTMAS TREE, FLAT HEAD - .5" X .95"
	101447-01-000	EA CLIP-U TYPE, TINNERMAN - HOLDS SHOWER SURROUND TOGETHER
	080211-03-000	EA CLIP-MOUNTING, (XMAS TREE) - DECORATIVE WALL PADS
	114172-01-000	EA COUPLER-BLACK, 1 1/4FPT X 1 1/4FPT

WIRE TIE, VELCRO, PLUGS & FASTENERS

KEY	PART NUMBER	U/M DESCRIPTION
	008343-01-000	EA TIE-WIRE, 6"
	008343-02-000	EA TIE-WIRE, 14"
	008343-03-000	EA TIE-WIRE, 7.5"
	029094-06-000	YD VELCRO TAPE-LOOP, 2" WIDE - BLACK
	029094-04-000	YD VELCRO TAPE-LOOP, 1" WIDE - BLACK
	029094-03-000	YD VELCRO TAPE-HOOK, 1" WIDE - BLACK

WATER & SEWAGE GROUP

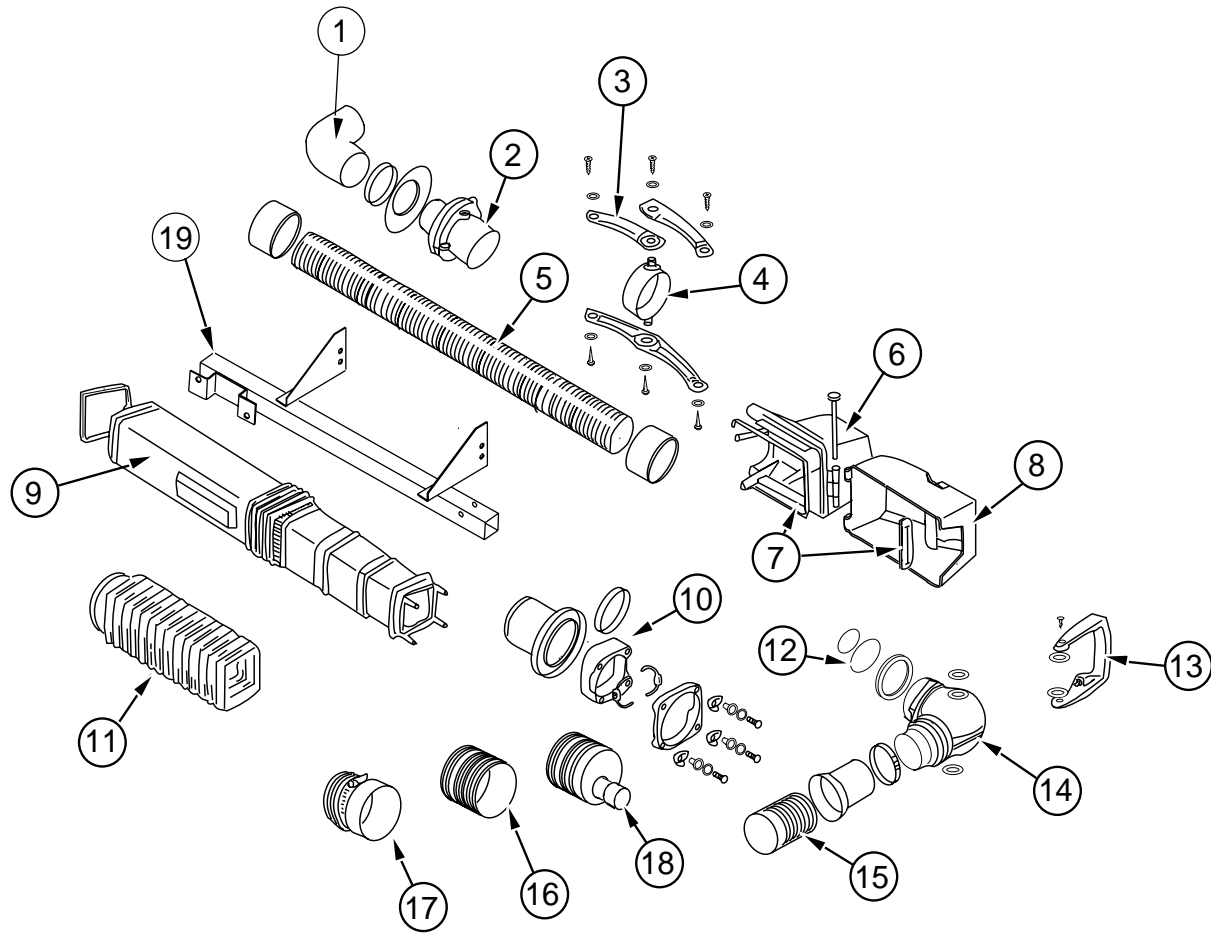
DRAINAGE SYSTEM



KEY	PART NUMBER	U/M	DESCRIPTION
1	079968-01-000	EA	VENT-MECHANICAL TRAP ARM, ANTI-SIPHON - 2" DIA X 7.3" - PLASTIC
2	091980-01-000	EA	WASTE-CONTINUOUS, DOUBLE HOOK-UP TO DRAIN ON DOUBLE SINK
2	091980-02-000	EA	WASTE-CONTINUOUS, DOUBLE SINK - T5063/4RVSBP W/TAIL (DISHWASHER)
3	109571-01-000	EA	ADAPTER-P TRAP, 1 1/2" P X 1 1/4" MPT (U. S.)
3	107537-01-000	EA	ADAPTER-P TRAP, 1 1/2" P X 1 1/4" MPT (CANADIAN)
3	107538-01-000	EA	P-TRAP-PLASTIC, 1 1/4" W/EXT ARM (U.S.)
3	011071-01-000	EA	P-TRAP-PLASTIC, 1 1/2" - NIBCO 5892 1 1/2 (CANADIAN)
4	010071-01-000	EA	TEE-SANITARY, 1 1/2" HUB X HUB X HUB - PLASTIC - BLACK
5	010008-01-000	EA	ELBOW, 90 DEGREE, 1/4 BEND - 1 1/2" HUB X HUB - BLACK PLASTIC
6	116644-01-000	EA	FLANGE-CLOSET 4 X 3 - SEALAND 345892
			FROM: 00-00-00 THRU: 02-19-95
6	116644-02-000	EA	FLANGE-CLOSET 4 X 3 MPT - SEALAND 345889
			FROM: 02-20-95 THRU: 99-99-99
7	11727-02-000	EA	TANK-HOLDING, 52 GALLON
8	061607-01-000	EA	GROMMET-HOLDING TANK, 1 1/2" NPS
9	010115-01-000	EA	COUPLING-1 1/2" HUB X HUB, PLASTIC
10	010006-01-000	EA	ELBOW-45 DEG, 1/8 BEND - 1 1/2" HUB X HUB - BLACK PLASTIC
11	010009-01-000	EA	ELBOW, 90 DEGREE, 1/4 BEND - 1 1/2" - PLASTIC
			FROM: 00-00-00 THRU: 04-09-95
12	117289-01-000	EA	TANK-HOLDING, 62 GALLON

KEY	PART NUMBER	U/M	DESCRIPTION
13	078406-01-000	EA	COUPLER-RUBBER, W/CLAMPS - 3" X 3"
14	062422-01-000	EA	ADAPTER-OFFSET REDUCER, 3" X 1 1/2" - PLASTIC - BLACK
15	010071-02-000	EA	TEE-PLASTIC, 1 1/2" W/BAFFLE HXHXH - KEVCO 3927-7
16	070916-01-000	EA	VALVE-DUAL DUMP, W/CAP - 3" X 1 1/2" - PLASTIC - BLACK
	070916-01-700	EA	VALVE ONLY, 3"
	070916-01-701	EA	VALVE ONLY, 1 1/2"
17	010051-01-000	EA	ELBOW, 45 DEGREE BEND, 1 1/2" SPIGOT AND HUB - PLASTIC - BLACK
18	010073-01-000	EA	WYE, 45 DEGREE, 1 1/2" HUB X HUB X HUB - PLASTIC - BLACK
19	061607-02-000	EA	GROMMET-HOLDING TANK, 3" NPS
20	037763-01-000	EA	P TRAP-PLASTIC 1 1/2 H X H W/UNION - NIBCO 5895
			FROM: 04-10-95 THRU: 99-99-99
21	114191-01-000	EA	DRAIN-TELESCOPING, THETFORD 17350
22	011069-06-000	EA	TAILPIECE, 1 1/2 X 1/4 X 2.50 - BRASS
	062415-01-000	EA	CAP-SEWER, 3" DIAMETER
	062415-01-700	EA	STRING-SEWER CAP, SV7 STRAP
	114191-02-000	EA	HOSE-DRAIN, THETFORD 17327
	062416-01-000	EA	ADAPTER-SEWER HOSE TO 3" PIPE
	010168-01-000	EA	PLASTIC PLUG, 1 1/2"
			FROM: 00-00-00 THRU: 04-10-95
	010166-01-000	EA	PLUG-THREADED, 1 1/4" DIAMETER - PLASTIC - BLACK
			FROM: 04-11-95 THRU: 99-99-99
	034250-01-000	EA	ELBOW-90 DEGREE, LONG TURN - 1 1/2" HUB X HUB - ABS

WATER & SEWAGE GROUP (CONTINUED)



TELESCOPING DRAIN

KEY	PART NUMBER	U/M	DESCRIPTION
	114191-01-000	EA	DRAIN-TELESCOPING, THETFORD
	114191-01-700	EA	FASTENER HDW PACKAGE, 17006
1	114191-01-701	EA	INLET HOSE KIT, 17244
2	114191-01-702	EA	SWIVEL MOUNT ASSEMBLY, 1713327
3	114191-01-703	EA	TIE BAR KIT (HOOPNOT INC), 1713427
4	114191-01-704	EA	HOOP, 1714427
5	114191-01-705	EA	FLEX HOSE KIT (LT HAND), 17146
6	114191-01-706	EA	CABINET REPLACEMENT, 1713927
7	114191-01-707	EA	CABINET SEAL KIT, 17140
8	114191-01-708	EA	DOOR REPLACEMENT PKG, 1713827
9	114191-01-709	EA	TUBE SET, 1713227
10	114191-01-710	EA	QUICK DISCONNECT MECHANISM AND SEAL, 1714127
11	114191-01-711	EA	BELLOWS PKG, 1703027
12	114191-01-712	EA	SPOUT SEAL PKG, 1713027
13	114191-01-713	EA	BAIL HANDLE ASM, 1713164
14	114191-01-714	EA	SPOUT VALVE ASM, 1700427
15	114191-01-715	EA	OUTLET HOSE KIT, 17151
16	114191-01-716	EA	HOSE ADAPTER (THREADED), 1714527
17	114191-01-717	EA	STRAIGHT HOSE ADAPTER W/CLAMP, 1714227
18	114191-01-718	EA	GARDEN HOSE ADAPTER W/CLAMP, 1714327
19	115124-01-02B	EA	SUPPORT ASM-DRAIN, E-COAT
	114191-02-000	EA	HOSE-DRAIN, THETFORD 17327

WATER & SEWAGE GROUP (CONTINUED)

FRESH WATER TANKS & WATER SYSTEM COMPONENTS

KEY	PART NUMBER	U/M	DESCRIPTION
	117331-02-000	EA	TANK-WATER, 50 GALLON - FORWARD POSITION
	117331-03-000	EA	TANK-WATER, 50 GALLON - REAR POSITON
	042989-03-000	EA	FITTING-WATER TANK, SPINWELD - 1 1/4" NPT - PLASTIC - WHITE
	042989-04-000	EA	FITTING-WATER TANK, SPINWELD - 3/8" FPT - PLASTIC - WHITE
	042989-05-000	EA	FITTING-WATER TANK, SPINWELD - 1/2" FPT - PLASTIC - WHITE
	039861-01-000	EA	SENDING UNIT-W/SCREW, WASHER, WELL NUT & TERMINAL RING
	077954-02-000	EA	FILTER-WATER TANK, SCREEN IN TANK
	074462-02-000	FT	TUBING-VINYL, 3/8" ID X 20' - CLEAR
	114427-01-000	EA	CAP-1/2P
	101814-01-000	EA	COUPLING-FEMALE, 1/2" X 1/2" FPT - W/SLEEVE
	039800-02-000	FT	TUBING-POLYBUTYL, 5/8" OD - INCREMENTS OF 20' - BLACK
	079381-01-000	FT	TUBING-SMOOTH FLEXIBLE, 1 1/4" ID X 20'
	039800-04-000	FT	TUBING-POLYBUTY-1/4OD X 20FT
	077054-01-000	EA	VALVE-PLASTIC, 1/2" M X 1/2" M - 1/4" COMP
	010230-05-000	EA	FILL-CITY WATER, SURF SILVER - M'BRASS 324-00
	114428-01-000	EA	TEE-1/2P X 1/2 P X 1/2P, FLAIR-IT 02820
	114428-03-000	EA	TEE-1/2P X 1/2P X 1/2MPT, FLAIR-IT 02822
	118423-01-000	EA	TEE-BRASS, 1/4P X 1/4P X 1/4P - 164CPT-4
	010219-01-000	EA	ELBOW-1 1/4" MPT X 1 1/4" BARB, WATER FILL - PLASTIC
	114429-01-000	EA	ELBOW-1/2P X 1/2P, FLAIR-IT 02800
	114429-02-000	EA	ELBOW-1/2P X 1/2MPT, FLAIR-IT 02803
	114429-03-000	EA	ELBOW-SWIVEL, 1/2P X 1/2FPT - FLAIR-IT 02816
	114429-04-000	EA	ELBOW-1/2P X 3/8MPT, FLAIR-IT 02810
	114430-02-000	EA	ADAPTER-SWIVEL, 1/2P X 1/2FPT FLAIR-IT -02873
	114430-03-000	EA	ADAPTER-1/2P X 1/2MPT, FLAIR-IT 02842
	114431-01-000	EA	WATER VALVE - 3 POSITION - "DRAIN VALVE"
	114431-02-000	EA	WATER VALVE - 2 POSITION - "BYPASS VALVE"
	114431-03-000	EA	WATER VALVE - 90 DEGREE ELBOW - "WATER DRAIN VALVE"
	114431-04-000	EA	WATER VALVE - STRAIGHT THRU - "SHUT OFF VALVE"
	115009-01-000	EA	NIPPLE-PIPE, GALVANIZED - 12 X 1 1/2
	111888-01-000	EA	FERRULE-PLASTIC, .25 ID X .375 OD
	110438-01-000	EA	VALVE-CHECK, BRASS - G784

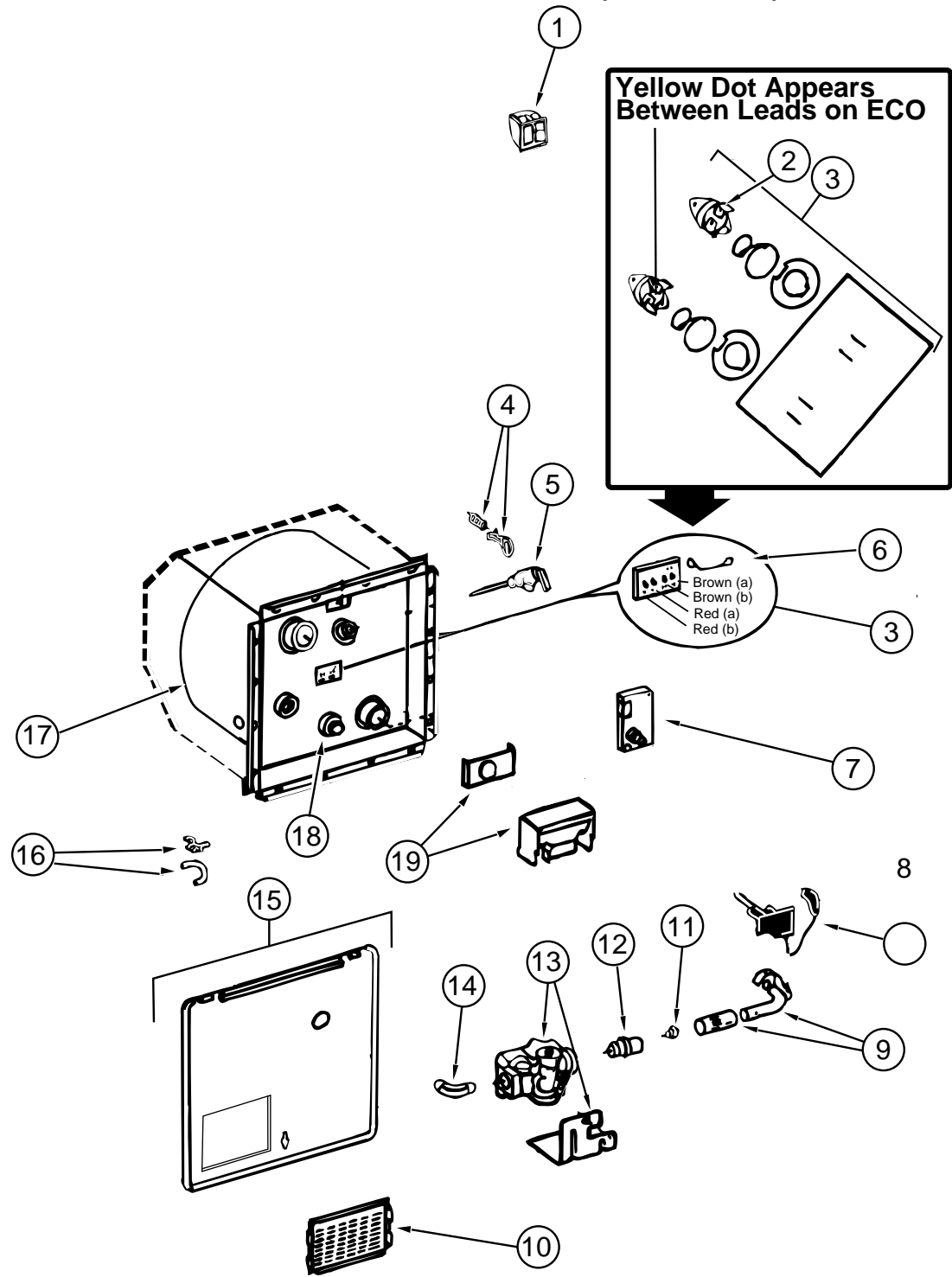
WATER PUMP

KEY	PART NUMBER	U/M	DESCRIPTION
	117796-02-02B	EA	BRACKET ASM-MOUNTING, W/PUMP, E-CT
	112925-01-02B	EA	BRACKET-WATER PUMP, E-COAT
	098607-01-000	EA	PUMP-WATER, W/.5"MPT FITTING - FLOW 2.8 GPM - UL
	098607-01-700	EA	PUMPHEAD-REPLACEMENT, FLOW 94-236-08
	098607-01-701	EA	DRIVE ASSEMBLY, FLOW 94-234-03
	098607-01-702	EA	DIAPHRAGM/DRIVE ASSEMBLY KIT 94-238-04
	098607-01-703	EA	VALVE ASSEMBLY, FLOW 94-232-00
	098607-01-705	EA	CHECK VALVE KIT, FLOW 94-237-00
	098607-01-706	EA	SWITCH ASM-COMPLETE, SHURFLO 94-230-00
	098607-01-707	EA	MOTOR/BASEPLATE REPLACEMENT, FLOW 94-235-03

WASHER/DRYER

KEY	PART NUMBER	U/M	DESCRIPTION
	107753-01-01A	EA	WASHER-DRYER, WHITE - KARIBA WD802
	111913-01-01A	EA	BRACKET-WASHER, FRONT TIE DOWN - BLACK
	116653-01-000	FT	DUCT-FLEXIBLE, 4" X 8' - METAL
	098419-01-000	EA	FAUCET-WASHER, 90 DEGREE
	111842-01-01A	EA	BRACKET-FAUCET, WASHER E-COAT
	111947-01-01A	EA	VENT ASM-DRYER

WATER & SEWAGE GROUP (CONTINUED)



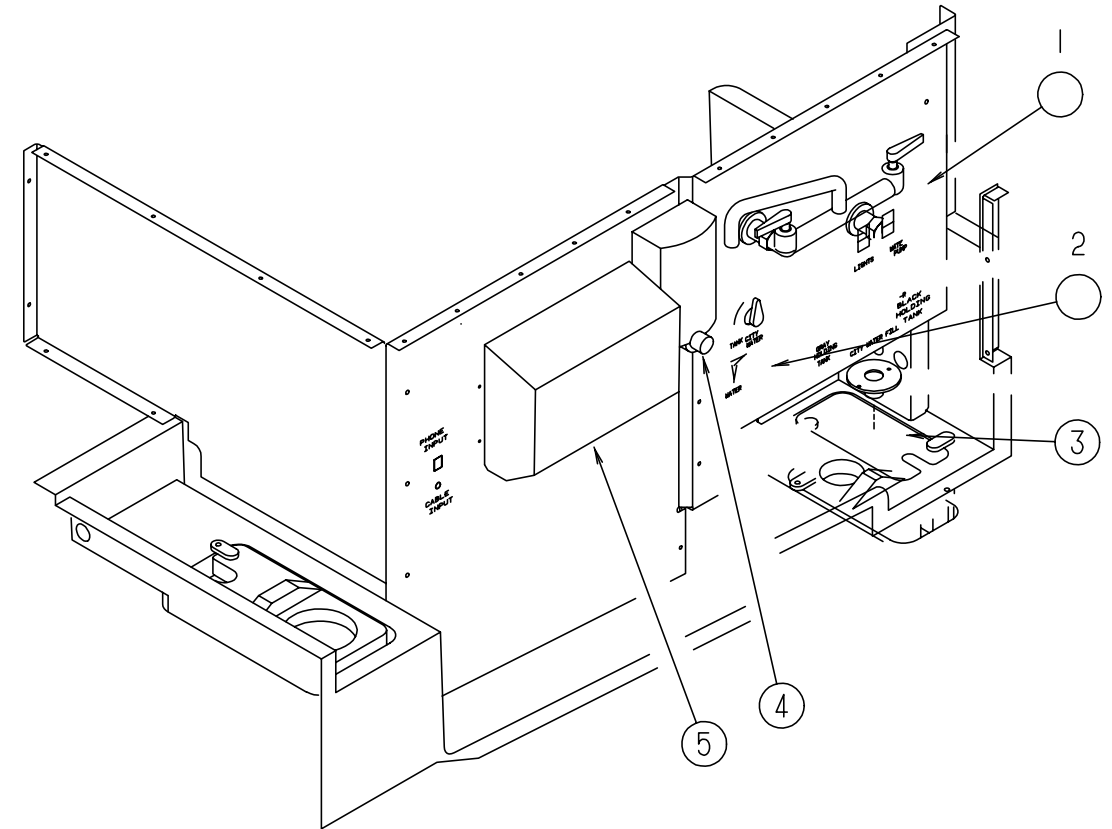
WATER HEATER

KEY	PART NUMBER	U/M DESCRIPTION
	051391-03-000	EA HEATER-WATER, W/ELECTRIC IGNITION - ATWOOD G6A-3E
1	097967-01-000	EA SWITCH-WATER HEATER - REMOTE W/LIGHT - ATWOOD 91959
2	051391-04-701	EA THERMOSTAT 12 VDC-120 PRESET, 91470
3	051393-01-721	EA ECO & THERMOSTAT ASM-FRONT MOUNT, 140 DEGREE, 91447
4	051391-01-705	EA FASTENER-CAMLOC, 92609
5	051391-01-704	EA VALVE-RELIEF - 1/2" FITTING, 91604
6	051393-01-723	EA SWITCH-THERMAL-CUT OFF (2/PKG), 93866
7	051393-01-724	EA CIRCUIT BOARD-SPADE TERMINAL-ELECTRIC IGNITION, 93867
8	051393-01-725	EA ELECTRODE-SINGLE SPADE CONNECT-SPARK PROBE, 93868
9	051391-04-703	EA BURNER-MAIN - 4E AND 6E MODELS, 91638
10	051391-01-717	EA GRILL ONLY(GOES ON THE DOOR)
11	051391-01-710	EA ORIFICE-MAIN BURNER, 92742

WATER & SEWAGE GROUP (CONTINUED)

WATER HEATER (CPMTOMIED)

KEY	PART NUMBER	U/M DESCRIPTION
12	051391-03-700	EA ORFICE-HOLDER, 91563
13	051393-01-726	EA SOLENOID VALVE AND BRACKET-WHITE-ROGERS, 93870
14	051391-01-714	EA ELBOW-45 DEGREE - 3/8" F X 3/8" MPT, 91044
15	052009-06-000	EA DOOR-WATER HEATER - ATWOOD - BRIGHT WHITE
16	051391-01-700	EA HINGE KIT-W/CLIP, 92568 & 92559
17	051391-04-706	EA TANK-INNER - G6A-4E & 6E - FRONT MOUNT, 91641
18	051391-01-715	EA DRAIN PLUG, 91561
19	051391-04-707	EA KIT-FLUE - & GASKET, 90960
	116424-01-000	EA PROTECTOR-WATER HEATER LATCH, ADHESIVE BACKED ROUND VINYL



EXTERIOR WATER SERVICE COMPARTMENT

KEY	PART NUMBER	U/M DESCRIPTION
1	114331-01-000	EA FAUCET-WALLMOUNT, SPECIALTY 123-009
2	114431-02-000	EA VALVE-1/2P, BYPASS - FLAIR-IT 02910
3	010230-05-000	EA FILL-WATER, CITY - SILVER
4	114899-01-000	EA DISPENSER-SOAP, LIQUID
5	115004-01-000	EA DISPENSER-TOWEL, PAPER
	115078-01-01A	EA TOWEL-PAPER, BUTLER

WATER PURIFICATION

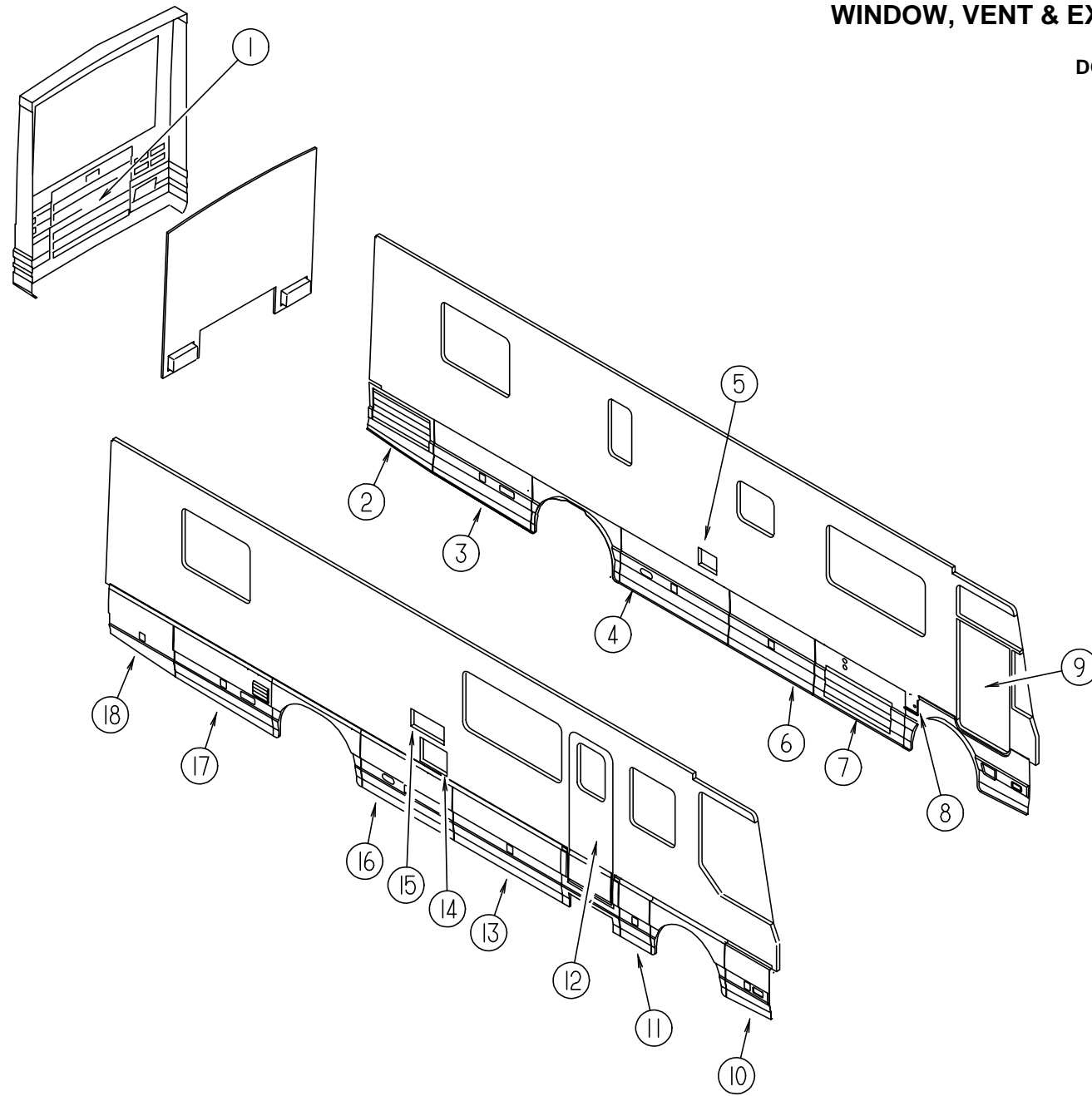
KEY	PART NUMBER	U/M DESCRIPTION
	701069-01-000	EA WATER PURIFICATION SYSTEM, 9252
	701069-03-700	EA CARTRIDGE-WATER FILTER, AC, EVERPURE 9601-11
	103798-01-000	EA CONNECTOR-1/4 OD X 3/8 MPT

GARDEN HOSE

KEY	PART NUMBER	U/M DESCRIPTION
	117089-01-000	FT HOSE-1/2 ID, GARDEN - KEVCO 49154

WINDOW, VENT & EXTERIOR DOOR GROUP

DOORS

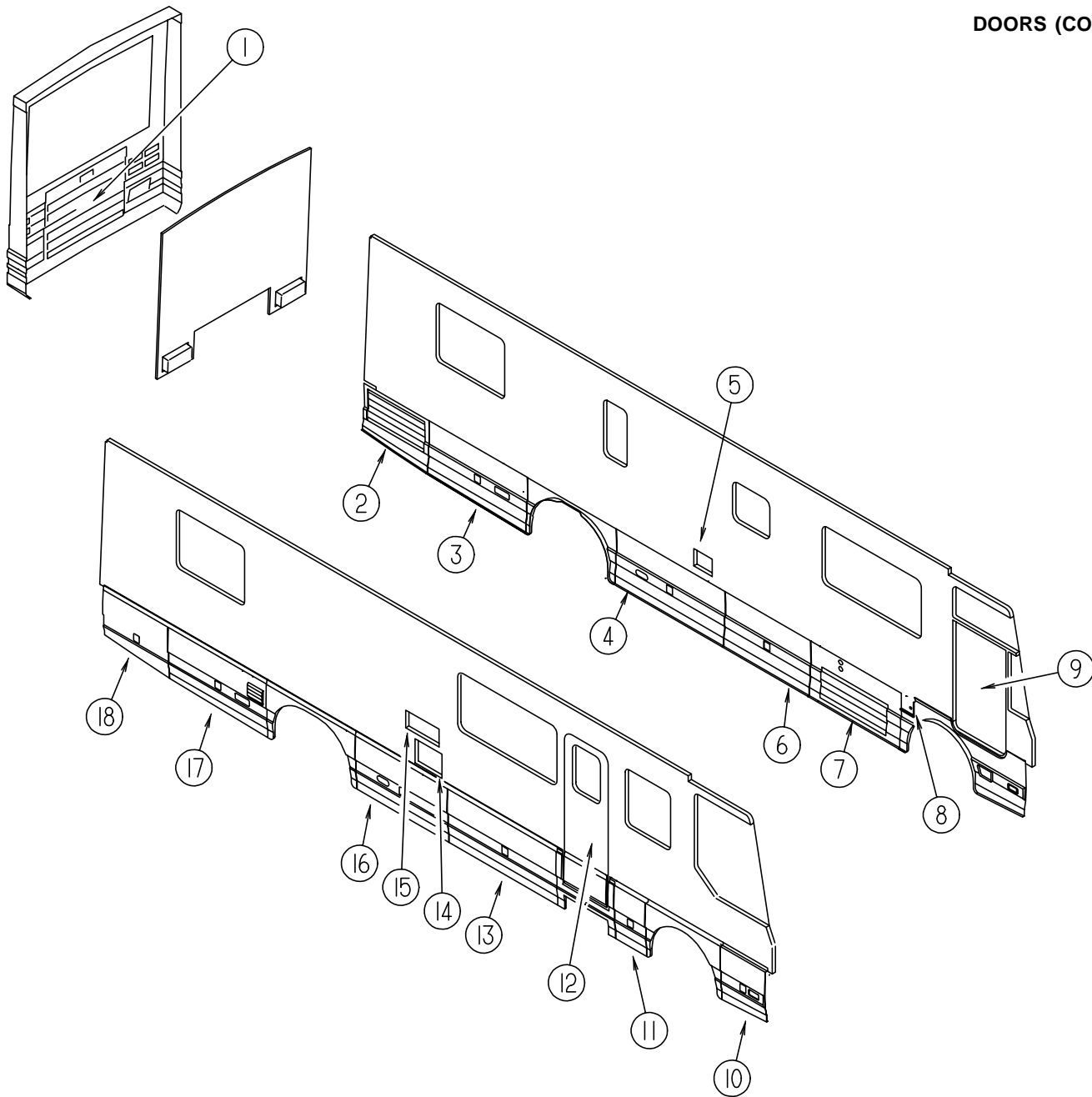


KEY	PART NUMBER	U/M	DESCRIPTION
1	P13170-01-FQ0	EA	DOOR-ENGINE COMPARTMENT, W/STOP LIGHT
	113170-01-FQ0	EA	DOOR-ENGINE COMPARTMENT, W/O STOP LIGHT
	113169-02-FQ0	EA	PANEL-DOOR, REAR ENGINE - W/O LATCH & HINGE
	113169-01-01A	EA	PANEL-DOOR, REAR ENGINE - W/O FRAME - BUFF
	113180-01-FQ0	EA	GRILLE ASM-DOOR, TRUNK
	102325-02-05A	EA	HINGE-TRUNK DOOR, 6" - BUFF
	102378-01-02A	EA	WASHER-BLACK
	100128-01-000	FT	SEAL-PILE, ADHESIVE BACK - GRAY
	102330-02-000	EA	LATCH-SINGLE HOLE, VISE ACTION
	102328-01-000	EA	KEY, SOUTHCO E3-216-715-19
	107796-01-000	EA	SPRING-GAS
	114268-03-02B	EA	BRACKET-GAS SPRING, MOUNTS TO DOOR
	107796-05-000	EA	BRACKET-FLAT, W/BALL STUD - MOUNTS TO BACKWALL
	107721-01-000	FT	SEAL-D BULB, W/RIDGES - W/ADHESIVE ON FLAT SIDE, BLACK (COMPARTMENT)
	107719-01-01A	EA	STRIKER-DOOR, REAR ENGINE

KEY	PART NUMBER	U/M	DESCRIPTION
2	113593-01-FQ0	EA	PANEL ASM-VALANCE, CONDENSER AIR INTAKE FROM: 00-00-00 THRU: 10-16-94
2	116502-01-FQ0	EA	PANEL-HINGED, ENGINE A/C CONDENSER FROM: 10-17-94 THRU: 99-99-99
	113333-02-FQ0	EA	GRILLE ASM-DOOR, CONDENSER
	107895-08-000	EA	HINGE ASM-DOUBLE PIVOT , W/SPRING & U-CHANNEL
	P13039-01-01A	EA	END PANEL-SUPPORT RIGHT - BLACK
	P13039-02-01A	EA	END PANEL-SUPPORT LEFT - BLACK
	088270-01-000	FT	SEAL-BULB, EPDM RUBBER
	068716-01-001	EA	EXTRUDED-ANGLE, 90 DEGREE - 192"
3	117839-01-FQ0	EA	DOOR-COMPARTMENT, W/HARDWARE & LATCHES
	098408-01-000	FT	SEAL-SPONGE RUBBER, CLOSED CELL
	101348-01-000	EA	BOLT-SLIDE, LATCH - NYLON - W/SPRING & BRKT
	107721-01-000	FT	"D" SHAPED BULB SEAL W/ADHESIVE ON FLAT SIDE
	107796-08-000	EA	SPRING-GAS, 60 POUND - SPDI SPD-5200-60
	107796-02-000	EA	BRACKET-GAS SPRING, LARGE
	107895-08-000	EA	HINGE ASM-DOUBLE PIVOT
	108561-01-000	EA	TURNBUCKLE,10-24 THREAD
	108562-02-000	EA	ROD-LATCH, LEFT THREADED - 121MM LONG FROM: 00-00-00 THRU: 03-12-95
	108562-09-000	EA	ROD-LATCH, LEFT THREADED - 384MM LONG FROM: 03-13-95 THRU: 99-99-99
	108562-28-000	EA	ROD-LATCH,THREADED,LH FROM: 00-00-00 THRU: 02-19-95
	108562-11-000	EA	ROD-LATCH, LEFT THREADED - 278MM LONG FROM: 02-20-95 THRU: 99-99-99
	108562-16-000	EA	ROD-LATCH, RIGHT THREADED - 288MM LONG FROM: 00-00-00 THRU: 02-19-95
	108562-33-000	EA	ROD-LATCH, RIGHT THREADED - 150MM LONG FROM: 02-20-95 THRU: 99-99-99
	108562-22-000	EA	ROD-LATCH, RIGHT THREADED - 150MM LONG FROM: 00-00-00 THRU: 02-19-95
	108562-12-000	EA	ROD-LATCH, RIGHT THREADED - 150MM LONG FROM: 02-20-95 THRU: 99-99-99
	112949-01-01A	EA	LATCH ASM-PADDLE
	117648-01-01A	EA	POCKET-LIGHT,DOCKING BLK
4	116508-08-FQ0	EA	DOOR-COMPARTMENT, W/HARDWARE & LATCHES
	098408-01-000	FT	SEAL-SPONGE RUBBER, CLOSED CELL
	101348-01-000	EA	BOLT-SLIDE, LATCH - NYLON - W/SPRING & BRKT
	107721-01-000	FT	"D" SHAPED BULB SEAL W/ADHESIVE ON FLAT SIDE
	108998-04-000	EA	SPRING-GAS, 60 POUND - SPD-5300-60
	107796-02-000	EA	BRACKET-GAS SPRING,LARGE
	107895-08-000	EA	HINGE ASM-DOUBLE PIVOT
	108561-01-000	EA	TURNBUCKLE,10-24 THREAD
	108562-13-000	EA	ROD-LATCH, LEFT THREADED - 171MM LONG
	108562-16-000	EA	ROD-LATCH, RIGHT THREADED - 288MM LONG
	108562-28-000	EA	ROD-LATCH,THREADED,LH
	108562-41-000	EA	ROD-LATCH,THREADED,RH
	112949-01-01A	EA	LATCH ASM-PADDLE
	115792-01-01A	EA	COVER-WIRE BLK
	088270-01-000	EA	SEAL-BULB, W/ WIRED U-CHANNEL - RUBBER - BLACK (TOP EDGE OF DOOR)
	107721-01-000	FT	SEAL-D BULB, W/RIDGES - W/ADHESIVE ON FLAT SIDE, BLACK (COMPARTMENT)
5	081240-12-000	EA	DOOR-WATER FILL, LOCKABLE - W/O LOCK - BUFF

WINDOW, VENT & EXTERIOR DOOR GROUP (CONTINUED)

DOORS (CONTINUED)

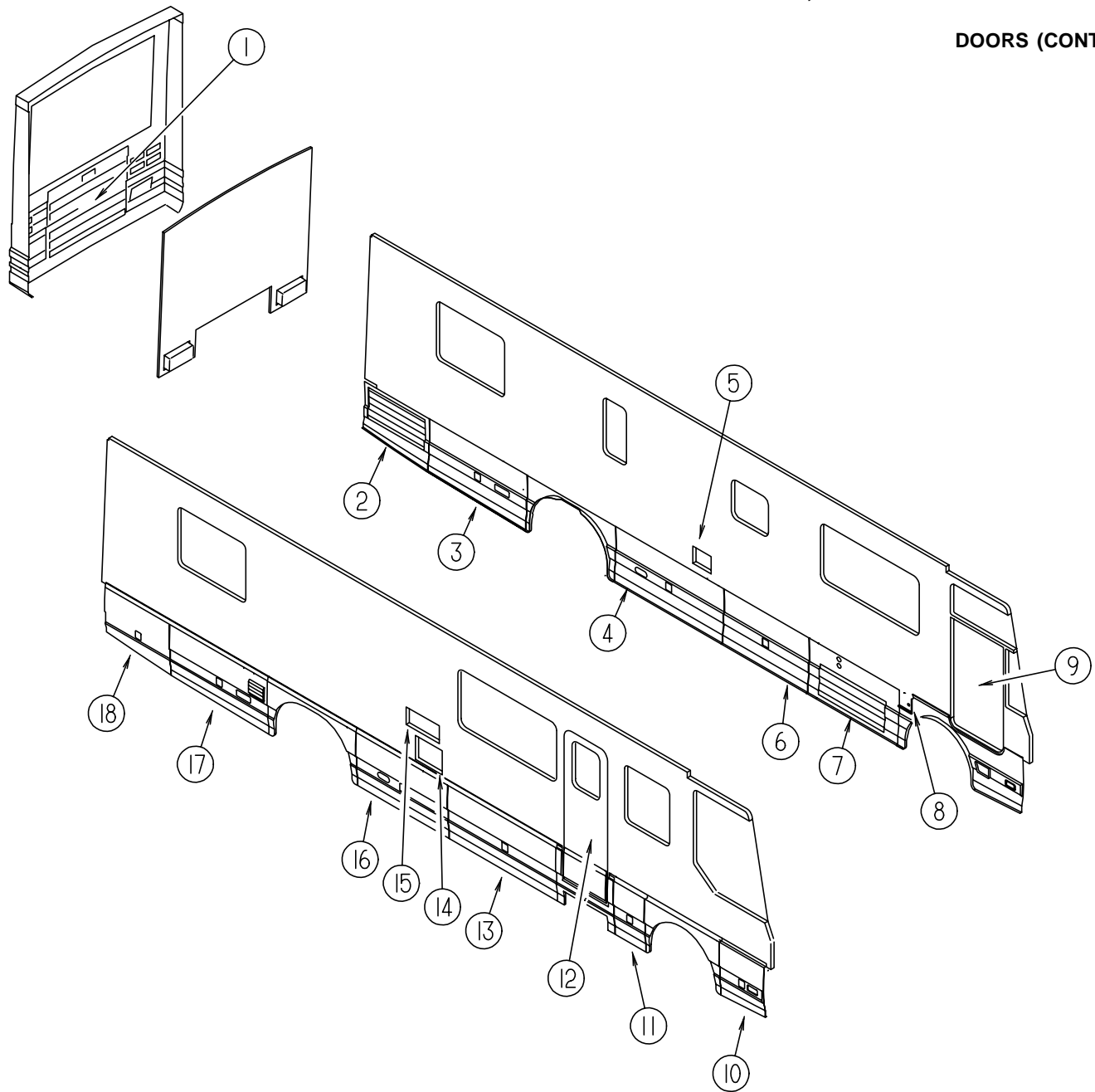


KEY	PART NUMBER	U/M	DESCRIPTION
7	117824-01-FQ0	EA	DOOR ASM-VALANCE,A/C,OUTER
	104692-01-000	FT	SEAL-3/4" X 3/4", ADHESIVE BACK FOAM SEAL
	107895-08-000	EA	HINGE ASM-DOUBLE PIVOT
	115454-01-000	EA	HINGE-DOUBLE PIVOT
	113333-03-FQ0	EA	GRILLE ASM-DOOR,A/C
	117824-03-FQ0	EA	SHROUD ASM-DOOR,A/C
	118971-01-01B	EA	SHROUD-A/C,UPPER
8	113497-02-FQ0	EA	DOOR-FUEL FILL
	107895-06-000	EA	HINGE ASM-DOUBLE PIVOT
9	106469-04-01A	EA	DOOR-DRIVERS, BLACK - W/O INSIDE TRIM PANELS & HARDWARE - EXCEL FROM: 00-00-00 THRU: 03-26-95
9	106469-05-01A	EA	DOOR-DRIVERS, BLACK - W/O INSIDE TRIM PANELS & HARDWARE - EXCEL FROM: 03-29-95 THRU: 99-99-99
10	113412-01-FQ0	EA	DOOR-COMPARTMENT, W/HARDWARE & LATCHES
	101348-01-000	EA	BOLT-SLIDE, LATCH - NYLON - W/SPRING & BRKT
	101356-19-000	EA	ROD-LINKAGE
	107796-01-000	EA	SPRING-GAS, 40 POUND - SPDI SPD-5200-40
	107796-02-000	EA	BRACKET-GAS SPRING,LARGE
	107895-08-000	EA	HINGE ASM-DOUBLE PIVOT
	115454-01-000	EA	HINGE-DOUBLE PIVOT
	112866-02-02B	EA	BRACKET-LATCH PADDLE,E-COAT
	112949-01-01A	EA	LATCH ASM-PADDLE
	113445-01-02B	EA	PLATE-ADAPTER,LATCH,E-COAT
	115792-02-01A	EA	COVER-WIRE BLK
	088270-01-000	EA	SEAL-BULB, W/ WIRED U-CHANNEL - RUBBER - BLACK (TOP EDGE OF DOOR)
	107721-01-000	FT	SEAL-D BULB, W/RIDGES - W/ADHESIVE ON FLAT SIDE, BLACK (COMPARTMEN
11	116501-01-FQ0	EA	DOOR-COMPARTMENT, W/HARDWARE & LATCHES FROM: 00-00-00 THRU: 04-30-95
11	116501-02-FQ0	EA	DOOR-COMPARTMENT, W/HARDWARE & LATCHES FROM: 05-01-95 THRU: 99-99-99
	098408-01-000	FT	SEAL-SPONGE RUBBER, CLOSED CELL
	101348-01-000	EA	BOLT-SLIDE, LATCH - NYLON - W/SPRING & BRKT
	107895-08-000	EA	HINGE ASM-DOUBLE PIVOT
	115454-01-000	EA	HINGE-DOUBLE PIVOT
	108561-01-000	EA	TURNBUCKLE,10-24 THREAD
	108562-20-000	EA	ROD-LATCH, LEFT THREADED - 61MM LONG
	108562-41-000	EA	ROD-LATCH, RIGHT THREADED - 83MM LONG
	112866-02-02B	EA	BRACKET-LATCH PADDLE,E-COAT
	112949-02-01A	EA	LATCH ASM-PADDLE W/O LOCK
	113445-01-02B	EA	PLATE-ADAPTER,LATCH,E-COAT
12	115108-02-FQ0	EA	DOOR-ENTRY W/SCREEN DOOR & JAMB - W/O WINDOW (FQ0, FQ1) FROM: 00-00-00 THRU: 03-26-95
12	115108-02-FQ2	EA	DOOR-ENTRY W/SCREEN DOOR & JAMB - W/O WINDOW (FQ2, FQ3) FROM: 00-00-00 THRU: 03-26-95
12	115108-02-FQ4	EA	DOOR-ENTRY W/SCREEN DOOR & JAMB - W/O WINDOW (FQ4, FQ5) FROM: 00-00-00 THRU: 03-26-95
12	115108-02-FQ6	EA	DOOR-ENTRY W/SCREEN DOOR & JAMB - W/O WINDOW (FQ8, FQ9) FROM: 00-00-00 THRU: 03-26-95
12	115108-07-FQ0	EA	DOOR-ENTRY W/SCREEN DOOR & JAMB - W/O WINDOW (FQ0, FQ1, FQ8, FQ9) FROM: 03-27-95 THRU: 99-99-99
12	115108-07-FQ2	EA	DOOR-ENTRY W/SCREEN DOOR & JAMB - W/O WINDOW (FQ2, FQ3) FROM: 03-27-95 THRU: 99-99-99
12	115108-07-FQ4	EA	DOOR-ENTRY W/SCREEN DOOR & JAMB - W/O WINDOW (FQ4, FQ5) FROM: 03-27-95 THRU: 99-99-99

KEY	PART NUMBER	U/M	DESCRIPTION
6	116508-06-FQ0	EA	DOOR-COMPARTMENT, W/HARDWARE & LATCHES
	098408-01-000	FT	SEAL-SPONGE RUBBER, CLOSED CELL
	101348-01-000	EA	BOLT-SLIDE, LATCH - NYLON - W/SPRING & BRKT
	107721-01-000	FT	"D" SHAPED BULB SEAL W/ADHESIVE ON FLAT SIDE
	107796-08-000	EA	SPRING-GAS, 60 POUND - SPDI SPD-5200-60
	107796-02-000	EA	BRACKET-GAS SPRING,LARGE
	107895-08-000	EA	HINGE ASM-DOUBLE PIVOT
	115454-01-000	EA	HINGE-DOUBLE PIVOT
	108561-01-000	EA	TURNBUCKLE,10-24 THREAD
	108562-17-000	EA	ROD-LATCH, LEFT TREADED - 303MM LONG FROM: 00-00-00 THRU: 03-12-95
	108562-06-000	EA	ROD-LATCH, LEFT THREADED - 288MM LONG FROM: 03-13-95 THRU: 99-99-99
	108562-23-000	EA	ROD-LATCH, THREADED, RIGHT - 195 MM LONG FROM: 00-00-00 THRU: 03-12-95
	108562-33-000	EA	ROD-LATCH, THREADED, RIGHT - 213 MM LONG FROM: 03-13-95 THRU: 99-99-99
	108562-11-000	EA	ROD-LATCH, LEFT THREADED - 278MM LONG
	108562-29-000	EA	ROD-LATCH, THREADED, RIGHT - 233 MM LONG
	112949-01-01A	EA	LATCH ASM-PADDLE
	104491-02-03A	EA	ANGLE-STRIKER, BLACK

WINDOW, VENT & EXTERIOR DOOR GROUP (CONTINUED)

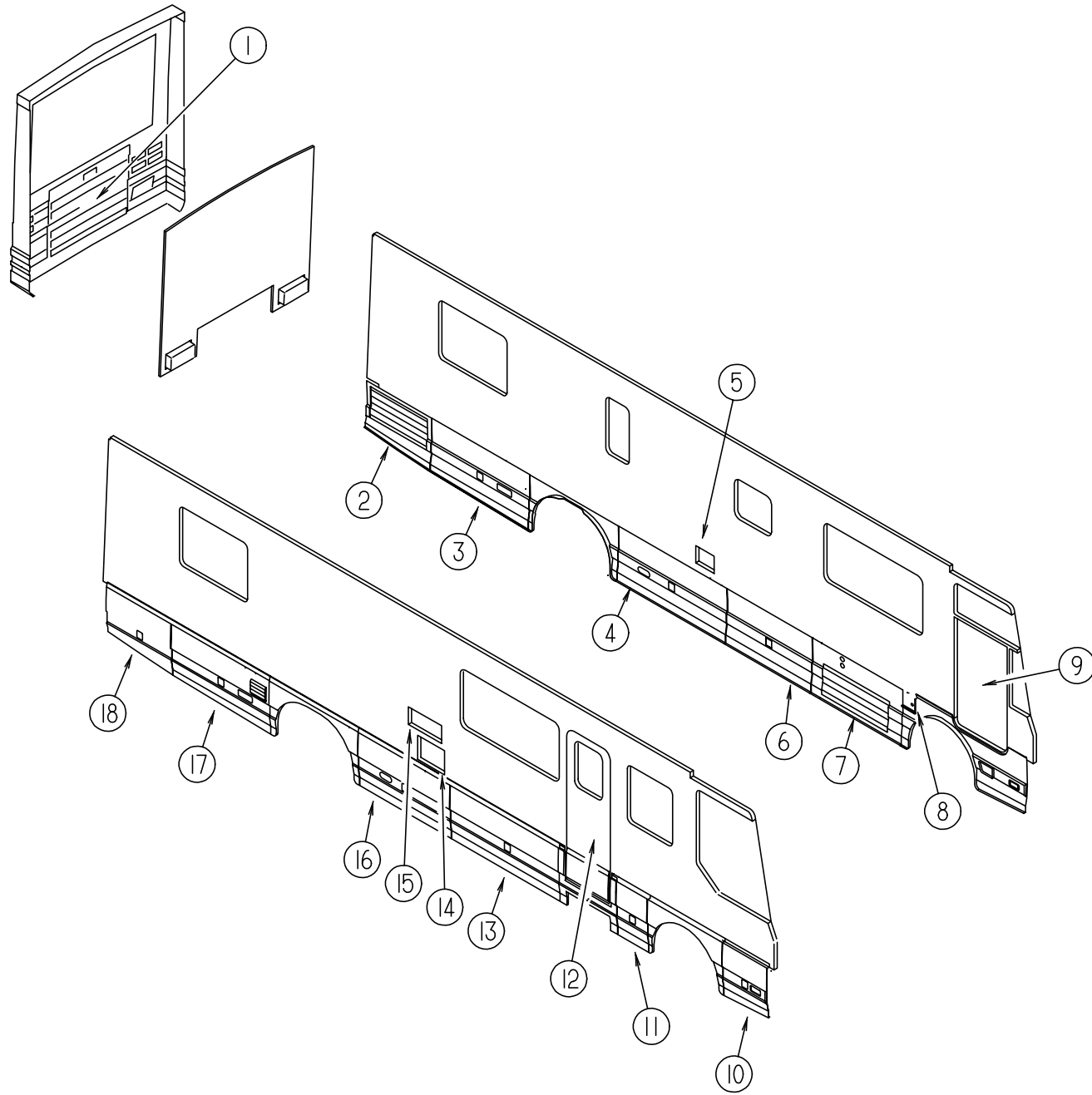
DOORS (CONTINUED)



KEY	PART NUMBER	U/M	DESCRIPTION
	108562-15-000	EA	ROD-LATCH, LEFT THREADED - 261MM LONG FROM: 03-13-95 THRU: 99-99-99
	108562-40-000	EA	ROD-LATCH, THREADED, RIGHT - 392 MM LONG FROM: 03-13-95 THRU: 99-99-99
	112949-01-01A	EA	LATCH ASM-PADDLE
14	052009-04-000	EA	DOOR-WATER HEATER, 18" X 14.6" - METAL - BUFF
15	084104-06-000	EA	JAMB-DOOR, REFRIGERATOR - BUFF
15	084103-06-000	EA	DOOR-REFRIGERATOR, VENTED - W/O JAMB - BUFF
	084104-01-700	EA	LOCK-MALE, FASTENER - REFRIGERATOR DOOR
	084104-01-701	EA	LOCK-FEMALE, FASTENER - REFRIGERATOR DOOR
16	116508-07-FQ0	EA	DOOR-COMPARTMENT, W/HARDWARE & LATCHES FROM: 00-00-00 THRU: 04-30-95
	112949-02-01A	EA	LATCH ASM-PADDLE W/O LOCK
16	116508-09-FQ0	EA	DOOR-COMPARTMENT, W/HARDWARE & LATCHES FROM: 05-01-95 THRU: 99-99-99
	098408-01-000	FT	SEAL-SPONGE RUBBER, CLOSED CELL
	101348-01-000	EA	BOLT-SLIDE, LATCH - NYLON - W/SPRING & BRKT
	107721-01-000	FT	"D" SHAPED BULB SEAL W/ADHESIVE ON FLAT SIDE
	107796-08-000	EA	SPRING-GAS, 60 POUND - SPDI SPD-5200-60
	107796-02-000	EA	BRACKET-GAS SPRING,LARGE
	107895-08-000	EA	HINGE ASM-DOUBLE PIVOT
	115454-01-000	EA	HINGE-DOUBLE PIVOT
	108561-01-000	EA	TURNBUCKLE,10-24 THREAD
	108562-15-000	EA	ROD-LATCH, LEFT THREADED - 261MM LONG
	108562-23-000	EA	ROD-LATCH,THREADED,RH FROM: 03-13-95 THRU: 99-99-99
	108562-33-000	EA	ROD-LATCH,THREADED RH
	112949-01-01A	EA	LATCH ASM-PADDLE
	115792-01-01A	EA	COVER-WIRE BLK
17	117838-01-FQ0	EA	PANEL ASM-VALANCE,RR,OTR,RH
	101348-01-000	EA	BOLT-SLIDE, LATCH - NYLON - W/SPRING & BRKT
	104692-01-000	FT	SEAL-3/4" X 3/4", ADHESIVE BACK FOAM SEAL
	107721-01-000	FT	"D" SHAPED BULB SEAL W/ADHESIVE ON FLAT SIDE
	107796-08-000	EA	SPRING-GAS, 60 POUND - SPDI SPD-5200-60
	108998-04-000	EA	SPRING-GAS, 60 POUND - SPD-5300-60
	107796-02-000	EA	BRACKET-GAS SPRING,LARGE
	107895-08-000	EA	HINGE ASM-DOUBLE PIVOT
	115454-01-000	EA	HINGE-DOUBLE PIVOT
	108561-01-000	EA	TURNBUCKLE,10-24 THREAD
	108562-29-000	EA	ROD-LATCH, THREADED, RIGHT - 233 MM LONG
	108562-15-000	EA	ROD-LATCH, LEFT THREADED - 261MM LONG FROM: 00-00-00 THRU: 01-20-95
	108562-23-000	EA	ROD-LATCH, THREADED, RIGHT - 195 MM LONG FROM: 00-00-00 THRU: 01-20-95
	108562-38-000	EA	ROD-LATCH, THREADED, LEFT - 222 MM LONG FROM: 01-21-95 THRU: 03-12-95
	108562-39-000	EA	ROD-LATCH, THREADED, LEFT - 367 MM LONG FROM: 02-15-95 THRU: 03-12-95
	108562-40-000	EA	ROD-LATCH, THREADED, RIGHT - 392 MM LONG FROM: 02-15-95 THRU: 03-12-95
	108562-09-000	EA	ROD-LATCH, LEFT THREADED - 384MM LONG FROM: 03-13-95 THRU: 99-99-99
	108562-13-000	EA	ROD-LATCH, LEFT THREADED - 171MM LONG FROM: 03-13-95 THRU: 99-99-99
	112949-01-01A	EA	LATCH ASM-PADDLE
	113473-02-FQ0	EA	GRILLE ASM-INTAKE,AIR
	117648-01-01A	EA	POCKET-LIGHT, DOCKING BLACK FROM: 05-23-95 THRU: 99-99-99

KEY	PART NUMBER	U/M	DESCRIPTION
13	116508-05-FQ0	EA	DOOR-COMPARTMENT, W/HARDWARE & LATCHES
	098408-01-000	FT	SEAL-SPONGE RUBBER, CLOSED CELL
	101348-01-000	EA	BOLT-SLIDE, LATCH - NYLON - W/SPRING & BRKT
	107721-01-000	FT	"D" SHAPED BULB SEAL W/ADHESIVE ON FLAT SIDE
	107796-11-000	EA	SPRING-GAS, 90 POUND - SPDI SPD-5200-90
	107796-02-000	EA	BRACKET-GAS SPRING,LARGE
	107895-08-000	EA	HINGE ASM-DOUBLE PIVOT
	115454-01-000	EA	HINGE-DOUBLE PIVOT
	108561-01-000	EA	TURNBUCKLE,10-24 THREAD
	108562-25-000	EA	ROD-LATCH, THREADED, RIGHT - 240 MM LONG
	108562-07-000	EA	ROD-LATCH, LEFT THREADED - 303MM LONG FROM: 00-00-00 THRU: 01-19-95
	108562-17-000	EA	ROD-LATCH, LEFT TREADED - 303MM LONG FROM: 01-20-95 THRU: 02-14-95
	108562-13-000	EA	ROD-LATCH, LEFT THREADED - 171MM LONG FROM: 02-15-95 THRU: 03-12-95
	108562-22-000	EA	ROD-LATCH, THREADED, RIGHT - 476 MM LONG FROM: 02-15-95 THRU: 03-12-95
	108562-28-000	EA	ROD-LATCH, THREADED, LEFT - 244 MM LONG FROM: 02-15-95 THRU: 03-12-95
	108562-11-000	EA	ROD-LATCH, LEFT THREADED - 278MM LONG FROM: 03-13-95 THRU: 99-99-99

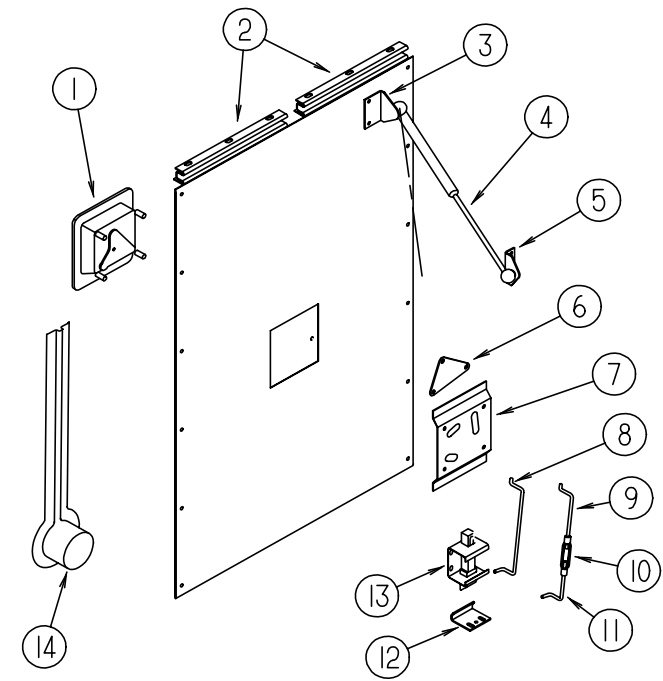
WINDOW, VENT & EXTERIOR DOOR GROUP (CONTINUED)



DOORS (CONTINUED)

KEY	PART NUMBER	U/M DESCRIPTION
18	116504-01-FQ0	EA PANEL ASM-VALANCE,RR,OTR,RH
	098408-01-000	FT SEAL-SPONGE RUBBER, CLOSED CELL
	101348-01-000	EA BOLT-SLIDE, LATCH - NYLON - W/SPRING & BRKT
	107721-01-000	FT "D" SHAPED BULB SEAL W/ADHESIVE ON FLAT SIDE
	107796-08-000	EA SPRING-GAS, 60 POUND - SPDI SPD-5200-60
	107796-02-000	EA BRACKET-GAS SPRING,LARGE
	107895-08-000	EA HINGE ASM-DOUBLE PIVOT
	115454-01-000	EA HINGE-DOUBLE PIVOT
	108561-01-000	EA TURNBUCKLE,10-24 THREAD
	108562-29-000	EA ROD-LATCH,THREADED,RH
	108562-30-000	EA ROD-LATCH,THREADED,RH
	108562-35-000	EA ROD-LATCH,THREADED LH
	112949-01-01A	EA LATCH ASM-PADDLE

WINDOW, VENT & EXTERIOR DOOR GROUP (CONTINUED)

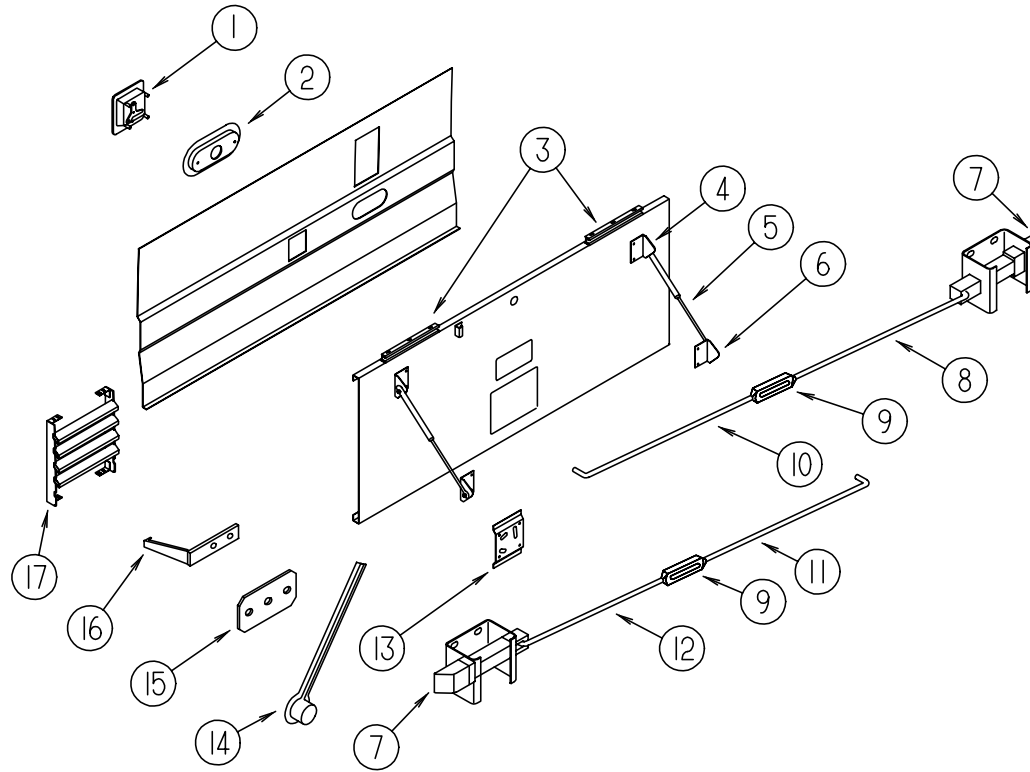


PASSENGER SIDE FRONT TWO COMPARTMENT DOORS

KEY	PART NUMBER	U/M DESCRIPTION
1	112949-01-01A	EA LATCH-PADDLE, W/KEY LOCK
	112949-03-000	EA KEY BLANK
1	112949-02-01A	EA LATCH-PADDLE, W/O KEY LOCK
2	107895-08-000	EA HINGE-DOUBLE PIVOT, W/U-CHANNEL
3	107796-02-000	EA BRACKET-GAS SPRING, MOUNTS TO DOOR - SPDI SPD-1060
4	107796-01-000	EA SPRING-GAS, 40 POUND - SPDI SPD-5200-40
5	107796-03-000	EA BRACKET-GAS SPRING, MOUNTS TO COMPARTMENT - SPDI SPD-1015
6	113445-01-02B	EA PLATE-ADAPTER, LATCDH - E-COAT
7	112866-02-02B	EA BRACKET-LATCH PADDLE, E-COAT
8	101356-19-000	EA ROD-LINKAGE, 72MM LONG - TRI-MARK
9	108562-41-000	EA ROD-LATCH, RIGHT THREADED - 83MM LONG
10	108561-01-000	EA TURNBUCKLE, 10-24 THREAD
11	108562-20-000	EA ROD-LATCH, LEFT THREADED - 61MM LONG
12	113679-01-01A	EA STRIKE-COMPARTMENT DOOR
13	101348-01-000	EA BOLT-SLIDE, LATCH - NYLON - W/SPRING & BRKT
14	115792-02-01A	EA COVER-WIRE, PLASTIC - BLACK
	091876-01-000	EA RETAINER-DOOR, 1/9" X .8" - METAL
	088270-01-000	FT SEAL-BULB, W/ WIRED U-CHANNEL - RUBBER - BLACK (TOP EDGE OF DOOR)
	098408-01-000	FT SEAL-RUBBER, SPONGE CLOSED
	107721-01-000	FT SEAL-D BULB, W/RIDGES - W/ADHESIVE ON FLAT SIDE, BLACK (COMPARTMENT)

WINDOW, VENT & EXTERIOR DOOR GROUP (CONTINUED)

EXTERIOR COMPARTMENT DOORS

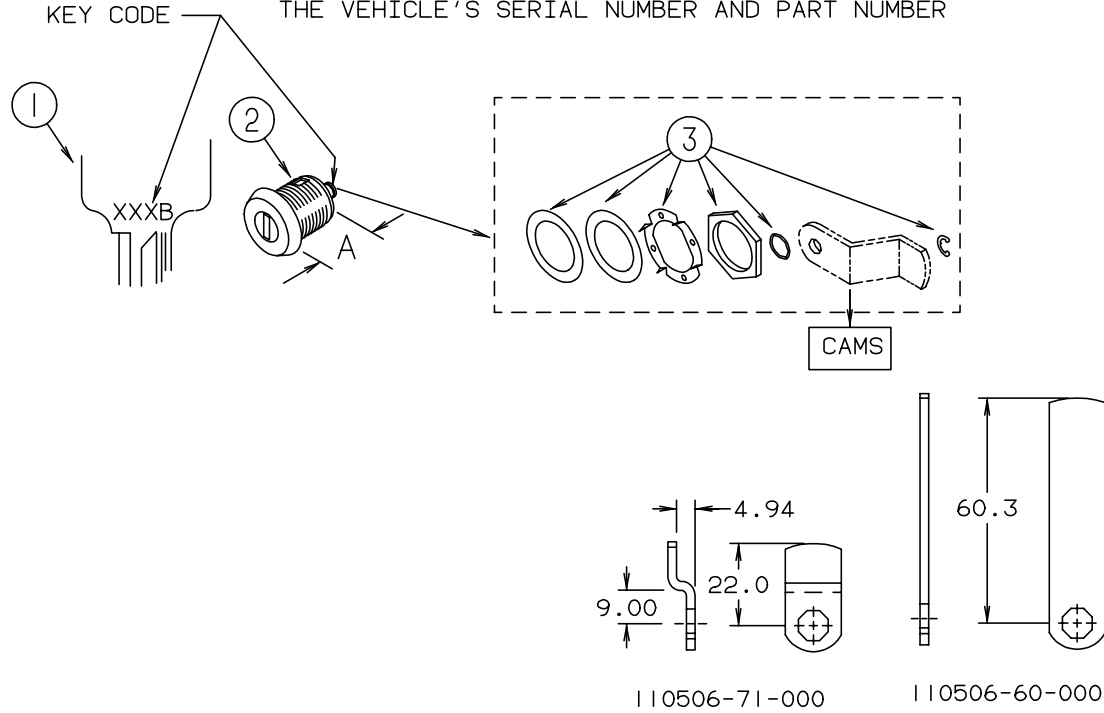


KEY	PART NUMBER	U/M	DESCRIPTION
1	112949-02-01A	EA	LATCH-PADDLE, W/O KEY LOCK
1	112949-01-01A	EA	LATCH-PADDLE, W/KEY LOCK
	112949-03-000	EA	KEY BLANK
2	117648-01-01A	EA	POCKET-LIGHT, SIDE MARKER
3	107895-08-000	EA	HINGE-DOUBLE PIVOT, W/U-CHANNEL
4	107796-02-000	EA	BRACKET-GAS SPRING, MOUNTS TO DOOR - SPDI SPD-1060
5	107796-01-000	EA	SPRING-GAS, 40 POUND - SPDI SPD-5200-40
5	107796-08-000	EA	SPRING-GAS, 60 POUND - SPDI SPD-5200-60
5	107796-11-000	EA	SPRING-GAS, 90 POUND - SPDI SPD-5200-90
5	108998-04-000	EA	SPRING-GAS, 60 POUND - SPD-5300-60
6	107796-03-000	EA	BRACKET-GAS SPRING, MOUNTS TO COMPARTMENT - SPDI SPD-1015
	057460-02-000	EA	BALL STUD-10MM BALL, 5/16-18 - SPARE TIRE COMPARTMENT ONLY
7	101348-01-000	EA	BOLT-SLIDE, LATCH - NYLON - W/SPRING & BRACKET
8	108562-06-000	EA	ROD-LATCH, LEFT THREADED - 288MM LONG
8	108562-09-000	EA	ROD-LATCH, LEFT THREADED - 384MM LONG
8	108562-13-000	EA	ROD-LATCH, LEFT THREADED - 171MM LONG
8	108562-15-000	EA	ROD-LATCH, LEFT THREADED - 261MM LONG
8	108562-29-000	EA	ROD-LATCH, RIGHT THREADED - 233MM LONG
9	108561-01-000	EA	TURNBUCKLE, 10-24 THREAD
10	108562-12-000	EA	ROD-LATCH, RIGHT THREADED - 150MM LONG
10	108562-29-000	EA	ROD-LATCH, RIGHT THREADED - 233MM LONG
10	108562-33-000	EA	ROD-LATCH, RIGHT THREADED - 213MM LONG
10	108562-35-000	EA	ROD-LATCH, LEFT THREADED - 96MM LONG
10	108562-40-000	EA	ROD-LATCH, RIGHT THREADED - 392MM LONG
10	108562-41-000	EA	ROD-LATCH, RIGHT THREADED - 83MM LONG
11	108562-21-000	EA	ROD-LATCH, RIGHT THREADED - 423MM LONG
11	108562-23-000	EA	ROD-LATCH, RIGHT THREADED - 195MM LONG
11	108562-25-000	EA	ROD-LATCH, RIGHT THREADED - 240MM LONG
11	108562-28-000	EA	ROD-LATCH, RIGHT THREADED -244MM LONG
11	108562-33-000	EA	ROD-LATCH, RIGHT THREADED - 213MM LONG
11	108562-35-000	EA	ROD-LATCH, LEFT THREADED - 96MM LONG
12	108562-11-000	EA	ROD-LATCH, LEFT THREADED - 458MM LONG
12	108562-13-000	EA	ROD-LATCH, LEFT THREADED - 171MM LONG
12	108562-15-000	EA	ROD-LATCH, LEFT THREADED - 261MM LONG
12	108562-16-000	EA	ROD-LATCH, LEFT THREADED - 288MM LONG
12	108562-30-000	EA	ROD-LATCH, RIGHT THREADED - 76MM LONG
13	112866-02-02B	EA	BRACKET-LATCH PADDLE, E-COAT
14	115792-01-01A	EA	COVER-WIRE, PLASTIC - BLACK
15	091876-01-000	EA	RETAINER-DOOR, 1/9" X .8" - METAL
16	102768-01-000	EA	HOLDER-COMPARTMENT/ENTRY DOOR, METAL - MILL FINISH
17	113473-02-FQ0	EA	GRILLE ASM-INTAKE,AIR
	113679-01-01A	EA	STRIKE-COMPARTMENT DOOR
	107719-01-01A	EA	STRIKE-DOOR, COMPARTMENT DOOR
	104491-02-03A	EA	ANGLE-STRIKER, BLACK (CENTRAL A/C COMPARTMENT)
	088270-01-000	FT	SEAL-BULB, W/ WIRED U-CHANNEL - RUBBER - BLACK (TOP EDGE OF DOOR)
	098408-01-000	FT	SEAL-RUBBER, SPONGE CLOSED
	064075-07-000	FT	SEAL-BULB, W/WIRED U CHANNEL - .3" X .5" CHANNEL - BLACK
	107721-01-000	FT	SEAL-D BULB, W/RIDGES - W/ADHESIVE ON FLAT SIDE, BLACK (COMPARTMENT)
	104692-01-000	FT	SEAL-3/4" X 3/4", ADHESIVE BACK FOAM SEAL

WINDOW, VENT & EXTERIOR DOOR GROUP (CONTINUED)

FUEL FILL, WATER FILL & EARLY A/C DOOR LOCKS - BRIGGS & STRATTON

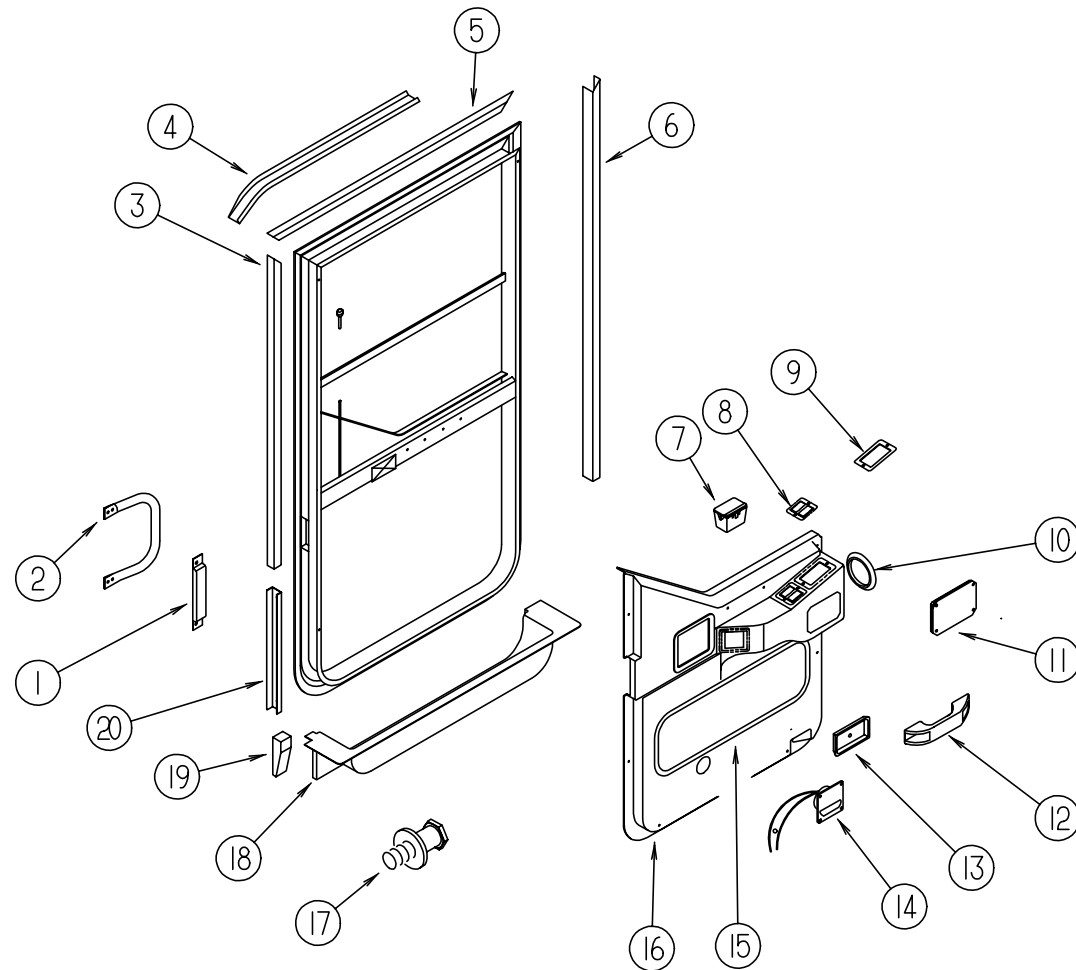
NOTE:
WHEN ORDERING THE LOCK CASE, THE KEY CODE MUST MATCH THE LAST DIGIT OF THE VEHICLE'S SERIAL NUMBER AND PART NUMBER; WHEN ORDERING THE KEYS, THE THIRD DIGIT OF THE KEY CODE MUST MATCH THE LAST DIGIT OF THE VEHICLE'S SERIAL NUMBER AND PART NUMBER



KEY	PART NUMBER	U/M	DESCRIPTION	VENDOR NO.
1	110506-59-000	EA	KEYS-SET OF 2 (SERIAL # ENDS IN 0)	596720
2	110506-52-000	EA	CASE-LOCK, A=17MM (KEY CODE #0) (WATER FILL)	702370
2	110506-53-000	EA	CASE-LOCK, A=25MM (KEY CODE #0) (A/C, FUEL FILL)	702380
1	110506-59-001	EA	KEYS-SET OF 2 (SERIAL # ENDS IN 1)	596721
2	110506-52-001	EA	CASE-LOCK, A=17MM (KEY CODE #1) (WATER FILL)	702371
2	110506-53-001	EA	CASE-LOCK, A=25MM (KEY CODE #1) (A/C, FUEL FILL)	702381
1	110506-59-002	EA	KEYS-SET OF 2 (SERIAL # ENDS IN 2)	596722
2	110506-52-002	EA	CASE-LOCK, A=17MM (KEY CODE #2) (WATER FILL)	702372
2	110506-53-002	EA	CASE-LOCK, A=25MM (KEY CODE #2) (A/C, FUEL FILL)	702382
1	110506-59-003	EA	KEYS-SET OF 2 (SERIAL # ENDS IN 3)	596723
2	110506-52-003	EA	CASE-LOCK, A=17MM (KEY CODE #3) (WATER FILL)	702373
2	110506-53-003	EA	CASE-LOCK, A=25MM (KEY CODE #3) (A/C, FUEL FILL)	702383
1	110506-59-004	EA	KEYS-SET OF 2 (SERIAL # ENDS IN 4)	596724
2	110506-52-004	EA	CASE-LOCK, A=17MM (KEY CODE #4) (WATER FILL)	702374
2	110506-53-004	EA	CASE-LOCK, A=25MM (KEY CODE #4) (A/C, FUEL FILL)	702384
1	110506-59-005	EA	KEYS-SET OF 2 (SERIAL # ENDS IN 5)	596725
2	110506-52-005	EA	CASE-LOCK, A=17MM (KEY CODE #5) (WATER FILL)	702375
2	110506-53-005	EA	CASE-LOCK, A=25MM (KEY CODE #5) (A/C, FUEL FILL)	702385
1	110506-59-006	EA	KEYS-SET OF 2 (SERIAL # ENDS IN 6)	596726
2	110506-52-006	EA	CASE-LOCK, A=17MM (KEY CODE #6) (WATER FILL)	702376
2	110506-53-006	EA	CASE-LOCK, A=25MM (KEY CODE #6) (A/C, FUEL FILL)	02386
1	110506-59-007	EA	KEYS-SET OF 2 (SERIAL # ENDS IN 7)	596727
2	110506-52-007	EA	CASE-LOCK, A=17MM (KEY CODE #7) (WATER FILL)	702377
2	110506-53-007	EA	CASE-LOCK, A=25MM (KEY CODE #7) (A/C, FUEL FILL)	702387
1	110506-59-008	EA	KEYS-SET OF 2 (SERIAL # ENDS IN 8)	596728
2	110506-52-008	EA	CASE-LOCK, A=17MM (KEY CODE #8) (WATER FILL)	702378
2	110506-53-008	EA	CASE-LOCK, A=25MM (KEY CODE #8) (A/C, FUEL FILL)	702388
1	110506-59-009	EA	KEYS-SET OF 2 (SERIAL # ENDS IN 9)	596729
2	110506-52-009	EA	CASE-LOCK, A=17MM (KEY CODE #9) (WATER FILL)	702379
2	110506-53-009	EA	CASE-LOCK, A=25MM (KEY CODE #9) (A/C, FUEL FILL)	702389
3	110506-40-700	EA	HARDWARE KIT, INCLUDES GASKET, WASHERS, NUT & CLIP	
	110506-60-000	EA	CAM-LOCK, BRIGGS & STRATTON (FUEL FILL)	322276
	110506-71-000	EA	CAM-LOCK, BRIGGS & STRATTON (WATER FILL)	322287

WINDOW, VENT & EXTERIOR DOOR GROUP (CONTINUED)

DRIVERS DOOR

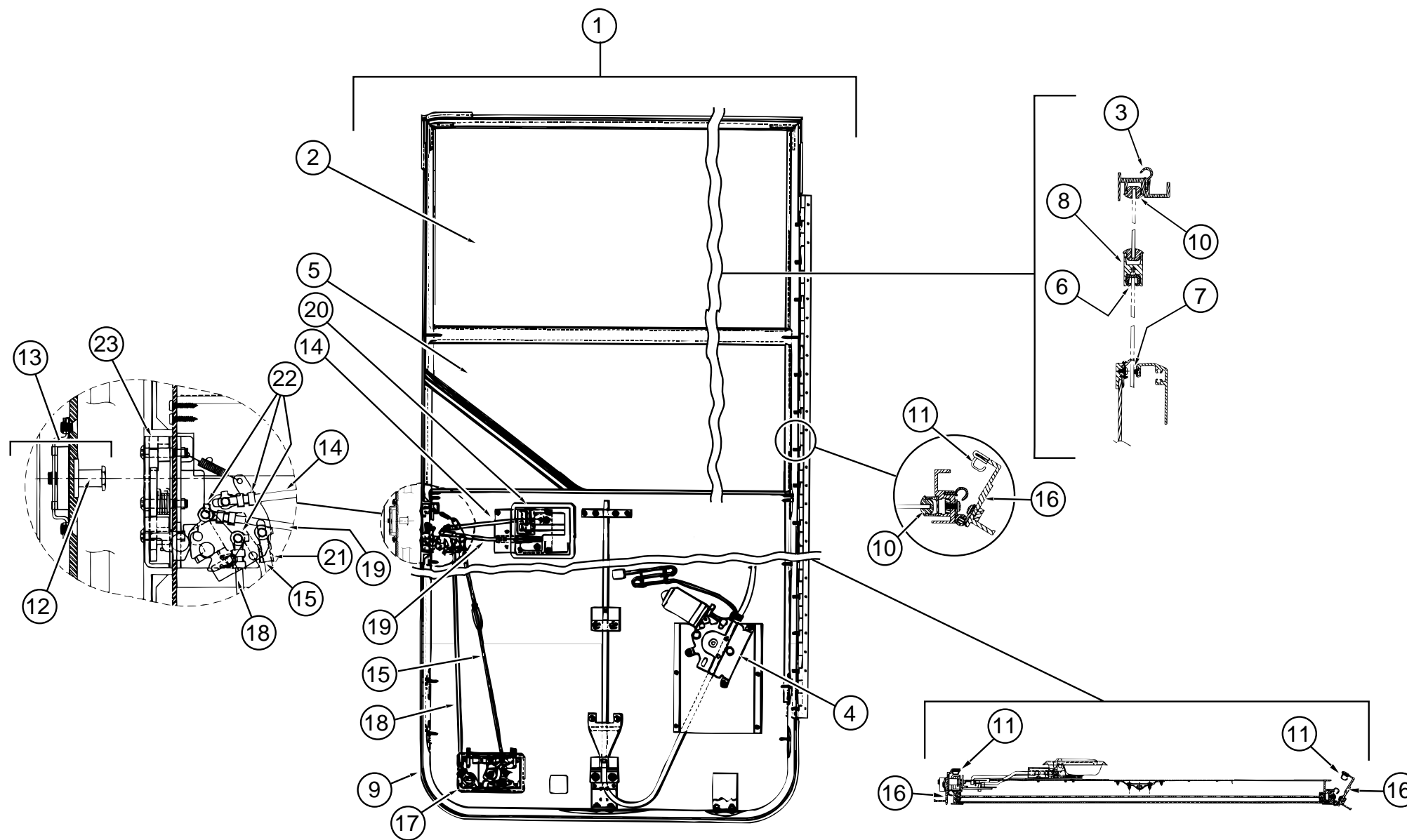


KEY	PART NUMBER	U/M DESCRIPTION
	106469-04-01A	EA DOOR-DRIVERS, BLACK - W/O INSIDE TRIM PANELS & HARDWARE - EXCEL FROM: 00-00-00 THRU: 03-26-95
	106469-05-01A	EA DOOR-DRIVERS, BLACK - W/O INSIDE TRIM PANELS & HARDWARE - EXCEL FROM: 03-29-95 THRU: 99-99-99
1	108654-01-01A	EA COVER-STRIKE, DRIVERS DOOR - BLACK
2	108832-01-02A	EA HANDLE-ASSIST, DRIVERS DOOR - METAL - OFF WHITE
	108833-02-01A	EA COVER-HANDLE, ASSIST - OFF WHITE
	108119-03-F36	EA GARNISH ASM-DRIVERS DOOR, 2 SIDES & TOP - BLACK CONSISTS OF ITEM 3, 5 & 6
3	108129-01-01A	EA GARNISH-DRIVERS DOOR - 31.13MM U-CHANNEL X 1359.7MM LONG - MILL
4	108274-02-01A	EA RAIL-DRIP, FRONT END - LEFT SIDE - BUFF
5	108107-01-01A	EA GARNISH-DRIVERS DOOR - 31.13MM U-CHANNEL X 854MM LONG - MILL
6	108108-03-01A	EA GARNISH-DRIVERS DOOR - 31.13MM U-CHANNEL X 715MM LONG - MILL

KEY	PART NUMBER	U/M DESCRIPTION
7	115948-01-01A	EA ASHTRAY-CHROME, SIDE MOUNT - FLUSH
8	093132-01-000	EA SWITCH-ROCKER, 5 TERMINAL W/ARROW GRAPHICS - TORRIX 1737
8	099982-02-01A	EA PLATE ASM-SWITCH, BLACK
9	087695-01-000	EA SWITCH-HEATER, EXTERIOR MIRROR
9	088246-01-000	EA SWITCH-REMOTE, EXTERIOR MIRROR - SQUARE PUSH - VELVAC 7471290
	103473-11-01A	EA PLATE-SWITCH, WINDOW - LOCK - LEFT - MILL
	103473-12-01A	EA PLATE-SWITCH, WINDOW - LOCK - LEFT - BLACK
10	093148-01-000	EA SEAL-WIRE, CAB DOOR - GM 15592070
	093144-01-000	EA CONDUIT-WIRE, GM# 15592046
	093145-01-000	EA SLEEVE-WIRE, 10" LONG - PLASTIC - BLACK - GM #15590724
	093146-01-000	EA GROMMET-WIRE, 1.7" X 3.1" - OVAL SHAPED - PLASTIC - BLACK
11	107889-03-000	EA PANEL-CONTROL, TOUCH KIT - HWH AP1226
	107889-03-700	EA TOUCH PANEL ONLY - RAP 1088
12	102710-01-01A	EA HANDLE-ASSIST, DRIVERS DOOR - 6.6" LONG - BLACK
13	106469-01-707	EA COVER-LATCH, DOOR (SUPPLIED W/DRIVERS DOOR) - EXCEL 130-081310
14	108354-01-01A	EA LIGHT-COURTESY - ITC 81395-B
15	108633-01-FQ0	EA PAD-DOOR, FABRIC (FQ0, FQ1)
15	108633-01-FQ2	EA PAD-DOOR, FABRIC (FQ2, FQ3)
15	108633-01-FQ4	EA PAD-DOOR, FABRIC (FQ4, FQ5)
15	108633-01-FQ8	EA PAD-DOOR, FABRIC (FQ8, FQ9)
16	116337-04-02A	EA PANEL-DOOR, INNER - HYDRAULIC JACKS - HAMPTON TAN FROM: 00-00-00 THRU: 05-07-95
16	116337-08-02A	EA PANEL-DOOR, INNER - HYDRAULIC JACKS - HAMPTON TAN FROM: 05-08-95 THRU: 99-99-99
16	116337-03-02A	EA PANEL-DOOR, INNER - POWERED MIRROR - HAMPTON TAN FROM: 00-00-00 THRU: 05-07-95
16	116337-07-02A	EA PANEL-DOOR, INNER - POWERED MIRROR - HAMPTON TAN FROM: 05-08-95 THRU: 99-99-99
	102756-02-000	EA REMOTE KEYLESS ENTRY SYSTEM, SCS 101-2287
	102756-01-704	EA HARNESS-MAIN, 203-6638
	102756-02-700	EA REMOTE(TRANSMITTER) KEYLESS, 412-1036
	102756-02-701	EA BOARD-MODULE, NEW SYSTEM, 202-3153
17	106469-04-703	EA BOLT-STRIKER, W/WASHER - 248-041152
18	107818-01-04A	EA TRIM-STEP, DRIVERS DOOR - PLASTIC - HAMPTON TAN
	102569-03-000	EA MAT-ANTI SLIP, 100 X 150MM - SAFETY TRACK 3100
	102569-02-000	EA MAT-ANTI SLIP, LOWER
	109506-01-000	EA FILM-URETHANE, PROTECTANT - 107.9 X 679.4MM
19	109235-01-01A	FT COVER-SCREW, MAT BLACK - DAWN 132-081046
20	108897-02-01A	EA GARNISH-DOOR, DRIVERS - 31.13MM U-CHANNEL X 437.7MM LONG - BLACK
	109378-01-000	EA STRAP-CHECK, DRIVERS DOOR - BLACK
	110063-01-000	EA PLATE-STEP
	102569-03-000	EA MAT-ANTI SLIP

WINDOW, VENT & EXTERIOR DOOR GROUP (CONTINUED)

DRIVERS DOOR (CONTINUED)
FROM: 00-00-00 THRU: 03-26-95

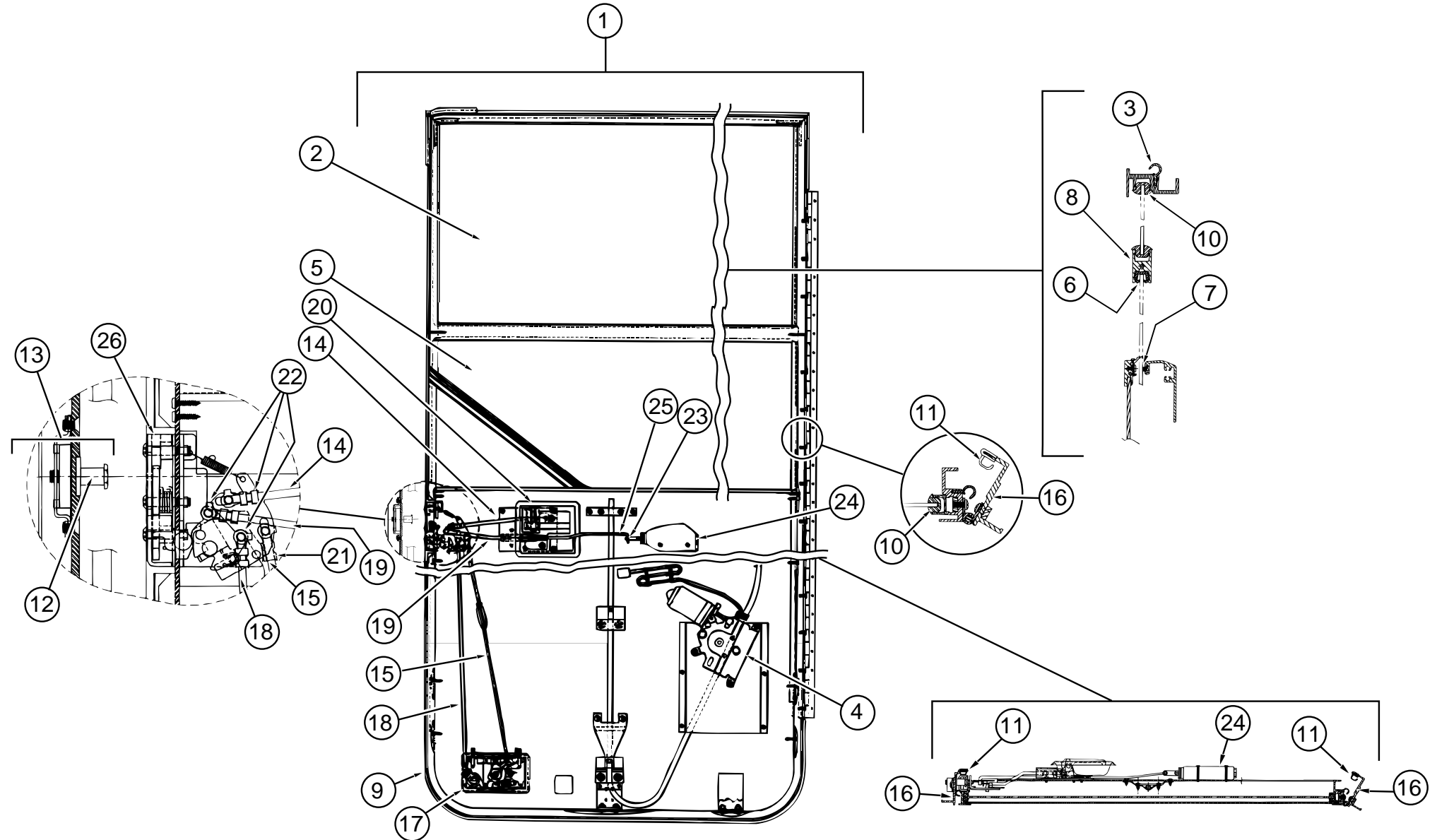


KEY PART NUMBER	U/M DESCRIPTION
1 106469-04-01A	EA DOOR-DRIVERS, W/O INNER PANELS & HANDLE - BLACK - EXCEL FROM: 00-00-00 THRU: 03-26-95
2 106469-01-700	EA GLASS, EXCEL 106-040976
3 106469-01-702	EA DOOR SEAL , EA=1 - EXCEL 122-040984
4 106469-01-703	EA REGULATOR ASSEMBLY, EXCEL V10389L
5 106469-01-704	EA ROLL-UP GLASS ASM W/BRACKET, EXCEL V103-65L
6 106469-01-705	EA RUN-CHANNEL, EXCEL 122-010850
7 106469-01-709	EA WEATHERSTRIP FUZZY, EXCEL 171-04063
8 106469-01-719	EA MULLION RAIL, EXCEL V103-84
9 106469-01-721	EA BELT WEATHERSTRIP, EXTERIOR WINDOW - EXCEL V103-57
10 106469-01-722	EA HORIZONTAL GLAZING VINYL
11 106469-01-723	EA SEAL-BULB ASM. DR.DOOR, 171-040985
106469-04-715	EA LATCH COMPLETE, W/TUMBLER & KEYS
106469-04-701	EA TUMBLER & KEYS (TRI-MARK)
106469-04-702	EA KEY-BLANK (PAIR), 248-041180

KEY PART NUMBER	U/M DESCRIPTION
12 106469-04-703	EA STRIKER BOLT (W/WASHER)
13 106469-04-704	EA CAGED NUT ASSEMBLY (STRIKER)
14 106469-04-705	EA LATCH ROD-HORIZONTAL
15 106469-04-706	EA VERTICAL-LATCH ROD ASSEMBLY
16 106469-04-707	EA MOUNTING FRAME ASM W/HINGE (BLACK)
106469-05-702	EA HINGE - 42"
17 106469-04-708	EA PADDLE ASSEM. R.H.
18 106469-04-710	EA LOCK ROD, VERTICAL
19 106469-04-711	EA LOCK ROD, HORIZONTAL
20 106469-04-712	EA INNER HANDLE HRDWE. L. H.
21 106469-04-713	EA ROD CLIP L.H.
22 106469-04-714	EA ROD CLIP R.H.
23 106469-04-709	EA ROTARY LATCH & LINKAGE - 203-041138

WINDOW, VENT & EXTERIOR DOOR GROUP (CONTINUED)

DRIVERS DOOR (CONTINUED)
FROM: 03-27-95 THRU: 99-99-99



KEY PART NUMBER

U/M DESCRIPTION

1	106469-05-01A	EA DOOR ASM-DRIVERS, BLACK - EXCEL V123-03L FROM: 03-27-95 THRU: 99-99-99
2	106469-01-700	EA GLASS, 106-040976
3	106469-01-702	EA SEAL-DOOR, EA=1, 122-040984
4	106469-01-703	EA REGULATOR ASSEMBLY(ELECTRIC), V103-89L
5	106469-01-704	EA GLASS ASM., ROLL-UP, W/BACKET, V103-65L
6	106469-01-705	FT CHANNEL-RUN, SLIDING, 122-010850
7	106469-01-709	EA WEATHERSTRIP FUZZY, 171-040630
8	106469-01-719	EA MULLION-RAIL, V103-84
9	106469-01-721	EA WEATHERSTRIP-BELT, EXTERIOR, WINDOW, V103-57
10	106469-01-722	EA GLAZING-VINYL, HORIZONTAL, V103-87
11	106469-01-723	EA SEAL-BULB ASM. DRIVER DOOR, 171-040985
	106469-04-715	EA LATCH COMPLETE, W/TUMBLER & KEYS
	106469-04-701	EA TUMBLER & KEYS, TRI-MARK, 248-041179
	106469-04-702	EA KEY-BLANK (PAIR), 248-041180

KEY PART NUMBER

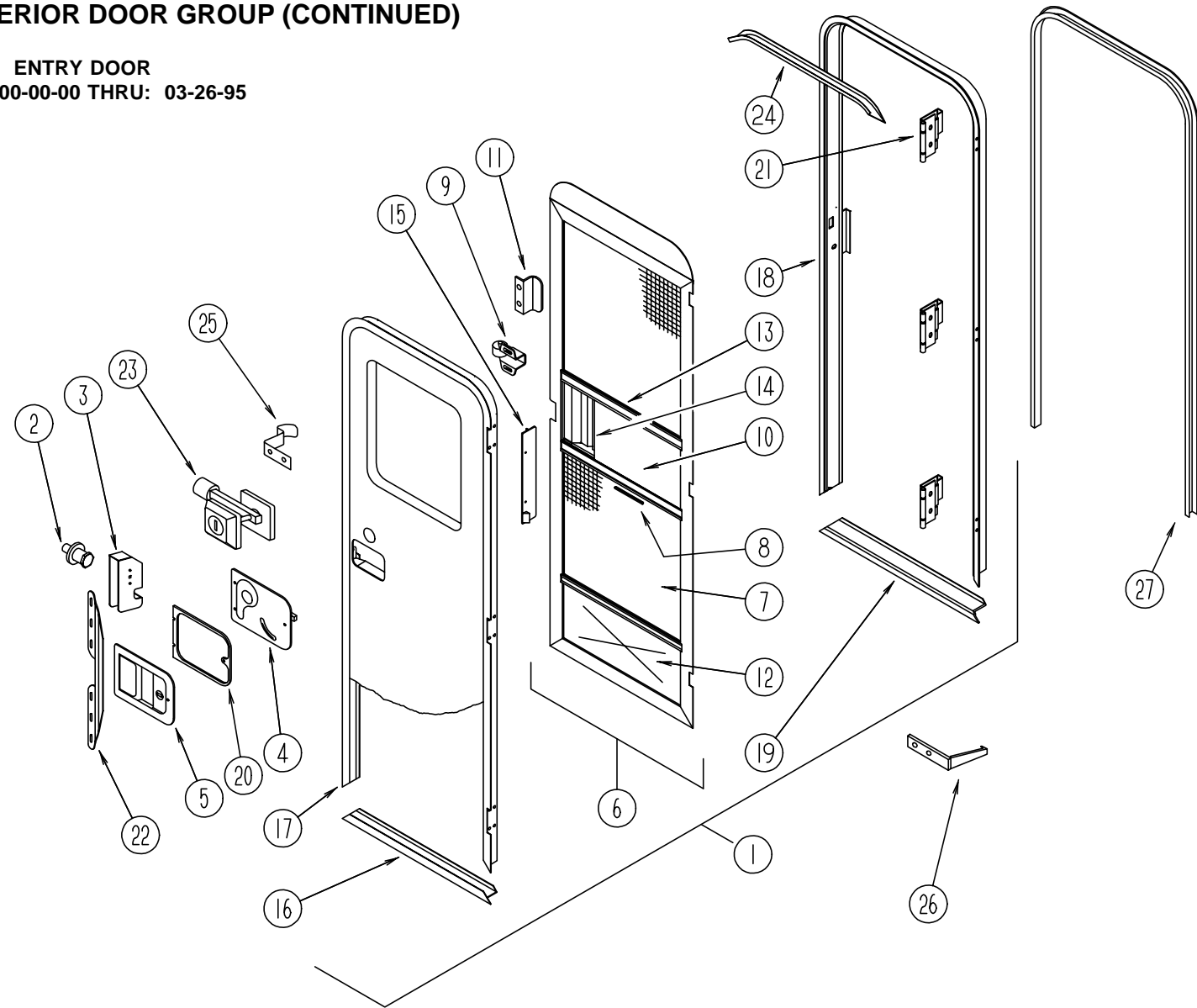
U/M DESCRIPTION

12	106469-04-703	EA BOLT-STRIKER, W/WASHER, 248-041152
13	106469-04-704	EA NUT ASSEMBLY-CAGED W/STRIKER, 248-041151
14	106469-04-705	EA ROD-LATCH, HORIZONTAL, 203-041139
15	106469-04-706	EA ROD-LATCH ASSEMBLY, VERTICAL, V124-49
16	106469-04-707	EA FRAME ASSEMBLY-MOUNTING, BLACK, V123-30L
	106469-05-702	EA HINGE - 42"
17	106469-04-708	EA PADDLE ASSEMBLY, RH - 248-041145
18	106469-04-709	EA ROD-LOCK, VERTICAL - 203-041138
19	106469-04-711	EA ROD-LOCK, HORIZONTAL, 203-041137
20	106469-04-712	EA HARDWARE-INNER HANDLE, LEFT, 248-041148
21	106469-04-713	EA ROD-CLIP, LEFT, 248-041154
22	106469-04-714	EA ROD-CLIP, RIGHT, 248-041153
23	106469-05-700	EA ROD CLIP, 231-041095
24	106469-05-701	EA ACTUATOR, F/ELECTRIC LOCK, 410-041096
25	106469-05-704	EA ROD-LOCK, POWER, 203-041141
26	106469-05-706	EA LATCH-ROTARY, W/LINKAGE, 248-041150

WINDOW, VENT & EXTERIOR DOOR GROUP (CONTINUED)

ENTRY DOOR
FROM: 00-00-00 THRU: 03-26-95

KEY PART NUMBER	U/M DESCRIPTION
1 115108-02-FQ0	EA DOOR-ENTRY W/SCREEN DOOR & JAMB - W/O WINDOW (FQ0, FQ1) FROM: 00-00-00 THRU: 03-26-95
1 115108-02-FQ2	EA DOOR-ENTRY W/SCREEN DOOR & JAMB - W/O WINDOW (FQ2, FQ3) FROM: 00-00-00 THRU: 03-26-95
1 115108-02-FQ4	EA DOOR-ENTRY W/SCREEN DOOR & JAMB - W/O WINDOW (FQ4, FQ5) FROM: 00-00-00 THRU: 03-26-95
1 115108-02-FQ6	EA DOOR-ENTRY W/SCREEN DOOR & JAMB - W/O WINDOW (FQ8, FQ9) FROM: 00-00-00 THRU: 03-26-95
2 039539-01-000	EA STRIKE-LOCK, ENTRY DOOR - ROUND W/THREADED WASHER FROM: 00-00-00 THRU: 03-26-95
3 039540-01-000	EA LATCH MECHANISM-HOOK, ENTRY DOOR - INTERIOR FROM: 00-00-00 THRU: 03-26-95
039715-01-000	EA NUT-SERT, 1/4" DIAMETER - 20 THREADS
4 039979-04-000	EA COVER-INTERIOR LATCH, W/TRIP ARM - RIGHT - BLACK FROM: 00-00-00 THRU: 03-26-95
039984-01-000	EA CAP-ROUND, VINYL - .28" ID X .62" LONG - BLACK FROM: 00-00-00 THRU: 03-26-95
041546-05-000	EA BRACKET-DOOR ANGLE, 5" X 1.9" - OFF WHITE - METAL FROM: 00-00-00 THRU: 03-26-95
5 045017-11-000	EA LATCH-ENTRY DOOR, MECHANISM W/LOCK & KEY - BLACK FROM: 00-00-00 THRU: 03-26-95
045017-11-701	EA KEY BLANK
063729-04-000	EA RIVNUT, 10-32 UNFINISHED - .010-.080 FROM: 00-00-00 THRU: 03-26-95
075671-04-000	FT SEAL-SPONGE, LAZY T SHAPE - W/ADHESIVE STRIPE - .5" WIDE
6 079012-05-B10	EA DOOR-SCREEN FROM: 00-00-00 THRU: 03-26-95
7 002293-02-000	SF SCREENING-WINDOW/DOOR, 26" - CHARCOAL
075673-01-000	FT SEAL-PILE, ADHESIVE BACK - GRAY
8 002294-01-000	FT SPLINE-SCREENING, .135" X .138" - BLACK
9 109403-01-000	EA CATCH-ASM-SINGLE ROLLER
10 016454-01-000	EA INSERT-CENTER, LEATHER GRAIN ALUMINUM - UNPAINTED
10 001014-01-013	EA INSERT-CENTER, 10.25" X 16.31" - UNPAINTED
11 050712-04-000	EA HANDLE-SCREEN DOOR, ALUMINUM - OFF WHITE FROM: 00-00-00 THRU: 03-26-95
12 078552-03-000	EA KICK PANEL-SCREEN DOOR, LOWER INSERT - UNPAINTED
078595-01-000	EA TOP PLATE-SCREEN DOOR, CURVED TOP - 4.7" X 25.35"
13 078777-01-000	EA CHANNEL-SLIDE, SCREEN DOOR CENTER SLIDER COVER
14 079086-02-000	EA SLIDER-SCREEN DOOR, OFF WHITE
15 079087-02-000	EA STRIKE-SLIDER, W/LIP FOR ELBOW CATCH - 1.5" X 8.6" - OFF WHITE FROM: 00-00-00 THRU: 03-26-95
081914-01-000	EA BUMPER-RUBBER, ROUND - .43" DIAMETER - BLACK
16 089748-09-000	EA FRAME-BOTTOM, ENTRY DOOR - 24.8" LONG - OFF WHITE
17 095276-03-05A	EA FRAME-ENTRY DOOR, W/O BOTTOM - OFF WHITE FROM: 00-00-00 THRU: 03-26-95
18 095277-04-05A	EA JAMB-ENTRY DOOR, W/BOTTOM - OFF WHITE FROM: 00-00-00 THRU: 03-26-95
19 051049-01-000	EA JAMB-BOTTOM, ENTRY DOOR - 25.9" - UNPAINTED
20 096810-01-01A	EA PLATE-LATCH, ENTRY DOOR - PLASTIC - BLACK FROM: 00-00-00 THRU: 03-26-95
21 106719-01-01A	EA HINGE-ENTRY DOOR, UNPAINTED
076725-01-000	EA COVER-HINGE, ACCESS - 6" X 3.2" - PLASTIC - BEIGE FROM: 00-00-00 THRU: 03-26-95
22 098173-01-04A	EA STIFFENER-ENTRY DOOR, SUPPORTS LATCH/STRIKE AREA - UNPAINTED FROM: 00-00-00 THRU: 03-26-95
100128-02-000	FT SEAL-FOAM, ADHESIVE BACK - .37" W X .37" THICK
23 101145-01-04A	EA DEADBOLT-ENTRY DOOR, W/2 KEYS W/O BACK SET BOLT OR SCREWS FROM: 00-00-00 THRU: 03-26-95
095229-01-700	EA KEY BLANK FOR DEADBOLT

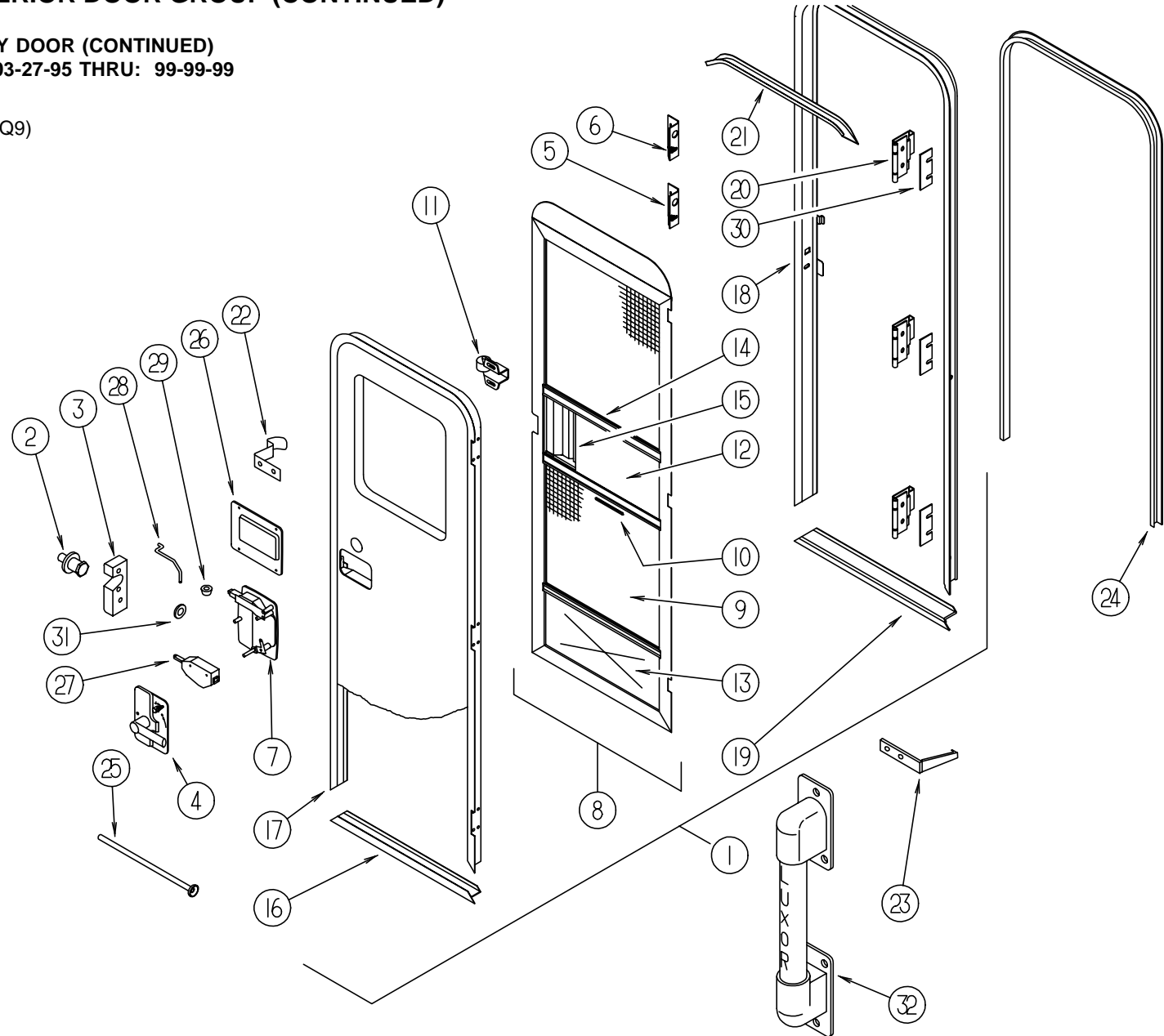


KEY PART NUMBER	U/M DESCRIPTION
101147-01-000	EA BOLT-SECURITY, 4.12" BACKSET FROM: 00-00-00 THRU: 03-26-95
102524-01-000	EA BUMPER-RUBBER, FLAT - BLACK FROM: 00-00-00 THRU: 03-26-95
24 044582-33-000	EA CAP-DRIP, ENTRY DOOR - JAMB MOUNTED - ALUMINUM - BUFF
077461-03-000	EA COVER-STRIKE, ENTRY DOOR - 6.5" X 2.5" - PLASTIC - WHITE
25 100412-01-000	EA CATCH-SCREEN DOOR, THUMB CLIP W/BLACK PLASTIC CAP
115102-01-000	EA HANDLE-ASSIST, ENTRY DOOR - LIGHTED
26 102768-01-000	EA HOLDER-COMPARTMENT/ENTRY DOOR, METAL - MILL FINISH
27 115222-02-01A	EA GARNISH-RADIUS, ENTRY DOOR - OFF WHITE FROM: 00-00-00 THRU: 03-26-95
102248-01-000	EA SHIM-DOOR
091876-01-000	EA RETAINER-DOOR, 1.9" X .8" - METAL
069726-02-000	EA BUMPER, .88 DIAMETER X .40, BLACK - 3M BUMPON SJ-5009
102756-02-000	EA REMOTE KEYLESS ENTRY SYSTEM, SCS 101-2287
102756-01-704	EA HARNESS-MAIN, 203-6638
102756-02-700	EA REMOTE(TRANSMITTER) KEYLESS, 412-1036
090340-01-000	FT SEAL-FOAM, CLOSED CELL - 1/4" X 1/2" X 50'
090340-02-000	FT SEAL-FOAM, CLOSED CELL - 3/8" X 1/2" X 50'

WINDOW, VENT & EXTERIOR DOOR GROUP (CONTINUED)

ENTRY DOOR (CONTINUED) FROM: 03-27-95 THRU: 99-99-99

KEY PART NUMBER	U/M DESCRIPTION
1 115108-07-FQ0	EA DOOR-ENTRY W/SCREEN DOOR & JAMB - W/O WINDOW (FQ0, FQ1, FQ8, FQ9) FROM: 03-27-95 THRU: 99-99-99
1 115108-07-FQ2	EA DOOR-ENTRY W/SCREEN DOOR & JAMB - W/O WINDOW (FQ2, FQ3) FROM: 03-27-95 THRU: 99-99-99
1 115108-07-FQ4	EA DOOR-ENTRY W/SCREEN DOOR & JAMB - W/O WINDOW (FQ4, FQ5) FROM: 03-27-95 THRU: 99-99-99
2 092927-03-000	EA STRIKER-ROUND, JAMB MOUNTED - TRI/MARK 10335-16 FROM: 03-27-95 THRU: 99-99-99
3 112782-03-01A	EA LATCH-SINGLE ROTOR, TRI/MARK 13426-01 FROM: 03-27-95 THRU: 99-99-99
039715-01-000	EA NUT-SERT, 1/4" DIAMETER - 20 THREADS
4 112782-02-01A	EA LATCH ASM-INTERIOR PLATE, TRI/MARK 13428-01 FROM: 03-27-95 THRU: 99-99-99
112782-05-01A	EA CAP-VINYL, RED - TRI/MARK 80844-99 FROM: 03-27-95 THRU: 99-99-99
5 041546-06-000	EA BRACKET-DOOR ANGLE, 5" X 1.9" - OFF WHITE - METAL FROM: 03-27-95 THRU: 10-22-95
6 041546-08-000	EA BRACKET-DOOR ANGLE, 5" X 1.9" - OFF WHITE - METAL FROM: 10-23-95 THRU: 99-99-99
7 112782-01-01A	EA LATCH ASM-EXTERIOR HOUSING, TRI/MARK 11922-37 FROM: 03-27-95 THRU: 99-99-99
112782-04-01A	EA GASKET, TRI/MARK 81480 FROM: 03-27-95 THRU: 99-99-99
075671-04-000	FT SEAL-SPONGE, LAZY T SHAPE - W/ADHESIVE STRIPE - .5" WIDE
8 117077-01-F36	EA DOOR-SCREEN FROM: 03-27-95 THRU: 99-99-99
9 002293-02-000	SF SCREENING-WINDOW/DOOR, 26" - CHARCOAL
075673-01-000	FT SEAL-PILE, ADHESIVE BACK - GRAY
10 002294-01-000	FT SPLINE-SCREENING, .135" X .138" - BLACK
11 109403-01-000	EA CATCH-ASM-SINGLE ROLLER
12 016454-01-000	EA INSERT-CENTER, LEATHER GRAIN ALUMINUM - UNPAINTED
12 001014-01-013	EA INSERT-CENTER, 10.25" X 16.31" - UNPAINTED
13 078552-03-000	EA KICK PANEL-SCREEN DOOR, LOWER INSERT - UNPAINTED
078595-01-000	EA TOP PLATE-SCREEN DOOR, CURVED TOP - 4.7" X 25.35"
14 078777-01-000	EA CHANNEL-SLIDE, SCREEN DOOR CENTER SLIDER COVER
15 079086-02-000	EA SLIDER-SCREEN DOOR, OFF WHITE
081914-01-000	EA BUMPER-RUBBER, ROUND - .43" DIAMETER - BLACK
16 089748-09-000	EA FRAME-BOTTOM, ENTRY DOOR - 24.8" LONG - OFF WHITE
17 095276-08-01A	EA FRAME-ENTRY DOOR, W/O BOTTOM - OFF WHITE FROM: 03-27-95 THRU: 99-99-99
18 095277-11-01A	EA JAMB-ENTRY DOOR, W/BOTTOM - BUFF FROM: 03-27-95 THRU: 07-30-95
18 120310-07-02A	EA JAMB-ENTRY DOOR, W/BOTTOM - BUFF FROM: 07-31-95 THRU: 99-99-99
19 051049-01-000	EA JAMB-BOTTOM, ENTRY DOOR - 25.9" - UNPAINTED
20 106719-01-01A	EA HINGE-ENTRY DOOR, UNPAINTED
076725-02-000	EA COVER-HINGE, ACCESS - 6" X 3.2" - PLASTIC - BEIGE FROM: 03-27-95 THRU: 99-99-99
100128-02-000	FT SEAL-PILE, ADHESIVE BACK - SCREEN DOOR - GRAY
21 044582-33-000	EA CAP-DRIP, ENTRY DOOR - JAMB MOUNTED - ALUMINUM - BUFF
077461-03-000	EA COVER-STRIKE, ENTRY DOOR - 6.5" X 2.5" - PLASTIC - WHITE
22 100412-01-000	EA CATCH-SCREEN DOOR, THUMB CLIP W/BLACK PLASTIC CAP
23 102768-01-000	EA HOLDER-COMPARTMENT/ENTRY DOOR, METAL - MILL FINISH
24 115222-08-01A	EA GARNISH-RADIUS, ENTRY DOOR - OFF WHITE FROM: 03-27-95 THRU: 99-99-99
25 077222-01-000	EA SPRING-WIRE GUARD, ENTRY DOOR - GM 08905080 FROM: 03-27-95 THRU: 99-99-99



KEY PART NUMBER	U/M DESCRIPTION
26 113960-01-01A	EA COVER-ACTUATOR, POWER LOCK OFF WHITE FROM: 03-27-95 THRU: 99-99-99
27 113638-01-000	EA POWER DOOR LOCK MOTOR/ACTUATOR FROM: 03-27-95 THRU: 99-99-99
28 113651-01-01A	EA ROD-CONTROL, MOTOR, LOCK FROM: 03-27-95 THRU: 99-99-99
29 114209-01-01A	EA PUSHNUT-CAP, 1/8" - WHITE FROM: 03-27-95 THRU: 99-99-99
30 102248-01-000	EA SHIM-DOOR
31 008384-01-000	EA GROMMET-NYLON, SNAP IN 3/4" DIAMETER FROM: 03-27-95 THRU: 99-99-99
32 115102-01-000	EA HANDLE-ASSIST, ENTRY DOOR - LIGHTED
091876-01-000	EA RETAINER-DOOR, 1.9" X .8" - METAL
069726-02-000	EA BUMPER, .88 DIAMETER X .40, BLACK - 3M BUMPON SJ-5009
102756-02-000	EA REMOTE KEYLESS ENTRY SYSTEM, SCS 101-2287
102756-01-704	EA HARNESS-MAIN, 203-6638
102756-02-700	EA REMOTE (TRANSMITTER) KEYLESS, 412-1036
090340-01-000	FT SEAL-FOAM, CLOSED CELL - 1/4" X 1/2" X 50'
090340-02-000	FT SEAL-FOAM, CLOSED CELL - 3/8" X 1/2" X 50'

WINDOW, VENT & EXTERIOR DOOR GROUP (CONTINUED)

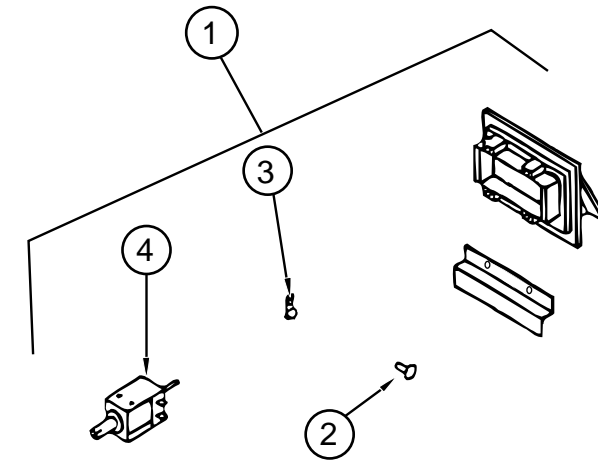
JENSEN ROOF VENT W/POWER LIFT

KEY PART NUMBER	U/M DESCRIPTION
110051-08-01A	EA VENT-ROOF, W/POWER LIFT FOR 4" ROOF - JENSEN 7727 (U.S.)
110051-10-01A	EA VENT-ROOF, W/POWER LIFT FOR 4" ROOF - JENSEN CX7258 (CSA)
048648-01-000	EA MOTOR, 12V NONVENTED 1/8 SFT
048649-01-000	EA FAN-PLASTIC, 6" - 6 BLADED
064469-03-707	EA MOTOR-LIFT, JENSEN RP-1023
064469-03-708	EA GEAR - DRIVE - JENSEN RP-1024
064469-03-709	EA GEAR-MOTOR PINION - JENSEN RP-1025
064470-01-700	EA COVER ROOF VENT - JENSEN 7291
064470-01-701	EA SLIDE BAR, VENT-LID - JRP1291B
110051-01-705	EA SCREEN-FRAME, GARNISH - JENSEN 29-689-04A

FANTASTIC ROOF VENTILATOR

KEY PART NUMBER	U/M DESCRIPTION
084079-11-000	EA VENT-CEILING, POWER EXHAUST - FANTASTIC 2000T (US)
084079-11-704	EA SCREEN ASM, INTERIOR W/SWITCHES - 2000TK-80 (US)
084079-12-000	EA VENT-CEILING, POWER EXHAUST - FANTASTIC 4000BT (CANADIAN)
084079-12-700	EA SCREEN ASM, INTERIOR W/SWITCHES - 1030BT-80 (CANADIAN)
084079-11-000	EA VENT-CEILING, EXHAUST 4", THERMOSTAT - 2000T OFF WHITE,UL
084079-01-700	EA COVER-VENT, W/HINGE & SLIDE - 1020K-19
084079-01-703	EA KNOB-LIFT, W/EXTENSION & SCREW - 1140K-00
084079-01-707	EA SWITCH-SAFETY - 1122.05
084079-01-709	EA SWITCH-MAIN, 3 SPEED - 1031-05
084079-01-710	EA THERMOSTAT - 9988-39
084079-01-712	EA GARNISH-INTERIOR 1 7/8" OFF WHITE - 1040-80
084079-07-700	EA GARNISH-INTERIOR 4" OFF WHITE - 2040-80
084079-11-700	EA MOTOR, BRACKET, FAN BLADE, KIT 4017K-09 KIT CONTAINS: MOTOR, MOTOR MOUNT , AND FAN BLADE
084079-11-701	EA ARM-LIFT ASSEMBLY, AUTOMATIC - 2011-05
084079-11-702	EA BASE-MAIN W/DOME SWITCH - 1010K-81
084079-11-703	EA MOTOR-LIFT, W/CAP & SCREWS - 6050-05
092698-02-700	EA FASTNER-PUSH - VB430

WINDOW, VENT & EXTERIOR DOOR GROUP (CONTINUED)



RANGE HOOD VENT

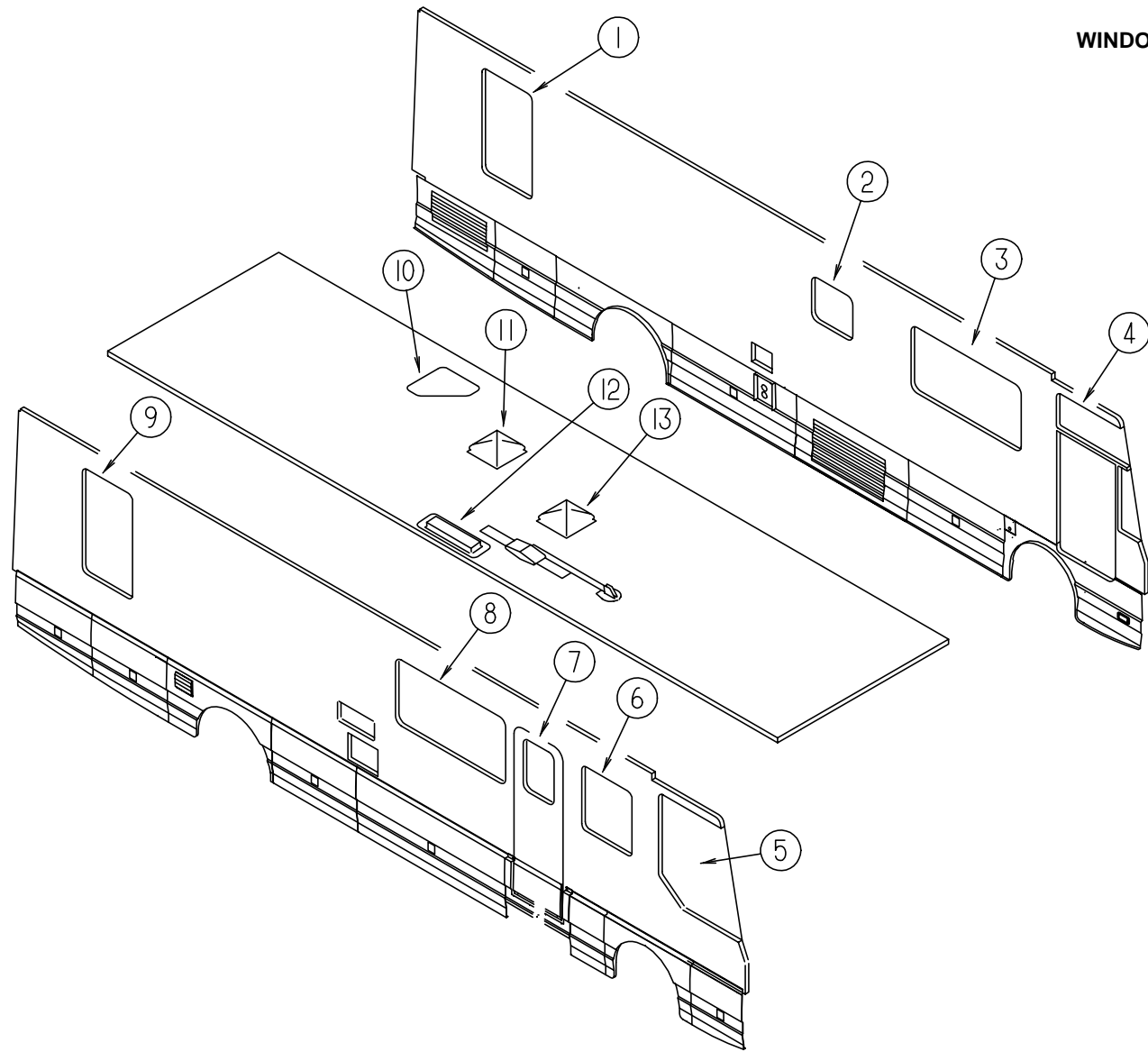
KEY PART NUMBER	U/M DESCRIPTION
1 092698-03-04A	EA VENT-RANGE HOOD, EXTERIOR - W/DOOR & SOLENOID - BUFF
2 092698-02-700	EA FASTENER-PUSH, EXTERIOR RANGE HOOD VENT - VB430
3 092698-02-701	EA CLAMP-CONDUIT, EXTERIOR RANGE HOOD VENT - VB334
4 092698-03-706	EA SOLENOID-RANGE HOOD, VENTLINE UB530
083558-04-000	EA VENT-PLUMBING PIPE ROOF, W/COVER - BUFF
084073-04-000	EA BASE-ROOF VENT, REFRIGERATOR - BLACK - NORCOLD
084073-05-000	EA COVER-ROOF VENT, REFRIGERATOR - BUFF - NORCOLD

PLUMBING & REFRIGERATOR ROOF VENTS

KEY PART NUMBER	U/M DESCRIPTION
083558-04-000	EA VENT-PLUMBING PIPE ROOF, W/COVER - BUFF
084073-04-000	EA BASE-ROOF VENT, REFRIGERATOR - BLACK - NORCOLD
084073-05-000	EA COVER-ROOF VENT, REFRIGERATOR - BUFF - NORCOLD

WINDOW, VENT & EXTERIOR DOOR GROUP (CONTINUED)

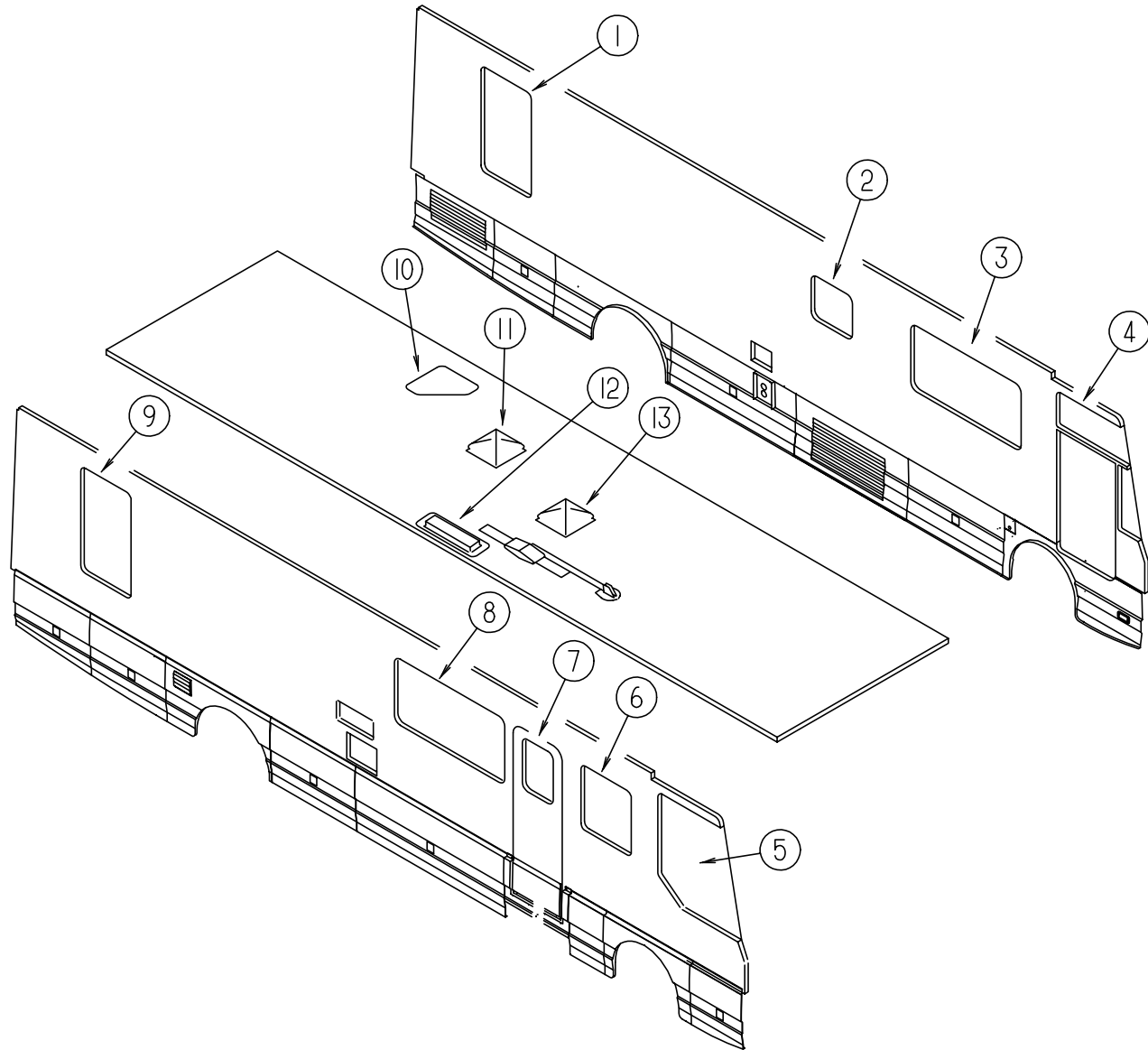
WINDOWS & VENTS



KEY	PART NUMBER	U/M DESCRIPTION
1	112898-06-01A	EA WINDOW-SLIDING, VERTICLE - THERMOPANE - EXCEL DH421-G2W66
	098644-01-713	EA CLIP-SPRING, BLACK PLASTIC - 226-016966 EXCEL
	112795-01-700	EA LATCH ASM, BLACK - DH287-CK
	112795-01-701	EA SLIDE-STOP - 132-019092
	112898-04-703	EA SASH LATCH KIT, RAISED - DH343-CK
	112898-06-700	EA WINDOW ASM, W/O TRIM
	112898-06-701	EA TRIM (W)
	112898-06-702	EA GLASS-STATIONARY
	112898-06-703	EA GLASS-SLIDING, W/SASH&LATCH
	112898-06-704	EA LOCK-HANDLE CAM RED RIGHT
	112898-06-705	EA LOCK-HANDLE CAM RED LEFT
	112898-06-706	EA SCREEN ASM
2	112795-26-01A	EA WINDOW-SLIDING, HORIZONTAL - THERMOPANE - EXCEL DC44-G2W66L
	098644-01-713	EA CLIP-SPRING, BLACK PLASTIC - 226-016966 EXCEL
	112795-01-700	EA LATCH ASM (BLACK)
	112795-01-701	FT SLIDE-STOP
	112795-01-702	FT FILLER PLUG
	112795-01-703	FT RUN CHANNEL
	112795-01-704	FT VINYL-GLAZING
	112795-26-700	EA WINDOW ASM, W/O TRIM
	112795-26-701	EA TRIM (W)
	112795-26-702	EA GLASS-STATIONARY UNIT
	112795-26-703	EA GLASS-SLIDE ASM
	112795-26-704	EA SCREEN ASM

KEY	PART NUMBER	U/M DESCRIPTION
3	112795-37-01A	EA WINDOW-SLIDING, HORIZONTAL - THERMOPANE - EXCEL DH442-G2W66L
	098644-01-713	EA CLIP-SPRING, BLACK PLASTIC - 226-016966 EXCEL
	112795-01-700	EA LATCH ASM (BLACK)
	112795-01-701	FT SLIDE-STOP
	112795-01-702	FT FILLER PLUG
	112795-01-703	FT RUN CHANNEL
	112795-01-704	FT VINYL-GLAZING
	112795-37-700	EA WINDOW ASM, W/O TRIM
	112795-37-701	EA TRIM (W)
	112795-37-702	EA GLASS-STATIONARY
	112795-37-703	EA GLASS-SLIDING, W/SASH&LATCH
	112795-37-704	EA SCREEN ASM
4	116000-01-01A	EA WINDOW-VISTA, LEFT - W/INSIDE FRAME - THERMOPANE - EXCEL
	116000-01-700	EA WINDOW ASM, W/O TRIM
	116000-01-701	EA TRIM (B)
	116000-01-702	EA GLASS STATIONARY
5	106466-03-01A	EA WINDOW-CAB, PASSENGER - THERMOPANE - EXCEL DH 357-A2B6
	106466-01-705	EA SCREEN ASSEMBLY
	106466-03-700	EA WINDOW ASM, W/O TRIM
	106466-03-701	EA TRIM (B)
	106466-03-702	EA TRIM (B)
	106466-03-703	EA GLASS-UPPER-STATIONARY
	106466-03-704	EA GLASS-MIDDLE-STATIONARY
	106466-03-705	EA GLASS-BOTTOM-STATIONARY
	106466-03-706	EA GLASS-SLIDE ASM
6	112795-29-01A	EA WINDOW-SLIDING, HORIZONTAL - THERMOPANE - EXCEL DH150 R
	098644-01-713	EA CLIP-SPRING, BLACK PLASTIC - 226-016966 EXCEL
	112795-01-700	EA LATCH ASM (BLACK)
	112795-01-701	FT SLIDE-STOP
	112795-01-702	FT FILLER PLUG
	112795-01-703	FT RUN CHANNEL
	112795-01-704	FT VINYL-GLAZING
	112795-29-700	EA WINDOW ASM W/O TRIM
	112795-29-701	EA TRIM (W)
	112795-29-702	EA GLASS-STATIONARY UNIT
	112795-29-703	EA GLASS-SLIDE ASM UNIT
	112795-29-704	EA SCREEN ASM
7	113733-01-01A	EA WINDOW-STATIONARY, ENTRY DOOR - THERMOPANE - EXCEL DH416-G2W66
	113733-01-700	EA WINDOW ASM W/O TRIM
	113733-01-701	EA TRIM (W)
	113733-01-702	EA GLASS-STATIONARY
8	112795-33-01A	EA WINDOW-SLIDING ,HORIZONTAL - THERMOPANE - EXCEL 775X1461 RH
	098644-01-713	EA CLIP-SPRING, BLACK PLASTIC - 226-016966 EXCEL
	112795-01-700	EA LATCH ASM (BLACK)
	112795-01-701	FT SLIDE-STOP
	112795-01-702	FT FILLER PLUG
	112795-01-703	FT RUN CHANNEL
	112795-01-704	FT VINYL-GLAZING
	112795-33-700	EA WINDOW ASM, THERMOPANE RH W/O TRIM
	112795-33-701	EA TRIM-RIGHT & LEFT
	112795-33-702	EA GLASS-STATIONARYUNIT
	112795-33-703	EA GLASS-SLIDING, W/SASH & LATCH
	112795-33-704	EA SCREEN ASSEMBLY

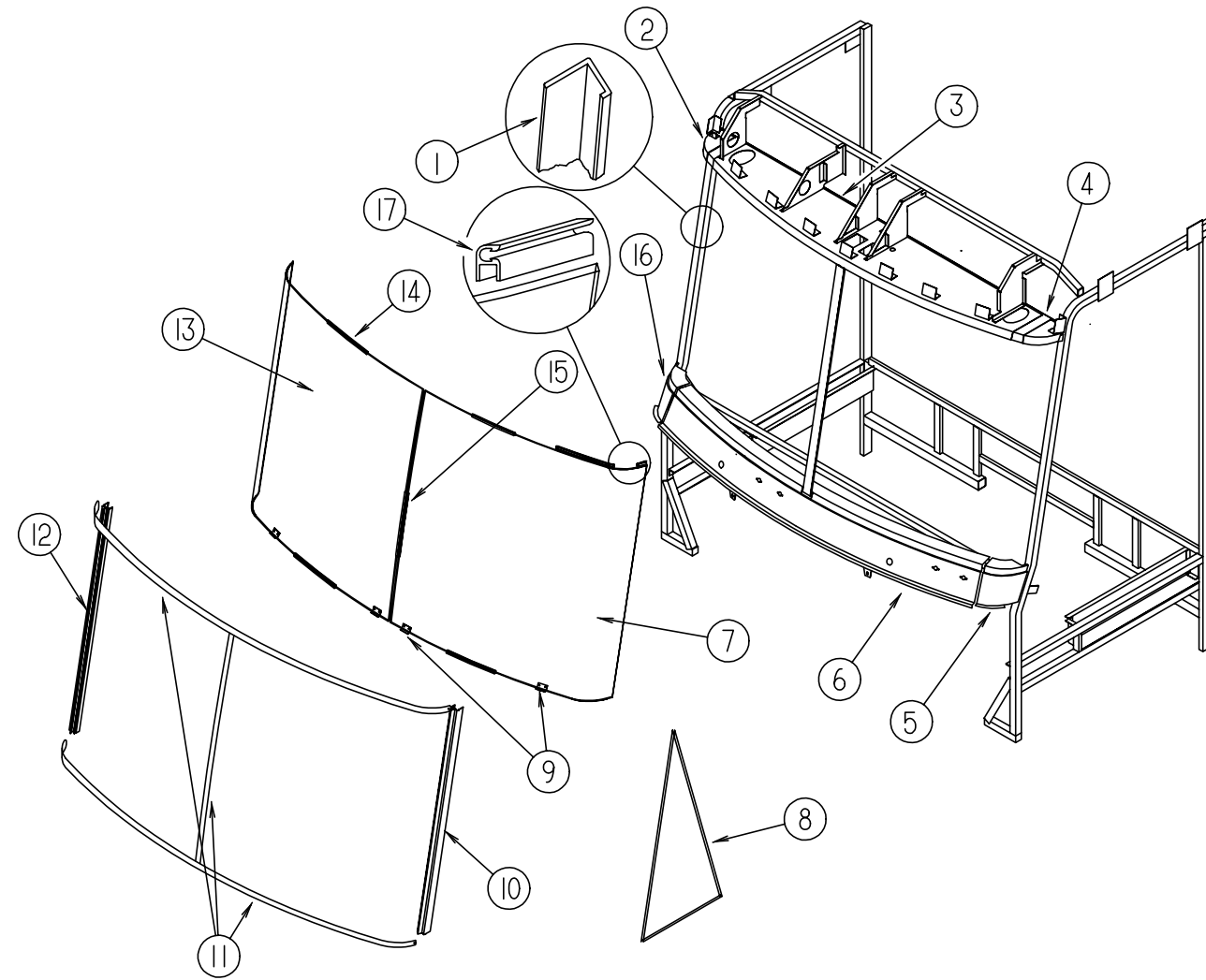
WINDOW, VENT & EXTERIOR DOOR GROUP (CONTINUED)



WINDOWS & VENTS (CONTINUED)

KEY	PART NUMBER	U/M	DESCRIPTION
9	112898-05-01A	EA	WINDOW-SLIDING, VERTICAL - THERMOPANE - EXCEL DC61-G2W66
	098644-01-713	EA	CLIP-SPRING, BLACK PLASTIC - 226-016966 EXCEL
	112795-01-700	EA	LATCH ASM, BLACK - DH287-CK
	112795-01-701	EA	SLIDE-STOP - 132-019092
	112898-04-703	EA	SASH LATCH KIT, RAISED - DH343-CK
	112898-05-700	EA	WINDOW ASM, W/O TRIM
	112898-05-701	EA	TRIM (W)
	112898-05-702	EA	GLASS STATIONARY
	112898-05-703	EA	GLASS-SLIDING, W/SASH & LATCH
	112898-05-704	EA	SCREEN ASM
10	108035-01-01A	EA	PANEL-SKYLITE, INNER - PLASTIC - OFF WHITE
10	108661-01-01A	EA	COVER-SKYLIGHT, PLASTIC - OFF WHITE
11	110051-10-01A	EA	VENT-ROOF, W/POWER LIFT FOR 4" ROOF - JENSEN CX7258 (CSA)
11	110051-08-01A	EA	VENT-ROOF, W/POWER LIFT FOR 4" ROOF - JENSEN 7727 (U.S.)
12	084073-04-000	EA	BASE-ROOF VENT, REFRIGERATOR - BLACK - NORCOLD
12	084073-05-000	EA	COVER-ROOF VENT, REFRIGERATOR - BUFF - NORCOLD
13	084079-11-000	EA	VENT-CEILING, POWER EXHAUST - FANTASTIC (US)
13	084079-12-000	EA	VENT-CEILING, POWER EXHAUST - FANTASTIC (CANADIAN)

WINDSHIELD & WIPER GROUP

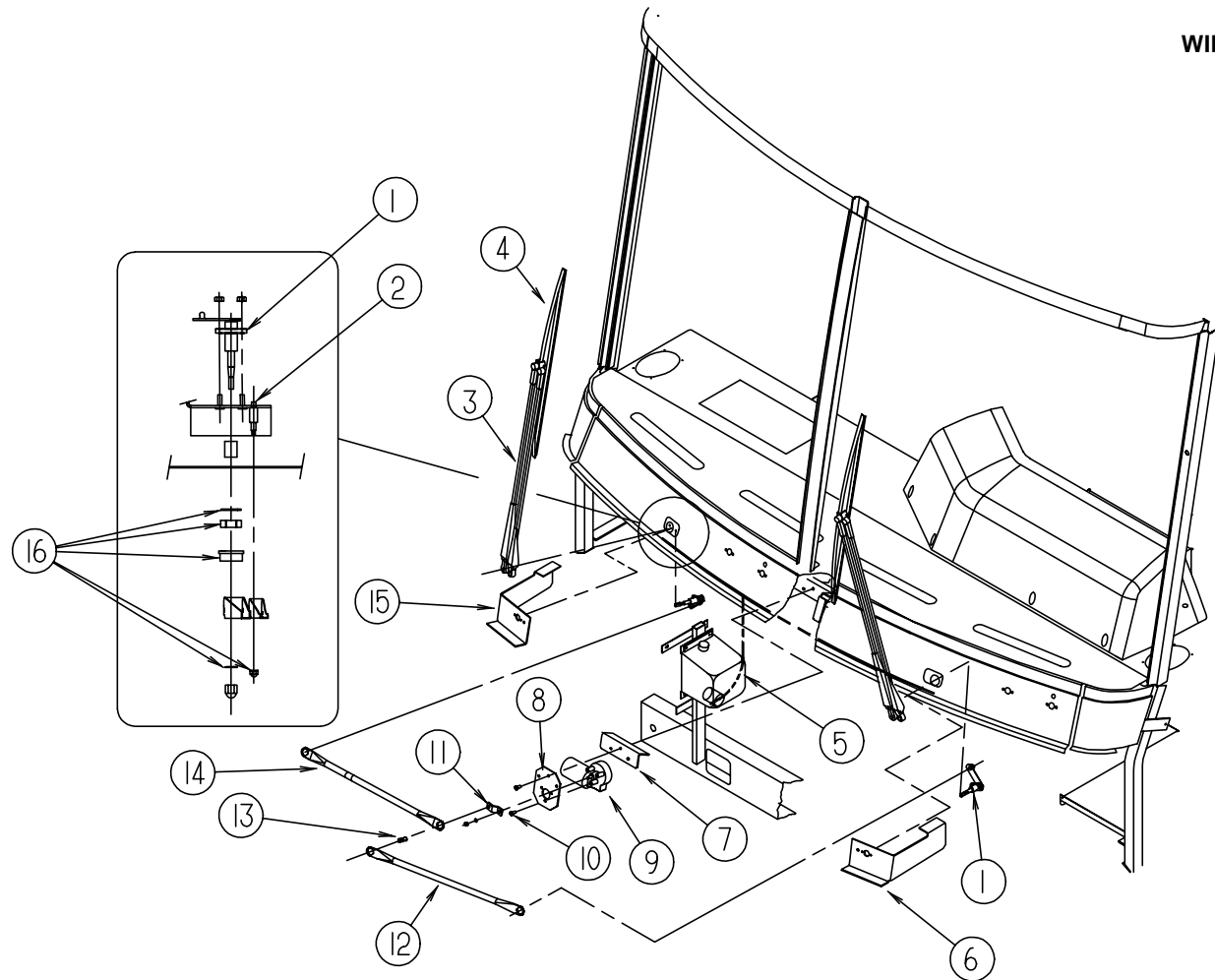


WINDSHIELD & VENT WINDOWS

KEY	PART NUMBER	U/M	DESCRIPTION
1	098788-06-000	EA	CHANNEL-RIGID, 1243 LONG
2	077922-03-000	EA	HEADER-WINDSHIELD, RIGHT END
3	077922-06-000	EA	HEADER-WINDSHIELD, CENTER
4	077922-04-000	EA	HEADER-WINDSHIELD, LEFT END
5	077847-03-000	EA	SUPPORT-WINDSHIELD, LOWER RIGHT END - W/O BRACKETS
6	077847-05-000	EA	SUPPORT-WINDSHIELD, LOWER CENTER - W/O BRACKETS
7	112273-02-000	EA	GLASS-WINDSHIELD, DRIVER
8	115999-01-01A	EA	WINDOW-FRONT, SLANT - DRIVER SIDE - EXCEL
	115999-01-700	EA	WINDOW ASM, W/O TRIM
	115999-01-701	EA	TRIM (B)
	115999-01-702	EA	GLASS STATIONARY
9	107285-01-000	EA	BRACKET-WINDSHIELD, SUPPORT
10	103107-06-01A	EA	TRIM-WINDSHIELD, SIDE - BLACK
11	102936-01-000	FT	MOLDING-REVEAL, WINDSHIELD
12	103107-05-01A	EA	TRIM-WINDSHIELD, SIDE - BLACK
13	112273-01-000	EA	GLASS-WINDSHIELD, PASSENGER
14	111771-03-000	EA	CARRIER-REVEAL, WINDSHIELD - 4 USED
15	111771-01-000	EA	CARRIER-REVEAL, WINDSHIELD - CENTER - 1243MM LONG
16	077847-04-000	EA	SUPPORT-WINDSHIELD, LOWER LEFT END - W/O BRACKETS
17	102935-01-000	EA	CARRIER-REVEAL, WINDSHIELD - 4 USED

WINDSHIELD & WIPER GROUP (CONTINUED)

WIPER & WASHER



KEY	PART NUMBER	U/M DESCRIPTION
	091206-04-000	EA CONTROL-WIPER, DYNAMIC PARK (FORD ONLY)
1	108168-01-000	EA PIVOT SHAFT ASM, SPRAGUE GS-3683
	077049-01-000	EA NUT-ACORN, 10-32 ALUMINUM
2	077048-02-000	EA SHAFT-ADAPTER, WIPER PANTOGRAPH ARM - ANCO 52818
3	108165-02-000	EA ARM-WIPER, PANTOGRAPH - 28.0" - PASS - SPRAGUE 9280-00-RBW
3	108165-03-000	EA ARM-WIPER, PANTOGRAPH - 28.0" - DR - SPRAGUE 9280-00-LBW
	096931-01-700	EA HOSE-WASHER, WIPER ARM
	108165-01-704	EA KIT-WASHER NOZZLE, W/NOZZLE, SCREW & NUT
	110742-01-000	EA GASKET-WIPER
4	108166-01-000	EA BLADE-WINDSHIELD WIPER, 24" - SPRAGUE C-1755
5	056000-04-000	EA WASHER-WINDSHIELD, BOTTLE & PUMP
		FROM: 00-00-00 THRU: 03-12-95
5	110605-01-000	EA TEE-PLAS-BARBED 1/8X1/8X3/16 BAYLOCK 3799721
		FROM: 03-13-95 THRU: 99-99-99
5	117765-01-000	EA CONNECTOR, 5/32 - 1/4 - 3/8 - DANA-WEATHERHD 190
		FROM: 00-00-00 THRU: 01-31-95
5	117765-03-000	EA CONNECTOR, 5/32 - 1/4 - 3/8 - ITT H-BAYLOCK11675
		FROM: 02-01-95 THRU: 99-99-99
5	117766-02-000	EA RESERVOIR/PUMP ASM, MCCORD 600328
		FROM: 03-13-95 THRU: 99-99-99
6	106680-02-000	EA BRACKET-MOUNT, WIPER PIVOT
7	106604-01-000	EA PLATE-WIPER, MOTOR MOUNT
8	103935-01-000	EA PLATE-MOUNTING,WIPER MOTOR
		FROM: 00-00-00 THRU: 08-10-95
8	103935-03-000	EA PLATE-MOUNTING,WIPER MOTOR
		FROM: 08-11-95 THRU: 99-99-99
9	108164-01-000	EA MOTOR ASM-WIPER, W/MOTOR CRANK ARM - SPRAGUE E-006-070
10	096526-01-000	EA SCREW-HEX, 1/4 - 28 UNF
11	108164-01-701	EA ARM-WIPER MOTOR DBL STUD & NUT - SPRAGUE GS-2508
12	108167-02-000	EA LINK-CONNECTING, 22.00" - SPRAGUE L1-3D3-3
13	067188-01-000	EA STUD-CRANK, WIPER
14	108167-01-000	EA LINK-CONNECTING, 22.00" - SPRAGUE L1-3B4-3
15	106680-01-000	EA BRACKET-MOUNT, WIPER PIVOT
16	108169-01-000	EA HARDWARE-PIVOT SHAFT ASM, SPRAGUE GS-3706
	045794-01-000	FT HOSE-WASHER, WINDSHIELD - 5/32" ID - BLACK
	061603-01-000	EA GROMMET, WASHER HOSE
	056000-01-700	FT HOSE-WIPER, VACUUM - 7/64" - 5/32"
	110605-01-000	EA TEE-1/8 X 1/8 X 3/16