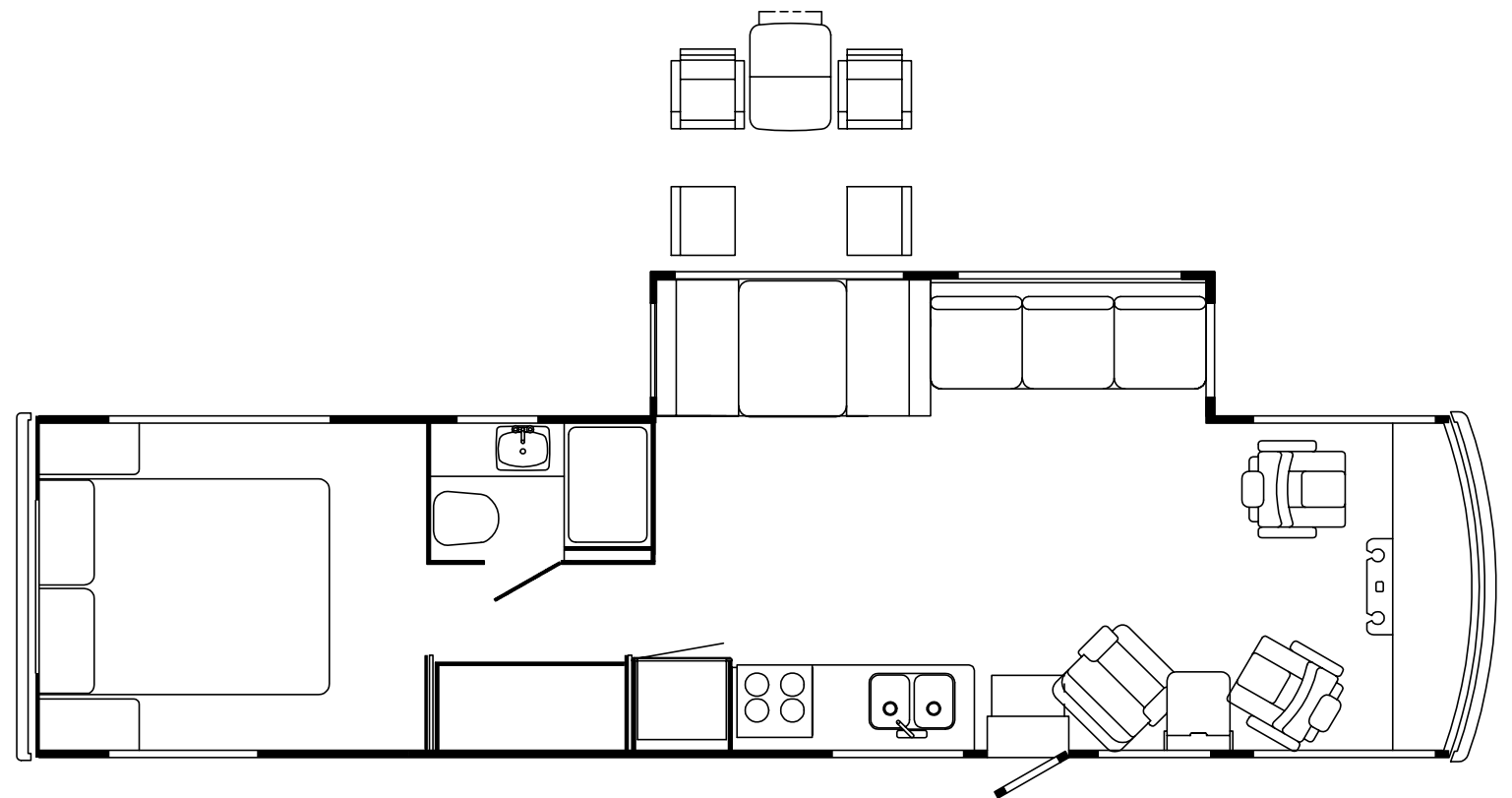



**1995
IKG34RQ**

F31

F32



ACCESSORIES GROUP

OPERATOR MANUAL

KEY	PART NUMBER	U/M DESCRIPTION
	054185-D3-000	EA MANUAL - OPERATOR 95 SUNCRUISER - G-SERIES
	092318-01-000	EA BINDER - 3 RING - MOTOR HOME MANUAL
	092319-01-000	EA POCKET PAGE - 3 RING BINDER - PLASTIC
	114399-01-000	EA TOP LEVEL DRAWING NUMBER

AUDIO VIDEO GROUP

RADIO SYSTEMS & ANTENNA

KEY	PART NUMBER	U/M DESCRIPTION	VENDER NO.
	087683-03-000	EA RADIO - AM/ FM STEREO CASSETTE - AUDIOVOX	RS-100
	110267-03-000	EA RADIO - AM/ FM STEREO CD COMPAT - AUDIOVOX	IM-400
	116148-01-000	EA RADIO - AM/ FM STEREO - CD PLAYER - CLARION	5633CD
	077069-02-000	EA CABLE - ANTENNA - RADIO - EXTENSION 96" - ARA	6700667
	110469-01-000	EA SPEAKER - OVAL - 4" X 6" - BLACK	
	110470-01-01A	EA GRILLE - SPEAKER - OVAL - 4" X 6" - BLACK	
	081059-02-000	EA WIRE ASM - 9-PIN - RADIO - AUDIOVOX	112B-1761
	105248-01-000	EA ANTENNA - CB - ADVANCE	8604
	090944-01-000	EA ANTENNA - RADIO - 16" RUBBER	
	108847-01-000	EA BRACKET - ANTENNA GROUND	
	115916-01-01B	EA BRACKET - ANTENNA MOUNT	
	074979-08-000	EA SHIELD - SPEAKER - BACK - MOLDED PLASTIC - LIGHT OAK	
	089340-02-000	EA GRILLE - SPEAKER - 6.5" SQUARE	
	089340-03-000	EA SPACER - GRILLE - 6.5" SQUARE - TAN - MAGNADYNE	G514
	094097-01-000	EA SPEAKER - RADIO - W/O GRILLE - 5.25" DIA - AUDIOVOX	110C3030

REAR MONITOR SYSTEM

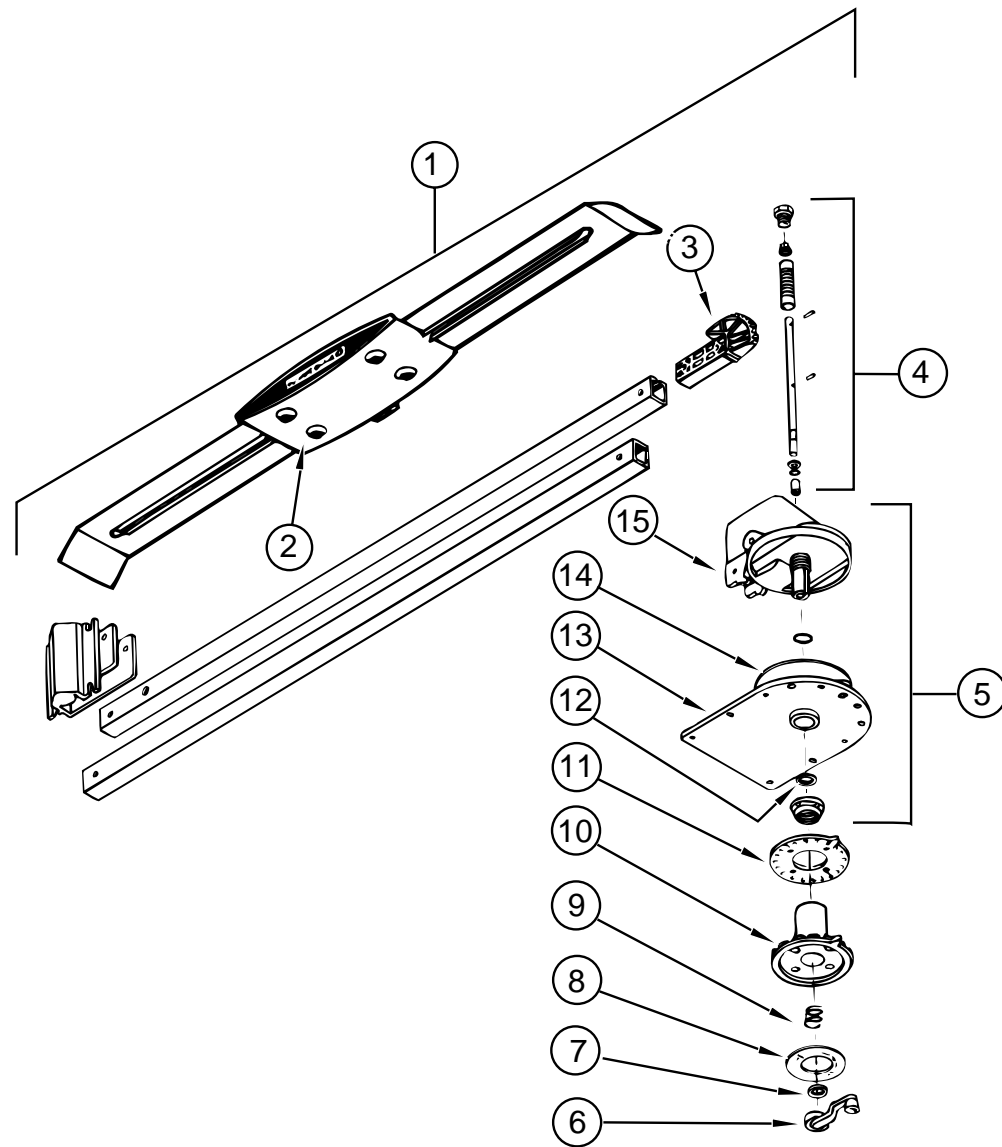
KEY	PART NUMBER	U/M DESCRIPTION	VENDER NO.
	093040-05-000	EA TELEVISION SYSTEM - REAR VIEW 7" - SONY	YM-RVF7AM
	093040-04-700	EA CAMERA - W/BRACKET & WIRING - REAR VIEW	SSC-520AM
	093040-05-700	EA MONITOR - 7" W/POWER HARNESS	SSM721AM
	093040-06-000	EA WIRE ASM. - MONITOR - SONY	SM-HRN7
	093041-01-000	EA CABLE - MONITOR/ CAMERA - INTERNAL USE	
	093041-02-000	EA CABLE - MONITOR/ CAMERA - EXTERNAL USE	
	093041-03-000	EA CABLE - MONITOR/ CAMERA - SONY	UK121A
	096717-03-000	EA WIRE ASM. - REAR MONITOR - UPPER	

PATIO ENTERTAINMENT CENTER

KEY	PART NUMBER	U/M DESCRIPTION	VENDER NO.
	110469-01-000	EA SPEAKER - OVAL - 4" X 6" - BLACK	
	110470-01-01A	EA GRILLE - SPEAKER - OVAL - 4" X 6" - BLACK	
	077069-02-000	EA CABLE - ANTENNA - RADIO - EXTENSION 96" - ARA	6700667
	087683-03-000	EA RADIO - AM/ FM STEREO W/ CASSETTE - AUDIOVOX	
	090944-01-000	EA ANTENNA - RADIO - 16" RUBBER	
	108847-01-000	EA BRACKET - ANTENNA GROUND	
	109889-02-000	EA ANTENNA - 2" SHAFT EXTENDER - MAGNADYNE	RV71EX2

AUDIO VIDEO GROUP (CONTINUED)

TV ANTENNA (WINEGARD)



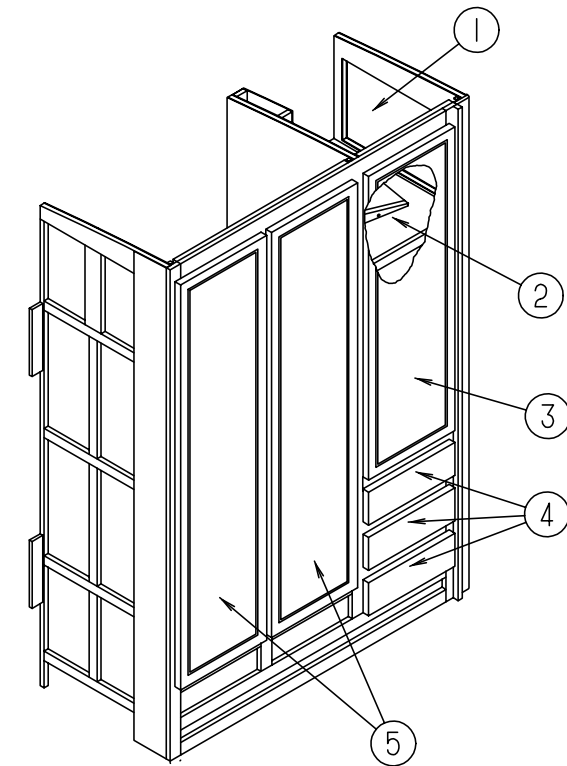
KEY	PART NUMBER	U/M	DESCRIPTION	VENDER NO.
1	076319-18-000	EA	ANTENNA - TV - ROOF MOUNT	
2	076319-01-700	EA	HEAD - ANTENNA - AMPLIFIED	RVSA U/V
3	076319-01-701	EA	GEAR - ELEVATING - PLASTIC	2200046
4	076319-01-702	EA	SHAFT ASM - ELEVATING	RVP-400A
5	076319-01-711	EA	BASE & LIFT ASM	2762802
6	076319-01-706	EA	CRANK - ELEVATING - W/ SET SCREW	5755100
7	076319-01-705	EA	BEARING - NYLON - 7/8"ID	3200658
8	076319-01-708	EA	CRANK COVER DECAL	5413002
9	076319-01-707	EA	SPRING - HANDLE	5160822
10	076319-01-709	EA	PLATE - DIRECTIONAL - FOR HEAD	3200644
11	076319-01-712	EA	CEILING PLATE - WINEGARD	3200608
12	076319-01-704	EA	BEARING - NYLON - 1.5"OD	3200657
13	076319-01-713	EA	BASE PLATE	3100523
14	076319-01-703	EA	BEARING - NYLON - 5"OD	3200656
15	076319-01-714	EA	HOUSING - ROTATING GEAR	2200049

AUDIO VIDEO GROUP (CONTINUED)

TV - VCR SYSTEMS

KEY	PART NUMBER	U/M DESCRIPTION	VENDER NO.
	082134-01-000	EA ADAPTER - TV - CABLE TO CABLE - WINEGARD	F-81M
	086756-01-000	EA SPLITTER - TV - 2 WAY	
	076319-03-000	FT CABLE - COAXIAL - 75 OHM	
	076319-12-000	EA CONNECTOR - COAXIAL - ONE PIECE	
	086757-03-000	EA CONTROL CENTER - SWITCH - VCR/TV - MAGNADYNE	VCS-6
	098446-06-000	EA VCR - VHS - CABLE READY - REMOTE - MAGNAVOX	VR9210
		FROM: 00-00-00 THRU: 09-30-94	
	098446-06-700	EA REMOTE F/ MODEL #9210	0974584
	098446-07-000	EA VCR - VHS - CABLE READY - REMOTE - MAGNAVOX	VR9320
		FROM: 10-01-94 THRU: 99-99-99	
	098446-07-700	EA REMOTE F /MODEL #VR9320	8874589
	092310-02-000	EA TV - COLOR - 9"- AC/ DC - W/REMOTE - MAGNAVOX	RD0945
	113684-01-000	EA TV - 19" COLOR UL AND CSA - AUDIOVOX	AVT-1975
	113684-01-700	EA REMOTE	8822345
	092310-02-700	EA REMOTE - F/ TV MAGNAVOX RD0945	0822334
	098819-01-000	EA SPEAKER - 2 WATT - 8 OHM - 4"	
	093214-01-02A	EA GRILLE - SPEAKER, 4" BROWN	
	099717-01-000	EA TIEDOWN - TV STRAP - 38.2" LONG	
	109889-04-000	EA EXTENDER - SHAFT - ANTENNA 3" - MAGNADYNE	RV71EX3
	082136-01-000	EA JAM NUT - HEX 3/8-32 - WINEGARD	
	076319-08-000	EA WALLPLATE - CABLE RECEPTACLE - TV - SINGLE - IVORY	
	076319-09-000	EA WALLPLATE - CABLE RECEPTACLE - TV - SINGLE - BROWN	
	086777-01-000	EA WALLPLATE - TV CABLE - W/ ANTENNA SWITCH - IVORY	
	086777-03-000	EA WALLPLATE - CABLE - W/ TV ANTENNA SWITCH & BOOSTER - IVORY	

BATH GROUP

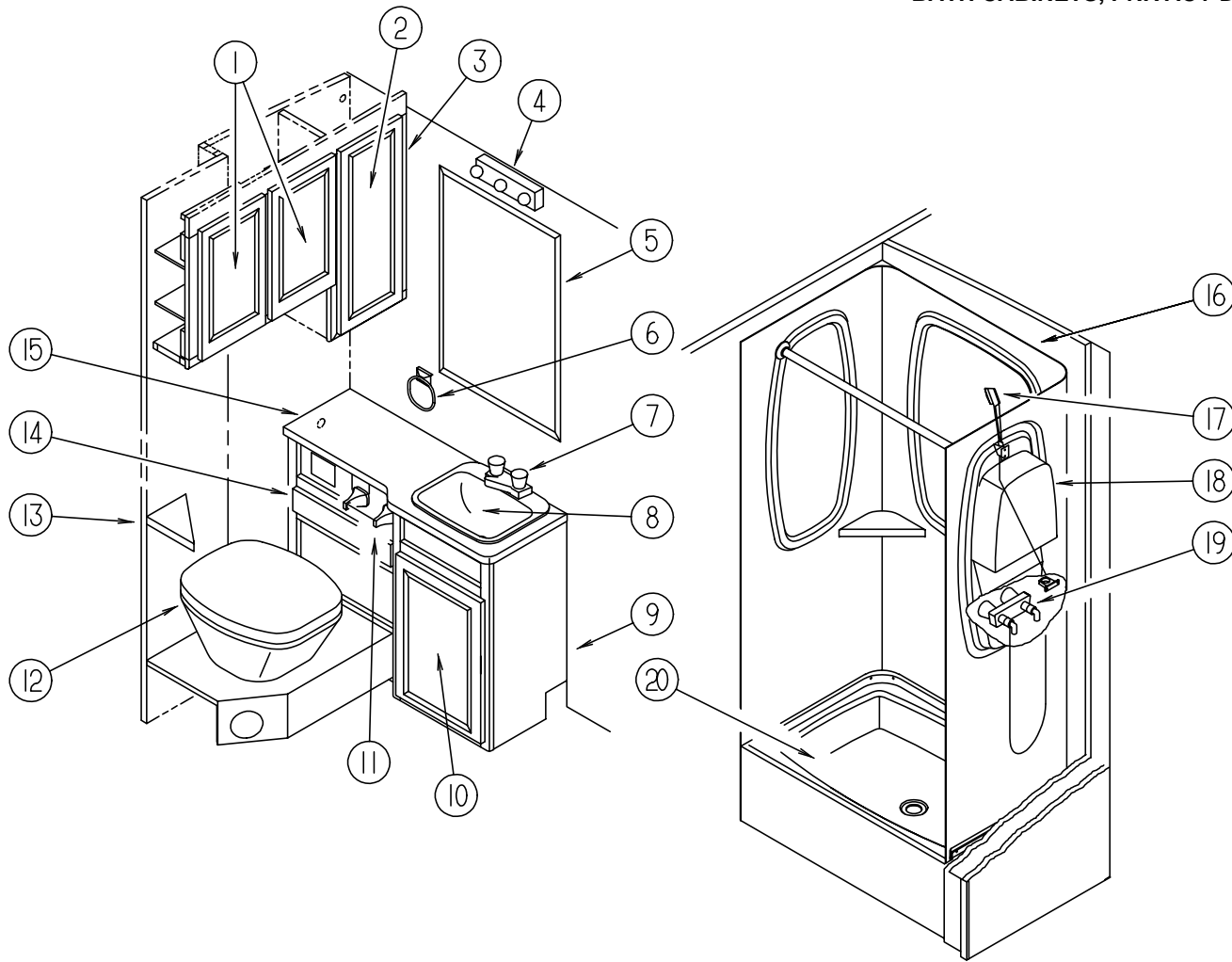


WARDROBE CABINET

KEY	PART NUMBER	U/M DESCRIPTION
1	M05993-69-E30	EA DOOR ASM. - RAIL - W/O HARDWARE - 0365 X 0555
2	115823-12-F31	EA TV WEDGE SHELF
3	M06804-C6-F31	EA DOOR ASM. - RAIL - W/O HARDWARE - 0425 X 1220
4	M05970-L3-F31	EA DRAWER ASM.
5	M06804-11-E30	EA DOOR ASM. - RAIL - W/O HARDWARE - 0410 X 1660
	042438-01-000	EA DOWEL - CLOTHES ROD - 1" DIAMETER - WOOD
	009112-01-000	EA FLANGE - 1" CLOTHES ROD - PLASTIC - OFF WHITE

BATH GROUP (CONTINUED)

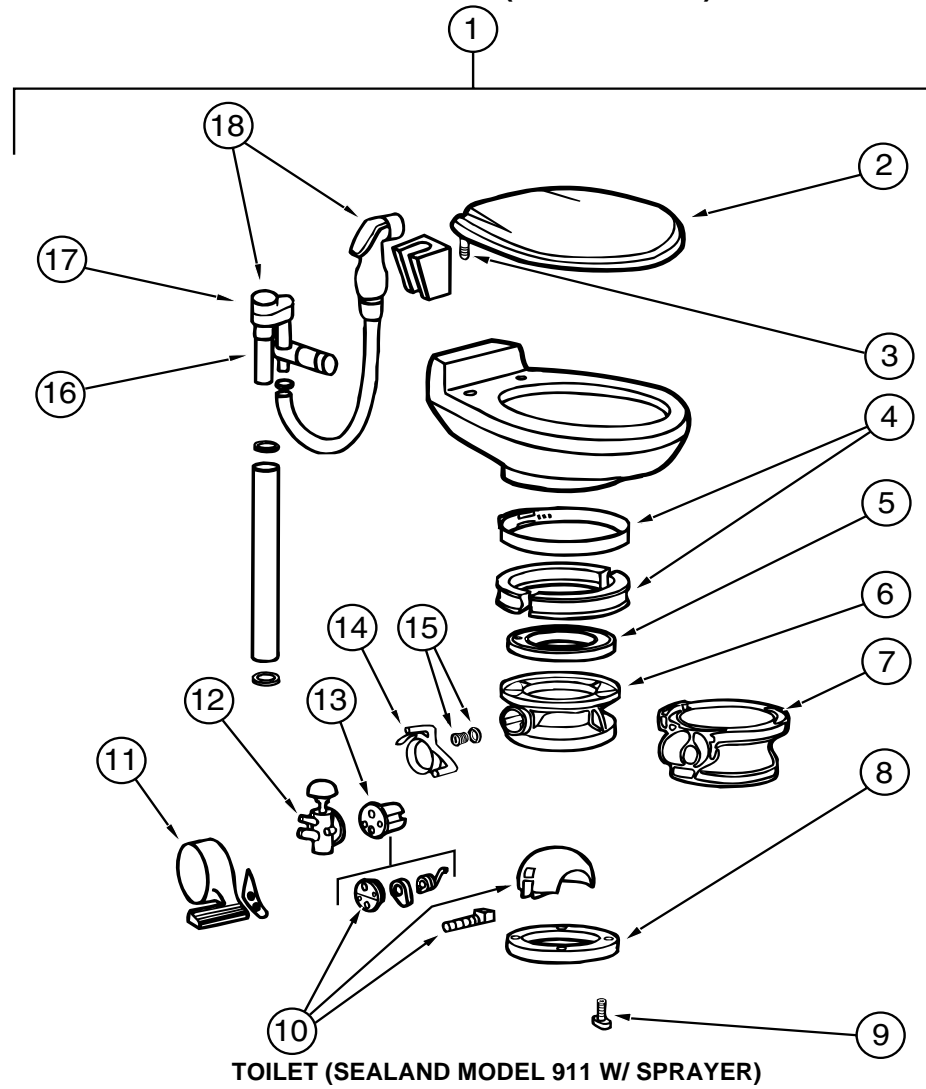
BATH CABINETS, PRIVACY DOOR & SHOWER COMPONENTS



KEY	PART NUMBER	U/M DESCRIPTION
10	M05993-20-E30	EA DOOR ASM - W/O HARDWARE - 380 X 555 MM
	115824-12-F31	EA SHELF ASM
11	075452-02-000	EA HOLDER - TOILET TISSUE - BRASS
12	085330-07-000	EA TOILET - CHINA - SHORTY W/ SPRAY (SEALAND)
13	106017-01-F31	EA SHELF ASM. - BATH
13	106017-01-F32	EA SHELF ASM. - BATH
14	M05970-L2-F31	EA DRAWER ASM. - W/O HARDWARE
15	115824-11-F31	EA COUNTERTOP ASM.
15	115824-11-F32	EA COUNTERTOP ASM.
	M03866-04-F31	EA DOOR ASM. (1 BIFOLD ONLY) W/O HARDWARE
	093170-06-02A	EA HEADER - BIFOLD DOOR (TRACK) OFF WHITE
	084451-01-000	EA BALL CATCH - BIFOLD DOOR
	093832-01-01A	EA KNOB - DOOR - BRIGHT BRASS
	092652-01-000	EA GUIDE WHEEL (BIFOLD DOOR) TOP MOUNT
	102920-01-01A	EA HINGE - DOOR - SPRING LOADED - BRASS
	M87868-13-E10	EA DOOR ASM. - BATH (SLIDER)
	094485-03-01A	EA KNOB - DOOR - BRASS
	100357-01-000	EA ROD -TOWEL - BRASS W/ENDS BENT FOR BACK OF BATH DOOR
	102089-13-E07	EA MOUNT - ROD - RIGHT SIDE - FOR TOWEL RODS - 53.5" LONG - WOOD
	102089-14-E07	EA MOUNT - ROD - LEFT SIDE - FOR TOWEL RODS - 53.5" LONG - WOOD
	104013-03-F31	EA DOOR ASM - SLIDING (BATH / GALLEY)
	103874-01-000	EA ROLLER HANGER - SLIDING DOOR
	103868-03-01A	EA TRACK - DOOR - 1250 OFF WHITE
	103908-03-C27	EA HEADER - SLIDING DOOR (TRACK) OFF WHITE
	057534-01-000	EA TIEBACK - CLEAR PLASTIC (BATH / GALLEY DOOR)
16	104464-01-01A	EA SURROUND - SHOWER - OFF WHITE
17	103092-01-000	EA SHOWER HEAD - W/60" HOSE (US)
17	103092-02-000	EA SHOWER HEAD - W/HOSE (CSA)
	103092-01-700	EA BRACKET (FOR SHOWER HEAD) CLEAR
	103092-01-701	EA BRACKET (FOR SHOWER HEAD) BONE
	103092-01-702	EA SPRAY HEAD SEALS
18	104462-01-01A	EA CADDY - SHOWER - OFF WHITE
19	075241-05-000	EA FAUCET - SHOWER - BONE
20	M02630-22-C07	EA SHOWER PAN ASM
	066440-01-000	EA STRAINER W/ RUBBER WASHER
	011069-04-000	EA TAILPIECE - 1 1/2 X 1 1/4 X 8 - BRASS (SHOWER PAN)
	066436-01-000	EA NUT - SLIP - TAILPIECE - 1.5"
	091208-01-000	EA WASHER - RUBBER - .06" X .75" X .5"
	057671-01-000	EA COVER - SCREW - #8 - PLASTIC - OFF WHITE

KEY	PART NUMBER	U/M DESCRIPTION
1	M05993-D6-F31	EA DOOR - RAIL - W/O HARDWARE - 0325 X 0450 FROM: 00-00-00 THRU: 09-25-94
1	M05993-23-E30	EA DOOR - RAIL - W/O HARDWARE - 0325 X 0450 FROM: 09-26-94 THRU: 99-99-99
	115967-11-F31	EA SHELF ASM
2	M05993-C8-F31	EA DOOR - RAIL - W/O HARDWARE - 0275 X 0710 FROM: 00-00-00 THRU: 09-25-94
2	M05993-24-E30	EA DOOR - RAIL - W/O HARDWARE - 0275 X 0710 FROM: 09-26-94 THRU: 99-99-99
	115967-12-F31	EA SHELF ASM
3	115967-01-F31	EA CABINET ASM - MEDICINE
4	110235-01-01A	EA LIGHT - 3 BULB
5	058331-51-000	EA MIRROR
6	075454-02-000	EA RING - TOWEL - W/ MOUNTING HARDWARE - BRASS
7	075240-06-000	EA FAUCET - LAVATORY - BONE
8	096927-01-01A	EA SINK - LAVATORY - RECTANGULAR - PLASTIC - BONE
	096927-01-700	EA SINK STOPPER
	096927-01-701	EA TAILPIECE - SINK
9	P15824-01-F31	EA CABINET ASM - LAVATORY - W/ COUNTERTOP ASM
9	P15824-01-F32	EA CABINET ASM - LAVATORY - W/ COUNTERTOP ASM

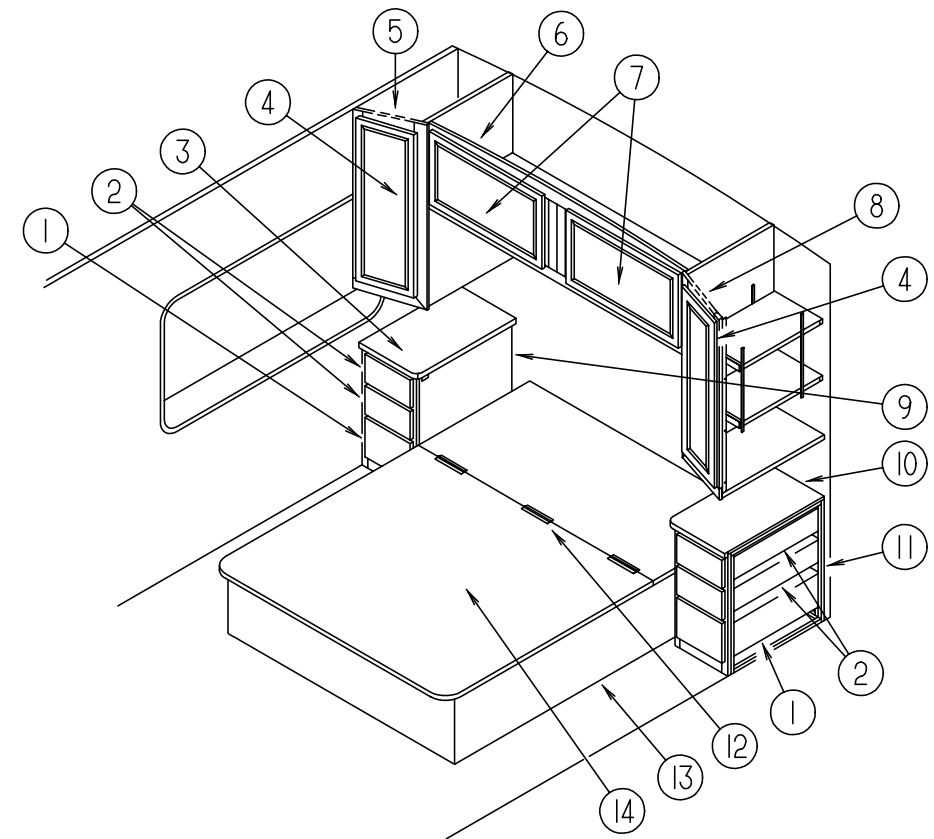
BATH GROUP (CONTINUED)



TOILET (SEALAND MODEL 911 W/ SPRAYER)

KEY	PART NUMBER	U/M	DESCRIPTION	VENDER NO.
1	085330-07-000	EA	TOILET - CHINA - SHORTY (BONE)	591103
2	085330-06-700	EA	SEAT ASSEMBLY (BONE)	340591
3	085330-06-702	EA	HINGE HARDWARE (BONE) SET	342131
4	085330-01-703	EA	RING & HALF CLAMPS ASM (BONE)	385310048
5	085330-01-704	EA	TEFLON & RUBBER SEALS	385316140
6	085330-04-704	EA	BASE ASM (BONE)	310124
7	085330-04-705	EA	PEDESTAL COVER KIT - (BONE)	510 - 310109
8	085330-01-714	EA	SEAL - FLANGE - FLOOR	390343892
9	085330-01-717	EA	BOLT MOUNTING PACKAGE	385310064
	085330-01-718	EA	SEAL & BOLT MOUNTING PACKAGE	385310063
10	085330-01-706	EA	BALL - SHAFT & CARTRIDGE	385318162
11	085330-04-703	EA	PEDAL COVER KIT (BONE)	310118
12	085330-01-709	EA	VALVE - WATER	385314349
13	085330-01-707	EA	CARTRIDGE - SPRING	381236096
14	085330-04-702	EA	FLUSH LEVER	340825
15	085330-01-710	EA	PLUG - DRAIN - & CAP - W/ SEAL	385316142
16	085330-06-701	EA	VALVE W/ DIVERTER (VACUUM BREAKER)	230335
17	085330-06-704	EA	VACUUM BREAKER KIT	316906
18	085330-04-706	EA	BREAKER - VACUUM - W/ HAND SPRAY	385319055

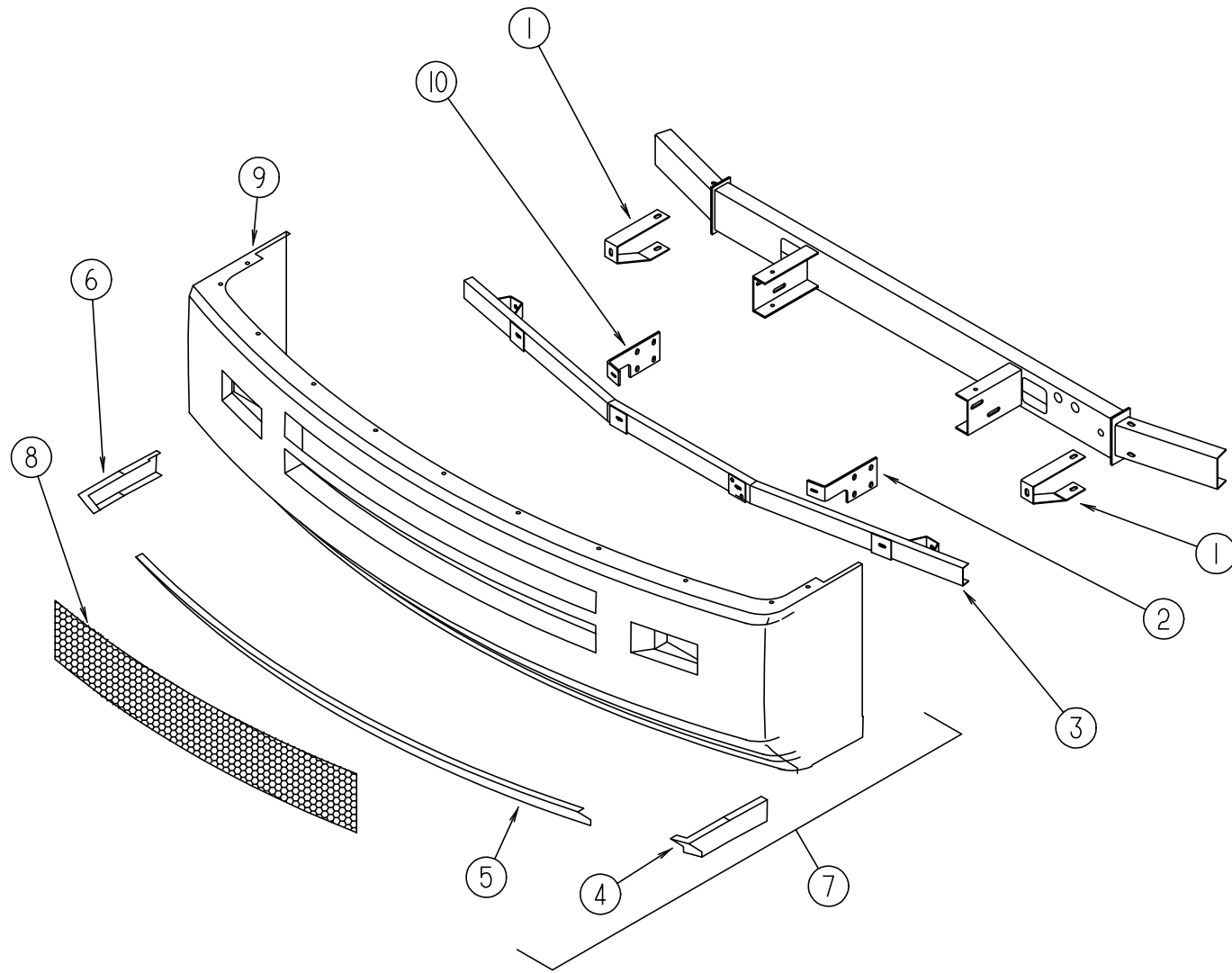
BEDROOM GROUP



QUEEN BEDROOM

KEY	PART NUMBER	U/M	DESCRIPTION
1	M05970-79-E30	EA	DRAWER ASM - CABINET - W/O HARDWARE
2	M05970-70-E30	EA	DRAWER ASM - CABINET - W/O HARDWARE
3	104361-11-F31	EA	COUNTERTOP ASM.
3	104361-11-F32	EA	COUNTERTOP ASM.
4	M06804-A8-E30	EA	DOOR ASM - RAIL - W/O HARDWARE - RAD 0275 X 0925
4	058331-A7-000	EA	MIRROR - CABINET DOOR
5	110625-01-F04	EA	CABINET ASM - SHIRT CLOSET (PASSENGER SIDE)
6	M06839-05-E30	EA	CABINET ASM - OVERHEAD - REAR
7	M05993-21-E30	EA	DOOR ASM - W/O HARDWARE - RAD 0400 X 0710
8	110625-02-F04	EA	CABINET ASM - SHIRT CLOSET (DRIVER SIDE)
9	104361-01-F31	EA	CABINET ASM. - W/ COUNTERTOP - NIGHTSTAND
9	104361-01-F32	EA	CABINET ASM. - W/ COUNTERTOP - NIGHTSTAND
10	104362-11-F31	EA	COUNTERTOP ASM.
10	104362-11-F32	EA	COUNTERTOP ASM.
11	104362-01-F31	EA	CABINET ASM. - W/ COUNTERTOP - NIGHTSTAND
11	104362-01-F32	EA	CABINET ASM. - W/ COUNTERTOP - NIGHTSTAND
12	041389-11-000	EA	PIANO HINGE - BEIGE - 55"
13	P09479-01-E10	EA	CABINET ASM. - QUEEN BED - W/O TOP
14	M05905-05-D12	EA	CABINET ASM. - QUEEN BED TOP - COMPLETE W/ HINGE
	P15745-01-F31	EA	DRAWER ASM - HAMPER
	115631-02-01A	EA	RAIL - MOUNTING - LAUNDRY BASKET
	115631-01-01A	EA	BASKET - LAUNDRY - WIRE - WHITE
	057460-02-000	EA	STUD - BALL - GAS SPRING - 10MM - 5/16" - 18
	057460-04-000	EA	SPRING - GAS
	089025-01-000	EA	BRACKET SUPPORT - GAS SPRING TO BED - ANGLE 1.5" X 11.8" LONG (UPPER)
	109645-02-000	EA	BRACKET SUPPORT - GAS SPRING TO FLOOR (LOWER)
	110535-01-01A	EA	ROD - PROP - BED MILL
	110536-01-000	EA	BRACKET - PROP ROD

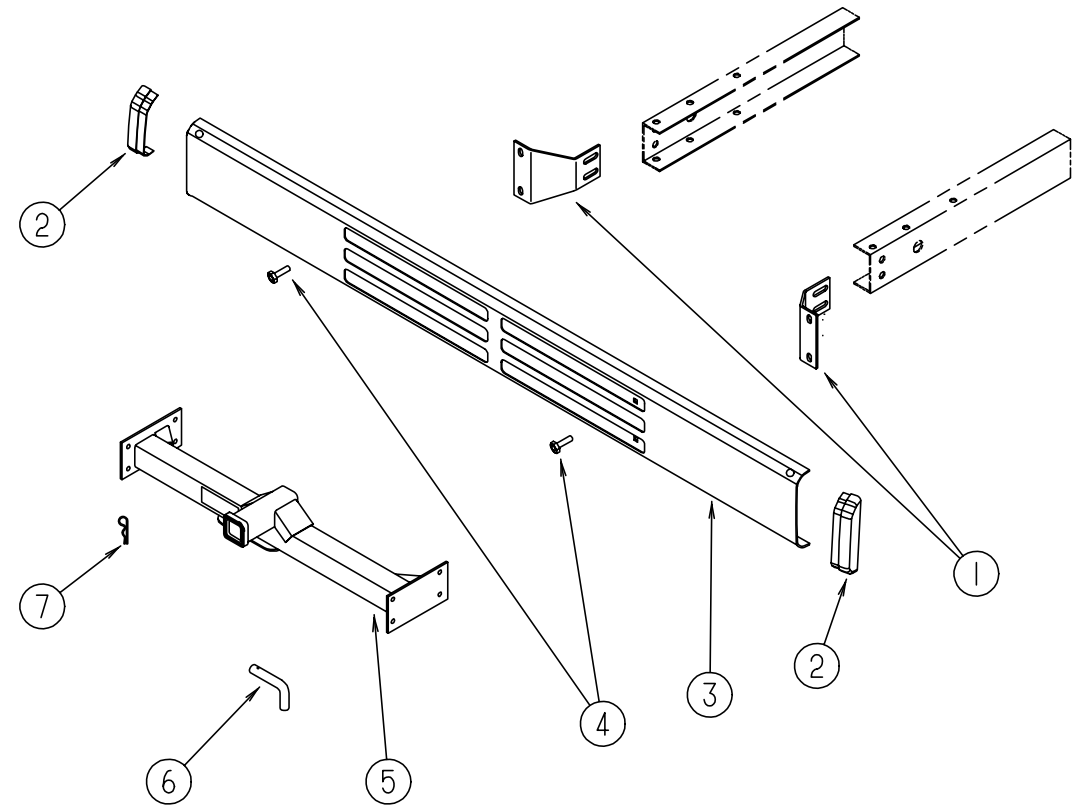
CHASSIS GROUP



FRONT BUMPER

KEY	PART NUMBER	U/M	DESCRIPTION
1	105644-01-000	EA	BRACKET - BUMPER - FRONT
2	086140-04-000	EA	SUPPORT - FRONT BUMPER - DRIVER SIDE - 9.1" X 4" - STEEL
3	103512-01-000	EA	CHANNEL ASM - BUMPER
4	106298-02-05A	EA	SPOILER - BUMPER - DRIVER SIDE - BLACK
5	106284-01-05A	EA	SPOILER ASM. - FRONT
6	106298-01-05A	EA	SPOILER - BUMPER - PASSENGER SIDE - BLACK
7	M05719-01-D12	EA	FRONT BUMPER/ SPOILER ASM.
8	104318-02-C07	EA	GRILLE ASM. - MESH - BUMPER
9	111077-01-E10	EA	BUMPER PANEL ASM - FRONT
10	086140-03-000	EA	SUPPORT - FRONT BUMPER - PASSENGER SIDE - 9.1" X 4" - STEEL

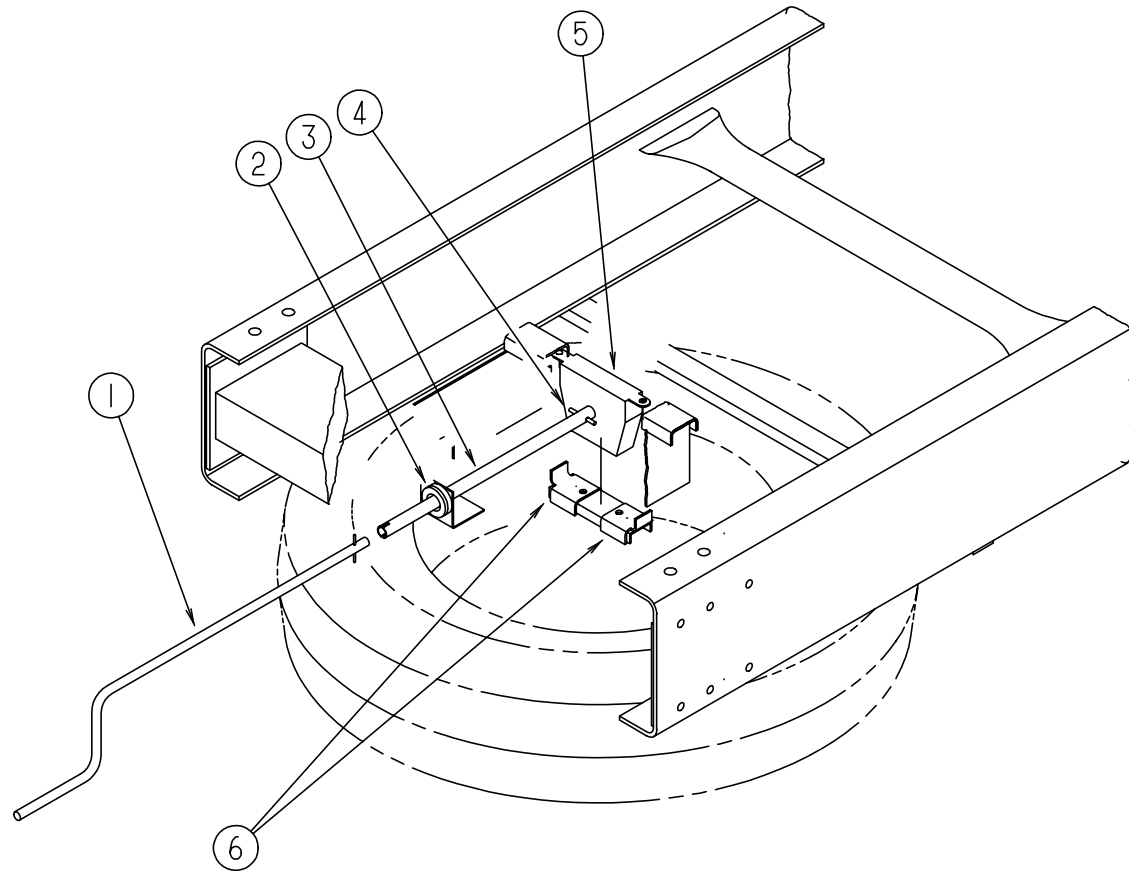
CHASSIS GROUP (CONTINUED)



REAR BUMPER

KEY	PART NUMBER	U/M	DESCRIPTION
1	116357-01-02B	EA	ANGLE - SUPPORT - BUMPER REAR
2	103228-01-05A	EA	END CAP - BUMPER REAR - BLACK
3	103099-03-01A	EA	REAR BUMPER - OFF WHITE
4	102333-01-05A	EA	BOLT - 7/16"
5	107707-04-000	EA	HITCH ASM.
6	034512-01-000	EA	PIN
7	034513-01-000	EA	PIN - 3/16" WIRE
	097744-02-000	EA	HOUSING CAP - TRAILER PIN
	113589-01-000	EA	CONNECTOR - PLUG - TRAILER
	113589-02-000	EA	CONNECTOR - SOCKET - TRAILER

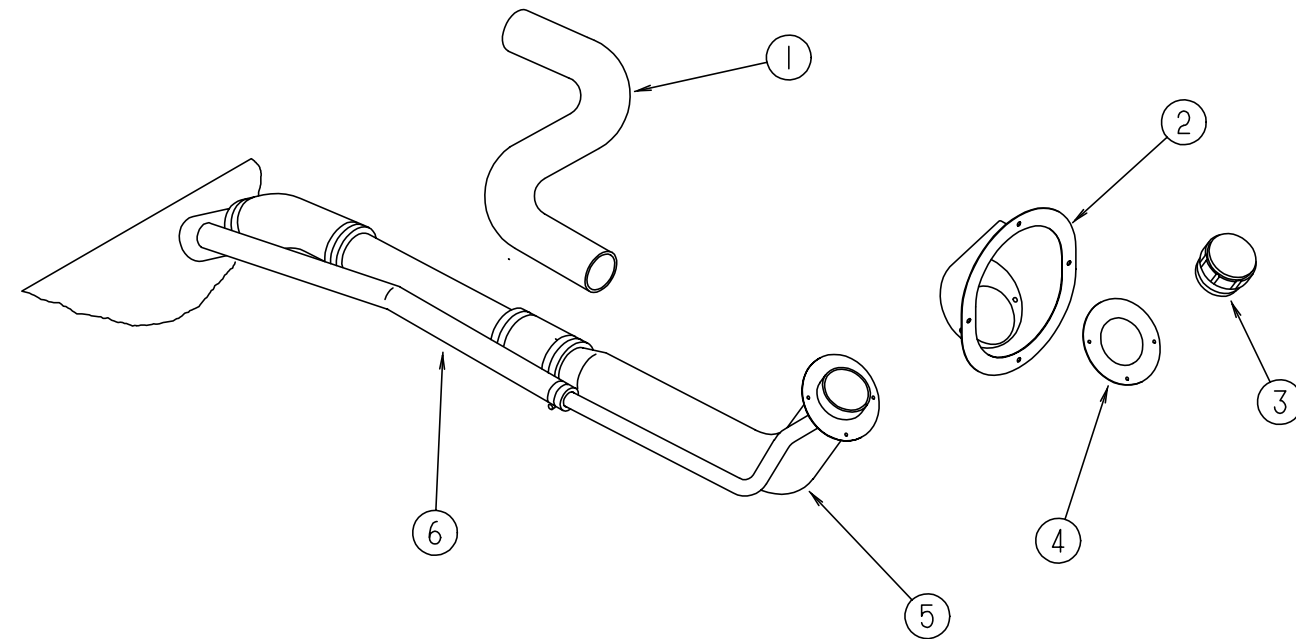
CHASSIS GROUP (CONTINUED)



SPARE TIRE, MOUNT & HOIST

KEY	PART NUMBER	U/M	DESCRIPTION
1	093376-02-000	EA	HANDLE - CRANK - TIRE HOIST
2	071015-11-000	EA	GROMMET - 1.00" ID
3	093375-09-000	EA	EXTENSION - TIRE HOIST
4	114376-01-000	EA	PIN - DRIVE - .156 X .750 - TYPE-E
5	093267-02-000	EA	HOIST - SPARE TIRE - W/ BRACKETS
5	093267-01-000	EA	HOIST - SPARE TIRE - W/O BRACKETS
6	105499-01-000	EA	BRACKET
	064081-03-000	EA	NUT - WING - 3/8-16 - W/ WELD NUT
	000F10-06-32B	EA	PIN - COTTER - 3/16 X 2.00 ZN
	007324-03-000	EA	TIRE - MICHELIN - 8R 19.5 LRF
	051377-01-000	EA	STEM - VALVE - TR 500
	086281-02-000	EA	WHEEL - STEEL - 19.5 X 6.0,8.75 3500 ACCURIDE 28853
	080208-02-000	EA	BAR - LEVERAGE - LUG WRENCH
	080208-03-000	EA	WRENCH - LUG - 1.5" X .8"

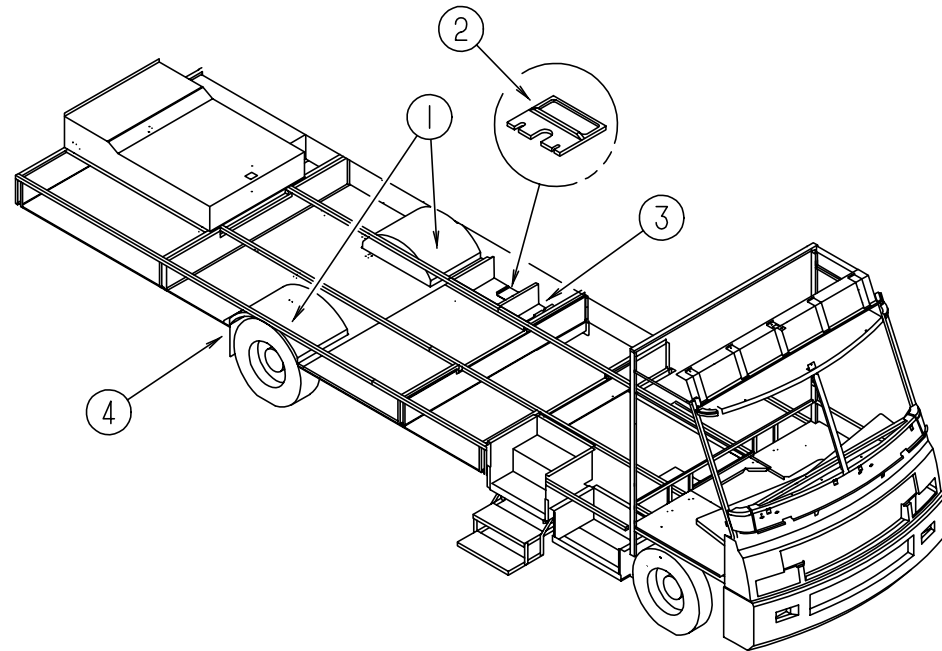
CHASSIS GROUP (CONTINUED)



FUEL SYSTEM

KEY	PART NUMBER	U/M	DESCRIPTION
1	100140-01-000	EA	TUBE - FUEL INLET (SLIDEOUT UNIT ONLY)
2	095854-01-01A	EA	SHROUD - FUEL FILL - PLASTIC
3	073220-03-000	EA	CAP - FUEL FILL - NON LOCKING
4	078200-01-000	EA	GASKET - FUEL FILL - 3.5"OD X 2"ID
5	087256-05-000	EA	NECK ASM - FUEL FILL
6	066732-01-000	FT	HOSE - FUEL FILL - .62" ID
	007063-01-000	FT	HOSE - GAS 1/4"ID X 1/2"OD
	084884-01-000	EA	PLUG - BRASS - 3/8
	007111-02-000	EA	HOSE - FUEL FILL - 2.00 ID (3 FT LENGTHS)

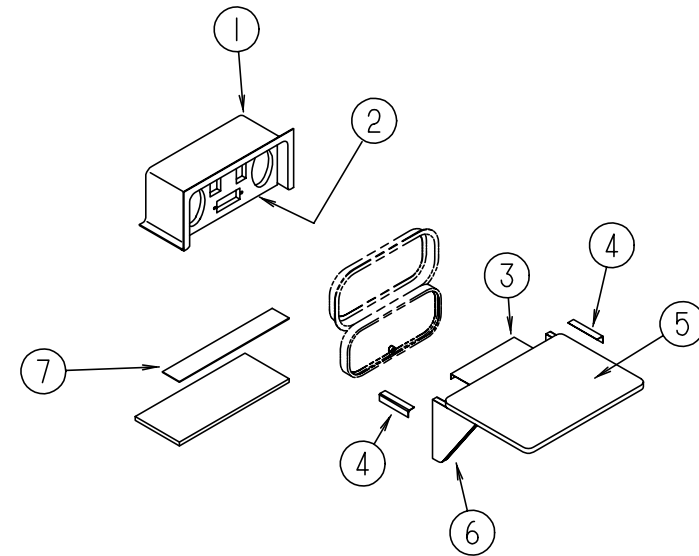
CHASSIS GROUP (CONTINUED)



COMPARTMENTS & TRAYS

KEY	PART NUMBER	U/M	DESCRIPTION
1	105743-01-000	EA	REAR WHEELWELL - PLASTIC
2	M06991-03-F36	EA	HATCH ASM - W/ FOAM
	114677-01-01A	EA	RETAINER - HATCH - SEWER HOSE
3	114679-01-01A	EA	COMPARTMENT-STORAGE
4	020167-05-000	EA	GUARD - DIRT
4	017516-05-000	EA	FLAP - MUD - 14" X 18" - BLACK
	094657-02-000	EA	TRAY - GENERATOR - 22.5" X 30.4" X 6.9" W/ANGLE & NUTS
	093287-07-01A	EA	NET - CARGO - 254 MM X 865 MM
	093287-09-01A	EA	NET - CARGO - 254 MM X 1510 MM
	065450-05-000	EA	TIEDOWN - BATTERY - 8.4" TUBE

CHASSIS GROUP (CONTINUED)



COMPARTMENT (ENTERTAINMENT CENTER)

KEY	PART NUMBER	U/M	DESCRIPTION
1	104897-03-01A	EA	BOX - ENTERTAINMENT CENTER - OFF WHITE
2	104899-01-C05	EA	PLATE - RADIO MOUNTING
3	105377-01-01A	EA	BRACKET - TABLE HANGER OFF WHITE
4	105376-01-02A	EA	HINGE - CONTINUED - 2" X 140MM OFF WHITE
5	105230-11-E01	EA	SHELF ASM.
6	105230-12-E01	EA	SUPPORT ASM.
	105230-01-E01	EA	SHELF & SUPPORT ASM.
7	104898-01-01A	EA	PLATE - PLASTIC BOTTOM - OFF WHITE (CSA)
7	104898-02-01A	EA	PLATE - PLASTIC BOTTOM - OFF WHITE (US)

CHASSIS GROUP (CONTINUED)

WHEEL COVER & LINER HARDWARE

KEY	PART NUMBER	U/M DESCRIPTION	VENDOR NO.
	110435-01-000	EA LINER - WHEEL - SET 4 - 19.5/2885 DICOR	V1950S
	110435-01-700	EA LUG NUT COVER	V195 JO-LNC
	110435-01-701	EA LINER - WHEEL - FRONT	V1950S-FWC
	110435-01-702	EA LINER - WHEEL - REAR	V1950S-RWC
	110435-01-703	EA STUD EXTENDER 1 1/8" - LT REAR	V22506-SLR S
	110435-01-704	EA STUD EXTENDER 1 1/8" - RT REAR	V22506-SLR S
	110435-01-705	EA TOOL - INSTALLATION	V195JO-TOL0S
	110435-01-706	EA JAM NUT 1 1/2 X 1 1/16 - RT REAR	V195J0-RRJ
	110435-01-707	EA JAM NUT 1 1/2 X 1 1/16 - LT REAR	V195J0-LRJ
	110435-01-708	EA JAM NUT 1 1/2 X 3/4 - RT FRONT	V195J0-RFJ
	110435-01-709	EA JAM NUT 1 1/2 X 3/4 - LH FRONT	
	109443-03-000	EA WHEEL COVER - 4/SET - 19.5 W/HARDWARE	SHAJ95
	109443-01-700	EA WHEEL COVER - 19.5 ONLY	
	109443-01-703	EA HUB CAP - CENTER - DICOR	SP-AUCAP
	109443-03-700	EA FRONT WHEEL BRACKET SET	SHAJ95-FBS
	109443-03-701	EA REAR WHEEL BRACKET SET	SHAJ95-RBS

STEP ASSEMBLIES & PANELS (KWIKEE)

KEY	PART NUMBER	U/M DESCRIPTION	KWIKEE	VENDOR NO.
	094707-01-01A	EA STEP ASSEMBLY		3213
	094707-02-700	EA MOTOR ASSEMBLY		909520
	094707-02-701	EA LINKAGE ASSEMBLY - SERIES 32		909523
	094707-02-702	EA GEAR KIT		909525
	094707-02-703	EA BEARING & PINS - ASSEMBLY		909530
	094707-02-704	EA CONNECTOR - MOTOR ASSEMBLY		909537
	094707-02-705	EA CONTROL UNIT - WHITE		909513
	094707-02-707	EA TREAD - NON SKID - BLACK - 6"X21"		909333

CHASSIS GROUP (CONTINUED)

HYDRAULIC LEVELING SYSTEM (W/O SLIDEOUT)

KEY	PART NUMBER	U/M DESCRIPTION	VENDOR NO.
	100532-08-000	EA LEVELING SYSTEM - HYDRAULIC - JOYSTICK	AP0758
	100532-01-704	EA SWITCH - MERCURY F/ 6K & 9KJACK	RAP1010
	100532-01-705	EA SPRING KIT - 9K JACK	R1171
	100532-02-700	EA 6K TALL JACK ASM	RAP7164
	100532-02-701	EA SPRING KIT - 6K JACK	R6824
	100532-02-704	EA ACTIVATOR CABLE - 6K JACK	RAP7194
	100532-02-705	EA PUMP/ RESERVOIR ASM - MONARCH	RAP8178
	100532-03-710	EA SENSING UNIT 21' MTA	RAP6798
	100532-03-715	EA CAP - BREATHER	RAP7876
	100532-08-700	EA POWER UNIT ASM.	RAP0595
	100532-08-701	EA BI-AXIS CONTROL - 200 SYSTEM	RAP0612
	100532-08-702	EA VALVE - BI-AXIS	RAP9589
	100532-08-703	EA PANEL ASM. - 200 BI - AXIS SYS.	RAP9755
	100532-08-704	EA JACK ASM. - 9K TALL 200 SYS.	RAP7002
	100532-09-707	EA ACTUATOR ASM. - 9K - REAR JACKS	RAP0547
	100532-09-709	EA ACTUATOR ASM. - 6K - FRONT JACKS	RAP0448
	100532-09-710	EA SOLENOID - 4 POST INT. DUTY	RAP0533
	100533-08-000	EA BRACKETS - FRONT LEVELING JACKS	
	100534-07-000	EA BRACKETS - REAR LEVELING JACKS	
	100536-10-000	EA HOSE KIT - HWH	AP0012
	107890-01-000	EA ELBOW - STEEL - 90D 1/4 X 37D FLARE	
	109307-01-000	EA BRACKET ASM - PUMP MOUNT	

HYDRAULIC LEVELING SYSTEM (W/ SLIDEOUT)

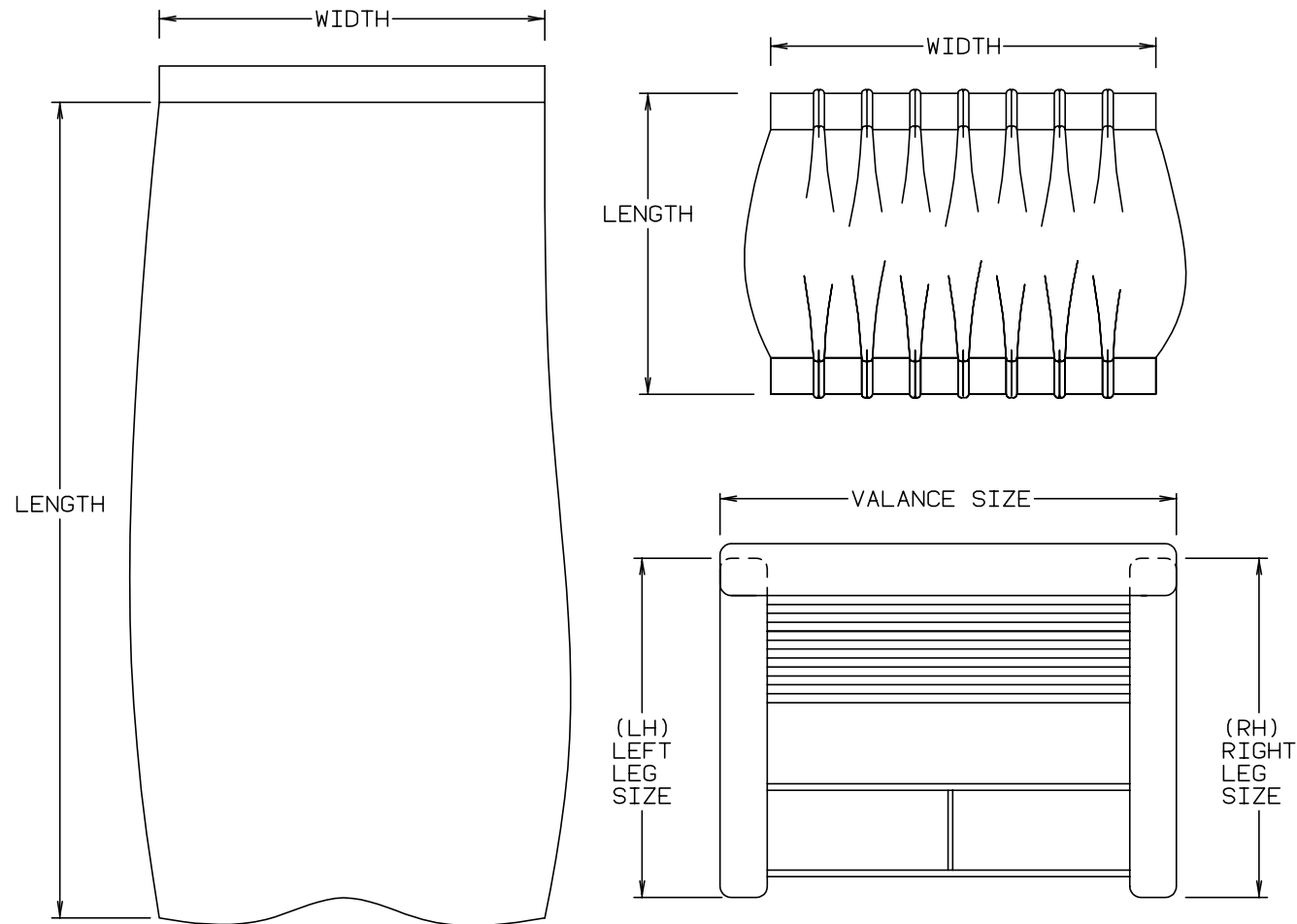
KEY	PART NUMBER	U/M DESCRIPTION	VENDOR NO.
	100532-16-000	EA LEVELING SYSTEM - HYDRAULIC - SLIDE OUT	
	100532 08 703	EA PANEL ASM. - 200 BI-AXIS SYS.	RAP9755
	100532 08 705	EA KNOB - 3/4" BLACK - SET OF FOUR	RAP1379
	100532 08 706	EA KNOB - 1 3/16" BLACK	RAP9734
	100532 08 707	EA BEZEL W/ GASKET - F/SYSTEM 200	RAP9592
	100532 09 704	EA VALVE - SOLENOID - 2 WIRE	RAP0642
	100532 09 710	EA SOLENOID - 4 POST INT. DUTY	RAP0533
	100532 12 701	EA PUMP & MOTOR W/ TANK 1.7	RAP0588
	100532 12 706	EA SWITCH - WARNING MAGNETIC	RAP1008
	100532 12 707	EA SPRING KIT	R3847
	100532 16 700	EA JACK ASM. - 6K - STATIONARY	RAP0468
	100532 16 701	EA MANIFOLD ASM. F/ SLIDE OUT	RAP1716
	100532 16 702	EA JACK ASM. - 12K	RAP0453
	100532 16 703	EA CYLINDER ASSEMBLY - 12K	RAP0040
	115767 01 700	EA MOTOR F/ PUMP	RAP0640
	100536-25-000	EA HOSE KIT - LEVELING JACKS	
	100536-27-000	EA HOSE KIT - SLIDEOUT	

CURTAIN & CUSHION GROUP

NOTICE

IN ORDER TO ASSIST OUR PARTS SALES DEPT. IN PROVIDING INTERIOR SOFTGOODS ITEMS, PLEASE INCLUDE THE SERIAL NUMBER AND THE COLOR CODE NUMBER FROM THE VEHICLE CERTIFICATION LABEL WHEN ORDERING. THIS LABEL IS LOCATED ON THE LEFT SIDEWALL AT THE END OF THE DASH (A-BODY), OR ON THE DRIVER'S DOOR LATCH PLATE (C-BODY).

AN EXAMPLE OF A COLOR CODE NUMBER IS B07, WHICH DESIGNATES AN OVERALL COLOR SCHEME OF A PARTICULAR UNIT. THE COLOR LISTED AFTER THE ITEM DESCRIPTION ON THE MICROFICHE, INDICATES THE OVERALL UNIT COLOR. ORDER THE ITEM YOU DESIRE ACCORDING TO UNIT COLOR CODE.



NOTE: USE THIS ILLUSTRATION WHEN DETERMINING LENGTH AND WIDTH MEASUREMENTS FOR CURTAINS. YOU WILL NOTE THE WIDTH MEASUREMENT IS TAKEN ON THE TOP OF THE CURTAIN WITH THE CURTAIN FULLY EXTENDED. THE LENGTH MEASUREMENT IS TAKEN FROM TOP TO BOTTOM. LEFT AND RIGHT WINDOW LEGS ARE DETERMINED WHEN FACING THE WINDOW.

CURTAIN & CUSHION GROUP (CONTINUED)

FABRIC & TRIMS

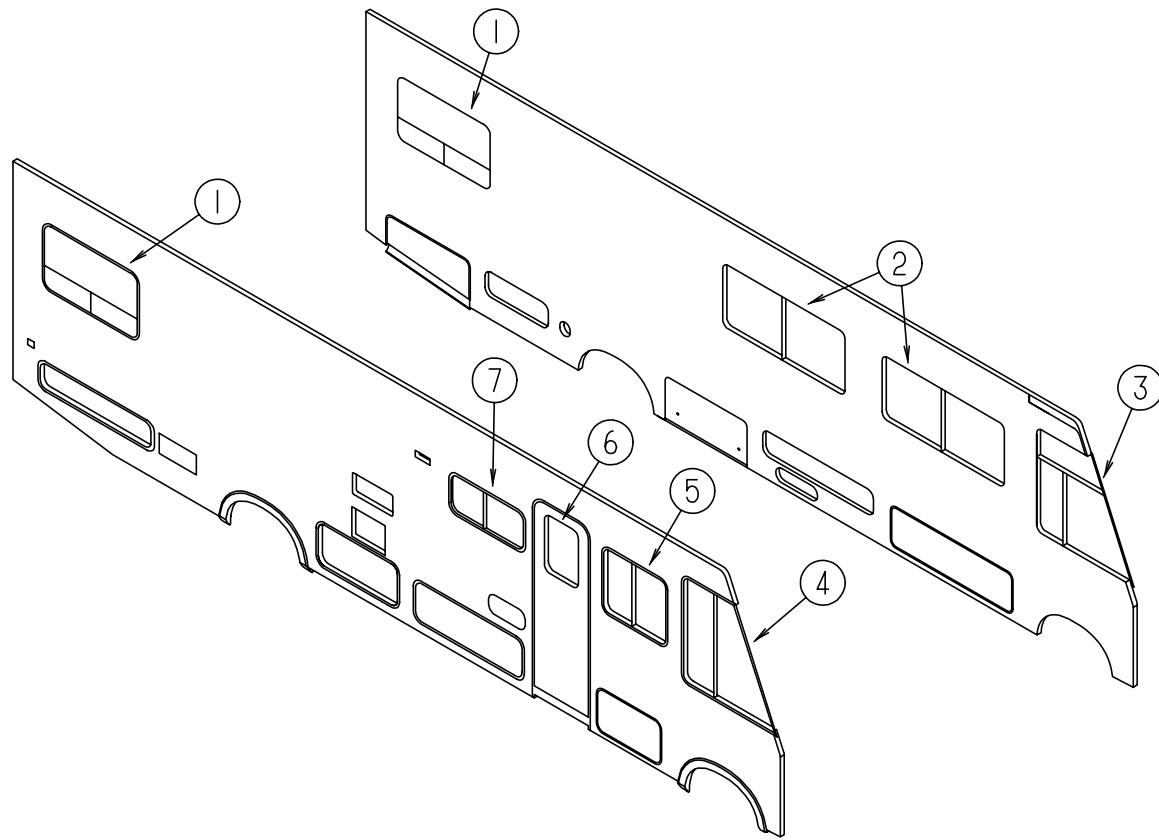
KEY	PART NUMBER	U/M	DESCRIPTION
	072333-85-000	YD	FABRIC - CURTAIN - MUSHROOM
	087272 03 000	YD	DRAPERY - LINING - 54" IVORY
	079680-07-000	YD	FABRIC - VINYL- 54" WIDE - BEIGE
	103907-01-01A	YD	FABRIC - VINYL- 54" WIDE - OFF WHITE
	075244-07-000	YD	FABRIC - VINYL - SHOWER CURTAIN - EGGPLANT (F31)
	075244-03-000	YD	FABRIC - VINYL - SHOWER CURTAIN - ALMOND (F32)
	105745-88-000	YD	FABRIC - BEDSPREAD - MAIN - TARA (F31)
	105745-93-000	YD	FABRIC - BEDSPREAD - MAIN - SUNTAN (F32)
	105745-87-000	YD	FABRIC - BEDSPREAD - ACCENT - RADIANCE/ ORCHID (F31)
	105745-92-000	YD	FABRIC - BEDSPREAD - ACCENT - CHRIS STONE (F32)
	108446-C9-000	YD	FABRIC - UPHOLSTERY - PLAIN ACCENT (BUCKET SEAT) (F31)
	108446-55-000	YD	FABRIC - UPHOLSTERY - PLAIN ACCENT (BUCKET SEAT) (F32)
	108446-D0-000	YD	FABRIC - UPHOLSTERY - PATTERN ACCENT (MAP POCKET) (F31)
	108446-76-000	YD	FABRIC - UPHOLSTERY - PATTERN ACCENT (MAP POCKET) (F32)
	108446-C7-000	YD	FABRIC - UPHOLSTERY - MAIN (DINETTE SEAT) (F31)
	108446-C8-000	YD	FABRIC - UPHOLSTERY - MAIN (DINETTE SEAT) (F32)
	089351-03-000	YD	VINYL - CEILING - DIAMOND DESIGN - 54" WIDE

ASSIST HANDLE & BUTTONS

KEY	PART NUMBER	U/M	DESCRIPTION
	057759-01-000	EA	WASHER BRACKET - SEAT BELT - 4" DIAMETER
	069178-02-000	EA	BRACKET - MOUNTING - ASSIST HANDLE - L ANGLE - W/ HOLES - STEEL
	000C16-07-16B	EA	BOLT - CARRIAGE - ASSIST HANDLE - 7/16" - 14 X 1" ZN
	000D20-07-00B	EA	NUT - ACORN - ASSIST HANDLE - 7/16" X 14 ZN
	053552-02-AA8	EA	HANDLE - ASSIST - INTERIOR - ENTRY DOOR - VINYL - OFF WHITE
	070578-02-B29	EA	BUTTON - SCREW - STUD - #30 - VINYL

CURTAIN & CUSHION GROUP (CONTINUED)

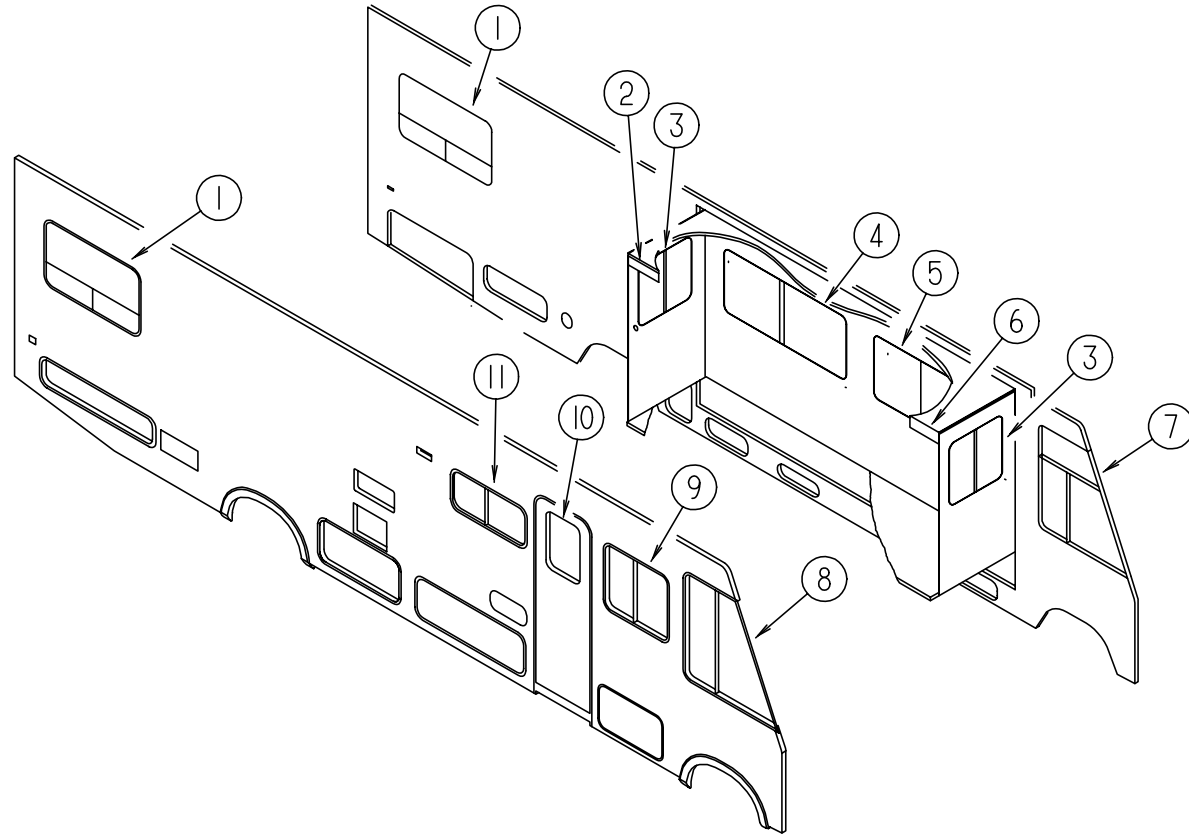
CURTAINS & WINDOW TREATMENT (W/O SLIDEOUT)



KEY	PART NUMBER	U/M	DESCRIPTION
1	115811-03-F31	EA	VALANCE ASM. - 52" - 3 SIDED - LAMBREQUIN
1	115811-03-F32	EA	VALANCE ASM. - 52" - 3 SIDED - LAMBREQUIN
1	111910-24-F31	EA	BLIND - PLEATED - 49" X 28.5"
1	111910-24-F32	EA	BLIND - PLEATED - 49" X 28.5"
2	115811-01-F31	EA	VALANCE ASM. - 63" - 3 SIDED - LAMBREQUIN
2	115811-01-F32	EA	VALANCE ASM. - 63" - 3 SIDED - LAMBREQUIN
2	109802-38-F31	EA	BLIND - PLEATED - 60" X 30"
2	109802-38-F32	EA	BLIND - PLEATED - 60" X 30"
3	101668-46-E91	EA	CURTAIN ASM. - 48" X 80" - DRIVER SIDE - TAPE TOP
3	073260-42-C18	EA	TIEBACK ASM. - 6" X 18"
4	101668-45-E91	EA	CURTAIN ASM. - 48" X 80" - PASSENGER SIDE - TAPE TOP
4	073260-42-C18	EA	TIEBACK ASM. - 6" X 18"
5	115811-07-F31	EA	VALANCE ASM. - 33" - 3 SIDED - LAMBREQUIN
5	115811-07-F32	EA	VALANCE ASM. - 33" - 3 SIDED - LAMBREQUIN
5	109802-39-F31	EA	BLIND - PLEATED - 30" X 30"
5	109802-39-F32	EA	BLIND - PLEATED - 30" X 30"
6	084755-57-E07	EA	PULL SHADE - 27.25"
6	115811-11-F31	EA	VALANCE ASM. - 31"
6	115811-11-F32	EA	VALANCE ASM. - 31"
7	109041-20-01A	EA	MINI BLIND - 31" X 18" - SILVER (F31)
7	109041-20-02A	EA	MINI BLIND - 31" X 18" - BEIGE (F32)
7	109353-07-01A	EA	BLIND SLAT - 31" - SILVER (F31)
7	109353-07-02A	EA	BLIND SLAT - 31" - BEIGE (F32)

CURTAIN & CUSHION GROUP (CONTINUED)

CURTAINS & WINDOW TREATMENT (W/ SLIDEOUT)

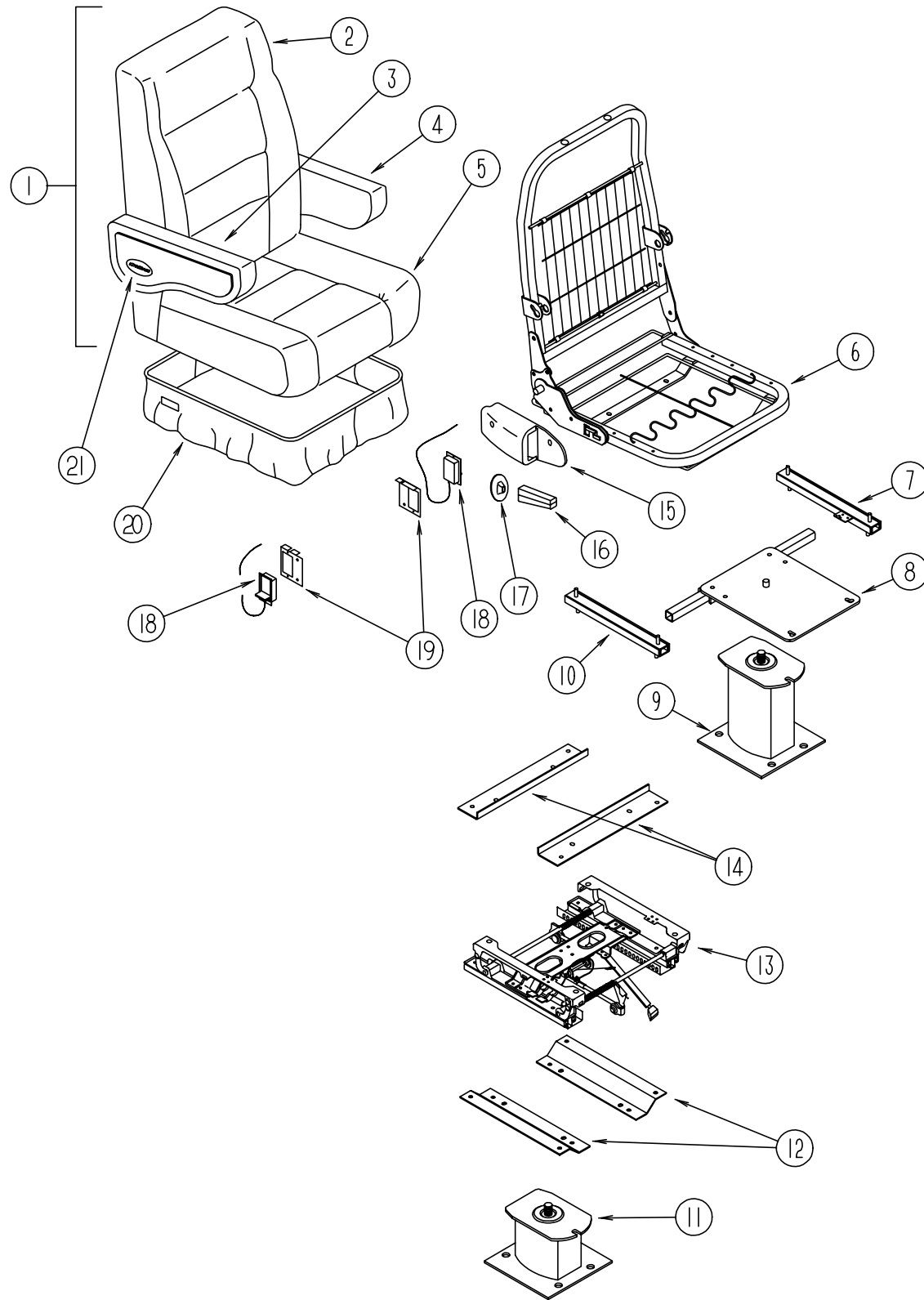


KEY	PART NUMBER	U/M DESCRIPTION
1	115811-03-F31	EA VALANCE ASM. - 52" - 3 SIDED - LAMBREQUIN
1	115811-03-F32	EA VALANCE ASM. - 52" - 3 SIDED - LAMBREQUIN
1	111910-24-F31	EA BLIND - PLEATED - 49" X 28.5"
1	111910-24-F32	EA BLIND - PLEATED - 49" X 28.5"
2	115811-13-F31	EA OVERLAY - 7.5 X 22 3/8 - NOVEAU
2	115811-13-F32	EA OVERLAY - 7.5 X 22 3/8 - NOVEAU
3	115811-10-F31	EA VALANCE ASM. - 30" - 3 SIDED - LAMBREQUIN
		FROM: 00-00-00 THRU: 01-08-95
3	117657-03-F31	EA VALANCE ASM. - 30" - 3 SIDED - KINGSTON
		FROM: 01-09-95 THRU: 99-99-99
3	115811-10-F32	EA VALANCE ASM. - 30" - 3 SIDED - LAMBREQUIN
		FROM: 00-00-00 THRU: 01-08-95
3	117657-03-F32	EA VALANCE ASM. - 30" - 3 SIDED - KINGSTON
		FROM: 01-09-95 THRU: 99-99-99
3	109802-40-F31	EA BLIND - PLEATED - 28" X 30"
		FROM: 00-00-00 THRU: 01-08-95
3	109802-40-FA1	EA BLIND - PLEATED - 28" X 30" (F31)
		FROM: 01-09-95 THRU: 99-99-99
3	109802-40-F32	EA BLIND - PLEATED - 28" X 30"

KEY	PART NUMBER	U/M DESCRIPTION
4	115811-09-F31	EA VALANCE ASM. - 63" - 3 SIDED - LAMBREQUIN
		FROM: 00-00-00 THRU: 01-08-95
4	117657-02-F31	EA VALANCE ASM. - 63" - 3 SIDED - KINGSTON
		FROM: 01-09-95 THRU: 99-99-99
4	115811-09-F32	EA VALANCE ASM. - 63" - 3 SIDED - LAMBREQUIN
		FROM: 00-00-00 THRU: 01-08-95
4	117657-02-F32	EA VALANCE ASM. - 63" - 3 SIDED - KINGSTON
		FROM: 01-09-95 THRU: 99-99-99
4	109802-38-F31	EA BLIND - PLEATED - 60" X 30"
		FROM: 00-00-00 THRU: 01-08-95
4	109802-38-FA1	EA BLIND - PLEATED - 60" X 30" (F31)
		FROM: 01-09-95 THRU: 99-99-99
4	109802-38-F32	EA BLIND - PLEATED - 60" X 30"
5	115811-08-F31	EA VALANCE ASM. - 63" - 3 SIDED - LAMBREQUIN
		FROM: 00-00-00 THRU: 01-08-95
5	117657-01-F31	EA VALANCE ASM. - 63" - 3 SIDED - KINGSTON
		FROM: 01-09-95 THRU: 99-99-99
5	115811-08-F32	EA VALANCE ASM. - 63" - 3 SIDED - LAMBREQUIN
		FROM: 00-00-00 THRU: 01-08-95
5	117657-01-F32	EA VALANCE ASM. - 63" - 3 SIDED - KINGSTON
		FROM: 01-09-95 THRU: 99-99-99
5	109802-38-F31	EA BLIND - PLEATED - 60" X 30"
		FROM: 00-00-00 THRU: 01-08-95
5	109802-38-FA1	EA BLIND - PLEATED - 60" X 30" (F31)
		FROM: 01-09-95 THRU: 99-99-99
5	109802-38-F32	EA BLIND - PLEATED - 60" X 30"
6	115811-12-F31	EA OVERLAY - 7.5 X 22 3/8 - NOVEAU
6	115811-12-F32	EA OVERLAY - 7.5 X 22 3/8 - NOVEAU
7	101668-46-E91	EA CURTAIN ASM. - 48" X 80" - DRIVER SIDE - TAPE TOP
7	073260-42-C18	EA TIEBACK ASM. - 6" X 18"
8	101668-45-E91	EA CURTAIN ASM. - 48" X 80" - PASSENGER SIDE - TAPE TOP
8	073260-42-C18	EA TIEBACK ASM. - 6" X 18"
9	115811-07-F31	EA VALANCE ASM. - 33" - 3 SIDED - LAMBREQUIN
		FROM: 00-00-00 THRU: 01-08-95
9	117657-04-F31	EA VALANCE ASM. - 33" - 3 SIDED - KINGSTON
		FROM: 01-09-95 THRU: 99-99-99
9	115811-07-F32	EA VALANCE ASM. - 33" - 3 SIDED - LAMBREQUIN
		FROM: 00-00-00 THRU: 01-08-95
9	117657-04-F32	EA VALANCE ASM. - 33" - 3 SIDED - KINGSTON
		FROM: 01-09-95 THRU: 99-99-99
9	109802-39-F31	EA BLIND - PLEATED - 30" X 30"
		FROM: 00-00-00 THRU: 01-08-95
9	109802-39-FA1	EA BLIND - PLEATED - 30" X 30" (F31)
		FROM: 01-09-95 THRU: 99-99-99
9	109802-39-F32	EA BLIND - PLEATED - 30" X 30"
10	084755-57-E07	EA PULL SHADE - 27.25"
10	115811-14-F31	EA VALANCE ASM. - 15 X 33"
		FROM: 00-00-00 THRU: 01-08-95
10	117664-01-F31	EA VALANCE ASM. - 15 X 33"
		FROM: 01-09-95 THRU: 99-99-99
10	115811-14-F32	EA VALANCE ASM. - 15 X 33"
		FROM: 00-00-00 THRU: 01-08-95
10	117664-01-F32	EA VALANCE ASM. - 15 X 33"
		FROM: 01-09-95 THRU: 99-99-99
11	109041-20-01A	EA MINI BLIND - 31" X 18" - SILVER (F31)
11	109041-20-02A	EA MINI BLIND - 31" X 18" - BEIGE (F32)
11	109353-07-01A	EA BLIND SLAT - 31" - SILVER (F31)
11	109353-07-02A	EA BLIND SLAT - 31" - BEIGE (F32)

CURTAIN & CUSHION GROUP (CONTINUED)

BUCKET SEAT

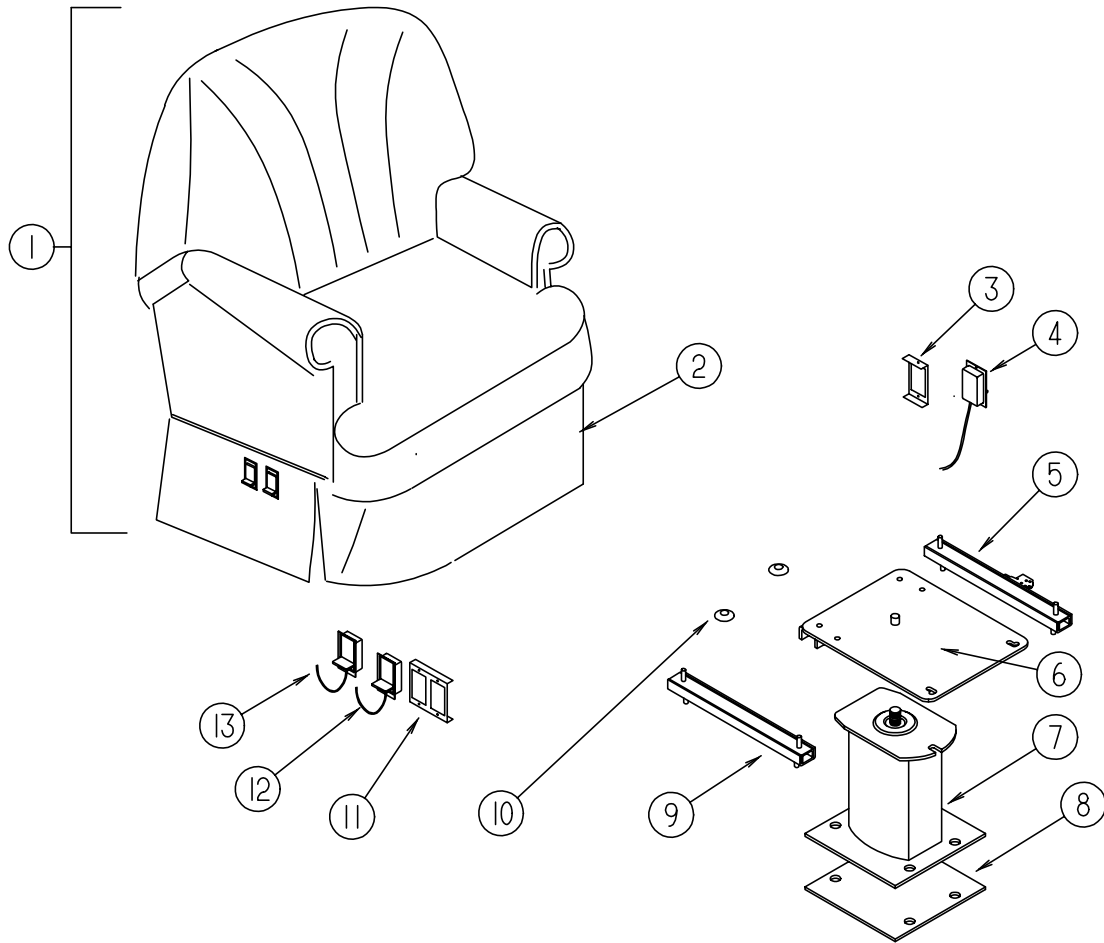


KEY	PART NUMBER	U/M DESCRIPTION
1	111855-03-F31	EA WINDSOR MANUAL RECLINER - W/ EXECUTIVE ARMRESTS
1	111855-03-F32	EA WINDSOR MANUAL RECLINER - W/ EXECUTIVE ARMRESTS
2	M05962-03-F31	EA COVER ASM. - BACK - WINDSOR
2	M05962-03-F32	EA COVER ASM. - BACK - WINDSOR
3	111320-03-F31	EA ARMREST ASM. - RIGHT HAND
3	111320-03-F06	EA ARMREST ASM. - RIGHT HAND (F32)
3	P11320-03-F31	EA COVER ASM. - ARMREST W/ PAD - RIGHT HAND
3	P11320-03-F06	EA COVER ASM. - ARMREST W/ PAD - RIGHT HAND (F32)
4	111320-04-F31	EA ARMREST ASM. - LEFT HAND
4	111320-04-F06	EA ARMREST ASM. - LEFT HAND (F32)
4	P11320-04-F31	EA COVER ASM. - ARMREST W/ PAD - LEFT HAND
4	P11320-04-F06	EA COVER ASM. - ARMREST W/ PAD - LEFT HAND (F32)
5	M05962-04-F31	EA COVER ASM. - SEAT - WINDSOR
5	M05962-04-F32	EA COVER ASM. - SEAT - WINDSOR
6	M80906-11-000	EA FRAME - SEAT - BACK & SPRING
7	069246-05-000	EA ADJUSTER SIDE - W/ LOCK - FORWARD & BACK
		FROM: 00-00-00 THRU: 10-16-94
	069246-05-700	EA SPRING - ADJUSTER - FOR REMOTE
		FROM: 00-00-00 THRU: 10-16-94
7	069246-14-000	EA ADJUSTER SIDE - W/ LOCK - FORWARD & BACK
		FROM: 10-17-94 THRU: 99-99-99
	069246-99-000	EA SPRING - ADJUSTER - FOR REMOTE - LIGHT BLUE
		FROM: 10-17-94 THRU: 99-99-99
	117125 01 02B	EA BRACKET - CABLE HOLDER - STEEL
		FROM: 10-17-94 THRU: 99-99-99
	069246-05-701	EA CLIP - CABLE - FOR REMOTE
8	107921-05-000	EA TOP PLATE - PEDESTAL - W/ SEATBELT BAR
9	107921-01-000	EA FLOOR MOUNTED PEDESTAL - W/ 9.75" EXTENSION
	107921-06-000	EA BEARING KIT - PEDESTAL
10	069246-02-000	EA ADJUSTER SIDE - W/O LOCK - FORWARD & BACK
		FROM: 00-00-00 THRU: 10-16-94
10	069246-15-000	EA ADJUSTER SIDE - W/O LOCK - FORWARD & BACK
		FROM: 10-17-94 THRU: 99-99-99
11	107921-03-000	EA FLOOR MOUNTED PEDESTAL - W/ 4.5" EXTENSION
		FROM: 00-00-00 THRU: 09-18-94
11	107921-14-000	EA FLOOR MOUNTED PEDESTAL - W/ 5.75" EXTENSION
		FROM: 09-19-94 THRU: 99-99-99
12	116215-03-000	EA LOWER PLATE - 6 WAY MANUAL CONTROL
13	116215-01-000	EA 6 WAY MANUAL CONTROL
14	116215-02-000	EA UPPER PLATE - 6 WAY MANUAL CONTROL
15	080730-09-000	EA SHIELD - RECLINER HANDLE
	080730-10-000	EA SCREW - RECLINER HANDLE SHIELD
16	080730-08-000	EA HANDLE - RECLINER - BLACK
17	080730-11-000	EA SHIELD - RUBBER BOOT
18	108049-01-000	EA REMOTE & CABLE - 28"
		FROM: 00-00-00 THRU: 11-13-94
	108049-02-000	EA CABLE CLIP
18	108049-03-000	EA REMOTE & CABLE - 26"
		FROM: 11-14-94 THRU: 99-99-99
19	097683-03-000	EA BRACKET - REMOTE - SIDE MOUNT - SINGLE
20	071126-43-F31	EA SKIRT ASM - SINGLE - 10.5" - W/ OPEN BACK
20	071126-43-F06	EA SKIRT ASM - SINGLE - 10.5" - W/ OPEN BACK (F32)
20	071126-54-F31	EA SKIRT ASM - SINGLE - 10.5" - W/ OPEN BACK (W/ 6 WAY MANUAL CONTROL)
20	071126-54-F32	EA SKIRT ASM - SINGLE - 10.5" - W/ OPEN BACK (W/ 6 WAY MANUAL CONTROL)
21	111169-01-000	EA BACK PLATE - ITASCA EMBLEM
21	111169-05-000	EA EMBLEM - "ITASCA"

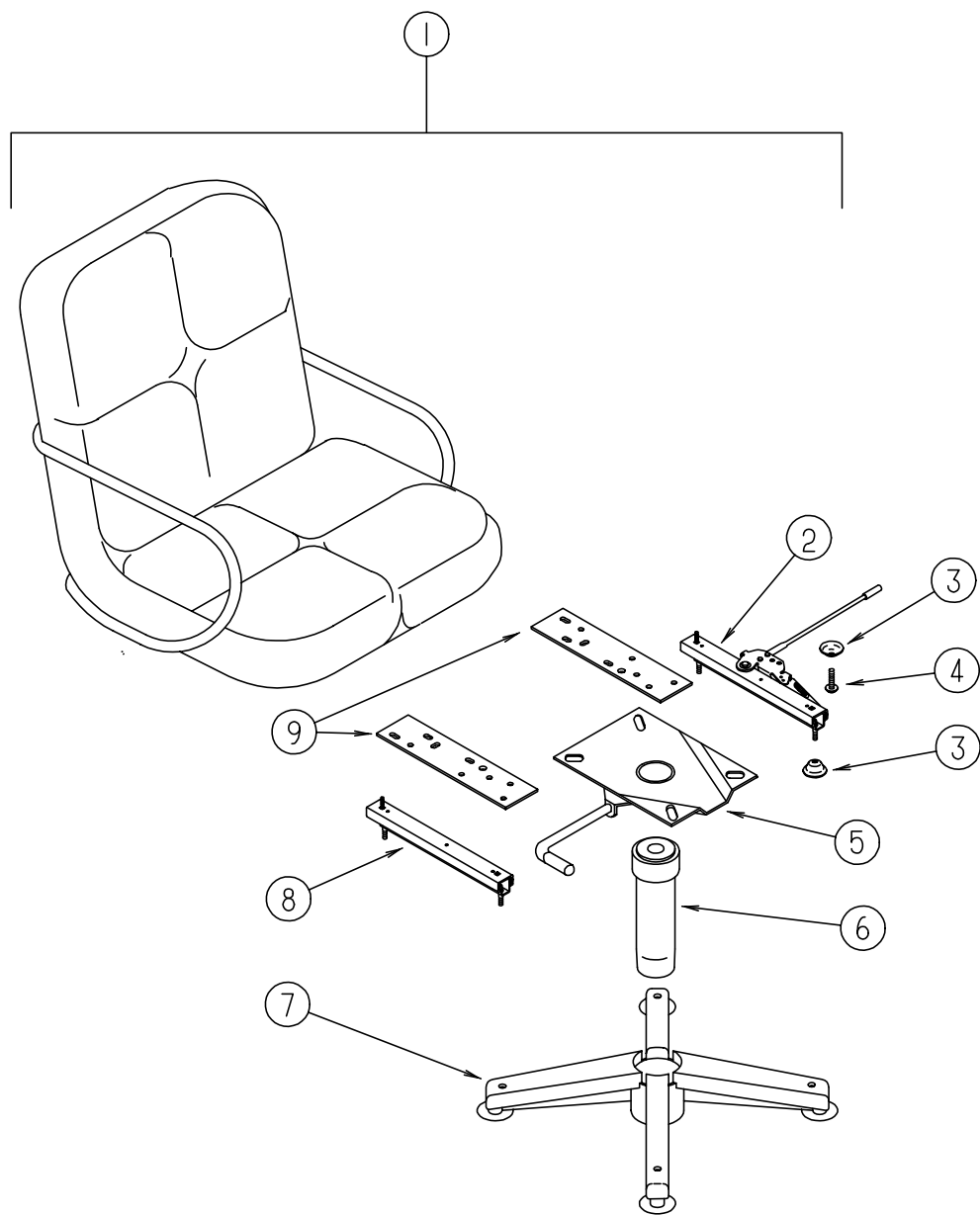
CURTAIN & CUSHION GROUP (CONTINUED)

SWIVEL CHAIR (RECLINER)

KEY	PART NUMBER	U/M	DESCRIPTION
1	116016-01-F31	EA	SWIVEL CHAIR - RECLINER
1	116016-01-F32	EA	SWIVEL CHAIR - RECLINER
1	P16016-01-F31	EA	COVER ASM. - SWIVEL CHAIR - RECLINER
1	P16016-01-F32	EA	COVER ASM. - SWIVEL CHAIR - RECLINER
2	085187-08-F31	EA	SKIRT ASM.
2	085187-08-F32	EA	SKIRT ASM.
3	097683-03-000	EA	BRACKET - REMOTE - SIDE MOUNT
4	089368-04-000	EA	REMOTE & CABLE - ADJUSTER SLIDE
	069246-05-701	EA	CLIP - CABLE - FOR REMOTE
5	069246-08-000	EA	ADJUSTER SLIDE - W/ LOCKING ARM
			FROM: 00-00-00 THRU: 10-16-94
5	069246-12-000	EA	ADJUSTER SLIDE - W/ LOCKING ARM
			FROM: 10-17-94 THRU: 99-99-99
	108049-02-000	EA	CLIP - PEDESTAL CABLE
	069246-05-700	EA	SPRING - ADJUSTER - FOR REMOTE
6	107921-08-000	EA	TOP PLATE - PEDESTAL - W/O SEATBELT BAR
7	107921-01-000	EA	FLOOR MOUNTED PEDESTAL - W/9.75" EXTENSION
8	108445-02-000	EA	SUB PLATE - FLOOR MOUNTED PEDESTAL
	107921-06-000	EA	BEARING KIT - PEDESTAL
9	069246-06-000	EA	ADJUSTER SLIDE - W/O LOCKING ARM
			FROM: 00-00-00 THRU: 10-16-94
9	069246-13-000	EA	ADJUSTER SLIDE - W/O LOCKING ARM
			FROM: 10-17-94 THRU: 99-99-99
10	007221-01-000	EA	SPACER - SEAT ADJUSTER
11	097683-02-000	EA	BRACKET - REMOTE - SIDE MOUNT
12	089368-05-000	EA	REMOTE & CABLE - RECLINE
13	108049-01-000	EA	REMOTE & CABLE - SWIVEL
	108049-02-000	EA	CLIP - PEDESTAL CABLE
	057759-01-000	EA	WASHER BRACKET - SEAT BELT - 4" DIAMETER
	007021-01-000	EA	SEAT BELT - 2" X 90" - BLACK



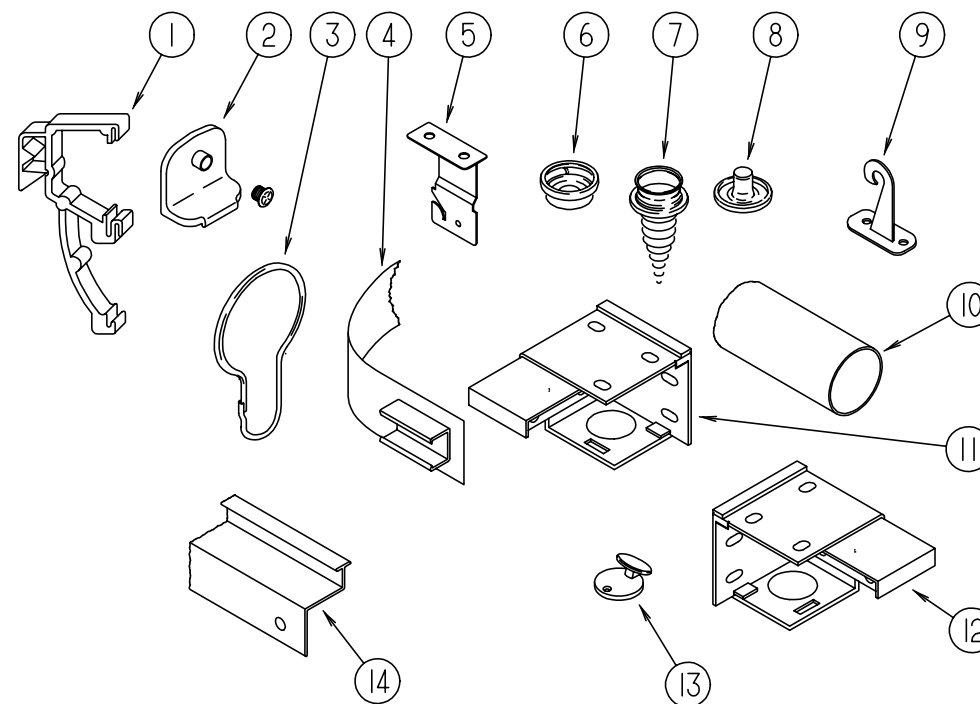
CURTAIN & CUSHION GROUP (CONTINUED)



CHROME CRAFT CHAIRS

KEY	PART NUMBER	U/M	DESCRIPTION
1	109379-02-F31	EA	CHAIR ASM - CHROME CRAFT II
1	109379-02-F32	EA	CHAIR ASM - CHROME CRAFT II
2	069246-16-000	EA	ADJUSTER SLIDE - SWIVEL CHAIR - W/ LOCKING ARM - FORWARD & BACK
3	007221-01-000	EA	SPACER - SEAT ADJUSTER
4	000G16-04-24B	EA	BOLT - MACHINE - 1/4-20 X 1-1/2 PPH
	029127-01-000	EA	NUT - T-1/4
5	088245-03-000	EA	TOP PLATE - SWIVEL W/O TILT - W/ LOCK
6	105799-01-006	EA	STEM UPRIGHT - LOCKOUT
7	105799-01-003	EA	LEG - WOOD COVER BASE (CHAIR)
8	069246-13-000	EA	ADJUSTER SLIDE - SWIVEL CHAIR - W/O LOCK - FORWARD & BACK
9	069705-02-000	EA	BAR - 2.5 X 12.75 (ADAPTER PLATE)

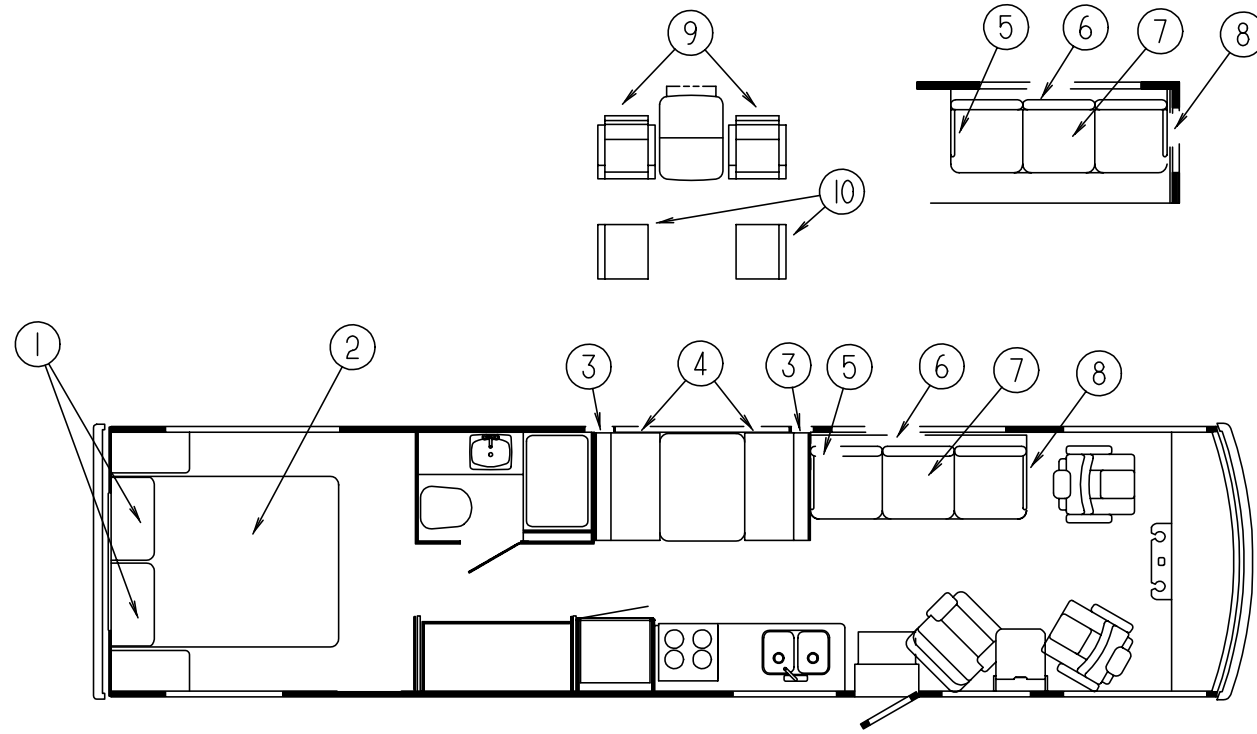
CURTAIN & CUSHION GROUP (CONTINUED)



CURTAIN & BLIND HARDWARE

KEY	PART NUMBER	U/M	DESCRIPTION
1	109353-04-000	EA	CLIP - VALANCE SLAT MOUNTING - CLEAR PLASTIC - PAR
2	106544-01-000	EA	SHADE PULL - BRASS
	106544-01-001	EA	SCREW - SHADE PULL - BRASS
3	009136-02-000	EA	HANGER - RING - PIN TYPE - CURTAIN - BRASS
4	101031-01-000	YD	TAPE - GLIDE - CURTAIN - 4.25" SPACING
5	084434-01-000	EA	BRACKET - MOUNTING - ROLLER SHADE - 1 3/8"
	096843-01-000	EA	SPRING - REWIND - ROLLER SHADE
6	029156-01-000	EA	SOCKET - SNAP - 9/16" O.D
7	029130-01-000	EA	SCREW - SNAP SOCKET - 8 PH X 5/8"
8	029155-01-000	EA	CAP - SNAP - 5/32" O.D. OF PIN
	046867-01-000	EA	GROMMET - BRASS - 7/16" ID X 1" OD
9	109441-01-000	EA	HOLD DOWN - BLIND, HOOK
10	102075-06-01A	EA	SHOWER ROD
	009136-02-000	EA	BRASS SHOWER RINGS
	009112-01-000	EA	FLANGE - SHOWER ROD
11	083170-02-000	EA	BRACKET - BLIND - LEFT SIDE
12	083170-01-000	EA	BRACKET - BLIND - RIGHT SIDE
13	102555-01-000	EA	CLEAT - CORD - BLIND - OFF WHITE
14	114641 01 01A	EA	TRACK - WRAPAROUND CURTAIN - OFF WHITE (PASSENGER SIDE)
14	114641 02 01A	EA	TRACK - WRAPAROUND CURTAIN - OFF WHITE (DRIVER SIDE)
	056003-01-000	EA	BRACKET - DRAPERY RETAINING - RIGHT - METAL (SLIDEOUT OPTION) FROM: 01-09-95 THRU: 99-99-99
	056003-02-000	EA	BRACKET - DRAPERY RETAINING - LEFT - METAL (USED IN SLIDEOUT OPTION) FROM: 01-09-95 THRU: 99-99-99
	048394-02-000	YD	VELCRO TAPE - HOOK - ADHESIVE BACK - .75" WIDE - BEIGE
	088792-02-000	YD	VELCRO TAPE - LOOP - ADHESIVE BACKED - .75" WIDE - BEIGE
	068716-01-001	EA	BRACKET - 90 DEGREE L-ANGLE - 192" - EXTRUDED ALUMINUM
	075943-01-000	EA	BRACE - WINDOW VALANCE - 1" X 1.5" X 20" - ALUMINUM - BEIGE
	094896-02-000	EA	GROMMET - CORD - PLEATED BLIND - NYLON - GRAY
	094907-02-000	EA	END CAP - TOP - PLEATED BLIND - PLASTIC - GRAY
	094907-04-000	EA	END CAP - BOTTOM - PULL TYPE SPECIALITY WINDOW
	097564-01-000	EA	T-HANDLE - EZ LIFT SHADE
	097565-01-000	EA	BRACKET - MOUNTING - PLEATED BLIND
	097591-01-000	EA	SPRING - EXTENSION - PLEATED BLIND
	097592-01-000	EA	SPOOL - CORD - ELEVATED BLIND HOLDUP - CLEAR PLASTIC
	097593-11-000	FT	CORD - .9MM 633 CORNFLOWER
	103986-01-000	FT	TRIM - VALANCE - U-CHANNEL - .75" WIDE - BRASS

CURTAIN & CUSHION GROUP (CONTINUED)



QUEEN BED

KEY	PART NUMBER	U/M DESCRIPTION
1	102161-29-F31	EA PILLOW SHAM - W/ 1/2" GATHERED WELT
1	102161-29-F32	EA PILLOW SHAM - W/ 1/2" GATHERED WELT
2	098176-05-000	EA MATTRESS - QUEEN - INNERSRING - 59" X 79" - SEALY
2	085365-21-F31	EA BEDSPREAD W/ 1" GATHERED WELT - 60" X 80"
2	085365-21-F32	EA BEDSPREAD W/ 1" GATHERED WELT - 60" X 80"
	112732-02-F31	EA HEADBOARD - WINDWARD - QUEEN
	112732-02-F32	EA HEADBOARD - WINDWARD - QUEEN
	111862-04-F31	EA PILLOW ASM - 15" X 15" W/ 1/2" GATHERED WELT
	111862-04-F32	EA PILLOW ASM - 15" X 15" W/ 1/2" GATHERED WELT

DINETTE CUSHIONS (W/O SLIDEOUT OPTION)

KEY	PART NUMBER	U/M DESCRIPTION
3	111880-01-F31	EA CUSHION ASM. - CHANNEL STYLE BACK - W/ STRAP - 13.5" X 38" X 5"
3	111880-01-F32	EA CUSHION ASM. - CHANNEL STYLE BACK - W/ STRAP - 13.5" X 38" X 5"
3	P11880-01-F31	EA COVER - CHANNEL STYLE BACK - W/ STRAP
3	P11880-01-F32	EA COVER - CHANNEL STYLE BACK - W/ STRAP
4	088927-87-F31	EA CUSHION ASM. - 23" X 38" X 5" - DINETTE SEAT
4	088927-87-F32	EA CUSHION ASM. - 23" X 38" X 5" - DINETTE SEAT
4	M88927-87-F31	EA COVER - CUSHION - 23" X 38" X 5" - DINETTE SEAT
4	M88927-87-F32	EA COVER - CUSHION - 23" X 38" X 5" - DINETTE SEAT

DINETTE CUSHIONS (W/SLIDEOUT OPTION)

KEY	PART NUMBER	U/M DESCRIPTION
3	111880-01-F31	EA CUSHION ASM. - CHANNEL STYLE BACK - W/ STRAP - 13.5" X 38" X 5" FROM: 00-00-00 THRU: 02-05-95
3	111880-05-F28	EA CUSHION ASM. - CHANNEL STYLE BACK - W/ STRAP - 13.5" X 42" X 5" (F31) FROM: 02-06-95 THRU: 99-99-99
3	111880-01-F32	EA CUSHION ASM. - CHANNEL STYLE BACK - W/ STRAP - 13.5" X 38" X 5" FROM: 00-00-00 THRU: 02-05-95
3	111880-05-F29	EA CUSHION ASM. - CHANNEL STYLE BACK - W/ STRAP - 13.5" X 42" X 5" (F32) FROM: 02-06-95 THRU: 99-99-99
3	P11880-01-F31	EA COVER - CHANNEL STYLE BACK - W/ STRAP - 13.5" X 38" X 5" FROM: 00-00-00 THRU: 02-05-95
3	P11880-05-F28	EA COVER - CHANNEL STYLE BACK - W/ STRAP - 13.5" X 42" X 5" (F31) FROM: 02-06-95 THRU: 99-99-99
3	P11880-01-F32	EA COVER - CHANNEL STYLE BACK - W/ STRAP - 13.5" X 38" X 5" FROM: 00-00-00 THRU: 02-05-95
3	P11880-05-F29	EA COVER - CHANNEL STYLE BACK - W/ STRAP - 13.5" X 42" X 5" (F32) FROM: 02-06-95 THRU: 99-99-99
4	088927-87-F31	EA CUSHION ASM. - 23" X 38" X 5" - DINETTE SEAT FROM: 00-00-00 THRU: 02-05-95
4	105603-15-F28	EA CUSHION ASM. - 23" X 42" X 5" - DINETTE SEAT (F31) FROM: 02-06-95 THRU: 99-99-99
4	088927-87-F32	EA CUSHION ASM. - 23" X 38" X 5" - DINETTE SEAT FROM: 00-00-00 THRU: 02-05-95
4	105603-15-F29	EA CUSHION ASM. - 23" X 42" X 5" - DINETTE SEAT (F32) FROM: 02-06-95 THRU: 99-99-99
4	M88927-87-F31	EA COVER - CUSHION - 23" X 38" X 5" - DINETTE SEAT FROM: 00-00-00 THRU: 02-05-95
4	P05603-15-F28	EA COVER - CUSHION - 23" X 42" X 5" - DINETTE SEAT (F31) FROM: 02-06-95 THRU: 99-99-99
4	M88927-87-F32	EA COVER - CUSHION - 23" X 38" X 5" - DINETTE SEAT FROM: 00-00-00 THRU: 02-05-95
4	P05603-15-F29	EA COVER - CUSHION - 23" X 42" X 5" - DINETTE SEAT (F32) FROM: 02-06-95 THRU: 99-99-99

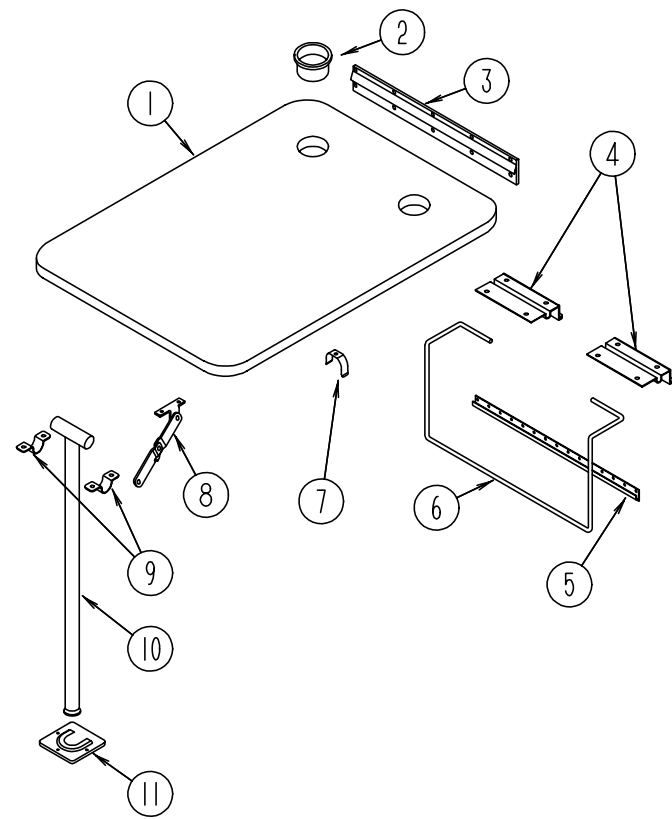
CONTINENTAL SOFA BED

KEY	PART NUMBER	U/M DESCRIPTION
5	111905-03-F31	EA ARMREST ASM - RIGHT HAND
5	111905-03-F32	EA ARMREST ASM - RIGHT HAND
5	P11905-03-F31	EA COVER - ARMREST - RIGHT HAND
5	P11905-03-F32	EA COVER - ARMREST - RIGHT HAND
6	111877-01-F31	EA CUSHION - SOFA BED - BACK (2 USED)
6	111877-01-F32	EA CUSHION - SOFA BED - BACK (2 USED)
6	P11877-01-F31	EA COVER - SOFA BED - BACK
6	P11877-01-F32	EA COVER - SOFA BED - BACK
7	104652-03-F31	EA SOFA BED - 70" (W/O BACK CUSHIONS)
7	104652-03-F32	EA SOFA BED - 70" (W/O BACK CUSHIONS)
7	P04652-03-F31	EA COVER - SOFA BED - SEAT
7	P04652-03-F32	EA COVER - SOFA BED - SEAT
8	111905-02-F31	EA ARMREST ASM - LEFT HAND
8	111905-02-F32	EA ARMREST ASM - LEFT HAND
8	P11905-02-F31	EA COVER - ARMREST - LEFT HAND
8	P11905-02-F32	EA COVER - ARMREST - LEFT HAND
	105433-01-000	EA FRAME - SEAT - 70"
	111637-02-F31	EA PILLOW ASM - 22" X 22" W/ WELT
	111637-02-F32	EA PILLOW ASM - 22" X 22" W/ WELT

DINETTE OPTION

KEY	PART NUMBER	U/M DESCRIPTION
9	109379-02-F31	EA CHAIR ASM - CHROME CRAFT II
9	109379-02-F32	EA CHAIR ASM - CHROME CRAFT II
10	101604-01-01A	EA CHAIR - FOLDING - DINETTE - OAK

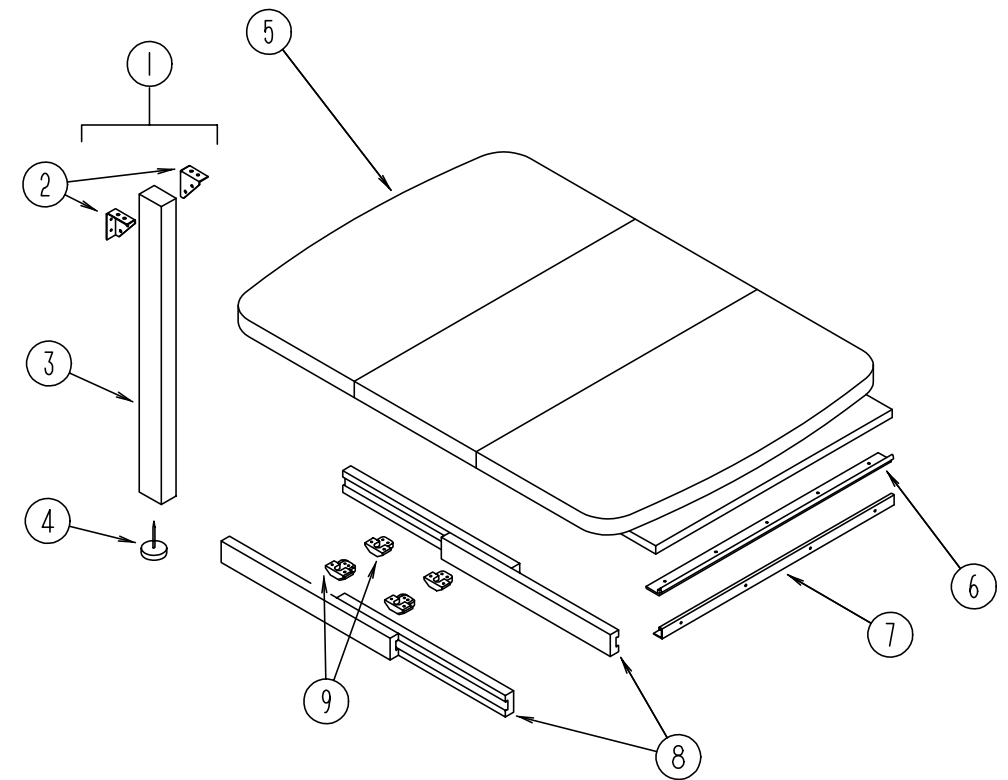
DINETTE GROUP (CONTINUED)



DINETTE TABLE

KEY	PART NUMBER	U/M	DESCRIPTION
1	M02115-09-E04	EA	DINETTE TABLE (F31)
1	081322-12-F02	EA	DINETTE TABLE (USED IN SLIDEOUT OPTION) (F31) FROM: 02-06-95 THRU: 99-99-99
1	M02115-09-F32	EA	DINETTE TABLE
1	081322-12-F29	EA	DINETTE TABLE (USED IN SLIDEOUT OPTION) (F32) FROM: 02-06-95 THRU: 99-99-99
2	064781-06-000	EA	CUP HOLDER - 2 STEP
3	053200-12-000	EA	BRACKET - TABLE SUPPORT - UPPER WALL MOUNTED - 23.5" - OFF WHITE
4	088410-02-000	EA	BRACKET - TABLE MOUNTED - OFF WHITE
5	024281-14-000	EA	BRACKET - LIFT ROD - LOWER WALL MOUNTED - 22.12" - OFF WHITE
6	024275-12-000	EA	ROD - TABLE LIFT - 8" X 23.5" - OFF WHITE
7	024283-01-000	EA	CLIP - LEG - 1" - 1.125" OD - BLACK
8	024282-01-000	EA	BRACE - TABLE LEG - HINGED
9	064050-05-000	EA	CLAMP - SADDLE - LEG HINGE - OFF WHITE
10	024276-23-000	EA	TABLE LEG - METAL - OFF WHITE
11	049493-12-000	EA	LEG CATCH - FLOOR MOUNTED - 2.5" X 2.7" - METAL - E-COAT

DINETTE GROUP (CONTINUED)

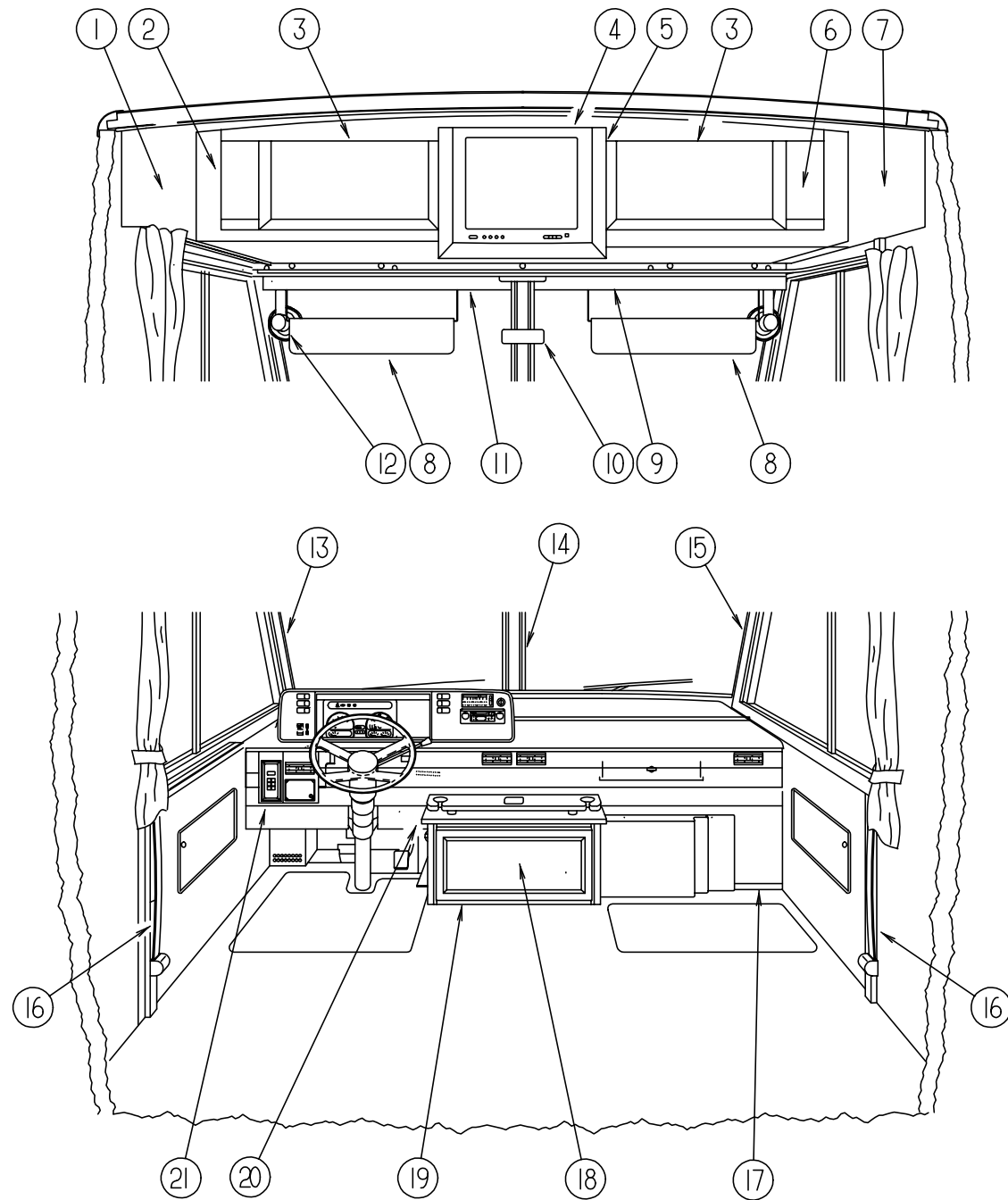


SLIDE OUT TABLE

KEY	PART NUMBER	U/M	DESCRIPTION
1	092708-10-E30	EA	LEG ASM - TABLE
2	102810-01-02A	EA	BRACE - TABLE LEG - OFF WHITE
3	092707-08-05A	EA	LEG MOLDING - OAK - RAMBLING ASH
4	102194-01-000	EA	GUIDE - PLASTIC
5	P02056-06-E30	EA	TABLE ASM. - W/ DROP LEAF
6	102201-02-02A	EA	SUPPORT - HINGE CATCH - OFF WHITE
7	102200-02-02A	EA	SUPPORT - HINGE LOCK - OFF WHITE
8	110749-01-000	EA	SLIDE - TABLE - 19 3/4 LONG
9	009050-02-000	EA	LEVELER - TABLE TOP - MALE END - PLASTIC (4 USED)
9	009050-03-000	EA	LEVELER - TABLE TOP - FEMALE END - PLASTIC (4 USED)

DRIVERS COMPARTMENT GROUP

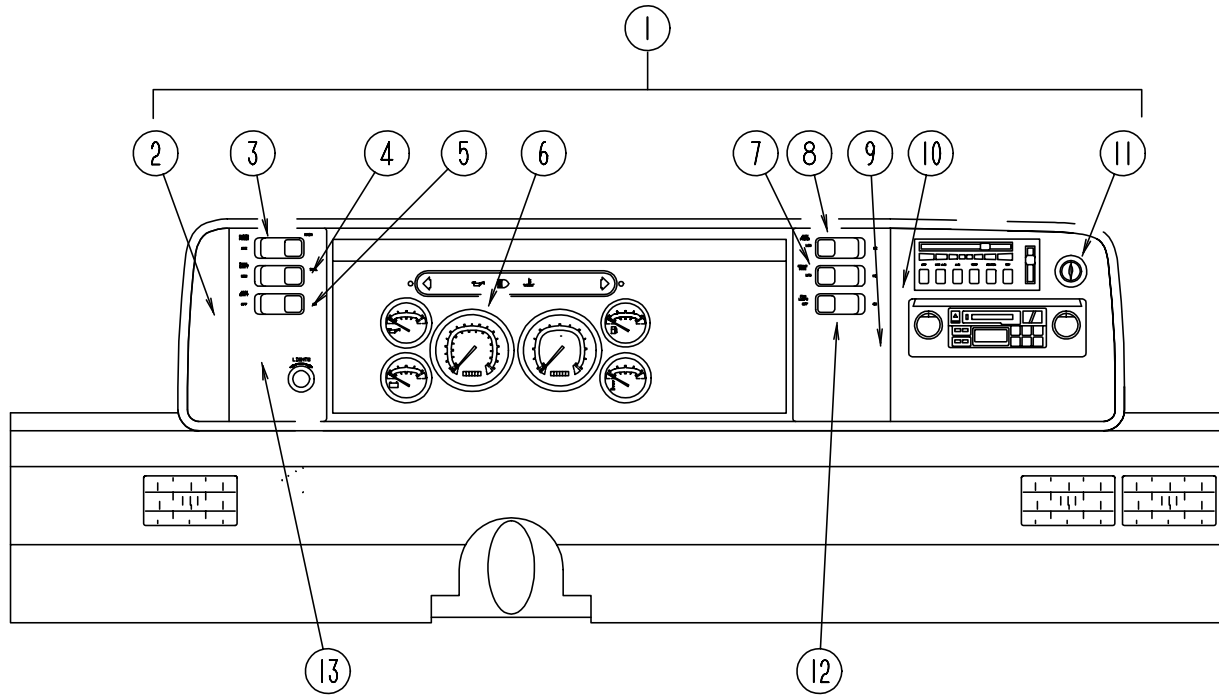
UPPER & LOWER DRIVER COMPARTMENT



KEY	PART NUMBER	U/M	DESCRIPTION
1	104289-04-D12	EA	PANEL - SIDE - DRIVER OVERHEAD VINYL
	106699-01-01A	EA	BRACKET - CABINET - OVERHEAD TV - OFF WHITE
2	114612-02-E10	EA	CABINET ASM - FACE - DRIVER OVERHEAD - 19" TV
	P03077-03-E10	EA	SHELF - BASE - CABINET - DRIVER OVERHEAD
	114661-06-E10	EA	PANEL ASM - LINER DRIVER OVERHEAD 19" TV
3	100708-12-000	EA	DOOR - GLASS - 19" TV CABINET
	100710-01-01A	EA	LOCK ASM - TWIST TYPE BRASS
	100711-01-01A	EA	HINGE - DOOR - GLASS
	100707-01-000	EA	SPACER - DOOR - GLASS - .8" DIA - .3" HOLE - PLASTIC
	101272-01-000	EA	CATCH-GLASS DOOR - OVHD TV
	101766-01-000	EA	PIN - SUPPORT - GLASS DOOR
	100676-02-000	EA	STAND - VCR
4	M05993-C5-E30	EA	DOOR ASM. - FOR 19" TV OVERHEAD - 425 X 460 MM
5	116791-01-F31	EA	CABINET ASM - FRAME - 19" TV
5	114615-02-F31	EA	COVER ASM - 19" TV - WITH VINYL
6	114612-01-E10	EA	CABINET ASM - FACE - PASSENGER OVERHEAD - 19" TV
	P03077-04-E10	EA	SHELF - BASE - CABINET - PASSENGER OVERHEAD
	114661-01-E10	EA	PANEL ASM - LINER PASSENGER OVERHEAD W/O 19" TV
	114661-03-E10	EA	PANEL ASM - LINER PASSENGER OVERHEAD W/ 19" TV
7	104289-03-D12	EA	PANEL - SIDE - PASSENGER OVERHEAD VINYL
8	082286-19-F11	EA	SUNVISOR ASM
	007211-01-000	EA	HINGE - SUNVISOR - 25.5" X 1.5" - METAL
	074012-01-000	EA	CLIP - SUNVISOR - SQUARE - PINCH ON
	102377-01-000	EA	BRACKET SUNVISOR - 1 PIECE - STEEL
	024700-44-000	EA	COVER - ROLL BAR - OFF WHITE 53"
	024700-46-000	EA	COVER - ROLL BAR - OFF WHITE 21.2"
	024700-47-000	EA	COVER - SIDEWALL ROLL BAR - OFF WHITE - 18.9"
	024700-48-000	EA	COVER - SIDEWALL ROLL BAR - OFF WHITE - 25"
	103961-01-01A	EA	COVER - BRACKET - SEATBELT - OFF WHITE
	103961-02-01A	EA	COVER - BRACKET - SEATBELT - OFF WHITE (W/ DRIVER DOOR)
	R77030-53-447	EA	FLAT WASHER
9	078579-09-000	EA	TRIM - WINDSHIELD - UPPER INNER - RH - LIGHT GRAY
10	040714-01-000	EA	MIRROR - REAR VIEW - W/ARM MOUNT & SET SCREW
	067490-01-000	EA	BUTTON - MIRROR - REAR VIEW
11	078579-10-000	EA	TRIM - WINDSHIELD - UPPER INNER - LH - LIGHT GRAY
12	036420-02-000	EA	FAN - DEFROSTER - 2 SPEED - 6" DIAMETER
13	103931-04-02A	EA	INTERIOR COVER - A-PILLAR - DRIVER SIDE - LIGHT GRAY
14	079765-10-000	EA	TRIM - WINDSHIELD - CENTER - LIGHT GRAY
15	103931-03-02A	EA	INTERIOR COVER - A-PILLAR - PASSENGER SIDE - LIGHT GRAY
16	091990-04-01A	EA	SEAT BELT & SHOULDER HARNESS - DRIVER/ PASSENGER SIDE
	109146-01-000	EA	BOLT - SHOULDER - SEAT BELT
	086120-01-F31	EA	PAD - MAP POCKET - 12" X 16"
	086120-01-F32	EA	PAD - MAP POCKET - 12" X 16"
17	095757-03-F31	EA	COVER ASM - HEATER
17	095757-03-F04	EA	COVER ASM - HEATER (F32)
18	M06881-02-E30	EA	DRAWER ASM
19	M06880-02-E30	EA	CABINET ASM - W/ BEVERAGE TRAY
20	111759-13-E10	EA	COUNTERTOP ASM
	046886-03-000	EA	ASHTRAY - CHROME - W/ COVER
20	111759-14-E10	EA	TRAY
21	112158-07-02A	EA	COVER - SHIFT - W/ SLIDEOUT - GRAY
21	112158-09-02A	EA	COVER - SHIFT - W/ JACKS - GRAY
21	112158-08-02A	EA	COVER - SHIFT - W/ O JACKS - GRAY

DRIVERS COMPARTMENT GROUP (CONTINUED)

DASH, GAUGES & SWITCHES (OSHKOSH)

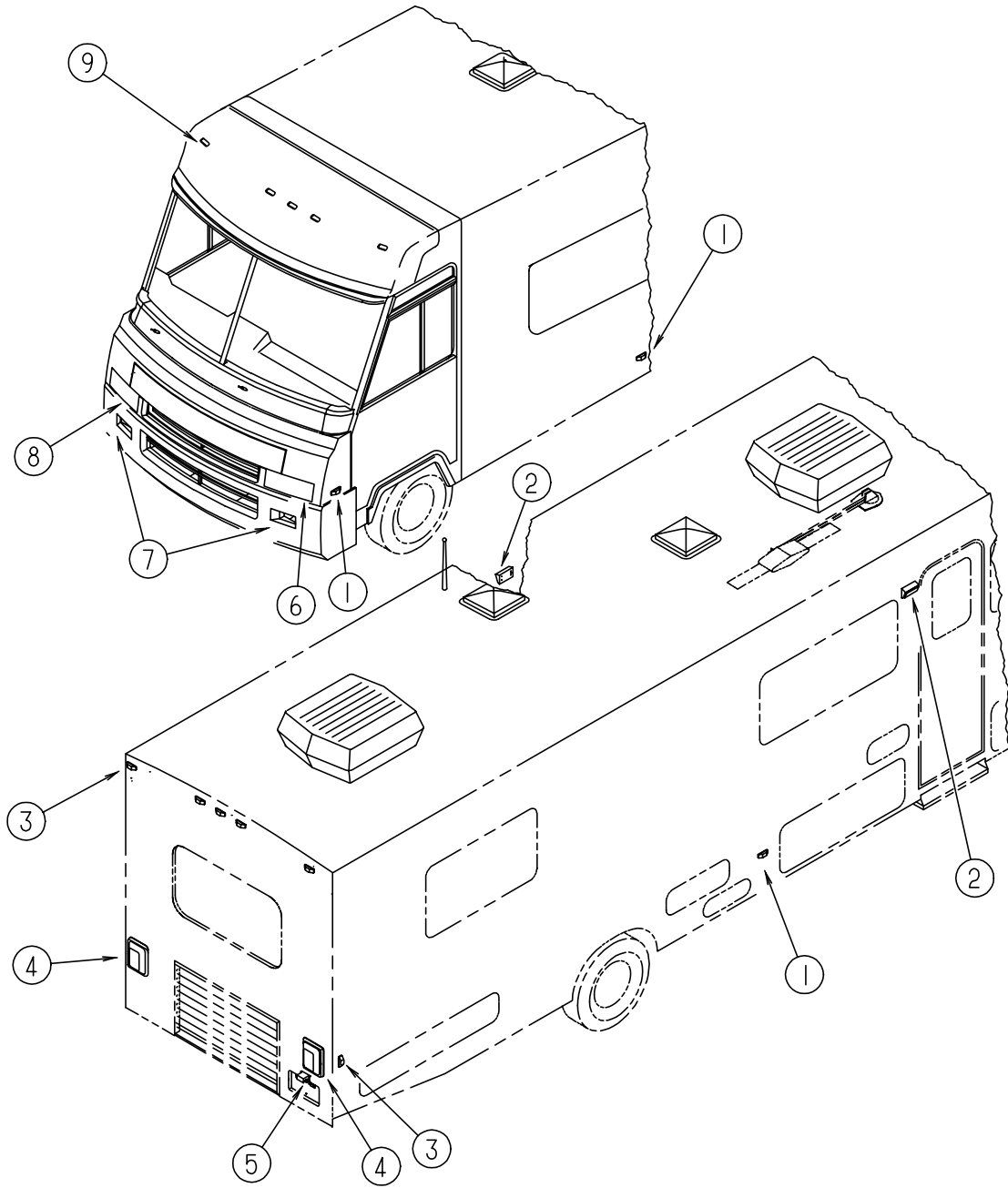


KEY	PART NUMBER	U/M	DESCRIPTION
1	M05946-19-F31	EA	DASH POD ASM. - OSHKOSH
2	104056-01-03A	EA	APPLIQUE - BEZEL LH DRESS UP
3	108357-05-000	EA	SWITCH - ROCKER - SPDT ON/ NONE/ ON
3	108356-02-01A	EA	ACTUATOR - SWITCH COVER - DIMPLE II
4	108357-09-000	EA	SWITCH - ROCKER - SPDT ON/ NONE/ MOM
4	108356-02-01A	EA	ACTUATOR - SWITCH COVER - DIMPLE II
5	108357-06-000	EA	SWITCH - ROCKER - DPDT MOM/ OFF/ MOM
5	108356-02-01A	EA	ACTUATOR - SWITCH COVER - DIMPLE II
6	106667-03-000	EA	SPEEDOMETER - ELECT - METRIC
7	108357-03-000	EA	SWITCH - ROCKER - SPDT ON/ OFF/ ON
7	108356-04-01A	EA	ACTUATOR - SWITCH COVER - DIMPLE LENS
8	108357-10-000	EA	SWITCH - ROCKER - SPDT MOM/ OFF/ MOM
8	108356-02-01A	EA	ACTUATOR - SWITCH COVER - DIMPLE II
9	104056-21-01A	EA	APPLIQUE - BEZEL - BLACK
10	104056-06-03A	EA	APPLIQUE - BEZEL - RH - DRESS UP
11	089294-01-000	EA	LIGHTER ASM. - CIGARETTE
12	108357-03-000	EA	SWITCH - ROCKER - SPDT ON/ OFF/ ON
12	108356-02-01A	EA	ACTUATOR - SWITCH COVER - DIMPLE II
13	104056-24-01A	EA	APPLIQUE - BEZEL - LEFT HAND SWITCHES - BLACK
	103662-03-01A	EA	BEZEL - INSTRUMENT PANEL
	100138-01-000	EA	MODULE - DAYTIME RUNNING LIGHT
	077031-03-000	EA	FILM - WHITE .75" X 1.00"
	077031-01-000	EA	FILM - BLACK 1" X 1.75"
	105615-01-000	FT	FILM - PROTECTIVE CLEAR
	103812-05-02A	EA	DASH - LOWER GRAY
	P03817-09-000	EA	DASH ASM - W/O VINYL - OSHKOSH 230 HP
	111499-01-02A	EA	POD - INSTRUMENT PANEL - GRAY
	104354-03-02A	EA	APPLIQUE - LOWER DASH
	106569-02-02A	EA	VINYL - LAMINATE MADRID GRAY - 1/4" X 16" X 96" .2LB
	105927-02-000	EA	PANEL ASM - DASH - TOP - W/ STUD
	077539-01-000	EA	BRACKET - MOUNTING - DASH PANEL - L/ SHAPED - 2.5" X 1" X 1.5"

ELECTRICAL GROUP

EXTERIOR LIGHTS

KEY	PART NUMBER	U/M	DESCRIPTION
1	097917-01-01A	EA	LIGHT - PORCH - ENTRY DOOR - OFF WHITE
1	008215-01-000	EA	BULB
1	097917-01-700	EA	LENS - LIGHT - PORCH
2	111102-01-000	EA	LAMP - MARKER - BASE - TRIPLEX - 117XAS
2	036196-01-000	EA	BULB
2	111102-02-000	EA	LENS - MARKER LAMP - AMBER - TRIPLEX - 118A
2	112823-01-000	EA	SPLICE - REDUCER
3	111102-01-000	EA	LAMP - MARKER - BASE - TRIPLEX - 117XAS
3	036196-01-000	EA	BULB
3	111102-03-000	EA	LENS - MARKER LAMP - RED - TRIPLEX - 117R
3	112823-01-000	EA	SPLICE - REDUCER
4	081638-01-000	EA	TAIL LIGHT - DOUBLE - W/ BLACK TRIM - DRIVER & PASSENGER SIDE
4	081638-01-700	EA	LENS - TAIL LIGHT - RED
4	081638-01-701	EA	LENS - TAIL LIGHT - W/BACKUP
4	037934-01-000	EA	BULB #1156 (BACK UP & TURN SIGNAL)
4	037935-01-000	EA	BULB #2057 OR #1157 (BRAKE LIGHT)
5	066432-02-000	EA	LIGHT ASM. - LICENSE PLATE
5	066432-03-000	EA	BRACKET - LICENSE PLATE
6	049186-01-000	EA	HEADLAMP CAPSULE - DRIVER SIDE - HIGH/ LOW BEAM
6	049188-01-000	EA	HEADLAMP CAPSULE - DRIVER SIDE - HIGH BEAM
7	084901-01-000	EA	LAMP - PARK/ TURN - GM # 916558 (BULB #2057)
8	049185-01-000	EA	HEADLAMP CAPSULE - PASSENGER SIDE - HIGH/ LOW BEAM
8	049187-01-000	EA	HEADLAMP CAPSULE - PASSENGER SIDE - HIGH BEAM
	050030-02-000	EA	HOUSING - HEADLAMP WIRING - HIGH BEAM
	063749-01-000	EA	HOUSING - HEADLAMP WIRING - LOW BEAM
	049359-01-000	EA	SPRING - RETAINER - HEADLAMP
	110750-01-000	EA	SCREW - ADJUSTING - HEADLAMP
	103624-01-000	EA	PLATE - BLINDER - HEADLIGHT
9	102520-01-000	EA	CLEARANCE LIGHT ASM. - W/O SOCKET CONNECTIONS - AMBER
9	036196-01-000	EA	BULB
9	102540-01-000	EA	SEAL - SCREW - ROUND - RUBBER
9	102541-01-000	EA	GASKET - CLEARANCE LIGHT
9	067789-02-000	EA	SOCKET - LAMP - PACKARD 8919426
9	088474-09-000	EA	HOUSING - SOCKET - 3 CAVITY - AMP 1-480701-0
9	088476-01-000	EA	SOCKET - CONNECTOR - BRASS - PRE-TIN



ELECTRICAL GROUP (CONTINUED)**ELECTRIC COMPONENTS**

KEY	PART NUMBER	U/M	DESCRIPTION
	008326-01-000	EA	TERMINAL - RING - 16/14 WIRE - 3/8" STUD
	008328-01-000	EA	TERMINAL - RING - 12/10 WIRE - #10 STUD FIT
	008331-01-000	EA	TERMINAL - RING - TONGUE - #4 WIRE - 3/8" STUD - COPPER
	008348-01-000	EA	TERMINAL - RING - 3/8" STUD - #2 WIRE
	035416-04-000	EA	TERMINAL - RING #10 STUD FITTING - INSULATED BARREL #16/14
	047443-01-000	EA	TERMINAL - .250 RECEP. FITTING - INSULATED - 16/14 AWG
	062036-02-000	EA	TERMINAL - PACK - CONNECTOR - 16/14 AWG
	104100-03-000	EA	TERMINAL - 75 AMP AMP 53880-4 LOOSE
	106655-02-000	EA	TERMINAL - FUSE BLOCK - 10-12AWG
	113306-01-000	EA	TERMINAL - FEMALE - METRI-PACK
	113307-01-000	EA	TERMINAL - FEMALE - METRI-PACK
	103603-01-000	EA	BULB - 12V NO.74 0.12A WEDGE
	008218-01-000	EA	BULB - DOME LIGHT - 12V - NUMBER 1141
	067479-01-000	EA	BULB - 12V - NUMBER 1076
	103608-01-000	EA	SOCKET - WEDGE BASE W/LEADS
	077479-01-000	EA	BOOT - BATTERY TERMINAL - DOUBLE CABLE
	077479-02-000	EA	BOOT - BATTERY TERMINAL - SINGLE CABLE
	086233-01-000	EA	STUD - ISOLATED - 3/8" X 7/8" LONG
	086273-01-000	EA	RELAY - BATTERY DISCONNECT
	087949-01-000	EA	BUSS BAR - 2 POSITION - .6' X 1.5" - ALUMINUM
	087949-02-000	EA	BUSS BAR - 3 POS. 90 WIV
	007093-01-000	EA	FLASHER - SIGNAL STAT
	008188-01-000	EA	SOLENOID - 3 POST - BATTERY CHANGE OVER
	075723-02-000	EA	SPACER - SWITCH - W/HOLE - .2" X .9" X 2" - METAL - OFF WHITE FOR ELECTRIC STEP DOOR JAMB SWITCH
	095188-01-01A	EA	SPACER - SWITCH - 2.3" X 3.4" - PLASTIC - DARK BROWN
	102568-01-E90	EA	SPACER - RECEPTACLE - SIDEWALL
	103987-02-000	EA	SEAL - SOLENOID ACCESS
	063910-01-000	EA	HOUSING - RELAY - BOSCH 3 334 485 008
	063912-02-000	EA	RELAY - CANISTER - SPDT - BOSCH 0332204101
	115504-01-000	EA	PANEL - SOLAR 10 WATT
	115505-01-000	EA	MONITOR - SOLAR CHARGER
	087225-01-000	FT	SLEEVING - 1/2" - TYPE H
	087225-02-000	FT	SLEEVING - 5/8" - TYPE H

CONVERTER & LOAD CENTER

KEY	PART NUMBER	U/M	DESCRIPTION
	109677-01-000	EA	LOAD CENTER - 120V - 40A WESCO TT120 FLGNM
	113132-01-000	EA	LOAD CENTER - 120/ 240V - 60A WESCO 2460SGNM
	083208-02-000	EA	CONVERTER - POWER - 45A - 120V/12V - BW 6345
	099048-01-000	EA	INVERTER - 100 WATT

ELECTRICAL GROUP (CONTINUED)**ELECTRICAL HOUSINGS**

KEY	PART NUMBER	U/M	DESCRIPTION
	088473-01-000	EA	PIN HOUSING - 12 POSITION
	088473-02-000	EA	PIN HOUSING - 15 POSITION
	088473-03-000	EA	PIN HOUSING - 9 POSITION
	088473-05-000	EA	PIN HOUSING - 6 POSITION (SINGLE ROW)
	088473-06-000	EA	PIN HOUSING - 6 POSITION (TWO ROWS OF THREE)
	088473-08-000	EA	PIN HOUSING - 4 POSITION
	088473-09-000	EA	PIN HOUSING - 3 POSITION (SINGLE ROW)
	088473-10-000	EA	PIN HOUSING - 2 POSITION
	088474-01-000	EA	HOUSING - SOCKET - 12 POSITIONS
	088474-02-000	EA	HOUSING - SOCKET - 15 POSITION (3 ROWS OF 5)
	088474-03-000	EA	HOUSING - SOCKET - 9 POSITION
	088474-06-000	EA	HOUSING - SOCKET - 6 POSITION (2 ROWS OF THREE)
	088474-07-000	EA	HOUSING - SOCKET - 5 POSITION
	088474-08-000	EA	HOUSING - SOCKET - 4 POSITION (SINGLE ROW)
	088474-09-000	EA	HOUSING - SOCKET - 3 POSITION
	088474-10-000	EA	HOUSING - SOCKET - 2 POSITION
	101571-01-000	EA	HOUSING - 2 POSITION - MALE
	104100-01-000	EA	HOUSING - 1 POSITION - 75 AMP - AMP 53884-1
	106006-01-000	EA	HOUSING - 1 POSITION - FEMALE - PACKARD 12015952
	113468-01-000	EA	HOUSING - 2 POSITION - FEMALE (WIPER/WASHER WIRE ASM)
	108355-01-000	EA	HOUSING - SWITCH - CARLING VCH

INTERIOR LIGHTS

KEY	PART NUMBER	U/M	DESCRIPTION
	098024-01-01A	EA	DOME LIGHT - 1 BULB - US - IVORY
	098024-03-01A	EA	DOME LIGHT - 2 BULB - IVORY
	008218-01-000	EA	BULB - DOME LIGHT
	098024-01-700	EA	LENS - DOME LIGHT
	061424-01-000	EA	LIGHT - AISLE - 12V - RECTANGULAR
	008103-01-000	EA	BULB - AISLE
	065202-30-000	EA	LAMP - WALL - BRASS - US
	067479-01-000	EA	BULB - 12 VOLT - #1076
	065202-31-000	EA	LAMP - WALL - BRASS - CSA
	065201-09-000	EA	SHADE - LAMP - FABRIC - PARCHMENT
	110235-01-01A	EA	LIGHT - MAKE UP - 3 BULB - PANLESS
	081633-01-700	EA	BULB - MAKE-UP
	086280-01-000	EA	LIGHT - SURFACE MOUNT - 12V - JENSEN 1236
	086280-01-700	EA	BULB - SURFACE MOUNT - 12 VOLT - 6 WATT
	087694-01-000	EA	LIGHT - WARDROBE/CLOSET - W/SWITCH
	087694-01-700	EA	BULB - GE561 - WARDROBE/ CLOSET
	093575-06-01A	EA	LIGHT - CEILING W/ FLUTED GLASS
	093575-07-01A	EA	LIGHT - CEILING W/ FLUTED GLASS

ELECTRICAL GROUP (CONTINUED)

SWITCHES, RECEPTACLES & COVERS

KEY	PART NUMBER	U/M DESCRIPTION
	108357-05-000	EA SWITCH - ROCKER - SPDT ON/ NONE/ ON
	108356-02-01A	EA SWITCH COVER - W/ DIMPLES - CARLING VVAZC00 BLA
	108357-09-000	EA SWITCH - ROCKER - SPDT ON/ NONE/ MOM
	108356-02-01A	EA SWITCH COVER - W/ DIMPLES - CARLING VVAZC00 BLA
	108357-06-000	EA SWITCH - ROCKER - DPDT MOM/ OFF/ MOM
	108356-02-01A	EA SWITCH COVER - W/ DIMPLES - CARLING VVAZC00 BLA
	108357-03-000	EA SWITCH - ROCKER - SPDT ON/ OFF/ ON
	108356-02-01A	EA SWITCH COVER - W/ DIMPLES - CARLING VVAZC00 BLA
	108357-10-000	EA SWITCH - ROCKER - SPDT MOM/ OFF/ MOM
	108356-04-01A	EA SWITCH COVER - W/ DIMPLES & LENS - CARLING VVAGC00
	096241-03-000	EA SWITCH - BLANK
	077942-01-000	EA SWITCH - DUMMY - BLACK
	079364-01-000	EA SWITCH - ON/OFF - ROCKER - 2 PRONGS - BROWN
	079364-03-000	EA SWITCH - ON/OFF - ROCKER - 3 PRONGS - BROWN
	098351-01-01A	EA PLATE - SWITCH - 1 GANG - POLISHED BRASS
	098351-02-01A	EA PLATE - SWITCH - 2 GANG - POLISHED BRASS
	098351-05-01A	EA PLATE - SWITCH - 3 GANG - POLISH BRASS - JENSEN
	080015-02-000	EA RECEPTACLE - FLAG - .185 - 16/14 GA - AMP 3
	084076-02-000	EA RECEPTACLE - GFI - 15A - 125V - BROWN
	058707-01-000	EA RECEPTACLE - ELECTRIC - SINGLE - BROWN
	058707-02-000	EA RECEPTACLE - BLANK - JUNCTION WIRECON
	058708-01-000	EA RECEPTACLE - ELECTRIC - DOUBLE - BROWN
	058708-02-000	EA RECEPTACLE - ELECTRIC - DOUBLE - IVORY
	007940-01-000	EA RECEPTACLE - SLIDE - 16 TO 12 AWG - FEMALE END
	007954-01-000	EA RECEPTACLE - HSG - 6 POSITION
	024924-02-000	EA RECEPTACLE - POWER CORD - W/PARTIAL PLATE
	091927-01-000	EA COVER - RECEPTACLE - DOUBLE - IVORY
	102568-01-E90	EA SPACER - RECEPTACLE - SIDEWALL
	112822-01-01A	EA RECEPTACLE - DUPLEX - IVORY
	112824-01-02A	EA COVER - EXTERIOR DUPLEX RECEPTACLE - OFF WHITE

ELECTRICAL WIRING & BOXES

KEY	PART NUMBER	U/M DESCRIPTION
	008052-01-000	EA CORD - POWER - 10/3 - 30 AMP - 25' - CANADIAN
	008054-01-000	EA CORD - POWER - 10/3 - 30 AMP - 25'
	008289-01-000	EA BOX - ELECTRIC - STEEL - 1/2" AND 3/4" KNOCKOUTS - 4" X 4"
	008289-02-000	EA BOX - ELECTRICAL - 4" X 4" - 1/2" & 3/4" KNOCKOUTS - CANADIAN
	074890-01-000	EA BOX - EXTENSION - STEEL - OPEN SIDES - 4" X 4" X 1 1/2"
	091910-01-000	EA BOX - ELECTRIC - 3.75" X 3.5" X 1.75" - PLASTIC
	091910-02-000	EA BOX - ELECTRIC - 57 X 88 MM - PLASTIC
	008294-01-000	EA COVER - ELECTRICAL BOX - BLANK/STEEL - 4" X 4" - GRAY
	008294-02-000	EA COVER - ELECTRICAL BOX - BLANK STEEL - 4" X 4" - CANADIAN
	074897-01-000	EA COVER - ELECTRIC BOX - 1 LARGE & 2 SMALL HOLES - 4" X 4"
	069238-01-000	EA COVER - ELECTRICAL BOX - W/HOLE - 4" X 4" - GRAY USED WITH 30 AMP RECEPTACLE
	111510-01-000	EA DOOR - ELECTRICAL BOX - FRONT
	108304-01-000	EA WIRE ASM. - AUX FANS
	090986-01-000	EA WIRE ASM - ELECTRIC STEP
	096449-01-000	EA WIRE ASSEMBLY - WATER TANK TO MONITOR PANEL
	097618-01-000	EA WIRE ASM - MONITOR PANEL - W/ 3 WIRES & ORANGE RESISTOR - LVS ORANGE RESISTOR W/3 (ORANGE-GREEN-BLUE) WIRES
	108303-01-000	EA WIRE ASM - REAR AUTO HEATER
	111915-03-000	EA WIRE ASM - DAY RUN LAMPS - FUSE - FORD
	111915-01-000	EA WIRE ASM - DAY RUN LAMPS - FUSE (GM)
	P03784-02-000	EA WIRE ASM. - HEADLAMP(FORD)
	P03784-01-000	EA WIRE ASM. - HEADLAMP(GM)
	073328-B4-000	EA CABLE ASSEMBLY - BATTERY - W/TERMINALS

ELECTRICAL GROUP (CONTINUED)

ELECTRICAL CONNECTORS & CONDUIT

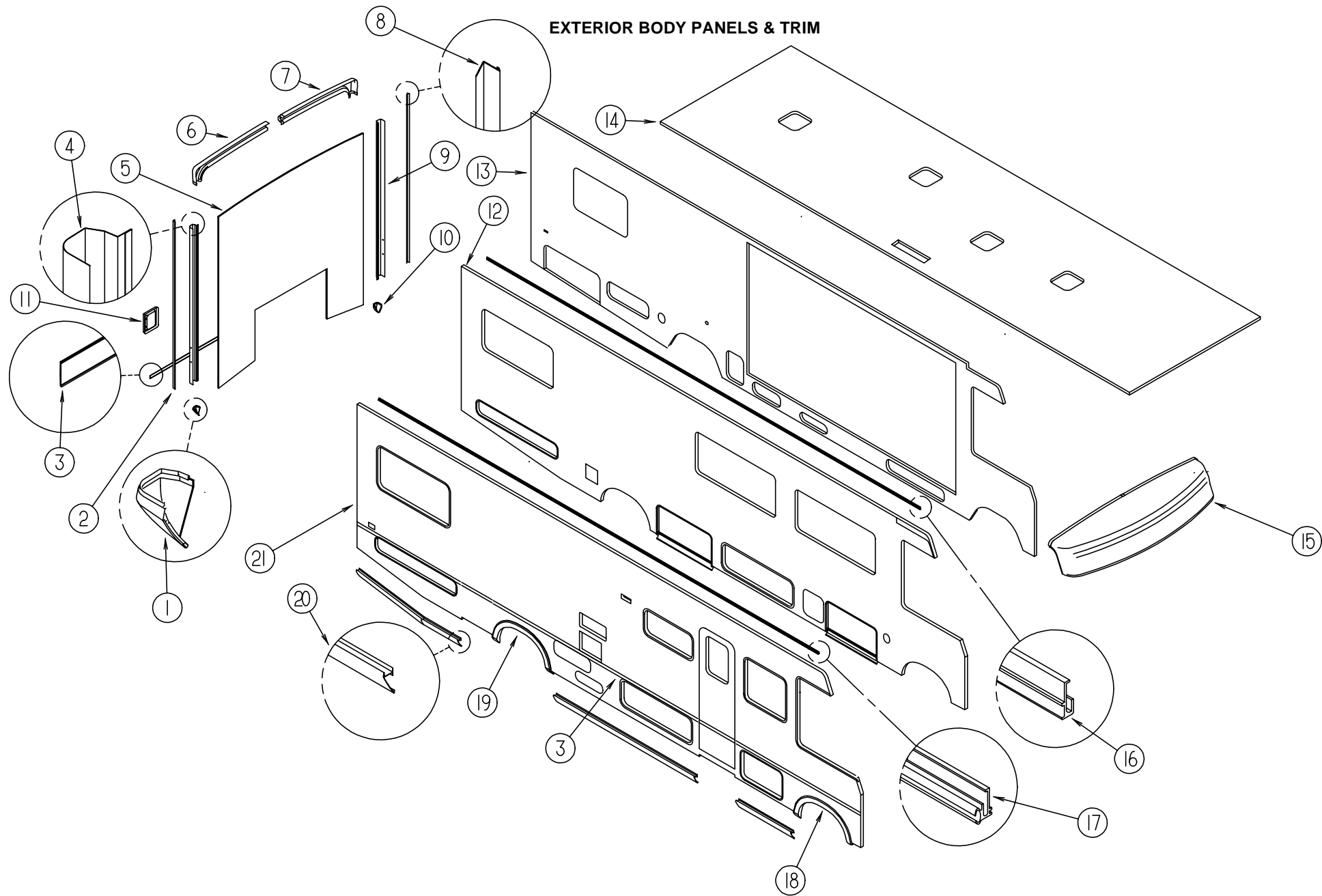
KEY	PART NUMBER	U/M DESCRIPTION
	041953-01-000	FT CONDUIT - CONVOLUTE - SLIT - .5"ID
	041953-03-000	FT CONDUIT - CONVOLUTE - SLIT - 1" ID (CLOTHES ROD COVER)
	041953-05-000	FT CONDUIT - CONVOLUTE - SOLID - .62" ID
	041953-06-000	FT CONDUIT - CONVOLUTE - SLIT .375"ID
	041953-07-000	FT CONDUIT - CONVOLUTE - SLIT - .25" ID
	041953-08-000	FT CONDUIT - CONVOLUTE - SLIT - 1.50"ID
	041953-09-000	FT CONDUIT - CONVOLUTE - SLIT .50"ID
	041953-10-000	FT CONDUIT - CONVOLUTE - SLIT - .75" ID
	041953-11-000	FT CONDUIT - CONVOLUTE - SLIT - 1.06" ID
	041953-12-000	FT CONDUIT - CONVOLUTE - NON SLIT 1.1" ID
	008311-01-000	EA CONNECTOR - WIRE NUT - INSULATED - RED
	008312-01-000	EA CONNECTOR - WIRE NUT - INSULATED - BLUE
	008314-01-000	EA CONNECTOR - WIRE NUT - INSULATED - GRAY
	008355-01-000	EA CONNECTOR - CABLE CLAMPING - 3/4"
	008356-01-000	EA CONNECTOR - PLASTIC - 3/8" AVG
	082741-01-000	EA CONNECTOR - BODY - 2 CONNECTOR - MALE
	058028-01-000	EA CONNECTOR - ELECTRICAL PIGTAIL - NYLON - CLEAR
	041480-01-000	EA CONNECTOR - STRAIGHT - 1/2" FLEX CONDUIT
	088475-01-000	EA PIN-CONNECTOR - 14 TO 20 AWG
	088476-01-000	EA SOCKET - CONNECTOR - BRASS - PRE - TIN
	088476-02-000	EA SOCKET - CONNECTOR - 12-10 GA - PHOS. BRZ - PRE - TIN

CIRCUIT BREAKERS & FUSES

KEY	PART NUMBER	U/M DESCRIPTION
	097611-01-000	EA CIRCUIT BREAKER - 6AMP - ATC - BLACK
	093655-03-000	EA CIRCUIT BREAKER - 40 AMP USD 17440-4E03A2A
	083209-02-000	EA CIRCUIT BREAKER - 15/15AMP - 120V - BW H - 15/15
	083209-03-000	EA CIRCUIT BREAKER - 15/20AMP - 120V - BW - 0-15/20
	083209-04-000	EA CIRCUIT BREAKER - 30A - 120V - BW L - 30
	083209-06-000	EA CIRCUIT BREAKER - 30/15 AMP - 120V - BW D - 30/15
	083209-07-000	EA CIRCUIT BREAKER - 20/20A - 120V - BW K - 20/20
	083209-08-000	EA CIRCUIT BREAKER - BLANK - BW
	062901-02-000	EA FUSE - 5 AMP - AUTOMOTIVE
	062901-05-000	EA FUSE - 15 AMPS - AUTOMOTIVE
	062901-07-000	EA FUSE - AUTOMOTIVE - 25 AMPS
	062901-08-000	EA FUSE - 30 AMPS - AUTOMOTIVE
	106656-01-000	EA FUSE BLOCK - 4 CAVITY AUTOFUSE
	108669-01-000	EA HOUSING - AUTO FUSE HOLDER
	062037-01-000	EA HOUSING - AUTO FUSE - NATURAL
	062037-03-000	EA HOUSING - AUTO FUSE - BLACK
	062037-04-000	EA HOUSING - AUTO FUSE - BLUE
	062037-06-000	EA HOUSING - AUTO FUSE - BROWN

EXTERIOR BODY GROUP

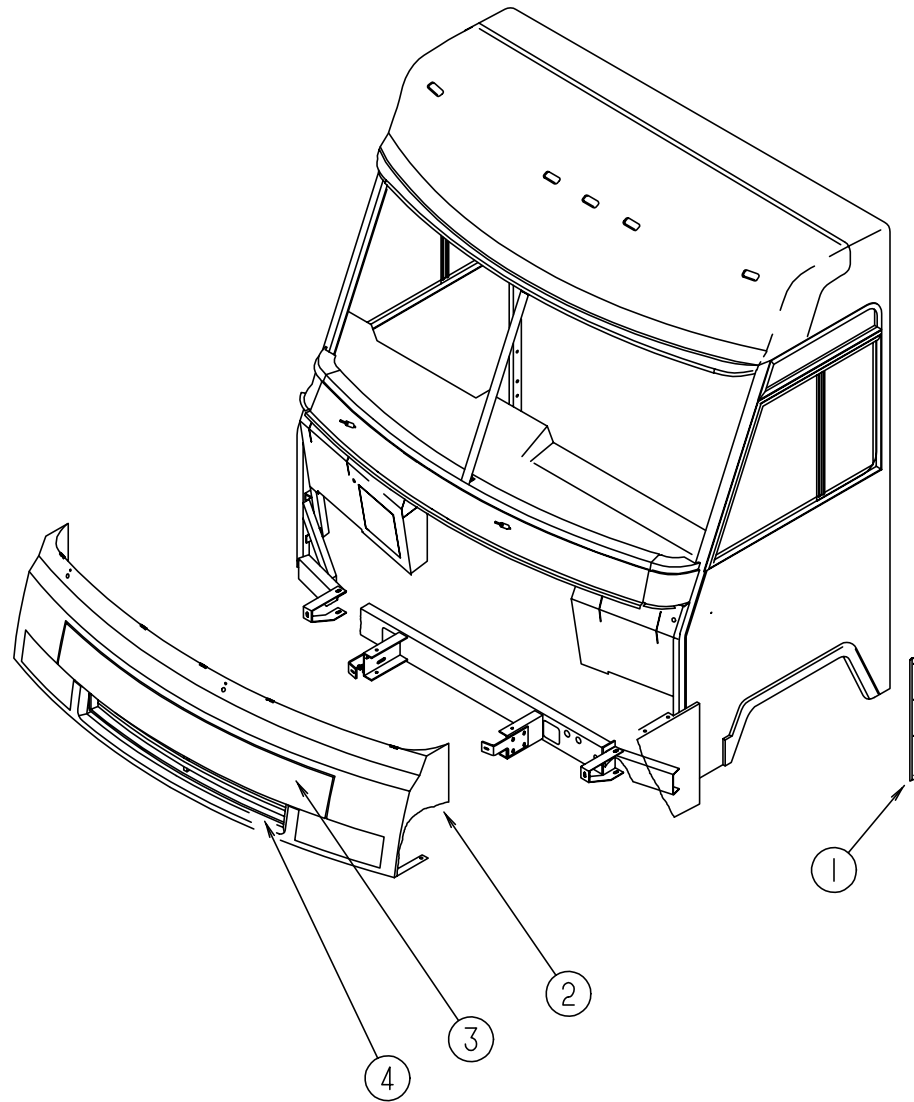
EXTERIOR BODY PANELS & TRIM



KEY	PART NUMBER	U/M DESCRIPTION
1	115848-01-01A	EA TRIM CAP - BACKWALL - LOWER
2	104033-05-01A	EA TRIM - J - OFF WHITE (DRIVER & PASSENGER SIDE)
3	108688-01-01A	EA FEATURE STRIP - W/HOLES - OFF WHITE
	105312-01-03A	FT INSERT - FEATURE STRIP
	108651-01-01A	EA END CAP - FEATURE STRIP
4	114874-03-03B	EA TRIM - BACKWALL - OFF WHITE (PASSENGER SIDE)
5	P16295-01-F31	EA BACKWALL ASM
5	P16295-01-F32	EA BACKWALL ASM
6	114872-01-01A	EA TRIM - BACKWALL - TOP - OFF WHITE (PASSENGER SIDE)
7	114873-01-01A	EA TRIM - BACKWALL - TOP - OFF WHITE (DRIVER SIDE)
8	104033-05-01A	EA TRIM - J - OFF WHITE (DRIVER & PASSENGER SIDE)
9	114874-04-03B	EA TRIM - BACKWALL - OFF WHITE (DRIVER SIDE)
10	115848-02-01A	EA TRIM CAP - BACKWALL - LOWER
11	103355-01-01A	EA POD - TAILLIGHT - OFF WHITE
12	M07475-01-F31	EA SIDEWALL ASM (DRIVER SIDE) (W/O DRIVER DOOR)
12	M07475-01-F32	EA SIDEWALL ASM (DRIVER SIDE) (W/O DRIVER DOOR)
12	M07475-02-F31	EA SIDEWALL ASM (DRIVER SIDE) (W/ DRIVER DOOR)
12	M07475-02-F32	EA SIDEWALL ASM (DRIVER SIDE) (W/ DRIVER DOOR)

KEY	PART NUMBER	U/M DESCRIPTION
13	M07475-03-F31	EA SIDEWALL ASM - W/ SLIDEOUT (DRIVER SIDE) (W/O DRIVER DOOR)
13	M07475-03-F32	EA SIDEWALL ASM - W/ SLIDEOUT (DRIVER SIDE) (W/O DRIVER DOOR)
13	M07475-04-F31	EA SIDEWALL ASM - W/ SLIDEOUT (DRIVER SIDE) (W/ DRIVER DOOR)
13	M07475-04-F32	EA SIDEWALL ASM - W/ SLIDEOUT (DRIVER SIDE) (W/ DRIVER DOOR)
14	P15061-01-F31	EA ROOF ASM.
15	M07435-01-F31	EA CAP ASM - FRONT - W/O TRIM - OFF WHITE
16	103801-01-01A	EA TRIM - ROOF - OFF WHITE
17	103802-02-01A	EA RAIL - AWNING - OFF WHITE
18	104068-01-05A	EA TRIM - WHEELWELL - FRONT - (PASSENGER SIDE)
	104068-02-05A	EA TRIM - WHEELWELL - FRONT - (DRIVER SIDE W/O DRIVER DOOR)
	104068-03-01A	EA TRIM - WHEELWELL - FRONT - (DRIVER SIDE W/ DRIVER DOOR)
19	104070-01-05A	EA TRIM - WHEELWELL - REAR (DRIVER OR PASSENGER SIDE)
20	109140-55-002	EA ROCKER PANEL 192"
21	M07428-02-F31	EA SIDEWALL ASM - TWIN BED (PASSENGER SIDE)
21	M07428-02-F32	EA SIDEWALL ASM - TWIN BED (PASSENGER SIDE)
21	M07428-01-F31	EA SIDEWALL ASM - QUEEN BED (PASSENGER SIDE)
21	M07428-01-F32	EA SIDEWALL ASM - QUEEN BED (PASSENGER SIDE)

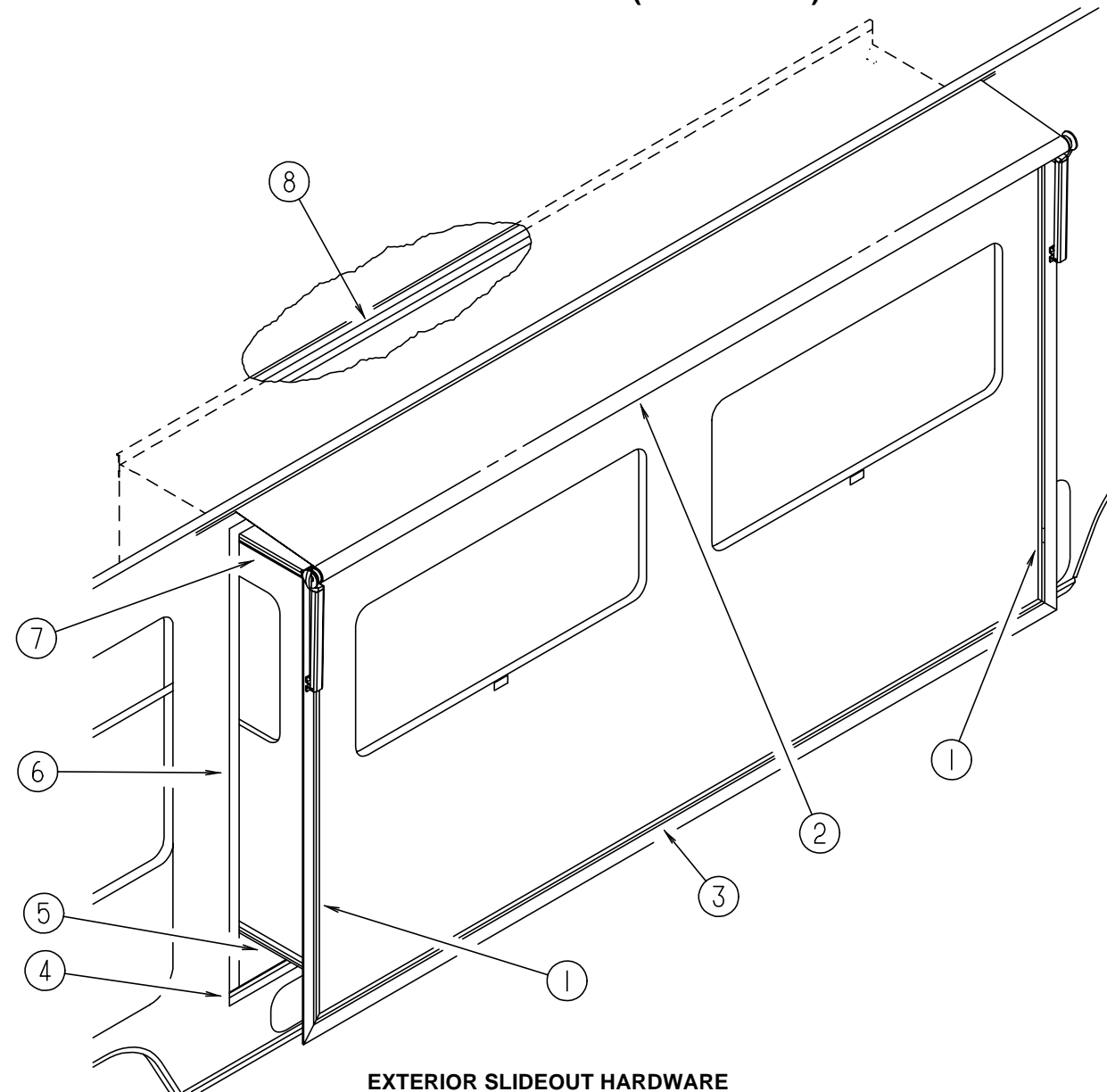
EXTERIOR BODY GROUP (CONTINUED)



FRONT END ASM

KEY	PART NUMBER	U/M DESCRIPTION
1	089922-09-000	EA TRIM - FIBERGLASS - OFF WHITE
2	111068-01-03A	EA PANEL - FRONT - LOWER - OFF WHITE
3	104645-01-E30	EA PANEL ASM. - HOOD - OFF WHITE
4	104318-01-C07	EA GRILLE ASM. - MESH - FACIA
	058786-01-000	EA BOLT - ADJUSTING - HOOD - W/ BLACK PAD - 5/16" #18 X 2"
	058786-02-000	EA BOLT - ADJUSTING - HOOD - W/ BLACK PAD - 5/16" #18 X 1.25"
	104582-02-000	EA LINK ASM. - HINGE - HOOD - OUTER
	104584-03-000	EA BRACKET ASM. - HOOD HINGE BODY - PASSENGER SIDE
	104584-04-000	EA BRACKET ASM. - HOOD HINGE BODY - DRIVER SIDE
	105095-01-000	EA LINK ASM. - HINGE - HOOD - INNER - PASSENGER SIDE
	105095-02-000	EA LINK ASM. - HINGE - HOOD - INNER - DRIVER SIDE
	102330 02 000	EA HOOD LOCK - SINGLE HOLE - VISE ACTION
	102328-01-000	EA BARREL KEY - HOOD LOCK
	110690-02-D18	EA PLATE - HEADLAMP - QUAD - LH
	110692-02-01A	EA PLATE - HEADLAMP - QUAD - LH - MILL
	110783-02-01A	EA BRACKET - HEADLAMP - QUAD - LH - MILL
	110782-01-000	EA ANGLE - SUPPORT - HEADLAMP
	110690-01-D18	EA PLATE - HEADLAMP - QUAD - RH
	110692-01-01A	EA PLATE - HEADLAMP - QUAD - RH - MILL
	110783-01-01A	EA BRACKET - HEADLAMP - QUAD - RH - MILL
	110782-01-000	EA ANGLE - SUPPORT - HEADLAMP
	110691-01-01A	EA BRACKET-SPRING - HEADLAMP - MILL

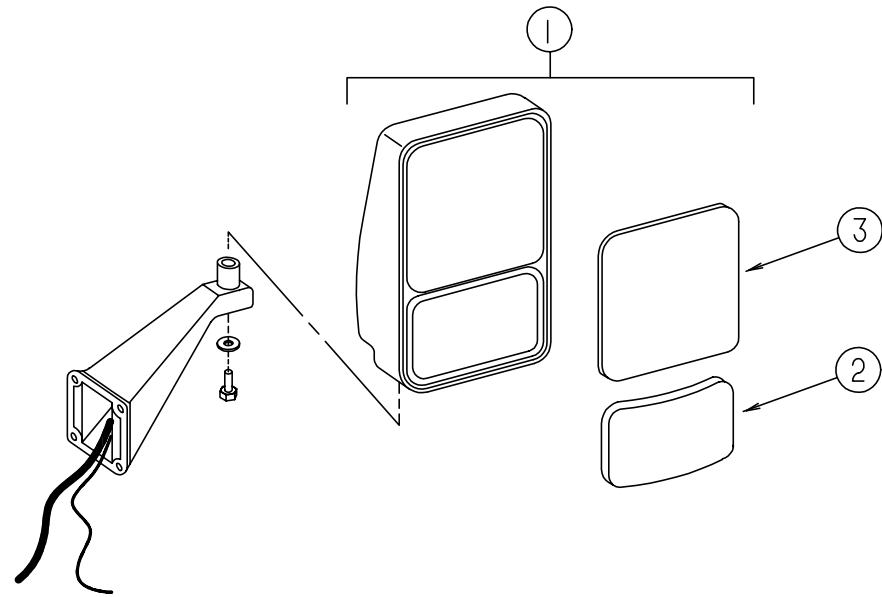
EXTERIOR BODY GROUP (CONTINUED)



EXTERIOR SLIDEOUT HARDWARE

KEY	PART NUMBER	U/M DESCRIPTION
1	105312-01-01A	FT VINYL INSERT - OFF WHITE
2	115868-01-01A	EA AWNING ASM - SLIDEOUT
3	105312-01-04A	FT VINYL INSERT - GRAY
4	115075-01-000	FT SEAL - WIPE - .25" X 2.75" (FLOOR SEAL)
5	115822 01 01A	EA FEATURE STRIP - OFF WHITE
6	115076-01-000	FT SEAL - WALL
7	108688-01-01A	EA FEATURE STRIP - OFF WHITE
8	099418-01-000	FT SEAL - D-SECTION - PSA

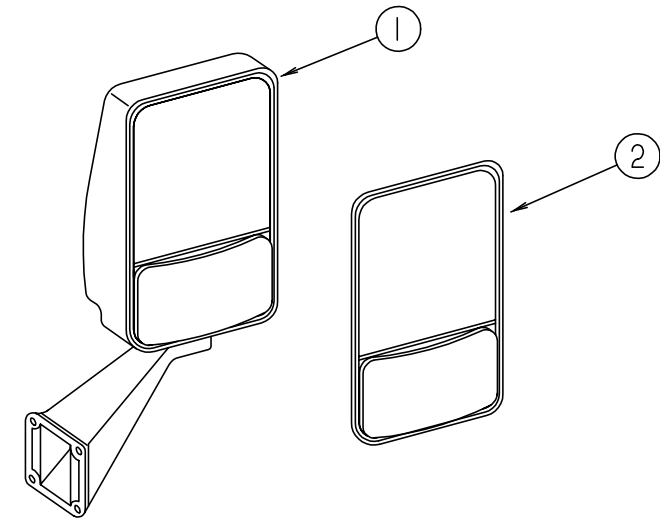
EXTERIOR BODY GROUP (CONTINUED)



EXTERIOR MIRROR OPTION (REMOTE & HEAT)

KEY	PART NUMBER	U/M DESCRIPTION
1	106015-05-01A	EA MIRROR ASM - EXTERIOR REMOTE & HEAT - PASSENGER SIDE
1	106015-06-01A	EA MIRROR ASM - EXTERIOR REMOTE & HEAT - DRIVER SIDE
2	086261-02-700	EA CONVEX REPLACEMENT - INNER HOUSING & BEZEL - DRIVER SIDE
2	086261-01-703	EA CONVEX REPLACEMENT - INNER HOUSING & BEZEL - PASSENGER SIDE
3	086261-01-702	EA GLASS - FLAT - HEATED - W/ BEZEL
	087695-01-000	EA SWITCH - HEATER - EXTERIOR MIRROR
	088246-01-000	EA SWITCH - REMOTE - EXT. MIRROR - SQUARE PUSH
	086261-02-701	EA KIT - EXTERIOR. MIRROR - W/BEZEL - FLAT & CONVEX GLASS - DRIVER SIDE KIT INCLUDES: BEZEL - CONVEX GLASS - HEATED FLAT GLASS FOR CURRENT AND OLD STYLE MIRROR

EXTERIOR BODY GROUP (CONTINUED)

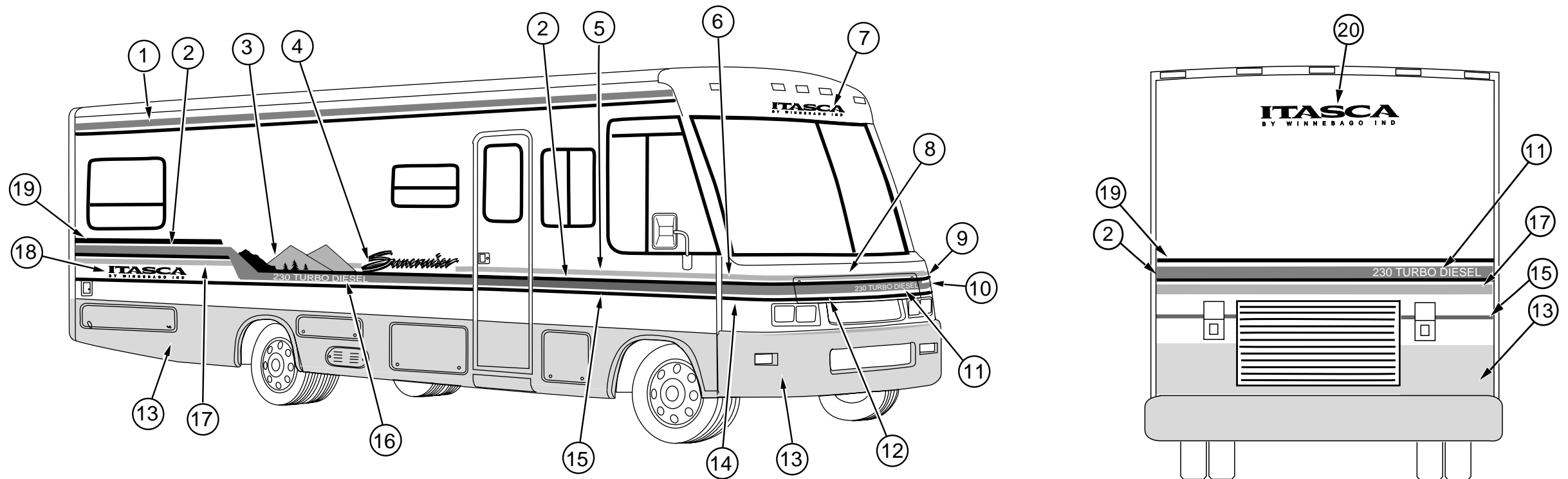


EXTERIOR MIRROR

KEY	PART NUMBER	U/M DESCRIPTION
1	106015-09-01A	EA MIRROR ASM - PASSENGER SIDE
1	106015-10-01A	EA MIRROR ASM - DRIVER SIDE
2	106015-01-703	EA MIRROR KIT (BEZEL W/MIRRORS) PASSENGER SIDE
2	106015-02-702	EA MIRROR KIT (BEZEL W/MIRRORS) DRIVER SIDE

EXTERIOR BODY GROUP (CONTINUED)

DECALS, FILM STRIPES & PAINT



KEY	PART NUMBER	U/M	DESCRIPTION
1	105781-29-01A	FT	FILM - MULTISTRIFE 95.3 MM X 150' MEDIUM AQUA/ TROPICAL BLUE
2	105781-28-01A	FT	FILM - MULTISTRIFE 95.3 MM X 150' TROPICAL BLUE/ MEDIUM AQUA
3	111308-01-01A	EA	DECAL - SCENE - PASS. SIDE - ORANGE/ LIGHT RUTILE/ TROPICAL BLUE/ MED AQUA
3	111308-02-01A	EA	DECAL - SCENE - DRIVER SIDE - ORANGE/ LIGHT RUTILE/ TROPICAL BLUE/ MED AQUA
4	111307-01-01A	EA	DECAL "SUNCRUISER" OFF WHITE/ TROPICAL BLUE
5	107385-11-03A	FT	FILM - 31.8 MM X 150 FT - MEDIUM TITANIUM
6	111310-01-01A	EA	DECAL - CORNER - FRONT - UPPER - PASSENGER SIDE - MEDIUM TITANIUM
7	111306-02-01A	EA	DECAL - LOGO "ITASCA, BY WINNEBAGO IND." TROPICAL BLUE/ OFF WHITE/ TROPICAL BLUE
8	107385-17-01A	FT	FILM - 33.3 MM X 150 FT - MEDIUM TITANIUM
9	111310-02-01A	EA	DECAL - CORNER - FRONT - UPPER - DRIVER SIDE - MEDIUM TITANIUM
10	111309-02-01A	EA	DECAL - CORNER - FRONT - LOWER - DRIVER SIDE - TROPICAL BLUE/ MEDIUM AQUA
11	111318-02-03A	EA	DECAL - TURBO DIESEL - SMALL - OFF WHITE
11	115810-02-01A	EA	DECAL - LOGO "230" SMALL - OFF WHITE
12	111302-01-01A	EA	DECAL - HOOD - TROPICAL BLUE/ MEDIUM AQUA
13	N / P		PAINT - MEDIUM TITANIUM METALIC (DUPONT C9284)
14	111309-01-01A	EA	DECAL - CORNER - FRONT - LOWER - PASSENGER SIDE - TROPICAL BLUE/ MEDIUM AQUA
15	107385-09-02A	FT	FILM - 38.1 MM X 150 FT - TROPICAL BLUE
16	111318-01-03A	EA	DECAL - TURBO DIESEL - LARGE - OFF WHITE
16	115810-01-01A	EA	DECAL - LOGO "230" LARGE - OFF WHITE
17	107385-02-05A	FT	FILM - 50.8 MM X 150 FT - MEDIUM TITANIUM
18	111303-02-01A	EA	DECAL - LOGO "ITASCA, BY WINNEBAGO IND." TROPICAL BLUE/ OFF WHITE/ TROPICAL BLUE
19	107385-02-06A	FT	FILM - 50.8 MM X 150 FT - LIGHT RUTILE
20	111303-03-01A	EA	DECAL - LOGO "ITASCA, BY WINNEBAGO IND." TROPICAL BLUE

DUPONT PAINT COLOR CODES

OFF WHITE	DUPONT L8723
MEDIUM TITANIUM	DUPONT C9284
LIGHT RUTILE	DUPONT G9859K
MEDIUM AQUA	DUPONT F0739
TROPICAL BLUE	DUPONT G9841
ORANGE	DUPONT F0750

EXTERIOR BODY GROUP (CONTINUED)

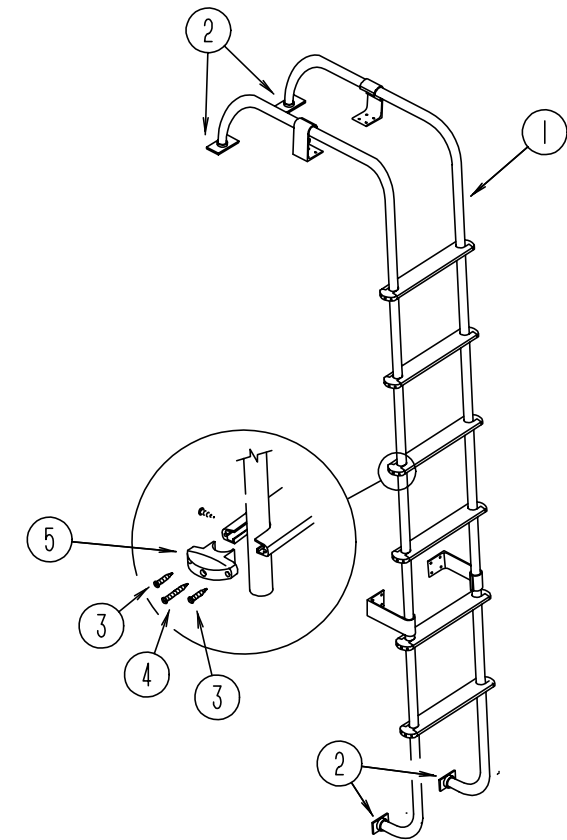
STYROFOAM & FIBERGLASS SHEETING

KEY	PART NUMBER	U/M DESCRIPTION
	083574-06-000	SF STYROFOAM - 1.3 /4" X 48" X 96" - PLANED
	000870-08-000	SF STYROFOAM -.75" X 48" X 96" - PLANED
	083574-03-000	SF STYROFOAM - 3/4" X 48" X 96"
	083574-05-000	SF STYROFOAM - 2.0" X 48" X 96"
	065747-01-000	SF INSULATION - MICROFOAM - .5" X 72" X 112' ROLL
	083574-02-000	SF STYROFOAM - DOW TYPE SM - 1.5" X 24" X 90.5" (15 SF)
	076054-F3-000	EA FIBERGLASS SHEET 2438 X 2438 - OFF WHITE
	077517-24-000	EA SHEET - FIBERGLASS - FLAT - 48" X 96" - OFF WHITE
	076054-D3-700	EA FOAM - COMPRESSED - 4' X 8' - F/ REPAIR
	076054-H1-000	EA OFF/ WHITE FIBERGLASS SHEET - 96" X 102"
	108535-02-701	EA OFF/ WHITE FIBERGLASS SHEET - 104" X 396" (ROOF)
	076054-F7-000	EA FIBERGLASS SHEET 2590 X 9785 - OFF WHITE
	105077-03-000	EA FOAM - PLUG - SIDEWALL TUBE
	105077-04-000	EA FOAM - ROOF COVE - 8'
	105077-05-000	EA FOAM - ENDCAP - ROOF COVE

EXTERIOR BODY HARDWARE

KEY	PART NUMBER	U/M DESCRIPTION
	002726-01-001	EA GARNISH - U-CHANNEL - 1.38" X 19' - SERRATED - MILL ALUMINUM
	002754-01-001	EA ANGLE - EXTRUDED - .75" X .75" X 18' - MILL ALUMINUM
	033381-17-001	FT STEEL - TUBE 16GA 1.5 X 1.5 X 288.00 HOT FORMED ASTM A50
	058267-01-000	FT CHANNEL - STEEL - W/ HOLES - SIDEWALL STIFFENER - 2" X 20'
	068716-01-001	EA BRACE - 90 DEGREE L-ANGLE - 192" - EXTRUDED ALUMINUM
	089297-01-000	SF PLYWOOD - LUAN - OVERLAY GRADE - 4' X 8'

EXTERIOR BODY GROUP (CONTINUED)

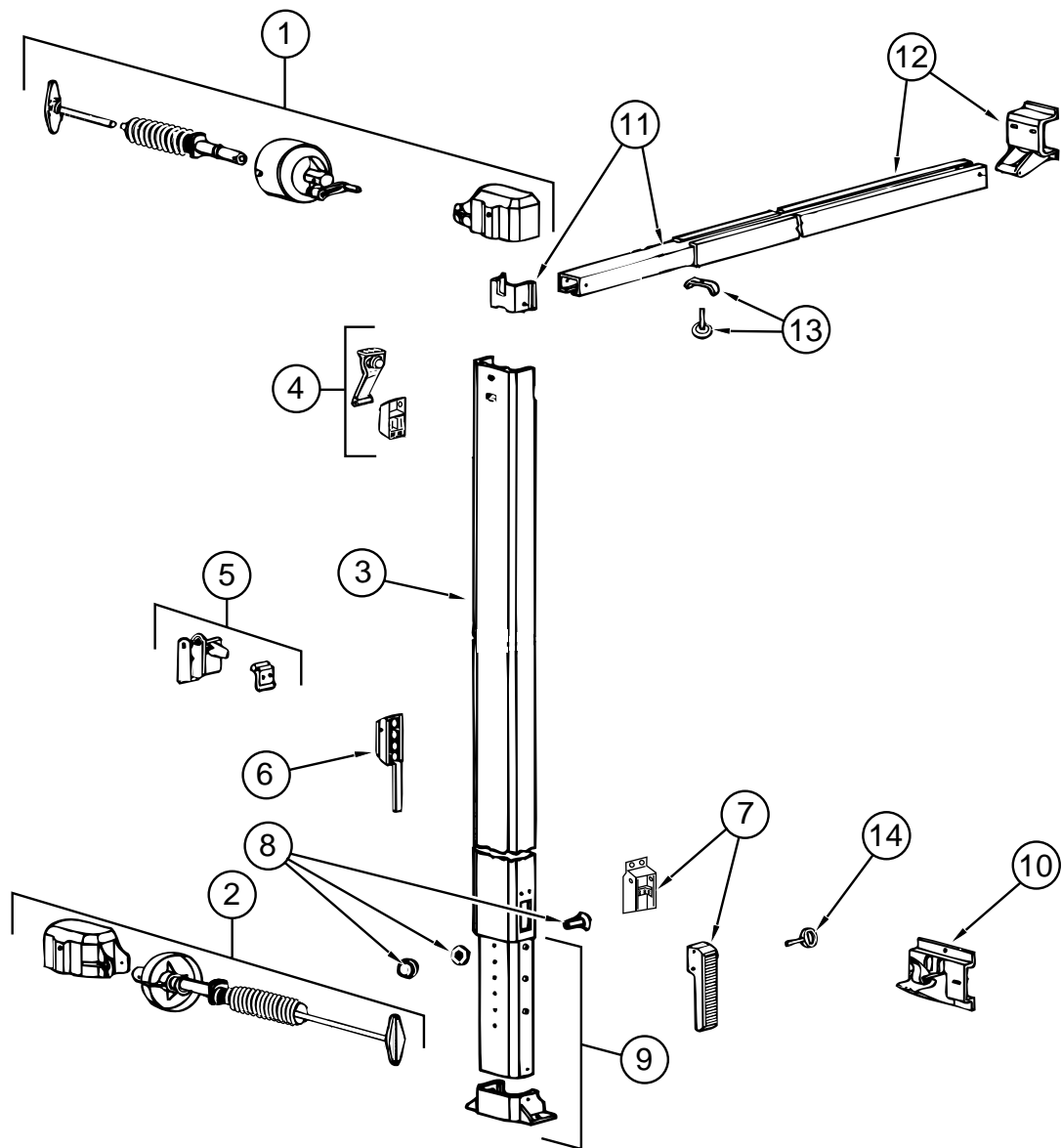


LADDER

KEY	PART NUMBER	U/M DESCRIPTION
1	102953-13-F31	EA LADDER ASM
2	067165-01-000	EA MOUNTING BRACKET - LADDER - LOWER
3	000G39-06-10T	EA SCREW-SF/ DR - 6 - 20 X 5/8 PPH - BLACK
4	000G68-10-36T	EA SCREW - 10 - 12 X 2.25 POH BLACK
5	076980-02-000	EA END CAP - STEP - BLACK
	038327-01-000	FT TAPE - ANTI SLIP - 2" X 60FT

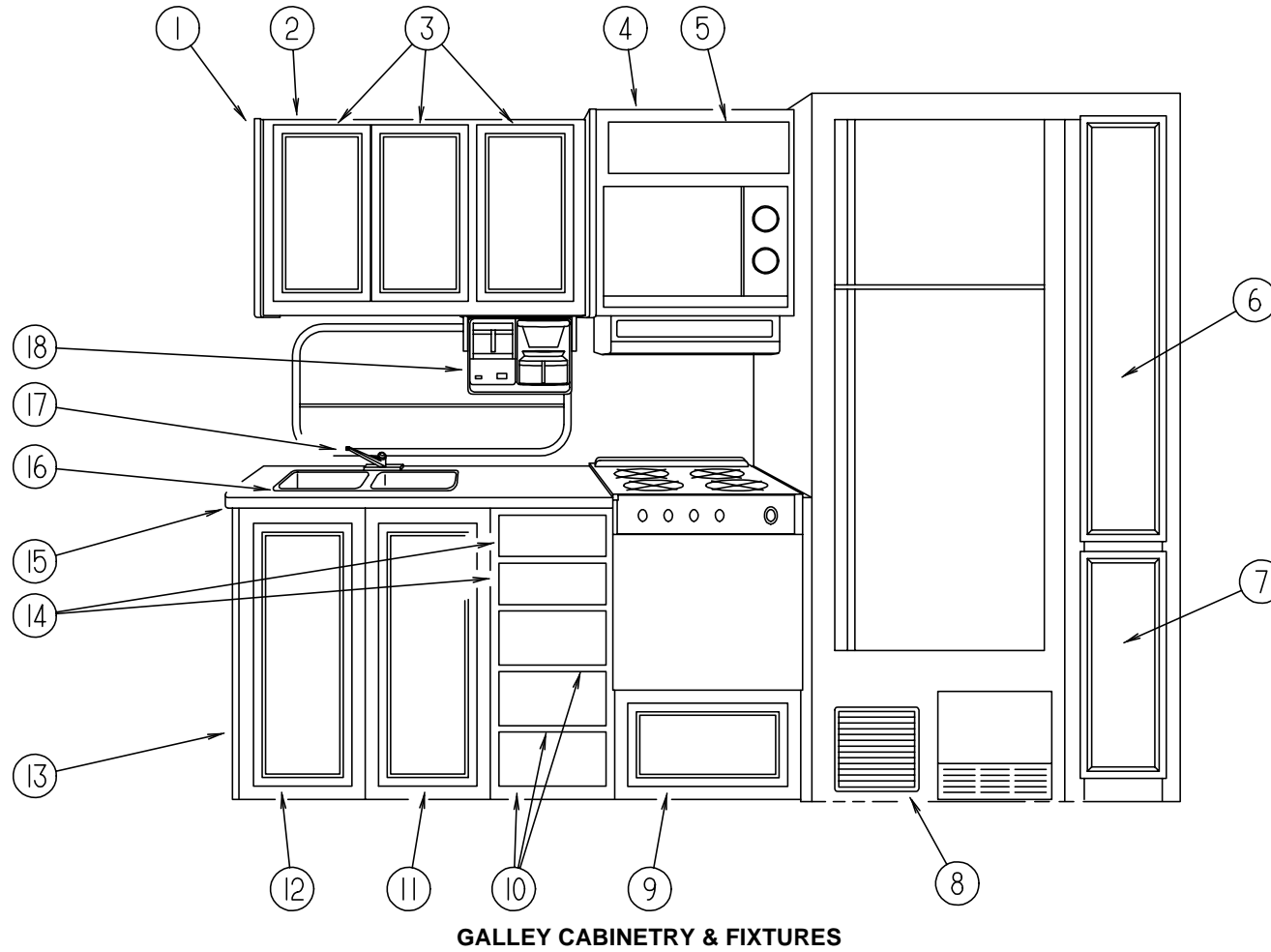
EXTERIOR BODY GROUP (CONTINUED)

EXTERIOR AWNING (CAREFREE TEAL)



KEY	PART NUMBER	U/M DESCRIPTION	VENDER NO.
	116059-04-01A	EA AWNING - ROLLER ASM - 19' - VINYL	
1	116059-01-700	EA FRONT SPRING & BRAKE ASM.	249001AC
2	116059-01-701	EA REAR SPRING ASM.	249020AC
3	116059-01-702	EA UPPER ARM ASM. - FRONT 66"	249528C
	116059-01-703	EA UPPER ARM ASM. - REAR 66"	249529C
4	116059-01-704	EA UPPER SLIDER ASM.	249040C
5	116059-01-705	EA ARM STORAGE LOCK ASM.	249060C
6	116059-01-706	EA BRAKE CONTROL	249070C
7	116059-01-707	EA HANDLE ASM.	249080C
8	116059-01-708	EA STOP BOLT - W/ NUT & WASHER	011131C
9	116059-01-709	EA LOWER ARM ASM. - FRONT. 56"	249600C
	116059-01-710	EA LOWER ARM ASM. - REAR 56"	249601C
10	116059-01-711	EA BOTTOM BRKT - ASM.	012411-001C
11	116059-01-712	EA LOWER BRACE ASM. - COMP. 50"	249140C
12	116059-01-713	EA UPPER BRACE ASM. - COMP. 50"	249159C
13	116059-01-714	EA BLACK LOCKING KNOB - W/ CLAMP	249105C
14	116059-01-717	EA HANDLE LOCK PIN	040279C
	116059-01-715	EA DOOR ROLLER	060063C
	116059-01-716	EA NUTSERT TOOL KIT	905007C

GALLEY GROUP



KEY	PART NUMBER	U/M	DESCRIPTION	VENDER NO.
1	081319-20-C27	EA	END CAP ASM. - OVERHEAD	
2	P04372-01-C27	EA	CABINET ASM - GALLEY - OVERHEAD	
	104372-11-F31	EA	SHELF ASM - GALLEY - OVERHEAD - 312 X 634 MM	
	104372-12-F31	EA	SHELF ASM - GALLEY - OVERHEAD - 312 X 336 MM	
3	M05993-14-E30	EA	DOOR ASM - W/O HARDWARE - 555 X 240 MM	
4	114390-02-F04	EA	CABINET ASM - MICROWAVE OVHD	
	116592-02-F31	EA	CABINET ASM - A/C SWITCH	
5	M05992-11-E07	EA	DOOR ASM - RAIL - W/O HARDWARE - 555 X 240 MM	
6	M05993-D1-F31	EA	DOOR ASM - W/O HARDWARE - 460 X 192 MM	
7	M05993-D2-F31	EA	DOOR ASM - W/O HARDWARE - 485 X 295 MM	
8	093614 02 01A	EA	GRILLE - RETURN AIR - BROWN	
9	M05970-77-E30	EA	DRAWER ASM. - W/O HARDWARE	
10	M05970-11-E01	EA	DRAWER ASM. - W/O HARDWARE	
11	M05993-19-E30	EA	DOOR ASM - W/O HARDWARE - 345 X 770 MM	
12	M05993-18-E30	EA	DOOR ASM - W/O HARDWARE - 345 X 770 MM	
13	M06843-02-F31	EA	GALLEY CABINET ASM.	
13	M06843-02-F32	EA	GALLEY CABINET ASM.	
14	M05970-68-E30	EA	DRAWER ASM. - W/O HARDWARE	
15	111440-12-F31	EA	COUNTERTOP ASM.	
15	111440-12-F32	EA	COUNTERTOP ASM.	
	108464-04-E38	EA	COVER ASM - SINK (F31)	
	108464-04-F32	EA	COVER ASM - SINK	
16	110654-01-000	EA	SINK - STAINLESS STEEL - DOUBLE - LARGE/ SMALL BASIN	
	092303-01-000	EA	STRAINER - SINK	
17	104114-02-01A	EA	FAUCET - GALLEY - SINGLE CONTROL	
	103635-01-000	EA	FAUCET - SINGLE CONTROL - EVERPURE	
18	103799-01-02A	EA	COFFEE MAKER - GRAY	
	103799-01-700	EA	CARAFE GLASS POT	679420
	103799-01-701	EA	BRACKETS - WHITE PAIR	164734-06 B & D
	104610-01-000	EA	STRAP ASM - COFFEE MAKER	
	090329-01-000	FT	T-SEAL - REFRIGERATOR CABINET - .6" WIDE TOP X 2" TAIL	

GALLEY GROUP (CONTINUED)

REFRIGERATOR (NORCOLD 6182)

KEY	PART NUMBER	U/M	DESCRIPTION	VENDER NO.
	104137-06-01A	EA	REFRIGERATOR - LARGE DBL DOOR 2-WAY	
	093646-01-000	EA	BRACKET ASM - TIEDOWN - REFRIGERATOR	
	093646-02-000	EA	BRACKET ASM - TIEDOWN - REFRIGERATOR	
	075217-01-734	EA	FUSE - 3 AMP	61538822
	075217-01-738	EA	SWITCH - HUMIDITY	61525922
	084880-01-705	EA	ORIFICE	614522
	084880-01-718	EA	VALVE - GAS	61551822
	084880-01-720	EA	SPRING (FOR DOOR HANDLE)	61558822
	084880-01-722	EA	CRISPER COVER	615641
	084880-01-732	EA	LATCH	61578522
	084880-01-740	EA	END CAP (STOP CATCH)	61593830
	084880-01-746	EA	CABLE	61571522
	084880-01-749	EA	HINGE BUSHING	615807
	084880-01-753	EA	THERMISTER 78"	61693822
	084880-01-760	EA	CLIP (THERMISTER)	61689122
	084880-01-761	EA	END CAP (SPRING CATCH) BLACK	61593730
	084880-03-701	EA	COOLING UNIT (HORIZ BURNER)	61687337
	084880-03-702	EA	HINGE PIN TOP/BTM FEMALE	61580630
	088248-01-709	EA	HEATER - AC (HORIZONTAL)	615627
	088248-01-710	EA	HEATER - DC (HORIZONTAL) 3 WAY	615628
	094039-01-702	EA	GASKET (GRAY) UPPER	61567830
	094039-01-704	EA	PLATE - HINGE - BLACK	61631430
	094039-01-706	EA	UPPER DOOR LINER (WHITE) BLACK	61581838-B
	094039-01-708	EA	DOOR HANDLE ASM - UPPER - BLACK	61650038
	094039-01-710	EA	PLATE - HINGE - BLACK	61631330
	094039-01-713	EA	DOOR GASKET (LOWER) GRAY	61568030
	094039-01-715	EA	LOWER DOOR LINER (BLACK/WHITE)	61581738-B
	094039-01-717	EA	DOOR HANDLE ASM - LOWER (BLACK)	61649938
	094039-01-722	EA	HOLE PLUG (BLACK) HINGE HOLES	61582030
	094039-01-723	EA	HINGE BRACKET - TOP RH - BOTTOM - LH - BLACK	61580838
	094039-01-724	EA	HINGE BRACKET - TOP LH - BOTTOM - RH - BLACK	61580938
	094039-01-725	EA	HINGE PIN (BLACK)(MALE)	61578130
	094039-01-730	EA	HINGE PIN SHAFT (BLACK) CENTER HINGE	61566730
	094039-01-732	EA	FRONT COVER (BLACK) BOTTOM TRIM	61622130
	094039-01-733	EA	WIRE SHELF (MIDDLE)	61563822
	094039-01-735	EA	INSIDE DRIP TRAY (WHITE)	61572830
	094039-01-739	EA	SHELF (CUTOUT)	61646722
	094039-04-700	EA	PRINTED CIRCUIT BOARD - 2 WAY	1647322
	094039-04-702	EA	POWER SUPPLY (2 WAY)	61647422
	104137-02-700	EA	MODULE - CONTROL - CHANNEL	61717037
	104137-06-700	EA	EYEBROW SHELL (2-WAY)	61726622
	094039-01-708	EA	HANDLE - DOOR - UPPER - BLACK	61650038
	104137-06-702	EA	RACK - JUICE (WHITE)	61580525
	104137-06-703	EA	BIN - DOOR SHELF (WHITE)	61564025
	104137-06-706	EA	WIRE SHELF (SHORT)	61718222
	104137-06-707	EA	CRISPER (WHITE)	61571325
	104137-06-708	EA	FOAMED CAB ASM (BLACK W/ WHITE)	61725138
	104137-06-709	EA	VALVE SHUT - OFF - MANUAL ASM	61694922
	104137-06-710	EA	PRESSURE TAP	61594422
	104137-06-711	EA	FUSE 5 AMP	61611622
	104137-06-712	EA	FITTING - GAS TUBE CONNECTION	61692722
	104137-06-713	EA	ORIFICE GASKET	61475122
	104137-06-714	EA	BURNER ASSEMBLY (5-SLOT)	61705222
	104137-06-715	EA	SPARK/ SENSE ELECTRODE (SINGLE)	61692222
	104137-08-01A	EA	LIGHT KIT - REFRIG	61771022
	054450-01-000	EA	LEVEL - REFRIGERATOR	
	065225-02-000	EA	PLATE - TIEDOWN - REFRIG	

GALLEY GROUP (CONTINUED)

WEDGEWOOD RANGE, 4 BURNER (BLACK) 21"

KEY	PART NUMBER	U/M	DESCRIPTION	VENDER NO.
	107323-01-01A	EA	RANGE - 21" 4 - BURNER BLACK	
	107314-01-01A	EA	RANGE COVER - BIFOLD 21" BLACK	
	105458-03-000	EA	BRACKET - TIEDOWN - STOVE - RIGHT	
	105458-04-000	EA	BRACKET - TIEDOWN - STOVE - LEFT	
	101593-01-703	EA	KNOB - BURNER	53000
	106689-01-701	EA	SPARK - IGNITOR ASM - HIGH OUTPUT	53078
	106689-01-702	EA	PIEZO PUSH BUTTON	52279
	106689-01-703	EA	VALVE - HIGH OUTPUT	53047
	106689-01-704	EA	REGULATOR W/EXTREME PRESSURE	52154
	106689-01-705	EA	VALVE - BURNER	52123
	107246-01-701	EA	GRATE	53050
	107323-01-700	EA	RANGE TOP	53513
	107323-01-702	EA	TRIM LEFT	53023
	107323-01-703	EA	TRIM RIGHT	53024
	107323-01-704	EA	MANIFOLD COVER	53556
	107323-01-705	EA	TRIM VENT	53525
	107323-01-706	EA	TRIM BOTTOM	53526
	107323-01-709	EA	HANDLE END CAP - W/O HOLE	53424
	107323-01-710	EA	GRATE CLIP	53301
	107323-01-711	EA	RUBBER GRATE CUSHION	53008
	107246-01-703	EA	THERMOSTAT ROBERT SHAW	52122
	107323-01-713	EA	BLACKGLASS INSERT - W/ HOLE	53426
	107323-01-714	EA	HANDLE FOR W/HOLE GLASS	51112
	107323-01-715	EA	SAFETY VALVE (HARPER WYMAN)	51136
	107323-01-716	EA	GRATE CLIP - GREEN	50005
	107323-01-717	EA	BURNER - OVEN	52244

MICROWAVE OVEN

KEY	PART NUMBER	U/M	DESCRIPTION
	115303-01-000	EA	OVEN - MICROWAVE
	098916-14-01A	EA	BRACE - MICROWAVE CABINET - LEFT
	098916-15-01A	EA	BRACE - MICROWAVE CABINET - RIGHT
	115401-01-01A	EA	TRIM - MICROWAVE - BLACK
	094756-02-01A	EA	BRACKET - MICROWAVE - 6.1" LONG X 3.9" WIDE - STEEL - TAN
	094756-01-02A	EA	BRACKET - ANGLE - W/ HOLES - MILL

GALLEY GROUP (CONTINUED)

RANGE HOOD , W/O HOUR METER - VENTLINE, TCS 5008-NBCLG (CANADIAN)

KEY	PART NUMBER	U/M	DESCRIPTION	VENDOR NO.
	100258-17-04A	EA	HOOD - RANGE - W/O MONITOR PANEL	
	090973-01-700	EA	MOTOR - LVS	CA508-1
	090973-01-702	EA	BLADE - FAN - LVS	VA183-1
	092696-01-709	EA	BULB - 912	VA415
	092696-01-710	EA	SOCKET - LIGHT	CB267-2
	096983-01-700	EA	SWITCH - ON/OFF	108
	096983-01-702	EA	SWITCH - TWO WAY MOMENTARY	112
	096983-01-707	EA	FILTER - GREASE - 8" X 8" - LVS	CC246
	092696-02-701	EA	LENS - LAMP	CC179
	100258-01-700	EA	HOOD NOSE LABEL	CC428
	100258-10-01A	EA	GAUGE - HOUR METER W/ SWITCH - SCREW ON	150
	100258-10-701	EA	GAUGE - HOUR METER - CLIP ON	72367

RANGE HOOD , W/O HOUR METER - VENTLINE, TCS-5008-NBDG (USA)

KEY	PART NUMBER	U/M	DESCRIPTION	VENDOR NO.
	100258-16-04A	EA	HOOD - RANGE - W/O MONITOR PANEL	
	090973-01-700	EA	MOTOR - LVS	CA508-1
	090973-01-702	EA	BLADE - FAN - LVS	VA183-1
	092696-01-709	EA	BULB - 912	VA415
	092696-01-710	EA	SOCKET - LIGHT	CB267-2
	096983-01-700	EA	SWITCH - ON/OFF	108
	096983-01-702	EA	SWITCH - TWO WAY MOMENTARY	112
	096983-01-707	EA	FILTER - GREASE - 8" X 8" - LVS	CC246
	092696-02-701	EA	LENS - LAMP	CC179
	100258-01-700	EA	HOOD NOSE LABEL	CC428

RANGE HOOD , W/HOUR METER - VENTLINE, TPS-5009-SBDLG (USA)

KEY	PART NUMBER	U/M	DESCRIPTION	VENDOR NO.
	100258-18-03A	EA	HOOD - RANGE 22W W/O MONITOR PANEL	
	090973-01-700	EA	MOTOR - LVS	CA508-1
	090973-01-702	EA	BLADE - FAN - LVS	VA183-1
	092696-01-709	EA	BULB - 912	VA415
	092696-01-710	EA	SOCKET - LIGHT	CB267-2
	096983-01-700	EA	SWITCH - ON/OFF	108
	096983-01-702	EA	SWITCH - TWO WAY MOMENTARY	112
	096983-01-707	EA	FILTER - GREASE - 8" X 8" - LVS	CC246
	092696-02-701	EA	LENS - LAMP	CC179
	100258-01-700	EA	HOOD NOSE LABEL	CC428
	100258-10-01A	EA	GAUGE - HOUR METER W/ SWITCH - SCREW ON	150
	100258-10-701	EA	GAUGE - HOUR METER - CLIP ON	72367

MONITOR PANEL (2 WATER TANKS & WATER HEATER)

KEY	PART NUMBER	U/M	DESCRIPTION
	102765-04-01A	EA	PANEL - MONITOR - W/ PLUG - FOR 2 TANKS & WATER HEATER - LVS
	075470-01-703	EA	SWITCH - ON/ MOMENTARY - JENSEN AND VENTLINE
	096983-01-700	EA	SWITCH - ON/OFF - VENTLINE 108
	102765-04-700	EA	CIRCUIT BOARD - LVS 5076-11

GENERATOR GROUP

ONAN GENERATOR, 6.5 KW MARQUIS (LP FUELED) (US)

KEY	PART NUMBER	U/M DESCRIPTION
	007125-03-000	EA CLAMP - MUFFLER - 1.5" DIA
	010251-02-000	EA ELBOW - BRASS - 90° 3/8F X 1/4MPT
	105559-04-000	EA MARQUIS GENERATOR W/ MUFFLER & TRAY (6.5 KW)
	106234-01-000	EA PIPE - EXHAUST - GENERATOR
	105958-02-000	EA PIPE - EXHAUST - GENERATOR (USED IN SLIDEOUT OPTION)
	106235-01-000	EA ADAPTOR - EXHAUST - GENERATOR
	065820-09-000	EA HOSE ASM - HIGH PRESSURE - 28"
	112365-04-000	EA BREAKER - 20AMP GENERATOR

ONAN GENERATOR, MARQUIS (LP FUELED) (CSA)

KEY	PART NUMBER	U/M DESCRIPTION
	105559-04-000	EA MARQUIS GENERATOR W/ MUFFLER & TRAY
	106234-01-000	EA PIPE - EXHAUST - GENERATOR
	105958-02-000	EA PIPE - EXHAUST - GENERATOR (USED IN SLIDEOUT OPTION)
	106235-01-000	EA ADAPTOR - EXHAUST - GENERATOR
	112365-04-000	EA BREAKER - 20AMP GENERATOR ONAN 320-1683

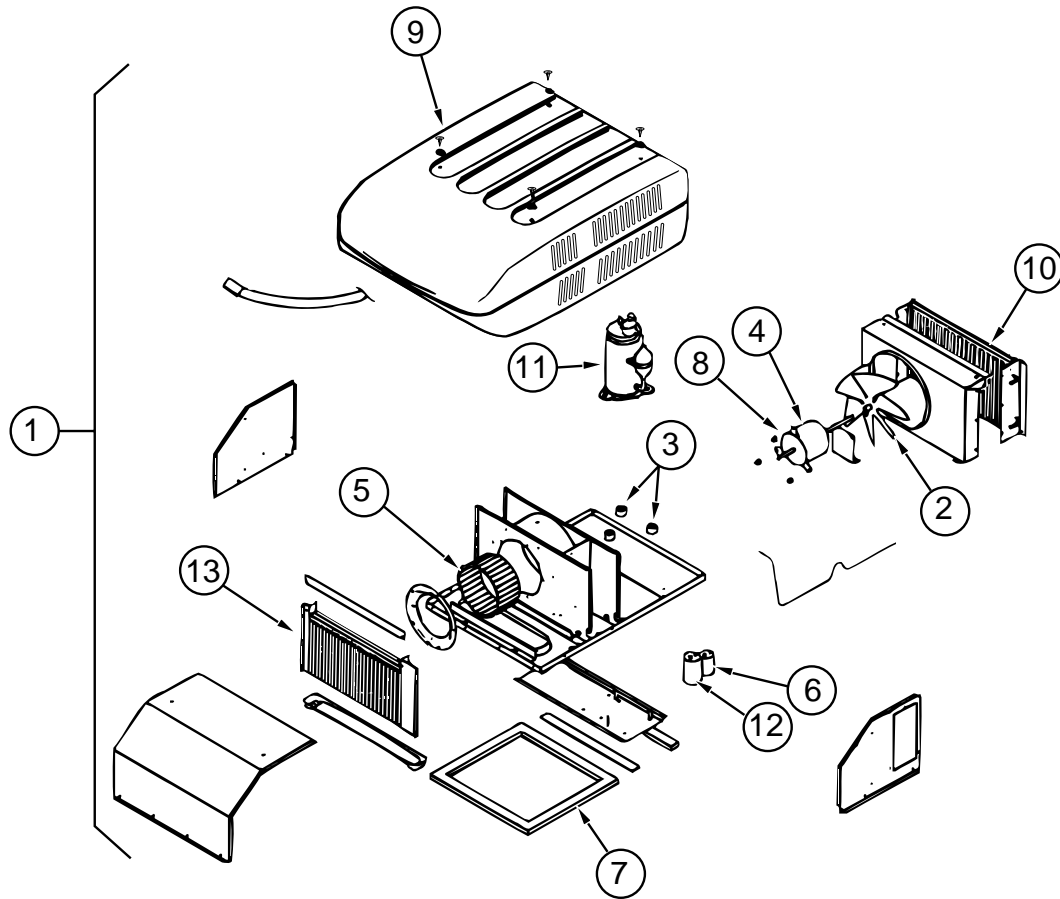
HEATING & AIR CONDITIONING GROUP (CONTINUED)

COLEMAN ROOF AIR 13,500 BTU (US, CSA)

KEY	PART NUMBER	U/M DESCRIPTION	VENDOR NO.
	091225-07-000	EA A/C - ROOF - 13,500 SUPER MAC - IVORY	6799-807
	037648-01-714	EA GASKET PACKAGE	6759-3281
	091225-01-704	EA COIL - CONDENSER	1452A1271
	091225-01-705	EA WHEEL - BLOWER - CONDENSER	6799-3381
	091225-01-707	EA MOTOR (115V, 2.8 AMPS, 1650RPM)	6799-3119
	091225-01-708	EA WHEEL-BLOWER, EVAPORATOR	6799-3391
	091225-01-709	EA START RELAY	1497-4131
	091225-01-710	EA START CAPACITOR	1497-0881
	091225-07-700	EA SHROUD (IVORY/ IVORY) LESS LOGO	6799-4771
	091225-07-701	EA COMPRESSOR - TECUMSEH	6798A3609
	091225-07-702	EA OVERLOAD	6746-3991
	091225-07-703	EA CAPACITOR - COMPRESSOR - RUN	1499-5681
	093306-01-701	EA DECAL PACKAGE - LEFT & RIGHT	6798B3591
	093765-01-702	EA COIL - EVAPORATOR	1452-1381
	105620-01-718	EA CAPACITOR - FAN (12.5 MFD/370V)	1499-5631
	108892-01-01A	EA CEILING ASM - A/C DUCTED	7330-730
	108892-01-700	EA PLUG ASSEMBLY	7330-540
	108892-01-701	EA BOARD - TERMINAL	7330-3201
	108892-01-702	EA BOARD - P.C.	7330A3211
	108892-01-703	EA FILTER	6798A3761
	108892-01-704	EA GRILLE (PLASTIC)	6798-3041
	108892-01-705	EA SMALL PARTS PKG	7330A6101
	108892-01-706	EA COIL - SENSOR	7330-6111

HEATING & AIR CONDITIONING GROUP (CONTINUED)

COLEMAN ROOF AIR 13,500 BTU (EXPORT)



KEY	PART NUMBER	U/M	DESCRIPTION	VENDER NO.
1	108889-02-01A	EA	A/C - ROOF - 13,500 TSR 220 IVORY	7373-597
2	093763-01-712	EA	FAN BLADE - CONDENSER	6733-3221
3	105620-01-706	EA	FOOT PKG - COMPRESSOR - 3 PER PKG	6759-3081
4	108889-02-701	EA	MOTOR	1468-3059
5	108889-01-706	EA	IMPELLOR	1472-1041
6	108889-01-704	EA	FAN CAPACITOR(7.5MFD.370U)	1499-3461
7	108889-01-711	EA	GASKET PKG	6792-3301
8	108889-01-715	EA	MOTOR MOUNT & SHAFT SEAL KIT	6792-3361
9	063903-01-700	EA	SHROUD	6759-4601
10	108889-01-703	EA	CONDENSER COIL	1452A1301
11	108889-02-700	EA	COMPRESSOR (TECUMSEH)	1452-2029
12	108889-01-707	EA	RUN CAPACITOR(COMP-25MFD/370)	1499-5661
	108889-02-703	EA	RELAY (START)	1497-4141
13	108889-01-709	EA	EVAPORATOR COIL	1452A1311
	108889-01-710	EA	FILLER PAD - COND AIR SEAL	6759A3971
	108889-01-713	EA	SUCTION LINE (3/8OD X .032 WALL)	6792-130
	102289-01-000	EA	SPRING - SCREW - ROOF A/C GASKET	6757-150
	108889-01-714	EA	DISCHARGE LINE ASSEMBLY	6792-531
	093306-01-701	EA	DECAL PKG - LEFT & RIGHT	6798B3591
	105620-01-705	EA	PROTECTOR - OVERLOAD - RH & LH	6759-3791
	108889-02-702	EA	CAPACITOR (START)	1497-0891
	108892-01-01A	EA	CEILING ASM - A/C DUCTED	7330-730 IV
	108892-01-700	EA	PLUG ASSEMBLY	7330-540
	108892-01-701	EA	TERMINAL BOARD	7330-3201
	108892-01-702	EA	PIC. BOARD	7330-3211
	108892-01-703	EA	FILTER	6798A3761
	108892-01-704	EA	GRILLE (PLASTIC)	6798-3041
	108892-01-705	EA	SMALL PARTS PKG	7330A6101
	102289-01-000	EA	SPRING - SCREW - ROOF A/C GASKET	6757-150
	056464-06-000	EA	REGISTER - HEAT/ A/C - ROUND W/O DAMPER - 4" - PLAS - O/WHITE	

HEATING & AIR CONDITIONING GROUP (CONTINUED)

AUTOMOTIVE AIR CONDITIONING

KEY	PART NUMBER	U/M DESCRIPTION	VENDER NO.
	072342-10-000	EA CONDENSER ASM - W/ FAN PUSH R13	SCS 091-00021
	072342-10-702	EA FITTING - Q.C. MALE #4 - METRIC	050-148
	072342-10-703	EA HOSE #8	051-0096
	072342-10-704	EA SERVICE VALVE - #8 X 8 WO/CP	050-134
	072342-10-705	EA HOSE ASM. W/ FITTINGS	085-0119
	114802-01-000	EA PUMP - VACUUM - 12V - 16" HG - EVANS RV212471 NO PIECE PARTS ARE AVAILABLE FOR THIS UNIT	
	072342-10-700	EA COIL - CONDENSER	040-0028
	072342-10-701	EA RECEIVER - DRIER	054-0015
	072342-08-703	EA FAN BLADE/MOTOR & SHROUD 11"	062-0097
	007281-01-000	EA HOSE - FLEXIBLE PVC - 2.5"ID X 50' - ATCOFLEX A-182-355	
	024990-05-000	EA OUTLET - DEFROSTER W/ SWIVEL 2IN BLACK	
	056402-05-000	EA BRACKET - HEATER VENT - ROUND - W/ BEND - BLACK	
	077075-01-000	EA GASKET - INSTRUMENT PANEL TO DEFROSTER PLENUM - .6" X 11.3"	
	077075-03-000	EA GASKET - INSTRUMENT TO DEFROSTER PLENUM	
	103016-01-000	EA PLENUM - TRANSITION	
	103017-01-000	EA PLENUM - DEFROSTER	
	103558-01-02A	EA VENT - DEFROSTER - ABS LIGHT GRAY	
	103796-01-01A	EA LOUVER ASM - A/C CARY PROD BLACK	
	103930-04-000	EA CONTROL/ PLENUM SET	SCS 093-00037
	072341-06-700	EA SWITCH - 4 SPEED - FAN	ARA 0883502
	094831-01-709	EA CLAMPS - ROD - 3/16" - MOTIVAIR	SCS ZGG14431
	103930-02-712	EA CONTROL PANEL - A/C & HEAT - BLACK FACING THIS CONTROL PANEL HAS A BLACK FACE. THE CHROME FACE CONTROL PANEL IS N/A FROM THE VENDOR	
	103930-02-701	EA VALVE - CONTROL HEAD	SCS 034-0015
	103930-02-702	EA DECAL - FAN SWITCH	SCS 058-0008
	103930-02-703	EA HARNESS - WIRE CONTROL	SCS 036-0048
	103930-02-704	EA HARNESS - VACUUM CONTROL	SCS 036-0049
	103930-02-705	EA CABLE - CONTROL - BOWDEN SHEATH LENGTH IS 84 1/4" - CABLE LENGTH IS 89" LONG	SCS 074-0011
	103930-02-706	EA CLIP - CABLE - CONTROL	SCS 022-0017
	103930-02-707	EA RELAY	SCS 031-0001
	103930-02-708	EA MOTOR - VACUUM SERVO - A/C	SCS 030-0002
	103930-02-710	EA CANISTER - VACUUM	SCS 054-0002
	103930-02-711	EA VALVE - WATER	SCS 034-00114
	103930-12-708	EA SWITCH - BINARY - R-134A	SCS 032-0048
	103930-12-709	EA FITTING - QUICK CONNECT	SCS 050-0120
	103930-17-702	EA GASKET OR SAE 015 #10 33-781	SCS 045-0127
	103930-20-700	EA VALVE EXP. BLOCK(2 TON)	034-0032
	103930-20-701	EA HOSE ASM. - #6	085-0138
	103930-20-702	EA ROD - F/ BLEND AIR DOOR	073-0039
	103930-20-703	EA DOOR - BLEND AIR	071-0212
	103930-20-704	EA ROD - DOOR - RECIRCULATING	073-0018
	103930-20-705	EA DOOR PANEL - RECIRCULATING	071-0213
	103930-20-706	EA CLIP - RETAINER	022-0057
	103930-20-707	EA BLOWER HOUSING	062-0145
	103930-20-708	EA CLIP - F/ MOTOR SHAFT	022-0001
	103930-22-700	EA HOSE ASM. - #10 - DIESEL PUSHER	085-0141
	110279-01-703	EA HOSE - VENT - MOTOR BLOWER	SCS 051-0034
	110279-01-712	EA HEATER FITTING	050-0076
	113245-01-707	EA GASKET(#8)	045-0126
	103930-01-703	EA COIL - HEATER	SCS 042-0010
	103930-01-704	EA COIL EVAPORATOR	041-0017
	103930-01-708	EA BRACKET - VACUUM MOTOR	SCS 070-0113
	103930-01-710	EA RESISTOR - FUSED	SCS 035-0006
	103930-01-711	EA THERMOSTAT	SCS 033-0003
	103930-01-716	EA SWITCH - PRESSURE - FAN	SCS 032-0029
	103930-01-717	EA WHEEL - CLOCKWISE	SCS 062-0010
	103930-01-720	EA MOTOR	SCS 030-0004
	103930-02-708	EA MOTOR - VACUUM SERVO - A/C	SCS 030-0002

HEATING & AIR CONDITIONING GROUP (CONTINUED)

AUTOMOTIVE AIR CONDITIONING (CONTINUED)

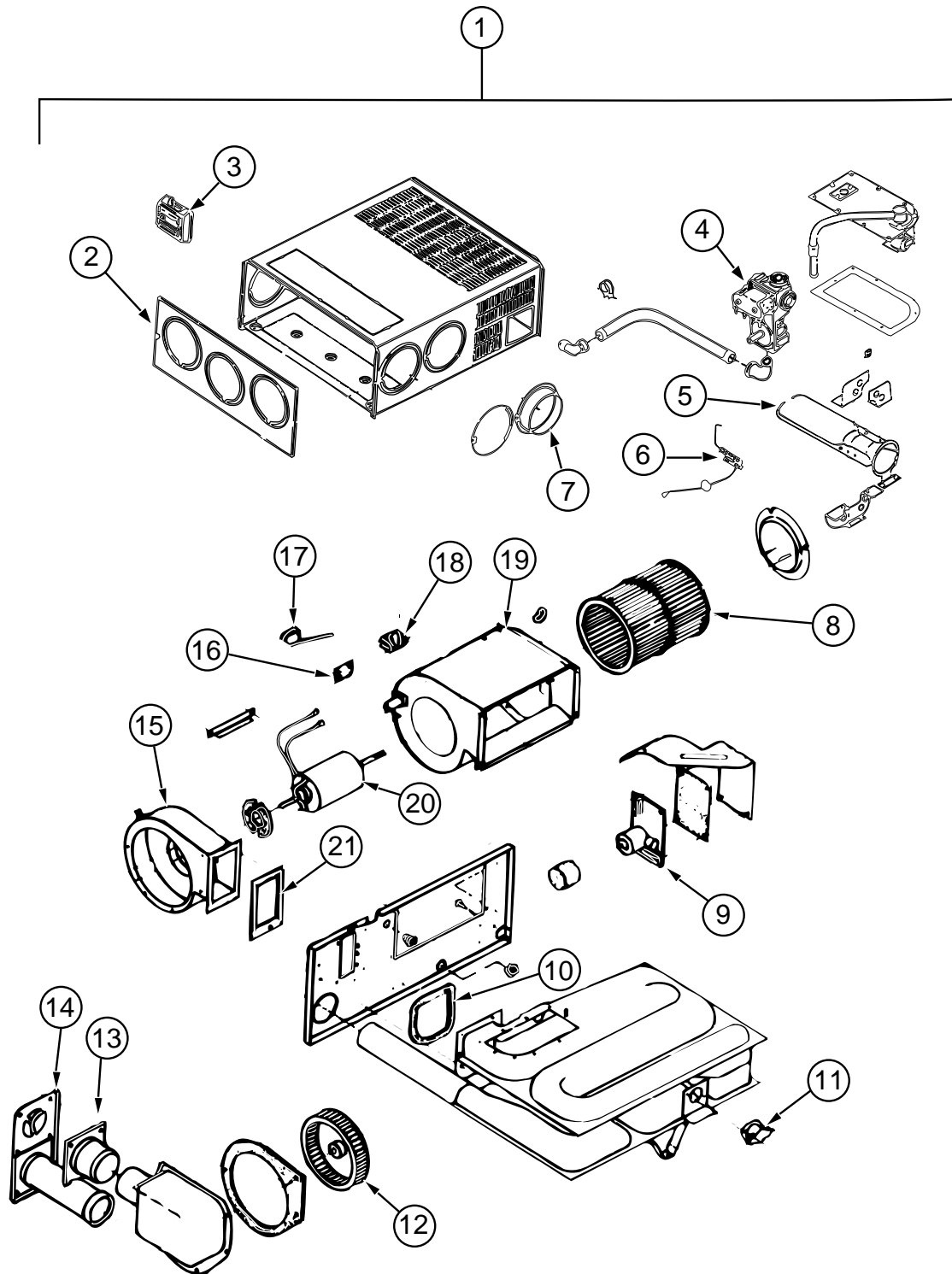
KEY	PART NUMBER	U/M DESCRIPTION	VENDER NO.
	103930-06-700	EA FITTING - QUICK-CONNECT #8	050-0082
	103930-13-702	EA SERVICE VALVE - W/O C.P.	050-152
	103930-15-700	EA HOSE ASM. - #12 OSHKOSH	085-0099
	103930-15-702	EA GASKET 0"RING - SAE#18	045-0152
	103930-17-702	EA GASKET OR SAE 015 #10 33-781	SCS 045-0127
	113245-01-710	EA GASKET(#12)	045-0128
	103930-07-701	EA FERRULE	050-0055
	103930-07-703	EA FITTING - #8 QC XST F/#12 HOSE	050-0110
	103930-07-704	EA FITTING - QUICK CONNECT #8	050-0081
	103930-15-000	EA HOSE KIT #12 PRECHARGED R134	SCS 093-00074
	024990-05-000	EA OUTLET - DEFROSTER W/ SWIVEL 2IN BLACK	
	103930-05-000	EA MANUAL - OWNERS - HEATER - A/C	SCS 057-0049

REAR HEATER

KEY	PART NUMBER	U/M DESCRIPTION
	007076-01-000	EA HOSE - FLEXIBLE PVC - 2" ID X 50'
	007108-01-000	FT HOSE - HEATER, 5/8" ID - HI-TEMP - ESE-M2D192-A

HEATING & AIR CONDITIONING GROUP (CONTINUED)

FURNACE (SUBURBAN SF-42 2275)



KEY	PART NUMBER	U/M	DESCRIPTION	VENDER NO.
1	098668-22-000	EA	FURNACE - 40,000 BTU	
2	098668-01-700	EA	CABINET FRONT	101242
3	115764-01-01A	EA	THERMOSTAT - WALL - FURNACE	160902
4	098668-01-714	EA	GAS VALVE (WHITE ROGERS)	161070
5	098668-11-701	EA	BURNER ASM COMP (SF-42F)	010799
	098668-11-700	EA	ORIFICE - MAIN BURNER SF-42F	180216
6	098668-01-715	EA	ELECTRODE ASM. (SGL PROBE)	232166
7	075696-02-703	EA	DUCT COLLAR	050715
8	098668-01-711	EA	WHEEL - ROOM AIR	350123
9	098668-01-712	EA	BOARD - MODULE	231741
10	098668-01-716	EA	GASKET FIREWALL (CHAMBER SIDE)	070808
11	098668-11-706	EA	LIMIT SWITCH (SF-42F)	232231
12	098668-22-702	EA	WHEEL COMB. AIR	350183
13	098668-01-713	EA	INTAKE VENT TUBE ASM	051044
14	098668-01-707	EA	VENT CAP & EXHAUST TUBE ASM	260193
15	098668-01-708	EA	BLOWER ASM (COMBUSTION AIR)	390441
16	101990-01-714	EA	MICROSWITCH GASKET	230877
17	098668-11-703	EA	SWITCH - SAIL ASM (SF-42F)	232216
18	074466-01-702	EA	RELAY - TIME DELAY	230625
19	098668-11-704	EA	BLOWER ASM ROOM AIR (SF-42F)	390698
20	098668-11-702	EA	MOTOR ASM COMP (SF-42F)	232212
21	098668-01-717	EA	GASKET FIREWALL(BLOWER SIDE)	070809
	009198-01-000	FT	DUCT - HEAT - FLEXIBLE - 4" ID X 25 FT	
	009200-01-000	EA	TAPE - FURNACE - 1 1/2"	
	069636-02-000	EA	CONNECTOR - DUCT - 4" ID	050715
	093741-01-000	EA	BOX - BOOT - FLOOR REGISTER	
	009198-01-000	FT	DUCT - HEAT - FLEXIBLE - 4" ID X 25 FT	
	098668-13-000	EA	GASKET - FIBERGLASS - .5" X 16.37" X 17.56"	070977
	098668-14-000	EA	GASKET - FIBERGLASS - .5" X 18" X 18"	070976
	098668-06-000	EA	DOOR - ACCESS - FURNACE - OFF WHITE	520574BU
	056464-05-000	EA	REGISTER - PLASTIC W/O DAMPER - 4" DIAMETER - GOLDEN	
	093614-04-01A	EA	GRILLE - RETURN AIR - BROWN - 221 X 245 MM	
	093614-03-01A	EA	GRILLE - RETURN AIR - BROWN - 372 X 244 MM	
	094600-01-02A	EA	HEAT REGISTER - W/O DAMPER - 3.6" X 11.2" - BROWN	
	094600-02-02A	EA	HEAT REGISTER - W/ DAMPER - 3.6" X 11.2" - BROWN	

INTERIOR FINISH GROUP

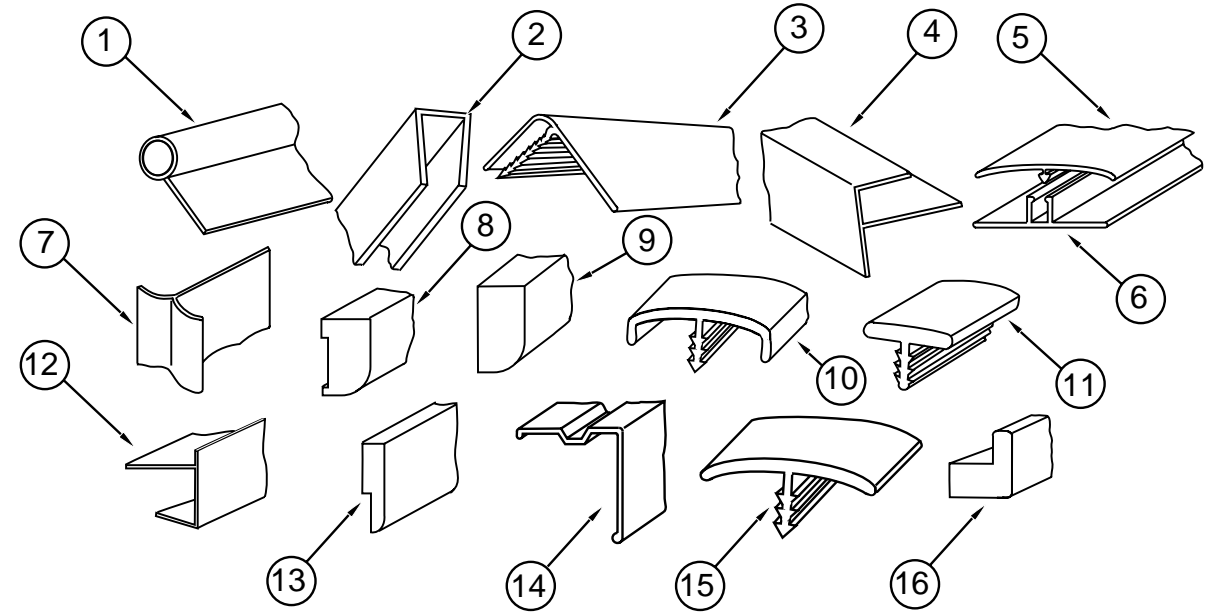
PANELING, PLASTIC LAMINATE & CARPET

KEY	PART NUMBER	U/M	DESCRIPTION
	074497-21-000	SF	PANELING - 541 WINNI OAK
	074498-34-000	SF	LAMINATE - PLASTIC - RAMBLING OAK - 5' X 8' (40 SF) (PULLOUT TABLE)
	074498-62-000	SF	LAMINATE - PLASTIC - GRAY FINESSE - 5' X 8' (40 SF) (F31)
	074498-72-000	SF	LAMINATE - PLASTIC - PEBBLE SANTOS - 5' X 8' (40 SF) (F32)
	074498-67-000	SF	LAMINATE - PLASTIC - ORCHID MIST - 5' X 8' (40 SF) (PATIO TABLE)
	088272-D6-000	SF	PANELING - ALLURE MEADOW (MAIN WALL) (F31)
	088272-93-000	SF	PANELING - FAUX STRIPE (MAIN WALL) (F32)
	088272-98-000	SF	PANELING - SHOWER - OFF WHITE - 4' X 7' (28 SF)
	089297-01-000	SF	PLYWOOD - LUAN - OVERLAY GRADE - 4' X 8' (32 SF)
	089351-03-000	YD	VINYL - CEILING - DIAMOND DESIGN - 54" WIDE
	096060-A7-000	SY	CARPET - 12' ROLL - LAVENDAR GRAY(MINIMUM 4 SY) (F31)
	096060-95-000	SY	CARPET - 12' ROLL - DOESKIN (MINIMUM 4 SY) (F32)
	093486-01-000	SY	CARPET (LUGGAGE COMPARTMENT) - 54" WIDE - DARK GRAY
	075233-01-000	SY	PAD - CARPET - 3/8" X 6' ROLL
	075233-05-000	SY	PAD - CARPET - 3/8" X 4' ROLL
	075233-06-000	SY	PAD - CARPET - 3/8" X 2' ROLL
	047034-02-000	SF	PLASTIC - CARPET - 4"WIDE - CLEAR POLY
	105924-01-F31	EA	MAT - FLOOR 18" X 27" (DRIVERS COMPARTMENT)
	105924-01-F32	EA	MAT - FLOOR 18" X 27" (DRIVERS COMPARTMENT)

FIRE EXTINGUISHER, DETECTORS & WALL CLOCK

KEY	PART NUMBER	U/M	DESCRIPTION
	072852-01-000	EA	DETECTOR - SMOKE - W/9 VOLT BATTERY
	072852-02-000	EA	DETECTOR - SMOKE - W/9 VOLT BATTERY - CANADIAN
	112320-01-000	EA	DETECTOR (CO GAS) MODEL 9B-I - COSTAR 940000000
	112320-02-000	EA	BATTERY/ SENSOR (CO GAS) COSTAR 940001000
	094499-01-000	EA	FIRE EXTINGUISHER - DRY W/MOUNTING BRACKET - 10 BC
	094499-01-700	EA	BRACKET - MOUNTING - W/PLASTIC STRAP - FIRE EXTINGUISHER
	094499-02-000	EA	FIRE EXTINGUISHER - DRY - 1A10BC - CANADIAN
	100793-02-01A	EA	WALL CLOCK - 11" DIAMETER - BOLDEN 9988

INTERIOR FINISH GROUP (CONTINUED)

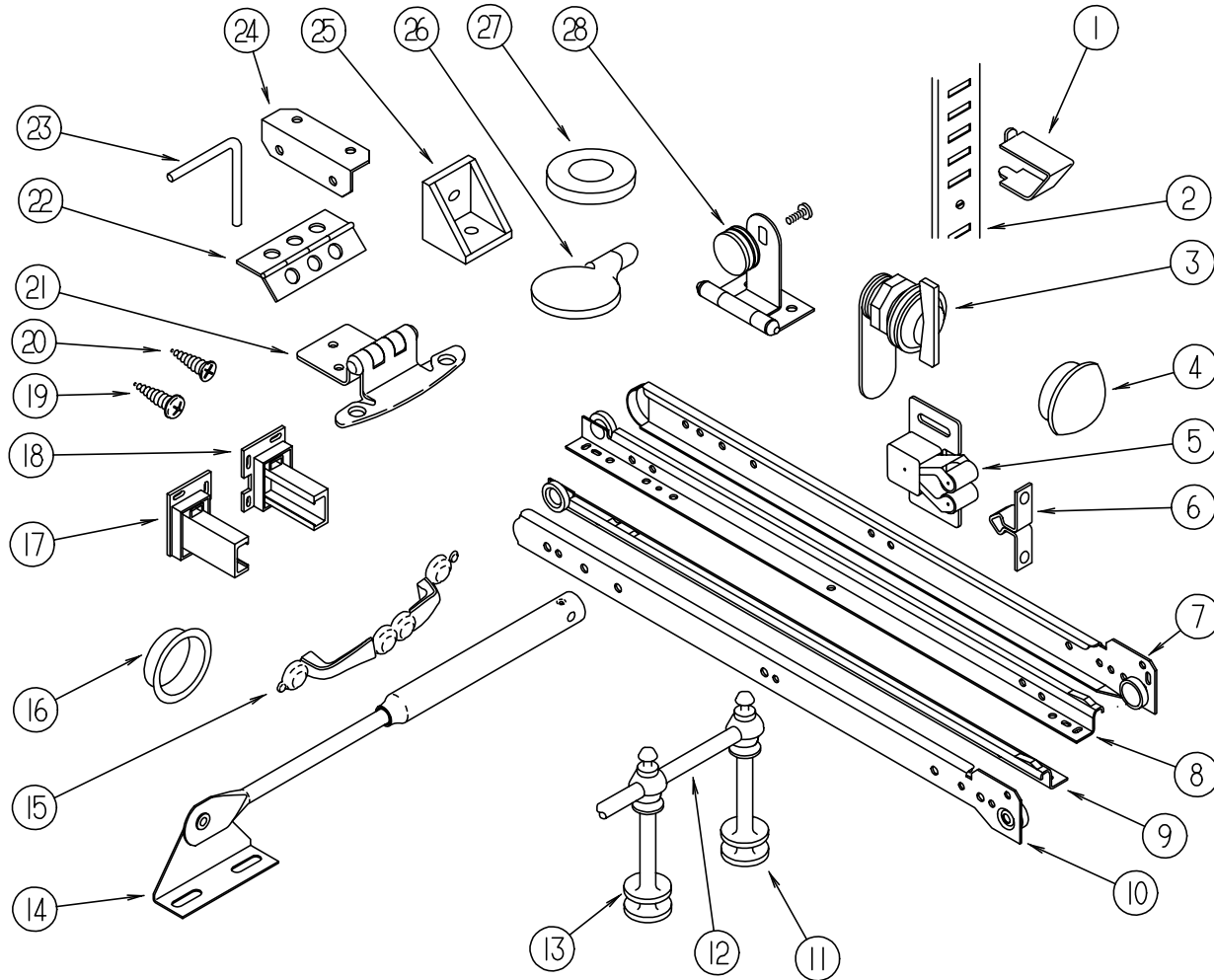


INTERIOR TRIM, BATT STRIPS & MOLDINGS

KEY	PART NUMBER	U/M	DESCRIPTION
1	009767-12-000	FT	MOLDING - SIDEWALL TO CEILING/ CABINET - WELTING - OFF WHITE
2	009778-16-000	FT	U-CHANNEL - 1" - PICKLED ASH
2	070504-19-000	FT	EXTRUSION - U CHANNEL - .815" WIDE - BROWN - 8'
2	070504-23-000	FT	EXTRUSION - U CHANNEL - 22.56 - COUNTRY FOREST
2	070504-29-000	FT	EXTRUSION - U CHANNEL - 20.70 - PICKLED ASH
3	009809-21-000	EA	MOLDING - CORNER - OUTSIDE - 1" - PLASTIC - WOODGRAIN
3	009809-23-000	EA	MOLDING - CORNER - OUTSIDE - 1" - PLASTIC - IVORY
4	009812-22-000	EA	MOLDING - CORNER - OUTSIDE - .5" X 7' - PLASTIC - BROWN
5	086229-13-000	EA	BATTEN - CEILING - 1" WIDE - IVORY - 7.6'
6	086229-01-000	EA	RETAINER - BATTEN - CEILING - .75" WIDE - 7.6'
7	022992-11-000	FT	MOLDING - REVERSE COVE - T-SHAPED - VINYL - IVORY
8	100041-01-000	EA	MOLDING - VINYL WRAPPED - .7" X 1.57" X 84.02" - RAMBLING OAK
8	100041-02-000	EA	MOLDING - VINYL WRAPPED - .7" X 2.5" X 84" - RAMBLING OAK
9	100818-01-02A	EA	MOLDING - VINYL WRAP - TRIM - RAMBLING OAK
10	083620-07-000	FT	T-MOLDING - 3/4 END CAP EDGE - W/ EDGE LIPS - THOR PECAN
10	083620-10-000	FT	T-MOLDING - 3/4 W/ EDGE LIPS - PICKLED ASH
11	104676-01-01A	FT	T-MOLDING - 5/16 RIGID - GOLD
12	103186-02-02A	FT	MOLDING - PLASTIC - SHELF EDGING - 1.3" WIDE - PLASTIC - REGAL OAK
12	103186-01-01A	FT	MOLDING - PLASTIC - SHELF EDGING - .78" - RAMBLING OAK
13	105004-01-02A	EA	MOLDING - VINYL WRAP - RAMBLING OAK
	076325-25-000	FT	MOLDING - EDGE BAND - 1 5/16" WIDE - RAMBLING OAK
	076325-31-000	FT	MOLDING - EDGE BAND - RAMBLING OAK .93 X .024 X 600'
	076325-46-000	FT	MOLDING - EDGE BAND - 1035 CLOUD - 15/16 X .030 X 600 (GALLEY F31)
	076325-37-000	FT	MOLDING - EDGE BAND - 1136 NEUTRAL - 15/16 X .030 X 600 (GALLEY F32)
	076325-34-000	FT	MOLDING - EDGE BAND - 1233 ORCHID MIST - 15/16 X .030 X 600 (PATIO TABLE)
14	093873-01-01A	EA	TRIM - CARPET - L-ANGLE - 1.1" X 1.3" X 12' - VINYL - GRAY
15	105709-01-000	FT	T-MOLDING - 1" - MODERN IVORY
16	100819-01-02A	EA	MOLDING - VINYL WRAP - L-SHAPED, 1.5" X 1.5" X 7' - OAK
	085284-76-000	FT	STRIP-TAPE - ADHESIVE - SHOWER - TRAVERTINE - ANTIQUE WHITE
	085284-67-000	FT	STRIP-TAPE - ADHESIVE - 541 - RAMBLING OAK PLUSWOOD
	085284-A4-000	FT	STRIP-TAPE - ADHESIVE - ALLURE MEADOW (MAIN WALL) (F31)
	085284-61-000	FT	STRIP-TAPE - ADHESIVE - FAUX STRIPE (MAIN WALL) (F32)
	069733-80-000	EA	BATT STRIP - 8' - RAMBLING OAK
	088263-78-000	EA	BATT STRIP - SHOWER - TRAVERTINE - ANTIQUE WHITE
	088263-B3-000	EA	BATT STRIP - ALLURE MEADOW (MAIN WALL) (F31)
	088263-73-000	EA	BATT STRIP - FAUX STRIPE (MAIN WALL) (F32)
	100040-01-000	EA	LUMBER - VINYL WRAPPED - .71" X 1.5" X 8' - RAMBLING OAK
	100040-03-000	EA	LUMBER - VINYL WRAPPED - .71" X 2" X 8' - RAMBLING OAK
	100040-06-000	EA	LUMBER - VINYL WRAPPED - RAMBLING OAK
	100040-07-000	EA	LUMBER - VINYL WRAPPED - RAMBLING OAK

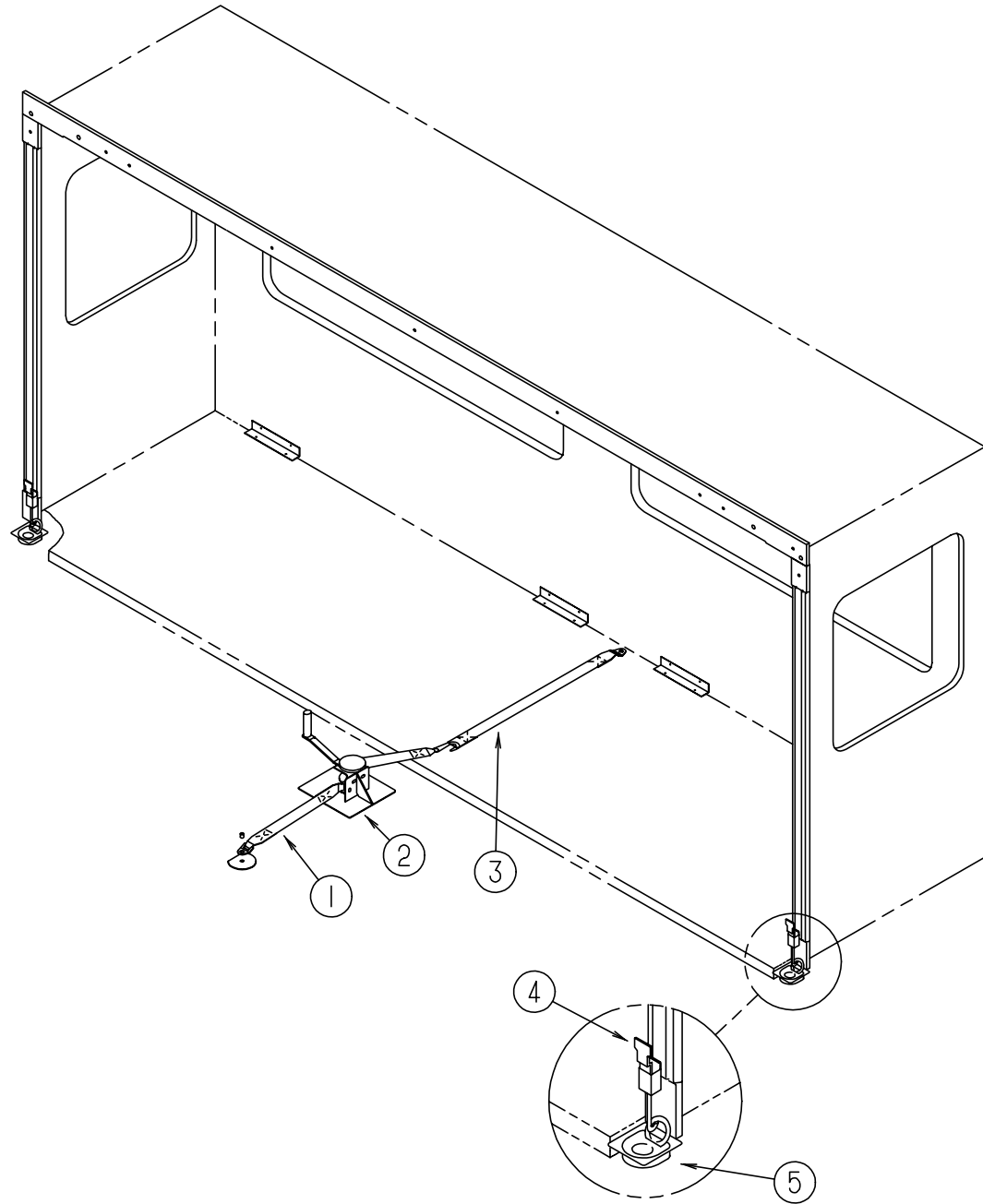
INTERIOR FINISH GROUP (CONTINUED)

CABINET HARDWARE



KEY	PART NUMBER	U/M DESCRIPTION
1	098979-01-000	EA CLIP - ADJUSTABLE SHELF
2	098980-01-000	EA PILASTER - ADJUSTABLE SHELF - 18" LONG
2	098980-02-000	EA PILASTER - ADJUSTABLE SHELF - 12" LONG
2	098980-06-000	EA PILASTER - ADJUSTABLE SHELF - 24" LONG
3	100710-01-01A	EA LOCK - GLASS DOOR - TWIST TYPE - BRASS
3	101272-01-000	EA CATCH - DOOR - GLASS
4	042356-01-000	EA PLUG - MAHOGANY - 3/8" DIAMETER - WOOD
4	074045-01-000	EA PLUG - OAK - 1/2" DIAMETER
5	093586-01-000	EA CATCH - SPRING - ROLLER
6	093586-02-000	EA STRIKE - SPRING STEEL
7	114031-02-000	EA SLIDE - DRAWER - 12" - CABINET - RIGHT SIDE
7	114031-14-000	EA SLIDE - DRAWER - 18" - CABINET - RIGHT SIDE
7	114031-18-000	EA SLIDE - DRAWER - 20" - CABINET - RIGHT SIDE
7	114031-22-000	EA SLIDE - DRAWER - 22" - CABINET - RIGHT SIDE
8	114031-04-000	EA SLIDE - DRAWER - 12" - RIGHT SIDE
8	114031-16-000	EA SLIDE - DRAWER - 18" - RIGHT SIDE
8	114031-20-000	EA SLIDE - DRAWER - 20" - RIGHT SIDE
8	114031-24-000	EA SLIDE - DRAWER - 22" - RIGHT SIDE
9	114031-03-000	EA SLIDE - DRAWER - 12" - LEFT SIDE
9	114031-15-000	EA SLIDE - DRAWER - 18" - LEFT SIDE
9	114031-19-000	EA SLIDE - DRAWER - 20" - LEFT SIDE
9	114031-23-000	EA SLIDE - DRAWER - 22" - LEFT SIDE
10	114031-01-000	EA SLIDE - DRAWER - 12" - CABINET - LEFT SIDE
10	114031-13-000	EA SLIDE - DRAWER - 18" - CABINET - LEFT SIDE
10	114031-17-000	EA SLIDE - DRAWER - 20" - CABINET - LEFT SIDE
10	114031-21-000	EA SLIDE - DRAWER - 22" - CABINET - LEFT SIDE
11	084070-02-000	EA POST - END - 2.4" - BRASS
12	084071-04-000	EA ROD - BRASS - 11.9"
12	084071-15-000	EA ROD - BRASS - 8.27"
13	084070-01-000	EA POST - CENTER - 2.4" - BRASS
14	074493-02-000	EA SUPPORT - PISTON SPRING - CABINET DOOR
15	111765-01-000	EA CABINET DOOR PULL - BRASS
16	098410-01-01A	EA PULL - FINGER - OVAL - BRASS
17	114045-01-000	EA BACKSOCKET - ADJUSTABLE - LEFT
18	114045-02-000	EA BACKSOCKET - ADJUSTABLE - RIGHT
19	000G68-06-10G	EA SCREW - 6-18 X 5/8" - PHILLIP OVAL HEAD - ANTIQUE BRASS
20	000G13-06-10G	EA SCREW - 6-20 X 5/8" - PHILLIP FLAT HEAD - ANTIQUE BRASS
21	108138-01-000	EA HINGE - DOOR - CABINET - BURNISHED BRASS
22	009059-02-000	EA HINGE - DOOR - 2" X 2.7" - BRASS
23	108487-02-01A	EA PROP ROD - OVERHEAD GLASS DOOR SUPPORT - BLACK
	108486-01-01A	EA BRACKET - PROP ROD - OVHD - BLACK
	039984 01 000	EA CAP - VINYL - BLACK (PROP ROD)
24	016604-03-000	EA BRACE - CABINET - ANGLE - 2.5" - METAL - BEIGE
25	065740-01-000	EA BRACE - CABINET CORNER - PLASTIC
26	101766-01-000	EA PIN - SUPPORT - GLASS DOOR
27	100707-01-000	EA SPACER - DOOR - GLASS - PLASTIC
28	100711-01-01A	EA HINGE - DOOR - GLASS
	P02786-04-E10	EA HANDRAIL - ENTRANCE DOOR
	099682-01-01A	EA BRACKET - MOUNTING - HAND RAIL - BRASS
	009063-01-000	EA HINGE - CONTINUOUS - 1 1/2" X 72" - UNPAINTED
	009066-01-000	EA HINGE - ALUMINUM - NO HOLES - 1 1/16" X 6' - UNPAINTED
	004354-01-000	EA BUMPER - RUBBER - .5" DIA - BROWN

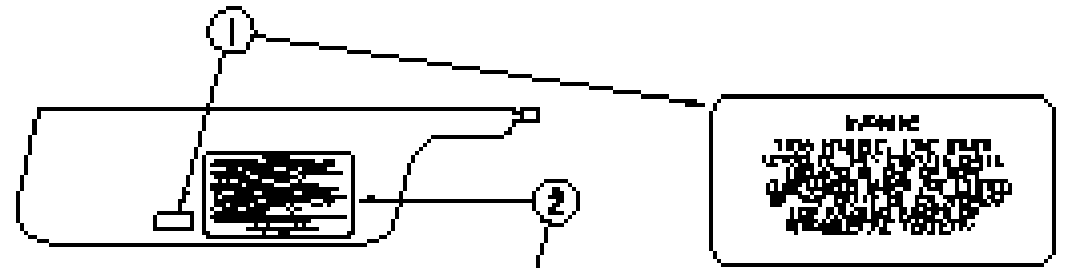
INTERIOR FINISH GROUP (CONTINUED)



SLIDEOUT HARDWARE

KEY	PART NUMBER	U/M DESCRIPTION
1	116101-01-F31	EA STRAP ASM. - WINCH
2	115767-02-000	EA WINCH ASM.
3	116101-02-F31	EA STRAP ASM. - WINCH
4	116737-01-01A	EA LATCH - DRAW - ADJUSTABLE
5	116736-01-04B	EA D-TIEDOWN - BLACK

LABELS GROUP



WARNING
 THIS UNIT IS NOT TO BE USED AS A STORAGE CONTAINER FOR FLAMMABLE, TOXIC, OR CORROSIVE MATERIALS. ALWAYS USE PROPER TIE-DOWN TECHNIQUES TO SECURE THIS UNIT TO THE CHASSIS.

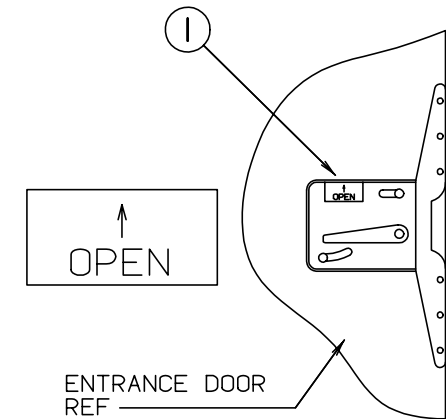
CAUTION

THIS UNIT IS NOT TO BE USED AS A STORAGE CONTAINER FOR FLAMMABLE, TOXIC, OR CORROSIVE MATERIALS. ALWAYS USE PROPER TIE-DOWN TECHNIQUES TO SECURE THIS UNIT TO THE CHASSIS.

1. **LOAD RESTRICTIONS:** THIS UNIT IS NOT TO BE USED TO STORE MORE THAN THE WEIGHT AND DISTRIBUTION SPECIFIED IN THE MANUAL.
2. **WEIGHT:** NEVER EXCEED THE WEIGHT LIMITS SPECIFIED IN THE MANUAL.
3. **TIE-DOWN:** USE THE PROPER TIE-DOWN TECHNIQUES AND EQUIPMENT (SHOCK CHAINS, CHAINS, RATCHETS, TIE-DOWNS, SPACER BARS, ETC.) TO SECURE THIS UNIT TO THE CHASSIS.
4. **DRIVE:** NEVER OPERATE THIS UNIT ON A SLOPE OF MORE THAN 15% UNLESS THE UNIT IS PROPERLY TIED-DOWN TO THE CHASSIS.
5. **DRIVE BELT:** CHECK THE BELT TENSION TO ENSURE PROPER OPERATION AND PREVENT WEAR OF BELT.
6. **ADJUSTMENT:** TURN OFF THE LATCH TO USE ADJUSTABLE EQUIPMENT.
7. **LOAD RESTRICTIONS:** DO NOT EXCEED THE WEIGHT AND DISTRIBUTION LIMITS SPECIFIED IN THE MANUAL.
8. **DRIVE BELT:** CHECK THE BELT TENSION TO ENSURE PROPER OPERATION AND PREVENT WEAR OF BELT.
9. **ADJUSTMENT:** TURN OFF THE LATCH TO USE ADJUSTABLE EQUIPMENT.
10. **LOAD RESTRICTIONS:** DO NOT EXCEED THE WEIGHT AND DISTRIBUTION LIMITS SPECIFIED IN THE MANUAL.
11. **DRIVE BELT:** CHECK THE BELT TENSION TO ENSURE PROPER OPERATION AND PREVENT WEAR OF BELT.

READ YOUR MANUAL AND THE OWNER'S MANUAL FOR FURTHER INFORMATION.

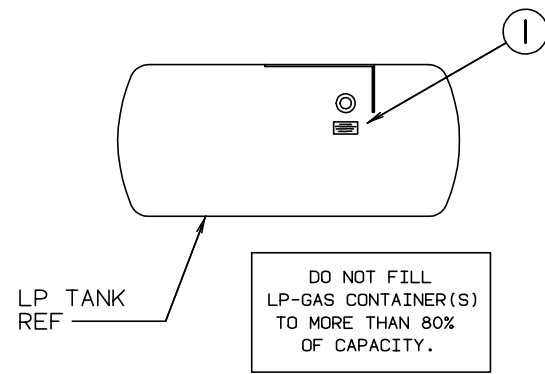
KEY	PART NUMBER	U/M DESCRIPTION
1	099689-01-000	EA LABEL - WARNING - CANCER/TOXICITY
2	056259-01-000	EA LABEL - SAFETY CHECK LIST



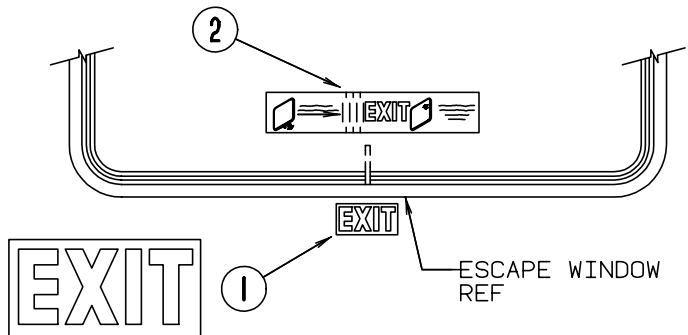

ENTRANCE DOOR REF

KEY	PART NUMBER	U/M DESCRIPTION
1	040944-01-000	EA LABEL - ENTRANCE DOOR - "OPEN"

LABELS GROUP (CONTINUED)



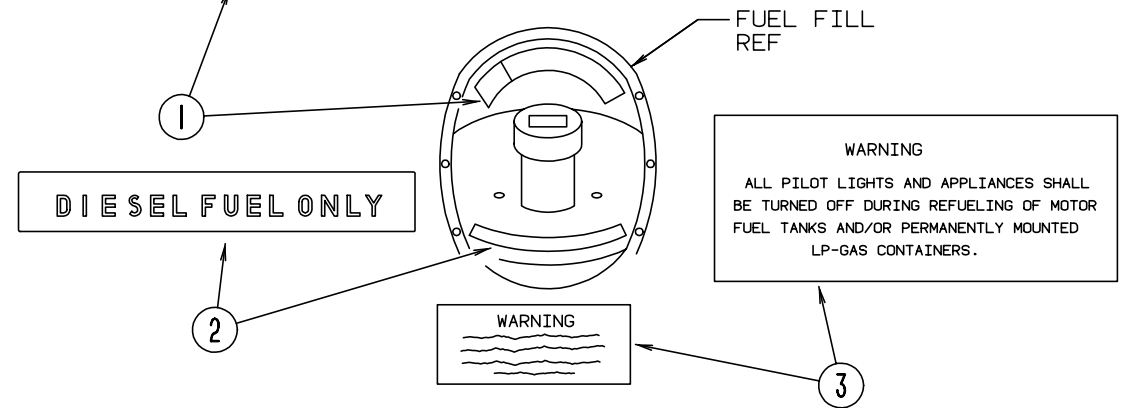
KEY	PART NUMBER	U/M DESCRIPTION
1	079965-01-000	EA LABEL - LPG - 80% CAPACITY



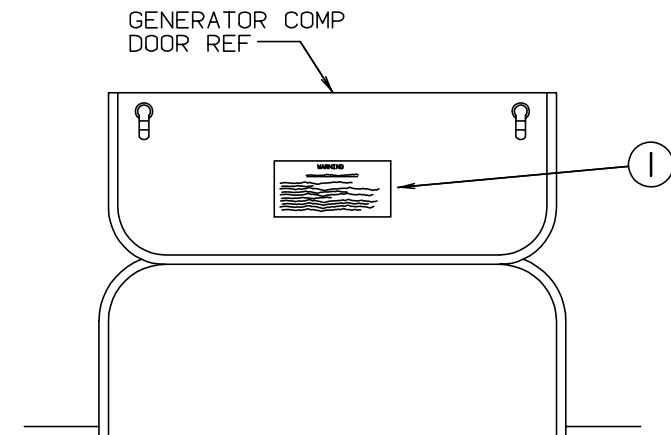
KEY	PART NUMBER	U/M DESCRIPTION
1	107571-01-000	EA LABEL - EXIT/ESCAPE WINDOW
2	039290-01-000	EA LABEL - EXIT WARNING

LABELS GROUP (CONTINUED)

CAUTION	TO HELP AVOID PERSONAL INJURY DURING REMOVAL OF FUEL FILLER CAP, SLOWLY LOOSEN CAP 1/2 TURN TO ALLOW ANY FUEL PRESSURE TO BE RELIEVED BEFORE TURNING CAP FURTHER.
FUEL SPRAY MAY CAUSE PERSONAL INJURY	STOP ADDING FUEL AFTER FIRST SHUTOFF BY AUTOMATIC NOZZLE WHEN TANK IS NEARLY FULL. DO NOT OVERFILL FUEL TANK. SEE OWNERS MANUAL FOR ADDITIONAL INFORMATION. PRINTED IN U.S.A. MLC PT NO 15611763



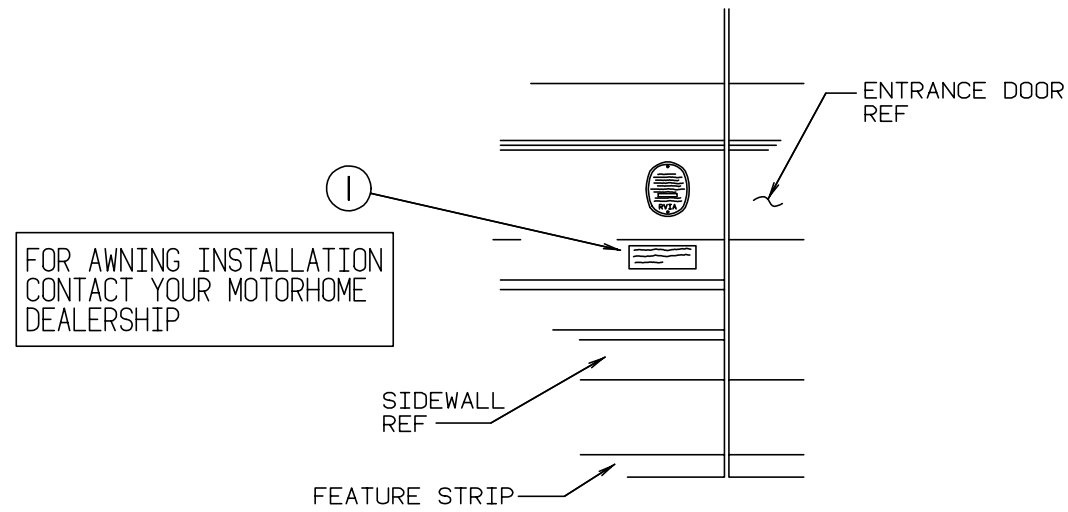
KEY	PART NUMBER	U/M DESCRIPTION
1	087207-05-000	EA LABEL - FUEL CAP REMOVAL
2	068383-01-000	EA LABEL "DIESEL FUEL ONLY"
3	006040-01-000	EA TAG - REFUELING WARNING
3	006040-02-000	EA TAG - REFUELING WARNING (CANADIAN)



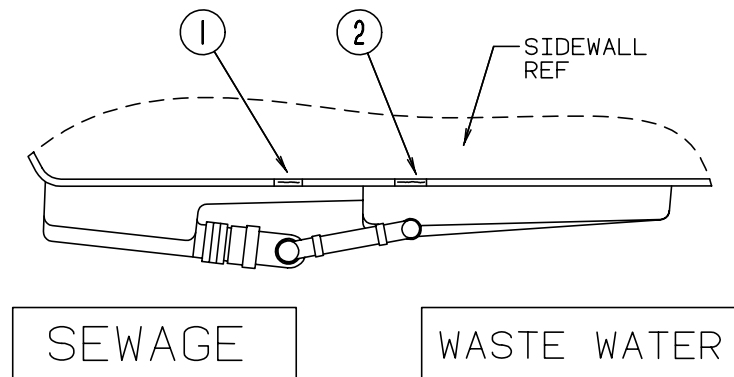
WARNING
<u>WHEN ADDING A GENERATOR SET:</u>
HIGH VOLTAGE-USE EXTREME CAUTION WHEN WORKING ON ELECTRICAL COMPONENTS. HAVE ALL ELECTRICAL INSTALLATION PERFORMED BY A QUALIFIED LICENSED ELECTRICIAN-FOLLOW ALL STATE AND LOCAL CODES. ONLY INSTALL GENERATOR SET APPROVED FOR R.V. APPLICATION. HAVE INSTALLED BY QUALIFIED TECHNICIAN. TO AVOID HEAT BUILD-UP AND TO GUARANTEE AN ADEQUATE AIR SUPPLY TO THE GENERATOR CARBURETOR, FOLLOW INSTALLATION INSTRUCTIONS. GENERATOR ENGINE EXHAUST GASES ARE TOXIC AND MUST NOT TERMINATE UNDER THE VEHICLE-DISCHARGE EXHAUST AWAY FROM VEHICLE.

KEY	PART NUMBER	U/M DESCRIPTION
1	077510-01-000	EA LABEL - GENERATOR PREP

LABELS GROUP (CONTINUED)

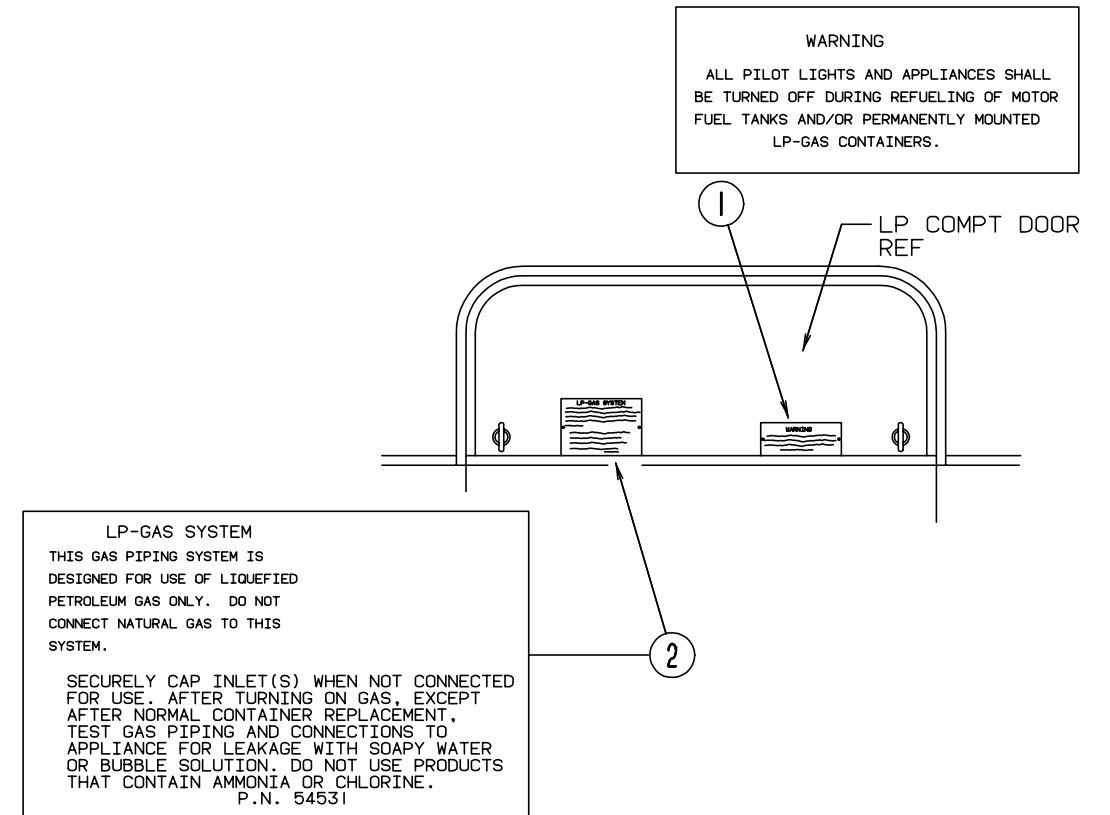


KEY	PART NUMBER	U/M DESCRIPTION
1	099509-01-000	EA LABEL - AWNING INSTALLATION

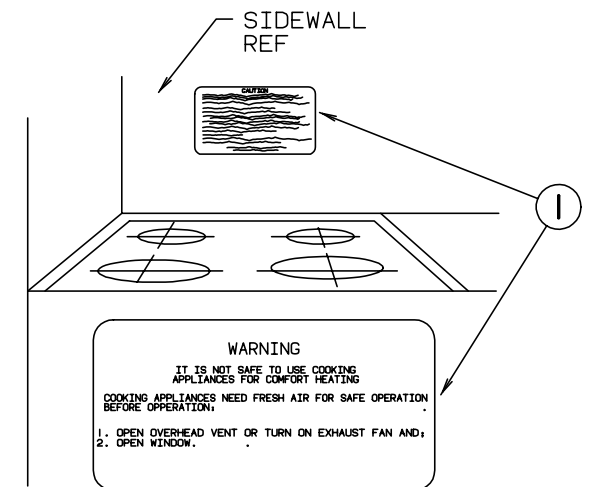


KEY	PART NUMBER	U/M DESCRIPTION
1	006187-01-000	EA LABEL - SEWAGE
2	006188-01-000	EA LABEL - WASTE WATER

LABELS GROUP (CONTINUED)

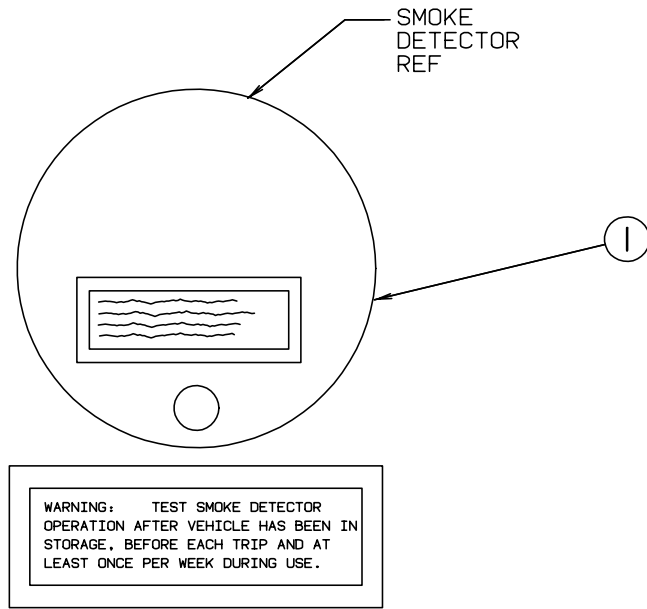


KEY	PART NUMBER	U/M DESCRIPTION
1	006040-01-000	EA TAG - GAS REFUELING WARNING
1	006040-02-000	EA TAG - GAS REFUELING WARNING (CANADIAN)
2	054531-01-000	EA LABEL - LP GAS ONLY
2	023769-01-000	EA LABEL - WARNING-LPG (CANADIAN)

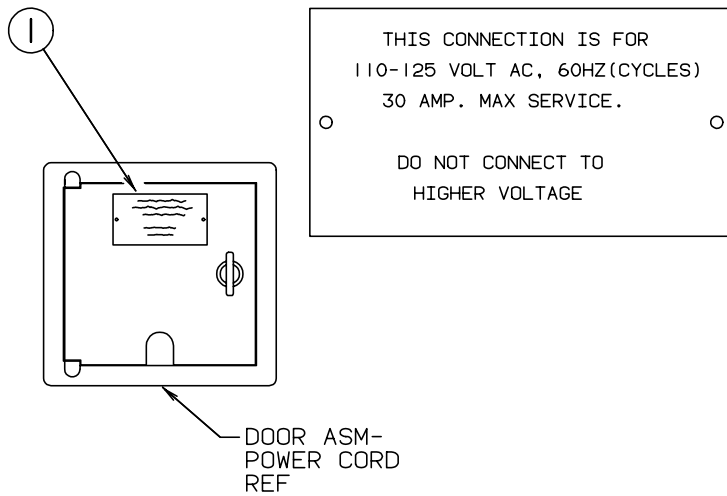


KEY	PART NUMBER	U/M DESCRIPTION
1	050225-01-000	EA LABEL - WARNING - STOVE VENT - US
1	050222-01-000	EA LABEL - WARNING - STOVE VENT - CSA

LABELS GROUP (CONTINUED)



KEY	PART NUMBER	U/M DESCRIPTION
1	077956-01-000	EA LABEL - WARNING - SMOKE DETECTOR

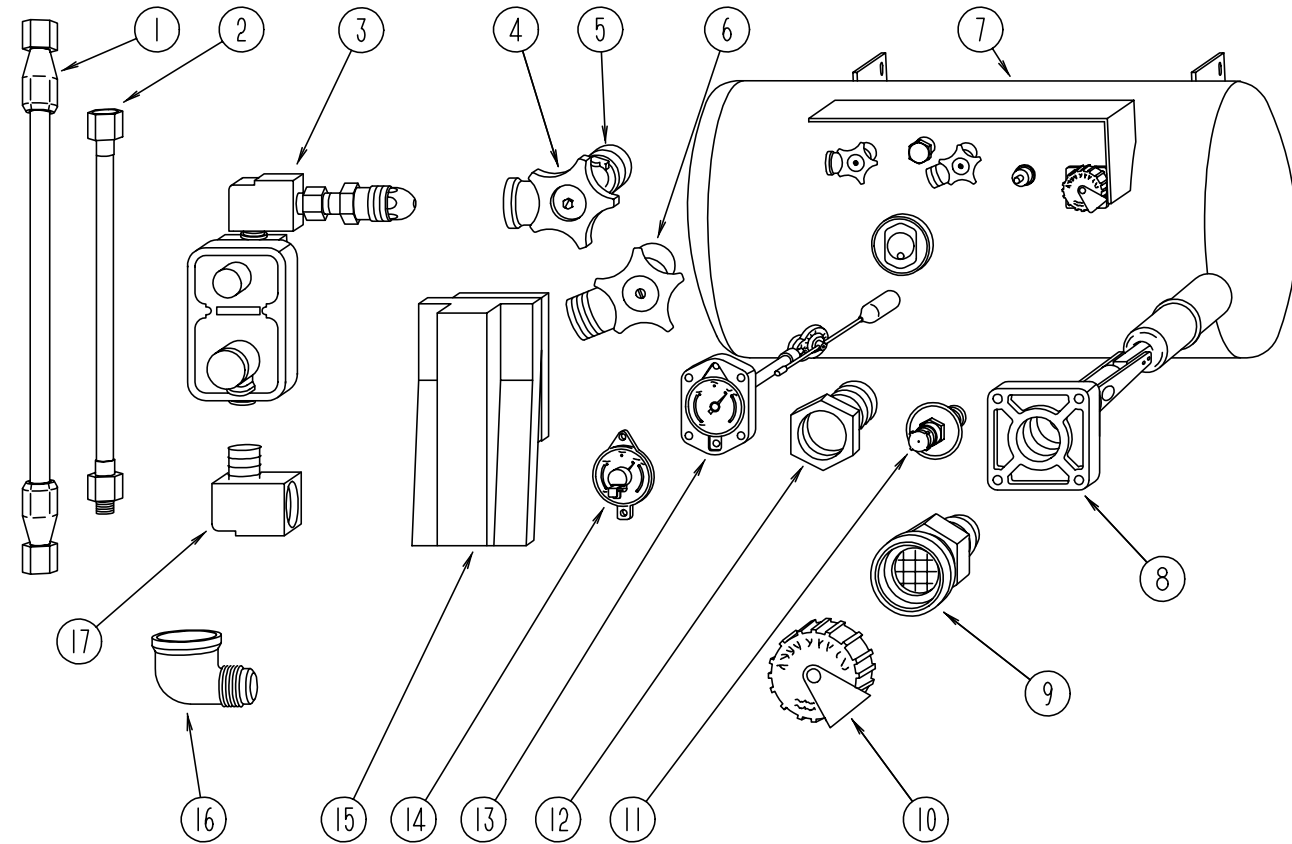


KEY	PART NUMBER	U/M DESCRIPTION
1	006062-01-000	EA TAG - ELECTRIC - 110V CONNECTION

MISCELLANEOUS LABELS

KEY	PART NUMBER	U/M DESCRIPTION
	094675-01-000	EA LABEL - EXTERIOR LIGHT - SERVICE
	073998-01-000	EA LABEL - LPG ODOR WARNING
	079966-01-000	EA LABEL - WARNING - STOWED - MOTION
	091224-02-000	EA LABEL - TRAILER LIGHTING
	091243-01-000	EA LABEL - A/C COVER - "AIR CONDITIONING CIRCUIT. ETC."
	098379-04-000	EA LABEL - ELECTRICAL BOX SIDE
	104678-01-000	EA LABEL - CB PREP
	111104-01-000	EA LABEL - HITCH - READ MANUAL
	111537-01-000	EA LABEL - FUSES
	111537-05-000	EA LABEL - SLIDEOUT CONTROLS
	111802-01-000	EA LABEL - CFC WARNING
	112518-01-000	EA LABEL - HANG TAG - CO DETECTOR

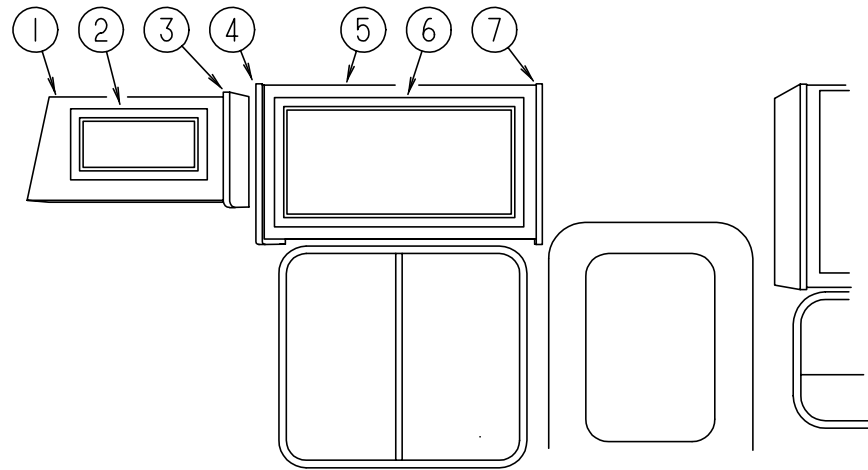
LP GROUP



LP TANK & COMPONENTS

KEY	PART NUMBER	U/M DESCRIPTION
1	045703-05-000	EA HOSE - LP - 3/8" ID X 28" - 3/8" MPT X 1/2" F SWIVEL - US
1	045703-06-000	EA HOSE - LP - 3/8" ID X 28" - 3/8" MPT X 1/2" F SWIVEL - CANADA
2	045703-01-000	EA HOSE - LP - 3/8" ID X 24" - 3/8" MPT X 1/2" F SWIVEL
3	106150-01-000	EA REGULATOR - TWO STAGE
4	040421-01-708	EA HANDWHEEL - VAPOR RELIEF VALVE - BRUNNER G-1015-A
5	040421-01-712	EA VALVE - SERVICE W/HANDWHEEL
6	040421-01-710	EA VALVE - LIQUID SERVICE - SHUT OFF
7	088253-05-000	EA TANK - LP - 130 LB - LIQUID DRAW
8	040421-01-711	EA VALVE - 80% W/FLOAT - PLATE - BOLTS & GASKET - BRUNNER
9	040421-01-701	EA VALVE - SHORT LP FILLER W/YELLOW CAP - BRUNNER 75478
10	040421-01-702	EA CAP - LP FILLER VALVE - PLASTIC - YELLOW - BRUNNER G-1014-A
11	040421-01-700	EA GAUGE - LIQUID LEVEL - 20% LP - BRUNNER G-1013
12	040421-01-713	EA PRESSURE RELIEF VALVE
13	088253-01-700	EA L.P. FLOAT GAUGE - 4 MACHINE SCREW STYLE
14	040440-02-000	EA TRANSMITTER - DIAL - 90 OHM
15	105658-01-000	EA COMPARTMENT - LP REGULATOR
16	010265-01-000	EA ELBOW - BRASS - 90 DEGREE - 3/8" F X 1/2" FPT
17	065318-02-000	EA ELBOW - BRASS - 90 DEGREE - 3/8" MPT TO 3/8" FPT
	010252-01-000	EA ELBOW - BRASS - 90 DEGREE - 3/8" F X 1/2" MPT
	010377-02-000	EA NUT - BRASS - 3/8 FEMALE - FORGED
	093380-01-000	EA COUPLER - 1/2" TO 3/8" BLACK PIPE
	106846-01-000	EA VALVE - RELIEF
	106871-01-000	EA BUSHING - 1/2 X 1/4 BLK
	P04998-03-000	EA MOUNT - LP TANK
	103613-01-000	EA DETECTOR - LP GAS

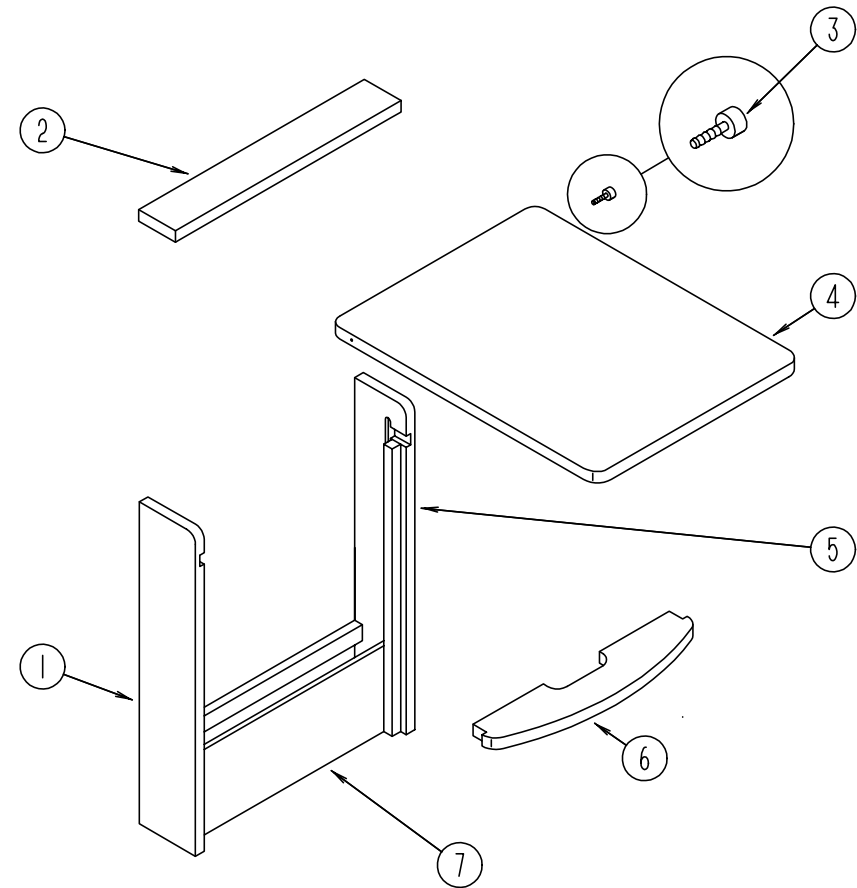
LOUNGE GROUP



FRONT OVERHEAD CABINET (PASSENGER SIDE)

KEY	PART NUMBER	U/M	DESCRIPTION
1	M06839-01-F31	EA	CABINET ASM. - FRONT OVERHEAD - PASSENGER SIDE
1	M06839-01-F32	EA	CABINET ASM. - FRONT OVERHEAD - PASSENGER SIDE
2	M05993-13-E30	EA	DOOR ASM - RAIL - W/O HARDWARE - 255 X 485 MM
3	103128-08-E10	EA	END CAP ASM. (FRONT OVERHEAD)
4	103128-07-E10	EA	END CAP ASM. - LEFT HAND
5	M06839-08-E30	EA	CABINET ASM. - OVERHEAD
6	M05993-16-E30	EA	DOOR ASM - W/O HARDWARE - 395 X 750 MM
7	103128-10-E10	EA	END CAP ASM. - RIGHT HAND
	104414-12-F31	EA	SHELF ASM.

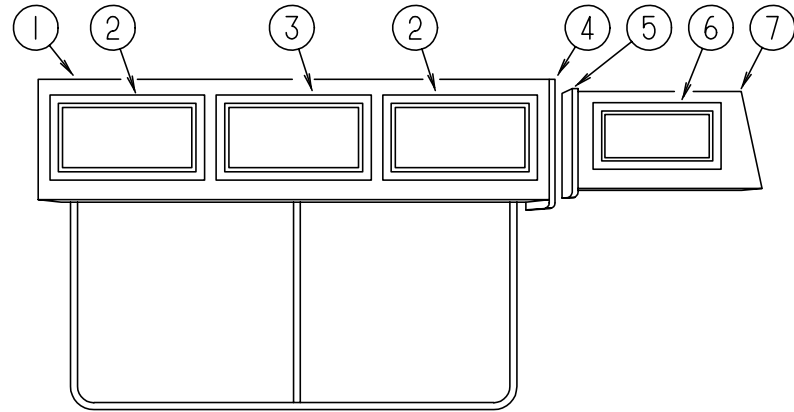
LOUNGE GROUP (CONTINUED)



PULLOUT TABLE

KEY	PART NUMBER	U/M	DESCRIPTION
	M96873-01-E07	EA	CABINET ASM. - TABLE - W/O PULLOUT TOP
1	096873-14-B87	EA	SIDE END - TABLE - 28.7" X 5.7" - LEFT SIDE
2	096873-15-B87	EA	SHELF - SUPPORT - OVER PULLOUT TABLE TOP
3	079921-01-000	EA	NYLON ROLLER W/SHAFT
4	096873-11-E01	EA	PULLOUT TOP
5	096873-13-B87	EA	SIDE END - TABLE - 28.7" X 5.7" - RIGHT SIDE
6	096873-12-B87	EA	SHELF - SUPPORT - UNDER PULLOUT TABLE TOP
7	096873-16-B87	EA	PANEL - TABLE - FRONT BOTTOM - 18.1" X 6.7"
	080736-01-000	EA	PULL - RECESSED - 1.25" X 4" - OAK

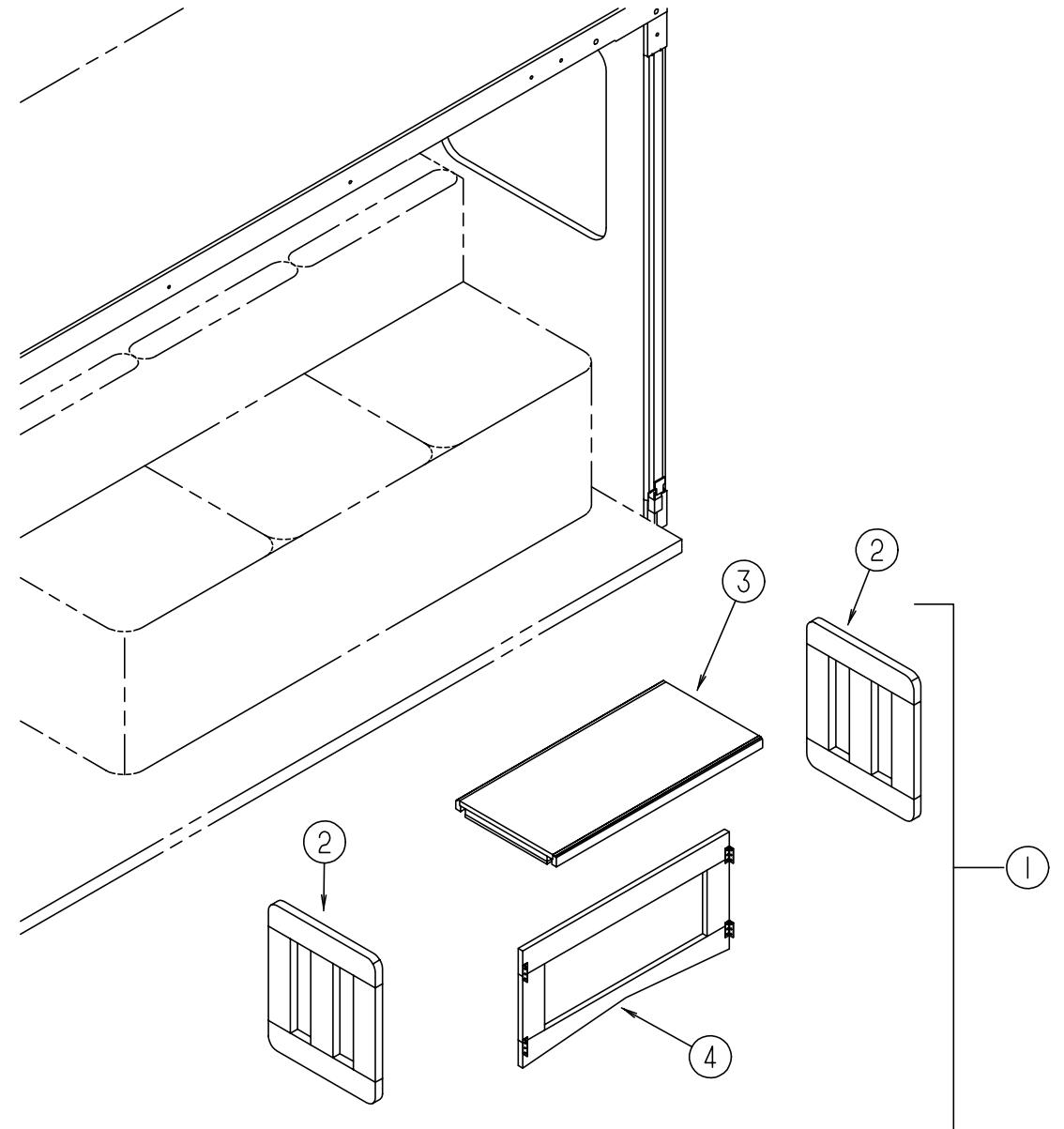
LOUNGE GROUP (CONTINUED)



FRONT OVERHEAD CABINET (DRIVER SIDE)

KEY	PART NUMBER	U/M	DESCRIPTION
1	M06839-21-F31	EA	CABINET ASM.
2	M05993-21-E30	EA	DOOR ASM. - RAIL - W/O HARDWARE - W/ MIRROR - 400 X 710 MM
2	108536-06-04A	EA	MIRROR - CABINET DOOR
3	M05993-22-E30	EA	DOOR ASM. - RAIL - W/O HARDWARE - W/ MIRROR - 400 X 520 MM
3	108536-05-04A	EA	MIRROR - CABINET DOOR
4	103128-01-E10	EA	END CAP ASM. - RIGHT HAND
5	103128-09-E10	EA	END CAP ASM. (FRONT OVERHEAD)
6	M05993-13-E30	EA	DOOR ASM. - W/O HARDWARE - 255 X485 MM
7	M06839-02-F31	EA	CABINET ASM. - FRONT OVERHEAD - DRIVER SIDE
7	M06839-02-F32	EA	CABINET ASM. - FRONT OVERHEAD - DRIVER SIDE

LOUNGE GROUP (CONTINUED)



COFFEE TABLE

KEY	PART NUMBER	U/M	DESCRIPTION
1	116957-01-F31	EA	TABLE - FOLDING ASM
2	116957-15-F31	EA	TABLE - LEG ASM
3	116957-12-F31	EA	TABLE - TOP ASM
4	116957-11-F31	EA	TABLE - BRACE ASM

SEALANTS & FASTENERS GROUP (CONTINUED)

SCREWS (CONTINUED)

KEY	PART NUMBER	U/M DESCRIPTION
	000G50-04-12B	EA SCREW - MACHINE - 1/4-20 X 3/4 PPH ZN
	081908-01-000	EA SCREW - MACHINE - 6-32 X .62 W/ NYLOCK
	089371-01-000	EA SCREW - MACHINE - 8-32 X 3 5/16.ZN
	000G19-10-20B	EA SCREW - MACHINE - 10-32 X 1 1/14 PPH ZINK
	000G18-08-16B	EA SCREW - MACHINE - 8-32 X 1 - PPH ZN
	075908-01-000	EA SCREW - MACHINE - 10-32 X .56PTH(SEMS)
	000G53-04-06B	EA SCREW - MACHINE - 1/4-20 X 3/8 PPH 2N
	000G18-08-22B	EA SCREW - MACHINE - 8-32 X 1 3/8 PPH ZN
	000G39-10-20B	EA SCREW - SF/DR - 10-16 X 1 1/4 PPH ZN
	000G39-10-12R	EA SCREW - SF/DR - 10-16 X 3/4 PPH - BEIGE
	000G39-10-12D	EA SCREW - SF/DR - 10-16 X 3/4 PPH - BLACK
	000G39-06-16T	EA SCREW - SF/DR - 6-20 X 1 PPH - BLACK
	000G39-06-10T	EA SCREW - SF/DR - 6-20 X 5/8 PPH - BLACK
	000G39-08-24B	EA SCREW - SF/DR - 8-18 X 1 1/2 PPH ZN
	000G39-08-16E	EA SCREW - SF/DR - 8-18 X 1 PPH CHROME
	000G39-08-16B	EA SCREW - SF/DR - 8-18 X 1 PPH ZN
	000G39-08-16T	EA SCREW - SF/DR - 8-18 X 1 PPH - BLACK
	000G55-08-162	EA SCREW - SF/DR - 8-18 X 1.00 - BEIGE
	000G39-08-08B	EA SCREW - SF/DR - 8-18 X 1/2 PPH ZN
	000G39-08-32B	EA SCREW - SF/DR - 8-18 X 2 PPH - ZINC
	000G39-08-12B	EA SCREW - SF/DR - 8-18 X 3/4 PPH ZN
	000G39-08-12T	EA SCREW - SF/DR - 8-18 X 3/4 PPH - BLACK
	000G39-08-06B	EA SCREW - SF/DR - 8-18 X 3/8 PPH ZN
	000G60-10-28T	EA SCREW - SF/DR -10-16 X 1.75
	000G39-08-16R	EA SCREW - SF/DR - 8-18 X 1.00 PPH BEIGE
	000G39-08-08R	EA SCREW - SF/DT - 8-18 X 1/2 PPH
	079382-01-0 00	EA SCREW - SOCKET - 8-18 X 1" - BLACK

SEALERS

KEY	PART NUMBER	U/M DESCRIPTION
	106205 01 000	EA SEALER - PUMPABLE
	069640-02-000	FT SEALER - RIBBON - 1/2" X 1/8" - INCREMENTS OF 30'
	069640-09-000	FT SEALER - RIBBON - 1/32" X 2 1/2" - INCREMENTS OF 80'
	069640-01-000	FT SEALER - RIBBON - 1/4" DIAMETER - INCREMENTS OF 20'
	069640-03-000	FT SEALER - RIBBON - 3/4" X 1/8" - INCREMENTS OF 60'
	069640-06-000	FT SEALER - RIBBON - 5/16" DIAMETER - INCREMENTS OF 25'
	091255-03-000	FT SEAL - FOAM - 1/4 X 3/16 ROLL
	091255-01-000	FT SEAL - FOAM - 3.2MM X 4.8MM
	090340-01-000	FT SEAL - FOAM - CLOSED CELL - 1/4" X 1/2" X 50'
	034552-04-000	EA SILICONE - TUBE - 300 ML - BEIGE - W/ O NOZZLE
	034552-02-000	EA SILICONE - TUBE - 300 ML - CLEAR - W/ O NOZZLE
	900390-03-000	EA NOZZLE -SILICONE TUBE

SEALANTS & FASTENERS GROUP (CONTINUED)

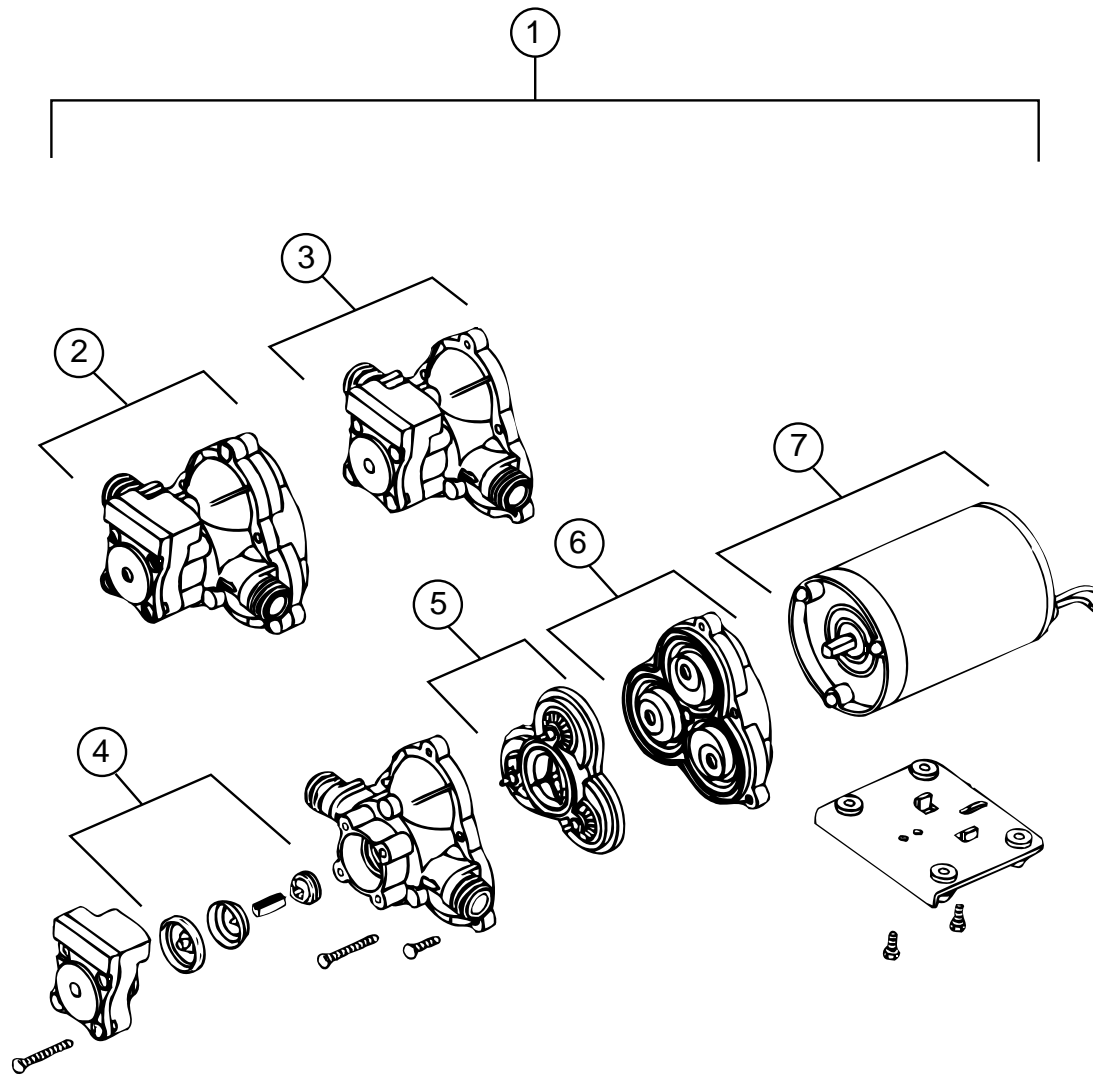
TAPES AND TIES

KEY	PART NUMBER	U/M DESCRIPTION
	100028-01-000	FT TAPE - ADHESIVE - .031" X .75" WIDE
	004363-01-000	FT TAPE - ADHESIVE FOAM - 1 SIDE - 3/16" X 1/2" - GRAY
	093071-01-000	FT TAPE - BONDING - DOUBLE SIDED - 1/64" X 2"
	076322-03-000	FT TAPE - FOAM - DOUBLE COATED - .045" X .5" X 108'
	088244-01-000	FT TAPE - FOAM - VINYL COATED - 2" WIDE - INCREMENTS OF 108 FT
	009200-01-000	EA TAPE - FURNACE - 1 1/2"
	087691-01-000	EA TAPE - MASKING - WEATHER RESISTANT
	008343-02-000	EA TIE - WIRE - 14"
	008343-01-000	EA TIE - WIRE - 6"

WASHERS

KEY	PART NUMBER	U/M DESCRIPTION
	077071-01-000	E A WASHER - FENDER - 3/16" ID X 1" OD
	000E13-14-00B	EA WASHER - FLAT - 1/4" WIDE ZN
	000E13-11-00B	EA WASHER - FLAT - 3/16" WIDE ZN
	000E13-17-00B	EA WASHER - FLAT - 3/8 AR ZN

WATER & SEWAGE GROUP



WATER PUMP (SHURFLOW)

KEY	PART NUMBER	U/M DESCRIPTION	VENDER NO.
1	098607-01-000	EA PUMP - WATER - W/.5"MPT FITTING - FLOW 2.8 GPM - UL	
2	098607-01-700	EA PUMPHEAD - REPLACEMENT	94-236-08
3	098607-01-706	EA UPPER HOUSING/ SWITCH KIT	94-231-20
4	098607-01-705	EA CHECK VALVE - KIT	94-237-00
5	098607-01-703	EA VALVE ASM	94-232-00
6	098607-01-702	EA DRIVE/ DIAPHRAGM - KIT	94-238-04
7	098607-01-707	EA MOTOR/ BASEPLATE REPLACEMENT	94-235-03

WATER & SEWAGE GROUP (CONTINUED)

FRESH WATER TANK (90 GALLON)

KEY	PART NUMBER	U/M DESCRIPTION
	105627-03-000	EA TANK ASM - WATER - 90 GAL - W/ FITTINGS
	105627-01-000	EA TANK ASM - WATER - 90 GAL - W/O FITTINGS
	044927-01-000	EA ADAPTER - HOSE TO PIPE - 1 1/4"MPT X 1 1/4"BARB - BLACK PLASTIC
	079381-01-000	FT TUBING - SMOOTH FLEXIBLE - 1 1/4" ID X 20'
	042989-05-000	EA FITTING - SPINWELD - PLASTIC 1/2FPT
	042989-03-000	EA FITTING - SPINWELD - PLASTIC - 11/4" FPT
	049032-01-000	EA PATCH - SPINWELD - 3/8" - PLASTIC
	039861-01-000	EA SENDING UNIT W/SCREW - WASHER
	091208-01-000	EA WASHER - RUBBER - .06" X .75" X .5"
	077954-02-000	EA FILTER - WATER TANK - SCREEN IN TANK

EXTERIOR SHOWER COMPONENTS

KEY	PART NUMBER	U/M DESCRIPTION
	103092-01-000	EA SHOWER HEAD - W/60" HOSE (US)
	103092-02-000	EA SHOWER HEAD - W/HOSE (CSA)
	104044-01-000	EA BRACKET - SUPPORT - FAUCET
	103092-01-700	EA BRACKET (FOR SHOWER HEAD) CLEAR
	103092-01-701	EA BRACKET (FOR SHOWER HEAD) BONE
	103092-01-702	EA SPRAY HEAD SEALS
	075241-05-000	EA FAUCET - SHOWER - BONE

WATER SYSTEM COMPONENTS

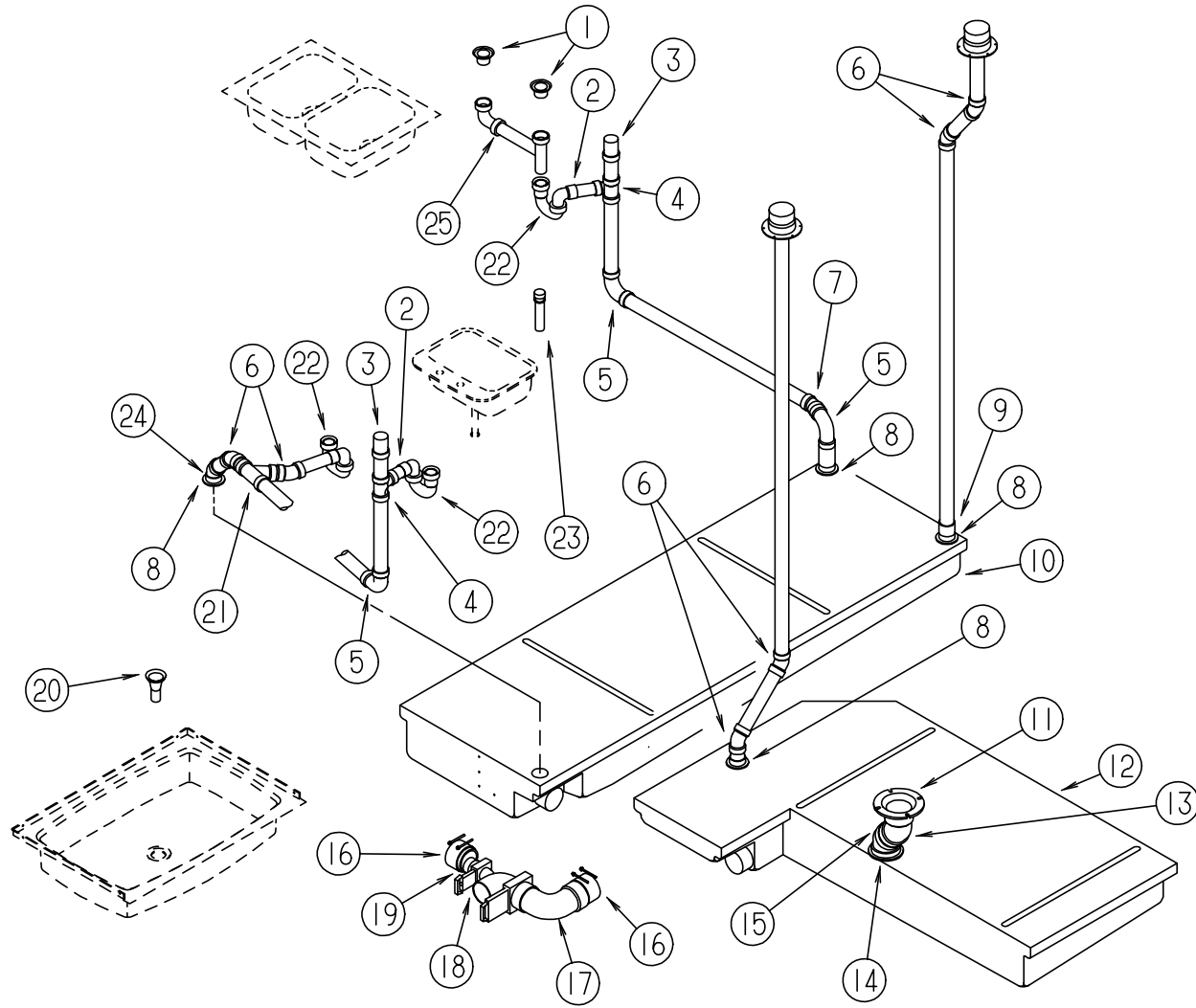
KEY	PART NUMBER	U/M DESCRIPTION	VENDER NO.
	701069-01-000	EA WATER PURIFICATION SYSTEM	
	701069-03-700	EA CARTRIDGE - WATER FILTER - AC - EVERPURE	9601-11
	039800-04-000	FT TUBING - POLYBUTYL - 1/4" OD X 20FT	
	039800-02-000	FT TUBING - POLYBUTYL - 5/8" OD X 20FT	
	010219-01-000	EA ELBOW - 1 1/4" MPT X 1 1/4" BARB - WATER FILL - PLASTIC	
	039798-01-000	EA TEE - 1/2" MPT X 1/2" MPT X 1/2" MPT - PLASTIC	
	101814-01-000	EA COUPLING - FEMALE - 1/2" X 1/2" FPT	
	M06993-02-000	EA INSULATION - WATER TANK	
	110915-01-01A	EA FILL - WATER - CITY - CHROME - KEVCO 64713	
	103798-01-000	EA CONNECTOR - 1/4"OD X 3/8"MPT	
	110438-01-000	EA VALVE - CHECK - BRASS	

WATER SYSTEM COMPONENTS (FLAIR-IT)

KEY	PART NUMBER	U/M DESCRIPTION	VENDER NO.
	114427-01-000	EA CAP - 1/2P	02860
	114427-02-000	EA PLUG - 1/2P	02863
	114428-01-000	EA TEE - 1/2P X 1/2P X 1/2P	02820
	114428-02-000	EA TEE - SWIVEL - 1/2P X 1/2P X 1/2FPT	02821
	114428-03-000	EA TEE - 1/2P X 1/2P X 1/2MPT	02822
	114429-01-000	EA ELBOW - 1/2P X 1/2P	02800
	114429-02-000	EA ELBOW - 1/2P X 1/2MPT	02803
	114429-03-000	EA ELBOW - SWIVEL - 1/2P X 1/2FPT	02816
	114429-04-000	EA ELBOW - 1/2P X 3/8MPT	02810
	114429-05-000	EA ELBOW - 1/2P X 3/4MPT	02812
	114429-06-000	EA ELBOW - SWIVEL - 1/2P X 3/4FPT	02811
	114430-01-000	EA ADAPTER - 1/2P X 1/2P	02840
	114430-02-000	EA ADAPTER - SWIVEL - 1/2P X 1/2FPT	02873
	114430-03-000	EA ADAPTER - 1/2P X 1/2MPT	02842
	114431-01-000	EA VALVE - LINE DRAIN 1/2P	02914
	114431-02-000	EA VALVE - 1/2P - BYPASS	02910
	114431-03-000	EA VALVE - 1/2P X 1/2P	02884
	114431-04-000	EA VALVE - STOP - 1/2P X 1/2P	02880

WATER & SEWAGE GROUP (CONTINUED)

DRAINAGE SYSTEM



KEY	PART NUMBER	U/M	DESCRIPTION
1	092303-01-000	EA	STRAINER - SINK
2	109571-01-000	EA	ADAPTER - P-TRAP - 1 1/2" P X 1 1/4" MPT
3	079968-01-000	EA	VENT - MECHANICAL TRAP ARM - ANTI-SIPHON - 2" DIA X 7.3"
4	010071-01-000	EA	TEE - SANITARY - 1 1/2" HUB X HUB X HUB
5	010008-01-000	EA	ELBOW - 90 DEGREE - 1/4 BEND - 1 1/2" HUB X HUB
6	010006-01-000	EA	ELBOW - 45 DEGREE - 1/8 BEND - 1 1/2" HUB X HUB
7	010005-01-000	EA	ELBOW - 22 1/2 DEGREE - 1/16 BEND - 1 1/2" HUB X HUB
8	061607-01-000	EA	GROMMET - HOLDING TANK - 1 1/2" NPS
9	010115-01-000	EA	COUPLING - 1 1/2" HUB X HUB - PLASTIC
10	104352-01-000	EA	TANK - HOLDING - 50 GAL
11	063641-01-000	EA	FLANGE - CLOSET - 4" X 3"
12	104351-01-000	EA	TANK - HOLDING - 55 GAL
13	010024-01-000	EA	ELBOW - PLASTIC - 1/8 BD - 3 X 45 - H X H
14	061607-02-000	EA	GROMMET - HOLDING TANK - 3" NPS
15	010061-01-000	EA	ELBOW - 45 DEGREE - STREET - 1/8 BEND - 3" S X H - PLASTIC
16	078406-01-000	EA	COUPLER - RUBBER - W/ CLAMPS - 3" X 3"
17	041056-01-000	EA	ELBOW - STREET - 1/4" BEND - 3" X 90° XLT
18	070916-01-000	EA	VALVE ASM - DUAL DUMP - W/CAP - 3" X 1 1/2"
	070916-01-700	EA	VALVE ONLY - 3"
	070916-01-701	EA	VALVE ONLY - 1 1/2"
	062415-01-000	EA	SEWER CAP - 3"
19	062422-01-000	EA	ADAPTER - OFFSET REDUCER - 3" X 1 1/2"
20	011069-03-000	EA	TAILPIECE - SHOWER/ TUB - 1 1/2" X 1 3/4" - PLASTIC (US)
20	011069-02-000	EA	TAILPIECE - TUB/ SHOWER - 1 1/2" X 1 1/4" X 4" - BRASS (CSA)
	066440-01-000	EA	STRAINER - SHOWER - W/RUBBER WASHER
	066436-01-000	EA	NUT - SLIP - TAILPIECE - 1.5"
21	010073-01-000	EA	WYE - 45 DEGREE - 1 1/2" HUB X HUB X HUB
22	107538-01-000	EA	P-TRAP - 1 1/4 - PLASTIC (US)
22	011071-01-000	EA	P-TRAP - 1 1/2 - PLASTIC (CSA)
23	096927-01-701	EA	TAILPIECE - BATH SINK
24	010051-01-000	EA	ELBOW - 45 DEGREE STREET- 1/8 BEND - 1 1/2" S X H - PLASTIC
25	011091-02-000	EA	CONTINUOUS WASTE - DOUBLE SINK - 1 1/4" (US)
25	011091-03-000	EA	CONTINUOUS WASTE - DOUBLE SINK - 1 1/4" (CSA)
	010201-01-000	EA	HOSE - SEWER - 3" ID X 8'
	062416-01-000	EA	ADAPTER - SEWER HOSE TO 3" PIPE

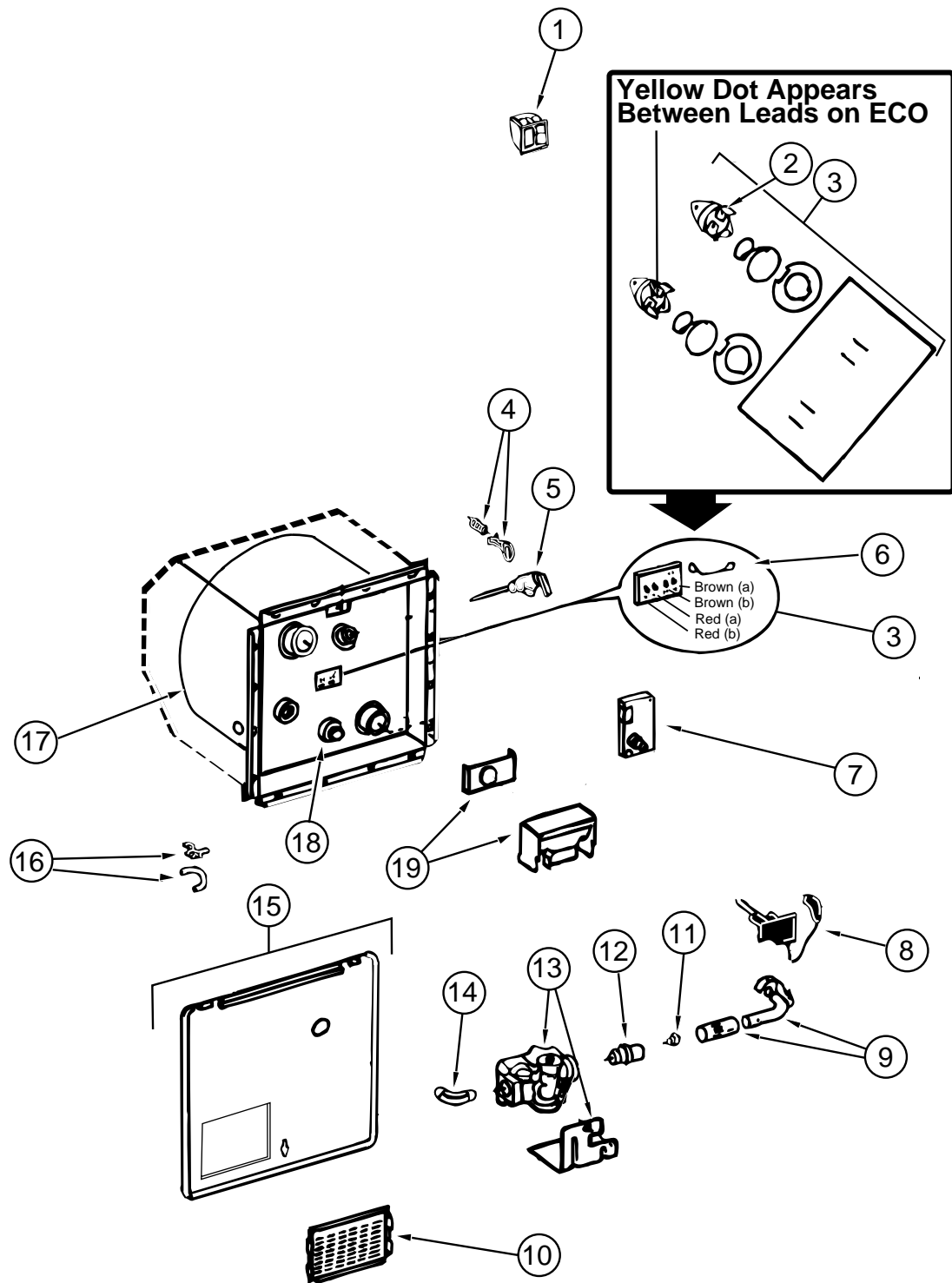
WATER & SEWAGE GROUP (CONTINUED)

WATER HEATER W/MOTOR AID ATWOOD (GH6-7E)

KEY	PART NUMBER	U/M DESCRIPTION	VENDER NO.
	051393-01-000	EA WATER HEATER - W/MOTOR AID - PILOTLESS IGNITION	
1	051393-01-701	EA SWITCH PACKAGE	91959
2	051391-04-701	EA THERMOSTAT 12 VDC-120 PRESET	91470
3	051393-01-721	EA ECO & THERMOSTAT ASM - FRONT MOUNT - 140°	91447
4	051391-01-705	EA FASTENER - CAMLOC	92609
5	051391-01-704	EA VALVE - RELIEF - 1/2" FITTING	91604
6	051393-01-723	EA SWITCH - ENERGY CUT-OFF	93866
7	051393-01-724	EA CIRCUIT BOARD - W/ SPADE TERMINAL	93867
8	051393-01-725	EA ELECTRODE - SINGLE SPADE CONNECTION	93868
9	051391-04-703	EA BURNER - MAIN	91638
10	051391-01-717	EA GRILLE	92640
11	051391-01-710	EA ORIFICE - MAIN BURNER	92742
12	051391-03-700	EA ORIFICE HOLDER	91563
13	051393-01-726	EA SOLENOID VALVE & BRACKET	93870
14	051391-01-714	EA ELBOW - 45 DEGREE - 3/8"F X 3/8"MPT	91044
15	052009-01-000	EA DOOR - WATER HEATER - OFF WHITE	
16	051391-01-700	EA HINGE KIT - W/CLIP	92568 & 92559
17	051393-03-701	EA TANK - INNER	91642
18	051391-01-715	EA DRAIN PLUG	91857
19	051391-04-706	EA FLUE & GASKET	92787
	116424-01-000	EA PROTECTOR - ROUND VINYL - WATER HEATER LATCH	

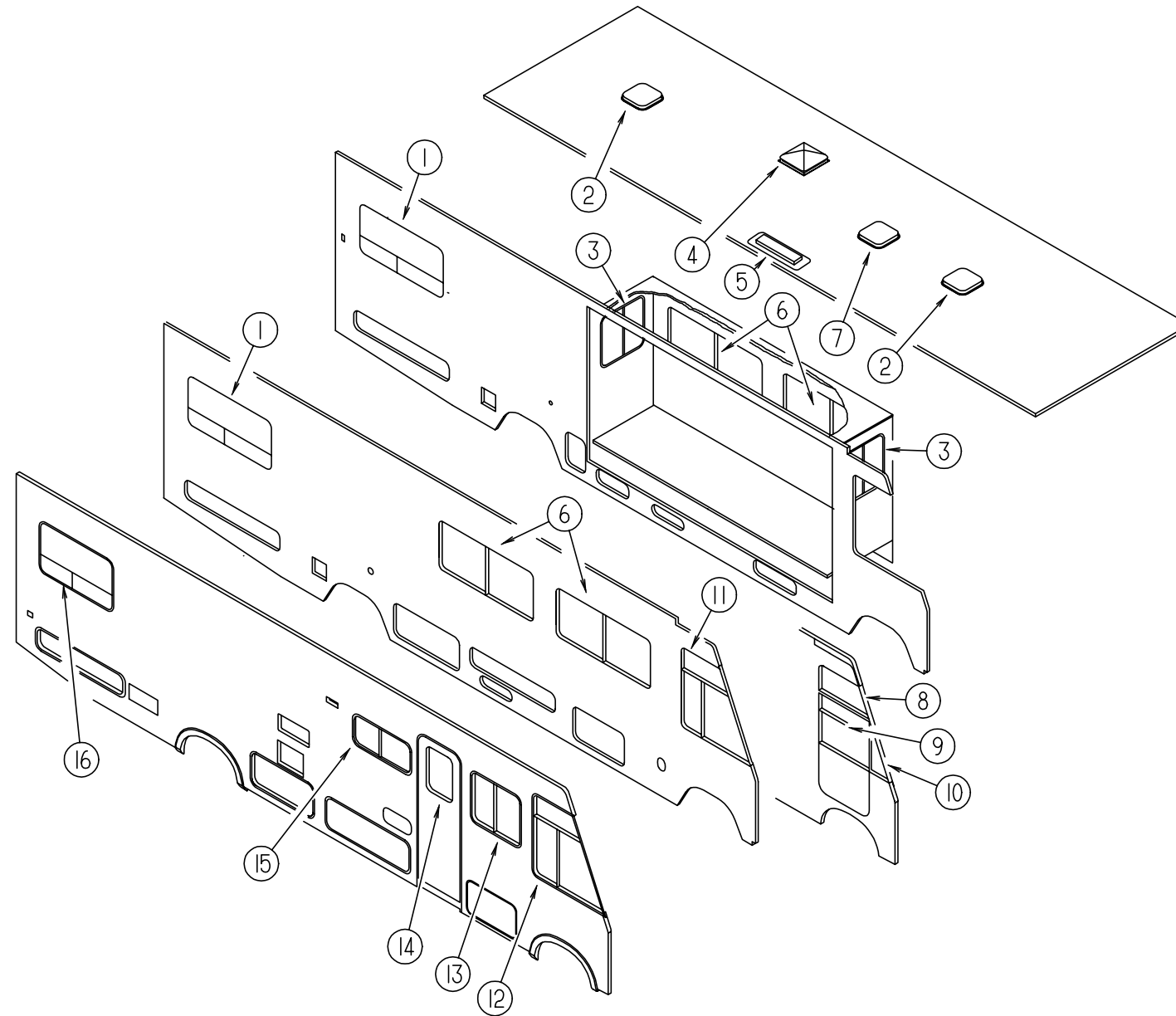
WATER HEATER W/MOTOR AID ATWOOD (G6A-7E)

KEY	PART NUMBER	U/M DESCRIPTION	VENDER NO.
	051391-03-000	EA WATER HEATER - W/ ELECTRIC IGNITION	
1	051393-01-701	EA SWITCH PACKAGE	91959
2	051391-04-701	EA THERMOSTAT 12 VDC-120 PRESET	91470
3	051393-01-721	EA ECO & THERMOSTAT ASM - FRONT MOUNT - 140°	91447
4	051391-01-705	EA FASTENER - CAMLOC	92609
5	051391-01-704	EA VALVE - RELIEF - 1/2" FITTING	91604
6	051393-01-723	EA SWITCH - ENERGY CUT-OFF	93866
7	051393-01-724	EA CIRCUIT BOARD - W/ SPADE TERMINAL	93867
8	051393-01-725	EA ELECTRODE - SINGLE SPADE CONNECTION	93868
9	051391-04-703	EA BURNER - MAIN	91638
10	051391-01-717	EA GRILLE	92640
11	051391-01-710	EA ORIFICE - MAIN BURNER	92742
12	051391-03-700	EA ORIFICE HOLDER	91563
13	051393-01-726	EA SOLENOID VALVE & BRACKET	93870
14	051391-01-714	EA ELBOW - 45 DEGREE - 3/8"F X 3/8"MPT	91044
15	052009-01-000	EA DOOR - WATER HEATER - OFF WHITE	
16	051391-01-700	EA HINGE KIT - W/CLIP	92568 & 92559
17	051391-04-706	EA TANK - INNER	91641
18	051391-01-715	EA DRAIN PLUG	91857
19	051391-04-706	EA FLUE & GASKET	92787
	116424-01-000	EA PROTECTOR - ROUND VINYL - WATER HEATER LATCH	



WINDOW, VENT & EXTERIOR DOOR GROUP

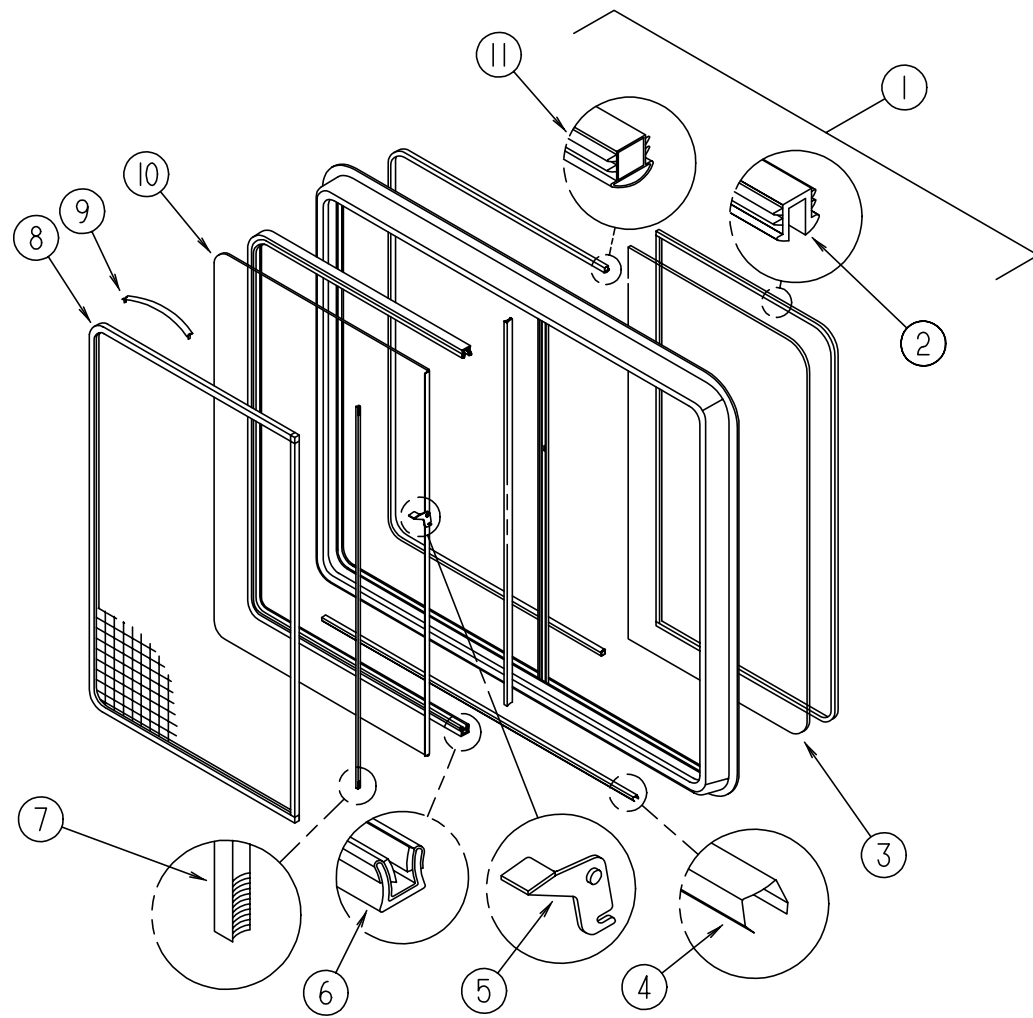
WINDOWS & VENTS



KEY	PART NUMBER	U/M DESCRIPTION
1	104691-14-01A	EA WINDOW ASM. - TIPOUT ESCAPE
1	112795 24 01A	EA WINDOW ASM. - ESCAPE - THERMO INSULATED - W/ INSIDE FRAME (OPTION)
2	110051-02-01A	EA VENT - ROOF - NON POWERED
3	112795-38-01A	EA WINDOW ASM. - SLIDER - THERMO INSULATED - W/ INSIDE FRAME (OPTION)
3	098647-37-01A	EA WINDOW ASM. - SLIDER - W/ INSIDE FRAME (OFF-WHITE)
4	110051-04-01A	EA VENT - ROOF - POWERED (US)
4	110051-06-01A	EA VENT - ROOF - POWERED (CSA)
5	084073-03-000	EA REFRIGERATOR ROOF VENT (OFF-WHITE)
6	112795-15-01A	EA WINDOW ASM. - SLIDER - THERMO INSULATED - W/ INSIDE FRAME (OPTION)
6	098647-22-01A	EA WINDOW ASM. - SLIDER - W/ INSIDE FRAME (OFF-WHITE)
7	084079-14-000	EA VENT - ROOF - POWERED (US)
7	084079-15-000	EA VENT - ROOF - POWERED (CSA)
8	116000-02-01A	EA WINDOW ASM. - VISTA - THERMO INSULATED - W/ INSIDE FRAME (OPTION)
8	106467-03-01A	EA WINDOW ASM. - VISTA - DRIVER SIDE
9	106469-01-704	EA WINDOW - DRIVER DOOR - ROLL-UP GLASS ASM. - W/BRACKET

KEY	PART NUMBER	U/M DESCRIPTION
10	115999-02-01A	EA WINDOW ASM. - FRONT SLANT - THERMO INSULATED - DRIVER SIDE (OPTION)
10	106468-02-01A	EA WINDOW ASM. - FRONT SLANT- DRIVER SIDE
11	113501-01-01A	EA WINDOW ASM. - CAB - THERMO INSULATED - W/ INSIDE FRAME (OPTION)
11	103658-07-01A	EA WINDOW ASM. - CAB - DRIVER SIDE
12	113501-02-01A	EA WINDOW ASM. - CAB - THERMO INSULATED - W/ INSIDE FRAME (OPTION)
12	103658-08-01A	EA WINDOW ASM. - CAB - PASSENGER SIDE
13	112795-18-01A	EA WINDOW ASM. - SLIDER - THERMO INSULATED - W/ INSIDE FRAME (OPTION)
13	098647-25-01A	EA WINDOW ASM. - SLIDER - W/ INSIDE FRAME (OFF-WHITE)
14	113733-01-01A	EA WINDOW ASM. - THERMO INSULATED - W/ INSIDE FRAME (OPTION)
14	079733-15-F04	EA WINDOW ASM. - ENTRANCE DOOR - W/O INSIDE FRAME (FRONT DOOR)
15	112795-19-01A	EA WINDOW ASM. - SLIDER - THERMO INSULATED - W/ INSIDE FRAME (OPTION)
15	098647-33-01A	EA WINDOW ASM - SLIDER - W/ INSIDE FRAME (OFF-WHITE)
16	104691-13-01A	EA WINDOW ASM. - TIPOUT OFF WHITE
16	112795-22-01A	EA WINDOW ASM. - SLIDER - THERMO INSULATED - W/ INSIDE FRAME (OPTION)

WINDOW, VENT & EXTERIOR DOOR GROUP (CONTINUED)



SINGLE SLIDER WINDOW (EXCEL) SLIDEOUT WALL(ENDS)

KEY	PART NUMBER	U/M	DESCRIPTION	VENDOR NO.
	098647-37-01A	EA	WINDOW ASM - SLIDER - W/ INSIDE FRAME	H288-G2W60R
1	098647-37-700	EA	WINDOW ASM - SLIDER - W/O INSIDE FRAME	H288-G2R
	098647-37-701	EA	FRAME - INSIDE (OFF WHITE)	W28866
2	100322-01-703	FT	GLAZING STRIP	132-010723
3	098647-37-702	EA	GLASS - STATIONARY	106-017716
4	098644-01-710	FT	TRACK - SCREEN SPACER - 12' LENGTH	132-017135
5	098644-01-700	EA	LATCH - REPAIR KIT	B801-CK
6	098644-01-708	FT	CHANNEL - PIERCED RUN	122-016543
7	098644-01-711	FT	WEATHERSTRIP - SCREEN - BLACK	171-016965
8	098647-37-704	EA	SCREEN ASM. - W/ SPRINGS & WEATHERSTRIP	410-019067
9	098644-01-713	EA	SPRING - SCREEN FRAME (CLIP)	226-016966
10	098647-37-703	EA	GLASS - SLIDING - W/ SASH & LATCH	H288-G9
11	098644-01-706	FT	WEATHERSTRIP	171-010668
	098644-01-716	FT	PLUG - FILLER	132-014470
	098644-01-717	FT	SPLINE - SCREEN	132-004716

SINGLE SLIDER WINDOW (EXCEL) (PASSENGER SIDE, LOUNGE)

KEY	PART NUMBER	U/M	DESCRIPTION	VENDOR NO.
	098647-25-01A	EA	WINDOW ASM - SLIDER - W/ INSIDE FRAME	H286-G2W66R
1	098647-25-700	EA	WINDOW ASM - SLIDER - W/O INSIDE FRAME	H286-G2R
	098647-25-701	EA	FRAME - INSIDE (OFF WHITE)	W28666
2	100322-01-703	FT	GLAZING STRIP	132-010723
3	098647-25-702	EA	GLASS - STATIONARY	106-017657
4	098644-01-710	FT	TRACK - SCREEN SPACER - 12' LENGTH	132-017135
5	098644-01-700	EA	LATCH - REPAIR KIT	B801-CK
6	098644-01-708	FT	CHANNEL - PIERCED RUN	122-016543
7	098644-01-711	FT	WEATHERSTRIP - SCREEN - BLACK	171-016965
8	098647-25-704	EA	SCREEN ASM. - W/ SPRINGS & WEATHERSTRIP	410-019065
9	098644-01-713	EA	SPRING - SCREEN FRAME (CLIP)	226-016966
10	098647-25-703	EA	GLASS - SLIDING - W/ SASH & LATCH	H286-G9
11	098644-01-706	FT	WEATHERSTRIP	171-010668
	098644-01-716	FT	PLUG - FILLER	132-014470
	098644-01-717	FT	SPLINE - SCREEN	132-004716

SINGLE SLIDER WINDOW (EXCEL) (GALLEY)

KEY	PART NUMBER	U/M	DESCRIPTION	VENDOR NO.
	098647-33-01A	EA	WINDOW ASM - SLIDER - W/ INSIDE FRAME	H425-G2W66R
1	098647-33-700	EA	WINDOW ASM - SLIDER - W/O INSIDE FRAME	H425-G2R
	098647-33-701	EA	FRAME - INSIDE (OFF WHITE)	CW2966
2	100322-01-703	FT	GLAZING STRIP	132-010723
3	098647-33-702	EA	GLASS - STATIONARY	106-019297
4	098644-01-710	FT	TRACK - SCREEN SPACER - 12' LENGTH	132-017135
5	098644-01-700	EA	LATCH - REPAIR KIT	B801-CK
6	098644-01-708	FT	CHANNEL - PIERCED RUN	122-016543
7	098644-01-711	FT	WEATHERSTRIP - SCREEN - BLACK	171-016965
8	098647-33-704	EA	SCREEN ASM. - W/ SPRINGS & WEATHERSTRIP	410-019134
9	098644-01-713	EA	SPRING - SCREEN FRAME (CLIP)	226-016966
10	098647-33-703	EA	GLASS - SLIDING - W/ SASH & LATCH	H425-G9
11	098644-01-706	FT	WEATHERSTRIP	171-010668
	098644-01-716	FT	PLUG - FILLER	132-014470
	098644-01-717	FT	SPLINE - SCREEN	132-004716

SINGLE SLIDER WINDOW (EXCEL) (DRIVER SIDE, DINETTE & LOUNGE)

KEY	PART NUMBER	U/M	DESCRIPTION	VENDOR NO.
	098647-22-01A	EA	WINDOW ASM - SLIDER - W/ INSIDE FRAME	H287-G2W66L
1	098647-22-700	EA	WINDOW ASM - SLIDER - W/O INSIDE FRAME	H287-G2L
	098647-23-702	EA	FRAME - INSIDE (OFF WHITE)	W28766
2	100322-01-703	FT	GLAZING STRIP	132-010723
3	098647-23-703	EA	GLASS - STATIONARY	106-017622
4	098644-01-710	FT	TRACK - SCREEN SPACER - 12' LENGTH	132-017135
5	098644-01-700	EA	LATCH - REPAIR KIT	B801-CK
6	098644-01-708	FT	CHANNEL - PIERCED RUN	122-016543
7	098644-01-711	FT	WEATHERSTRIP - SCREEN - BLACK	171-016965
8	098647-23-704	EA	SCREEN ASM. - W/ SPRINGS & WEATHERSTRIP	410-019066
9	098644-01-713	EA	SPRING - SCREEN FRAME (CLIP)	226-016966
10	098647-23-700	EA	GLASS - SLIDING - W/ SASH & LATCH	H287-G9
11	098644-01-706	FT	WEATHERSTRIP	171-010668
	098644-01-716	FT	PLUG - FILLER	132-014470
	098644-01-717	FT	SPLINE - SCREEN	132-004716

WINDOW, VENT & EXTERIOR DOOR GROUP (CONTINUED)

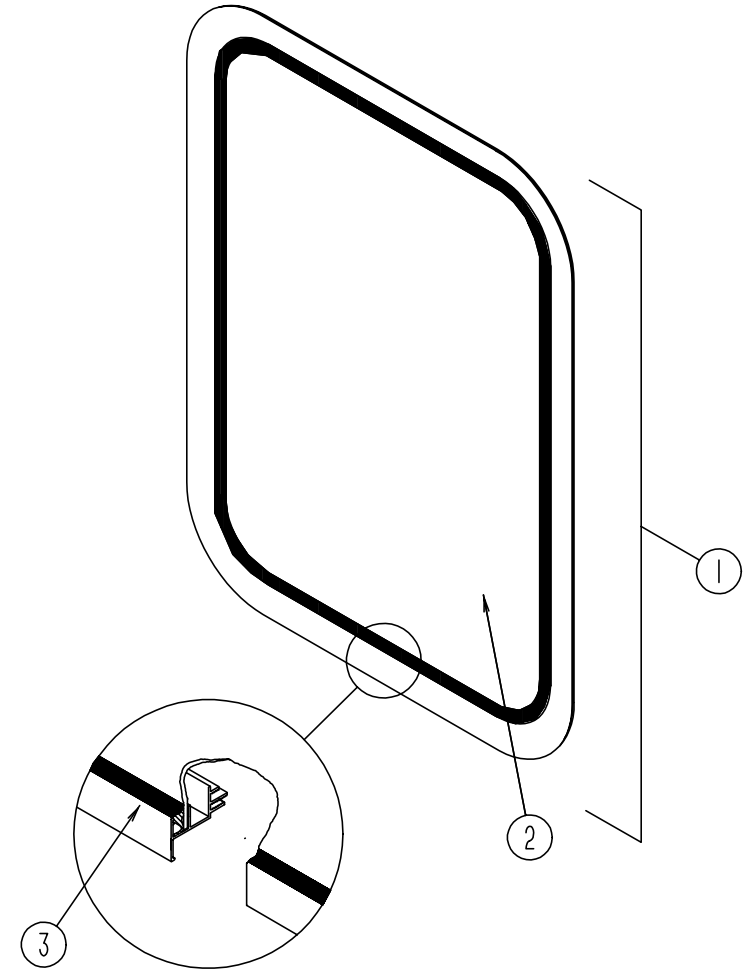
EXCEL DOUBLE TIPOUT BEDROOM WINDOW (ESCAPE) (DRIVER SIDE)

KEY	PART NUMBER	U/M DESCRIPTION	VENDER NO.
	104691-14-01A	EA WINDOW ASM. - W/ INSIDE FRAME	CH88-G2W59
	104691-14-700	EA WINDOW W/O TRIM	CH88-G2
	104691-14-701	EA TRIM	CW8859
	104691-14-702	EA GLASS - STATIONARY	106-019117
	098644-01-705	FT GLAZING STRIP	132-010723
	104691-14-703	EA VENT ASSEMBLY	CH88-G9
	104691-14-704	EA OPERATOR & BAR ASSEMBLY	CH88-18
	104691-14-705	EA SCREEN ASSEMBLY	410-019120

EXCEL DOUBLE TIPOUT BEDROOM WINDOW (PASSENGER SIDE)

KEY	PART NUMBER	U/M DESCRIPTION	VENDER NO.
	104691-13-01A	EA WINDOW ASM. - W/ INSIDE FRAME	CH37-G2W59
	104691-13-700	EA WINDOW W/O TRIM	CH37-G2
	104691-13-701	EA TRIM	W30359
	104691-13-702	EA GLASS - STATIONARY	106-017670
	098644-01-705	FT GLAZING STRIP	132-010723
	104691-13-703	EA VENT ASSEMBLY	CH37-G9
	104691-13-704	EA OPERATOR & BAR ASSEMBLY	CH36-18
	104691-13-705	EA SCREEN ASSEMBLY	410-017763

WINDOW, VENT & EXTERIOR DOOR GROUP (CONTINUED)

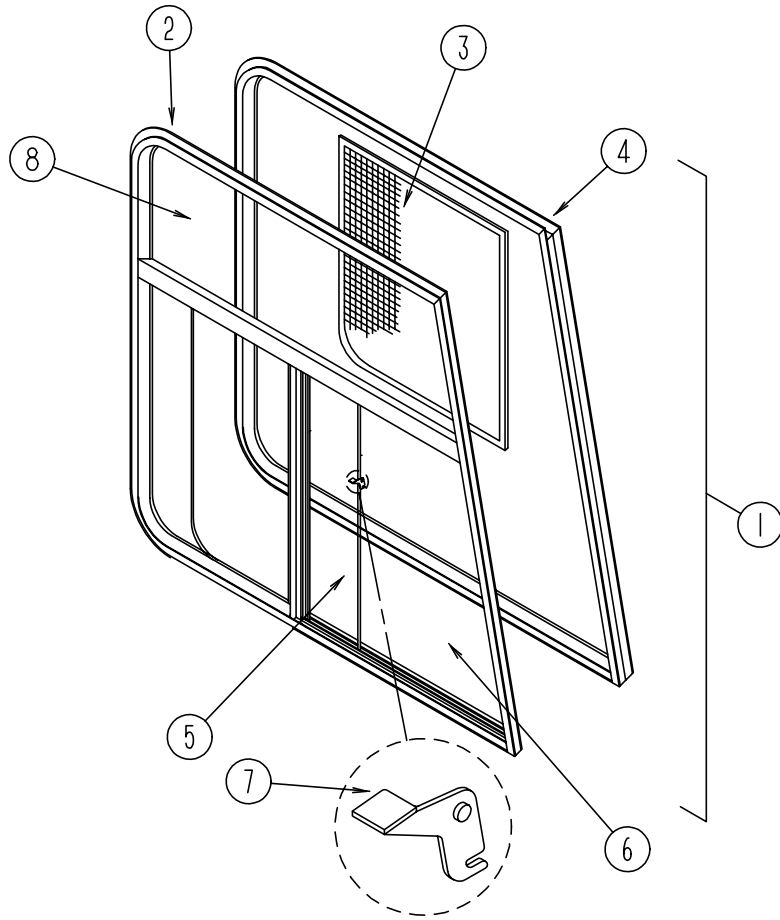


ENTRY DOOR WINDOW

KEY	PART NUMBER	U/M DESCRIPTION
1	079733-15-F04	EA WINDOW ASM. - ENTRANCE DOOR - W/O INSIDE FRAME
	067609-38-000	EA INSIDE FRAME - OFF WHITE
2	002181-24-000	EA GLASS - PICTURE 687.4 X 449.4
3	087561-01-000	FT SEAL - GLASS - EXTERIOR - .5" WIDE - VINYL - BLACK

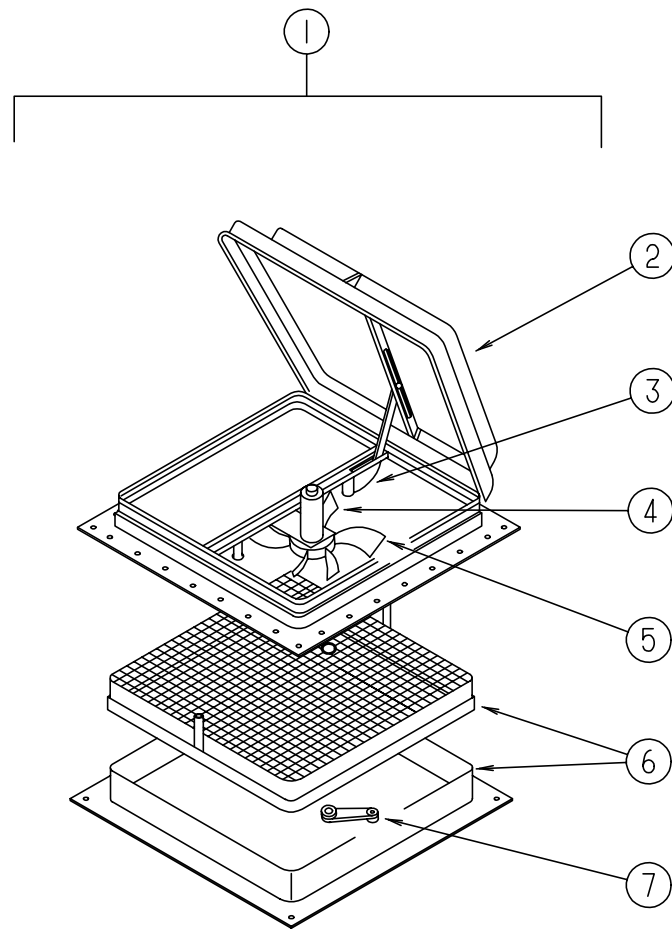
WINDOW, VENT & EXTERIOR DOOR GROUP (CONTINUED)

FRONT CAB WINDOWS (EXCEL)



KEY	PART NUMBER	U/M	DESCRIPTION	VENDER NO.
1	103658-07-01A	EA	WINDOW ASM. - W/ INSIDE FRAME - DRIVER SIDE	H374-A2B66L
1	103658-08-01A	EA	WINDOW ASM. - W/ INSIDE FRAME - PASSENGER SIDE	H374-A2B66R
2	103658-08-700	EA	WINDOW ASM. - W/O INSIDE FRAME - PASSENGER SIDE	H374-A2R
2	103658-07-704	EA	WINDOW ASM. - W/O INSIDE FRAME - DRIVER SIDE	H374-A2L
3	103658-01-700	EA	SCREEN ASM. - WINDOW - DRIVER SIDE	H322-03L
3	103658-02-700	EA	SCREEN ASM. - WINDOW - PASSENGER SIDE	H322-03R
	098644-01-717	FT	SPLINE - SCREEN	132-004716
	098644-01-713	EA	SPRING - SCREEN FRAME (CLIP)	226-016966
	098644-01-710	FT	TRACK - SCREEN SPACER - 12' LENGTH	132-017135
	098644-01-711	FT	WEATHERSTRIP - SCREEN - BLACK	171-016965
4	103658-08-701	EA	INSIDE FRAME - PASSENGER SIDE	H374-66R & 76R
4	103658-07-700	EA	INSIDE FRAME - DRIVER SIDE	H374-66L & 76L
5	103658-01-703	EA	GLASS - SLIDING - W/SASH & LATCH - DRIVER SIDE	H322-A9L
5	103658-02-701	EA	GLASS - SLIDING - W/SASH & LATCH - PASSENGER SIDE	H322-A9R
6	103658-01-702	EA	GLASS - STATIONARY - BOTTOM - DRIVER OR PASSENGER SIDE	106-017700
7	098644-01-700	EA	LATCH - REPAIR KIT	B801-CK
8	103658-07-701	EA	GLASS - STATIONARY - TOP - DRIVER OR PASSENGER SIDE	106-018481
	098644-01-708	FT	CHANNEL - PIERCED RUN	122-016543
	098644-01-706	FT	WEATHERSTRIP	171-010668
	098644-01-716	FT	PLUG - FILLER	132-014470

WINDOW, VENT & EXTERIOR DOOR GROUP (CONTINUED)



POWERED ROOF VENT (US)

KEY	PART NUMBER	U/M DESCRIPTION	VENDER NO.
1	110051-04-01A	EA VENT ASM. - ROOF - POWERED	7797
2	064470-01-700	EA COVER - ROOF VENT	7291
3	110051-01-702	EA GEAR - LIFT-ARM ASM.	RP-1000B
4	048648-01-000	EA MOTOR - 12V NONVENTED 1/8 SHAFT	42-472-01
5	048649-01-000	EA FAN - PLASTIC - 6 IN - 6 BLADED	RP-10002B
6	110051-01-704	EA SCREEN & FRAME	29-688-03
7	110051-01-703	EA CRANK HANDLE	RP-1031-B

POWERED ROOF VENT (CANADIAN)

KEY	PART NUMBER	U/M DESCRIPTION	VENDER NO.
1	110051-06-01A	EA VENT ASM. - ROOF - POWERED	C7797
2	064470-01-700	EA COVER - ROOF VENT	7291
3	110051-01-702	EA GEAR - LIFT-ARM ASM.	RP-1000B
4	048648-01-000	EA MOTOR - 12V NONVENTED 1/8 SHAFT	42-472-01
5	048649-01-000	EA FAN - PLASTIC - 6 IN - 6 BLADED	RP-10002B
6	110051-01-704	EA SCREEN & FRAME	29-688-03
7	110051-01-703	EA CRANK HANDLE	RP-1031-B

WINDOW, VENT & EXTERIOR DOOR GROUP (CONTINUED)

NON POWERED ROOF VENT

KEY	PART NUMBER	U/M DESCRIPTION	VENDER NO.
	110051-02-01A	EA ROOF VENT - W/ SCREEN	7727
	064470-01-700	EA COVER - ROOF VENT	7291
	110051-01-702	EA GEAR - LIFT-ARM ASM.	RP-1000B
	110051-01-703	EA CRANK HANDLE	RP-1031-B
	110051-01-704	EA SCREEN & FRAME	29-688-03

POWERED ROOF VENT (FANTASTIC) (US)

KEY	PART NUMBER	U/M DESCRIPTION	VENDER NO.
	084079-14-000	EA VENT - EXHAUST - POWERED - OFF WHITE	1020-19
	084079-01-700	EA VENT COVER	1030-80
	084079-01-701	EA SCREEN ASM. - WHITE	1060-09
	084079-01-703	EA CRANK - EXTERIOR	1070-00
	084079-01-704	EA BLADE - FAN	1080-00
	084079-01-705	EA MOTOR	1120-00
	084079-01-707	EA SWITCH - SAFETY	1100-00
	084079-01-709	EA SWITCH - ON & OFF - MAIN POWER	1100-00
	084079-01-711	EA H-MOLDING - MOTOR MOUNT - PLASTIC	1100-00
	084079-01-712	EA GARNISH - INTERIOR - 1 7/8" - OFF WHITE	1100-00

POWERED ROOF VENT (FANTASTIC) (CSA)

KEY	PART NUMBER	U/M DESCRIPTION	VENDER NO.
	084079-15-000	EA VENT - EXHAUST - POWERED - OFF WHITE	1020-19
	084079-01-700	EA VENT COVER	1030-80
	084079-01-701	EA SCREEN ASM. - OFF WHITE	1060-09
	084079-01-703	EA CRANK - EXTERIOR	1070-00
	084079-01-704	EA BLADE - FAN	1080-00
	084079-01-705	EA MOTOR	1120-00
	084079-01-707	EA SWITCH - SAFETY	1100-00
	084079-01-709	EA SWITCH - ON & OFF - MAIN POWER	1100-00
	084079-01-711	EA H-MOLDING - MOTOR MOUNT - PLASTIC	1100-00
	084079-01-712	EA GARNISH - INTERIOR - 1 7/8" - OFF WHITE	1100-00

ROOF VENTS

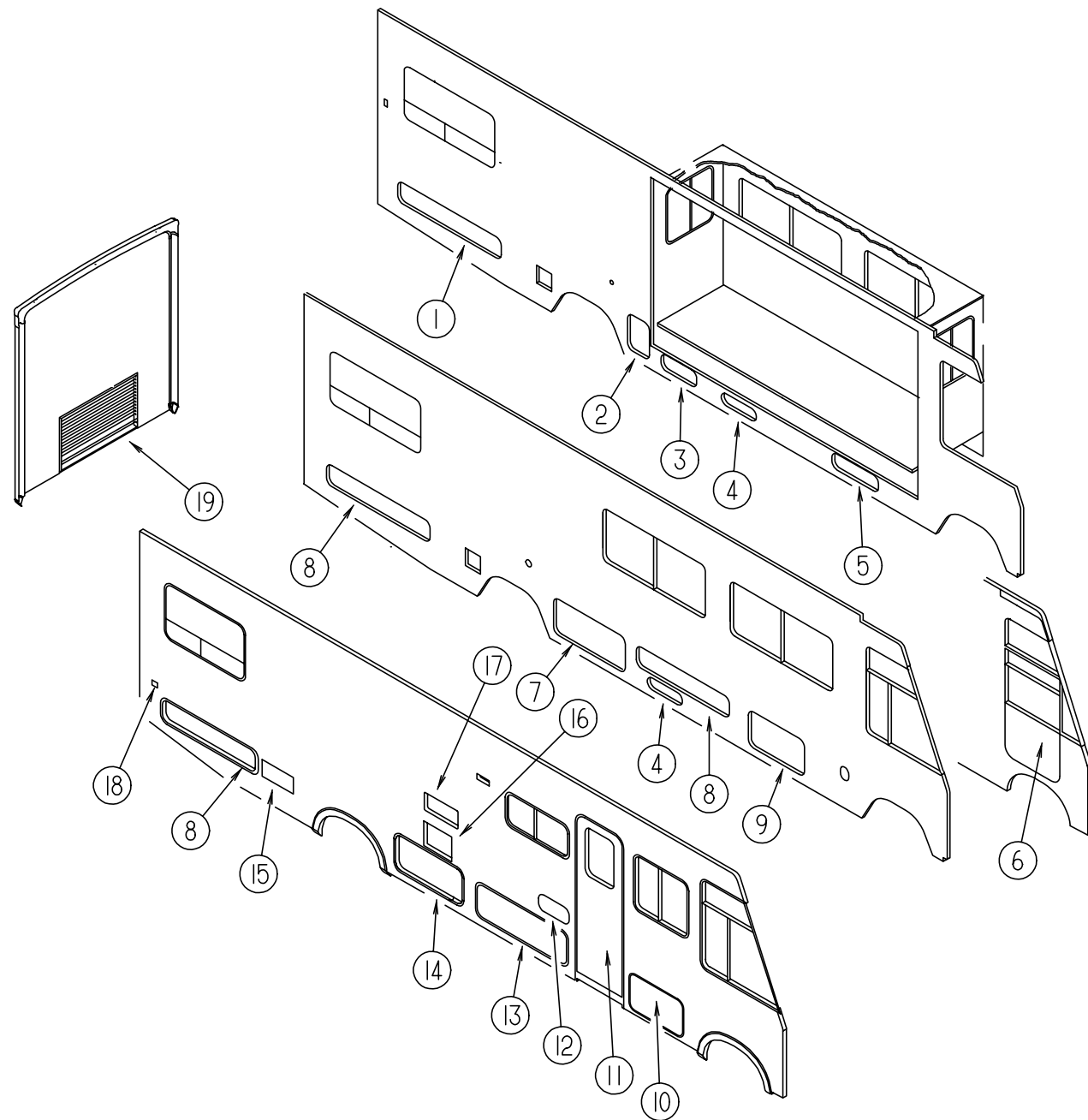
KEY	PART NUMBER	U/M DESCRIPTION
	083558-03-000	EA VENT COVER - PLUMBING PIPE - ROOF
	084073-03-000	EA COVER - ROOF VENT - NORCOLD REFRIGERATOR - OFF WHITE
	084073-04-000	EA BASE - ROOF VENT - NORCOLD REFRIGERATOR - BLACK

SIDEWALL VENTS

KEY	PART NUMBER	U/M DESCRIPTION
	084616-01-000	EA SHROUD - RANGE HOOD VENT - OFF WHITE
	084878-09-000	EA VENT - RANGE HOOD - SHORT - LVS

WINDOW, VENT & EXTERIOR DOOR GROUP (CONTINUED)

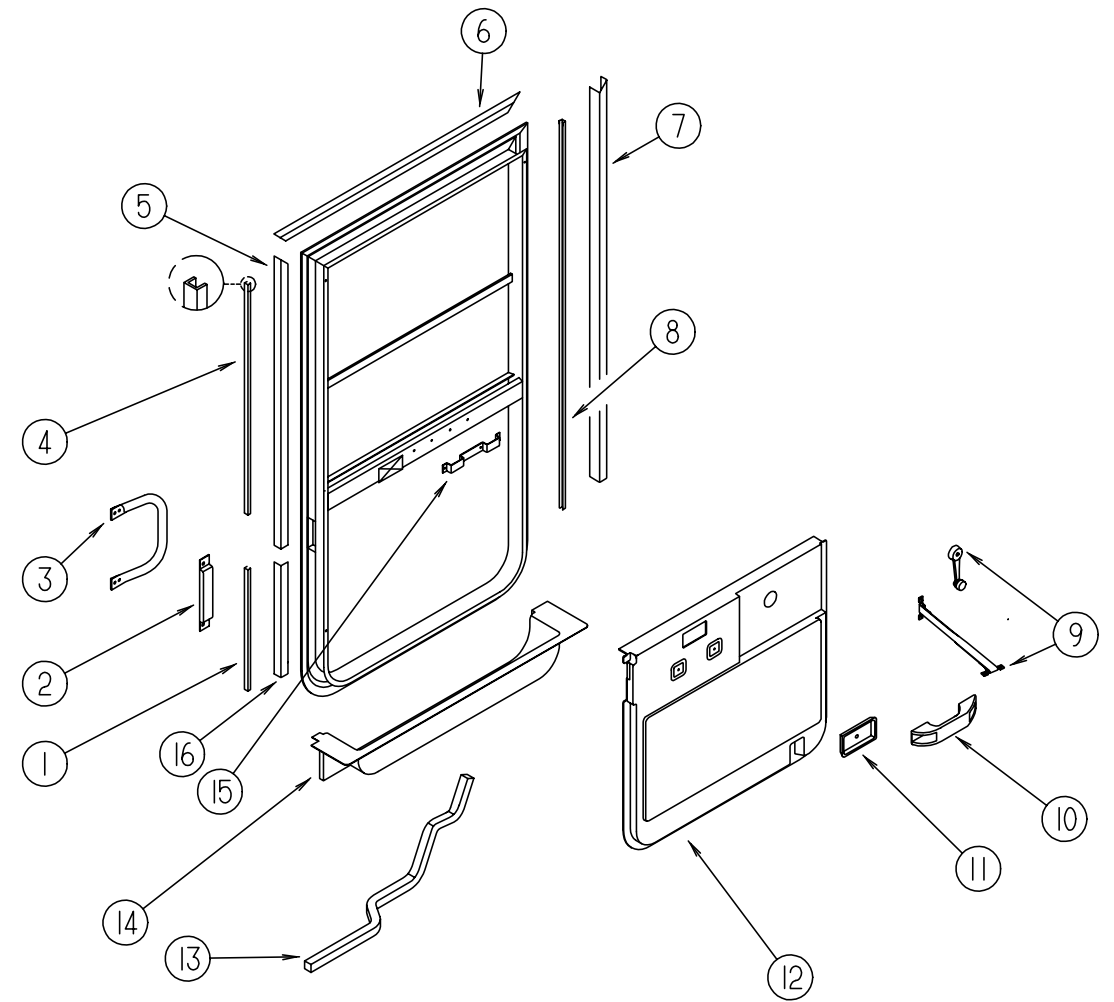
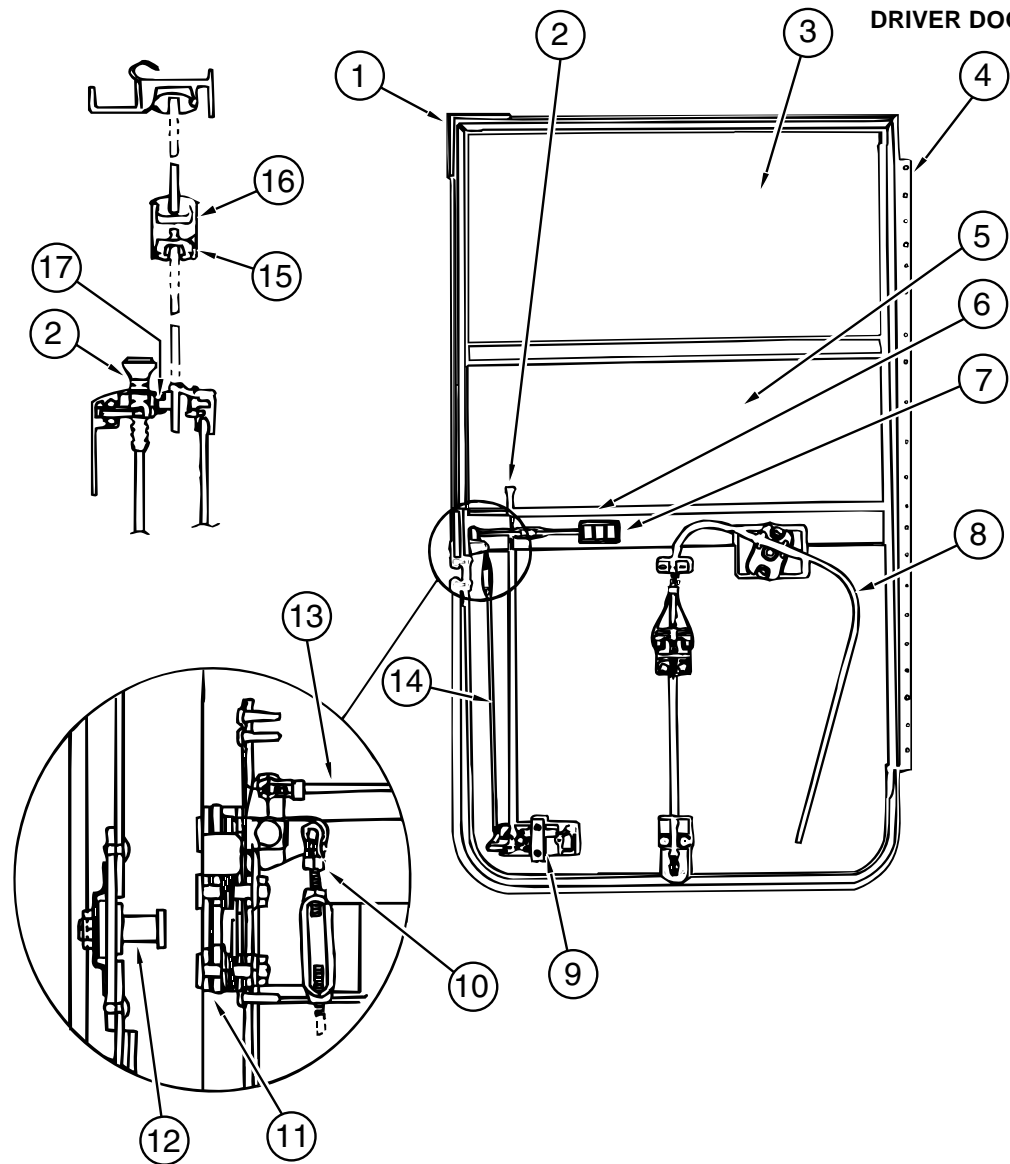
EXTERIOR DOORS



KEY	PART NUMBER	U/M DESCRIPTION
1	111013-19-E30	EA DOOR ASM - ACCESS
2	111013-41-F31	EA DOOR ASM - (WATER DUMP VALVES & EXTERIOR SHOWER)
3	111013-47-F31	EA DOOR ASM - (POWER CORD)
4	111009-01-E30	EA DOOR - LP COMPARTMENT - 16.9" X 5.4" - ALUMINUM
5	111013-46-F31	EA DOOR ASM - STORAGE
6	106469-07-01A	EA DOOR - DRIVERS - BLACK
7	111013-21-E30	EA DOOR ASM - STORAGE
8	111013-43-F31	EA DOOR ASM - STORAGE
9	111018-01-E30	EA DOOR ASM - GENERATOR
10	111013-16-E30	EA DOOR ASM - STORAGE
11	115108-02-F31	EA DOOR - ENTRY - W/ SCREEN DOOR - W/O WINDOW
11	115108-02-F32	EA DOOR - ENTRY - W/ SCREEN DOOR - W/O WINDOW
12	111017-01-E07	EA DOOR ASM - ACCESS - EXTERIOR RADIO
13	111013-17-F31	EA DOOR ASM - ACCESS
14	111013-42-F31	EA DOOR ASM - STORAGE
15	098668-06-000	EA DOOR ASM - FURNACE - EXTERIOR
16	052009-01-000	EA DOOR - WATER HEATER - OFF WHITE
17	084103-03-000	EA DOOR - REFRIGERATOR - VENTED - JAMB - OFF WHITE
17	084104-03-000	EA JAMB - REFRIGERATOR - OFF WHITE
18	081240-11-000	EA DOOR - WATER FILL - LOCKABLE W/O LOCK - 4" X 4 5/8" - OFF WHITE
19	105546-01-C07	EA DOOR ASM - ENGINE ACCESS

WINDOW, VENT & EXTERIOR DOOR GROUP (CONTINUED)

DRIVER DOOR (EXCEL) (FROM: 00-00-00 THRU: 11-13-94)

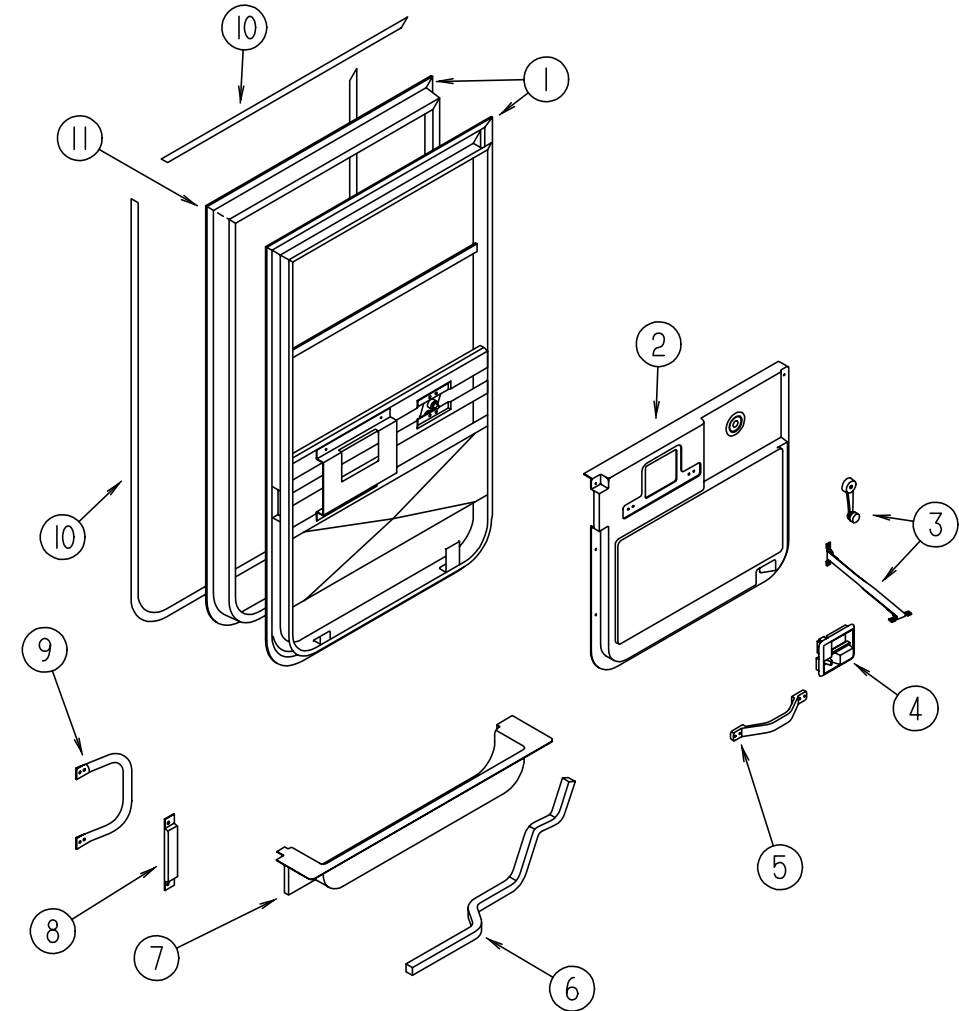
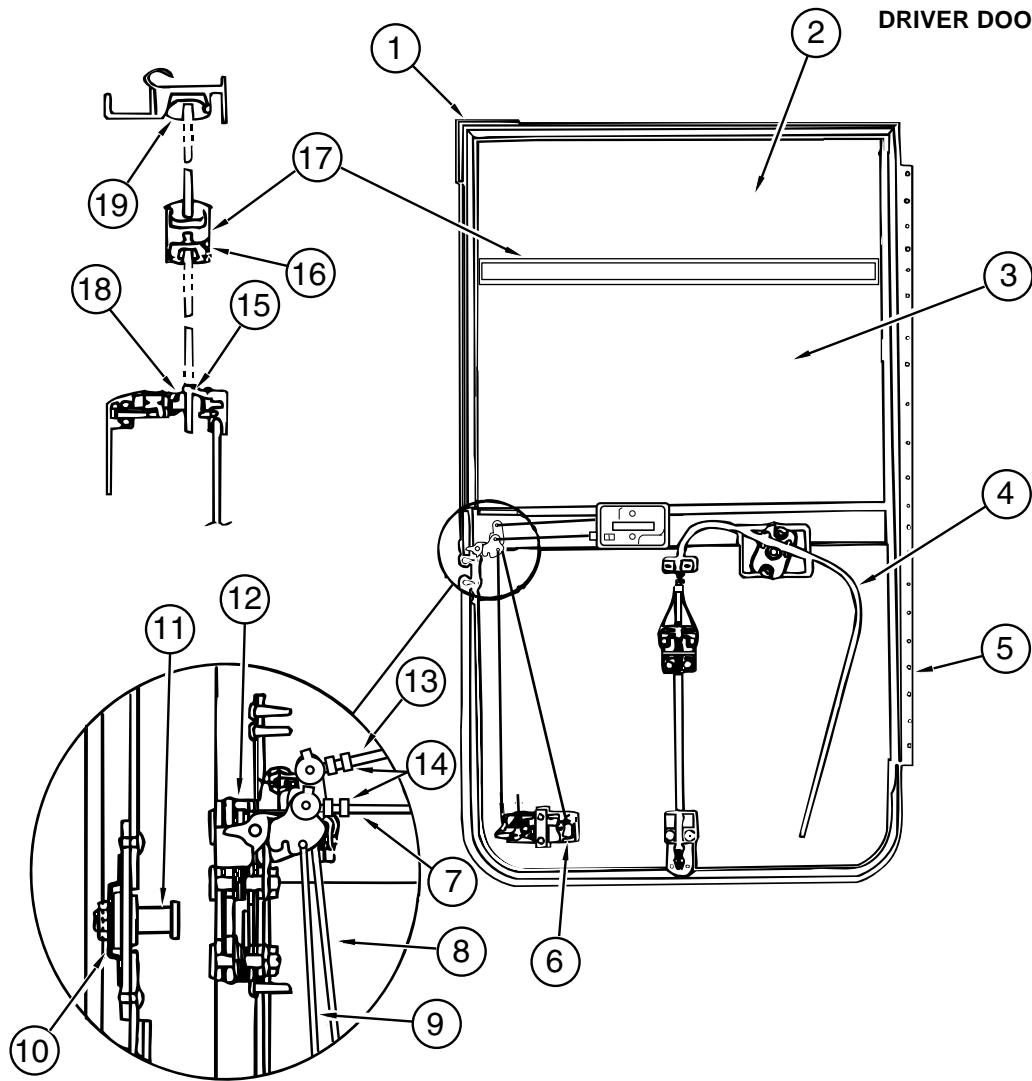


KEY	PART NUMBER	U/M	DESCRIPTION	VENDER NO.
1	106469-01-702	EA	DOOR SEAL	122-040984
2	106469-01-708	EA	BUTTON - LOCK - BLACK PLASTIC	130-081313
3	106469-02-702	EA	GLASS-STATIONARY	106-041104
4	106469-01-716	EA	HINGE - 21"	211080807
5	106469-01-704	EA	GLASS ASM - ROLL-UP W/ BRACKET	V103-65L
6	106469-01-707	EA	BEZEL - LATCH - INTERIOR - BLACK PLASTIC	130-08131
7	106469-01-717	EA	HANDLE - INTERIOR	248-081308
8	106469-02-701	EA	REGULATOR ASSEMBLY	V108-90L
9	106469-01-711	EA	HANDLE - EXTERIOR	410-081036
	106469-01-701	EA	TUMBLER & 2 KEYS	248-040557
	106469-01-718	EA	KEY - BLANK (2)	248-040558
10	106469-01-706	EA	FASTENER - ROD END	130-040593
11	106469-01-710	EA	LATCH - ROTARY	248-081311
12	106469-01-715	EA	STRIKER BOLT (W/ WASHER)	248-081003
13	106469-01-714	EA	LATCH - ROD - HORIZONTAL	203-081015
14	106469-01-712	EA	LATCH ROD ASSEMBLY - VERTICAL	V103-49
15	106469-01-705	FT	RUN - CHANNEL	122-010850
16	106469-01-719	EA	MULLION RAIL	V103-84
17	106469-01-709	FT	WEATHERSTRIP - FUZZY	171-040630
	106469-02-700	EA	JAMB - DRIVER DOOR	V108-30L

KEY	PART NUMBER	U/M	DESCRIPTION	VENDER NO.
	106469-02-01A	EA	DOOR - DRIVERS - BLACK	V108-01L
1	108642-03-01A	EA	TRIM - DOOR - DRIVERS - BLACK	
2	108654-01-01A	EA	COVER - STRIKE - DRIVERS DOOR - BLACK	
3	108832-01-02A	EA	HANDLE - ASSIST - DRIVERS DOOR - METAL - OFF WHITE	
3	108832-01-01A	EA	HANDLE - ASSIST - DRIVERS DOOR - METAL - MILL FINISHED	
	108833-01-01A	EA	COVER - HANDLE - ASSIST - OFF WHITE	
4	108642-05-01A	EA	TRIM - DOOR - DRIVERS - BLACK	
5	108108-02-02A	EA	GARNISH - DRIVERS DOOR - REAR UPPER - BLACK	
6	108107-01-02A	EA	GARNISH - DRIVERS DOOR - TOP - BLACK	
7	108129-02-02A	EA	GARNISH - DRIVERS DOOR - FRONT - BLACK	
8	108642-04-01A	EA	TRIM - DOOR - DRIVERS - BLACK	
9	106469-02-704	EA	PARTS BAG (WINDOW HANDLE & CHECK STRAP)	V068-16
10	102710-01-01A	EA	HANDLE - ASSIST - DRIVERS DOOR - 6.6" LONG - BLACK	
11	106469-01-707	EA	BEZEL - LATCH - INTERIOR (SUPPLIED W/ DRIVERS DOOR)	130-081310
12	111816-01-01A	EA	PANEL - DRIVER DOOR - INNER - OFF WHITE - PLASTIC	
13	063977-12-000	EA	STEP - DRIVER DOOR - LEFT - PAINTED	
13	063977-11-000	EA	STEP - DRIVER DOOR - LEFT - UNPAINTED	
14	107818-01-03A	EA	TRIM - STEP - DRIVERS DOOR - PLASTIC - GRAY	
15	108533-01-000	EA	BRACKET - HANDLE - MOUNT	
16	108897-02-01A	EA	GARNISH - DRIVERS DOOR - REAR LOWER - BLACK	
	102569-02-000	EA	MAT - ANTI SLIP - LOWER	
	P01713-01-000	EA	SWITCH - PUSH BUTTON - IN DOOR JAMB - METAL CHROME	
	076725-06-000	EA	COVER - ACCESS - DOOR JAMB PUSH BUTTON - BLACK	
	108897-01-01A	EA	GARNISH - DOOR - DRIVERS - U-CHANNEL - BLACK	
	109235-01-01A	FT	COVER - SCREW - MAT BLACK - DAWN	132-081046
	109235-01-03A	FT	COVER - SCREW - OFF WHITE - DAWN	

WINDOW, VENT & EXTERIOR DOOR GROUP (CONTINUED)

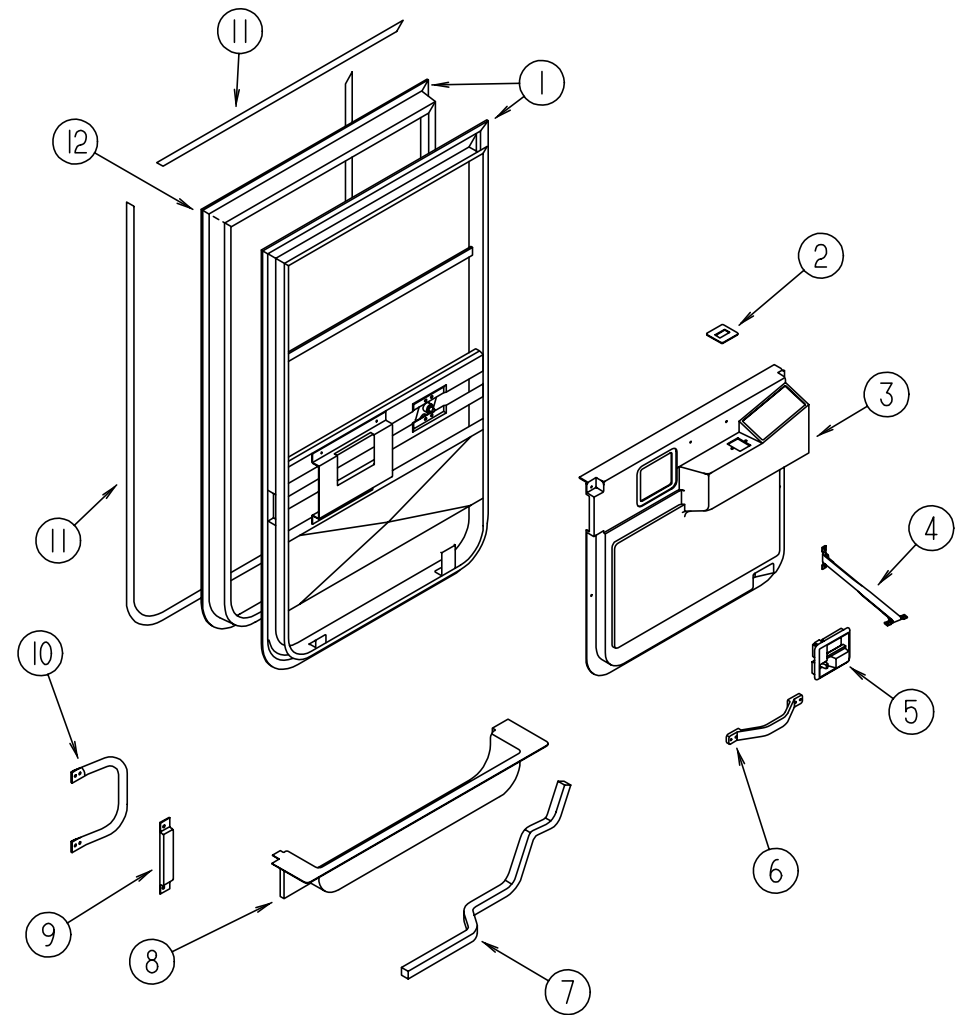
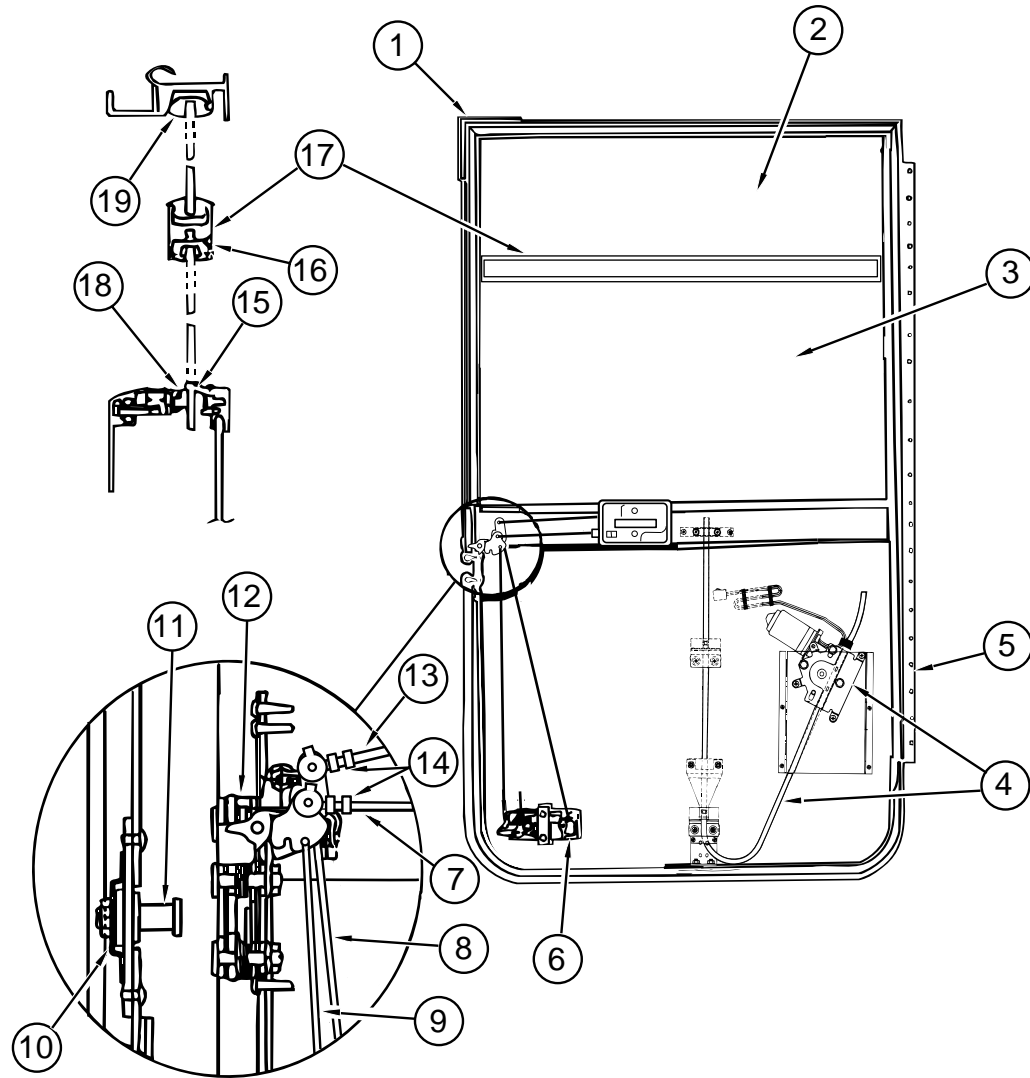
DRIVER DOOR (EXCEL) (FROM: 11-14-94 THRU: 01-28-95)



KEY	PART NUMBER	U/M DESCRIPTION	VENDER NO.
1	106469-01-702	EA DOOR SEAL	122-040984
2	106469-02-702	EA GLASS-STATIONARY	106-041104
3	106469-01-704	EA GLASS ASM - ROLL-UP W/ BRACKET	V103-65L
4	106469-02-701	EA REGULATOR ASSEMBLY	V108-90L
5	106469-05-702	EA HINGE - 42"	211-041194
6	106469-04-700	EA PADDLE ASM. W/ COLLAR	248-041237
7	106469-04-711	EA LOCK ROD, HORIZONTAL	203-041137
8	106469-05-703	EA LATCH ROD (VERTICAL) ADJ.	203-041239
9	106469-05-705	EA LOCK ROD (VERTICAL) ADJ.	203-041279
10	106469-04-704	EA CAGED NUT ASSEMBLY (STRIKER)	248-041151
11	106469-04-703	EA STRIKER BOLT (W/ WASHER)	248-041152
12	106469-05-706	EA ROTARY LATCH & LINKAGE	248-041150
13	106469-04-705	EA LATCH ROD-HORIZONTAL	203-041139
14	106469-04-714	EA ROD CLIP R.H.	248-041153
	106469-04-713	EA ROD CLIP L.H.	248-041154
15	106469-02-703	EA BELT WEATHERSTRIP (EXT) WDO.	V047-57
16	106469-01-705	FT RUN - CHANNEL	122-010850
17	106469-01-719	EA MULLION RAIL	V103-84
18	106469-01-709	FT WEATHERSTRIP - FUZZY	171-040630
19	106469-02-705	EA HORIZONTAL GLAZING VINYL	V108-87
	106469-04-701	EA TUMBLER & KEYS (TRI-MARK)	248-041179
	106469-04-702	EA KEYS (BLANK)	248-041180

KEY	PART NUMBER	U/M DESCRIPTION	VENDER NO.
1	106469-07-01A	EA DOOR ASM. - DRIVERS - BLACK	V130-01L
2	114973-01-01A	EA PANEL - DRIVER DOOR - INNER - LIGHT GRAY - PLASTIC	
3	106469-02-704	EA PARTS BAG (WINDOW HANDLE & CHECK STRAP)	V068-16
4	106469-04-712	EA INNER HANDLE HRDWE. L. H.	248-041148
5	110604-01-01A	EA HANDLE - ASSIST - DRIVERS DOOR	
6	063977-12-000	EA STEP - DRIVER DOOR - LEFT - PAINTED	
6	063977-11-000	EA STEP - DRIVER DOOR - LEFT - UNPAINTED	
7	107818-01-03A	EA TRIM - STEP - DRIVERS DOOR - PLASTIC - GRAY	
	102569-02-000	EA MAT - ANTI SLIP - LOWER	
8	108654-01-01A	EA COVER - STRIKE - DRIVERS DOOR - BLACK	
9	108832-01-02A	EA HANDLE - ASSIST - DRIVERS DOOR - METAL - OFF WHITE	
	108833-01-01A	EA COVER - HANDLE - ASSIST - OFF WHITE	
10	109235-01-01A	FT COVER - SCREW - MAT BLACK - DAWN	132-081046
11	106469-07-700	EA MOUNTING FRAME ASM.	V130-30L
	108129-02-02A	EA GARNISH - DRIVERS DOOR - FRONT - BLACK	
	108107-01-02A	EA GARNISH - DRIVERS DOOR - TOP - BLACK	
	108108-02-02A	EA GARNISH - DRIVERS DOOR - REAR UPPER - BLACK	
	108897-02-01A	EA GARNISH - DRIVERS DOOR - REAR LOWER - BLACK	
	P01713-01-000	EA SWITCH - PUSH BUTTON - IN DOOR JAMB - METAL CHROME	
	076725-06-000	EA COVER - ACCESS - DOOR JAMB PUSH BUTTON - BLACK	

WINDOW, VENT & EXTERIOR DOOR GROUP (CONTINUED)



DRIVER DOOR (EXCEL) (FROM: 01-29-95 THRU: 99-99-99)

KEY	PART NUMBER	U/M DESCRIPTION	VENDER NO.
1	106469-01-702	EA DOOR SEAL	122-040984
2	106469-02-702	EA GLASS-STATIONARY	106-041104
3	106469-01-704	EA GLASS ASM - ROLL-UP W/ BRACKET	V103-65L
4	106469-01-703	EA REGULATOR ASSEMBLY	V103-89L
5	106469-05-702	EA HINGE - 42"	211-041194
6	106469-04-700	EA PADDLE ASM. W/ COLLAR	248-041237
7	106469-04-711	EA LOCK ROD, HORIZONTAL	203-041137
8	106469-05-703	EA LATCH ROD (VERTICAL) ADJ.	203-041239
9	106469-05-705	EA LOCK ROD (VERTICAL) ADJ.	203-041279
10	106469-04-704	EA CAGED NUT ASSEMBLY (STRIKER)	248-041151
11	106469-04-703	EA STRIKER BOLT (W/ WASHER)	248-041152
12	106469-05-706	EA ROTARY LATCH & LINKAGE	248-041150
13	106469-04-705	EA LATCH ROD-HORIZONTAL	203-041139
14	106469-04-714	EA ROD CLIP R.H.	248-041153
	106469-04-713	EA ROD CLIP L.H.	248-041154
15	106469-02-703	EA BELT WEATHERSTRIP (EXT) WDO.	V047-57
16	106469-01-705	FT RUN - CHANNEL	122-010850
17	106469-08-700	EA MULLION RAIL	V090-84
18	106469-01-709	FT WEATHERSTRIP - FUZZY	171-040630
19	106469-02-705	EA HORIZONTAL GLAZING VINYL	V108-87
	106469-04-701	EA TUMBLER & KEYS (TRI-MARK)	248-041179

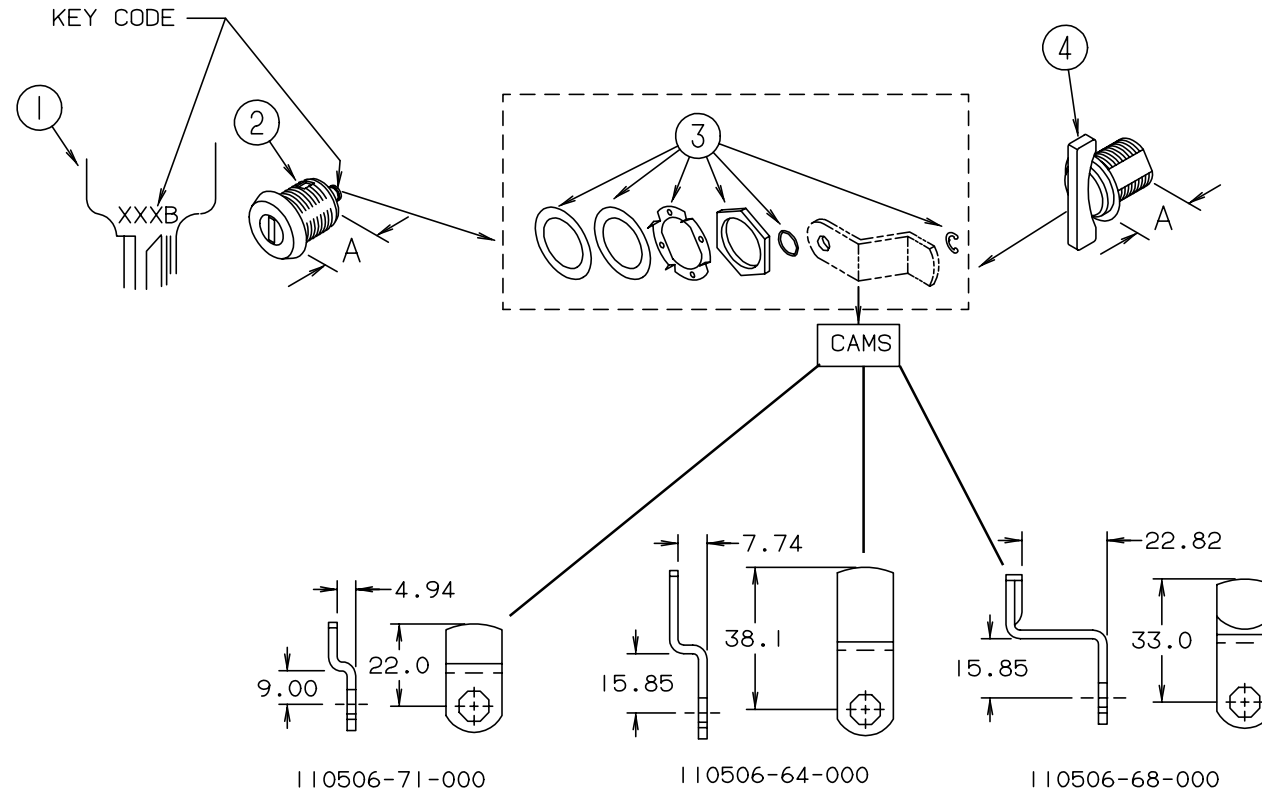
KEY	PART NUMBER	U/M DESCRIPTION	VENDER NO.
1	106469-09-01A	EA DOOR ASM. - DRIVERS - BLACK	V130-02L
2	093132 01 000	EA SWITCH - POWER WINDOW - TORRIX	1737
3	103473 14 01A	EA PLATE ASM - SWITCH	
3	117060-01-01A	EA PANEL - DRIVER DOOR - INNER - LIGHT GRAY - PLASTIC	
4	109378 01 000	EA CHECK STRAP	
4	064219 01 000	EA RETAINER ENDS - CHECK STRAP	
5	106469-04-712	EA INNER HANDLE HARDWARE - L. H.	248-041148
6	102710-01-01A	EA HANDLE - ASSIST - DRIVERS DOOR	
6	063977-12-000	EA STEP - DRIVER DOOR - LEFT - PAINTED	
7	063977-11-000	EA STEP - DRIVER DOOR - LEFT - UNPAINTED	
8	107818-01-03A	EA TRIM - STEP - DRIVERS DOOR - PLASTIC - GRAY	
9	102569-02-000	EA MAT - ANTI SLIP - LOWER	
9	108654-01-01A	EA COVER - STRIKE - DRIVERS DOOR - BLACK	
10	108832-01-02A	EA HANDLE - ASSIST - DRIVERS DOOR - METAL - OFF WHITE	
	108833-01-01A	EA COVER - HANDLE - ASSIST - OFF WHITE	
11	109235-01-01A	FT COVER - SCREW - MAT BLACK - DAWN	132-081046

WINDOW, VENT & EXTERIOR DOOR GROUP (CONTINUED)

BRIGGS & STRATTON LOCKS & COMPONENTS

NOTE:

WHEN ORDERING THE LOCK CASE, THE KEY CODE MUST MATCH THE LAST DIGIT OF THE VEHICLE'S SERIAL NUMBER AND PART NUMBER; WHEN ORDERING THE KEYS, THE THIRD DIGIT OF THE KEY CODE MUST MATCH THE LAST DIGIT OF THE VEHICLE'S SERIAL NUMBER AND PART NUMBER

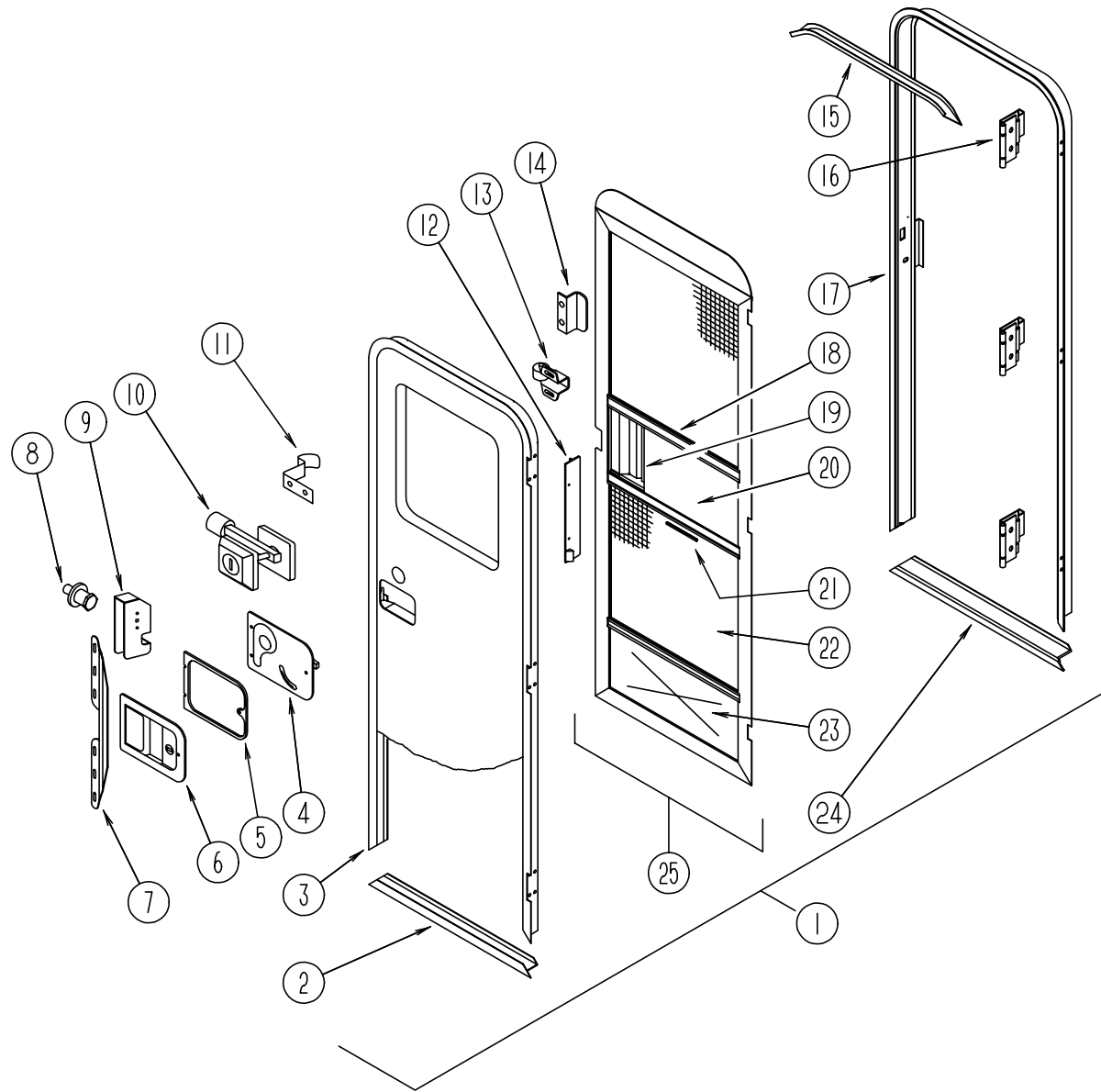


KEY	PART NUMBER	U/M	DESCRIPTION	VENDER NO.
1	110506-59-000	EA	KEYS - SET OF TWO	596720
2	110506-52-000	EA	CASE - LOCK - A= 17 MM	702370
2	110506-53-000	EA	CASE - LOCK - A= 25 MM	702380
1	110506-59-001	EA	KEYS - SET OF TWO	596721
2	110506-52-001	EA	CASE - LOCK - A= 17 MM	702371
2	110506-53-001	EA	CASE - LOCK - A= 25 MM	702381
1	110506-59-002	EA	KEYS - SET OF TWO	596722
2	110506-52-002	EA	CASE - LOCK - A= 17 MM	702372
2	110506-53-002	EA	CASE - LOCK - A= 25 MM	702382
1	110506-59-003	EA	KEYS - SET OF TWO	596723
2	110506-52-003	EA	CASE - LOCK - A= 17 MM	702373
2	110506-53-003	EA	CASE - LOCK - A= 25 MM	702383
1	110506-59-004	EA	KEYS - SET OF TWO	596724
2	110506-52-004	EA	CASE - LOCK - A= 17 MM	702374
2	110506-53-004	EA	CASE - LOCK - A= 25 MM	702384
1	110506-59-005	EA	KEYS - SET OF TWO	596725
2	110506-52-005	EA	CASE - LOCK - A= 17 MM	702375
2	110506-53-005	EA	CASE - LOCK - A= 25 MM	702385

KEY	PART NUMBER	U/M	DESCRIPTION	VENDER NO.
1	110506-59-006	EA	KEYS - SET OF TWO	596726
2	110506-52-006	EA	CASE - LOCK - A= 17 MM	702376
2	110506-53-006	EA	CASE - LOCK - A= 25 MM	702386
1	110506-59-007	EA	KEYS - SET OF TWO	596727
2	110506-52-007	EA	CASE - LOCK - A= 17 MM	702377
2	110506-53-007	EA	CASE - LOCK - A= 25 MM	702387
1	110506-59-008	EA	KEYS - SET OF TWO	596728
2	110506-52-008	EA	CASE - LOCK - A= 17 MM	702378
2	110506-53-008	EA	CASE - LOCK - A= 25 MM	702388
1	110506-59-009	EA	KEYS - SET OF TWO	596729
2	110506-52-009	EA	CASE - LOCK - A= 17 MM	702379
2	110506-53-009	EA	CASE - LOCK - A= 25 MM	702389
3	110506-40-700	EA	HARDWARE KIT	
4	110506-50-000	EA	CASE - TWIST LOCK - A= 17 MM	596952
4	110506-51-000	EA	CASE - TWIST LOCK - A= 25 MM	596669
	110506-40-000	EA	CLIP-E - LOCK ASM.	93981
	110506-64-000	EA	CAM - LOCK	322280
	110506-68-000	EA	CAM - LOCK	322284
	110506-71-000	EA	CAM - LOCK	322287
	110506-59-701	EA	KEY BLANK - GOLD	

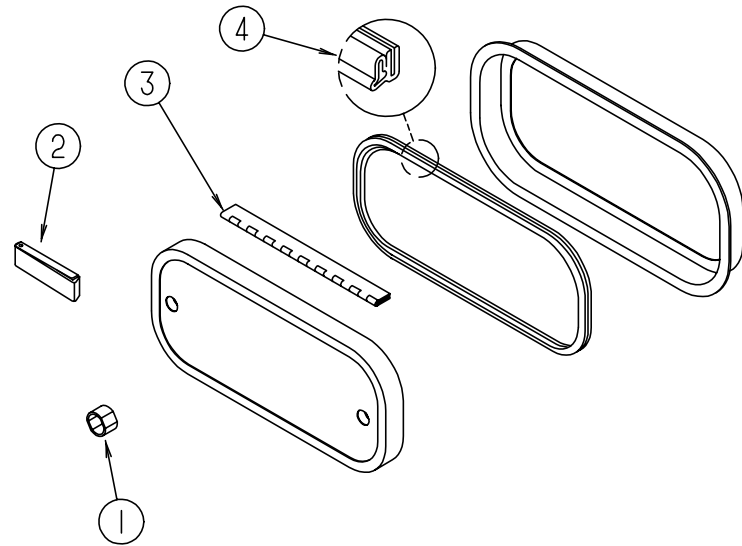
WINDOW, VENT & EXTERIOR DOOR GROUP (CONTINUED)

ENTRY DOOR W/O WINDOW



KEY	PART NUMBER	U/M	DESCRIPTION
1	115108-02-F31	EA	DOOR - ENTRY - W/O WINDOW - W/ SCREEN DOOR
1	115108-02-F32	EA	DOOR - ENTRY - W/O WINDOW - W/ SCREEN DOOR
	041546-05-000	EA	BRACKET - DOOR ANGLE - 5" X 1.9" - OFF WHITE - METAL
	115222-02-01A	EA	GARNISH - RADIUS - ENTRY DOOR - OFF WHITE
2	089748-01-000	EA	FRAME - BOTTOM ENTRY DOOR - OFF WHITE
3	095276-03-01A	EA	FRAME - ENTRY DOOR - W/O BOTTOM - OFF WHITE
4	039979-04-000	EA	COVER - INTERIOR LATCH - W/TRIP ARM - RIGHT - BLACK
5	096810-01-01A	EA	SPACER - DOOR LOCK - PLASTIC - BLACK
6	045017-11-000	EA	LATCH - PADDLE - MECHANISM W/LOCK CYLINDER & KEY - BLACK
	045017-11-701	EA	KEY BLANK
7	098173-01-04A	EA	STIFFENER - ENTRY DOOR - SUPPORTS LATCH/ STRIKE AREA - MILL
8	039539-01-000	EA	STRIKE - ENTRANCE DOOR LOCK
	077461-03-000	EA	COVER - STRIKE - ENTRY DOOR - 6.5" X 2.5" - PLASTIC - OFF WHITE
9	039540-01-000	EA	LATCH MECHANISM - HOOK - ENTRY DOOR - INTERIOR
	039715-01-000	EA	NUT - SERT - 1/4" DIAMETER - 20 THREADS
	039984-01-000	EA	CAP - ROUND - VINYL - .28" ID X .62" LONG - BLACK
	040944-01-000	EA	LABEL - ENTRANCE DOOR - "OPEN"
10	101145-01-01A	EA	DEADBOLT - ENTRY DOOR - BLACK
	095229-01-700	EA	KEY ONLY - BLANK
	101147-01-000	EA	BOLT - SECURITY - 4.12" BACKSET
	102524-01-000	EA	BUMPER - RUBBER - FLAT - BLACK
11	100412-01-000	EA	CATCH - SCREEN DOOR - THUMB CLIP
12	079087-02-000	EA	STRIKE - SLIDER - W/LIP FOR ELBOW CATCH - 1.5" X 8.6" - OFF WHITE
13	109403-01-000	EA	CATCH - SCREEN DOOR ROLLER
	063729-04-000	EA	RIVNUT - 10-32 UNF - .010-.080
	072893-01-000	EA	NUTSERT - M5 X 0 - 8
	075671-04-000	FT	SEAL - SPONGE - LAZY-T SHAPE - W/ ADHESIVE STRIPE - .5" WIDE
	100128-01-000	FT	SEAL - PILE - ADHESIVE BACK - GRAY
14	050712-04-000	EA	HANDLE - SCREEN DOOR - OFF WHITE
15	044582-02-000	EA	CAP - DRIP - ENTRY DOOR - ALUMINUM - OFF WHITE
16	097724-01-02A	EA	HINGE - ENTRY DOOR - OFF WHITE
17	095277-04-01A	EA	JAMB ASM - ENTRANCE DOOR - OFF WHITE
18	078777-01-000	EA	CHANNEL - SLIDE - SCREEN DOOR CENTER SLIDER COVER
19	079086-02-000	EA	SLIDER - SCREEN DOOR - OFF WHITE
	078595-01-000	EA	TOP PLATE - SCREEN DOOR - CURVED TOP - 4.7" X 25.35"
20	016454-01-000	EA	INSERT - SCREEN DOOR - CENTER - LEATHER GRAIN ALUMINUM
21	002294-01-000	FT	SPLINE - SCREENING - .135" X .138" - BLACK
22	002293-02-000	SF	SCREENING - 26" - CHARCOAL
23	078552-03-000	EA	KICK PANEL - SCREEN DOOR - LOWER INSERT - UNPAINTED
24	051049-01-000	EA	JAMB BOTTOM - ENTRY DOOR - 25.9" - UNPAINTED
25	079012-05-B10	EA	DOOR - SCREEN
	100128-02-000	FT	SEAL - SCREEN DOOR

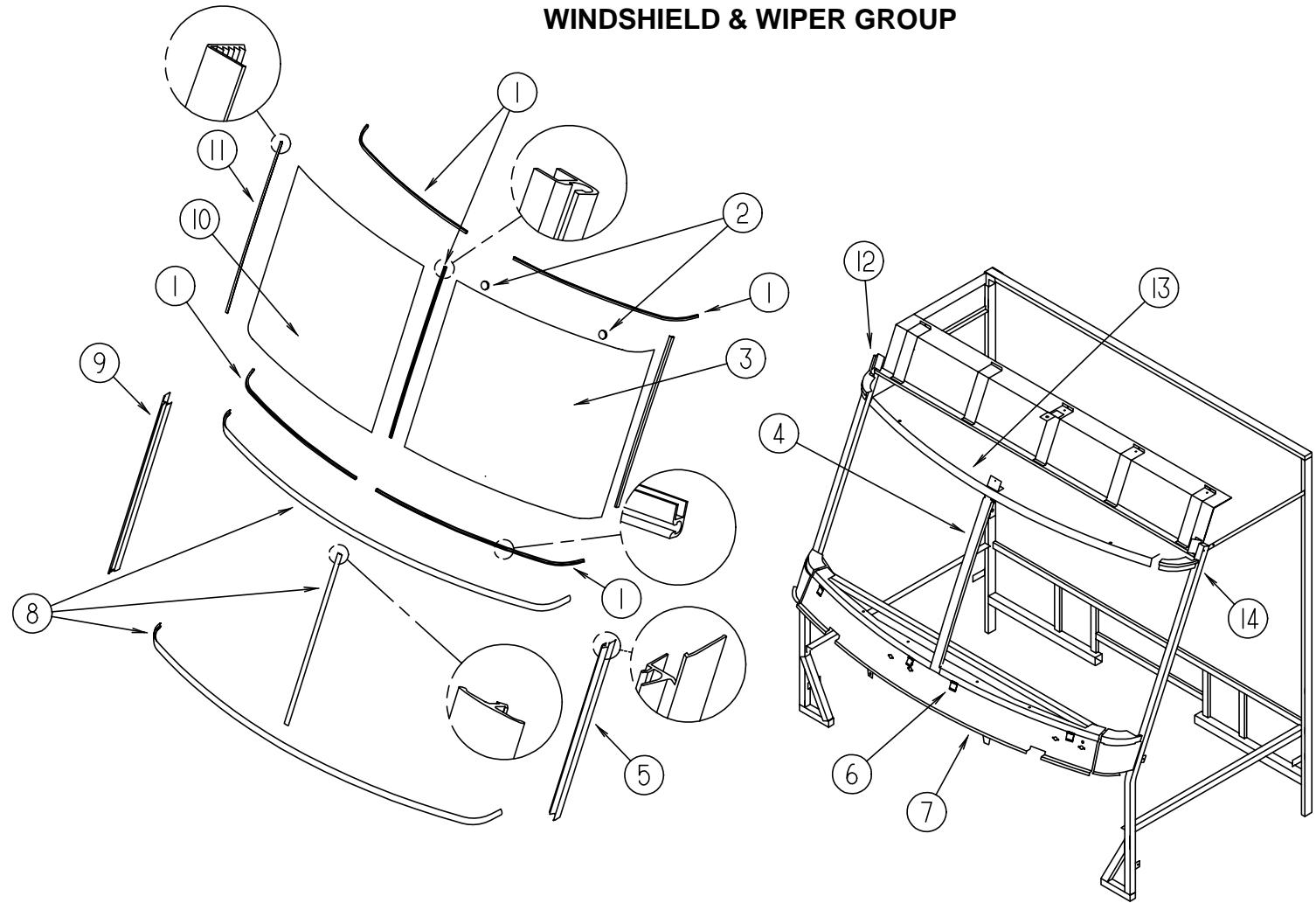
WINDOW, VENT & EXTERIOR DOOR GROUP (CONTINUED)



EXTERIOR COMPARTMENT DOORS

KEY	PART NUMBER	U/M	DESCRIPTION
1	107997-51-001	EA	SPACER - .86" X .6" - ALUMINUM
2	102768-01-000	EA	HOLDER - COMPARTMENT/ ENTRY DOOR - METAL - MILL FINISH
3	081801-02-000	EA	HINGE - PIANO - 2" X 96" - ALUMINUM
4	064075-07-000	FT	SEAL - BULB - W/ WIRED U CHANNEL - .3" X .5" CHANNEL - BLACK
	096217-55-001	EA	U-CHANNEL - 17.5' - OFF WHITE
	096217-55-006	EA	U-CHANNEL - 17.5' - BRIGHT WHITE

WINDSHIELD & WIPER GROUP

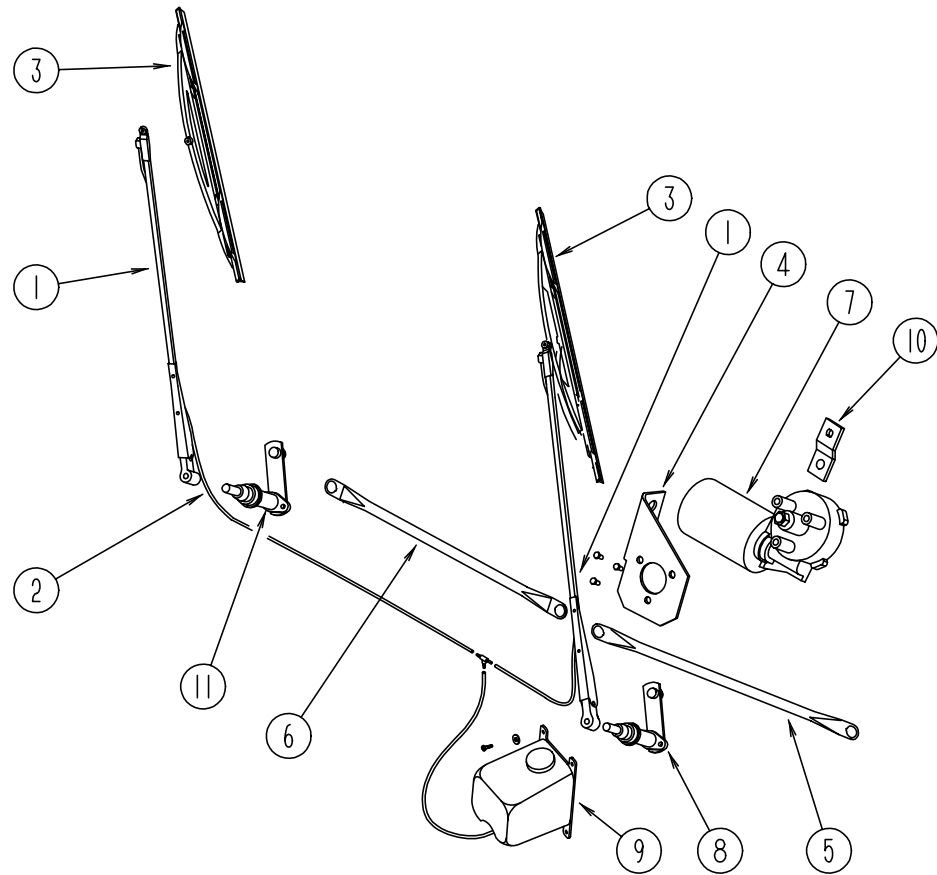


WINDSHIELD MOLDINGS & GLASS

KEY	PART NUMBER	U/M	DESCRIPTION
1	110268-01-000	EA	CARRIER - REVEAL - 1280 MM
2	081914-01-000	EA	BUMPER - RUBBER - ROUND - .43" DIAMETER - BLACK
3	103788-02-000	EA	GLASS - WINDSHIELD - DRIVER SIDE
4	075710-01-000	EA	FRAME - WINDSHIELD - CENTER DIVIDER - INNER
5	103107-04-01A	EA	TRIM - WINDSHIELD - DRIVER SIDE - BLACK
6	104449-01-000	EA	BRACKET - WINDSHIELD SUPPORT
7	077847-02-000	EA	SUPPORT - WINDSHIELD - LOWER - W/O BRACKETS
8	102936-01-000	FT	MOLDING - REVEAL - WINDSHIELD
9	103107-03-01A	EA	TRIM - WINDSHIELD - PASSENGER SIDE - BLACK
10	103788-01-000	EA	GLASS - WINDSHIELD - PASSENGER SIDE
11	098788-06-000	EA	CARRIER - REVEAL - 48.9" WINDSHIELD
12	077922-03-000	EA	HEADER WINDSHIELD END - PASSENGER SIDE
13	077922-05-000	EA	HEADER WINDSHIELD - CENTER
14	077922-04-000	EA	HEADER WINDSHIELD END - DRIVER SIDE

WINDSHIELD & WIPER GROUP (CONTINUED)

WINDSHIELD WIPER



KEY	PART NUMBER	U/M	DESCRIPTION
1	103671-01-000	EA	ARM - WIPER - 24"
2	096931-01-700	FT	HOSE
3	095964-01-000	EA	BLADE - WIPER - WINDSHIELD - 24"
	095964-01-700	EA	BLADE - REFILL 24" (PAIR)
4	104549-01-000	EA	BRACKET ASM - WIPER MOTOR
5	103672-01-000	EA	LINK ASM - CONNECTING - 21.85" - DRIVER SIDE
			FROM: 00-00-00 THRU: 01-23-95
5	117008-01-000	EA	LINK ASM - CONNECTING - 21.85" - DRIVER SIDE
			FROM: 01-24-95 THRU: 99-99-99
6	103672-02-000	EA	LINK ASM - CONNECTING - 21.85" - PASSENGER SIDE
			FROM: 00-00-00 THRU: 01-23-95
6	117008-02-000	EA	LINK ASM - CONNECTING - 21.85" - PASSENGER SIDE
			FROM: 01-24-95 THRU: 99-99-99
7	104346-01-000	EA	WIPER MOTOR
			FROM: 00-00-00 THRU: 09-11-94
7	104346-03-000	EA	WIPER MOTOR
			FROM: 09-12-94 THRU: 99-99-99
	110178-01-000	EA	HOUSING - WIPER MOTOR
8	096505-06-000	EA	PIVOT & SHAFT ASM - WIPER - DRIVER SIDE
9	056000-04-000	EA	WINDSHIELD WASHER - BOTTLE & PUMP
	056000-01-700	EA	VACUUM HOSE 7/64 - 5/32
	096931-01-701	EA	NOZZLE & HARDWARE KIT, INCLUDES NOZZLE, NUT, SHORT THREAD SCREW, LONG THREAD SCREW, AND PLASTIC CAP
			FROM: 00-00-00 THRU: 04-02-95
9	117766-02-000	EA	WASHER ASM - WINDSHIELD WIPER - MCCORD 600328
			FROM: 04-03-95 THRU: 99-99-99
	110605-01-000	EA	TEE - PLAS - BARBED 1/8 X 1/8 X 3/16 BAYLOCK 3799721
			FROM: 04-03-95 THRU: 99-99-99
9	117765-01-000	EA	CONNECTOR - 5/32-1/4-3/8 WINDSHIELD WASHER DANA - WEATHERHD
			FROM: 04-03-95 THRU: 99-99-99
10	104347-01-000	EA	ARM - DRIVE - WIPER MOTOR - 1.54"
11	096505-05-000	EA	PIVOT & SHAFT ASM - WIPER - PASSENGER SIDE
	110742-01-000	EA	WIPER GASKET
	067188-01-000	EA	STUD - WIPER CRANK
	096505-02-703	EA	CAP - NUT (ACORN) HD W/.687 BARREL