

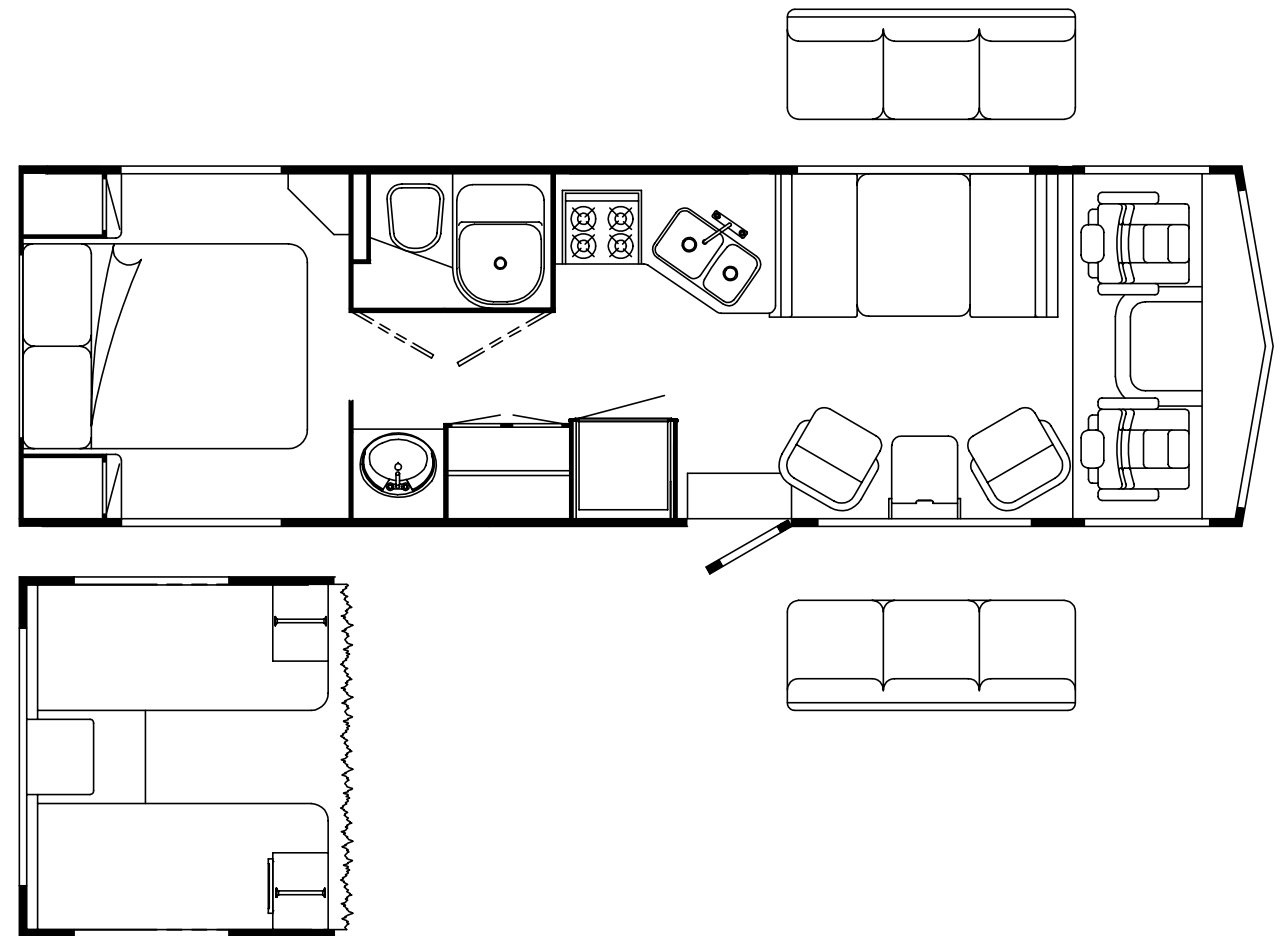

**1995  
ICF29RQ**

**F24**

**F25**

**F26**

**F27**



**ACCESSORIES GROUP  
OPERATOR MANUAL**

KEY	PART NUMBER	U/M	DESCRIPTION
	054185-D2-000	EA	MANUAL-OPERATOR, 1995 SUNRISE
	092318-01-000	EA	BINDER - 3 RING, MOTOR HOME MANUAL
	092319-01-000	EA	POCKET PAGE - 3 RING BINDER, PLASTIC
	113921-01-000	DW	TOP LEVEL DRAWING-F, 1995

**AUDIO VIDEO GROUP  
PATIO ENTERTAINMENT CENTER**

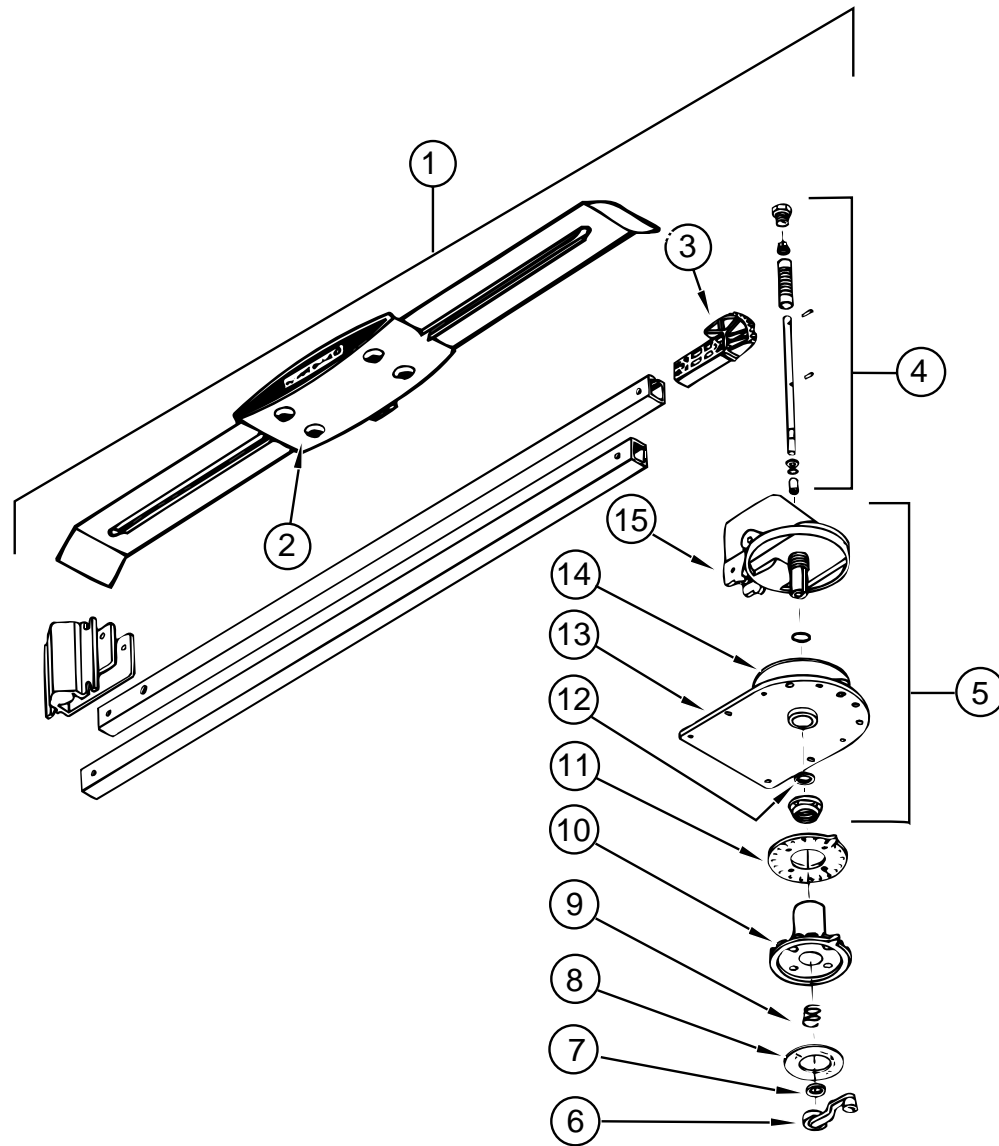
KEY	PART NUMBER	U/M	DESCRIPTION
	110469-01-000	EA	SPEAKER - 4" X 6", OVAL - MAGNADYNE F46XB-12
	110470-01-01A	EA	GRILLE-SPEAKER, OVAL - 4" X 6" - BLACK - MAGNADYNE G46WI
	077069-02-000	EA	CABLE-ANTENNA, RADIO - EXTENSION 96" - ARA 6700667
	090944-01-000	EA	ANTENNA-RADIO, 16" RUBBER
	109889-02-000	EA	ANTENNA-SHAFT EXTENDER, 2" - MAGNADYNE RV71EX2
	087683-02-000	EA	RADIO-AM/FM STEREO W/CASSETTE - AUDIOVOX P-1A FROM: 00-00-00 THRU: 07-17-94
	087683-03-000	EA	RADIO-AM/FM STEREO W/CASSETTE - AUDIOVOX RS-100 FROM: 07-18-94 THRU: 99-99-99
	108847-01-000	EA	BRACKET-ANTENNA GROUND

**RADIO SYSTEM, CD PLAYER & ANTENNA**

KEY	PART NUMBER	U/M	DESCRIPTION
	110267-03-000	EA	RADIO-AM/FM STEREO, CASSETTE - AUDIOVOX IM-400
	116148-01-000	EA	RADIO-AM/FM STEREO, CD PLAYER - CLARION 5633CD
	077069-02-000	EA	CABLE-ANTENNA, RADIO - EXTENSION 96" - ARA 6700667
	090944-01-000	EA	ANTENNA-RADIO, 16" RUBBER
	104498-01-000	EA	BRACKET-ANTENNA MOUNT, STEEL
	081059-02-000	EA	WIRE ASM - 9-PIN, RADIO - AUDIOVOX 112B-1761
	089340-02-000	EA	GRILLE-SPEAKER, 6.5" SQUARE
	089340-03-000	EA	SPACER-GRILLE, 6.5" SQUARE - TAN - MAGNADYNE G514
	094097-01-000	EA	SPEAKER-RADIO, W/O GRILLE - 5.25" DIA - AUDIOVOX 110C3030
	110469-01-000	EA	SPEAKER - 4" X 6", OVAL - MAGNADYNE F46XB-12
	110470-01-01A	EA	GRILLE-SPEAKER, OVAL - 4" X 6" - BLACK - MAGNADYNE G46WI

**AUDIO VIDEO GROUP (CONTINUED)**

**AUDIO VIDEO GROUP (CONTINUED)**  
**TV CABLE, CONNECTORS & WALLPLATES**



**TV ANTENNA**

KEY	PART NUMBER	U/M DESCRIPTION
1	076319-01-000	EA ANTENNA-TV, ROOF MOUNT - 44.5" MAST - RVA W02
2	076319-01-700	EA HEAD-ANTENNA, AMPLIFIED - WINEGARD# RVSA U/V
3	076319-01-701	EA GEAR-ELEVATING, PLASTIC - WINEGARD# 2200046
4	076319-01-702	EA SHAFT ASM-ELEVATING, WINEGARD# RVP-400A
5	076319-01-711	EA BASE & LIFT ASM - WINEGARD# 2762802
6	076319-01-706	EA CRANK-ELEVATING, W/SET SCREW - WINEGARD# 5755100
7	076319-01-705	EA GROMMET-NYLON, 7/8" ID - WINEGARD# 3200658
8	076319-01-708	EA DECAL-CRANK, WINEGARD# 5413002
9	076319-01-707	EA SPRING-HANDLE, WINEGARD# 5160800
10	076319-01-709	EA PLATE-DIRECTIONAL, FOR HEAD - WINEGARD #3200644
11	076319-01-712	EA PLATE-CEILING, WINEGARD# 3200608
12	076319-01-704	EA BEARING-NYLON, 1.25" OD - WINEGARD# 3200657
13	076319-01-713	EA PLATE-BASE, STEEL - WINEGARD# 3100523
14	076319-01-703	EA BEARING-NYLON, 5" OD - WINEGARD# 3200656
15	076319-01-714	EA HOUSING-ROTATING GEAR - WINEGARD# 2200049

KEY	PART NUMBER	U/M DESCRIPTION
	076319-03-000	FT CABLE-COAXIAL, 75 OHM
	076319-06-000	EA ADAPTOR-CABLE ROOF PLATE, WINEGARD RPJ-1
	076319-08-000	EA WALLPLATE-CABLE RECEPTACLE, TV - SINGLE - IVORY - BEDROOM
	076319-09-000	EA WALLPLATE-CABLE RECEPTACLE, TV - SINGLE - BROWN - PATIO OPTION
	076319-12-000	EA CONNECTOR-COAXIAL, ONE PIECE
	082134-01-000	EA ADAPTER-TV, CABLE TO CABLE - WINEGARD F-81M
	086756-01-000	EA SPLITTER-TV, 2 WAY
	086777-01-000	EA PLATE-WALL, TV CABLE W/ANTENNA SWITCH - IVORY - WINEGARD RV-0710
	086777-03-000	EA PLATE-WALL, CABLE - W/TV ANTENNA SWITCH & BOOSTER - IVORY
	086777-05-000	EA PLATE-WALL, ANTENNA - 1 OUTPUT - IVORY - WINEGARD RV-0921

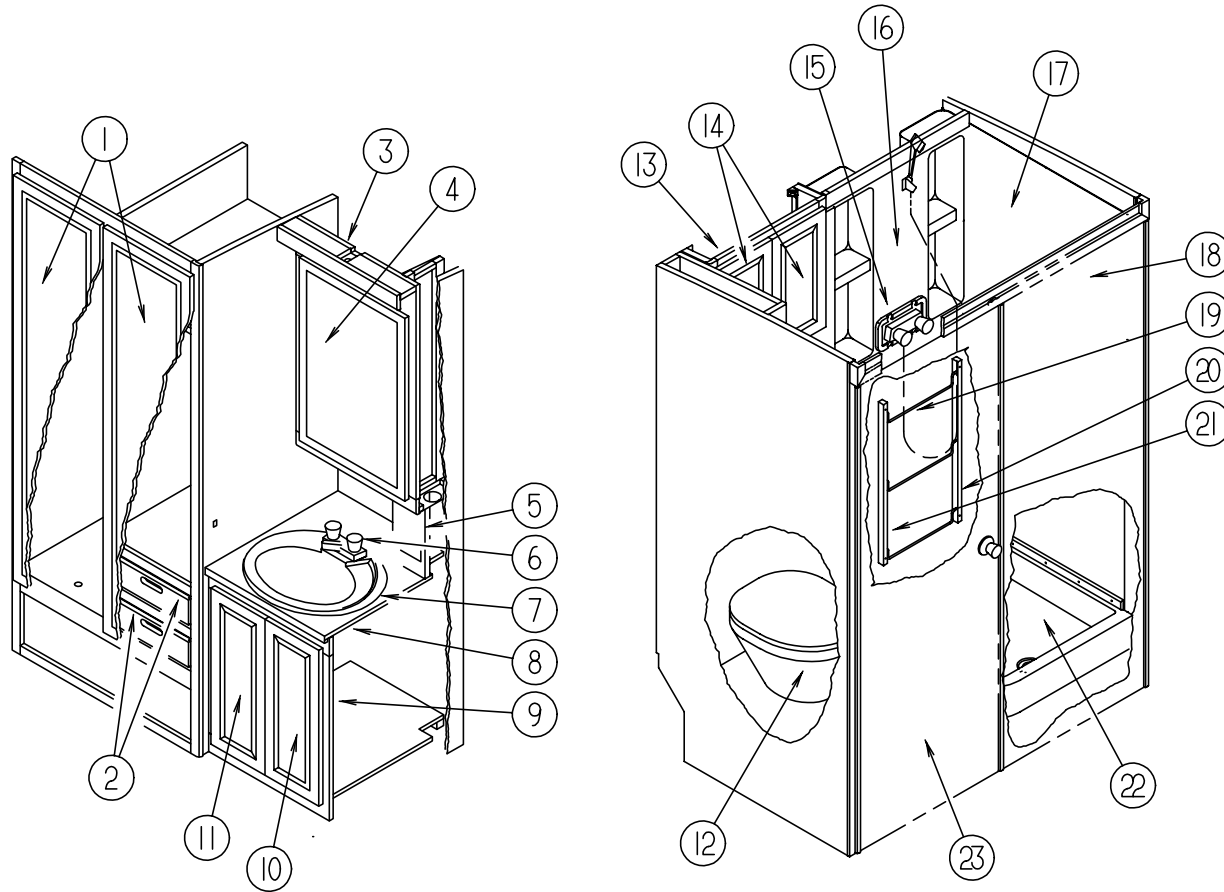
**TV, VCR & CONTROL CENTER**

KEY	PART NUMBER	U/M DESCRIPTION
	092310-02-000	EA TV-COLOR, 9" - AC/DC - W/REMOTE - MAGNAVOX RD0945
	092310-02-700	EA REMOTE-TV, MAGNAVOX RD0945
	098447-07-000	EA TV - 13", COLOR W/JACK - U.S. - MAGNAVOX RR1342C FROM: 00-00-00 THRU: 07-17-94
	098447-07-700	EA REMOTE-TV, MAGNAVOX RR1342C
	098447-11-000	EA TV - 13", COLOR W/JACK - U.S. - MAGNAVOX 13PRC10 FROM: 07-18-94 THRU: 99-99-99
	098447-11-700	EA REMOTE-TV, MAGNAVOX 13PRC10 AND 13XNC15
	098447-08-000	EA TV - 13", COLOR W/JACK - CANADIAN - MAGNAVOX XR1333C FROM: 00-00-00 THRU: 10-09-94
	098447-08-700	EA REMOTE-TV, MAGNAVOX XR1333C
	098447-12-000	EA TV - 13", COLOR W/JACK - CANADIAN - MAGNAVOX 13XNC15 FROM: 10-10-94 THRU: 99-99-99
	098447-11-700	EA REMOTE-TV, MAGNAVOX 13PRC10 AND 13XNC15
	098446-06-000	EA VCR-VHS CABLE READY W/REMOTE - MAGNAVOX VR9210 FROM: 00-00-00 THRU: 10-02-94
	098446-06-700	EA REMOTE F/MODEL #9210
	098446-07-000	EA VCR-VHS CABLE READY W/REMOTE - MAGNAVOX VR9320 FROM: 10-03-94 THRU: 99-99-99
	098446-07-700	EA REMOTE F/MODEL #9320
	099717-01-000	EA TIEDOWN-TV, STRAP ON FEMALE END IS 22.8" LONG
	099717-02-000	EA TIEDOWN-TV, STRAP ON FEMALE END IS 28.7" LONG
	098819-01-000	EA SPEAKER - 2 WATT, 8 OHM - 4"
	093214-01-02A	EA GRILLE-SPEAKER, 4" BROWN
	086757-03-000	EA CONTROL CENTER-SWITCH, VCR/TV - MAGNADYNE VCS-6

**CB ANTENNA**

KEY	PART NUMBER	U/M DESCRIPTION
	105248-01-000	EA ANTENNA-CB, ADVANCE 8604
	104498-01-000	EA BRACKET-ANTENNA MOUNT, STEEL

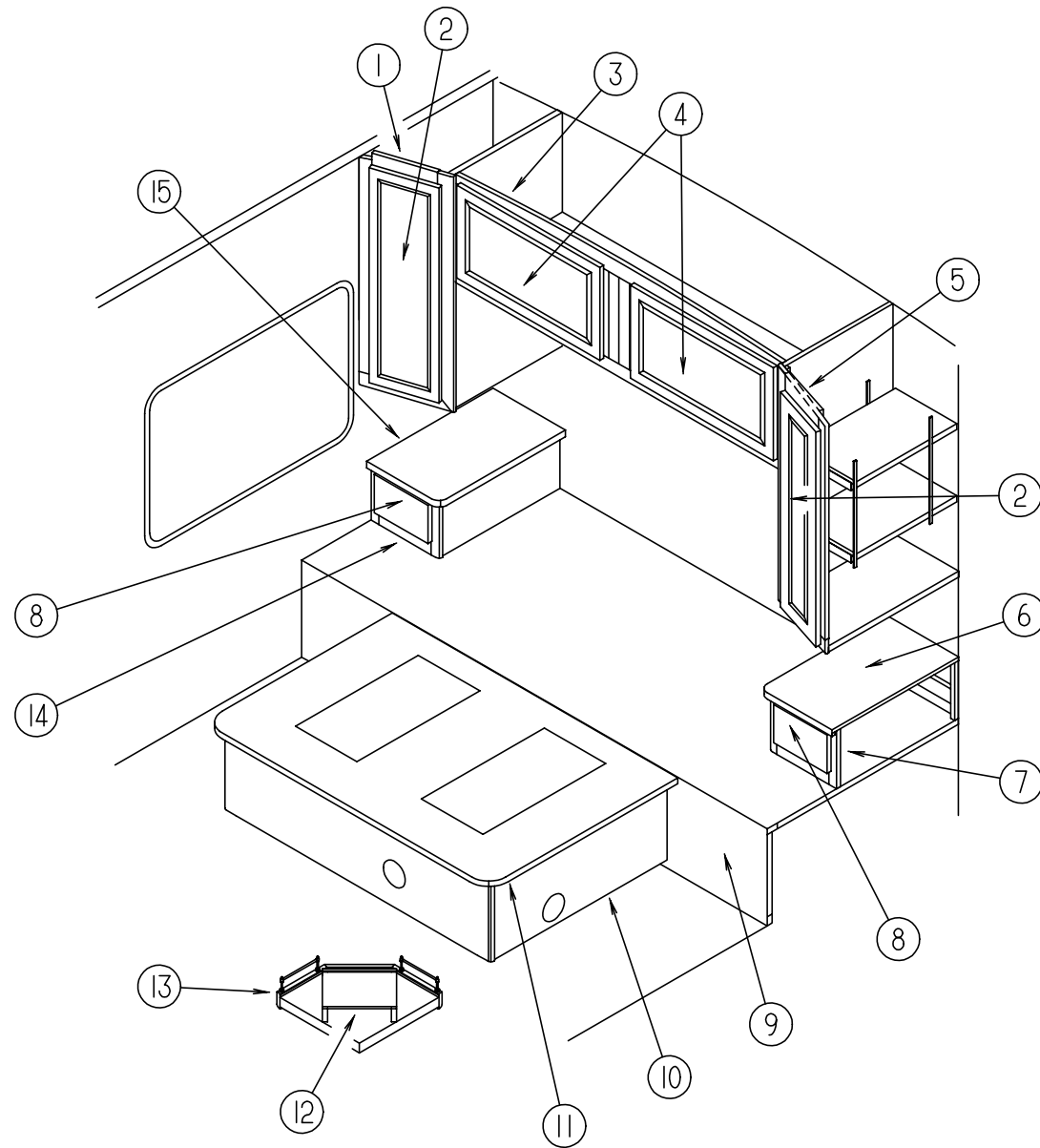
**BATH GROUP**  
**BATHROOM CABINET & COMPONENTS**



KEY	PART NUMBER	U/M	DESCRIPTION
1	M06803-11-E07	EA	DOOR-W/O HARDWARE - 410 MM X 1660 MM
2	P11023-01-E07	EA	DRAWER-CABINET, W/O HARDWARE
3	111086-01-E07	EA	CABINET-MEDICINE, W/O DOOR OR HARDWARE
4	102326-05-000	EA	DOOR-MIRRORED, 500 MM X 750 MM - JENSEN IND
			FROM: 00-00-00 THRU: 07-17-94
4	115237-01-E10	EA	DOOR-MIRRORED, 500 MM X 750 MM
			FROM: 07-18-94 THRU: 99-99-99
5	111087-01-E08	EA	CABINET-COVER, PIPE (F24)
5	111087-01-F25	EA	CABINET-COVER, PIPE (F25)
5	111087-01-F26	EA	CABINET-COVER, PIPE (F26)
5	111087-01-F27	EA	CABINET-COVER, PIPE (F27)
	075454-02-000	EA	RING-TOWEL, W/MOUNTING HARDWARE - BRASS
6	075240-06-000	EA	FAUCET-LAVATORY, BONE
	091253-01-000	EA	GASKET-FAUCET, LAVATORY/GALLEY
	105218-01-01A	EA	SPACER-FAUCET, LAVATORY SINK - 2" X 5.9" - ABS PLASTIC - OFF WHITE
7	105921-01-01A	EA	SINK-LAVATORY, LARGE OVAL - 17" X 20" - PLASTIC - OFF WHITE
	106116-01-01A	EA	STRAINER-SINK, W/STOPPER TAILPIECE, GASKET & NUT - PLASTIC
8	111088-11-E08	EA	COUNTERTOP-LAVATORY CABINET (F24/F27)
8	111088-11-F05	EA	COUNTERTOP-LAVATORY CABINET (F25)
8	111088-11-F26	EA	COUNTERTOP-LAVATORY CABINET (F26)

KEY	PART NUMBER	U/M	DESCRIPTION
9	M07426-08-F24	EA	CABINET-LAVATORY W/COUNTERTOP
9	M07426-08-F25	EA	CABINET-LAVATORY W/COUNTERTOP
9	M07426-08-F26	EA	CABINET-LAVATORY W/COUNTERTOP
9	M07426-08-F27	EA	CABINET-LAVATORY W/COUNTERTOP
10	M06803-21-E07	EA	DOOR-W/O HARDWARE, 255 MM X 640 MM
11	M06803-20-E07	EA	DOOR-W/O HARDWARE, 255 MM X 640 MM
12	067487-02-000	EA	TOILET-12.37", IVORY - FOOT FLUSH - THETFORD
	063740-01-700	EA	LEVER-WATER, THETFORD 12514
	063740-01-706	EA	BOLT PACKAGE-CLOSET, THETFORD 12524
	063740-01-710	EA	LINK, THETFORD 12513
	063740-01-713	EA	SEAL-BALL VALVE TO BOWL, THETFORD 12502
	063740-01-714	EA	VALVE ASM-WATER, THETFORD 12492
	063740-01-717	EA	TUBE-FLUSH, TOILET - THETFORD 12509
	063740-02-700	EA	SEAT & COVER, PARCHMENT - THETFORD 20829
13	111190-01-E07	EA	CABINET-LINEN, W/O DOORS OR HARDWARE
14	M06803-24-E07	EA	DOOR-W/O HARDWARE, W/MIRROR - 255 MM X 485 MM
15	075241-05-000	EA	FAUCET-SHOWER, BONE
	075606-01-000	EA	PANEL-FAUCET BACK, SHOWER - 5" X 9" - PLASTIC
	103092-01-000	EA	SHOWER HEAD-W/60" HOSE - US
	103092-02-000	EA	SHOWER HEAD-W/60" HOSE - CANADIAN
	103092-01-700	EA	BRACKET ONLY-CLEAR, F/SHOWER HEAD - 2328028
16	M06888-01-E07	EA	SURROUND ASSEMBLY-SHOWER W/2 SHOWER CADDIES, OFF WHITE
	110937-01-01A	EA	CADDY-SHOWER, OFF WHITE
17	110450-01-01A	EA	SURROUND-SHOWER, OFF WHITE
	077902-01-000	EA	COVER-SKYLIGHT, INSIDE - 15.6" X 22.5" - PLASTIC
	080910-01-000	EA	COVER-SKYLIGHT, OUTER - 15.25" X 22.25" - PLASTIC
18	111180-02-E08	EA	DOOR-BATH CABINET, W/O HARDWARE (F24)
18	111180-02-F25	EA	DOOR-BATH CABINET, W/O HARDWARE (F25)
18	111180-02-F26	EA	DOOR-BATH CABINET, W/O HARDWARE (F26)
18	111180-02-F27	EA	DOOR-BATH CABINET, W/O HARDWARE (F27)
	080728-01-000	EA	HANDLE-PULL, 1.3" X 4.4" - PLASTIC - BROWN
19	100357-01-000	EA	ROD-TOWEL, BRASS W/ENDS BENT FOR BACK OF BATH DOOR
20	102089-14-E07	EA	WOOD RAIL - TOWEL RACK - LEFT SIDE - 26" LONG
21	102089-13-E07	EA	WOOD RAIL - TOWEL RACK - RIGHT SIDE - 26" LONG
22	M02429-08-000	EA	PAN-SHOWER, OFF WHITE
	066436-01-000	EA	NUT-SLIP, TAILPIECE - 1.5"
	066440-01-000	EA	STRAINER-SHOWER, W/RUBBER WASHER
	069735-01-000	EA	WASHER-STRAINER TO TAILPIECE PLASTIC, 1.5"
	011069-02-000	EA	TAILPIECE-TUB/SHOWER, 1 1/2" X 1 1/4" X 4" - BRASS
	057671-01-000	EA	COVER-SCREW, #8 - PLASTIC - OFF WHITE
23	111180-01-F04	EA	DOOR-BATH CABINET, W/O HARDWARE (F24)
23	111180-01-F25	EA	DOOR-BATH CABINET, W/O HARDWARE (F25)
23	111180-01-F26	EA	DOOR-BATH CABINET, W/O HARDWARE (F26)
23	111180-01-F27	EA	DOOR-BATH CABINET, W/O HARDWARE (F27)
	094485-03-01A	EA	KNOB-DOOR W/LOCK, BRASS - THUNADER L132PB
	061604-01-000	EA	SLIDE-BOLT, BRIGHT BRASS - GM HDW,BB-789-BW/S
	009013-01-000	EA	CATCH-MALE & FEMALE BULLDOG, ANTIQUE COPPER
	112457-01-01A	EA	PLATE-CATCH, BULLDOG - 50 MM X 40 MM - STEEL - OFF WHITE
	112457-01-02A	EA	PLATE-CATCH, BULLDOG - 50 MM X 40 MM - STEEL - MILL FINISH
	112456-01-E07	EA	CATCH ASM-BATH DOOR, OFF WHITE
	075453-02-000	EA	BAR-TOWEL, 18" BRASS
	075452-02-000	EA	HOLDER-TOILET TISSUE, BRASS

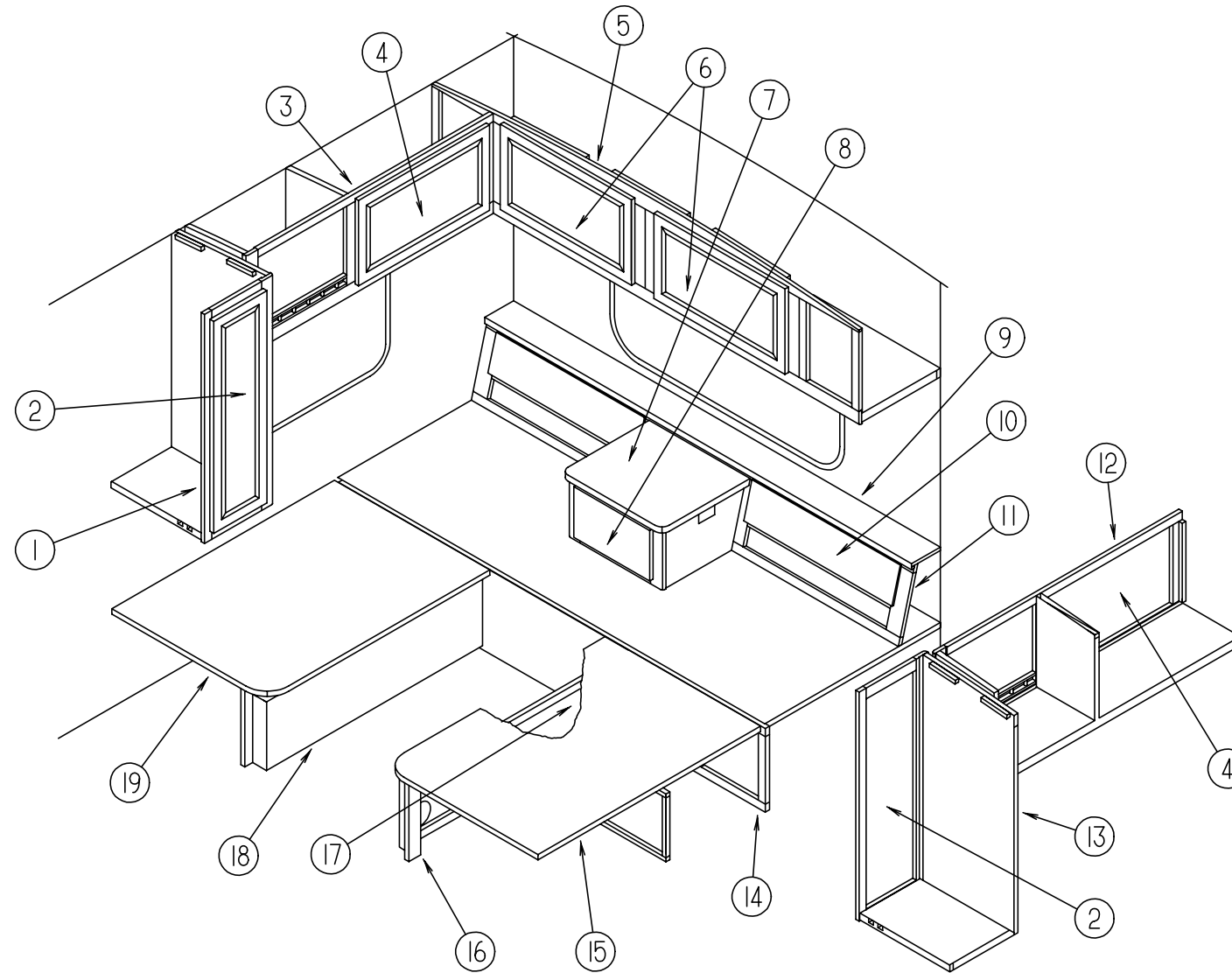
**BEDROOM GROUP**  
**QUEEN BEDROOM CABINETS**



KEY	PART NUMBER	U/M DESCRIPTION
1	110625-01-F04	EA CABINET-SHIRT CLOSET, W/O DOOR OR HARDWARE
2	M06803-10-E07	EA DOOR-W/O HARDWARE - 275 MM X 925 MM
3	106523-01-E07	EA CABINET-OVERHEAD, W/O DOORS OR HARDWARE
4	M06803-13-E07	EA DOOR-W/O HARDWARE, W/MIRROR - 400 MM X 710 MM
5	110625-02-F04	EA CABINET-SHIRT CLOSET, W/O DOOR OR HARDWARE

KEY	PART NUMBER	U/M DESCRIPTION
6	110626-12-F04	EA COUNTERTOP-NIGHTSTAND (F24/F27) FROM: 00-00-00 THRU: 01-08-95
6	110626-12-F05	EA COUNTERTOP-NIGHTSTAND (F25) FROM: 00-00-00 THRU: 01-08-95
6	110626-12-F26	EA COUNTERTOP-NIGHTSTAND (F26) FROM: 00-00-00 THRU: 01-08-95
6	114482-12-F04	EA COUNTERTOP-NIGHTSTAND (F24/F27) FROM: 01-09-95 THRU: 99-99-99
6	114482-12-F05	EA COUNTERTOP-NIGHTSTAND (F25) FROM: 01-09-95 THRU: 99-99-99
6	114482-12-F26	EA COUNTERTOP-NIGHTSTAND (F26) FROM: 01-09-95 THRU: 99-99-99
7	P10626-02-F04	EA CABINET-NIGHTSTAND W/COUNTERTOP - W/O DRAWER (F24/F27) FROM: 00-00-00 THRU: 01-08-95
7	P10626-02-F05	EA CABINET-NIGHTSTAND W/COUNTERTOP - W/O DRAWER (F25) FROM: 00-00-00 THRU: 01-08-95
7	P10626-02-F26	EA CABINET-NIGHTSTAND W/COUNTERTOP - W/O DRAWER (F26) FROM: 00-00-00 THRU: 01-08-95
7	P14482-02-F04	EA CABINET-NIGHTSTAND W/COUNTERTOP - W/O DRAWER (F24/F27) FROM: 01-09-95 THRU: 99-99-99
7	P14482-02-F05	EA CABINET-NIGHTSTAND W/COUNTERTOP - W/O DRAWER (F25) FROM: 01-09-95 THRU: 99-99-99
7	P14482-02-F26	EA CABINET-NIGHTSTAND W/COUNTERTOP - W/O DRAWER (F26) FROM: 01-09-95 THRU: 99-99-99
8	M05971-56-E07	EA DRAWER-CABINET, W/O HARDWARE FROM: 00-00-00 THRU: 01-08-95
8	M05971-J8-F04	EA DRAWER-CABINET, W/O HARDWARE FROM: 01-09-95 THRU: 99-99-99
9	P10624-01-000	EA CABINET-COMPARTMENT, W/O CARPET OR TOP
10	P10623-01-F04	EA CABINET-QUEEN BED W/O TOP
11	M05706-05-000	EA TOP-QUEEN BED CABINET
12	111236-15-E07	EA WEDGE-TV
13	111236-01-E07	EA SHELF ASM-TV, W/BRASS RAILING & WEDGE - 420 MM X 410 MM
	105219-01-E07	EA SHELF ASM-W/BRASS RAILING - 273 MM X 274 MM
	084070-02-000	EA POST-END, 2.4" - BRASS
	084071-15-000	EA ROD-BRASS, 210 MM LONG
	058331-17-000	EA MIRROR-GLASS, SAFETY - 8.75" X 12.5"
	105004-01-02A	EA MOLDING-MIRROR, VINYL WRAPPED - OAK
14	P10626-01-F04	EA CABINET-NIGHTSTAND W/COUNTERTOP - W/O DRAWER (F24/F27) FROM: 00-00-00 THRU: 01-08-95
14	P10626-01-F05	EA CABINET-NIGHTSTAND W/COUNTERTOP - W/O DRAWER (F25) FROM: 00-00-00 THRU: 01-08-95
14	P10626-01-F26	EA CABINET-NIGHTSTAND W/COUNTERTOP - W/O DRAWER (F26) FROM: 00-00-00 THRU: 01-08-95
14	P14482-01-F04	EA CABINET-NIGHTSTAND W/COUNTERTOP - W/O DRAWER (F24/F27) FROM: 01-09-95 THRU: 99-99-99
14	P14482-01-F05	EA CABINET-NIGHTSTAND W/COUNTERTOP - W/O DRAWER (F25) FROM: 01-09-95 THRU: 99-99-99
14	P14482-01-F26	EA CABINET-NIGHTSTAND W/COUNTERTOP - W/O DRAWER (F26) FROM: 01-09-95 THRU: 99-99-99
15	110626-11-F04	EA COUNTERTOP-NIGHTSTAND (F24/F27) FROM: 00-00-00 THRU: 01-08-95
15	110626-11-F05	EA COUNTERTOP-NIGHTSTAND (F25) FROM: 00-00-00 THRU: 01-08-95
15	110626-11-F26	EA COUNTERTOP-NIGHTSTAND (F26) FROM: 00-00-00 THRU: 01-08-95
15	114482-11-F04	EA COUNTERTOP-NIGHTSTAND (F24/F27) FROM: 01-09-95 THRU: 99-99-99
15	114482-11-F05	EA COUNTERTOP-NIGHTSTAND (F25) FROM: 01-09-95 THRU: 99-99-99
15	114482-11-F26	EA COUNTERTOP-NIGHTSTAND (F26) FROM: 01-09-95 THRU: 99-99-99

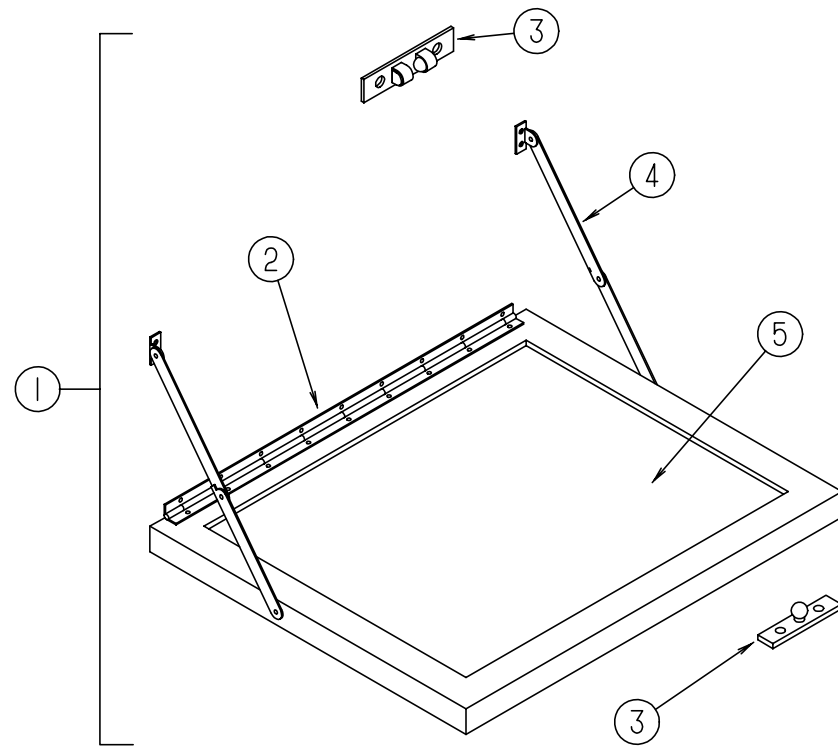
**BEDROOM GROUP (CONTINUED)**  
**TWIN BEDROOM CABINETS**



KEY	PART NUMBER	U/M DESCRIPTION
1	110946-01-E07	EA CABINET-SHIRT CLOSET, W/O DOOR OR HARDWARE
	110946-11-E07	EA PANEL-SHIRT CLOSET, 1041 MM X 485 MM
2	M06803-15-E07	EA DOOR-W/O HARDWARE - 305 MM X 1015 MM
3	111185-01-F04	EA CABINET-OVERHEAD, W/O DOOR OR HARDWARE
	111775-01-01A	EA RAIL-DECORATIVE, 1830 MM - OAK
	058331-A5-000	EA MIRROR-GLASS, SAFETY - 396 MM X 516 MM
4	M06803-02-E07	EA DOOR-W/O HARDWARE - 400 MM X 710 MM
5	111239-01-E07	EA CABINET-OVERHEAD, W/O DOORS OR HARDWARE
6	M06803-13-E07	EA DOOR-W/O HARDWARE, W/MIRROR - 400 MM X 710 MM
7	110826-13-F24	EA COUNTERTOP-NIGHTSTAND CABINET (F24/F27)
7	110826-13-F05	EA COUNTERTOP-NIGHTSTAND CABINET (F25)
7	110826-13-E90	EA COUNTERTOP-NIGHTSTAND CABINET (F26)
8	M05971-59-E07	EA DRAWER-CABINET, W/O HARDWARE
9	110826-11-F24	EA COUNTERTOP-NIGHTSTAND CABINET (F24/F27)
9	110826-11-F05	EA COUNTERTOP-NIGHTSTAND CABINET (F25)
9	110826-11-E90	EA COUNTERTOP-NIGHTSTAND CABINET (F26)

KEY	PART NUMBER	U/M DESCRIPTION
10	110826-12-F24	EA DOOR-W/O HARDWARE - FABRIC COVERED - 176 MM X 802 MM-EITHER SIDE
10	110826-12-F25	EA DOOR-W/O HARDWARE - FABRIC COVERED - 176 MM X 802 MM-EITHER SIDE
10	110826-12-F26	EA DOOR-W/O HARDWARE - FABRIC COVERED - 176 MM X 802 MM-EITHER SIDE
10	110826-12-F27	EA DOOR-W/O HARDWARE - FABRIC COVERED - 176 MM X 802 MM-EITHER SIDE
11	110826-01-F24	EA CABINET-NIGHTSTAND, W/COUNTERTOPS - W/O DOORS OR DRAWER
11	110826-01-F25	EA CABINET-NIGHTSTAND, W/COUNTERTOPS - W/O DOORS OR DRAWER
11	110826-01-F26	EA CABINET-NIGHTSTAND, W/COUNTERTOPS - W/O DOORS OR DRAWER
11	110826-01-F27	EA CABINET-NIGHTSTAND, W/COUNTERTOPS - W/O DOORS OR DRAWER
12	111186-01-E07	EA CABINET-OVERHEAD, W/O DOOR OR HARDWARE
	111775-01-01A	EA RAIL-DECORATIVE, 1830 MM - OAK
	058331-A5-000	EA MIRROR-GLASS, SAFETY - 396 MM X 516 MM
13	110947-01-E07	EA CABINET-SHIRT CLOSET, W/O DOOR OR HARDWARE - DRIVER SIDE
	110947-11-E07	EA PANEL-SHIRT CLOSET, 1035 MM X 485 MM
14	P10877-01-000	EA CABINET-COMPARTMENT, W/O TOP OR CARPET
15	M04170-07-000	EA TOP-TWIN BED, DRIVER SIDE
16	P11261-01-E07	EA CABINET-TWIN BED W/O TOP
17	M06803-25-E07	EA DOOR-W/O HARDWARE - 305 MM X 475 MM - DRIVER SIDE TWIN BED CABINET
18	P11260-01-E07	EA CABINET-TWIN BED W/O TOP
19	M04170-06-000	EA TOP-TWIN BED, PASSENGER SIDE

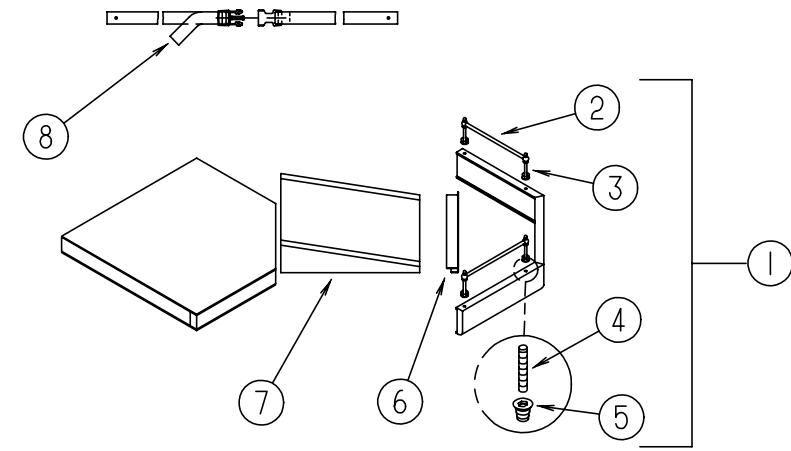
**BEDROOM GROUP (CONTINUED)**



**TV STAND**

KEY	PART NUMBER	U/M DESCRIPTION
1	084357-02-E07	EA STAND-FOLD DOWN, TV - W/MIRROR
2	084413-01-000	EA HINGE-CONTINUOUS, W/HOLES
3	084451-01-000	EA CATCH-TV SHELF, BRASS
4	084412-01-000	EA SUPPORT-HINGED (PAIR)
5	084356-08-000	EA INSERT-TV STAND, W/SUPPORT HINGE - METAL - OFF WHITE
5	058331-14-000	EA MIRROR-GLASS, SAFETY - 14" X 12.7"

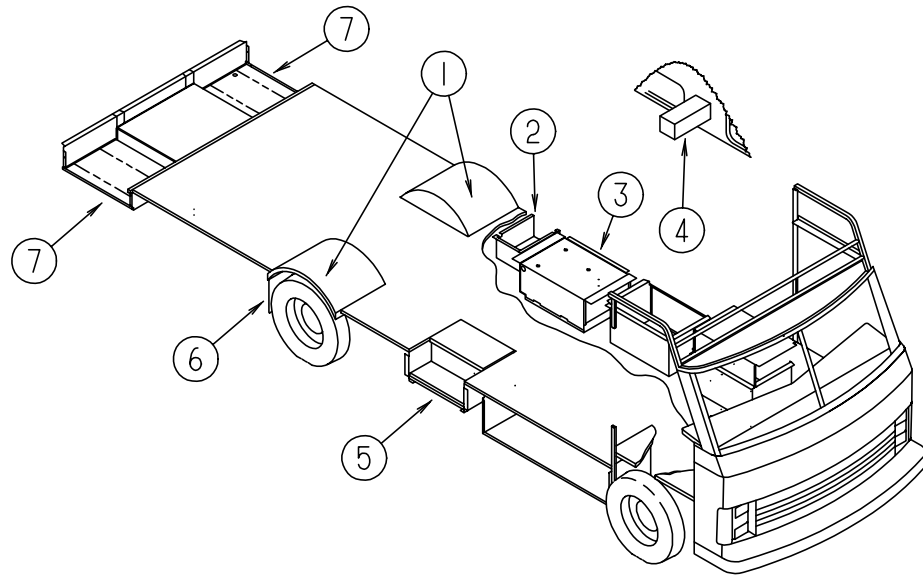
**BEDROOM GROUP (CONTINUED)**



**TV SHELF**

KEY	PART NUMBER	U/M DESCRIPTION
1	111236-01-E07	EA SHELF ASM-TV, W/BRASS RAILING & WEDGE - 420 MM X 410 MM
2	084071-15-000	EA ROD-BRASS, 210 MM LONG
3	084070-02-000	EA POST-END, 2.4" - BRASS
4	105246-01-000	EA POST-ANCHOR
5	105247-01-000	EA NUT-INSERT, 8-32 THREAD X .394" LONG - STAFEST PRODUCTS
6	103186-01-01A	FT MOLDING-EDGE, SHELF - .78" WIDE - PLASTIC - RAMBLING OAK
7	111236-15-E07	EA WEDGE-TV
8	099717-01-000	EA TIEDOWN-TV, STRAP ON FEMALE END IS 22.8" LONG

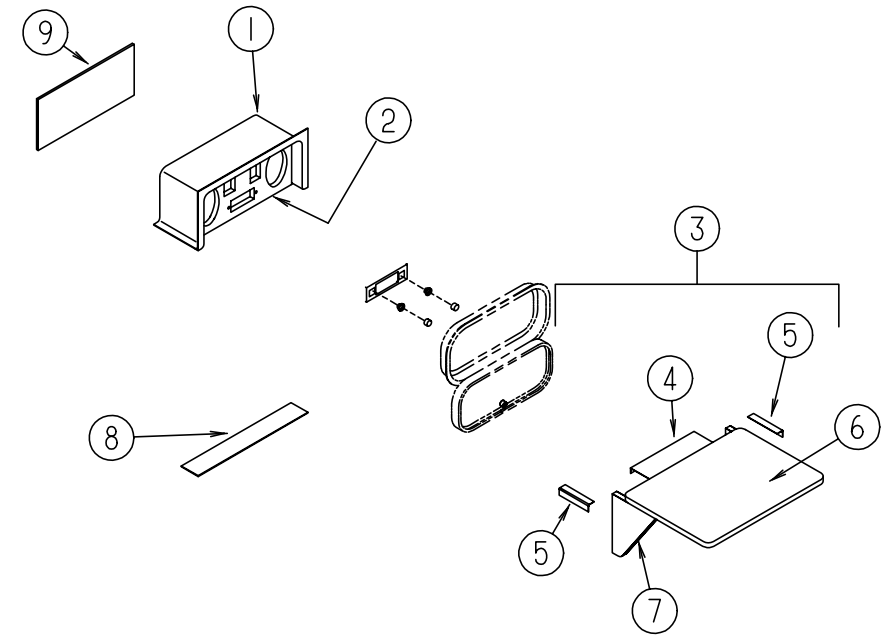
## CHASSIS GROUP



### COMPARTMENTS & WHEELWELLS

KEY	PART NUMBER	U/M	DESCRIPTION
1	102921-01-000	EA	WHEELWELL-PLASTIC
2	102979-01-000	EA	BOX-POWER CORD
			FROM: 00-00-00 THRU: 12-06-94
2	102979-04-000	EA	BOX-POWER CORD
			FROM: 12-07-94 THRU: 99-99-99
3	078137-04-000	EA	TRAY-COMPARTMENT, 29.1" WIDE X 22.4" DEEP - GENERATOR PREP OPTION
3	105732-02-000	EA	TRAY-GENERATOR
3	114070-02-02B	EA	SUPPORT-GENERATOR, LH - 490 MM LONG - STEEL - BLACK - MICROLITE ONLY
3	114071-02-02B	EA	SUPPORT-GENERATOR, RH - 490 MM LONG - STEEL - BLACK - MICROLITE ONLY
4	085967-01-000	EA	COMPARTMENT-SEWER HOSE, 6" X 6.6" X 17.8" - PLASTIC
5	077848-02-000	EA	STEP-PULLOUT
	091176-01-000	EA	SUPPORT-BASE-ENTRANCE STEP
6	017516-01-000	EA	FLAP-MUD, 14" X 18" - BLACK - DRIVER OR PASSENGER SIDE
6	020167-04-000	EA	GUARD-DIRT - DRIVER OR PASSENGER SIDE
7	110820-01-000	EA	COMPARTMENT-STORAGE
	056748-01-000	EA	PLUG-CAP, 1.5" DIAMETER - BLACK
	115361-01-01A	EA	PLUG-PLASTIC, CAPPLUG NO.W5

## CHASSIS GROUP (CONTINUED)

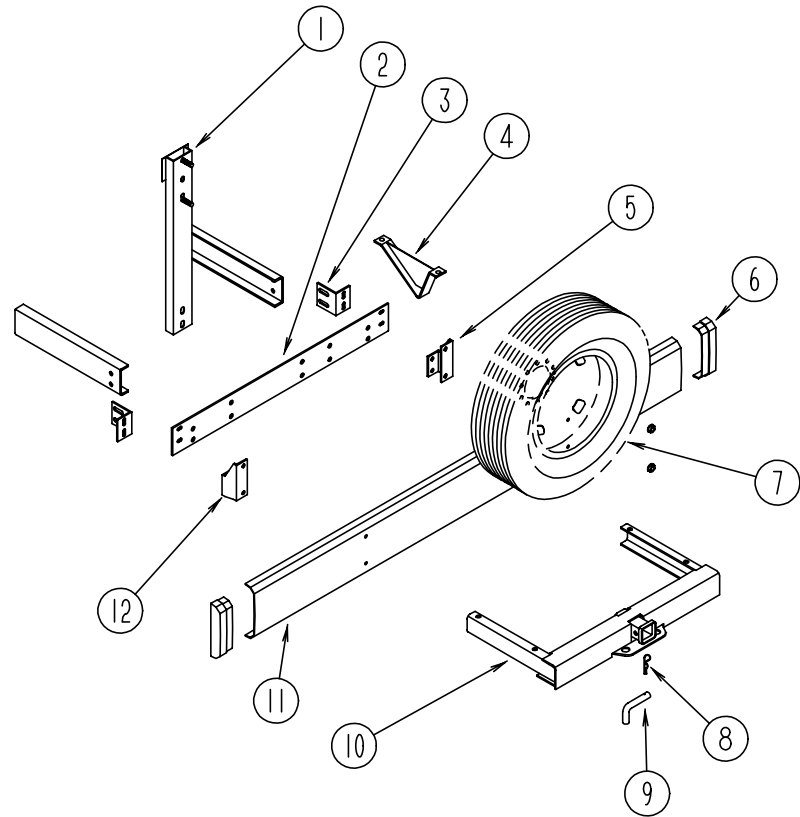


### PATIO ENTERTAINMENT CENTER

KEY	PART NUMBER	U/M	DESCRIPTION
1	104897-03-01A	EA	BOX-ENTERTAINMENT CENTER - OFF WHITE
1	104897-03-02A	EA	BOX-ENTERTAINMENT CENTER - BRIGHT WHITE
2	104899-01-C05	EA	PLATE-RADIO MOUNTING
3	105230-01-E01	EA	SHELF ASSEMBLY
4	105377-01-01A	EA	BRACKET-TABLE HANGER, OFF WHITE
5	105376-01-02A	EA	HINGE-CONTINUOUS, 2" X 140 MM - OFF WHITE
6	105230-11-E01	EA	SHELF
7	105230-12-E01	EA	SUPPORT-SHELF
8	104898-01-01A	EA	PLATE-PLASTIC, BOTTOM - 19.38" X 3.1" - OFF WHITE
8	104898-01-02A	EA	PLATE-PLASTIC, BOTTOM - 19.38" X 3.1" - BRIGHT WHITE
9	104898-02-01A	EA	PLATE-PLASTIC, REAR - 16.1" X 6.3" - OFF WHITE
9	104898-02-02A	EA	PLATE-PLASTIC, REAR - 16.1" X 6.3" - BRIGHT WHITE



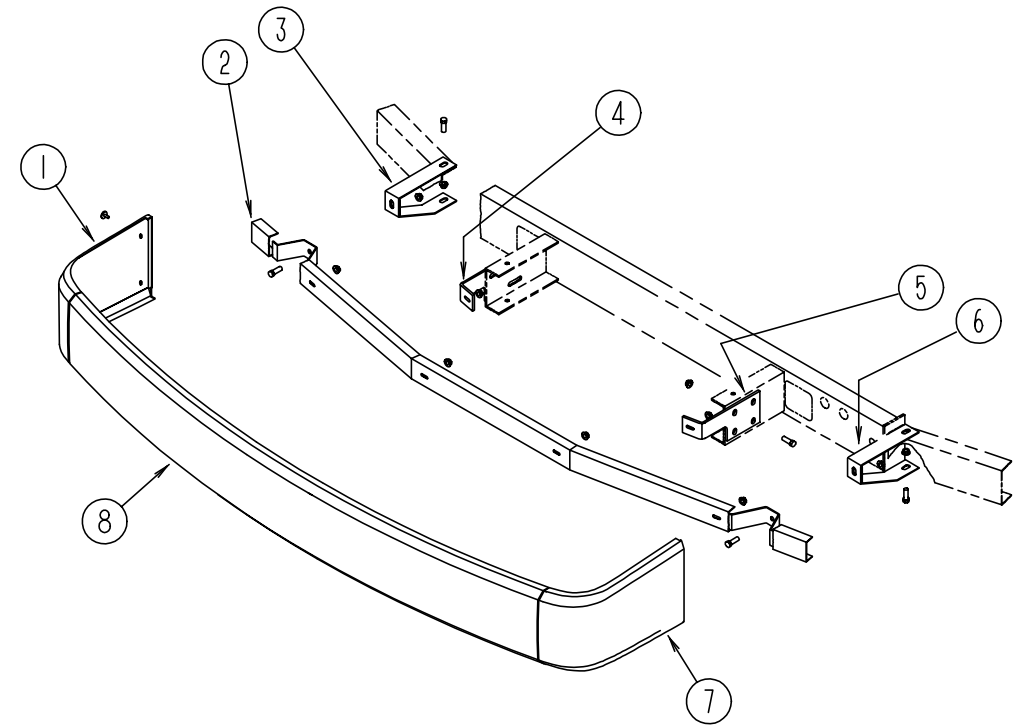
## CHASSIS GROUP (CONTINUED)



REAR BUMPER, TRAILER HITCH & COMPONENTS

KEY	PART NUMBER	U/M	DESCRIPTION
1	102944-01-000	EA	BRACKET ASM-TIRE CARRIER
1	102944-02-000	EA	BRACKET ASM-TIRE CARRIER, FORD OPTION
2	078678-02-000	EA	PLATE-MOUNTING, BUMPER - REAR
3	078668-01-000	EA	SUPPORT ANGLE-BUMPER, REAR
4	083376-01-000	EA	SKID PLATE
5	102945-03-000	EA	BRACKET ASM-BUMPER, REAR
6	103228-01-05A	EA	CAP-END, BUMPER - REAR - DRIVER OR PASSENGER SIDE - UNPAINTED
7	083425-10-000	EA	TIRE-LT215/85R16, LRE XCH4 - MICHELIN XCH4 ORBL - FORD OPTION
7	007324-04-000	EA	TIRE-8R19.5 LRD, MICHELIN XZA - CHEVY
	051377-01-000	EA	STEM-VALVE, TR 500
	051377-05-000	EA	STEM-VALVE, EATON VS-938 F53-92 - FORD OPTION
	077030-02-000	EA	EXTENSION-VALVE STEM, 1.25" - FORD OPTION
	095853-02-000	EA	WHEEL-STEEL, 16"X6K - F2TA-1015-NA - ACCURIDE 28513-7 - FORD OPTION
8	034513-01-000	EA	PIN-HITCH, 3/16" WIRE
9	034512-01-000	EA	PIN-LOCKING, DRAWBAR
10	107707-01-000	EA	HITCH ASM W/O DRAWBAR
11	103099-01-04A	EA	BUMPER-REAR, ASH GRAY
11	103099-01-06A	EA	BUMPER-REAR, BRIGHT WHITE
12	102945-04-000	EA	BRACKET ASM-BUMPER, REAR
	113589-02-000	EA	CONNECTOR-SOCKET, TRAILER - GENERAL 433601
	113589-01-000	EA	CONNECTOR-PLUG, TRAILER - GENERAL 433501

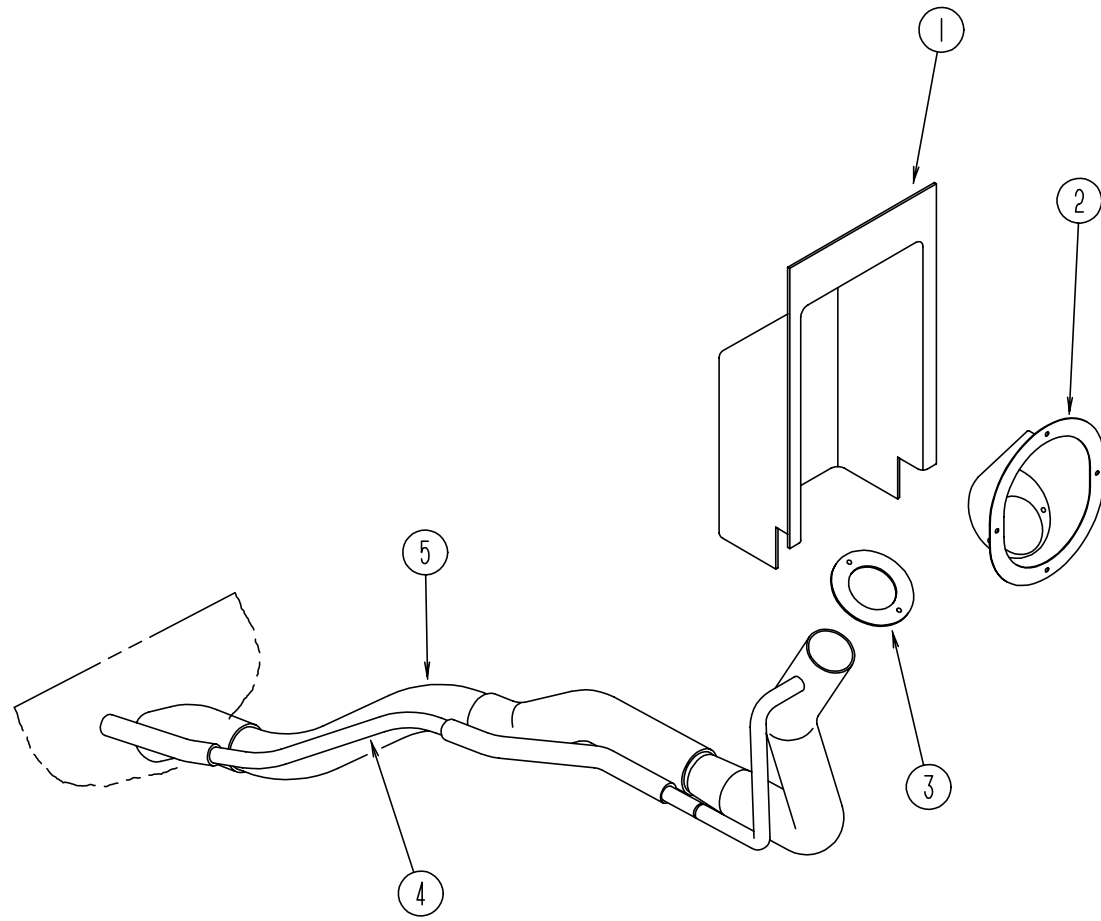
## CHASSIS GROUP (CONTINUED)



FRONT BUMPER

KEY	PART NUMBER	U/M	DESCRIPTION
1	103692-01-03A	EA	PANEL-FACIA, BUMPER - FRONT RIGHT - ASH GRAY
1	103692-01-04A	EA	PANEL-FACIA, BUMPER - FRONT RIGHT - BRIGHT WHITE
2	103512-01-000	EA	CHANNEL ASM-BUMPER
3	103497-01-000	EA	BRACE-BUMPER, FRONT
4	086140-03-000	EA	SUPPORT-FRONT BUMPER, PASSENGER SIDE - 9.1" X 4" - STEEL
4	086140-04-000	EA	SUPPORT-FRONT BUMPER, DRIVER SIDE - 9.1" X 4" - STEEL
5	103611-01-000	EA	BRACE-BUMPER, FRONT
6	103692-02-03A	EA	PANEL-FACIA, BUMPER - FRONT LEFT - ASH GRAY
6	103692-02-04A	EA	PANEL-FACIA, BUMPER - FRONT LEFT - BRIGHT WHITE
7	103758-01-E27	EA	BUMPER ASM-FRONT, W/DRIVER & PASSENGER SIDE FACIA PANELS W/O CHANNEL - ASH GRAY
7	103758-01-F24	EA	BUMPER ASM-FRONT, W/DRIVER & PASSENGER SIDE FACIA PANELS W/O CHANNEL - BRIGHT WHITE
8	087234-01-000	EA	NUT-JACK, 1/4" X 20 THREADS, MOLLY - ARDEN 8-L,JN BRASS

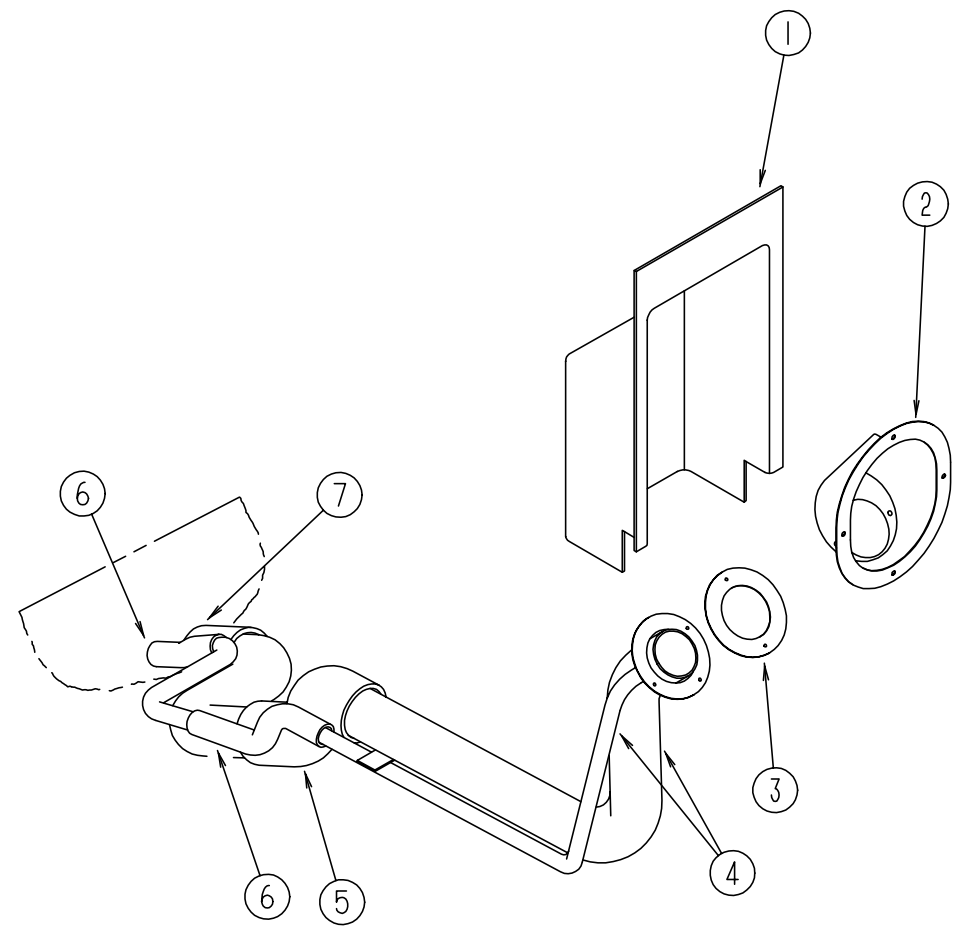
**CHASSIS GROUP (CONTINUED)**



**FUEL SYSTEM - CHEVY**

KEY	PART NUMBER	U/M	DESCRIPTION
1	072447-04-000	EA	SHROUD-FUEL FILL, UPPER - PLASTIC
2	095854-01-03A	EA	SHROUD-FUEL FILL, ASH GRAY
2	095854-01-04A	EA	SHROUD-FUEL FILL, BRIGHT WHITE
3	078200-01-000	EA	GASKET-FUEL FILL, 3.5" OD X 2" ID
4	098804-01-000	EA	PIPE-VENT, FUEL FILL - 12" LONG
5	098805-01-000	EA	PIPE-FUEL, FUEL FILL - 11.4" LONG
	084884-01-000	EA	PLUG-BRASS, 3/8"
	007063-01-000	FT	HOSE-GAS, 1/4" ID X 1/2" OD
	024138-01-000	FT	HOSE-FUEL, 5/16" ID

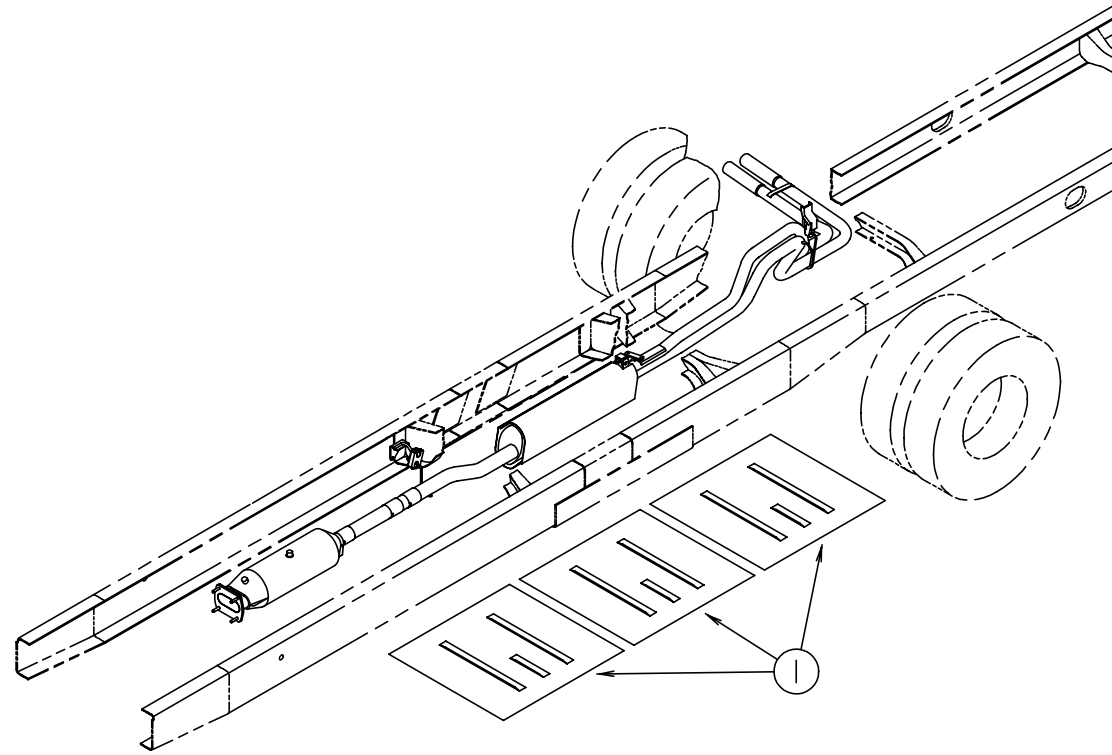
**CHASSIS GROUP (CONTINUED)**



**FUEL SYSTEM - FORD**

KEY	PART NUMBER	U/M	DESCRIPTION
1	072447-04-000	EA	SHROUD-FUEL FILL, UPPER - PLASTIC
2	095854-01-03A	EA	SHROUD-FUEL FILL, ASH GRAY
2	095854-01-04A	EA	SHROUD-FUEL FILL, BRIGHT WHITE
3	078200-01-000	EA	GASKET-FUEL FILL, 3.5" OD X 2" ID
4	095606-01-000	EA	NECK-FUEL FILL, W/CHECK VALVE - L-SHAPED - 18.2" LONG
5	100156-01-000	EA	HOSE-FUEL FILL, 8.3" LONG W/2" ID
6	066732-03-000	FT	HOSE-FUEL FILL, .75" ID
7	007111-02-000	EA	HOSE-FUEL FILL, 2.00 ID - IN 3FT LENGTHS
	007063-01-000	FT	HOSE-GAS, 1/4" ID X 1/2" OD
	084884-01-000	EA	PLUG-BRASS, 3/8"

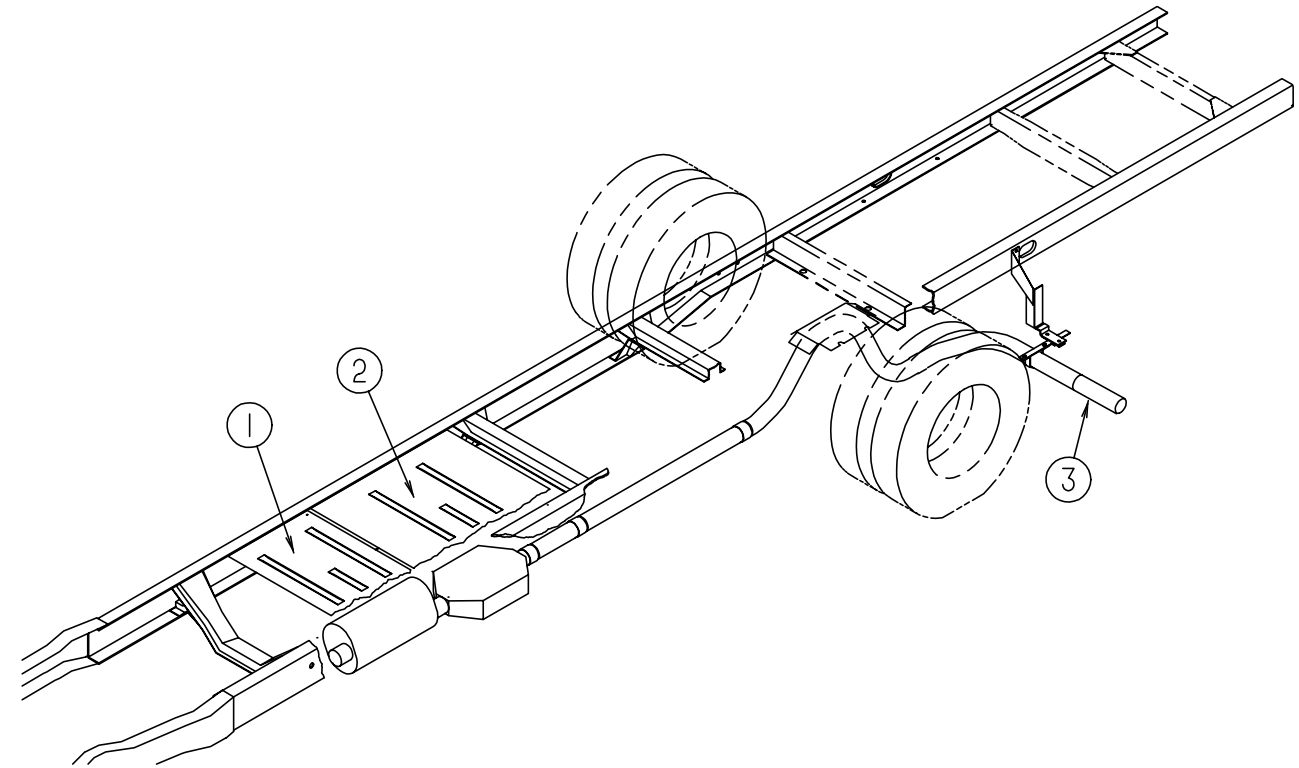
**CHASSIS GROUP (CONTINUED)**



**FORD EXHAUST HEAT SHIELDS**

KEY	PART NUMBER	U/M DESCRIPTION
1	101544-02-000	EA SHIELD-HEAT, EXHAUST - 30" X 28.9" - STEEL

**CHASSIS GROUP (CONTINUED)**



**CHEVY EXHAUST SYSTEM**

KEY	PART NUMBER	U/M DESCRIPTION
1	101544-01-000	EA SHIELD-HEAT, EXHAUST - 19.7" X 28.9" - STEEL
2	101544-02-000	EA SHIELD-HEAT, EXHAUST - 30" X 28.9" - STEEL
3	098762-05-000	EA EXTENSION-EXHAUST, STRAIGHT - 3" OD X 7.9" LONG - STAINLESS STEEL

**CHASSIS GROUP (CONTINUED)**  
ELECTRIC ENTRY STEP

KEY	PART NUMBER	U/M DESCRIPTION
	075723-02-000	EA SPACER-SWITCH, W/HOLE - .2" X .9" X 2" - METAL - OFF WHITE FOR ELECTRIC STEP DOOR JAMB SWITCH FROM: 00-00-00 THRU: 10-23-94
	P01713-01-000	EA SWITCH ASSEMBLY-PUSH BUTTON, IN DOOR JAMB - METAL - CHROME FROM: 00-00-00 THRU: 10-23-94
	113285-01-01A	EA SEAL-SWITCH, STEP - BLACK - LUNDELL FROM: 00-00-00 THRU: 10-23-94
	116995-01-000	EA SWITCH/MAGNET-STEP, ELECTRIC - KWIKEE 905306 FROM: 10-24-94 THRU: 99-99-99
	094708-01-01A	EA STEP-ENTRY DOOR, ELECTRIC - SINGLE - KWIKEE 2813
	094707-02-700	EA MOTOR REPLACEMENT KIT - MODELS 32 & 28 - KWIKEE 9520
	094707-02-702	EA GEAR KIT - KWIKEE 9525
	094707-02-703	EA PARTS KIT, (BEARINGS & PINS) - KWIKEE 9530
	094707-02-704	EA CONNECTOR KIT-MOTOR, KWIKEE 9537
	094707-02-705	EA CONTROL UNIT, (ORANGE) - KWIKEE 9513
	094707-02-707	EA TREAD-NON-SKID, BLACK - 6" X 21" - KWIKEE 909333
	094708-02-700	EA CONVERSION KIT 28 SERIES - KWIKEE 9570
	094708-03-700	EA LINKAGE ASM F/28 SERIES - KWIKEE 9522

**FRONT SHOCKS - CHEVY**

KEY	PART NUMBER	U/M DESCRIPTION
	104993-01-000	EA SHOCK ABSORBER-GAS, P30 FRONT - BILSTEIN B46-1173

**TIRE COVERS**

KEY	PART NUMBER	U/M DESCRIPTION
	117213-03-000	EA COVER-TIRE, 32" - BRIGHT WHITE VINYL - FORD OPTION
	117213-04-000	EA COVER-TIRE, 34" - BRIGHT WHITE VINYL - CHEVY
	108163-02-01A	EA COVER-TIRE, 19.5" CHEVY - CHROME - EXTERIOR TRIM OPTION
	108560-03-02A	EA INSERT-TIRE COVER, 19.5" CHEVY - ASH GRAY - EXTERIOR TRIM OPTION
	108560-03-03A	EA INSERT-TIRE COVER, 19.5" CHEVY - BRIGHT WHITE - EXTERIOR TRIM OPTION
	108163-01-01A	EA COVER-TIRE, 16" FORD - CHROME - EXTERIOR TRIM OPTION
	108560-02-02A	EA INSERT-TIRE COVER, 16" CHEVY - ASH GRAY - EXTERIOR TRIM OPTION
	108560-02-03A	EA INSERT-TIRE COVER, 16" CHEVY - BRIGHT WHITE - EXTERIOR TRIM OPTION

**CHEVY LUG WRENCH & LEVERAGE BAR**

KEY	PART NUMBER	U/M DESCRIPTION
	080208-01-000	EA LUG WRENCH, 1.06X1.00
	080208-02-000	EA LEVERAGE BAR-LUG WRENCH

**19.5" CHEVY STAINLESS STEEL WHEEL LINERS**

KEY	PART NUMBER	U/M DESCRIPTION
	091209-01-000	EA LINER-WHEEL, 19.5" - STAINLESS STEEL - SET OF 4 - KAPER 1954-ION
	091209-01-700	EA LINER-WHEEL, 19.5" FRONT - 10 LUG - CHEVY P-30
	091209-01-701	EA LINER-WHEEL, 19.5" REAR - 10 LUG - CHEVY P-30
	091209-01-702	EA COVER-AXLE, 19.5" FRONT - 10 LUG - CHEVY P-30
	091209-01-703	EA COVER-AXLE, 19.5" REAR - 10 LUG - CHEVY P-30
	091209-01-704	EA COVER-LUG NUT
	077030-02-000	EA EXTENSION-VALVE STEM, 1.25"

**19.5" CHEVY WHEEL COVERS**

KEY	PART NUMBER	U/M DESCRIPTION
	109443-01-000	EA WHEEL-COVER, 4/SET - 19.5 W/HARDWARE - DICOR SHAG95
	109443-01-700	EA WHEEL-COVER, 1 - FRONT OR REAR - 19.5 - SHAG95 ONLY DICOR
	109443-01-701	EA SET-BRACKET, 1 FRONT WHEEL - SHAG95-FBS DICOR
	109443-01-702	EA SET-BRACKET, 1 REAR WHEEL - SHAG95-RBS DICOR
	109443-01-703	EA CAP-CENTER, HUB - DICOR SP-AUCAP

**CHASSIS GROUP (CONTINUED)**  
16" FORD WHEEL COVERS

KEY	PART NUMBER	U/M DESCRIPTION
	098532-01-000	EA COVER-WHEEL, FORD - 16" - SET OF 4 - DICOR SH-SD-16
	098532-01-700	EA COVER-LUG NUT, FORD - CHROME - DICOR SP-FM-CLN
	098532-01-701	EA COVER-WHEEL, FORD - 16"

**16" FORD CHROME WHEEL LINERS (FROM: 00-00-00 THRU: 12-11-94)**

KEY	PART NUMBER	U/M DESCRIPTION
	091209-08-000	EA LINER-WHEEL, SET OF 4 - 16" - CHROME - KAPER II 1604-10FOL
	091209-08-704	EA SIMULATOR-FRONT - KAPER II 207
	091209-08-701	EA SIMULATOR-REAR - KAPER II 208
	091209-08-706	EA FLAT NUT - .500, 9/16" STUD
	091209-01-704	EA COVER-LUG NUT
	077030-02-000	EA EXTENSION-VALVE STEM, 1.25"

**16" FORD CHROME WHEEL LINERS (FROM: 12-12-94 THRU: 99-99-99)**

KEY	PART NUMBER	U/M DESCRIPTION
	091209-14-000	EA LINER-WHEEL, SET OF 4 - 16" - CHROME - KAPER II 1611-4ULT4
	091209-08-700	EA SIMULATOR-FRONT - KAPER II 157
	091209-14-700	EA SIMULATOR-REAR - KAPER II 159
	091209-08-706	EA FLAT NUT - .500, 9/16" STUD
	091209-01-704	EA COVER-LUG NUT
	077030-02-000	EA EXTENSION-VALVE STEM, 1.25"

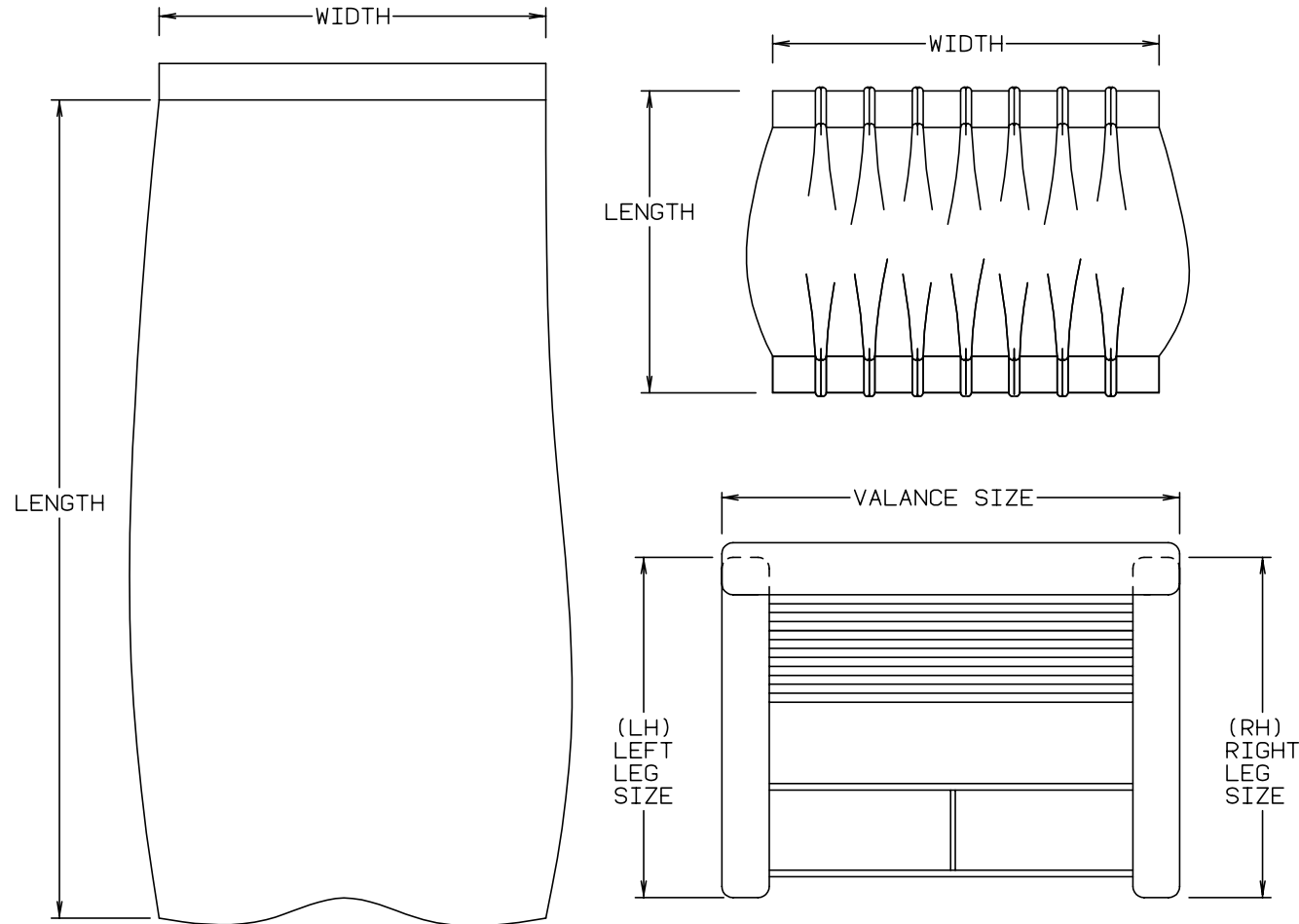
**CHASSIS MISCELLANEOUS**

KEY	PART NUMBER	U/M DESCRIPTION
	055278-51-259	FT TUBING-STEEL, .75" X 1.5" X 12.5"
	008042-01-000	FT TUBING-VINYL, .65" ID
	024142-01-000	EA TEE-BARB, 3/16" - PLASTIC
	065450-05-000	EA TIEDOWN-BATTERY, 8.4" TUBE - STEEL
	087475-02-000	EA BRACKET-TIE DOWN, BATTERY - 13.5" X 1.3" - FORD OPTION
	090604-06-000	EA TRAY-BATTERY, AUTO - W/TWO HEX NUTS - FORD OPTION
	075307-03-000	EA SHIELD-HEAT, LP - DIESEL OPTION
	113875-01-000	EA HOSE-HUMP, 3" - GRIFFITH HH3 - DIESEL OPTION
	110934-01-000	EA CONNECTOR-BARB, 5/16" - PLASTIC - KEVCO TC 7055
	113007-01-000	EA PIN-SPRING, .375" X 3" - FORD
	083163-06-000	EA PUSHNUT-FLAT TYPE 3/8 STUD
	076310-01-000	EA BAFFLE-RADIATOR, .12" X 15" X 62" - RUBBER
	096630-01-000	EA BOTTLE-OVERFLOW, RADIATOR - GM 14042454

**CURTAIN & CUSHION GROUP**  
**NOTICE**

IN ORDER TO ASSIST OUR PARTS SALES DEPT. IN PROVIDING INTERIOR SOFTGOODS ITEMS, PLEASE INCLUDE THE SERIAL NUMBER AND THE COLOR CODE NUMBER FROM THE VEHICLE CERTIFICATION LABEL WHEN ORDERING. THIS LABEL IS LOCATED ON THE LEFT SIDEWALL AT THE END OF THE DASH (A-BODY),OR ON THE DRIVER'S DOOR LATCH PLATE (C-BODY).

AN EXAMPLE OF A COLOR CODE NUMBER IS B07, WHICH DESIGNATES AN OVERALL COLOR SCHEME OF A PARTICULAR UNIT. THE COLOR LISTED AFTER THE ITEM DESCRIPTION ON THE MICROFICHE, INDICATES THE OVERALL UNIT COLOR. ORDER THE ITEM YOU DESIRE ACCORDING TO UNIT COLOR CODE.



NOTE: USE THIS ILLUSTRATION WHEN DETERMINING LENGTH AND WIDTH MEASUREMENTS FOR CURTAINS. YOU WILL NOTE THE WIDTH MEASUREMENT IS TAKEN ON THE TOP OF THE CURTAIN WITH THE CURTAIN FULLY EXTENDED. THE LENGTH MEASUREMENT IS TAKEN FROM TOP TO BOTTOM. LEFT AND RIGHT WINDOW LEGS ARE DETERMINED WHEN FACING THE WINDOW.

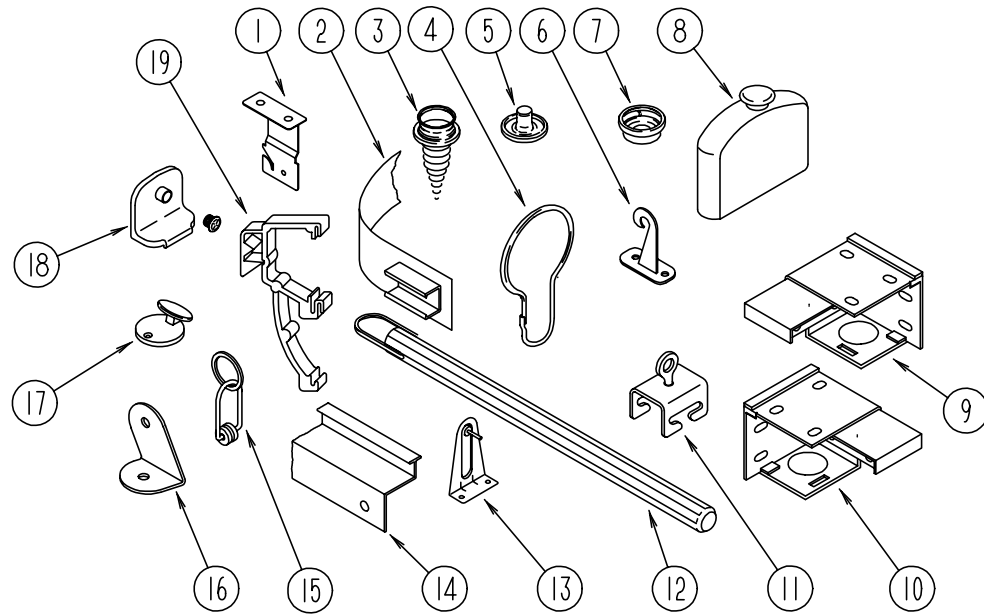
**CURTAIN & CUSHION GROUP (CONTINUED)**  
**BUTTON, TRIM, ASSIST HANDLE & SEAT BELT**

KEY	PART NUMBER	U/M DESCRIPTION
	079349-04-F24	YD WELT ASM-FABRIC, ACCENT (F24)
	079349-04-E04	YD WELT ASM-FABRIC, ACCENT (F25)
	079349-04-E25	YD WELT ASM-FABRIC, ACCENT (F26)
	079349-04-E22	YD WELT ASM-FABRIC, ACCENT (F27)
	057759-01-000	EA WASHER BRACKET-SEAT BELT, 4" DIAMETER
	007021-01-000	EA BELT-SEAT, 2" X 90" - BLACK
	056271-02-000	EA BELT-SEAT, 2" X 72" - BLACK
	069178-02-000	EA BRACKET-MOUNTING, ASSIST HANDLE - L ANGLE - W/HOLES - STEEL
	070578-02-B10	EA BUTTON-SNAP TOP, #30 - VINYL - OFF WHITE
	000C16-07-16B	EA BOLT-CARRIAGE, ASSIST HANDLE - 7/16" - 14 X 1" ZN
	000D20-07-00B	EA NUT-ACORN, ASSIST HANDLE - 7/16" X 14 ZN
	053552-02-AA8	EA HANDLE-ASSIST, INTERIOR - ENTRY DOOR - VINYL - OFF WHITE
	057534-01-000	EA TIEBACK/TIEDOWN-BED/CURTAIN/DOOR, 6" - PLASTIC - CLEAR

**FABRICS**

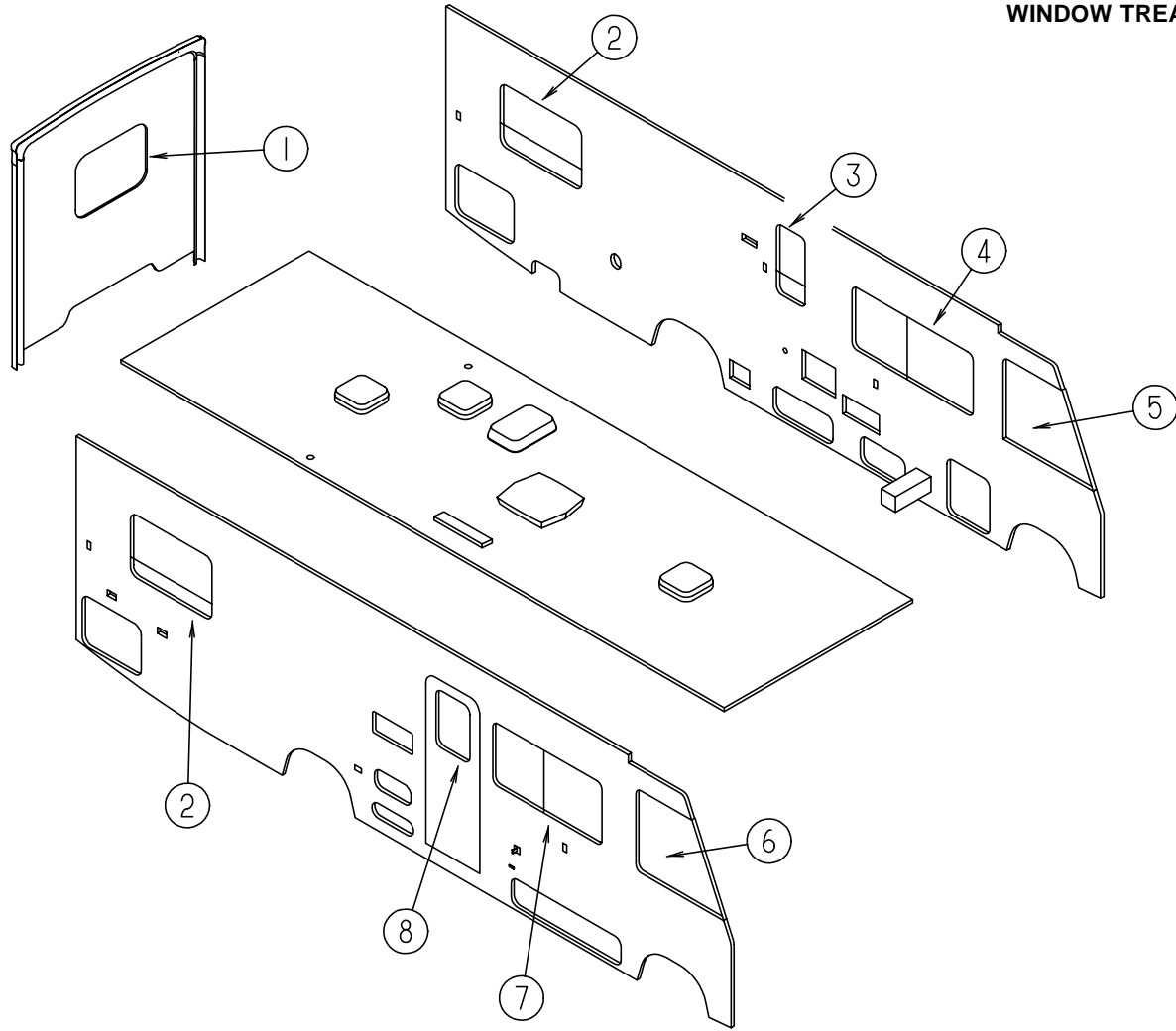
KEY	PART NUMBER	U/M DESCRIPTION
	089351-03-000	YD VINYL-CEILING, DIAMOND DESIGN - 54" WIDE
	079680-07-000	YD FABRIC-VINYL, 54" WIDE - BEIGE
	103907-01-04A	YD FABRIC-VINYL, 54" WIDE - TAN (F27) (WELTING)
	103907-01-01A	YD FABRIC-VINYL, 54" WIDE - OFF WHITE
	106569-01-01A	YD VINYL-LAMINATE, OFF WHITE (SUNVISORS)
	072333-90-000	YD FABRIC-CURTAIN, 54" WIDE - TAN (F24,F27)
	072333-82-000	YD FABRIC-CURTAIN, 54" WIDE - BEIGE (F25,F26)
	087272-03-000	YD FABRIC-LINING, CURTAIN - 54" WIDE - IVORY
	105745-63-000	YD FABRIC-CURTAIN/BEDSPREAD, MAIN - 54" WIDE (F24)
	105745-61-000	YD FABRIC-CURTAIN/BEDSPREAD, MAIN - 54" WIDE (F25)
	105745-45-000	YD FABRIC-CURTAIN/BEDSPREAD, MAIN - 54" WIDE (F26)
	105745-97-000	YD FABRIC-CURTAIN/BEDSPREAD, MAIN - 54" WIDE (F27)
	105745-43-000	YD FABRIC-CURTAIN/BEDSPREAD, ACCENT - 54" WIDE (F24)
	105745-91-000	YD FABRIC-CURTAIN/BEDSPREAD, ACCENT - 54" WIDE (F25)
	105745-84-000	YD FABRIC-CURTAIN/BEDSPREAD, ACCENT - 54" WIDE (F26)
	105745-96-000	YD FABRIC-CURTAIN/BEDSPREAD, ACCENT - 54" WIDE (F27)
	108446-46-000	YD FABRIC-UPHOLSTERY, MAIN - PATTERN - 54" WIDE (F24)
	108446-B1-000	YD FABRIC-UPHOLSTERY, MAIN - PATTERN - 54" WIDE (F25)
	108446-B2-000	YD FABRIC-UPHOLSTERY, MAIN - PATTERN - 54" WIDE (F26)
	108446-D2-000	YD FABRIC-UPHOLSTERY, MAIN - PATTERN - 54" WIDE (F27)
	108446-57-000	YD FABRIC-UPHOLSTERY, PATTERN ACCENT - 54" WIDE (F24)
	104223-14-000	YD FABRIC-UPHOLSTERY, PLAIN ACCENT - 54" WIDE (F24)
	098428-30-000	YD FABRIC-UPHOLSTERY, PLAIN ACCENT - 54" WIDE (F25)
	098428-33-000	YD FABRIC-UPHOLSTERY, PLAIN ACCENT - 54" WIDE (F26)
	108446-55-000	YD FABRIC-UPHOLSTERY, PLAIN ACCENT - 54" WIDE (F27)
	108446-D3-000	YD FABRIC-UPHOLSTERY, PATTERN ACCENT - 54" WIDE (F27) (ROUTE 66 SIGNS)
	108446-D4-000	YD FABRIC-UPHOLSTERY, PATTERN ACCENT - 54" WIDE (F27) (LICENSE PLATES)

**CURTAIN & CUSHION GROUP (CONTINUED)**  
**CURTAIN, BLIND HARDWARE & TRACKS**



KEY	PART NUMBER	U/M	DESCRIPTION
1	084434-01-000	EA	BRACKET-MOUNTING, ROLLER SHADE - 1 3/8"
	096843-01-000	EA	SPRING-REWIND, ROLLER SHADE
	086276-01-000	EA	TAPE-DOUBLE SIDED, 1/2"
2	101031-01-000	YD	TAPE-GLIDE, CURTAIN - 4.25" SPACING
	029130-01-000	EA	SCREW-SNAP SOCKET, #8 PH X 5/8"
3	029130-03-000	EA	SCREW-SNAP SOCKET, #8 PH X 1"
4	009136-02-000	EA	HANGER-RING, PIN TYPE - CURTAIN - BRASS
	046867-01-000	EA	GROMMET-BRASS, 7/16" ID X 1" OD
5	029155-01-000	EA	CAP-SNAP, 5/32" O.D. OF PIN
6	109441-01-000	EA	HOLD DOWN-BLIND, HOOK
	109441-02-000	EA	SPACER-HOLD DOWN, BLIND
7	029156-01-000	EA	SOCKET-SNAP, 9/16" O.D.
8	093475-01-701	EA	END CAP-BLIND, W/STUD
9	083170-01-000	EA	BRACKET-BLIND, RIGHT HAND
10	083170-02-000	EA	BRACKET-BLIND, LEFT HAND
11	009702-01-000	EA	END STOP-CURTAIN CARRIER, L ROD
12	093475-01-700	EA	WAND-BLIND, W/METAL CLIP - 8" LONG
13	095591-02-000	EA	BRACKET-HOLD DOWN, W/PIN - BLIND - METAL
14	009700-04-002	EA	TRACK-CURTAIN, 195.2" LONG - ALUMINUM - OFF WHITE
14	101589-02-C05	EA	TRACK ASM W/BRKTS-CURTAIN, RIGHT HAND WRAPAROUND - OFF WHITE - 10'
14	105324-01-01A	EA	TRACK-CURTAIN, RIGHT HAND WRAPAROUND - OFF WHITE - 10'
14	105450-01-01A	EA	TRACK-CURTAIN, LEFT HAND WRAPAROUND - OFF WHITE - 30.8" LONG
14	105324-02-01A	EA	TRACK-CURTAIN, RIGHT HAND WRAPAROUND - OFF WHITE - 6' 5" -TV OPTIONS
14	105324-03-01A	EA	TRACK-CURTAIN, LEFT HAND WRAPAROUND - OFF WHITE - 6' 5" - TV OPTIONS
14	111298-01-01A	EA	TRACK-SHOWER CURTAIN, OFF WHITE
15	009701-01-000	EA	CARRIER-CURTAIN, L-ROD
16	099205-02-02A	EA	BRACKET-WRAPAROUND CURTAIN TRACK, OFF WHITE
17	102555-01-000	EA	CLEAT-CORD, BLIND - OFF WHITE
18	106544-01-000	EA	PULL-SHADE, BRASS
18	106544-01-001	EA	SCREW-SHADE PULL, BRASS
19	109353-04-000	FT	CLIP-MOUNTING, VALANCE SLAT - CLEAR PLASTIC
	056003-01-000	EA	BRACKET-RETAIN, CURTAIN - RH
	056003-02-000	EA	BRACKET-RETAIN, CURTAIN - LH
	048394-02-000	YD	VELCRO TAPE-HOOK, ADHESIVE BACK - .75" WIDE - BEIGE
	088792-01-000	YD	VELCRO-HOOK, .75" WIDE - BEIGE
	088792-02-000	YD	VELCRO TAPE-LOOP, ADHESIVE BACKED - .75" WIDE - BEIGE
	088792-04-000	YD	VELCRO TAPE-LOOP, NON ADHESIVE BACKED - 5/8" WIDE - WHITE
	088792-05-000	YD	VELCRO TAPE-LOOP, NON ADHESIVE BACKED - .5/8" WIDE - WHITE
	068716-01-001	EA	BRACE-90 DEGREE L-ANGLE, 192" - EXTRUDED ALUMINUM
	075943-09-000	EA	BRACE-VALANCE, OFF WHITE - 8"
	075943-01-000	EA	BRACE-WINDOW VALANCE, 1" X 1.5" X 20" - ALUMINUM - BEIGE
	089522-02-000	EA	PANEL-LEG, TWO SIDE 31.5" LONG - PLASTIC - BLACK
	089916-01-000	EA	MOUNT-WINDOW LEG, 23.75" - ALUMINUM - BLACK

**CURTAIN & CUSHION GROUP (CONTINUED)**  
**WINDOW TREATMENT & SHOWER CURTAIN**

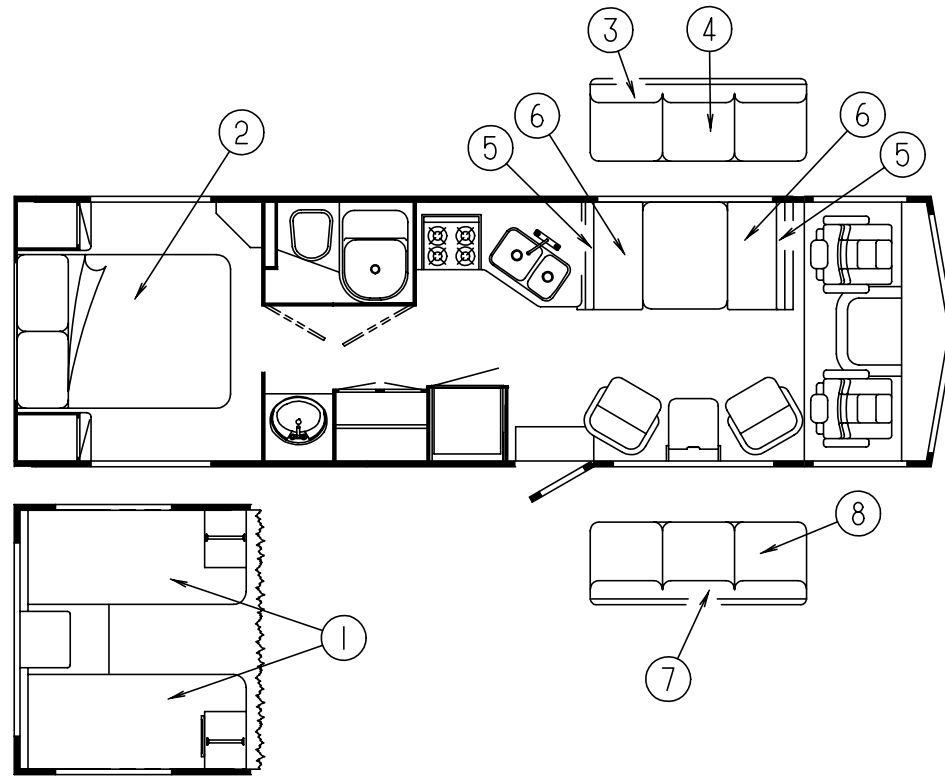


KEY	PART NUMBER	U/M DESCRIPTION
2	112986-04-F24	EA CURTAIN - 29.5" X 6", PLEATED TOP - POCKET BOTTOM - TWIN BEDS OPTION
2	112986-04-F25	EA CURTAIN - 29.5" X 6", PLEATED TOP - POCKET BOTTOM - TWIN BEDS OPTION
2	112986-04-F26	EA CURTAIN - 29.5" X 6", PLEATED TOP - POCKET BOTTOM - TWIN BEDS OPTION
2	112986-04-F27	EA CURTAIN - 29.5" X 6", PLEATED TOP - POCKET BOTTOM - TWIN BEDS OPTION
2	093475-99-03A	EA BLIND-MINI, 41" X 28.5" DROP (F24/F27)
2	093475-99-02A	EA BLIND-MINI, 41" X 28.5" DROP (F25/F26)
2	093475-41-09A	EA BLIND-MINI, 39" X 26" DROP (F24/F27) - TWIN BEDS OPTION
2	093475-41-08A	EA BLIND-MINI, 39" X 26" DROP (F25/F26) - TWIN BEDS OPTION
3	109353-06-02A	EA VALANCE-SLAT, 14.5" (F24/F27)
3	109353-06-01A	EA VALANCE-SLAT, 14.5" (F25/F26)
3	109041-15-03A	EA BLIND-MINI, 14.5" X 32" DROP (F24/F27)
3	109041-15-01A	EA BLIND-MINI, 14.5" X 32" DROP (F25/F26)
4	111650-09-F24	EA VALANCE - 63.5", UNITY
4	111650-12-F25	EA VALANCE - 63.5", UNITY
4	111650-12-F26	EA VALANCE - 63.5", UNITY
4	105923-31-F27	EA VALANCE - 63.5", RODEWAY
4	109234-29-F24	EA LEG - 27", RIGHT (F24)
4	109234-29-E04	EA LEG - 27", RIGHT (F25)
4	109234-29-F26	EA LEG - 27", RIGHT (F26)
4	109234-31-F27	EA LEG - 27", RIGHT (F27)
4	109234-30-F24	EA LEG - 27", LEFT (F24)
4	109234-30-E04	EA LEG - 27", LEFT (F25)
4	109234-30-F26	EA LEG - 27", LEFT (F26)
4	109234-32-F27	EA LEG - 27", LEFT (F27)
4	093475-76-06A	EA BLIND-MINI, 60" X 28.5" DROP (F24/F27)
4	093475-76-05A	EA BLIND-MINI, 60" X 28.5" DROP (F25/F26)
5	101668-31-D09	EA CURTAIN - 38" X 80", TAPE TOP - LEFT (F24/F27)
5	101668-31-D10	EA CURTAIN - 38" X 80", TAPE TOP - LEFT (F25/F26)
5	101668-32-D09	EA CURTAIN - 40" X 40", TAPE TOP (F24/F27) - FRONT BUNK OPTION
5	101668-32-D10	EA CURTAIN - 40" X 40", TAPE TOP (F25/F26) - FRONT BUNK OPTION
6	101668-30-D09	EA CURTAIN - 38" X 80", TAPE TOP - RIGHT (F24/F27)
6	101668-30-D10	EA CURTAIN - 38" X 80", TAPE TOP - RIGHT (F25/F26)
6	101668-33-D09	EA CURTAIN - 38" X 125", TAPE TOP (F24/F27) - FRONT BUNK OPTION
6	101668-33-D10	EA CURTAIN - 38" X 125", TAPE TOP (F25/F26) - FRONT BUNK OPTION
	073260-42-D09	EA TIEBACK - 6" X 18" (F24/F27)
	073260-42-D10	EA TIEBACK - 6" X 18" (F25/F26)
7	111650-11-F24	EA VALANCE - 57.5", UNITY
7	111650-13-F25	EA VALANCE - 57.5", UNITY
7	111650-13-F26	EA VALANCE - 57.5", UNITY
7	105923-33-F27	EA VALANCE - 57.5", RODEWAY
7	109234-29-F24	EA LEG - 27", RIGHT (F24)
7	109234-29-E04	EA LEG - 27", RIGHT (F25)
7	109234-29-F26	EA LEG - 27", RIGHT (F26)
7	109234-31-F27	EA LEG - 27", RIGHT (F27)
7	109234-30-F24	EA LEG - 27", LEFT (F24)
7	109234-30-E04	EA LEG - 27", LEFT (F25)
7	109234-30-F26	EA LEG - 27", LEFT (F26)
7	109234-32-F27	EA LEG - 27", LEFT (F27)
7	109041-28-02A	EA BLIND-MINI, 54" X 28.5" DROP (F24/F27)
7	109041-28-01A	EA BLIND-MINI, 54" X 28.5" DROP (F25/F26)
8	113268-08-F24	EA VALANCE - 30.25", W/BRASS TRIM
8	113268-09-F25	EA VALANCE - 30.25", W/BRASS TRIM
8	113268-09-F26	EA VALANCE - 30.25", W/BRASS TRIM
8	113268-12-F27	EA VALANCE - 30.25", W/BRASS TRIM
8	084755-57-E07	EA SHADE-PULL, 27.25" (F24/F25/F26/F27)
	084481-28-E08	EA CURTAIN-SHOWER, 68" X 84" - GROMMET TOP (F24)
	084481-28-E07	EA CURTAIN-SHOWER, 68" X 84" - GROMMET TOP (F25)
	084481-28-E29	EA CURTAIN-SHOWER, 68" X 84" - GROMMET TOP (F26)
	084481-28-F05	EA CURTAIN-SHOWER, 68" X 84" - GROMMET TOP (F27)
	073260-54-E08	EA TIEBACK-SHOWER CURTAIN, 3" X 16" (F24)
	073260-54-C30	EA TIEBACK-SHOWER CURTAIN, 3" X 16" (F25)
	073260-54-C10	EA TIEBACK-SHOWER CURTAIN, 3" X 16" (F26)
	073260-54-E01	EA TIEBACK-SHOWER CURTAIN, 3" X 16" (F27)

KEY	PART NUMBER	U/M DESCRIPTION
1	114993-01-F24	EA VALANCE - 52", TAILOR
1	114993-01-F25	EA VALANCE - 52", TAILOR
1	114993-01-F26	EA VALANCE - 52", TAILOR
1	114993-01-F27	EA VALANCE - 52", TAILOR
1	112986-04-F24	EA CURTAIN - 29.5" X 6", PLEATED TOP - POCKET BOTTOM
1	112986-04-F25	EA CURTAIN - 29.5" X 6", PLEATED TOP - POCKET BOTTOM
1	112986-04-F26	EA CURTAIN - 29.5" X 6", PLEATED TOP - POCKET BOTTOM
1	112986-04-F27	EA CURTAIN - 29.5" X 6", PLEATED TOP - POCKET BOTTOM
1	093475-55-04A	EA BLIND-MINI, 48" X 28" DROP (F24)
		FROM: 00-00-00 THRU: 07-24-94
1	093475-68-08A	EA BLIND-MINI, 48" X 27" DROP (F24)
		FROM: 07-25-94 THRU: 99-99-99
1	093475-55-03A	EA BLIND-MINI, 48" X 28" DROP (F25/F26)
		FROM: 00-00-00 THRU: 07-24-94
1	093475-68-07A	EA BLIND-MINI, 48" X 27" DROP (F25/F26)
		FROM: 07-25-94 THRU: 99-99-99
1	093475-68-08A	EA BLIND-MINI, 48" X 27" DROP (F27)
2	114993-02-F24	EA VALANCE - 44", TAILOR
2	114993-02-F25	EA VALANCE - 44", TAILOR
2	114993-02-F26	EA VALANCE - 44", TAILOR
2	114993-02-F27	EA VALANCE - 44", TAILOR
2	114993-03-F24	EA VALANCE - 44", TAILOR - TWIN BEDS OPTION (F24)
2	114993-03-F25	EA VALANCE - 44", TAILOR - TWIN BEDS OPTION (F25)
2	114993-03-F26	EA VALANCE - 44", TAILOR - TWIN BEDS OPTION (F26)
2	114993-03-F07	EA VALANCE - 44", TAILOR - TWIN BEDS OPTION (F27)
2	112986-05-F24	EA CURTAIN - 31.5" X 6", PLEATED TOP - POCKET BOTTOM
2	112986-05-F25	EA CURTAIN - 31.5" X 6", PLEATED TOP - POCKET BOTTOM
2	112986-05-F26	EA CURTAIN - 31.5" X 6", PLEATED TOP - POCKET BOTTOM
2	112986-05-F27	EA CURTAIN - 31.5" X 6", PLEATED TOP - POCKET BOTTOM

## CURTAIN & CUSHION GROUP (CONTINUED)

### COUCH



KEY	PART NUMBER	U/M	DESCRIPTION
3	112104-01-F24	EA	COUCH-BACK, 74" W/O ARMS
3	112104-01-F25	EA	COUCH-BACK, 74" W/O ARMS
3	112104-01-F26	EA	COUCH-BACK, 74" W/O ARMS
3	111319-01-F27	EA	COUCH-BACK, 74" W/O ARMS
3	P12104-01-F24	EA	COVER-COUCH BACK
3	P12104-01-F25	EA	COVER-COUCH BACK
3	P12104-01-F26	EA	COVER-COUCH BACK
3	P11319-01-F27	EA	COVER-COUCH BACK
	101085-10-000	EA	FRAME-COUCH BACK, 74"
4	100032-43-F01	EA	COUCH-SEAT, 74" W/O ARMS (F24)
4	100032-43-F25	EA	COUCH-SEAT, 74" W/O ARMS (F25)
4	100032-43-F26	EA	COUCH-SEAT, 74" W/O ARMS (F26)
4	100032-43-F27	EA	COUCH-SEAT, 74" W/O ARMS (F27)
4	P00032-43-F01	EA	COVER-COUCH SEAT (F24)
4	P00032-43-F25	EA	COVER-COUCH SEAT (F25)
4	P00032-43-F26	EA	COVER-COUCH SEAT (F26)
4	P00032-43-F27	EA	COVER-COUCH SEAT (F27)
	101085-04-000	EA	FRAME-COUCH SEAT, 74"
	101085-06-000	EA	FRAME-COUCH BASE, 74"
	111637-02-F24	EA	PILLOW-THROW, 22" X 22" (F24)
	111637-02-E04	EA	PILLOW-THROW, 22" X 22" (F25)
	111637-02-F26	EA	PILLOW-THROW, 22" X 22" (F26)
	111637-02-F27	EA	PILLOW-THROW, 22" X 22" (F27)

**NOTE: COUCH FRONT AND SIDE PANELS ARE FOUND IN THE LOUNGE GROUP**

### TWIN MATTRESSES, BEDSPREADS & PILLOW SHAMS

KEY	PART NUMBER	U/M	DESCRIPTION
1	098176-01-000	EA	MATTRESS-TWIN, INNERSPRING - 32" X 74" - SEALY
1	085365-33-F24	EA	BEDSPREAD-THROW, 33" X 75"
1	085365-33-F25	EA	BEDSPREAD-THROW, 33" X 75"
1	085365-33-F26	EA	BEDSPREAD-THROW, 33" X 75"
1	085365-33-F27	EA	BEDSPREAD-THROW, 33" X 75"
	111863-04-F24	EA	PILLOW SHAM-W/O FOAM
	111863-04-F25	EA	PILLOW SHAM-W/O FOAM
	111863-04-F26	EA	PILLOW SHAM-W/O FOAM
	111863-04-F27	EA	PILLOW SHAM-W/O FOAM
	111862-03-F24	EA	PILLOW-THROW, 15" X 15" - W/.5" GATHERED WELTING
	111862-03-F25	EA	PILLOW-THROW, 15" X 15" - W/.5" GATHERED WELTING
	111862-03-F26	EA	PILLOW-THROW, 15" X 15" - W/.5" GATHERED WELTING
	111862-03-F27	EA	PILLOW-THROW, 15" X 15" - W/.5" GATHERED WELTING

### QUEEN MATTRESS, BEDSPREAD & PILLOW SHAMS

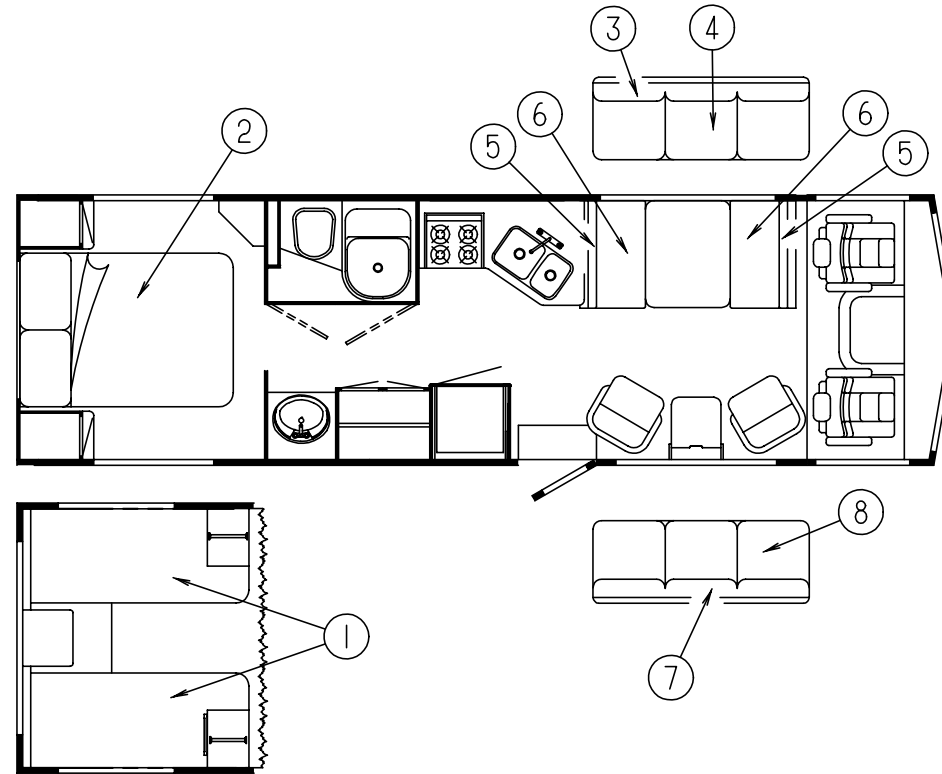
KEY	PART NUMBER	U/M	DESCRIPTION
2	098176-04-000	EA	MATTRESS-QUEEN, INNERSPRING - 59" X 74" - SEALY
2	085365-19-F24	EA	BEDSPREAD-THROW, 60" X 75"
2	085365-19-F25	EA	BEDSPREAD-THROW, 60" X 75"
2	085365-19-F26	EA	BEDSPREAD-THROW, 60" X 75"
2	085365-19-F27	EA	BEDSPREAD-THROW, 60" X 75"
	111863-04-F24	EA	PILLOW SHAM-W/O FOAM
	111863-04-F25	EA	PILLOW SHAM-W/O FOAM
	111863-04-F26	EA	PILLOW SHAM-W/O FOAM
	111863-04-F27	EA	PILLOW SHAM-W/O FOAM
	111862-03-F24	EA	PILLOW-THROW, 15" X 15" - W/.5" GATHERED WELTING
	111862-03-F25	EA	PILLOW-THROW, 15" X 15" - W/.5" GATHERED WELTING
	111862-03-F26	EA	PILLOW-THROW, 15" X 15" - W/.5" GATHERED WELTING
	111862-03-F27	EA	PILLOW-THROW, 15" X 15" - W/.5" GATHERED WELTING

### DINETTE CUSHIONS

KEY	PART NUMBER	U/M	DESCRIPTION
5	111880-01-F24	EA	CUSHION-BACK, 13.5" X 38" X 5"
5	111880-01-F25	EA	CUSHION-BACK, 13.5" X 38" X 5"
5	111880-01-F26	EA	CUSHION-BACK, 13.5" X 38" X 5"
5	111897-08-F27	EA	CUSHION-BACK, 13.5" X 38" X 5"
5	P11880-01-F24	EA	COVER-BACK CUSHION, 13.5" X 38" X 5"
5	P11880-01-F25	EA	COVER-BACK CUSHION, 13.5" X 38" X 5"
5	P11880-01-F26	EA	COVER-BACK CUSHION, 13.5" X 38" X 5"
5	P11897-08-F27	EA	COVER-BACK CUSHION, 13.5" X 38" X 5"
	078155-01-000	EA	STRAP-SNAP, BACKREST CUSHION
6	088927-87-E28	EA	CUSHION-SEAT, 23" X 38" X 5" (F24)
6	088927-87-F25	EA	CUSHION-SEAT, 23" X 38" X 5" (F25)
6	088927-87-F26	EA	CUSHION-SEAT, 23" X 38" X 5" (F26)
6	105603-03-F27	EA	CUSHION-SEAT, 23" X 38" X 5" (F27)
6	M88927-87-E28	EA	COVER-SEAT CUSHION, 23" X 38" X 5" (F24)
6	M88927-87-F25	EA	COVER-SEAT CUSHION, 23" X 38" X 5" (F25)
6	M88927-87-F26	EA	COVER-SEAT CUSHION, 23" X 38" X 5" (F26)
6	P05603-03-F27	EA	COVER-SEAT CUSHION, 23" X 38" X 5" (F27)



## CURTAIN & CUSHION GROUP (CONTINUED)



### COUCH

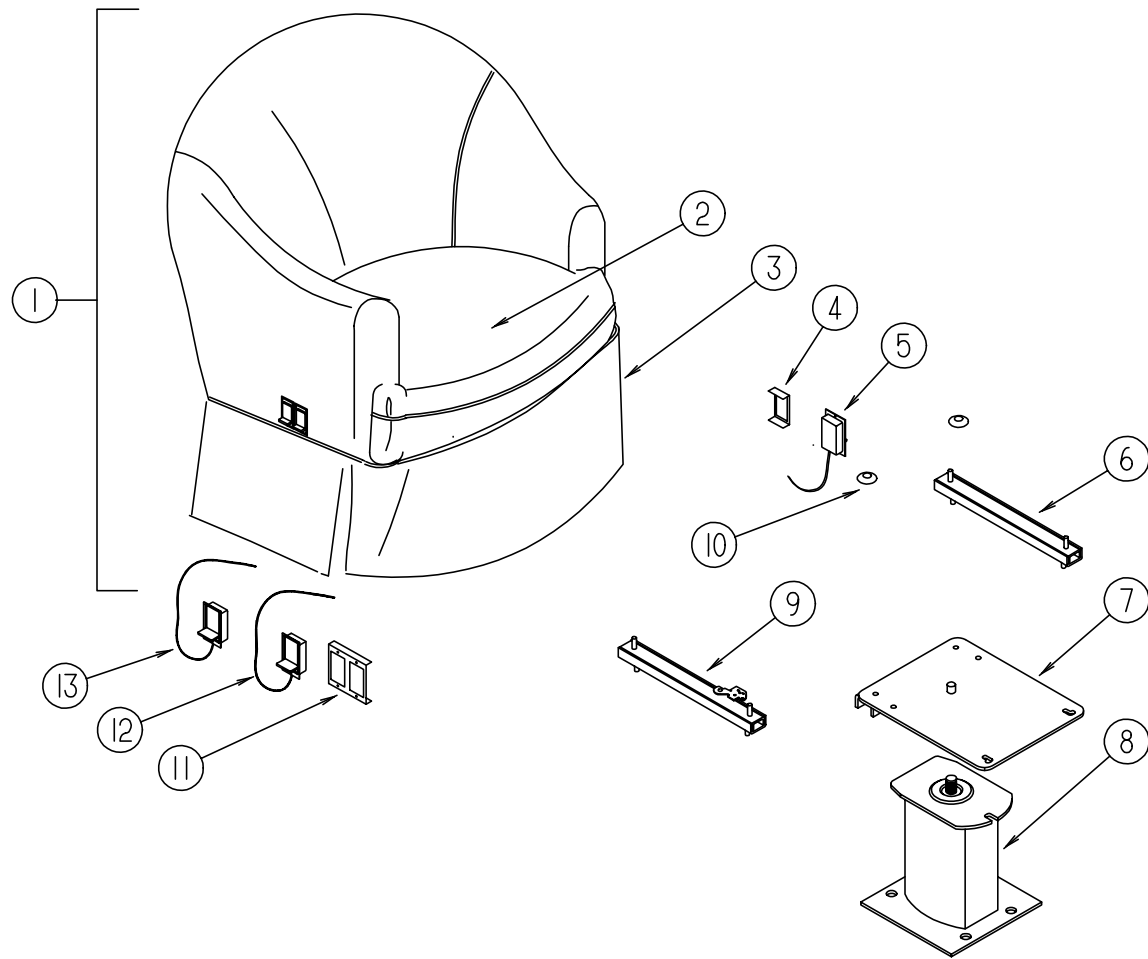
KEY	PART NUMBER	U/M DESCRIPTION
7	112104-02-F24	EA COUCH-BACK, 66.5" W/O ARMS
7	112104-02-F25	EA COUCH-BACK, 66.5" W/O ARMS
7	112104-02-F26	EA COUCH-BACK, 66.5" W/O ARMS
7	111319-03-F27	EA COUCH-BACK, 66.5" W/O ARMS
7	P12104-02-F24	EA COVER-COUCH BACK
7	P12104-02-F25	EA COVER-COUCH BACK
7	P12104-02-F26	EA COVER-COUCH BACK
7	P11319-03-F27	EA COVER-COUCH BACK
	101085-09-000	EA FRAME-BACK, 66.5"
8	100032-37-F01	EA COUCH-SEAT, 66.5" W/O ARMS (F24)
8	100032-37-F25	EA COUCH-SEAT, 66.5" W/O ARMS (F25)
8	100032-37-F26	EA COUCH-SEAT, 66.5" W/O ARMS (F26)
8	100032-37-F27	EA COUCH-SEAT, 66.5" W/O ARMS (F27)
8	P00032-37-F01	EA COVER-COUCH SEAT (F24)
8	P00032-37-F25	EA COVER-COUCH SEAT (F25)
8	P00032-37-F26	EA COVER-COUCH SEAT (F26)
8	P00032-37-F27	EA COVER-COUCH SEAT (F27)
	101085-01-000	EA FRAME-SEAT, 66.5"
	101085-03-000	EA FRAME-BASE, 66.5"
	111637-02-F24	EA PILLOW-THROW, 22" X 22" (F24)
	111637-02-E04	EA PILLOW-THROW, 22" X 22" (F25)
	111637-02-F26	EA PILLOW-THROW, 22" X 22" (F26)
	111637-02-F27	EA PILLOW-THROW, 22" X 22" (F27)

**NOTE: COUCH FRONT AND SIDE PANELS ARE FOUND IN THE LOUNGE GROUP**

### BUNK CUSHION

KEY	PART NUMBER	U/M DESCRIPTION
	079145-06-000	EA CUSHION-BUNK, 30" X 77" X 4"
	M79145-06-000	EA COVER-CUSHION, BUNK

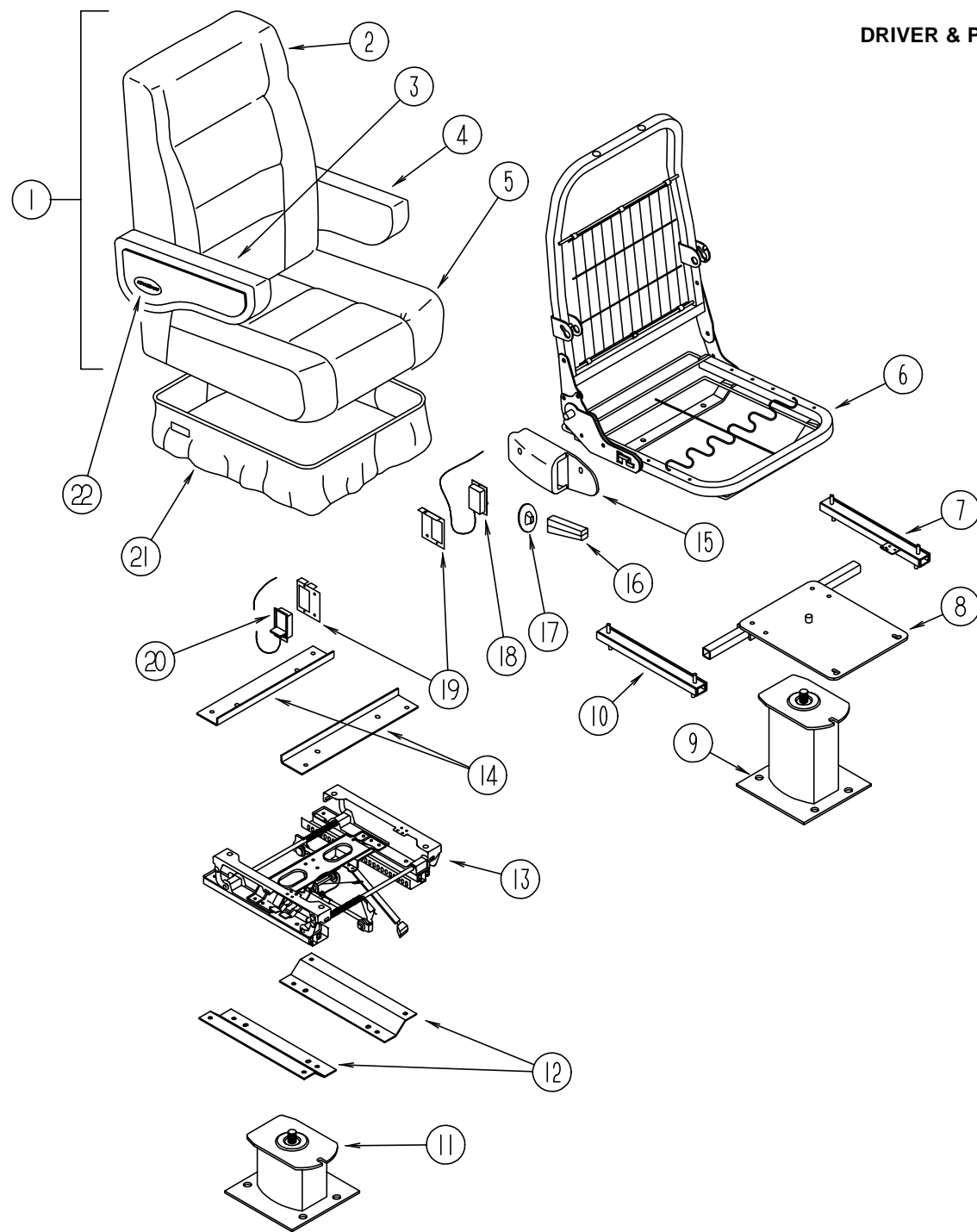
**CURTAIN & CUSHION GROUP (CONTINUED)**  
**SWIVEL CHAIR**



KEY	PART NUMBER	U/M	DESCRIPTION
1	116016-01-F24	EA	CHAIR-SWIVEL, W/O SKIRT OR SEAT CUSHION
1	116016-01-F25	EA	CHAIR-SWIVEL, W/O SKIRT OR SEAT CUSHION
1	116016-01-F26	EA	CHAIR-SWIVEL, W/O SKIRT OR SEAT CUSHION
1	116016-02-F27	EA	CHAIR-SWIVEL, W/O SKIRT OR SEAT CUSHION
	P16016-01-F24	EA	COVER-SWIVEL CHAIR
	P16016-01-F25	EA	COVER-SWIVEL CHAIR
	P16016-01-F26	EA	COVER-SWIVEL CHAIR
	P16016-02-F27	EA	COVER-SWIVEL CHAIR
2	116016-10-F24	EA	CUSHION-SEAT, SWIVEL CHAIR
2	116016-10-F25	EA	CUSHION-SEAT, SWIVEL CHAIR
2	116016-10-F26	EA	CUSHION-SEAT, SWIVEL CHAIR
	P16016-10-F24	EA	COVER-SEAT CUSHION, SWIVEL CHAIR
	P16016-10-F25	EA	COVER-SEAT CUSHION, SWIVEL CHAIR
	P16016-10-F26	EA	COVER-SEAT CUSHION, SWIVEL CHAIR
3	085187-05-F24	EA	SKIRT-SWIVEL CHAIR
3	085187-05-F25	EA	SKIRT-SWIVEL CHAIR
3	085187-05-F26	EA	SKIRT-SWIVEL CHAIR
3	085187-07-F27	EA	SKIRT-SWIVEL CHAIR
4	097683-03-000	EA	BRACKET-MOUNT, REMOTE - SINGLE
5	089368-04-000	EA	CABLE-W/SWITCH, SLIDE
			FROM: 00-00-00 THRU: 11-13-94
5	108049-03-000	EA	CABLE-W/SWITCH, 20" - Z - END CABLE - SLIDE
			FROM: 11-14-94 THRU: 99-99-99
6	069246-06-000	EA	ADJUSTER-SWIVEL CHAIR, FORWARD & BACK
			FROM: 00-00-00 THRU: 10-16-94
6	069246-13-000	EA	ADJUSTER-SWIVEL CHAIR, FORWARD & BACK
			FROM: 10-17-94 THRU: 99-99-99
7	107921-08-000	EA	PLATE-TOP, W/O SEAT BELT BAR
	107921-06-000	EA	BEARING KIT-SEAT SWIVEL
8	107921-01-000	EA	PLATE-SUB, FLOOR MOUNTED PEDESTAL - W/9.75" EXTENSION
9	069246-08-000	EA	ADJUSTER-SWIVEL CHAIR W/LOCK, REMOTE - FORWARD & BACK
			FROM: 00-00-00 THRU: 10-16-94
9	069246-12-000	EA	ADJUSTER-SWIVEL CHAIR W/LOCK, REMOTE - FORWARD & BACK
			FROM: 10-17-94 THRU: 99-99-99
	117125-01-02B	EA	BRACKET-CABLE MOUNT, ADJUSTER W/LOCK - STEEL - E-COAT
			FROM: 10-17-94 THRU: 99-99-99
	069246-99-000	EA	SPRING-BUCKET SEAT ADJUSTER, BLUE
			FROM: 10-17-94 THRU: 99-99-99
10	007221-01-000	EA	SPACER-SEAT, ADJUSTER
11	097683-02-000	EA	BRACKET-MOUNT, REMOTE - DOUBLE
12	089368-05-000	EA	CABLE-W/SWITCH, RECLINE
13	108049-01-000	EA	CABLE-W/SWITCH, 28" - SWIVEL
			FROM: 00-00-00 THRU: 11-13-94
13	108049-03-000	EA	CABLE-W/SWITCH, 20" - Z - END CABLE - SWIVEL
			FROM: 11-14-94 THRU: 99-99-99
	108049-02-000	EA	CLIP-CABLE, PEDESTAL
	108445-02-000	EA	PLATE ASM-PEDESTAL, SEAT - 230 MM X 157 MM - W/WELDNUTS

# CURTAIN & CUSHION GROUP (CONTINUED)

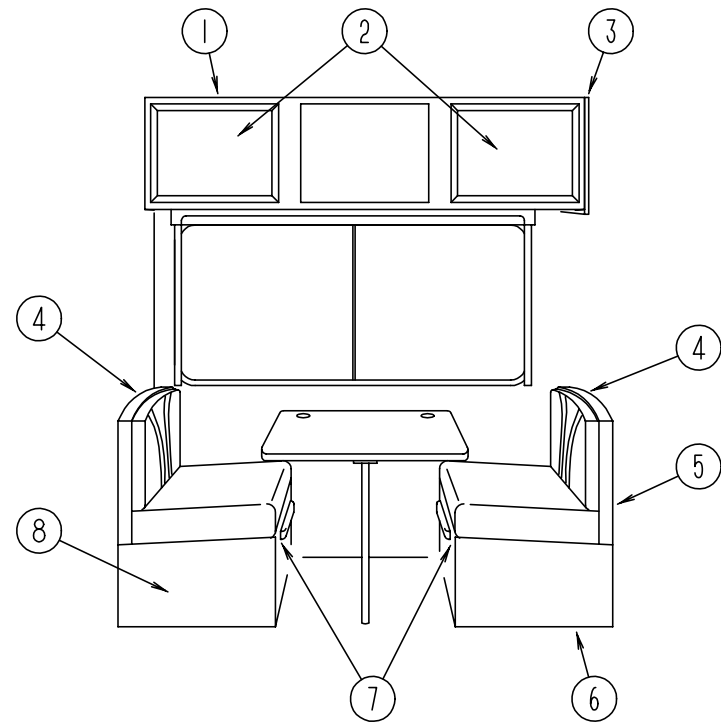
## DRIVER & PASSENGER BUCKET SEATS



1	112103-05-F24	EA	SEAT-BUCKET, W/ARMRESTS - W/O SKIRT
1	112103-05-F25	EA	SEAT-BUCKET, W/ARMRESTS - W/O SKIRT
1	112103-05-F26	EA	SEAT-BUCKET, W/ARMRESTS - W/O SKIRT
1	112103-05-F27	EA	SEAT-BUCKET, W/ARMRESTS - W/O SKIRT
1	112103-07-F24	EA	SEAT-BUCKET, W/ARMRESTS - W/O SKIRT - MANUAL SEAT OPTION
1	112103-07-F25	EA	SEAT-BUCKET, W/ARMRESTS - W/O SKIRT - MANUAL SEAT OPTION
1	112103-07-F26	EA	SEAT-BUCKET, W/ARMRESTS - W/O SKIRT - MANUAL SEAT OPTION
1	112103-07-F27	EA	SEAT-BUCKET, W/ARMRESTS - W/O SKIRT - MANUAL SEAT OPTION
2	M05962-12-F24	EA	COVER-BACK, BUCKET SEAT
2	M05962-12-F25	EA	COVER-BACK, BUCKET SEAT
2	M05962-12-F26	EA	COVER-BACK, BUCKET SEAT
2	M05962-12-F27	EA	COVER-BACK, BUCKET SEAT
3	111320-03-F24	EA	ARMREST-RIGHT, BUCKET SEAT (F24)
3	111320-03-E04	EA	ARMREST-RIGHT, BUCKET SEAT (F25)
3	111320-03-E25	EA	ARMREST-RIGHT, BUCKET SEAT (F26)
3	111320-03-F06	EA	ARMREST-RIGHT, BUCKET SEAT (F27)
	P11320-03-F24	EA	COVER-ARMREST, RIGHT (F24)
	P11320-03-E04	EA	COVER-ARMREST, RIGHT (F25)
	P11320-03-E25	EA	COVER-ARMREST, RIGHT (F26)

KEY	PART NUMBER	U/M	DESCRIPTION
	P11320-03-F06	EA	COVER-ARMREST, RIGHT (F27)
4	111320-04-F24	EA	ARMREST-LEFT, BUCKET SEAT (F24)
4	111320-04-E04	EA	ARMREST-LEFT, BUCKET SEAT (F25)
4	111320-04-E25	EA	ARMREST-LEFT, BUCKET SEAT (F26)
4	111320-04-F06	EA	ARMREST-LEFT, BUCKET SEAT (F27)
	P11320-04-F24	EA	COVER-ARMREST, LEFT (F24)
	P11320-04-E04	EA	COVER-ARMREST, LEFT (F25)
	P11320-04-E25	EA	COVER-ARMREST, LEFT (F26)
	P11320-04-F06	EA	COVER-ARMREST, LEFT (F27)
5	M05962-06-F24	EA	COVER-SEAT, BUCKET SEAT (F24)
5	M05962-06-F25	EA	COVER-SEAT, BUCKET SEAT (F25)
5	M05962-06-F26	EA	COVER-SEAT, BUCKET SEAT (F26)
5	M05962-06-F06	EA	COVER-SEAT, BUCKET SEAT (F27)
6	M80906-11-000	EA	FRAME-SEAT, BACK & SPRING
7	069246-05-000	EA	ADJUSTER-BUCKET SEAT W/LOCK, FORWARD AND BACK
			FROM: 00-00-00 THRU: 10-16-94
	069246-05-700	EA	SPRING-ADJUSTER, FOR REMOTE
			FROM: 00-00-00 THRU: 10-16-94
	069246-05-701	EA	CLIP-CABLE, FOR REMOTE
			FROM: 00-00-00 THRU: 10-16-94
7	069246-14-000	EA	ADJUSTER-BUCKET SEAT W/LOCK & BLUE SPRING, FORWARD AND BACK
			FROM: 10-17-94 THRU: 99-99-99
	069246-99-000	EA	SPRING-BUCKET SEAT ADJUSTER, BLUE
			FROM: 10-17-94 THRU: 99-99-99
	117125-01-02B	EA	BRACKET-CABLE MOUNT, ADJUSTER W/LOCK - STEEL - E-COAT
			FROM: 10-17-94 THRU: 99-99-99
8	107921-05-000	EA	PLATE-TOP, W/SEAT BELT BAR
9	107921-01-000	EA	PLATE-SUB, FLOOR MOUNTED PEDESTAL - W/9.75" EXTENSION
	107921-06-000	EA	BEARING KIT-SEAT SWIVEL
10	069246-02-000	EA	ADJUSTER-SLIDE, FORWARD & BACK
			FROM: 00-00-00 THRU: 10-16-94
10	069246-15-000	EA	ADJUSTER-SLIDE, FORWARD & BACK
			FROM: 10-17-94 THRU: 99-99-99
11	107921-07-000	EA	BASE-FLOOR MOUNTED PEDESTAL, 4.5" - MANUAL SEAT OPTION
			FROM: 00-00-00 THRU: 09-18-94
11	107921-14-000	EA	BASE-FLOOR MOUNTED PEDESTAL, 5.75" - MANUAL SEAT OPTION
			FROM: 09-19-94 THRU: 99-99-99
12	116215-03-000	EA	PLATE-LOWER, MANUAL - 6-WAY - ATWOOD 83835 - MANUAL SEAT OPTION
13	116215-01-000	EA	SEAT-MANUAL, 6-WAY - DRIVER - ATWOOD 83805 - MANUAL SEAT OPTION
14	116215-02-000	EA	PLATE-UPPER, MANUAL - 6-WAY - ATWOOD 85118 - MANUAL SEAT OPTION
15	080730-09-000	EA	SHIELD-RECLINER HANDLE
16	080730-08-000	EA	HANDLE-RECLINER, BLACK
17	080730-11-000	EA	SHIELD-RUBBER BOOT
18	089368-04-000	EA	CABLE-SLIDE, W/SWITCH
			FROM: 00-00-00 THRU: 10-16-94
18	108049-01-000	EA	CABLE W/SWITCH - 28", F/FLEXSTEEL PEDESTAL
			FROM: 10-17-94 THRU: 99-99-99
	108049-02-000	EA	CLIP-CABLE, PEDESTAL
			FROM: 10-17-94 THRU: 99-99-99
19	097683-03-000	EA	BRACKET-REMOTE, SIDE MOUNT - SINGLE
20	108049-01-000	EA	CABLE W/SWITCH - 28", F/FLEXSTEEL PEDESTAL
	108049-02-000	EA	CLIP-CABLE, PEDESTAL
21	071126-43-F24	EA	SKIRT-BUCKET SEAT (F24)
21	071126-43-F25	EA	SKIRT-BUCKET SEAT (F25)
21	071126-43-E34	EA	SKIRT-BUCKET SEAT (F26)
21	071126-43-F06	EA	SKIRT-BUCKET SEAT (F27)
21	071126-54-F24	EA	SKIRT-BUCKET SEAT - MANUAL SEAT OPTION
21	071126-54-F25	EA	SKIRT-BUCKET SEAT - MANUAL SEAT OPTION
21	071126-54-F26	EA	SKIRT-BUCKET SEAT - MANUAL SEAT OPTION
21	071126-54-F27	EA	SKIRT-BUCKET SEAT - MANUAL SEAT OPTION
22	111169-01-000	EA	PLATE-BACK, ARMREST
22	111169-05-000	EA	INSERT-ARMREST, OVAL DECAL - ITASCA
	007221-01-000	EA	SPACER-SEAT, ADJUSTER
	089323-01-000	FT	STRIP-POLYETHYLENE, J-CHANNEL - FLEX-O-LATORS
	114889-01-000	EA	STOP BAR-UNIVERSAL, SHROCK

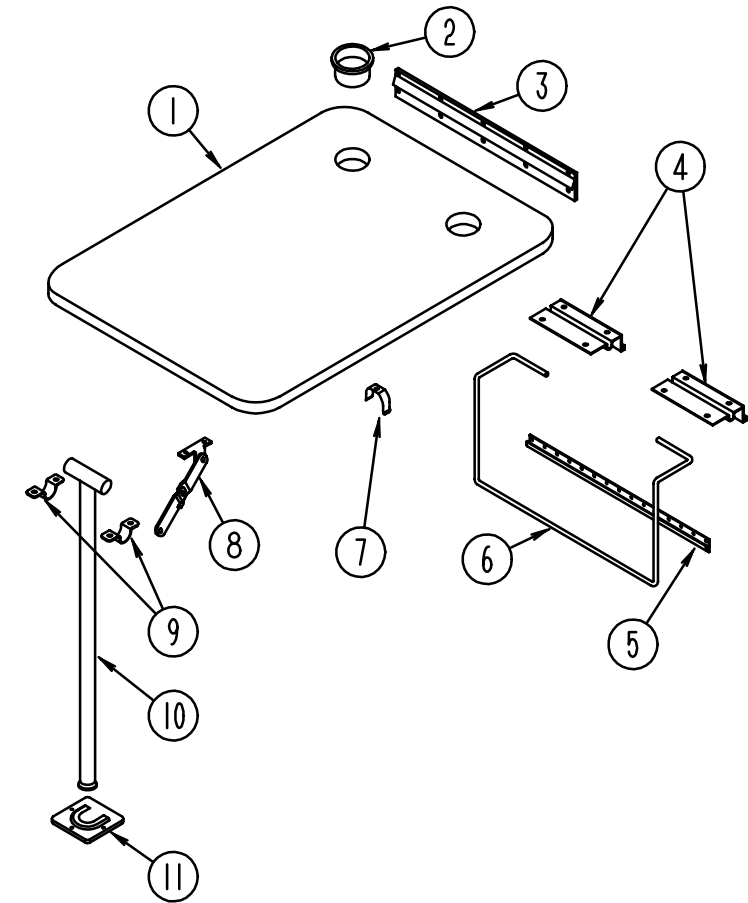
## DINETTE GROUP



### DINETTE CABINETRY

KEY	PART NUMBER	U/M DESCRIPTION
1	113880-01-F06	EA CABINET-OVERHEAD, W/O DOORS (F24)
1	113880-01-F25	EA CABINET-OVERHEAD, W/O DOORS (F25)
1	113880-01-F26	EA CABINET-OVERHEAD, W/O DOORS (F26)
1	113880-01-F27	EA CABINET-OVERHEAD, W/O DOORS (F27)
2	M06803-13-E07	EA DOOR-W/O HARDWARE, W/MIRROR - 400 MM X 710 MM
3	103128-01-E10	EA CAP-END, OVERHEAD CABINET - FRONT
4	104787-01-F24	EA PAD-DINETTE (F24)
4	104787-01-E04	EA PAD-DINETTE (F25)
4	104787-01-F26	EA PAD-DINETTE (F26)
4	104787-01-F06	EA PAD-DINETTE (F27)
5	M05162-03-E07	EA CABINET-SEATBACK, FRONT
6	M05161-03-E07	EA CABINET-SEATBASE, FRONT
7	081295-01-AA8	EA SUPPORT-BED, DINETTE, 28" LONG - WOOD
8	M04175-16-E01	EA CABINET-SEATBASE, REAR
	081518-01-E04	EA SEAT-TOP, DINETTE - FRONT OR REAR

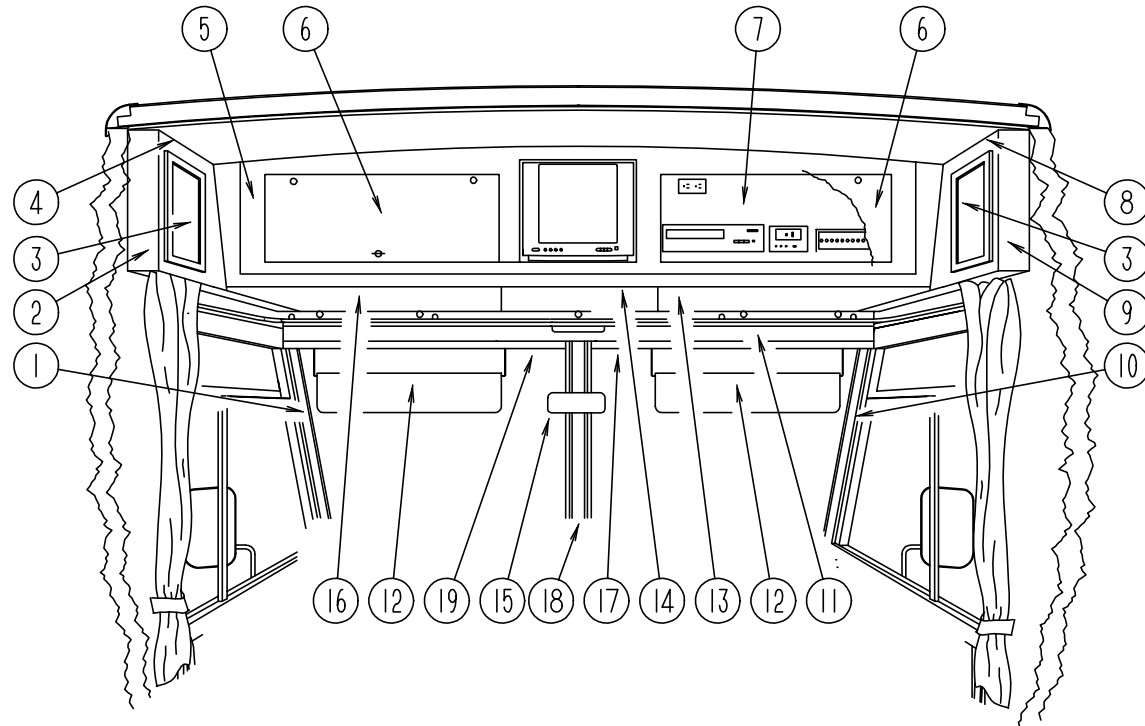
## DINETTE GROUP (CONTINUED)



### DINETTE TABLE

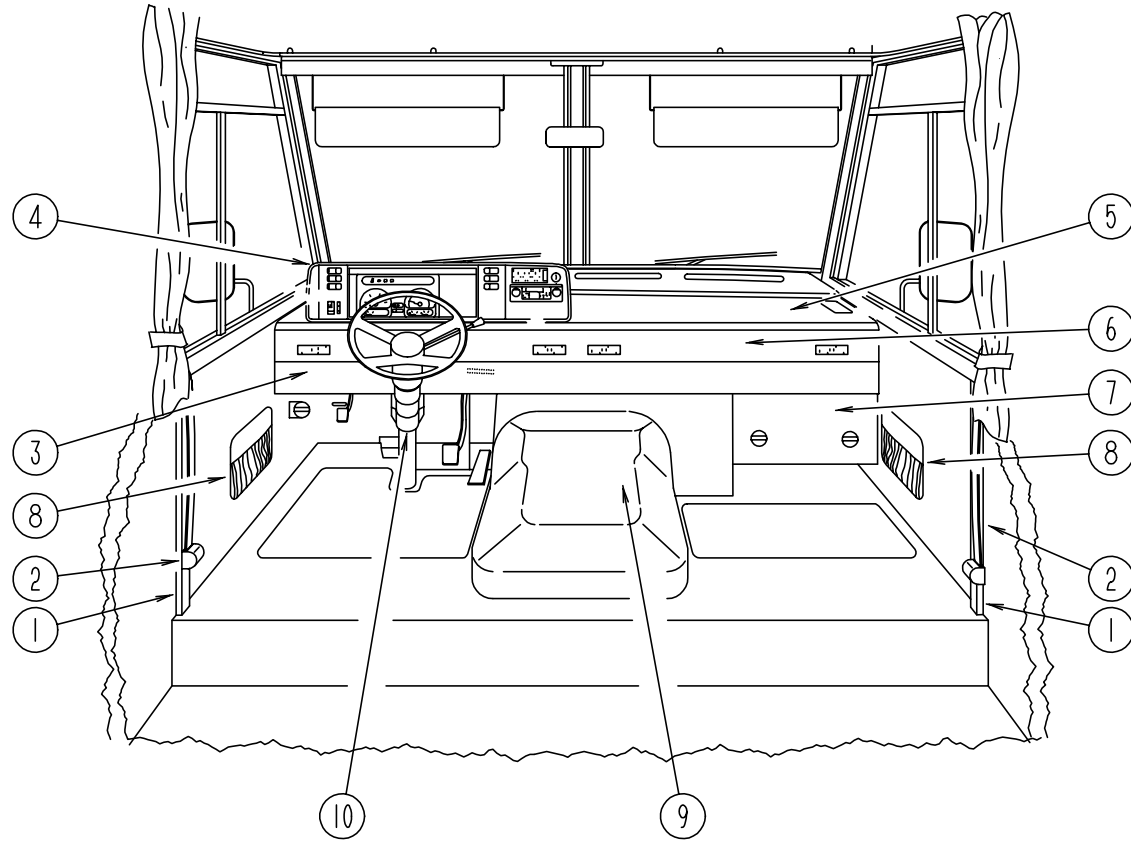
KEY	PART NUMBER	U/M DESCRIPTION
1	M02115-09-E08	EA TABLE-DINETTE, W/O HARDWARE, EDGE BAND OR CUPHOLDERS (F24)
1	M02115-09-E04	EA TABLE-DINETTE, W/O HARDWARE, EDGE BAND OR CUPHOLDERS (F25)
1	M02115-09-E90	EA TABLE-DINETTE, W/O HARDWARE, EDGE BAND OR CUPHOLDERS (F26)
1	M02115-09-E01	EA TABLE-DINETTE, W/O HARDWARE, EDGE BAND OR CUPHOLDERS (F27)
2	064781-06-000	EA HOLDER-CUP, TWO STEP - OFF WHITE
3	053200-12-000	EA SUPPORT-TABLE, 23.5" - OFF WHITE
4	088410-02-000	EA BRACKET-LIFT, TABLE MOUNTED - OFF WHITE
5	024281-14-000	EA BRACKET-LIFT ROD, LOWER WALL MOUNTED - 22.12" - OFF WHITE
6	024275-12-000	EA ROD-TABLE LIFT, OFF WHITE
7	024283-01-000	EA CLIP-LEG, 1" X 1.125" OD - BLACK
8	024282-01-000	EA BRACE-TABLE LEG, HINGED
9	064050-05-000	EA HINGE-TABLE LEG, OFF WHITE
10	024276-23-000	EA LEG-TABLE, METAL - OFF WHITE
11	049493-12-000	EA CATCH-LEG, FLOOR MOUNTED - 2.5" X 2.7" - METAL - OFF WHITE
11	049493-11-700	EA CATCH-LEG, FLOOR MOUNTED - 2.5" X 2.7" - METAL - E-COAT

**DRIVERS COMPARTMENT GROUP**  
**DRIVERS COMPARTMENT - UPPER**



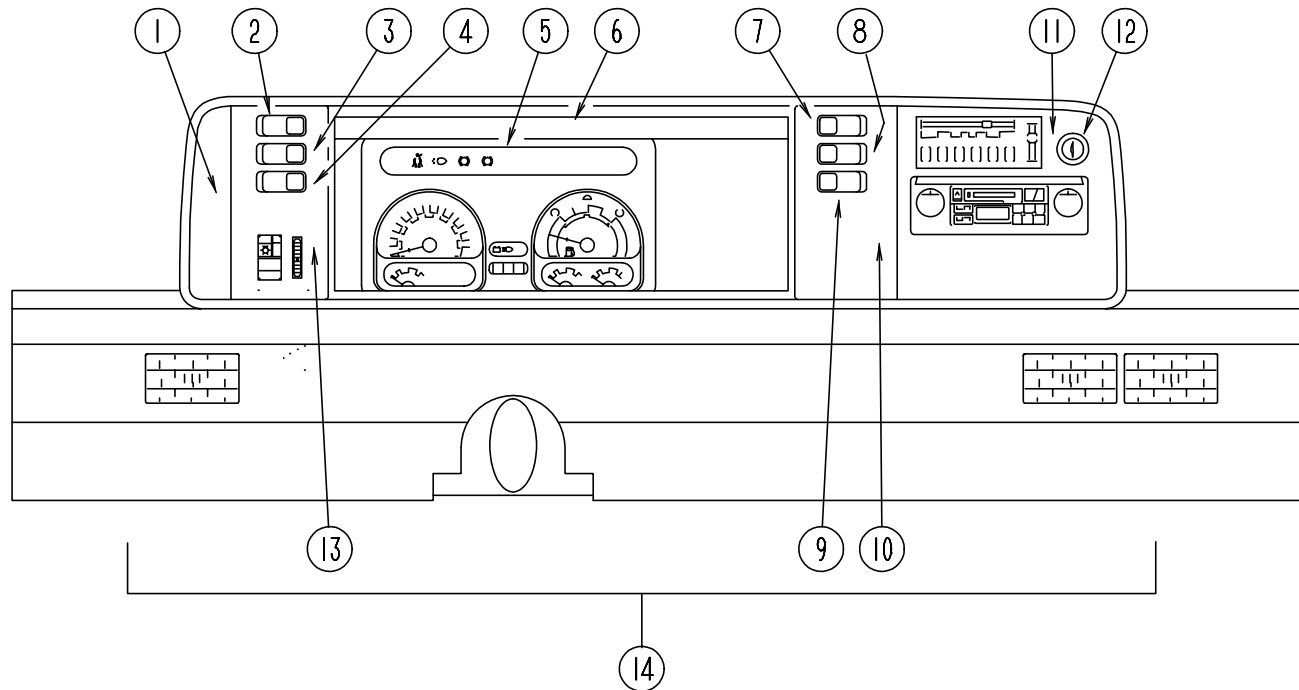
KEY	PART NUMBER	U/M DESCRIPTION
1	103931-02-02A	EA COVER-INNER, A-PILLAR - DRIVERS - GRAY
2	103128-09-E10	EA CAP-END, FRONT OVERHEAD, DRIVERS SIDE
3	M06803-04-E07	EA DOOR-CABINET, W/O HARDWARE - 255 MM X 485 MM
4	109561-02-F06	EA CABINET-FRONT OVERHEAD W/O DOOR, DRIVERS SIDE (F24)
4	109561-02-F25	EA CABINET-FRONT OVERHEAD W/O DOOR, DRIVERS SIDE (F25)
4	109561-02-F26	EA CABINET-FRONT OVERHEAD W/O DOOR, DRIVERS SIDE (F26)
4	109561-02-F27	EA CABINET-FRONT OVERHEAD W/O DOOR, DRIVERS SIDE (F27)
	P09561-02-E07	EA BOTTOM-VINYL COVERED, FRONT OVERHEAD - DRIVERS SIDE
	104289-02-C05	EA PAD-VINYL COVERED, 30.3" X 9.6" - ANGLED - DRIVERS SIDE
5	M05893-01-E07	EA FACE-TV CABINET W/O DOORS, FRONT OVERHEAD
	106699-01-01A	EA BRACKET-L-ANGLE, TV CABINET FACE - 5.1" LONG - OFF WHITE STEEL
	108911-01-F04	EA TRIM-TV, 15.3" X 13.9" - WOOD
	100676-02-000	EA STAND-VCR, STEEL
6	100708-06-000	EA DOOR-GLASS, TV CABINET - W/O HARDWARE - 9.68" X 28.42"
7	103040-01-C05	EA PANEL-HEADLINER FRONT OVERHEAD - PADDED - STANDARD
7	103040-02-C05	EA PANEL-HEADLINER FRONT OVERHEAD - PADDED - TV OPTION
7	103040-03-C05	EA PANEL-HEADLINER FRONT OVERHEAD - PADDED - TV/VCR OPTION
7	103040-04-C05	EA PANEL-HEADLINER FRONT OVERHEAD - PADDED - TV/VCR/INVERTER OPTION
7	103040-05-C05	EA PANEL-HEADLINER FRONT OVERHEAD - PADDED - TV/INVERTER OPTION
8	109561-01-F06	EA CABINET-FRONT OVERHEAD W/O DOOR, PASSENGERS SIDE (F24)
8	109561-01-F25	EA CABINET-FRONT OVERHEAD W/O DOOR, PASSENGERS SIDE (F25)
8	109561-01-F26	EA CABINET-FRONT OVERHEAD W/O DOOR, PASSENGERS SIDE (F26)
8	109561-01-F27	EA CABINET-FRONT OVERHEAD W/O DOOR, PASSENGERS SIDE (F27)
9	103128-08-E10	EA CAP-END, FRONT OVERHEAD, PASSENGERS SIDE
	P09561-01-E07	EA BOTTOM-VINYL COVERED, FRONT OVERHEAD - PASSENGERS SIDE
	104289-01-C05	EA PAD-VINYL COVERED, 30.3" X 9.6" - ANGLED - DRIVERS SIDE
10	103931-01-02A	EA COVER-INNER, A-PILLAR - PASSENGERS - GRAY
11	078811-05-C07	EA PANEL-HEADER W/RECEPTACLE CUTOUTS - 90.2" LONG - VINYL COVERED
12	082286-18-F04	EA SUNVISOR-DRIVER OR PASSENGER - W/O POCKET
	102377-01-000	EA BRACKET-SUNVISOR, 1 PIECE - STEEL
	007211-01-000	EA HINGE-SUNVISOR
	074012-01-000	EA CLIP-SUNVISOR, SQUARE PINCH-ON
13	P03077-02-C05	EA SHELF-CABINET, PASSENGERS SIDE - VINYL COVERED
14	P04415-01-C05	EA SHELF-TV CABINET, VINYL COVERED
	100628-02-000	EA SHELF ASM-TV, STEEL
	101150-01-000	EA SUPPORT-SHELF, TV - PASSENGER SIDE - STEEL
	101150-02-000	EA SUPPORT-SHELF, TV - DRIVER SIDE - STEEL
	104417-01-E07	EA CABINET-BLANKET (STANDARD CABINET)
15	040714-01-000	EA MIRROR-REAR VIEW, W/ARM MOUNT & SET SCREW - GM# 911722
	067490-01-000	EA BUTTON-MIRROR, REAR VIEW - STANK S927H
16	P03077-01-C05	EA SHELF-CABINET, DRIVERS SIDE - VINYL COVERED
17	078579-09-000	EA TRIM - WINDSHIELD - UPPER INNER - RIGHT - GRAY
18	079765-08-000	EA TRIM - WINDSHIELD - CENTER INNER - GRAY
19	078579-10-000	EA TRIM - WINDSHIELD - UPPER INNER - LEFT - GRAY

**DRIVERS COMPARTMENT GROUP (CONTINUED)**  
**DRIVERS COMPARTMENT - LOWER**



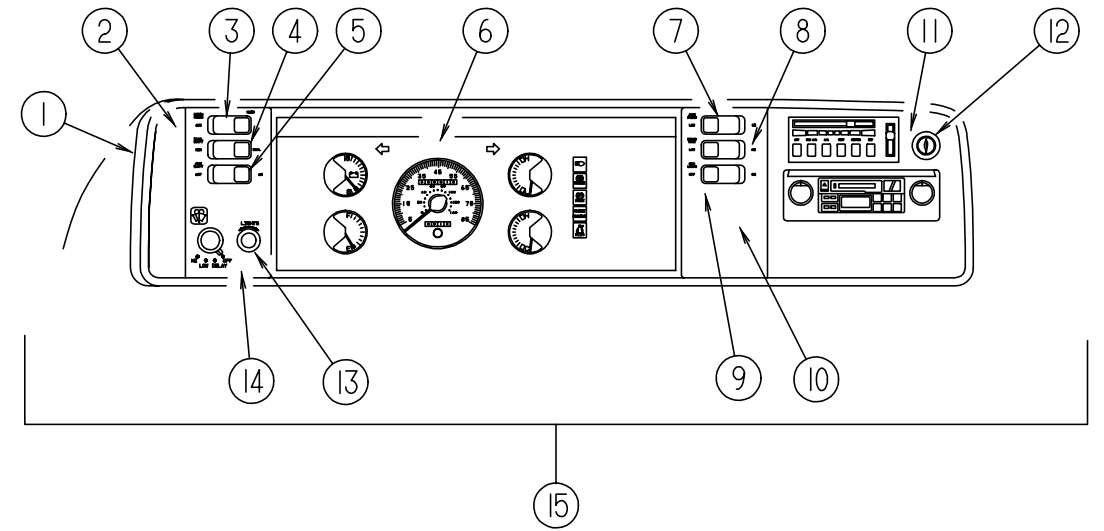
KEY	PART NUMBER	U/M DESCRIPTION
1	024700-44-000	EA COVER-SIDEWALL ROLL BAR, OFF WHITE - 53"
1	024700-45-000	EA COVER-SIDEWALL ROLL BAR, OFF WHITE - 12.8"
2	091990-04-01A	EA SEAT BELT-SHOULDER HARNESS - DRIVERS/PASSENGERS - BLACK
	091990-01-700	EA BOLT COVER
	109146-01-000	EA BOLT-SHOULDER, SEAT BELT
	103961-01-01A	EA COVER-BRACKET, SEATBELT - OFF WHITE
3	103812-01-02A	EA TRIM-DASH, LOWER, 2299 MM LONG - GRAY - CHEVY
3	111528-05-03A	EA TRIM-DASH, LOWER, RH - 1648 MM LONG - GRAY - FORD
3	117306-01-F31	EA TRIM ASM-DASH, LOWER, LH - 307 MM LONG - GRAY - FORD
4	111499-01-02A	EA POD-INSTRUMENT PANEL, GRAY PLASTIC
5	P03817-11-000	EA DASH ASM, W/O VINYL - CHEVY
5	P03817-10-000	EA DASH ASM, W/O VINYL - FORD
	106569-02-02A	YD VINYL-LAMINATE, 26 OZ - 54" WIDE - GRAY
	105927-02-000	EA PANEL-DASH TOP, STEEL
6	104354-04-03A	EA APPLIQUE-LOWER DASH, 2300 MM LONG - CHEVY
6	104354-05-03A	EA APPLIQUE-LOWER DASH, 2300 MM LONG - FORD
7	095757-03-F04	EA COVER-HEATER W/CARPET (F24/F27)
7	095757-03-F25	EA COVER-HEATER W/CARPET (F25)
7	095757-03-F26	EA COVER-HEATER W/CARPET (F26)
8	086120-01-F24	EA PAD-MAP POCKET, 12" X 16" (F24)
8	086120-01-F25	EA PAD-MAP POCKET, 12" X 16" (F25)
8	086120-01-F26	EA PAD-MAP POCKET, 12" X 16" (F26)
8	086120-01-F06	EA PAD-MAP POCKET, 12" X 16" (F27)
9	097552-01-000	EA COVER-MOTOR, W/O CARPET - GAS
		FROM: 00-00-00 THRU: 09-18-94
9	114512-01-01A	EA COVER-MOTOR, W/O CARPET - 6.5 DIESEL OPTION
		FROM: 00-00-00 THRU: 09-18-94
	075564-01-000	EA BRACKET-MOUNTING, MOTOR COVER - GAS OR 6.5 DIESEL OPTION
		FROM: 00-00-00 THRU: 09-18-94
9	115840-01-01A	EA COVER-MOTOR, W/O CARPET - GAS OR 6.5 DIESEL OPTION
		FROM: 09-19-94 THRU: 99-99-99
	115850-01-02B	EA RETAINER-LATCH, MOTOR COVER - GAS OR 6.5 DIESEL OPTION
		FROM: 09-19-94 THRU: 99-99-99
	116581-01-000	EA LATCH-MOTOR COVER - SOUTHCO 2710074088 - GAS OR 6.5 DIESEL OPTION
		FROM: 09-19-94 THRU: 99-99-99
	115852-01-02B	EA STRKE ASM-MOTOR COVER, E-COAT - GAS OR 6.5 DIESEL OPTION
		FROM: 09-19-94 THRU: 99-99-99
	116833-01-02B	EA WRENCH-HEX, MOTOR COVER - E-COAT - GAS OR 6.5 DIESEL OPTION
		FROM: 09-19-94 THRU: 99-99-99
	113828-02-01A	EA TRIM-MOTOR COVER - GAS
		FROM: 00-00-00 THRU: 09-18-94
	114519-01-E07	EA TRIM-MOTOR COVER - 6.5 DIESEL OPTION
		FROM: 00-00-00 THRU: 09-18-94
	115860-01-01A	EA TRIM-MOTOR COVER - GAS OR 6.5 DIESEL OPTION
		FROM: 09-19-94 THRU: 99-99-99
	039623-01-000	FT SEAL-MOTOR COVER, RUBBER BULB TYPE - BLACK
	111618-01-E10	EA TRAY ASM-BEVERAGE
	111618-13-E07	EA LID-BEVERAGE TRAY ASM
	046886-03-000	EA ASHTRAY-CHROME, W/COVER
10	103498-06-000	EA BOOT-STEERING COLUMN, BLACK VINYL - CHEVY
	111521-01-04A	EA COVER-STEERING COLUMN, BLACK PLASTIC - FORD
	112634-01-01A	EA TRIM-STEERING COLUMN, RH BLACK PLASTIC - FORD
	112634-02-01A	EA TRIM-STEERING COLUMN, LH BLACK PLASTIC - FORD

**DRIVERS COMPARTMENT GROUP (CONTINUED)**



**DASH, GAUGES & SWITCHES (CHEVY)**

**DRIVERS COMPARTMENT GROUP (CONTINUED)**

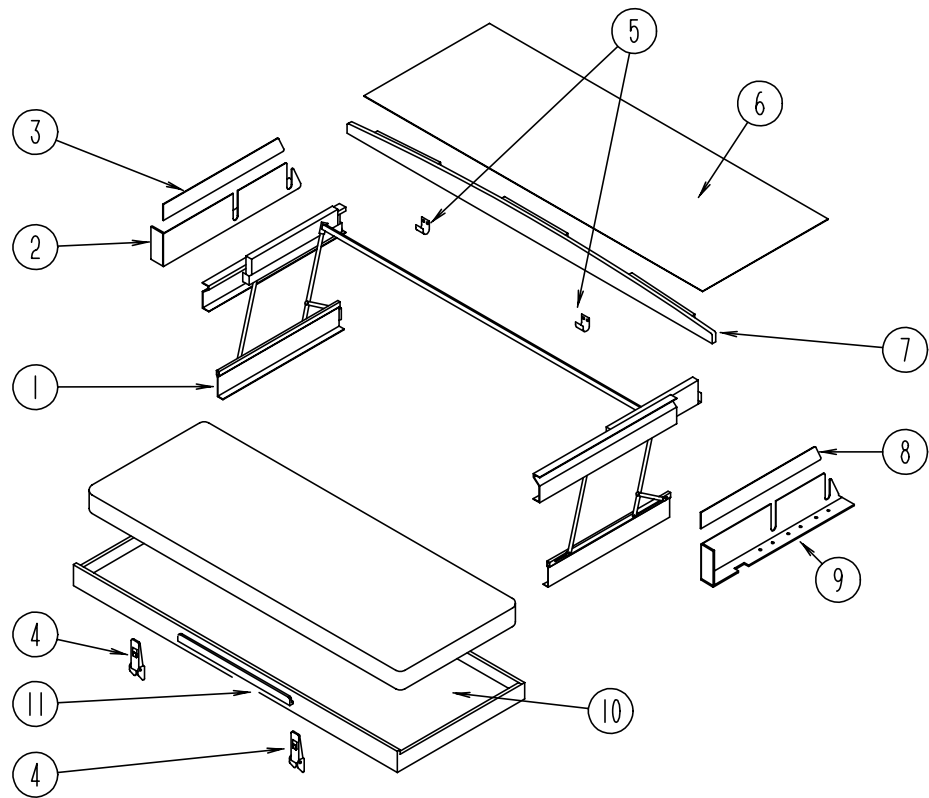


**DASH, GAUGES & SWITCHES (FORD)**

KEY	PART NUMBER	U/M	DESCRIPTION
1	104056-01-01A	EA	APPLIQUE-BEZEL
2	108356-02-01A	EA	COVER-SWITCH W/DIMPLES, CARLING VVAZC00 BLA
2	108357-05-000	EA	SWITCH-ROCKER, SPDT ON/NONE/ON - RADIO POWER - CARLING V4D1000B-0
3	108356-02-01A	EA	COVER-SWITCH W/DIMPLES, CARLING VVAZC00 BLA
3	108357-09-000	EA	SWITCH-ROCKER, SPDT ON/NONE/MOM - DUAL BATTERY - CARLING V5D1000B-0
4	108356-02-01A	EA	COVER-SWITCH W/DIMPLES, CARLING VVAZC00 BLA
4	108357-06-000	EA	SWITCH-ROCKER, DPDT MOM/OFF/MOM - CARLING VLD1000B-0 BATTERY DISCONNECT SWITCH OPTION
4	096241-03-000	EA	SWITCH-BLANK
5	094796-07-000	EA	CLUSTER-INSTRUMENT PANEL, KILOMETERS - GAS - GM #16167145
5	094796-08-000	EA	CLUSTER-INSTRUMENT PANEL, KILOMETERS - DIESEL - GM #16164645
6	103662-01-01A	EA	BEZEL-INSTRUMENT PANEL
7	108356-04-01A	EA	COVER-SWITCH W/DIMPLES & LENS, CARLING VVAGC00
7	108357-10-000	EA	SWITCH-ROCKER, SPDT MOM/OFF/MOM - LIGHTED - CARLING V8D1160B-0 GENERATOR OPTION
7	096241-03-000	EA	SWITCH-BLANK
8	108356-02-01A	EA	COVER-SWITCH W/DIMPLES, CARLING VVAZC00 BLA
8	108357-03-000	EA	SWITCH-ROCKER, SPDT ON/OFF/ON - CARLING V6D1000B-0 REAR HEATER OPTION
8	096241-03-000	EA	SWITCH-BLANK
9	096241-03-000	EA	SWITCH-BLANK
10	104056-21-01A	EA	APPLIQUE-BEZEL
11	104056-06-01A	EA	APPLIQUE-BEZEL
12	089294-01-000	EA	LIGHTER ASM-CIGARETTE - CASCO C213275
13	104056-22-01A	EA	APPLIQUE-BEZEL
14	M05946-17-F24	EA	DASH POD ASSEMBLY - CHEVY
	100138-01-000	EA	MODULE-DAYTIME RUNNING LIGHT - CANADIAN
	077031-01-000	EA	FILM-BLACK, 1" X 1.75"
	077031-03-000	EA	FILM-WHITE, .75" X 1"
	103603-01-000	EA	BULB-12V, #74 - .12A WEDGE - GE 22-25 - USED IN DASH
	077539-01-000	EA	BRACKET-MOUNTING, DASH PANEL - L/SHAPED - 2.5" X 1" X 1.5"

KEY	PART NUMBER	U/M	DESCRIPTION
1	103662-04-01A	EA	BEZEL-INSTRUMENT PANEL
2	104056-01-01A	EA	APPLIQUE-BEZEL
3	108356-02-01A	EA	COVER-SWITCH W/DIMPLES, CARLING VVAZC00 BLA
3	108357-05-000	EA	SWITCH-ROCKER, SPDT ON/NONE/ON - RADIO POWER - CARLING V4D1000B-0
4	108356-02-01A	EA	COVER-SWITCH W/DIMPLES, CARLING VVAZC00 BLA
4	108357-09-000	EA	SWITCH-ROCKER, SPDT ON/NONE/MOM - DUAL BATTERY - CARLING V5D1000B-0
5	108356-02-01A	EA	COVER-SWITCH W/DIMPLES, CARLING VVAZC00 BLA
5	108357-06-000	EA	SWITCH-ROCKER, DPDT MOM/OFF/MOM - CARLING VLD1000B-0 BATTERY DISCONNECT SWITCH OPTION
5	096241-03-000	EA	SWITCH-BLANK
6	094794-04-000	EA	CLUSTER-INSTRUMENT PANEL, KILOMETERS - FORD F3TD-10849-BA
6	094794-05-000	EA	CLUSTER-INSTRUMENT PANEL, MILES - FORD F4TD-10849-AA
7	108356-04-01A	EA	COVER-SWITCH W/DIMPLES & LENS, CARLING VVAGC00
7	108357-10-000	EA	SWITCH-ROCKER, SPDT MOM/OFF/MOM - LIGHTED - CARLING V8D1160B-0 GENERATOR OPTION
7	096241-03-000	EA	SWITCH-BLANK
8	108356-02-01A	EA	COVER-SWITCH W/DIMPLES, CARLING VVAZC00 BLA
8	108357-03-000	EA	SWITCH-ROCKER, SPDT ON/OFF/ON - CARLING V6D1000B-0 REAR HEATER OPTION
8	096241-03-000	EA	SWITCH-BLANK
9	096241-03-000	EA	SWITCH-BLANK
10	104056-21-01A	EA	APPLIQUE-BEZEL
11	104056-06-01A	EA	APPLIQUE-BEZEL
12	089294-01-000	EA	LIGHTER ASM-CIGARETTE - CASCO C213275
13	096674-01-000	EA	NUT-HEADLAMP KNOB, BLACK
13	096675-01-000	EA	KNOB - HEADLAMP - W/SHAFT
14	104056-24-01A	EA	APPLIQUE-BEZEL
15	M05946-18-F24	EA	DASH POD ASSEMBLY - FORD
	100138-01-000	EA	MODULE-DAYTIME RUNNING LIGHT - CANADIAN
	103603-01-000	EA	BULB-12V, #74 - .12A WEDGE - GE 22-25 - USED IN DASH
	077031-01-000	EA	FILM-BLACK, 1" X 1.75"
	077031-03-000	EA	FILM-WHITE, .75" X 1"
	111904-01-000	EA	INDICATOR ASM-TRANSMISSION - FORD F2US-7B053

## DRIVERS COMPARTMENT GROUP (CONTINUED)



FRONT BUNK

KEY	PART NUMBER	U/M DESCRIPTION
1	076760-02-000	EA BUNK HARDWARE (COMPLETE)
	076760-02-700	EA SPRING-GAS-BUNK HARDWARE
2	101499-06-C05	EA PANEL ASM.- BOTTOM DRIVERS - PADDED - USED W/BUNK
3	101497-08-C05	EA PANEL ASM.- UPPER DRIVERS - PADDED - USED W/BUNK
4	042541-04-000	EA LATCH-W/O STRIKE, BRASS
		FROM: 00-00-00 THRU: 09-25-94
4	116975-01-01A	EA LATCH-W/O STRIKE, BLACK
		FROM: 09-26-94 THRU: 99-99-99
5	042541-05-000	EA STRIKE-BRASS
6	103040-06-C05	EA PANEL-HEADLINER FRONT OVERHEAD - PADDED - USED W/BUNK
7	P03199-01-C05	EA BOARD ASM-TRIM, BUNK - CEILING MOUNTED
8	101497-07-C05	EA PANEL ASM.- UPPER PASSENGERS - PADDED - USED W/BUNK
9	101499-05-C05	EA PANEL ASM.- BOTTOM PASSENGERS - PADDED - USED W/BUNK
10	081717-03-E07	EA BED ASM-BUNK, FRONT
11	094658-01-E07	EA HANDLE-BUNK, OAK

## ELECTRICAL GROUP INTERIOR LIGHTS

KEY	PART NUMBER	U/M DESCRIPTION
	061424-01-000	EA LIGHT-AISLE, 12V - RECTANGULAR
	008103-01-000	EA BULB-DASH/AISLE LIGHT, #53 - 12 V - .12 AMP
	065201-09-000	EA SHADE-LAMP, FABRIC - PARCHMENT
	065202-29-000	EA LAMP-WALL, BRASS - CANADIAN - R.B.GUSTAFSON 503HPB-7CSA
		FROM: 00-00-00 THRU: 09-26-94
	065202-28-000	EA LAMP-WALL, BRASS - US - R.B.GUSTAFSON 503HPB-7
		FROM: 00-00-00 THRU: 09-26-94
	065202-28-000	EA LAMP-WALL, BRASS - US & CANADIAN - R.B.GUSTAFSON 503HPB-7
		FROM: 09-27-94 THRU: 99-99-99
	067479-01-000	EA BULB - 12V, NUMBER 1076
	110235-01-01A	EA LIGHT-MAKE UP, 3 BULB PANLESS - PD PD200-621 BRASS
	081633-01-700	EA BULB-MAKE UP LIGHT, JENSEN
	086280-01-000	EA LIGHT-SURFACE MOUNT, 12V - JENSEN 1236
	086280-01-700	EA BULB - 12 VOLT, 6 WATT
	098024-01-01A	EA LIGHT-DOME, 1 BULB - US - IVORY
	008218-01-000	EA BULB-DOME LIGHT, 12V - NUMBER 1141
	098024-01-700	EA LENS-DOME LIGHT
	098024-03-01A	EA LIGHT-DOME, 2 BULB - IVORY
	008218-01-000	EA BULB-DOME LIGHT, 12V - NUMBER 1141
	098024-01-700	EA LENS-DOME LIGHT

## CIRCUIT BREAKERS

KEY	PART NUMBER	U/M DESCRIPTION
	083209-01-000	EA CIRCUIT BREAKER - 15 AMP, 120V - BW G-15 - CANADIAN
	083209-02-000	EA CIRCUIT BREAKER - 15/15 AMP, 120V - BW H-15/15
	083209-03-000	EA CIRCUIT BREAKER - 15/20 AMP, 120V - BW O-15/20
	083209-04-000	EA CIRCUIT BREAKER - 30 AMP, 120V - BW L-30
	083209-06-000	EA CIRCUIT BREAKER - 30/15 AMP, 120V - BW D-30/15
	083209-07-000	EA CIRCUIT BREAKER - 20/20 AMP, 120V - BW K-20/20
	083209-08-000	EA CIRCUIT BREAKER - BLANK - BW
	093655-03-000	EA CIRCUIT BREAKER - 40 AMP, 12V - USD 17440-4E03A2A
	097611-01-000	EA CIRCUIT BREAKER - 6 AMP, ATC - BLACK

## WIRE ASSEMBLIES

KEY	PART NUMBER	U/M DESCRIPTION
	097618-01-000	EA WIRE ASM-MONITOR PANEL, W/3 WIRES & ORANGE RESISTOR - LVS
	102636-01-000	EA WIRE ASM-CLEARANCE LAMPS
	103328-06-000	EA WIRE ASM-PUMP, EXTERIOR SHOWER
	108303-01-000	EA WIRE ASM-REAR AUTO HEATER
	111448-01-000	EA WIRE ASM-IP, MAIN - CHEVY
	111915-01-000	EA WIRE ASM-DAY RUN LAMPS, FUSE
	111915-03-000	EA WIRE ASM-DAY RUN LAMPS, FUSE
	096449-01-000	EA WIRE ASM-WATER TANK TO MONITOR PANEL
	P03783-01-000	EA WIRE ASM-HEADLAMP - CHEVY
	P03783-02-000	EA WIRE ASM-HEADLAMP - FORD



**ELECTRICAL GROUP (CONTINUED)**  
**RECEPTACLES, RECEPTACLE PLATES & SPACER**

KEY	PART NUMBER	U/M	DESCRIPTION
	102568-01-E90	EA	SPACER-RECEPTACLE, BETWEEN SIDEWALL & PLATE - WOOD
	024924-02-000	EA	RECEPTACLE-POWER CORD, W/PARTIAL PLATE
	058707-01-000	EA	RECEPTACLE-ELECTRIC, SINGLE - BROWN
	058708-01-000	EA	RECEPTACLE-ELECTRIC, DOUBLE - BROWN
	058708-02-000	EA	RECEPTACLE-ELECTRIC, DOUBLE - IVORY
	084076-01-000	EA	RECEPTACLE-GFI, 15A - 125V - IVORY
	084076-02-000	EA	RECEPTACLE-GFI, 15A - 125V - BROWN
	112824-01-01A	EA	COVER-EXTERIOR RECEPTACLE, GRAY - P&S 3780-SC
	112824-01-03A	EA	COVER-EXTERIOR RECEPTACLE, BRIGHT WHITE - P&S 3780-SC-WH
	112822-01-01A	EA	RECEPTACLE-EXTERIOR, DUPLEX - IVORY - WIRECON WDRU15IV
	097734-01-02A	EA	EXTENSION-RECEPTACLE, 3.2" X 5" X .7" - PLASTIC - BROWN

**POWER CORDS**

KEY	PART NUMBER	U/M	DESCRIPTION
	008052-01-000	EA	CORD-POWER, 10/3 - 30 AMP - 25' - CANADIAN
	008054-02-000	EA	CORD-POWER, 10/3 - 30 AMP - 33' - US

**CONNECTORS**

KEY	PART NUMBER	U/M	DESCRIPTION
	008311-01-000	EA	CONNECTOR-WIRE NUT, INSULATED - RED
	008312-01-000	EA	CONNECTOR-WIRE NUT, INSULATED - BLUE
	008314-01-000	EA	CONNECTOR-WIRE NUT, INSULATED - GRAY
	008355-01-000	EA	CONNECTOR-CABLE CLAMPING, 3/4"
	008356-01-000	EA	CONNECTOR-PLASTIC, 3/8" AVG
	008398-01-000	EA	CONNECTOR - 1/2" X 90 DEGREE, FLEX CONDUIT - UL AND CSA
	082740-01-000	EA	CONNECTOR-PLASTIC BODY, FOR 2 MALE SPADES
	082741-01-000	EA	CONNECTOR BODY - 2 CONNECTOR - MALE - SERV ELEC 2P-FYL
	041480-01-000	EA	CONNECTOR-STRAIGHT, 1/2" FLEX CONDUIT
	058028-01-000	EA	CONNECTOR-ELECTRICAL PIGTAIL, NYLON - CLEAR
	007940-01-000	EA	RECEPTACLE-SLIDE, 16 TO 12 AWG - FEMALE END
	007954-01-000	EA	RECEPTACLE-HOUSING, 6 POSITION
	080015-02-000	EA	RECEPTACLE-FLAG, .185 - 16/14 GA - AMP 3

**CONDUIT**

KEY	PART NUMBER	U/M	DESCRIPTION
	041953-01-000	FT	CONDUIT-CONVOLUTE, SLIT - .5" ID
	041953-03-000	FT	CONDUIT-CONVOLUTE, SLIT, 1" ID (CLOTHES ROD COVER)
	041953-05-000	FT	CONDUIT-CONVOLUTE, SOLID - .62" ID
	041953-06-000	FT	CONDUIT-CONVOLUTE, SLIT - .375" ID
	041953-07-000	FT	CONDUIT-CONVOLUTE, SLIT - .25" ID
	041953-08-000	FT	CONDUIT-CONVOLUTE, SLIT - 1.50" ID
	041953-09-000	FT	CONDUIT-CONVOLUTE, SLIT - .50" ID
	041953-12-000	FT	CONDUIT-CONVOLUTE, NON SLIT - 1.1" ID

**ELECTRICAL GROUP (CONTINUED)**  
**FUSES & FUSE HOUSINGS**

KEY	PART NUMBER	U/M	DESCRIPTION
	062901-02-000	EA	FUSE - 5 AMPS, AUTOMOTIVE
	062901-05-000	EA	FUSE - 15 AMPS, AUTOMOTIVE
	062901-06-000	EA	FUSE - 20 AMPS, AUTOMOTIVE
	062901-07-000	EA	FUSE - 25 AMPS, AUTOMOTIVE
	062901-08-000	EA	FUSE - 30 AMPS, AUTOMOTIVE
	062037-01-000	EA	HOUSING-AUTO FUSE, NATURAL
	062037-02-000	EA	HOUSING-AUTO FUSE, GREEN
	062037-03-000	EA	HOUSING-AUTO FUSE, BLACK
	062037-04-000	EA	HOUSING-AUTO FUSE, BLUE
	062037-05-000	EA	HOUSING-AUTO FUSE, GRAY
	062037-06-000	EA	HOUSING-AUTO FUSE, BROWN
	062037-07-000	EA	HOUSING-AUTO FUSE, RED
	108669-01-000	EA	HOUSING-AUTO FUSE HOLDER, PACKARD 12010105
	106655-02-000	EA	TERMINAL-FUSE BLOCK,10-12AWG PACKARD 12020400
	106656-01-000	EA	FUSE BLOCK - 4 CAVITY AUTOFUSE PACKARD 12004943

**SWITCHES, SWITCH PLATES & SPACERS**

KEY	PART NUMBER	U/M	DESCRIPTION
	079364-01-000	EA	SWITCH-ON/OFF ROCKER, 2 PRONGS - BROWN
	079364-03-000	EA	SWITCH-ON/OFF ROCKER, 3 PRONGS - BROWN
	098351-01-01A	EA	PLATE-SWITCH, 1 GANG - POLISHED BRASS - JENSEN
	098351-02-01A	EA	PLATE-SWITCH, 2 GANG - POLISHED BRASS - JENSEN
	098351-05-01A	EA	PLATE-SWITCH, 3 GANG W/LABEL - POLISHED BRASS - JENSEN
	098351-06-01A	EA	PLATE-SWITCH, 2 GANG W/LABEL - POLISHED BRASS - JENSEN
	095188-01-01A	EA	SPACER-SWITCH, 2.3" X 3.4" - PLASTIC - DARK BROWN
	095188-02-01A	EA	SPACER-SWITCH, 2.3" X 4.1" - PLASTIC - DARK BROWN
	075723-01-000	EA	SPACER-SWITCH, W/O HOLE - .2" X.9"X 2" - METAL - OFF WHITE FROM: 00-00-00 THRU: 10-23-94
	075723-02-000	EA	SPACER-SWITCH, W/HOLE - .2" X .9" X 2" - METAL - OFF WHITE FOR ELECTRIC STEP DOOR JAMB SWITCH FROM: 00-00-00 THRU: 10-23-94

**TERMINALS**

KEY	PART NUMBER	U/M	DESCRIPTION
	008326-01-000	EA	TERMINAL-RING, 16/14 WIRE - 3/8" STUD
	008328-01-000	EA	TERMINAL-RING, 12/10 WIRE - #10 STUD FIT
	008331-01-000	EA	TERMINAL-RING,TONGUE - #4 WIRE - 3/8" STUD - COPPER
	008348-01-000	EA	TERMINAL-RING, 3/8" STUD - #2 WIRE
	033787-01-000	EA	TERMINAL-RING, INSULATED
	035416-04-000	EA	TERMINAL-RING #10 STUD FIT, INSULATED BARREL #16/14
	047443-01-000	EA	TERMINAL - .250 RECEPTACLE FIT, INSULATED - 16/14 AWG
	047443-02-000	EA	TERMINAL - .250 RECEPTACLE FIT, INSULATED - 12/10 AWG
	062036-01-000	EA	TERMINAL-PACK-CON,12/10 AWG - PACKARD 12033817
	062036-02-000	EA	TERMINAL-PACK-CON, 16/14 AWG
	088267-01-000	EA	TERMINAL-FEMALE, 1/4 - PACKARD 2962573
	098260-01-000	EA	TERMINAL-MALE, 56 SERIES - PACKARD 02971962
	104100-03-000	EA	TERMINAL - 75 AMP, AMP 53880-4 LOOSE
	106007-01-000	EA	TERMINAL-FEMALE, 14-16 AWG - PACKARD 12015861-L
	106655-01-000	EA	TERMINAL-FUSE BLOCK, 14-16 AWG - PACKARD 12020321
	113306-01-000	EA	TERMINAL-FEMALE, METRI-PACK - PACKARD 12048451
	113307-01-000	EA	TERMINAL-FEMALE, METRI-PACK - PACKARD 12048074

**CONVERTER & INVERTER**

KEY	PART NUMBER	U/M	DESCRIPTION
	083208-02-000	EA	CONVERTER-POWER, 45A - 120V/12V - BW 6345
	099048-02-000	EA	INVERTER - 100 WATT

**ELECTRICAL GROUP (CONTINUED)**  
HOUSINGS, PINS & SOCKETS

KEY	PART NUMBER	U/M DESCRIPTION
	063910-01-000	EA HOUSING-RELAY, BOSCH 3 334 485 008
	088473-01-000	EA HOUSING-PIN, 4 ROWS OF 3
	088473-02-000	EA HOUSING-PIN, 15 CAVITY - AMP 1-480710-0
	088473-03-000	EA HOUSING-PIN, 9 POSITION
	088473-05-000	EA HOUSING-PIN, 6 POSITION (SINGLE ROW)
	088473-06-000	EA HOUSING-PIN, 6 POSITION (TWO ROWS OF THREE)
	088473-08-000	EA HOUSING-PIN, 4 POSITION
	088473-09-000	EA HOUSING-PIN, 3 POSITION (SINGLE ROW)
	088473-10-000	EA HOUSING-PIN, 2 POSITION
	088474-01-000	EA HOUSING-SOCKET, 12 POSITIONS
	088474-02-000	EA HOUSING-SOCKET, 12 CAVITY - AMP 1-480711-0
	088474-03-000	EA HOUSING-SOCKET, 9 POSITION
	088474-06-000	EA SOCKET-HOUSING, 6 POSITION (2 ROWS OF THREE)
	088474-07-000	EA HOUSING-SOCKET, 5 CAVITY - AMP 1-480764-0
	088474-08-000	EA SOCKET-HOUSING, 4 POSITION (SINGLE ROW)
	088474-09-000	EA HOUSING-SOCKET, 3 POSITION
	088474-10-000	EA HOUSING-SOCKET, 2 POSITION
	088475-01-000	EA PIN-CONNECTOR, 14 TO 20 AWG
	088475-02-000	EA PIN-CONNECTOR, 10 TO 12 AWG
	088476-01-000	EA SOCKET-CONNECTOR, BRASS - PRE-TIN
	088476-02-000	EA SOCKET-CONNECTOR, 12-10 GA - PHOSPHATE BRONZE - PRE-TIN
	103608-01-000	EA SOCKET-WEDGE BASE W/LEADS, JKL 2944-6 OR EQUIVALENT
	104100-01-000	EA HOUSING - 1 POSITION, 75 AMP - AMP 53884-1
	101571-01-000	EA HOUSING - 2 POSITION, MALE
	106006-01-000	EA HOUSING - 1 POSITION, FEMALE - PACKARD 12015952
	108355-01-000	EA HOUSING-SWITCH, CARLING VCH
	115556-01-000	EA HOUSING - 3 POSITION, FEMALE - 59-SERIES - PACKARD 02965810
	115556-02-000	EA HOUSING - 2 POSITION, FEMALE - 59-SERIES - PACKARD 02965809
	113468-01-000	EA HOUSING - 2 POSITION, FEMALE - 56-SERIES - PACKARD 02965981 USED ON WIPER/WASHER WIRE ASM

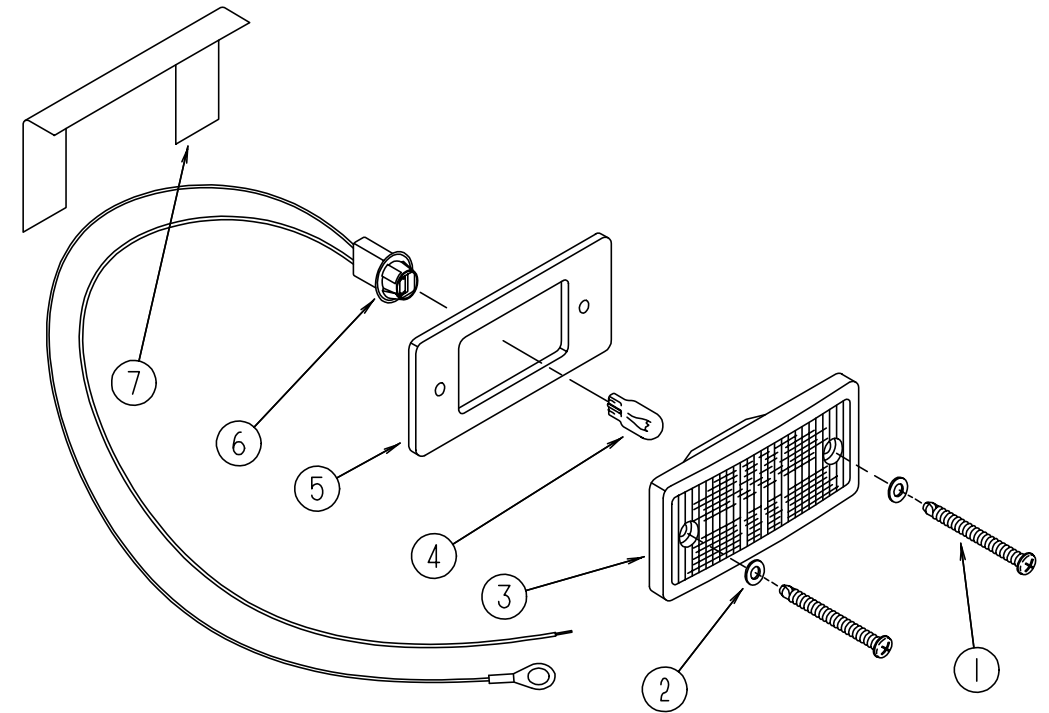
**ELECTRIC BOXES & COVERS**

KEY	PART NUMBER	U/M DESCRIPTION
	008289-01-000	EA BOX-ELECTRIC, STEEL - 1/2" AND 3/4" KNOCKOUTS - 4" X 4" - US
	008289-02-000	EA BOX-ELECTRIC, 4" X 4" - 1/2" & 3/4" KNOCKOUTS - CANADIAN
	091910-01-000	EA BOX-ELECTRIC, 3.75" X 3.5" X 1.75" - PLASTIC
	091910-02-000	EA BOX-ELECTRIC, 57 MM X 88 MM - PLASTIC
	111510-01-000	EA DOOR-ELECTRICAL BOX, FRONT
	008294-01-000	EA COVER-ELECTRICAL BOX, BLANK/STEEL - 4" X 4" - GRAY
	008294-02-000	EA COVER-ELECTRICAL BOX, BLANK STEEL - 4" X 4" - CANADIAN
	054250-04-000	EA COVER-ANGLED, W/O HOLE - 3.6" X 4.5" - PLASTIC - OFF WHITE ELECTRICAL PLATE SUPPORT
	073626-04-000	EA COVER-ELECTRIC, 10.4" X 7.8" - BEIGE PLASTIC
	069238-01-000	EA COVER-ELECTRICAL BOX, W/HOLE - 4" X 4" - GRAY USED WITH 30 AMP RECEPTACLE

**MISCELLANEOUS ELECTRICAL COMPONENTS**

KEY	PART NUMBER	U/M DESCRIPTION
	007093-01-000	EA FLASHER-SIGNAL, STAT
	008188-01-000	EA SOLENOID - 3 POST, BATTERY CHANGE OVER
	086233-01-000	EA STUD-ISOLATED, 3/8" X 7/8" LONG
	086273-01-000	EA RELAY-BATTERY DISCONNECT
	103987-02-000	EA SEAL-SOLENOID ACCESS
	087225-01-000	FT SLEEVING - 1/2", TYPE H - VARFLEX
	073328-B4-000	EA CABLE ASSEMBLY-BATTERY, W/TERMINALS
	077479-01-000	EA BOOT-BATTERY TERMINAL, DOUBLE CABLE
	077479-02-000	EA BOOT-BATTERY TERMINAL, SINGLE CABLE

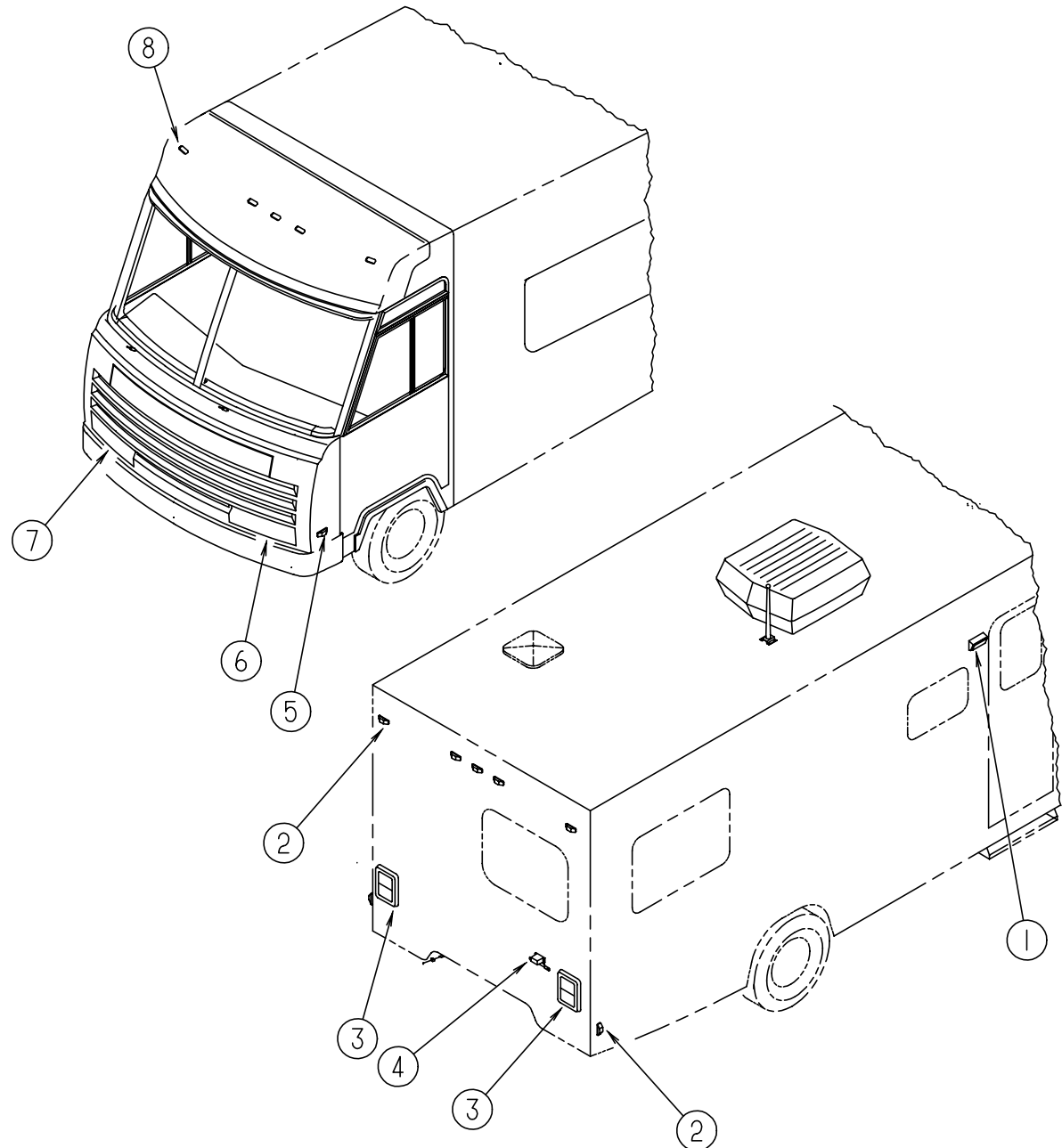
**ELECTRICAL GROUP (CONTINUED)**



**EXTERIOR CLEARANCE LIGHTS**

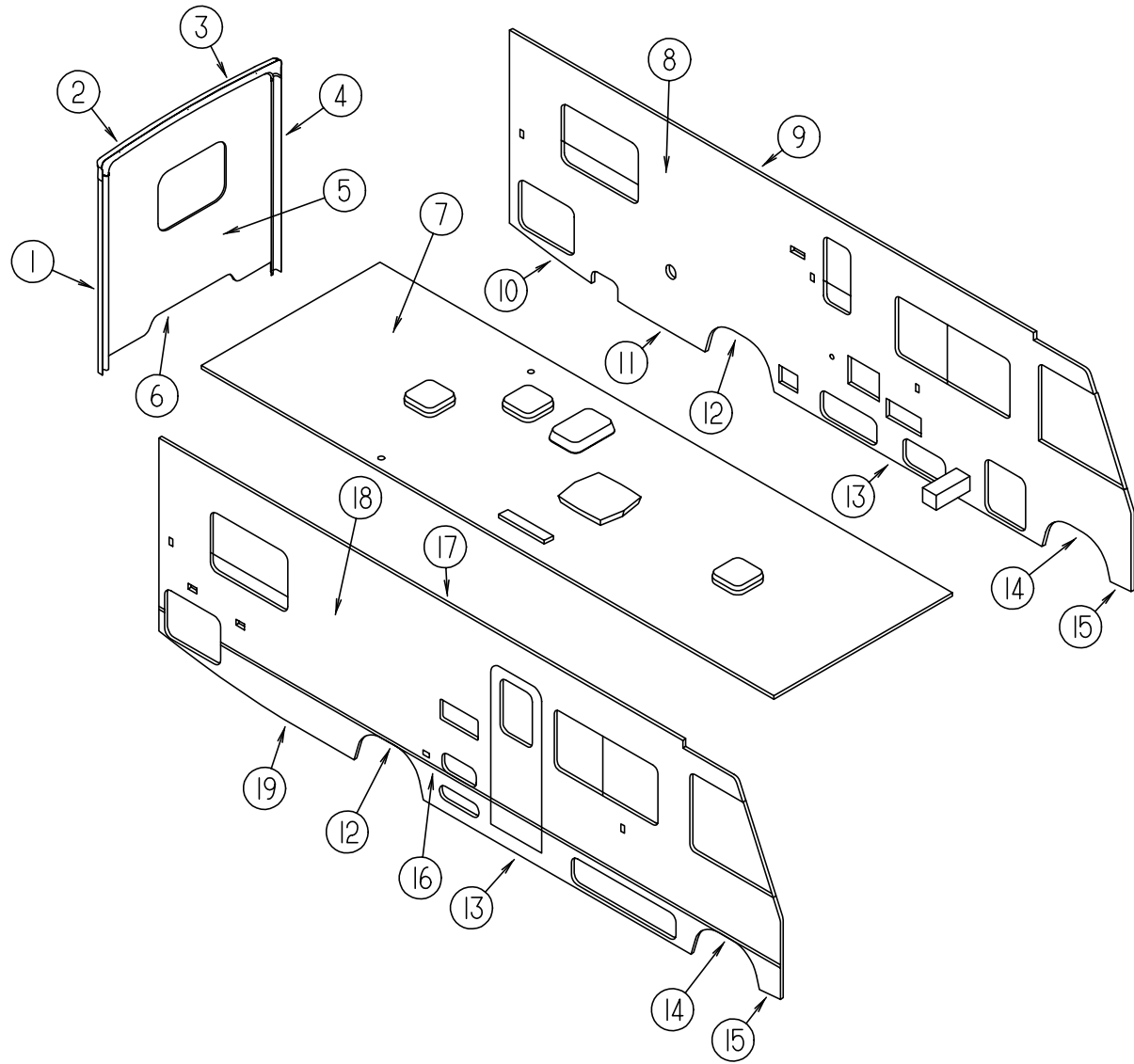
KEY	PART NUMBER	U/M DESCRIPTION
1	000G39-08-24B	EA SCREW, SELF DRIVING, 8-18 X 1 1/2" - PPH - ZINC
2	102540-01-000	EA SEAL-SCREW, ROUND - RUBBER
3	102520-01-000	EA LIGHT-CLEARANCE, W/O SOCKET CONNECTIONS - AMBER
4	036196-01-000	EA BULB - #1194 - CLEARANCE LIGHT
5	102541-01-000	EA GASKET-CLEARANCE LIGHT
6	067789-02-000	EA SOCKET ASM.-CAB MARKER
7	102582-01-000	EA BRACKET-LIGHT, CLEARANCE - L-SHAPED METAL - 2.2" X 4.7"

**ELECTRICAL GROUP (CONTINUED)**  
**EXTERIOR LIGHTS**



KEY	PART NUMBER	U/M DESCRIPTION
1	097917-01-03A	EA LIGHT-PORCH, ENTRY DOOR - GRAY
1	097917-01-06A	EA LIGHT-PORCH, ENTRY DOOR - BRIGHT WHITE
	008215-01-000	EA BULB - 12V, #1003 - .94 AMP
	097917-01-700	EA LENS-LIGHT, PORCH
2	111102-01-000	EA LAMP-MARKER, BASE - TRIPLEX 117XAS
2	111102-03-000	EA LENS-MARKER LAMP, RED - TRIPLEX 117R
	036196-01-000	EA BULB - 12V, #194 - .27 AMP - BAYONETTE
3	081638-01-000	EA TAILLIGHT-DOUBLE, W/BLACK TRIM - DRIVER OR PASSENGER SIDE
	037934-01-000	EA BULB - 12V, #1156 - 2.1 AMP - CLEAR GLASS
	037935-01-000	EA BULB - 12V, #1157 OR #2057 - 2.1 AMP - CLEAR GLASS
	081638-01-700	EA LENS-TAILLIGHT, RED - BARGMAN 30-84-010
	081638-01-701	EA LENS-TAILLIGHT, W/BACKUP - BARGMAN 30-84-700
	103355-01-03A	EA POD-TAILLIGHT, GRAY
	103355-01-03A	EA POD-TAILLIGHT, BRIGHT WHITE
4	066432-02-000	EA LIGHT-LICENSE, BLACK
	066432-03-000	EA BRACKET-LICENSE PLATE - BARGMAN 30-60-030
5	111102-01-000	EA LAMP-MARKER, BASE - TRIPLEX 117XAS
5	111102-02-000	EA LENS-MARKER LAMP, AMBER - TRIPLEX 118A
	036196-01-000	EA BULB - 12V, #194 - .27 AMP - BAYONETTE
6	049186-02-000	EA HEADLAMP CAPSULE-DRIVER, HIGH/LOW BEAM - RECTANGULAR - BLACK TRIM
	049188-02-000	EA HEADLAMP CAPSULE-DRIVER, HIGH BEAM - RECTANGULAR - BLACK TRIM
7	049185-02-000	EA HEADLAMP CAPSULE-PASS, HIGH/LOW BEAM - RECTANGULAR - BLACK TRIM
	049187-02-000	EA HEADLAMP CAPSULE-PASSENGER, HIGH BEAM - RECTANGULAR - BLACK TRIM
	050030-02-000	EA HOUSING-HEADLAMP WIRING, HIGH BEAM - FORD FROM: 00-00-00 THRU: 09-28-94
	049359-01-000	EA SPRING-RETAINER, HEADLAMP - GM 496096
	110750-01-000	EA SCREW-ADJUSTING, HEADLAMP
	089292-01-000	EA LIGHT-TURN, DRIVER OR PASSENGER - W/AMBER LENS
	037935-01-000	EA BULB - 12V, #1157 OR #2057 - 2.1 AMP - CLEAR GLASS
8	102520-01-000	EA LIGHT-CLEARANCE, W/O SOCKET CONNECTIONS - AMBER
	036196-01-000	EA BULB - 12V, #194 - .27 AMP - BAYONETTE
	102540-01-000	EA SEAL-SCREW, ROUND - RUBBER
	102541-01-000	EA GASKET-CLEARANCE LIGHT
	102582-01-000	EA BRACKET-LIGHT, CLEARANCE - L-SHAPED METAL - 2.2" X 4.7"
	112823-01-000	EA SPLICE-REDUCER, 16-14 TO 18-22 - ETC BA-631X
	067789-02-000	EA SOCKET-LAMP

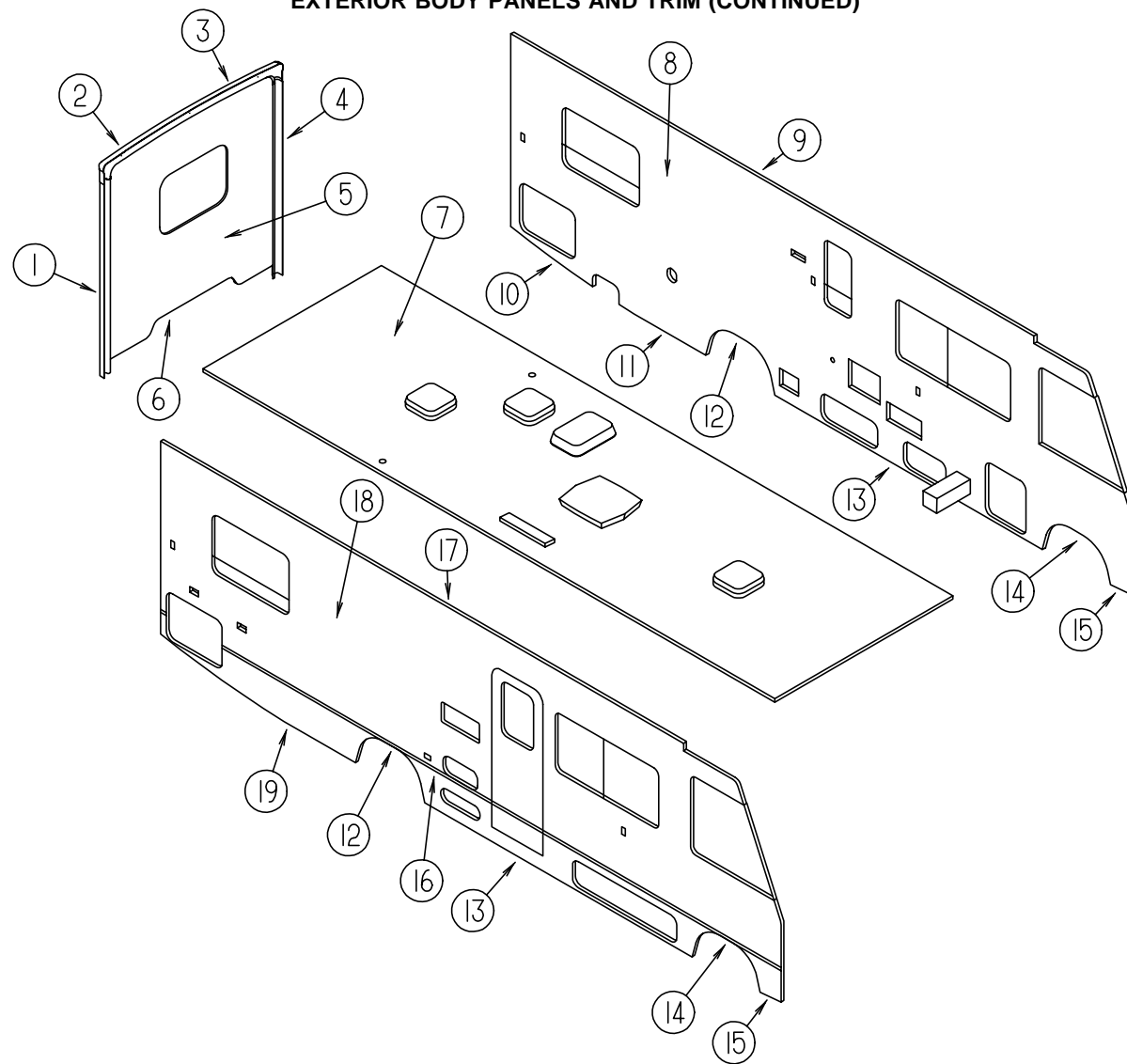
**EXTERIOR BODY GROUP**  
**EXTERIOR BODY PANELS AND TRIM**



KEY	PART NUMBER	U/M DESCRIPTION
1	103598-01-700	EA TRIM-BACKWALL SIDE, RIGHT - PRIMED - STEEL
1	104033-01-03A	EA TRIM-J, BACKWALL - RIGHT - GRAY - ALUMINUM
1	104033-01-05A	EA TRIM-J, BACKWALL - RIGHT - BRIGHT WHITE - ALUMINUM
2	103599-01-03A	EA TRIM-BACKWALL, TOP W/O CLEARANCE LIGHTS - RH - PLASTIC - GRAY
2	103599-01-05A	EA TRIM-BACKWALL, TOP W/O CLEARANCE LIGHTS - RH - PLASTIC - BRIGHT WHITE
3	103600-01-03A	EA TRIM-BACKWALL, TOP W/O CLEARANCE LIGHTS - LH - PLASTIC - GRAY
3	103600-01-05A	EA TRIM-BACKWALL, TOP W/O CLEARANCE LIGHTS - LH - PLASTIC - BRIGHT WHITE
4	103598-02-700	EA TRIM-BACKWALL SIDE, LEFT - PRIMED - STEEL
4	104033-02-03A	EA TRIM-J, BACKWALL - LEFT - GRAY - ALUMINUM
4	104033-02-05A	EA TRIM-J, BACKWALL - LEFT - BRIGHT WHITE - ALUMINUM

KEY	PART NUMBER	U/M DESCRIPTION
5	M05703-14-F24	EA BACKWALL ASSEMBLY - QUEEN BED - CHEVY - GRAY
5	M05703-14-F25	EA BACKWALL ASSEMBLY - QUEEN BED - CHEVY - GRAY
5	M05703-14-F26	EA BACKWALL ASSEMBLY - QUEEN BED - CHEVY - GRAY
5	M07419-01-F24	EA BACKWALL ASSEMBLY - QUEEN BED - CHEVY - BRIGHT WHITE
5	M07419-01-F25	EA BACKWALL ASSEMBLY - QUEEN BED - CHEVY - BRIGHT WHITE
5	M07419-01-F26	EA BACKWALL ASSEMBLY - QUEEN BED - CHEVY - BRIGHT WHITE
5	M07419-01-F27	EA BACKWALL ASSEMBLY - QUEEN BED - CHEVY - BRIGHT WHITE
5	M05703-15-F24	EA BACKWALL ASSEMBLY - TWIN BEDS OPTION - CHEVY - GRAY
5	M05703-15-F25	EA BACKWALL ASSEMBLY - TWIN BEDS OPTION - CHEVY - GRAY
5	M05703-15-F26	EA BACKWALL ASSEMBLY - TWIN BEDS OPTION - CHEVY - GRAY
5	M07419-02-F24	EA BACKWALL ASSEMBLY - TWIN BEDS OPTION - CHEVY - BRIGHT WHITE
5	M07419-02-F25	EA BACKWALL ASSEMBLY - TWIN BEDS OPTION - CHEVY - BRIGHT WHITE
5	M07419-02-F26	EA BACKWALL ASSEMBLY - TWIN BEDS OPTION - CHEVY - BRIGHT WHITE
5	M07419-02-F27	EA BACKWALL ASSEMBLY - TWIN BEDS OPTION - CHEVY - BRIGHT WHITE
5	M05703-16-F24	EA BACKWALL ASSEMBLY - QUEEN BED - FORD OPTION - GRAY
5	M05703-16-F25	EA BACKWALL ASSEMBLY - QUEEN BED - FORD OPTION - GRAY
5	M05703-16-F26	EA BACKWALL ASSEMBLY - QUEEN BED - FORD OPTION - GRAY
5	M07419-03-F24	EA BACKWALL ASSEMBLY - QUEEN BED - FORD OPTION - BRIGHT WHITE
5	M07419-03-F25	EA BACKWALL ASSEMBLY - QUEEN BED - FORD OPTION - BRIGHT WHITE
5	M07419-03-F26	EA BACKWALL ASSEMBLY - QUEEN BED - FORD OPTION - BRIGHT WHITE
5	M07419-03-F27	EA BACKWALL ASSEMBLY - QUEEN BED - FORD OPTION - BRIGHT WHITE
5	M05703-17-F24	EA BACKWALL ASSEMBLY - TWIN BEDS & FORD OPTIONS - GRAY
5	M05703-17-F25	EA BACKWALL ASSEMBLY - TWIN BEDS & FORD OPTIONS - GRAY
5	M05703-17-F26	EA BACKWALL ASSEMBLY - TWIN BEDS & FORD OPTIONS - GRAY
5	M07419-04-F24	EA BACKWALL ASSEMBLY - TWIN BEDS & FORD OPTIONS - BRIGHT WHITE
5	M07419-04-F25	EA BACKWALL ASSEMBLY - TWIN BEDS & FORD OPTIONS - BRIGHT WHITE
5	M07419-04-F26	EA BACKWALL ASSEMBLY - TWIN BEDS & FORD OPTIONS - BRIGHT WHITE
5	M07419-04-F27	EA BACKWALL ASSEMBLY - TWIN BEDS & FORD OPTIONS - BRIGHT WHITE
6	050406-17-000	EA TRIM-BACKWALL, LOWER - DRIVER OR PASS SIDE - GRAY - ALUMINUM
6	050406-21-000	EA TRIM-BACKWALL, LOWER - DRIVER OR PASS SIDE - BRIGHT WHITE - ALUMINUM
7	M05702-05-E27	EA ROOF-W/O VENTS - QUEEN BED - GRAY (F24/F25/F26)
7	M05702-05-F24	EA ROOF-W/O VENTS - QUEEN BED - BRIGHT WHITE (F24/F25/F26/F27)
7	M05702-06-E27	EA ROOF-W/O VENTS - TWIN BEDS OPTION - GRAY (F24/F25/F26)
7	M05702-06-F24	EA ROOF-W/O VENTS - TWIN BEDS OPTION - BRIGHT WHITE (F24/F25/F26/F27)
8	M05705-32-F24	EA SIDEWALL ASSEMBLY - DRIVER SIDE - QUEEN BED - GRAY
8	M05705-32-F25	EA SIDEWALL ASSEMBLY - DRIVER SIDE - QUEEN BED - GRAY
8	M05705-32-F26	EA SIDEWALL ASSEMBLY - DRIVER SIDE - QUEEN BED - GRAY
8	M07418-07-F24	EA SIDEWALL ASSEMBLY - DRIVER SIDE - QUEEN BED - BRIGHT WHITE
8	M07418-07-F25	EA SIDEWALL ASSEMBLY - DRIVER SIDE - QUEEN BED - BRIGHT WHITE
8	M07418-07-F26	EA SIDEWALL ASSEMBLY - DRIVER SIDE - QUEEN BED - BRIGHT WHITE
8	M07418-07-F27	EA SIDEWALL ASSEMBLY - DRIVER SIDE - QUEEN BED - BRIGHT WHITE
8	M05705-33-F24	EA SIDEWALL ASSEMBLY - DRIVER SIDE - TWIN BEDS OPTION - GRAY
8	M05705-33-F25	EA SIDEWALL ASSEMBLY - DRIVER SIDE - TWIN BEDS OPTION - GRAY
8	M05705-33-F26	EA SIDEWALL ASSEMBLY - DRIVER SIDE - TWIN BEDS OPTION - GRAY
8	M07418-08-F24	EA SIDEWALL ASSEMBLY - DRIVER SIDE - TWIN BEDS OPTION - BRIGHT WHITE
8	M07418-08-F25	EA SIDEWALL ASSEMBLY - DRIVER SIDE - TWIN BEDS OPTION - BRIGHT WHITE
8	M07418-08-F26	EA SIDEWALL ASSEMBLY - DRIVER SIDE - TWIN BEDS OPTION - BRIGHT WHITE
8	M07418-08-F27	EA SIDEWALL ASSEMBLY - DRIVER SIDE - TWIN BEDS OPTION - BRIGHT WHITE
9	103801-02-03A	EA TRIM-ROOF, 16' LONG - W/O DRILLED HOLES - DRIVER SIDE - GRAY
9	103801-02-05A	EA TRIM-ROOF, 16' LONG - W/O DRILLED HOLES - DRIVER SIDE - BRIGHT WHITE

**EXTERIOR BODY GROUP (CONTINUED)**  
**EXTERIOR BODY PANELS AND TRIM (CONTINUED)**

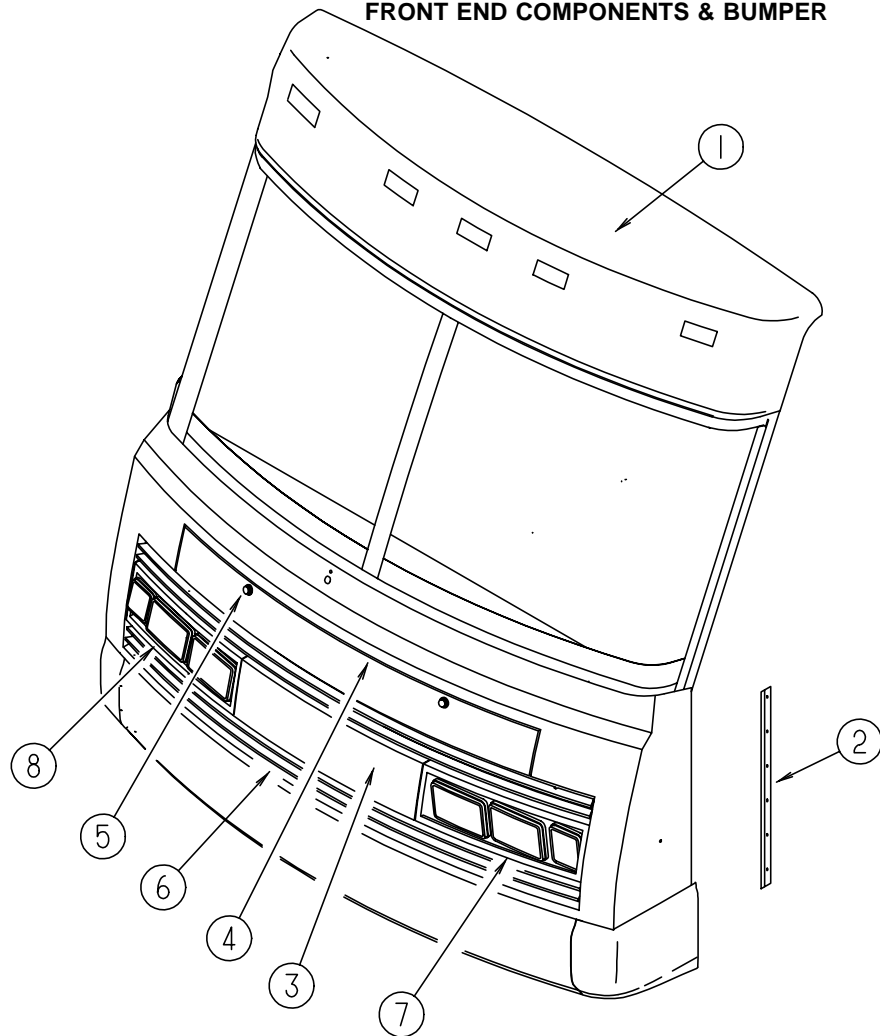


KEY	PART NUMBER	U/M DESCRIPTION
10	111108-03-02A	EA TRIM-SIDEWALL, BOTTOM - DRIVER SIDE - GRAY
10	111108-03-03A	EA TRIM-SIDEWALL, BOTTOM - DRIVER SIDE - BRIGHT WHITE
11	108038-12-02A	EA TRIM-SIDEWALL, BOTTOM - DRIVER SIDE - GRAY
11	108038-12-03A	EA TRIM-SIDEWALL, BOTTOM - DRIVER SIDE - BRIGHT WHITE
12	108070-01-02A	EA TRIM-WHEELWELL, REAR - DRIVER OR PASSENGER SIDE - GRAY
12	108070-01-04A	EA TRIM-WHEELWELL, REAR - DRIVER OR PASSENGER SIDE - BRIGHT WHITE
13	108039-05-02A	EA TRIM-SIDEWALL, BOTTOM - CENTER - DRIVER OR PASSENGER SIDE - GRAY
13	108039-05-03A	EA TRIM-SIDEWALL, BOTTOM - CENTER - DRIVER OR PASS SIDE - BRIGHT WHITE
14	108069-02-02A	EA TRIM-WHEELWELL, FRONT - DRIVER OR PASSENGER SIDE - GRAY
14	108069-02-03A	EA TRIM-WHEELWELL, FRONT - DRIVER OR PASSENGER SIDE - BRIGHT WHITE
15	108109-01-02A	EA TRIM-SIDEWALL, BOTTOM - FRONT - DRIVER OR PASSENGER SIDE - GRAY
15	108109-01-04A	EA TRIM-SIDEWALL, BOTTOM - FRONT - DRIVER OR PASS SIDE - BRIGHT WHITE
	086180-55-010	EA U-CHANNEL-EXTRUDED, SERRATED - 1.7" X 16' - GRAY FROM: 00-00-00 THRU: 08-07-94
	086180-55-015	EA U-CHANNEL-EXTRUDED, SERRATED - 1.7" X 16' - BRIGHT WHITE FROM: 08-08-94 THRU: 10-25-94
	116800-55-005	EA U-CHANNEL-EXTRUDED, 1.7" X 16' - BRIGHT WHITE FROM: 10-26-94 THRU: 99-99-99
16	108688-01-02A	EA STRIP-FEATURE, W/O INSERT - 15' LONG - GRAY
16	108688-01-03A	EA STRIP-FEATURE, W/O INSERT - 15' LONG - BRIGHT WHITE
	108651-01-01A	EA END CAP-FEATURE STRIP
	105312-01-04A	FT INSERT-FEATURE STRIP, GRAY
	105312-01-07A	FT INSERT-FEATURE STRIP, BRIGHT WHITE
17	103802-02-03A	EA RAIL-AWNING, 16' LONG - W/O DRILLED HOLES - PASS SIDE - GRAY
17	103802-02-05A	EA RAIL-AWNING, 16' LONG - W/O DRILLED HOLES - PASS SIDE - BRIGHT WHITE

KEY	PART NUMBER	U/M DESCRIPTION
18	M05704-32-F24	EA SIDEWALL ASSEMBLY - PASSENGER SIDE - QUEEN BED - GRAY
18	M05704-32-F25	EA SIDEWALL ASSEMBLY - PASSENGER SIDE - QUEEN BED - GRAY
18	M05704-32-F26	EA SIDEWALL ASSEMBLY - PASSENGER SIDE - QUEEN BED - GRAY
18	M07418-05-F24	EA SIDEWALL ASSEMBLY - PASSENGER SIDE - QUEEN BED - BRIGHT WHITE
18	M07418-05-F25	EA SIDEWALL ASSEMBLY - PASSENGER SIDE - QUEEN BED - BRIGHT WHITE
18	M07418-05-F26	EA SIDEWALL ASSEMBLY - PASSENGER SIDE - QUEEN BED - BRIGHT WHITE
18	M07418-05-F27	EA SIDEWALL ASSEMBLY - PASSENGER SIDE - QUEEN BED - BRIGHT WHITE
18	M05704-33-F24	EA SIDEWALL ASSEMBLY - PASSENGER SIDE - TWIN BEDS OPTION - GRAY
18	M05704-33-F25	EA SIDEWALL ASSEMBLY - PASSENGER SIDE - TWIN BEDS OPTION - GRAY
18	M05704-33-F26	EA SIDEWALL ASSEMBLY - PASSENGER SIDE - TWIN BEDS OPTION - GRAY
18	M07418-06-F24	EA SIDEWALL ASSEMBLY - PASSENGER SIDE - TWIN BEDS OPTION - BRIGHT WHITE
18	M07418-06-F25	EA SIDEWALL ASSEMBLY - PASSENGER SIDE - TWIN BEDS OPTION - BRIGHT WHITE
18	M07418-06-F26	EA SIDEWALL ASSEMBLY - PASSENGER SIDE - TWIN BEDS OPTION - BRIGHT WHITE
18	M07418-06-F27	EA SIDEWALL ASSEMBLY - PASSENGER SIDE - TWIN BEDS OPTION - BRIGHT WHITE
19	108038-09-02A	EA TRIM-SIDEWALL, BOTTOM - PASSENGER SIDE - GRAY
19	108038-09-03A	EA TRIM-SIDEWALL, BOTTOM - PASSENGER SIDE - BRIGHT WHITE
	002754-01-001	EA ANGLE-EXTRUDED, .75" X .75" X 18' - MILL ALUMINUM
	055278-51-259	FT TUBING-STEEL, .75" X 1.5" X 12.5' LONG
	002726-01-001	EA GARNISH-U-CHANNEL, 1.38" X 19' - SERRATED - MILL ALUMINUM
	069726-02-000	EA BUMPER - .88" DIAMETER X .40", BLACK

## EXTERIOR BODY GROUP (CONTINUED)

### FRONT END COMPONENTS & BUMPER



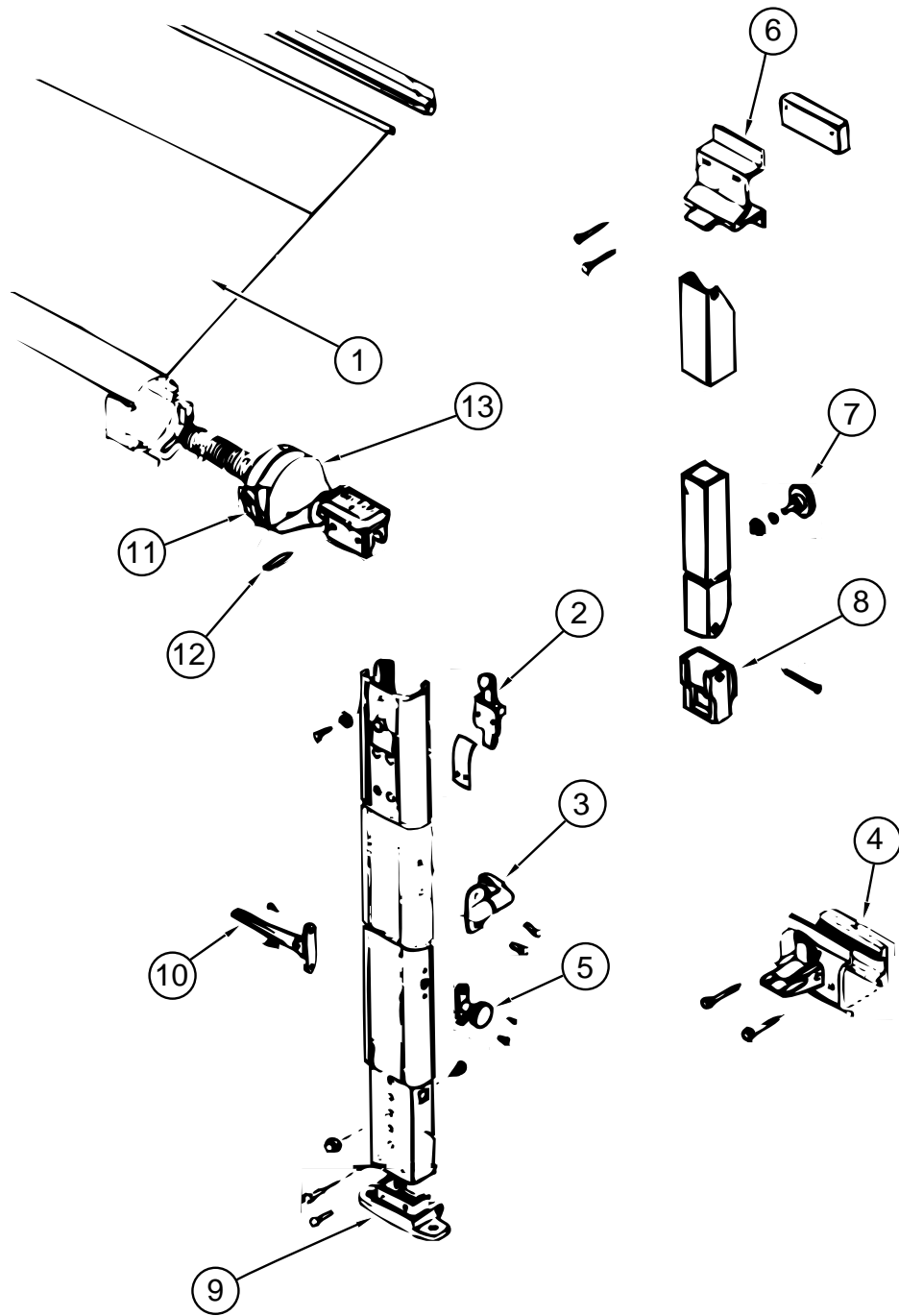
KEY	PART NUMBER	U/M DESCRIPTION
1	M05145-05-E27	EA CAP ASM-FRONT, GRAY
1	M05145-05-F24	EA CAP ASM-FRONT, BRIGHT WHITE
	070579-06-000	EA PLATE-ANCHOR, W/7/16 WELD NUT - 1.5" X 3.3"
	077001-01-000	EA ANGLE-MOUNTING, ROOF PANEL - V ANGLE - 3" X 2.4" X 1.5"
2	089922-25-000	EA TRIM-FRONT END/SIDEWALL, DRIVER OR PASSENGER SIDE - GRAY
2	089922-27-000	EA TRIM-FRONT END/SIDEWALL, DRIVER OR PASSENGER SIDE - BRIGHT WHITE
3	103485-01-03A	EA FRONT END ASM-W/GRILLE ASM, W/O HOOD OR HOOD HINGES - GRAY
3	103485-01-04A	EA FRONT END ASM-W/GRILLE ASM, W/O HOOD OR HOOD HINGES - BRIGHT WHT
4	103478-02-E27	EA PANEL ASM-HOOD, GRAY
4	103478-02-F24	EA PANEL ASM-HOOD, BRIGHT WHITE
	058786-01-000	EA BOLT-ADJUSTING, HOOD - W/BLACK PAD - .31" #18 X 2"
5	102330-02-000	EA LOCK-SINGLE HOLE, VISE ACTION - SOUTHCOE 3-56-715-5
	102328-01-000	EA KEY-BARREL, NICKEL PLATED - SOUTHCOE 3-26-715-19
	104584-03-000	EA BRACKET ASM-HOOD HINGE, BODY - RIGHT
	104584-04-000	EA BRACKET ASM-HOOD HINGE, BODY - LEFT
	105095-01-000	EA LINK ASM-HINGE, HOOD - INNER RIGHT
	105095-02-000	EA LINK ASM-HINGE, HOOD - INNER LEFT
	104582-02-000	EA LINK ASM-HINGE, HOOD - OUTER
6	110598-01-E07	EA GRILLE ASSEMBLY - 4 BAR
	002328-02-000	EA BLOCK - .062" X .5" X .98", RUBBER
7	103617-02-03A	EA BEZEL-HEADLIGHT, DRIVER SIDE - GRAY
7	103617-02-04A	EA BEZEL-HEADLIGHT, DRIVER SIDE - BRIGHT WHITE
8	103617-01-03A	EA BEZEL-HEADLIGHT, PASSENGER SIDE - GRAY
8	103617-01-04A	EA BEZEL-HEADLIGHT, PASSENGER SIDE - BRIGHT WHITE
	110690-01-D18	EA PLATE ASM-HEADLAMP, QUAD - PASSENGER - BLACK - STEEL
	110692-01-01A	EA PLATE-HEADLAMP, QUAD - PASSENGER - UNPAINTED - STEEL
	110690-02-D18	EA PLATE ASM-HEADLAMP, QUAD - DRIVER - BLACK - STEEL
	110692-02-01A	EA PLATE-HEADLAMP, QUAD - DRIVER - UNPAINTED - STEEL
	110691-01-01A	EA BRACKET-SPRING, HEADLAMP - DRIVER OR PASSENGER SIDE - UNPAINTED
	110782-01-000	EA ANGLE-SUPPORT, HEADLAMP - STEEL
	110783-01-01A	EA BRACKET-HEADLAMP, QUAD - PASSENGER - UNPAINTED
	110783-02-01A	EA BRACKET-HEADLAMP, QUAD - DRIVER - UNPAINTED

## EXTERIOR BODY GROUP (CONTINUED)

### FIBERGLASS, STYROFOAM & INSULATION

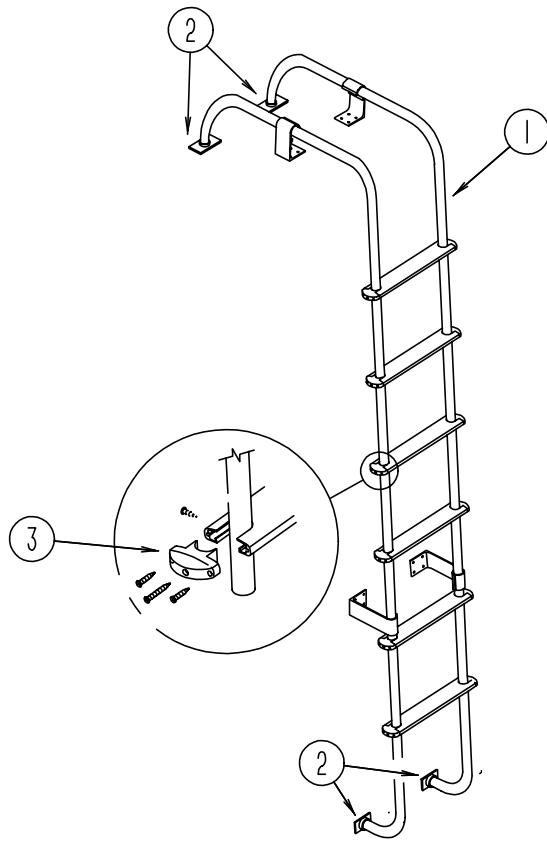
KEY	PART NUMBER	U/M DESCRIPTION
	076054-J6-000	EA FIBERGLASS SHEET-FLAT, 2642 MM X 9785 MM - GRAY (SIDEWALLS)
	076054-N1-000	EA FIBERGLASS SHEET-FLAT, 2438 MM X 9030 MM - BRIGHT WHITE (SIDEWALLS)
	077517-60-000	EA FIBERGLASS SHEET-FLAT, 1219 MM X 2438 MM - GRAY (ACCESS DOORS)
	077517-62-000	EA FIBERGLASS SHEET-FLAT, 1219 MM X 2438 MM - BRIGHT WHITE (ACCESSDOORS)
	076054-J1-001	EA FIBERGLASS SHEET-FLAT, 48" X 96" - GRAY (BACKWALLS)
	076054-M8-001	EA FIBERGLASS SHEET-FLAT, 48" X 96" - BRIGHT WHITE (BACKWALLS) FROM: 00-00-00 THRU: 09-30-94
	076054-P4-000	EA FIBERGLASS SHEET-FLAT, 48" X 97" - BRIGHT WHITE (BACKWALLS) FROM: 10-01-94 THRU: 99-99-99
	108535-01-705	EA FIBERGLASS SHEET-PEBBLED, 8.7' X 33' - GRAY (ROOF COVERING)
	108535-01-707	EA FIBERGLASS SHEET-PEBBLED, 8.7' X 33' - BRIGHT WHITE (ROOF COVERING)
	083574-02-000	SF STYROFOAM, DOW TYPE SM - 1.5" X 24" X 90.5" - INCREMENTS OF 15 SF FROM: 00-00-00 THRU: 09-30-94
	083574-03-000	SF STYROFOAM - 3/4" X 48" X 96" - INCREMENTS OF 32 SF
	100619-01-000	BF FOAM-EXPANDED POLYSTYRENE, 1.34" X 48" X 96"
	100619-04-000	BF FOAM-EXPANDED POLYSTYRENE, .50" X 48" X 96"
	100619-05-000	BF FOAM-EXPANDED POLYSTYRENE, .75" X 48" X 96"
	100619-12-000	BF FOAM-EXPANDED POLYSTYRENE, 1.5" X 48" X 90.25" FROM: 10-01-94 THRU: 99-99-99
	100619-13-000	BF FOAM-EXPANDED POLYSTYRENE, .34" X 48" X 96" FROM: 10-01-94 THRU: 99-99-99
	000870-08-000	SF STYROFOAM - .75" X 48" X 96" - PLANED - INCREMENTS OF 32 SF
	065747-01-000	SF INSULATION-MICROFOAM, .5" THICK X 72" X 112' ROLL
	072877-01-000	EA INSULATION-SOUND BARRIER PAD, 1.25" X 46" X 54" - W/ADHESIVE BACK FROM: 00-00-00 THRU: 10-10-94
	072877-03-000	EA INSULATION-SOUND BARRIER, LB-1 COMPOSITE EAR FROM: 10-11-94 THRU: 99-99-99
	072878-01-000	EA INSULATION-SOUND BARRIER PAD, .058" X 33" X 58"
	105077-01-000	EA FOAM-COVE, ROOF - 8' LONG - EXPANDED POLYSTYRENE
	105077-03-000	EA FOAM-PLUG, SIDEWALL TUBE - 1.77" LONG - EXPANDED POLYSTYRENE

**EXTERIOR BODY GROUP (CONTINUED)**  
**AWNING & HARDWARE**



KEY	PART NUMBER	U/M	DESCRIPTION
1	110634-04-10A	EA	AWNING-ROLLER ASSEMBLY, 16'
	110634-02-03A	EA	HARDWARE KIT-AWNING, SATIN
	110634-02-04A	EA	HARDWARE KIT-AWNING, BRIGHT WHITE
			FROM: 00-00-00 THRU: 08-07-94
			FROM: 08-08-94 THRU: 99-99-99
2	110634-01-700	EA	RAFTER LOCKING MECHANISM KIT - 7605-0001
3	110634-01-701	EA	SAFETY & LATCH KIT - 7509-0001
4	110634-01-702	EA	BOTTOM BRACKET KIT - 7512-0001
5	110634-01-703	EA	HEIGHT LOCK HANDLE KIT - 7510-0001
6	110634-01-704	EA	UPPER BRACKET KIT W/BOLTS - 7505-0001
7	110634-01-705	EA	ULTRA RAFTER KNOB KIT - 7522-0001
8	110634-01-706	EA	RAFTER SLIDE KIT
9	110634-01-707	EA	GROUND BRACKET KIT - 7511-0001
10	110634-01-708	EA	LIFT HANDLES W/RIVETS - 7000-0001
11	110634-01-709	EA	RATCHET HANDLE KIT - 7507-0001
12	110634-01-710	EA	ARM CAP KIT - 7503-0001
13	110634-01-711	EA	FRONT SPRING ASM - 6598-0001
13	110634-01-712	EA	REAR SPRING ASM - 6599-0001
13	110634-01-713	EA	REAR END CAP KIT - 7504-0001
	110634-01-714	EA	STAKE - (4 PER BAG) - 5208-0001
	110634-01-715	EA	WAND - PULL DOWN - 7604-0001
	111037-01-01A	EA	SPACER-AWNING, UPPER - BLACK
	111038-01-01A	EA	SPACER-AWNING, LOWER - BLACK

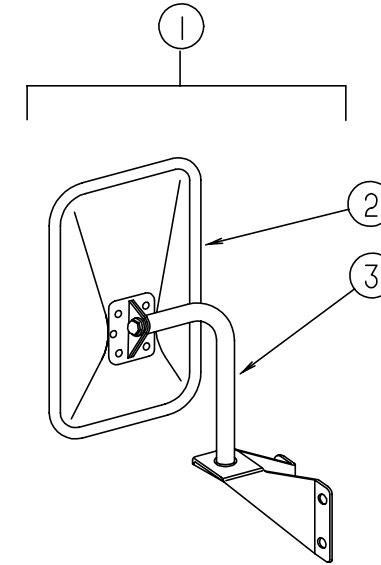
**EXTERIOR BODY GROUP (CONTINUED)**



**LADDER**

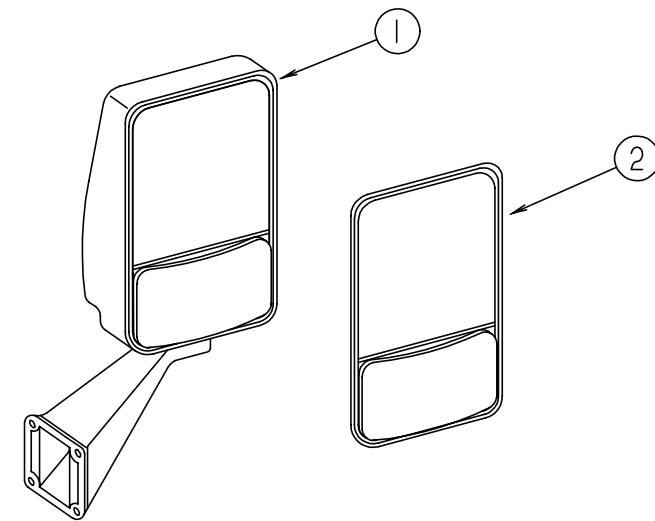
KEY	PART NUMBER	U/M DESCRIPTION
1	102953-09-F04	EA LADDER ASSEMBLY
2	067165-01-000	EA MOUNTING BRACKET-LADDER, LOWER
3	076980-02-000	EA END CAP-STEP, BLACK

**EXTERIOR BODY GROUP (CONTINUED)**



**EXTERIOR MIRROR**

KEY	PART NUMBER	U/M DESCRIPTION
1	105076-01-702	EA MIRROR ASM-LOW MOUNT, DRIVER OR PASSENGER SIDE - VELVAC 713196
2	105076-01-703	EA MIRROR HEAD ONLY-FLAT BLACK, VELVAC 709275-8
	049347-01-700	EA GLASS ONLY-EXTERIOR MIRROR, 7.5" X 10.5" - VELVAC 702081
3	105076-01-704	EA ARM - Q780521-9
	105439-01-000	EA MIRROR-CONVEX, STICK-ON - VELVAC 723068-6

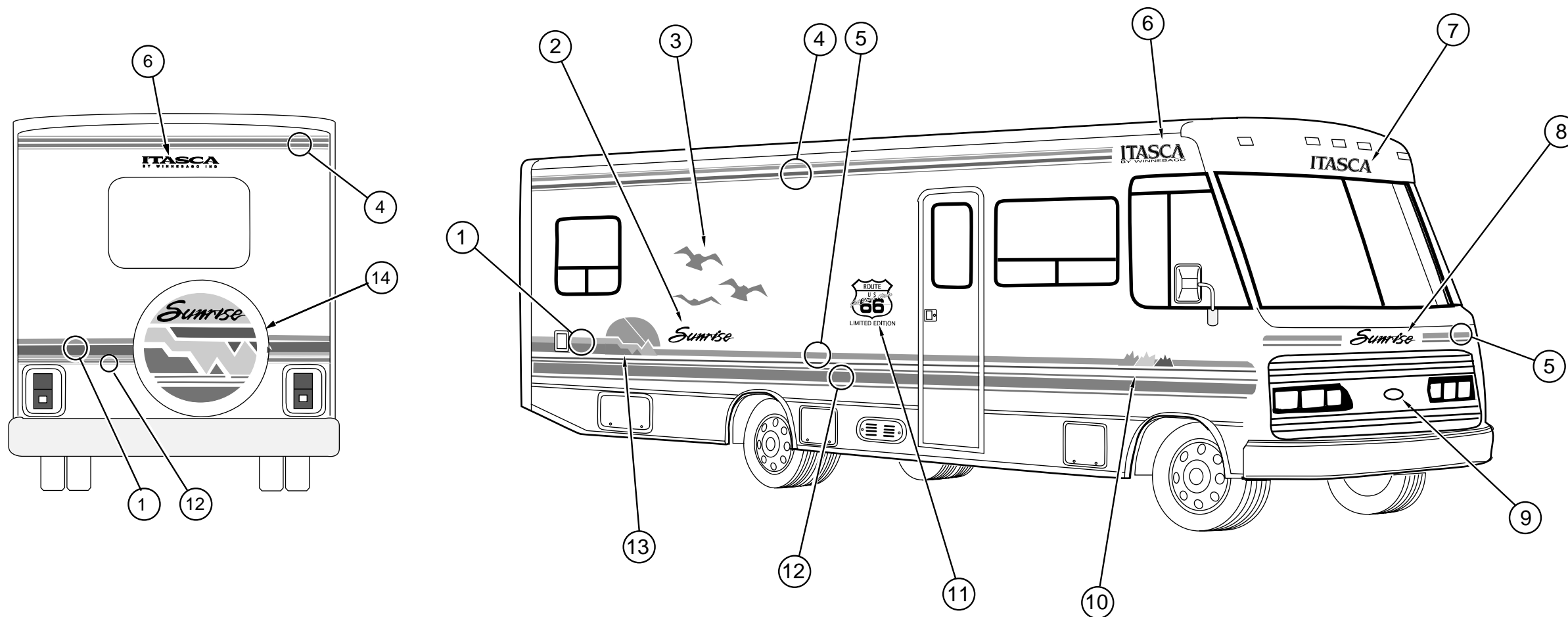


**OPTIONAL EXTERIOR MIRRORS**

KEY	PART NUMBER	U/M DESCRIPTION
1	106015-09-01A	EA MIRROR ASM-PASSENGER SIDE, VELVAC 713126 BLACK
1	106015-10-01A	EA MIRROR ASM-DRIVER SIDE, VELVAC 713125 BLACK
2	106015-01-703	EA KIT-BEZEL & MIRRORS, PASSENGER SIDE
2	106015-02-702	EA KIT-BEZEL & MIRRORS, DRIVER SIDE



**EXTERIOR BODY GROUP (CONTINUED)**  
DECALS, FILM STRIPES, & PAINT

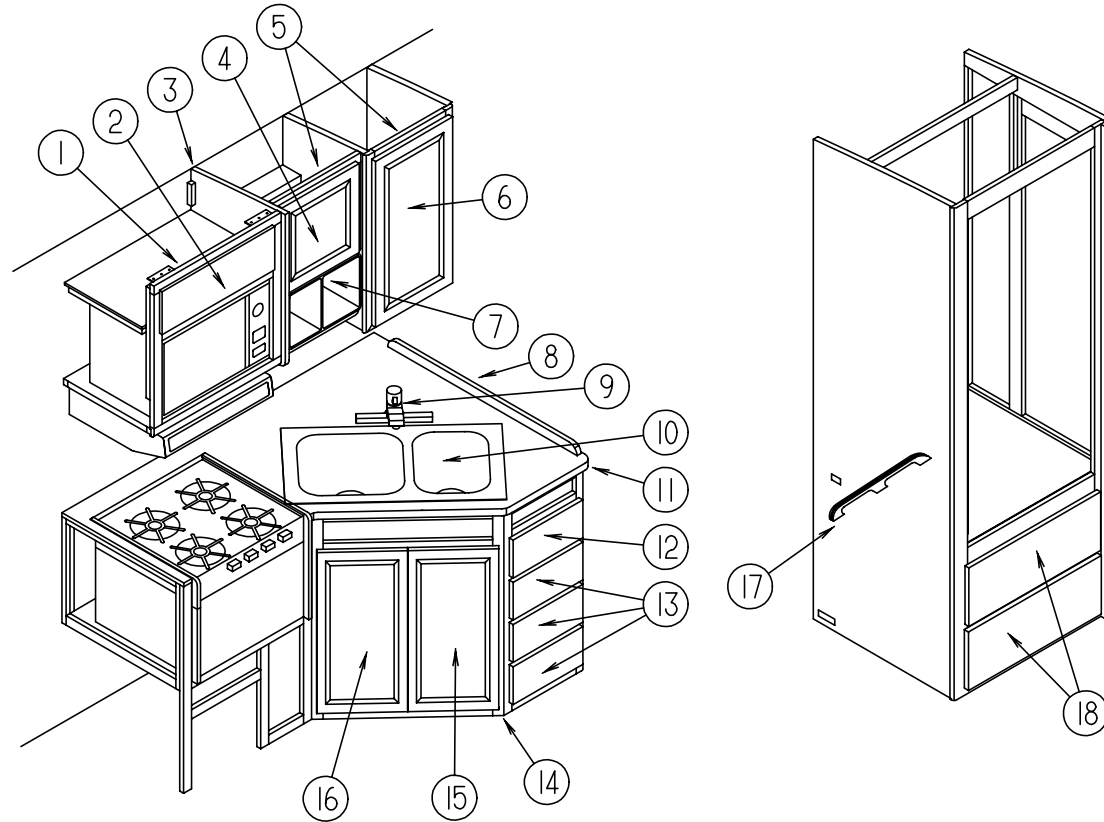


KEY	PART NUMBER	U/M DESCRIPTION
1	094423-05-02A	EA FILM-OVERLAY, MULTISTRIPE, AQUA/REGGAE BLUE/REGGAE BLUE
2	110193-01-02A	EA DECAL-SUNRISE, AQUA/W/REGGAE BLUE SHADOW
3	110192-01-02A	EA DECAL-BIRDS, REGGAE BLUE/AQUA
4	093689-15-02A	FT FILM-MULTISTRIPE, 101.6 MM WIDE - AQUA/AQUA/REGGAE BLUE/REGGAE BLUE
5	105781-02-10A	FT FILM-MULTISTRIPE, 63.5 MM WIDE - AQUA/AQUA
6	111588-03-01A	EA DECAL-LOGO, ITASCA - LARGE - REGGAE BLUE/ASH GRAY/REGGAE BLUE
6	111588-03-09A	EA DECAL-LOGO, ITASCA - LARGE - REGGAE BLUE/BRIGHT WHITE/REGGAE BLUE
6	114698-01-01A	EA DECAL-LOGO, "BY WINNEBAGO" - REGGAE BLUE
7	111588-04-01A	EA DECAL-LOGO, ITASCA - SMALL - REGGAE BLUE/ASH GRAY/REGGAE BLUE
7	111588-04-06A	EA DECAL-LOGO, ITASCA - SMALL - REGGAE BLUE/BRIGHT WHITE/REGGAE BLUE
8	110193-02-02A	EA DECAL-SUNRISE, SMALL - AQUA/REGGAE BLUE
9	088772-03-000	EA MEDALLION-HOOD, "I" - BLACK/CHROME
10	110190-01-02A	EA DECAL-MOUNTAINS, RH - REGGAE BLUE/MAGENTA/AQUA
10	110190-02-02A	EA DECAL-MOUNTAINS, LH - REGGAE BLUE/MAGENTA/AQUA
11	116404-01-01A	EA DECAL-ROUTE 66, FROSTY JACK/WARM SILVER (F27)
12	094443-20-02A	FT FILM-MULTISTRIPE, 146.1 MM WIDE REGGAE BLUE/REGGAE BLUE/REGGAE BLUE
13	113951-01-01A	EA DECAL-SUN, RH - MAGENTA/AQUA/REGGAE BLUE
13	113951-02-01A	EA DECAL-SUN, LH - MAGENTA/AQUA/REGGAE BLUE
14	114653-01-01A	EA DECAL-COVER, TIRE - SPARE - MAGENTA/AQUA/REGGAE BLUE
	106315-06-000	FT POLYETHYLENE FILM TAPE - 4" - SHORE PAPER 30LD23

**DUPONT COLOR CODES**

ASH GRAY #G9707  
BRIGHT WHITE #B8951

**GALLEY GROUP  
GALLEY CABINETRY**



KEY	PART NUMBER	U/M DESCRIPTION
1	114390-04-F04	EA CABINET-OVERHEAD, W/O DOOR FROM: 00-00-00 THRU: 08-02-94
1	114390-01-F04	EA CABINET-OVERHEAD, W/O DOOR FROM: 08-03-94 THRU: 99-99-99
2	M05992-11-E07	EA DOOR-CABINET, W/O HARDWARE - 240 MM X 555 MM
3	081320-16-E10	EA CAP-END, OVERHEAD - FRONT
4	M06803-23-E07	EA DOOR-CABINET, W/O HARDWARE - 365 MM X 365 MM
5	110776-01-E10	EA CABINET-OVERHEAD, W/O DOORS
6	M06803-22-E07	EA DOOR-CABINET, W/O HARDWARE - 365 MM X 680 MM
7	103799-01-02A	EA COFFEE MAKER - GRAY - BLACK & DECKER W/GLASS POT
	103799-01-700	EA CARAFE-GLASS POT
	103799-01-701	EA BRACKETS-COFFEE MAKER, PAIR - WHITE
	104610-01-000	EA STRAP-COFFEE MAKER FROM: 00-00-00 THRU: 09-25-94
8	098335-08-E08	EA RAIL-GALLEY, 35.3" LONG (F24/F27)
8	098335-08-F05	EA RAIL-GALLEY, 35.3" LONG (F25)
8	098335-08-E90	EA RAIL-GALLEY, 35.3" LONG (F26)
9	104114-02-01A	EA FAUCET-GALLEY, SINGLE CONTROL - CHROME - 20PL1038-8"
	103635-01-000	EA FAUCET-SINGLE CONTROL, EVERPURE 5435-00 (WATER PURIFIER)
	091253-01-000	EA GASKET-FAUCET, LAVATORY/GALLEY
10	110654-01-000	EA SINK-DOUBLE, LARGE/SMALL BASINS - SST - DAYTON FR2917
	092303-01-000	EA STRAINER-SINK
	108464-04-E08	EA COVER-SINK (F24/F27)
	108464-04-E38	EA COVER-SINK (F25)
	108464-04-E90	EA COVER-SINK (F26)
	008380-01-000	EA GROMMET-RUBBER, 5/8" HOLE X 1 1/2" DIAMETER - BLACK
11	110775-12-E08	EA COUNTERTOP-GALLEY CABINET (F24/F27)
11	110775-12-F05	EA COUNTERTOP-GALLEY CABINET (F25)
11	110775-12-E90	EA COUNTERTOP-GALLEY CABINET (F26)

KEY	PART NUMBER	U/M DESCRIPTION
12	M05971-42-E07	EA DRAWER-CABINET, W/O HARDWARE
13	M05971-43-E07	EA DRAWER-CABINET, W/O HARDWARE
14	M07426-04-F24	EA CABINET-GALLEY, W/COUNTERTOP - W/O DOORS OR DRAWERS (F24/F27)
14	M07426-04-F25	EA CABINET-GALLEY, W/COUNTERTOP - W/O DOORS OR DRAWERS (F25)
14	M07426-04-F26	EA CABINET-GALLEY, W/COUNTERTOP - W/O DOORS OR DRAWERS (F26)
15	M06803-27-E07	EA DOOR-CABINET, W/O HARDWARE - 305 MM X 660 MM
16	M06803-26-E07	EA DOOR-CABINET, W/O HARDWARE - 305 MM X 660 MM
17	091257-08-000	EA HANDLE-ASSIST, ENTRY DOOR - WOOD - FINISHED
18	M05971-41-E07	EA DRAWER-CABINET, W/O HARDWARE - REFRIGERATOR CABINET
	090329-01-000	FT SEAL-T, REFRIGERATOR CABINET - .6" WIDE TOP X 2" TAIL

**GALLEY GROUP (CONTINUED)**  
RANGE HOOD - CANADIAN

KEY	PART NUMBER	U/M DESCRIPTION
	100258-17-01A	EA HOOD-RANGE, W/O MONITOR PANEL - VENTLINE - CANADIAN FROM: 00-00-00 THRU: 09-25-94
	100258-17-03A	EA HOOD-RANGE, W/O MONITOR PANEL - VENTLINE - CANADIAN FROM: 09-26-94 THRU: 99-99-99
	090973-01-700	EA MOTOR - LVS CA508-1
	090973-01-702	EA BLADE-FAN, LVS VA183-1
	092696-01-709	EA BULB - 912, VENTLINE VA415
	092696-01-710	EA SOCKET-LIGHT, VENTLINE CB267-2
	096983-01-700	EA SWITCH-ON/OFF, VENTLINE 108
	096983-01-702	EA SWITCH-TWO WAY MOMENTARY, VENTLINE 112
	096983-01-707	EA FILTER-GREASE, 8" X 8" - LVS CC246
	092696-02-701	EA LENS-LAMP, VENTLINE CC179
	100258-01-700	EA HOOD-NOSE LABEL, CC428
	100258-10-01A	EA METER-HOUR, VENTLINE 150 (GENERATOR OPTIONS)

**RANGE HOOD - US - GENERATOR OPTIONS**

KEY	PART NUMBER	U/M DESCRIPTION
	100258-18-01A	EA HOOD-RANGE, W/O MONITOR PANEL - VENTLINE - US TPS5007NAD FROM: 00-00-00 THRU: 07-31-94
	100258-18-02A	EA HOOD-RANGE, W/O MONITOR PANEL - VENTLINE - US TPS5009SADLG FROM: 08-01-94 THRU: 99-99-99
	090973-01-700	EA MOTOR - LVS CA508-1
	090973-01-702	EA BLADE-FAN, LVS VA183-1
	092696-01-709	EA BULB - 912, VENTLINE VA415
	092696-01-710	EA SOCKET-LIGHT, VENTLINE CB267-2
	096983-01-700	EA SWITCH-ON/OFF, VENTLINE 108
	096983-01-702	EA SWITCH-TWO WAY MOMENTARY, VENTLINE 112
	096983-01-707	EA FILTER-GREASE, 8" X 8" - LVS CC246
	092696-02-701	EA LENS-LAMP, VENTLINE CC179
	100258-01-700	EA HOOD-NOSE LABEL, CC428
	100258-10-01A	EA METER-HOUR, VENTLINE 150

**RANGE HOOD - US - STANDARD**

KEY	PART NUMBER	U/M DESCRIPTION
	100258-16-01A	EA HOOD-RANGE, W/O MONITOR PANEL - VENTLINE - US TCS5008NAD FROM: 00-00-00 THRU: 11-06-94
	100258-16-03A	EA HOOD-RANGE, W/O MONITOR PANEL - VENTLINE - US TCS5008NADLG FROM: 11-07-94 THRU: 99-99-99
	090973-01-700	EA MOTOR - LVS CA508-1
	090973-01-702	EA BLADE-FAN, LVS VA183-1
	092696-01-709	EA BULB - 912, VENTLINE VA415
	092696-01-710	EA SOCKET-LIGHT, VENTLINE CB267-2
	096983-01-700	EA SWITCH-ON/OFF, VENTLINE 108
	096983-01-702	EA SWITCH-TWO WAY MOMENTARY, VENTLINE 112
	096983-01-707	EA FILTER-GREASE, 8" X 8" - LVS CC246
	092696-02-701	EA LENS-LAMP, VENTLINE CC179
	100258-01-700	EA HOOD-NOSE LABEL, CC428

**MONITOR PANEL**

KEY	PART NUMBER	U/M DESCRIPTION
	102765-03-01A	EA PANEL-MONITOR, W/PLUG - FOR 3 TANKS & WATER HEATER - LVS
	102765-03-700	EA CIRCUIT BOARD, LVS 5076-12
	075470-01-703	EA SWITCH-ON/MOMENTARY, JENSEN AND VENTLINE
	096983-01-700	EA SWITCH-ON/OFF, VENTLINE 108

**GALLEY GROUP (CONTINUED)**  
REFRIGERATOR & LEVEL

KEY	PART NUMBER	U/M DESCRIPTION
	104138-04-01A	EA REFRIGERATOR-DOUBLE DOOR, 2-WAY - NORCOLD 6162 RH BL
	075217-01-734	EA FUSE - 3 AMP, NORCOLD 61538822
	075217-01-738	EA SWITCH-HUMIDITY, NORCOLD 61525922
	084879-03-700	EA COOLING UNIT - HORIZONTAL BURNER, NORCOLD 61687237
	084880-01-705	EA ORIFICE - NORCOLD 614522
	104137-06-709	EA VALVE-SHUT OFF, MANUAL - NORCOLD 61697922
	084880-01-718	EA VALVE-GAS, NORCOLD 61551822
	084880-01-720	EA SPRING (FOR DOOR HANDLE), NORCOLD 61558822
	084880-01-722	EA CRISPER COVER - NORCOLD 615641
	084880-01-726	EA HINGE BRACKET (CENTER HINGE), NORCOLD 61566523
	084880-01-731	EA HINGE PIN, NORCOLD 61578123
	084880-01-732	EA LATCH, NORCOLD 61578522
	084880-01-734	EA BRACKET-HINGE, TOP RH - BOTTOM LH - BROWN NORCOLD 61580837
	084880-01-735	EA HINGE BRACKET, TOP LH-BOTTOM RH BROWN - NORCOLD 61580937
	084880-01-739	EA END CAP (SPRING CATCH) BROWN - NORCOLD 61593722
	084880-01-740	EA END CAP (STOP CATCH) - NORCOLD 61593830
	084880-01-746	EA CABLE, NORCOLD 61571522
	084880-01-747	EA PLUG-HOLE, NORCOLD 61582022
	084880-01-749	EA HINGE BUSHING - NORCOLD 615807
	084880-01-753	EA THERMISTER - 78" - NORCOLD 61693822
	084880-01-760	EA CLIP (THERMISTER) - NORCOLD 61689122
	084880-01-761	EA END CAP (SPRING CATCH) BLACK - NORCOLD 61593730
	084880-02-700	EA LOWER FLANGE 8663 & 8683, NORCOLD 61622123
	084880-03-702	EA HINGE PIN TOP/BOTTOM FEMALE - NORCOLD 61580630
	084880-03-705	EA BRACKET F/INTERIOR REFRIGERATOR LIGHT - NORCOLD 61629722
	084880-03-706	EA LAMP (BULB) - NORCOLD 61628922
	084880-03-707	EA COVER F/LAMP OR BULB - NORCOLD 61627922
	088248-01-706	EA BURNER-HORIZONTAL, NORCOLD 61588122
	088248-01-707	EA ELECTRODE-SENSOR, (HORIZONTAL), NORCOLD 61573322
	088248-01-709	EA HEATER-AC, (HORIZONTAL) - NORCOLD 615627
	088248-01-710	EA HEATER-DC, (HORIZONTAL) - 3 WAY - NORCOLD 615628
	094038-01-700	EA GASKET-LOWER, GRAY - NORCOLD 61567930
	094038-01-701	EA LINER-DOOR, LOWER - BROWN/WHITE - NORCOLD 61581937-B
	094038-01-702	EA LINER-DOOR, LOWER - BLACK/WHITE - NORCOLD 61581938-B
	094038-01-703	EA HANDLE-DOOR, LOWER - BROWN - NORCOLD 61650137
	094038-01-704	EA HANDLE-DOOR, LOWER - BLACK - NORCOLD 61650138
	094039-01-702	EA GASKET (GRAY) UPPER - NORCOLD 61567830
	094039-01-703	EA PLATE-HINGE, LH - BROWN - NORCOLD 61631422
	094039-01-704	EA PLATE-HINGE, BLACK - NORCOLD 61631430
	094039-01-706	EA UPPER DOOR LINER (WHITE) BLACK - NORCOLD 61581838-B
	094039-01-708	EA HANDLE-DOOR, UPPER - BLACK - NORCOLD 61650038
	094039-01-709	EA PLATE-HINGE, TOP RH - LH BOTTOM - BROWN - NORCOLD 61631322
	094039-01-710	EA PLATE-HINGE, TOP RH - LH BOTTOM - BLACK - NORCOLD 61631330
	094039-01-722	EA HOLE PLUG, (BLACK) HINGE HOLES - NORCOLD 61582030
	094039-01-723	EA HINGE BRACKET, TOP RH-BOTTOM LH BLACK - NORCOLD 61580838
	094039-01-724	EA BRACKET-HINGE, TOP LH - BOTTOM RH - BLACK - NORCOLD 61580938
	094039-01-725	EA HINGE PIN, (BLACK) (MALE) - NORCOLD 61578130
	094039-01-726	EA SHELF-FREEZER EVAPORATOR, NORCOLD 615236
	094039-01-728	EA HINGE BRACKET-CENTER HINGE, BLACK - NORCOLD 615236
	094039-01-730	EA HINGE PIN SHAFT, (BLACK) CENTER HINGE - NORCOLD 61566730
	094039-01-732	EA FRONT COVER, (BLACK) BOTTOM TRIM - NORCOLD 61622130
	094039-01-733	EA WIRE SHELF, (MIDDLE) - NORCOLD 61563822
	094039-01-734	EA WIRE SHELF, (TOP) W/RISER - NORCOLD 61563722
	094039-01-735	EA INSIDE DRIP TRAY, (WHITE) - NORCOLD 61572830
	094039-01-736	EA SWITCH-LIGHT, BLACK - NORCOLD 615810
	094039-01-739	EA SHELF, (CUTOFF) - NORCOLD 61646722
	094039-04-700	EA BOARD-PRINTED CIRCUIT, 2 WAY, NORCOLD 61647322
	094039-04-701	EA EYEBROW, (SHELL) 2 WAY - NORCOLD 61669822
	094039-04-702	EA POWER SUPPLY, (2 WAY) - NORCOLD 61647422
	104137-02-700	EA MODULE-CONTROL, CHANNEL - NORCOLD 61717037
	104137-06-700	EA EYEBROW SHELL, (2-WAY) - NORCOLD 61726622
	104137-06-702	EA RACK-JUICE, (WHITE) - NORCOLD 61580525
	104137-06-703	EA BIN-DOOR SHELF, (WHITE) - NORCOLD 61564025
	104137-06-706	EA WIRE SHELF, (SHORT) - NORCOLD 61718222
	104137-06-707	EA CRISPER, (WHITE) - NORCOLD 61571325

**GALLEY GROUP (CONTINUED)**  
**REFRIGERATOR & LEVEL (CONTINUED)**

KEY	PART NUMBER	U/M DESCRIPTION
	104137-06-709	EA VALVE, SHUT-OFF-MANUAL ASM - NORCOLD 61694922
	104137-06-710	EA PRESSURE TAP - NORCOLD 61594422
	104137-06-711	EA FUSE, 5 AMP - NORCOLD 61611622
	104137-06-712	EA FITTING-GAS TUBE CONNECTION - NORCOLD 61692722
	104137-06-713	EA ORFICE GASKET - NORCOLD 61475122
	104137-06-714	EA BURNER ASSEMBLY, (5-SLOT) - NORCOLD 61705222
	104137-06-715	EA SPARK/SENSE ELECTRODE, (SINGLE) - NORCOLD 61692222
	104138-04-701	EA FOAMED CABINET ASSEMBLY, BLACK W/WHITE - NORCOLD 61725038
	065225-02-000	EA PLATE-TIEDOWN, REFRIGERATOR
	054450-01-000	EA LEVEL-REFRIGERATOR

**RANGE**

KEY	PART NUMBER	U/M DESCRIPTION
	112881-01-03A	EA RANGE - 16", 3 BURNER - MAGIC CHEF 16RA-3B49
	055282-04-700	EA PANEL-OVEN DOOR, ALMOND - MAGIC CHEF 50-26577-2A
	102020-01-700	EA SHELF-OVEN, MAGIC CHEF 7801-P027-60
	102020-01-701	EA HANDLE-DOOR, MAGIC CHEF 7701P092-60
	102020-01-724	EA BUMPER-MAIN TOP, MAGIC CHEF 8003P008-60
	102022-01-708	EA REGULATOR-PRESSURE, 1/4 IN 1/2 OUT - MAGIC CHEF 7510P041-60
	102020-01-709	EA BUMPER-GRATE, MAGIC CHEF 8007-P020-60
	102020-01-711	EA GRATE-TOP, MAGIC CHEF 7518P012-60
	102020-01-722	EA VALVE-TOP BURNER, MAGIC CHEF 7502P181-60
	112881-01-700	EA TOP-MAIN, ALMOND - MAGIC CHEF 2001F110-84
	112881-01-701	EA MANIFOLD PANEL - MAGIC CHEF 2616F091-70
	112881-01-702	EA VALVE-MERCURY, SAFETY VALVE - MAGIC CHEF 7501-P121-60
	112881-01-703	EA VALVE-TOP BURNER, HI-OUTPUT - MAGIC CHEF 7502P180-60
	112881-01-704	EA KNOB-THERMOSTAT, MAGIC CHEF 7731P067-60
	112881-01-705	EA KNOB-TOP BURNER, MAGIC CHEF 7733P072-60
	112881-01-706	EA THERMOSTAT - MAGIC CHEF 12400026
	112881-01-707	EA TRIM-FLAT, LEFT - BLACK - MAGIC CHEF 3608W035-70
	112881-01-708	EA TRIM-FLAT, RIGHT - BLACK - MAGIC CHEF 3608W036-70
	112881-01-709	EA PIPE-MANIFOLD, MAGIC CHEF 7513P097-60
	112881-01-710	EA PILOT-OVEN, MAGIC CHEF 7505P202-60
	112881-01-711	EA BURNER ASSEMBLY-OVEN, MAGIC CHEF 3404W025045
	112881-01-713	EA DOOR-OVEN, TEXTURED - MAGIC CHEF 2401F079-70
	112881-01-715	EA THERMOSTAT, REF. SER. # 3C - MAGIC CHEF 7515P037-60
	112881-01-716	EA KNOB-THERMOSTAT, REF. SER. # 3C - MAGIC CHEF 7731P107-60
	105458-01-000	EA BRACKET-TIEDOWN, STOVE - RIGHT
	105458-02-000	EA BRACKET-TIEDOWN, STOVE - LEFT

**MICROWAVE OVEN**

KEY	PART NUMBER	U/M DESCRIPTION
	091269-05-000	EA OVEN-MICROWAVE - MAGIC CHEF DM15H-14B FROM: 00-00-00 THRU: 08-02-94
	115303-01-000	EA OVEN-MICROWAVE - MCD-DM15K-7B FROM: 08-03-94 THRU: 99-99-99
	115303-01-700	EA TRIM F/VENT TOP OR GRILLE - 2100309 FROM: 08-03-94 THRU: 99-99-99
	094745-01-01A	EA TRIM-MICROWAVE, LOWER - BLACK FROM: 00-00-00 THRU: 08-02-94
	094774-01-01A	EA TRIM-MICROWAVE, EITHER SIDE - .5" X 14.8" - METAL - BLACK FROM: 00-00-00 THRU: 08-02-94
	115401-01-01A	EA TRIM-MICROWAVE, LOWER - BLACK FROM: 08-03-94 THRU: 99-99-99
	094750-07-000	EA BRACKET-MICROWAVE, 89 DEGREE - STEEL
	098916-03-01A	EA BRACE-MICROWAVE CABINET, LEFT - 9.4" X 7.5" - STEEL FROM: 00-00-00 THRU: 08-02-94
	098916-04-01A	EA BRACE-MICROWAVE CABINET, RIGHT - 9.4" X 7.5" - STEEL FROM: 00-00-00 THRU: 08-02-94
	098916-14-01A	EA BRACE-MICROWAVE CABINET, LEFT - 8.9" X 7.5" - STEEL FROM: 08-03-94 THRU: 99-99-99
	098916-15-01A	EA BRACE-MICROWAVE CABINET, RIGHT - 8.9" X 7.5" - STEEL FROM: 08-03-94 THRU: 99-99-99

**GENERATOR GROUP**

**4,000 WATT ONAN EMERALD PLUS - 110 VOLT - LP - DIESEL CHASSIS**

KEY	PART NUMBER	U/M DESCRIPTION
	100974-01-000	EA GENERATOR - 4,000 WATT EMERALD PLUS, ONAN BGE-FA/26100G
	093511-01-000	EA VAPOR KIT-LP, GENERATOR
	007125-01-000	EA CLAMP-MUFFLER, 1.62 DIAMETER
	007125-03-000	EA CLAMP-MUFFLER, 1.5" DIAMETER
	007125-04-000	EA CLAMP-MUFFLER, 1.1" DIAMETER
	007131-01-000	EA HANGER-TAILPIPE, 6 SLOTS
	079654-05-000	EA PIPE-EXHAUST, ANGLED - W/FLANGE - 2" ID - ONAN# 154-2539
	082272-01-000	EA MUFFLER-GENERATOR
	094059-01-000	EA SPACER-GENERATOR, ONAN
	105958-03-000	EA PIPE-EXHAUST,GENERATOR
	007067-01-000	SF INSULATION-FIBERGLASS, 1" THICK X 4' - INCREMENTS OF 4 SF

**4,000 WATT ONAN EMERALD PLUS**

KEY	PART NUMBER	U/M DESCRIPTION
	100974-01-000	EA GENERATOR - 4,000 WATT EMERALD PLUS, ONAN BGE-FA/26100G
	007067-01-000	SF INSULATION-FIBERGLASS, 1" THICK X 4' - INCREMENTS OF 4 SF
	007125-03-000	EA CLAMP-MUFFLER, 1.5" DIAMETER
	007125-04-000	EA CLAMP-MUFFLER, 1.1" DIAMETER
	079654-05-000	EA PIPE-EXHAUST, ANGLED - W/FLANGE - 2" ID - ONAN# 154-2539
	081364-03-000	EA MUFFLER-GENERATOR, ONAN
	094059-01-000	EA SPACER-GENERATOR, ONAN
	106602-01-000	EA PIPE-EXHAUST, GENERATOR
	106607-01-000	EA ANGLE-SUPPORT, EXHAUST

**3,600 WATT ONAN MICROLITE - 110 VOLT - LP - DIESEL CHASSIS**

KEY	PART NUMBER	U/M DESCRIPTION
	109982-04-000	EA GENERATOR - 3,600 WATT MICROLITE, ONAN KY-FA/26120B
	007125-04-000	EA CLAMP-MUFFLER, 1.1" DIAMETER

**HEATING & AIR CONDITIONING GROUP**  
**30,000 BTU SUBURBAN FURNACE & WALL THERMOSTAT**

KEY	PART NUMBER	U/M DESCRIPTION
	098668-20-000	EA FURNACE - 30,000 BTU, SUBURBAN SF-30 2273
	115764-01-01A	EA THERMOSTAT - WALL, FURNACE - SUBURBAN 160902
	098668-01-700	EA CABINET-FRONT - SUBURBAN 101242
	098668-01-706	EA WHEEL-COMBUSTION AIR - SUBURBAN 350122
	098668-01-707	EA VENT ASSEMBLY-CAP AND TUBE - SUBURBAN 260193
	098668-01-708	EA BLOWER ASSEMBLY-COMBUSTION AIR - SUBURBAN 390441
	098668-01-709	EA MOTOR ASSEMBLY-F/SF-25, SF-30 - SUBURBAN 231706
	098668-01-710	EA BLOWER ASSEMBLY-ROOM AIR - SUBURBAN 390440
	098668-01-711	EA WHEEL-ROOM AIR - SUBURBAN 350123
	098668-01-712	EA BOARD-MODULE - SUBURBAN 231741
	098668-01-713	EA INTAKE VENT TUBE ASSEMBLY - SUBURBAN 051044
	098668-01-714	EA VALVE-GAS, (WHITE ROGERS) - SUBURBAN 161070
	098668-01-715	EA ELECTRODE ASSEMBLY-SINGLE PROBE - SUBURBAN 232166
	098668-01-716	EA GASKET-FIREWALL, CHAMBER SIDE - SUBURBAN 232166
	098668-01-717	EA GASKET-FIREWALL, BLOWER SIDE - SUBURBAN 070163
	098668-21-700	EA MICROSITCH W/O FLAG 3 1/4" - SUBURBAN 232261
	098668-21-701	EA LIMIT SWITCH - SUBURBAN 231799
	101990-01-714	EA MICROSITCH GASKET - SUBURBAN 230877
	074466-01-702	EA RELAY-TIME DELAY, SUBURBAN 230625
	075696-02-703	EA COLLAR-DUCT - SUBURBAN 050715
	092300-02-701	EA ORIFICE-(MAIN BURNER) - SUBURBAN 180214
	098668-02-700	EA BURNER ASSEMBLY COMPLETE - (SF-30/SF35), SUBURBAN 010745
	098668-09-000	EA DOOR-ACCESS, FURNACE - GRAY - SUBURBAN 520582
	098668-23-000	EA DOOR-ACCESS, FURNACE - BRIGHT WHITE - SUBURBAN 520574
	093614-01-01A	EA GRILLE-RETURN AIR, FURNACE - 15.6" X 7.6" - BROWN

**EVANS REAR HEATER & COMPONENTS**

KEY	PART NUMBER	U/M DESCRIPTION
	084405-01-000	EA HEATER ASM-REAR, DUCTED - W/MOTOR AID - EVANS
	084405-01-700	EA HEATER CORE-EVANS# FT200229
	084405-01-701	EA FAN BLADES-EVANS# HV029931
	084405-01-702	EA MOTOR ASM - 12 V, EVANS# 200146
	009198-01-000	FT DUCT-HEAT, FLEXIBLE - 4" ID - INCREMENTS OF 25'
	009200-01-000	EA TAPE-FURNACE, 1 1/2"
	069636-02-000	EA CONNECTOR-DUCT, 4" ID
	007076-01-000	EA HOSE-FLEXIBLE PVC - 2" ID - INCREMENTS OF 50'
	007108-01-000	FT HOSE-HEATER, 5/8" ID
	008042-01-000	FT TUBING-VINYL, .65" ID
	056464-04-000	EA REGISTER-W/DAMPER, 4" DIAMETER - PLASTIC - SAND
	056464-05-000	EA REGISTER-W/O DAMPER, 4" DIAMETER - PLASTIC - GOLDEN
	061673-01-000	EA BRACKET-MOTOR AID TUBES, 4" X 1.5" - STEEL
	088753-01-000	FT TUBE-ALUMINIZED STEEL, 5/8" - 18 GAUGE
	079059-01-000	EA HOSE - 90 DEGREE, 5/8" ID X 4" X 36"
	079059-02-000	EA HOSE - 90 DEGREE, .61"ID X 4" X 6"
	079059-03-000	EA HOSE - 90 DEGREE, .61"ID X 4" X 18"
	010227-01-000	EA TEE-BARB, 5/8" OR 3/4" HOSE - PLASTIC

FROM: 00-00-00 THRU: 11-13-94

**HEATING & AIR CONDITIONING GROUP (CONTINUED)**  
**AUTO A/C & HEATER COMPONENTS**

KEY	PART NUMBER	U/M DESCRIPTION
	007076-01-700	FT HOSE-FLEXIBLE PVC - 2" ID
	007108-01-000	FT HOSE-HEATER, 5/8" ID
	007281-01-000	EA HOSE-FLEXIBLE PVC, 2.5" ID X 50'
	007281-01-700	FT HOSE-FLEXIBLE PVC, 2.5" ID
	024990-05-000	EA OUTLET-DEFROSTER, W/SWIVEL - 2" DIAMETER - BLACK
	077075-01-000	EA GASKET-INSTRUMENT PANEL TO DEFROSTER PLENUM - .6" X 11.3"
	077075-03-000	EA GASKET-INSTRUMENT PANEL TO DEFROSTER PLENUM
	085000-01-000	EA SHIELD-A/C, 6.8" X 3.1" - STEEL - CHEVY
	103016-01-000	EA PLENUM-TRANSITION
	103017-01-000	EA PLENUM-DEFROSTER
	103558-01-02A	EA VENT-DEFROSTER, ABS - GRAY
	103796-01-01A	EA LOUVER ASM-A/C CARY PROD - BLACK
	056402-05-000	EA BRACKET-HEATER VENT, ROUND - W/BEND - BLACK
	103930-05-000	EA MANUAL-OWNERS, HEATER-A/C - SCS 057-0049

**CHEVY GAS CHASSIS**

KEY	PART NUMBER	U/M DESCRIPTION
	103930-17-000	EA HOSE KIT #10 GM-SANDEN COMPRESSOR - SCS 093-00076
	103930-01-708	EA BRACKET-VACUUM MOTOR, SCS 070-0113
	103930-17-700	EA FITTING-PAD COMPRESSOR SUCTION SANDEN - SCS 050-0131
	103930-17-701	EA FITTING #10.90 W/FERRULE/1342CP - SCS 050-0132
	103930-17-702	EA GASKET OR SAE 015 #10 33-781, SCS 045-0127
	103930-17-703	EA GASKET-SEAL, SANDEN COMPRESSOR 33-76 - SCS 045-0142
	103930-17-704	EA HOSE #10 - SCS 085-0113

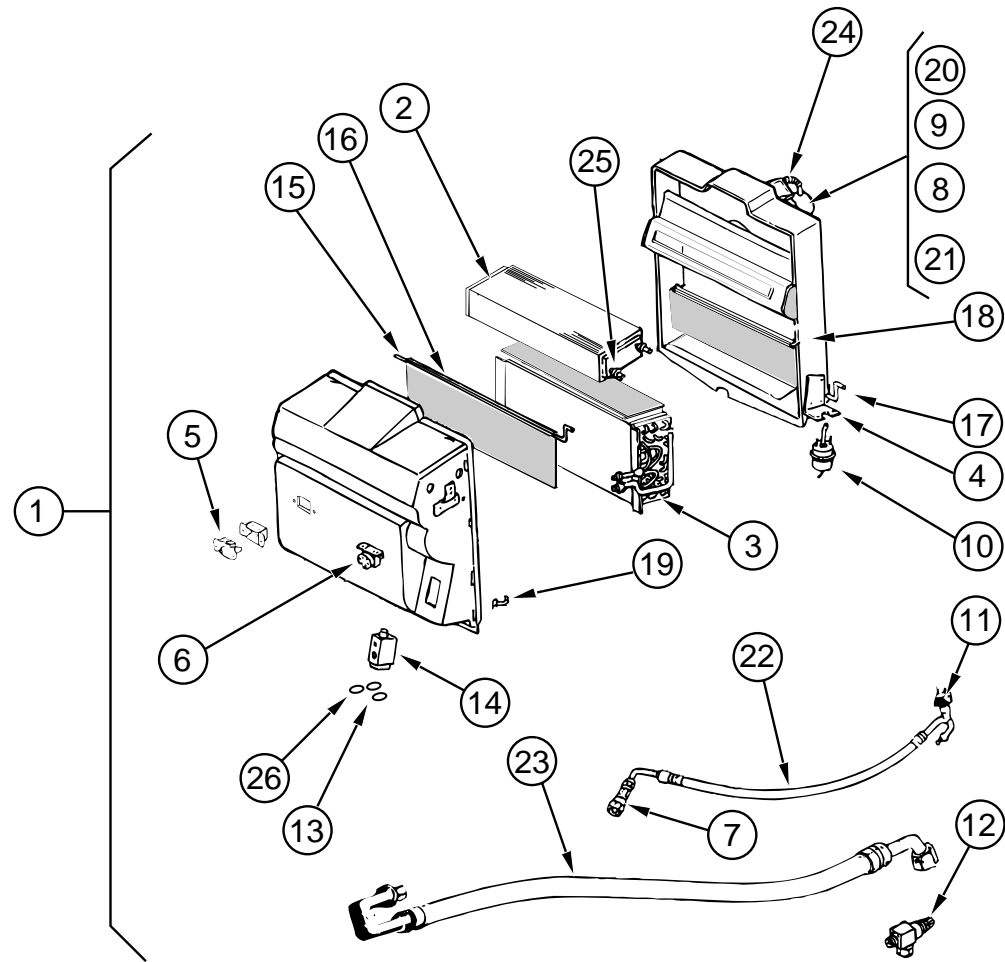
**CHEVY DIESEL CHASSIS**

KEY	PART NUMBER	U/M DESCRIPTION
	103930-18-000	EA HOSE KIT #10 GM-HARRISON COMPRESSOR - SCS 093-00077
	103930-17-701	EA FITTING #10.90 W/FERRULE/1342CP - SCS 050-0132
	103930-17-702	EA GASKET OR SAE 015 #10 33-781, SCS 045-0127
	103930-17-703	EA GASKET-SEAL, SANDEN COMPRESSOR 33-76 - SCS 045-0142
	103930-18-700	EA FITTING-PAD COMPRESSOR SUCTION HARRISON - SCS 050-00133
	103930-18-701	EA HOSE #10 - SCS 085-0114
	103930-18-702	EA GASKET SEAL - HARRISON - SCS 045-0143
	110279-01-708	EA HOSE-REFRIGERANT BARRIER #10 SAEJ51 - SCS 051-0008

**CHEVY OR FORD GAS & CHEVY DIESEL CHASSIS**

KEY	PART NUMBER	U/M DESCRIPTION
	103930-04-000	EA CONTROL/PLENUM SET - SCS 093-00037
	072341-06-700	EA SWITCH - 4 SPEED, FAN - ARA 0883502
	094831-01-709	EA CLAMPS-ROD, 3/16" - MOTIVAIR/SCS ZGG14431
	103930-02-700	EA PANEL-CONTROL - SCS 032-0018
	103930-02-701	EA VALVE-CONTROL HEAD, SCS 034-0015
	103930-02-702	EA DECAL-FAN SWITCH, SCS 058-0008
	103930-02-703	EA HARNESS-WIRE CONTROL, SCS 036-0048
	103930-02-704	EA HARNESS-VACUUM CONTROL, SCS 036-0049
	103930-02-705	EA CABLE-CONTROL, BOWDEN - SCS 074-0011
	103930-02-706	EA CLIP-CABLE, CONTROL - SCS 022-0017
	103930-02-707	EA RELAY, SCS 031-0001
	103930-02-708	EA MOTOR-VACUUM SERVO, A/C - SCS 030-0002
	103930-02-710	EA CANISTER-VACUUM, SCS 054-0002
	103930-02-711	EA VALVE-WATER, SCS 034-00114

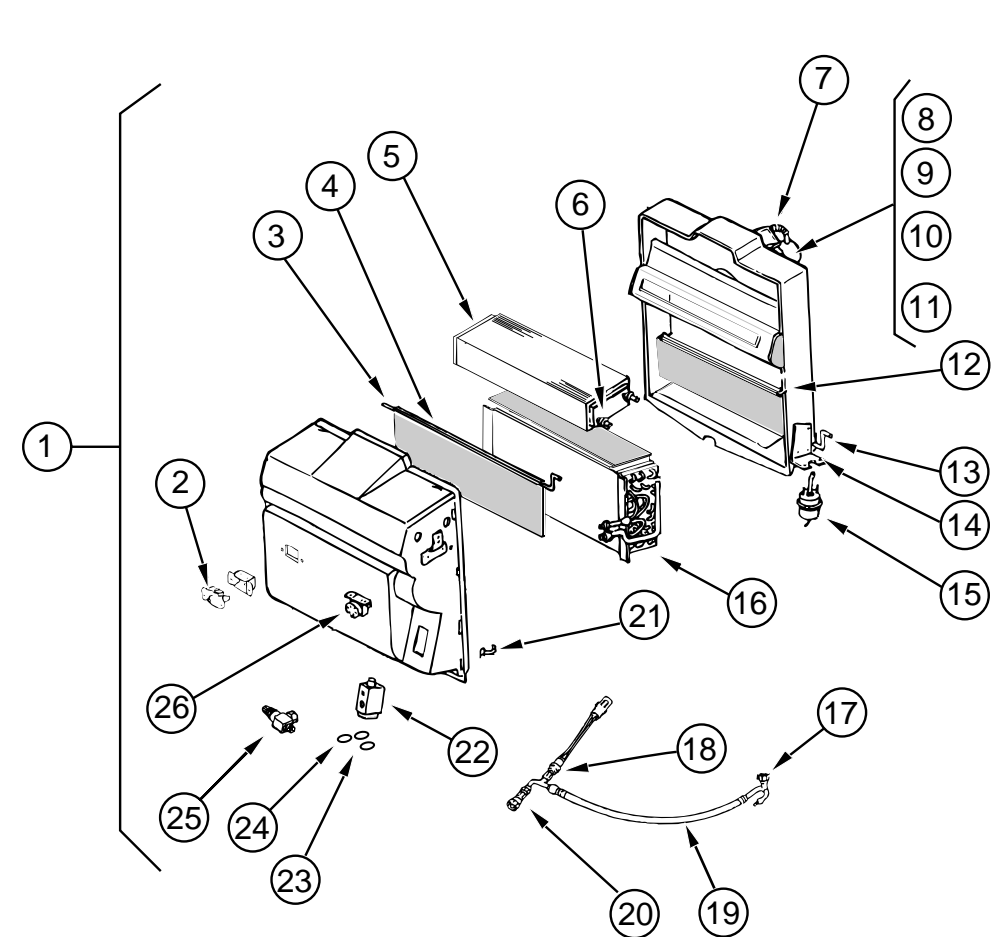
## HEATING & AIR CONDITIONING GROUP (CONTINUED)



**EVAPORATOR/HEATER ASSEMBLY - FORD GAS CHASSIS**

KEY	PART NUMBER	U/M DESCRIPTION
1	103930-21-000	EA EVAPORATOR/HEATER ASSEMBLY - SCS 090-00084
2	103930-01-703	EA COIL-HEATER, SCS 042-0010
3	103930-01-704	EA COIL-EVAPORATOR, SCS 041-0017
4	103930-01-708	EA BRACKET-VACUUM MOTOR, SCS 070-0113
5	103930-01-710	EA RESISTOR-FUSED, SCS 035-0006
6	103930-01-711	EA THERMOSTAT, SCS 033-0003
7	103930-01-713	EA FITTING-QUICK CONNECT, #4 - SCS 050-003
8	103930-01-717	EA WHEEL-CLOCK-WISE, SCS 062-0010
9	103930-01-720	EA MOTOR, SCS 030-0004
10	103930-02-708	EA MOTOR-VACUUM SERVO, A/C - SCS 030-0002
11	103930-12-708	EA SWITCH-BINARY, R-134A - SCS 032-0048
12	103930-13-702	EA SERVICE VALVE - SCS 050-152
13	103930-17-702	EA GASKET OR SAE 015 #10 33-781, SCS 045-0127
14	103930-20-700	EA VALVE-EXPANSION BLOCK, 2 TON - SCS 034-0032
15	103930-20-702	EA ROD-AIR BLEND DOOR, SCS 073-0039
16	103930-20-703	EA DOOR-AIR BLEND, SCS 071-0212
17	103930-20-704	EA ROD-RECIRCULATING DOOR, SCS 073-0018
18	103930-20-705	EA DOOR-RECIRCULATING, SCS 071-0213
19	103930-20-706	EA CLIP-RETAINER, SCS 022-0057
20	103930-20-707	EA HOUSING-BLOWER, SCS 062-0145
21	103930-20-708	EA CLIP F/MOTOR SHAFT, SCS 022-0001
22	103930-21-700	EA HOSE #6 - FORD - SCS 085-0139
23	103930-21-701	EA HOSE #10 - FORD - SCS 085-0140
24	110279-01-703	EA MOTOR-BLOWER, SCS 051-0034
25	110279-01-712	EA FITTING-HEATER, SCS 050-0076
26	113245-01-707	EA GASKET #8, SCS 045-0126

## HEATING & AIR CONDITIONING GROUP (CONTINUED)

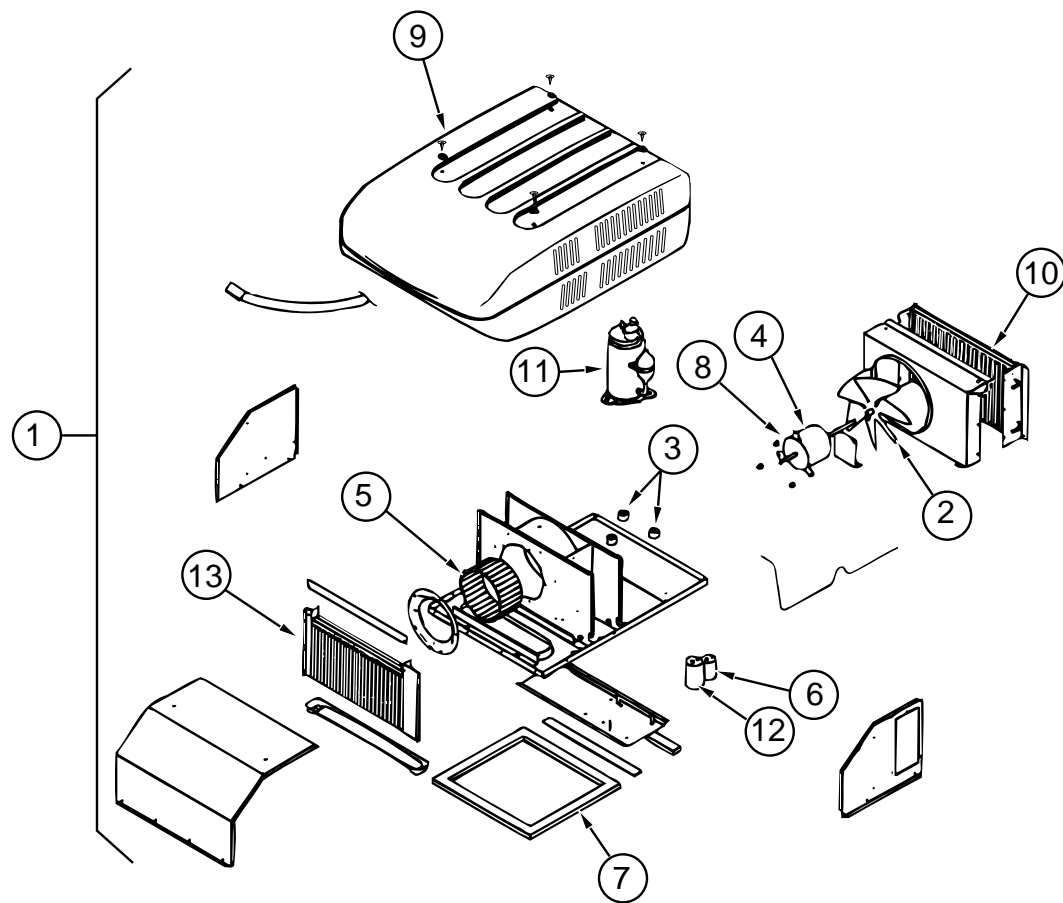


**EVAPORATOR/HEATER ASSEMBLY - CHEVY GAS & DIESEL CHASSIS**

KEY	PART NUMBER	U/M DESCRIPTION
1	103930-20-000	EA EVAPORATOR/HEATER ASSEMBLY - SCS 090-00083
2	103930-01-710	EA RESISTOR-FUSED, SCS 035-0006
3	103930-20-702	EA ROD-AIR BLEND DOOR, SCS 073-0039
4	103930-20-703	EA DOOR-AIR BLEND, SCS 071-0212
5	103930-01-703	EA COIL-HEATER, SCS 042-0010
6	110279-01-712	EA FITTING-HEATER, SCS 050-0076
7	110279-01-703	EA VENT HOSE, SCS 051-0034
8	103930-20-707	EA HOUSING-BLOWER, SCS 062-0145
9	103930-01-720	EA MOTOR, SCS 030-0004
10	103930-01-717	EA WHEEL-CLOCK-WISE, SCS 062-0010
11	103930-20-708	EA CLIP F/MOTOR SHAFT, SCS 022-0001
12	103930-20-705	EA DOOR-RECIRCULATING, SCS 071-0213
13	103930-20-704	EA ROD-RECIRCULATING DOOR, SCS 073-0018
14	103930-01-708	EA BRACKET-VACUUM MOTOR, SCS 070-0113
15	103930-02-708	EA MOTOR-VACUUM SERVO, A/C - SCS 030-0002
16	103930-01-704	EA COIL-EVAPORATOR, SCS 041-0017
17	103930-12-708	EA SWITCH-BINARY, R-134A - SCS 032-0048
18	103930-01-716	EA SWITCH-PRESSURE, FAN - SCS 032-0036
19	103930-20-701	EA HOSE ASM - #6, SCS 085-0138
20	103930-12-709	EA FITTING-QUICK CONNECT - SCS 050-0120
21	103930-20-706	EA CLIP-RETAINER, SCS 022-0057
22	103930-20-700	EA VALVE-EXPANSION BLOCK, 2 TON - SCS 034-0032
23	103930-17-702	EA GASKET OR SAE 015 #10 33-781, SCS 045-0127
24	113245-01-707	EA GASKET #8, SCS 045-0126
25	103930-20-709	EA SERVICE VALVE - SCS 050-159
26	103930-01-711	EA THERMOSTAT, SCS 033-0003

## HEATING & AIR CONDITIONING GROUP (CONTINUED)

## HEATING & AIR CONDITIONING GROUP (CONTINUED) CEILING ASSEMBLY 14,800 BTU A/C



14,800 BTU COLEMAN ROOF A/C

KEY	PART NUMBER	U/M DESCRIPTION
1	115219-01-02A	EA A/C-ROOF, 14,800 BTU - MACH 15 - GRAY - COLEMAN 7335A697
1	115219-01-03A	EA A/C-ROOF, 14,800 BTU - MACH 15 - BRIGHT WHITE - COLEMAN
	093306-01-701	EA DECAL PACKAGE-LEFT & RIGHT - COLEMAN 6798B3591
	093306-01-720	EA CAPACITOR-START, COLEMAN 1497-3351
2	093763-01-712	EA FAN BLADE-CONDENSER, COLEMAN 6733-3221
3	105620-01-706	EA FOOT PACKAGE-COMPRESSOR, 3 PER PACKAGE - COLEMAN 6759-3081
4	108889-01-705	EA MOTOR-115V, 60HZ - COLEMAN 1468-3049
5	108889-01-706	EA IMPELLOR - COLEMAN 1472-1041
6	108889-01-708	EA CAPACITOR-FAN, (7.5MFD.370U) - COLEMAN 1499-5461
	108889-01-710	EA FILLER PAD-COND AIR SEAL - COLEMAN 6759A3971
7	108889-01-711	EA GASKET PACKAGE - COLEMAN 6792-3301
8	108889-01-715	EA MOTOR MOUNT & SHAFT SEAL KIT - COLEMAN 6792-3361
9	108889-01-700	EA SHROUD-(GRAY/GRAY), W/O LOGO - COLEMAN 6759-6421
9	108889-05-700	EA SHROUD-(BRIGHT WHITE), W/O LOGO - COLEMAN 7333-4601
10	115219-01-700	EA CONDENSER COIL - COLEMAN 1452-1321
11	115219-01-701	EA COMPRESSOR-PANASONIC, COLEMAN 1450-2039
12	115219-01-702	EA CAPACITOR-RUN, COMPRESSOR-50MFD/370 - COLEMAN 1499-5741
	115219-01-703	EA RELAY-START, COLEMAN 1497-4151
13	115219-01-704	EA EVAPORATOR COIL - COLEMAN 1452-1331
	115219-01-705	EA SUCTION LINE-LOWER, COLEMAN 7335-130
	115219-01-706	EA SUCTION LINE UPPER, COLEMAN 7335-131
	115219-01-707	EA DISCHARGE LINE ASM, COLEMAN 7335A132
	102289-01-000	EA SPRING-SCREW, ROOF A/C GASKET - COLEMAN 6757-150

KEY	PART NUMBER	U/M DESCRIPTION
	108891-01-01A	EA CEILING ASM-A/C COOL TSR HO - COLEMAN 7330-714 IV
	042204-01-709	EA THERMOSTAT-IN 64 OUT 58, COLEMAN 6701-3401
	063903-01-702	EA LOUVER-COLEMAN 6703A5191
	073742-01-701	EA SELECTOR SWITCH (5 TERMINAL), COLEMAN 6759-3251
	073742-01-702	EA DECAL COOL ONLY, COLEMAN 6759C3431
	076303-01-707	EA FILTER - 6" X 14 3/4" X 1/2", 12 PER PKG - COLEMAN 6703A3151
	081606-01-712	EA CEILING SHROUD (IVORY), COLEMAN 6769-5061
	091225-01-713	EA KNOB (2 PER PACKAGE), COLEMAN 6701-3351
	091225-01-717	EA DECAL (THERMOSTAT) COOL ONLY, COLEMAN 6799A3441
	093766-02-701	EA DECAL-LEFT SIDE, COLEMAN 6799-3971
	108891-01-700	EA SINGLE PARTS PACKAGE, COLEMAN 6792-5991
	108891-01-701	EA RETAINER CLIPS F/FILTER, COLEMAN 6799-3141

### ROOF A/C COVER

KEY	PART NUMBER	U/M DESCRIPTION
	084077-03-000	EA COVER-BLANK, ROOF A/C - 5.2" X 3.5" - IVORY
	022756-03-000	EA COVER-A/C, OFF WHITE - PLASTIC
	022756-02-000	EA COVER-PROTECTIVE, 5.5" ENDS X 8.2" - PLASTIC - OFF WHITE

**INTERIOR FINISH GROUP  
BATT STRIPS**

KEY	PART NUMBER	U/M	DESCRIPTION
	085284-86-000	FT	BATT STRIP TAPE-DECORATIVE, ADHESIVE BACKED (F24) (MAIN WALL & BATH & GALLEY)
	085284-A6-000	FT	BATT STRIP TAPE-DECORATIVE, ADHESIVE BACKED (F25) (MAIN WALL & BATH & GALLEY)
	085284-A9-000	FT	BATT STRIP TAPE-DECORATIVE, ADHESIVE BACKED (F26) (MAIN WALL & BATH & GALLEY)
	085284-B1-000	FT	BATT STRIP TAPE-DECORATIVE, ADHESIVE BACKED (F27) (MAIN WALL & BATH & GALLEY)
	085284-67-000	FT	BATT STRIP TAPE-WOODGRAIN, ADHESIVE BACKED - WINNI OAK
	085284-76-000	FT	BATT STRIP TAPE-SHOWER, ADHESIVE BACKED - OFF WHITE
	088263-78-000	EA	BATT STRIP-SHOWER, 8' LONG - OFF WHITE
	088263-96-000	EA	BATT STRIP-DECORATIVE, 8' LONG (F24) (MAIN WALL & BATH & GALLEY)
	088263-B5-000	EA	BATT STRIP-DECORATIVE, 8' LONG (F25) (MAIN WALL & BATH & GALLEY)
	088263-B7-000	EA	BATT STRIP-DECORATIVE, 8' LONG (F26) (MAIN WALL & BATH & GALLEY)
	088263-B8-000	EA	BATT STRIP-DECORATIVE, 8' LONG (F27) (MAIN WALL & BATH & GALLEY)
	069733-80-000	EA	BATT STRIP-WOODGRAIN, 8' LONG - WINNI OAK
	086229-01-000	EA	RETAINER-BATTEN, CEILING - .75" WIDE - 7.6' LONG
	086229-04-000	EA	BATTEN-CEILING, 1" WIDE - MODERN IVORY - 7.6' LONG

**PANELING & PLYWOOD**

KEY	PART NUMBER	U/M	DESCRIPTION
	074497-21-000	SF	PANELING-WOODGRAIN, 4' X 8' - INCREMENTS OF 32 SF
	088272-98-000	SF	PANELING-SHOWER, OFF WHITE - 4' X 7' - INCREMENTS OF 28 SF
	088272-B8-000	SF	PANELING-DECORATIVE, 4' X 7' - INCREMENTS OF 28 SF (F24) (MAIN WALL & BATH & GALLEY)
	088272-D8-000	SF	PANELING-DECORATIVE, 4' X 7' - INCREMENTS OF 28 SF (F25) (MAIN WALL & BATH & GALLEY)
	088272-D9-000	SF	PANELING-DECORATIVE, 4' X 7' - INCREMENTS OF 28 SF (F26) (MAIN WALL & BATH & GALLEY)
	088272-E0-000	SF	PANELING-DECORATIVE, 4' X 7' - INCREMENTS OF 28 SF (F27) (MAIN WALL & BATH & GALLEY)
	089297-01-000	SF	PLYWOOD-LUAN, OVERLAY GRADE - 2.7 MM X 4' X 8' - INCREMENTS OF 32 SF
	095688-01-000	SF	VENEER-FLAT LUANA, 3.6 MM X 48" X 96" - INCREMENTS OF 32 SF
	000885-56-000	SF	PARTICLE BOARD - 3/8" X 48" X 96" - WOODGRAIN VINYL 1 SIDE
	000885-61-000	SF	PARTICLE BOARD - 3/4" X 48" X 96" - WOODGRAIN VINYL 2 SIDES

**PLASTIC LAMINATE**

KEY	PART NUMBER	U/M	DESCRIPTION
	074498-54-000	SF	LAMINATE-PLASTIC, SAND - 5' X 8' - INCREMENTS OF 40 SF (F24/F27)
	074498-62-000	SF	LAMINATE-PLASTIC, GRAY - 5' X 8' - INCREMENTS OF 40 SF (F25)
	074498-50-000	SF	LAMINATE-PLASTIC, ALPINE - 5' X 8' - INCREMENTS OF 40 SF (F26)
	074498-34-000	SF	LAMINATE-PLASTIC, OAK - 5' X 8' - INCREMENTS OF 40 SF (F24/F25/F26/F27) (PULL OUT TABLE)
	074498-67-000	SF	LAMINATE-PLASTIC, ORCHID MIST - 5' X 8' - INC OF 40 SF (F24/F25/F26/F27) (PATIO ENTERTAINMENT SHELF)
	076325-47-000	FT	MOLDING-EDGE BAND, 1032 SAND - 1 5/16" X .030" X 600" (F24/F27)
	076325-44-000	FT	MOLDING-EDGE BAND, 1032 SAND - .875" X .024" X 600" (F24/F27)
	076325-46-000	FT	MOLDING-EDGE BAND, 1035 CLOUD - 1 5/16" X .030" X 600" (F25)
	076325-43-000	FT	MOLDING-EDGE BAND, 1035 CLOUD - .876" X .024" X 600" (F25)
	076325-57-000	FT	MOLDING-EDGE BAND, 1223 ALPINE - 1 5/16" X .030" X 600" (F26)
	076325-56-000	FT	MOLDING-EDGE BAND, 1223 ALPINE - .875" X .024" X 600" (F26)
	076325-31-000	FT	MOLDING-EDGE BAND, OAK - .93" X .024" X 600" (F24/F25/F26/F27) (PULL OUT TABLE)
	076325-34-000	FT	MOLDING-EDGE BAND, 1233 ORCHID MIST - 1 5/16" X .030" X 600" (F24/F25/F26/F27) (PATIO ENTERTAINMENT SHELF)

**INTERIOR FINISH GROUP (CONTINUED)  
SMOKE DETECTOR, CO DETECTOR, FIRE EXTINGUISHER & CLOCK**

KEY	PART NUMBER	U/M	DESCRIPTION
	072852-01-000	EA	DETECTOR-SMOKE, W/9 VOLT BATTERY - US
	072852-02-000	EA	DETECTOR-SMOKE, W/9 VOLT BATTERY - CANADIAN
	094499-01-000	EA	EXTINGUISHER-FIRE, DRY W/MOUNTING BRACKET - 10 BC
	094499-01-700	EA	BRACKET-MOUNTING, W/PLASTIC STRAP - FIRE EXTINGUISHER
	094499-02-000	EA	EXTINGUISHER-FIRE, DRY - 1A10BC - CANADIAN
	112320-01-000	EA	DETECTOR-CO GAS, MODEL 9B-I - COSTAR 940000000
	112320-02-000	EA	BATTERY/SENSOR-CO GAS, COSTAR 940001000
	100793-02-01A	EA	CLOCK-WALL, 11" DIAMETER - BOLDEN 9988

**ANTISLIP & FLOOR MATS**

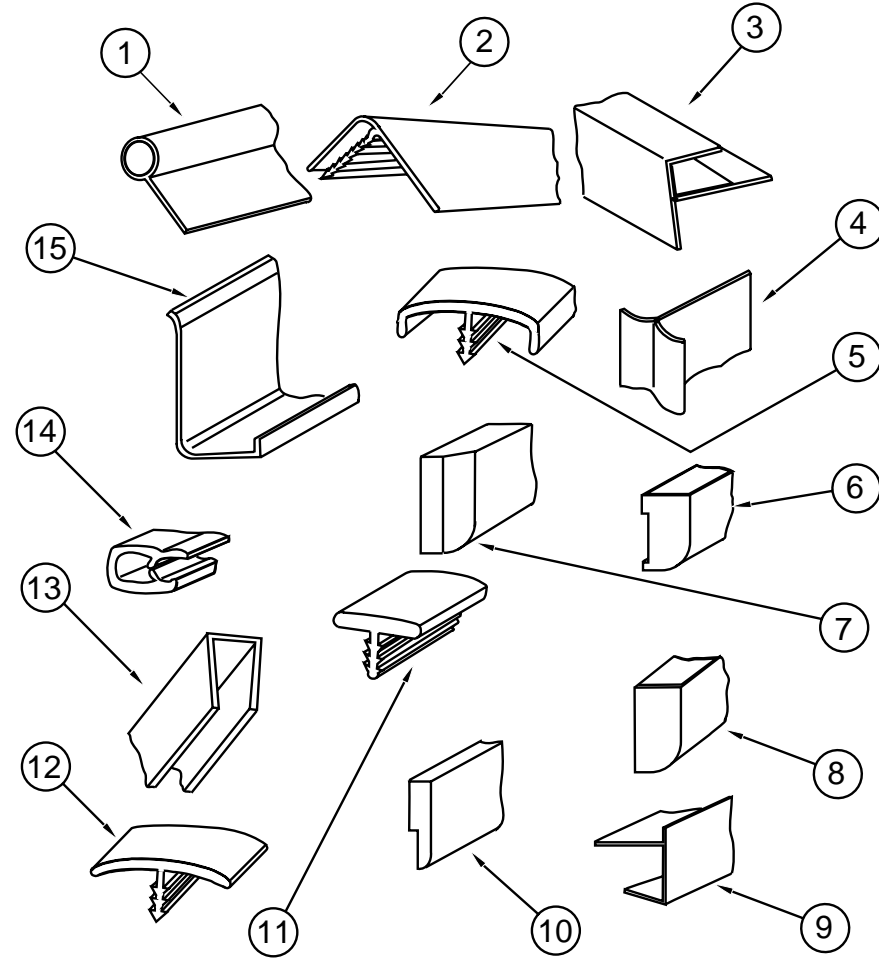
KEY	PART NUMBER	U/M	DESCRIPTION
	091261-01-000	FT	SLIPNOT-ANTISLIP, 1' WIDE (100' ROLL)
	105924-01-F24	EA	MAT-FLOOR, 18" X 27"
	105924-01-F25	EA	MAT-FLOOR, 18" X 27"
	105924-01-F26	EA	MAT-FLOOR, 18" X 27"
	105924-01-F27	EA	MAT-FLOOR, 18" X 27"

**CARPET**

KEY	PART NUMBER	U/M	DESCRIPTION
	075233-01-000	SY	PAD-CARPET, 3/8" X 6' ROLL
	047034-02-000	SF	PLASTIC - CARPET - 4' WIDE - CLEAR POLY
	047034-06-000	SF	PLASTIC - CARPET - 2' WIDE - CLEAR POLY
	093486-01-000	SY	CARPET-COMPARTMENT, 54" WIDE - DARK GRAY
	096060-95-000	SY	CARPET - 12' ROLL, INCREMENTS OF 4 SY (F24/F27)
	096060-A8-000	SY	CARPET - 12' ROLL, INCREMENTS OF 4 SY (F25)
	096060-A2-000	SY	CARPET - 12' ROLL, INCREMENTS OF 4 SY (F26)

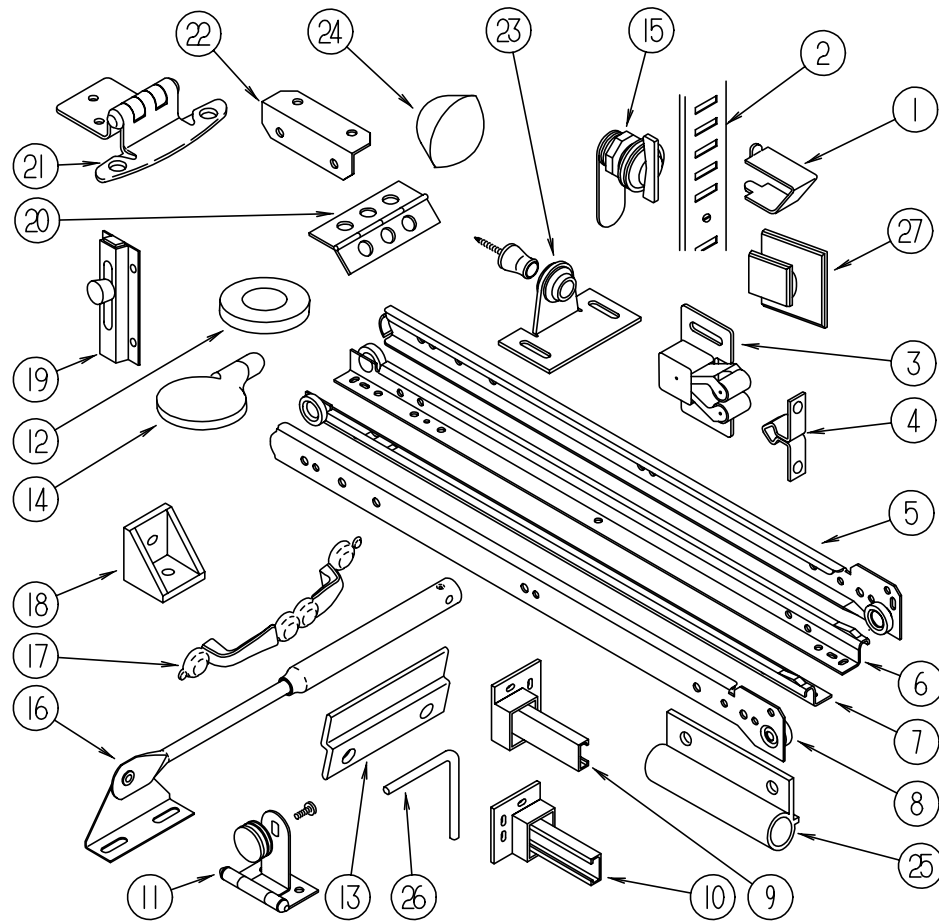


**INTERIOR FINISH GROUP (CONTINUED)**  
**MOLDINGS & TRIM**



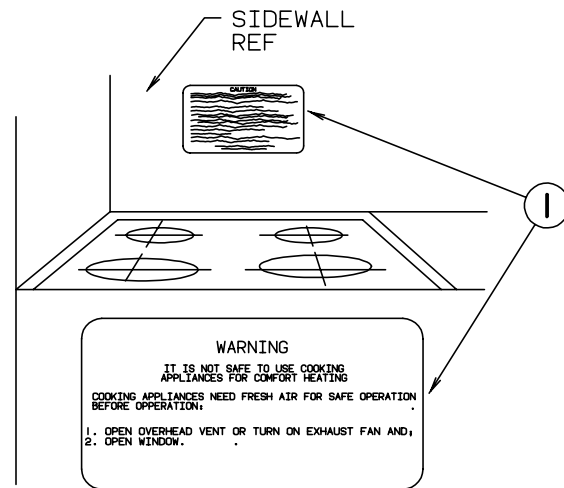
KEY	PART NUMBER	U/M DESCRIPTION
1	009767-12-000	FT MOLDING-SIDEWALL TO CEILING/CABINET - WELTING - OFF WHITE
2	009809-21-000	EA MOLDING-CORNER, OUTSIDE - 1" - PLASTIC - WOODGRAIN
3	009812-22-000	EA MOLDING-CORNER, OUTSIDE - .5" X 7' - PLASTIC - BROWN
4	022992-11-000	FT MOLDING-REVERSE COVE, T-SHAPED - VINYL - IVORY
5	083620-07-000	FT MOLDING-T, END CAP EDGE - W/EDGE LIPS - .75" - THOR PECAN
6	100041-01-000	EA MOLDING-VINYL WRAPPED, .7" X 1.57" X 84.02" - RAMBLING OAK
6	100041-02-000	EA MOLDING-VINYL WRAPPED, .7" X 2.5" X 84" - RAMBLING OAK
7	100659-01-E01	EA MOLDING-TRIM, VINYL FLOOR
8	100818-01-02A	EA MOLDING-VINYL WRAPPED, 1.65" X .4" X 7' - OAK
9	103186-01-01A	FT MOLDING-EDGE, SHELF - .78" WIDE - PLASTIC - RAMBLING OAK
9	103186-02-01A	FT MOLDING-EDGE, SHELF - 1.3" WIDE - PLASTIC - RAMBLING OAK
10	105004-01-02A	EA MOLDING-VINYL WRAPPED, 1" X 8' - OAK
11	104676-01-01A	FT T-MOLDING, 5/16 - RIGID - GOLD
12	105709-01-000	FT T-MOLDING, 1", IVORY
13	009778-12-000	FT U-CHANNEL-PLASTIC, 1" WIDE X 8' INCREMENTS - WOODGRAIN
13	070504-01-000	FT U-CHANNEL-PLASTIC, .065" WIDE - LIGHT BROWN - INCREMENTS OF 8'
13	070504-18-000	FT U-CHANNEL-PLASTIC, .065" WIDE - IVORY - INCREMENTS OF 8'
13	070504-19-000	FT U-CHANNEL-PLASTIC, .815" WIDE - BROWN - INCREMENTS OF 8'
13	070504-20-000	FT U-CHANNEL-PLASTIC, .815" WIDE - THOR PECAN - INCREMENTS OF 8'
13	070504-23-000	FT U-CHANNEL-PLASTIC, .89" WIDE - COUNTRY FOREST - INCREMENTS OF 8'
	052859-01-AA8	FT TRIM-EDGE, SEWN VINYL - 1.5" WIDE - BEIGE
14	072368-02-000	EA TRIM-VINYL, EDGE - BLACK - GM 14004305
15	085746-01-000	FT TRIM-J, CARPET - 1.2" X .5" ANGLE - 10' LONG - PVC - BEIGE
	100040-01-000	EA LUMBER-VINYL WRAPPED, .71" X 1.5" X 8' - RAMBLING OAK
	100040-03-000	EA LUMBER-VINYL WRAPPED, .71" X 2" X 8' - RAMBLING OAK
	100040-06-000	EA LUMBER-VINYL WRAPPED, .71" X 3" X 8' - RAMBLING OAK
	100040-07-000	EA LUMBER-VINYL WRAPPED ALL AROUND, .71" X 3" X 8' - RAMBLING OAK

**INTERIOR FINISH GROUP (CONTINUED)**  
**CABINET HARDWARE**



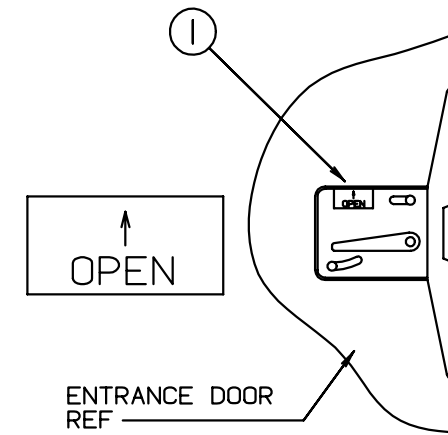
KEY	PART NUMBER	U/M	DESCRIPTION
1	098979-01-000	EA	CLIP-ADJUSTABLE SHELF
2	098980-01-000	EA	PILASTER-ADJUSTABLE SHELF, 18" LONG
2	098980-02-000	EA	PILASTER-ADJUSTABLE SHELF, 12" LONG
3	093586-01-000	EA	CATCH-SPRING, ROLLER - 6 MM BETWEEN ROLLERS
3	093586-03-000	EA	CATCH-SPRING, ROLLER
			FROM: 00-00-00 THRU: 01-15-95
3	093586-06-000	EA	CATCH-SPRING, ROLLER
			FROM: 01-16-95 THRU: 99-99-99
4	093586-04-000	EA	STRIKE-SPRING STEEL
			FROM: 00-00-00 THRU: 01-15-95
4	093586-05-000	EA	STRIKE-SPRING STEEL
			FROM: 01-16-95 THRU: 99-99-99
5	114031-02-000	EA	SLIDE-DRAWER, CABINET - RIGHT SIDE - 12"
5	114031-06-000	EA	SLIDE-DRAWER, CABINET - RIGHT SIDE - 14"
5	114031-10-000	EA	SLIDE-DRAWER, CABINET - RIGHT SIDE - 16"
5	114031-22-000	EA	SLIDE-DRAWER, CABINET - RIGHT SIDE - 22"
6	114031-04-000	EA	SLIDE-DRAWER, DRAWER MOUNT - RIGHT SIDE - 12"
6	114031-08-000	EA	SLIDE-DRAWER, DRAWER MOUNT - RIGHT SIDE - 14"
6	114031-12-000	EA	SLIDE-DRAWER, DRAWER MOUNT - RIGHT SIDE - 16"
6	114031-24-000	EA	SLIDE-DRAWER, DRAWER MOUNT - RIGHT SIDE - 22"
7	114031-03-000	EA	SLIDE-DRAWER, DRAWER MOUNT - LEFT SIDE - 12"
7	114031-07-000	EA	SLIDE-DRAWER, DRAWER MOUNT - LEFT SIDE - 14"
7	114031-11-000	EA	SLIDE-DRAWER, DRAWER MOUNT - LEFT SIDE - 16"
7	114031-23-000	EA	SLIDE-DRAWER, DRAWER MOUNT - LEFT SIDE - 22"
8	114031-01-000	EA	SLIDE-DRAWER, CABINET - LEFT SIDE - 12"
8	114031-05-000	EA	SLIDE-DRAWER, CABINET - LEFT SIDE - 14"
8	114031-09-000	EA	SLIDE-DRAWER, CABINET - LEFT SIDE - 16"
8	114031-21-000	EA	SLIDE-DRAWER, CABINET - LEFT SIDE - 22"
9	114045-01-000	EA	BACKSOCKET-ADJUSTABLE, LEFT
10	114045-02-000	EA	BACKSOCKET-ADJUSTABLE, RIGHT
11	100711-01-01A	EA	HINGE-DOOR, GLASS
12	100707-01-000	EA	SPACER-DOOR, GLASS - .8" DIA - .3" HOLE - PLASTIC
13	101272-01-000	EA	CATCH-DOOR, GLASS
14	101766-01-000	EA	PIN-SUPPORT, GLASS DOOR
15	100710-01-01A	EA	LOCK-GLASS DOOR, TWIST TYPE - BRASS
16	074493-02-000	EA	SUPPORT-PISTON SPRING, CABINET DOOR
17	111765-01-000	EA	PULL-CABINET, BRASS - AMEROCK D1390-3
18	065740-01-000	EA	BRACE-CABINET CORNER, PLASTIC
19	061604-01-000	EA	SLIDE-BOLT, BRIGHT BRASS - GM HDW, BB-789-BW/S
20	009059-02-000	EA	HINGE-DOOR, 2" X 2.7" - BRASS
	041389-16-000	EA	HINGE-PIANO, 1 1/2" X 72.5" LONG - BEIGE
	041389-33-000	EA	HINGE-PIANO, 1 1/2" X 72.5" LONG - OFF WHITE
21	108138-01-000	EA	HINGE-CABINET DOOR, BURNISHED BRASS
22	016604-01-000	EA	BRACE-CABINET, ANGLE - 2.5" - METAL - UNPAINTED
22	016604-03-000	EA	BRACE-CABINET, ANGLE - 2.5" - METAL - BEIGE
22	016604-05-000	EA	BRACE-CABINET, ANGLE - 2.5" - METAL - OFF WHITE
22	111866-01-01A	EA	BRACE-CABINET, ANGLE - 2.5" - METAL - BEIGE (FOR DINETTE BACK PADS)
23	009013-01-000	EA	CATCH-MALE & FEMALE BULLDOG, ANTIQUE COPPER
24	042356-01-000	EA	PLUG-BUTTON, MAHOGANY - 3/8" DIAMETER - WOOD
25	108486-01-01A	EA	BRACKET-PROP ROD, OVERHEAD - BLACK
	039984-01-000	EA	CAP-ROUND, VINYL - .28" ID X .62" LONG - BLACK
26	108487-02-01A	EA	SUPPORT-PROP ROD, OVERHEAD - BLACK
27	102327-01-01A	EA	PULL-CLEAR, MEDICINE CABINET DOOR
			FROM: 00-00-00 THRU: 07-17-94
	004354-01-000	EA	BUMPER-RUBBER, .5" DIA - BROWN
	009112-01-000	EA	FLANGE - 1" ROD, CLOTHES - PLASTIC - OFF WHITE
	042438-01-000	EA	DOWEL-WOOD, CLOTHES ROD - 1" DIAMETER X 4'
	042438-02-000	EA	DOWEL-WOOD, 2" X 2"
	023320-01-000	EA	PAD-FELT, 3/8" DIAMETER - BROWN

## LABELS GROUP

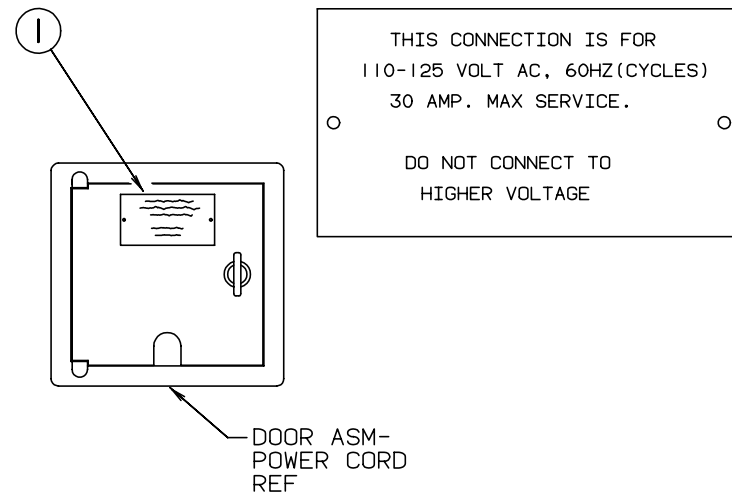


KEY	PART NUMBER	U/M DESCRIPTION
1	050225-01-000	EA LABEL-WARNING, STOVE VENT - US
1	050222-01-000	EA LABEL-WARNING, STOVE VENT - CANADIAN

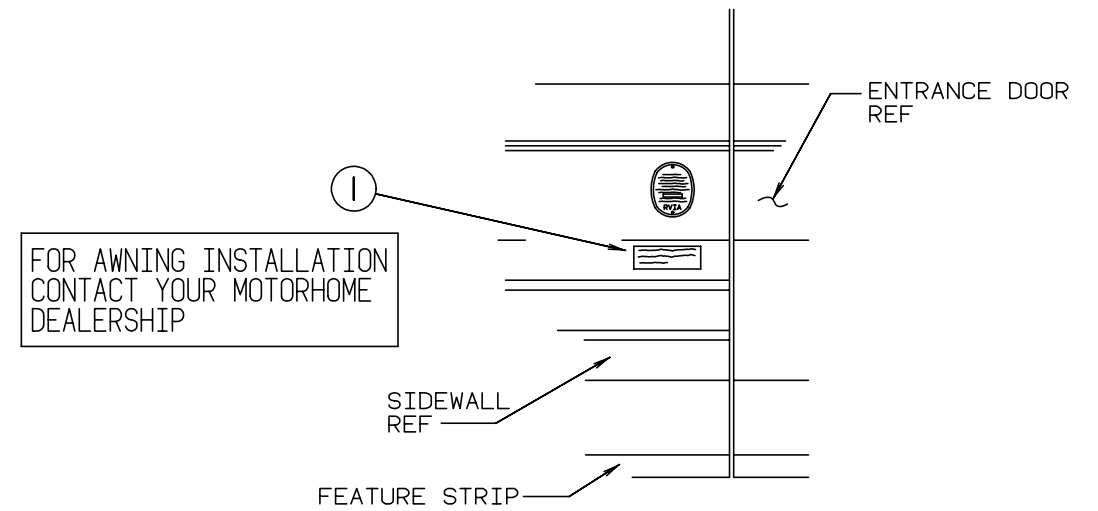
## LABELS GROUP (CONTINUED)



KEY	PART NUMBER	U/M DESCRIPTION
1	040944-01-000	EA LABEL-ENTRANCE DOOR, "OPEN"

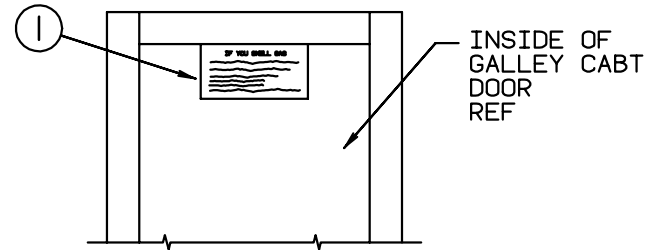


KEY	PART NUMBER	U/M DESCRIPTION
1	006062-01-000	EA TAG-ELECTRIC, 110V CONNECTION



KEY	PART NUMBER	U/M DESCRIPTION
1	099509-01-000	EA LABEL-AWNING INSTALLATION

**LABELS GROUP (CONTINUED)**

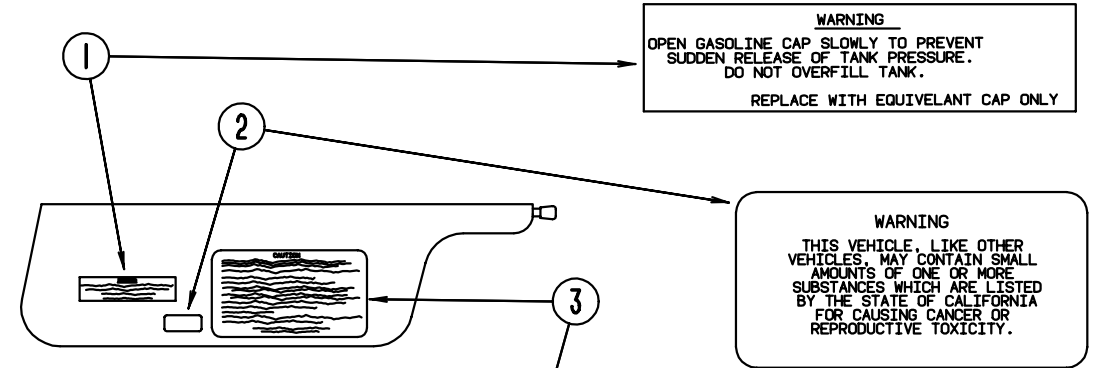


**IF YOU SMELL GAS**

1. EXTINGUISH ANY OPEN FLAME, PILOT LIGHTS AND ALL SMOKING MATERIALS.
2. SHUT OFF THE GAS SUPPLY AT THE TANK VALVE( OR GAS SUPPLY CONNECTION.
3. OPEN DOORS AND OTHER VENTILATING OPENINGS.
4. DO NOT TOUCH ELECTRICAL SWITCHES.
5. LEAVE THE AREA UNTIL ODOR CLEARS.
6. HAVE THE GAS SYSTEM CHECKED AND LEAKAGE SOURCE CORRECTED BEFORE USING AGAIN.

KEY	PART NUMBER	U/M DESCRIPTION
1	073998-01-000	EA LABEL-LPG ODOR WARNING

**LABELS GROUP (CONTINUED)**



**WARNING**  
 OPEN GASOLINE CAP SLOWLY TO PREVENT SUDDEN RELEASE OF TANK PRESSURE. DO NOT OVERFILL TANK.  
 REPLACE WITH EQUIVELANT CAP ONLY

**WARNING**  
 THIS VEHICLE, LIKE OTHER VEHICLES, MAY CONTAIN SMALL AMOUNTS OF ONE OR MORE SUBSTANCES WHICH ARE LISTED BY THE STATE OF CALIFORNIA FOR CAUSING CANCER OR REPRODUCTIVE TOXICITY.

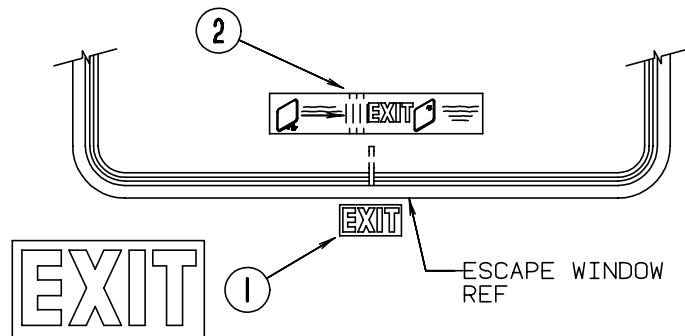

**CAUTION**

THIS MOTOR HOME HAS BEEN DESIGNED, MANUFACTURED AND TESTED WITH CONCERN FOR THE PROTECTION OF IT'S OCCUPANTS. WE RECOMMEND YOU PERFORM THE FOLLOWING INSPECTIONS FOR YOUR SAFETY AND THE SAFETY OF YOUR PASSENGERS BEFORE STARTING YOUR VEHICLE.

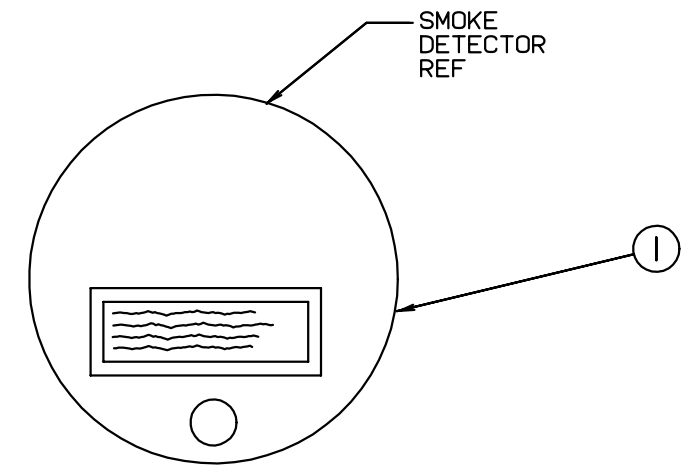
1. LP GAS SYSTEM- TURN OFF AT TANK FOR TRAVELING. TEST FOR LEAKS UPON ARRIVAL AT DESTINATION. BEFORE LIGHTING PILOTS.
2. WHEELS- INSPECT FOR DAMAGE AND CHECK LUG NUTS FOR TIGHTNESS.
3. TIRES- INSPECT FOR WEAR AND DAMAGE AND CHECK FOR RECOMMENDED AIR PRESSURE.
4. LIGHTING- TEST FOR PROPER OPERATION OF ALL INTERIOR AND EXTERIOR LIGHTS INCLUDING DASH LIGHTS, HEADLIGHTS, TAIL LIGHTS, BRAKE LIGHTS, CLEARANCE LIGHTS AND TURN SIGNALS.
5. EXITS- INSPECT RELEASE MECHANISM ON EMERGENCY EXIT WINDOW, TEST BOTH LOCKS ON MAIN ENTRANCE DOOR FOR EASE OF OPERATION AND INSTRUCT PASSENGERS HOW TO USE BOTH MEANS OF EXIT.
6. SEAT BELTS- DIRECT PASSENGERS TO DESIGNATED SEATS AND REQUIRE USE OF SEAT BELTS.
7. APPLIANCES- TURN OFF AND LATCH OR LOCK DOORS WHERE PROVIDED.
8. LOOSE PARCELS- STORE SECURELY.
9. UTILITY SUPPLY LINES- DISCONNECT ALL ELECTRIC, SEWER AND WATER LINES AND SECURE PROPERLY.
10. ENTRANCE DOOR STEP- PLACE IN RETRACTED POSITION FOR TRAVELING.

READ YOUR MOTOR HOME AND CHASSIS OWNER'S MANUAL FOR FURTHER PRECAUTIONS

KEY	PART NUMBER	U/M DESCRIPTION
1	087207-05-000	EA LABEL-FUEL CAP REMOVAL
2	099689-01-000	EA LABEL-WARNING, CANCER/TOXICITY
3	056259-01-000	EA LABEL-SAFETY CHECK LIST



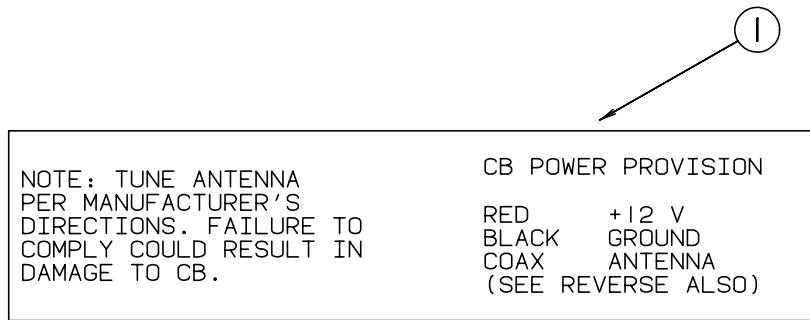
KEY	PART NUMBER	U/M DESCRIPTION
1	039290-01-000	EA LABEL-WARNING, EXIT
2	107571-01-000	EA LABEL-ESCAPE EXIT, WINDOW



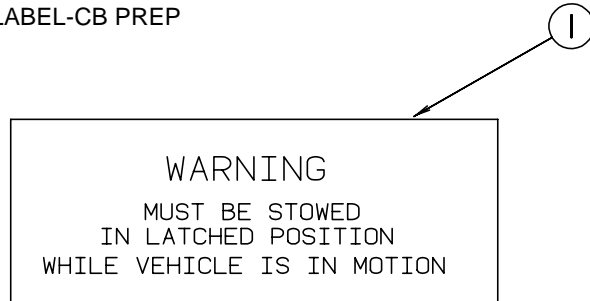
**WARNING:** TEST SMOKE DETECTOR OPERATION AFTER VEHICLE HAS BEEN IN STORAGE. BEFORE EACH TRIP AND AT LEAST ONCE PER WEEK DURING USE.

KEY	PART NUMBER	U/M DESCRIPTION
1	077956-01-000	EA LABEL-WARNING, SMOKE DETECTOR

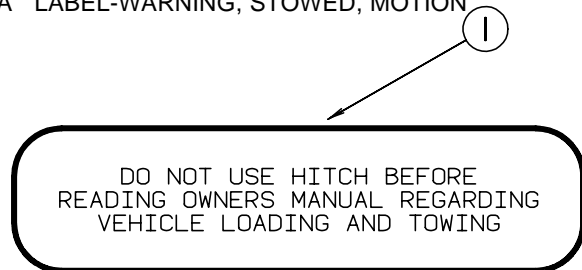
**LABELS GROUP (CONTINUED)**



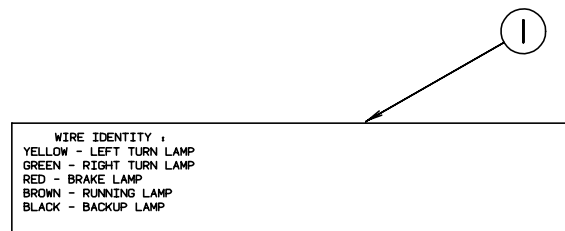
**KEY PART NUMBER U/M DESCRIPTION**  
1 104678-01-000 EA LABEL-CB PREP



**KEY PART NUMBER U/M DESCRIPTION**  
1 079966-01-000 EA LABEL-WARNING, STOWED, MOTION

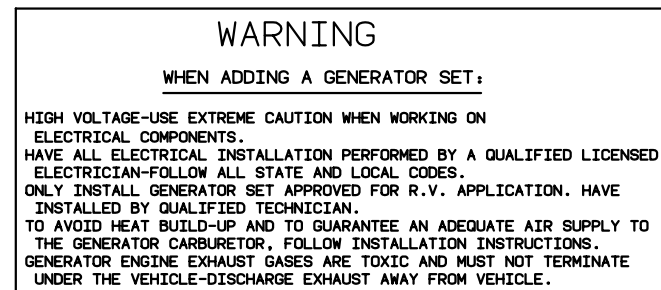
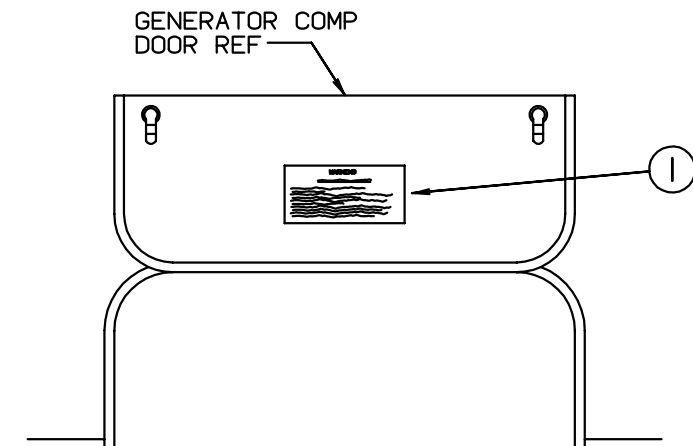
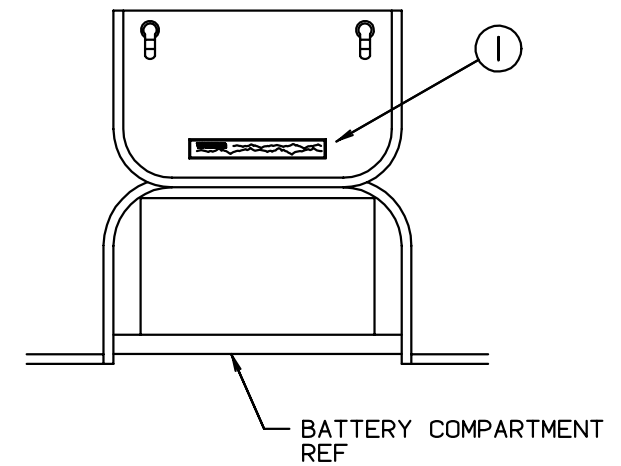


**KEY PART NUMBER U/M DESCRIPTION**  
1 111104-01-000 EA LABEL-HITCH, READ MANUAL



**KEY PART NUMBER U/M DESCRIPTION**  
1 091224-02-000 EA LABEL-TRAILER LIGHTING

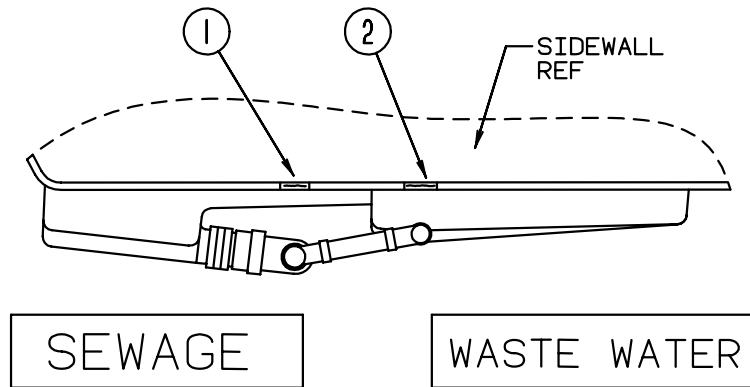
**LABELS GROUP (CONTINUED)**



**KEY PART NUMBER U/M DESCRIPTION**  
1 065748-01-000 EA LABEL-CAUTION, BATTERY CHARGING

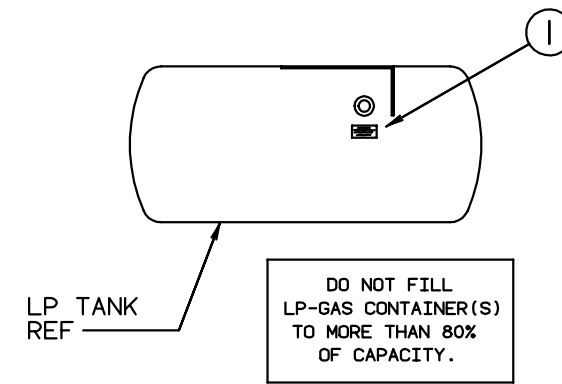
**KEY PART NUMBER U/M DESCRIPTION**  
1 077510-01-000 EA LABEL-GENERATOR PREP

**LABELS GROUP (CONTINUED)**



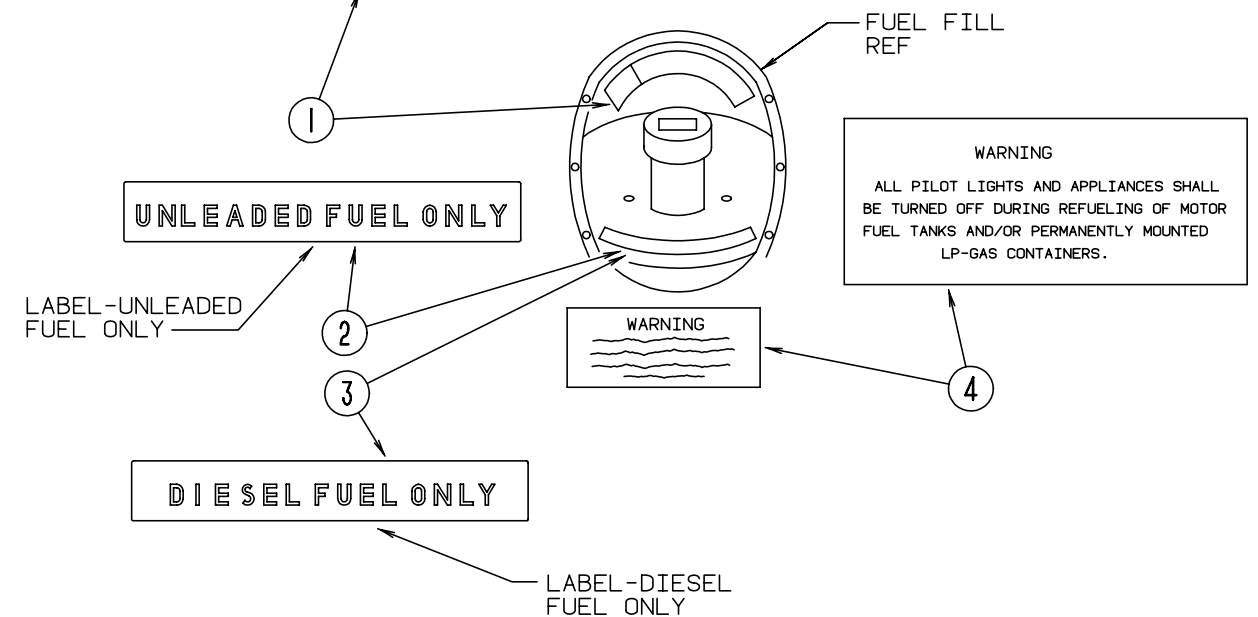
KEY	PART NUMBER	U/M	DESCRIPTION
1	006187-01-000	EA	LABEL-SEWAGE
2	006188-01-000	EA	LABEL-WASTE WATER

**LABELS GROUP (CONTINUED)**

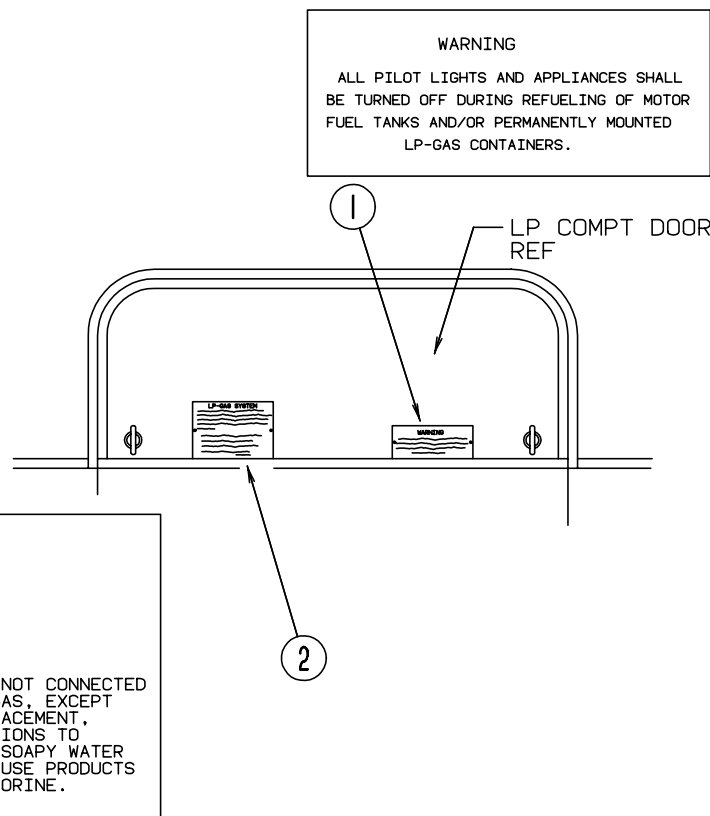


KEY	PART NUMBER	U/M	DESCRIPTION
1	079965-01-000	EA	LABEL-LPG, 80 LB CAPACITY

<b>CAUTION</b>	TO HELP AVOID PERSONAL INJURY DURING REMOVAL OF FUEL FILLER CAP, SLOWLY LOOSEN CAP 1/2 TURN TO ALLOW ANY FUEL PRESSURE TO BE RELIEVED BEFORE TURNING CAP FURTHER.
<b>FUEL SPRAY MAY CAUSE PERSONAL INJURY</b>	STOP ADDING FUEL AFTER FIRST SHUTOFF BY AUTOMATIC NOZZLE WHEN TANK IS NEARLY FULL. DO NOT OVERFILL FUEL TANK. SEE OWNERS MANUAL FOR ADDITIONAL INFORMATION.
	PRINTED IN U.S.A. <span style="float: right;">MLC PT NO 15611763</span>



KEY	PART NUMBER	U/M	DESCRIPTION
1	087207-05-000	EA	LABEL-FUEL CAP REMOVAL
2	062043-01-000	EA	LABEL-FUEL, UNLEADED
3	068383-01-000	EA	LABEL-DIESEL FUEL
4	006040-01-000	EA	TAG-GAS REFUELING WARNING
4	006040-02-000	EA	TAG-GAS REFUEL WARNING, CANADIAN



KEY	PART NUMBER	U/M	DESCRIPTION
1	006040-01-000	EA	TAG-GAS REFUELING WARNING
1	006040-02-000	EA	TAG-GAS REFUEL WARNING, CANADIAN
2	054531-01-000	EA	LABEL-LP GAS ONLY
2	023769-01-000	EA	LABEL-WARNING, LPG - CANADIAN

**LP-GAS SYSTEM**  
THIS GAS PIPING SYSTEM IS DESIGNED FOR USE OF LIQUEFIED PETROLEUM GAS ONLY. DO NOT CONNECT NATURAL GAS TO THIS SYSTEM.

SECURELY CAP INLET(S) WHEN NOT CONNECTED FOR USE. AFTER TURNING ON GAS, EXCEPT AFTER NORMAL CONTAINER REPLACEMENT, TEST GAS PIPING AND CONNECTIONS TO APPLIANCE FOR LEAKAGE WITH SOAPY WATER OR BUBBLE SOLUTION. DO NOT USE PRODUCTS THAT CONTAIN AMMONIA OR CHLORINE.  
P.N. 54531

**WARNING**  
ALL PILOT LIGHTS AND APPLIANCES SHALL BE TURNED OFF DURING REFUELING OF MOTOR FUEL TANKS AND/OR PERMANENTLY MOUNTED LP-GAS CONTAINERS.

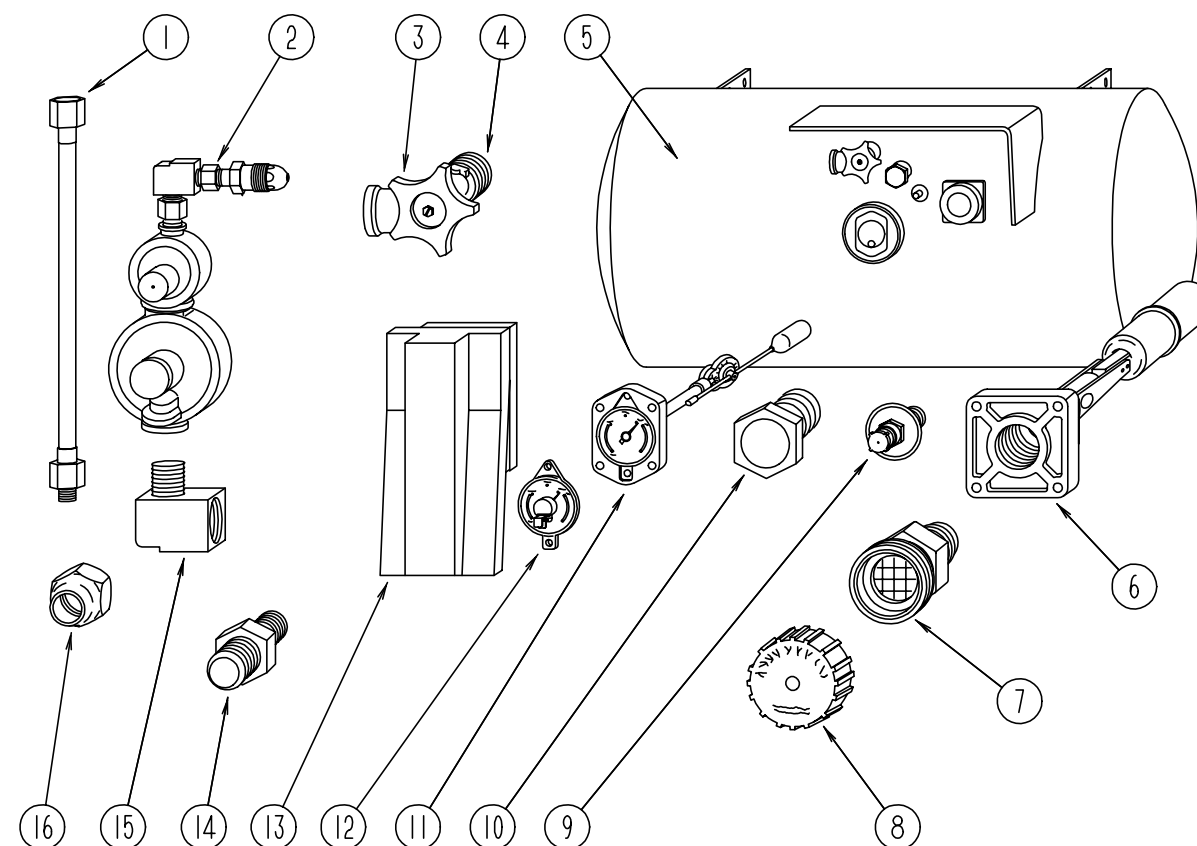
**WARNING**  
ALL PILOT LIGHTS AND APPLIANCES SHALL BE TURNED OFF DURING REFUELING OF MOTOR FUEL TANKS AND/OR PERMANENTLY MOUNTED LP-GAS CONTAINERS.

**WARNING**

**LABELS GROUP (CONTINUED)**  
**MISCELLANEOUS LABELS**

KEY	PART NUMBER	U/M DESCRIPTION
	006064-01-000	EA LABEL-SEAT W/O SEATBELT "NOT INTENDED FOR USE WHILE COACH IN MOTION"
	091243-01-000	EA LABEL-A/C COVER, "AIR CONDITIONING CIRCUIT. ETC."
	098379-04-000	EA LABEL-ELECTRICAL BOX, SIDE
	098641-01-000	EA LABEL-FUEL, UNLEADED - DASH
	111537-04-000	EA LABEL-FUSES
	111802-01-000	EA LABEL-CFC WARNING

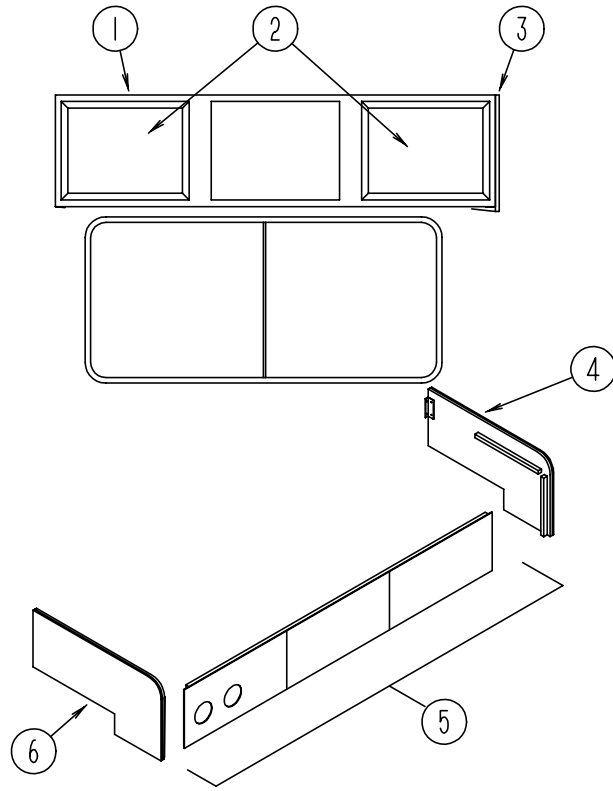
**LP GROUP**



**LP TANK & COMPONENTS**

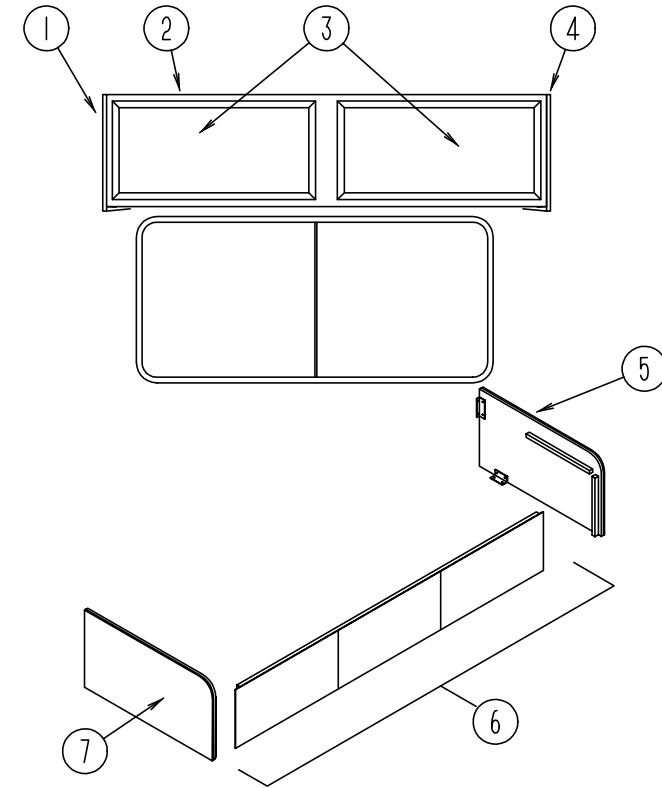
KEY	PART NUMBER	U/M DESCRIPTION
1	045703-01-000	EA HOSE-LP, 3/8" ID X 24" - 3/8" MPT X 1/2" F SWIVEL - US
1	045703-02-000	EA HOSE-LP, 3/8" ID X 24" - 3/8" MPT X 1/2" F SWIVEL - CANADIAN
2	106150-01-000	EA REGULATOR-TWO STAGE
3	040421-01-708	EA HANDWHEEL-VAPOR RELIEF VALVE, BRUNNER G-1015-A
4	040421-01-712	EA VALVE-SERVICE W/O VAPOR RELIEF, 29000853
5	097821-01-000	EA TANK-LP, 60 LB BRUNNER - 14" X 30"
6	040421-01-711	EA VALVE - 80% W/FLOAT, PLATE, BOLTS & GASKET - BRUNNER
7	040421-01-701	EA VALVE-SHORT LP FILLER W/YELLOW CAP - BRUNNER 75478
8	040421-01-702	EA CAP-LP FILLER VALVE, PLASTIC - YELLOW - BRUNNER G-1014-A
9	040421-01-700	EA GAUGE-LIQUID LEVEL, 20% LP - BRUNNER G-1013
10	040421-01-713	EA PRESSURE RELIEF VALVE
11	040421-01-707	EA GAUGE-FLOAT W/VISIBLE DIAL - BRUNNER MA-9 6244-4
12	040440-02-000	EA TRANSMITTER-DIAL, 90 OHM
13	105658-01-000	EA COMPARTMENT-LP REGULATOR
14	010329-01-000	EA ADAPTER-BRASS, 1/2" F X 1/2" MPT
14	010323-01-000	EA ADAPTER-BRASS, 3/8" F X 1/2" MPT
15	065318-02-000	EA ELBOW - 90 DEGREE, 3/8" MPT TO 3/8" FPT
16	010377-02-000	EA NUT-BRASS, 3/8 FEMALE - FORGED
	008042-01-000	FT TUBING-VINYL, .65" ID
	010265-01-000	EA ELBOW-BRASS, 90 DEGREE - 3/8" F X 1/2" FPT
	010380-02-000	EA NUT-BRASS, 1/2" FLARE - FORGED
	103613-01-000	EA DETECTOR-LP GAS

**LOUNGE GROUP**



**DRIVERS SIDE COUCH & TABLES**

**LOUNGE GROUP (CONTINUED)**



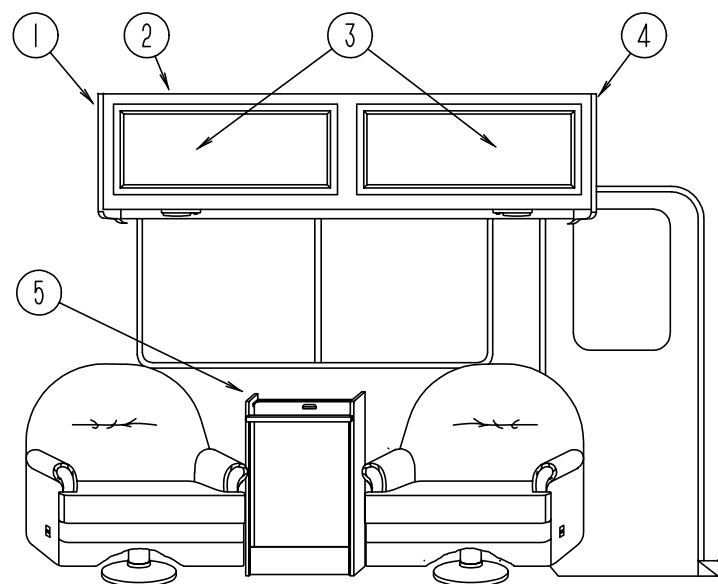
**PASSENGERS SIDE COUCH**

KEY	PART NUMBER	U/M DESCRIPTION
1	113880-01-F06	EA CABINET-OVERHEAD, W/O DOORS (F24)
1	113880-01-F25	EA CABINET-OVERHEAD, W/O DOORS (F25)
1	113880-01-F26	EA CABINET-OVERHEAD, W/O DOORS (F26)
1	113880-01-F27	EA CABINET-OVERHEAD, W/O DOORS (F27)
2	M06803-13-E07	EA DOOR-W/O HARDWARE, W/MIRROR - 400 MM X 710 MM
3	103128-01-E10	EA CAP-END, OVERHEAD CABINET - FRONT
4	M04187-81-E28	EA PANEL-COUCH CABINET - LEFT SIDE - FABRIC COVERED (F24)
4	M04187-81-F25	EA PANEL-COUCH CABINET - LEFT SIDE - FABRIC COVERED (F25)
4	M04187-81-F26	EA PANEL-COUCH CABINET - LEFT SIDE - FABRIC COVERED (F26)
4	M04187-81-F27	EA PANEL-COUCH CABINET - LEFT SIDE - FABRIC COVERED (F27)
5	M04187-80-E28	EA PANEL-COUCH CABINET - FRONT - W/DOOR - FABRIC COVERED (F24)
5	M04187-80-F25	EA PANEL-COUCH CABINET - FRONT - W/DOOR - FABRIC COVERED (F25)
5	M04187-80-F26	EA PANEL-COUCH CABINET - FRONT - W/DOOR - FABRIC COVERED (F26)
5	M04187-80-F27	EA PANEL-COUCH CABINET - FRONT - W/DOOR - FABRIC COVERED (F27)
6	M04187-82-E28	EA PANEL-COUCH CABINET - RIGHT SIDE - W/FABRIC (F24)
6	M04187-82-F25	EA PANEL-COUCH CABINET - RIGHT SIDE - W/FABRIC (F25)
6	M04187-82-F26	EA PANEL-COUCH CABINET - RIGHT SIDE - W/FABRIC (F26)
6	M04187-82-E28	EA PANEL-COUCH CABINET - RIGHT SIDE - W/FABRIC (F27)
	105947-01-000	EA BRACKET-HOLD DOWN, COUCH - CANADIAN
	082525-01-000	EA BRACE-COUCH, FLOOR MOUNT - ANGLE 3" LONG - METAL
	083125-05-000	EA BRACE-ANGLE, COUCH - 2.5" - BEIGE
		FROM: 00-00-00 THRU: 10-30-94
	083125-07-000	EA BRACE-ANGLE, COUCH - 2.5" - OFF WHITE
		FROM: 10-31-94 THRU: 99-99-99
	081298-01-E01	EA TABLE-LOUNGE, 432 MM X 610 MM - W/O HARDWARE (F24/F27)
	081298-01-E04	EA TABLE-LOUNGE, 432 MM X 610 MM - W/O HARDWARE (F25)
	081298-01-F26	EA TABLE-LOUNGE, 432 MM X 610 MM - W/O HARDWARE (F26)
	009040-02-000	EA PEDESTAL TABLE LEG-27.5" X 2.25" DIA - CHROME
	041194-01-000	EA BASE-TABLE, FLUSH - FLOOR MOUNTED
	009040-03-000	EA BASE-TABLE, RAISED - TABLE MOUNTED
	042438-02-000	EA DOWEL-WOOD, 2" X 2"
	062046-01-000	EA CLIP-LEG, PEDESTAL - 1.7" X 2.2" - DIA. FROM 2" TO 2.5"

KEY	PART NUMBER	U/M DESCRIPTION
1	103128-02-E10	EA CAP-END, OVERHEAD CABINET
2	106483-01-F04	EA CABINET-OVERHEAD, W/O DOORS
3	M06803-02-E07	EA DOOR-CABINET, W/O HARDWARE - 400 MM X 710 MM
4	103128-01-E10	EA CAP-END, OVERHEAD CABINET
5	M04187-85-E28	EA PANEL-COUCH CABINET - LEFT SIDE - W/FABRIC (F24)
5	M04187-85-F25	EA PANEL-COUCH CABINET - LEFT SIDE - W/FABRIC (F25)
5	M04187-85-F26	EA PANEL-COUCH CABINET - LEFT SIDE - W/FABRIC (F26)
5	M04187-85-F27	EA PANEL-COUCH CABINET - LEFT SIDE - W/FABRIC (F27)
6	M04187-83-E28	EA PANEL-COUCH CABINET - FRONT - W/DOOR - FABRIC COVERED (F24)
6	M04187-83-F25	EA PANEL-COUCH CABINET - FRONT - W/DOOR - FABRIC COVERED (F25)
6	M04187-83-F26	EA PANEL-COUCH CABINET - FRONT - W/DOOR - FABRIC COVERED (F26)
6	M04187-83-F27	EA PANEL-COUCH CABINET - FRONT - W/DOOR - FABRIC COVERED (F27)
7	M04187-84-E28	EA PANEL-COUCH CABINET - RIGHT SIDE - FABRIC COVERED (F24)
7	M04187-84-F25	EA PANEL-COUCH CABINET - RIGHT SIDE - FABRIC COVERED (F25)
7	M04187-84-F26	EA PANEL-COUCH CABINET - RIGHT SIDE - FABRIC COVERED (F26)
7	M04187-84-F27	EA PANEL-COUCH CABINET - RIGHT SIDE - FABRIC COVERED (F27)
	105947-01-000	EA BRACKET-HOLD DOWN, COUCH - CANADIAN
	082525-01-000	EA BRACE-COUCH, FLOOR MOUNT - ANGLE 3" LONG - METAL
	083125-05-000	EA BRACE-ANGLE, COUCH - 2.5" - BEIGE
	104006-01-C05	EA LID-ENTRANCE STEP COMPARTMENT, W/O CARPET
	107941-01-02A	EA SUPPORT-LID, ENTRANCE STEP - STEEL - OFF WHITE
	101222-01-02A	EA BRACKET-CATCH, LID - OFF WHITE
	042541-04-000	EA LATCH-BRASS, W/O STRIKE - HASP TYPE - BRASS



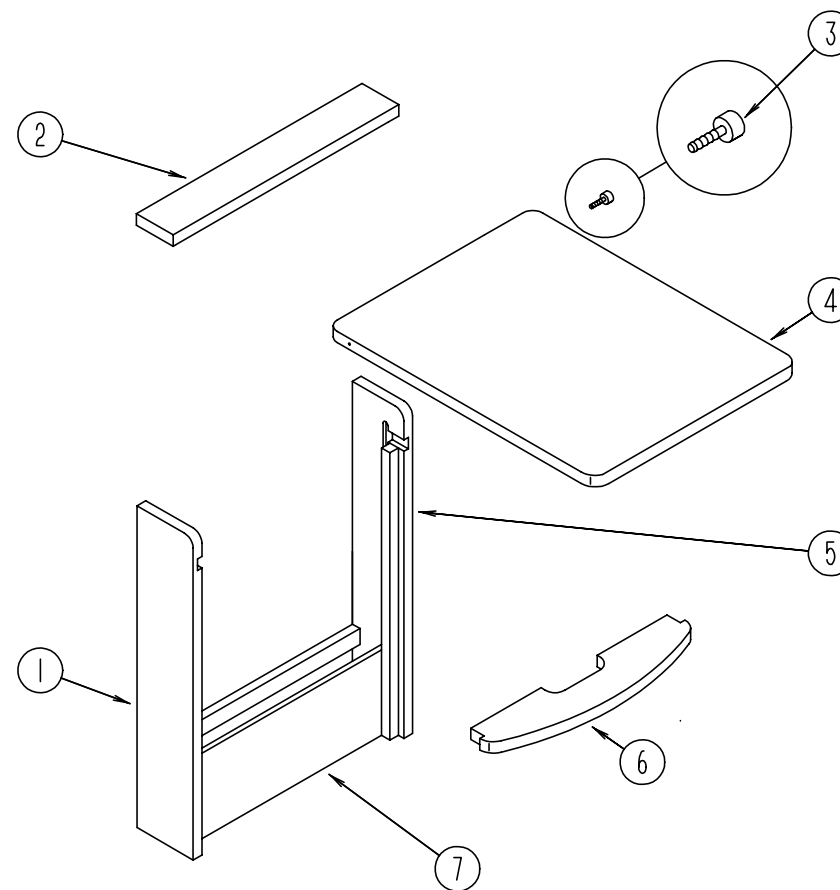
**LOUNGE GROUP (CONTINUED)**



**PASSENGER SIDE SWIVEL CHAIRS & TABLE**

KEY	PART NUMBER	U/M DESCRIPTION
1	103128-02-E10	EA CAP-END, OVERHEAD CABINET
2	106483-01-F04	EA CABINET-OVERHEAD, W/O DOORS
3	M06803-02-E07	EA DOOR-CABINET, W/O HARDWARE - 400 MM X 710 MM
4	103128-01-E10	EA CAP-END, OVERHEAD CABINET
5	M96873-01-E07	EA CABINET ASSEMBLY-TABLE, W/O PULLOUT TOP
	104006-01-C05	EA LID-ENTRANCE STEP COMPARTMENT, W/O CARPET
	107941-01-02A	EA SUPPORT-LID, ENTRANCE STEP - STEEL - OFF WHITE
	101222-01-02A	EA BRACKET-CATCH, LID - OFF WHITE
	042541-04-000	EA LATCH-BRASS, W/O STRIKE - HASP TYPE - BRASS

**LOUNGE GROUP (CONTINUED)**



**PULLOUT TABLE**

KEY	PART NUMBER	U/M DESCRIPTION
	M96873-01-E07	EA CABINET ASSEMBLY-TABLE, W/O PULLOUT TOP
1	096873-14-B87	EA SIDE END-TABLE, 28.7" X 5.7" - LEFT SIDE
2	096873-15-B87	EA SHELF-SUPPORT, OVER PULL OUT TABLE TOP
3	079921-01-000	EA NYLON ROLLER W/SHAFT
4	096873-11-E13	EA TOP-PULLOUT
5	096873-13-B87	EA SIDE END-TABLE, 28.7" X 5.7" - RIGHT SIDE
6	096873-12-B87	EA SHELF-SUPPORT, UNDER PULL OUT TABLE TOP
7	096873-16-B87	EA PANEL-TABLE, FRONT BOTTOM - 18.1" X 6.7"
	080736-01-000	EA PULL-RECESSED, 1.25" X 4" - OAK

**SEALANTS & FASTENERS GROUP****ADHESIVE**

KEY	PART NUMBER	U/M DESCRIPTION
	004020-01-000	QT ADHESIVE-ABS CEMENT, QUART
	081377-01-700	EA ADHESIVE-CYANOACRYLATE, 10 GRAM TUBE
	087211-01-000	GL ADHESIVE-PROMOTER
	004005-02-000	EA ADHESIVE-SWIFTS, 1 GAL - W1333
	062917-03-000	EA ADHESIVE-LOCTITE 242
	114311-01-000	GL ADHESIVE-GLUE - #72-7843 NATIONAL STARCH

**TAPES**

KEY	PART NUMBER	U/M DESCRIPTION
	076314-02-000	FT TAPE-CARPET SEAM, HEAT-BOND - 4" WIDE
	076322-01-000	FT TAPE-FOAM, DOUBLE COATED ADHESIVE BACKED - .75" X 216'
	076322-02-000	FT TAPE-FOAM, DOUBLE COATED ADHESIVE BACKED - 1" X 108'
	076322-03-000	FT TAPE-FOAM, DOUBLE COATED ADHESIVE BACKED - .5" X 108'
	076322-05-000	FT TAPE-FOAM, DOUBLE COATED - .025" X 1.5" X 108'
	076322-07-000	FT TAPE-FOAM, DOUBLE COATED - .045" X .50" X 200' - NORTON V2000
	110274-01-000	FT TAPE-FOAM, DOUBLE COATED - .045" X 1.00" - NORTON V-2800
	002707-02-000	FT TAPE-SEALER, 5/16" X 1/2" - INCREMENTS OF 50 FT
	063642-01-000	FT TAPE-ADHESIVE, 10 MM X 1.5" WIDE X 180'
	088479-01-000	EA TAPE-ALUMINUM, 3" - 3M

**SEALERS**

KEY	PART NUMBER	U/M DESCRIPTION
	069640-03-000	FT SEALER-RIBBON, 3/4" X 1/8" - INCREMENTS OF 60'
	069640-07-000	FT SEALER-RIBBON, 2" X 3/32" - INCREMENTS OF 30' OR 45'
	069640-09-000	FT SEALER-RIBBON, 1/32" X 2 1/2" - INCREMENTS OF 80'
	069640-11-000	FT SEALER-TAPE, 3/16" X 3/8", BLACK - INCREMENTS OF 40'
	069640-13-000	FT SEALER-TAPE, 3/32" X 2" - BLACK
	069640-14-000	FT SEALER-TAPE, 1/16" X 1" - GRAY - INCREMENTS OF 60'
	900390-01-000	EA TIP - 2 1/2" X 1/8" ORIFICE, ELLSWORTH#TS216
	900390-03-000	EA NOZZLES-SILICONE TUBE, CSL# D10
	034552-02-000	EA SILICONE-TUBE, 300 ML - CLEAR - W/O NOZZLE
	034552-13-000	EA SILICONE-TUBE, 300 ML - ASH GRAY - W/O NOZZLE
	034552-15-000	EA SILICONE-TUBE, 300 ML - BRIGHT WHITE - W/O NOZZLE
	053766-02-000	EA BEDDING COMPOUND-TUBE, WHITE SCHNEE# 5522
	053766-06-000	EA BEDDING COMPOUND-TUBE, CLEAR
	053766-08-000	EA BEDDING COMPOUND-TUBE, GRAY - SCHNEE# 5522
	072889-01-000	EA SEALANT-URETHANE, BLACK - 1/10 - ESSEX 552.2
	072889-09-000	EA SEALANT-URETHANE, TUBE - BLACK - MANUS 75AM
	102352-01-000	EA SEALER-PUMPABLE, BLACK - COLORIMETRIC MS101
	106206-01-000	EA SEALER-PUMPABLE - MANUS 30ABLACK
	107828-01-000	EA SEALANT-SB 190 EVERSEAL - SURE BOND INC
	108716-01-000	EA SILICONE-TUBE, OFF WHITE - SELF LEVELING - CSL 510

**WASHERS**

KEY	PART NUMBER	U/M DESCRIPTION
	000E11-07-00B	EA WASHER-LK, 7/16" MED SPLIT - ZINC
	000E13-14-00B	EA WASHER-FL, 1/4" WIDE - ZINC
	000E13-18-00B	EA WASHER-FL, 3/8" WIDE - ZINC
	000E13-20-00B	EA WASHER-FL, 7/16" WIDE - ZINC
	000E13-21-00B	EA WASHER-FL, W/2 NAR - ZINC
	000E14-10-00B	EA WASHER-LK, NO 10 EXT TOOTH - ZINC
	041322-01-000	EA WASHER-FL, 15/32" ID X 2 3/8" OD - FOR SEAT BELT MOUNT
	044533-01-000	EA WASHER-PLASTIC, 1 3/8" OD - FOR BUTTONS
	058716-02-000	EA WASHER-FLAT, NYLON - .406 X .750 X .060
	077071-01-000	EA WASHER-FENDER, 3/16" ID X 1" OD
	106649-01-000	EA WASHER-SEALING, 5/8" ID - GALVANIZED
	106649-02-000	EA WASHER-SEALING, 9/16" ID - GALVANIZED
	110794-01-000	EA WASHER-FL, 1" ID X 1 3/4" OD - C-TECH 36T1043187

**SEALANTS & FASTENERS GROUP****SCREWS**

KEY	PART NUMBER	U/M DESCRIPTION
	000G11-06-06B	EA SCREW, 6-20 X 3/8 PPH - ZINC
	000G11-06-08B	EA SCREW, 6-20 X 1/2 PPH - ZINC
	000G11-06-10J	EA SCREW, 6-20 X 5/8 PPH - BRASS
	000G11-06-10B	EA SCREW, 6-20 X 5/8 PPH - ZINC
	000G11-07-08B	EA SCREW, 7-19 X 1/2 PPH - ZINC
	000G11-08-06B	EA SCREW, 8-18 X 3/8 PPH - ZINC
	000G11-08-08B	EA SCREW, 8-18 X 1/2 PPH - ZINC
	000G11-08-12S	EA SCREW, 8-18 X 3/4 PPH - OFF WHITE
	000G11-08-12P	EA SCREW, 8-18 X .75 PPH - DARK BROWN
	000G11-08-12D	EA SCREW, 8-18 X 3/4 PPH - BLACK
	000G11-08-12B	EA SCREW, 8-18 X 3/4 PPH - ZINC
	000G11-08-16S	EA SCREW, 8-18 X 1.00 PPH - OFF WHITE
	000G11-08-20B	EA SCREW, 8-18 X 1 1/4 PPH - ZINC
	000G11-10-12S	EA SCREW, 10-16 X .75 PPH - OFF WHITE
	000G11-10-12D	EA SCREW, 10-16 X 3/4 PPH - BLACK
	000G11-10-40B	EA SCREW, 10-16 X 2 1/2 PPH CAD - 34927-01-000
	000G11-10-16B	EA SCREW, 10-16 X 1 - PPH - ZINC
	000G12-06-08T	EA SCREW, 6-20 X .50 POH - BLACK
	000G12-08-16S	EA SCREW, 8-18 X 1.00 POH - OFF WHITE
	000G13-06-08G	EA SCREW, 6-20 X 1/2 PFH - ANTIQUE BRASS
	000G13-06-10G	EA SCREW, 6-20 X 5/8 PFH - ANTIQUE BRASS
	000G13-07-10H	EA SCREW, 7-19 X 5/8 PFH - BLACK
	000G13-08-10B	EA SCREW, 8-18 X 5/8 PFH - ZINC
	000G18-08-22B	EA SCREW-MACHINE, 8-32 X 1 3/8 PPH - ZINC
	000G19-10-20B	EA SCREW-MACHINE, 10-32 X 1 1/4 PPH - ZINC
	000G19-10-08B	EA SCREW-MACHINE, 10-32 X 1/2 PPH - ZINC
	000G32-10-06B	EA SCREW, 10-32 X 3/8" - PPH - ZINC
	000G39-06-10T	EA SCREW-SF/DR, 6-20 X 5/8 PPH - BLACK
	000G39-08-08B	EA SCREW-SF/DR, 8-18 X 1/2 PPH - ZINC
	000G39-08-06B	EA SCREW-SF/DR, 8-18 X 3/8 PPH - ZINC
	000G39-08-08S	EA SCREW-SF/DR, 8-18 X 1/2 PPH - OFF WHITE
	000G39-08-12B	EA SCREW-SF/DR, 8-18 X 3/4 PPH - ZINC
	000G39-08-12T	EA SCREW-SF/DR, 8-18 X 3/4 PPH - BLACK
	000G39-08-16B	EA SCREW-SF/DR, 8-18 X 1 PPH - ZINC
	000G39-08-16S	EA SCREW-SF/DR, 8-18 X 1 PPH - OFF WHITE
	000G39-08-16T	EA SCREW-SF/DR, 8-18 X 1 PPH - BLACK
	000G39-08-32B	EA SCREW-SF/DR, 8-18 X 2 PPH - ZINC
	000G39-10-12B	EA SCREW-SF/DR, 10-16 X .75 PPH - ZINC
	000G39-10-12D	EA SCREW-SF/DR, 10-16 X 3/4 PPH - BLACK
	000G39-10-129	EA SCREW-SF/DR, 10-16 X 3/4 PPH - FLUOROCARBON SILVER
	000G39-10-20B	EA SCREW-SF/DR, 10-16 X 1 1/4 PPH - ZINC
	000G39-10-10B	EA SCREW-SF/DR, 10-16 X .625 - ZINC
	000G39-10-08B	EA SCREW-SF/DR, 10-16 X .50 P&H - ZINC
	000G42-04-12B	EA SCREW-SF/DR, 1/4-14 X 3/4 HWH - ZINC
	000G43-06-24B	EA SCREW-MACHINE, 8-32 X 1.50 PFH - BLACK
	000G46-08-24T	EA SCREW-MACHINE, 8-32 X 1.50 PFH - BLACK
	000G50-04-08B	EA SCREW-MACHINE, 1/4-20 X 1/2 PTH - ZINC
	000G50-04-12B	EA SCREW-MACHINE, 1/4-20 X 3/4 PPH - ZINC
	000G52-08-18B	EA SCREW-MACHINE, 8-32 X 11/8 PTH - ZINC
	000G54-04-20B	EA SCREW, 1/4-20 X 1 1/4 PTH - TYPE 23 - ZINC PLATED
	000G56-12-48B	EA SCREW-WOOD, 12-11 X 3 POH - SPECIAL HARDENED
	000G60-08-164	EA SCREW-SF/DR, 8-18 X1 .00 POH - ASH GRAY
	000G60-10-28T	EA SCREW-SF/DR, 10-16 X 1.75 - BLACK
	000G67-10-08B	EA SCREW, 10-12 X 1/2 PPH - ZINC
	000G67-10-36T	EA SCREW, 10-12 X 2.25 PPH - BLACK - STALGAURD
	000G67-10-24B	EA SCREW, 10-12 X 1 1/2 PPH - ZINC
	000G67-10-20D	EA SCREW, 10-12 X 1 1/4 PPH - BLACK
	000G67-10-16B	EA SCREW, 10-12 X 1 PPH - ZINC
	000G67-10-120	EA SCREW, 10-12 X .75" PPH - TAN
	000G67-10-12B	EA SCREW, 10-12 X 3/4" PPH - ZINC
	000G67-10-12P	EA SCREW, 10-12 X 3/4" PPH - DARK BROWN
	000G67-10-10D	EA SCREW, 10-12 X 5/8 PPH - BLACK - TYPE A
	000G67-10-10B	EA SCREW, 10-12 X 5/8 PPH - ZINC - TYPE A

**SEALANTS & FASTENERS GROUP (CONTINUED)**  
**SCREWS (CONTINUED)**

KEY	PART NUMBER	U/M DESCRIPTION
	000G68-06-10G	EA SCREW, 6-18 X 5/8 POH - ANTIQUE BRASS
	049465-01-000	EA SCREW, 10-16 W/WASHER PTH - DARK BROWN
	049465-03-000	EA SCREW, 10-16 X 1 POH W/WASHER - OFF WHITE
	049465-04-000	EA SCREW, 10-16 X 1 PTH W/WASHER - BEIGE
	049465-05-000	EA SCREW, 10-16 X 1 PTH W/WASHER - GRAY
	075908-01-000	EA SCREW, MACHINE, 10-32 X .56 PTH - ZINC - EXTERNAL TOOTH
	076790-01-000	EA SCREW, 6-20 X 1 1/4 PPH - BLACK
	086256-01-000	EA SCREW ASM-SF/DR, 8 X .75 HWH LG - PL BODY PNL MT
	097974-01-000	EA SCREW-PARTICLE BOARD, 7-9 X .75 PPH
	101618-01-000	EA SCREW, 1/4-20 X 3/4 HEX/TAPPING - STALGARD TYPE F
	0G1108-12-170	EA SCREW, 8-18 X 3/4 PPH - BRIGHT WHITE
	0G3908-16-170	EA SCREW-SF/DR, 8-18 X1 .00 PPH - BRIGHT WHITE
	0G6008-16-170	EA SCREW-SF/DR, 8-18 X1 .00 POH - BRIGHT WHITE

**BOLTS**

KEY	PART NUMBER	U/M DESCRIPTION
	000C12-05-12B	EA BOLT-HEX, 5/16-18 X 3/4 - ZINC 5
	000C12-05-16B	EA BOLT-HEX, 5/16-18 X 1 - ZINC 5
	000C12-05-64B	EA BOLT-HEX, 5/16-18 X 4
	000C12-06-16B	EA BOLT-HEX, 3/8-16 X 1 - ZINC 5
	000C12-07-20B	EA BOLT-HEX, 7/16 - 14 X 1 1/4" - ZINC 5
	000C12-08-24B	EA BOLT-HEX, 1/2-13 X 1 1/2 - ZINC 5
	000C12-09-20B	EA BOLT-HEX, 9/16-12 X1 1/4 - ZINC 5
	000C12-10-24B	EA BOLT-HEX, 5/8-11 X 1 1/2 - ZINC 5
	000C13-07-48B	EA BOLT-HEX, 7/16 - 20 X 3 - ZINC 5
	000C18-05-40A	EA BOLT-ELEVATOR, 5/16"-18 X 2 1/2" - PL
	000C26-04-10B	EA BOLT-HEX, SER FLG - 1/4-20 X 5/8 - ZINC
	000C26-04-14B	EA BOLT-HEX, SER FLG - 1/4-20 X 7/8 - ZINC
	000C26-04-18B	EA BOLT-HEX, SER FLG - 1/4-20 X 1 1/8 - ZINC
	000C26-05-12B	EA BOLT-HEX, SER FLG - 5/16-18 X 3/4 - ZINC
	000C26-05-16B	EA BOLT-HEX, SER FLG - 5/16-18 X 1 - ZINC
	000C26-06-12B	EA BOLT-HEX, SER FLG - 3/8-16 X 3/4 - ZINC
	000C26-06-28B	EA BOLT-HEX, SER FLG - 3/8-16 X 1 3/4 - ZINC
	000C27-10-32B	EA BOLT-CARRIAGE, 5/8-11 X 2.00
	000G45-05-16B	EA BOLT-LAG, 5/16 - 9 X 1 - ZINC
	051387-06-000	EA BOLT-CARRIAGE, W/O HOLE - 5/16-18 X 9.5 - ZINC
	102333-01-05A	EA BOLT-CARRIAGE, 7/16 - 14 SST CAP - GRAY BUMPER BOLT
	102333-01-06A	EA BOLT-CARRIAGE, 7/16 - 14 SST CAP - BRIGHT WHITE BUMPER BOLT
	106166-01-000	EA BOLT-COLLARED HANGER, 8-32 X 1"

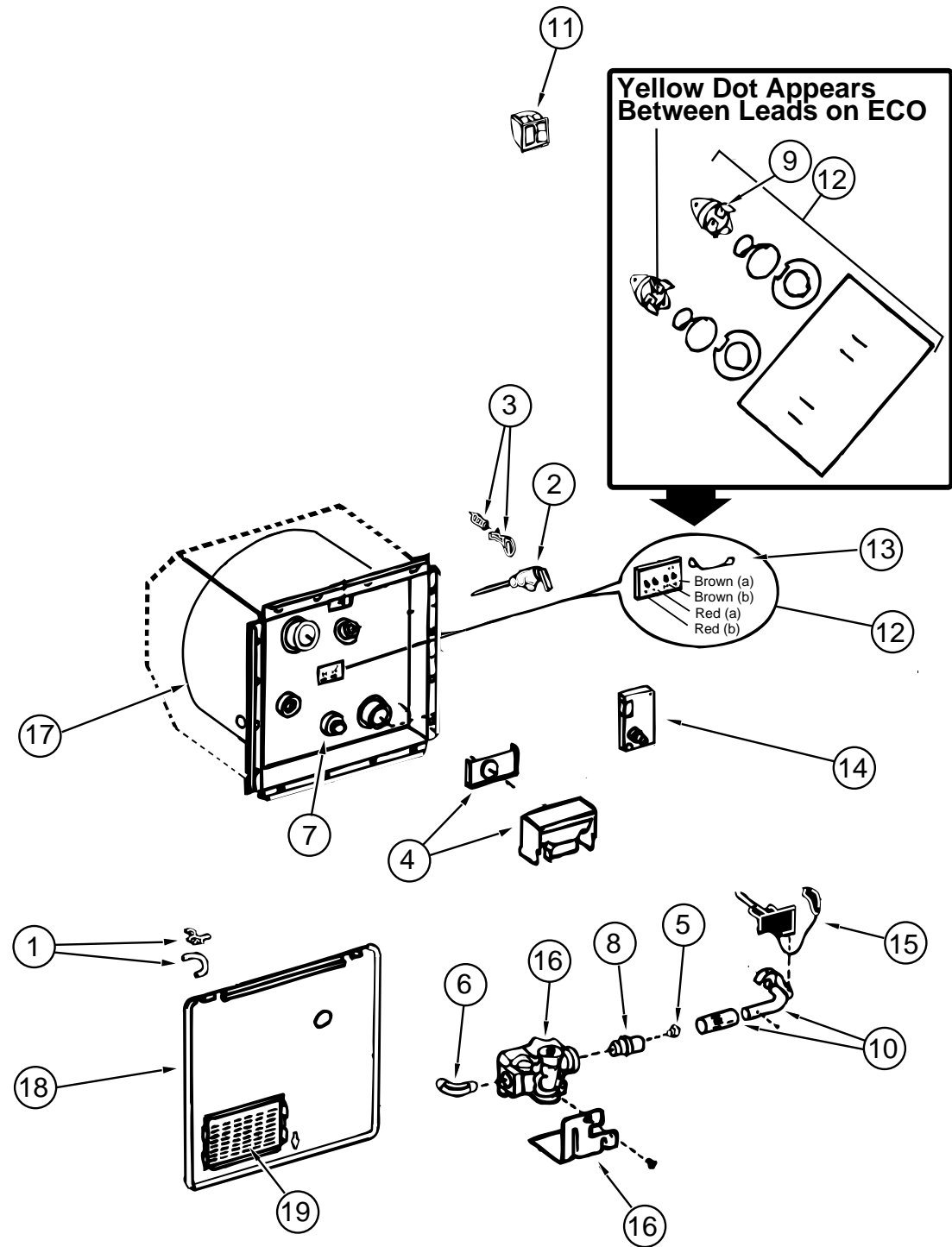
**NUTS**

KEY	PART NUMBER	U/M DESCRIPTION
	000D14-04-00B	EA NUT-HEX, 1/4-20 - ZINC
	000D24-10-00B	EA NUT-HEX, SF/LK - 10-32 - ZINC
	000D29-09-00B	EA NUT-HEX, SELFLOCK - 9/16 - 12 - ZINC
	000D34-06-00B	EA NUT-HEX, LK - 3/8 - 16 GRADE C - ZINC - PREVAILING TORQUE
	000D39-04-00B	EA NUT-HEX, SER FLG LK - 1/4-20 - ZINC
	000D39-05-00B	EA NUT-HEX, SER FLG LK - 5/16-18 - ZINC
	000D39-06-00B	EA NUT-HEX, SER FLG LK - 3/8-16 - ZINC
	000D39-08-00B	EA NUT-HEX, SER FLG LK - 1/2-13 - ZINC
	000D44-07-00B	EA NUT-HEX, SER FLG LK - 7/16-20 - ZINC
	000D46-04-00A	EA NUT-HEX, WELD - 1/4-20 - PLAIN - SHORT PILOT
	044364-02-000	EA NUT-SPEED, FLAT - ROUND
	063253-07-000	EA NUT-J, #8A - .120-.130 PANEL THICKNESS
	104369-01-000	EA NUT-HEX, HEAVY - 5/8-11 UNC
	040921-04-000	EA NUT-SPEED, U TYPE - NO. 8
	087234-01-000	EA NUT-JACK, 1/4" X 20 THREADS, MOLLY - ARDEN 8-L,JN BRASS

**SEALANTS & FASTENERS GROUP (CONTINUED)**  
**CLAMPS, GROMMETS AND MISCELLANEOUS FASTENERS**

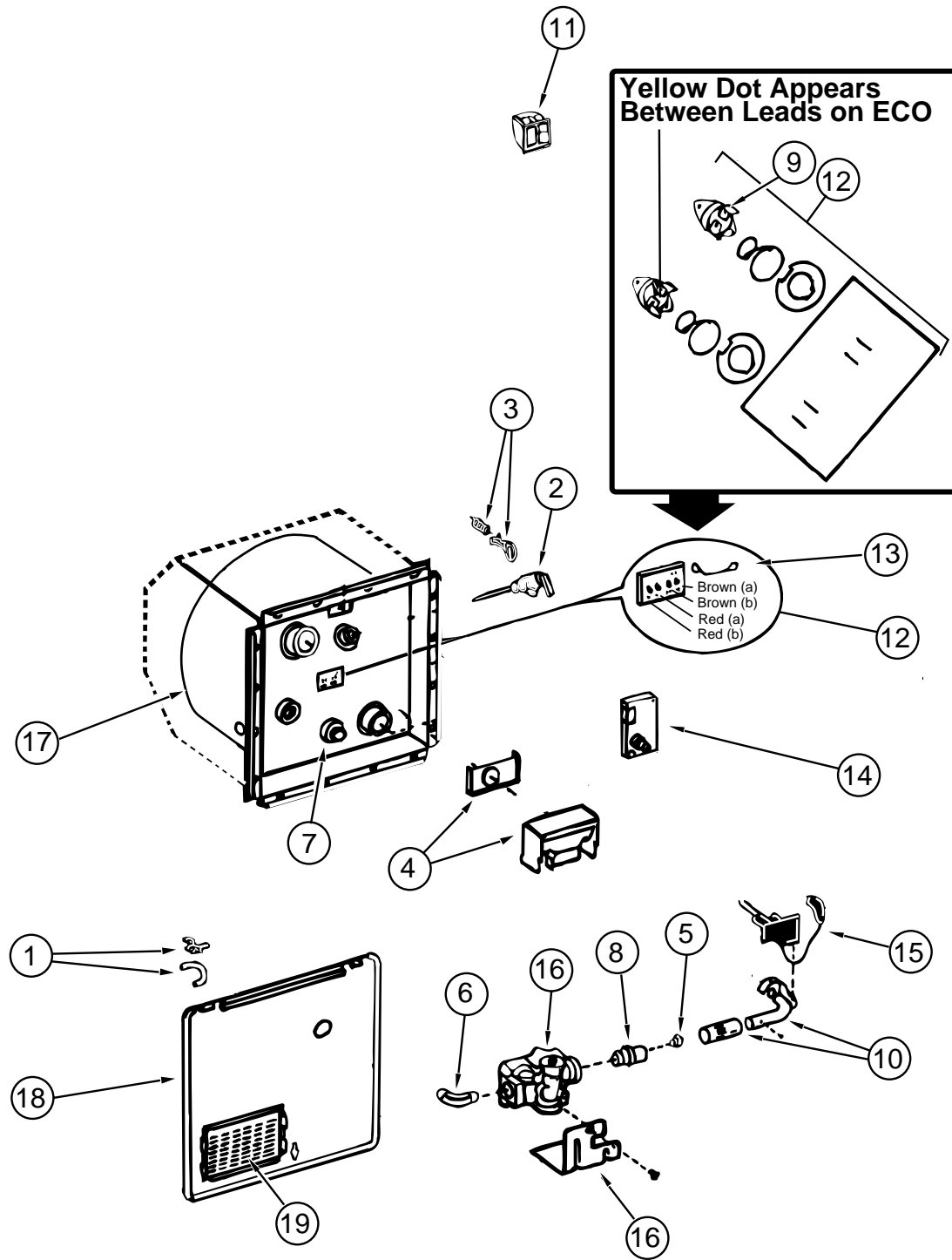
KEY	PART NUMBER	U/M DESCRIPTION
	007161-01-000	EA CLAMP-HOSE, SPRING TYPE - 1/2"
	010495-01-000	EA CLAMP-CABLE, 9/16"
	010497-01-000	EA CLAMP-CLOSED, 5/8" ID
	010497-03-000	EA CLAMP-CLOSED, 1" ID - CUSHIONED
	010497-05-000	EA CLAMP-CLOSED, 1/2" ID
	010499-01-000	EA CLAMP-CLOSED, 3/8" ID
	062401-01-000	EA CLAMP-HOSE, WORMGEAR .25" - 1"
	062401-02-000	EA CLAMP-HOSE, WORMGEAR 1.56" - 2.5"
	062401-04-000	EA CLAMP-HOSE, WORMGEAR .69" - 1.25"
	062401-06-000	EA CLAMP-HOSE, WORMGEAR .22" - .62"
	062401-11-000	EA CLAMP-HOSE, WORMGEAR 3.56" - 4.5"
	075148-02-000	EA CLAMP-GROUNDING, BRONZE SCREWS
	080734-02-000	EA CLIP-WIRE, NYLON
	083609-01-000	EA CLAMP-WIRE, DUAL EQUAL - 5/8" DIAMETER
	083610-01-000	EA CLAMP-WIRE, DUAL - UNEQUAL DIAMETERS - .75" & 1.25"
	083610-02-000	EA CLAMP-WIRE, DUAL - UNEQUAL DIAMETERS
	008380-01-000	EA GROMMET-RUBBER, 5/8" HOLE X 1 1/2" DIAMETER - BLACK
	016188-03-000	EA GROMMET-L/P LINE, 3/8" HOLE X 2 1/2" LONG - RUBBER
	016188-05-000	EA GROMMET-L/P LINE, 3/8" HOLE X 1 1/4" LONG - RUBBER
	023942-01-000	EA GROMMET-RUBBER, 2" OD
	099637-01-000	EA GROMMET-RUBBER, .37" X .94" DIAMETER - BLACK
	071015-26-000	EA GROMMET-RUBBER, 1.5" ID X 2.12" OD W/.06" GROOVE - BLACK
	049176-01-000	EA HEDLOCK II-3/4 DIAMETER, SCREW MOUNT
	056134-01-000	EA HOLDER-RING, 3.6" DIAMETER - METAL
	056134-02-000	EA HOLDER-RING, 1.8" DIAMETER - METAL
	086285-01-000	EA SPACER-NYLON, .5" OD X .257" ID
	077955-01-000	EA J CLIP-VINYL COATED, 3/8" USED IN WIRING TO CLEARANCE LIGHTS
	029094-04-000	YD VELCRO TAPE-LOOP, 1" WIDE - BLACK
	029096-03-000	YD VELCRO TAPE-HOOK, 1" WIDE - BLACK
	029096-04-000	YD VELCRO TAPE-HOOK, 1" WIDE - ADHESIVE BACK - BLACK
	085774-01-000	FT FASTENER-DUAL HOOK, 1" WIDE - ADHESIVE BACK - BLACK
	085774-02-000	FT FASTENER-DUAL LOOP, 1" WIDE - ADHESIVE BACK - BLACK
	008343-01-000	EA TIE-WIRE, 6"
	008343-02-000	EA TIE-WIRE, 14"
	108046-02-000	EA CABLE-TIE, SCREW MOUNT - 15"
	080211-03-000	EA CLIP-MOUNTING, XMAS TREE - DECORATIVE PADS
	094362-02-000	EA CLIP-XMAS TREE, FLAT HEAD
	101447-01-000	EA CLIP-U TYPE, TINNEMAN HOLDS SHOWER SURROUND TOGETHER

**WATER & SEWAGE GROUP**  
**WATER HEATER W/ELECTRIC IGNITION**



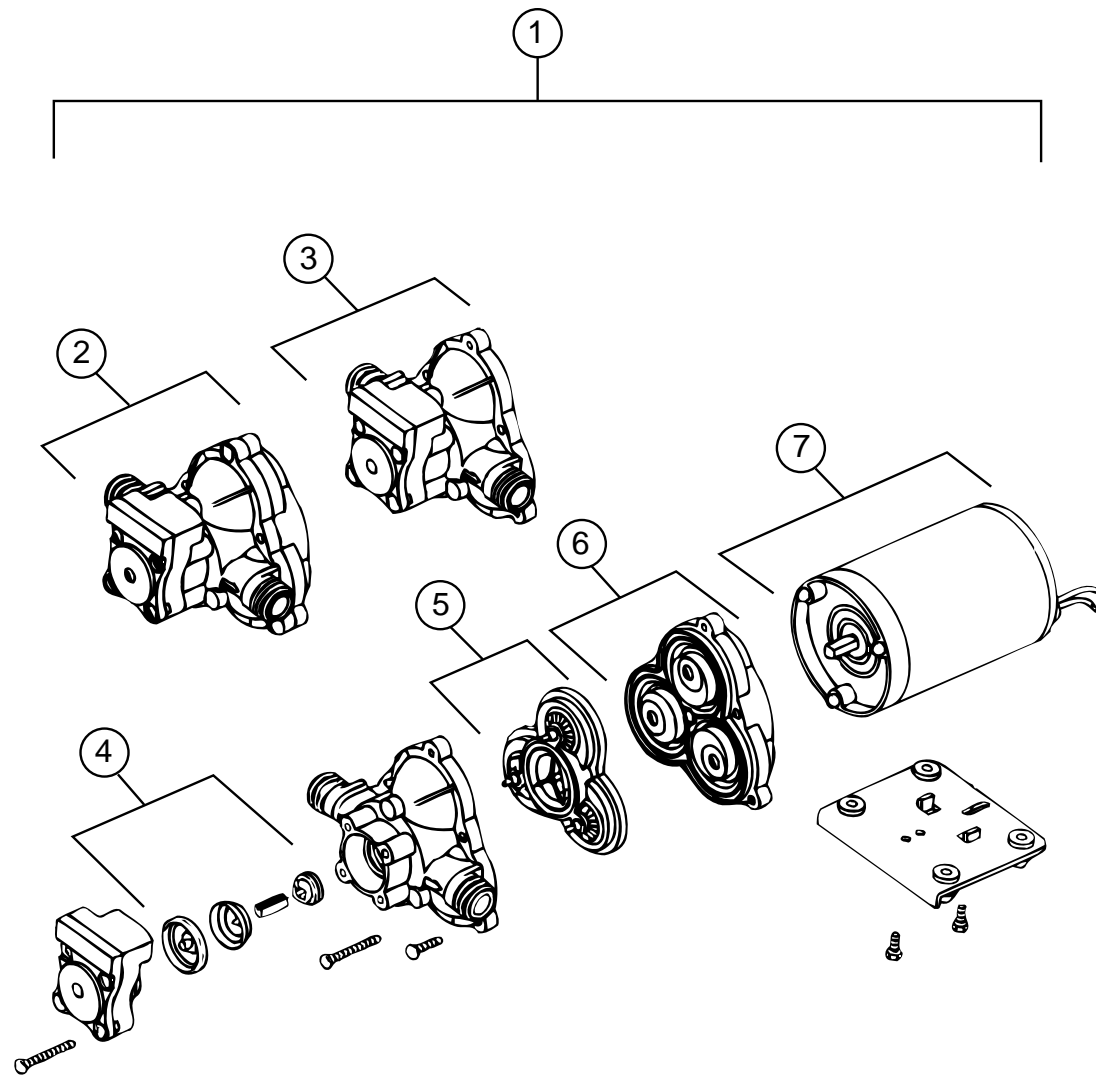
KEY	PART NUMBER	U/M DESCRIPTION
	051391-03-000	EA HEATER-WATER, W/ELECTRIC IGNITION - ATWOOD G6A-7E
1	051391-01-700	EA HINGE KIT-W/CLIP, ATWOOD# 92568 & 92559
2	051391-01-704	EA VALVE-RELIEF, 1/2" FITTING - ATWOOD# 91604
3	051391-01-705	EA FASTENER-CAMLOC, ATWOOD# 92609
4	051391-04-707	EA FLUE & GASKET - ATWOOD# 90960
5	051391-01-710	EA ORIFICE-MAIN BURNER, ATWOOD# 92742
6	051391-01-714	EA ELBOW - 45 DEGREE, 3/8"F X 3/8"MPT - ATWOOD 91044
7	051391-01-715	EA DRAIN PLUG, ATWOOD# 91561
8	051391-03-700	EA ORIFICE HOLDER-ATWOOD# 91563
9	051391-04-701	EA THERMOSTAT 12 VDC-120 PRESET, FRONT MOUNT ONLY - ATWOOD# 91470
10	051391-04-703	EA BURNER-MAIN, 3E ONLY - ATWOOD# 91638
11	097967-01-000	EA SWITCH-WATER HEATER, REMOTE W/LIGHT - ATWOOD# 91959
12	051393-01-721	EA ECO & THERMOSTAT ASM-FRONT MOUNT, 140 DEGREE - ATWOOD# 91447
13	051393-01-723	EA SWITCH-THERMAL CUT-OFF 2/PKG, ATWOOD# 93866
14	051393-01-724	EA CIRCUIT BOARD-SPADE TERMINAL, ATWOOD# 93867
15	051393-01-725	EA ELECTRODE-SINGLE SPADE CONNECT - ATWOOD 93868
16	051393-01-726	EA VALVE-GAS, ATWOOD# 91605
17	051391-04-706	EA TANK-INNER, G6A-4E & 6E - FRONT MOUNT - ATWOOD# 91641
18	052009-05-000	EA DOOR-WATER HEATER, GRAY - ATWOOD 5576-27
18	052009-06-000	EA DOOR-WATER HEATER, BRIGHT WHITE - ATWOOD 5576-27
19	051391-01-717	EA GRILLE ONLY - ATWOOD 92640
	116424-01-000	EA PROTECTOR-WATER HEATER LATCH - ATWOOD 92611

**WATER & SEWAGE GROUP (CONTINUED)**  
**WATER HEATER W/MOTOR AID**



KEY	PART NUMBER	U/M DESCRIPTION
	051393-01-000	EA WATER HEATER-W/MOTOR AID, PILOTLESS IGNITION - ATWOOD GH6-7E
1	051391-01-700	EA HINGE KIT-W/CLIP, ATWOOD # 92568 & 92559
2	051391-01-704	EA VALVE-RELIEF, 1/2" FITTING - ATWOOD# 91604
3	051391-01-705	EA FASTENER-CAMLOC, ATWOOD# 92609
4	051391-04-707	EA FLUE, & GASKET - ATWOOD# 90960
5	051391-01-710	EA ORIFICE-MAIN BURNER, ATWOOD# 92742
6	051391-01-714	EA ELBOW - 45 DEGREE, 3/8"F X 3/8"MPT - ATWOOD 91044
7	051391-01-715	EA DRAIN PLUG, ATWOOD# 91561
8	051391-03-700	EA ORIFICE HOLDER-ATWOOD# 91563
9	051391-04-701	EA THERMOSTAT 12 VDC-120 PRESET, FRONT MOUNT ONLY - ATWOOD# 91470
10	051391-04-703	EA BURNER-MAIN, 3E ONLY - ATWOOD# 91638
11	097967-01-000	EA SWITCH-WATER HEATER, REMOTE W/LIGHT - ATWOOD 91959
12	051393-01-721	EA ECO & THERMOSTAT ASM-FRONT MOUNT, 140 DEGREE - ATWOOD# 91447
13	051393-01-723	EA SWITCH-THERMAL CUT-OFF 2/PKG, ATWOOD# 93866
14	051393-01-724	EA CIRCUIT BOARD-SPADE TERMINAL, ATWOOD# 93867
15	051393-01-725	EA ELECTRODE-SINGLE SPADE CONNECT - ATWOOD 93868
16	051393-01-726	EA SOLENOID VALVE AND BRACKET - ATWOOD# 93870
17	051393-03-701	EA TANK-INNER - ATWOOD# 91642
18	052009-05-000	EA DOOR-WATER HEATER, GRAY - ATWOOD 5576-27
18	052009-06-000	EA DOOR-WATER HEATER, BRIGHT WHITE - ATWOOD 5576-27
19	051391-01-717	EA GRILLE ONLY - ATWOOD 92640
	116424-01-000	EA PROTECTOR-WATER HEATER LATCH - ATWOOD 92611
	0MD75C-10-000	EA NUT-HEX FLG,M10X1.5 CAD PREV CLASS 10
	114430-03-000	EA ADAPTER - 1/2" P X 1/2" MPT - FLAIR-IT 02842
	101814-01-000	EA COUPLING-FEMALE, 1/2" X 1/2" FPT W/COMP. SLEEVE - GRAY
	110438-01-000	EA VALVE-CHECK, BRASS - G784

## WATER & SEWAGE GROUP (CONTINUED)



### WATER PUMP

KEY	PART NUMBER	U/M DESCRIPTION
1	098607-01-000	EA PUMP-WATER, W/.5"MPT FITTING - FLOW 2.8 GPM - UL
2	098607-01-700	EA PUMPHEAD-REPLACEMENT, SHURFLO# 94-236-08
3	098607-01-706	EA SWITCH ASM-COMLETE, SHURFLO# 94-230-00
4	098607-01-705	EA CHECK VALVE-KIT, SHURFLO# 94-237-00
5	098607-01-703	EA VALVE ASM, SHURFLO# 94-232-00
6	098607-01-702	EA DIAPHRAGM-KIT, SHURFLO# 94-233-10
7	098607-01-707	EA MOTOR/BASEPLATE REPLACEMENT, SHURFLO# 94-234-03

### WATER HEATER BYPASS

KEY	PART NUMBER	U/M DESCRIPTION
	099729-01-000	EA BYPASS KIT-WATER HEATER, COMPLETE W/VALVE & TUBING - US
	099729-01-700	EA VALVE ONLY-CHECK, PLASTIC - PCV-100 - US
	099729-02-000	EA BYPASS KIT-WATER HEATER, COMPLETE W/VALVE & TUBING - CANADIAN
	099729-02-700	EA VALVE ONLY-CHECK, BRASS - BCV-100 - CANADIAN
	103259-01-000	EA BRACKET-BYPASS, WATER HEATER
	114428-01-000	EA TEE - 1/2" P X 1/2" P X 1/2" P - FLAIR-IT 02820
	114431-02-000	EA VALVE - 1/2" P, BYPASS - FLAIR-IT 02910

### WATER PURIFICATION SYSTEM

KEY	PART NUMBER	U/M DESCRIPTION
	701069-01-000	EA WATER PURIFICATION SYSTEM - EVERPURE 9252
	701069-03-700	EA CARTRIDGE-WATER FILTER, AC - EVERPURE 9601-11

## WATER & SEWAGE GROUP (CONTINUED)

### WATER TANK QUEEN BED

KEY	PART NUMBER	U/M DESCRIPTION
	110622-02-000	EA TANK ASSEMBLY-WATER 1066 MM X 724 MM X 340 MM - W/FITTINGS
	110622-01-000	EA TANK-WATER, 1066 MM X 724 MM X 340 MM - W/O FITTINGS
	039861-01-000	EA SENDING UNIT-W/SCREW, WASHER, WELL NUT & TERMINAL RING
	010224-01-000	EA ADAPTER-HOSE TO PIPE, 3/8" MPT X 3/8" BARB - BLACK PLASTIC
	042989-03-000	EA FITTING-WATER TANK, SPINWELD - 1 1/4" NPT - PLASTIC - WHITE
	042989-04-000	EA FITTING-WATER TANK, SPINWELD - 3/8" FPT - PLASTIC - WHITE
	042989-05-000	EA FITTING-WATER TANK, SPINWELD - 1/2" FPT - PLASTIC - WHITE
	049032-01-000	EA PATCH-SPINWELD, 3/8" - PLASTIC
	044927-01-000	EA ADAPTER-HOSE TO PIPE, 1 1/4"MPT X 1 1/4"BARB - PLASTIC - BLACK
	114429-02-000	EA ELBOW - 1/2" P X 1/2" MPT - FLAIR-IT 02803
	074462-02-000	FT TUBING-VINYL, 3/8" ID X 20' - CLEAR
	077954-02-000	EA FILTER-WATER TANK, SCREEN IN TANK
	079381-01-000	FT TUBING-SMOOTH FLEXIBLE, 1 1/4" ID X 20'

### WATER TANK TWIN BED

KEY	PART NUMBER	U/M DESCRIPTION
	110622-03-000	EA TANK ASSEMBLY-WATER 1066 MM X 724 MM X 340 MM - W/FITTINGS
	110622-01-000	EA TANK-WATER, 1066 MM X 724 MM X 340 MM - W/O FITTINGS
	039861-01-000	EA SENDING UNIT-W/SCREW, WASHER, WELL NUT & TERMINAL RING
	010219-01-000	EA ELBOW - 1 1/4" MPT X 1 1/4" BARB, WATER FILL - PLASTIC
	010224-01-000	EA ADAPTER-HOSE TO PIPE, 3/8" MPT X 3/8" BARB - BLACK PLASTIC
	114430-03-000	EA ADAPTER-1/2" P X 1/2" MPT - FLAIR-IT 02842
	035539-01-000	EA ELBOW - 3/8" MPT X 3/8" BARB, PLASTIC
	042989-03-000	EA FITTING-WATER TANK, SPINWELD - 1 1/4" NPT - PLASTIC - WHITE
	042989-04-000	EA FITTING-WATER TANK, SPINWELD - 3/8" FPT - PLASTIC - WHITE
	042989-05-000	EA FITTING-WATER TANK, SPINWELD - 1/2" FPT - PLASTIC - WHITE
	049032-01-000	EA PATCH-SPINWELD, 3/8" - PLASTIC
	074462-02-000	FT TUBING-VINYL, 3/8" ID X 20' - CLEAR
	077954-02-000	EA FILTER-WATER TANK, SCREEN IN TANK
	079381-01-000	FT TUBING-SMOOTH FLEXIBLE, 1 1/4" ID X 20'

### WATER SYSTEM

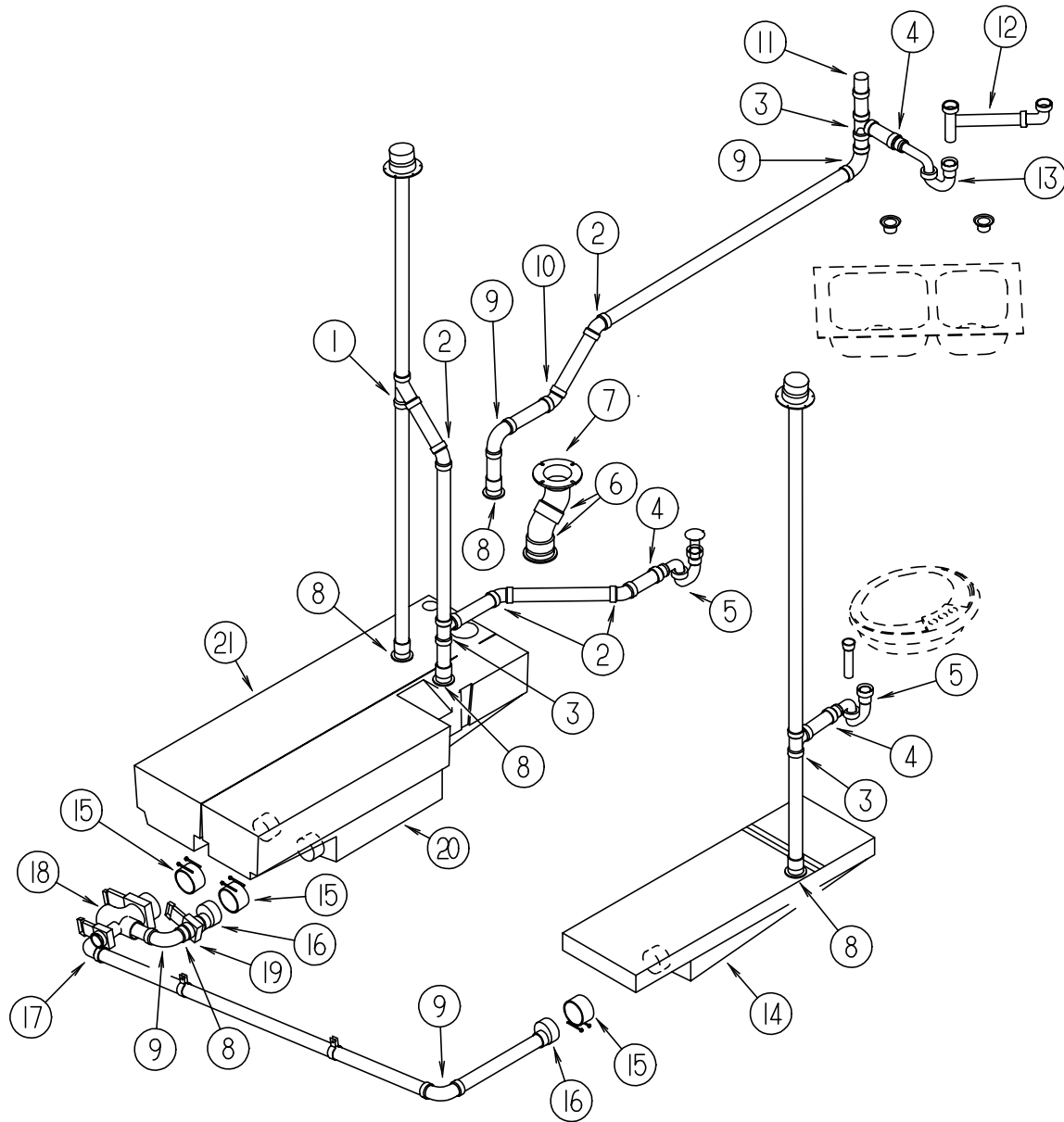
KEY	PART NUMBER	U/M DESCRIPTION
	039800-02-000	FT TUBING-POLYBUTYL, 5/8" OD - INCREMENTS OF 20' - BLACK
	052959-02-000	EA CONNECTOR, 1/2" F X 1/2" MPT - PLASTIC - GRAY
	091208-01-000	EA WASHER-RUBBER, .06" X .75" X .5"
	103798-01-000	EA CONNECTOR - 1/4" OD X 3/8" MPT
	110915-01-01A	EA FILL-WATER, CITY - CHROME - KEVCO 64713
	114427-01-000	EA CAP - 1/2" P - FLAIR-IT 02860
	114428-01-000	EA TEE - 1/2" P X 1/2" P X 1/2" P - FLAIR-IT 02820
	114428-02-000	EA TEE-SWIVEL, 1/2" P X 1/2" P X 1/2" P - FLAIR-IT 02821
	114429-01-000	EA ELBOW - 1/2" P X 1/2" P - FLAIR-IT 02800
	114429-02-000	EA ELBOW - 1/2" P X 1/2" MPT - FLAIR-IT 02803
	114429-03-000	EA ELBOW-SWIVEL, 1/2" P X 1/2" FPT - FLAIR-IT 02816
	114429-04-000	EA ELBOW - 1/2" P X 3/8" MPT - FLAIR-IT 02810
	114430-02-000	EA ADAPTER-SWIVEL, 1/2" P X 1/2" FPT - FLAIR-IT -02873
	114431-01-000	EA VALVE-LINE DRAIN, 1/2" P - FLAIR-IT 02914

### EXTERIOR SHOWER

KEY	PART NUMBER	U/M DESCRIPTION
	114429-01-000	EA ELBOW - 1/2" P X 1/2" P - FLAIR-IT 02800
	114429-03-000	EA ELBOW-SWIVEL, 1/2" P X 1/2" FPT - FLAIR-IT 02816
	075241-05-000	EA FAUCET-SHOWER, BONE
	103092-01-000	EA SHOWER HEAD-W/60" HOSE - US
	103092-02-000	EA SHOWER HEAD-W/60" HOSE - CANADIAN
	103092-01-700	EA BRACKET ONLY-CLEAR, F/SHOWER HEAD - 2328028
	108356-02-01A	EA COVER-SWITCH W/DIMPLES, CARLING VVAZC00 BLA
	108357-08-000	EA SWITCH-ROCKER, DPDT ON/NONE/ON - CARLING VDD1S00C-0
	114293-01-01A	EA PAN-DRIP, 280 MM X 250 MM - OFF WHITE PLASTIC

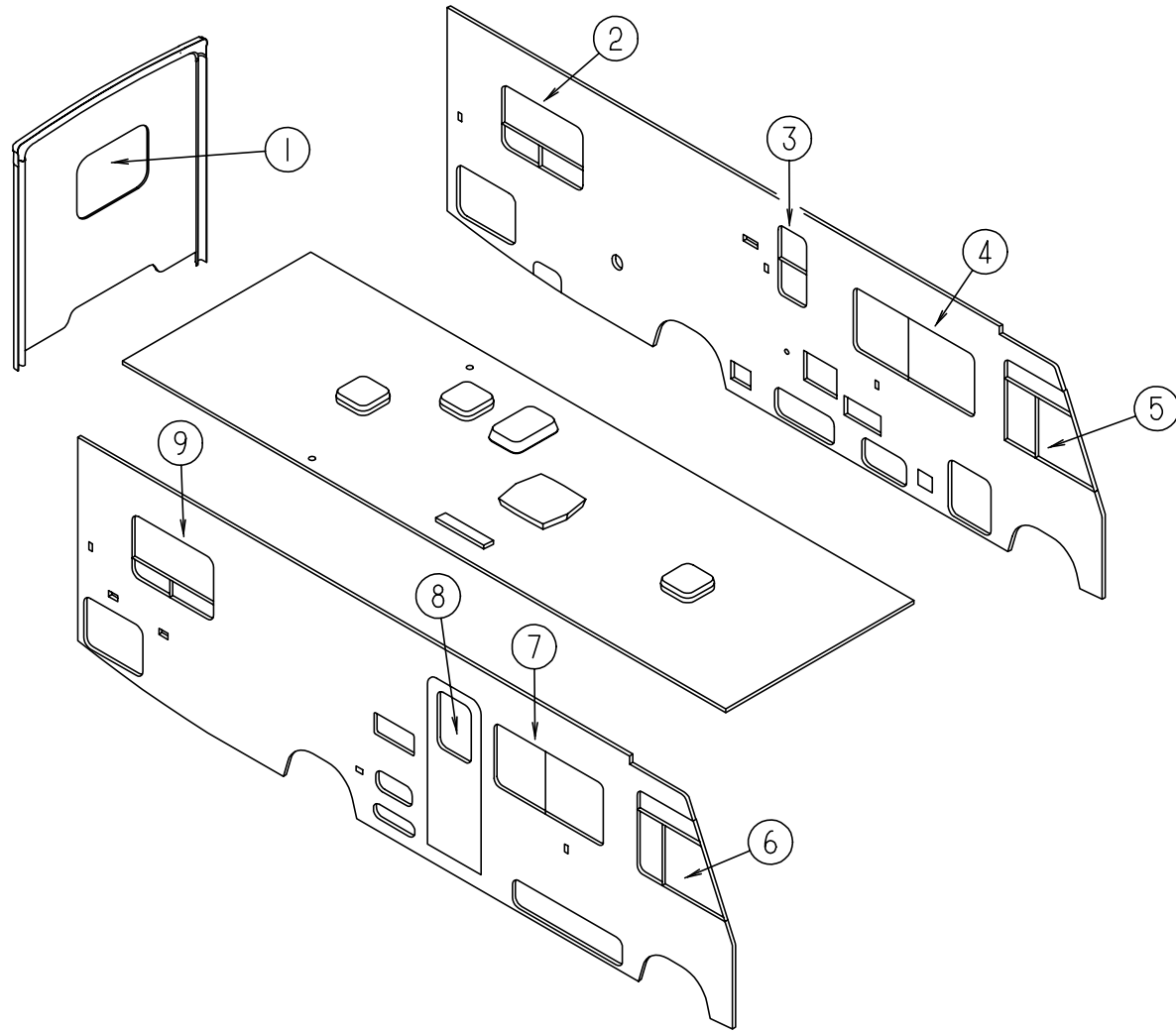
# WATER & SEWAGE GROUP (CONTINUED)

## DRAINAGE SYSTEM



KEY	PART NUMBER	U/M DESCRIPTION
1	010073-01-000	EA WYE - 45 DEGREE, 1 1/2" HUB X HUB X HUB - PLASTIC - BLACK
2	010006-01-000	EA ELBOW - 45 DEGREE, 1/8 BEND - 1 1/2" HUB X HUB - BLACK PLASTIC
3	010071-01-000	EA TEE-SANITARY, 1 1/2" HUB X HUB X HUB - PLASTIC - BLACK
4	109571-01-000	EA ADAPTER-P TRAP, 1 1/2" P X 1 1/4" MPT - US ONLY
5	107538-01-000	EA P TRAP-PLASTIC, 1 1/4" W/EXT ARM - US
5	011066-03-700	EA P TRAP KIT-PLASTIC, 1 1/2" X 1 1/2" - CANADIAN
5	010121-01-000	EA BUSHING-REDUCER, 1 1/2"SMOOTH X 1 1/4"HUB - BLACK PLASTIC - CANADIAN
5	011066-03-701	EA P TRAP-PLASTIC - CANADIAN
5	011066-03-702	EA ADAPTER-P TRAP, 1 1/2" - CANADIAN
6	010061-01-000	EA ELBOW - 45 DEGREE, STREET - 1/8 BEND - 3" S X H - PLASTIC
7	024676-01-000	EA FLANGE-CLOSET, TOILET - 4" X 3" - RED - US
7	116644-01-000	EA FLANGE-CLOSET, 4" X 3" - US - SEALAND 345892
7	024676-02-000	EA FLANGE-CLOSET, 4" X 3" - ABS - CANADIAN
7	116644-01-000	EA FLANGE-CLOSET, 4" X 3" - CANADIAN - SEALAND 345892
8	010115-01-000	EA COUPLING - 1 1/2" HUB X HUB, PLASTIC
9	010008-01-000	EA ELBOW - 90 DEGREE, 1/4 BEND - 1 1/2" HUB X HUB - PLASTIC - BLACK
10	010051-01-000	EA ELBOW - 45 DEGREE BEND, 1 1/2" SPIGOT AND HUB - PLASTIC - BLACK
11	079968-01-000	EA VENT-MECHANICAL TRAP ARM, ANTI-SIPHON - 2" DIA X 7.3" - PLASTIC
12	011091-02-000	EA PIPE-DRAIN, DOUBLE SINK - BAFFLE TEE - 1 1/2" - US
12	011091-03-000	EA PIPE-DRAIN, W/SEALS - DOUBLE SINK - EXTENDS 9" TO 16" - CANADIAN
13	107538-01-000	EA P TRAP-PLASTIC, 1 1/4" W/EXT ARM - US
13	011071-01-000	EA P TRAP-PLASTIC, 1 1/2" - CANADIAN
14	064546-01-000	EA TANK-HOLDING, 17 GALLON - 48" X 14.75" X 8.5"
15	061607-01-000	EA GROMMET-HOLDING TANK, 1 1/2" NPS
15	039861-01-000	EA SENDING UNIT-W/SCREW, WASHER, WELL NUT & TERMINAL RING
15	078406-01-000	EA COUPLER-RUBBER, W/CLAMPS - 3" X 3"
16	062422-01-000	EA ADAPTER-OFFSET REDUCER, 3" X 1 1/2" - PLASTIC - BLACK
17	033761-01-000	EA ELBOW-TURN, 1/4 BEND X 1.5" HUB X 1.5" SPIGOT - PLASTIC - BLACK
18	082696-01-000	EA VALVE-DUAL DUMP, W/CAP - 3" X 1 1/2" - PLASTIC - BLACK
19	010201-01-000	EA HOSE-SEWER, 3" ID X 8'
19	062416-01-000	EA ADAPTER-SEWER HOSE TO 3" PIPE
19	089330-01-000	EA ADAPTER-SEWER HOSE TO DUMP VALVE - PLASTIC - BLACK
19	062415-01-000	EA CAP-SEWER, 3" DIAMETER
19	062415-01-700	EA STRING SEWER CAP
19	062421-01-000	EA VALVE-DUMP, W/HANDLE - 1 1/2" - PLASTIC - BLACK
20	081185-01-000	EA TANK-HOLDING, 20 GALLON - 59.25" X 11.4" X 13.8"
20	061607-01-000	EA GROMMET-HOLDING TANK, 1 1/2" NPS
20	039861-01-000	EA SENDING UNIT-W/SCREW, WASHER, WELL NUT & TERMINAL RING
21	081149-01-000	EA TANK-HOLDING, 29 GALLON - 59.25" X 13.4" X 15.5"
21	061607-01-000	EA GROMMET-HOLDING TANK, 1 1/2" NPS
21	061607-02-000	EA GROMMET-HOLDING TANK, 3" NPS
21	039861-01-000	EA SENDING UNIT-W/SCREW, WASHER, WELL NUT & TERMINAL RING

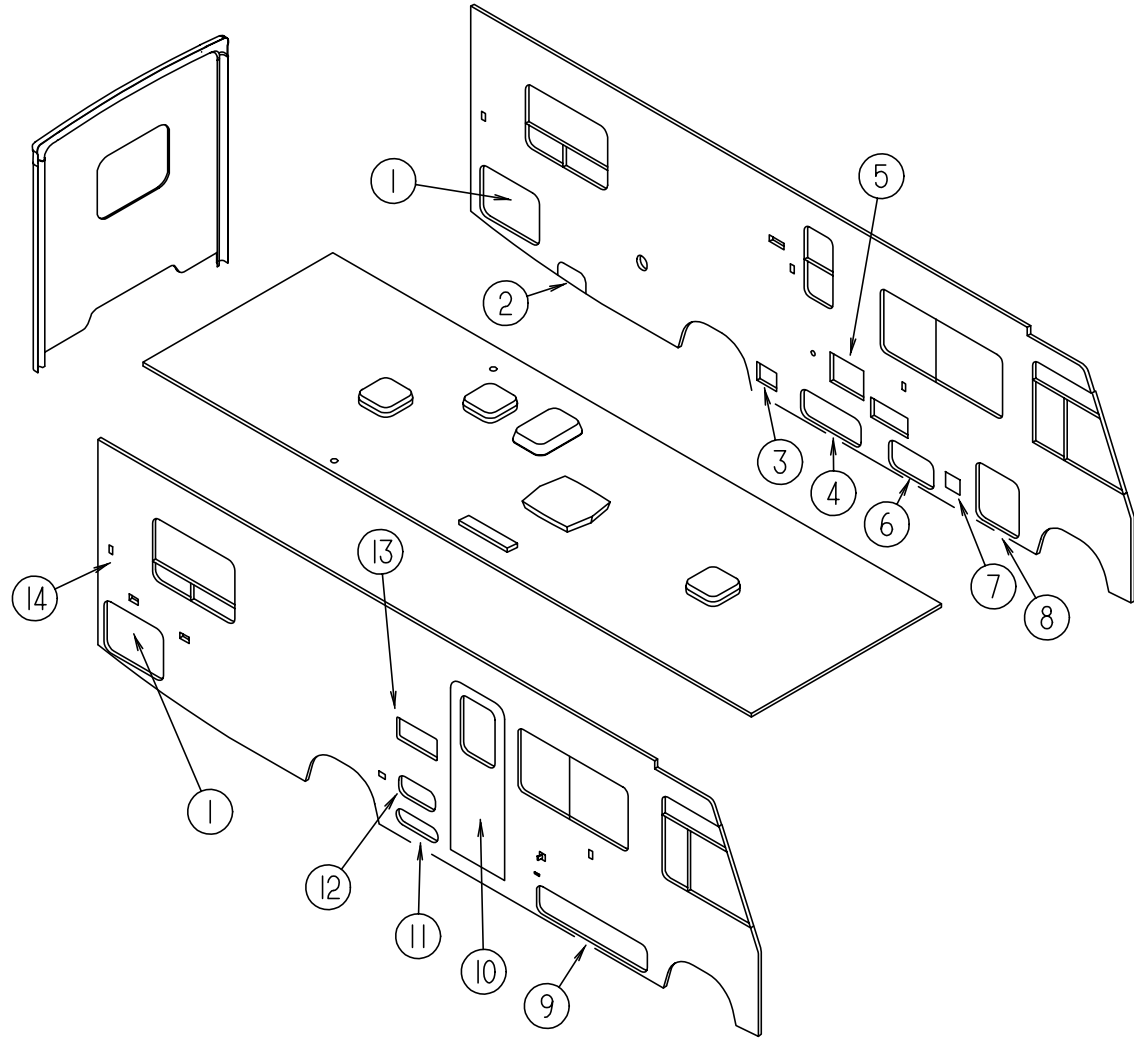
**WINDOW, VENT & EXTERIOR DOOR GROUP**  
**WINDOWS**



KEY	PART NUMBER	U/M DESCRIPTION
1	078528-06-E10	EA WINDOW-ESCAPE, BACKWALL - W/O INSIDE FRAME FROM: 00-00-00 THRU: 01-08-95
1	117053-02-F36	EA WINDOW-PICTURE, W/O INSIDE FRAME FROM: 01-09-95 THRU: 99-99-99
1	113502-01-01A	EA WINDOW-ESCAPE, BACKWALL - W/INSIDE FRAME - EXCEL DH153-G2W66 THERMOPANE WINDOW OPTION
2	113500-01-01A	EA WINDOW-TIPOUT, DOUBLE - W/INSIDE FRAME - EXCEL CH04-G2W59
2	112795-23-01A	EA WINDOW-HORIZONTAL SLIDER, W/INSIDE FRAME - EXCEL DC04-G2W66L THERMOPANE WINDOW OPTION
3	098644-07-01A	EA WINDOW-VERTICAL SLIDER, W/INSIDE FRAME - EXCEL H170-G2W66
3	112898-04-01A	EA WINDOW-VERTICAL SLIDER, W/INSIDE FRAME - EXCEL DC02-G2W66 THERMOPANE WINDOW OPTION
4	098647-22-01A	EA WINDOW-SLIDING, W/INSIDE FRAME - EXCEL H287-G2W66L
4	112795-15-01A	EA WINDOW-SLIDING, W/INSIDE FRAME - EXCEL DH287-G2W66L THERMOPANE WINDOW OPTION
5	103658-09-01A	EA WINDOW-CAB, W/INSIDE FRAME - DRIVER SIDE - EXCEL H373-ARL
5	113501-03-01A	EA WINDOW-CAB, DRIVER SIDE - W/INSIDE FRAME - EXCEL DH405-A2B66L THERMOPANE WINDOW OPTION
6	103658-10-01A	EA WINDOW-CAB, W/INSIDE FRAME - PASSENGER SIDE - EXCEL H373-ARR
6	113501-04-01A	EA WINDOW-CAB, W/INSIDE FRAME - PASSENGER SIDE - EXCEL DH405-A2B66R THERMOPANE WINDOW OPTION
7	098647-24-01A	EA WINDOW-SLIDING, W/INSIDE FRAME - EXCEL H415-G2W66R
7	112795-17-01A	EA WINDOW-SLIDING, W/INSIDE FRAME - EXCEL DC80-G2W66R THERMOPANE WINDOW OPTION
8	079733-15-F04	EA WINDOW-PICTURE, W/O INSIDE FRAME
8	113733-01-01A	EA WINDOW-PICTURE, W/INSIDE FRAME - EXCEL DH416-G2W66 THERMOPANE WINDOW OPTION
9	113500-01-01A	EA WINDOW-TIPOUT, DOUBLE - W/INSIDE FRAME - EXCEL CH04-G2W59
9	112795-21-01A	EA WINDOW-HORIZONTAL SLIDER, W/INSIDE FRAME - EXCEL DC04-G2W66R THERMOPANE WINDOW OPTION



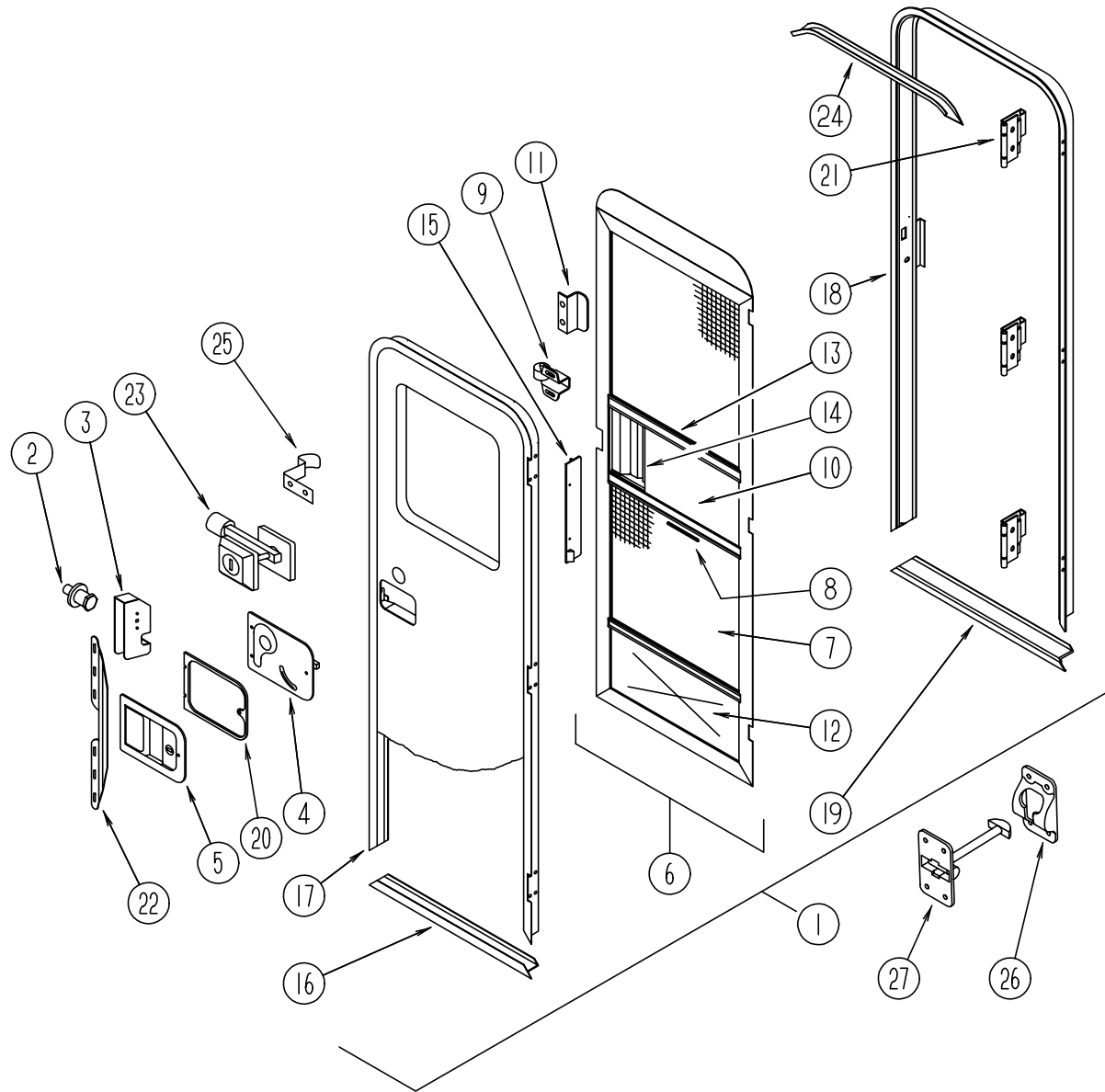
**WINDOW, VENT & EXTERIOR DOOR GROUP (CONTINUED)**  
**EXTERIOR DOORS**



KEY	PART NUMBER	U/M	DESCRIPTION
1	111013-36-E27	EA	DOOR-STORAGE, 741 MM X 551 MM - GRAY
1	111013-36-F24	EA	DOOR-STORAGE, 741 MM X 551 MM - BRIGHT WHITE
2	111012-02-E27	EA	DOOR-ACCESS, GRAY - SEWER VALVE DOOR
2	111012-02-F24	EA	DOOR-ACCESS, BRIGHT WHITE - SEWER VALVE DOOR
3	088794-05-000	EA	DOOR-POWER CORD, W/HATCH - GRAY
3	088794-06-000	EA	DOOR-POWER CORD, W/HATCH - BRIGHT WHITE
4	111018-01-E27	EA	DOOR-GENERATOR/STORAGE, GRAY
4	111018-01-F24	EA	DOOR-GENERATOR/STORAGE, BRIGHT WHITE
5	052009-05-000	EA	DOOR-WATER HEATER, GRAY - ATWOOD 5576-27
5	052009-06-000	EA	DOOR-WATER HEATER, BRIGHT WHITE - ATWOOD 5576-27
6	111013-04-E27	EA	DOOR-STORAGE, 22.1" X 11.6" - GRAY
6	111013-04-F24	EA	DOOR-STORAGE, 22.1" X 11.6" - BRIGHT WHITE
7	052423-06-000	EA	DOOR-ACCESS, 6.6" X 6.3" - PLASTIC - GRAY - SEWER HOSE DOOR
	052424-05-000	EA	JAMB-DOOR, 8" X 7.7" - PLASTIC - GRAY - SEWER HOSE DOOR
7	052423-07-000	EA	DOOR-ACCESS, 6.6" X 6.3" - PLASTIC - BRIGHT WHITE - SEWER HOSE DOOR
	052424-06-000	EA	JAMB-DOOR, 8" X 7.7" - PLASTIC - BRIGHT WHITE - SEWER HOSE DOOR
8	111013-02-E27	EA	DOOR-STORAGE, GRAY
8	111013-02-F24	EA	DOOR-STORAGE, BRIGHT WHITE
9	111013-14-E27	EA	DOOR-STORAGE, GRAY
9	111013-14-F24	EA	DOOR-STORAGE, BRIGHT WHITE
10	115108-01-F24	EA	DOOR-ENTRY W/SCREEN DOOR & JAMB - W/O WINDOW - GRAY (F24)
10	115108-01-F25	EA	DOOR-ENTRY W/SCREEN DOOR & JAMB - W/O WINDOW - GRAY (F25)
10	115108-01-F26	EA	DOOR-ENTRY W/SCREEN DOOR & JAMB - W/O WINDOW - GRAY (F26)
10	115108-01-FC4	EA	DOOR-ENTRY W/SCREEN DOOR & JAMB - W/O WINDOW - BRIGHT WHITE (F24)
10	115108-01-FC5	EA	DOOR-ENTRY W/SCREEN DOOR & JAMB - W/O WINDOW - BRIGHT WHITE (F25)
10	115108-01-FC6	EA	DOOR-ENTRY W/SCREEN DOOR & JAMB - W/O WINDOW - BRIGHT WHITE (F26)
10	115108-01-FC7	EA	DOOR-ENTRY W/SCREEN DOOR & JAMB - W/O WINDOW - BRIGHT WHITE (F27)
11	111009-01-E27	EA	DOOR-COMPARTMENT, LP - 16.9" X 5.4" - ALUMINUM - GRAY
11	111009-01-F24	EA	DOOR-COMPARTMENT, LP - 16.9" X 5.4" - ALUMINUM - BRIGHT WHITE
12	111017-01-E27	EA	DOOR-PATIO ENTERTAINMENT CENTER, 17.8" X 8.1" - GRAY
12	111017-01-F24	EA	DOOR-PATIO ENTERTAINMENT CENTER, 17.8" X 8.1" - BRIGHT WHITE
13	084103-07-000	EA	DOOR-REFRIGERATOR, VENTED - W/O JAMB - GRAY
13	084103-08-000	EA	DOOR-REFRIGERATOR, VENTED - W/O JAMB - BRIGHT WHITE
13	084104-07-000	EA	JAMB-DOOR, REFRIGERATOR - GRAY
13	084104-08-000	EA	JAMB-DOOR, REFRIGERATOR - BRIGHT WHITE
	084104-01-700	EA	LOCK-MALE, FASTENER - REFRIGERATOR DOOR
	084104-01-701	EA	LOCK-FEMALE, FASTENER - REFRIGERATOR DOOR
14	081240-13-000	EA	DOOR-WATER FILL, LOCKABLE W/O LOCK, 4" X 4 5/8" - GRAY
14	081240-16-000	EA	DOOR-WATER FILL, LOCKABLE W/O LOCK, 4" X 4 5/8" - BRIGHT WHITE

# WINDOW, VENT & EXTERIOR DOOR GROUP (CONTINUED)

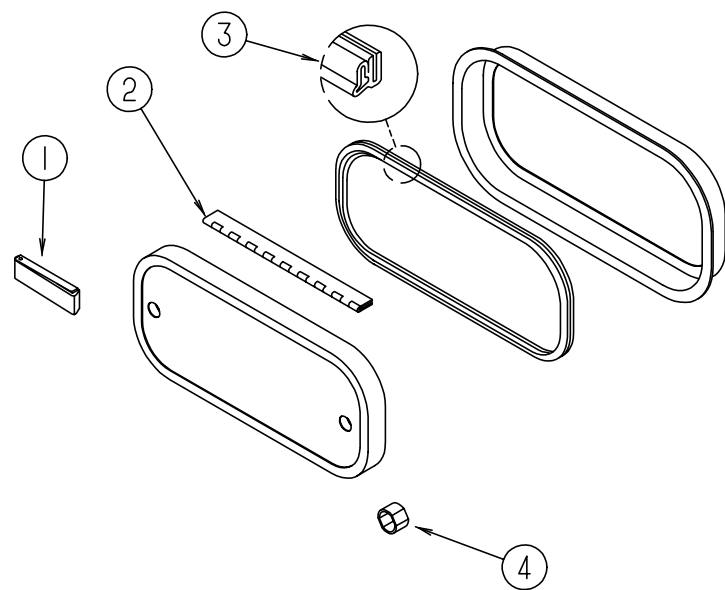
## ENTRY DOOR



KEY	PART NUMBER	U/M DESCRIPTION
2	039539-01-000	EA STRIKE-LOCK, ENTRY DOOR - ROUND W/THREADED WASHER
3	039540-01-000	EA LATCH MECHANISM-HOOK, ENTRY DOOR - INTERIOR
	039715-01-000	EA NUT-SERT, 1/4" DIAMETER - 20 THREADS
4	039979-04-000	EA COVER-INTERIOR LATCH, W/TRIP ARM - RIGHT - BLACK
	039984-01-000	EA CAP-ROUND, VINYL - .28" ID X .62" LONG - BLACK
	041546-05-000	EA BRACKET-DOOR ANGLE, 5" X 1.9" - OFF WHITE - METAL
5	045017-11-000	EA LATCH-ENTRY DOOR, MECHANISM W/LOCK & KEY - BLACK
	045017-11-701	EA KEY BLANK
	063729-04-000	EA RIVNUT, 10-32 UNF - .010-.080
	058806-03-000	EA PLUG-TAPERED, PLASTIC - 1.06" DIAMETER - RED
	075671-04-000	FT SEAL-SPONGE, LAZY T SHAPE - W/ADHESIVE STRIPE - .5" WIDE
6	079012-09-F15	EA DOOR-SCREEN, OFF WHITE
		FROM: 00-00-00 THRU: 09-18-94
6	079012-09-F24	EA DOOR-SCREEN, BRIGHT WHITE
		FROM: 09-19-94 THRU: 99-99-99
7	002293-02-000	SF SCREENING-WINDOW/DOOR, 26" - CHARCOAL
8	002294-01-000	FT SPLINE-SCREENING, .135" X .138" - BLACK
9	109403-01-000	EA CATCH-ASM-SINGLE ROLLER
10	016454-01-000	EA INSERT-CENTER, LEATHER GRAIN ALUMINUM - UNPAINTED
10	001014-01-013	EA INSERT-CENTER, 10.25" X 16.31" - UNPAINTED
11	050712-04-000	EA HANDLE-SCREEN DOOR, ALUMINUM - OFF WHITE
11	050712-06-000	EA HANDLE-SCREEN DOOR, ALUMINUM - BRIGHT WHITE
12	078552-03-000	EA KICK PANEL-SCREEN DOOR, LOWER INSERT - UNPAINTED
	078595-01-000	EA TOP PLATE-SCREEN DOOR, CURVED TOP - 4.7" X 25.35"
13	078777-01-000	EA CHANNEL-SLIDE, SCREEN DOOR CENTER SLIDER COVER
14	079086-02-000	EA SLIDER-SCREEN DOOR, OFF WHITE
14	079086-03-000	EA SLIDER-SCREEN DOOR, BRIGHT WHITE
15	079087-02-000	EA STRIKE-SLIDER, W/LIP FOR ELBOW CATCH - 1.5" X 8.6" - OFF WHITE
15	079087-03-000	EA STRIKE-SLIDER, W/LIP FOR ELBOW CATCH - 1.5" X 8.6" - BRIGHT WHITE
	081914-01-000	EA BUMPER-RUBBER, ROUND - .43" DIAMETER - BLACK
	104692-01-000	FT SEAL - 3/4" X 3/4", ADHESIVE BACK
16	089748-07-000	EA FRAME-BOTTOM, ENTRY DOOR - 24.8" LONG - GRAY
16	089748-21-000	EA FRAME-BOTTOM, ENTRY DOOR - 24.8" LONG - BRIGHT WHITE
17	095276-07-02A	EA FRAME-ENTRY DOOR, W/O BOTTOM - GRAY
17	095276-07-03A	EA FRAME-ENTRY DOOR, W/O BOTTOM - BRIGHT WHITE
18	095277-08-02A	EA JAMB-ENTRY DOOR, W/BOTTOM - GRAY
		FROM: 00-00-00 THRU: 08-07-94
18	095277-08-03A	EA JAMB-ENTRY DOOR, W/BOTTOM - BRIGHT WHITE
		FROM: 08-08-94 THRU: 10-23-94
18	095277-09-02A	EA JAMB-ENTRY DOOR, W/BOTTOM - BRIGHT WHITE
		FROM: 10-24-94 THRU: 99-99-99
19	051049-01-000	EA JAMB-BOTTOM, ENTRY DOOR - 25.9" - UNPAINTED
20	096810-01-01A	EA PLATE-LATCH, ENTRY DOOR - PLASTIC - BLACK
21	106719-01-01A	EA HINGE-ENTRY DOOR, UNPAINTED
22	098173-01-04A	EA STIFFENER-ENTRY DOOR, SUPPORTS LATCH/STRIKE AREA - UNPAINTED
	100128-02-000	FT SEAL-FOAM, ADHESIVE BACK - .37" WIDE X .37" THICK - SCREEN DOOR
23	101145-01-01A	EA DEADBOLT-ENTRY DOOR, W/2 KEYS W/O BACK SET BOLT OR SCREWS
	095229-01-700	EA KEY BLANK FOR DEADBOLT
	101147-01-000	EA BOLT-SECURITY, 4.12" BACKSET
	102524-01-000	EA BUMPER-RUBBER, FLAT - BLACK
24	044582-31-000	EA CAP-DRIP, ENTRY DOOR - JAMB MOUNTED - ALUMINUM - GRAY
24	044582-44-000	EA CAP-DRIP, ENTRY DOOR - JAMB MOUNTED - ALUMINUM - BRIGHT WHITE
	115222-01-01A	EA GARNISH-RADIUS, ENTRY DOOR - OFF WHITE
	077461-03-000	EA COVER-STRIKE, ENTRY DOOR - 6.5" X 2.5" - PLASTIC - WHITE
	091876-01-000	EA RETAINER-DOOR, 1.9" X .8" - METAL
25	100412-01-000	EA CATCH-SCREEN DOOR, THUMB CLIP W/BLACK PLASTIC CAP
26	104099-02-02A	EA CATCH-DOOR HOLDER, RETAINER - OFF WHITE
26	104099-02-04A	EA CATCH-DOOR HOLDER, RETAINER - BRIGHT WHITE
27	104099-01-02A	EA CATCH-DOOR HOLDER, STRIKE - OFF WHITE
27	104099-01-04A	EA CATCH-DOOR HOLDER, STRIKE - BRIGHT WHITE
	009126-02-000	EA HANDLE-ASSIST, ENTRY DOOR - BLACK

KEY	PART NUMBER	U/M DESCRIPTION
1	115108-01-F24	EA DOOR-ENTRY W/SCREEN DOOR & JAMB - W/O WINDOW - GRAY (F24) FROM: 00-00-00 THRU: 08-07-94
1	115108-01-F25	EA DOOR-ENTRY W/SCREEN DOOR & JAMB - W/O WINDOW - GRAY (F25) FROM: 00-00-00 THRU: 08-07-94
1	115108-01-F26	EA DOOR-ENTRY W/SCREEN DOOR & JAMB - W/O WINDOW - GRAY (F26) FROM: 00-00-00 THRU: 08-07-94
1	115108-01-FC4	EA DOOR-ENTRY W/SCREEN DOOR & JAMB - W/O WINDOW - BRIGHT WHT (F24/F27) FROM: 08-08-94 THRU: 10-23-94
1	115108-01-FC5	EA DOOR-ENTRY W/SCREEN DOOR & JAMB - W/O WINDOW - BRIGHT WHITE (F25) FROM: 08-08-94 THRU: 10-23-94
1	115108-01-FC6	EA DOOR-ENTRY W/SCREEN DOOR & JAMB - W/O WINDOW - BRIGHT WHITE (F26) FROM: 08-08-94 THRU: 10-23-94
1	115108-05-F24	EA DOOR-ENTRY W/SCREEN DOOR & JAMB - W/O WINDOW - BRIGHT WHT (F24/F27) FROM: 10-24-94 THRU: 99-99-99
1	115108-05-F25	EA DOOR-ENTRY W/SCREEN DOOR & JAMB - W/O WINDOW - BRIGHT WHITE (F25) FROM: 10-24-94 THRU: 99-99-99
1	115108-05-F26	EA DOOR-ENTRY W/SCREEN DOOR & JAMB - W/O WINDOW - BRIGHT WHITE (F26) FROM: 10-24-94 THRU: 99-99-99

**WINDOW, VENT & EXTERIOR DOOR GROUP (CONTINUED)**

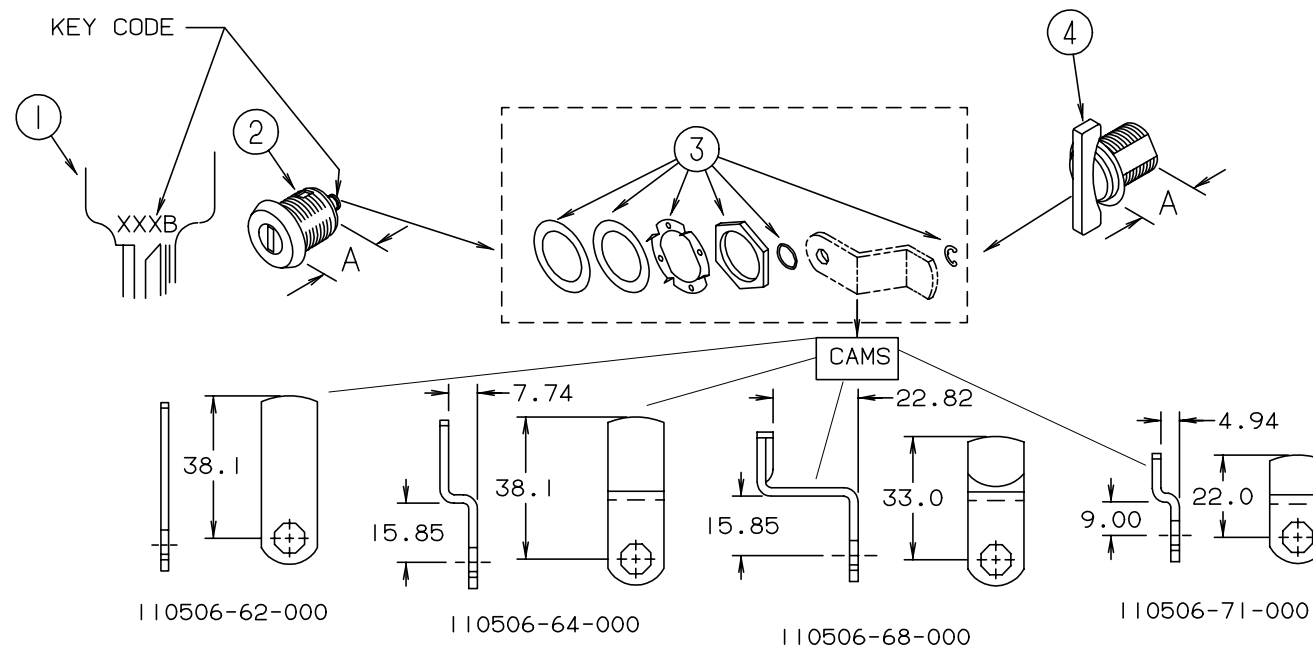


**EXTERIOR DOOR COMPONENTS & HOLDER**

KEY	PART NUMBER	U/M DESCRIPTION
1	102768-01-000	EA HOLDER-COMPARTMENT/ENTRY DOOR, METAL - MILL FINISH
2	081801-05-000	EA HINGE - 2" X 96", GRAY
2	081801-V3-000	EA HINGE - 2" X 96", BRIGHT WHITE
2	034007-98-000	EA HINGE-PIANO, 1.5" X 96" - ALUMINUM - GRAY
2	034007-B3-000	EA HINGE-PIANO, 1.5" X 96" - ALUMINUM - BRIGHT WHITE
2	009065-01-000	EA HINGE-PIANO, 1.5" X 96" - ALUMINUM - UNPAINTED
3	064075-07-000	FT SEAL-BULB, W/WIRED U CHANNEL - .3" X .5" CHANNEL - BLACK
4	107997-51-001	EA SPACER - .86" X .6", ALUMINUM
	081914-01-000	EA BUMPER-RUBBER, ROUND - .43" DIAMETER - BLACK
	104692-01-000	FT SEAL - 3/4" X 3/4", ADHESIVE BACK
	079368-01-000	FT SEAL-BULB, W/WIRED U CHANNEL - .37" X .57" CHANNEL - BLACK W/ADHESIVE, VENTED BULB SECTION & BULB LIP
	116424-01-000	EA PROTECTOR-WATER HEATER LATCH - ATWOOD 92611

**WINDOW, VENT & EXTERIOR DOOR GROUP (CONTINUED)**

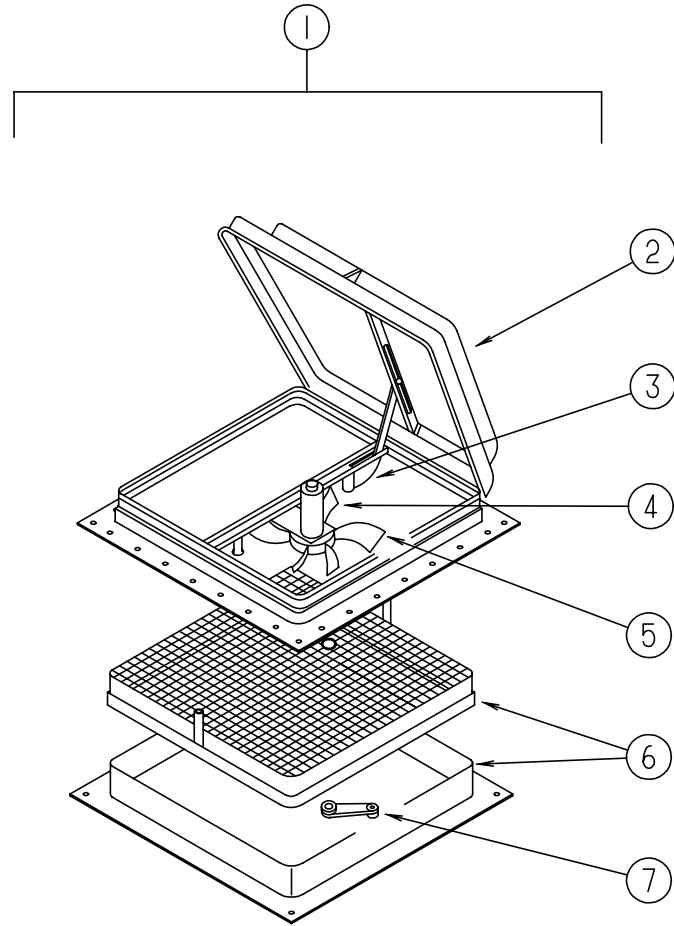
NOTE:  
WHEN ORDERING THE LOCK CASE, THE KEY CODE MUST MATCH THE LAST DIGIT OF THE VEHICLE'S SERIAL NUMBER AND PART NUMBER; WHEN ORDERING THE KEYS, THE THIRD DIGIT OF THE KEY CODE MUST MATCH THE LAST DIGIT OF THE VEHICLE'S SERIAL NUMBER AND PART NUMBER



**BRIGGS & STRATTON LOCKS & COMPONENTS**

KEY	PART NUMBER	U/M DESCRIPTION
1	110506-59-000	EA KEYS-SET OF 2, 596720 (SERIAL # ENDS IN 0)
2	110506-52-000	EA CASE-LOCK, A=17MM 702370 (KEY CODE #0)
2	110506-53-000	EA CASE-LOCK, A=25MM 702380 (KEY CODE #0)
1	110506-59-001	EA KEYS-SET OF 2, 596721 (SERIAL # ENDS IN 1)
2	110506-52-001	EA CASE-LOCK, A=17MM 702371 (KEY CODE #1)
2	110506-53-001	EA CASE-LOCK, A=25MM 702381 (KEY CODE #1)
1	110506-59-002	EA KEYS-SET OF 2, 596722 (SERIAL # ENDS IN 2)
2	110506-52-002	EA CASE-LOCK, A=17MM 702372 (KEY CODE #2)
2	110506-53-002	EA CASE-LOCK, A=25MM 702382 (KEY CODE #2)
1	110506-59-003	EA KEYS-SET OF 2, 596723 (SERIAL # ENDS IN 3)
2	110506-52-003	EA CASE-LOCK, A=17MM 702373 (KEY CODE #3)
2	110506-53-003	EA CASE-LOCK, A=25MM 702383 (KEY CODE #3)
1	110506-59-004	EA KEYS-SET OF 2, 596724 (SERIAL # ENDS IN 4)
2	110506-52-004	EA CASE-LOCK, A=17MM 702374 (KEY CODE #4)
2	110506-53-004	EA CASE-LOCK, A=25MM 702384 (KEY CODE #4)
1	110506-59-005	EA KEYS-SET OF 2, 596725 (SERIAL # ENDS IN 5)
2	110506-52-005	EA CASE-LOCK, A=17MM 702375 (KEY CODE #5)
2	110506-53-005	EA CASE-LOCK, A=25MM 702385 (KEY CODE #5)
1	110506-59-006	EA KEYS-SET OF 2, 596726 (SERIAL # ENDS IN 6)
2	110506-52-006	EA CASE-LOCK, A=17MM 702376 (KEY CODE #6)
2	110506-53-006	EA CASE-LOCK, A=25MM 702386 (KEY CODE #6)
1	110506-59-007	EA KEYS-SET OF 2, 596727 (SERIAL # ENDS IN 7)
2	110506-52-007	EA CASE-LOCK, A=17MM 702377 (KEY CODE #7)
2	110506-53-007	EA CASE-LOCK, A=25MM 702387 (KEY CODE #7)
1	110506-59-008	EA KEYS-SET OF 2, 596728 (SERIAL # ENDS IN 8)
2	110506-52-008	EA CASE-LOCK, A=17MM 702378 (KEY CODE #8)
2	110506-53-008	EA CASE-LOCK, A=25MM 702388 (KEY CODE #8)
1	110506-59-009	EA KEYS-SET OF 2, 596729 (SERIAL # ENDS IN 9)
2	110506-52-009	EA CASE-LOCK, A=17MM 702379 (KEY CODE #9)
2	110506-53-009	EA CASE-LOCK, A=25MM 702389 (KEY CODE #9)
3	110506-40-700	EA HARDWARE KIT-LOCK, W/GASKET, NUT, CLIP & WASHERS
	110506-59-701	EA KEY BLANK
4	110506-50-000	EA CASE-TWIST LOCK, A=17MM 596932
4	110506-51-000	EA CASE-TWIST LOCK, A=25MM 596669

**WINDOW, VENT & EXTERIOR DOOR GROUP (CONTINUED)**



**POWERED ROOF VENT - JENSEN - CANADIAN**

KEY	PART NUMBER	U/M DESCRIPTION
1	110051-05-01A	EA VENT-ROOF, POWERED - 2" ROOF - CSA - JENSEN C7757 WHE
2	064470-01-700	EA COVER-ROOF VENT, JENSEN 7291
3	110051-01-702	EA LIFT ASM-VENT LID W/O CRANK, JENSEN RP-1000B
4	048648-01-000	EA MOTOR-ROOF VENT, 1/8 SHAFT - 12V
5	048649-01-000	EA FAN-ROOF VENT, 6 BLADES - 6"
6	110051-01-700	EA GARNISH W/SCREEN & FRAME - 2", JENSEN 29-800-02
7	110051-01-703	EA CRANK HANDLE-ROOF VENT, JENSEN RP-1031-B

**WINDOW, VENT & EXTERIOR DOOR GROUP (CONTINUED)**  
**POWERED ROOF VENT**

KEY	PART NUMBER	U/M DESCRIPTION
	110051-03-01A	EA VENT-ROOF, POWERED - 2" ROOF - JENSEN 7757 WHE
	048648-01-000	EA MOTOR-ROOF VENT, 1/8 SHAFT - 12V - JENSEN
	048649-01-000	EA FAN-ROOF VENT, 6 BLADES - 6" - JENSEN
	064470-01-700	EA COVER-ROOF VENT, JENSEN 7291
	110051-01-700	EA GARNISH W/SCREEN & FRAME - 2", JENSEN 29-800-02
	110051-01-702	EA LIFT ASM-VENT LID W/O CRANK, JENSEN RP-1000B
	110051-01-703	EA CRANK, JENSEN RP-1031-B

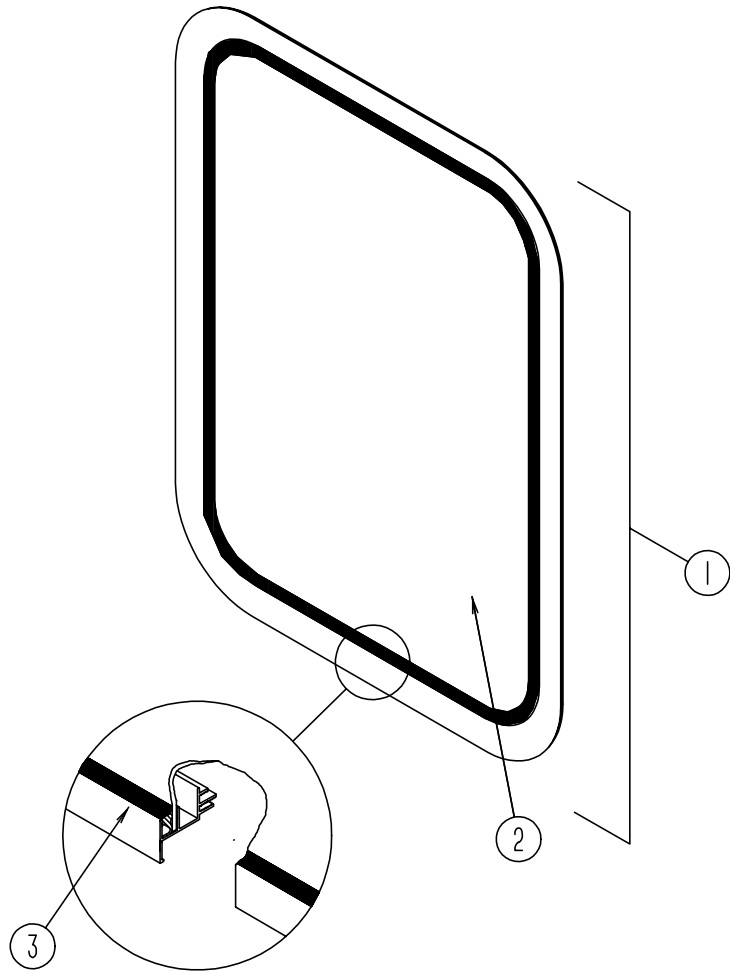
**NONPOWERED ROOF VENT**

KEY	PART NUMBER	U/M DESCRIPTION
	110051-01-01A	EA VENT-ROOF, NONPOWERED - 2" ROOF - JENSEN 7724 WHE
	064470-01-700	EA COVER-ROOF VENT, JENSEN 7291
	110051-01-700	EA GARNISH W/SCREEN & FRAME - 2", JENSEN 29-800-02
	110051-01-702	EA LIFT ASM-VENT LID W/O CRANK, JENSEN RP-1000B
	110051-01-703	EA CRANK, JENSEN RP-1031-B

**VENTS, SHROUDS & ROOF COVERS**

KEY	PART NUMBER	U/M DESCRIPTION
	083558-05-000	EA VENT-PLUMBING PIPE ROOF W/COVER - GRAY
	083558-03-000	EA VENT-PLUMBING PIPE ROOF W/COVER - OFF WHITE
	084616-05-000	EA SHROUD-RANGE HOOD VENT, PLASTIC - GRAY
	084616-07-000	EA SHROUD-RANGE HOOD VENT, PLASTIC - BRIGHT WHITE
	084878-09-000	EA VENT-RANGE HOOD, SHORT - LVS
	084073-06-000	EA COVER-ROOF VENT, REFRIGERATOR - GRAY - NORCOLD
	084073-07-000	EA COVER-ROOF VENT, REFRIGERATOR - BRIGHT WHITE - NORCOLD
	084073-04-000	EA BASE-ROOF VENT, REFRIGERATOR - BLACK - NORCOLD
	105028-01-000	EA FLASHING ASM-VENT, REFRIGERATOR

**WINDOW, VENT & EXTERIOR DOOR GROUP (CONTINUED)**



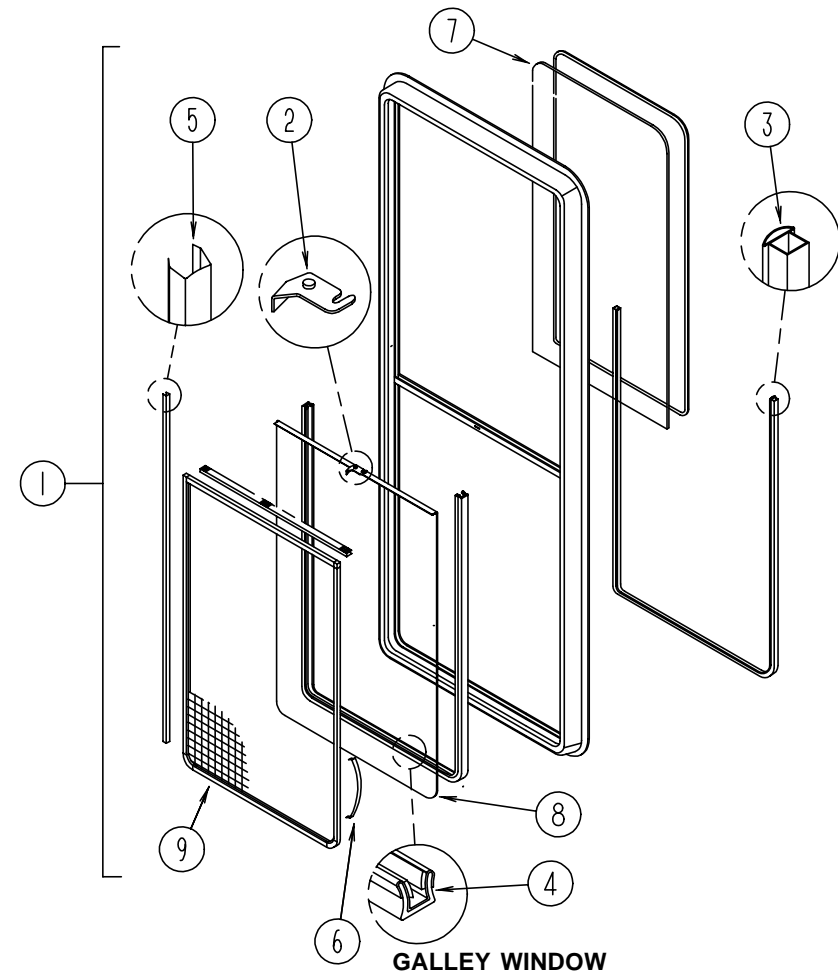
**ENTRANCE DOOR WINDOW**

KEY	PART NUMBER	U/M DESCRIPTION
	067609-38-000	EA FRAME-WINDOW, INSIDE - ENTRY DOOR - OFF WHITE FROM: 00-00-00 THRU: 09-18-95
	067609-39-000	EA FRAME-WINDOW, INSIDE - ENTRY DOOR - BRIGHT WHITE FROM: 09-19-94 THRU: 12-18-94
	117054-02-02A	EA FRAME-WINDOW, INSIDE - ENTRY DOOR - BRIGHT WHITE FROM: 12-19-94 THRU: 99-99-99
1	079733-15-F04	EA WINDOW-PICTURE, W/O INSIDE FRAME FROM: 00-00-00 THRU: 12-18-95
1	117053-02-F36	EA WINDOW-PICTURE, W/O INSIDE FRAME FROM: 12-19-95 THRU: 99-99-99
2	002181-22-000	EA GLASS-PICTURE WINDOW, 687.4 MM X 449.4 MM FROM: 00-00-00 THRU: 12-18-95
2	002181-25-000	EA GLASS-PICTURE WINDOW, 655 MM X 417 MM FROM: 12-19-95 THRU: 99-99-99
3	087561-01-000	FT SEAL-GLASS, EXTERIOR - .5" WIDE - VINYL - BLACK

**ENTRANCE DOOR WINDOW - THERMOPANE WINDOW OPTION**

KEY	PART NUMBER	U/M DESCRIPTION
	113733-01-01A	EA WINDOW ASM-PICTURE, W/INSIDE FRAME - EXCEL DH416-G2W66
	113733-01-700	EA WINDOW-PICTURE, W/O INSIDE FRAME - EXCEL DH416-G2
	113733-01-701	EA FRAME-WINDOW, INSIDE - ENTRY DOOR - EXCEL W41666
	113733-01-702	EA GLASS-STATIONARY - EXCEL 390-019187

**WINDOW, VENT & EXTERIOR DOOR GROUP (CONTINUED)**



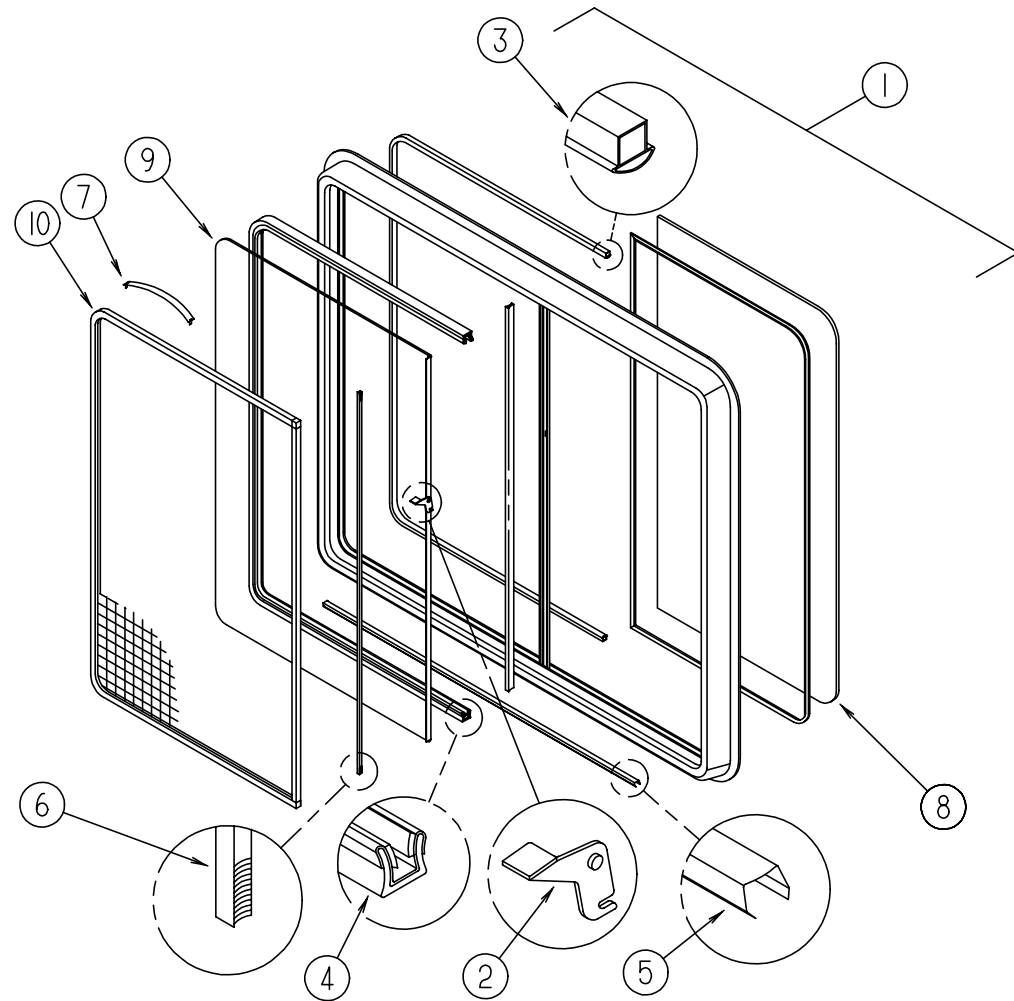
**GALLEY WINDOW**

KEY	PART NUMBER	U/M DESCRIPTION
	098644-07-01A	EA WINDOW-VERTICAL SLIDER, W/OFF WHITE INSIDE FRAME - EXCEL H170-G2W66
	098644-07-701	EA FRAME-WINDOW, INSIDE - OFF WHITE - EXCEL CW0266
1	098644-07-700	EA WINDOW-VERTICAL SLIDER, W/O INSIDE FRAME - EXCEL H170-G2
2	098644-01-700	EA LATCH-REPAIR KIT, EXCEL B801-CK
3	098644-01-706	FT WEATHERSTRIP, EXCEL 171-010668
4	098644-01-708	FT CHANNEL-PIERCED RUN, EXCEL 122-016543
5	098644-01-710	FT TRACK-SCREEN SPACER, 12' LENGTH - EXCEL M401-31
	098644-01-711	FT WEATHERSTRIP-SCREEN, BLACK - EXCEL 171-016965
6	098644-01-713	EA SPRING-SCREEN FRAME (CLIP), PLASTIC - BLACK
	098644-01-705	FT GLAZING STRIP, EXCEL 132-010723
	098644-01-716	FT PLUG-FILLER, EXCEL 132-014470
	098644-01-717	FT SPLINE-SCREEN MFG, EXCEL 132-004716
7	098644-07-702	EA GLASS-STATIONARY - EXCEL 106-015777
8	098644-07-703	EA GLASS-SLIDING, W/SASH & LATCH - EXCEL 410-018863
9	098644-07-704	EA SCREEN W/SPRING & WEATHERSTRIP - EXCEL 410-018863

**GALLEY WINDOW - THERMOPANE WINDOW OPTION**

KEY	PART NUMBER	U/M DESCRIPTION
	112898-04-01A	EA WINDOW-VERTICAL SLIDER, W/OFF WHITE INSIDE FRAME - EXCEL DC02-G2W66
	098644-07-701	EA FRAME-WINDOW, INSIDE - OFF WHITE - EXCEL CW0266
	112898-04-700	EA WINDOW-VERTICAL SLIDER, W/O INSIDE FRAME - EXCEL DC02-G2
	112898-04-701	EA GLASS-STATIONARY - EXCEL 390-019130
	112898-04-702	EA GLASS-SLIDING, W/SASH & LATCH - EXCEL DC02-G9
	098644-07-704	EA SCREEN W/SPRING & WEATHERSTRIP - EXCEL 410-018863

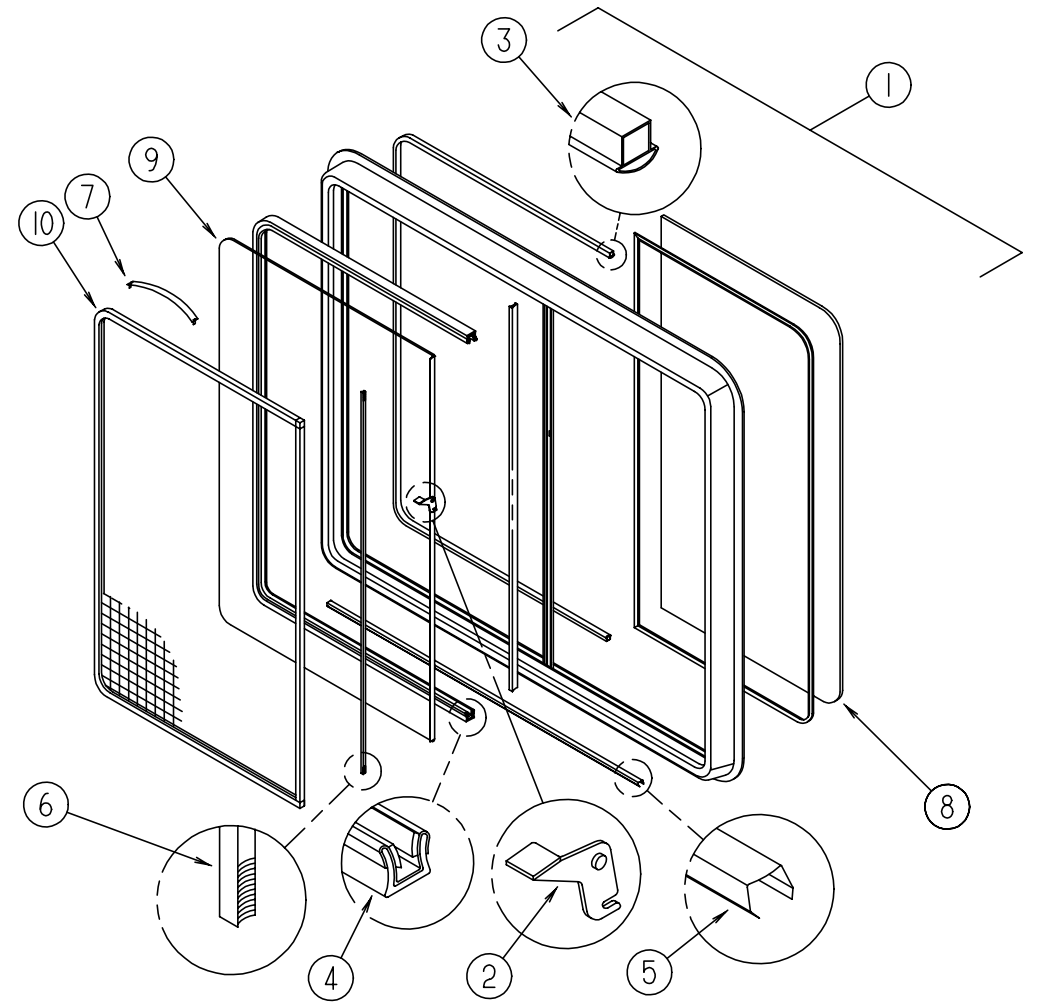
**WINDOW, VENT & EXTERIOR DOOR GROUP (CONTINUED)**



**DINETTE OR COUCH SINGLE SLIDING WINDOW - DRIVERS SIDE**

KEY	PART NUMBER	U/M	DESCRIPTION
	098647-22-01A	EA	WINDOW-HORIZONTAL SLIDER, W/OFF WHITE INSIDE FRAME EXCEL H287-G2W66L
	098647-23-702	EA	FRAME-INSIDE, OFF WHITE - EXCEL W28766
1	098647-22-700	EA	WINDOW-HORIZONTAL SLIDER, W/O INSIDE FRAME - EXCEL H287-G2L
2	098644-01-700	EA	LATCH-REPAIR KIT, EXCEL B801-CK
3	098644-01-706	FT	WEATHERSTRIP, EXCEL 171-010668
4	098644-01-708	FT	CHANNEL-PIERCED RUN, EXCEL 122-016543
5	098644-01-710	FT	TRACK-SCREEN SPACER, 12' LENGTH - EXCEL M401-31
6	098644-01-711	FT	WEATHERSTRIP-SCREEN BLACK - EXCEL 171-016965
7	098644-01-713	EA	SPRING-SCREEN FRAME (CLIP), PLASTIC - BLACK - EXCEL 226-016966
	098644-01-705	FT	GLAZING STRIP, EXCEL 132-010723
	098644-01-716	FT	PLUG-FILLER, EXCEL 132-014470
	098644-01-717	FT	SPLINE-SCREEN, EXCEL 132-004716
8	098647-23-703	EA	GLASS-STATIONARY - EXCEL 106-017622
9	098647-23-700	EA	GLASS-SLIDING, W/SASH & LATCH - EXCEL H287-G9
10	098647-23-704	EA	SCREEN W/SPRING & WEATHERSTRIP - EXCEL 410-019066

**WINDOW, VENT & EXTERIOR DOOR GROUP (CONTINUED)**



**SWIVEL CHAIRS OR COUCH SINGLE SLIDING WINDOW - PASSENGERS SIDE**

KEY	PART NUMBER	U/M	DESCRIPTION
	098647-24-01A	EA	WINDOW-HORIZONTAL SLIDER, W/OFF WHITE INSIDE FRAME EXCEL H415-G2W66R
	098647-36-701	EA	FRAME-INSIDE, OFF WHITE - EXCEL CW8066
1	098647-24-700	EA	WINDOW-HORIZONTAL SLIDER, W/O INSIDE FRAME - EXCEL H415-G2R
2	098644-01-700	EA	LATCH-REPAIR KIT, EXCEL B801-CK
3	098644-01-706	FT	WEATHERSTRIP, EXCEL 171-010668
4	098644-01-708	FT	CHANNEL-PIERCED RUN, EXCEL 122-016543
5	098644-01-710	FT	TRACK-SCREEN SPACER, 12' LENGTH - EXCEL M401-31
6	098644-01-711	FT	WEATHERSTRIP-SCREEN BLACK - EXCEL 171-016965
7	098644-01-713	EA	SPRING-SCREEN FRAME (CLIP), PLASTIC - BLACK - EXCEL 226-016966
	098644-01-705	FT	GLAZING STRIP, EXCEL 132-010723
	098644-01-716	FT	PLUG-FILLER, EXCEL 132-014470
	098644-01-717	FT	SPLINE-SCREEN, EXCEL 132-004716
8	098647-35-701	EA	GLASS-STATIONARY - EXCEL 106-019119
9	098647-35-702	EA	GLASS-SLIDING, W/SASH & LATCH - EXCELH279-G9
10	098647-36-704	EA	SCREEN W/SPRING & WEATHERSTRIP - EXCEL 410-017550

**WINDOW, VENT & EXTERIOR DOOR GROUP (CONTINUED)**

DINETTE OR COUCH SINGLE SLIDING WINDOW - DRIVERS SIDE - THERMOPANE WINDOW OPTION

KEY	PART NUMBER	U/M DESCRIPTION
	112795-15-01A	EA WINDOW-HORIZONTAL SLIDER, W/OFF WHITE INSIDE FRAME EXCEL DH287-G2W66
	098647-23-702	EA FRAME-INSIDE, OFF WHITE - EXCEL W28766
	112795-15-700	EA WINDOW-HORIZONTAL SLIDER, W/O INSIDE FRAME - EXCEL DH287-G2L
	112795-01-700	EA LATCH ASM-BLACK - EXCEL DH287-CK
	112795-01-701	FT SLIDE-STOP - EXCEL 132-019092
	112795-01-702	FT FILLER PLUG - EXCEL 122-018737
	112795-01-703	FT RUN CHANNEL - EXCEL 122-018736
	112795-01-704	FT VINYL-GLAZING - EXCEL 132-018280
	112795-15-701	EA GLASS-STATIONARY - EXCEL 390-019045
	112795-15-702	EA GLASS-SLIDING, W/SASH & LATCH - EXCEL DH287-G9
	098647-23-704	EA SCREEN W/SPRING & WEATHERSTRIP - EXCEL 410-019066

**WINDOW, VENT & EXTERIOR DOOR GROUP (CONTINUED)**

CAB WINDOW - DRIVER SIDE

KEY	PART NUMBER	U/M DESCRIPTION
	103658-09-01A	EA WINDOW-CAB, SINGLE SLIDER - W/INSIDE FRAME - EXCEL H405-A2B66L
	103658-09-702	EA FRAME-WINDOW, INSIDE - EXCEL H37366L & H37376L
	103658-09-701	EA WINDOW-SINGLE SLIDER, W/O INSIDE FRAME - EXCEL H405-A2L
	098644-01-700	EA LATCH-REPAIR KIT, EXCEL B801-CK
	098644-01-705	FT GLAZING STRIP, EXCEL 132-010723
	098644-01-706	FT WEATHERSTRIP, EXCEL 171-010668
	098644-01-708	FT CHANNEL-PIERCED RUN, EXCEL 122-016543
	098644-01-710	FT TRACK-SCREEN SPACER, 12' LENGTH - EXCEL M401-31
	098644-01-711	FT WEATHERSTRIP-SCREEN BLACK - EXCEL 171-016965
	098644-01-713	EA SPRING-SCREEN FRAME (CLIP), PLASTIC - BLACK - EXCEL 226-016966
	098644-01-716	FT PLUG-FILLER, EXCEL 132-014470
	098644-01-717	FT SPLINE-SCREEN, EXCEL 132-004716
	103658-09-700	EA GLASS-STATIONARY - EXCEL 106-018971
	103658-09-704	EA GLASS-SLIDING, W/SASH & LATCH - EXCEL H405-A9L
	103658-09-705	EA SCREEN W/SPRING & WEATHERSTRIP - EXCEL410-018973L

**CAB WINDOW - DRIVER SIDE - THERMOPANE WINDOW OPTION**

KEY	PART NUMBER	U/M DESCRIPTION
	113501-03-01A	EA WINDOW-CAB, SINGLE SLIDER - W/INSIDE FRAME - EXCEL DH405-A2B66
	103658-09-702	EA FRAME-WINDOW, INSIDE - EXCEL H37366L & H37376L
	113501-03-700	EA WINDOW-SINGLE SLIDER, W/O INSIDE FRAME - EXCEL DH405-A2L
	113501-03-701	EA GLASS-STATIONARY - EXCEL 390-019397L
	113501-03-702	EA GLASS-SLIDING, W/SASH & LATCH - EXCEL DH405-A9L
	103658-09-705	EA SCREEN W/SPRING & WEATHERSTRIP - EXCEL 410-018973L

**CAB WINDOW - PASSENGER SIDE**

KEY	PART NUMBER	U/M DESCRIPTION
	103658-10-01A	EA WINDOW-CAB, SINGLE SLIDER - W/INSIDE FRAME - EXCEL H405-A2B66R
	098647-10-701	EA FRAME-WINDOW, INSIDE - EXCEL H37366R & H37376R
	103658-10-700	EA WINDOW-SINGLE SLIDER, W/O INSIDE FRAME - EXCEL H405-A2R
	098644-01-700	EA LATCH-REPAIR KIT, EXCEL B801-CK
	098644-01-705	FT GLAZING STRIP, EXCEL 132-010723
	098644-01-706	FT WEATHERSTRIP, EXCEL 171-010668
	098644-01-708	FT CHANNEL-PIERCED RUN, EXCEL 122-016543
	098644-01-710	FT TRACK-SCREEN SPACER, 12' LENGTH - EXCEL M401-31
	098644-01-711	FT WEATHERSTRIP-SCREEN BLACK - EXCEL 171-016965
	098644-01-713	EA SPRING-SCREEN FRAME (CLIP), PLASTIC - BLACK - EXCEL 226-016966
	098644-01-716	FT PLUG-FILLER, EXCEL 132-014470
	098644-01-717	FT SPLINE-SCREEN, EXCEL 132-004716
	103658-09-700	EA GLASS-STATIONARY - EXCEL 106-018971
	103658-10-703	EA GLASS-SLIDING, W/SASH & LATCH - EXCEL H405-A9R
	103658-10-704	EA SCREEN W/SPRING & WEATHERSTRIP - EXCEL 410-018973R

**CAB WINDOW - PASSENGER SIDE - THERMOPANE WINDOW OPTION**

KEY	PART NUMBER	U/M DESCRIPTION
	113501-04-01A	EA WINDOW-CAB, SINGLE SLIDER - W/INSIDE FRAME - EXCEL DH405-A2B66
	103658-10-701	EA FRAME-WINDOW, INSIDE - EXCEL H37366R & H37376R
	113501-04-700	EA WINDOW-SINGLE SLIDER, W/O INSIDE FRAME - EXCEL DH405-A2R
	113501-04-701	EA GLASS-STATIONARY - EXCEL 390-019395R
	113501-04-702	EA GLASS-SLIDING, W/SASH & LATCH - EXCEL DH405-A9R
	103658-10-704	EA SCREEN W/SPRING & WEATHERSTRIP - EXCEL 410-018973R

**WINDOW, VENT & EXTERIOR DOOR GROUP (CONTINUED)**  
**BEDROOM DOUBLE TIPOUT WINDOW - DRIVER OR PASSENGER SIDE**

KEY	PART NUMBER	U/M	DESCRIPTION
	113500-01-01A	EA	WINDOW-DOUBLE TIPOUT, W/OFF WHITE INSIDE FRAME - EXCEL CH04-G2W59
	113500-01-701	EA	WINDOW-DOUBLE TIPOUT, W/O INSIDE FRAME - EXCEL CH04-G2
	113500-01-702	EA	FRAME-INSIDE, OFF WHITE - EXCEL CW0459
	098644-01-705	FT	GLAZING STRIP, EXCEL 132-010723
	098644-01-716	EA	PLUG-FILLER, EXCEL 132-014470
	100322-01-701	FT	SEAL-VENT, WINDOW - EXCEL 122-016071
	100322-01-702	FT	WEATHERSTRIP-HORIZONTAL RAIL - EXCEL 132-015976
	100322-01-703	EA	GLAZING STRIP-BUTYL, GLASS - EXCEL 132-010723
	100322-01-704	EA	TAPE-BUTYL, WINDOW - EXCEL 154-016083
	100322-01-717	EA	E-RING, WINDOW - EXCEL 245-015975
	100322-01-718	EA	HANDLE-DIAL, WINDOW - EXCEL 410-016081
	112519-01-702	EA	OPERATOR-VENT, EXCEL 410-016123
	113500-01-700	EA	SCREEN W/SPRING & WEATHERSTRIP - EXCEL 410-016020
	113500-01-703	EA	GLASS-TOP, STATIONARY - EXCEL 106-015970
	113500-01-704	EA	GLASS-VENT, UPPER - EXCEL CH04-G7
	113500-01-705	EA	GLASS-VENT, LOWER - EXCEL CH04-G9
	113500-01-706	EA	OPERATOR & BAR ASSEMBLY - EXCEL CH04-18
	113500-01-707	EA	SUPPORT-TORQUE BAR - EXCEL 132-015979
	113500-01-708	EA	SUPPORT-TORQUE BAR - EXCEL 132-015978

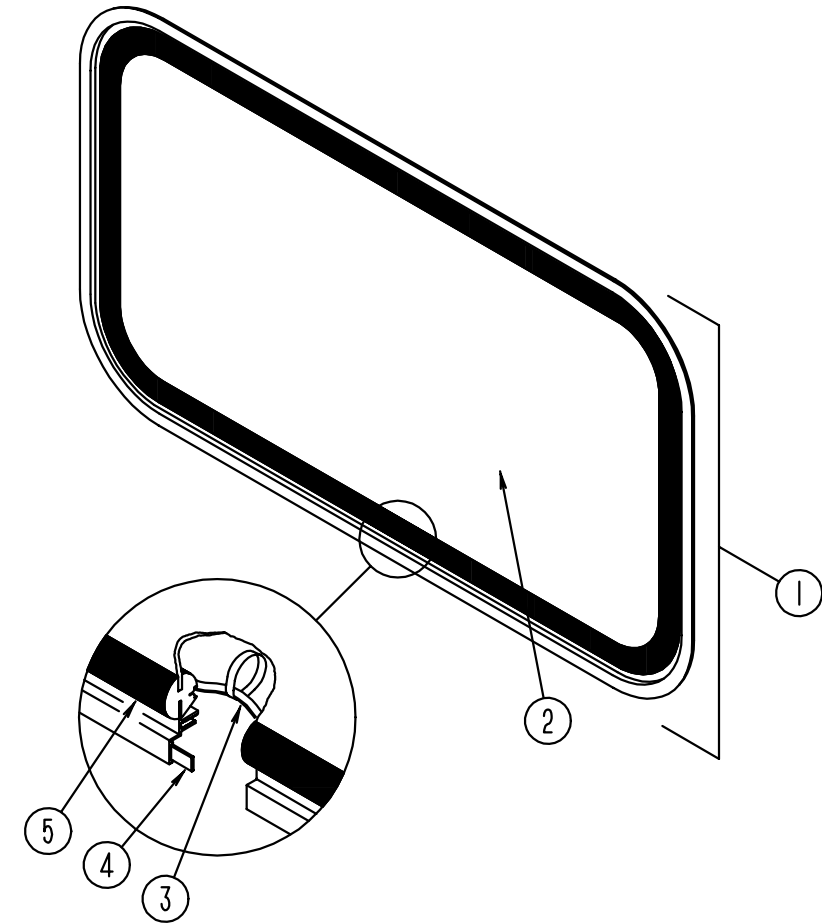
**BEDROOM HORIZONTAL SLIDER WINDOW - DRIVER SIDE - THERMOPANE WINDOW OPTION**

KEY	PART NUMBER	U/M	DESCRIPTION
	112795-23-01A	EA	WINDOW-HORIZONTAL SLIDER, W/OFF WHITE INSIDE FRAME EXCEL DC04-G2W66L
	098647-29-701	EA	FRAME-INSIDE, OFF WHITE - EXCEL CW0466
	112795-23-700	EA	WINDOW-HORIZONTAL SLIDER, W/O INSIDE FRAME - EXCEL DC04-G2L
	112795-01-700	EA	LATCH ASM-BLACK - EXCEL DH287-CK
	112795-01-701	FT	SLIDE-STOP - EXCEL 132-019092
	112795-01-702	FT	FILLER PLUG - EXCEL 122-018737
	112795-01-703	FT	RUN CHANNEL - EXCEL 122-018736
	112795-01-704	FT	VINYL-GLAZING - EXCEL 132-018280
	112795-21-701	EA	GLASS-STATIONARY - EXCEL 390-019132
	112795-21-702	EA	GLASS-SLIDING, W/SASH & LATCH - EXCEL DC04-G9
	098647-29-704	EA	SCREEN W/SPRING & WEATHERSTRIP - EXCEL 410-018864

**BEDROOM HORIZONTAL SLIDER WINDOW - PASSENGER SIDE - THERMOPANE WINDOW OPTION**

KEY	PART NUMBER	U/M	DESCRIPTION
	112795-21-01A	EA	WINDOW-HORIZONTAL SLIDER, W/OFF WHITE INSIDE FRAME EXCEL DC04-G2W66R
	098647-29-701	EA	FRAME-INSIDE, OFF WHITE - EXCEL CW0466
	112795-21-700	EA	WINDOW-HORIZONTAL SLIDER, W/O INSIDE FRAME - EXCEL DC04-G2R
	112795-01-700	EA	LATCH ASM-BLACK - EXCEL DH287-CK
	112795-01-701	FT	SLIDE-STOP - EXCEL 132-019092
	112795-01-702	FT	FILLER PLUG - EXCEL 122-018737
	112795-01-703	FT	RUN CHANNEL - EXCEL 122-018736
	112795-01-704	FT	VINYL-GLAZING - EXCEL 132-018280
	112795-21-701	EA	GLASS-STATIONARY - EXCEL 390-019132
	112795-21-702	EA	GLASS-SLIDING, W/SASH & LATCH - EXCEL DC04-G9
	098647-29-704	EA	SCREEN W/SPRING & WEATHERSTRIP - EXCEL 410-018864

**WINDOW, VENT & EXTERIOR DOOR GROUP (CONTINUED)**



**BACKWALL ESCAPE WINDOW**

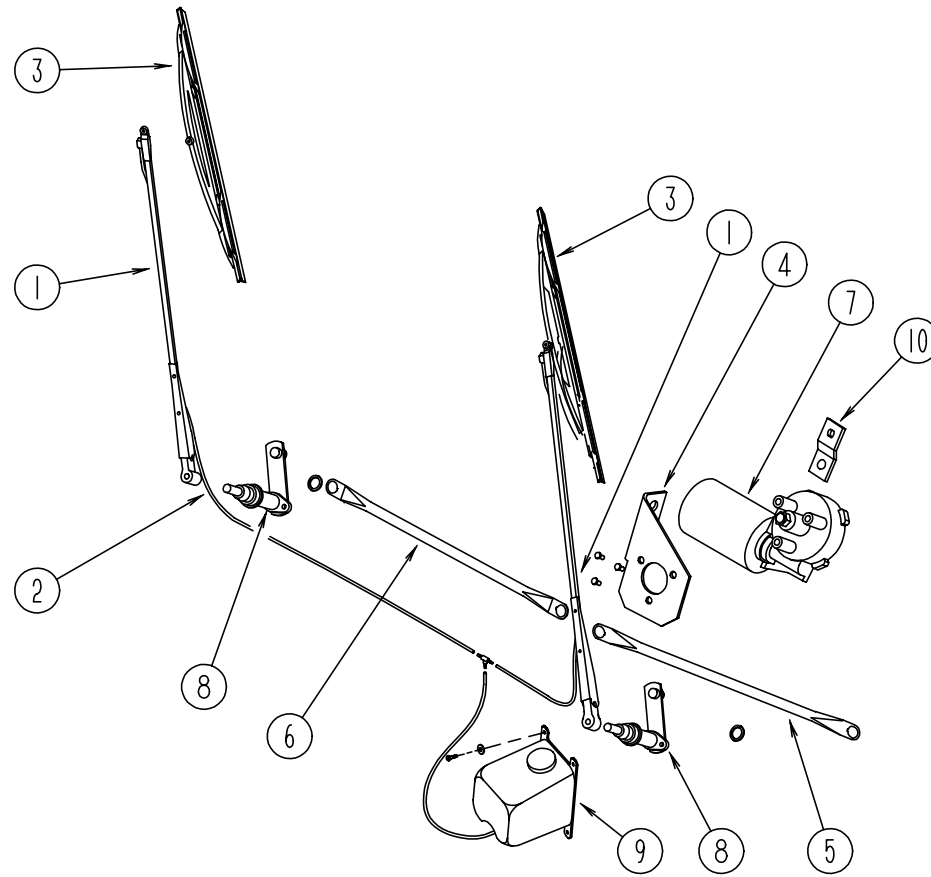
KEY	PART NUMBER	U/M	DESCRIPTION
	074816-11-000	EA	FRAME-WINDOW, INSIDE - ESCAPE - OFF WHITE
1	078528-06-E10	EA	WINDOW-ESCAPE, BACKWALL - W/O INSIDE FRAME
2	076337-12-000	EA	GLASS-WINDOW, ESCAPE - 1157.4 MM X 548.1 MM
3	002285-01-000	FT	FILLER-WEATHER STRIP, RUBBER - BLACK
	077066-01-702	EA	TAPE ASM-ESCAPE WINDOW, RED
4	069640-10-000	FT	SEALER-RIBBON, 1/32" X 1 1/2" INCREMENTS OF 90'
5	002282-09-000	EA	WEATHERSTRIP-WINDOW, .125" X 130.53" - BLACK

**BACKWALL ESCAPE WINDOW - THERMOPANE WINDOW OPTION**

KEY	PART NUMBER	U/M	DESCRIPTION
	113502-01-01A	EA	WINDOW-ESCAPE, BACKWALL - W/INSIDE FRAME - EXCEL DH153-G2W60
	113502-06-700	EA	WINDOW-ESCAPE, BACKWALL - W/O INSIDE FRAME - EXCEL DH153-G2
	113502-06-701	EA	FRAME-WINDOW, INSIDE - ESCAPE - OFF WHITE - EXCEL W09680
	113502-06-702	EA	GLASS-ESCAPE WINDOW, STATIONARY(RT & LT) - EXCEL 390-019083
	113502-06-703	EA	GLASS-ESCAPE WINDOW, STATIONARY(CENTER) - EXCEL 390-019084
	112898-06-704	EA	LOCK-HANDLE, CAM - RED - RH - EXCEL182-11293
	112898-06-705	EA	LOCK-HANDLE, CAM - RED - LH - EXCEL182-11294

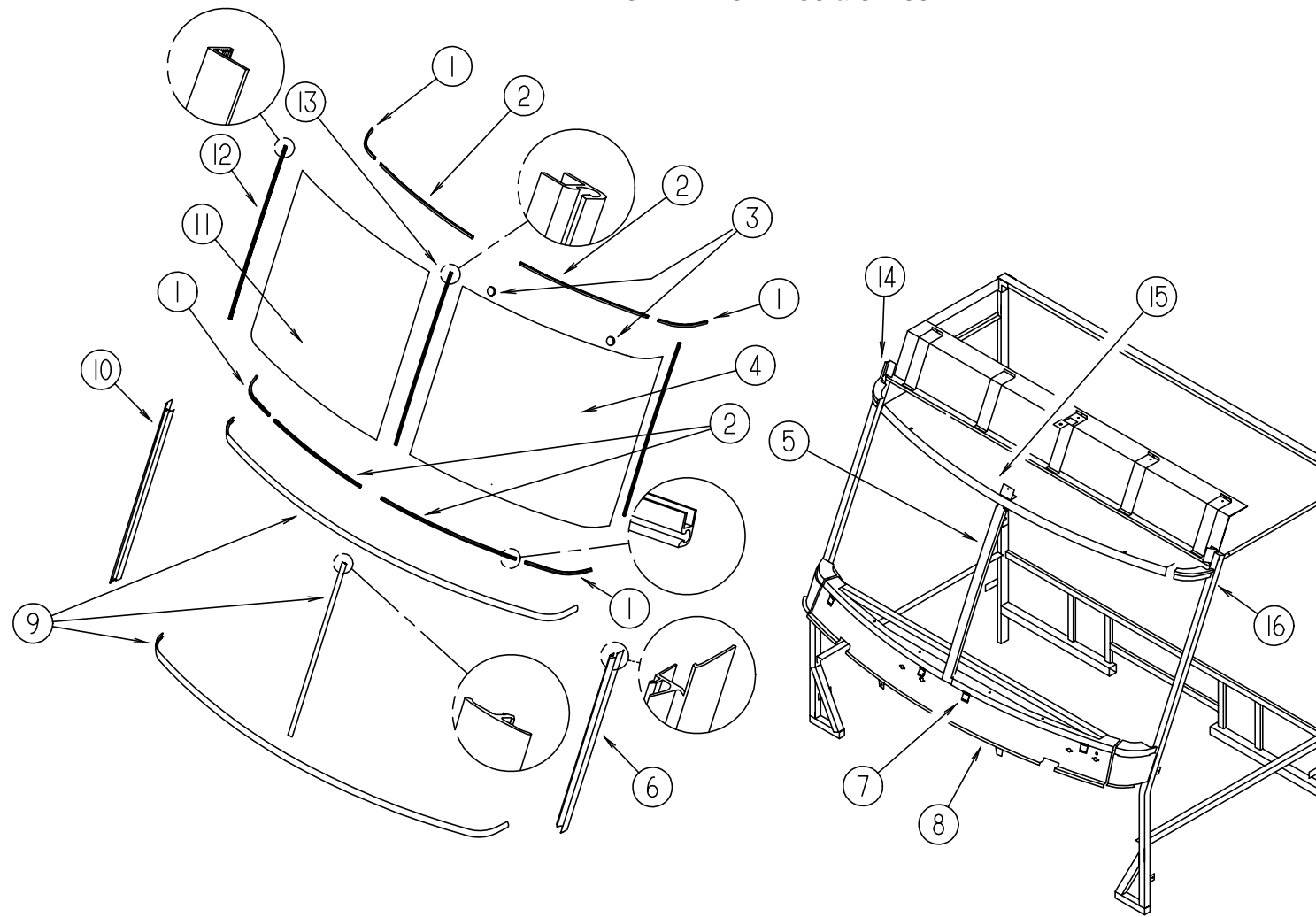


**WINDSHIELD & WIPER GROUP**  
**WIPER COMPONENTS**



KEY	PART NUMBER	U/M DESCRIPTION
1	103671-01-000	EA ARM-WIPER, PANTOGRAPH - 24"
	096931-01-700	FT HOSE-WIPER, TO BLADE
	096931-01-701	EA NOZZLE-HARDWARE KIT, INCLUDES NOZZEL, NUT, SHORT THREAD SCREW, LONG THREAD SCREW, AND PLASTIC CAP
2	045794-01-000	FT HOSE-WASHER, WINDSHIELD - 5/32" ID - BLACK
3	095964-01-000	EA BLADE-WIPER, 24"
	095964-01-700	EA REFILL-WIPER BLADE, 24" - PAIR
4	104549-01-000	EA BRACKET ASSEMBLY-WIPER MOTOR
5	103672-01-000	EA LINK ASM - CONNECTING - DRIVERS SIDE
5	117008-01-000	EA LINK ASM - CONNECTING - DRIVERS SIDE
		FROM: 00-00-00 THRU: 01-23-95
6	103672-02-000	EA LINK ASM - CONNECTING - PASSENGERS SIDE
		FROM: 01-24-95 THRU: 99-99-99
6	117008-02-000	EA LINK ASM - CONNECTING - PASSENGERS SIDE
		FROM: 00-00-00 THRU: 01-23-95
7	104346-01-000	EA MOTOR-WIPER, FORD CHASSIS
		FROM: 00-00-00 THRU: 07-24-94
7	104346-03-000	EA MOTOR-WIPER, FORD CHASSIS
		FROM: 07-25-94 THRU: 99-99-99
7	104346-02-000	EA MOTOR-WIPER, CHEVY CHASSIS
		FROM: 01-24-95 THRU: 99-99-99
8	110178-01-000	EA HOUSING-WIPER MOTOR - UT6237440-EC25WJ
	096505-05-000	EA PIVOT & SHAFT ASM-WIPER, PASSENGER WINDSHIELD
8	096505-06-000	EA PIVOT & SHAFT ASM-WIPER, DRIVER WINDSHIELD
	096526-01-000	EA SCREW-HEX, 1/4 - 28 UNF - 19018-23-SC27WC
	117322-01-000	EA SCREW-HEX, 1/4 - 28 UNF-2A - TORX - U.T. 6270020 SC25WJ
		FROM: 00-00-00 THRU: 01-23-95
9	056000-04-000	EA WASHER ASM-WINDSHIELD, BOTTLE & PUMP - MCCORD 600328
		FROM: 01-24-95 THRU: 99-99-99
9	117766-02-000	EA WASHER-WINDSHIELD, BOTTLE & PUMP - MCCORD 600328
		FROM: 00-00-00 THRU: 04-02-95
	110605-01-000	EA TEE-BARBED, 1/8 X 1/8 X 3/16 - BAYLOCK 3799721
		FROM: 04-03-95 THRU: 99-99-99
	117765-01-000	EA CONNECTOR - 5/32 - 1/4 - 3/8 - DANA/WEATHERHEAD 1901
		FROM: 04-03-95 THRU: 99-99-99
10	104347-01-000	EA ARM-DRIVE, WIPER MOTOR - 1.54"
	061603-01-000	EA GROMMET-SNAP, 3/16 ID - 3/8 HOLE - PLASTIC - BLACK
	067188-01-000	EA STUD-CRANK, WIPER
	110742-01-000	EA GASKET-WIPER

**WINDSHIELD & WIPER GROUP (CONTINUED)**  
**WINDSHIELD MOLDINGS & GLASS**



KEY	PART NUMBER	U/M DESCRIPTION
1	110268-01-000	EA CARRIER - REVEAL - 50.4" WINDSHIELD
2	110268-01-000	EA CARRIER - REVEAL - 50.4" WINDSHIELD
3	081914-01-000	EA BUMPER - RUBBER - ROUND - .43" DIAMETER - BLACK
4	088793-04-000	EA GLASS-WINDSHIELD, DRIVER
4	088793-06-000	EA GLASS-WINDSHIELD, DRIVER - EUROPEAN OPTION
5	075710-03-000	EA FRAME-WINDSHIELD, CENTER DIVIDER - INNER
6	103107-02-01A	EA TRIM-WINDSHIELD, DRIVER SIDE - BLACK
7	104449-01-000	EA BRACKET - WINDSHIELD SUPPORT
8	077847-02-000	EA SUPPORT - WINDSHIELD - LOWER - W/O BRACKETS

KEY	PART NUMBER	U/M DESCRIPTION
9	102936-01-000	FT MOLDING - REVEAL - WINDSHIELD
10	103107-01-01A	EA TRIM - WINDSHIELD - PASSENGER SIDE - BLACK
11	088793-03-000	EA GLASS-WINDSHIELD, PASSENGER
11	088793-05-000	EA GLASS-WINDSHIELD, PASSENGER - EUROPEAN OPTION
12	098788-06-000	EA CHANNEL - 49" PVC, DRIVER OR PASSENGER SIDE
13	110268-01-000	EA CARRIER - REVEAL - 50.4" WINDSHIELD
14	077922-03-000	EA HEADER WINDSHIELD END - PASSENGER SIDE
15	077922-05-000	EA HEADER WINDSHIELD - CENTER
16	077922-04-000	EA HEADER WINDSHIELD END - DRIVER SIDE